

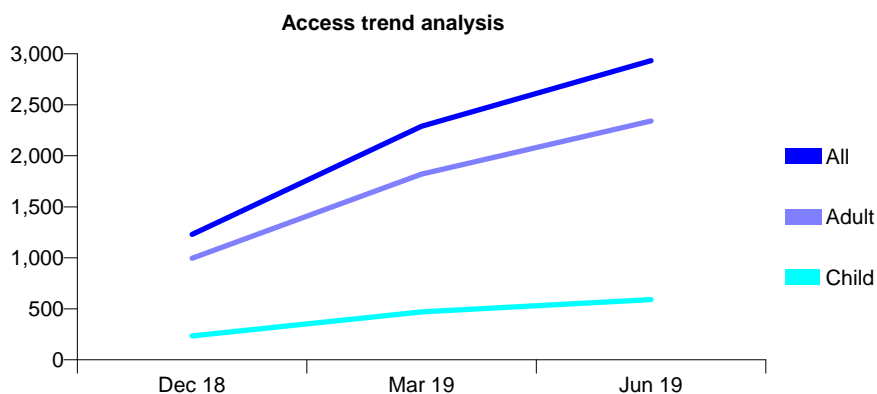
7A1 - Vital Signs At a Glance Contract Report for 100659/0000 - June 2019

Name or company name	Coal & Diamond Ltd
Contract type name	GDS Contract
Purpose of contract	General
Contract start date	01/10/2018
Contract end date	

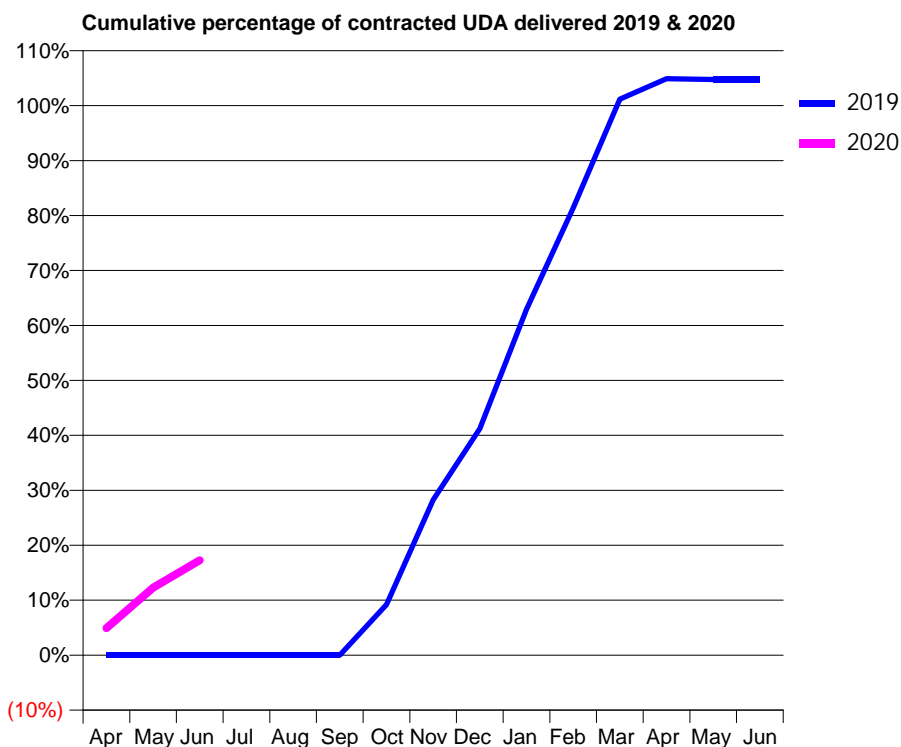
19/20 Contracted general activity (UDA)	22,500
Carry forward general activity (UDA)	0
19/20 Contracted orthodontic activity (UOA)	0
Carry forward orthodontic activity (UOA)	0
Baseline contract value	£601,204.50

ACCESS*

Patients seen in 24 months	Total	Change since previous quarter
Quarter ending June 2018	0	
Quarter ending September 2018	0	
Quarter ending December 2018	1,230	↑
Quarter ending March 2019	2,290	↑
Quarter ending June 2019	2,933	↑
Variance since June 2018	N/A	



ACTIVITY



Month	Adjusted Scheduled Activity (UDA)	
	2019	2020
April	0	1,107
May	0	2,764
June	0	3,886
July	0	
August	0	
September	0	
October	829	
November	2,546	
December	3,709	
January	5,663	
February	7,327	
March	9,104	
April	9,440	
May	9,427	
June	9,427	

QUALITY

	Quantity	Base Number	Contract	LHB	Wales
% of FP17s for the same patient ID Re-attending within 3 months - Children	17	288	5.9%	7.2%	10.7%
% of FP17s for the same patient ID Re-attending within 3 months - Adults	176	1,238	14.2%	12.7%	15.5%
% of FP17s for the same patient ID Re-attending between 3 & 9 months - Children	134	288	46.5%	59.5%	60.1%
% of FP17s for the same patient ID Re-attending between 3 & 9 months - Adults	511	1,238	41.3%	54.3%	56.6%
% of FP17s for Band 1 Urgent Courses	109	1,386	7.9%	8.0%	9.1%
% of FP17s Relating to Free Repair or Replacements	24	1,386	1.7%	0.7%	0.7%
% of FP17s Relating to Continuations	3	1,386	0.2%	0.7%	0.6%
% of Patients satisfied with the dentistry they have received	26	29	89.7%	92.8%	92.8%
% of Patients satisfied with the time they had to wait for an appointment	27	29	93.1%	86.6%	87.5%

* This is based on patients treated on this contract for their most recent course of treatment. Figures in italics indicate the base number of FP17s or Patient Questionnaire responses are less than 100. N/A is shown where the base number of responses is less than 10 during the period. % is calculated as Quantity/Base number*100

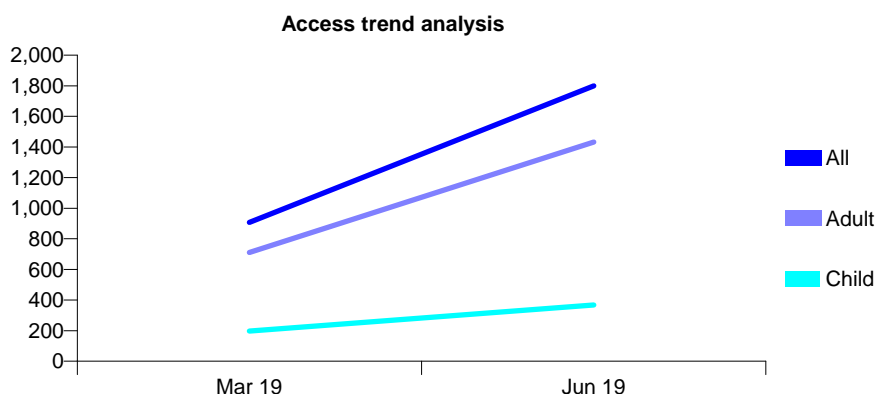
7A1 - Vital Signs At a Glance Contract Report for 100930/0000 - June 2019

Name or company name	Beauwood Dental Centre
Contract type name	GDS Contract
Purpose of contract	General
Contract start date	01/12/2018
Contract end date	

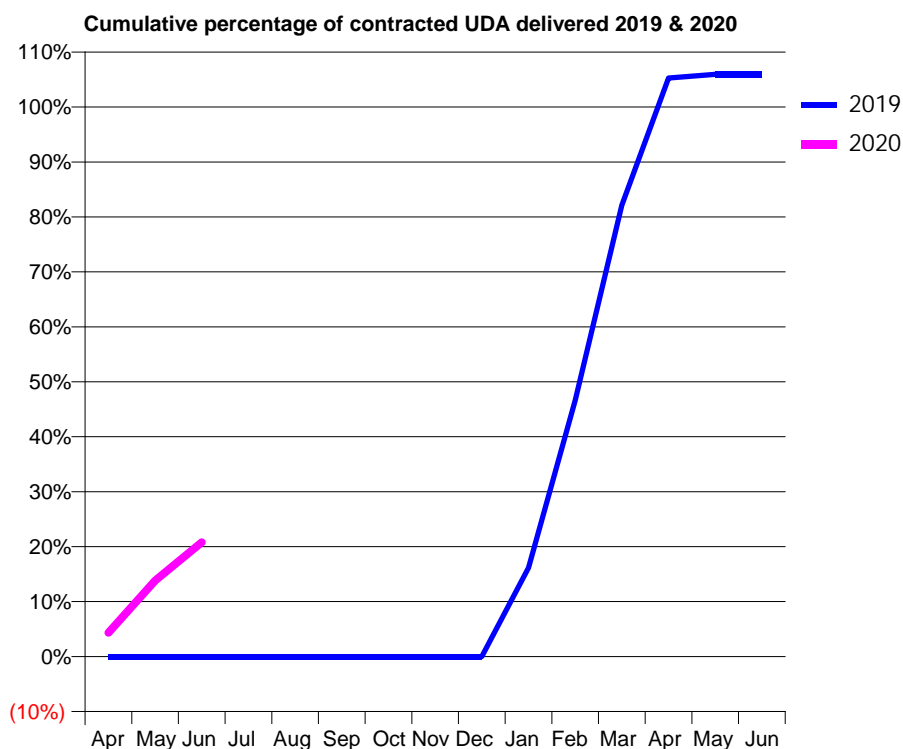
19/20 Contracted general activity (UDA)	15,401
Carry forward general activity (UDA)	0
19/20 Contracted orthodontic activity (UOA)	0
Carry forward orthodontic activity (UOA)	0
Baseline contract value	£398,074.04

ACCESS*

Patients seen in 24 months	Total	Change since previous quarter
Quarter ending June 2018	0	
Quarter ending September 2018	0	
Quarter ending December 2018	0	
Quarter ending March 2019	908	
Quarter ending June 2019	1,800	↑
Variance since June 2018	N/A	



ACTIVITY



Month	Adjusted Scheduled Activity (UDA)	
	2019	2020
April	0	666
May	0	2,128
June	0	3,200
July	0	
August	0	
September	0	
October	0	
November	0	
December	0	
January	444	
February	1,283	
March	2,259	
April	2,894	
May	2,913	
June	2,913	

QUALITY

	Quantity	Base Number	Contract	LHB	Wales
% of FP17s for the same patient ID Re-attending within 3 months - Children	18	225	8.0%	7.2%	10.7%
% of FP17s for the same patient ID Re-attending within 3 months - Adults	83	860	9.7%	12.7%	15.5%
% of FP17s for the same patient ID Re-attending between 3 & 9 months - Children	11	225	4.9%	59.5%	60.1%
% of FP17s for the same patient ID Re-attending between 3 & 9 months - Adults	57	860	6.6%	54.3%	56.6%
% of FP17s for Band 1 Urgent Courses	33	892	3.7%	8.0%	9.1%
% of FP17s Relating to Free Repair or Replacements	2	892	0.2%	0.7%	0.7%
% of FP17s Relating to Continuations	5	892	0.6%	0.7%	0.6%
% of Patients satisfied with the dentistry they have received	5	5	N/A	92.8%	92.8%
% of Patients satisfied with the time they had to wait for an appointment	5	5	N/A	86.6%	87.5%

* This is based on patients treated on this contract for their most recent course of treatment. Figures in italics indicate the base number of FP17s or Patient Questionnaire responses are less than 100. N/A is shown where the base number of responses is less than 10 during the period. % is calculated as Quantity/Base number*100

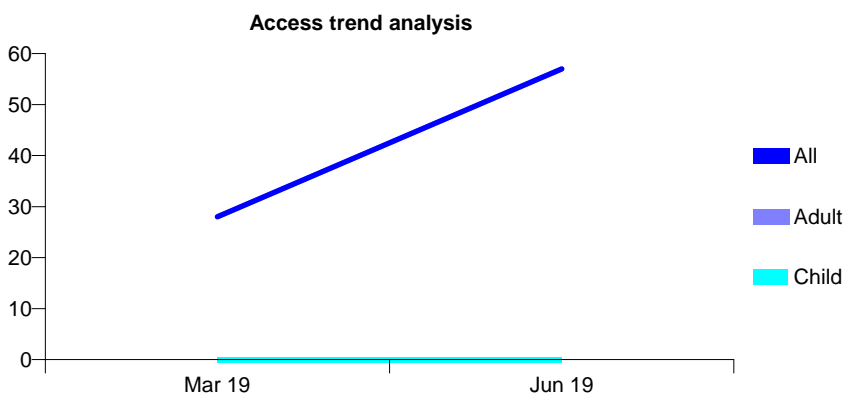
7A1 - Vital Signs At a Glance Contract Report for 100956/0000 - June 2019

Name or company name	MR J SREERAM
Contract type name	PDS Contract
Purpose of contract	General
Contract start date	21/01/2019
Contract end date	31/12/2019

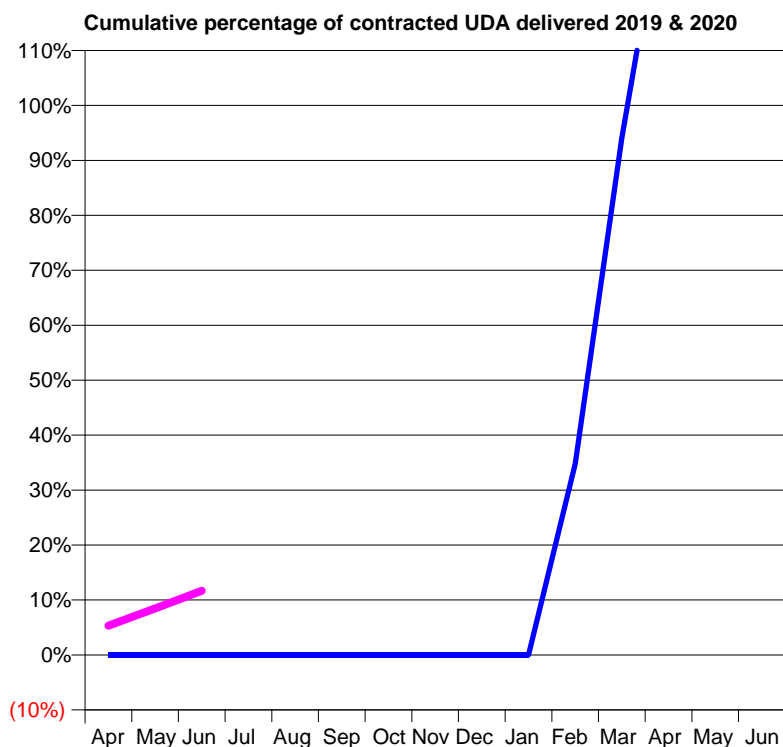
19/20 Contracted general activity (UDA)	450
Carry forward general activity (UDA)	0
19/20 Contracted orthodontic activity (UOA)	0
Carry forward orthodontic activity (UOA)	0
Baseline contract value	£19,187.11

ACCESS*

Patients seen in 24 months	Total	Change since previous quarter
Quarter ending June 2018	0	
Quarter ending September 2018	0	
Quarter ending December 2018	0	
Quarter ending March 2019	28	
Quarter ending June 2019	57	↑
Variance since June 2018	N/A	



ACTIVITY



Month	Adjusted Scheduled Activity (UDA)	
	2019	2020
April	0	24
May	0	38
June	0	53
July	0	
August	0	
September	0	
October	0	
November	0	
December	0	
January	0	
February	9	
March	25	
April	39	
May	39	
June	39	

QUALITY

	Quantity	Base Number	Contract	LHB	Wales
% of FP17s for the same patient ID Re-attending within 3 months - Children	0	0	N/A	7.2%	10.7%
% of FP17s for the same patient ID Re-attending within 3 months - Adults	1	55	1.8%	12.7%	15.5%
% of FP17s for the same patient ID Re-attending between 3 & 9 months - Children	0	0	N/A	59.5%	60.1%
% of FP17s for the same patient ID Re-attending between 3 & 9 months - Adults	0	55	0.0%	54.3%	56.6%
% of FP17s for Band 1 Urgent Courses	43	44	97.7%	8.0%	9.1%
% of FP17s Relating to Free Repair or Replacements	0	44	0.0%	0.7%	0.7%
% of FP17s Relating to Continuations	0	44	0.0%	0.7%	0.6%
% of Patients satisfied with the dentistry they have received	0	0	N/A	92.8%	92.8%
% of Patients satisfied with the time they had to wait for an appointment	0	0	N/A	86.6%	87.5%

* This is based on patients treated on this contract for their most recent course of treatment.

Figures in italics indicate the base number of FP17s or Patient Questionnaire responses are less than 100. N/A is shown where the base number of responses is less than 10 during the period. % is calculated as Quantity/Base number*100

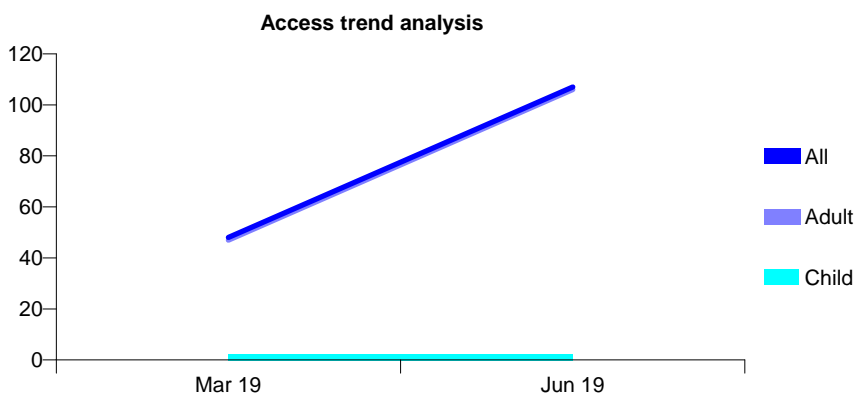
7A1 - Vital Signs At a Glance Contract Report for 100957/0000 - June 2019

Name or company name	L Bester
Contract type name	PDS Contract
Purpose of contract	General
Contract start date	08/01/2019
Contract end date	31/12/2019

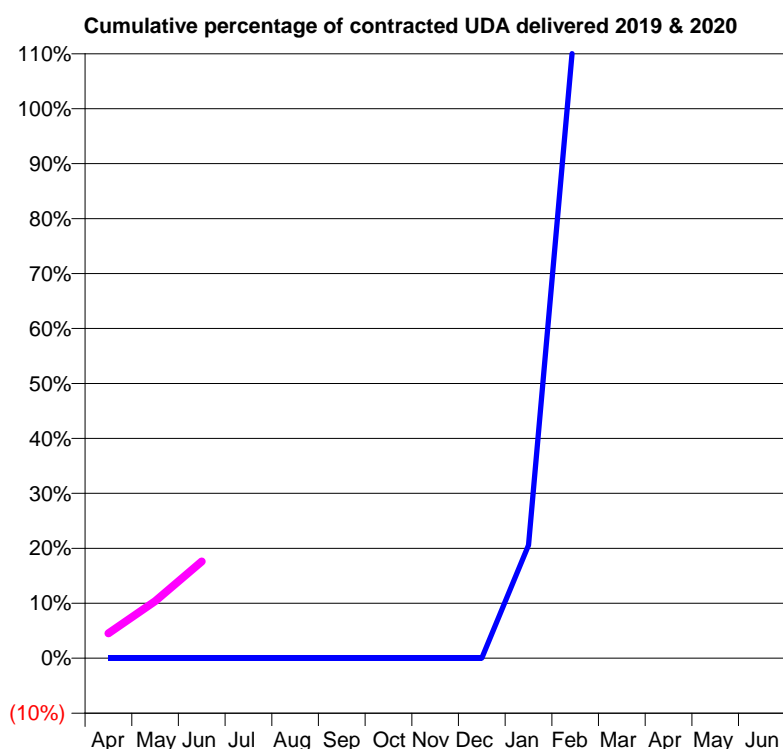
19/20 Contracted general activity (UDA)	450
Carry forward general activity (UDA)	0
19/20 Contracted orthodontic activity (UOA)	0
Carry forward orthodontic activity (UOA)	0
Baseline contract value	£18,609.50

ACCESS*

Patients seen in 24 months	Total	Change since previous quarter
Quarter ending June 2018	0	
Quarter ending September 2018	0	
Quarter ending December 2018	0	
Quarter ending March 2019	48	
Quarter ending June 2019	107	↑
Variance since June 2018	N/A	



ACTIVITY



Month	Adjusted Scheduled Activity (UDA)	
	2019	2020
April	0	20
May	0	47
June	0	79
July	0	
August	0	
September	0	
October	0	
November	0	
December	0	
January	7	
February	41	
March	77	
April	83	
May	83	
June	83	

QUALITY

	Quantity	Base Number	Contract	LHB	Wales
% of FP17s for the same patient ID Re-attending within 3 months - Children	0	1	0.0%	7.2%	10.7%
% of FP17s for the same patient ID Re-attending within 3 months - Adults	2	70	2.9%	12.7%	15.5%
% of FP17s for the same patient ID Re-attending between 3 & 9 months - Children	0	1	0.0%	59.5%	60.1%
% of FP17s for the same patient ID Re-attending between 3 & 9 months - Adults	0	70	0.0%	54.3%	56.6%
% of FP17s for Band 1 Urgent Courses	66	66	100.0%	8.0%	9.1%
% of FP17s Relating to Free Repair or Replacements	0	66	0.0%	0.7%	0.7%
% of FP17s Relating to Continuations	0	66	0.0%	0.7%	0.6%
% of Patients satisfied with the dentistry they have received	1	1	N/A	92.8%	92.8%
% of Patients satisfied with the time they had to wait for an appointment	1	1	N/A	86.6%	87.5%

* This is based on patients treated on this contract for their most recent course of treatment. Figures in italics indicate the base number of FP17s or Patient Questionnaire responses are less than 100. N/A is shown where the base number of responses is less than 10 during the period. % is calculated as Quantity/Base number*100

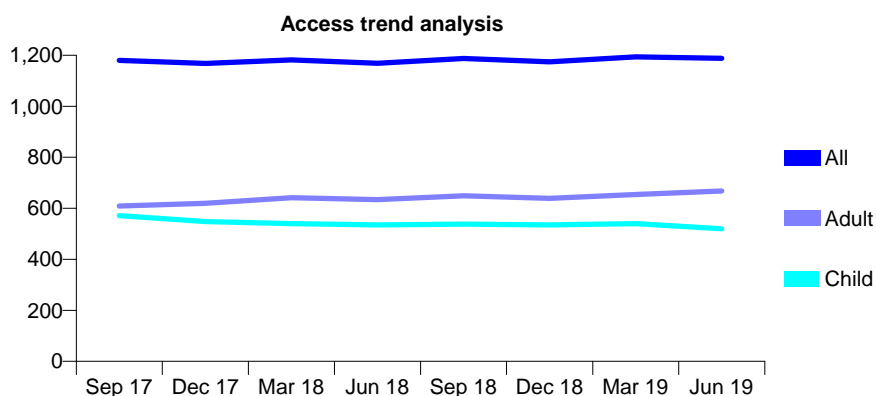
7A1 - Vital Signs At a Glance Contract Report for 101281/0086 - June 2019

Name or company name	OASIS DENTAL CARE LTD
Contract type name	GDS Contract
Purpose of contract	General
Contract start date	01/04/2006
Contract end date	

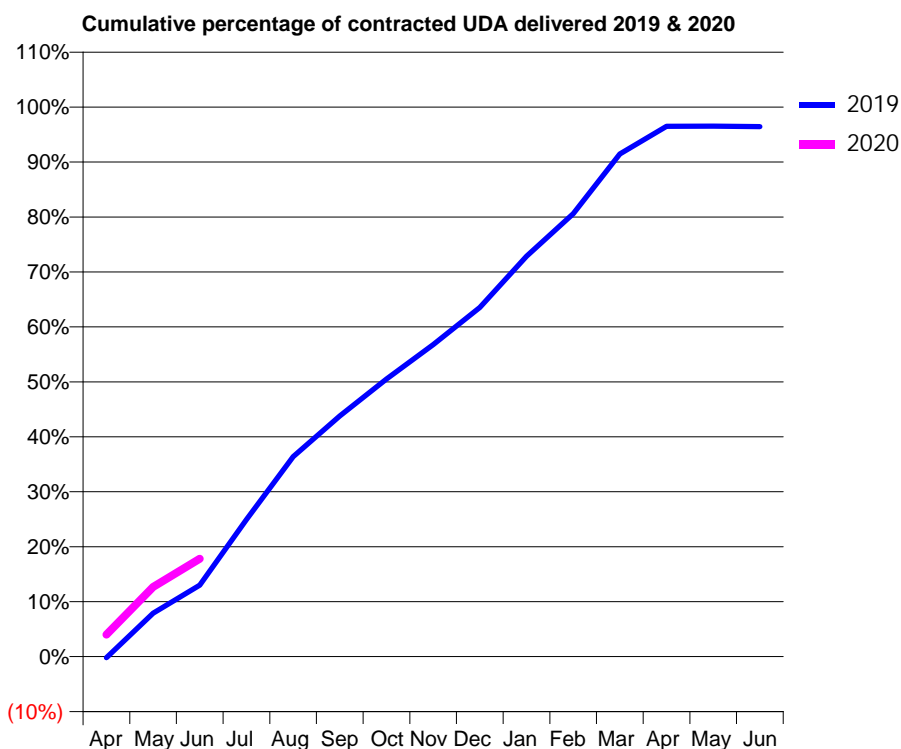
19/20 Contracted general activity (UDA)	3,000
Carry forward general activity (UDA)	0
19/20 Contracted orthodontic activity (UOA)	0
Carry forward orthodontic activity (UOA)	0
Baseline contract value	£75,233.20

ACCESS*

Patients seen in 24 months	Total	Change since previous quarter
Quarter ending June 2018	1,169	
Quarter ending September 2018	1,187	→
Quarter ending December 2018	1,174	↓
Quarter ending March 2019	1,194	→
Quarter ending June 2019	1,188	→
Variance since June 2018	1.6%	→



ACTIVITY



Month	Adjusted Scheduled Activity (UDA)	
	2019	2020
April	-6	121
May	237	381
June	390	534
July	749	
August	1,092	
September	1,314	
October	1,515	
November	1,703	
December	1,907	
January	2,186	
February	2,418	
March	2,744	
April	2,895	
May	2,896	
June	2,893	

QUALITY

	Quantity	Base Number	Contract	LHB	Wales
% of FP17s for the same patient ID Re-attending within 3 months - Children	17	183	9.3%	7.2%	10.7%
% of FP17s for the same patient ID Re-attending within 3 months - Adults	38	238	16.0%	12.7%	15.5%
% of FP17s for the same patient ID Re-attending between 3 & 9 months - Children	134	183	73.2%	59.5%	60.1%
% of FP17s for the same patient ID Re-attending between 3 & 9 months - Adults	144	238	60.5%	54.3%	56.6%
% of FP17s for Band 1 Urgent Courses	16	342	4.7%	8.0%	9.1%
% of FP17s Relating to Free Repair or Replacements	2	342	0.6%	0.7%	0.7%
% of FP17s Relating to Continuations	2	342	0.6%	0.7%	0.6%
% of Patients satisfied with the dentistry they have received	5	5	N/A	92.8%	92.8%
% of Patients satisfied with the time they had to wait for an appointment	5	5	N/A	86.6%	87.5%

* This is based on patients treated on this contract for their most recent course of treatment. Figures in italics indicate the base number of FP17s or Patient Questionnaire responses are less than 100. N/A is shown where the base number of responses is less than 10 during the period. % is calculated as Quantity/Base number*100

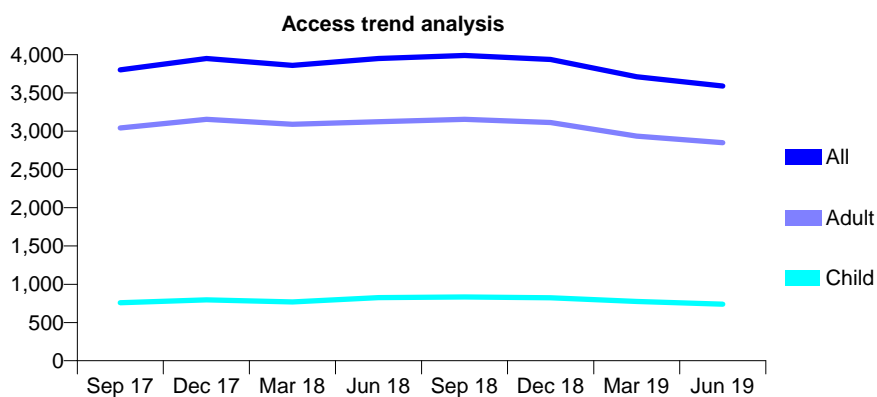
7A1 - Vital Signs At a Glance Contract Report for 101281/0116 - June 2019

Name or company name	OASIS DENTAL CARE LTD
Contract type name	GDS Contract
Purpose of contract	General
Contract start date	01/04/2006
Contract end date	

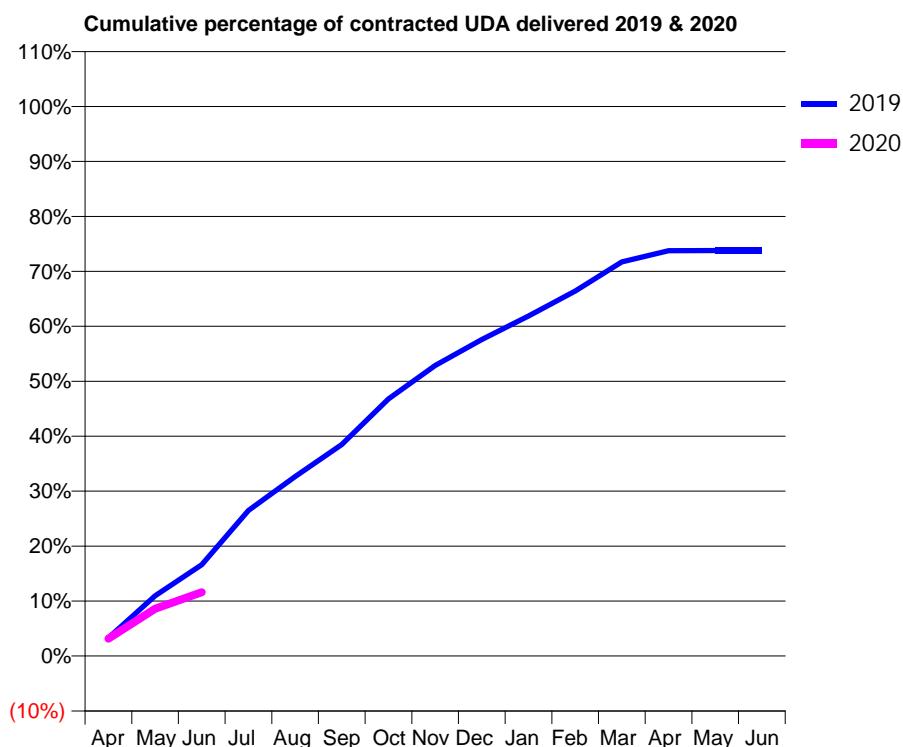
19/20 Contracted general activity (UDA)	15,000
Carry forward general activity (UDA)	0
19/20 Contracted orthodontic activity (UOA)	0
Carry forward orthodontic activity (UOA)	0
Baseline contract value	£368,221.81

ACCESS*

Patients seen in 24 months	Total	Change since previous quarter
Quarter ending June 2018	3,950	
Quarter ending September 2018	3,989	→
Quarter ending December 2018	3,936	↓
Quarter ending March 2019	3,711	↓
Quarter ending June 2019	3,589	↓
Variance since June 2018	(9.1%)	↓



ACTIVITY



Month	Adjusted Scheduled Activity (UDA)	
	2019	2020
April	496	476
May	1,643	1,292
June	2,493	1,740
July	3,972	
August	4,897	
September	5,772	
October	7,015	
November	7,928	
December	8,639	
January	9,279	
February	9,962	
March	10,758	
April	11,064	
May	11,067	
June	11,067	

QUALITY

	Quantity	Base Number	Contract	LHB	Wales
% of FP17s for the same patient ID Re-attending within 3 months - Children	7	169	4.1%	7.2%	10.7%
% of FP17s for the same patient ID Re-attending within 3 months - Adults	139	824	16.9%	12.7%	15.5%
% of FP17s for the same patient ID Re-attending between 3 & 9 months - Children	91	169	53.8%	59.5%	60.1%
% of FP17s for the same patient ID Re-attending between 3 & 9 months - Adults	468	824	56.8%	54.3%	56.6%
% of FP17s for Band 1 Urgent Courses	102	856	11.9%	8.0%	9.1%
% of FP17s Relating to Free Repair or Replacements	7	856	0.8%	0.7%	0.7%
% of FP17s Relating to Continuations	20	856	2.3%	0.7%	0.6%
% of Patients satisfied with the dentistry they have received	3	4	N/A	92.8%	92.8%
% of Patients satisfied with the time they had to wait for an appointment	3	4	N/A	86.6%	87.5%

* This is based on patients treated on this contract for their most recent course of treatment. Figures in italics indicate the base number of FP17s or Patient Questionnaire responses are less than 100. N/A is shown where the base number of responses is less than 10 during the period. % is calculated as Quantity/Base number*100

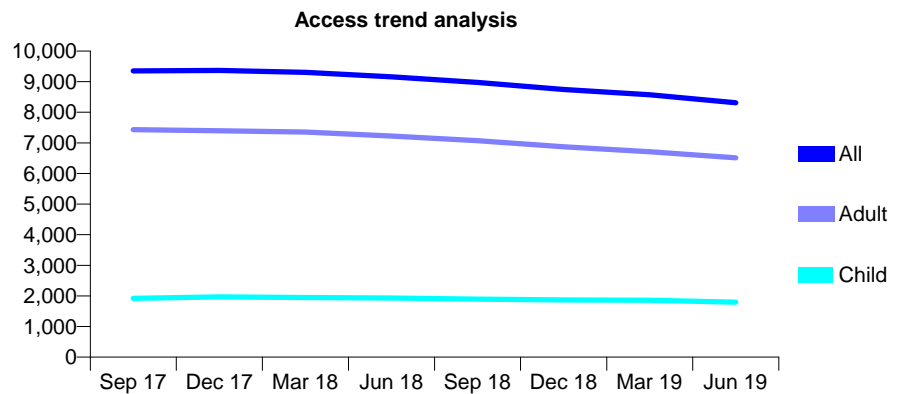
7A1 - Vital Signs At a Glance Contract Report for 101281/0133 - June 2019

Name or company name	OASIS DENTAL CARE LTD
Contract type name	GDS Contract
Purpose of contract	General
Contract start date	01/04/2006
Contract end date	

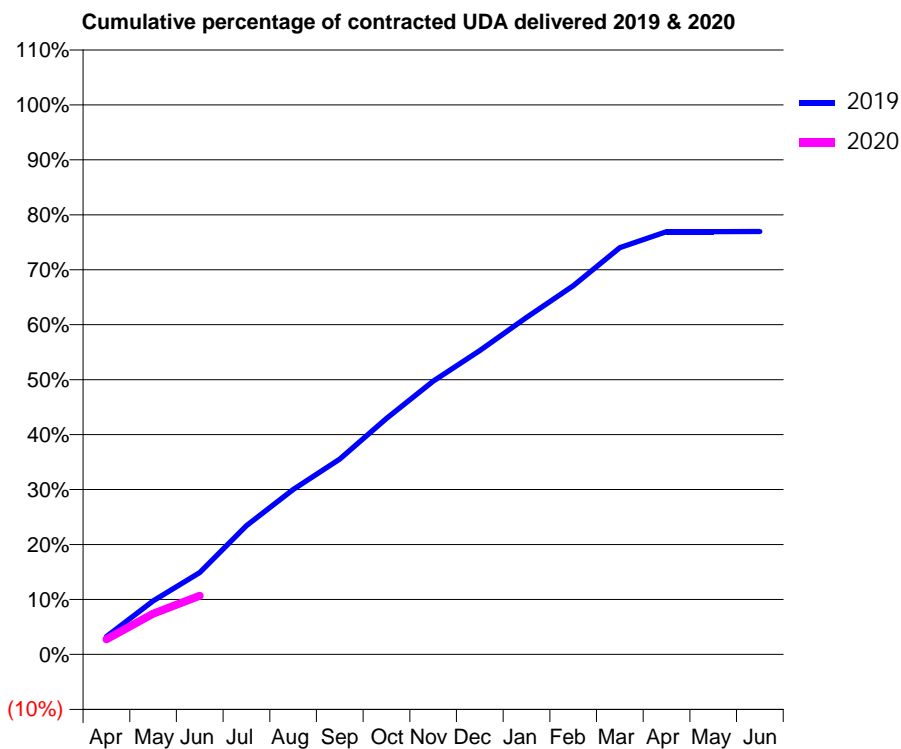
19/20 Contracted general activity (UDA)	33,740
Carry forward general activity (UDA)	0
19/20 Contracted orthodontic activity (UOA)	0
Carry forward orthodontic activity (UOA)	0
Baseline contract value	£829,659.11

ACCESS*

Patients seen in 24 months	Total	Change since previous quarter
Quarter ending June 2018	9,157	
Quarter ending September 2018	8,972	↓
Quarter ending December 2018	8,746	↓
Quarter ending March 2019	8,571	↓
Quarter ending June 2019	8,311	↓
Variance since June 2018	(9.2%)	↓



ACTIVITY



Month	2019	2020
April	1,103	932
May	3,285	2,502
June	5,025	3,595
July	7,903	
August	10,128	
September	11,995	
October	14,490	
November	16,779	
December	18,653	
January	20,689	
February	22,632	
March	24,966	
April	25,953	
May	25,958	
June	25,965	

QUALITY

	Quantity	Base Number	Contract	LHB	Wales
% of FP17s for the same patient ID Re-attending within 3 months - Children	30	402	7.5%	7.2%	10.7%
% of FP17s for the same patient ID Re-attending within 3 months - Adults	202	1,647	12.3%	12.7%	15.5%
% of FP17s for the same patient ID Re-attending between 3 & 9 months - Children	207	402	51.5%	59.5%	60.1%
% of FP17s for the same patient ID Re-attending between 3 & 9 months - Adults	950	1,647	57.7%	54.3%	56.6%
% of FP17s for Band 1 Urgent Courses	144	1,684	8.6%	8.0%	9.1%
% of FP17s Relating to Free Repair or Replacements	16	1,684	1.0%	0.7%	0.7%
% of FP17s Relating to Continuations	24	1,684	1.4%	0.7%	0.6%
% of Patients satisfied with the dentistry they have received	17	18	94.4%	92.8%	92.8%
% of Patients satisfied with the time they had to wait for an appointment	16	18	88.9%	86.6%	87.5%

* This is based on patients treated on this contract for their most recent course of treatment. Figures in italics indicate the base number of FP17s or Patient Questionnaire responses are less than 100. N/A is shown where the base number of responses is less than 10 during the period. % is calculated as Quantity/Base number*100

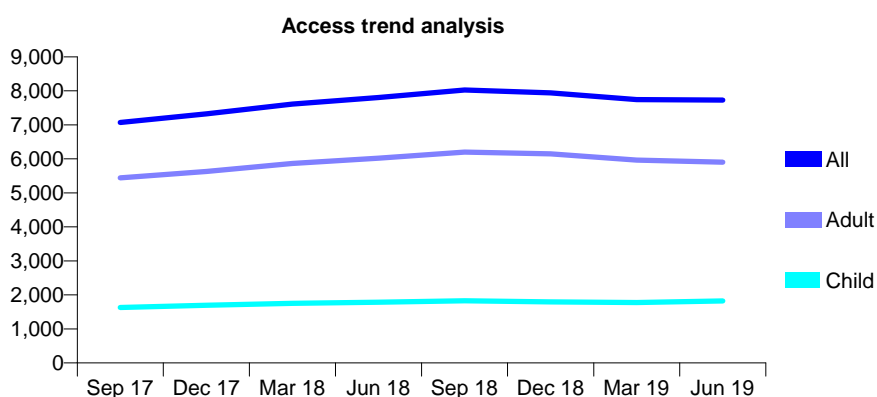
7A1 - Vital Signs At a Glance Contract Report for 101281/0144 - June 2019

Name or company name	OASIS DENTAL CARE LTD
Contract type name	GDS Contract
Purpose of contract	General
Contract start date	01/04/2006
Contract end date	

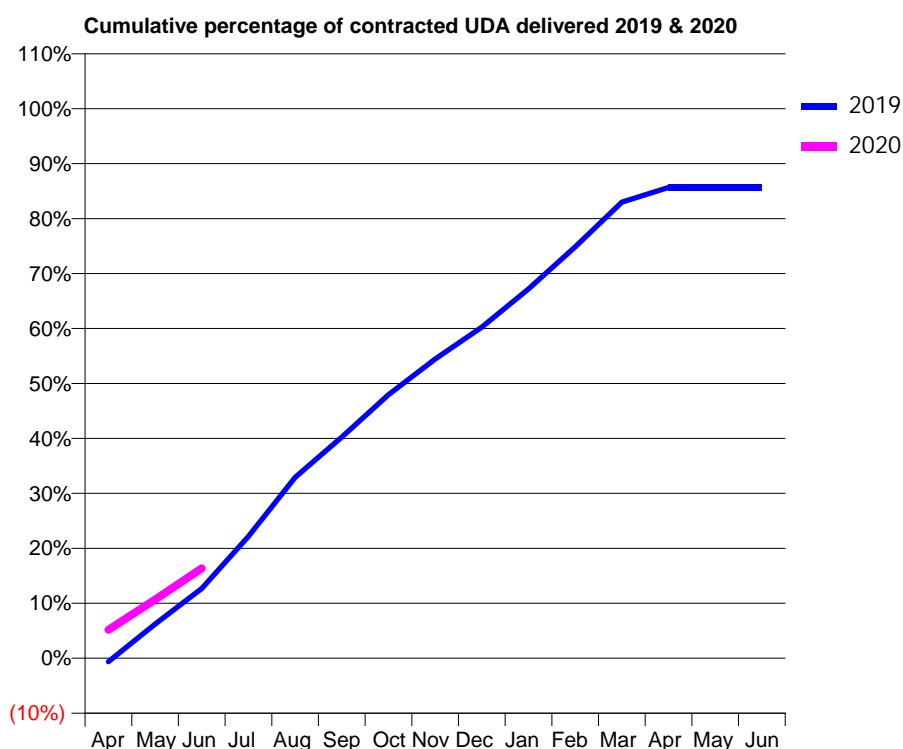
19/20 Contracted general activity (UDA)	24,126
Carry forward general activity (UDA)	0
19/20 Contracted orthodontic activity (UOA)	0
Carry forward orthodontic activity (UOA)	0
Baseline contract value	£593,252.98

ACCESS*

Patients seen in 24 months	Total	Change since previous quarter
Quarter ending June 2018	7,806	
Quarter ending September 2018	8,027	↑
Quarter ending December 2018	7,940	↓
Quarter ending March 2019	7,743	↓
Quarter ending June 2019	7,726	→
Variance since June 2018	(1.0%)	↓



ACTIVITY



Month	2019	2020
April	-157	1,248
May	1,501	2,577
June	3,058	3,944
July	5,346	
August	7,940	
September	9,708	
October	11,564	
November	13,136	
December	14,535	
January	16,215	
February	18,059	
March	20,022	
April	20,669	
May	20,672	
June	20,670	

QUALITY

	Quantity	Base Number	Contract	LHB	Wales
% of FP17s for the same patient ID Re-attending within 3 months - Children	22	514	4.3%	7.2%	10.7%
% of FP17s for the same patient ID Re-attending within 3 months - Adults	246	1,856	13.3%	12.7%	15.5%
% of FP17s for the same patient ID Re-attending between 3 & 9 months - Children	272	514	52.9%	59.5%	60.1%
% of FP17s for the same patient ID Re-attending between 3 & 9 months - Adults	1,194	1,856	64.3%	54.3%	56.6%
% of FP17s for Band 1 Urgent Courses	160	2,096	7.6%	8.0%	9.1%
% of FP17s Relating to Free Repair or Replacements	17	2,096	0.8%	0.7%	0.7%
% of FP17s Relating to Continuations	17	2,096	0.8%	0.7%	0.6%
% of Patients satisfied with the dentistry they have received	13	13	100.0%	92.8%	92.8%
% of Patients satisfied with the time they had to wait for an appointment	12	13	92.3%	86.6%	87.5%

* This is based on patients treated on this contract for their most recent course of treatment.

Figures in italics indicate the base number of FP17s or Patient Questionnaire responses are less than 100. N/A is shown where the base number of responses is less than 10 during the period. % is calculated as Quantity/Base number*100

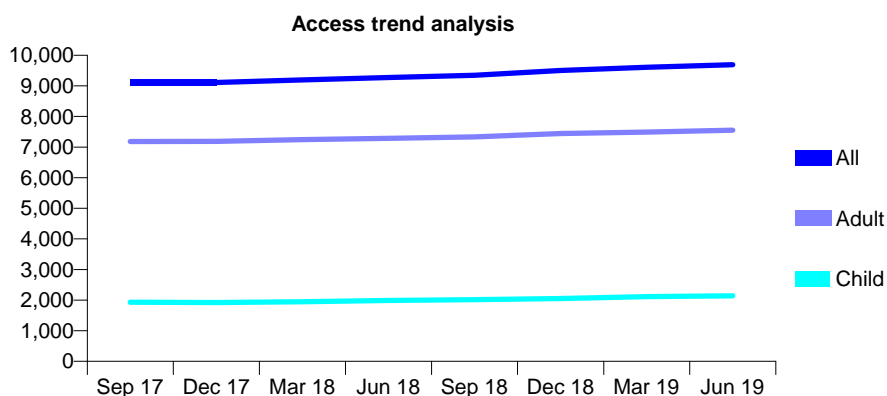
7A1 - Vital Signs At a Glance Contract Report for 101281/0152 - June 2019

Name or company name	OASIS DENTAL CARE LTD
Contract type name	GDS Contract
Purpose of contract	General
Contract start date	01/04/2006
Contract end date	

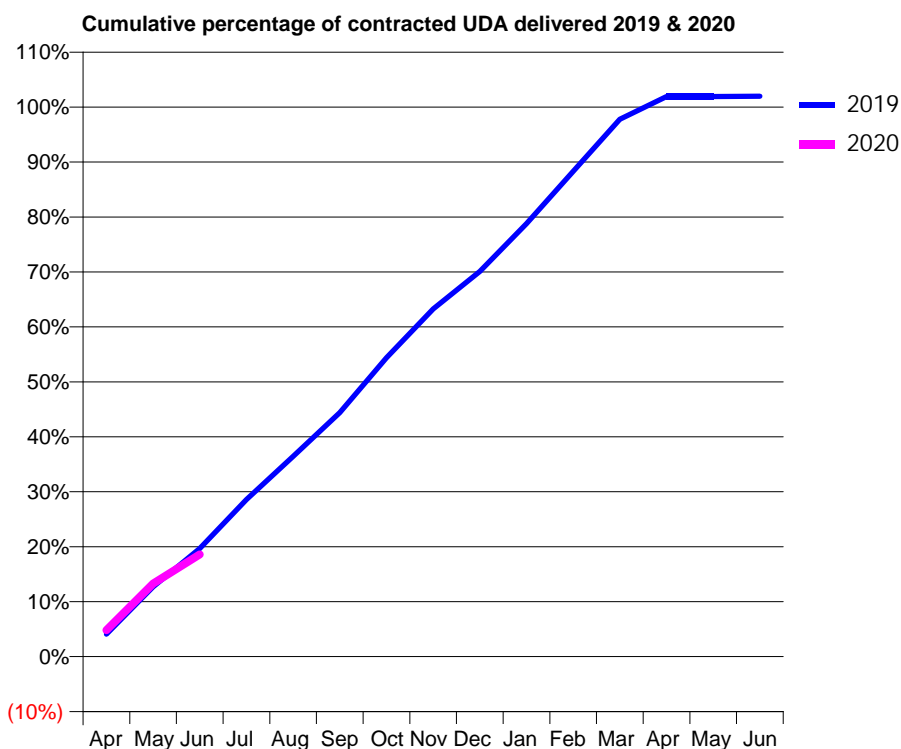
19/20 Contracted general activity (UDA)	25,000
Carry forward general activity (UDA)	0
19/20 Contracted orthodontic activity (UOA)	0
Carry forward orthodontic activity (UOA)	0
Baseline contract value	£614,744.45

ACCESS*

Patients seen in 24 months	Total	Change since previous quarter
Quarter ending June 2018	9,274	
Quarter ending September 2018	9,350	→
Quarter ending December 2018	9,501	→
Quarter ending March 2019	9,608	→
Quarter ending June 2019	9,694	→
Variance since June 2018	4.5%	↑



ACTIVITY



Month	Adjusted Scheduled Activity (UDA)	
	2019	2020
April	1,022	1,205
May	3,184	3,325
June	4,916	4,652
July	7,147	
August	9,118	
September	11,099	
October	13,597	
November	15,817	
December	17,520	
January	19,697	
February	22,078	
March	24,448	
April	25,477	
May	25,478	
June	25,490	

QUALITY

	Quantity	Base Number	Contract	LHB	Wales
% of FP17s for the same patient ID Re-attending within 3 months - Children	50	725	6.9%	7.2%	10.7%
% of FP17s for the same patient ID Re-attending within 3 months - Adults	366	2,508	14.6%	12.7%	15.5%
% of FP17s for the same patient ID Re-attending between 3 & 9 months - Children	423	725	58.3%	59.5%	60.1%
% of FP17s for the same patient ID Re-attending between 3 & 9 months - Adults	1,245	2,508	49.6%	54.3%	56.6%
% of FP17s for Band 1 Urgent Courses	258	2,733	9.4%	8.0%	9.1%
% of FP17s Relating to Free Repair or Replacements	19	2,733	0.7%	0.7%	0.7%
% of FP17s Relating to Continuations	38	2,733	1.4%	0.7%	0.6%
% of Patients satisfied with the dentistry they have received	12	15	80.0%	92.8%	92.8%
% of Patients satisfied with the time they had to wait for an appointment	13	15	86.7%	86.6%	87.5%

* This is based on patients treated on this contract for their most recent course of treatment. Figures in italics indicate the base number of FP17s or Patient Questionnaire responses are less than 100. N/A is shown where the base number of responses is less than 10 during the period. % is calculated as Quantity/Base number*100

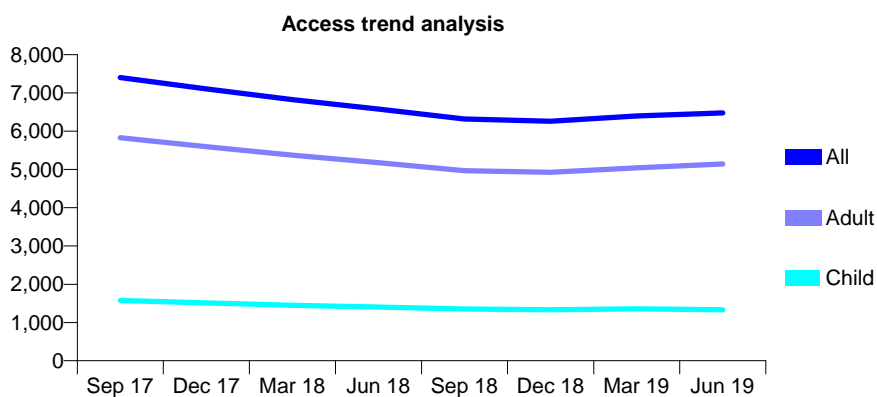
7A1 - Vital Signs At a Glance Contract Report for 101281/0153 - June 2019

Name or company name	OASIS DENTAL CARE LTD
Contract type name	GDS Contract
Purpose of contract	General
Contract start date	01/04/2006
Contract end date	

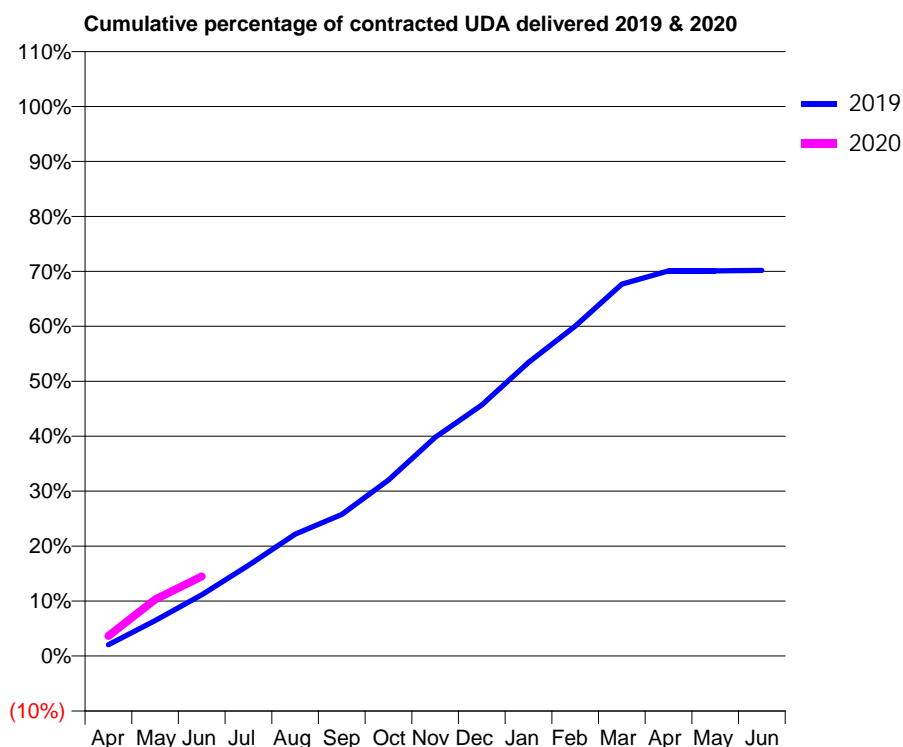
19/20 Contracted general activity (UDA)	27,508
Carry forward general activity (UDA)	0
19/20 Contracted orthodontic activity (UOA)	0
Carry forward orthodontic activity (UOA)	0
Baseline contract value	£676,415.60

ACCESS*

Patients seen in 24 months	Total	Change since previous quarter
Quarter ending June 2018	6,577	
Quarter ending September 2018	6,319	↓
Quarter ending December 2018	6,259	→
Quarter ending March 2019	6,399	↑
Quarter ending June 2019	6,478	→
Variance since June 2018	(1.5%)	↓



ACTIVITY



Month	Adjusted Scheduled Activity (UDA)	
	2019	2020
April	567	1,003
May	1,776	2,835
June	3,069	3,989
July	4,536	
August	6,102	
September	7,084	
October	8,810	
November	10,952	
December	12,565	
January	14,694	
February	16,510	
March	18,617	
April	19,283	
May	19,284	
June	19,304	

QUALITY

	Quantity	Base Number	Contract	LHB	Wales
% of FP17s for the same patient ID Re-attending within 3 months - Children	25	452	5.5%	7.2%	10.7%
% of FP17s for the same patient ID Re-attending within 3 months - Adults	254	1,859	13.7%	12.7%	15.5%
% of FP17s for the same patient ID Re-attending between 3 & 9 months - Children	293	452	64.8%	59.5%	60.1%
% of FP17s for the same patient ID Re-attending between 3 & 9 months - Adults	1,082	1,859	58.2%	54.3%	56.6%
% of FP17s for Band 1 Urgent Courses	140	2,018	6.9%	8.0%	9.1%
% of FP17s Relating to Free Repair or Replacements	33	2,018	1.6%	0.7%	0.7%
% of FP17s Relating to Continuations	31	2,018	1.5%	0.7%	0.6%
% of Patients satisfied with the dentistry they have received	14	15	93.3%	92.8%	92.8%
% of Patients satisfied with the time they had to wait for an appointment	11	15	73.3%	86.6%	87.5%

* This is based on patients treated on this contract for their most recent course of treatment. Figures in italics indicate the base number of FP17s or Patient Questionnaire responses are less than 100. N/A is shown where the base number of responses is less than 10 during the period. % is calculated as Quantity/Base number*100

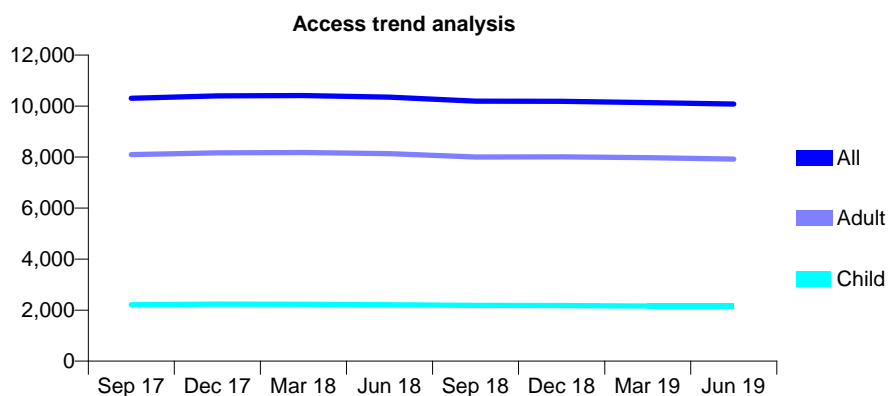
7A1 - Vital Signs At a Glance Contract Report for 101281/0154 - June 2019

Name or company name	OASIS DENTAL CARE LTD
Contract type name	GDS Contract
Purpose of contract	General
Contract start date	01/04/2006
Contract end date	

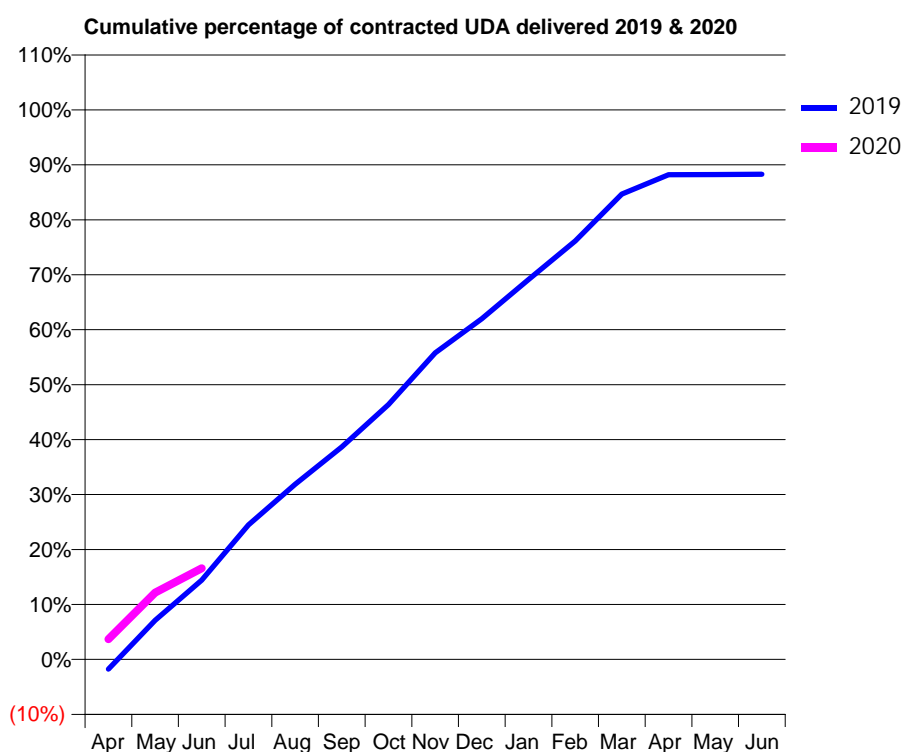
19/20 Contracted general activity (UDA)	35,277
Carry forward general activity (UDA)	0
19/20 Contracted orthodontic activity (UOA)	0
Carry forward orthodontic activity (UOA)	0
Baseline contract value	£867,453.60

ACCESS*

Patients seen in 24 months	Total	Change since previous quarter
Quarter ending June 2018	10,349	
Quarter ending September 2018	10,193	↓
Quarter ending December 2018	10,190	→
Quarter ending March 2019	10,138	→
Quarter ending June 2019	10,078	→
Variance since June 2018	(2.6%)	↓



ACTIVITY



Month	2019	2020
April	-625	1,309
May	2,515	4,289
June	5,090	5,850
July	8,634	
August	11,241	
September	13,642	
October	16,364	
November	19,679	
December	21,870	
January	24,384	
February	26,856	
March	29,869	
April	31,110	
May	31,123	
June	31,137	

QUALITY

	Quantity	Base Number	Contract	LHB	Wales
% of FP17s for the same patient ID Re-attending within 3 months - Children	28	698	4.0%	7.2%	10.7%
% of FP17s for the same patient ID Re-attending within 3 months - Adults	393	2,871	13.7%	12.7%	15.5%
% of FP17s for the same patient ID Re-attending between 3 & 9 months - Children	435	698	62.3%	59.5%	60.1%
% of FP17s for the same patient ID Re-attending between 3 & 9 months - Adults	1,851	2,871	64.5%	54.3%	56.6%
% of FP17s for Band 1 Urgent Courses	225	3,013	7.5%	8.0%	9.1%
% of FP17s Relating to Free Repair or Replacements	29	3,013	1.0%	0.7%	0.7%
% of FP17s Relating to Continuations	49	3,013	1.6%	0.7%	0.6%
% of Patients satisfied with the dentistry they have received	24	25	96.0%	92.8%	92.8%
% of Patients satisfied with the time they had to wait for an appointment	22	25	88.0%	86.6%	87.5%

* This is based on patients treated on this contract for their most recent course of treatment. Figures in italics indicate the base number of FP17s or Patient Questionnaire responses are less than 100. N/A is shown where the base number of responses is less than 10 during the period. % is calculated as Quantity/Base number*100

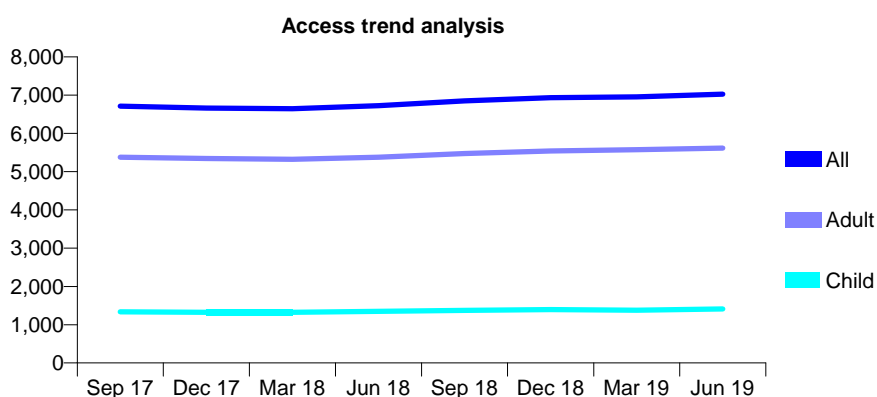
7A1 - Vital Signs At a Glance Contract Report for 101281/0156 - June 2019

Name or company name	OASIS DENTAL CARE LTD
Contract type name	GDS Contract
Purpose of contract	General
Contract start date	01/04/2006
Contract end date	

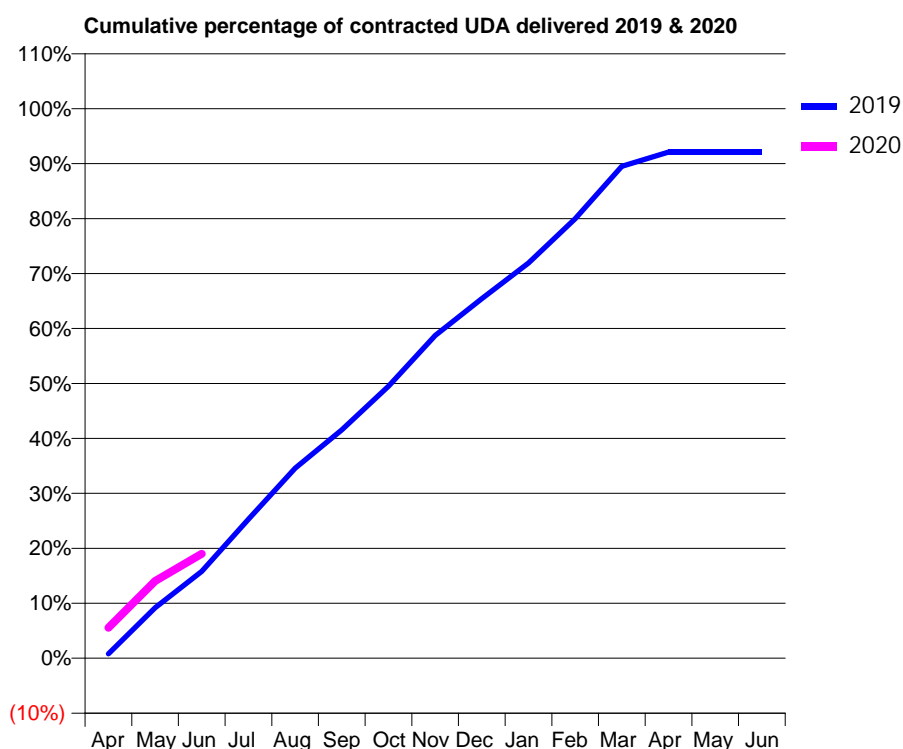
19/20 Contracted general activity (UDA)	25,000
Carry forward general activity (UDA)	0
19/20 Contracted orthodontic activity (UOA)	0
Carry forward orthodontic activity (UOA)	0
Baseline contract value	£614,744.45

ACCESS*

Patients seen in 24 months	Total	Change since previous quarter
Quarter ending June 2018	6,724	
Quarter ending September 2018	6,849	→
Quarter ending December 2018	6,935	→
Quarter ending March 2019	6,954	→
Quarter ending June 2019	7,026	→
Variance since June 2018	4.5%	↑



ACTIVITY



Month	2019	2020
April	205	1,387
May	2,296	3,515
June	3,952	4,753
July	6,323	
August	8,646	
September	10,380	
October	12,371	
November	14,687	
December	16,360	
January	17,977	
February	19,995	
March	22,377	
April	23,029	
May	23,029	
June	23,029	

QUALITY

	Quantity	Base Number	Contract	LHB	Wales
% of FP17s for the same patient ID Re-attending within 3 months - Children	31	554	5.6%	7.2%	10.7%
% of FP17s for the same patient ID Re-attending within 3 months - Adults	343	2,389	14.4%	12.7%	15.5%
% of FP17s for the same patient ID Re-attending between 3 & 9 months - Children	371	554	67.0%	59.5%	60.1%
% of FP17s for the same patient ID Re-attending between 3 & 9 months - Adults	1,637	2,389	68.5%	54.3%	56.6%
% of FP17s for Band 1 Urgent Courses	302	2,690	11.2%	8.0%	9.1%
% of FP17s Relating to Free Repair or Replacements	9	2,690	0.3%	0.7%	0.7%
% of FP17s Relating to Continuations	16	2,690	0.6%	0.7%	0.6%
% of Patients satisfied with the dentistry they have received	19	19	100.0%	92.8%	92.8%
% of Patients satisfied with the time they had to wait for an appointment	18	19	94.7%	86.6%	87.5%

* This is based on patients treated on this contract for their most recent course of treatment.

Figures in italics indicate the base number of FP17s or Patient Questionnaire responses are less than 100. N/A is shown where the base number of responses is less than 10 during the period. % is calculated as Quantity/Base number*100

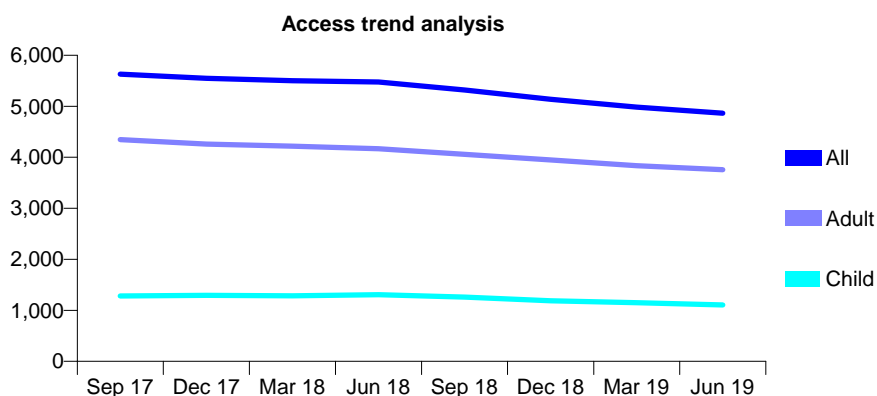
7A1 - Vital Signs At a Glance Contract Report for 101281/0157 - June 2019

Name or company name	OASIS DENTAL CARE LTD
Contract type name	GDS Contract
Purpose of contract	General
Contract start date	01/05/2006
Contract end date	

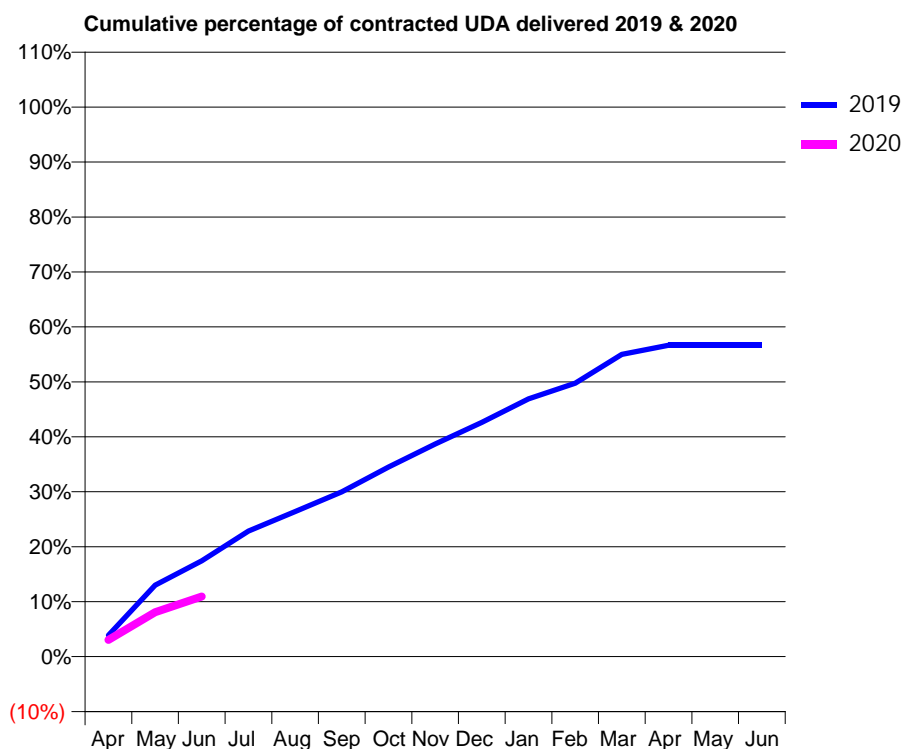
19/20 Contracted general activity (UDA)	20,000
Carry forward general activity (UDA)	0
19/20 Contracted orthodontic activity (UOA)	0
Carry forward orthodontic activity (UOA)	0
Baseline contract value	£491,795.56

ACCESS*

Patients seen in 24 months	Total	Change since previous quarter
Quarter ending June 2018	5,475	
Quarter ending September 2018	5,319	↓
Quarter ending December 2018	5,135	↓
Quarter ending March 2019	4,985	↓
Quarter ending June 2019	4,863	↓
Variance since June 2018	(11.2%)	↓



ACTIVITY



Month	Adjusted Scheduled Activity (UDA)	
	2019	2020
April	777	611
May	2,601	1,618
June	3,485	2,186
July	4,567	
August	5,280	
September	5,996	
October	6,900	
November	7,741	
December	8,527	
January	9,379	
February	9,954	
March	11,000	
April	11,329	
May	11,329	
June	11,329	

QUALITY

	Quantity	Base Number	Contract	LHB	Wales
% of FP17s for the same patient ID Re-attending within 3 months - Children	21	287	7.3%	7.2%	10.7%
% of FP17s for the same patient ID Re-attending within 3 months - Adults	100	877	11.4%	12.7%	15.5%
% of FP17s for the same patient ID Re-attending between 3 & 9 months - Children	64	287	22.3%	59.5%	60.1%
% of FP17s for the same patient ID Re-attending between 3 & 9 months - Adults	243	877	27.7%	54.3%	56.6%
% of FP17s for Band 1 Urgent Courses	67	1,030	6.5%	8.0%	9.1%
% of FP17s Relating to Free Repair or Replacements	3	1,030	0.3%	0.7%	0.7%
% of FP17s Relating to Continuations	20	1,030	1.9%	0.7%	0.6%
% of Patients satisfied with the dentistry they have received	5	6	N/A	92.8%	92.8%
% of Patients satisfied with the time they had to wait for an appointment	4	6	N/A	86.6%	87.5%

* This is based on patients treated on this contract for their most recent course of treatment. Figures in italics indicate the base number of FP17s or Patient Questionnaire responses are less than 100. N/A is shown where the base number of responses is less than 10 during the period. % is calculated as Quantity/Base number*100

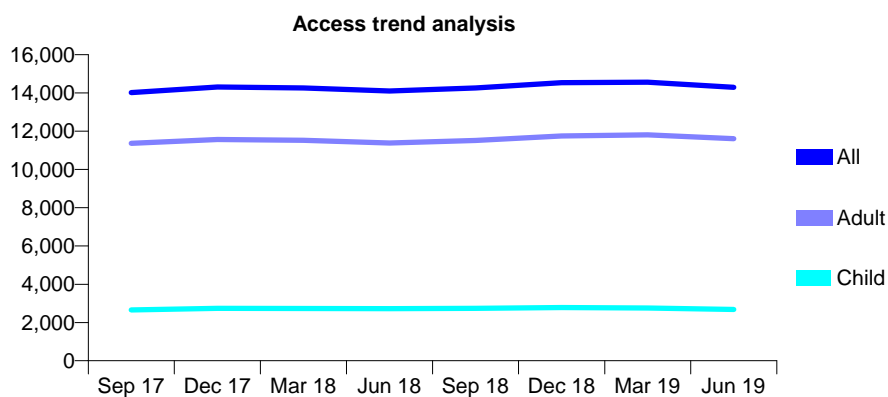
7A1 - Vital Signs At a Glance Contract Report for 101338/0037 - June 2019

Name or company name	Whitecross Dental Care Limited
Contract type name	GDS Contract
Purpose of contract	General
Contract start date	01/04/2006
Contract end date	

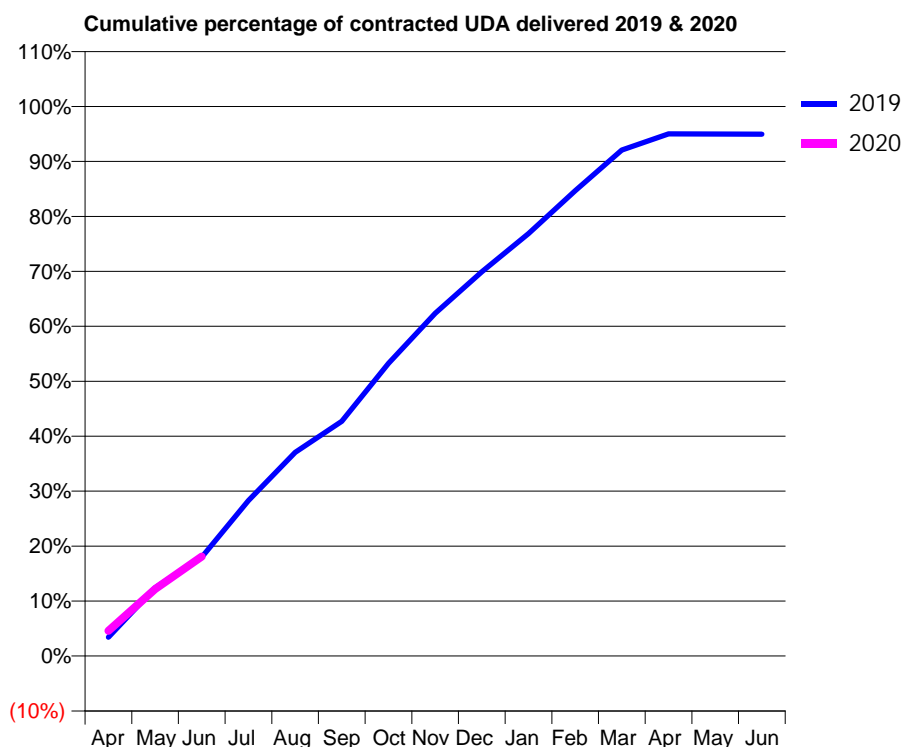
19/20 Contracted general activity (UDA)	44,600
Carry forward general activity (UDA)	0
19/20 Contracted orthodontic activity (UOA)	0
Carry forward orthodontic activity (UOA)	0
Baseline contract value	£1,264,180.84

ACCESS*

Patients seen in 24 months	Total	Change since previous quarter
Quarter ending June 2018	14,103	
Quarter ending September 2018	14,258	→
Quarter ending December 2018	14,529	→
Quarter ending March 2019	14,560	→
Quarter ending June 2019	14,294	↓
Variance since June 2018	1.4%	→



ACTIVITY



Month	Adjusted Scheduled Activity (UDA)	
	2019	2020
April	1,531	2,050
May	5,538	5,443
June	8,030	8,064
July	12,617	
August	16,529	
September	19,055	
October	23,750	
November	27,822	
December	31,174	
January	34,277	
February	37,771	
March	41,062	
April	42,383	
May	42,355	
June	42,343	

QUALITY

	Quantity	Base Number	Contract	LHB	Wales
% of FP17s for the same patient ID Re-attending within 3 months - Children	13	763	1.7%	7.2%	10.7%
% of FP17s for the same patient ID Re-attending within 3 months - Adults	245	3,804	6.4%	12.7%	15.5%
% of FP17s for the same patient ID Re-attending between 3 & 9 months - Children	545	763	71.4%	59.5%	60.1%
% of FP17s for the same patient ID Re-attending between 3 & 9 months - Adults	2,639	3,804	69.4%	54.3%	56.6%
% of FP17s for Band 1 Urgent Courses	86	3,995	2.2%	8.0%	9.1%
% of FP17s Relating to Free Repair or Replacements	32	3,995	0.8%	0.7%	0.7%
% of FP17s Relating to Continuations	31	3,995	0.8%	0.7%	0.6%
% of Patients satisfied with the dentistry they have received	37	45	82.2%	92.8%	92.8%
% of Patients satisfied with the time they had to wait for an appointment	36	45	80.0%	86.6%	87.5%

* This is based on patients treated on this contract for their most recent course of treatment. Figures in italics indicate the base number of FP17s or Patient Questionnaire responses are less than 100. N/A is shown where the base number of responses is less than 10 during the period. % is calculated as Quantity/Base number*100

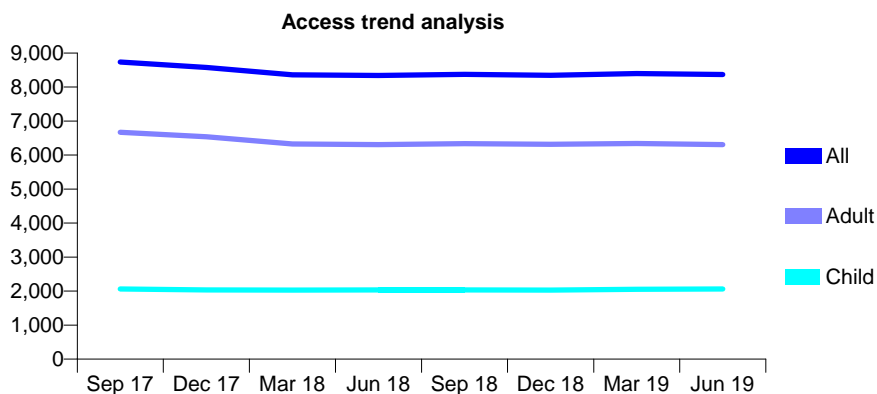
7A1 - Vital Signs At a Glance Contract Report for 101338/0041 - June 2019

Name or company name	Whitecross Dental Care Limited
Contract type name	GDS Contract
Purpose of contract	General
Contract start date	01/04/2006
Contract end date	

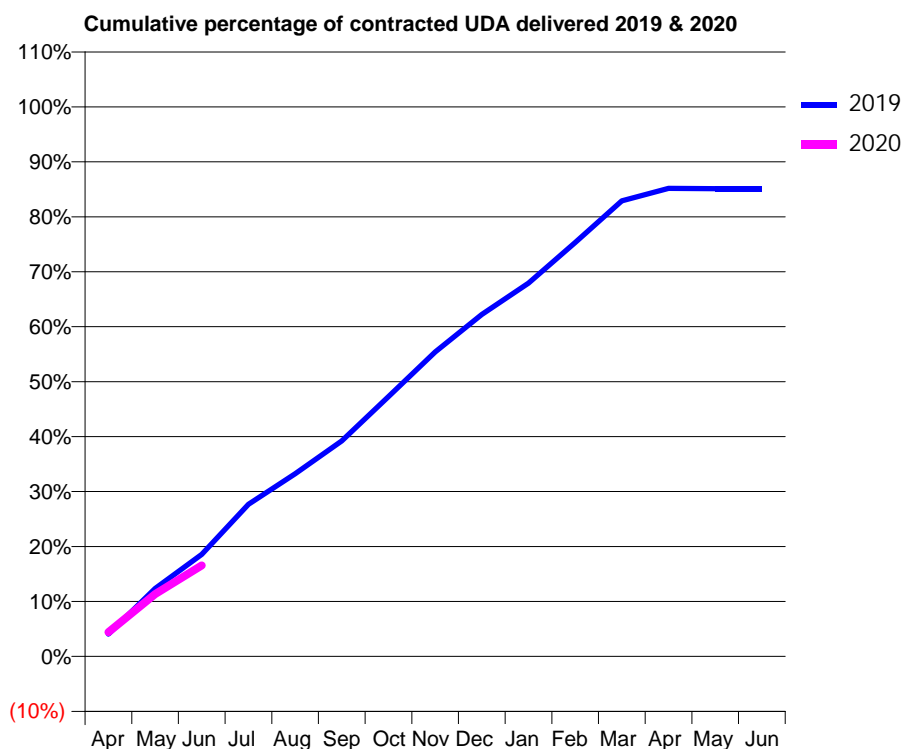
19/20 Contracted general activity (UDA)	27,000
Carry forward general activity (UDA)	0
19/20 Contracted orthodontic activity (UOA)	0
Carry forward orthodontic activity (UOA)	0
Baseline contract value	£664,284.73

ACCESS*

Patients seen in 24 months	Total	Change since previous quarter
Quarter ending June 2018	8,344	
Quarter ending September 2018	8,374	→
Quarter ending December 2018	8,347	→
Quarter ending March 2019	8,397	→
Quarter ending June 2019	8,370	→
Variance since June 2018	0.3%	→



ACTIVITY



Month	2019	2020
April	1,097	1,193
May	3,341	3,062
June	5,018	4,469
July	7,473	
August	8,980	
September	10,586	
October	12,768	
November	14,959	
December	16,802	
January	18,345	
February	20,342	
March	22,382	
April	22,997	
May	22,983	
June	22,983	

QUALITY

	Quantity	Base Number	Contract	LHB	Wales
% of FP17s for the same patient ID Re-attending within 3 months - Children	33	593	5.6%	7.2%	10.7%
% of FP17s for the same patient ID Re-attending within 3 months - Adults	219	1,937	11.3%	12.7%	15.5%
% of FP17s for the same patient ID Re-attending between 3 & 9 months - Children	316	593	53.3%	59.5%	60.1%
% of FP17s for the same patient ID Re-attending between 3 & 9 months - Adults	1,045	1,937	53.9%	54.3%	56.6%
% of FP17s for Band 1 Urgent Courses	163	2,276	7.2%	8.0%	9.1%
% of FP17s Relating to Free Repair or Replacements	13	2,276	0.6%	0.7%	0.7%
% of FP17s Relating to Continuations	19	2,276	0.8%	0.7%	0.6%
% of Patients satisfied with the dentistry they have received	14	14	100.0%	92.8%	92.8%
% of Patients satisfied with the time they had to wait for an appointment	11	14	78.6%	86.6%	87.5%

* This is based on patients treated on this contract for their most recent course of treatment. Figures in italics indicate the base number of FP17s or Patient Questionnaire responses are less than 100. N/A is shown where the base number of responses is less than 10 during the period. % is calculated as Quantity/Base number*100

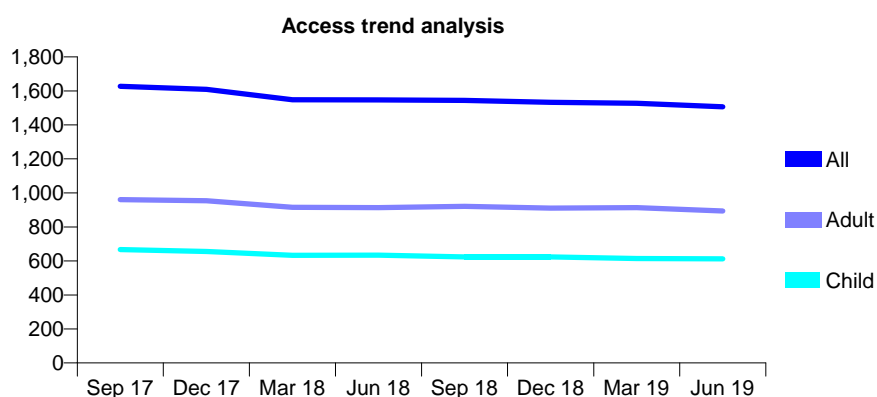
7A1 - Vital Signs At a Glance Contract Report for 102865/0001 - June 2019

Name or company name	C Hancock & DI Jones
Contract type name	GDS Contract
Purpose of contract	General
Contract start date	01/07/2013
Contract end date	

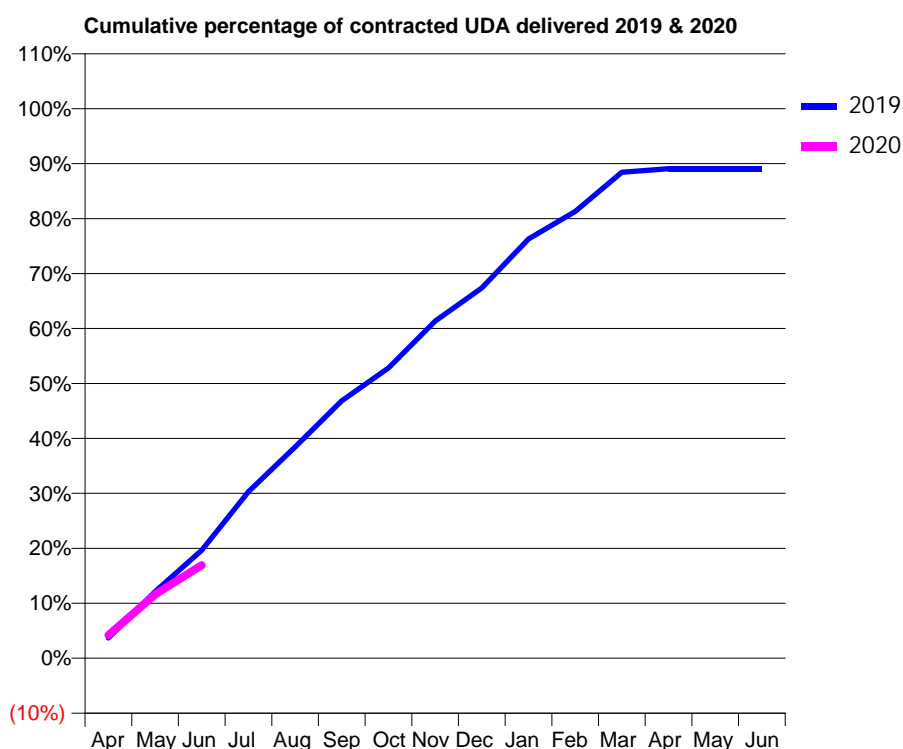
19/20 Contracted general activity (UDA)	3,350
Carry forward general activity (UDA)	0
19/20 Contracted orthodontic activity (UOA)	0
Carry forward orthodontic activity (UOA)	0
Baseline contract value	£82,053.24

ACCESS*

Patients seen in 24 months	Total	Change since previous quarter
Quarter ending June 2018	1,547	
Quarter ending September 2018	1,544	→
Quarter ending December 2018	1,533	→
Quarter ending March 2019	1,527	→
Quarter ending June 2019	1,506	↓
Variance since June 2018	(2.7%)	↓



ACTIVITY



Month	2019	2020
April	124	141
May	406	389
June	658	568
July	1,015	
August	1,288	
September	1,569	
October	1,770	
November	2,055	
December	2,257	
January	2,555	
February	2,724	
March	2,962	
April	2,984	
May	2,984	
June	2,984	

QUALITY

	Quantity	Base Number	Contract	LHB	Wales
% of FP17s for the same patient ID Re-attending within 3 months - Children	9	179	5.0%	7.2%	10.7%
% of FP17s for the same patient ID Re-attending within 3 months - Adults	14	235	6.0%	12.7%	15.5%
% of FP17s for the same patient ID Re-attending between 3 & 9 months - Children	116	179	64.8%	59.5%	60.1%
% of FP17s for the same patient ID Re-attending between 3 & 9 months - Adults	129	235	54.9%	54.3%	56.6%
% of FP17s for Band 1 Urgent Courses	35	390	9.0%	8.0%	9.1%
% of FP17s Relating to Free Repair or Replacements	0	390	0.0%	0.7%	0.7%
% of FP17s Relating to Continuations	3	390	0.8%	0.7%	0.6%
% of Patients satisfied with the dentistry they have received	1	1	N/A	92.8%	92.8%
% of Patients satisfied with the time they had to wait for an appointment	1	1	N/A	86.6%	87.5%

* This is based on patients treated on this contract for their most recent course of treatment. Figures in italics indicate the base number of FP17s or Patient Questionnaire responses are less than 100. N/A is shown where the base number of responses is less than 10 during the period. % is calculated as Quantity/Base number*100

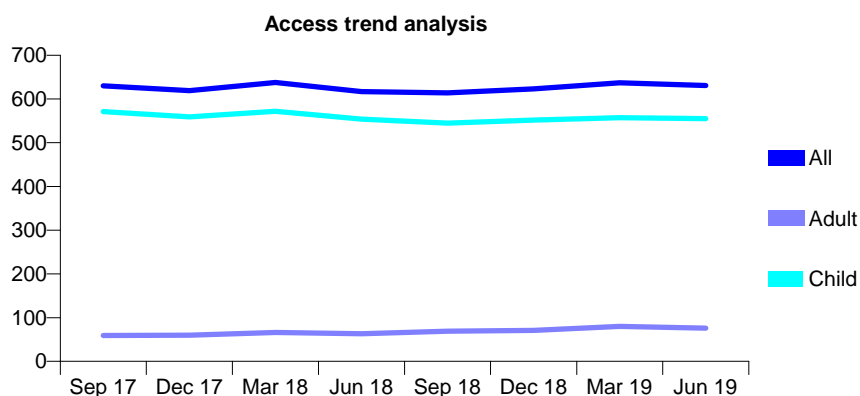
7A1 - Vital Signs At a Glance Contract Report for 107301/0001 - June 2019

Name or company name	Randell & Quail
Contract type name	GDS Contract
Purpose of contract	General
Contract start date	02/04/2006
Contract end date	

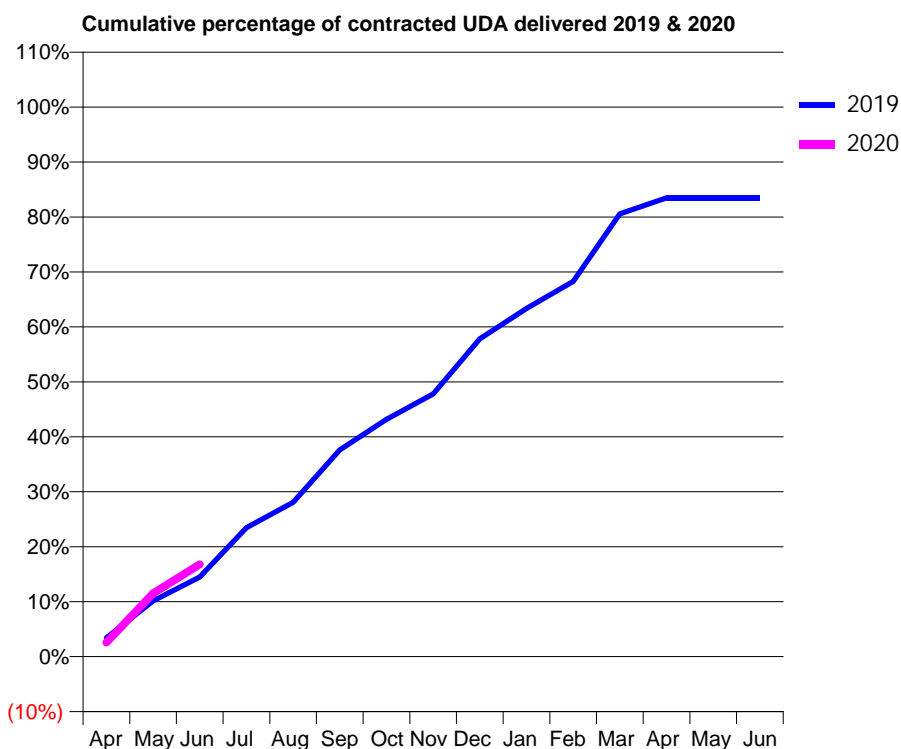
19/20 Contracted general activity (UDA)	1,399
Carry forward general activity (UDA)	0
19/20 Contracted orthodontic activity (UOA)	0
Carry forward orthodontic activity (UOA)	0
Baseline contract value	£32,966.59

ACCESS*

Patients seen in 24 months	Total	Change since previous quarter
Quarter ending June 2018	617	
Quarter ending September 2018	614	→
Quarter ending December 2018	623	→
Quarter ending March 2019	637	↑
Quarter ending June 2019	631	→
Variance since June 2018	2.3%	↑



ACTIVITY



Month	Adjusted Scheduled Activity (UDA)	
	2019	2020
April	48	36
May	142	161
June	203	235
July	328	
August	393	
September	526	
October	604	
November	669	
December	809	
January	886	
February	955	
March	1,127	
April	1,168	
May	1,168	
June	1,168	

QUALITY

	Quantity	Base Number	Contract	LHB	Wales
% of FP17s for the same patient ID Re-attending within 3 months - Children	24	195	12.3%	7.2%	10.7%
% of FP17s for the same patient ID Re-attending within 3 months - Adults	0	6	0.0%	12.7%	15.5%
% of FP17s for the same patient ID Re-attending between 3 & 9 months - Children	105	195	53.8%	59.5%	60.1%
% of FP17s for the same patient ID Re-attending between 3 & 9 months - Adults	4	6	66.7%	54.3%	56.6%
% of FP17s for Band 1 Urgent Courses	0	167	0.0%	8.0%	9.1%
% of FP17s Relating to Free Repair or Replacements	0	167	0.0%	0.7%	0.7%
% of FP17s Relating to Continuations	0	167	0.0%	0.7%	0.6%
% of Patients satisfied with the dentistry they have received	0	0	N/A	92.8%	92.8%
% of Patients satisfied with the time they had to wait for an appointment	0	0	N/A	86.6%	87.5%

* This is based on patients treated on this contract for their most recent course of treatment. Figures in italics indicate the base number of FP17s or Patient Questionnaire responses are less than 100. N/A is shown where the base number of responses is less than 10 during the period. % is calculated as Quantity/Base number*100

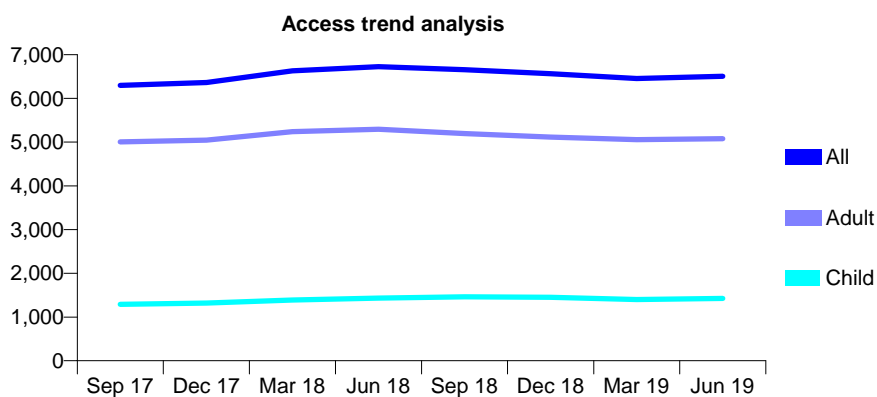
7A1 - Vital Signs At a Glance Contract Report for 112488/0002 - June 2019

Name or company name	Integrated Dental Holdings
Contract type name	GDS Contract
Purpose of contract	General
Contract start date	10/05/2007
Contract end date	

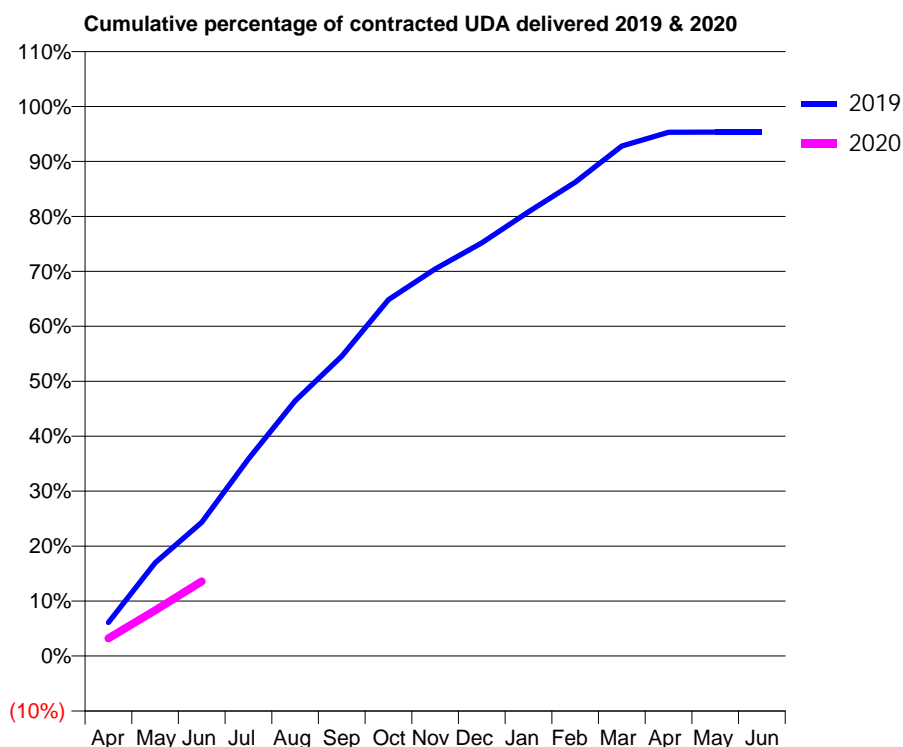
19/20 Contracted general activity (UDA)	20,250
Carry forward general activity (UDA)	0
19/20 Contracted orthodontic activity (UOA)	0
Carry forward orthodontic activity (UOA)	0
Baseline contract value	£484,572.20

ACCESS*

Patients seen in 24 months	Total	Change since previous quarter
Quarter ending June 2018	6,725	
Quarter ending September 2018	6,657	↓
Quarter ending December 2018	6,565	↓
Quarter ending March 2019	6,456	↓
Quarter ending June 2019	6,504	→
Variance since June 2018	(3.3%)	↓



ACTIVITY



Month	Adjusted Scheduled Activity (UDA)	
	2019	2020
April	1,024	650
May	2,845	1,683
June	4,074	2,750
July	6,010	
August	7,777	
September	9,138	
October	10,860	
November	11,796	
December	12,592	
January	13,537	
February	14,438	
March	15,542	
April	15,965	
May	15,968	
June	15,969	

QUALITY

	Quantity	Base Number	Contract	LHB	Wales
% of FP17s for the same patient ID Re-attending within 3 months - Children	15	416	3.6%	7.2%	10.7%
% of FP17s for the same patient ID Re-attending within 3 months - Adults	131	1,487	8.8%	12.7%	15.5%
% of FP17s for the same patient ID Re-attending between 3 & 9 months - Children	203	416	48.8%	59.5%	60.1%
% of FP17s for the same patient ID Re-attending between 3 & 9 months - Adults	684	1,487	46.0%	54.3%	56.6%
% of FP17s for Band 1 Urgent Courses	100	1,657	6.0%	8.0%	9.1%
% of FP17s Relating to Free Repair or Replacements	2	1,657	0.1%	0.7%	0.7%
% of FP17s Relating to Continuations	11	1,657	0.7%	0.7%	0.6%
% of Patients satisfied with the dentistry they have received	8	8	N/A	92.8%	92.8%
% of Patients satisfied with the time they had to wait for an appointment	7	8	N/A	86.6%	87.5%

* This is based on patients treated on this contract for their most recent course of treatment. Figures in italics indicate the base number of FP17s or Patient Questionnaire responses are less than 100. N/A is shown where the base number of responses is less than 10 during the period. % is calculated as Quantity/Base number*100

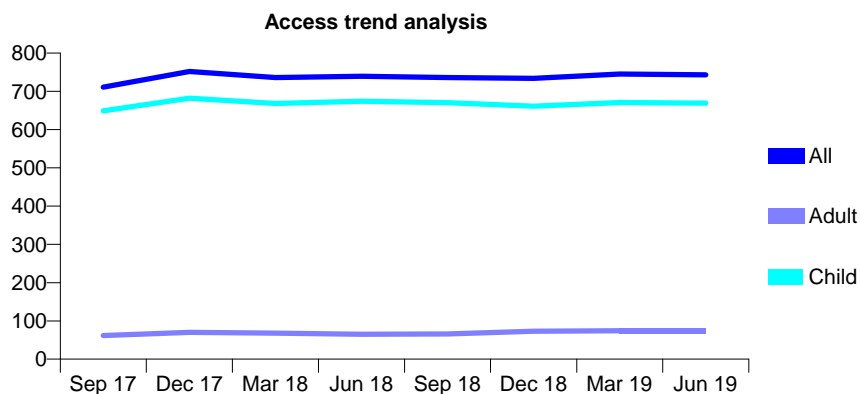
7A1 - Vital Signs At a Glance Contract Report for 114219/0001 - June 2019

Name or company name	Mr J Brandon
Contract type name	GDS Contract
Purpose of contract	General
Contract start date	18/01/2013
Contract end date	

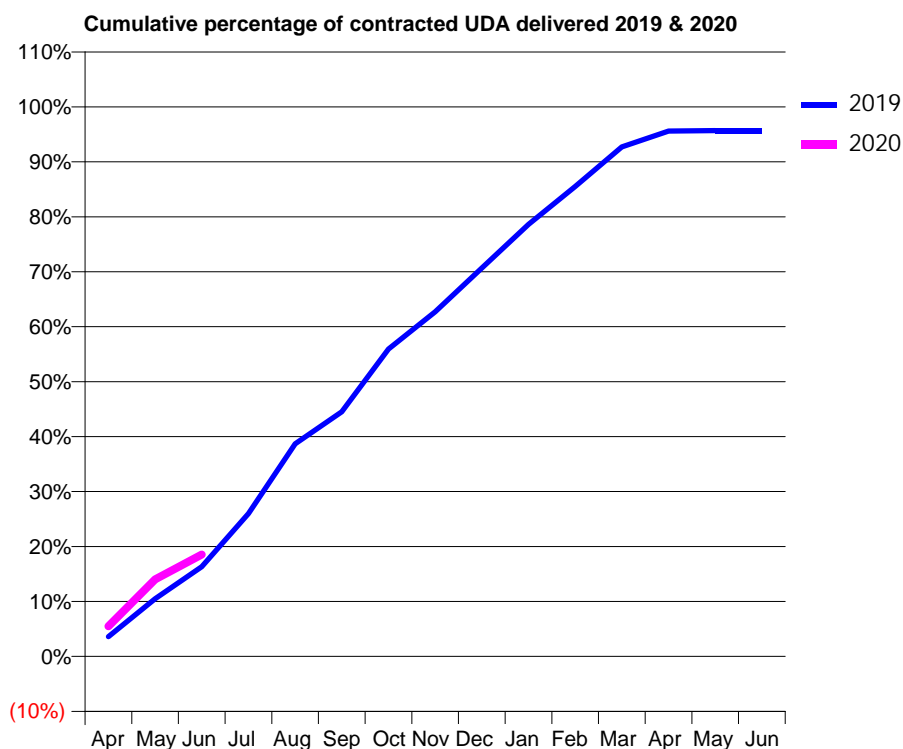
19/20 Contracted general activity (UDA)	1,220
Carry forward general activity (UDA)	0
19/20 Contracted orthodontic activity (UOA)	0
Carry forward orthodontic activity (UOA)	0
Baseline contract value	£29,525.57

ACCESS*

Patients seen in 24 months	Total	Change since previous quarter
Quarter ending June 2018	739	
Quarter ending September 2018	736	→
Quarter ending December 2018	734	→
Quarter ending March 2019	745	→
Quarter ending June 2019	743	→
Variance since June 2018	0.5%	→



ACTIVITY



Month	2019	2020
April	44	67
May	128	171
June	199	226
July	317	
August	472	
September	543	
October	682	
November	765	
December	862	
January	959	
February	1,043	
March	1,131	
April	1,166	
May	1,167	
June	1,167	

QUALITY

	Quantity	Base Number	Contract	LHB	Wales
% of FP17s for the same patient ID Re-attending within 3 months - Children	10	196	5.1%	7.2%	10.7%
% of FP17s for the same patient ID Re-attending within 3 months - Adults	0	0	N/A	12.7%	15.5%
% of FP17s for the same patient ID Re-attending between 3 & 9 months - Children	111	196	56.6%	59.5%	60.1%
% of FP17s for the same patient ID Re-attending between 3 & 9 months - Adults	0	0	N/A	54.3%	56.6%
% of FP17s for Band 1 Urgent Courses	0	170	0.0%	8.0%	9.1%
% of FP17s Relating to Free Repair or Replacements	0	170	0.0%	0.7%	0.7%
% of FP17s Relating to Continuations	3	170	1.8%	0.7%	0.6%
% of Patients satisfied with the dentistry they have received	0	0	N/A	92.8%	92.8%
% of Patients satisfied with the time they had to wait for an appointment	0	0	N/A	86.6%	87.5%

* This is based on patients treated on this contract for their most recent course of treatment. Figures in italics indicate the base number of FP17s or Patient Questionnaire responses are less than 100. N/A is shown where the base number of responses is less than 10 during the period. % is calculated as Quantity/Base number*100

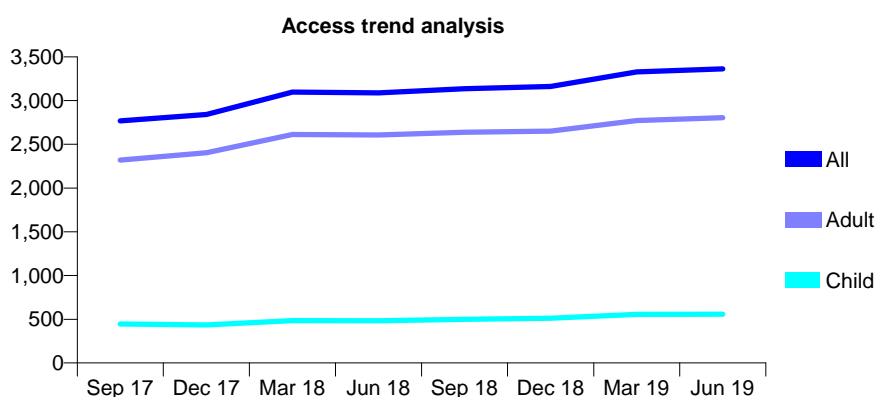
7A1 - Vital Signs At a Glance Contract Report for 123595/0001 - June 2019

Name or company name	Dr M Ramzan
Contract type name	GDS Contract
Purpose of contract	General
Contract start date	01/04/2008
Contract end date	

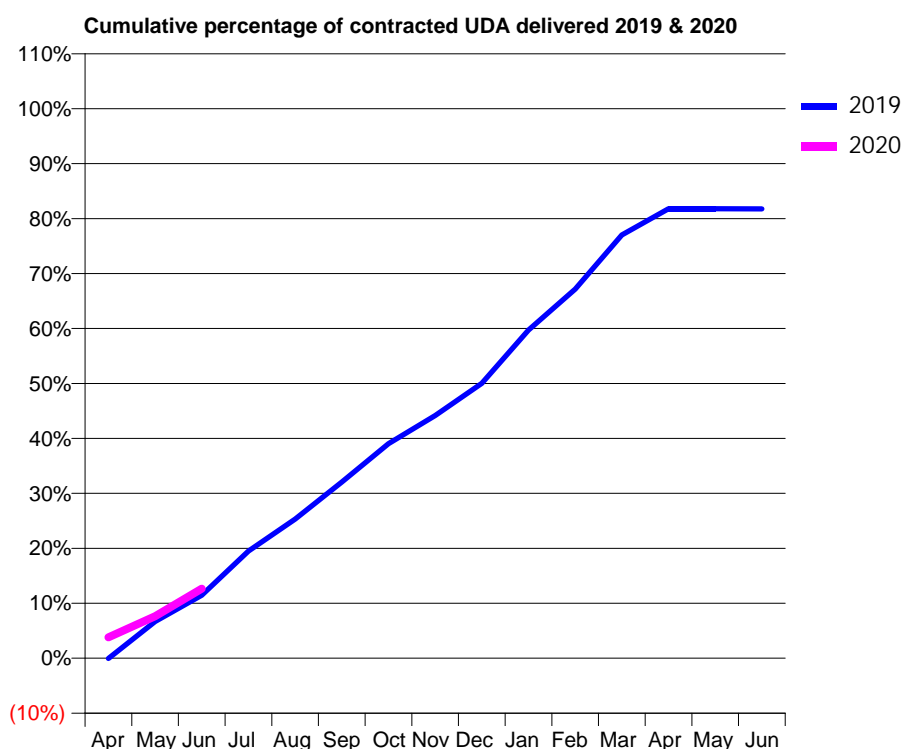
19/20 Contracted general activity (UDA)	9,500
Carry forward general activity (UDA)	0
19/20 Contracted orthodontic activity (UOA)	0
Carry forward orthodontic activity (UOA)	0
Baseline contract value	£289,342.29

ACCESS*

Patients seen in 24 months	Total	Change since previous quarter
Quarter ending June 2018	3,089	
Quarter ending September 2018	3,136	→
Quarter ending December 2018	3,162	→
Quarter ending March 2019	3,328	↑
Quarter ending June 2019	3,363	→
Variance since June 2018	8.9%	↑



ACTIVITY



Adjusted Scheduled Activity (UDA)		
Month	2019	2020
April	-6	362
May	636	728
June	1,089	1,201
July	1,852	
August	2,406	
September	3,044	
October	3,709	
November	4,196	
December	4,754	
January	5,673	
February	6,380	
March	7,316	
April	7,769	
May	7,769	
June	7,767	

QUALITY

	Quantity	Base Number	Contract	LHB	Wales
% of FP17s for the same patient ID Re-attending within 3 months - Children	0	115	0.0%	7.2%	10.7%
% of FP17s for the same patient ID Re-attending within 3 months - Adults	18	635	2.8%	12.7%	15.5%
% of FP17s for the same patient ID Re-attending between 3 & 9 months - Children	44	115	38.3%	59.5%	60.1%
% of FP17s for the same patient ID Re-attending between 3 & 9 months - Adults	245	635	38.6%	54.3%	56.6%
% of FP17s for Band 1 Urgent Courses	21	592	3.5%	8.0%	9.1%
% of FP17s Relating to Free Repair or Replacements	0	592	0.0%	0.7%	0.7%
% of FP17s Relating to Continuations	0	592	0.0%	0.7%	0.6%
% of Patients satisfied with the dentistry they have received	37	41	90.2%	92.8%	92.8%
% of Patients satisfied with the time they had to wait for an appointment	34	41	82.9%	86.6%	87.5%

* This is based on patients treated on this contract for their most recent course of treatment.

Figures in italics indicate the base number of FP17s or Patient Questionnaire responses are less than 100. N/A is shown where the base number of responses is less than 10 during the period. % is calculated as Quantity/Base number*100

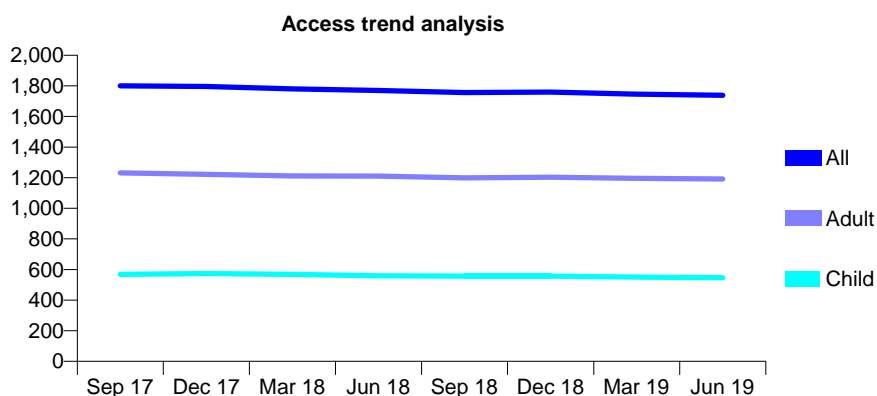
7A1 - Vital Signs At a Glance Contract Report for 127701/0001 - June 2019

Name or company name	Mr Iolo Jones & Associates
Contract type name	GDS Contract
Purpose of contract	General
Contract start date	01/01/2012
Contract end date	

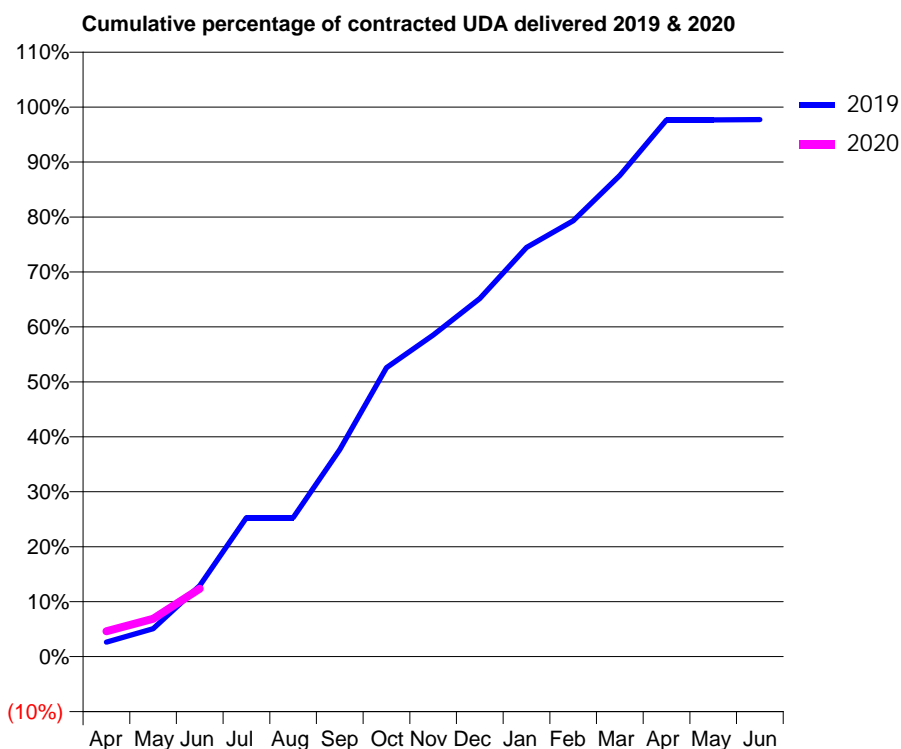
19/20 Contracted general activity (UDA)	5,250
Carry forward general activity (UDA)	0
19/20 Contracted orthodontic activity (UOA)	0
Carry forward orthodontic activity (UOA)	0
Baseline contract value	£129,944.83

ACCESS*

Patients seen in 24 months	Total	Change since previous quarter
Quarter ending June 2018	1,770	
Quarter ending September 2018	1,756	→
Quarter ending December 2018	1,759	→
Quarter ending March 2019	1,746	→
Quarter ending June 2019	1,739	→
Variance since June 2018	(1.8%)	↓



ACTIVITY



Month	Adjusted Scheduled Activity (UDA)	
	2019	2020
April	120	242
May	232	363
June	591	649
July	1,156	
August	1,156	
September	1,722	
October	2,403	
November	2,675	
December	2,979	
January	3,403	
February	3,626	
March	4,001	
April	4,464	
May	4,464	
June	4,466	

QUALITY

	Quantity	Base Number	Contract	LHB	Wales
% of FP17s for the same patient ID Re-attending within 3 months - Children	14	247	5.7%	7.2%	10.7%
% of FP17s for the same patient ID Re-attending within 3 months - Adults	60	466	12.9%	12.7%	15.5%
% of FP17s for the same patient ID Re-attending between 3 & 9 months - Children	166	247	67.2%	59.5%	60.1%
% of FP17s for the same patient ID Re-attending between 3 & 9 months - Adults	320	466	68.7%	54.3%	56.6%
% of FP17s for Band 1 Urgent Courses	34	457	7.4%	8.0%	9.1%
% of FP17s Relating to Free Repair or Replacements	0	457	0.0%	0.7%	0.7%
% of FP17s Relating to Continuations	1	457	0.2%	0.7%	0.6%
% of Patients satisfied with the dentistry they have received	6	6	N/A	92.8%	92.8%
% of Patients satisfied with the time they had to wait for an appointment	6	6	N/A	86.6%	87.5%

* This is based on patients treated on this contract for their most recent course of treatment. Figures in italics indicate the base number of FP17s or Patient Questionnaire responses are less than 100. N/A is shown where the base number of responses is less than 10 during the period. % is calculated as Quantity/Base number*100

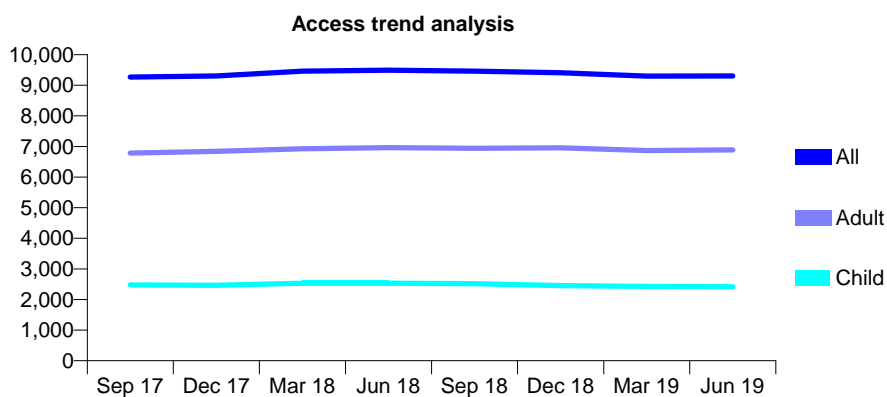
7A1 - Vital Signs At a Glance Contract Report for 130206/0002 - June 2019

Name or company name	Dant Y Coed Dental Practice Ltd
Contract type name	Pilot Contract
Purpose of contract	General
Contract start date	01/08/2013
Contract end date	

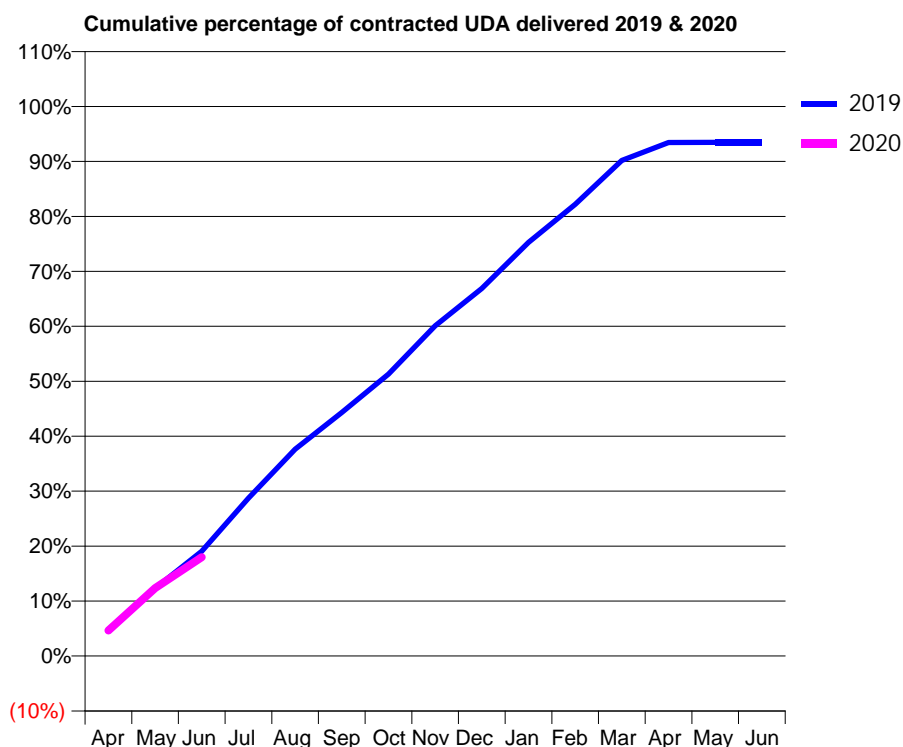
19/20 Contracted general activity (UDA)	28,635
Carry forward general activity (UDA)	0
19/20 Contracted orthodontic activity (UOA)	0
Carry forward orthodontic activity (UOA)	0
Baseline contract value	£686,323.15

ACCESS*

Patients seen in 24 months	Total	Change since previous quarter
Quarter ending June 2018	9,492	
Quarter ending September 2018	9,463	→
Quarter ending December 2018	9,411	→
Quarter ending March 2019	9,300	↓
Quarter ending June 2019	9,307	→
Variance since June 2018	(1.9%)	↓



ACTIVITY



Month	Adjusted Scheduled Activity (UDA)	
	2019	2020
April	1,449	1,330
May	3,717	3,541
June	5,745	5,151
July	8,661	
August	11,348	
September	13,354	
October	15,466	
November	18,107	
December	20,158	
January	22,680	
February	24,771	
March	27,173	
April	28,156	
May	28,166	
June	28,163	

QUALITY

	Quantity	Base Number	Contract	LHB	Wales
% of FP17s for the same patient ID Re-attending within 3 months - Children	69	952	7.2%	7.2%	10.7%
% of FP17s for the same patient ID Re-attending within 3 months - Adults	400	2,394	16.7%	12.7%	15.5%
% of FP17s for the same patient ID Re-attending between 3 & 9 months - Children	658	952	69.1%	59.5%	60.1%
% of FP17s for the same patient ID Re-attending between 3 & 9 months - Adults	1,445	2,394	60.4%	54.3%	56.6%
% of FP17s for Band 1 Urgent Courses	172	2,861	6.0%	8.0%	9.1%
% of FP17s Relating to Free Repair or Replacements	36	2,861	1.3%	0.7%	0.7%
% of FP17s Relating to Continuations	1	2,861	0.0%	0.7%	0.6%
% of Patients satisfied with the dentistry they have received	13	13	100.0%	92.8%	92.8%
% of Patients satisfied with the time they had to wait for an appointment	13	13	100.0%	86.6%	87.5%

* This is based on patients treated on this contract for their most recent course of treatment. Figures in italics indicate the base number of FP17s or Patient Questionnaire responses are less than 100. N/A is shown where the base number of responses is less than 10 during the period. % is calculated as Quantity/Base number*100

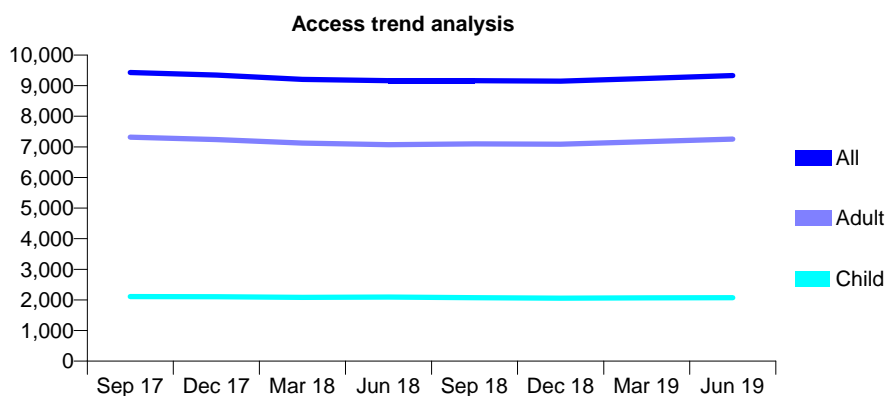
7A1 - Vital Signs At a Glance Contract Report for 133825/0001 - June 2019

Name or company name	Queensferry Dental Surgery Limited
Contract type name	GDS Contract
Purpose of contract	General
Contract start date	01/10/2007
Contract end date	

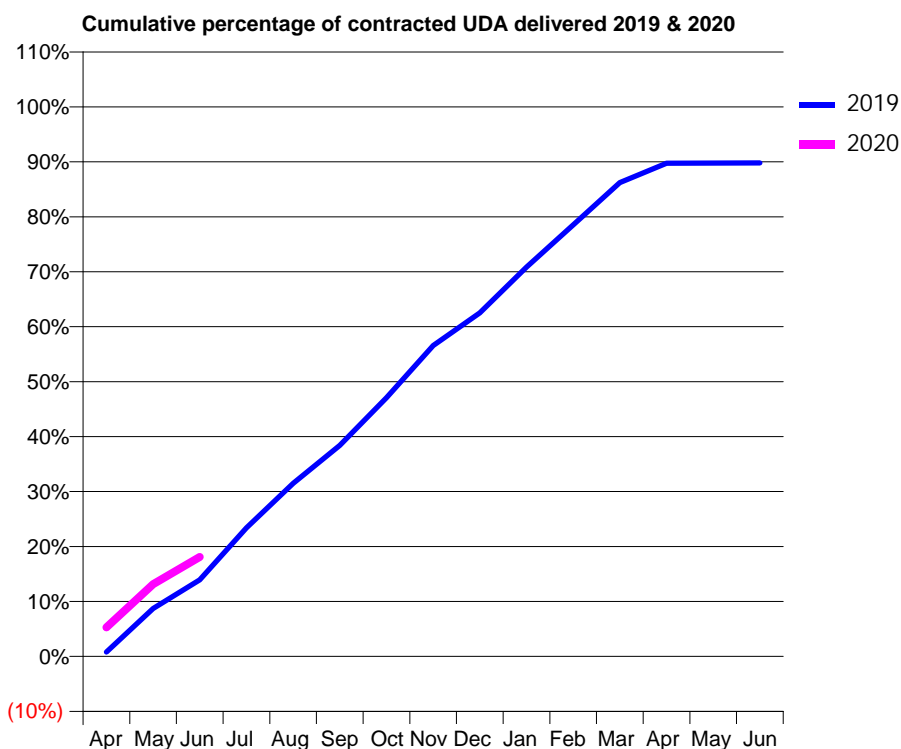
19/20 Contracted general activity (UDA)	28,776
Carry forward general activity (UDA)	0
19/20 Contracted orthodontic activity (UOA)	0
Carry forward orthodontic activity (UOA)	0
Baseline contract value	£989,253.50

ACCESS*

Patients seen in 24 months	Total	Change since previous quarter
Quarter ending June 2018	9,166	
Quarter ending September 2018	9,166	→
Quarter ending December 2018	9,146	→
Quarter ending March 2019	9,234	→
Quarter ending June 2019	9,331	→
Variance since June 2018	1.8%	→



ACTIVITY



Month	2019	2020
April	231	1,522
May	2,509	3,784
June	4,010	5,211
July	6,734	
August	9,057	
September	11,048	
October	13,543	
November	16,275	
December	17,979	
January	20,380	
February	22,584	
March	24,798	
April	25,821	
May	25,824	
June	25,835	

QUALITY

	Quantity	Base Number	Contract	LHB	Wales
% of FP17s for the same patient ID Re-attending within 3 months - Children	42	625	6.7%	7.2%	10.7%
% of FP17s for the same patient ID Re-attending within 3 months - Adults	311	2,238	13.9%	12.7%	15.5%
% of FP17s for the same patient ID Re-attending between 3 & 9 months - Children	290	625	46.4%	59.5%	60.1%
% of FP17s for the same patient ID Re-attending between 3 & 9 months - Adults	1,133	2,238	50.6%	54.3%	56.6%
% of FP17s for Band 1 Urgent Courses	241	2,412	10.0%	8.0%	9.1%
% of FP17s Relating to Free Repair or Replacements	9	2,412	0.4%	0.7%	0.7%
% of FP17s Relating to Continuations	25	2,412	1.0%	0.7%	0.6%
% of Patients satisfied with the dentistry they have received	11	12	91.7%	92.8%	92.8%
% of Patients satisfied with the time they had to wait for an appointment	11	12	91.7%	86.6%	87.5%

* This is based on patients treated on this contract for their most recent course of treatment. Figures in italics indicate the base number of FP17s or Patient Questionnaire responses are less than 100. N/A is shown where the base number of responses is less than 10 during the period. % is calculated as Quantity/Base number*100

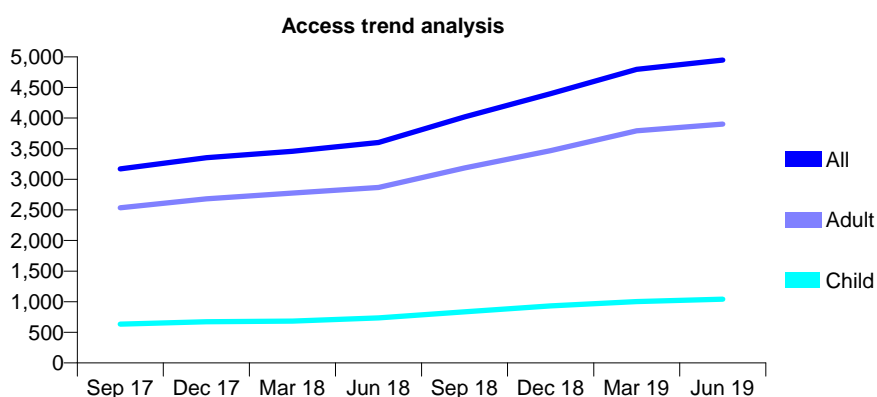
7A1 - Vital Signs At a Glance Contract Report for 134147/0002 - June 2019

Name or company name	L Bester
Contract type name	Pilot Contract
Purpose of contract	General
Contract start date	01/12/2009
Contract end date	

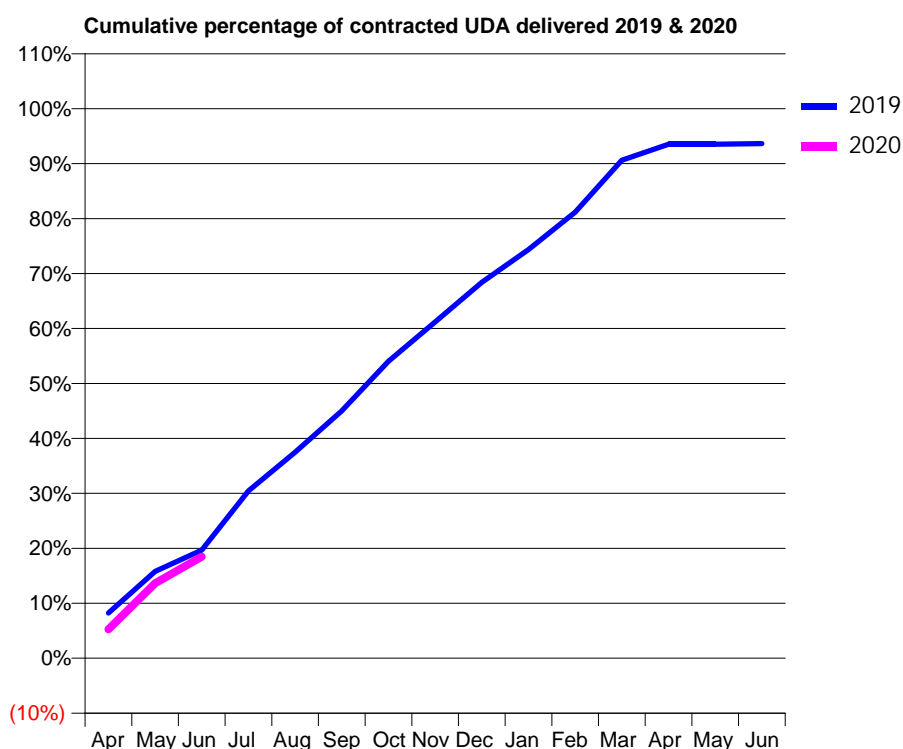
19/20 Contracted general activity (UDA)	14,964
Carry forward general activity (UDA)	0
19/20 Contracted orthodontic activity (UOA)	0
Carry forward orthodontic activity (UOA)	0
Baseline contract value	£378,576.57

ACCESS*

Patients seen in 24 months	Total	Change since previous quarter
Quarter ending June 2018	3,602	
Quarter ending September 2018	4,021	↑
Quarter ending December 2018	4,398	↑
Quarter ending March 2019	4,796	↑
Quarter ending June 2019	4,947	↑
Variance since June 2018	37.3%	↑



ACTIVITY



Month	2019	2020
April	1,414	785
May	2,717	2,042
June	3,378	2,767
July	5,227	
August	6,442	
September	7,729	
October	9,276	
November	10,506	
December	11,745	
January	12,771	
February	13,941	
March	15,559	
April	16,057	
May	16,063	
June	16,078	

QUALITY

	Quantity	Base Number	Contract	LHB	Wales
% of FP17s for the same patient ID Re-attending within 3 months - Children	13	299	4.3%	7.2%	10.7%
% of FP17s for the same patient ID Re-attending within 3 months - Adults	141	1,147	12.3%	12.7%	15.5%
% of FP17s for the same patient ID Re-attending between 3 & 9 months - Children	118	299	39.5%	59.5%	60.1%
% of FP17s for the same patient ID Re-attending between 3 & 9 months - Adults	424	1,147	37.0%	54.3%	56.6%
% of FP17s for Band 1 Urgent Courses	89	1,216	7.3%	8.0%	9.1%
% of FP17s Relating to Free Repair or Replacements	5	1,216	0.4%	0.7%	0.7%
% of FP17s Relating to Continuations	24	1,216	2.0%	0.7%	0.6%
% of Patients satisfied with the dentistry they have received	6	6	N/A	92.8%	92.8%
% of Patients satisfied with the time they had to wait for an appointment	6	6	N/A	86.6%	87.5%

* This is based on patients treated on this contract for their most recent course of treatment.

Figures in italics indicate the base number of FP17s or Patient Questionnaire responses are less than 100. N/A is shown where the base number of responses is less than 10 during the period. % is calculated as Quantity/Base number*100

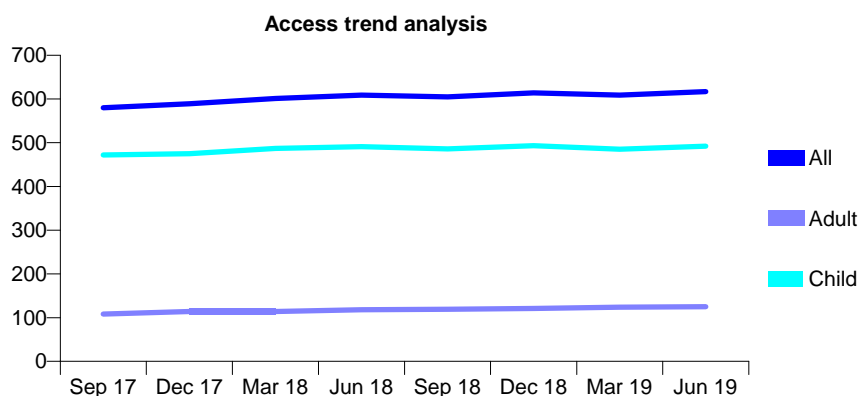
7A1 - Vital Signs At a Glance Contract Report for 137413/0001 - June 2019

Name or company name	Mr B R Dean
Contract type name	GDS Contract
Purpose of contract	General
Contract start date	27/05/2014
Contract end date	

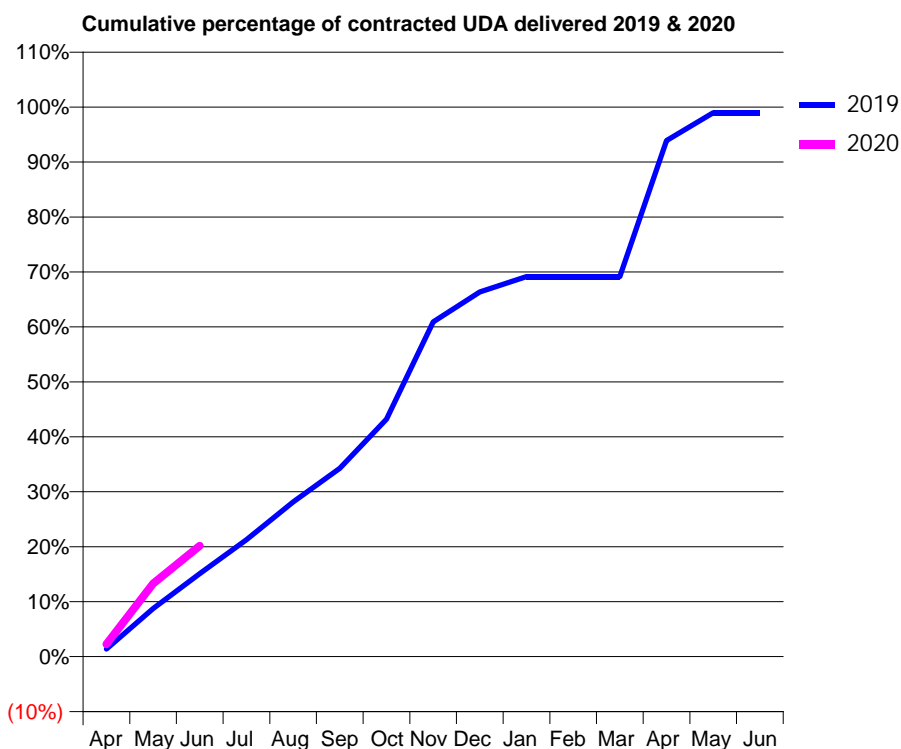
19/20 Contracted general activity (UDA)	1,404
Carry forward general activity (UDA)	0
19/20 Contracted orthodontic activity (UOA)	0
Carry forward orthodontic activity (UOA)	0
Baseline contract value	£34,769.07

ACCESS*

Patients seen in 24 months	Total	Change since previous quarter
Quarter ending June 2018	609	
Quarter ending September 2018	605	→
Quarter ending December 2018	614	→
Quarter ending March 2019	609	→
Quarter ending June 2019	617	→
Variance since June 2018	1.3%	→



ACTIVITY



Month	Adjusted Scheduled Activity (UDA)	
	2019	2020
April	20	32
May	123	187
June	212	283
July	299	
August	395	
September	481	
October	607	
November	855	
December	932	
January	971	
February	971	
March	971	
April	1,318	
May	1,390	
June	1,390	

QUALITY

	Quantity	Base Number	Contract	LHB	Wales
% of FP17s for the same patient ID Re-attending within 3 months - Children	28	409	6.8%	7.2%	10.7%
% of FP17s for the same patient ID Re-attending within 3 months - Adults	4	48	8.3%	12.7%	15.5%
% of FP17s for the same patient ID Re-attending between 3 & 9 months - Children	267	409	65.3%	59.5%	60.1%
% of FP17s for the same patient ID Re-attending between 3 & 9 months - Adults	28	48	58.3%	54.3%	56.6%
% of FP17s for Band 1 Urgent Courses	6	198	3.0%	8.0%	9.1%
% of FP17s Relating to Free Repair or Replacements	0	198	0.0%	0.7%	0.7%
% of FP17s Relating to Continuations	0	198	0.0%	0.7%	0.6%
% of Patients satisfied with the dentistry they have received	1	1	N/A	92.8%	92.8%
% of Patients satisfied with the time they had to wait for an appointment	1	1	N/A	86.6%	87.5%

* This is based on patients treated on this contract for their most recent course of treatment. Figures in italics indicate the base number of FP17s or Patient Questionnaire responses are less than 100. N/A is shown where the base number of responses is less than 10 during the period. % is calculated as Quantity/Base number*100

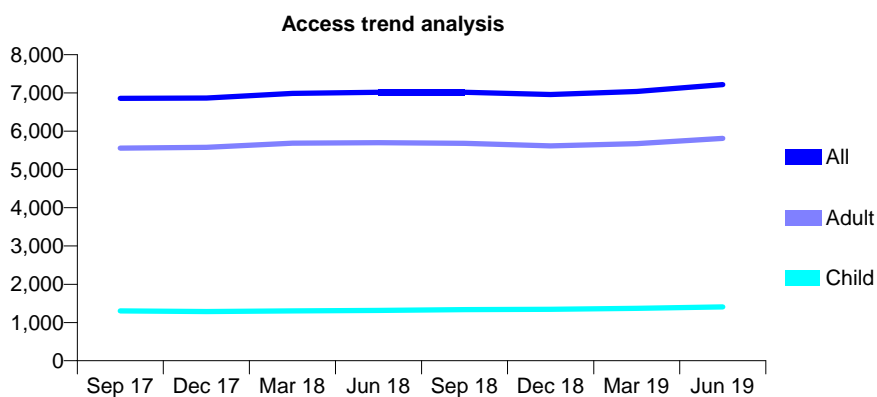
7A1 - Vital Signs At a Glance Contract Report for 140481/0001 - June 2019

Name or company name	The Hollies Dental Practice Partnership
Contract type name	GDS Contract
Purpose of contract	General
Contract start date	01/04/2011
Contract end date	

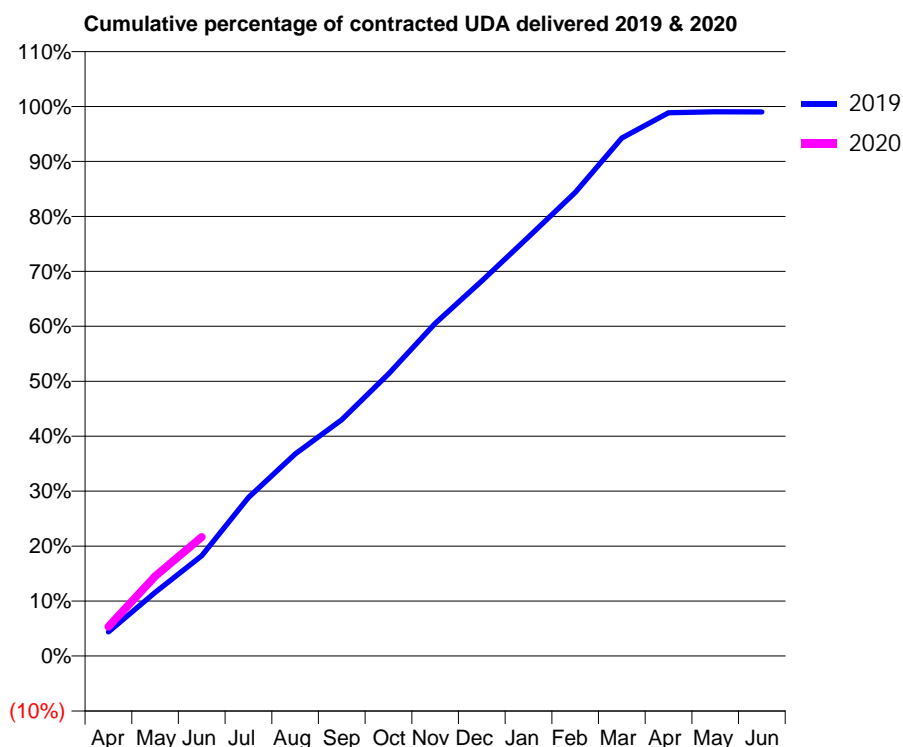
19/20 Contracted general activity (UDA)	21,936
Carry forward general activity (UDA)	0
19/20 Contracted orthodontic activity (UOA)	0
Carry forward orthodontic activity (UOA)	0
Baseline contract value	£620,693.72

ACCESS*

Patients seen in 24 months	Total	Change since previous quarter
Quarter ending June 2018	7,016	
Quarter ending September 2018	7,020	→
Quarter ending December 2018	6,960	→
Quarter ending March 2019	7,041	→
Quarter ending June 2019	7,219	↑
Variance since June 2018	2.9%	↑



ACTIVITY



Month	Adjusted Scheduled Activity (UDA)	
	2019	2020
April	962	1,176
May	2,544	3,184
June	4,003	4,751
July	6,326	
August	8,070	
September	9,436	
October	11,263	
November	13,279	
December	14,969	
January	16,726	
February	18,500	
March	20,677	
April	21,685	
May	21,721	
June	21,718	

QUALITY

	Quantity	Base Number	Contract	LHB	Wales
% of FP17s for the same patient ID Re-attending within 3 months - Children	29	612	4.7%	7.2%	10.7%
% of FP17s for the same patient ID Re-attending within 3 months - Adults	251	2,286	11.0%	12.7%	15.5%
% of FP17s for the same patient ID Re-attending between 3 & 9 months - Children	363	612	59.3%	59.5%	60.1%
% of FP17s for the same patient ID Re-attending between 3 & 9 months - Adults	1,401	2,286	61.3%	54.3%	56.6%
% of FP17s for Band 1 Urgent Courses	111	2,431	4.6%	8.0%	9.1%
% of FP17s Relating to Free Repair or Replacements	16	2,431	0.7%	0.7%	0.7%
% of FP17s Relating to Continuations	5	2,431	0.2%	0.7%	0.6%
% of Patients satisfied with the dentistry they have received	13	14	92.9%	92.8%	92.8%
% of Patients satisfied with the time they had to wait for an appointment	13	14	92.9%	86.6%	87.5%

* This is based on patients treated on this contract for their most recent course of treatment. Figures in italics indicate the base number of FP17s or Patient Questionnaire responses are less than 100. N/A is shown where the base number of responses is less than 10 during the period. % is calculated as Quantity/Base number*100

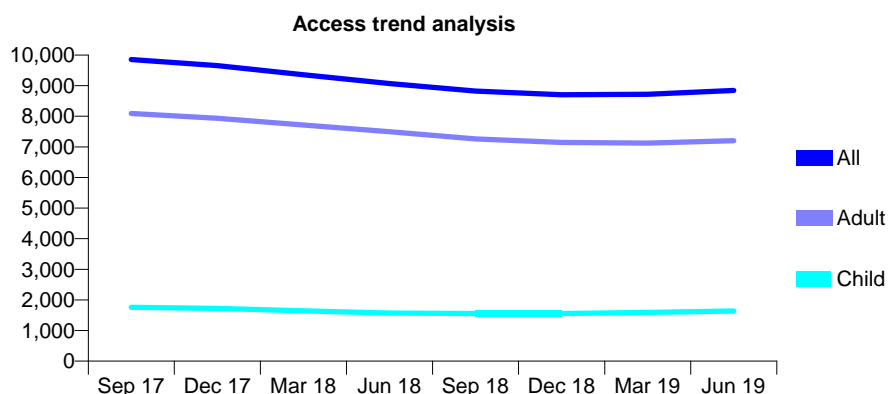
7A1 - Vital Signs At a Glance Contract Report for 141186/0001 - June 2019

Name or company name	Mostyn House Dental Practice Partnership
Contract type name	GDS Contract
Purpose of contract	General
Contract start date	01/08/2009
Contract end date	

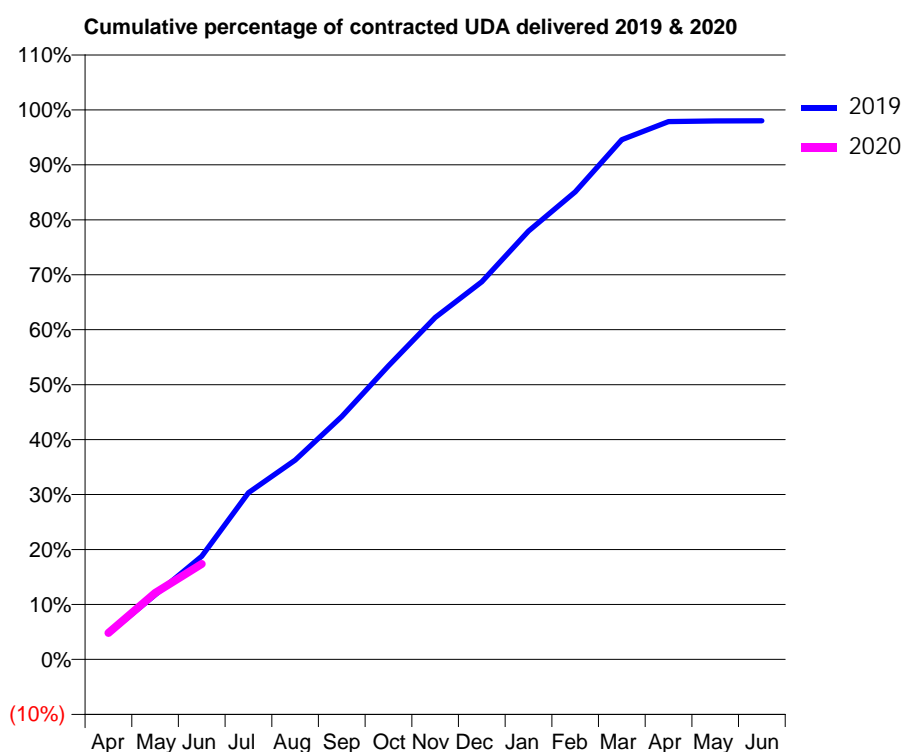
19/20 Contracted general activity (UDA)	30,500
Carry forward general activity (UDA)	0
19/20 Contracted orthodontic activity (UOA)	0
Carry forward orthodontic activity (UOA)	0
Baseline contract value	£808,975.90

ACCESS*

Patients seen in 24 months	Total	Change since previous quarter
Quarter ending June 2018	9,069	
Quarter ending September 2018	8,820	↓
Quarter ending December 2018	8,702	↓
Quarter ending March 2019	8,716	→
Quarter ending June 2019	8,844	→
Variance since June 2018	(2.5%)	↓



ACTIVITY



Month	2019	2020
April	1,220	1,469
May	3,044	3,692
June	4,863	5,301
July	7,858	
August	9,399	
September	11,450	
October	13,838	
November	16,117	
December	17,802	
January	20,196	
February	22,039	
March	24,506	
April	25,349	
May	25,381	
June	25,390	

QUALITY

	Quantity	Base Number	Contract	LHB	Wales
% of FP17s for the same patient ID Re-attending within 3 months - Children	26	516	5.0%	7.2%	10.7%
% of FP17s for the same patient ID Re-attending within 3 months - Adults	259	2,384	10.9%	12.7%	15.5%
% of FP17s for the same patient ID Re-attending between 3 & 9 months - Children	217	516	42.1%	59.5%	60.1%
% of FP17s for the same patient ID Re-attending between 3 & 9 months - Adults	1,203	2,384	50.5%	54.3%	56.6%
% of FP17s for Band 1 Urgent Courses	188	2,562	7.3%	8.0%	9.1%
% of FP17s Relating to Free Repair or Replacements	4	2,562	0.2%	0.7%	0.7%
% of FP17s Relating to Continuations	14	2,562	0.5%	0.7%	0.6%
% of Patients satisfied with the dentistry they have received	39	45	86.7%	92.8%	92.8%
% of Patients satisfied with the time they had to wait for an appointment	34	45	75.6%	86.6%	87.5%

* This is based on patients treated on this contract for their most recent course of treatment. Figures in italics indicate the base number of FP17s or Patient Questionnaire responses are less than 100. N/A is shown where the base number of responses is less than 10 during the period. % is calculated as Quantity/Base number*100

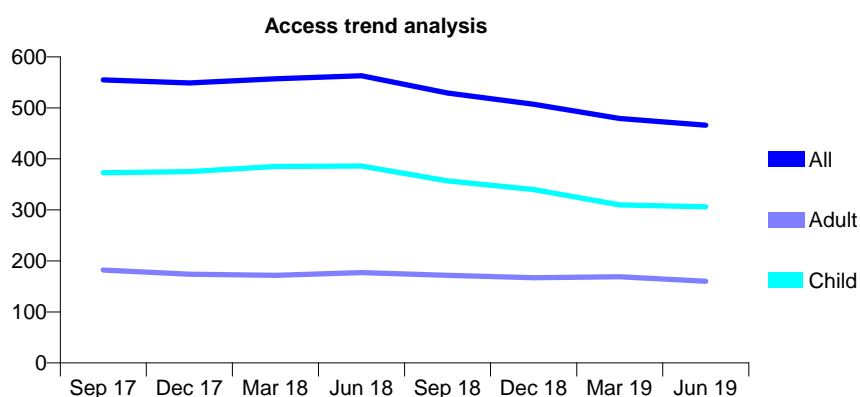
7A1 - Vital Signs At a Glance Contract Report for 145688/0001 - June 2019

Name or company name	Mr R Bennett
Contract type name	GDS Contract
Purpose of contract	General
Contract start date	01/03/2011
Contract end date	

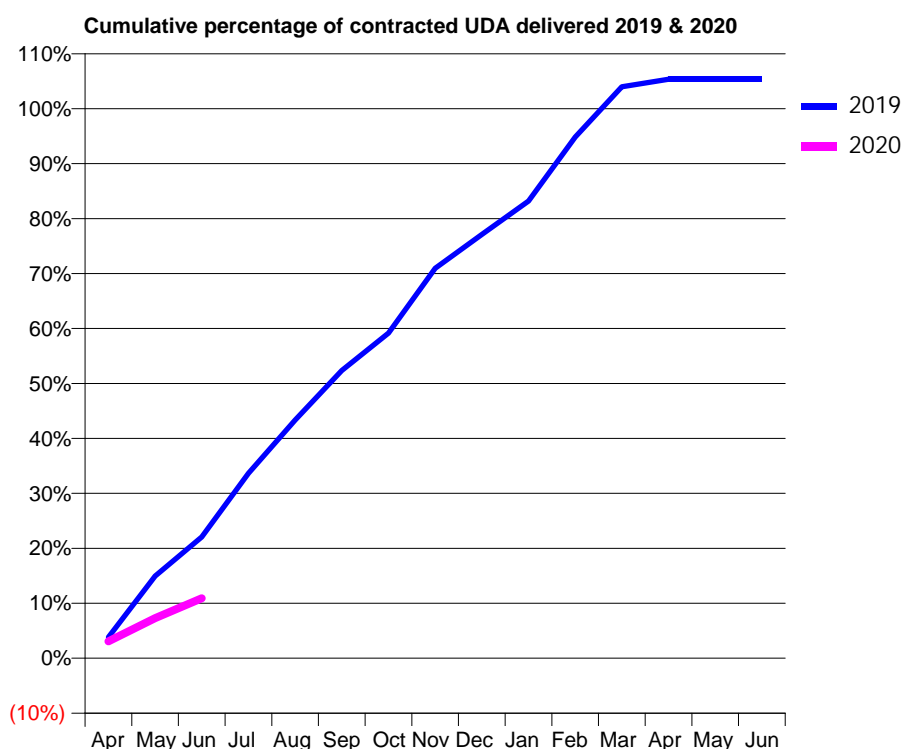
19/20 Contracted general activity (UDA)	1,590
Carry forward general activity (UDA)	0
19/20 Contracted orthodontic activity (UOA)	0
Carry forward orthodontic activity (UOA)	0
Baseline contract value	£39,812.64

ACCESS*

Patients seen in 24 months	Total	Change since previous quarter
Quarter ending June 2018	563	
Quarter ending September 2018	529	↓
Quarter ending December 2018	507	↓
Quarter ending March 2019	479	↓
Quarter ending June 2019	466	↓
Variance since June 2018	(17.2%)	↓



ACTIVITY



Month	Adjusted Scheduled Activity (UDA)	
	2019	2020
April	42	49
May	165	116
June	243	173
July	370	
August	477	
September	576	
October	651	
November	781	
December	848	
January	915	
February	1,043	
March	1,144	
April	1,159	
May	1,159	
June	1,159	

QUALITY

	Quantity	Base Number	Contract	LHB	Wales
% of FP17s for the same patient ID Re-attending within 3 months - Children	7	98	7.1%	7.2%	10.7%
% of FP17s for the same patient ID Re-attending within 3 months - Adults	11	40	27.5%	12.7%	15.5%
% of FP17s for the same patient ID Re-attending between 3 & 9 months - Children	54	98	55.1%	59.5%	60.1%
% of FP17s for the same patient ID Re-attending between 3 & 9 months - Adults	17	40	42.5%	54.3%	56.6%
% of FP17s for Band 1 Urgent Courses	7	131	5.3%	8.0%	9.1%
% of FP17s Relating to Free Repair or Replacements	0	131	0.0%	0.7%	0.7%
% of FP17s Relating to Continuations	0	131	0.0%	0.7%	0.6%
% of Patients satisfied with the dentistry they have received	1	1	N/A	92.8%	92.8%
% of Patients satisfied with the time they had to wait for an appointment	1	1	N/A	86.6%	87.5%

* This is based on patients treated on this contract for their most recent course of treatment.

Figures in italics indicate the base number of FP17s or Patient Questionnaire responses are less than 100. N/A is shown where the base number of responses is less than 10 during the period. % is calculated as Quantity/Base number*100

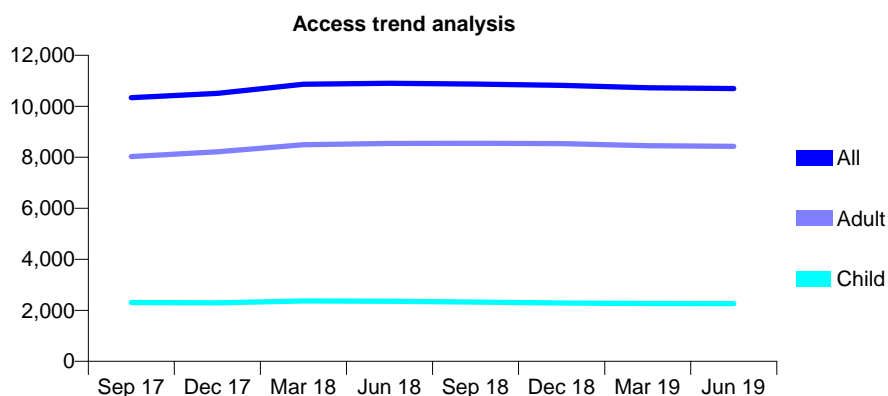
7A1 - Vital Signs At a Glance Contract Report for 151912/0001 - June 2019

Name or company name	IJW & GA DOUGLAS LIMITED
Contract type name	GDS Contract
Purpose of contract	General
Contract start date	01/05/2011
Contract end date	

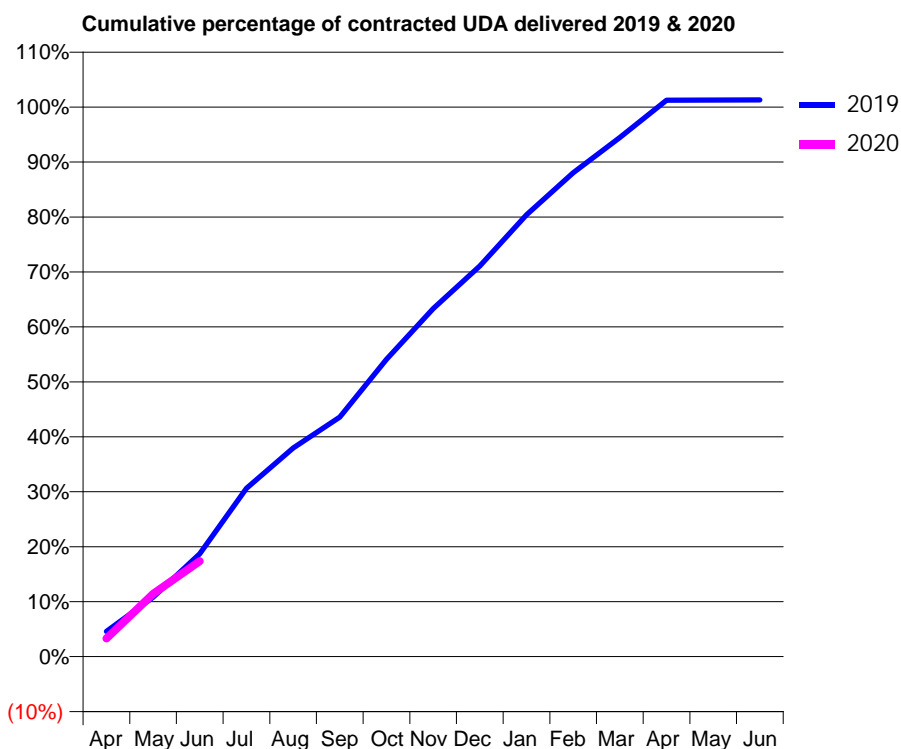
19/20 Contracted general activity (UDA)	31,372
Carry forward general activity (UDA)	0
19/20 Contracted orthodontic activity (UOA)	0
Carry forward orthodontic activity (UOA)	0
Baseline contract value	£823,023.37

ACCESS*

Patients seen in 24 months	Total	Change since previous quarter
Quarter ending June 2018	10,900	
Quarter ending September 2018	10,872	→
Quarter ending December 2018	10,822	→
Quarter ending March 2019	10,728	→
Quarter ending June 2019	10,694	→
Variance since June 2018	(1.9%)	↓



ACTIVITY



Month	Adjusted Scheduled Activity (UDA)	
	2019	2020
April	1,441	1,038
May	3,393	3,589
June	5,877	5,453
July	9,615	
August	11,909	
September	13,673	
October	16,970	
November	19,869	
December	22,296	
January	25,222	
February	27,626	
March	29,633	
April	31,765	
May	31,776	
June	31,778	

QUALITY

	Quantity	Base Number	Contract	LHB	Wales
% of FP17s for the same patient ID Re-attending within 3 months - Children	64	816	7.8%	7.2%	10.7%
% of FP17s for the same patient ID Re-attending within 3 months - Adults	405	2,986	13.6%	12.7%	15.5%
% of FP17s for the same patient ID Re-attending between 3 & 9 months - Children	463	816	56.7%	59.5%	60.1%
% of FP17s for the same patient ID Re-attending between 3 & 9 months - Adults	1,567	2,986	52.5%	54.3%	56.6%
% of FP17s for Band 1 Urgent Courses	179	2,798	6.4%	8.0%	9.1%
% of FP17s Relating to Free Repair or Replacements	22	2,798	0.8%	0.7%	0.7%
% of FP17s Relating to Continuations	14	2,798	0.5%	0.7%	0.6%
% of Patients satisfied with the dentistry they have received	21	22	95.5%	92.8%	92.8%
% of Patients satisfied with the time they had to wait for an appointment	21	22	95.5%	86.6%	87.5%

* This is based on patients treated on this contract for their most recent course of treatment. Figures in italics indicate the base number of FP17s or Patient Questionnaire responses are less than 100. N/A is shown where the base number of responses is less than 10 during the period. % is calculated as Quantity/Base number*100

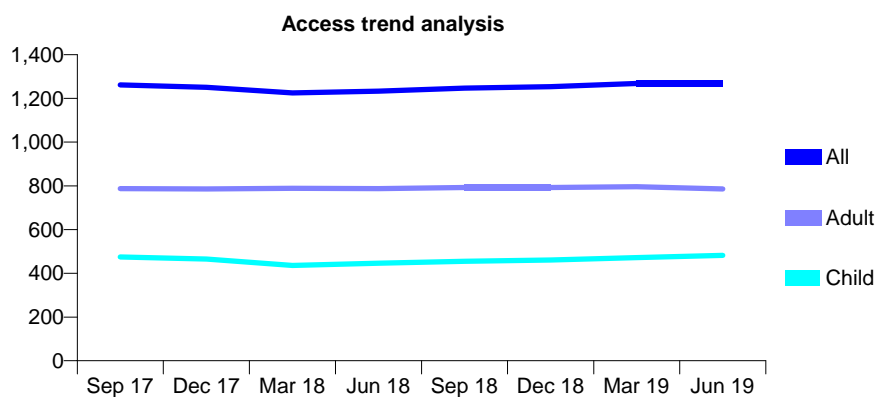
7A1 - Vital Signs At a Glance Contract Report for 154423/0001 - June 2019

Name or company name	Rhos Road Dental Practice Partnership
Contract type name	GDS Contract
Purpose of contract	General
Contract start date	01/12/2012
Contract end date	

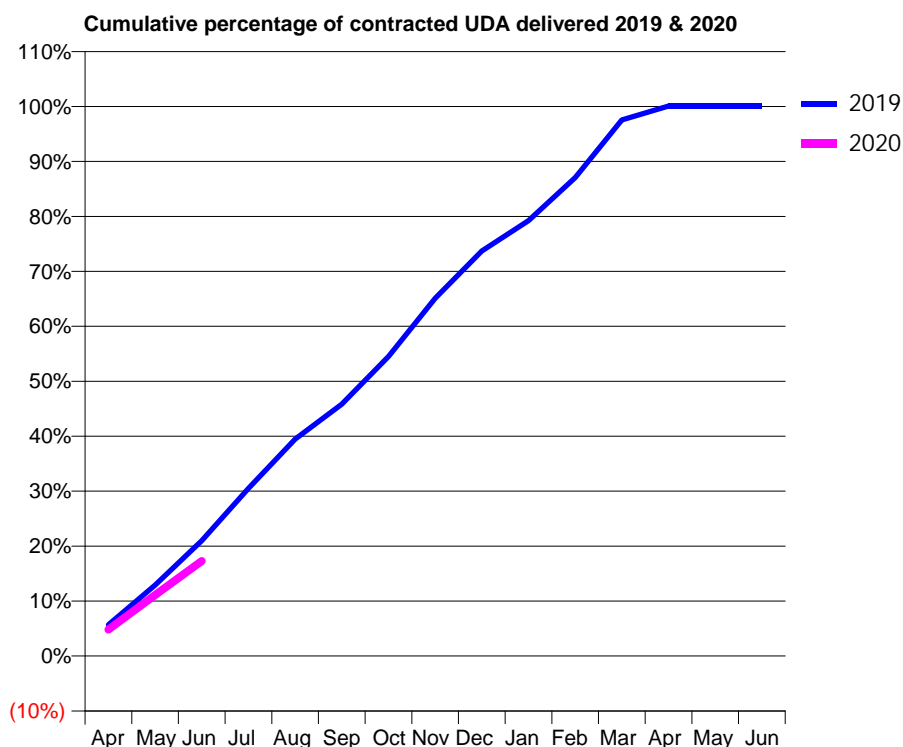
19/20 Contracted general activity (UDA)	3,836
Carry forward general activity (UDA)	0
19/20 Contracted orthodontic activity (UOA)	0
Carry forward orthodontic activity (UOA)	0
Baseline contract value	£99,154.15

ACCESS*

Patients seen in 24 months	Total	Change since previous quarter
Quarter ending June 2018	1,233	
Quarter ending September 2018	1,247	→
Quarter ending December 2018	1,254	→
Quarter ending March 2019	1,268	→
Quarter ending June 2019	1,268	→
Variance since June 2018	2.8%	↑



ACTIVITY



Month	Adjusted Scheduled Activity (UDA)	
	2019	2020
April	218	184
May	496	427
June	804	663
July	1,170	
August	1,514	
September	1,758	
October	2,092	
November	2,497	
December	2,827	
January	3,039	
February	3,339	
March	3,742	
April	3,839	
May	3,839	
June	3,839	

QUALITY

	Quantity	Base Number	Contract	LHB	Wales
% of FP17s for the same patient ID Re-attending within 3 months - Children	12	187	6.4%	7.2%	10.7%
% of FP17s for the same patient ID Re-attending within 3 months - Adults	20	295	6.8%	12.7%	15.5%
% of FP17s for the same patient ID Re-attending between 3 & 9 months - Children	133	187	71.1%	59.5%	60.1%
% of FP17s for the same patient ID Re-attending between 3 & 9 months - Adults	232	295	78.6%	54.3%	56.6%
% of FP17s for Band 1 Urgent Courses	25	443	5.6%	8.0%	9.1%
% of FP17s Relating to Free Repair or Replacements	0	443	0.0%	0.7%	0.7%
% of FP17s Relating to Continuations	2	443	0.5%	0.7%	0.6%
% of Patients satisfied with the dentistry they have received	6	7	N/A	92.8%	92.8%
% of Patients satisfied with the time they had to wait for an appointment	5	7	N/A	86.6%	87.5%

* This is based on patients treated on this contract for their most recent course of treatment. Figures in italics indicate the base number of FP17s or Patient Questionnaire responses are less than 100. N/A is shown where the base number of responses is less than 10 during the period. % is calculated as Quantity/Base number*100

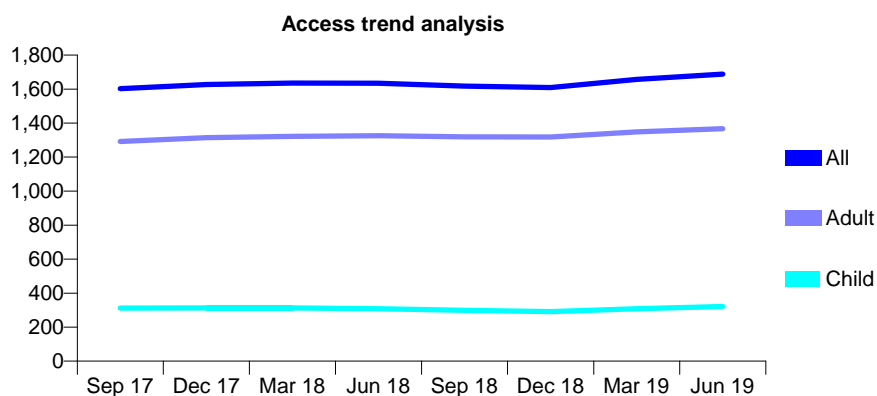
7A1 - Vital Signs At a Glance Contract Report for 154733/0001 - June 2019

Name or company name	ALS (Dental Surgeon) Ltd
Contract type name	GDS Contract
Purpose of contract	General
Contract start date	01/01/2015
Contract end date	

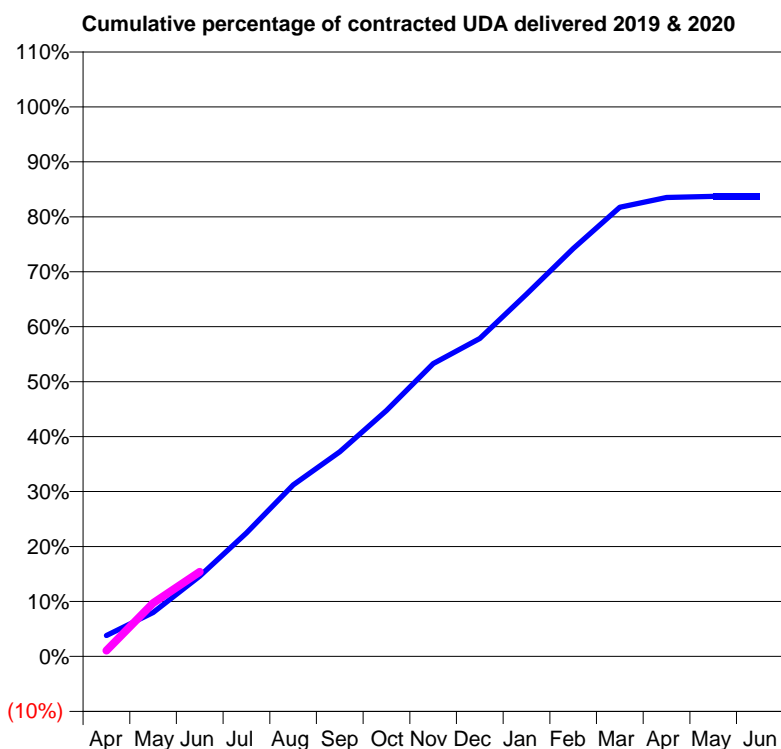
19/20 Contracted general activity (UDA)	5,817
Carry forward general activity (UDA)	0
19/20 Contracted orthodontic activity (UOA)	0
Carry forward orthodontic activity (UOA)	0
Baseline contract value	£148,164.28

ACCESS*

Patients seen in 24 months	Total	Change since previous quarter
Quarter ending June 2018	1,634	
Quarter ending September 2018	1,618	→
Quarter ending December 2018	1,609	→
Quarter ending March 2019	1,657	↑
Quarter ending June 2019	1,688	→
Variance since June 2018	3.3%	↑



ACTIVITY



Month	2019	2020
April	221	63
May	465	565
June	850	896
July	1,307	
August	1,816	
September	2,167	
October	2,604	
November	3,099	
December	3,364	
January	3,835	
February	4,317	
March	4,755	
April	4,858	
May	4,869	
June	4,869	

QUALITY

	Quantity	Base Number	Contract	LHB	Wales
% of FP17s for the same patient ID Re-attending within 3 months - Children	4	115	3.5%	7.2%	10.7%
% of FP17s for the same patient ID Re-attending within 3 months - Adults	69	425	16.2%	12.7%	15.5%
% of FP17s for the same patient ID Re-attending between 3 & 9 months - Children	63	115	54.8%	59.5%	60.1%
% of FP17s for the same patient ID Re-attending between 3 & 9 months - Adults	194	425	45.6%	54.3%	56.6%
% of FP17s for Band 1 Urgent Courses	36	469	7.7%	8.0%	9.1%
% of FP17s Relating to Free Repair or Replacements	13	469	2.8%	0.7%	0.7%
% of FP17s Relating to Continuations	0	469	0.0%	0.7%	0.6%
% of Patients satisfied with the dentistry they have received	2	2	N/A	92.8%	92.8%
% of Patients satisfied with the time they had to wait for an appointment	2	2	N/A	86.6%	87.5%

* This is based on patients treated on this contract for their most recent course of treatment. Figures in italics indicate the base number of FP17s or Patient Questionnaire responses are less than 100. N/A is shown where the base number of responses is less than 10 during the period. % is calculated as Quantity/Base number*100

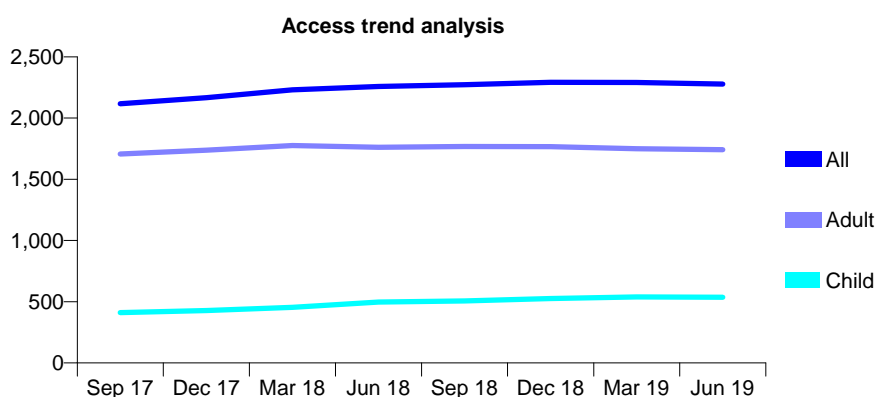
7A1 - Vital Signs At a Glance Contract Report for 155373/0001 - June 2019

Name or company name	SC & C Edwards
Contract type name	GDS Contract
Purpose of contract	General
Contract start date	01/08/2013
Contract end date	

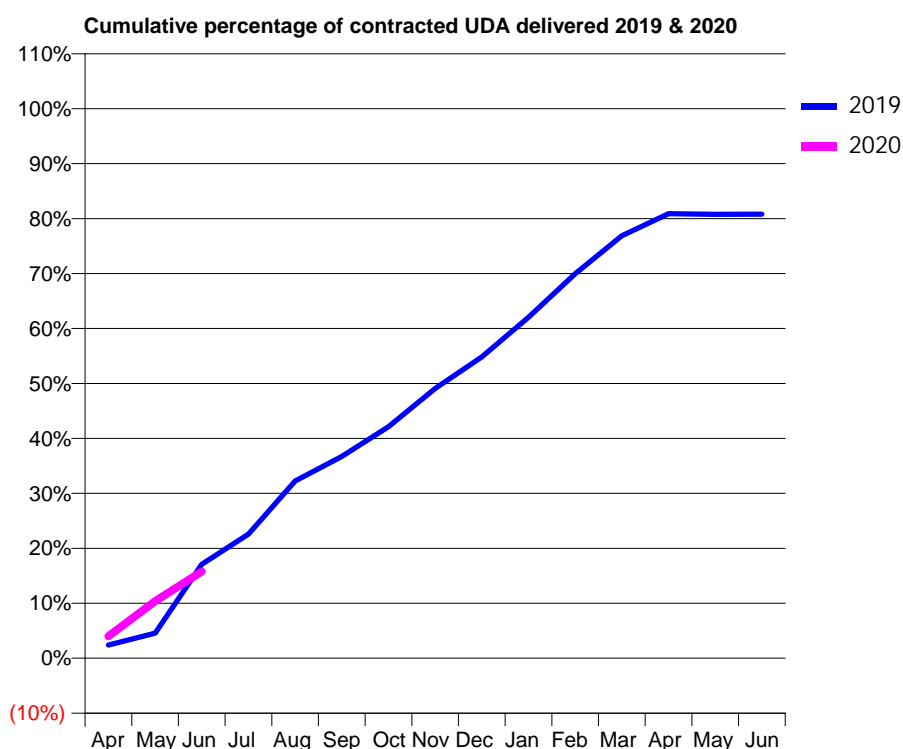
19/20 Contracted general activity (UDA)	7,849
Carry forward general activity (UDA)	0
19/20 Contracted orthodontic activity (UOA)	0
Carry forward orthodontic activity (UOA)	0
Baseline contract value	£148,251.77

ACCESS*

Patients seen in 24 months	Total	Change since previous quarter
Quarter ending June 2018	2,258	
Quarter ending September 2018	2,273	→
Quarter ending December 2018	2,292	→
Quarter ending March 2019	2,290	→
Quarter ending June 2019	2,278	→
Variance since June 2018	0.9%	→



ACTIVITY



Month	2019	2020
April	189	314
May	360	817
June	1,339	1,239
July	1,773	
August	2,532	
September	2,881	
October	3,308	
November	3,851	
December	4,304	
January	4,869	
February	5,491	
March	6,034	
April	6,349	
May	6,340	
June	6,341	

QUALITY

	Quantity	Base Number	Contract	LHB	Wales
% of FP17s for the same patient ID Re-attending within 3 months - Children	17	210	8.1%	7.2%	10.7%
% of FP17s for the same patient ID Re-attending within 3 months - Adults	108	655	16.5%	12.7%	15.5%
% of FP17s for the same patient ID Re-attending between 3 & 9 months - Children	142	210	67.6%	59.5%	60.1%
% of FP17s for the same patient ID Re-attending between 3 & 9 months - Adults	437	655	66.7%	54.3%	56.6%
% of FP17s for Band 1 Urgent Courses	63	709	8.9%	8.0%	9.1%
% of FP17s Relating to Free Repair or Replacements	12	709	1.7%	0.7%	0.7%
% of FP17s Relating to Continuations	3	709	0.4%	0.7%	0.6%
% of Patients satisfied with the dentistry they have received	10	10	100.0%	92.8%	92.8%
% of Patients satisfied with the time they had to wait for an appointment	9	10	90.0%	86.6%	87.5%

* This is based on patients treated on this contract for their most recent course of treatment.

Figures in italics indicate the base number of FP17s or Patient Questionnaire responses are less than 100. N/A is shown where the base number of responses is less than 10 during the period. % is calculated as Quantity/Base number*100

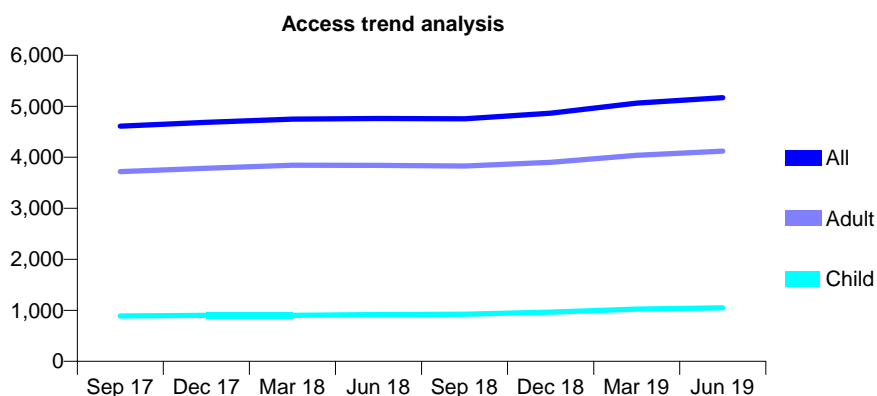
7A1 - Vital Signs At a Glance Contract Report for 155640/0001 - June 2019

Name or company name	PR Griffiths
Contract type name	GDS Contract
Purpose of contract	General
Contract start date	31/10/2014
Contract end date	

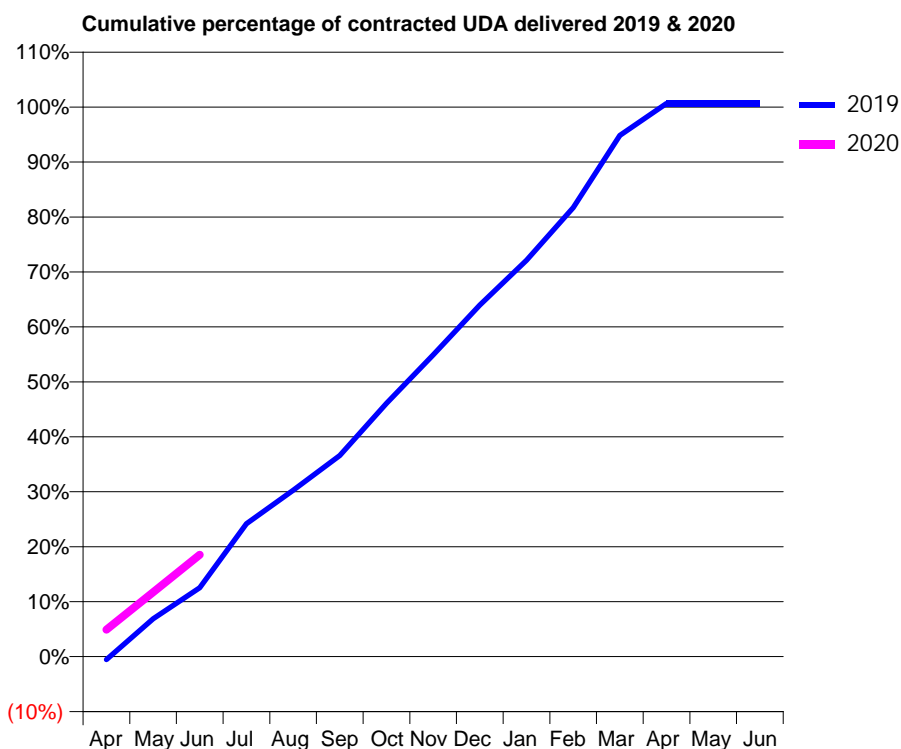
19/20 Contracted general activity (UDA)	14,500
Carry forward general activity (UDA)	0
19/20 Contracted orthodontic activity (UOA)	0
Carry forward orthodontic activity (UOA)	0
Baseline contract value	£441,876.74

ACCESS*

Patients seen in 24 months	Total	Change since previous quarter
Quarter ending June 2018	4,763	
Quarter ending September 2018	4,755	→
Quarter ending December 2018	4,864	↑
Quarter ending March 2019	5,063	↑
Quarter ending June 2019	5,171	↑
Variance since June 2018	8.6%	↑



ACTIVITY



Month	Adjusted Scheduled Activity (UDA)	
	2019	2020
April	-81	712
May	967	1,701
June	1,757	2,691
July	3,393	
August	4,245	
September	5,136	
October	6,466	
November	7,703	
December	8,975	
January	10,119	
February	11,460	
March	13,301	
April	14,121	
May	14,122	
June	14,122	

QUALITY

	Quantity	Base Number	Contract	LHB	Wales
% of FP17s for the same patient ID Re-attending within 3 months - Children	18	412	4.4%	7.2%	10.7%
% of FP17s for the same patient ID Re-attending within 3 months - Adults	164	1,439	11.4%	12.7%	15.5%
% of FP17s for the same patient ID Re-attending between 3 & 9 months - Children	268	412	65.0%	59.5%	60.1%
% of FP17s for the same patient ID Re-attending between 3 & 9 months - Adults	749	1,439	52.1%	54.3%	56.6%
% of FP17s for Band 1 Urgent Courses	144	1,583	9.1%	8.0%	9.1%
% of FP17s Relating to Free Repair or Replacements	18	1,583	1.1%	0.7%	0.7%
% of FP17s Relating to Continuations	3	1,583	0.2%	0.7%	0.6%
% of Patients satisfied with the dentistry they have received	14	14	100.0%	92.8%	92.8%
% of Patients satisfied with the time they had to wait for an appointment	14	14	100.0%	86.6%	87.5%

* This is based on patients treated on this contract for their most recent course of treatment. Figures in italics indicate the base number of FP17s or Patient Questionnaire responses are less than 100. N/A is shown where the base number of responses is less than 10 during the period. % is calculated as Quantity/Base number*100

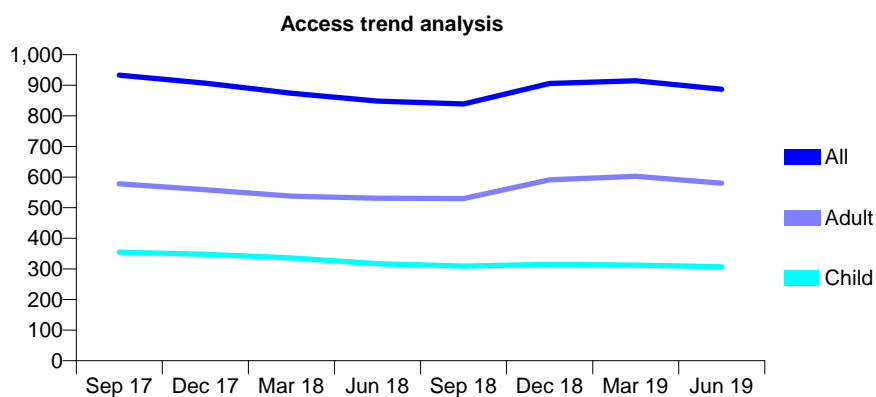
7A1 - Vital Signs At a Glance Contract Report for 160679/0001 - June 2019

Name or company name	T Ferguson
Contract type name	GDS Contract
Purpose of contract	General
Contract start date	01/06/2015
Contract end date	

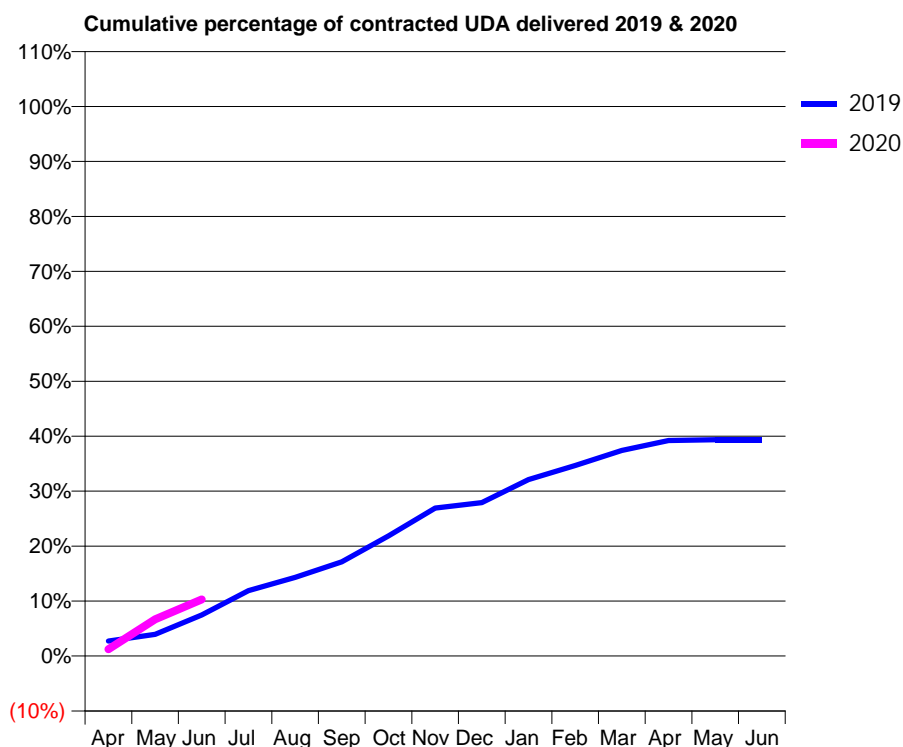
19/20 Contracted general activity (UDA)	3,792
Carry forward general activity (UDA)	0
19/20 Contracted orthodontic activity (UOA)	0
Carry forward orthodontic activity (UOA)	0
Baseline contract value	£93,667.76

ACCESS*

Patients seen in 24 months	Total	Change since previous quarter
Quarter ending June 2018	848	
Quarter ending September 2018	839	↓
Quarter ending December 2018	906	↑
Quarter ending March 2019	915	→
Quarter ending June 2019	887	↓
Variance since June 2018	4.6%	↑



ACTIVITY



Month	Adjusted Scheduled Activity (UDA)	
	2019	2020
April	147	47
May	213	253
June	404	391
July	642	
August	774	
September	926	
October	1,181	
November	1,454	
December	1,508	
January	1,735	
February	1,873	
March	2,021	
April	2,118	
May	2,126	
June	2,126	

QUALITY

	Quantity	Base Number	Contract	LHB	Wales
% of FP17s for the same patient ID Re-attending within 3 months - Children	4	112	3.6%	7.2%	10.7%
% of FP17s for the same patient ID Re-attending within 3 months - Adults	17	177	9.6%	12.7%	15.5%
% of FP17s for the same patient ID Re-attending between 3 & 9 months - Children	54	112	48.2%	59.5%	60.1%
% of FP17s for the same patient ID Re-attending between 3 & 9 months - Adults	98	177	55.4%	54.3%	56.6%
% of FP17s for Band 1 Urgent Courses	14	203	6.9%	8.0%	9.1%
% of FP17s Relating to Free Repair or Replacements	0	203	0.0%	0.7%	0.7%
% of FP17s Relating to Continuations	2	203	1.0%	0.7%	0.6%
% of Patients satisfied with the dentistry they have received	2	2	N/A	92.8%	92.8%
% of Patients satisfied with the time they had to wait for an appointment	2	2	N/A	86.6%	87.5%

* This is based on patients treated on this contract for their most recent course of treatment. Figures in italics indicate the base number of FP17s or Patient Questionnaire responses are less than 100. N/A is shown where the base number of responses is less than 10 during the period. % is calculated as Quantity/Base number*100

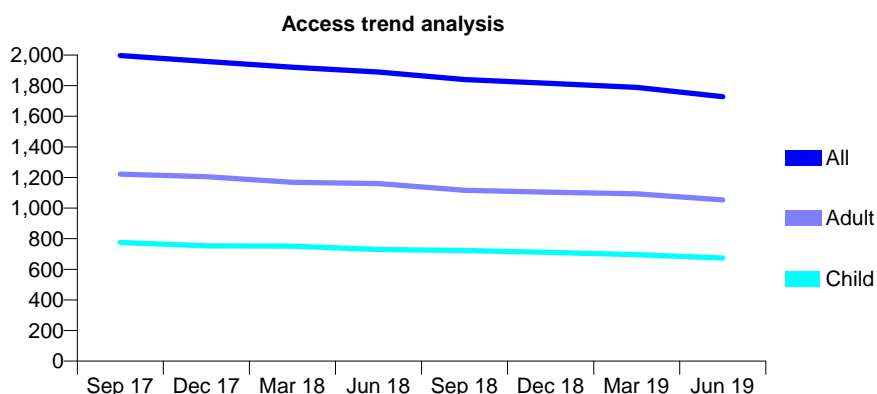
7A1 - Vital Signs At a Glance Contract Report for 162302/0001 - June 2019

Name or company name	Connahs Quay Dental Practice Ltd
Contract type name	GDS Contract
Purpose of contract	General
Contract start date	01/01/2010
Contract end date	

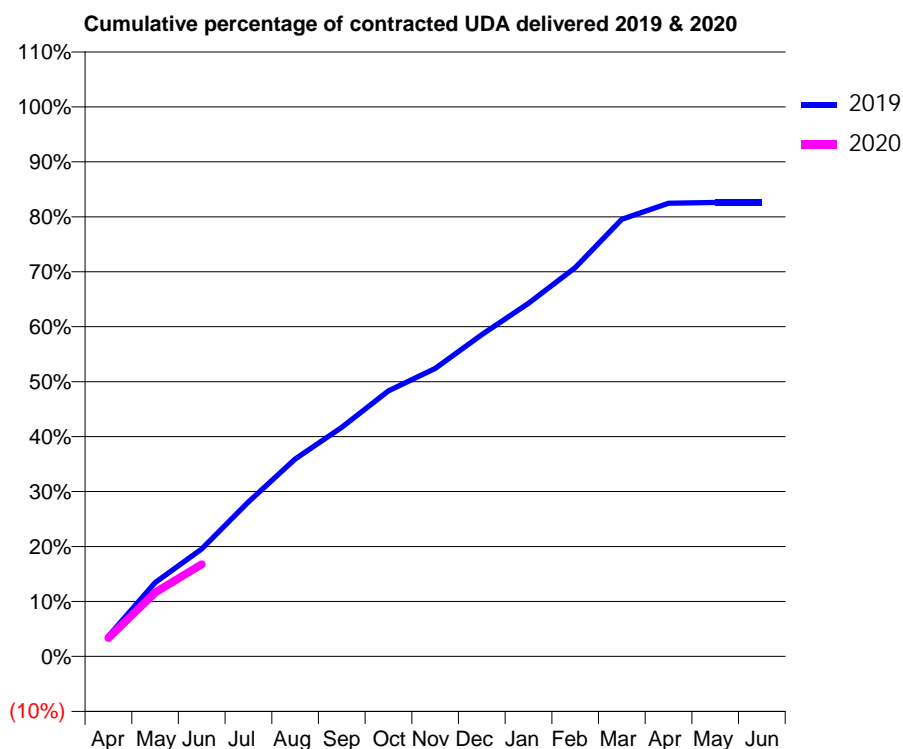
19/20 Contracted general activity (UDA)	6,036
Carry forward general activity (UDA)	0
19/20 Contracted orthodontic activity (UOA)	0
Carry forward orthodontic activity (UOA)	0
Baseline contract value	£109,836.05

ACCESS*

Patients seen in 24 months	Total	Change since previous quarter
Quarter ending June 2018	1,889	
Quarter ending September 2018	1,840	↓
Quarter ending December 2018	1,815	↓
Quarter ending March 2019	1,789	↓
Quarter ending June 2019	1,728	↓
Variance since June 2018	(8.5%)	↓



ACTIVITY



Month	Adjusted Scheduled Activity (UDA)	
	2019	2020
April	223	202
May	811	702
June	1,182	1,011
July	1,697	
August	2,169	
September	2,515	
October	2,916	
November	3,163	
December	3,533	
January	3,878	
February	4,270	
March	4,801	
April	4,978	
May	4,986	
June	4,986	

QUALITY

	Quantity	Base Number	Contract	LHB	Wales
% of FP17s for the same patient ID Re-attending within 3 months - Children	26	269	9.7%	7.2%	10.7%
% of FP17s for the same patient ID Re-attending within 3 months - Adults	76	376	20.2%	12.7%	15.5%
% of FP17s for the same patient ID Re-attending between 3 & 9 months - Children	188	269	69.9%	59.5%	60.1%
% of FP17s for the same patient ID Re-attending between 3 & 9 months - Adults	252	376	67.0%	54.3%	56.6%
% of FP17s for Band 1 Urgent Courses	19	528	3.6%	8.0%	9.1%
% of FP17s Relating to Free Repair or Replacements	6	528	1.1%	0.7%	0.7%
% of FP17s Relating to Continuations	5	528	0.9%	0.7%	0.6%
% of Patients satisfied with the dentistry they have received	8	8	N/A	92.8%	92.8%
% of Patients satisfied with the time they had to wait for an appointment	7	8	N/A	86.6%	87.5%

* This is based on patients treated on this contract for their most recent course of treatment. Figures in italics indicate the base number of FP17s or Patient Questionnaire responses are less than 100. N/A is shown where the base number of responses is less than 10 during the period. % is calculated as Quantity/Base number*100

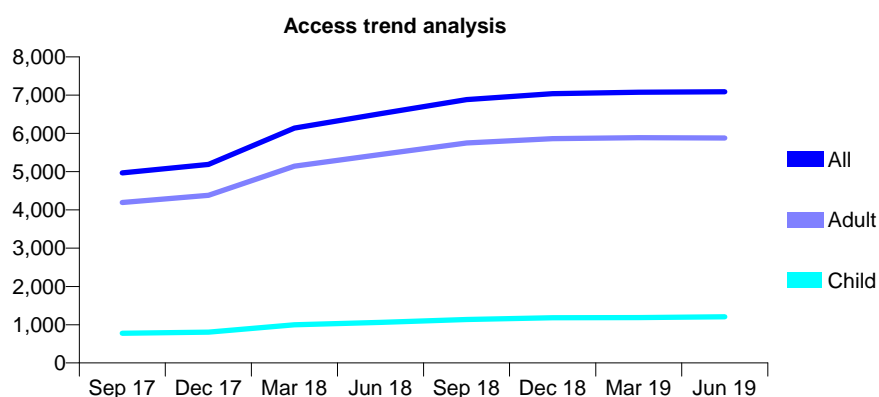
7A1 - Vital Signs At a Glance Contract Report for 164542/0001 - June 2019

Name or company name	Coppersun Dental Care Ltd
Contract type name	GDS Contract
Purpose of contract	General
Contract start date	01/11/2009
Contract end date	

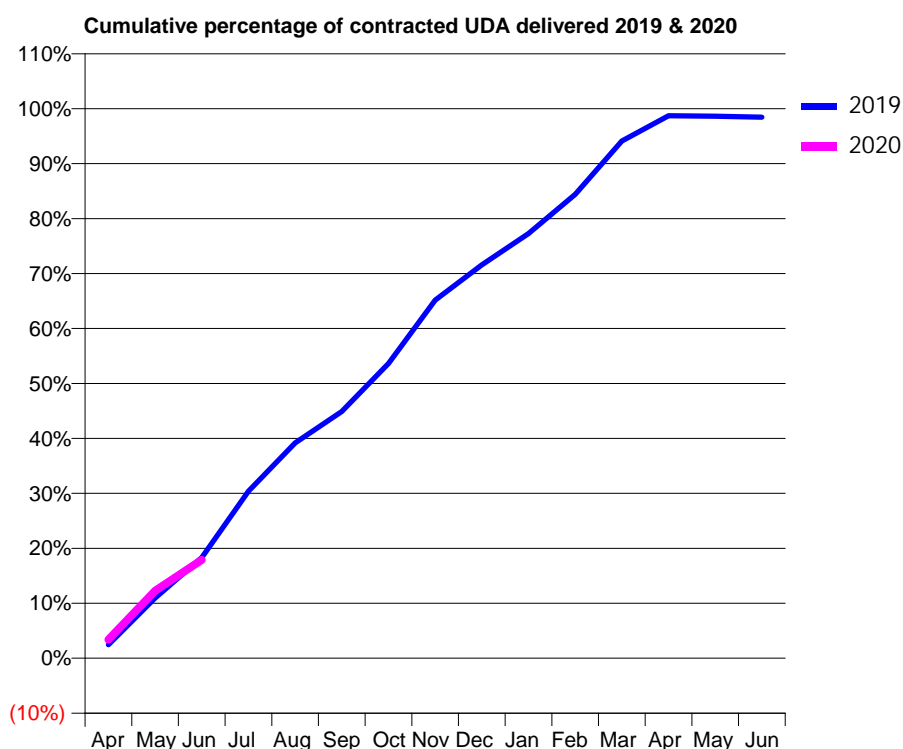
19/20 Contracted general activity (UDA)	17,240
Carry forward general activity (UDA)	0
19/20 Contracted orthodontic activity (UOA)	0
Carry forward orthodontic activity (UOA)	0
Baseline contract value	£382,515.80

ACCESS*

Patients seen in 24 months	Total	Change since previous quarter
Quarter ending June 2018	6,512	
Quarter ending September 2018	6,884	↑
Quarter ending December 2018	7,041	↑
Quarter ending March 2019	7,073	→
Quarter ending June 2019	7,087	→
Variance since June 2018	8.8%	↑



ACTIVITY



Month	2019	2020
April	458	588
May	2,038	2,120
June	3,394	3,087
July	5,639	
August	7,268	
September	8,324	
October	9,949	
November	12,087	
December	13,273	
January	14,331	
February	15,654	
March	17,456	
April	18,305	
May	18,294	
June	18,259	

QUALITY

	Quantity	Base Number	Contract	LHB	Wales
% of FP17s for the same patient ID Re-attending within 3 months - Children	27	409	6.6%	7.2%	10.7%
% of FP17s for the same patient ID Re-attending within 3 months - Adults	312	1,780	17.5%	12.7%	15.5%
% of FP17s for the same patient ID Re-attending between 3 & 9 months - Children	244	409	59.7%	59.5%	60.1%
% of FP17s for the same patient ID Re-attending between 3 & 9 months - Adults	925	1,780	52.0%	54.3%	56.6%
% of FP17s for Band 1 Urgent Courses	237	1,804	13.1%	8.0%	9.1%
% of FP17s Relating to Free Repair or Replacements	18	1,804	1.0%	0.7%	0.7%
% of FP17s Relating to Continuations	7	1,804	0.4%	0.7%	0.6%
% of Patients satisfied with the dentistry they have received	18	19	94.7%	92.8%	92.8%
% of Patients satisfied with the time they had to wait for an appointment	16	19	84.2%	86.6%	87.5%

* This is based on patients treated on this contract for their most recent course of treatment.

Figures in italics indicate the base number of FP17s or Patient Questionnaire responses are less than 100. N/A is shown where the base number of responses is less than 10 during the period. % is calculated as Quantity/Base number*100

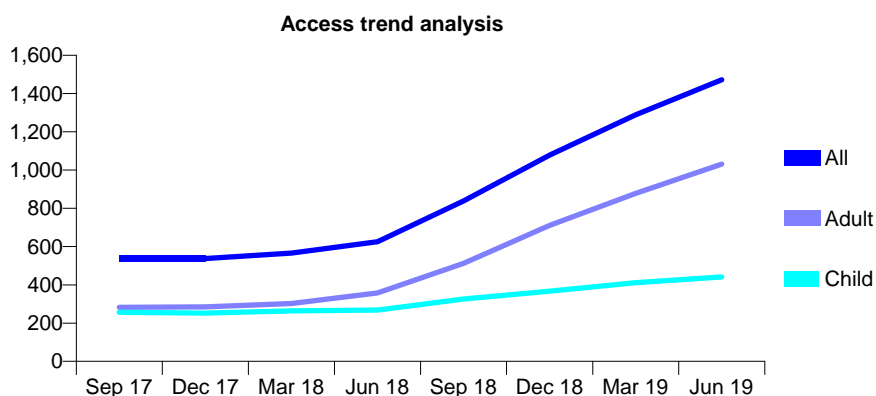
7A1 - Vital Signs At a Glance Contract Report for 164577/0001 - June 2019

Name or company name	Entwistle, Williams & Jenkins GDS Contract
Contract type name	Pilot Contract
Purpose of contract	General
Contract start date	31/08/2013
Contract end date	

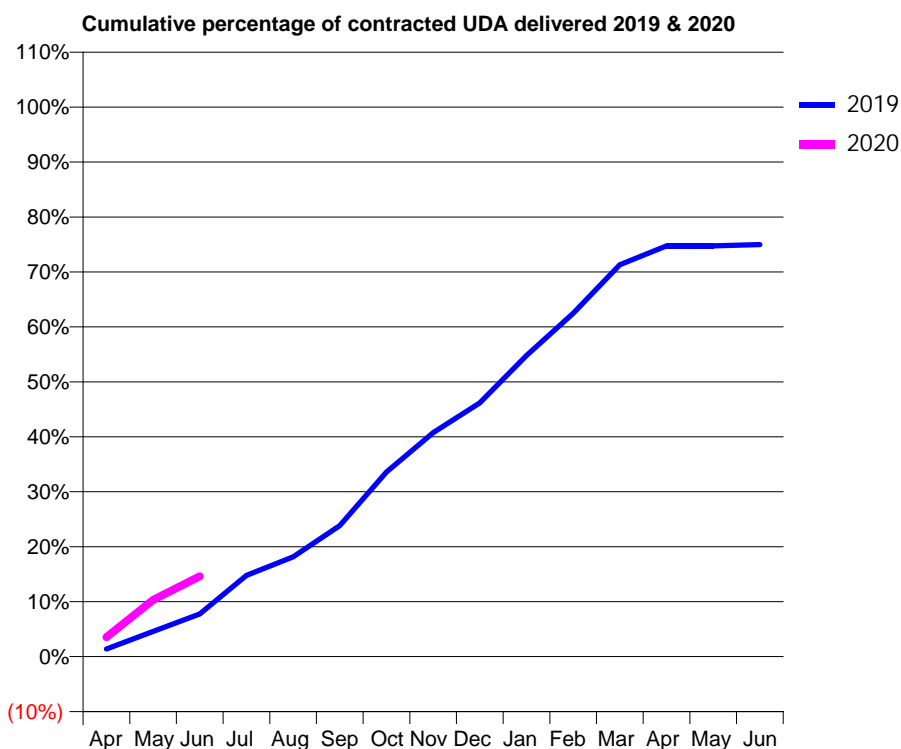
19/20 Contracted general activity (UDA)	7,417
Carry forward general activity (UDA)	0
19/20 Contracted orthodontic activity (UOA)	0
Carry forward orthodontic activity (UOA)	0
Baseline contract value	£184,753.63

ACCESS*

Patients seen in 24 months	Total	Change since previous quarter
Quarter ending June 2018	626	
Quarter ending September 2018	838	↑
Quarter ending December 2018	1,078	↑
Quarter ending March 2019	1,289	↑
Quarter ending June 2019	1,472	↑
Variance since June 2018	135.1%	↑



ACTIVITY



Month	Adjusted Scheduled Activity (UDA)	
	2019	2020
April	80	263
May	262	766
June	442	1,083
July	843	
August	1,035	
September	1,359	
October	1,916	
November	2,323	
December	2,632	
January	3,124	
February	3,562	
March	4,065	
April	4,260	
May	4,260	
June	4,273	

QUALITY

	Quantity	Base Number	Contract	LHB	Wales
% of FP17s for the same patient ID Re-attending within 3 months - Children	5	151	3.3%	7.2%	10.7%
% of FP17s for the same patient ID Re-attending within 3 months - Adults	50	389	12.9%	12.7%	15.5%
% of FP17s for the same patient ID Re-attending between 3 & 9 months - Children	87	151	57.6%	59.5%	60.1%
% of FP17s for the same patient ID Re-attending between 3 & 9 months - Adults	141	389	36.2%	54.3%	56.6%
% of FP17s for Band 1 Urgent Courses	51	458	11.1%	8.0%	9.1%
% of FP17s Relating to Free Repair or Replacements	3	458	0.7%	0.7%	0.7%
% of FP17s Relating to Continuations	3	458	0.7%	0.7%	0.6%
% of Patients satisfied with the dentistry they have received	2	2	N/A	92.8%	92.8%
% of Patients satisfied with the time they had to wait for an appointment	2	2	N/A	86.6%	87.5%

* This is based on patients treated on this contract for their most recent course of treatment. Figures in italics indicate the base number of FP17s or Patient Questionnaire responses are less than 100. N/A is shown where the base number of responses is less than 10 during the period. % is calculated as Quantity/Base number*100

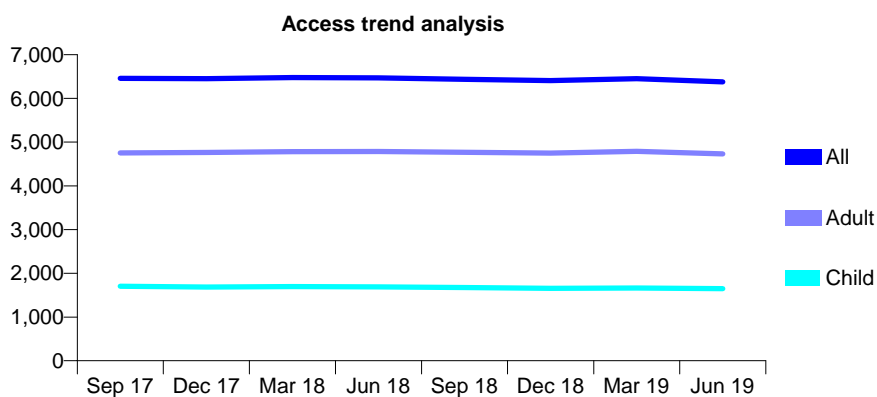
7A1 - Vital Signs At a Glance Contract Report for 167096/0002 - June 2019

Name or company name	Longford Road Dental Practice Ltd
Contract type name	GDS Contract
Purpose of contract	General
Contract start date	01/11/2013
Contract end date	

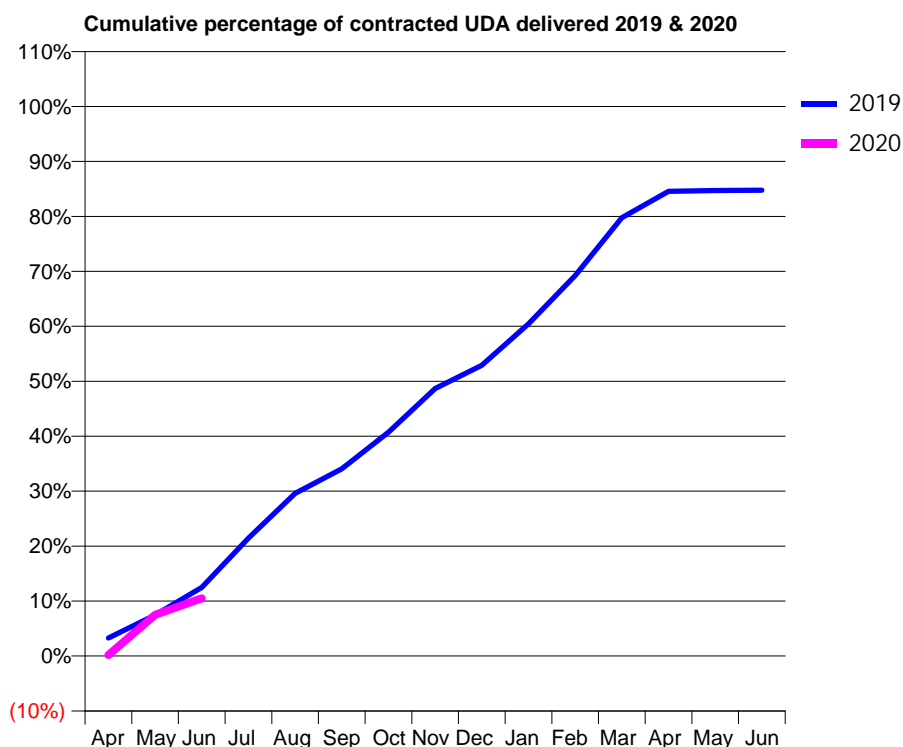
19/20 Contracted general activity (UDA)	21,905
Carry forward general activity (UDA)	0
19/20 Contracted orthodontic activity (UOA)	0
Carry forward orthodontic activity (UOA)	0
Baseline contract value	£495,129.99

ACCESS*

Patients seen in 24 months	Total	Change since previous quarter
Quarter ending June 2018	6,472	
Quarter ending September 2018	6,438	→
Quarter ending December 2018	6,406	→
Quarter ending March 2019	6,453	→
Quarter ending June 2019	6,377	↓
Variance since June 2018	(1.5%)	↓



ACTIVITY



Month	Adjusted Scheduled Activity (UDA)	
	2019	2020
April	729	44
May	1,656	1,647
June	2,758	2,300
July	4,741	
August	6,541	
September	7,527	
October	9,002	
November	10,755	
December	11,695	
January	13,357	
February	15,304	
March	17,625	
April	18,688	
May	18,721	
June	18,731	

QUALITY

	Quantity	Base Number	Contract	LHB	Wales
% of FP17s for the same patient ID Re-attending within 3 months - Children	33	474	7.0%	7.2%	10.7%
% of FP17s for the same patient ID Re-attending within 3 months - Adults	191	1,375	13.9%	12.7%	15.5%
% of FP17s for the same patient ID Re-attending between 3 & 9 months - Children	301	474	63.5%	59.5%	60.1%
% of FP17s for the same patient ID Re-attending between 3 & 9 months - Adults	731	1,375	53.2%	54.3%	56.6%
% of FP17s for Band 1 Urgent Courses	175	1,434	12.2%	8.0%	9.1%
% of FP17s Relating to Free Repair or Replacements	10	1,434	0.7%	0.7%	0.7%
% of FP17s Relating to Continuations	2	1,434	0.1%	0.7%	0.6%
% of Patients satisfied with the dentistry they have received	16	19	84.2%	92.8%	92.8%
% of Patients satisfied with the time they had to wait for an appointment	18	19	94.7%	86.6%	87.5%

* This is based on patients treated on this contract for their most recent course of treatment. Figures in italics indicate the base number of FP17s or Patient Questionnaire responses are less than 100. N/A is shown where the base number of responses is less than 10 during the period. % is calculated as Quantity/Base number*100

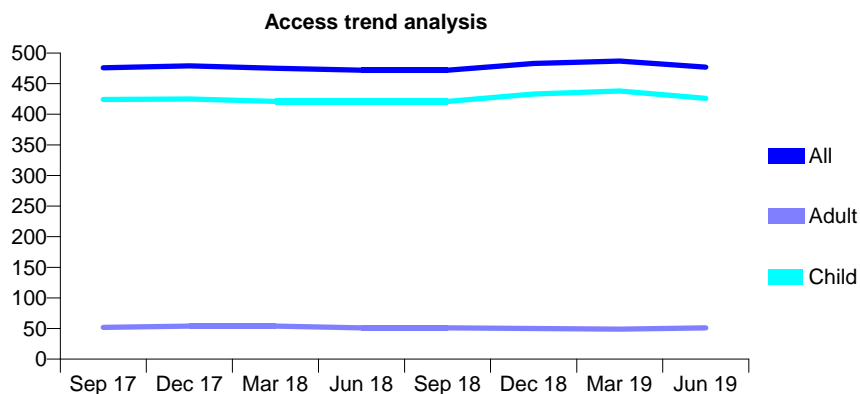
7A1 - Vital Signs At a Glance Contract Report for 170003/0001 - June 2019

Name or company name	Meacher & Associates Limited
Contract type name	GDS Contract
Purpose of contract	General
Contract start date	01/06/2010
Contract end date	

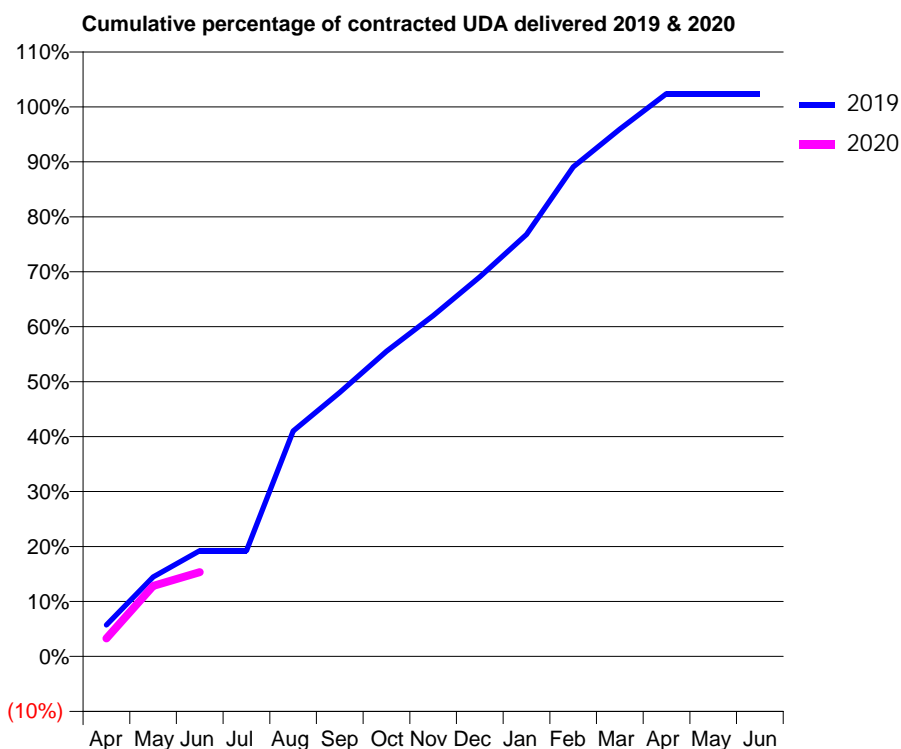
19/20 Contracted general activity (UDA)	975
Carry forward general activity (UDA)	0
19/20 Contracted orthodontic activity (UOA)	0
Carry forward orthodontic activity (UOA)	0
Baseline contract value	£23,983.47

ACCESS*

Patients seen in 24 months	Total	Change since previous quarter
Quarter ending June 2018	472	
Quarter ending September 2018	472	→
Quarter ending December 2018	483	↑
Quarter ending March 2019	487	→
Quarter ending June 2019	477	↓
Variance since June 2018	1.1%	→



ACTIVITY



Adjusted Scheduled Activity (UDA)		
Month	2019	2020
April	56	32
May	141	125
June	188	149
July	188	
August	400	
September	468	
October	541	
November	605	
December	673	
January	748	
February	868	
March	935	
April	998	
May	998	
June	998	

QUALITY

	Quantity	Base Number	Contract	LHB	Wales
% of FP17s for the same patient ID Re-attending within 3 months - Children	3	169	1.8%	7.2%	10.7%
% of FP17s for the same patient ID Re-attending within 3 months - Adults	0	0	N/A	12.7%	15.5%
% of FP17s for the same patient ID Re-attending between 3 & 9 months - Children	122	169	72.2%	59.5%	60.1%
% of FP17s for the same patient ID Re-attending between 3 & 9 months - Adults	0	0	N/A	54.3%	56.6%
% of FP17s for Band 1 Urgent Courses	2	119	1.7%	8.0%	9.1%
% of FP17s Relating to Free Repair or Replacements	0	119	0.0%	0.7%	0.7%
% of FP17s Relating to Continuations	0	119	0.0%	0.7%	0.6%
% of Patients satisfied with the dentistry they have received	1	1	N/A	92.8%	92.8%
% of Patients satisfied with the time they had to wait for an appointment	1	1	N/A	86.6%	87.5%

* This is based on patients treated on this contract for their most recent course of treatment. Figures in italics indicate the base number of FP17s or Patient Questionnaire responses are less than 100. N/A is shown where the base number of responses is less than 10 during the period. % is calculated as Quantity/Base number*100

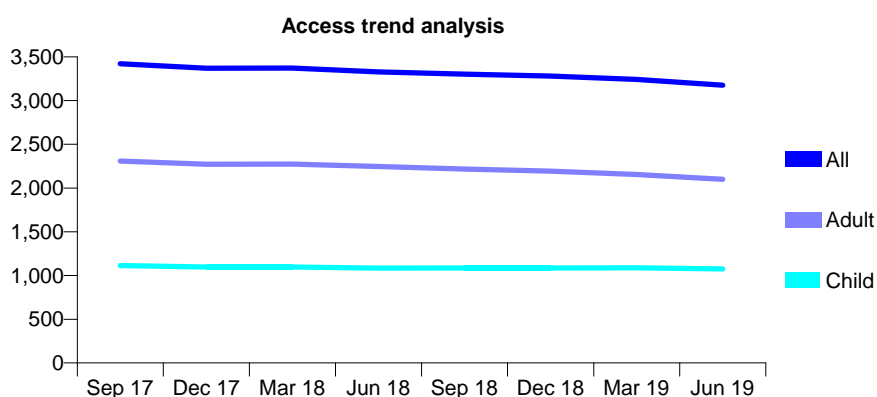
7A1 - Vital Signs At a Glance Contract Report for 173185/0001 - June 2019

Name or company name	Deintyddfa Deudraeth Dental Care Ltd.
Contract type name	GDS Contract
Purpose of contract	General and Orthodontic
Contract start date	01/05/2010
Contract end date	

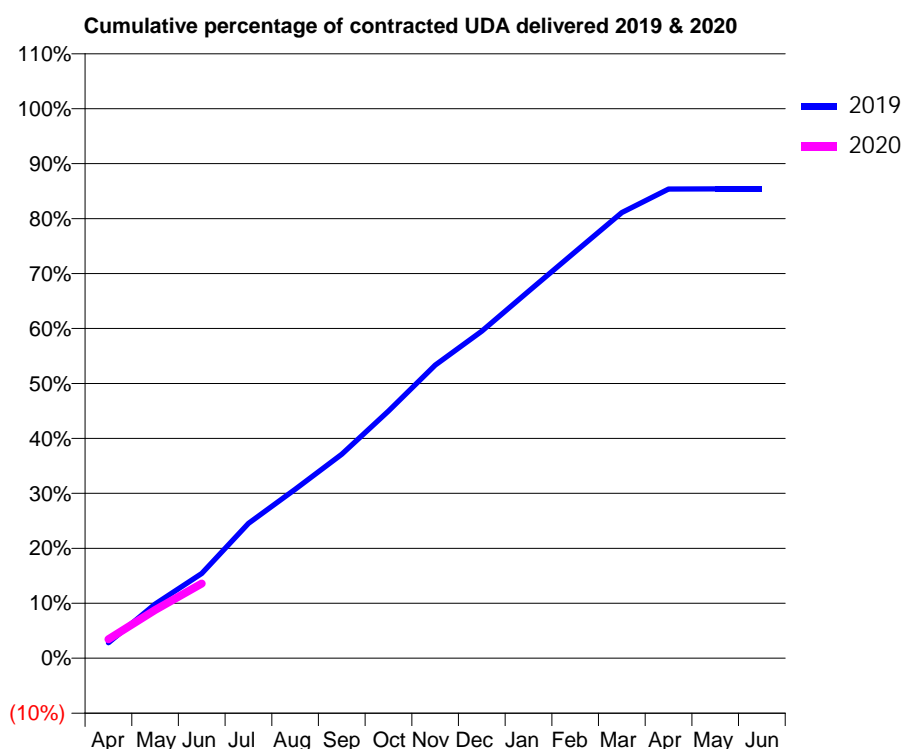
19/20 Contracted general activity (UDA)	8,159
Carry forward general activity (UDA)	0
19/20 Contracted orthodontic activity (UOA)	1,143
Carry forward orthodontic activity (UOA)	0
Baseline contract value	£311,186.52

ACCESS*

Patients seen in 24 months	Total	Change since previous quarter
Quarter ending June 2018	3,329	
Quarter ending September 2018	3,303	→
Quarter ending December 2018	3,281	→
Quarter ending March 2019	3,242	↓
Quarter ending June 2019	3,176	↓
Variance since June 2018	(4.6%)	↓



ACTIVITY



Month	Adjusted Scheduled Activity (UDA)	
	2019	2020
April	230	282
May	804	718
June	1,259	1,110
July	2,003	
August	2,508	
September	3,029	
October	3,669	
November	4,351	
December	4,856	
January	5,448	
February	6,033	
March	6,617	
April	6,967	
May	6,968	
June	6,968	

QUALITY

	Quantity	Base Number	Contract	LHB	Wales
% of FP17s for the same patient ID Re-attending within 3 months - Children	9	392	2.3%	7.2%	10.7%
% of FP17s for the same patient ID Re-attending within 3 months - Adults	40	522	7.7%	12.7%	15.5%
% of FP17s for the same patient ID Re-attending between 3 & 9 months - Children	247	392	63.0%	59.5%	60.1%
% of FP17s for the same patient ID Re-attending between 3 & 9 months - Adults	276	522	52.9%	54.3%	56.6%
% of FP17s for Band 1 Urgent Courses	35	725	4.8%	8.0%	9.1%
% of FP17s Relating to Free Repair or Replacements	0	725	0.0%	0.7%	0.7%
% of FP17s Relating to Continuations	2	725	0.3%	0.7%	0.6%
% of Patients satisfied with the dentistry they have received	6	6	N/A	92.8%	92.8%
% of Patients satisfied with the time they had to wait for an appointment	5	6	N/A	86.6%	87.5%

* This is based on patients treated on this contract for their most recent course of treatment. Figures in italics indicate the base number of FP17s or Patient Questionnaire responses are less than 100. N/A is shown where the base number of responses is less than 10 during the period. % is calculated as Quantity/Base number*100

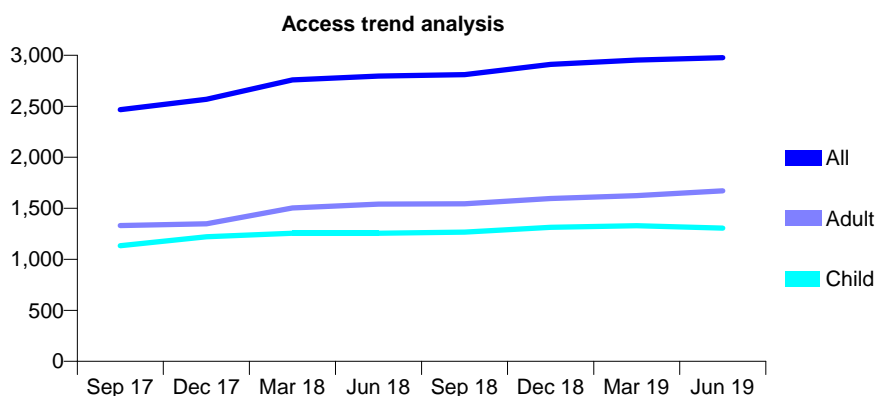
7A1 - Vital Signs At a Glance Contract Report for 173223/0001 - June 2019

Name or company name	The Kandy Lodge Dental Practice Partners
Contract type name	GDS Contract
Purpose of contract	General
Contract start date	01/12/2013
Contract end date	

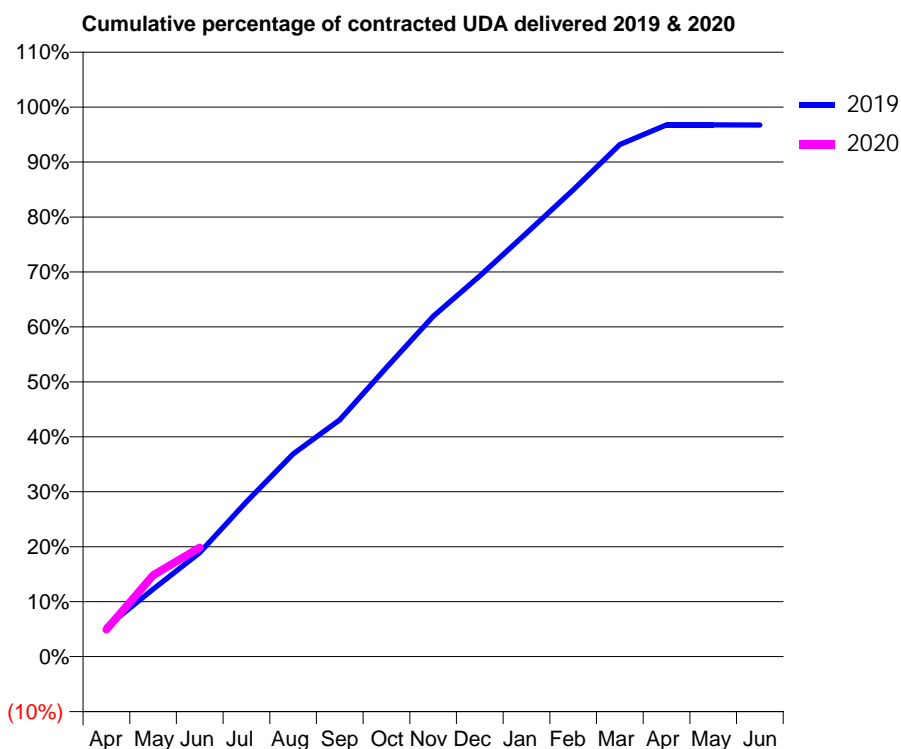
19/20 Contracted general activity (UDA)	8,420
Carry forward general activity (UDA)	0
19/20 Contracted orthodontic activity (UOA)	0
Carry forward orthodontic activity (UOA)	0
Baseline contract value	£168,444.26

ACCESS*

Patients seen in 24 months	Total	Change since previous quarter
Quarter ending June 2018	2,797	
Quarter ending September 2018	2,810	→
Quarter ending December 2018	2,910	↑
Quarter ending March 2019	2,953	→
Quarter ending June 2019	2,977	→
Variance since June 2018	6.4%	↑



ACTIVITY



Month	Adjusted Scheduled Activity (UDA)	
	2019	2020
April	480	415
May	1,094	1,247
June	1,688	1,673
July	2,514	
August	3,292	
September	3,843	
October	4,695	
November	5,523	
December	6,179	
January	6,873	
February	7,574	
March	8,311	
April	8,631	
May	8,631	
June	8,628	

QUALITY

	Quantity	Base Number	Contract	LHB	Wales
% of FP17s for the same patient ID Re-attending within 3 months - Children	43	557	7.7%	7.2%	10.7%
% of FP17s for the same patient ID Re-attending within 3 months - Adults	87	607	14.3%	12.7%	15.5%
% of FP17s for the same patient ID Re-attending between 3 & 9 months - Children	393	557	70.6%	59.5%	60.1%
% of FP17s for the same patient ID Re-attending between 3 & 9 months - Adults	372	607	61.3%	54.3%	56.6%
% of FP17s for Band 1 Urgent Courses	94	990	9.5%	8.0%	9.1%
% of FP17s Relating to Free Repair or Replacements	1	990	0.1%	0.7%	0.7%
% of FP17s Relating to Continuations	7	990	0.7%	0.7%	0.6%
% of Patients satisfied with the dentistry they have received	8	8	N/A	92.8%	92.8%
% of Patients satisfied with the time they had to wait for an appointment	8	8	N/A	86.6%	87.5%

* This is based on patients treated on this contract for their most recent course of treatment. Figures in italics indicate the base number of FP17s or Patient Questionnaire responses are less than 100. N/A is shown where the base number of responses is less than 10 during the period. % is calculated as Quantity/Base number*100

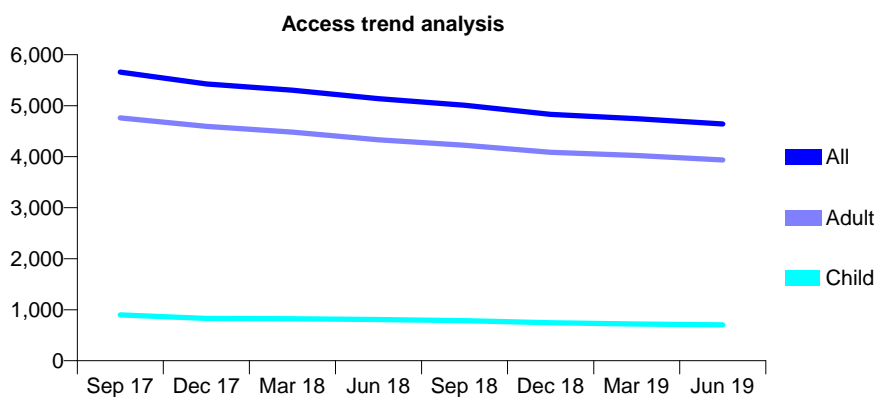
7A1 - Vital Signs At a Glance Contract Report for 175145/0001 - June 2019

Name or company name	Rhyl and Abergele Elwy Dental Partnership
Contract type name	GDS Contract
Purpose of contract	General
Contract start date	01/03/2011
Contract end date	

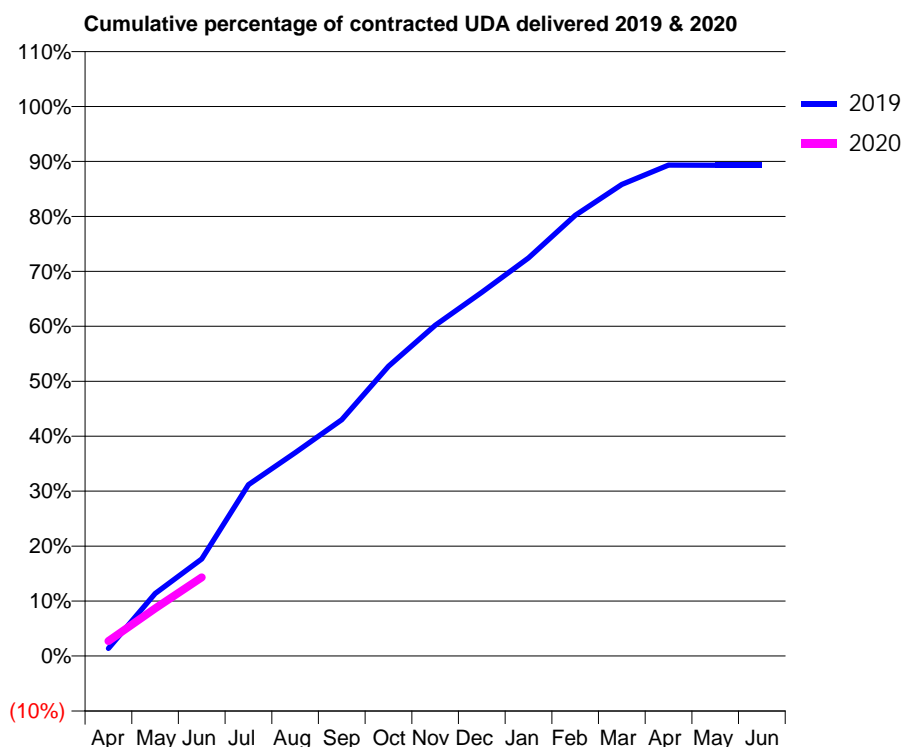
19/20 Contracted general activity (UDA)	17,500
Carry forward general activity (UDA)	0
19/20 Contracted orthodontic activity (UOA)	0
Carry forward orthodontic activity (UOA)	0
Baseline contract value	£485,190.15

ACCESS*

Patients seen in 24 months	Total	Change since previous quarter
Quarter ending June 2018	5,137	
Quarter ending September 2018	5,009	↓
Quarter ending December 2018	4,830	↓
Quarter ending March 2019	4,743	↓
Quarter ending June 2019	4,641	↓
Variance since June 2018	(9.7%)	↓



ACTIVITY



Month	Adjusted Scheduled Activity (UDA)	
	2019	2020
April	223	477
May	1,818	1,518
June	2,830	2,503
July	4,989	
August	5,920	
September	6,876	
October	8,434	
November	9,630	
December	10,590	
January	11,591	
February	12,830	
March	13,732	
April	14,292	
May	14,290	
June	14,290	

QUALITY

	Quantity	Base Number	Contract	LHB	Wales
% of FP17s for the same patient ID Re-attending within 3 months - Children	12	216	5.6%	7.2%	10.7%
% of FP17s for the same patient ID Re-attending within 3 months - Adults	143	1,311	10.9%	12.7%	15.5%
% of FP17s for the same patient ID Re-attending between 3 & 9 months - Children	99	216	45.8%	59.5%	60.1%
% of FP17s for the same patient ID Re-attending between 3 & 9 months - Adults	712	1,311	54.3%	54.3%	56.6%
% of FP17s for Band 1 Urgent Courses	120	1,311	9.2%	8.0%	9.1%
% of FP17s Relating to Free Repair or Replacements	9	1,311	0.7%	0.7%	0.7%
% of FP17s Relating to Continuations	4	1,311	0.3%	0.7%	0.6%
% of Patients satisfied with the dentistry they have received	14	15	93.3%	92.8%	92.8%
% of Patients satisfied with the time they had to wait for an appointment	9	15	60.0%	86.6%	87.5%

* This is based on patients treated on this contract for their most recent course of treatment. Figures in italics indicate the base number of FP17s or Patient Questionnaire responses are less than 100. N/A is shown where the base number of responses is less than 10 during the period. % is calculated as Quantity/Base number*100

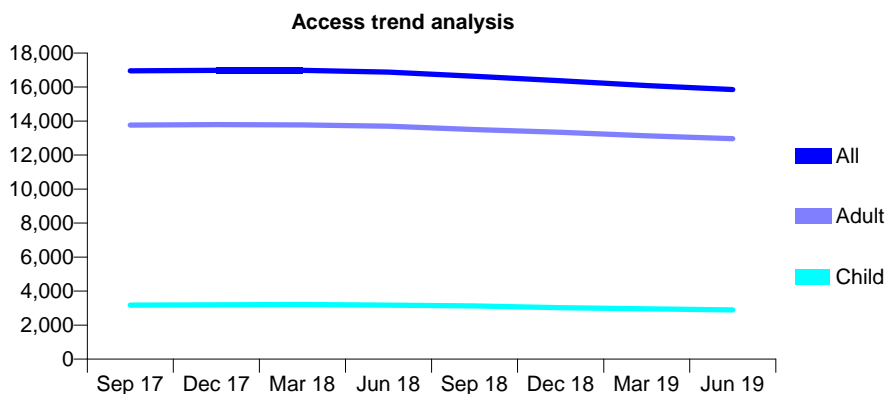
7A1 - Vital Signs At a Glance Contract Report for 175145/0002 - June 2019

Name or company name	Rhyl and Abergele Elwy Dental Partnership
Contract type name	GDS Contract
Purpose of contract	General and Orthodontic
Contract start date	01/03/2011
Contract end date	

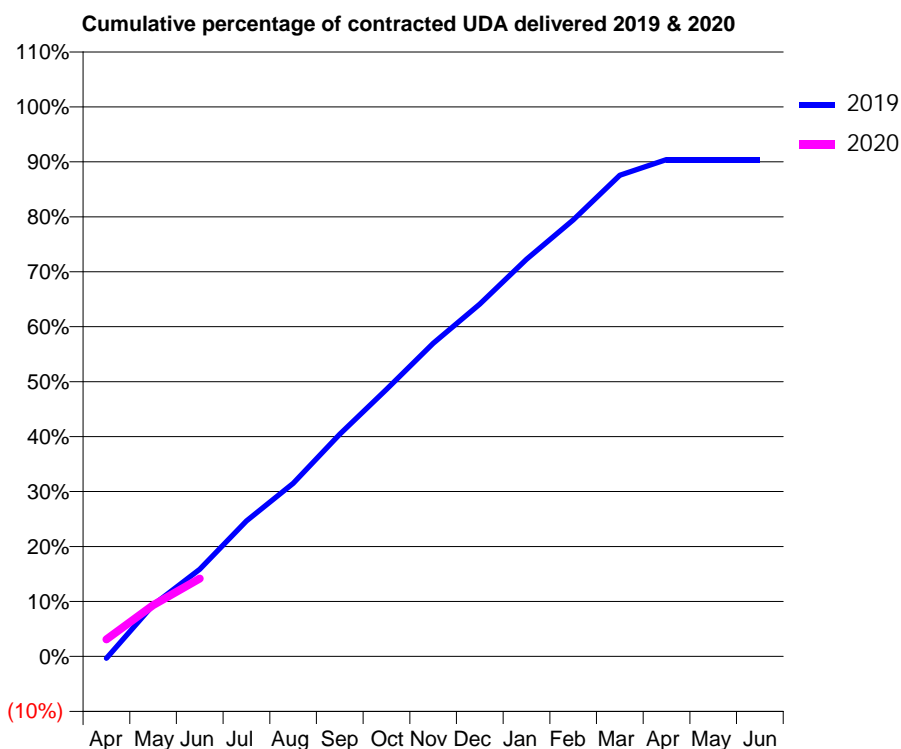
19/20 Contracted general activity (UDA)	48,000
Carry forward general activity (UDA)	0
19/20 Contracted orthodontic activity (UOA)	827
Carry forward orthodontic activity (UOA)	0
Baseline contract value	£1,416,558.96

ACCESS*

Patients seen in 24 months	Total	Change since previous quarter
Quarter ending June 2018	16,879	
Quarter ending September 2018	16,630	↓
Quarter ending December 2018	16,375	↓
Quarter ending March 2019	16,089	↓
Quarter ending June 2019	15,854	↓
Variance since June 2018	(6.1%)	↓



ACTIVITY



Month	2019	2020
April	-138	1,488
May	3,771	4,483
June	6,375	6,796
July	9,919	
August	12,654	
September	16,262	
October	19,531	
November	22,906	
December	25,776	
January	29,049	
February	31,929	
March	35,190	
April	36,346	
May	36,345	
June	36,342	

QUALITY

	Quantity	Base Number	Contract	LHB	Wales
% of FP17s for the same patient ID Re-attending within 3 months - Children	45	760	5.9%	7.2%	10.7%
% of FP17s for the same patient ID Re-attending within 3 months - Adults	415	3,386	12.3%	12.7%	15.5%
% of FP17s for the same patient ID Re-attending between 3 & 9 months - Children	319	760	42.0%	59.5%	60.1%
% of FP17s for the same patient ID Re-attending between 3 & 9 months - Adults	1,153	3,386	34.1%	54.3%	56.6%
% of FP17s for Band 1 Urgent Courses	273	3,682	7.4%	8.0%	9.1%
% of FP17s Relating to Free Repair or Replacements	16	3,682	0.4%	0.7%	0.7%
% of FP17s Relating to Continuations	41	3,682	1.1%	0.7%	0.6%
% of Patients satisfied with the dentistry they have received	39	42	92.9%	92.8%	92.8%
% of Patients satisfied with the time they had to wait for an appointment	36	42	85.7%	86.6%	87.5%

* This is based on patients treated on this contract for their most recent course of treatment. Figures in italics indicate the base number of FP17s or Patient Questionnaire responses are less than 100. N/A is shown where the base number of responses is less than 10 during the period. % is calculated as Quantity/Base number*100

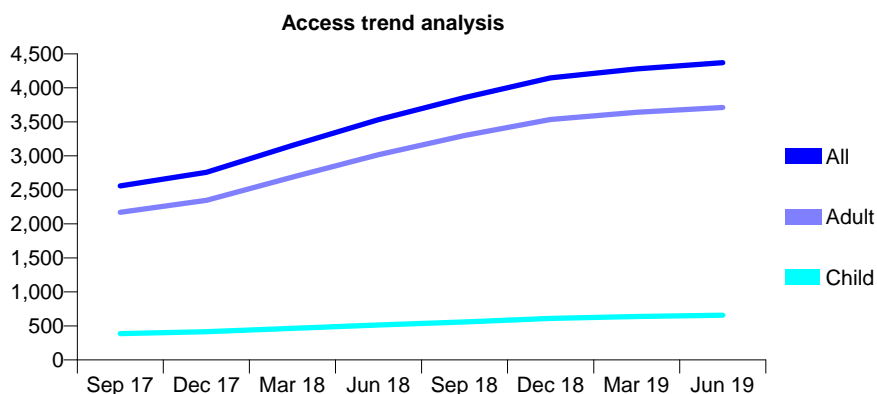
7A1 - Vital Signs At a Glance Contract Report for 175595/0001 - June 2019

Name or company name	MR QM JAFFRI
Contract type name	Pilot Contract
Purpose of contract	General
Contract start date	28/12/2015
Contract end date	

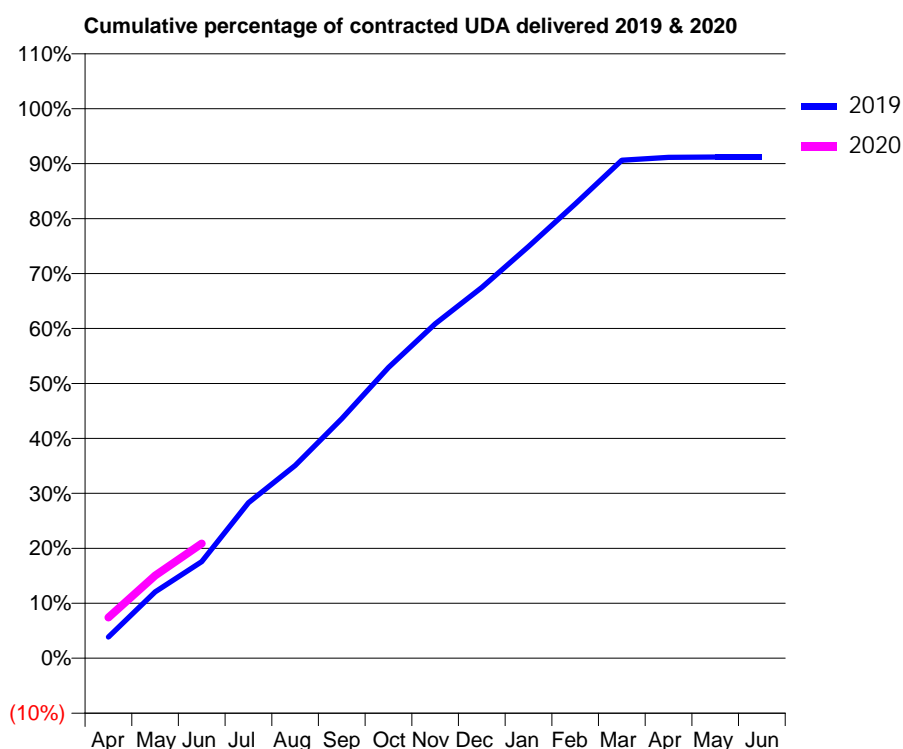
19/20 Contracted general activity (UDA)	15,403
Carry forward general activity (UDA)	0
19/20 Contracted orthodontic activity (UOA)	0
Carry forward orthodontic activity (UOA)	0
Baseline contract value	£388,418.87

ACCESS*

Patients seen in 24 months	Total	Change since previous quarter
Quarter ending June 2018	3,533	
Quarter ending September 2018	3,858	↑
Quarter ending December 2018	4,148	↑
Quarter ending March 2019	4,280	↑
Quarter ending June 2019	4,369	↑
Variance since June 2018	23.7%	↑



ACTIVITY



Month	2019	2020
April	568	1,141
May	1,775	2,318
June	2,587	3,217
July	4,163	
August	5,162	
September	6,414	
October	7,781	
November	8,952	
December	9,921	
January	11,021	
February	12,161	
March	13,327	
April	13,405	
May	13,413	
June	13,418	

QUALITY

	Quantity	Base Number	Contract	LHB	Wales
% of FP17s for the same patient ID Re-attending within 3 months - Children	10	210	4.8%	7.2%	10.7%
% of FP17s for the same patient ID Re-attending within 3 months - Adults	156	1,243	12.6%	12.7%	15.5%
% of FP17s for the same patient ID Re-attending between 3 & 9 months - Children	127	210	60.5%	59.5%	60.1%
% of FP17s for the same patient ID Re-attending between 3 & 9 months - Adults	661	1,243	53.2%	54.3%	56.6%
% of FP17s for Band 1 Urgent Courses	147	1,393	10.6%	8.0%	9.1%
% of FP17s Relating to Free Repair or Replacements	20	1,393	1.4%	0.7%	0.7%
% of FP17s Relating to Continuations	9	1,393	0.6%	0.7%	0.6%
% of Patients satisfied with the dentistry they have received	7	8	N/A	92.8%	92.8%
% of Patients satisfied with the time they had to wait for an appointment	7	8	N/A	86.6%	87.5%

* This is based on patients treated on this contract for their most recent course of treatment. Figures in italics indicate the base number of FP17s or Patient Questionnaire responses are less than 100. N/A is shown where the base number of responses is less than 10 during the period. % is calculated as Quantity/Base number*100

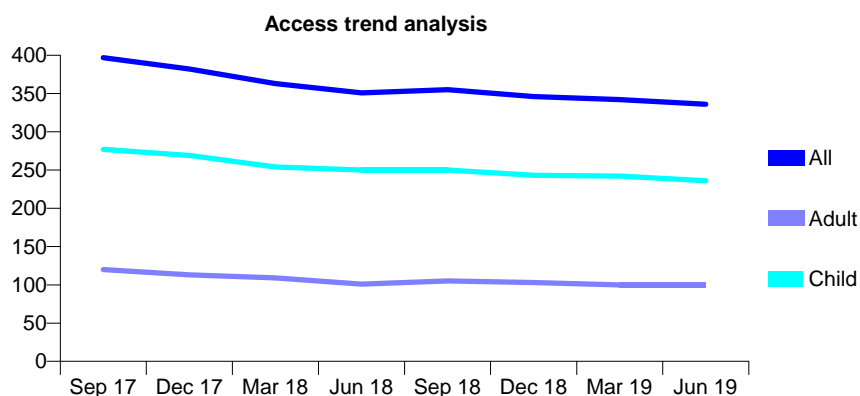
7A1 - Vital Signs At a Glance Contract Report for 175897/0001 - June 2019

Name or company name	C Aston
Contract type name	GDS Contract
Purpose of contract	General
Contract start date	25/07/2015
Contract end date	

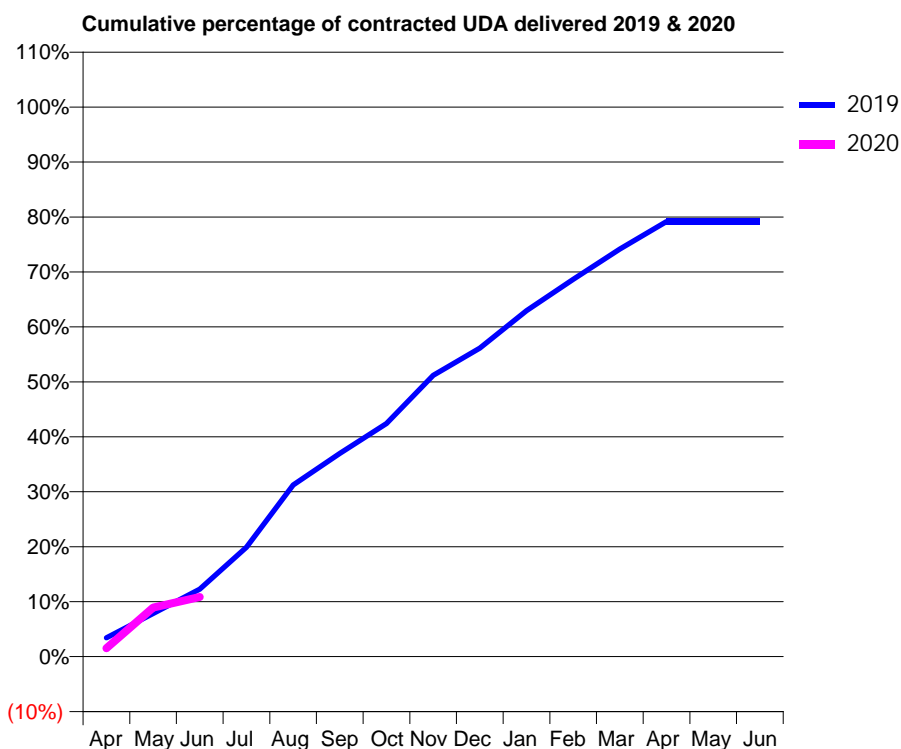
19/20 Contracted general activity (UDA)	1,160
Carry forward general activity (UDA)	0
19/20 Contracted orthodontic activity (UOA)	0
Carry forward orthodontic activity (UOA)	0
Baseline contract value	£28,162.10

ACCESS*

Patients seen in 24 months	Total	Change since previous quarter
Quarter ending June 2018	351	
Quarter ending September 2018	355	→
Quarter ending December 2018	346	↓
Quarter ending March 2019	342	↓
Quarter ending June 2019	336	↓
Variance since June 2018	(4.3%)	↓



ACTIVITY



Month	Adjusted Scheduled Activity (UDA)	
	2019	2020
April	34	18
May	79	104
June	123	126
July	199	
August	312	
September	370	
October	424	
November	512	
December	561	
January	629	
February	687	
March	742	
April	792	
May	792	
June	792	

QUALITY

	Quantity	Base Number	Contract	LHB	Wales
% of FP17s for the same patient ID Re-attending within 3 months - Children	2	91	2.2%	7.2%	10.7%
% of FP17s for the same patient ID Re-attending within 3 months - Adults	3	22	13.6%	12.7%	15.5%
% of FP17s for the same patient ID Re-attending between 3 & 9 months - Children	62	91	68.1%	59.5%	60.1%
% of FP17s for the same patient ID Re-attending between 3 & 9 months - Adults	11	22	50.0%	54.3%	56.6%
% of FP17s for Band 1 Urgent Courses	5	89	5.6%	8.0%	9.1%
% of FP17s Relating to Free Repair or Replacements	0	89	0.0%	0.7%	0.7%
% of FP17s Relating to Continuations	0	89	0.0%	0.7%	0.6%
% of Patients satisfied with the dentistry they have received	0	0	N/A	92.8%	92.8%
% of Patients satisfied with the time they had to wait for an appointment	0	0	N/A	86.6%	87.5%

* This is based on patients treated on this contract for their most recent course of treatment. Figures in italics indicate the base number of FP17s or Patient Questionnaire responses are less than 100. N/A is shown where the base number of responses is less than 10 during the period. % is calculated as Quantity/Base number*100

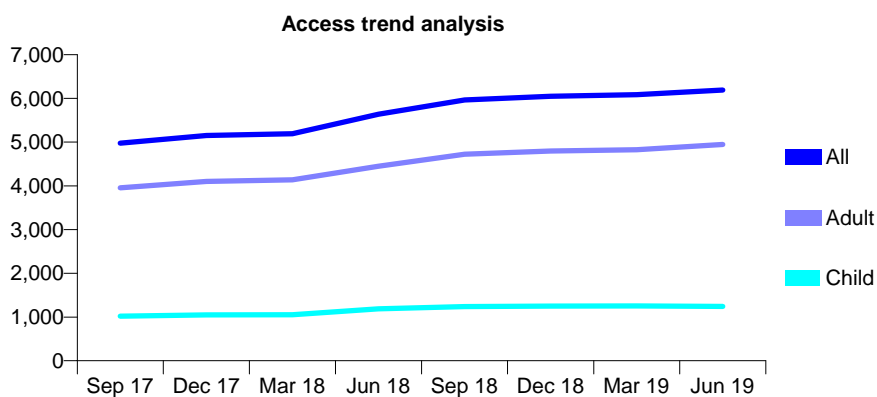
7A1 - Vital Signs At a Glance Contract Report for 182532/0001 - June 2019

Name or company name	R Jotangia
Contract type name	GDS Contract
Purpose of contract	General
Contract start date	18/04/2012
Contract end date	

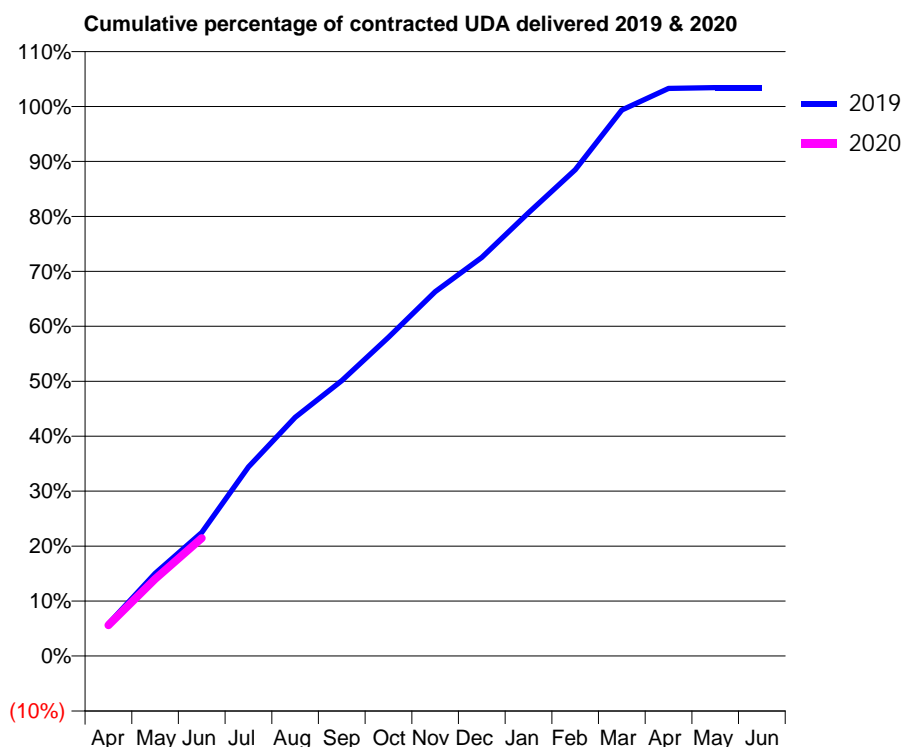
19/20 Contracted general activity (UDA)	17,648
Carry forward general activity (UDA)	0
19/20 Contracted orthodontic activity (UOA)	0
Carry forward orthodontic activity (UOA)	0
Baseline contract value	£422,228.25

ACCESS*

Patients seen in 24 months	Total	Change since previous quarter
Quarter ending June 2018	5,637	
Quarter ending September 2018	5,963	↑
Quarter ending December 2018	6,046	→
Quarter ending March 2019	6,083	→
Quarter ending June 2019	6,190	→
Variance since June 2018	9.8%	↑



ACTIVITY



Month	Adjusted Scheduled Activity (UDA)	
	2019	2020
April	1,140	991
May	2,914	2,479
June	4,351	3,785
July	6,657	
August	8,410	
September	9,698	
October	11,229	
November	12,832	
December	14,038	
January	15,612	
February	17,129	
March	19,233	
April	19,988	
May	20,019	
June	20,020	

QUALITY

	Quantity	Base Number	Contract	LHB	Wales
% of FP17s for the same patient ID Re-attending within 3 months - Children	20	433	4.6%	7.2%	10.7%
% of FP17s for the same patient ID Re-attending within 3 months - Adults	158	1,578	10.0%	12.7%	15.5%
% of FP17s for the same patient ID Re-attending between 3 & 9 months - Children	287	433	66.3%	59.5%	60.1%
% of FP17s for the same patient ID Re-attending between 3 & 9 months - Adults	806	1,578	51.1%	54.3%	56.6%
% of FP17s for Band 1 Urgent Courses	101	1,702	5.9%	8.0%	9.1%
% of FP17s Relating to Free Repair or Replacements	10	1,702	0.6%	0.7%	0.7%
% of FP17s Relating to Continuations	14	1,702	0.8%	0.7%	0.6%
% of Patients satisfied with the dentistry they have received	19	20	95.0%	92.8%	92.8%
% of Patients satisfied with the time they had to wait for an appointment	18	20	90.0%	86.6%	87.5%

* This is based on patients treated on this contract for their most recent course of treatment. Figures in italics indicate the base number of FP17s or Patient Questionnaire responses are less than 100. N/A is shown where the base number of responses is less than 10 during the period. % is calculated as Quantity/Base number*100

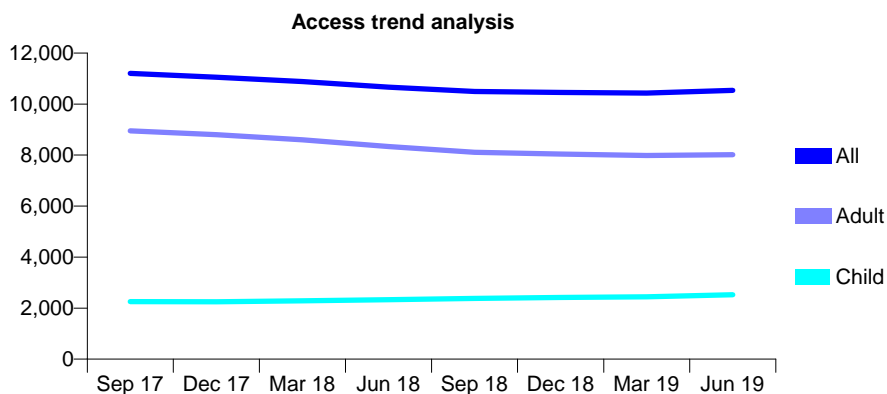
7A1 - Vital Signs At a Glance Contract Report for 186023/0001 - June 2019

Name or company name	D N Dental Limited
Contract type name	Pilot Contract
Purpose of contract	General
Contract start date	01/05/2012
Contract end date	

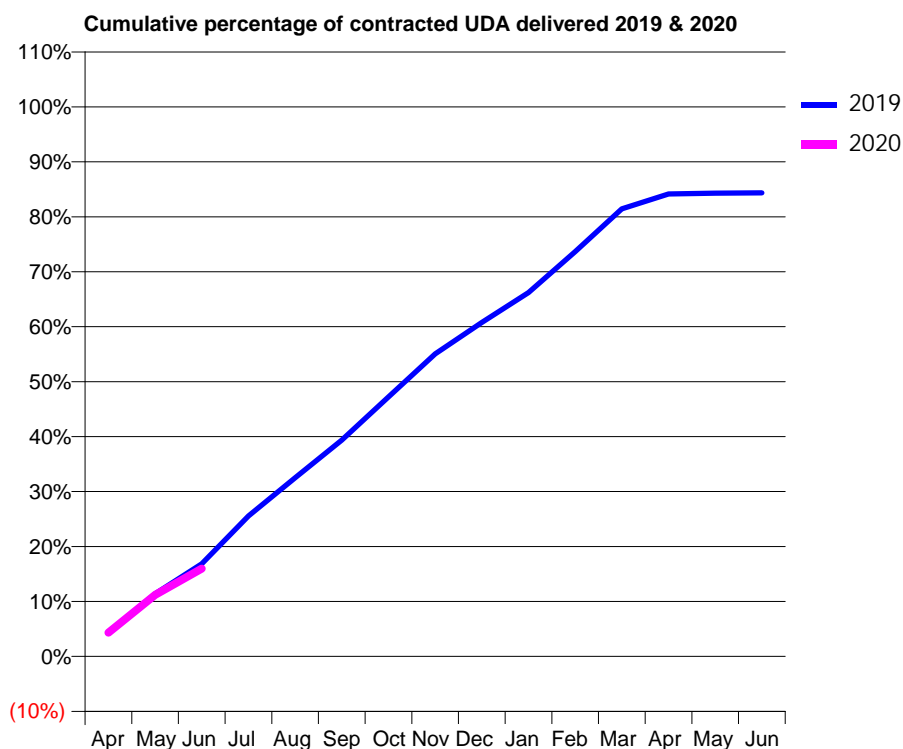
19/20 Contracted general activity (UDA)	36,000
Carry forward general activity (UDA)	0
19/20 Contracted orthodontic activity (UOA)	0
Carry forward orthodontic activity (UOA)	0
Baseline contract value	£885,585.83

ACCESS*

Patients seen in 24 months	Total	Change since previous quarter
Quarter ending June 2018	10,663	
Quarter ending September 2018	10,492	↓
Quarter ending December 2018	10,455	→
Quarter ending March 2019	10,431	→
Quarter ending June 2019	10,539	→
Variance since June 2018	(1.2%)	↓



ACTIVITY



Month	2019	2020
April	1,545	1,564
May	4,105	4,035
June	6,068	5,751
July	9,203	
August	11,698	
September	14,163	
October	16,993	
November	19,818	
December	21,880	
January	23,835	
February	26,516	
March	29,320	
April	30,293	
May	30,348	
June	30,363	

QUALITY

	Quantity	Base Number	Contract	LHB	Wales
% of FP17s for the same patient ID Re-attending within 3 months - Children	37	860	4.3%	7.2%	10.7%
% of FP17s for the same patient ID Re-attending within 3 months - Adults	339	2,895	11.7%	12.7%	15.5%
% of FP17s for the same patient ID Re-attending between 3 & 9 months - Children	527	860	61.3%	59.5%	60.1%
% of FP17s for the same patient ID Re-attending between 3 & 9 months - Adults	1,669	2,895	57.7%	54.3%	56.6%
% of FP17s for Band 1 Urgent Courses	198	3,231	6.1%	8.0%	9.1%
% of FP17s Relating to Free Repair or Replacements	35	3,231	1.1%	0.7%	0.7%
% of FP17s Relating to Continuations	11	3,231	0.3%	0.7%	0.6%
% of Patients satisfied with the dentistry they have received	11	11	100.0%	92.8%	92.8%
% of Patients satisfied with the time they had to wait for an appointment	10	11	90.9%	86.6%	87.5%

* This is based on patients treated on this contract for their most recent course of treatment. Figures in italics indicate the base number of FP17s or Patient Questionnaire responses are less than 100. N/A is shown where the base number of responses is less than 10 during the period. % is calculated as Quantity/Base number*100

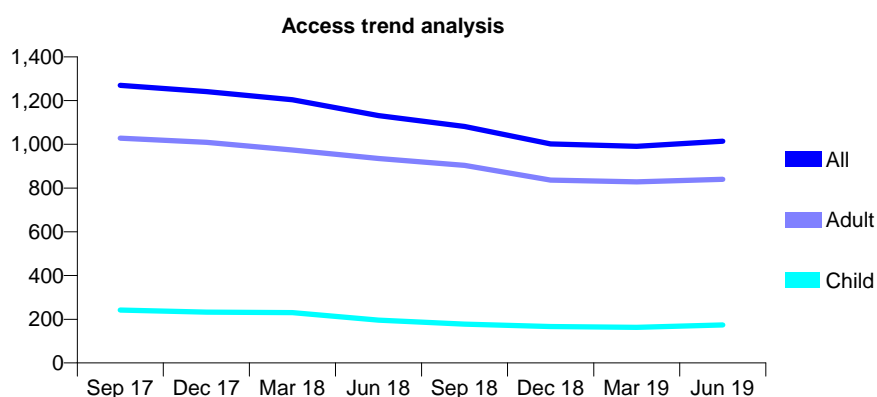
7A1 - Vital Signs At a Glance Contract Report for 187011/0002 - June 2019

Name or company name	Betsi Cadwaladr University Health Board
Contract type name	PDS Contract
Purpose of contract	General
Contract start date	01/04/2006
Contract end date	31/03/2020

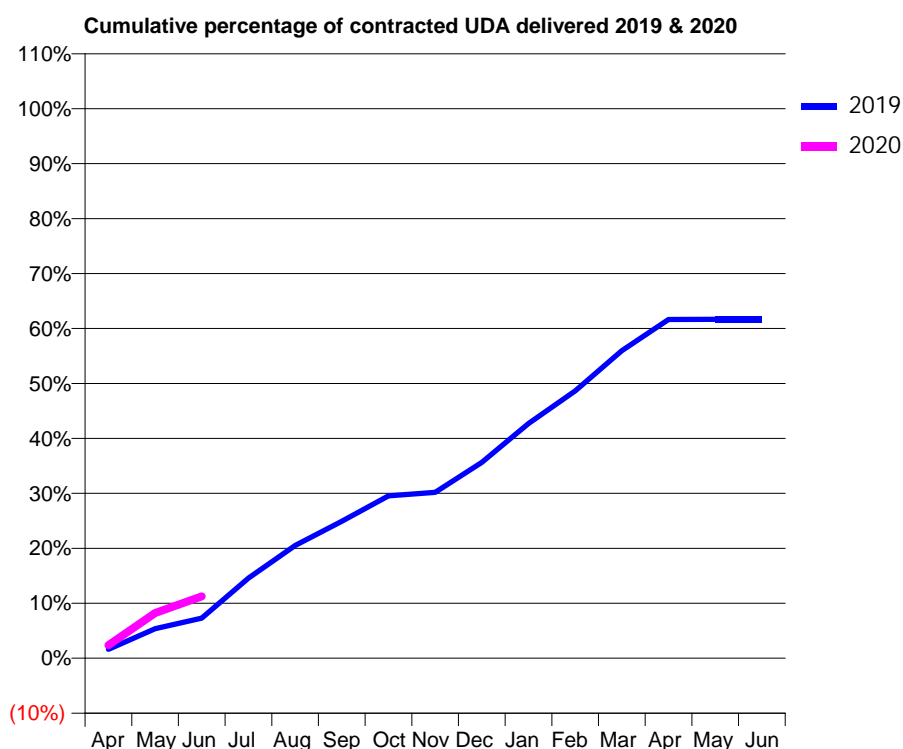
19/20 Contracted general activity (UDA)	3,605
Carry forward general activity (UDA)	0
19/20 Contracted orthodontic activity (UOA)	0
Carry forward orthodontic activity (UOA)	0
Baseline contract value	£71,901.76

ACCESS*

Patients seen in 24 months	Total	Change since previous quarter
Quarter ending June 2018	1,131	
Quarter ending September 2018	1,082	↓
Quarter ending December 2018	1,002	↓
Quarter ending March 2019	991	↓
Quarter ending June 2019	1,014	↑
Variance since June 2018	(10.3%)	↓



ACTIVITY



Month	2019	2020
April	58	86
May	194	297
June	263	406
July	525	
August	740	
September	898	
October	1,065	
November	1,088	
December	1,284	
January	1,540	
February	1,754	
March	2,018	
April	2,221	
May	2,223	
June	2,223	

QUALITY

	Quantity	Base Number	Contract	LHB	Wales
% of FP17s for the same patient ID Re-attending within 3 months - Children	0	44	0.0%	7.2%	10.7%
% of FP17s for the same patient ID Re-attending within 3 months - Adults	28	233	12.0%	12.7%	15.5%
% of FP17s for the same patient ID Re-attending between 3 & 9 months - Children	6	44	13.6%	59.5%	60.1%
% of FP17s for the same patient ID Re-attending between 3 & 9 months - Adults	77	233	33.0%	54.3%	56.6%
% of FP17s for Band 1 Urgent Courses	44	190	23.2%	8.0%	9.1%
% of FP17s Relating to Free Repair or Replacements	0	190	0.0%	0.7%	0.7%
% of FP17s Relating to Continuations	0	190	0.0%	0.7%	0.6%
% of Patients satisfied with the dentistry they have received	1	1	N/A	92.8%	92.8%
% of Patients satisfied with the time they had to wait for an appointment	0	1	N/A	86.6%	87.5%

* This is based on patients treated on this contract for their most recent course of treatment. Figures in italics indicate the base number of FP17s or Patient Questionnaire responses are less than 100. N/A is shown where the base number of responses is less than 10 during the period. % is calculated as Quantity/Base number*100

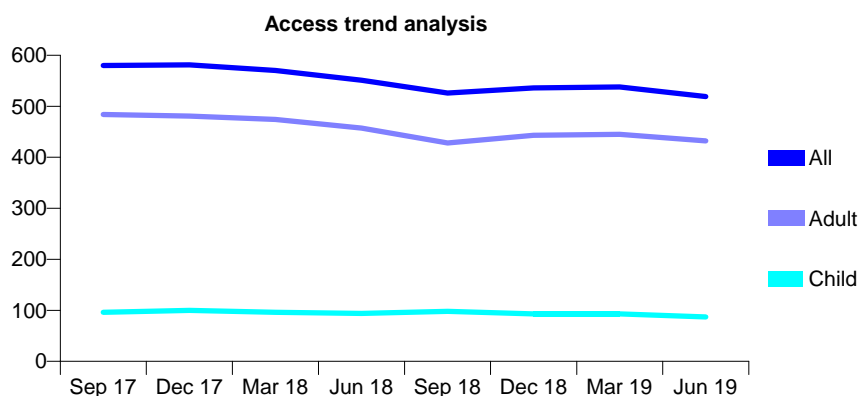
7A1 - Vital Signs At a Glance Contract Report for 187011/0004 - June 2019

Name or company name	Betsi Cadwaladr University Health Board
Contract type name	PDS Contract
Purpose of contract	General
Contract start date	01/04/2006
Contract end date	31/03/2020

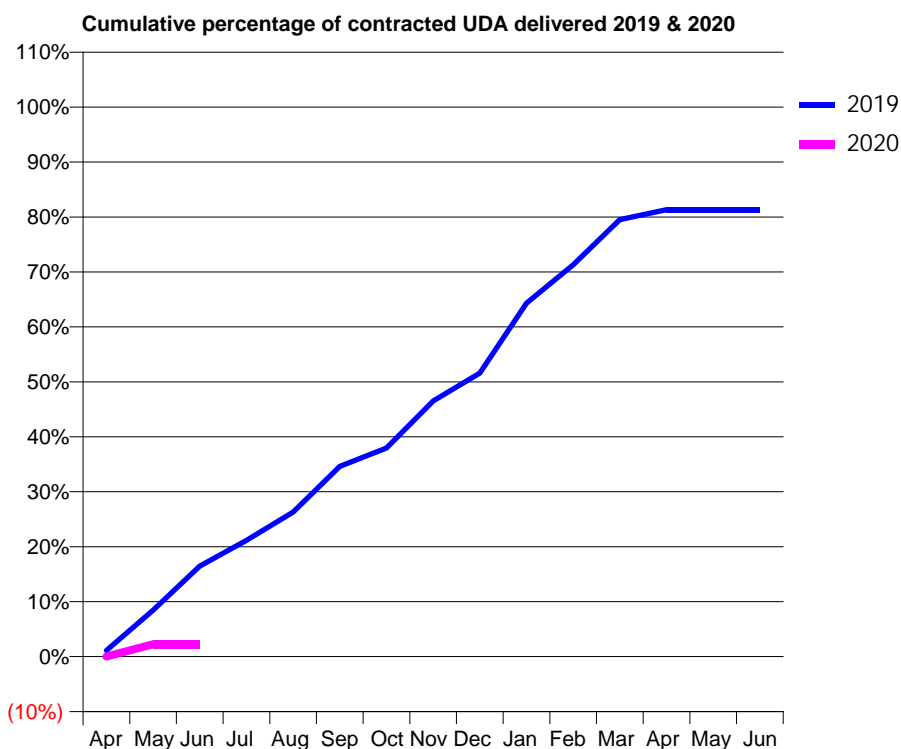
19/20 Contracted general activity (UDA)	1,500
Carry forward general activity (UDA)	0
19/20 Contracted orthodontic activity (UOA)	0
Carry forward orthodontic activity (UOA)	0
Baseline contract value	£38,171.97

ACCESS*

Patients seen in 24 months	Total	Change since previous quarter
Quarter ending June 2018	551	
Quarter ending September 2018	526	↓
Quarter ending December 2018	536	→
Quarter ending March 2019	538	→
Quarter ending June 2019	519	↓
Variance since June 2018	(5.8%)	↓



ACTIVITY



Month	Adjusted Scheduled Activity (UDA)	
	2019	2020
April	17	0
May	127	34
June	247	34
July	317	
August	395	
September	519	
October	570	
November	698	
December	774	
January	965	
February	1,070	
March	1,193	
April	1,220	
May	1,220	
June	1,220	

QUALITY

	Quantity	Base Number	Contract	LHB	Wales
% of FP17s for the same patient ID Re-attending within 3 months - Children	0	2	0.0%	7.2%	10.7%
% of FP17s for the same patient ID Re-attending within 3 months - Adults	1	28	3.6%	12.7%	15.5%
% of FP17s for the same patient ID Re-attending between 3 & 9 months - Children	0	2	0.0%	59.5%	60.1%
% of FP17s for the same patient ID Re-attending between 3 & 9 months - Adults	1	28	3.6%	54.3%	56.6%
% of FP17s for Band 1 Urgent Courses	0	15	0.0%	8.0%	9.1%
% of FP17s Relating to Free Repair or Replacements	0	15	0.0%	0.7%	0.7%
% of FP17s Relating to Continuations	0	15	0.0%	0.7%	0.6%
% of Patients satisfied with the dentistry they have received	0	0	N/A	92.8%	92.8%
% of Patients satisfied with the time they had to wait for an appointment	0	0	N/A	86.6%	87.5%

* This is based on patients treated on this contract for their most recent course of treatment. Figures in italics indicate the base number of FP17s or Patient Questionnaire responses are less than 100. N/A is shown where the base number of responses is less than 10 during the period. % is calculated as Quantity/Base number*100

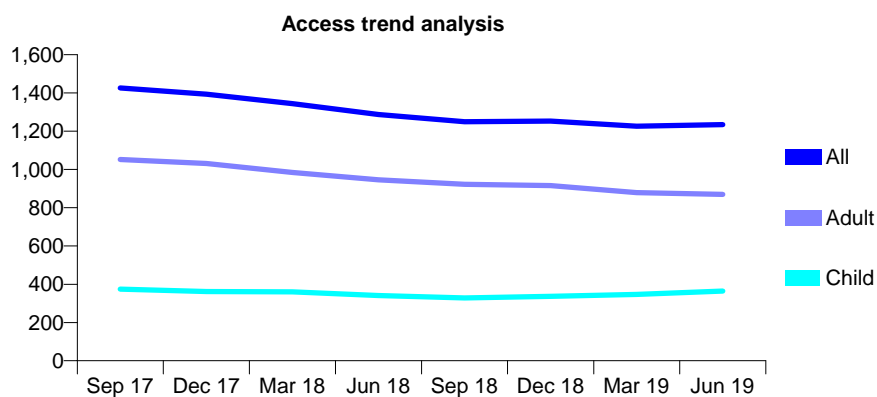
7A1 - Vital Signs At a Glance Contract Report for 187011/0005 - June 2019

Name or company name	Betsi Cadwaladr University Health Board
Contract type name	PDS Contract
Purpose of contract	General
Contract start date	02/04/2006
Contract end date	31/03/2020

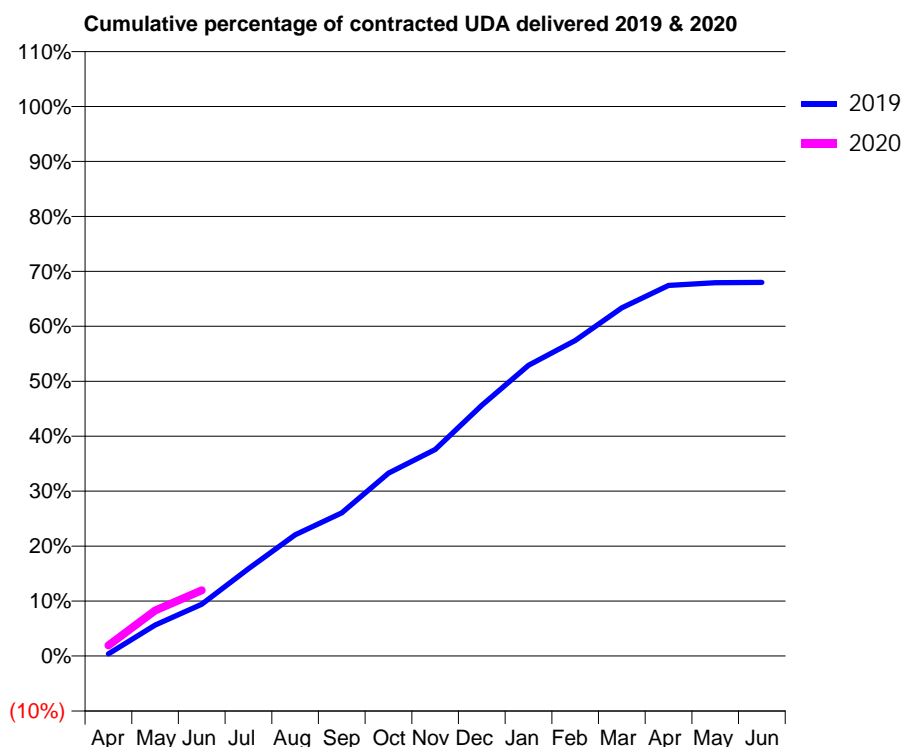
19/20 Contracted general activity (UDA)	3,200
Carry forward general activity (UDA)	0
19/20 Contracted orthodontic activity (UOA)	0
Carry forward orthodontic activity (UOA)	0
Baseline contract value	£86,241.40

ACCESS*

Patients seen in 24 months	Total	Change since previous quarter
Quarter ending June 2018	1,287	
Quarter ending September 2018	1,250	↓
Quarter ending December 2018	1,253	→
Quarter ending March 2019	1,226	↓
Quarter ending June 2019	1,234	→
Variance since June 2018	(4.1%)	↓



ACTIVITY



Month	Adjusted Scheduled Activity (UDA)	
	2019	2020
April	13	62
May	180	265
June	302	382
July	508	
August	706	
September	833	
October	1,065	
November	1,202	
December	1,459	
January	1,693	
February	1,837	
March	2,027	
April	2,158	
May	2,174	
June	2,175	

QUALITY

	Quantity	Base Number	Contract	LHB	Wales
% of FP17s for the same patient ID Re-attending within 3 months - Children	8	115	7.0%	7.2%	10.7%
% of FP17s for the same patient ID Re-attending within 3 months - Adults	14	196	7.1%	12.7%	15.5%
% of FP17s for the same patient ID Re-attending between 3 & 9 months - Children	40	115	34.8%	59.5%	60.1%
% of FP17s for the same patient ID Re-attending between 3 & 9 months - Adults	69	196	35.2%	54.3%	56.6%
% of FP17s for Band 1 Urgent Courses	16	240	6.7%	8.0%	9.1%
% of FP17s Relating to Free Repair or Replacements	1	240	0.4%	0.7%	0.7%
% of FP17s Relating to Continuations	0	240	0.0%	0.7%	0.6%
% of Patients satisfied with the dentistry they have received	0	0	N/A	92.8%	92.8%
% of Patients satisfied with the time they had to wait for an appointment	0	0	N/A	86.6%	87.5%

* This is based on patients treated on this contract for their most recent course of treatment. Figures in italics indicate the base number of FP17s or Patient Questionnaire responses are less than 100. N/A is shown where the base number of responses is less than 10 during the period. % is calculated as Quantity/Base number*100

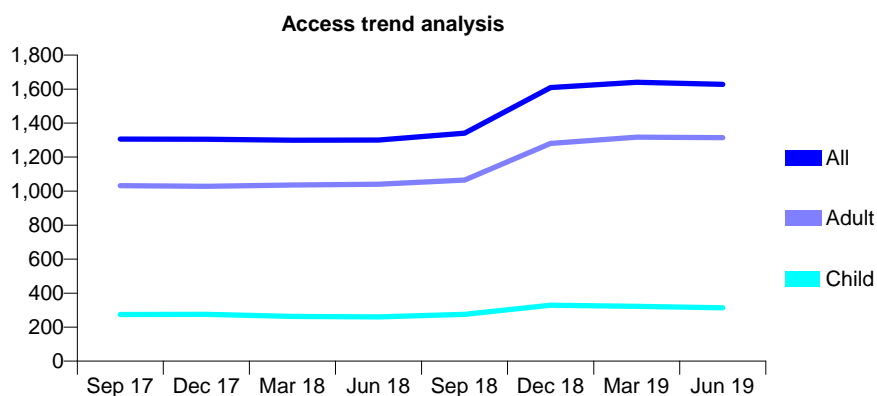
7A1 - Vital Signs At a Glance Contract Report for 188042/0001 - June 2019

Name or company name	T Ferguson
Contract type name	GDS Contract
Purpose of contract	General
Contract start date	01/08/2014
Contract end date	

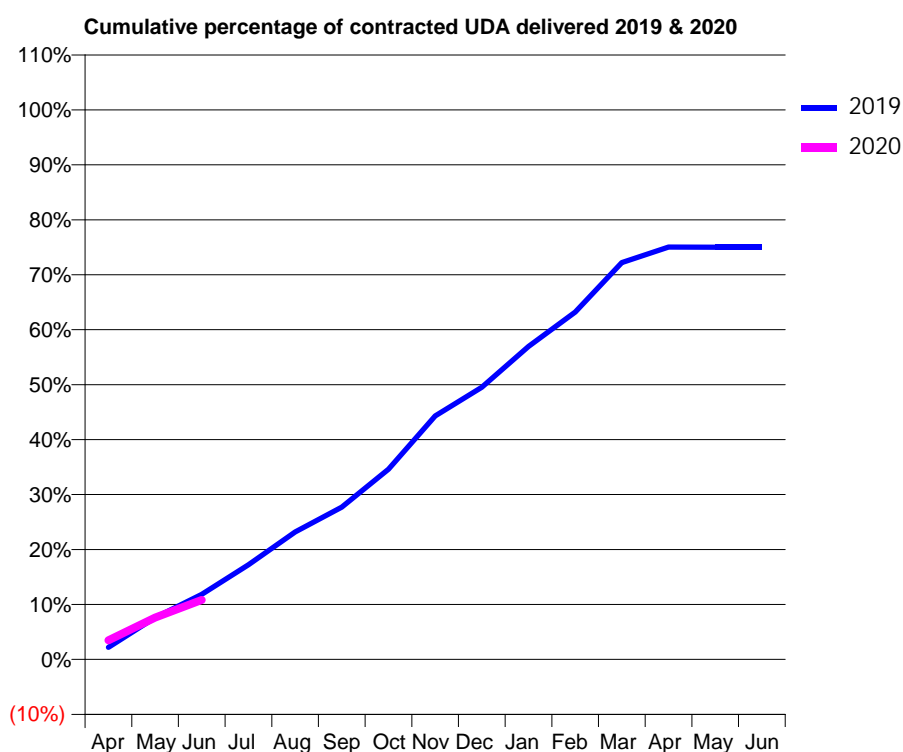
19/20 Contracted general activity (UDA)	6,805
Carry forward general activity (UDA)	0
19/20 Contracted orthodontic activity (UOA)	0
Carry forward orthodontic activity (UOA)	0
Baseline contract value	£213,987.86

ACCESS*

Patients seen in 24 months	Total	Change since previous quarter
Quarter ending June 2018	1,300	
Quarter ending September 2018	1,341	↑
Quarter ending December 2018	1,609	↑
Quarter ending March 2019	1,640	→
Quarter ending June 2019	1,628	→
Variance since June 2018	25.2%	↑



ACTIVITY



Month	2019	2020
April	173	237
May	600	519
June	928	735
July	1,351	
August	1,820	
September	2,175	
October	2,719	
November	3,481	
December	3,888	
January	4,472	
February	4,963	
March	5,669	
April	5,891	
May	5,889	
June	5,889	

QUALITY

	Quantity	Base Number	Contract	LHB	Wales
% of FP17s for the same patient ID Re-attending within 3 months - Children	2	83	2.4%	7.2%	10.7%
% of FP17s for the same patient ID Re-attending within 3 months - Adults	37	358	10.3%	12.7%	15.5%
% of FP17s for the same patient ID Re-attending between 3 & 9 months - Children	52	83	62.7%	59.5%	60.1%
% of FP17s for the same patient ID Re-attending between 3 & 9 months - Adults	192	358	53.6%	54.3%	56.6%
% of FP17s for Band 1 Urgent Courses	30	368	8.2%	8.0%	9.1%
% of FP17s Relating to Free Repair or Replacements	1	368	0.3%	0.7%	0.7%
% of FP17s Relating to Continuations	1	368	0.3%	0.7%	0.6%
% of Patients satisfied with the dentistry they have received	1	1	N/A	92.8%	92.8%
% of Patients satisfied with the time they had to wait for an appointment	1	1	N/A	86.6%	87.5%

* This is based on patients treated on this contract for their most recent course of treatment. Figures in italics indicate the base number of FP17s or Patient Questionnaire responses are less than 100. N/A is shown where the base number of responses is less than 10 during the period. % is calculated as Quantity/Base number*100

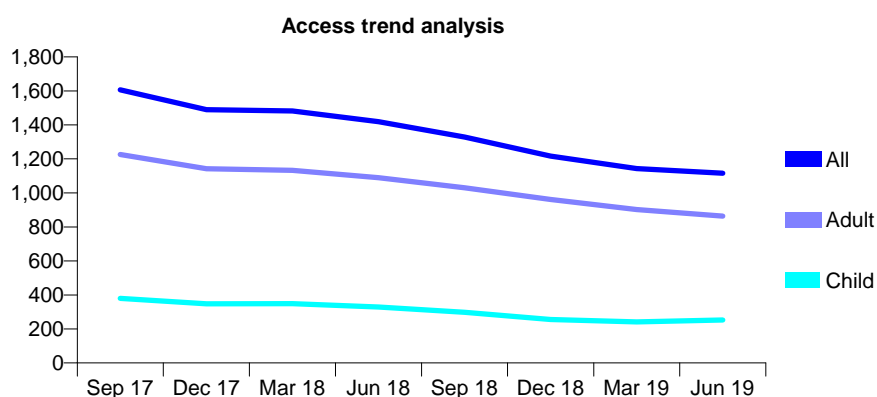
7A1 - Vital Signs At a Glance Contract Report for 192163/0001 - June 2019

Name or company name	Betsi Cadwaladr University Health Board
Contract type name	PDS Contract
Purpose of contract	General
Contract start date	29/03/2010
Contract end date	31/03/2020

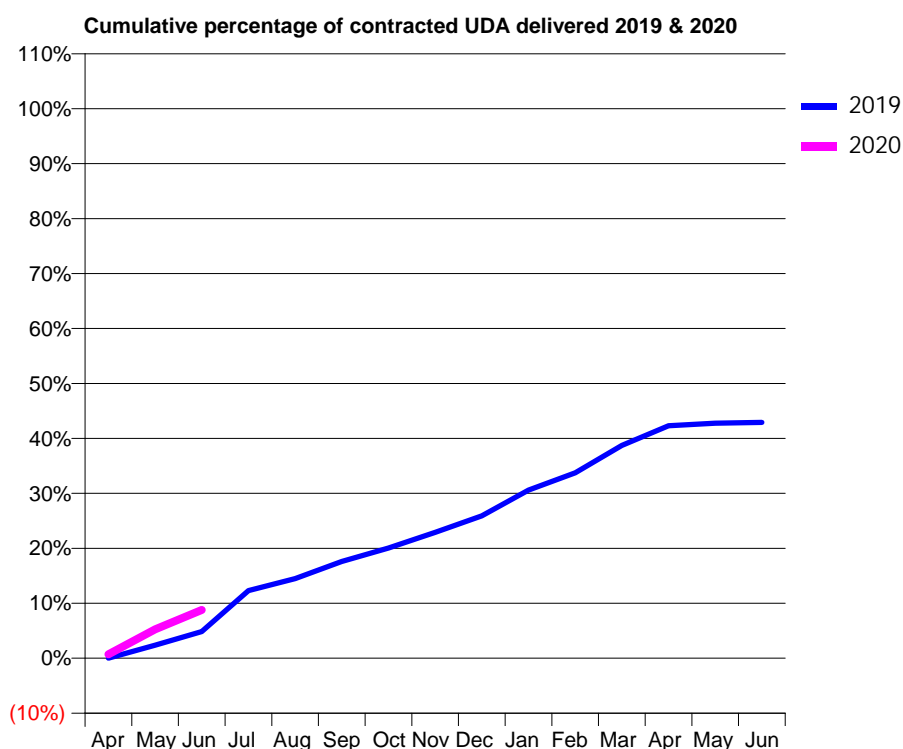
19/20 Contracted general activity (UDA)	4,368
Carry forward general activity (UDA)	0
19/20 Contracted orthodontic activity (UOA)	0
Carry forward orthodontic activity (UOA)	0
Baseline contract value	£173,867.16

ACCESS*

Patients seen in 24 months	Total	Change since previous quarter
Quarter ending June 2018	1,419	
Quarter ending September 2018	1,328	↓
Quarter ending December 2018	1,216	↓
Quarter ending March 2019	1,143	↓
Quarter ending June 2019	1,116	↓
Variance since June 2018	(21.4%)	↓



ACTIVITY



Month	Adjusted Scheduled Activity (UDA)	
	2019	2020
April	0	31
May	104	230
June	211	383
July	538	
August	634	
September	769	
October	877	
November	1,000	
December	1,131	
January	1,336	
February	1,473	
March	1,691	
April	1,849	
May	1,869	
June	1,875	

QUALITY

	Quantity	Base Number	Contract	LHB	Wales
% of FP17s for the same patient ID Re-attending within 3 months - Children	7	97	7.2%	7.2%	10.7%
% of FP17s for the same patient ID Re-attending within 3 months - Adults	28	220	12.7%	12.7%	15.5%
% of FP17s for the same patient ID Re-attending between 3 & 9 months - Children	8	97	8.2%	59.5%	60.1%
% of FP17s for the same patient ID Re-attending between 3 & 9 months - Adults	34	220	15.5%	54.3%	56.6%
% of FP17s for Band 1 Urgent Courses	54	215	25.1%	8.0%	9.1%
% of FP17s Relating to Free Repair or Replacements	2	215	0.9%	0.7%	0.7%
% of FP17s Relating to Continuations	2	215	0.9%	0.7%	0.6%
% of Patients satisfied with the dentistry they have received	2	2	N/A	92.8%	92.8%
% of Patients satisfied with the time they had to wait for an appointment	1	2	N/A	86.6%	87.5%

* This is based on patients treated on this contract for their most recent course of treatment.

Figures in italics indicate the base number of FP17s or Patient Questionnaire responses are less than 100. N/A is shown where the base number of responses is less than 10 during the period. % is calculated as Quantity/Base number*100

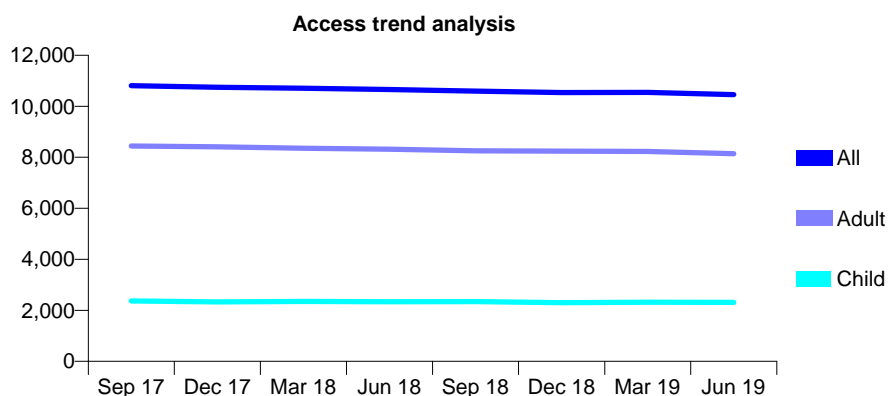
7A1 - Vital Signs At a Glance Contract Report for 193216/0001 - June 2019

Name or company name	Ruthin Dental
Contract type name	GDS Contract
Purpose of contract	General and Orthodontic
Contract start date	01/04/2013
Contract end date	

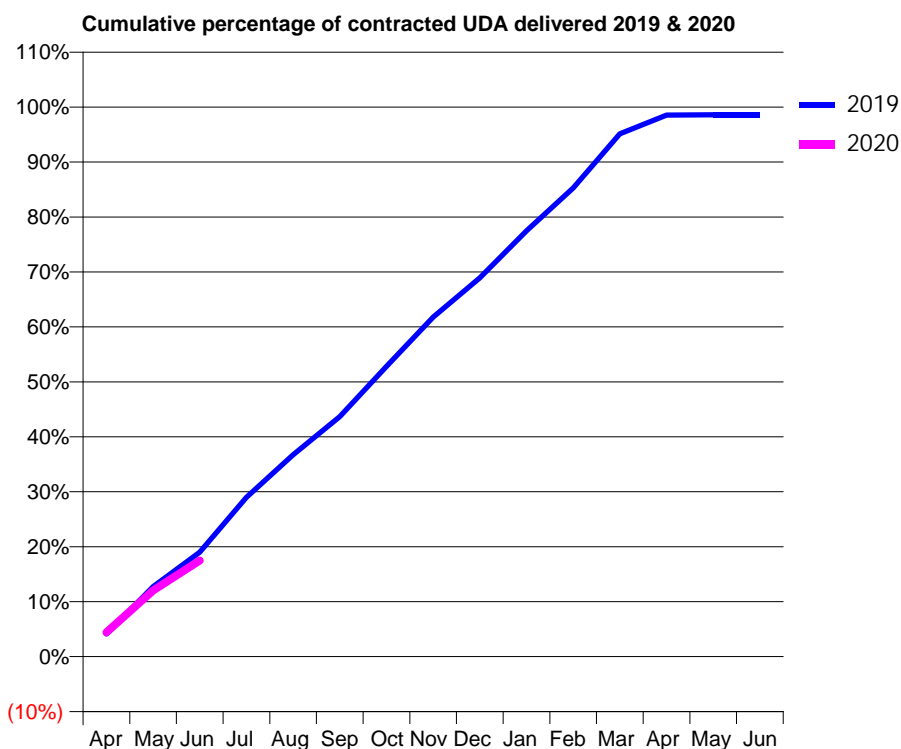
19/20 Contracted general activity (UDA)	32,000
Carry forward general activity (UDA)	0
19/20 Contracted orthodontic activity (UOA)	481
Carry forward orthodontic activity (UOA)	0
Baseline contract value	£872,297.96

ACCESS*

Patients seen in 24 months	Total	Change since previous quarter
Quarter ending June 2018	10,657	
Quarter ending September 2018	10,598	→
Quarter ending December 2018	10,539	→
Quarter ending March 2019	10,546	→
Quarter ending June 2019	10,456	→
Variance since June 2018	(1.9%)	↓



ACTIVITY



Month	Adjusted Scheduled Activity (UDA)	
	2019	2020
April	1,290	1,418
May	3,979	3,857
June	5,930	5,598
July	9,047	
August	11,461	
September	13,625	
October	16,479	
November	19,278	
December	21,497	
January	24,169	
February	26,611	
March	29,687	
April	30,740	
May	30,758	
June	30,762	

QUALITY

	Quantity	Base Number	Contract	LHB	Wales
% of FP17s for the same patient ID Re-attending within 3 months - Children	56	829	6.8%	7.2%	10.7%
% of FP17s for the same patient ID Re-attending within 3 months - Adults	352	2,876	12.2%	12.7%	15.5%
% of FP17s for the same patient ID Re-attending between 3 & 9 months - Children	562	829	67.8%	59.5%	60.1%
% of FP17s for the same patient ID Re-attending between 3 & 9 months - Adults	1,645	2,876	57.2%	54.3%	56.6%
% of FP17s for Band 1 Urgent Courses	163	3,166	5.1%	8.0%	9.1%
% of FP17s Relating to Free Repair or Replacements	23	3,166	0.7%	0.7%	0.7%
% of FP17s Relating to Continuations	20	3,166	0.6%	0.7%	0.6%
% of Patients satisfied with the dentistry they have received	27	29	93.1%	92.8%	92.8%
% of Patients satisfied with the time they had to wait for an appointment	26	29	89.7%	86.6%	87.5%

* This is based on patients treated on this contract for their most recent course of treatment. Figures in italics indicate the base number of FP17s or Patient Questionnaire responses are less than 100. N/A is shown where the base number of responses is less than 10 during the period. % is calculated as Quantity/Base number*100

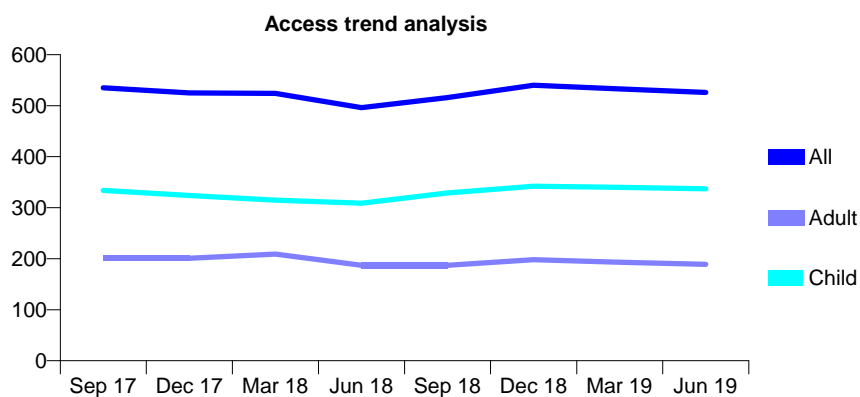
7A1 - Vital Signs At a Glance Contract Report for 196991/0001 - June 2019

Name or company name	Miss C Smith
Contract type name	GDS Contract
Purpose of contract	General
Contract start date	01/04/2015
Contract end date	

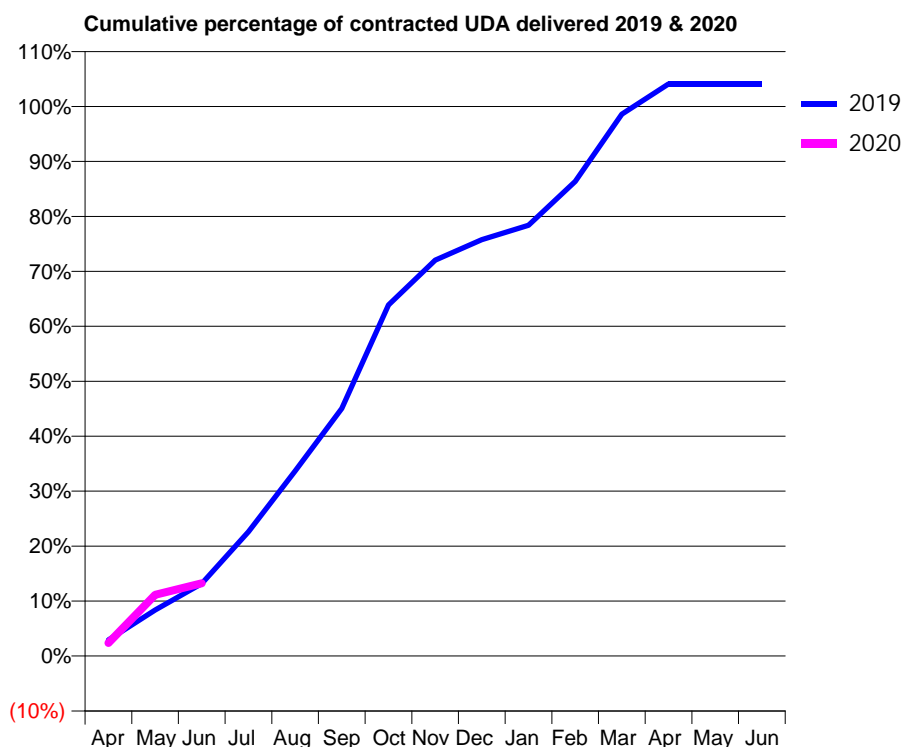
19/20 Contracted general activity (UDA)	1,320
Carry forward general activity (UDA)	0
19/20 Contracted orthodontic activity (UOA)	0
Carry forward orthodontic activity (UOA)	0
Baseline contract value	£34,119.05

ACCESS*

Patients seen in 24 months	Total	Change since previous quarter
Quarter ending June 2018	496	
Quarter ending September 2018	516	↑
Quarter ending December 2018	540	↑
Quarter ending March 2019	533	↓
Quarter ending June 2019	526	↓
Variance since June 2018	6.0%	↑



ACTIVITY



Month	Adjusted Scheduled Activity (UDA)	
	2019	2020
April	34	32
May	98	147
June	154	175
July	265	
August	394	
September	527	
October	747	
November	843	
December	886	
January	917	
February	1,010	
March	1,153	
April	1,218	
May	1,218	
June	1,218	

QUALITY

	Quantity	Base Number	Contract	LHB	Wales
% of FP17s for the same patient ID Re-attending within 3 months - Children	7	102	6.9%	7.2%	10.7%
% of FP17s for the same patient ID Re-attending within 3 months - Adults	8	40	20.0%	12.7%	15.5%
% of FP17s for the same patient ID Re-attending between 3 & 9 months - Children	68	102	66.7%	59.5%	60.1%
% of FP17s for the same patient ID Re-attending between 3 & 9 months - Adults	27	40	67.5%	54.3%	56.6%
% of FP17s for Band 1 Urgent Courses	8	103	7.8%	8.0%	9.1%
% of FP17s Relating to Free Repair or Replacements	0	103	0.0%	0.7%	0.7%
% of FP17s Relating to Continuations	0	103	0.0%	0.7%	0.6%
% of Patients satisfied with the dentistry they have received	1	1	N/A	92.8%	92.8%
% of Patients satisfied with the time they had to wait for an appointment	1	1	N/A	86.6%	87.5%

* This is based on patients treated on this contract for their most recent course of treatment. Figures in italics indicate the base number of FP17s or Patient Questionnaire responses are less than 100. N/A is shown where the base number of responses is less than 10 during the period. % is calculated as Quantity/Base number*100

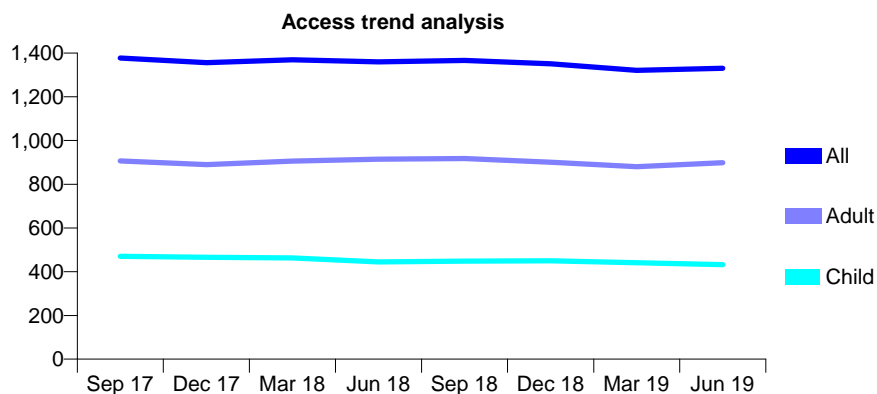
7A1 - Vital Signs At a Glance Contract Report for 197041/0001 - June 2019

Name or company name	Belmont House
Contract type name	GDS Contract
Purpose of contract	General
Contract start date	01/05/2008
Contract end date	

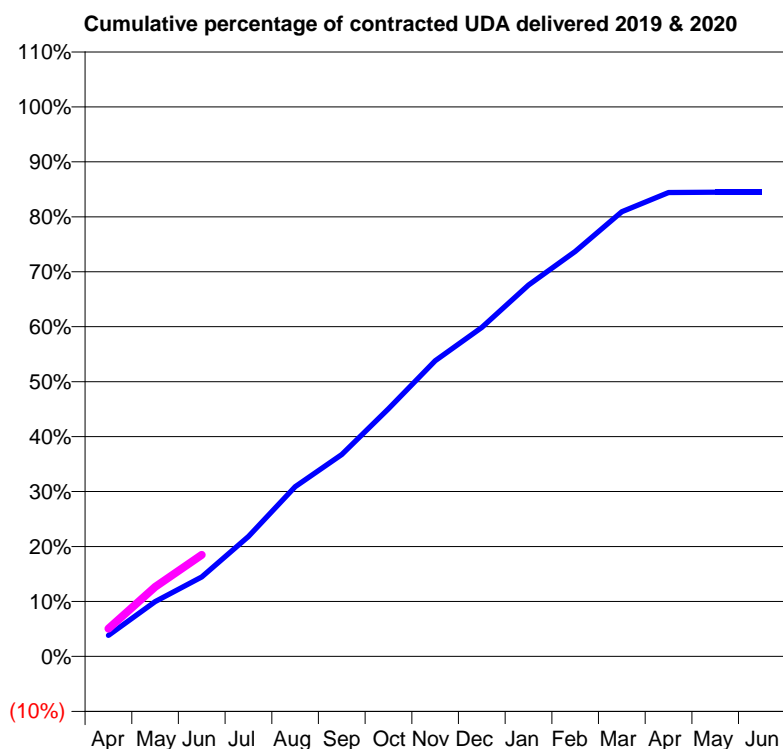
19/20 Contracted general activity (UDA)	3,846
Carry forward general activity (UDA)	0
19/20 Contracted orthodontic activity (UOA)	0
Carry forward orthodontic activity (UOA)	0
Baseline contract value	£119,085.59

ACCESS*

Patients seen in 24 months	Total	Change since previous quarter
Quarter ending June 2018	1,360	
Quarter ending September 2018	1,366	→
Quarter ending December 2018	1,351	↓
Quarter ending March 2019	1,321	↓
Quarter ending June 2019	1,330	→
Variance since June 2018	(2.2%)	↓



ACTIVITY



Month	2019	2020
April	147	194
May	384	486
June	556	711
July	840	
August	1,188	
September	1,413	
October	1,734	
November	2,070	
December	2,302	
January	2,599	
February	2,834	
March	3,112	
April	3,246	
May	3,248	
June	3,248	

QUALITY

	Quantity	Base Number	Contract	LHB	Wales
% of FP17s for the same patient ID Re-attending within 3 months - Children	7	180	3.9%	7.2%	10.7%
% of FP17s for the same patient ID Re-attending within 3 months - Adults	33	334	9.9%	12.7%	15.5%
% of FP17s for the same patient ID Re-attending between 3 & 9 months - Children	137	180	76.1%	59.5%	60.1%
% of FP17s for the same patient ID Re-attending between 3 & 9 months - Adults	230	334	68.9%	54.3%	56.6%
% of FP17s for Band 1 Urgent Courses	10	434	2.3%	8.0%	9.1%
% of FP17s Relating to Free Repair or Replacements	0	434	0.0%	0.7%	0.7%
% of FP17s Relating to Continuations	0	434	0.0%	0.7%	0.6%
% of Patients satisfied with the dentistry they have received	4	4	N/A	92.8%	92.8%
% of Patients satisfied with the time they had to wait for an appointment	4	4	N/A	86.6%	87.5%

* This is based on patients treated on this contract for their most recent course of treatment. Figures in italics indicate the base number of FP17s or Patient Questionnaire responses are less than 100. N/A is shown where the base number of responses is less than 10 during the period. % is calculated as Quantity/Base number*100

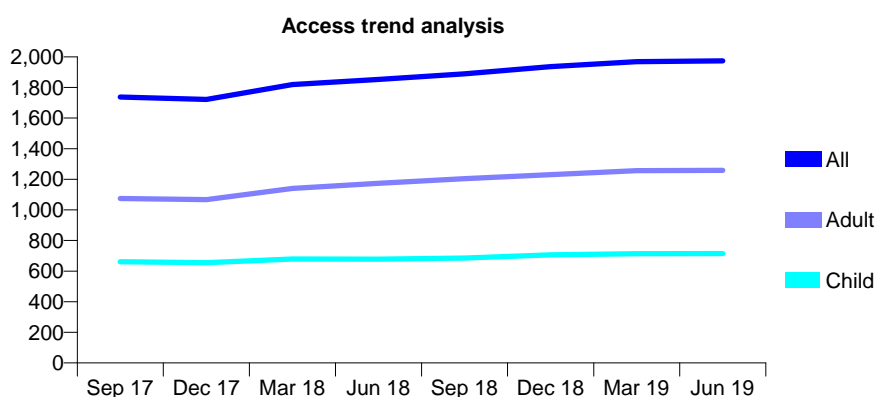
7A1 - Vital Signs At a Glance Contract Report for 199818/0001 - June 2019

Name or company name	Mr G Turner & Mr R Davies
Contract type name	GDS Contract
Purpose of contract	General
Contract start date	01/04/2009
Contract end date	

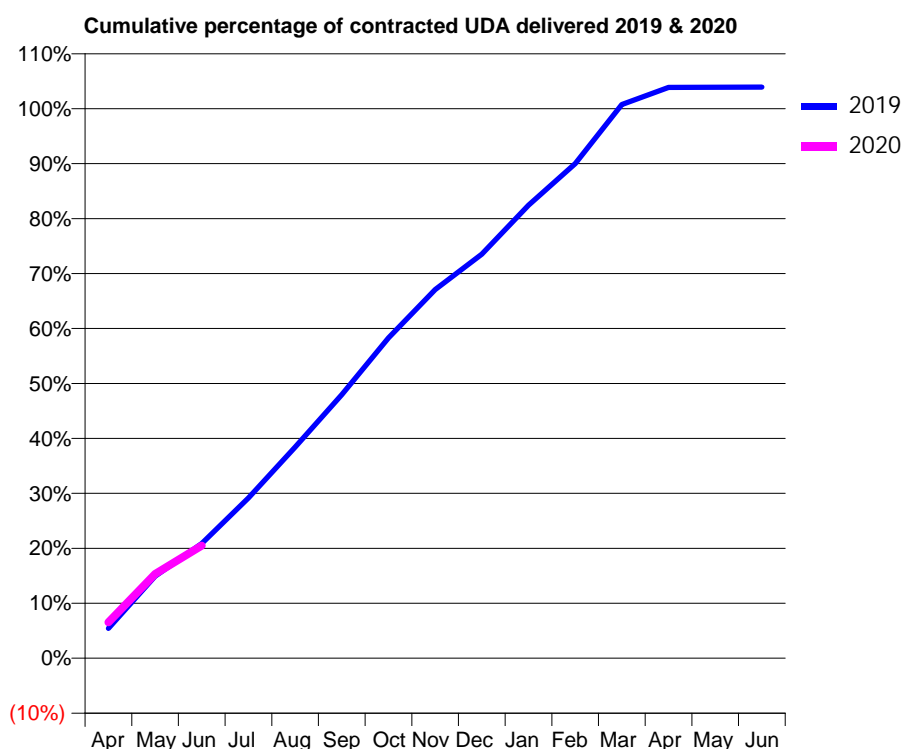
19/20 Contracted general activity (UDA)	5,000
Carry forward general activity (UDA)	0
19/20 Contracted orthodontic activity (UOA)	0
Carry forward orthodontic activity (UOA)	0
Baseline contract value	£124,302.77

ACCESS*

Patients seen in 24 months	Total	Change since previous quarter
Quarter ending June 2018	1,852	
Quarter ending September 2018	1,889	→
Quarter ending December 2018	1,936	↑
Quarter ending March 2019	1,969	→
Quarter ending June 2019	1,974	→
Variance since June 2018	6.6%	↑



ACTIVITY



Adjusted Scheduled Activity (UDA)		
Month	2019	2020
April	273	327
May	747	766
June	1,044	1,025
July	1,459	
August	1,922	
September	2,396	
October	2,914	
November	3,354	
December	3,676	
January	4,121	
February	4,500	
March	5,037	
April	5,193	
May	5,195	
June	5,196	

QUALITY

	Quantity	Base Number	Contract	LHB	Wales
% of FP17s for the same patient ID Re-attending within 3 months - Children	21	322	6.5%	7.2%	10.7%
% of FP17s for the same patient ID Re-attending within 3 months - Adults	69	499	13.8%	12.7%	15.5%
% of FP17s for the same patient ID Re-attending between 3 & 9 months - Children	246	322	76.4%	59.5%	60.1%
% of FP17s for the same patient ID Re-attending between 3 & 9 months - Adults	367	499	73.5%	54.3%	56.6%
% of FP17s for Band 1 Urgent Courses	46	709	6.5%	8.0%	9.1%
% of FP17s Relating to Free Repair or Replacements	7	709	1.0%	0.7%	0.7%
% of FP17s Relating to Continuations	0	709	0.0%	0.7%	0.6%
% of Patients satisfied with the dentistry they have received	3	3	N/A	92.8%	92.8%
% of Patients satisfied with the time they had to wait for an appointment	3	3	N/A	86.6%	87.5%

* This is based on patients treated on this contract for their most recent course of treatment. Figures in italics indicate the base number of FP17s or Patient Questionnaire responses are less than 100. N/A is shown where the base number of responses is less than 10 during the period. % is calculated as Quantity/Base number*100

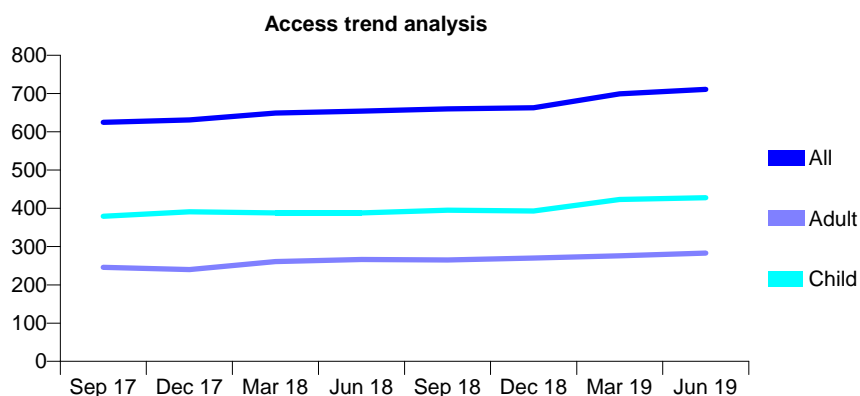
7A1 - Vital Signs At a Glance Contract Report for 206229/0003 - June 2019

Name or company name	Abergele Dental Surgery
Contract type name	GDS Contract
Purpose of contract	General
Contract start date	21/10/2014
Contract end date	

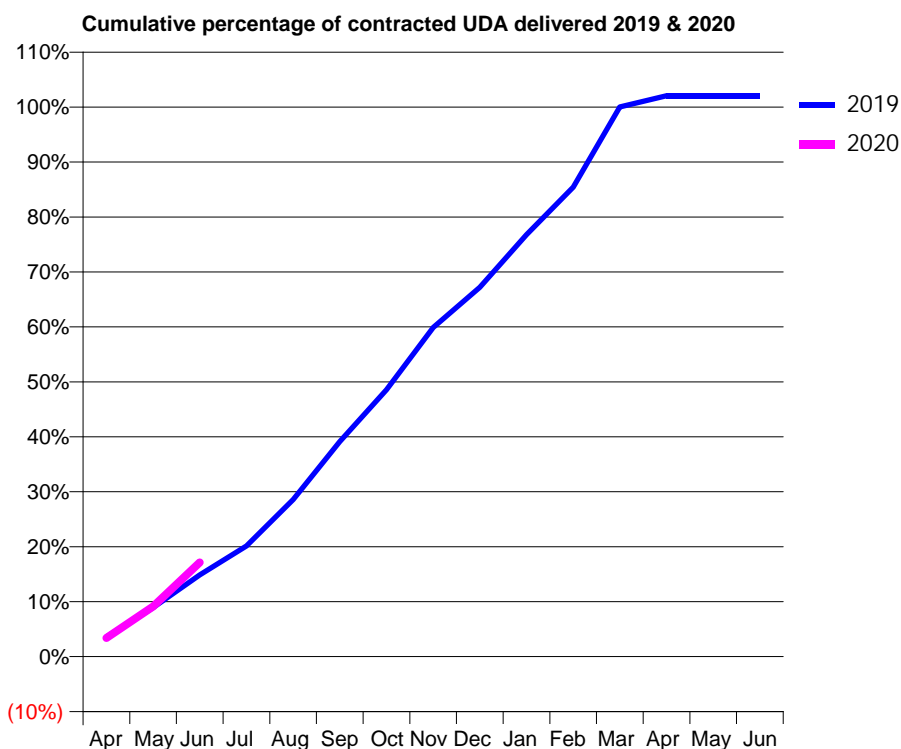
19/20 Contracted general activity (UDA)	1,714
Carry forward general activity (UDA)	0
19/20 Contracted orthodontic activity (UOA)	0
Carry forward orthodontic activity (UOA)	0
Baseline contract value	£43,021.59

ACCESS*

Patients seen in 24 months	Total	Change since previous quarter
Quarter ending June 2018	654	
Quarter ending September 2018	660	→
Quarter ending December 2018	663	→
Quarter ending March 2019	699	↑
Quarter ending June 2019	711	→
Variance since June 2018	8.7%	↑



ACTIVITY



Month	Adjusted Scheduled Activity (UDA)	
	2019	2020
April	62	58
May	153	157
June	255	294
July	345	
August	490	
September	671	
October	833	
November	1,026	
December	1,152	
January	1,316	
February	1,464	
March	1,714	
April	1,749	
May	1,749	
June	1,749	

QUALITY

	Quantity	Base Number	Contract	LHB	Wales
% of FP17s for the same patient ID Re-attending within 3 months - Children	8	150	5.3%	7.2%	10.7%
% of FP17s for the same patient ID Re-attending within 3 months - Adults	3	59	5.1%	12.7%	15.5%
% of FP17s for the same patient ID Re-attending between 3 & 9 months - Children	107	150	71.3%	59.5%	60.1%
% of FP17s for the same patient ID Re-attending between 3 & 9 months - Adults	42	59	71.2%	54.3%	56.6%
% of FP17s for Band 1 Urgent Courses	5	186	2.7%	8.0%	9.1%
% of FP17s Relating to Free Repair or Replacements	0	186	0.0%	0.7%	0.7%
% of FP17s Relating to Continuations	1	186	0.5%	0.7%	0.6%
% of Patients satisfied with the dentistry they have received	4	4	N/A	92.8%	92.8%
% of Patients satisfied with the time they had to wait for an appointment	4	4	N/A	86.6%	87.5%

* This is based on patients treated on this contract for their most recent course of treatment. Figures in italics indicate the base number of FP17s or Patient Questionnaire responses are less than 100. N/A is shown where the base number of responses is less than 10 during the period. % is calculated as Quantity/Base number*100

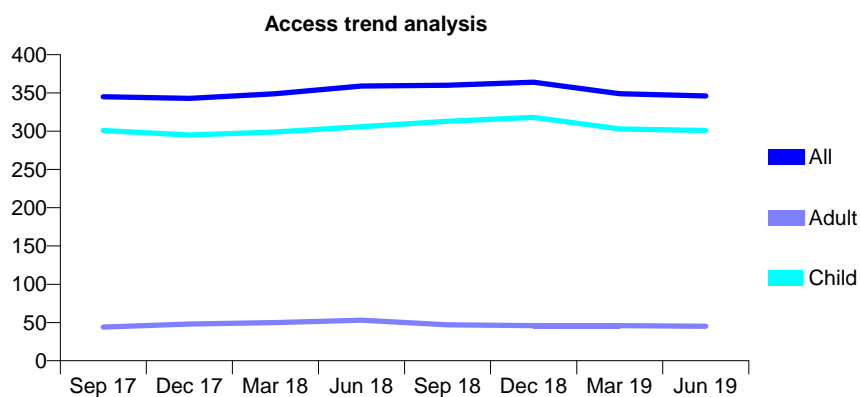
7A1 - Vital Signs At a Glance Contract Report for 219002/0001 - June 2019

Name or company name	MRS KJ PEARCE
Contract type name	GDS Contract
Purpose of contract	General
Contract start date	01/04/2006
Contract end date	

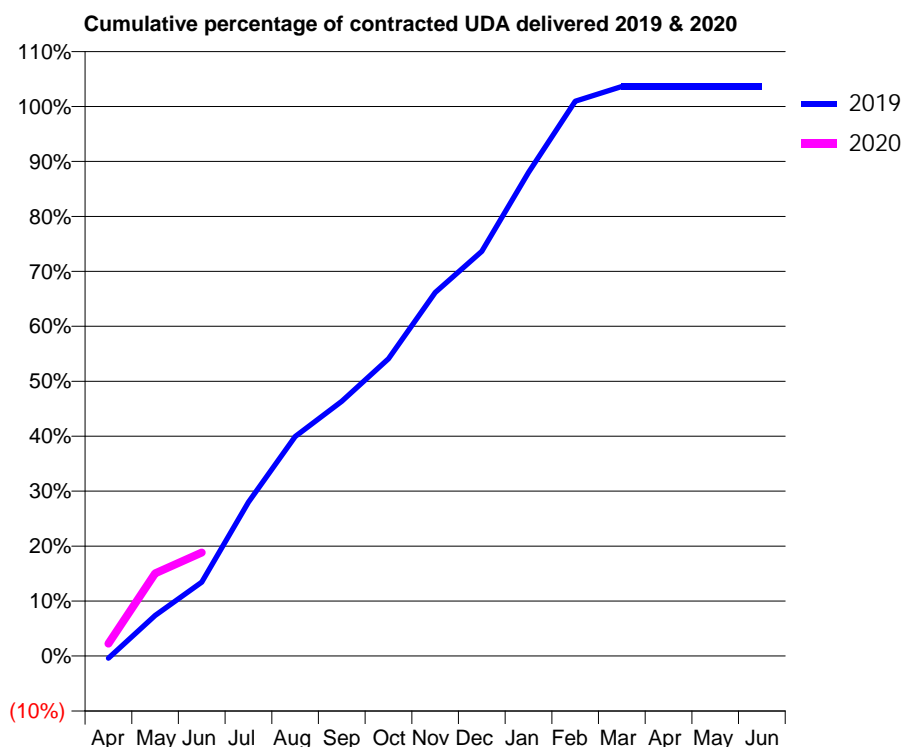
19/20 Contracted general activity (UDA)	750
Carry forward general activity (UDA)	0
19/20 Contracted orthodontic activity (UOA)	0
Carry forward orthodontic activity (UOA)	0
Baseline contract value	£18,841.10

ACCESS*

Patients seen in 24 months	Total	Change since previous quarter
Quarter ending June 2018	359	
Quarter ending September 2018	360	→
Quarter ending December 2018	364	→
Quarter ending March 2019	349	↓
Quarter ending June 2019	346	→
Variance since June 2018	(3.6%)	↓



ACTIVITY



Month	Adjusted Scheduled Activity (UDA)	
	2019	2020
April	-3	17
May	55	113
June	101	141
July	210	
August	299	
September	348	
October	406	
November	496	
December	552	
January	660	
February	757	
March	777	
April	777	
May	777	
June	777	

QUALITY

	Quantity	Base Number	Contract	LHB	Wales
% of FP17s for the same patient ID Re-attending within 3 months - Children	7	98	7.1%	7.2%	10.7%
% of FP17s for the same patient ID Re-attending within 3 months - Adults	0	9	0.0%	12.7%	15.5%
% of FP17s for the same patient ID Re-attending between 3 & 9 months - Children	72	98	73.5%	59.5%	60.1%
% of FP17s for the same patient ID Re-attending between 3 & 9 months - Adults	6	9	66.7%	54.3%	56.6%
% of FP17s for Band 1 Urgent Courses	1	107	0.9%	8.0%	9.1%
% of FP17s Relating to Free Repair or Replacements	0	107	0.0%	0.7%	0.7%
% of FP17s Relating to Continuations	0	107	0.0%	0.7%	0.6%
% of Patients satisfied with the dentistry they have received	1	1	N/A	92.8%	92.8%
% of Patients satisfied with the time they had to wait for an appointment	1	1	N/A	86.6%	87.5%

* This is based on patients treated on this contract for their most recent course of treatment. Figures in italics indicate the base number of FP17s or Patient Questionnaire responses are less than 100. N/A is shown where the base number of responses is less than 10 during the period. % is calculated as Quantity/Base number*100

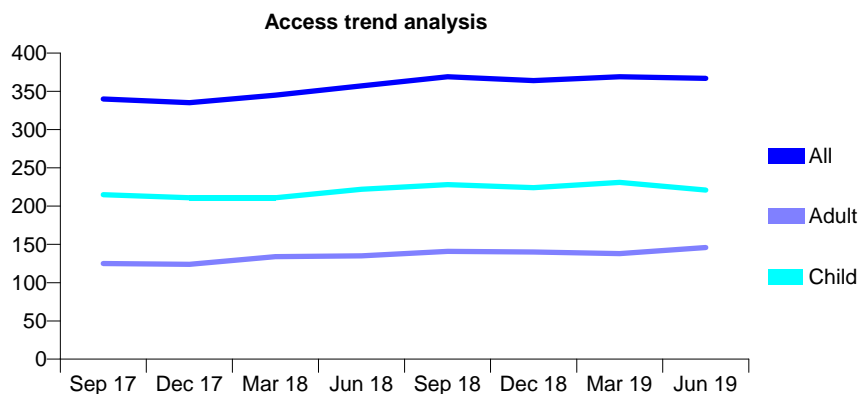
7A1 - Vital Signs At a Glance Contract Report for 221090/0001 - June 2019

Name or company name	MR CR ANDRADE
Contract type name	GDS Contract
Purpose of contract	General
Contract start date	01/04/2006
Contract end date	

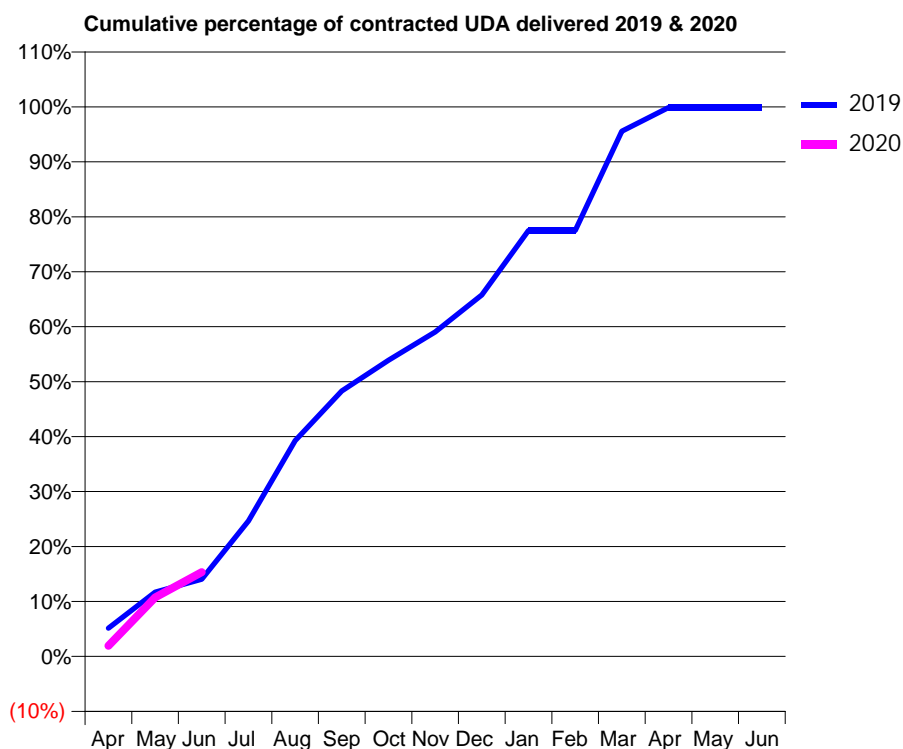
19/20 Contracted general activity (UDA)	833
Carry forward general activity (UDA)	0
19/20 Contracted orthodontic activity (UOA)	0
Carry forward orthodontic activity (UOA)	0
Baseline contract value	£19,383.66

ACCESS*

Patients seen in 24 months	Total	Change since previous quarter
Quarter ending June 2018	357	
Quarter ending September 2018	369	↑
Quarter ending December 2018	364	↓
Quarter ending March 2019	369	→
Quarter ending June 2019	367	→
Variance since June 2018	2.8%	↑



ACTIVITY



Month	Adjusted Scheduled Activity (UDA)	
	2019	2020
April	43	16
May	98	89
June	117	128
July	205	
August	327	
September	402	
October	449	
November	492	
December	548	
January	646	
February	646	
March	796	
April	832	
May	832	
June	832	

QUALITY

	Quantity	Base Number	Contract	LHB	Wales
% of FP17s for the same patient ID Re-attending within 3 months - Children	8	81	9.9%	7.2%	10.7%
% of FP17s for the same patient ID Re-attending within 3 months - Adults	3	30	10.0%	12.7%	15.5%
% of FP17s for the same patient ID Re-attending between 3 & 9 months - Children	43	81	53.1%	59.5%	60.1%
% of FP17s for the same patient ID Re-attending between 3 & 9 months - Adults	20	30	66.7%	54.3%	56.6%
% of FP17s for Band 1 Urgent Courses	3	85	3.5%	8.0%	9.1%
% of FP17s Relating to Free Repair or Replacements	0	85	0.0%	0.7%	0.7%
% of FP17s Relating to Continuations	3	85	3.5%	0.7%	0.6%
% of Patients satisfied with the dentistry they have received	2	2	N/A	92.8%	92.8%
% of Patients satisfied with the time they had to wait for an appointment	2	2	N/A	86.6%	87.5%

* This is based on patients treated on this contract for their most recent course of treatment. Figures in italics indicate the base number of FP17s or Patient Questionnaire responses are less than 100. N/A is shown where the base number of responses is less than 10 during the period. % is calculated as Quantity/Base number*100

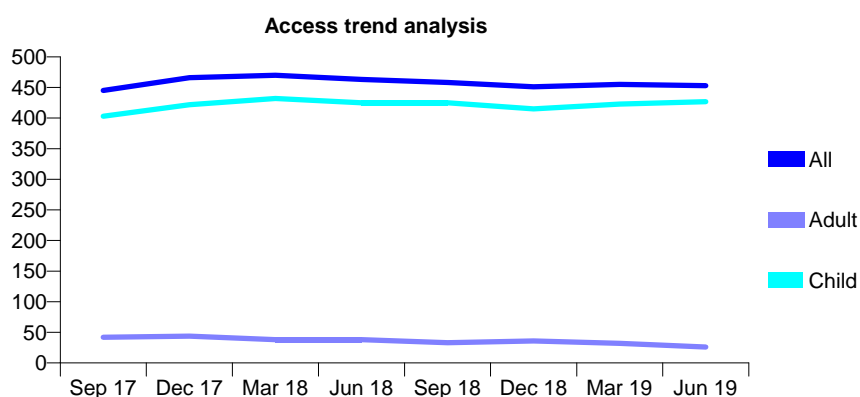
7A1 - Vital Signs At a Glance Contract Report for 231495/0001 - June 2019

Name or company name	MISS EV GRIFFITH
Contract type name	GDS Contract
Purpose of contract	General
Contract start date	01/04/2006
Contract end date	

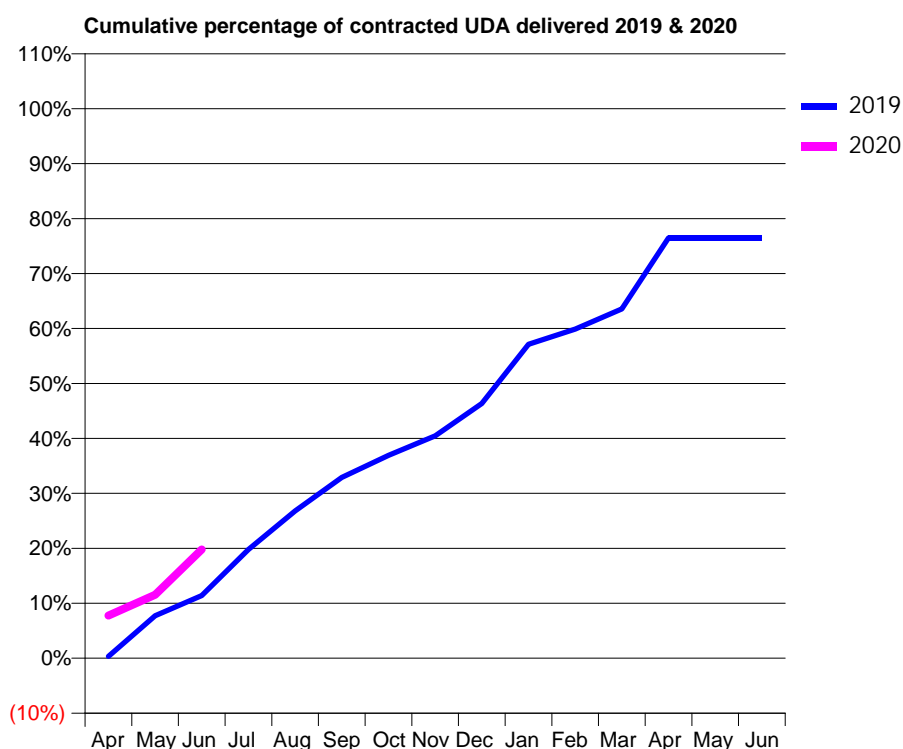
19/20 Contracted general activity (UDA)	875
Carry forward general activity (UDA)	0
19/20 Contracted orthodontic activity (UOA)	0
Carry forward orthodontic activity (UOA)	0
Baseline contract value	£21,790.68

ACCESS*

Patients seen in 24 months	Total	Change since previous quarter
Quarter ending June 2018	463	
Quarter ending September 2018	458	↓
Quarter ending December 2018	451	↓
Quarter ending March 2019	455	→
Quarter ending June 2019	453	→
Variance since June 2018	(2.2%)	↓



ACTIVITY



Month	2019	2020
April	3	68
May	68	101
June	100	173
July	173	
August	235	
September	288	
October	323	
November	354	
December	405	
January	500	
February	524	
March	556	
April	669	
May	669	
June	669	

QUALITY

	Quantity	Base Number	Contract	LHB	Wales
% of FP17s for the same patient ID Re-attending within 3 months - Children	7	224	3.1%	7.2%	10.7%
% of FP17s for the same patient ID Re-attending within 3 months - Adults	0	0	N/A	12.7%	15.5%
% of FP17s for the same patient ID Re-attending between 3 & 9 months - Children	124	224	55.4%	59.5%	60.1%
% of FP17s for the same patient ID Re-attending between 3 & 9 months - Adults	0	0	N/A	54.3%	56.6%
% of FP17s for Band 1 Urgent Courses	1	133	0.8%	8.0%	9.1%
% of FP17s Relating to Free Repair or Replacements	0	133	0.0%	0.7%	0.7%
% of FP17s Relating to Continuations	1	133	0.8%	0.7%	0.6%
% of Patients satisfied with the dentistry they have received	1	1	N/A	92.8%	92.8%
% of Patients satisfied with the time they had to wait for an appointment	1	1	N/A	86.6%	87.5%

* This is based on patients treated on this contract for their most recent course of treatment.

Figures in italics indicate the base number of FP17s or Patient Questionnaire responses are less than 100. N/A is shown where the base number of responses is less than 10 during the period. % is calculated as Quantity/Base number*100

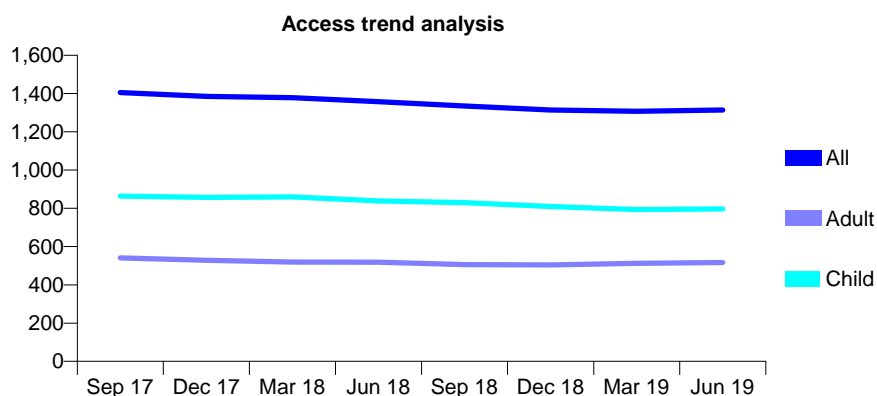
7A1 - Vital Signs At a Glance Contract Report for 231517/0001 - June 2019

Name or company name	MRS DV MARSHALL
Contract type name	GDS Contract
Purpose of contract	General
Contract start date	01/04/2006
Contract end date	

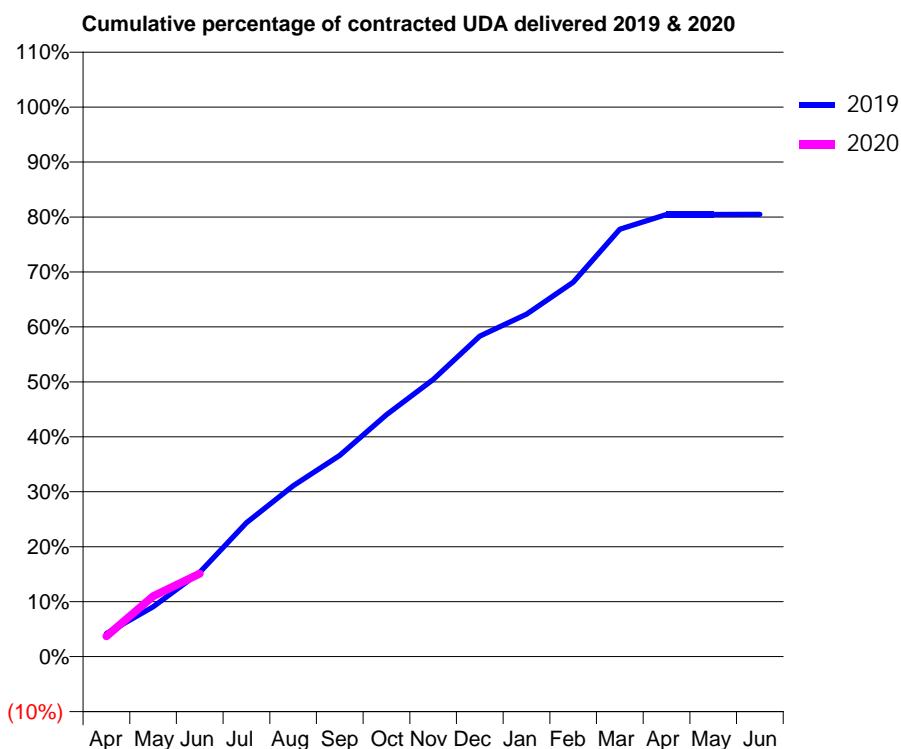
19/20 Contracted general activity (UDA)	3,920
Carry forward general activity (UDA)	0
19/20 Contracted orthodontic activity (UOA)	0
Carry forward orthodontic activity (UOA)	0
Baseline contract value	£101,323.23

ACCESS*

Patients seen in 24 months	Total	Change since previous quarter
Quarter ending June 2018	1,357	
Quarter ending September 2018	1,335	↓
Quarter ending December 2018	1,314	↓
Quarter ending March 2019	1,307	→
Quarter ending June 2019	1,314	→
Variance since June 2018	(3.2%)	↓



ACTIVITY



Month	Adjusted Scheduled Activity (UDA)	
	2019	2020
April	165	146
May	355	431
June	601	592
July	955	
August	1,219	
September	1,436	
October	1,725	
November	1,977	
December	2,286	
January	2,442	
February	2,670	
March	3,048	
April	3,154	
May	3,154	
June	3,155	

QUALITY

	Quantity	Base Number	Contract	LHB	Wales
% of FP17s for the same patient ID Re-attending within 3 months - Children	21	258	8.1%	7.2%	10.7%
% of FP17s for the same patient ID Re-attending within 3 months - Adults	19	146	13.0%	12.7%	15.5%
% of FP17s for the same patient ID Re-attending between 3 & 9 months - Children	128	258	49.6%	59.5%	60.1%
% of FP17s for the same patient ID Re-attending between 3 & 9 months - Adults	92	146	63.0%	54.3%	56.6%
% of FP17s for Band 1 Urgent Courses	12	337	3.6%	8.0%	9.1%
% of FP17s Relating to Free Repair or Replacements	3	337	0.9%	0.7%	0.7%
% of FP17s Relating to Continuations	1	337	0.3%	0.7%	0.6%
% of Patients satisfied with the dentistry they have received	3	3	N/A	92.8%	92.8%
% of Patients satisfied with the time they had to wait for an appointment	2	3	N/A	86.6%	87.5%

* This is based on patients treated on this contract for their most recent course of treatment. Figures in italics indicate the base number of FP17s or Patient Questionnaire responses are less than 100. N/A is shown where the base number of responses is less than 10 during the period. % is calculated as Quantity/Base number*100

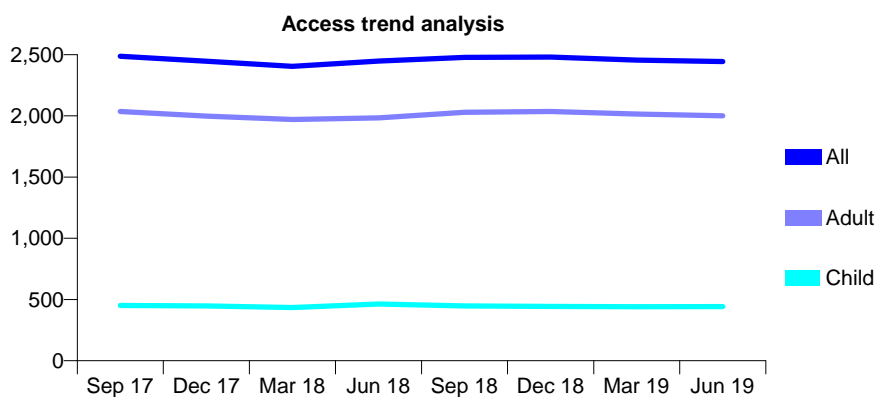
7A1 - Vital Signs At a Glance Contract Report for 234087/0001 - June 2019

Name or company name	MR TJ BEGGS
Contract type name	GDS Contract
Purpose of contract	General
Contract start date	01/04/2006
Contract end date	

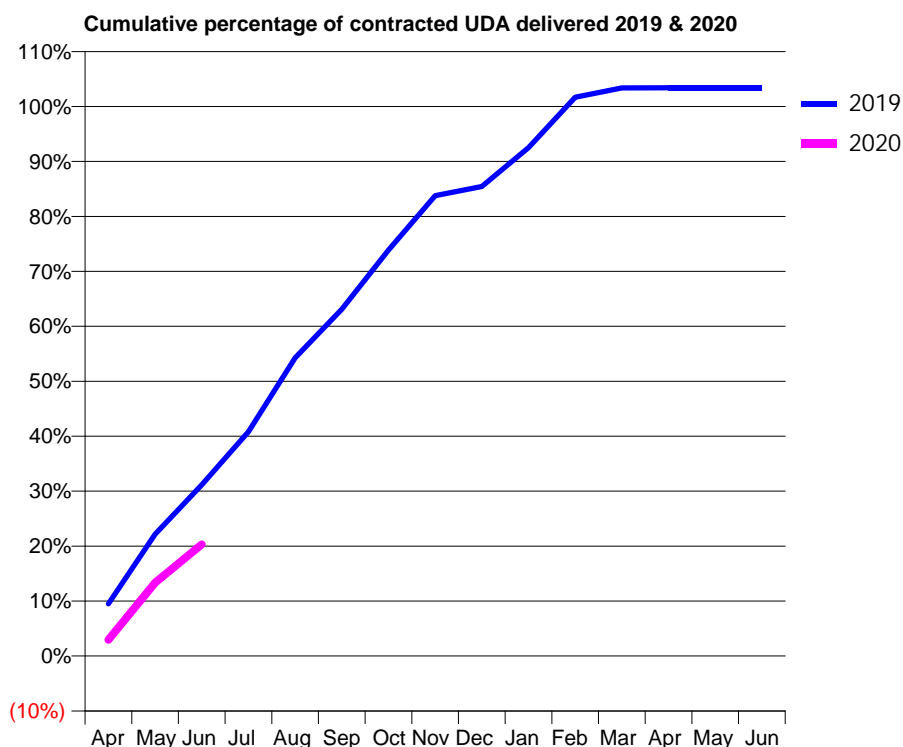
19/20 Contracted general activity (UDA)	7,067
Carry forward general activity (UDA)	0
19/20 Contracted orthodontic activity (UOA)	0
Carry forward orthodontic activity (UOA)	0
Baseline contract value	£223,664.98

ACCESS*

Patients seen in 24 months	Total	Change since previous quarter
Quarter ending June 2018	2,447	
Quarter ending September 2018	2,478	→
Quarter ending December 2018	2,480	→
Quarter ending March 2019	2,456	→
Quarter ending June 2019	2,444	→
Variance since June 2018	(0.1%)	→



ACTIVITY



Month	Adjusted Scheduled Activity (UDA)	
	2019	2020
April	624	208
May	1,457	943
June	2,045	1,437
July	2,681	
August	3,564	
September	4,143	
October	4,850	
November	5,500	
December	5,611	
January	6,074	
February	6,679	
March	6,788	
April	6,789	
May	6,789	
June	6,789	

QUALITY

	Quantity	Base Number	Contract	LHB	Wales
% of FP17s for the same patient ID Re-attending within 3 months - Children	8	159	5.0%	7.2%	10.7%
% of FP17s for the same patient ID Re-attending within 3 months - Adults	76	625	12.2%	12.7%	15.5%
% of FP17s for the same patient ID Re-attending between 3 & 9 months - Children	48	159	30.2%	59.5%	60.1%
% of FP17s for the same patient ID Re-attending between 3 & 9 months - Adults	242	625	38.7%	54.3%	56.6%
% of FP17s for Band 1 Urgent Courses	73	782	9.3%	8.0%	9.1%
% of FP17s Relating to Free Repair or Replacements	8	782	1.0%	0.7%	0.7%
% of FP17s Relating to Continuations	2	782	0.3%	0.7%	0.6%
% of Patients satisfied with the dentistry they have received	5	5	N/A	92.8%	92.8%
% of Patients satisfied with the time they had to wait for an appointment	5	5	N/A	86.6%	87.5%

* This is based on patients treated on this contract for their most recent course of treatment. Figures in italics indicate the base number of FP17s or Patient Questionnaire responses are less than 100. N/A is shown where the base number of responses is less than 10 during the period. % is calculated as Quantity/Base number*100

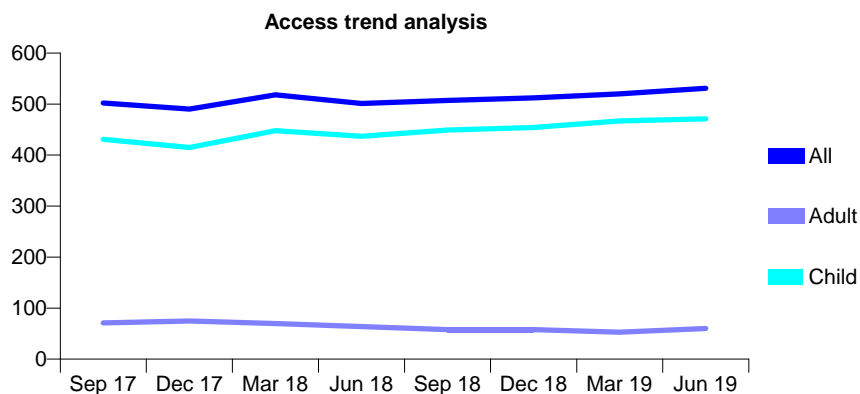
7A1 - Vital Signs At a Glance Contract Report for 238538/0001 - June 2019

Name or company name	MISS JM HARRINGTON
Contract type name	GDS Contract
Purpose of contract	General
Contract start date	01/04/2006
Contract end date	

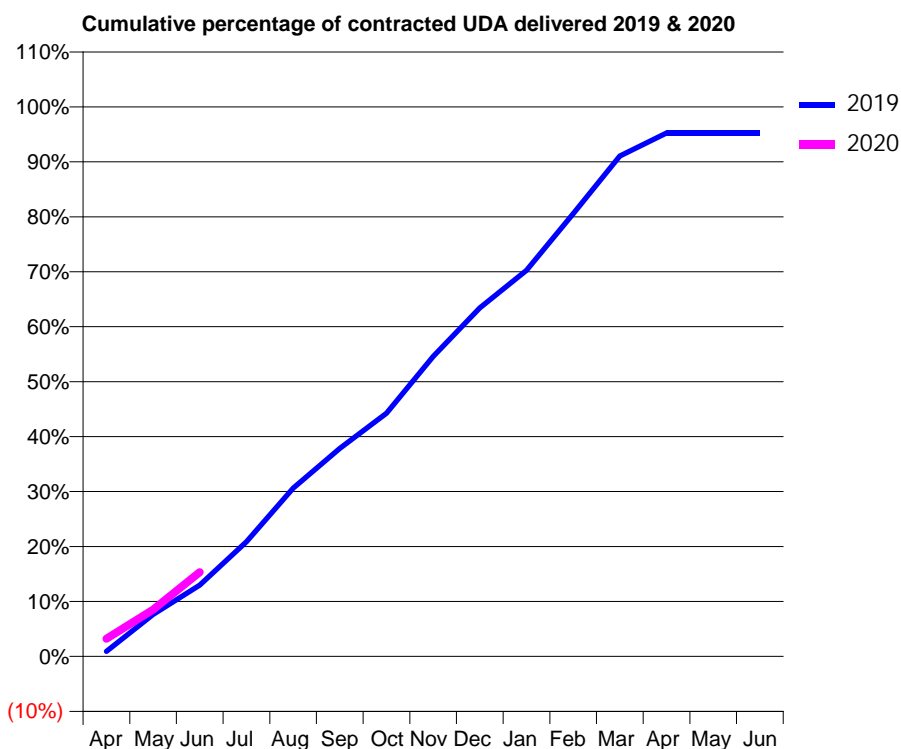
19/20 Contracted general activity (UDA)	1,283
Carry forward general activity (UDA)	0
19/20 Contracted orthodontic activity (UOA)	0
Carry forward orthodontic activity (UOA)	0
Baseline contract value	£34,679.11

ACCESS*

Patients seen in 24 months	Total	Change since previous quarter
Quarter ending June 2018	501	
Quarter ending September 2018	507	→
Quarter ending December 2018	512	→
Quarter ending March 2019	520	→
Quarter ending June 2019	531	↑
Variance since June 2018	6.0%	↑



ACTIVITY



Month	2019	2020
April	12	41
May	98	109
June	166	197
July	268	
August	393	
September	486	
October	568	
November	700	
December	814	
January	902	
February	1,034	
March	1,168	
April	1,222	
May	1,222	
June	1,222	

QUALITY

	Quantity	Base Number	Contract	LHB	Wales
% of FP17s for the same patient ID Re-attending within 3 months - Children	9	177	5.1%	7.2%	10.7%
% of FP17s for the same patient ID Re-attending within 3 months - Adults	0	0	N/A	12.7%	15.5%
% of FP17s for the same patient ID Re-attending between 3 & 9 months - Children	114	177	64.4%	59.5%	60.1%
% of FP17s for the same patient ID Re-attending between 3 & 9 months - Adults	0	0	N/A	54.3%	56.6%
% of FP17s for Band 1 Urgent Courses	4	140	2.9%	8.0%	9.1%
% of FP17s Relating to Free Repair or Replacements	0	140	0.0%	0.7%	0.7%
% of FP17s Relating to Continuations	0	140	0.0%	0.7%	0.6%
% of Patients satisfied with the dentistry they have received	1	1	N/A	92.8%	92.8%
% of Patients satisfied with the time they had to wait for an appointment	1	1	N/A	86.6%	87.5%

* This is based on patients treated on this contract for their most recent course of treatment. Figures in italics indicate the base number of FP17s or Patient Questionnaire responses are less than 100. N/A is shown where the base number of responses is less than 10 during the period. % is calculated as Quantity/Base number*100

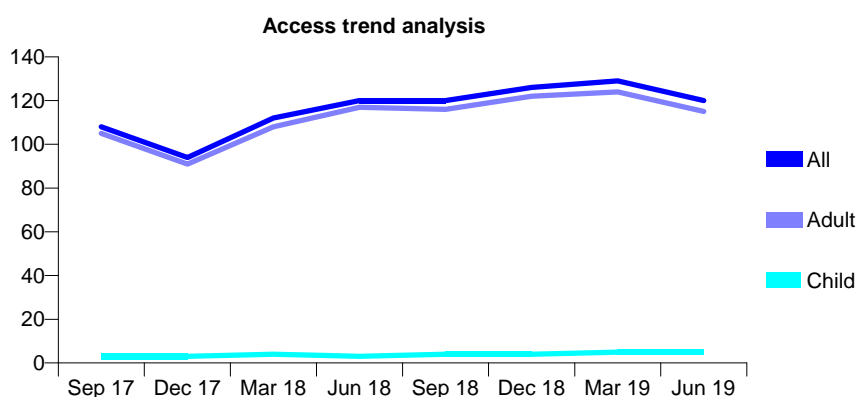
7A1 - Vital Signs At a Glance Contract Report for 238538/0002 - June 2019

Name or company name	MISS JM HARRINGTON
Contract type name	PDS Contract
Purpose of contract	General
Contract start date	01/04/2006
Contract end date	30/06/2019

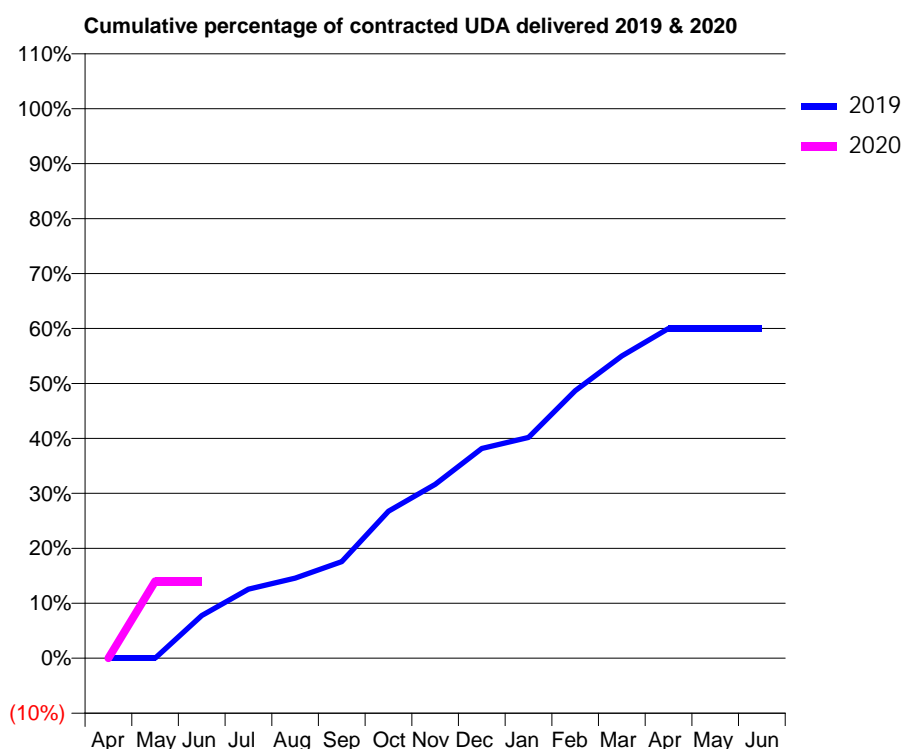
19/20 Contracted general activity (UDA)	60
Carry forward general activity (UDA)	0
19/20 Contracted orthodontic activity (UOA)	0
Carry forward orthodontic activity (UOA)	0
Baseline contract value	£2,353.00

ACCESS*

Patients seen in 24 months	Total	Change since previous quarter
Quarter ending June 2018	120	
Quarter ending September 2018	120	→
Quarter ending December 2018	126	↑
Quarter ending March 2019	129	↑
Quarter ending June 2019	120	↓
Variance since June 2018	0.0%	→



ACTIVITY



Month	2019	2020
April	0	0
May	0	8
June	19	8
July	30	
August	35	
September	42	
October	64	
November	76	
December	92	
January	96	
February	117	
March	132	
April	144	
May	144	
June	144	

QUALITY

	Quantity	Base Number	Contract	LHB	Wales
% of FP17s for the same patient ID Re-attending within 3 months - Children	0	1	0.0%	7.2%	10.7%
% of FP17s for the same patient ID Re-attending within 3 months - Adults	0	14	0.0%	12.7%	15.5%
% of FP17s for the same patient ID Re-attending between 3 & 9 months - Children	0	1	0.0%	59.5%	60.1%
% of FP17s for the same patient ID Re-attending between 3 & 9 months - Adults	0	14	0.0%	54.3%	56.6%
% of FP17s for Band 1 Urgent Courses	7	8	87.5%	8.0%	9.1%
% of FP17s Relating to Free Repair or Replacements	0	8	0.0%	0.7%	0.7%
% of FP17s Relating to Continuations	0	8	0.0%	0.7%	0.6%
% of Patients satisfied with the dentistry they have received	1	1	N/A	92.8%	92.8%
% of Patients satisfied with the time they had to wait for an appointment	1	1	N/A	86.6%	87.5%

* This is based on patients treated on this contract for their most recent course of treatment.

Figures in italics indicate the base number of FP17s or Patient Questionnaire responses are less than 100. N/A is shown where the base number of responses is less than 10 during the period. % is calculated as Quantity/Base number*100

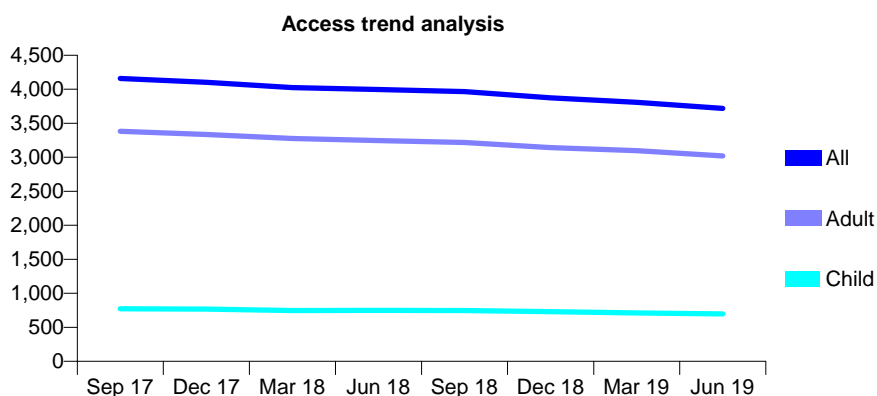
7A1 - Vital Signs At a Glance Contract Report for 250899/0001 - June 2019

Name or company name	MR H MAERIVOET
Contract type name	GDS Contract
Purpose of contract	General
Contract start date	01/04/2006
Contract end date	30/06/2019

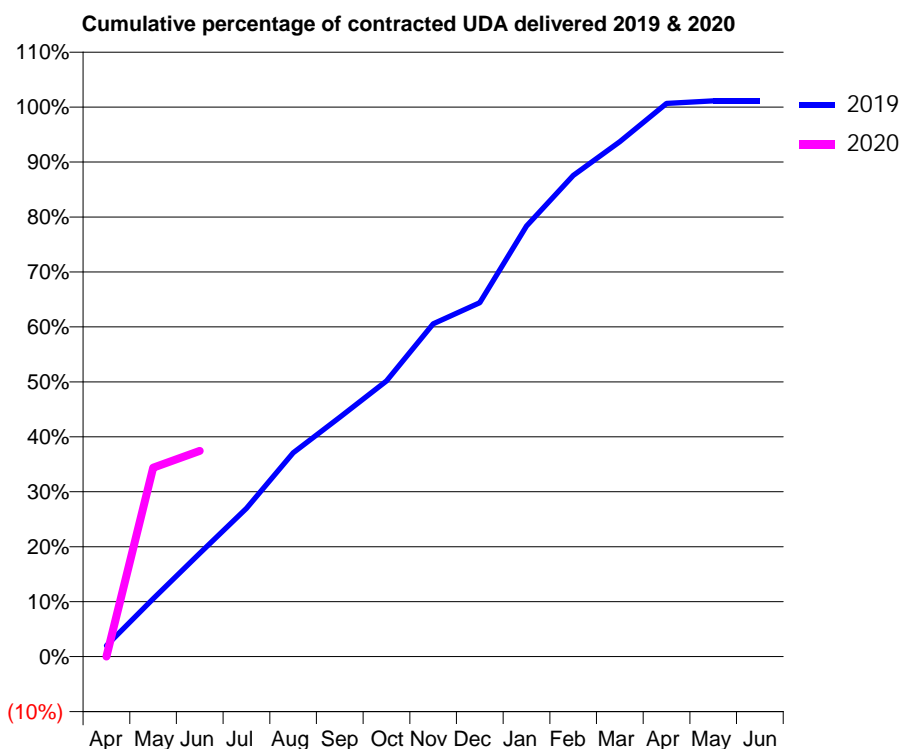
19/20 Contracted general activity (UDA)	3,001
Carry forward general activity (UDA)	0
19/20 Contracted orthodontic activity (UOA)	0
Carry forward orthodontic activity (UOA)	0
Baseline contract value	£73,800.07

ACCESS*

Patients seen in 24 months	Total	Change since previous quarter
Quarter ending June 2018	3,997	
Quarter ending September 2018	3,965	→
Quarter ending December 2018	3,873	↓
Quarter ending March 2019	3,808	↓
Quarter ending June 2019	3,718	↓
Variance since June 2018	(7.0%)	↓



ACTIVITY



Month	Adjusted Scheduled Activity (UDA)	
	2019	2020
April	184	0
May	967	1,032
June	1,728	1,123
July	2,483	
August	3,413	
September	4,007	
October	4,615	
November	5,571	
December	5,924	
January	7,207	
February	8,055	
March	8,620	
April	9,261	
May	9,305	
June	9,305	

QUALITY

	Quantity	Base Number	Contract	LHB	Wales
% of FP17s for the same patient ID Re-attending within 3 months - Children	7	194	3.6%	7.2%	10.7%
% of FP17s for the same patient ID Re-attending within 3 months - Adults	90	744	12.1%	12.7%	15.5%
% of FP17s for the same patient ID Re-attending between 3 & 9 months - Children	118	194	60.8%	59.5%	60.1%
% of FP17s for the same patient ID Re-attending between 3 & 9 months - Adults	333	744	44.8%	54.3%	56.6%
% of FP17s for Band 1 Urgent Courses	87	640	13.6%	8.0%	9.1%
% of FP17s Relating to Free Repair or Replacements	1	640	0.2%	0.7%	0.7%
% of FP17s Relating to Continuations	3	640	0.5%	0.7%	0.6%
% of Patients satisfied with the dentistry they have received	7	7	N/A	92.8%	92.8%
% of Patients satisfied with the time they had to wait for an appointment	7	7	N/A	86.6%	87.5%

* This is based on patients treated on this contract for their most recent course of treatment. Figures in italics indicate the base number of FP17s or Patient Questionnaire responses are less than 100. N/A is shown where the base number of responses is less than 10 during the period. % is calculated as Quantity/Base number*100

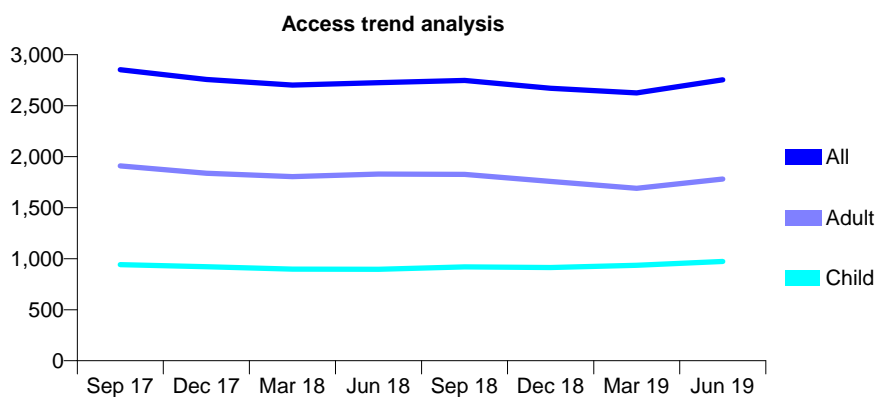
7A1 - Vital Signs At a Glance Contract Report for 278831/0001 - June 2019

Name or company name	MR R DAVIES
Contract type name	Pilot Contract
Purpose of contract	General
Contract start date	01/09/2012
Contract end date	

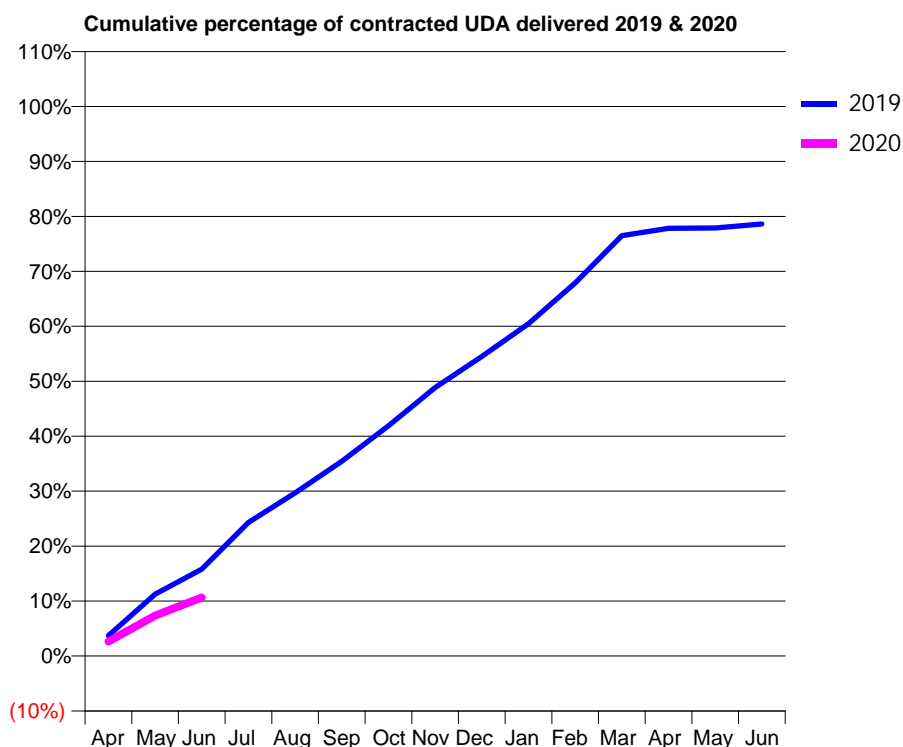
19/20 Contracted general activity (UDA)	14,282
Carry forward general activity (UDA)	0
19/20 Contracted orthodontic activity (UOA)	0
Carry forward orthodontic activity (UOA)	0
Baseline contract value	£356,312.15

ACCESS*

Patients seen in 24 months	Total	Change since previous quarter
Quarter ending June 2018	2,726	
Quarter ending September 2018	2,747	→
Quarter ending December 2018	2,671	↓
Quarter ending March 2019	2,626	↓
Quarter ending June 2019	2,754	↑
Variance since June 2018	1.0%	→



ACTIVITY



Month	Adjusted Scheduled Activity (UDA)	
	2019	2020
April	364	374
May	1,101	1,054
June	1,547	1,521
July	2,377	
August	2,903	
September	3,467	
October	4,099	
November	4,780	
December	5,334	
January	5,916	
February	6,643	
March	7,481	
April	7,615	
May	7,618	
June	7,690	

QUALITY

	Quantity	Base Number	Contract	LHB	Wales
% of FP17s for the same patient ID Re-attending within 3 months - Children	24	342	7.0%	7.2%	10.7%
% of FP17s for the same patient ID Re-attending within 3 months - Adults	80	623	12.8%	12.7%	15.5%
% of FP17s for the same patient ID Re-attending between 3 & 9 months - Children	192	342	56.1%	59.5%	60.1%
% of FP17s for the same patient ID Re-attending between 3 & 9 months - Adults	295	623	47.4%	54.3%	56.6%
% of FP17s for Band 1 Urgent Courses	73	868	8.4%	8.0%	9.1%
% of FP17s Relating to Free Repair or Replacements	1	868	0.1%	0.7%	0.7%
% of FP17s Relating to Continuations	15	868	1.7%	0.7%	0.6%
% of Patients satisfied with the dentistry they have received	11	11	100.0%	92.8%	92.8%
% of Patients satisfied with the time they had to wait for an appointment	9	11	81.8%	86.6%	87.5%

* This is based on patients treated on this contract for their most recent course of treatment. Figures in italics indicate the base number of FP17s or Patient Questionnaire responses are less than 100. N/A is shown where the base number of responses is less than 10 during the period. % is calculated as Quantity/Base number*100

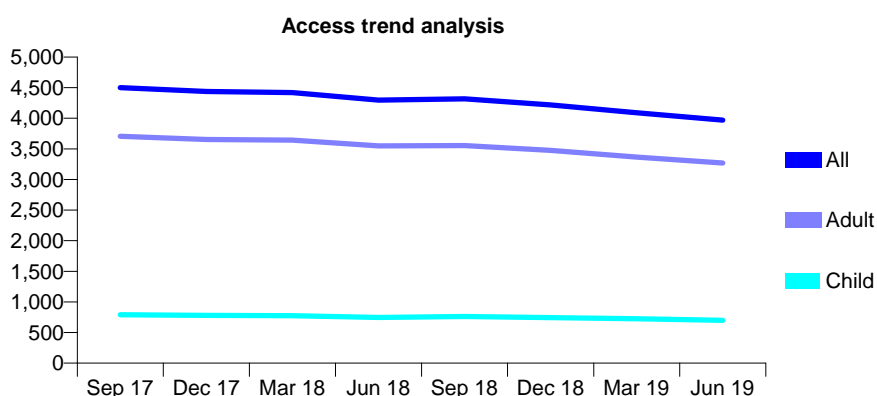
7A1 - Vital Signs At a Glance Contract Report for 299901/0002 - June 2019

Name or company name	MR J SREERAM
Contract type name	Pilot Contract
Purpose of contract	General
Contract start date	01/04/2015
Contract end date	

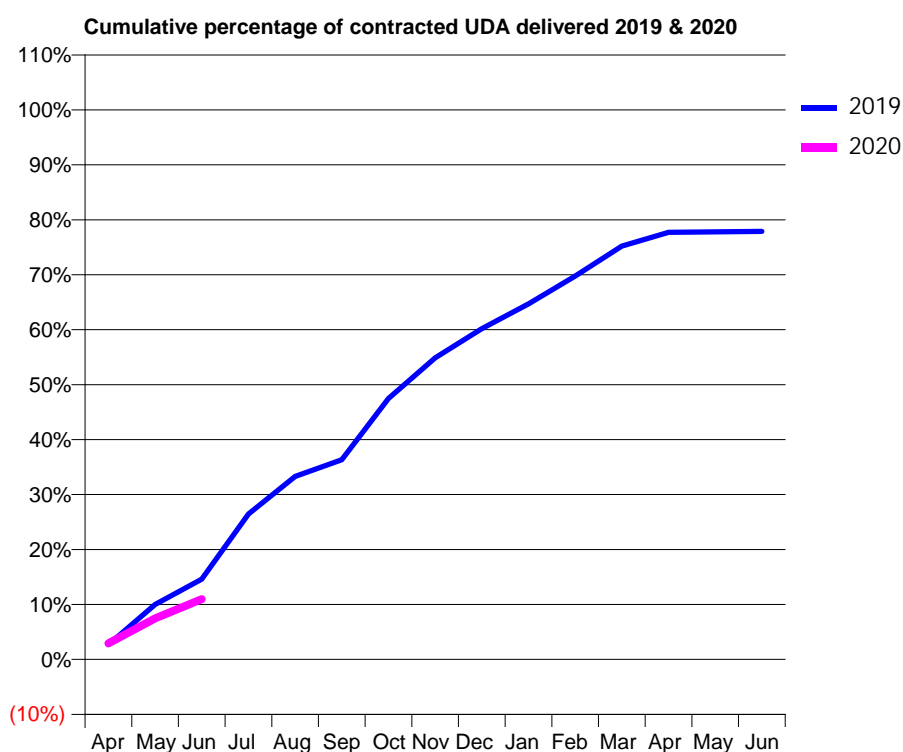
19/20 Contracted general activity (UDA)	15,943
Carry forward general activity (UDA)	0
19/20 Contracted orthodontic activity (UOA)	0
Carry forward orthodontic activity (UOA)	0
Baseline contract value	£393,991.40

ACCESS*

Patients seen in 24 months	Total	Change since previous quarter
Quarter ending June 2018	4,297	
Quarter ending September 2018	4,316	→
Quarter ending December 2018	4,219	↓
Quarter ending March 2019	4,091	↓
Quarter ending June 2019	3,970	↓
Variance since June 2018	(7.6%)	↓



ACTIVITY



Month	2019	2020
April	430	464
May	1,596	1,191
June	2,327	1,750
July	4,220	
August	5,309	
September	5,794	
October	7,569	
November	8,750	
December	9,592	
January	10,316	
February	11,120	
March	11,991	
April	12,391	
May	12,406	
June	12,418	

QUALITY

	Quantity	Base Number	Contract	LHB	Wales
% of FP17s for the same patient ID Re-attending within 3 months - Children	3	185	1.6%	7.2%	10.7%
% of FP17s for the same patient ID Re-attending within 3 months - Adults	63	990	6.4%	12.7%	15.5%
% of FP17s for the same patient ID Re-attending between 3 & 9 months - Children	113	185	61.1%	59.5%	60.1%
% of FP17s for the same patient ID Re-attending between 3 & 9 months - Adults	721	990	72.8%	54.3%	56.6%
% of FP17s for Band 1 Urgent Courses	30	935	3.2%	8.0%	9.1%
% of FP17s Relating to Free Repair or Replacements	5	935	0.5%	0.7%	0.7%
% of FP17s Relating to Continuations	2	935	0.2%	0.7%	0.6%
% of Patients satisfied with the dentistry they have received	3	3	N/A	92.8%	92.8%
% of Patients satisfied with the time they had to wait for an appointment	3	3	N/A	86.6%	87.5%

* This is based on patients treated on this contract for their most recent course of treatment. Figures in italics indicate the base number of FP17s or Patient Questionnaire responses are less than 100. N/A is shown where the base number of responses is less than 10 during the period. % is calculated as Quantity/Base number*100

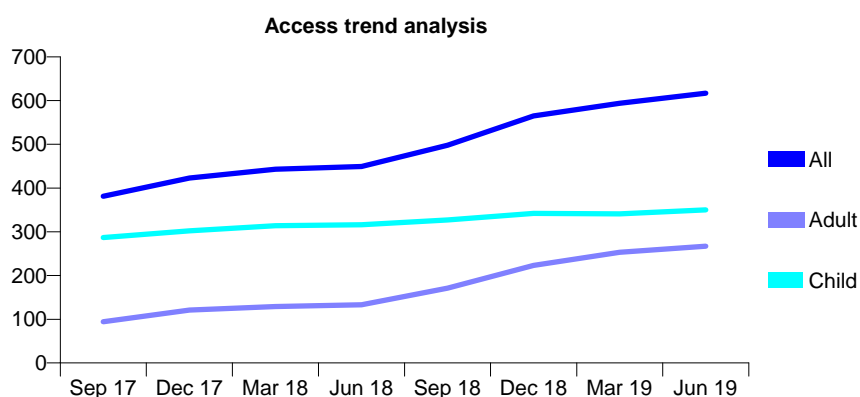
7A1 - Vital Signs At a Glance Contract Report for 304395/0002 - June 2019

Name or company name	Dr T Aldescu
Contract type name	GDS Contract
Purpose of contract	General
Contract start date	03/07/2014
Contract end date	

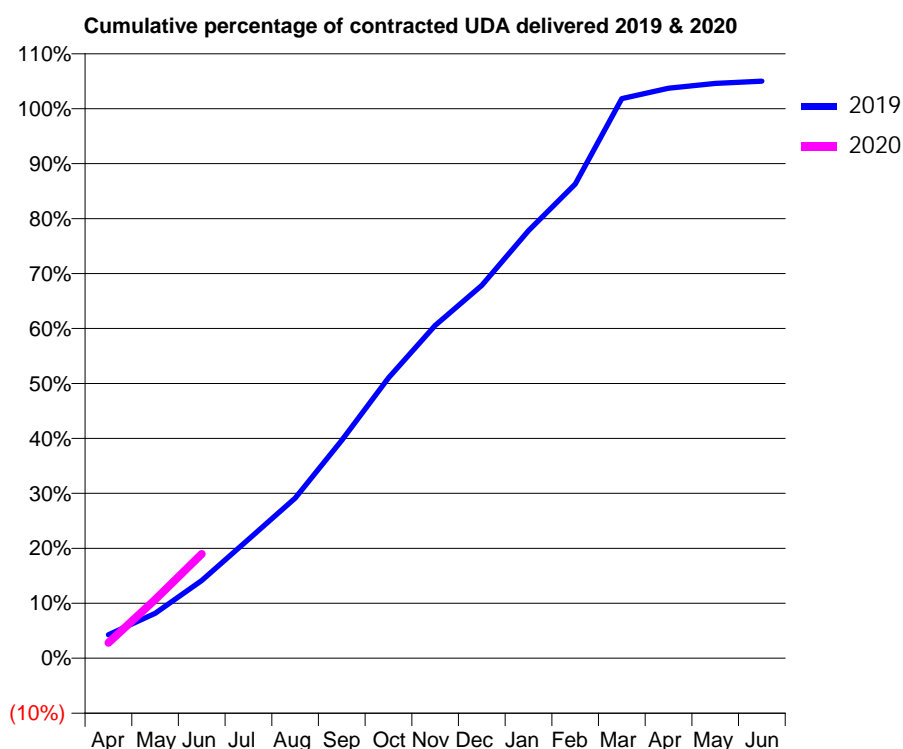
19/20 Contracted general activity (UDA)	1,600
Carry forward general activity (UDA)	0
19/20 Contracted orthodontic activity (UOA)	0
Carry forward orthodontic activity (UOA)	0
Baseline contract value	£40,852.59

ACCESS*

Patients seen in 24 months	Total	Change since previous quarter
Quarter ending June 2018	449	
Quarter ending September 2018	498	↑
Quarter ending December 2018	565	↑
Quarter ending March 2019	594	↑
Quarter ending June 2019	617	↑
Variance since June 2018	37.4%	↑



ACTIVITY



Month	2019	2020
April	68	45
May	131	171
June	226	304
July	346	
August	466	
September	635	
October	816	
November	969	
December	1,086	
January	1,245	
February	1,380	
March	1,629	
April	1,660	
May	1,674	
June	1,680	

QUALITY

	Quantity	Base Number	Contract	LHB	Wales
% of FP17s for the same patient ID Re-attending within 3 months - Children	7	127	5.5%	7.2%	10.7%
% of FP17s for the same patient ID Re-attending within 3 months - Adults	6	61	9.8%	12.7%	15.5%
% of FP17s for the same patient ID Re-attending between 3 & 9 months - Children	73	127	57.5%	59.5%	60.1%
% of FP17s for the same patient ID Re-attending between 3 & 9 months - Adults	27	61	44.3%	54.3%	56.6%
% of FP17s for Band 1 Urgent Courses	8	161	5.0%	8.0%	9.1%
% of FP17s Relating to Free Repair or Replacements	0	161	0.0%	0.7%	0.7%
% of FP17s Relating to Continuations	1	161	0.6%	0.7%	0.6%
% of Patients satisfied with the dentistry they have received	0	0	N/A	92.8%	92.8%
% of Patients satisfied with the time they had to wait for an appointment	0	0	N/A	86.6%	87.5%

* This is based on patients treated on this contract for their most recent course of treatment.

Figures in italics indicate the base number of FP17s or Patient Questionnaire responses are less than 100. N/A is shown where the base number of responses is less than 10 during the period. % is calculated as Quantity/Base number*100

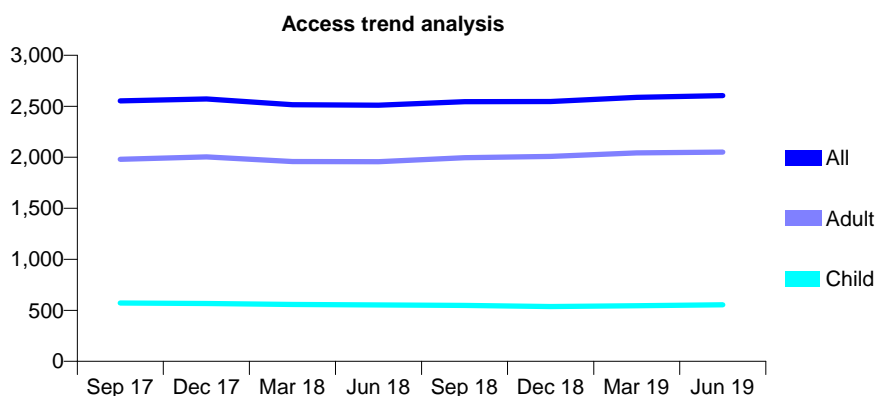
7A1 - Vital Signs At a Glance Contract Report for 331325/0001 - June 2019

Name or company name	MR LC WILLIAMS
Contract type name	GDS Contract
Purpose of contract	General
Contract start date	01/04/2006
Contract end date	

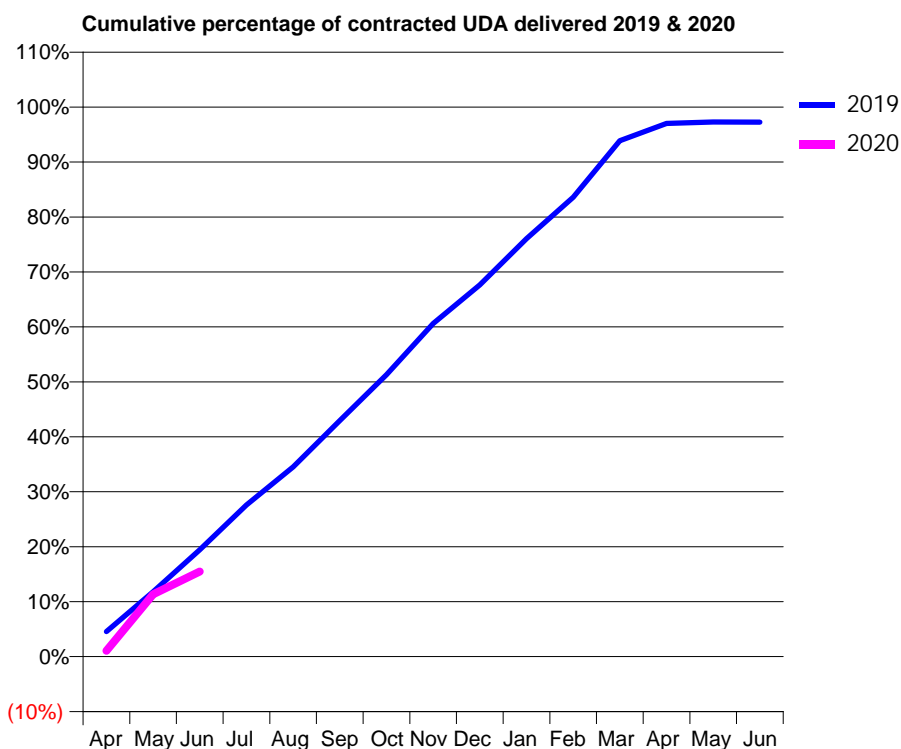
19/20 Contracted general activity (UDA)	8,600
Carry forward general activity (UDA)	0
19/20 Contracted orthodontic activity (UOA)	0
Carry forward orthodontic activity (UOA)	0
Baseline contract value	£222,351.04

ACCESS*

Patients seen in 24 months	Total	Change since previous quarter
Quarter ending June 2018	2,510	
Quarter ending September 2018	2,545	→
Quarter ending December 2018	2,547	→
Quarter ending March 2019	2,588	→
Quarter ending June 2019	2,605	→
Variance since June 2018	3.8%	↑



ACTIVITY



Month	Adjusted Scheduled Activity (UDA)	
	2019	2020
April	391	94
May	1,015	976
June	1,673	1,331
July	2,373	
August	2,968	
September	3,694	
October	4,412	
November	5,213	
December	5,817	
January	6,541	
February	7,188	
March	8,074	
April	8,346	
May	8,366	
June	8,364	

QUALITY

	Quantity	Base Number	Contract	LHB	Wales
% of FP17s for the same patient ID Re-attending within 3 months - Children	20	215	9.3%	7.2%	10.7%
% of FP17s for the same patient ID Re-attending within 3 months - Adults	94	674	13.9%	12.7%	15.5%
% of FP17s for the same patient ID Re-attending between 3 & 9 months - Children	132	215	61.4%	59.5%	60.1%
% of FP17s for the same patient ID Re-attending between 3 & 9 months - Adults	372	674	55.2%	54.3%	56.6%
% of FP17s for Band 1 Urgent Courses	38	782	4.9%	8.0%	9.1%
% of FP17s Relating to Free Repair or Replacements	6	782	0.8%	0.7%	0.7%
% of FP17s Relating to Continuations	3	782	0.4%	0.7%	0.6%
% of Patients satisfied with the dentistry they have received	4	5	N/A	92.8%	92.8%
% of Patients satisfied with the time they had to wait for an appointment	5	5	N/A	86.6%	87.5%

* This is based on patients treated on this contract for their most recent course of treatment. Figures in italics indicate the base number of FP17s or Patient Questionnaire responses are less than 100. N/A is shown where the base number of responses is less than 10 during the period. % is calculated as Quantity/Base number*100

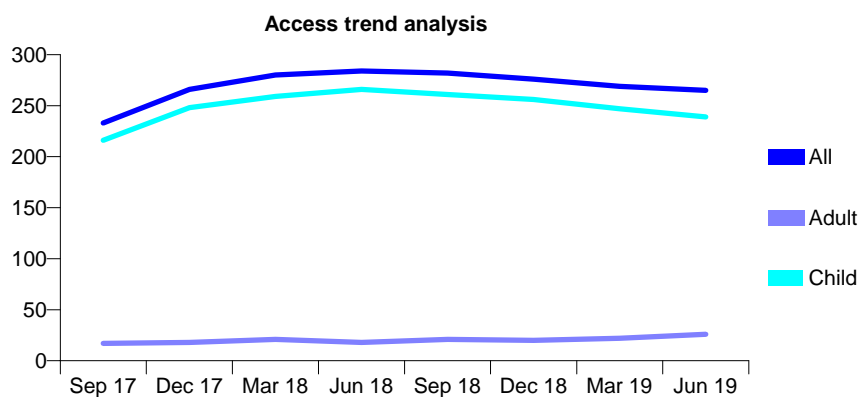
7A1 - Vital Signs At a Glance Contract Report for 332658/0001 - June 2019

Name or company name	MR JO JOHNSON
Contract type name	GDS Contract
Purpose of contract	General
Contract start date	01/04/2006
Contract end date	

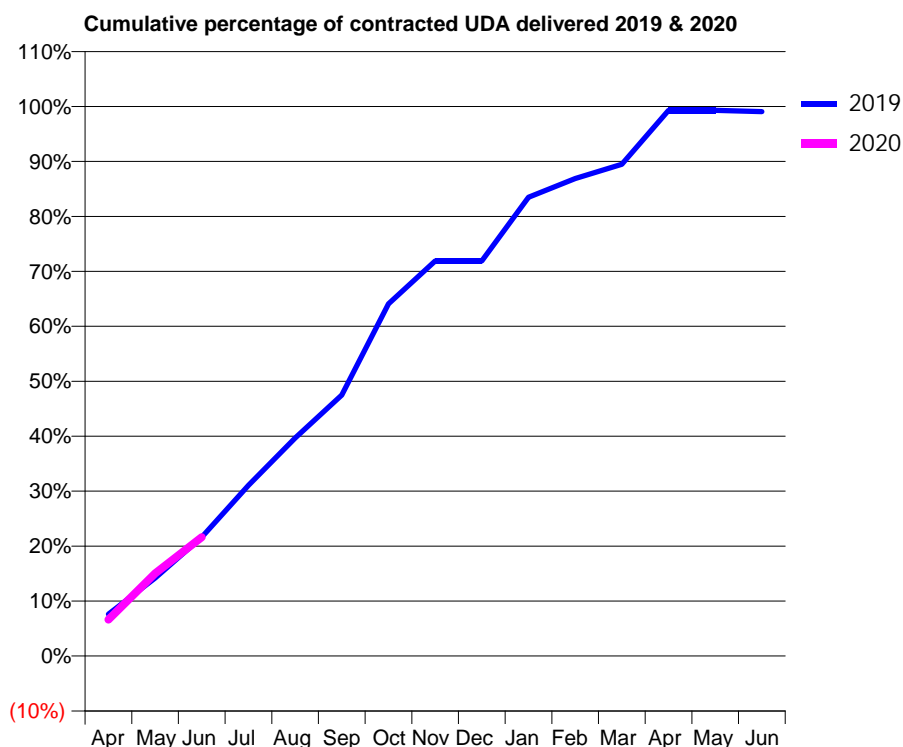
19/20 Contracted general activity (UDA)	500
Carry forward general activity (UDA)	0
19/20 Contracted orthodontic activity (UOA)	0
Carry forward orthodontic activity (UOA)	0
Baseline contract value	£12,092.96

ACCESS*

Patients seen in 24 months	Total	Change since previous quarter
Quarter ending June 2018	284	
Quarter ending September 2018	282	→
Quarter ending December 2018	276	↓
Quarter ending March 2019	269	↓
Quarter ending June 2019	265	↓
Variance since June 2018	(6.7%)	↓



ACTIVITY



Month	Adjusted Scheduled Activity (UDA)	
	2019	2020
April	38	33
May	71	75
June	108	108
July	155	
August	198	
September	237	
October	320	
November	359	
December	359	
January	417	
February	434	
March	447	
April	496	
May	496	
June	495	

QUALITY

	Quantity	Base Number	Contract	LHB	Wales
% of FP17s for the same patient ID Re-attending within 3 months - Children	8	149	5.4%	7.2%	10.7%
% of FP17s for the same patient ID Re-attending within 3 months - Adults	0	0	N/A	12.7%	15.5%
% of FP17s for the same patient ID Re-attending between 3 & 9 months - Children	113	149	75.8%	59.5%	60.1%
% of FP17s for the same patient ID Re-attending between 3 & 9 months - Adults	0	0	N/A	54.3%	56.6%
% of FP17s for Band 1 Urgent Courses	1	86	1.2%	8.0%	9.1%
% of FP17s Relating to Free Repair or Replacements	0	86	0.0%	0.7%	0.7%
% of FP17s Relating to Continuations	0	86	0.0%	0.7%	0.6%
% of Patients satisfied with the dentistry they have received	0	0	N/A	92.8%	92.8%
% of Patients satisfied with the time they had to wait for an appointment	0	0	N/A	86.6%	87.5%

* This is based on patients treated on this contract for their most recent course of treatment. Figures in italics indicate the base number of FP17s or Patient Questionnaire responses are less than 100. N/A is shown where the base number of responses is less than 10 during the period. % is calculated as Quantity/Base number*100

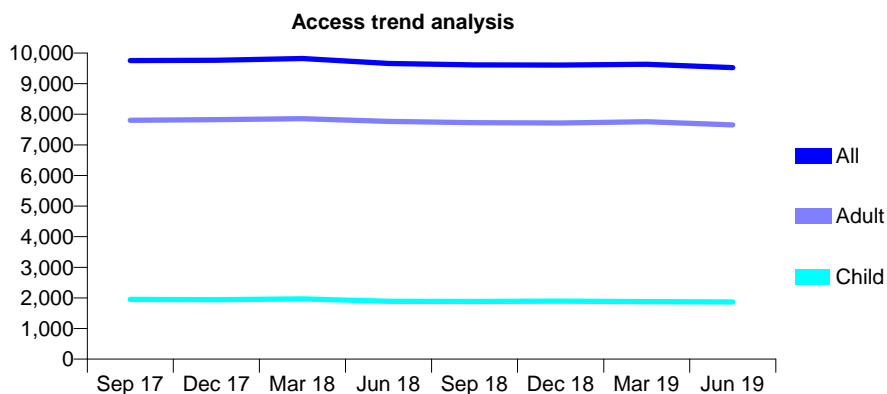
7A1 - Vital Signs At a Glance Contract Report for 569259/0001 - June 2019

Name or company name	MR RT HANDLEY
Contract type name	GDS Contract
Purpose of contract	General
Contract start date	01/04/2006
Contract end date	

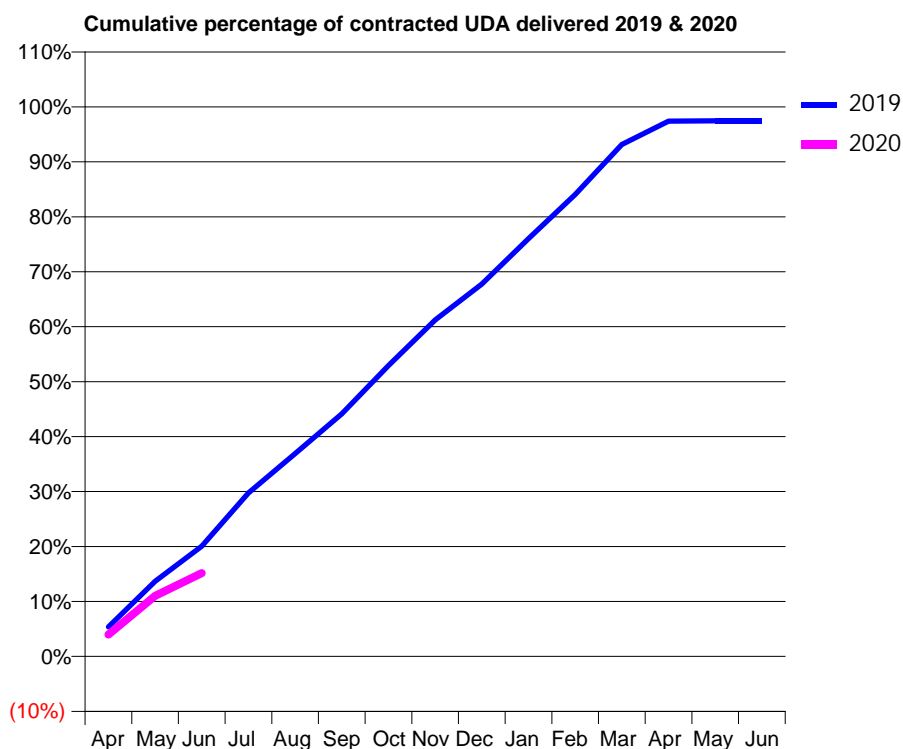
19/20 Contracted general activity (UDA)	31,357
Carry forward general activity (UDA)	0
19/20 Contracted orthodontic activity (UOA)	0
Carry forward orthodontic activity (UOA)	0
Baseline contract value	£820,639.17

ACCESS*

Patients seen in 24 months	Total	Change since previous quarter
Quarter ending June 2018	9,657	
Quarter ending September 2018	9,614	→
Quarter ending December 2018	9,610	→
Quarter ending March 2019	9,637	→
Quarter ending June 2019	9,525	↓
Variance since June 2018	(1.4%)	↓



ACTIVITY



Month	2019	2020
April	1,689	1,241
May	4,290	3,456
June	6,293	4,754
July	9,335	
August	11,574	
September	13,837	
October	16,600	
November	19,205	
December	21,252	
January	23,839	
February	26,355	
March	29,208	
April	30,537	
May	30,564	
June	30,565	

QUALITY

	Quantity	Base Number	Contract	LHB	Wales
% of FP17s for the same patient ID Re-attending within 3 months - Children	35	517	6.8%	7.2%	10.7%
% of FP17s for the same patient ID Re-attending within 3 months - Adults	264	2,096	12.6%	12.7%	15.5%
% of FP17s for the same patient ID Re-attending between 3 & 9 months - Children	246	517	47.6%	59.5%	60.1%
% of FP17s for the same patient ID Re-attending between 3 & 9 months - Adults	1,069	2,096	51.0%	54.3%	56.6%
% of FP17s for Band 1 Urgent Courses	139	2,111	6.6%	8.0%	9.1%
% of FP17s Relating to Free Repair or Replacements	17	2,111	0.8%	0.7%	0.7%
% of FP17s Relating to Continuations	14	2,111	0.7%	0.7%	0.6%
% of Patients satisfied with the dentistry they have received	34	35	97.1%	92.8%	92.8%
% of Patients satisfied with the time they had to wait for an appointment	27	35	77.1%	86.6%	87.5%

* This is based on patients treated on this contract for their most recent course of treatment. Figures in italics indicate the base number of FP17s or Patient Questionnaire responses are less than 100. N/A is shown where the base number of responses is less than 10 during the period. % is calculated as Quantity/Base number*100

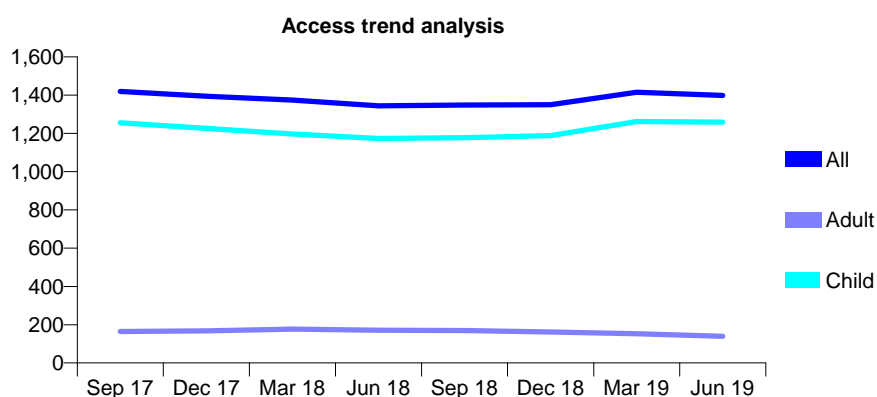
7A1 - Vital Signs At a Glance Contract Report for 571466/0001 - June 2019

Name or company name	MR SC EDWARDS
Contract type name	PDS Contract
Purpose of contract	General
Contract start date	01/04/2006
Contract end date	31/03/2020

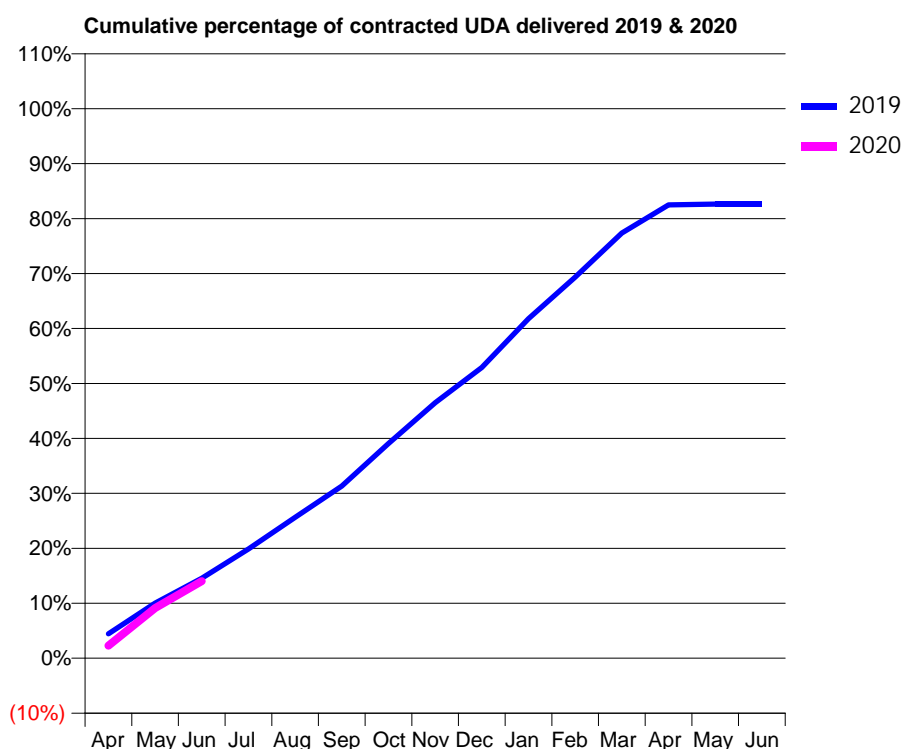
19/20 Contracted general activity (UDA)	2,746
Carry forward general activity (UDA)	0
19/20 Contracted orthodontic activity (UOA)	0
Carry forward orthodontic activity (UOA)	0
Baseline contract value	£70,974.91

ACCESS*

Patients seen in 24 months	Total	Change since previous quarter
Quarter ending June 2018	1,344	
Quarter ending September 2018	1,348	→
Quarter ending December 2018	1,350	→
Quarter ending March 2019	1,415	↑
Quarter ending June 2019	1,398	↓
Variance since June 2018	4.0%	↑



ACTIVITY



Month	2019	2020
April	122	63
May	276	251
June	400	385
July	546	
August	704	
September	860	
October	1,073	
November	1,277	
December	1,452	
January	1,697	
February	1,904	
March	2,125	
April	2,265	
May	2,269	
June	2,269	

QUALITY

	Quantity	Base Number	Contract	LHB	Wales
% of FP17s for the same patient ID Re-attending within 3 months - Children	25	382	6.5%	7.2%	10.7%
% of FP17s for the same patient ID Re-attending within 3 months - Adults	1	10	10.0%	12.7%	15.5%
% of FP17s for the same patient ID Re-attending between 3 & 9 months - Children	194	382	50.8%	59.5%	60.1%
% of FP17s for the same patient ID Re-attending between 3 & 9 months - Adults	4	10	40.0%	54.3%	56.6%
% of FP17s for Band 1 Urgent Courses	0	287	0.0%	8.0%	9.1%
% of FP17s Relating to Free Repair or Replacements	0	287	0.0%	0.7%	0.7%
% of FP17s Relating to Continuations	2	287	0.7%	0.7%	0.6%
% of Patients satisfied with the dentistry they have received	4	4	N/A	92.8%	92.8%
% of Patients satisfied with the time they had to wait for an appointment	4	4	N/A	86.6%	87.5%

* This is based on patients treated on this contract for their most recent course of treatment.

Figures in italics indicate the base number of FP17s or Patient Questionnaire responses are less than 100. N/A is shown where the base number of responses is less than 10 during the period. % is calculated as Quantity/Base number*100

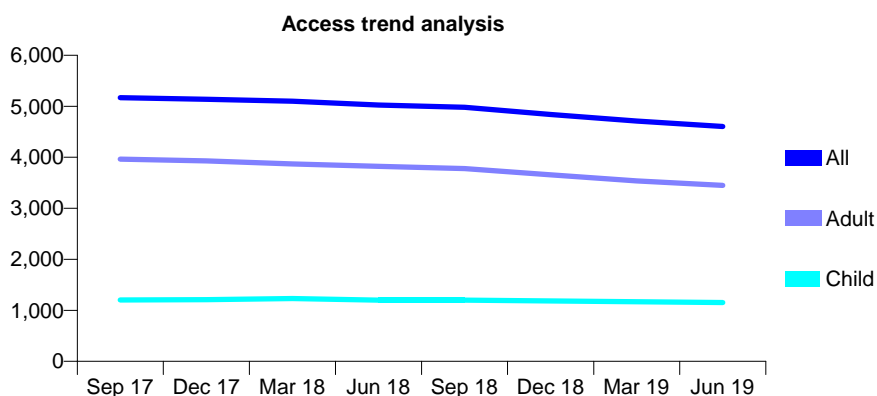
7A1 - Vital Signs At a Glance Contract Report for 602531/0001 - June 2019

Name or company name	Deintydda Glandwr Cyf Limited
Contract type name	Pilot Contract
Purpose of contract	General
Contract start date	06/05/2015
Contract end date	

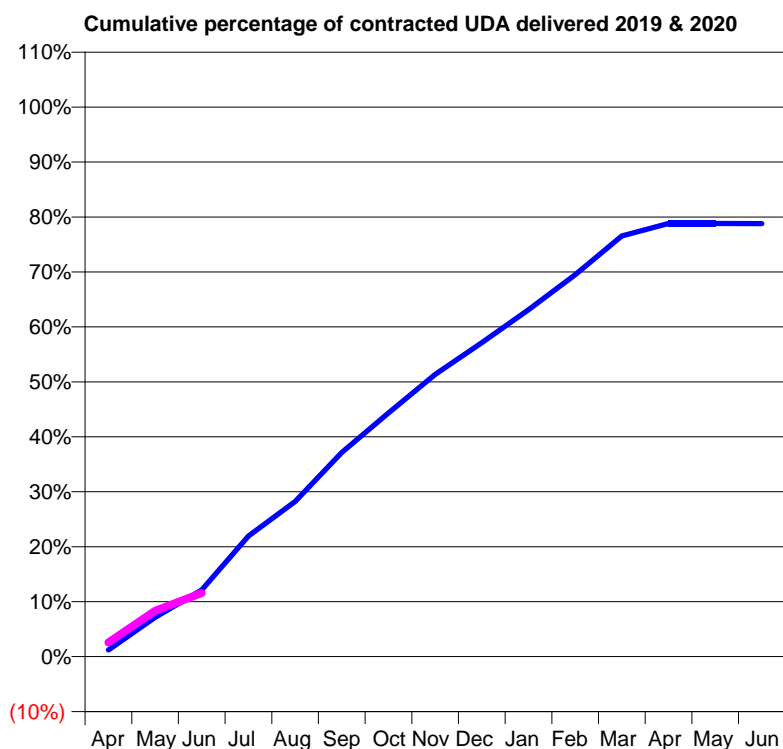
19/20 Contracted general activity (UDA)	17,969
Carry forward general activity (UDA)	0
19/20 Contracted orthodontic activity (UOA)	0
Carry forward orthodontic activity (UOA)	0
Baseline contract value	£444,321.68

ACCESS*

Patients seen in 24 months	Total	Change since previous quarter
Quarter ending June 2018	5,023	
Quarter ending September 2018	4,980	→
Quarter ending December 2018	4,840	↓
Quarter ending March 2019	4,709	↓
Quarter ending June 2019	4,603	↓
Variance since June 2018	(8.4%)	↓



ACTIVITY



Month	Adjusted Scheduled Activity (UDA)	
	2019	2020
April	182	466
May	1,083	1,502
June	1,833	2,080
July	3,322	
August	4,274	
September	5,621	
October	6,710	
November	7,774	
December	8,642	
January	9,553	
February	10,520	
March	11,586	
April	11,931	
May	11,925	
June	11,923	

QUALITY

	Quantity	Base Number	Contract	LHB	Wales
% of FP17s for the same patient ID Re-attending within 3 months - Children	16	361	4.4%	7.2%	10.7%
% of FP17s for the same patient ID Re-attending within 3 months - Adults	111	901	12.3%	12.7%	15.5%
% of FP17s for the same patient ID Re-attending between 3 & 9 months - Children	246	361	68.1%	59.5%	60.1%
% of FP17s for the same patient ID Re-attending between 3 & 9 months - Adults	473	901	52.5%	54.3%	56.6%
% of FP17s for Band 1 Urgent Courses	102	1,088	9.4%	8.0%	9.1%
% of FP17s Relating to Free Repair or Replacements	18	1,088	1.7%	0.7%	0.7%
% of FP17s Relating to Continuations	0	1,088	0.0%	0.7%	0.6%
% of Patients satisfied with the dentistry they have received	8	9	N/A	92.8%	92.8%
% of Patients satisfied with the time they had to wait for an appointment	7	9	N/A	86.6%	87.5%

* This is based on patients treated on this contract for their most recent course of treatment. Figures in italics indicate the base number of FP17s or Patient Questionnaire responses are less than 100. N/A is shown where the base number of responses is less than 10 during the period. % is calculated as Quantity/Base number*100

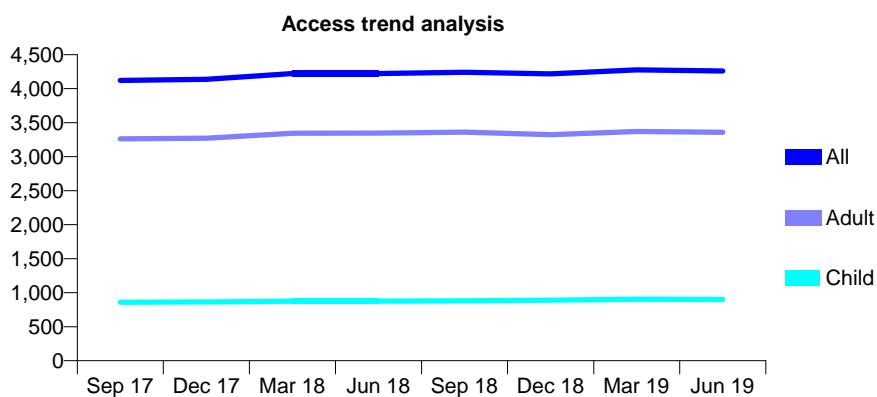
7A1 - Vital Signs At a Glance Contract Report for 639095/0001 - June 2019

Name or company name	MR MA HORTON
Contract type name	GDS Contract
Purpose of contract	General
Contract start date	01/04/2006
Contract end date	

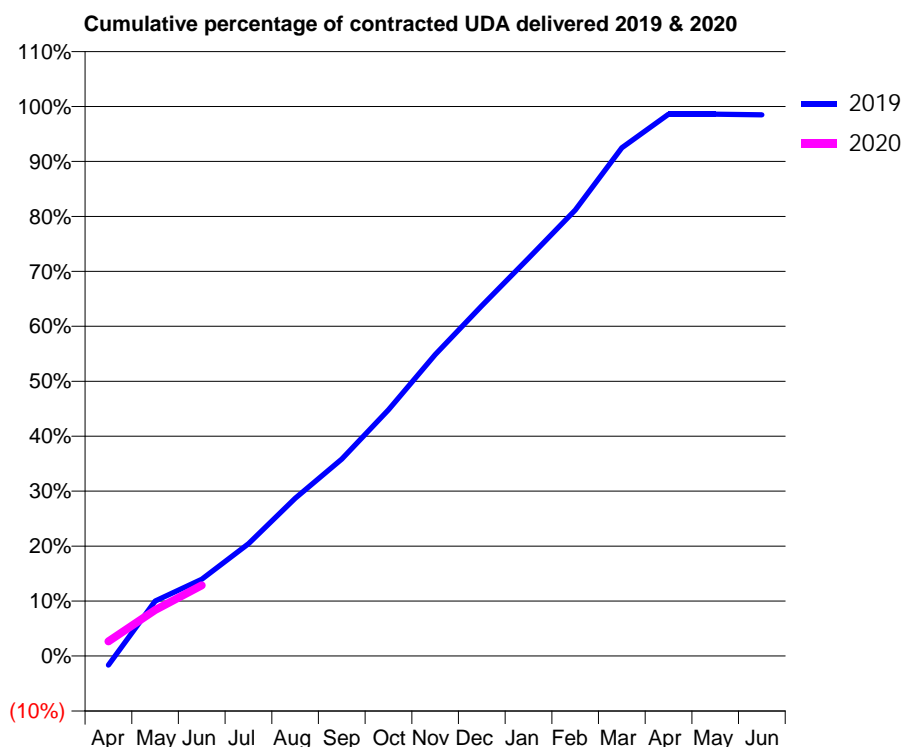
19/20 Contracted general activity (UDA)	14,832
Carry forward general activity (UDA)	0
19/20 Contracted orthodontic activity (UOA)	0
Carry forward orthodontic activity (UOA)	0
Baseline contract value	£435,668.99

ACCESS*

Patients seen in 24 months	Total	Change since previous quarter
Quarter ending June 2018	4,222	
Quarter ending September 2018	4,243	→
Quarter ending December 2018	4,216	→
Quarter ending March 2019	4,277	→
Quarter ending June 2019	4,259	→
Variance since June 2018	0.9%	→



ACTIVITY



Month	Adjusted Scheduled Activity (UDA)	
	2019	2020
April	-246	397
May	1,484	1,244
June	2,071	1,905
July	3,031	
August	4,257	
September	5,315	
October	6,645	
November	8,138	
December	9,454	
January	10,736	
February	12,035	
March	13,714	
April	14,622	
May	14,622	
June	14,609	

QUALITY

	Quantity	Base Number	Contract	LHB	Wales
% of FP17s for the same patient ID Re-attending within 3 months - Children	31	256	12.1%	7.2%	10.7%
% of FP17s for the same patient ID Re-attending within 3 months - Adults	180	1,031	17.5%	12.7%	15.5%
% of FP17s for the same patient ID Re-attending between 3 & 9 months - Children	165	256	64.5%	59.5%	60.1%
% of FP17s for the same patient ID Re-attending between 3 & 9 months - Adults	621	1,031	60.2%	54.3%	56.6%
% of FP17s for Band 1 Urgent Courses	82	970	8.5%	8.0%	9.1%
% of FP17s Relating to Free Repair or Replacements	12	970	1.2%	0.7%	0.7%
% of FP17s Relating to Continuations	4	970	0.4%	0.7%	0.6%
% of Patients satisfied with the dentistry they have received	17	18	94.4%	92.8%	92.8%
% of Patients satisfied with the time they had to wait for an appointment	17	18	94.4%	86.6%	87.5%

* This is based on patients treated on this contract for their most recent course of treatment. Figures in italics indicate the base number of FP17s or Patient Questionnaire responses are less than 100. N/A is shown where the base number of responses is less than 10 during the period. % is calculated as Quantity/Base number*100

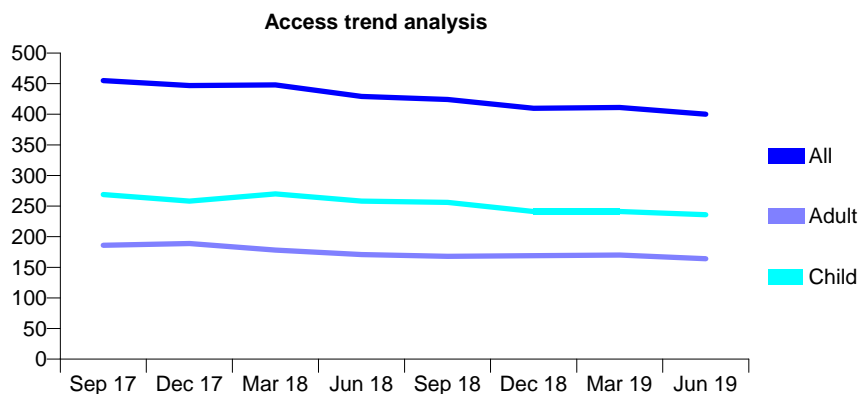
7A1 - Vital Signs At a Glance Contract Report for 641820/0001 - June 2019

Name or company name	MR AP WOOLLEY
Contract type name	GDS Contract
Purpose of contract	General
Contract start date	01/04/2006
Contract end date	

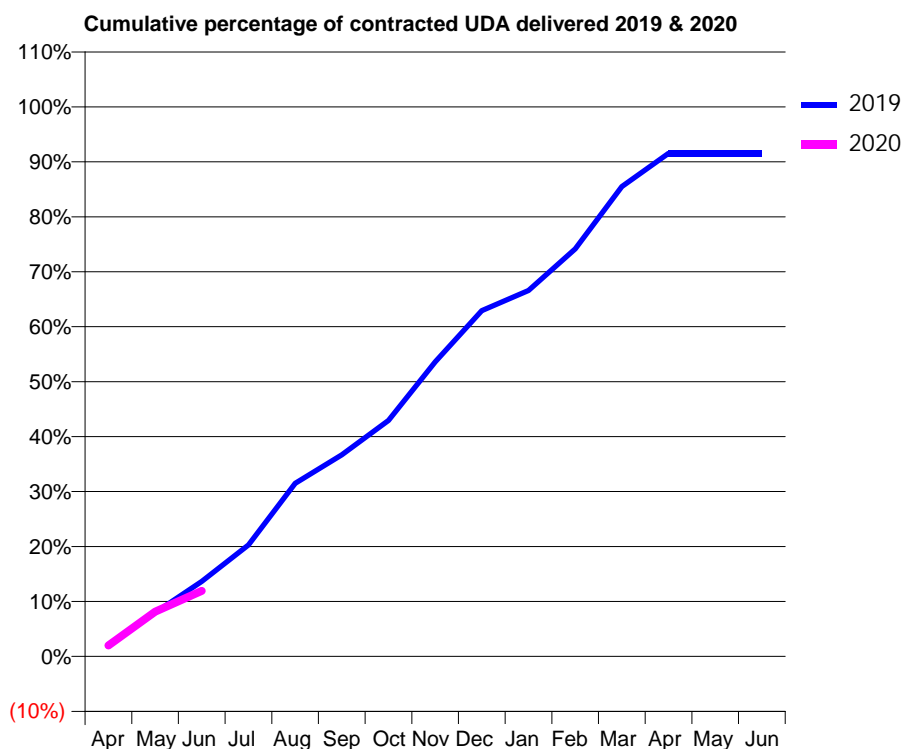
19/20 Contracted general activity (UDA)	1,115
Carry forward general activity (UDA)	0
19/20 Contracted orthodontic activity (UOA)	0
Carry forward orthodontic activity (UOA)	0
Baseline contract value	£28,154.13

ACCESS*

Patients seen in 24 months	Total	Change since previous quarter
Quarter ending June 2018	429	
Quarter ending September 2018	424	↓
Quarter ending December 2018	410	↓
Quarter ending March 2019	411	→
Quarter ending June 2019	400	↓
Variance since June 2018	(6.8%)	↓



ACTIVITY



Month	Adjusted Scheduled Activity (UDA)	
	2019	2020
April	23	22
May	86	91
June	147	133
July	218	
August	338	
September	394	
October	462	
November	576	
December	676	
January	716	
February	797	
March	919	
April	984	
May	984	
June	984	

QUALITY

	Quantity	Base Number	Contract	LHB	Wales
% of FP17s for the same patient ID Re-attending within 3 months - Children	2	89	2.2%	7.2%	10.7%
% of FP17s for the same patient ID Re-attending within 3 months - Adults	4	34	11.8%	12.7%	15.5%
% of FP17s for the same patient ID Re-attending between 3 & 9 months - Children	61	89	68.5%	59.5%	60.1%
% of FP17s for the same patient ID Re-attending between 3 & 9 months - Adults	20	34	58.8%	54.3%	56.6%
% of FP17s for Band 1 Urgent Courses	10	103	9.7%	8.0%	9.1%
% of FP17s Relating to Free Repair or Replacements	0	103	0.0%	0.7%	0.7%
% of FP17s Relating to Continuations	0	103	0.0%	0.7%	0.6%
% of Patients satisfied with the dentistry they have received	0	1	N/A	92.8%	92.8%
% of Patients satisfied with the time they had to wait for an appointment	0	1	N/A	86.6%	87.5%

* This is based on patients treated on this contract for their most recent course of treatment. Figures in italics indicate the base number of FP17s or Patient Questionnaire responses are less than 100. N/A is shown where the base number of responses is less than 10 during the period. % is calculated as Quantity/Base number*100

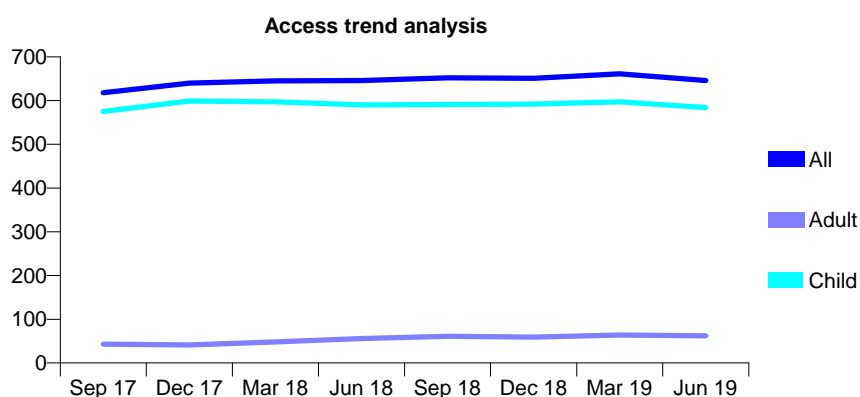
7A1 - Vital Signs At a Glance Contract Report for 678589/0001 - June 2019

Name or company name	MR FQ HEWITT
Contract type name	GDS Contract
Purpose of contract	General
Contract start date	01/04/2009
Contract end date	

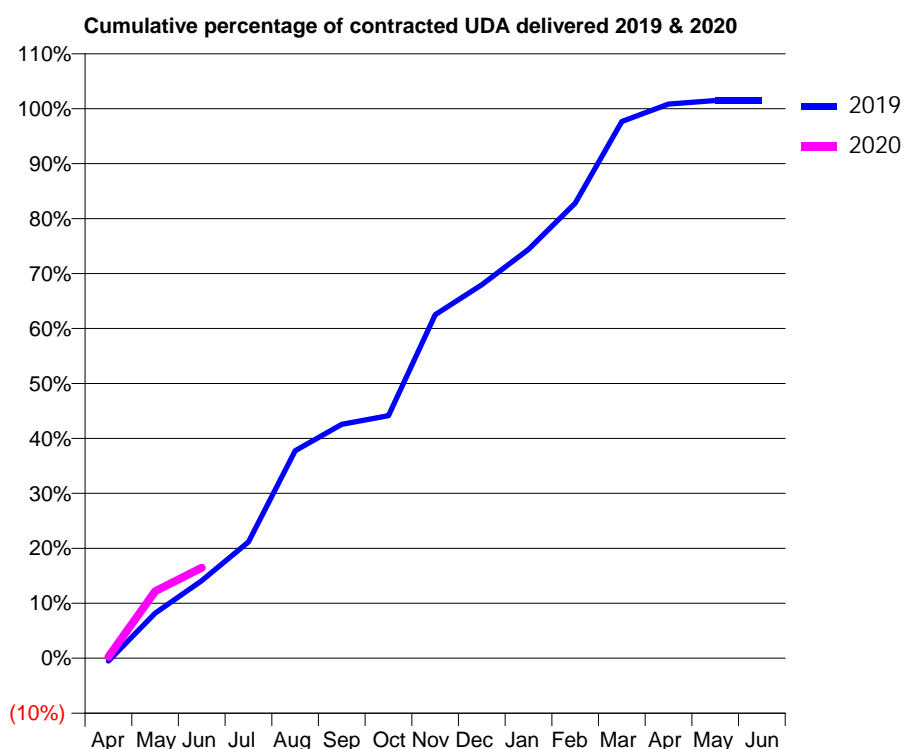
19/20 Contracted general activity (UDA)	1,129
Carry forward general activity (UDA)	0
19/20 Contracted orthodontic activity (UOA)	0
Carry forward orthodontic activity (UOA)	0
Baseline contract value	£28,079.56

ACCESS*

Patients seen in 24 months	Total	Change since previous quarter
Quarter ending June 2018	646	
Quarter ending September 2018	652	→
Quarter ending December 2018	651	→
Quarter ending March 2019	661	→
Quarter ending June 2019	646	↓
Variance since June 2018	0.0%	→



ACTIVITY



Month	Adjusted Scheduled Activity (UDA)	
	2019	2020
April	-6	3
May	93	138
June	159	186
July	239	
August	426	
September	481	
October	498	
November	706	
December	767	
January	840	
February	935	
March	1,103	
April	1,139	
May	1,146	
June	1,146	

QUALITY

	Quantity	Base Number	Contract	LHB	Wales
% of FP17s for the same patient ID Re-attending within 3 months - Children	15	166	9.0%	7.2%	10.7%
% of FP17s for the same patient ID Re-attending within 3 months - Adults	1	4	25.0%	12.7%	15.5%
% of FP17s for the same patient ID Re-attending between 3 & 9 months - Children	103	166	62.0%	59.5%	60.1%
% of FP17s for the same patient ID Re-attending between 3 & 9 months - Adults	3	4	75.0%	54.3%	56.6%
% of FP17s for Band 1 Urgent Courses	10	141	7.1%	8.0%	9.1%
% of FP17s Relating to Free Repair or Replacements	0	141	0.0%	0.7%	0.7%
% of FP17s Relating to Continuations	0	141	0.0%	0.7%	0.6%
% of Patients satisfied with the dentistry they have received	0	0	N/A	92.8%	92.8%
% of Patients satisfied with the time they had to wait for an appointment	0	0	N/A	86.6%	87.5%

* This is based on patients treated on this contract for their most recent course of treatment.

Figures in italics indicate the base number of FP17s or Patient Questionnaire responses are less than 100. N/A is shown where the base number of responses is less than 10 during the period. % is calculated as Quantity/Base number*100

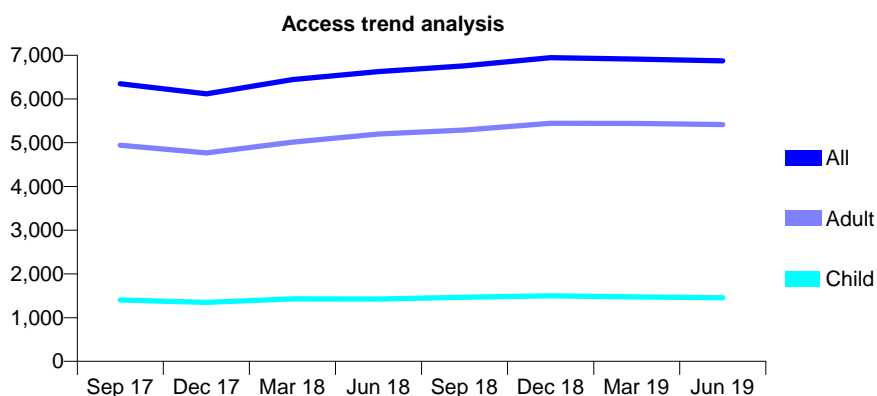
7A1 - Vital Signs At a Glance Contract Report for 682365/0001 - June 2019

Name or company name	MR QM JAFFRI
Contract type name	GDS Contract
Purpose of contract	General
Contract start date	01/04/2006
Contract end date	

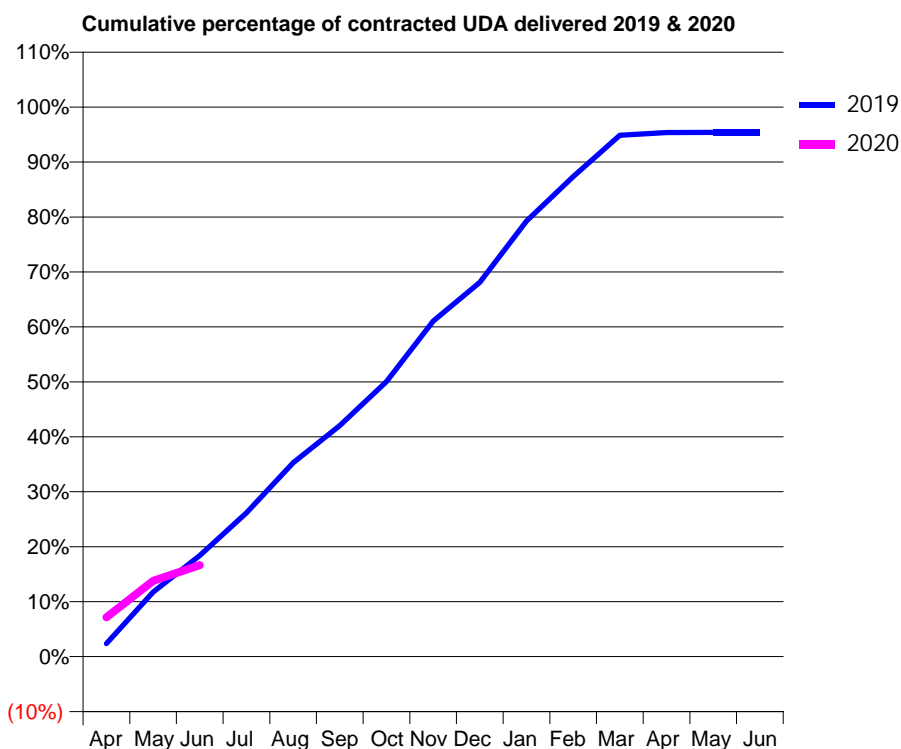
19/20 Contracted general activity (UDA)	22,903
Carry forward general activity (UDA)	0
19/20 Contracted orthodontic activity (UOA)	0
Carry forward orthodontic activity (UOA)	0
Baseline contract value	£569,618.27

ACCESS*

Patients seen in 24 months	Total	Change since previous quarter
Quarter ending June 2018	6,626	
Quarter ending September 2018	6,757	→
Quarter ending December 2018	6,946	↑
Quarter ending March 2019	6,912	→
Quarter ending June 2019	6,869	→
Variance since June 2018	3.7%	↑



ACTIVITY



Month	Adjusted Scheduled Activity (UDA)	
	2019	2020
April	527	1,636
May	2,610	3,160
June	4,083	3,816
July	5,815	
August	7,833	
September	9,336	
October	11,117	
November	13,561	
December	15,128	
January	17,607	
February	19,401	
March	21,071	
April	21,177	
May	21,185	
June	21,184	

QUALITY

	Quantity	Base Number	Contract	LHB	Wales
% of FP17s for the same patient ID Re-attending within 3 months - Children	22	388	5.7%	7.2%	10.7%
% of FP17s for the same patient ID Re-attending within 3 months - Adults	157	1,433	11.0%	12.7%	15.5%
% of FP17s for the same patient ID Re-attending between 3 & 9 months - Children	262	388	67.5%	59.5%	60.1%
% of FP17s for the same patient ID Re-attending between 3 & 9 months - Adults	926	1,433	64.6%	54.3%	56.6%
% of FP17s for Band 1 Urgent Courses	123	1,792	6.9%	8.0%	9.1%
% of FP17s Relating to Free Repair or Replacements	10	1,792	0.6%	0.7%	0.7%
% of FP17s Relating to Continuations	8	1,792	0.4%	0.7%	0.6%
% of Patients satisfied with the dentistry they have received	11	11	100.0%	92.8%	92.8%
% of Patients satisfied with the time they had to wait for an appointment	10	11	90.9%	86.6%	87.5%

* This is based on patients treated on this contract for their most recent course of treatment. Figures in italics indicate the base number of FP17s or Patient Questionnaire responses are less than 100. N/A is shown where the base number of responses is less than 10 during the period. % is calculated as Quantity/Base number*100

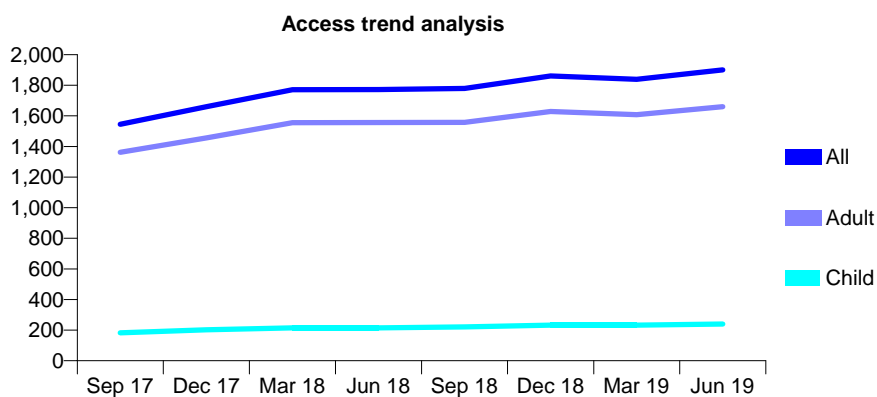
7A1 - Vital Signs At a Glance Contract Report for 682365/0006 - June 2019

Name or company name	MR QM JAFFRI
Contract type name	Pilot Contract
Purpose of contract	General
Contract start date	01/01/2010
Contract end date	

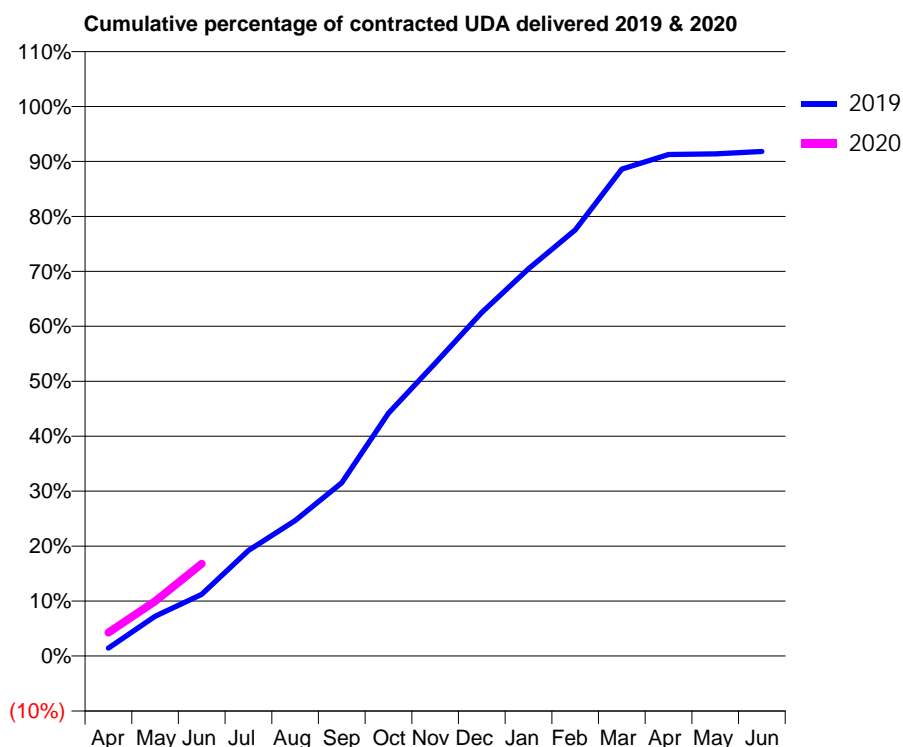
19/20 Contracted general activity (UDA)	11,353
Carry forward general activity (UDA)	0
19/20 Contracted orthodontic activity (UOA)	0
Carry forward orthodontic activity (UOA)	0
Baseline contract value	£293,388.27

ACCESS*

Patients seen in 24 months	Total	Change since previous quarter
Quarter ending June 2018	1,772	
Quarter ending September 2018	1,779	→
Quarter ending December 2018	1,861	↑
Quarter ending March 2019	1,839	↓
Quarter ending June 2019	1,900	↑
Variance since June 2018	7.2%	↑



ACTIVITY



Month	Adjusted Scheduled Activity (UDA)	
	2019	2020
April	123	487
May	612	1,133
June	948	1,906
July	1,623	
August	2,086	
September	2,666	
October	3,735	
November	4,504	
December	5,283	
January	5,956	
February	6,555	
March	7,490	
April	7,712	
May	7,722	
June	7,759	

QUALITY

	Quantity	Base Number	Contract	LHB	Wales
% of FP17s for the same patient ID Re-attending within 3 months - Children	4	81	4.9%	7.2%	10.7%
% of FP17s for the same patient ID Re-attending within 3 months - Adults	85	593	14.3%	12.7%	15.5%
% of FP17s for the same patient ID Re-attending between 3 & 9 months - Children	41	81	50.6%	59.5%	60.1%
% of FP17s for the same patient ID Re-attending between 3 & 9 months - Adults	309	593	52.1%	54.3%	56.6%
% of FP17s for Band 1 Urgent Courses	30	591	5.1%	8.0%	9.1%
% of FP17s Relating to Free Repair or Replacements	2	591	0.3%	0.7%	0.7%
% of FP17s Relating to Continuations	5	591	0.8%	0.7%	0.6%
% of Patients satisfied with the dentistry they have received	4	5	N/A	92.8%	92.8%
% of Patients satisfied with the time they had to wait for an appointment	5	5	N/A	86.6%	87.5%

* This is based on patients treated on this contract for their most recent course of treatment. Figures in italics indicate the base number of FP17s or Patient Questionnaire responses are less than 100. N/A is shown where the base number of responses is less than 10 during the period. % is calculated as Quantity/Base number*100

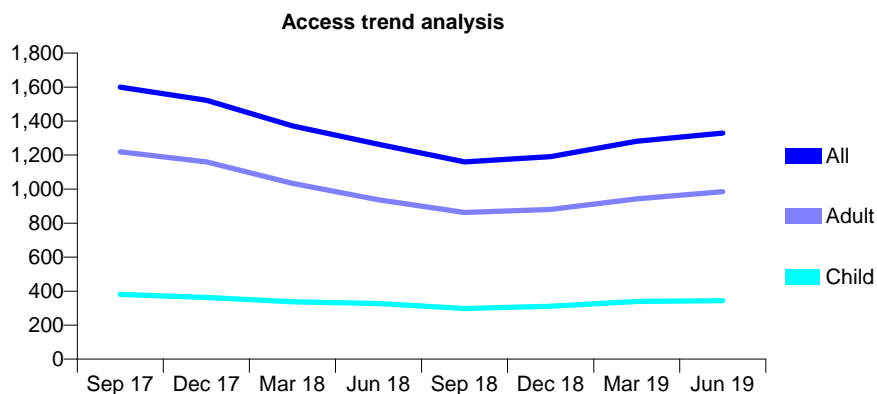
7A1 - Vital Signs At a Glance Contract Report for 682365/0008 - June 2019

Name or company name	MR QM JAFFRI
Contract type name	Pilot Contract
Purpose of contract	General
Contract start date	01/07/2010
Contract end date	

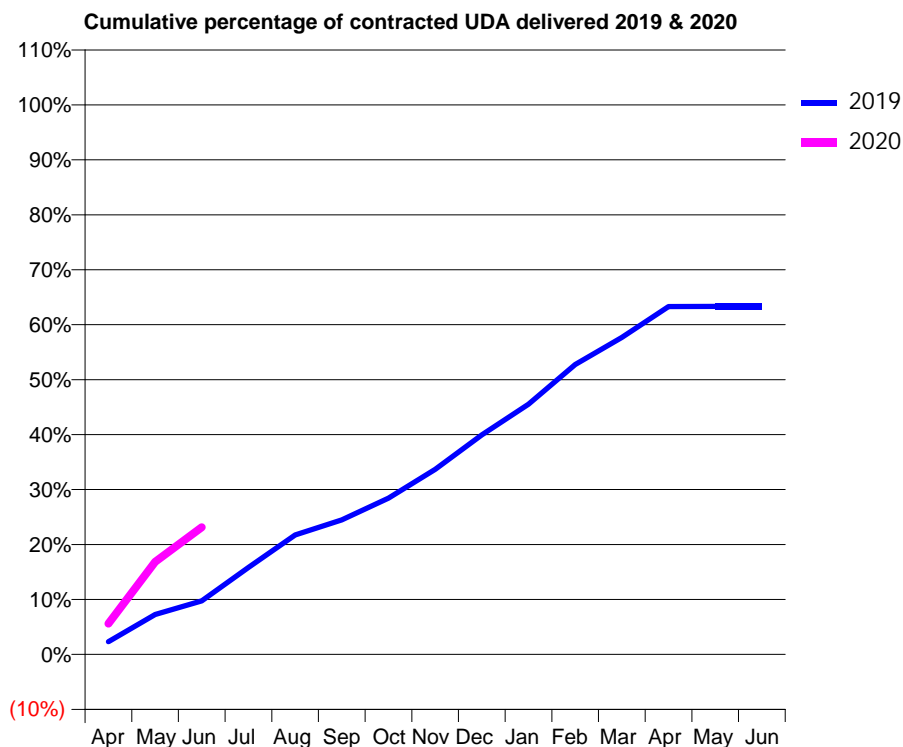
19/20 Contracted general activity (UDA)	4,021
Carry forward general activity (UDA)	0
19/20 Contracted orthodontic activity (UOA)	0
Carry forward orthodontic activity (UOA)	0
Baseline contract value	£105,976.07

ACCESS*

Patients seen in 24 months	Total	Change since previous quarter
Quarter ending June 2018	1,264	
Quarter ending September 2018	1,160	↓
Quarter ending December 2018	1,191	↑
Quarter ending March 2019	1,281	↑
Quarter ending June 2019	1,329	↑
Variance since June 2018	5.1%	↑



ACTIVITY



Month	2019	2020
April	145	226
May	453	678
June	607	931
July	987	
August	1,354	
September	1,524	
October	1,770	
November	2,098	
December	2,489	
January	2,837	
February	3,286	
March	3,592	
April	3,943	
May	3,945	
June	3,945	

QUALITY

	Quantity	Base Number	Contract	LHB	Wales
% of FP17s for the same patient ID Re-attending within 3 months - Children	4	149	2.7%	7.2%	10.7%
% of FP17s for the same patient ID Re-attending within 3 months - Adults	53	419	12.6%	12.7%	15.5%
% of FP17s for the same patient ID Re-attending between 3 & 9 months - Children	74	149	49.7%	59.5%	60.1%
% of FP17s for the same patient ID Re-attending between 3 & 9 months - Adults	175	419	41.8%	54.3%	56.6%
% of FP17s for Band 1 Urgent Courses	19	416	4.6%	8.0%	9.1%
% of FP17s Relating to Free Repair or Replacements	2	416	0.5%	0.7%	0.7%
% of FP17s Relating to Continuations	1	416	0.2%	0.7%	0.6%
% of Patients satisfied with the dentistry they have received	0	1	N/A	92.8%	92.8%
% of Patients satisfied with the time they had to wait for an appointment	0	1	N/A	86.6%	87.5%

* This is based on patients treated on this contract for their most recent course of treatment. Figures in italics indicate the base number of FP17s or Patient Questionnaire responses are less than 100. N/A is shown where the base number of responses is less than 10 during the period. % is calculated as Quantity/Base number*100

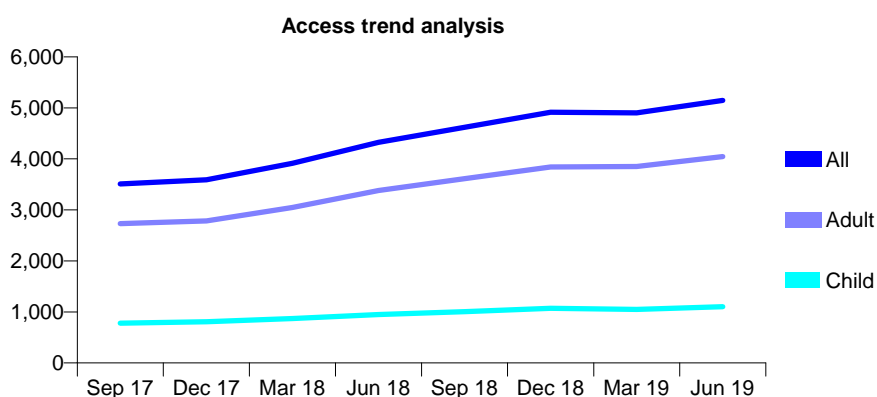
7A1 - Vital Signs At a Glance Contract Report for 682365/0011 - June 2019

Name or company name	MR QM JAFFRI
Contract type name	Pilot Contract
Purpose of contract	General
Contract start date	01/10/2014
Contract end date	

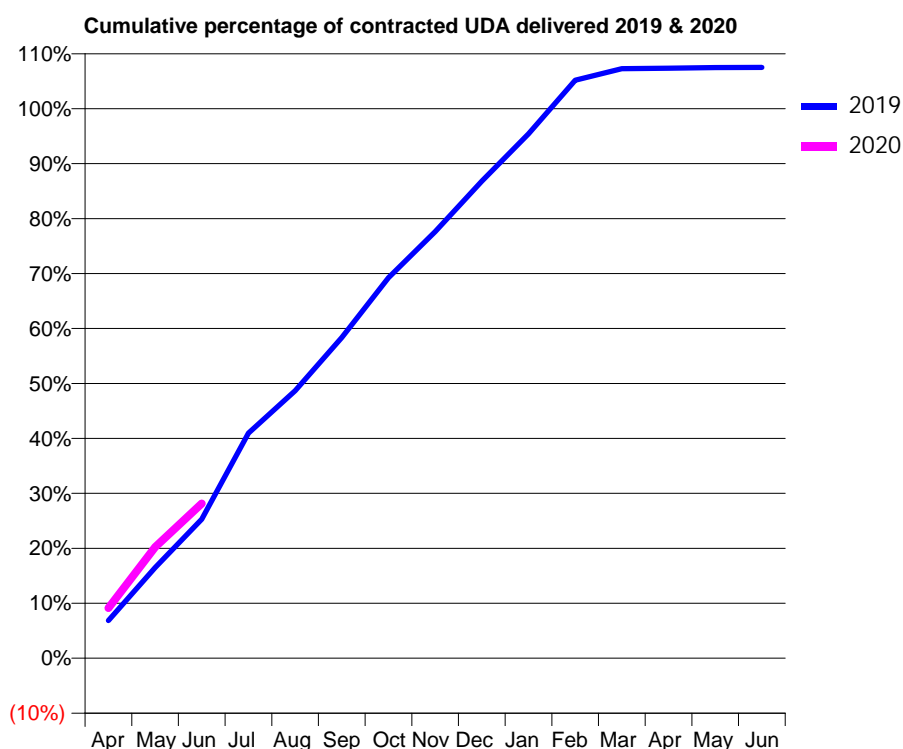
19/20 Contracted general activity (UDA)	14,413
Carry forward general activity (UDA)	0
19/20 Contracted orthodontic activity (UOA)	0
Carry forward orthodontic activity (UOA)	0
Baseline contract value	£359,961.88

ACCESS*

Patients seen in 24 months	Total	Change since previous quarter
Quarter ending June 2018	4,326	
Quarter ending September 2018	4,617	↑
Quarter ending December 2018	4,914	↑
Quarter ending March 2019	4,902	→
Quarter ending June 2019	5,147	↑
Variance since June 2018	19.0%	↑



ACTIVITY



Month	Adjusted Scheduled Activity (UDA)	
	2019	2020
April	1,240	1,316
May	2,985	2,914
June	4,571	4,060
July	7,401	
August	8,799	
September	10,547	
October	12,516	
November	14,028	
December	15,687	
January	17,246	
February	19,013	
March	19,391	
April	19,403	
May	19,424	
June	19,435	

QUALITY

	Quantity	Base Number	Contract	LHB	Wales
% of FP17s for the same patient ID Re-attending within 3 months - Children	14	436	3.2%	7.2%	10.7%
% of FP17s for the same patient ID Re-attending within 3 months - Adults	93	1,460	6.4%	12.7%	15.5%
% of FP17s for the same patient ID Re-attending between 3 & 9 months - Children	199	436	45.6%	59.5%	60.1%
% of FP17s for the same patient ID Re-attending between 3 & 9 months - Adults	758	1,460	51.9%	54.3%	56.6%
% of FP17s for Band 1 Urgent Courses	92	1,858	5.0%	8.0%	9.1%
% of FP17s Relating to Free Repair or Replacements	10	1,858	0.5%	0.7%	0.7%
% of FP17s Relating to Continuations	2	1,858	0.1%	0.7%	0.6%
% of Patients satisfied with the dentistry they have received	9	13	69.2%	92.8%	92.8%
% of Patients satisfied with the time they had to wait for an appointment	10	13	76.9%	86.6%	87.5%

* This is based on patients treated on this contract for their most recent course of treatment.

Figures in italics indicate the base number of FP17s or Patient Questionnaire responses are less than 100. N/A is shown where the base number of responses is less than 10 during the period. % is calculated as Quantity/Base number*100

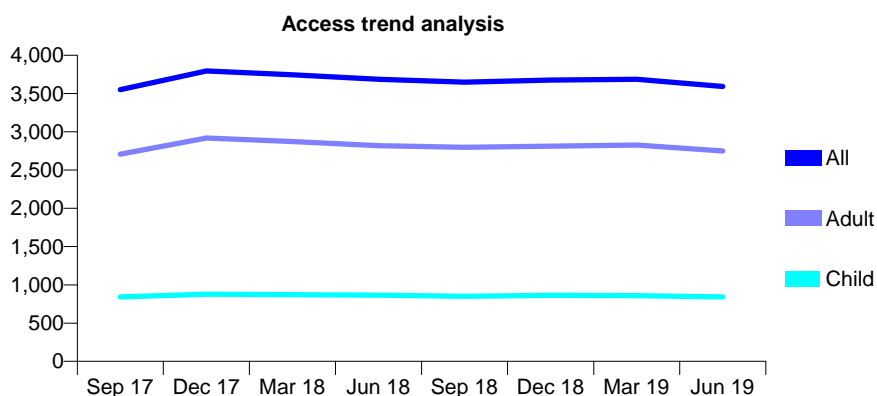
7A1 - Vital Signs At a Glance Contract Report for 682365/0012 - June 2019

Name or company name	MR QM JAFFRI
Contract type name	GDS Contract
Purpose of contract	General
Contract start date	01/10/2014
Contract end date	

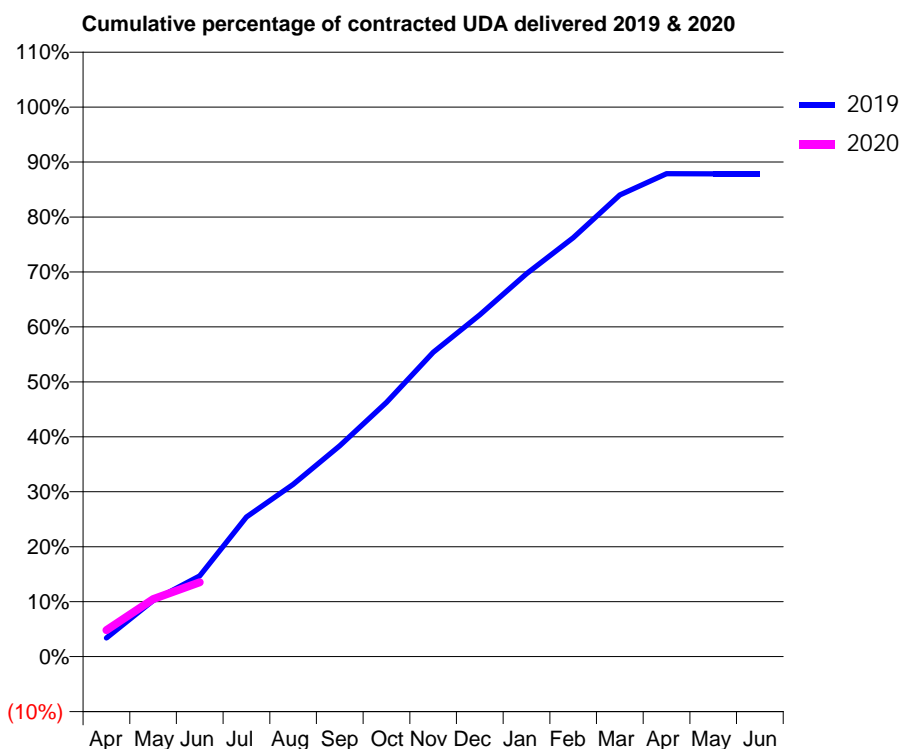
19/20 Contracted general activity (UDA)	11,903
Carry forward general activity (UDA)	0
19/20 Contracted orthodontic activity (UOA)	0
Carry forward orthodontic activity (UOA)	0
Baseline contract value	£298,965.83

ACCESS*

Patients seen in 24 months	Total	Change since previous quarter
Quarter ending June 2018	3,686	
Quarter ending September 2018	3,648	↓
Quarter ending December 2018	3,677	→
Quarter ending March 2019	3,685	→
Quarter ending June 2019	3,591	↓
Variance since June 2018	(2.6%)	↓



ACTIVITY



Month	Adjusted Scheduled Activity (UDA)	
	2019	2020
April	374	572
May	1,122	1,245
June	1,618	1,610
July	2,798	
August	3,451	
September	4,221	
October	5,090	
November	6,095	
December	6,840	
January	7,668	
February	8,387	
March	9,240	
April	9,669	
May	9,663	
June	9,666	

QUALITY

	Quantity	Base Number	Contract	LHB	Wales
% of FP17s for the same patient ID Re-attending within 3 months - Children	4	167	2.4%	7.2%	10.7%
% of FP17s for the same patient ID Re-attending within 3 months - Adults	31	694	4.5%	12.7%	15.5%
% of FP17s for the same patient ID Re-attending between 3 & 9 months - Children	86	167	51.5%	59.5%	60.1%
% of FP17s for the same patient ID Re-attending between 3 & 9 months - Adults	359	694	51.7%	54.3%	56.6%
% of FP17s for Band 1 Urgent Courses	45	643	7.0%	8.0%	9.1%
% of FP17s Relating to Free Repair or Replacements	6	643	0.9%	0.7%	0.7%
% of FP17s Relating to Continuations	1	643	0.2%	0.7%	0.6%
% of Patients satisfied with the dentistry they have received	10	10	100.0%	92.8%	92.8%
% of Patients satisfied with the time they had to wait for an appointment	9	10	90.0%	86.6%	87.5%

* This is based on patients treated on this contract for their most recent course of treatment. Figures in italics indicate the base number of FP17s or Patient Questionnaire responses are less than 100. N/A is shown where the base number of responses is less than 10 during the period. % is calculated as Quantity/Base number*100

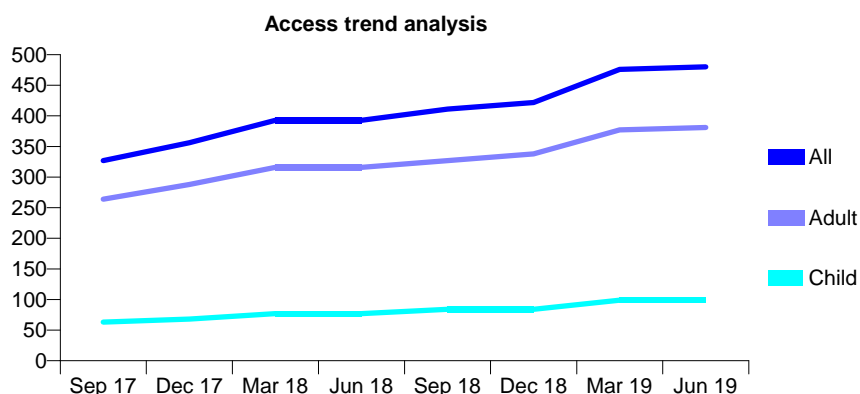
7A1 - Vital Signs At a Glance Contract Report for 732419/0001 - June 2019

Name or company name	MISS AH LANE
Contract type name	GDS Contract
Purpose of contract	General
Contract start date	01/04/2006
Contract end date	

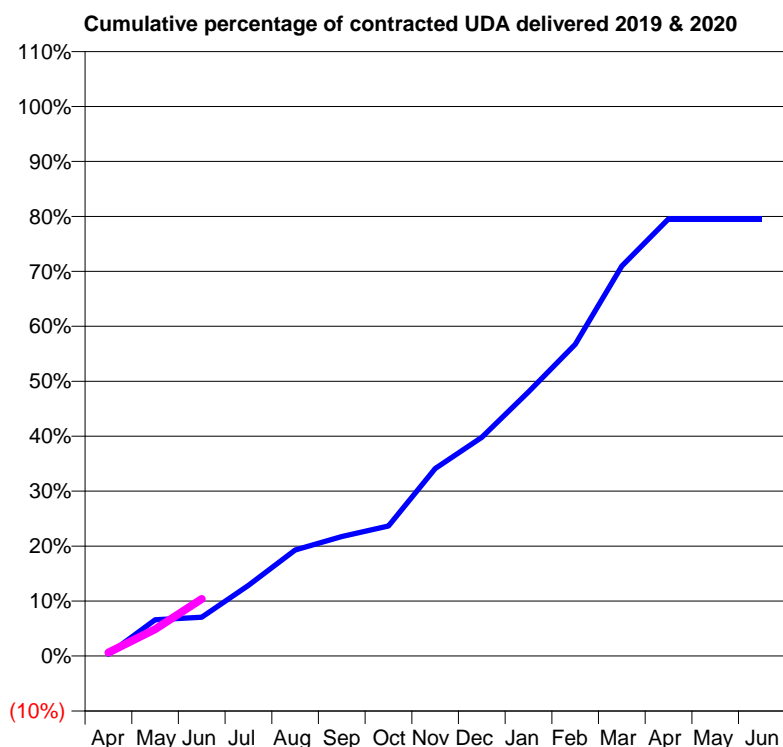
19/20 Contracted general activity (UDA)	2,192
Carry forward general activity (UDA)	0
19/20 Contracted orthodontic activity (UOA)	0
Carry forward orthodontic activity (UOA)	0
Baseline contract value	£67,847.14

ACCESS*

Patients seen in 24 months	Total	Change since previous quarter
Quarter ending June 2018	393	
Quarter ending September 2018	411	↑
Quarter ending December 2018	422	↑
Quarter ending March 2019	476	↑
Quarter ending June 2019	480	→
Variance since June 2018	22.1%	↑



ACTIVITY



Month	Adjusted Scheduled Activity (UDA)	
	2019	2020
April	8	14
May	165	107
June	177	227
July	322	
August	483	
September	544	
October	592	
November	854	
December	995	
January	1,202	
February	1,419	
March	1,776	
April	1,991	
May	1,991	
June	1,991	

QUALITY

	Quantity	Base Number	Contract	LHB	Wales
% of FP17s for the same patient ID Re-attending within 3 months - Children	0	22	0.0%	7.2%	10.7%
% of FP17s for the same patient ID Re-attending within 3 months - Adults	3	92	3.3%	12.7%	15.5%
% of FP17s for the same patient ID Re-attending between 3 & 9 months - Children	1	22	4.5%	59.5%	60.1%
% of FP17s for the same patient ID Re-attending between 3 & 9 months - Adults	26	92	28.3%	54.3%	56.6%
% of FP17s for Band 1 Urgent Courses	1	67	1.5%	8.0%	9.1%
% of FP17s Relating to Free Repair or Replacements	0	67	0.0%	0.7%	0.7%
% of FP17s Relating to Continuations	0	67	0.0%	0.7%	0.6%
% of Patients satisfied with the dentistry they have received	2	2	N/A	92.8%	92.8%
% of Patients satisfied with the time they had to wait for an appointment	1	2	N/A	86.6%	87.5%

* This is based on patients treated on this contract for their most recent course of treatment. Figures in italics indicate the base number of FP17s or Patient Questionnaire responses are less than 100. N/A is shown where the base number of responses is less than 10 during the period. % is calculated as Quantity/Base number*100

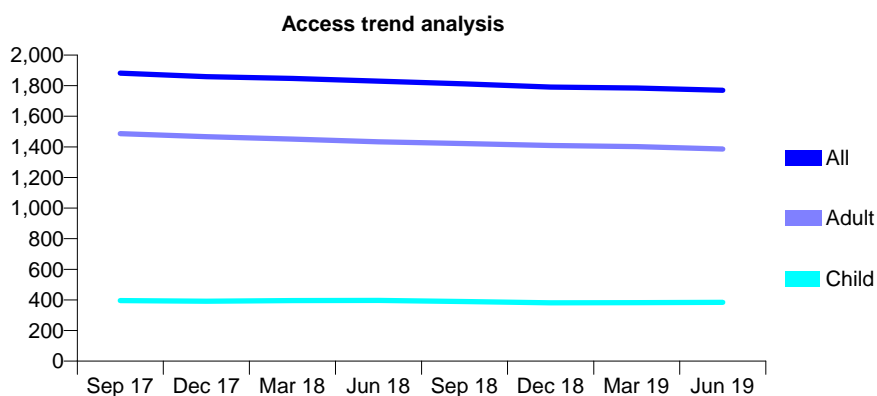
7A1 - Vital Signs At a Glance Contract Report for 782092/0001 - June 2019

Name or company name	MR F FARSAIKIYA
Contract type name	GDS Contract
Purpose of contract	General
Contract start date	01/04/2006
Contract end date	

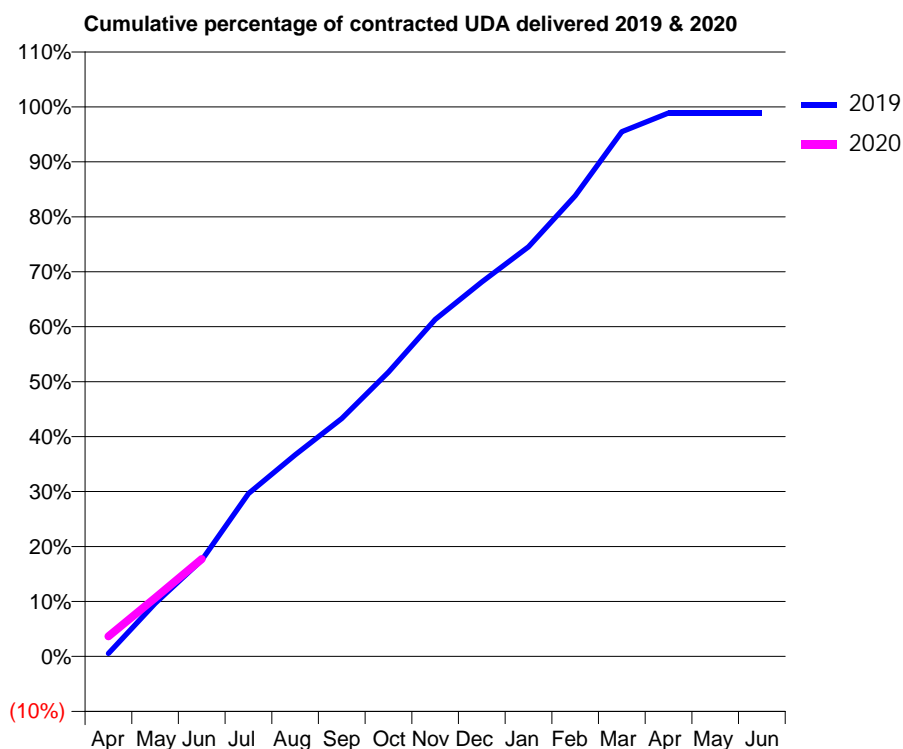
19/20 Contracted general activity (UDA)	6,400
Carry forward general activity (UDA)	0
19/20 Contracted orthodontic activity (UOA)	0
Carry forward orthodontic activity (UOA)	0
Baseline contract value	£158,225.65

ACCESS*

Patients seen in 24 months	Total	Change since previous quarter
Quarter ending June 2018	1,830	
Quarter ending September 2018	1,812	→
Quarter ending December 2018	1,791	↓
Quarter ending March 2019	1,784	→
Quarter ending June 2019	1,770	→
Variance since June 2018	(3.3%)	↓



ACTIVITY



Month	2019	2020
April	33	234
May	581	681
June	1,052	1,134
July	1,779	
August	2,201	
September	2,597	
October	3,104	
November	3,679	
December	4,088	
January	4,472	
February	5,029	
March	5,728	
April	5,932	
May	5,932	
June	5,932	

QUALITY

	Quantity	Base Number	Contract	LHB	Wales
% of FP17s for the same patient ID Re-attending within 3 months - Children	2	169	1.2%	7.2%	10.7%
% of FP17s for the same patient ID Re-attending within 3 months - Adults	25	513	4.9%	12.7%	15.5%
% of FP17s for the same patient ID Re-attending between 3 & 9 months - Children	135	169	79.9%	59.5%	60.1%
% of FP17s for the same patient ID Re-attending between 3 & 9 months - Adults	400	513	78.0%	54.3%	56.6%
% of FP17s for Band 1 Urgent Courses	10	571	1.8%	8.0%	9.1%
% of FP17s Relating to Free Repair or Replacements	0	571	0.0%	0.7%	0.7%
% of FP17s Relating to Continuations	3	571	0.5%	0.7%	0.6%
% of Patients satisfied with the dentistry they have received	2	3	N/A	92.8%	92.8%
% of Patients satisfied with the time they had to wait for an appointment	2	3	N/A	86.6%	87.5%

* This is based on patients treated on this contract for their most recent course of treatment. Figures in italics indicate the base number of FP17s or Patient Questionnaire responses are less than 100. N/A is shown where the base number of responses is less than 10 during the period. % is calculated as Quantity/Base number*100

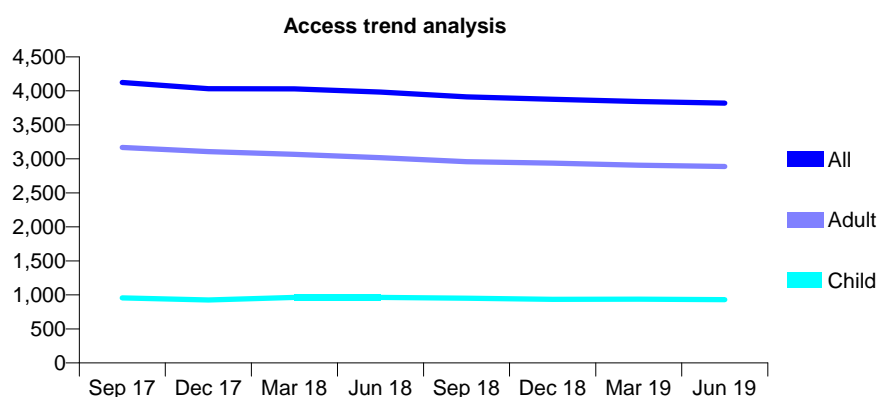
7A1 - Vital Signs At a Glance Contract Report for 788457/0001 - June 2019

Name or company name	Marquess DP Limited
Contract type name	GDS Contract
Purpose of contract	General
Contract start date	02/08/2006
Contract end date	

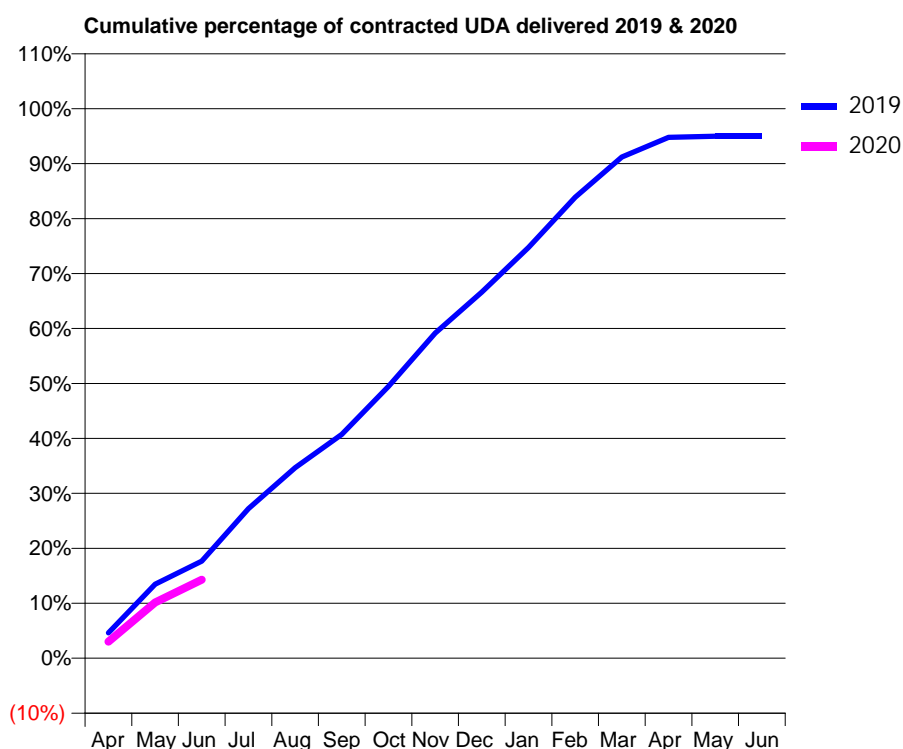
19/20 Contracted general activity (UDA)	14,664
Carry forward general activity (UDA)	0
19/20 Contracted orthodontic activity (UOA)	0
Carry forward orthodontic activity (UOA)	0
Baseline contract value	£378,980.37

ACCESS*

Patients seen in 24 months	Total	Change since previous quarter
Quarter ending June 2018	3,981	
Quarter ending September 2018	3,911	↓
Quarter ending December 2018	3,875	→
Quarter ending March 2019	3,845	→
Quarter ending June 2019	3,820	→
Variance since June 2018	(4.0%)	↓



ACTIVITY



Month	Adjusted Scheduled Activity (UDA)	
	2019	2020
April	495	444
May	1,442	1,491
June	1,890	2,094
July	2,910	
August	3,706	
September	4,353	
October	5,289	
November	6,322	
December	7,122	
January	7,987	
February	8,965	
March	9,745	
April	10,131	
May	10,150	
June	10,150	

QUALITY

	Quantity	Base Number	Contract	LHB	Wales
% of FP17s for the same patient ID Re-attending within 3 months - Children	22	370	5.9%	7.2%	10.7%
% of FP17s for the same patient ID Re-attending within 3 months - Adults	131	1,236	10.6%	12.7%	15.5%
% of FP17s for the same patient ID Re-attending between 3 & 9 months - Children	236	370	63.8%	59.5%	60.1%
% of FP17s for the same patient ID Re-attending between 3 & 9 months - Adults	841	1,236	68.0%	54.3%	56.6%
% of FP17s for Band 1 Urgent Courses	70	1,348	5.2%	8.0%	9.1%
% of FP17s Relating to Free Repair or Replacements	13	1,348	1.0%	0.7%	0.7%
% of FP17s Relating to Continuations	3	1,348	0.2%	0.7%	0.6%
% of Patients satisfied with the dentistry they have received	3	3	N/A	92.8%	92.8%
% of Patients satisfied with the time they had to wait for an appointment	3	3	N/A	86.6%	87.5%

* This is based on patients treated on this contract for their most recent course of treatment.

Figures in italics indicate the base number of FP17s or Patient Questionnaire responses are less than 100. N/A is shown where the base number of responses is less than 10 during the period. % is calculated as Quantity/Base number*100

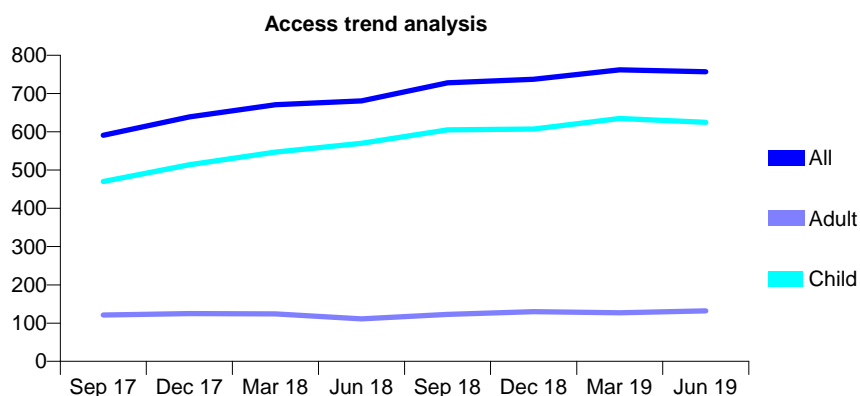
7A1 - Vital Signs At a Glance Contract Report for 808946/0001 - June 2019

Name or company name	N Hughes Jones
Contract type name	GDS Contract
Purpose of contract	General
Contract start date	01/04/2006
Contract end date	

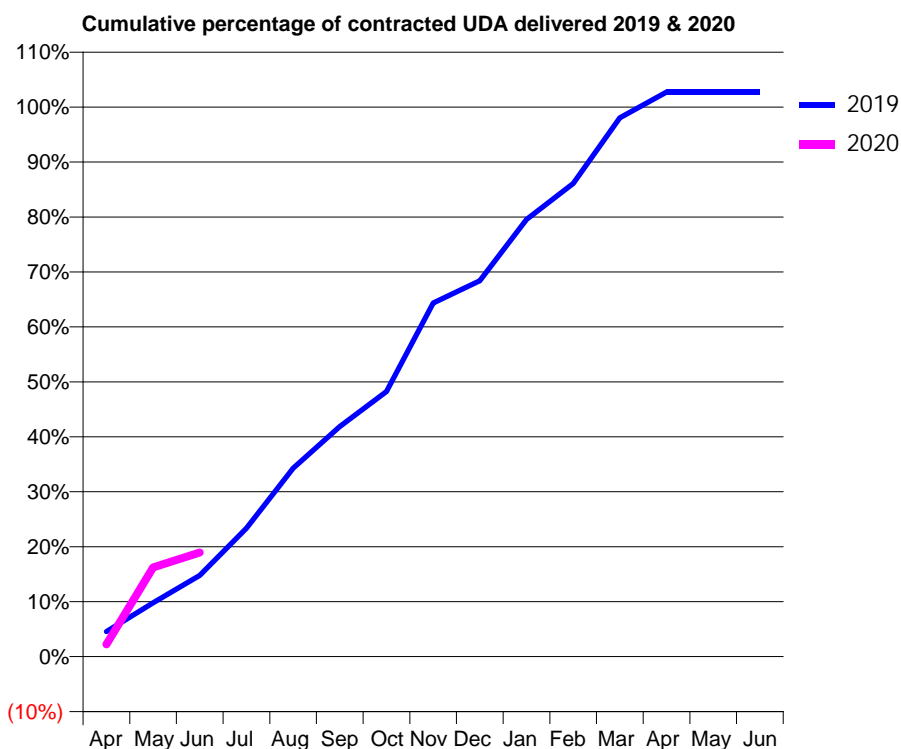
19/20 Contracted general activity (UDA)	1,600
Carry forward general activity (UDA)	0
19/20 Contracted orthodontic activity (UOA)	0
Carry forward orthodontic activity (UOA)	0
Baseline contract value	£41,057.89

ACCESS*

Patients seen in 24 months	Total	Change since previous quarter
Quarter ending June 2018	681	
Quarter ending September 2018	728	↑
Quarter ending December 2018	737	→
Quarter ending March 2019	762	↑
Quarter ending June 2019	757	→
Variance since June 2018	11.2%	↑



ACTIVITY



Month	Adjusted Scheduled Activity (UDA)	
	2019	2020
April	73	36
May	157	260
June	237	303
July	374	
August	549	
September	670	
October	772	
November	1,030	
December	1,094	
January	1,273	
February	1,378	
March	1,569	
April	1,644	
May	1,644	
June	1,644	

QUALITY

	Quantity	Base Number	Contract	LHB	Wales
% of FP17s for the same patient ID Re-attending within 3 months - Children	14	252	5.6%	7.2%	10.7%
% of FP17s for the same patient ID Re-attending within 3 months - Adults	2	27	7.4%	12.7%	15.5%
% of FP17s for the same patient ID Re-attending between 3 & 9 months - Children	167	252	66.3%	59.5%	60.1%
% of FP17s for the same patient ID Re-attending between 3 & 9 months - Adults	22	27	81.5%	54.3%	56.6%
% of FP17s for Band 1 Urgent Courses	5	225	2.2%	8.0%	9.1%
% of FP17s Relating to Free Repair or Replacements	0	225	0.0%	0.7%	0.7%
% of FP17s Relating to Continuations	1	225	0.4%	0.7%	0.6%
% of Patients satisfied with the dentistry they have received	0	0	N/A	92.8%	92.8%
% of Patients satisfied with the time they had to wait for an appointment	0	0	N/A	86.6%	87.5%

* This is based on patients treated on this contract for their most recent course of treatment. Figures in italics indicate the base number of FP17s or Patient Questionnaire responses are less than 100. N/A is shown where the base number of responses is less than 10 during the period. % is calculated as Quantity/Base number*100

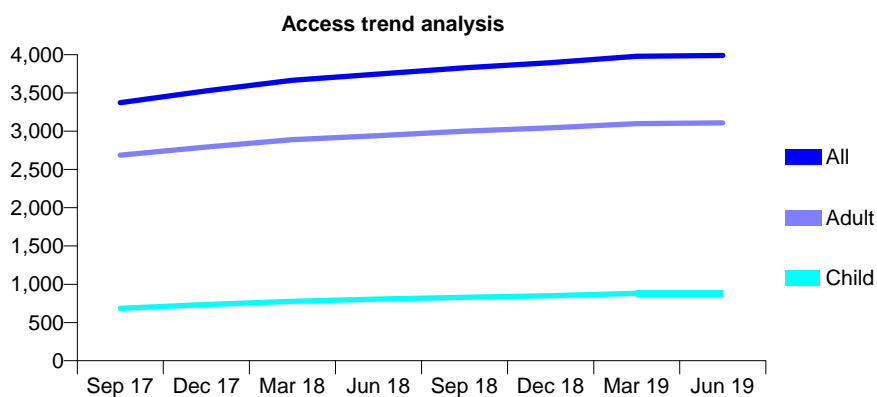
7A1 - Vital Signs At a Glance Contract Report for 813184/0001 - June 2019

Name or company name	Rosehill Dental Practice
Contract type name	Pilot Contract
Purpose of contract	General
Contract start date	03/04/2006
Contract end date	

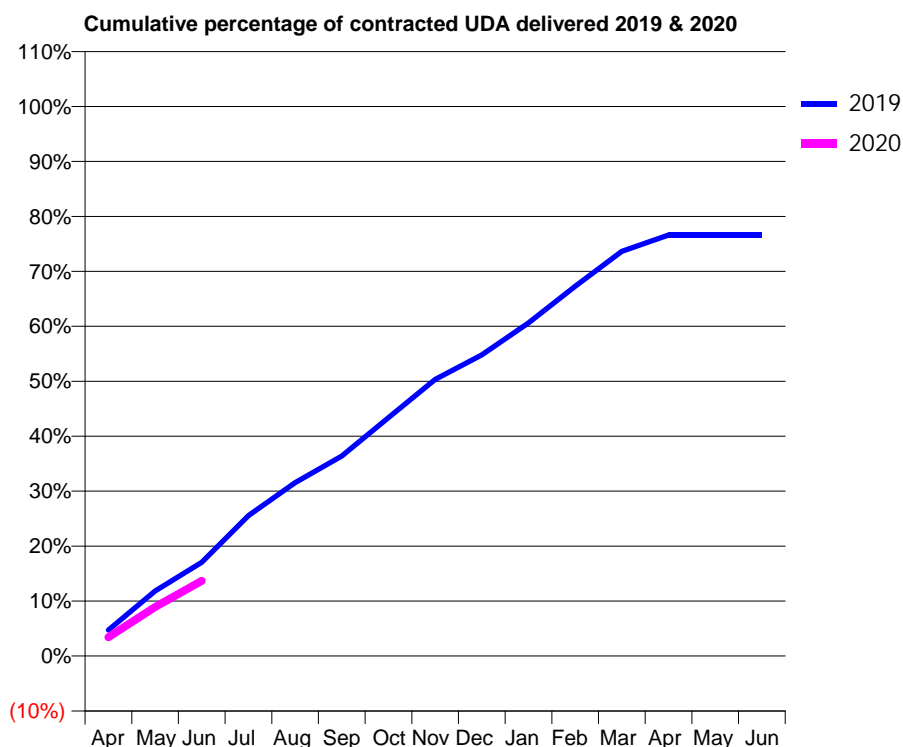
19/20 Contracted general activity (UDA)	14,821
Carry forward general activity (UDA)	0
19/20 Contracted orthodontic activity (UOA)	0
Carry forward orthodontic activity (UOA)	0
Baseline contract value	£382,462.41

ACCESS*

Patients seen in 24 months	Total	Change since previous quarter
Quarter ending June 2018	3,747	
Quarter ending September 2018	3,829	↑
Quarter ending December 2018	3,894	→
Quarter ending March 2019	3,979	↑
Quarter ending June 2019	3,990	→
Variance since June 2018	6.5%	↑



ACTIVITY



Month	Adjusted Scheduled Activity (UDA)	
	2019	2020
April	656	510
May	1,642	1,327
June	2,361	2,026
July	3,540	
August	4,371	
September	5,040	
October	6,010	
November	6,975	
December	7,588	
January	8,398	
February	9,320	
March	10,202	
April	10,612	
May	10,613	
June	10,613	

QUALITY

	Quantity	Base Number	Contract	LHB	Wales
% of FP17s for the same patient ID Re-attending within 3 months - Children	21	316	6.6%	7.2%	10.7%
% of FP17s for the same patient ID Re-attending within 3 months - Adults	118	980	12.0%	12.7%	15.5%
% of FP17s for the same patient ID Re-attending between 3 & 9 months - Children	219	316	69.3%	59.5%	60.1%
% of FP17s for the same patient ID Re-attending between 3 & 9 months - Adults	476	980	48.6%	54.3%	56.6%
% of FP17s for Band 1 Urgent Courses	47	1,082	4.3%	8.0%	9.1%
% of FP17s Relating to Free Repair or Replacements	16	1,082	1.5%	0.7%	0.7%
% of FP17s Relating to Continuations	19	1,082	1.8%	0.7%	0.6%
% of Patients satisfied with the dentistry they have received	6	6	N/A	92.8%	92.8%
% of Patients satisfied with the time they had to wait for an appointment	6	6	N/A	86.6%	87.5%

* This is based on patients treated on this contract for their most recent course of treatment. Figures in italics indicate the base number of FP17s or Patient Questionnaire responses are less than 100. N/A is shown where the base number of responses is less than 10 during the period. % is calculated as Quantity/Base number*100

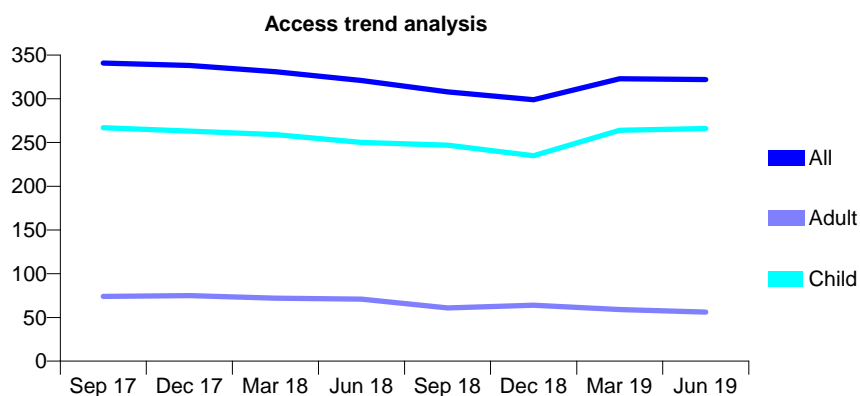
7A1 - Vital Signs At a Glance Contract Report for 826677/0001 - June 2019

Name or company name	MR SJ LANGSTON
Contract type name	GDS Contract
Purpose of contract	General and Orthodontic
Contract start date	01/04/2006
Contract end date	

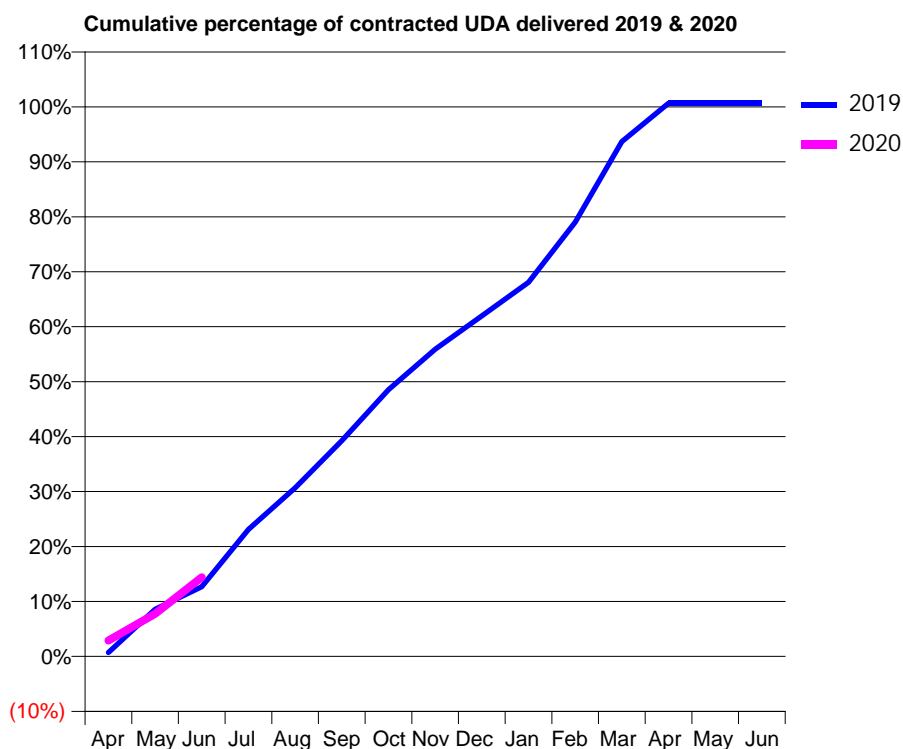
19/20 Contracted general activity (UDA)	560
Carry forward general activity (UDA)	0
19/20 Contracted orthodontic activity (UOA)	56
Carry forward orthodontic activity (UOA)	0
Baseline contract value	£14,062.23

ACCESS*

Patients seen in 24 months	Total	Change since previous quarter
Quarter ending June 2018	321	
Quarter ending September 2018	308	↓
Quarter ending December 2018	299	↓
Quarter ending March 2019	323	↑
Quarter ending June 2019	322	→
Variance since June 2018	0.3%	→



ACTIVITY



Month	2019	2020
April	4	16
May	48	44
June	71	81
July	129	
August	172	
September	220	
October	272	
November	313	
December	347	
January	381	
February	443	
March	525	
April	564	
May	564	
June	564	

QUALITY

	Quantity	Base Number	Contract	LHB	Wales
% of FP17s for the same patient ID Re-attending within 3 months - Children	4	97	4.1%	7.2%	10.7%
% of FP17s for the same patient ID Re-attending within 3 months - Adults	0	5	0.0%	12.7%	15.5%
% of FP17s for the same patient ID Re-attending between 3 & 9 months - Children	44	97	45.4%	59.5%	60.1%
% of FP17s for the same patient ID Re-attending between 3 & 9 months - Adults	1	5	20.0%	54.3%	56.6%
% of FP17s for Band 1 Urgent Courses	3	68	4.4%	8.0%	9.1%
% of FP17s Relating to Free Repair or Replacements	0	68	0.0%	0.7%	0.7%
% of FP17s Relating to Continuations	0	68	0.0%	0.7%	0.6%
% of Patients satisfied with the dentistry they have received	1	1	N/A	92.8%	92.8%
% of Patients satisfied with the time they had to wait for an appointment	1	1	N/A	86.6%	87.5%

* This is based on patients treated on this contract for their most recent course of treatment. Figures in italics indicate the base number of FP17s or Patient Questionnaire responses are less than 100. N/A is shown where the base number of responses is less than 10 during the period. % is calculated as Quantity/Base number*100

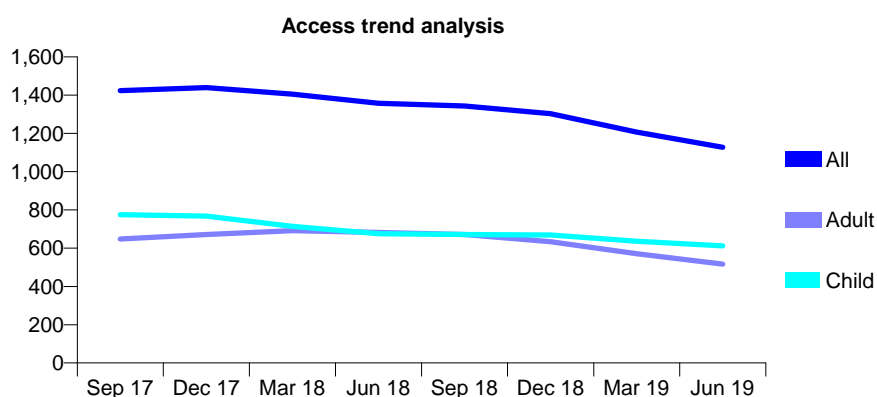
7A1 - Vital Signs At a Glance Contract Report for 833312/0001 - June 2019

Name or company name	MR SJ KEEN
Contract type name	GDS Contract
Purpose of contract	General and Orthodontic
Contract start date	01/04/2006
Contract end date	

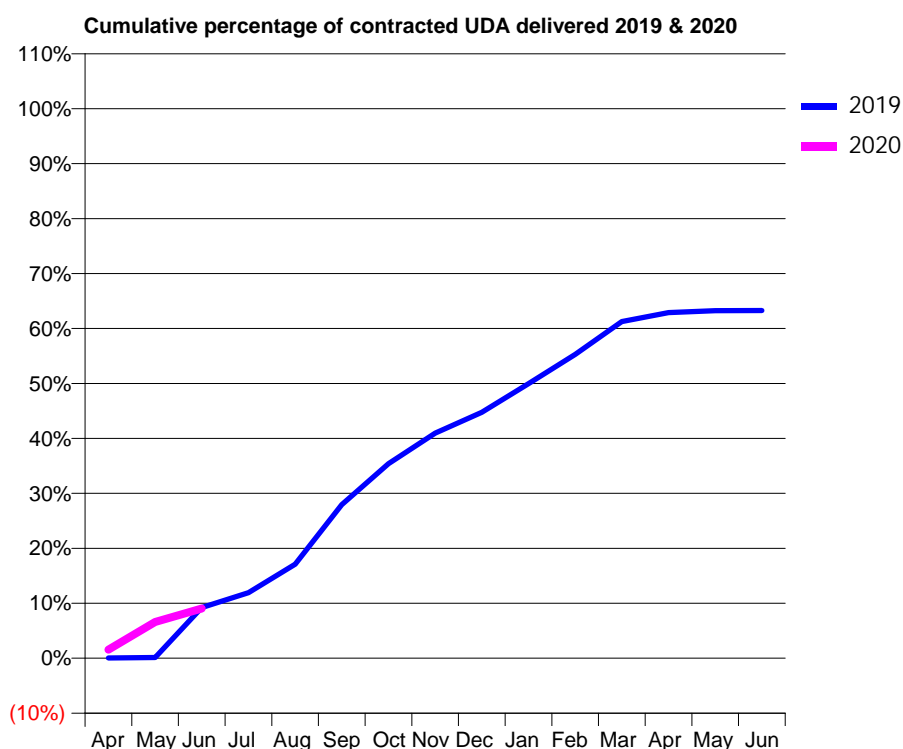
19/20 Contracted general activity (UDA)	3,008
Carry forward general activity (UDA)	0
19/20 Contracted orthodontic activity (UOA)	365
Carry forward orthodontic activity (UOA)	0
Baseline contract value	£104,571.94

ACCESS*

Patients seen in 24 months	Total	Change since previous quarter
Quarter ending June 2018	1,358	
Quarter ending September 2018	1,343	↓
Quarter ending December 2018	1,303	↓
Quarter ending March 2019	1,207	↓
Quarter ending June 2019	1,128	↓
Variance since June 2018	(16.9%)	↓



ACTIVITY



Adjusted Scheduled Activity (UDA)		
Month	2019	2020
April	1	47
May	4	198
June	278	272
July	359	
August	515	
September	840	
October	1,065	
November	1,232	
December	1,347	
January	1,503	
February	1,663	
March	1,843	
April	1,892	
May	1,902	
June	1,903	

QUALITY

	Quantity	Base Number	Contract	LHB	Wales
% of FP17s for the same patient ID Re-attending within 3 months - Children	9	153	5.9%	7.2%	10.7%
% of FP17s for the same patient ID Re-attending within 3 months - Adults	6	76	7.9%	12.7%	15.5%
% of FP17s for the same patient ID Re-attending between 3 & 9 months - Children	92	153	60.1%	59.5%	60.1%
% of FP17s for the same patient ID Re-attending between 3 & 9 months - Adults	39	76	51.3%	54.3%	56.6%
% of FP17s for Band 1 Urgent Courses	21	189	11.1%	8.0%	9.1%
% of FP17s Relating to Free Repair or Replacements	0	189	0.0%	0.7%	0.7%
% of FP17s Relating to Continuations	0	189	0.0%	0.7%	0.6%
% of Patients satisfied with the dentistry they have received	0	0	N/A	92.8%	92.8%
% of Patients satisfied with the time they had to wait for an appointment	0	0	N/A	86.6%	87.5%

* This is based on patients treated on this contract for their most recent course of treatment.

Figures in italics indicate the base number of FP17s or Patient Questionnaire responses are less than 100. N/A is shown where the base number of responses is less than 10 during the period. % is calculated as Quantity/Base number*100

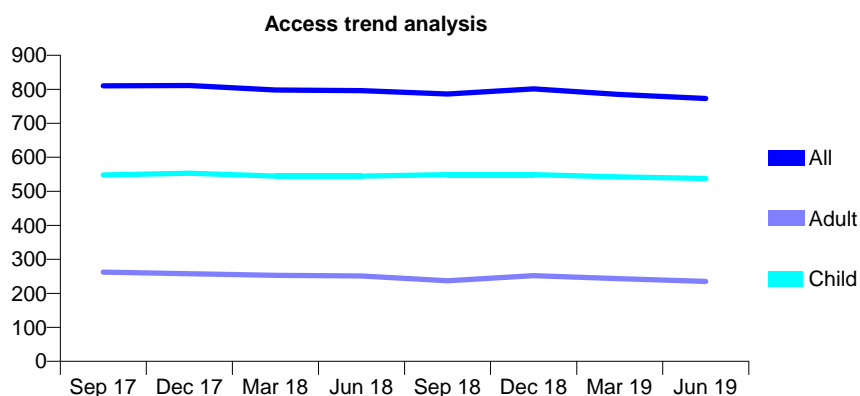
7A1 - Vital Signs At a Glance Contract Report for 905143/0001 - June 2019

Name or company name	Herd & Jones
Contract type name	GDS Contract
Purpose of contract	General
Contract start date	01/04/2006
Contract end date	

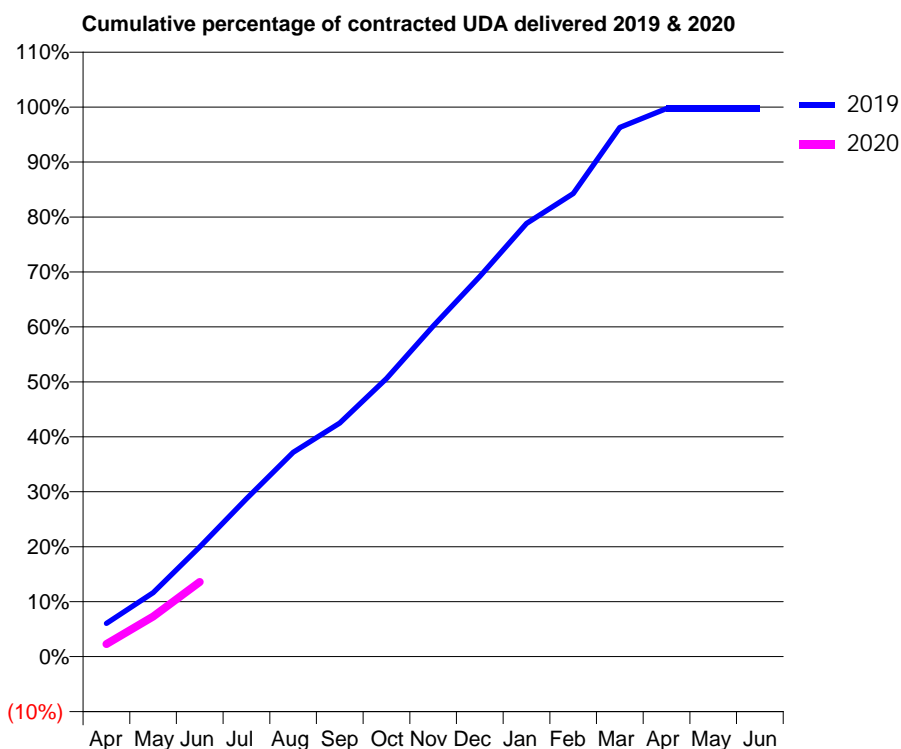
19/20 Contracted general activity (UDA)	2,000
Carry forward general activity (UDA)	0
19/20 Contracted orthodontic activity (UOA)	0
Carry forward orthodontic activity (UOA)	0
Baseline contract value	£62,308.28

ACCESS*

Patients seen in 24 months	Total	Change since previous quarter
Quarter ending June 2018	796	
Quarter ending September 2018	786	↓
Quarter ending December 2018	801	→
Quarter ending March 2019	785	↓
Quarter ending June 2019	773	↓
Variance since June 2018	(2.9%)	↓



ACTIVITY



Month	Adjusted Scheduled Activity (UDA)	
	2019	2020
April	118	46
May	227	146
June	389	271
July	560	
August	725	
September	829	
October	987	
November	1,173	
December	1,349	
January	1,537	
February	1,643	
March	1,877	
April	1,945	
May	1,945	
June	1,945	

QUALITY

	Quantity	Base Number	Contract	LHB	Wales
% of FP17s for the same patient ID Re-attending within 3 months - Children	6	167	3.6%	7.2%	10.7%
% of FP17s for the same patient ID Re-attending within 3 months - Adults	6	47	12.8%	12.7%	15.5%
% of FP17s for the same patient ID Re-attending between 3 & 9 months - Children	121	167	72.5%	59.5%	60.1%
% of FP17s for the same patient ID Re-attending between 3 & 9 months - Adults	24	47	51.1%	54.3%	56.6%
% of FP17s for Band 1 Urgent Courses	12	178	6.7%	8.0%	9.1%
% of FP17s Relating to Free Repair or Replacements	0	178	0.0%	0.7%	0.7%
% of FP17s Relating to Continuations	0	178	0.0%	0.7%	0.6%
% of Patients satisfied with the dentistry they have received	0	0	N/A	92.8%	92.8%
% of Patients satisfied with the time they had to wait for an appointment	0	0	N/A	86.6%	87.5%

* This is based on patients treated on this contract for their most recent course of treatment. Figures in italics indicate the base number of FP17s or Patient Questionnaire responses are less than 100. N/A is shown where the base number of responses is less than 10 during the period. % is calculated as Quantity/Base number*100

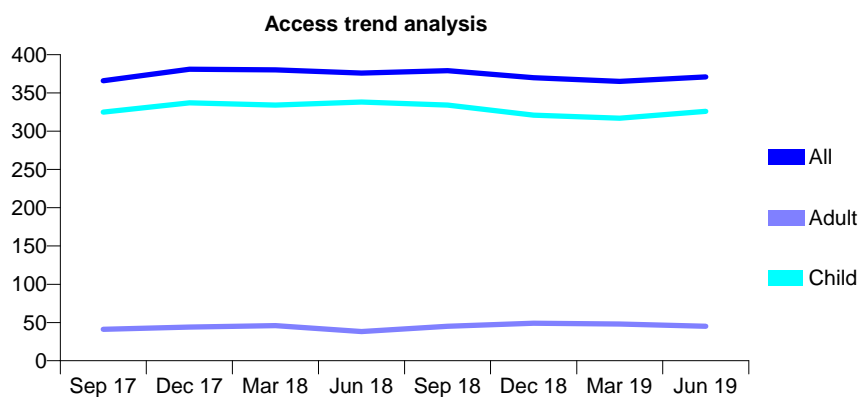
7A1 - Vital Signs At a Glance Contract Report for 923281/0001 - June 2019

Name or company name	MR CJ LOTTER
Contract type name	GDS Contract
Purpose of contract	General
Contract start date	01/04/2006
Contract end date	

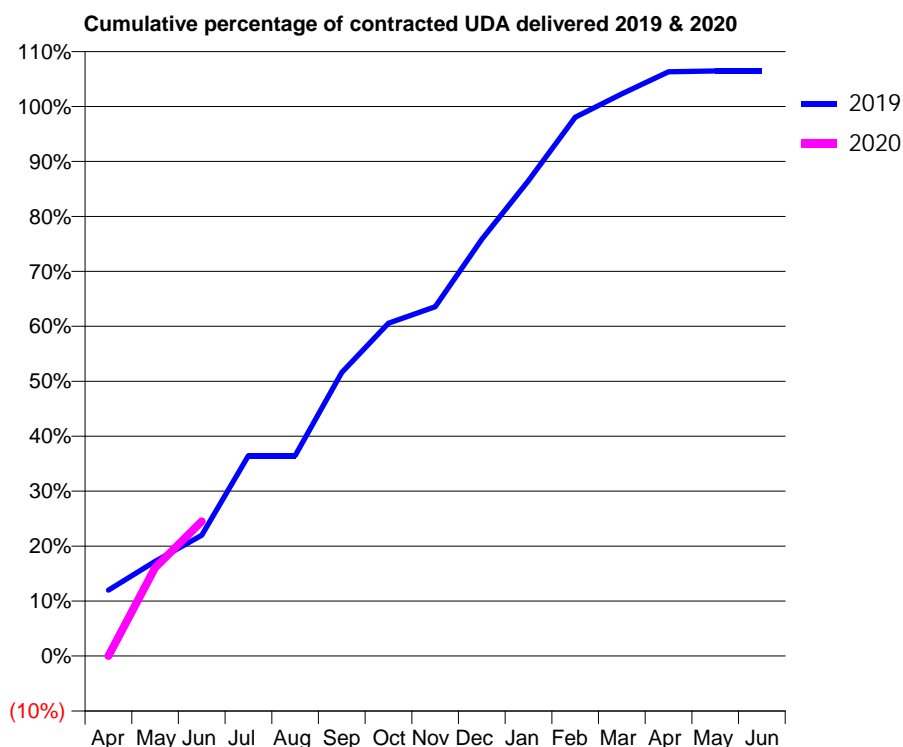
19/20 Contracted general activity (UDA)	702
Carry forward general activity (UDA)	0
19/20 Contracted orthodontic activity (UOA)	0
Carry forward orthodontic activity (UOA)	0
Baseline contract value	£19,227.21

ACCESS*

Patients seen in 24 months	Total	Change since previous quarter
Quarter ending June 2018	376	
Quarter ending September 2018	379	→
Quarter ending December 2018	370	↓
Quarter ending March 2019	365	↓
Quarter ending June 2019	371	→
Variance since June 2018	(1.3%)	↓



ACTIVITY



Month	Adjusted Scheduled Activity (UDA)	
	2019	2020
April	84	0
May	121	113
June	154	172
July	256	
August	256	
September	362	
October	425	
November	446	
December	532	
January	607	
February	688	
March	718	
April	746	
May	747	
June	747	

QUALITY

	Quantity	Base Number	Contract	LHB	Wales
% of FP17s for the same patient ID Re-attending within 3 months - Children	4	143	2.8%	7.2%	10.7%
% of FP17s for the same patient ID Re-attending within 3 months - Adults	0	8	0.0%	12.7%	15.5%
% of FP17s for the same patient ID Re-attending between 3 & 9 months - Children	93	143	65.0%	59.5%	60.1%
% of FP17s for the same patient ID Re-attending between 3 & 9 months - Adults	8	8	100.0%	54.3%	56.6%
% of FP17s for Band 1 Urgent Courses	0	127	0.0%	8.0%	9.1%
% of FP17s Relating to Free Repair or Replacements	0	127	0.0%	0.7%	0.7%
% of FP17s Relating to Continuations	0	127	0.0%	0.7%	0.6%
% of Patients satisfied with the dentistry they have received	0	0	N/A	92.8%	92.8%
% of Patients satisfied with the time they had to wait for an appointment	0	0	N/A	86.6%	87.5%

* This is based on patients treated on this contract for their most recent course of treatment. Figures in italics indicate the base number of FP17s or Patient Questionnaire responses are less than 100. N/A is shown where the base number of responses is less than 10 during the period. % is calculated as Quantity/Base number*100

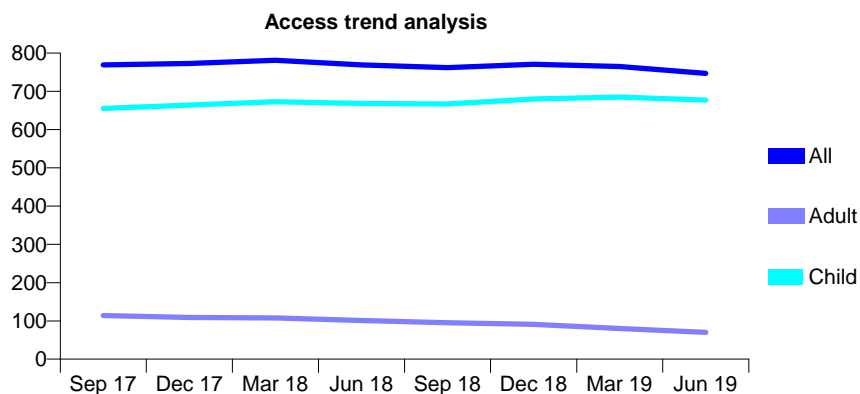
7A1 - Vital Signs At a Glance Contract Report for 933481/0001 - June 2019

Name or company name	MR SE LOF
Contract type name	GDS Contract
Purpose of contract	General
Contract start date	01/04/2006
Contract end date	

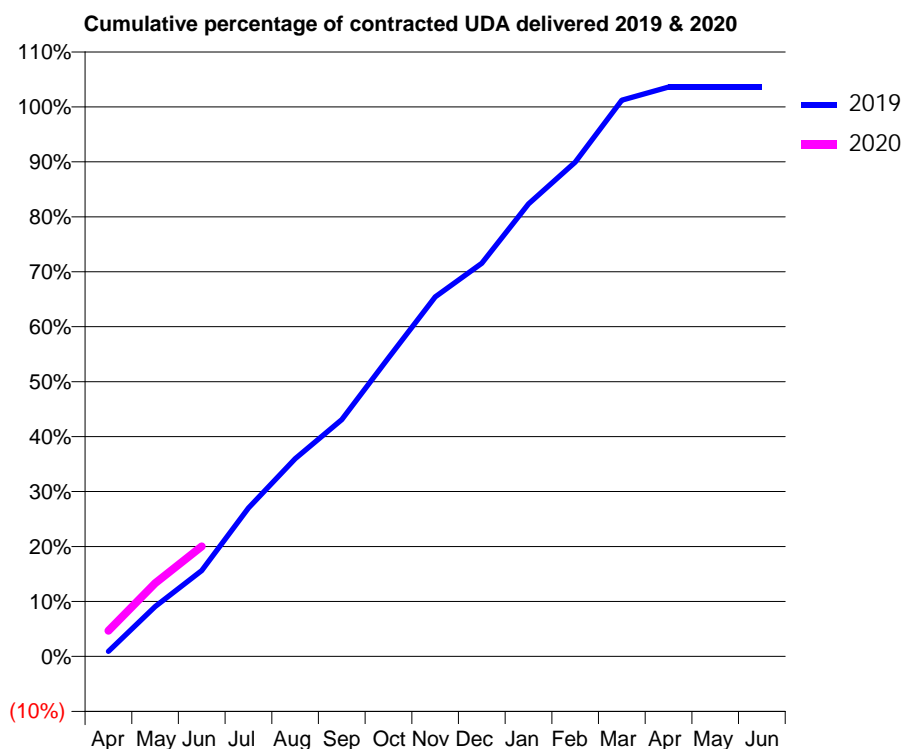
19/20 Contracted general activity (UDA)	1,500
Carry forward general activity (UDA)	0
19/20 Contracted orthodontic activity (UOA)	0
Carry forward orthodontic activity (UOA)	0
Baseline contract value	£38,765.32

ACCESS*

Patients seen in 24 months	Total	Change since previous quarter
Quarter ending June 2018	769	
Quarter ending September 2018	762	→
Quarter ending December 2018	771	→
Quarter ending March 2019	765	→
Quarter ending June 2019	747	↓
Variance since June 2018	(2.9%)	↓



ACTIVITY



Month	2019	2020
April	14	70
May	136	200
June	234	300
July	405	
August	540	
September	646	
October	815	
November	981	
December	1,073	
January	1,235	
February	1,349	
March	1,518	
April	1,554	
May	1,554	
June	1,554	

QUALITY

	Quantity	Base Number	Contract	LHB	Wales
% of FP17s for the same patient ID Re-attending within 3 months - Children	22	271	8.1%	7.2%	10.7%
% of FP17s for the same patient ID Re-attending within 3 months - Adults	0	0	N/A	12.7%	15.5%
% of FP17s for the same patient ID Re-attending between 3 & 9 months - Children	195	271	72.0%	59.5%	60.1%
% of FP17s for the same patient ID Re-attending between 3 & 9 months - Adults	0	0	N/A	54.3%	56.6%
% of FP17s for Band 1 Urgent Courses	12	238	5.0%	8.0%	9.1%
% of FP17s Relating to Free Repair or Replacements	0	238	0.0%	0.7%	0.7%
% of FP17s Relating to Continuations	0	238	0.0%	0.7%	0.6%
% of Patients satisfied with the dentistry they have received	2	2	N/A	92.8%	92.8%
% of Patients satisfied with the time they had to wait for an appointment	2	2	N/A	86.6%	87.5%

* This is based on patients treated on this contract for their most recent course of treatment. Figures in italics indicate the base number of FP17s or Patient Questionnaire responses are less than 100. N/A is shown where the base number of responses is less than 10 during the period. % is calculated as Quantity/Base number*100

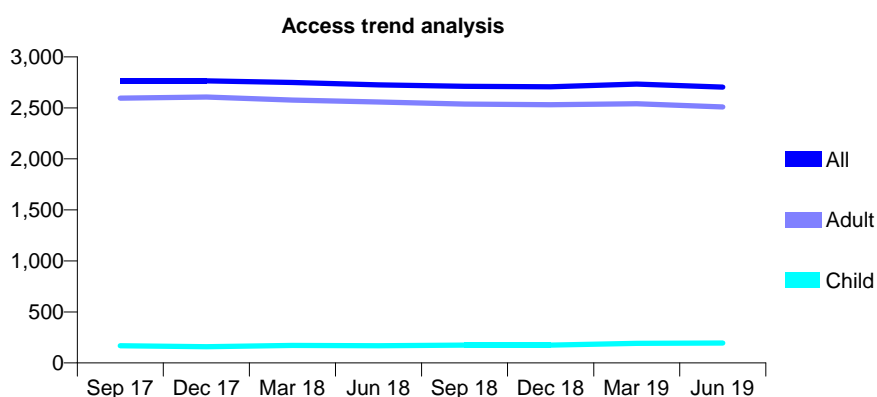
7A1 - Vital Signs At a Glance Contract Report for 978957/0001 - June 2019

Name or company name	MRS YL HOPKINS
Contract type name	GDS Contract
Purpose of contract	General
Contract start date	01/02/2009
Contract end date	

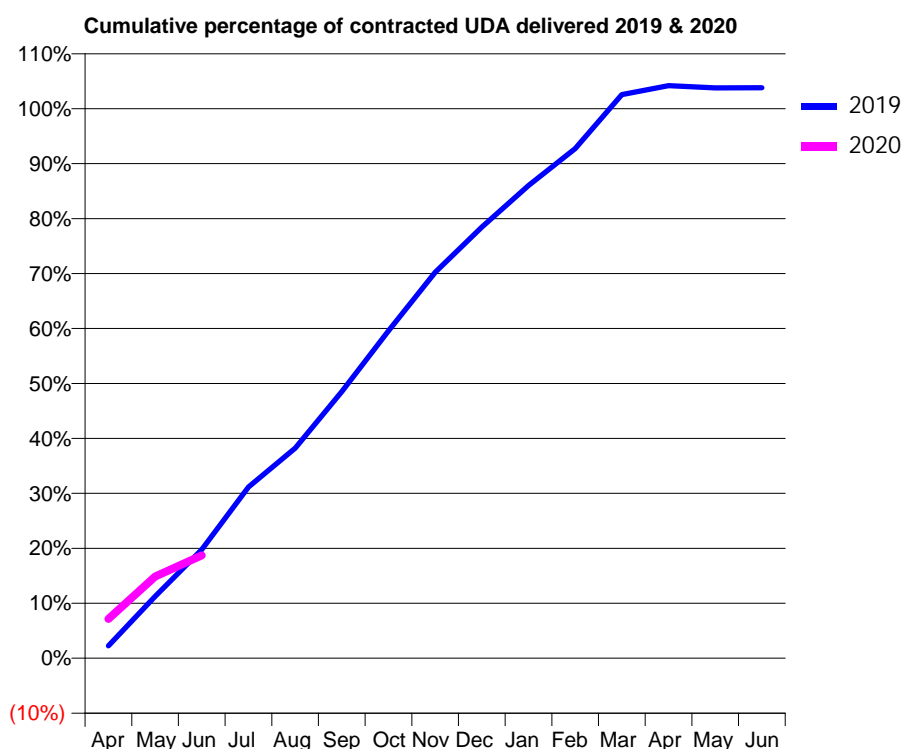
19/20 Contracted general activity (UDA)	6,158
Carry forward general activity (UDA)	0
19/20 Contracted orthodontic activity (UOA)	0
Carry forward orthodontic activity (UOA)	0
Baseline contract value	£210,468.38

ACCESS*

Patients seen in 24 months	Total	Change since previous quarter
Quarter ending June 2018	2,725	
Quarter ending September 2018	2,712	→
Quarter ending December 2018	2,707	→
Quarter ending March 2019	2,733	→
Quarter ending June 2019	2,704	↓
Variance since June 2018	(0.8%)	→



ACTIVITY



Adjusted Scheduled Activity (UDA)		
Month	2019	2020
April	139	440
May	693	915
June	1,217	1,153
July	1,918	
August	2,355	
September	2,987	
October	3,668	
November	4,324	
December	4,830	
January	5,297	
February	5,711	
March	6,314	
April	6,416	
May	6,391	
June	6,392	

QUALITY

	Quantity	Base Number	Contract	LHB	Wales
% of FP17s for the same patient ID Re-attending within 3 months - Children	2	37	5.4%	7.2%	10.7%
% of FP17s for the same patient ID Re-attending within 3 months - Adults	37	540	6.9%	12.7%	15.5%
% of FP17s for the same patient ID Re-attending between 3 & 9 months - Children	12	37	32.4%	59.5%	60.1%
% of FP17s for the same patient ID Re-attending between 3 & 9 months - Adults	146	540	27.0%	54.3%	56.6%
% of FP17s for Band 1 Urgent Courses	68	531	12.8%	8.0%	9.1%
% of FP17s Relating to Free Repair or Replacements	4	531	0.8%	0.7%	0.7%
% of FP17s Relating to Continuations	0	531	0.0%	0.7%	0.6%
% of Patients satisfied with the dentistry they have received	5	5	N/A	92.8%	92.8%
% of Patients satisfied with the time they had to wait for an appointment	5	5	N/A	86.6%	87.5%

* This is based on patients treated on this contract for their most recent course of treatment.

Figures in italics indicate the base number of FP17s or Patient Questionnaire responses are less than 100. N/A is shown where the base number of responses is less than 10 during the period. % is calculated as Quantity/Base number*100

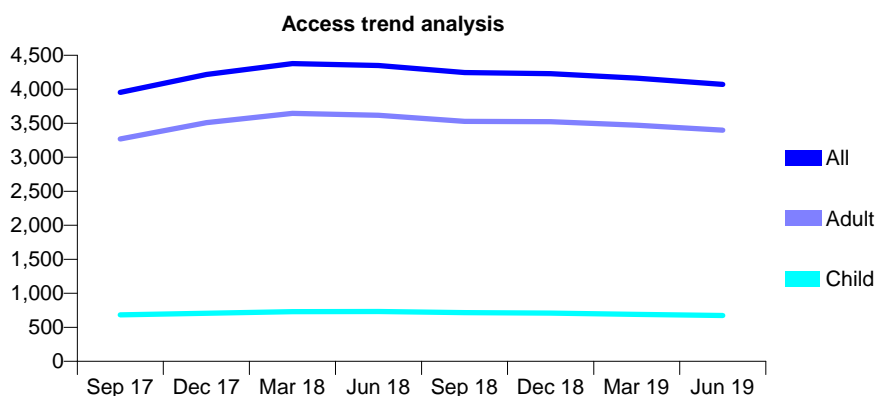
7A1 - Vital Signs At a Glance Contract Report for 995711/0001 - June 2019

Name or company name	MR JM FERNANDO
Contract type name	Pilot Contract
Purpose of contract	General
Contract start date	01/02/2016
Contract end date	

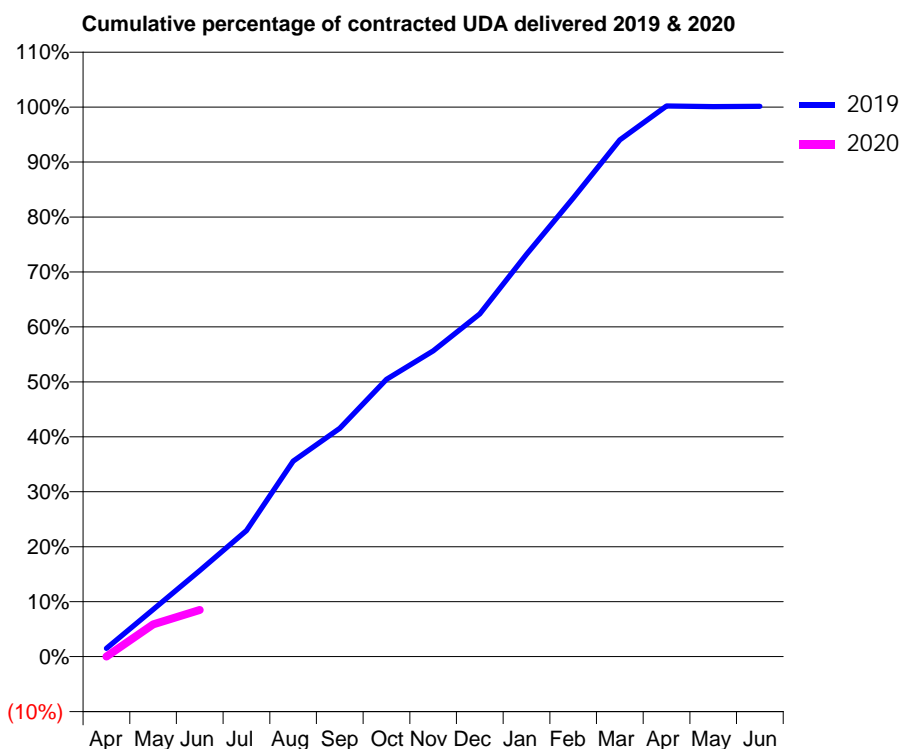
19/20 Contracted general activity (UDA)	15,426
Carry forward general activity (UDA)	0
19/20 Contracted orthodontic activity (UOA)	0
Carry forward orthodontic activity (UOA)	0
Baseline contract value	£321,798.26

ACCESS*

Patients seen in 24 months	Total	Change since previous quarter
Quarter ending June 2018	4,350	
Quarter ending September 2018	4,246	↓
Quarter ending December 2018	4,230	→
Quarter ending March 2019	4,163	↓
Quarter ending June 2019	4,072	↓
Variance since June 2018	(6.4%)	↓



ACTIVITY



Month	Adjusted Scheduled Activity (UDA)	
	2019	2020
April	188	0
May	1,065	903
June	1,947	1,310
July	2,852	
August	4,420	
September	5,160	
October	6,271	
November	6,913	
December	7,747	
January	9,095	
February	10,369	
March	11,684	
April	12,449	
May	12,438	
June	12,442	

QUALITY

	Quantity	Base Number	Contract	LHB	Wales
% of FP17s for the same patient ID Re-attending within 3 months - Children	6	149	4.0%	7.2%	10.7%
% of FP17s for the same patient ID Re-attending within 3 months - Adults	86	831	10.3%	12.7%	15.5%
% of FP17s for the same patient ID Re-attending between 3 & 9 months - Children	89	149	59.7%	59.5%	60.1%
% of FP17s for the same patient ID Re-attending between 3 & 9 months - Adults	518	831	62.3%	54.3%	56.6%
% of FP17s for Band 1 Urgent Courses	44	658	6.7%	8.0%	9.1%
% of FP17s Relating to Free Repair or Replacements	3	658	0.5%	0.7%	0.7%
% of FP17s Relating to Continuations	3	658	0.5%	0.7%	0.6%
% of Patients satisfied with the dentistry they have received	9	9	N/A	92.8%	92.8%
% of Patients satisfied with the time they had to wait for an appointment	8	9	N/A	86.6%	87.5%

* This is based on patients treated on this contract for their most recent course of treatment. Figures in italics indicate the base number of FP17s or Patient Questionnaire responses are less than 100. N/A is shown where the base number of responses is less than 10 during the period. % is calculated as Quantity/Base number*100

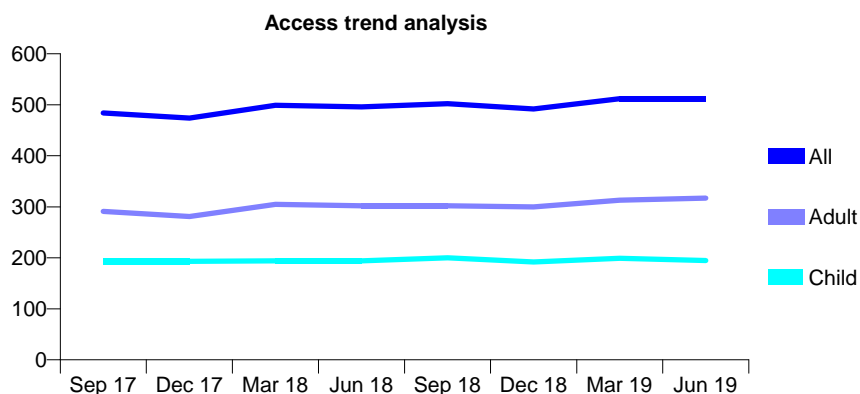
7A2 - Vital Signs At a Glance Contract Report for 100037/0000 - June 2019

Name or company name	MISS RE MOSEY
Contract type name	GDS Contract
Purpose of contract	General
Contract start date	19/04/2016
Contract end date	

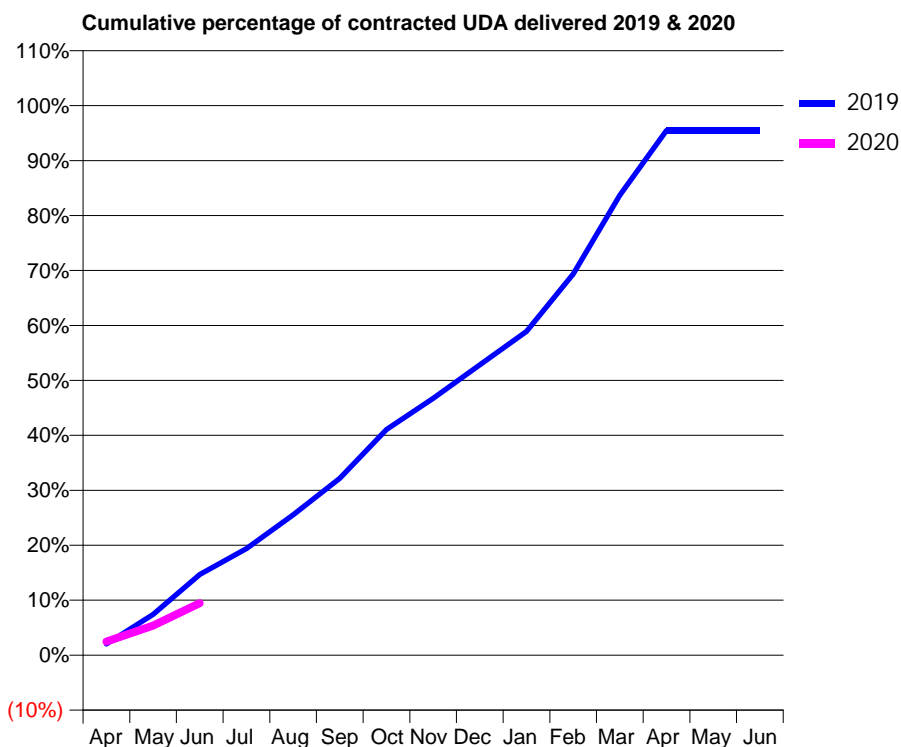
19/20 Contracted general activity (UDA)	1,304
Carry forward general activity (UDA)	0
19/20 Contracted orthodontic activity (UOA)	0
Carry forward orthodontic activity (UOA)	0
Baseline contract value	£37,534.88

ACCESS*

Patients seen in 24 months	Total	Change since previous quarter
Quarter ending June 2018	496	
Quarter ending September 2018	502	→
Quarter ending December 2018	492	↓
Quarter ending March 2019	512	↑
Quarter ending June 2019	512	→
Variance since June 2018	3.2%	↑



ACTIVITY



Month	Adjusted Scheduled Activity (UDA)	
	2019	2020
April	26	32
May	97	70
June	191	124
July	253	
August	333	
September	420	
October	535	
November	609	
December	689	
January	768	
February	904	
March	1,091	
April	1,245	
May	1,245	
June	1,245	

QUALITY

	Quantity	Base Number	Contract	LHB	Wales
% of FP17s for the same patient ID Re-attending within 3 months - Children	5	58	8.6%	8.4%	10.7%
% of FP17s for the same patient ID Re-attending within 3 months - Adults	10	96	10.4%	12.3%	15.5%
% of FP17s for the same patient ID Re-attending between 3 & 9 months - Children	35	58	60.3%	56.8%	60.1%
% of FP17s for the same patient ID Re-attending between 3 & 9 months - Adults	57	96	59.4%	52.7%	56.6%
% of FP17s for Band 1 Urgent Courses	8	86	9.3%	8.0%	9.1%
% of FP17s Relating to Free Repair or Replacements	0	86	0.0%	0.6%	0.7%
% of FP17s Relating to Continuations	1	86	1.2%	0.7%	0.6%
% of Patients satisfied with the dentistry they have received	2	2	N/A	91.8%	92.8%
% of Patients satisfied with the time they had to wait for an appointment	2	2	N/A	86.1%	87.5%

* This is based on patients treated on this contract for their most recent course of treatment. Figures in italics indicate the base number of FP17s or Patient Questionnaire responses are less than 100. N/A is shown where the base number of responses is less than 10 during the period. % is calculated as Quantity/Base number*100

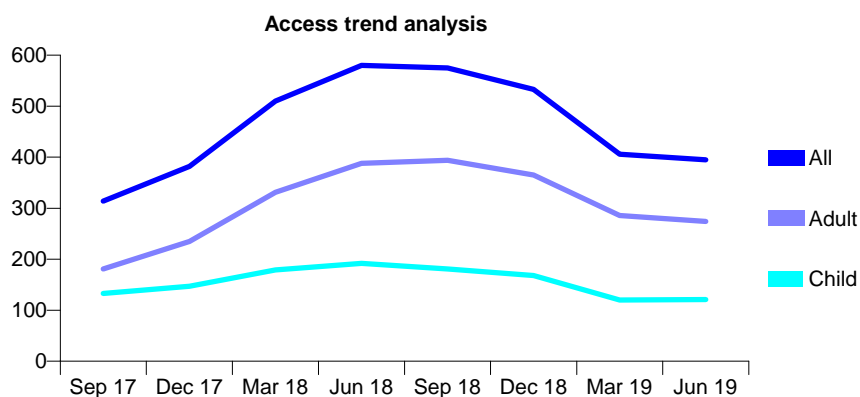
7A2 - Vital Signs At a Glance Contract Report for 100123/0000 - June 2019

Name or company name	A Llewellyn
Contract type name	Pilot Contract
Purpose of contract	General
Contract start date	01/04/2016
Contract end date	

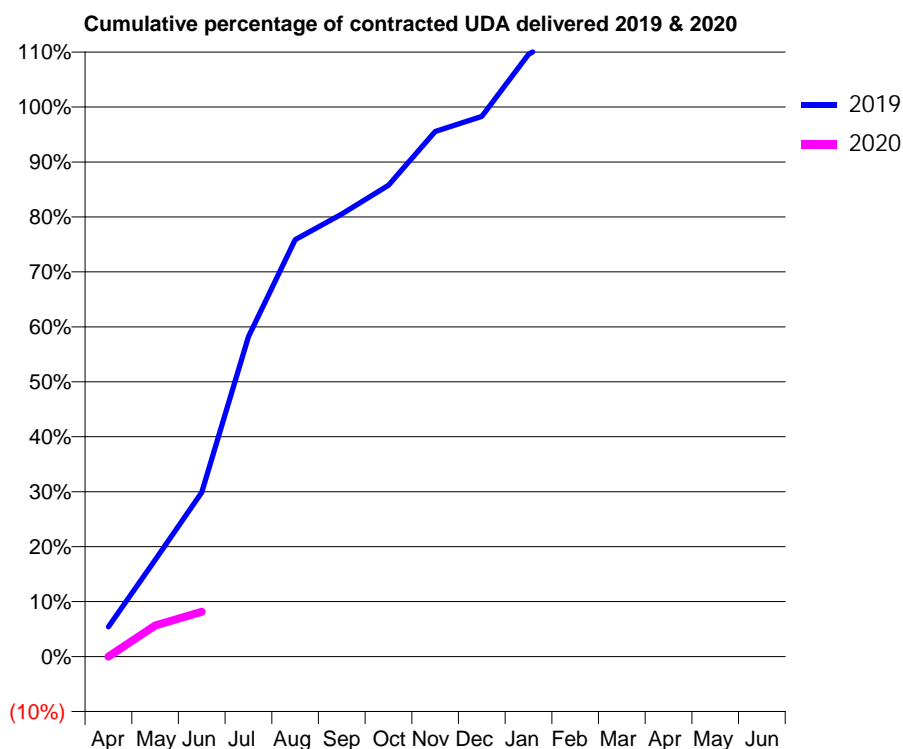
19/20 Contracted general activity (UDA)	1,035
Carry forward general activity (UDA)	0
19/20 Contracted orthodontic activity (UOA)	0
Carry forward orthodontic activity (UOA)	0
Baseline contract value	£28,098.83

ACCESS*

Patients seen in 24 months	Total	Change since previous quarter
Quarter ending June 2018	580	
Quarter ending September 2018	575	→
Quarter ending December 2018	533	↓
Quarter ending March 2019	406	↓
Quarter ending June 2019	395	↓
Variance since June 2018	(31.9%)	↓



ACTIVITY



Month	Adjusted Scheduled Activity (UDA)	
	2019	2020
April	59	0
May	192	58
June	327	84
July	637	
August	830	
September	881	
October	938	
November	1,045	
December	1,075	
January	1,199	
February	1,251	
March	1,413	
April	1,470	
May	1,470	
June	1,470	

QUALITY

	Quantity	Base Number	Contract	LHB	Wales
% of FP17s for the same patient ID Re-attending within 3 months - Children	0	19	0.0%	8.4%	10.7%
% of FP17s for the same patient ID Re-attending within 3 months - Adults	2	38	5.3%	12.3%	15.5%
% of FP17s for the same patient ID Re-attending between 3 & 9 months - Children	6	19	31.6%	56.8%	60.1%
% of FP17s for the same patient ID Re-attending between 3 & 9 months - Adults	7	38	18.4%	52.7%	56.6%
% of FP17s for Band 1 Urgent Courses	2	47	4.3%	8.0%	9.1%
% of FP17s Relating to Free Repair or Replacements	1	47	2.1%	0.6%	0.7%
% of FP17s Relating to Continuations	0	47	0.0%	0.7%	0.6%
% of Patients satisfied with the dentistry they have received	3	4	N/A	91.8%	92.8%
% of Patients satisfied with the time they had to wait for an appointment	3	4	N/A	86.1%	87.5%

* This is based on patients treated on this contract for their most recent course of treatment. Figures in italics indicate the base number of FP17s or Patient Questionnaire responses are less than 100. N/A is shown where the base number of responses is less than 10 during the period. % is calculated as Quantity/Base number*100

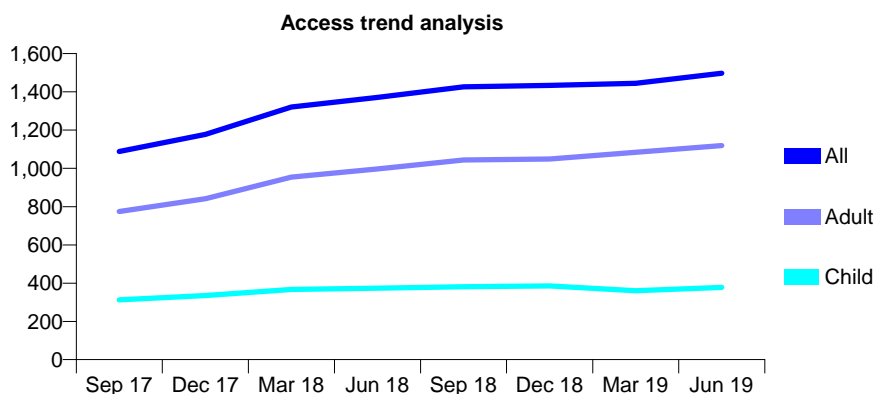
7A2 - Vital Signs At a Glance Contract Report for 100124/0000 - June 2019

Name or company name	A Llewellyn
Contract type name	Pilot Contract
Purpose of contract	General
Contract start date	01/04/2016
Contract end date	

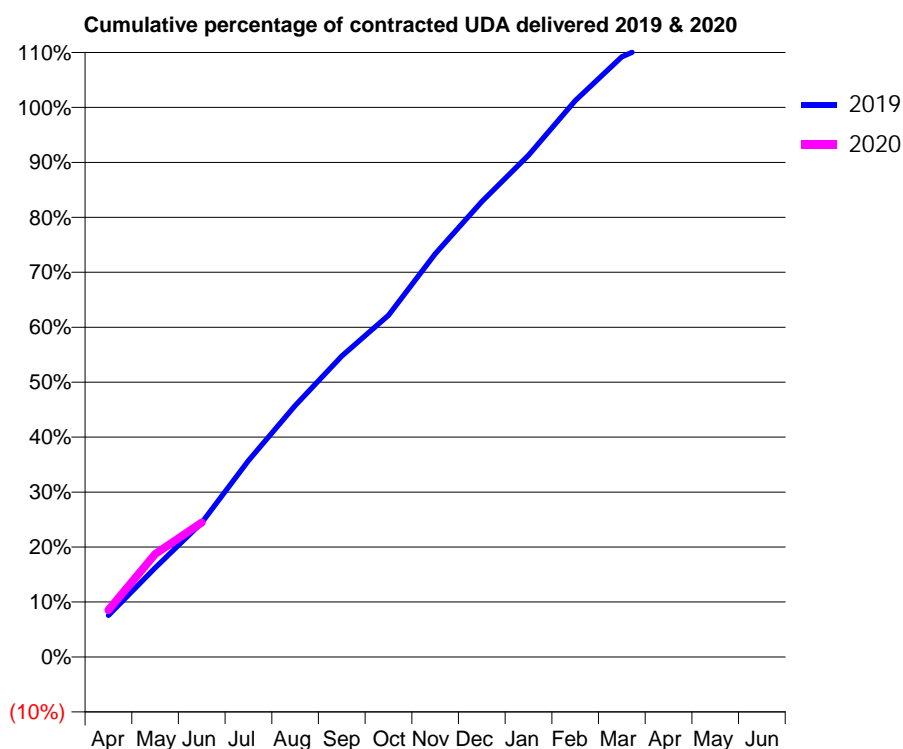
19/20 Contracted general activity (UDA)	3,511
Carry forward general activity (UDA)	0
19/20 Contracted orthodontic activity (UOA)	0
Carry forward orthodontic activity (UOA)	0
Baseline contract value	£97,050.16

ACCESS*

Patients seen in 24 months	Total	Change since previous quarter
Quarter ending June 2018	1,371	
Quarter ending September 2018	1,426	↑
Quarter ending December 2018	1,434	→
Quarter ending March 2019	1,445	→
Quarter ending June 2019	1,497	↑
Variance since June 2018	9.2%	↑



ACTIVITY



Adjusted Scheduled Activity (UDA)		
Month	2019	2020
April	280	299
May	601	658
June	905	858
July	1,325	
August	1,696	
September	2,029	
October	2,303	
November	2,718	
December	3,070	
January	3,384	
February	3,752	
March	4,046	
April	4,185	
May	4,188	
June	4,188	

QUALITY

	Quantity	Base Number	Contract	LHB	Wales
% of FP17s for the same patient ID Re-attending within 3 months - Children	6	138	4.3%	8.4%	10.7%
% of FP17s for the same patient ID Re-attending within 3 months - Adults	48	388	12.4%	12.3%	15.5%
% of FP17s for the same patient ID Re-attending between 3 & 9 months - Children	101	138	73.2%	56.8%	60.1%
% of FP17s for the same patient ID Re-attending between 3 & 9 months - Adults	212	388	54.6%	52.7%	56.6%
% of FP17s for Band 1 Urgent Courses	51	455	11.2%	8.0%	9.1%
% of FP17s Relating to Free Repair or Replacements	3	455	0.7%	0.6%	0.7%
% of FP17s Relating to Continuations	2	455	0.4%	0.7%	0.6%
% of Patients satisfied with the dentistry they have received	3	4	N/A	91.8%	92.8%
% of Patients satisfied with the time they had to wait for an appointment	3	4	N/A	86.1%	87.5%

* This is based on patients treated on this contract for their most recent course of treatment.

Figures in italics indicate the base number of FP17s or Patient Questionnaire responses are less than 100. N/A is shown where the base number of responses is less than 10 during the period. % is calculated as Quantity/Base number*100

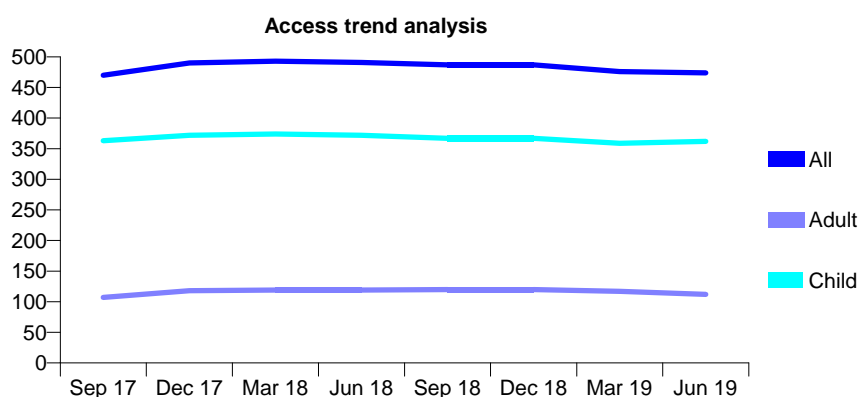
7A2 - Vital Signs At a Glance Contract Report for 100145/0000 - June 2019

Name or company name	Capel Dental
Contract type name	GDS Contract
Purpose of contract	General
Contract start date	01/05/2016
Contract end date	

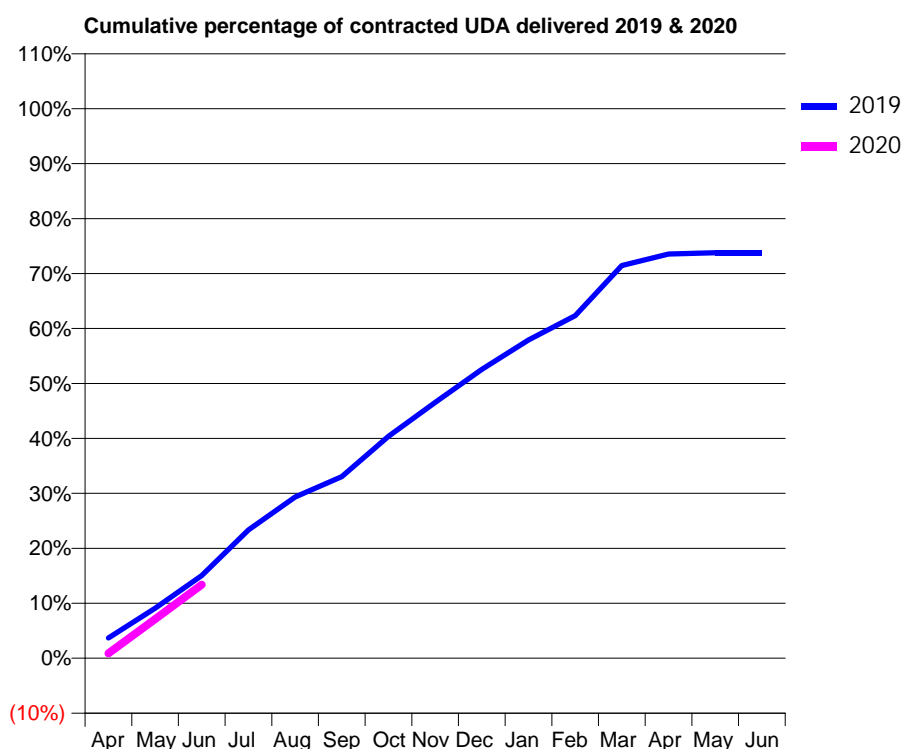
19/20 Contracted general activity (UDA)	1,250
Carry forward general activity (UDA)	0
19/20 Contracted orthodontic activity (UOA)	0
Carry forward orthodontic activity (UOA)	0
Baseline contract value	£30,033.56

ACCESS*

Patients seen in 24 months	Total	Change since previous quarter
Quarter ending June 2018	491	
Quarter ending September 2018	487	→
Quarter ending December 2018	487	→
Quarter ending March 2019	476	↓
Quarter ending June 2019	474	→
Variance since June 2018	(3.5%)	↓



ACTIVITY



Month	2019	2020
April	46	11
May	114	89
June	188	167
July	292	
August	367	
September	413	
October	505	
November	582	
December	657	
January	724	
February	779	
March	893	
April	919	
May	922	
June	922	

QUALITY

	Quantity	Base Number	Contract	LHB	Wales
% of FP17s for the same patient ID Re-attending within 3 months - Children	5	127	3.9%	8.4%	10.7%
% of FP17s for the same patient ID Re-attending within 3 months - Adults	0	15	0.0%	12.3%	15.5%
% of FP17s for the same patient ID Re-attending between 3 & 9 months - Children	86	127	67.7%	56.8%	60.1%
% of FP17s for the same patient ID Re-attending between 3 & 9 months - Adults	7	15	46.7%	52.7%	56.6%
% of FP17s for Band 1 Urgent Courses	2	115	1.7%	8.0%	9.1%
% of FP17s Relating to Free Repair or Replacements	0	115	0.0%	0.6%	0.7%
% of FP17s Relating to Continuations	0	115	0.0%	0.7%	0.6%
% of Patients satisfied with the dentistry they have received	2	2	N/A	91.8%	92.8%
% of Patients satisfied with the time they had to wait for an appointment	2	2	N/A	86.1%	87.5%

* This is based on patients treated on this contract for their most recent course of treatment. Figures in italics indicate the base number of FP17s or Patient Questionnaire responses are less than 100. N/A is shown where the base number of responses is less than 10 during the period. % is calculated as Quantity/Base number*100

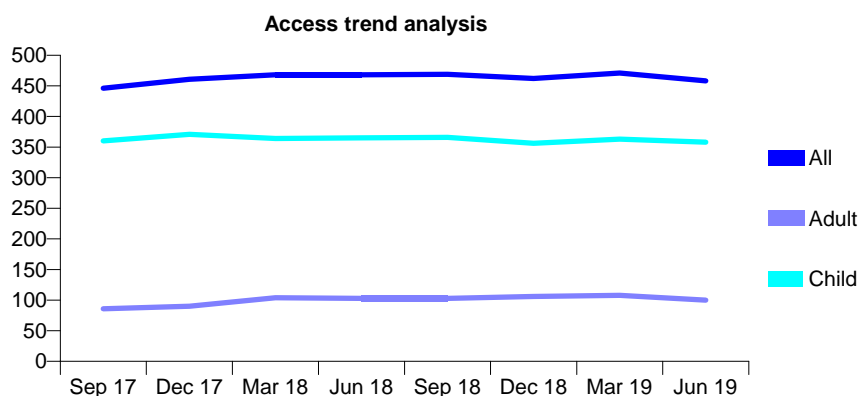
7A2 - Vital Signs At a Glance Contract Report for 100146/0000 - June 2019

Name or company name	Capel Dental
Contract type name	GDS Contract
Purpose of contract	General
Contract start date	01/05/2016
Contract end date	

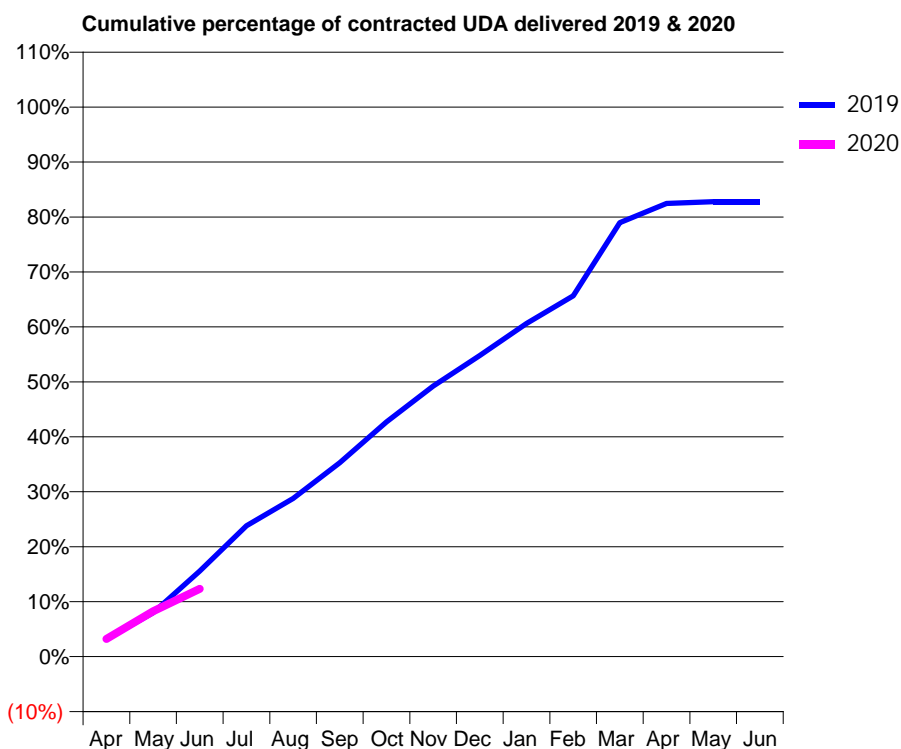
19/20 Contracted general activity (UDA)	1,150
Carry forward general activity (UDA)	0
19/20 Contracted orthodontic activity (UOA)	0
Carry forward orthodontic activity (UOA)	0
Baseline contract value	£27,775.55

ACCESS*

Patients seen in 24 months	Total	Change since previous quarter
Quarter ending June 2018	468	
Quarter ending September 2018	469	→
Quarter ending December 2018	462	↓
Quarter ending March 2019	471	→
Quarter ending June 2019	458	↓
Variance since June 2018	(2.1%)	↓



ACTIVITY



Month	Adjusted Scheduled Activity (UDA)	
	2019	2020
April	37	37
May	92	95
June	179	142
July	274	
August	331	
September	406	
October	491	
November	566	
December	630	
January	697	
February	755	
March	908	
April	948	
May	952	
June	952	

QUALITY

	Quantity	Base Number	Contract	LHB	Wales
% of FP17s for the same patient ID Re-attending within 3 months - Children	4	84	4.8%	8.4%	10.7%
% of FP17s for the same patient ID Re-attending within 3 months - Adults	1	15	6.7%	12.3%	15.5%
% of FP17s for the same patient ID Re-attending between 3 & 9 months - Children	53	84	63.1%	56.8%	60.1%
% of FP17s for the same patient ID Re-attending between 3 & 9 months - Adults	7	15	46.7%	52.7%	56.6%
% of FP17s for Band 1 Urgent Courses	0	72	0.0%	8.0%	9.1%
% of FP17s Relating to Free Repair or Replacements	0	72	0.0%	0.6%	0.7%
% of FP17s Relating to Continuations	1	72	1.4%	0.7%	0.6%
% of Patients satisfied with the dentistry they have received	1	2	N/A	91.8%	92.8%
% of Patients satisfied with the time they had to wait for an appointment	1	2	N/A	86.1%	87.5%

* This is based on patients treated on this contract for their most recent course of treatment. Figures in italics indicate the base number of FP17s or Patient Questionnaire responses are less than 100. N/A is shown where the base number of responses is less than 10 during the period. % is calculated as Quantity/Base number*100

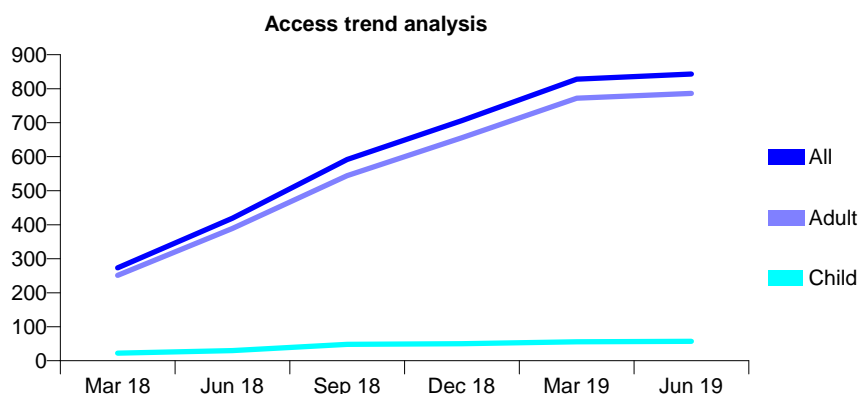
7A2 - Vital Signs At a Glance Contract Report for 100562/0000 - June 2019

Name or company name	MR JR HAYDEN
Contract type name	PDS Contract
Purpose of contract	General
Contract start date	01/11/2017
Contract end date	31/03/2029

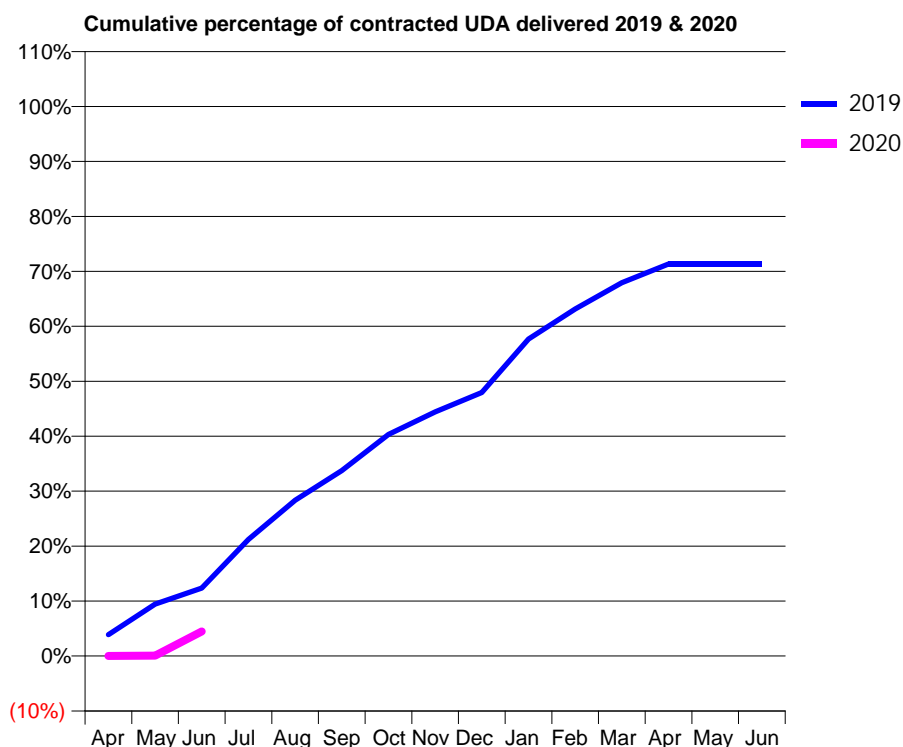
19/20 Contracted general activity (UDA)	1,445
Carry forward general activity (UDA)	0
19/20 Contracted orthodontic activity (UOA)	0
Carry forward orthodontic activity (UOA)	0
Baseline contract value	£37,224.47

ACCESS*

Patients seen in 24 months	Total	Change since previous quarter
Quarter ending June 2018	419	
Quarter ending September 2018	592	↑
Quarter ending December 2018	706	↑
Quarter ending March 2019	828	↑
Quarter ending June 2019	843	→
Variance since June 2018	101.2%	↑



ACTIVITY



Month	Adjusted Scheduled Activity (UDA)	
	2019	2020
April	68	0
May	164	1
June	214	65
July	368	
August	491	
September	585	
October	698	
November	769	
December	830	
January	999	
February	1,094	
March	1,177	
April	1,235	
May	1,235	
June	1,235	

QUALITY

	Quantity	Base Number	Contract	LHB	Wales
% of FP17s for the same patient ID Re-attending within 3 months - Children	0	2	0.0%	8.4%	10.7%
% of FP17s for the same patient ID Re-attending within 3 months - Adults	3	101	3.0%	12.3%	15.5%
% of FP17s for the same patient ID Re-attending between 3 & 9 months - Children	0	2	0.0%	56.8%	60.1%
% of FP17s for the same patient ID Re-attending between 3 & 9 months - Adults	2	101	2.0%	52.7%	56.6%
% of FP17s for Band 1 Urgent Courses	54	54	100.0%	8.0%	9.1%
% of FP17s Relating to Free Repair or Replacements	0	54	0.0%	0.6%	0.7%
% of FP17s Relating to Continuations	0	54	0.0%	0.7%	0.6%
% of Patients satisfied with the dentistry they have received	0	0	N/A	91.8%	92.8%
% of Patients satisfied with the time they had to wait for an appointment	0	0	N/A	86.1%	87.5%

* This is based on patients treated on this contract for their most recent course of treatment. Figures in italics indicate the base number of FP17s or Patient Questionnaire responses are less than 100. N/A is shown where the base number of responses is less than 10 during the period. % is calculated as Quantity/Base number*100

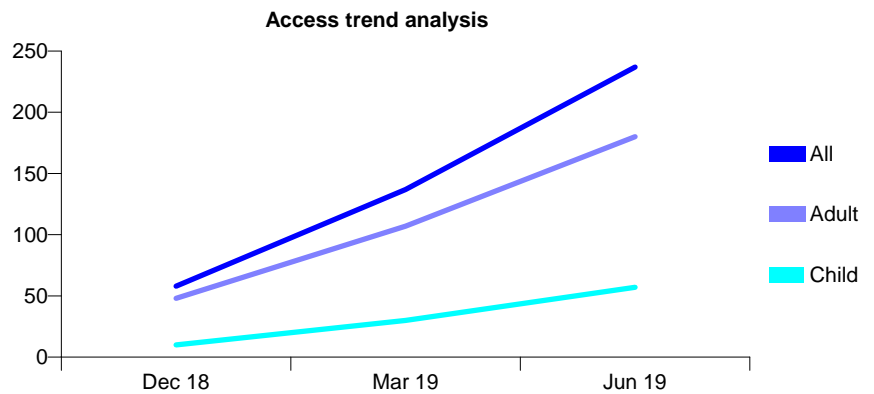
7A2 - Vital Signs At a Glance Contract Report for 100713/0000 - June 2019

Name or company name	Penclawdd Dental Practice
Contract type name	Pilot Contract
Purpose of contract	General
Contract start date	01/04/2018
Contract end date	31/05/2023

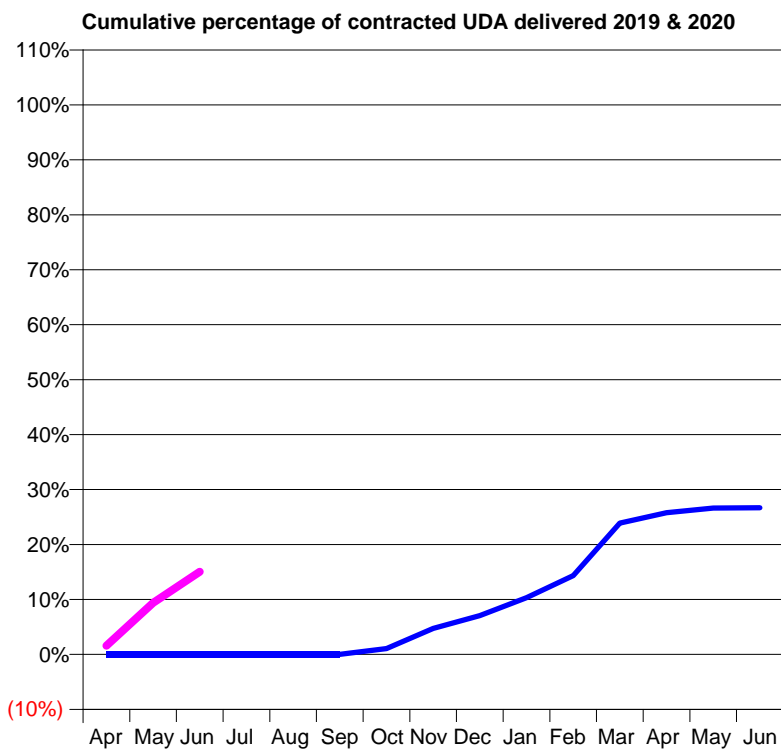
19/20 Contracted general activity (UDA)	1,631
Carry forward general activity (UDA)	0
19/20 Contracted orthodontic activity (UOA)	0
Carry forward orthodontic activity (UOA)	0
Baseline contract value	£41,938.73

ACCESS*

Patients seen in 24 months	Total	Change since previous quarter
Quarter ending June 2018	0	
Quarter ending September 2018	0	
Quarter ending December 2018	58	↑
Quarter ending March 2019	137	↑
Quarter ending June 2019	237	↑
Variance since June 2018	N/A	



ACTIVITY



Adjusted Scheduled Activity (UDA)		
Month	2019	2020
April	0	26
May	0	153
June	0	246
July	0	
August	0	
September	0	
October	19	
November	86	
December	128	
January	187	
February	260	
March	433	
April	467	
May	482	
June	483	

QUALITY

	Quantity	Base Number	Contract	LHB	Wales
% of FP17s for the same patient ID Re-attending within 3 months - Children	1	31	3.2%	8.4%	10.7%
% of FP17s for the same patient ID Re-attending within 3 months - Adults	3	99	3.0%	12.3%	15.5%
% of FP17s for the same patient ID Re-attending between 3 & 9 months - Children	6	31	19.4%	56.8%	60.1%
% of FP17s for the same patient ID Re-attending between 3 & 9 months - Adults	15	99	15.2%	52.7%	56.6%
% of FP17s for Band 1 Urgent Courses	3	102	2.9%	8.0%	9.1%
% of FP17s Relating to Free Repair or Replacements	0	102	0.0%	0.6%	0.7%
% of FP17s Relating to Continuations	1	102	1.0%	0.7%	0.6%
% of Patients satisfied with the dentistry they have received	1	1	N/A	91.8%	92.8%
% of Patients satisfied with the time they had to wait for an appointment	1	1	N/A	86.1%	87.5%

* This is based on patients treated on this contract for their most recent course of treatment. Figures in italics indicate the base number of FP17s or Patient Questionnaire responses are less than 100. N/A is shown where the base number of responses is less than 10 during the period. % is calculated as Quantity/Base number*100

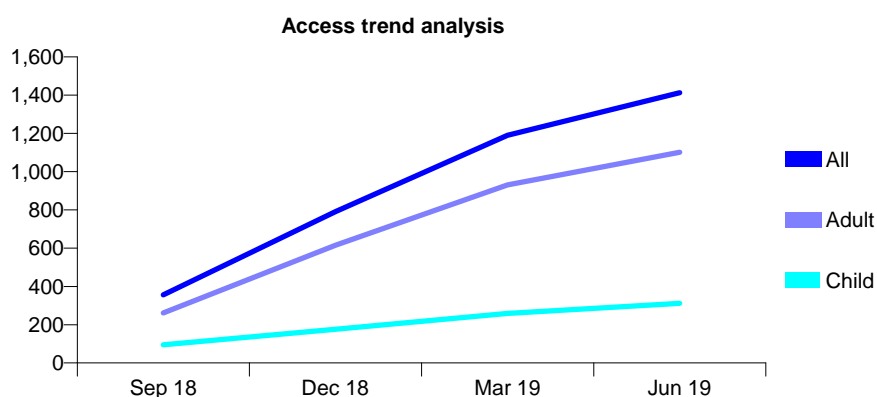
7A2 - Vital Signs At a Glance Contract Report for 100719/0000 - June 2019

Name or company name	Brynteg Tenby
Contract type name	PDS Contract
Purpose of contract	General
Contract start date	01/06/2018
Contract end date	31/05/2023

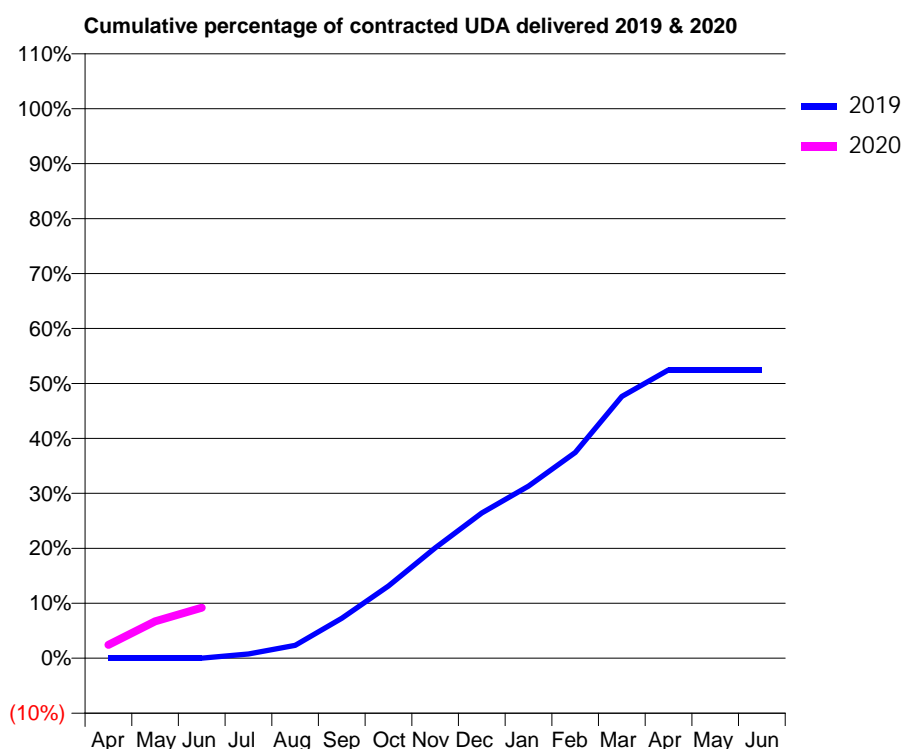
19/20 Contracted general activity (UDA)	8,297
Carry forward general activity (UDA)	0
19/20 Contracted orthodontic activity (UOA)	0
Carry forward orthodontic activity (UOA)	0
Baseline contract value	£221,697.50

ACCESS*

Patients seen in 24 months	Total	Change since previous quarter
Quarter ending June 2018	0	
Quarter ending September 2018	356	↑
Quarter ending December 2018	791	↑
Quarter ending March 2019	1,190	↑
Quarter ending June 2019	1,413	↑
Variance since June 2018	N/A	



ACTIVITY



Month	Adjusted Scheduled Activity (UDA)	
	2019	2020
April	0	201
May	0	557
June	0	762
July	52	
August	161	
September	502	
October	908	
November	1,389	
December	1,828	
January	2,165	
February	2,589	
March	3,292	
April	3,629	
May	3,629	
June	3,629	

QUALITY

	Quantity	Base Number	Contract	LHB	Wales
% of FP17s for the same patient ID Re-attending within 3 months - Children	17	115	14.8%	8.4%	10.7%
% of FP17s for the same patient ID Re-attending within 3 months - Adults	56	430	13.0%	12.3%	15.5%
% of FP17s for the same patient ID Re-attending between 3 & 9 months - Children	45	115	39.1%	56.8%	60.1%
% of FP17s for the same patient ID Re-attending between 3 & 9 months - Adults	211	430	49.1%	52.7%	56.6%
% of FP17s for Band 1 Urgent Courses	10	377	2.7%	8.0%	9.1%
% of FP17s Relating to Free Repair or Replacements	4	377	1.1%	0.6%	0.7%
% of FP17s Relating to Continuations	6	377	1.6%	0.7%	0.6%
% of Patients satisfied with the dentistry they have received	4	4	N/A	91.8%	92.8%
% of Patients satisfied with the time they had to wait for an appointment	4	4	N/A	86.1%	87.5%

* This is based on patients treated on this contract for their most recent course of treatment.

Figures in italics indicate the base number of FP17s or Patient Questionnaire responses are less than 100. N/A is shown where the base number of responses is less than 10 during the period. % is calculated as Quantity/Base number*100

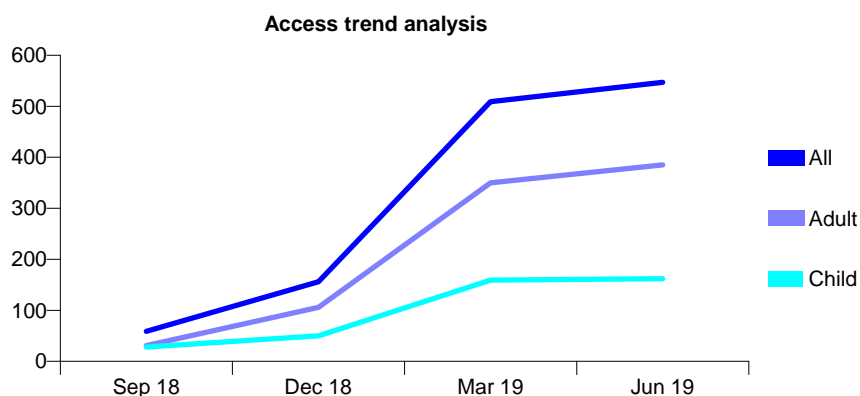
7A2 - Vital Signs At a Glance Contract Report for 100732/0000 - June 2019

Name or company name	A Llewellyn
Contract type name	Pilot Contract
Purpose of contract	General
Contract start date	01/06/2018
Contract end date	31/05/2023

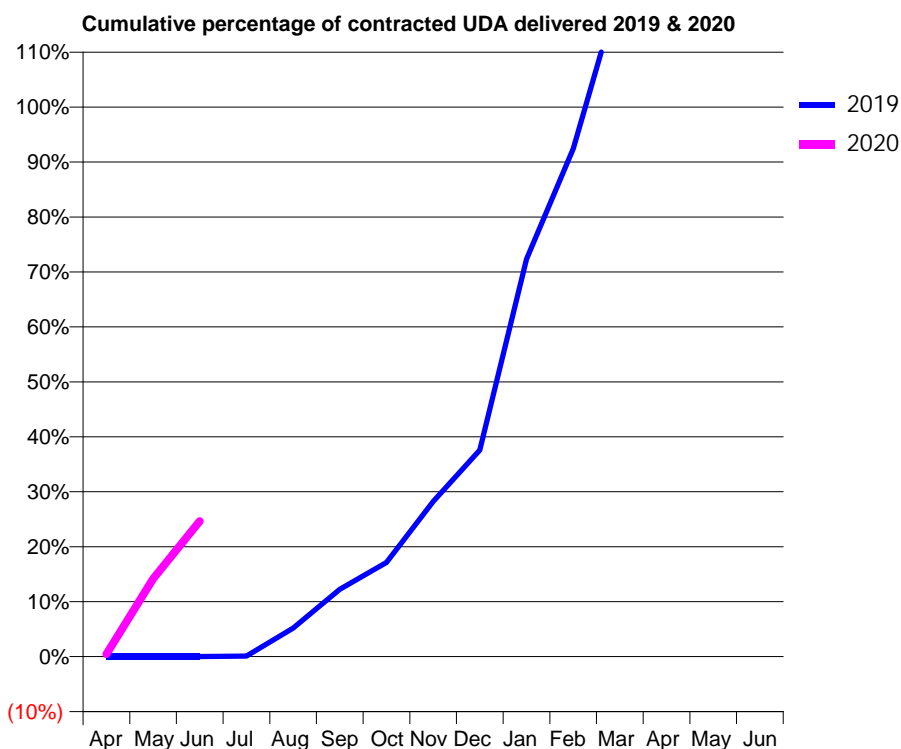
19/20 Contracted general activity (UDA)	1,328
Carry forward general activity (UDA)	0
19/20 Contracted orthodontic activity (UOA)	0
Carry forward orthodontic activity (UOA)	0
Baseline contract value	£41,855.66

ACCESS*

Patients seen in 24 months	Total	Change since previous quarter
Quarter ending June 2018	0	
Quarter ending September 2018	59	↑
Quarter ending December 2018	156	↑
Quarter ending March 2019	509	↑
Quarter ending June 2019	547	↑
Variance since June 2018	N/A	



ACTIVITY



Month	Adjusted Scheduled Activity (UDA)	
	2019	2020
April	0	6
May	0	188
June	0	328
July	1	
August	50	
September	118	
October	165	
November	272	
December	362	
January	697	
February	890	
March	1,171	
April	1,454	
May	1,454	
June	1,454	

QUALITY

	Quantity	Base Number	Contract	LHB	Wales
% of FP17s for the same patient ID Re-attending within 3 months - Children	5	73	6.8%	8.4%	10.7%
% of FP17s for the same patient ID Re-attending within 3 months - Adults	25	187	13.4%	12.3%	15.5%
% of FP17s for the same patient ID Re-attending between 3 & 9 months - Children	18	73	24.7%	56.8%	60.1%
% of FP17s for the same patient ID Re-attending between 3 & 9 months - Adults	46	187	24.6%	52.7%	56.6%
% of FP17s for Band 1 Urgent Courses	18	144	12.5%	8.0%	9.1%
% of FP17s Relating to Free Repair or Replacements	3	144	2.1%	0.6%	0.7%
% of FP17s Relating to Continuations	0	144	0.0%	0.7%	0.6%
% of Patients satisfied with the dentistry they have received	11	11	100.0%	91.8%	92.8%
% of Patients satisfied with the time they had to wait for an appointment	11	11	100.0%	86.1%	87.5%

* This is based on patients treated on this contract for their most recent course of treatment. Figures in italics indicate the base number of FP17s or Patient Questionnaire responses are less than 100. N/A is shown where the base number of responses is less than 10 during the period. % is calculated as Quantity/Base number*100

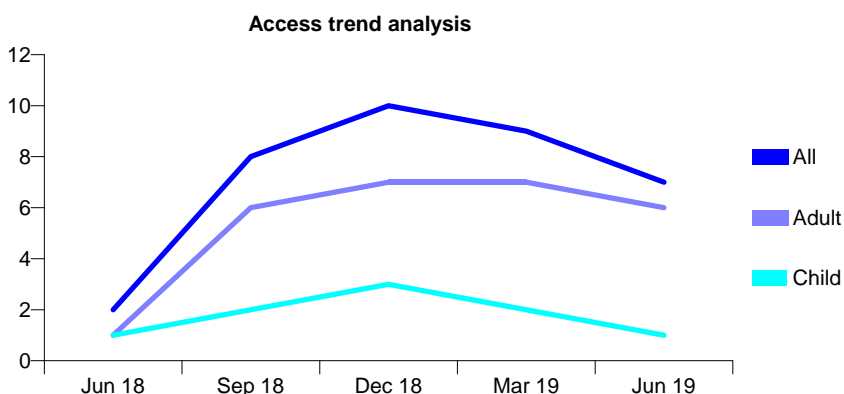
7A2 - Vital Signs At a Glance Contract Report for 100733/0000 - June 2019

Name or company name	MR AJ BEAZLEY
Contract type name	PDS Contract
Purpose of contract	General
Contract start date	01/06/2018
Contract end date	31/05/2023

19/20 Contracted general activity (UDA)	937
Carry forward general activity (UDA)	0
19/20 Contracted orthodontic activity (UOA)	0
Carry forward orthodontic activity (UOA)	0
Baseline contract value	£32,018.25

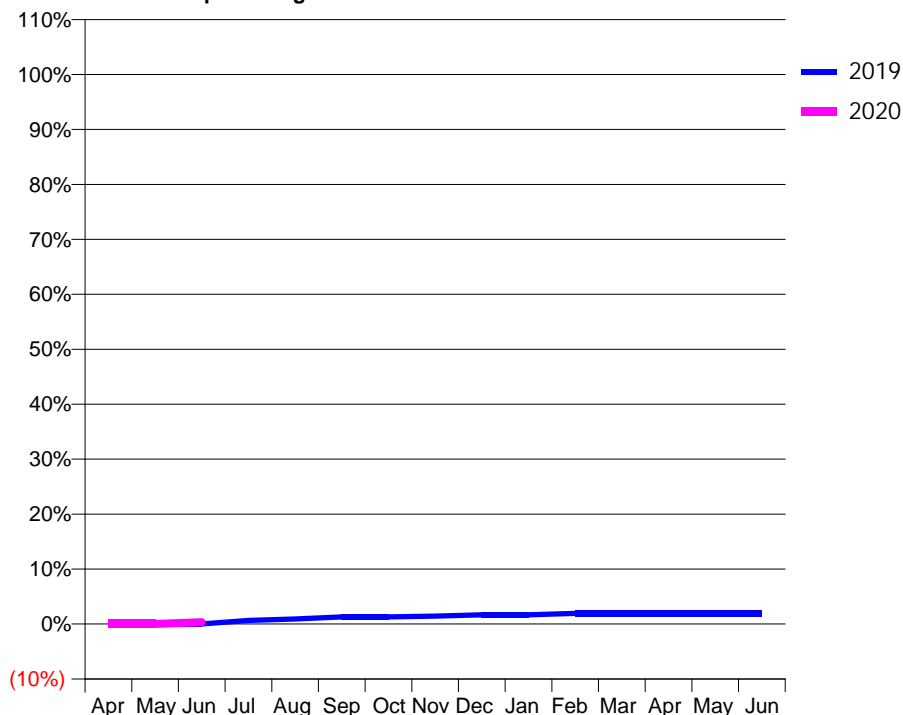
ACCESS*

Patients seen in 24 months	Total	Change since previous quarter
Quarter ending June 2018	2	
Quarter ending September 2018	8	↑
Quarter ending December 2018	10	↑
Quarter ending March 2019	9	↓
Quarter ending June 2019	7	↓
Variance since June 2018	250.0%	↑



ACTIVITY

Cumulative percentage of contracted UDA delivered 2019 & 2020



Adjusted Scheduled Activity (UDA)

Month	2019	2020
April	0	0
May	0	0
June	0	3
July	5	
August	7	
September	10	
October	10	
November	11	
December	13	
January	13	
February	15	
March	15	
April	15	
May	15	
June	15	

QUALITY

	Quantity	Base Number	Contract	LHB	Wales
% of FP17s for the same patient ID Re-attending within 3 months - Children	0	0	N/A	8.4%	10.7%
% of FP17s for the same patient ID Re-attending within 3 months - Adults	0	1	0.0%	12.3%	15.5%
% of FP17s for the same patient ID Re-attending between 3 & 9 months - Children	0	0	N/A	56.8%	60.1%
% of FP17s for the same patient ID Re-attending between 3 & 9 months - Adults	0	1	0.0%	52.7%	56.6%
% of FP17s for Band 1 Urgent Courses	0	1	0.0%	8.0%	9.1%
% of FP17s Relating to Free Repair or Replacements	0	1	0.0%	0.6%	0.7%
% of FP17s Relating to Continuations	0	1	0.0%	0.7%	0.6%
% of Patients satisfied with the dentistry they have received	0	0	N/A	91.8%	92.8%
% of Patients satisfied with the time they had to wait for an appointment	0	0	N/A	86.1%	87.5%

* This is based on patients treated on this contract for their most recent course of treatment. Figures in italics indicate the base number of FP17s or Patient Questionnaire responses are less than 100. N/A is shown where the base number of responses is less than 10 during the period. % is calculated as Quantity/Base number*100

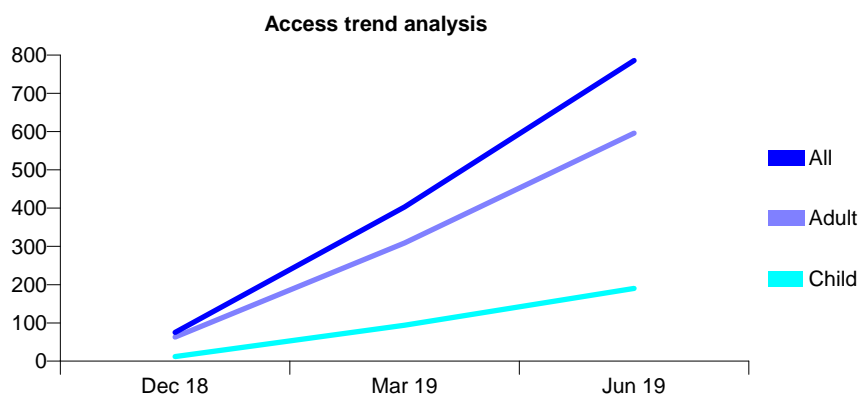
7A2 - Vital Signs At a Glance Contract Report for 100737/0000 - June 2019

Name or company name	MR JR HAYDEN
Contract type name	Pilot Contract
Purpose of contract	General
Contract start date	01/06/2018
Contract end date	31/05/2023

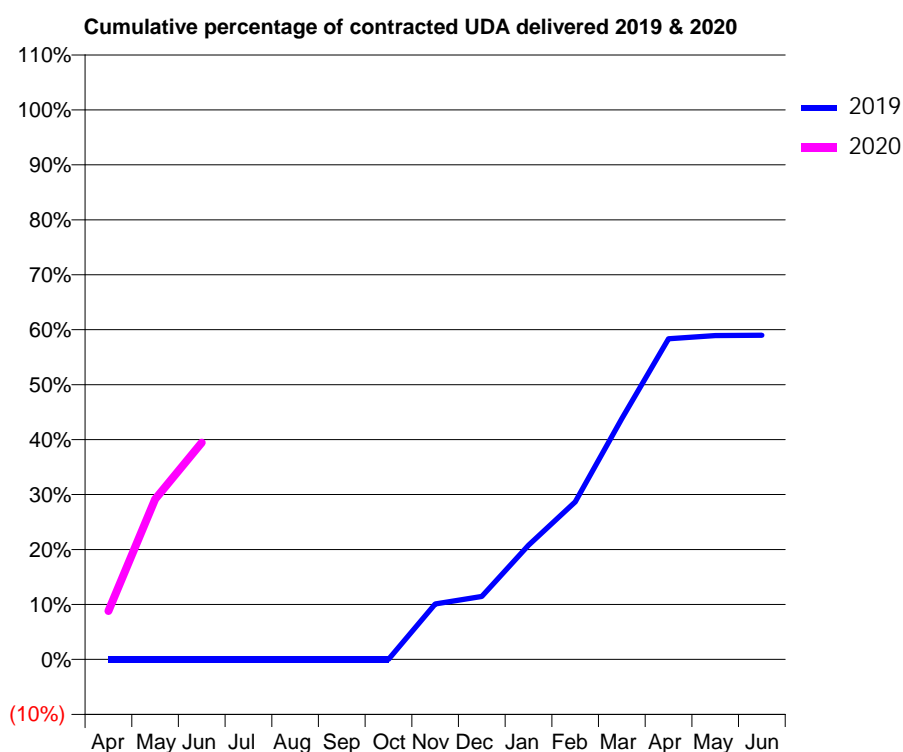
19/20 Contracted general activity (UDA)	1,794
Carry forward general activity (UDA)	0
19/20 Contracted orthodontic activity (UOA)	0
Carry forward orthodontic activity (UOA)	0
Baseline contract value	£58,891.83

ACCESS*

Patients seen in 24 months	Total	Change since previous quarter
Quarter ending June 2018	0	
Quarter ending September 2018	0	
Quarter ending December 2018	75	↑
Quarter ending March 2019	403	↑
Quarter ending June 2019	786	↑
Variance since June 2018	N/A	



ACTIVITY



Month	Adjusted Scheduled Activity (UDA)	
	2019	2020
April	0	158
May	0	524
June	0	708
July	0	
August	0	
September	0	
October	0	
November	158	
December	179	
January	324	
February	447	
March	684	
April	911	
May	920	
June	921	

QUALITY

	Quantity	Base Number	Contract	LHB	Wales
% of FP17s for the same patient ID Re-attending within 3 months - Children	3	116	2.6%	8.4%	10.7%
% of FP17s for the same patient ID Re-attending within 3 months - Adults	38	414	9.2%	12.3%	15.5%
% of FP17s for the same patient ID Re-attending between 3 & 9 months - Children	0	116	0.0%	56.8%	60.1%
% of FP17s for the same patient ID Re-attending between 3 & 9 months - Adults	10	414	2.4%	52.7%	56.6%
% of FP17s for Band 1 Urgent Courses	39	406	9.6%	8.0%	9.1%
% of FP17s Relating to Free Repair or Replacements	8	406	2.0%	0.6%	0.7%
% of FP17s Relating to Continuations	4	406	1.0%	0.7%	0.6%
% of Patients satisfied with the dentistry they have received	3	3	N/A	91.8%	92.8%
% of Patients satisfied with the time they had to wait for an appointment	3	3	N/A	86.1%	87.5%

* This is based on patients treated on this contract for their most recent course of treatment. Figures in italics indicate the base number of FP17s or Patient Questionnaire responses are less than 100. N/A is shown where the base number of responses is less than 10 during the period. % is calculated as Quantity/Base number*100

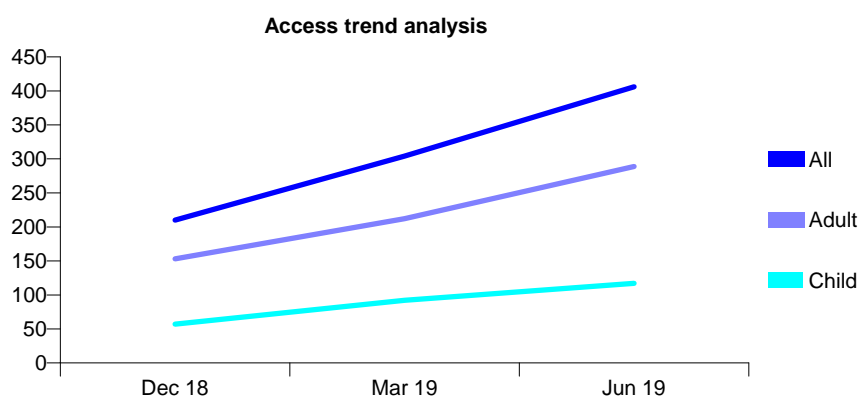
7A2 - Vital Signs At a Glance Contract Report for 100889/0000 - June 2019

Name or company name	F Bevan & A Abouserwel
Contract type name	PDS Contract
Purpose of contract	General
Contract start date	01/10/2018
Contract end date	30/09/2023

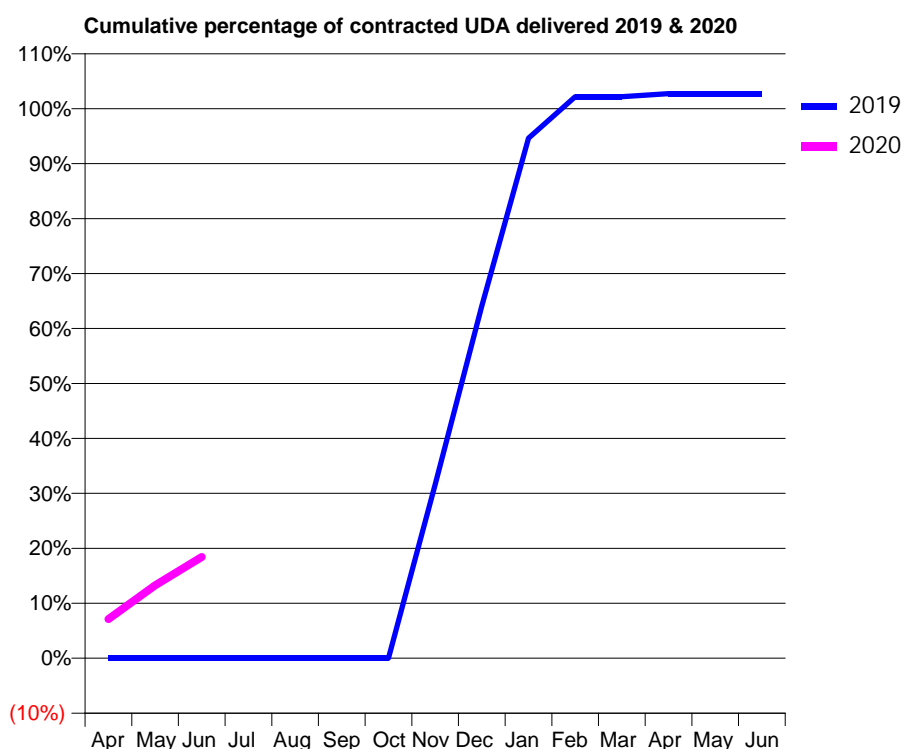
19/20 Contracted general activity (UDA)	1,100
Carry forward general activity (UDA)	0
19/20 Contracted orthodontic activity (UOA)	0
Carry forward orthodontic activity (UOA)	0
Baseline contract value	£31,675.77

ACCESS*

Patients seen in 24 months	Total	Change since previous quarter
Quarter ending June 2018	0	
Quarter ending September 2018	0	
Quarter ending December 2018	210	↑
Quarter ending March 2019	304	↑
Quarter ending June 2019	406	↑
Variance since June 2018	N/A	



ACTIVITY



Month	Adjusted Scheduled Activity (UDA)	
	2019	2020
April	0	78
May	0	146
June	0	203
July	0	
August	0	
September	0	
October	0	
November	174	
December	352	
January	520	
February	562	
March	562	
April	565	
May	565	
June	565	

QUALITY

	Quantity	Base Number	Contract	LHB	Wales
% of FP17s for the same patient ID Re-attending within 3 months - Children	0	38	0.0%	8.4%	10.7%
% of FP17s for the same patient ID Re-attending within 3 months - Adults	1	109	0.9%	12.3%	15.5%
% of FP17s for the same patient ID Re-attending between 3 & 9 months - Children	4	38	10.5%	56.8%	60.1%
% of FP17s for the same patient ID Re-attending between 3 & 9 months - Adults	6	109	5.5%	52.7%	56.6%
% of FP17s for Band 1 Urgent Courses	4	146	2.7%	8.0%	9.1%
% of FP17s Relating to Free Repair or Replacements	0	146	0.0%	0.6%	0.7%
% of FP17s Relating to Continuations	0	146	0.0%	0.7%	0.6%
% of Patients satisfied with the dentistry they have received	4	4	N/A	91.8%	92.8%
% of Patients satisfied with the time they had to wait for an appointment	3	4	N/A	86.1%	87.5%

* This is based on patients treated on this contract for their most recent course of treatment.

Figures in italics indicate the base number of FP17s or Patient Questionnaire responses are less than 100. N/A is shown where the base number of responses is less than 10 during the period. % is calculated as Quantity/Base number*100

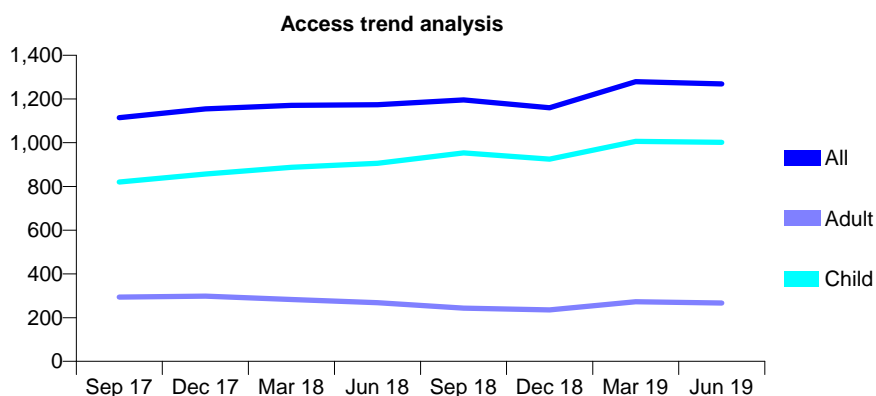
7A2 - Vital Signs At a Glance Contract Report for 105554/0001 - June 2019

Name or company name	A Llewellyn
Contract type name	Pilot Contract
Purpose of contract	General
Contract start date	01/11/2012
Contract end date	

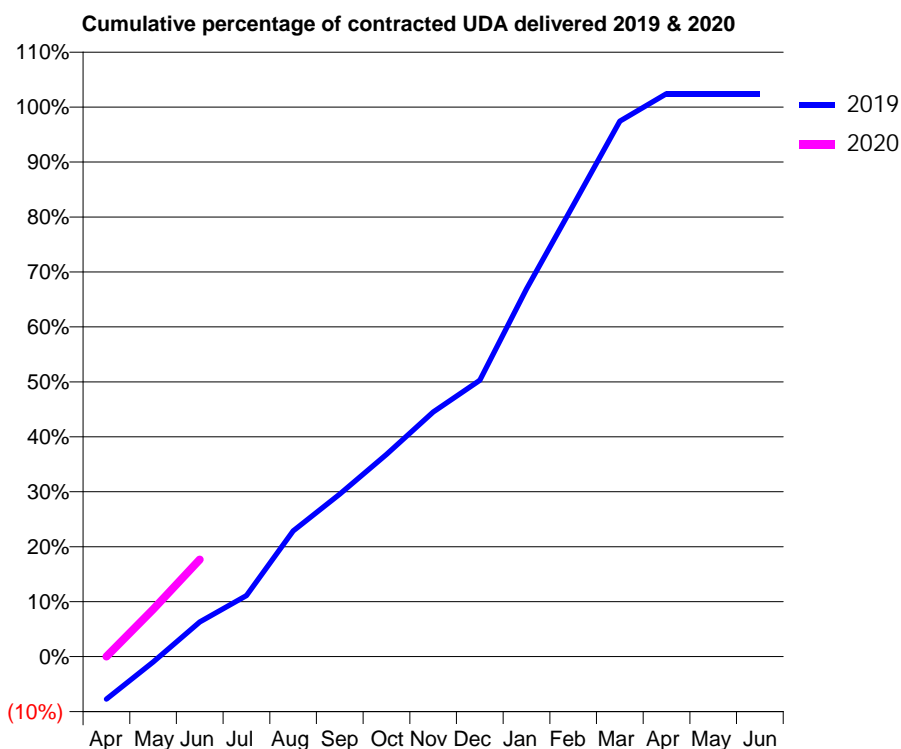
19/20 Contracted general activity (UDA)	2,160
Carry forward general activity (UDA)	0
19/20 Contracted orthodontic activity (UOA)	0
Carry forward orthodontic activity (UOA)	0
Baseline contract value	£56,165.01

ACCESS*

Patients seen in 24 months	Total	Change since previous quarter
Quarter ending June 2018	1,174	
Quarter ending September 2018	1,196	→
Quarter ending December 2018	1,160	↓
Quarter ending March 2019	1,279	↑
Quarter ending June 2019	1,269	→
Variance since June 2018	8.1%	↑



ACTIVITY



Month	Adjusted Scheduled Activity (UDA)	
	2019	2020
April	-186	0
May	-24	186
June	151	381
July	267	
August	549	
September	709	
October	883	
November	1,068	
December	1,206	
January	1,606	
February	1,971	
March	2,338	
April	2,458	
May	2,458	
June	2,458	

QUALITY

	Quantity	Base Number	Contract	LHB	Wales
% of FP17s for the same patient ID Re-attending within 3 months - Children	33	313	10.5%	8.4%	10.7%
% of FP17s for the same patient ID Re-attending within 3 months - Adults	1	33	3.0%	12.3%	15.5%
% of FP17s for the same patient ID Re-attending between 3 & 9 months - Children	151	313	48.2%	56.8%	60.1%
% of FP17s for the same patient ID Re-attending between 3 & 9 months - Adults	17	33	51.5%	52.7%	56.6%
% of FP17s for Band 1 Urgent Courses	6	266	2.3%	8.0%	9.1%
% of FP17s Relating to Free Repair or Replacements	0	266	0.0%	0.6%	0.7%
% of FP17s Relating to Continuations	1	266	0.4%	0.7%	0.6%
% of Patients satisfied with the dentistry they have received	4	5	N/A	91.8%	92.8%
% of Patients satisfied with the time they had to wait for an appointment	4	5	N/A	86.1%	87.5%

* This is based on patients treated on this contract for their most recent course of treatment. Figures in italics indicate the base number of FP17s or Patient Questionnaire responses are less than 100. N/A is shown where the base number of responses is less than 10 during the period. % is calculated as Quantity/Base number*100

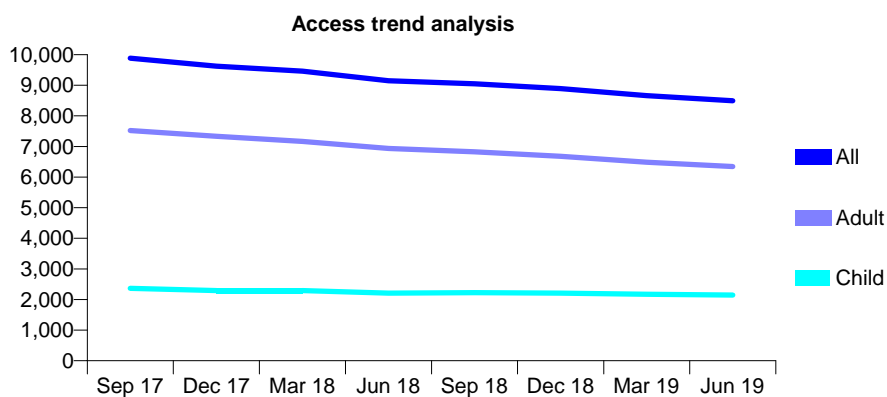
7A2 - Vital Signs At a Glance Contract Report for 106631/0001 - June 2019

Name or company name	Dr N Patel, Dr J Rai and Dr N Kernahan
Contract type name	Pilot Contract
Purpose of contract	General
Contract start date	01/04/2006
Contract end date	

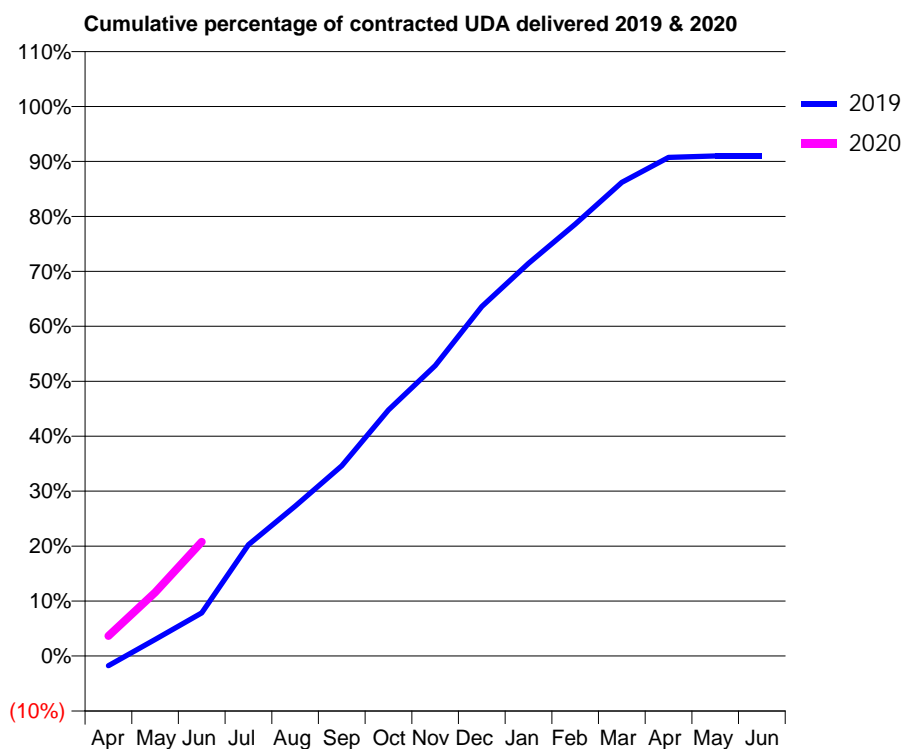
19/20 Contracted general activity (UDA)	24,776
Carry forward general activity (UDA)	0
19/20 Contracted orthodontic activity (UOA)	0
Carry forward orthodontic activity (UOA)	0
Baseline contract value	£745,501.34

ACCESS*

Patients seen in 24 months	Total	Change since previous quarter
Quarter ending June 2018	9,147	
Quarter ending September 2018	9,049	↓
Quarter ending December 2018	8,889	↓
Quarter ending March 2019	8,659	↓
Quarter ending June 2019	8,493	↓
Variance since June 2018	(7.1%)	↓



ACTIVITY



Month	Adjusted Scheduled Activity (UDA)	
	2019	2020
April	-440	907
May	750	2,872
June	1,944	5,151
July	5,017	
August	6,762	
September	8,574	
October	11,095	
November	13,093	
December	15,755	
January	17,706	
February	19,474	
March	21,356	
April	22,479	
May	22,542	
June	22,543	

QUALITY

	Quantity	Base Number	Contract	LHB	Wales
% of FP17s for the same patient ID Re-attending within 3 months - Children	48	832	5.8%	8.4%	10.7%
% of FP17s for the same patient ID Re-attending within 3 months - Adults	402	2,641	15.2%	12.3%	15.5%
% of FP17s for the same patient ID Re-attending between 3 & 9 months - Children	490	832	58.9%	56.8%	60.1%
% of FP17s for the same patient ID Re-attending between 3 & 9 months - Adults	1,655	2,641	62.7%	52.7%	56.6%
% of FP17s for Band 1 Urgent Courses	166	2,841	5.8%	8.0%	9.1%
% of FP17s Relating to Free Repair or Replacements	56	2,841	2.0%	0.6%	0.7%
% of FP17s Relating to Continuations	70	2,841	2.5%	0.7%	0.6%
% of Patients satisfied with the dentistry they have received	15	16	93.8%	91.8%	92.8%
% of Patients satisfied with the time they had to wait for an appointment	16	16	100.0%	86.1%	87.5%

* This is based on patients treated on this contract for their most recent course of treatment. Figures in italics indicate the base number of FP17s or Patient Questionnaire responses are less than 100. N/A is shown where the base number of responses is less than 10 during the period. % is calculated as Quantity/Base number*100

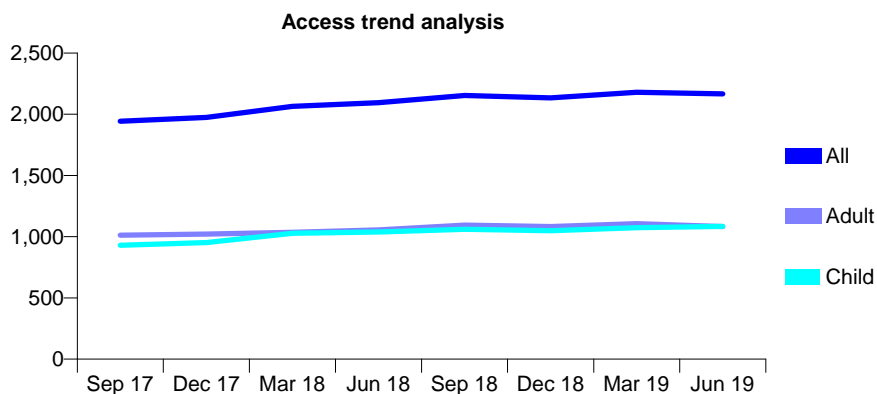
7A2 - Vital Signs At a Glance Contract Report for 106682/0001 - June 2019

Name or company name	Warren Davies Ltd.
Contract type name	Pilot Contract
Purpose of contract	General
Contract start date	01/01/2007
Contract end date	

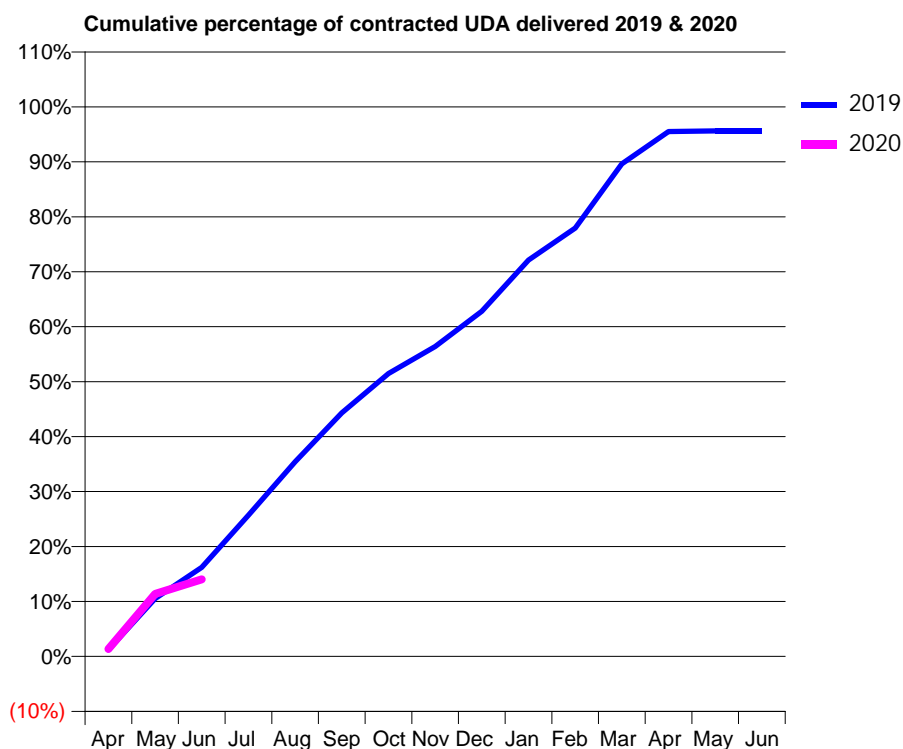
19/20 Contracted general activity (UDA)	8,201
Carry forward general activity (UDA)	0
19/20 Contracted orthodontic activity (UOA)	0
Carry forward orthodontic activity (UOA)	0
Baseline contract value	£246,453.34

ACCESS*

Patients seen in 24 months	Total	Change since previous quarter
Quarter ending June 2018	2,095	
Quarter ending September 2018	2,154	↑
Quarter ending December 2018	2,133	→
Quarter ending March 2019	2,179	↑
Quarter ending June 2019	2,167	→
Variance since June 2018	3.4%	↑



ACTIVITY



Month	2019	2020
April	105	112
May	913	933
June	1,404	1,149
July	2,226	
August	3,065	
September	3,838	
October	4,457	
November	4,883	
December	5,435	
January	6,244	
February	6,749	
March	7,758	
April	8,268	
May	8,277	
June	8,277	

QUALITY

	Quantity	Base Number	Contract	LHB	Wales
% of FP17s for the same patient ID Re-attending within 3 months - Children	22	350	6.3%	8.4%	10.7%
% of FP17s for the same patient ID Re-attending within 3 months - Adults	95	414	22.9%	12.3%	15.5%
% of FP17s for the same patient ID Re-attending between 3 & 9 months - Children	194	350	55.4%	56.8%	60.1%
% of FP17s for the same patient ID Re-attending between 3 & 9 months - Adults	219	414	52.9%	52.7%	56.6%
% of FP17s for Band 1 Urgent Courses	80	559	14.3%	8.0%	9.1%
% of FP17s Relating to Free Repair or Replacements	1	559	0.2%	0.6%	0.7%
% of FP17s Relating to Continuations	2	559	0.4%	0.7%	0.6%
% of Patients satisfied with the dentistry they have received	6	6	N/A	91.8%	92.8%
% of Patients satisfied with the time they had to wait for an appointment	6	6	N/A	86.1%	87.5%

* This is based on patients treated on this contract for their most recent course of treatment. Figures in italics indicate the base number of FP17s or Patient Questionnaire responses are less than 100. N/A is shown where the base number of responses is less than 10 during the period. % is calculated as Quantity/Base number*100

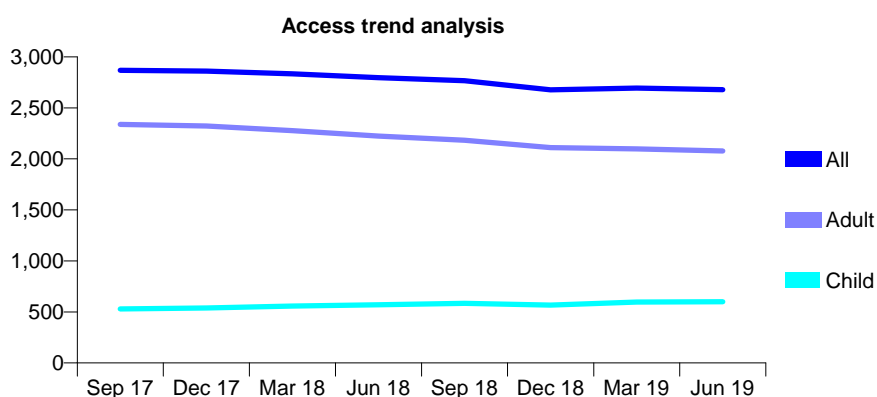
7A2 - Vital Signs At a Glance Contract Report for 106968/0001 - June 2019

Name or company name	Eastgate Dental Surgery Limited
Contract type name	GDS Contract
Purpose of contract	General
Contract start date	01/04/2011
Contract end date	

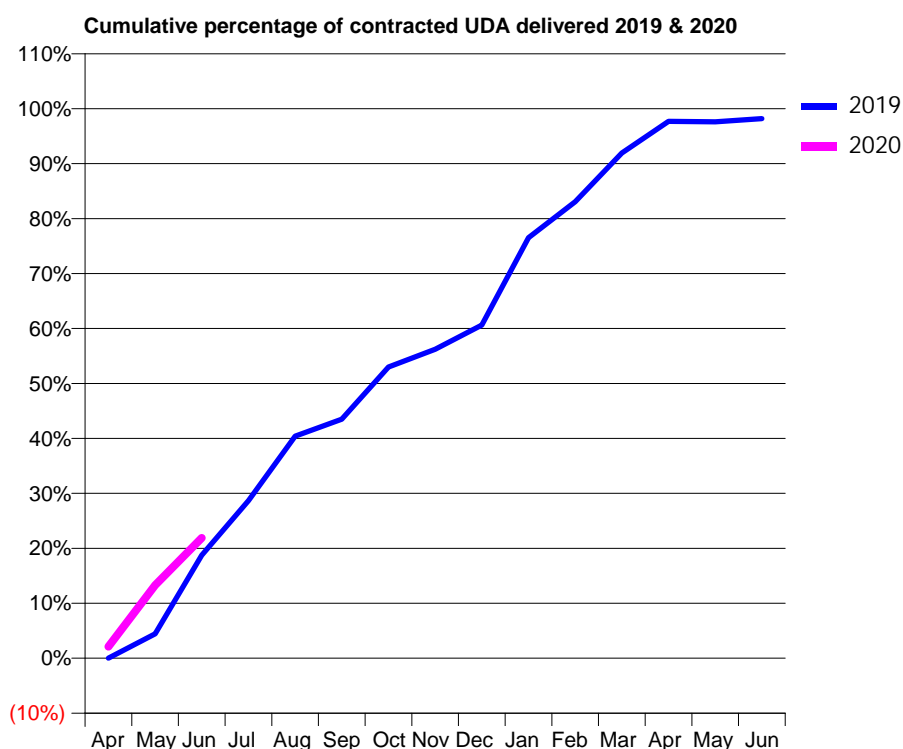
19/20 Contracted general activity (UDA)	7,616
Carry forward general activity (UDA)	0
19/20 Contracted orthodontic activity (UOA)	0
Carry forward orthodontic activity (UOA)	0
Baseline contract value	£219,374.79

ACCESS*

Patients seen in 24 months	Total	Change since previous quarter
Quarter ending June 2018	2,795	
Quarter ending September 2018	2,767	↓
Quarter ending December 2018	2,677	↓
Quarter ending March 2019	2,695	→
Quarter ending June 2019	2,679	→
Variance since June 2018	(4.2%)	↓



ACTIVITY



Month	Adjusted Scheduled Activity (UDA)	
	2019	2020
April	0	162
May	340	1,012
June	1,428	1,668
July	2,183	
August	3,078	
September	3,312	
October	4,035	
November	4,281	
December	4,617	
January	5,828	
February	6,327	
March	7,001	
April	7,440	
May	7,432	
June	7,478	

QUALITY

	Quantity	Base Number	Contract	LHB	Wales
% of FP17s for the same patient ID Re-attending within 3 months - Children	16	221	7.2%	8.4%	10.7%
% of FP17s for the same patient ID Re-attending within 3 months - Adults	117	743	15.7%	12.3%	15.5%
% of FP17s for the same patient ID Re-attending between 3 & 9 months - Children	125	221	56.6%	56.8%	60.1%
% of FP17s for the same patient ID Re-attending between 3 & 9 months - Adults	413	743	55.6%	52.7%	56.6%
% of FP17s for Band 1 Urgent Courses	34	694	4.9%	8.0%	9.1%
% of FP17s Relating to Free Repair or Replacements	0	694	0.0%	0.6%	0.7%
% of FP17s Relating to Continuations	2	694	0.3%	0.7%	0.6%
% of Patients satisfied with the dentistry they have received	13	13	100.0%	91.8%	92.8%
% of Patients satisfied with the time they had to wait for an appointment	12	13	92.3%	86.1%	87.5%

* This is based on patients treated on this contract for their most recent course of treatment.

Figures in italics indicate the base number of FP17s or Patient Questionnaire responses are less than 100. N/A is shown where the base number of responses is less than 10 during the period. % is calculated as Quantity/Base number*100

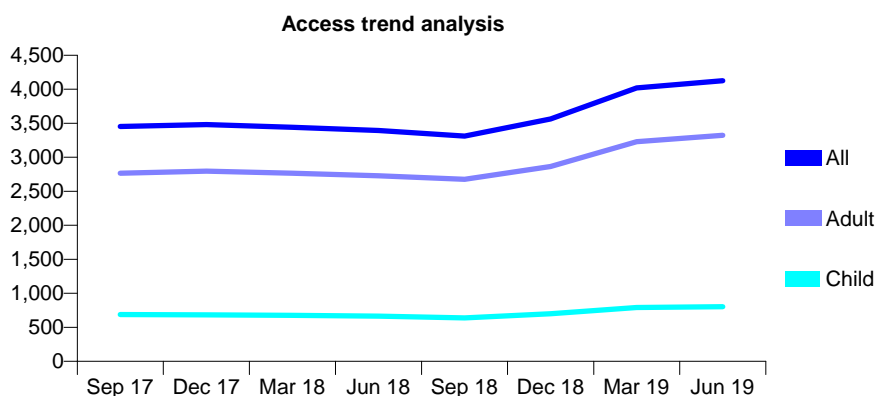
7A2 - Vital Signs At a Glance Contract Report for 112461/0001 - June 2019

Name or company name	Deintyddfa Emlyn
Contract type name	GDS Contract
Purpose of contract	General
Contract start date	21/02/2011
Contract end date	

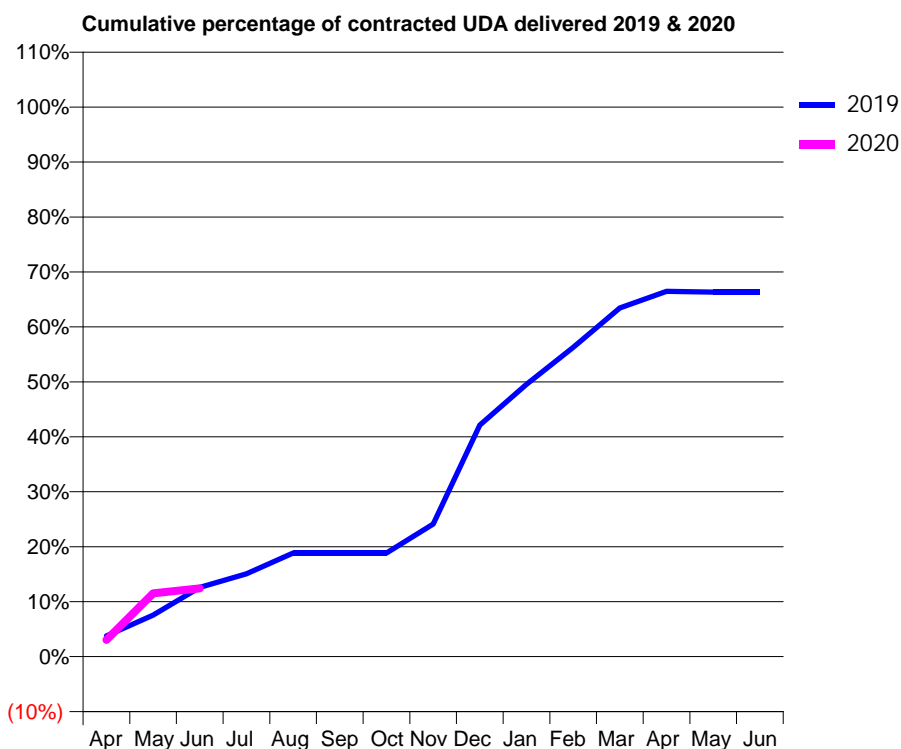
19/20 Contracted general activity (UDA)	12,000
Carry forward general activity (UDA)	0
19/20 Contracted orthodontic activity (UOA)	0
Carry forward orthodontic activity (UOA)	0
Baseline contract value	£317,645.74

ACCESS*

Patients seen in 24 months	Total	Change since previous quarter
Quarter ending June 2018	3,395	
Quarter ending September 2018	3,313	↓
Quarter ending December 2018	3,563	↑
Quarter ending March 2019	4,020	↑
Quarter ending June 2019	4,127	↑
Variance since June 2018	21.6%	↑



ACTIVITY



Month	Adjusted Scheduled Activity (UDA)	
	2019	2020
April	454	367
May	908	1,383
June	1,512	1,489
July	1,810	
August	2,263	
September	2,263	
October	2,263	
November	2,897	
December	5,058	
January	5,947	
February	6,754	
March	7,615	
April	7,979	
May	7,961	
June	7,961	

QUALITY

	Quantity	Base Number	Contract	LHB	Wales
% of FP17s for the same patient ID Re-attending within 3 months - Children	11	221	5.0%	8.4%	10.7%
% of FP17s for the same patient ID Re-attending within 3 months - Adults	76	854	8.9%	12.3%	15.5%
% of FP17s for the same patient ID Re-attending between 3 & 9 months - Children	113	221	51.1%	56.8%	60.1%
% of FP17s for the same patient ID Re-attending between 3 & 9 months - Adults	465	854	54.4%	52.7%	56.6%
% of FP17s for Band 1 Urgent Courses	86	872	9.9%	8.0%	9.1%
% of FP17s Relating to Free Repair or Replacements	1	872	0.1%	0.6%	0.7%
% of FP17s Relating to Continuations	0	872	0.0%	0.7%	0.6%
% of Patients satisfied with the dentistry they have received	15	16	93.8%	91.8%	92.8%
% of Patients satisfied with the time they had to wait for an appointment	15	16	93.8%	86.1%	87.5%

* This is based on patients treated on this contract for their most recent course of treatment. Figures in italics indicate the base number of FP17s or Patient Questionnaire responses are less than 100. N/A is shown where the base number of responses is less than 10 during the period. % is calculated as Quantity/Base number*100

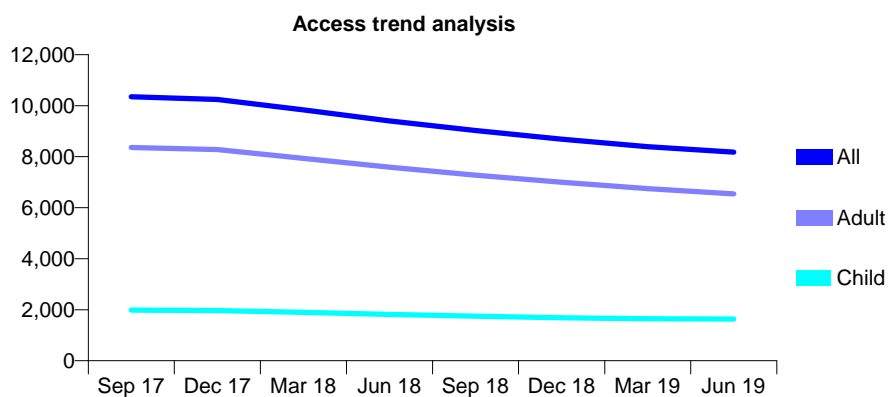
7A2 - Vital Signs At a Glance Contract Report for 112488/0001 - June 2019

Name or company name	Integrated Dental Holdings
Contract type name	GDS Contract
Purpose of contract	General
Contract start date	01/04/2006
Contract end date	

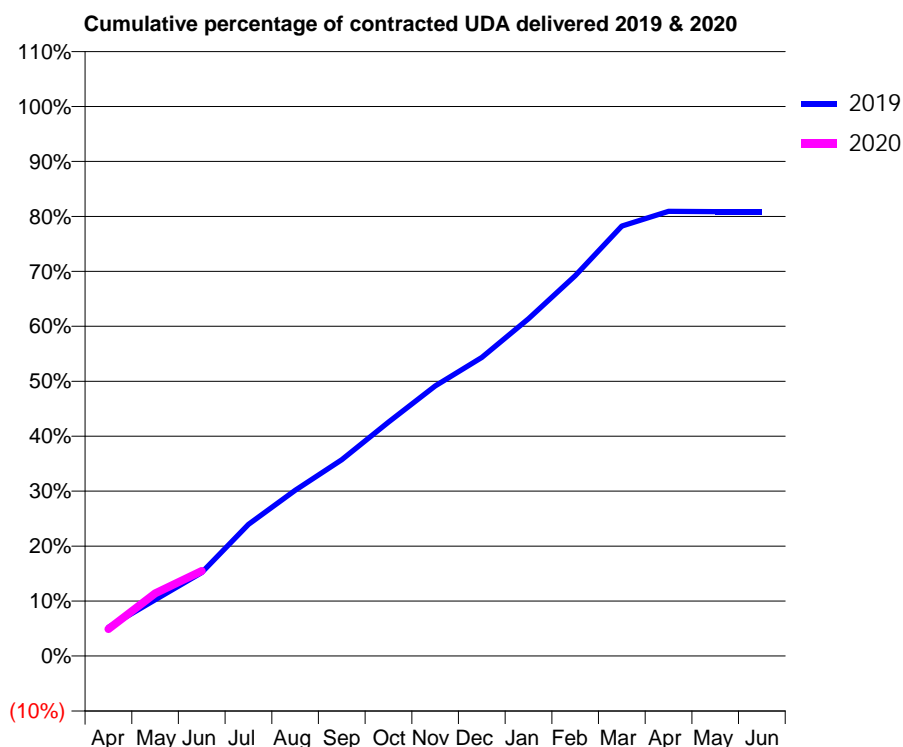
19/20 Contracted general activity (UDA)	25,000
Carry forward general activity (UDA)	0
19/20 Contracted orthodontic activity (UOA)	0
Carry forward orthodontic activity (UOA)	0
Baseline contract value	£595,644.93

ACCESS*

Patients seen in 24 months	Total	Change since previous quarter
Quarter ending June 2018	9,404	
Quarter ending September 2018	9,028	↓
Quarter ending December 2018	8,685	↓
Quarter ending March 2019	8,395	↓
Quarter ending June 2019	8,178	↓
Variance since June 2018	(13.0%)	↓



ACTIVITY



Month	Adjusted Scheduled Activity (UDA)	
	2019	2020
April	1,309	1,230
May	2,558	2,846
June	3,804	3,869
July	5,991	
August	7,536	
September	8,927	
October	10,641	
November	12,288	
December	13,583	
January	15,349	
February	17,296	
March	19,565	
April	20,232	
May	20,215	
June	20,214	

QUALITY

	Quantity	Base Number	Contract	LHB	Wales
% of FP17s for the same patient ID Re-attending within 3 months - Children	11	476	2.3%	8.4%	10.7%
% of FP17s for the same patient ID Re-attending within 3 months - Adults	90	1,969	4.6%	12.3%	15.5%
% of FP17s for the same patient ID Re-attending between 3 & 9 months - Children	281	476	59.0%	56.8%	60.1%
% of FP17s for the same patient ID Re-attending between 3 & 9 months - Adults	1,319	1,969	67.0%	52.7%	56.6%
% of FP17s for Band 1 Urgent Courses	42	2,102	2.0%	8.0%	9.1%
% of FP17s Relating to Free Repair or Replacements	4	2,102	0.2%	0.6%	0.7%
% of FP17s Relating to Continuations	10	2,102	0.5%	0.7%	0.6%
% of Patients satisfied with the dentistry they have received	27	29	93.1%	91.8%	92.8%
% of Patients satisfied with the time they had to wait for an appointment	19	29	65.5%	86.1%	87.5%

* This is based on patients treated on this contract for their most recent course of treatment. Figures in italics indicate the base number of FP17s or Patient Questionnaire responses are less than 100. N/A is shown where the base number of responses is less than 10 during the period. % is calculated as Quantity/Base number*100

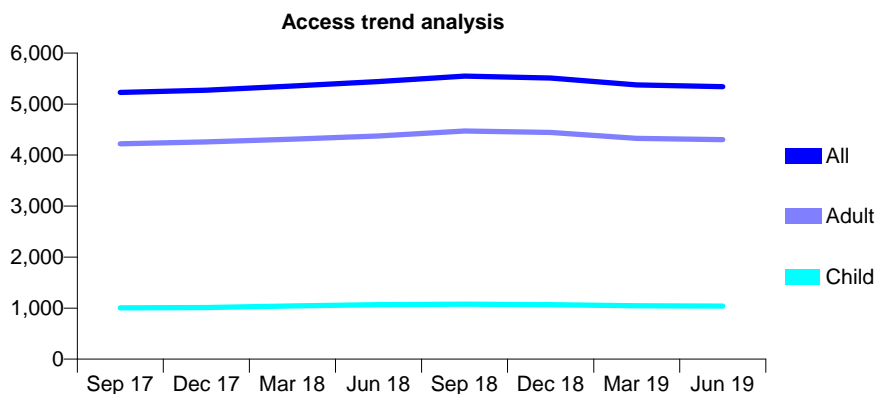
7A2 - Vital Signs At a Glance Contract Report for 116300/0001 - June 2019

Name or company name	Whitecross Dental Care Ltd
Contract type name	GDS Contract
Purpose of contract	General
Contract start date	01/11/2006
Contract end date	

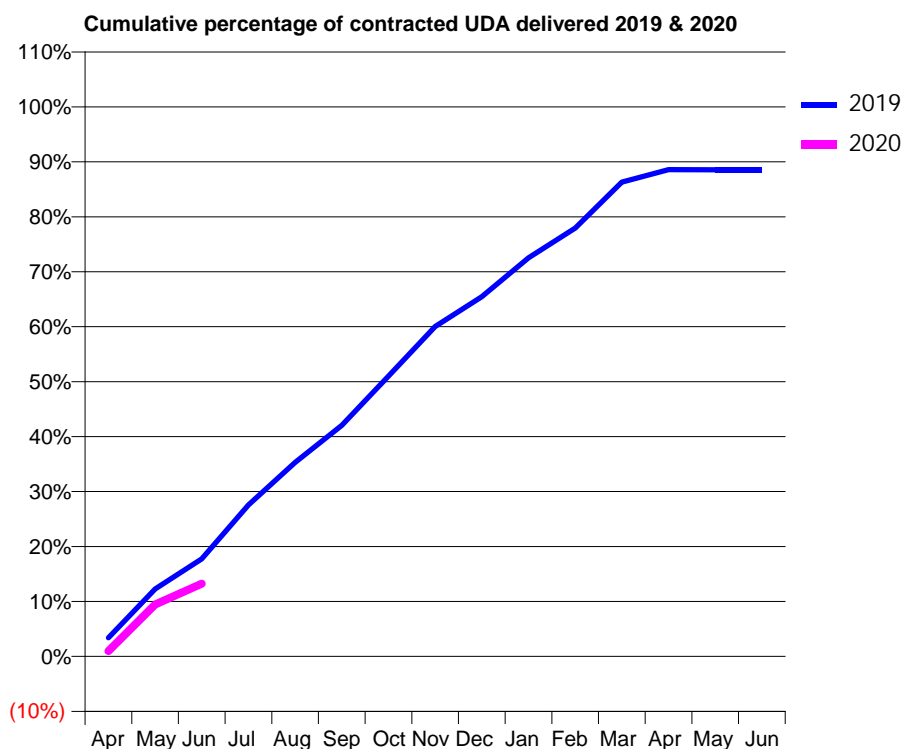
19/20 Contracted general activity (UDA)	15,000
Carry forward general activity (UDA)	0
19/20 Contracted orthodontic activity (UOA)	0
Carry forward orthodontic activity (UOA)	0
Baseline contract value	£364,924.74

ACCESS*

Patients seen in 24 months	Total	Change since previous quarter
Quarter ending June 2018	5,443	
Quarter ending September 2018	5,550	→
Quarter ending December 2018	5,511	→
Quarter ending March 2019	5,377	↓
Quarter ending June 2019	5,341	→
Variance since June 2018	(1.9%)	↓



ACTIVITY



Month	2019	2020
April	508	146
May	1,839	1,418
June	2,663	1,986
July	4,136	
August	5,297	
September	6,307	
October	7,653	
November	9,008	
December	9,819	
January	10,877	
February	11,689	
March	12,947	
April	13,285	
May	13,282	
June	13,280	

QUALITY

	Quantity	Base Number	Contract	LHB	Wales
% of FP17s for the same patient ID Re-attending within 3 months - Children	23	198	11.6%	8.4%	10.7%
% of FP17s for the same patient ID Re-attending within 3 months - Adults	79	896	8.8%	12.3%	15.5%
% of FP17s for the same patient ID Re-attending between 3 & 9 months - Children	94	198	47.5%	56.8%	60.1%
% of FP17s for the same patient ID Re-attending between 3 & 9 months - Adults	360	896	40.2%	52.7%	56.6%
% of FP17s for Band 1 Urgent Courses	32	981	3.3%	8.0%	9.1%
% of FP17s Relating to Free Repair or Replacements	11	981	1.1%	0.6%	0.7%
% of FP17s Relating to Continuations	14	981	1.4%	0.7%	0.6%
% of Patients satisfied with the dentistry they have received	22	22	100.0%	91.8%	92.8%
% of Patients satisfied with the time they had to wait for an appointment	19	22	86.4%	86.1%	87.5%

* This is based on patients treated on this contract for their most recent course of treatment. Figures in italics indicate the base number of FP17s or Patient Questionnaire responses are less than 100. N/A is shown where the base number of responses is less than 10 during the period. % is calculated as Quantity/Base number*100

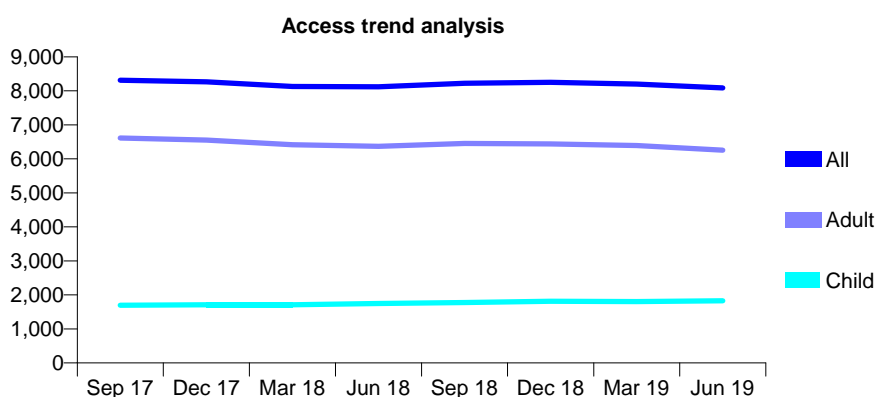
7A2 - Vital Signs At a Glance Contract Report for 116300/0002 - June 2019

Name or company name	Whitecross Dental Care Ltd
Contract type name	GDS Contract
Purpose of contract	General
Contract start date	21/11/2007
Contract end date	

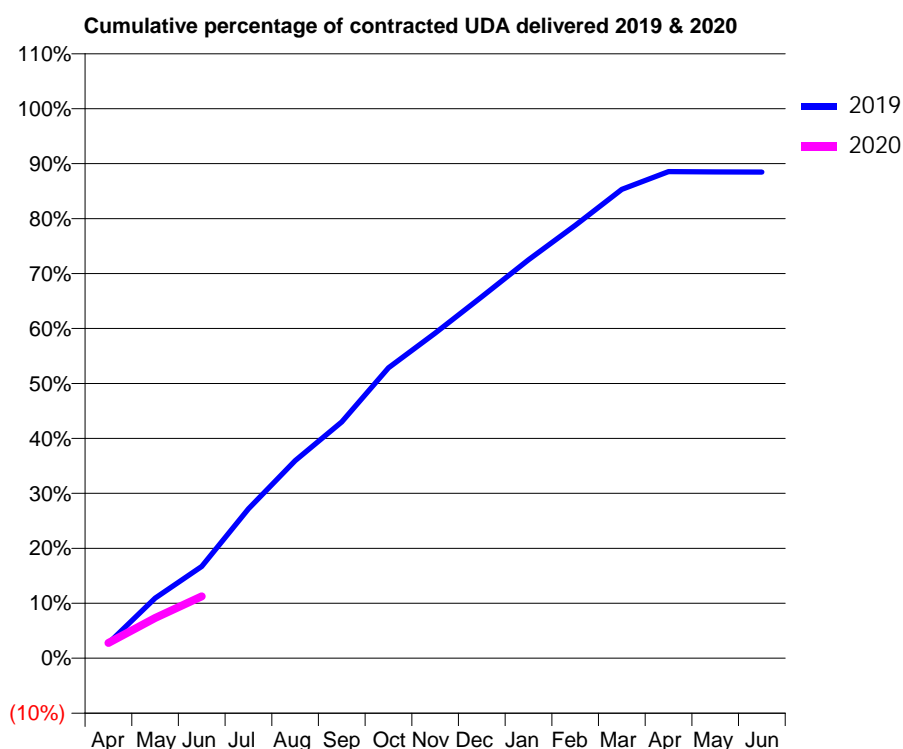
19/20 Contracted general activity (UDA)	26,504
Carry forward general activity (UDA)	0
19/20 Contracted orthodontic activity (UOA)	0
Carry forward orthodontic activity (UOA)	0
Baseline contract value	£595,149.67

ACCESS*

Patients seen in 24 months	Total	Change since previous quarter
Quarter ending June 2018	8,120	
Quarter ending September 2018	8,226	→
Quarter ending December 2018	8,252	→
Quarter ending March 2019	8,202	→
Quarter ending June 2019	8,088	↓
Variance since June 2018	(0.4%)	→



ACTIVITY



Month	2019	2020
April	720	734
May	2,897	1,942
June	4,430	2,980
July	7,208	
August	9,532	
September	11,403	
October	14,003	
November	15,685	
December	17,435	
January	19,215	
February	20,875	
March	22,610	
April	23,465	
May	23,452	
June	23,446	

QUALITY

	Quantity	Base Number	Contract	LHB	Wales
% of FP17s for the same patient ID Re-attending within 3 months - Children	21	438	4.8%	8.4%	10.7%
% of FP17s for the same patient ID Re-attending within 3 months - Adults	107	1,198	8.9%	12.3%	15.5%
% of FP17s for the same patient ID Re-attending between 3 & 9 months - Children	197	438	45.0%	56.8%	60.1%
% of FP17s for the same patient ID Re-attending between 3 & 9 months - Adults	472	1,198	39.4%	52.7%	56.6%
% of FP17s for Band 1 Urgent Courses	55	1,373	4.0%	8.0%	9.1%
% of FP17s Relating to Free Repair or Replacements	11	1,373	0.8%	0.6%	0.7%
% of FP17s Relating to Continuations	16	1,373	1.2%	0.7%	0.6%
% of Patients satisfied with the dentistry they have received	63	65	96.9%	91.8%	92.8%
% of Patients satisfied with the time they had to wait for an appointment	59	65	90.8%	86.1%	87.5%

* This is based on patients treated on this contract for their most recent course of treatment. Figures in italics indicate the base number of FP17s or Patient Questionnaire responses are less than 100. N/A is shown where the base number of responses is less than 10 during the period. % is calculated as Quantity/Base number*100

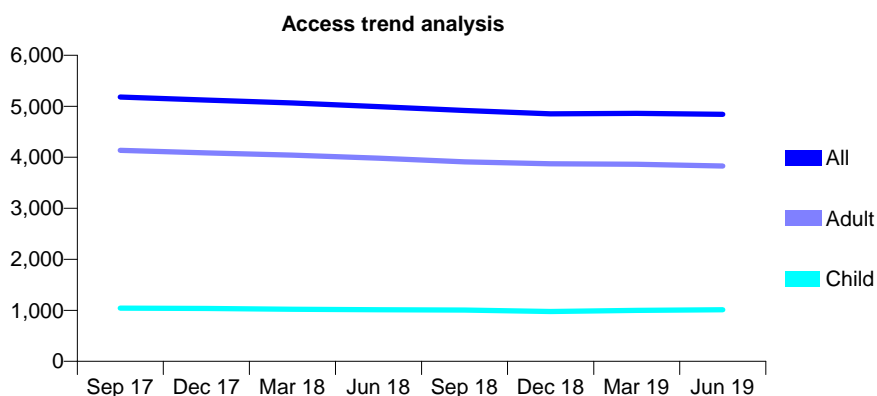
7A2 - Vital Signs At a Glance Contract Report for 116300/0003 - June 2019

Name or company name	Whitecross Dental Care Ltd
Contract type name	GDS Contract
Purpose of contract	General
Contract start date	01/03/2008
Contract end date	

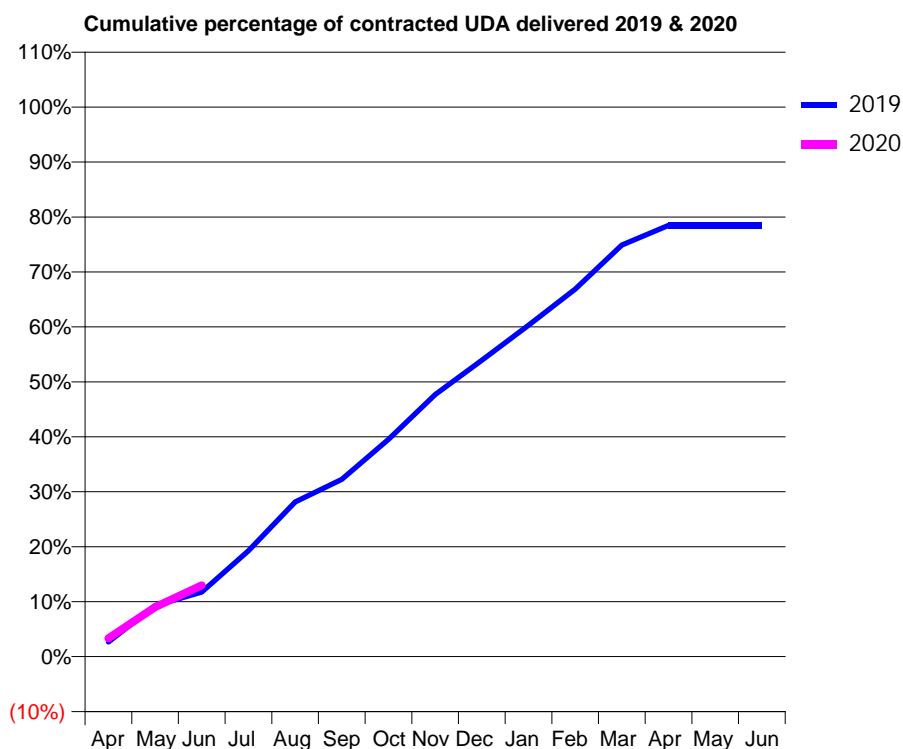
19/20 Contracted general activity (UDA)	15,957
Carry forward general activity (UDA)	0
19/20 Contracted orthodontic activity (UOA)	0
Carry forward orthodontic activity (UOA)	0
Baseline contract value	£504,841.70

ACCESS*

Patients seen in 24 months	Total	Change since previous quarter
Quarter ending June 2018	4,993	
Quarter ending September 2018	4,916	↓
Quarter ending December 2018	4,851	↓
Quarter ending March 2019	4,862	→
Quarter ending June 2019	4,842	→
Variance since June 2018	(3.0%)	↓



ACTIVITY



Month	Adjusted Scheduled Activity (UDA)	
	2019	2020
April	425	532
May	1,480	1,440
June	1,875	2,070
July	3,074	
August	4,490	
September	5,147	
October	6,309	
November	7,611	
December	8,605	
January	9,620	
February	10,671	
March	11,950	
April	12,520	
May	12,520	
June	12,520	

QUALITY

	Quantity	Base Number	Contract	LHB	Wales
% of FP17s for the same patient ID Re-attending within 3 months - Children	6	244	2.5%	8.4%	10.7%
% of FP17s for the same patient ID Re-attending within 3 months - Adults	82	818	10.0%	12.3%	15.5%
% of FP17s for the same patient ID Re-attending between 3 & 9 months - Children	50	244	20.5%	56.8%	60.1%
% of FP17s for the same patient ID Re-attending between 3 & 9 months - Adults	227	818	27.8%	52.7%	56.6%
% of FP17s for Band 1 Urgent Courses	6	878	0.7%	8.0%	9.1%
% of FP17s Relating to Free Repair or Replacements	4	878	0.5%	0.6%	0.7%
% of FP17s Relating to Continuations	19	878	2.2%	0.7%	0.6%
% of Patients satisfied with the dentistry they have received	22	22	100.0%	91.8%	92.8%
% of Patients satisfied with the time they had to wait for an appointment	19	22	86.4%	86.1%	87.5%

* This is based on patients treated on this contract for their most recent course of treatment. Figures in italics indicate the base number of FP17s or Patient Questionnaire responses are less than 100. N/A is shown where the base number of responses is less than 10 during the period. % is calculated as Quantity/Base number*100

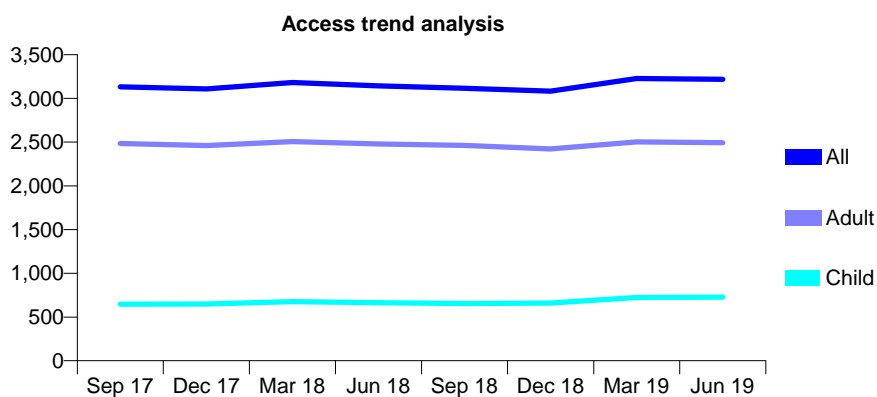
7A2 - Vital Signs At a Glance Contract Report for 117226/0001 - June 2019

Name or company name	Coastrock Ltd & Blackrock Ltd
Contract type name	GDS Contract
Purpose of contract	General
Contract start date	01/10/2012
Contract end date	

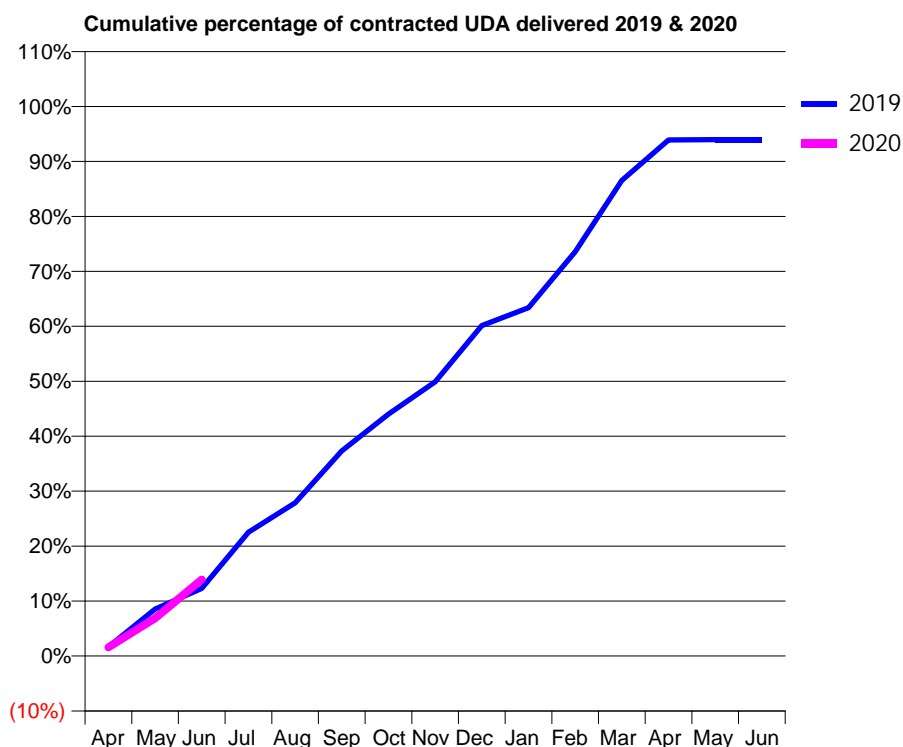
19/20 Contracted general activity (UDA)	8,223
Carry forward general activity (UDA)	0
19/20 Contracted orthodontic activity (UOA)	0
Carry forward orthodontic activity (UOA)	0
Baseline contract value	£247,726.46

ACCESS*

Patients seen in 24 months	Total	Change since previous quarter
Quarter ending June 2018	3,143	
Quarter ending September 2018	3,116	→
Quarter ending December 2018	3,083	↓
Quarter ending March 2019	3,228	↑
Quarter ending June 2019	3,219	→
Variance since June 2018	2.4%	↑



ACTIVITY



Month	Adjusted Scheduled Activity (UDA)	
	2019	2020
April	138	130
May	704	567
June	1,012	1,144
July	1,853	
August	2,294	
September	3,070	
October	3,620	
November	4,103	
December	4,943	
January	5,212	
February	6,052	
March	7,118	
April	7,722	
May	7,725	
June	7,725	

QUALITY

	Quantity	Base Number	Contract	LHB	Wales
% of FP17s for the same patient ID Re-attending within 3 months - Children	10	236	4.2%	8.4%	10.7%
% of FP17s for the same patient ID Re-attending within 3 months - Adults	55	812	6.8%	12.3%	15.5%
% of FP17s for the same patient ID Re-attending between 3 & 9 months - Children	145	236	61.4%	56.8%	60.1%
% of FP17s for the same patient ID Re-attending between 3 & 9 months - Adults	529	812	65.1%	52.7%	56.6%
% of FP17s for Band 1 Urgent Courses	102	747	13.7%	8.0%	9.1%
% of FP17s Relating to Free Repair or Replacements	1	747	0.1%	0.6%	0.7%
% of FP17s Relating to Continuations	0	747	0.0%	0.7%	0.6%
% of Patients satisfied with the dentistry they have received	11	11	100.0%	91.8%	92.8%
% of Patients satisfied with the time they had to wait for an appointment	8	11	72.7%	86.1%	87.5%

* This is based on patients treated on this contract for their most recent course of treatment. Figures in italics indicate the base number of FP17s or Patient Questionnaire responses are less than 100. N/A is shown where the base number of responses is less than 10 during the period. % is calculated as Quantity/Base number*100

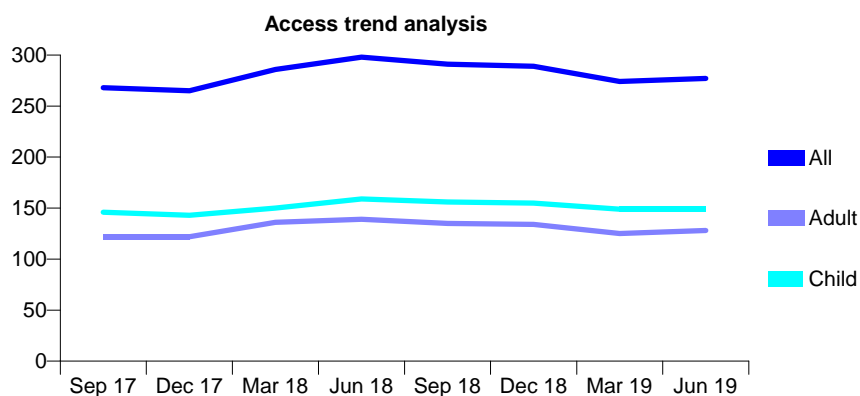
7A2 - Vital Signs At a Glance Contract Report for 119172/0001 - June 2019

Name or company name	M Shaw and H Foley
Contract type name	GDS Contract
Purpose of contract	General
Contract start date	01/03/2007
Contract end date	

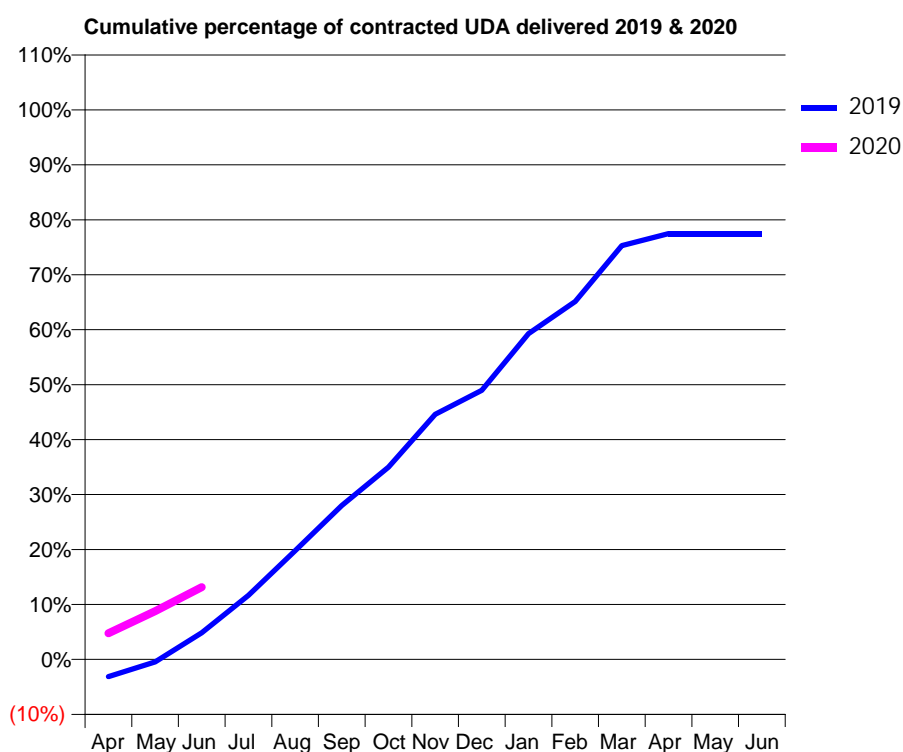
19/20 Contracted general activity (UDA)	650
Carry forward general activity (UDA)	0
19/20 Contracted orthodontic activity (UOA)	0
Carry forward orthodontic activity (UOA)	0
Baseline contract value	£18,662.47

ACCESS*

Patients seen in 24 months	Total	Change since previous quarter
Quarter ending June 2018	298	
Quarter ending September 2018	291	↓
Quarter ending December 2018	289	→
Quarter ending March 2019	274	↓
Quarter ending June 2019	277	→
Variance since June 2018	(7.0%)	↓



ACTIVITY



Month	Adjusted Scheduled Activity (UDA)	
	2019	2020
April	-20	31
May	-3	57
June	31	86
July	76	
August	129	
September	182	
October	227	
November	290	
December	318	
January	385	
February	423	
March	489	
April	504	
May	504	
June	504	

QUALITY

	Quantity	Base Number	Contract	LHB	Wales
% of FP17s for the same patient ID Re-attending within 3 months - Children	3	58	5.2%	8.4%	10.7%
% of FP17s for the same patient ID Re-attending within 3 months - Adults	2	18	11.1%	12.3%	15.5%
% of FP17s for the same patient ID Re-attending between 3 & 9 months - Children	42	58	72.4%	56.8%	60.1%
% of FP17s for the same patient ID Re-attending between 3 & 9 months - Adults	9	18	50.0%	52.7%	56.6%
% of FP17s for Band 1 Urgent Courses	3	65	4.6%	8.0%	9.1%
% of FP17s Relating to Free Repair or Replacements	0	65	0.0%	0.6%	0.7%
% of FP17s Relating to Continuations	0	65	0.0%	0.7%	0.6%
% of Patients satisfied with the dentistry they have received	1	1	N/A	91.8%	92.8%
% of Patients satisfied with the time they had to wait for an appointment	1	1	N/A	86.1%	87.5%

* This is based on patients treated on this contract for their most recent course of treatment. Figures in italics indicate the base number of FP17s or Patient Questionnaire responses are less than 100. N/A is shown where the base number of responses is less than 10 during the period. % is calculated as Quantity/Base number*100

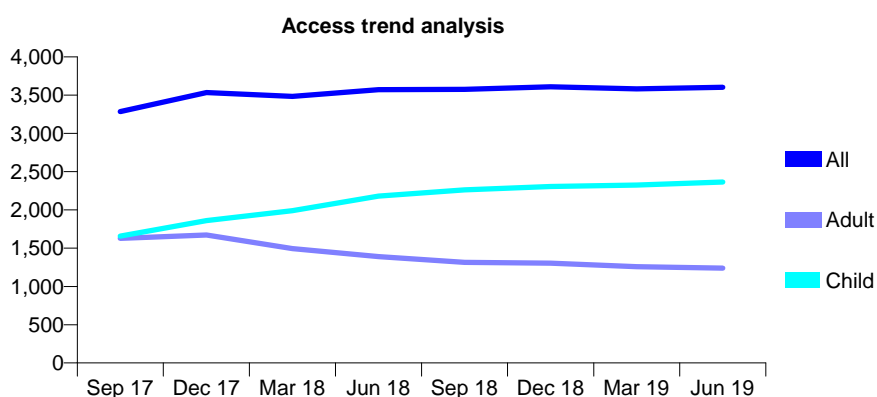
7A2 - Vital Signs At a Glance Contract Report for 123919/0001 - June 2019

Name or company name	Avenue Villa Dental Surgery
Contract type name	GDS Contract
Purpose of contract	General
Contract start date	01/12/2013
Contract end date	

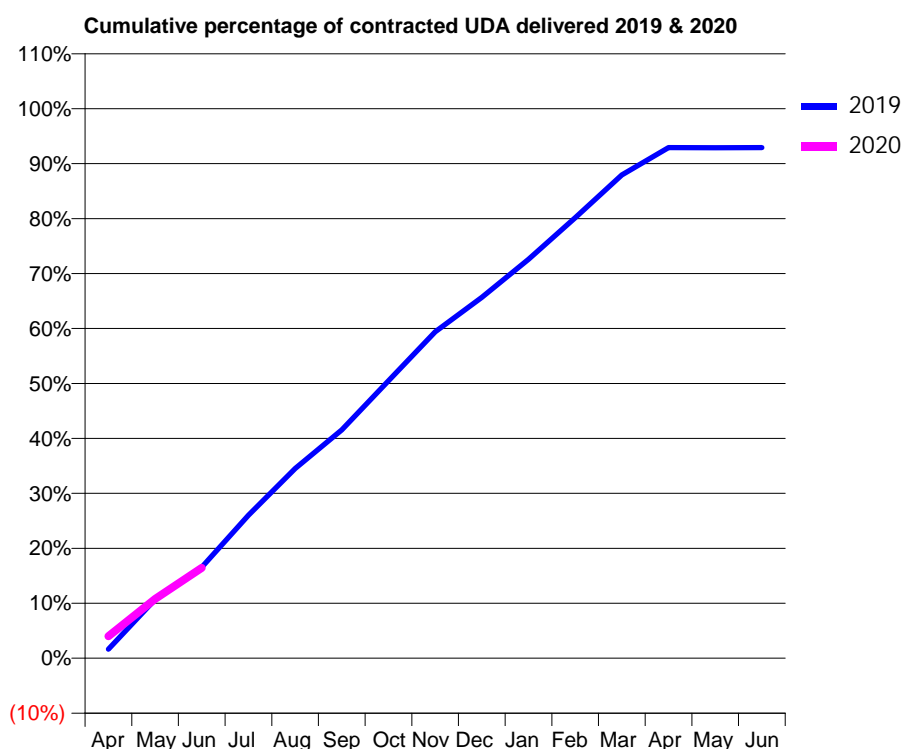
19/20 Contracted general activity (UDA)	9,000
Carry forward general activity (UDA)	0
19/20 Contracted orthodontic activity (UOA)	0
Carry forward orthodontic activity (UOA)	0
Baseline contract value	£273,412.15

ACCESS*

Patients seen in 24 months	Total	Change since previous quarter
Quarter ending June 2018	3,570	
Quarter ending September 2018	3,576	→
Quarter ending December 2018	3,609	→
Quarter ending March 2019	3,582	→
Quarter ending June 2019	3,603	→
Variance since June 2018	0.9%	→



ACTIVITY



Month	2019	2020
April	148	362
May	965	970
June	1,491	1,481
July	2,341	
August	3,108	
September	3,741	
October	4,545	
November	5,346	
December	5,909	
January	6,533	
February	7,216	
March	7,914	
April	8,362	
May	8,360	
June	8,362	

QUALITY

	Quantity	Base Number	Contract	LHB	Wales
% of FP17s for the same patient ID Re-attending within 3 months - Children	63	872	7.2%	8.4%	10.7%
% of FP17s for the same patient ID Re-attending within 3 months - Adults	34	317	10.7%	12.3%	15.5%
% of FP17s for the same patient ID Re-attending between 3 & 9 months - Children	512	872	58.7%	56.8%	60.1%
% of FP17s for the same patient ID Re-attending between 3 & 9 months - Adults	179	317	56.5%	52.7%	56.6%
% of FP17s for Band 1 Urgent Courses	73	985	7.4%	8.0%	9.1%
% of FP17s Relating to Free Repair or Replacements	1	985	0.1%	0.6%	0.7%
% of FP17s Relating to Continuations	0	985	0.0%	0.7%	0.6%
% of Patients satisfied with the dentistry they have received	12	12	100.0%	91.8%	92.8%
% of Patients satisfied with the time they had to wait for an appointment	11	12	91.7%	86.1%	87.5%

* This is based on patients treated on this contract for their most recent course of treatment. Figures in italics indicate the base number of FP17s or Patient Questionnaire responses are less than 100. N/A is shown where the base number of responses is less than 10 during the period. % is calculated as Quantity/Base number*100

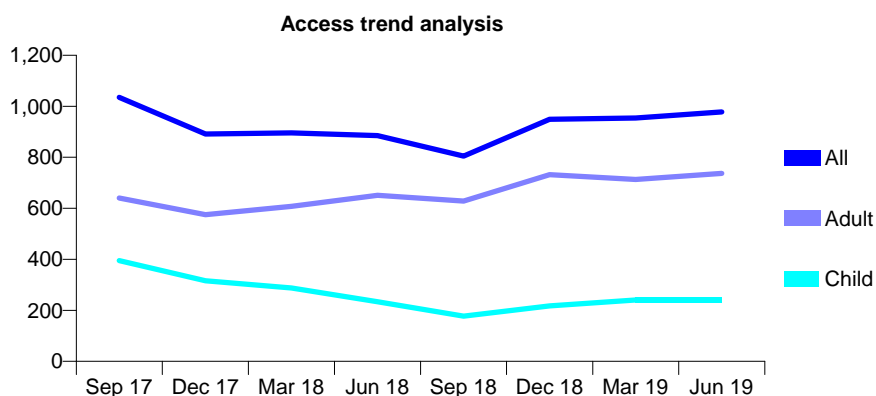
7A2 - Vital Signs At a Glance Contract Report for 123919/0002 - June 2019

Name or company name	Avenue Villa Dental Surgery
Contract type name	GDS Contract
Purpose of contract	General
Contract start date	01/12/2013
Contract end date	

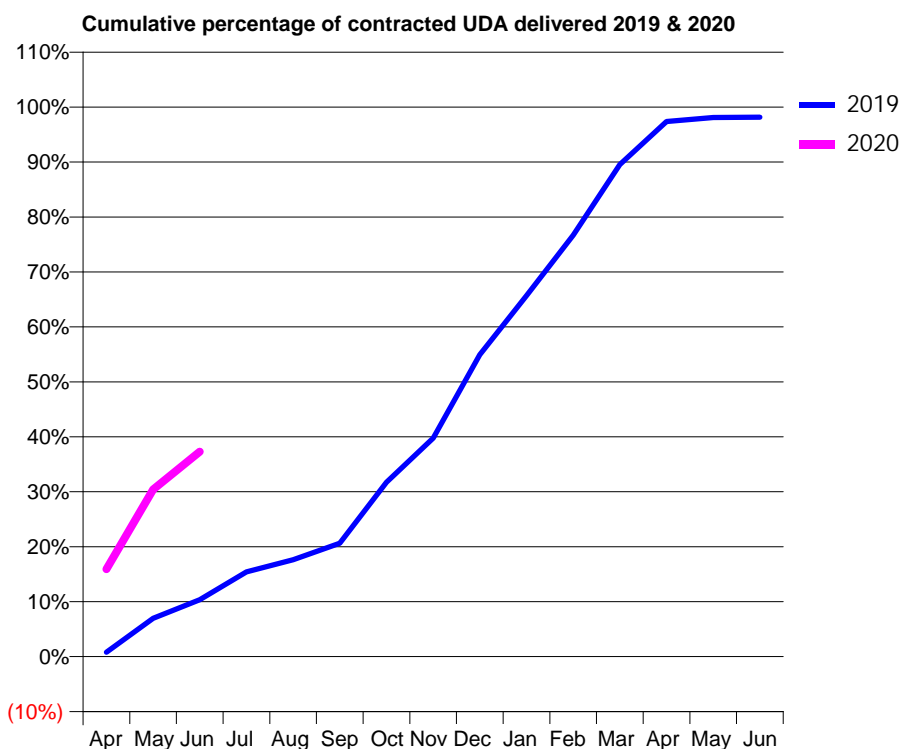
19/20 Contracted general activity (UDA)	2,463
Carry forward general activity (UDA)	0
19/20 Contracted orthodontic activity (UOA)	0
Carry forward orthodontic activity (UOA)	0
Baseline contract value	£74,823.78

ACCESS*

Patients seen in 24 months	Total	Change since previous quarter
Quarter ending June 2018	885	
Quarter ending September 2018	805	↓
Quarter ending December 2018	949	↑
Quarter ending March 2019	954	→
Quarter ending June 2019	978	↑
Variance since June 2018	10.5%	↑



ACTIVITY



Month	Adjusted Scheduled Activity (UDA)	
	2019	2020
April	20	392
May	172	749
June	255	918
July	380	
August	434	
September	508	
October	781	
November	980	
December	1,353	
January	1,618	
February	1,889	
March	2,205	
April	2,398	
May	2,416	
June	2,417	

QUALITY

	Quantity	Base Number	Contract	LHB	Wales
% of FP17s for the same patient ID Re-attending within 3 months - Children	0	102	0.0%	8.4%	10.7%
% of FP17s for the same patient ID Re-attending within 3 months - Adults	1	195	0.5%	12.3%	15.5%
% of FP17s for the same patient ID Re-attending between 3 & 9 months - Children	1	102	1.0%	56.8%	60.1%
% of FP17s for the same patient ID Re-attending between 3 & 9 months - Adults	0	195	0.0%	52.7%	56.6%
% of FP17s for Band 1 Urgent Courses	6	243	2.5%	8.0%	9.1%
% of FP17s Relating to Free Repair or Replacements	0	243	0.0%	0.6%	0.7%
% of FP17s Relating to Continuations	0	243	0.0%	0.7%	0.6%
% of Patients satisfied with the dentistry they have received	5	5	N/A	91.8%	92.8%
% of Patients satisfied with the time they had to wait for an appointment	5	5	N/A	86.1%	87.5%

* This is based on patients treated on this contract for their most recent course of treatment. Figures in italics indicate the base number of FP17s or Patient Questionnaire responses are less than 100. N/A is shown where the base number of responses is less than 10 during the period. % is calculated as Quantity/Base number*100

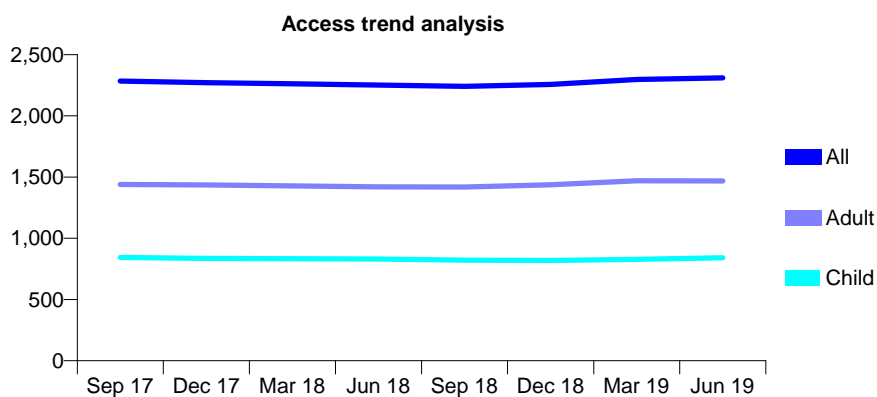
7A2 - Vital Signs At a Glance Contract Report for 134007/0001 - June 2019

Name or company name	Cross Hands Dental Care Ltd
Contract type name	GDS Contract
Purpose of contract	General
Contract start date	01/07/2015
Contract end date	

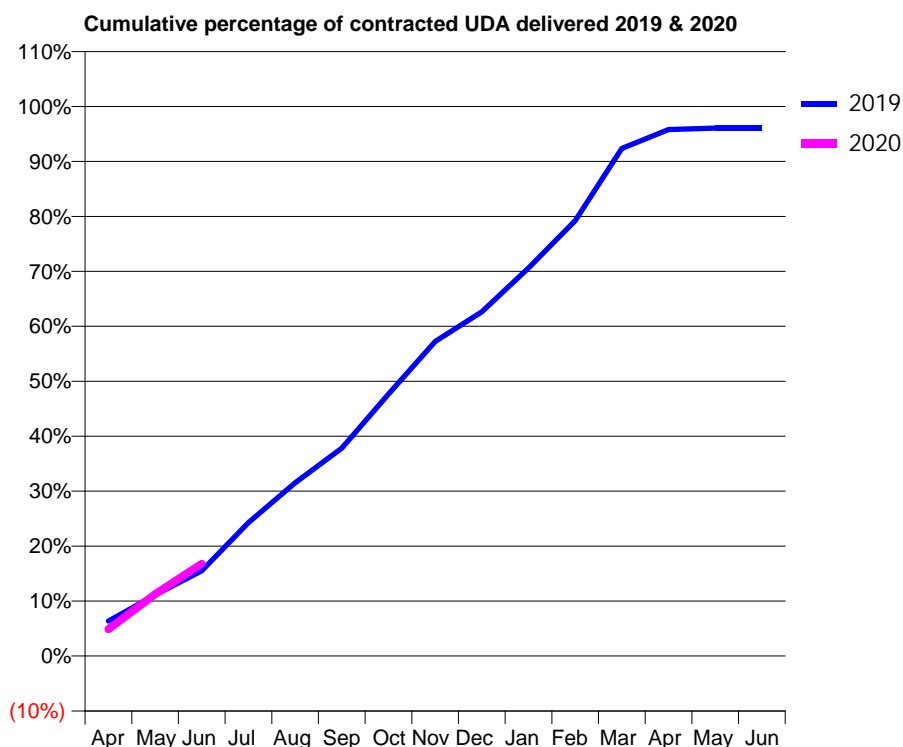
19/20 Contracted general activity (UDA)	5,500
Carry forward general activity (UDA)	0
19/20 Contracted orthodontic activity (UOA)	0
Carry forward orthodontic activity (UOA)	0
Baseline contract value	£143,459.85

ACCESS*

Patients seen in 24 months	Total	Change since previous quarter
Quarter ending June 2018	2,251	
Quarter ending September 2018	2,241	→
Quarter ending December 2018	2,256	→
Quarter ending March 2019	2,298	→
Quarter ending June 2019	2,311	→
Variance since June 2018	2.7%	↑



ACTIVITY



Month	Adjusted Scheduled Activity (UDA)	
	2019	2020
April	350	269
May	612	621
June	853	924
July	1,335	
August	1,734	
September	2,080	
October	2,621	
November	3,148	
December	3,444	
January	3,883	
February	4,357	
March	5,080	
April	5,268	
May	5,283	
June	5,283	

QUALITY

	Quantity	Base Number	Contract	LHB	Wales
% of FP17s for the same patient ID Re-attending within 3 months - Children	21	280	7.5%	8.4%	10.7%
% of FP17s for the same patient ID Re-attending within 3 months - Adults	74	413	17.9%	12.3%	15.5%
% of FP17s for the same patient ID Re-attending between 3 & 9 months - Children	156	280	55.7%	56.8%	60.1%
% of FP17s for the same patient ID Re-attending between 3 & 9 months - Adults	174	413	42.1%	52.7%	56.6%
% of FP17s for Band 1 Urgent Courses	141	574	24.6%	8.0%	9.1%
% of FP17s Relating to Free Repair or Replacements	6	574	1.0%	0.6%	0.7%
% of FP17s Relating to Continuations	2	574	0.3%	0.7%	0.6%
% of Patients satisfied with the dentistry they have received	6	7	N/A	91.8%	92.8%
% of Patients satisfied with the time they had to wait for an appointment	6	7	N/A	86.1%	87.5%

* This is based on patients treated on this contract for their most recent course of treatment. Figures in italics indicate the base number of FP17s or Patient Questionnaire responses are less than 100. N/A is shown where the base number of responses is less than 10 during the period. % is calculated as Quantity/Base number*100

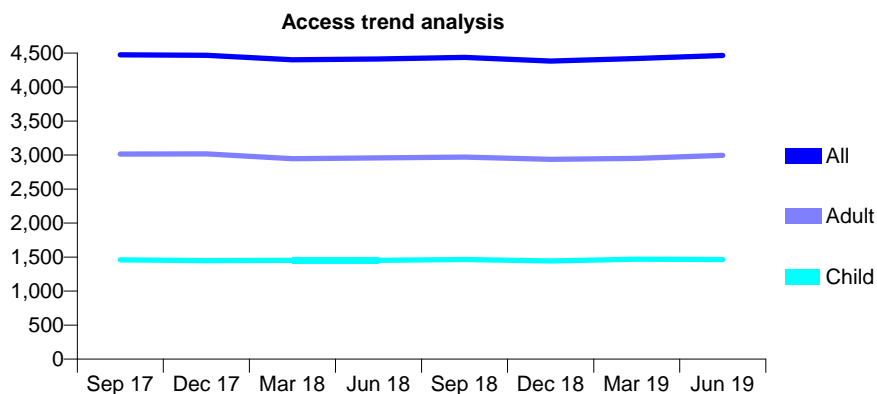
7A2 - Vital Signs At a Glance Contract Report for 134104/0001 - June 2019

Name or company name	Murray Street Dental Practice Ltd
Contract type name	GDS Contract
Purpose of contract	General
Contract start date	01/10/2009
Contract end date	

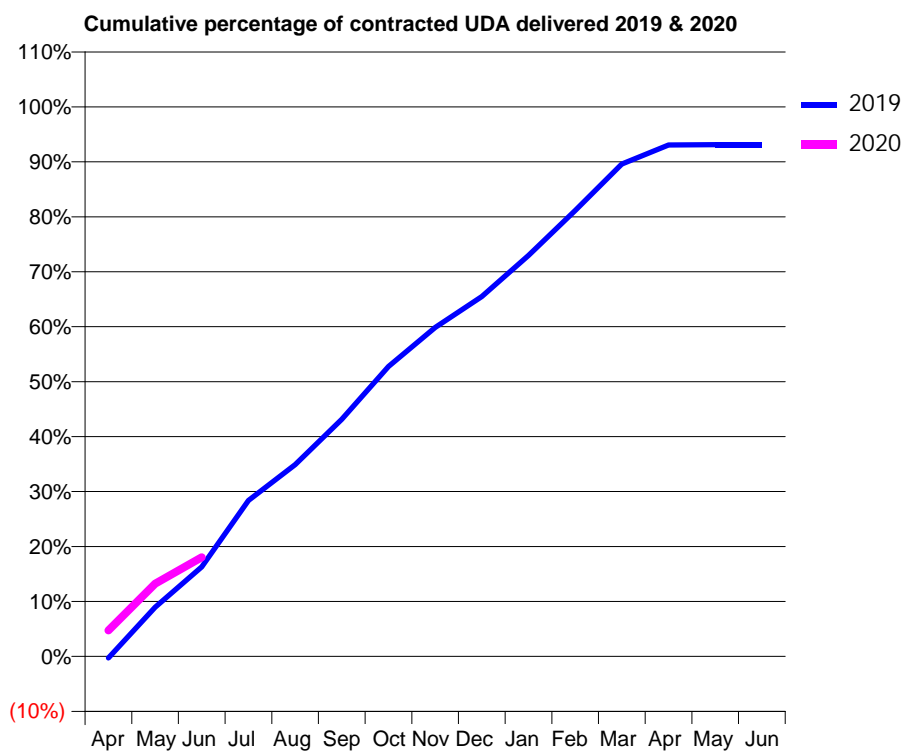
19/20 Contracted general activity (UDA)	10,600
Carry forward general activity (UDA)	0
19/20 Contracted orthodontic activity (UOA)	0
Carry forward orthodontic activity (UOA)	0
Baseline contract value	£307,626.73

ACCESS*

Patients seen in 24 months	Total	Change since previous quarter
Quarter ending June 2018	4,412	
Quarter ending September 2018	4,436	→
Quarter ending December 2018	4,384	↓
Quarter ending March 2019	4,421	→
Quarter ending June 2019	4,464	→
Variance since June 2018	1.2%	→



ACTIVITY



Month	Adjusted Scheduled Activity (UDA)	
	2019	2020
April	-32	503
May	950	1,402
June	1,727	1,913
July	3,009	
August	3,701	
September	4,571	
October	5,592	
November	6,345	
December	6,942	
January	7,732	
February	8,603	
March	9,495	
April	9,864	
May	9,871	
June	9,872	

QUALITY

	Quantity	Base Number	Contract	LHB	Wales
% of FP17s for the same patient ID Re-attending within 3 months - Children	18	460	3.9%	8.4%	10.7%
% of FP17s for the same patient ID Re-attending within 3 months - Adults	91	766	11.9%	12.3%	15.5%
% of FP17s for the same patient ID Re-attending between 3 & 9 months - Children	260	460	56.5%	56.8%	60.1%
% of FP17s for the same patient ID Re-attending between 3 & 9 months - Adults	285	766	37.2%	52.7%	56.6%
% of FP17s for Band 1 Urgent Courses	186	998	18.6%	8.0%	9.1%
% of FP17s Relating to Free Repair or Replacements	3	998	0.3%	0.6%	0.7%
% of FP17s Relating to Continuations	0	998	0.0%	0.7%	0.6%
% of Patients satisfied with the dentistry they have received	17	22	77.3%	91.8%	92.8%
% of Patients satisfied with the time they had to wait for an appointment	20	22	90.9%	86.1%	87.5%

* This is based on patients treated on this contract for their most recent course of treatment. Figures in italics indicate the base number of FP17s or Patient Questionnaire responses are less than 100. N/A is shown where the base number of responses is less than 10 during the period. % is calculated as Quantity/Base number*100

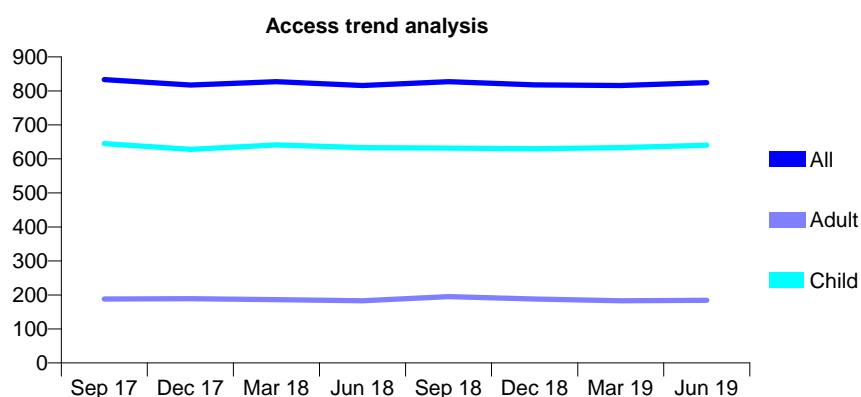
7A2 - Vital Signs At a Glance Contract Report for 137480/0001 - June 2019

Name or company name	Vergam Dental Practice Limited
Contract type name	GDS Contract
Purpose of contract	General
Contract start date	01/04/2008
Contract end date	

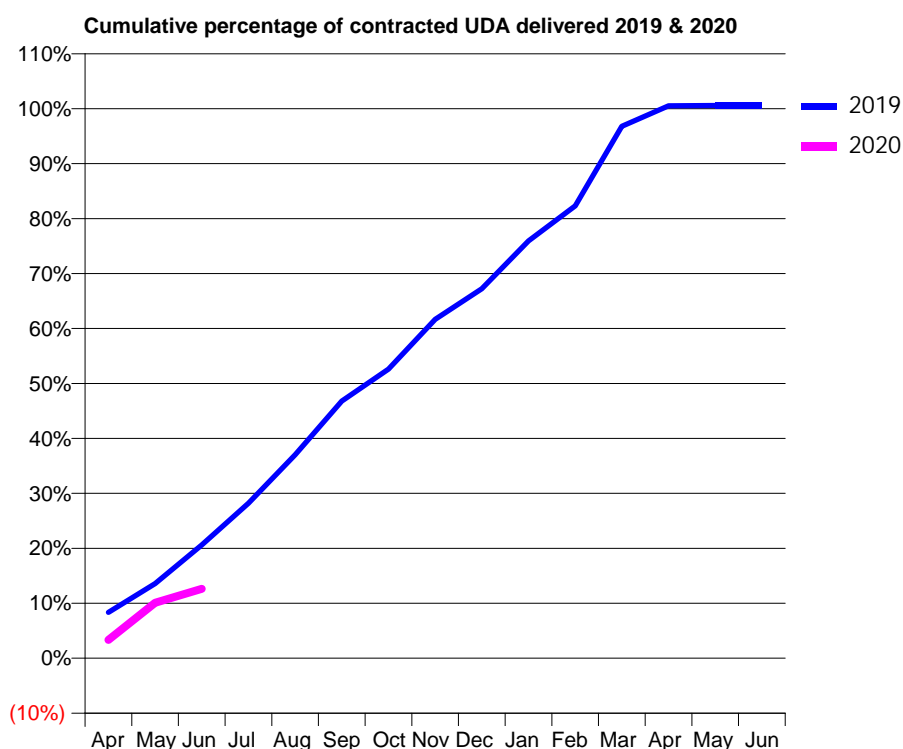
19/20 Contracted general activity (UDA)	1,512
Carry forward general activity (UDA)	0
19/20 Contracted orthodontic activity (UOA)	0
Carry forward orthodontic activity (UOA)	0
Baseline contract value	£50,652.82

ACCESS*

Patients seen in 24 months	Total	Change since previous quarter
Quarter ending June 2018	816	
Quarter ending September 2018	827	→
Quarter ending December 2018	818	↓
Quarter ending March 2019	816	→
Quarter ending June 2019	824	→
Variance since June 2018	1.0%	→



ACTIVITY



Month	2019	2020
April	126	50
May	206	153
June	312	191
July	426	
August	560	
September	707	
October	796	
November	933	
December	1,017	
January	1,148	
February	1,245	
March	1,463	
April	1,519	
May	1,521	
June	1,521	

QUALITY

	Quantity	Base Number	Contract	LHB	Wales
% of FP17s for the same patient ID Re-attending within 3 months - Children	15	189	7.9%	8.4%	10.7%
% of FP17s for the same patient ID Re-attending within 3 months - Adults	0	21	0.0%	12.3%	15.5%
% of FP17s for the same patient ID Re-attending between 3 & 9 months - Children	118	189	62.4%	56.8%	60.1%
% of FP17s for the same patient ID Re-attending between 3 & 9 months - Adults	3	21	14.3%	52.7%	56.6%
% of FP17s for Band 1 Urgent Courses	24	160	15.0%	8.0%	9.1%
% of FP17s Relating to Free Repair or Replacements	0	160	0.0%	0.6%	0.7%
% of FP17s Relating to Continuations	0	160	0.0%	0.7%	0.6%
% of Patients satisfied with the dentistry they have received	2	2	N/A	91.8%	92.8%
% of Patients satisfied with the time they had to wait for an appointment	2	2	N/A	86.1%	87.5%

* This is based on patients treated on this contract for their most recent course of treatment. Figures in italics indicate the base number of FP17s or Patient Questionnaire responses are less than 100. N/A is shown where the base number of responses is less than 10 during the period. % is calculated as Quantity/Base number*100

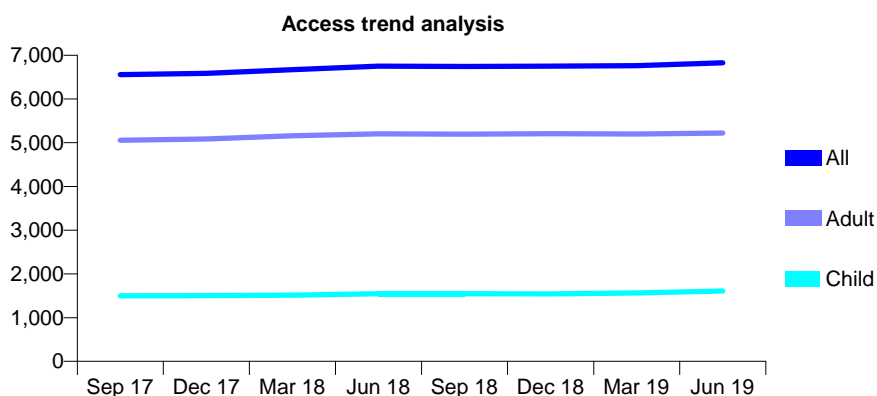
7A2 - Vital Signs At a Glance Contract Report for 153613/0001 - June 2019

Name or company name	Llannon Dental Care Ltd
Contract type name	GDS Contract
Purpose of contract	General
Contract start date	01/11/2014
Contract end date	

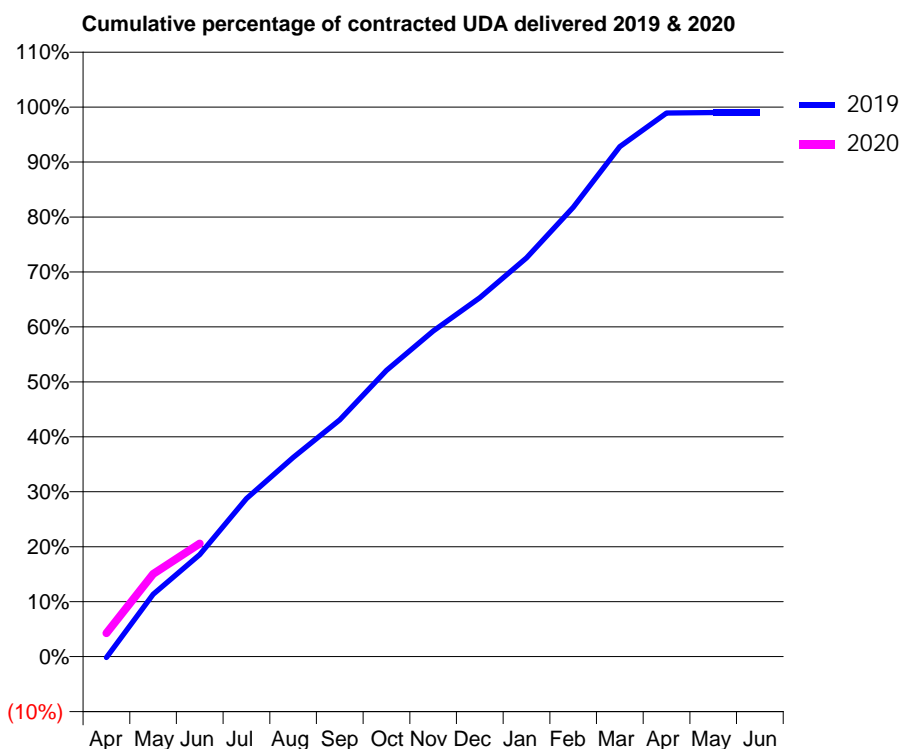
19/20 Contracted general activity (UDA)	16,457
Carry forward general activity (UDA)	0
19/20 Contracted orthodontic activity (UOA)	0
Carry forward orthodontic activity (UOA)	0
Baseline contract value	£446,677.40

ACCESS*

Patients seen in 24 months	Total	Change since previous quarter
Quarter ending June 2018	6,750	
Quarter ending September 2018	6,742	→
Quarter ending December 2018	6,750	→
Quarter ending March 2019	6,761	→
Quarter ending June 2019	6,829	→
Variance since June 2018	1.2%	→



ACTIVITY



Month	Adjusted Scheduled Activity (UDA)	
	2019	2020
April	-31	703
May	1,868	2,474
June	3,059	3,388
July	4,734	
August	5,965	
September	7,091	
October	8,573	
November	9,752	
December	10,747	
January	11,943	
February	13,455	
March	15,271	
April	16,275	
May	16,291	
June	16,291	

QUALITY

	Quantity	Base Number	Contract	LHB	Wales
% of FP17s for the same patient ID Re-attending within 3 months - Children	30	587	5.1%	8.4%	10.7%
% of FP17s for the same patient ID Re-attending within 3 months - Adults	176	1,831	9.6%	12.3%	15.5%
% of FP17s for the same patient ID Re-attending between 3 & 9 months - Children	236	587	40.2%	56.8%	60.1%
% of FP17s for the same patient ID Re-attending between 3 & 9 months - Adults	863	1,831	47.1%	52.7%	56.6%
% of FP17s for Band 1 Urgent Courses	172	1,895	9.1%	8.0%	9.1%
% of FP17s Relating to Free Repair or Replacements	27	1,895	1.4%	0.6%	0.7%
% of FP17s Relating to Continuations	2	1,895	0.1%	0.7%	0.6%
% of Patients satisfied with the dentistry they have received	21	23	91.3%	91.8%	92.8%
% of Patients satisfied with the time they had to wait for an appointment	19	23	82.6%	86.1%	87.5%

* This is based on patients treated on this contract for their most recent course of treatment. Figures in italics indicate the base number of FP17s or Patient Questionnaire responses are less than 100. N/A is shown where the base number of responses is less than 10 during the period. % is calculated as Quantity/Base number*100

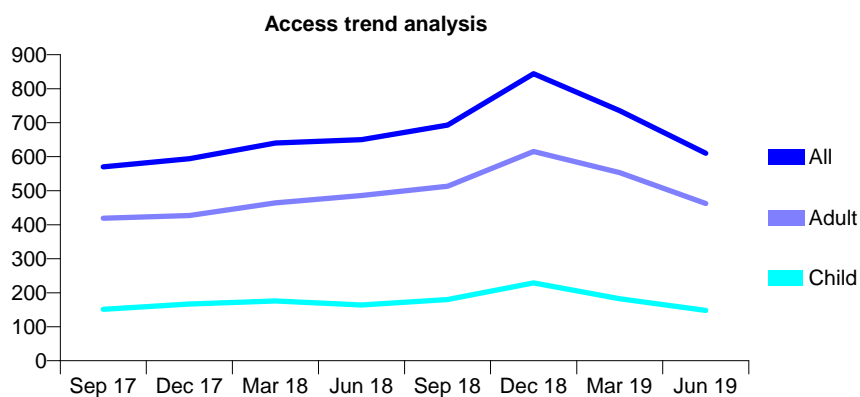
7A2 - Vital Signs At a Glance Contract Report for 153613/0002 - June 2019

Name or company name	Llannon Dental Care Ltd
Contract type name	GDS Contract
Purpose of contract	General
Contract start date	01/11/2014
Contract end date	

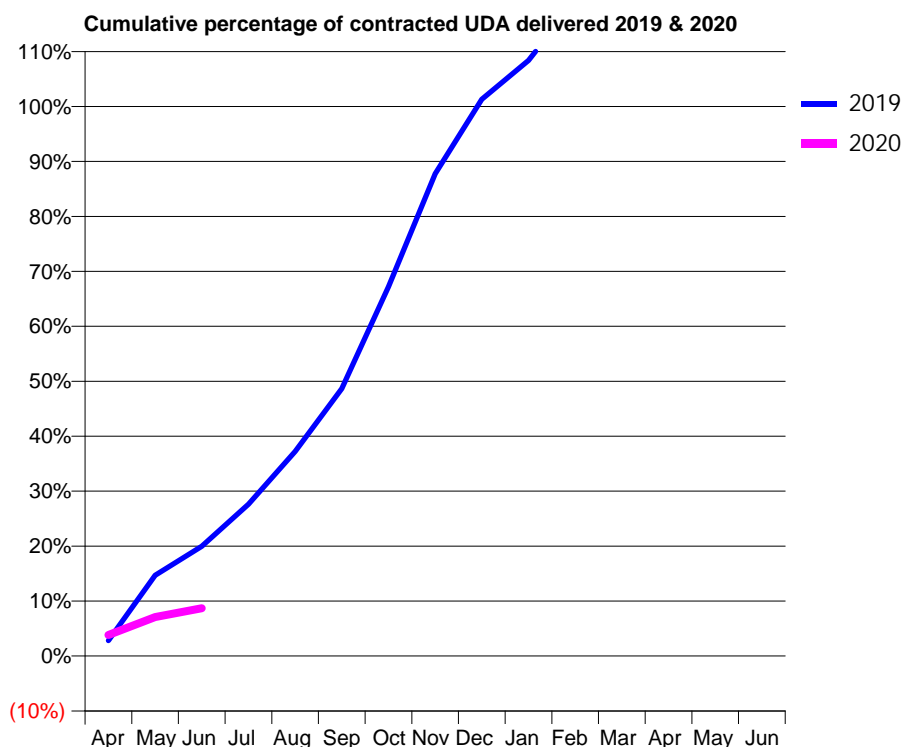
19/20 Contracted general activity (UDA)	2,000
Carry forward general activity (UDA)	0
19/20 Contracted orthodontic activity (UOA)	0
Carry forward orthodontic activity (UOA)	0
Baseline contract value	£68,357.54

ACCESS*

Patients seen in 24 months	Total	Change since previous quarter
Quarter ending June 2018	650	
Quarter ending September 2018	693	↑
Quarter ending December 2018	844	↑
Quarter ending March 2019	735	↓
Quarter ending June 2019	610	↓
Variance since June 2018	(6.2%)	↓



ACTIVITY



Month	Adjusted Scheduled Activity (UDA)	
	2019	2020
April	56	77
May	294	142
June	399	174
July	552	
August	745	
September	973	
October	1,344	
November	1,755	
December	2,026	
January	2,168	
February	2,380	
March	2,565	
April	2,634	
May	2,634	
June	2,634	

QUALITY

	Quantity	Base Number	Contract	LHB	Wales
% of FP17s for the same patient ID Re-attending within 3 months - Children	0	31	0.0%	8.4%	10.7%
% of FP17s for the same patient ID Re-attending within 3 months - Adults	0	40	0.0%	12.3%	15.5%
% of FP17s for the same patient ID Re-attending between 3 & 9 months - Children	0	31	0.0%	56.8%	60.1%
% of FP17s for the same patient ID Re-attending between 3 & 9 months - Adults	0	40	0.0%	52.7%	56.6%
% of FP17s for Band 1 Urgent Courses	0	51	0.0%	8.0%	9.1%
% of FP17s Relating to Free Repair or Replacements	0	51	0.0%	0.6%	0.7%
% of FP17s Relating to Continuations	0	51	0.0%	0.7%	0.6%
% of Patients satisfied with the dentistry they have received	1	1	N/A	91.8%	92.8%
% of Patients satisfied with the time they had to wait for an appointment	1	1	N/A	86.1%	87.5%

* This is based on patients treated on this contract for their most recent course of treatment. Figures in italics indicate the base number of FP17s or Patient Questionnaire responses are less than 100. N/A is shown where the base number of responses is less than 10 during the period. % is calculated as Quantity/Base number*100

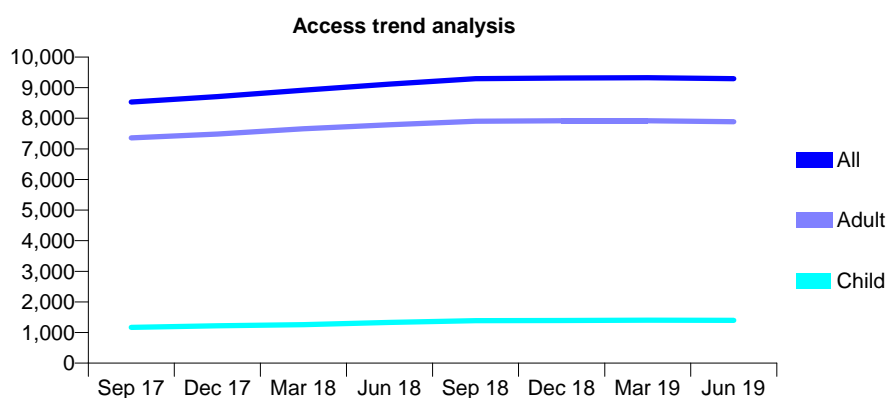
7A2 - Vital Signs At a Glance Contract Report for 157066/0001 - June 2019

Name or company name	Intergrated Dental Holdings
Contract type name	GDS Contract
Purpose of contract	General
Contract start date	01/04/2006
Contract end date	

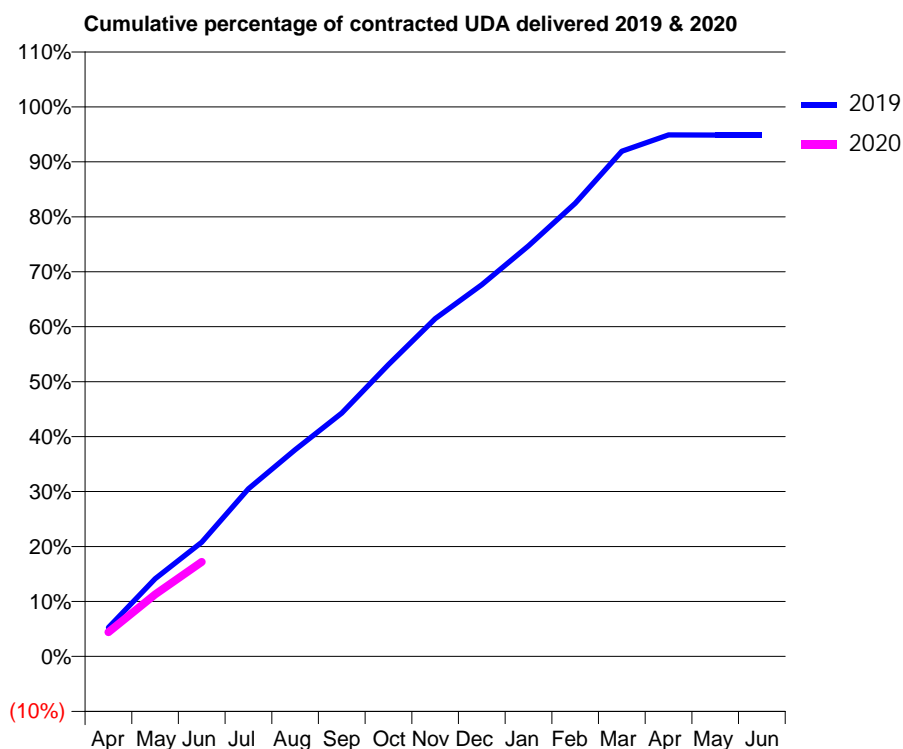
19/20 Contracted general activity (UDA)	33,500
Carry forward general activity (UDA)	0
19/20 Contracted orthodontic activity (UOA)	0
Carry forward orthodontic activity (UOA)	0
Baseline contract value	£798,164.19

ACCESS*

Patients seen in 24 months	Total	Change since previous quarter
Quarter ending June 2018	9,117	
Quarter ending September 2018	9,290	→
Quarter ending December 2018	9,313	→
Quarter ending March 2019	9,328	→
Quarter ending June 2019	9,290	→
Variance since June 2018	1.9%	→



ACTIVITY



Month	2019	2020
April	1,759	1,478
May	4,738	3,783
June	6,965	5,763
July	10,222	
August	12,597	
September	14,828	
October	17,791	
November	20,591	
December	22,662	
January	25,030	
February	27,625	
March	30,797	
April	31,792	
May	31,786	
June	31,780	

QUALITY

	Quantity	Base Number	Contract	LHB	Wales
% of FP17s for the same patient ID Re-attending within 3 months - Children	30	508	5.9%	8.4%	10.7%
% of FP17s for the same patient ID Re-attending within 3 months - Adults	267	2,777	9.6%	12.3%	15.5%
% of FP17s for the same patient ID Re-attending between 3 & 9 months - Children	305	508	60.0%	56.8%	60.1%
% of FP17s for the same patient ID Re-attending between 3 & 9 months - Adults	1,677	2,777	60.4%	52.7%	56.6%
% of FP17s for Band 1 Urgent Courses	210	2,863	7.3%	8.0%	9.1%
% of FP17s Relating to Free Repair or Replacements	15	2,863	0.5%	0.6%	0.7%
% of FP17s Relating to Continuations	17	2,863	0.6%	0.7%	0.6%
% of Patients satisfied with the dentistry they have received	60	64	93.8%	91.8%	92.8%
% of Patients satisfied with the time they had to wait for an appointment	59	64	92.2%	86.1%	87.5%

* This is based on patients treated on this contract for their most recent course of treatment. Figures in italics indicate the base number of FP17s or Patient Questionnaire responses are less than 100. N/A is shown where the base number of responses is less than 10 during the period. % is calculated as Quantity/Base number*100

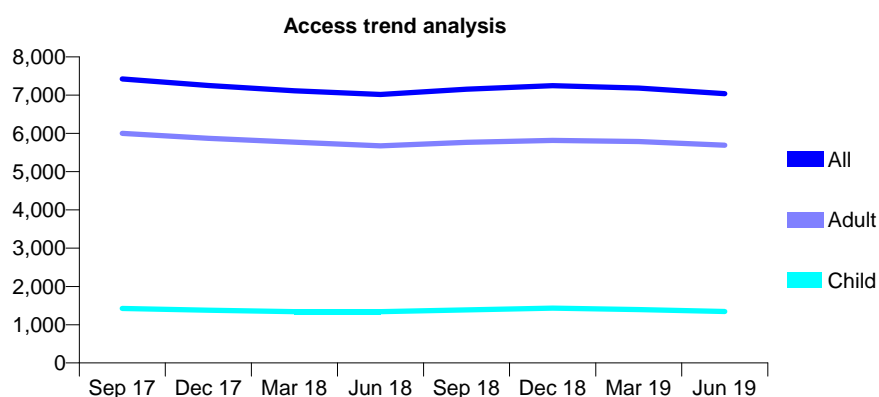
7A2 - Vital Signs At a Glance Contract Report for 158194/0006 - June 2019

Name or company name	Denticare Ltd
Contract type name	GDS Contract
Purpose of contract	General
Contract start date	01/04/2006
Contract end date	

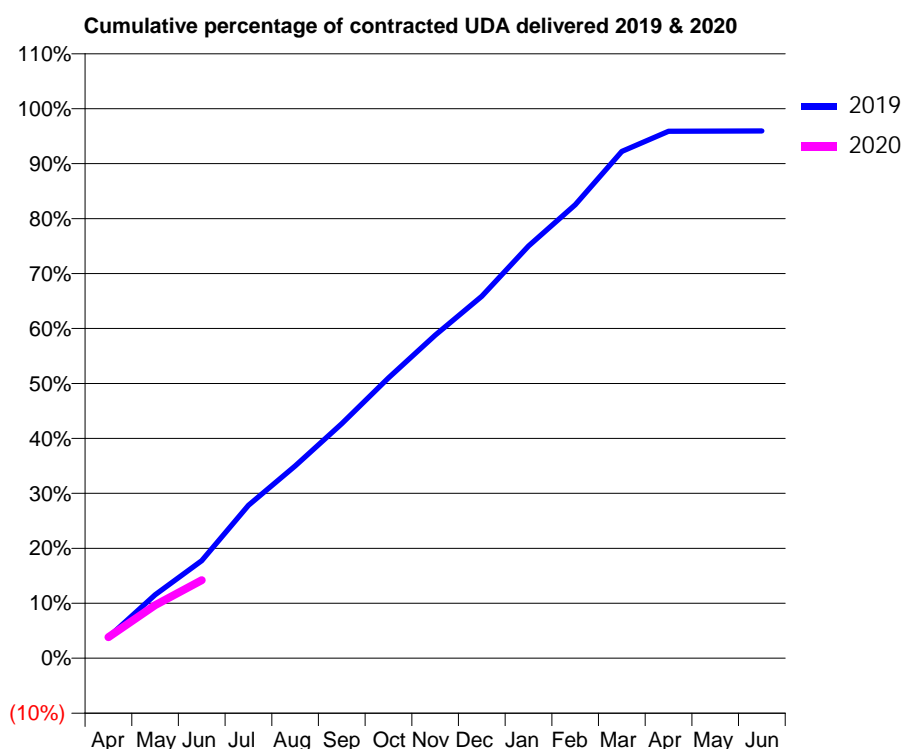
19/20 Contracted general activity (UDA)	23,362
Carry forward general activity (UDA)	0
19/20 Contracted orthodontic activity (UOA)	0
Carry forward orthodontic activity (UOA)	0
Baseline contract value	£672,544.30

ACCESS*

Patients seen in 24 months	Total	Change since previous quarter
Quarter ending June 2018	7,016	
Quarter ending September 2018	7,154	→
Quarter ending December 2018	7,249	→
Quarter ending March 2019	7,184	→
Quarter ending June 2019	7,037	↓
Variance since June 2018	0.3%	→



ACTIVITY



Month	2019	2020
April	901	895
May	2,695	2,258
June	4,145	3,319
July	6,501	
August	8,170	
September	9,969	
October	11,921	
November	13,736	
December	15,388	
January	17,519	
February	19,279	
March	21,549	
April	22,403	
May	22,408	
June	22,412	

QUALITY

	Quantity	Base Number	Contract	LHB	Wales
% of FP17s for the same patient ID Re-attending within 3 months - Children	31	368	8.4%	8.4%	10.7%
% of FP17s for the same patient ID Re-attending within 3 months - Adults	209	1,526	13.7%	12.3%	15.5%
% of FP17s for the same patient ID Re-attending between 3 & 9 months - Children	246	368	66.8%	56.8%	60.1%
% of FP17s for the same patient ID Re-attending between 3 & 9 months - Adults	914	1,526	59.9%	52.7%	56.6%
% of FP17s for Band 1 Urgent Courses	118	1,570	7.5%	8.0%	9.1%
% of FP17s Relating to Free Repair or Replacements	12	1,570	0.8%	0.6%	0.7%
% of FP17s Relating to Continuations	25	1,570	1.6%	0.7%	0.6%
% of Patients satisfied with the dentistry they have received	62	69	89.9%	91.8%	92.8%
% of Patients satisfied with the time they had to wait for an appointment	56	69	81.2%	86.1%	87.5%

* This is based on patients treated on this contract for their most recent course of treatment. Figures in italics indicate the base number of FP17s or Patient Questionnaire responses are less than 100. N/A is shown where the base number of responses is less than 10 during the period. % is calculated as Quantity/Base number*100

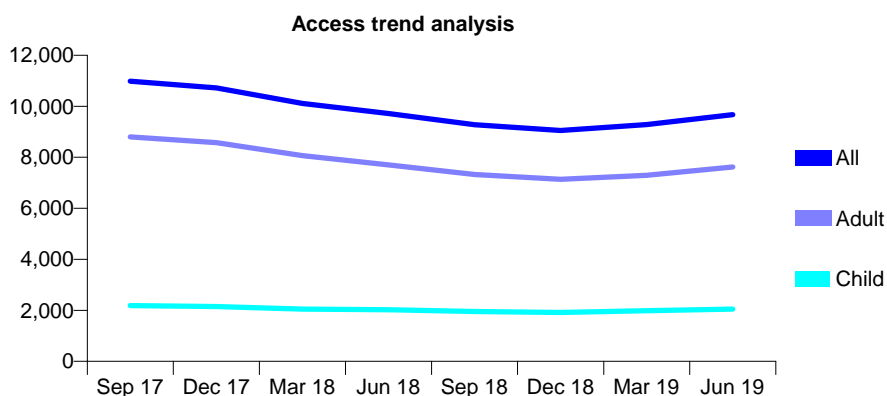
7A2 - Vital Signs At a Glance Contract Report for 158194/0012 - June 2019

Name or company name	Denticare Ltd
Contract type name	GDS Contract
Purpose of contract	General
Contract start date	02/08/2006
Contract end date	

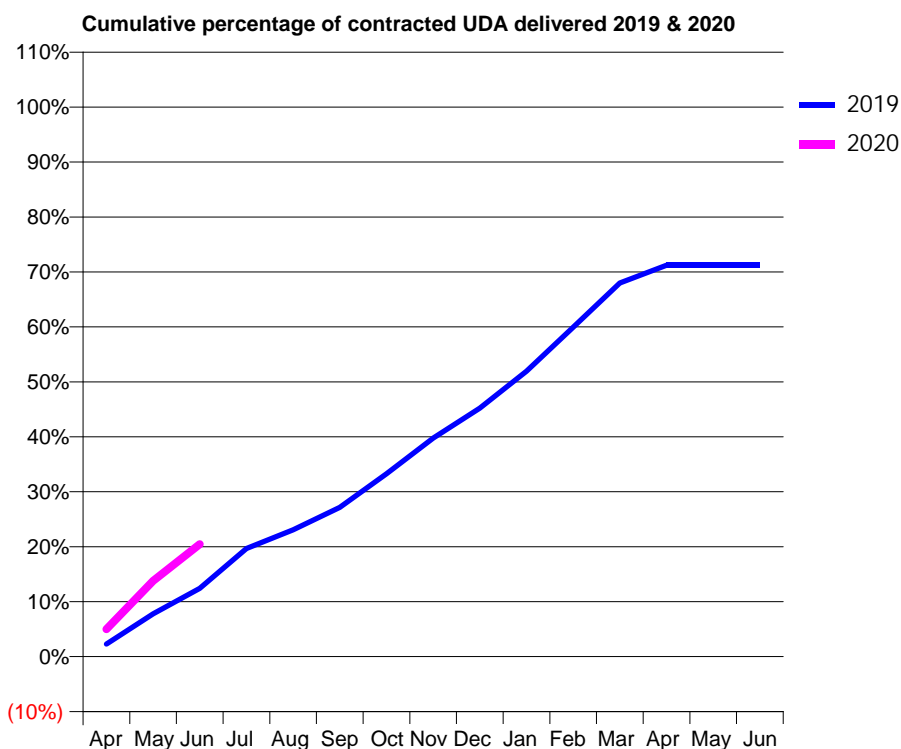
19/20 Contracted general activity (UDA)	33,000
Carry forward general activity (UDA)	0
19/20 Contracted orthodontic activity (UOA)	0
Carry forward orthodontic activity (UOA)	0
Baseline contract value	£950,002.61

ACCESS*

Patients seen in 24 months	Total	Change since previous quarter
Quarter ending June 2018	9,719	
Quarter ending September 2018	9,277	↓
Quarter ending December 2018	9,050	↓
Quarter ending March 2019	9,282	↑
Quarter ending June 2019	9,669	↑
Variance since June 2018	(0.5%)	→



ACTIVITY



Month	Adjusted Scheduled Activity (UDA)	
	2019	2020
April	754	1,645
May	2,571	4,553
June	4,108	6,751
July	6,487	
August	7,621	
September	8,967	
October	10,979	
November	13,119	
December	14,922	
January	17,140	
February	19,785	
March	22,432	
April	23,503	
May	23,503	
June	23,499	

QUALITY

	Quantity	Base Number	Contract	LHB	Wales
% of FP17s for the same patient ID Re-attending within 3 months - Children	23	695	3.3%	8.4%	10.7%
% of FP17s for the same patient ID Re-attending within 3 months - Adults	259	2,622	9.9%	12.3%	15.5%
% of FP17s for the same patient ID Re-attending between 3 & 9 months - Children	265	695	38.1%	56.8%	60.1%
% of FP17s for the same patient ID Re-attending between 3 & 9 months - Adults	959	2,622	36.6%	52.7%	56.6%
% of FP17s for Band 1 Urgent Courses	205	2,839	7.2%	8.0%	9.1%
% of FP17s Relating to Free Repair or Replacements	3	2,839	0.1%	0.6%	0.7%
% of FP17s Relating to Continuations	14	2,839	0.5%	0.7%	0.6%
% of Patients satisfied with the dentistry they have received	30	36	83.3%	91.8%	92.8%
% of Patients satisfied with the time they had to wait for an appointment	25	36	69.4%	86.1%	87.5%

* This is based on patients treated on this contract for their most recent course of treatment. Figures in italics indicate the base number of FP17s or Patient Questionnaire responses are less than 100. N/A is shown where the base number of responses is less than 10 during the period. % is calculated as Quantity/Base number*100

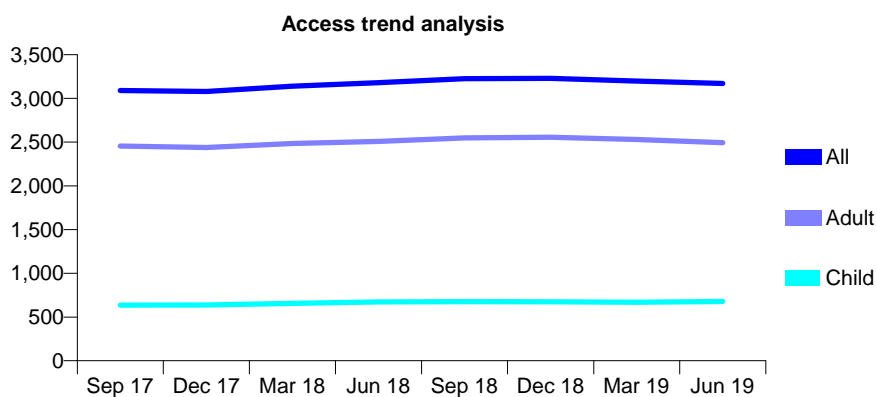
7A2 - Vital Signs At a Glance Contract Report for 158194/0019 - June 2019

Name or company name	Denticare Ltd
Contract type name	Pilot Contract
Purpose of contract	General
Contract start date	08/12/2007
Contract end date	

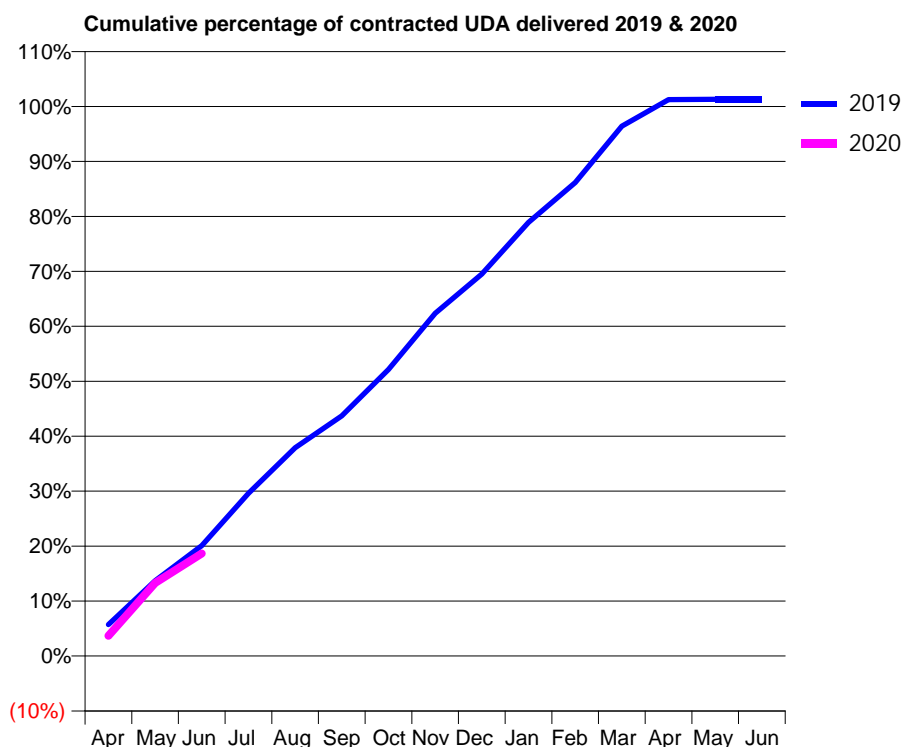
19/20 Contracted general activity (UDA)	7,638
Carry forward general activity (UDA)	0
19/20 Contracted orthodontic activity (UOA)	0
Carry forward orthodontic activity (UOA)	0
Baseline contract value	£221,672.53

ACCESS*

Patients seen in 24 months	Total	Change since previous quarter
Quarter ending June 2018	3,181	
Quarter ending September 2018	3,224	→
Quarter ending December 2018	3,230	→
Quarter ending March 2019	3,198	→
Quarter ending June 2019	3,172	→
Variance since June 2018	(0.3%)	→



ACTIVITY



Month	Adjusted Scheduled Activity (UDA)	
	2019	2020
April	438	280
May	1,047	1,014
June	1,534	1,424
July	2,260	
August	2,895	
September	3,337	
October	3,983	
November	4,763	
December	5,309	
January	6,028	
February	6,581	
March	7,362	
April	7,735	
May	7,737	
June	7,737	

QUALITY

	Quantity	Base Number	Contract	LHB	Wales
% of FP17s for the same patient ID Re-attending within 3 months - Children	17	209	8.1%	8.4%	10.7%
% of FP17s for the same patient ID Re-attending within 3 months - Adults	51	670	7.6%	12.3%	15.5%
% of FP17s for the same patient ID Re-attending between 3 & 9 months - Children	107	209	51.2%	56.8%	60.1%
% of FP17s for the same patient ID Re-attending between 3 & 9 months - Adults	346	670	51.6%	52.7%	56.6%
% of FP17s for Band 1 Urgent Courses	33	733	4.5%	8.0%	9.1%
% of FP17s Relating to Free Repair or Replacements	0	733	0.0%	0.6%	0.7%
% of FP17s Relating to Continuations	5	733	0.7%	0.7%	0.6%
% of Patients satisfied with the dentistry they have received	10	10	100.0%	91.8%	92.8%
% of Patients satisfied with the time they had to wait for an appointment	8	10	80.0%	86.1%	87.5%

* This is based on patients treated on this contract for their most recent course of treatment. Figures in italics indicate the base number of FP17s or Patient Questionnaire responses are less than 100. N/A is shown where the base number of responses is less than 10 during the period. % is calculated as Quantity/Base number*100

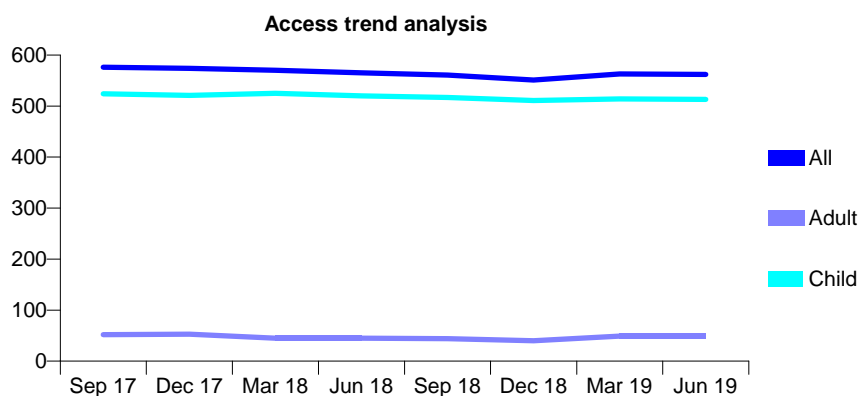
7A2 - Vital Signs At a Glance Contract Report for 158666/0001 - June 2019

Name or company name	Dew Street Dental Practice Limited
Contract type name	GDS Contract
Purpose of contract	General
Contract start date	01/04/2012
Contract end date	

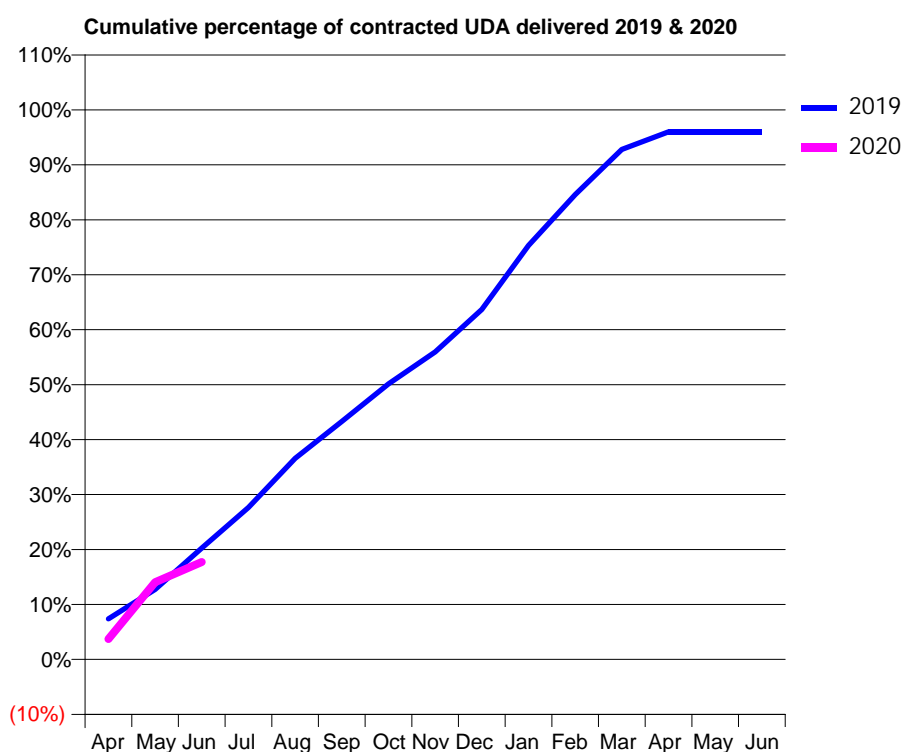
19/20 Contracted general activity (UDA)	1,393
Carry forward general activity (UDA)	0
19/20 Contracted orthodontic activity (UOA)	0
Carry forward orthodontic activity (UOA)	0
Baseline contract value	£40,122.17

ACCESS*

Patients seen in 24 months	Total	Change since previous quarter
Quarter ending June 2018	565	
Quarter ending September 2018	561	→
Quarter ending December 2018	551	↓
Quarter ending March 2019	563	↑
Quarter ending June 2019	562	→
Variance since June 2018	(0.5%)	→



ACTIVITY



Month	2019	2020
April	103	52
May	178	196
June	282	247
July	385	
August	510	
September	603	
October	698	
November	780	
December	887	
January	1,050	
February	1,178	
March	1,293	
April	1,338	
May	1,338	
June	1,338	

QUALITY

	Quantity	Base Number	Contract	LHB	Wales
% of FP17s for the same patient ID Re-attending within 3 months - Children	13	221	5.9%	8.4%	10.7%
% of FP17s for the same patient ID Re-attending within 3 months - Adults	0	0	N/A	12.3%	15.5%
% of FP17s for the same patient ID Re-attending between 3 & 9 months - Children	167	221	75.6%	56.8%	60.1%
% of FP17s for the same patient ID Re-attending between 3 & 9 months - Adults	0	0	N/A	52.7%	56.6%
% of FP17s for Band 1 Urgent Courses	5	190	2.6%	8.0%	9.1%
% of FP17s Relating to Free Repair or Replacements	0	190	0.0%	0.6%	0.7%
% of FP17s Relating to Continuations	0	190	0.0%	0.7%	0.6%
% of Patients satisfied with the dentistry they have received	3	3	N/A	91.8%	92.8%
% of Patients satisfied with the time they had to wait for an appointment	1	3	N/A	86.1%	87.5%

* This is based on patients treated on this contract for their most recent course of treatment. Figures in italics indicate the base number of FP17s or Patient Questionnaire responses are less than 100. N/A is shown where the base number of responses is less than 10 during the period. % is calculated as Quantity/Base number*100

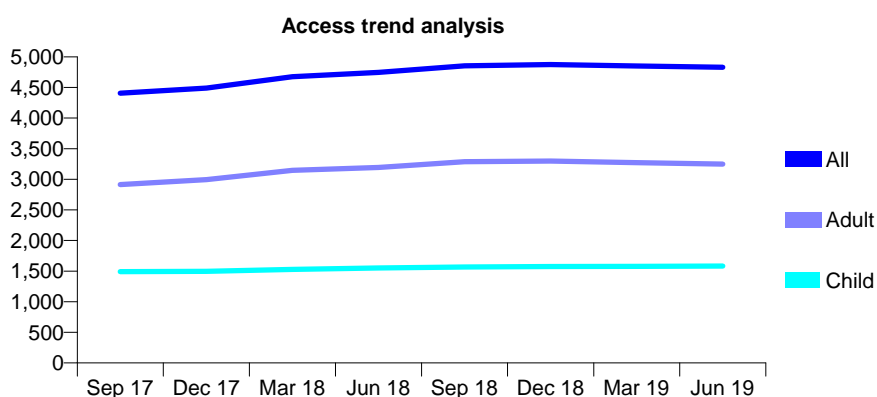
7A2 - Vital Signs At a Glance Contract Report for 163449/0001 - June 2019

Name or company name	Portland Street Dental Practice
Contract type name	GDS Contract
Purpose of contract	General
Contract start date	01/04/2010
Contract end date	

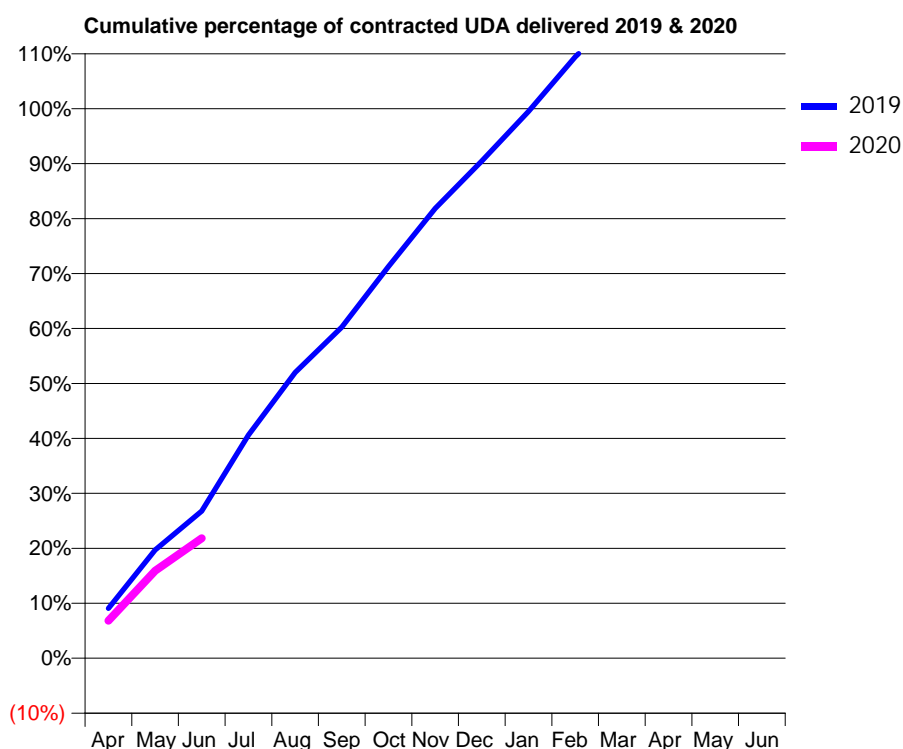
19/20 Contracted general activity (UDA)	10,142
Carry forward general activity (UDA)	0
19/20 Contracted orthodontic activity (UOA)	0
Carry forward orthodontic activity (UOA)	0
Baseline contract value	£383,510.13

ACCESS*

Patients seen in 24 months	Total	Change since previous quarter
Quarter ending June 2018	4,746	
Quarter ending September 2018	4,853	↑
Quarter ending December 2018	4,874	→
Quarter ending March 2019	4,850	→
Quarter ending June 2019	4,829	→
Variance since June 2018	1.7%	→



ACTIVITY



Month	Adjusted Scheduled Activity (UDA)	
	2019	2020
April	923	694
May	1,998	1,614
June	2,715	2,215
July	4,118	
August	5,273	
September	6,109	
October	7,230	
November	8,300	
December	9,177	
January	10,090	
February	11,098	
March	11,871	
April	12,044	
May	12,057	
June	12,056	

QUALITY

	Quantity	Base Number	Contract	LHB	Wales
% of FP17s for the same patient ID Re-attending within 3 months - Children	35	606	5.8%	8.4%	10.7%
% of FP17s for the same patient ID Re-attending within 3 months - Adults	83	887	9.4%	12.3%	15.5%
% of FP17s for the same patient ID Re-attending between 3 & 9 months - Children	432	606	71.3%	56.8%	60.1%
% of FP17s for the same patient ID Re-attending between 3 & 9 months - Adults	573	887	64.6%	52.7%	56.6%
% of FP17s for Band 1 Urgent Courses	88	1,348	6.5%	8.0%	9.1%
% of FP17s Relating to Free Repair or Replacements	6	1,348	0.4%	0.6%	0.7%
% of FP17s Relating to Continuations	0	1,348	0.0%	0.7%	0.6%
% of Patients satisfied with the dentistry they have received	10	12	83.3%	91.8%	92.8%
% of Patients satisfied with the time they had to wait for an appointment	8	12	66.7%	86.1%	87.5%

* This is based on patients treated on this contract for their most recent course of treatment.

Figures in italics indicate the base number of FP17s or Patient Questionnaire responses are less than 100. N/A is shown where the base number of responses is less than 10 during the period. % is calculated as Quantity/Base number*100

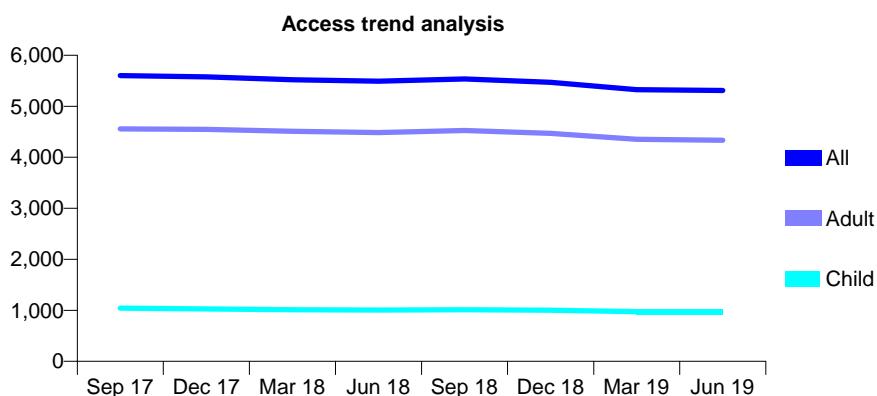
7A2 - Vital Signs At a Glance Contract Report for 164496/0001 - June 2019

Name or company name	Whitecross Partnership Account
Contract type name	GDS Contract
Purpose of contract	General
Contract start date	29/03/2010
Contract end date	

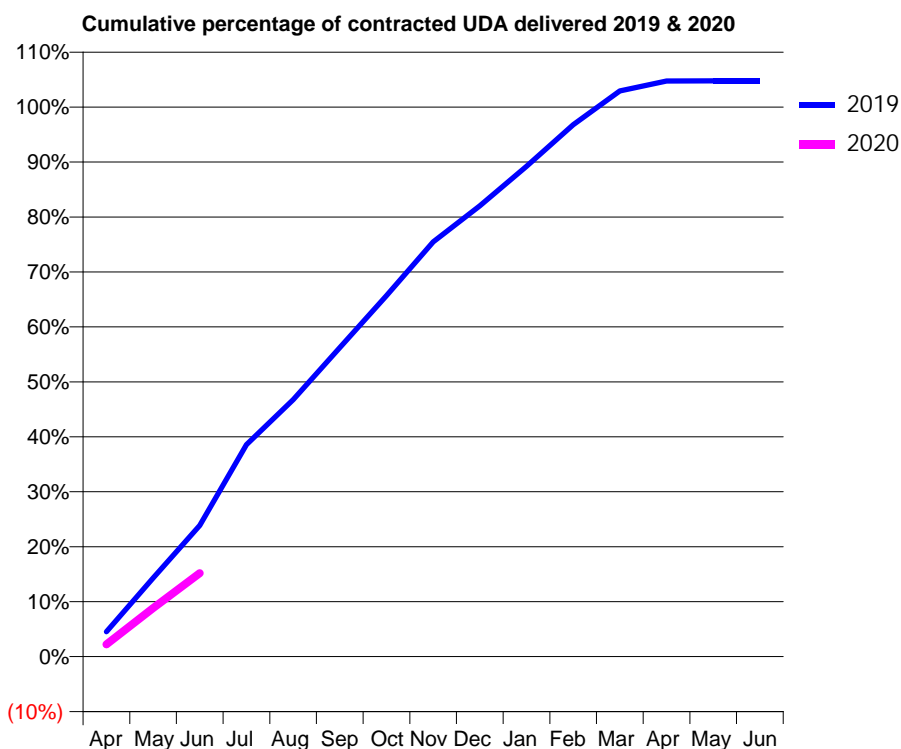
19/20 Contracted general activity (UDA)	15,051
Carry forward general activity (UDA)	0
19/20 Contracted orthodontic activity (UOA)	0
Carry forward orthodontic activity (UOA)	0
Baseline contract value	£554,598.89

ACCESS*

Patients seen in 24 months	Total	Change since previous quarter
Quarter ending June 2018	5,491	
Quarter ending September 2018	5,537	→
Quarter ending December 2018	5,470	↓
Quarter ending March 2019	5,327	↓
Quarter ending June 2019	5,308	→
Variance since June 2018	(3.3%)	↓



ACTIVITY



Month	Adjusted Scheduled Activity (UDA)	
	2019	2020
April	682	332
May	2,157	1,333
June	3,591	2,286
July	5,805	
August	7,036	
September	8,459	
October	9,886	
November	11,360	
December	12,343	
January	13,430	
February	14,567	
March	15,492	
April	15,765	
May	15,769	
June	15,770	

QUALITY

	Quantity	Base Number	Contract	LHB	Wales
% of FP17s for the same patient ID Re-attending within 3 months - Children	11	222	5.0%	8.4%	10.7%
% of FP17s for the same patient ID Re-attending within 3 months - Adults	96	877	10.9%	12.3%	15.5%
% of FP17s for the same patient ID Re-attending between 3 & 9 months - Children	82	222	36.9%	56.8%	60.1%
% of FP17s for the same patient ID Re-attending between 3 & 9 months - Adults	352	877	40.1%	52.7%	56.6%
% of FP17s for Band 1 Urgent Courses	120	998	12.0%	8.0%	9.1%
% of FP17s Relating to Free Repair or Replacements	3	998	0.3%	0.6%	0.7%
% of FP17s Relating to Continuations	5	998	0.5%	0.7%	0.6%
% of Patients satisfied with the dentistry they have received	27	28	96.4%	91.8%	92.8%
% of Patients satisfied with the time they had to wait for an appointment	23	28	82.1%	86.1%	87.5%

* This is based on patients treated on this contract for their most recent course of treatment. Figures in italics indicate the base number of FP17s or Patient Questionnaire responses are less than 100. N/A is shown where the base number of responses is less than 10 during the period. % is calculated as Quantity/Base number*100

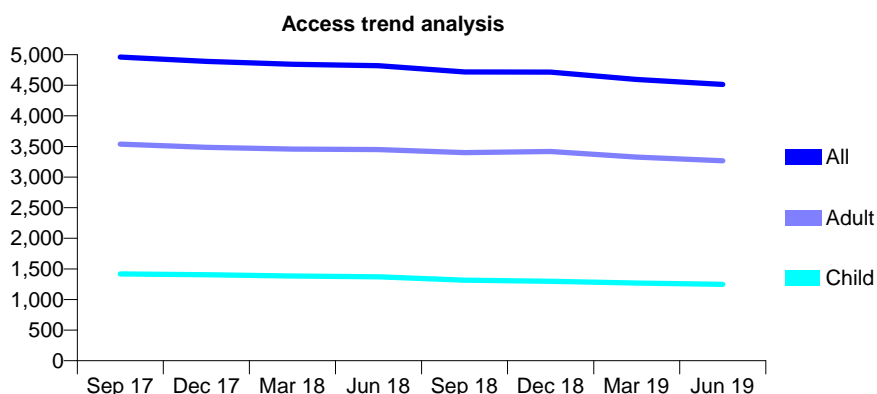
7A2 - Vital Signs At a Glance Contract Report for 166820/0001 - June 2019

Name or company name	Dr N Patel, Dr J Rai and Dr N Kernahan
Contract type name	Pilot Contract
Purpose of contract	General
Contract start date	01/04/2006
Contract end date	

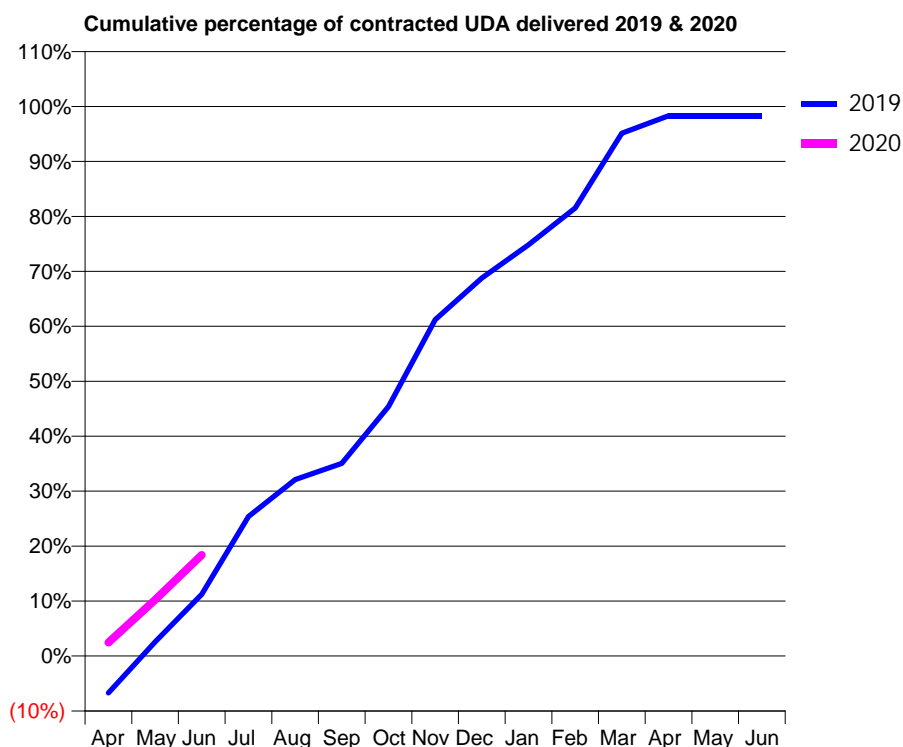
19/20 Contracted general activity (UDA)	10,756
Carry forward general activity (UDA)	0
19/20 Contracted orthodontic activity (UOA)	0
Carry forward orthodontic activity (UOA)	0
Baseline contract value	£350,213.69

ACCESS*

Patients seen in 24 months	Total	Change since previous quarter
Quarter ending June 2018	4,821	
Quarter ending September 2018	4,717	↓
Quarter ending December 2018	4,716	→
Quarter ending March 2019	4,595	↓
Quarter ending June 2019	4,514	↓
Variance since June 2018	(6.4%)	↓



ACTIVITY



Month	Adjusted Scheduled Activity (UDA)	
	2019	2020
April	-784	264
May	302	1,104
June	1,307	1,980
July	2,960	
August	3,744	
September	4,085	
October	5,288	
November	7,134	
December	8,016	
January	8,719	
February	9,501	
March	11,087	
April	11,454	
May	11,455	
June	11,455	

QUALITY

	Quantity	Base Number	Contract	LHB	Wales
% of FP17s for the same patient ID Re-attending within 3 months - Children	21	381	5.5%	8.4%	10.7%
% of FP17s for the same patient ID Re-attending within 3 months - Adults	153	951	16.1%	12.3%	15.5%
% of FP17s for the same patient ID Re-attending between 3 & 9 months - Children	201	381	52.8%	56.8%	60.1%
% of FP17s for the same patient ID Re-attending between 3 & 9 months - Adults	483	951	50.8%	52.7%	56.6%
% of FP17s for Band 1 Urgent Courses	95	1,137	8.4%	8.0%	9.1%
% of FP17s Relating to Free Repair or Replacements	14	1,137	1.2%	0.6%	0.7%
% of FP17s Relating to Continuations	21	1,137	1.8%	0.7%	0.6%
% of Patients satisfied with the dentistry they have received	8	12	66.7%	91.8%	92.8%
% of Patients satisfied with the time they had to wait for an appointment	10	12	83.3%	86.1%	87.5%

* This is based on patients treated on this contract for their most recent course of treatment. Figures in italics indicate the base number of FP17s or Patient Questionnaire responses are less than 100. N/A is shown where the base number of responses is less than 10 during the period. % is calculated as Quantity/Base number*100

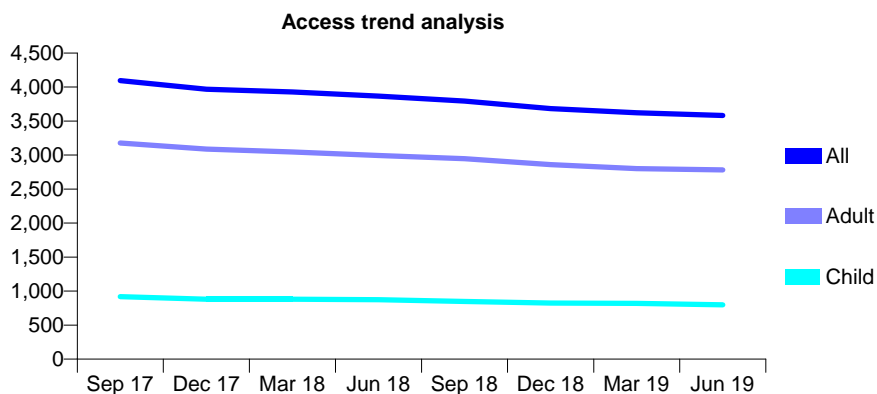
7A2 - Vital Signs At a Glance Contract Report for 169226/0001 - June 2019

Name or company name	Dr. N Patel, J Rai & Dr. N Kernahan
Contract type name	GDS Contract
Purpose of contract	General
Contract start date	01/08/2007
Contract end date	

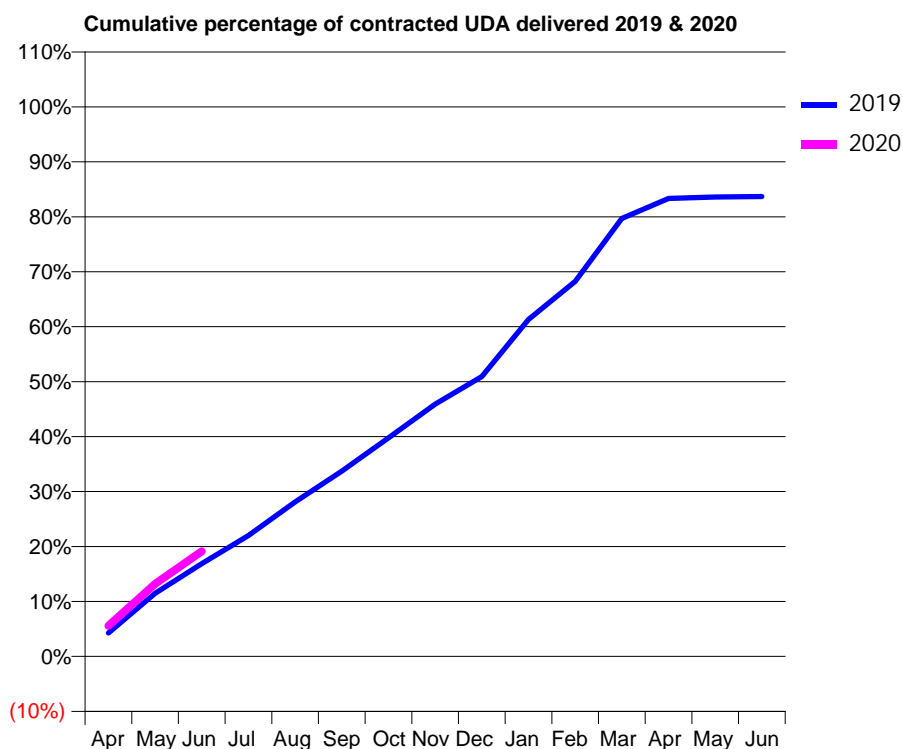
19/20 Contracted general activity (UDA)	10,000
Carry forward general activity (UDA)	0
19/20 Contracted orthodontic activity (UOA)	0
Carry forward orthodontic activity (UOA)	0
Baseline contract value	£283,200.00

ACCESS*

Patients seen in 24 months	Total	Change since previous quarter
Quarter ending June 2018	3,868	
Quarter ending September 2018	3,795	↓
Quarter ending December 2018	3,683	↓
Quarter ending March 2019	3,622	↓
Quarter ending June 2019	3,581	↓
Variance since June 2018	(7.4%)	↓



ACTIVITY



Month	2019	2020
April	494	560
May	1,321	1,322
June	1,941	1,913
July	2,531	
August	3,232	
September	3,876	
October	4,571	
November	5,282	
December	5,856	
January	7,052	
February	7,848	
March	9,164	
April	9,582	
May	9,613	
June	9,624	

QUALITY

	Quantity	Base Number	Contract	LHB	Wales
% of FP17s for the same patient ID Re-attending within 3 months - Children	21	281	7.5%	8.4%	10.7%
% of FP17s for the same patient ID Re-attending within 3 months - Adults	199	1,073	18.5%	12.3%	15.5%
% of FP17s for the same patient ID Re-attending between 3 & 9 months - Children	161	281	57.3%	56.8%	60.1%
% of FP17s for the same patient ID Re-attending between 3 & 9 months - Adults	606	1,073	56.5%	52.7%	56.6%
% of FP17s for Band 1 Urgent Courses	67	1,094	6.1%	8.0%	9.1%
% of FP17s Relating to Free Repair or Replacements	9	1,094	0.8%	0.6%	0.7%
% of FP17s Relating to Continuations	20	1,094	1.8%	0.7%	0.6%
% of Patients satisfied with the dentistry they have received	12	15	80.0%	91.8%	92.8%
% of Patients satisfied with the time they had to wait for an appointment	12	15	80.0%	86.1%	87.5%

* This is based on patients treated on this contract for their most recent course of treatment. Figures in italics indicate the base number of FP17s or Patient Questionnaire responses are less than 100. N/A is shown where the base number of responses is less than 10 during the period. % is calculated as Quantity/Base number*100

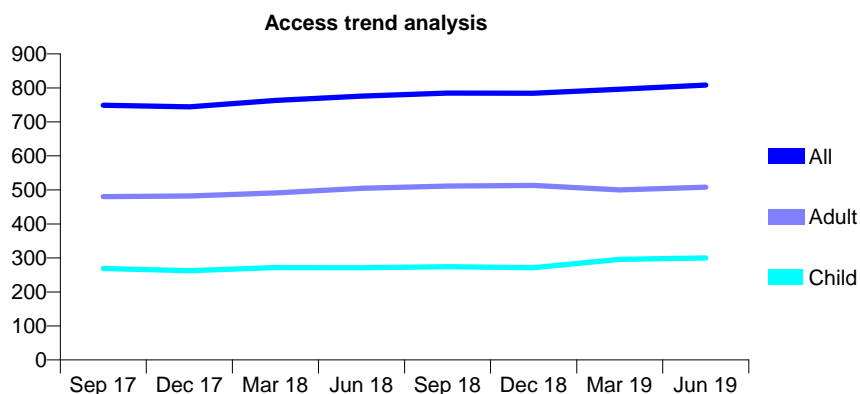
7A2 - Vital Signs At a Glance Contract Report for 172243/0001 - June 2019

Name or company name	Adrian Chiriac
Contract type name	GDS Contract
Purpose of contract	General
Contract start date	01/04/2011
Contract end date	

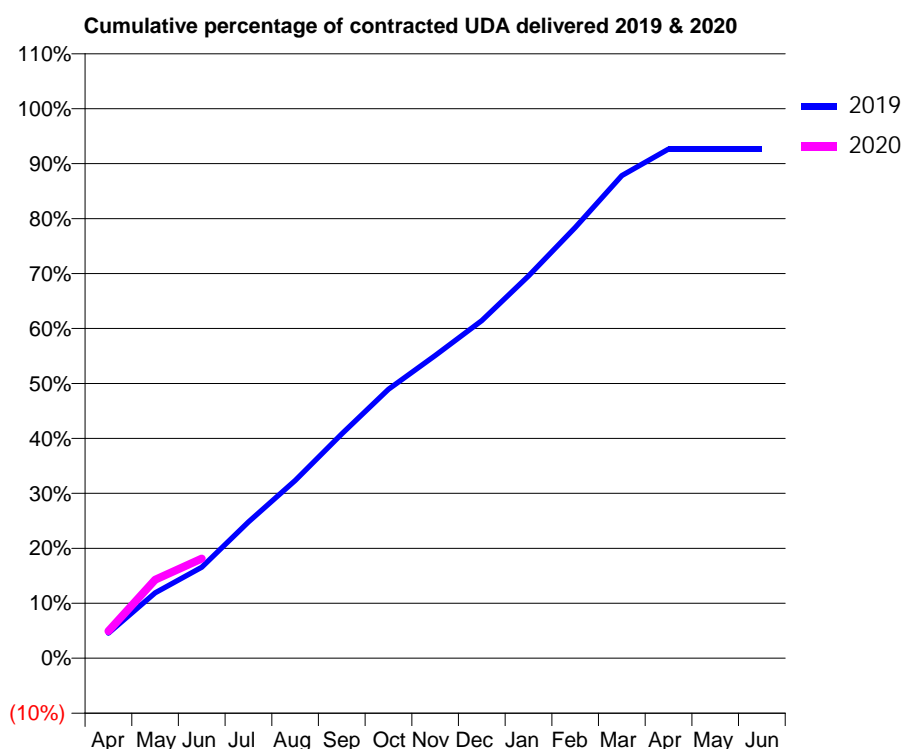
19/20 Contracted general activity (UDA)	2,192
Carry forward general activity (UDA)	0
19/20 Contracted orthodontic activity (UOA)	0
Carry forward orthodontic activity (UOA)	0
Baseline contract value	£62,015.88

ACCESS*

Patients seen in 24 months	Total	Change since previous quarter
Quarter ending June 2018	776	
Quarter ending September 2018	785	→
Quarter ending December 2018	784	→
Quarter ending March 2019	796	→
Quarter ending June 2019	808	→
Variance since June 2018	4.1%	↑



ACTIVITY



Month	2019	2020
April	100	108
May	261	313
June	363	398
July	543	
August	709	
September	894	
October	1,073	
November	1,208	
December	1,347	
January	1,525	
February	1,718	
March	1,925	
April	2,031	
May	2,031	
June	2,031	

QUALITY

	Quantity	Base Number	Contract	LHB	Wales
% of FP17s for the same patient ID Re-attending within 3 months - Children	12	100	12.0%	8.4%	10.7%
% of FP17s for the same patient ID Re-attending within 3 months - Adults	25	156	16.0%	12.3%	15.5%
% of FP17s for the same patient ID Re-attending between 3 & 9 months - Children	58	100	58.0%	56.8%	60.1%
% of FP17s for the same patient ID Re-attending between 3 & 9 months - Adults	90	156	57.7%	52.7%	56.6%
% of FP17s for Band 1 Urgent Courses	29	205	14.1%	8.0%	9.1%
% of FP17s Relating to Free Repair or Replacements	0	205	0.0%	0.6%	0.7%
% of FP17s Relating to Continuations	1	205	0.5%	0.7%	0.6%
% of Patients satisfied with the dentistry they have received	5	7	N/A	91.8%	92.8%
% of Patients satisfied with the time they had to wait for an appointment	6	7	N/A	86.1%	87.5%

* This is based on patients treated on this contract for their most recent course of treatment. Figures in italics indicate the base number of FP17s or Patient Questionnaire responses are less than 100. N/A is shown where the base number of responses is less than 10 during the period. % is calculated as Quantity/Base number*100

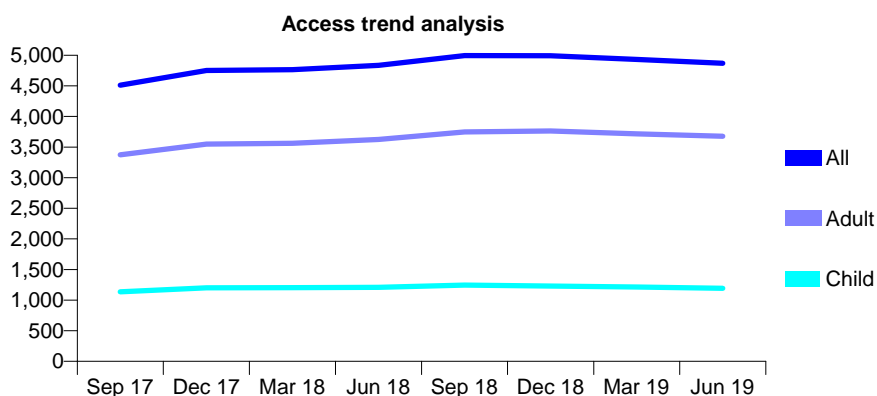
7A2 - Vital Signs At a Glance Contract Report for 175714/0001 - June 2019

Name or company name	MSC Universal Limited
Contract type name	GDS Contract
Purpose of contract	General
Contract start date	01/12/2010
Contract end date	

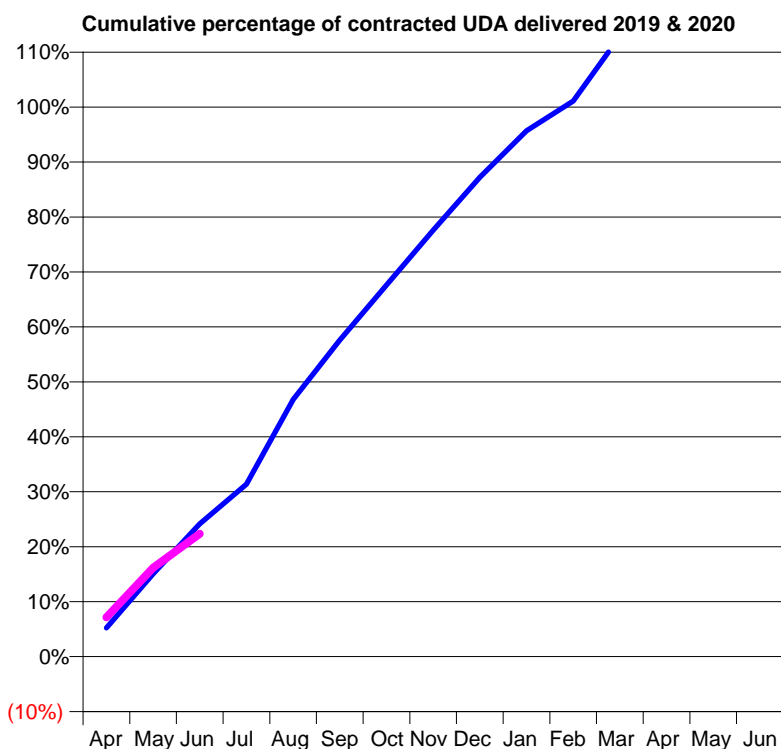
19/20 Contracted general activity (UDA)	15,000
Carry forward general activity (UDA)	0
19/20 Contracted orthodontic activity (UOA)	0
Carry forward orthodontic activity (UOA)	0
Baseline contract value	£461,746.10

ACCESS*

Patients seen in 24 months	Total	Change since previous quarter
Quarter ending June 2018	4,835	
Quarter ending September 2018	4,995	↑
Quarter ending December 2018	4,993	→
Quarter ending March 2019	4,931	↓
Quarter ending June 2019	4,869	↓
Variance since June 2018	0.7%	→



ACTIVITY



Month	Adjusted Scheduled Activity (UDA)	
	2019	2020
April	785	1,072
May	2,264	2,425
June	3,624	3,355
July	4,710	
August	7,015	
September	8,640	
October	10,138	
November	11,640	
December	13,080	
January	14,352	
February	15,166	
March	16,928	
April	17,217	
May	17,233	
June	17,233	

QUALITY

	Quantity	Base Number	Contract	LHB	Wales
% of FP17s for the same patient ID Re-attending within 3 months - Children	16	381	4.2%	8.4%	10.7%
% of FP17s for the same patient ID Re-attending within 3 months - Adults	183	1,303	14.0%	12.3%	15.5%
% of FP17s for the same patient ID Re-attending between 3 & 9 months - Children	290	381	76.1%	56.8%	60.1%
% of FP17s for the same patient ID Re-attending between 3 & 9 months - Adults	942	1,303	72.3%	52.7%	56.6%
% of FP17s for Band 1 Urgent Courses	59	1,523	3.9%	8.0%	9.1%
% of FP17s Relating to Free Repair or Replacements	9	1,523	0.6%	0.6%	0.7%
% of FP17s Relating to Continuations	34	1,523	2.2%	0.7%	0.6%
% of Patients satisfied with the dentistry they have received	17	19	89.5%	91.8%	92.8%
% of Patients satisfied with the time they had to wait for an appointment	19	19	100.0%	86.1%	87.5%

* This is based on patients treated on this contract for their most recent course of treatment. Figures in italics indicate the base number of FP17s or Patient Questionnaire responses are less than 100. N/A is shown where the base number of responses is less than 10 during the period. % is calculated as Quantity/Base number*100

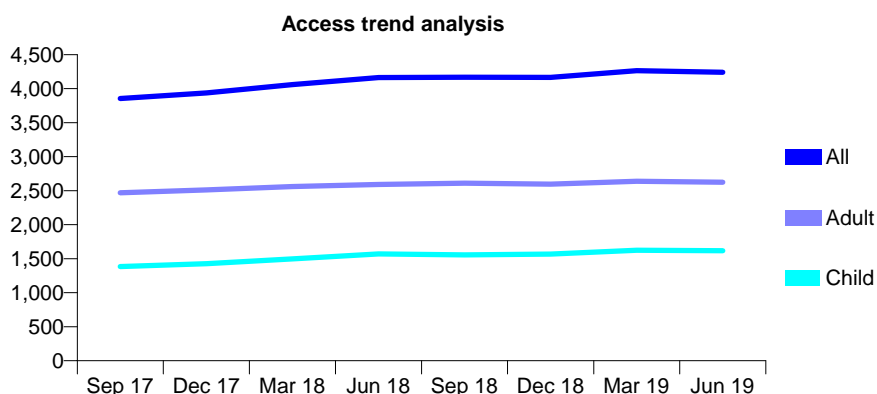
7A2 - Vital Signs At a Glance Contract Report for 177342/0001 - June 2019

Name or company name	Whitecross Partnership Account
Contract type name	GDS Contract
Purpose of contract	General
Contract start date	01/01/2009
Contract end date	

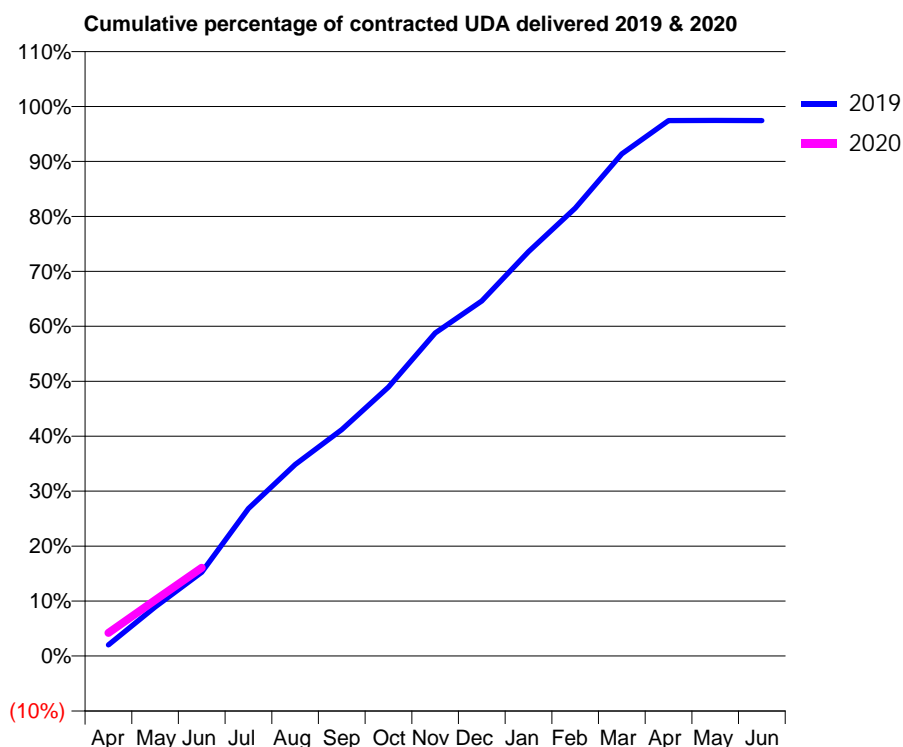
19/20 Contracted general activity (UDA)	11,593
Carry forward general activity (UDA)	0
19/20 Contracted orthodontic activity (UOA)	0
Carry forward orthodontic activity (UOA)	0
Baseline contract value	£407,907.96

ACCESS*

Patients seen in 24 months	Total	Change since previous quarter
Quarter ending June 2018	4,163	
Quarter ending September 2018	4,167	→
Quarter ending December 2018	4,165	→
Quarter ending March 2019	4,264	↑
Quarter ending June 2019	4,243	→
Variance since June 2018	1.9%	→



ACTIVITY



Month	Adjusted Scheduled Activity (UDA)	
	2019	2020
April	235	489
May	1,036	1,181
June	1,769	1,861
July	3,111	
August	4,038	
September	4,776	
October	5,674	
November	6,816	
December	7,492	
January	8,531	
February	9,449	
March	10,593	
April	11,294	
May	11,296	
June	11,295	

QUALITY

	Quantity	Base Number	Contract	LHB	Wales
% of FP17s for the same patient ID Re-attending within 3 months - Children	32	547	5.9%	8.4%	10.7%
% of FP17s for the same patient ID Re-attending within 3 months - Adults	92	760	12.1%	12.3%	15.5%
% of FP17s for the same patient ID Re-attending between 3 & 9 months - Children	295	547	53.9%	56.8%	60.1%
% of FP17s for the same patient ID Re-attending between 3 & 9 months - Adults	433	760	57.0%	52.7%	56.6%
% of FP17s for Band 1 Urgent Courses	78	1,024	7.6%	8.0%	9.1%
% of FP17s Relating to Free Repair or Replacements	2	1,024	0.2%	0.6%	0.7%
% of FP17s Relating to Continuations	5	1,024	0.5%	0.7%	0.6%
% of Patients satisfied with the dentistry they have received	12	13	92.3%	91.8%	92.8%
% of Patients satisfied with the time they had to wait for an appointment	10	13	76.9%	86.1%	87.5%

* This is based on patients treated on this contract for their most recent course of treatment. Figures in italics indicate the base number of FP17s or Patient Questionnaire responses are less than 100. N/A is shown where the base number of responses is less than 10 during the period. % is calculated as Quantity/Base number*100

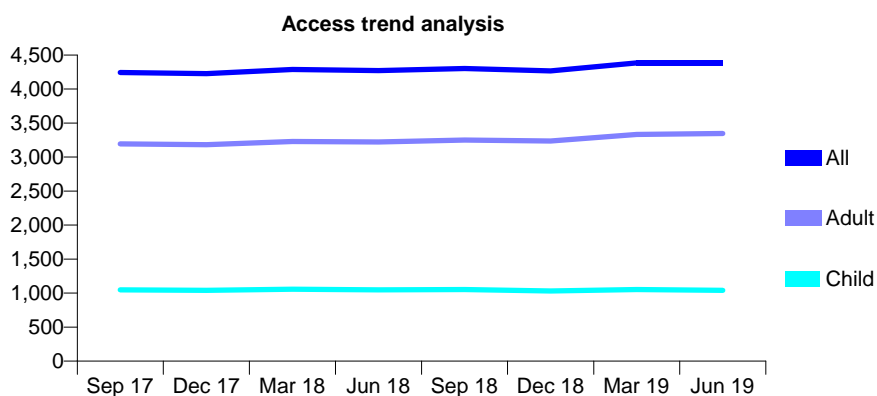
7A2 - Vital Signs At a Glance Contract Report for 187429/0001 - June 2019

Name or company name	Fifield & Borsden
Contract type name	GDS Contract
Purpose of contract	General
Contract start date	01/04/2006
Contract end date	

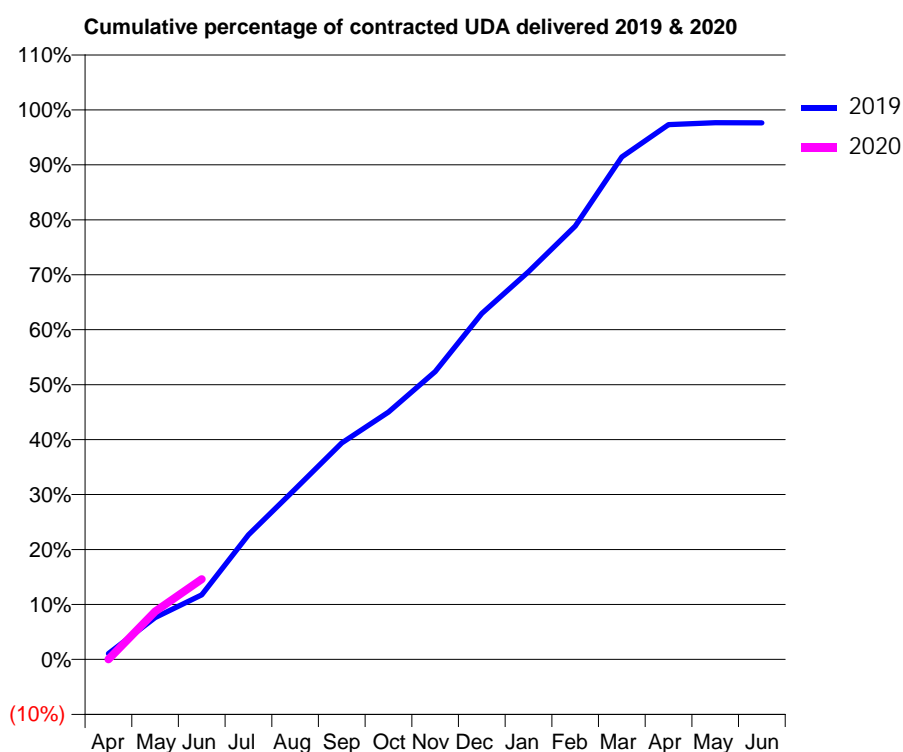
19/20 Contracted general activity (UDA)	15,000
Carry forward general activity (UDA)	0
19/20 Contracted orthodontic activity (UOA)	0
Carry forward orthodontic activity (UOA)	0
Baseline contract value	£359,579.34

ACCESS*

Patients seen in 24 months	Total	Change since previous quarter
Quarter ending June 2018	4,271	
Quarter ending September 2018	4,303	→
Quarter ending December 2018	4,268	→
Quarter ending March 2019	4,386	↑
Quarter ending June 2019	4,386	→
Variance since June 2018	2.7%	↑



ACTIVITY



Month	2019	2020
April	161	0
May	1,146	1,307
June	1,764	2,191
July	3,403	
August	4,651	
September	5,910	
October	6,749	
November	7,858	
December	9,441	
January	10,583	
February	11,827	
March	13,713	
April	14,594	
May	14,651	
June	14,645	

QUALITY

	Quantity	Base Number	Contract	LHB	Wales
% of FP17s for the same patient ID Re-attending within 3 months - Children	26	373	7.0%	8.4%	10.7%
% of FP17s for the same patient ID Re-attending within 3 months - Adults	144	1,171	12.3%	12.3%	15.5%
% of FP17s for the same patient ID Re-attending between 3 & 9 months - Children	276	373	74.0%	56.8%	60.1%
% of FP17s for the same patient ID Re-attending between 3 & 9 months - Adults	815	1,171	69.6%	52.7%	56.6%
% of FP17s for Band 1 Urgent Courses	76	1,112	6.8%	8.0%	9.1%
% of FP17s Relating to Free Repair or Replacements	14	1,112	1.3%	0.6%	0.7%
% of FP17s Relating to Continuations	6	1,112	0.5%	0.7%	0.6%
% of Patients satisfied with the dentistry they have received	20	22	90.9%	91.8%	92.8%
% of Patients satisfied with the time they had to wait for an appointment	19	22	86.4%	86.1%	87.5%

* This is based on patients treated on this contract for their most recent course of treatment. Figures in italics indicate the base number of FP17s or Patient Questionnaire responses are less than 100. N/A is shown where the base number of responses is less than 10 during the period. % is calculated as Quantity/Base number*100

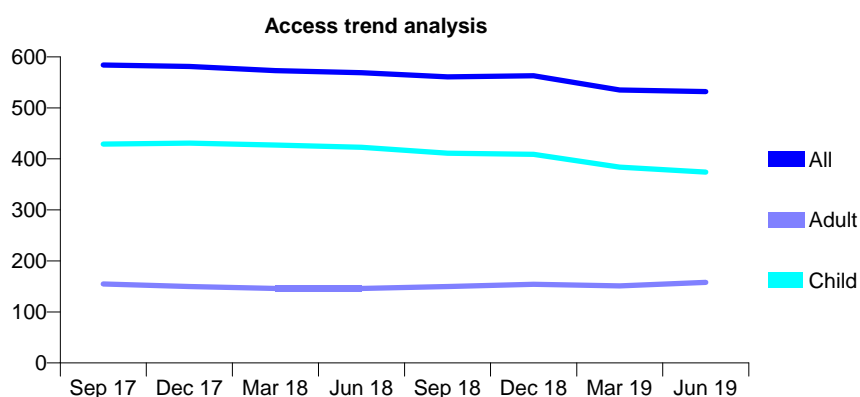
7A2 - Vital Signs At a Glance Contract Report for 212970/0001 - June 2019

Name or company name	MRS SJ JOHNSON
Contract type name	GDS Contract
Purpose of contract	General
Contract start date	01/06/2006
Contract end date	

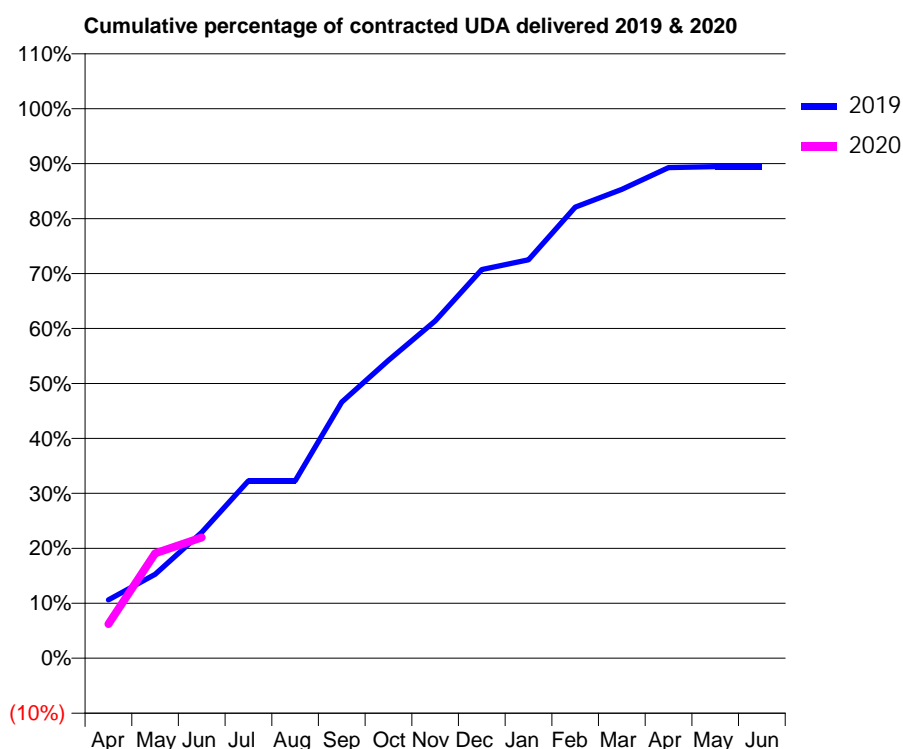
19/20 Contracted general activity (UDA)	1,150
Carry forward general activity (UDA)	0
19/20 Contracted orthodontic activity (UOA)	0
Carry forward orthodontic activity (UOA)	0
Baseline contract value	£32,105.80

ACCESS*

Patients seen in 24 months	Total	Change since previous quarter
Quarter ending June 2018	569	
Quarter ending September 2018	561	↓
Quarter ending December 2018	563	→
Quarter ending March 2019	535	↓
Quarter ending June 2019	532	→
Variance since June 2018	(6.5%)	↓



ACTIVITY



Adjusted Scheduled Activity (UDA)		
Month	2019	2020
April	122	72
May	176	219
June	263	253
July	371	
August	371	
September	536	
October	623	
November	706	
December	813	
January	834	
February	944	
March	981	
April	1,027	
May	1,029	
June	1,029	

QUALITY

	Quantity	Base Number	Contract	LHB	Wales
% of FP17s for the same patient ID Re-attending within 3 months - Children	10	160	6.3%	8.4%	10.7%
% of FP17s for the same patient ID Re-attending within 3 months - Adults	4	33	12.1%	12.3%	15.5%
% of FP17s for the same patient ID Re-attending between 3 & 9 months - Children	90	160	56.3%	56.8%	60.1%
% of FP17s for the same patient ID Re-attending between 3 & 9 months - Adults	8	33	24.2%	52.7%	56.6%
% of FP17s for Band 1 Urgent Courses	14	178	7.9%	8.0%	9.1%
% of FP17s Relating to Free Repair or Replacements	0	178	0.0%	0.6%	0.7%
% of FP17s Relating to Continuations	0	178	0.0%	0.7%	0.6%
% of Patients satisfied with the dentistry they have received	2	2	N/A	91.8%	92.8%
% of Patients satisfied with the time they had to wait for an appointment	2	2	N/A	86.1%	87.5%

* This is based on patients treated on this contract for their most recent course of treatment.

Figures in italics indicate the base number of FP17s or Patient Questionnaire responses are less than 100. N/A is shown where the base number of responses is less than 10 during the period. % is calculated as Quantity/Base number*100

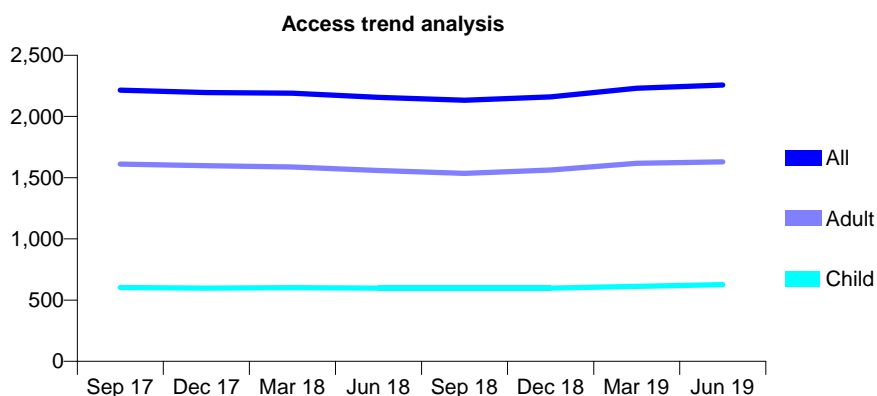
7A2 - Vital Signs At a Glance Contract Report for 222763/0001 - June 2019

Name or company name	MR EW DANIELS
Contract type name	GDS Contract
Purpose of contract	General
Contract start date	01/11/2007
Contract end date	

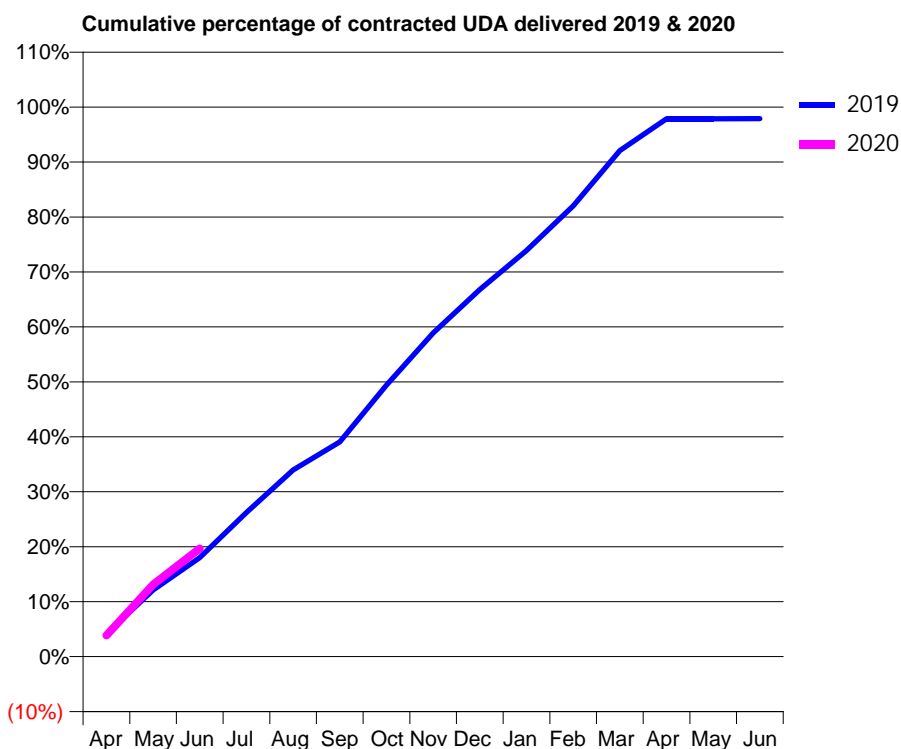
19/20 Contracted general activity (UDA)	5,820
Carry forward general activity (UDA)	0
19/20 Contracted orthodontic activity (UOA)	0
Carry forward orthodontic activity (UOA)	0
Baseline contract value	£143,826.79

ACCESS*

Patients seen in 24 months	Total	Change since previous quarter
Quarter ending June 2018	2,156	
Quarter ending September 2018	2,132	↓
Quarter ending December 2018	2,161	→
Quarter ending March 2019	2,230	↑
Quarter ending June 2019	2,256	→
Variance since June 2018	4.6%	↑



ACTIVITY



Month	Adjusted Scheduled Activity (UDA)	
	2019	2020
April	239	225
May	706	764
June	1,049	1,144
July	1,526	
August	1,976	
September	2,275	
October	2,875	
November	3,428	
December	3,887	
January	4,301	
February	4,774	
March	5,359	
April	5,696	
May	5,696	
June	5,697	

QUALITY

	Quantity	Base Number	Contract	LHB	Wales
% of FP17s for the same patient ID Re-attending within 3 months - Children	16	294	5.4%	8.4%	10.7%
% of FP17s for the same patient ID Re-attending within 3 months - Adults	58	619	9.4%	12.3%	15.5%
% of FP17s for the same patient ID Re-attending between 3 & 9 months - Children	182	294	61.9%	56.8%	60.1%
% of FP17s for the same patient ID Re-attending between 3 & 9 months - Adults	332	619	53.6%	52.7%	56.6%
% of FP17s for Band 1 Urgent Courses	39	761	5.1%	8.0%	9.1%
% of FP17s Relating to Free Repair or Replacements	3	761	0.4%	0.6%	0.7%
% of FP17s Relating to Continuations	0	761	0.0%	0.7%	0.6%
% of Patients satisfied with the dentistry they have received	3	3	N/A	91.8%	92.8%
% of Patients satisfied with the time they had to wait for an appointment	3	3	N/A	86.1%	87.5%

* This is based on patients treated on this contract for their most recent course of treatment. Figures in italics indicate the base number of FP17s or Patient Questionnaire responses are less than 100. N/A is shown where the base number of responses is less than 10 during the period. % is calculated as Quantity/Base number*100

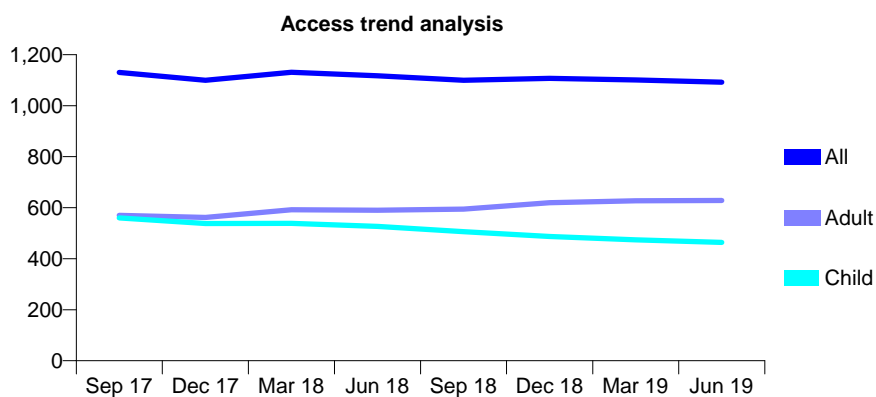
7A2 - Vital Signs At a Glance Contract Report for 273260/0001 - June 2019

Name or company name	Portfield Dental Surgery
Contract type name	GDS Contract
Purpose of contract	General
Contract start date	01/02/2014
Contract end date	

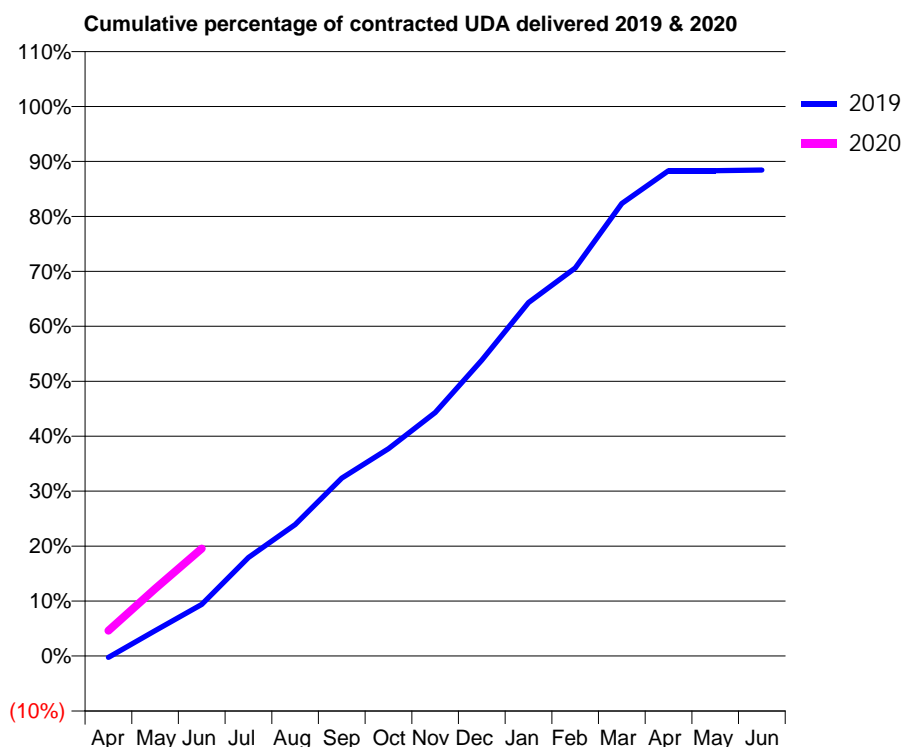
19/20 Contracted general activity (UDA)	2,776
Carry forward general activity (UDA)	0
19/20 Contracted orthodontic activity (UOA)	0
Carry forward orthodontic activity (UOA)	0
Baseline contract value	£79,082.67

ACCESS*

Patients seen in 24 months	Total	Change since previous quarter
Quarter ending June 2018	1,117	
Quarter ending September 2018	1,100	↓
Quarter ending December 2018	1,107	→
Quarter ending March 2019	1,101	→
Quarter ending June 2019	1,092	→
Variance since June 2018	(2.2%)	↓



ACTIVITY



Month	Adjusted Scheduled Activity (UDA)	
	2019	2020
April	-7	128
May	128	340
June	261	543
July	497	
August	664	
September	898	
October	1,047	
November	1,230	
December	1,494	
January	1,786	
February	1,960	
March	2,286	
April	2,452	
May	2,452	
June	2,455	

QUALITY

	Quantity	Base Number	Contract	LHB	Wales
% of FP17s for the same patient ID Re-attending within 3 months - Children	18	204	8.8%	8.4%	10.7%
% of FP17s for the same patient ID Re-attending within 3 months - Adults	30	209	14.4%	12.3%	15.5%
% of FP17s for the same patient ID Re-attending between 3 & 9 months - Children	136	204	66.7%	56.8%	60.1%
% of FP17s for the same patient ID Re-attending between 3 & 9 months - Adults	105	209	50.2%	52.7%	56.6%
% of FP17s for Band 1 Urgent Courses	45	323	13.9%	8.0%	9.1%
% of FP17s Relating to Free Repair or Replacements	0	323	0.0%	0.6%	0.7%
% of FP17s Relating to Continuations	0	323	0.0%	0.7%	0.6%
% of Patients satisfied with the dentistry they have received	12	13	92.3%	91.8%	92.8%
% of Patients satisfied with the time they had to wait for an appointment	11	13	84.6%	86.1%	87.5%

* This is based on patients treated on this contract for their most recent course of treatment. Figures in italics indicate the base number of FP17s or Patient Questionnaire responses are less than 100. N/A is shown where the base number of responses is less than 10 during the period. % is calculated as Quantity/Base number*100

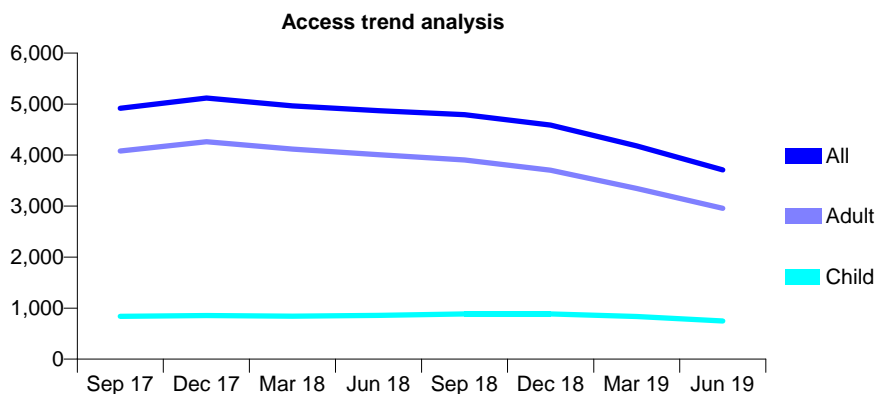
7A2 - Vital Signs At a Glance Contract Report for 282928/0001 - June 2019

Name or company name	MR JR HAYDEN
Contract type name	Pilot Contract
Purpose of contract	General
Contract start date	14/02/2014
Contract end date	

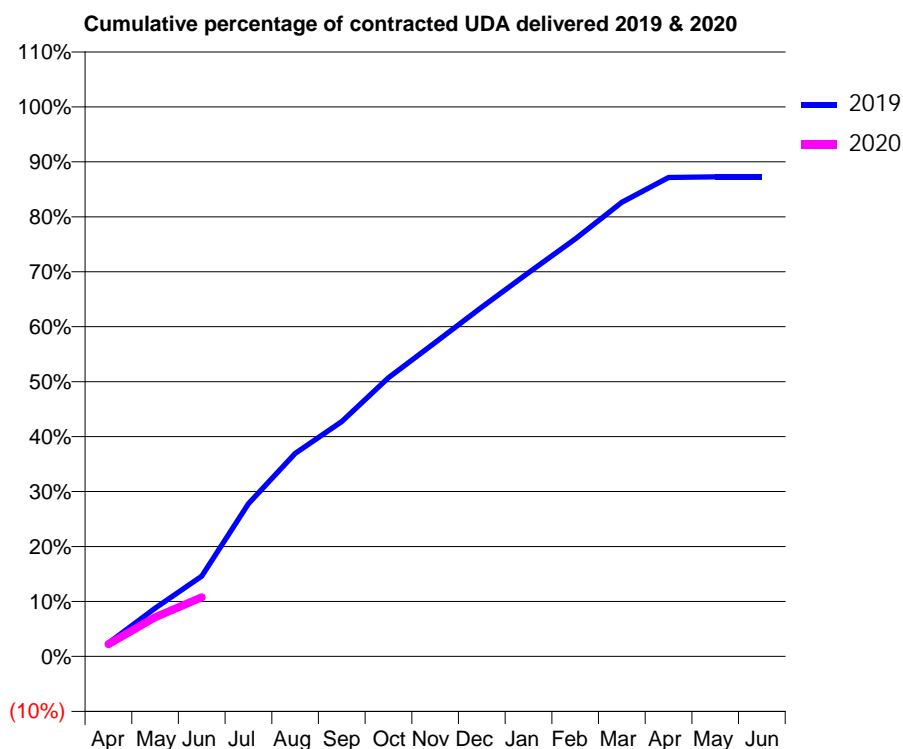
19/20 Contracted general activity (UDA)	13,612
Carry forward general activity (UDA)	0
19/20 Contracted orthodontic activity (UOA)	0
Carry forward orthodontic activity (UOA)	0
Baseline contract value	£389,712.70

ACCESS*

Patients seen in 24 months	Total	Change since previous quarter
Quarter ending June 2018	4,868	
Quarter ending September 2018	4,791	↓
Quarter ending December 2018	4,588	↓
Quarter ending March 2019	4,178	↓
Quarter ending June 2019	3,709	↓
Variance since June 2018	(23.8%)	↓



ACTIVITY



Month	2019	2020
April	352	303
May	1,263	968
June	2,096	1,464
July	3,995	
August	5,309	
September	6,142	
October	7,286	
November	8,205	
December	9,134	
January	10,034	
February	10,914	
March	11,874	
April	12,521	
May	12,536	
June	12,536	

QUALITY

	Quantity	Base Number	Contract	LHB	Wales
% of FP17s for the same patient ID Re-attending within 3 months - Children	10	219	4.6%	8.4%	10.7%
% of FP17s for the same patient ID Re-attending within 3 months - Adults	124	871	14.2%	12.3%	15.5%
% of FP17s for the same patient ID Re-attending between 3 & 9 months - Children	150	219	68.5%	56.8%	60.1%
% of FP17s for the same patient ID Re-attending between 3 & 9 months - Adults	503	871	57.7%	52.7%	56.6%
% of FP17s for Band 1 Urgent Courses	72	817	8.8%	8.0%	9.1%
% of FP17s Relating to Free Repair or Replacements	8	817	1.0%	0.6%	0.7%
% of FP17s Relating to Continuations	3	817	0.4%	0.7%	0.6%
% of Patients satisfied with the dentistry they have received	21	21	100.0%	91.8%	92.8%
% of Patients satisfied with the time they had to wait for an appointment	21	21	100.0%	86.1%	87.5%

* This is based on patients treated on this contract for their most recent course of treatment. Figures in italics indicate the base number of FP17s or Patient Questionnaire responses are less than 100. N/A is shown where the base number of responses is less than 10 during the period. % is calculated as Quantity/Base number*100

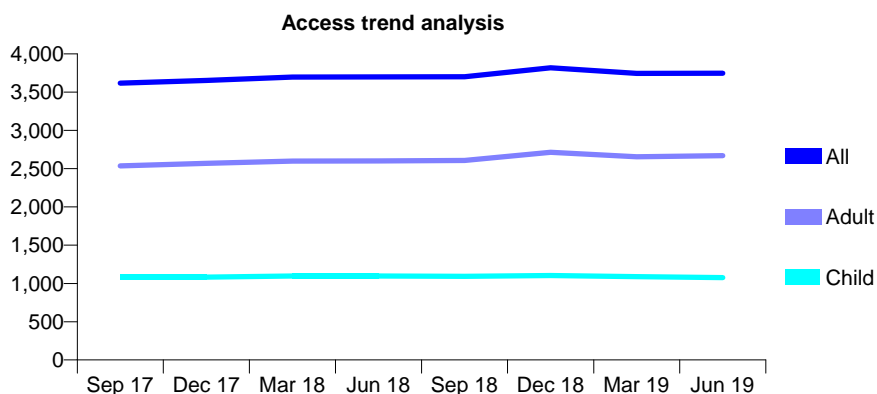
7A2 - Vital Signs At a Glance Contract Report for 573361/0001 - June 2019

Name or company name	D Clarke and M Hopkins
Contract type name	Pilot Contract
Purpose of contract	General
Contract start date	01/04/2006
Contract end date	

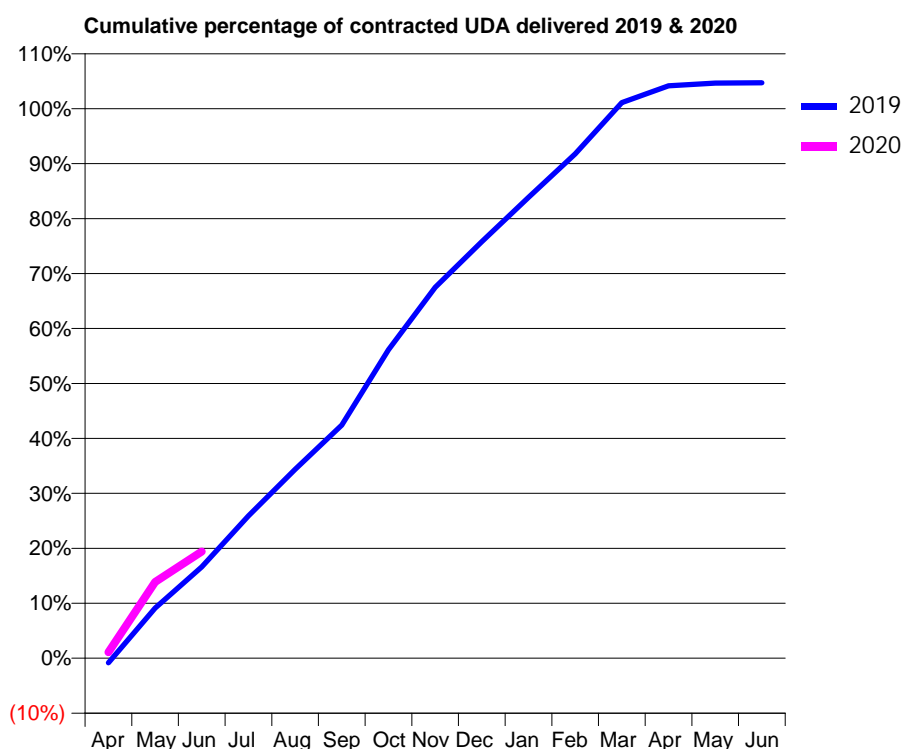
19/20 Contracted general activity (UDA)	8,318
Carry forward general activity (UDA)	0
19/20 Contracted orthodontic activity (UOA)	0
Carry forward orthodontic activity (UOA)	0
Baseline contract value	£315,576.23

ACCESS*

Patients seen in 24 months	Total	Change since previous quarter
Quarter ending June 2018	3,699	
Quarter ending September 2018	3,701	→
Quarter ending December 2018	3,818	↑
Quarter ending March 2019	3,744	↓
Quarter ending June 2019	3,746	→
Variance since June 2018	1.3%	→



ACTIVITY



Month	Adjusted Scheduled Activity (UDA)	
	2019	2020
April	-78	92
May	844	1,156
June	1,535	1,614
July	2,393	
August	3,178	
September	3,918	
October	5,188	
November	6,239	
December	7,006	
January	7,749	
February	8,481	
March	9,345	
April	9,626	
May	9,673	
June	9,676	

QUALITY

	Quantity	Base Number	Contract	LHB	Wales
% of FP17s for the same patient ID Re-attending within 3 months - Children	10	248	4.0%	8.4%	10.7%
% of FP17s for the same patient ID Re-attending within 3 months - Adults	44	605	7.3%	12.3%	15.5%
% of FP17s for the same patient ID Re-attending between 3 & 9 months - Children	161	248	64.9%	56.8%	60.1%
% of FP17s for the same patient ID Re-attending between 3 & 9 months - Adults	274	605	45.3%	52.7%	56.6%
% of FP17s for Band 1 Urgent Courses	114	697	16.4%	8.0%	9.1%
% of FP17s Relating to Free Repair or Replacements	0	697	0.0%	0.6%	0.7%
% of FP17s Relating to Continuations	1	697	0.1%	0.7%	0.6%
% of Patients satisfied with the dentistry they have received	14	15	93.3%	91.8%	92.8%
% of Patients satisfied with the time they had to wait for an appointment	13	15	86.7%	86.1%	87.5%

* This is based on patients treated on this contract for their most recent course of treatment.

Figures in italics indicate the base number of FP17s or Patient Questionnaire responses are less than 100. N/A is shown where the base number of responses is less than 10 during the period. % is calculated as Quantity/Base number*100

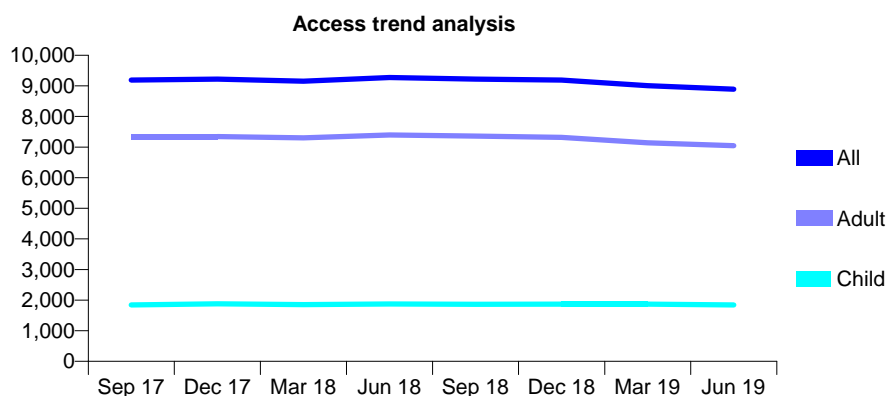
7A2 - Vital Signs At a Glance Contract Report for 648671/0001 - June 2019

Name or company name	MR AJ BEAZLEY
Contract type name	GDS Contract
Purpose of contract	General
Contract start date	01/04/2006
Contract end date	

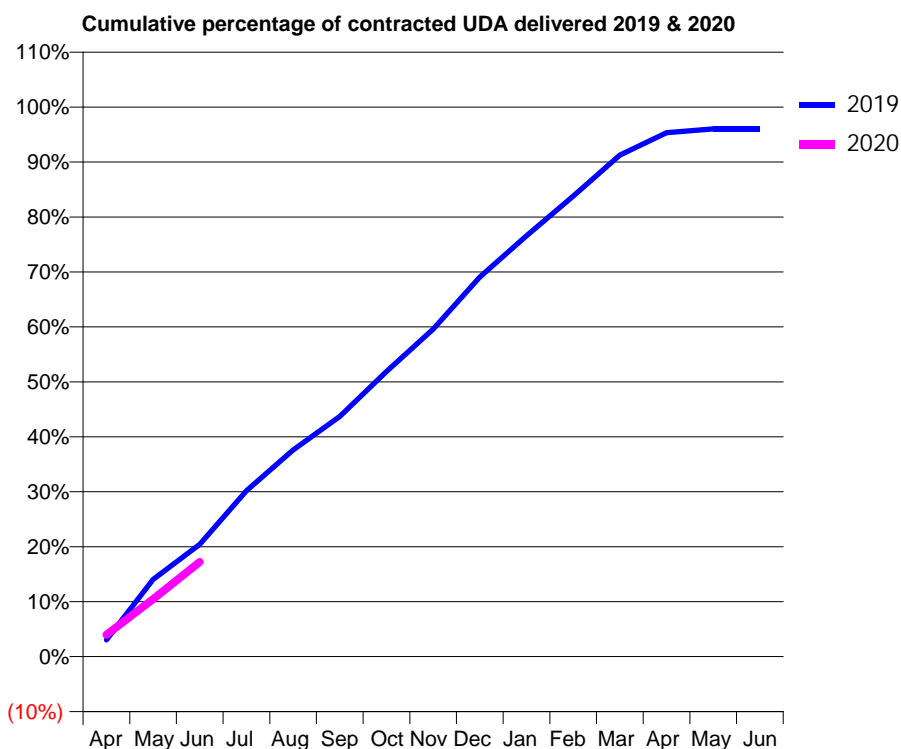
19/20 Contracted general activity (UDA)	25,675
Carry forward general activity (UDA)	0
19/20 Contracted orthodontic activity (UOA)	0
Carry forward orthodontic activity (UOA)	0
Baseline contract value	£854,861.55

ACCESS*

Patients seen in 24 months	Total	Change since previous quarter
Quarter ending June 2018	9,273	
Quarter ending September 2018	9,223	→
Quarter ending December 2018	9,193	→
Quarter ending March 2019	9,008	↓
Quarter ending June 2019	8,893	↓
Variance since June 2018	(4.1%)	↓



ACTIVITY



Month	Adjusted Scheduled Activity (UDA)	
	2019	2020
April	783	1,021
May	3,610	2,690
June	5,248	4,419
July	7,755	
August	9,652	
September	11,218	
October	13,319	
November	15,296	
December	17,729	
January	19,660	
February	21,520	
March	23,429	
April	24,476	
May	24,656	
June	24,658	

QUALITY

	Quantity	Base Number	Contract	LHB	Wales
% of FP17s for the same patient ID Re-attending within 3 months - Children	39	625	6.2%	8.4%	10.7%
% of FP17s for the same patient ID Re-attending within 3 months - Adults	253	2,088	12.1%	12.3%	15.5%
% of FP17s for the same patient ID Re-attending between 3 & 9 months - Children	364	625	58.2%	56.8%	60.1%
% of FP17s for the same patient ID Re-attending between 3 & 9 months - Adults	1,074	2,088	51.4%	52.7%	56.6%
% of FP17s for Band 1 Urgent Courses	137	2,158	6.3%	8.0%	9.1%
% of FP17s Relating to Free Repair or Replacements	10	2,158	0.5%	0.6%	0.7%
% of FP17s Relating to Continuations	4	2,158	0.2%	0.7%	0.6%
% of Patients satisfied with the dentistry they have received	41	42	97.6%	91.8%	92.8%
% of Patients satisfied with the time they had to wait for an appointment	40	42	95.2%	86.1%	87.5%

* This is based on patients treated on this contract for their most recent course of treatment. Figures in italics indicate the base number of FP17s or Patient Questionnaire responses are less than 100. N/A is shown where the base number of responses is less than 10 during the period. % is calculated as Quantity/Base number*100

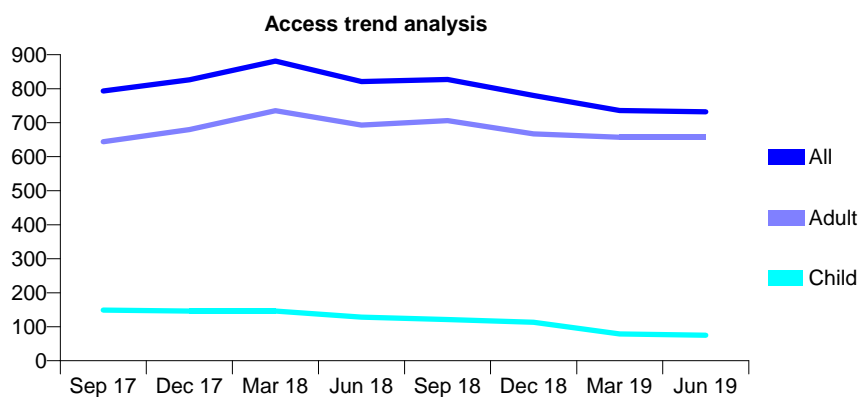
7A2 - Vital Signs At a Glance Contract Report for 648671/0005 - June 2019

Name or company name	MR AJ BEAZLEY
Contract type name	GDS Contract
Purpose of contract	General
Contract start date	01/05/2015
Contract end date	

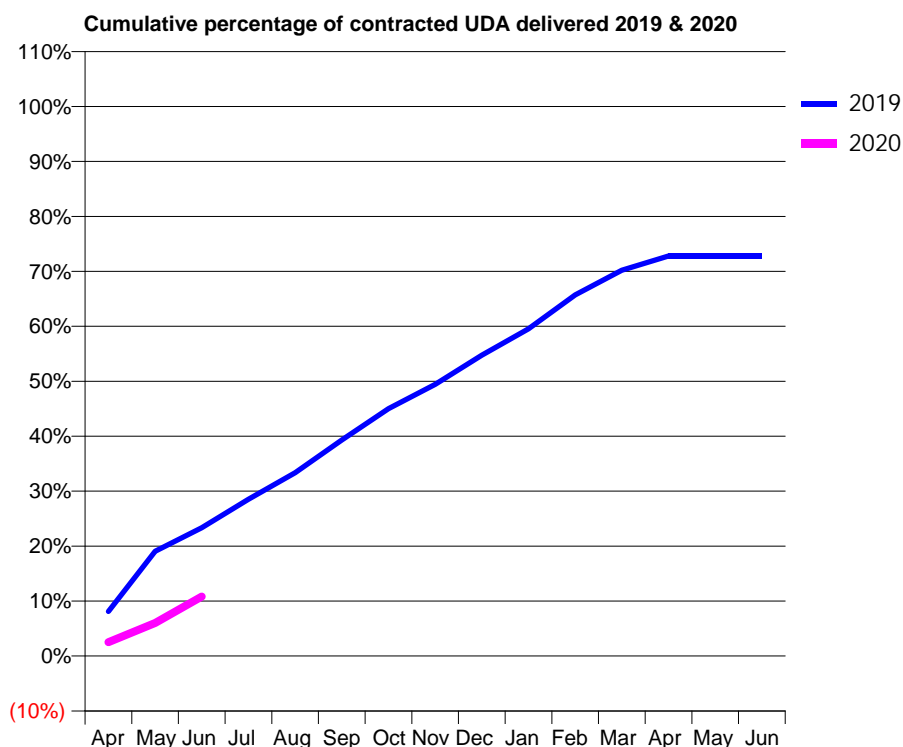
19/20 Contracted general activity (UDA)	1,764
Carry forward general activity (UDA)	0
19/20 Contracted orthodontic activity (UOA)	0
Carry forward orthodontic activity (UOA)	0
Baseline contract value	£60,291.51

ACCESS*

Patients seen in 24 months	Total	Change since previous quarter
Quarter ending June 2018	821	
Quarter ending September 2018	827	→
Quarter ending December 2018	780	↓
Quarter ending March 2019	736	↓
Quarter ending June 2019	732	→
Variance since June 2018	(10.8%)	↓



ACTIVITY



Month	Adjusted Scheduled Activity (UDA)	
	2019	2020
April	143	44
May	336	106
June	412	191
July	503	
August	588	
September	693	
October	794	
November	872	
December	966	
January	1,050	
February	1,160	
March	1,238	
April	1,284	
May	1,284	
June	1,284	

QUALITY

	Quantity	Base Number	Contract	LHB	Wales
% of FP17s for the same patient ID Re-attending within 3 months - Children	2	20	10.0%	8.4%	10.7%
% of FP17s for the same patient ID Re-attending within 3 months - Adults	8	127	6.3%	12.3%	15.5%
% of FP17s for the same patient ID Re-attending between 3 & 9 months - Children	0	20	0.0%	56.8%	60.1%
% of FP17s for the same patient ID Re-attending between 3 & 9 months - Adults	5	127	3.9%	52.7%	56.6%
% of FP17s for Band 1 Urgent Courses	99	126	78.6%	8.0%	9.1%
% of FP17s Relating to Free Repair or Replacements	0	126	0.0%	0.6%	0.7%
% of FP17s Relating to Continuations	0	126	0.0%	0.7%	0.6%
% of Patients satisfied with the dentistry they have received	3	3	N/A	91.8%	92.8%
% of Patients satisfied with the time they had to wait for an appointment	2	3	N/A	86.1%	87.5%

* This is based on patients treated on this contract for their most recent course of treatment. Figures in italics indicate the base number of FP17s or Patient Questionnaire responses are less than 100. N/A is shown where the base number of responses is less than 10 during the period. % is calculated as Quantity/Base number*100

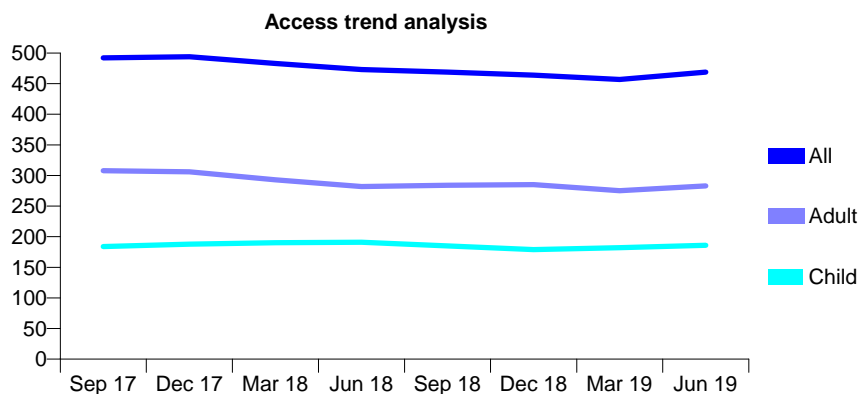
7A2 - Vital Signs At a Glance Contract Report for 722529/0001 - June 2019

Name or company name	MR G REES
Contract type name	GDS Contract
Purpose of contract	General
Contract start date	01/04/2006
Contract end date	

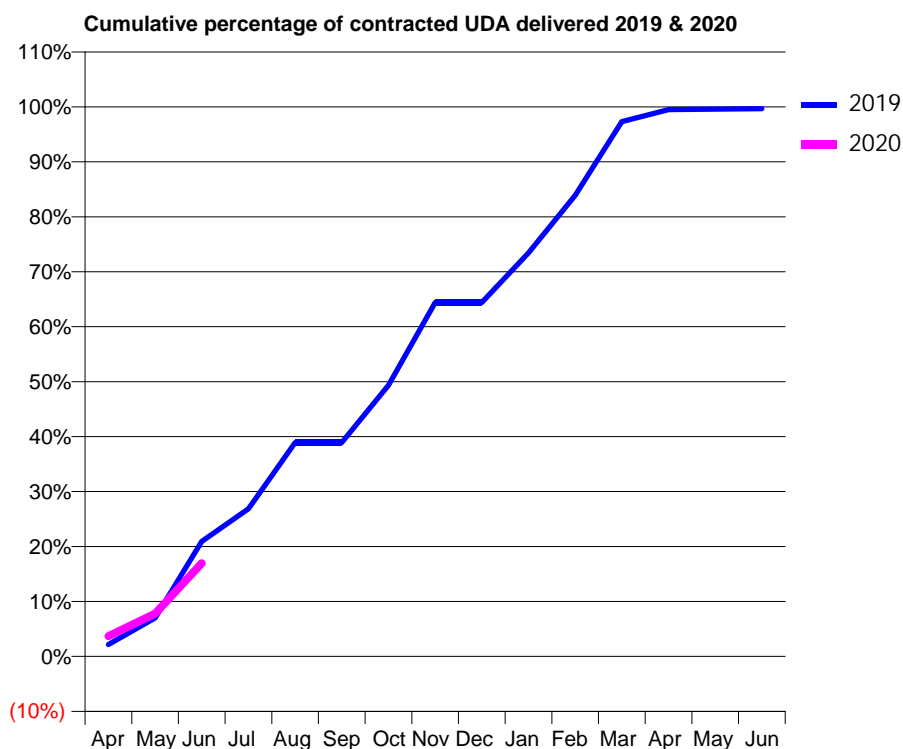
19/20 Contracted general activity (UDA)	1,057
Carry forward general activity (UDA)	0
19/20 Contracted orthodontic activity (UOA)	0
Carry forward orthodontic activity (UOA)	0
Baseline contract value	£25,855.08

ACCESS*

Patients seen in 24 months	Total	Change since previous quarter
Quarter ending June 2018	473	
Quarter ending September 2018	469	→
Quarter ending December 2018	464	↓
Quarter ending March 2019	457	↓
Quarter ending June 2019	469	↑
Variance since June 2018	(0.8%)	→



ACTIVITY



Adjusted Scheduled Activity (UDA)		
Month	2019	2020
April	23	39
May	74	82
June	221	179
July	284	
August	411	
September	411	
October	522	
November	681	
December	681	
January	776	
February	887	
March	1,029	
April	1,052	
May	1,053	
June	1,054	

QUALITY

	Quantity	Base Number	Contract	LHB	Wales
% of FP17s for the same patient ID Re-attending within 3 months - Children	3	60	5.0%	8.4%	10.7%
% of FP17s for the same patient ID Re-attending within 3 months - Adults	4	79	5.1%	12.3%	15.5%
% of FP17s for the same patient ID Re-attending between 3 & 9 months - Children	27	60	45.0%	56.8%	60.1%
% of FP17s for the same patient ID Re-attending between 3 & 9 months - Adults	38	79	48.1%	52.7%	56.6%
% of FP17s for Band 1 Urgent Courses	2	116	1.7%	8.0%	9.1%
% of FP17s Relating to Free Repair or Replacements	0	116	0.0%	0.6%	0.7%
% of FP17s Relating to Continuations	0	116	0.0%	0.7%	0.6%
% of Patients satisfied with the dentistry they have received	1	1	N/A	91.8%	92.8%
% of Patients satisfied with the time they had to wait for an appointment	1	1	N/A	86.1%	87.5%

* This is based on patients treated on this contract for their most recent course of treatment. Figures in italics indicate the base number of FP17s or Patient Questionnaire responses are less than 100. N/A is shown where the base number of responses is less than 10 during the period. % is calculated as Quantity/Base number*100

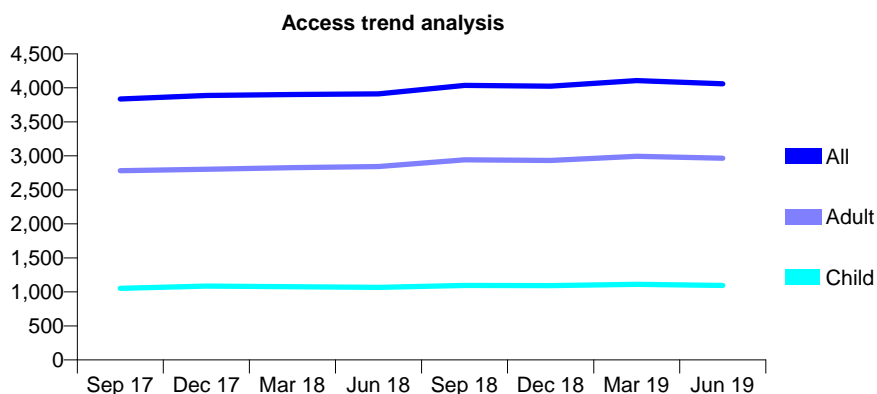
7A2 - Vital Signs At a Glance Contract Report for 819476/0001 - June 2019

Name or company name	F Bevan & A Abouserwel
Contract type name	GDS Contract
Purpose of contract	General
Contract start date	01/04/2006
Contract end date	

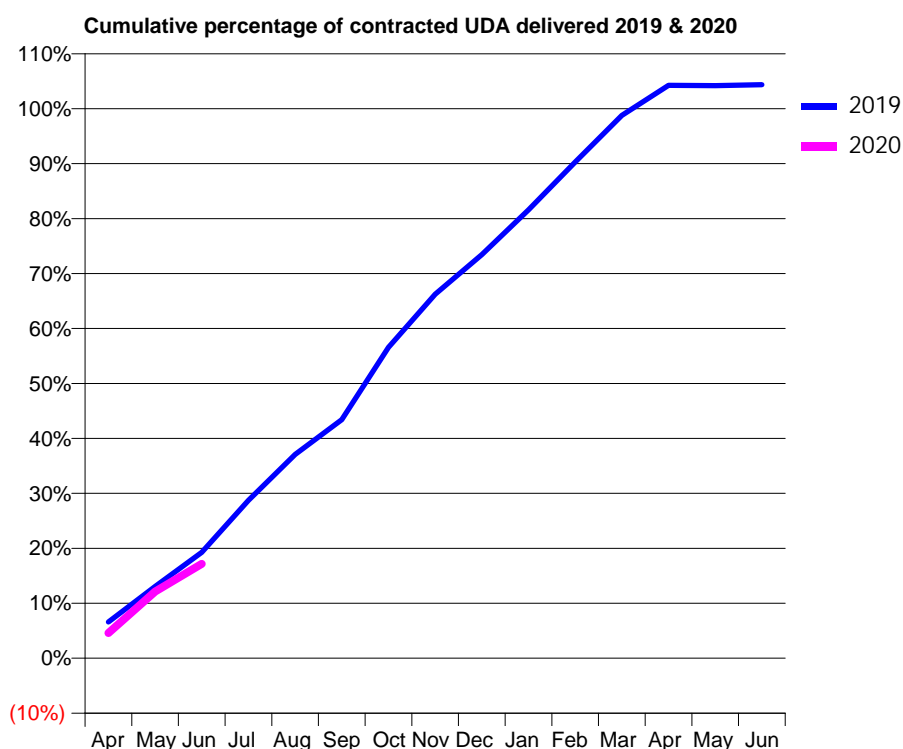
19/20 Contracted general activity (UDA)	9,154
Carry forward general activity (UDA)	0
19/20 Contracted orthodontic activity (UOA)	0
Carry forward orthodontic activity (UOA)	0
Baseline contract value	£263,621.90

ACCESS*

Patients seen in 24 months	Total	Change since previous quarter
Quarter ending June 2018	3,912	
Quarter ending September 2018	4,037	↑
Quarter ending December 2018	4,025	→
Quarter ending March 2019	4,106	↑
Quarter ending June 2019	4,060	↓
Variance since June 2018	3.8%	↑



ACTIVITY



Adjusted Scheduled Activity (UDA)		
Month	2019	2020
April	605	421
May	1,195	1,109
June	1,766	1,571
July	2,629	
August	3,396	
September	3,972	
October	5,180	
November	6,062	
December	6,723	
January	7,469	
February	8,265	
March	9,040	
April	9,542	
May	9,538	
June	9,552	

QUALITY

	Quantity	Base Number	Contract	LHB	Wales
% of FP17s for the same patient ID Re-attending within 3 months - Children	17	340	5.0%	8.4%	10.7%
% of FP17s for the same patient ID Re-attending within 3 months - Adults	81	842	9.6%	12.3%	15.5%
% of FP17s for the same patient ID Re-attending between 3 & 9 months - Children	164	340	48.2%	56.8%	60.1%
% of FP17s for the same patient ID Re-attending between 3 & 9 months - Adults	402	842	47.7%	52.7%	56.6%
% of FP17s for Band 1 Urgent Courses	12	888	1.4%	8.0%	9.1%
% of FP17s Relating to Free Repair or Replacements	2	888	0.2%	0.6%	0.7%
% of FP17s Relating to Continuations	2	888	0.2%	0.7%	0.6%
% of Patients satisfied with the dentistry they have received	11	15	73.3%	91.8%	92.8%
% of Patients satisfied with the time they had to wait for an appointment	12	15	80.0%	86.1%	87.5%

* This is based on patients treated on this contract for their most recent course of treatment.

Figures in italics indicate the base number of FP17s or Patient Questionnaire responses are less than 100. N/A is shown where the base number of responses is less than 10 during the period. % is calculated as Quantity/Base number*100

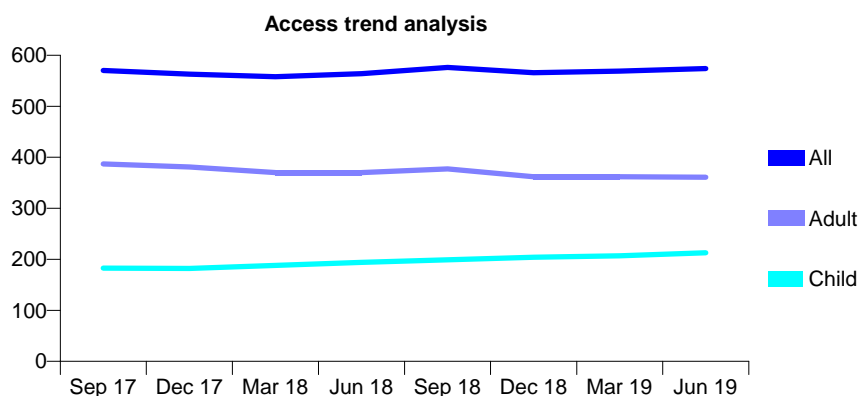
7A2 - Vital Signs At a Glance Contract Report for 819484/0001 - June 2019

Name or company name	MRS SP PHILLIPS
Contract type name	GDS Contract
Purpose of contract	General
Contract start date	01/04/2006
Contract end date	

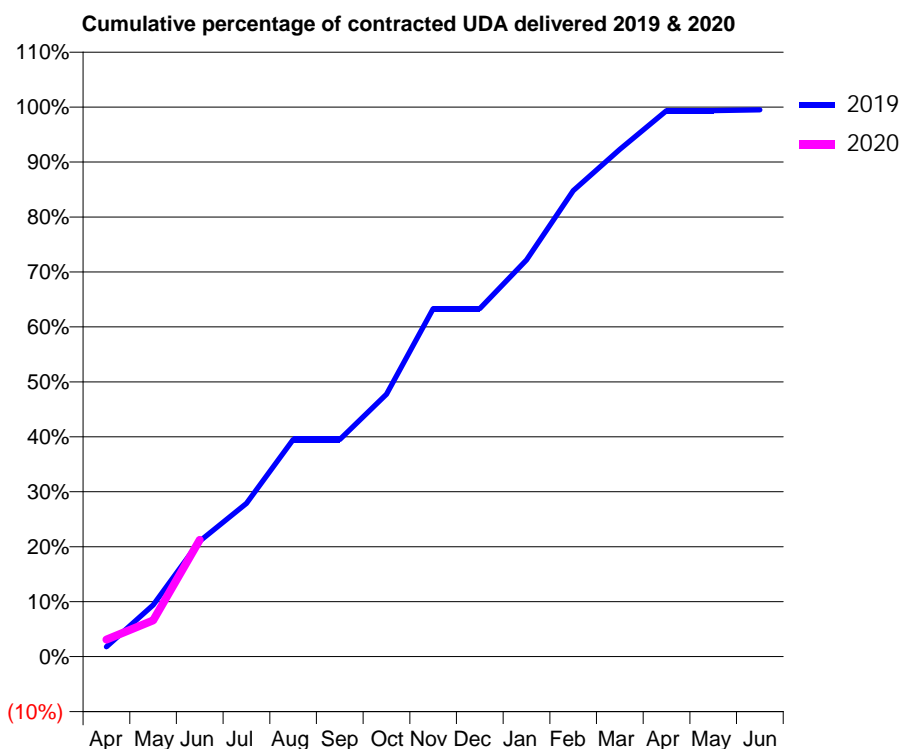
19/20 Contracted general activity (UDA)	1,414
Carry forward general activity (UDA)	0
19/20 Contracted orthodontic activity (UOA)	0
Carry forward orthodontic activity (UOA)	0
Baseline contract value	£33,891.39

ACCESS*

Patients seen in 24 months	Total	Change since previous quarter
Quarter ending June 2018	564	
Quarter ending September 2018	576	↑
Quarter ending December 2018	566	↓
Quarter ending March 2019	569	→
Quarter ending June 2019	574	→
Variance since June 2018	1.8%	→



ACTIVITY



Month	Adjusted Scheduled Activity (UDA)	
	2019	2020
April	25	44
May	133	93
June	297	300
July	394	
August	558	
September	558	
October	675	
November	895	
December	895	
January	1,021	
February	1,199	
March	1,305	
April	1,405	
May	1,405	
June	1,407	

QUALITY

	Quantity	Base Number	Contract	LHB	Wales
% of FP17s for the same patient ID Re-attending within 3 months - Children	13	103	12.6%	8.4%	10.7%
% of FP17s for the same patient ID Re-attending within 3 months - Adults	18	129	14.0%	12.3%	15.5%
% of FP17s for the same patient ID Re-attending between 3 & 9 months - Children	59	103	57.3%	56.8%	60.1%
% of FP17s for the same patient ID Re-attending between 3 & 9 months - Adults	82	129	63.6%	52.7%	56.6%
% of FP17s for Band 1 Urgent Courses	22	177	12.4%	8.0%	9.1%
% of FP17s Relating to Free Repair or Replacements	0	177	0.0%	0.6%	0.7%
% of FP17s Relating to Continuations	0	177	0.0%	0.7%	0.6%
% of Patients satisfied with the dentistry they have received	1	1	N/A	91.8%	92.8%
% of Patients satisfied with the time they had to wait for an appointment	1	1	N/A	86.1%	87.5%

* This is based on patients treated on this contract for their most recent course of treatment. Figures in italics indicate the base number of FP17s or Patient Questionnaire responses are less than 100. N/A is shown where the base number of responses is less than 10 during the period. % is calculated as Quantity/Base number*100

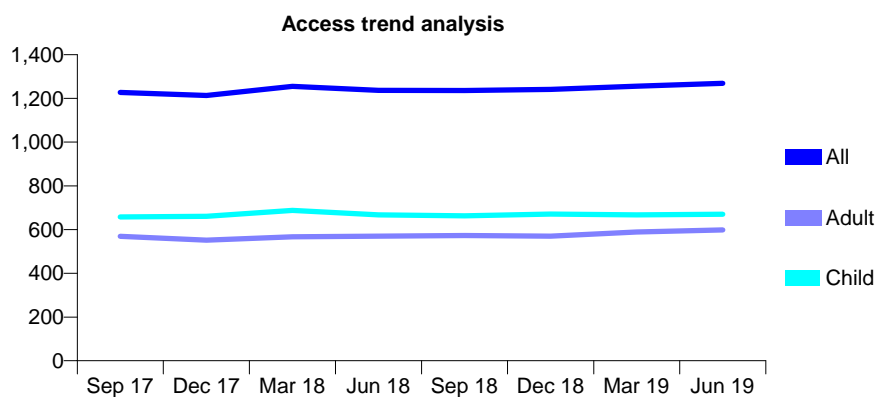
7A2 - Vital Signs At a Glance Contract Report for 825190/0001 - June 2019

Name or company name	MR NS WATTS
Contract type name	GDS Contract
Purpose of contract	General
Contract start date	01/04/2006
Contract end date	

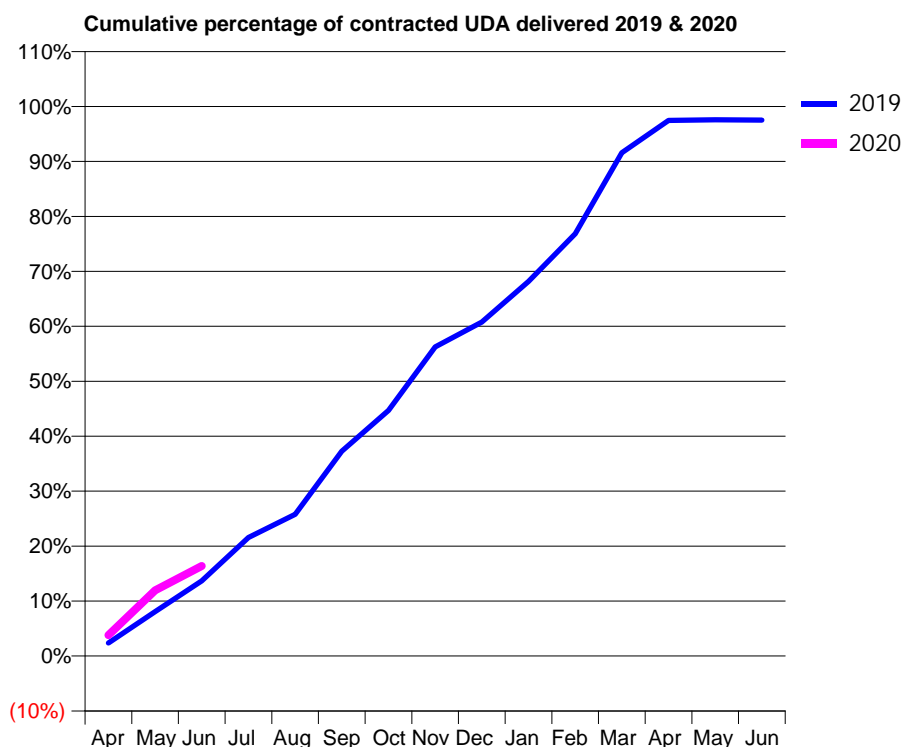
19/20 Contracted general activity (UDA)	2,473
Carry forward general activity (UDA)	0
19/20 Contracted orthodontic activity (UOA)	0
Carry forward orthodontic activity (UOA)	0
Baseline contract value	£72,495.18

ACCESS*

Patients seen in 24 months	Total	Change since previous quarter
Quarter ending June 2018	1,237	
Quarter ending September 2018	1,236	→
Quarter ending December 2018	1,241	→
Quarter ending March 2019	1,256	→
Quarter ending June 2019	1,269	→
Variance since June 2018	2.6%	↑



ACTIVITY



Month	Adjusted Scheduled Activity (UDA)	
	2019	2020
April	59	94
May	200	296
June	338	406
July	533	
August	638	
September	921	
October	1,105	
November	1,391	
December	1,503	
January	1,685	
February	1,900	
March	2,264	
April	2,411	
May	2,413	
June	2,412	

QUALITY

	Quantity	Base Number	Contract	LHB	Wales
% of FP17s for the same patient ID Re-attending within 3 months - Children	26	216	12.0%	8.4%	10.7%
% of FP17s for the same patient ID Re-attending within 3 months - Adults	8	132	6.1%	12.3%	15.5%
% of FP17s for the same patient ID Re-attending between 3 & 9 months - Children	118	216	54.6%	56.8%	60.1%
% of FP17s for the same patient ID Re-attending between 3 & 9 months - Adults	50	132	37.9%	52.7%	56.6%
% of FP17s for Band 1 Urgent Courses	33	271	12.2%	8.0%	9.1%
% of FP17s Relating to Free Repair or Replacements	0	271	0.0%	0.6%	0.7%
% of FP17s Relating to Continuations	0	271	0.0%	0.7%	0.6%
% of Patients satisfied with the dentistry they have received	6	6	N/A	91.8%	92.8%
% of Patients satisfied with the time they had to wait for an appointment	5	6	N/A	86.1%	87.5%

* This is based on patients treated on this contract for their most recent course of treatment. Figures in italics indicate the base number of FP17s or Patient Questionnaire responses are less than 100. N/A is shown where the base number of responses is less than 10 during the period. % is calculated as Quantity/Base number*100

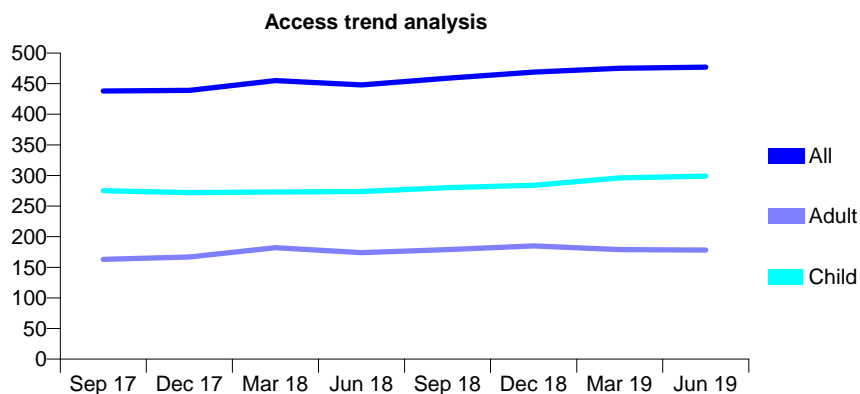
7A2 - Vital Signs At a Glance Contract Report for 846864/0001 - June 2019

Name or company name	MR AJ BHATTACHERJEE
Contract type name	GDS Contract
Purpose of contract	General
Contract start date	01/04/2006
Contract end date	

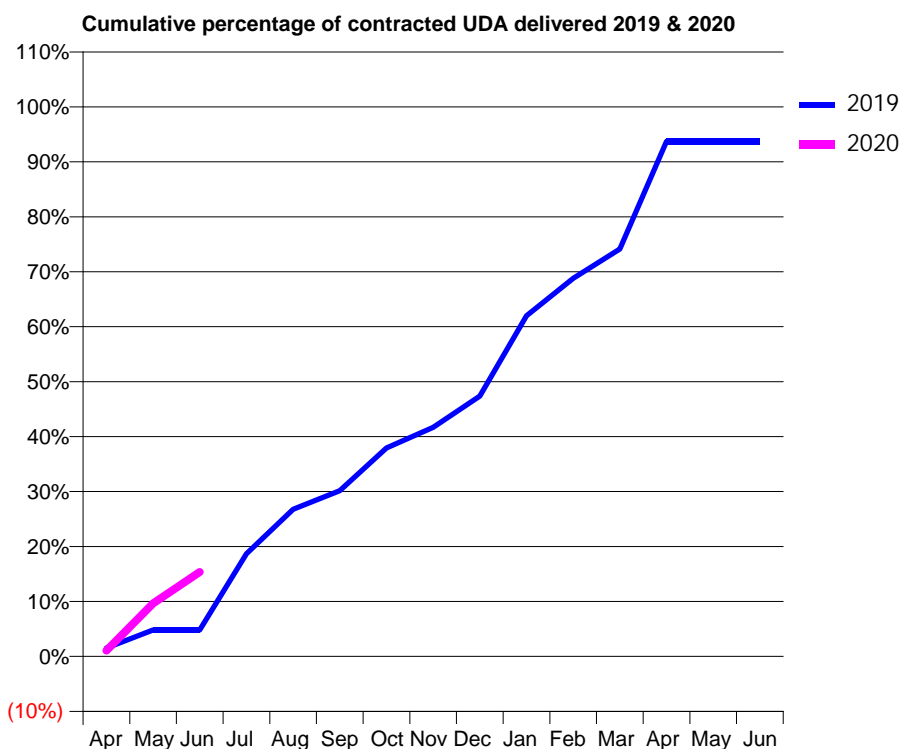
19/20 Contracted general activity (UDA)	1,100
Carry forward general activity (UDA)	0
19/20 Contracted orthodontic activity (UOA)	0
Carry forward orthodontic activity (UOA)	0
Baseline contract value	£27,600.24

ACCESS*

Patients seen in 24 months	Total	Change since previous quarter
Quarter ending June 2018	448	
Quarter ending September 2018	459	↑
Quarter ending December 2018	469	↑
Quarter ending March 2019	475	→
Quarter ending June 2019	477	→
Variance since June 2018	6.5%	↑



ACTIVITY



Month	Adjusted Scheduled Activity (UDA)	
	2019	2020
April	17	12
May	53	106
June	53	169
July	205	
August	295	
September	332	
October	417	
November	459	
December	521	
January	682	
February	757	
March	815	
April	1,031	
May	1,031	
June	1,031	

QUALITY

	Quantity	Base Number	Contract	LHB	Wales
% of FP17s for the same patient ID Re-attending within 3 months - Children	4	129	3.1%	8.4%	10.7%
% of FP17s for the same patient ID Re-attending within 3 months - Adults	4	80	5.0%	12.3%	15.5%
% of FP17s for the same patient ID Re-attending between 3 & 9 months - Children	64	129	49.6%	56.8%	60.1%
% of FP17s for the same patient ID Re-attending between 3 & 9 months - Adults	48	80	60.0%	52.7%	56.6%
% of FP17s for Band 1 Urgent Courses	1	97	1.0%	8.0%	9.1%
% of FP17s Relating to Free Repair or Replacements	0	97	0.0%	0.6%	0.7%
% of FP17s Relating to Continuations	1	97	1.0%	0.7%	0.6%
% of Patients satisfied with the dentistry they have received	12	13	92.3%	91.8%	92.8%
% of Patients satisfied with the time they had to wait for an appointment	12	13	92.3%	86.1%	87.5%

* This is based on patients treated on this contract for their most recent course of treatment. Figures in italics indicate the base number of FP17s or Patient Questionnaire responses are less than 100. N/A is shown where the base number of responses is less than 10 during the period. % is calculated as Quantity/Base number*100

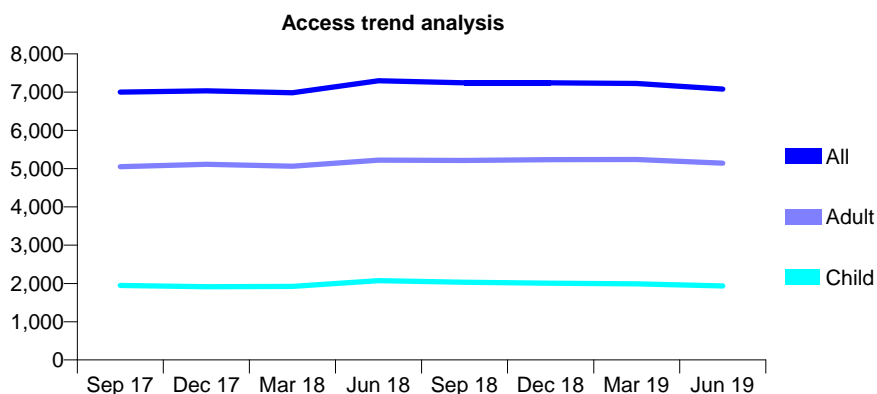
7A2 - Vital Signs At a Glance Contract Report for 852546/0001 - June 2019

Name or company name	Dental Excellence Pembroke Ltd
Contract type name	GDS Contract
Purpose of contract	General
Contract start date	01/04/2006
Contract end date	

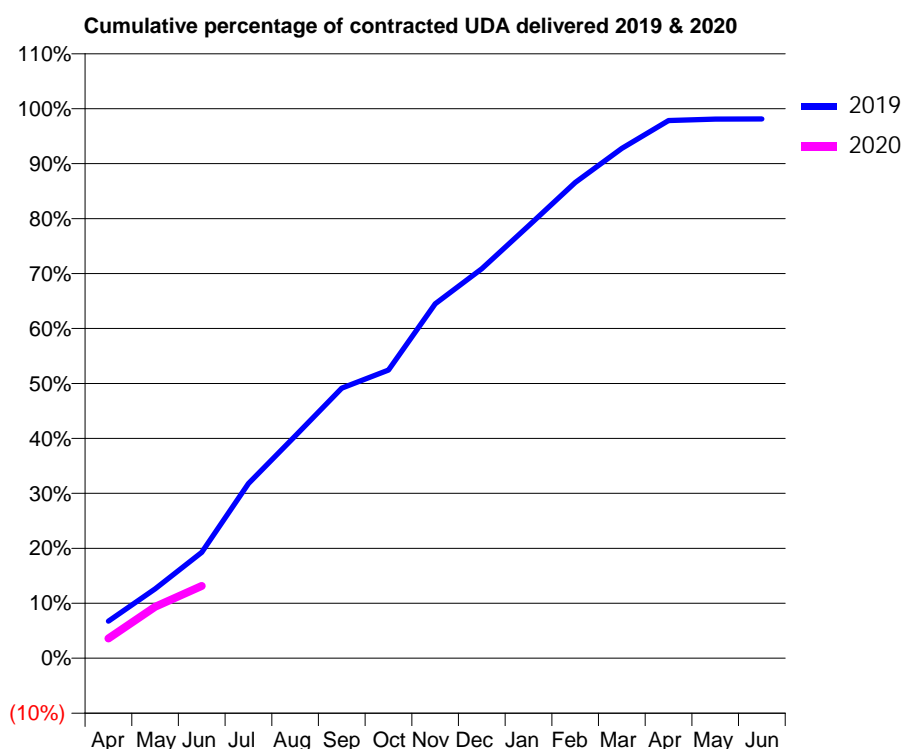
19/20 Contracted general activity (UDA)	15,641
Carry forward general activity (UDA)	0
19/20 Contracted orthodontic activity (UOA)	0
Carry forward orthodontic activity (UOA)	0
Baseline contract value	£401,624.95

ACCESS*

Patients seen in 24 months	Total	Change since previous quarter
Quarter ending June 2018	7,298	
Quarter ending September 2018	7,243	→
Quarter ending December 2018	7,242	→
Quarter ending March 2019	7,224	→
Quarter ending June 2019	7,080	↓
Variance since June 2018	(3.0%)	↓



ACTIVITY



Month	2019	2020
April	1,059	563
May	1,976	1,467
June	3,013	2,055
July	4,969	
August	6,325	
September	7,689	
October	8,201	
November	10,086	
December	11,083	
January	12,309	
February	13,542	
March	14,509	
April	15,301	
May	15,345	
June	15,347	

QUALITY

	Quantity	Base Number	Contract	LHB	Wales
% of FP17s for the same patient ID Re-attending within 3 months - Children	32	539	5.9%	8.4%	10.7%
% of FP17s for the same patient ID Re-attending within 3 months - Adults	73	978	7.5%	12.3%	15.5%
% of FP17s for the same patient ID Re-attending between 3 & 9 months - Children	313	539	58.1%	56.8%	60.1%
% of FP17s for the same patient ID Re-attending between 3 & 9 months - Adults	220	978	22.5%	52.7%	56.6%
% of FP17s for Band 1 Urgent Courses	130	1,095	11.9%	8.0%	9.1%
% of FP17s Relating to Free Repair or Replacements	2	1,095	0.2%	0.6%	0.7%
% of FP17s Relating to Continuations	3	1,095	0.3%	0.7%	0.6%
% of Patients satisfied with the dentistry they have received	16	20	80.0%	91.8%	92.8%
% of Patients satisfied with the time they had to wait for an appointment	18	20	90.0%	86.1%	87.5%

* This is based on patients treated on this contract for their most recent course of treatment.

Figures in italics indicate the base number of FP17s or Patient Questionnaire responses are less than 100. N/A is shown where the base number of responses is less than 10 during the period. % is calculated as Quantity/Base number*100

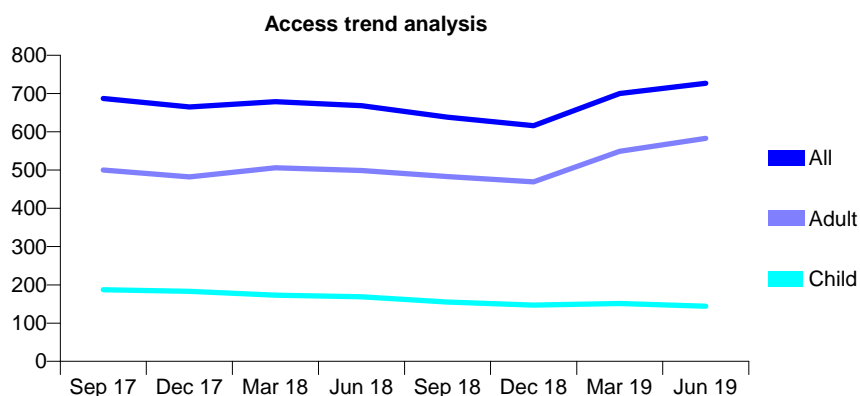
7A2 - Vital Signs At a Glance Contract Report for 857882/0001 - June 2019

Name or company name	MISS DB MOTHIBI
Contract type name	GDS Contract
Purpose of contract	General
Contract start date	28/01/2009
Contract end date	

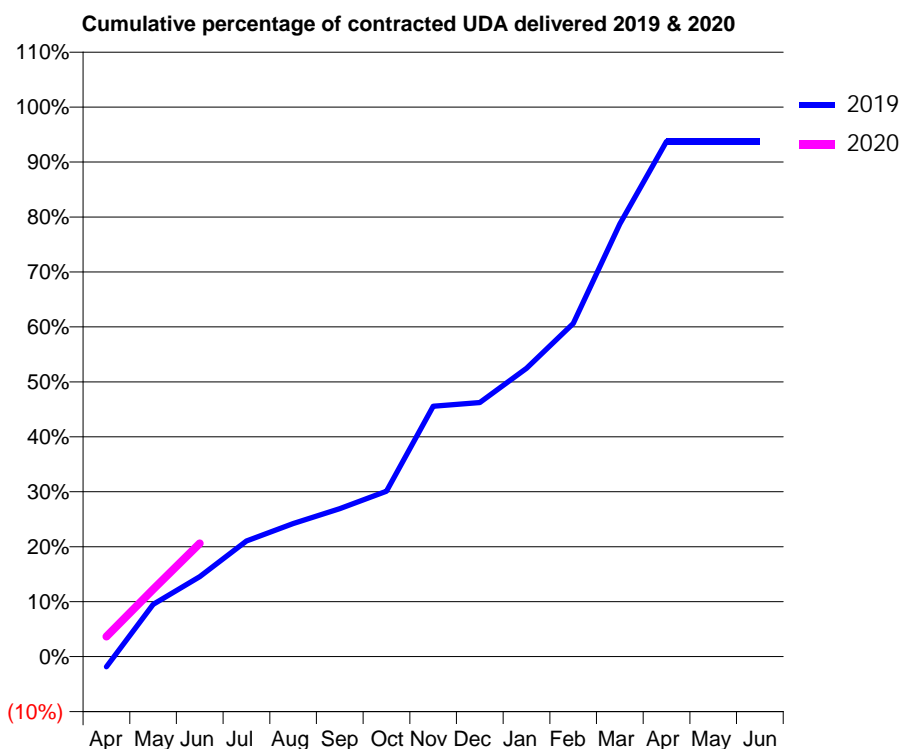
19/20 Contracted general activity (UDA)	1,847
Carry forward general activity (UDA)	0
19/20 Contracted orthodontic activity (UOA)	0
Carry forward orthodontic activity (UOA)	0
Baseline contract value	£51,732.42

ACCESS*

Patients seen in 24 months	Total	Change since previous quarter
Quarter ending June 2018	668	
Quarter ending September 2018	638	↓
Quarter ending December 2018	616	↓
Quarter ending March 2019	700	↑
Quarter ending June 2019	727	↑
Variance since June 2018	8.8%	↑



ACTIVITY



Month	Adjusted Scheduled Activity (UDA)	
	2019	2020
April	-35	68
May	175	226
June	269	381
July	389	
August	448	
September	497	
October	556	
November	841	
December	854	
January	969	
February	1,120	
March	1,454	
April	1,732	
May	1,732	
June	1,732	

QUALITY

	Quantity	Base Number	Contract	LHB	Wales
% of FP17s for the same patient ID Re-attending within 3 months - Children	7	56	12.5%	8.4%	10.7%
% of FP17s for the same patient ID Re-attending within 3 months - Adults	33	204	16.2%	12.3%	15.5%
% of FP17s for the same patient ID Re-attending between 3 & 9 months - Children	19	56	33.9%	56.8%	60.1%
% of FP17s for the same patient ID Re-attending between 3 & 9 months - Adults	53	204	26.0%	52.7%	56.6%
% of FP17s for Band 1 Urgent Courses	52	180	28.9%	8.0%	9.1%
% of FP17s Relating to Free Repair or Replacements	0	180	0.0%	0.6%	0.7%
% of FP17s Relating to Continuations	1	180	0.6%	0.7%	0.6%
% of Patients satisfied with the dentistry they have received	2	2	N/A	91.8%	92.8%
% of Patients satisfied with the time they had to wait for an appointment	2	2	N/A	86.1%	87.5%

* This is based on patients treated on this contract for their most recent course of treatment. Figures in italics indicate the base number of FP17s or Patient Questionnaire responses are less than 100. N/A is shown where the base number of responses is less than 10 during the period. % is calculated as Quantity/Base number*100

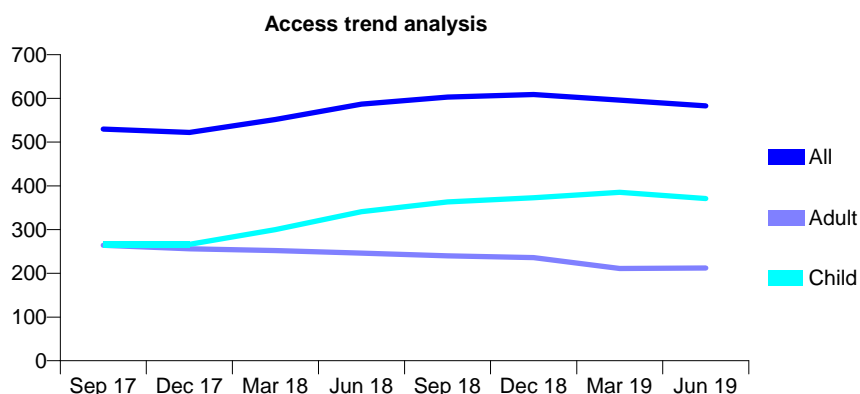
7A2 - Vital Signs At a Glance Contract Report for 905488/0001 - June 2019

Name or company name	DM Rees and Jagdeep S Hans
Contract type name	GDS Contract
Purpose of contract	General
Contract start date	01/04/2006
Contract end date	

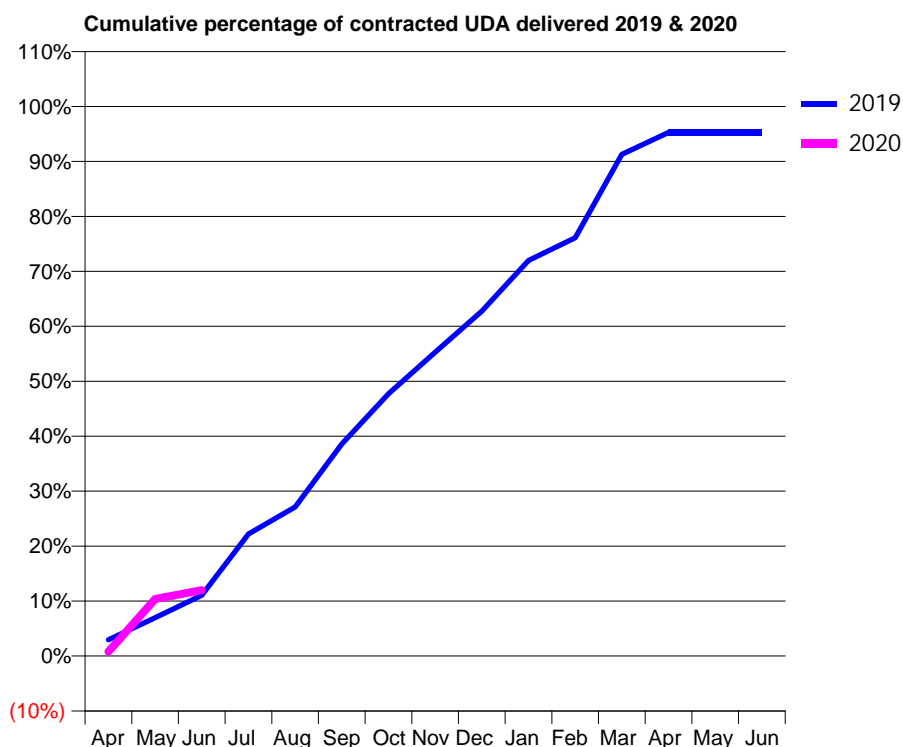
19/20 Contracted general activity (UDA)	1,249
Carry forward general activity (UDA)	0
19/20 Contracted orthodontic activity (UOA)	0
Carry forward orthodontic activity (UOA)	0
Baseline contract value	£35,995.02

ACCESS*

Patients seen in 24 months	Total	Change since previous quarter
Quarter ending June 2018	587	
Quarter ending September 2018	603	↑
Quarter ending December 2018	609	→
Quarter ending March 2019	596	↓
Quarter ending June 2019	583	↓
Variance since June 2018	(0.7%)	→



ACTIVITY



Month	Adjusted Scheduled Activity (UDA)	
	2019	2020
April	37	10
May	87	130
June	138	150
July	278	
August	339	
September	482	
October	596	
November	691	
December	784	
January	899	
February	951	
March	1,140	
April	1,190	
May	1,190	
June	1,190	

QUALITY

	Quantity	Base Number	Contract	LHB	Wales
% of FP17s for the same patient ID Re-attending within 3 months - Children	6	111	5.4%	8.4%	10.7%
% of FP17s for the same patient ID Re-attending within 3 months - Adults	4	34	11.8%	12.3%	15.5%
% of FP17s for the same patient ID Re-attending between 3 & 9 months - Children	82	111	73.9%	56.8%	60.1%
% of FP17s for the same patient ID Re-attending between 3 & 9 months - Adults	19	34	55.9%	52.7%	56.6%
% of FP17s for Band 1 Urgent Courses	4	113	3.5%	8.0%	9.1%
% of FP17s Relating to Free Repair or Replacements	0	113	0.0%	0.6%	0.7%
% of FP17s Relating to Continuations	0	113	0.0%	0.7%	0.6%
% of Patients satisfied with the dentistry they have received	0	0	N/A	91.8%	92.8%
% of Patients satisfied with the time they had to wait for an appointment	0	0	N/A	86.1%	87.5%

* This is based on patients treated on this contract for their most recent course of treatment. Figures in italics indicate the base number of FP17s or Patient Questionnaire responses are less than 100. N/A is shown where the base number of responses is less than 10 during the period. % is calculated as Quantity/Base number*100

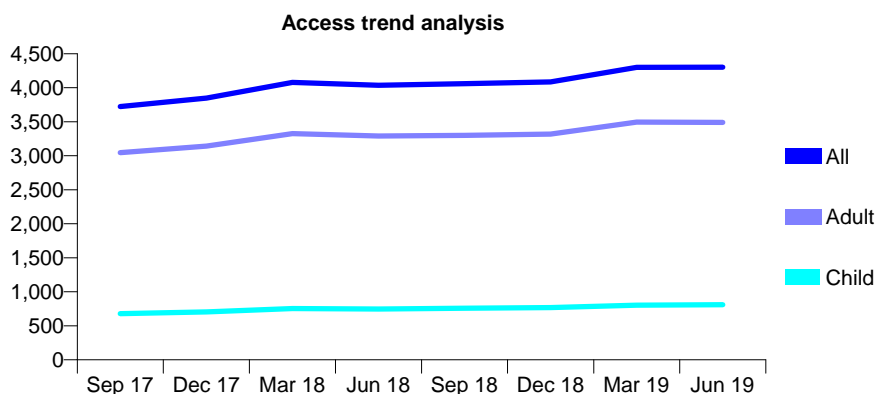
7A3 - Vital Signs At a Glance Contract Report for 100119/0000 - June 2019

Name or company name	Andrew Williams
Contract type name	GDS Contract
Purpose of contract	General
Contract start date	07/04/2016
Contract end date	

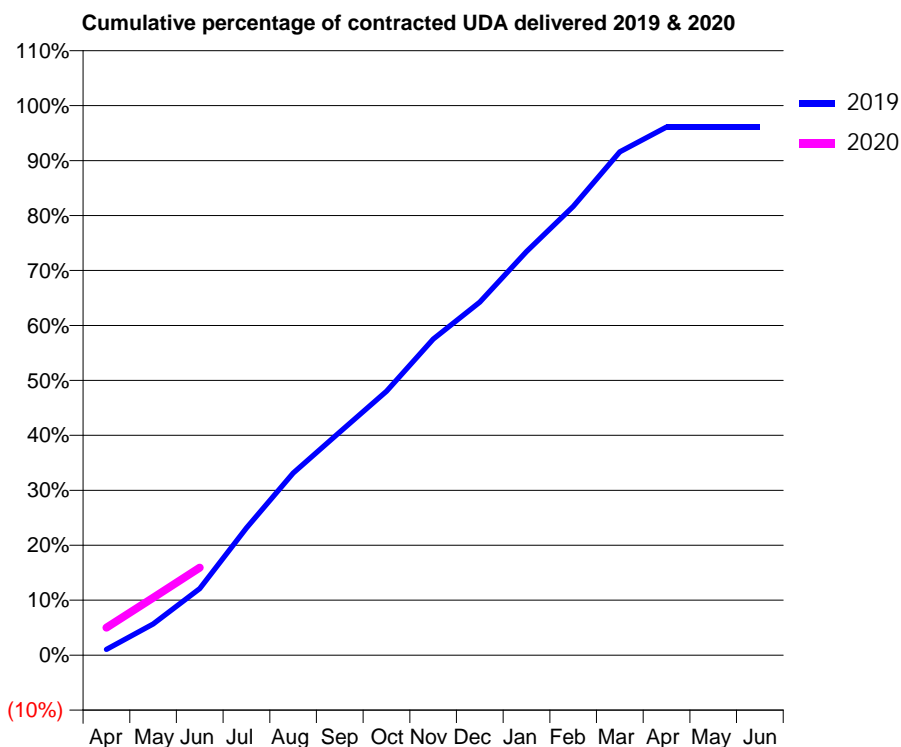
19/20 Contracted general activity (UDA)	12,135
Carry forward general activity (UDA)	0
19/20 Contracted orthodontic activity (UOA)	0
Carry forward orthodontic activity (UOA)	0
Baseline contract value	£303,359.36

ACCESS*

Patients seen in 24 months	Total	Change since previous quarter
Quarter ending June 2018	4,039	
Quarter ending September 2018	4,059	→
Quarter ending December 2018	4,088	→
Quarter ending March 2019	4,301	↑
Quarter ending June 2019	4,302	→
Variance since June 2018	6.5%	↑



ACTIVITY



Month	Adjusted Scheduled Activity (UDA)	
	2019	2020
April	127	607
May	687	1,269
June	1,472	1,933
July	2,812	
August	4,022	
September	4,924	
October	5,825	
November	6,979	
December	7,797	
January	8,913	
February	9,908	
March	11,113	
April	11,662	
May	11,663	
June	11,664	

QUALITY

	Quantity	Base Number	Contract	LHB	Wales
% of FP17s for the same patient ID Re-attending within 3 months - Children	10	269	3.7%	9.9%	10.7%
% of FP17s for the same patient ID Re-attending within 3 months - Adults	146	1,167	12.5%	13.7%	15.5%
% of FP17s for the same patient ID Re-attending between 3 & 9 months - Children	161	269	59.9%	56.5%	60.1%
% of FP17s for the same patient ID Re-attending between 3 & 9 months - Adults	726	1,167	62.2%	52.9%	56.6%
% of FP17s for Band 1 Urgent Courses	80	1,178	6.8%	9.7%	9.1%
% of FP17s Relating to Free Repair or Replacements	9	1,178	0.8%	0.7%	0.7%
% of FP17s Relating to Continuations	1	1,178	0.1%	0.5%	0.6%
% of Patients satisfied with the dentistry they have received	12	13	92.3%	90.6%	92.8%
% of Patients satisfied with the time they had to wait for an appointment	11	13	84.6%	88.6%	87.5%

* This is based on patients treated on this contract for their most recent course of treatment. Figures in italics indicate the base number of FP17s or Patient Questionnaire responses are less than 100. N/A is shown where the base number of responses is less than 10 during the period. % is calculated as Quantity/Base number*100

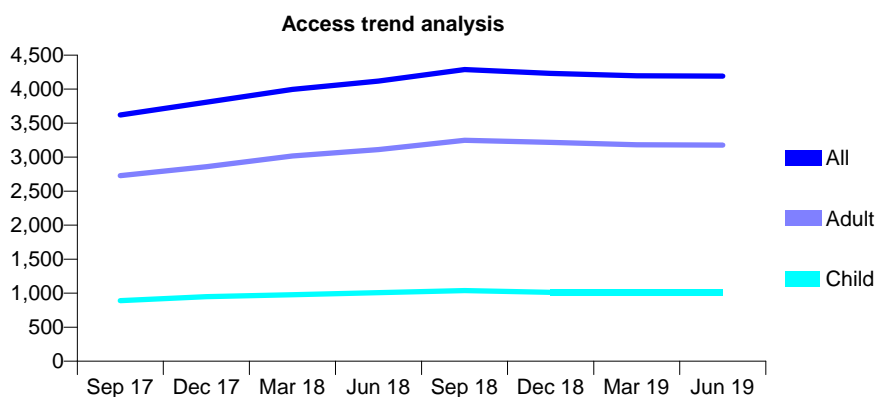
7A3 - Vital Signs At a Glance Contract Report for 100189/0000 - June 2019

Name or company name	Townhill Dental Surgery
Contract type name	GDS Contract
Purpose of contract	General
Contract start date	24/05/2016
Contract end date	

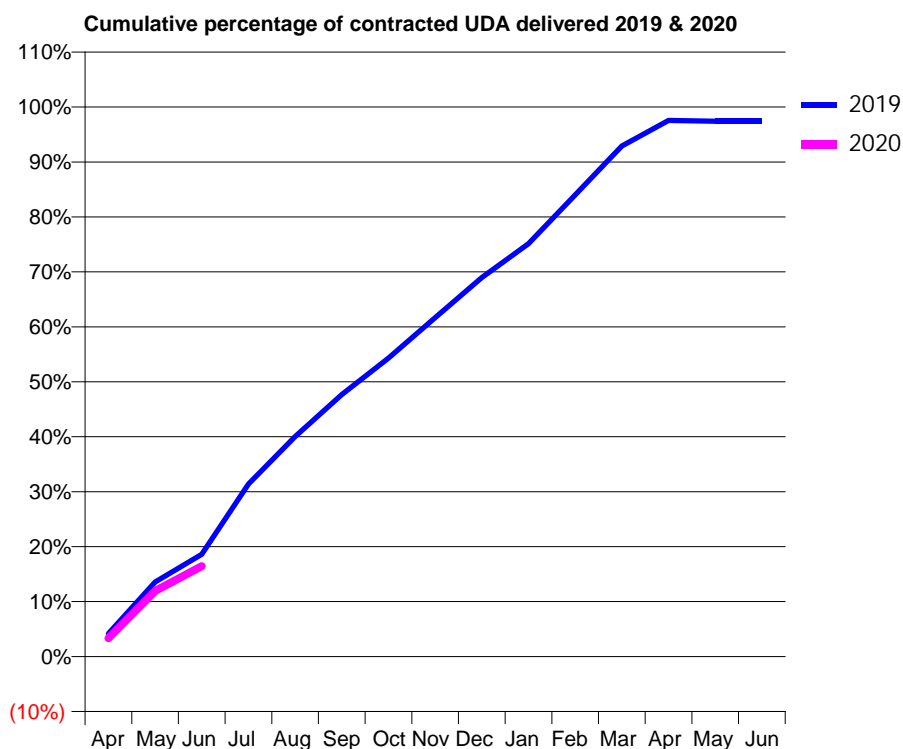
19/20 Contracted general activity (UDA)	14,100
Carry forward general activity (UDA)	0
19/20 Contracted orthodontic activity (UOA)	0
Carry forward orthodontic activity (UOA)	0
Baseline contract value	£360,336.49

ACCESS*

Patients seen in 24 months	Total	Change since previous quarter
Quarter ending June 2018	4,120	
Quarter ending September 2018	4,289	↑
Quarter ending December 2018	4,232	↓
Quarter ending March 2019	4,198	→
Quarter ending June 2019	4,194	→
Variance since June 2018	1.8%	→



ACTIVITY



Month	Adjusted Scheduled Activity (UDA)	
	2019	2020
April	591	472
May	1,915	1,682
June	2,621	2,323
July	4,427	
August	5,645	
September	6,721	
October	7,655	
November	8,696	
December	9,721	
January	10,594	
February	11,844	
March	13,098	
April	13,752	
May	13,737	
June	13,736	

QUALITY

	Quantity	Base Number	Contract	LHB	Wales
% of FP17s for the same patient ID Re-attending within 3 months - Children	26	324	8.0%	9.9%	10.7%
% of FP17s for the same patient ID Re-attending within 3 months - Adults	223	1,130	19.7%	13.7%	15.5%
% of FP17s for the same patient ID Re-attending between 3 & 9 months - Children	181	324	55.9%	56.5%	60.1%
% of FP17s for the same patient ID Re-attending between 3 & 9 months - Adults	565	1,130	50.0%	52.9%	56.6%
% of FP17s for Band 1 Urgent Courses	125	1,184	10.6%	9.7%	9.1%
% of FP17s Relating to Free Repair or Replacements	25	1,184	2.1%	0.7%	0.7%
% of FP17s Relating to Continuations	5	1,184	0.4%	0.5%	0.6%
% of Patients satisfied with the dentistry they have received	12	13	92.3%	90.6%	92.8%
% of Patients satisfied with the time they had to wait for an appointment	10	13	76.9%	88.6%	87.5%

* This is based on patients treated on this contract for their most recent course of treatment. Figures in italics indicate the base number of FP17s or Patient Questionnaire responses are less than 100. N/A is shown where the base number of responses is less than 10 during the period. % is calculated as Quantity/Base number*100

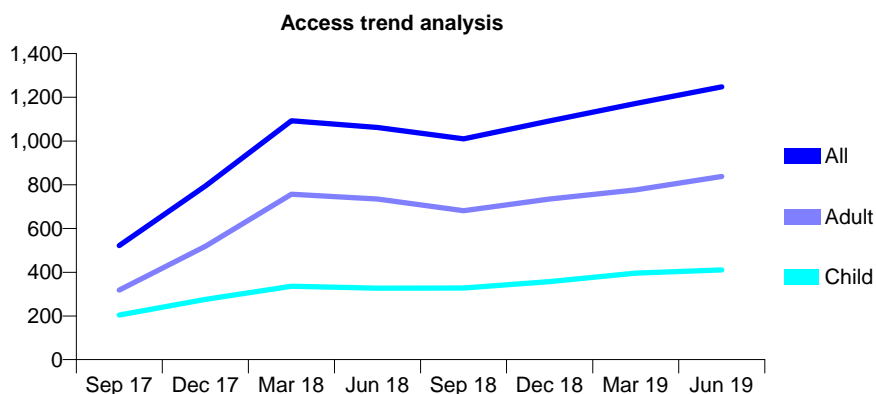
7A3 - Vital Signs At a Glance Contract Report for 100279/0000 - June 2019

Name or company name	Cymmer Dental Practice
Contract type name	GDS Contract
Purpose of contract	General
Contract start date	31/01/2017
Contract end date	

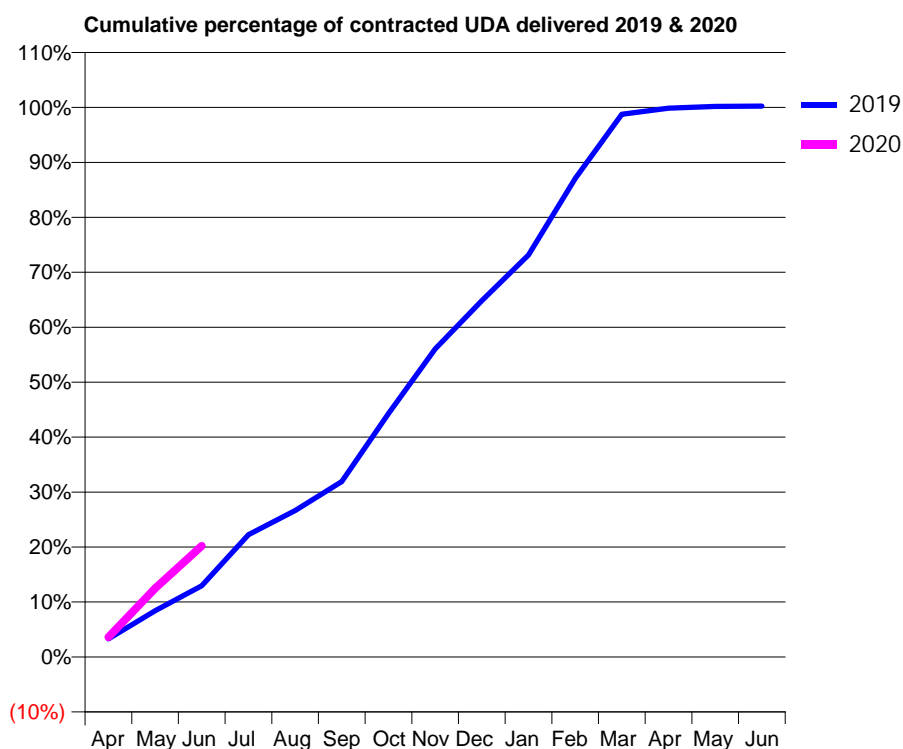
19/20 Contracted general activity (UDA)	3,804
Carry forward general activity (UDA)	0
19/20 Contracted orthodontic activity (UOA)	0
Carry forward orthodontic activity (UOA)	0
Baseline contract value	£95,118.26

ACCESS*

Patients seen in 24 months	Total	Change since previous quarter
Quarter ending June 2018	1,062	
Quarter ending September 2018	1,010	↓
Quarter ending December 2018	1,092	↑
Quarter ending March 2019	1,172	↑
Quarter ending June 2019	1,248	↑
Variance since June 2018	17.5%	↑



ACTIVITY



Month	2019	2020
April	125	137
May	320	475
June	493	768
July	846	
August	1,014	
September	1,215	
October	1,685	
November	2,133	
December	2,466	
January	2,783	
February	3,313	
March	3,756	
April	3,798	
May	3,810	
June	3,813	

QUALITY

	Quantity	Base Number	Contract	LHB	Wales
% of FP17s for the same patient ID Re-attending within 3 months - Children	8	136	5.9%	9.9%	10.7%
% of FP17s for the same patient ID Re-attending within 3 months - Adults	18	249	7.2%	13.7%	15.5%
% of FP17s for the same patient ID Re-attending between 3 & 9 months - Children	74	136	54.4%	56.5%	60.1%
% of FP17s for the same patient ID Re-attending between 3 & 9 months - Adults	107	249	43.0%	52.9%	56.6%
% of FP17s for Band 1 Urgent Courses	7	365	1.9%	9.7%	9.1%
% of FP17s Relating to Free Repair or Replacements	0	365	0.0%	0.7%	0.7%
% of FP17s Relating to Continuations	5	365	1.4%	0.5%	0.6%
% of Patients satisfied with the dentistry they have received	2	2	N/A	90.6%	92.8%
% of Patients satisfied with the time they had to wait for an appointment	2	2	N/A	88.6%	87.5%

* This is based on patients treated on this contract for their most recent course of treatment.

Figures in italics indicate the base number of FP17s or Patient Questionnaire responses are less than 100. N/A is shown where the base number of responses is less than 10 during the period. % is calculated as Quantity/Base number*100

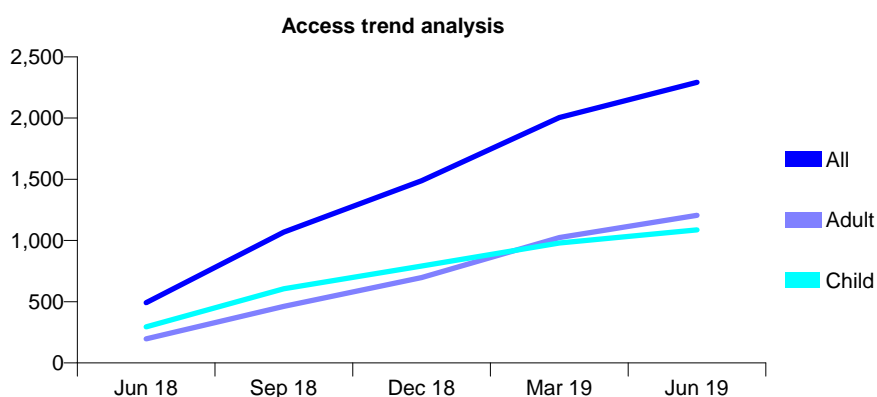
7A3 - Vital Signs At a Glance Contract Report for 100624/0000 - June 2019

Name or company name	Belgrave Dental Centre Ltd
Contract type name	Pilot Contract
Purpose of contract	General
Contract start date	01/04/2018
Contract end date	

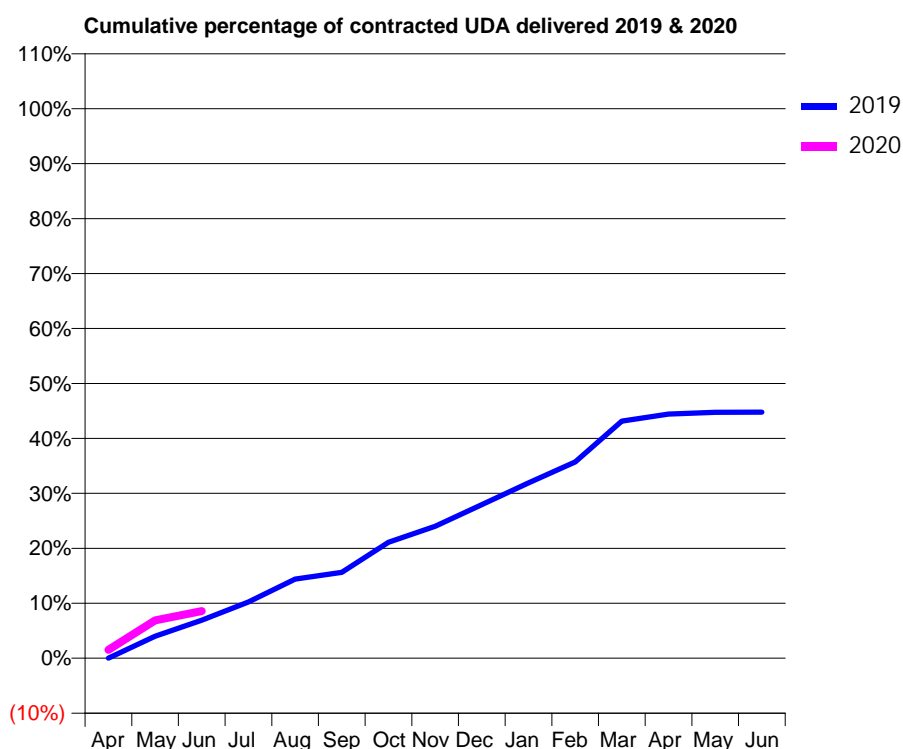
19/20 Contracted general activity (UDA)	11,903
Carry forward general activity (UDA)	0
19/20 Contracted orthodontic activity (UOA)	0
Carry forward orthodontic activity (UOA)	0
Baseline contract value	£318,960.53

ACCESS*

Patients seen in 24 months	Total	Change since previous quarter
Quarter ending June 2018	492	
Quarter ending September 2018	1,068	↑
Quarter ending December 2018	1,489	↑
Quarter ending March 2019	2,005	↑
Quarter ending June 2019	2,293	↑
Variance since June 2018	366.1%	↑



ACTIVITY



Month	Adjusted Scheduled Activity (UDA)	
	2019	2020
April	0	184
May	478	822
June	826	1,020
July	1,218	
August	1,714	
September	1,858	
October	2,512	
November	2,859	
December	3,327	
January	3,798	
February	4,251	
March	5,134	
April	5,287	
May	5,326	
June	5,330	

QUALITY

	Quantity	Base Number	Contract	LHB	Wales
% of FP17s for the same patient ID Re-attending within 3 months - Children	13	278	4.7%	9.9%	10.7%
% of FP17s for the same patient ID Re-attending within 3 months - Adults	52	350	14.9%	13.7%	15.5%
% of FP17s for the same patient ID Re-attending between 3 & 9 months - Children	116	278	41.7%	56.5%	60.1%
% of FP17s for the same patient ID Re-attending between 3 & 9 months - Adults	93	350	26.6%	52.9%	56.6%
% of FP17s for Band 1 Urgent Courses	92	524	17.6%	9.7%	9.1%
% of FP17s Relating to Free Repair or Replacements	1	524	0.2%	0.7%	0.7%
% of FP17s Relating to Continuations	7	524	1.3%	0.5%	0.6%
% of Patients satisfied with the dentistry they have received	2	2	N/A	90.6%	92.8%
% of Patients satisfied with the time they had to wait for an appointment	2	2	N/A	88.6%	87.5%

* This is based on patients treated on this contract for their most recent course of treatment.

Figures in italics indicate the base number of FP17s or Patient Questionnaire responses are less than 100. N/A is shown where the base number of responses is less than 10 during the period. % is calculated as Quantity/Base number*100

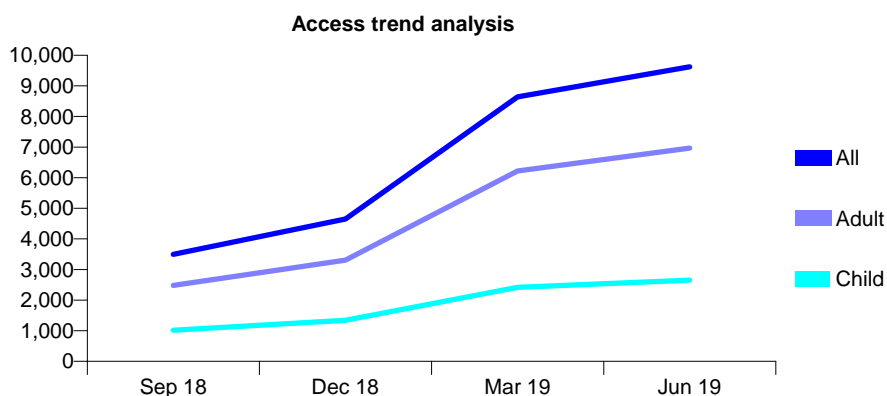
7A3 - Vital Signs At a Glance Contract Report for 100627/0000 - June 2019

Name or company name	Waterfront Dental Centre
Contract type name	Pilot Contract
Purpose of contract	General
Contract start date	01/04/2018
Contract end date	

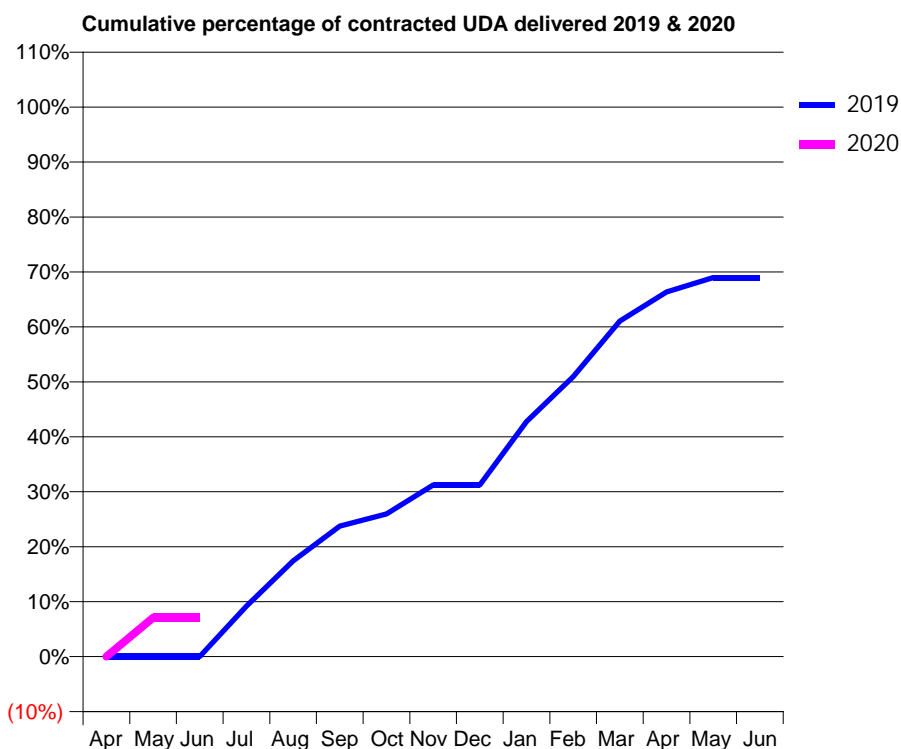
19/20 Contracted general activity (UDA)	34,423
Carry forward general activity (UDA)	0
19/20 Contracted orthodontic activity (UOA)	0
Carry forward orthodontic activity (UOA)	0
Baseline contract value	£873,626.72

ACCESS*

Patients seen in 24 months	Total	Change since previous quarter
Quarter ending June 2018	0	
Quarter ending September 2018	3,497	↑
Quarter ending December 2018	4,652	↑
Quarter ending March 2019	8,638	↑
Quarter ending June 2019	9,624	↑
Variance since June 2018	N/A	



ACTIVITY



Month	Adjusted Scheduled Activity (UDA)	
	2019	2020
April	0	0
May	0	2,444
June	0	2,444
July	3,164	
August	5,999	
September	8,172	
October	8,932	
November	10,755	
December	10,755	
January	14,726	
February	17,534	
March	21,010	
April	22,840	
May	23,742	
June	23,742	

QUALITY

	Quantity	Base Number	Contract	LHB	Wales
% of FP17s for the same patient ID Re-attending within 3 months - Children	74	797	9.3%	9.9%	10.7%
% of FP17s for the same patient ID Re-attending within 3 months - Adults	357	2,330	15.3%	13.7%	15.5%
% of FP17s for the same patient ID Re-attending between 3 & 9 months - Children	252	797	31.6%	56.5%	60.1%
% of FP17s for the same patient ID Re-attending between 3 & 9 months - Adults	763	2,330	32.7%	52.9%	56.6%
% of FP17s for Band 1 Urgent Courses	397	1,351	29.4%	9.7%	9.1%
% of FP17s Relating to Free Repair or Replacements	12	1,351	0.9%	0.7%	0.7%
% of FP17s Relating to Continuations	0	1,351	0.0%	0.5%	0.6%
% of Patients satisfied with the dentistry they have received	5	6	N/A	90.6%	92.8%
% of Patients satisfied with the time they had to wait for an appointment	5	6	N/A	88.6%	87.5%

* This is based on patients treated on this contract for their most recent course of treatment. Figures in italics indicate the base number of FP17s or Patient Questionnaire responses are less than 100. N/A is shown where the base number of responses is less than 10 during the period. % is calculated as Quantity/Base number*100

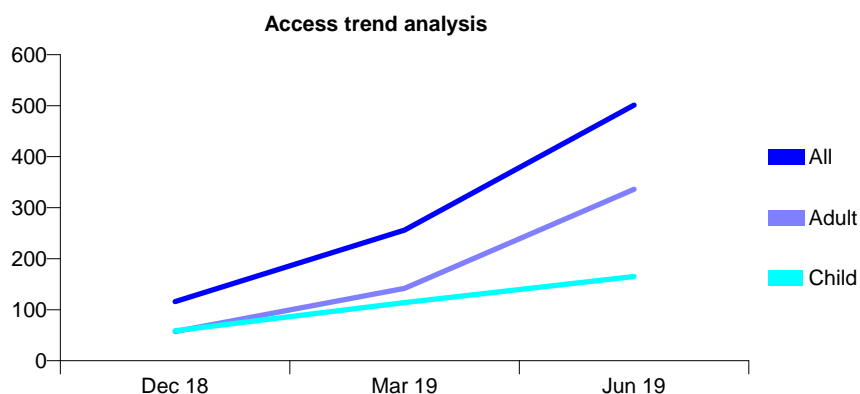
7A3 - Vital Signs At a Glance Contract Report for 100854/0000 - June 2019

Name or company name	MISS AE WALKER
Contract type name	GDS Contract
Purpose of contract	General
Contract start date	02/09/2018
Contract end date	

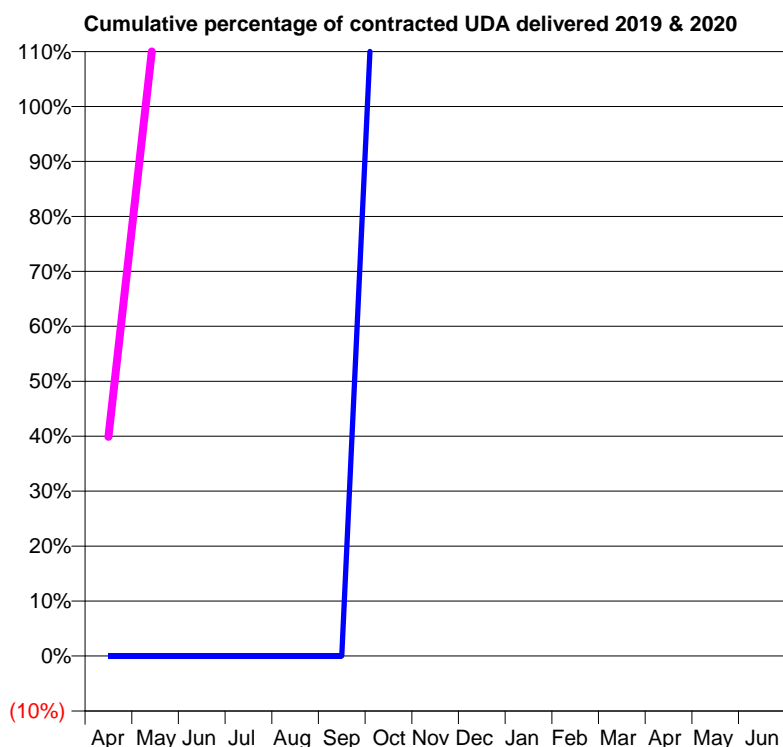
19/20 Contracted general activity (UDA)	180
Carry forward general activity (UDA)	0
19/20 Contracted orthodontic activity (UOA)	0
Carry forward orthodontic activity (UOA)	0
Baseline contract value	£9,385.43

ACCESS*

Patients seen in 24 months	Total	Change since previous quarter
Quarter ending June 2018	0	
Quarter ending September 2018	0	
Quarter ending December 2018	116	↑
Quarter ending March 2019	256	↑
Quarter ending June 2019	501	↑
Variance since June 2018	N/A	



ACTIVITY



Month	Adjusted Scheduled Activity (UDA)	
	2019	2020
April	0	72
May	0	208
June	0	489
July	0	
August	0	
September	0	
October	191	
November	187	
December	213	
January	357	
February	473	
March	522	
April	825	
May	825	
June	833	

QUALITY

	Quantity	Base Number	Contract	LHB	Wales
% of FP17s for the same patient ID Re-attending within 3 months - Children	5	102	4.9%	9.9%	10.7%
% of FP17s for the same patient ID Re-attending within 3 months - Adults	11	248	4.4%	13.7%	15.5%
% of FP17s for the same patient ID Re-attending between 3 & 9 months - Children	26	102	25.5%	56.5%	60.1%
% of FP17s for the same patient ID Re-attending between 3 & 9 months - Adults	35	248	14.1%	52.9%	56.6%
% of FP17s for Band 1 Urgent Courses	17	192	8.9%	9.7%	9.1%
% of FP17s Relating to Free Repair or Replacements	0	192	0.0%	0.7%	0.7%
% of FP17s Relating to Continuations	0	192	0.0%	0.5%	0.6%
% of Patients satisfied with the dentistry they have received	0	0	N/A	90.6%	92.8%
% of Patients satisfied with the time they had to wait for an appointment	0	0	N/A	88.6%	87.5%

* This is based on patients treated on this contract for their most recent course of treatment. Figures in italics indicate the base number of FP17s or Patient Questionnaire responses are less than 100. N/A is shown where the base number of responses is less than 10 during the period. % is calculated as Quantity/Base number*100

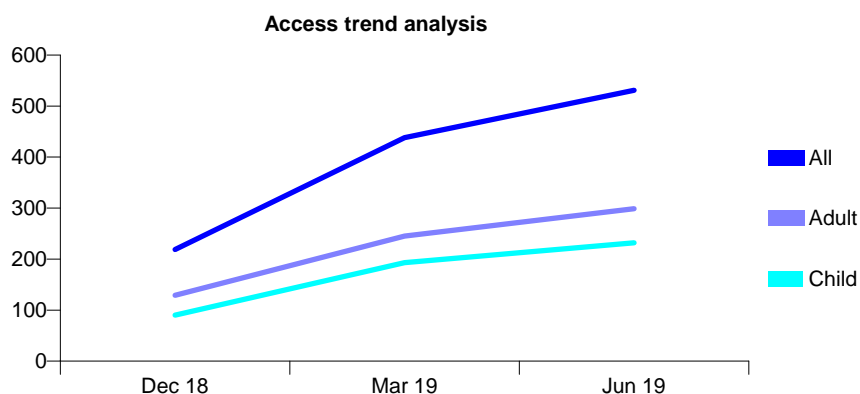
7A3 - Vital Signs At a Glance Contract Report for 100855/0000 - June 2019

Name or company name	MISS AE WALKER
Contract type name	GDS Contract
Purpose of contract	General
Contract start date	02/09/2018
Contract end date	

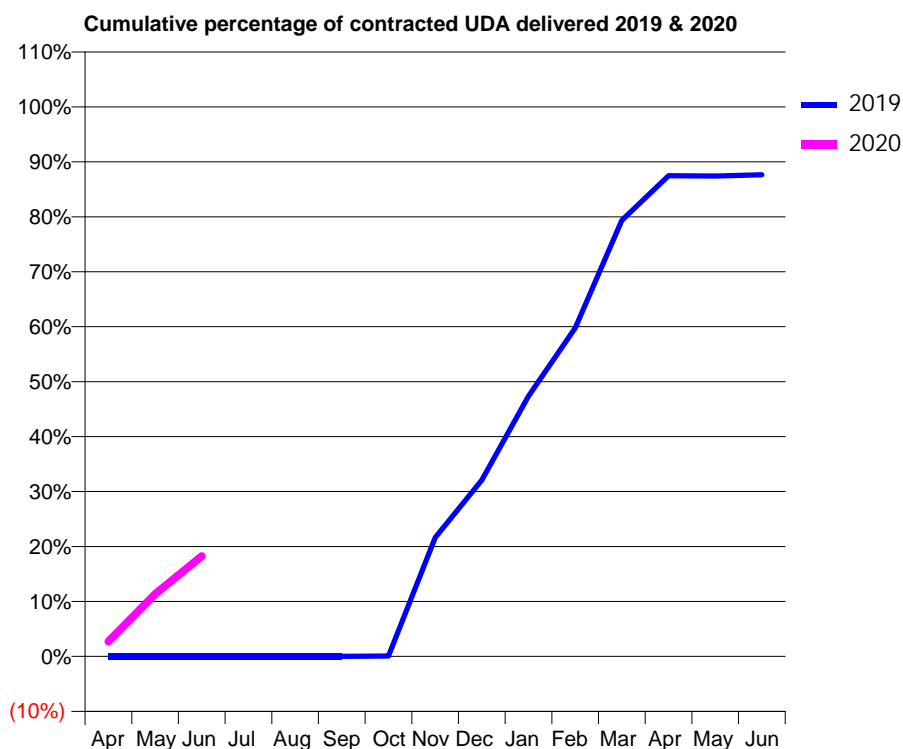
19/20 Contracted general activity (UDA)	2,138
Carry forward general activity (UDA)	0
19/20 Contracted orthodontic activity (UOA)	0
Carry forward orthodontic activity (UOA)	0
Baseline contract value	£55,470.86

ACCESS*

Patients seen in 24 months	Total	Change since previous quarter
Quarter ending June 2018	0	
Quarter ending September 2018	0	
Quarter ending December 2018	219	↑
Quarter ending March 2019	438	↑
Quarter ending June 2019	531	↑
Variance since June 2018	N/A	



ACTIVITY



Month	Adjusted Scheduled Activity (UDA)	
	2019	2020
April	0	59
May	0	243
June	0	391
July	0	
August	0	
September	0	
October	1	
November	269	
December	398	
January	588	
February	742	
March	985	
April	1,086	
May	1,085	
June	1,088	

QUALITY

	Quantity	Base Number	Contract	LHB	Wales
% of FP17s for the same patient ID Re-attending within 3 months - Children	7	87	8.0%	9.9%	10.7%
% of FP17s for the same patient ID Re-attending within 3 months - Adults	19	137	13.9%	13.7%	15.5%
% of FP17s for the same patient ID Re-attending between 3 & 9 months - Children	31	87	35.6%	56.5%	60.1%
% of FP17s for the same patient ID Re-attending between 3 & 9 months - Adults	48	137	35.0%	52.9%	56.6%
% of FP17s for Band 1 Urgent Courses	18	180	10.0%	9.7%	9.1%
% of FP17s Relating to Free Repair or Replacements	2	180	1.1%	0.7%	0.7%
% of FP17s Relating to Continuations	0	180	0.0%	0.5%	0.6%
% of Patients satisfied with the dentistry they have received	0	0	N/A	90.6%	92.8%
% of Patients satisfied with the time they had to wait for an appointment	0	0	N/A	88.6%	87.5%

* This is based on patients treated on this contract for their most recent course of treatment. Figures in italics indicate the base number of FP17s or Patient Questionnaire responses are less than 100. N/A is shown where the base number of responses is less than 10 during the period. % is calculated as Quantity/Base number*100

7A3 - Vital Signs At a Glance Contract Report for 100955/0000 - June 2019


Name or company name	Dunes Care Ltd
Contract type name	Pilot Contract
Purpose of contract	General
Contract start date	01/01/2019
Contract end date	

19/20 Contracted general activity (UDA)	12,500
Carry forward general activity (UDA)	0
19/20 Contracted orthodontic activity (UOA)	0
Carry forward orthodontic activity (UOA)	0
Baseline contract value	£322,250.00

ACCESS*

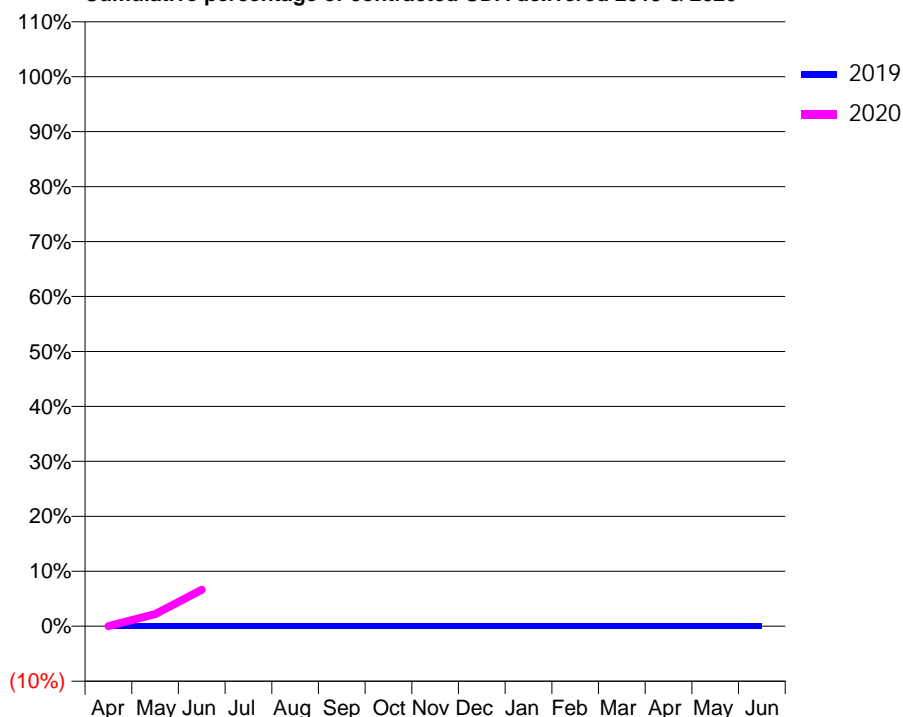
Patients seen in 24 months	Total	Change since previous quarter
Quarter ending June 2018	0	
Quarter ending September 2018	0	
Quarter ending December 2018	0	
Quarter ending March 2019	0	
Quarter ending June 2019	410	↑
Variance since June 2018	N/A	

Access trend analysis



ACTIVITY

Cumulative percentage of contracted UDA delivered 2019 & 2020



Adjusted Scheduled Activity (UDA)

Month	2019	2020
April	0	0
May	0	274
June	0	831
July	0	
August	0	
September	0	
October	0	
November	0	
December	0	
January	0	
February	0	
March	0	
April	0	
May	0	
June	0	

QUALITY

	Quantity	Base Number	Contract	LHB	Wales
% of FP17s for the same patient ID Re-attending within 3 months - Children	0	60	0.0%	9.9%	10.7%
% of FP17s for the same patient ID Re-attending within 3 months - Adults	10	314	3.2%	13.7%	15.5%
% of FP17s for the same patient ID Re-attending between 3 & 9 months - Children	0	60	0.0%	56.5%	60.1%
% of FP17s for the same patient ID Re-attending between 3 & 9 months - Adults	0	314	0.0%	52.9%	56.6%
% of FP17s for Band 1 Urgent Courses	94	374	25.1%	9.7%	9.1%
% of FP17s Relating to Free Repair or Replacements	0	374	0.0%	0.7%	0.7%
% of FP17s Relating to Continuations	0	374	0.0%	0.5%	0.6%
% of Patients satisfied with the dentistry they have received	2	2	N/A	90.6%	92.8%
% of Patients satisfied with the time they had to wait for an appointment	2	2	N/A	88.6%	87.5%

* This is based on patients treated on this contract for their most recent course of treatment.

Figures in italics indicate the base number of FP17s or Patient Questionnaire responses are less than 100. N/A is shown where the base number of responses is less than 10 during the period. % is calculated as Quantity/Base number*100

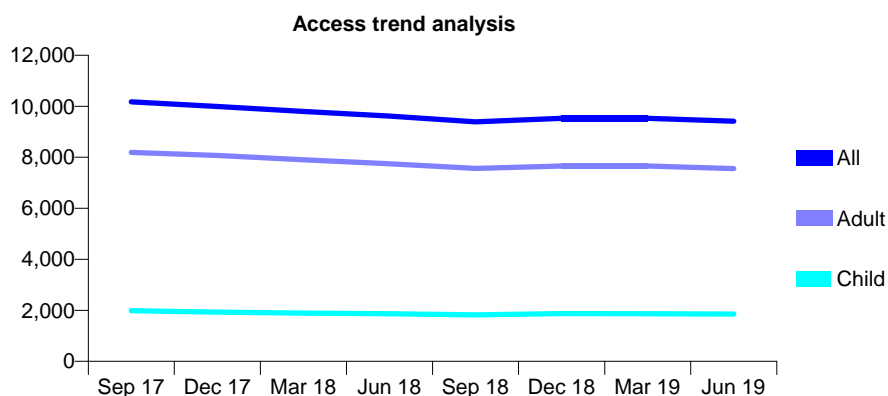
7A3 - Vital Signs At a Glance Contract Report for 101370/0066 - June 2019

Name or company name	Petrie Tucker & Partners Ltd
Contract type name	GDS Contract
Purpose of contract	General
Contract start date	01/04/2006
Contract end date	

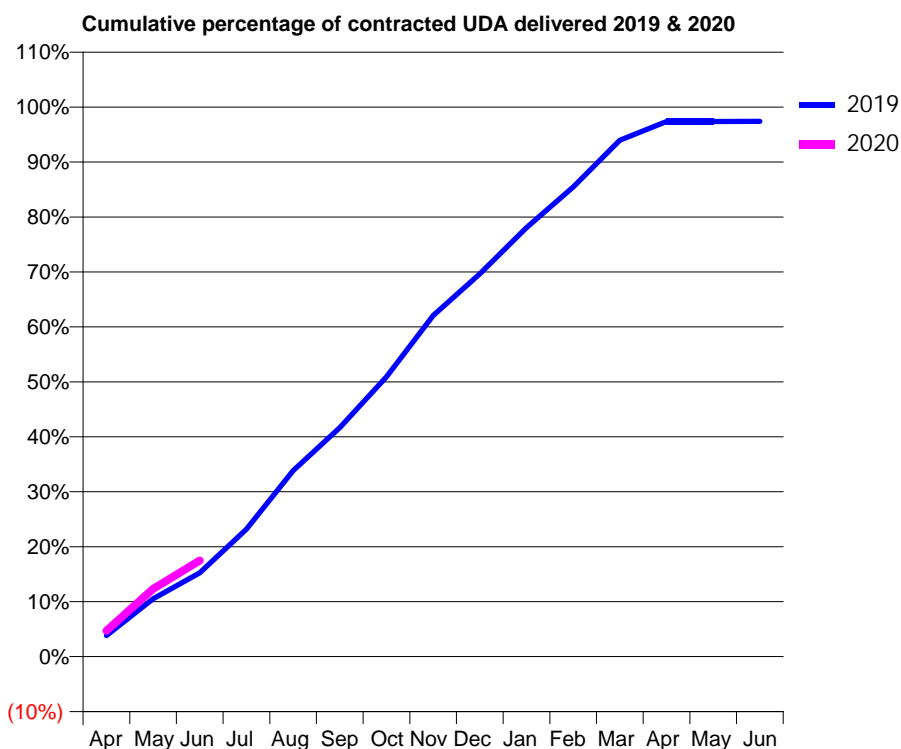
19/20 Contracted general activity (UDA)	24,190
Carry forward general activity (UDA)	0
19/20 Contracted orthodontic activity (UOA)	0
Carry forward orthodontic activity (UOA)	0
Baseline contract value	£604,832.83

ACCESS*

Patients seen in 24 months	Total	Change since previous quarter
Quarter ending June 2018	9,613	
Quarter ending September 2018	9,386	↓
Quarter ending December 2018	9,532	→
Quarter ending March 2019	9,530	→
Quarter ending June 2019	9,413	↓
Variance since June 2018	(2.1%)	↓



ACTIVITY



Month	Adjusted Scheduled Activity (UDA)	
	2019	2020
April	923	1,138
May	2,545	2,984
June	3,687	4,229
July	5,608	
August	8,191	
September	10,076	
October	12,316	
November	15,015	
December	16,847	
January	18,881	
February	20,674	
March	22,732	
April	23,553	
May	23,553	
June	23,559	

QUALITY

	Quantity	Base Number	Contract	LHB	Wales
% of FP17s for the same patient ID Re-attending within 3 months - Children	32	573	5.6%	9.9%	10.7%
% of FP17s for the same patient ID Re-attending within 3 months - Adults	205	2,339	8.8%	13.7%	15.5%
% of FP17s for the same patient ID Re-attending between 3 & 9 months - Children	322	573	56.2%	56.5%	60.1%
% of FP17s for the same patient ID Re-attending between 3 & 9 months - Adults	1,399	2,339	59.8%	52.9%	56.6%
% of FP17s for Band 1 Urgent Courses	100	2,514	4.0%	9.7%	9.1%
% of FP17s Relating to Free Repair or Replacements	18	2,514	0.7%	0.7%	0.7%
% of FP17s Relating to Continuations	21	2,514	0.8%	0.5%	0.6%
% of Patients satisfied with the dentistry they have received	17	19	89.5%	90.6%	92.8%
% of Patients satisfied with the time they had to wait for an appointment	15	19	78.9%	88.6%	87.5%

* This is based on patients treated on this contract for their most recent course of treatment. Figures in italics indicate the base number of FP17s or Patient Questionnaire responses are less than 100. N/A is shown where the base number of responses is less than 10 during the period. % is calculated as Quantity/Base number*100

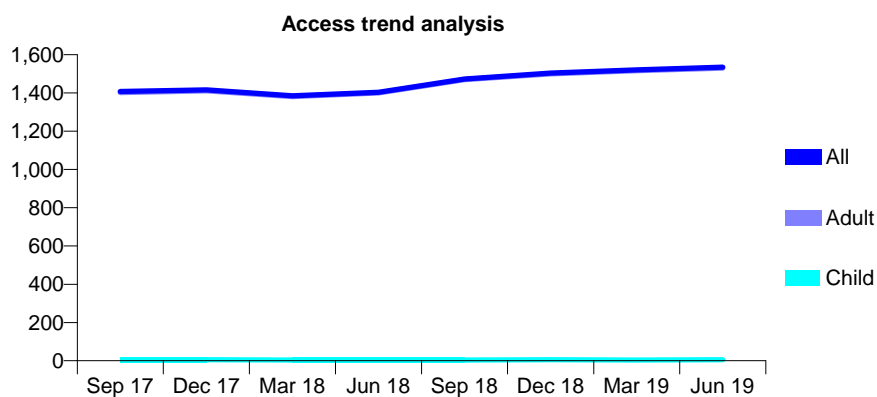
7A3 - Vital Signs At a Glance Contract Report for 103659/0002 - June 2019

Name or company name	Belgrave Dental Centre Ltd
Contract type name	GDS Contract
Purpose of contract	General
Contract start date	01/04/2009
Contract end date	

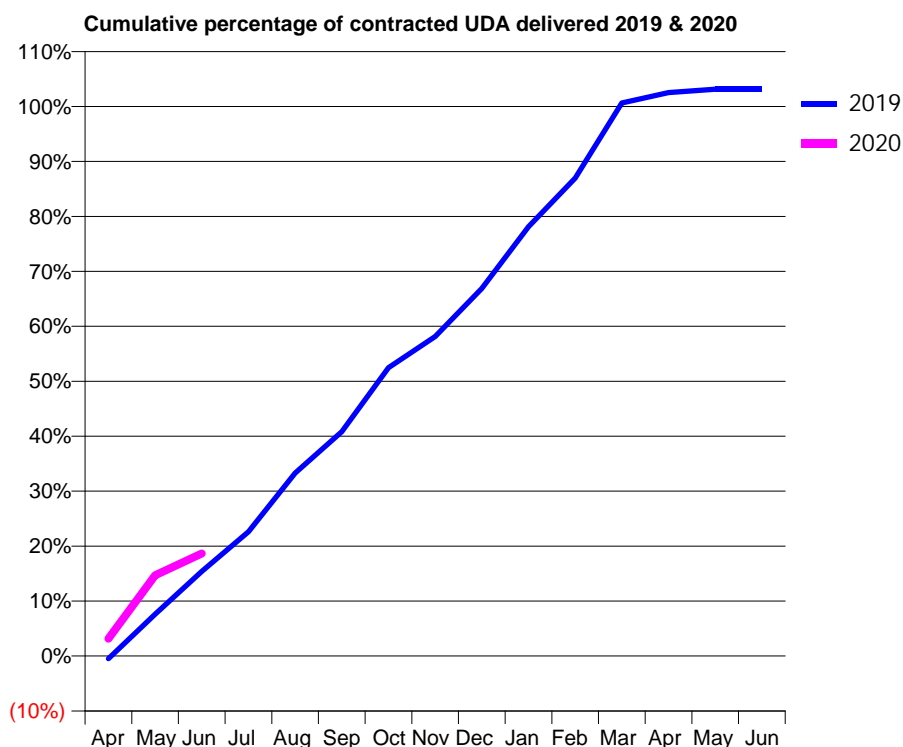
19/20 Contracted general activity (UDA)	2,050
Carry forward general activity (UDA)	0
19/20 Contracted orthodontic activity (UOA)	0
Carry forward orthodontic activity (UOA)	0
Baseline contract value	£107,113.92

ACCESS*

Patients seen in 24 months	Total	Change since previous quarter
Quarter ending June 2018	1,404	
Quarter ending September 2018	1,473	↑
Quarter ending December 2018	1,504	↑
Quarter ending March 2019	1,521	→
Quarter ending June 2019	1,535	→
Variance since June 2018	9.3%	↑



ACTIVITY



Month	Adjusted Scheduled Activity (UDA)	
	2019	2020
April	-10	65
May	156	301
June	316	382
July	464	
August	683	
September	837	
October	1,076	
November	1,192	
December	1,371	
January	1,602	
February	1,783	
March	2,063	
April	2,102	
May	2,114	
June	2,114	

QUALITY

	Quantity	Base Number	Contract	LHB	Wales
% of FP17s for the same patient ID Re-attending within 3 months - Children	0	1	0.0%	9.9%	10.7%
% of FP17s for the same patient ID Re-attending within 3 months - Adults	17	314	5.4%	13.7%	15.5%
% of FP17s for the same patient ID Re-attending between 3 & 9 months - Children	0	1	0.0%	56.5%	60.1%
% of FP17s for the same patient ID Re-attending between 3 & 9 months - Adults	168	314	53.5%	52.9%	56.6%
% of FP17s for Band 1 Urgent Courses	1	278	0.4%	9.7%	9.1%
% of FP17s Relating to Free Repair or Replacements	0	278	0.0%	0.7%	0.7%
% of FP17s Relating to Continuations	3	278	1.1%	0.5%	0.6%
% of Patients satisfied with the dentistry they have received	1	1	N/A	90.6%	92.8%
% of Patients satisfied with the time they had to wait for an appointment	0	1	N/A	88.6%	87.5%

* This is based on patients treated on this contract for their most recent course of treatment. Figures in italics indicate the base number of FP17s or Patient Questionnaire responses are less than 100. N/A is shown where the base number of responses is less than 10 during the period. % is calculated as Quantity/Base number*100

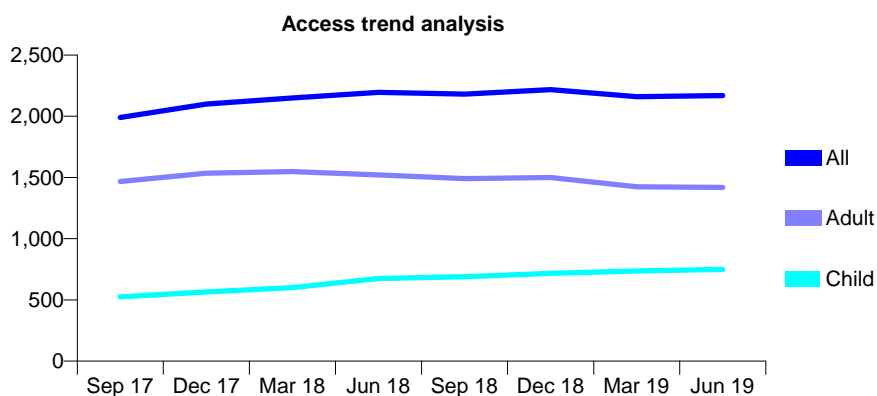
7A3 - Vital Signs At a Glance Contract Report for 103659/0004 - June 2019

Name or company name	Belgrave Dental Centre Ltd
Contract type name	Pilot Contract
Purpose of contract	General
Contract start date	01/04/2013
Contract end date	

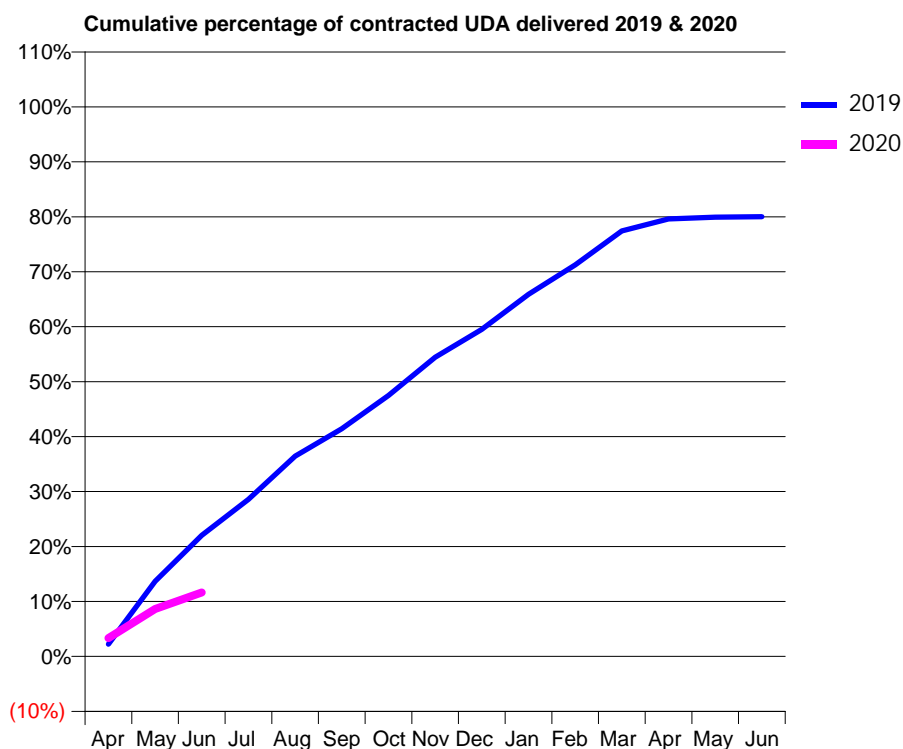
19/20 Contracted general activity (UDA)	7,627
Carry forward general activity (UDA)	0
19/20 Contracted orthodontic activity (UOA)	0
Carry forward orthodontic activity (UOA)	0
Baseline contract value	£190,660.26

ACCESS*

Patients seen in 24 months	Total	Change since previous quarter
Quarter ending June 2018	2,196	
Quarter ending September 2018	2,181	→
Quarter ending December 2018	2,217	→
Quarter ending March 2019	2,161	↓
Quarter ending June 2019	2,169	→
Variance since June 2018	(1.2%)	↓



ACTIVITY



Month	2019	2020
April	171	255
May	1,042	659
June	1,681	888
July	2,179	
August	2,782	
September	3,160	
October	3,622	
November	4,152	
December	4,539	
January	5,026	
February	5,433	
March	5,904	
April	6,072	
May	6,096	
June	6,103	

QUALITY

	Quantity	Base Number	Contract	LHB	Wales
% of FP17s for the same patient ID Re-attending within 3 months - Children	12	159	7.5%	9.9%	10.7%
% of FP17s for the same patient ID Re-attending within 3 months - Adults	57	368	15.5%	13.7%	15.5%
% of FP17s for the same patient ID Re-attending between 3 & 9 months - Children	54	159	34.0%	56.5%	60.1%
% of FP17s for the same patient ID Re-attending between 3 & 9 months - Adults	148	368	40.2%	52.9%	56.6%
% of FP17s for Band 1 Urgent Courses	63	444	14.2%	9.7%	9.1%
% of FP17s Relating to Free Repair or Replacements	4	444	0.9%	0.7%	0.7%
% of FP17s Relating to Continuations	5	444	1.1%	0.5%	0.6%
% of Patients satisfied with the dentistry they have received	6	7	N/A	90.6%	92.8%
% of Patients satisfied with the time they had to wait for an appointment	7	7	N/A	88.6%	87.5%

* This is based on patients treated on this contract for their most recent course of treatment. Figures in italics indicate the base number of FP17s or Patient Questionnaire responses are less than 100. N/A is shown where the base number of responses is less than 10 during the period. % is calculated as Quantity/Base number*100

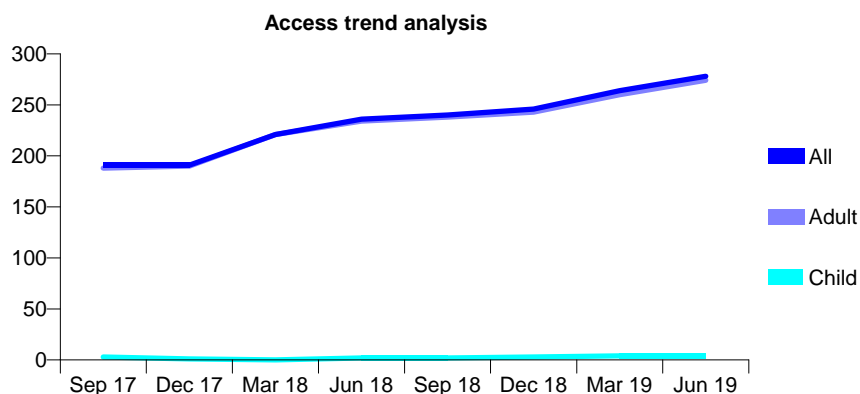
7A3 - Vital Signs At a Glance Contract Report for 114413/0001 - June 2019

Name or company name	Parkway Clinic
Contract type name	GDS Contract
Purpose of contract	General
Contract start date	01/04/2009
Contract end date	

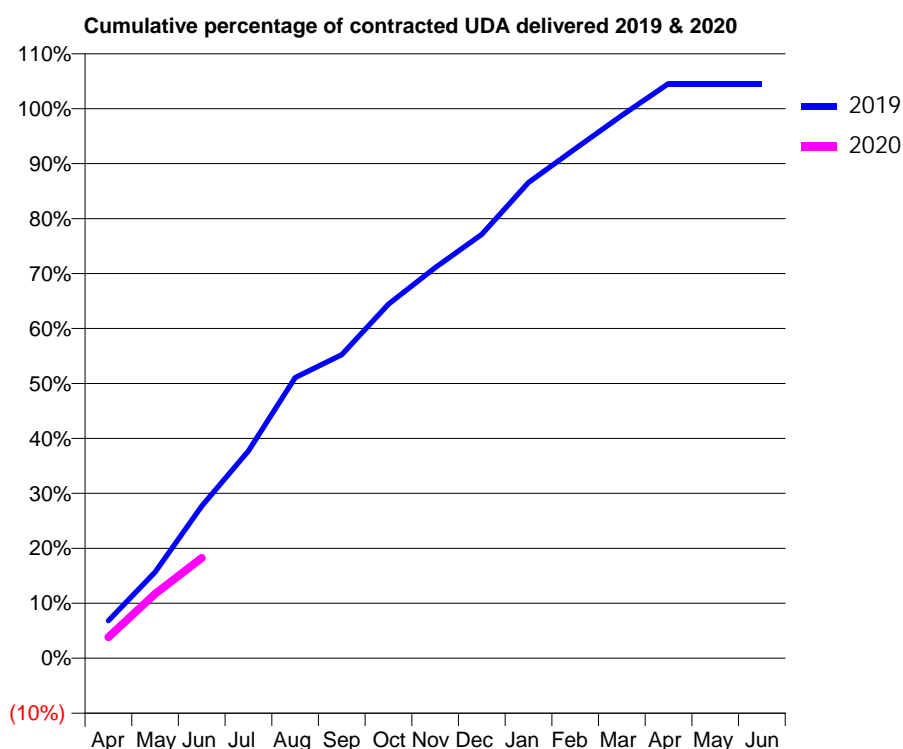
19/20 Contracted general activity (UDA)	1,535
Carry forward general activity (UDA)	0
19/20 Contracted orthodontic activity (UOA)	0
Carry forward orthodontic activity (UOA)	0
Baseline contract value	£82,503.55

ACCESS*

Patients seen in 24 months	Total	Change since previous quarter
Quarter ending June 2018	236	
Quarter ending September 2018	240	→
Quarter ending December 2018	246	↑
Quarter ending March 2019	264	↑
Quarter ending June 2019	278	↑
Variance since June 2018	17.8%	↑



ACTIVITY



Month	2019	2020
April	105	59
May	241	180
June	425	280
July	579	
August	784	
September	848	
October	989	
November	1,091	
December	1,184	
January	1,329	
February	1,423	
March	1,516	
April	1,605	
May	1,605	
June	1,605	

QUALITY

	Quantity	Base Number	Contract	LHB	Wales
% of FP17s for the same patient ID Re-attending within 3 months - Children	0	0	N/A	9.9%	10.7%
% of FP17s for the same patient ID Re-attending within 3 months - Adults	4	140	2.9%	13.7%	15.5%
% of FP17s for the same patient ID Re-attending between 3 & 9 months - Children	0	0	N/A	56.5%	60.1%
% of FP17s for the same patient ID Re-attending between 3 & 9 months - Adults	4	140	2.9%	52.9%	56.6%
% of FP17s for Band 1 Urgent Courses	0	103	0.0%	9.7%	9.1%
% of FP17s Relating to Free Repair or Replacements	0	103	0.0%	0.7%	0.7%
% of FP17s Relating to Continuations	0	103	0.0%	0.5%	0.6%
% of Patients satisfied with the dentistry they have received	2	2	N/A	90.6%	92.8%
% of Patients satisfied with the time they had to wait for an appointment	1	2	N/A	88.6%	87.5%

* This is based on patients treated on this contract for their most recent course of treatment.

Figures in italics indicate the base number of FP17s or Patient Questionnaire responses are less than 100. N/A is shown where the base number of responses is less than 10 during the period. % is calculated as Quantity/Base number*100

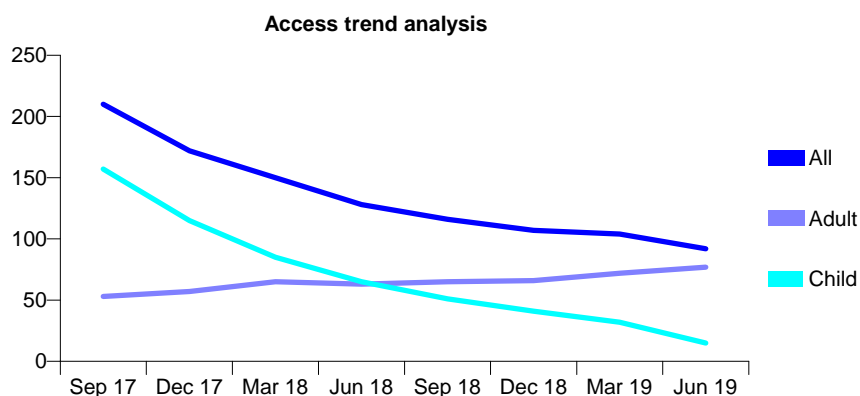
7A3 - Vital Signs At a Glance Contract Report for 114413/0002 - June 2019

Name or company name	Parkway Clinic
Contract type name	PDS Contract
Purpose of contract	General
Contract start date	01/04/2013
Contract end date	31/03/2020

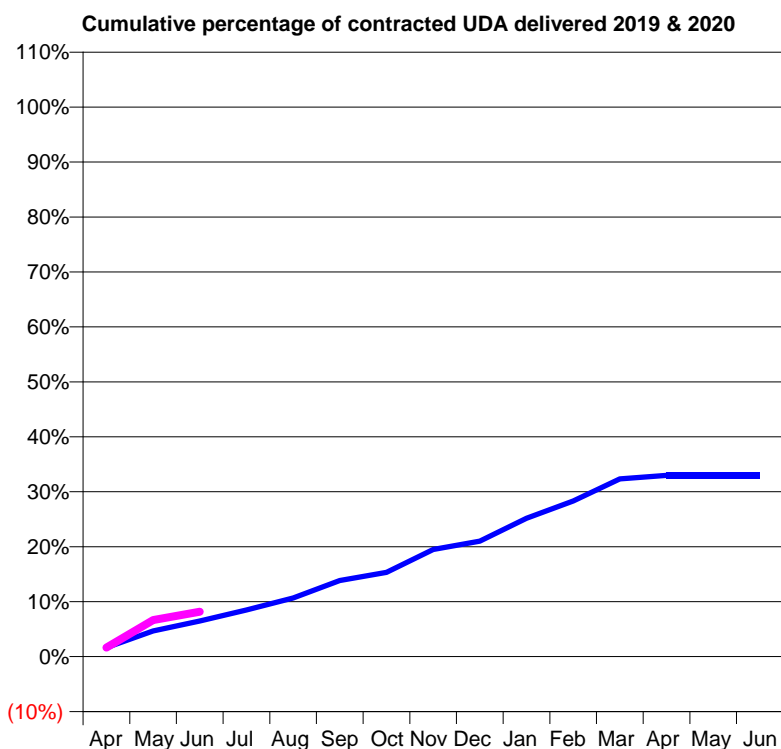
19/20 Contracted general activity (UDA)	600
Carry forward general activity (UDA)	0
19/20 Contracted orthodontic activity (UOA)	0
Carry forward orthodontic activity (UOA)	0
Baseline contract value	£34,661.17

ACCESS*

Patients seen in 24 months	Total	Change since previous quarter
Quarter ending June 2018	128	
Quarter ending September 2018	116	↓
Quarter ending December 2018	107	↓
Quarter ending March 2019	104	↓
Quarter ending June 2019	92	↓
Variance since June 2018	(28.1%)	↓



ACTIVITY



Month	Adjusted Scheduled Activity (UDA)	
	2019	2020
April	10	10
May	28	40
June	39	49
July	51	
August	64	
September	83	
October	92	
November	117	
December	126	
January	151	
February	170	
March	194	
April	198	
May	198	
June	198	

QUALITY

	Quantity	Base Number	Contract	LHB	Wales
% of FP17s for the same patient ID Re-attending within 3 months - Children	0	0	N/A	9.9%	10.7%
% of FP17s for the same patient ID Re-attending within 3 months - Adults	0	19	0.0%	13.7%	15.5%
% of FP17s for the same patient ID Re-attending between 3 & 9 months - Children	0	0	N/A	56.5%	60.1%
% of FP17s for the same patient ID Re-attending between 3 & 9 months - Adults	0	19	0.0%	52.9%	56.6%
% of FP17s for Band 1 Urgent Courses	0	17	0.0%	9.7%	9.1%
% of FP17s Relating to Free Repair or Replacements	0	17	0.0%	0.7%	0.7%
% of FP17s Relating to Continuations	0	17	0.0%	0.5%	0.6%
% of Patients satisfied with the dentistry they have received	0	0	N/A	90.6%	92.8%
% of Patients satisfied with the time they had to wait for an appointment	0	0	N/A	88.6%	87.5%

* This is based on patients treated on this contract for their most recent course of treatment. Figures in italics indicate the base number of FP17s or Patient Questionnaire responses are less than 100. N/A is shown where the base number of responses is less than 10 during the period. % is calculated as Quantity/Base number*100

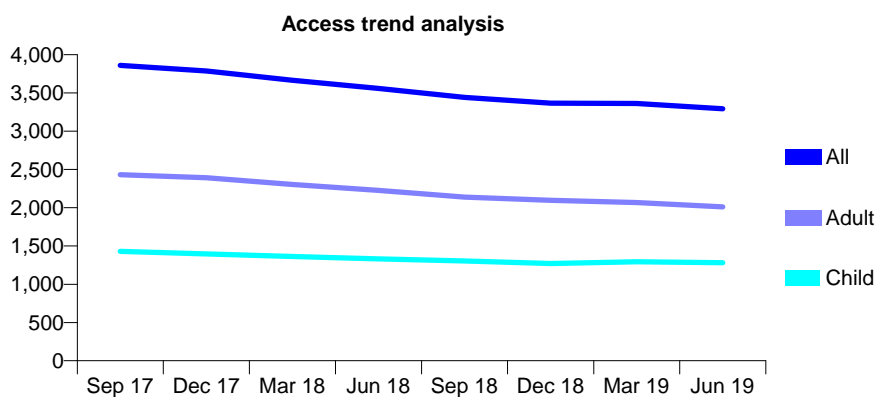
7A3 - Vital Signs At a Glance Contract Report for 117234/0001 - June 2019

Name or company name	Cwmtawe Dental Practice Ltd
Contract type name	GDS Contract
Purpose of contract	General and Orthodontic
Contract start date	01/04/2008
Contract end date	

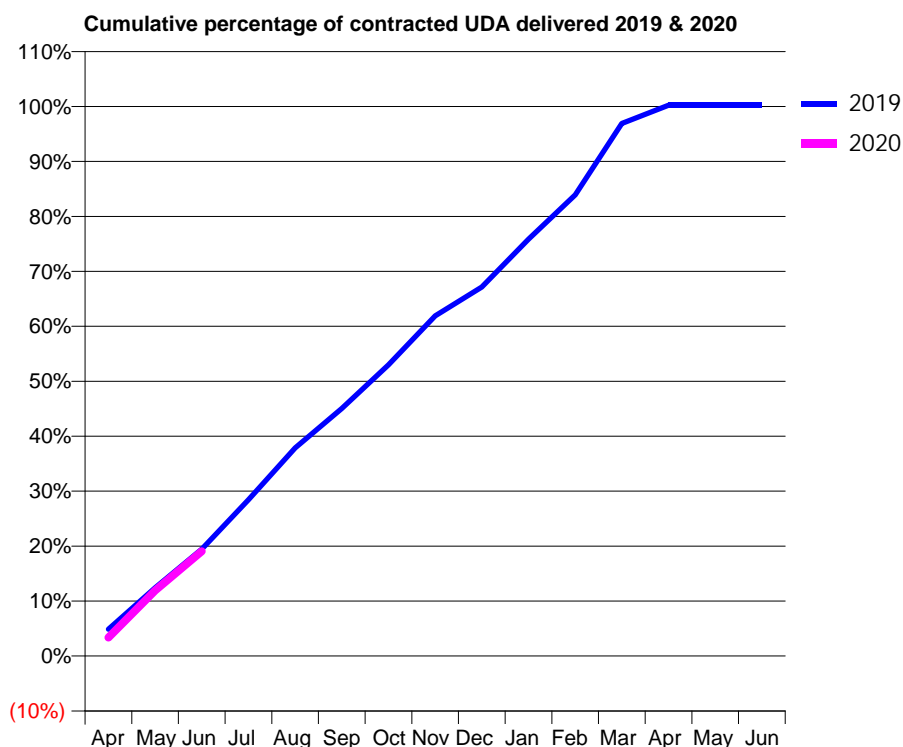
19/20 Contracted general activity (UDA)	9,000
Carry forward general activity (UDA)	0
19/20 Contracted orthodontic activity (UOA)	3,062
Carry forward orthodontic activity (UOA)	0
Baseline contract value	£434,148.73

ACCESS*

Patients seen in 24 months	Total	Change since previous quarter
Quarter ending June 2018	3,558	
Quarter ending September 2018	3,442	↓
Quarter ending December 2018	3,367	↓
Quarter ending March 2019	3,362	→
Quarter ending June 2019	3,293	↓
Variance since June 2018	(7.4%)	↓



ACTIVITY



Month	Adjusted Scheduled Activity (UDA)	
	2019	2020
April	439	302
May	1,119	1,074
June	1,750	1,717
July	2,559	
August	3,408	
September	4,054	
October	4,768	
November	5,570	
December	6,042	
January	6,826	
February	7,551	
March	8,721	
April	9,020	
May	9,020	
June	9,021	

QUALITY

	Quantity	Base Number	Contract	LHB	Wales
% of FP17s for the same patient ID Re-attending within 3 months - Children	34	441	7.7%	9.9%	10.7%
% of FP17s for the same patient ID Re-attending within 3 months - Adults	104	687	15.1%	13.7%	15.5%
% of FP17s for the same patient ID Re-attending between 3 & 9 months - Children	256	441	58.0%	56.5%	60.1%
% of FP17s for the same patient ID Re-attending between 3 & 9 months - Adults	412	687	60.0%	52.9%	56.6%
% of FP17s for Band 1 Urgent Courses	53	993	5.3%	9.7%	9.1%
% of FP17s Relating to Free Repair or Replacements	16	993	1.6%	0.7%	0.7%
% of FP17s Relating to Continuations	1	993	0.1%	0.5%	0.6%
% of Patients satisfied with the dentistry they have received	7	8	N/A	90.6%	92.8%
% of Patients satisfied with the time they had to wait for an appointment	6	8	N/A	88.6%	87.5%

* This is based on patients treated on this contract for their most recent course of treatment. Figures in italics indicate the base number of FP17s or Patient Questionnaire responses are less than 100. N/A is shown where the base number of responses is less than 10 during the period. % is calculated as Quantity/Base number*100

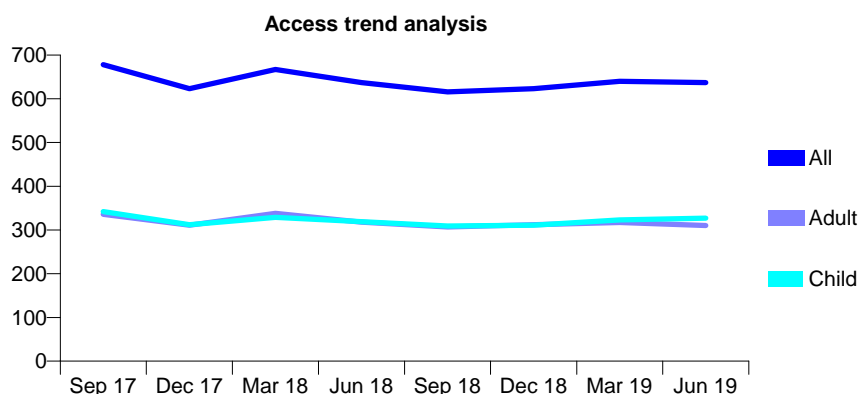
7A3 - Vital Signs At a Glance Contract Report for 121185/0001 - June 2019

Name or company name	The Brynhyfryd Dental Practice Ltd
Contract type name	GDS Contract
Purpose of contract	General
Contract start date	01/09/2011
Contract end date	

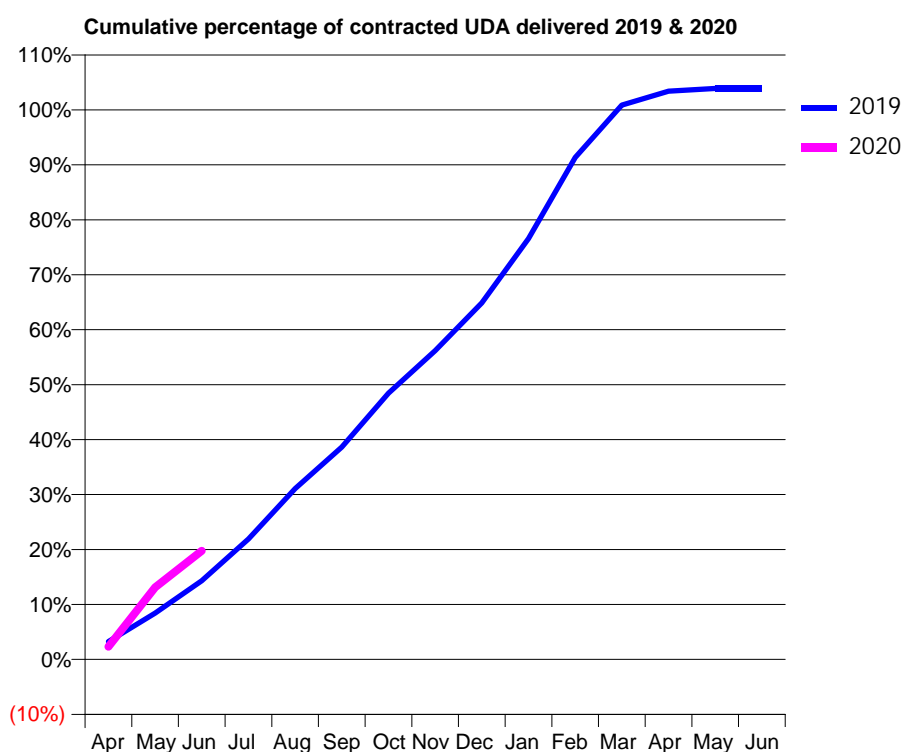
19/20 Contracted general activity (UDA)	2,490
Carry forward general activity (UDA)	0
19/20 Contracted orthodontic activity (UOA)	0
Carry forward orthodontic activity (UOA)	0
Baseline contract value	£72,035.09

ACCESS*

Patients seen in 24 months	Total	Change since previous quarter
Quarter ending June 2018	637	
Quarter ending September 2018	616	↓
Quarter ending December 2018	623	→
Quarter ending March 2019	640	↑
Quarter ending June 2019	637	→
Variance since June 2018	0.0%	→



ACTIVITY



Month	2019	2020
April	81	58
May	210	327
June	356	492
July	546	
August	775	
September	962	
October	1,206	
November	1,399	
December	1,615	
January	1,907	
February	2,274	
March	2,512	
April	2,574	
May	2,587	
June	2,587	

QUALITY

	Quantity	Base Number	Contract	LHB	Wales
% of FP17s for the same patient ID Re-attending within 3 months - Children	17	117	14.5%	9.9%	10.7%
% of FP17s for the same patient ID Re-attending within 3 months - Adults	20	91	22.0%	13.7%	15.5%
% of FP17s for the same patient ID Re-attending between 3 & 9 months - Children	52	117	44.4%	56.5%	60.1%
% of FP17s for the same patient ID Re-attending between 3 & 9 months - Adults	40	91	44.0%	52.9%	56.6%
% of FP17s for Band 1 Urgent Courses	30	179	16.8%	9.7%	9.1%
% of FP17s Relating to Free Repair or Replacements	0	179	0.0%	0.7%	0.7%
% of FP17s Relating to Continuations	5	179	2.8%	0.5%	0.6%
% of Patients satisfied with the dentistry they have received	1	1	N/A	90.6%	92.8%
% of Patients satisfied with the time they had to wait for an appointment	1	1	N/A	88.6%	87.5%

* This is based on patients treated on this contract for their most recent course of treatment. Figures in italics indicate the base number of FP17s or Patient Questionnaire responses are less than 100. N/A is shown where the base number of responses is less than 10 during the period. % is calculated as Quantity/Base number*100

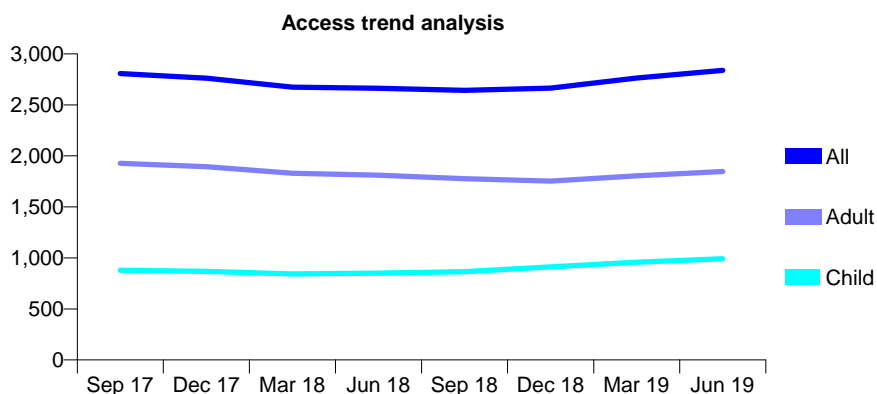
7A3 - Vital Signs At a Glance Contract Report for 123641/0001 - June 2019

Name or company name	Griffiths & Middleton
Contract type name	GDS Contract
Purpose of contract	General
Contract start date	01/11/2012
Contract end date	

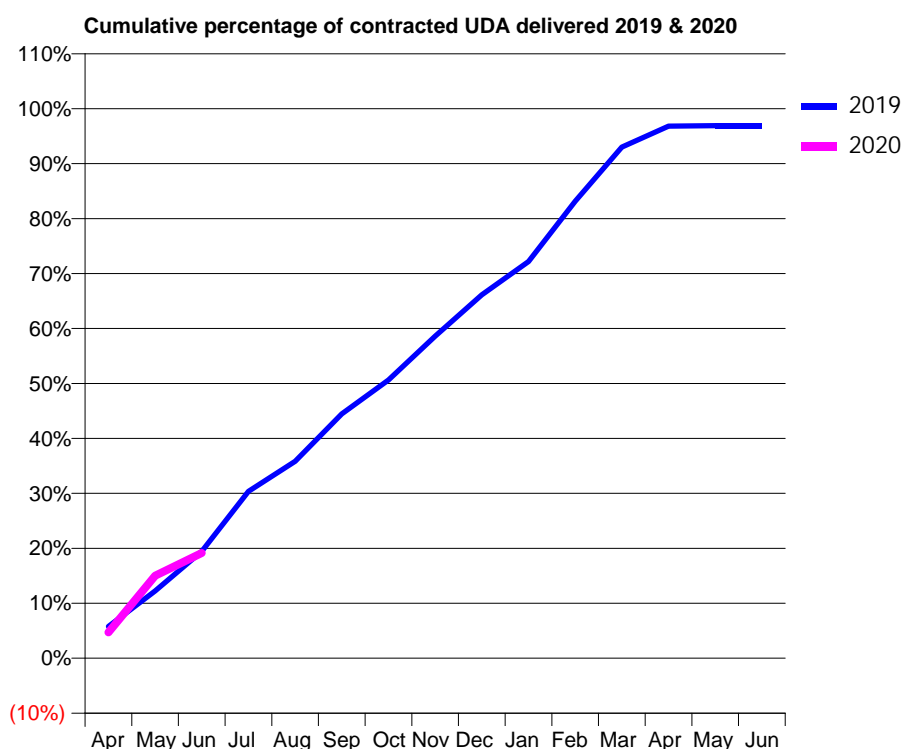
19/20 Contracted general activity (UDA)	8,335
Carry forward general activity (UDA)	0
19/20 Contracted orthodontic activity (UOA)	0
Carry forward orthodontic activity (UOA)	0
Baseline contract value	£221,921.33

ACCESS*

Patients seen in 24 months	Total	Change since previous quarter
Quarter ending June 2018	2,663	
Quarter ending September 2018	2,642	→
Quarter ending December 2018	2,665	→
Quarter ending March 2019	2,763	↑
Quarter ending June 2019	2,839	↑
Variance since June 2018	6.6%	↑



ACTIVITY



Month	2019	2020
April	482	394
May	1,020	1,251
June	1,620	1,597
July	2,532	
August	2,987	
September	3,707	
October	4,220	
November	4,886	
December	5,510	
January	6,016	
February	6,931	
March	7,751	
April	8,070	
May	8,077	
June	8,077	

QUALITY

	Quantity	Base Number	Contract	LHB	Wales
% of FP17s for the same patient ID Re-attending within 3 months - Children	45	433	10.4%	9.9%	10.7%
% of FP17s for the same patient ID Re-attending within 3 months - Adults	127	708	17.9%	13.7%	15.5%
% of FP17s for the same patient ID Re-attending between 3 & 9 months - Children	264	433	61.0%	56.5%	60.1%
% of FP17s for the same patient ID Re-attending between 3 & 9 months - Adults	376	708	53.1%	52.9%	56.6%
% of FP17s for Band 1 Urgent Courses	111	966	11.5%	9.7%	9.1%
% of FP17s Relating to Free Repair or Replacements	2	966	0.2%	0.7%	0.7%
% of FP17s Relating to Continuations	4	966	0.4%	0.5%	0.6%
% of Patients satisfied with the dentistry they have received	1	1	N/A	90.6%	92.8%
% of Patients satisfied with the time they had to wait for an appointment	1	1	N/A	88.6%	87.5%

* This is based on patients treated on this contract for their most recent course of treatment. Figures in italics indicate the base number of FP17s or Patient Questionnaire responses are less than 100. N/A is shown where the base number of responses is less than 10 during the period. % is calculated as Quantity/Base number*100

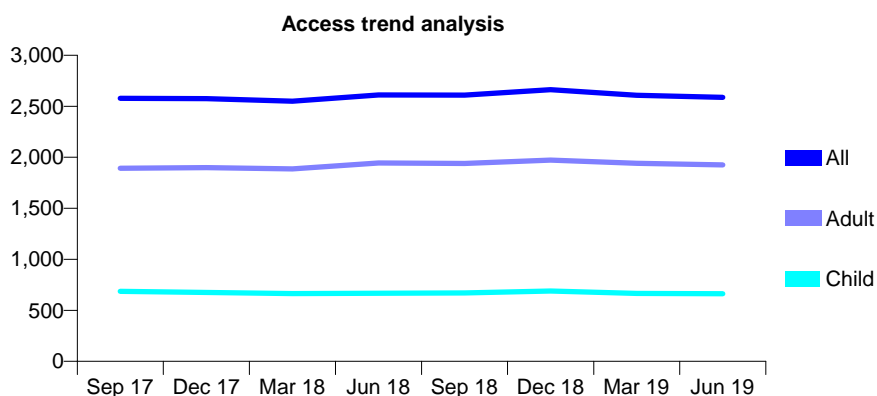
7A3 - Vital Signs At a Glance Contract Report for 127590/0001 - June 2019

Name or company name	Penclawdd Dental Practice
Contract type name	Pilot Contract
Purpose of contract	General
Contract start date	01/01/2011
Contract end date	

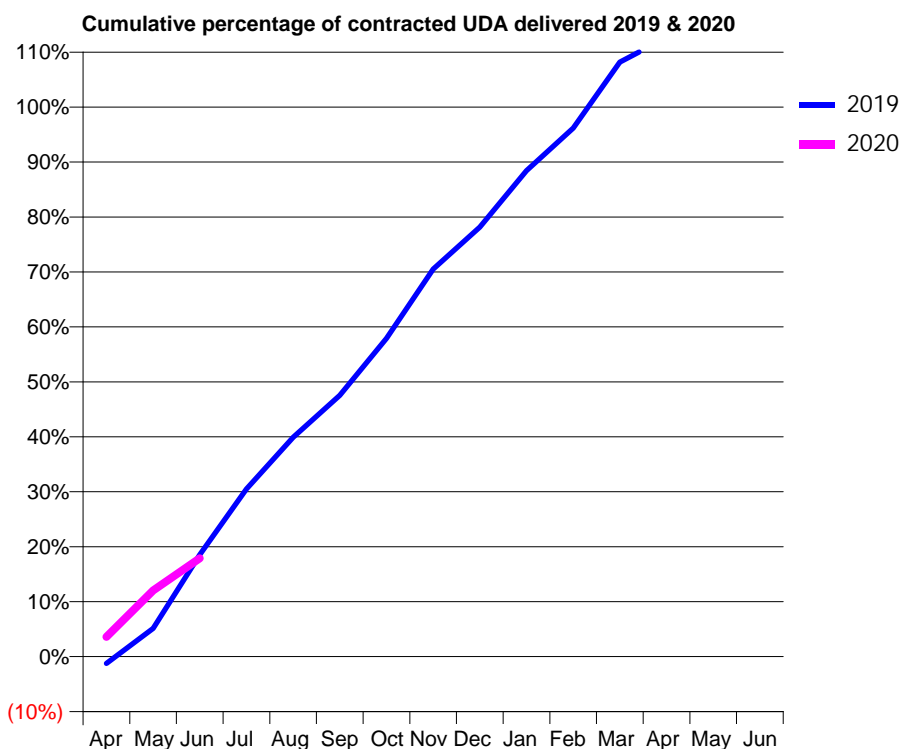
19/20 Contracted general activity (UDA)	5,810
Carry forward general activity (UDA)	0
19/20 Contracted orthodontic activity (UOA)	0
Carry forward orthodontic activity (UOA)	0
Baseline contract value	£158,668.78

ACCESS*

Patients seen in 24 months	Total	Change since previous quarter
Quarter ending June 2018	2,611	
Quarter ending September 2018	2,610	→
Quarter ending December 2018	2,662	→
Quarter ending March 2019	2,607	↓
Quarter ending June 2019	2,588	→
Variance since June 2018	(0.9%)	→



ACTIVITY



Month	Adjusted Scheduled Activity (UDA)	
	2019	2020
April	-72	210
May	299	700
June	1,077	1,040
July	1,773	
August	2,319	
September	2,762	
October	3,365	
November	4,096	
December	4,540	
January	5,138	
February	5,588	
March	6,285	
April	6,544	
May	6,557	
June	6,561	

QUALITY

	Quantity	Base Number	Contract	LHB	Wales
% of FP17s for the same patient ID Re-attending within 3 months - Children	15	228	6.6%	9.9%	10.7%
% of FP17s for the same patient ID Re-attending within 3 months - Adults	72	541	13.3%	13.7%	15.5%
% of FP17s for the same patient ID Re-attending between 3 & 9 months - Children	124	228	54.4%	56.5%	60.1%
% of FP17s for the same patient ID Re-attending between 3 & 9 months - Adults	196	541	36.2%	52.9%	56.6%
% of FP17s for Band 1 Urgent Courses	149	640	23.3%	9.7%	9.1%
% of FP17s Relating to Free Repair or Replacements	8	640	1.3%	0.7%	0.7%
% of FP17s Relating to Continuations	4	640	0.6%	0.5%	0.6%
% of Patients satisfied with the dentistry they have received	6	8	N/A	90.6%	92.8%
% of Patients satisfied with the time they had to wait for an appointment	7	8	N/A	88.6%	87.5%

* This is based on patients treated on this contract for their most recent course of treatment. Figures in italics indicate the base number of FP17s or Patient Questionnaire responses are less than 100. N/A is shown where the base number of responses is less than 10 during the period. % is calculated as Quantity/Base number*100

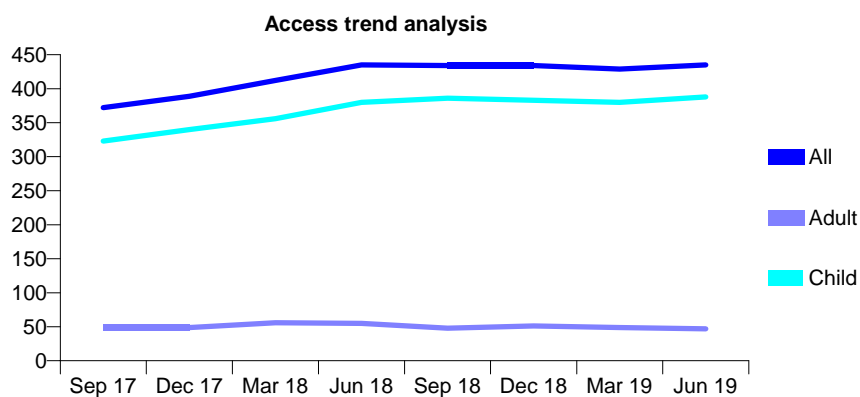
7A3 - Vital Signs At a Glance Contract Report for 136743/0001 - June 2019

Name or company name	Dr Webster & Dr Close
Contract type name	GDS Contract
Purpose of contract	General
Contract start date	07/06/2013
Contract end date	

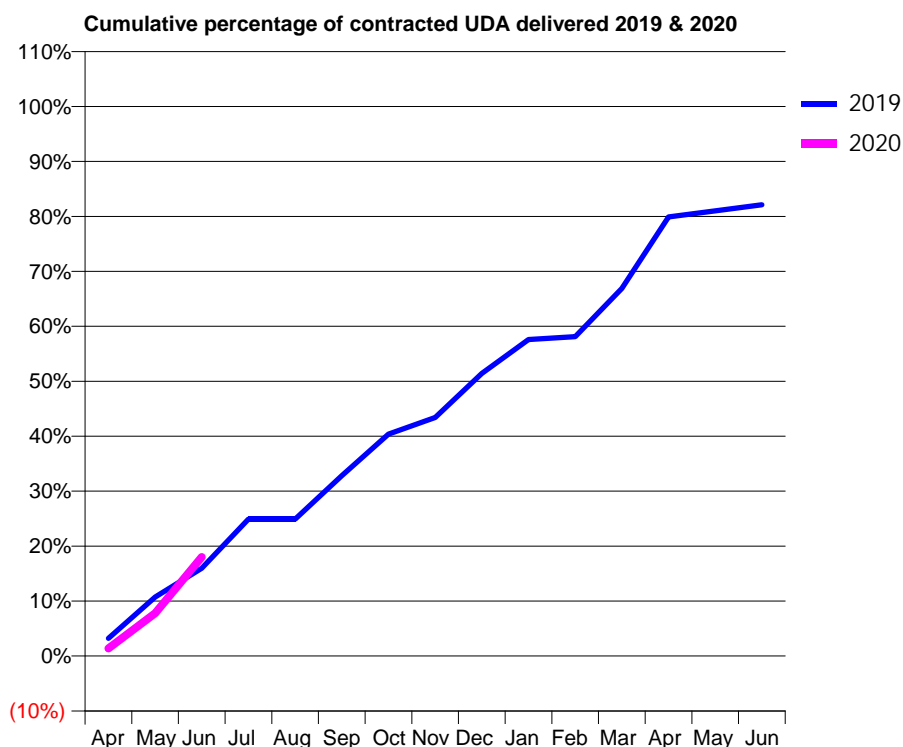
19/20 Contracted general activity (UDA)	1,000
Carry forward general activity (UDA)	0
19/20 Contracted orthodontic activity (UOA)	0
Carry forward orthodontic activity (UOA)	0
Baseline contract value	£22,871.07

ACCESS*

Patients seen in 24 months	Total	Change since previous quarter
Quarter ending June 2018	435	
Quarter ending September 2018	434	→
Quarter ending December 2018	434	→
Quarter ending March 2019	429	↓
Quarter ending June 2019	435	→
Variance since June 2018	0.0%	→



ACTIVITY



Month	Adjusted Scheduled Activity (UDA)	
	2019	2020
April	32	14
May	107	78
June	160	180
July	249	
August	249	
September	328	
October	404	
November	434	
December	514	
January	576	
February	581	
March	669	
April	799	
May	810	
June	821	

QUALITY

	Quantity	Base Number	Contract	LHB	Wales
% of FP17s for the same patient ID Re-attending within 3 months - Children	6	180	3.3%	9.9%	10.7%
% of FP17s for the same patient ID Re-attending within 3 months - Adults	1	6	16.7%	13.7%	15.5%
% of FP17s for the same patient ID Re-attending between 3 & 9 months - Children	106	180	58.9%	56.5%	60.1%
% of FP17s for the same patient ID Re-attending between 3 & 9 months - Adults	5	6	83.3%	52.9%	56.6%
% of FP17s for Band 1 Urgent Courses	1	97	1.0%	9.7%	9.1%
% of FP17s Relating to Free Repair or Replacements	0	97	0.0%	0.7%	0.7%
% of FP17s Relating to Continuations	0	97	0.0%	0.5%	0.6%
% of Patients satisfied with the dentistry they have received	0	0	N/A	90.6%	92.8%
% of Patients satisfied with the time they had to wait for an appointment	0	0	N/A	88.6%	87.5%

* This is based on patients treated on this contract for their most recent course of treatment. Figures in italics indicate the base number of FP17s or Patient Questionnaire responses are less than 100. N/A is shown where the base number of responses is less than 10 during the period. % is calculated as Quantity/Base number*100

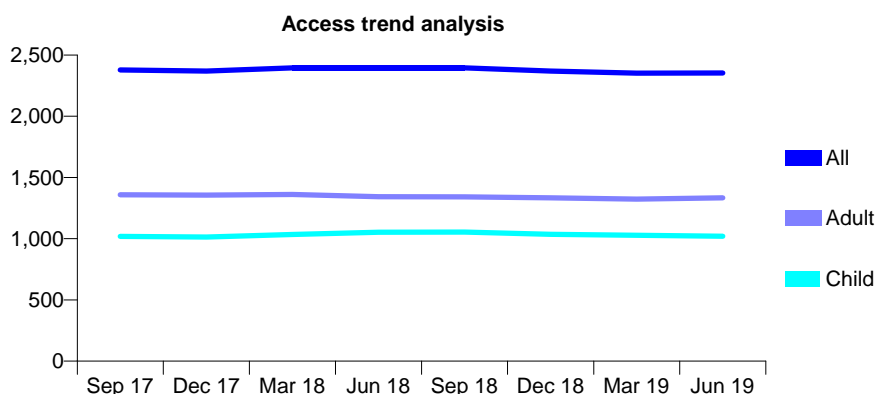
7A3 - Vital Signs At a Glance Contract Report for 142301/0001 - June 2019

Name or company name	Gower Healthcare Ltd
Contract type name	GDS Contract
Purpose of contract	General
Contract start date	01/04/2009
Contract end date	

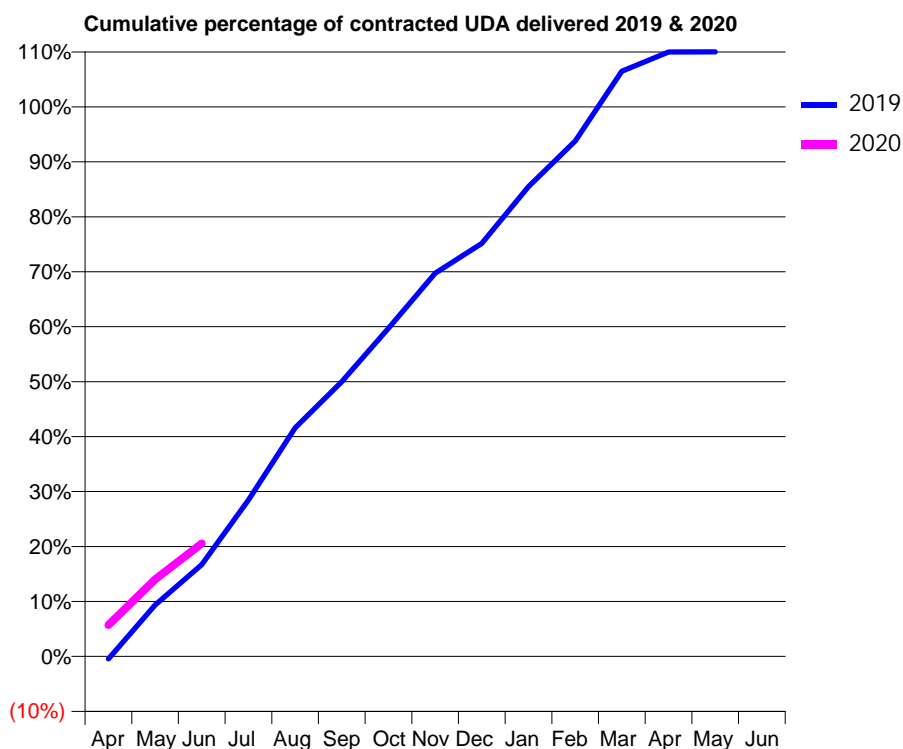
19/20 Contracted general activity (UDA)	7,500
Carry forward general activity (UDA)	0
19/20 Contracted orthodontic activity (UOA)	0
Carry forward orthodontic activity (UOA)	0
Baseline contract value	£187,514.11

ACCESS*

Patients seen in 24 months	Total	Change since previous quarter
Quarter ending June 2018	2,396	
Quarter ending September 2018	2,395	→
Quarter ending December 2018	2,370	↓
Quarter ending March 2019	2,352	→
Quarter ending June 2019	2,354	→
Variance since June 2018	(1.8%)	↓



ACTIVITY



Month	Adjusted Scheduled Activity (UDA)	
	2019	2020
April	-36	429
May	703	1,052
June	1,253	1,541
July	2,135	
August	3,120	
September	3,748	
October	4,478	
November	5,230	
December	5,637	
January	6,411	
February	7,033	
March	7,988	
April	8,248	
May	8,251	
June	8,253	

QUALITY

	Quantity	Base Number	Contract	LHB	Wales
% of FP17s for the same patient ID Re-attending within 3 months - Children	32	400	8.0%	9.9%	10.7%
% of FP17s for the same patient ID Re-attending within 3 months - Adults	103	492	20.9%	13.7%	15.5%
% of FP17s for the same patient ID Re-attending between 3 & 9 months - Children	275	400	68.8%	56.5%	60.1%
% of FP17s for the same patient ID Re-attending between 3 & 9 months - Adults	259	492	52.6%	52.9%	56.6%
% of FP17s for Band 1 Urgent Courses	60	764	7.9%	9.7%	9.1%
% of FP17s Relating to Free Repair or Replacements	2	764	0.3%	0.7%	0.7%
% of FP17s Relating to Continuations	0	764	0.0%	0.5%	0.6%
% of Patients satisfied with the dentistry they have received	3	4	N/A	90.6%	92.8%
% of Patients satisfied with the time they had to wait for an appointment	3	4	N/A	88.6%	87.5%

* This is based on patients treated on this contract for their most recent course of treatment. Figures in italics indicate the base number of FP17s or Patient Questionnaire responses are less than 100. N/A is shown where the base number of responses is less than 10 during the period. % is calculated as Quantity/Base number*100

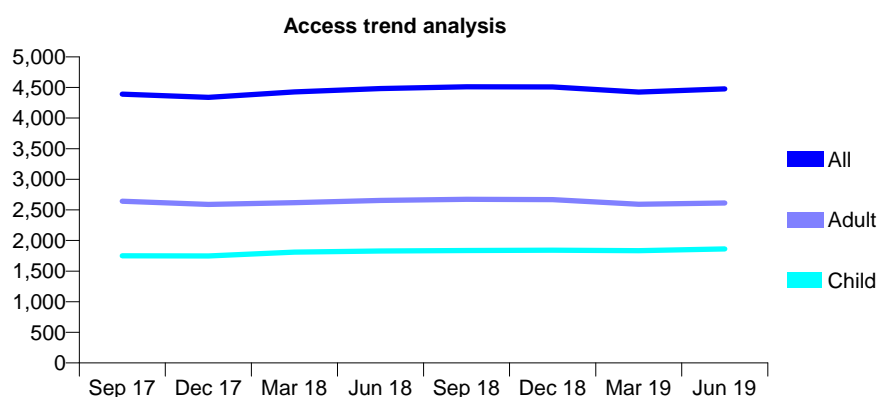
7A3 - Vital Signs At a Glance Contract Report for 147427/0001 - June 2019

Name or company name	Manor Road Dental Practice Limited
Contract type name	GDS Contract
Purpose of contract	General
Contract start date	01/08/2009
Contract end date	

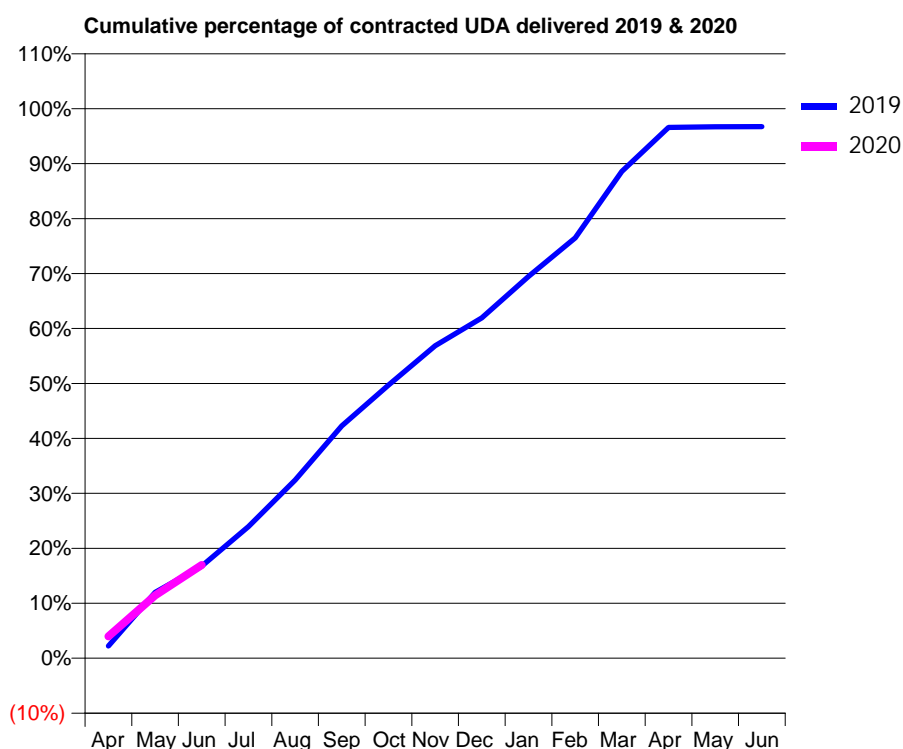
19/20 Contracted general activity (UDA)	11,252
Carry forward general activity (UDA)	0
19/20 Contracted orthodontic activity (UOA)	0
Carry forward orthodontic activity (UOA)	0
Baseline contract value	£290,706.86

ACCESS*

Patients seen in 24 months	Total	Change since previous quarter
Quarter ending June 2018	4,483	
Quarter ending September 2018	4,510	→
Quarter ending December 2018	4,509	→
Quarter ending March 2019	4,424	↓
Quarter ending June 2019	4,478	→
Variance since June 2018	(0.1%)	→



ACTIVITY



Month	2019	2020
April	254	447
May	1,349	1,289
June	1,886	1,909
July	2,697	
August	3,649	
September	4,756	
October	5,592	
November	6,400	
December	6,967	
January	7,815	
February	8,606	
March	9,964	
April	10,867	
May	10,881	
June	10,884	

QUALITY

	Quantity	Base Number	Contract	LHB	Wales
% of FP17s for the same patient ID Re-attending within 3 months - Children	65	692	9.4%	9.9%	10.7%
% of FP17s for the same patient ID Re-attending within 3 months - Adults	122	791	15.4%	13.7%	15.5%
% of FP17s for the same patient ID Re-attending between 3 & 9 months - Children	319	692	46.1%	56.5%	60.1%
% of FP17s for the same patient ID Re-attending between 3 & 9 months - Adults	226	791	28.6%	52.9%	56.6%
% of FP17s for Band 1 Urgent Courses	199	1,036	19.2%	9.7%	9.1%
% of FP17s Relating to Free Repair or Replacements	1	1,036	0.1%	0.7%	0.7%
% of FP17s Relating to Continuations	4	1,036	0.4%	0.5%	0.6%
% of Patients satisfied with the dentistry they have received	5	5	N/A	90.6%	92.8%
% of Patients satisfied with the time they had to wait for an appointment	5	5	N/A	88.6%	87.5%

* This is based on patients treated on this contract for their most recent course of treatment. Figures in italics indicate the base number of FP17s or Patient Questionnaire responses are less than 100. N/A is shown where the base number of responses is less than 10 during the period. % is calculated as Quantity/Base number*100

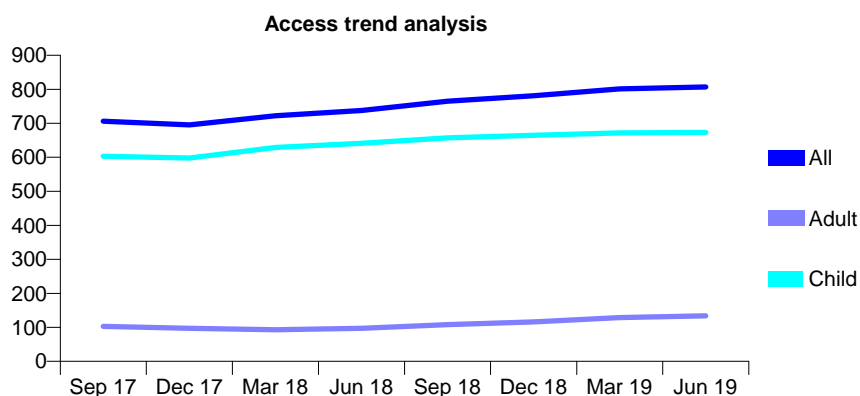
7A3 - Vital Signs At a Glance Contract Report for 147540/0001 - June 2019

Name or company name	Marsh Dental Surgery
Contract type name	GDS Contract
Purpose of contract	General
Contract start date	01/04/2006
Contract end date	

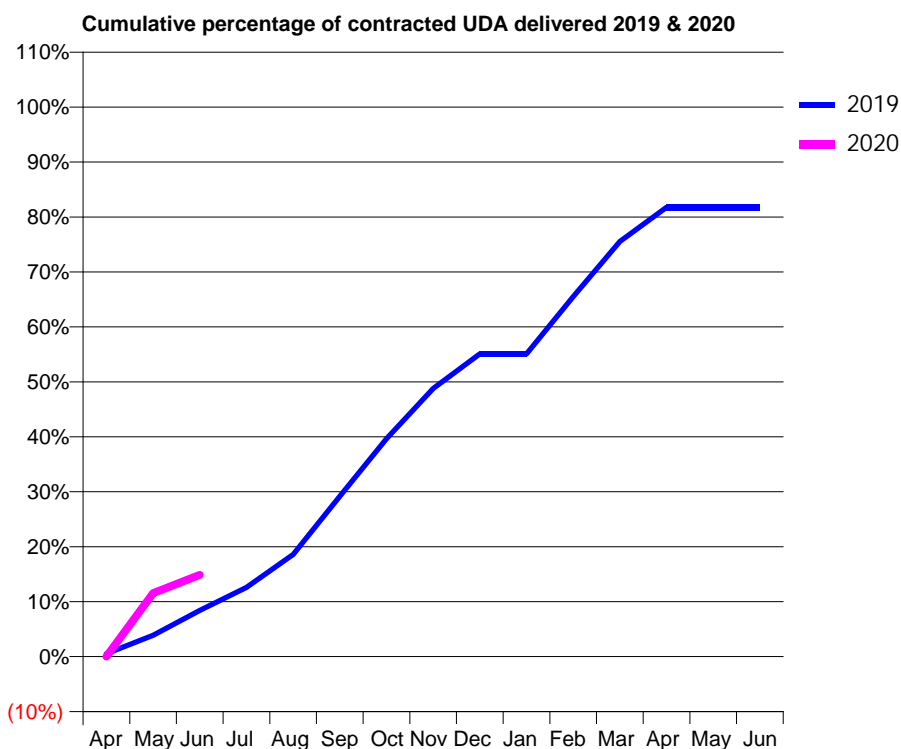
19/20 Contracted general activity (UDA)	2,000
Carry forward general activity (UDA)	0
19/20 Contracted orthodontic activity (UOA)	0
Carry forward orthodontic activity (UOA)	0
Baseline contract value	£49,994.20

ACCESS*

Patients seen in 24 months	Total	Change since previous quarter
Quarter ending June 2018	738	
Quarter ending September 2018	765	↑
Quarter ending December 2018	781	↑
Quarter ending March 2019	801	↑
Quarter ending June 2019	807	→
Variance since June 2018	9.3%	↑



ACTIVITY



Month	Adjusted Scheduled Activity (UDA)	
	2019	2020
April	11	0
May	78	231
June	168	297
July	252	
August	372	
September	583	
October	793	
November	976	
December	1,102	
January	1,102	
February	1,310	
March	1,511	
April	1,635	
May	1,635	
June	1,635	

QUALITY

	Quantity	Base Number	Contract	LHB	Wales
% of FP17s for the same patient ID Re-attending within 3 months - Children	13	237	5.5%	9.9%	10.7%
% of FP17s for the same patient ID Re-attending within 3 months - Adults	4	34	11.8%	13.7%	15.5%
% of FP17s for the same patient ID Re-attending between 3 & 9 months - Children	157	237	66.2%	56.5%	60.1%
% of FP17s for the same patient ID Re-attending between 3 & 9 months - Adults	18	34	52.9%	52.9%	56.6%
% of FP17s for Band 1 Urgent Courses	2	187	1.1%	9.7%	9.1%
% of FP17s Relating to Free Repair or Replacements	0	187	0.0%	0.7%	0.7%
% of FP17s Relating to Continuations	7	187	3.7%	0.5%	0.6%
% of Patients satisfied with the dentistry they have received	2	2	N/A	90.6%	92.8%
% of Patients satisfied with the time they had to wait for an appointment	1	2	N/A	88.6%	87.5%

* This is based on patients treated on this contract for their most recent course of treatment. Figures in italics indicate the base number of FP17s or Patient Questionnaire responses are less than 100. N/A is shown where the base number of responses is less than 10 during the period. % is calculated as Quantity/Base number*100

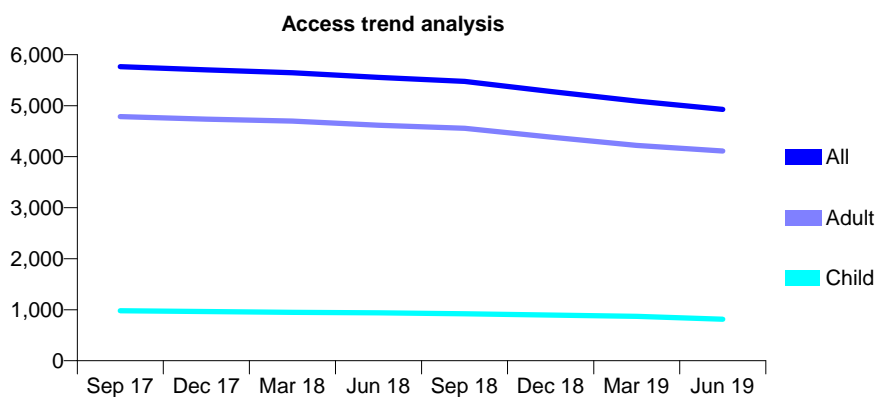
7A3 - Vital Signs At a Glance Contract Report for 148830/0001 - June 2019

Name or company name	United Dental Ltd
Contract type name	GDS Contract
Purpose of contract	General
Contract start date	01/04/2006
Contract end date	

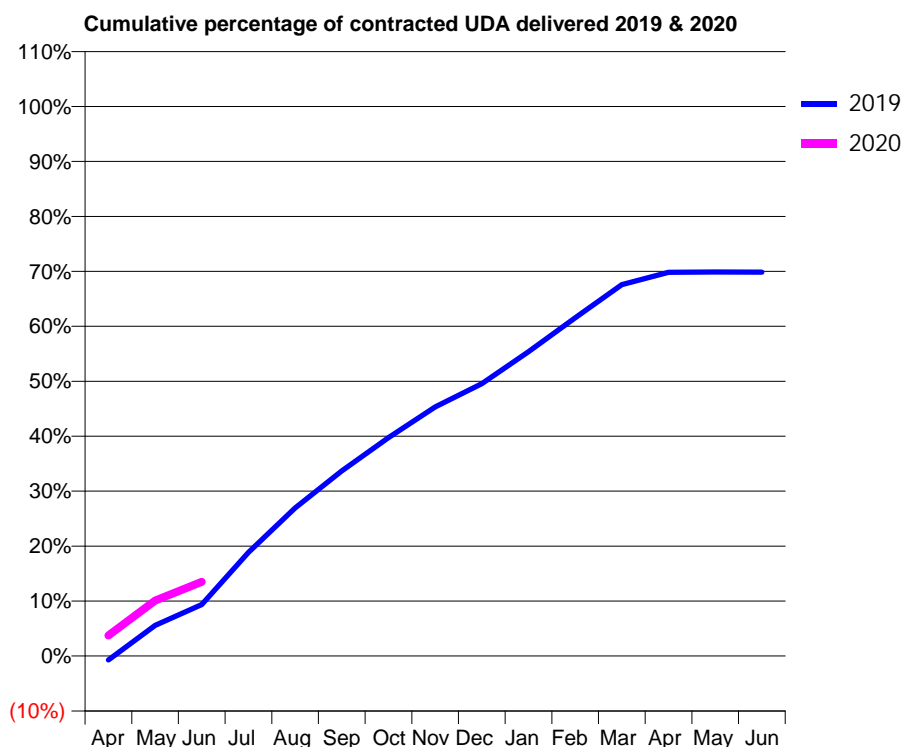
19/20 Contracted general activity (UDA)	16,210
Carry forward general activity (UDA)	0
19/20 Contracted orthodontic activity (UOA)	0
Carry forward orthodontic activity (UOA)	0
Baseline contract value	£405,233.96

ACCESS*

Patients seen in 24 months	Total	Change since previous quarter
Quarter ending June 2018	5,554	
Quarter ending September 2018	5,477	↓
Quarter ending December 2018	5,279	↓
Quarter ending March 2019	5,088	↓
Quarter ending June 2019	4,927	↓
Variance since June 2018	(11.3%)	↓



ACTIVITY



Month	Adjusted Scheduled Activity (UDA)	
	2019	2020
April	-121	607
May	901	1,633
June	1,516	2,190
July	3,058	
August	4,368	
September	5,459	
October	6,440	
November	7,346	
December	8,034	
January	8,980	
February	9,977	
March	10,954	
April	11,317	
May	11,326	
June	11,323	

QUALITY

	Quantity	Base Number	Contract	LHB	Wales
% of FP17s for the same patient ID Re-attending within 3 months - Children	16	207	7.7%	9.9%	10.7%
% of FP17s for the same patient ID Re-attending within 3 months - Adults	117	983	11.9%	13.7%	15.5%
% of FP17s for the same patient ID Re-attending between 3 & 9 months - Children	100	207	48.3%	56.5%	60.1%
% of FP17s for the same patient ID Re-attending between 3 & 9 months - Adults	361	983	36.7%	52.9%	56.6%
% of FP17s for Band 1 Urgent Courses	91	1,012	9.0%	9.7%	9.1%
% of FP17s Relating to Free Repair or Replacements	8	1,012	0.8%	0.7%	0.7%
% of FP17s Relating to Continuations	3	1,012	0.3%	0.5%	0.6%
% of Patients satisfied with the dentistry they have received	12	13	92.3%	90.6%	92.8%
% of Patients satisfied with the time they had to wait for an appointment	10	13	76.9%	88.6%	87.5%

* This is based on patients treated on this contract for their most recent course of treatment. Figures in italics indicate the base number of FP17s or Patient Questionnaire responses are less than 100. N/A is shown where the base number of responses is less than 10 during the period. % is calculated as Quantity/Base number*100

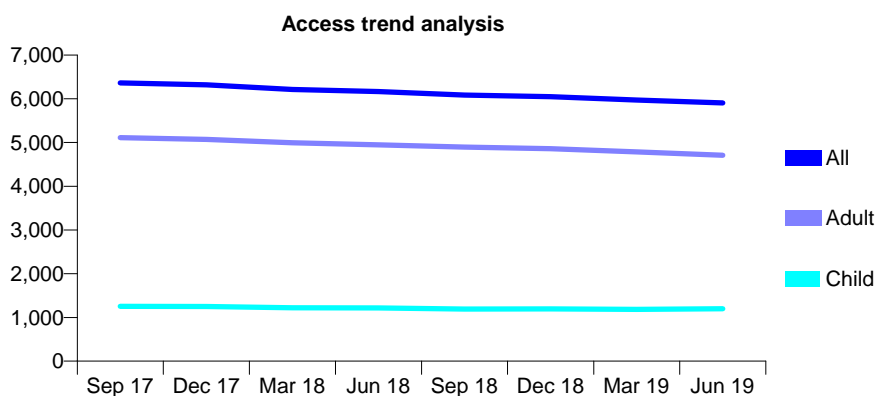
7A3 - Vital Signs At a Glance Contract Report for 150215/0001 - June 2019

Name or company name	T Metcalfe
Contract type name	Pilot Contract
Purpose of contract	General
Contract start date	01/04/2014
Contract end date	

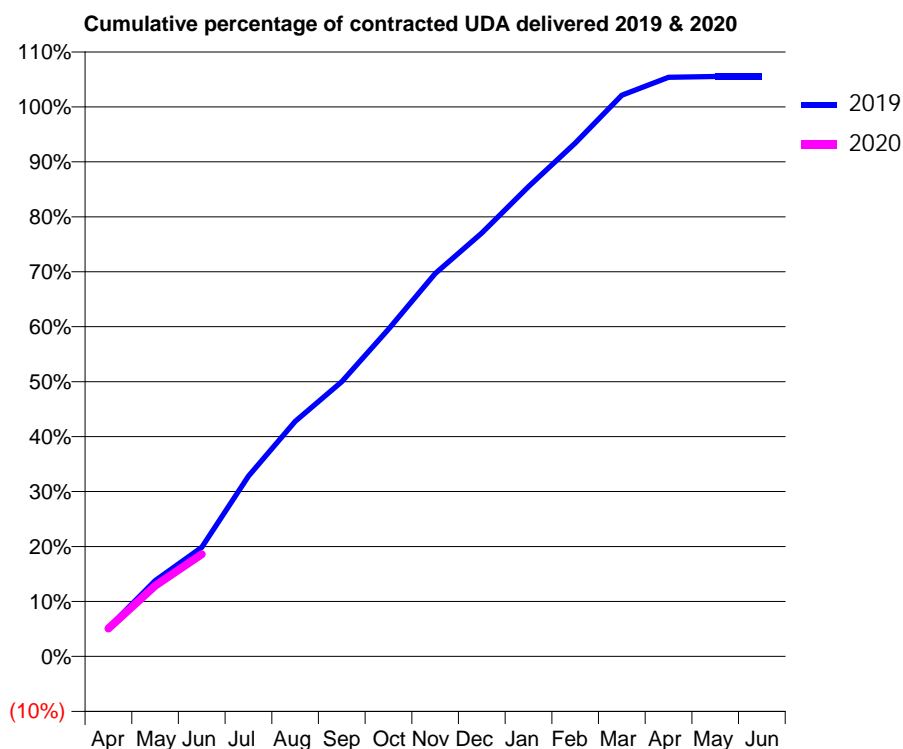
19/20 Contracted general activity (UDA)	16,447
Carry forward general activity (UDA)	0
19/20 Contracted orthodontic activity (UOA)	0
Carry forward orthodontic activity (UOA)	0
Baseline contract value	£411,220.68

ACCESS*

Patients seen in 24 months	Total	Change since previous quarter
Quarter ending June 2018	6,166	
Quarter ending September 2018	6,085	↓
Quarter ending December 2018	6,050	→
Quarter ending March 2019	5,970	↓
Quarter ending June 2019	5,908	↓
Variance since June 2018	(4.2%)	↓



ACTIVITY



Month	2019	2020
April	858	837
May	2,270	2,116
June	3,263	3,058
July	5,397	
August	7,033	
September	8,223	
October	9,792	
November	11,461	
December	12,670	
January	14,057	
February	15,366	
March	16,795	
April	17,334	
May	17,356	
June	17,358	

QUALITY

	Quantity	Base Number	Contract	LHB	Wales
% of FP17s for the same patient ID Re-attending within 3 months - Children	23	409	5.6%	9.9%	10.7%
% of FP17s for the same patient ID Re-attending within 3 months - Adults	175	1,490	11.7%	13.7%	15.5%
% of FP17s for the same patient ID Re-attending between 3 & 9 months - Children	210	409	51.3%	56.5%	60.1%
% of FP17s for the same patient ID Re-attending between 3 & 9 months - Adults	914	1,490	61.3%	52.9%	56.6%
% of FP17s for Band 1 Urgent Courses	111	1,581	7.0%	9.7%	9.1%
% of FP17s Relating to Free Repair or Replacements	7	1,581	0.4%	0.7%	0.7%
% of FP17s Relating to Continuations	10	1,581	0.6%	0.5%	0.6%
% of Patients satisfied with the dentistry they have received	20	20	100.0%	90.6%	92.8%
% of Patients satisfied with the time they had to wait for an appointment	20	20	100.0%	88.6%	87.5%

* This is based on patients treated on this contract for their most recent course of treatment. Figures in italics indicate the base number of FP17s or Patient Questionnaire responses are less than 100. N/A is shown where the base number of responses is less than 10 during the period. % is calculated as Quantity/Base number*100

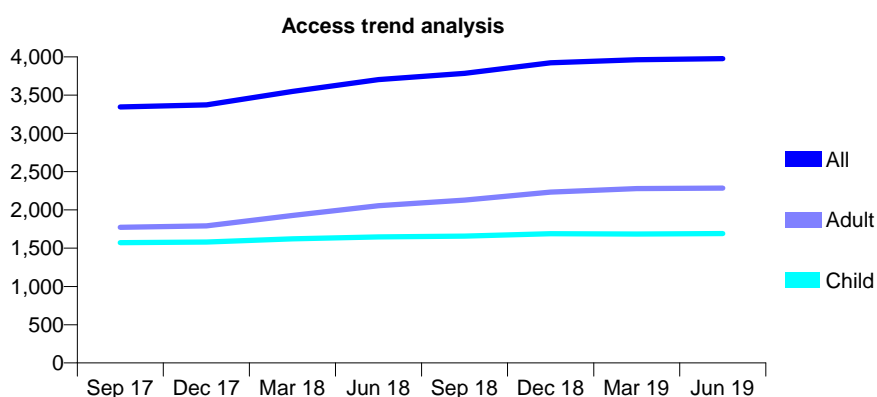
7A3 - Vital Signs At a Glance Contract Report for 152501/0001 - June 2019

Name or company name	Gower Healthcare Limited
Contract type name	Pilot Contract
Purpose of contract	General and Orthodontic
Contract start date	01/04/2010
Contract end date	

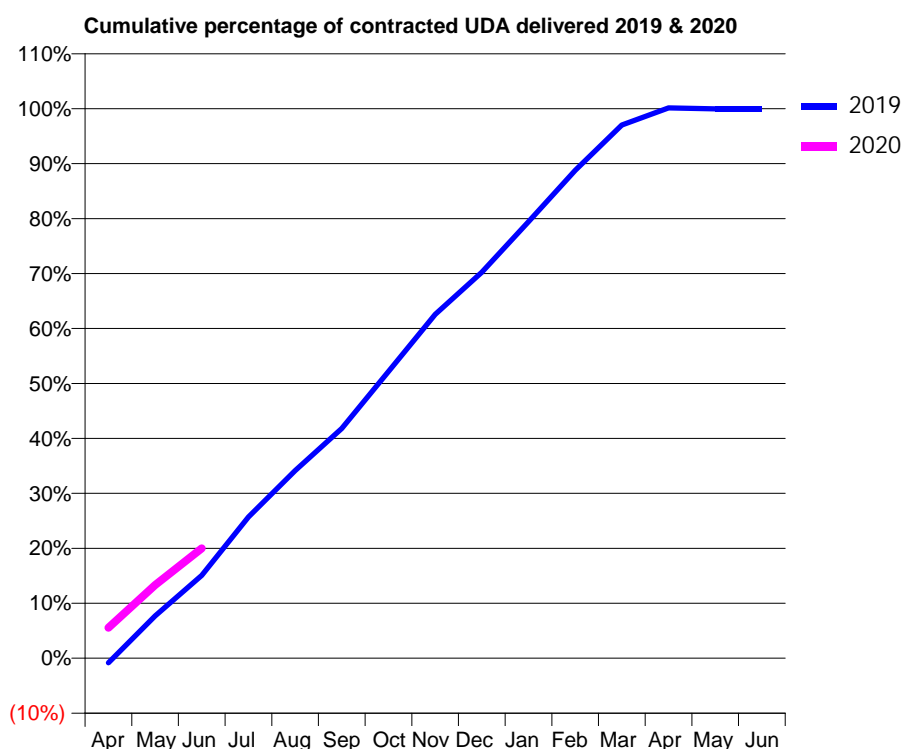
19/20 Contracted general activity (UDA)	13,307
Carry forward general activity (UDA)	0
19/20 Contracted orthodontic activity (UOA)	8
Carry forward orthodontic activity (UOA)	0
Baseline contract value	£332,704.22

ACCESS*

Patients seen in 24 months	Total	Change since previous quarter
Quarter ending June 2018	3,703	
Quarter ending September 2018	3,784	↑
Quarter ending December 2018	3,922	↑
Quarter ending March 2019	3,963	→
Quarter ending June 2019	3,977	→
Variance since June 2018	7.4%	↑



ACTIVITY



Month	2019	2020
April	-111	738
May	1,024	1,776
June	2,008	2,661
July	3,421	
August	4,545	
September	5,562	
October	6,943	
November	8,326	
December	9,345	
January	10,572	
February	11,813	
March	12,910	
April	13,324	
May	13,303	
June	13,302	

QUALITY

	Quantity	Base Number	Contract	LHB	Wales
% of FP17s for the same patient ID Re-attending within 3 months - Children	52	673	7.7%	9.9%	10.7%
% of FP17s for the same patient ID Re-attending within 3 months - Adults	169	873	19.4%	13.7%	15.5%
% of FP17s for the same patient ID Re-attending between 3 & 9 months - Children	473	673	70.3%	56.5%	60.1%
% of FP17s for the same patient ID Re-attending between 3 & 9 months - Adults	532	873	60.9%	52.9%	56.6%
% of FP17s for Band 1 Urgent Courses	102	1,343	7.6%	9.7%	9.1%
% of FP17s Relating to Free Repair or Replacements	16	1,343	1.2%	0.7%	0.7%
% of FP17s Relating to Continuations	7	1,343	0.5%	0.5%	0.6%
% of Patients satisfied with the dentistry they have received	8	9	N/A	90.6%	92.8%
% of Patients satisfied with the time they had to wait for an appointment	7	9	N/A	88.6%	87.5%

* This is based on patients treated on this contract for their most recent course of treatment.

Figures in italics indicate the base number of FP17s or Patient Questionnaire responses are less than 100. N/A is shown where the base number of responses is less than 10 during the period. % is calculated as Quantity/Base number*100

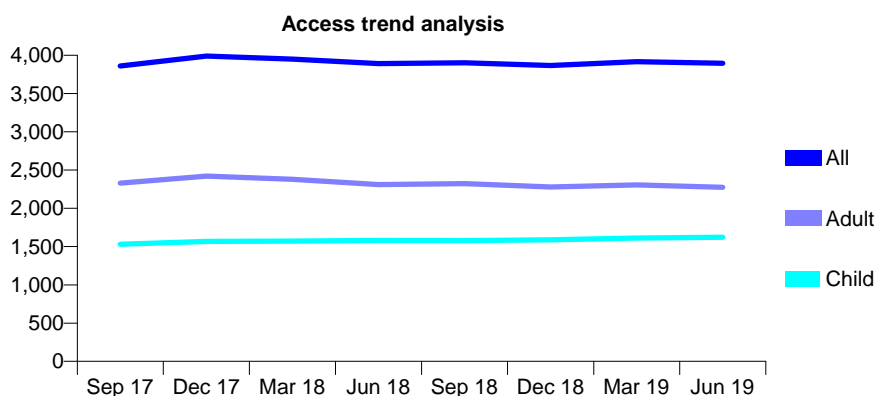
7A3 - Vital Signs At a Glance Contract Report for 153729/0001 - June 2019

Name or company name	Dr EV Johnstone, Dr D Ainsworth and Dr J
Contract type name	Pilot Contract
Purpose of contract	General and Orthodontic
Contract start date	01/04/2006
Contract end date	

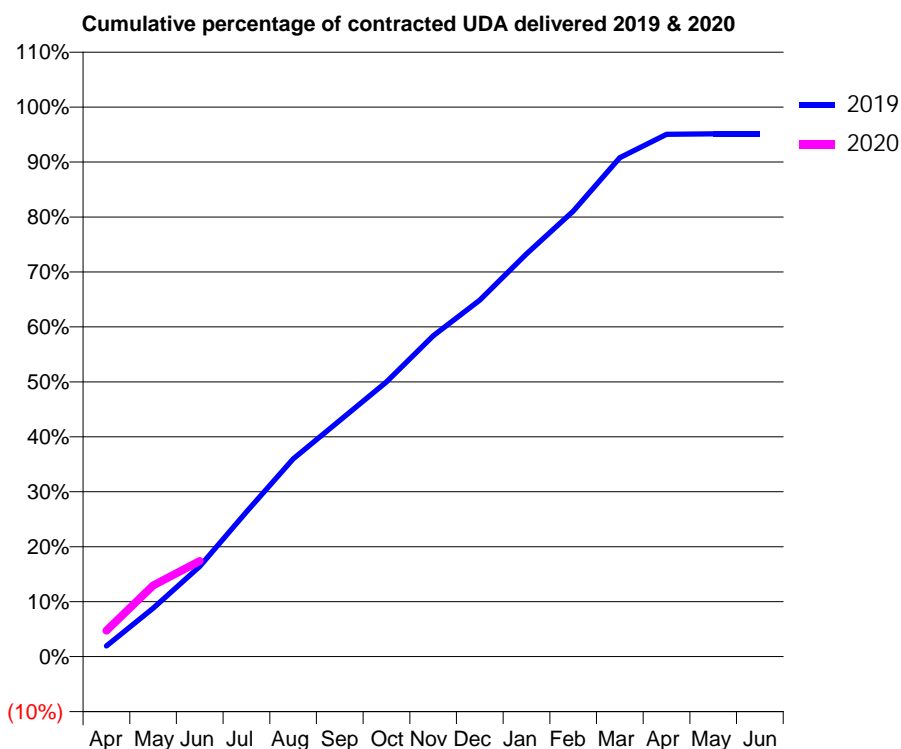
19/20 Contracted general activity (UDA)	9,742
Carry forward general activity (UDA)	0
19/20 Contracted orthodontic activity (UOA)	694
Carry forward orthodontic activity (UOA)	0
Baseline contract value	£448,158.86

ACCESS*

Patients seen in 24 months	Total	Change since previous quarter
Quarter ending June 2018	3,891	
Quarter ending September 2018	3,901	→
Quarter ending December 2018	3,866	→
Quarter ending March 2019	3,917	→
Quarter ending June 2019	3,897	→
Variance since June 2018	0.2%	→



ACTIVITY



Month	Adjusted Scheduled Activity (UDA)	
	2019	2020
April	190	461
May	858	1,261
June	1,598	1,697
July	2,566	
August	3,505	
September	4,185	
October	4,870	
November	5,688	
December	6,320	
January	7,140	
February	7,897	
March	8,846	
April	9,259	
May	9,269	
June	9,269	

QUALITY

	Quantity	Base Number	Contract	LHB	Wales
% of FP17s for the same patient ID Re-attending within 3 months - Children	70	593	11.8%	9.9%	10.7%
% of FP17s for the same patient ID Re-attending within 3 months - Adults	124	740	16.8%	13.7%	15.5%
% of FP17s for the same patient ID Re-attending between 3 & 9 months - Children	336	593	56.7%	56.5%	60.1%
% of FP17s for the same patient ID Re-attending between 3 & 9 months - Adults	405	740	54.7%	52.9%	56.6%
% of FP17s for Band 1 Urgent Courses	105	1,080	9.7%	9.7%	9.1%
% of FP17s Relating to Free Repair or Replacements	3	1,080	0.3%	0.7%	0.7%
% of FP17s Relating to Continuations	0	1,080	0.0%	0.5%	0.6%
% of Patients satisfied with the dentistry they have received	6	6	N/A	90.6%	92.8%
% of Patients satisfied with the time they had to wait for an appointment	6	6	N/A	88.6%	87.5%

* This is based on patients treated on this contract for their most recent course of treatment. Figures in italics indicate the base number of FP17s or Patient Questionnaire responses are less than 100. N/A is shown where the base number of responses is less than 10 during the period. % is calculated as Quantity/Base number*100

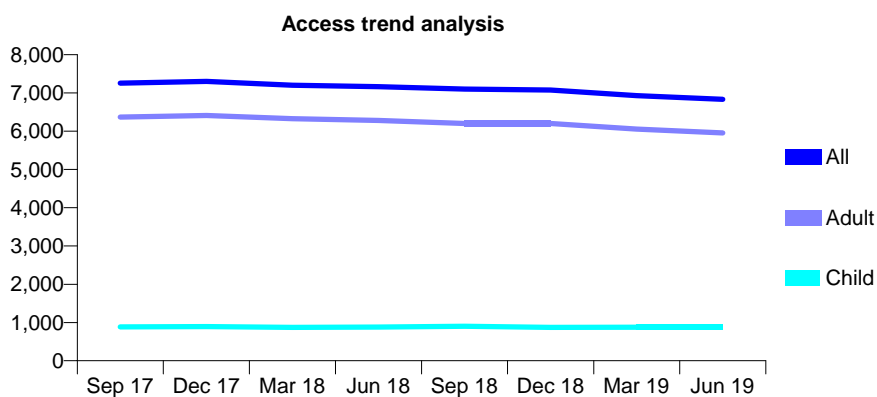
7A3 - Vital Signs At a Glance Contract Report for 155721/0001 - June 2019

Name or company name	University Dental Care
Contract type name	GDS Contract
Purpose of contract	General
Contract start date	01/04/2012
Contract end date	

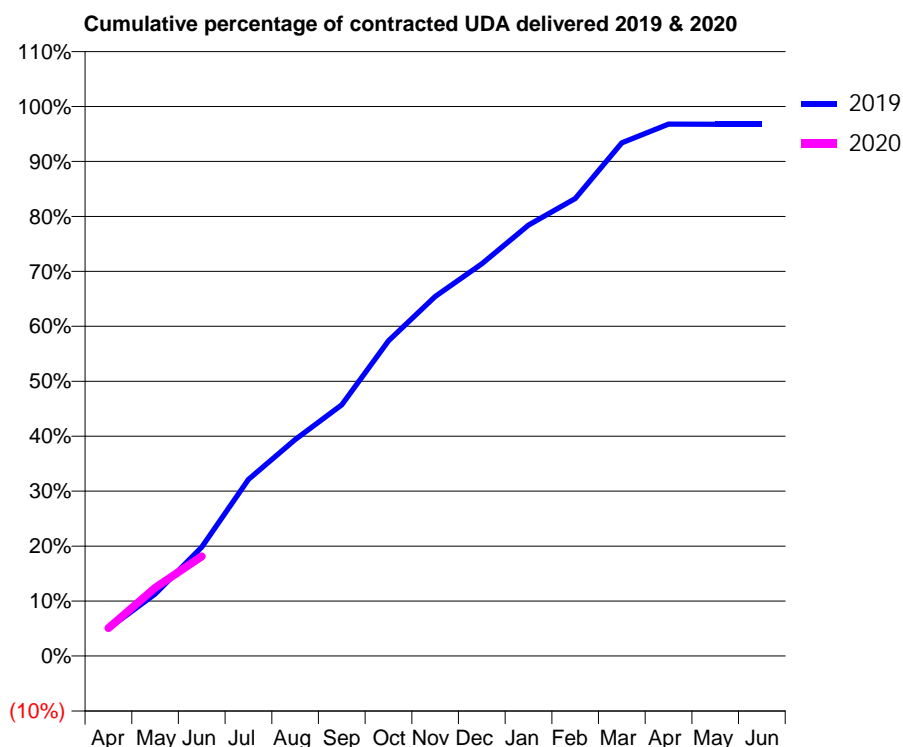
19/20 Contracted general activity (UDA)	15,442
Carry forward general activity (UDA)	0
19/20 Contracted orthodontic activity (UOA)	0
Carry forward orthodontic activity (UOA)	0
Baseline contract value	£449,151.95

ACCESS*

Patients seen in 24 months	Total	Change since previous quarter
Quarter ending June 2018	7,161	
Quarter ending September 2018	7,100	→
Quarter ending December 2018	7,074	→
Quarter ending March 2019	6,928	↓
Quarter ending June 2019	6,835	↓
Variance since June 2018	(4.6%)	↓



ACTIVITY



Month	Adjusted Scheduled Activity (UDA)	
	2019	2020
April	773	783
May	1,745	1,919
June	3,059	2,800
July	4,962	
August	6,082	
September	7,057	
October	8,857	
November	10,101	
December	11,020	
January	12,111	
February	12,854	
March	14,418	
April	14,946	
May	14,941	
June	14,942	

QUALITY

	Quantity	Base Number	Contract	LHB	Wales
% of FP17s for the same patient ID Re-attending within 3 months - Children	8	263	3.0%	9.9%	10.7%
% of FP17s for the same patient ID Re-attending within 3 months - Adults	213	1,699	12.5%	13.7%	15.5%
% of FP17s for the same patient ID Re-attending between 3 & 9 months - Children	159	263	60.5%	56.5%	60.1%
% of FP17s for the same patient ID Re-attending between 3 & 9 months - Adults	912	1,699	53.7%	52.9%	56.6%
% of FP17s for Band 1 Urgent Courses	158	1,650	9.6%	9.7%	9.1%
% of FP17s Relating to Free Repair or Replacements	19	1,650	1.2%	0.7%	0.7%
% of FP17s Relating to Continuations	1	1,650	0.1%	0.5%	0.6%
% of Patients satisfied with the dentistry they have received	6	6	N/A	90.6%	92.8%
% of Patients satisfied with the time they had to wait for an appointment	6	6	N/A	88.6%	87.5%

* This is based on patients treated on this contract for their most recent course of treatment. Figures in italics indicate the base number of FP17s or Patient Questionnaire responses are less than 100. N/A is shown where the base number of responses is less than 10 during the period. % is calculated as Quantity/Base number*100

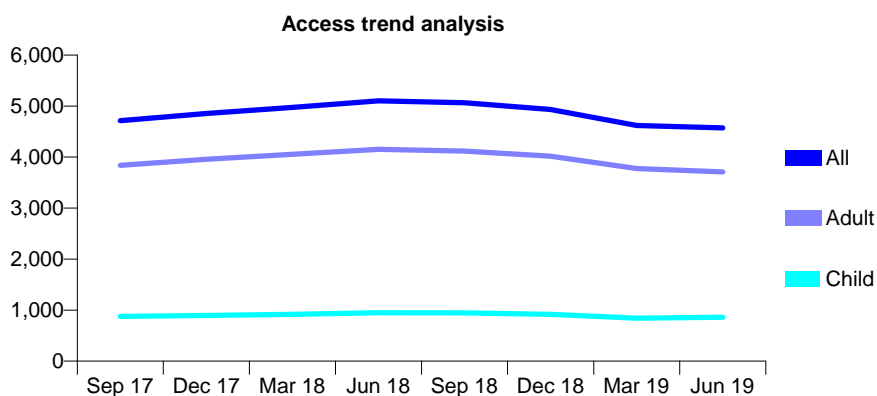
7A3 - Vital Signs At a Glance Contract Report for 158194/0005 - June 2019

Name or company name	Denticare Ltd
Contract type name	GDS Contract
Purpose of contract	General
Contract start date	01/04/2006
Contract end date	

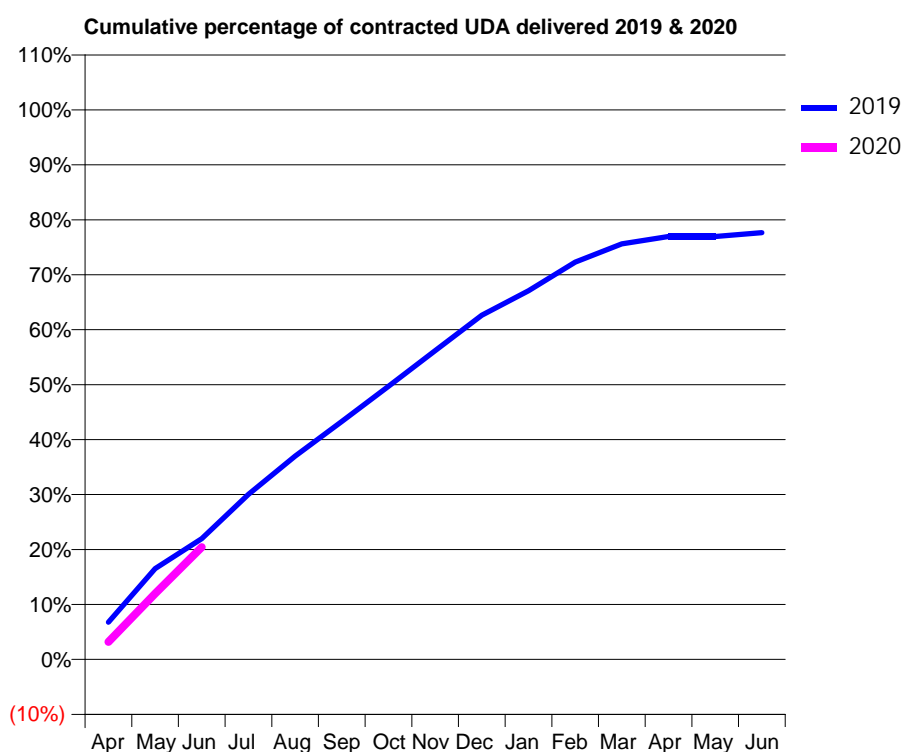
19/20 Contracted general activity (UDA)	14,818
Carry forward general activity (UDA)	0
19/20 Contracted orthodontic activity (UOA)	0
Carry forward orthodontic activity (UOA)	0
Baseline contract value	£354,943.18

ACCESS*

Patients seen in 24 months	Total	Change since previous quarter
Quarter ending June 2018	5,102	
Quarter ending September 2018	5,065	→
Quarter ending December 2018	4,935	↓
Quarter ending March 2019	4,621	↓
Quarter ending June 2019	4,573	↓
Variance since June 2018	(10.4%)	↓



ACTIVITY



Month	2019	2020
April	1,006	473
May	2,451	1,777
June	3,256	3,024
July	4,455	
August	5,481	
September	6,413	
October	7,362	
November	8,328	
December	9,279	
January	9,940	
February	10,712	
March	11,201	
April	11,403	
May	11,403	
June	11,507	

QUALITY

	Quantity	Base Number	Contract	LHB	Wales
% of FP17s for the same patient ID Re-attending within 3 months - Children	13	359	3.6%	9.9%	10.7%
% of FP17s for the same patient ID Re-attending within 3 months - Adults	105	1,365	7.7%	13.7%	15.5%
% of FP17s for the same patient ID Re-attending between 3 & 9 months - Children	169	359	47.1%	56.5%	60.1%
% of FP17s for the same patient ID Re-attending between 3 & 9 months - Adults	599	1,365	43.9%	52.9%	56.6%
% of FP17s for Band 1 Urgent Courses	42	1,448	2.9%	9.7%	9.1%
% of FP17s Relating to Free Repair or Replacements	3	1,448	0.2%	0.7%	0.7%
% of FP17s Relating to Continuations	16	1,448	1.1%	0.5%	0.6%
% of Patients satisfied with the dentistry they have received	8	10	80.0%	90.6%	92.8%
% of Patients satisfied with the time they had to wait for an appointment	8	10	80.0%	88.6%	87.5%

* This is based on patients treated on this contract for their most recent course of treatment. Figures in italics indicate the base number of FP17s or Patient Questionnaire responses are less than 100. N/A is shown where the base number of responses is less than 10 during the period. % is calculated as Quantity/Base number*100

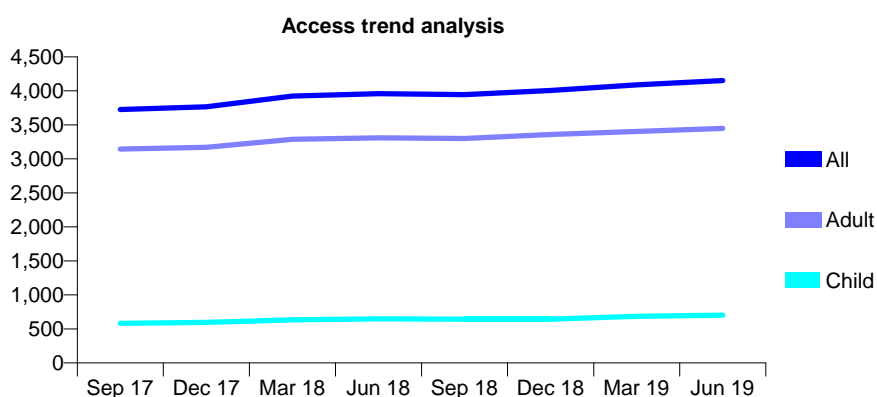
7A3 - Vital Signs At a Glance Contract Report for 158194/0011 - June 2019

Name or company name	Denticare Ltd
Contract type name	GDS Contract
Purpose of contract	General
Contract start date	01/04/2006
Contract end date	

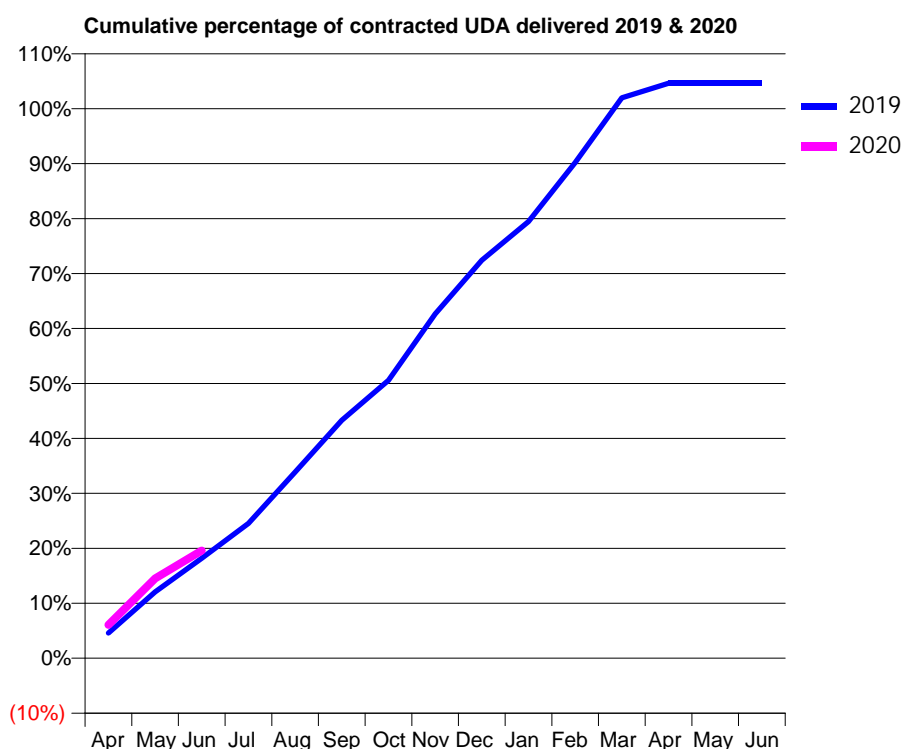
19/20 Contracted general activity (UDA)	13,462
Carry forward general activity (UDA)	0
19/20 Contracted orthodontic activity (UOA)	0
Carry forward orthodontic activity (UOA)	0
Baseline contract value	£419,239.21

ACCESS*

Patients seen in 24 months	Total	Change since previous quarter
Quarter ending June 2018	3,957	
Quarter ending September 2018	3,944	→
Quarter ending December 2018	4,004	→
Quarter ending March 2019	4,089	↑
Quarter ending June 2019	4,151	→
Variance since June 2018	4.9%	↑



ACTIVITY



Month	Adjusted Scheduled Activity (UDA)	
	2019	2020
April	618	817
May	1,626	1,955
June	2,448	2,639
July	3,305	
August	4,563	
September	5,828	
October	6,806	
November	8,436	
December	9,751	
January	10,699	
February	12,145	
March	13,727	
April	14,084	
May	14,084	
June	14,084	

QUALITY

	Quantity	Base Number	Contract	LHB	Wales
% of FP17s for the same patient ID Re-attending within 3 months - Children	13	241	5.4%	9.9%	10.7%
% of FP17s for the same patient ID Re-attending within 3 months - Adults	106	1,105	9.6%	13.7%	15.5%
% of FP17s for the same patient ID Re-attending between 3 & 9 months - Children	169	241	70.1%	56.5%	60.1%
% of FP17s for the same patient ID Re-attending between 3 & 9 months - Adults	770	1,105	69.7%	52.9%	56.6%
% of FP17s for Band 1 Urgent Courses	74	1,140	6.5%	9.7%	9.1%
% of FP17s Relating to Free Repair or Replacements	4	1,140	0.4%	0.7%	0.7%
% of FP17s Relating to Continuations	8	1,140	0.7%	0.5%	0.6%
% of Patients satisfied with the dentistry they have received	9	10	90.0%	90.6%	92.8%
% of Patients satisfied with the time they had to wait for an appointment	10	10	100.0%	88.6%	87.5%

* This is based on patients treated on this contract for their most recent course of treatment.

Figures in italics indicate the base number of FP17s or Patient Questionnaire responses are less than 100. N/A is shown where the base number of responses is less than 10 during the period. % is calculated as Quantity/Base number*100

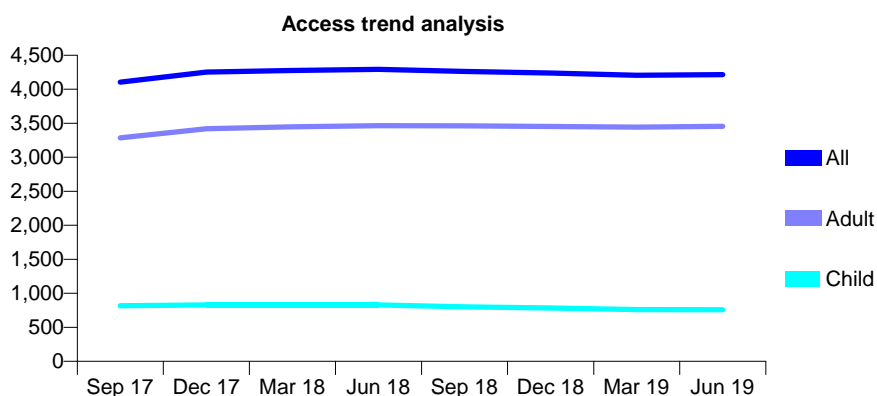
7A3 - Vital Signs At a Glance Contract Report for 163120/0001 - June 2019

Name or company name	OASIS DENTAL CARE LTD
Contract type name	GDS Contract
Purpose of contract	General
Contract start date	01/06/2015
Contract end date	

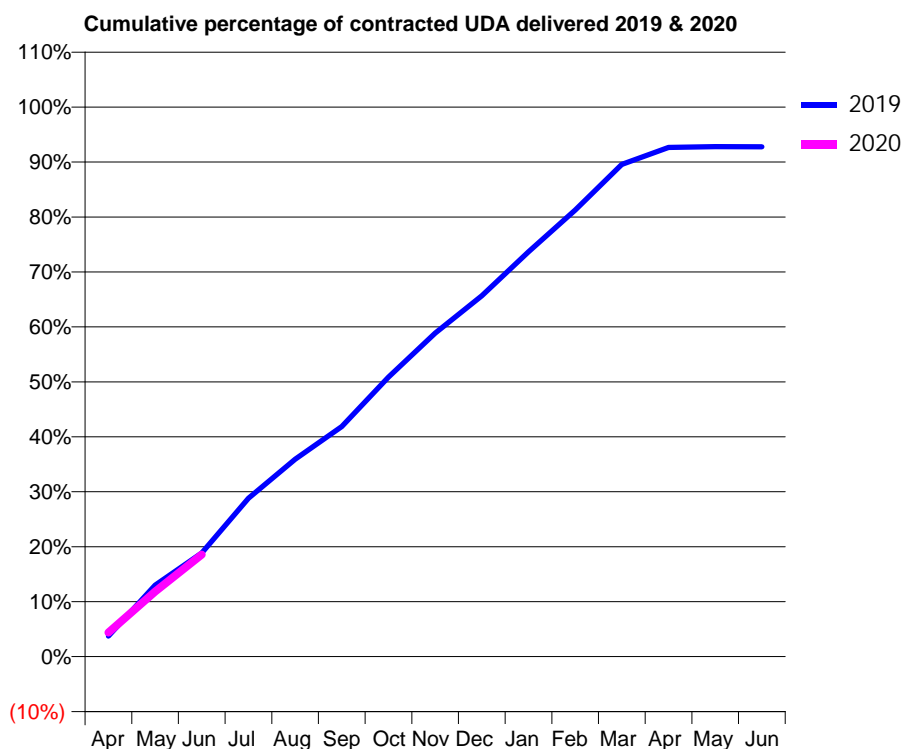
19/20 Contracted general activity (UDA)	13,369
Carry forward general activity (UDA)	0
19/20 Contracted orthodontic activity (UOA)	0
Carry forward orthodontic activity (UOA)	0
Baseline contract value	£396,597.21

ACCESS*

Patients seen in 24 months	Total	Change since previous quarter
Quarter ending June 2018	4,293	
Quarter ending September 2018	4,262	→
Quarter ending December 2018	4,238	→
Quarter ending March 2019	4,205	→
Quarter ending June 2019	4,214	→
Variance since June 2018	(1.8%)	↓



ACTIVITY



Month	Adjusted Scheduled Activity (UDA)	
	2019	2020
April	502	587
May	1,736	1,581
June	2,523	2,483
July	3,853	
August	4,804	
September	5,599	
October	6,798	
November	7,870	
December	8,776	
January	9,847	
February	10,863	
March	11,973	
April	12,384	
May	12,403	
June	12,402	

QUALITY

	Quantity	Base Number	Contract	LHB	Wales
% of FP17s for the same patient ID Re-attending within 3 months - Children	8	253	3.2%	9.9%	10.7%
% of FP17s for the same patient ID Re-attending within 3 months - Adults	155	1,220	12.7%	13.7%	15.5%
% of FP17s for the same patient ID Re-attending between 3 & 9 months - Children	162	253	64.0%	56.5%	60.1%
% of FP17s for the same patient ID Re-attending between 3 & 9 months - Adults	798	1,220	65.4%	52.9%	56.6%
% of FP17s for Band 1 Urgent Courses	110	1,247	8.8%	9.7%	9.1%
% of FP17s Relating to Free Repair or Replacements	1	1,247	0.1%	0.7%	0.7%
% of FP17s Relating to Continuations	0	1,247	0.0%	0.5%	0.6%
% of Patients satisfied with the dentistry they have received	2	2	N/A	90.6%	92.8%
% of Patients satisfied with the time they had to wait for an appointment	2	2	N/A	88.6%	87.5%

* This is based on patients treated on this contract for their most recent course of treatment. Figures in italics indicate the base number of FP17s or Patient Questionnaire responses are less than 100. N/A is shown where the base number of responses is less than 10 during the period. % is calculated as Quantity/Base number*100

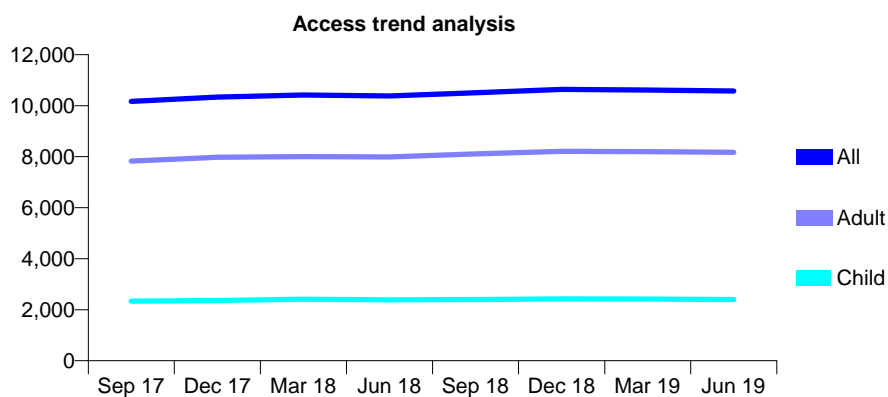
7A3 - Vital Signs At a Glance Contract Report for 169714/0001 - June 2019

Name or company name	Pantyyfynon Limited
Contract type name	Pilot Contract
Purpose of contract	General
Contract start date	01/04/2011
Contract end date	

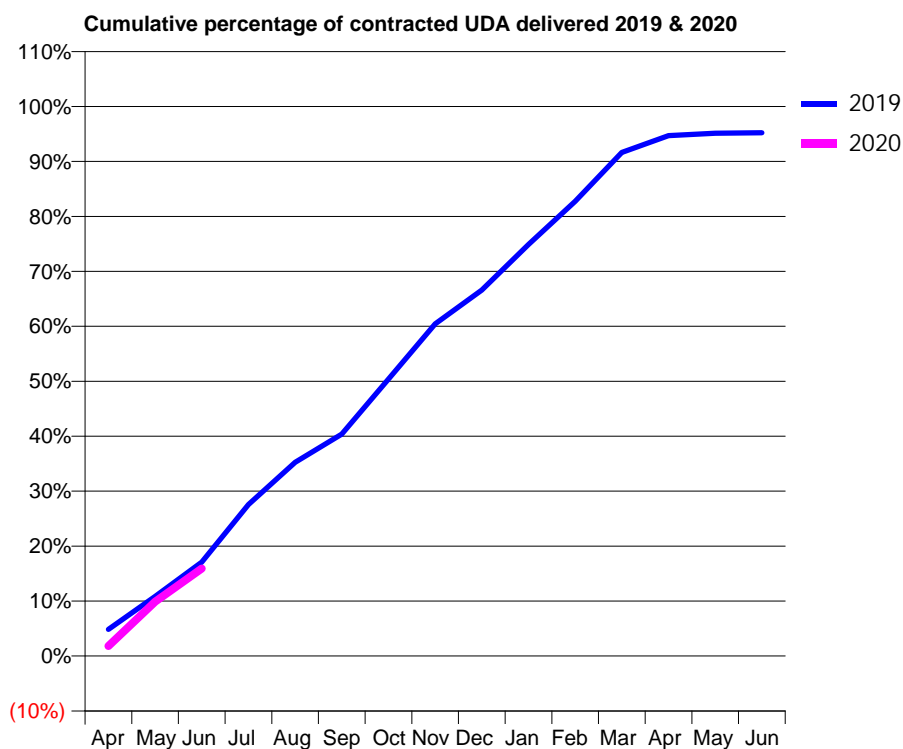
19/20 Contracted general activity (UDA)	22,834
Carry forward general activity (UDA)	0
19/20 Contracted orthodontic activity (UOA)	0
Carry forward orthodontic activity (UOA)	0
Baseline contract value	£570,920.68

ACCESS*

Patients seen in 24 months	Total	Change since previous quarter
Quarter ending June 2018	10,382	
Quarter ending September 2018	10,505	→
Quarter ending December 2018	10,640	→
Quarter ending March 2019	10,612	→
Quarter ending June 2019	10,575	→
Variance since June 2018	1.9%	→



ACTIVITY



Month	Adjusted Scheduled Activity (UDA)	
	2019	2020
April	1,111	418
May	2,480	2,259
June	3,900	3,631
July	6,292	
August	8,046	
September	9,223	
October	11,503	
November	13,801	
December	15,201	
January	17,105	
February	18,890	
March	20,922	
April	21,622	
May	21,720	
June	21,740	

QUALITY

	Quantity	Base Number	Contract	LHB	Wales
% of FP17s for the same patient ID Re-attending within 3 months - Children	26	754	3.4%	9.9%	10.7%
% of FP17s for the same patient ID Re-attending within 3 months - Adults	132	1,694	7.8%	13.7%	15.5%
% of FP17s for the same patient ID Re-attending between 3 & 9 months - Children	477	754	63.3%	56.5%	60.1%
% of FP17s for the same patient ID Re-attending between 3 & 9 months - Adults	373	1,694	22.0%	52.9%	56.6%
% of FP17s for Band 1 Urgent Courses	61	2,014	3.0%	9.7%	9.1%
% of FP17s Relating to Free Repair or Replacements	24	2,014	1.2%	0.7%	0.7%
% of FP17s Relating to Continuations	13	2,014	0.6%	0.5%	0.6%
% of Patients satisfied with the dentistry they have received	28	30	93.3%	90.6%	92.8%
% of Patients satisfied with the time they had to wait for an appointment	29	30	96.7%	88.6%	87.5%

* This is based on patients treated on this contract for their most recent course of treatment. Figures in italics indicate the base number of FP17s or Patient Questionnaire responses are less than 100. N/A is shown where the base number of responses is less than 10 during the period. % is calculated as Quantity/Base number*100

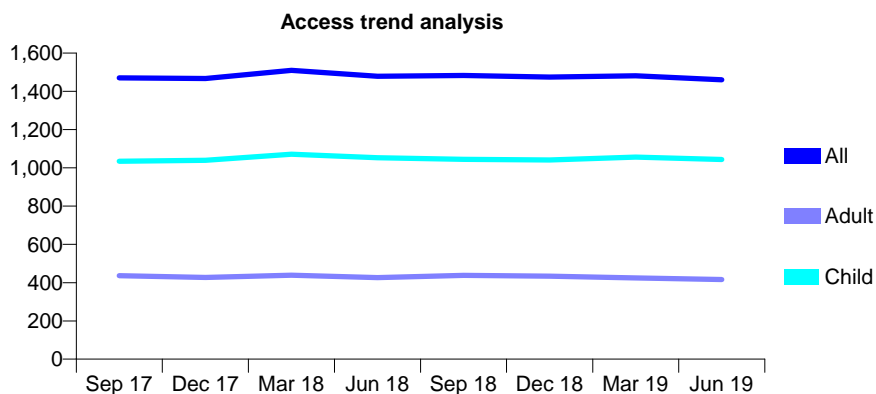
7A3 - Vital Signs At a Glance Contract Report for 171131/0001 - June 2019

Name or company name	J & LV Ltd
Contract type name	GDS Contract
Purpose of contract	General
Contract start date	01/04/2006
Contract end date	

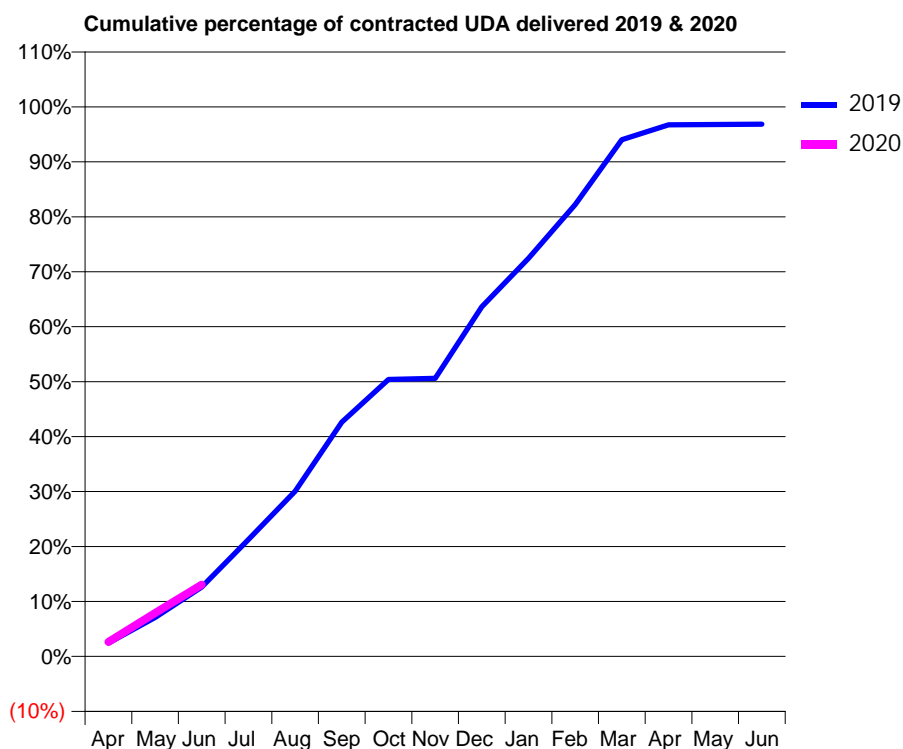
19/20 Contracted general activity (UDA)	4,000
Carry forward general activity (UDA)	0
19/20 Contracted orthodontic activity (UOA)	0
Carry forward orthodontic activity (UOA)	0
Baseline contract value	£125,626.04

ACCESS*

Patients seen in 24 months	Total	Change since previous quarter
Quarter ending June 2018	1,479	
Quarter ending September 2018	1,483	→
Quarter ending December 2018	1,475	→
Quarter ending March 2019	1,481	→
Quarter ending June 2019	1,460	↓
Variance since June 2018	(1.3%)	↓



ACTIVITY



Month	2019	2020
April	73	105
May	213	316
June	379	523
July	638	
August	902	
September	1,278	
October	1,512	
November	1,519	
December	1,909	
January	2,174	
February	2,467	
March	2,820	
April	2,902	
May	2,904	
June	2,905	

QUALITY

	Quantity	Base Number	Contract	LHB	Wales
% of FP17s for the same patient ID Re-attending within 3 months - Children	27	355	7.6%	9.9%	10.7%
% of FP17s for the same patient ID Re-attending within 3 months - Adults	11	35	31.4%	13.7%	15.5%
% of FP17s for the same patient ID Re-attending between 3 & 9 months - Children	216	355	60.8%	56.5%	60.1%
% of FP17s for the same patient ID Re-attending between 3 & 9 months - Adults	13	35	37.1%	52.9%	56.6%
% of FP17s for Band 1 Urgent Courses	24	341	7.0%	9.7%	9.1%
% of FP17s Relating to Free Repair or Replacements	0	341	0.0%	0.7%	0.7%
% of FP17s Relating to Continuations	0	341	0.0%	0.5%	0.6%
% of Patients satisfied with the dentistry they have received	2	2	N/A	90.6%	92.8%
% of Patients satisfied with the time they had to wait for an appointment	2	2	N/A	88.6%	87.5%

* This is based on patients treated on this contract for their most recent course of treatment. Figures in italics indicate the base number of FP17s or Patient Questionnaire responses are less than 100. N/A is shown where the base number of responses is less than 10 during the period. % is calculated as Quantity/Base number*100

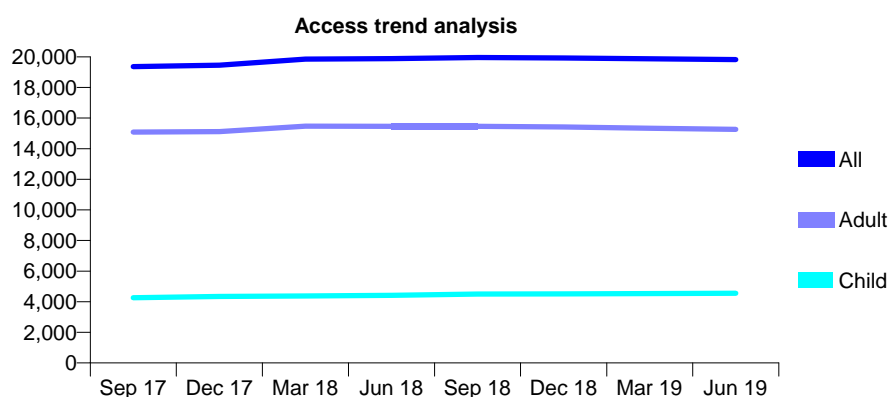
7A3 - Vital Signs At a Glance Contract Report for 175641/0001 - June 2019

Name or company name	United Dental Ltd
Contract type name	GDS Contract
Purpose of contract	General
Contract start date	01/04/2009
Contract end date	

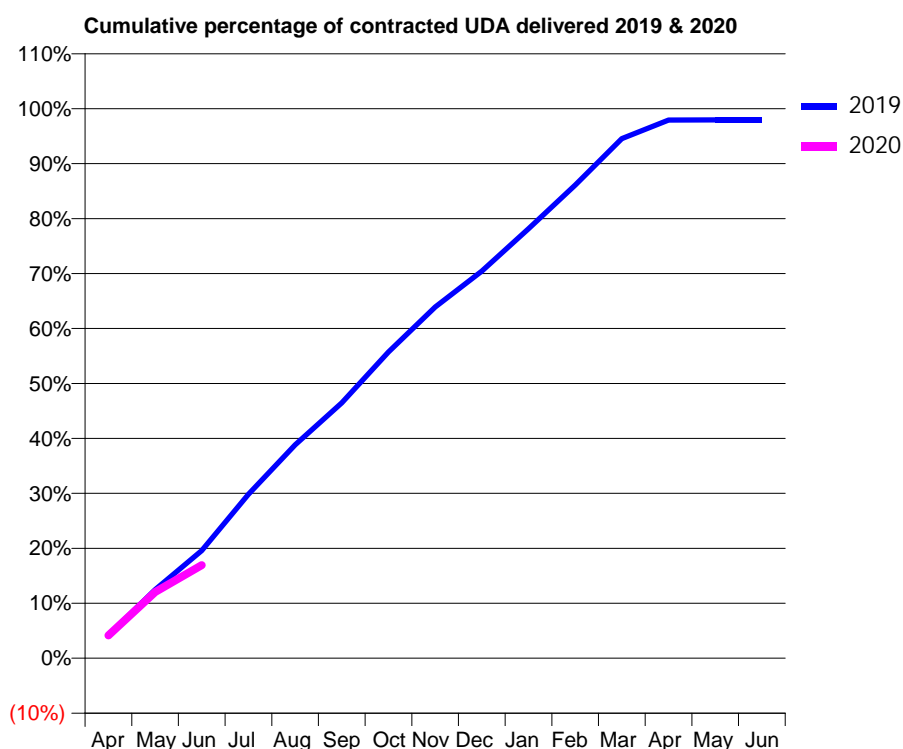
19/20 Contracted general activity (UDA)	54,400
Carry forward general activity (UDA)	0
19/20 Contracted orthodontic activity (UOA)	0
Carry forward orthodontic activity (UOA)	0
Baseline contract value	£1,406,561.89

ACCESS*

Patients seen in 24 months	Total	Change since previous quarter
Quarter ending June 2018	19,881	
Quarter ending September 2018	19,964	→
Quarter ending December 2018	19,930	→
Quarter ending March 2019	19,874	→
Quarter ending June 2019	19,822	→
Variance since June 2018	(0.3%)	→



ACTIVITY



Month	Adjusted Scheduled Activity (UDA)	
	2019	2020
April	2,280	2,266
May	6,791	6,556
June	10,653	9,226
July	16,228	
August	21,134	
September	25,270	
October	30,322	
November	34,768	
December	38,318	
January	42,515	
February	46,829	
March	51,441	
April	53,278	
May	53,289	
June	53,284	

QUALITY

	Quantity	Base Number	Contract	LHB	Wales
% of FP17s for the same patient ID Re-attending within 3 months - Children	80	1,494	5.4%	9.9%	10.7%
% of FP17s for the same patient ID Re-attending within 3 months - Adults	472	4,386	10.8%	13.7%	15.5%
% of FP17s for the same patient ID Re-attending between 3 & 9 months - Children	903	1,494	60.4%	56.5%	60.1%
% of FP17s for the same patient ID Re-attending between 3 & 9 months - Adults	2,288	4,386	52.2%	52.9%	56.6%
% of FP17s for Band 1 Urgent Courses	321	5,055	6.4%	9.7%	9.1%
% of FP17s Relating to Free Repair or Replacements	43	5,055	0.9%	0.7%	0.7%
% of FP17s Relating to Continuations	18	5,055	0.4%	0.5%	0.6%
% of Patients satisfied with the dentistry they have received	41	47	87.2%	90.6%	92.8%
% of Patients satisfied with the time they had to wait for an appointment	41	47	87.2%	88.6%	87.5%

* This is based on patients treated on this contract for their most recent course of treatment.

Figures in italics indicate the base number of FP17s or Patient Questionnaire responses are less than 100. N/A is shown where the base number of responses is less than 10 during the period. % is calculated as Quantity/Base number*100

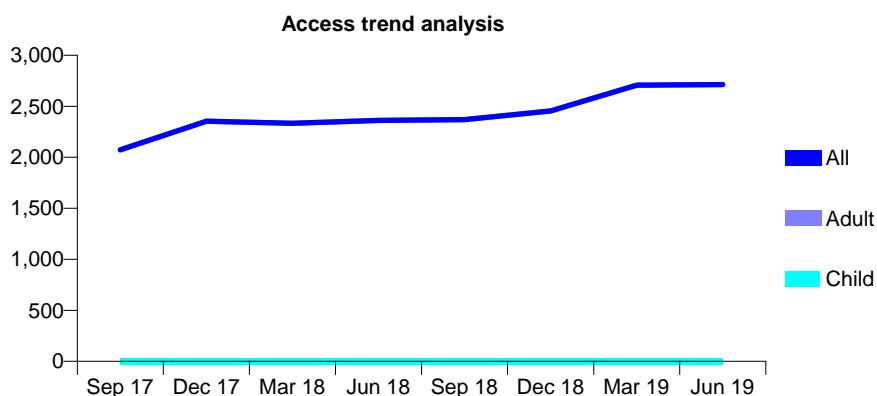
7A3 - Vital Signs At a Glance Contract Report for 175641/0002 - June 2019

Name or company name	United Dental Ltd
Contract type name	GDS Contract
Purpose of contract	General
Contract start date	01/04/2009
Contract end date	

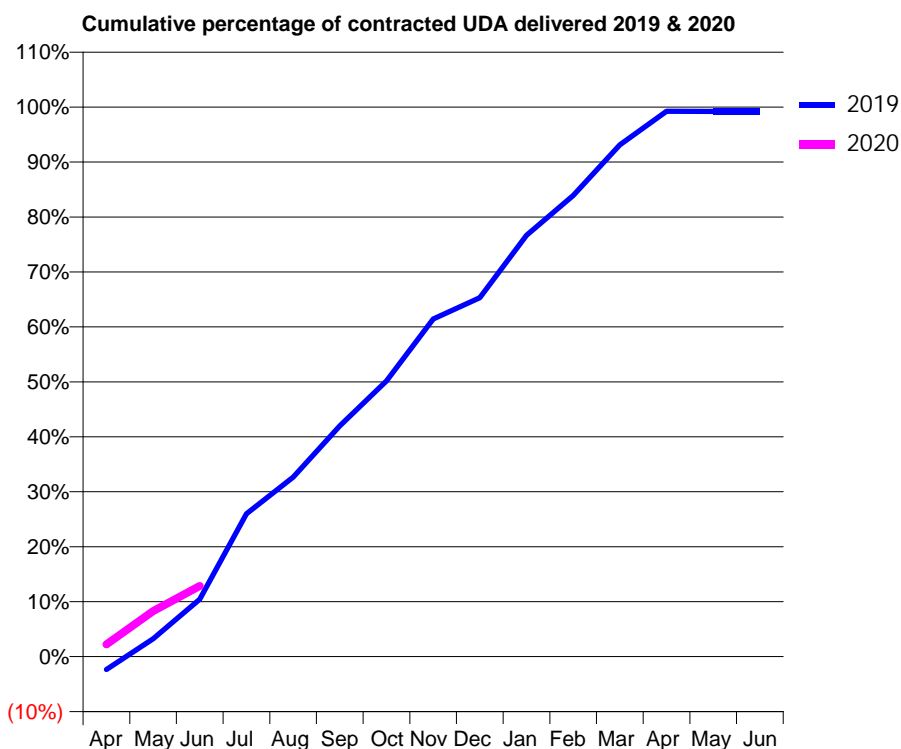
19/20 Contracted general activity (UDA)	6,467
Carry forward general activity (UDA)	0
19/20 Contracted orthodontic activity (UOA)	0
Carry forward orthodontic activity (UOA)	0
Baseline contract value	£327,986.81

ACCESS*

Patients seen in 24 months	Total	Change since previous quarter
Quarter ending June 2018	2,361	
Quarter ending September 2018	2,369	→
Quarter ending December 2018	2,454	↑
Quarter ending March 2019	2,706	↑
Quarter ending June 2019	2,713	→
Variance since June 2018	14.9%	↑



ACTIVITY



Month	Adjusted Scheduled Activity (UDA)	
	2019	2020
April	-153	144
May	209	536
June	676	832
July	1,681	
August	2,112	
September	2,715	
October	3,245	
November	3,973	
December	4,224	
January	4,959	
February	5,427	
March	6,023	
April	6,419	
May	6,417	
June	6,417	

QUALITY

	Quantity	Base Number	Contract	LHB	Wales
% of FP17s for the same patient ID Re-attending within 3 months - Children	0	0	N/A	9.9%	10.7%
% of FP17s for the same patient ID Re-attending within 3 months - Adults	24	545	4.4%	13.7%	15.5%
% of FP17s for the same patient ID Re-attending between 3 & 9 months - Children	0	0	N/A	56.5%	60.1%
% of FP17s for the same patient ID Re-attending between 3 & 9 months - Adults	334	545	61.3%	52.9%	56.6%
% of FP17s for Band 1 Urgent Courses	1	428	0.2%	9.7%	9.1%
% of FP17s Relating to Free Repair or Replacements	0	428	0.0%	0.7%	0.7%
% of FP17s Relating to Continuations	0	428	0.0%	0.5%	0.6%
% of Patients satisfied with the dentistry they have received	2	2	N/A	90.6%	92.8%
% of Patients satisfied with the time they had to wait for an appointment	1	2	N/A	88.6%	87.5%

* This is based on patients treated on this contract for their most recent course of treatment. Figures in italics indicate the base number of FP17s or Patient Questionnaire responses are less than 100. N/A is shown where the base number of responses is less than 10 during the period. % is calculated as Quantity/Base number*100

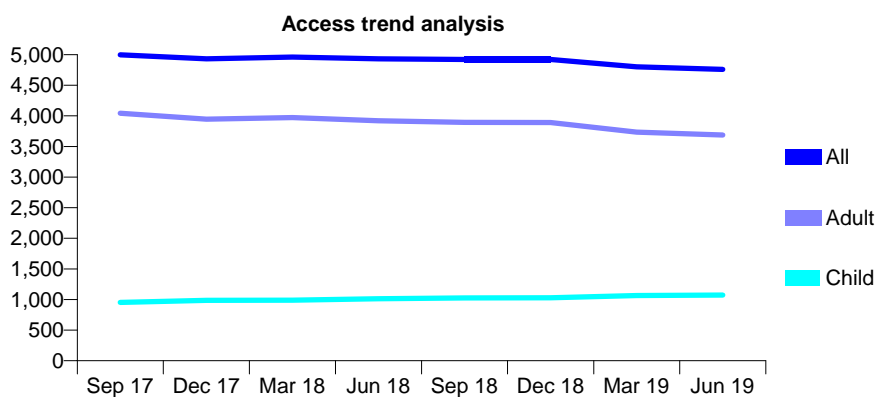
7A3 - Vital Signs At a Glance Contract Report for 175641/0003 - June 2019

Name or company name	United Dental Ltd
Contract type name	GDS Contract
Purpose of contract	General
Contract start date	01/04/2009
Contract end date	

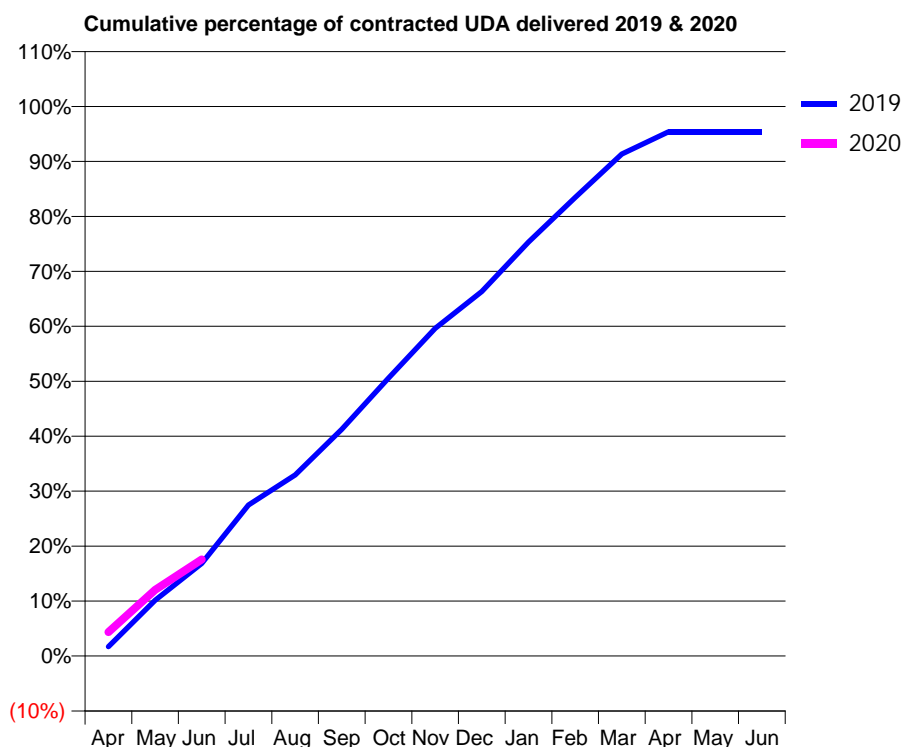
19/20 Contracted general activity (UDA)	13,200
Carry forward general activity (UDA)	0
19/20 Contracted orthodontic activity (UOA)	0
Carry forward orthodontic activity (UOA)	0
Baseline contract value	£330,037.63

ACCESS*

Patients seen in 24 months	Total	Change since previous quarter
Quarter ending June 2018	4,932	
Quarter ending September 2018	4,922	→
Quarter ending December 2018	4,921	→
Quarter ending March 2019	4,801	↓
Quarter ending June 2019	4,759	→
Variance since June 2018	(3.5%)	↓



ACTIVITY



Month	Adjusted Scheduled Activity (UDA)	
	2019	2020
April	227	576
May	1,339	1,589
June	2,225	2,320
July	3,627	
August	4,352	
September	5,443	
October	6,674	
November	7,871	
December	8,757	
January	9,945	
February	11,013	
March	12,056	
April	12,591	
May	12,591	
June	12,591	

QUALITY

	Quantity	Base Number	Contract	LHB	Wales
% of FP17s for the same patient ID Re-attending within 3 months - Children	12	307	3.9%	9.9%	10.7%
% of FP17s for the same patient ID Re-attending within 3 months - Adults	150	1,272	11.8%	13.7%	15.5%
% of FP17s for the same patient ID Re-attending between 3 & 9 months - Children	154	307	50.2%	56.5%	60.1%
% of FP17s for the same patient ID Re-attending between 3 & 9 months - Adults	736	1,272	57.9%	52.9%	56.6%
% of FP17s for Band 1 Urgent Courses	85	1,348	6.3%	9.7%	9.1%
% of FP17s Relating to Free Repair or Replacements	14	1,348	1.0%	0.7%	0.7%
% of FP17s Relating to Continuations	7	1,348	0.5%	0.5%	0.6%
% of Patients satisfied with the dentistry they have received	8	8	N/A	90.6%	92.8%
% of Patients satisfied with the time they had to wait for an appointment	8	8	N/A	88.6%	87.5%

* This is based on patients treated on this contract for their most recent course of treatment. Figures in italics indicate the base number of FP17s or Patient Questionnaire responses are less than 100. N/A is shown where the base number of responses is less than 10 during the period. % is calculated as Quantity/Base number*100

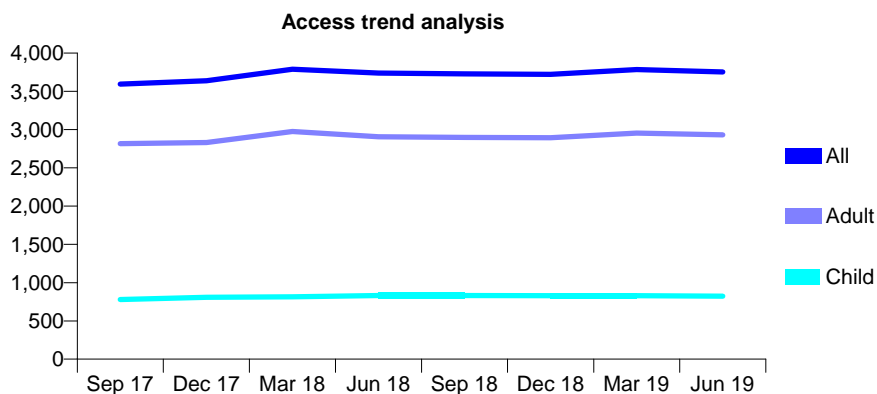
7A3 - Vital Signs At a Glance Contract Report for 177415/0001 - June 2019

Name or company name	Ty Gwyn Dental Practice Limited
Contract type name	GDS Contract
Purpose of contract	General
Contract start date	01/10/2008
Contract end date	

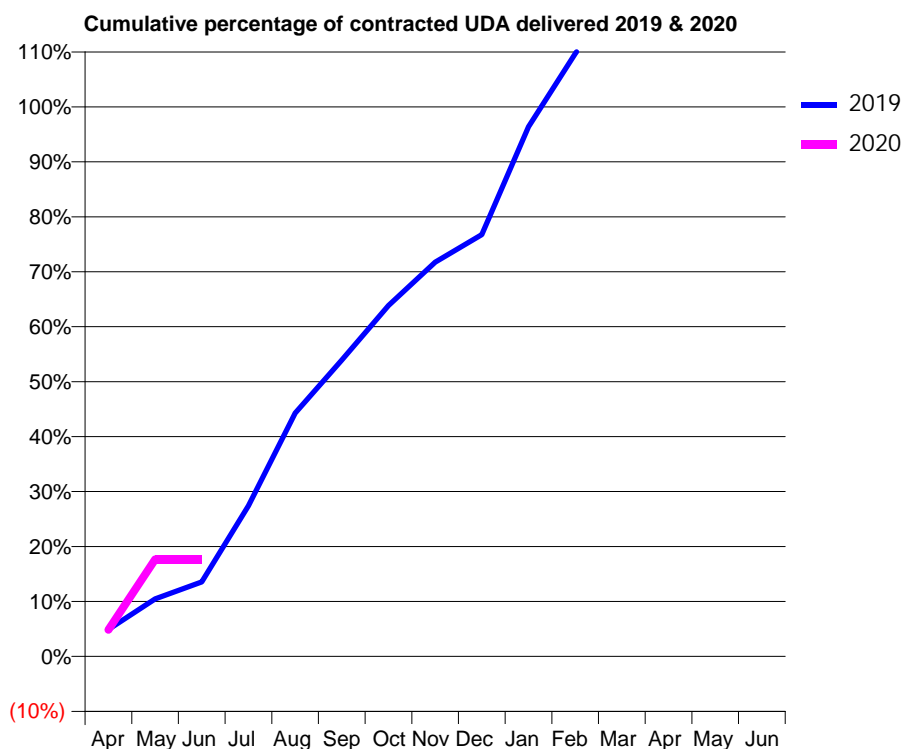
19/20 Contracted general activity (UDA)	8,250
Carry forward general activity (UDA)	0
19/20 Contracted orthodontic activity (UOA)	0
Carry forward orthodontic activity (UOA)	0
Baseline contract value	£205,841.60

ACCESS*

Patients seen in 24 months	Total	Change since previous quarter
Quarter ending June 2018	3,738	
Quarter ending September 2018	3,728	→
Quarter ending December 2018	3,722	→
Quarter ending March 2019	3,784	→
Quarter ending June 2019	3,754	→
Variance since June 2018	0.4%	→



ACTIVITY



Adjusted Scheduled Activity (UDA)		
Month	2019	2020
April	406	399
May	864	1,456
June	1,119	1,456
July	2,263	
August	3,652	
September	4,447	
October	5,269	
November	5,920	
December	6,332	
January	7,950	
February	9,048	
March	9,983	
April	10,070	
May	10,075	
June	10,075	

QUALITY

	Quantity	Base Number	Contract	LHB	Wales
% of FP17s for the same patient ID Re-attending within 3 months - Children	11	176	6.3%	9.9%	10.7%
% of FP17s for the same patient ID Re-attending within 3 months - Adults	63	494	12.8%	13.7%	15.5%
% of FP17s for the same patient ID Re-attending between 3 & 9 months - Children	62	176	35.2%	56.5%	60.1%
% of FP17s for the same patient ID Re-attending between 3 & 9 months - Adults	213	494	43.1%	52.9%	56.6%
% of FP17s for Band 1 Urgent Courses	69	648	10.6%	9.7%	9.1%
% of FP17s Relating to Free Repair or Replacements	5	648	0.8%	0.7%	0.7%
% of FP17s Relating to Continuations	0	648	0.0%	0.5%	0.6%
% of Patients satisfied with the dentistry they have received	6	7	N/A	90.6%	92.8%
% of Patients satisfied with the time they had to wait for an appointment	6	7	N/A	88.6%	87.5%

* This is based on patients treated on this contract for their most recent course of treatment. Figures in italics indicate the base number of FP17s or Patient Questionnaire responses are less than 100. N/A is shown where the base number of responses is less than 10 during the period. % is calculated as Quantity/Base number*100

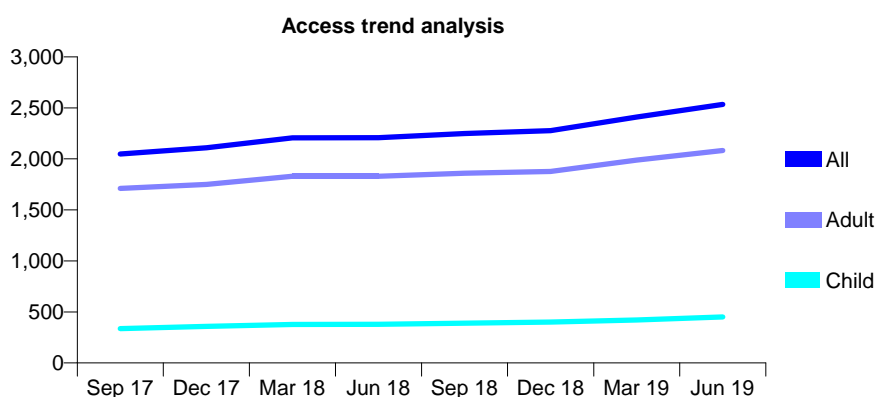
7A3 - Vital Signs At a Glance Contract Report for 178624/0001 - June 2019

Name or company name	C Hancock
Contract type name	GDS Contract
Purpose of contract	General
Contract start date	01/04/2014
Contract end date	

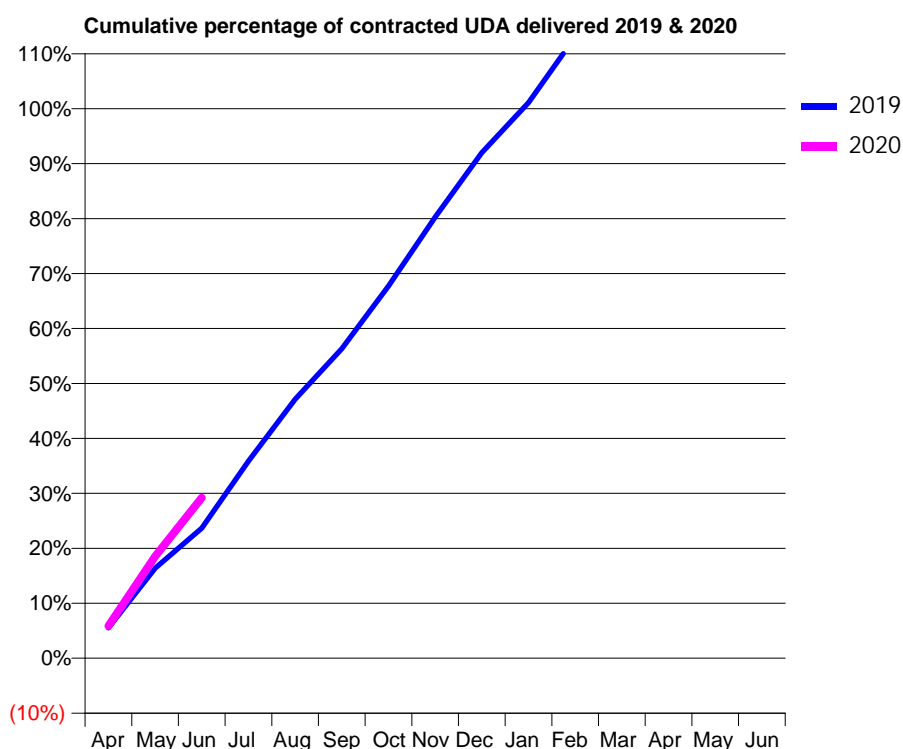
19/20 Contracted general activity (UDA)	5,906
Carry forward general activity (UDA)	0
19/20 Contracted orthodontic activity (UOA)	0
Carry forward orthodontic activity (UOA)	0
Baseline contract value	£147,649.57

ACCESS*

Patients seen in 24 months	Total	Change since previous quarter
Quarter ending June 2018	2,207	
Quarter ending September 2018	2,249	→
Quarter ending December 2018	2,277	→
Quarter ending March 2019	2,410	↑
Quarter ending June 2019	2,534	↑
Variance since June 2018	14.8%	↑



ACTIVITY



Month	2019	2020
April	326	346
May	968	1,096
June	1,398	1,725
July	2,119	
August	2,784	
September	3,326	
October	3,999	
November	4,742	
December	5,432	
January	5,971	
February	6,680	
March	7,788	
April	8,078	
May	8,061	
June	8,041	

QUALITY

	Quantity	Base Number	Contract	LHB	Wales
% of FP17s for the same patient ID Re-attending within 3 months - Children	14	166	8.4%	9.9%	10.7%
% of FP17s for the same patient ID Re-attending within 3 months - Adults	100	769	13.0%	13.7%	15.5%
% of FP17s for the same patient ID Re-attending between 3 & 9 months - Children	89	166	53.6%	56.5%	60.1%
% of FP17s for the same patient ID Re-attending between 3 & 9 months - Adults	425	769	55.3%	52.9%	56.6%
% of FP17s for Band 1 Urgent Courses	50	821	6.1%	9.7%	9.1%
% of FP17s Relating to Free Repair or Replacements	8	821	1.0%	0.7%	0.7%
% of FP17s Relating to Continuations	0	821	0.0%	0.5%	0.6%
% of Patients satisfied with the dentistry they have received	10	10	100.0%	90.6%	92.8%
% of Patients satisfied with the time they had to wait for an appointment	10	10	100.0%	88.6%	87.5%

* This is based on patients treated on this contract for their most recent course of treatment.

Figures in italics indicate the base number of FP17s or Patient Questionnaire responses are less than 100. N/A is shown where the base number of responses is less than 10 during the period. % is calculated as Quantity/Base number*100

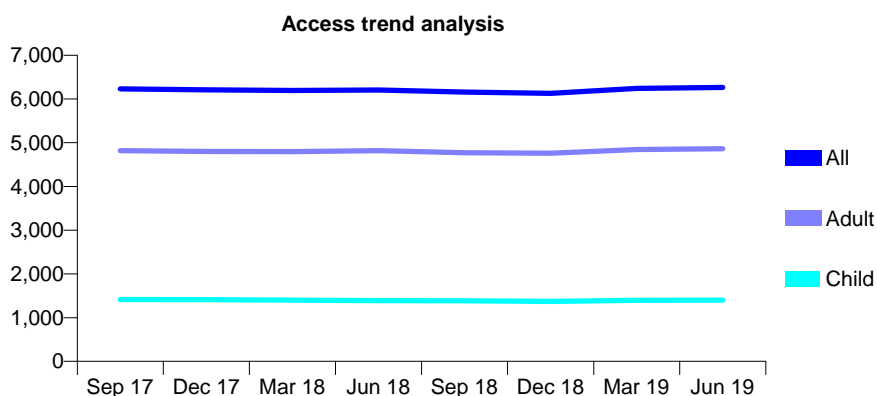
7A3 - Vital Signs At a Glance Contract Report for 179310/0001 - June 2019

Name or company name	West Coast Dental Care Ltd
Contract type name	GDS Contract
Purpose of contract	General
Contract start date	01/04/2010
Contract end date	

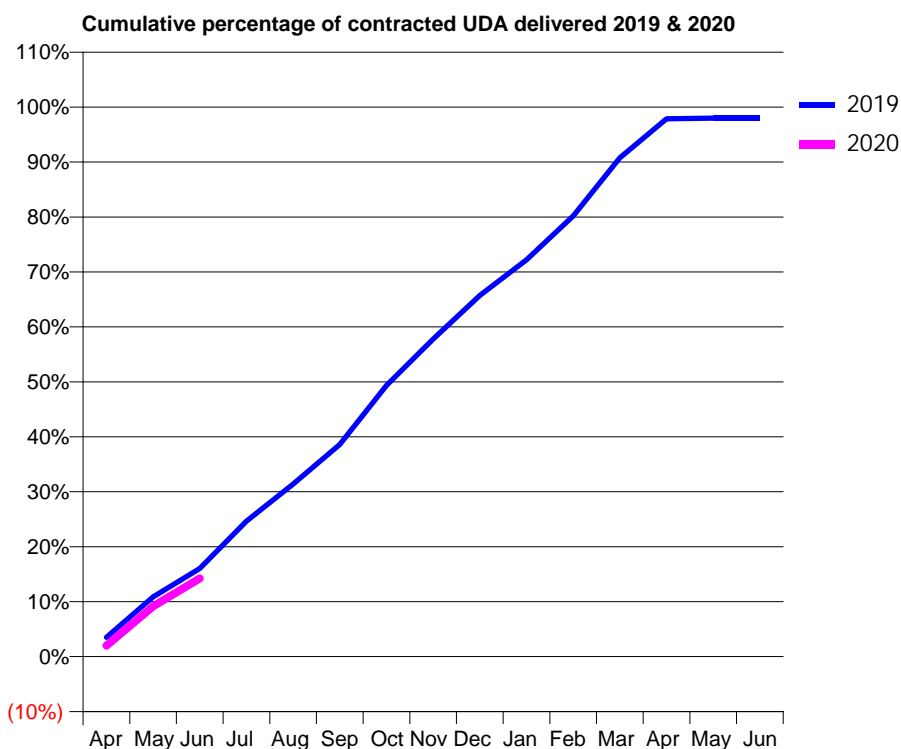
19/20 Contracted general activity (UDA)	22,023
Carry forward general activity (UDA)	0
19/20 Contracted orthodontic activity (UOA)	0
Carry forward orthodontic activity (UOA)	0
Baseline contract value	£535,785.49

ACCESS*

Patients seen in 24 months	Total	Change since previous quarter
Quarter ending June 2018	6,205	
Quarter ending September 2018	6,158	→
Quarter ending December 2018	6,129	→
Quarter ending March 2019	6,242	→
Quarter ending June 2019	6,262	→
Variance since June 2018	0.9%	→



ACTIVITY



Month	Adjusted Scheduled Activity (UDA)	
	2019	2020
April	773	442
May	2,399	2,017
June	3,531	3,133
July	5,428	
August	6,916	
September	8,500	
October	10,866	
November	12,728	
December	14,468	
January	15,903	
February	17,662	
March	19,983	
April	21,551	
May	21,576	
June	21,576	

QUALITY

	Quantity	Base Number	Contract	LHB	Wales
% of FP17s for the same patient ID Re-attending within 3 months - Children	25	489	5.1%	9.9%	10.7%
% of FP17s for the same patient ID Re-attending within 3 months - Adults	187	1,760	10.6%	13.7%	15.5%
% of FP17s for the same patient ID Re-attending between 3 & 9 months - Children	330	489	67.5%	56.5%	60.1%
% of FP17s for the same patient ID Re-attending between 3 & 9 months - Adults	1,166	1,760	66.3%	52.9%	56.6%
% of FP17s for Band 1 Urgent Courses	136	1,690	8.0%	9.7%	9.1%
% of FP17s Relating to Free Repair or Replacements	3	1,690	0.2%	0.7%	0.7%
% of FP17s Relating to Continuations	0	1,690	0.0%	0.5%	0.6%
% of Patients satisfied with the dentistry they have received	23	25	92.0%	90.6%	92.8%
% of Patients satisfied with the time they had to wait for an appointment	24	25	96.0%	88.6%	87.5%

* This is based on patients treated on this contract for their most recent course of treatment. Figures in italics indicate the base number of FP17s or Patient Questionnaire responses are less than 100. N/A is shown where the base number of responses is less than 10 during the period. % is calculated as Quantity/Base number*100

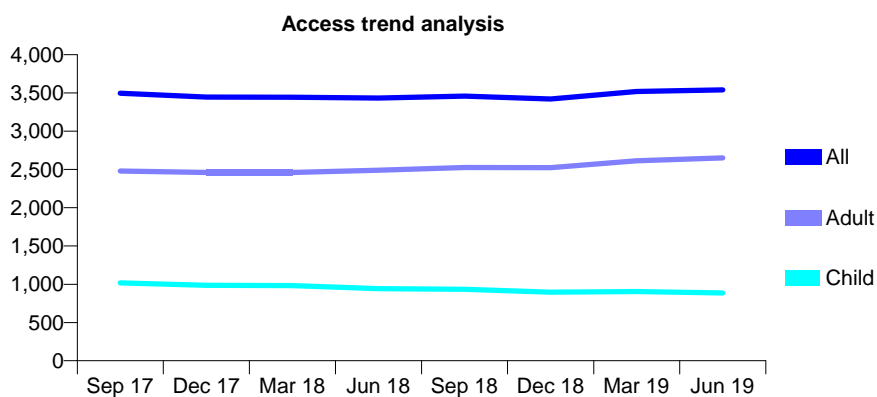
7A3 - Vital Signs At a Glance Contract Report for 181382/0001 - June 2019

Name or company name	Cwmdulais Dental Practice
Contract type name	GDS Contract
Purpose of contract	General and Orthodontic
Contract start date	01/01/2014
Contract end date	

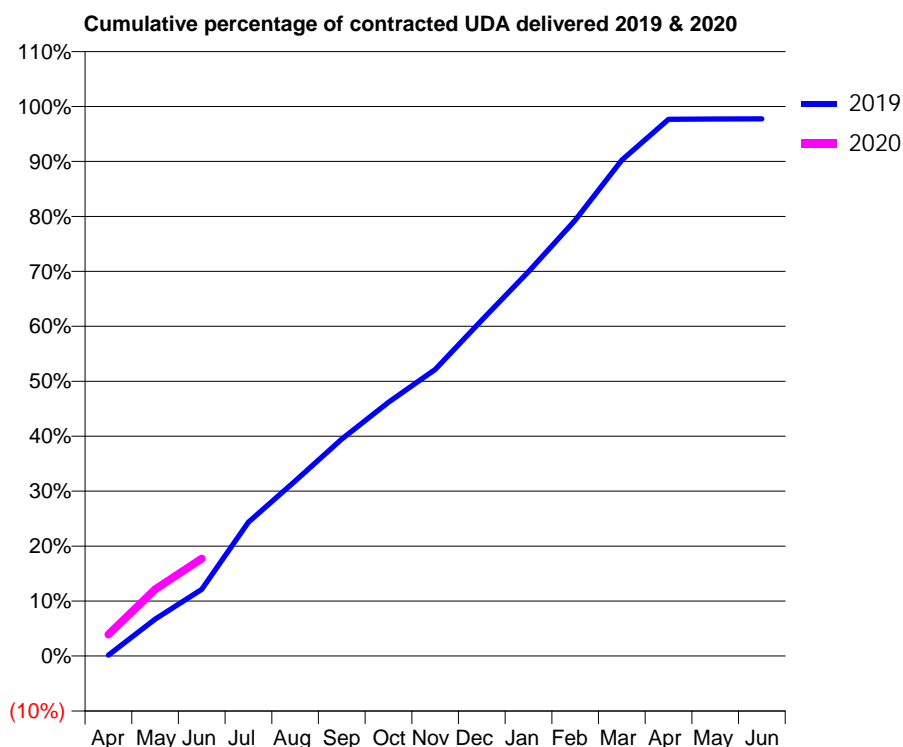
19/20 Contracted general activity (UDA)	8,575
Carry forward general activity (UDA)	0
19/20 Contracted orthodontic activity (UOA)	1,351
Carry forward orthodontic activity (UOA)	0
Baseline contract value	£431,702.33

ACCESS*

Patients seen in 24 months	Total	Change since previous quarter
Quarter ending June 2018	3,432	
Quarter ending September 2018	3,458	→
Quarter ending December 2018	3,420	↓
Quarter ending March 2019	3,518	↑
Quarter ending June 2019	3,539	→
Variance since June 2018	3.1%	↑



ACTIVITY



Month	Adjusted Scheduled Activity (UDA)	
	2019	2020
April	14	336
May	576	1,040
June	1,040	1,520
July	2,090	
August	2,730	
September	3,385	
October	3,959	
November	4,471	
December	5,242	
January	5,997	
February	6,801	
March	7,737	
April	8,374	
May	8,379	
June	8,380	

QUALITY

	Quantity	Base Number	Contract	LHB	Wales
% of FP17s for the same patient ID Re-attending within 3 months - Children	31	330	9.4%	9.9%	10.7%
% of FP17s for the same patient ID Re-attending within 3 months - Adults	105	905	11.6%	13.7%	15.5%
% of FP17s for the same patient ID Re-attending between 3 & 9 months - Children	151	330	45.8%	56.5%	60.1%
% of FP17s for the same patient ID Re-attending between 3 & 9 months - Adults	391	905	43.2%	52.9%	56.6%
% of FP17s for Band 1 Urgent Courses	130	886	14.7%	9.7%	9.1%
% of FP17s Relating to Free Repair or Replacements	4	886	0.5%	0.7%	0.7%
% of FP17s Relating to Continuations	2	886	0.2%	0.5%	0.6%
% of Patients satisfied with the dentistry they have received	5	5	N/A	90.6%	92.8%
% of Patients satisfied with the time they had to wait for an appointment	4	5	N/A	88.6%	87.5%

* This is based on patients treated on this contract for their most recent course of treatment. Figures in italics indicate the base number of FP17s or Patient Questionnaire responses are less than 100. N/A is shown where the base number of responses is less than 10 during the period. % is calculated as Quantity/Base number*100

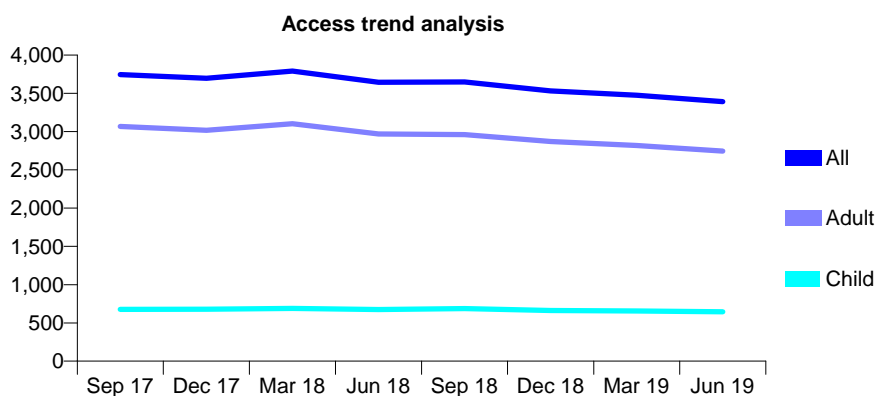
7A3 - Vital Signs At a Glance Contract Report for 184136/0001 - June 2019

Name or company name	Glynneath Dental Practice
Contract type name	Pilot Contract
Purpose of contract	General
Contract start date	01/09/2012
Contract end date	

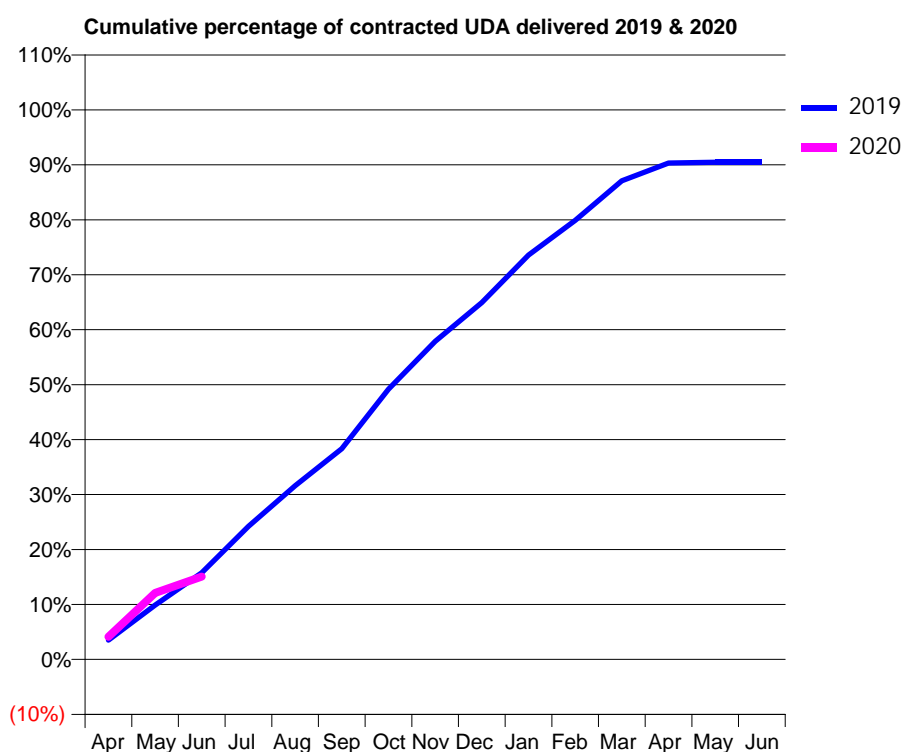
19/20 Contracted general activity (UDA)	11,323
Carry forward general activity (UDA)	0
19/20 Contracted orthodontic activity (UOA)	0
Carry forward orthodontic activity (UOA)	0
Baseline contract value	£417,406.53

ACCESS*

Patients seen in 24 months	Total	Change since previous quarter
Quarter ending June 2018	3,644	
Quarter ending September 2018	3,648	→
Quarter ending December 2018	3,532	↓
Quarter ending March 2019	3,474	↓
Quarter ending June 2019	3,390	↓
Variance since June 2018	(7.0%)	↓



ACTIVITY



Month	2019	2020
April	398	470
May	1,121	1,369
June	1,785	1,707
July	2,742	
August	3,580	
September	4,343	
October	5,569	
November	6,554	
December	7,351	
January	8,334	
February	9,047	
March	9,861	
April	10,227	
May	10,246	
June	10,246	

QUALITY

	Quantity	Base Number	Contract	LHB	Wales
% of FP17s for the same patient ID Re-attending within 3 months - Children	14	140	10.0%	9.9%	10.7%
% of FP17s for the same patient ID Re-attending within 3 months - Adults	87	648	13.4%	13.7%	15.5%
% of FP17s for the same patient ID Re-attending between 3 & 9 months - Children	35	140	25.0%	56.5%	60.1%
% of FP17s for the same patient ID Re-attending between 3 & 9 months - Adults	233	648	36.0%	52.9%	56.6%
% of FP17s for Band 1 Urgent Courses	93	651	14.3%	9.7%	9.1%
% of FP17s Relating to Free Repair or Replacements	9	651	1.4%	0.7%	0.7%
% of FP17s Relating to Continuations	5	651	0.8%	0.5%	0.6%
% of Patients satisfied with the dentistry they have received	2	3	N/A	90.6%	92.8%
% of Patients satisfied with the time they had to wait for an appointment	2	3	N/A	88.6%	87.5%

* This is based on patients treated on this contract for their most recent course of treatment. Figures in italics indicate the base number of FP17s or Patient Questionnaire responses are less than 100. N/A is shown where the base number of responses is less than 10 during the period. % is calculated as Quantity/Base number*100

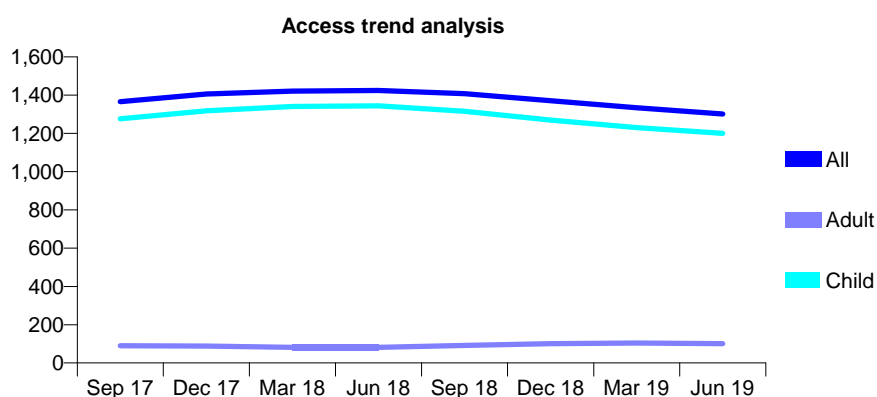
7A3 - Vital Signs At a Glance Contract Report for 185000/0001 - June 2019

Name or company name	Howells, Harrison & Gregson
Contract type name	GDS Contract
Purpose of contract	General
Contract start date	01/04/2006
Contract end date	

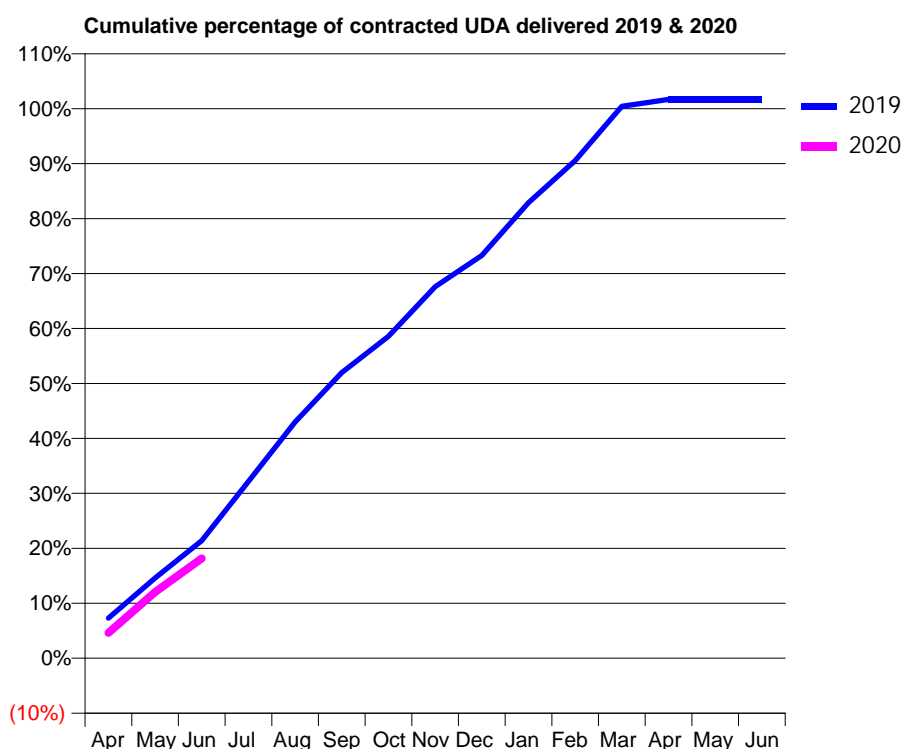
19/20 Contracted general activity (UDA)	2,576
Carry forward general activity (UDA)	0
19/20 Contracted orthodontic activity (UOA)	0
Carry forward orthodontic activity (UOA)	0
Baseline contract value	£56,360.05

ACCESS*

Patients seen in 24 months	Total	Change since previous quarter
Quarter ending June 2018	1,425	
Quarter ending September 2018	1,407	↓
Quarter ending December 2018	1,371	↓
Quarter ending March 2019	1,334	↓
Quarter ending June 2019	1,301	↓
Variance since June 2018	(8.7%)	↓



ACTIVITY



Adjusted Scheduled Activity (UDA)		
Month	2019	2020
April	188	119
May	377	311
June	551	468
July	829	
August	1,108	
September	1,339	
October	1,509	
November	1,741	
December	1,888	
January	2,136	
February	2,333	
March	2,587	
April	2,620	
May	2,620	
June	2,620	

QUALITY

	Quantity	Base Number	Contract	LHB	Wales
% of FP17s for the same patient ID Re-attending within 3 months - Children	46	383	12.0%	9.9%	10.7%
% of FP17s for the same patient ID Re-attending within 3 months - Adults	0	1	0.0%	13.7%	15.5%
% of FP17s for the same patient ID Re-attending between 3 & 9 months - Children	231	383	60.3%	56.5%	60.1%
% of FP17s for the same patient ID Re-attending between 3 & 9 months - Adults	0	1	0.0%	52.9%	56.6%
% of FP17s for Band 1 Urgent Courses	26	359	7.2%	9.7%	9.1%
% of FP17s Relating to Free Repair or Replacements	0	359	0.0%	0.7%	0.7%
% of FP17s Relating to Continuations	5	359	1.4%	0.5%	0.6%
% of Patients satisfied with the dentistry they have received	0	0	N/A	90.6%	92.8%
% of Patients satisfied with the time they had to wait for an appointment	0	0	N/A	88.6%	87.5%

* This is based on patients treated on this contract for their most recent course of treatment. Figures in italics indicate the base number of FP17s or Patient Questionnaire responses are less than 100. N/A is shown where the base number of responses is less than 10 during the period. % is calculated as Quantity/Base number*100

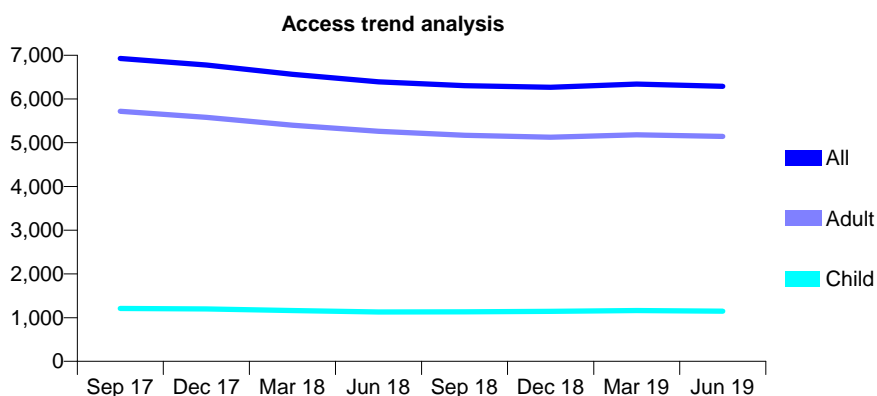
7A3 - Vital Signs At a Glance Contract Report for 187917/0001 - June 2019

Name or company name	The Victoria Road Dental Surgery
Contract type name	GDS Contract
Purpose of contract	General
Contract start date	01/05/2012
Contract end date	

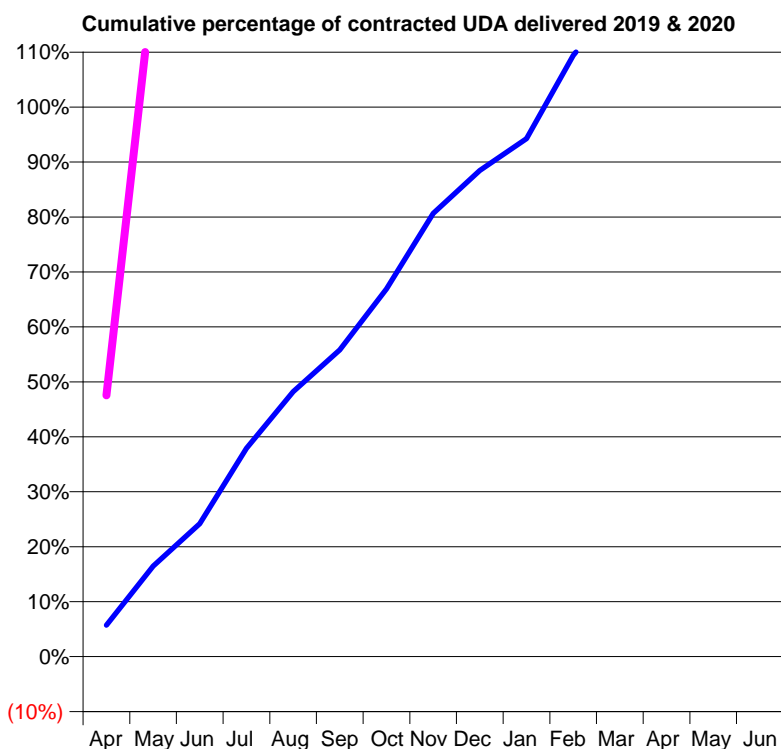
19/20 Contracted general activity (UDA)	1,873
Carry forward general activity (UDA)	0
19/20 Contracted orthodontic activity (UOA)	0
Carry forward orthodontic activity (UOA)	0
Baseline contract value	£437,099.35

ACCESS*

Patients seen in 24 months	Total	Change since previous quarter
Quarter ending June 2018	6,391	
Quarter ending September 2018	6,303	↓
Quarter ending December 2018	6,266	→
Quarter ending March 2019	6,344	→
Quarter ending June 2019	6,291	→
Variance since June 2018	(1.6%)	↓



ACTIVITY



Month	Adjusted Scheduled Activity (UDA)	
	2019	2020
April	826	891
May	2,379	2,299
June	3,497	3,299
July	5,482	
August	6,971	
September	8,071	
October	9,676	
November	11,662	
December	12,791	
January	13,625	
February	15,818	
March	17,270	
April	17,704	
May	17,704	
June	17,704	

QUALITY

	Quantity	Base Number	Contract	LHB	Wales
% of FP17s for the same patient ID Re-attending within 3 months - Children	16	344	4.7%	9.9%	10.7%
% of FP17s for the same patient ID Re-attending within 3 months - Adults	181	1,797	10.1%	13.7%	15.5%
% of FP17s for the same patient ID Re-attending between 3 & 9 months - Children	218	344	63.4%	56.5%	60.1%
% of FP17s for the same patient ID Re-attending between 3 & 9 months - Adults	1,246	1,797	69.3%	52.9%	56.6%
% of FP17s for Band 1 Urgent Courses	132	1,905	6.9%	9.7%	9.1%
% of FP17s Relating to Free Repair or Replacements	10	1,905	0.5%	0.7%	0.7%
% of FP17s Relating to Continuations	11	1,905	0.6%	0.5%	0.6%
% of Patients satisfied with the dentistry they have received	10	11	90.9%	90.6%	92.8%
% of Patients satisfied with the time they had to wait for an appointment	10	11	90.9%	88.6%	87.5%

* This is based on patients treated on this contract for their most recent course of treatment. Figures in italics indicate the base number of FP17s or Patient Questionnaire responses are less than 100. N/A is shown where the base number of responses is less than 10 during the period. % is calculated as Quantity/Base number*100

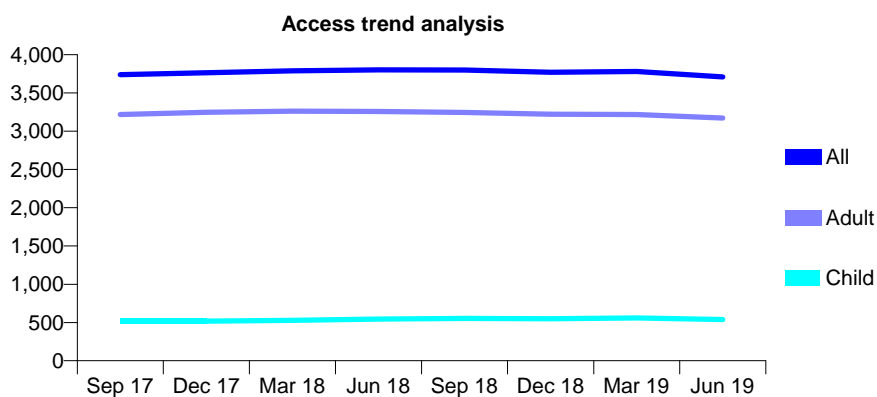
7A3 - Vital Signs At a Glance Contract Report for 189839/0001 - June 2019

Name or company name	Sketty Road Dental
Contract type name	GDS Contract
Purpose of contract	General
Contract start date	01/03/2015
Contract end date	

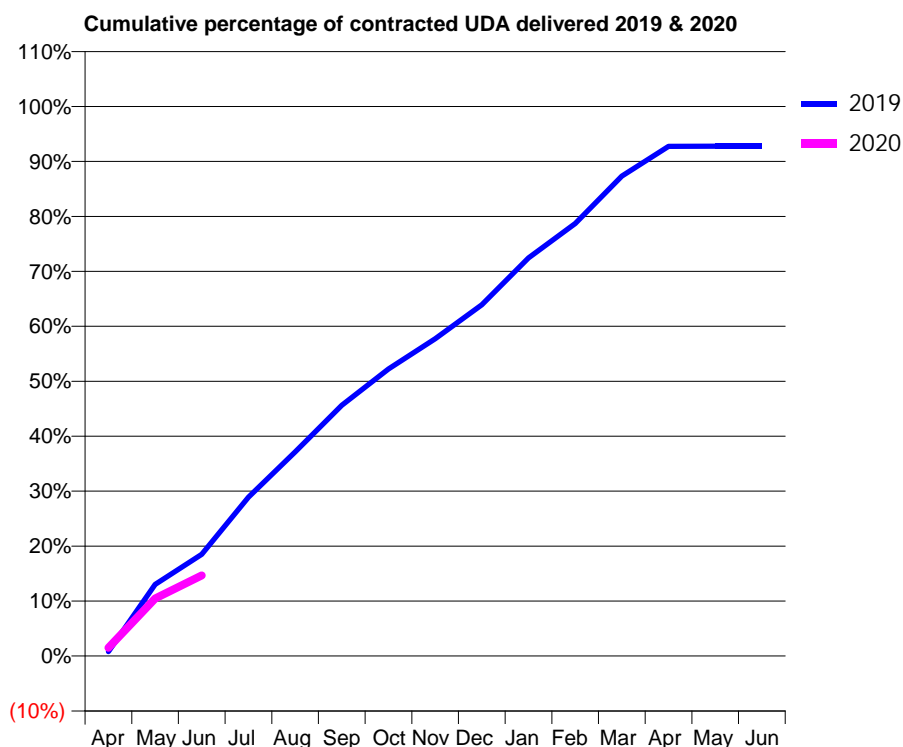
19/20 Contracted general activity (UDA)	12,500
Carry forward general activity (UDA)	0
19/20 Contracted orthodontic activity (UOA)	0
Carry forward orthodontic activity (UOA)	0
Baseline contract value	£312,529.67

ACCESS*

Patients seen in 24 months	Total	Change since previous quarter
Quarter ending June 2018	3,800	
Quarter ending September 2018	3,798	→
Quarter ending December 2018	3,770	→
Quarter ending March 2019	3,779	→
Quarter ending June 2019	3,710	↓
Variance since June 2018	(2.4%)	↓



ACTIVITY



Month	Adjusted Scheduled Activity (UDA)	
	2019	2020
April	103	189
May	1,632	1,310
June	2,314	1,835
July	3,616	
August	4,642	
September	5,703	
October	6,530	
November	7,216	
December	7,990	
January	9,057	
February	9,838	
March	10,914	
April	11,593	
May	11,594	
June	11,594	

QUALITY

	Quantity	Base Number	Contract	LHB	Wales
% of FP17s for the same patient ID Re-attending within 3 months - Children	15	155	9.7%	9.9%	10.7%
% of FP17s for the same patient ID Re-attending within 3 months - Adults	183	1,120	16.3%	13.7%	15.5%
% of FP17s for the same patient ID Re-attending between 3 & 9 months - Children	93	155	60.0%	56.5%	60.1%
% of FP17s for the same patient ID Re-attending between 3 & 9 months - Adults	657	1,120	58.7%	52.9%	56.6%
% of FP17s for Band 1 Urgent Courses	60	1,002	6.0%	9.7%	9.1%
% of FP17s Relating to Free Repair or Replacements	2	1,002	0.2%	0.7%	0.7%
% of FP17s Relating to Continuations	24	1,002	2.4%	0.5%	0.6%
% of Patients satisfied with the dentistry they have received	43	46	93.5%	90.6%	92.8%
% of Patients satisfied with the time they had to wait for an appointment	39	46	84.8%	88.6%	87.5%

* This is based on patients treated on this contract for their most recent course of treatment. Figures in italics indicate the base number of FP17s or Patient Questionnaire responses are less than 100. N/A is shown where the base number of responses is less than 10 during the period. % is calculated as Quantity/Base number*100

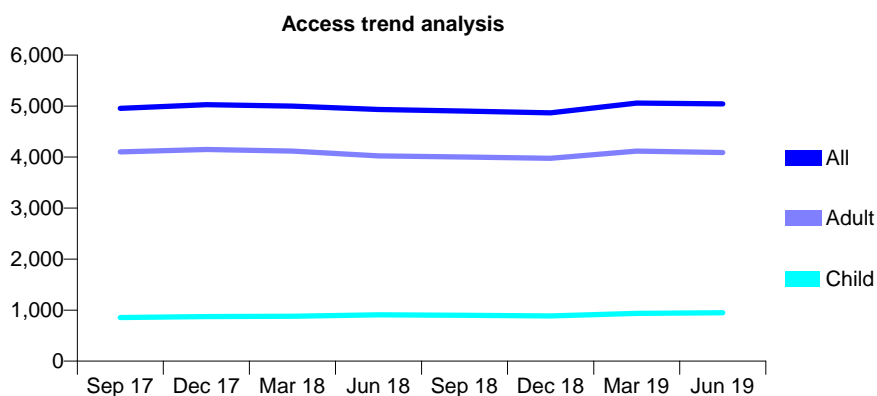
7A3 - Vital Signs At a Glance Contract Report for 195006/0001 - June 2019

Name or company name	Heronpalm Limited
Contract type name	GDS Contract
Purpose of contract	General
Contract start date	01/02/2007
Contract end date	

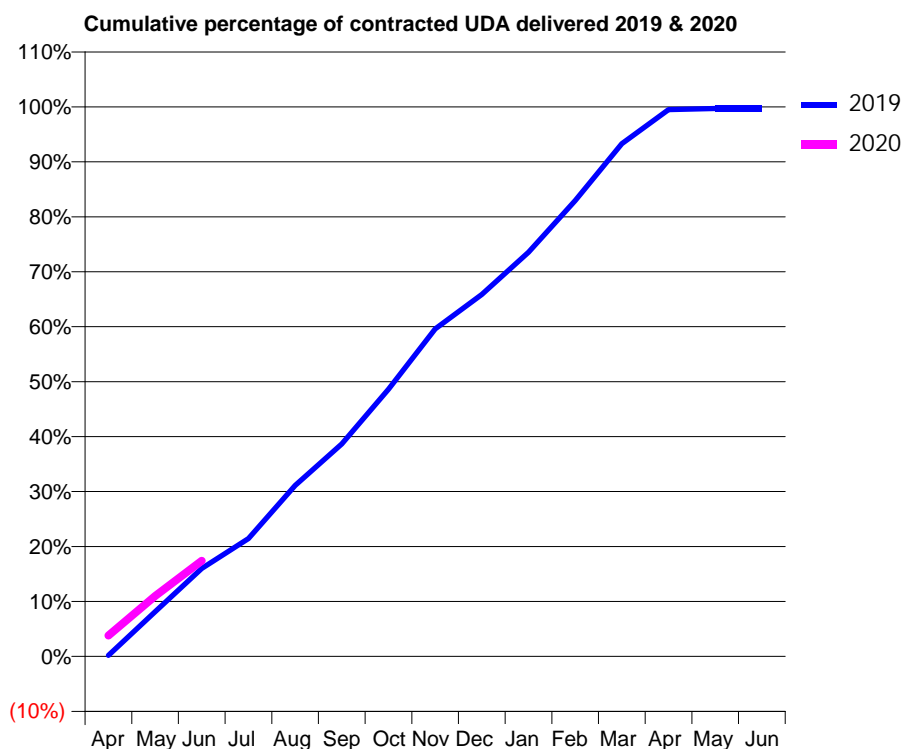
19/20 Contracted general activity (UDA)	14,790
Carry forward general activity (UDA)	0
19/20 Contracted orthodontic activity (UOA)	0
Carry forward orthodontic activity (UOA)	0
Baseline contract value	£369,755.16

ACCESS*

Patients seen in 24 months	Total	Change since previous quarter
Quarter ending June 2018	4,931	
Quarter ending September 2018	4,901	→
Quarter ending December 2018	4,866	→
Quarter ending March 2019	5,058	↑
Quarter ending June 2019	5,041	→
Variance since June 2018	2.2%	↑



ACTIVITY



Month	2019	2020
April	32	563
May	1,205	1,628
June	2,368	2,575
July	3,174	
August	4,601	
September	5,720	
October	7,192	
November	8,817	
December	9,744	
January	10,878	
February	12,268	
March	13,797	
April	14,718	
May	14,746	
June	14,746	

QUALITY

	Quantity	Base Number	Contract	LHB	Wales
% of FP17s for the same patient ID Re-attending within 3 months - Children	15	342	4.4%	9.9%	10.7%
% of FP17s for the same patient ID Re-attending within 3 months - Adults	142	1,518	9.4%	13.7%	15.5%
% of FP17s for the same patient ID Re-attending between 3 & 9 months - Children	187	342	54.7%	56.5%	60.1%
% of FP17s for the same patient ID Re-attending between 3 & 9 months - Adults	999	1,518	65.8%	52.9%	56.6%
% of FP17s for Band 1 Urgent Courses	50	1,502	3.3%	9.7%	9.1%
% of FP17s Relating to Free Repair or Replacements	26	1,502	1.7%	0.7%	0.7%
% of FP17s Relating to Continuations	12	1,502	0.8%	0.5%	0.6%
% of Patients satisfied with the dentistry they have received	18	18	100.0%	90.6%	92.8%
% of Patients satisfied with the time they had to wait for an appointment	18	18	100.0%	88.6%	87.5%

* This is based on patients treated on this contract for their most recent course of treatment. Figures in italics indicate the base number of FP17s or Patient Questionnaire responses are less than 100. N/A is shown where the base number of responses is less than 10 during the period. % is calculated as Quantity/Base number*100

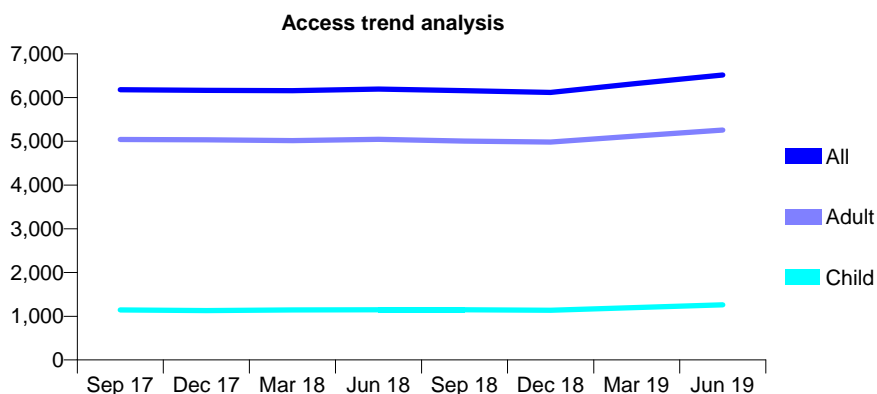
7A3 - Vital Signs At a Glance Contract Report for 195006/0002 - June 2019

Name or company name	R Elliott and Associates
Contract type name	Pilot Contract
Purpose of contract	General
Contract start date	01/02/2007
Contract end date	

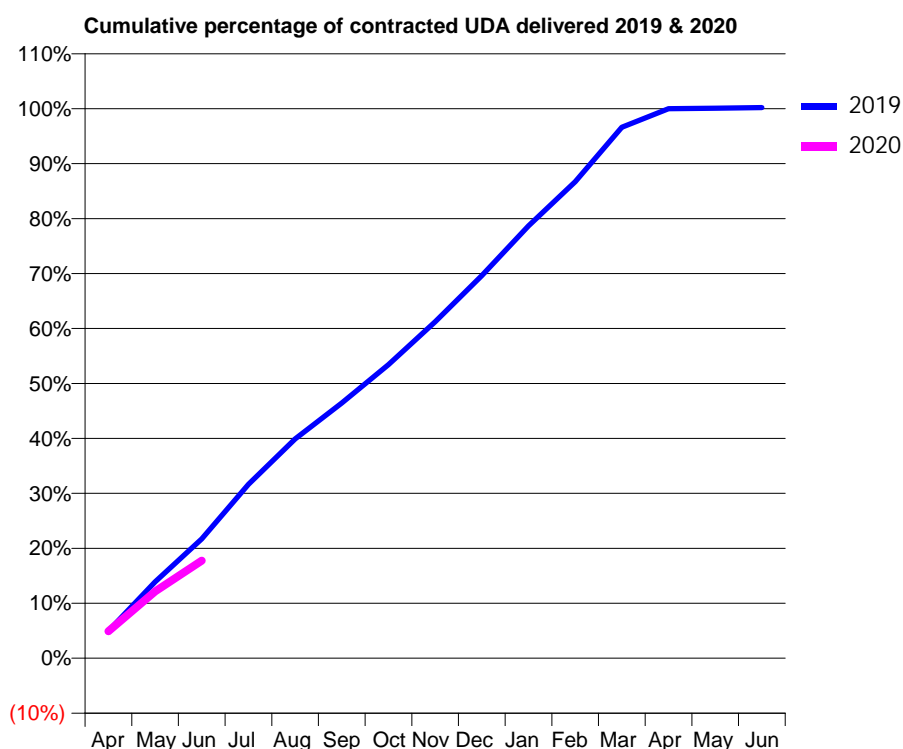
19/20 Contracted general activity (UDA)	18,317
Carry forward general activity (UDA)	0
19/20 Contracted orthodontic activity (UOA)	0
Carry forward orthodontic activity (UOA)	0
Baseline contract value	£457,931.40

ACCESS*

Patients seen in 24 months	Total	Change since previous quarter
Quarter ending June 2018	6,193	
Quarter ending September 2018	6,156	→
Quarter ending December 2018	6,117	→
Quarter ending March 2019	6,321	↑
Quarter ending June 2019	6,518	↑
Variance since June 2018	5.2%	↑



ACTIVITY



Month	2019	2020
April	911	900
May	2,549	2,230
June	3,975	3,251
July	5,793	
August	7,309	
September	8,506	
October	9,787	
November	11,216	
December	12,752	
January	14,407	
February	15,884	
March	17,696	
April	18,318	
May	18,332	
June	18,352	

QUALITY

	Quantity	Base Number	Contract	LHB	Wales
% of FP17s for the same patient ID Re-attending within 3 months - Children	19	408	4.7%	9.9%	10.7%
% of FP17s for the same patient ID Re-attending within 3 months - Adults	242	1,828	13.2%	13.7%	15.5%
% of FP17s for the same patient ID Re-attending between 3 & 9 months - Children	210	408	51.5%	56.5%	60.1%
% of FP17s for the same patient ID Re-attending between 3 & 9 months - Adults	1,043	1,828	57.1%	52.9%	56.6%
% of FP17s for Band 1 Urgent Courses	166	1,907	8.7%	9.7%	9.1%
% of FP17s Relating to Free Repair or Replacements	22	1,907	1.2%	0.7%	0.7%
% of FP17s Relating to Continuations	2	1,907	0.1%	0.5%	0.6%
% of Patients satisfied with the dentistry they have received	7	10	70.0%	90.6%	92.8%
% of Patients satisfied with the time they had to wait for an appointment	10	10	100.0%	88.6%	87.5%

* This is based on patients treated on this contract for their most recent course of treatment.

Figures in italics indicate the base number of FP17s or Patient Questionnaire responses are less than 100. N/A is shown where the base number of responses is less than 10 during the period. % is calculated as Quantity/Base number*100

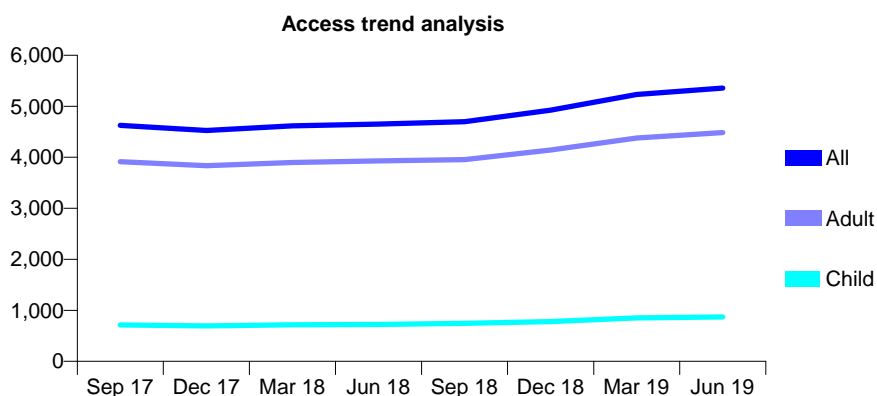
7A3 - Vital Signs At a Glance Contract Report for 195375/0001 - June 2019

Name or company name	Woods Dental
Contract type name	GDS Contract
Purpose of contract	General
Contract start date	01/01/2012
Contract end date	

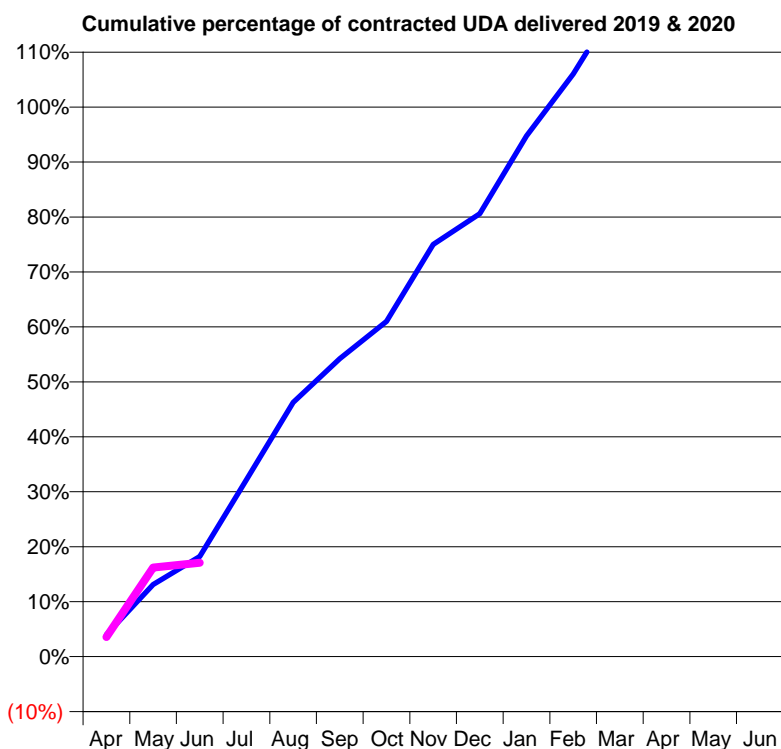
19/20 Contracted general activity (UDA)	11,875
Carry forward general activity (UDA)	0
19/20 Contracted orthodontic activity (UOA)	0
Carry forward orthodontic activity (UOA)	0
Baseline contract value	£330,221.39

ACCESS*

Patients seen in 24 months	Total	Change since previous quarter
Quarter ending June 2018	4,653	
Quarter ending September 2018	4,696	→
Quarter ending December 2018	4,924	↑
Quarter ending March 2019	5,229	↑
Quarter ending June 2019	5,357	↑
Variance since June 2018	15.1%	↑



ACTIVITY



Month	Adjusted Scheduled Activity (UDA)	
	2019	2020
April	476	424
May	1,558	1,924
June	2,164	2,030
July	3,823	
August	5,494	
September	6,440	
October	7,244	
November	8,906	
December	9,570	
January	11,252	
February	12,590	
March	14,213	
April	14,929	
May	14,937	
June	14,937	

QUALITY

	Quantity	Base Number	Contract	LHB	Wales
% of FP17s for the same patient ID Re-attending within 3 months - Children	24	219	11.0%	9.9%	10.7%
% of FP17s for the same patient ID Re-attending within 3 months - Adults	206	1,131	18.2%	13.7%	15.5%
% of FP17s for the same patient ID Re-attending between 3 & 9 months - Children	125	219	57.1%	56.5%	60.1%
% of FP17s for the same patient ID Re-attending between 3 & 9 months - Adults	467	1,131	41.3%	52.9%	56.6%
% of FP17s for Band 1 Urgent Courses	317	1,040	30.5%	9.7%	9.1%
% of FP17s Relating to Free Repair or Replacements	2	1,040	0.2%	0.7%	0.7%
% of FP17s Relating to Continuations	6	1,040	0.6%	0.5%	0.6%
% of Patients satisfied with the dentistry they have received	9	10	90.0%	90.6%	92.8%
% of Patients satisfied with the time they had to wait for an appointment	9	10	90.0%	88.6%	87.5%

* This is based on patients treated on this contract for their most recent course of treatment. Figures in italics indicate the base number of FP17s or Patient Questionnaire responses are less than 100. N/A is shown where the base number of responses is less than 10 during the period. % is calculated as Quantity/Base number*100

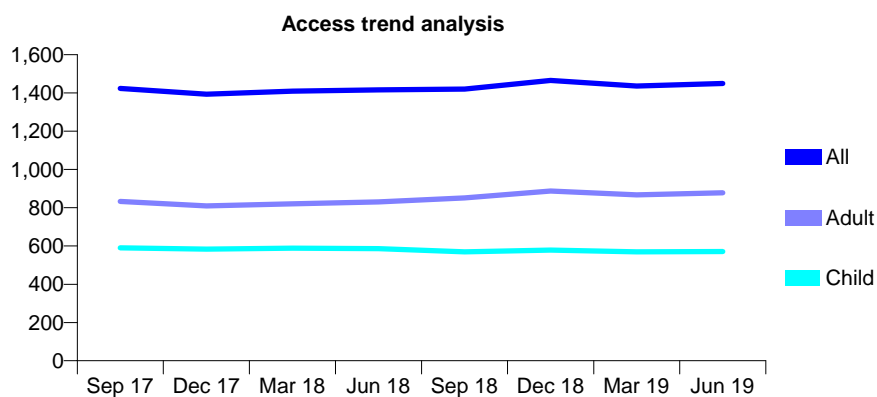
7A3 - Vital Signs At a Glance Contract Report for 222739/0001 - June 2019

Name or company name	MR G PEARSON
Contract type name	GDS Contract
Purpose of contract	General
Contract start date	01/04/2006
Contract end date	

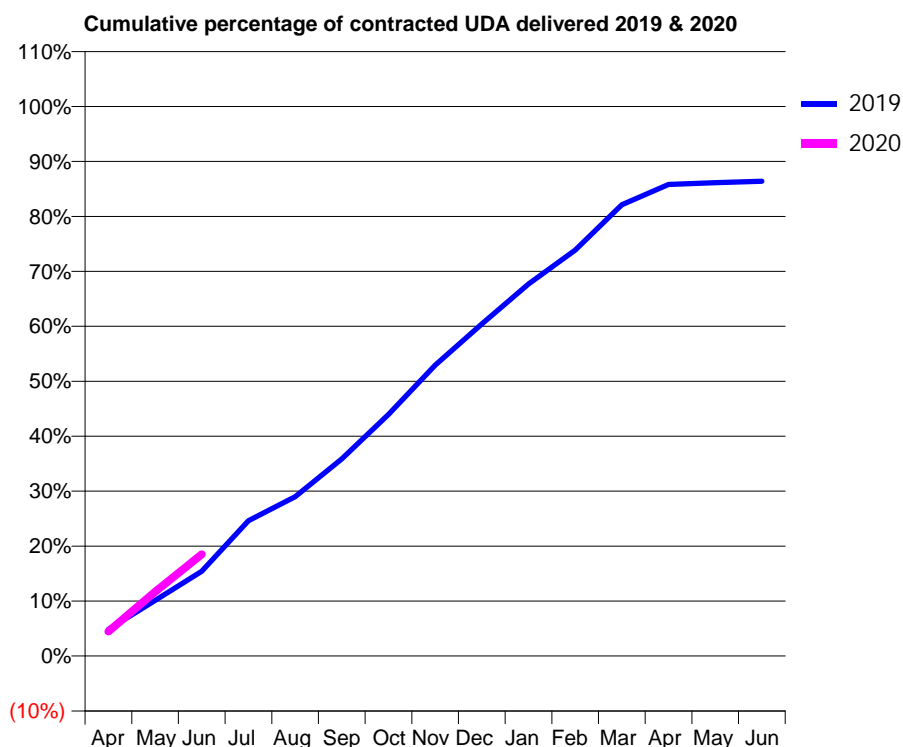
19/20 Contracted general activity (UDA)	3,984
Carry forward general activity (UDA)	0
19/20 Contracted orthodontic activity (UOA)	0
Carry forward orthodontic activity (UOA)	0
Baseline contract value	£100,648.79

ACCESS*

Patients seen in 24 months	Total	Change since previous quarter
Quarter ending June 2018	1,416	
Quarter ending September 2018	1,420	→
Quarter ending December 2018	1,465	↑
Quarter ending March 2019	1,436	↓
Quarter ending June 2019	1,449	→
Variance since June 2018	2.3%	↑



ACTIVITY



Month	Adjusted Scheduled Activity (UDA)	
	2019	2020
April	194	178
May	403	466
June	614	737
July	981	
August	1,155	
September	1,430	
October	1,751	
November	2,109	
December	2,407	
January	2,697	
February	2,943	
March	3,271	
April	3,419	
May	3,432	
June	3,442	

QUALITY

	Quantity	Base Number	Contract	LHB	Wales
% of FP17s for the same patient ID Re-attending within 3 months - Children	14	179	7.8%	9.9%	10.7%
% of FP17s for the same patient ID Re-attending within 3 months - Adults	28	263	10.6%	13.7%	15.5%
% of FP17s for the same patient ID Re-attending between 3 & 9 months - Children	87	179	48.6%	56.5%	60.1%
% of FP17s for the same patient ID Re-attending between 3 & 9 months - Adults	110	263	41.8%	52.9%	56.6%
% of FP17s for Band 1 Urgent Courses	24	370	6.5%	9.7%	9.1%
% of FP17s Relating to Free Repair or Replacements	0	370	0.0%	0.7%	0.7%
% of FP17s Relating to Continuations	0	370	0.0%	0.5%	0.6%
% of Patients satisfied with the dentistry they have received	3	4	N/A	90.6%	92.8%
% of Patients satisfied with the time they had to wait for an appointment	2	4	N/A	88.6%	87.5%

* This is based on patients treated on this contract for their most recent course of treatment. Figures in italics indicate the base number of FP17s or Patient Questionnaire responses are less than 100. N/A is shown where the base number of responses is less than 10 during the period. % is calculated as Quantity/Base number*100

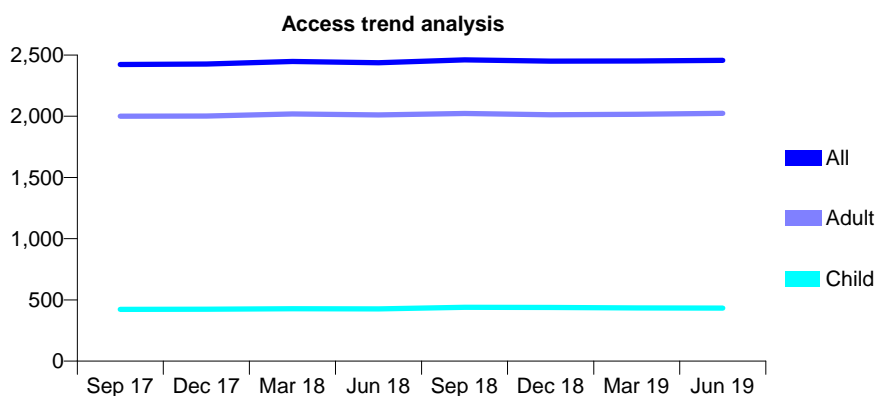
7A3 - Vital Signs At a Glance Contract Report for 224375/0001 - June 2019

Name or company name	MR PC BARRISCALE
Contract type name	GDS Contract
Purpose of contract	General
Contract start date	01/04/2006
Contract end date	

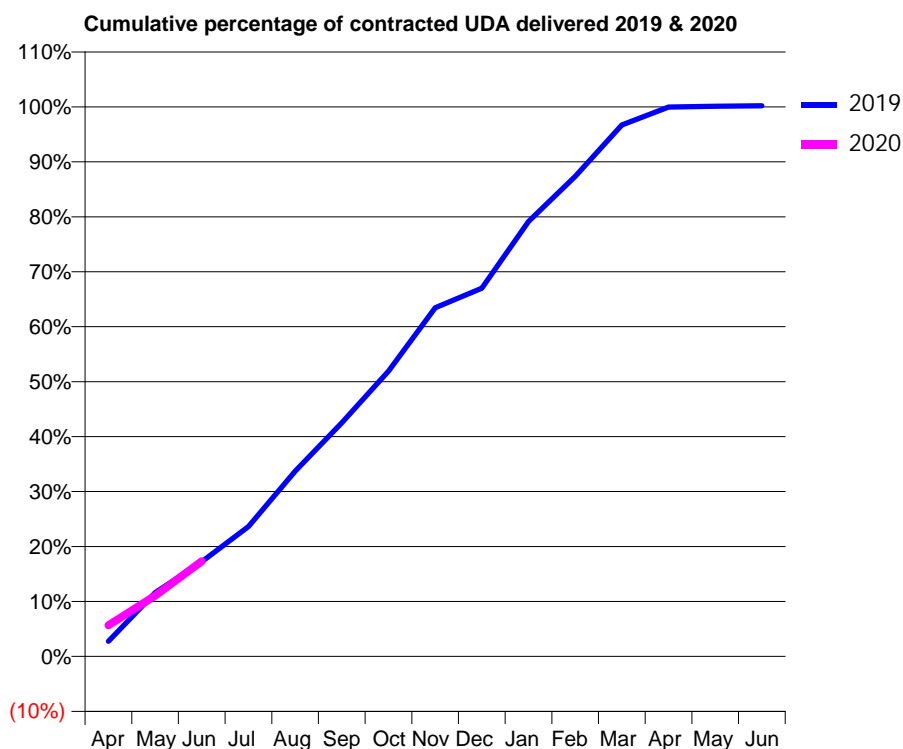
19/20 Contracted general activity (UDA)	8,174
Carry forward general activity (UDA)	0
19/20 Contracted orthodontic activity (UOA)	0
Carry forward orthodontic activity (UOA)	0
Baseline contract value	£204,375.10

ACCESS*

Patients seen in 24 months	Total	Change since previous quarter
Quarter ending June 2018	2,437	
Quarter ending September 2018	2,461	→
Quarter ending December 2018	2,450	→
Quarter ending March 2019	2,452	→
Quarter ending June 2019	2,457	→
Variance since June 2018	0.8%	→



ACTIVITY



Month	2019	2020
April	224	464
May	950	904
June	1,409	1,415
July	1,930	
August	2,757	
September	3,474	
October	4,244	
November	5,185	
December	5,476	
January	6,470	
February	7,140	
March	7,903	
April	8,171	
May	8,183	
June	8,189	

QUALITY

	Quantity	Base Number	Contract	LHB	Wales
% of FP17s for the same patient ID Re-attending within 3 months - Children	5	154	3.2%	9.9%	10.7%
% of FP17s for the same patient ID Re-attending within 3 months - Adults	114	635	18.0%	13.7%	15.5%
% of FP17s for the same patient ID Re-attending between 3 & 9 months - Children	97	154	63.0%	56.5%	60.1%
% of FP17s for the same patient ID Re-attending between 3 & 9 months - Adults	261	635	41.1%	52.9%	56.6%
% of FP17s for Band 1 Urgent Courses	100	665	15.0%	9.7%	9.1%
% of FP17s Relating to Free Repair or Replacements	9	665	1.4%	0.7%	0.7%
% of FP17s Relating to Continuations	3	665	0.5%	0.5%	0.6%
% of Patients satisfied with the dentistry they have received	11	12	91.7%	90.6%	92.8%
% of Patients satisfied with the time they had to wait for an appointment	11	12	91.7%	88.6%	87.5%

* This is based on patients treated on this contract for their most recent course of treatment. Figures in italics indicate the base number of FP17s or Patient Questionnaire responses are less than 100. N/A is shown where the base number of responses is less than 10 during the period. % is calculated as Quantity/Base number*100

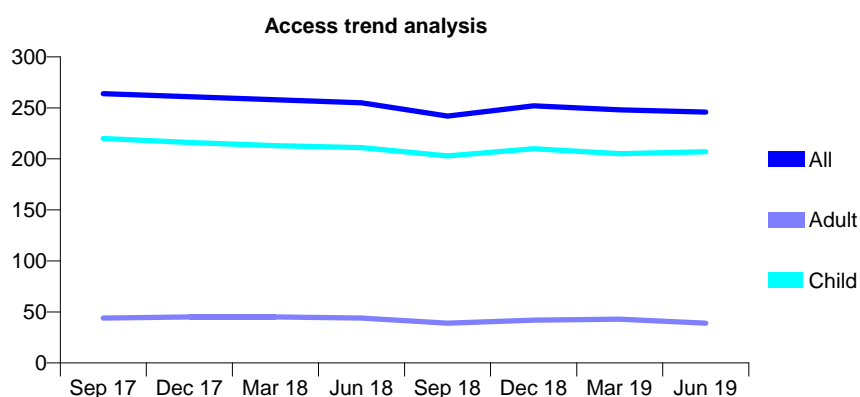
7A3 - Vital Signs At a Glance Contract Report for 250589/0001 - June 2019

Name or company name	MR C DAVIES
Contract type name	GDS Contract
Purpose of contract	General
Contract start date	01/04/2006
Contract end date	

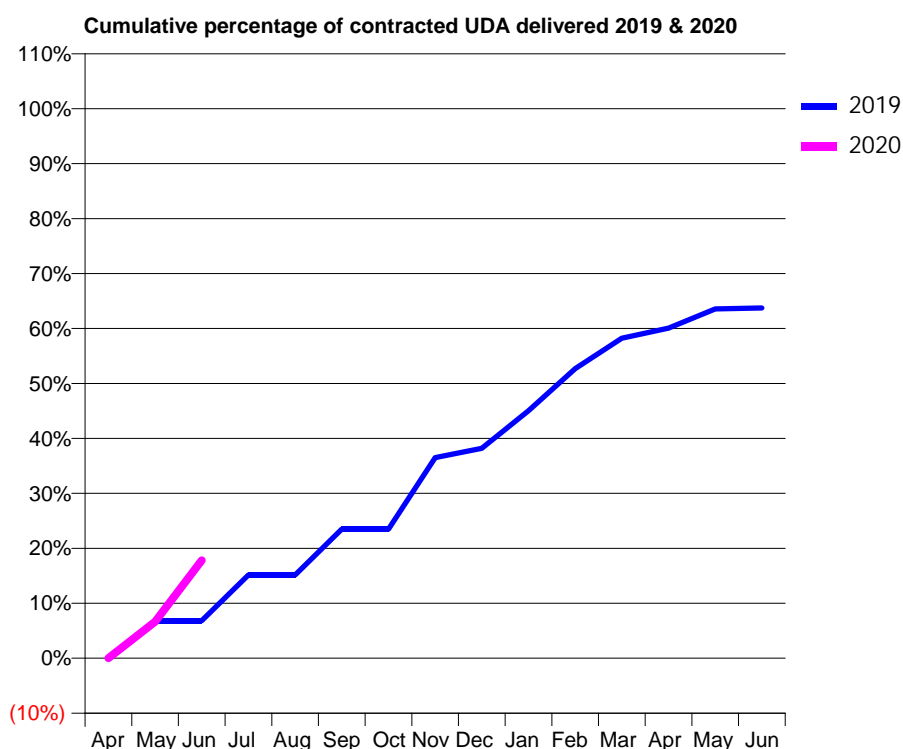
19/20 Contracted general activity (UDA)	600
Carry forward general activity (UDA)	0
19/20 Contracted orthodontic activity (UOA)	0
Carry forward orthodontic activity (UOA)	0
Baseline contract value	£13,725.96

ACCESS*

Patients seen in 24 months	Total	Change since previous quarter
Quarter ending June 2018	255	
Quarter ending September 2018	242	↓
Quarter ending December 2018	252	↑
Quarter ending March 2019	248	↓
Quarter ending June 2019	246	→
Variance since June 2018	(3.5%)	↓



ACTIVITY



Month	Adjusted Scheduled Activity (UDA)	
	2019	2020
April	0	0
May	41	40
June	41	107
July	91	
August	91	
September	141	
October	141	
November	219	
December	229	
January	270	
February	316	
March	349	
April	360	
May	381	
June	382	

QUALITY

	Quantity	Base Number	Contract	LHB	Wales
% of FP17s for the same patient ID Re-attending within 3 months - Children	2	95	2.1%	9.9%	10.7%
% of FP17s for the same patient ID Re-attending within 3 months - Adults	0	7	0.0%	13.7%	15.5%
% of FP17s for the same patient ID Re-attending between 3 & 9 months - Children	62	95	65.3%	56.5%	60.1%
% of FP17s for the same patient ID Re-attending between 3 & 9 months - Adults	6	7	85.7%	52.9%	56.6%
% of FP17s for Band 1 Urgent Courses	0	78	0.0%	9.7%	9.1%
% of FP17s Relating to Free Repair or Replacements	0	78	0.0%	0.7%	0.7%
% of FP17s Relating to Continuations	0	78	0.0%	0.5%	0.6%
% of Patients satisfied with the dentistry they have received	1	1	N/A	90.6%	92.8%
% of Patients satisfied with the time they had to wait for an appointment	1	1	N/A	88.6%	87.5%

* This is based on patients treated on this contract for their most recent course of treatment.

Figures in italics indicate the base number of FP17s or Patient Questionnaire responses are less than 100. N/A is shown where the base number of responses is less than 10 during the period. % is calculated as Quantity/Base number*100

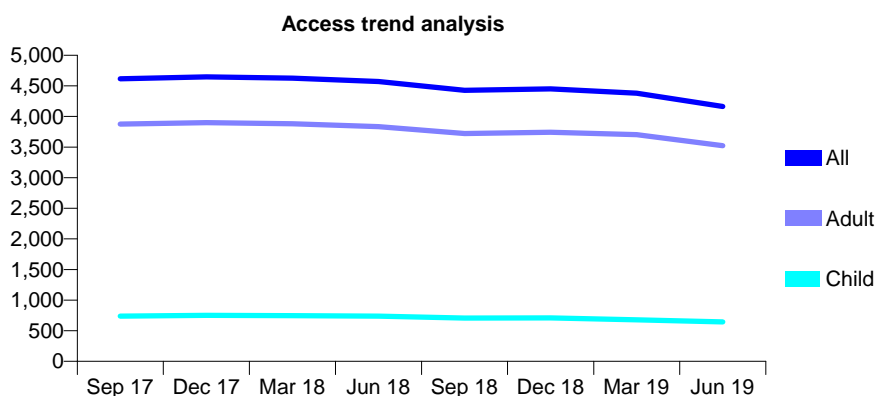
7A3 - Vital Signs At a Glance Contract Report for 320226/0001 - June 2019

Name or company name	Gupta Dental Surgeons
Contract type name	GDS Contract
Purpose of contract	General
Contract start date	01/04/2006
Contract end date	

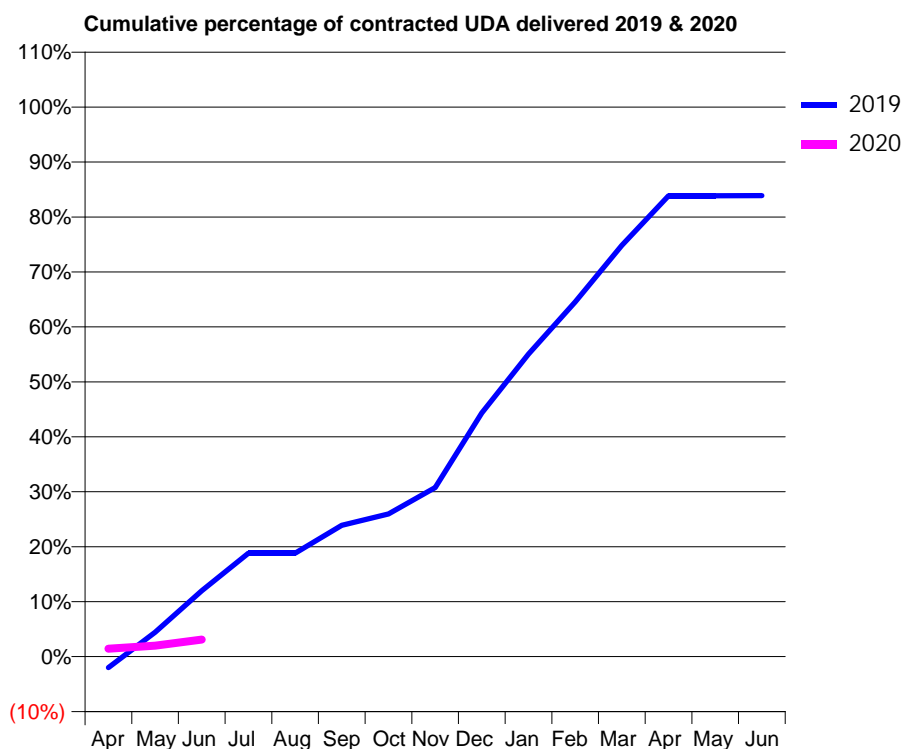
19/20 Contracted general activity (UDA)	12,523
Carry forward general activity (UDA)	0
19/20 Contracted orthodontic activity (UOA)	0
Carry forward orthodontic activity (UOA)	0
Baseline contract value	£313,031.15

ACCESS*

Patients seen in 24 months	Total	Change since previous quarter
Quarter ending June 2018	4,572	
Quarter ending September 2018	4,429	↓
Quarter ending December 2018	4,451	→
Quarter ending March 2019	4,381	↓
Quarter ending June 2019	4,164	↓
Variance since June 2018	(8.9%)	↓



ACTIVITY



Month	Adjusted Scheduled Activity (UDA)	
	2019	2020
April	-254	180
May	559	250
June	1,499	391
July	2,356	
August	2,356	
September	2,993	
October	3,252	
November	3,851	
December	5,554	
January	6,894	
February	8,086	
March	9,371	
April	10,501	
May	10,501	
June	10,505	

QUALITY

	Quantity	Base Number	Contract	LHB	Wales
% of FP17s for the same patient ID Re-attending within 3 months - Children	7	142	4.9%	9.9%	10.7%
% of FP17s for the same patient ID Re-attending within 3 months - Adults	84	607	13.8%	13.7%	15.5%
% of FP17s for the same patient ID Re-attending between 3 & 9 months - Children	83	142	58.5%	56.5%	60.1%
% of FP17s for the same patient ID Re-attending between 3 & 9 months - Adults	363	607	59.8%	52.9%	56.6%
% of FP17s for Band 1 Urgent Courses	54	265	20.4%	9.7%	9.1%
% of FP17s Relating to Free Repair or Replacements	2	265	0.8%	0.7%	0.7%
% of FP17s Relating to Continuations	0	265	0.0%	0.5%	0.6%
% of Patients satisfied with the dentistry they have received	21	26	80.8%	90.6%	92.8%
% of Patients satisfied with the time they had to wait for an appointment	18	26	69.2%	88.6%	87.5%

* This is based on patients treated on this contract for their most recent course of treatment. Figures in italics indicate the base number of FP17s or Patient Questionnaire responses are less than 100. N/A is shown where the base number of responses is less than 10 during the period. % is calculated as Quantity/Base number*100

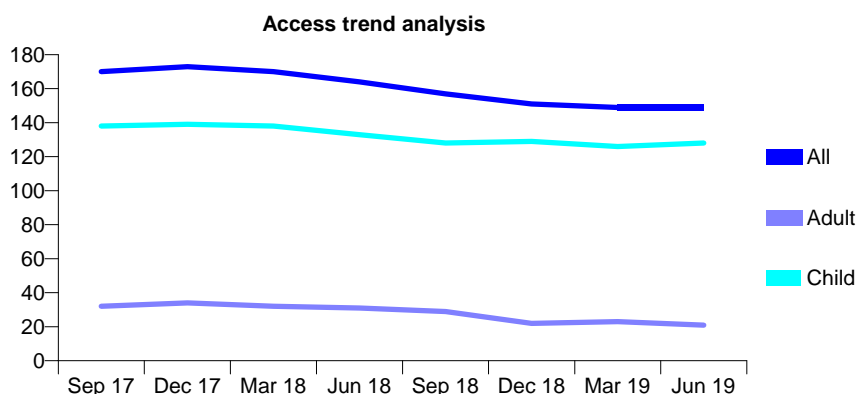
7A3 - Vital Signs At a Glance Contract Report for 329657/0001 - June 2019

Name or company name	MR GR DAVIES
Contract type name	GDS Contract
Purpose of contract	General
Contract start date	01/04/2006
Contract end date	

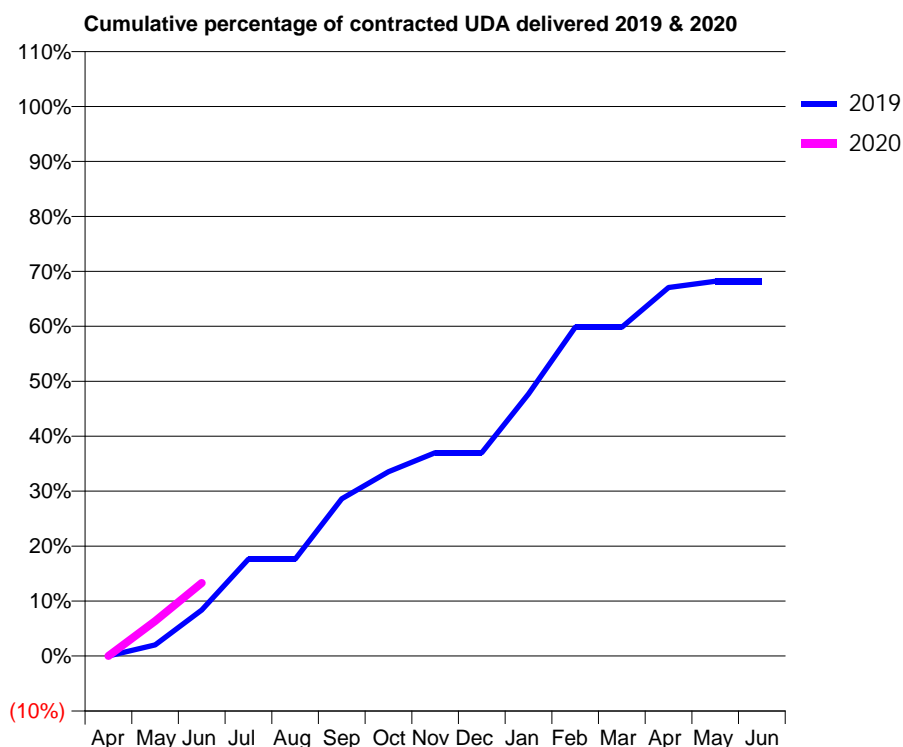
19/20 Contracted general activity (UDA)	346
Carry forward general activity (UDA)	0
19/20 Contracted orthodontic activity (UOA)	0
Carry forward orthodontic activity (UOA)	0
Baseline contract value	£9,910.33

ACCESS*

Patients seen in 24 months	Total	Change since previous quarter
Quarter ending June 2018	164	
Quarter ending September 2018	157	↓
Quarter ending December 2018	151	↓
Quarter ending March 2019	149	↓
Quarter ending June 2019	149	→
Variance since June 2018	(9.1%)	↓



ACTIVITY



Month	Adjusted Scheduled Activity (UDA)	
	2019	2020
April	0	0
May	7	22
June	29	46
July	61	
August	61	
September	99	
October	116	
November	128	
December	128	
January	165	
February	207	
March	207	
April	232	
May	236	
June	236	

QUALITY

	Quantity	Base Number	Contract	LHB	Wales
% of FP17s for the same patient ID Re-attending within 3 months - Children	3	72	4.2%	9.9%	10.7%
% of FP17s for the same patient ID Re-attending within 3 months - Adults	0	2	0.0%	13.7%	15.5%
% of FP17s for the same patient ID Re-attending between 3 & 9 months - Children	44	72	61.1%	56.5%	60.1%
% of FP17s for the same patient ID Re-attending between 3 & 9 months - Adults	1	2	50.0%	52.9%	56.6%
% of FP17s for Band 1 Urgent Courses	0	40	0.0%	9.7%	9.1%
% of FP17s Relating to Free Repair or Replacements	0	40	0.0%	0.7%	0.7%
% of FP17s Relating to Continuations	0	40	0.0%	0.5%	0.6%
% of Patients satisfied with the dentistry they have received	0	0	N/A	90.6%	92.8%
% of Patients satisfied with the time they had to wait for an appointment	0	0	N/A	88.6%	87.5%

* This is based on patients treated on this contract for their most recent course of treatment. Figures in italics indicate the base number of FP17s or Patient Questionnaire responses are less than 100. N/A is shown where the base number of responses is less than 10 during the period. % is calculated as Quantity/Base number*100

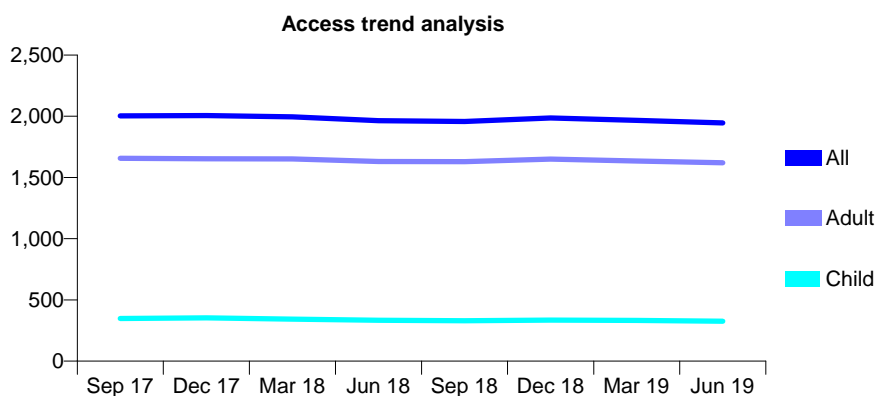
7A3 - Vital Signs At a Glance Contract Report for 331341/0001 - June 2019

Name or company name	MR AB LLEWELLYN
Contract type name	GDS Contract
Purpose of contract	General
Contract start date	01/04/2006
Contract end date	

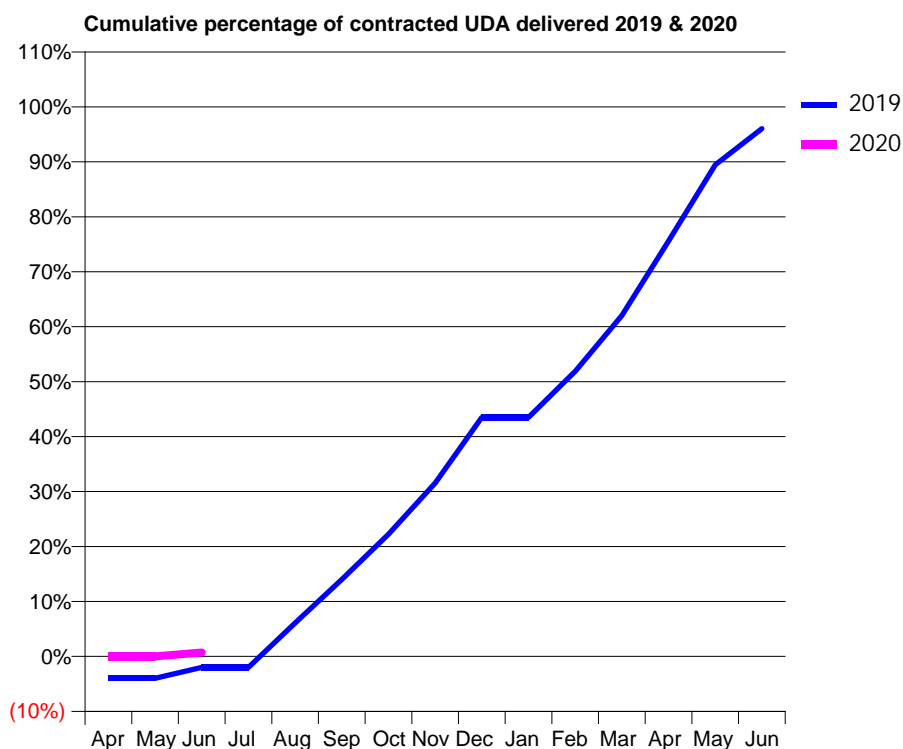
19/20 Contracted general activity (UDA)	7,188
Carry forward general activity (UDA)	0
19/20 Contracted orthodontic activity (UOA)	0
Carry forward orthodontic activity (UOA)	0
Baseline contract value	£179,719.49

ACCESS*

Patients seen in 24 months	Total	Change since previous quarter
Quarter ending June 2018	1,965	
Quarter ending September 2018	1,958	→
Quarter ending December 2018	1,986	→
Quarter ending March 2019	1,967	→
Quarter ending June 2019	1,946	↓
Variance since June 2018	(1.0%)	→



ACTIVITY



Month	2019	2020
April	-287	0
May	-287	0
June	-146	51
July	-146	
August	438	
September	1,005	
October	1,598	
November	2,268	
December	3,126	
January	3,126	
February	3,729	
March	4,457	
April	5,432	
May	6,428	
June	6,903	

QUALITY

	Quantity	Base Number	Contract	LHB	Wales
% of FP17s for the same patient ID Re-attending within 3 months - Children	11	208	5.3%	9.9%	10.7%
% of FP17s for the same patient ID Re-attending within 3 months - Adults	139	888	15.7%	13.7%	15.5%
% of FP17s for the same patient ID Re-attending between 3 & 9 months - Children	167	208	80.3%	56.5%	60.1%
% of FP17s for the same patient ID Re-attending between 3 & 9 months - Adults	491	888	55.3%	52.9%	56.6%
% of FP17s for Band 1 Urgent Courses	1	49	2.0%	9.7%	9.1%
% of FP17s Relating to Free Repair or Replacements	0	49	0.0%	0.7%	0.7%
% of FP17s Relating to Continuations	1	49	2.0%	0.5%	0.6%
% of Patients satisfied with the dentistry they have received	17	17	100.0%	90.6%	92.8%
% of Patients satisfied with the time they had to wait for an appointment	17	17	100.0%	88.6%	87.5%

* This is based on patients treated on this contract for their most recent course of treatment. Figures in italics indicate the base number of FP17s or Patient Questionnaire responses are less than 100. N/A is shown where the base number of responses is less than 10 during the period. % is calculated as Quantity/Base number*100

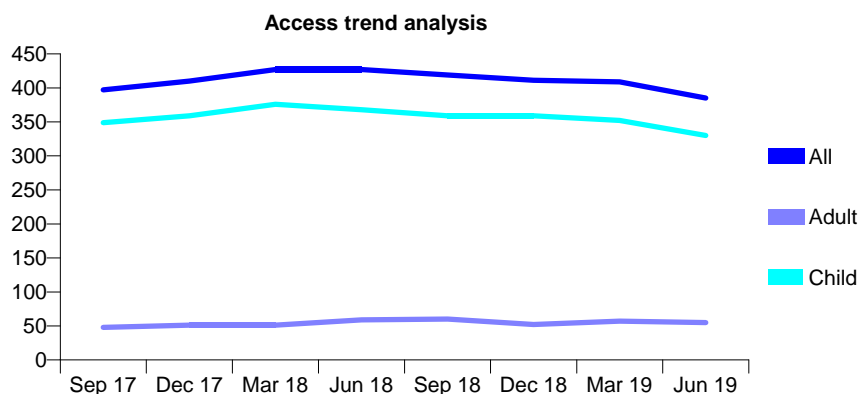
7A3 - Vital Signs At a Glance Contract Report for 567981/0001 - June 2019

Name or company name	Mumbles Dental & Cosmetic Suite
Contract type name	GDS Contract
Purpose of contract	General
Contract start date	01/04/2006
Contract end date	

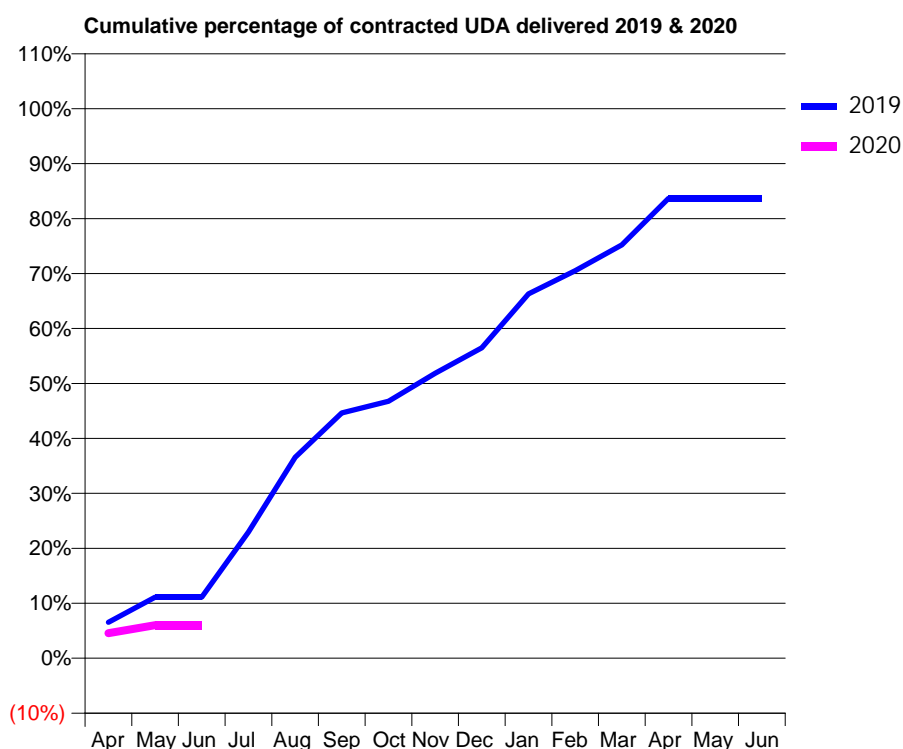
19/20 Contracted general activity (UDA)	950
Carry forward general activity (UDA)	0
19/20 Contracted orthodontic activity (UOA)	0
Carry forward orthodontic activity (UOA)	0
Baseline contract value	£29,264.20

ACCESS*

Patients seen in 24 months	Total	Change since previous quarter
Quarter ending June 2018	427	
Quarter ending September 2018	419	↓
Quarter ending December 2018	411	↓
Quarter ending March 2019	409	→
Quarter ending June 2019	385	↓
Variance since June 2018	(9.8%)	↓



ACTIVITY



Month	2019	2020
April	62	43
May	105	57
June	105	57
July	218	
August	347	
September	424	
October	444	
November	493	
December	537	
January	630	
February	670	
March	715	
April	795	
May	795	
June	795	

QUALITY

	Quantity	Base Number	Contract	LHB	Wales
% of FP17s for the same patient ID Re-attending within 3 months - Children	7	99	7.1%	9.9%	10.7%
% of FP17s for the same patient ID Re-attending within 3 months - Adults	0	6	0.0%	13.7%	15.5%
% of FP17s for the same patient ID Re-attending between 3 & 9 months - Children	56	99	56.6%	56.5%	60.1%
% of FP17s for the same patient ID Re-attending between 3 & 9 months - Adults	4	6	66.7%	52.9%	56.6%
% of FP17s for Band 1 Urgent Courses	1	47	2.1%	9.7%	9.1%
% of FP17s Relating to Free Repair or Replacements	0	47	0.0%	0.7%	0.7%
% of FP17s Relating to Continuations	1	47	2.1%	0.5%	0.6%
% of Patients satisfied with the dentistry they have received	1	1	N/A	90.6%	92.8%
% of Patients satisfied with the time they had to wait for an appointment	1	1	N/A	88.6%	87.5%

* This is based on patients treated on this contract for their most recent course of treatment. Figures in italics indicate the base number of FP17s or Patient Questionnaire responses are less than 100. N/A is shown where the base number of responses is less than 10 during the period. % is calculated as Quantity/Base number*100

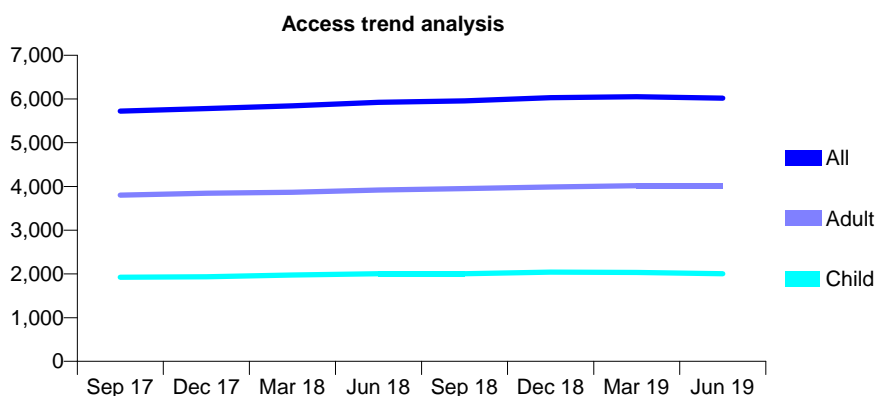
7A3 - Vital Signs At a Glance Contract Report for 570249/0001 - June 2019

Name or company name	MR JD ISAAC
Contract type name	GDS Contract
Purpose of contract	General
Contract start date	01/04/2006
Contract end date	

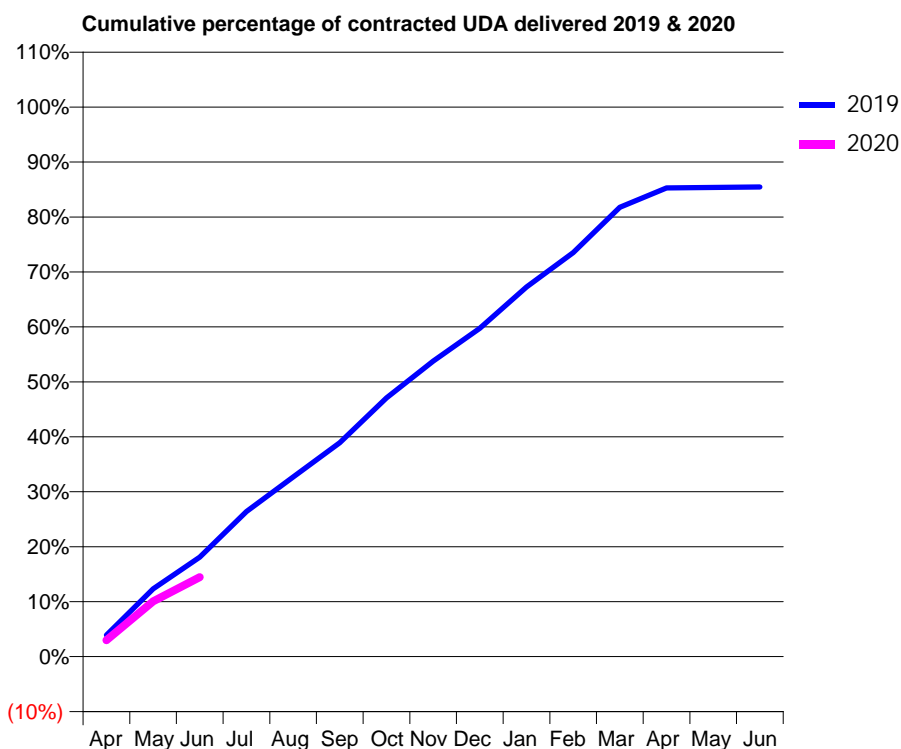
19/20 Contracted general activity (UDA)	18,024
Carry forward general activity (UDA)	0
19/20 Contracted orthodontic activity (UOA)	0
Carry forward orthodontic activity (UOA)	0
Baseline contract value	£468,705.39

ACCESS*

Patients seen in 24 months	Total	Change since previous quarter
Quarter ending June 2018	5,924	
Quarter ending September 2018	5,954	→
Quarter ending December 2018	6,030	→
Quarter ending March 2019	6,053	→
Quarter ending June 2019	6,019	→
Variance since June 2018	1.6%	→



ACTIVITY



Month	Adjusted Scheduled Activity (UDA)	
	2019	2020
April	707	538
May	2,223	1,812
June	3,260	2,603
July	4,756	
August	5,893	
September	7,012	
October	8,489	
November	9,696	
December	10,769	
January	12,120	
February	13,249	
March	14,738	
April	15,371	
May	15,390	
June	15,401	

QUALITY

	Quantity	Base Number	Contract	LHB	Wales
% of FP17s for the same patient ID Re-attending within 3 months - Children	28	556	5.0%	9.9%	10.7%
% of FP17s for the same patient ID Re-attending within 3 months - Adults	111	1,178	9.4%	13.7%	15.5%
% of FP17s for the same patient ID Re-attending between 3 & 9 months - Children	268	556	48.2%	56.5%	60.1%
% of FP17s for the same patient ID Re-attending between 3 & 9 months - Adults	496	1,178	42.1%	52.9%	56.6%
% of FP17s for Band 1 Urgent Courses	110	1,489	7.4%	9.7%	9.1%
% of FP17s Relating to Free Repair or Replacements	6	1,489	0.4%	0.7%	0.7%
% of FP17s Relating to Continuations	1	1,489	0.1%	0.5%	0.6%
% of Patients satisfied with the dentistry they have received	13	13	100.0%	90.6%	92.8%
% of Patients satisfied with the time they had to wait for an appointment	13	13	100.0%	88.6%	87.5%

* This is based on patients treated on this contract for their most recent course of treatment. Figures in italics indicate the base number of FP17s or Patient Questionnaire responses are less than 100. N/A is shown where the base number of responses is less than 10 during the period. % is calculated as Quantity/Base number*100

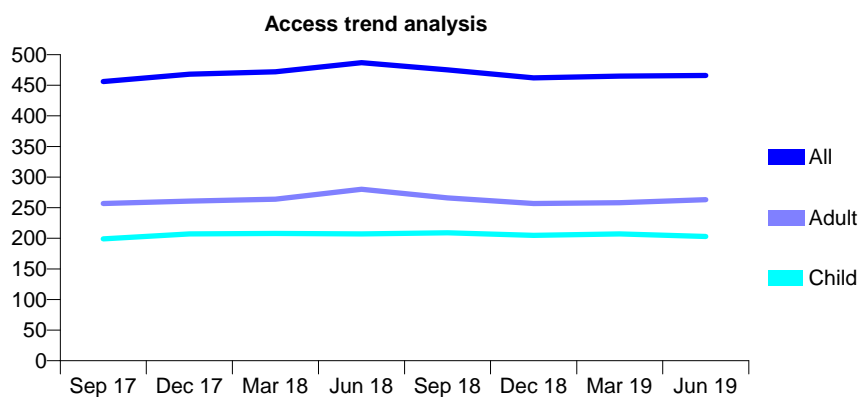
7A3 - Vital Signs At a Glance Contract Report for 570354/0001 - June 2019

Name or company name	MRS HJ JOHN
Contract type name	GDS Contract
Purpose of contract	General
Contract start date	01/04/2006
Contract end date	

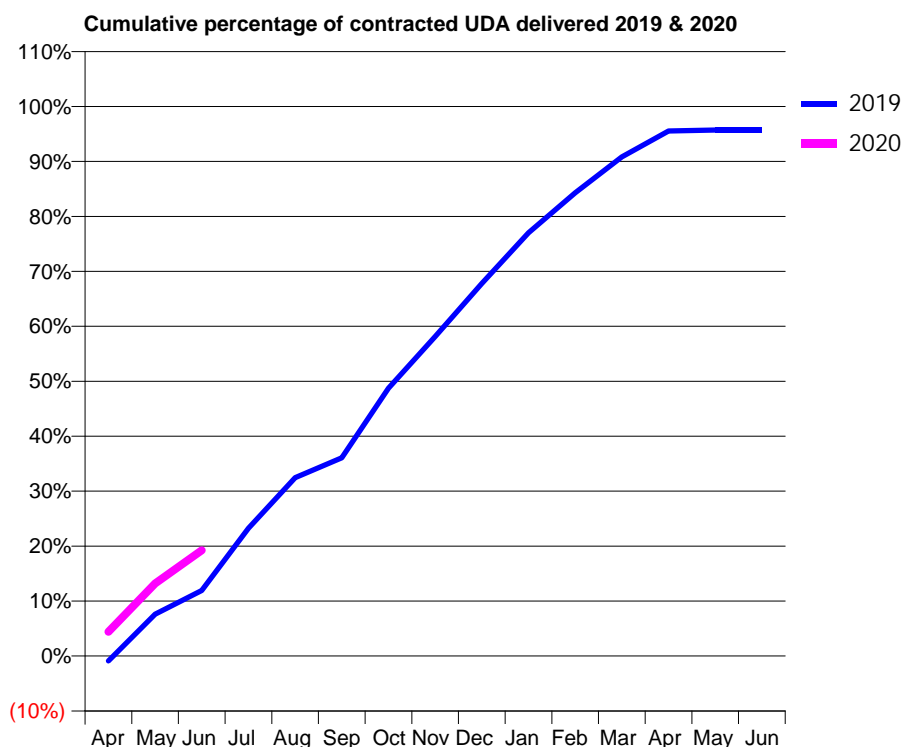
19/20 Contracted general activity (UDA)	1,000
Carry forward general activity (UDA)	0
19/20 Contracted orthodontic activity (UOA)	0
Carry forward orthodontic activity (UOA)	0
Baseline contract value	£27,483.41

ACCESS*

Patients seen in 24 months	Total	Change since previous quarter
Quarter ending June 2018	487	
Quarter ending September 2018	475	↓
Quarter ending December 2018	462	↓
Quarter ending March 2019	465	→
Quarter ending June 2019	466	→
Variance since June 2018	(4.3%)	↓



ACTIVITY



Month	Adjusted Scheduled Activity (UDA)	
	2019	2020
April	-9	44
May	76	132
June	119	192
July	233	
August	325	
September	361	
October	487	
November	582	
December	678	
January	770	
February	843	
March	908	
April	955	
May	957	
June	957	

QUALITY

	Quantity	Base Number	Contract	LHB	Wales
% of FP17s for the same patient ID Re-attending within 3 months - Children	9	108	8.3%	9.9%	10.7%
% of FP17s for the same patient ID Re-attending within 3 months - Adults	4	72	5.6%	13.7%	15.5%
% of FP17s for the same patient ID Re-attending between 3 & 9 months - Children	82	108	75.9%	56.5%	60.1%
% of FP17s for the same patient ID Re-attending between 3 & 9 months - Adults	44	72	61.1%	52.9%	56.6%
% of FP17s for Band 1 Urgent Courses	2	141	1.4%	9.7%	9.1%
% of FP17s Relating to Free Repair or Replacements	0	141	0.0%	0.7%	0.7%
% of FP17s Relating to Continuations	0	141	0.0%	0.5%	0.6%
% of Patients satisfied with the dentistry they have received	0	1	N/A	90.6%	92.8%
% of Patients satisfied with the time they had to wait for an appointment	0	1	N/A	88.6%	87.5%

* This is based on patients treated on this contract for their most recent course of treatment. Figures in italics indicate the base number of FP17s or Patient Questionnaire responses are less than 100. N/A is shown where the base number of responses is less than 10 during the period. % is calculated as Quantity/Base number*100

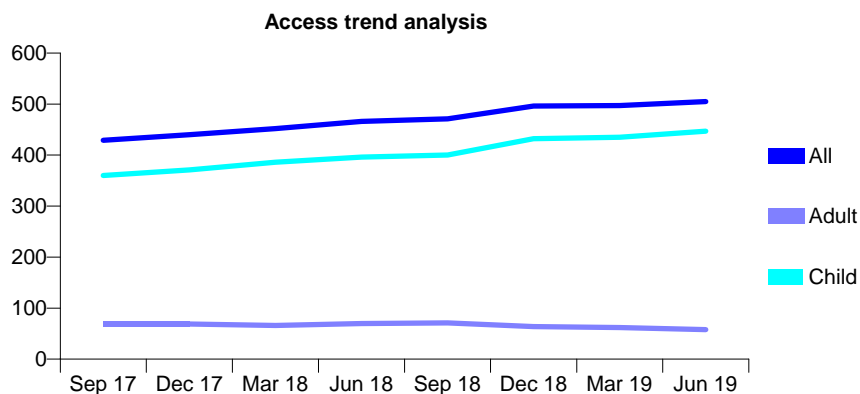
7A3 - Vital Signs At a Glance Contract Report for 653721/0001 - June 2019

Name or company name	MR CJ DAVISON
Contract type name	GDS Contract
Purpose of contract	General
Contract start date	01/04/2006
Contract end date	

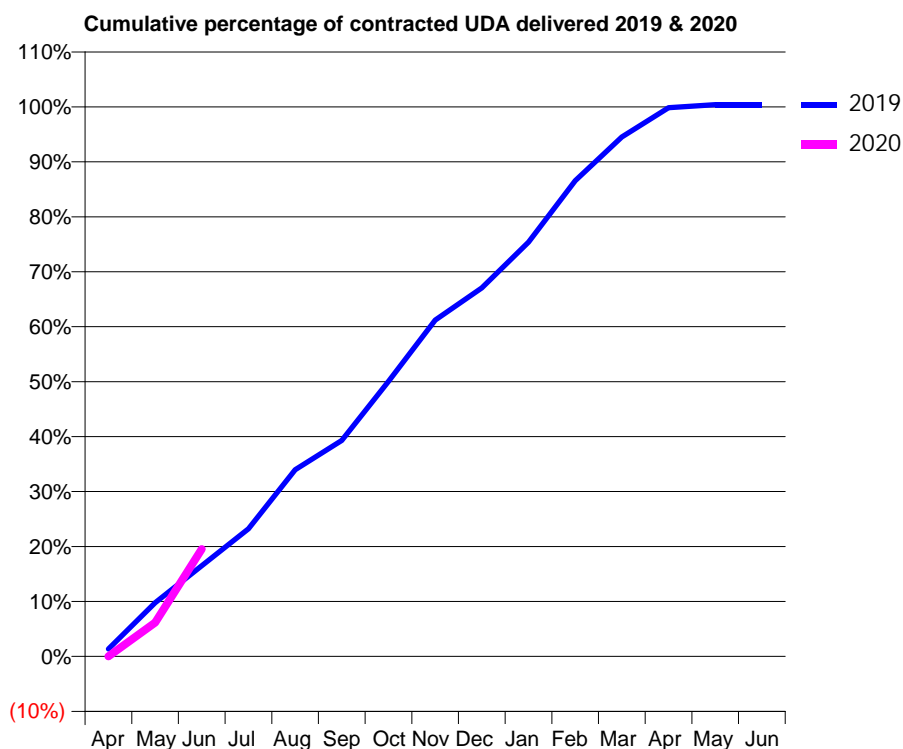
19/20 Contracted general activity (UDA)	1,070
Carry forward general activity (UDA)	0
19/20 Contracted orthodontic activity (UOA)	0
Carry forward orthodontic activity (UOA)	0
Baseline contract value	£26,135.13

ACCESS*

Patients seen in 24 months	Total	Change since previous quarter
Quarter ending June 2018	466	
Quarter ending September 2018	471	→
Quarter ending December 2018	496	↑
Quarter ending March 2019	497	→
Quarter ending June 2019	505	→
Variance since June 2018	8.4%	↑



ACTIVITY



Month	Adjusted Scheduled Activity (UDA)	
	2019	2020
April	14	0
May	104	66
June	176	209
July	249	
August	364	
September	421	
October	536	
November	655	
December	718	
January	807	
February	926	
March	1,011	
April	1,068	
May	1,074	
June	1,074	

QUALITY

	Quantity	Base Number	Contract	LHB	Wales
% of FP17s for the same patient ID Re-attending within 3 months - Children	14	194	7.2%	9.9%	10.7%
% of FP17s for the same patient ID Re-attending within 3 months - Adults	0	13	0.0%	13.7%	15.5%
% of FP17s for the same patient ID Re-attending between 3 & 9 months - Children	151	194	77.8%	56.5%	60.1%
% of FP17s for the same patient ID Re-attending between 3 & 9 months - Adults	10	13	76.9%	52.9%	56.6%
% of FP17s for Band 1 Urgent Courses	4	168	2.4%	9.7%	9.1%
% of FP17s Relating to Free Repair or Replacements	0	168	0.0%	0.7%	0.7%
% of FP17s Relating to Continuations	0	168	0.0%	0.5%	0.6%
% of Patients satisfied with the dentistry they have received	1	2	N/A	90.6%	92.8%
% of Patients satisfied with the time they had to wait for an appointment	1	2	N/A	88.6%	87.5%

* This is based on patients treated on this contract for their most recent course of treatment. Figures in italics indicate the base number of FP17s or Patient Questionnaire responses are less than 100. N/A is shown where the base number of responses is less than 10 during the period. % is calculated as Quantity/Base number*100

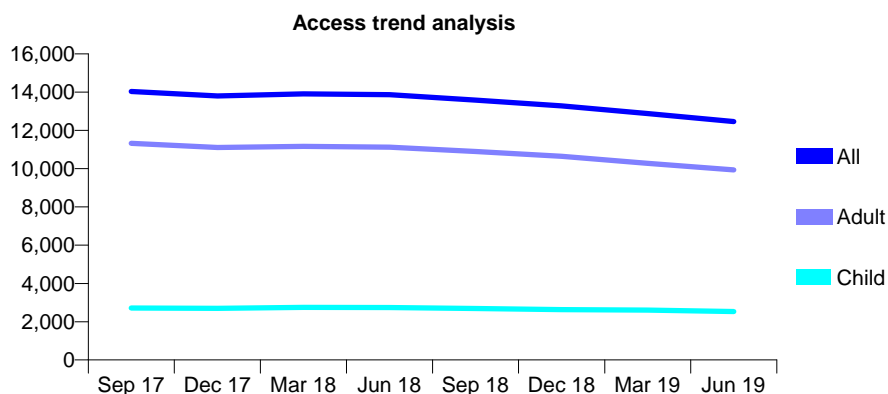
7A3 - Vital Signs At a Glance Contract Report for 682632/0002 - June 2019

Name or company name	Crescent Dental Ltd
Contract type name	GDS Contract
Purpose of contract	General
Contract start date	01/08/2008
Contract end date	

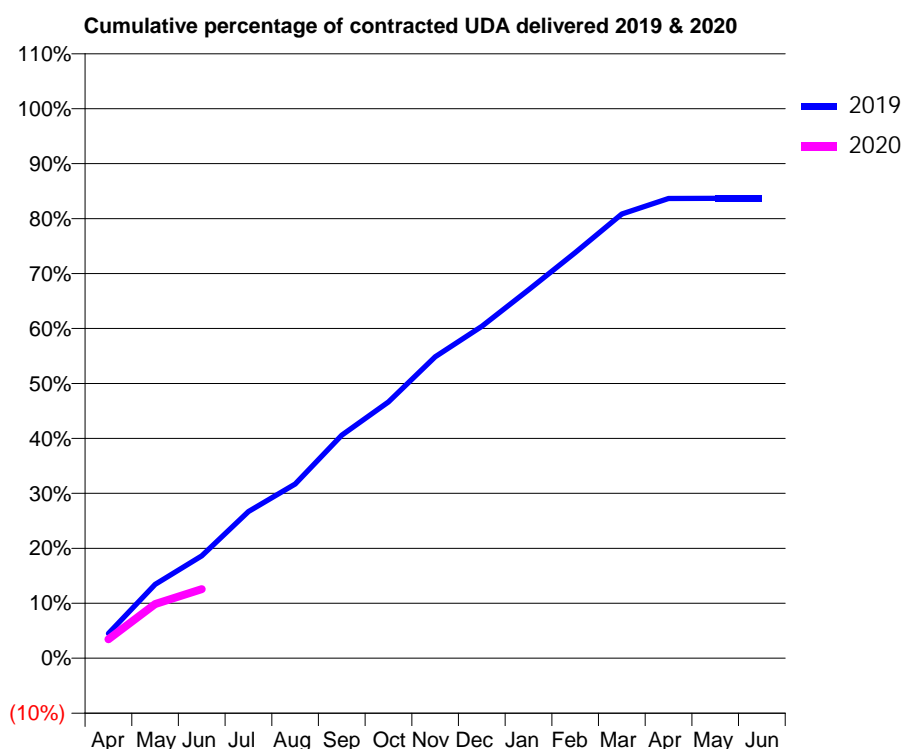
19/20 Contracted general activity (UDA)	40,703
Carry forward general activity (UDA)	0
19/20 Contracted orthodontic activity (UOA)	0
Carry forward orthodontic activity (UOA)	0
Baseline contract value	£1,017,646.99

ACCESS*

Patients seen in 24 months	Total	Change since previous quarter
Quarter ending June 2018	13,860	
Quarter ending September 2018	13,582	↓
Quarter ending December 2018	13,278	↓
Quarter ending March 2019	12,882	↓
Quarter ending June 2019	12,461	↓
Variance since June 2018	(10.1%)	↓



ACTIVITY



Month	Adjusted Scheduled Activity (UDA)	
	2019	2020
April	1,835	1,410
May	5,469	4,019
June	7,576	5,126
July	10,855	
August	12,907	
September	16,522	
October	18,984	
November	22,324	
December	24,576	
January	27,290	
February	30,044	
March	32,901	
April	34,056	
May	34,058	
June	34,057	

QUALITY

	Quantity	Base Number	Contract	LHB	Wales
% of FP17s for the same patient ID Re-attending within 3 months - Children	54	757	7.1%	9.9%	10.7%
% of FP17s for the same patient ID Re-attending within 3 months - Adults	409	2,804	14.6%	13.7%	15.5%
% of FP17s for the same patient ID Re-attending between 3 & 9 months - Children	415	757	54.8%	56.5%	60.1%
% of FP17s for the same patient ID Re-attending between 3 & 9 months - Adults	1,634	2,804	58.3%	52.9%	56.6%
% of FP17s for Band 1 Urgent Courses	395	2,943	13.4%	9.7%	9.1%
% of FP17s Relating to Free Repair or Replacements	39	2,943	1.3%	0.7%	0.7%
% of FP17s Relating to Continuations	9	2,943	0.3%	0.5%	0.6%
% of Patients satisfied with the dentistry they have received	21	26	80.8%	90.6%	92.8%
% of Patients satisfied with the time they had to wait for an appointment	24	26	92.3%	88.6%	87.5%

* This is based on patients treated on this contract for their most recent course of treatment.

Figures in italics indicate the base number of FP17s or Patient Questionnaire responses are less than 100. N/A is shown where the base number of responses is less than 10 during the period. % is calculated as Quantity/Base number*100

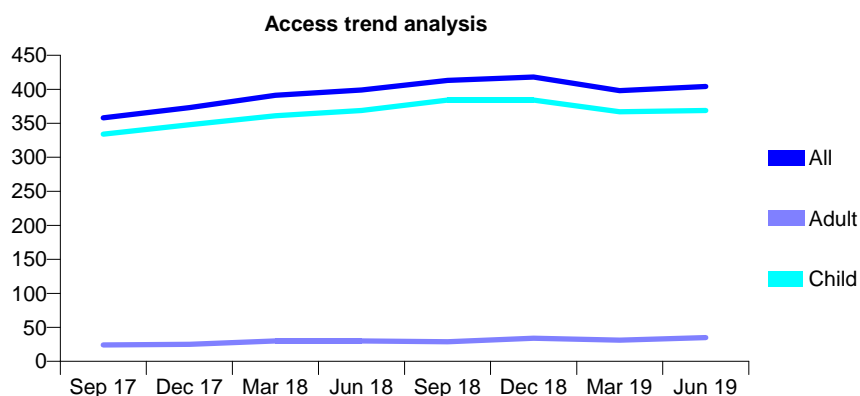
7A3 - Vital Signs At a Glance Contract Report for 724998/0001 - June 2019

Name or company name	MR AH BEAK
Contract type name	GDS Contract
Purpose of contract	General
Contract start date	01/04/2006
Contract end date	

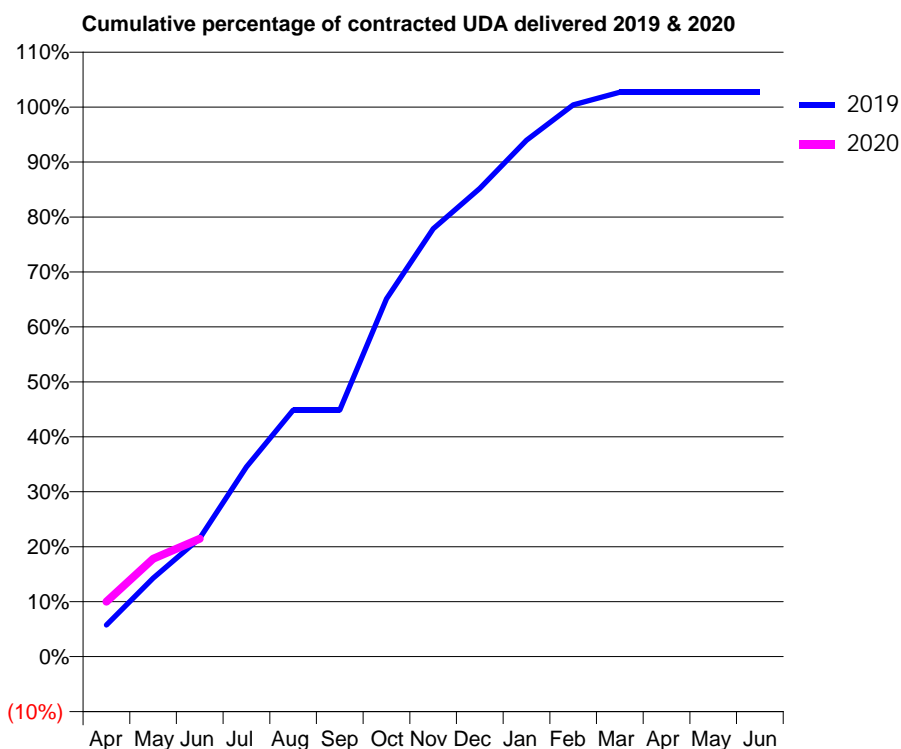
19/20 Contracted general activity (UDA)	780
Carry forward general activity (UDA)	0
19/20 Contracted orthodontic activity (UOA)	0
Carry forward orthodontic activity (UOA)	0
Baseline contract value	£20,158.20

ACCESS*

Patients seen in 24 months	Total	Change since previous quarter
Quarter ending June 2018	399	
Quarter ending September 2018	413	↑
Quarter ending December 2018	418	→
Quarter ending March 2019	398	↓
Quarter ending June 2019	404	→
Variance since June 2018	1.3%	→



ACTIVITY



Month	Adjusted Scheduled Activity (UDA)	
	2019	2020
April	45	78
May	111	139
June	168	167
July	269	
August	350	
September	350	
October	508	
November	607	
December	664	
January	733	
February	783	
March	801	
April	801	
May	801	
June	801	

QUALITY

	Quantity	Base Number	Contract	LHB	Wales
% of FP17s for the same patient ID Re-attending within 3 months - Children	3	153	2.0%	9.9%	10.7%
% of FP17s for the same patient ID Re-attending within 3 months - Adults	0	0	N/A	13.7%	15.5%
% of FP17s for the same patient ID Re-attending between 3 & 9 months - Children	116	153	75.8%	56.5%	60.1%
% of FP17s for the same patient ID Re-attending between 3 & 9 months - Adults	0	0	N/A	52.9%	56.6%
% of FP17s for Band 1 Urgent Courses	1	153	0.7%	9.7%	9.1%
% of FP17s Relating to Free Repair or Replacements	0	153	0.0%	0.7%	0.7%
% of FP17s Relating to Continuations	1	153	0.7%	0.5%	0.6%
% of Patients satisfied with the dentistry they have received	0	0	N/A	90.6%	92.8%
% of Patients satisfied with the time they had to wait for an appointment	0	0	N/A	88.6%	87.5%

* This is based on patients treated on this contract for their most recent course of treatment. Figures in italics indicate the base number of FP17s or Patient Questionnaire responses are less than 100. N/A is shown where the base number of responses is less than 10 during the period. % is calculated as Quantity/Base number*100

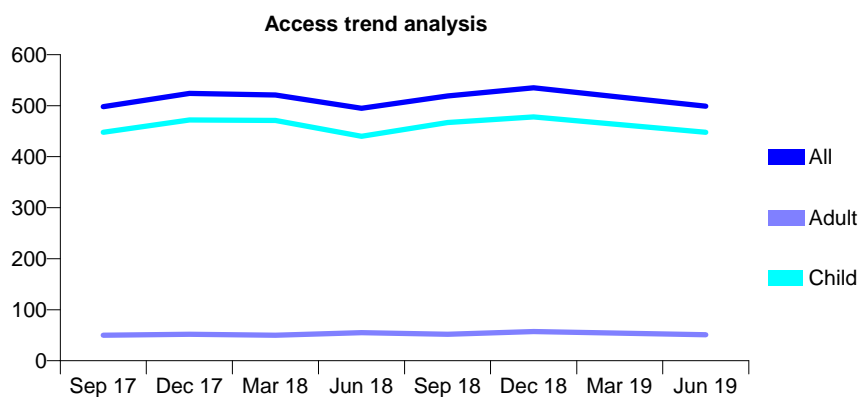
7A3 - Vital Signs At a Glance Contract Report for 737100/0001 - June 2019

Name or company name	MISS NL YOUNG
Contract type name	GDS Contract
Purpose of contract	General
Contract start date	01/04/2006
Contract end date	

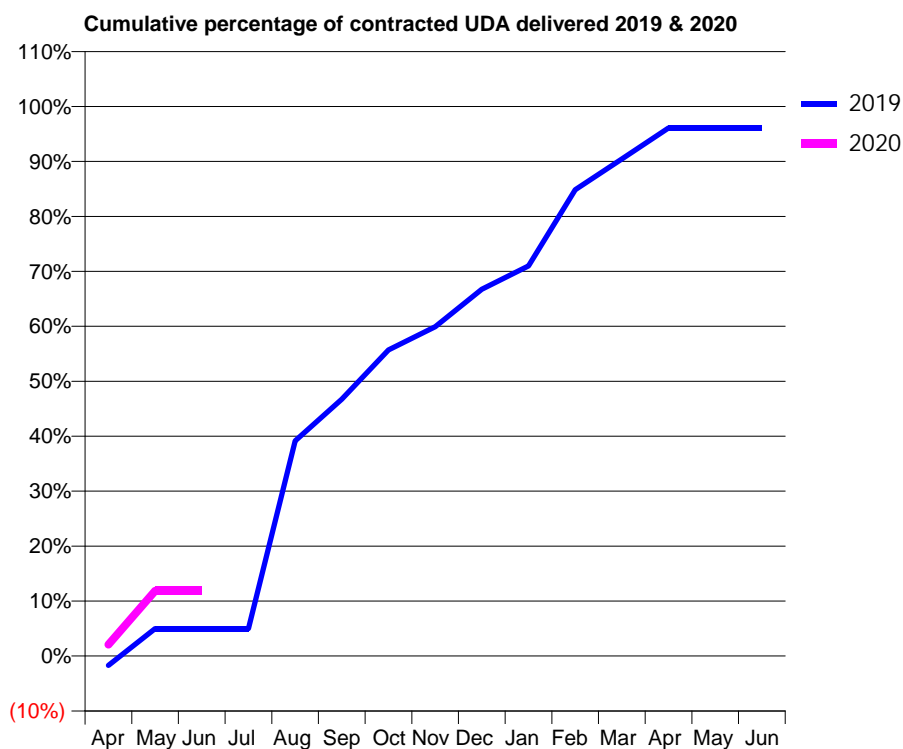
19/20 Contracted general activity (UDA)	1,862
Carry forward general activity (UDA)	0
19/20 Contracted orthodontic activity (UOA)	0
Carry forward orthodontic activity (UOA)	0
Baseline contract value	£43,742.23

ACCESS*

Patients seen in 24 months	Total	Change since previous quarter
Quarter ending June 2018	495	
Quarter ending September 2018	519	↑
Quarter ending December 2018	535	↑
Quarter ending March 2019	517	↓
Quarter ending June 2019	499	↓
Variance since June 2018	0.8%	→



ACTIVITY



Month	Adjusted Scheduled Activity (UDA)	
	2019	2020
April	-32	39
May	93	221
June	93	221
July	93	
August	729	
September	870	
October	1,037	
November	1,116	
December	1,243	
January	1,322	
February	1,580	
March	1,684	
April	1,789	
May	1,789	
June	1,789	

QUALITY

	Quantity	Base Number	Contract	LHB	Wales
% of FP17s for the same patient ID Re-attending within 3 months - Children	29	204	14.2%	9.9%	10.7%
% of FP17s for the same patient ID Re-attending within 3 months - Adults	1	5	20.0%	13.7%	15.5%
% of FP17s for the same patient ID Re-attending between 3 & 9 months - Children	126	204	61.8%	56.5%	60.1%
% of FP17s for the same patient ID Re-attending between 3 & 9 months - Adults	1	5	20.0%	52.9%	56.6%
% of FP17s for Band 1 Urgent Courses	0	149	0.0%	9.7%	9.1%
% of FP17s Relating to Free Repair or Replacements	0	149	0.0%	0.7%	0.7%
% of FP17s Relating to Continuations	0	149	0.0%	0.5%	0.6%
% of Patients satisfied with the dentistry they have received	1	1	N/A	90.6%	92.8%
% of Patients satisfied with the time they had to wait for an appointment	1	1	N/A	88.6%	87.5%

* This is based on patients treated on this contract for their most recent course of treatment. Figures in italics indicate the base number of FP17s or Patient Questionnaire responses are less than 100. N/A is shown where the base number of responses is less than 10 during the period. % is calculated as Quantity/Base number*100

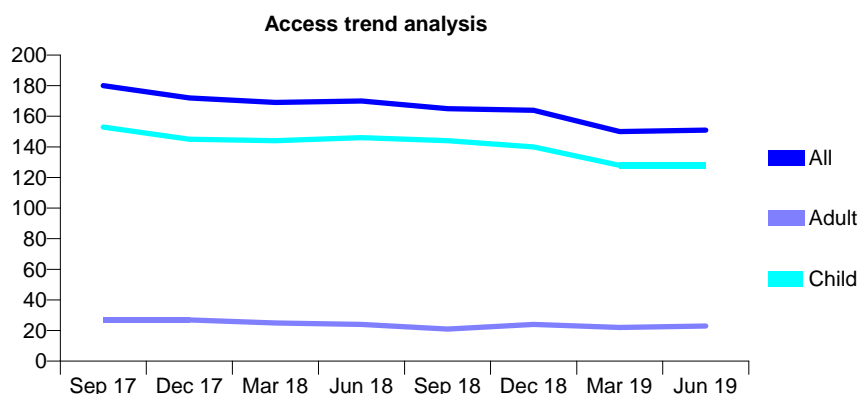
7A3 - Vital Signs At a Glance Contract Report for 760935/0001 - June 2019

Name or company name	MISS RL GRONOW
Contract type name	GDS Contract
Purpose of contract	General
Contract start date	01/04/2006
Contract end date	

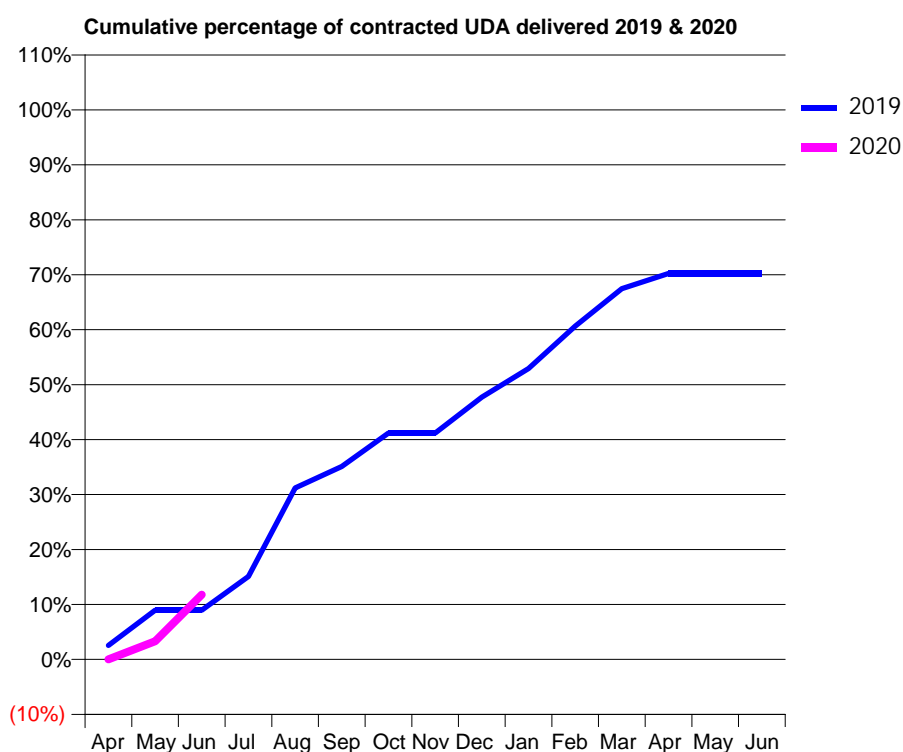
19/20 Contracted general activity (UDA)	368
Carry forward general activity (UDA)	0
19/20 Contracted orthodontic activity (UOA)	0
Carry forward orthodontic activity (UOA)	0
Baseline contract value	£9,935.80

ACCESS*

Patients seen in 24 months	Total	Change since previous quarter
Quarter ending June 2018	170	
Quarter ending September 2018	165	↓
Quarter ending December 2018	164	→
Quarter ending March 2019	150	↓
Quarter ending June 2019	151	→
Variance since June 2018	(11.2%)	↓



ACTIVITY



Month	Adjusted Scheduled Activity (UDA)	
	2019	2020
April	9	0
May	33	12
June	33	43
July	56	
August	115	
September	129	
October	152	
November	152	
December	176	
January	195	
February	223	
March	248	
April	258	
May	258	
June	258	

QUALITY

	Quantity	Base Number	Contract	LHB	Wales
% of FP17s for the same patient ID Re-attending within 3 months - Children	5	35	14.3%	9.9%	10.7%
% of FP17s for the same patient ID Re-attending within 3 months - Adults	0	2	0.0%	13.7%	15.5%
% of FP17s for the same patient ID Re-attending between 3 & 9 months - Children	20	35	57.1%	56.5%	60.1%
% of FP17s for the same patient ID Re-attending between 3 & 9 months - Adults	1	2	50.0%	52.9%	56.6%
% of FP17s for Band 1 Urgent Courses	2	27	7.4%	9.7%	9.1%
% of FP17s Relating to Free Repair or Replacements	0	27	0.0%	0.7%	0.7%
% of FP17s Relating to Continuations	0	27	0.0%	0.5%	0.6%
% of Patients satisfied with the dentistry they have received	0	0	N/A	90.6%	92.8%
% of Patients satisfied with the time they had to wait for an appointment	0	0	N/A	88.6%	87.5%

* This is based on patients treated on this contract for their most recent course of treatment. Figures in italics indicate the base number of FP17s or Patient Questionnaire responses are less than 100. N/A is shown where the base number of responses is less than 10 during the period. % is calculated as Quantity/Base number*100

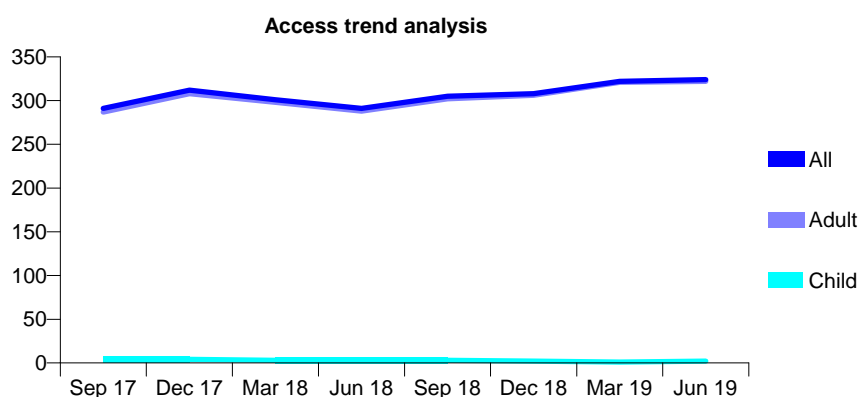
7A3 - Vital Signs At a Glance Contract Report for 766348/0002 - June 2019

Name or company name	MISS R JONES
Contract type name	PDS Contract
Purpose of contract	General
Contract start date	01/04/2008
Contract end date	31/03/2020

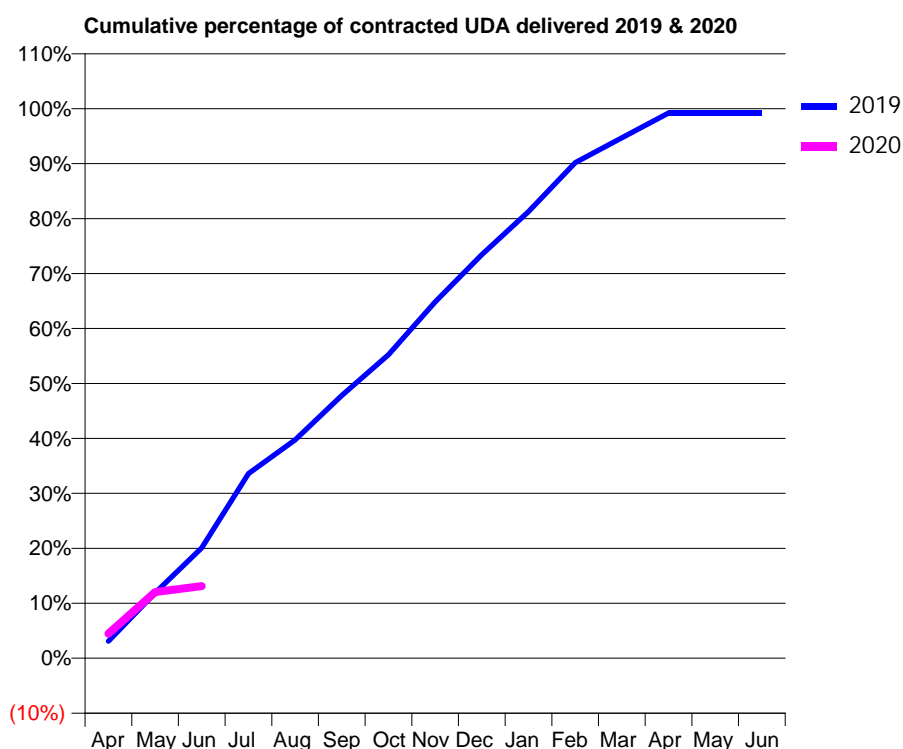
19/20 Contracted general activity (UDA)	2,854
Carry forward general activity (UDA)	0
19/20 Contracted orthodontic activity (UOA)	0
Carry forward orthodontic activity (UOA)	0
Baseline contract value	£169,140.52

ACCESS*

Patients seen in 24 months	Total	Change since previous quarter
Quarter ending June 2018	291	
Quarter ending September 2018	305	↑
Quarter ending December 2018	308	→
Quarter ending March 2019	322	↑
Quarter ending June 2019	324	→
Variance since June 2018	11.3%	↑



ACTIVITY



Month	2019	2020
April	88	128
May	340	344
June	573	374
July	959	
August	1,134	
September	1,364	
October	1,576	
November	1,850	
December	2,096	
January	2,319	
February	2,573	
March	2,703	
April	2,831	
May	2,831	
June	2,831	

QUALITY

	Quantity	Base Number	Contract	LHB	Wales
% of FP17s for the same patient ID Re-attending within 3 months - Children	0	2	0.0%	9.9%	10.7%
% of FP17s for the same patient ID Re-attending within 3 months - Adults	4	179	2.2%	13.7%	15.5%
% of FP17s for the same patient ID Re-attending between 3 & 9 months - Children	0	2	0.0%	56.5%	60.1%
% of FP17s for the same patient ID Re-attending between 3 & 9 months - Adults	0	179	0.0%	52.9%	56.6%
% of FP17s for Band 1 Urgent Courses	0	134	0.0%	9.7%	9.1%
% of FP17s Relating to Free Repair or Replacements	0	134	0.0%	0.7%	0.7%
% of FP17s Relating to Continuations	0	134	0.0%	0.5%	0.6%
% of Patients satisfied with the dentistry they have received	0	0	N/A	90.6%	92.8%
% of Patients satisfied with the time they had to wait for an appointment	0	0	N/A	88.6%	87.5%

* This is based on patients treated on this contract for their most recent course of treatment.

Figures in italics indicate the base number of FP17s or Patient Questionnaire responses are less than 100. N/A is shown where the base number of responses is less than 10 during the period. % is calculated as Quantity/Base number*100

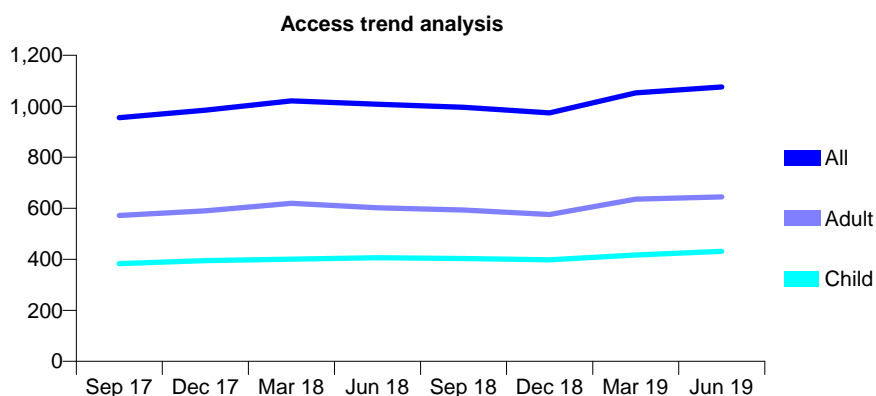
7A3 - Vital Signs At a Glance Contract Report for 792365/0001 - June 2019

Name or company name	MR JA RICE
Contract type name	GDS Contract
Purpose of contract	General
Contract start date	01/10/2011
Contract end date	

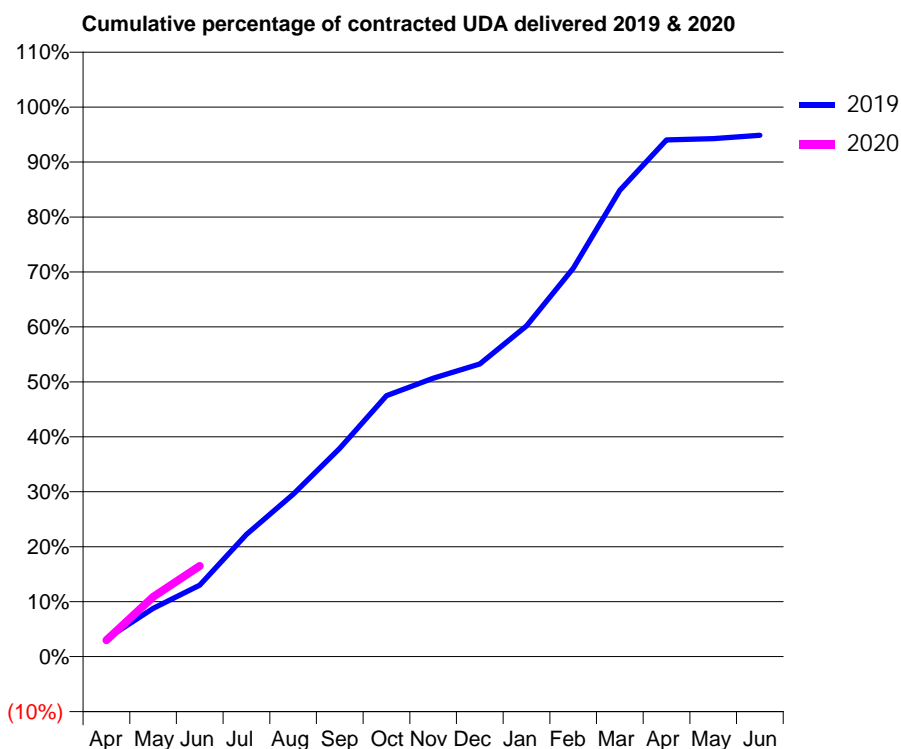
19/20 Contracted general activity (UDA)	2,724
Carry forward general activity (UDA)	0
19/20 Contracted orthodontic activity (UOA)	0
Carry forward orthodontic activity (UOA)	0
Baseline contract value	£63,564.16

ACCESS*

Patients seen in 24 months	Total	Change since previous quarter
Quarter ending June 2018	1,008	
Quarter ending September 2018	996	↓
Quarter ending December 2018	974	↓
Quarter ending March 2019	1,053	↑
Quarter ending June 2019	1,076	↑
Variance since June 2018	6.7%	↑



ACTIVITY



Month	Adjusted Scheduled Activity (UDA)	
	2019	2020
April	89	82
May	240	296
June	354	450
July	606	
August	805	
September	1,032	
October	1,294	
November	1,380	
December	1,450	
January	1,639	
February	1,924	
March	2,311	
April	2,561	
May	2,567	
June	2,584	

QUALITY

	Quantity	Base Number	Contract	LHB	Wales
% of FP17s for the same patient ID Re-attending within 3 months - Children	8	125	6.4%	9.9%	10.7%
% of FP17s for the same patient ID Re-attending within 3 months - Adults	26	197	13.2%	13.7%	15.5%
% of FP17s for the same patient ID Re-attending between 3 & 9 months - Children	55	125	44.0%	56.5%	60.1%
% of FP17s for the same patient ID Re-attending between 3 & 9 months - Adults	65	197	33.0%	52.9%	56.6%
% of FP17s for Band 1 Urgent Courses	20	222	9.0%	9.7%	9.1%
% of FP17s Relating to Free Repair or Replacements	0	222	0.0%	0.7%	0.7%
% of FP17s Relating to Continuations	3	222	1.4%	0.5%	0.6%
% of Patients satisfied with the dentistry they have received	3	3	N/A	90.6%	92.8%
% of Patients satisfied with the time they had to wait for an appointment	3	3	N/A	88.6%	87.5%

* This is based on patients treated on this contract for their most recent course of treatment. Figures in italics indicate the base number of FP17s or Patient Questionnaire responses are less than 100. N/A is shown where the base number of responses is less than 10 during the period. % is calculated as Quantity/Base number*100

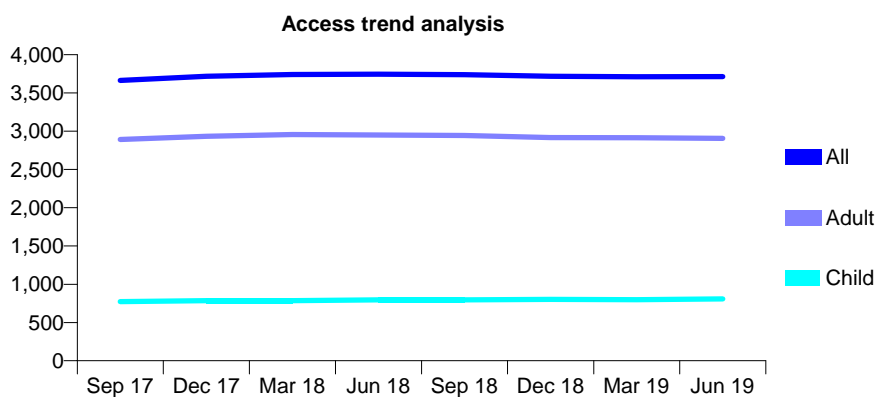
7A3 - Vital Signs At a Glance Contract Report for 810002/0001 - June 2019

Name or company name	MR DJ FLEMING
Contract type name	GDS Contract
Purpose of contract	General
Contract start date	01/04/2006
Contract end date	

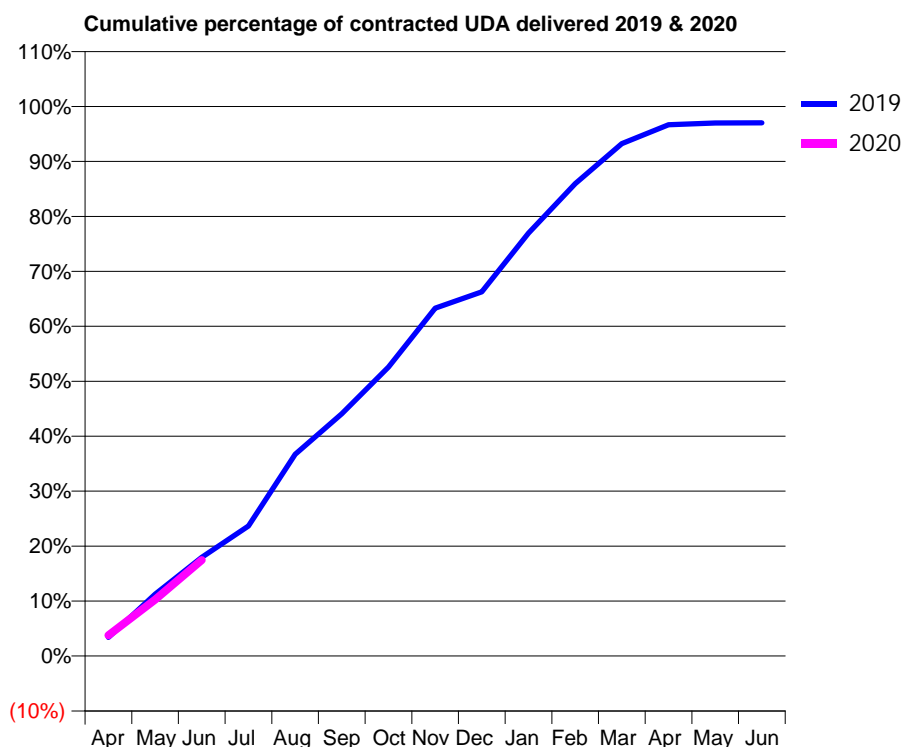
19/20 Contracted general activity (UDA)	12,581
Carry forward general activity (UDA)	0
19/20 Contracted orthodontic activity (UOA)	0
Carry forward orthodontic activity (UOA)	0
Baseline contract value	£314,563.65

ACCESS*

Patients seen in 24 months	Total	Change since previous quarter
Quarter ending June 2018	3,745	
Quarter ending September 2018	3,739	→
Quarter ending December 2018	3,719	→
Quarter ending March 2019	3,712	→
Quarter ending June 2019	3,714	→
Variance since June 2018	(0.8%)	→



ACTIVITY



Month	Adjusted Scheduled Activity (UDA)	
	2019	2020
April	430	474
May	1,416	1,292
June	2,261	2,197
July	2,978	
August	4,616	
September	5,546	
October	6,615	
November	7,964	
December	8,335	
January	9,684	
February	10,812	
March	11,728	
April	12,163	
May	12,200	
June	12,207	

QUALITY

	Quantity	Base Number	Contract	LHB	Wales
% of FP17s for the same patient ID Re-attending within 3 months - Children	7	275	2.5%	9.9%	10.7%
% of FP17s for the same patient ID Re-attending within 3 months - Adults	105	963	10.9%	13.7%	15.5%
% of FP17s for the same patient ID Re-attending between 3 & 9 months - Children	172	275	62.5%	56.5%	60.1%
% of FP17s for the same patient ID Re-attending between 3 & 9 months - Adults	596	963	61.9%	52.9%	56.6%
% of FP17s for Band 1 Urgent Courses	77	1,035	7.4%	9.7%	9.1%
% of FP17s Relating to Free Repair or Replacements	12	1,035	1.2%	0.7%	0.7%
% of FP17s Relating to Continuations	0	1,035	0.0%	0.5%	0.6%
% of Patients satisfied with the dentistry they have received	10	10	100.0%	90.6%	92.8%
% of Patients satisfied with the time they had to wait for an appointment	9	10	90.0%	88.6%	87.5%

* This is based on patients treated on this contract for their most recent course of treatment. Figures in italics indicate the base number of FP17s or Patient Questionnaire responses are less than 100. N/A is shown where the base number of responses is less than 10 during the period. % is calculated as Quantity/Base number*100

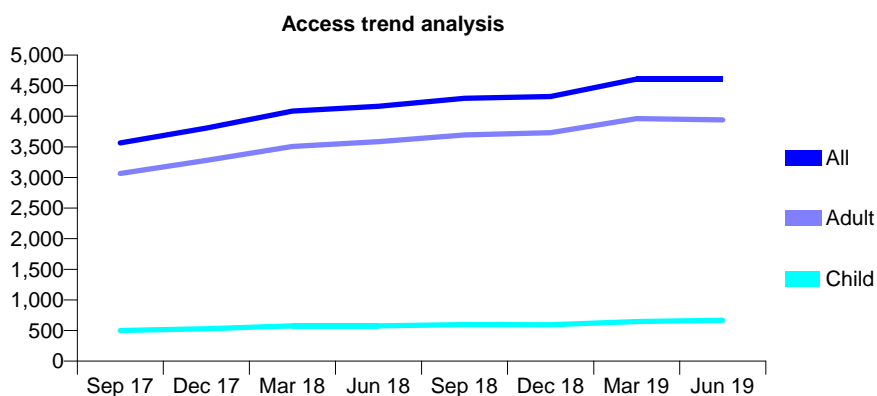
7A3 - Vital Signs At a Glance Contract Report for 810029/0001 - June 2019

Name or company name	Dr N Patel, Dr J Rai and Dr N Kernahan
Contract type name	GDS Contract
Purpose of contract	General
Contract start date	01/04/2006
Contract end date	

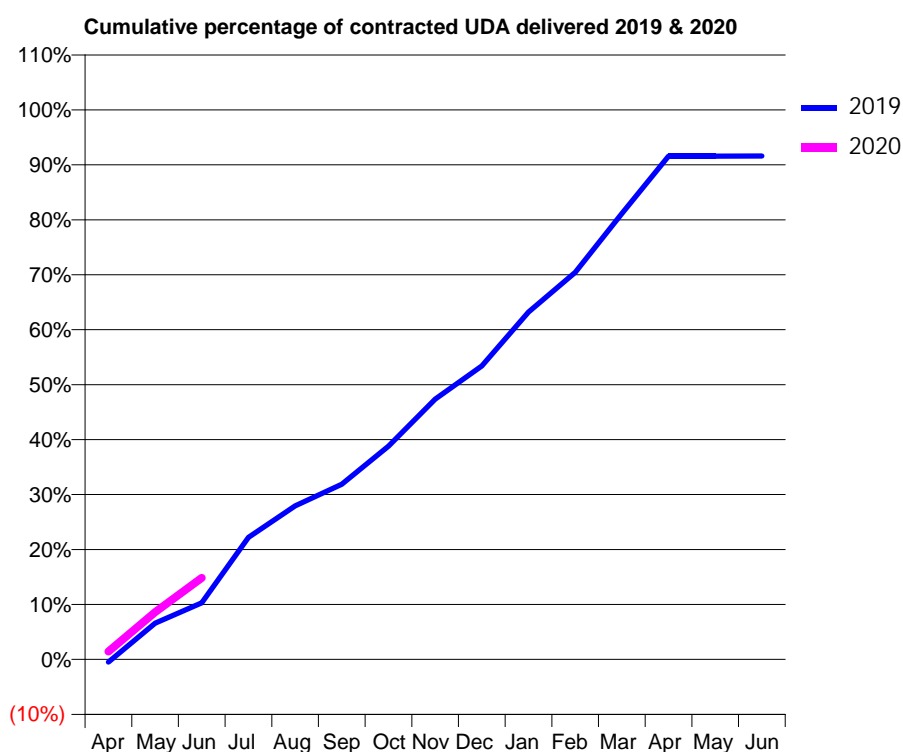
19/20 Contracted general activity (UDA)	12,872
Carry forward general activity (UDA)	0
19/20 Contracted orthodontic activity (UOA)	0
Carry forward orthodontic activity (UOA)	0
Baseline contract value	£319,752.59

ACCESS*

Patients seen in 24 months	Total	Change since previous quarter
Quarter ending June 2018	4,162	
Quarter ending September 2018	4,295	↑
Quarter ending December 2018	4,324	→
Quarter ending March 2019	4,610	↑
Quarter ending June 2019	4,607	→
Variance since June 2018	10.7%	↑



ACTIVITY



Month	2019	2020
April	-64	187
May	849	1,107
June	1,326	1,911
July	2,860	
August	3,596	
September	4,104	
October	4,998	
November	6,095	
December	6,872	
January	8,135	
February	9,066	
March	10,442	
April	11,786	
May	11,787	
June	11,790	

QUALITY

	Quantity	Base Number	Contract	LHB	Wales
% of FP17s for the same patient ID Re-attending within 3 months - Children	6	200	3.0%	9.9%	10.7%
% of FP17s for the same patient ID Re-attending within 3 months - Adults	178	1,450	12.3%	13.7%	15.5%
% of FP17s for the same patient ID Re-attending between 3 & 9 months - Children	88	200	44.0%	56.5%	60.1%
% of FP17s for the same patient ID Re-attending between 3 & 9 months - Adults	809	1,450	55.8%	52.9%	56.6%
% of FP17s for Band 1 Urgent Courses	93	1,084	8.6%	9.7%	9.1%
% of FP17s Relating to Free Repair or Replacements	15	1,084	1.4%	0.7%	0.7%
% of FP17s Relating to Continuations	17	1,084	1.6%	0.5%	0.6%
% of Patients satisfied with the dentistry they have received	14	15	93.3%	90.6%	92.8%
% of Patients satisfied with the time they had to wait for an appointment	14	15	93.3%	88.6%	87.5%

* This is based on patients treated on this contract for their most recent course of treatment. Figures in italics indicate the base number of FP17s or Patient Questionnaire responses are less than 100. N/A is shown where the base number of responses is less than 10 during the period. % is calculated as Quantity/Base number*100

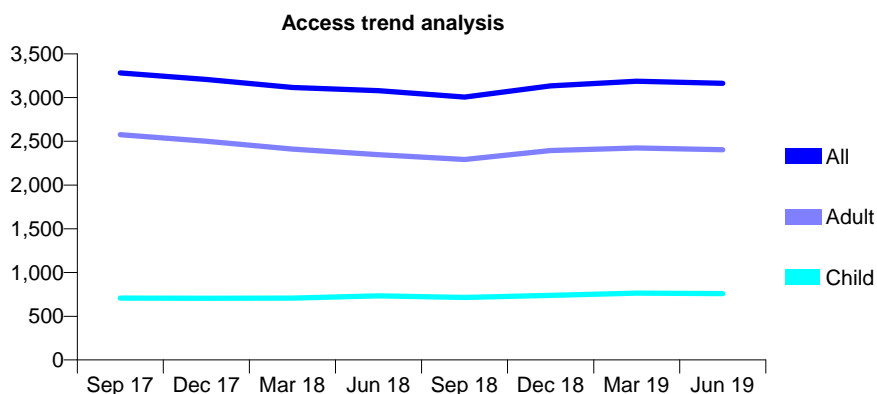
7A3 - Vital Signs At a Glance Contract Report for 812129/0001 - June 2019

Name or company name	MR SD JENKINS
Contract type name	GDS Contract
Purpose of contract	General
Contract start date	01/04/2006
Contract end date	

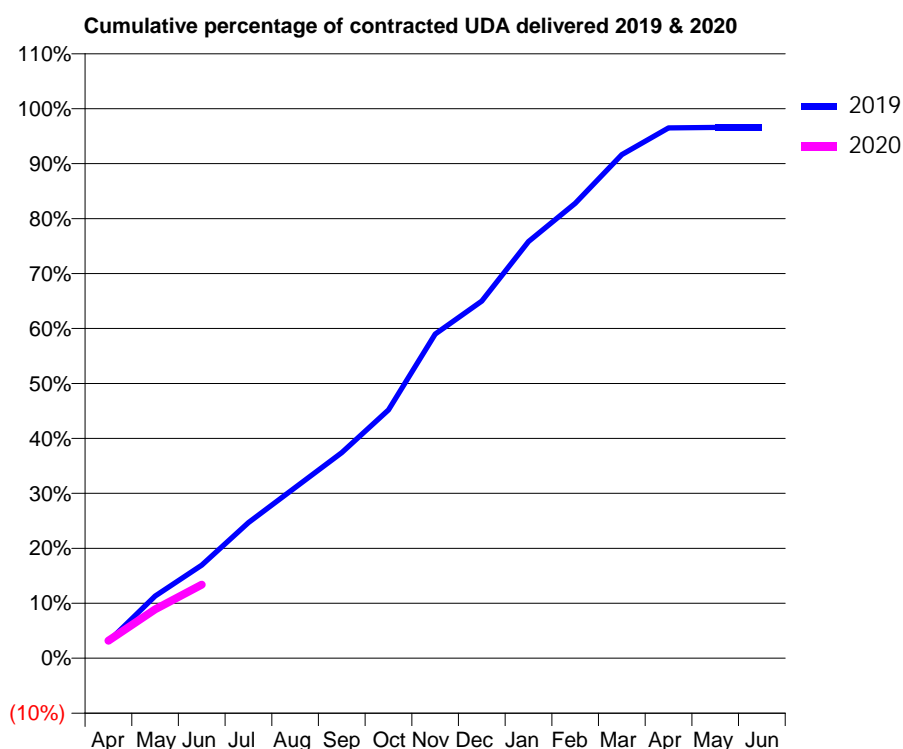
19/20 Contracted general activity (UDA)	14,511
Carry forward general activity (UDA)	0
19/20 Contracted orthodontic activity (UOA)	0
Carry forward orthodontic activity (UOA)	0
Baseline contract value	£362,821.22

ACCESS*

Patients seen in 24 months	Total	Change since previous quarter
Quarter ending June 2018	3,080	
Quarter ending September 2018	3,006	↓
Quarter ending December 2018	3,134	↑
Quarter ending March 2019	3,187	→
Quarter ending June 2019	3,163	→
Variance since June 2018	2.7%	↑



ACTIVITY



Adjusted Scheduled Activity (UDA)		
Month	2019	2020
April	442	462
May	1,643	1,292
June	2,458	1,942
July	3,583	
August	4,507	
September	5,429	
October	6,560	
November	8,560	
December	9,431	
January	11,001	
February	12,012	
March	13,298	
April	14,003	
May	14,018	
June	14,017	

QUALITY

	Quantity	Base Number	Contract	LHB	Wales
% of FP17s for the same patient ID Re-attending within 3 months - Children	30	286	10.5%	9.9%	10.7%
% of FP17s for the same patient ID Re-attending within 3 months - Adults	138	821	16.8%	13.7%	15.5%
% of FP17s for the same patient ID Re-attending between 3 & 9 months - Children	166	286	58.0%	56.5%	60.1%
% of FP17s for the same patient ID Re-attending between 3 & 9 months - Adults	516	821	62.9%	52.9%	56.6%
% of FP17s for Band 1 Urgent Courses	65	886	7.3%	9.7%	9.1%
% of FP17s Relating to Free Repair or Replacements	7	886	0.8%	0.7%	0.7%
% of FP17s Relating to Continuations	9	886	1.0%	0.5%	0.6%
% of Patients satisfied with the dentistry they have received	9	12	75.0%	90.6%	92.8%
% of Patients satisfied with the time they had to wait for an appointment	12	12	100.0%	88.6%	87.5%

* This is based on patients treated on this contract for their most recent course of treatment.

Figures in italics indicate the base number of FP17s or Patient Questionnaire responses are less than 100. N/A is shown where the base number of responses is less than 10 during the period. % is calculated as Quantity/Base number*100

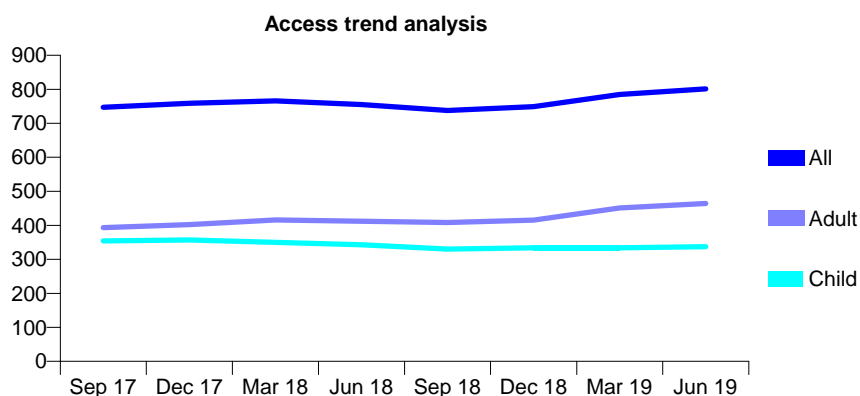
7A3 - Vital Signs At a Glance Contract Report for 913642/0001 - June 2019

Name or company name	MR DB RODERICK
Contract type name	GDS Contract
Purpose of contract	General
Contract start date	01/04/2006
Contract end date	

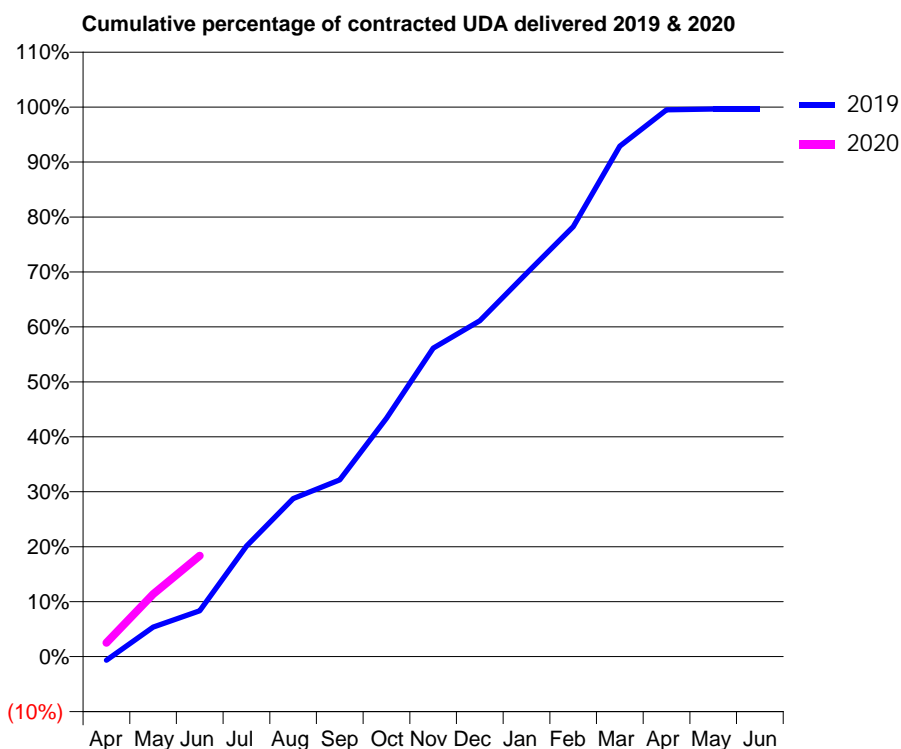
19/20 Contracted general activity (UDA)	2,204
Carry forward general activity (UDA)	0
19/20 Contracted orthodontic activity (UOA)	0
Carry forward orthodontic activity (UOA)	0
Baseline contract value	£71,579.66

ACCESS*

Patients seen in 24 months	Total	Change since previous quarter
Quarter ending June 2018	755	
Quarter ending September 2018	738	↓
Quarter ending December 2018	749	→
Quarter ending March 2019	785	↑
Quarter ending June 2019	801	↑
Variance since June 2018	6.1%	↑



ACTIVITY



Month	Adjusted Scheduled Activity (UDA)	
	2019	2020
April	-15	55
May	118	251
June	184	404
July	443	
August	634	
September	709	
October	956	
November	1,237	
December	1,347	
January	1,537	
February	1,724	
March	2,047	
April	2,193	
May	2,196	
June	2,196	

QUALITY

	Quantity	Base Number	Contract	LHB	Wales
% of FP17s for the same patient ID Re-attending within 3 months - Children	12	135	8.9%	9.9%	10.7%
% of FP17s for the same patient ID Re-attending within 3 months - Adults	14	133	10.5%	13.7%	15.5%
% of FP17s for the same patient ID Re-attending between 3 & 9 months - Children	68	135	50.4%	56.5%	60.1%
% of FP17s for the same patient ID Re-attending between 3 & 9 months - Adults	69	133	51.9%	52.9%	56.6%
% of FP17s for Band 1 Urgent Courses	12	210	5.7%	9.7%	9.1%
% of FP17s Relating to Free Repair or Replacements	0	210	0.0%	0.7%	0.7%
% of FP17s Relating to Continuations	0	210	0.0%	0.5%	0.6%
% of Patients satisfied with the dentistry they have received	1	1	N/A	90.6%	92.8%
% of Patients satisfied with the time they had to wait for an appointment	1	1	N/A	88.6%	87.5%

* This is based on patients treated on this contract for their most recent course of treatment. Figures in italics indicate the base number of FP17s or Patient Questionnaire responses are less than 100. N/A is shown where the base number of responses is less than 10 during the period. % is calculated as Quantity/Base number*100

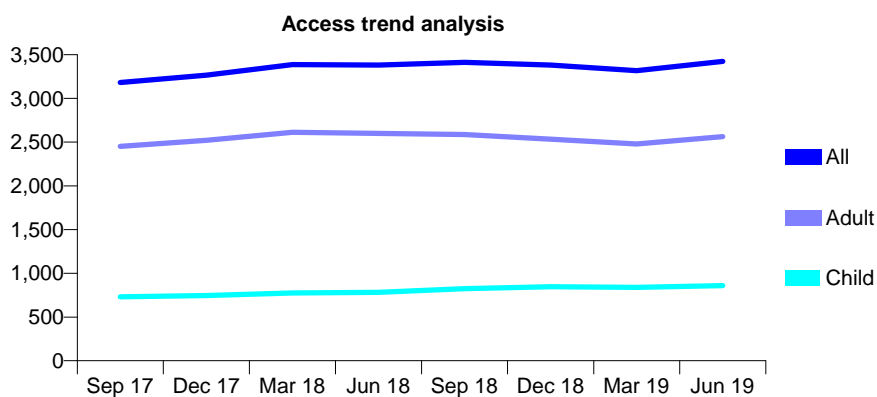
7A3 - Vital Signs At a Glance Contract Report for 949825/0001 - June 2019

Name or company name	MR DJ WILLIAMS
Contract type name	Pilot Contract
Purpose of contract	General
Contract start date	01/09/2008
Contract end date	

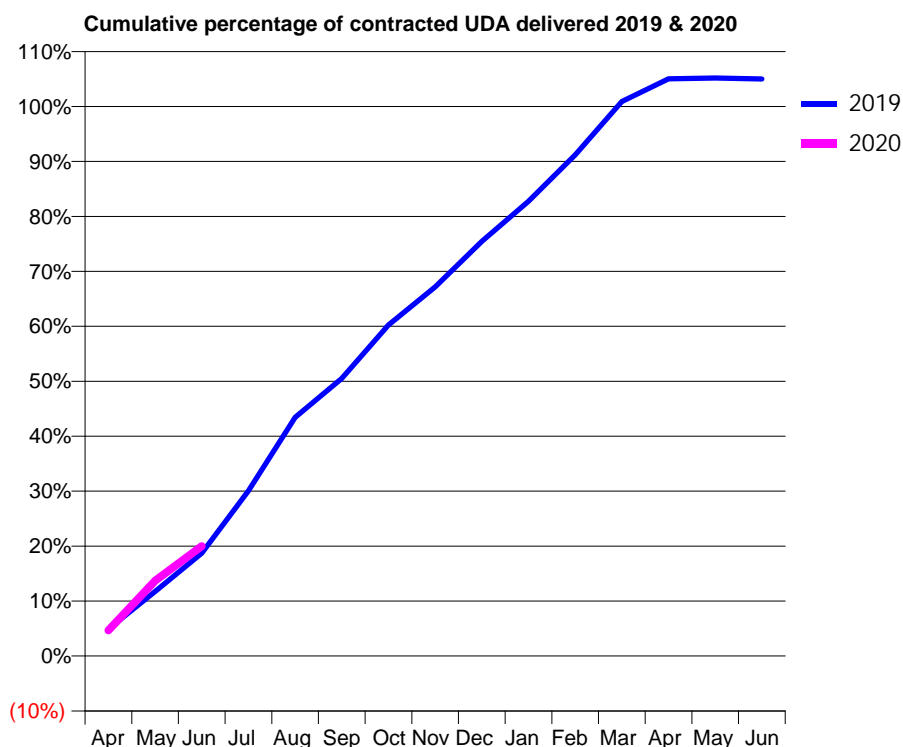
19/20 Contracted general activity (UDA)	8,500
Carry forward general activity (UDA)	0
19/20 Contracted orthodontic activity (UOA)	0
Carry forward orthodontic activity (UOA)	0
Baseline contract value	£163,013.63

ACCESS*

Patients seen in 24 months	Total	Change since previous quarter
Quarter ending June 2018	3,381	
Quarter ending September 2018	3,412	→
Quarter ending December 2018	3,381	→
Quarter ending March 2019	3,318	↓
Quarter ending June 2019	3,423	↑
Variance since June 2018	1.2%	→



ACTIVITY



Month	Adjusted Scheduled Activity (UDA)	
	2019	2020
April	450	397
May	1,078	1,164
June	1,715	1,699
July	2,758	
August	3,980	
September	4,630	
October	5,522	
November	6,156	
December	6,914	
January	7,585	
February	8,359	
March	9,247	
April	9,625	
May	9,638	
June	9,624	

QUALITY

	Quantity	Base Number	Contract	LHB	Wales
% of FP17s for the same patient ID Re-attending within 3 months - Children	15	274	5.5%	9.9%	10.7%
% of FP17s for the same patient ID Re-attending within 3 months - Adults	73	765	9.5%	13.7%	15.5%
% of FP17s for the same patient ID Re-attending between 3 & 9 months - Children	154	274	56.2%	56.5%	60.1%
% of FP17s for the same patient ID Re-attending between 3 & 9 months - Adults	430	765	56.2%	52.9%	56.6%
% of FP17s for Band 1 Urgent Courses	33	868	3.8%	9.7%	9.1%
% of FP17s Relating to Free Repair or Replacements	6	868	0.7%	0.7%	0.7%
% of FP17s Relating to Continuations	2	868	0.2%	0.5%	0.6%
% of Patients satisfied with the dentistry they have received	4	4	N/A	90.6%	92.8%
% of Patients satisfied with the time they had to wait for an appointment	4	4	N/A	88.6%	87.5%

* This is based on patients treated on this contract for their most recent course of treatment. Figures in italics indicate the base number of FP17s or Patient Questionnaire responses are less than 100. N/A is shown where the base number of responses is less than 10 during the period. % is calculated as Quantity/Base number*100

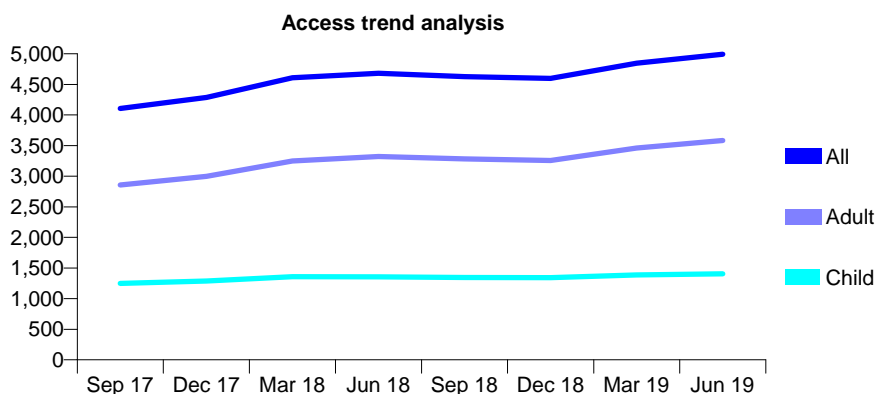
7A4 - Vital Signs At a Glance Contract Report for 100209/0000 - June 2019

Name or company name	E M Roberts & K E Palmer
Contract type name	Pilot Contract
Purpose of contract	General
Contract start date	01/09/2016
Contract end date	

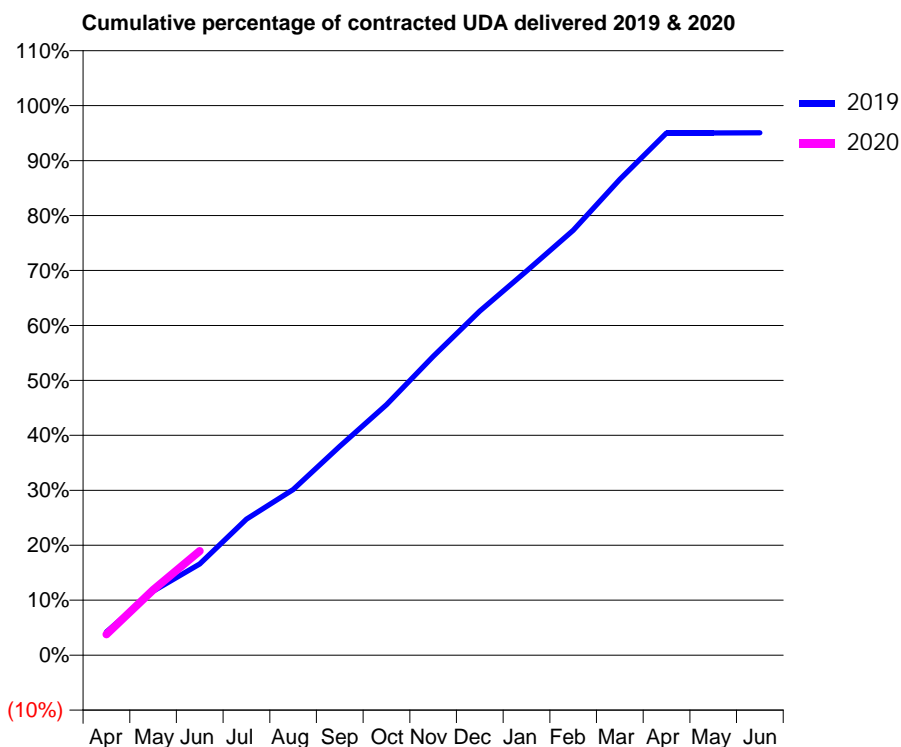
19/20 Contracted general activity (UDA)	13,559
Carry forward general activity (UDA)	0
19/20 Contracted orthodontic activity (UOA)	0
Carry forward orthodontic activity (UOA)	0
Baseline contract value	£346,946.07

ACCESS*

Patients seen in 24 months	Total	Change since previous quarter
Quarter ending June 2018	4,680	
Quarter ending September 2018	4,627	↓
Quarter ending December 2018	4,599	→
Quarter ending March 2019	4,847	↑
Quarter ending June 2019	4,992	↑
Variance since June 2018	6.7%	↑



ACTIVITY



Month	Adjusted Scheduled Activity (UDA)	
	2019	2020
April	570	513
May	1,582	1,612
June	2,249	2,571
July	3,356	
August	4,090	
September	5,152	
October	6,180	
November	7,371	
December	8,490	
January	9,477	
February	10,486	
March	11,737	
April	12,883	
May	12,885	
June	12,888	

QUALITY

	Quantity	Base Number	Contract	LHB	Wales
% of FP17s for the same patient ID Re-attending within 3 months - Children	19	491	3.9%	8.3%	10.7%
% of FP17s for the same patient ID Re-attending within 3 months - Adults	182	1,254	14.5%	14.7%	15.5%
% of FP17s for the same patient ID Re-attending between 3 & 9 months - Children	311	491	63.3%	59.0%	60.1%
% of FP17s for the same patient ID Re-attending between 3 & 9 months - Adults	696	1,254	55.5%	56.2%	56.6%
% of FP17s for Band 1 Urgent Courses	71	1,341	5.3%	9.1%	9.1%
% of FP17s Relating to Free Repair or Replacements	10	1,341	0.7%	0.7%	0.7%
% of FP17s Relating to Continuations	1	1,341	0.1%	0.7%	0.6%
% of Patients satisfied with the dentistry they have received	7	8	N/A	93.1%	92.8%
% of Patients satisfied with the time they had to wait for an appointment	5	8	N/A	88.8%	87.5%

* This is based on patients treated on this contract for their most recent course of treatment. Figures in italics indicate the base number of FP17s or Patient Questionnaire responses are less than 100. N/A is shown where the base number of responses is less than 10 during the period. % is calculated as Quantity/Base number*100

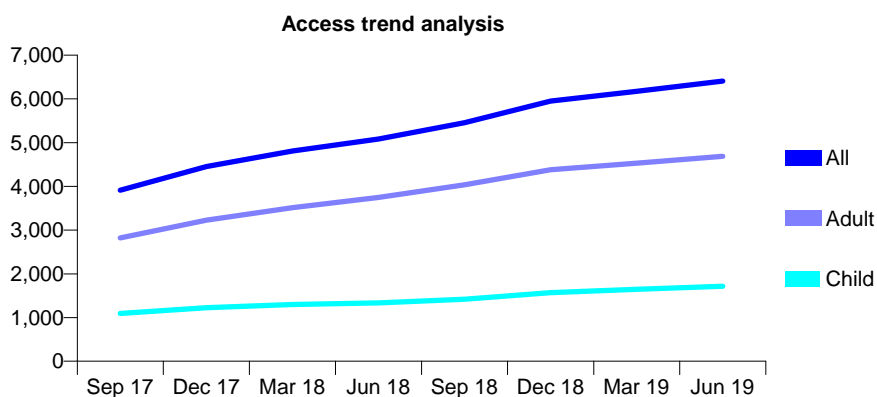
7A4 - Vital Signs At a Glance Contract Report for 100224/0000 - June 2019

Name or company name	Gwena Ltd
Contract type name	Pilot Contract
Purpose of contract	General
Contract start date	01/11/2016
Contract end date	

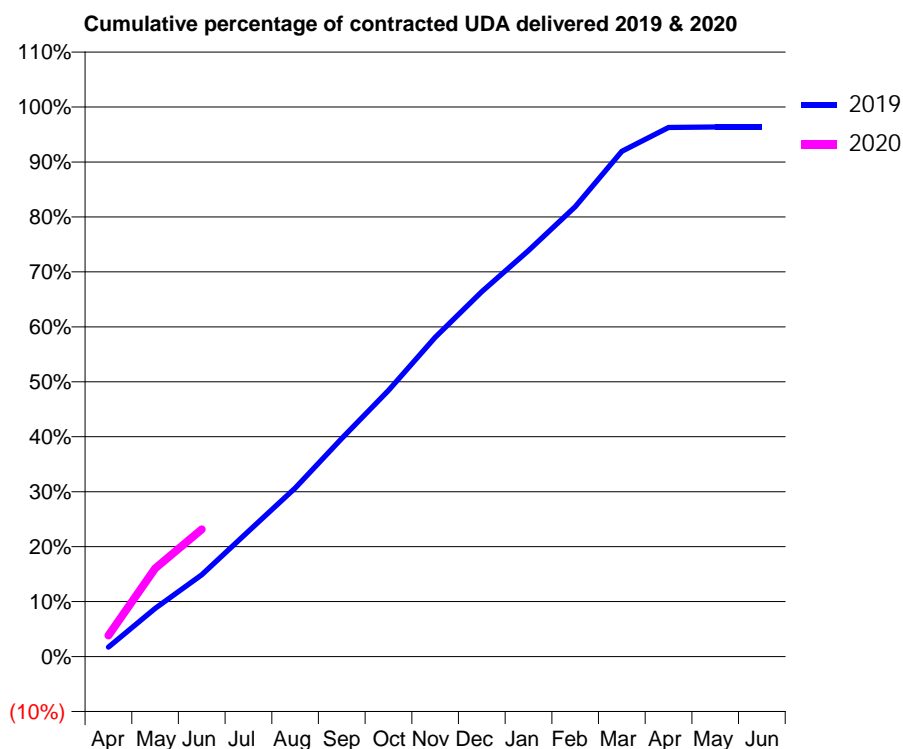
19/20 Contracted general activity (UDA)	17,086
Carry forward general activity (UDA)	0
19/20 Contracted orthodontic activity (UOA)	0
Carry forward orthodontic activity (UOA)	0
Baseline contract value	£437,111.36

ACCESS*

Patients seen in 24 months	Total	Change since previous quarter
Quarter ending June 2018	5,082	
Quarter ending September 2018	5,456	↑
Quarter ending December 2018	5,948	↑
Quarter ending March 2019	6,176	↑
Quarter ending June 2019	6,407	↑
Variance since June 2018	26.1%	↑



ACTIVITY



Month	Adjusted Scheduled Activity (UDA)	
	2019	2020
April	309	657
May	1,581	2,744
June	2,683	3,952
July	4,108	
August	5,526	
September	7,153	
October	8,729	
November	10,472	
December	11,965	
January	13,315	
February	14,757	
March	16,568	
April	17,353	
May	17,366	
June	17,367	

QUALITY

	Quantity	Base Number	Contract	LHB	Wales
% of FP17s for the same patient ID Re-attending within 3 months - Children	54	693	7.8%	8.3%	10.7%
% of FP17s for the same patient ID Re-attending within 3 months - Adults	200	1,648	12.1%	14.7%	15.5%
% of FP17s for the same patient ID Re-attending between 3 & 9 months - Children	402	693	58.0%	59.0%	60.1%
% of FP17s for the same patient ID Re-attending between 3 & 9 months - Adults	956	1,648	58.0%	56.2%	56.6%
% of FP17s for Band 1 Urgent Courses	117	1,986	5.9%	9.1%	9.1%
% of FP17s Relating to Free Repair or Replacements	20	1,986	1.0%	0.7%	0.7%
% of FP17s Relating to Continuations	7	1,986	0.4%	0.7%	0.6%
% of Patients satisfied with the dentistry they have received	24	27	88.9%	93.1%	92.8%
% of Patients satisfied with the time they had to wait for an appointment	22	27	81.5%	88.8%	87.5%

* This is based on patients treated on this contract for their most recent course of treatment. Figures in italics indicate the base number of FP17s or Patient Questionnaire responses are less than 100. N/A is shown where the base number of responses is less than 10 during the period. % is calculated as Quantity/Base number*100

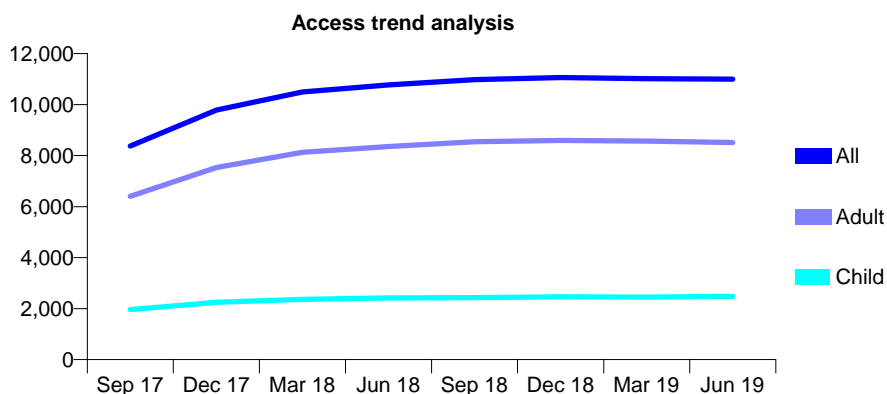
7A4 - Vital Signs At a Glance Contract Report for 100258/0000 - June 2019

Name or company name	Rodericks (Wales) Ltd
Contract type name	GDS Contract
Purpose of contract	General
Contract start date	01/01/2017
Contract end date	

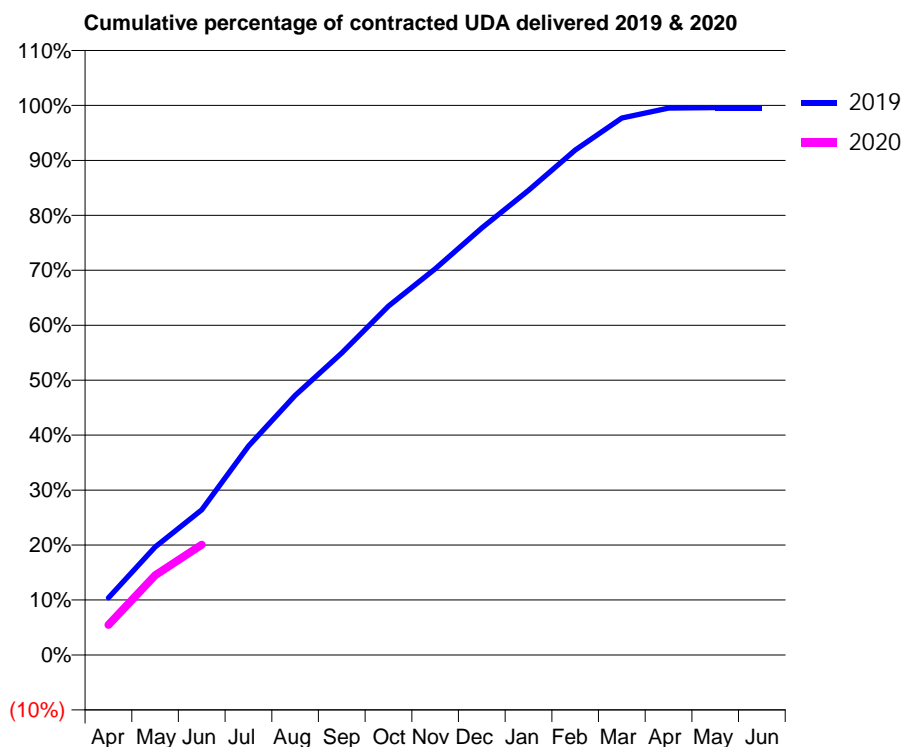
19/20 Contracted general activity (UDA)	36,449
Carry forward general activity (UDA)	0
19/20 Contracted orthodontic activity (UOA)	0
Carry forward orthodontic activity (UOA)	0
Baseline contract value	£925,687.71

ACCESS*

Patients seen in 24 months	Total	Change since previous quarter
Quarter ending June 2018	10,774	
Quarter ending September 2018	10,978	→
Quarter ending December 2018	11,060	→
Quarter ending March 2019	11,015	→
Quarter ending June 2019	11,000	→
Variance since June 2018	2.1%	↑



ACTIVITY



Adjusted Scheduled Activity (UDA)		
Month	2019	2020
April	3,711	1,995
May	7,023	5,282
June	9,425	7,315
July	13,558	
August	16,857	
September	19,614	
October	22,650	
November	25,082	
December	27,725	
January	30,168	
February	32,783	
March	34,862	
April	35,512	
May	35,543	
June	35,546	

QUALITY

	Quantity	Base Number	Contract	LHB	Wales
% of FP17s for the same patient ID Re-attending within 3 months - Children	77	965	8.0%	8.3%	10.7%
% of FP17s for the same patient ID Re-attending within 3 months - Adults	557	3,351	16.6%	14.7%	15.5%
% of FP17s for the same patient ID Re-attending between 3 & 9 months - Children	622	965	64.5%	59.0%	60.1%
% of FP17s for the same patient ID Re-attending between 3 & 9 months - Adults	2,133	3,351	63.7%	56.2%	56.6%
% of FP17s for Band 1 Urgent Courses	418	3,938	10.6%	9.1%	9.1%
% of FP17s Relating to Free Repair or Replacements	22	3,938	0.6%	0.7%	0.7%
% of FP17s Relating to Continuations	23	3,938	0.6%	0.7%	0.6%
% of Patients satisfied with the dentistry they have received	28	30	93.3%	93.1%	92.8%
% of Patients satisfied with the time they had to wait for an appointment	29	30	96.7%	88.8%	87.5%

* This is based on patients treated on this contract for their most recent course of treatment.

Figures in italics indicate the base number of FP17s or Patient Questionnaire responses are less than 100. N/A is shown where the base number of responses is less than 10 during the period. % is calculated as Quantity/Base number*100

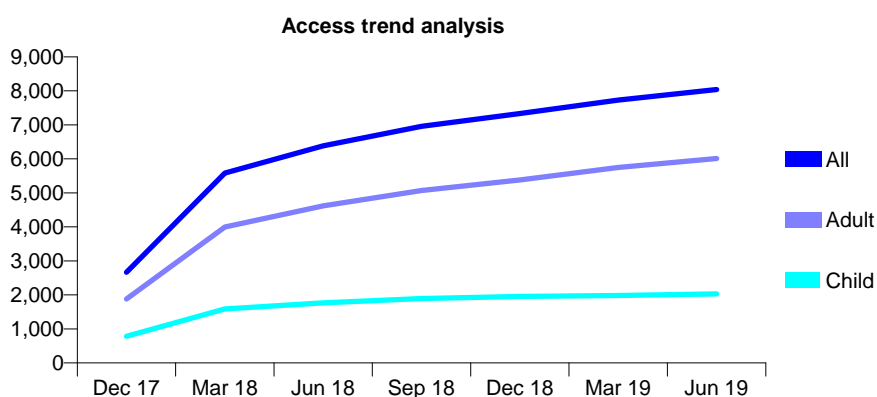
7A4 - Vital Signs At a Glance Contract Report for 100519/0000 - June 2019

Name or company name	OASIS DENTAL CARE LTD
Contract type name	GDS Contract
Purpose of contract	General
Contract start date	01/10/2017
Contract end date	

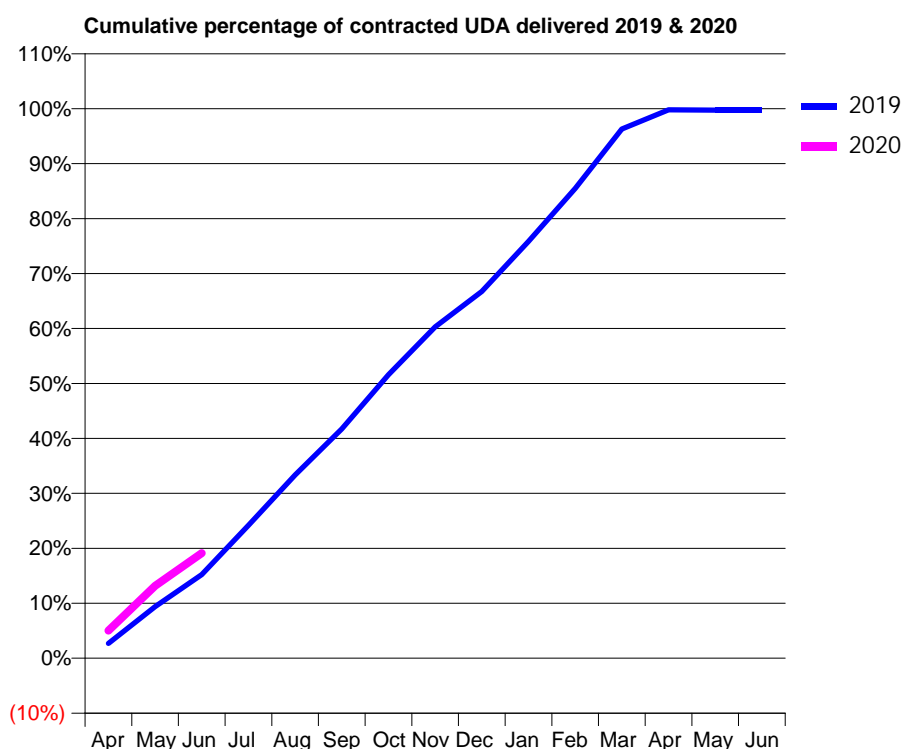
19/20 Contracted general activity (UDA)	22,554
Carry forward general activity (UDA)	0
19/20 Contracted orthodontic activity (UOA)	0
Carry forward orthodontic activity (UOA)	0
Baseline contract value	£593,564.02

ACCESS*

Patients seen in 24 months	Total	Change since previous quarter
Quarter ending June 2018	6,382	
Quarter ending September 2018	6,960	↑
Quarter ending December 2018	7,336	↑
Quarter ending March 2019	7,729	↑
Quarter ending June 2019	8,041	↑
Variance since June 2018	26.0%	↑



ACTIVITY



Month	2019	2020
April	613	1,133
May	2,123	2,974
June	3,435	4,312
July	5,454	
August	7,523	
September	9,413	
October	11,634	
November	13,596	
December	15,053	
January	17,105	
February	19,278	
March	21,716	
April	22,508	
May	22,490	
June	22,491	

QUALITY

	Quantity	Base Number	Contract	LHB	Wales
% of FP17s for the same patient ID Re-attending within 3 months - Children	42	776	5.4%	8.3%	10.7%
% of FP17s for the same patient ID Re-attending within 3 months - Adults	236	2,240	10.5%	14.7%	15.5%
% of FP17s for the same patient ID Re-attending between 3 & 9 months - Children	583	776	75.1%	59.0%	60.1%
% of FP17s for the same patient ID Re-attending between 3 & 9 months - Adults	1,567	2,240	70.0%	56.2%	56.6%
% of FP17s for Band 1 Urgent Courses	184	2,646	7.0%	9.1%	9.1%
% of FP17s Relating to Free Repair or Replacements	27	2,646	1.0%	0.7%	0.7%
% of FP17s Relating to Continuations	2	2,646	0.1%	0.7%	0.6%
% of Patients satisfied with the dentistry they have received	28	29	96.6%	93.1%	92.8%
% of Patients satisfied with the time they had to wait for an appointment	27	29	93.1%	88.8%	87.5%

* This is based on patients treated on this contract for their most recent course of treatment.

Figures in italics indicate the base number of FP17s or Patient Questionnaire responses are less than 100. N/A is shown where the base number of responses is less than 10 during the period. % is calculated as Quantity/Base number*100

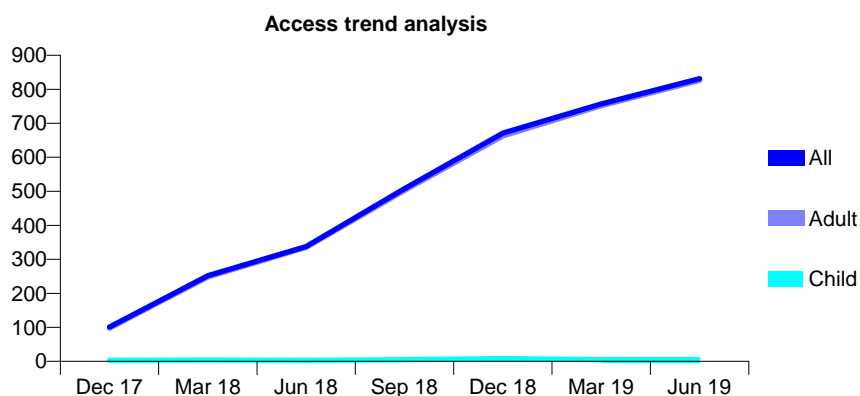
7A4 - Vital Signs At a Glance Contract Report for 100543/0000 - June 2019

Name or company name	Gwena Ltd
Contract type name	PDS Contract
Purpose of contract	General
Contract start date	01/11/2017
Contract end date	31/10/2022

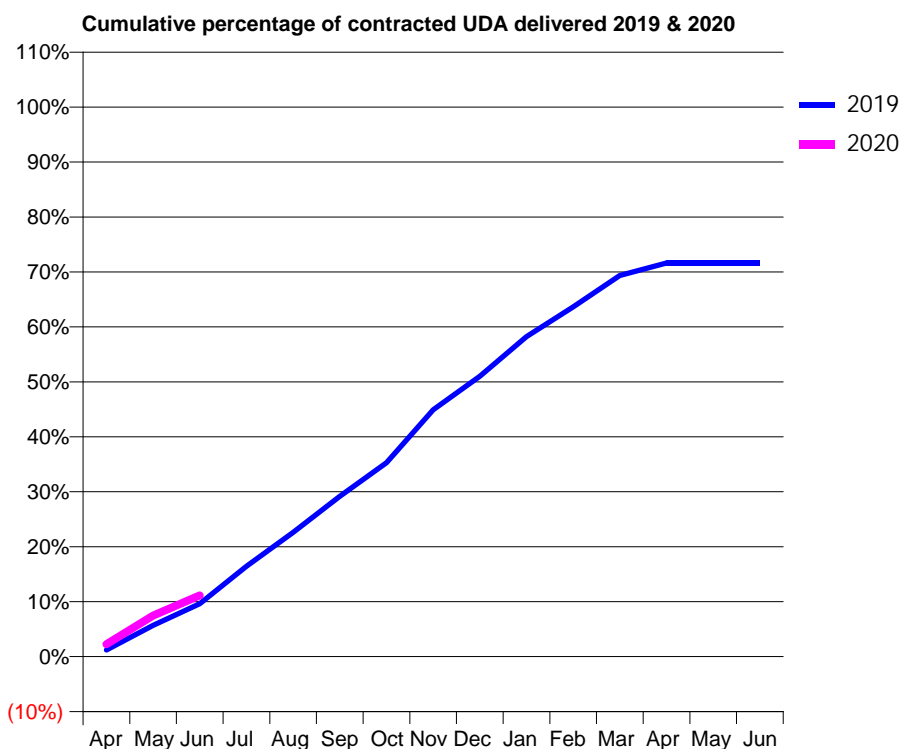
19/20 Contracted general activity (UDA)	1,498
Carry forward general activity (UDA)	0
19/20 Contracted orthodontic activity (UOA)	0
Carry forward orthodontic activity (UOA)	0
Baseline contract value	£44,421.16

ACCESS*

Patients seen in 24 months	Total	Change since previous quarter
Quarter ending June 2018	338	
Quarter ending September 2018	508	↑
Quarter ending December 2018	671	↑
Quarter ending March 2019	757	↑
Quarter ending June 2019	831	↑
Variance since June 2018	145.9%	↑



ACTIVITY



Month	Adjusted Scheduled Activity (UDA)	
	2019	2020
April	18	34
May	85	112
June	144	167
July	246	
August	339	
September	437	
October	528	
November	673	
December	764	
January	872	
February	953	
March	1,039	
April	1,073	
May	1,073	
June	1,073	

QUALITY

	Quantity	Base Number	Contract	LHB	Wales
% of FP17s for the same patient ID Re-attending within 3 months - Children	0	1	0.0%	8.3%	10.7%
% of FP17s for the same patient ID Re-attending within 3 months - Adults	4	165	2.4%	14.7%	15.5%
% of FP17s for the same patient ID Re-attending between 3 & 9 months - Children	0	1	0.0%	59.0%	60.1%
% of FP17s for the same patient ID Re-attending between 3 & 9 months - Adults	0	165	0.0%	56.2%	56.6%
% of FP17s for Band 1 Urgent Courses	136	138	98.6%	9.1%	9.1%
% of FP17s Relating to Free Repair or Replacements	0	138	0.0%	0.7%	0.7%
% of FP17s Relating to Continuations	0	138	0.0%	0.7%	0.6%
% of Patients satisfied with the dentistry they have received	1	2	N/A	93.1%	92.8%
% of Patients satisfied with the time they had to wait for an appointment	1	2	N/A	88.8%	87.5%

* This is based on patients treated on this contract for their most recent course of treatment. Figures in italics indicate the base number of FP17s or Patient Questionnaire responses are less than 100. N/A is shown where the base number of responses is less than 10 during the period. % is calculated as Quantity/Base number*100

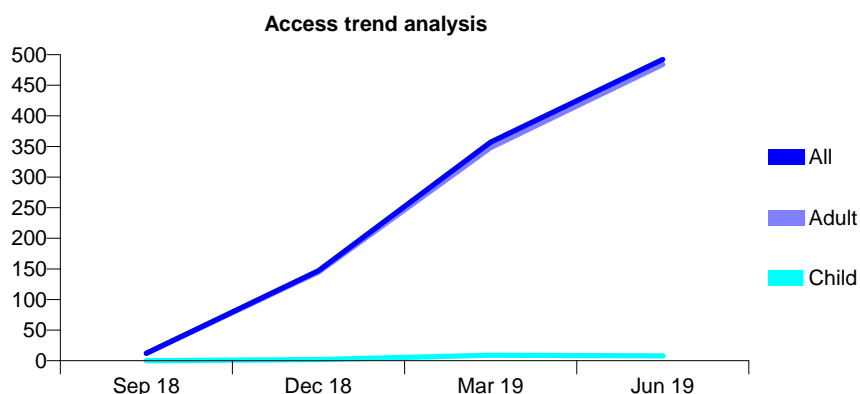
7A4 - Vital Signs At a Glance Contract Report for 100545/0000 - June 2019

Name or company name	CLIFTON DENTAL CARE LTD
Contract type name	PDS Contract
Purpose of contract	General
Contract start date	01/11/2017
Contract end date	31/10/2022

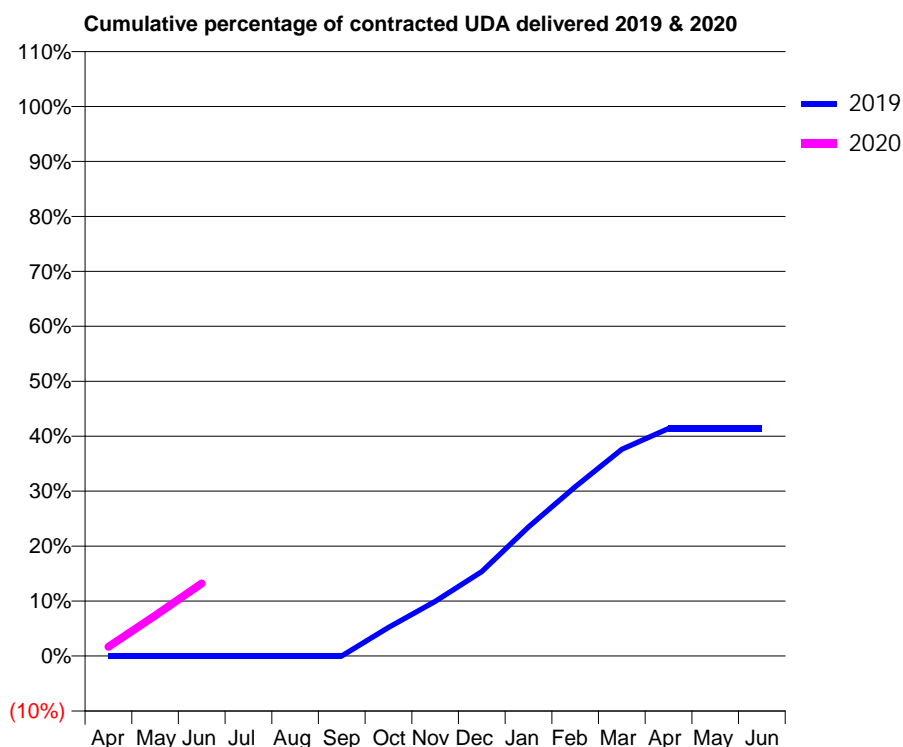
19/20 Contracted general activity (UDA)	1,498
Carry forward general activity (UDA)	0
19/20 Contracted orthodontic activity (UOA)	0
Carry forward orthodontic activity (UOA)	0
Baseline contract value	£44,421.16

ACCESS*

Patients seen in 24 months	Total	Change since previous quarter
Quarter ending June 2018	0	
Quarter ending September 2018	12	↑
Quarter ending December 2018	147	↑
Quarter ending March 2019	357	↑
Quarter ending June 2019	492	↑
Variance since June 2018	N/A	



ACTIVITY



Month	Adjusted Scheduled Activity (UDA)	
	2019	2020
April	0	25
May	0	110
June	0	198
July	0	
August	0	
September	0	
October	78	
November	149	
December	230	
January	352	
February	461	
March	563	
April	620	
May	620	
June	620	

QUALITY

	Quantity	Base Number	Contract	LHB	Wales
% of FP17s for the same patient ID Re-attending within 3 months - Children	0	4	0.0%	8.3%	10.7%
% of FP17s for the same patient ID Re-attending within 3 months - Adults	6	209	2.9%	14.7%	15.5%
% of FP17s for the same patient ID Re-attending between 3 & 9 months - Children	0	4	0.0%	59.0%	60.1%
% of FP17s for the same patient ID Re-attending between 3 & 9 months - Adults	1	209	0.5%	56.2%	56.6%
% of FP17s for Band 1 Urgent Courses	165	166	99.4%	9.1%	9.1%
% of FP17s Relating to Free Repair or Replacements	0	166	0.0%	0.7%	0.7%
% of FP17s Relating to Continuations	0	166	0.0%	0.7%	0.6%
% of Patients satisfied with the dentistry they have received	0	0	N/A	93.1%	92.8%
% of Patients satisfied with the time they had to wait for an appointment	0	0	N/A	88.8%	87.5%

* This is based on patients treated on this contract for their most recent course of treatment. Figures in italics indicate the base number of FP17s or Patient Questionnaire responses are less than 100. N/A is shown where the base number of responses is less than 10 during the period. % is calculated as Quantity/Base number*100

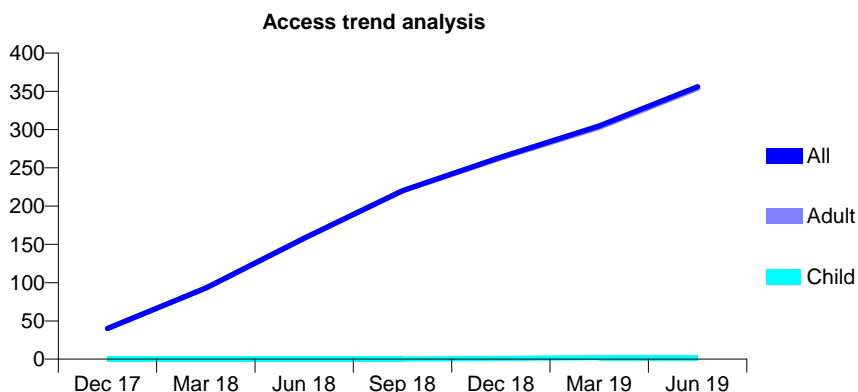
7A4 - Vital Signs At a Glance Contract Report for 100546/0000 - June 2019

Name or company name	MISS A WICKRAMASINGHE
Contract type name	PDS Contract
Purpose of contract	General
Contract start date	01/11/2017
Contract end date	31/10/2022

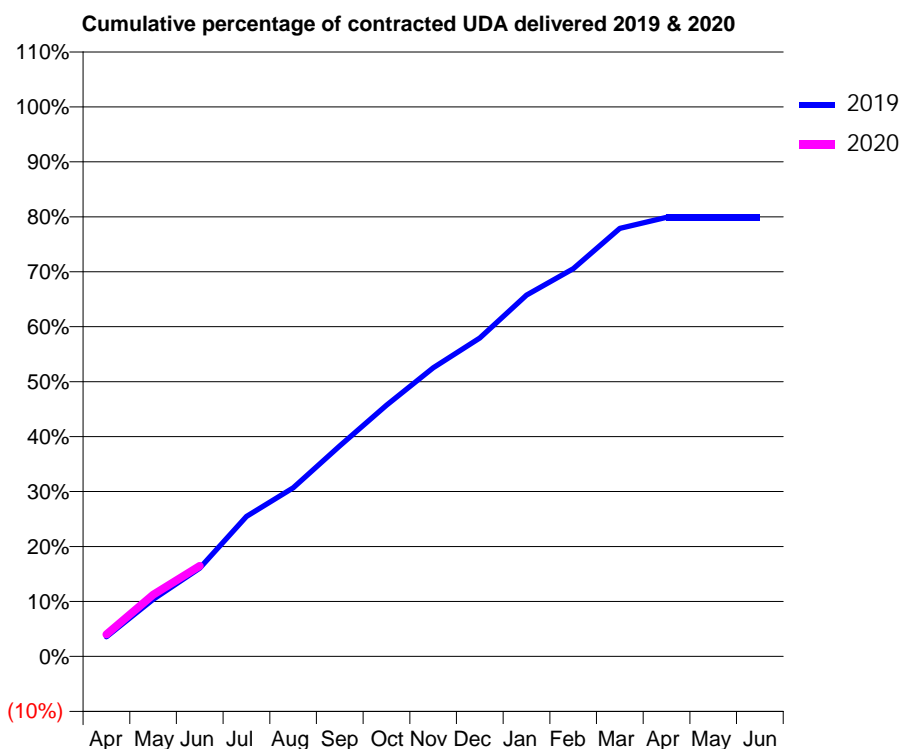
19/20 Contracted general activity (UDA)	599
Carry forward general activity (UDA)	0
19/20 Contracted orthodontic activity (UOA)	0
Carry forward orthodontic activity (UOA)	0
Baseline contract value	£17,768.47

ACCESS*

Patients seen in 24 months	Total	Change since previous quarter
Quarter ending June 2018	158	
Quarter ending September 2018	220	↑
Quarter ending December 2018	264	↑
Quarter ending March 2019	305	↑
Quarter ending June 2019	356	↑
Variance since June 2018	125.3%	↑



ACTIVITY



Month	Adjusted Scheduled Activity (UDA)	
	2019	2020
April	21	24
May	62	67
June	96	99
July	153	
August	184	
September	229	
October	274	
November	315	
December	347	
January	394	
February	423	
March	467	
April	479	
May	479	
June	479	

QUALITY

	Quantity	Base Number	Contract	LHB	Wales
% of FP17s for the same patient ID Re-attending within 3 months - Children	0	2	0.0%	8.3%	10.7%
% of FP17s for the same patient ID Re-attending within 3 months - Adults	2	89	2.2%	14.7%	15.5%
% of FP17s for the same patient ID Re-attending between 3 & 9 months - Children	0	2	0.0%	59.0%	60.1%
% of FP17s for the same patient ID Re-attending between 3 & 9 months - Adults	0	89	0.0%	56.2%	56.6%
% of FP17s for Band 1 Urgent Courses	78	81	96.3%	9.1%	9.1%
% of FP17s Relating to Free Repair or Replacements	0	81	0.0%	0.7%	0.7%
% of FP17s Relating to Continuations	0	81	0.0%	0.7%	0.6%
% of Patients satisfied with the dentistry they have received	0	0	N/A	93.1%	92.8%
% of Patients satisfied with the time they had to wait for an appointment	0	0	N/A	88.8%	87.5%

* This is based on patients treated on this contract for their most recent course of treatment. Figures in italics indicate the base number of FP17s or Patient Questionnaire responses are less than 100. N/A is shown where the base number of responses is less than 10 during the period. % is calculated as Quantity/Base number*100

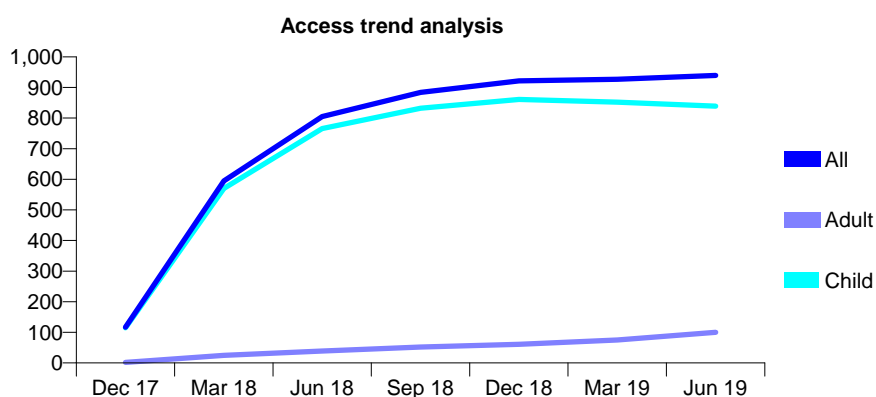
7A4 - Vital Signs At a Glance Contract Report for 100547/0000 - June 2019

Name or company name	Eifion Roberts & Bharat Nagrani
Contract type name	GDS Contract
Purpose of contract	General
Contract start date	01/11/2017
Contract end date	

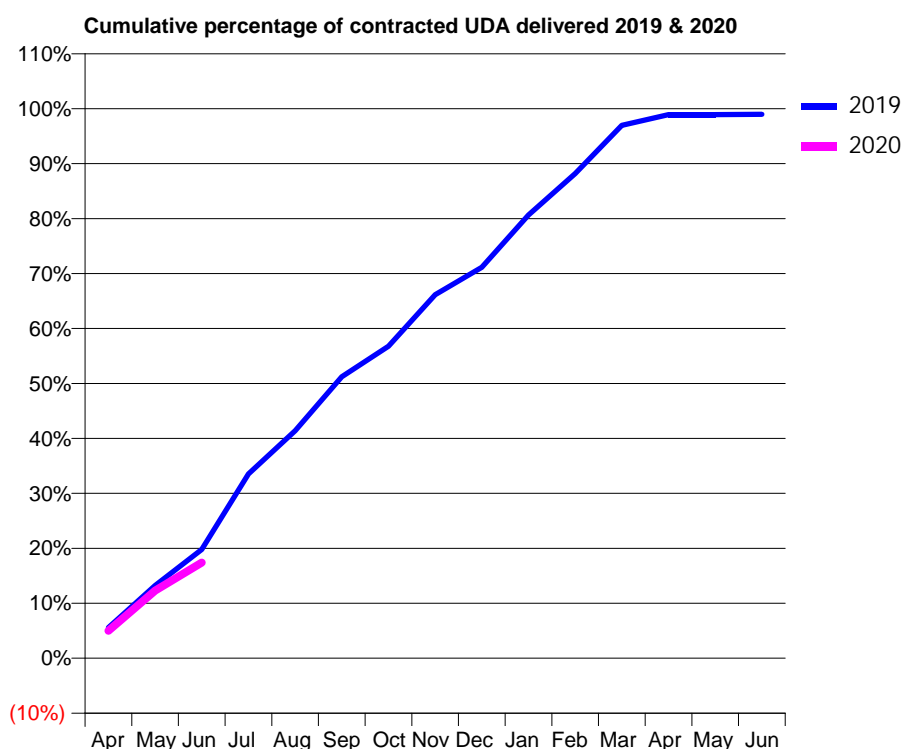
19/20 Contracted general activity (UDA)	2,119
Carry forward general activity (UDA)	0
19/20 Contracted orthodontic activity (UOA)	0
Carry forward orthodontic activity (UOA)	0
Baseline contract value	£64,204.91

ACCESS*

Patients seen in 24 months	Total	Change since previous quarter
Quarter ending June 2018	805	
Quarter ending September 2018	884	↑
Quarter ending December 2018	922	↑
Quarter ending March 2019	927	→
Quarter ending June 2019	939	→
Variance since June 2018	16.6%	↑



ACTIVITY



Adjusted Scheduled Activity (UDA)		
Month	2019	2020
April	118	106
May	281	261
June	419	369
July	711	
August	877	
September	1,085	
October	1,203	
November	1,402	
December	1,507	
January	1,709	
February	1,869	
March	2,055	
April	2,096	
May	2,096	
June	2,097	

QUALITY

	Quantity	Base Number	Contract	LHB	Wales
% of FP17s for the same patient ID Re-attending within 3 months - Children	34	322	10.6%	8.3%	10.7%
% of FP17s for the same patient ID Re-attending within 3 months - Adults	0	14	0.0%	14.7%	15.5%
% of FP17s for the same patient ID Re-attending between 3 & 9 months - Children	228	322	70.8%	59.0%	60.1%
% of FP17s for the same patient ID Re-attending between 3 & 9 months - Adults	8	14	57.1%	56.2%	56.6%
% of FP17s for Band 1 Urgent Courses	11	299	3.7%	9.1%	9.1%
% of FP17s Relating to Free Repair or Replacements	0	299	0.0%	0.7%	0.7%
% of FP17s Relating to Continuations	0	299	0.0%	0.7%	0.6%
% of Patients satisfied with the dentistry they have received	5	5	N/A	93.1%	92.8%
% of Patients satisfied with the time they had to wait for an appointment	4	5	N/A	88.8%	87.5%

* This is based on patients treated on this contract for their most recent course of treatment. Figures in italics indicate the base number of FP17s or Patient Questionnaire responses are less than 100. N/A is shown where the base number of responses is less than 10 during the period. % is calculated as Quantity/Base number*100

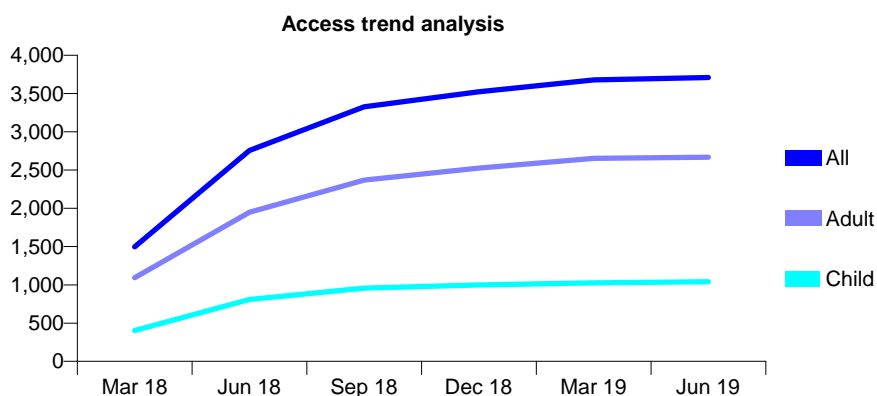
7A4 - Vital Signs At a Glance Contract Report for 100564/0000 - June 2019

Name or company name	Teeth@Wilton House Ltd
Contract type name	GDS Contract
Purpose of contract	General
Contract start date	01/01/2018
Contract end date	

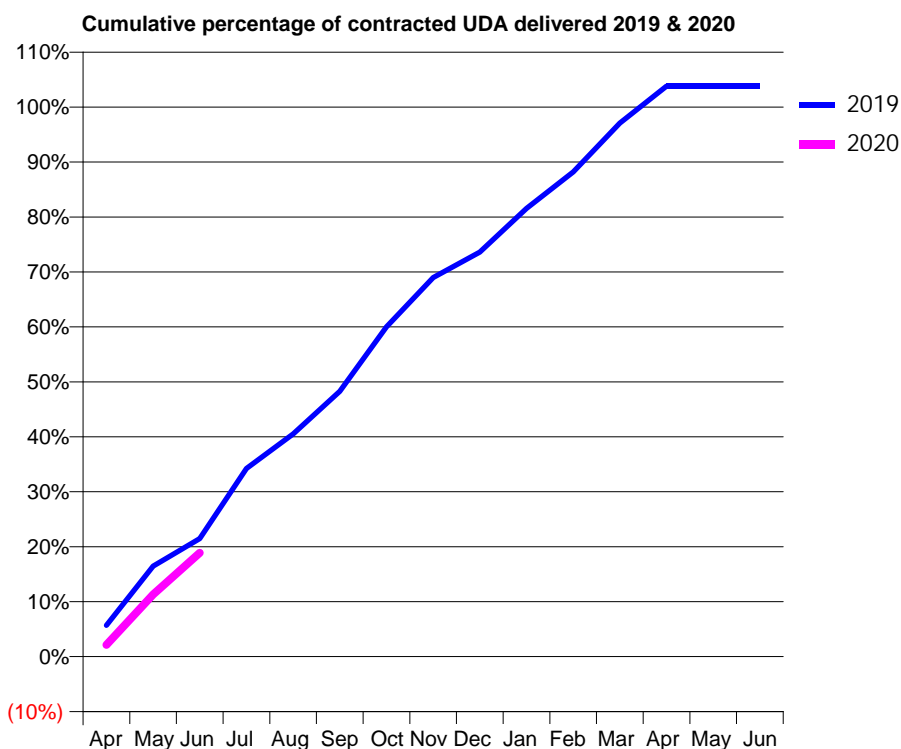
19/20 Contracted general activity (UDA)	13,500
Carry forward general activity (UDA)	0
19/20 Contracted orthodontic activity (UOA)	0
Carry forward orthodontic activity (UOA)	0
Baseline contract value	£341,501.10

ACCESS*

Patients seen in 24 months	Total	Change since previous quarter
Quarter ending June 2018	2,755	
Quarter ending September 2018	3,326	↑
Quarter ending December 2018	3,524	↑
Quarter ending March 2019	3,679	↑
Quarter ending June 2019	3,709	→
Variance since June 2018	34.6%	↑



ACTIVITY



Month	Adjusted Scheduled Activity (UDA)	
	2019	2020
April	769	290
May	2,223	1,527
June	2,902	2,549
July	4,622	
August	5,471	
September	6,518	
October	8,100	
November	9,312	
December	9,939	
January	11,009	
February	11,905	
March	13,104	
April	14,012	
May	14,012	
June	14,012	

QUALITY

	Quantity	Base Number	Contract	LHB	Wales
% of FP17s for the same patient ID Re-attending within 3 months - Children	30	539	5.6%	8.3%	10.7%
% of FP17s for the same patient ID Re-attending within 3 months - Adults	215	1,333	16.1%	14.7%	15.5%
% of FP17s for the same patient ID Re-attending between 3 & 9 months - Children	416	539	77.2%	59.0%	60.1%
% of FP17s for the same patient ID Re-attending between 3 & 9 months - Adults	930	1,333	69.8%	56.2%	56.6%
% of FP17s for Band 1 Urgent Courses	120	1,370	8.8%	9.1%	9.1%
% of FP17s Relating to Free Repair or Replacements	8	1,370	0.6%	0.7%	0.7%
% of FP17s Relating to Continuations	13	1,370	0.9%	0.7%	0.6%
% of Patients satisfied with the dentistry they have received	6	8	N/A	93.1%	92.8%
% of Patients satisfied with the time they had to wait for an appointment	7	8	N/A	88.8%	87.5%

* This is based on patients treated on this contract for their most recent course of treatment. Figures in italics indicate the base number of FP17s or Patient Questionnaire responses are less than 100. N/A is shown where the base number of responses is less than 10 during the period. % is calculated as Quantity/Base number*100

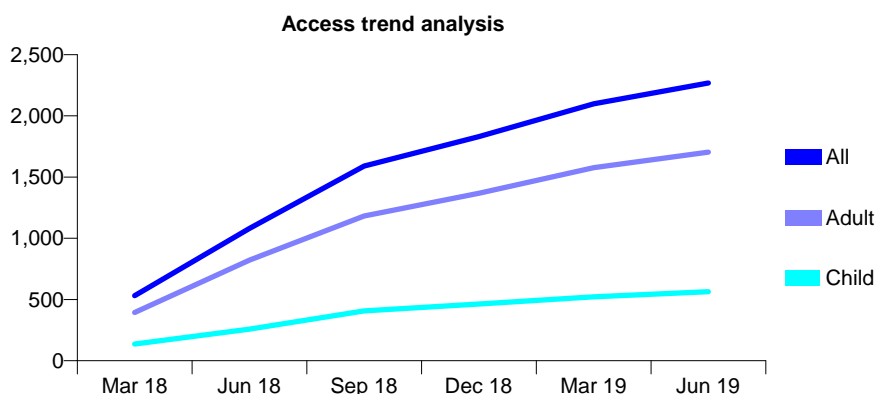
7A4 - Vital Signs At a Glance Contract Report for 100591/0000 - June 2019

Name or company name	R Nute
Contract type name	GDS Contract
Purpose of contract	General
Contract start date	01/02/2018
Contract end date	

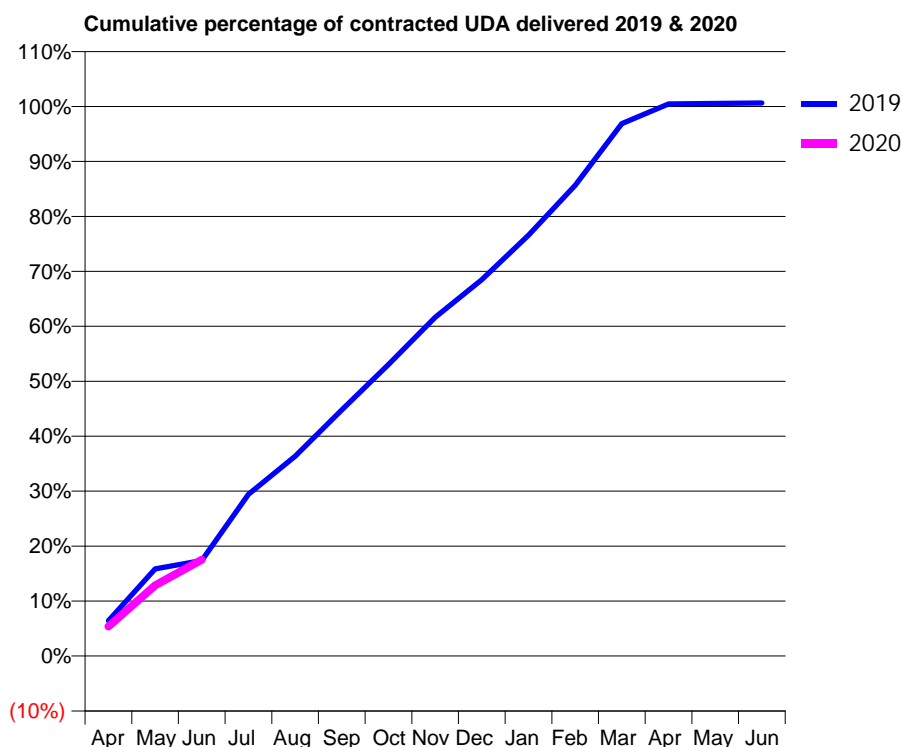
19/20 Contracted general activity (UDA)	6,638
Carry forward general activity (UDA)	0
19/20 Contracted orthodontic activity (UOA)	0
Carry forward orthodontic activity (UOA)	0
Baseline contract value	£169,394.25

ACCESS*

Patients seen in 24 months	Total	Change since previous quarter
Quarter ending June 2018	1,080	
Quarter ending September 2018	1,590	↑
Quarter ending December 2018	1,831	↑
Quarter ending March 2019	2,099	↑
Quarter ending June 2019	2,268	↑
Variance since June 2018	110.0%	↑



ACTIVITY



Month	Adjusted Scheduled Activity (UDA)	
	2019	2020
April	426	356
May	1,052	854
June	1,155	1,162
July	1,954	
August	2,414	
September	2,973	
October	3,521	
November	4,093	
December	4,545	
January	5,084	
February	5,685	
March	6,431	
April	6,668	
May	6,675	
June	6,679	

QUALITY

	Quantity	Base Number	Contract	LHB	Wales
% of FP17s for the same patient ID Re-attending within 3 months - Children	9	155	5.8%	8.3%	10.7%
% of FP17s for the same patient ID Re-attending within 3 months - Adults	85	545	15.6%	14.7%	15.5%
% of FP17s for the same patient ID Re-attending between 3 & 9 months - Children	68	155	43.9%	59.0%	60.1%
% of FP17s for the same patient ID Re-attending between 3 & 9 months - Adults	273	545	50.1%	56.2%	56.6%
% of FP17s for Band 1 Urgent Courses	73	595	12.3%	9.1%	9.1%
% of FP17s Relating to Free Repair or Replacements	4	595	0.7%	0.7%	0.7%
% of FP17s Relating to Continuations	6	595	1.0%	0.7%	0.6%
% of Patients satisfied with the dentistry they have received	3	3	N/A	93.1%	92.8%
% of Patients satisfied with the time they had to wait for an appointment	2	3	N/A	88.8%	87.5%

* This is based on patients treated on this contract for their most recent course of treatment. Figures in italics indicate the base number of FP17s or Patient Questionnaire responses are less than 100. N/A is shown where the base number of responses is less than 10 during the period. % is calculated as Quantity/Base number*100

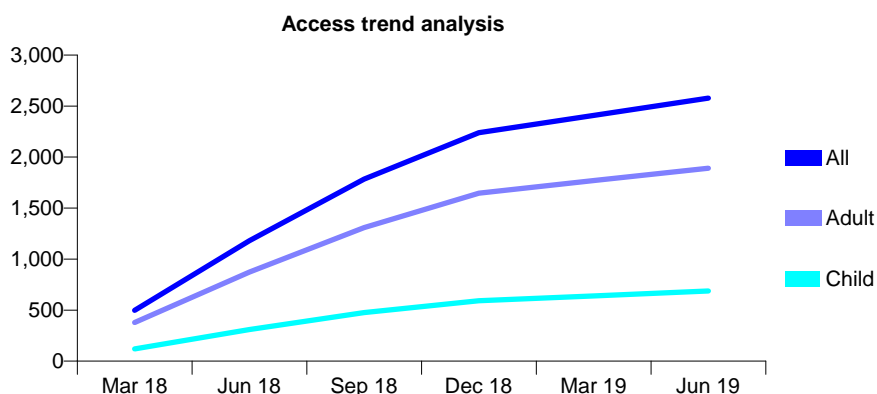
7A4 - Vital Signs At a Glance Contract Report for 100595/0000 - June 2019

Name or company name	MR M KERAI
Contract type name	GDS Contract
Purpose of contract	General
Contract start date	26/01/2018
Contract end date	

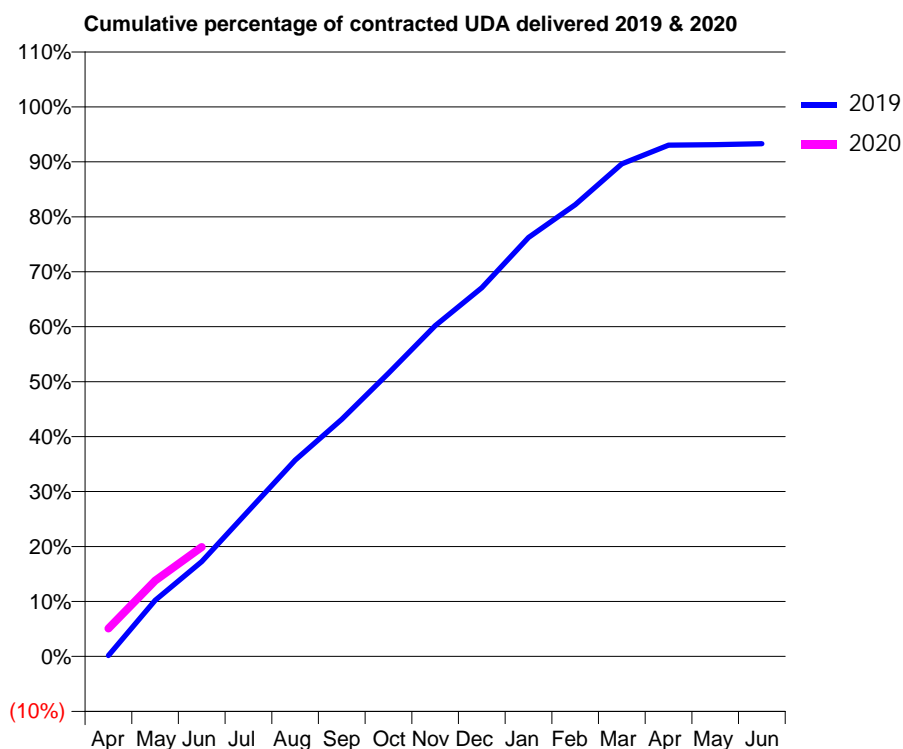
19/20 Contracted general activity (UDA)	8,808
Carry forward general activity (UDA)	0
19/20 Contracted orthodontic activity (UOA)	0
Carry forward orthodontic activity (UOA)	0
Baseline contract value	£174,934.75

ACCESS*

Patients seen in 24 months	Total	Change since previous quarter
Quarter ending June 2018	1,181	
Quarter ending September 2018	1,785	↑
Quarter ending December 2018	2,239	↑
Quarter ending March 2019	2,408	↑
Quarter ending June 2019	2,579	↑
Variance since June 2018	118.4%	↑



ACTIVITY



Month	2019	2020
April	15	447
May	900	1,215
June	1,522	1,753
July	2,334	
August	3,147	
September	3,799	
October	4,538	
November	5,299	
December	5,908	
January	6,715	
February	7,240	
March	7,895	
April	8,194	
May	8,201	
June	8,216	

QUALITY

	Quantity	Base Number	Contract	LHB	Wales
% of FP17s for the same patient ID Re-attending within 3 months - Children	19	255	7.5%	8.3%	10.7%
% of FP17s for the same patient ID Re-attending within 3 months - Adults	129	708	18.2%	14.7%	15.5%
% of FP17s for the same patient ID Re-attending between 3 & 9 months - Children	89	255	34.9%	59.0%	60.1%
% of FP17s for the same patient ID Re-attending between 3 & 9 months - Adults	295	708	41.7%	56.2%	56.6%
% of FP17s for Band 1 Urgent Courses	61	811	7.5%	9.1%	9.1%
% of FP17s Relating to Free Repair or Replacements	4	811	0.5%	0.7%	0.7%
% of FP17s Relating to Continuations	0	811	0.0%	0.7%	0.6%
% of Patients satisfied with the dentistry they have received	2	2	N/A	93.1%	92.8%
% of Patients satisfied with the time they had to wait for an appointment	2	2	N/A	88.8%	87.5%

* This is based on patients treated on this contract for their most recent course of treatment. Figures in italics indicate the base number of FP17s or Patient Questionnaire responses are less than 100. N/A is shown where the base number of responses is less than 10 during the period. % is calculated as Quantity/Base number*100

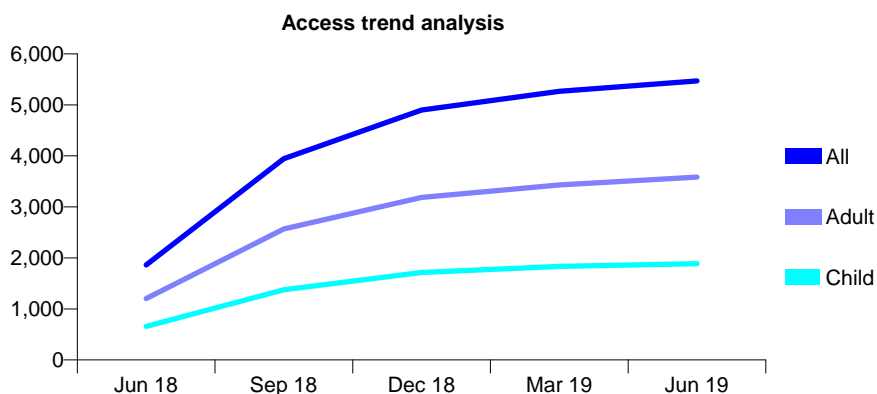
7A4 - Vital Signs At a Glance Contract Report for 100605/0000 - June 2019

Name or company name	Wilson Oral Health Limited
Contract type name	Pilot Contract
Purpose of contract	General
Contract start date	01/04/2018
Contract end date	

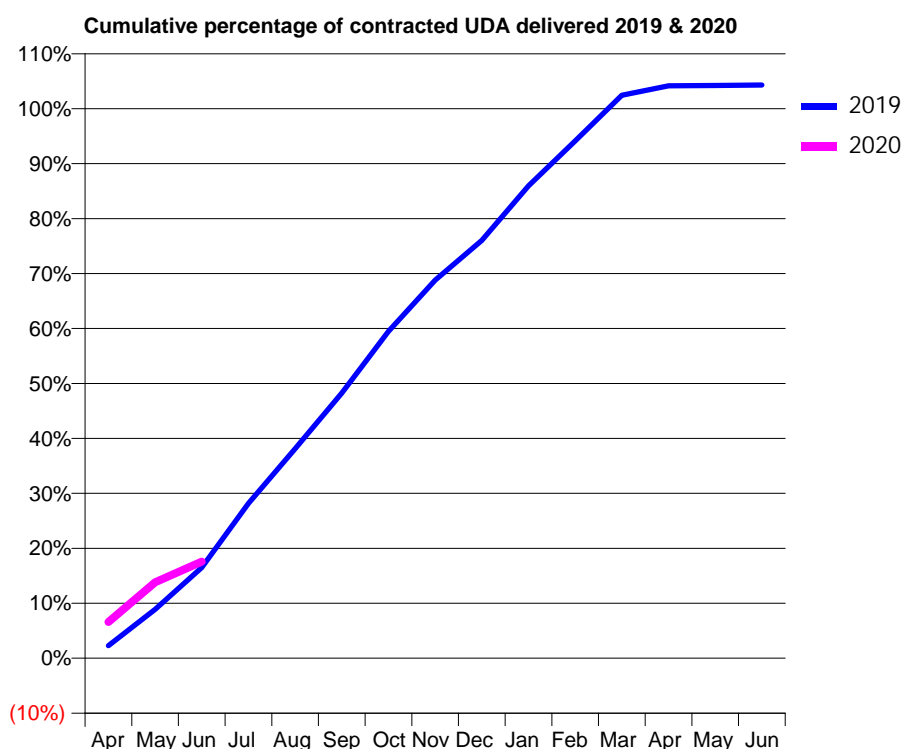
19/20 Contracted general activity (UDA)	18,006
Carry forward general activity (UDA)	0
19/20 Contracted orthodontic activity (UOA)	0
Carry forward orthodontic activity (UOA)	0
Baseline contract value	£500,181.98

ACCESS*

Patients seen in 24 months	Total	Change since previous quarter
Quarter ending June 2018	1,862	
Quarter ending September 2018	3,946	↑
Quarter ending December 2018	4,898	↑
Quarter ending March 2019	5,266	↑
Quarter ending June 2019	5,471	↑
Variance since June 2018	193.8%	↑



ACTIVITY



Adjusted Scheduled Activity (UDA)		
Month	2019	2020
April	441	1,187
May	1,707	2,489
June	3,164	3,164
July	5,401	
August	7,311	
September	9,250	
October	11,403	
November	13,190	
December	14,568	
January	16,479	
February	18,046	
March	19,634	
April	19,961	
May	19,973	
June	19,989	

QUALITY

	Quantity	Base Number	Contract	LHB	Wales
% of FP17s for the same patient ID Re-attending within 3 months - Children	30	472	6.4%	8.3%	10.7%
% of FP17s for the same patient ID Re-attending within 3 months - Adults	186	1,282	14.5%	14.7%	15.5%
% of FP17s for the same patient ID Re-attending between 3 & 9 months - Children	308	472	65.3%	59.0%	60.1%
% of FP17s for the same patient ID Re-attending between 3 & 9 months - Adults	850	1,282	66.3%	56.2%	56.6%
% of FP17s for Band 1 Urgent Courses	152	1,602	9.5%	9.1%	9.1%
% of FP17s Relating to Free Repair or Replacements	7	1,602	0.4%	0.7%	0.7%
% of FP17s Relating to Continuations	4	1,602	0.2%	0.7%	0.6%
% of Patients satisfied with the dentistry they have received	9	9	N/A	93.1%	92.8%
% of Patients satisfied with the time they had to wait for an appointment	9	9	N/A	88.8%	87.5%

* This is based on patients treated on this contract for their most recent course of treatment.

Figures in italics indicate the base number of FP17s or Patient Questionnaire responses are less than 100. N/A is shown where the base number of responses is less than 10 during the period. % is calculated as Quantity/Base number*100

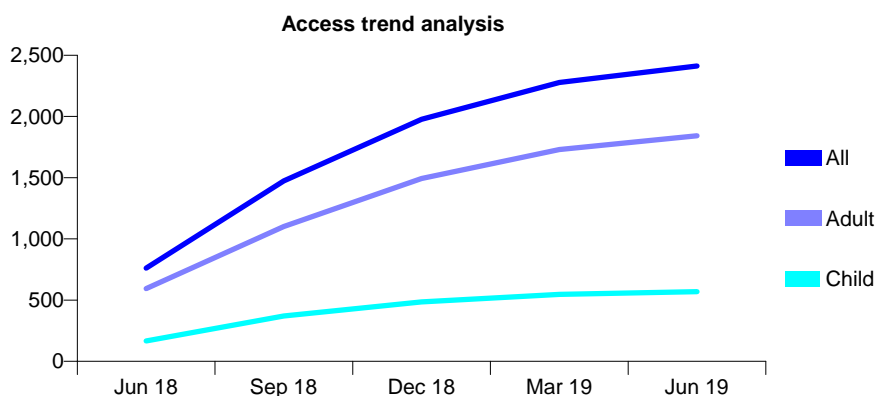
7A4 - Vital Signs At a Glance Contract Report for 100650/0000 - June 2019

Name or company name	BDS Dentists Ltd
Contract type name	GDS Contract
Purpose of contract	General
Contract start date	01/04/2018
Contract end date	

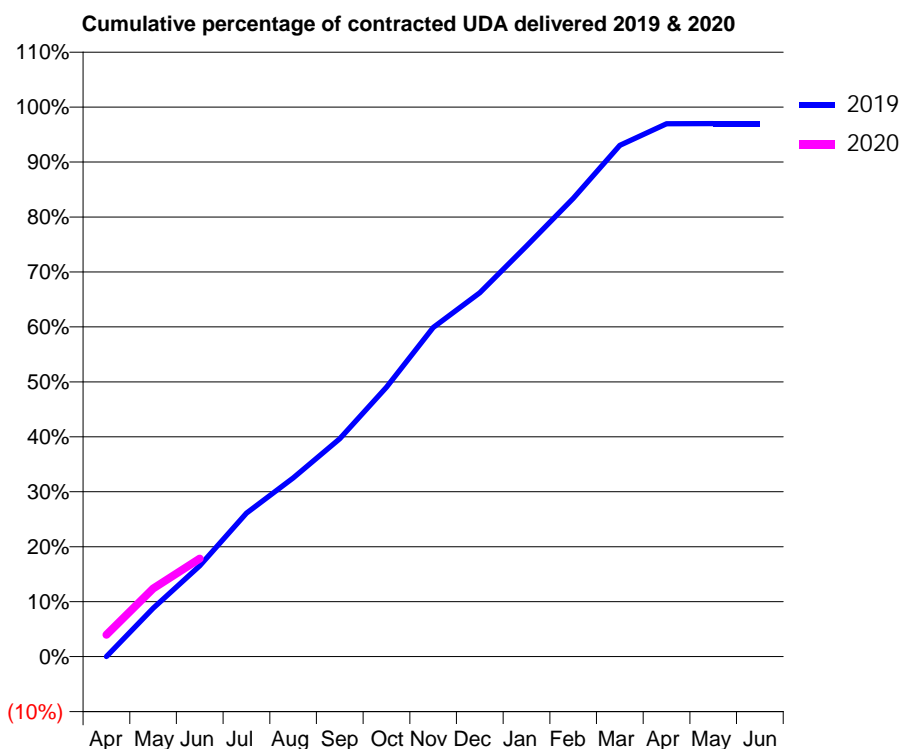
19/20 Contracted general activity (UDA)	7,010
Carry forward general activity (UDA)	0
19/20 Contracted orthodontic activity (UOA)	0
Carry forward orthodontic activity (UOA)	0
Baseline contract value	£176,055.18

ACCESS*

Patients seen in 24 months	Total	Change since previous quarter
Quarter ending June 2018	761	
Quarter ending September 2018	1,473	↑
Quarter ending December 2018	1,978	↑
Quarter ending March 2019	2,277	↑
Quarter ending June 2019	2,412	↑
Variance since June 2018	217.0%	↑



ACTIVITY



Month	Adjusted Scheduled Activity (UDA)	
	2019	2020
April	0	280
May	618	869
June	1,159	1,252
July	1,831	
August	2,278	
September	2,778	
October	3,438	
November	4,197	
December	4,642	
January	5,236	
February	5,847	
March	6,522	
April	6,797	
May	6,799	
June	6,799	

QUALITY

	Quantity	Base Number	Contract	LHB	Wales
% of FP17s for the same patient ID Re-attending within 3 months - Children	6	195	3.1%	8.3%	10.7%
% of FP17s for the same patient ID Re-attending within 3 months - Adults	93	706	13.2%	14.7%	15.5%
% of FP17s for the same patient ID Re-attending between 3 & 9 months - Children	126	195	64.6%	59.0%	60.1%
% of FP17s for the same patient ID Re-attending between 3 & 9 months - Adults	430	706	60.9%	56.2%	56.6%
% of FP17s for Band 1 Urgent Courses	54	767	7.0%	9.1%	9.1%
% of FP17s Relating to Free Repair or Replacements	1	767	0.1%	0.7%	0.7%
% of FP17s Relating to Continuations	4	767	0.5%	0.7%	0.6%
% of Patients satisfied with the dentistry they have received	16	17	94.1%	93.1%	92.8%
% of Patients satisfied with the time they had to wait for an appointment	15	17	88.2%	88.8%	87.5%

* This is based on patients treated on this contract for their most recent course of treatment. Figures in italics indicate the base number of FP17s or Patient Questionnaire responses are less than 100. N/A is shown where the base number of responses is less than 10 during the period. % is calculated as Quantity/Base number*100

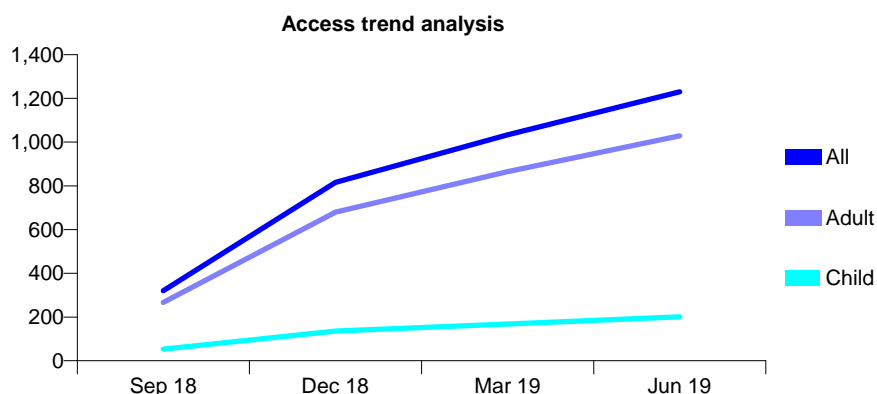
7A4 - Vital Signs At a Glance Contract Report for 100843/0000 - June 2019

Name or company name	East Street D C Ltd
Contract type name	GDS Contract
Purpose of contract	General
Contract start date	01/07/2018
Contract end date	

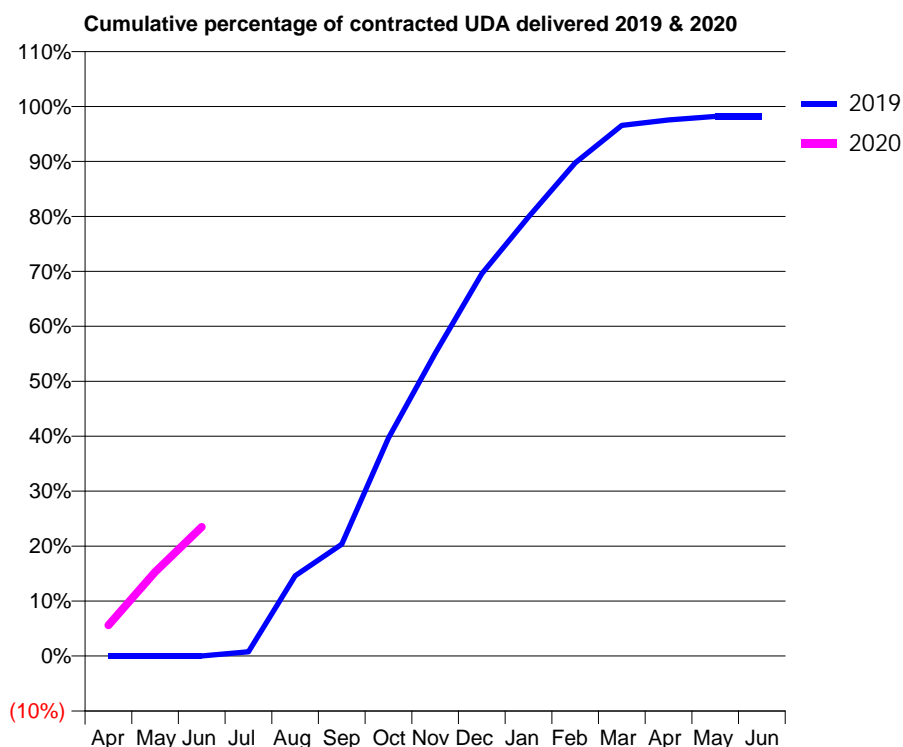
19/20 Contracted general activity (UDA)	4,243
Carry forward general activity (UDA)	0
19/20 Contracted orthodontic activity (UOA)	0
Carry forward orthodontic activity (UOA)	0
Baseline contract value	£141,399.53

ACCESS*

Patients seen in 24 months	Total	Change since previous quarter
Quarter ending June 2018	0	
Quarter ending September 2018	320	↑
Quarter ending December 2018	816	↑
Quarter ending March 2019	1,033	↑
Quarter ending June 2019	1,230	↑
Variance since June 2018	N/A	



ACTIVITY



Month	Adjusted Scheduled Activity (UDA)	
	2019	2020
April	0	238
May	0	649
June	0	996
July	24	
August	464	
September	648	
October	1,263	
November	1,753	
December	2,214	
January	2,543	
February	2,855	
March	3,072	
April	3,104	
May	3,124	
June	3,124	

QUALITY

	Quantity	Base Number	Contract	LHB	Wales
% of FP17s for the same patient ID Re-attending within 3 months - Children	5	79	6.3%	8.3%	10.7%
% of FP17s for the same patient ID Re-attending within 3 months - Adults	56	431	13.0%	14.7%	15.5%
% of FP17s for the same patient ID Re-attending between 3 & 9 months - Children	33	79	41.8%	59.0%	60.1%
% of FP17s for the same patient ID Re-attending between 3 & 9 months - Adults	210	431	48.7%	56.2%	56.6%
% of FP17s for Band 1 Urgent Courses	52	494	10.5%	9.1%	9.1%
% of FP17s Relating to Free Repair or Replacements	2	494	0.4%	0.7%	0.7%
% of FP17s Relating to Continuations	3	494	0.6%	0.7%	0.6%
% of Patients satisfied with the dentistry they have received	10	10	100.0%	93.1%	92.8%
% of Patients satisfied with the time they had to wait for an appointment	9	10	90.0%	88.8%	87.5%

* This is based on patients treated on this contract for their most recent course of treatment. Figures in italics indicate the base number of FP17s or Patient Questionnaire responses are less than 100. N/A is shown where the base number of responses is less than 10 during the period. % is calculated as Quantity/Base number*100

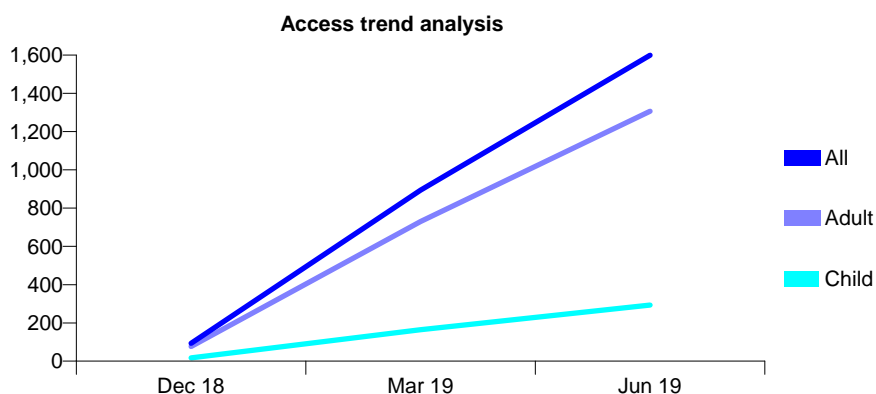
7A4 - Vital Signs At a Glance Contract Report for 100929/0000 - June 2019

Name or company name	Mrs S Gatley
Contract type name	Pilot Contract
Purpose of contract	General
Contract start date	13/12/2018
Contract end date	31/10/2028

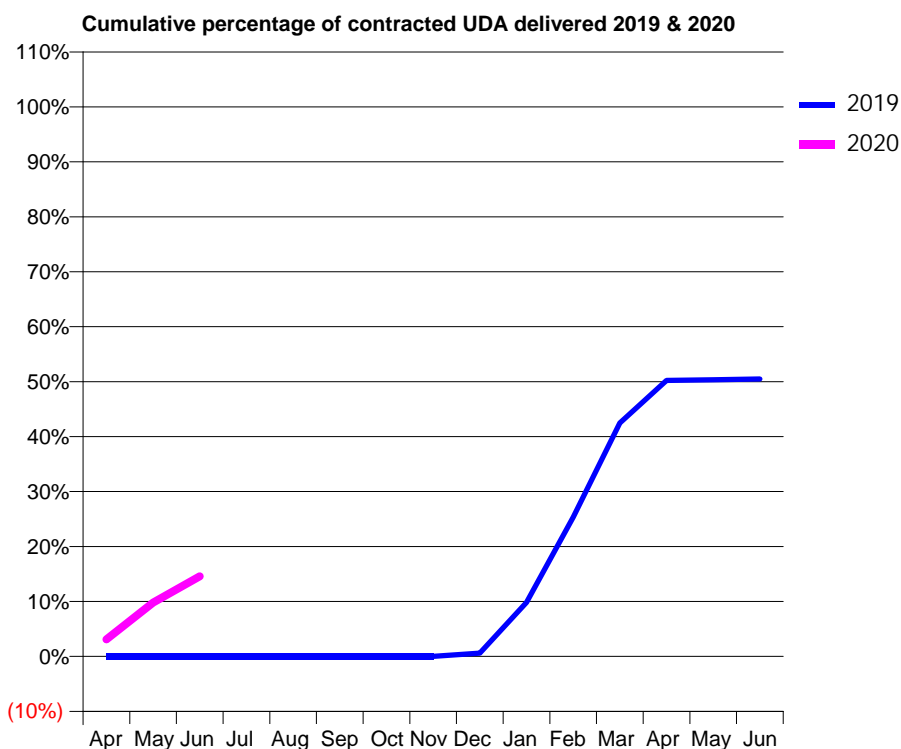
19/20 Contracted general activity (UDA)	12,849
Carry forward general activity (UDA)	0
19/20 Contracted orthodontic activity (UOA)	0
Carry forward orthodontic activity (UOA)	0
Baseline contract value	£441,911.00

ACCESS*

Patients seen in 24 months	Total	Change since previous quarter
Quarter ending June 2018	0	
Quarter ending September 2018	0	
Quarter ending December 2018	93	↑
Quarter ending March 2019	894	↑
Quarter ending June 2019	1,599	↑
Variance since June 2018	N/A	



ACTIVITY



Month	Adjusted Scheduled Activity (UDA)	
	2019	2020
April	0	396
May	0	1,261
June	0	1,873
July	0	
August	0	
September	0	
October	0	
November	0	
December	23	
January	380	
February	981	
March	1,644	
April	1,943	
May	1,947	
June	1,953	

QUALITY

	Quantity	Base Number	Contract	LHB	Wales
% of FP17s for the same patient ID Re-attending within 3 months - Children	2	144	1.4%	8.3%	10.7%
% of FP17s for the same patient ID Re-attending within 3 months - Adults	97	703	13.8%	14.7%	15.5%
% of FP17s for the same patient ID Re-attending between 3 & 9 months - Children	5	144	3.5%	59.0%	60.1%
% of FP17s for the same patient ID Re-attending between 3 & 9 months - Adults	31	703	4.4%	56.2%	56.6%
% of FP17s for Band 1 Urgent Courses	63	709	8.9%	9.1%	9.1%
% of FP17s Relating to Free Repair or Replacements	18	709	2.5%	0.7%	0.7%
% of FP17s Relating to Continuations	4	709	0.6%	0.7%	0.6%
% of Patients satisfied with the dentistry they have received	3	4	N/A	93.1%	92.8%
% of Patients satisfied with the time they had to wait for an appointment	3	4	N/A	88.8%	87.5%

* This is based on patients treated on this contract for their most recent course of treatment. Figures in italics indicate the base number of FP17s or Patient Questionnaire responses are less than 100. N/A is shown where the base number of responses is less than 10 during the period. % is calculated as Quantity/Base number*100

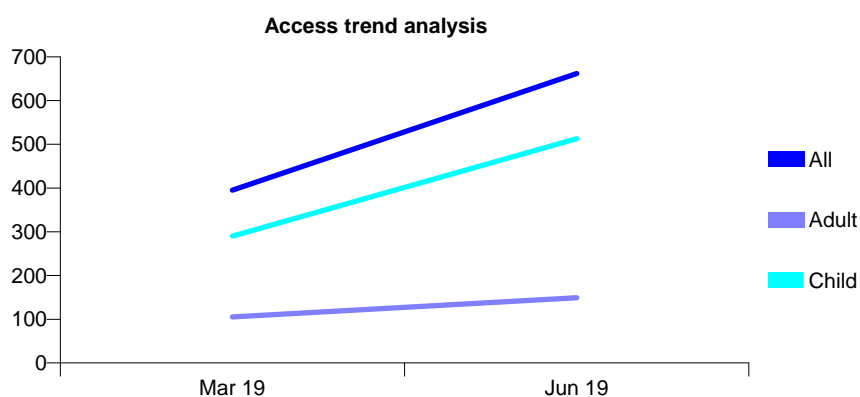
7A4 - Vital Signs At a Glance Contract Report for 100968/0000 - June 2019

Name or company name	Eskimo Healthcare Group Limited
Contract type name	GDS Contract
Purpose of contract	General
Contract start date	01/12/2018
Contract end date	

19/20 Contracted general activity (UDA)	4,018
Carry forward general activity (UDA)	0
19/20 Contracted orthodontic activity (UOA)	0
Carry forward orthodontic activity (UOA)	0
Baseline contract value	£98,345.82

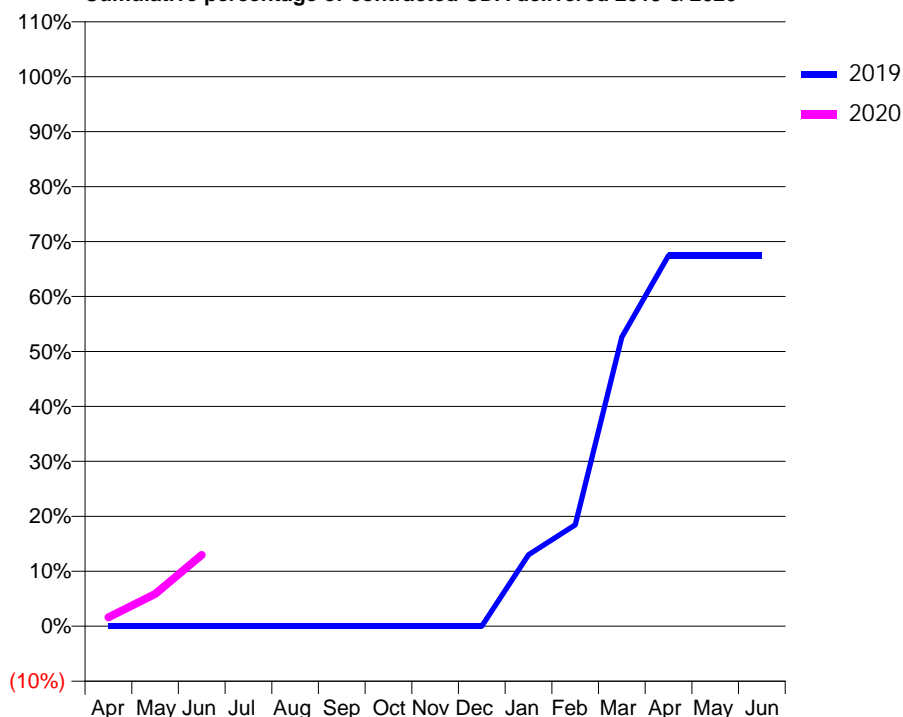
ACCESS*

Patients seen in 24 months	Total	Change since previous quarter
Quarter ending June 2018	0	
Quarter ending September 2018	0	
Quarter ending December 2018	0	
Quarter ending March 2019	395	
Quarter ending June 2019	662	↑
Variance since June 2018	N/A	



ACTIVITY

Cumulative percentage of contracted UDA delivered 2019 & 2020



Adjusted Scheduled Activity (UDA)

Month	2019	2020
April	0	65
May	0	236
June	0	521
July	0	
August	0	
September	0	
October	0	
November	0	
December	0	
January	174	
February	247	
March	704	
April	903	
May	903	
June	903	

QUALITY

	Quantity	Base Number	Contract	LHB	Wales
% of FP17s for the same patient ID Re-attending within 3 months - Children	33	315	10.5%	8.3%	10.7%
% of FP17s for the same patient ID Re-attending within 3 months - Adults	13	80	16.3%	14.7%	15.5%
% of FP17s for the same patient ID Re-attending between 3 & 9 months - Children	24	315	7.6%	59.0%	60.1%
% of FP17s for the same patient ID Re-attending between 3 & 9 months - Adults	9	80	11.3%	56.2%	56.6%
% of FP17s for Band 1 Urgent Courses	21	318	6.6%	9.1%	9.1%
% of FP17s Relating to Free Repair or Replacements	0	318	0.0%	0.7%	0.7%
% of FP17s Relating to Continuations	0	318	0.0%	0.7%	0.6%
% of Patients satisfied with the dentistry they have received	0	0	N/A	93.1%	92.8%
% of Patients satisfied with the time they had to wait for an appointment	0	0	N/A	88.8%	87.5%

* This is based on patients treated on this contract for their most recent course of treatment.

Figures in italics indicate the base number of FP17s or Patient Questionnaire responses are less than 100. N/A is shown where the base number of responses is less than 10 during the period. % is calculated as Quantity/Base number*100

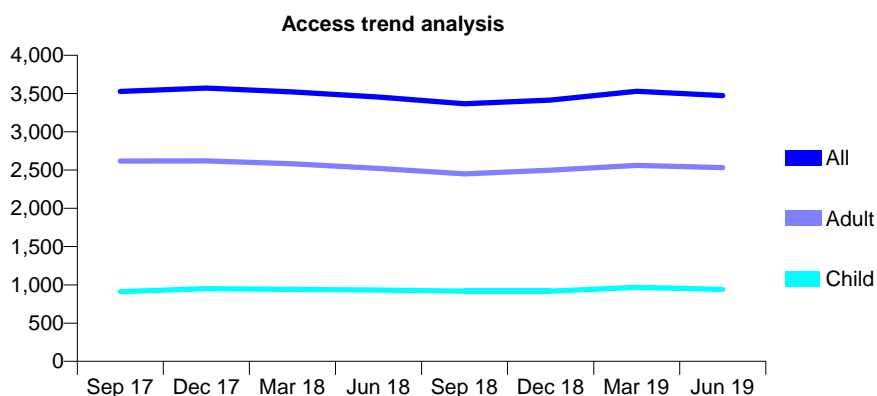
7A4 - Vital Signs At a Glance Contract Report for 101338/0151 - June 2019

Name or company name	Whitecross Dental Care Limited
Contract type name	GDS Contract
Purpose of contract	General
Contract start date	01/11/2014
Contract end date	

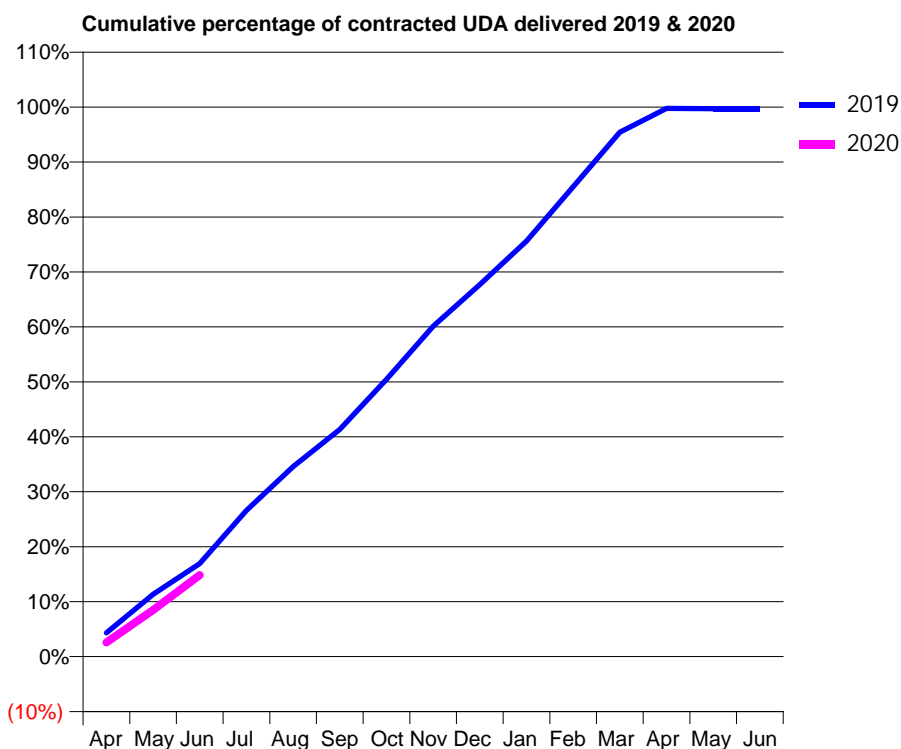
19/20 Contracted general activity (UDA)	11,700
Carry forward general activity (UDA)	0
19/20 Contracted orthodontic activity (UOA)	0
Carry forward orthodontic activity (UOA)	0
Baseline contract value	£293,080.96

ACCESS*

Patients seen in 24 months	Total	Change since previous quarter
Quarter ending June 2018	3,453	
Quarter ending September 2018	3,367	↓
Quarter ending December 2018	3,416	→
Quarter ending March 2019	3,529	↑
Quarter ending June 2019	3,472	↓
Variance since June 2018	0.6%	→



ACTIVITY



Month	Adjusted Scheduled Activity (UDA)	
	2019	2020
April	507	303
May	1,328	991
June	1,980	1,737
July	3,112	
August	4,046	
September	4,837	
October	5,905	
November	7,034	
December	7,920	
January	8,847	
February	10,005	
March	11,165	
April	11,671	
May	11,666	
June	11,666	

QUALITY

	Quantity	Base Number	Contract	LHB	Wales
% of FP17s for the same patient ID Re-attending within 3 months - Children	15	253	5.9%	8.3%	10.7%
% of FP17s for the same patient ID Re-attending within 3 months - Adults	46	806	5.7%	14.7%	15.5%
% of FP17s for the same patient ID Re-attending between 3 & 9 months - Children	124	253	49.0%	59.0%	60.1%
% of FP17s for the same patient ID Re-attending between 3 & 9 months - Adults	540	806	67.0%	56.2%	56.6%
% of FP17s for Band 1 Urgent Courses	7	862	0.8%	9.1%	9.1%
% of FP17s Relating to Free Repair or Replacements	4	862	0.5%	0.7%	0.7%
% of FP17s Relating to Continuations	2	862	0.2%	0.7%	0.6%
% of Patients satisfied with the dentistry they have received	3	3	N/A	93.1%	92.8%
% of Patients satisfied with the time they had to wait for an appointment	2	3	N/A	88.8%	87.5%

* This is based on patients treated on this contract for their most recent course of treatment. Figures in italics indicate the base number of FP17s or Patient Questionnaire responses are less than 100. N/A is shown where the base number of responses is less than 10 during the period. % is calculated as Quantity/Base number*100

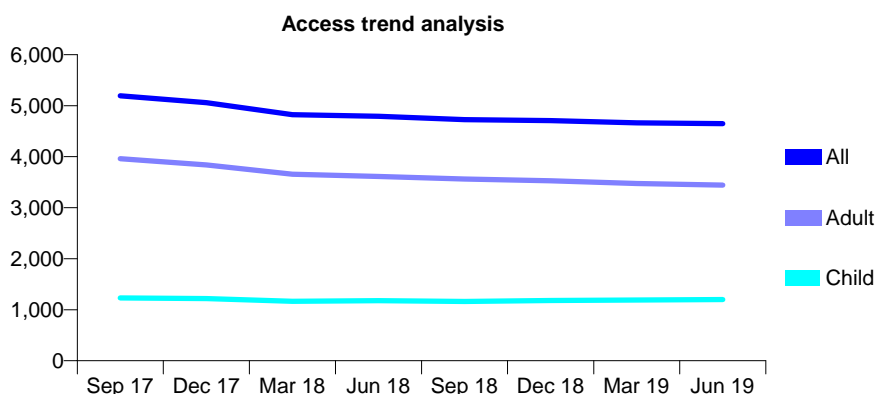
7A4 - Vital Signs At a Glance Contract Report for 101338/0152 - June 2019

Name or company name	Whitecross Dental Care Limited
Contract type name	GDS Contract
Purpose of contract	General
Contract start date	01/04/2015
Contract end date	

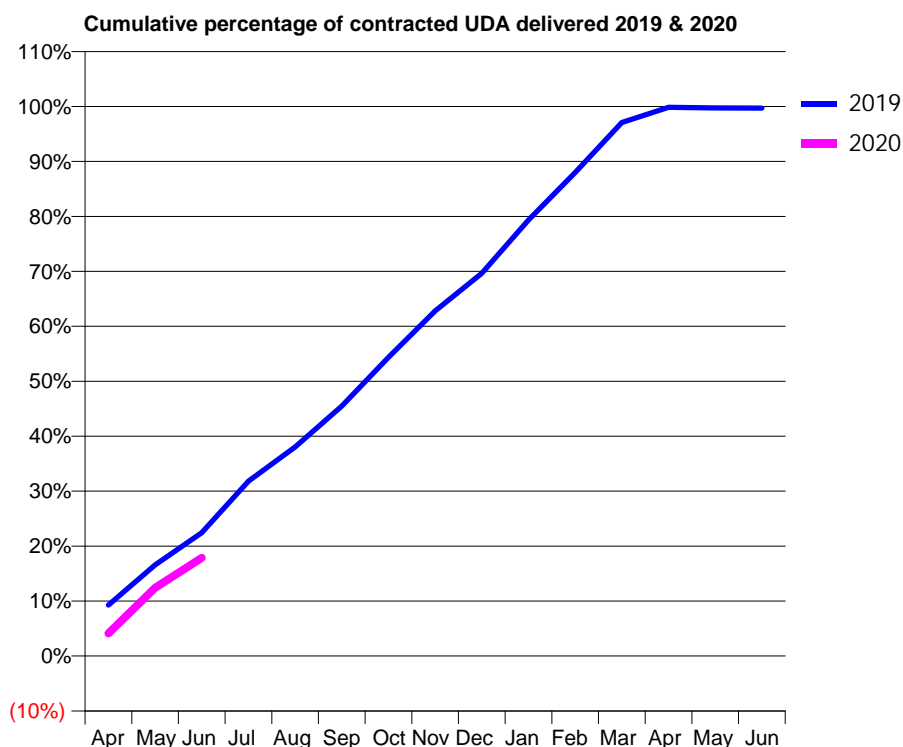
19/20 Contracted general activity (UDA)	13,434
Carry forward general activity (UDA)	0
19/20 Contracted orthodontic activity (UOA)	0
Carry forward orthodontic activity (UOA)	0
Baseline contract value	£361,410.64

ACCESS*

Patients seen in 24 months	Total	Change since previous quarter
Quarter ending June 2018	4,790	
Quarter ending September 2018	4,725	↓
Quarter ending December 2018	4,708	→
Quarter ending March 2019	4,664	→
Quarter ending June 2019	4,647	→
Variance since June 2018	(3.0%)	↓



ACTIVITY



Month	Adjusted Scheduled Activity (UDA)	
	2019	2020
April	1,245	553
May	2,227	1,671
June	3,014	2,401
July	4,276	
August	5,114	
September	6,111	
October	7,305	
November	8,435	
December	9,354	
January	10,659	
February	11,822	
March	13,040	
April	13,412	
May	13,398	
June	13,394	

QUALITY

	Quantity	Base Number	Contract	LHB	Wales
% of FP17s for the same patient ID Re-attending within 3 months - Children	23	356	6.5%	8.3%	10.7%
% of FP17s for the same patient ID Re-attending within 3 months - Adults	80	997	8.0%	14.7%	15.5%
% of FP17s for the same patient ID Re-attending between 3 & 9 months - Children	184	356	51.7%	59.0%	60.1%
% of FP17s for the same patient ID Re-attending between 3 & 9 months - Adults	606	997	60.8%	56.2%	56.6%
% of FP17s for Band 1 Urgent Courses	55	1,198	4.6%	9.1%	9.1%
% of FP17s Relating to Free Repair or Replacements	6	1,198	0.5%	0.7%	0.7%
% of FP17s Relating to Continuations	7	1,198	0.6%	0.7%	0.6%
% of Patients satisfied with the dentistry they have received	14	14	100.0%	93.1%	92.8%
% of Patients satisfied with the time they had to wait for an appointment	13	14	92.9%	88.8%	87.5%

* This is based on patients treated on this contract for their most recent course of treatment. Figures in italics indicate the base number of FP17s or Patient Questionnaire responses are less than 100. N/A is shown where the base number of responses is less than 10 during the period. % is calculated as Quantity/Base number*100

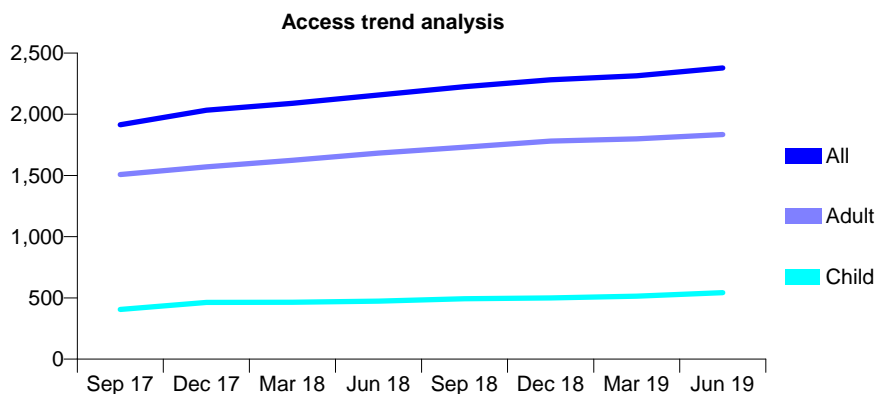
7A4 - Vital Signs At a Glance Contract Report for 104272/0001 - June 2019

Name or company name	Dragon Tears Limited
Contract type name	GDS Contract
Purpose of contract	General
Contract start date	01/07/2014
Contract end date	

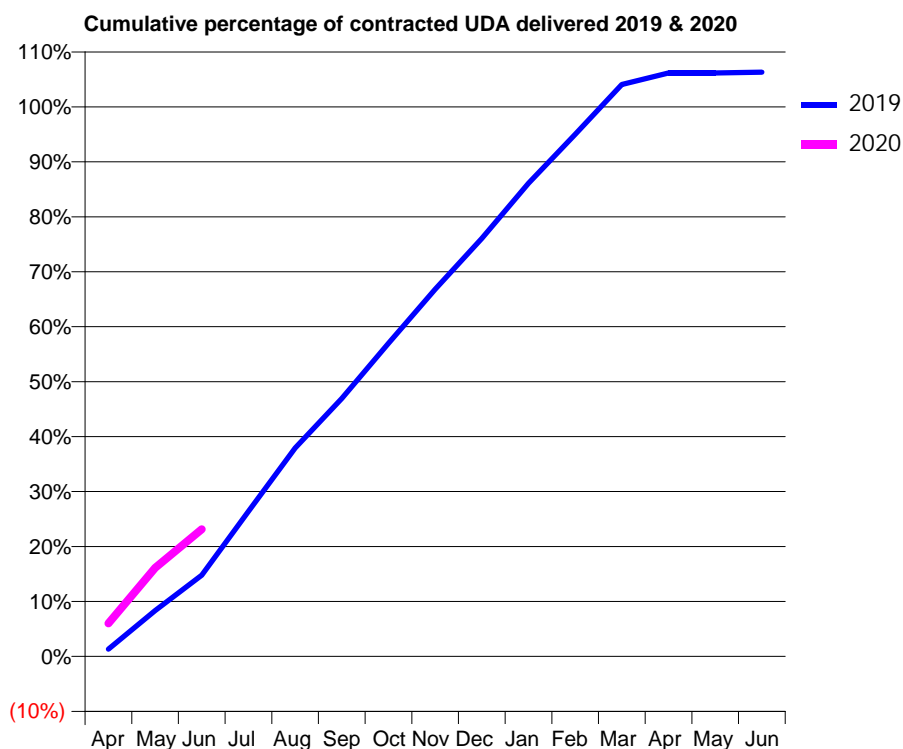
19/20 Contracted general activity (UDA)	6,026
Carry forward general activity (UDA)	0
19/20 Contracted orthodontic activity (UOA)	0
Carry forward orthodontic activity (UOA)	0
Baseline contract value	£159,585.58

ACCESS*

Patients seen in 24 months	Total	Change since previous quarter
Quarter ending June 2018	2,157	
Quarter ending September 2018	2,225	↑
Quarter ending December 2018	2,282	↑
Quarter ending March 2019	2,314	→
Quarter ending June 2019	2,378	↑
Variance since June 2018	10.2%	↑



ACTIVITY



Month	Adjusted Scheduled Activity (UDA)	
	2019	2020
April	80	364
May	503	972
June	891	1,394
July	1,591	
August	2,287	
September	2,828	
October	3,434	
November	4,026	
December	4,583	
January	5,189	
February	5,726	
March	6,271	
April	6,396	
May	6,397	
June	6,406	

QUALITY

	Quantity	Base Number	Contract	LHB	Wales
% of FP17s for the same patient ID Re-attending within 3 months - Children	11	186	5.9%	8.3%	10.7%
% of FP17s for the same patient ID Re-attending within 3 months - Adults	78	592	13.2%	14.7%	15.5%
% of FP17s for the same patient ID Re-attending between 3 & 9 months - Children	105	186	56.5%	59.0%	60.1%
% of FP17s for the same patient ID Re-attending between 3 & 9 months - Adults	367	592	62.0%	56.2%	56.6%
% of FP17s for Band 1 Urgent Courses	88	715	12.3%	9.1%	9.1%
% of FP17s Relating to Free Repair or Replacements	0	715	0.0%	0.7%	0.7%
% of FP17s Relating to Continuations	0	715	0.0%	0.7%	0.6%
% of Patients satisfied with the dentistry they have received	9	12	75.0%	93.1%	92.8%
% of Patients satisfied with the time they had to wait for an appointment	10	12	83.3%	88.8%	87.5%

* This is based on patients treated on this contract for their most recent course of treatment. Figures in italics indicate the base number of FP17s or Patient Questionnaire responses are less than 100. N/A is shown where the base number of responses is less than 10 during the period. % is calculated as Quantity/Base number*100

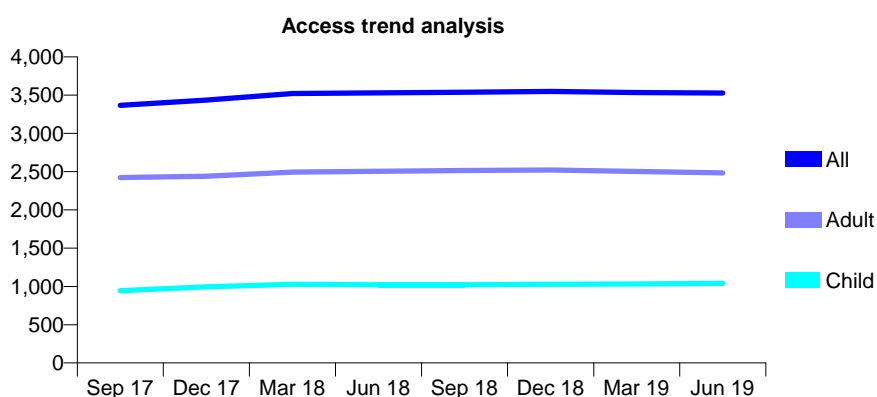
7A4 - Vital Signs At a Glance Contract Report for 105015/0001 - June 2019

Name or company name	Colchester Dental Surgery Limited
Contract type name	GDS Contract
Purpose of contract	General
Contract start date	01/06/2011
Contract end date	

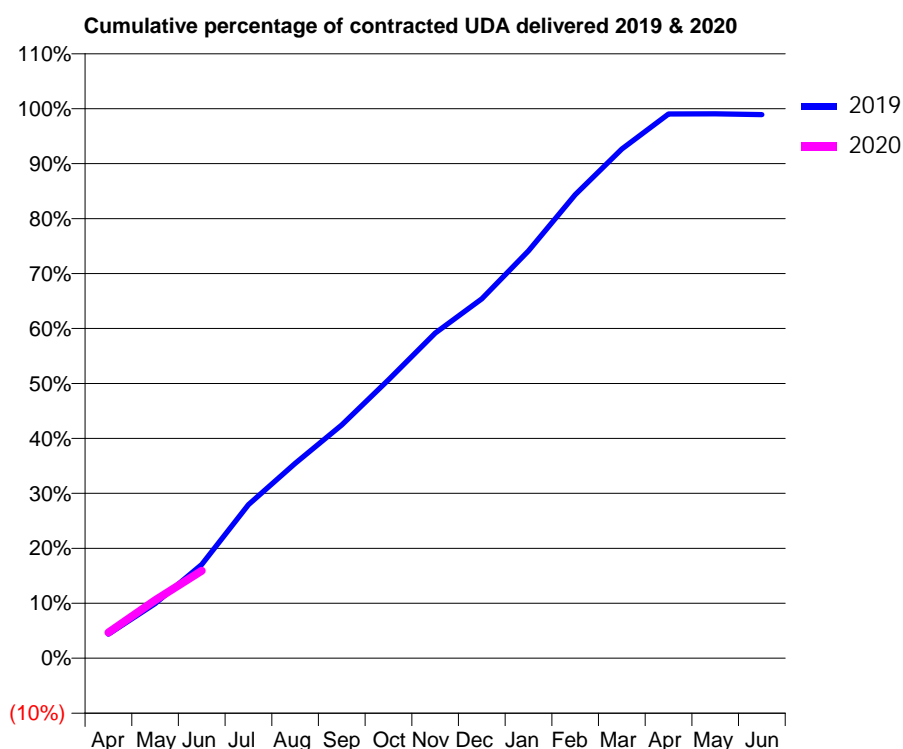
19/20 Contracted general activity (UDA)	8,429
Carry forward general activity (UDA)	0
19/20 Contracted orthodontic activity (UOA)	0
Carry forward orthodontic activity (UOA)	0
Baseline contract value	£190,371.97

ACCESS*

Patients seen in 24 months	Total	Change since previous quarter
Quarter ending June 2018	3,528	
Quarter ending September 2018	3,537	→
Quarter ending December 2018	3,548	→
Quarter ending March 2019	3,534	→
Quarter ending June 2019	3,527	→
Variance since June 2018	(0.0%)	→



ACTIVITY



Month	2019	2020
April	368	395
May	839	891
June	1,436	1,342
July	2,356	
August	2,990	
September	3,578	
October	4,269	
November	4,988	
December	5,512	
January	6,248	
February	7,110	
March	7,809	
April	8,346	
May	8,348	
June	8,337	

QUALITY

	Quantity	Base Number	Contract	LHB	Wales
% of FP17s for the same patient ID Re-attending within 3 months - Children	26	365	7.1%	8.3%	10.7%
% of FP17s for the same patient ID Re-attending within 3 months - Adults	120	890	13.5%	14.7%	15.5%
% of FP17s for the same patient ID Re-attending between 3 & 9 months - Children	237	365	64.9%	59.0%	60.1%
% of FP17s for the same patient ID Re-attending between 3 & 9 months - Adults	537	890	60.3%	56.2%	56.6%
% of FP17s for Band 1 Urgent Courses	90	921	9.8%	9.1%	9.1%
% of FP17s Relating to Free Repair or Replacements	2	921	0.2%	0.7%	0.7%
% of FP17s Relating to Continuations	0	921	0.0%	0.7%	0.6%
% of Patients satisfied with the dentistry they have received	4	4	N/A	93.1%	92.8%
% of Patients satisfied with the time they had to wait for an appointment	4	4	N/A	88.8%	87.5%

* This is based on patients treated on this contract for their most recent course of treatment.

Figures in italics indicate the base number of FP17s or Patient Questionnaire responses are less than 100. N/A is shown where the base number of responses is less than 10 during the period. % is calculated as Quantity/Base number*100

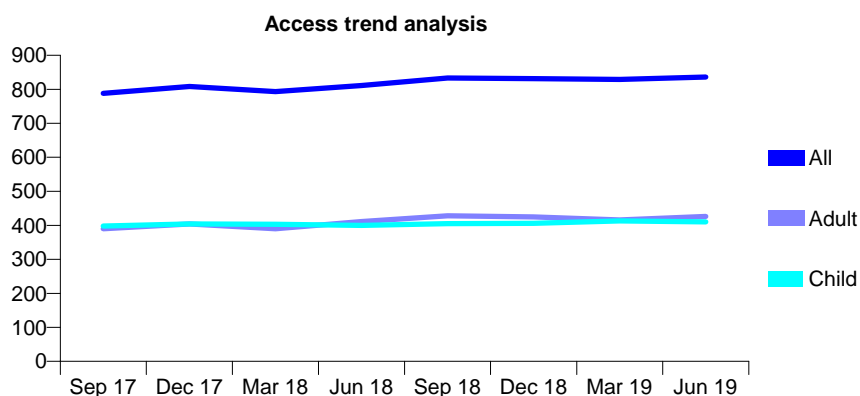
7A4 - Vital Signs At a Glance Contract Report for 107107/0001 - June 2019

Name or company name	Jenkins Locum & Administration Services L
Contract type name	GDS Contract
Purpose of contract	General
Contract start date	01/07/2007
Contract end date	

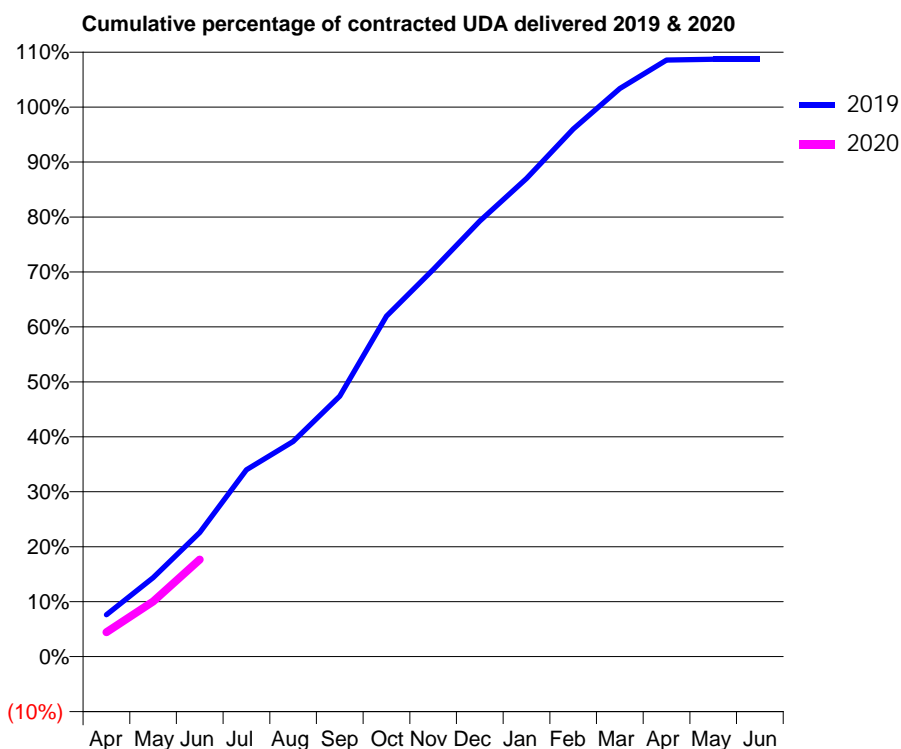
19/20 Contracted general activity (UDA)	2,100
Carry forward general activity (UDA)	0
19/20 Contracted orthodontic activity (UOA)	0
Carry forward orthodontic activity (UOA)	0
Baseline contract value	£53,937.18

ACCESS*

Patients seen in 24 months	Total	Change since previous quarter
Quarter ending June 2018	811	
Quarter ending September 2018	833	↑
Quarter ending December 2018	831	→
Quarter ending March 2019	829	→
Quarter ending June 2019	836	→
Variance since June 2018	3.1%	↑



ACTIVITY



Month	Adjusted Scheduled Activity (UDA)	
	2019	2020
April	160	94
May	302	211
June	474	371
July	714	
August	822	
September	995	
October	1,301	
November	1,479	
December	1,665	
January	1,827	
February	2,016	
March	2,171	
April	2,280	
May	2,283	
June	2,283	

QUALITY

	Quantity	Base Number	Contract	LHB	Wales
% of FP17s for the same patient ID Re-attending within 3 months - Children	8	154	5.2%	8.3%	10.7%
% of FP17s for the same patient ID Re-attending within 3 months - Adults	18	121	14.9%	14.7%	15.5%
% of FP17s for the same patient ID Re-attending between 3 & 9 months - Children	93	154	60.4%	59.0%	60.1%
% of FP17s for the same patient ID Re-attending between 3 & 9 months - Adults	63	121	52.1%	56.2%	56.6%
% of FP17s for Band 1 Urgent Courses	19	208	9.1%	9.1%	9.1%
% of FP17s Relating to Free Repair or Replacements	0	208	0.0%	0.7%	0.7%
% of FP17s Relating to Continuations	0	208	0.0%	0.7%	0.6%
% of Patients satisfied with the dentistry they have received	2	2	N/A	93.1%	92.8%
% of Patients satisfied with the time they had to wait for an appointment	2	2	N/A	88.8%	87.5%

* This is based on patients treated on this contract for their most recent course of treatment. Figures in italics indicate the base number of FP17s or Patient Questionnaire responses are less than 100. N/A is shown where the base number of responses is less than 10 during the period. % is calculated as Quantity/Base number*100

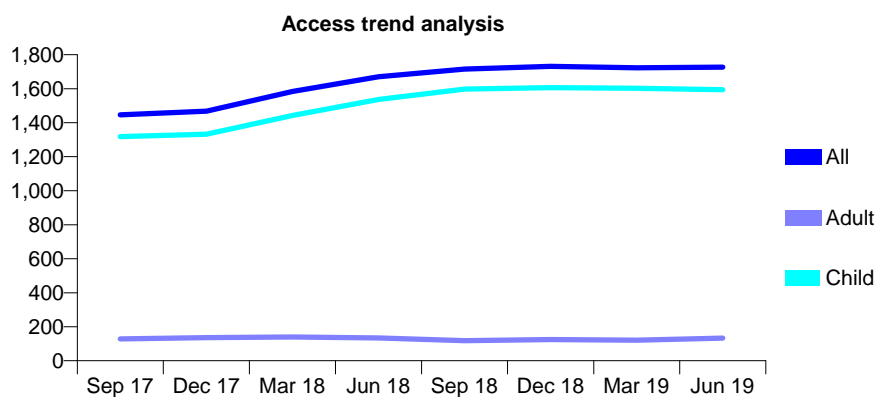
7A4 - Vital Signs At a Glance Contract Report for 108014/0001 - June 2019

Name or company name	Smiles Studio Penarth Ltd
Contract type name	GDS Contract
Purpose of contract	General
Contract start date	01/01/2012
Contract end date	

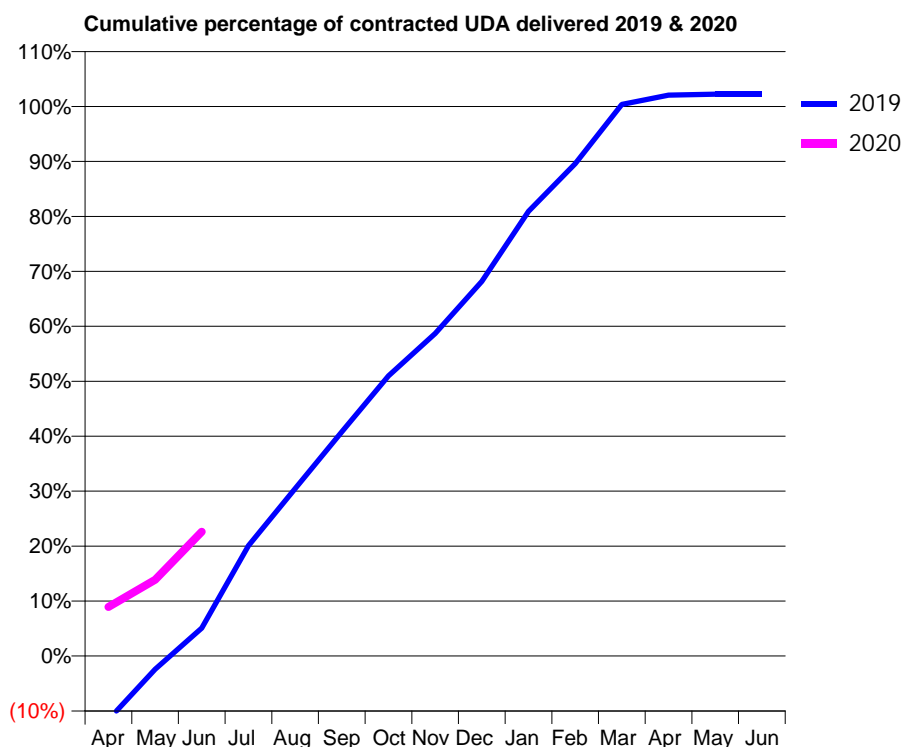
19/20 Contracted general activity (UDA)	2,750
Carry forward general activity (UDA)	0
19/20 Contracted orthodontic activity (UOA)	0
Carry forward orthodontic activity (UOA)	0
Baseline contract value	£71,587.16

ACCESS*

Patients seen in 24 months	Total	Change since previous quarter
Quarter ending June 2018	1,670	
Quarter ending September 2018	1,716	↑
Quarter ending December 2018	1,731	→
Quarter ending March 2019	1,723	→
Quarter ending June 2019	1,727	→
Variance since June 2018	3.4%	↑



ACTIVITY



Month	Adjusted Scheduled Activity (UDA)	
	2019	2020
April	-319	246
May	-67	381
June	140	622
July	552	
August	838	
September	1,121	
October	1,402	
November	1,614	
December	1,874	
January	2,225	
February	2,464	
March	2,760	
April	2,807	
May	2,811	
June	2,811	

QUALITY

	Quantity	Base Number	Contract	LHB	Wales
% of FP17s for the same patient ID Re-attending within 3 months - Children	31	518	6.0%	8.3%	10.7%
% of FP17s for the same patient ID Re-attending within 3 months - Adults	2	19	10.5%	14.7%	15.5%
% of FP17s for the same patient ID Re-attending between 3 & 9 months - Children	344	518	66.4%	59.0%	60.1%
% of FP17s for the same patient ID Re-attending between 3 & 9 months - Adults	11	19	57.9%	56.2%	56.6%
% of FP17s for Band 1 Urgent Courses	15	500	3.0%	9.1%	9.1%
% of FP17s Relating to Free Repair or Replacements	0	500	0.0%	0.7%	0.7%
% of FP17s Relating to Continuations	0	500	0.0%	0.7%	0.6%
% of Patients satisfied with the dentistry they have received	1	1	N/A	93.1%	92.8%
% of Patients satisfied with the time they had to wait for an appointment	1	1	N/A	88.8%	87.5%

* This is based on patients treated on this contract for their most recent course of treatment. Figures in italics indicate the base number of FP17s or Patient Questionnaire responses are less than 100. N/A is shown where the base number of responses is less than 10 during the period. % is calculated as Quantity/Base number*100

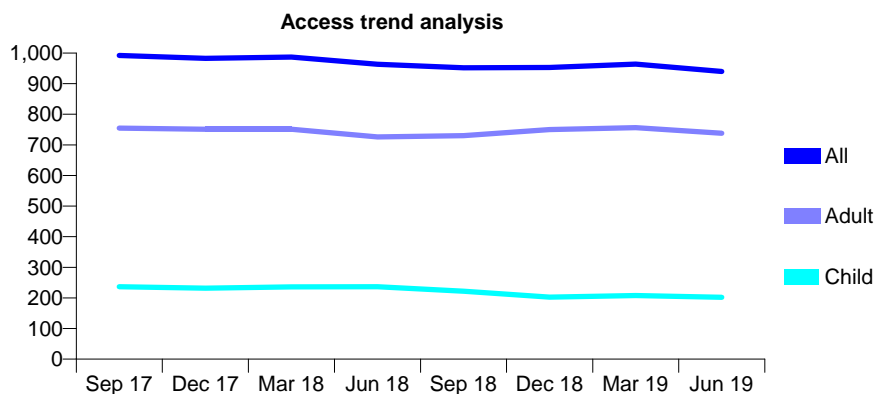
7A4 - Vital Signs At a Glance Contract Report for 108200/0002 - June 2019

Name or company name	Cardiff & Vale University Health Board
Contract type name	PDS Contract
Purpose of contract	General
Contract start date	01/04/2006
Contract end date	31/12/2026

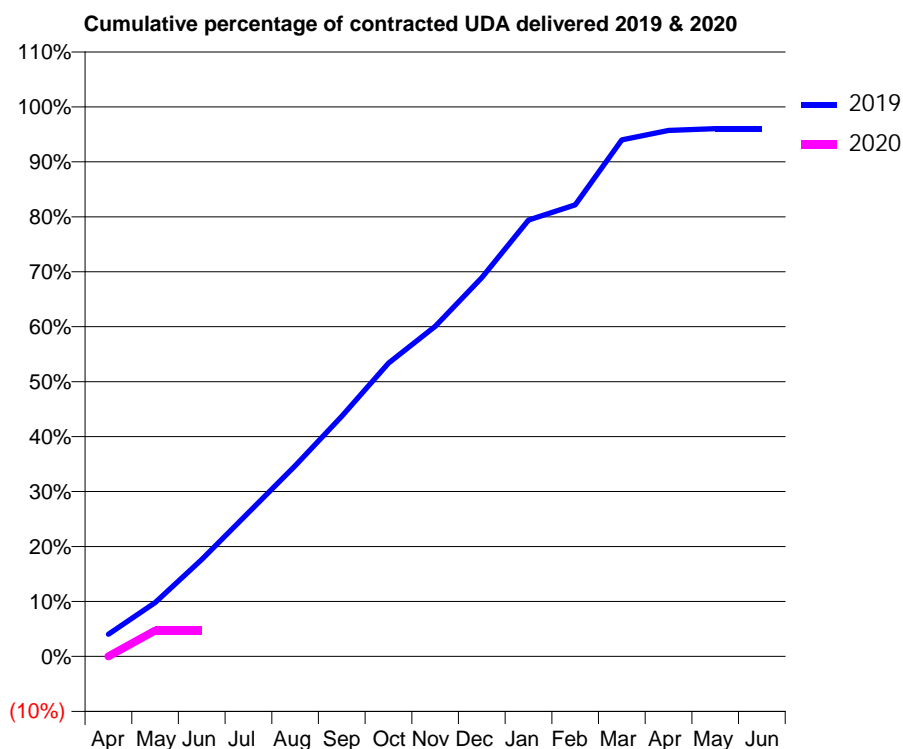
19/20 Contracted general activity (UDA)	2,192
Carry forward general activity (UDA)	0
19/20 Contracted orthodontic activity (UOA)	0
Carry forward orthodontic activity (UOA)	0
Baseline contract value	£54,870.10

ACCESS*

Patients seen in 24 months	Total	Change since previous quarter
Quarter ending June 2018	963	
Quarter ending September 2018	952	↓
Quarter ending December 2018	953	→
Quarter ending March 2019	964	→
Quarter ending June 2019	940	↓
Variance since June 2018	(2.4%)	↓



ACTIVITY



Month	2019	2020
April	88	0
May	215	103
June	386	103
July	574	
August	760	
September	958	
October	1,170	
November	1,317	
December	1,510	
January	1,740	
February	1,801	
March	2,060	
April	2,098	
May	2,105	
June	2,105	

QUALITY

	Quantity	Base Number	Contract	LHB	Wales
% of FP17s for the same patient ID Re-attending within 3 months - Children	0	30	0.0%	8.3%	10.7%
% of FP17s for the same patient ID Re-attending within 3 months - Adults	6	63	9.5%	14.7%	15.5%
% of FP17s for the same patient ID Re-attending between 3 & 9 months - Children	15	30	50.0%	59.0%	60.1%
% of FP17s for the same patient ID Re-attending between 3 & 9 months - Adults	17	63	27.0%	56.2%	56.6%
% of FP17s for Band 1 Urgent Courses	4	67	6.0%	9.1%	9.1%
% of FP17s Relating to Free Repair or Replacements	0	67	0.0%	0.7%	0.7%
% of FP17s Relating to Continuations	0	67	0.0%	0.7%	0.6%
% of Patients satisfied with the dentistry they have received	0	0	N/A	93.1%	92.8%
% of Patients satisfied with the time they had to wait for an appointment	0	0	N/A	88.8%	87.5%

* This is based on patients treated on this contract for their most recent course of treatment. Figures in italics indicate the base number of FP17s or Patient Questionnaire responses are less than 100. N/A is shown where the base number of responses is less than 10 during the period. % is calculated as Quantity/Base number*100

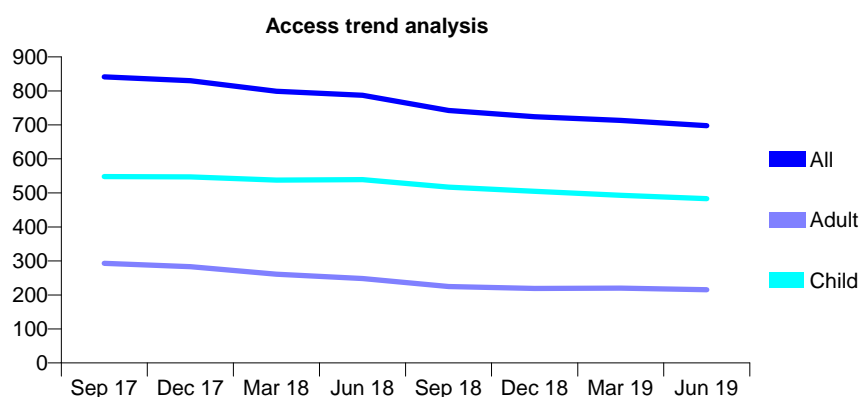
7A4 - Vital Signs At a Glance Contract Report for 112615/0001 - June 2019

Name or company name	Moorcastle Ltd
Contract type name	GDS Contract
Purpose of contract	General
Contract start date	01/08/2015
Contract end date	

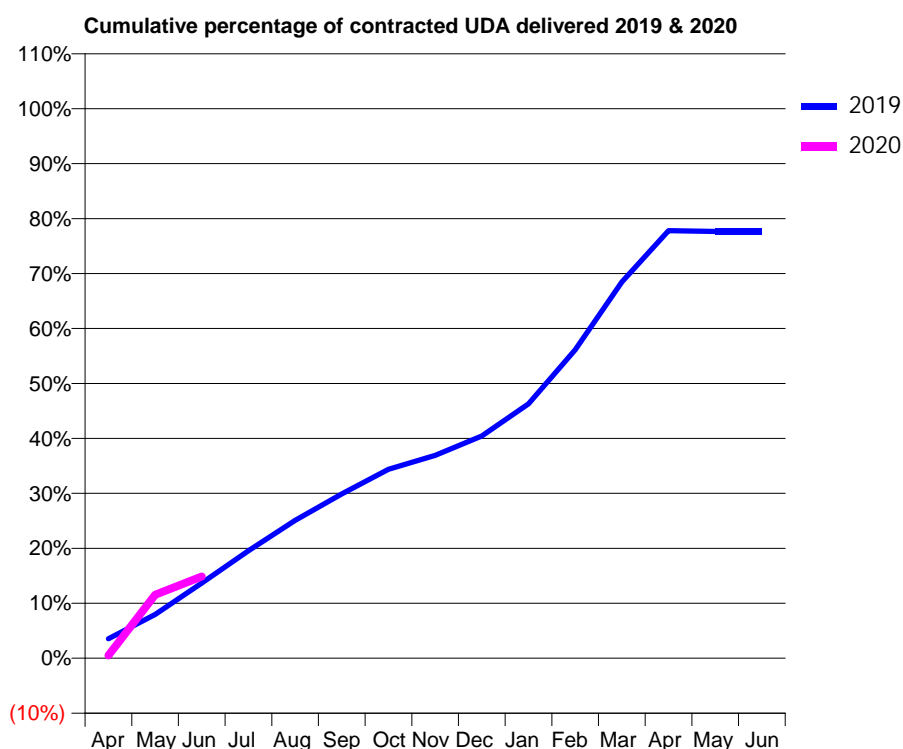
19/20 Contracted general activity (UDA)	2,144
Carry forward general activity (UDA)	0
19/20 Contracted orthodontic activity (UOA)	0
Carry forward orthodontic activity (UOA)	0
Baseline contract value	£54,681.41

ACCESS*

Patients seen in 24 months	Total	Change since previous quarter
Quarter ending June 2018	787	
Quarter ending September 2018	742	↓
Quarter ending December 2018	724	↓
Quarter ending March 2019	713	↓
Quarter ending June 2019	698	↓
Variance since June 2018	(11.3%)	↓



ACTIVITY



Month	Adjusted Scheduled Activity (UDA)	
	2019	2020
April	76	11
May	171	247
June	293	319
July	419	
August	538	
September	641	
October	737	
November	792	
December	867	
January	992	
February	1,204	
March	1,467	
April	1,668	
May	1,665	
June	1,665	

QUALITY

	Quantity	Base Number	Contract	LHB	Wales
% of FP17s for the same patient ID Re-attending within 3 months - Children	16	179	8.9%	8.3%	10.7%
% of FP17s for the same patient ID Re-attending within 3 months - Adults	10	72	13.9%	14.7%	15.5%
% of FP17s for the same patient ID Re-attending between 3 & 9 months - Children	75	179	41.9%	59.0%	60.1%
% of FP17s for the same patient ID Re-attending between 3 & 9 months - Adults	35	72	48.6%	56.2%	56.6%
% of FP17s for Band 1 Urgent Courses	9	179	5.0%	9.1%	9.1%
% of FP17s Relating to Free Repair or Replacements	0	179	0.0%	0.7%	0.7%
% of FP17s Relating to Continuations	0	179	0.0%	0.7%	0.6%
% of Patients satisfied with the dentistry they have received	2	2	N/A	93.1%	92.8%
% of Patients satisfied with the time they had to wait for an appointment	2	2	N/A	88.8%	87.5%

* This is based on patients treated on this contract for their most recent course of treatment.

Figures in italics indicate the base number of FP17s or Patient Questionnaire responses are less than 100. N/A is shown where the base number of responses is less than 10 during the period. % is calculated as Quantity/Base number*100

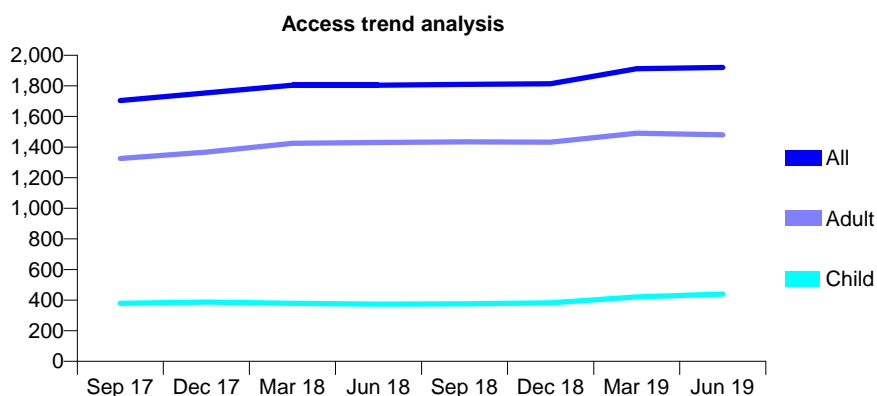
7A4 - Vital Signs At a Glance Contract Report for 121304/0001 - June 2019

Name or company name	Penarth Dental Healthcare Ltd
Contract type name	GDS Contract
Purpose of contract	General
Contract start date	01/04/2014
Contract end date	

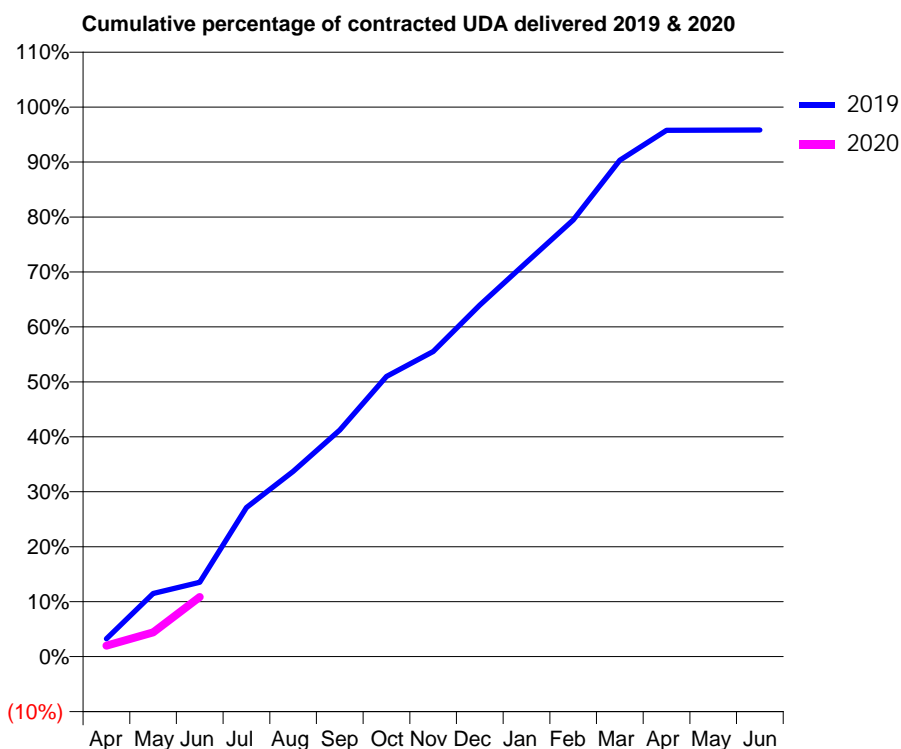
19/20 Contracted general activity (UDA)	5,867
Carry forward general activity (UDA)	0
19/20 Contracted orthodontic activity (UOA)	0
Carry forward orthodontic activity (UOA)	0
Baseline contract value	£169,511.71

ACCESS*

Patients seen in 24 months	Total	Change since previous quarter
Quarter ending June 2018	1,804	
Quarter ending September 2018	1,810	→
Quarter ending December 2018	1,814	→
Quarter ending March 2019	1,912	↑
Quarter ending June 2019	1,920	→
Variance since June 2018	6.4%	↑



ACTIVITY



Month	Adjusted Scheduled Activity (UDA)	
	2019	2020
April	190	118
May	674	258
June	794	637
July	1,591	
August	1,978	
September	2,418	
October	2,991	
November	3,258	
December	3,753	
January	4,209	
February	4,662	
March	5,300	
April	5,618	
May	5,620	
June	5,621	

QUALITY

	Quantity	Base Number	Contract	LHB	Wales
% of FP17s for the same patient ID Re-attending within 3 months - Children	9	113	8.0%	8.3%	10.7%
% of FP17s for the same patient ID Re-attending within 3 months - Adults	35	396	8.8%	14.7%	15.5%
% of FP17s for the same patient ID Re-attending between 3 & 9 months - Children	28	113	24.8%	59.0%	60.1%
% of FP17s for the same patient ID Re-attending between 3 & 9 months - Adults	236	396	59.6%	56.2%	56.6%
% of FP17s for Band 1 Urgent Courses	19	395	4.8%	9.1%	9.1%
% of FP17s Relating to Free Repair or Replacements	1	395	0.3%	0.7%	0.7%
% of FP17s Relating to Continuations	1	395	0.3%	0.7%	0.6%
% of Patients satisfied with the dentistry they have received	8	8	N/A	93.1%	92.8%
% of Patients satisfied with the time they had to wait for an appointment	8	8	N/A	88.8%	87.5%

* This is based on patients treated on this contract for their most recent course of treatment. Figures in italics indicate the base number of FP17s or Patient Questionnaire responses are less than 100. N/A is shown where the base number of responses is less than 10 during the period. % is calculated as Quantity/Base number*100

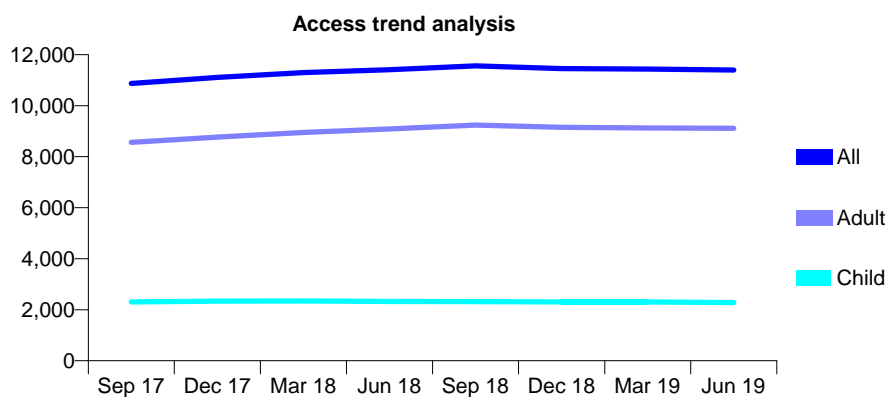
7A4 - Vital Signs At a Glance Contract Report for 122912/0003 - June 2019

Name or company name	CLIFTON DENTAL CARE LTD
Contract type name	Pilot Contract
Purpose of contract	General
Contract start date	01/01/2014
Contract end date	

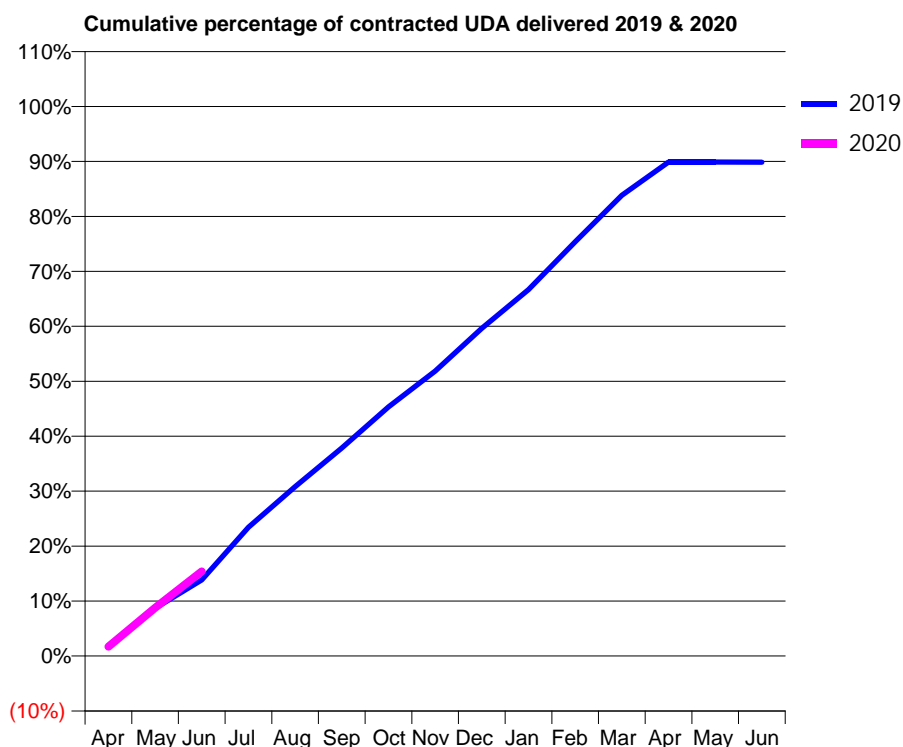
19/20 Contracted general activity (UDA)	36,322
Carry forward general activity (UDA)	0
19/20 Contracted orthodontic activity (UOA)	0
Carry forward orthodontic activity (UOA)	0
Baseline contract value	£1,018,805.10

ACCESS*

Patients seen in 24 months	Total	Change since previous quarter
Quarter ending June 2018	11,410	
Quarter ending September 2018	11,556	→
Quarter ending December 2018	11,455	→
Quarter ending March 2019	11,434	→
Quarter ending June 2019	11,394	→
Variance since June 2018	(0.1%)	→



ACTIVITY



Month	Adjusted Scheduled Activity (UDA)	
	2019	2020
April	708	621
May	3,333	3,186
June	5,310	5,594
July	8,981	
August	11,823	
September	14,510	
October	17,371	
November	19,879	
December	22,865	
January	25,562	
February	28,904	
March	32,137	
April	34,465	
May	34,471	
June	34,448	

QUALITY

	Quantity	Base Number	Contract	LHB	Wales
% of FP17s for the same patient ID Re-attending within 3 months - Children	72	837	8.6%	8.3%	10.7%
% of FP17s for the same patient ID Re-attending within 3 months - Adults	397	2,911	13.6%	14.7%	15.5%
% of FP17s for the same patient ID Re-attending between 3 & 9 months - Children	479	837	57.2%	59.0%	60.1%
% of FP17s for the same patient ID Re-attending between 3 & 9 months - Adults	1,677	2,911	57.6%	56.2%	56.6%
% of FP17s for Band 1 Urgent Courses	256	2,801	9.1%	9.1%	9.1%
% of FP17s Relating to Free Repair or Replacements	10	2,801	0.4%	0.7%	0.7%
% of FP17s Relating to Continuations	49	2,801	1.7%	0.7%	0.6%
% of Patients satisfied with the dentistry they have received	13	13	100.0%	93.1%	92.8%
% of Patients satisfied with the time they had to wait for an appointment	13	13	100.0%	88.8%	87.5%

* This is based on patients treated on this contract for their most recent course of treatment. Figures in italics indicate the base number of FP17s or Patient Questionnaire responses are less than 100. N/A is shown where the base number of responses is less than 10 during the period. % is calculated as Quantity/Base number*100

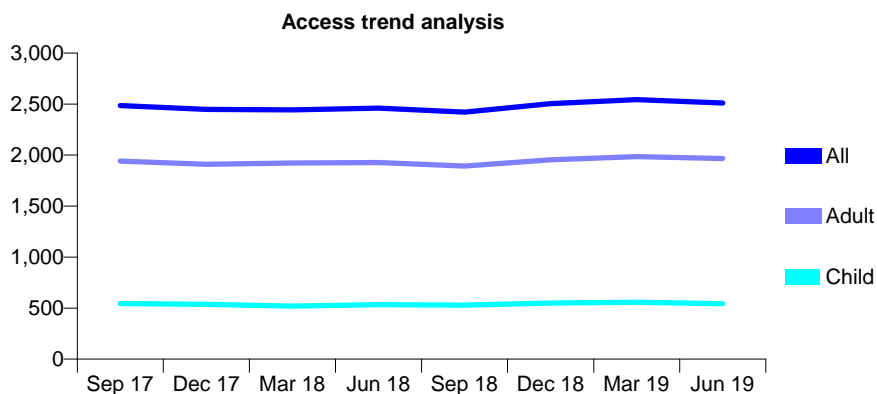
7A4 - Vital Signs At a Glance Contract Report for 127981/0001 - June 2019

Name or company name	Blakeridge Limited
Contract type name	GDS Contract
Purpose of contract	General and Orthodontic
Contract start date	01/09/2012
Contract end date	

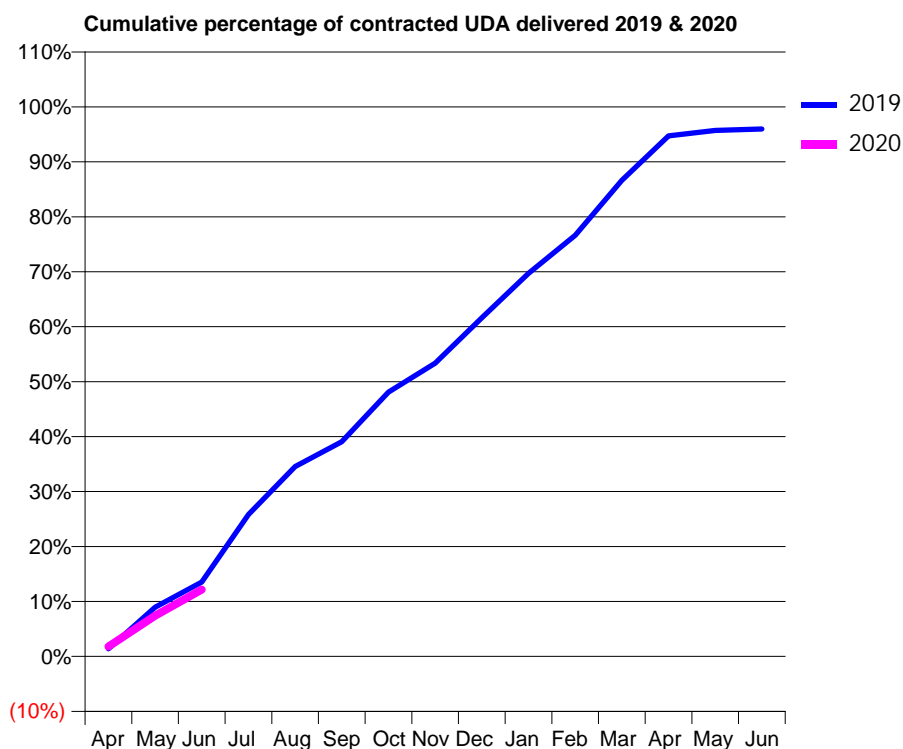
19/20 Contracted general activity (UDA)	8,120
Carry forward general activity (UDA)	0
19/20 Contracted orthodontic activity (UOA)	0
Carry forward orthodontic activity (UOA)	0
Baseline contract value	£164,530.68

ACCESS*

Patients seen in 24 months	Total	Change since previous quarter
Quarter ending June 2018	2,461	
Quarter ending September 2018	2,422	↓
Quarter ending December 2018	2,504	↑
Quarter ending March 2019	2,543	→
Quarter ending June 2019	2,510	↓
Variance since June 2018	2.0%	→



ACTIVITY



Month	2019	2020
April	110	144
May	703	601
June	1,061	988
July	2,025	
August	2,709	
September	3,064	
October	3,770	
November	4,184	
December	4,828	
January	5,465	
February	6,007	
March	6,790	
April	7,425	
May	7,503	
June	7,522	

QUALITY

	Quantity	Base Number	Contract	LHB	Wales
% of FP17s for the same patient ID Re-attending within 3 months - Children	14	185	7.6%	8.3%	10.7%
% of FP17s for the same patient ID Re-attending within 3 months - Adults	111	645	17.2%	14.7%	15.5%
% of FP17s for the same patient ID Re-attending between 3 & 9 months - Children	127	185	68.6%	59.0%	60.1%
% of FP17s for the same patient ID Re-attending between 3 & 9 months - Adults	374	645	58.0%	56.2%	56.6%
% of FP17s for Band 1 Urgent Courses	61	603	10.1%	9.1%	9.1%
% of FP17s Relating to Free Repair or Replacements	8	603	1.3%	0.7%	0.7%
% of FP17s Relating to Continuations	11	603	1.8%	0.7%	0.6%
% of Patients satisfied with the dentistry they have received	12	12	100.0%	93.1%	92.8%
% of Patients satisfied with the time they had to wait for an appointment	12	12	100.0%	88.8%	87.5%

* This is based on patients treated on this contract for their most recent course of treatment. Figures in italics indicate the base number of FP17s or Patient Questionnaire responses are less than 100. N/A is shown where the base number of responses is less than 10 during the period. % is calculated as Quantity/Base number*100

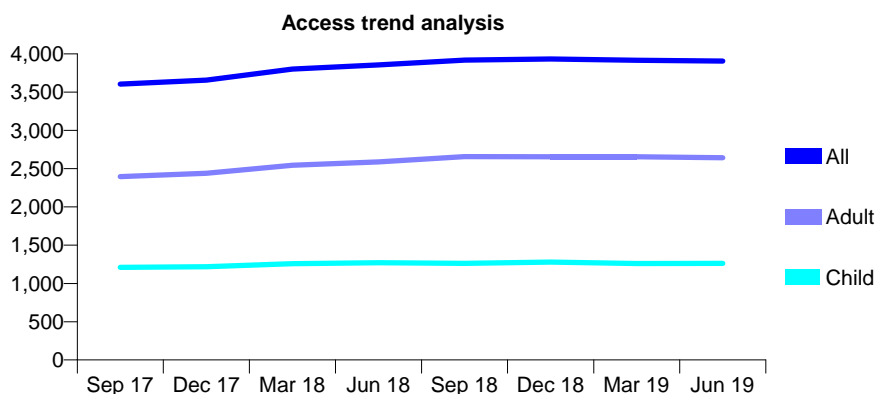
7A4 - Vital Signs At a Glance Contract Report for 129860/0001 - June 2019

Name or company name	Oral Health Solutions Ltd
Contract type name	Pilot Contract
Purpose of contract	General
Contract start date	01/09/2010
Contract end date	

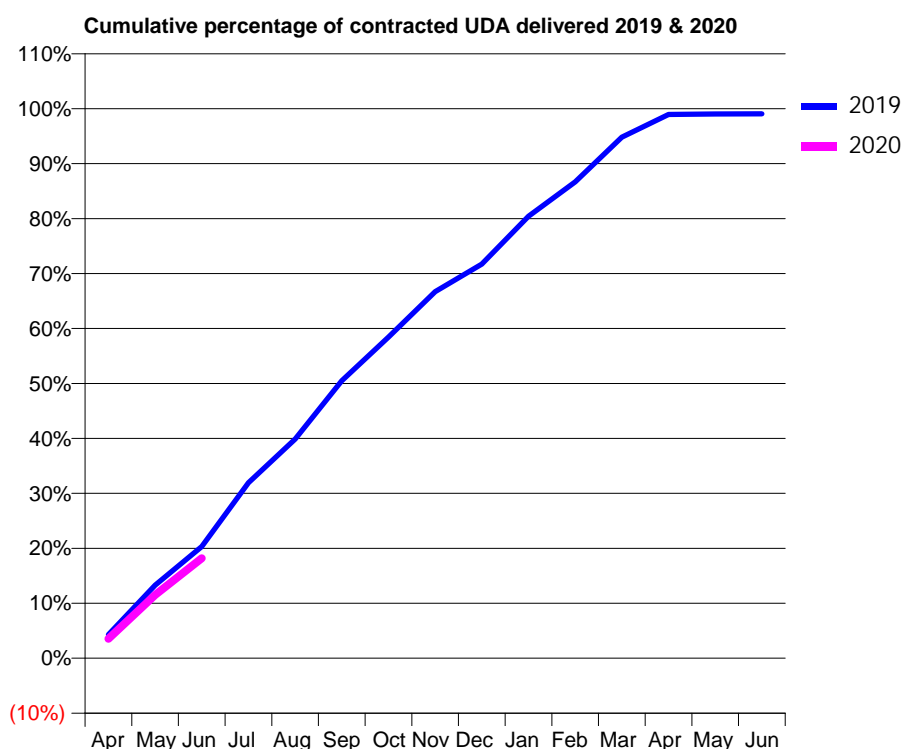
19/20 Contracted general activity (UDA)	10,784
Carry forward general activity (UDA)	0
19/20 Contracted orthodontic activity (UOA)	0
Carry forward orthodontic activity (UOA)	0
Baseline contract value	£303,393.82

ACCESS*

Patients seen in 24 months	Total	Change since previous quarter
Quarter ending June 2018	3,857	
Quarter ending September 2018	3,919	→
Quarter ending December 2018	3,933	→
Quarter ending March 2019	3,916	→
Quarter ending June 2019	3,905	→
Variance since June 2018	1.2%	→



ACTIVITY



Month	2019	2020
April	491	382
May	1,513	1,241
June	2,313	1,961
July	3,637	
August	4,540	
September	5,747	
October	6,653	
November	7,592	
December	8,164	
January	9,152	
February	9,865	
March	10,791	
April	11,263	
May	11,271	
June	11,274	

QUALITY

	Quantity	Base Number	Contract	LHB	Wales
% of FP17s for the same patient ID Re-attending within 3 months - Children	39	478	8.2%	8.3%	10.7%
% of FP17s for the same patient ID Re-attending within 3 months - Adults	128	941	13.6%	14.7%	15.5%
% of FP17s for the same patient ID Re-attending between 3 & 9 months - Children	303	478	63.4%	59.0%	60.1%
% of FP17s for the same patient ID Re-attending between 3 & 9 months - Adults	602	941	64.0%	56.2%	56.6%
% of FP17s for Band 1 Urgent Courses	120	1,173	10.2%	9.1%	9.1%
% of FP17s Relating to Free Repair or Replacements	7	1,173	0.6%	0.7%	0.7%
% of FP17s Relating to Continuations	6	1,173	0.5%	0.7%	0.6%
% of Patients satisfied with the dentistry they have received	12	12	100.0%	93.1%	92.8%
% of Patients satisfied with the time they had to wait for an appointment	9	12	75.0%	88.8%	87.5%

* This is based on patients treated on this contract for their most recent course of treatment.

Figures in italics indicate the base number of FP17s or Patient Questionnaire responses are less than 100. N/A is shown where the base number of responses is less than 10 during the period. % is calculated as Quantity/Base number*100

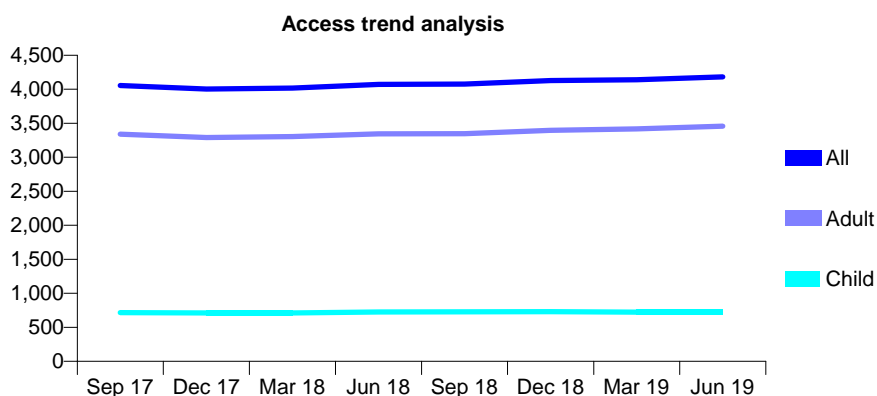
7A4 - Vital Signs At a Glance Contract Report for 130494/0001 - June 2019

Name or company name	G P O'Keeffe & J W Jones
Contract type name	GDS Contract
Purpose of contract	General
Contract start date	01/04/2011
Contract end date	

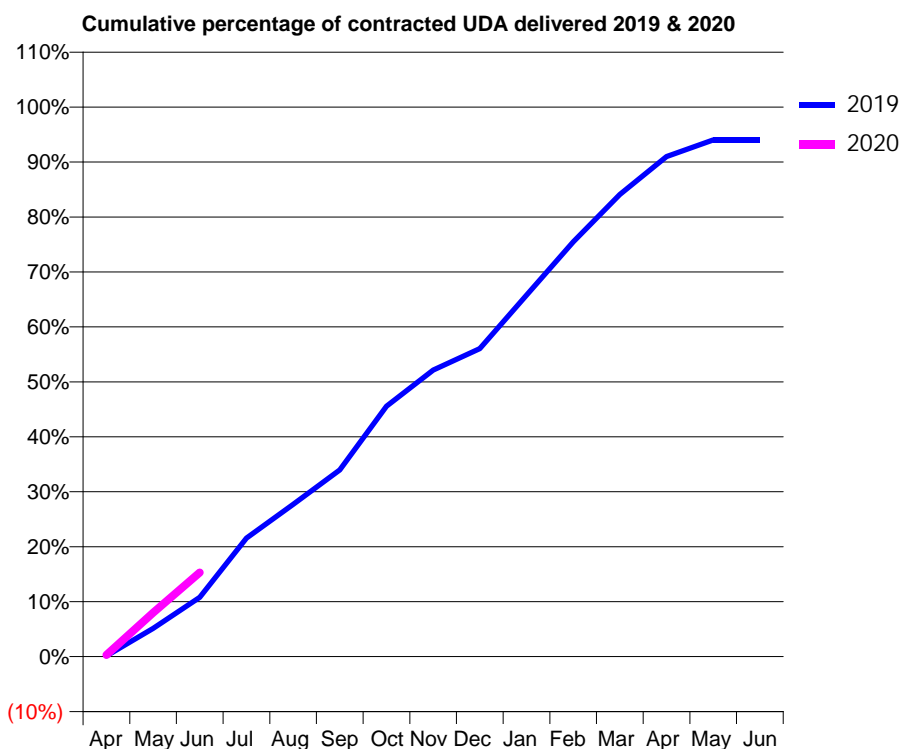
19/20 Contracted general activity (UDA)	11,538
Carry forward general activity (UDA)	0
19/20 Contracted orthodontic activity (UOA)	0
Carry forward orthodontic activity (UOA)	0
Baseline contract value	£302,949.60

ACCESS*

Patients seen in 24 months	Total	Change since previous quarter
Quarter ending June 2018	4,071	
Quarter ending September 2018	4,075	→
Quarter ending December 2018	4,128	→
Quarter ending March 2019	4,141	→
Quarter ending June 2019	4,181	→
Variance since June 2018	2.7%	↑



ACTIVITY



Month	Adjusted Scheduled Activity (UDA)	
	2019	2020
April	14	36
May	594	924
June	1,243	1,764
July	2,486	
August	3,196	
September	3,922	
October	5,257	
November	6,015	
December	6,467	
January	7,589	
February	8,710	
March	9,704	
April	10,499	
May	10,849	
June	10,849	

QUALITY

	Quantity	Base Number	Contract	LHB	Wales
% of FP17s for the same patient ID Re-attending within 3 months - Children	14	322	4.3%	8.3%	10.7%
% of FP17s for the same patient ID Re-attending within 3 months - Adults	209	1,332	15.7%	14.7%	15.5%
% of FP17s for the same patient ID Re-attending between 3 & 9 months - Children	202	322	62.7%	59.0%	60.1%
% of FP17s for the same patient ID Re-attending between 3 & 9 months - Adults	642	1,332	48.2%	56.2%	56.6%
% of FP17s for Band 1 Urgent Courses	154	1,073	14.4%	9.1%	9.1%
% of FP17s Relating to Free Repair or Replacements	5	1,073	0.5%	0.7%	0.7%
% of FP17s Relating to Continuations	5	1,073	0.5%	0.7%	0.6%
% of Patients satisfied with the dentistry they have received	31	32	96.9%	93.1%	92.8%
% of Patients satisfied with the time they had to wait for an appointment	31	32	96.9%	88.8%	87.5%

* This is based on patients treated on this contract for their most recent course of treatment. Figures in italics indicate the base number of FP17s or Patient Questionnaire responses are less than 100. N/A is shown where the base number of responses is less than 10 during the period. % is calculated as Quantity/Base number*100

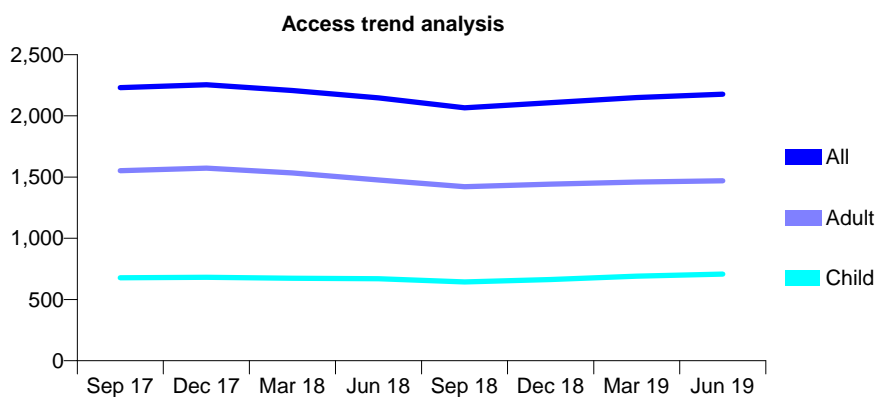
7A4 - Vital Signs At a Glance Contract Report for 136484/0001 - June 2019

Name or company name	Cardiff Smile Centre Ltd
Contract type name	GDS Contract
Purpose of contract	General
Contract start date	01/04/2013
Contract end date	

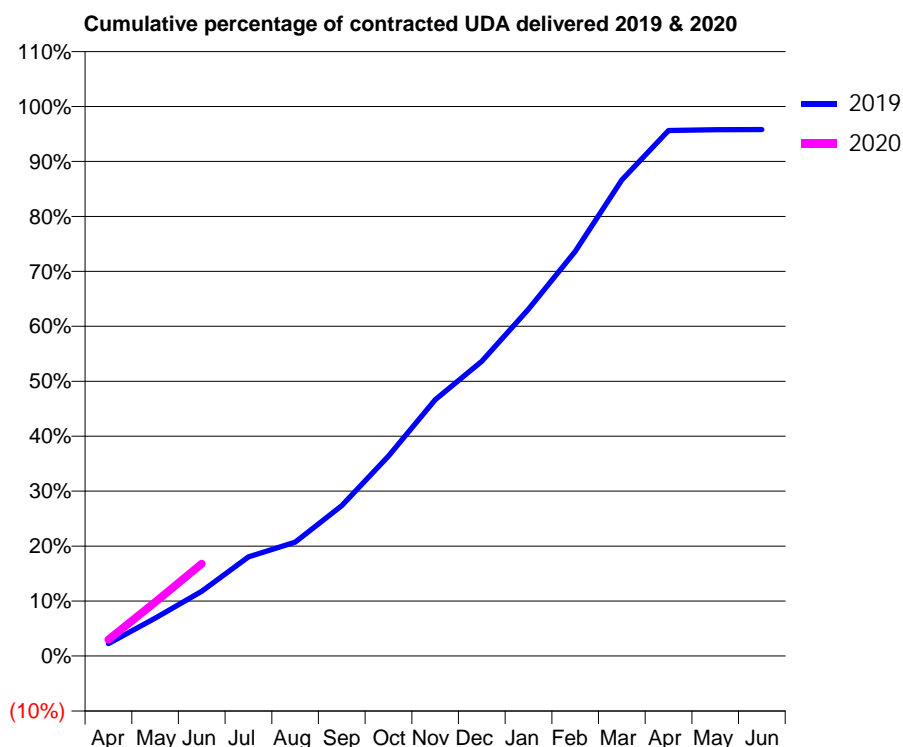
19/20 Contracted general activity (UDA)	7,750
Carry forward general activity (UDA)	0
19/20 Contracted orthodontic activity (UOA)	0
Carry forward orthodontic activity (UOA)	0
Baseline contract value	£255,080.93

ACCESS*

Patients seen in 24 months	Total	Change since previous quarter
Quarter ending June 2018	2,148	
Quarter ending September 2018	2,066	↓
Quarter ending December 2018	2,107	→
Quarter ending March 2019	2,150	↑
Quarter ending June 2019	2,177	→
Variance since June 2018	1.4%	→



ACTIVITY



Month	Adjusted Scheduled Activity (UDA)	
	2019	2020
April	175	232
May	534	759
June	914	1,300
July	1,398	
August	1,606	
September	2,120	
October	2,819	
November	3,616	
December	4,158	
January	4,893	
February	5,708	
March	6,714	
April	7,411	
May	7,421	
June	7,424	

QUALITY

	Quantity	Base Number	Contract	LHB	Wales
% of FP17s for the same patient ID Re-attending within 3 months - Children	17	197	8.6%	8.3%	10.7%
% of FP17s for the same patient ID Re-attending within 3 months - Adults	122	510	23.9%	14.7%	15.5%
% of FP17s for the same patient ID Re-attending between 3 & 9 months - Children	91	197	46.2%	59.0%	60.1%
% of FP17s for the same patient ID Re-attending between 3 & 9 months - Adults	216	510	42.4%	56.2%	56.6%
% of FP17s for Band 1 Urgent Courses	64	527	12.1%	9.1%	9.1%
% of FP17s Relating to Free Repair or Replacements	13	527	2.5%	0.7%	0.7%
% of FP17s Relating to Continuations	1	527	0.2%	0.7%	0.6%
% of Patients satisfied with the dentistry they have received	2	3	N/A	93.1%	92.8%
% of Patients satisfied with the time they had to wait for an appointment	2	3	N/A	88.8%	87.5%

* This is based on patients treated on this contract for their most recent course of treatment. Figures in italics indicate the base number of FP17s or Patient Questionnaire responses are less than 100. N/A is shown where the base number of responses is less than 10 during the period. % is calculated as Quantity/Base number*100

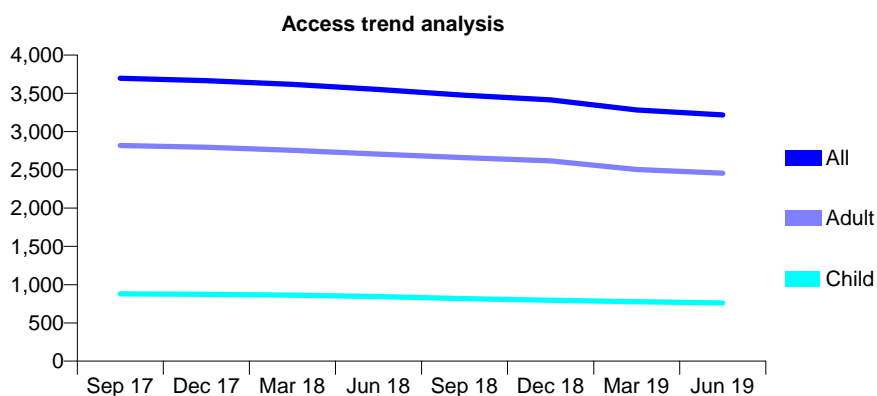
7A4 - Vital Signs At a Glance Contract Report for 140120/0001 - June 2019

Name or company name	N Dental Ltd
Contract type name	GDS Contract
Purpose of contract	General
Contract start date	01/09/2011
Contract end date	

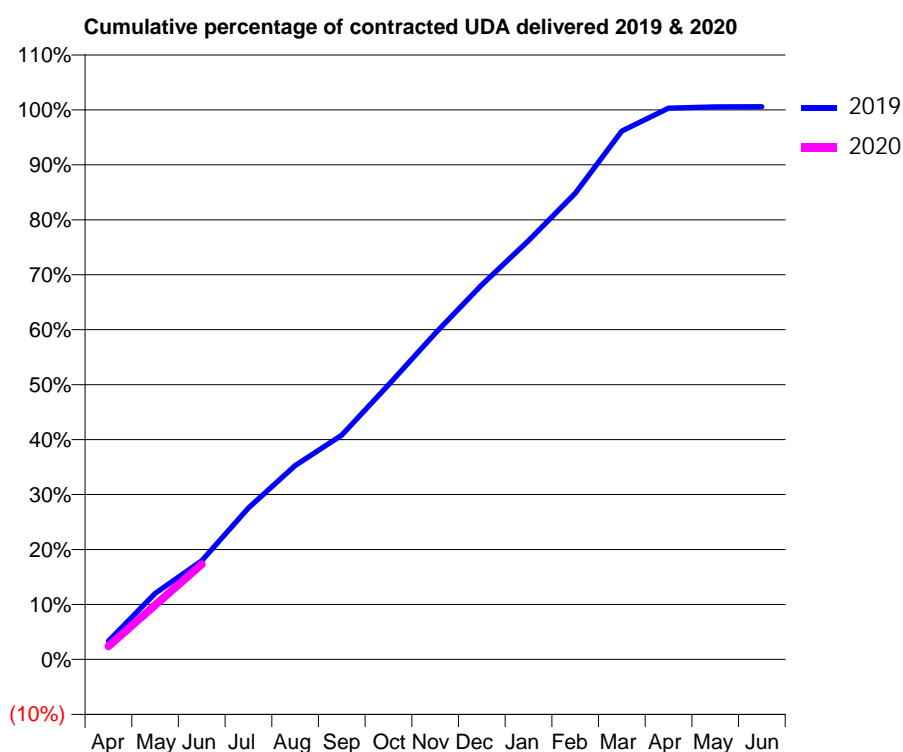
19/20 Contracted general activity (UDA)	11,075
Carry forward general activity (UDA)	0
19/20 Contracted orthodontic activity (UOA)	0
Carry forward orthodontic activity (UOA)	0
Baseline contract value	£280,142.83

ACCESS*

Patients seen in 24 months	Total	Change since previous quarter
Quarter ending June 2018	3,550	
Quarter ending September 2018	3,475	↓
Quarter ending December 2018	3,413	↓
Quarter ending March 2019	3,282	↓
Quarter ending June 2019	3,218	↓
Variance since June 2018	(9.4%)	↓



ACTIVITY



Month	2019	2020
April	370	268
May	1,332	1,096
June	1,987	1,917
July	3,052	
August	3,909	
September	4,522	
October	5,533	
November	6,571	
December	7,548	
January	8,441	
February	9,394	
March	10,651	
April	11,109	
May	11,136	
June	11,140	

QUALITY

	Quantity	Base Number	Contract	LHB	Wales
% of FP17s for the same patient ID Re-attending within 3 months - Children	19	248	7.7%	8.3%	10.7%
% of FP17s for the same patient ID Re-attending within 3 months - Adults	133	873	15.2%	14.7%	15.5%
% of FP17s for the same patient ID Re-attending between 3 & 9 months - Children	150	248	60.5%	59.0%	60.1%
% of FP17s for the same patient ID Re-attending between 3 & 9 months - Adults	525	873	60.1%	56.2%	56.6%
% of FP17s for Band 1 Urgent Courses	67	929	7.2%	9.1%	9.1%
% of FP17s Relating to Free Repair or Replacements	4	929	0.4%	0.7%	0.7%
% of FP17s Relating to Continuations	5	929	0.5%	0.7%	0.6%
% of Patients satisfied with the dentistry they have received	5	6	N/A	93.1%	92.8%
% of Patients satisfied with the time they had to wait for an appointment	6	6	N/A	88.8%	87.5%

* This is based on patients treated on this contract for their most recent course of treatment. Figures in italics indicate the base number of FP17s or Patient Questionnaire responses are less than 100. N/A is shown where the base number of responses is less than 10 during the period. % is calculated as Quantity/Base number*100

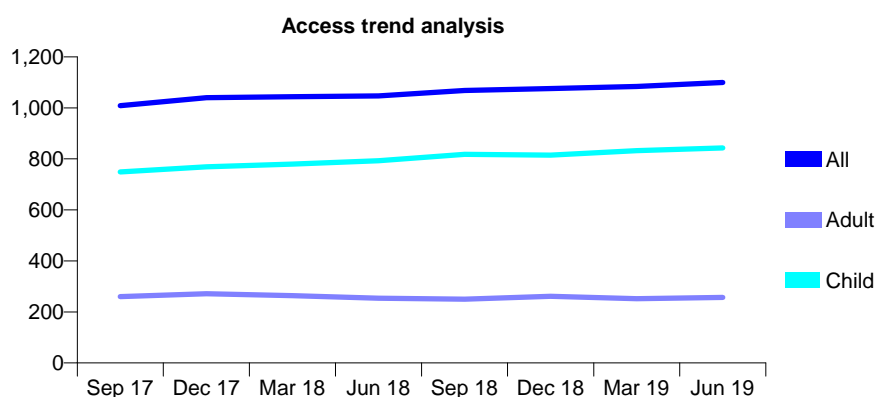
7A4 - Vital Signs At a Glance Contract Report for 140589/0001 - June 2019

Name or company name	Cowbridge Dental Care Limited
Contract type name	GDS Contract
Purpose of contract	General
Contract start date	01/09/2011
Contract end date	

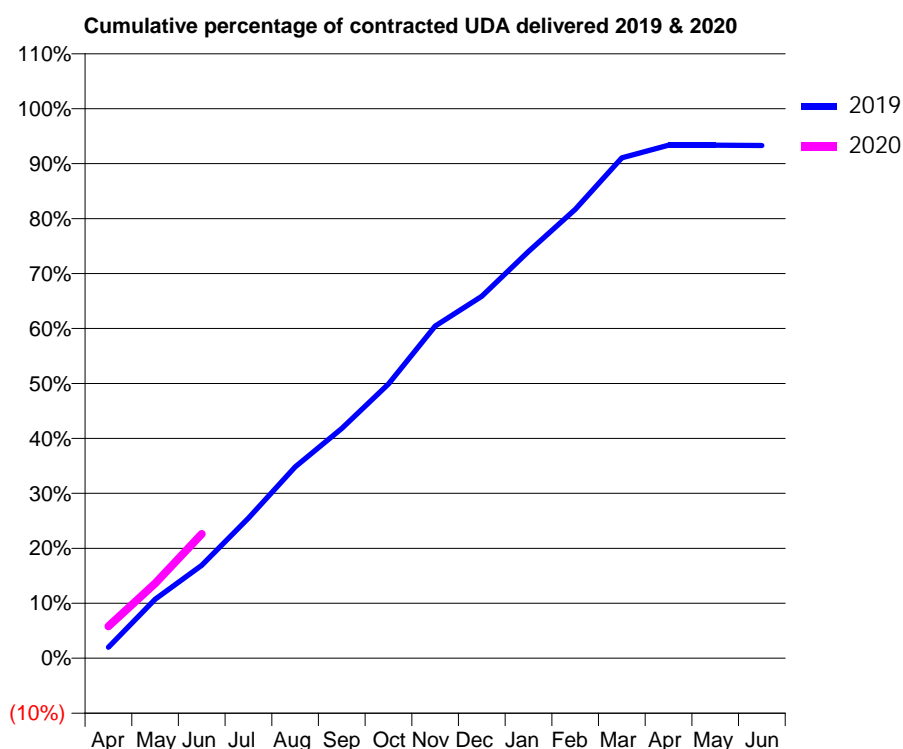
19/20 Contracted general activity (UDA)	1,999
Carry forward general activity (UDA)	0
19/20 Contracted orthodontic activity (UOA)	0
Carry forward orthodontic activity (UOA)	0
Baseline contract value	£54,936.28

ACCESS*

Patients seen in 24 months	Total	Change since previous quarter
Quarter ending June 2018	1,047	
Quarter ending September 2018	1,068	↑
Quarter ending December 2018	1,076	→
Quarter ending March 2019	1,084	→
Quarter ending June 2019	1,100	→
Variance since June 2018	5.1%	↑



ACTIVITY



Month	2019	2020
April	40	116
May	215	272
June	338	452
July	510	
August	696	
September	835	
October	997	
November	1,208	
December	1,316	
January	1,480	
February	1,632	
March	1,820	
April	1,866	
May	1,866	
June	1,865	

QUALITY

	Quantity	Base Number	Contract	LHB	Wales
% of FP17s for the same patient ID Re-attending within 3 months - Children	21	337	6.2%	8.3%	10.7%
% of FP17s for the same patient ID Re-attending within 3 months - Adults	5	59	8.5%	14.7%	15.5%
% of FP17s for the same patient ID Re-attending between 3 & 9 months - Children	199	337	59.1%	59.0%	60.1%
% of FP17s for the same patient ID Re-attending between 3 & 9 months - Adults	24	59	40.7%	56.2%	56.6%
% of FP17s for Band 1 Urgent Courses	16	337	4.7%	9.1%	9.1%
% of FP17s Relating to Free Repair or Replacements	0	337	0.0%	0.7%	0.7%
% of FP17s Relating to Continuations	0	337	0.0%	0.7%	0.6%
% of Patients satisfied with the dentistry they have received	2	2	N/A	93.1%	92.8%
% of Patients satisfied with the time they had to wait for an appointment	2	2	N/A	88.8%	87.5%

* This is based on patients treated on this contract for their most recent course of treatment.

Figures in italics indicate the base number of FP17s or Patient Questionnaire responses are less than 100. N/A is shown where the base number of responses is less than 10 during the period. % is calculated as Quantity/Base number*100

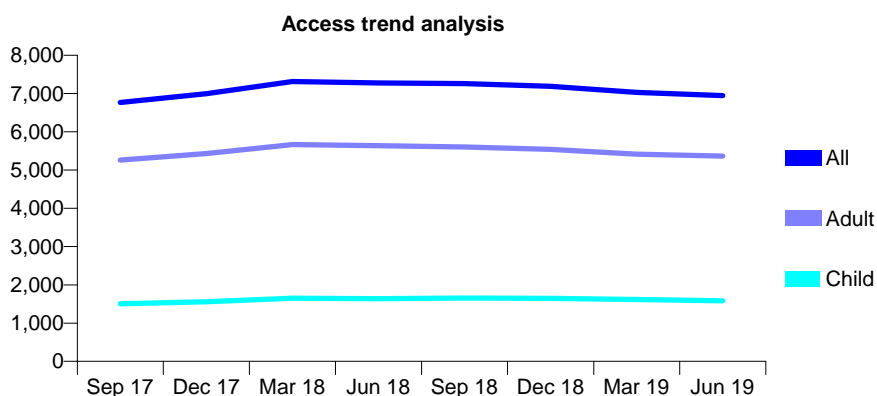
7A4 - Vital Signs At a Glance Contract Report for 140988/0001 - June 2019

Name or company name	Robert Phillips & Timothy Phillips
Contract type name	Pilot Contract
Purpose of contract	General
Contract start date	01/10/2010
Contract end date	

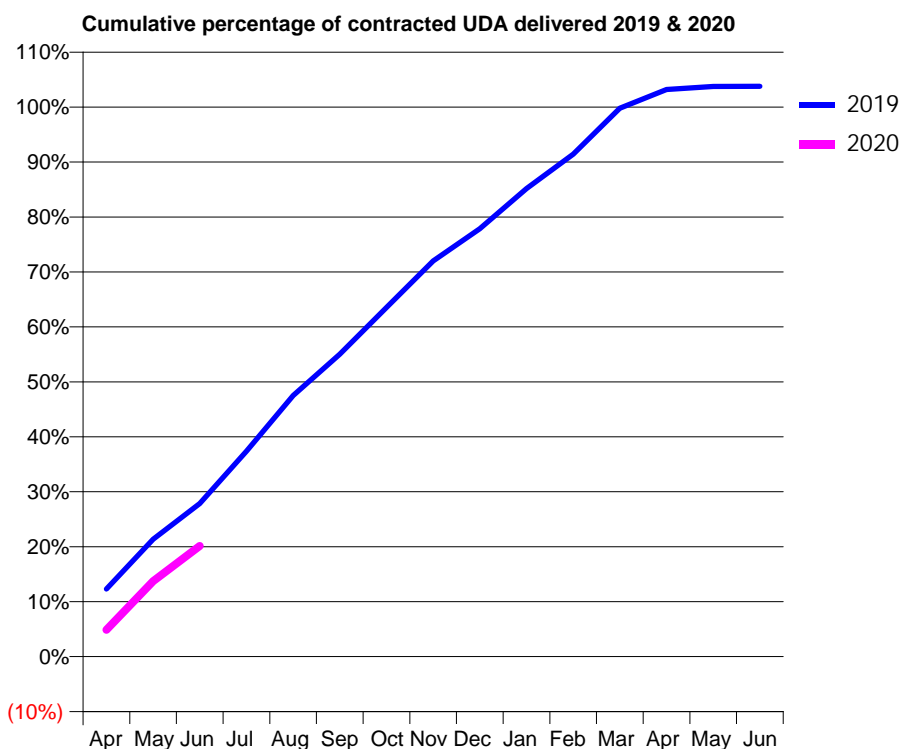
19/20 Contracted general activity (UDA)	17,589
Carry forward general activity (UDA)	0
19/20 Contracted orthodontic activity (UOA)	0
Carry forward orthodontic activity (UOA)	0
Baseline contract value	£438,017.57

ACCESS*

Patients seen in 24 months	Total	Change since previous quarter
Quarter ending June 2018	7,275	
Quarter ending September 2018	7,258	→
Quarter ending December 2018	7,189	→
Quarter ending March 2019	7,028	↓
Quarter ending June 2019	6,947	↓
Variance since June 2018	(4.5%)	↓



ACTIVITY



Month	Adjusted Scheduled Activity (UDA)	
	2019	2020
April	2,442	861
May	4,239	2,412
June	5,521	3,543
July	7,414	
August	9,422	
September	10,915	
October	12,600	
November	14,280	
December	15,441	
January	16,890	
February	18,134	
March	19,791	
April	20,466	
May	20,574	
June	20,581	

QUALITY

	Quantity	Base Number	Contract	LHB	Wales
% of FP17s for the same patient ID Re-attending within 3 months - Children	14	404	3.5%	8.3%	10.7%
% of FP17s for the same patient ID Re-attending within 3 months - Adults	186	1,468	12.7%	14.7%	15.5%
% of FP17s for the same patient ID Re-attending between 3 & 9 months - Children	204	404	50.5%	59.0%	60.1%
% of FP17s for the same patient ID Re-attending between 3 & 9 months - Adults	679	1,468	46.3%	56.2%	56.6%
% of FP17s for Band 1 Urgent Courses	142	1,585	9.0%	9.1%	9.1%
% of FP17s Relating to Free Repair or Replacements	5	1,585	0.3%	0.7%	0.7%
% of FP17s Relating to Continuations	14	1,585	0.9%	0.7%	0.6%
% of Patients satisfied with the dentistry they have received	14	15	93.3%	93.1%	92.8%
% of Patients satisfied with the time they had to wait for an appointment	15	15	100.0%	88.8%	87.5%

* This is based on patients treated on this contract for their most recent course of treatment. Figures in italics indicate the base number of FP17s or Patient Questionnaire responses are less than 100. N/A is shown where the base number of responses is less than 10 during the period. % is calculated as Quantity/Base number*100

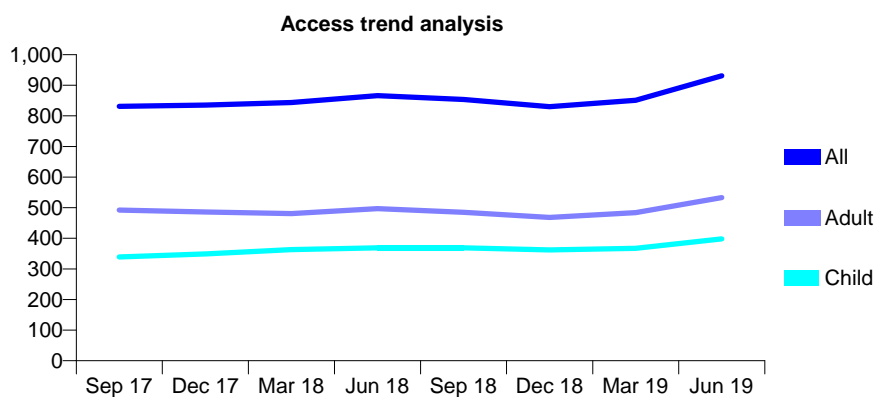
7A4 - Vital Signs At a Glance Contract Report for 142514/0001 - June 2019

Name or company name	RSDK Ltd
Contract type name	GDS Contract
Purpose of contract	General
Contract start date	01/07/2007
Contract end date	

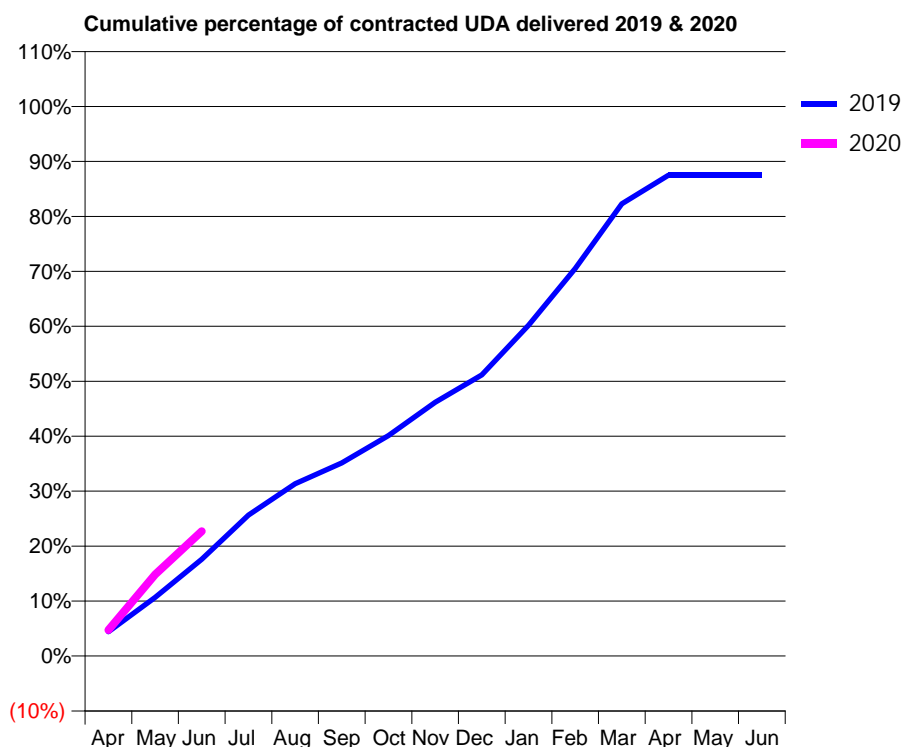
19/20 Contracted general activity (UDA)	2,369
Carry forward general activity (UDA)	0
19/20 Contracted orthodontic activity (UOA)	0
Carry forward orthodontic activity (UOA)	0
Baseline contract value	£53,598.65

ACCESS*

Patients seen in 24 months	Total	Change since previous quarter
Quarter ending June 2018	866	
Quarter ending September 2018	854	↓
Quarter ending December 2018	830	↓
Quarter ending March 2019	851	↑
Quarter ending June 2019	931	↑
Variance since June 2018	7.5%	↑



ACTIVITY



Month	Adjusted Scheduled Activity (UDA)	
	2019	2020
April	104	112
May	253	352
June	417	538
July	607	
August	743	
September	832	
October	951	
November	1,094	
December	1,212	
January	1,425	
February	1,670	
March	1,949	
April	2,073	
May	2,073	
June	2,073	

QUALITY

	Quantity	Base Number	Contract	LHB	Wales
% of FP17s for the same patient ID Re-attending within 3 months - Children	6	135	4.4%	8.3%	10.7%
% of FP17s for the same patient ID Re-attending within 3 months - Adults	11	175	6.3%	14.7%	15.5%
% of FP17s for the same patient ID Re-attending between 3 & 9 months - Children	68	135	50.4%	59.0%	60.1%
% of FP17s for the same patient ID Re-attending between 3 & 9 months - Adults	70	175	40.0%	56.2%	56.6%
% of FP17s for Band 1 Urgent Courses	13	254	5.1%	9.1%	9.1%
% of FP17s Relating to Free Repair or Replacements	0	254	0.0%	0.7%	0.7%
% of FP17s Relating to Continuations	0	254	0.0%	0.7%	0.6%
% of Patients satisfied with the dentistry they have received	1	1	N/A	93.1%	92.8%
% of Patients satisfied with the time they had to wait for an appointment	1	1	N/A	88.8%	87.5%

* This is based on patients treated on this contract for their most recent course of treatment. Figures in italics indicate the base number of FP17s or Patient Questionnaire responses are less than 100. N/A is shown where the base number of responses is less than 10 during the period. % is calculated as Quantity/Base number*100

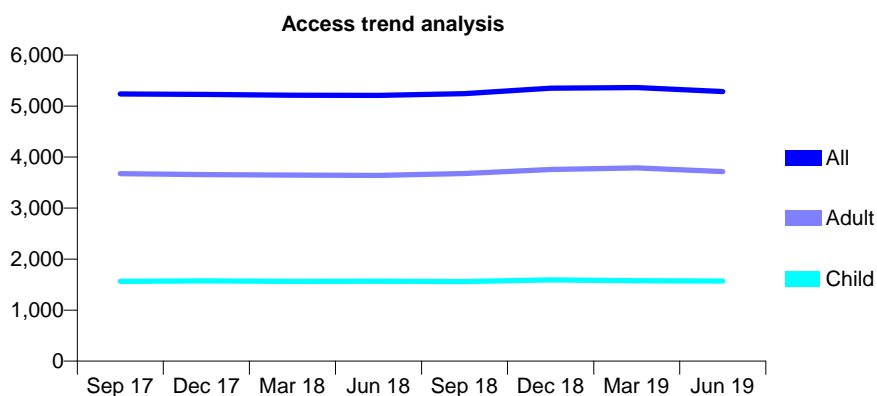
7A4 - Vital Signs At a Glance Contract Report for 151165/0002 - June 2019

Name or company name	Simon Hill Ltd
Contract type name	GDS Contract
Purpose of contract	General
Contract start date	01/09/2010
Contract end date	

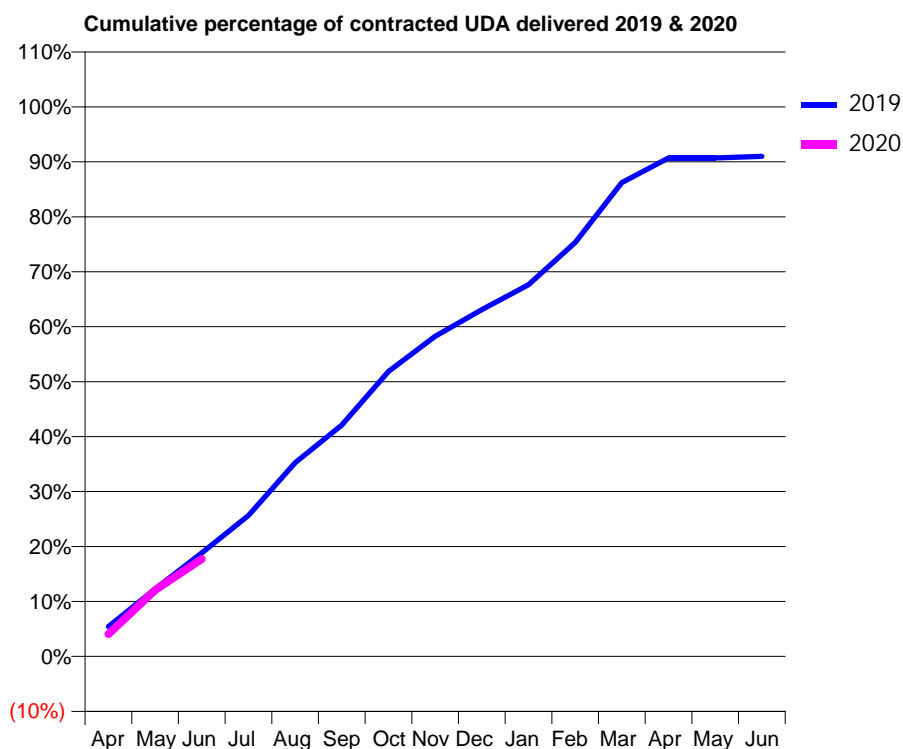
19/20 Contracted general activity (UDA)	15,820
Carry forward general activity (UDA)	0
19/20 Contracted orthodontic activity (UOA)	0
Carry forward orthodontic activity (UOA)	0
Baseline contract value	£348,937.72

ACCESS*

Patients seen in 24 months	Total	Change since previous quarter
Quarter ending June 2018	5,209	
Quarter ending September 2018	5,242	→
Quarter ending December 2018	5,351	↑
Quarter ending March 2019	5,364	→
Quarter ending June 2019	5,286	↓
Variance since June 2018	1.5%	→



ACTIVITY



Month	2019	2020
April	862	642
May	1,940	1,911
June	2,977	2,806
July	4,055	
August	5,577	
September	6,658	
October	8,202	
November	9,214	
December	9,982	
January	10,700	
February	11,913	
March	13,636	
April	14,350	
May	14,349	
June	14,395	

QUALITY

	Quantity	Base Number	Contract	LHB	Wales
% of FP17s for the same patient ID Re-attending within 3 months - Children	45	533	8.4%	8.3%	10.7%
% of FP17s for the same patient ID Re-attending within 3 months - Adults	163	1,226	13.3%	14.7%	15.5%
% of FP17s for the same patient ID Re-attending between 3 & 9 months - Children	299	533	56.1%	59.0%	60.1%
% of FP17s for the same patient ID Re-attending between 3 & 9 months - Adults	736	1,226	60.0%	56.2%	56.6%
% of FP17s for Band 1 Urgent Courses	106	1,360	7.8%	9.1%	9.1%
% of FP17s Relating to Free Repair or Replacements	15	1,360	1.1%	0.7%	0.7%
% of FP17s Relating to Continuations	0	1,360	0.0%	0.7%	0.6%
% of Patients satisfied with the dentistry they have received	4	4	N/A	93.1%	92.8%
% of Patients satisfied with the time they had to wait for an appointment	4	4	N/A	88.8%	87.5%

* This is based on patients treated on this contract for their most recent course of treatment. Figures in italics indicate the base number of FP17s or Patient Questionnaire responses are less than 100. N/A is shown where the base number of responses is less than 10 during the period. % is calculated as Quantity/Base number*100

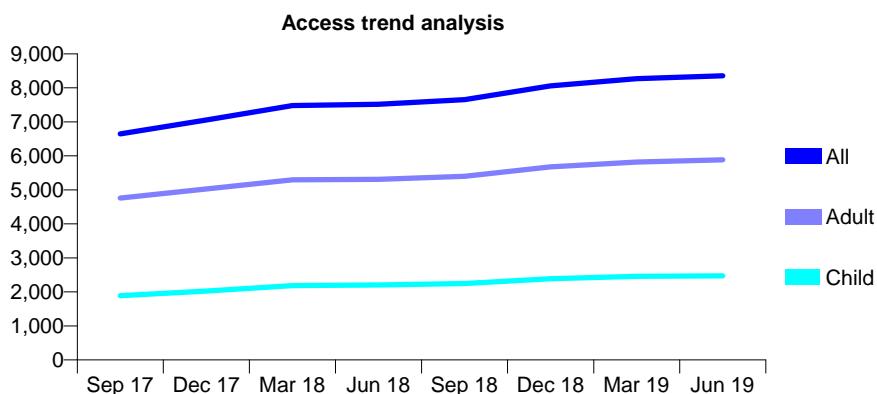
7A4 - Vital Signs At a Glance Contract Report for 154245/0001 - June 2019

Name or company name	Restore Dental Group
Contract type name	GDS Contract
Purpose of contract	General
Contract start date	01/04/2013
Contract end date	

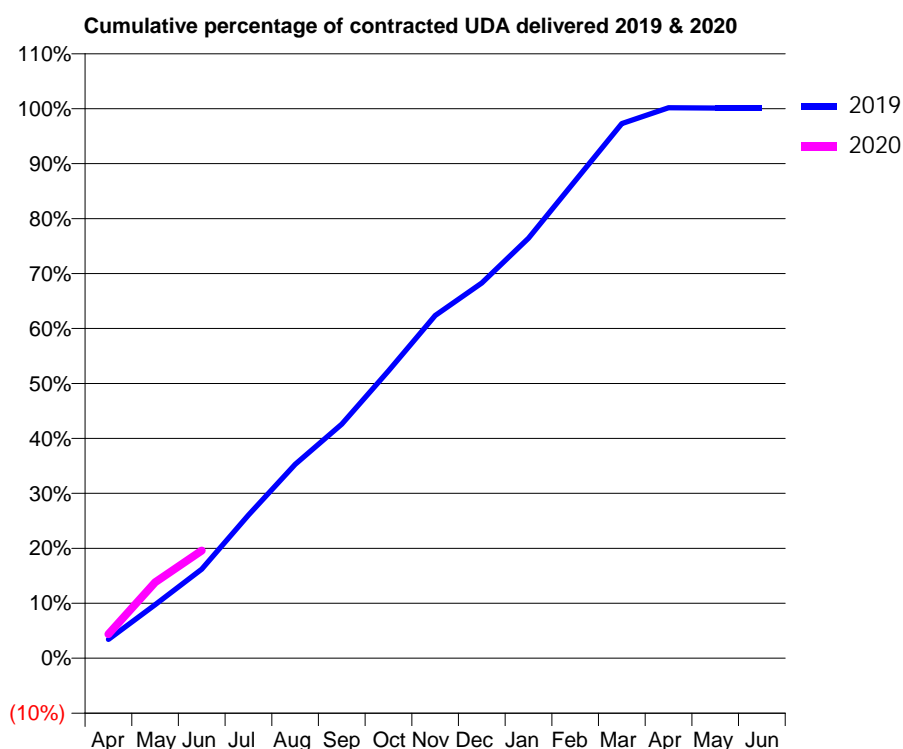
19/20 Contracted general activity (UDA)	25,220
Carry forward general activity (UDA)	0
19/20 Contracted orthodontic activity (UOA)	0
Carry forward orthodontic activity (UOA)	0
Baseline contract value	£590,159.22

ACCESS*

Patients seen in 24 months	Total	Change since previous quarter
Quarter ending June 2018	7,518	
Quarter ending September 2018	7,653	→
Quarter ending December 2018	8,060	↑
Quarter ending March 2019	8,273	↑
Quarter ending June 2019	8,355	→
Variance since June 2018	11.1%	↑



ACTIVITY



Month	2019	2020
April	866	1,102
May	2,457	3,488
June	4,090	4,940
July	6,568	
August	8,894	
September	10,746	
October	13,184	
November	15,724	
December	17,217	
January	19,274	
February	21,910	
March	24,530	
April	25,260	
May	25,249	
June	25,249	

QUALITY

	Quantity	Base Number	Contract	LHB	Wales
% of FP17s for the same patient ID Re-attending within 3 months - Children	62	709	8.7%	8.3%	10.7%
% of FP17s for the same patient ID Re-attending within 3 months - Adults	284	1,773	16.0%	14.7%	15.5%
% of FP17s for the same patient ID Re-attending between 3 & 9 months - Children	336	709	47.4%	59.0%	60.1%
% of FP17s for the same patient ID Re-attending between 3 & 9 months - Adults	982	1,773	55.4%	56.2%	56.6%
% of FP17s for Band 1 Urgent Courses	194	2,146	9.0%	9.1%	9.1%
% of FP17s Relating to Free Repair or Replacements	32	2,146	1.5%	0.7%	0.7%
% of FP17s Relating to Continuations	27	2,146	1.3%	0.7%	0.6%
% of Patients satisfied with the dentistry they have received	18	18	100.0%	93.1%	92.8%
% of Patients satisfied with the time they had to wait for an appointment	16	18	88.9%	88.8%	87.5%

* This is based on patients treated on this contract for their most recent course of treatment.

Figures in italics indicate the base number of FP17s or Patient Questionnaire responses are less than 100. N/A is shown where the base number of responses is less than 10 during the period. % is calculated as Quantity/Base number*100

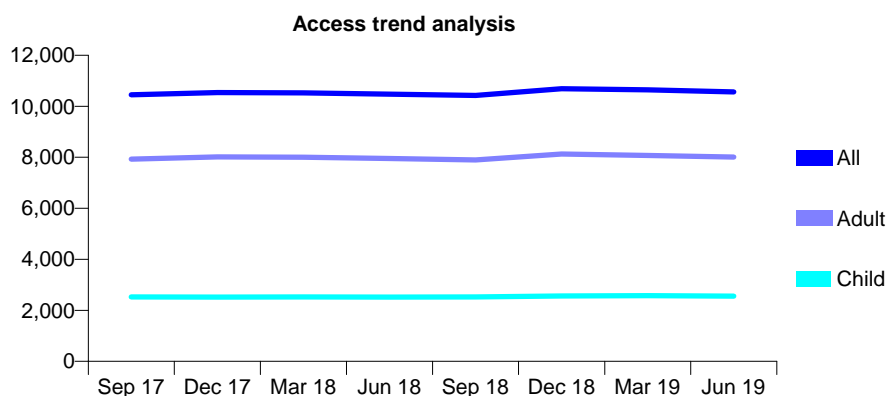
7A4 - Vital Signs At a Glance Contract Report for 154245/0002 - June 2019

Name or company name	Restore Dental Group
Contract type name	GDS Contract
Purpose of contract	General
Contract start date	01/04/2013
Contract end date	

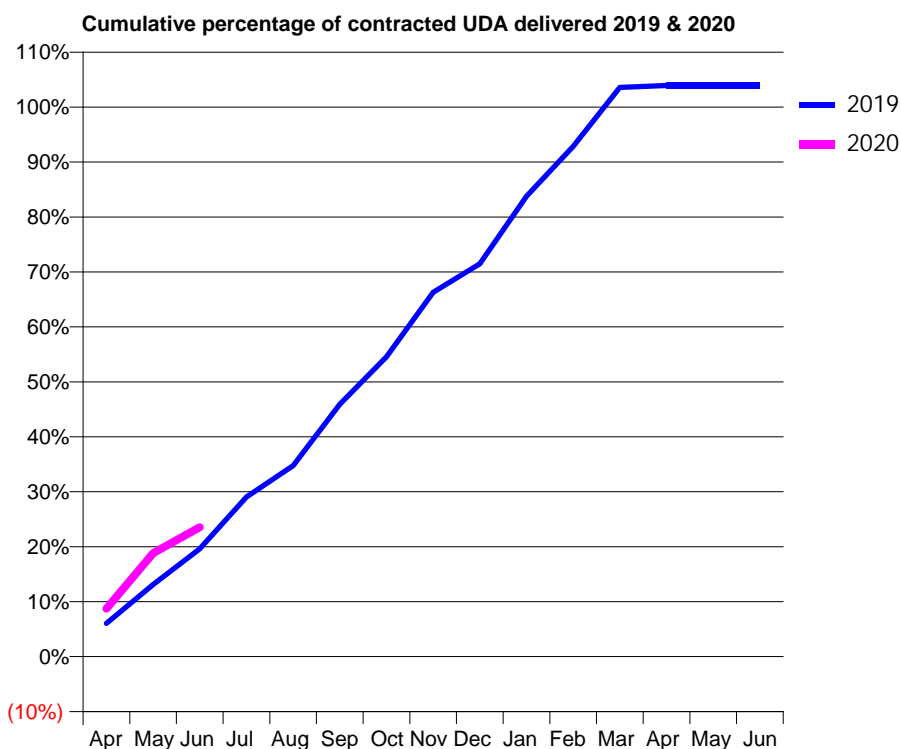
19/20 Contracted general activity (UDA)	31,265
Carry forward general activity (UDA)	0
19/20 Contracted orthodontic activity (UOA)	0
Carry forward orthodontic activity (UOA)	0
Baseline contract value	£790,299.62

ACCESS*

Patients seen in 24 months	Total	Change since previous quarter
Quarter ending June 2018	10,477	
Quarter ending September 2018	10,426	→
Quarter ending December 2018	10,689	↑
Quarter ending March 2019	10,642	→
Quarter ending June 2019	10,565	→
Variance since June 2018	0.8%	→



ACTIVITY



Month	Adjusted Scheduled Activity (UDA)	
	2019	2020
April	1,892	2,724
May	4,102	5,880
June	6,137	7,364
July	9,089	
August	10,867	
September	14,348	
October	17,056	
November	20,721	
December	22,350	
January	26,184	
February	29,031	
March	32,386	
April	32,494	
May	32,494	
June	32,494	

QUALITY

	Quantity	Base Number	Contract	LHB	Wales
% of FP17s for the same patient ID Re-attending within 3 months - Children	56	752	7.4%	8.3%	10.7%
% of FP17s for the same patient ID Re-attending within 3 months - Adults	372	2,428	15.3%	14.7%	15.5%
% of FP17s for the same patient ID Re-attending between 3 & 9 months - Children	394	752	52.4%	59.0%	60.1%
% of FP17s for the same patient ID Re-attending between 3 & 9 months - Adults	1,282	2,428	52.8%	56.2%	56.6%
% of FP17s for Band 1 Urgent Courses	281	3,102	9.1%	9.1%	9.1%
% of FP17s Relating to Free Repair or Replacements	26	3,102	0.8%	0.7%	0.7%
% of FP17s Relating to Continuations	36	3,102	1.2%	0.7%	0.6%
% of Patients satisfied with the dentistry they have received	15	16	93.8%	93.1%	92.8%
% of Patients satisfied with the time they had to wait for an appointment	14	16	87.5%	88.8%	87.5%

* This is based on patients treated on this contract for their most recent course of treatment. Figures in italics indicate the base number of FP17s or Patient Questionnaire responses are less than 100. N/A is shown where the base number of responses is less than 10 during the period. % is calculated as Quantity/Base number*100

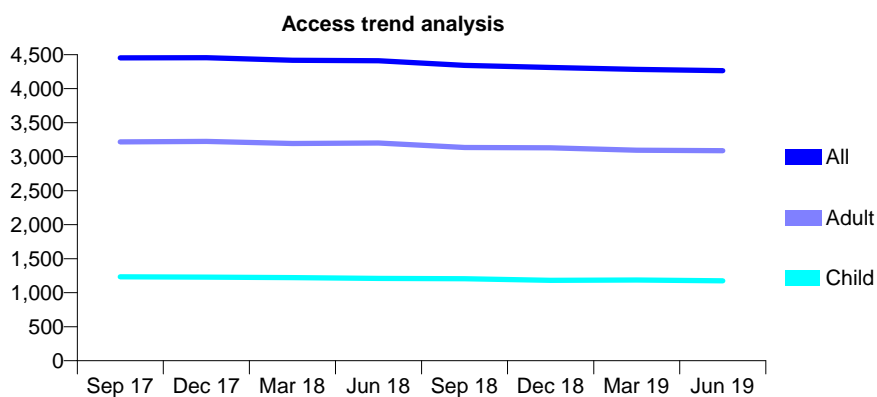
7A4 - Vital Signs At a Glance Contract Report for 154504/0001 - June 2019

Name or company name	Alison Jones Ltd
Contract type name	Pilot Contract
Purpose of contract	General
Contract start date	01/08/2013
Contract end date	

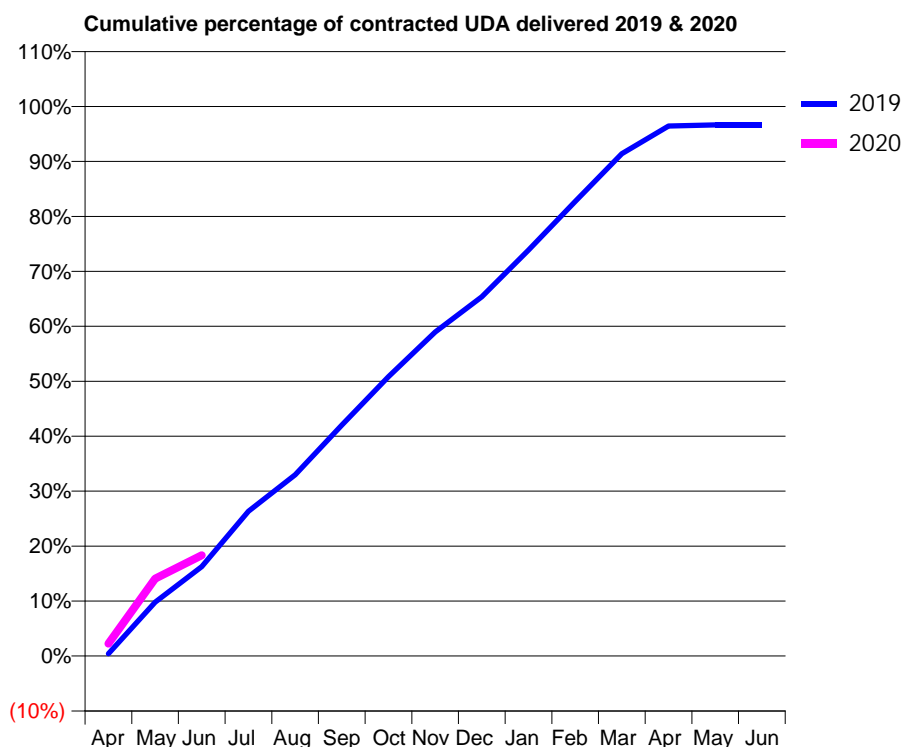
19/20 Contracted general activity (UDA)	12,873
Carry forward general activity (UDA)	0
19/20 Contracted orthodontic activity (UOA)	0
Carry forward orthodontic activity (UOA)	0
Baseline contract value	£357,559.60

ACCESS*

Patients seen in 24 months	Total	Change since previous quarter
Quarter ending June 2018	4,411	
Quarter ending September 2018	4,343	↓
Quarter ending December 2018	4,313	→
Quarter ending March 2019	4,283	→
Quarter ending June 2019	4,264	→
Variance since June 2018	(3.3%)	↓



ACTIVITY



Month	Adjusted Scheduled Activity (UDA)	
	2019	2020
April	57	291
May	1,341	1,814
June	2,226	2,361
July	3,604	
August	4,513	
September	5,747	
October	6,955	
November	8,066	
December	8,940	
January	10,104	
February	11,314	
March	12,505	
April	13,194	
May	13,220	
June	13,221	

QUALITY

	Quantity	Base Number	Contract	LHB	Wales
% of FP17s for the same patient ID Re-attending within 3 months - Children	24	343	7.0%	8.3%	10.7%
% of FP17s for the same patient ID Re-attending within 3 months - Adults	179	985	18.2%	14.7%	15.5%
% of FP17s for the same patient ID Re-attending between 3 & 9 months - Children	194	343	56.6%	59.0%	60.1%
% of FP17s for the same patient ID Re-attending between 3 & 9 months - Adults	550	985	55.8%	56.2%	56.6%
% of FP17s for Band 1 Urgent Courses	131	1,084	12.1%	9.1%	9.1%
% of FP17s Relating to Free Repair or Replacements	1	1,084	0.1%	0.7%	0.7%
% of FP17s Relating to Continuations	8	1,084	0.7%	0.7%	0.6%
% of Patients satisfied with the dentistry they have received	8	8	N/A	93.1%	92.8%
% of Patients satisfied with the time they had to wait for an appointment	8	8	N/A	88.8%	87.5%

* This is based on patients treated on this contract for their most recent course of treatment. Figures in italics indicate the base number of FP17s or Patient Questionnaire responses are less than 100. N/A is shown where the base number of responses is less than 10 during the period. % is calculated as Quantity/Base number*100

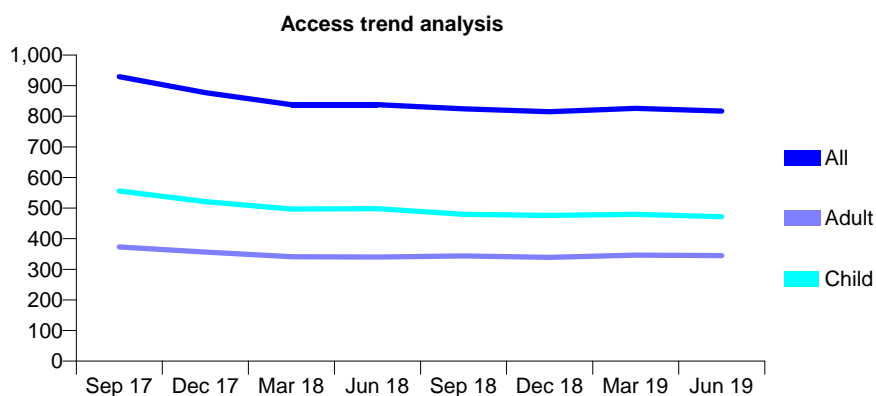
7A4 - Vital Signs At a Glance Contract Report for 154504/0002 - June 2019

Name or company name	Alison Jones Ltd
Contract type name	Pilot Contract
Purpose of contract	General
Contract start date	01/08/2013
Contract end date	

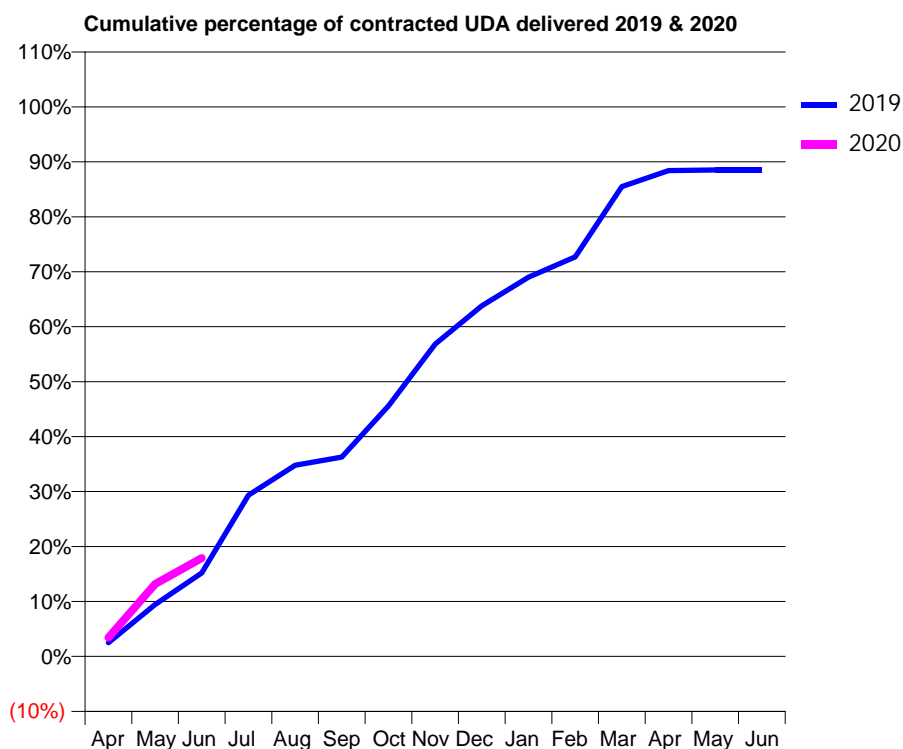
19/20 Contracted general activity (UDA)	2,070
Carry forward general activity (UDA)	0
19/20 Contracted orthodontic activity (UOA)	0
Carry forward orthodontic activity (UOA)	0
Baseline contract value	£60,907.50

ACCESS*

Patients seen in 24 months	Total	Change since previous quarter
Quarter ending June 2018	838	
Quarter ending September 2018	824	↓
Quarter ending December 2018	815	↓
Quarter ending March 2019	826	→
Quarter ending June 2019	817	↓
Variance since June 2018	(2.5%)	↓



ACTIVITY



Month	2019	2020
April	57	71
May	218	273
June	350	370
July	675	
August	800	
September	834	
October	1,048	
November	1,307	
December	1,467	
January	1,587	
February	1,672	
March	1,966	
April	2,033	
May	2,036	
June	2,036	

QUALITY

	Quantity	Base Number	Contract	LHB	Wales
% of FP17s for the same patient ID Re-attending within 3 months - Children	8	116	6.9%	8.3%	10.7%
% of FP17s for the same patient ID Re-attending within 3 months - Adults	16	102	15.7%	14.7%	15.5%
% of FP17s for the same patient ID Re-attending between 3 & 9 months - Children	68	116	58.6%	59.0%	60.1%
% of FP17s for the same patient ID Re-attending between 3 & 9 months - Adults	43	102	42.2%	56.2%	56.6%
% of FP17s for Band 1 Urgent Courses	7	180	3.9%	9.1%	9.1%
% of FP17s Relating to Free Repair or Replacements	0	180	0.0%	0.7%	0.7%
% of FP17s Relating to Continuations	0	180	0.0%	0.7%	0.6%
% of Patients satisfied with the dentistry they have received	2	2	N/A	93.1%	92.8%
% of Patients satisfied with the time they had to wait for an appointment	2	2	N/A	88.8%	87.5%

* This is based on patients treated on this contract for their most recent course of treatment. Figures in italics indicate the base number of FP17s or Patient Questionnaire responses are less than 100. N/A is shown where the base number of responses is less than 10 during the period. % is calculated as Quantity/Base number*100

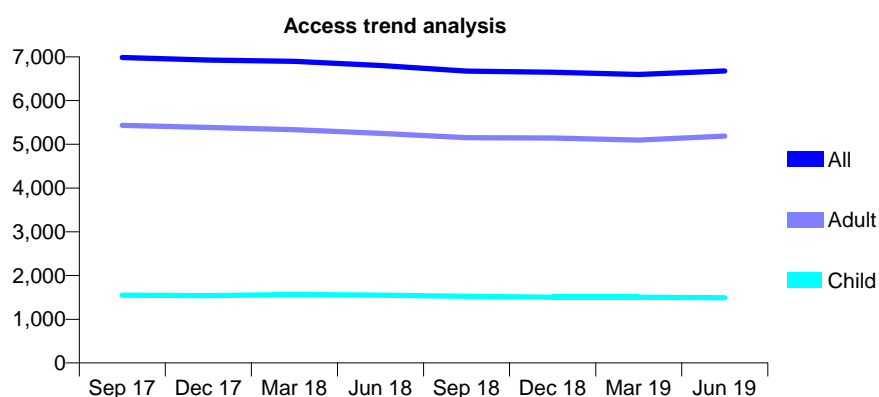
7A4 - Vital Signs At a Glance Contract Report for 157481/0001 - June 2019

Name or company name	Birchwood Health Ltd
Contract type name	GDS Contract
Purpose of contract	General
Contract start date	01/09/2009
Contract end date	

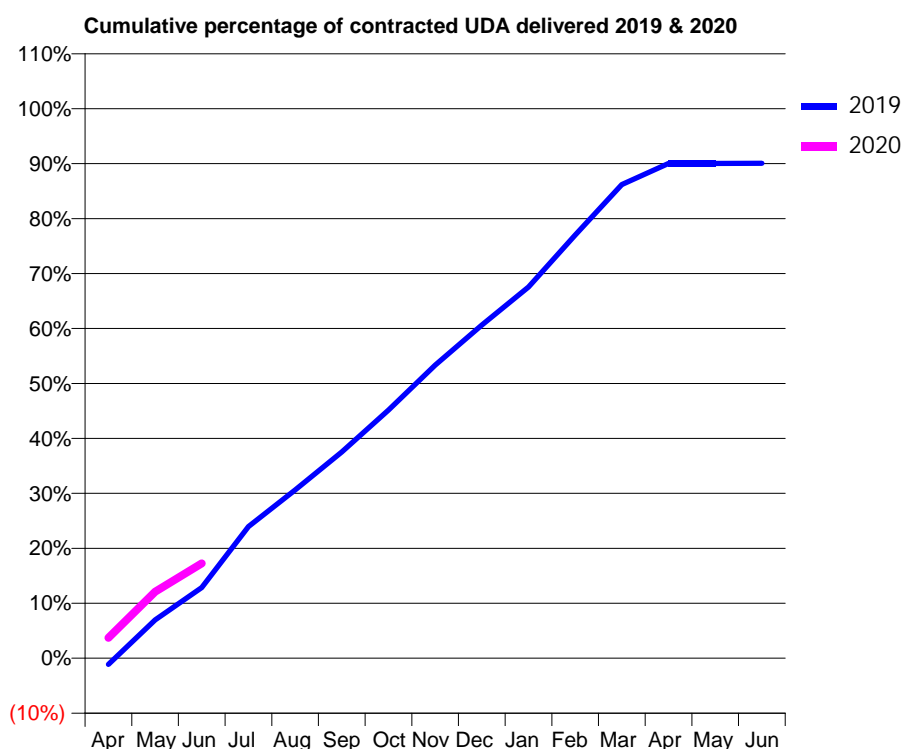
19/20 Contracted general activity (UDA)	25,295
Carry forward general activity (UDA)	0
19/20 Contracted orthodontic activity (UOA)	0
Carry forward orthodontic activity (UOA)	0
Baseline contract value	£590,575.70

ACCESS*

Patients seen in 24 months	Total	Change since previous quarter
Quarter ending June 2018	6,803	
Quarter ending September 2018	6,674	↓
Quarter ending December 2018	6,648	→
Quarter ending March 2019	6,596	→
Quarter ending June 2019	6,678	→
Variance since June 2018	(1.8%)	↓



ACTIVITY



Month	2019	2020
April	-290	942
May	1,767	3,062
June	3,252	4,366
July	6,060	
August	7,746	
September	9,494	
October	11,419	
November	13,492	
December	15,332	
January	17,083	
February	19,480	
March	21,798	
April	22,768	
May	22,777	
June	22,781	

QUALITY

	Quantity	Base Number	Contract	LHB	Wales
% of FP17s for the same patient ID Re-attending within 3 months - Children	37	495	7.5%	8.3%	10.7%
% of FP17s for the same patient ID Re-attending within 3 months - Adults	292	1,704	17.1%	14.7%	15.5%
% of FP17s for the same patient ID Re-attending between 3 & 9 months - Children	222	495	44.8%	59.0%	60.1%
% of FP17s for the same patient ID Re-attending between 3 & 9 months - Adults	831	1,704	48.8%	56.2%	56.6%
% of FP17s for Band 1 Urgent Courses	153	1,805	8.5%	9.1%	9.1%
% of FP17s Relating to Free Repair or Replacements	19	1,805	1.1%	0.7%	0.7%
% of FP17s Relating to Continuations	35	1,805	1.9%	0.7%	0.6%
% of Patients satisfied with the dentistry they have received	15	19	78.9%	93.1%	92.8%
% of Patients satisfied with the time they had to wait for an appointment	15	19	78.9%	88.8%	87.5%

* This is based on patients treated on this contract for their most recent course of treatment.

Figures in italics indicate the base number of FP17s or Patient Questionnaire responses are less than 100. N/A is shown where the base number of responses is less than 10 during the period. % is calculated as Quantity/Base number*100

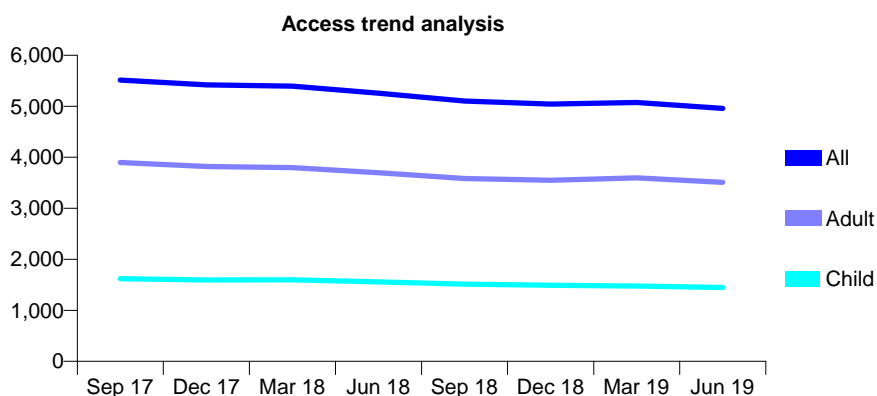
7A4 - Vital Signs At a Glance Contract Report for 158194/0014 - June 2019

Name or company name	Denticare Ltd
Contract type name	GDS Contract
Purpose of contract	General
Contract start date	06/01/2007
Contract end date	

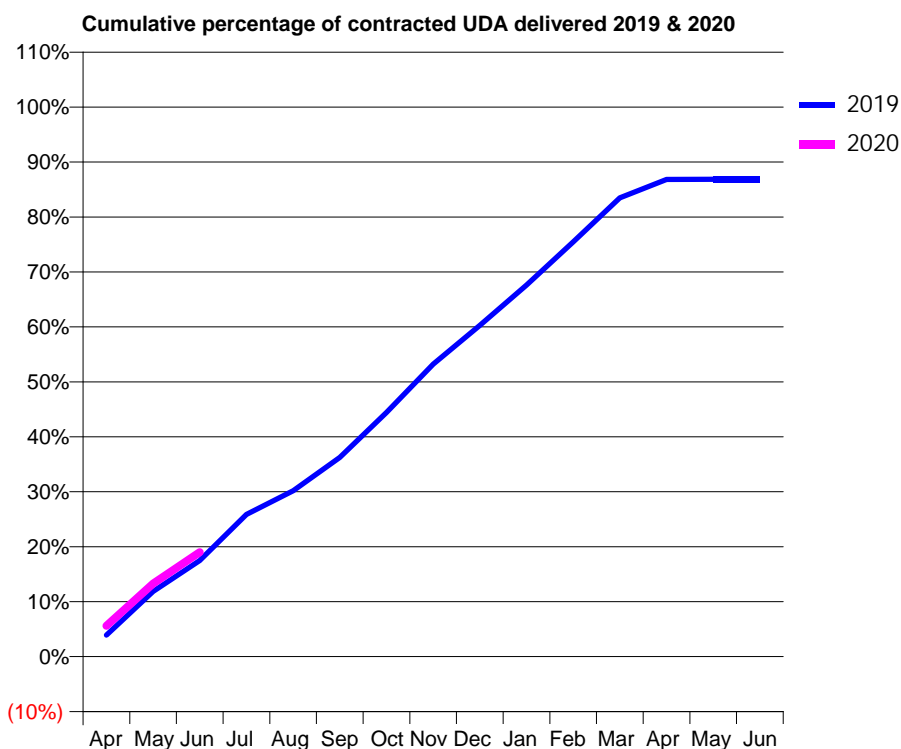
19/20 Contracted general activity (UDA)	17,966
Carry forward general activity (UDA)	0
19/20 Contracted orthodontic activity (UOA)	0
Carry forward orthodontic activity (UOA)	0
Baseline contract value	£452,799.40

ACCESS*

Patients seen in 24 months	Total	Change since previous quarter
Quarter ending June 2018	5,255	
Quarter ending September 2018	5,102	↓
Quarter ending December 2018	5,041	↓
Quarter ending March 2019	5,073	→
Quarter ending June 2019	4,959	↓
Variance since June 2018	(5.6%)	↓



ACTIVITY



Month	Adjusted Scheduled Activity (UDA)	
	2019	2020
April	703	1,011
May	2,132	2,392
June	3,139	3,415
July	4,652	
August	5,424	
September	6,510	
October	7,982	
November	9,564	
December	10,827	
January	12,143	
February	13,560	
March	15,001	
April	15,603	
May	15,606	
June	15,606	

QUALITY

	Quantity	Base Number	Contract	LHB	Wales
% of FP17s for the same patient ID Re-attending within 3 months - Children	31	438	7.1%	8.3%	10.7%
% of FP17s for the same patient ID Re-attending within 3 months - Adults	147	1,114	13.2%	14.7%	15.5%
% of FP17s for the same patient ID Re-attending between 3 & 9 months - Children	264	438	60.3%	59.0%	60.1%
% of FP17s for the same patient ID Re-attending between 3 & 9 months - Adults	656	1,114	58.9%	56.2%	56.6%
% of FP17s for Band 1 Urgent Courses	127	1,349	9.4%	9.1%	9.1%
% of FP17s Relating to Free Repair or Replacements	1	1,349	0.1%	0.7%	0.7%
% of FP17s Relating to Continuations	4	1,349	0.3%	0.7%	0.6%
% of Patients satisfied with the dentistry they have received	5	6	N/A	93.1%	92.8%
% of Patients satisfied with the time they had to wait for an appointment	6	6	N/A	88.8%	87.5%

* This is based on patients treated on this contract for their most recent course of treatment. Figures in italics indicate the base number of FP17s or Patient Questionnaire responses are less than 100. N/A is shown where the base number of responses is less than 10 during the period. % is calculated as Quantity/Base number*100

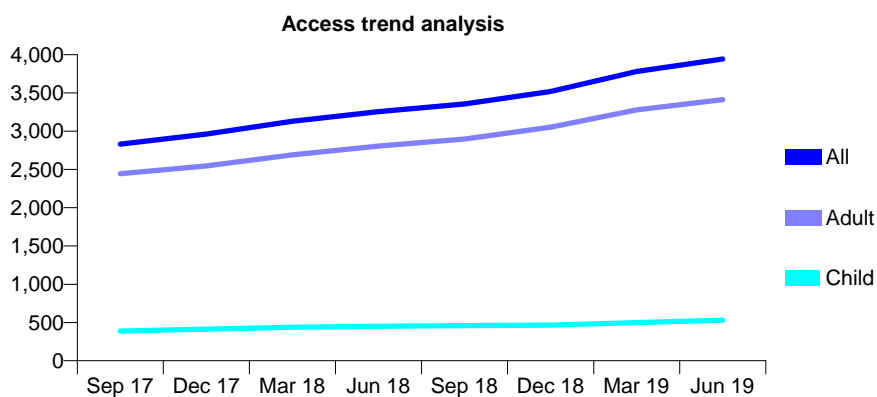
7A4 - Vital Signs At a Glance Contract Report for 158194/0020 - June 2019

Name or company name	Denticare Ltd
Contract type name	GDS Contract
Purpose of contract	General
Contract start date	01/05/2008
Contract end date	

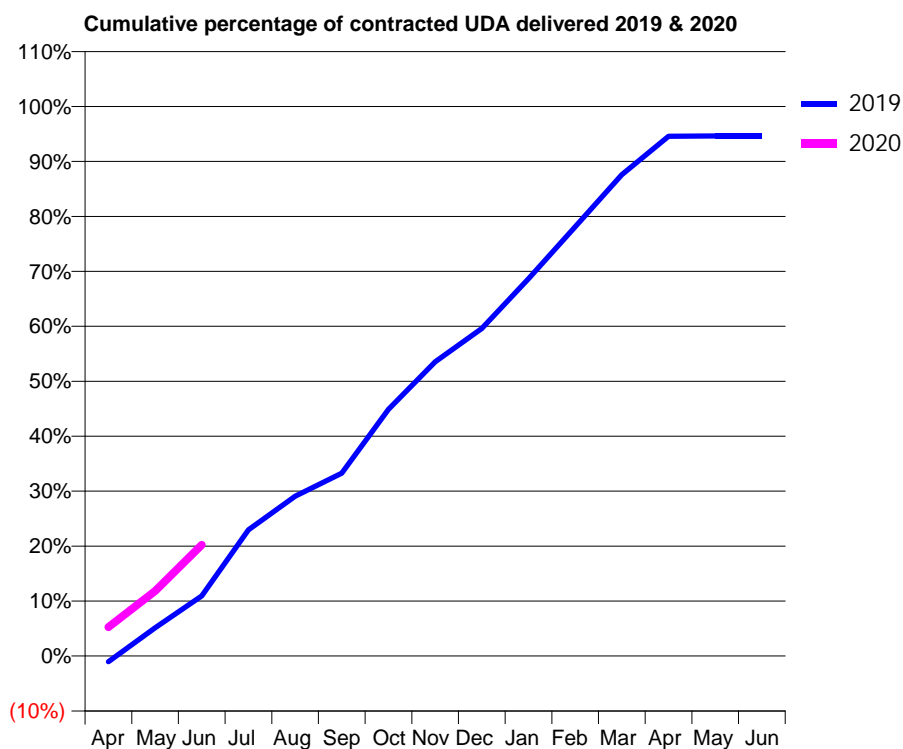
19/20 Contracted general activity (UDA)	12,620
Carry forward general activity (UDA)	0
19/20 Contracted orthodontic activity (UOA)	0
Carry forward orthodontic activity (UOA)	0
Baseline contract value	£315,922.68

ACCESS*

Patients seen in 24 months	Total	Change since previous quarter
Quarter ending June 2018	3,255	
Quarter ending September 2018	3,356	↑
Quarter ending December 2018	3,518	↑
Quarter ending March 2019	3,779	↑
Quarter ending June 2019	3,943	↑
Variance since June 2018	21.1%	↑



ACTIVITY



Month	Adjusted Scheduled Activity (UDA)	
	2019	2020
April	-133	662
May	652	1,497
June	1,380	2,553
July	2,899	
August	3,670	
September	4,201	
October	5,666	
November	6,758	
December	7,519	
January	8,666	
February	9,861	
March	11,055	
April	11,937	
May	11,942	
June	11,942	

QUALITY

	Quantity	Base Number	Contract	LHB	Wales
% of FP17s for the same patient ID Re-attending within 3 months - Children	10	193	5.2%	8.3%	10.7%
% of FP17s for the same patient ID Re-attending within 3 months - Adults	87	1,088	8.0%	14.7%	15.5%
% of FP17s for the same patient ID Re-attending between 3 & 9 months - Children	96	193	49.7%	59.0%	60.1%
% of FP17s for the same patient ID Re-attending between 3 & 9 months - Adults	562	1,088	51.7%	56.2%	56.6%
% of FP17s for Band 1 Urgent Courses	49	992	4.9%	9.1%	9.1%
% of FP17s Relating to Free Repair or Replacements	2	992	0.2%	0.7%	0.7%
% of FP17s Relating to Continuations	6	992	0.6%	0.7%	0.6%
% of Patients satisfied with the dentistry they have received	12	13	92.3%	93.1%	92.8%
% of Patients satisfied with the time they had to wait for an appointment	11	13	84.6%	88.8%	87.5%

* This is based on patients treated on this contract for their most recent course of treatment. Figures in italics indicate the base number of FP17s or Patient Questionnaire responses are less than 100. N/A is shown where the base number of responses is less than 10 during the period. % is calculated as Quantity/Base number*100

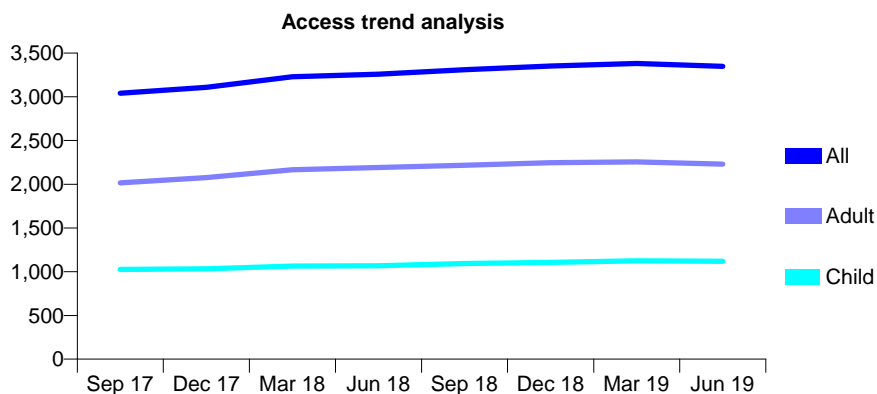
7A4 - Vital Signs At a Glance Contract Report for 158429/0001 - June 2019

Name or company name	PD Care Limited
Contract type name	GDS Contract
Purpose of contract	General
Contract start date	01/10/2011
Contract end date	

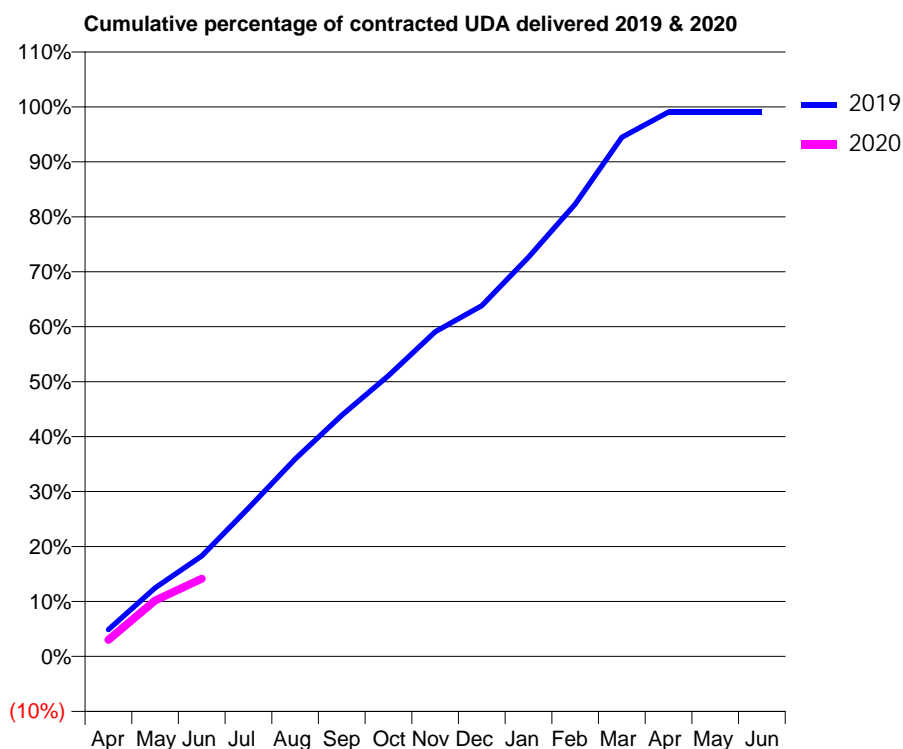
19/20 Contracted general activity (UDA)	10,160
Carry forward general activity (UDA)	0
19/20 Contracted orthodontic activity (UOA)	0
Carry forward orthodontic activity (UOA)	0
Baseline contract value	£255,205.41

ACCESS*

Patients seen in 24 months	Total	Change since previous quarter
Quarter ending June 2018	3,259	
Quarter ending September 2018	3,310	→
Quarter ending December 2018	3,351	→
Quarter ending March 2019	3,381	→
Quarter ending June 2019	3,349	→
Variance since June 2018	2.8%	↑



ACTIVITY



Month	2019	2020
April	496	306
May	1,267	1,035
June	1,858	1,435
July	2,742	
August	3,651	
September	4,459	
October	5,191	
November	6,002	
December	6,483	
January	7,380	
February	8,364	
March	9,596	
April	10,063	
May	10,064	
June	10,064	

QUALITY

	Quantity	Base Number	Contract	LHB	Wales
% of FP17s for the same patient ID Re-attending within 3 months - Children	15	334	4.5%	8.3%	10.7%
% of FP17s for the same patient ID Re-attending within 3 months - Adults	101	689	14.7%	14.7%	15.5%
% of FP17s for the same patient ID Re-attending between 3 & 9 months - Children	247	334	74.0%	59.0%	60.1%
% of FP17s for the same patient ID Re-attending between 3 & 9 months - Adults	424	689	61.5%	56.2%	56.6%
% of FP17s for Band 1 Urgent Courses	32	824	3.9%	9.1%	9.1%
% of FP17s Relating to Free Repair or Replacements	4	824	0.5%	0.7%	0.7%
% of FP17s Relating to Continuations	6	824	0.7%	0.7%	0.6%
% of Patients satisfied with the dentistry they have received	35	38	92.1%	93.1%	92.8%
% of Patients satisfied with the time they had to wait for an appointment	35	38	92.1%	88.8%	87.5%

* This is based on patients treated on this contract for their most recent course of treatment. Figures in italics indicate the base number of FP17s or Patient Questionnaire responses are less than 100. N/A is shown where the base number of responses is less than 10 during the period. % is calculated as Quantity/Base number*100

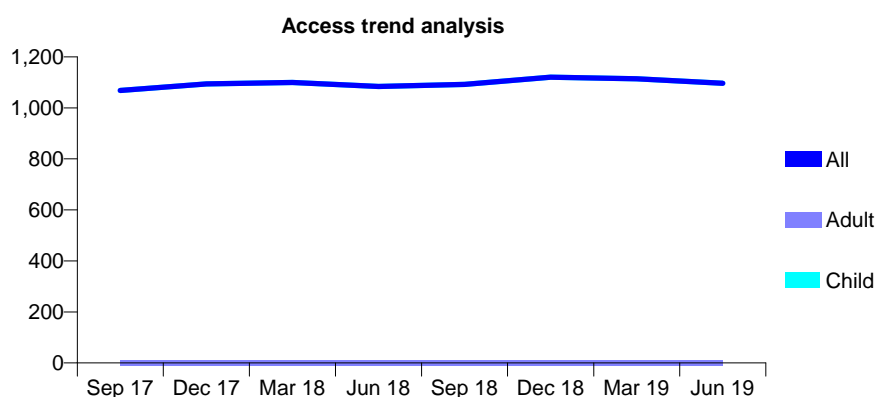
7A4 - Vital Signs At a Glance Contract Report for 159573/0001 - June 2019

Name or company name	S M Clark Limited
Contract type name	GDS Contract
Purpose of contract	General
Contract start date	01/11/2012
Contract end date	

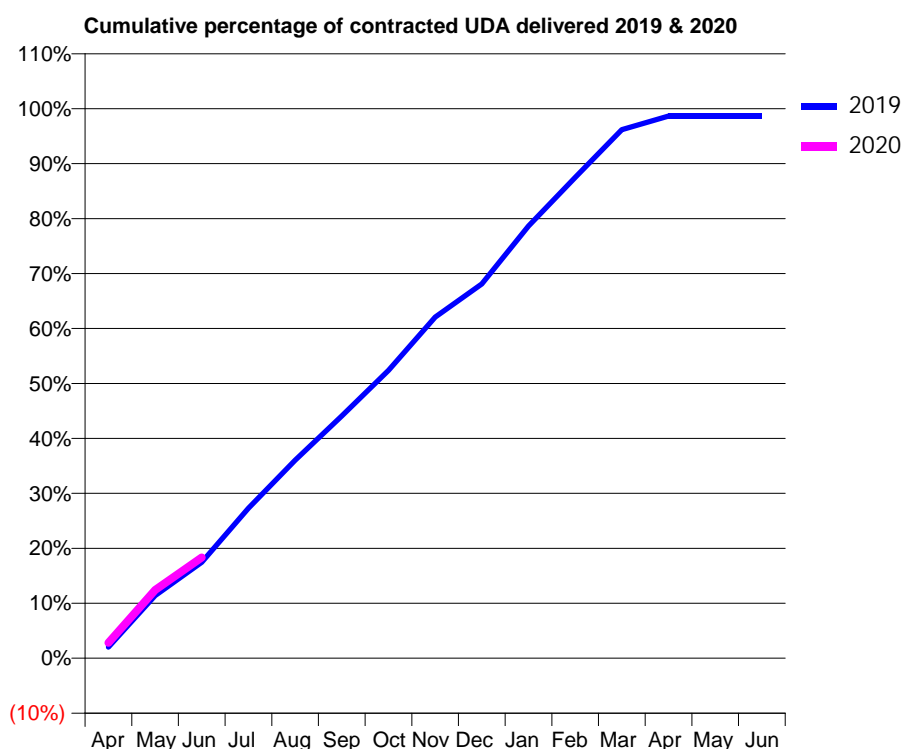
19/20 Contracted general activity (UDA)	2,315
Carry forward general activity (UDA)	0
19/20 Contracted orthodontic activity (UOA)	0
Carry forward orthodontic activity (UOA)	0
Baseline contract value	£56,410.61

ACCESS*

Patients seen in 24 months	Total	Change since previous quarter
Quarter ending June 2018	1,084	
Quarter ending September 2018	1,092	→
Quarter ending December 2018	1,120	↑
Quarter ending March 2019	1,114	→
Quarter ending June 2019	1,096	↓
Variance since June 2018	1.1%	→



ACTIVITY



Month	2019	2020
April	47	65
May	264	287
June	404	424
July	632	
August	834	
September	1,020	
October	1,212	
November	1,437	
December	1,576	
January	1,820	
February	2,026	
March	2,227	
April	2,284	
May	2,284	
June	2,284	

QUALITY

	Quantity	Base Number	Contract	LHB	Wales
% of FP17s for the same patient ID Re-attending within 3 months - Children	5	383	1.3%	8.3%	10.7%
% of FP17s for the same patient ID Re-attending within 3 months - Adults	0	0	N/A	14.7%	15.5%
% of FP17s for the same patient ID Re-attending between 3 & 9 months - Children	296	383	77.3%	59.0%	60.1%
% of FP17s for the same patient ID Re-attending between 3 & 9 months - Adults	0	0	N/A	56.2%	56.6%
% of FP17s for Band 1 Urgent Courses	1	348	0.3%	9.1%	9.1%
% of FP17s Relating to Free Repair or Replacements	0	348	0.0%	0.7%	0.7%
% of FP17s Relating to Continuations	0	348	0.0%	0.7%	0.6%
% of Patients satisfied with the dentistry they have received	1	1	N/A	93.1%	92.8%
% of Patients satisfied with the time they had to wait for an appointment	1	1	N/A	88.8%	87.5%

* This is based on patients treated on this contract for their most recent course of treatment. Figures in italics indicate the base number of FP17s or Patient Questionnaire responses are less than 100. N/A is shown where the base number of responses is less than 10 during the period. % is calculated as Quantity/Base number*100

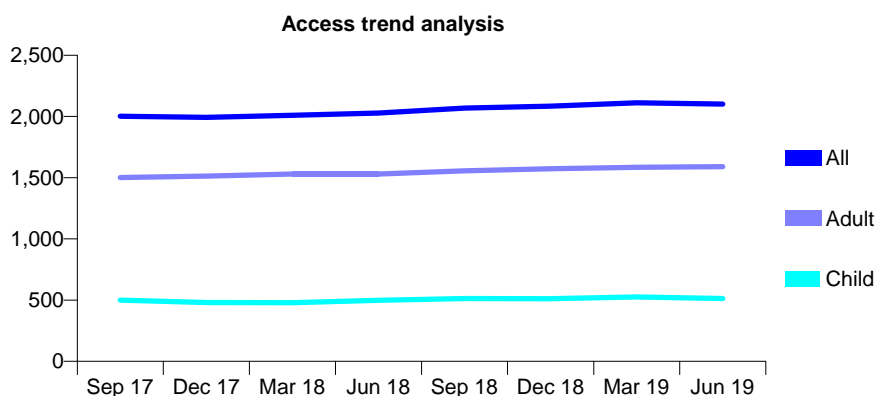
7A4 - Vital Signs At a Glance Contract Report for 161594/0001 - June 2019

Name or company name	Advance Dental Care Ltd
Contract type name	GDS Contract
Purpose of contract	General
Contract start date	16/06/2008
Contract end date	

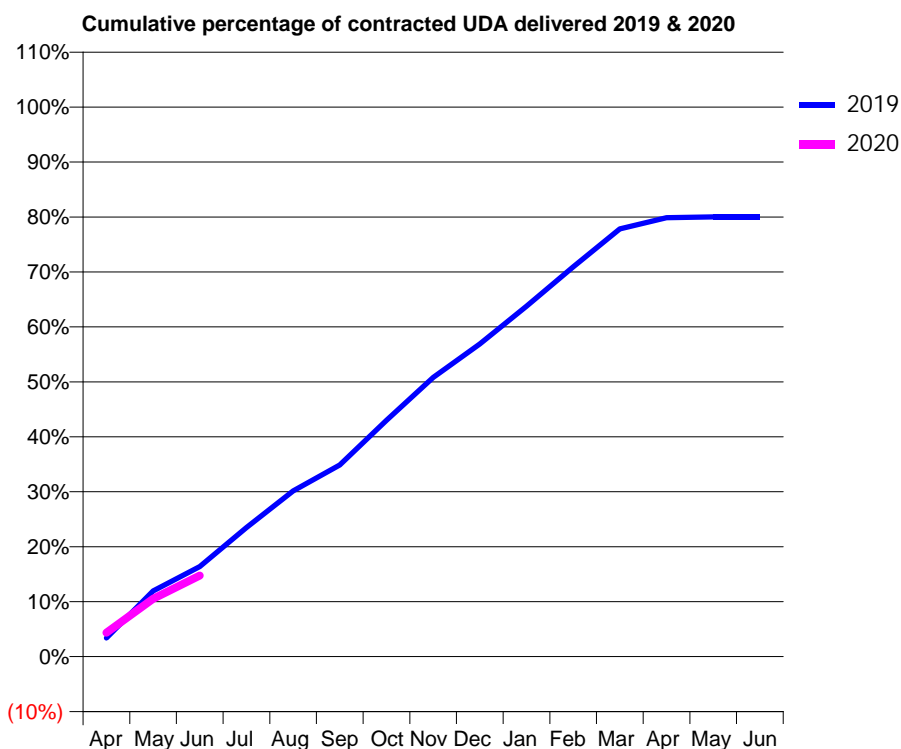
19/20 Contracted general activity (UDA)	9,600
Carry forward general activity (UDA)	0
19/20 Contracted orthodontic activity (UOA)	0
Carry forward orthodontic activity (UOA)	0
Baseline contract value	£241,769.91

ACCESS*

Patients seen in 24 months	Total	Change since previous quarter
Quarter ending June 2018	2,028	
Quarter ending September 2018	2,069	↑
Quarter ending December 2018	2,084	→
Quarter ending March 2019	2,112	→
Quarter ending June 2019	2,102	→
Variance since June 2018	3.6%	↑



ACTIVITY



Month	Adjusted Scheduled Activity (UDA)	
	2019	2020
April	326	418
May	1,147	1,013
June	1,574	1,415
July	2,254	
August	2,895	
September	3,348	
October	4,129	
November	4,877	
December	5,462	
January	6,120	
February	6,809	
March	7,472	
April	7,669	
May	7,683	
June	7,683	

QUALITY

	Quantity	Base Number	Contract	LHB	Wales
% of FP17s for the same patient ID Re-attending within 3 months - Children	22	193	11.4%	8.3%	10.7%
% of FP17s for the same patient ID Re-attending within 3 months - Adults	120	671	17.9%	14.7%	15.5%
% of FP17s for the same patient ID Re-attending between 3 & 9 months - Children	138	193	71.5%	59.0%	60.1%
% of FP17s for the same patient ID Re-attending between 3 & 9 months - Adults	479	671	71.4%	56.2%	56.6%
% of FP17s for Band 1 Urgent Courses	68	743	9.2%	9.1%	9.1%
% of FP17s Relating to Free Repair or Replacements	8	743	1.1%	0.7%	0.7%
% of FP17s Relating to Continuations	0	743	0.0%	0.7%	0.6%
% of Patients satisfied with the dentistry they have received	14	15	93.3%	93.1%	92.8%
% of Patients satisfied with the time they had to wait for an appointment	14	15	93.3%	88.8%	87.5%

* This is based on patients treated on this contract for their most recent course of treatment. Figures in italics indicate the base number of FP17s or Patient Questionnaire responses are less than 100. N/A is shown where the base number of responses is less than 10 during the period. % is calculated as Quantity/Base number*100

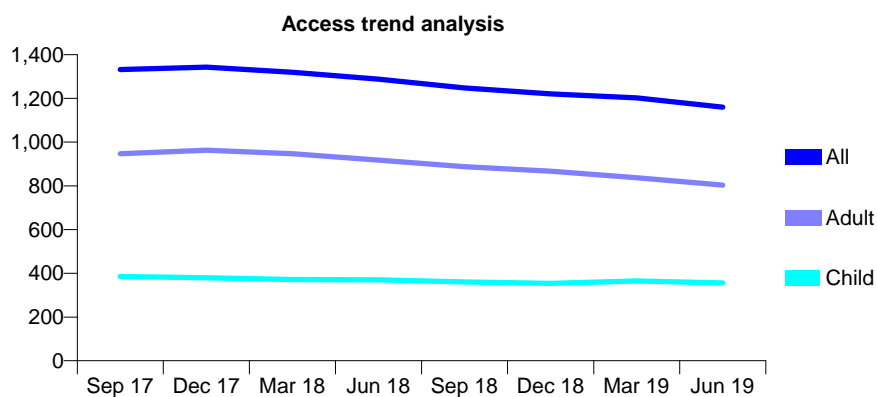
7A4 - Vital Signs At a Glance Contract Report for 172367/0001 - June 2019

Name or company name	Greenfield Dental Care Ltd
Contract type name	Pilot Contract
Purpose of contract	General
Contract start date	01/04/2012
Contract end date	

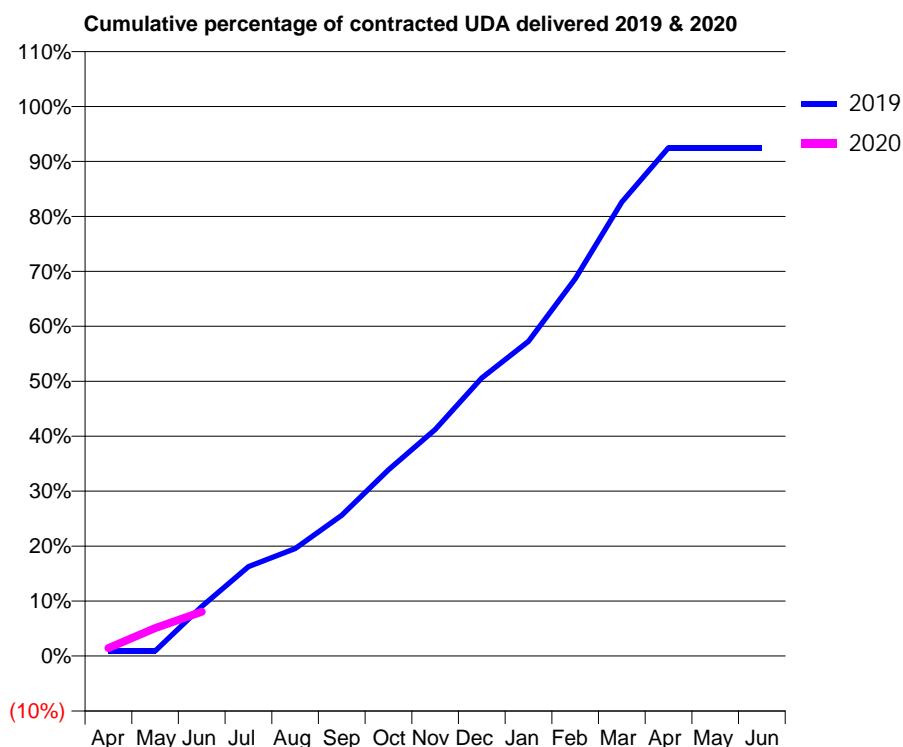
19/20 Contracted general activity (UDA)	3,182
Carry forward general activity (UDA)	0
19/20 Contracted orthodontic activity (UOA)	0
Carry forward orthodontic activity (UOA)	0
Baseline contract value	£91,724.01

ACCESS*

Patients seen in 24 months	Total	Change since previous quarter
Quarter ending June 2018	1,288	
Quarter ending September 2018	1,248	↓
Quarter ending December 2018	1,221	↓
Quarter ending March 2019	1,202	↓
Quarter ending June 2019	1,160	↓
Variance since June 2018	(9.9%)	↓



ACTIVITY



Month	Adjusted Scheduled Activity (UDA)	
	2019	2020
April	29	46
May	29	161
June	287	257
July	518	
August	622	
September	815	
October	1,078	
November	1,312	
December	1,611	
January	1,822	
February	2,185	
March	2,629	
April	2,944	
May	2,944	
June	2,944	

QUALITY

	Quantity	Base Number	Contract	LHB	Wales
% of FP17s for the same patient ID Re-attending within 3 months - Children	5	87	5.7%	8.3%	10.7%
% of FP17s for the same patient ID Re-attending within 3 months - Adults	37	199	18.6%	14.7%	15.5%
% of FP17s for the same patient ID Re-attending between 3 & 9 months - Children	46	87	52.9%	59.0%	60.1%
% of FP17s for the same patient ID Re-attending between 3 & 9 months - Adults	116	199	58.3%	56.2%	56.6%
% of FP17s for Band 1 Urgent Courses	14	174	8.0%	9.1%	9.1%
% of FP17s Relating to Free Repair or Replacements	0	174	0.0%	0.7%	0.7%
% of FP17s Relating to Continuations	0	174	0.0%	0.7%	0.6%
% of Patients satisfied with the dentistry they have received	6	6	N/A	93.1%	92.8%
% of Patients satisfied with the time they had to wait for an appointment	5	6	N/A	88.8%	87.5%

* This is based on patients treated on this contract for their most recent course of treatment. Figures in italics indicate the base number of FP17s or Patient Questionnaire responses are less than 100. N/A is shown where the base number of responses is less than 10 during the period. % is calculated as Quantity/Base number*100

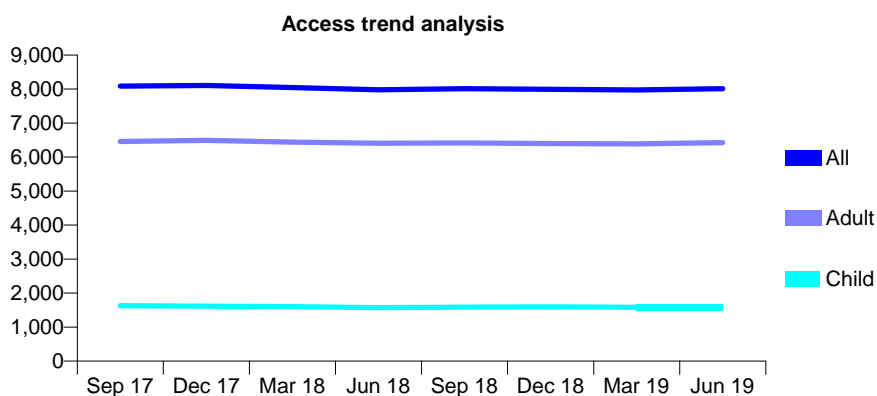
7A4 - Vital Signs At a Glance Contract Report for 172731/0001 - June 2019

Name or company name	Six Gables Dental Practice Ltd
Contract type name	GDS Contract
Purpose of contract	General
Contract start date	01/09/2010
Contract end date	

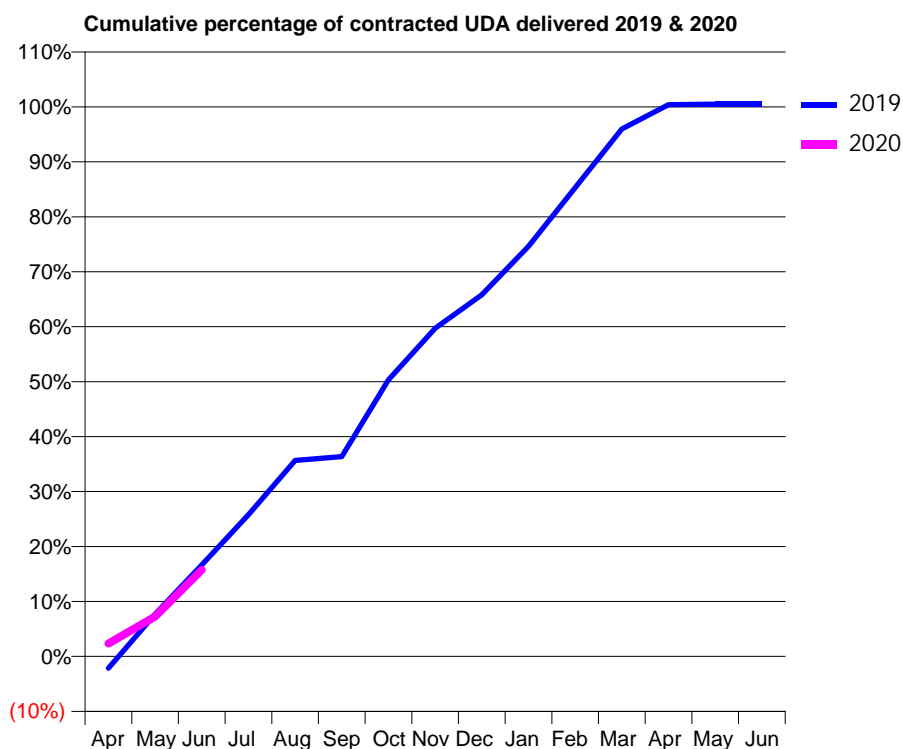
19/20 Contracted general activity (UDA)	22,715
Carry forward general activity (UDA)	0
19/20 Contracted orthodontic activity (UOA)	0
Carry forward orthodontic activity (UOA)	0
Baseline contract value	£528,635.42

ACCESS*

Patients seen in 24 months	Total	Change since previous quarter
Quarter ending June 2018	7,977	
Quarter ending September 2018	8,010	→
Quarter ending December 2018	7,996	→
Quarter ending March 2019	7,973	→
Quarter ending June 2019	8,011	→
Variance since June 2018	0.4%	→



ACTIVITY



Month	Adjusted Scheduled Activity (UDA)	
	2019	2020
April	-491	533
May	1,749	1,649
June	3,778	3,577
July	5,858	
August	8,099	
September	8,258	
October	11,437	
November	13,564	
December	14,946	
January	16,954	
February	19,376	
March	21,797	
April	22,807	
May	22,821	
June	22,821	

QUALITY

	Quantity	Base Number	Contract	LHB	Wales
% of FP17s for the same patient ID Re-attending within 3 months - Children	15	441	3.4%	8.3%	10.7%
% of FP17s for the same patient ID Re-attending within 3 months - Adults	200	1,828	10.9%	14.7%	15.5%
% of FP17s for the same patient ID Re-attending between 3 & 9 months - Children	260	441	59.0%	59.0%	60.1%
% of FP17s for the same patient ID Re-attending between 3 & 9 months - Adults	1,062	1,828	58.1%	56.2%	56.6%
% of FP17s for Band 1 Urgent Courses	75	1,834	4.1%	9.1%	9.1%
% of FP17s Relating to Free Repair or Replacements	9	1,834	0.5%	0.7%	0.7%
% of FP17s Relating to Continuations	7	1,834	0.4%	0.7%	0.6%
% of Patients satisfied with the dentistry they have received	19	23	82.6%	93.1%	92.8%
% of Patients satisfied with the time they had to wait for an appointment	16	23	69.6%	88.8%	87.5%

* This is based on patients treated on this contract for their most recent course of treatment. Figures in italics indicate the base number of FP17s or Patient Questionnaire responses are less than 100. N/A is shown where the base number of responses is less than 10 during the period. % is calculated as Quantity/Base number*100

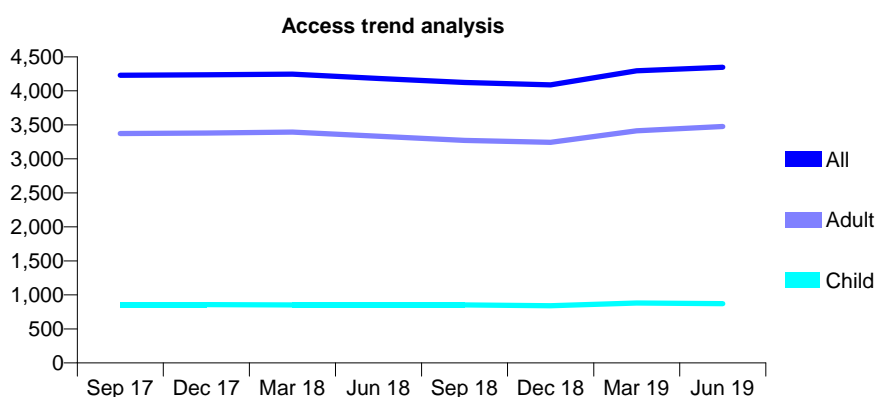
7A4 - Vital Signs At a Glance Contract Report for 174688/0001 - June 2019

Name or company name	Kevin Gracias & Amir Koochek
Contract type name	GDS Contract
Purpose of contract	General
Contract start date	01/04/2013
Contract end date	

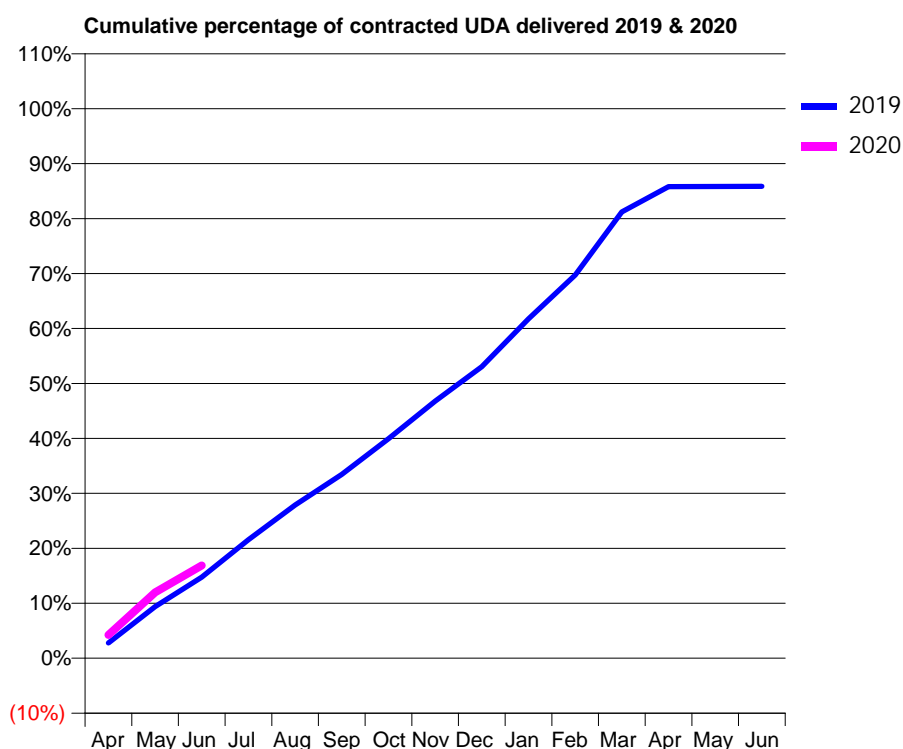
19/20 Contracted general activity (UDA)	14,750
Carry forward general activity (UDA)	0
19/20 Contracted orthodontic activity (UOA)	0
Carry forward orthodontic activity (UOA)	0
Baseline contract value	£372,505.68

ACCESS*

Patients seen in 24 months	Total	Change since previous quarter
Quarter ending June 2018	4,184	
Quarter ending September 2018	4,124	↓
Quarter ending December 2018	4,087	→
Quarter ending March 2019	4,295	↑
Quarter ending June 2019	4,349	→
Variance since June 2018	3.9%	↑



ACTIVITY



Month	2019	2020
April	409	625
May	1,386	1,770
June	2,174	2,491
July	3,181	
August	4,114	
September	4,933	
October	5,895	
November	6,903	
December	7,825	
January	9,106	
February	10,284	
March	11,977	
April	12,660	
May	12,663	
June	12,664	

QUALITY

	Quantity	Base Number	Contract	LHB	Wales
% of FP17s for the same patient ID Re-attending within 3 months - Children	12	225	5.3%	8.3%	10.7%
% of FP17s for the same patient ID Re-attending within 3 months - Adults	100	982	10.2%	14.7%	15.5%
% of FP17s for the same patient ID Re-attending between 3 & 9 months - Children	92	225	40.9%	59.0%	60.1%
% of FP17s for the same patient ID Re-attending between 3 & 9 months - Adults	434	982	44.2%	56.2%	56.6%
% of FP17s for Band 1 Urgent Courses	45	969	4.6%	9.1%	9.1%
% of FP17s Relating to Free Repair or Replacements	10	969	1.0%	0.7%	0.7%
% of FP17s Relating to Continuations	8	969	0.8%	0.7%	0.6%
% of Patients satisfied with the dentistry they have received	8	8	N/A	93.1%	92.8%
% of Patients satisfied with the time they had to wait for an appointment	7	8	N/A	88.8%	87.5%

* This is based on patients treated on this contract for their most recent course of treatment. Figures in italics indicate the base number of FP17s or Patient Questionnaire responses are less than 100. N/A is shown where the base number of responses is less than 10 during the period. % is calculated as Quantity/Base number*100

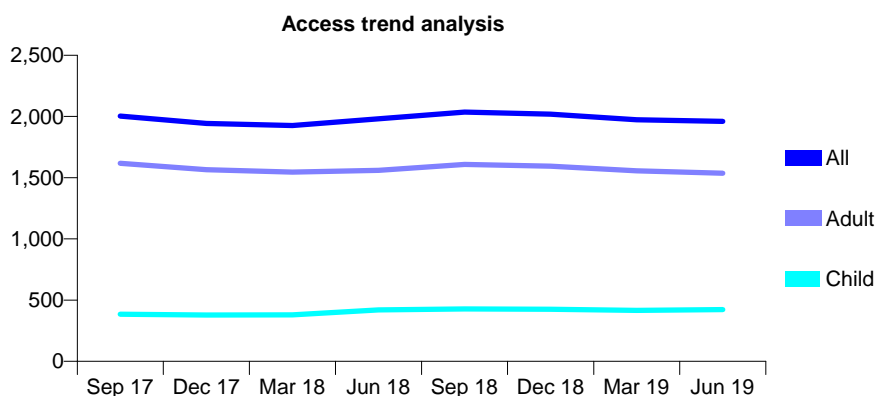
7A4 - Vital Signs At a Glance Contract Report for 182850/0001 - June 2019

Name or company name	M A Hill & S T Hill Ltd
Contract type name	GDS Contract
Purpose of contract	General
Contract start date	01/05/2011
Contract end date	

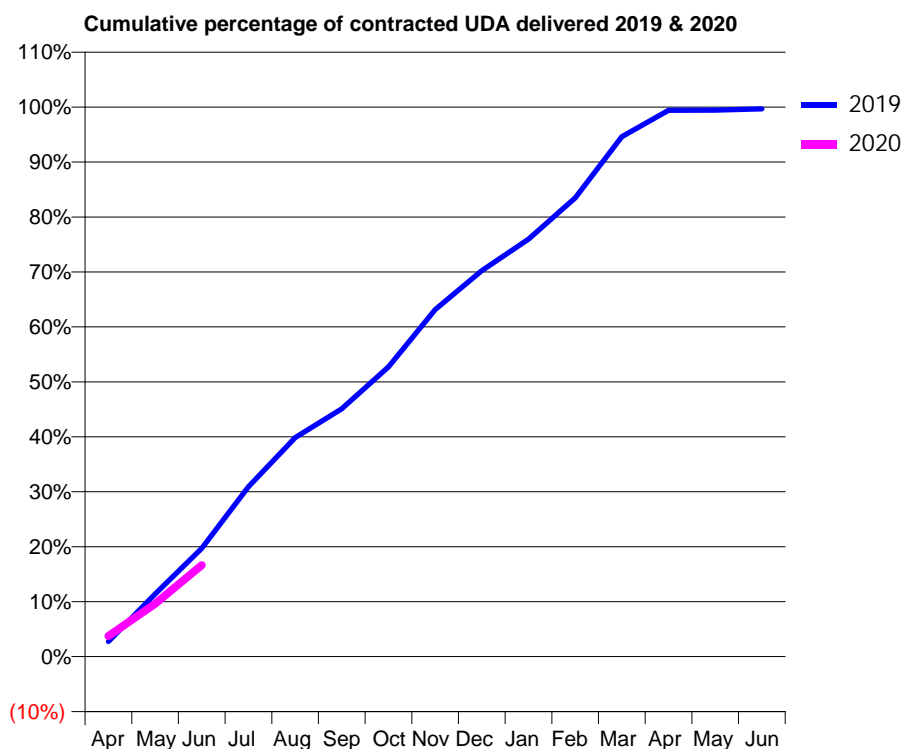
19/20 Contracted general activity (UDA)	6,721
Carry forward general activity (UDA)	0
19/20 Contracted orthodontic activity (UOA)	0
Carry forward orthodontic activity (UOA)	0
Baseline contract value	£122,687.68

ACCESS*

Patients seen in 24 months	Total	Change since previous quarter
Quarter ending June 2018	1,981	
Quarter ending September 2018	2,036	↑
Quarter ending December 2018	2,019	→
Quarter ending March 2019	1,973	↓
Quarter ending June 2019	1,960	→
Variance since June 2018	(1.1%)	↓



ACTIVITY



Month	Adjusted Scheduled Activity (UDA)	
	2019	2020
April	185	253
May	767	646
June	1,325	1,118
July	2,077	
August	2,678	
September	3,030	
October	3,544	
November	4,245	
December	4,719	
January	5,105	
February	5,611	
March	6,358	
April	6,682	
May	6,683	
June	6,700	

QUALITY

	Quantity	Base Number	Contract	LHB	Wales
% of FP17s for the same patient ID Re-attending within 3 months - Children	16	153	10.5%	8.3%	10.7%
% of FP17s for the same patient ID Re-attending within 3 months - Adults	158	640	24.7%	14.7%	15.5%
% of FP17s for the same patient ID Re-attending between 3 & 9 months - Children	101	153	66.0%	59.0%	60.1%
% of FP17s for the same patient ID Re-attending between 3 & 9 months - Adults	341	640	53.3%	56.2%	56.6%
% of FP17s for Band 1 Urgent Courses	68	653	10.4%	9.1%	9.1%
% of FP17s Relating to Free Repair or Replacements	5	653	0.8%	0.7%	0.7%
% of FP17s Relating to Continuations	3	653	0.5%	0.7%	0.6%
% of Patients satisfied with the dentistry they have received	8	8	N/A	93.1%	92.8%
% of Patients satisfied with the time they had to wait for an appointment	8	8	N/A	88.8%	87.5%

* This is based on patients treated on this contract for their most recent course of treatment. Figures in italics indicate the base number of FP17s or Patient Questionnaire responses are less than 100. N/A is shown where the base number of responses is less than 10 during the period. % is calculated as Quantity/Base number*100

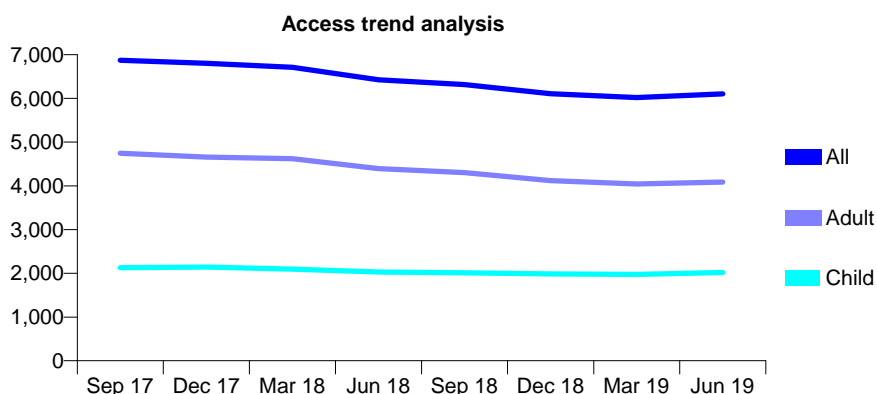
7A4 - Vital Signs At a Glance Contract Report for 190195/0016 - June 2019

Name or company name	Xeon Smiles UK Ltd
Contract type name	GDS Contract
Purpose of contract	General
Contract start date	01/04/2012
Contract end date	

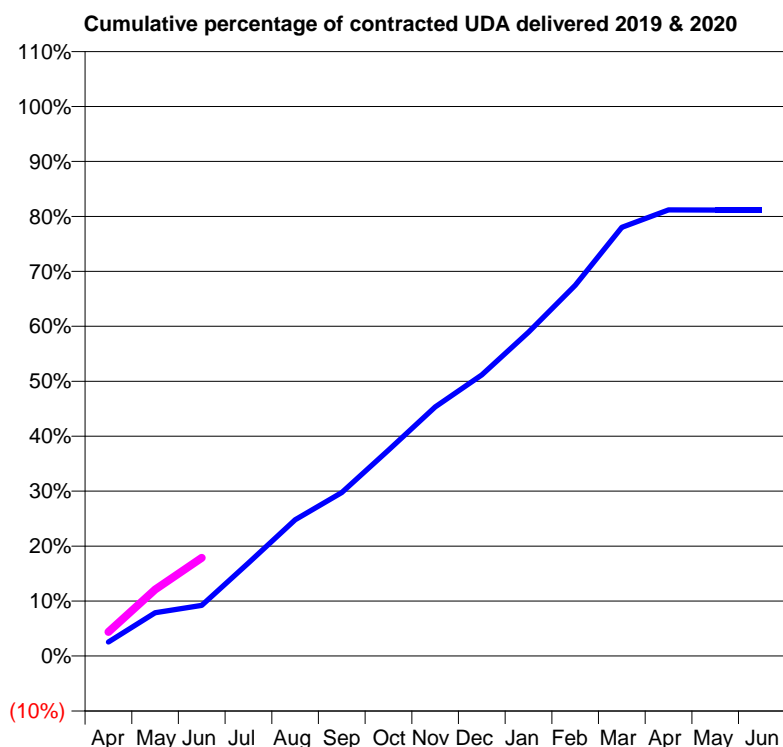
19/20 Contracted general activity (UDA)	21,605
Carry forward general activity (UDA)	0
19/20 Contracted orthodontic activity (UOA)	0
Carry forward orthodontic activity (UOA)	0
Baseline contract value	£546,954.86

ACCESS*

Patients seen in 24 months	Total	Change since previous quarter
Quarter ending June 2018	6,425	
Quarter ending September 2018	6,314	↓
Quarter ending December 2018	6,107	↓
Quarter ending March 2019	6,018	↓
Quarter ending June 2019	6,103	→
Variance since June 2018	(5.0%)	↓



ACTIVITY



Month	Adjusted Scheduled Activity (UDA)	
	2019	2020
April	555	948
May	1,702	2,611
June	1,993	3,864
July	3,658	
August	5,353	
September	6,431	
October	8,096	
November	9,798	
December	11,052	
January	12,734	
February	14,579	
March	16,853	
April	17,542	
May	17,534	
June	17,534	

QUALITY

	Quantity	Base Number	Contract	LHB	Wales
% of FP17s for the same patient ID Re-attending within 3 months - Children	38	665	5.7%	8.3%	10.7%
% of FP17s for the same patient ID Re-attending within 3 months - Adults	152	1,174	12.9%	14.7%	15.5%
% of FP17s for the same patient ID Re-attending between 3 & 9 months - Children	392	665	58.9%	59.0%	60.1%
% of FP17s for the same patient ID Re-attending between 3 & 9 months - Adults	516	1,174	44.0%	56.2%	56.6%
% of FP17s for Band 1 Urgent Courses	143	1,592	9.0%	9.1%	9.1%
% of FP17s Relating to Free Repair or Replacements	27	1,592	1.7%	0.7%	0.7%
% of FP17s Relating to Continuations	1	1,592	0.1%	0.7%	0.6%
% of Patients satisfied with the dentistry they have received	11	11	100.0%	93.1%	92.8%
% of Patients satisfied with the time they had to wait for an appointment	9	11	81.8%	88.8%	87.5%

* This is based on patients treated on this contract for their most recent course of treatment. Figures in italics indicate the base number of FP17s or Patient Questionnaire responses are less than 100. N/A is shown where the base number of responses is less than 10 during the period. % is calculated as Quantity/Base number*100

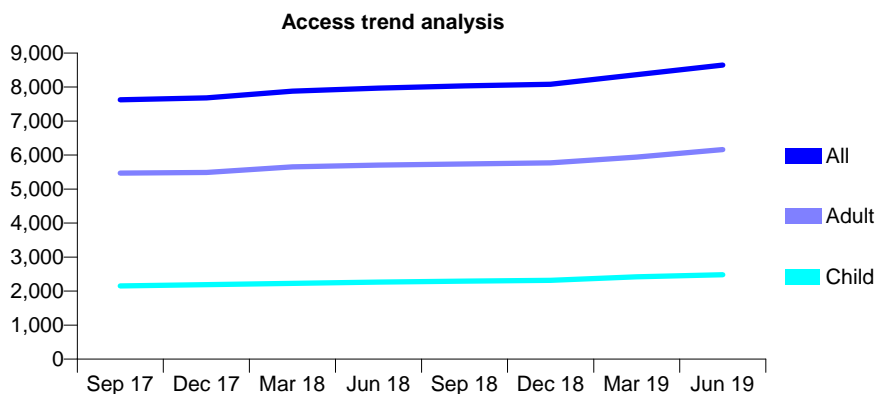
7A4 - Vital Signs At a Glance Contract Report for 190195/0017 - June 2019

Name or company name	Xeon Smiles UK Ltd
Contract type name	GDS Contract
Purpose of contract	General and Orthodontic
Contract start date	01/04/2012
Contract end date	

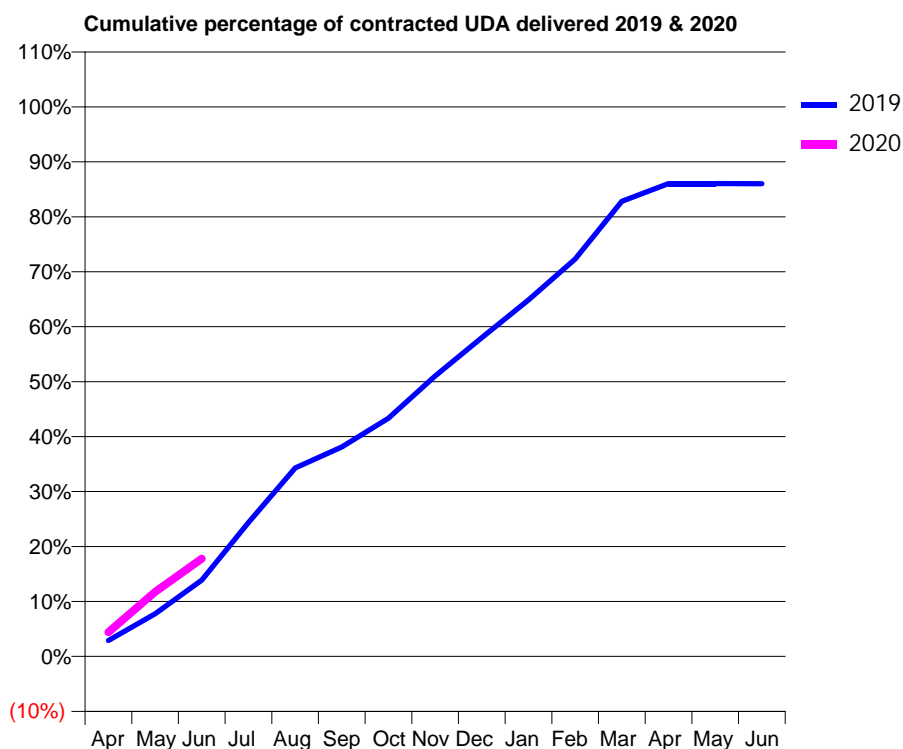
19/20 Contracted general activity (UDA)	31,000
Carry forward general activity (UDA)	0
19/20 Contracted orthodontic activity (UOA)	0
Carry forward orthodontic activity (UOA)	0
Baseline contract value	£773,560.35

ACCESS*

Patients seen in 24 months	Total	Change since previous quarter
Quarter ending June 2018	7,971	
Quarter ending September 2018	8,039	→
Quarter ending December 2018	8,085	→
Quarter ending March 2019	8,363	↑
Quarter ending June 2019	8,647	↑
Variance since June 2018	8.5%	↑



ACTIVITY



Month	2019	2020
April	898	1,368
May	2,413	3,646
June	4,301	5,512
July	7,555	
August	10,637	
September	11,818	
October	13,438	
November	15,823	
December	17,976	
January	20,112	
February	22,419	
March	25,669	
April	26,675	
May	26,671	
June	26,665	

QUALITY

	Quantity	Base Number	Contract	LHB	Wales
% of FP17s for the same patient ID Re-attending within 3 months - Children	77	850	9.1%	8.3%	10.7%
% of FP17s for the same patient ID Re-attending within 3 months - Adults	239	1,875	12.7%	14.7%	15.5%
% of FP17s for the same patient ID Re-attending between 3 & 9 months - Children	465	850	54.7%	59.0%	60.1%
% of FP17s for the same patient ID Re-attending between 3 & 9 months - Adults	1,011	1,875	53.9%	56.2%	56.6%
% of FP17s for Band 1 Urgent Courses	141	2,345	6.0%	9.1%	9.1%
% of FP17s Relating to Free Repair or Replacements	19	2,345	0.8%	0.7%	0.7%
% of FP17s Relating to Continuations	1	2,345	0.0%	0.7%	0.6%
% of Patients satisfied with the dentistry they have received	28	33	84.8%	93.1%	92.8%
% of Patients satisfied with the time they had to wait for an appointment	24	33	72.7%	88.8%	87.5%

* This is based on patients treated on this contract for their most recent course of treatment. Figures in italics indicate the base number of FP17s or Patient Questionnaire responses are less than 100. N/A is shown where the base number of responses is less than 10 during the period. % is calculated as Quantity/Base number*100

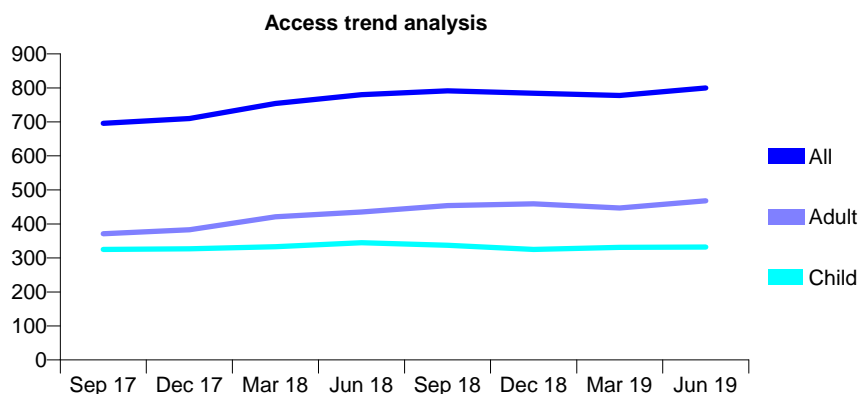
7A4 - Vital Signs At a Glance Contract Report for 190225/0001 - June 2019

Name or company name	Bay House Dental Practice Ltd
Contract type name	GDS Contract
Purpose of contract	General and Orthodontic
Contract start date	01/04/2011
Contract end date	

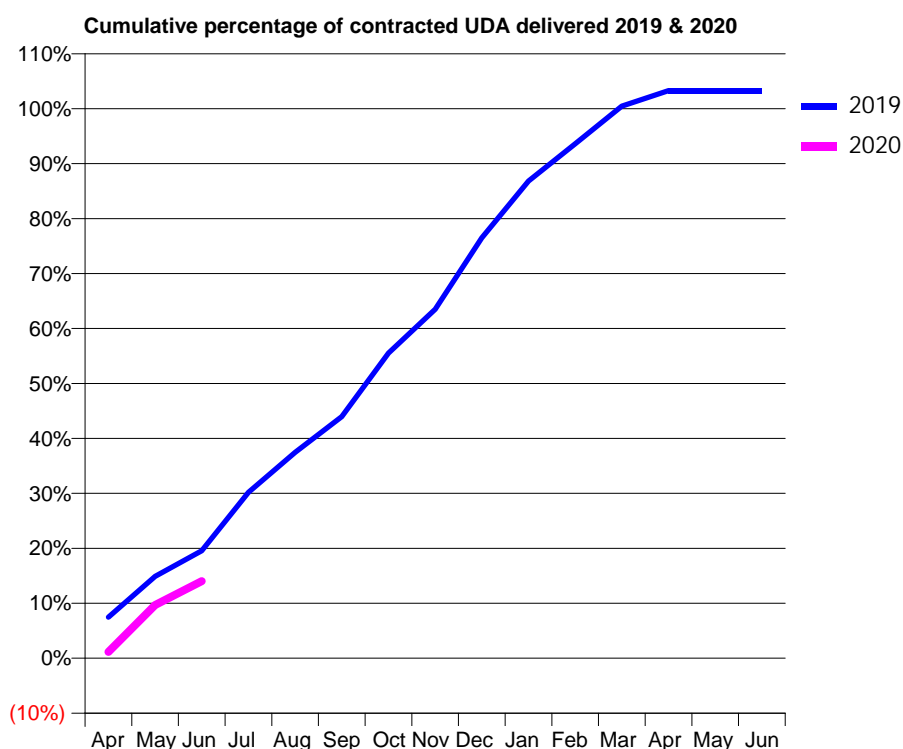
19/20 Contracted general activity (UDA)	3,596
Carry forward general activity (UDA)	0
19/20 Contracted orthodontic activity (UOA)	0
Carry forward orthodontic activity (UOA)	0
Baseline contract value	£106,697.26

ACCESS*

Patients seen in 24 months	Total	Change since previous quarter
Quarter ending June 2018	780	
Quarter ending September 2018	791	→
Quarter ending December 2018	784	→
Quarter ending March 2019	778	→
Quarter ending June 2019	800	↑
Variance since June 2018	2.6%	↑



ACTIVITY



Adjusted Scheduled Activity (UDA)		
Month	2019	2020
April	190	41
May	379	349
June	498	504
July	768	
August	953	
September	1,118	
October	1,412	
November	1,616	
December	1,946	
January	2,209	
February	2,382	
March	2,556	
April	2,628	
May	2,628	
June	2,628	

QUALITY

	Quantity	Base Number	Contract	LHB	Wales
% of FP17s for the same patient ID Re-attending within 3 months - Children	9	141	6.4%	8.3%	10.7%
% of FP17s for the same patient ID Re-attending within 3 months - Adults	33	169	19.5%	14.7%	15.5%
% of FP17s for the same patient ID Re-attending between 3 & 9 months - Children	95	141	67.4%	59.0%	60.1%
% of FP17s for the same patient ID Re-attending between 3 & 9 months - Adults	99	169	58.6%	56.2%	56.6%
% of FP17s for Band 1 Urgent Courses	25	264	9.5%	9.1%	9.1%
% of FP17s Relating to Free Repair or Replacements	0	264	0.0%	0.7%	0.7%
% of FP17s Relating to Continuations	2	264	0.8%	0.7%	0.6%
% of Patients satisfied with the dentistry they have received	1	2	N/A	93.1%	92.8%
% of Patients satisfied with the time they had to wait for an appointment	2	2	N/A	88.8%	87.5%

* This is based on patients treated on this contract for their most recent course of treatment.

Figures in italics indicate the base number of FP17s or Patient Questionnaire responses are less than 100. N/A is shown where the base number of responses is less than 10 during the period. % is calculated as Quantity/Base number*100

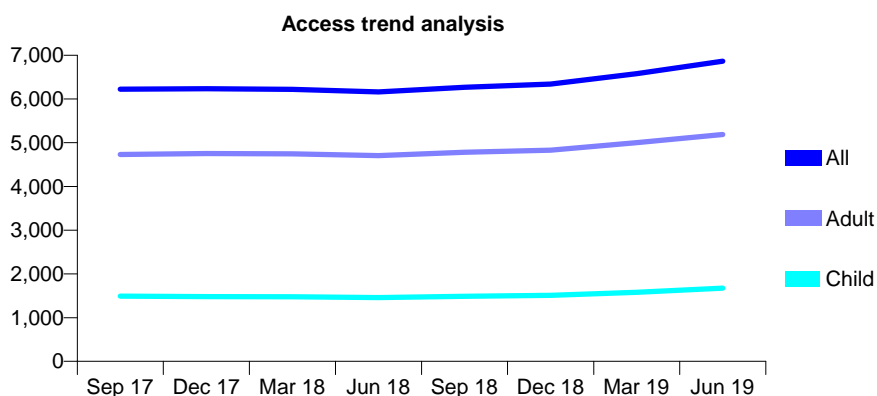
7A4 - Vital Signs At a Glance Contract Report for 191841/0001 - June 2019

Name or company name	RWH Limited
Contract type name	GDS Contract
Purpose of contract	General
Contract start date	01/04/2011
Contract end date	

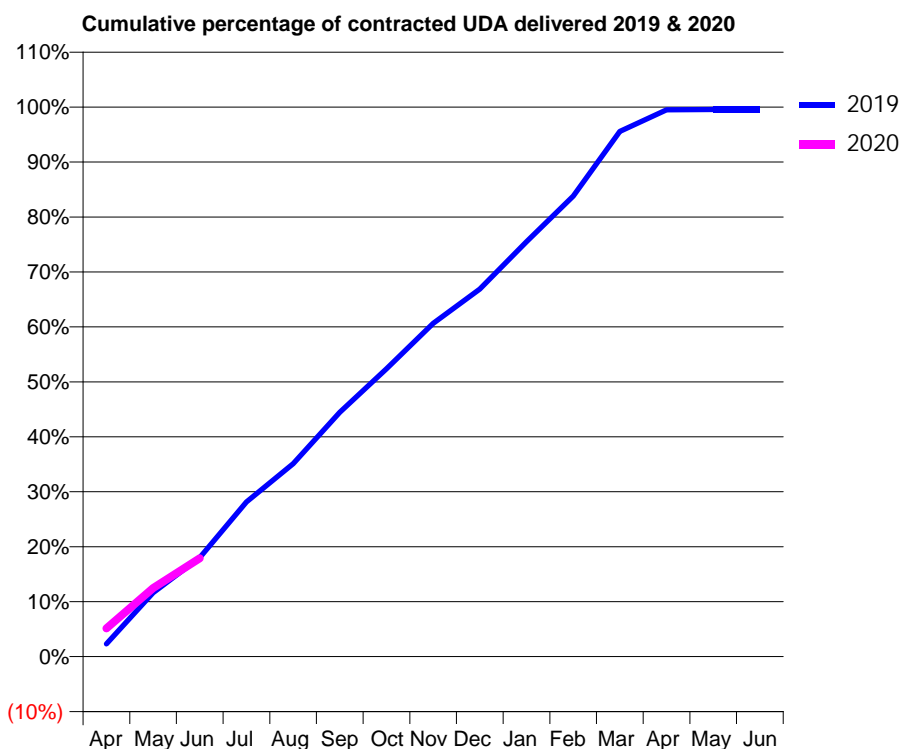
19/20 Contracted general activity (UDA)	20,936
Carry forward general activity (UDA)	0
19/20 Contracted orthodontic activity (UOA)	0
Carry forward orthodontic activity (UOA)	0
Baseline contract value	£528,691.14

ACCESS*

Patients seen in 24 months	Total	Change since previous quarter
Quarter ending June 2018	6,163	
Quarter ending September 2018	6,268	→
Quarter ending December 2018	6,340	→
Quarter ending March 2019	6,579	↑
Quarter ending June 2019	6,865	↑
Variance since June 2018	11.4%	↑



ACTIVITY



Month	Adjusted Scheduled Activity (UDA)	
	2019	2020
April	484	1,073
May	2,438	2,614
June	3,771	3,747
July	5,891	
August	7,349	
September	9,311	
October	10,968	
November	12,697	
December	14,000	
January	15,809	
February	17,545	
March	20,003	
April	20,834	
May	20,845	
June	20,842	

QUALITY

	Quantity	Base Number	Contract	LHB	Wales
% of FP17s for the same patient ID Re-attending within 3 months - Children	36	522	6.9%	8.3%	10.7%
% of FP17s for the same patient ID Re-attending within 3 months - Adults	310	1,794	17.3%	14.7%	15.5%
% of FP17s for the same patient ID Re-attending between 3 & 9 months - Children	272	522	52.1%	59.0%	60.1%
% of FP17s for the same patient ID Re-attending between 3 & 9 months - Adults	963	1,794	53.7%	56.2%	56.6%
% of FP17s for Band 1 Urgent Courses	252	1,919	13.1%	9.1%	9.1%
% of FP17s Relating to Free Repair or Replacements	25	1,919	1.3%	0.7%	0.7%
% of FP17s Relating to Continuations	2	1,919	0.1%	0.7%	0.6%
% of Patients satisfied with the dentistry they have received	22	25	88.0%	93.1%	92.8%
% of Patients satisfied with the time they had to wait for an appointment	22	25	88.0%	88.8%	87.5%

* This is based on patients treated on this contract for their most recent course of treatment. Figures in italics indicate the base number of FP17s or Patient Questionnaire responses are less than 100. N/A is shown where the base number of responses is less than 10 during the period. % is calculated as Quantity/Base number*100

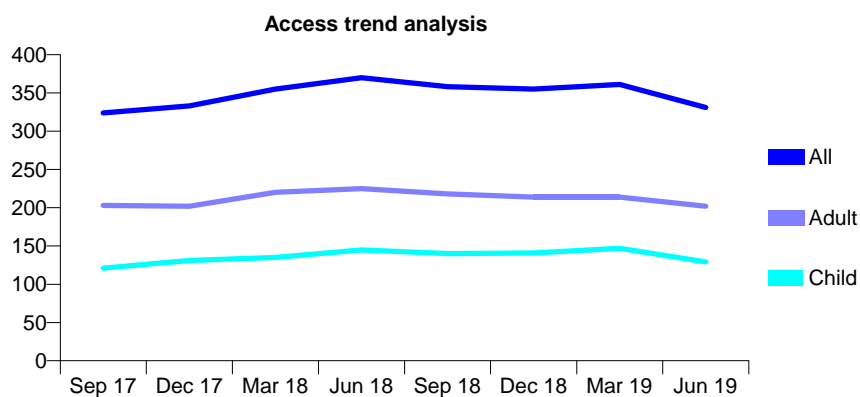
7A4 - Vital Signs At a Glance Contract Report for 195359/0001 - June 2019

Name or company name	Rebecca Close & David Edward Webster
Contract type name	GDS Contract
Purpose of contract	General
Contract start date	01/08/2013
Contract end date	

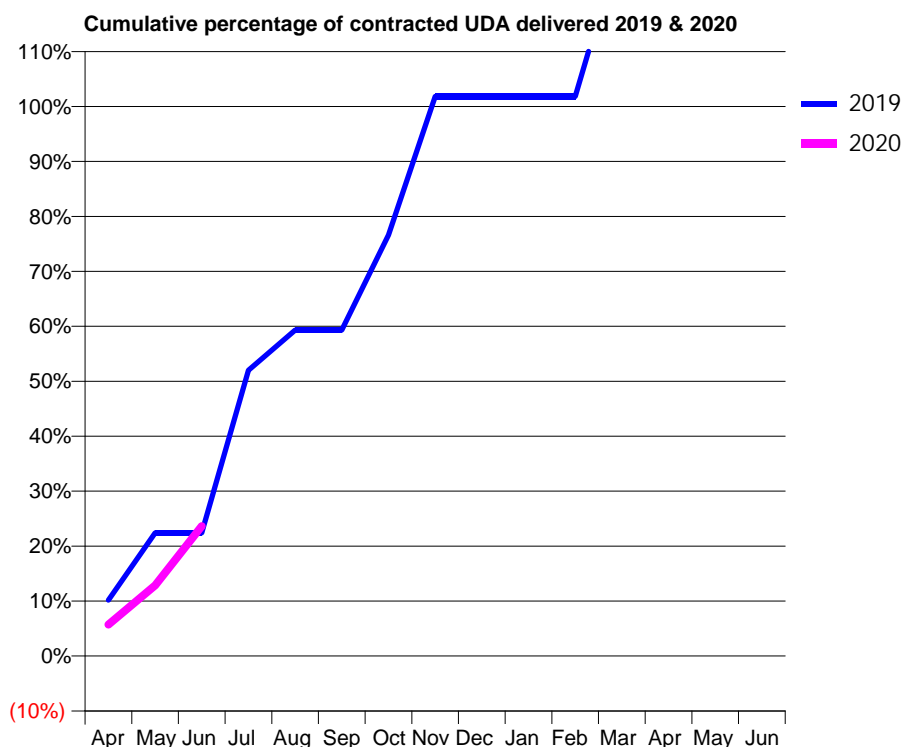
19/20 Contracted general activity (UDA)	630
Carry forward general activity (UDA)	0
19/20 Contracted orthodontic activity (UOA)	0
Carry forward orthodontic activity (UOA)	0
Baseline contract value	£16,793.48

ACCESS*

Patients seen in 24 months	Total	Change since previous quarter
Quarter ending June 2018	370	
Quarter ending September 2018	358	↓
Quarter ending December 2018	355	→
Quarter ending March 2019	361	→
Quarter ending June 2019	331	↓
Variance since June 2018	(10.5%)	↓



ACTIVITY



Month	Adjusted Scheduled Activity (UDA)	
	2019	2020
April	64	36
May	141	81
June	141	149
July	328	
August	374	
September	374	
October	483	
November	642	
December	642	
January	642	
February	642	
March	821	
April	837	
May	837	
June	837	

QUALITY

	Quantity	Base Number	Contract	LHB	Wales
% of FP17s for the same patient ID Re-attending within 3 months - Children	5	42	11.9%	8.3%	10.7%
% of FP17s for the same patient ID Re-attending within 3 months - Adults	8	56	14.3%	14.7%	15.5%
% of FP17s for the same patient ID Re-attending between 3 & 9 months - Children	30	42	71.4%	59.0%	60.1%
% of FP17s for the same patient ID Re-attending between 3 & 9 months - Adults	27	56	48.2%	56.2%	56.6%
% of FP17s for Band 1 Urgent Courses	0	86	0.0%	9.1%	9.1%
% of FP17s Relating to Free Repair or Replacements	0	86	0.0%	0.7%	0.7%
% of FP17s Relating to Continuations	0	86	0.0%	0.7%	0.6%
% of Patients satisfied with the dentistry they have received	2	2	N/A	93.1%	92.8%
% of Patients satisfied with the time they had to wait for an appointment	2	2	N/A	88.8%	87.5%

* This is based on patients treated on this contract for their most recent course of treatment. Figures in italics indicate the base number of FP17s or Patient Questionnaire responses are less than 100. N/A is shown where the base number of responses is less than 10 during the period. % is calculated as Quantity/Base number*100

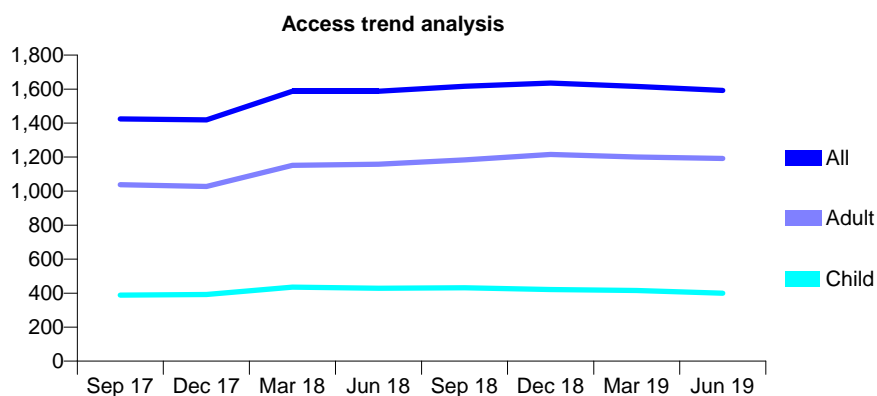
7A4 - Vital Signs At a Glance Contract Report for 222798/0001 - June 2019

Name or company name	MR RJ CAPRON
Contract type name	GDS Contract
Purpose of contract	General
Contract start date	01/04/2006
Contract end date	

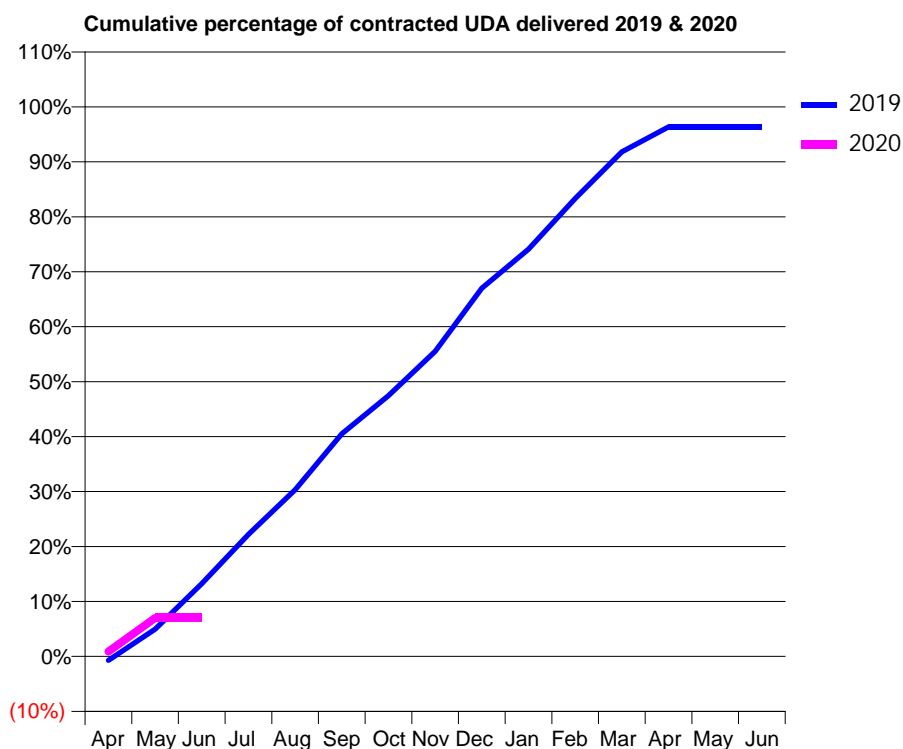
19/20 Contracted general activity (UDA)	4,839
Carry forward general activity (UDA)	0
19/20 Contracted orthodontic activity (UOA)	0
Carry forward orthodontic activity (UOA)	0
Baseline contract value	£141,574.52

ACCESS*

Patients seen in 24 months	Total	Change since previous quarter
Quarter ending June 2018	1,587	
Quarter ending September 2018	1,616	→
Quarter ending December 2018	1,636	→
Quarter ending March 2019	1,615	↓
Quarter ending June 2019	1,592	↓
Variance since June 2018	0.3%	→



ACTIVITY



Month	2019	2020
April	-36	43
May	240	339
June	640	339
July	1,075	
August	1,468	
September	1,959	
October	2,297	
November	2,687	
December	3,241	
January	3,586	
February	4,032	
March	4,442	
April	4,662	
May	4,662	
June	4,662	

QUALITY

	Quantity	Base Number	Contract	LHB	Wales
% of FP17s for the same patient ID Re-attending within 3 months - Children	3	71	4.2%	8.3%	10.7%
% of FP17s for the same patient ID Re-attending within 3 months - Adults	30	184	16.3%	14.7%	15.5%
% of FP17s for the same patient ID Re-attending between 3 & 9 months - Children	41	71	57.7%	59.0%	60.1%
% of FP17s for the same patient ID Re-attending between 3 & 9 months - Adults	88	184	47.8%	56.2%	56.6%
% of FP17s for Band 1 Urgent Courses	24	178	13.5%	9.1%	9.1%
% of FP17s Relating to Free Repair or Replacements	0	178	0.0%	0.7%	0.7%
% of FP17s Relating to Continuations	3	178	1.7%	0.7%	0.6%
% of Patients satisfied with the dentistry they have received	0	0	N/A	93.1%	92.8%
% of Patients satisfied with the time they had to wait for an appointment	0	0	N/A	88.8%	87.5%

* This is based on patients treated on this contract for their most recent course of treatment. Figures in italics indicate the base number of FP17s or Patient Questionnaire responses are less than 100. N/A is shown where the base number of responses is less than 10 during the period. % is calculated as Quantity/Base number*100

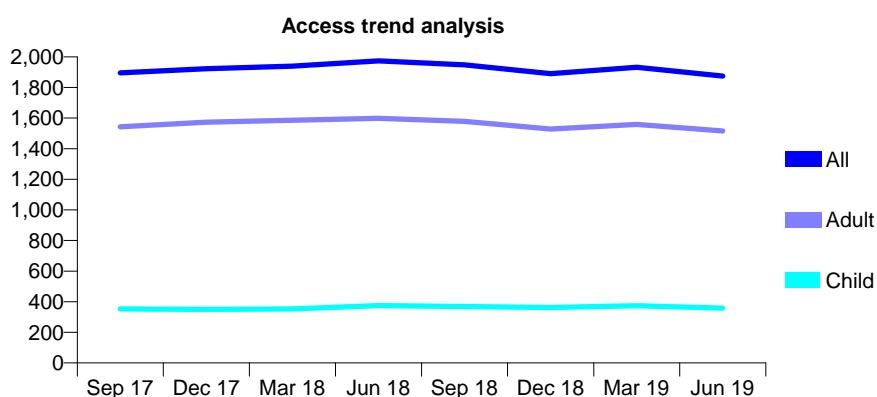
7A4 - Vital Signs At a Glance Contract Report for 239887/0001 - June 2019

Name or company name	MISS S YEGANEH
Contract type name	GDS Contract
Purpose of contract	General
Contract start date	01/04/2006
Contract end date	

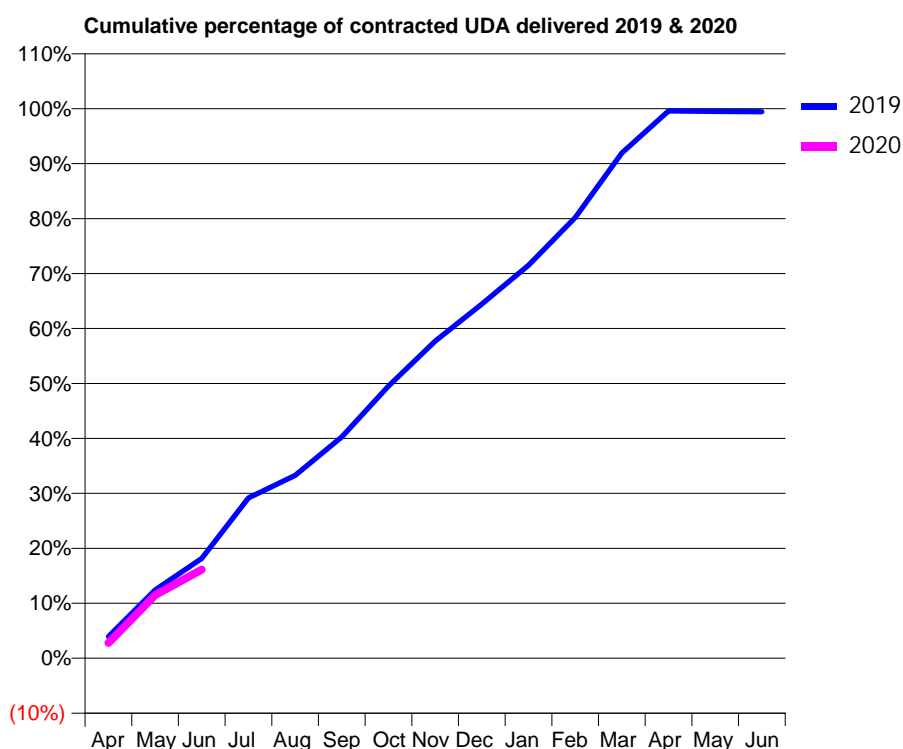
19/20 Contracted general activity (UDA)	7,705
Carry forward general activity (UDA)	0
19/20 Contracted orthodontic activity (UOA)	0
Carry forward orthodontic activity (UOA)	0
Baseline contract value	£160,200.55

ACCESS*

Patients seen in 24 months	Total	Change since previous quarter
Quarter ending June 2018	1,974	
Quarter ending September 2018	1,947	↓
Quarter ending December 2018	1,890	↓
Quarter ending March 2019	1,932	↑
Quarter ending June 2019	1,874	↓
Variance since June 2018	(5.1%)	↓



ACTIVITY



Month	2019	2020
April	303	214
May	957	885
June	1,400	1,242
July	2,247	
August	2,565	
September	3,103	
October	3,815	
November	4,448	
December	4,966	
January	5,509	
February	6,179	
March	7,082	
April	7,673	
May	7,666	
June	7,662	

QUALITY

	Quantity	Base Number	Contract	LHB	Wales
% of FP17s for the same patient ID Re-attending within 3 months - Children	17	160	10.6%	8.3%	10.7%
% of FP17s for the same patient ID Re-attending within 3 months - Adults	85	603	14.1%	14.7%	15.5%
% of FP17s for the same patient ID Re-attending between 3 & 9 months - Children	124	160	77.5%	59.0%	60.1%
% of FP17s for the same patient ID Re-attending between 3 & 9 months - Adults	407	603	67.5%	56.2%	56.6%
% of FP17s for Band 1 Urgent Courses	3	592	0.5%	9.1%	9.1%
% of FP17s Relating to Free Repair or Replacements	0	592	0.0%	0.7%	0.7%
% of FP17s Relating to Continuations	2	592	0.3%	0.7%	0.6%
% of Patients satisfied with the dentistry they have received	3	4	N/A	93.1%	92.8%
% of Patients satisfied with the time they had to wait for an appointment	4	4	N/A	88.8%	87.5%

* This is based on patients treated on this contract for their most recent course of treatment. Figures in italics indicate the base number of FP17s or Patient Questionnaire responses are less than 100. N/A is shown where the base number of responses is less than 10 during the period. % is calculated as Quantity/Base number*100

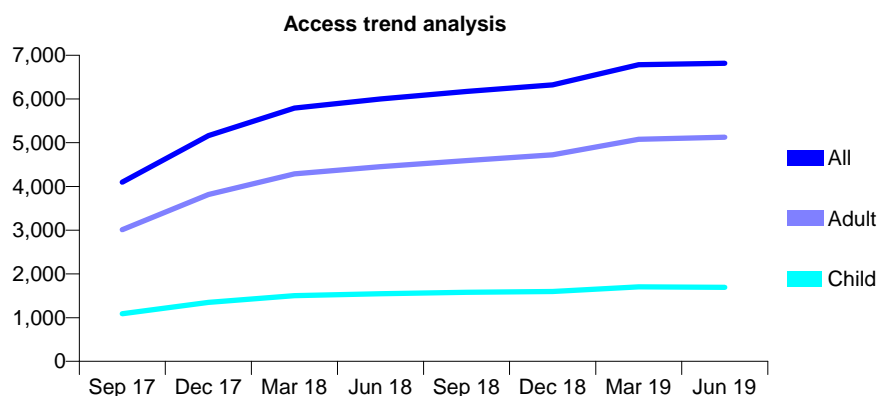
7A4 - Vital Signs At a Glance Contract Report for 264547/0001 - June 2019

Name or company name	MISS A WICKRAMASINGHE
Contract type name	Pilot Contract
Purpose of contract	General
Contract start date	01/09/2010
Contract end date	

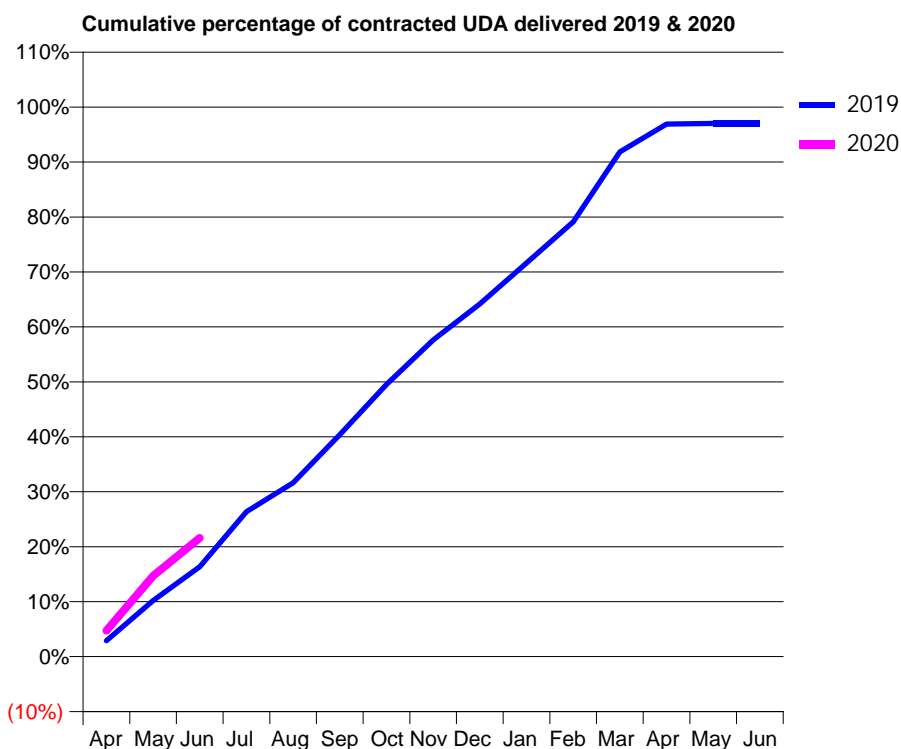
19/20 Contracted general activity (UDA)	20,251
Carry forward general activity (UDA)	0
19/20 Contracted orthodontic activity (UOA)	0
Carry forward orthodontic activity (UOA)	0
Baseline contract value	£562,518.24

ACCESS*

Patients seen in 24 months	Total	Change since previous quarter
Quarter ending June 2018	6,000	
Quarter ending September 2018	6,171	↑
Quarter ending December 2018	6,321	↑
Quarter ending March 2019	6,786	↑
Quarter ending June 2019	6,820	→
Variance since June 2018	13.7%	↑



ACTIVITY



Month	Adjusted Scheduled Activity (UDA)	
	2019	2020
April	669	960
May	2,361	2,973
June	3,784	4,371
July	6,096	
August	7,317	
September	9,334	
October	11,452	
November	13,327	
December	14,838	
January	16,563	
February	18,294	
March	21,239	
April	22,413	
May	22,434	
June	22,438	

QUALITY

	Quantity	Base Number	Contract	LHB	Wales
% of FP17s for the same patient ID Re-attending within 3 months - Children	39	582	6.7%	8.3%	10.7%
% of FP17s for the same patient ID Re-attending within 3 months - Adults	282	1,910	14.8%	14.7%	15.5%
% of FP17s for the same patient ID Re-attending between 3 & 9 months - Children	358	582	61.5%	59.0%	60.1%
% of FP17s for the same patient ID Re-attending between 3 & 9 months - Adults	1,187	1,910	62.1%	56.2%	56.6%
% of FP17s for Band 1 Urgent Courses	136	2,088	6.5%	9.1%	9.1%
% of FP17s Relating to Free Repair or Replacements	15	2,088	0.7%	0.7%	0.7%
% of FP17s Relating to Continuations	40	2,088	1.9%	0.7%	0.6%
% of Patients satisfied with the dentistry they have received	12	13	92.3%	93.1%	92.8%
% of Patients satisfied with the time they had to wait for an appointment	12	13	92.3%	88.8%	87.5%

* This is based on patients treated on this contract for their most recent course of treatment. Figures in italics indicate the base number of FP17s or Patient Questionnaire responses are less than 100. N/A is shown where the base number of responses is less than 10 during the period. % is calculated as Quantity/Base number*100

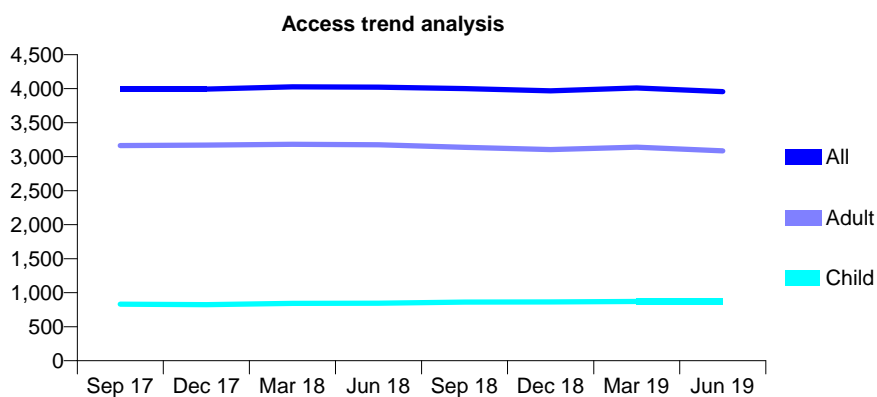
7A4 - Vital Signs At a Glance Contract Report for 567507/0004 - June 2019

Name or company name	MRS P SATCHELL
Contract type name	GDS Contract
Purpose of contract	General
Contract start date	01/12/2014
Contract end date	

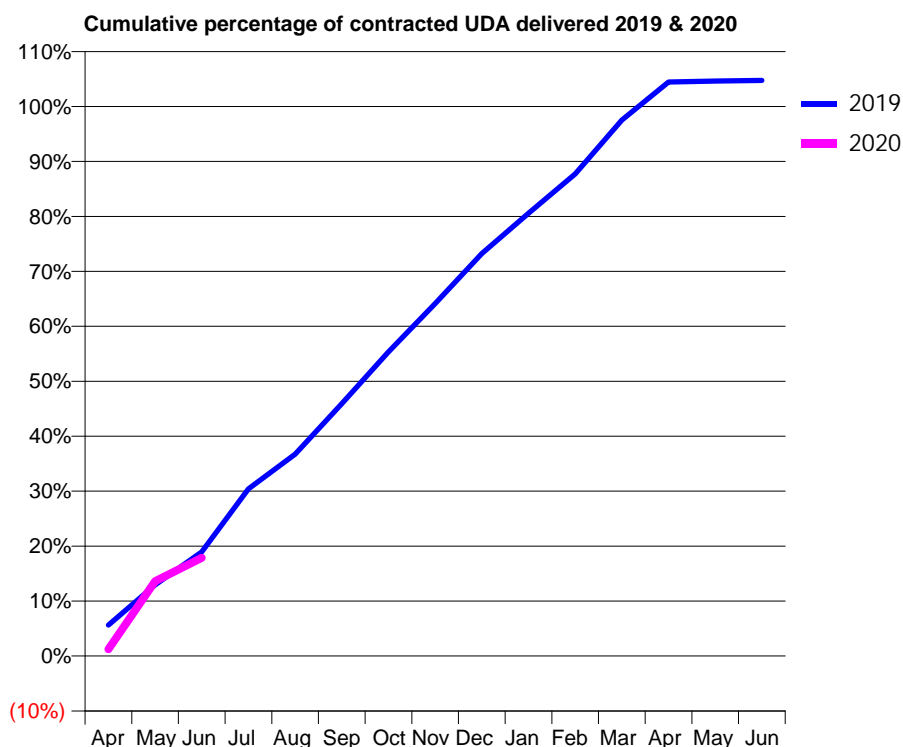
19/20 Contracted general activity (UDA)	10,052
Carry forward general activity (UDA)	0
19/20 Contracted orthodontic activity (UOA)	0
Carry forward orthodontic activity (UOA)	0
Baseline contract value	£209,144.08

ACCESS*

Patients seen in 24 months	Total	Change since previous quarter
Quarter ending June 2018	4,022	
Quarter ending September 2018	4,000	→
Quarter ending December 2018	3,967	→
Quarter ending March 2019	4,011	→
Quarter ending June 2019	3,956	↓
Variance since June 2018	(1.6%)	↓



ACTIVITY



Month	Adjusted Scheduled Activity (UDA)	
	2019	2020
April	568	125
May	1,301	1,370
June	1,905	1,797
July	3,058	
August	3,691	
September	4,617	
October	5,563	
November	6,449	
December	7,360	
January	8,099	
February	8,819	
March	9,801	
April	10,501	
May	10,518	
June	10,528	

QUALITY

	Quantity	Base Number	Contract	LHB	Wales
% of FP17s for the same patient ID Re-attending within 3 months - Children	7	255	2.7%	8.3%	10.7%
% of FP17s for the same patient ID Re-attending within 3 months - Adults	72	857	8.4%	14.7%	15.5%
% of FP17s for the same patient ID Re-attending between 3 & 9 months - Children	144	255	56.5%	59.0%	60.1%
% of FP17s for the same patient ID Re-attending between 3 & 9 months - Adults	515	857	60.1%	56.2%	56.6%
% of FP17s for Band 1 Urgent Courses	28	768	3.6%	9.1%	9.1%
% of FP17s Relating to Free Repair or Replacements	0	768	0.0%	0.7%	0.7%
% of FP17s Relating to Continuations	3	768	0.4%	0.7%	0.6%
% of Patients satisfied with the dentistry they have received	17	18	94.4%	93.1%	92.8%
% of Patients satisfied with the time they had to wait for an appointment	15	18	83.3%	88.8%	87.5%

* This is based on patients treated on this contract for their most recent course of treatment. Figures in italics indicate the base number of FP17s or Patient Questionnaire responses are less than 100. N/A is shown where the base number of responses is less than 10 during the period. % is calculated as Quantity/Base number*100

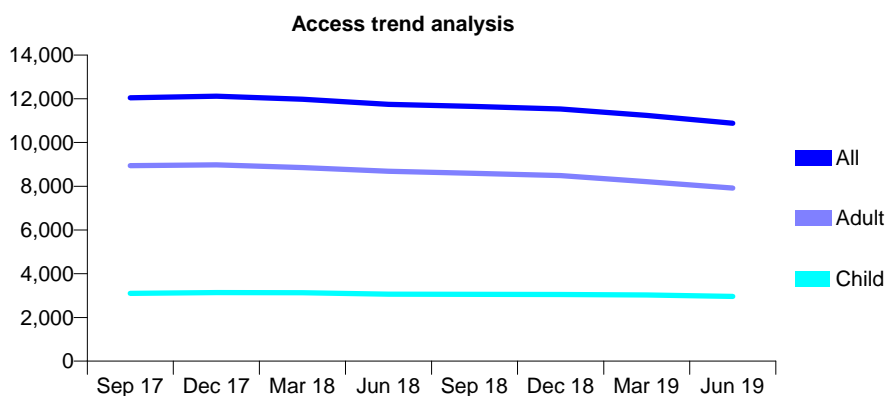
7A4 - Vital Signs At a Glance Contract Report for 578851/0001 - June 2019

Name or company name	MR DR COX
Contract type name	Pilot Contract
Purpose of contract	General
Contract start date	01/04/2006
Contract end date	

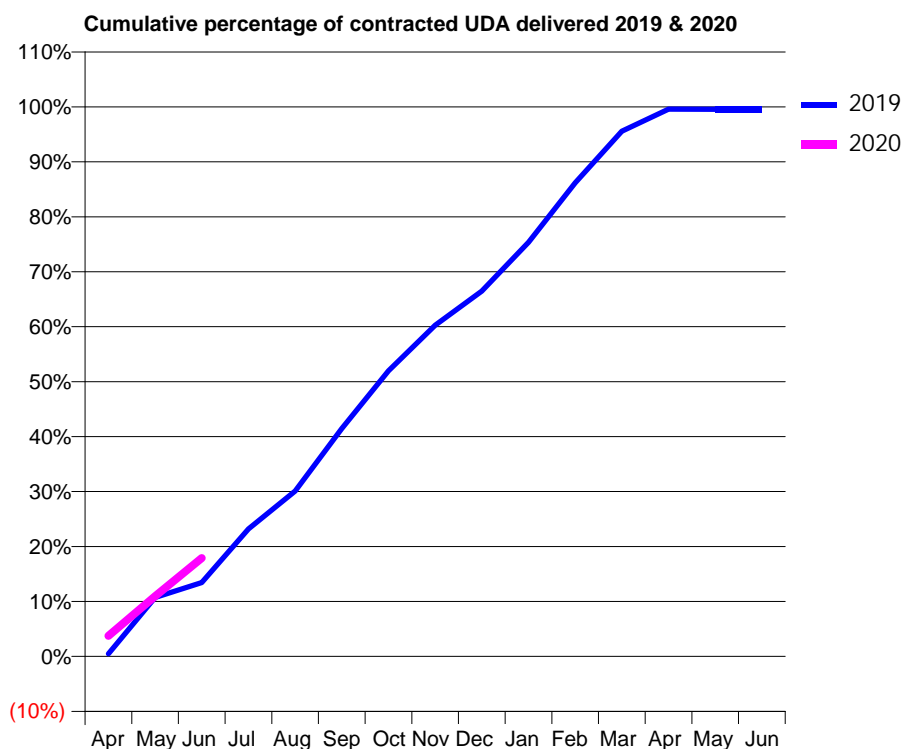
19/20 Contracted general activity (UDA)	24,322
Carry forward general activity (UDA)	0
19/20 Contracted orthodontic activity (UOA)	0
Carry forward orthodontic activity (UOA)	0
Baseline contract value	£684,159.40

ACCESS*

Patients seen in 24 months	Total	Change since previous quarter
Quarter ending June 2018	11,748	
Quarter ending September 2018	11,648	→
Quarter ending December 2018	11,533	→
Quarter ending March 2019	11,237	↓
Quarter ending June 2019	10,881	↓
Variance since June 2018	(7.4%)	↓



ACTIVITY



Month	Adjusted Scheduled Activity (UDA)	
	2019	2020
April	126	914
May	2,758	2,666
June	3,451	4,355
July	5,960	
August	7,726	
September	10,641	
October	13,344	
November	15,472	
December	17,067	
January	19,346	
February	22,123	
March	24,528	
April	25,562	
May	25,561	
June	25,557	

QUALITY

	Quantity	Base Number	Contract	LHB	Wales
% of FP17s for the same patient ID Re-attending within 3 months - Children	56	974	5.7%	8.3%	10.7%
% of FP17s for the same patient ID Re-attending within 3 months - Adults	285	2,377	12.0%	14.7%	15.5%
% of FP17s for the same patient ID Re-attending between 3 & 9 months - Children	548	974	56.3%	59.0%	60.1%
% of FP17s for the same patient ID Re-attending between 3 & 9 months - Adults	1,287	2,377	54.1%	56.2%	56.6%
% of FP17s for Band 1 Urgent Courses	299	2,741	10.9%	9.1%	9.1%
% of FP17s Relating to Free Repair or Replacements	19	2,741	0.7%	0.7%	0.7%
% of FP17s Relating to Continuations	2	2,741	0.1%	0.7%	0.6%
% of Patients satisfied with the dentistry they have received	27	28	96.4%	93.1%	92.8%
% of Patients satisfied with the time they had to wait for an appointment	23	28	82.1%	88.8%	87.5%

* This is based on patients treated on this contract for their most recent course of treatment. Figures in italics indicate the base number of FP17s or Patient Questionnaire responses are less than 100. N/A is shown where the base number of responses is less than 10 during the period. % is calculated as Quantity/Base number*100

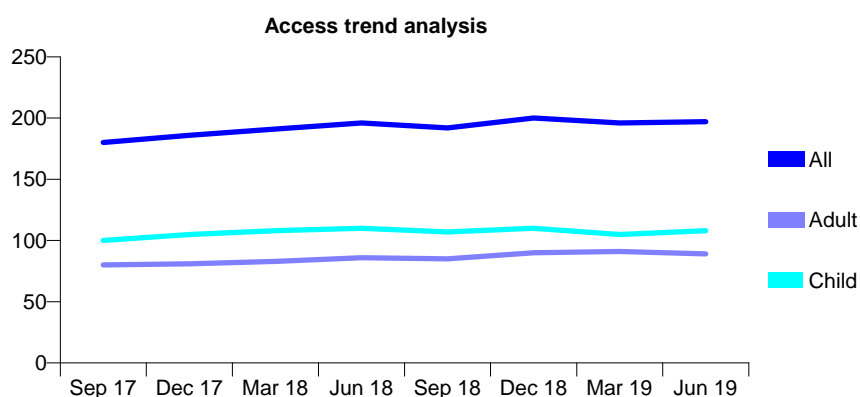
7A4 - Vital Signs At a Glance Contract Report for 631590/0001 - June 2019

Name or company name	MISS JM HENDLY
Contract type name	GDS Contract
Purpose of contract	General
Contract start date	01/04/2006
Contract end date	

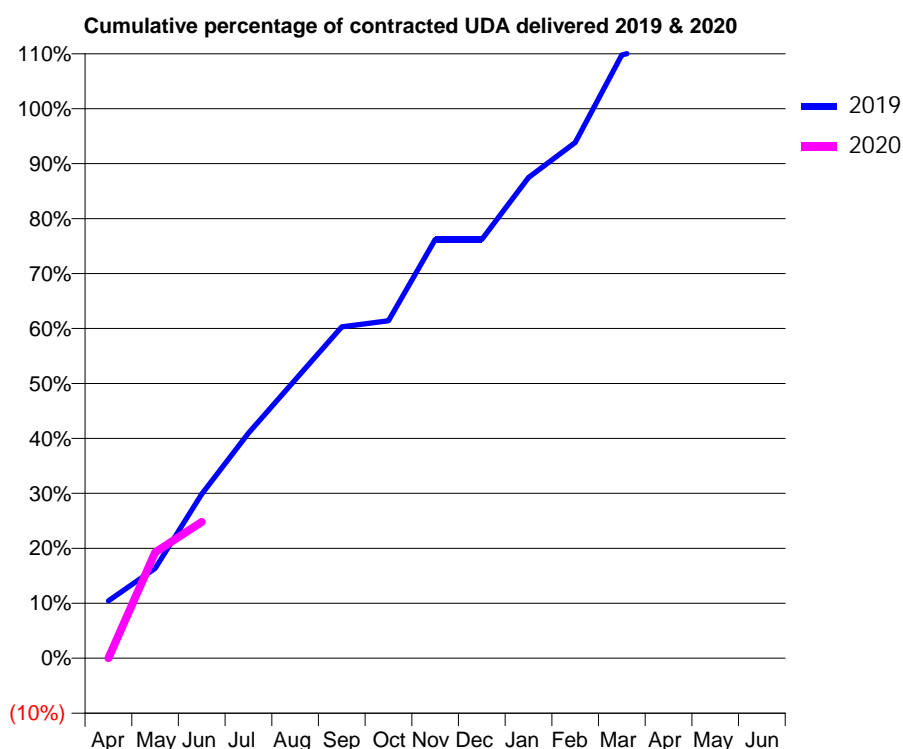
19/20 Contracted general activity (UDA)	270
Carry forward general activity (UDA)	0
19/20 Contracted orthodontic activity (UOA)	0
Carry forward orthodontic activity (UOA)	0
Baseline contract value	£8,470.08

ACCESS*

Patients seen in 24 months	Total	Change since previous quarter
Quarter ending June 2018	196	
Quarter ending September 2018	192	↓
Quarter ending December 2018	200	↑
Quarter ending March 2019	196	↓
Quarter ending June 2019	197	→
Variance since June 2018	0.5%	→



ACTIVITY



Month	Adjusted Scheduled Activity (UDA)	
	2019	2020
April	28	0
May	44	52
June	81	67
July	111	
August	137	
September	163	
October	166	
November	206	
December	206	
January	236	
February	253	
March	296	
April	302	
May	303	
June	303	

QUALITY

	Quantity	Base Number	Contract	LHB	Wales
% of FP17s for the same patient ID Re-attending within 3 months - Children	0	32	0.0%	8.3%	10.7%
% of FP17s for the same patient ID Re-attending within 3 months - Adults	0	22	0.0%	14.7%	15.5%
% of FP17s for the same patient ID Re-attending between 3 & 9 months - Children	14	32	43.8%	59.0%	60.1%
% of FP17s for the same patient ID Re-attending between 3 & 9 months - Adults	10	22	45.5%	56.2%	56.6%
% of FP17s for Band 1 Urgent Courses	0	49	0.0%	9.1%	9.1%
% of FP17s Relating to Free Repair or Replacements	0	49	0.0%	0.7%	0.7%
% of FP17s Relating to Continuations	0	49	0.0%	0.7%	0.6%
% of Patients satisfied with the dentistry they have received	0	0	N/A	93.1%	92.8%
% of Patients satisfied with the time they had to wait for an appointment	0	0	N/A	88.8%	87.5%

* This is based on patients treated on this contract for their most recent course of treatment.

Figures in italics indicate the base number of FP17s or Patient Questionnaire responses are less than 100. N/A is shown where the base number of responses is less than 10 during the period. % is calculated as Quantity/Base number*100

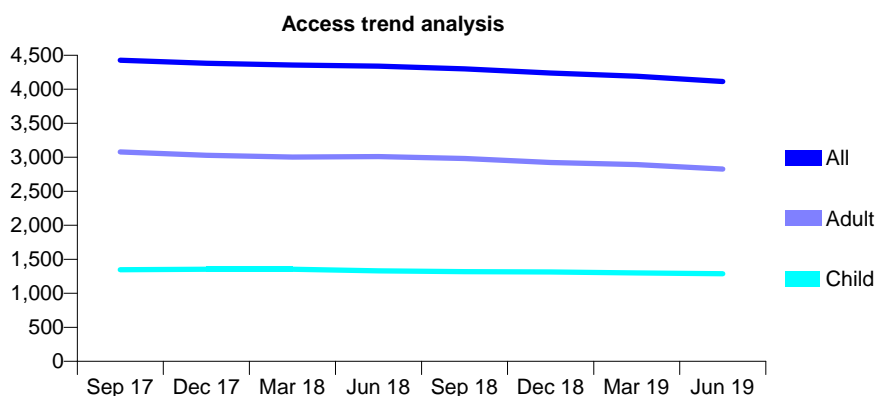
7A4 - Vital Signs At a Glance Contract Report for 673366/0001 - June 2019

Name or company name	MR MA CLARK
Contract type name	GDS Contract
Purpose of contract	General
Contract start date	01/04/2006
Contract end date	

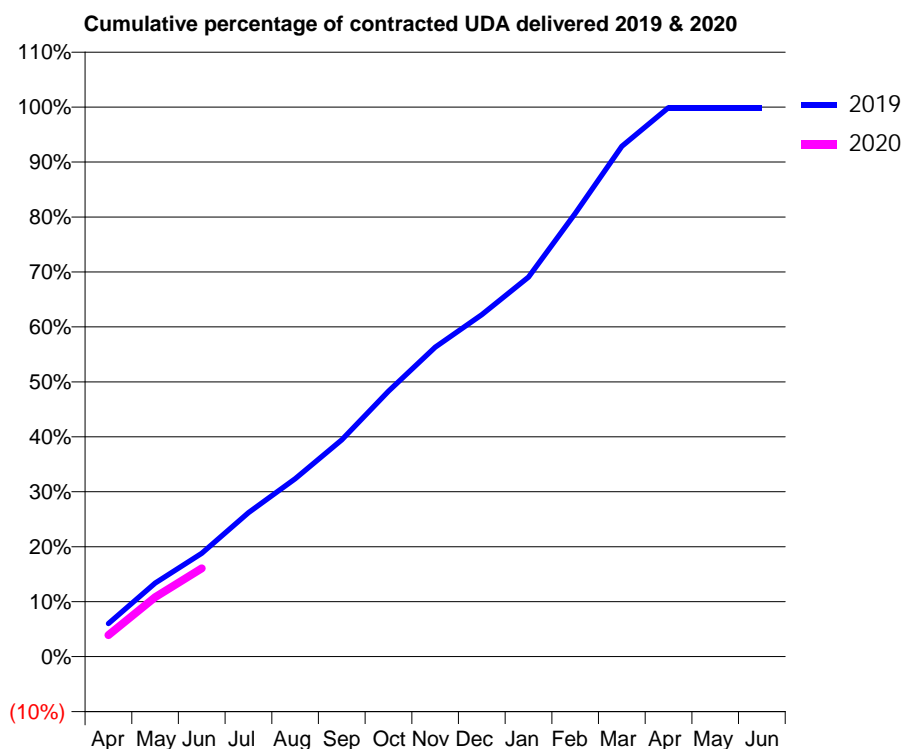
19/20 Contracted general activity (UDA)	10,817
Carry forward general activity (UDA)	0
19/20 Contracted orthodontic activity (UOA)	0
Carry forward orthodontic activity (UOA)	0
Baseline contract value	£279,068.69

ACCESS*

Patients seen in 24 months	Total	Change since previous quarter
Quarter ending June 2018	4,340	
Quarter ending September 2018	4,301	→
Quarter ending December 2018	4,239	↓
Quarter ending March 2019	4,192	↓
Quarter ending June 2019	4,115	↓
Variance since June 2018	(5.2%)	↓



ACTIVITY



Month	Adjusted Scheduled Activity (UDA)	
	2019	2020
April	651	424
May	1,448	1,173
June	2,032	1,737
July	2,833	
August	3,501	
September	4,267	
October	5,225	
November	6,092	
December	6,730	
January	7,470	
February	8,725	
March	10,045	
April	10,806	
May	10,806	
June	10,806	

QUALITY

	Quantity	Base Number	Contract	LHB	Wales
% of FP17s for the same patient ID Re-attending within 3 months - Children	28	483	5.8%	8.3%	10.7%
% of FP17s for the same patient ID Re-attending within 3 months - Adults	87	1,000	8.7%	14.7%	15.5%
% of FP17s for the same patient ID Re-attending between 3 & 9 months - Children	339	483	70.2%	59.0%	60.1%
% of FP17s for the same patient ID Re-attending between 3 & 9 months - Adults	606	1,000	60.6%	56.2%	56.6%
% of FP17s for Band 1 Urgent Courses	49	1,163	4.2%	9.1%	9.1%
% of FP17s Relating to Free Repair or Replacements	5	1,163	0.4%	0.7%	0.7%
% of FP17s Relating to Continuations	0	1,163	0.0%	0.7%	0.6%
% of Patients satisfied with the dentistry they have received	4	4	N/A	93.1%	92.8%
% of Patients satisfied with the time they had to wait for an appointment	4	4	N/A	88.8%	87.5%

* This is based on patients treated on this contract for their most recent course of treatment. Figures in italics indicate the base number of FP17s or Patient Questionnaire responses are less than 100. N/A is shown where the base number of responses is less than 10 during the period. % is calculated as Quantity/Base number*100

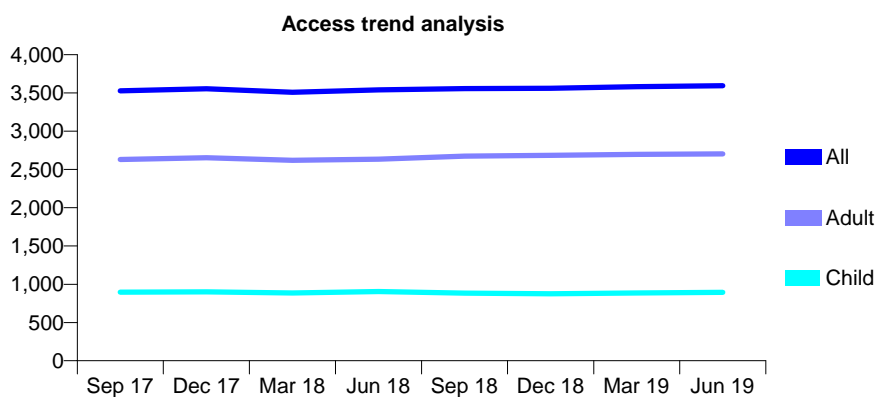
7A4 - Vital Signs At a Glance Contract Report for 675296/0001 - June 2019

Name or company name	MR A AKBAS
Contract type name	GDS Contract
Purpose of contract	General
Contract start date	01/04/2006
Contract end date	

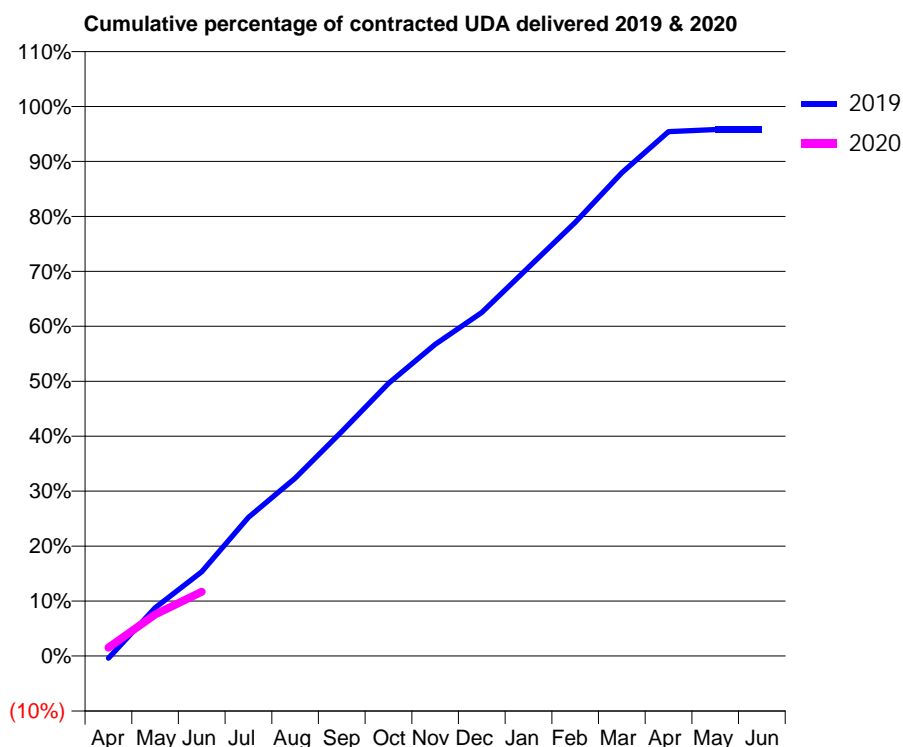
19/20 Contracted general activity (UDA)	14,000
Carry forward general activity (UDA)	0
19/20 Contracted orthodontic activity (UOA)	0
Carry forward orthodontic activity (UOA)	0
Baseline contract value	£366,655.33

ACCESS*

Patients seen in 24 months	Total	Change since previous quarter
Quarter ending June 2018	3,541	
Quarter ending September 2018	3,556	→
Quarter ending December 2018	3,561	→
Quarter ending March 2019	3,583	→
Quarter ending June 2019	3,595	→
Variance since June 2018	1.5%	→



ACTIVITY



Month	Adjusted Scheduled Activity (UDA)	
	2019	2020
April	-55	216
May	1,230	1,060
June	2,148	1,641
July	3,536	
August	4,532	
September	5,720	
October	6,946	
November	7,942	
December	8,750	
January	9,903	
February	11,047	
March	12,310	
April	13,356	
May	13,411	
June	13,410	

QUALITY

	Quantity	Base Number	Contract	LHB	Wales
% of FP17s for the same patient ID Re-attending within 3 months - Children	16	279	5.7%	8.3%	10.7%
% of FP17s for the same patient ID Re-attending within 3 months - Adults	138	853	16.2%	14.7%	15.5%
% of FP17s for the same patient ID Re-attending between 3 & 9 months - Children	152	279	54.5%	59.0%	60.1%
% of FP17s for the same patient ID Re-attending between 3 & 9 months - Adults	464	853	54.4%	56.2%	56.6%
% of FP17s for Band 1 Urgent Courses	53	773	6.9%	9.1%	9.1%
% of FP17s Relating to Free Repair or Replacements	4	773	0.5%	0.7%	0.7%
% of FP17s Relating to Continuations	11	773	1.4%	0.7%	0.6%
% of Patients satisfied with the dentistry they have received	6	6	N/A	93.1%	92.8%
% of Patients satisfied with the time they had to wait for an appointment	6	6	N/A	88.8%	87.5%

* This is based on patients treated on this contract for their most recent course of treatment. Figures in italics indicate the base number of FP17s or Patient Questionnaire responses are less than 100. N/A is shown where the base number of responses is less than 10 during the period. % is calculated as Quantity/Base number*100

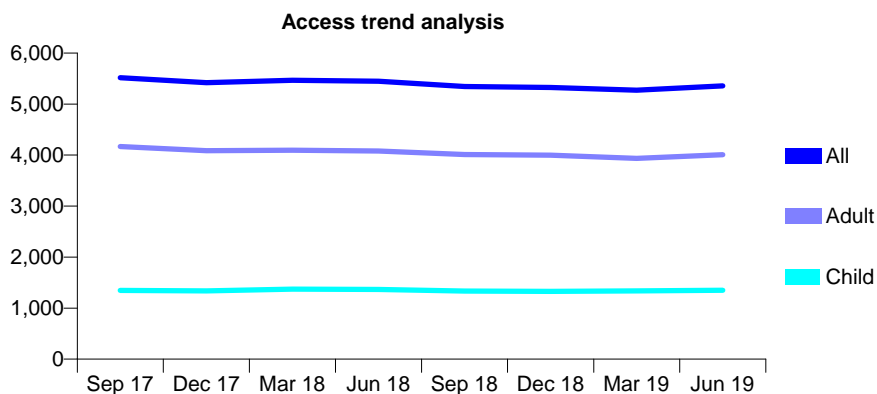
7A4 - Vital Signs At a Glance Contract Report for 773816/0002 - June 2019

Name or company name	MISS AM ROCKEY
Contract type name	Pilot Contract
Purpose of contract	General
Contract start date	28/11/2011
Contract end date	

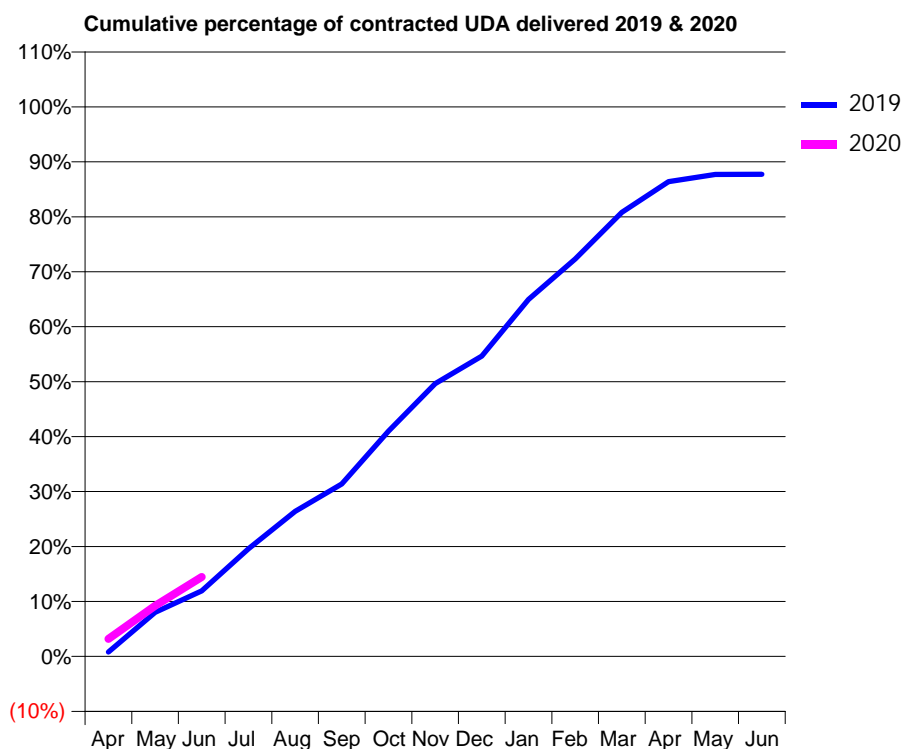
19/20 Contracted general activity (UDA)	13,567
Carry forward general activity (UDA)	0
19/20 Contracted orthodontic activity (UOA)	0
Carry forward orthodontic activity (UOA)	0
Baseline contract value	£379,801.29

ACCESS*

Patients seen in 24 months	Total	Change since previous quarter
Quarter ending June 2018	5,446	
Quarter ending September 2018	5,345	↓
Quarter ending December 2018	5,328	→
Quarter ending March 2019	5,272	↓
Quarter ending June 2019	5,357	→
Variance since June 2018	(1.6%)	↓



ACTIVITY



Month	2019	2020
April	121	432
May	1,208	1,249
June	1,800	1,963
July	2,953	
August	3,982	
September	4,732	
October	6,180	
November	7,482	
December	8,238	
January	9,791	
February	10,903	
March	12,179	
April	13,022	
May	13,222	
June	13,224	

QUALITY

	Quantity	Base Number	Contract	LHB	Wales
% of FP17s for the same patient ID Re-attending within 3 months - Children	33	335	9.9%	8.3%	10.7%
% of FP17s for the same patient ID Re-attending within 3 months - Adults	207	1,102	18.8%	14.7%	15.5%
% of FP17s for the same patient ID Re-attending between 3 & 9 months - Children	124	335	37.0%	59.0%	60.1%
% of FP17s for the same patient ID Re-attending between 3 & 9 months - Adults	388	1,102	35.2%	56.2%	56.6%
% of FP17s for Band 1 Urgent Courses	227	1,037	21.9%	9.1%	9.1%
% of FP17s Relating to Free Repair or Replacements	5	1,037	0.5%	0.7%	0.7%
% of FP17s Relating to Continuations	10	1,037	1.0%	0.7%	0.6%
% of Patients satisfied with the dentistry they have received	10	10	100.0%	93.1%	92.8%
% of Patients satisfied with the time they had to wait for an appointment	10	10	100.0%	88.8%	87.5%

* This is based on patients treated on this contract for their most recent course of treatment. Figures in italics indicate the base number of FP17s or Patient Questionnaire responses are less than 100. N/A is shown where the base number of responses is less than 10 during the period. % is calculated as Quantity/Base number*100

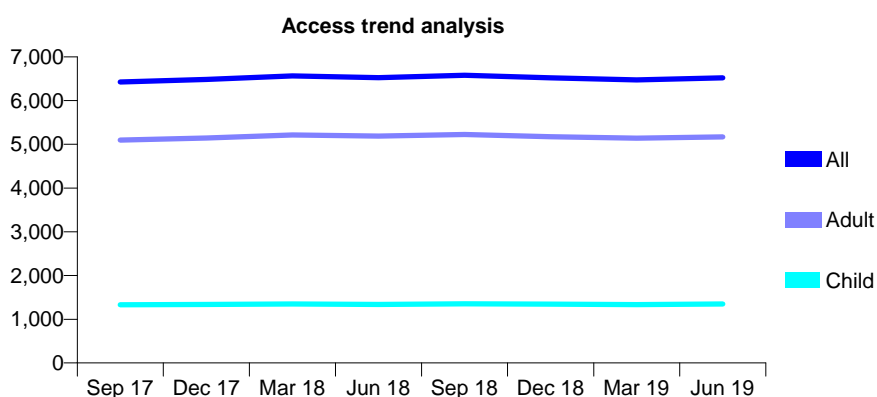
7A4 - Vital Signs At a Glance Contract Report for 781266/0001 - June 2019

Name or company name	MR AR JAMES
Contract type name	GDS Contract
Purpose of contract	General
Contract start date	01/09/2013
Contract end date	

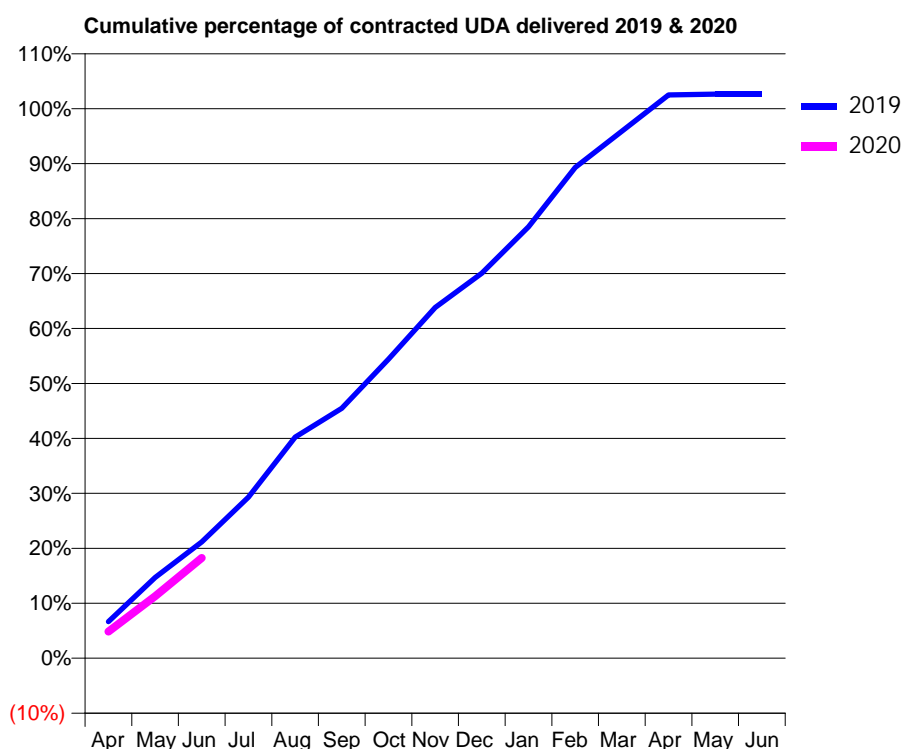
19/20 Contracted general activity (UDA)	21,563
Carry forward general activity (UDA)	0
19/20 Contracted orthodontic activity (UOA)	0
Carry forward orthodontic activity (UOA)	0
Baseline contract value	£617,080.70

ACCESS*

Patients seen in 24 months	Total	Change since previous quarter
Quarter ending June 2018	6,526	
Quarter ending September 2018	6,580	→
Quarter ending December 2018	6,520	→
Quarter ending March 2019	6,474	→
Quarter ending June 2019	6,521	→
Variance since June 2018	(0.1%)	→



ACTIVITY



Month	Adjusted Scheduled Activity (UDA)	
	2019	2020
April	1,435	1,050
May	3,168	2,437
June	4,568	3,930
July	6,324	
August	8,672	
September	9,803	
October	11,735	
November	13,766	
December	15,106	
January	16,923	
February	19,253	
March	20,675	
April	22,102	
May	22,131	
June	22,133	

QUALITY

	Quantity	Base Number	Contract	LHB	Wales
% of FP17s for the same patient ID Re-attending within 3 months - Children	25	447	5.6%	8.3%	10.7%
% of FP17s for the same patient ID Re-attending within 3 months - Adults	257	1,749	14.7%	14.7%	15.5%
% of FP17s for the same patient ID Re-attending between 3 & 9 months - Children	213	447	47.7%	59.0%	60.1%
% of FP17s for the same patient ID Re-attending between 3 & 9 months - Adults	940	1,749	53.7%	56.2%	56.6%
% of FP17s for Band 1 Urgent Courses	108	1,676	6.4%	9.1%	9.1%
% of FP17s Relating to Free Repair or Replacements	15	1,676	0.9%	0.7%	0.7%
% of FP17s Relating to Continuations	31	1,676	1.8%	0.7%	0.6%
% of Patients satisfied with the dentistry they have received	16	16	100.0%	93.1%	92.8%
% of Patients satisfied with the time they had to wait for an appointment	15	16	93.8%	88.8%	87.5%

* This is based on patients treated on this contract for their most recent course of treatment.

Figures in italics indicate the base number of FP17s or Patient Questionnaire responses are less than 100. N/A is shown where the base number of responses is less than 10 during the period. % is calculated as Quantity/Base number*100

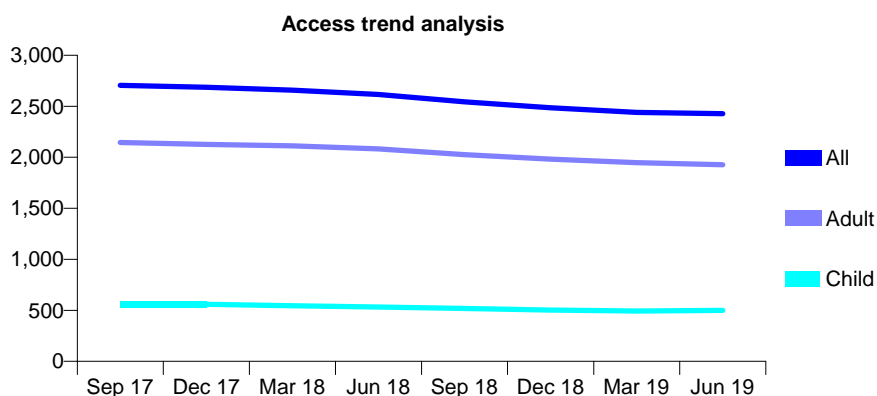
7A4 - Vital Signs At a Glance Contract Report for 808423/0001 - June 2019

Name or company name	MR HW EVANS
Contract type name	GDS Contract
Purpose of contract	General
Contract start date	01/04/2006
Contract end date	

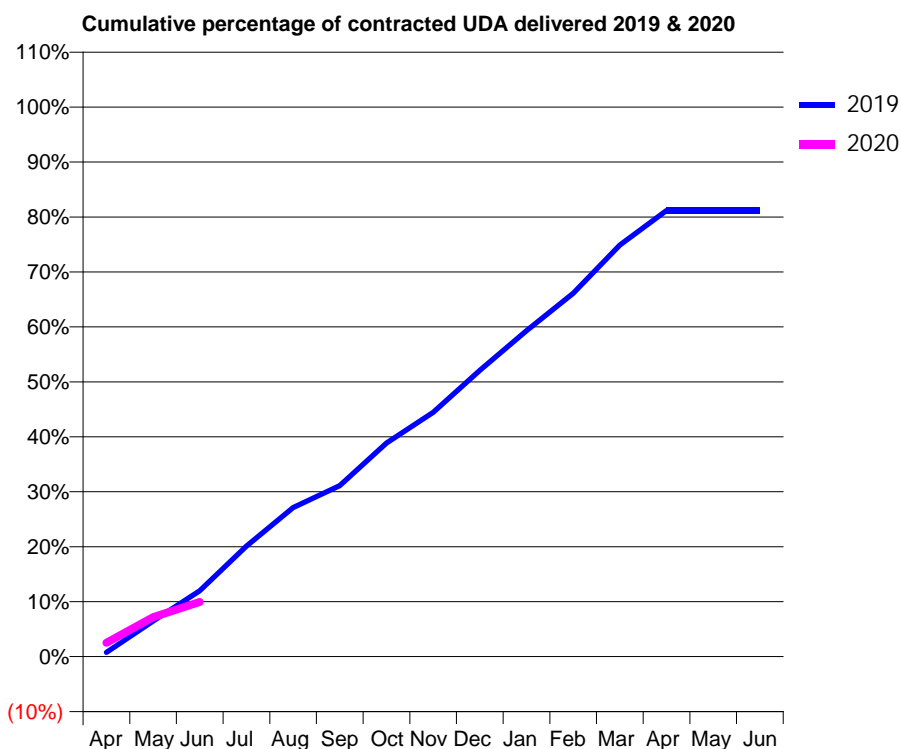
19/20 Contracted general activity (UDA)	10,044
Carry forward general activity (UDA)	0
19/20 Contracted orthodontic activity (UOA)	0
Carry forward orthodontic activity (UOA)	0
Baseline contract value	£293,805.65

ACCESS*

Patients seen in 24 months	Total	Change since previous quarter
Quarter ending June 2018	2,616	
Quarter ending September 2018	2,543	↓
Quarter ending December 2018	2,485	↓
Quarter ending March 2019	2,440	↓
Quarter ending June 2019	2,428	→
Variance since June 2018	(7.2%)	↓



ACTIVITY



Month	Adjusted Scheduled Activity (UDA)	
	2019	2020
April	77	253
May	652	720
June	1,205	1,001
July	2,018	
August	2,725	
September	3,126	
October	3,904	
November	4,467	
December	5,233	
January	5,958	
February	6,641	
March	7,519	
April	8,154	
May	8,154	
June	8,154	

QUALITY

	Quantity	Base Number	Contract	LHB	Wales
% of FP17s for the same patient ID Re-attending within 3 months - Children	2	127	1.6%	8.3%	10.7%
% of FP17s for the same patient ID Re-attending within 3 months - Adults	84	631	13.3%	14.7%	15.5%
% of FP17s for the same patient ID Re-attending between 3 & 9 months - Children	56	127	44.1%	59.0%	60.1%
% of FP17s for the same patient ID Re-attending between 3 & 9 months - Adults	320	631	50.7%	56.2%	56.6%
% of FP17s for Band 1 Urgent Courses	37	604	6.1%	9.1%	9.1%
% of FP17s Relating to Free Repair or Replacements	0	604	0.0%	0.7%	0.7%
% of FP17s Relating to Continuations	18	604	3.0%	0.7%	0.6%
% of Patients satisfied with the dentistry they have received	7	7	N/A	93.1%	92.8%
% of Patients satisfied with the time they had to wait for an appointment	7	7	N/A	88.8%	87.5%

* This is based on patients treated on this contract for their most recent course of treatment. Figures in italics indicate the base number of FP17s or Patient Questionnaire responses are less than 100. N/A is shown where the base number of responses is less than 10 during the period. % is calculated as Quantity/Base number*100

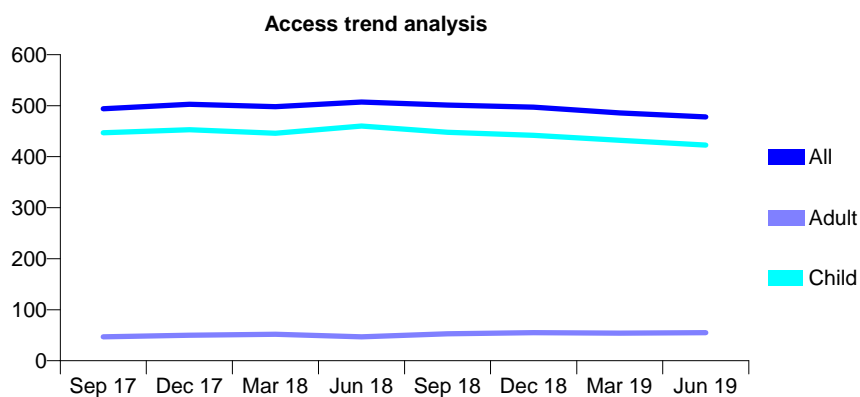
7A4 - Vital Signs At a Glance Contract Report for 820741/0002 - June 2019

Name or company name	MRS N TAAFFE
Contract type name	GDS Contract
Purpose of contract	General
Contract start date	22/11/2015
Contract end date	

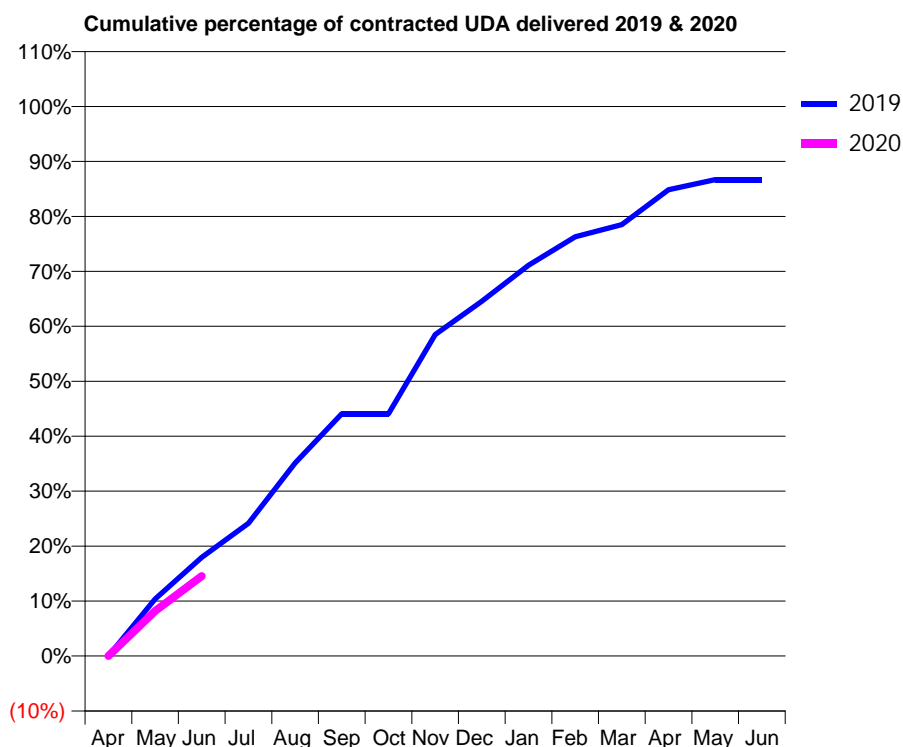
19/20 Contracted general activity (UDA)	1,040
Carry forward general activity (UDA)	0
19/20 Contracted orthodontic activity (UOA)	0
Carry forward orthodontic activity (UOA)	0
Baseline contract value	£27,364.74

ACCESS*

Patients seen in 24 months	Total	Change since previous quarter
Quarter ending June 2018	507	
Quarter ending September 2018	501	↓
Quarter ending December 2018	497	→
Quarter ending March 2019	486	↓
Quarter ending June 2019	478	↓
Variance since June 2018	(5.7%)	↓



ACTIVITY



Month	Adjusted Scheduled Activity (UDA)	
	2019	2020
April	0	0
May	108	85
June	187	151
July	251	
August	365	
September	458	
October	458	
November	608	
December	671	
January	739	
February	793	
March	816	
April	882	
May	901	
June	901	

QUALITY

	Quantity	Base Number	Contract	LHB	Wales
% of FP17s for the same patient ID Re-attending within 3 months - Children	6	177	3.4%	8.3%	10.7%
% of FP17s for the same patient ID Re-attending within 3 months - Adults	0	4	0.0%	14.7%	15.5%
% of FP17s for the same patient ID Re-attending between 3 & 9 months - Children	140	177	79.1%	59.0%	60.1%
% of FP17s for the same patient ID Re-attending between 3 & 9 months - Adults	2	4	50.0%	56.2%	56.6%
% of FP17s for Band 1 Urgent Courses	2	118	1.7%	9.1%	9.1%
% of FP17s Relating to Free Repair or Replacements	0	118	0.0%	0.7%	0.7%
% of FP17s Relating to Continuations	0	118	0.0%	0.7%	0.6%
% of Patients satisfied with the dentistry they have received	1	1	N/A	93.1%	92.8%
% of Patients satisfied with the time they had to wait for an appointment	1	1	N/A	88.8%	87.5%

* This is based on patients treated on this contract for their most recent course of treatment. Figures in italics indicate the base number of FP17s or Patient Questionnaire responses are less than 100. N/A is shown where the base number of responses is less than 10 during the period. % is calculated as Quantity/Base number*100

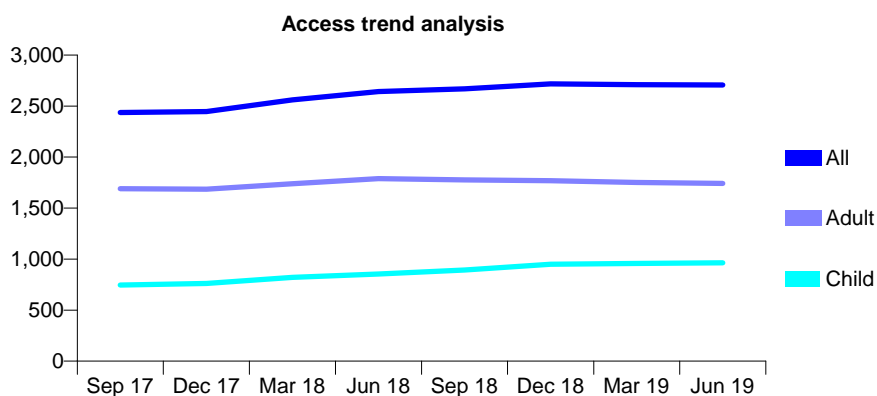
7A4 - Vital Signs At a Glance Contract Report for 838977/0004 - June 2019

Name or company name	MR HJ SAMUEL
Contract type name	GDS Contract
Purpose of contract	General
Contract start date	08/06/2015
Contract end date	

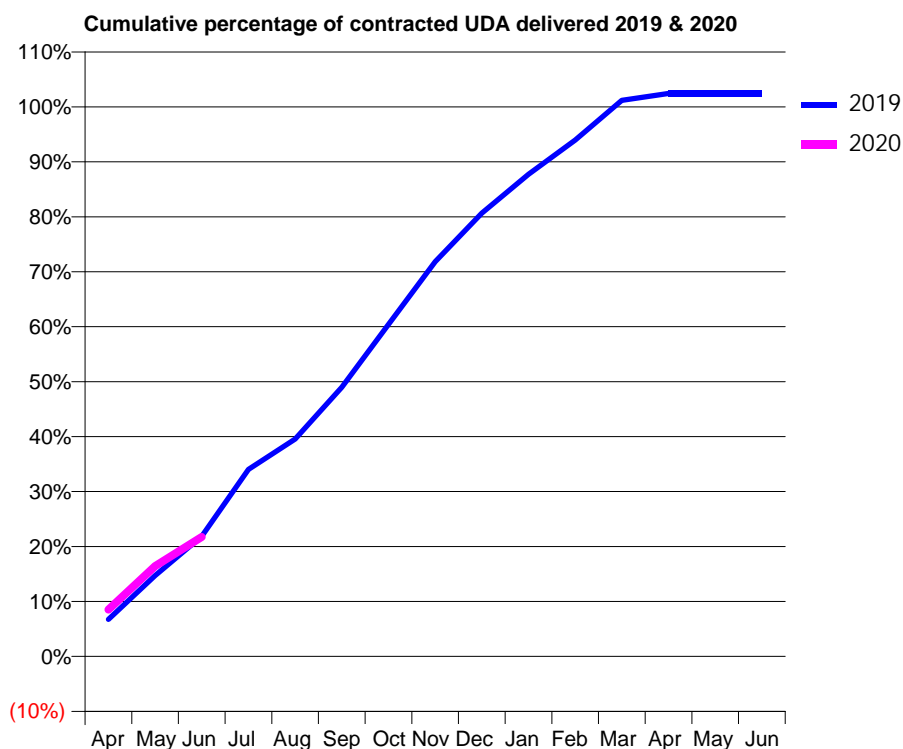
19/20 Contracted general activity (UDA)	8,000
Carry forward general activity (UDA)	0
19/20 Contracted orthodontic activity (UOA)	0
Carry forward orthodontic activity (UOA)	0
Baseline contract value	£263,120.31

ACCESS*

Patients seen in 24 months	Total	Change since previous quarter
Quarter ending June 2018	2,643	
Quarter ending September 2018	2,669	→
Quarter ending December 2018	2,718	→
Quarter ending March 2019	2,709	→
Quarter ending June 2019	2,706	→
Variance since June 2018	2.4%	↑



ACTIVITY



Month	Adjusted Scheduled Activity (UDA)	
	2019	2020
April	541	683
May	1,178	1,315
June	1,749	1,740
July	2,723	
August	3,166	
September	3,919	
October	4,834	
November	5,747	
December	6,452	
January	7,019	
February	7,515	
March	8,095	
April	8,196	
May	8,196	
June	8,196	

QUALITY

	Quantity	Base Number	Contract	LHB	Wales
% of FP17s for the same patient ID Re-attending within 3 months - Children	24	356	6.7%	8.3%	10.7%
% of FP17s for the same patient ID Re-attending within 3 months - Adults	81	612	13.2%	14.7%	15.5%
% of FP17s for the same patient ID Re-attending between 3 & 9 months - Children	247	356	69.4%	59.0%	60.1%
% of FP17s for the same patient ID Re-attending between 3 & 9 months - Adults	393	612	64.2%	56.2%	56.6%
% of FP17s for Band 1 Urgent Courses	66	897	7.4%	9.1%	9.1%
% of FP17s Relating to Free Repair or Replacements	3	897	0.3%	0.7%	0.7%
% of FP17s Relating to Continuations	6	897	0.7%	0.7%	0.6%
% of Patients satisfied with the dentistry they have received	5	5	N/A	93.1%	92.8%
% of Patients satisfied with the time they had to wait for an appointment	5	5	N/A	88.8%	87.5%

* This is based on patients treated on this contract for their most recent course of treatment. Figures in italics indicate the base number of FP17s or Patient Questionnaire responses are less than 100. N/A is shown where the base number of responses is less than 10 during the period. % is calculated as Quantity/Base number*100

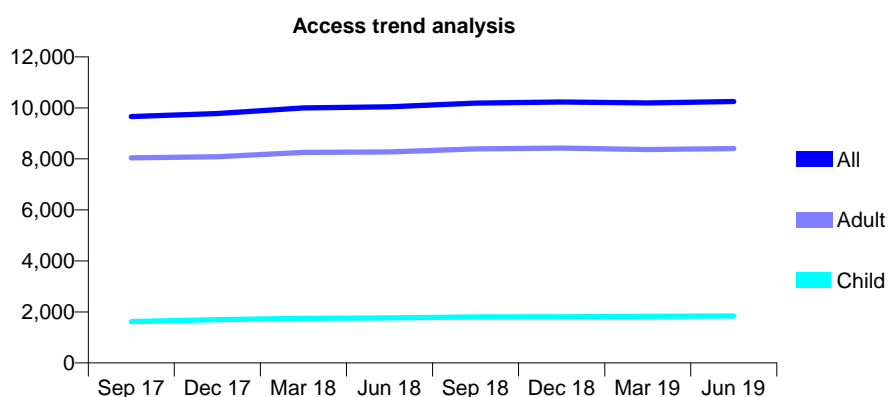
7A4 - Vital Signs At a Glance Contract Report for 838977/0005 - June 2019

Name or company name	MR HJ SAMUEL
Contract type name	GDS Contract
Purpose of contract	General
Contract start date	08/06/2015
Contract end date	

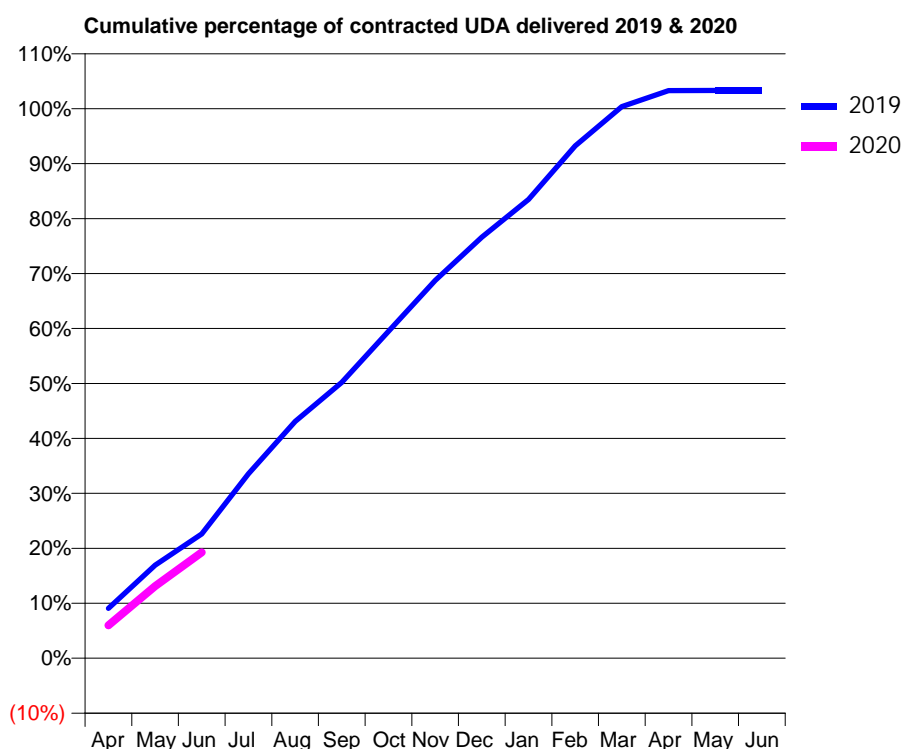
19/20 Contracted general activity (UDA)	30,780
Carry forward general activity (UDA)	0
19/20 Contracted orthodontic activity (UOA)	0
Carry forward orthodontic activity (UOA)	0
Baseline contract value	£730,090.11

ACCESS*

Patients seen in 24 months	Total	Change since previous quarter
Quarter ending June 2018	10,042	
Quarter ending September 2018	10,186	→
Quarter ending December 2018	10,232	→
Quarter ending March 2019	10,195	→
Quarter ending June 2019	10,252	→
Variance since June 2018	2.1%	↑



ACTIVITY



Month	Adjusted Scheduled Activity (UDA)	
	2019	2020
April	2,794	1,841
May	5,216	4,039
June	6,957	5,925
July	10,332	
August	13,260	
September	15,451	
October	18,308	
November	21,155	
December	23,577	
January	25,689	
February	28,699	
March	30,898	
April	31,793	
May	31,798	
June	31,801	

QUALITY

	Quantity	Base Number	Contract	LHB	Wales
% of FP17s for the same patient ID Re-attending within 3 months - Children	45	624	7.2%	8.3%	10.7%
% of FP17s for the same patient ID Re-attending within 3 months - Adults	321	2,652	12.1%	14.7%	15.5%
% of FP17s for the same patient ID Re-attending between 3 & 9 months - Children	385	624	61.7%	59.0%	60.1%
% of FP17s for the same patient ID Re-attending between 3 & 9 months - Adults	1,648	2,652	62.1%	56.2%	56.6%
% of FP17s for Band 1 Urgent Courses	229	2,819	8.1%	9.1%	9.1%
% of FP17s Relating to Free Repair or Replacements	21	2,819	0.7%	0.7%	0.7%
% of FP17s Relating to Continuations	29	2,819	1.0%	0.7%	0.6%
% of Patients satisfied with the dentistry they have received	18	20	90.0%	93.1%	92.8%
% of Patients satisfied with the time they had to wait for an appointment	17	20	85.0%	88.8%	87.5%

* This is based on patients treated on this contract for their most recent course of treatment.

Figures in italics indicate the base number of FP17s or Patient Questionnaire responses are less than 100. N/A is shown where the base number of responses is less than 10 during the period. % is calculated as Quantity/Base number*100

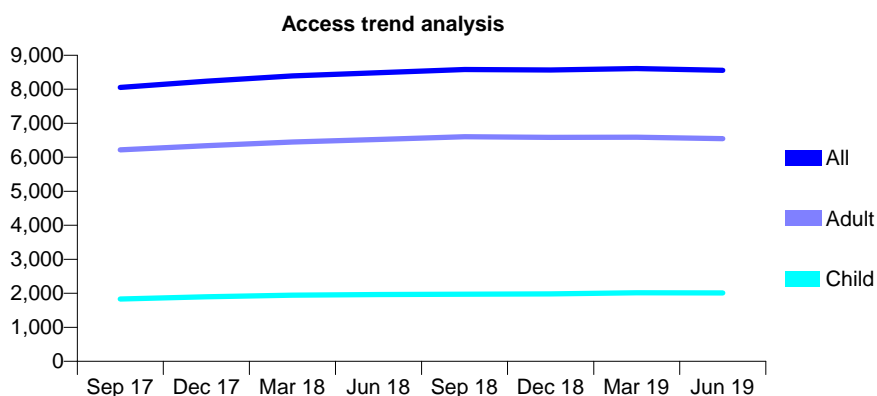
7A4 - Vital Signs At a Glance Contract Report for 840580/0001 - June 2019

Name or company name	MR OB JOYNSON
Contract type name	Pilot Contract
Purpose of contract	General and Orthodontic
Contract start date	01/04/2006
Contract end date	

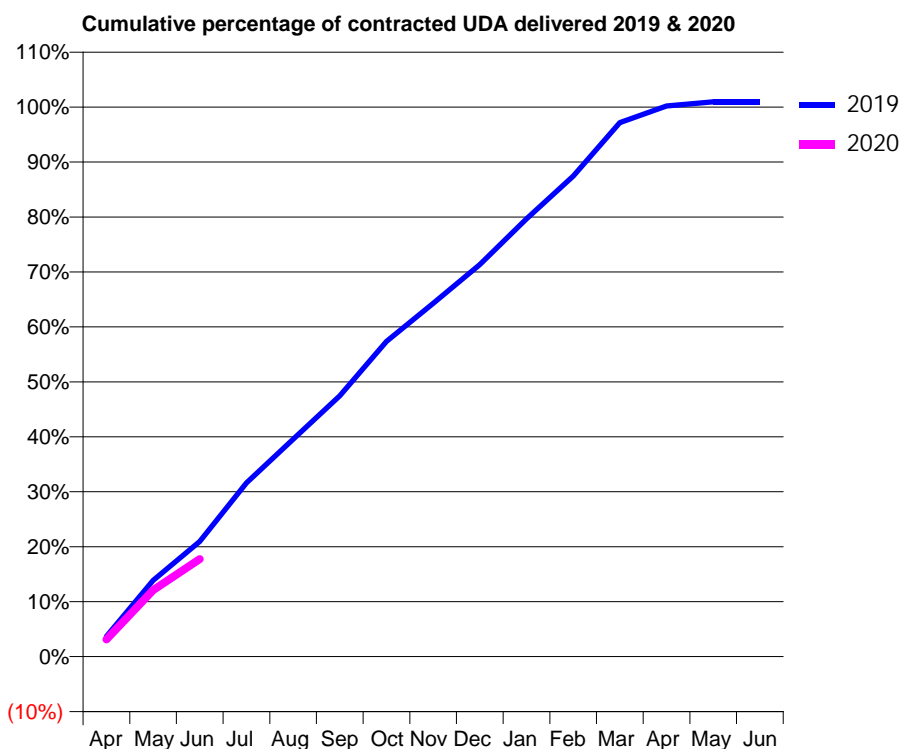
19/20 Contracted general activity (UDA)	26,938
Carry forward general activity (UDA)	0
19/20 Contracted orthodontic activity (UOA)	0
Carry forward orthodontic activity (UOA)	0
Baseline contract value	£675,815.57

ACCESS*

Patients seen in 24 months	Total	Change since previous quarter
Quarter ending June 2018	8,488	
Quarter ending September 2018	8,582	→
Quarter ending December 2018	8,567	→
Quarter ending March 2019	8,608	→
Quarter ending June 2019	8,560	→
Variance since June 2018	0.8%	→



ACTIVITY



Month	Adjusted Scheduled Activity (UDA)	
	2019	2020
April	1,053	847
May	3,982	3,258
June	6,018	4,780
July	9,076	
August	11,366	
September	13,634	
October	16,476	
November	18,469	
December	20,491	
January	22,883	
February	25,119	
March	27,912	
April	28,778	
May	28,996	
June	29,001	

QUALITY

	Quantity	Base Number	Contract	LHB	Wales
% of FP17s for the same patient ID Re-attending within 3 months - Children	68	616	11.0%	8.3%	10.7%
% of FP17s for the same patient ID Re-attending within 3 months - Adults	344	2,119	16.2%	14.7%	15.5%
% of FP17s for the same patient ID Re-attending between 3 & 9 months - Children	355	616	57.6%	59.0%	60.1%
% of FP17s for the same patient ID Re-attending between 3 & 9 months - Adults	1,246	2,119	58.8%	56.2%	56.6%
% of FP17s for Band 1 Urgent Courses	337	2,280	14.8%	9.1%	9.1%
% of FP17s Relating to Free Repair or Replacements	23	2,280	1.0%	0.7%	0.7%
% of FP17s Relating to Continuations	12	2,280	0.5%	0.7%	0.6%
% of Patients satisfied with the dentistry they have received	23	24	95.8%	93.1%	92.8%
% of Patients satisfied with the time they had to wait for an appointment	23	24	95.8%	88.8%	87.5%

* This is based on patients treated on this contract for their most recent course of treatment. Figures in italics indicate the base number of FP17s or Patient Questionnaire responses are less than 100. N/A is shown where the base number of responses is less than 10 during the period. % is calculated as Quantity/Base number*100

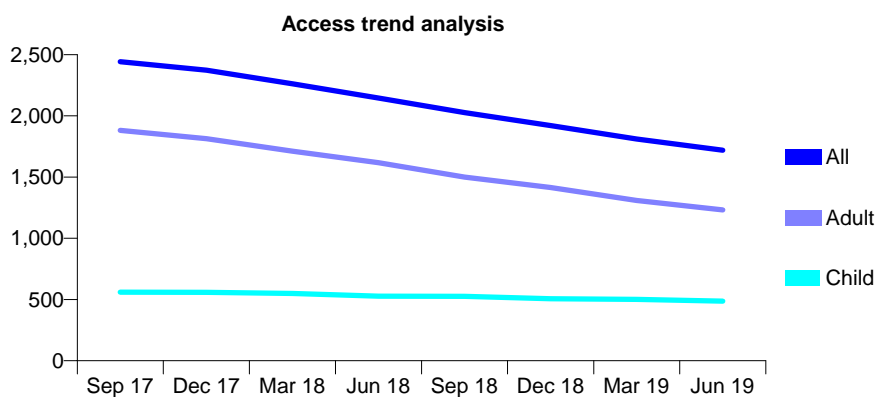
7A4 - Vital Signs At a Glance Contract Report for 919438/0001 - June 2019

Name or company name	MR PC STOCKFORD
Contract type name	Pilot Contract
Purpose of contract	General
Contract start date	01/04/2006
Contract end date	

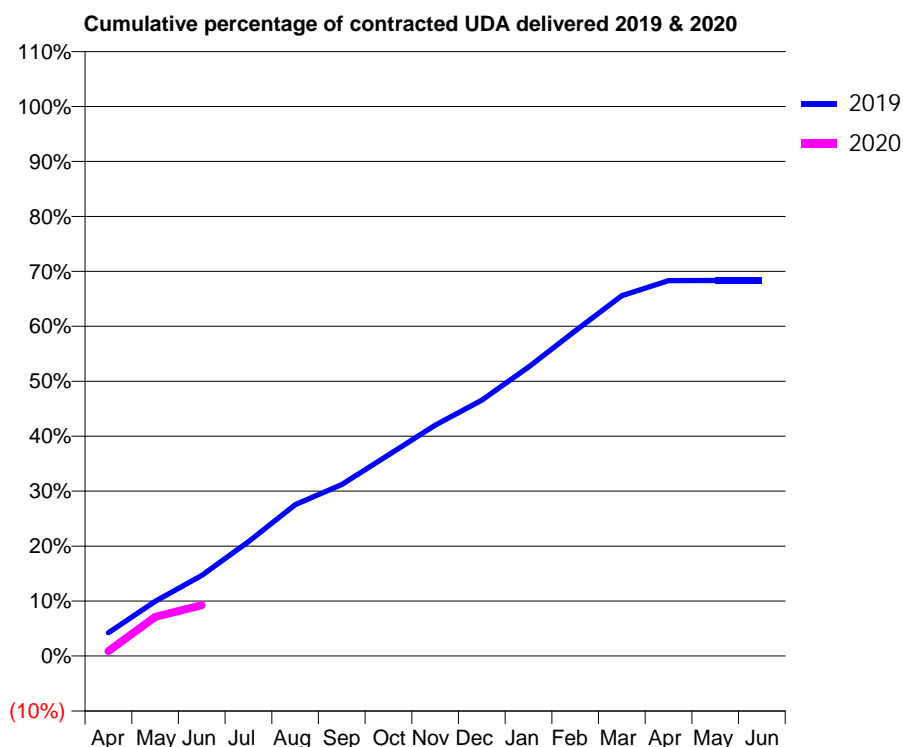
19/20 Contracted general activity (UDA)	7,734
Carry forward general activity (UDA)	0
19/20 Contracted orthodontic activity (UOA)	0
Carry forward orthodontic activity (UOA)	0
Baseline contract value	£226,277.42

ACCESS*

Patients seen in 24 months	Total	Change since previous quarter
Quarter ending June 2018	2,145	
Quarter ending September 2018	2,027	↓
Quarter ending December 2018	1,921	↓
Quarter ending March 2019	1,811	↓
Quarter ending June 2019	1,719	↓
Variance since June 2018	(19.9%)	↓



ACTIVITY



Month	Adjusted Scheduled Activity (UDA)	
	2019	2020
April	364	69
May	854	551
June	1,261	716
July	1,788	
August	2,366	
September	2,681	
October	3,143	
November	3,610	
December	4,000	
January	4,518	
February	5,083	
March	5,635	
April	5,870	
May	5,873	
June	5,873	

QUALITY

	Quantity	Base Number	Contract	LHB	Wales
% of FP17s for the same patient ID Re-attending within 3 months - Children	13	135	9.6%	8.3%	10.7%
% of FP17s for the same patient ID Re-attending within 3 months - Adults	101	390	25.9%	14.7%	15.5%
% of FP17s for the same patient ID Re-attending between 3 & 9 months - Children	91	135	67.4%	59.0%	60.1%
% of FP17s for the same patient ID Re-attending between 3 & 9 months - Adults	223	390	57.2%	56.2%	56.6%
% of FP17s for Band 1 Urgent Courses	8	402	2.0%	9.1%	9.1%
% of FP17s Relating to Free Repair or Replacements	5	402	1.2%	0.7%	0.7%
% of FP17s Relating to Continuations	9	402	2.2%	0.7%	0.6%
% of Patients satisfied with the dentistry they have received	4	4	N/A	93.1%	92.8%
% of Patients satisfied with the time they had to wait for an appointment	2	4	N/A	88.8%	87.5%

* This is based on patients treated on this contract for their most recent course of treatment. Figures in italics indicate the base number of FP17s or Patient Questionnaire responses are less than 100. N/A is shown where the base number of responses is less than 10 during the period. % is calculated as Quantity/Base number*100

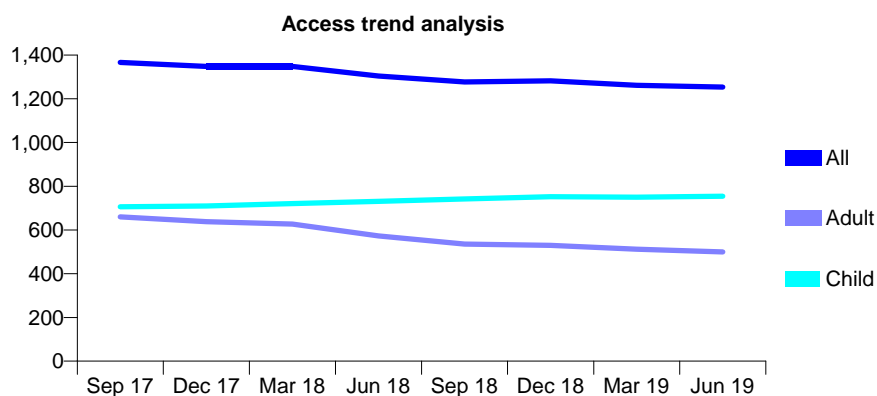
7A4 - Vital Signs At a Glance Contract Report for 965588/0001 - June 2019

Name or company name	MS V KOLAHAI
Contract type name	GDS Contract
Purpose of contract	General
Contract start date	26/07/2007
Contract end date	

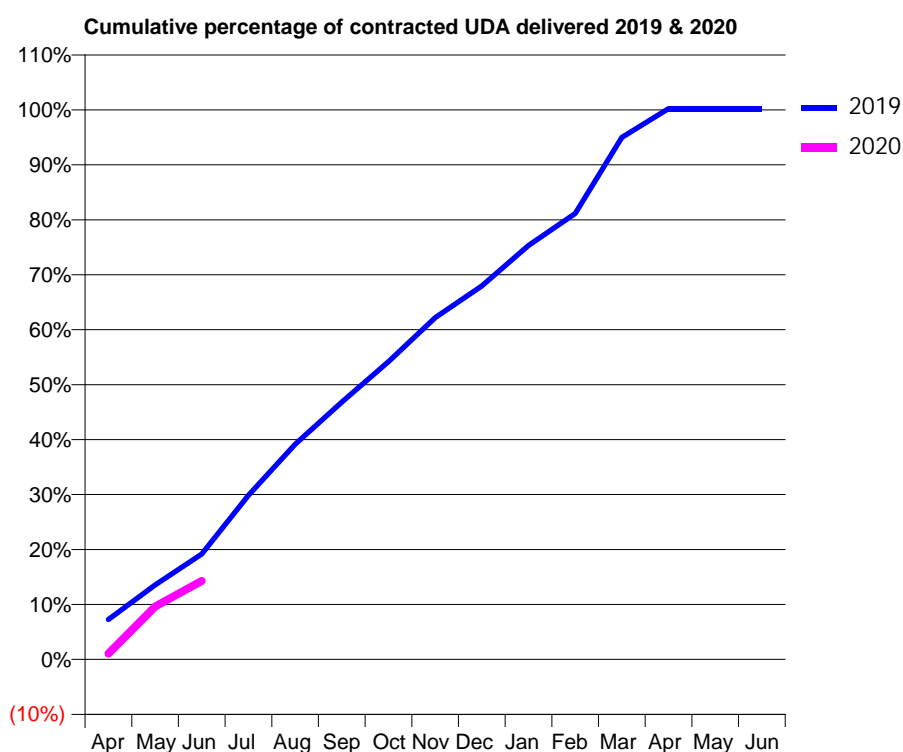
19/20 Contracted general activity (UDA)	2,091
Carry forward general activity (UDA)	0
19/20 Contracted orthodontic activity (UOA)	0
Carry forward orthodontic activity (UOA)	0
Baseline contract value	£53,433.05

ACCESS*

Patients seen in 24 months	Total	Change since previous quarter
Quarter ending June 2018	1,304	
Quarter ending September 2018	1,277	↓
Quarter ending December 2018	1,282	→
Quarter ending March 2019	1,262	↓
Quarter ending June 2019	1,253	→
Variance since June 2018	(3.9%)	↓



ACTIVITY



Month	2019	2020
April	152	22
May	283	201
June	401	299
July	624	
August	819	
September	979	
October	1,133	
November	1,300	
December	1,421	
January	1,575	
February	1,697	
March	1,986	
April	2,096	
May	2,096	
June	2,096	

QUALITY

	Quantity	Base Number	Contract	LHB	Wales
% of FP17s for the same patient ID Re-attending within 3 months - Children	5	225	2.2%	8.3%	10.7%
% of FP17s for the same patient ID Re-attending within 3 months - Adults	4	66	6.1%	14.7%	15.5%
% of FP17s for the same patient ID Re-attending between 3 & 9 months - Children	135	225	60.0%	59.0%	60.1%
% of FP17s for the same patient ID Re-attending between 3 & 9 months - Adults	32	66	48.5%	56.2%	56.6%
% of FP17s for Band 1 Urgent Courses	8	245	3.3%	9.1%	9.1%
% of FP17s Relating to Free Repair or Replacements	0	245	0.0%	0.7%	0.7%
% of FP17s Relating to Continuations	0	245	0.0%	0.7%	0.6%
% of Patients satisfied with the dentistry they have received	5	5	N/A	93.1%	92.8%
% of Patients satisfied with the time they had to wait for an appointment	5	5	N/A	88.8%	87.5%

* This is based on patients treated on this contract for their most recent course of treatment. Figures in italics indicate the base number of FP17s or Patient Questionnaire responses are less than 100. N/A is shown where the base number of responses is less than 10 during the period. % is calculated as Quantity/Base number*100

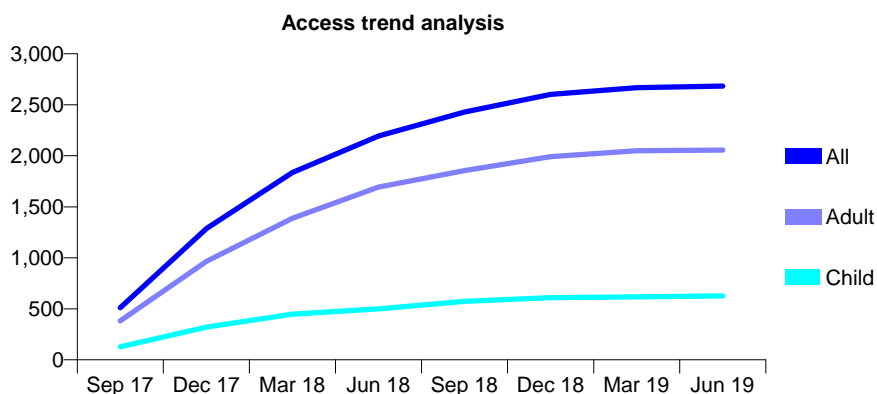
7A5 - Vital Signs At a Glance Contract Report for 100482/0000 - June 2019

Name or company name	Gafyn Poulton
Contract type name	GDS Contract
Purpose of contract	General
Contract start date	01/06/2017
Contract end date	

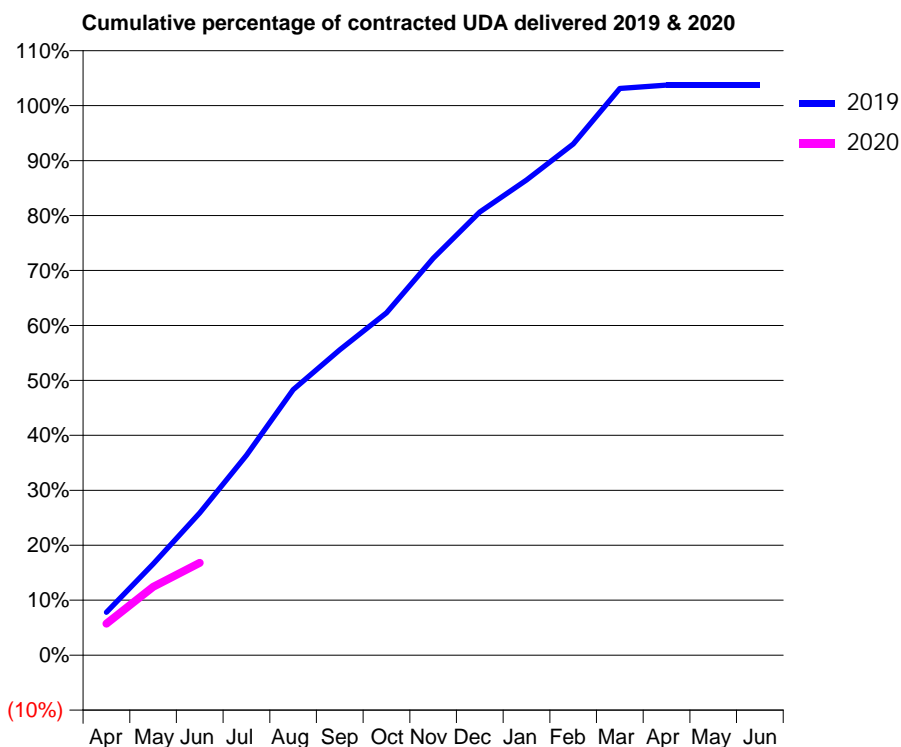
19/20 Contracted general activity (UDA)	7,200
Carry forward general activity (UDA)	0
19/20 Contracted orthodontic activity (UOA)	0
Carry forward orthodontic activity (UOA)	0
Baseline contract value	£178,919.72

ACCESS*

Patients seen in 24 months	Total	Change since previous quarter
Quarter ending June 2018	2,194	
Quarter ending September 2018	2,429	↑
Quarter ending December 2018	2,602	↑
Quarter ending March 2019	2,667	↑
Quarter ending June 2019	2,683	→
Variance since June 2018	22.3%	↑



ACTIVITY



Month	Adjusted Scheduled Activity (UDA)	
	2019	2020
April	562	412
May	1,194	895
June	1,863	1,210
July	2,618	
August	3,477	
September	4,000	
October	4,484	
November	5,199	
December	5,806	
January	6,224	
February	6,696	
March	7,425	
April	7,468	
May	7,468	
June	7,468	

QUALITY

	Quantity	Base Number	Contract	LHB	Wales
% of FP17s for the same patient ID Re-attending within 3 months - Children	2	140	1.4%	5.1%	10.7%
% of FP17s for the same patient ID Re-attending within 3 months - Adults	53	442	12.0%	10.6%	15.5%
% of FP17s for the same patient ID Re-attending between 3 & 9 months - Children	65	140	46.4%	38.4%	60.1%
% of FP17s for the same patient ID Re-attending between 3 & 9 months - Adults	201	442	45.5%	39.1%	56.6%
% of FP17s for Band 1 Urgent Courses	35	556	6.3%	9.9%	9.1%
% of FP17s Relating to Free Repair or Replacements	9	556	1.6%	0.7%	0.7%
% of FP17s Relating to Continuations	9	556	1.6%	0.6%	0.6%
% of Patients satisfied with the dentistry they have received	10	11	90.9%	93.3%	92.8%
% of Patients satisfied with the time they had to wait for an appointment	7	11	63.6%	87.3%	87.5%

* This is based on patients treated on this contract for their most recent course of treatment. Figures in italics indicate the base number of FP17s or Patient Questionnaire responses are less than 100. N/A is shown where the base number of responses is less than 10 during the period. % is calculated as Quantity/Base number*100

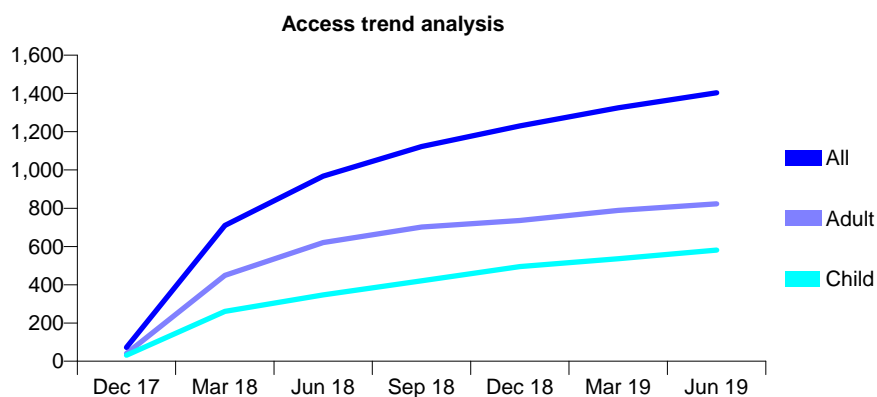
7A5 - Vital Signs At a Glance Contract Report for 100541/0000 - June 2019

Name or company name	L Smart & S Clayton Partnership
Contract type name	Pilot Contract
Purpose of contract	General
Contract start date	01/11/2017
Contract end date	

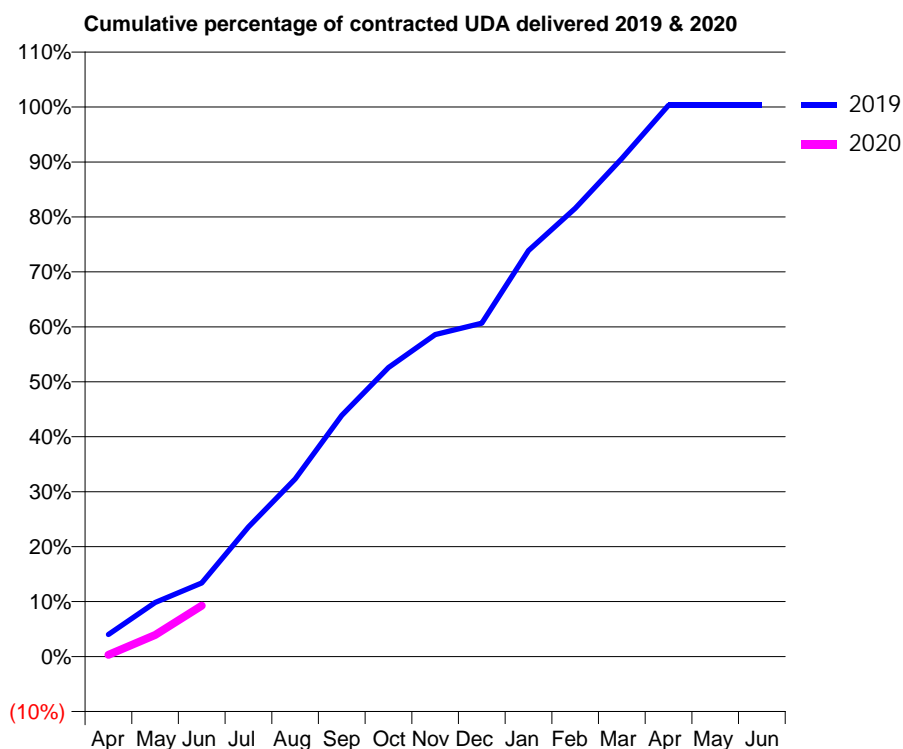
19/20 Contracted general activity (UDA)	6,197
Carry forward general activity (UDA)	0
19/20 Contracted orthodontic activity (UOA)	0
Carry forward orthodontic activity (UOA)	0
Baseline contract value	£184,046.77

ACCESS*

Patients seen in 24 months	Total	Change since previous quarter
Quarter ending June 2018	968	
Quarter ending September 2018	1,123	↑
Quarter ending December 2018	1,231	↑
Quarter ending March 2019	1,325	↑
Quarter ending June 2019	1,404	↑
Variance since June 2018	45.0%	↑



ACTIVITY



Month	Adjusted Scheduled Activity (UDA)	
	2019	2020
April	277	21
May	677	244
June	924	574
July	1,623	
August	2,226	
September	3,023	
October	3,622	
November	4,034	
December	4,176	
January	5,088	
February	5,617	
March	6,240	
April	6,909	
May	6,909	
June	6,909	

QUALITY

	Quantity	Base Number	Contract	LHB	Wales
% of FP17s for the same patient ID Re-attending within 3 months - Children	13	165	7.9%	5.1%	10.7%
% of FP17s for the same patient ID Re-attending within 3 months - Adults	42	223	18.8%	10.6%	15.5%
% of FP17s for the same patient ID Re-attending between 3 & 9 months - Children	81	165	49.1%	38.4%	60.1%
% of FP17s for the same patient ID Re-attending between 3 & 9 months - Adults	129	223	57.8%	39.1%	56.6%
% of FP17s for Band 1 Urgent Courses	1	196	0.5%	9.9%	9.1%
% of FP17s Relating to Free Repair or Replacements	0	196	0.0%	0.7%	0.7%
% of FP17s Relating to Continuations	0	196	0.0%	0.6%	0.6%
% of Patients satisfied with the dentistry they have received	6	6	N/A	93.3%	92.8%
% of Patients satisfied with the time they had to wait for an appointment	6	6	N/A	87.3%	87.5%

* This is based on patients treated on this contract for their most recent course of treatment. Figures in italics indicate the base number of FP17s or Patient Questionnaire responses are less than 100. N/A is shown where the base number of responses is less than 10 during the period. % is calculated as Quantity/Base number*100


7A5 - Vital Signs At a Glance Contract Report for 101054/0000 - June 2019

Name or company name	MRS CA ROACH-PRICE
Contract type name	Pilot Contract
Purpose of contract	General
Contract start date	01/04/2019
Contract end date	

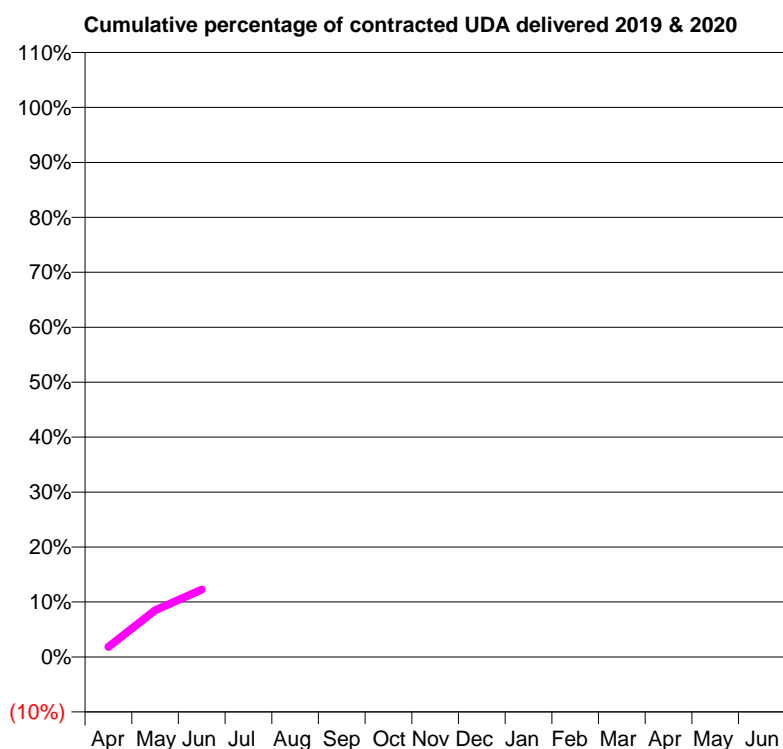
19/20 Contracted general activity (UDA)	918
Carry forward general activity (UDA)	0
19/20 Contracted orthodontic activity (UOA)	0
Carry forward orthodontic activity (UOA)	0
Baseline contract value	£27,194.47

ACCESS*

Patients seen in 24 months	Total	Change since previous quarter
Quarter ending June 2018	0	
Quarter ending September 2018	0	
Quarter ending December 2018	0	
Quarter ending March 2019	0	
Quarter ending June 2019	70	↑
Variance since June 2018	N/A	



ACTIVITY



Month	Adjusted Scheduled Activity (UDA)	
	2019	2020
April	0	17
May	0	78
June	0	113
July	0	
August	0	
September	0	
October	0	
November	0	
December	0	
January	0	
February	0	
March	0	
April	0	
May	0	
June	0	

QUALITY

	Quantity	Base Number	Contract	LHB	Wales
% of FP17s for the same patient ID Re-attending within 3 months - Children	0	11	0.0%	5.1%	10.7%
% of FP17s for the same patient ID Re-attending within 3 months - Adults	1	44	2.3%	10.6%	15.5%
% of FP17s for the same patient ID Re-attending between 3 & 9 months - Children	0	11	0.0%	38.4%	60.1%
% of FP17s for the same patient ID Re-attending between 3 & 9 months - Adults	0	44	0.0%	39.1%	56.6%
% of FP17s for Band 1 Urgent Courses	13	55	23.6%	9.9%	9.1%
% of FP17s Relating to Free Repair or Replacements	0	55	0.0%	0.7%	0.7%
% of FP17s Relating to Continuations	0	55	0.0%	0.6%	0.6%
% of Patients satisfied with the dentistry they have received	0	0	N/A	93.3%	92.8%
% of Patients satisfied with the time they had to wait for an appointment	0	0	N/A	87.3%	87.5%

* This is based on patients treated on this contract for their most recent course of treatment. Figures in italics indicate the base number of FP17s or Patient Questionnaire responses are less than 100. N/A is shown where the base number of responses is less than 10 during the period. % is calculated as Quantity/Base number*100


7A5 - Vital Signs At a Glance Contract Report for 101055/0000 - June 2019

Name or company name	Dr Roach Price Dental Practice
Contract type name	Pilot Contract
Purpose of contract	General
Contract start date	01/04/2019
Contract end date	

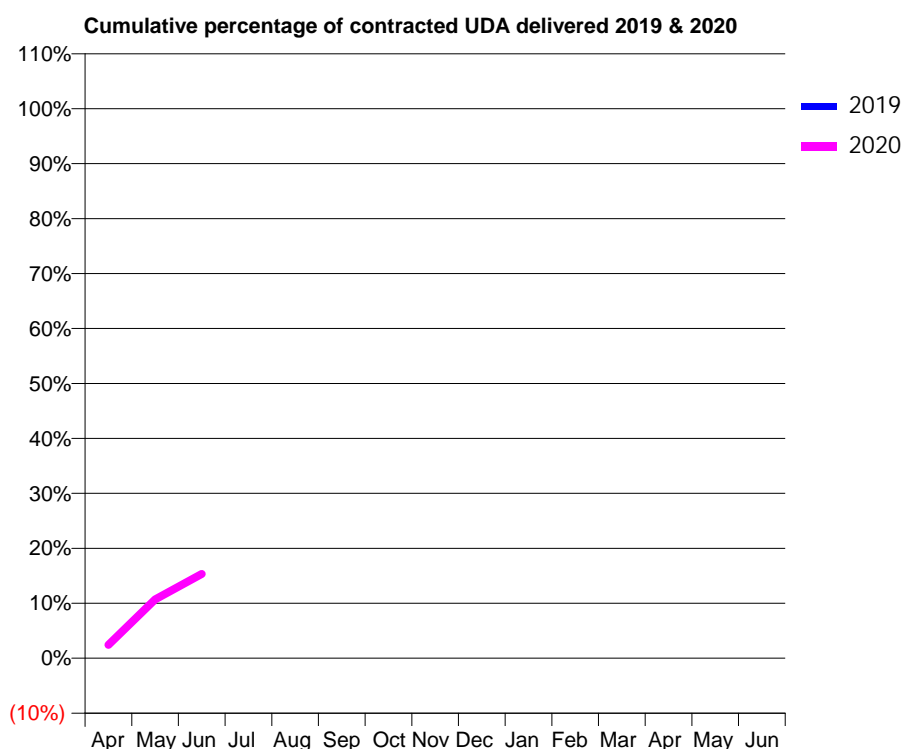
19/20 Contracted general activity (UDA)	4,133
Carry forward general activity (UDA)	0
19/20 Contracted orthodontic activity (UOA)	0
Carry forward orthodontic activity (UOA)	0
Baseline contract value	£114,783.93

ACCESS*

Patients seen in 24 months	Total	Change since previous quarter
Quarter ending June 2018	0	
Quarter ending September 2018	0	
Quarter ending December 2018	0	
Quarter ending March 2019	0	
Quarter ending June 2019	363	↑
Variance since June 2018	N/A	



ACTIVITY



Month	Adjusted Scheduled Activity (UDA)	
	2019	2020
April	0	101
May	0	443
June	0	633
July	0	
August	0	
September	0	
October	0	
November	0	
December	0	
January	0	
February	0	
March	0	
April	0	
May	0	
June	0	

QUALITY

	Quantity	Base Number	Contract	LHB	Wales
% of FP17s for the same patient ID Re-attending within 3 months - Children	3	41	7.3%	5.1%	10.7%
% of FP17s for the same patient ID Re-attending within 3 months - Adults	6	243	2.5%	10.6%	15.5%
% of FP17s for the same patient ID Re-attending between 3 & 9 months - Children	0	41	0.0%	38.4%	60.1%
% of FP17s for the same patient ID Re-attending between 3 & 9 months - Adults	0	243	0.0%	39.1%	56.6%
% of FP17s for Band 1 Urgent Courses	36	284	12.7%	9.9%	9.1%
% of FP17s Relating to Free Repair or Replacements	0	284	0.0%	0.7%	0.7%
% of FP17s Relating to Continuations	3	284	1.1%	0.6%	0.6%
% of Patients satisfied with the dentistry they have received	1	1	N/A	93.3%	92.8%
% of Patients satisfied with the time they had to wait for an appointment	1	1	N/A	87.3%	87.5%

* This is based on patients treated on this contract for their most recent course of treatment.

Figures in italics indicate the base number of FP17s or Patient Questionnaire responses are less than 100. N/A is shown where the base number of responses is less than 10 during the period. % is calculated as Quantity/Base number*100

7A5 - Vital Signs At a Glance Contract Report for 101056/0000 - June 2019


Name or company name	MR B DAVID
Contract type name	GDS Contract
Purpose of contract	General
Contract start date	01/04/2019
Contract end date	

19/20 Contracted general activity (UDA)	36,250
Carry forward general activity (UDA)	0
19/20 Contracted orthodontic activity (UOA)	0
Carry forward orthodontic activity (UOA)	0
Baseline contract value	£967,880.36

ACCESS*

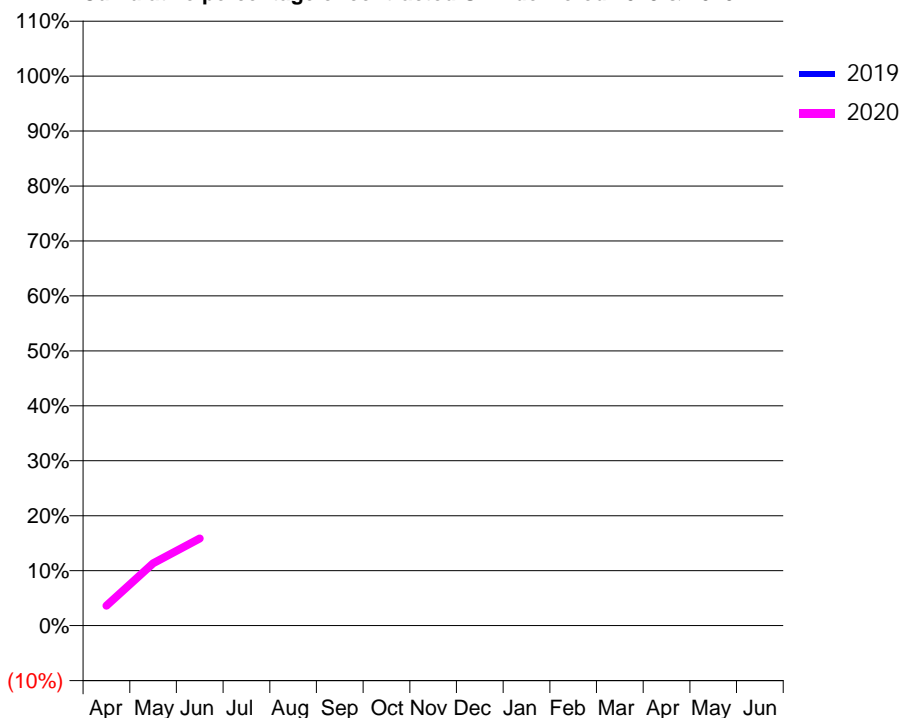
Patients seen in 24 months	Total	Change since previous quarter
Quarter ending June 2018	0	
Quarter ending September 2018	0	
Quarter ending December 2018	0	
Quarter ending March 2019	0	
Quarter ending June 2019	3,387	↑
Variance since June 2018	N/A	

Access trend analysis



ACTIVITY

Cumulative percentage of contracted UDA delivered 2019 & 2020



Adjusted Scheduled Activity (UDA)

Month	2019	2020
April	0	1,318
May	0	4,111
June	0	5,744
July	0	
August	0	
September	0	
October	0	
November	0	
December	0	
January	0	
February	0	
March	0	
April	0	
May	0	
June	0	

QUALITY

	Quantity	Base Number	Contract	LHB	Wales
% of FP17s for the same patient ID Re-attending within 3 months - Children	17	638	2.7%	5.1%	10.7%
% of FP17s for the same patient ID Re-attending within 3 months - Adults	155	2,528	6.1%	10.6%	15.5%
% of FP17s for the same patient ID Re-attending between 3 & 9 months - Children	0	638	0.0%	38.4%	60.1%
% of FP17s for the same patient ID Re-attending between 3 & 9 months - Adults	0	2,528	0.0%	39.1%	56.6%
% of FP17s for Band 1 Urgent Courses	472	3,166	14.9%	9.9%	9.1%
% of FP17s Relating to Free Repair or Replacements	35	3,166	1.1%	0.7%	0.7%
% of FP17s Relating to Continuations	28	3,166	0.9%	0.6%	0.6%
% of Patients satisfied with the dentistry they have received	4	4	N/A	93.3%	92.8%
% of Patients satisfied with the time they had to wait for an appointment	4	4	N/A	87.3%	87.5%

* This is based on patients treated on this contract for their most recent course of treatment. Figures in italics indicate the base number of FP17s or Patient Questionnaire responses are less than 100. N/A is shown where the base number of responses is less than 10 during the period. % is calculated as Quantity/Base number*100


7A5 - Vital Signs At a Glance Contract Report for 101057/0000 - June 2019

Name or company name	Beynons Dental Surgery
Contract type name	GDS Contract
Purpose of contract	General
Contract start date	01/04/2019
Contract end date	

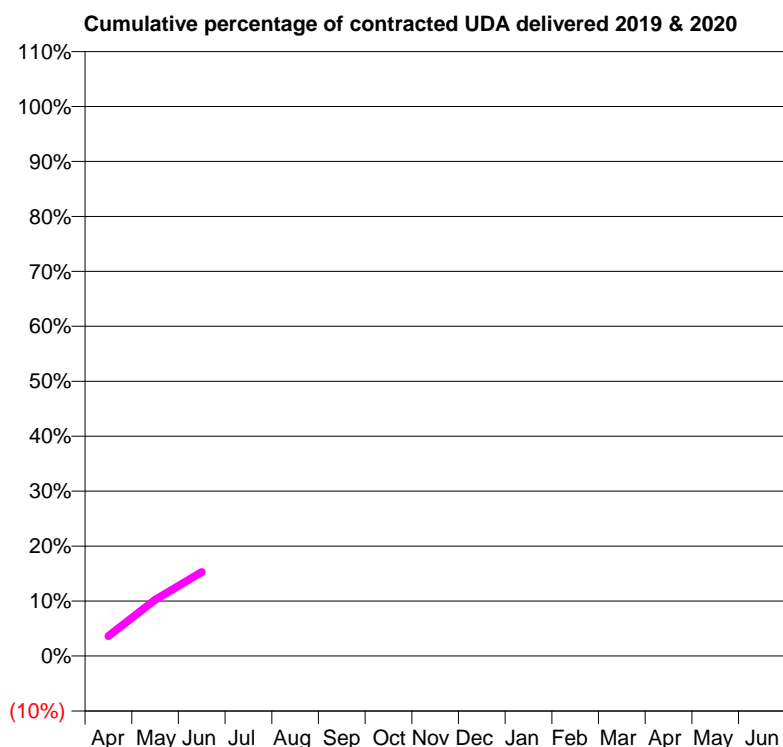
19/20 Contracted general activity (UDA)	24,396
Carry forward general activity (UDA)	0
19/20 Contracted orthodontic activity (UOA)	0
Carry forward orthodontic activity (UOA)	0
Baseline contract value	£609,960.15

ACCESS*

Patients seen in 24 months	Total	Change since previous quarter
Quarter ending June 2018	0	
Quarter ending September 2018	0	
Quarter ending December 2018	0	
Quarter ending March 2019	0	
Quarter ending June 2019	2,638	↑
Variance since June 2018	N/A	



ACTIVITY



Month	Adjusted Scheduled Activity (UDA)	
	2019	2020
April	0	884
May	0	2,497
June	0	3,728
July	0	
August	0	
September	0	
October	0	
November	0	
December	0	
January	0	
February	0	
March	0	
April	0	
May	0	
June	0	

QUALITY

	Quantity	Base Number	Contract	LHB	Wales
% of FP17s for the same patient ID Re-attending within 3 months - Children	12	517	2.3%	5.1%	10.7%
% of FP17s for the same patient ID Re-attending within 3 months - Adults	40	1,718	2.3%	10.6%	15.5%
% of FP17s for the same patient ID Re-attending between 3 & 9 months - Children	0	517	0.0%	38.4%	60.1%
% of FP17s for the same patient ID Re-attending between 3 & 9 months - Adults	0	1,718	0.0%	39.1%	56.6%
% of FP17s for Band 1 Urgent Courses	151	2,235	6.8%	9.9%	9.1%
% of FP17s Relating to Free Repair or Replacements	9	2,235	0.4%	0.7%	0.7%
% of FP17s Relating to Continuations	1	2,235	0.0%	0.6%	0.6%
% of Patients satisfied with the dentistry they have received	2	3	N/A	93.3%	92.8%
% of Patients satisfied with the time they had to wait for an appointment	2	3	N/A	87.3%	87.5%

* This is based on patients treated on this contract for their most recent course of treatment. Figures in italics indicate the base number of FP17s or Patient Questionnaire responses are less than 100. N/A is shown where the base number of responses is less than 10 during the period. % is calculated as Quantity/Base number*100


7A5 - Vital Signs At a Glance Contract Report for 101058/0000 - June 2019

Name or company name	MR B JONES
Contract type name	GDS Contract
Purpose of contract	General
Contract start date	01/04/2019
Contract end date	

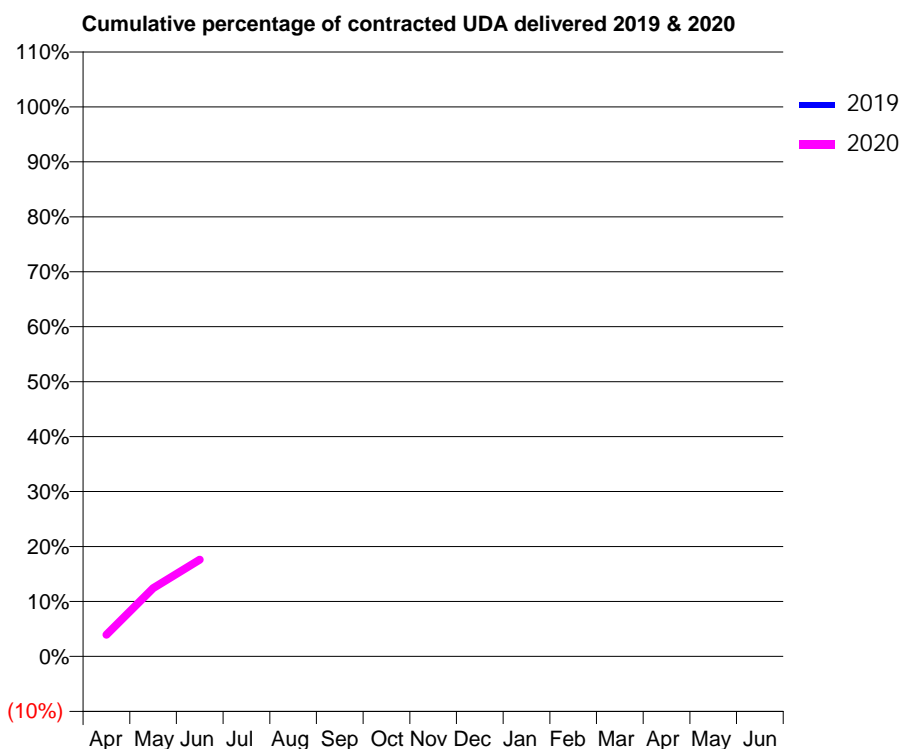
19/20 Contracted general activity (UDA)	7,220
Carry forward general activity (UDA)	0
19/20 Contracted orthodontic activity (UOA)	0
Carry forward orthodontic activity (UOA)	0
Baseline contract value	£180,531.09

ACCESS*

Patients seen in 24 months	Total	Change since previous quarter
Quarter ending June 2018	0	
Quarter ending September 2018	0	
Quarter ending December 2018	0	
Quarter ending March 2019	0	
Quarter ending June 2019	786	↑
Variance since June 2018	N/A	



ACTIVITY



Month	Adjusted Scheduled Activity (UDA)	
	2019	2020
April	0	284
May	0	896
June	0	1,270
July	0	
August	0	
September	0	
October	0	
November	0	
December	0	
January	0	
February	0	
March	0	
April	0	
May	0	
June	0	

QUALITY

	Quantity	Base Number	Contract	LHB	Wales
% of FP17s for the same patient ID Re-attending within 3 months - Children	3	220	1.4%	5.1%	10.7%
% of FP17s for the same patient ID Re-attending within 3 months - Adults	18	505	3.6%	10.6%	15.5%
% of FP17s for the same patient ID Re-attending between 3 & 9 months - Children	0	220	0.0%	38.4%	60.1%
% of FP17s for the same patient ID Re-attending between 3 & 9 months - Adults	0	505	0.0%	39.1%	56.6%
% of FP17s for Band 1 Urgent Courses	57	725	7.9%	9.9%	9.1%
% of FP17s Relating to Free Repair or Replacements	12	725	1.7%	0.7%	0.7%
% of FP17s Relating to Continuations	6	725	0.8%	0.6%	0.6%
% of Patients satisfied with the dentistry they have received	1	1	N/A	93.3%	92.8%
% of Patients satisfied with the time they had to wait for an appointment	1	1	N/A	87.3%	87.5%

* This is based on patients treated on this contract for their most recent course of treatment. Figures in italics indicate the base number of FP17s or Patient Questionnaire responses are less than 100. N/A is shown where the base number of responses is less than 10 during the period. % is calculated as Quantity/Base number*100


7A5 - Vital Signs At a Glance Contract Report for 101059/0000 - June 2019

Name or company name	B Jones
Contract type name	GDS Contract
Purpose of contract	General
Contract start date	01/04/2019
Contract end date	

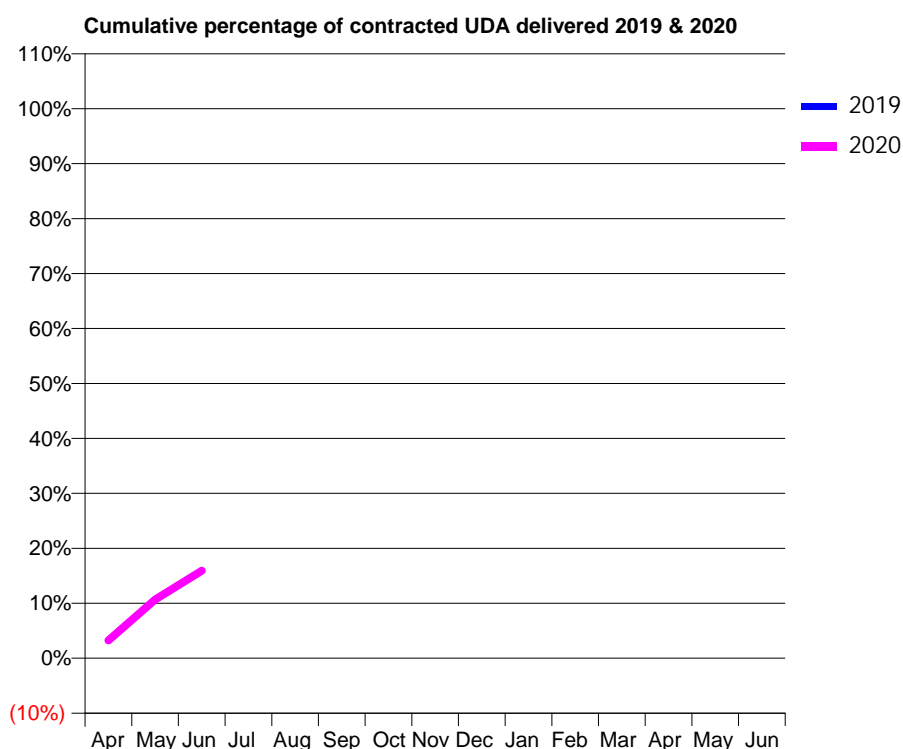
19/20 Contracted general activity (UDA)	6,644
Carry forward general activity (UDA)	0
19/20 Contracted orthodontic activity (UOA)	0
Carry forward orthodontic activity (UOA)	0
Baseline contract value	£179,592.49

ACCESS*

Patients seen in 24 months	Total	Change since previous quarter
Quarter ending June 2018	0	
Quarter ending September 2018	0	
Quarter ending December 2018	0	
Quarter ending March 2019	0	
Quarter ending June 2019	801	↑
Variance since June 2018	N/A	



ACTIVITY



Month	Adjusted Scheduled Activity (UDA)	
	2019	2020
April	0	216
May	0	711
June	0	1,057
July	0	
August	0	
September	0	
October	0	
November	0	
December	0	
January	0	
February	0	
March	0	
April	0	
May	0	
June	0	

QUALITY

	Quantity	Base Number	Contract	LHB	Wales
% of FP17s for the same patient ID Re-attending within 3 months - Children	0	212	0.0%	5.1%	10.7%
% of FP17s for the same patient ID Re-attending within 3 months - Adults	9	429	2.1%	10.6%	15.5%
% of FP17s for the same patient ID Re-attending between 3 & 9 months - Children	0	212	0.0%	38.4%	60.1%
% of FP17s for the same patient ID Re-attending between 3 & 9 months - Adults	0	429	0.0%	39.1%	56.6%
% of FP17s for Band 1 Urgent Courses	37	641	5.8%	9.9%	9.1%
% of FP17s Relating to Free Repair or Replacements	1	641	0.2%	0.7%	0.7%
% of FP17s Relating to Continuations	7	641	1.1%	0.6%	0.6%
% of Patients satisfied with the dentistry they have received	1	1	N/A	93.3%	92.8%
% of Patients satisfied with the time they had to wait for an appointment	1	1	N/A	87.3%	87.5%

* This is based on patients treated on this contract for their most recent course of treatment.

Figures in italics indicate the base number of FP17s or Patient Questionnaire responses are less than 100. N/A is shown where the base number of responses is less than 10 during the period. % is calculated as Quantity/Base number*100

7A5 - Vital Signs At a Glance Contract Report for 101060/0000 - June 2019


Name or company name	MRS AJ HUMPHREYS
Contract type name	GDS Contract
Purpose of contract	General
Contract start date	01/04/2019
Contract end date	

19/20 Contracted general activity (UDA)	24,173
Carry forward general activity (UDA)	0
19/20 Contracted orthodontic activity (UOA)	0
Carry forward orthodontic activity (UOA)	0
Baseline contract value	£674,742.50

ACCESS*

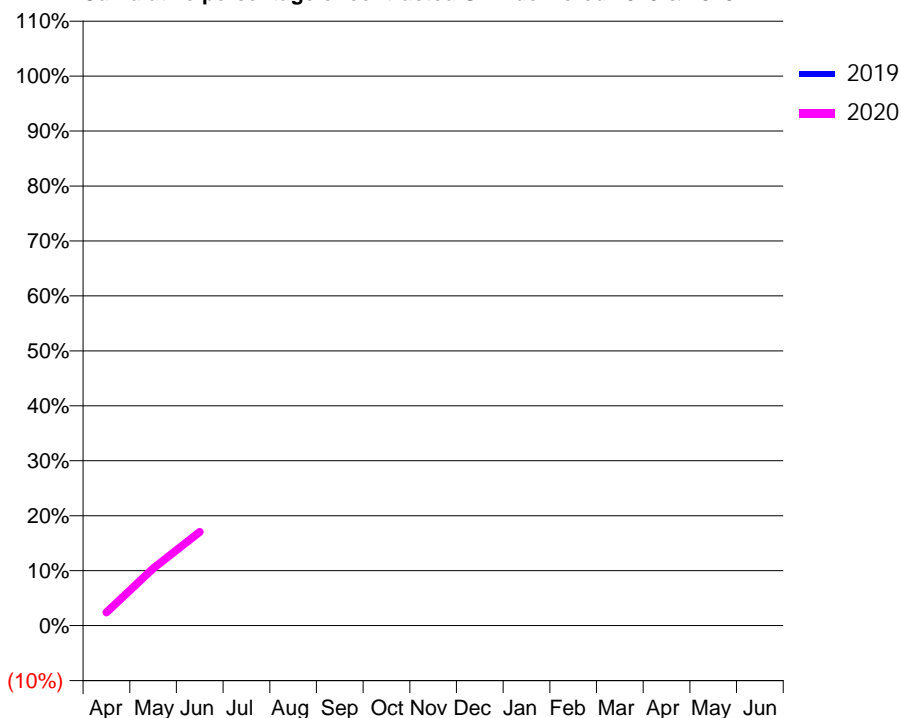
Patients seen in 24 months	Total	Change since previous quarter
Quarter ending June 2018	0	
Quarter ending September 2018	0	
Quarter ending December 2018	0	
Quarter ending March 2019	0	
Quarter ending June 2019	2,715	↑
Variance since June 2018	N/A	

Access trend analysis



ACTIVITY

Cumulative percentage of contracted UDA delivered 2019 & 2020



Adjusted Scheduled Activity (UDA)

Month	2019	2020
April	0	586
May	0	2,521
June	0	4,118
July	0	
August	0	
September	0	
October	0	
November	0	
December	0	
January	0	
February	0	
March	0	
April	0	
May	0	
June	0	

QUALITY

	Quantity	Base Number	Contract	LHB	Wales
% of FP17s for the same patient ID Re-attending within 3 months - Children	6	595	1.0%	5.1%	10.7%
% of FP17s for the same patient ID Re-attending within 3 months - Adults	109	1,975	5.5%	10.6%	15.5%
% of FP17s for the same patient ID Re-attending between 3 & 9 months - Children	0	595	0.0%	38.4%	60.1%
% of FP17s for the same patient ID Re-attending between 3 & 9 months - Adults	0	1,975	0.0%	39.1%	56.6%
% of FP17s for Band 1 Urgent Courses	302	2,570	11.8%	9.9%	9.1%
% of FP17s Relating to Free Repair or Replacements	42	2,570	1.6%	0.7%	0.7%
% of FP17s Relating to Continuations	11	2,570	0.4%	0.6%	0.6%
% of Patients satisfied with the dentistry they have received	4	4	N/A	93.3%	92.8%
% of Patients satisfied with the time they had to wait for an appointment	3	4	N/A	87.3%	87.5%

* This is based on patients treated on this contract for their most recent course of treatment. Figures in italics indicate the base number of FP17s or Patient Questionnaire responses are less than 100. N/A is shown where the base number of responses is less than 10 during the period. % is calculated as Quantity/Base number*100


7A5 - Vital Signs At a Glance Contract Report for 101061/0000 - June 2019

Name or company name	Kenneth Chow
Contract type name	GDS Contract
Purpose of contract	General
Contract start date	01/04/2019
Contract end date	

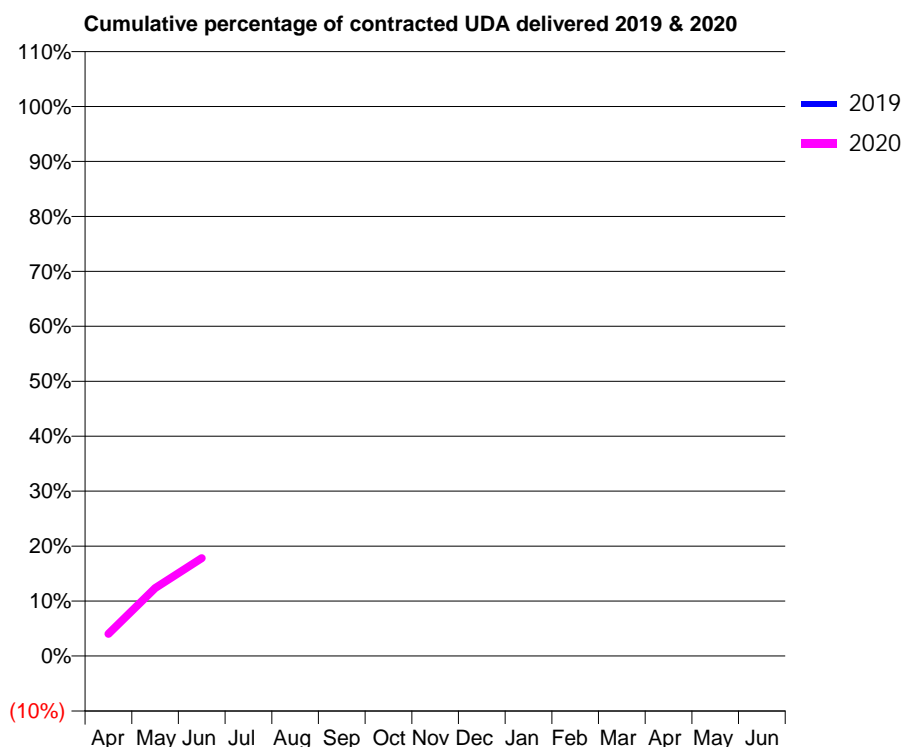
19/20 Contracted general activity (UDA)	8,000
Carry forward general activity (UDA)	0
19/20 Contracted orthodontic activity (UOA)	0
Carry forward orthodontic activity (UOA)	0
Baseline contract value	£199,995.70

ACCESS*

Patients seen in 24 months	Total	Change since previous quarter
Quarter ending June 2018	0	
Quarter ending September 2018	0	
Quarter ending December 2018	0	
Quarter ending March 2019	0	
Quarter ending June 2019	804	↑
Variance since June 2018	N/A	



ACTIVITY



Month	Adjusted Scheduled Activity (UDA)	
	2019	2020
April	0	322
May	0	989
June	0	1,423
July	0	
August	0	
September	0	
October	0	
November	0	
December	0	
January	0	
February	0	
March	0	
April	0	
May	0	
June	0	

QUALITY

	Quantity	Base Number	Contract	LHB	Wales
% of FP17s for the same patient ID Re-attending within 3 months - Children	1	144	0.7%	5.1%	10.7%
% of FP17s for the same patient ID Re-attending within 3 months - Adults	13	541	2.4%	10.6%	15.5%
% of FP17s for the same patient ID Re-attending between 3 & 9 months - Children	0	144	0.0%	38.4%	60.1%
% of FP17s for the same patient ID Re-attending between 3 & 9 months - Adults	0	541	0.0%	39.1%	56.6%
% of FP17s for Band 1 Urgent Courses	42	685	6.1%	9.9%	9.1%
% of FP17s Relating to Free Repair or Replacements	5	685	0.7%	0.7%	0.7%
% of FP17s Relating to Continuations	4	685	0.6%	0.6%	0.6%
% of Patients satisfied with the dentistry they have received	0	0	N/A	93.3%	92.8%
% of Patients satisfied with the time they had to wait for an appointment	0	0	N/A	87.3%	87.5%

* This is based on patients treated on this contract for their most recent course of treatment. Figures in italics indicate the base number of FP17s or Patient Questionnaire responses are less than 100. N/A is shown where the base number of responses is less than 10 during the period. % is calculated as Quantity/Base number*100

7A5 - Vital Signs At a Glance Contract Report for 101063/0000 - June 2019


Name or company name	Nicola Hall Limited
Contract type name	Pilot Contract
Purpose of contract	General
Contract start date	01/04/2019
Contract end date	

19/20 Contracted general activity (UDA)	25,380
Carry forward general activity (UDA)	0
19/20 Contracted orthodontic activity (UOA)	0
Carry forward orthodontic activity (UOA)	0
Baseline contract value	£744,525.49

ACCESS*

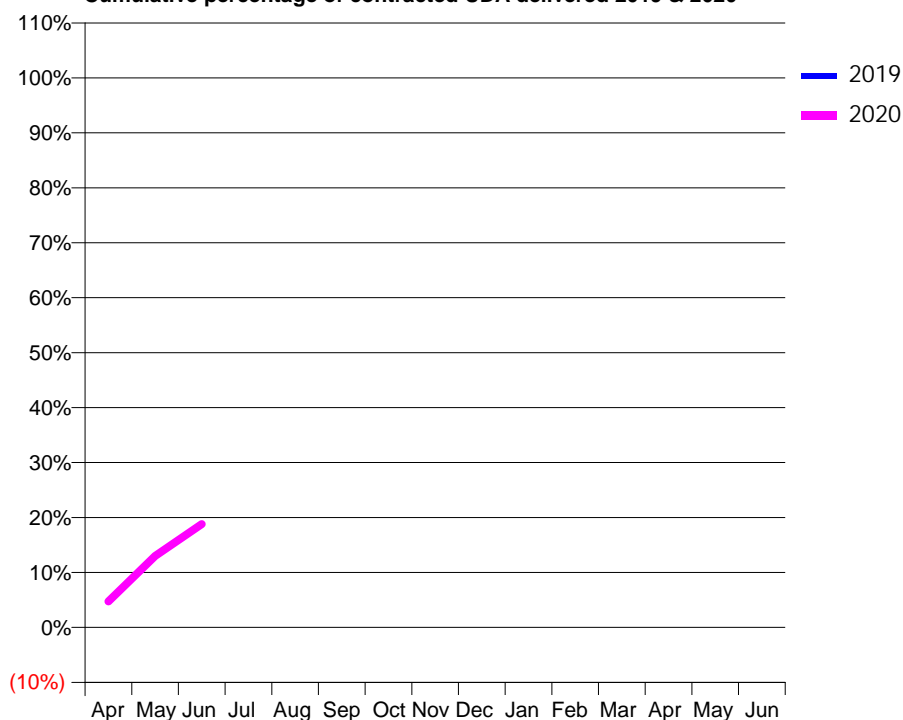
Patients seen in 24 months	Total	Change since previous quarter
Quarter ending June 2018	0	
Quarter ending September 2018	0	
Quarter ending December 2018	0	
Quarter ending March 2019	0	
Quarter ending June 2019	2,964	↑
Variance since June 2018	N/A	

Access trend analysis



ACTIVITY

Cumulative percentage of contracted UDA delivered 2019 & 2020



Month	Adjusted Scheduled Activity (UDA)	
	2019	2020
April	0	1,204
May	0	3,298
June	0	4,771
July	0	
August	0	
September	0	
October	0	
November	0	
December	0	
January	0	
February	0	
March	0	
April	0	
May	0	
June	0	

QUALITY

	Quantity	Base Number	Contract	LHB	Wales
% of FP17s for the same patient ID Re-attending within 3 months - Children	7	636	1.1%	5.1%	10.7%
% of FP17s for the same patient ID Re-attending within 3 months - Adults	57	1,953	2.9%	10.6%	15.5%
% of FP17s for the same patient ID Re-attending between 3 & 9 months - Children	0	636	0.0%	38.4%	60.1%
% of FP17s for the same patient ID Re-attending between 3 & 9 months - Adults	0	1,953	0.0%	39.1%	56.6%
% of FP17s for Band 1 Urgent Courses	217	2,589	8.4%	9.9%	9.1%
% of FP17s Relating to Free Repair or Replacements	12	2,589	0.5%	0.7%	0.7%
% of FP17s Relating to Continuations	3	2,589	0.1%	0.6%	0.6%
% of Patients satisfied with the dentistry they have received	4	4	N/A	93.3%	92.8%
% of Patients satisfied with the time they had to wait for an appointment	3	4	N/A	87.3%	87.5%

* This is based on patients treated on this contract for their most recent course of treatment. Figures in italics indicate the base number of FP17s or Patient Questionnaire responses are less than 100. N/A is shown where the base number of responses is less than 10 during the period. % is calculated as Quantity/Base number*100

7A5 - Vital Signs At a Glance Contract Report for 101064/0000 - June 2019


Name or company name	Andrew J R Turpy & E. Sarah Turpy
Contract type name	GDS Contract
Purpose of contract	General
Contract start date	01/04/2019
Contract end date	

19/20 Contracted general activity (UDA)	21,735
Carry forward general activity (UDA)	0
19/20 Contracted orthodontic activity (UOA)	0
Carry forward orthodontic activity (UOA)	0
Baseline contract value	£543,334.60

ACCESS*

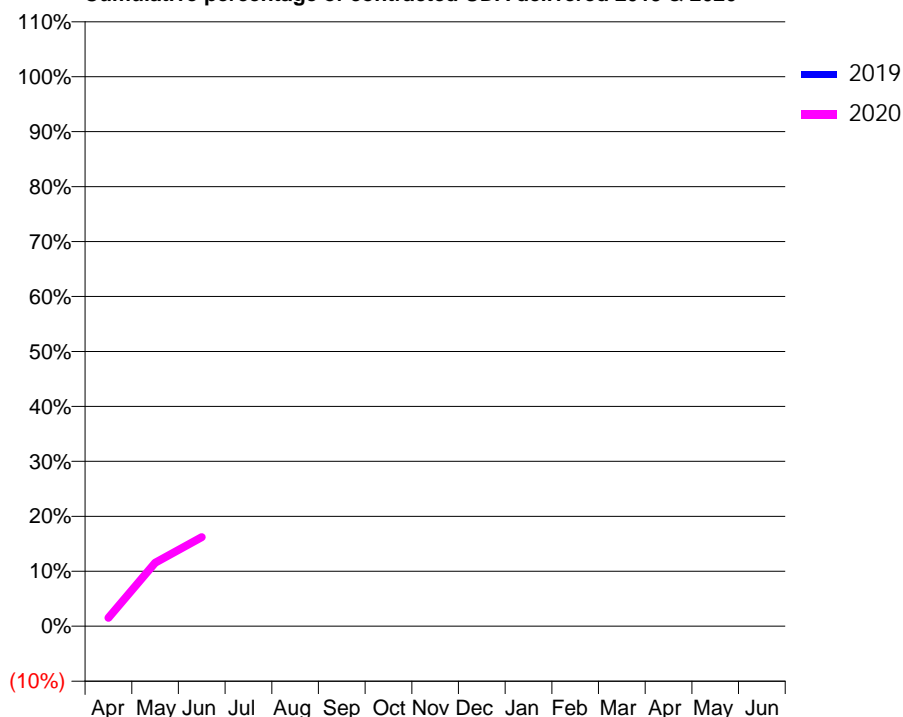
Patients seen in 24 months	Total	Change since previous quarter
Quarter ending June 2018	0	
Quarter ending September 2018	0	
Quarter ending December 2018	0	
Quarter ending March 2019	0	
Quarter ending June 2019	2,103	↑
Variance since June 2018	N/A	

Access trend analysis



ACTIVITY

Cumulative percentage of contracted UDA delivered 2019 & 2020



Adjusted Scheduled Activity (UDA)

Month	2019	2020
April	0	334
May	0	2,507
June	0	3,521
July	0	
August	0	
September	0	
October	0	
November	0	
December	0	
January	0	
February	0	
March	0	
April	0	
May	0	
June	0	

QUALITY

	Quantity	Base Number	Contract	LHB	Wales
% of FP17s for the same patient ID Re-attending within 3 months - Children	7	326	2.1%	5.1%	10.7%
% of FP17s for the same patient ID Re-attending within 3 months - Adults	42	1,532	2.7%	10.6%	15.5%
% of FP17s for the same patient ID Re-attending between 3 & 9 months - Children	0	326	0.0%	38.4%	60.1%
% of FP17s for the same patient ID Re-attending between 3 & 9 months - Adults	0	1,532	0.0%	39.1%	56.6%
% of FP17s for Band 1 Urgent Courses	221	1,858	11.9%	9.9%	9.1%
% of FP17s Relating to Free Repair or Replacements	11	1,858	0.6%	0.7%	0.7%
% of FP17s Relating to Continuations	2	1,858	0.1%	0.6%	0.6%
% of Patients satisfied with the dentistry they have received	1	1	N/A	93.3%	92.8%
% of Patients satisfied with the time they had to wait for an appointment	1	1	N/A	87.3%	87.5%

* This is based on patients treated on this contract for their most recent course of treatment.

Figures in italics indicate the base number of FP17s or Patient Questionnaire responses are less than 100. N/A is shown where the base number of responses is less than 10 during the period. % is calculated as Quantity/Base number*100

7A5 - Vital Signs At a Glance Contract Report for 101066/0000 - June 2019


Name or company name	MR HJ PRICE
Contract type name	GDS Contract
Purpose of contract	General
Contract start date	01/04/2019
Contract end date	

19/20 Contracted general activity (UDA)	850
Carry forward general activity (UDA)	0
19/20 Contracted orthodontic activity (UOA)	0
Carry forward orthodontic activity (UOA)	0
Baseline contract value	£19,734.03

ACCESS*

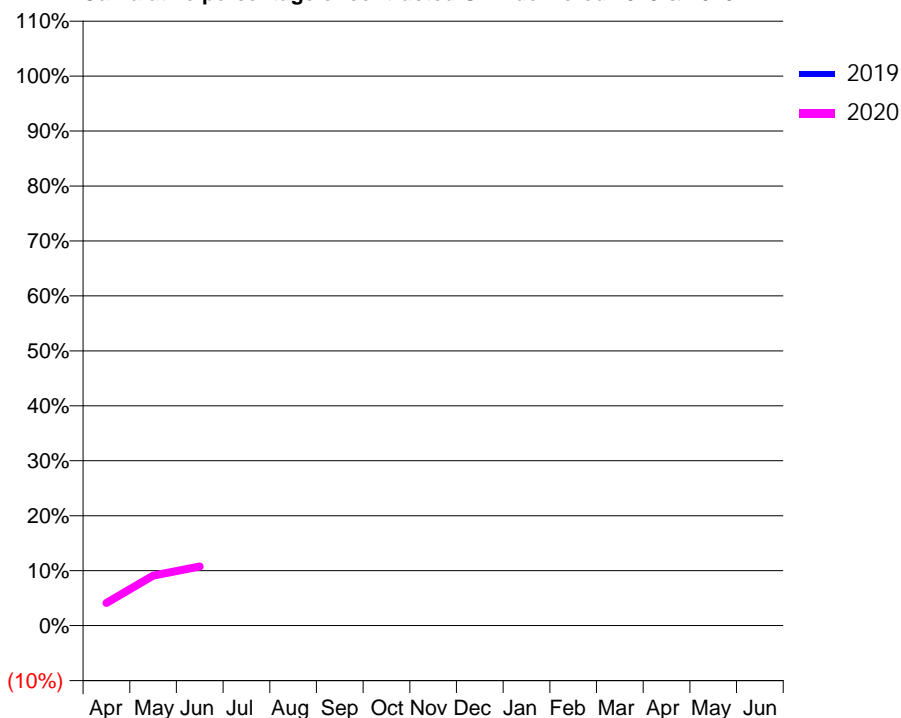
Patients seen in 24 months	Total	Change since previous quarter
Quarter ending June 2018	0	
Quarter ending September 2018	0	
Quarter ending December 2018	0	
Quarter ending March 2019	0	
Quarter ending June 2019	106	↑
Variance since June 2018	N/A	

Access trend analysis



ACTIVITY

Cumulative percentage of contracted UDA delivered 2019 & 2020



Adjusted Scheduled Activity (UDA)

Month	2019	2020
April	0	35
May	0	77
June	0	91
July	0	
August	0	
September	0	
October	0	
November	0	
December	0	
January	0	
February	0	
March	0	
April	0	
May	0	
June	0	

QUALITY

	Quantity	Base Number	Contract	LHB	Wales
% of FP17s for the same patient ID Re-attending within 3 months - Children	1	29	3.4%	5.1%	10.7%
% of FP17s for the same patient ID Re-attending within 3 months - Adults	0	29	0.0%	10.6%	15.5%
% of FP17s for the same patient ID Re-attending between 3 & 9 months - Children	0	29	0.0%	38.4%	60.1%
% of FP17s for the same patient ID Re-attending between 3 & 9 months - Adults	0	29	0.0%	39.1%	56.6%
% of FP17s for Band 1 Urgent Courses	2	58	3.4%	9.9%	9.1%
% of FP17s Relating to Free Repair or Replacements	0	58	0.0%	0.7%	0.7%
% of FP17s Relating to Continuations	0	58	0.0%	0.6%	0.6%
% of Patients satisfied with the dentistry they have received	0	0	N/A	93.3%	92.8%
% of Patients satisfied with the time they had to wait for an appointment	0	0	N/A	87.3%	87.5%

* This is based on patients treated on this contract for their most recent course of treatment. Figures in italics indicate the base number of FP17s or Patient Questionnaire responses are less than 100. N/A is shown where the base number of responses is less than 10 during the period. % is calculated as Quantity/Base number*100

7A5 - Vital Signs At a Glance Contract Report for 101067/0000 - June 2019


Name or company name	HJ Price
Contract type name	GDS Contract
Purpose of contract	General
Contract start date	01/04/2019
Contract end date	

19/20 Contracted general activity (UDA)	900
Carry forward general activity (UDA)	0
19/20 Contracted orthodontic activity (UOA)	0
Carry forward orthodontic activity (UOA)	0
Baseline contract value	£20,898.24

ACCESS*

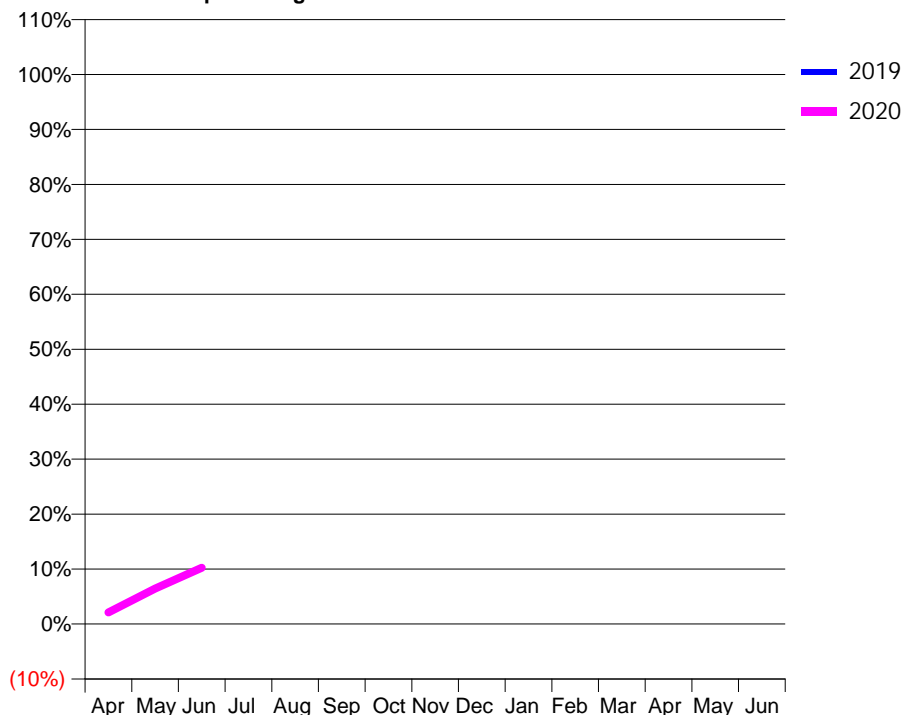
Patients seen in 24 months	Total	Change since previous quarter
Quarter ending June 2018	0	
Quarter ending September 2018	0	
Quarter ending December 2018	0	
Quarter ending March 2019	0	
Quarter ending June 2019	67	↑
Variance since June 2018	N/A	

Access trend analysis



ACTIVITY

Cumulative percentage of contracted UDA delivered 2019 & 2020



Adjusted Scheduled Activity (UDA)

Month	2019	2020
April	0	19
May	0	58
June	0	92
July	0	
August	0	
September	0	
October	0	
November	0	
December	0	
January	0	
February	0	
March	0	
April	0	
May	0	
June	0	

QUALITY

	Quantity	Base Number	Contract	LHB	Wales
% of FP17s for the same patient ID Re-attending within 3 months - Children	0	33	0.0%	5.1%	10.7%
% of FP17s for the same patient ID Re-attending within 3 months - Adults	0	21	0.0%	10.6%	15.5%
% of FP17s for the same patient ID Re-attending between 3 & 9 months - Children	0	33	0.0%	38.4%	60.1%
% of FP17s for the same patient ID Re-attending between 3 & 9 months - Adults	0	21	0.0%	39.1%	56.6%
% of FP17s for Band 1 Urgent Courses	1	54	1.9%	9.9%	9.1%
% of FP17s Relating to Free Repair or Replacements	0	54	0.0%	0.7%	0.7%
% of FP17s Relating to Continuations	0	54	0.0%	0.6%	0.6%
% of Patients satisfied with the dentistry they have received	0	0	N/A	93.3%	92.8%
% of Patients satisfied with the time they had to wait for an appointment	0	0	N/A	87.3%	87.5%

* This is based on patients treated on this contract for their most recent course of treatment.

Figures in italics indicate the base number of FP17s or Patient Questionnaire responses are less than 100. N/A is shown where the base number of responses is less than 10 during the period. % is calculated as Quantity/Base number*100

7A5 - Vital Signs At a Glance Contract Report for 101068/0000 - June 2019


Name or company name	Hall, Hopkins & Thorne of Llynfi Dental Prac
Contract type name	Pilot Contract
Purpose of contract	General
Contract start date	01/04/2019
Contract end date	

19/20 Contracted general activity (UDA)	21,594
Carry forward general activity (UDA)	0
19/20 Contracted orthodontic activity (UOA)	0
Carry forward orthodontic activity (UOA)	0
Baseline contract value	£616,550.65

ACCESS*

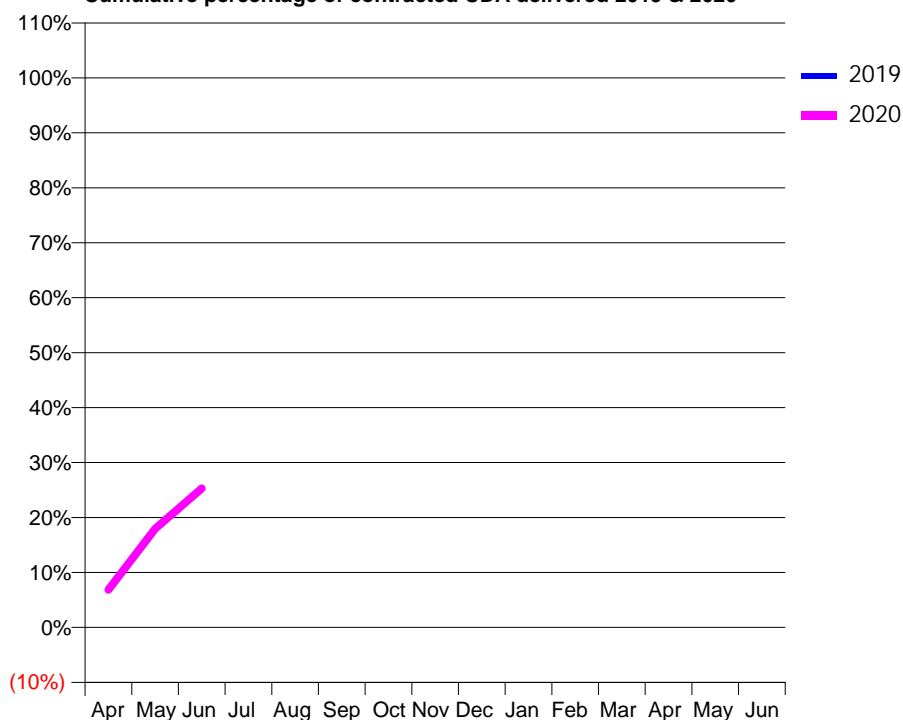
Patients seen in 24 months	Total	Change since previous quarter
Quarter ending June 2018	0	
Quarter ending September 2018	0	
Quarter ending December 2018	0	
Quarter ending March 2019	0	
Quarter ending June 2019	2,966	↑
Variance since June 2018	N/A	

Access trend analysis



ACTIVITY

Cumulative percentage of contracted UDA delivered 2019 & 2020



Month	Adjusted Scheduled Activity (UDA)	
	2019	2020
April	0	1,482
May	0	3,875
June	0	5,462
July	0	
August	0	
September	0	
October	0	
November	0	
December	0	
January	0	
February	0	
March	0	
April	0	
May	0	
June	0	

QUALITY

	Quantity	Base Number	Contract	LHB	Wales
% of FP17s for the same patient ID Re-attending within 3 months - Children	12	689	1.7%	5.1%	10.7%
% of FP17s for the same patient ID Re-attending within 3 months - Adults	71	2,178	3.3%	10.6%	15.5%
% of FP17s for the same patient ID Re-attending between 3 & 9 months - Children	0	689	0.0%	38.4%	60.1%
% of FP17s for the same patient ID Re-attending between 3 & 9 months - Adults	0	2,178	0.0%	39.1%	56.6%
% of FP17s for Band 1 Urgent Courses	357	2,867	12.5%	9.9%	9.1%
% of FP17s Relating to Free Repair or Replacements	31	2,867	1.1%	0.7%	0.7%
% of FP17s Relating to Continuations	7	2,867	0.2%	0.6%	0.6%
% of Patients satisfied with the dentistry they have received	3	3	N/A	93.3%	92.8%
% of Patients satisfied with the time they had to wait for an appointment	2	3	N/A	87.3%	87.5%

* This is based on patients treated on this contract for their most recent course of treatment. Figures in italics indicate the base number of FP17s or Patient Questionnaire responses are less than 100. N/A is shown where the base number of responses is less than 10 during the period. % is calculated as Quantity/Base number*100

7A5 - Vital Signs At a Glance Contract Report for 101069/0000 - June 2019


Name or company name	IDH 441 to 444 Ltd
Contract type name	GDS Contract
Purpose of contract	General
Contract start date	01/04/2019
Contract end date	

19/20 Contracted general activity (UDA)	36,144
Carry forward general activity (UDA)	0
19/20 Contracted orthodontic activity (UOA)	0
Carry forward orthodontic activity (UOA)	0
Baseline contract value	£943,850.12

ACCESS*

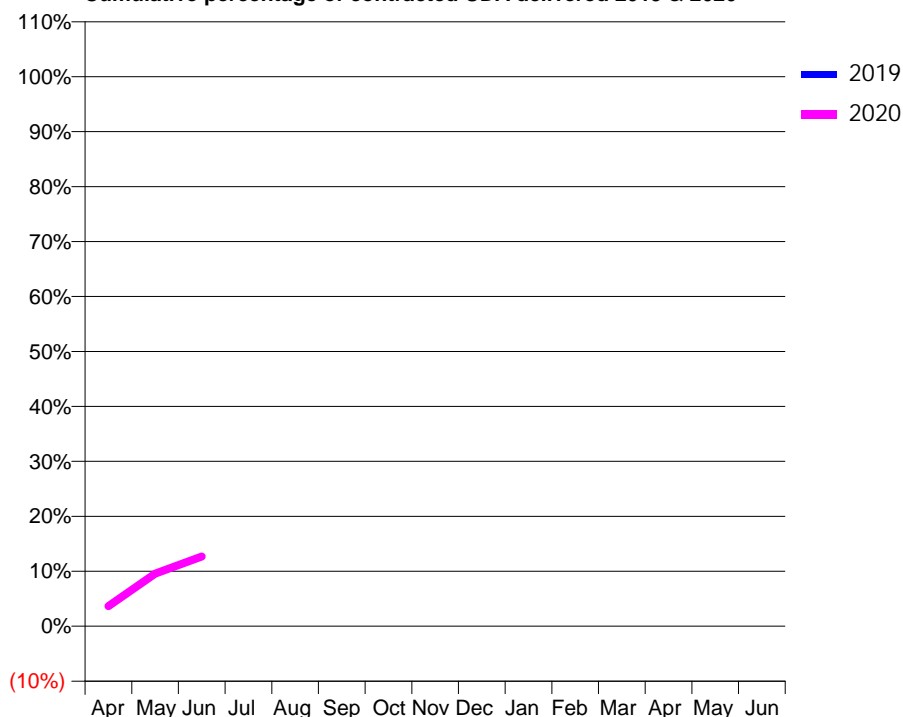
Patients seen in 24 months	Total	Change since previous quarter
Quarter ending June 2018	0	
Quarter ending September 2018	0	
Quarter ending December 2018	0	
Quarter ending March 2019	0	
Quarter ending June 2019	2,618	↑
Variance since June 2018	N/A	

Access trend analysis



ACTIVITY

Cumulative percentage of contracted UDA delivered 2019 & 2020



Adjusted Scheduled Activity (UDA)

Month	2019	2020
April	0	1,319
May	0	3,460
June	0	4,585
July	0	
August	0	
September	0	
October	0	
November	0	
December	0	
January	0	
February	0	
March	0	
April	0	
May	0	
June	0	

QUALITY

	Quantity	Base Number	Contract	LHB	Wales
% of FP17s for the same patient ID Re-attending within 3 months - Children	10	523	1.9%	5.1%	10.7%
% of FP17s for the same patient ID Re-attending within 3 months - Adults	54	1,790	3.0%	10.6%	15.5%
% of FP17s for the same patient ID Re-attending between 3 & 9 months - Children	0	523	0.0%	38.4%	60.1%
% of FP17s for the same patient ID Re-attending between 3 & 9 months - Adults	0	1,790	0.0%	39.1%	56.6%
% of FP17s for Band 1 Urgent Courses	194	2,313	8.4%	9.9%	9.1%
% of FP17s Relating to Free Repair or Replacements	7	2,313	0.3%	0.7%	0.7%
% of FP17s Relating to Continuations	28	2,313	1.2%	0.6%	0.6%
% of Patients satisfied with the dentistry they have received	3	3	N/A	93.3%	92.8%
% of Patients satisfied with the time they had to wait for an appointment	2	3	N/A	87.3%	87.5%

* This is based on patients treated on this contract for their most recent course of treatment.

Figures in italics indicate the base number of FP17s or Patient Questionnaire responses are less than 100. N/A is shown where the base number of responses is less than 10 during the period. % is calculated as Quantity/Base number*100

7A5 - Vital Signs At a Glance Contract Report for 101070/0000 - June 2019


Name or company name	R Kadenhe
Contract type name	Pilot Contract
Purpose of contract	General
Contract start date	01/04/2019
Contract end date	

19/20 Contracted general activity (UDA)	10,699
Carry forward general activity (UDA)	0
19/20 Contracted orthodontic activity (UOA)	0
Carry forward orthodontic activity (UOA)	0
Baseline contract value	£297,209.37

ACCESS*

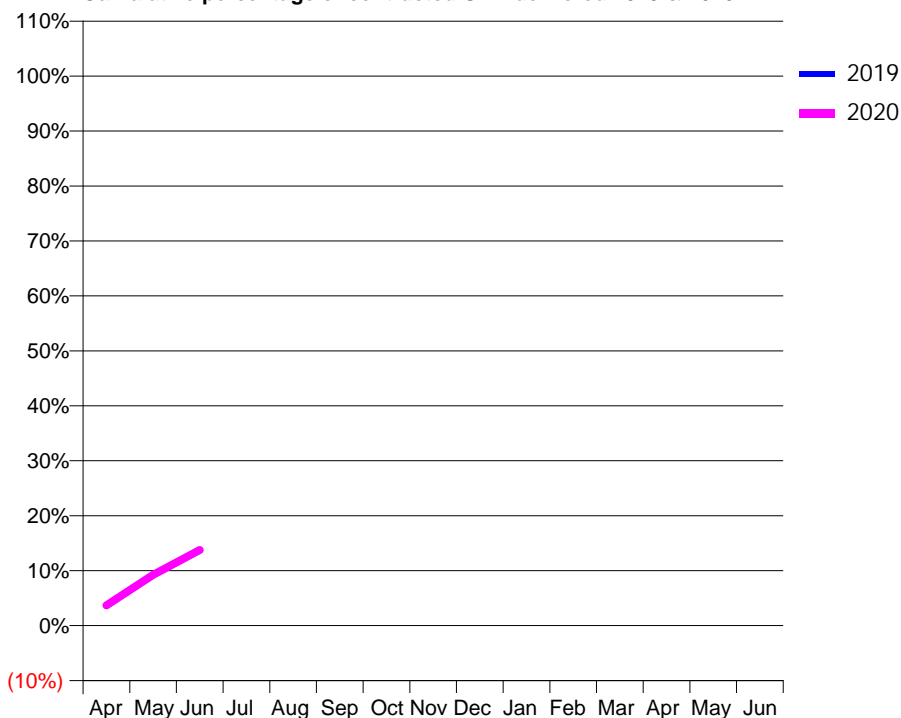
Patients seen in 24 months	Total	Change since previous quarter
Quarter ending June 2018	0	
Quarter ending September 2018	0	
Quarter ending December 2018	0	
Quarter ending March 2019	0	
Quarter ending June 2019	758	↑
Variance since June 2018	N/A	

Access trend analysis



ACTIVITY

Cumulative percentage of contracted UDA delivered 2019 & 2020



Adjusted Scheduled Activity (UDA)

Month	2019	2020
April	0	396
May	0	990
June	0	1,473
July	0	0
August	0	0
September	0	0
October	0	0
November	0	0
December	0	0
January	0	0
February	0	0
March	0	0
April	0	0
May	0	0
June	0	0

QUALITY

	Quantity	Base Number	Contract	LHB	Wales
% of FP17s for the same patient ID Re-attending within 3 months - Children	5	198	2.5%	5.1%	10.7%
% of FP17s for the same patient ID Re-attending within 3 months - Adults	28	482	5.8%	10.6%	15.5%
% of FP17s for the same patient ID Re-attending between 3 & 9 months - Children	0	198	0.0%	38.4%	60.1%
% of FP17s for the same patient ID Re-attending between 3 & 9 months - Adults	0	482	0.0%	39.1%	56.6%
% of FP17s for Band 1 Urgent Courses	67	680	9.9%	9.9%	9.1%
% of FP17s Relating to Free Repair or Replacements	2	680	0.3%	0.7%	0.7%
% of FP17s Relating to Continuations	7	680	1.0%	0.6%	0.6%
% of Patients satisfied with the dentistry they have received	1	1	N/A	93.3%	92.8%
% of Patients satisfied with the time they had to wait for an appointment	1	1	N/A	87.3%	87.5%

* This is based on patients treated on this contract for their most recent course of treatment. Figures in italics indicate the base number of FP17s or Patient Questionnaire responses are less than 100. N/A is shown where the base number of responses is less than 10 during the period. % is calculated as Quantity/Base number*100


7A5 - Vital Signs At a Glance Contract Report for 101071/0000 - June 2019

Name or company name	Park Street Surgery Ltd
Contract type name	GDS Contract
Purpose of contract	General
Contract start date	01/04/2019
Contract end date	

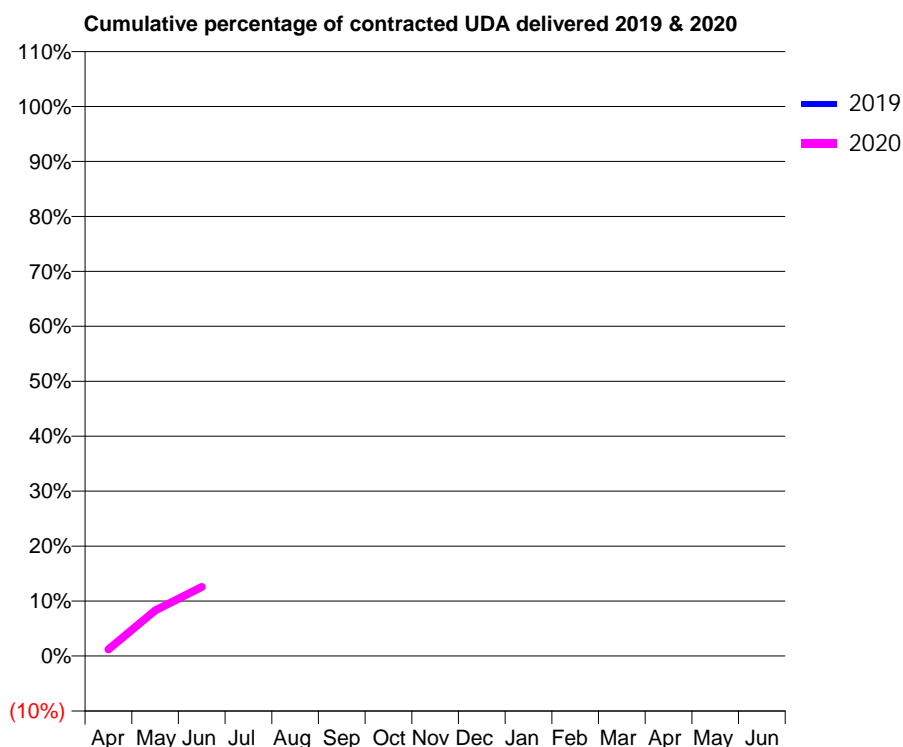
19/20 Contracted general activity (UDA)	7,583
Carry forward general activity (UDA)	0
19/20 Contracted orthodontic activity (UOA)	0
Carry forward orthodontic activity (UOA)	0
Baseline contract value	£203,224.40

ACCESS*

Patients seen in 24 months	Total	Change since previous quarter
Quarter ending June 2018	0	
Quarter ending September 2018	0	
Quarter ending December 2018	0	
Quarter ending March 2019	0	
Quarter ending June 2019	466	↑
Variance since June 2018	N/A	



ACTIVITY



Month	Adjusted Scheduled Activity (UDA)	
	2019	2020
April	0	94
May	0	629
June	0	954
July	0	
August	0	
September	0	
October	0	
November	0	
December	0	
January	0	
February	0	
March	0	
April	0	
May	0	
June	0	

QUALITY

	Quantity	Base Number	Contract	LHB	Wales
% of FP17s for the same patient ID Re-attending within 3 months - Children	1	120	0.8%	5.1%	10.7%
% of FP17s for the same patient ID Re-attending within 3 months - Adults	10	381	2.6%	10.6%	15.5%
% of FP17s for the same patient ID Re-attending between 3 & 9 months - Children	0	120	0.0%	38.4%	60.1%
% of FP17s for the same patient ID Re-attending between 3 & 9 months - Adults	0	381	0.0%	39.1%	56.6%
% of FP17s for Band 1 Urgent Courses	26	501	5.2%	9.9%	9.1%
% of FP17s Relating to Free Repair or Replacements	10	501	2.0%	0.7%	0.7%
% of FP17s Relating to Continuations	10	501	2.0%	0.6%	0.6%
% of Patients satisfied with the dentistry they have received	2	2	N/A	93.3%	92.8%
% of Patients satisfied with the time they had to wait for an appointment	2	2	N/A	87.3%	87.5%

* This is based on patients treated on this contract for their most recent course of treatment. Figures in italics indicate the base number of FP17s or Patient Questionnaire responses are less than 100. N/A is shown where the base number of responses is less than 10 during the period. % is calculated as Quantity/Base number*100


7A5 - Vital Signs At a Glance Contract Report for 101072/0000 - June 2019

Name or company name	Park Street Surgery Ltd
Contract type name	GDS Contract
Purpose of contract	General
Contract start date	01/04/2019
Contract end date	

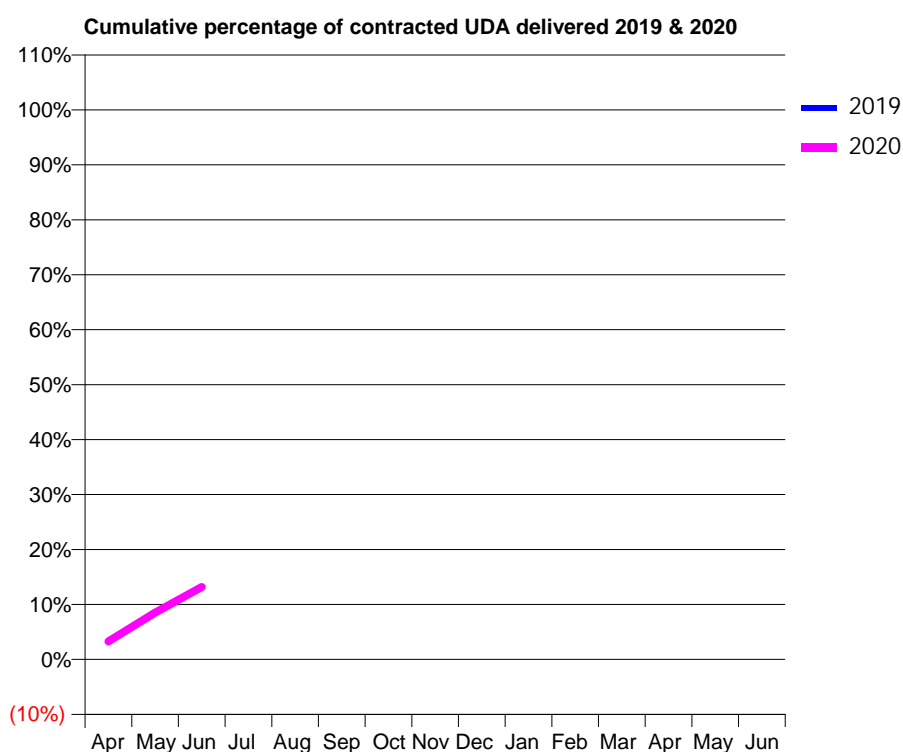
19/20 Contracted general activity (UDA)	6,869
Carry forward general activity (UDA)	0
19/20 Contracted orthodontic activity (UOA)	0
Carry forward orthodontic activity (UOA)	0
Baseline contract value	£184,089.20

ACCESS*

Patients seen in 24 months	Total	Change since previous quarter
Quarter ending June 2018	0	
Quarter ending September 2018	0	
Quarter ending December 2018	0	
Quarter ending March 2019	0	
Quarter ending June 2019	534	↑
Variance since June 2018	N/A	



ACTIVITY



Month	Adjusted Scheduled Activity (UDA)	
	2019	2020
April	0	226
May	0	585
June	0	905
July	0	
August	0	
September	0	
October	0	
November	0	
December	0	
January	0	
February	0	
March	0	
April	0	
May	0	
June	0	

QUALITY

	Quantity	Base Number	Contract	LHB	Wales
% of FP17s for the same patient ID Re-attending within 3 months - Children	1	98	1.0%	5.1%	10.7%
% of FP17s for the same patient ID Re-attending within 3 months - Adults	10	375	2.7%	10.6%	15.5%
% of FP17s for the same patient ID Re-attending between 3 & 9 months - Children	0	98	0.0%	38.4%	60.1%
% of FP17s for the same patient ID Re-attending between 3 & 9 months - Adults	0	375	0.0%	39.1%	56.6%
% of FP17s for Band 1 Urgent Courses	62	473	13.1%	9.9%	9.1%
% of FP17s Relating to Free Repair or Replacements	6	473	1.3%	0.7%	0.7%
% of FP17s Relating to Continuations	6	473	1.3%	0.6%	0.6%
% of Patients satisfied with the dentistry they have received	2	2	N/A	93.3%	92.8%
% of Patients satisfied with the time they had to wait for an appointment	2	2	N/A	87.3%	87.5%

* This is based on patients treated on this contract for their most recent course of treatment. Figures in italics indicate the base number of FP17s or Patient Questionnaire responses are less than 100. N/A is shown where the base number of responses is less than 10 during the period. % is calculated as Quantity/Base number*100


7A5 - Vital Signs At a Glance Contract Report for 101073/0000 - June 2019

Name or company name	MR B AARON
Contract type name	GDS Contract
Purpose of contract	General
Contract start date	01/04/2019
Contract end date	

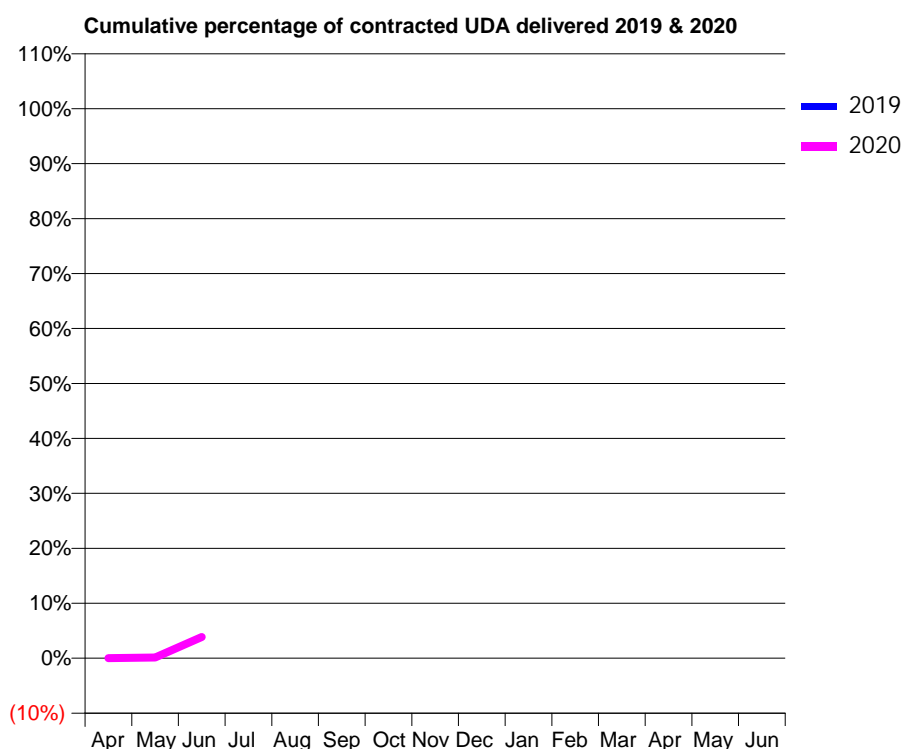
19/20 Contracted general activity (UDA)	5,750
Carry forward general activity (UDA)	0
19/20 Contracted orthodontic activity (UOA)	0
Carry forward orthodontic activity (UOA)	0
Baseline contract value	£145,363.44

ACCESS*

Patients seen in 24 months	Total	Change since previous quarter
Quarter ending June 2018	0	
Quarter ending September 2018	0	
Quarter ending December 2018	0	
Quarter ending March 2019	0	
Quarter ending June 2019	168	↑
Variance since June 2018	N/A	



ACTIVITY



Month	Adjusted Scheduled Activity (UDA)	
	2019	2020
April	0	0
May	0	8
June	0	223
July	0	
August	0	
September	0	
October	0	
November	0	
December	0	
January	0	
February	0	
March	0	
April	0	
May	0	
June	0	

QUALITY

	Quantity	Base Number	Contract	LHB	Wales
% of FP17s for the same patient ID Re-attending within 3 months - Children	0	30	0.0%	5.1%	10.7%
% of FP17s for the same patient ID Re-attending within 3 months - Adults	0	103	0.0%	10.6%	15.5%
% of FP17s for the same patient ID Re-attending between 3 & 9 months - Children	0	30	0.0%	38.4%	60.1%
% of FP17s for the same patient ID Re-attending between 3 & 9 months - Adults	0	103	0.0%	39.1%	56.6%
% of FP17s for Band 1 Urgent Courses	6	133	4.5%	9.9%	9.1%
% of FP17s Relating to Free Repair or Replacements	0	133	0.0%	0.7%	0.7%
% of FP17s Relating to Continuations	0	133	0.0%	0.6%	0.6%
% of Patients satisfied with the dentistry they have received	0	0	N/A	93.3%	92.8%
% of Patients satisfied with the time they had to wait for an appointment	0	0	N/A	87.3%	87.5%

* This is based on patients treated on this contract for their most recent course of treatment.

Figures in italics indicate the base number of FP17s or Patient Questionnaire responses are less than 100. N/A is shown where the base number of responses is less than 10 during the period. % is calculated as Quantity/Base number*100

7A5 - Vital Signs At a Glance Contract Report for 101075/0000 - June 2019


Name or company name	Talbot Street Dental Surgery
Contract type name	Pilot Contract
Purpose of contract	General
Contract start date	01/04/2019
Contract end date	

19/20 Contracted general activity (UDA)	13,733
Carry forward general activity (UDA)	0
19/20 Contracted orthodontic activity (UOA)	0
Carry forward orthodontic activity (UOA)	0
Baseline contract value	£381,430.81

ACCESS*

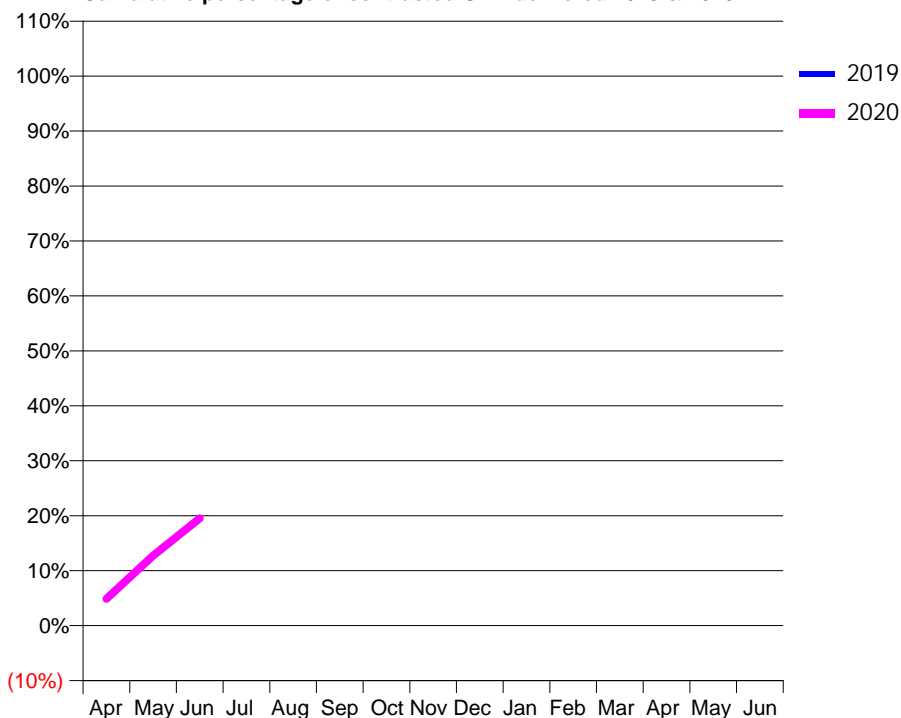
Patients seen in 24 months	Total	Change since previous quarter
Quarter ending June 2018	0	
Quarter ending September 2018	0	
Quarter ending December 2018	0	
Quarter ending March 2019	0	
Quarter ending June 2019	1,576	↑
Variance since June 2018	N/A	

Access trend analysis



ACTIVITY

Cumulative percentage of contracted UDA delivered 2019 & 2020



Month	Adjusted Scheduled Activity (UDA)	
	2019	2020
April	0	672
May	0	1,751
June	0	2,680
July	0	
August	0	
September	0	
October	0	
November	0	
December	0	
January	0	
February	0	
March	0	
April	0	
May	0	
June	0	

QUALITY

	Quantity	Base Number	Contract	LHB	Wales
% of FP17s for the same patient ID Re-attending within 3 months - Children	9	320	2.8%	5.1%	10.7%
% of FP17s for the same patient ID Re-attending within 3 months - Adults	62	1,119	5.5%	10.6%	15.5%
% of FP17s for the same patient ID Re-attending between 3 & 9 months - Children	0	320	0.0%	38.4%	60.1%
% of FP17s for the same patient ID Re-attending between 3 & 9 months - Adults	0	1,119	0.0%	39.1%	56.6%
% of FP17s for Band 1 Urgent Courses	132	1,439	9.2%	9.9%	9.1%
% of FP17s Relating to Free Repair or Replacements	19	1,439	1.3%	0.7%	0.7%
% of FP17s Relating to Continuations	14	1,439	1.0%	0.6%	0.6%
% of Patients satisfied with the dentistry they have received	5	6	N/A	93.3%	92.8%
% of Patients satisfied with the time they had to wait for an appointment	6	6	N/A	87.3%	87.5%

* This is based on patients treated on this contract for their most recent course of treatment. Figures in italics indicate the base number of FP17s or Patient Questionnaire responses are less than 100. N/A is shown where the base number of responses is less than 10 during the period. % is calculated as Quantity/Base number*100


7A5 - Vital Signs At a Glance Contract Report for 101076/0000 - June 2019

Name or company name	J Bater and L Khosa
Contract type name	GDS Contract
Purpose of contract	General
Contract start date	01/04/2019
Contract end date	

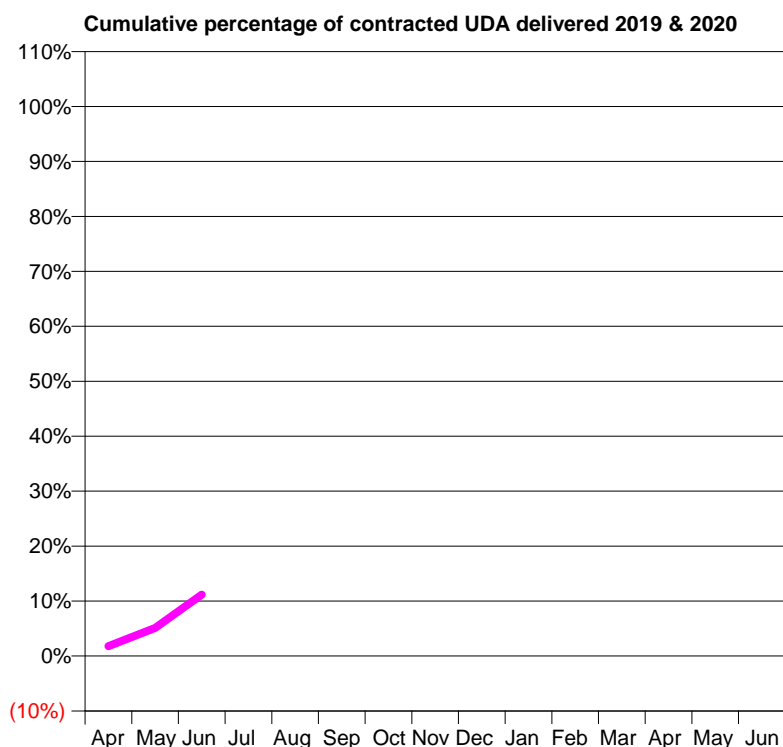
19/20 Contracted general activity (UDA)	12,000
Carry forward general activity (UDA)	0
19/20 Contracted orthodontic activity (UOA)	0
Carry forward orthodontic activity (UOA)	0
Baseline contract value	£326,931.92

ACCESS*

Patients seen in 24 months	Total	Change since previous quarter
Quarter ending June 2018	0	
Quarter ending September 2018	0	
Quarter ending December 2018	0	
Quarter ending March 2019	0	
Quarter ending June 2019	653	↑
Variance since June 2018	N/A	



ACTIVITY



Month	Adjusted Scheduled Activity (UDA)	
	2019	2020
April	0	213
May	0	613
June	0	1,341
July	0	
August	0	
September	0	
October	0	
November	0	
December	0	
January	0	
February	0	
March	0	
April	0	
May	0	
June	0	

QUALITY

	Quantity	Base Number	Contract	LHB	Wales
% of FP17s for the same patient ID Re-attending within 3 months - Children	15	301	5.0%	5.1%	10.7%
% of FP17s for the same patient ID Re-attending within 3 months - Adults	37	346	10.7%	10.6%	15.5%
% of FP17s for the same patient ID Re-attending between 3 & 9 months - Children	0	301	0.0%	38.4%	60.1%
% of FP17s for the same patient ID Re-attending between 3 & 9 months - Adults	0	346	0.0%	39.1%	56.6%
% of FP17s for Band 1 Urgent Courses	129	647	19.9%	9.9%	9.1%
% of FP17s Relating to Free Repair or Replacements	0	647	0.0%	0.7%	0.7%
% of FP17s Relating to Continuations	1	647	0.2%	0.6%	0.6%
% of Patients satisfied with the dentistry they have received	1	1	N/A	93.3%	92.8%
% of Patients satisfied with the time they had to wait for an appointment	1	1	N/A	87.3%	87.5%

* This is based on patients treated on this contract for their most recent course of treatment. Figures in italics indicate the base number of FP17s or Patient Questionnaire responses are less than 100. N/A is shown where the base number of responses is less than 10 during the period. % is calculated as Quantity/Base number*100


7A5 - Vital Signs At a Glance Contract Report for 101077/0000 - June 2019

Name or company name	Vale View Dental Care
Contract type name	Pilot Contract
Purpose of contract	General
Contract start date	01/04/2019
Contract end date	

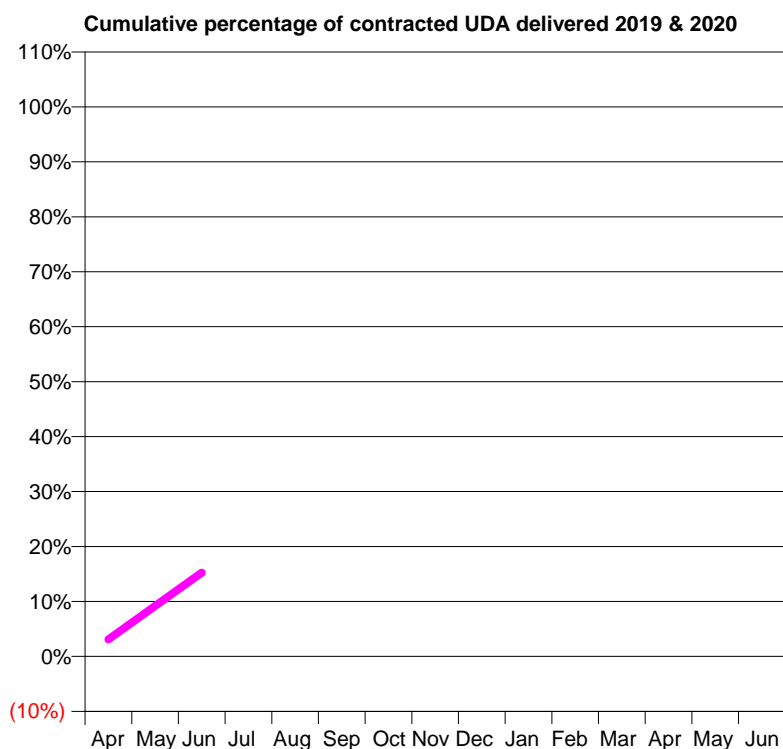
19/20 Contracted general activity (UDA)	5,429
Carry forward general activity (UDA)	0
19/20 Contracted orthodontic activity (UOA)	0
Carry forward orthodontic activity (UOA)	0
Baseline contract value	£150,806.41

ACCESS*

Patients seen in 24 months	Total	Change since previous quarter
Quarter ending June 2018	0	
Quarter ending September 2018	0	
Quarter ending December 2018	0	
Quarter ending March 2019	0	
Quarter ending June 2019	397	↑
Variance since June 2018	N/A	



ACTIVITY



Month	Adjusted Scheduled Activity (UDA)	
	2019	2020
April	0	169
May	0	499
June	0	828
July	0	
August	0	
September	0	
October	0	
November	0	
December	0	
January	0	
February	0	
March	0	
April	0	
May	0	
June	0	

QUALITY

	Quantity	Base Number	Contract	LHB	Wales
% of FP17s for the same patient ID Re-attending within 3 months - Children	1	134	0.7%	5.1%	10.7%
% of FP17s for the same patient ID Re-attending within 3 months - Adults	2	208	1.0%	10.6%	15.5%
% of FP17s for the same patient ID Re-attending between 3 & 9 months - Children	0	134	0.0%	38.4%	60.1%
% of FP17s for the same patient ID Re-attending between 3 & 9 months - Adults	0	208	0.0%	39.1%	56.6%
% of FP17s for Band 1 Urgent Courses	16	342	4.7%	9.9%	9.1%
% of FP17s Relating to Free Repair or Replacements	2	342	0.6%	0.7%	0.7%
% of FP17s Relating to Continuations	4	342	1.2%	0.6%	0.6%
% of Patients satisfied with the dentistry they have received	0	0	N/A	93.3%	92.8%
% of Patients satisfied with the time they had to wait for an appointment	0	0	N/A	87.3%	87.5%

* This is based on patients treated on this contract for their most recent course of treatment. Figures in italics indicate the base number of FP17s or Patient Questionnaire responses are less than 100. N/A is shown where the base number of responses is less than 10 during the period. % is calculated as Quantity/Base number*100


7A5 - Vital Signs At a Glance Contract Report for 101078/0000 - June 2019

Name or company name	Rhys Griffiths Ltd
Contract type name	GDS Contract
Purpose of contract	General
Contract start date	01/04/2019
Contract end date	

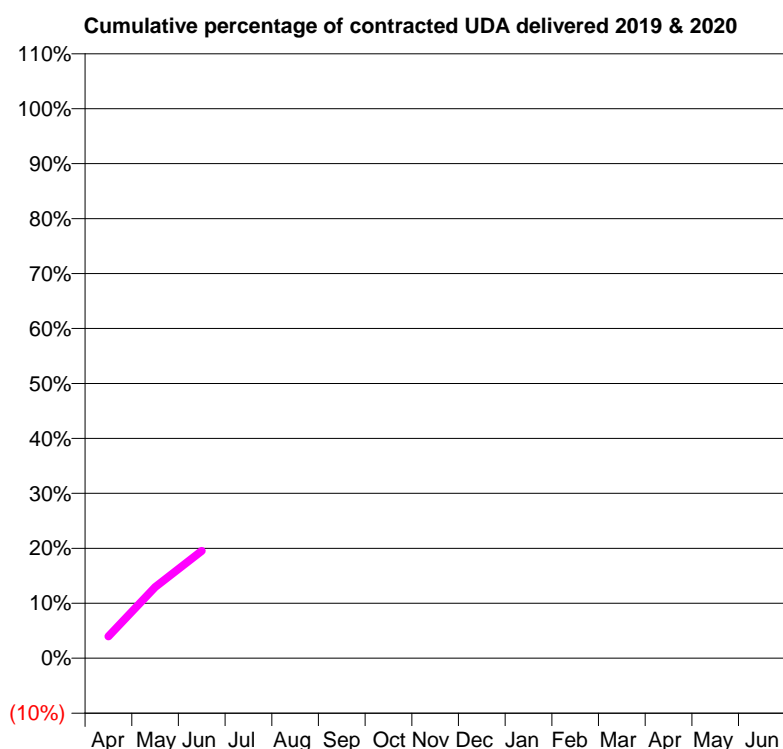
19/20 Contracted general activity (UDA)	5,144
Carry forward general activity (UDA)	0
19/20 Contracted orthodontic activity (UOA)	0
Carry forward orthodontic activity (UOA)	0
Baseline contract value	£130,043.39

ACCESS*

Patients seen in 24 months	Total	Change since previous quarter
Quarter ending June 2018	0	
Quarter ending September 2018	0	
Quarter ending December 2018	0	
Quarter ending March 2019	0	
Quarter ending June 2019	496	↑
Variance since June 2018	N/A	



ACTIVITY



Month	Adjusted Scheduled Activity (UDA)	
	2019	2020
April	0	204
May	0	666
June	0	1,004
July	0	
August	0	
September	0	
October	0	
November	0	
December	0	
January	0	
February	0	
March	0	
April	0	
May	0	
June	0	

QUALITY

	Quantity	Base Number	Contract	LHB	Wales
% of FP17s for the same patient ID Re-attending within 3 months - Children	6	262	2.3%	5.1%	10.7%
% of FP17s for the same patient ID Re-attending within 3 months - Adults	8	225	3.6%	10.6%	15.5%
% of FP17s for the same patient ID Re-attending between 3 & 9 months - Children	0	262	0.0%	38.4%	60.1%
% of FP17s for the same patient ID Re-attending between 3 & 9 months - Adults	0	225	0.0%	39.1%	56.6%
% of FP17s for Band 1 Urgent Courses	52	487	10.7%	9.9%	9.1%
% of FP17s Relating to Free Repair or Replacements	0	487	0.0%	0.7%	0.7%
% of FP17s Relating to Continuations	0	487	0.0%	0.6%	0.6%
% of Patients satisfied with the dentistry they have received	0	0	N/A	93.3%	92.8%
% of Patients satisfied with the time they had to wait for an appointment	0	0	N/A	87.3%	87.5%

* This is based on patients treated on this contract for their most recent course of treatment. Figures in italics indicate the base number of FP17s or Patient Questionnaire responses are less than 100. N/A is shown where the base number of responses is less than 10 during the period. % is calculated as Quantity/Base number*100

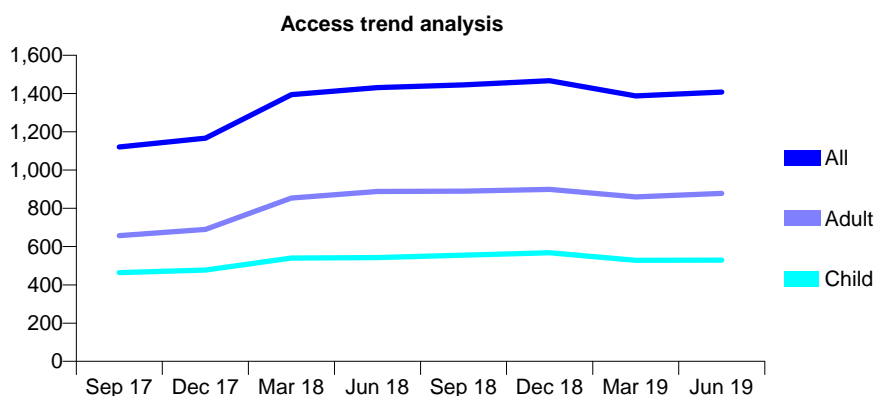
7A5 - Vital Signs At a Glance Contract Report for 102660/0001 - June 2019

Name or company name	Brilliant Dental Care
Contract type name	GDS Contract
Purpose of contract	General and Orthodontic
Contract start date	01/06/2014
Contract end date	

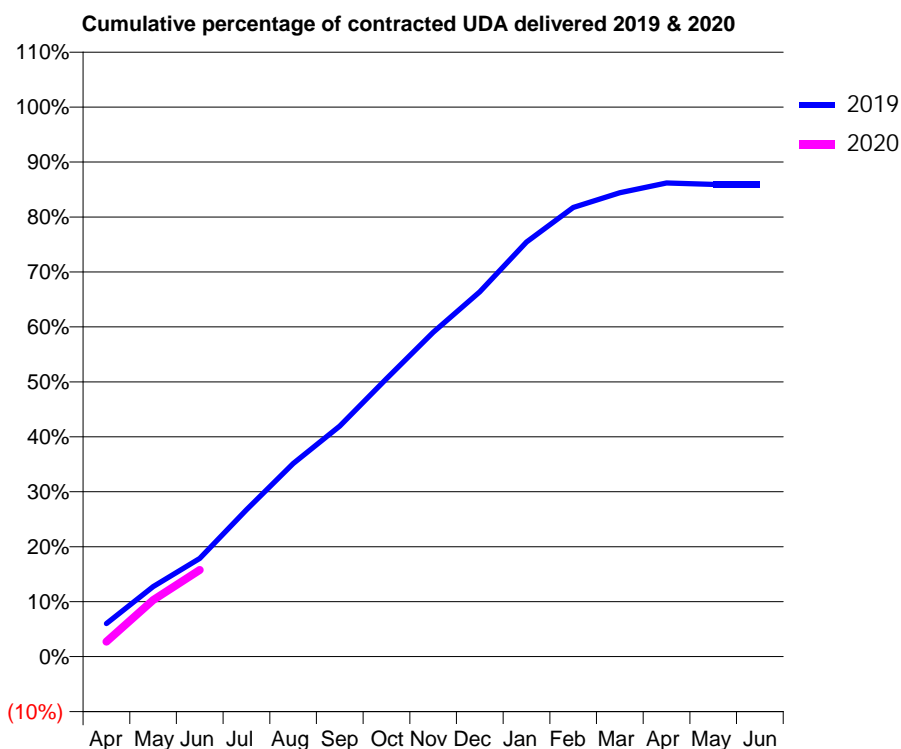
19/20 Contracted general activity (UDA)	4,200
Carry forward general activity (UDA)	0
19/20 Contracted orthodontic activity (UOA)	57
Carry forward orthodontic activity (UOA)	0
Baseline contract value	£108,068.75

ACCESS*

Patients seen in 24 months	Total	Change since previous quarter
Quarter ending June 2018	1,431	
Quarter ending September 2018	1,445	→
Quarter ending December 2018	1,467	→
Quarter ending March 2019	1,388	↓
Quarter ending June 2019	1,407	→
Variance since June 2018	(1.7%)	↓



ACTIVITY



Month	Adjusted Scheduled Activity (UDA)	
	2019	2020
April	253	115
May	536	433
June	750	663
July	1,123	
August	1,475	
September	1,762	
October	2,124	
November	2,480	
December	2,788	
January	3,169	
February	3,433	
March	3,546	
April	3,620	
May	3,608	
June	3,608	

QUALITY

	Quantity	Base Number	Contract	LHB	Wales
% of FP17s for the same patient ID Re-attending within 3 months - Children	11	198	5.6%	5.1%	10.7%
% of FP17s for the same patient ID Re-attending within 3 months - Adults	23	262	8.8%	10.6%	15.5%
% of FP17s for the same patient ID Re-attending between 3 & 9 months - Children	131	198	66.2%	38.4%	60.1%
% of FP17s for the same patient ID Re-attending between 3 & 9 months - Adults	169	262	64.5%	39.1%	56.6%
% of FP17s for Band 1 Urgent Courses	30	439	6.8%	9.9%	9.1%
% of FP17s Relating to Free Repair or Replacements	0	439	0.0%	0.7%	0.7%
% of FP17s Relating to Continuations	3	439	0.7%	0.6%	0.6%
% of Patients satisfied with the dentistry they have received	2	2	N/A	93.3%	92.8%
% of Patients satisfied with the time they had to wait for an appointment	2	2	N/A	87.3%	87.5%

* This is based on patients treated on this contract for their most recent course of treatment. Figures in italics indicate the base number of FP17s or Patient Questionnaire responses are less than 100. N/A is shown where the base number of responses is less than 10 during the period. % is calculated as Quantity/Base number*100

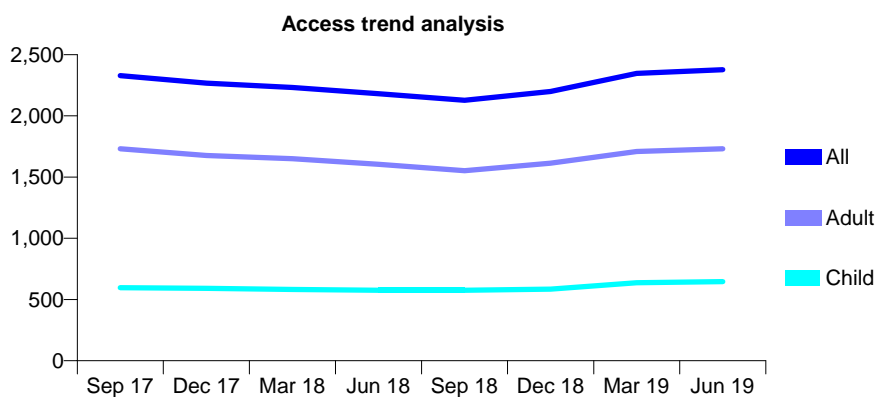
7A5 - Vital Signs At a Glance Contract Report for 105333/0001 - June 2019

Name or company name	Beddau Dental Practice
Contract type name	GDS Contract
Purpose of contract	General
Contract start date	01/06/2014
Contract end date	

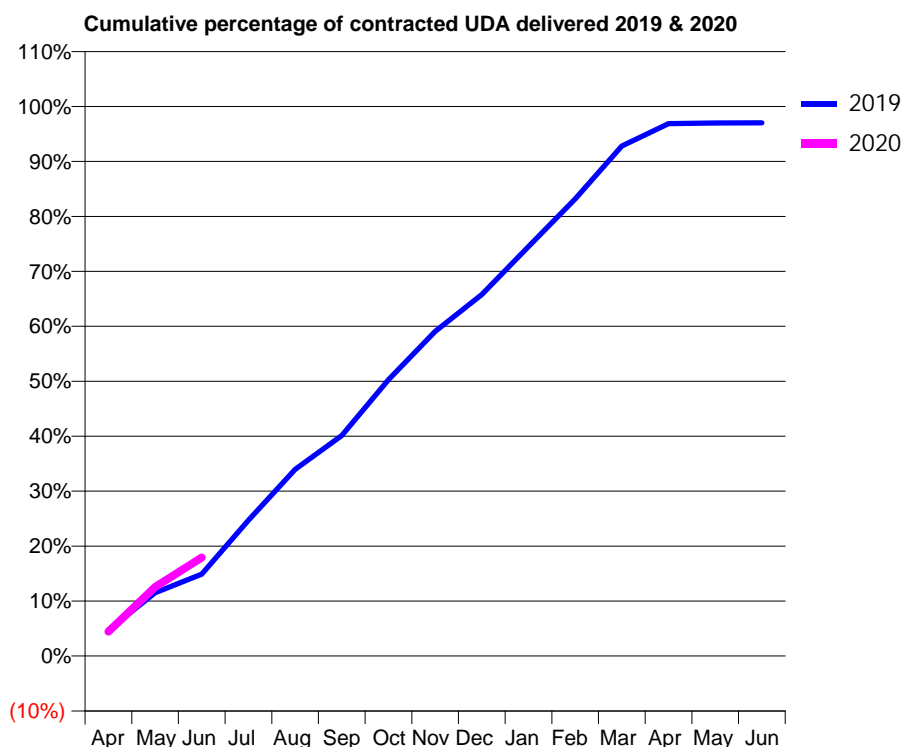
19/20 Contracted general activity (UDA)	7,800
Carry forward general activity (UDA)	0
19/20 Contracted orthodontic activity (UOA)	0
Carry forward orthodontic activity (UOA)	0
Baseline contract value	£193,703.49

ACCESS*

Patients seen in 24 months	Total	Change since previous quarter
Quarter ending June 2018	2,181	
Quarter ending September 2018	2,128	↓
Quarter ending December 2018	2,200	↑
Quarter ending March 2019	2,347	↑
Quarter ending June 2019	2,377	→
Variance since June 2018	9.0%	↑



ACTIVITY



Month	Adjusted Scheduled Activity (UDA)	
	2019	2020
April	367	346
May	898	979
June	1,163	1,398
July	1,928	
August	2,649	
September	3,130	
October	3,924	
November	4,608	
December	5,130	
January	5,812	
February	6,490	
March	7,237	
April	7,555	
May	7,564	
June	7,567	

QUALITY

	Quantity	Base Number	Contract	LHB	Wales
% of FP17s for the same patient ID Re-attending within 3 months - Children	10	233	4.3%	5.1%	10.7%
% of FP17s for the same patient ID Re-attending within 3 months - Adults	52	562	9.3%	10.6%	15.5%
% of FP17s for the same patient ID Re-attending between 3 & 9 months - Children	164	233	70.4%	38.4%	60.1%
% of FP17s for the same patient ID Re-attending between 3 & 9 months - Adults	346	562	61.6%	39.1%	56.6%
% of FP17s for Band 1 Urgent Courses	23	671	3.4%	9.9%	9.1%
% of FP17s Relating to Free Repair or Replacements	3	671	0.4%	0.7%	0.7%
% of FP17s Relating to Continuations	2	671	0.3%	0.6%	0.6%
% of Patients satisfied with the dentistry they have received	9	9	N/A	93.3%	92.8%
% of Patients satisfied with the time they had to wait for an appointment	8	9	N/A	87.3%	87.5%

* This is based on patients treated on this contract for their most recent course of treatment. Figures in italics indicate the base number of FP17s or Patient Questionnaire responses are less than 100. N/A is shown where the base number of responses is less than 10 during the period. % is calculated as Quantity/Base number*100

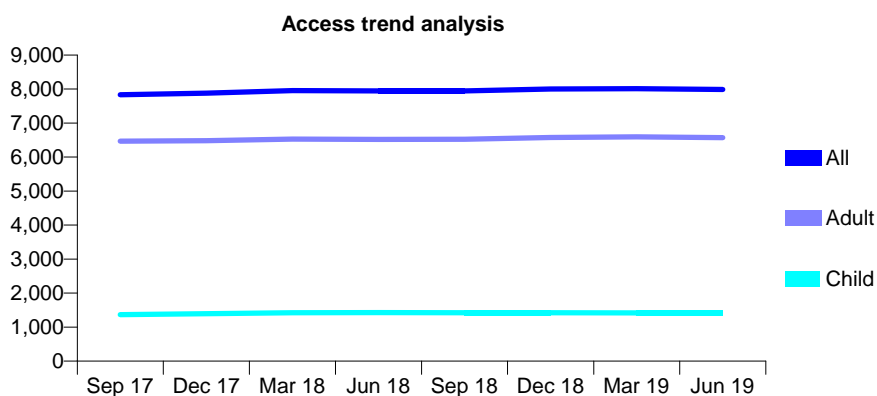
7A5 - Vital Signs At a Glance Contract Report for 106887/0001 - June 2019

Name or company name	Morgan Street Dental Practice
Contract type name	Pilot Contract
Purpose of contract	General
Contract start date	01/04/2010
Contract end date	

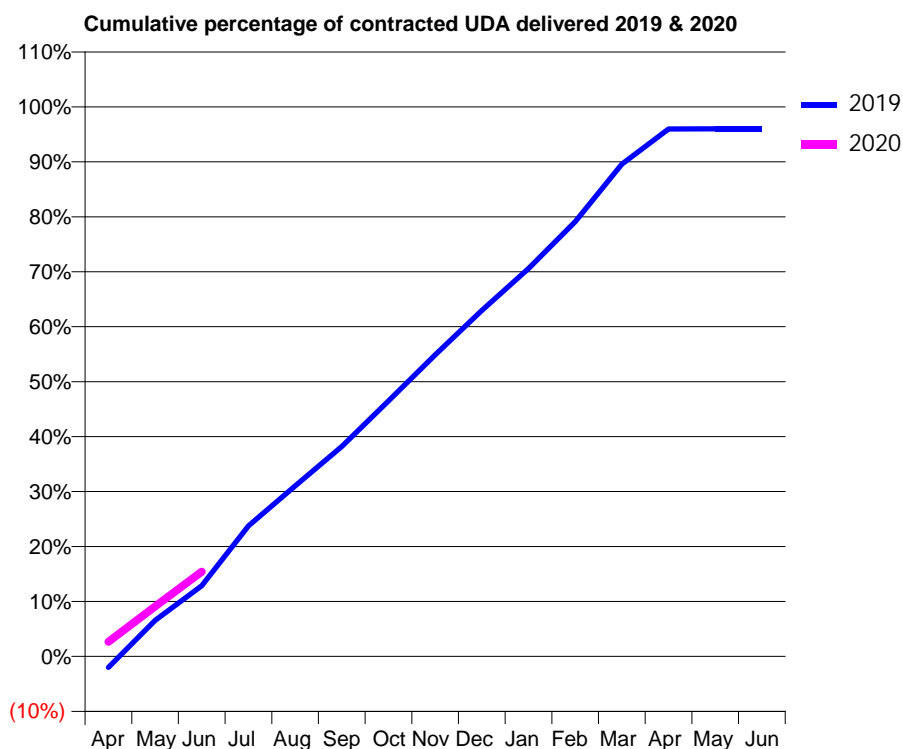
19/20 Contracted general activity (UDA)	23,064
Carry forward general activity (UDA)	0
19/20 Contracted orthodontic activity (UOA)	0
Carry forward orthodontic activity (UOA)	0
Baseline contract value	£640,679.32

ACCESS*

Patients seen in 24 months	Total	Change since previous quarter
Quarter ending June 2018	7,949	
Quarter ending September 2018	7,947	→
Quarter ending December 2018	8,002	→
Quarter ending March 2019	8,013	→
Quarter ending June 2019	7,986	→
Variance since June 2018	0.5%	→



ACTIVITY



Month	Adjusted Scheduled Activity (UDA)	
	2019	2020
April	-498	615
May	1,608	2,103
June	3,152	3,559
July	5,822	
August	7,612	
September	9,370	
October	11,407	
November	13,461	
December	15,437	
January	17,308	
February	19,405	
March	21,964	
April	23,533	
May	23,539	
June	23,547	

QUALITY

	Quantity	Base Number	Contract	LHB	Wales
% of FP17s for the same patient ID Re-attending within 3 months - Children	27	488	5.5%	5.1%	10.7%
% of FP17s for the same patient ID Re-attending within 3 months - Adults	418	2,448	17.1%	10.6%	15.5%
% of FP17s for the same patient ID Re-attending between 3 & 9 months - Children	341	488	69.9%	38.4%	60.1%
% of FP17s for the same patient ID Re-attending between 3 & 9 months - Adults	1,588	2,448	64.9%	39.1%	56.6%
% of FP17s for Band 1 Urgent Courses	230	2,203	10.4%	9.9%	9.1%
% of FP17s Relating to Free Repair or Replacements	5	2,203	0.2%	0.7%	0.7%
% of FP17s Relating to Continuations	4	2,203	0.2%	0.6%	0.6%
% of Patients satisfied with the dentistry they have received	27	30	90.0%	93.3%	92.8%
% of Patients satisfied with the time they had to wait for an appointment	26	30	86.7%	87.3%	87.5%

* This is based on patients treated on this contract for their most recent course of treatment. Figures in italics indicate the base number of FP17s or Patient Questionnaire responses are less than 100. N/A is shown where the base number of responses is less than 10 during the period. % is calculated as Quantity/Base number*100

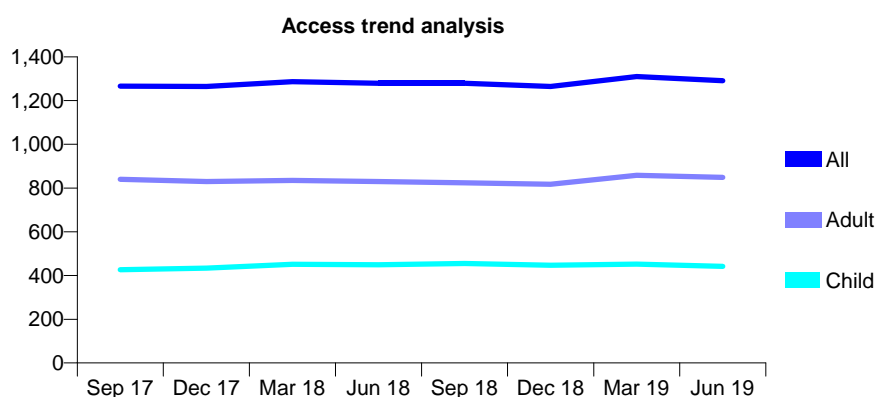
7A5 - Vital Signs At a Glance Contract Report for 108146/0001 - June 2019

Name or company name	Colden Larch Ltd
Contract type name	GDS Contract
Purpose of contract	General
Contract start date	01/10/2009
Contract end date	

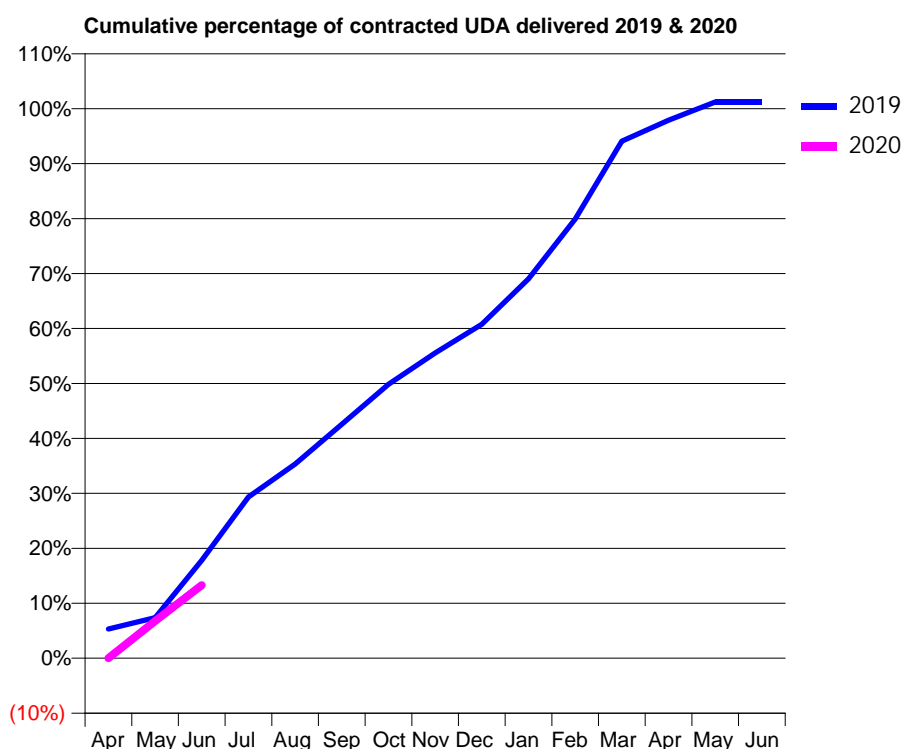
19/20 Contracted general activity (UDA)	3,710
Carry forward general activity (UDA)	0
19/20 Contracted orthodontic activity (UOA)	0
Carry forward orthodontic activity (UOA)	0
Baseline contract value	£55,030.20

ACCESS*

Patients seen in 24 months	Total	Change since previous quarter
Quarter ending June 2018	1,279	
Quarter ending September 2018	1,279	→
Quarter ending December 2018	1,264	↓
Quarter ending March 2019	1,310	↑
Quarter ending June 2019	1,291	↓
Variance since June 2018	0.9%	→



ACTIVITY



Month	2019	2020
April	198	0
May	274	251
June	662	494
July	1,089	
August	1,311	
September	1,579	
October	1,850	
November	2,061	
December	2,255	
January	2,561	
February	2,965	
March	3,490	
April	3,632	
May	3,755	
June	3,755	

QUALITY

	Quantity	Base Number	Contract	LHB	Wales
% of FP17s for the same patient ID Re-attending within 3 months - Children	7	110	6.4%	5.1%	10.7%
% of FP17s for the same patient ID Re-attending within 3 months - Adults	16	180	8.9%	10.6%	15.5%
% of FP17s for the same patient ID Re-attending between 3 & 9 months - Children	48	110	43.6%	38.4%	60.1%
% of FP17s for the same patient ID Re-attending between 3 & 9 months - Adults	63	180	35.0%	39.1%	56.6%
% of FP17s for Band 1 Urgent Courses	10	203	4.9%	9.9%	9.1%
% of FP17s Relating to Free Repair or Replacements	0	203	0.0%	0.7%	0.7%
% of FP17s Relating to Continuations	0	203	0.0%	0.6%	0.6%
% of Patients satisfied with the dentistry they have received	5	5	N/A	93.3%	92.8%
% of Patients satisfied with the time they had to wait for an appointment	3	5	N/A	87.3%	87.5%

* This is based on patients treated on this contract for their most recent course of treatment.

Figures in italics indicate the base number of FP17s or Patient Questionnaire responses are less than 100. N/A is shown where the base number of responses is less than 10 during the period. % is calculated as Quantity/Base number*100

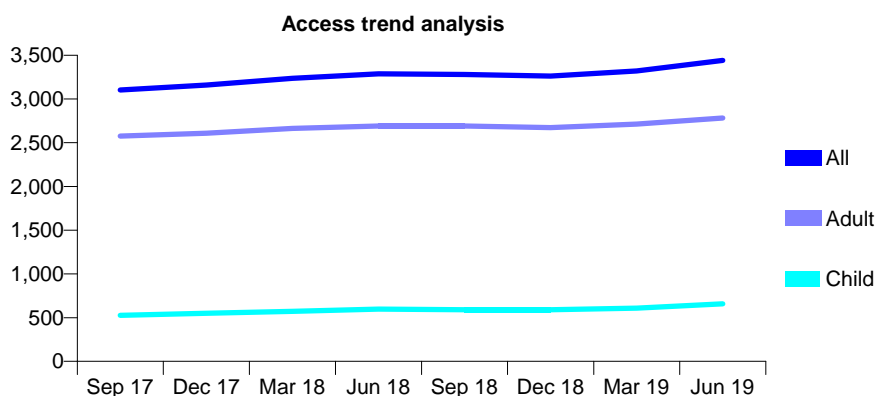
7A5 - Vital Signs At a Glance Contract Report for 116300/0008 - June 2019

Name or company name	Whitecross Dental Care Ltd
Contract type name	GDS Contract
Purpose of contract	General
Contract start date	01/04/2015
Contract end date	

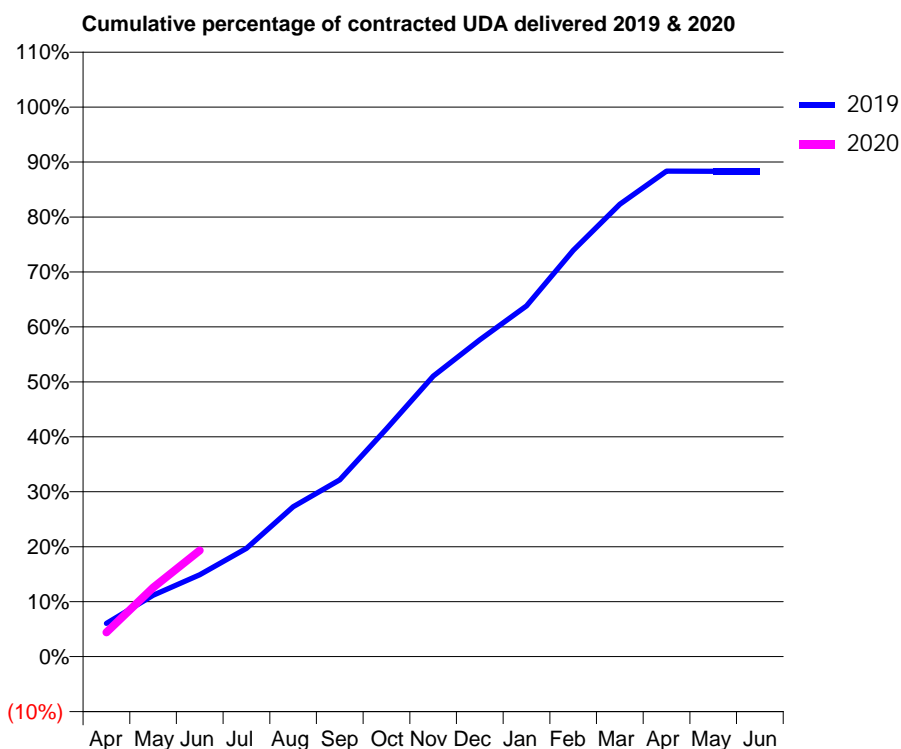
19/20 Contracted general activity (UDA)	11,600
Carry forward general activity (UDA)	0
19/20 Contracted orthodontic activity (UOA)	0
Carry forward orthodontic activity (UOA)	0
Baseline contract value	£326,763.72

ACCESS*

Patients seen in 24 months	Total	Change since previous quarter
Quarter ending June 2018	3,288	
Quarter ending September 2018	3,280	→
Quarter ending December 2018	3,262	→
Quarter ending March 2019	3,321	→
Quarter ending June 2019	3,441	↑
Variance since June 2018	4.7%	↑



ACTIVITY



Month	Adjusted Scheduled Activity (UDA)	
	2019	2020
April	702	515
May	1,295	1,458
June	1,731	2,243
July	2,287	
August	3,163	
September	3,731	
October	4,808	
November	5,922	
December	6,686	
January	7,401	
February	8,574	
March	9,546	
April	10,247	
May	10,244	
June	10,244	

QUALITY

	Quantity	Base Number	Contract	LHB	Wales
% of FP17s for the same patient ID Re-attending within 3 months - Children	14	274	5.1%	5.1%	10.7%
% of FP17s for the same patient ID Re-attending within 3 months - Adults	112	1,115	10.0%	10.6%	15.5%
% of FP17s for the same patient ID Re-attending between 3 & 9 months - Children	152	274	55.5%	38.4%	60.1%
% of FP17s for the same patient ID Re-attending between 3 & 9 months - Adults	658	1,115	59.0%	39.1%	56.6%
% of FP17s for Band 1 Urgent Courses	51	1,025	5.0%	9.9%	9.1%
% of FP17s Relating to Free Repair or Replacements	0	1,025	0.0%	0.7%	0.7%
% of FP17s Relating to Continuations	19	1,025	1.9%	0.6%	0.6%
% of Patients satisfied with the dentistry they have received	16	18	88.9%	93.3%	92.8%
% of Patients satisfied with the time they had to wait for an appointment	14	18	77.8%	87.3%	87.5%

* This is based on patients treated on this contract for their most recent course of treatment. Figures in italics indicate the base number of FP17s or Patient Questionnaire responses are less than 100. N/A is shown where the base number of responses is less than 10 during the period. % is calculated as Quantity/Base number*100

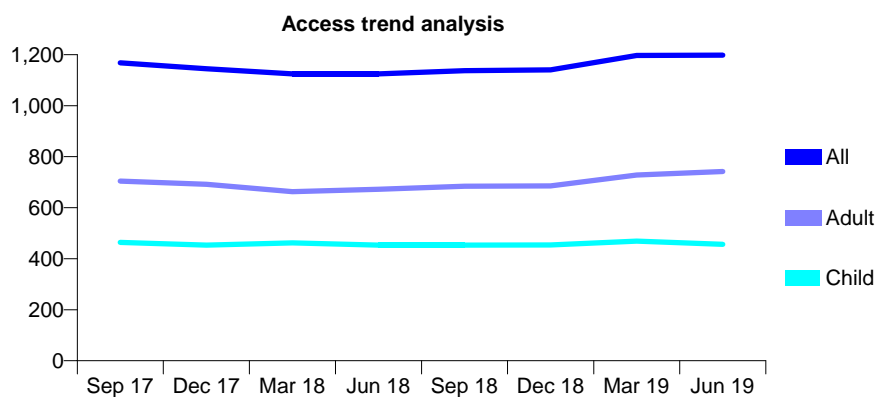
7A5 - Vital Signs At a Glance Contract Report for 119121/0001 - June 2019

Name or company name	Jamie Pugh Dental Healthcare Ltd
Contract type name	GDS Contract
Purpose of contract	General
Contract start date	20/04/2009
Contract end date	

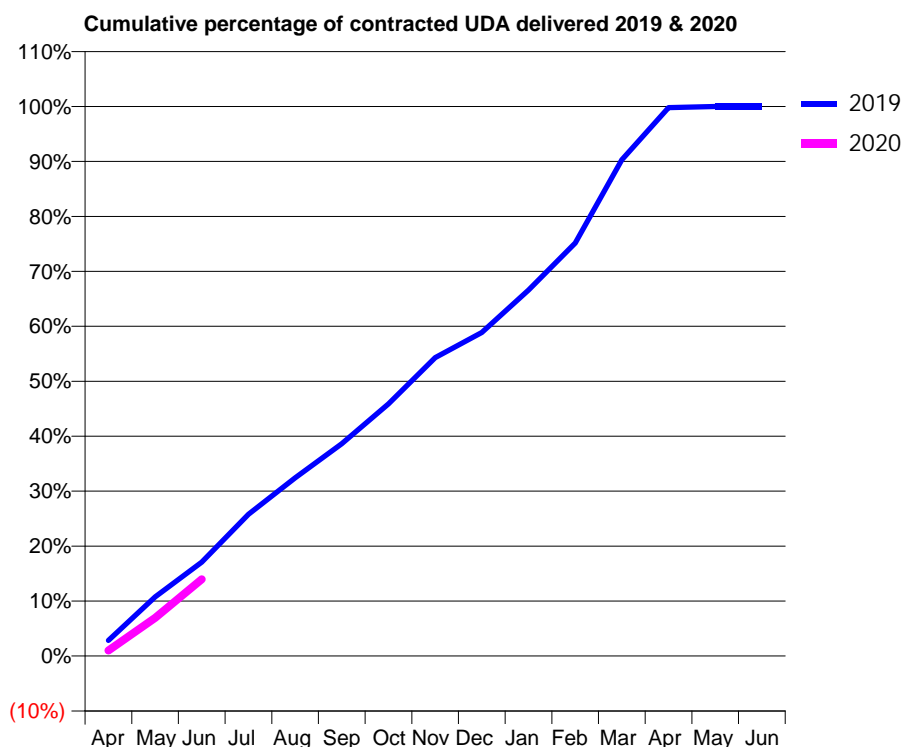
19/20 Contracted general activity (UDA)	3,573
Carry forward general activity (UDA)	0
19/20 Contracted orthodontic activity (UOA)	0
Carry forward orthodontic activity (UOA)	0
Baseline contract value	£120,128.86

ACCESS*

Patients seen in 24 months	Total	Change since previous quarter
Quarter ending June 2018	1,125	
Quarter ending September 2018	1,137	→
Quarter ending December 2018	1,140	→
Quarter ending March 2019	1,197	↑
Quarter ending June 2019	1,198	→
Variance since June 2018	6.5%	↑



ACTIVITY



Month	Adjusted Scheduled Activity (UDA)	
	2019	2020
April	102	36
May	384	248
June	611	499
July	921	
August	1,159	
September	1,380	
October	1,639	
November	1,940	
December	2,104	
January	2,380	
February	2,685	
March	3,226	
April	3,566	
May	3,573	
June	3,573	

QUALITY

	Quantity	Base Number	Contract	LHB	Wales
% of FP17s for the same patient ID Re-attending within 3 months - Children	5	132	3.8%	5.1%	10.7%
% of FP17s for the same patient ID Re-attending within 3 months - Adults	29	231	12.6%	10.6%	15.5%
% of FP17s for the same patient ID Re-attending between 3 & 9 months - Children	76	132	57.6%	38.4%	60.1%
% of FP17s for the same patient ID Re-attending between 3 & 9 months - Adults	130	231	56.3%	39.1%	56.6%
% of FP17s for Band 1 Urgent Courses	27	254	10.6%	9.9%	9.1%
% of FP17s Relating to Free Repair or Replacements	1	254	0.4%	0.7%	0.7%
% of FP17s Relating to Continuations	1	254	0.4%	0.6%	0.6%
% of Patients satisfied with the dentistry they have received	6	6	N/A	93.3%	92.8%
% of Patients satisfied with the time they had to wait for an appointment	6	6	N/A	87.3%	87.5%

* This is based on patients treated on this contract for their most recent course of treatment. Figures in italics indicate the base number of FP17s or Patient Questionnaire responses are less than 100. N/A is shown where the base number of responses is less than 10 during the period. % is calculated as Quantity/Base number*100

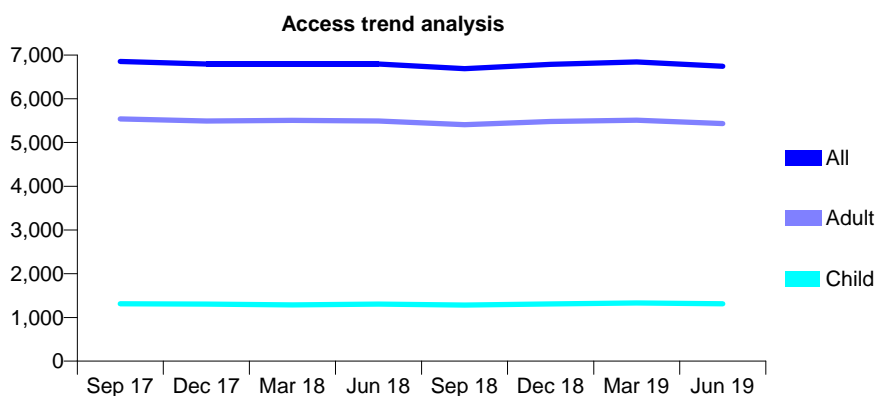
7A5 - Vital Signs At a Glance Contract Report for 121878/0001 - June 2019

Name or company name	Rodericks Dental Limited
Contract type name	GDS Contract
Purpose of contract	General
Contract start date	01/04/2012
Contract end date	

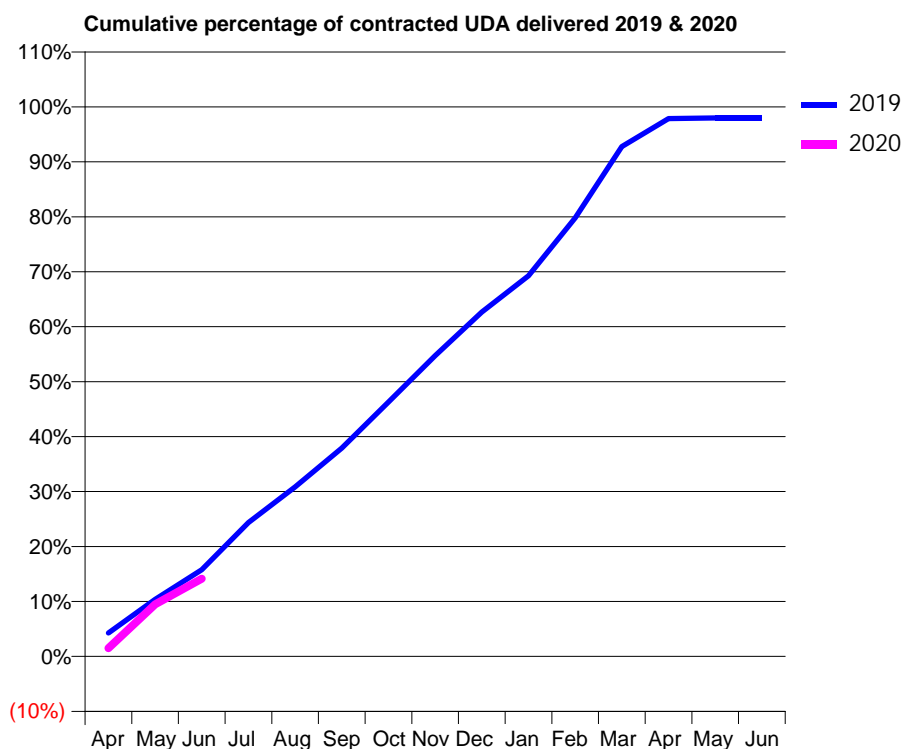
19/20 Contracted general activity (UDA)	22,192
Carry forward general activity (UDA)	0
19/20 Contracted orthodontic activity (UOA)	0
Carry forward orthodontic activity (UOA)	0
Baseline contract value	£675,302.51

ACCESS*

Patients seen in 24 months	Total	Change since previous quarter
Quarter ending June 2018	6,795	
Quarter ending September 2018	6,690	↓
Quarter ending December 2018	6,789	→
Quarter ending March 2019	6,843	→
Quarter ending June 2019	6,746	↓
Variance since June 2018	(0.7%)	→



ACTIVITY



Month	Adjusted Scheduled Activity (UDA)	
	2019	2020
April	947	329
May	2,308	2,103
June	3,501	3,139
July	5,408	
August	6,847	
September	8,410	
October	10,270	
November	12,145	
December	13,909	
January	15,375	
February	17,710	
March	20,586	
April	21,719	
May	21,743	
June	21,745	

QUALITY

	Quantity	Base Number	Contract	LHB	Wales
% of FP17s for the same patient ID Re-attending within 3 months - Children	33	371	8.9%	5.1%	10.7%
% of FP17s for the same patient ID Re-attending within 3 months - Adults	255	1,677	15.2%	10.6%	15.5%
% of FP17s for the same patient ID Re-attending between 3 & 9 months - Children	187	371	50.4%	38.4%	60.1%
% of FP17s for the same patient ID Re-attending between 3 & 9 months - Adults	945	1,677	56.4%	39.1%	56.6%
% of FP17s for Band 1 Urgent Courses	187	1,622	11.5%	9.9%	9.1%
% of FP17s Relating to Free Repair or Replacements	10	1,622	0.6%	0.7%	0.7%
% of FP17s Relating to Continuations	6	1,622	0.4%	0.6%	0.6%
% of Patients satisfied with the dentistry they have received	19	19	100.0%	93.3%	92.8%
% of Patients satisfied with the time they had to wait for an appointment	18	19	94.7%	87.3%	87.5%

* This is based on patients treated on this contract for their most recent course of treatment. Figures in italics indicate the base number of FP17s or Patient Questionnaire responses are less than 100. N/A is shown where the base number of responses is less than 10 during the period. % is calculated as Quantity/Base number*100

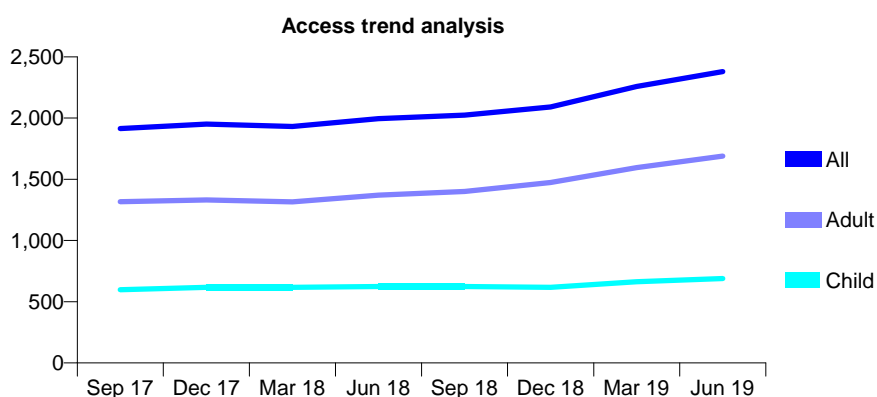
7A5 - Vital Signs At a Glance Contract Report for 132349/0001 - June 2019

Name or company name	Cenniniago Ltd
Contract type name	GDS Contract
Purpose of contract	General
Contract start date	01/08/2013
Contract end date	

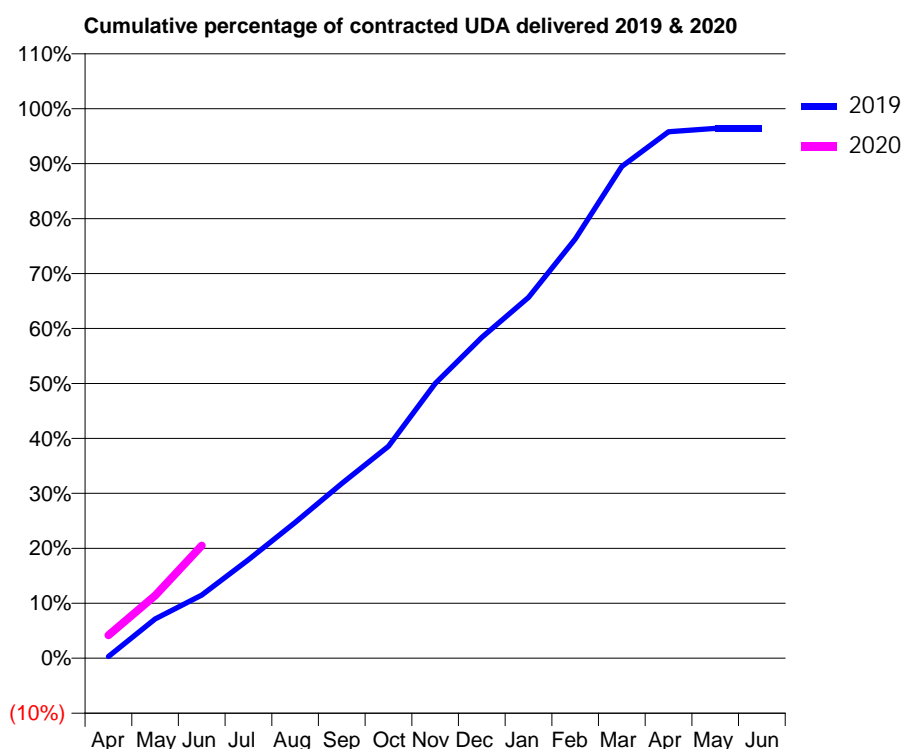
19/20 Contracted general activity (UDA)	5,273
Carry forward general activity (UDA)	0
19/20 Contracted orthodontic activity (UOA)	0
Carry forward orthodontic activity (UOA)	0
Baseline contract value	£136,757.06

ACCESS*

Patients seen in 24 months	Total	Change since previous quarter
Quarter ending June 2018	1,995	
Quarter ending September 2018	2,024	→
Quarter ending December 2018	2,091	↑
Quarter ending March 2019	2,259	↑
Quarter ending June 2019	2,380	↑
Variance since June 2018	19.3%	↑



ACTIVITY



Month	2019	2020
April	15	221
May	377	601
June	606	1,080
July	944	
August	1,303	
September	1,675	
October	2,034	
November	2,637	
December	3,078	
January	3,461	
February	4,023	
March	4,718	
April	5,051	
May	5,084	
June	5,084	

QUALITY

	Quantity	Base Number	Contract	LHB	Wales
% of FP17s for the same patient ID Re-attending within 3 months - Children	21	192	10.9%	5.1%	10.7%
% of FP17s for the same patient ID Re-attending within 3 months - Adults	68	467	14.6%	10.6%	15.5%
% of FP17s for the same patient ID Re-attending between 3 & 9 months - Children	45	192	23.4%	38.4%	60.1%
% of FP17s for the same patient ID Re-attending between 3 & 9 months - Adults	124	467	26.6%	39.1%	56.6%
% of FP17s for Band 1 Urgent Courses	71	509	13.9%	9.9%	9.1%
% of FP17s Relating to Free Repair or Replacements	2	509	0.4%	0.7%	0.7%
% of FP17s Relating to Continuations	0	509	0.0%	0.6%	0.6%
% of Patients satisfied with the dentistry they have received	9	10	90.0%	93.3%	92.8%
% of Patients satisfied with the time they had to wait for an appointment	8	10	80.0%	87.3%	87.5%

* This is based on patients treated on this contract for their most recent course of treatment. Figures in italics indicate the base number of FP17s or Patient Questionnaire responses are less than 100. N/A is shown where the base number of responses is less than 10 during the period. % is calculated as Quantity/Base number*100

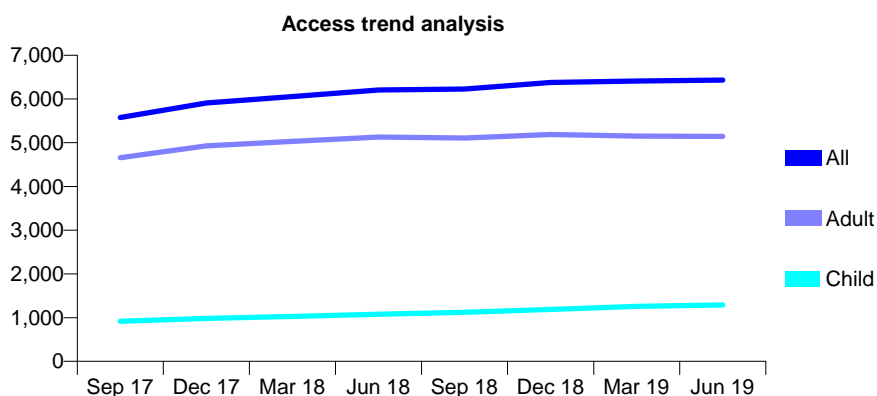
7A5 - Vital Signs At a Glance Contract Report for 134112/0001 - June 2019

Name or company name	R D Davies Ltd
Contract type name	Pilot Contract
Purpose of contract	General
Contract start date	01/04/2009
Contract end date	

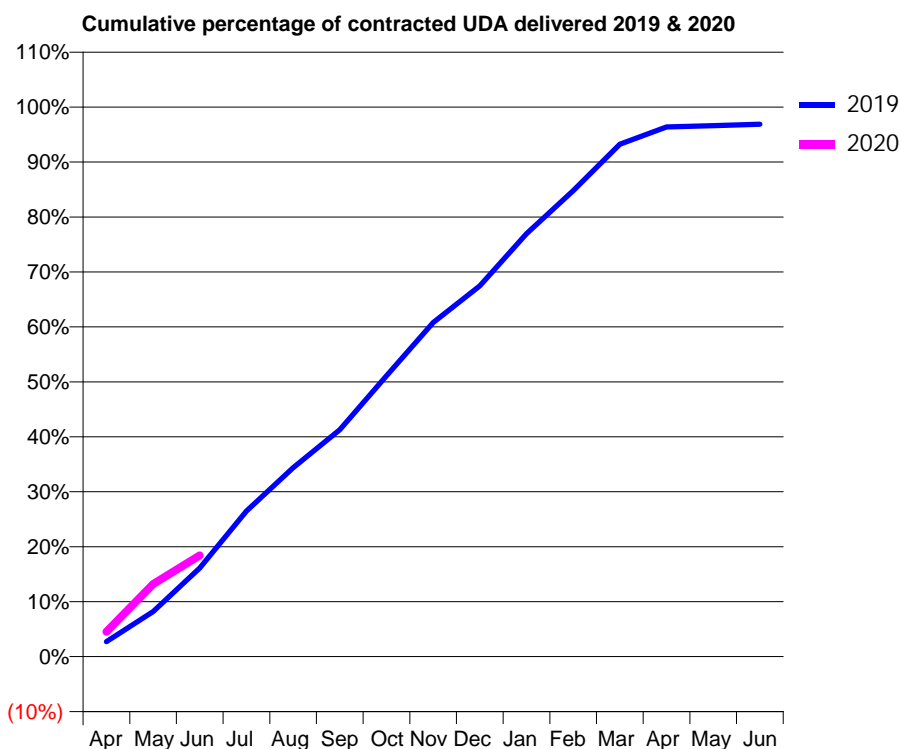
19/20 Contracted general activity (UDA)	21,257
Carry forward general activity (UDA)	0
19/20 Contracted orthodontic activity (UOA)	0
Carry forward orthodontic activity (UOA)	0
Baseline contract value	£621,151.52

ACCESS*

Patients seen in 24 months	Total	Change since previous quarter
Quarter ending June 2018	6,206	
Quarter ending September 2018	6,228	→
Quarter ending December 2018	6,376	↑
Quarter ending March 2019	6,410	→
Quarter ending June 2019	6,432	→
Variance since June 2018	3.6%	↑



ACTIVITY



Month	Adjusted Scheduled Activity (UDA)	
	2019	2020
April	581	964
May	1,746	2,810
June	3,428	3,916
July	5,632	
August	7,305	
September	8,776	
October	10,862	
November	12,926	
December	14,341	
January	16,359	
February	18,025	
March	19,814	
April	20,489	
May	20,537	
June	20,596	

QUALITY

	Quantity	Base Number	Contract	LHB	Wales
% of FP17s for the same patient ID Re-attending within 3 months - Children	38	429	8.9%	5.1%	10.7%
% of FP17s for the same patient ID Re-attending within 3 months - Adults	272	1,740	15.6%	10.6%	15.5%
% of FP17s for the same patient ID Re-attending between 3 & 9 months - Children	244	429	56.9%	38.4%	60.1%
% of FP17s for the same patient ID Re-attending between 3 & 9 months - Adults	954	1,740	54.8%	39.1%	56.6%
% of FP17s for Band 1 Urgent Courses	200	1,795	11.1%	9.9%	9.1%
% of FP17s Relating to Free Repair or Replacements	23	1,795	1.3%	0.7%	0.7%
% of FP17s Relating to Continuations	25	1,795	1.4%	0.6%	0.6%
% of Patients satisfied with the dentistry they have received	19	21	90.5%	93.3%	92.8%
% of Patients satisfied with the time they had to wait for an appointment	17	21	81.0%	87.3%	87.5%

* This is based on patients treated on this contract for their most recent course of treatment. Figures in italics indicate the base number of FP17s or Patient Questionnaire responses are less than 100. N/A is shown where the base number of responses is less than 10 during the period. % is calculated as Quantity/Base number*100

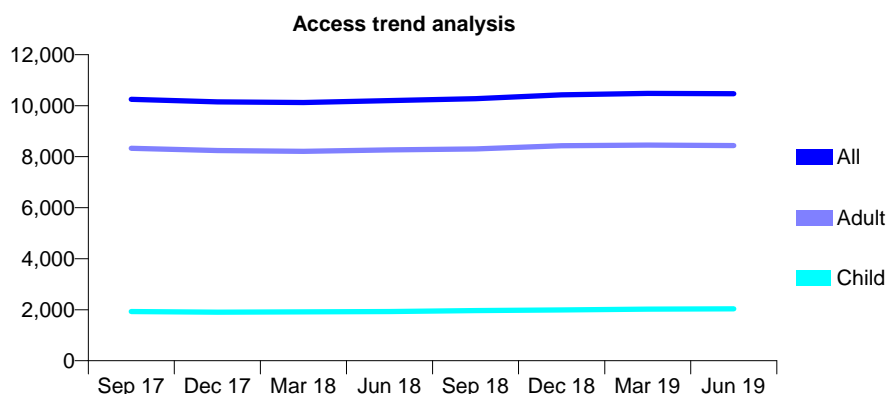
7A5 - Vital Signs At a Glance Contract Report for 142638/0003 - June 2019

Name or company name	The Goodwin Partnership Limited
Contract type name	GDS Contract
Purpose of contract	General
Contract start date	01/04/2009
Contract end date	

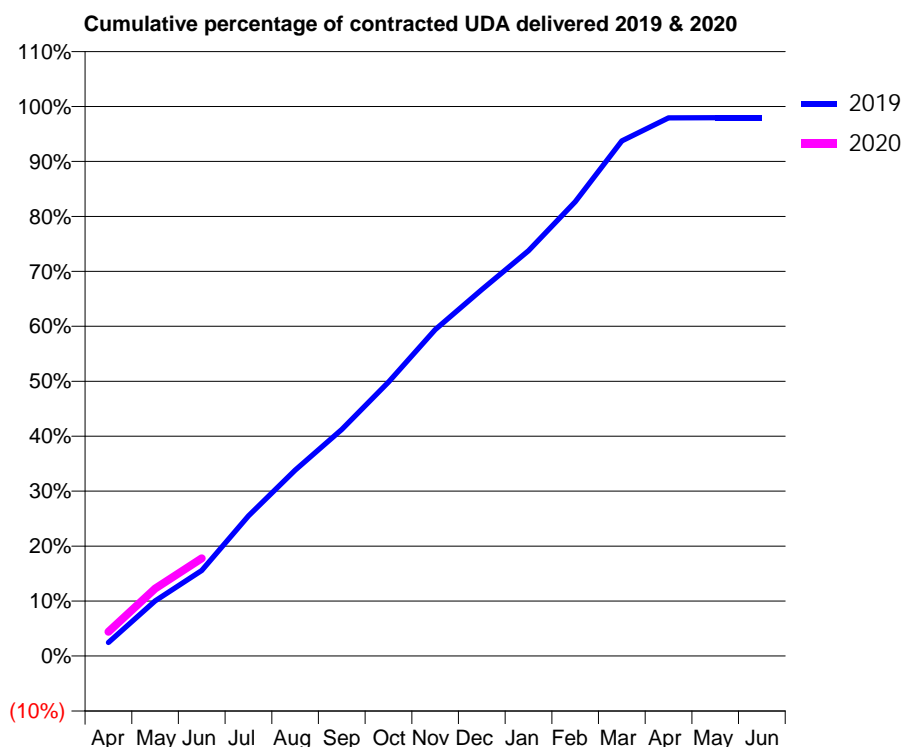
19/20 Contracted general activity (UDA)	31,894
Carry forward general activity (UDA)	0
19/20 Contracted orthodontic activity (UOA)	0
Carry forward orthodontic activity (UOA)	0
Baseline contract value	£794,768.20

ACCESS*

Patients seen in 24 months	Total	Change since previous quarter
Quarter ending June 2018	10,197	
Quarter ending September 2018	10,272	→
Quarter ending December 2018	10,423	→
Quarter ending March 2019	10,479	→
Quarter ending June 2019	10,472	→
Variance since June 2018	2.7%	↑



ACTIVITY



Month	Adjusted Scheduled Activity (UDA)	
	2019	2020
April	782	1,414
May	3,198	3,917
June	4,968	5,667
July	8,131	
August	10,781	
September	13,149	
October	15,897	
November	18,940	
December	21,267	
January	23,523	
February	26,366	
March	29,891	
April	31,233	
May	31,239	
June	31,240	

QUALITY

	Quantity	Base Number	Contract	LHB	Wales
% of FP17s for the same patient ID Re-attending within 3 months - Children	42	700	6.0%	5.1%	10.7%
% of FP17s for the same patient ID Re-attending within 3 months - Adults	411	3,029	13.6%	10.6%	15.5%
% of FP17s for the same patient ID Re-attending between 3 & 9 months - Children	363	700	51.9%	38.4%	60.1%
% of FP17s for the same patient ID Re-attending between 3 & 9 months - Adults	1,768	3,029	58.4%	39.1%	56.6%
% of FP17s for Band 1 Urgent Courses	227	3,063	7.4%	9.9%	9.1%
% of FP17s Relating to Free Repair or Replacements	18	3,063	0.6%	0.7%	0.7%
% of FP17s Relating to Continuations	16	3,063	0.5%	0.6%	0.6%
% of Patients satisfied with the dentistry they have received	48	50	96.0%	93.3%	92.8%
% of Patients satisfied with the time they had to wait for an appointment	45	50	90.0%	87.3%	87.5%

* This is based on patients treated on this contract for their most recent course of treatment. Figures in italics indicate the base number of FP17s or Patient Questionnaire responses are less than 100. N/A is shown where the base number of responses is less than 10 during the period. % is calculated as Quantity/Base number*100

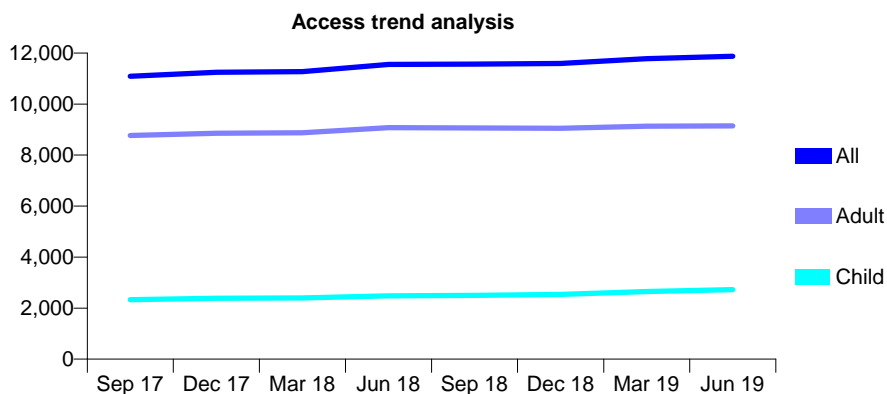
7A5 - Vital Signs At a Glance Contract Report for 158194/0018 - June 2019

Name or company name	Denticare Ltd
Contract type name	GDS Contract
Purpose of contract	General
Contract start date	01/12/2007
Contract end date	

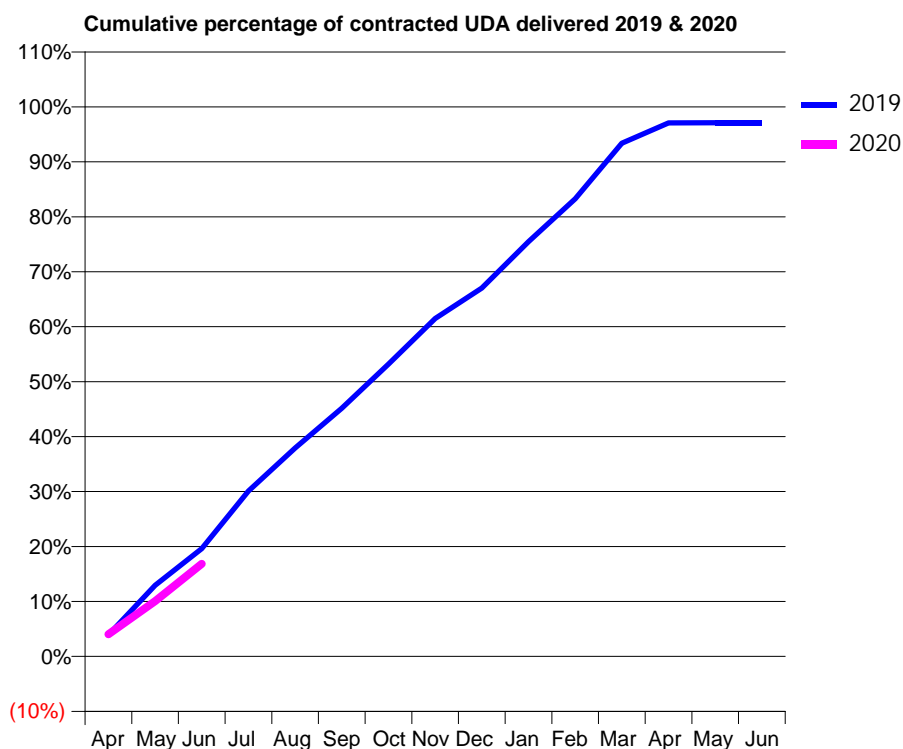
19/20 Contracted general activity (UDA)	38,500
Carry forward general activity (UDA)	0
19/20 Contracted orthodontic activity (UOA)	0
Carry forward orthodontic activity (UOA)	0
Baseline contract value	£959,485.59

ACCESS*

Patients seen in 24 months	Total	Change since previous quarter
Quarter ending June 2018	11,555	
Quarter ending September 2018	11,570	→
Quarter ending December 2018	11,587	→
Quarter ending March 2019	11,780	→
Quarter ending June 2019	11,874	→
Variance since June 2018	2.8%	↑



ACTIVITY



Month	Adjusted Scheduled Activity (UDA)	
	2019	2020
April	1,509	1,555
May	4,988	3,871
June	7,550	6,492
July	11,589	
August	14,603	
September	17,379	
October	20,489	
November	23,676	
December	25,807	
January	29,048	
February	32,062	
March	35,950	
April	37,373	
May	37,389	
June	37,389	

QUALITY

	Quantity	Base Number	Contract	LHB	Wales
% of FP17s for the same patient ID Re-attending within 3 months - Children	61	946	6.4%	5.1%	10.7%
% of FP17s for the same patient ID Re-attending within 3 months - Adults	297	3,058	9.7%	10.6%	15.5%
% of FP17s for the same patient ID Re-attending between 3 & 9 months - Children	566	946	59.8%	38.4%	60.1%
% of FP17s for the same patient ID Re-attending between 3 & 9 months - Adults	1,880	3,058	61.5%	39.1%	56.6%
% of FP17s for Band 1 Urgent Courses	210	3,340	6.3%	9.9%	9.1%
% of FP17s Relating to Free Repair or Replacements	14	3,340	0.4%	0.7%	0.7%
% of FP17s Relating to Continuations	25	3,340	0.7%	0.6%	0.6%
% of Patients satisfied with the dentistry they have received	37	38	97.4%	93.3%	92.8%
% of Patients satisfied with the time they had to wait for an appointment	31	38	81.6%	87.3%	87.5%

* This is based on patients treated on this contract for their most recent course of treatment. Figures in italics indicate the base number of FP17s or Patient Questionnaire responses are less than 100. N/A is shown where the base number of responses is less than 10 during the period. % is calculated as Quantity/Base number*100

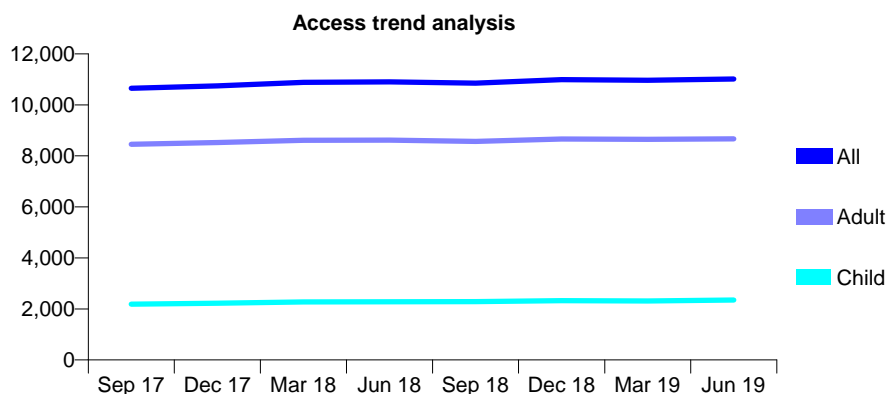
7A5 - Vital Signs At a Glance Contract Report for 178551/0001 - June 2019

Name or company name	Bryant Dental Practice Limited
Contract type name	Pilot Contract
Purpose of contract	General
Contract start date	01/04/2008
Contract end date	

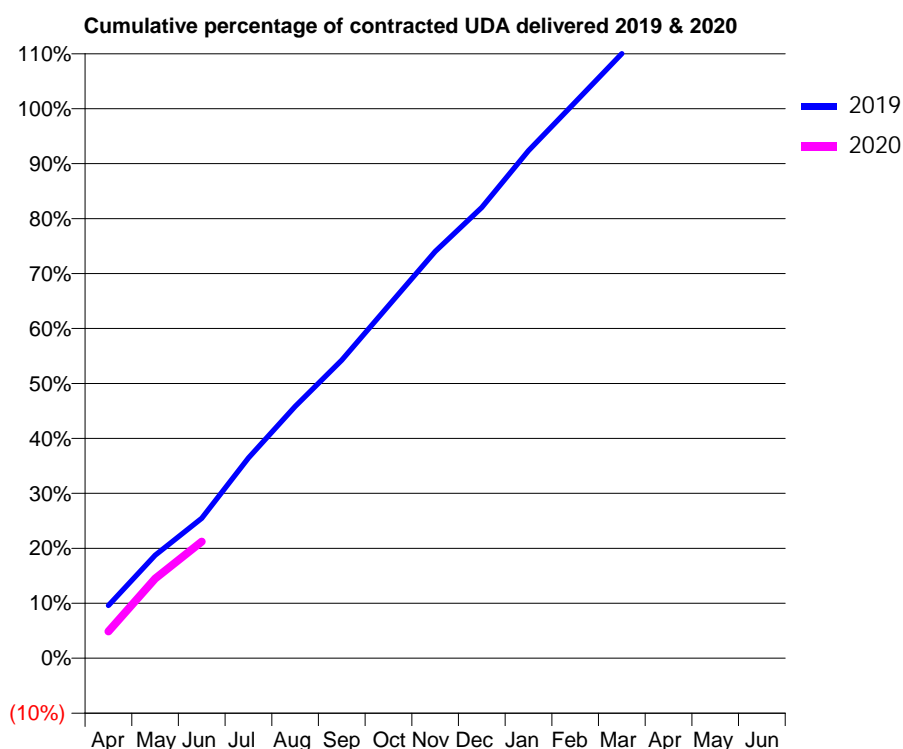
19/20 Contracted general activity (UDA)	33,107
Carry forward general activity (UDA)	0
19/20 Contracted orthodontic activity (UOA)	0
Carry forward orthodontic activity (UOA)	0
Baseline contract value	£869,064.90

ACCESS*

Patients seen in 24 months	Total	Change since previous quarter
Quarter ending June 2018	10,900	
Quarter ending September 2018	10,853	→
Quarter ending December 2018	10,986	→
Quarter ending March 2019	10,963	→
Quarter ending June 2019	11,016	→
Variance since June 2018	1.1%	→



ACTIVITY



Month	2019	2020
April	3,179	1,621
May	6,207	4,797
June	8,436	7,022
July	12,071	
August	15,171	
September	17,957	
October	21,237	
November	24,501	
December	27,150	
January	30,574	
February	33,496	
March	36,422	
April	37,404	
May	37,439	
June	37,450	

QUALITY

	Quantity	Base Number	Contract	LHB	Wales
% of FP17s for the same patient ID Re-attending within 3 months - Children	45	692	6.5%	5.1%	10.7%
% of FP17s for the same patient ID Re-attending within 3 months - Adults	389	2,555	15.2%	10.6%	15.5%
% of FP17s for the same patient ID Re-attending between 3 & 9 months - Children	344	692	49.7%	38.4%	60.1%
% of FP17s for the same patient ID Re-attending between 3 & 9 months - Adults	1,323	2,555	51.8%	39.1%	56.6%
% of FP17s for Band 1 Urgent Courses	319	2,820	11.3%	9.9%	9.1%
% of FP17s Relating to Free Repair or Replacements	22	2,820	0.8%	0.7%	0.7%
% of FP17s Relating to Continuations	7	2,820	0.2%	0.6%	0.6%
% of Patients satisfied with the dentistry they have received	36	40	90.0%	93.3%	92.8%
% of Patients satisfied with the time they had to wait for an appointment	31	40	77.5%	87.3%	87.5%

* This is based on patients treated on this contract for their most recent course of treatment.

Figures in italics indicate the base number of FP17s or Patient Questionnaire responses are less than 100. N/A is shown where the base number of responses is less than 10 during the period. % is calculated as Quantity/Base number*100

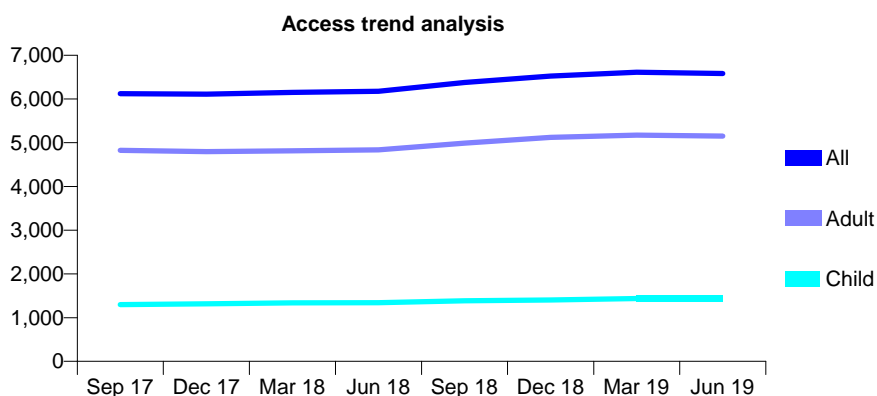
7A5 - Vital Signs At a Glance Contract Report for 178756/0001 - June 2019

Name or company name	N Khan Awal and Associates Ltd
Contract type name	GDS Contract
Purpose of contract	General
Contract start date	01/01/2010
Contract end date	

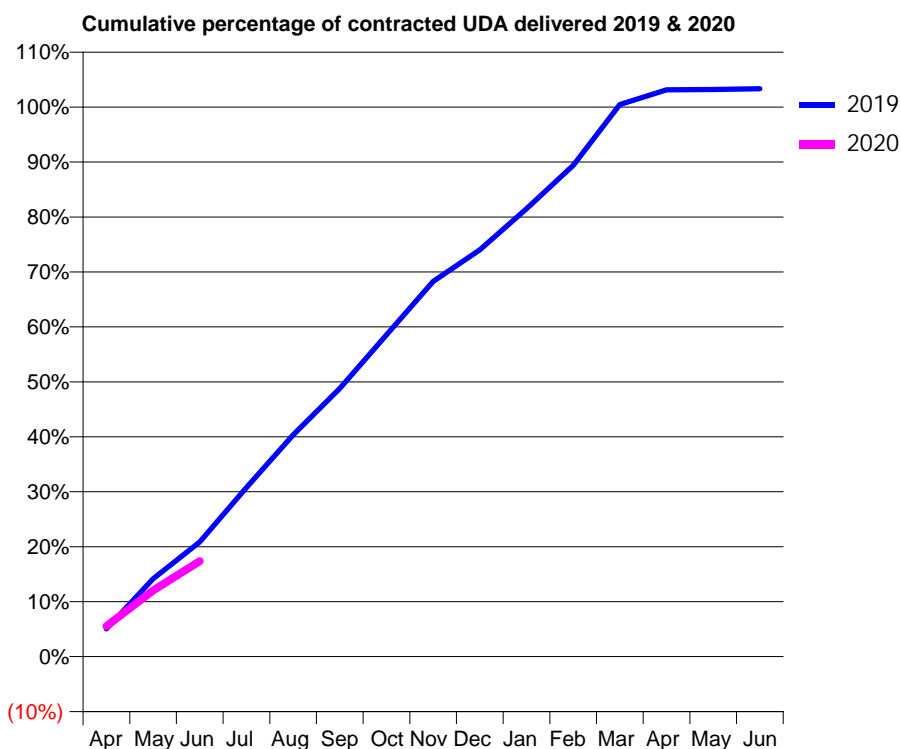
19/20 Contracted general activity (UDA)	20,969
Carry forward general activity (UDA)	0
19/20 Contracted orthodontic activity (UOA)	0
Carry forward orthodontic activity (UOA)	0
Baseline contract value	£465,061.46

ACCESS*

Patients seen in 24 months	Total	Change since previous quarter
Quarter ending June 2018	6,176	
Quarter ending September 2018	6,378	↑
Quarter ending December 2018	6,527	↑
Quarter ending March 2019	6,610	→
Quarter ending June 2019	6,585	→
Variance since June 2018	6.6%	↑



ACTIVITY



Month	Adjusted Scheduled Activity (UDA)	
	2019	2020
April	1,061	1,163
May	2,969	2,527
June	4,380	3,643
July	6,456	
August	8,461	
September	10,232	
October	12,275	
November	14,315	
December	15,519	
January	17,090	
February	18,745	
March	21,063	
April	21,621	
May	21,641	
June	21,671	

QUALITY

	Quantity	Base Number	Contract	LHB	Wales
% of FP17s for the same patient ID Re-attending within 3 months - Children	24	419	5.7%	5.1%	10.7%
% of FP17s for the same patient ID Re-attending within 3 months - Adults	168	1,618	10.4%	10.6%	15.5%
% of FP17s for the same patient ID Re-attending between 3 & 9 months - Children	254	419	60.6%	38.4%	60.1%
% of FP17s for the same patient ID Re-attending between 3 & 9 months - Adults	1,024	1,618	63.3%	39.1%	56.6%
% of FP17s for Band 1 Urgent Courses	140	1,758	8.0%	9.9%	9.1%
% of FP17s Relating to Free Repair or Replacements	8	1,758	0.5%	0.7%	0.7%
% of FP17s Relating to Continuations	17	1,758	1.0%	0.6%	0.6%
% of Patients satisfied with the dentistry they have received	22	22	100.0%	93.3%	92.8%
% of Patients satisfied with the time they had to wait for an appointment	22	22	100.0%	87.3%	87.5%

* This is based on patients treated on this contract for their most recent course of treatment. Figures in italics indicate the base number of FP17s or Patient Questionnaire responses are less than 100. N/A is shown where the base number of responses is less than 10 during the period. % is calculated as Quantity/Base number*100

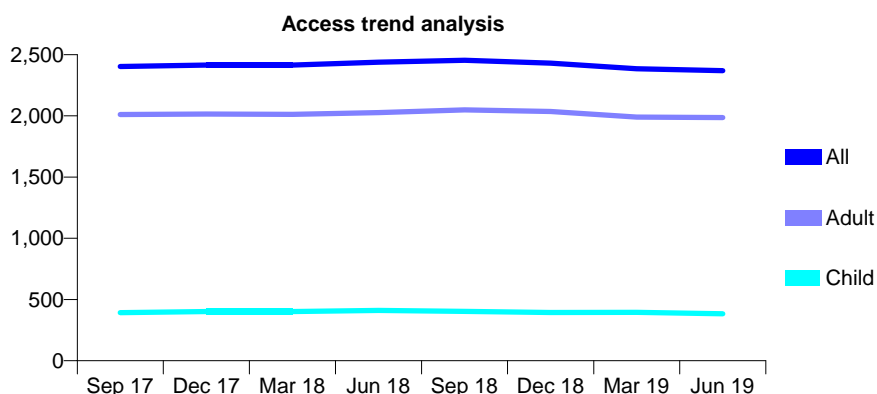
7A5 - Vital Signs At a Glance Contract Report for 180416/0001 - June 2019

Name or company name	Croft Practice Limited
Contract type name	GDS Contract
Purpose of contract	General
Contract start date	01/04/2009
Contract end date	

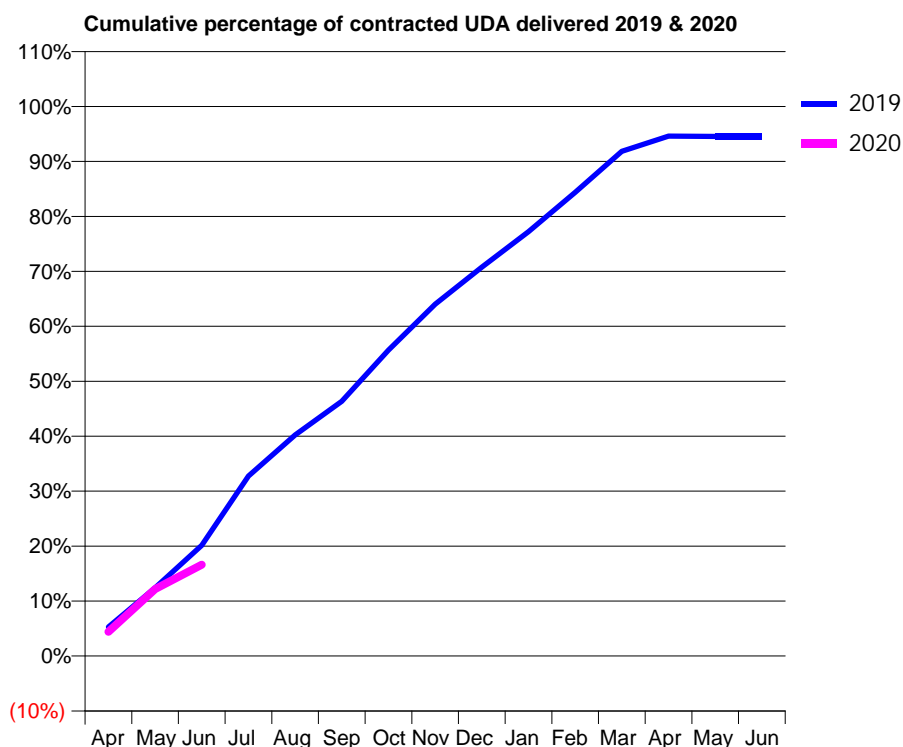
19/20 Contracted general activity (UDA)	8,558
Carry forward general activity (UDA)	0
19/20 Contracted orthodontic activity (UOA)	0
Carry forward orthodontic activity (UOA)	0
Baseline contract value	£212,143.65

ACCESS*

Patients seen in 24 months	Total	Change since previous quarter
Quarter ending June 2018	2,438	
Quarter ending September 2018	2,454	→
Quarter ending December 2018	2,431	→
Quarter ending March 2019	2,385	↓
Quarter ending June 2019	2,370	→
Variance since June 2018	(2.8%)	↓



ACTIVITY



Month	Adjusted Scheduled Activity (UDA)	
	2019	2020
April	454	378
May	1,062	1,043
June	1,724	1,421
July	2,803	
August	3,443	
September	3,965	
October	4,766	
November	5,480	
December	6,055	
January	6,609	
February	7,222	
March	7,859	
April	8,096	
May	8,093	
June	8,092	

QUALITY

	Quantity	Base Number	Contract	LHB	Wales
% of FP17s for the same patient ID Re-attending within 3 months - Children	7	117	6.0%	5.1%	10.7%
% of FP17s for the same patient ID Re-attending within 3 months - Adults	78	669	11.7%	10.6%	15.5%
% of FP17s for the same patient ID Re-attending between 3 & 9 months - Children	71	117	60.7%	38.4%	60.1%
% of FP17s for the same patient ID Re-attending between 3 & 9 months - Adults	452	669	67.6%	39.1%	56.6%
% of FP17s for Band 1 Urgent Courses	54	670	8.1%	9.9%	9.1%
% of FP17s Relating to Free Repair or Replacements	3	670	0.4%	0.7%	0.7%
% of FP17s Relating to Continuations	3	670	0.4%	0.6%	0.6%
% of Patients satisfied with the dentistry they have received	12	15	80.0%	93.3%	92.8%
% of Patients satisfied with the time they had to wait for an appointment	12	15	80.0%	87.3%	87.5%

* This is based on patients treated on this contract for their most recent course of treatment. Figures in italics indicate the base number of FP17s or Patient Questionnaire responses are less than 100. N/A is shown where the base number of responses is less than 10 during the period. % is calculated as Quantity/Base number*100

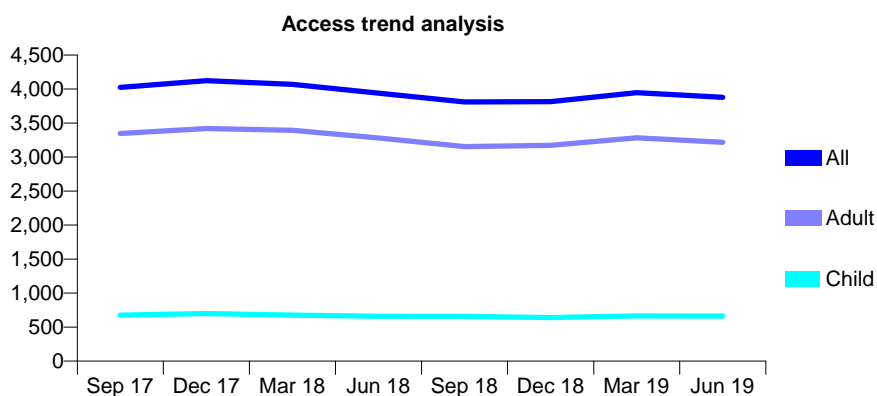
7A5 - Vital Signs At a Glance Contract Report for 181927/0001 - June 2019

Name or company name	Jamshad & Daraie
Contract type name	GDS Contract
Purpose of contract	General
Contract start date	01/07/2015
Contract end date	

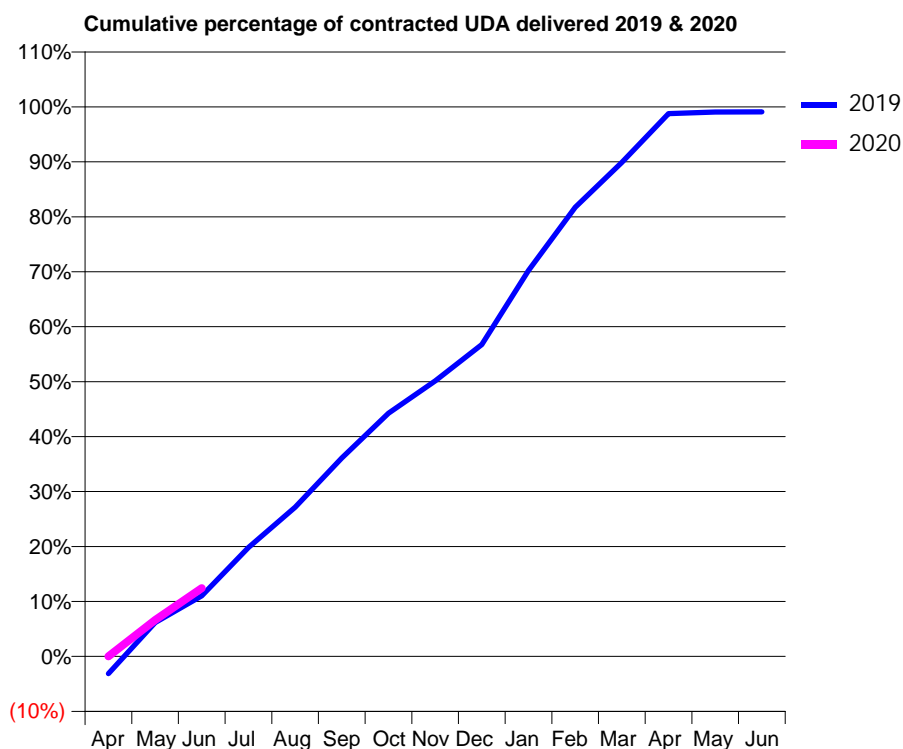
19/20 Contracted general activity (UDA)	12,245
Carry forward general activity (UDA)	0
19/20 Contracted orthodontic activity (UOA)	0
Carry forward orthodontic activity (UOA)	0
Baseline contract value	£321,416.58

ACCESS*

Patients seen in 24 months	Total	Change since previous quarter
Quarter ending June 2018	3,940	
Quarter ending September 2018	3,811	↓
Quarter ending December 2018	3,814	→
Quarter ending March 2019	3,949	↑
Quarter ending June 2019	3,879	↓
Variance since June 2018	(1.5%)	↓



ACTIVITY



Month	2019	2020
April	-386	0
May	754	814
June	1,351	1,523
July	2,427	
August	3,328	
September	4,421	
October	5,420	
November	6,140	
December	6,948	
January	8,598	
February	10,007	
March	11,007	
April	12,095	
May	12,130	
June	12,133	

QUALITY

	Quantity	Base Number	Contract	LHB	Wales
% of FP17s for the same patient ID Re-attending within 3 months - Children	4	133	3.0%	5.1%	10.7%
% of FP17s for the same patient ID Re-attending within 3 months - Adults	42	794	5.3%	10.6%	15.5%
% of FP17s for the same patient ID Re-attending between 3 & 9 months - Children	72	133	54.1%	38.4%	60.1%
% of FP17s for the same patient ID Re-attending between 3 & 9 months - Adults	450	794	56.7%	39.1%	56.6%
% of FP17s for Band 1 Urgent Courses	16	615	2.6%	9.9%	9.1%
% of FP17s Relating to Free Repair or Replacements	2	615	0.3%	0.7%	0.7%
% of FP17s Relating to Continuations	1	615	0.2%	0.6%	0.6%
% of Patients satisfied with the dentistry they have received	9	9	N/A	93.3%	92.8%
% of Patients satisfied with the time they had to wait for an appointment	9	9	N/A	87.3%	87.5%

* This is based on patients treated on this contract for their most recent course of treatment. Figures in italics indicate the base number of FP17s or Patient Questionnaire responses are less than 100. N/A is shown where the base number of responses is less than 10 during the period. % is calculated as Quantity/Base number*100

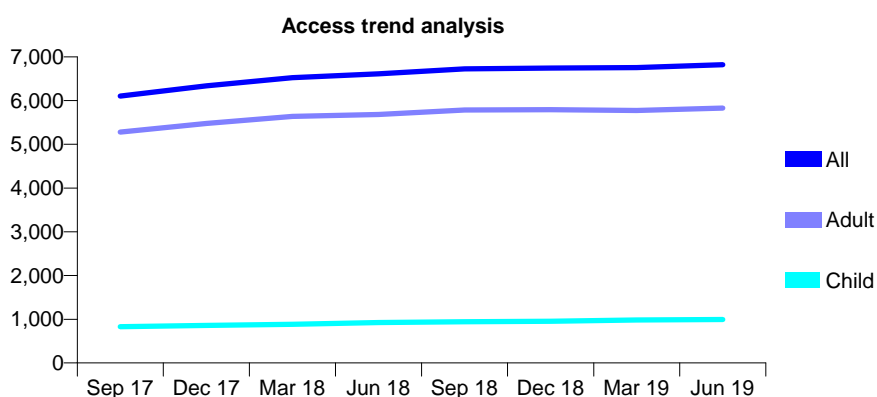
7A5 - Vital Signs At a Glance Contract Report for 197955/0001 - June 2019

Name or company name	Rodericks Dental Limited
Contract type name	GDS Contract
Purpose of contract	General
Contract start date	01/01/2012
Contract end date	

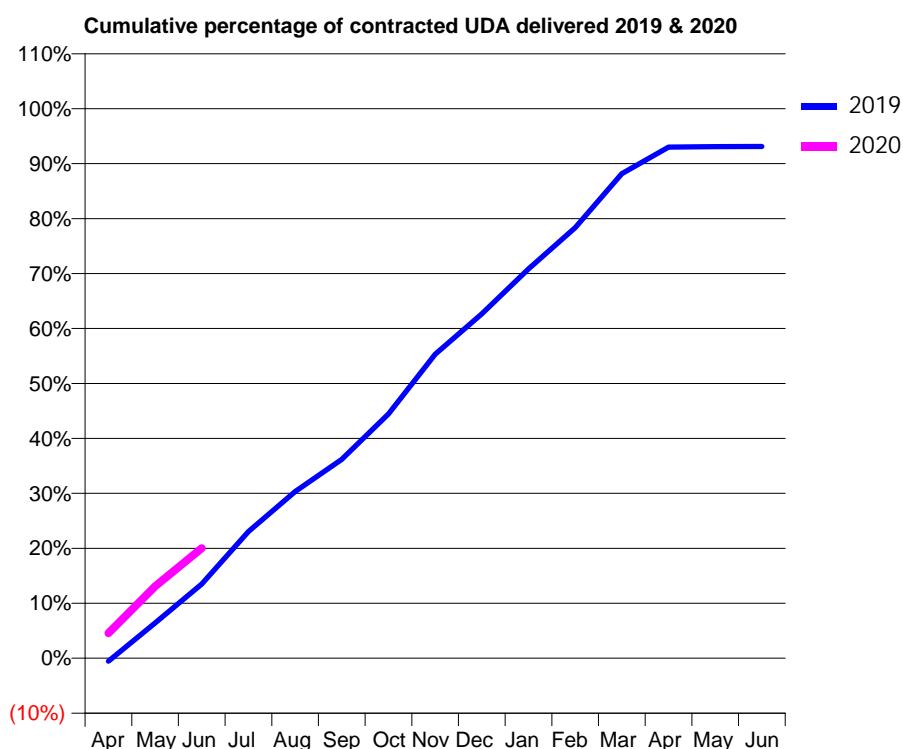
19/20 Contracted general activity (UDA)	21,500
Carry forward general activity (UDA)	0
19/20 Contracted orthodontic activity (UOA)	0
Carry forward orthodontic activity (UOA)	0
Baseline contract value	£529,817.08

ACCESS*

Patients seen in 24 months	Total	Change since previous quarter
Quarter ending June 2018	6,611	
Quarter ending September 2018	6,726	→
Quarter ending December 2018	6,746	→
Quarter ending March 2019	6,755	→
Quarter ending June 2019	6,823	→
Variance since June 2018	3.2%	↑



ACTIVITY



Month	2019	2020
April	-118	977
May	1,381	2,816
June	2,906	4,304
July	4,957	
August	6,522	
September	7,781	
October	9,555	
November	11,893	
December	13,474	
January	15,233	
February	16,844	
March	18,956	
April	19,998	
May	20,017	
June	20,022	

QUALITY

	Quantity	Base Number	Contract	LHB	Wales
% of FP17s for the same patient ID Re-attending within 3 months - Children	36	359	10.0%	5.1%	10.7%
% of FP17s for the same patient ID Re-attending within 3 months - Adults	340	1,983	17.1%	10.6%	15.5%
% of FP17s for the same patient ID Re-attending between 3 & 9 months - Children	212	359	59.1%	38.4%	60.1%
% of FP17s for the same patient ID Re-attending between 3 & 9 months - Adults	932	1,983	47.0%	39.1%	56.6%
% of FP17s for Band 1 Urgent Courses	217	1,924	11.3%	9.9%	9.1%
% of FP17s Relating to Free Repair or Replacements	21	1,924	1.1%	0.7%	0.7%
% of FP17s Relating to Continuations	21	1,924	1.1%	0.6%	0.6%
% of Patients satisfied with the dentistry they have received	20	23	87.0%	93.3%	92.8%
% of Patients satisfied with the time they had to wait for an appointment	20	23	87.0%	87.3%	87.5%

* This is based on patients treated on this contract for their most recent course of treatment.

Figures in italics indicate the base number of FP17s or Patient Questionnaire responses are less than 100. N/A is shown where the base number of responses is less than 10 during the period. % is calculated as Quantity/Base number*100

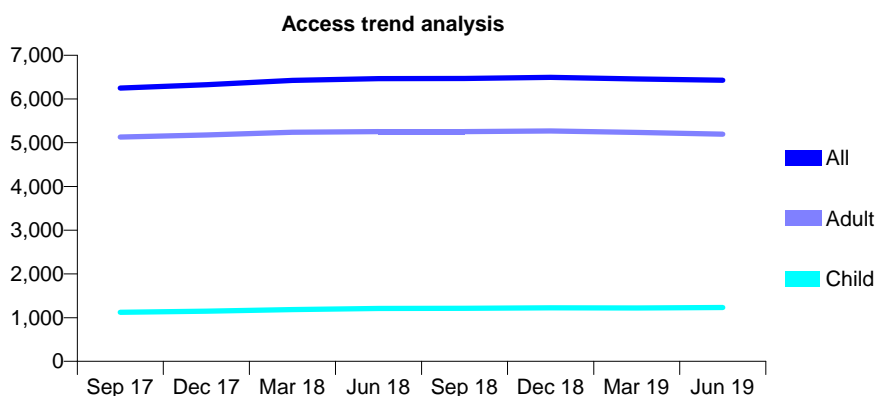
7A5 - Vital Signs At a Glance Contract Report for 197955/0002 - June 2019

Name or company name	Rodericks Dental Limited
Contract type name	GDS Contract
Purpose of contract	General
Contract start date	01/04/2015
Contract end date	

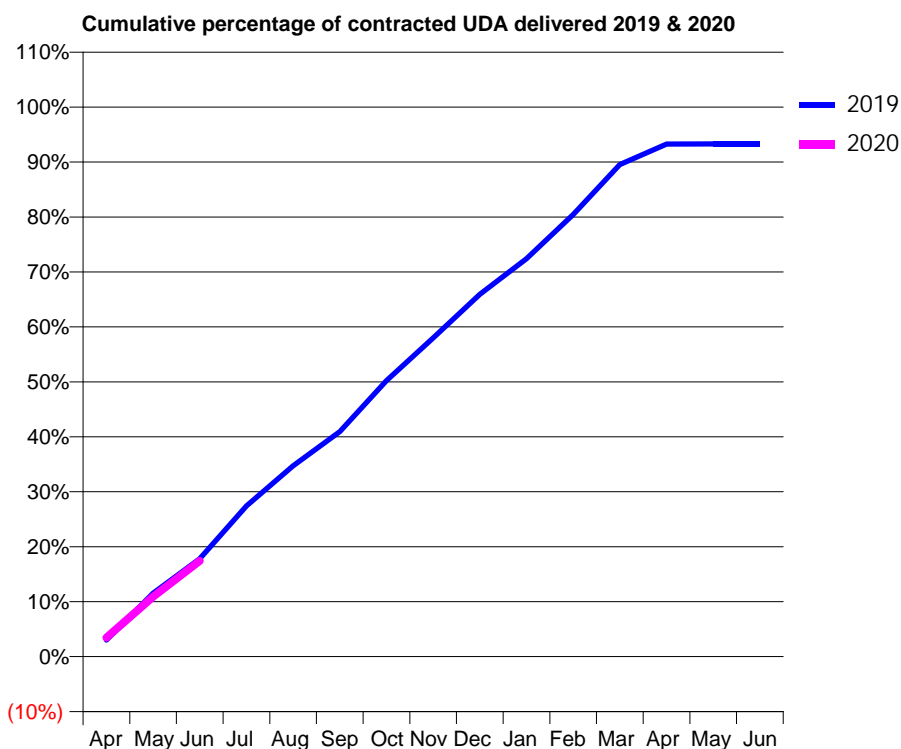
19/20 Contracted general activity (UDA)	21,500
Carry forward general activity (UDA)	0
19/20 Contracted orthodontic activity (UOA)	0
Carry forward orthodontic activity (UOA)	0
Baseline contract value	£529,817.07

ACCESS*

Patients seen in 24 months	Total	Change since previous quarter
Quarter ending June 2018	6,465	
Quarter ending September 2018	6,467	→
Quarter ending December 2018	6,494	→
Quarter ending March 2019	6,460	→
Quarter ending June 2019	6,427	→
Variance since June 2018	(0.6%)	→



ACTIVITY



Month	Adjusted Scheduled Activity (UDA)	
	2019	2020
April	652	742
May	2,486	2,346
June	3,835	3,750
July	5,898	
August	7,468	
September	8,798	
October	10,795	
November	12,471	
December	14,171	
January	15,565	
February	17,299	
March	19,252	
April	20,055	
May	20,058	
June	20,058	

QUALITY

	Quantity	Base Number	Contract	LHB	Wales
% of FP17s for the same patient ID Re-attending within 3 months - Children	23	493	4.7%	5.1%	10.7%
% of FP17s for the same patient ID Re-attending within 3 months - Adults	172	1,841	9.3%	10.6%	15.5%
% of FP17s for the same patient ID Re-attending between 3 & 9 months - Children	358	493	72.6%	38.4%	60.1%
% of FP17s for the same patient ID Re-attending between 3 & 9 months - Adults	1,000	1,841	54.3%	39.1%	56.6%
% of FP17s for Band 1 Urgent Courses	121	2,022	6.0%	9.9%	9.1%
% of FP17s Relating to Free Repair or Replacements	11	2,022	0.5%	0.7%	0.7%
% of FP17s Relating to Continuations	17	2,022	0.8%	0.6%	0.6%
% of Patients satisfied with the dentistry they have received	25	27	92.6%	93.3%	92.8%
% of Patients satisfied with the time they had to wait for an appointment	24	27	88.9%	87.3%	87.5%

* This is based on patients treated on this contract for their most recent course of treatment. Figures in italics indicate the base number of FP17s or Patient Questionnaire responses are less than 100. N/A is shown where the base number of responses is less than 10 during the period. % is calculated as Quantity/Base number*100

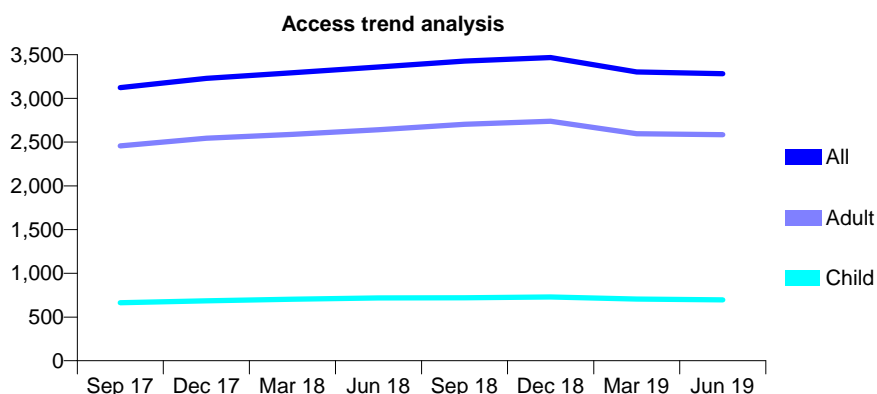
7A5 - Vital Signs At a Glance Contract Report for 199915/0001 - June 2019

Name or company name	IDH 441 to 444 Ltd
Contract type name	GDS Contract
Purpose of contract	General
Contract start date	04/04/2008
Contract end date	

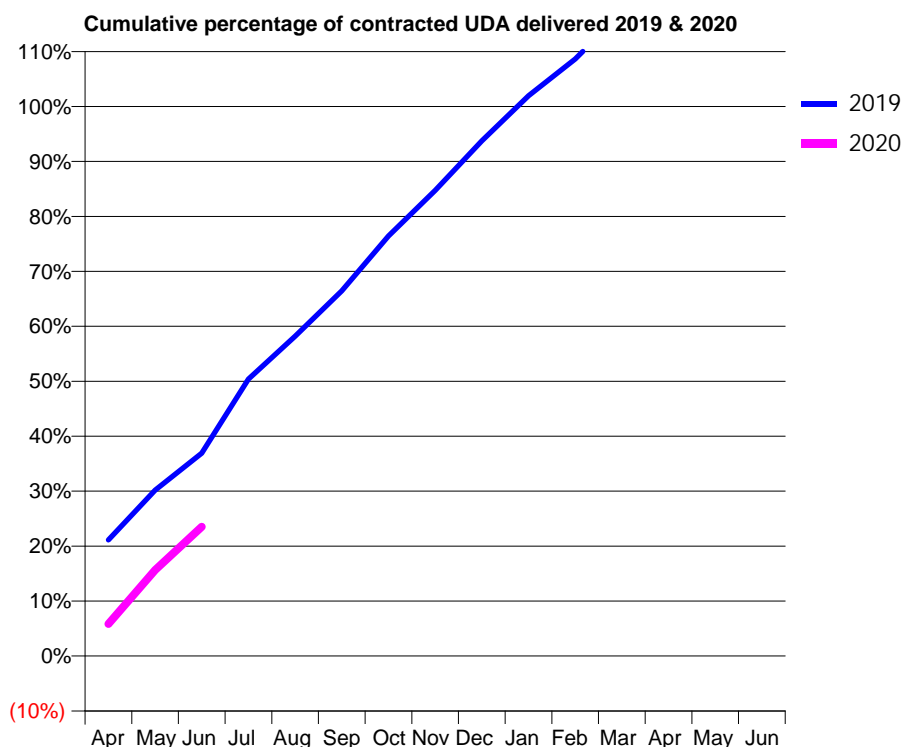
19/20 Contracted general activity (UDA)	7,333
Carry forward general activity (UDA)	0
19/20 Contracted orthodontic activity (UOA)	0
Carry forward orthodontic activity (UOA)	0
Baseline contract value	£203,176.22

ACCESS*

Patients seen in 24 months	Total	Change since previous quarter
Quarter ending June 2018	3,359	
Quarter ending September 2018	3,426	→
Quarter ending December 2018	3,467	→
Quarter ending March 2019	3,303	↓
Quarter ending June 2019	3,282	→
Variance since June 2018	(2.3%)	↓



ACTIVITY



Month	Adjusted Scheduled Activity (UDA)	
	2019	2020
April	1,549	427
May	2,212	1,149
June	2,707	1,725
July	3,696	
August	4,268	
September	4,873	
October	5,605	
November	6,213	
December	6,873	
January	7,475	
February	7,966	
March	8,583	
April	8,983	
May	8,984	
June	8,972	

QUALITY

	Quantity	Base Number	Contract	LHB	Wales
% of FP17s for the same patient ID Re-attending within 3 months - Children	6	206	2.9%	5.1%	10.7%
% of FP17s for the same patient ID Re-attending within 3 months - Adults	69	703	9.8%	10.6%	15.5%
% of FP17s for the same patient ID Re-attending between 3 & 9 months - Children	88	206	42.7%	38.4%	60.1%
% of FP17s for the same patient ID Re-attending between 3 & 9 months - Adults	323	703	45.9%	39.1%	56.6%
% of FP17s for Band 1 Urgent Courses	37	767	4.8%	9.9%	9.1%
% of FP17s Relating to Free Repair or Replacements	0	767	0.0%	0.7%	0.7%
% of FP17s Relating to Continuations	3	767	0.4%	0.6%	0.6%
% of Patients satisfied with the dentistry they have received	2	3	N/A	93.3%	92.8%
% of Patients satisfied with the time they had to wait for an appointment	2	3	N/A	87.3%	87.5%

* This is based on patients treated on this contract for their most recent course of treatment. Figures in italics indicate the base number of FP17s or Patient Questionnaire responses are less than 100. N/A is shown where the base number of responses is less than 10 during the period. % is calculated as Quantity/Base number*100

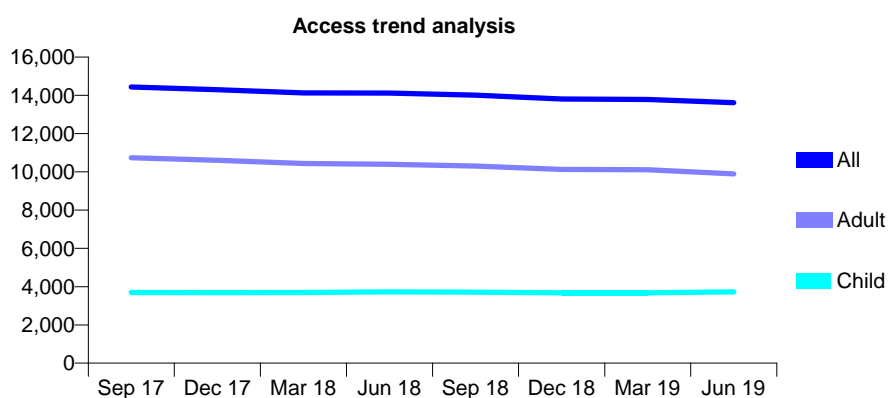
7A5 - Vital Signs At a Glance Contract Report for 199915/0002 - June 2019

Name or company name	IDH 441 to 444 Ltd
Contract type name	GDS Contract
Purpose of contract	General
Contract start date	04/04/2008
Contract end date	

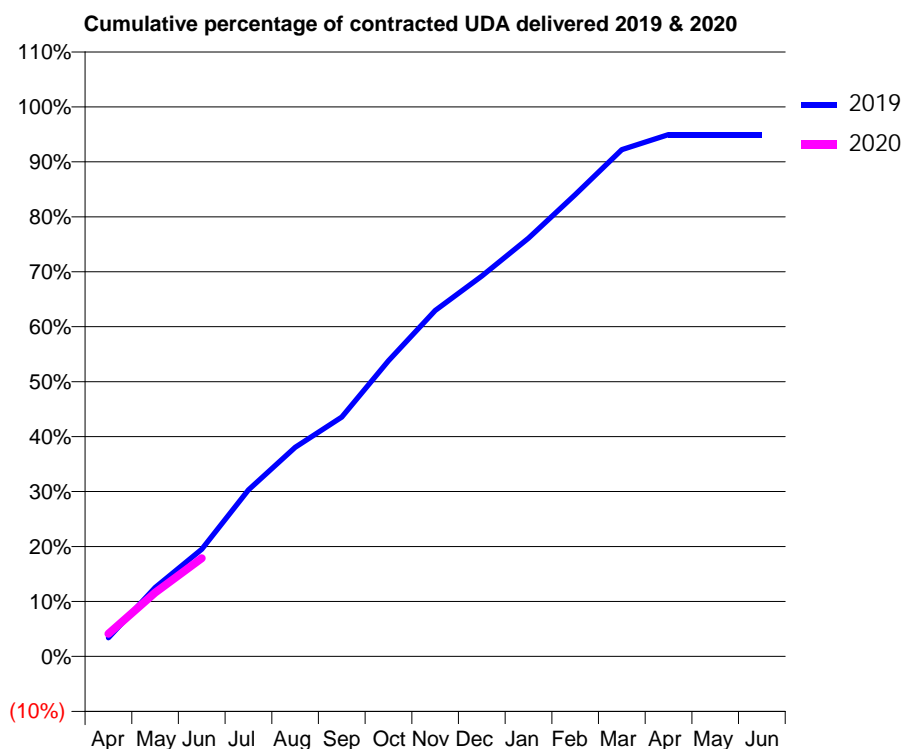
19/20 Contracted general activity (UDA)	32,667
Carry forward general activity (UDA)	0
19/20 Contracted orthodontic activity (UOA)	0
Carry forward orthodontic activity (UOA)	0
Baseline contract value	£789,098.05

ACCESS*

Patients seen in 24 months	Total	Change since previous quarter
Quarter ending June 2018	14,120	
Quarter ending September 2018	14,010	→
Quarter ending December 2018	13,806	↓
Quarter ending March 2019	13,789	→
Quarter ending June 2019	13,621	↓
Variance since June 2018	(3.5%)	↓



ACTIVITY



Month	2019	2020
April	1,117	1,353
May	4,096	3,791
June	6,372	5,836
July	9,896	
August	12,424	
September	14,227	
October	17,579	
November	20,563	
December	22,610	
January	24,861	
February	27,445	
March	30,121	
April	31,014	
May	31,012	
June	31,012	

QUALITY

	Quantity	Base Number	Contract	LHB	Wales
% of FP17s for the same patient ID Re-attending within 3 months - Children	26	1,084	2.4%	5.1%	10.7%
% of FP17s for the same patient ID Re-attending within 3 months - Adults	151	2,521	6.0%	10.6%	15.5%
% of FP17s for the same patient ID Re-attending between 3 & 9 months - Children	588	1,084	54.2%	38.4%	60.1%
% of FP17s for the same patient ID Re-attending between 3 & 9 months - Adults	1,265	2,521	50.2%	39.1%	56.6%
% of FP17s for Band 1 Urgent Courses	139	3,177	4.4%	9.9%	9.1%
% of FP17s Relating to Free Repair or Replacements	6	3,177	0.2%	0.7%	0.7%
% of FP17s Relating to Continuations	6	3,177	0.2%	0.6%	0.6%
% of Patients satisfied with the dentistry they have received	18	20	90.0%	93.3%	92.8%
% of Patients satisfied with the time they had to wait for an appointment	18	20	90.0%	87.3%	87.5%

* This is based on patients treated on this contract for their most recent course of treatment. Figures in italics indicate the base number of FP17s or Patient Questionnaire responses are less than 100. N/A is shown where the base number of responses is less than 10 during the period. % is calculated as Quantity/Base number*100

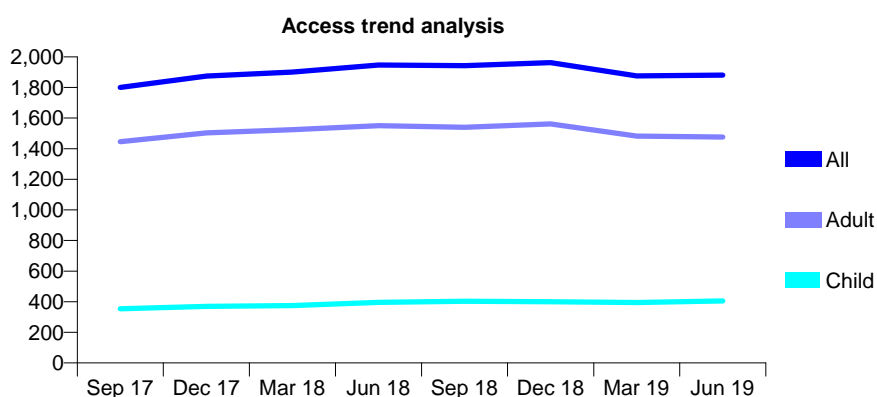
7A5 - Vital Signs At a Glance Contract Report for 239186/0001 - June 2019

Name or company name	MR NA WILSON
Contract type name	Pilot Contract
Purpose of contract	General
Contract start date	01/04/2006
Contract end date	

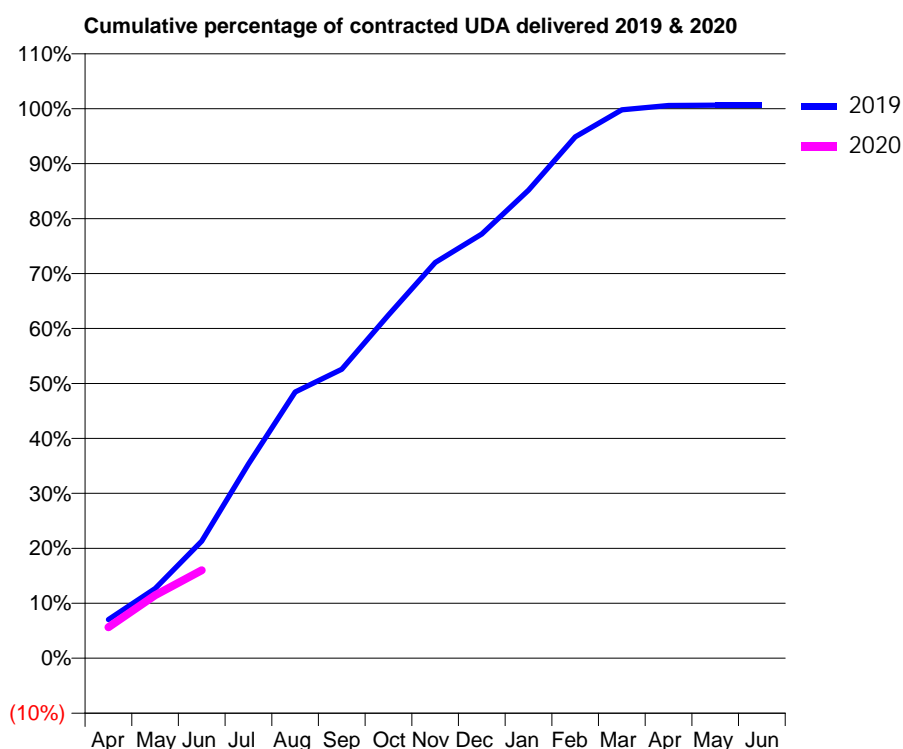
19/20 Contracted general activity (UDA)	5,762
Carry forward general activity (UDA)	0
19/20 Contracted orthodontic activity (UOA)	0
Carry forward orthodontic activity (UOA)	0
Baseline contract value	£113,936.47

ACCESS*

Patients seen in 24 months	Total	Change since previous quarter
Quarter ending June 2018	1,946	
Quarter ending September 2018	1,942	→
Quarter ending December 2018	1,962	→
Quarter ending March 2019	1,876	↓
Quarter ending June 2019	1,881	→
Variance since June 2018	(3.3%)	↓



ACTIVITY



Month	2019	2020
April	435	325
May	786	661
June	1,321	922
July	2,191	
August	3,003	
September	3,259	
October	3,872	
November	4,464	
December	4,785	
January	5,281	
February	5,881	
March	6,187	
April	6,236	
May	6,238	
June	6,238	

QUALITY

	Quantity	Base Number	Contract	LHB	Wales
% of FP17s for the same patient ID Re-attending within 3 months - Children	17	138	12.3%	5.1%	10.7%
% of FP17s for the same patient ID Re-attending within 3 months - Adults	50	401	12.5%	10.6%	15.5%
% of FP17s for the same patient ID Re-attending between 3 & 9 months - Children	90	138	65.2%	38.4%	60.1%
% of FP17s for the same patient ID Re-attending between 3 & 9 months - Adults	247	401	61.6%	39.1%	56.6%
% of FP17s for Band 1 Urgent Courses	74	506	14.6%	9.9%	9.1%
% of FP17s Relating to Free Repair or Replacements	3	506	0.6%	0.7%	0.7%
% of FP17s Relating to Continuations	0	506	0.0%	0.6%	0.6%
% of Patients satisfied with the dentistry they have received	2	2	N/A	93.3%	92.8%
% of Patients satisfied with the time they had to wait for an appointment	2	2	N/A	87.3%	87.5%

* This is based on patients treated on this contract for their most recent course of treatment.

Figures in italics indicate the base number of FP17s or Patient Questionnaire responses are less than 100. N/A is shown where the base number of responses is less than 10 during the period. % is calculated as Quantity/Base number*100

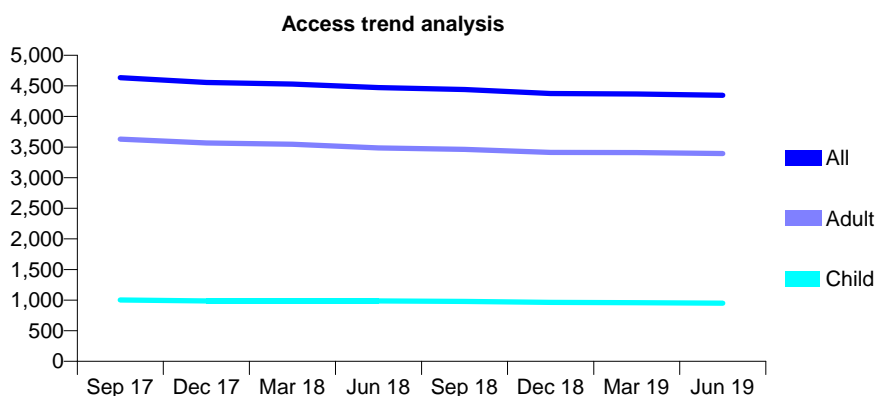
7A5 - Vital Signs At a Glance Contract Report for 245682/0001 - June 2019

Name or company name	MR M NEWLAND
Contract type name	Pilot Contract
Purpose of contract	General
Contract start date	01/11/2008
Contract end date	

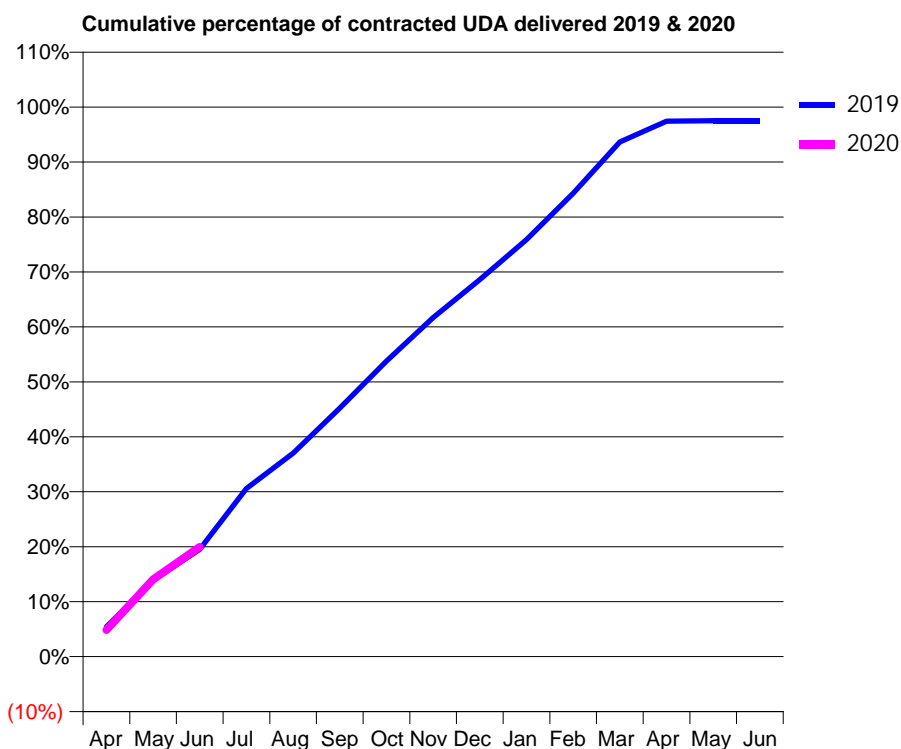
19/20 Contracted general activity (UDA)	11,130
Carry forward general activity (UDA)	0
19/20 Contracted orthodontic activity (UOA)	0
Carry forward orthodontic activity (UOA)	0
Baseline contract value	£309,186.98

ACCESS*

Patients seen in 24 months	Total	Change since previous quarter
Quarter ending June 2018	4,471	
Quarter ending September 2018	4,441	→
Quarter ending December 2018	4,376	↓
Quarter ending March 2019	4,368	→
Quarter ending June 2019	4,346	→
Variance since June 2018	(2.8%)	↓



ACTIVITY



Month	Adjusted Scheduled Activity (UDA)	
	2019	2020
April	675	541
May	1,725	1,566
June	2,424	2,221
July	3,802	
August	4,599	
September	5,618	
October	6,681	
November	7,665	
December	8,522	
January	9,427	
February	10,476	
March	11,633	
April	12,105	
May	12,117	
June	12,117	

QUALITY

	Quantity	Base Number	Contract	LHB	Wales
% of FP17s for the same patient ID Re-attending within 3 months - Children	17	344	4.9%	5.1%	10.7%
% of FP17s for the same patient ID Re-attending within 3 months - Adults	106	1,127	9.4%	10.6%	15.5%
% of FP17s for the same patient ID Re-attending between 3 & 9 months - Children	220	344	64.0%	38.4%	60.1%
% of FP17s for the same patient ID Re-attending between 3 & 9 months - Adults	574	1,127	50.9%	39.1%	56.6%
% of FP17s for Band 1 Urgent Courses	83	1,241	6.7%	9.9%	9.1%
% of FP17s Relating to Free Repair or Replacements	10	1,241	0.8%	0.7%	0.7%
% of FP17s Relating to Continuations	6	1,241	0.5%	0.6%	0.6%
% of Patients satisfied with the dentistry they have received	16	16	100.0%	93.3%	92.8%
% of Patients satisfied with the time they had to wait for an appointment	15	16	93.8%	87.3%	87.5%

* This is based on patients treated on this contract for their most recent course of treatment. Figures in italics indicate the base number of FP17s or Patient Questionnaire responses are less than 100. N/A is shown where the base number of responses is less than 10 during the period. % is calculated as Quantity/Base number*100

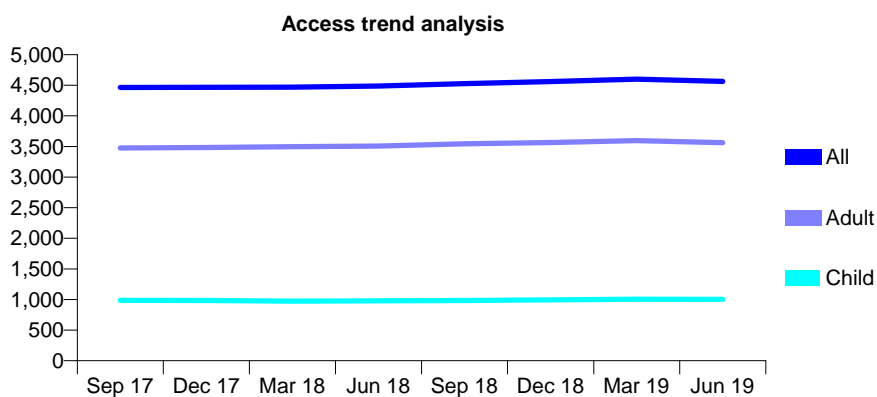
7A5 - Vital Signs At a Glance Contract Report for 324035/0001 - June 2019

Name or company name	PS John & C John
Contract type name	GDS Contract
Purpose of contract	General and Orthodontic
Contract start date	01/04/2006
Contract end date	

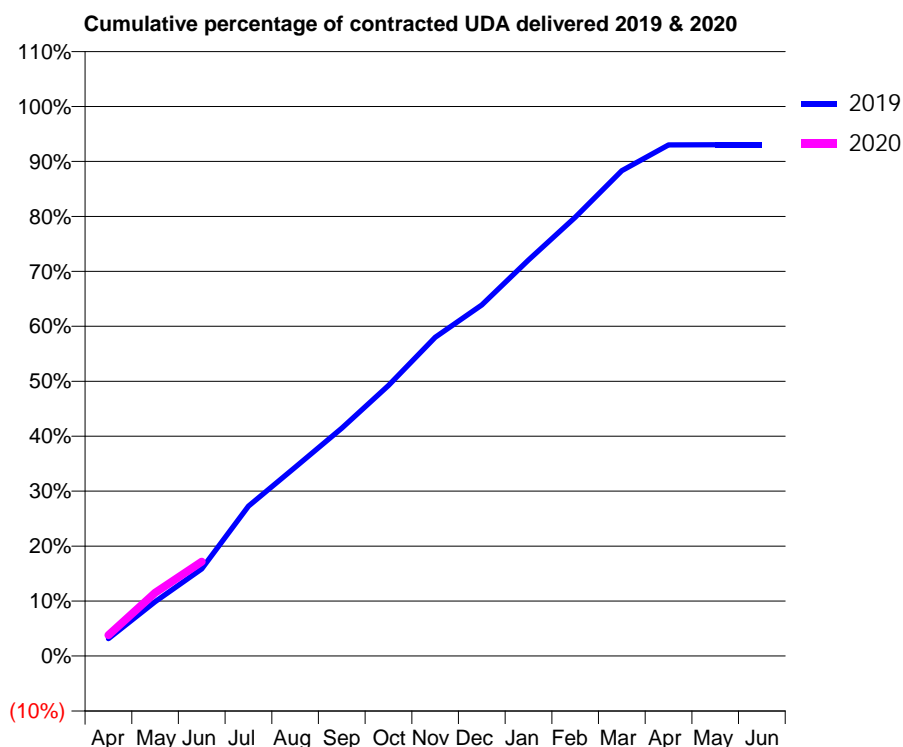
19/20 Contracted general activity (UDA)	15,844
Carry forward general activity (UDA)	0
19/20 Contracted orthodontic activity (UOA)	447
Carry forward orthodontic activity (UOA)	0
Baseline contract value	£393,357.35

ACCESS*

Patients seen in 24 months	Total	Change since previous quarter
Quarter ending June 2018	4,487	
Quarter ending September 2018	4,527	→
Quarter ending December 2018	4,561	→
Quarter ending March 2019	4,601	→
Quarter ending June 2019	4,563	→
Variance since June 2018	1.7%	→



ACTIVITY



Month	Adjusted Scheduled Activity (UDA)	
	2019	2020
April	503	603
May	1,568	1,823
June	2,514	2,719
July	4,325	
August	5,442	
September	6,567	
October	7,798	
November	9,191	
December	10,122	
January	11,415	
February	12,647	
March	13,993	
April	14,735	
May	14,737	
June	14,737	

QUALITY

	Quantity	Base Number	Contract	LHB	Wales
% of FP17s for the same patient ID Re-attending within 3 months - Children	26	392	6.6%	5.1%	10.7%
% of FP17s for the same patient ID Re-attending within 3 months - Adults	192	1,436	13.4%	10.6%	15.5%
% of FP17s for the same patient ID Re-attending between 3 & 9 months - Children	273	392	69.6%	38.4%	60.1%
% of FP17s for the same patient ID Re-attending between 3 & 9 months - Adults	1,026	1,436	71.4%	39.1%	56.6%
% of FP17s for Band 1 Urgent Courses	132	1,527	8.6%	9.9%	9.1%
% of FP17s Relating to Free Repair or Replacements	0	1,527	0.0%	0.7%	0.7%
% of FP17s Relating to Continuations	8	1,527	0.5%	0.6%	0.6%
% of Patients satisfied with the dentistry they have received	20	21	95.2%	93.3%	92.8%
% of Patients satisfied with the time they had to wait for an appointment	18	21	85.7%	87.3%	87.5%

* This is based on patients treated on this contract for their most recent course of treatment. Figures in italics indicate the base number of FP17s or Patient Questionnaire responses are less than 100. N/A is shown where the base number of responses is less than 10 during the period. % is calculated as Quantity/Base number*100

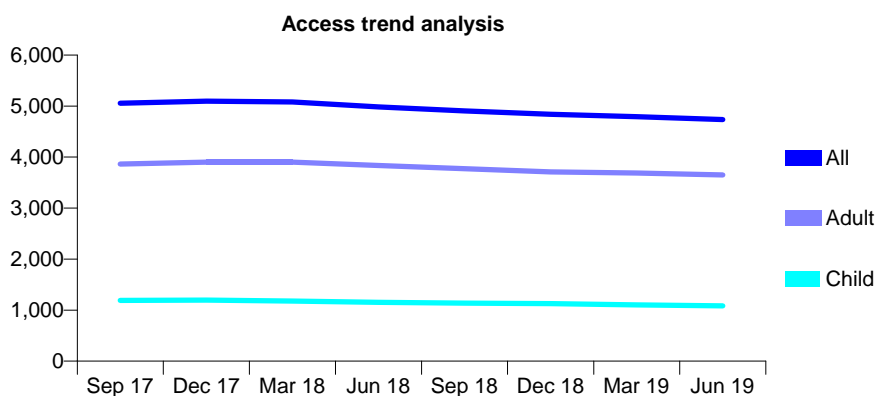
7A5 - Vital Signs At a Glance Contract Report for 324590/0001 - June 2019

Name or company name	MRS JM GRIFFITHS
Contract type name	Pilot Contract
Purpose of contract	General
Contract start date	01/04/2006
Contract end date	

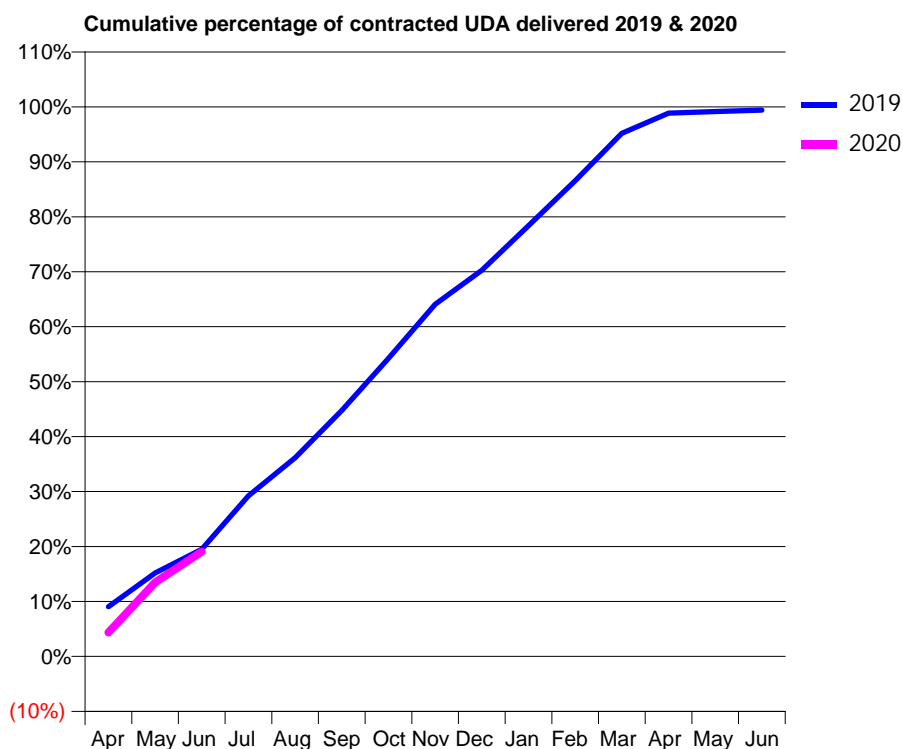
19/20 Contracted general activity (UDA)	13,388
Carry forward general activity (UDA)	0
19/20 Contracted orthodontic activity (UOA)	0
Carry forward orthodontic activity (UOA)	0
Baseline contract value	£382,279.56

ACCESS*

Patients seen in 24 months	Total	Change since previous quarter
Quarter ending June 2018	4,985	
Quarter ending September 2018	4,905	↓
Quarter ending December 2018	4,839	↓
Quarter ending March 2019	4,790	↓
Quarter ending June 2019	4,735	↓
Variance since June 2018	(5.0%)	↓



ACTIVITY



Month	2019	2020
April	1,212	584
May	2,033	1,803
June	2,611	2,551
July	3,914	
August	4,843	
September	5,989	
October	7,262	
November	8,580	
December	9,406	
January	10,491	
February	11,592	
March	12,745	
April	13,234	
May	13,272	
June	13,308	

QUALITY

	Quantity	Base Number	Contract	LHB	Wales
% of FP17s for the same patient ID Re-attending within 3 months - Children	13	320	4.1%	5.1%	10.7%
% of FP17s for the same patient ID Re-attending within 3 months - Adults	122	1,148	10.6%	10.6%	15.5%
% of FP17s for the same patient ID Re-attending between 3 & 9 months - Children	184	320	57.5%	38.4%	60.1%
% of FP17s for the same patient ID Re-attending between 3 & 9 months - Adults	662	1,148	57.7%	39.1%	56.6%
% of FP17s for Band 1 Urgent Courses	100	1,204	8.3%	9.9%	9.1%
% of FP17s Relating to Free Repair or Replacements	3	1,204	0.2%	0.7%	0.7%
% of FP17s Relating to Continuations	5	1,204	0.4%	0.6%	0.6%
% of Patients satisfied with the dentistry they have received	12	12	100.0%	93.3%	92.8%
% of Patients satisfied with the time they had to wait for an appointment	12	12	100.0%	87.3%	87.5%

* This is based on patients treated on this contract for their most recent course of treatment. Figures in italics indicate the base number of FP17s or Patient Questionnaire responses are less than 100. N/A is shown where the base number of responses is less than 10 during the period. % is calculated as Quantity/Base number*100

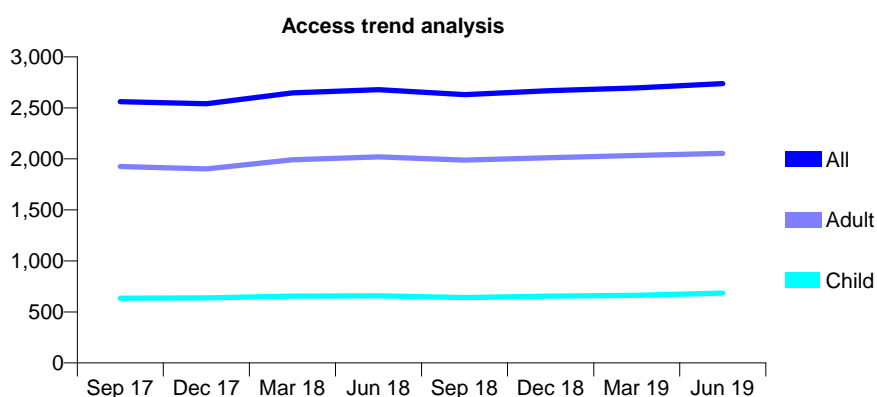
7A5 - Vital Signs At a Glance Contract Report for 377023/0001 - June 2019

Name or company name	MISS CL DAVIES
Contract type name	GDS Contract
Purpose of contract	General
Contract start date	01/04/2015
Contract end date	

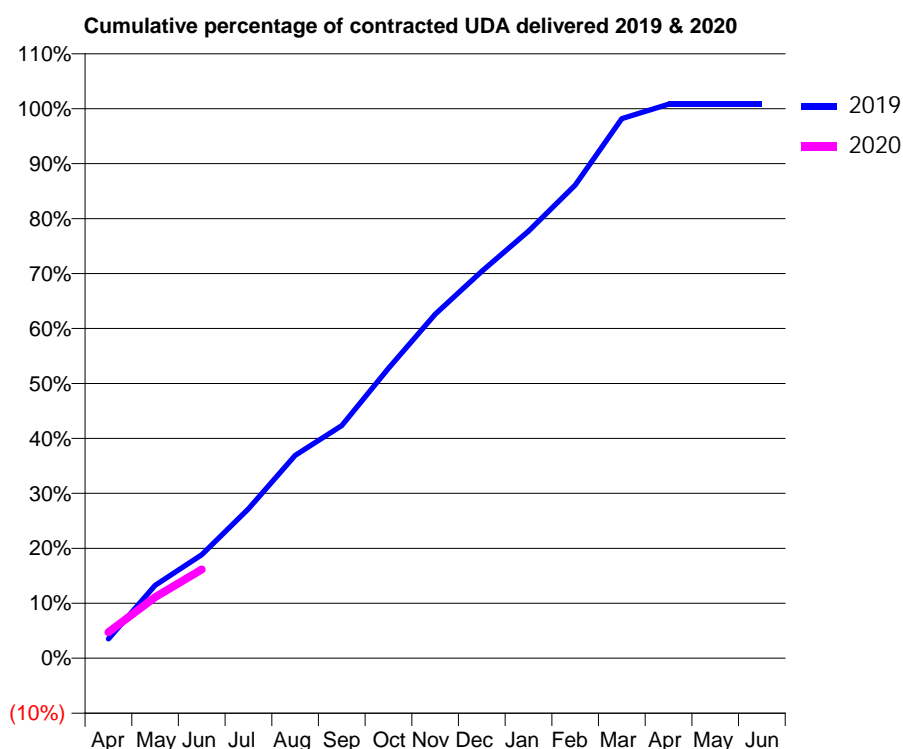
19/20 Contracted general activity (UDA)	9,166
Carry forward general activity (UDA)	0
19/20 Contracted orthodontic activity (UOA)	0
Carry forward orthodontic activity (UOA)	0
Baseline contract value	£184,591.59

ACCESS*

Patients seen in 24 months	Total	Change since previous quarter
Quarter ending June 2018	2,678	
Quarter ending September 2018	2,630	↓
Quarter ending December 2018	2,669	→
Quarter ending March 2019	2,696	→
Quarter ending June 2019	2,738	→
Variance since June 2018	2.2%	↑



ACTIVITY



Month	Adjusted Scheduled Activity (UDA)	
	2019	2020
April	284	435
May	1,070	1,018
June	1,519	1,480
July	2,195	
August	2,981	
September	3,419	
October	4,261	
November	5,053	
December	5,686	
January	6,275	
February	6,952	
March	7,928	
April	8,138	
May	8,138	
June	8,138	

QUALITY

	Quantity	Base Number	Contract	LHB	Wales
% of FP17s for the same patient ID Re-attending within 3 months - Children	14	260	5.4%	5.1%	10.7%
% of FP17s for the same patient ID Re-attending within 3 months - Adults	51	627	8.1%	10.6%	15.5%
% of FP17s for the same patient ID Re-attending between 3 & 9 months - Children	147	260	56.5%	38.4%	60.1%
% of FP17s for the same patient ID Re-attending between 3 & 9 months - Adults	375	627	59.8%	39.1%	56.6%
% of FP17s for Band 1 Urgent Courses	49	796	6.2%	9.9%	9.1%
% of FP17s Relating to Free Repair or Replacements	3	796	0.4%	0.7%	0.7%
% of FP17s Relating to Continuations	3	796	0.4%	0.6%	0.6%
% of Patients satisfied with the dentistry they have received	13	13	100.0%	93.3%	92.8%
% of Patients satisfied with the time they had to wait for an appointment	12	13	92.3%	87.3%	87.5%

* This is based on patients treated on this contract for their most recent course of treatment.

Figures in italics indicate the base number of FP17s or Patient Questionnaire responses are less than 100. N/A is shown where the base number of responses is less than 10 during the period. % is calculated as Quantity/Base number*100

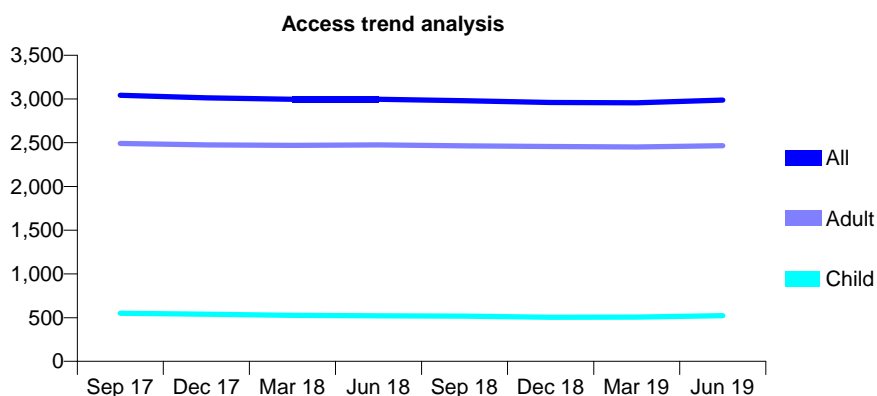
7A5 - Vital Signs At a Glance Contract Report for 573531/0001 - June 2019

Name or company name	MR PB JAMES
Contract type name	GDS Contract
Purpose of contract	General
Contract start date	01/04/2006
Contract end date	

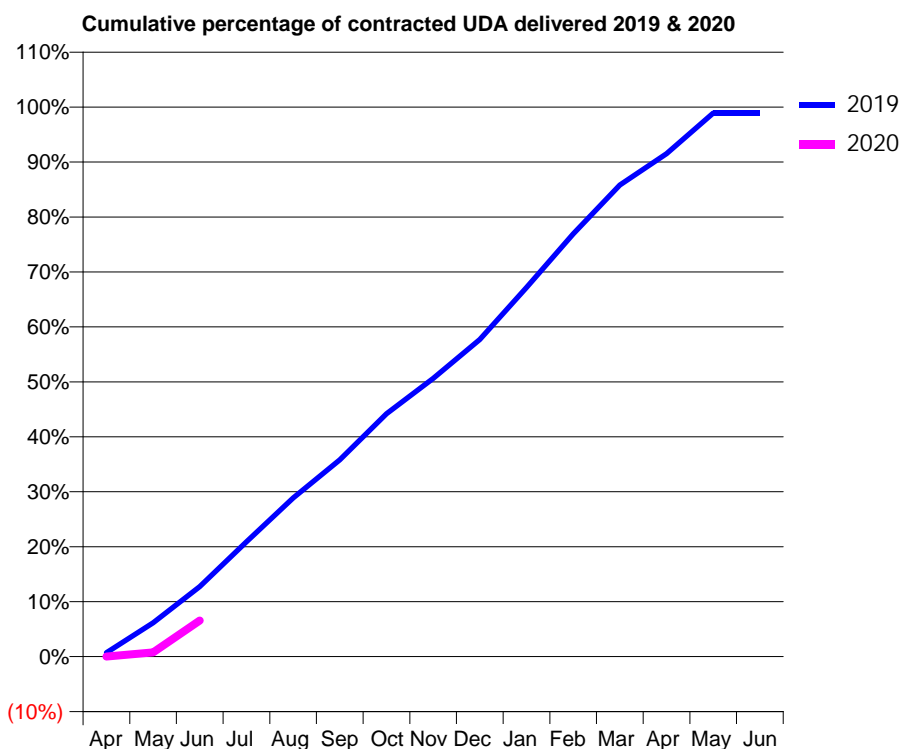
19/20 Contracted general activity (UDA)	8,000
Carry forward general activity (UDA)	0
19/20 Contracted orthodontic activity (UOA)	0
Carry forward orthodontic activity (UOA)	0
Baseline contract value	£198,664.46

ACCESS*

Patients seen in 24 months	Total	Change since previous quarter
Quarter ending June 2018	2,997	
Quarter ending September 2018	2,980	→
Quarter ending December 2018	2,960	→
Quarter ending March 2019	2,957	→
Quarter ending June 2019	2,988	→
Variance since June 2018	(0.3%)	→



ACTIVITY



Month	Adjusted Scheduled Activity (UDA)	
	2019	2020
April	57	0
May	494	61
June	1,020	525
July	1,673	
August	2,311	
September	2,865	
October	3,537	
November	4,051	
December	4,616	
January	5,372	
February	6,155	
March	6,864	
April	7,322	
May	7,912	
June	7,913	

QUALITY

	Quantity	Base Number	Contract	LHB	Wales
% of FP17s for the same patient ID Re-attending within 3 months - Children	7	162	4.3%	5.1%	10.7%
% of FP17s for the same patient ID Re-attending within 3 months - Adults	69	590	11.7%	10.6%	15.5%
% of FP17s for the same patient ID Re-attending between 3 & 9 months - Children	100	162	61.7%	38.4%	60.1%
% of FP17s for the same patient ID Re-attending between 3 & 9 months - Adults	140	590	23.7%	39.1%	56.6%
% of FP17s for Band 1 Urgent Courses	13	273	4.8%	9.9%	9.1%
% of FP17s Relating to Free Repair or Replacements	0	273	0.0%	0.7%	0.7%
% of FP17s Relating to Continuations	1	273	0.4%	0.6%	0.6%
% of Patients satisfied with the dentistry they have received	59	65	90.8%	93.3%	92.8%
% of Patients satisfied with the time they had to wait for an appointment	54	65	83.1%	87.3%	87.5%

* This is based on patients treated on this contract for their most recent course of treatment. Figures in italics indicate the base number of FP17s or Patient Questionnaire responses are less than 100. N/A is shown where the base number of responses is less than 10 during the period. % is calculated as Quantity/Base number*100

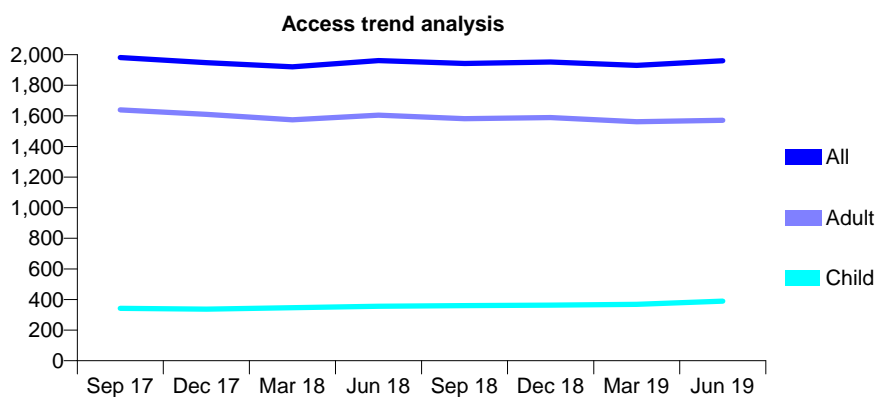
7A5 - Vital Signs At a Glance Contract Report for 625485/0004 - June 2019

Name or company name	MISS D ADAMS
Contract type name	GDS Contract
Purpose of contract	General
Contract start date	14/06/2010
Contract end date	

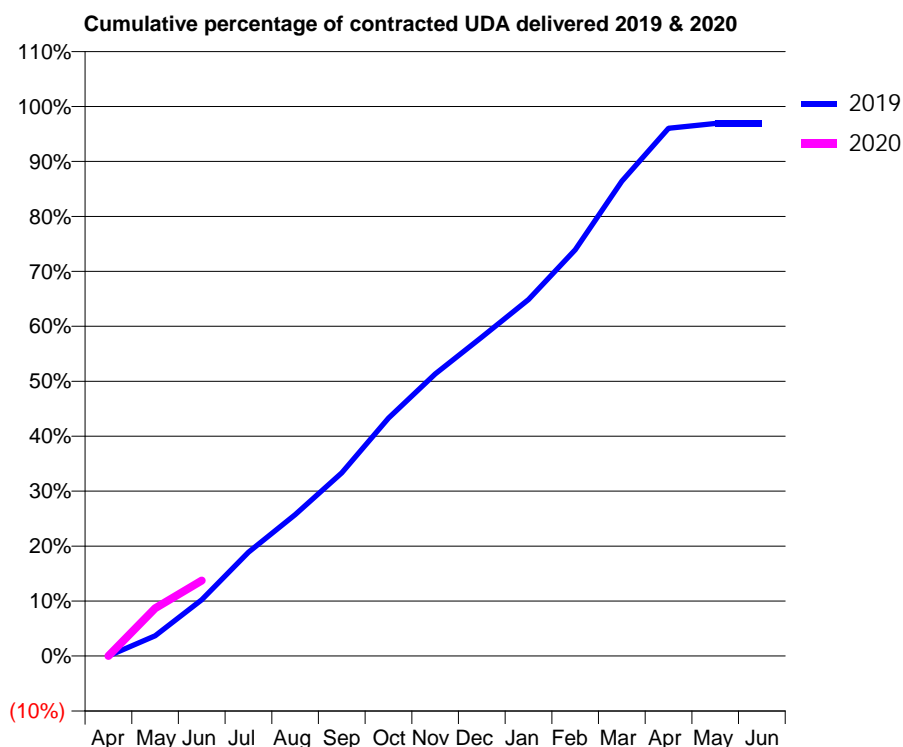
19/20 Contracted general activity (UDA)	5,350
Carry forward general activity (UDA)	0
19/20 Contracted orthodontic activity (UOA)	0
Carry forward orthodontic activity (UOA)	0
Baseline contract value	£136,405.98

ACCESS*

Patients seen in 24 months	Total	Change since previous quarter
Quarter ending June 2018	1,961	
Quarter ending September 2018	1,942	→
Quarter ending December 2018	1,952	→
Quarter ending March 2019	1,930	↓
Quarter ending June 2019	1,960	→
Variance since June 2018	(0.1%)	→



ACTIVITY



Month	Adjusted Scheduled Activity (UDA)	
	2019	2020
April	1	0
May	196	465
June	548	736
July	1,011	
August	1,377	
September	1,783	
October	2,317	
November	2,746	
December	3,105	
January	3,471	
February	3,956	
March	4,622	
April	5,138	
May	5,184	
June	5,184	

QUALITY

	Quantity	Base Number	Contract	LHB	Wales
% of FP17s for the same patient ID Re-attending within 3 months - Children	14	196	7.1%	5.1%	10.7%
% of FP17s for the same patient ID Re-attending within 3 months - Adults	74	597	12.4%	10.6%	15.5%
% of FP17s for the same patient ID Re-attending between 3 & 9 months - Children	136	196	69.4%	38.4%	60.1%
% of FP17s for the same patient ID Re-attending between 3 & 9 months - Adults	276	597	46.2%	39.1%	56.6%
% of FP17s for Band 1 Urgent Courses	13	515	2.5%	9.9%	9.1%
% of FP17s Relating to Free Repair or Replacements	2	515	0.4%	0.7%	0.7%
% of FP17s Relating to Continuations	2	515	0.4%	0.6%	0.6%
% of Patients satisfied with the dentistry they have received	6	6	N/A	93.3%	92.8%
% of Patients satisfied with the time they had to wait for an appointment	4	6	N/A	87.3%	87.5%

* This is based on patients treated on this contract for their most recent course of treatment. Figures in italics indicate the base number of FP17s or Patient Questionnaire responses are less than 100. N/A is shown where the base number of responses is less than 10 during the period. % is calculated as Quantity/Base number*100

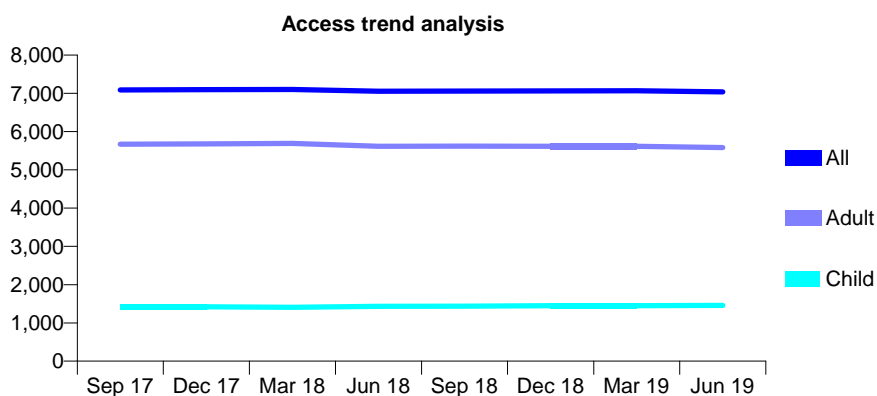
7A5 - Vital Signs At a Glance Contract Report for 688312/0001 - June 2019

Name or company name	MR G BLINMAN
Contract type name	GDS Contract
Purpose of contract	General
Contract start date	01/10/2013
Contract end date	

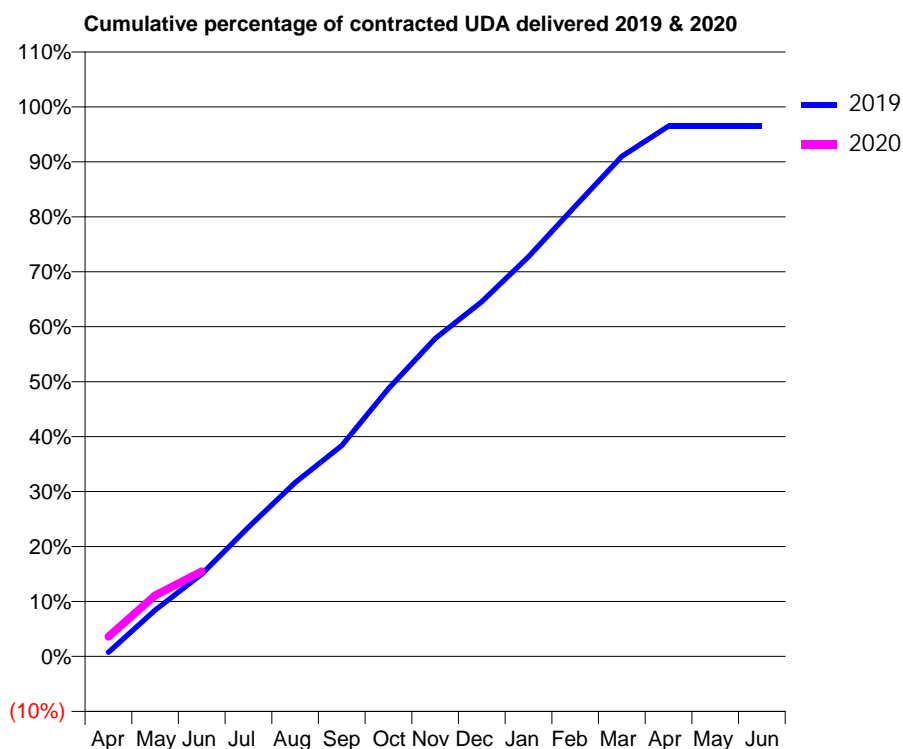
19/20 Contracted general activity (UDA)	23,138
Carry forward general activity (UDA)	0
19/20 Contracted orthodontic activity (UOA)	0
Carry forward orthodontic activity (UOA)	0
Baseline contract value	£578,399.12

ACCESS*

Patients seen in 24 months	Total	Change since previous quarter
Quarter ending June 2018	7,055	
Quarter ending September 2018	7,061	→
Quarter ending December 2018	7,063	→
Quarter ending March 2019	7,069	→
Quarter ending June 2019	7,040	→
Variance since June 2018	(0.2%)	→



ACTIVITY



Month	Adjusted Scheduled Activity (UDA)	
	2019	2020
April	170	836
May	1,954	2,567
June	3,465	3,586
July	5,446	
August	7,319	
September	8,880	
October	11,280	
November	13,381	
December	14,931	
January	16,828	
February	18,961	
March	21,050	
April	22,326	
May	22,329	
June	22,328	

QUALITY

	Quantity	Base Number	Contract	LHB	Wales
% of FP17s for the same patient ID Re-attending within 3 months - Children	42	510	8.2%	5.1%	10.7%
% of FP17s for the same patient ID Re-attending within 3 months - Adults	309	2,000	15.5%	10.6%	15.5%
% of FP17s for the same patient ID Re-attending between 3 & 9 months - Children	287	510	56.3%	38.4%	60.1%
% of FP17s for the same patient ID Re-attending between 3 & 9 months - Adults	1,218	2,000	60.9%	39.1%	56.6%
% of FP17s for Band 1 Urgent Courses	187	1,890	9.9%	9.9%	9.1%
% of FP17s Relating to Free Repair or Replacements	22	1,890	1.2%	0.7%	0.7%
% of FP17s Relating to Continuations	13	1,890	0.7%	0.6%	0.6%
% of Patients satisfied with the dentistry they have received	32	33	97.0%	93.3%	92.8%
% of Patients satisfied with the time they had to wait for an appointment	30	33	90.9%	87.3%	87.5%

* This is based on patients treated on this contract for their most recent course of treatment. Figures in italics indicate the base number of FP17s or Patient Questionnaire responses are less than 100. N/A is shown where the base number of responses is less than 10 during the period. % is calculated as Quantity/Base number*100

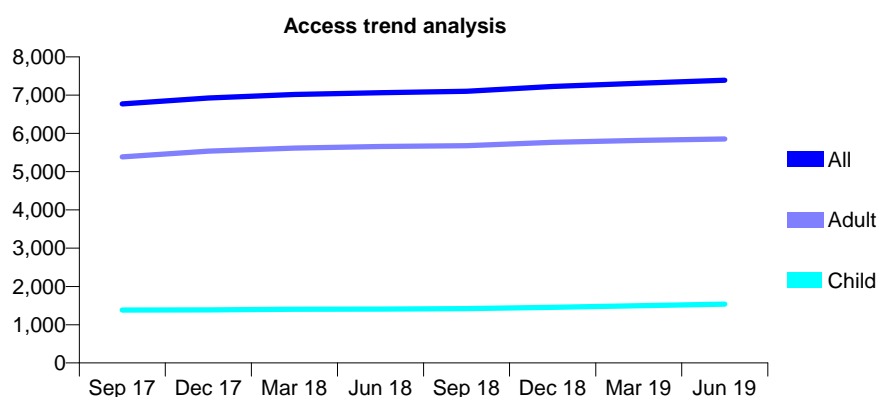
7A5 - Vital Signs At a Glance Contract Report for 741841/0003 - June 2019

Name or company name	MRS S CHAUDHRY
Contract type name	Pilot Contract
Purpose of contract	General
Contract start date	01/04/2015
Contract end date	

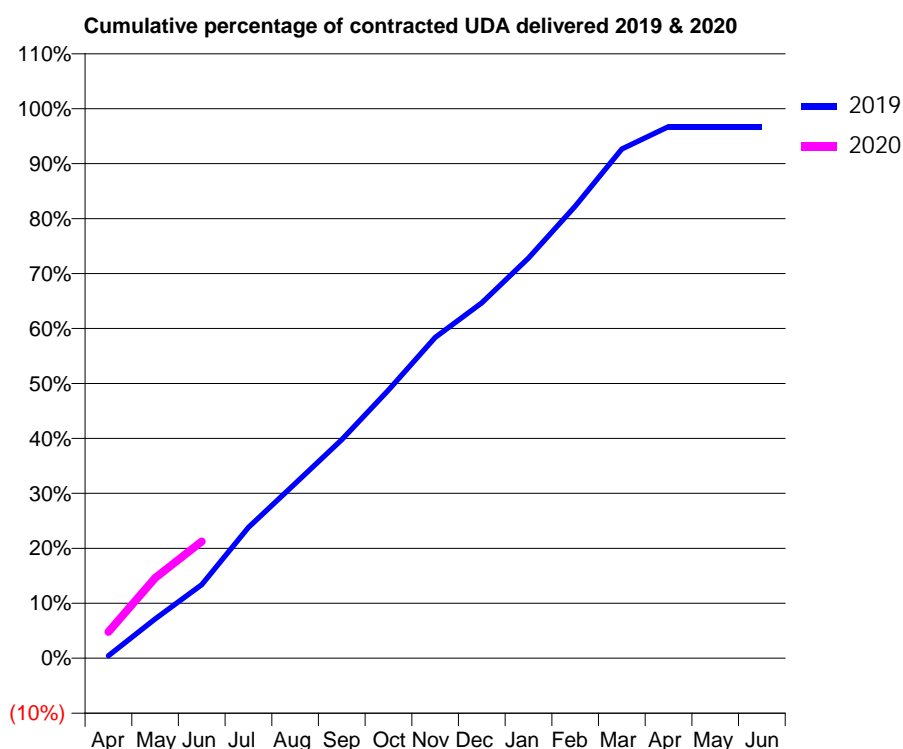
19/20 Contracted general activity (UDA)	19,247
Carry forward general activity (UDA)	0
19/20 Contracted orthodontic activity (UOA)	0
Carry forward orthodontic activity (UOA)	0
Baseline contract value	£544,602.40

ACCESS*

Patients seen in 24 months	Total	Change since previous quarter
Quarter ending June 2018	7,065	
Quarter ending September 2018	7,099	→
Quarter ending December 2018	7,224	→
Quarter ending March 2019	7,312	→
Quarter ending June 2019	7,389	→
Variance since June 2018	4.6%	↑



ACTIVITY



Month	2019	2020
April	97	922
May	1,540	2,810
June	2,883	4,089
July	5,133	
August	6,852	
September	8,569	
October	10,512	
November	12,579	
December	13,931	
January	15,690	
February	17,721	
March	19,963	
April	20,840	
May	20,843	
June	20,844	

QUALITY

	Quantity	Base Number	Contract	LHB	Wales
% of FP17s for the same patient ID Re-attending within 3 months - Children	33	586	5.6%	5.1%	10.7%
% of FP17s for the same patient ID Re-attending within 3 months - Adults	202	2,027	10.0%	10.6%	15.5%
% of FP17s for the same patient ID Re-attending between 3 & 9 months - Children	378	586	64.5%	38.4%	60.1%
% of FP17s for the same patient ID Re-attending between 3 & 9 months - Adults	1,326	2,027	65.4%	39.1%	56.6%
% of FP17s for Band 1 Urgent Courses	147	2,261	6.5%	9.9%	9.1%
% of FP17s Relating to Free Repair or Replacements	10	2,261	0.4%	0.7%	0.7%
% of FP17s Relating to Continuations	14	2,261	0.6%	0.6%	0.6%
% of Patients satisfied with the dentistry they have received	17	17	100.0%	93.3%	92.8%
% of Patients satisfied with the time they had to wait for an appointment	16	17	94.1%	87.3%	87.5%

* This is based on patients treated on this contract for their most recent course of treatment.

Figures in italics indicate the base number of FP17s or Patient Questionnaire responses are less than 100. N/A is shown where the base number of responses is less than 10 during the period. % is calculated as Quantity/Base number*100

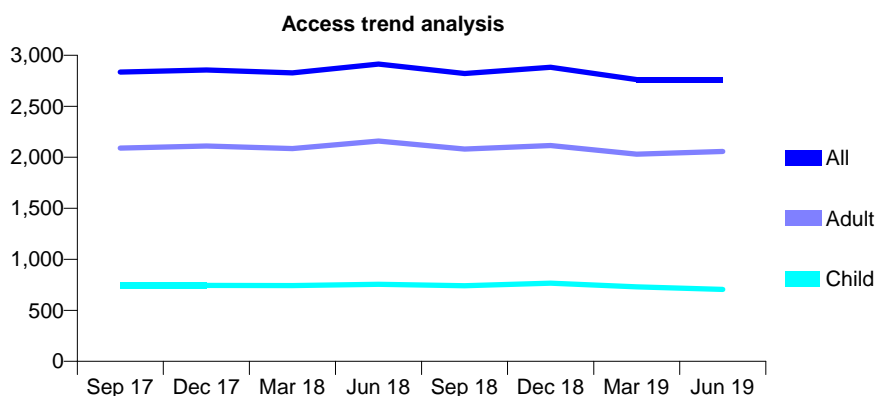
7A5 - Vital Signs At a Glance Contract Report for 767158/0001 - June 2019

Name or company name	MR H WILDING
Contract type name	GDS Contract
Purpose of contract	General
Contract start date	01/04/2006
Contract end date	

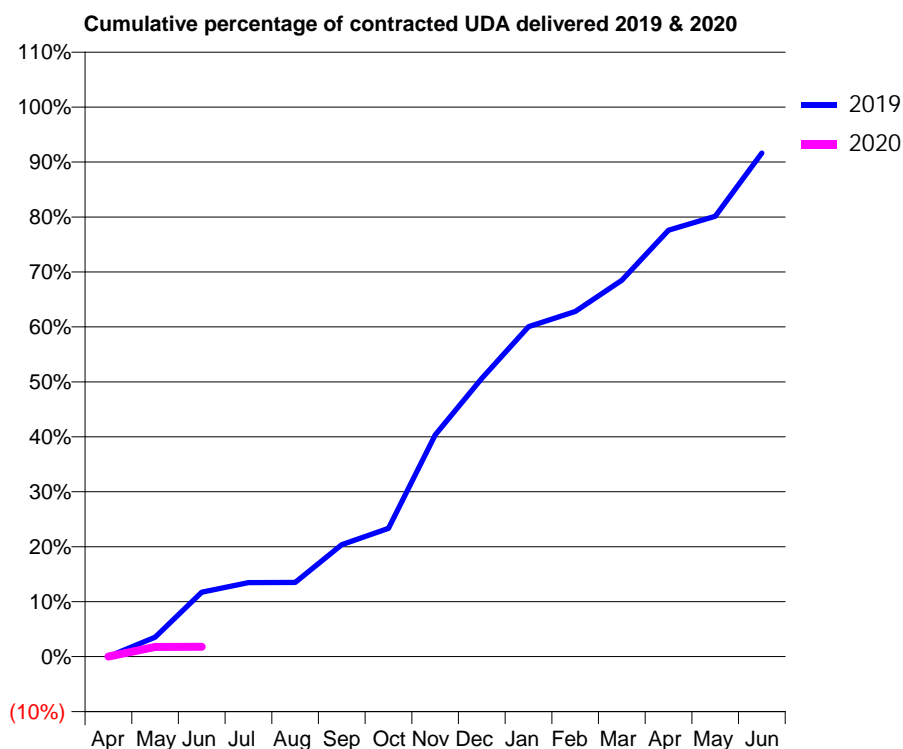
19/20 Contracted general activity (UDA)	5,400
Carry forward general activity (UDA)	0
19/20 Contracted orthodontic activity (UOA)	0
Carry forward orthodontic activity (UOA)	0
Baseline contract value	£129,695.03

ACCESS*

Patients seen in 24 months	Total	Change since previous quarter
Quarter ending June 2018	2,914	
Quarter ending September 2018	2,822	↓
Quarter ending December 2018	2,883	↑
Quarter ending March 2019	2,761	↓
Quarter ending June 2019	2,762	→
Variance since June 2018	(5.2%)	↓



ACTIVITY



Month	Adjusted Scheduled Activity (UDA)	
	2019	2020
April	0	0
May	192	94
June	633	97
July	728	
August	729	
September	1,100	
October	1,261	
November	2,179	
December	2,735	
January	3,243	
February	3,391	
March	3,698	
April	4,190	
May	4,326	
June	4,947	

QUALITY

	Quantity	Base Number	Contract	LHB	Wales
% of FP17s for the same patient ID Re-attending within 3 months - Children	15	171	8.8%	5.1%	10.7%
% of FP17s for the same patient ID Re-attending within 3 months - Adults	52	527	9.9%	10.6%	15.5%
% of FP17s for the same patient ID Re-attending between 3 & 9 months - Children	65	171	38.0%	38.4%	60.1%
% of FP17s for the same patient ID Re-attending between 3 & 9 months - Adults	163	527	30.9%	39.1%	56.6%
% of FP17s for Band 1 Urgent Courses	3	68	4.4%	9.9%	9.1%
% of FP17s Relating to Free Repair or Replacements	1	68	1.5%	0.7%	0.7%
% of FP17s Relating to Continuations	0	68	0.0%	0.6%	0.6%
% of Patients satisfied with the dentistry they have received	7	8	N/A	93.3%	92.8%
% of Patients satisfied with the time they had to wait for an appointment	7	8	N/A	87.3%	87.5%

* This is based on patients treated on this contract for their most recent course of treatment. Figures in italics indicate the base number of FP17s or Patient Questionnaire responses are less than 100. N/A is shown where the base number of responses is less than 10 during the period. % is calculated as Quantity/Base number*100

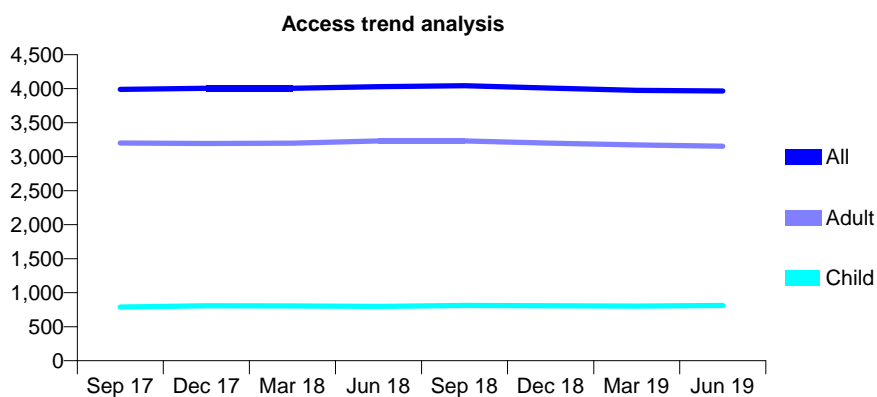
7A5 - Vital Signs At a Glance Contract Report for 830763/0005 - June 2019

Name or company name	MR L ROBERTS
Contract type name	GDS Contract
Purpose of contract	General
Contract start date	01/10/2013
Contract end date	

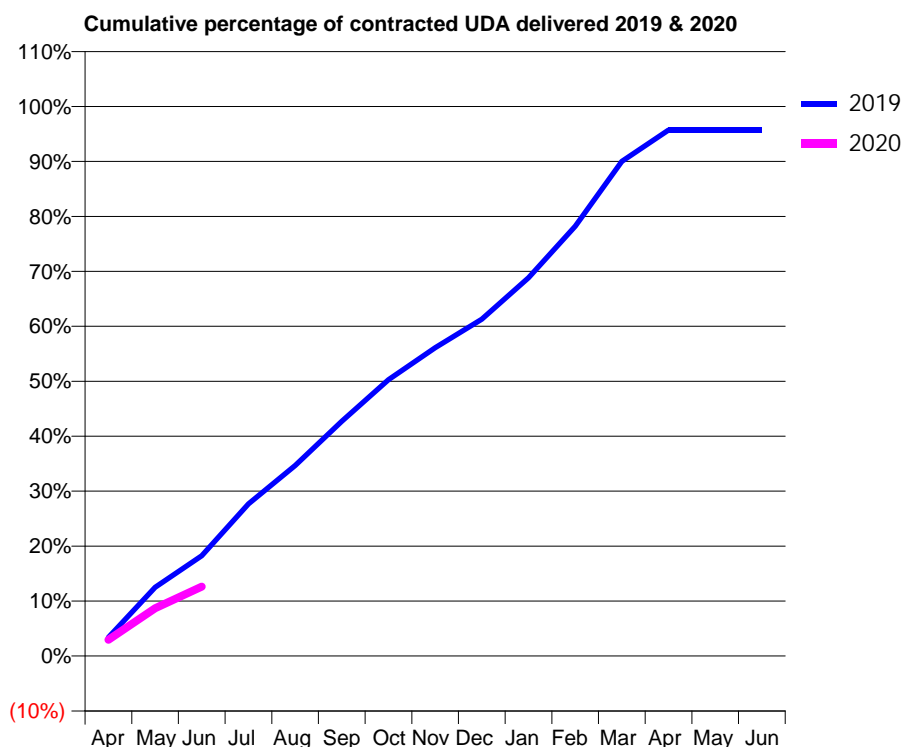
19/20 Contracted general activity (UDA)	13,400
Carry forward general activity (UDA)	0
19/20 Contracted orthodontic activity (UOA)	0
Carry forward orthodontic activity (UOA)	0
Baseline contract value	£333,325.40

ACCESS*

Patients seen in 24 months	Total	Change since previous quarter
Quarter ending June 2018	4,031	
Quarter ending September 2018	4,045	→
Quarter ending December 2018	4,008	→
Quarter ending March 2019	3,976	→
Quarter ending June 2019	3,966	→
Variance since June 2018	(1.6%)	↓



ACTIVITY



Month	Adjusted Scheduled Activity (UDA)	
	2019	2020
April	457	396
May	1,675	1,166
June	2,448	1,694
July	3,710	
August	4,644	
September	5,725	
October	6,740	
November	7,518	
December	8,213	
January	9,224	
February	10,478	
March	12,058	
April	12,823	
May	12,823	
June	12,824	

QUALITY

	Quantity	Base Number	Contract	LHB	Wales
% of FP17s for the same patient ID Re-attending within 3 months - Children	13	225	5.8%	5.1%	10.7%
% of FP17s for the same patient ID Re-attending within 3 months - Adults	163	1,009	16.2%	10.6%	15.5%
% of FP17s for the same patient ID Re-attending between 3 & 9 months - Children	83	225	36.9%	38.4%	60.1%
% of FP17s for the same patient ID Re-attending between 3 & 9 months - Adults	528	1,009	52.3%	39.1%	56.6%
% of FP17s for Band 1 Urgent Courses	58	932	6.2%	9.9%	9.1%
% of FP17s Relating to Free Repair or Replacements	30	932	3.2%	0.7%	0.7%
% of FP17s Relating to Continuations	11	932	1.2%	0.6%	0.6%
% of Patients satisfied with the dentistry they have received	11	12	91.7%	93.3%	92.8%
% of Patients satisfied with the time they had to wait for an appointment	11	12	91.7%	87.3%	87.5%

* This is based on patients treated on this contract for their most recent course of treatment. Figures in italics indicate the base number of FP17s or Patient Questionnaire responses are less than 100. N/A is shown where the base number of responses is less than 10 during the period. % is calculated as Quantity/Base number*100

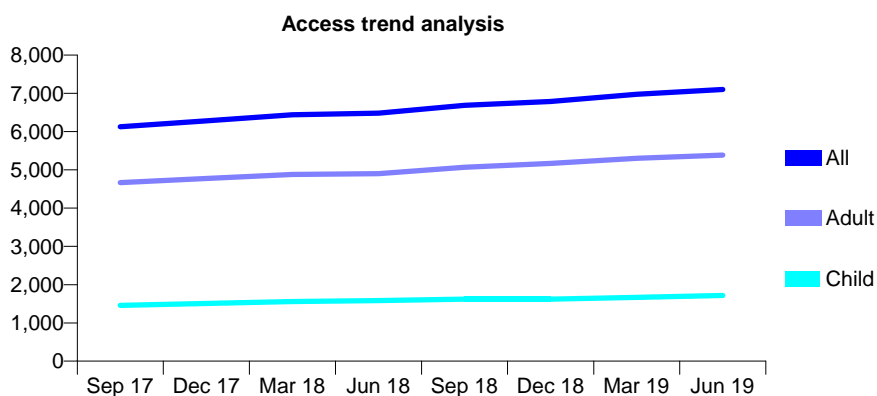
7A5 - Vital Signs At a Glance Contract Report for 885630/0001 - June 2019

Name or company name	MRS P SOOD
Contract type name	Pilot Contract
Purpose of contract	General
Contract start date	15/09/2013
Contract end date	

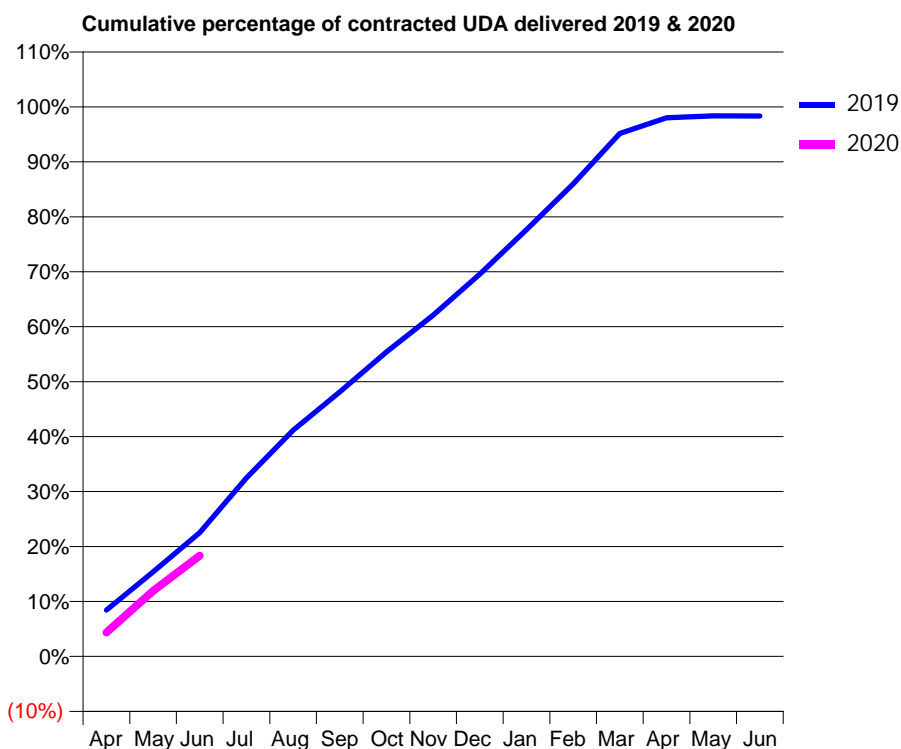
19/20 Contracted general activity (UDA)	21,588
Carry forward general activity (UDA)	0
19/20 Contracted orthodontic activity (UOA)	0
Carry forward orthodontic activity (UOA)	0
Baseline contract value	£570,990.43

ACCESS*

Patients seen in 24 months	Total	Change since previous quarter
Quarter ending June 2018	6,482	
Quarter ending September 2018	6,686	↑
Quarter ending December 2018	6,789	→
Quarter ending March 2019	6,973	↑
Quarter ending June 2019	7,100	→
Variance since June 2018	9.5%	↑



ACTIVITY



Month	2019	2020
April	2,006	940
May	3,661	2,573
June	5,359	3,955
July	7,726	
August	9,789	
September	11,449	
October	13,177	
November	14,770	
December	16,543	
January	18,472	
February	20,453	
March	22,634	
April	23,311	
May	23,393	
June	23,391	

QUALITY

	Quantity	Base Number	Contract	LHB	Wales
% of FP17s for the same patient ID Re-attending within 3 months - Children	27	551	4.9%	5.1%	10.7%
% of FP17s for the same patient ID Re-attending within 3 months - Adults	200	1,629	12.3%	10.6%	15.5%
% of FP17s for the same patient ID Re-attending between 3 & 9 months - Children	333	551	60.4%	38.4%	60.1%
% of FP17s for the same patient ID Re-attending between 3 & 9 months - Adults	891	1,629	54.7%	39.1%	56.6%
% of FP17s for Band 1 Urgent Courses	137	1,844	7.4%	9.9%	9.1%
% of FP17s Relating to Free Repair or Replacements	12	1,844	0.7%	0.7%	0.7%
% of FP17s Relating to Continuations	7	1,844	0.4%	0.6%	0.6%
% of Patients satisfied with the dentistry they have received	29	34	85.3%	93.3%	92.8%
% of Patients satisfied with the time they had to wait for an appointment	32	34	94.1%	87.3%	87.5%

* This is based on patients treated on this contract for their most recent course of treatment. Figures in italics indicate the base number of FP17s or Patient Questionnaire responses are less than 100. N/A is shown where the base number of responses is less than 10 during the period. % is calculated as Quantity/Base number*100

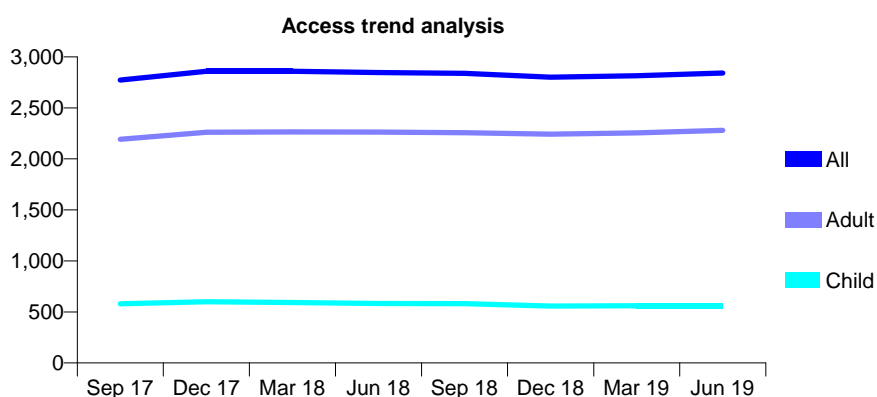
7A5 - Vital Signs At a Glance Contract Report for 925845/0001 - June 2019

Name or company name	MR TM DIN
Contract type name	GDS Contract
Purpose of contract	General
Contract start date	01/04/2006
Contract end date	

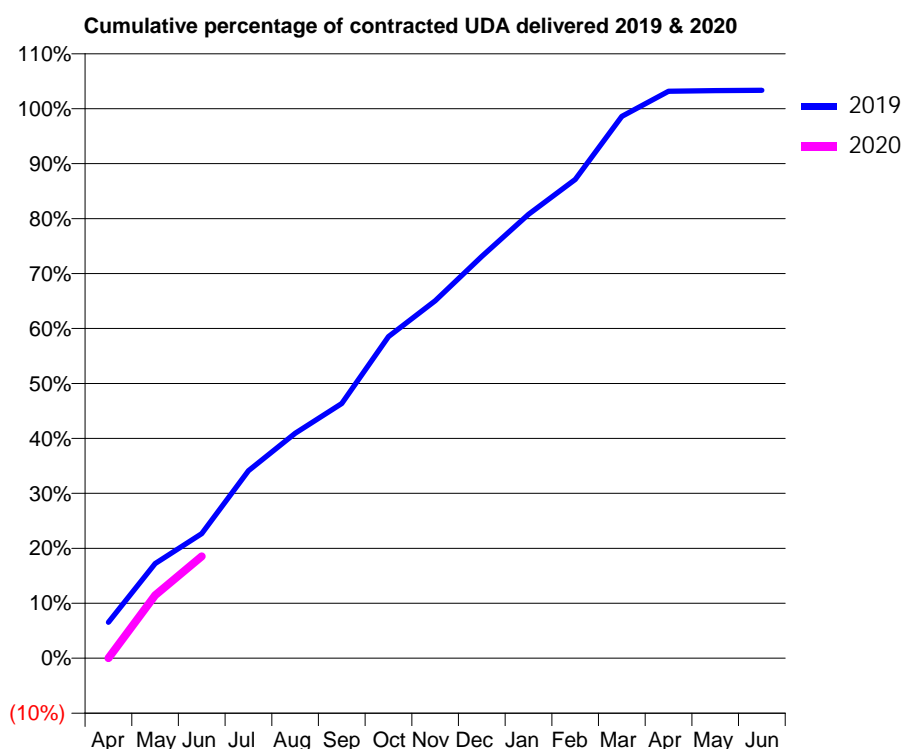
19/20 Contracted general activity (UDA)	7,558
Carry forward general activity (UDA)	0
19/20 Contracted orthodontic activity (UOA)	0
Carry forward orthodontic activity (UOA)	0
Baseline contract value	£187,742.09

ACCESS*

Patients seen in 24 months	Total	Change since previous quarter
Quarter ending June 2018	2,847	
Quarter ending September 2018	2,838	→
Quarter ending December 2018	2,800	↓
Quarter ending March 2019	2,815	→
Quarter ending June 2019	2,841	→
Variance since June 2018	(0.2%)	→



ACTIVITY



Month	Adjusted Scheduled Activity (UDA)	
	2019	2020
April	495	0
May	1,302	867
June	1,714	1,402
July	2,580	
August	3,094	
September	3,502	
October	4,423	
November	4,916	
December	5,524	
January	6,105	
February	6,585	
March	7,452	
April	7,798	
May	7,805	
June	7,810	

QUALITY

	Quantity	Base Number	Contract	LHB	Wales
% of FP17s for the same patient ID Re-attending within 3 months - Children	8	181	4.4%	5.1%	10.7%
% of FP17s for the same patient ID Re-attending within 3 months - Adults	85	746	11.4%	10.6%	15.5%
% of FP17s for the same patient ID Re-attending between 3 & 9 months - Children	118	181	65.2%	38.4%	60.1%
% of FP17s for the same patient ID Re-attending between 3 & 9 months - Adults	380	746	50.9%	39.1%	56.6%
% of FP17s for Band 1 Urgent Courses	40	730	5.5%	9.9%	9.1%
% of FP17s Relating to Free Repair or Replacements	7	730	1.0%	0.7%	0.7%
% of FP17s Relating to Continuations	4	730	0.5%	0.6%	0.6%
% of Patients satisfied with the dentistry they have received	19	21	90.5%	93.3%	92.8%
% of Patients satisfied with the time they had to wait for an appointment	20	21	95.2%	87.3%	87.5%

* This is based on patients treated on this contract for their most recent course of treatment.

Figures in italics indicate the base number of FP17s or Patient Questionnaire responses are less than 100. N/A is shown where the base number of responses is less than 10 during the period. % is calculated as Quantity/Base number*100

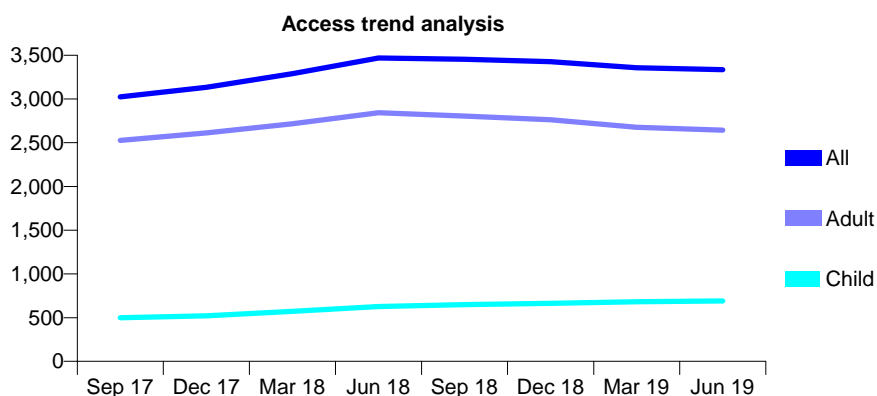
7A5 - Vital Signs At a Glance Contract Report for 976245/0001 - June 2019

Name or company name	MR PJ JONES
Contract type name	Pilot Contract
Purpose of contract	General
Contract start date	16/11/2015
Contract end date	

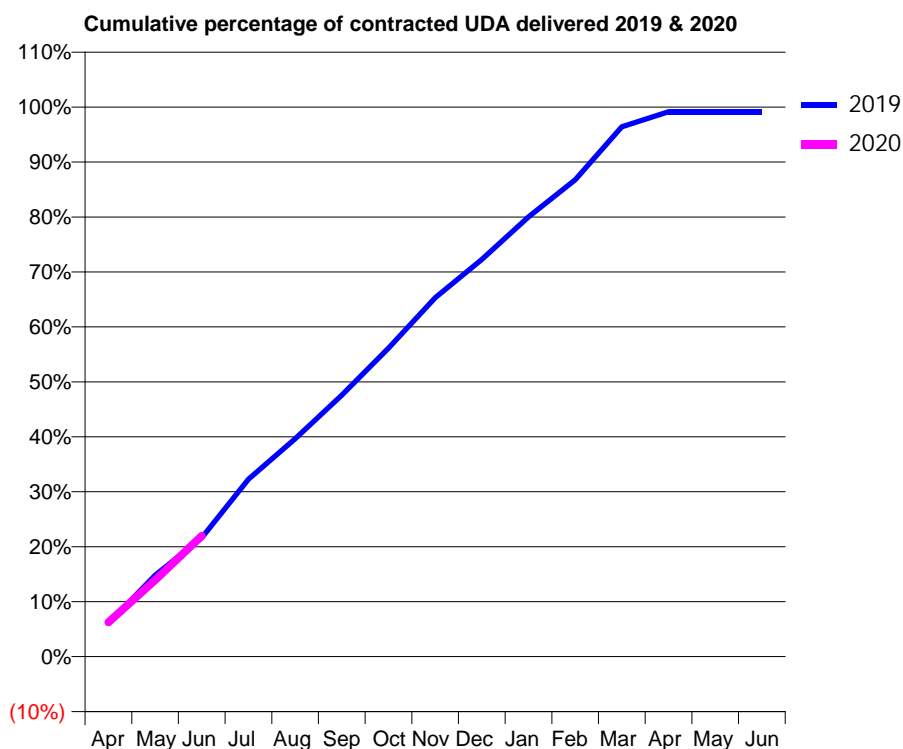
19/20 Contracted general activity (UDA)	8,215
Carry forward general activity (UDA)	0
19/20 Contracted orthodontic activity (UOA)	0
Carry forward orthodontic activity (UOA)	0
Baseline contract value	£256,944.03

ACCESS*

Patients seen in 24 months	Total	Change since previous quarter
Quarter ending June 2018	3,469	
Quarter ending September 2018	3,454	→
Quarter ending December 2018	3,426	→
Quarter ending March 2019	3,358	↓
Quarter ending June 2019	3,334	→
Variance since June 2018	(3.9%)	↓



ACTIVITY



Month	Adjusted Scheduled Activity (UDA)	
	2019	2020
April	556	514
May	1,361	1,144
June	1,987	1,805
July	2,965	
August	3,639	
September	4,368	
October	5,156	
November	5,997	
December	6,633	
January	7,348	
February	7,967	
March	8,850	
April	9,104	
May	9,104	
June	9,104	

QUALITY

	Quantity	Base Number	Contract	LHB	Wales
% of FP17s for the same patient ID Re-attending within 3 months - Children	10	206	4.9%	5.1%	10.7%
% of FP17s for the same patient ID Re-attending within 3 months - Adults	83	769	10.8%	10.6%	15.5%
% of FP17s for the same patient ID Re-attending between 3 & 9 months - Children	126	206	61.2%	38.4%	60.1%
% of FP17s for the same patient ID Re-attending between 3 & 9 months - Adults	440	769	57.2%	39.1%	56.6%
% of FP17s for Band 1 Urgent Courses	61	854	7.1%	9.9%	9.1%
% of FP17s Relating to Free Repair or Replacements	1	854	0.1%	0.7%	0.7%
% of FP17s Relating to Continuations	3	854	0.4%	0.6%	0.6%
% of Patients satisfied with the dentistry they have received	10	10	100.0%	93.3%	92.8%
% of Patients satisfied with the time they had to wait for an appointment	10	10	100.0%	87.3%	87.5%

* This is based on patients treated on this contract for their most recent course of treatment. Figures in italics indicate the base number of FP17s or Patient Questionnaire responses are less than 100. N/A is shown where the base number of responses is less than 10 during the period. % is calculated as Quantity/Base number*100

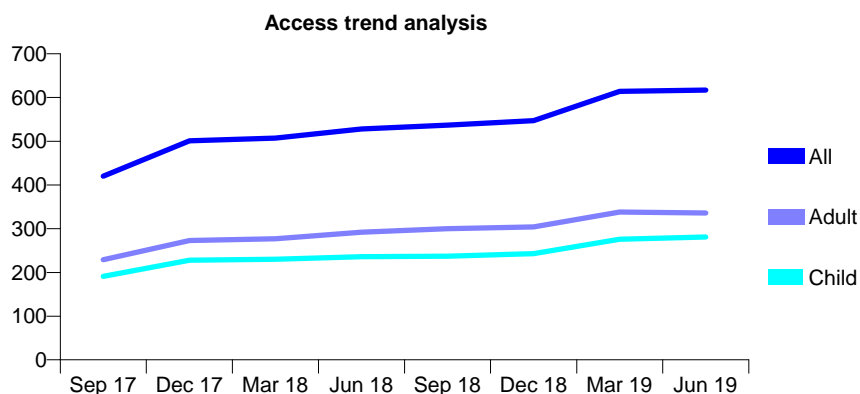
7A6 - Vital Signs At a Glance Contract Report for 100379/0000 - June 2019

Name or company name	Parklands Dental Practice
Contract type name	GDS Contract
Purpose of contract	General
Contract start date	22/03/2017
Contract end date	

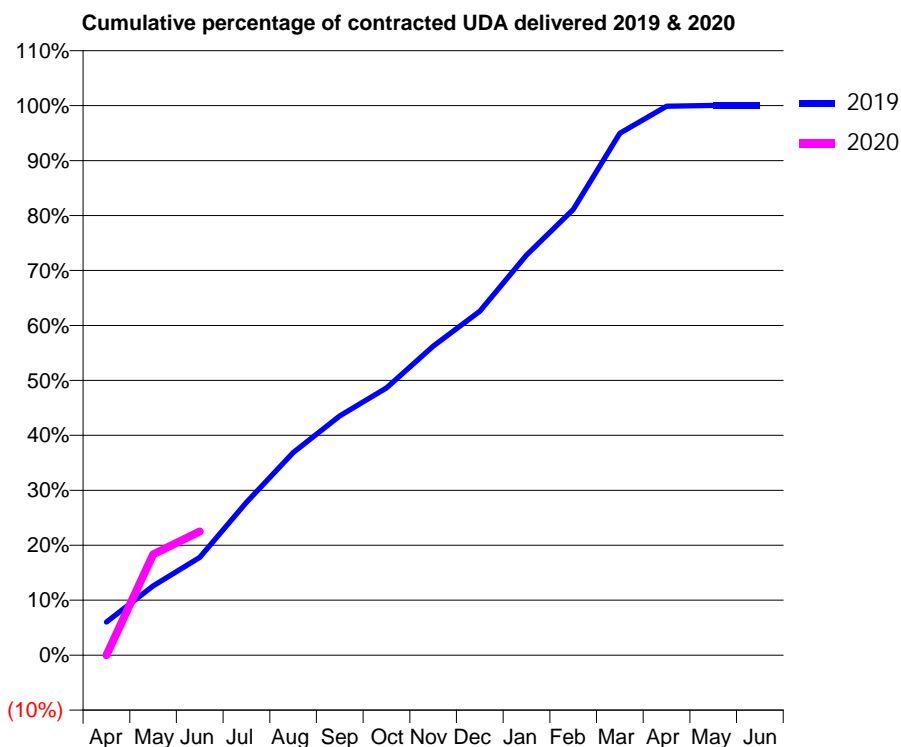
19/20 Contracted general activity (UDA)	1,715
Carry forward general activity (UDA)	0
19/20 Contracted orthodontic activity (UOA)	0
Carry forward orthodontic activity (UOA)	0
Baseline contract value	£75,810.72

ACCESS*

Patients seen in 24 months	Total	Change since previous quarter
Quarter ending June 2018	528	
Quarter ending September 2018	537	→
Quarter ending December 2018	547	→
Quarter ending March 2019	614	↑
Quarter ending June 2019	617	→
Variance since June 2018	16.9%	↑



ACTIVITY



Month	Adjusted Scheduled Activity (UDA)	
	2019	2020
April	103	0
May	216	315
June	305	386
July	477	
August	632	
September	747	
October	834	
November	965	
December	1,073	
January	1,248	
February	1,391	
March	1,629	
April	1,713	
May	1,715	
June	1,715	

QUALITY

	Quantity	Base Number	Contract	LHB	Wales
% of FP17s for the same patient ID Re-attending within 3 months - Children	11	116	9.5%	8.3%	10.7%
% of FP17s for the same patient ID Re-attending within 3 months - Adults	13	111	11.7%	14.2%	15.5%
% of FP17s for the same patient ID Re-attending between 3 & 9 months - Children	66	116	56.9%	58.0%	60.1%
% of FP17s for the same patient ID Re-attending between 3 & 9 months - Adults	58	111	52.3%	56.2%	56.6%
% of FP17s for Band 1 Urgent Courses	10	192	5.2%	9.3%	9.1%
% of FP17s Relating to Free Repair or Replacements	1	192	0.5%	0.7%	0.7%
% of FP17s Relating to Continuations	1	192	0.5%	0.6%	0.6%
% of Patients satisfied with the dentistry they have received	0	0	N/A	94.3%	92.8%
% of Patients satisfied with the time they had to wait for an appointment	0	0	N/A	89.8%	87.5%

* This is based on patients treated on this contract for their most recent course of treatment. Figures in italics indicate the base number of FP17s or Patient Questionnaire responses are less than 100. N/A is shown where the base number of responses is less than 10 during the period. % is calculated as Quantity/Base number*100

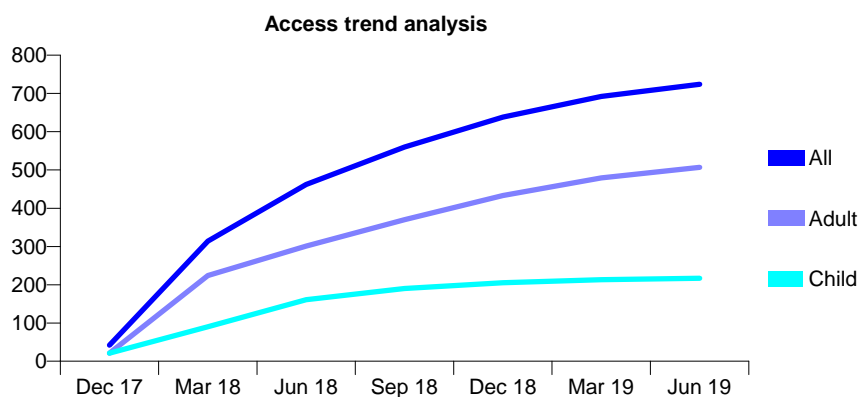
7A6 - Vital Signs At a Glance Contract Report for 100502/0000 - June 2019

Name or company name	MR JW REES
Contract type name	GDS Contract
Purpose of contract	General
Contract start date	06/11/2017
Contract end date	

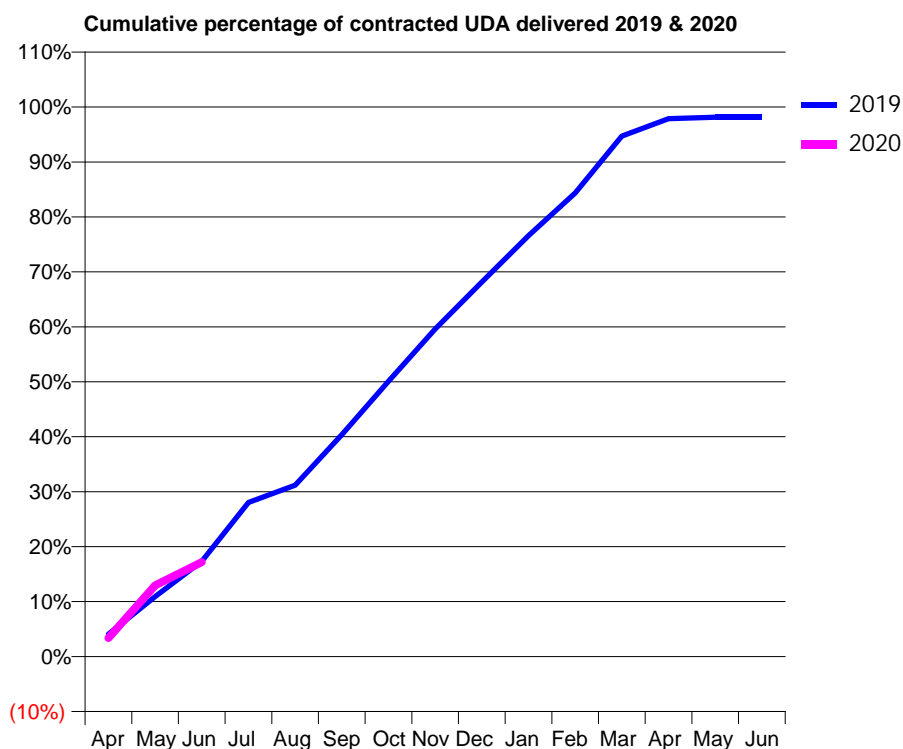
19/20 Contracted general activity (UDA)	1,769
Carry forward general activity (UDA)	0
19/20 Contracted orthodontic activity (UOA)	0
Carry forward orthodontic activity (UOA)	0
Baseline contract value	£45,293.26

ACCESS*

Patients seen in 24 months	Total	Change since previous quarter
Quarter ending June 2018	462	
Quarter ending September 2018	560	↑
Quarter ending December 2018	638	↑
Quarter ending March 2019	692	↑
Quarter ending June 2019	724	↑
Variance since June 2018	56.7%	↑



ACTIVITY



Month	Adjusted Scheduled Activity (UDA)	
	2019	2020
April	72	60
May	194	229
June	307	304
July	496	
August	552	
September	714	
October	886	
November	1,055	
December	1,205	
January	1,355	
February	1,492	
March	1,675	
April	1,732	
May	1,736	
June	1,736	

QUALITY

	Quantity	Base Number	Contract	LHB	Wales
% of FP17s for the same patient ID Re-attending within 3 months - Children	4	67	6.0%	8.3%	10.7%
% of FP17s for the same patient ID Re-attending within 3 months - Adults	12	123	9.8%	14.2%	15.5%
% of FP17s for the same patient ID Re-attending between 3 & 9 months - Children	47	67	70.1%	58.0%	60.1%
% of FP17s for the same patient ID Re-attending between 3 & 9 months - Adults	74	123	60.2%	56.2%	56.6%
% of FP17s for Band 1 Urgent Courses	0	150	0.0%	9.3%	9.1%
% of FP17s Relating to Free Repair or Replacements	0	150	0.0%	0.7%	0.7%
% of FP17s Relating to Continuations	0	150	0.0%	0.6%	0.6%
% of Patients satisfied with the dentistry they have received	4	4	N/A	94.3%	92.8%
% of Patients satisfied with the time they had to wait for an appointment	4	4	N/A	89.8%	87.5%

* This is based on patients treated on this contract for their most recent course of treatment. Figures in italics indicate the base number of FP17s or Patient Questionnaire responses are less than 100. N/A is shown where the base number of responses is less than 10 during the period. % is calculated as Quantity/Base number*100

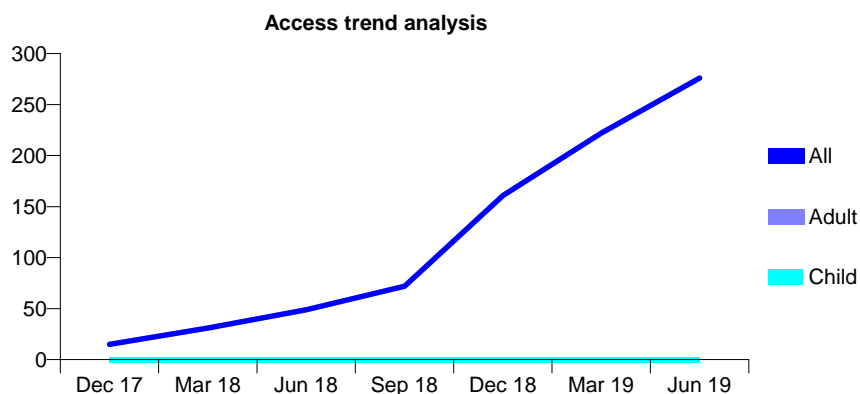
7A6 - Vital Signs At a Glance Contract Report for 100539/0000 - June 2019

Name or company name	Blackwood Dental Centre.
Contract type name	PDS Contract
Purpose of contract	General
Contract start date	13/11/2017
Contract end date	12/11/2019

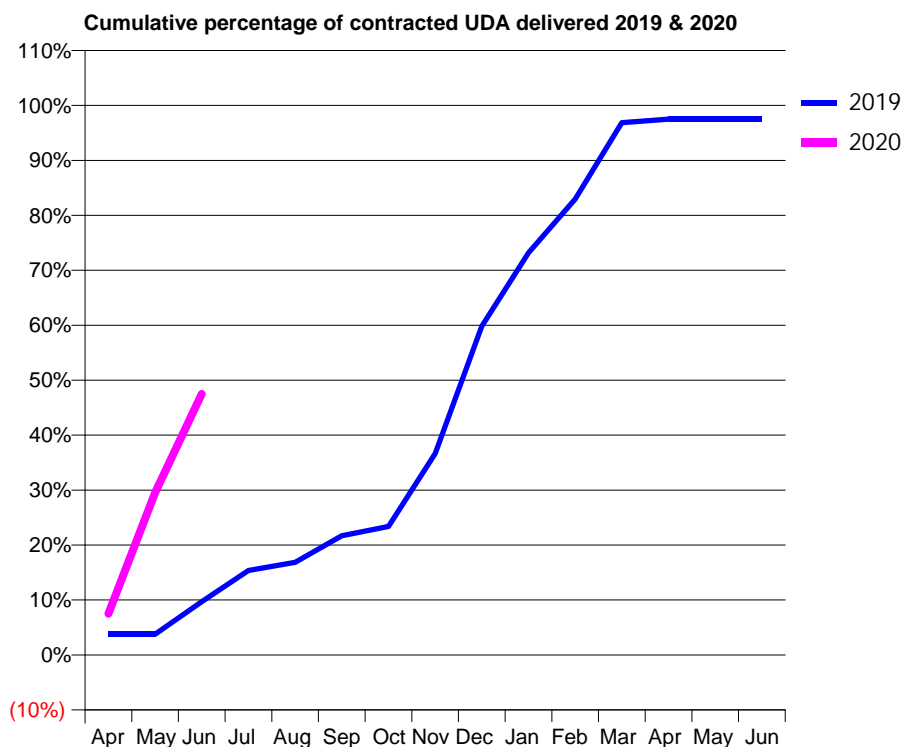
19/20 Contracted general activity (UDA)	586
Carry forward general activity (UDA)	0
19/20 Contracted orthodontic activity (UOA)	0
Carry forward orthodontic activity (UOA)	0
Baseline contract value	£30,103.05

ACCESS*

Patients seen in 24 months	Total	Change since previous quarter
Quarter ending June 2018	49	
Quarter ending September 2018	72	↑
Quarter ending December 2018	161	↑
Quarter ending March 2019	222	↑
Quarter ending June 2019	276	↑
Variance since June 2018	463.3%	↑



ACTIVITY



Adjusted Scheduled Activity (UDA)		
Month	2019	2020
April	36	44
May	36	173
June	92	278
July	146	
August	160	
September	206	
October	222	
November	348	
December	568	
January	695	
February	788	
March	920	
April	926	
May	926	
June	926	

QUALITY

	Quantity	Base Number	Contract	LHB	Wales
% of FP17s for the same patient ID Re-attending within 3 months - Children	0	0	N/A	8.3%	10.7%
% of FP17s for the same patient ID Re-attending within 3 months - Adults	5	81	6.2%	14.2%	15.5%
% of FP17s for the same patient ID Re-attending between 3 & 9 months - Children	0	0	N/A	58.0%	60.1%
% of FP17s for the same patient ID Re-attending between 3 & 9 months - Adults	18	81	22.2%	56.2%	56.6%
% of FP17s for Band 1 Urgent Courses	2	74	2.7%	9.3%	9.1%
% of FP17s Relating to Free Repair or Replacements	0	74	0.0%	0.7%	0.7%
% of FP17s Relating to Continuations	0	74	0.0%	0.6%	0.6%
% of Patients satisfied with the dentistry they have received	1	1	N/A	94.3%	92.8%
% of Patients satisfied with the time they had to wait for an appointment	1	1	N/A	89.8%	87.5%

* This is based on patients treated on this contract for their most recent course of treatment.

Figures in italics indicate the base number of FP17s or Patient Questionnaire responses are less than 100. N/A is shown where the base number of responses is less than 10 during the period. % is calculated as Quantity/Base number*100

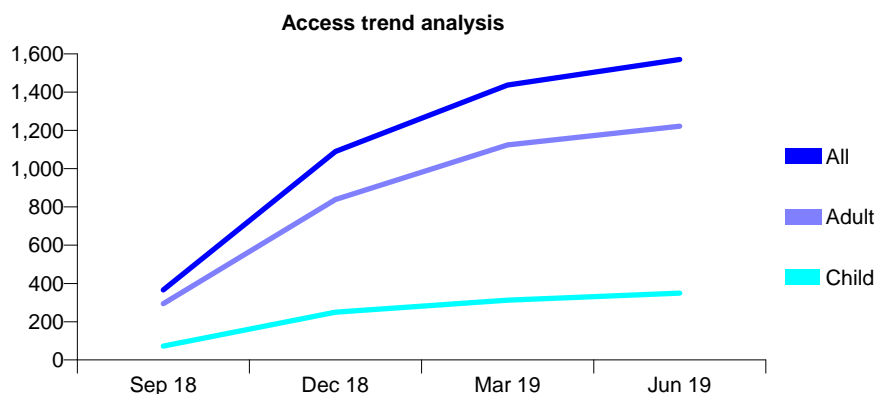
7A6 - Vital Signs At a Glance Contract Report for 100791/0000 - June 2019

Name or company name	MR RE COLLINS
Contract type name	GDS Contract
Purpose of contract	General
Contract start date	21/05/2018
Contract end date	

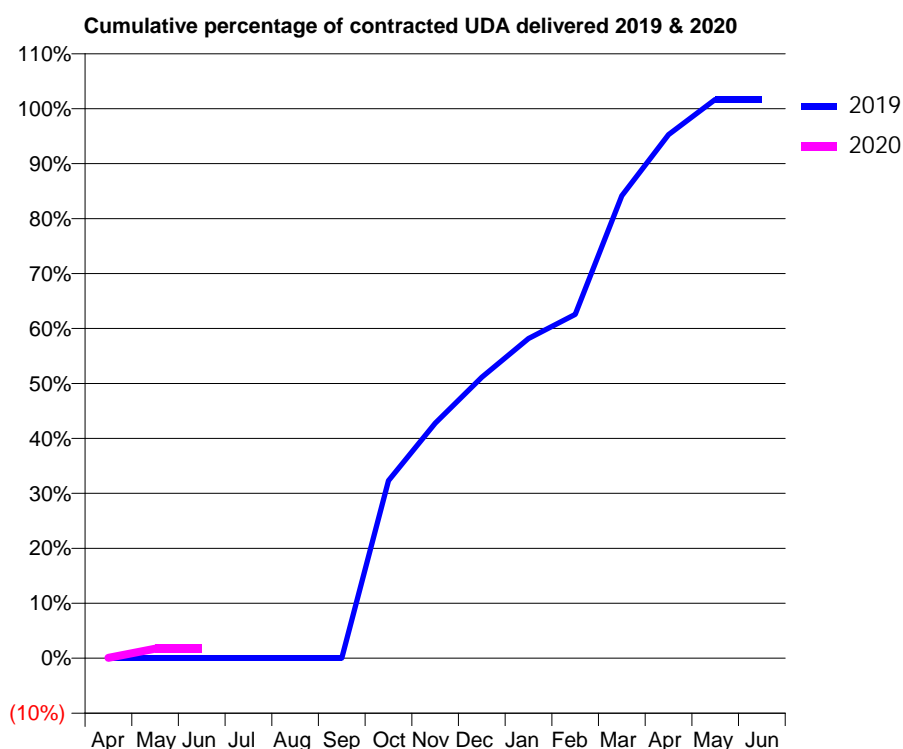
19/20 Contracted general activity (UDA)	6,819
Carry forward general activity (UDA)	0
19/20 Contracted orthodontic activity (UOA)	0
Carry forward orthodontic activity (UOA)	0
Baseline contract value	£174,817.07

ACCESS*

Patients seen in 24 months	Total	Change since previous quarter
Quarter ending June 2018	0	
Quarter ending September 2018	366	↑
Quarter ending December 2018	1,089	↑
Quarter ending March 2019	1,437	↑
Quarter ending June 2019	1,571	↑
Variance since June 2018	N/A	



ACTIVITY



Month	Adjusted Scheduled Activity (UDA)	
	2019	2020
April	0	6
May	0	119
June	0	119
July	0	
August	0	
September	0	
October	1,901	
November	2,517	
December	3,008	
January	3,424	
February	3,682	
March	4,951	
April	5,605	
May	5,983	
June	5,983	

QUALITY

	Quantity	Base Number	Contract	LHB	Wales
% of FP17s for the same patient ID Re-attending within 3 months - Children	0	87	0.0%	8.3%	10.7%
% of FP17s for the same patient ID Re-attending within 3 months - Adults	10	252	4.0%	14.2%	15.5%
% of FP17s for the same patient ID Re-attending between 3 & 9 months - Children	20	87	23.0%	58.0%	60.1%
% of FP17s for the same patient ID Re-attending between 3 & 9 months - Adults	81	252	32.1%	56.2%	56.6%
% of FP17s for Band 1 Urgent Courses	0	52	0.0%	9.3%	9.1%
% of FP17s Relating to Free Repair or Replacements	0	52	0.0%	0.7%	0.7%
% of FP17s Relating to Continuations	0	52	0.0%	0.6%	0.6%
% of Patients satisfied with the dentistry they have received	2	2	N/A	94.3%	92.8%
% of Patients satisfied with the time they had to wait for an appointment	2	2	N/A	89.8%	87.5%

* This is based on patients treated on this contract for their most recent course of treatment. Figures in italics indicate the base number of FP17s or Patient Questionnaire responses are less than 100. N/A is shown where the base number of responses is less than 10 during the period. % is calculated as Quantity/Base number*100

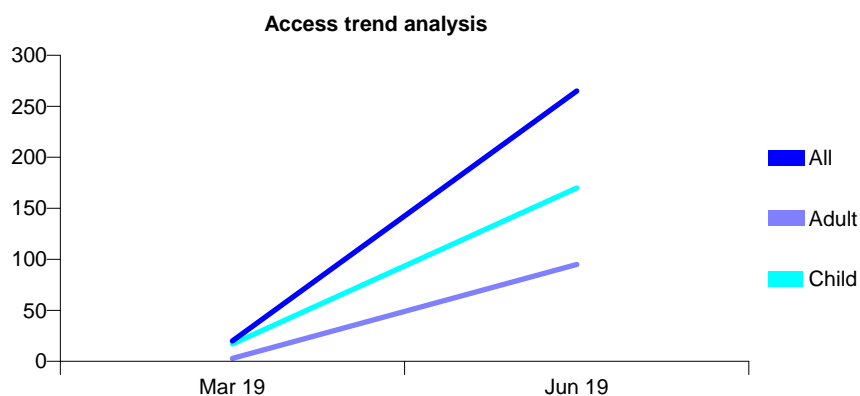
7A6 - Vital Signs At a Glance Contract Report for 100966/0000 - June 2019

Name or company name	MR PL DAVIES
Contract type name	GDS Contract
Purpose of contract	General
Contract start date	20/03/2019
Contract end date	

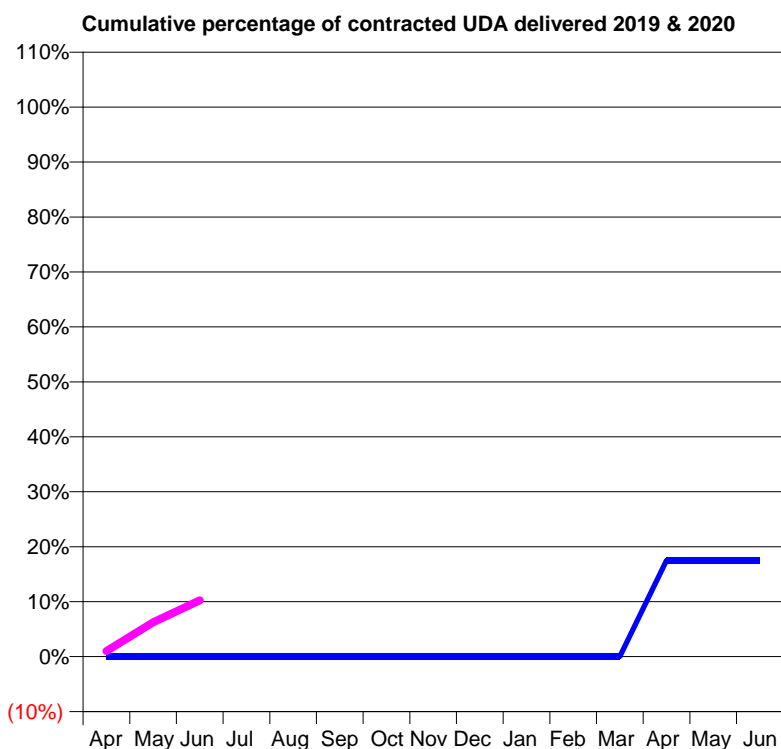
19/20 Contracted general activity (UDA)	4,494
Carry forward general activity (UDA)	0
19/20 Contracted orthodontic activity (UOA)	0
Carry forward orthodontic activity (UOA)	0
Baseline contract value	£123,412.63

ACCESS*

Patients seen in 24 months	Total	Change since previous quarter
Quarter ending June 2018	0	
Quarter ending September 2018	0	
Quarter ending December 2018	0	
Quarter ending March 2019	20	
Quarter ending June 2019	265	↑
Variance since June 2018	N/A	



ACTIVITY



Month	Adjusted Scheduled Activity (UDA)	
	2019	2020
April	0	45
May	0	281
June	0	460
July	0	
August	0	
September	0	
October	0	
November	0	
December	0	
January	0	
February	0	
March	0	
April	25	
May	25	
June	25	

QUALITY

	Quantity	Base Number	Contract	LHB	Wales
% of FP17s for the same patient ID Re-attending within 3 months - Children	1	150	0.7%	8.3%	10.7%
% of FP17s for the same patient ID Re-attending within 3 months - Adults	1	81	1.2%	14.2%	15.5%
% of FP17s for the same patient ID Re-attending between 3 & 9 months - Children	0	150	0.0%	58.0%	60.1%
% of FP17s for the same patient ID Re-attending between 3 & 9 months - Adults	0	81	0.0%	56.2%	56.6%
% of FP17s for Band 1 Urgent Courses	11	208	5.3%	9.3%	9.1%
% of FP17s Relating to Free Repair or Replacements	0	208	0.0%	0.7%	0.7%
% of FP17s Relating to Continuations	0	208	0.0%	0.6%	0.6%
% of Patients satisfied with the dentistry they have received	0	0	N/A	94.3%	92.8%
% of Patients satisfied with the time they had to wait for an appointment	0	0	N/A	89.8%	87.5%

* This is based on patients treated on this contract for their most recent course of treatment. Figures in italics indicate the base number of FP17s or Patient Questionnaire responses are less than 100. N/A is shown where the base number of responses is less than 10 during the period. % is calculated as Quantity/Base number*100


7A6 - Vital Signs At a Glance Contract Report for 101173/0000 - June 2019

Name or company name	Skyrunner Limited
Contract type name	PDS Contract
Purpose of contract	General
Contract start date	01/04/2019
Contract end date	31/03/2022

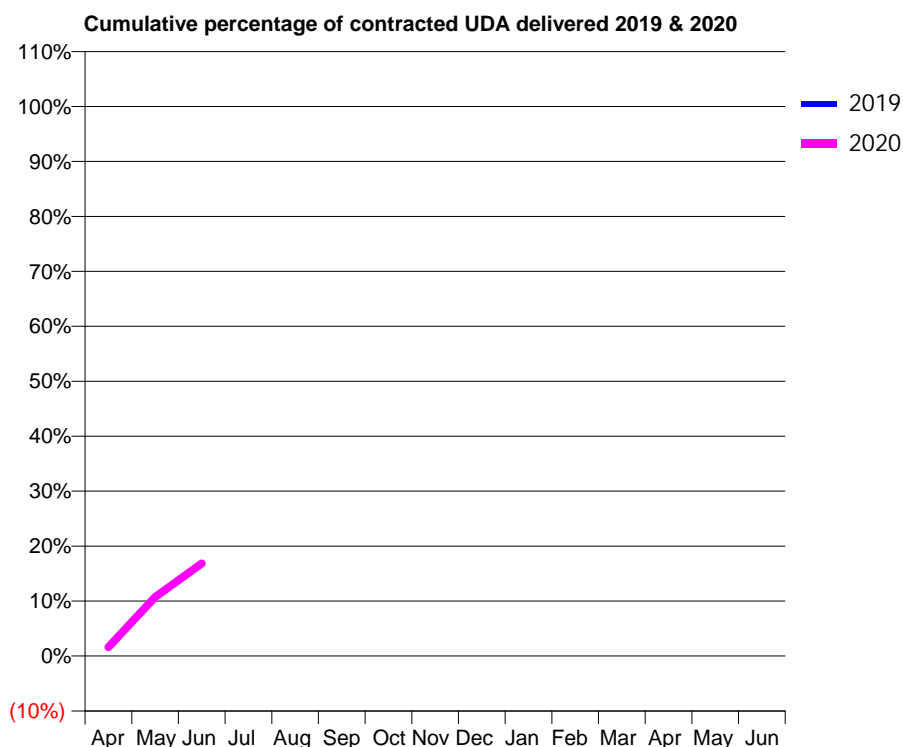
19/20 Contracted general activity (UDA)	374
Carry forward general activity (UDA)	0
19/20 Contracted orthodontic activity (UOA)	0
Carry forward orthodontic activity (UOA)	0
Baseline contract value	£26,565.76

ACCESS*

Patients seen in 24 months	Total	Change since previous quarter
Quarter ending June 2018	0	
Quarter ending September 2018	0	
Quarter ending December 2018	0	
Quarter ending March 2019	0	
Quarter ending June 2019	55	↑
Variance since June 2018	N/A	



ACTIVITY



Month	Adjusted Scheduled Activity (UDA)	
	2019	2020
April	0	6
May	0	40
June	0	63
July	0	
August	0	
September	0	
October	0	
November	0	
December	0	
January	0	
February	0	
March	0	
April	0	
May	0	
June	0	

QUALITY

	Quantity	Base Number	Contract	LHB	Wales
% of FP17s for the same patient ID Re-attending within 3 months - Children	0	1	0.0%	8.3%	10.7%
% of FP17s for the same patient ID Re-attending within 3 months - Adults	1	52	1.9%	14.2%	15.5%
% of FP17s for the same patient ID Re-attending between 3 & 9 months - Children	0	1	0.0%	58.0%	60.1%
% of FP17s for the same patient ID Re-attending between 3 & 9 months - Adults	0	52	0.0%	56.2%	56.6%
% of FP17s for Band 1 Urgent Courses	50	53	94.3%	9.3%	9.1%
% of FP17s Relating to Free Repair or Replacements	0	53	0.0%	0.7%	0.7%
% of FP17s Relating to Continuations	0	53	0.0%	0.6%	0.6%
% of Patients satisfied with the dentistry they have received	0	0	N/A	94.3%	92.8%
% of Patients satisfied with the time they had to wait for an appointment	0	0	N/A	89.8%	87.5%

* This is based on patients treated on this contract for their most recent course of treatment. Figures in italics indicate the base number of FP17s or Patient Questionnaire responses are less than 100. N/A is shown where the base number of responses is less than 10 during the period. % is calculated as Quantity/Base number*100

7A6 - Vital Signs At a Glance Contract Report for 101174/0000 - June 2019


Name or company name	Restore Dental Group
Contract type name	PDS Contract
Purpose of contract	General
Contract start date	01/04/2019
Contract end date	31/03/2022

19/20 Contracted general activity (UDA)	562
Carry forward general activity (UDA)	0
19/20 Contracted orthodontic activity (UOA)	0
Carry forward orthodontic activity (UOA)	0
Baseline contract value	£39,848.64

ACCESS*

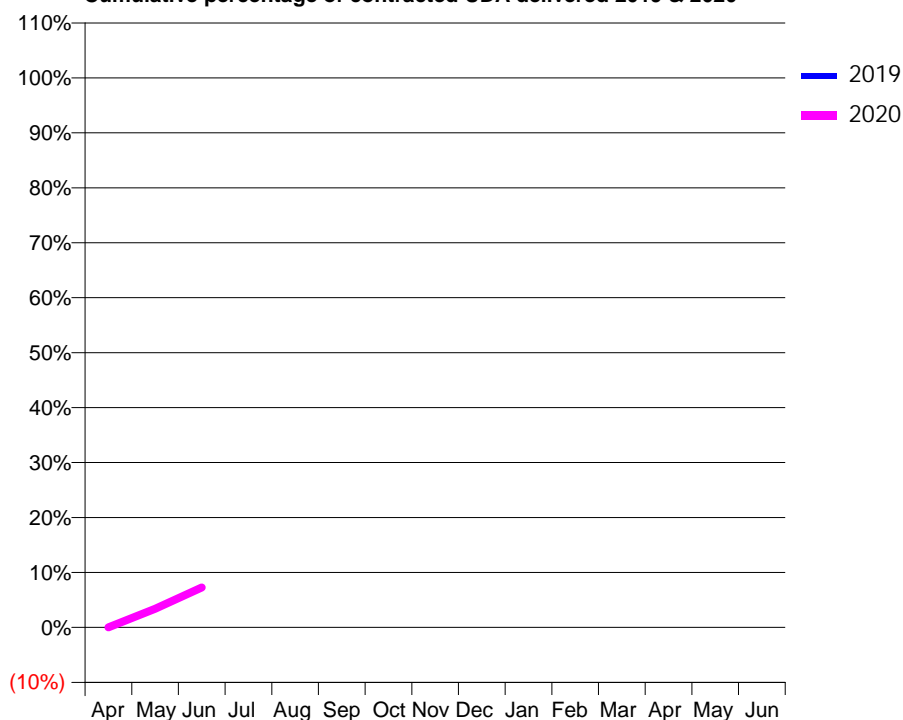
Patients seen in 24 months	Total	Change since previous quarter
Quarter ending June 2018	0	
Quarter ending September 2018	0	
Quarter ending December 2018	0	
Quarter ending March 2019	0	
Quarter ending June 2019	56	↑
Variance since June 2018	N/A	

Access trend analysis



ACTIVITY

Cumulative percentage of contracted UDA delivered 2019 & 2020



Month	Adjusted Scheduled Activity (UDA)	
	2019	2020
April	0	0
May	0	19
June	0	41
July	0	
August	0	
September	0	
October	0	
November	0	
December	0	
January	0	
February	0	
March	0	
April	0	
May	0	
June	0	

QUALITY

	Quantity	Base Number	Contract	LHB	Wales
% of FP17s for the same patient ID Re-attending within 3 months - Children	0	1	0.0%	8.3%	10.7%
% of FP17s for the same patient ID Re-attending within 3 months - Adults	1	33	3.0%	14.2%	15.5%
% of FP17s for the same patient ID Re-attending between 3 & 9 months - Children	0	1	0.0%	58.0%	60.1%
% of FP17s for the same patient ID Re-attending between 3 & 9 months - Adults	0	33	0.0%	56.2%	56.6%
% of FP17s for Band 1 Urgent Courses	34	34	100.0%	9.3%	9.1%
% of FP17s Relating to Free Repair or Replacements	0	34	0.0%	0.7%	0.7%
% of FP17s Relating to Continuations	0	34	0.0%	0.6%	0.6%
% of Patients satisfied with the dentistry they have received	0	0	N/A	94.3%	92.8%
% of Patients satisfied with the time they had to wait for an appointment	0	0	N/A	89.8%	87.5%

* This is based on patients treated on this contract for their most recent course of treatment. Figures in italics indicate the base number of FP17s or Patient Questionnaire responses are less than 100. N/A is shown where the base number of responses is less than 10 during the period. % is calculated as Quantity/Base number*100

7A6 - Vital Signs At a Glance Contract Report for 101175/0000 - June 2019


Name or company name	Ali Jahanfar & Regina Appah
Contract type name	PDS Contract
Purpose of contract	General
Contract start date	01/04/2019
Contract end date	31/03/2022

19/20 Contracted general activity (UDA)	374
Carry forward general activity (UDA)	0
19/20 Contracted orthodontic activity (UOA)	0
Carry forward orthodontic activity (UOA)	0
Baseline contract value	£26,565.76

ACCESS*

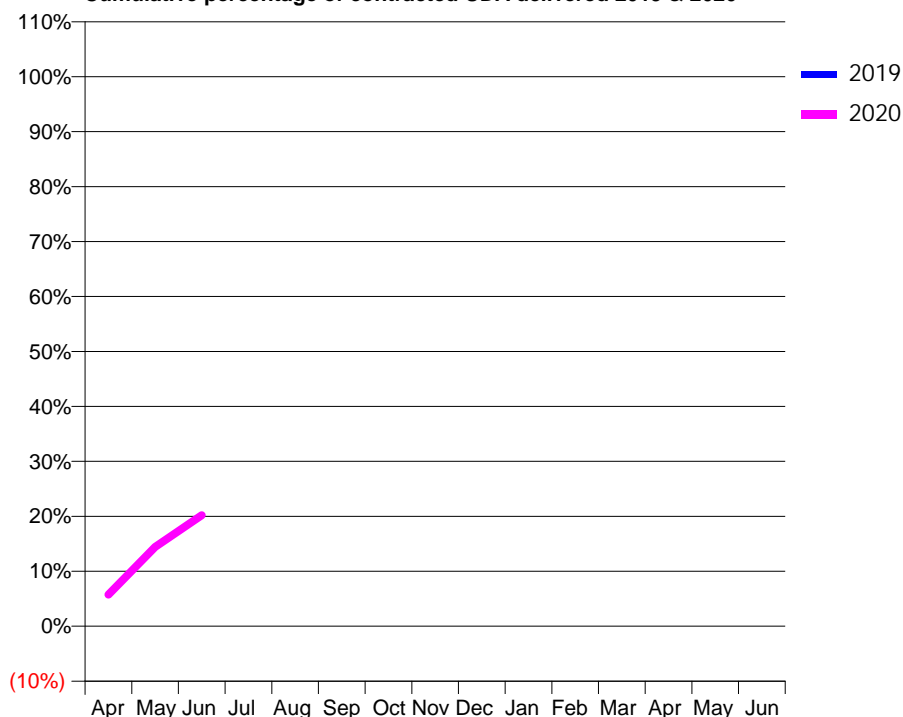
Patients seen in 24 months	Total	Change since previous quarter
Quarter ending June 2018	0	
Quarter ending September 2018	0	
Quarter ending December 2018	0	
Quarter ending March 2019	0	
Quarter ending June 2019	62	↑
Variance since June 2018	N/A	

Access trend analysis



ACTIVITY

Cumulative percentage of contracted UDA delivered 2019 & 2020



Adjusted Scheduled Activity (UDA)

Month	2019	2020
April	0	22
May	0	54
June	0	76
July	0	
August	0	
September	0	
October	0	
November	0	
December	0	
January	0	
February	0	
March	0	
April	0	
May	0	
June	0	

QUALITY

	Quantity	Base Number	Contract	LHB	Wales
% of FP17s for the same patient ID Re-attending within 3 months - Children	0	0	N/A	8.3%	10.7%
% of FP17s for the same patient ID Re-attending within 3 months - Adults	0	63	0.0%	14.2%	15.5%
% of FP17s for the same patient ID Re-attending between 3 & 9 months - Children	0	0	N/A	58.0%	60.1%
% of FP17s for the same patient ID Re-attending between 3 & 9 months - Adults	0	63	0.0%	56.2%	56.6%
% of FP17s for Band 1 Urgent Courses	63	63	100.0%	9.3%	9.1%
% of FP17s Relating to Free Repair or Replacements	0	63	0.0%	0.7%	0.7%
% of FP17s Relating to Continuations	0	63	0.0%	0.6%	0.6%
% of Patients satisfied with the dentistry they have received	0	0	N/A	94.3%	92.8%
% of Patients satisfied with the time they had to wait for an appointment	0	0	N/A	89.8%	87.5%

* This is based on patients treated on this contract for their most recent course of treatment.

Figures in italics indicate the base number of FP17s or Patient Questionnaire responses are less than 100. N/A is shown where the base number of responses is less than 10 during the period. % is calculated as Quantity/Base number*100

7A6 - Vital Signs At a Glance Contract Report for 101176/0000 - June 2019


Name or company name	Risca Dental Practice Limited
Contract type name	PDS Contract
Purpose of contract	General
Contract start date	01/04/2019
Contract end date	31/03/2022

19/20 Contracted general activity (UDA)	374
Carry forward general activity (UDA)	0
19/20 Contracted orthodontic activity (UOA)	0
Carry forward orthodontic activity (UOA)	0
Baseline contract value	£26,565.76

ACCESS*

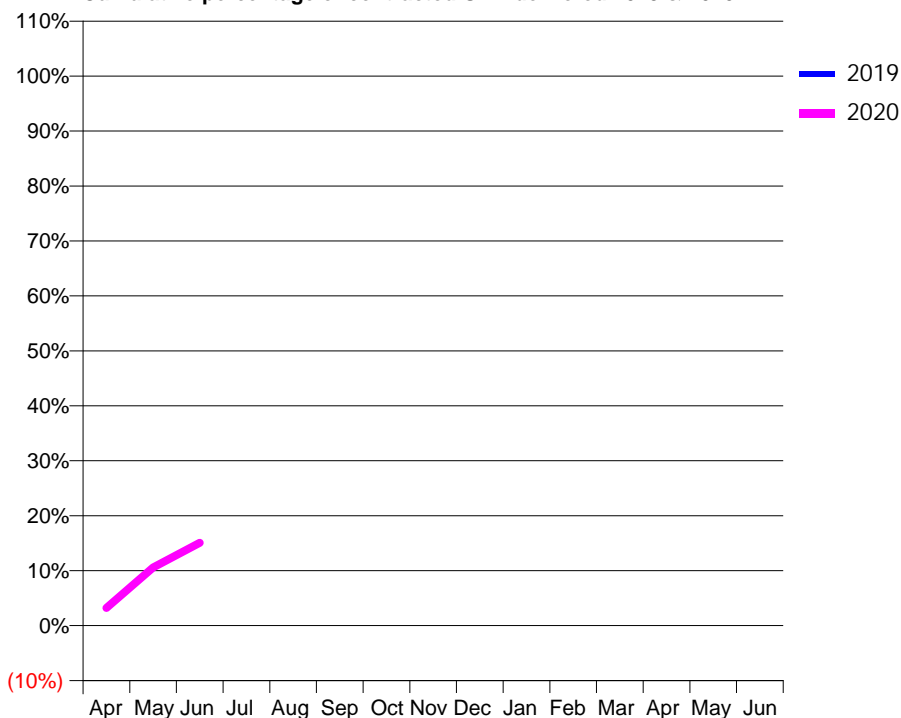
Patients seen in 24 months	Total	Change since previous quarter
Quarter ending June 2018	0	
Quarter ending September 2018	0	
Quarter ending December 2018	0	
Quarter ending March 2019	0	
Quarter ending June 2019	53	↑
Variance since June 2018	N/A	

Access trend analysis



ACTIVITY

Cumulative percentage of contracted UDA delivered 2019 & 2020



Adjusted Scheduled Activity (UDA)

Month	2019	2020
April	0	12
May	0	40
June	0	56
July	0	
August	0	
September	0	
October	0	
November	0	
December	0	
January	0	
February	0	
March	0	
April	0	
May	0	
June	0	

QUALITY

	Quantity	Base Number	Contract	LHB	Wales
% of FP17s for the same patient ID Re-attending within 3 months - Children	0	1	0.0%	8.3%	10.7%
% of FP17s for the same patient ID Re-attending within 3 months - Adults	0	46	0.0%	14.2%	15.5%
% of FP17s for the same patient ID Re-attending between 3 & 9 months - Children	0	1	0.0%	58.0%	60.1%
% of FP17s for the same patient ID Re-attending between 3 & 9 months - Adults	0	46	0.0%	56.2%	56.6%
% of FP17s for Band 1 Urgent Courses	47	47	100.0%	9.3%	9.1%
% of FP17s Relating to Free Repair or Replacements	0	47	0.0%	0.7%	0.7%
% of FP17s Relating to Continuations	0	47	0.0%	0.6%	0.6%
% of Patients satisfied with the dentistry they have received	0	0	N/A	94.3%	92.8%
% of Patients satisfied with the time they had to wait for an appointment	0	0	N/A	89.8%	87.5%

* This is based on patients treated on this contract for their most recent course of treatment. Figures in italics indicate the base number of FP17s or Patient Questionnaire responses are less than 100. N/A is shown where the base number of responses is less than 10 during the period. % is calculated as Quantity/Base number*100


7A6 - Vital Signs At a Glance Contract Report for 101177/0000 - June 2019

Name or company name	Devon Place Limited
Contract type name	PDS Contract
Purpose of contract	General
Contract start date	01/04/2019
Contract end date	31/03/2022

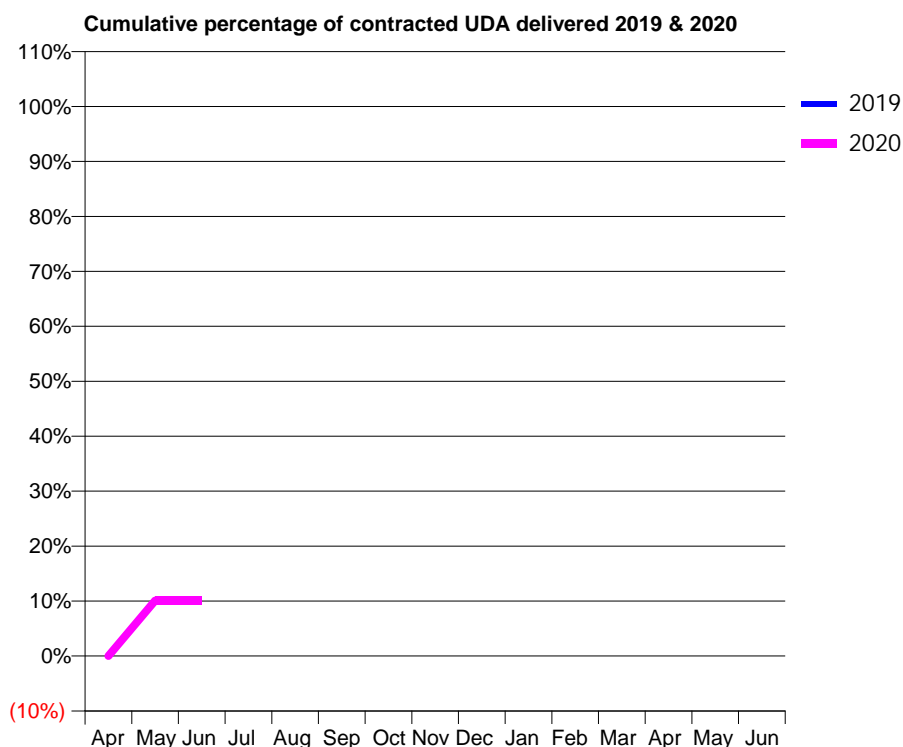
19/20 Contracted general activity (UDA)	749
Carry forward general activity (UDA)	0
19/20 Contracted orthodontic activity (UOA)	0
Carry forward orthodontic activity (UOA)	0
Baseline contract value	£53,131.52

ACCESS*

Patients seen in 24 months	Total	Change since previous quarter
Quarter ending June 2018	0	
Quarter ending September 2018	0	
Quarter ending December 2018	0	
Quarter ending March 2019	0	
Quarter ending June 2019	137	↑
Variance since June 2018	N/A	



ACTIVITY



Month	Adjusted Scheduled Activity (UDA)	
	2019	2020
April	0	0
May	0	76
June	0	76
July	0	
August	0	
September	0	
October	0	
November	0	
December	0	
January	0	
February	0	
March	0	
April	0	
May	0	
June	0	

QUALITY

	Quantity	Base Number	Contract	LHB	Wales
% of FP17s for the same patient ID Re-attending within 3 months - Children	0	3	0.0%	8.3%	10.7%
% of FP17s for the same patient ID Re-attending within 3 months - Adults	1	60	1.7%	14.2%	15.5%
% of FP17s for the same patient ID Re-attending between 3 & 9 months - Children	0	3	0.0%	58.0%	60.1%
% of FP17s for the same patient ID Re-attending between 3 & 9 months - Adults	0	60	0.0%	56.2%	56.6%
% of FP17s for Band 1 Urgent Courses	63	63	100.0%	9.3%	9.1%
% of FP17s Relating to Free Repair or Replacements	0	63	0.0%	0.7%	0.7%
% of FP17s Relating to Continuations	0	63	0.0%	0.6%	0.6%
% of Patients satisfied with the dentistry they have received	0	0	N/A	94.3%	92.8%
% of Patients satisfied with the time they had to wait for an appointment	0	0	N/A	89.8%	87.5%

* This is based on patients treated on this contract for their most recent course of treatment. Figures in italics indicate the base number of FP17s or Patient Questionnaire responses are less than 100. N/A is shown where the base number of responses is less than 10 during the period. % is calculated as Quantity/Base number*100

7A6 - Vital Signs At a Glance Contract Report for 101178/0000 - June 2019


Name or company name	A & M Jones Healthcare Ltd
Contract type name	PDS Contract
Purpose of contract	General
Contract start date	01/04/2019
Contract end date	31/03/2022

19/20 Contracted general activity (UDA)	374
Carry forward general activity (UDA)	0
19/20 Contracted orthodontic activity (UOA)	0
Carry forward orthodontic activity (UOA)	0
Baseline contract value	£26,565.76

ACCESS*

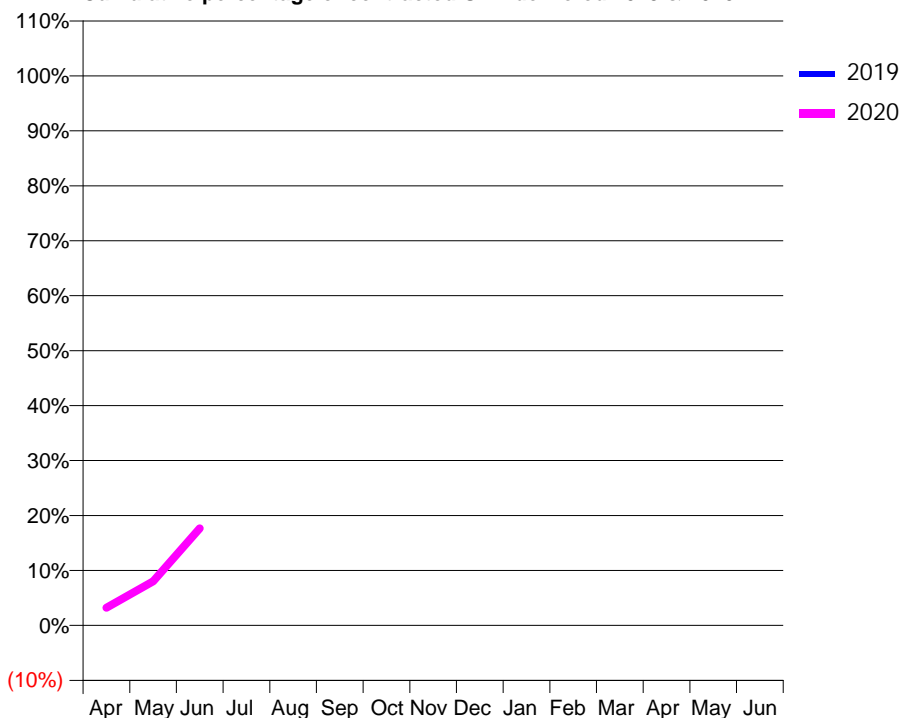
Patients seen in 24 months	Total	Change since previous quarter
Quarter ending June 2018	0	
Quarter ending September 2018	0	
Quarter ending December 2018	0	
Quarter ending March 2019	0	
Quarter ending June 2019	57	↑
Variance since June 2018	N/A	

Access trend analysis



ACTIVITY

Cumulative percentage of contracted UDA delivered 2019 & 2020



Month	Adjusted Scheduled Activity (UDA)	
	2019	2020
April	0	12
May	0	30
June	0	66
July	0	
August	0	
September	0	
October	0	
November	0	
December	0	
January	0	
February	0	
March	0	
April	0	
May	0	
June	0	

QUALITY

	Quantity	Base Number	Contract	LHB	Wales
% of FP17s for the same patient ID Re-attending within 3 months - Children	0	2	0.0%	8.3%	10.7%
% of FP17s for the same patient ID Re-attending within 3 months - Adults	2	53	3.8%	14.2%	15.5%
% of FP17s for the same patient ID Re-attending between 3 & 9 months - Children	0	2	0.0%	58.0%	60.1%
% of FP17s for the same patient ID Re-attending between 3 & 9 months - Adults	0	53	0.0%	56.2%	56.6%
% of FP17s for Band 1 Urgent Courses	55	55	100.0%	9.3%	9.1%
% of FP17s Relating to Free Repair or Replacements	0	55	0.0%	0.7%	0.7%
% of FP17s Relating to Continuations	0	55	0.0%	0.6%	0.6%
% of Patients satisfied with the dentistry they have received	0	0	N/A	94.3%	92.8%
% of Patients satisfied with the time they had to wait for an appointment	0	0	N/A	89.8%	87.5%

* This is based on patients treated on this contract for their most recent course of treatment. Figures in italics indicate the base number of FP17s or Patient Questionnaire responses are less than 100. N/A is shown where the base number of responses is less than 10 during the period. % is calculated as Quantity/Base number*100

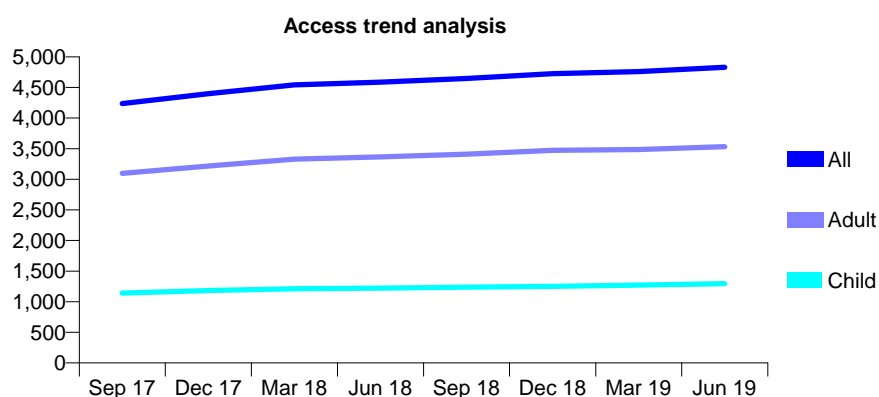
7A6 - Vital Signs At a Glance Contract Report for 101281/0135 - June 2019

Name or company name	OASIS DENTAL CARE LTD
Contract type name	GDS Contract
Purpose of contract	General
Contract start date	01/04/2006
Contract end date	

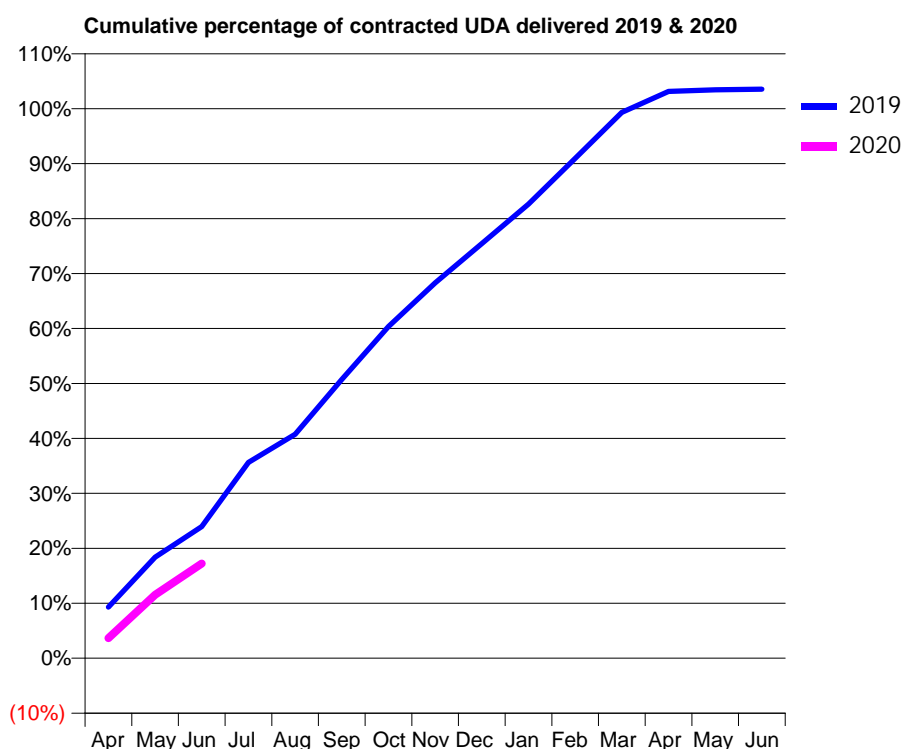
19/20 Contracted general activity (UDA)	16,432
Carry forward general activity (UDA)	0
19/20 Contracted orthodontic activity (UOA)	0
Carry forward orthodontic activity (UOA)	0
Baseline contract value	£418,923.42

ACCESS*

Patients seen in 24 months	Total	Change since previous quarter
Quarter ending June 2018	4,587	
Quarter ending September 2018	4,648	→
Quarter ending December 2018	4,726	→
Quarter ending March 2019	4,760	→
Quarter ending June 2019	4,829	→
Variance since June 2018	5.3%	↑



ACTIVITY



Month	Adjusted Scheduled Activity (UDA)	
	2019	2020
April	1,528	598
May	3,024	1,894
June	3,939	2,830
July	5,857	
August	6,696	
September	8,332	
October	9,920	
November	11,223	
December	12,394	
January	13,578	
February	14,946	
March	16,318	
April	16,947	
May	16,994	
June	17,013	

QUALITY

	Quantity	Base Number	Contract	LHB	Wales
% of FP17s for the same patient ID Re-attending within 3 months - Children	33	490	6.7%	8.3%	10.7%
% of FP17s for the same patient ID Re-attending within 3 months - Adults	169	1,285	13.2%	14.2%	15.5%
% of FP17s for the same patient ID Re-attending between 3 & 9 months - Children	322	490	65.7%	58.0%	60.1%
% of FP17s for the same patient ID Re-attending between 3 & 9 months - Adults	804	1,285	62.6%	56.2%	56.6%
% of FP17s for Band 1 Urgent Courses	138	1,473	9.4%	9.3%	9.1%
% of FP17s Relating to Free Repair or Replacements	22	1,473	1.5%	0.7%	0.7%
% of FP17s Relating to Continuations	14	1,473	1.0%	0.6%	0.6%
% of Patients satisfied with the dentistry they have received	8	8	N/A	94.3%	92.8%
% of Patients satisfied with the time they had to wait for an appointment	8	8	N/A	89.8%	87.5%

* This is based on patients treated on this contract for their most recent course of treatment.

Figures in italics indicate the base number of FP17s or Patient Questionnaire responses are less than 100. N/A is shown where the base number of responses is less than 10 during the period. % is calculated as Quantity/Base number*100

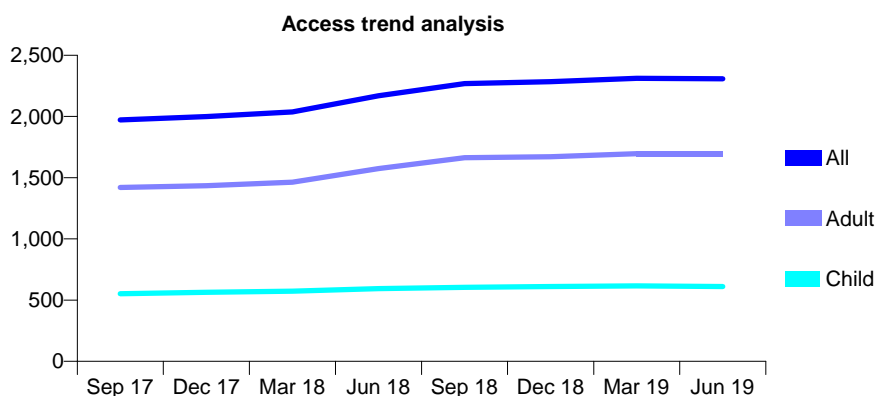
7A6 - Vital Signs At a Glance Contract Report for 101281/0136 - June 2019

Name or company name	OASIS DENTAL CARE LTD
Contract type name	GDS Contract
Purpose of contract	General
Contract start date	01/04/2006
Contract end date	

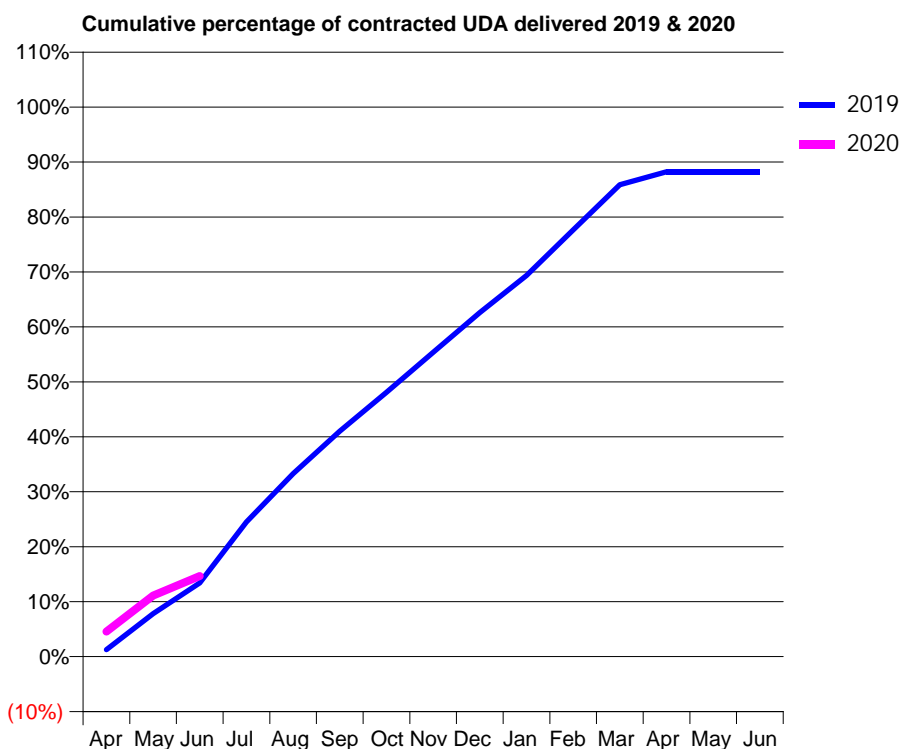
19/20 Contracted general activity (UDA)	6,487
Carry forward general activity (UDA)	0
19/20 Contracted orthodontic activity (UOA)	0
Carry forward orthodontic activity (UOA)	0
Baseline contract value	£168,078.60

ACCESS*

Patients seen in 24 months	Total	Change since previous quarter
Quarter ending June 2018	2,169	
Quarter ending September 2018	2,269	↑
Quarter ending December 2018	2,284	→
Quarter ending March 2019	2,312	→
Quarter ending June 2019	2,308	→
Variance since June 2018	6.4%	↑



ACTIVITY



Month	Adjusted Scheduled Activity (UDA)	
	2019	2020
April	83	294
May	507	722
June	870	951
July	1,590	
August	2,160	
September	2,661	
October	3,121	
November	3,591	
December	4,061	
January	4,500	
February	5,037	
March	5,571	
April	5,723	
May	5,723	
June	5,723	

QUALITY

	Quantity	Base Number	Contract	LHB	Wales
% of FP17s for the same patient ID Re-attending within 3 months - Children	15	204	7.4%	8.3%	10.7%
% of FP17s for the same patient ID Re-attending within 3 months - Adults	44	524	8.4%	14.2%	15.5%
% of FP17s for the same patient ID Re-attending between 3 & 9 months - Children	130	204	63.7%	58.0%	60.1%
% of FP17s for the same patient ID Re-attending between 3 & 9 months - Adults	365	524	69.7%	56.2%	56.6%
% of FP17s for Band 1 Urgent Courses	45	637	7.1%	9.3%	9.1%
% of FP17s Relating to Free Repair or Replacements	1	637	0.2%	0.7%	0.7%
% of FP17s Relating to Continuations	0	637	0.0%	0.6%	0.6%
% of Patients satisfied with the dentistry they have received	4	5	N/A	94.3%	92.8%
% of Patients satisfied with the time they had to wait for an appointment	4	5	N/A	89.8%	87.5%

* This is based on patients treated on this contract for their most recent course of treatment. Figures in italics indicate the base number of FP17s or Patient Questionnaire responses are less than 100. N/A is shown where the base number of responses is less than 10 during the period. % is calculated as Quantity/Base number*100

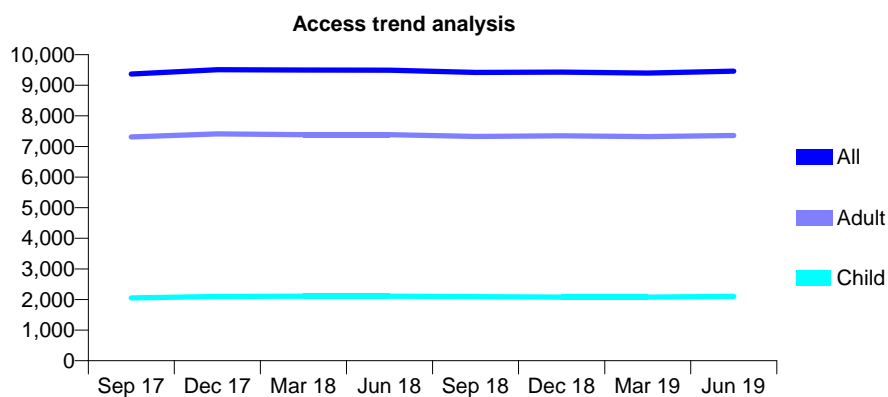
7A6 - Vital Signs At a Glance Contract Report for 101281/0160 - June 2019

Name or company name	OASIS DENTAL CARE LTD
Contract type name	GDS Contract
Purpose of contract	General
Contract start date	01/09/2006
Contract end date	

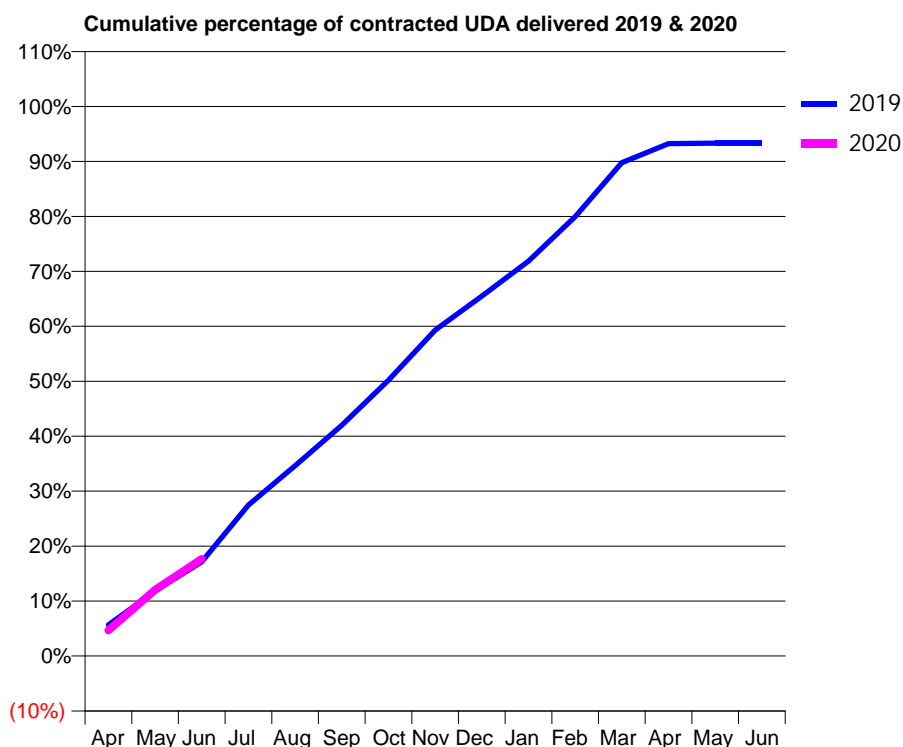
19/20 Contracted general activity (UDA)	25,813
Carry forward general activity (UDA)	0
19/20 Contracted orthodontic activity (UOA)	0
Carry forward orthodontic activity (UOA)	0
Baseline contract value	£608,476.78

ACCESS*

Patients seen in 24 months	Total	Change since previous quarter
Quarter ending June 2018	9,494	
Quarter ending September 2018	9,419	→
Quarter ending December 2018	9,431	→
Quarter ending March 2019	9,401	→
Quarter ending June 2019	9,464	→
Variance since June 2018	(0.3%)	→



ACTIVITY



Month	Adjusted Scheduled Activity (UDA)	
	2019	2020
April	1,465	1,207
May	3,058	3,108
June	4,424	4,564
July	7,095	
August	8,943	
September	10,837	
October	12,956	
November	15,305	
December	16,903	
January	18,553	
February	20,640	
March	23,176	
April	24,063	
May	24,089	
June	24,089	

QUALITY

	Quantity	Base Number	Contract	LHB	Wales
% of FP17s for the same patient ID Re-attending within 3 months - Children	45	733	6.1%	8.3%	10.7%
% of FP17s for the same patient ID Re-attending within 3 months - Adults	357	2,621	13.6%	14.2%	15.5%
% of FP17s for the same patient ID Re-attending between 3 & 9 months - Children	444	733	60.6%	58.0%	60.1%
% of FP17s for the same patient ID Re-attending between 3 & 9 months - Adults	1,571	2,621	59.9%	56.2%	56.6%
% of FP17s for Band 1 Urgent Courses	292	2,916	10.0%	9.3%	9.1%
% of FP17s Relating to Free Repair or Replacements	17	2,916	0.6%	0.7%	0.7%
% of FP17s Relating to Continuations	13	2,916	0.4%	0.6%	0.6%
% of Patients satisfied with the dentistry they have received	17	18	94.4%	94.3%	92.8%
% of Patients satisfied with the time they had to wait for an appointment	16	18	88.9%	89.8%	87.5%

* This is based on patients treated on this contract for their most recent course of treatment. Figures in italics indicate the base number of FP17s or Patient Questionnaire responses are less than 100. N/A is shown where the base number of responses is less than 10 during the period. % is calculated as Quantity/Base number*100

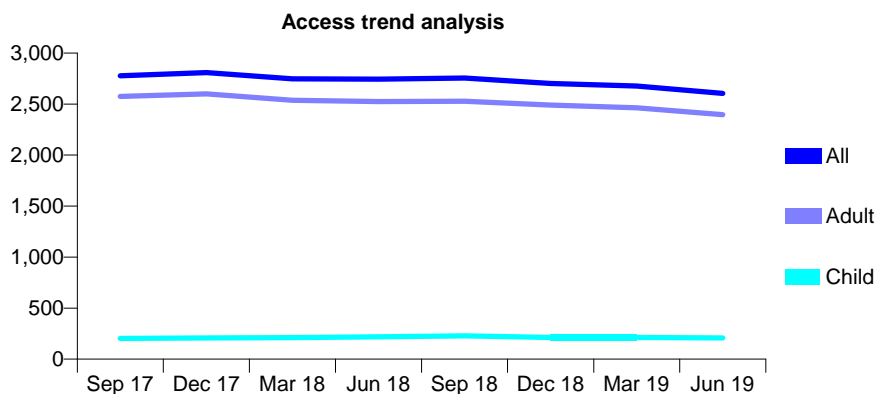
7A6 - Vital Signs At a Glance Contract Report for 107123/0006 - June 2019

Name or company name	Aneurin Bevan Health Board (Out of Hours)
Contract type name	GDS Contract
Purpose of contract	General
Contract start date	01/04/2013
Contract end date	

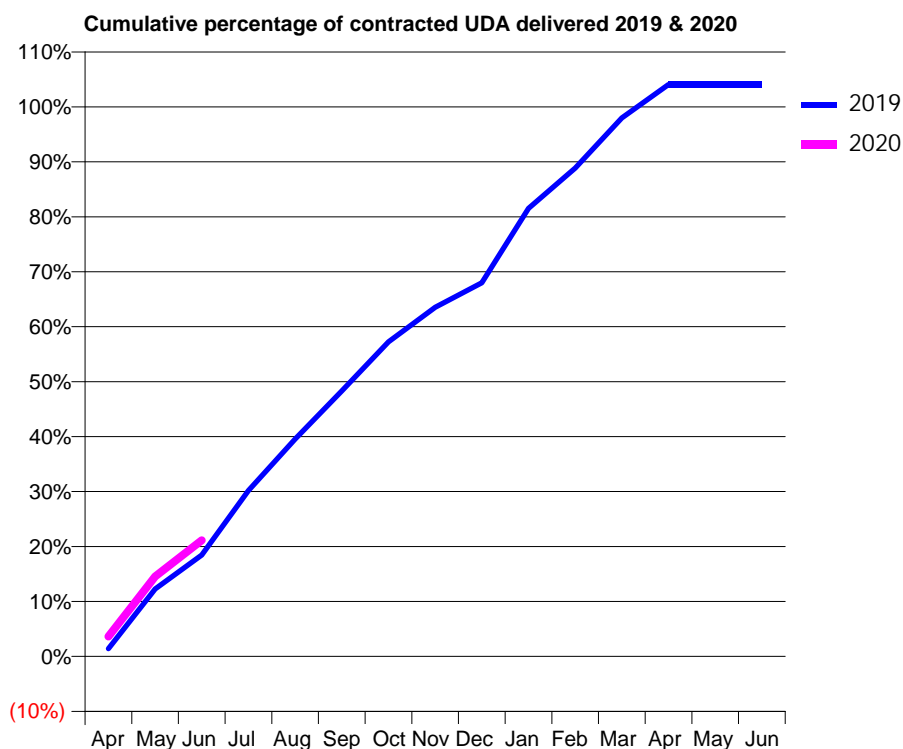
19/20 Contracted general activity (UDA)	3,777
Carry forward general activity (UDA)	0
19/20 Contracted orthodontic activity (UOA)	0
Carry forward orthodontic activity (UOA)	0
Baseline contract value	£382,755.77

ACCESS*

Patients seen in 24 months	Total	Change since previous quarter
Quarter ending June 2018	2,744	
Quarter ending September 2018	2,755	→
Quarter ending December 2018	2,702	↓
Quarter ending March 2019	2,677	→
Quarter ending June 2019	2,604	↓
Variance since June 2018	(5.1%)	↓



ACTIVITY



Month	2019	2020
April	54	137
May	464	550
June	697	798
July	1,140	
August	1,494	
September	1,824	
October	2,161	
November	2,400	
December	2,568	
January	3,079	
February	3,356	
March	3,700	
April	3,931	
May	3,931	
June	3,931	

QUALITY

	Quantity	Base Number	Contract	LHB	Wales
% of FP17s for the same patient ID Re-attending within 3 months - Children	6	115	5.2%	8.3%	10.7%
% of FP17s for the same patient ID Re-attending within 3 months - Adults	27	742	3.6%	14.2%	15.5%
% of FP17s for the same patient ID Re-attending between 3 & 9 months - Children	0	115	0.0%	58.0%	60.1%
% of FP17s for the same patient ID Re-attending between 3 & 9 months - Adults	12	742	1.6%	56.2%	56.6%
% of FP17s for Band 1 Urgent Courses	660	665	99.2%	9.3%	9.1%
% of FP17s Relating to Free Repair or Replacements	0	665	0.0%	0.7%	0.7%
% of FP17s Relating to Continuations	0	665	0.0%	0.6%	0.6%
% of Patients satisfied with the dentistry they have received	2	2	N/A	94.3%	92.8%
% of Patients satisfied with the time they had to wait for an appointment	2	2	N/A	89.8%	87.5%

* This is based on patients treated on this contract for their most recent course of treatment. Figures in italics indicate the base number of FP17s or Patient Questionnaire responses are less than 100. N/A is shown where the base number of responses is less than 10 during the period. % is calculated as Quantity/Base number*100

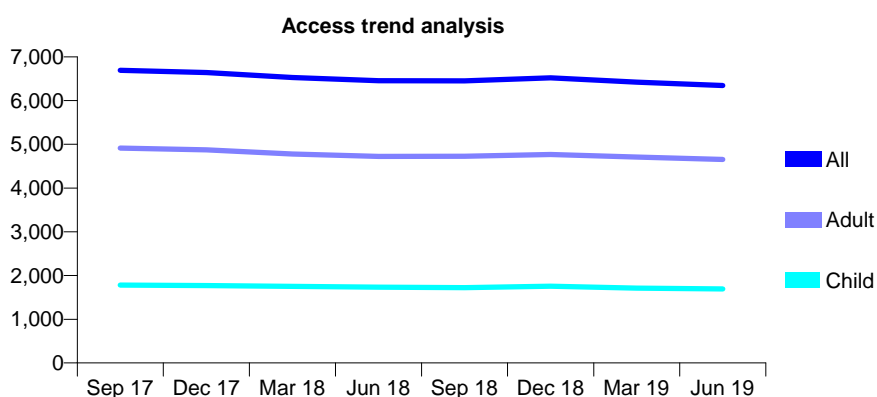
7A6 - Vital Signs At a Glance Contract Report for 110779/0001 - June 2019

Name or company name	Crown Cottage Dental Care
Contract type name	GDS Contract
Purpose of contract	General
Contract start date	01/11/2012
Contract end date	

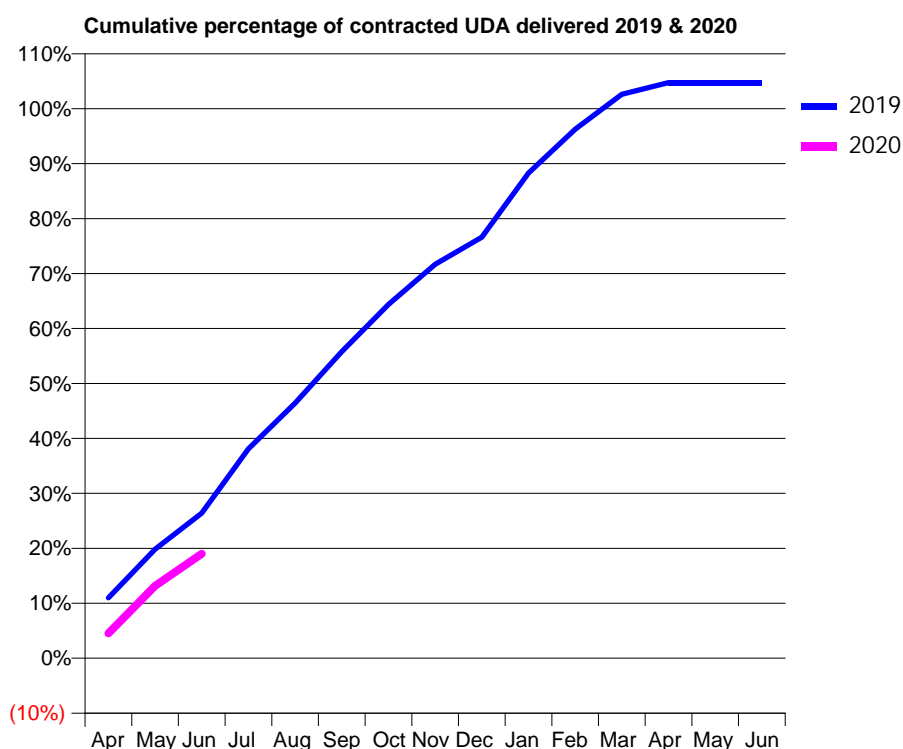
19/20 Contracted general activity (UDA)	17,388
Carry forward general activity (UDA)	0
19/20 Contracted orthodontic activity (UOA)	0
Carry forward orthodontic activity (UOA)	0
Baseline contract value	£685,754.20

ACCESS*

Patients seen in 24 months	Total	Change since previous quarter
Quarter ending June 2018	6,455	
Quarter ending September 2018	6,448	→
Quarter ending December 2018	6,520	→
Quarter ending March 2019	6,421	↓
Quarter ending June 2019	6,345	↓
Variance since June 2018	(1.7%)	↓



ACTIVITY



Month	2019	2020
April	1,912	785
May	3,448	2,293
June	4,587	3,305
July	6,627	
August	8,073	
September	9,697	
October	11,191	
November	12,465	
December	13,317	
January	15,349	
February	16,737	
March	17,843	
April	18,212	
May	18,213	
June	18,210	

QUALITY

	Quantity	Base Number	Contract	LHB	Wales
% of FP17s for the same patient ID Re-attending within 3 months - Children	25	540	4.6%	8.3%	10.7%
% of FP17s for the same patient ID Re-attending within 3 months - Adults	75	1,488	5.0%	14.2%	15.5%
% of FP17s for the same patient ID Re-attending between 3 & 9 months - Children	322	540	59.6%	58.0%	60.1%
% of FP17s for the same patient ID Re-attending between 3 & 9 months - Adults	936	1,488	62.9%	56.2%	56.6%
% of FP17s for Band 1 Urgent Courses	73	1,827	4.0%	9.3%	9.1%
% of FP17s Relating to Free Repair or Replacements	5	1,827	0.3%	0.7%	0.7%
% of FP17s Relating to Continuations	1	1,827	0.1%	0.6%	0.6%
% of Patients satisfied with the dentistry they have received	6	6	N/A	94.3%	92.8%
% of Patients satisfied with the time they had to wait for an appointment	6	6	N/A	89.8%	87.5%

* This is based on patients treated on this contract for their most recent course of treatment.

Figures in italics indicate the base number of FP17s or Patient Questionnaire responses are less than 100. N/A is shown where the base number of responses is less than 10 during the period. % is calculated as Quantity/Base number*100

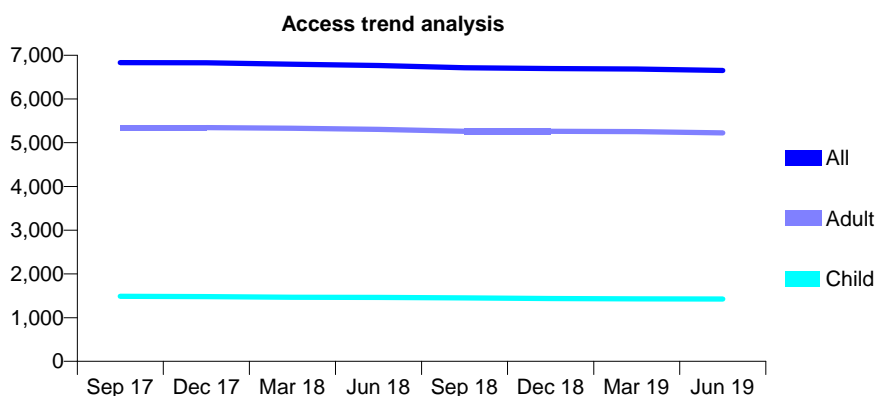
7A6 - Vital Signs At a Glance Contract Report for 115770/0001 - June 2019

Name or company name	Thomas and Stroud Dental Surgery
Contract type name	GDS Contract
Purpose of contract	General
Contract start date	01/12/2009
Contract end date	

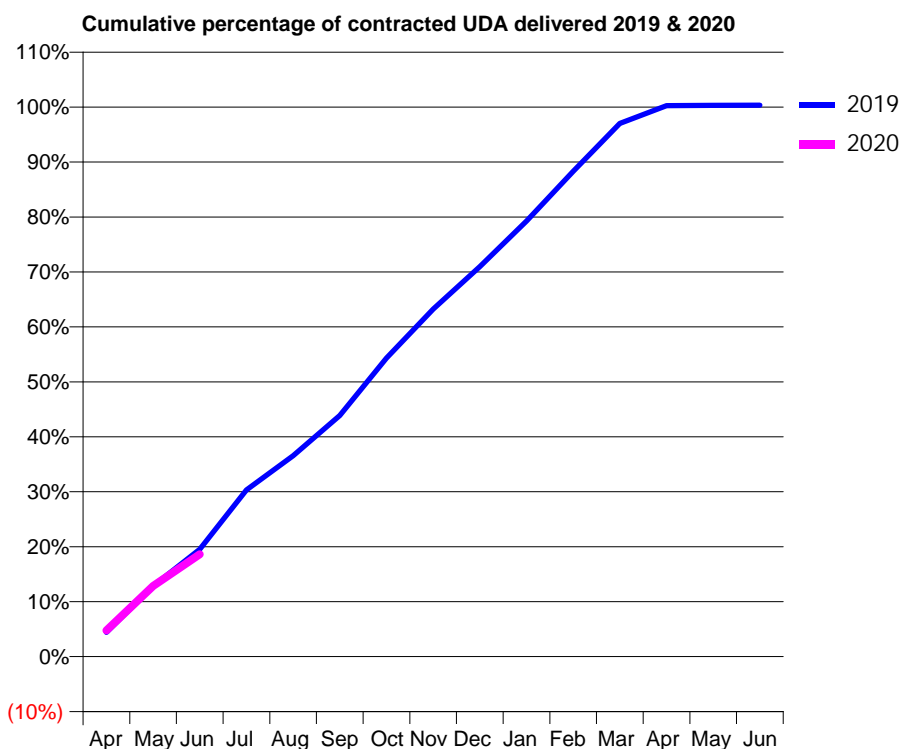
19/20 Contracted general activity (UDA)	17,876
Carry forward general activity (UDA)	0
19/20 Contracted orthodontic activity (UOA)	0
Carry forward orthodontic activity (UOA)	0
Baseline contract value	£605,694.75

ACCESS*

Patients seen in 24 months	Total	Change since previous quarter
Quarter ending June 2018	6,768	
Quarter ending September 2018	6,714	→
Quarter ending December 2018	6,697	→
Quarter ending March 2019	6,683	→
Quarter ending June 2019	6,653	→
Variance since June 2018	(1.7%)	↓



ACTIVITY



Month	Adjusted Scheduled Activity (UDA)	
	2019	2020
April	794	854
May	2,300	2,295
June	3,490	3,329
July	5,419	
August	6,535	
September	7,845	
October	9,711	
November	11,309	
December	12,688	
January	14,166	
February	15,789	
March	17,347	
April	17,924	
May	17,931	
June	17,935	

QUALITY

	Quantity	Base Number	Contract	LHB	Wales
% of FP17s for the same patient ID Re-attending within 3 months - Children	24	510	4.7%	8.3%	10.7%
% of FP17s for the same patient ID Re-attending within 3 months - Adults	185	1,720	10.8%	14.2%	15.5%
% of FP17s for the same patient ID Re-attending between 3 & 9 months - Children	336	510	65.9%	58.0%	60.1%
% of FP17s for the same patient ID Re-attending between 3 & 9 months - Adults	993	1,720	57.7%	56.2%	56.6%
% of FP17s for Band 1 Urgent Courses	104	1,925	5.4%	9.3%	9.1%
% of FP17s Relating to Free Repair or Replacements	8	1,925	0.4%	0.7%	0.7%
% of FP17s Relating to Continuations	8	1,925	0.4%	0.6%	0.6%
% of Patients satisfied with the dentistry they have received	9	10	90.0%	94.3%	92.8%
% of Patients satisfied with the time they had to wait for an appointment	9	10	90.0%	89.8%	87.5%

* This is based on patients treated on this contract for their most recent course of treatment. Figures in italics indicate the base number of FP17s or Patient Questionnaire responses are less than 100. N/A is shown where the base number of responses is less than 10 during the period. % is calculated as Quantity/Base number*100

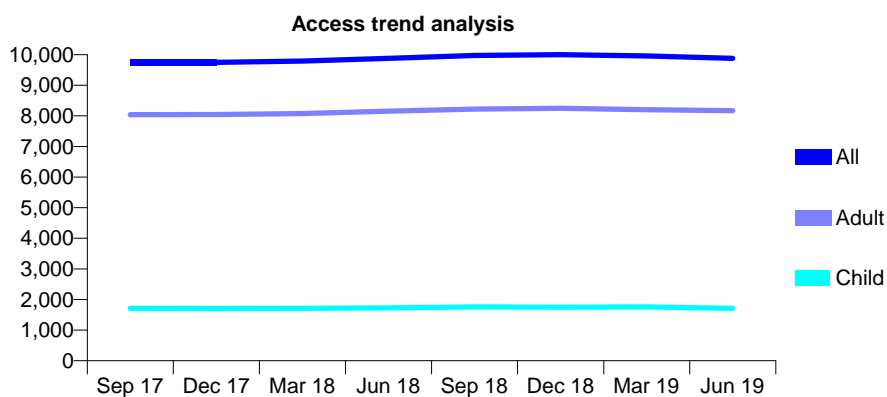
7A6 - Vital Signs At a Glance Contract Report for 120693/0001 - June 2019

Name or company name	Bethcar DP Ltd
Contract type name	Pilot Contract
Purpose of contract	General
Contract start date	01/04/2014
Contract end date	

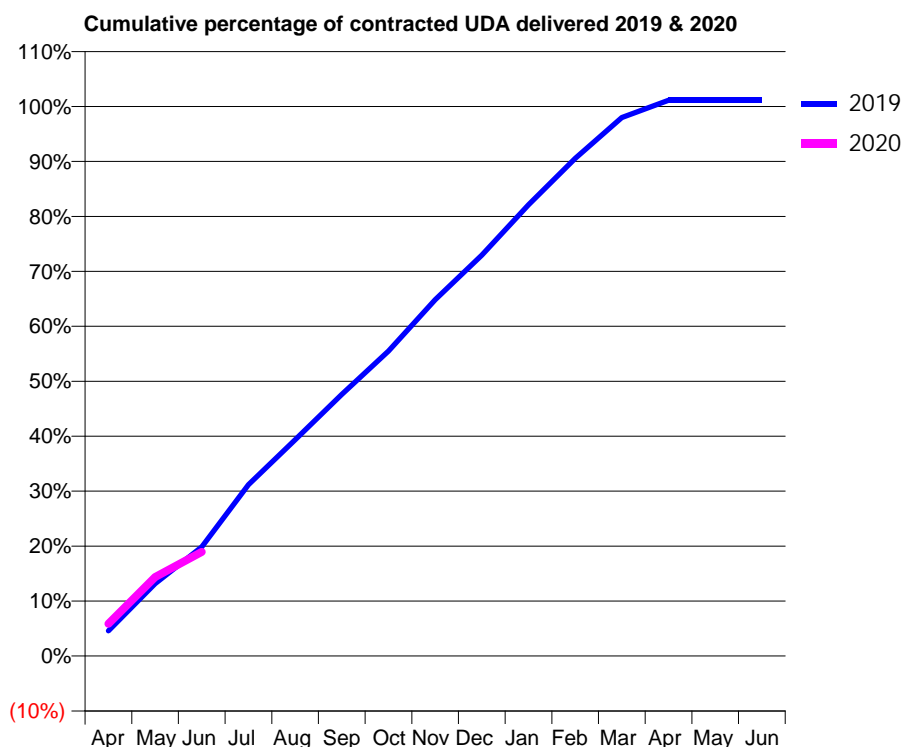
19/20 Contracted general activity (UDA)	33,120
Carry forward general activity (UDA)	0
19/20 Contracted orthodontic activity (UOA)	0
Carry forward orthodontic activity (UOA)	0
Baseline contract value	£920,000.00

ACCESS*

Patients seen in 24 months	Total	Change since previous quarter
Quarter ending June 2018	9,879	
Quarter ending September 2018	9,975	→
Quarter ending December 2018	9,998	→
Quarter ending March 2019	9,960	→
Quarter ending June 2019	9,882	→
Variance since June 2018	0.0%	→



ACTIVITY



Month	Adjusted Scheduled Activity (UDA)	
	2019	2020
April	1,693	1,941
May	4,857	4,761
June	7,311	6,275
July	11,472	
August	14,490	
September	17,516	
October	20,419	
November	23,853	
December	26,835	
January	30,213	
February	33,325	
March	36,055	
April	37,217	
May	37,221	
June	37,221	

QUALITY

	Quantity	Base Number	Contract	LHB	Wales
% of FP17s for the same patient ID Re-attending within 3 months - Children	45	589	7.6%	8.3%	10.7%
% of FP17s for the same patient ID Re-attending within 3 months - Adults	385	2,789	13.8%	14.2%	15.5%
% of FP17s for the same patient ID Re-attending between 3 & 9 months - Children	414	589	70.3%	58.0%	60.1%
% of FP17s for the same patient ID Re-attending between 3 & 9 months - Adults	1,909	2,789	68.4%	56.2%	56.6%
% of FP17s for Band 1 Urgent Courses	168	2,794	6.0%	9.3%	9.1%
% of FP17s Relating to Free Repair or Replacements	51	2,794	1.8%	0.7%	0.7%
% of FP17s Relating to Continuations	23	2,794	0.8%	0.6%	0.6%
% of Patients satisfied with the dentistry they have received	18	21	85.7%	94.3%	92.8%
% of Patients satisfied with the time they had to wait for an appointment	19	21	90.5%	89.8%	87.5%

* This is based on patients treated on this contract for their most recent course of treatment. Figures in italics indicate the base number of FP17s or Patient Questionnaire responses are less than 100. N/A is shown where the base number of responses is less than 10 during the period. % is calculated as Quantity/Base number*100

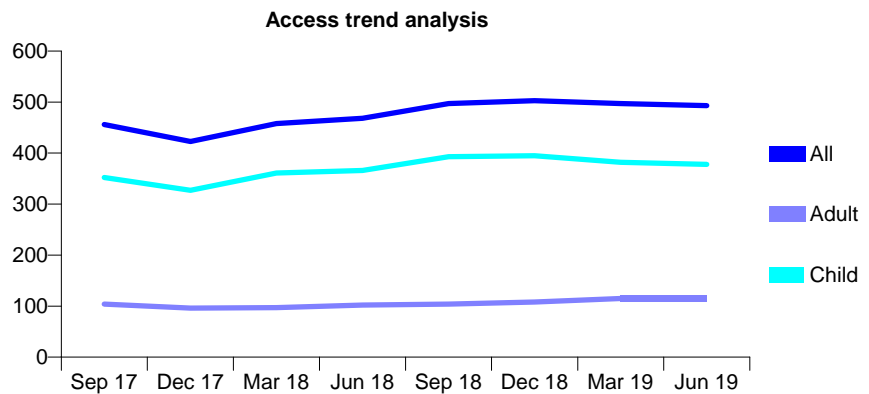
7A6 - Vital Signs At a Glance Contract Report for 126160/0001 - June 2019

Name or company name	Justin M Roberts Ltd
Contract type name	GDS Contract
Purpose of contract	General
Contract start date	01/04/2012
Contract end date	

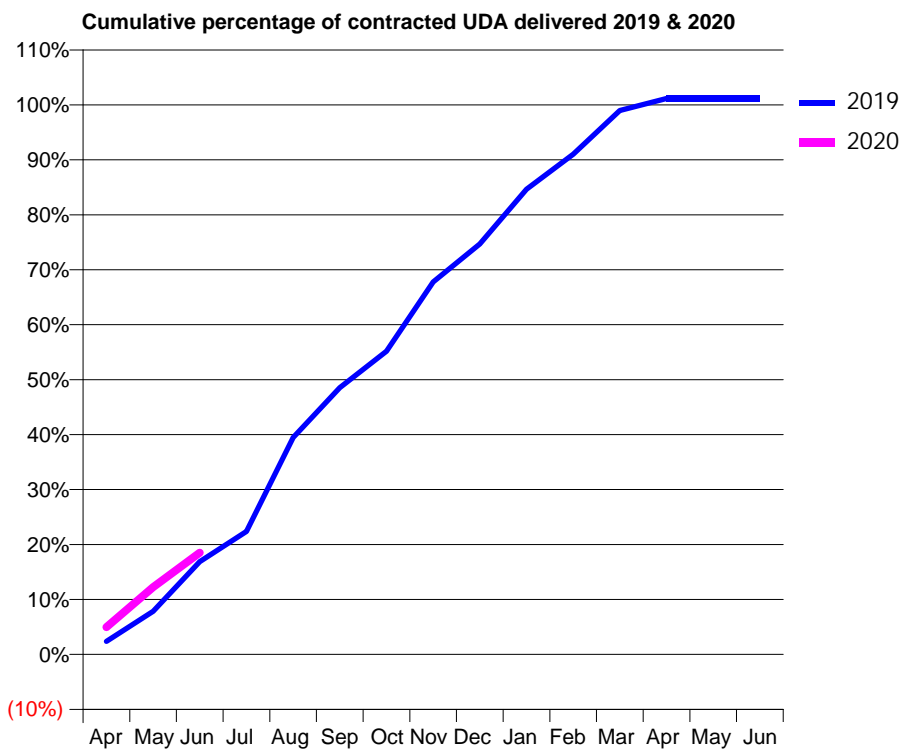
19/20 Contracted general activity (UDA)	770
Carry forward general activity (UDA)	0
19/20 Contracted orthodontic activity (UOA)	0
Carry forward orthodontic activity (UOA)	0
Baseline contract value	£23,563.20

ACCESS*

Patients seen in 24 months	Total	Change since previous quarter
Quarter ending June 2018	468	
Quarter ending September 2018	497	↑
Quarter ending December 2018	503	→
Quarter ending March 2019	497	↓
Quarter ending June 2019	493	→
Variance since June 2018	5.3%	↑



ACTIVITY



Month	Adjusted Scheduled Activity (UDA)	
	2019	2020
April	18	38
May	60	94
June	130	142
July	172	
August	304	
September	374	
October	425	
November	522	
December	575	
January	652	
February	701	
March	762	
April	779	
May	779	
June	779	

QUALITY

	Quantity	Base Number	Contract	LHB	Wales
% of FP17s for the same patient ID Re-attending within 3 months - Children	5	115	4.3%	8.3%	10.7%
% of FP17s for the same patient ID Re-attending within 3 months - Adults	0	10	0.0%	14.2%	15.5%
% of FP17s for the same patient ID Re-attending between 3 & 9 months - Children	64	115	55.7%	58.0%	60.1%
% of FP17s for the same patient ID Re-attending between 3 & 9 months - Adults	7	10	70.0%	56.2%	56.6%
% of FP17s for Band 1 Urgent Courses	2	112	1.8%	9.3%	9.1%
% of FP17s Relating to Free Repair or Replacements	0	112	0.0%	0.7%	0.7%
% of FP17s Relating to Continuations	0	112	0.0%	0.6%	0.6%
% of Patients satisfied with the dentistry they have received	0	0	N/A	94.3%	92.8%
% of Patients satisfied with the time they had to wait for an appointment	0	0	N/A	89.8%	87.5%

* This is based on patients treated on this contract for their most recent course of treatment. Figures in italics indicate the base number of FP17s or Patient Questionnaire responses are less than 100. N/A is shown where the base number of responses is less than 10 during the period. % is calculated as Quantity/Base number*100

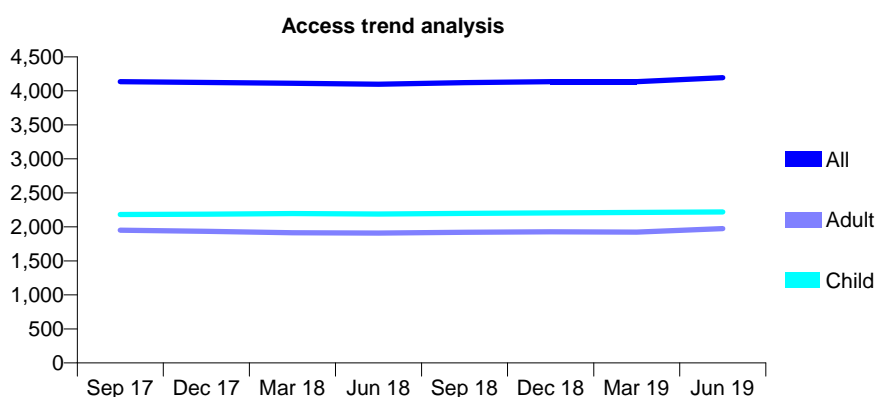
7A6 - Vital Signs At a Glance Contract Report for 126314/0001 - June 2019

Name or company name	Sunnycourt Ltd
Contract type name	GDS Contract
Purpose of contract	General
Contract start date	01/01/2011
Contract end date	

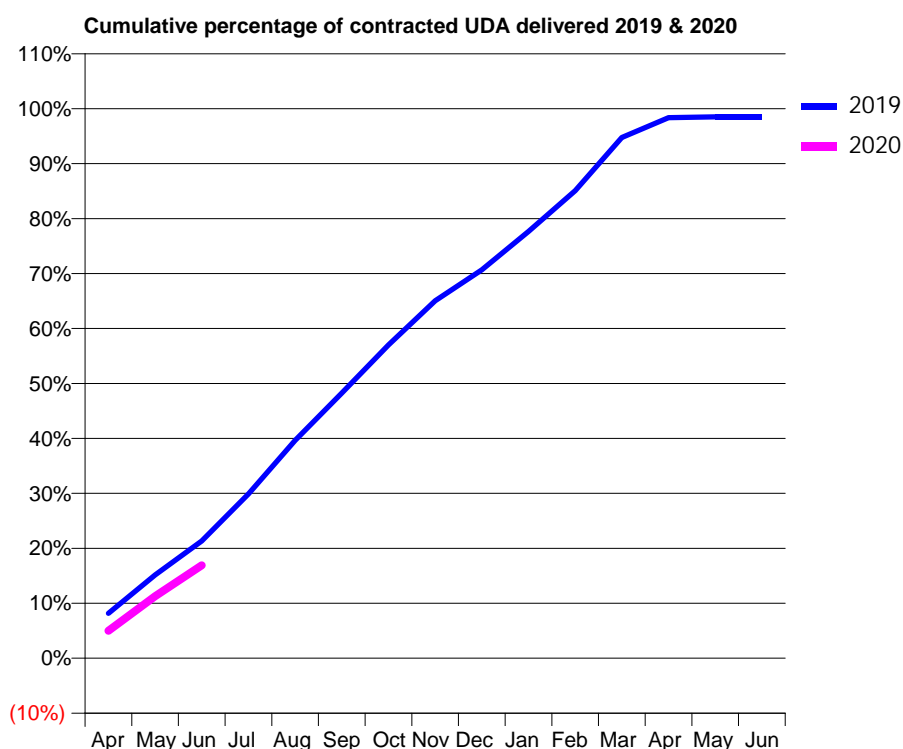
19/20 Contracted general activity (UDA)	13,222
Carry forward general activity (UDA)	0
19/20 Contracted orthodontic activity (UOA)	0
Carry forward orthodontic activity (UOA)	0
Baseline contract value	£324,414.85

ACCESS*

Patients seen in 24 months	Total	Change since previous quarter
Quarter ending June 2018	4,097	
Quarter ending September 2018	4,120	→
Quarter ending December 2018	4,136	→
Quarter ending March 2019	4,137	→
Quarter ending June 2019	4,195	→
Variance since June 2018	2.4%	↑



ACTIVITY



Adjusted Scheduled Activity (UDA)		
Month	2019	2020
April	1,080	660
May	2,003	1,495
June	2,822	2,235
July	3,953	
August	5,246	
September	6,378	
October	7,539	
November	8,602	
December	9,343	
January	10,266	
February	11,249	
March	12,527	
April	13,007	
May	13,026	
June	13,027	

QUALITY

	Quantity	Base Number	Contract	LHB	Wales
% of FP17s for the same patient ID Re-attending within 3 months - Children	59	785	7.5%	8.3%	10.7%
% of FP17s for the same patient ID Re-attending within 3 months - Adults	88	602	14.6%	14.2%	15.5%
% of FP17s for the same patient ID Re-attending between 3 & 9 months - Children	447	785	56.9%	58.0%	60.1%
% of FP17s for the same patient ID Re-attending between 3 & 9 months - Adults	277	602	46.0%	56.2%	56.6%
% of FP17s for Band 1 Urgent Courses	149	1,177	12.7%	9.3%	9.1%
% of FP17s Relating to Free Repair or Replacements	0	1,177	0.0%	0.7%	0.7%
% of FP17s Relating to Continuations	0	1,177	0.0%	0.6%	0.6%
% of Patients satisfied with the dentistry they have received	2	2	N/A	94.3%	92.8%
% of Patients satisfied with the time they had to wait for an appointment	2	2	N/A	89.8%	87.5%

* This is based on patients treated on this contract for their most recent course of treatment.

Figures in italics indicate the base number of FP17s or Patient Questionnaire responses are less than 100. N/A is shown where the base number of responses is less than 10 during the period. % is calculated as Quantity/Base number*100

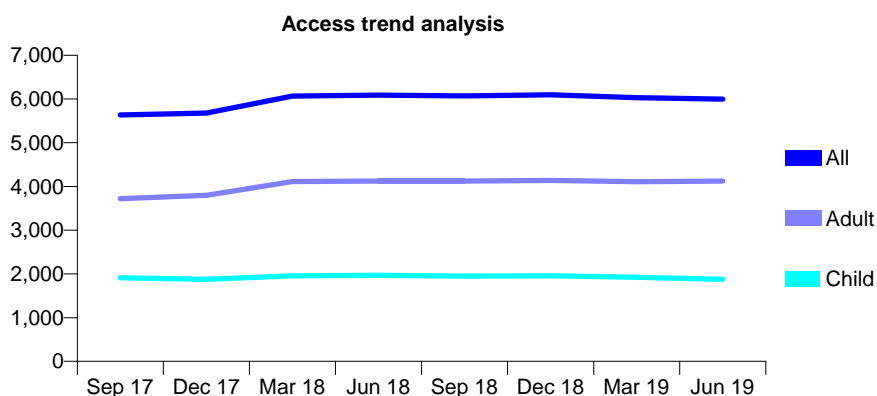
7A6 - Vital Signs At a Glance Contract Report for 128112/0001 - June 2019

Name or company name	Malpas Dental Practice Limited
Contract type name	GDS Contract
Purpose of contract	General
Contract start date	01/08/2010
Contract end date	

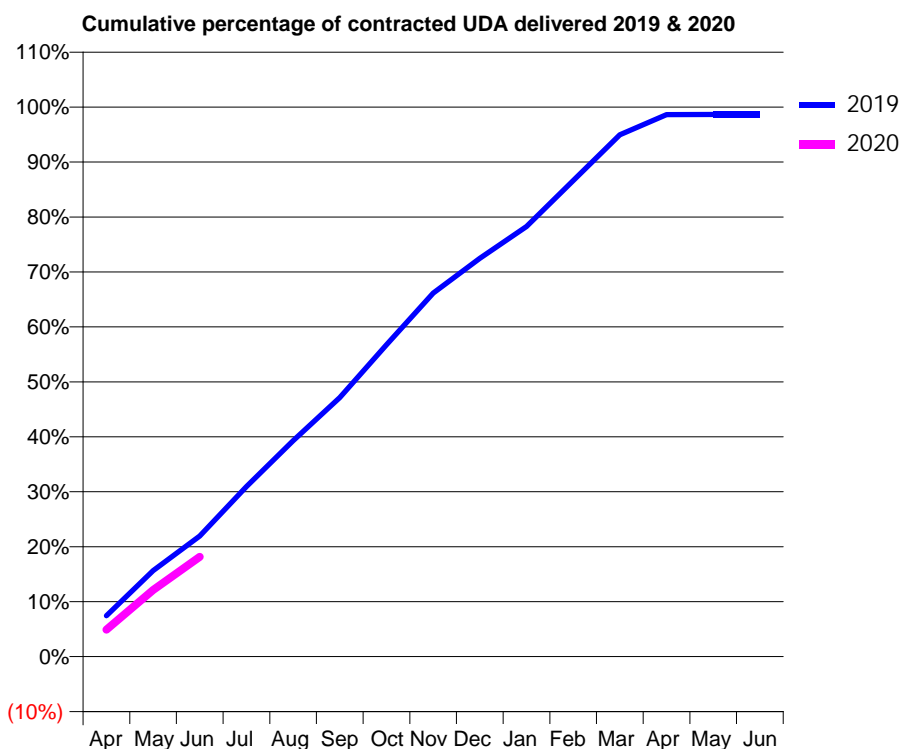
19/20 Contracted general activity (UDA)	16,705
Carry forward general activity (UDA)	0
19/20 Contracted orthodontic activity (UOA)	0
Carry forward orthodontic activity (UOA)	0
Baseline contract value	£546,831.99

ACCESS*

Patients seen in 24 months	Total	Change since previous quarter
Quarter ending June 2018	6,091	
Quarter ending September 2018	6,072	→
Quarter ending December 2018	6,096	→
Quarter ending March 2019	6,029	↓
Quarter ending June 2019	5,998	→
Variance since June 2018	(1.5%)	↓



ACTIVITY



Month	Adjusted Scheduled Activity (UDA)	
	2019	2020
April	1,243	820
May	2,618	2,026
June	3,665	3,035
July	5,169	
August	6,564	
September	7,875	
October	9,481	
November	11,050	
December	12,105	
January	13,077	
February	14,471	
March	15,861	
April	16,478	
May	16,480	
June	16,482	

QUALITY

	Quantity	Base Number	Contract	LHB	Wales
% of FP17s for the same patient ID Re-attending within 3 months - Children	52	778	6.7%	8.3%	10.7%
% of FP17s for the same patient ID Re-attending within 3 months - Adults	230	1,659	13.9%	14.2%	15.5%
% of FP17s for the same patient ID Re-attending between 3 & 9 months - Children	542	778	69.7%	58.0%	60.1%
% of FP17s for the same patient ID Re-attending between 3 & 9 months - Adults	1,170	1,659	70.5%	56.2%	56.6%
% of FP17s for Band 1 Urgent Courses	154	2,046	7.5%	9.3%	9.1%
% of FP17s Relating to Free Repair or Replacements	10	2,046	0.5%	0.7%	0.7%
% of FP17s Relating to Continuations	9	2,046	0.4%	0.6%	0.6%
% of Patients satisfied with the dentistry they have received	7	7	N/A	94.3%	92.8%
% of Patients satisfied with the time they had to wait for an appointment	7	7	N/A	89.8%	87.5%

* This is based on patients treated on this contract for their most recent course of treatment. Figures in italics indicate the base number of FP17s or Patient Questionnaire responses are less than 100. N/A is shown where the base number of responses is less than 10 during the period. % is calculated as Quantity/Base number*100

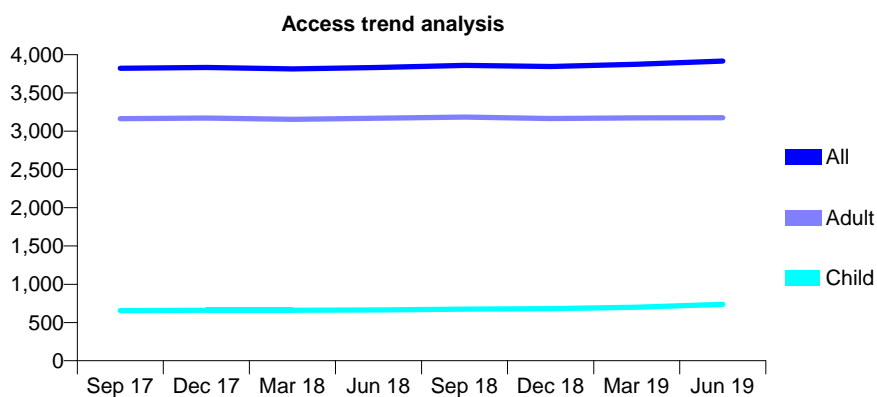
7A6 - Vital Signs At a Glance Contract Report for 128600/0001 - June 2019

Name or company name	Llanyrafon Dental Practice Ltd
Contract type name	GDS Contract
Purpose of contract	General
Contract start date	01/04/2012
Contract end date	

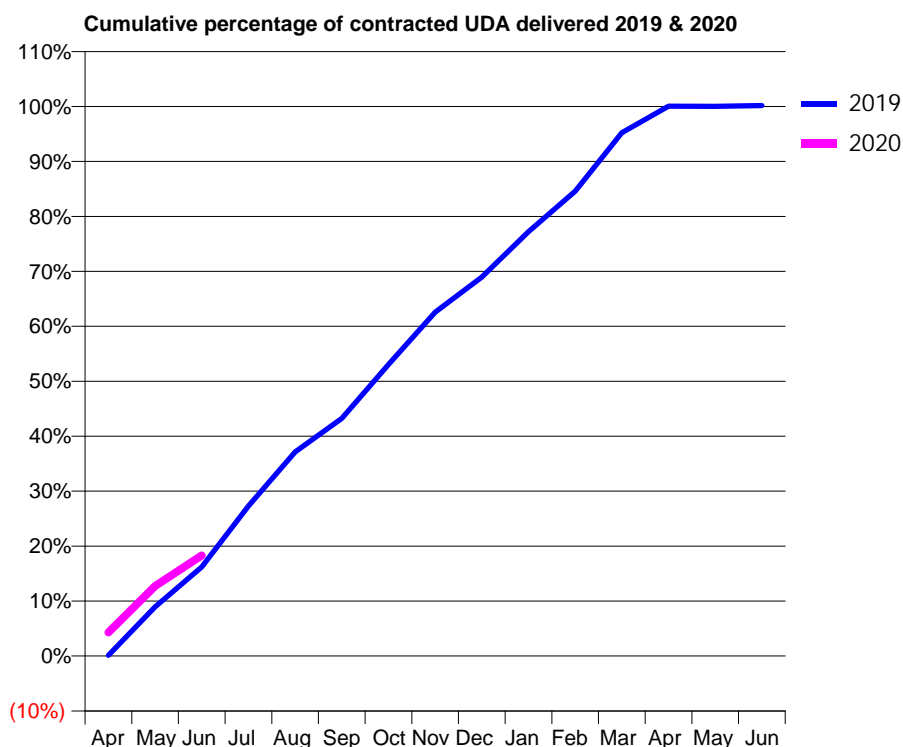
19/20 Contracted general activity (UDA)	10,780
Carry forward general activity (UDA)	0
19/20 Contracted orthodontic activity (UOA)	0
Carry forward orthodontic activity (UOA)	0
Baseline contract value	£276,190.10

ACCESS*

Patients seen in 24 months	Total	Change since previous quarter
Quarter ending June 2018	3,833	
Quarter ending September 2018	3,859	→
Quarter ending December 2018	3,846	→
Quarter ending March 2019	3,875	→
Quarter ending June 2019	3,915	→
Variance since June 2018	2.1%	↑



ACTIVITY



Month	Adjusted Scheduled Activity (UDA)	
	2019	2020
April	15	464
May	965	1,375
June	1,746	1,975
July	2,945	
August	4,004	
September	4,659	
October	5,720	
November	6,747	
December	7,434	
January	8,326	
February	9,117	
March	10,264	
April	10,785	
May	10,782	
June	10,798	

QUALITY

	Quantity	Base Number	Contract	LHB	Wales
% of FP17s for the same patient ID Re-attending within 3 months - Children	5	247	2.0%	8.3%	10.7%
% of FP17s for the same patient ID Re-attending within 3 months - Adults	49	914	5.4%	14.2%	15.5%
% of FP17s for the same patient ID Re-attending between 3 & 9 months - Children	142	247	57.5%	58.0%	60.1%
% of FP17s for the same patient ID Re-attending between 3 & 9 months - Adults	597	914	65.3%	56.2%	56.6%
% of FP17s for Band 1 Urgent Courses	9	987	0.9%	9.3%	9.1%
% of FP17s Relating to Free Repair or Replacements	1	987	0.1%	0.7%	0.7%
% of FP17s Relating to Continuations	0	987	0.0%	0.6%	0.6%
% of Patients satisfied with the dentistry they have received	6	8	N/A	94.3%	92.8%
% of Patients satisfied with the time they had to wait for an appointment	6	8	N/A	89.8%	87.5%

* This is based on patients treated on this contract for their most recent course of treatment. Figures in italics indicate the base number of FP17s or Patient Questionnaire responses are less than 100. N/A is shown where the base number of responses is less than 10 during the period. % is calculated as Quantity/Base number*100

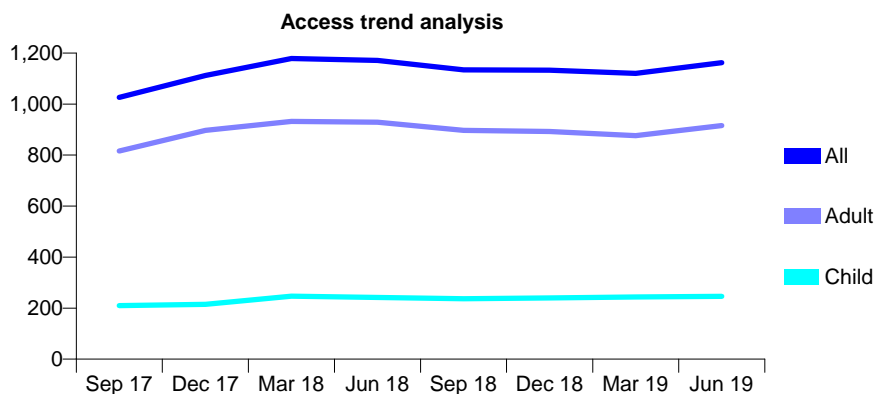
7A6 - Vital Signs At a Glance Contract Report for 128945/0002 - June 2019

Name or company name	Devon Place Limited
Contract type name	GDS Contract
Purpose of contract	General
Contract start date	01/04/2012
Contract end date	

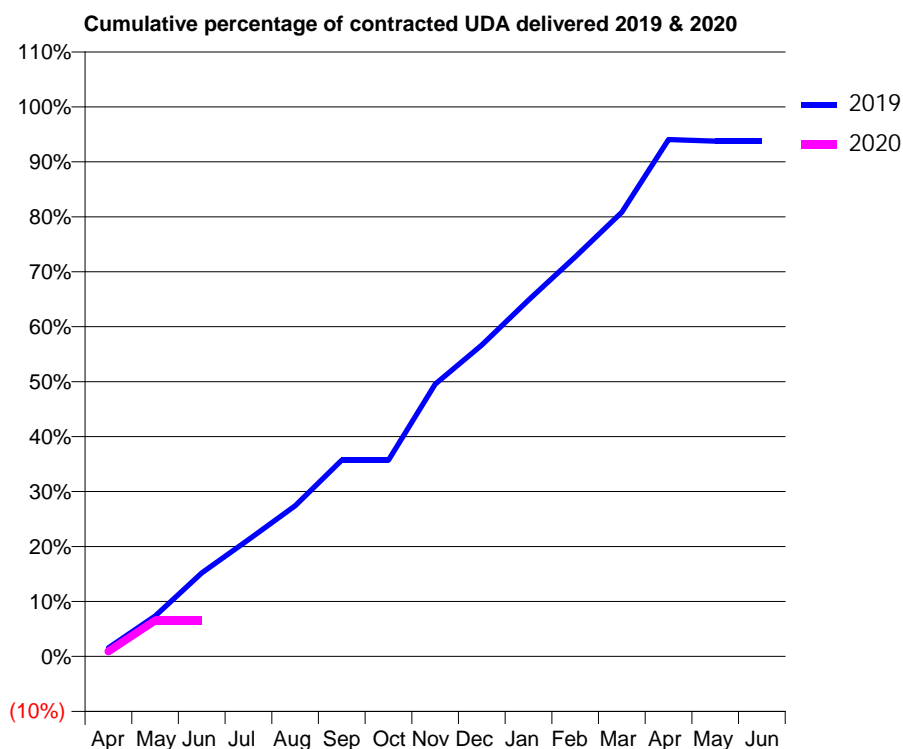
19/20 Contracted general activity (UDA)	3,767
Carry forward general activity (UDA)	0
19/20 Contracted orthodontic activity (UOA)	0
Carry forward orthodontic activity (UOA)	0
Baseline contract value	£96,618.76

ACCESS*

Patients seen in 24 months	Total	Change since previous quarter
Quarter ending June 2018	1,171	
Quarter ending September 2018	1,134	↓
Quarter ending December 2018	1,133	→
Quarter ending March 2019	1,120	↓
Quarter ending June 2019	1,162	↑
Variance since June 2018	(0.8%)	→



ACTIVITY



Month	2019	2020
April	67	34
May	315	247
June	649	247
July	906	
August	1,171	
September	1,523	
October	1,523	
November	2,114	
December	2,417	
January	2,766	
February	3,102	
March	3,449	
April	4,013	
May	4,001	
June	4,001	

QUALITY

	Quantity	Base Number	Contract	LHB	Wales
% of FP17s for the same patient ID Re-attending within 3 months - Children	6	72	8.3%	8.3%	10.7%
% of FP17s for the same patient ID Re-attending within 3 months - Adults	31	258	12.0%	14.2%	15.5%
% of FP17s for the same patient ID Re-attending between 3 & 9 months - Children	49	72	68.1%	58.0%	60.1%
% of FP17s for the same patient ID Re-attending between 3 & 9 months - Adults	132	258	51.2%	56.2%	56.6%
% of FP17s for Band 1 Urgent Courses	4	113	3.5%	9.3%	9.1%
% of FP17s Relating to Free Repair or Replacements	1	113	0.9%	0.7%	0.7%
% of FP17s Relating to Continuations	0	113	0.0%	0.6%	0.6%
% of Patients satisfied with the dentistry they have received	0	1	N/A	94.3%	92.8%
% of Patients satisfied with the time they had to wait for an appointment	0	1	N/A	89.8%	87.5%

* This is based on patients treated on this contract for their most recent course of treatment. Figures in italics indicate the base number of FP17s or Patient Questionnaire responses are less than 100. N/A is shown where the base number of responses is less than 10 during the period. % is calculated as Quantity/Base number*100

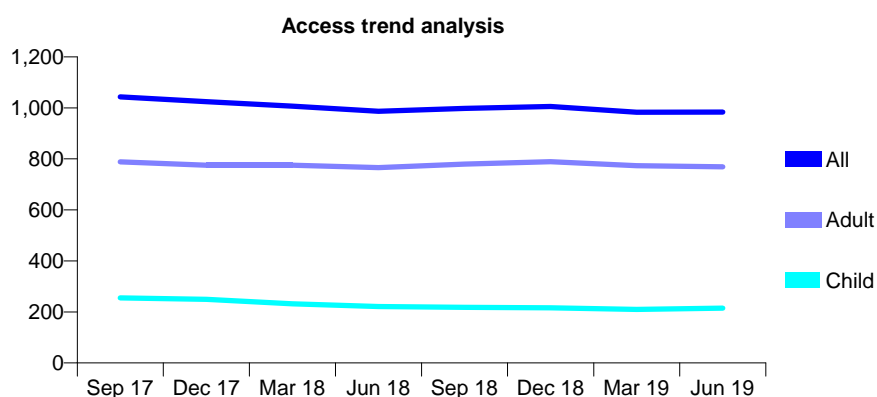
7A6 - Vital Signs At a Glance Contract Report for 130389/0001 - June 2019

Name or company name	Aneurin Bevan Health Board
Contract type name	Pilot Contract
Purpose of contract	General
Contract start date	18/07/2006
Contract end date	

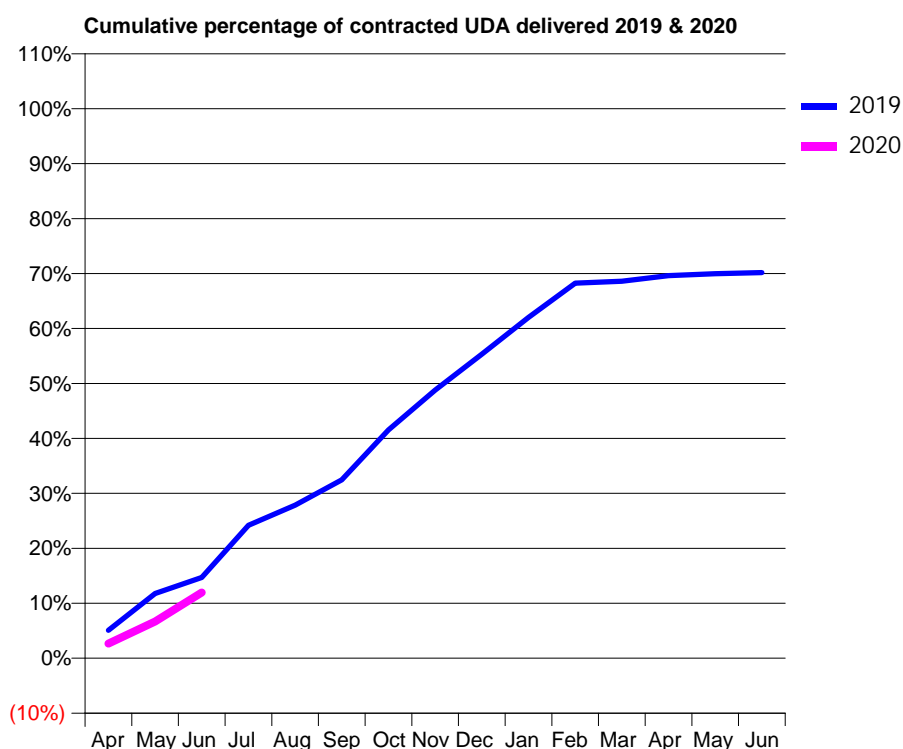
19/20 Contracted general activity (UDA)	3,600
Carry forward general activity (UDA)	0
19/20 Contracted orthodontic activity (UOA)	0
Carry forward orthodontic activity (UOA)	0
Baseline contract value	£114,096.92

ACCESS*

Patients seen in 24 months	Total	Change since previous quarter
Quarter ending June 2018	987	
Quarter ending September 2018	998	→
Quarter ending December 2018	1,005	→
Quarter ending March 2019	983	↓
Quarter ending June 2019	984	→
Variance since June 2018	(0.3%)	→



ACTIVITY



Month	2019	2020
April	183	96
May	424	241
June	529	430
July	871	
August	1,003	
September	1,169	
October	1,495	
November	1,756	
December	1,992	
January	2,233	
February	2,457	
March	2,470	
April	2,506	
May	2,519	
June	2,526	

QUALITY

	Quantity	Base Number	Contract	LHB	Wales
% of FP17s for the same patient ID Re-attending within 3 months - Children	1	53	1.9%	8.3%	10.7%
% of FP17s for the same patient ID Re-attending within 3 months - Adults	13	184	7.1%	14.2%	15.5%
% of FP17s for the same patient ID Re-attending between 3 & 9 months - Children	16	53	30.2%	58.0%	60.1%
% of FP17s for the same patient ID Re-attending between 3 & 9 months - Adults	66	184	35.9%	56.2%	56.6%
% of FP17s for Band 1 Urgent Courses	31	204	15.2%	9.3%	9.1%
% of FP17s Relating to Free Repair or Replacements	5	204	2.5%	0.7%	0.7%
% of FP17s Relating to Continuations	0	204	0.0%	0.6%	0.6%
% of Patients satisfied with the dentistry they have received	1	1	N/A	94.3%	92.8%
% of Patients satisfied with the time they had to wait for an appointment	1	1	N/A	89.8%	87.5%

* This is based on patients treated on this contract for their most recent course of treatment. Figures in italics indicate the base number of FP17s or Patient Questionnaire responses are less than 100. N/A is shown where the base number of responses is less than 10 during the period. % is calculated as Quantity/Base number*100

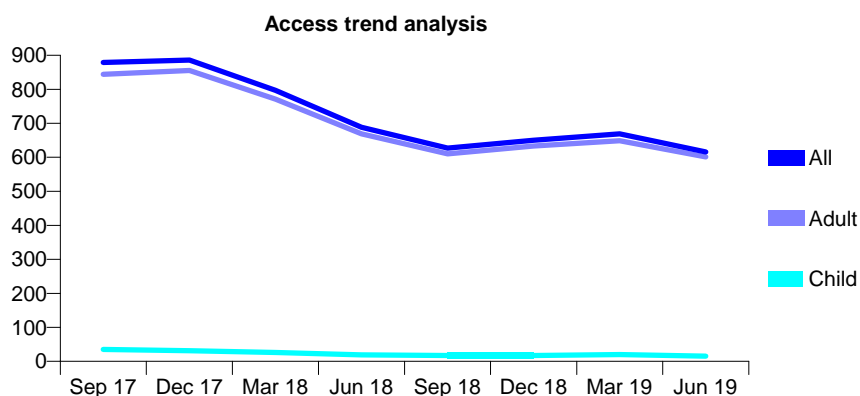
7A6 - Vital Signs At a Glance Contract Report for 130389/0002 - June 2019

Name or company name	Aneurin Bevan Health Board
Contract type name	Pilot Contract
Purpose of contract	General
Contract start date	01/06/2007
Contract end date	

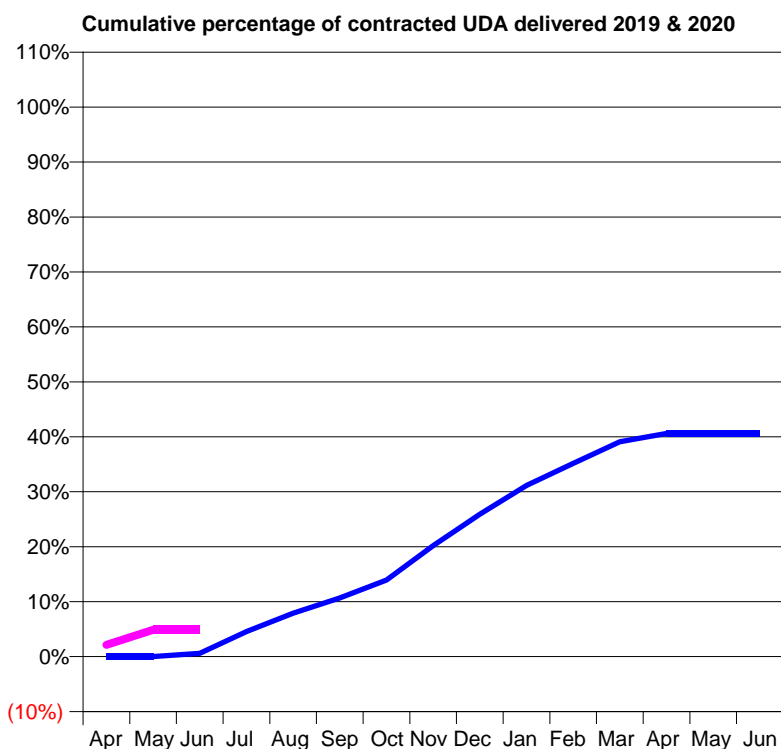
19/20 Contracted general activity (UDA)	3,600
Carry forward general activity (UDA)	0
19/20 Contracted orthodontic activity (UOA)	0
Carry forward orthodontic activity (UOA)	0
Baseline contract value	£149,245.90

ACCESS*

Patients seen in 24 months	Total	Change since previous quarter
Quarter ending June 2018	688	
Quarter ending September 2018	627	↓
Quarter ending December 2018	650	↑
Quarter ending March 2019	669	↑
Quarter ending June 2019	616	↓
Variance since June 2018	(10.5%)	↓



ACTIVITY



Month	Adjusted Scheduled Activity (UDA)	
	2019	2020
April	0	77
May	0	176
June	22	176
July	165	
August	284	
September	385	
October	502	
November	727	
December	933	
January	1,122	
February	1,266	
March	1,408	
April	1,462	
May	1,462	
June	1,462	

QUALITY

	Quantity	Base Number	Contract	LHB	Wales
% of FP17s for the same patient ID Re-attending within 3 months - Children	3	3	100.0%	8.3%	10.7%
% of FP17s for the same patient ID Re-attending within 3 months - Adults	9	82	11.0%	14.2%	15.5%
% of FP17s for the same patient ID Re-attending between 3 & 9 months - Children	0	3	0.0%	58.0%	60.1%
% of FP17s for the same patient ID Re-attending between 3 & 9 months - Adults	15	82	18.3%	56.2%	56.6%
% of FP17s for Band 1 Urgent Courses	16	64	25.0%	9.3%	9.1%
% of FP17s Relating to Free Repair or Replacements	0	64	0.0%	0.7%	0.7%
% of FP17s Relating to Continuations	0	64	0.0%	0.6%	0.6%
% of Patients satisfied with the dentistry they have received	1	1	N/A	94.3%	92.8%
% of Patients satisfied with the time they had to wait for an appointment	0	1	N/A	89.8%	87.5%

* This is based on patients treated on this contract for their most recent course of treatment. Figures in italics indicate the base number of FP17s or Patient Questionnaire responses are less than 100. N/A is shown where the base number of responses is less than 10 during the period. % is calculated as Quantity/Base number*100

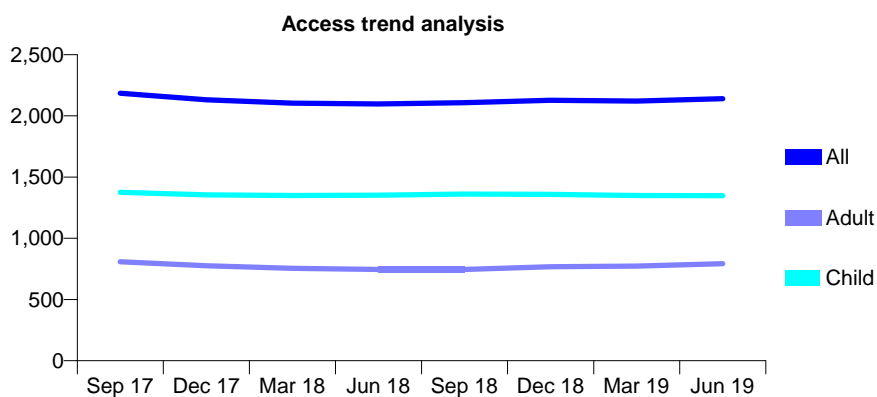
7A6 - Vital Signs At a Glance Contract Report for 133248/0001 - June 2019

Name or company name	Hilltop View Ltd
Contract type name	GDS Contract
Purpose of contract	General
Contract start date	01/04/2011
Contract end date	

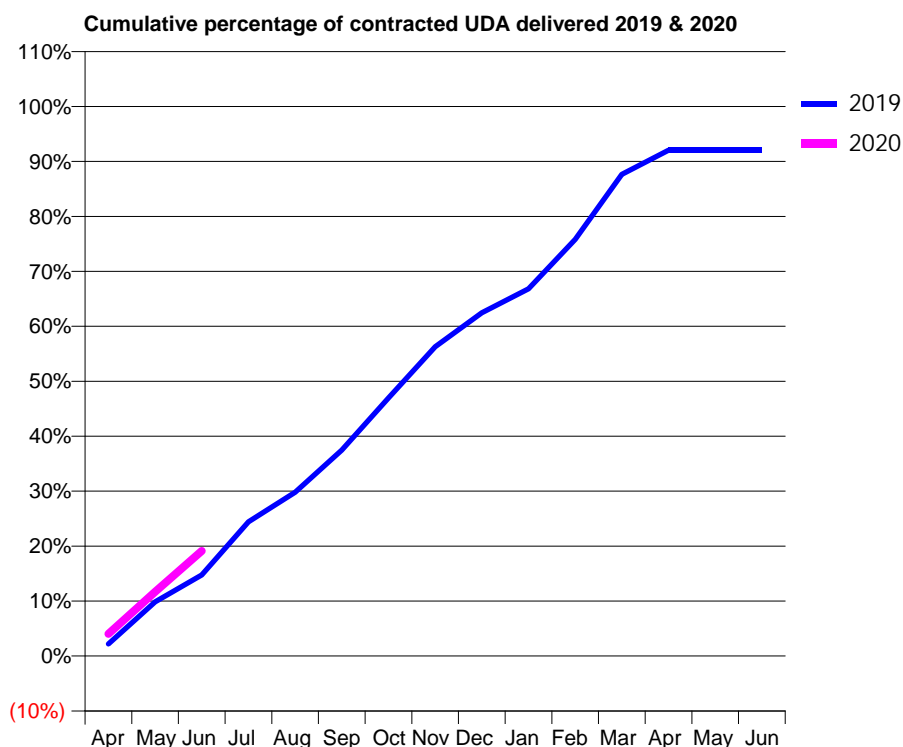
19/20 Contracted general activity (UDA)	5,900
Carry forward general activity (UDA)	0
19/20 Contracted orthodontic activity (UOA)	0
Carry forward orthodontic activity (UOA)	0
Baseline contract value	£156,517.17

ACCESS*

Patients seen in 24 months	Total	Change since previous quarter
Quarter ending June 2018	2,098	
Quarter ending September 2018	2,107	→
Quarter ending December 2018	2,128	→
Quarter ending March 2019	2,122	→
Quarter ending June 2019	2,140	→
Variance since June 2018	2.0%	↑



ACTIVITY



Month	Adjusted Scheduled Activity (UDA)	
	2019	2020
April	129	239
May	582	689
June	871	1,130
July	1,441	
August	1,760	
September	2,212	
October	2,772	
November	3,321	
December	3,685	
January	3,943	
February	4,474	
March	5,171	
April	5,430	
May	5,430	
June	5,430	

QUALITY

	Quantity	Base Number	Contract	LHB	Wales
% of FP17s for the same patient ID Re-attending within 3 months - Children	26	373	7.0%	8.3%	10.7%
% of FP17s for the same patient ID Re-attending within 3 months - Adults	43	212	20.3%	14.2%	15.5%
% of FP17s for the same patient ID Re-attending between 3 & 9 months - Children	145	373	38.9%	58.0%	60.1%
% of FP17s for the same patient ID Re-attending between 3 & 9 months - Adults	81	212	38.2%	56.2%	56.6%
% of FP17s for Band 1 Urgent Courses	33	487	6.8%	9.3%	9.1%
% of FP17s Relating to Free Repair or Replacements	0	487	0.0%	0.7%	0.7%
% of FP17s Relating to Continuations	8	487	1.6%	0.6%	0.6%
% of Patients satisfied with the dentistry they have received	1	1	N/A	94.3%	92.8%
% of Patients satisfied with the time they had to wait for an appointment	1	1	N/A	89.8%	87.5%

* This is based on patients treated on this contract for their most recent course of treatment. Figures in italics indicate the base number of FP17s or Patient Questionnaire responses are less than 100. N/A is shown where the base number of responses is less than 10 during the period. % is calculated as Quantity/Base number*100

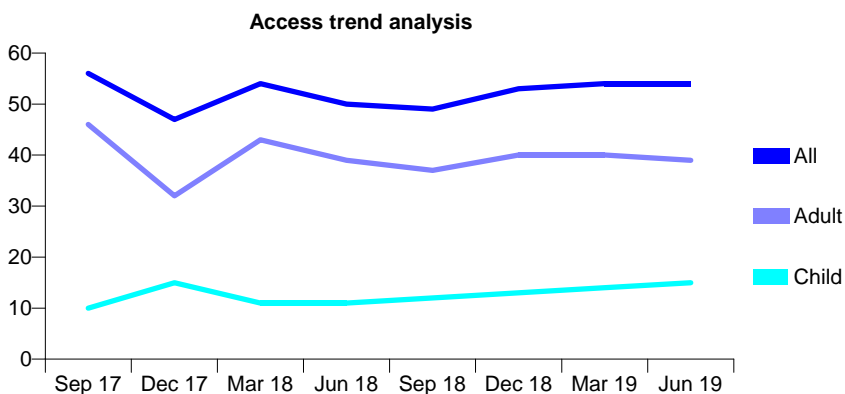
7A6 - Vital Signs At a Glance Contract Report for 133523/0002 - June 2019

Name or company name	Gateway OHS Limited
Contract type name	PDS Contract
Purpose of contract	General
Contract start date	01/07/2010
Contract end date	31/03/2020

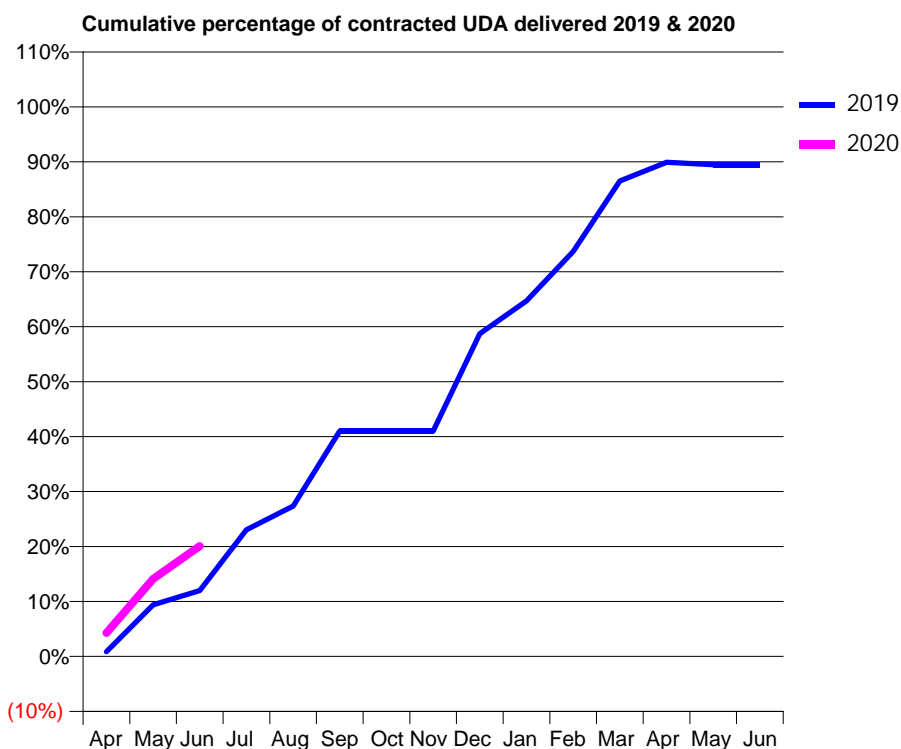
19/20 Contracted general activity (UDA)	702
Carry forward general activity (UDA)	0
19/20 Contracted orthodontic activity (UOA)	0
Carry forward orthodontic activity (UOA)	0
Baseline contract value	£87,179.92

ACCESS*

Patients seen in 24 months	Total	Change since previous quarter
Quarter ending June 2018	50	
Quarter ending September 2018	49	↓
Quarter ending December 2018	53	↑
Quarter ending March 2019	54	→
Quarter ending June 2019	54	→
Variance since June 2018	8.0%	↑



ACTIVITY



Month	2019	2020
April	6	30
May	66	99
June	84	141
July	162	
August	192	
September	288	
October	288	
November	288	
December	412	
January	454	
February	517	
March	607	
April	631	
May	628	
June	628	

QUALITY

	Quantity	Base Number	Contract	LHB	Wales
% of FP17s for the same patient ID Re-attending within 3 months - Children	1	15	6.7%	8.3%	10.7%
% of FP17s for the same patient ID Re-attending within 3 months - Adults	0	39	0.0%	14.2%	15.5%
% of FP17s for the same patient ID Re-attending between 3 & 9 months - Children	0	15	0.0%	58.0%	60.1%
% of FP17s for the same patient ID Re-attending between 3 & 9 months - Adults	1	39	2.6%	56.2%	56.6%
% of FP17s for Band 1 Urgent Courses	0	47	0.0%	9.3%	9.1%
% of FP17s Relating to Free Repair or Replacements	0	47	0.0%	0.7%	0.7%
% of FP17s Relating to Continuations	0	47	0.0%	0.6%	0.6%
% of Patients satisfied with the dentistry they have received	0	0	N/A	94.3%	92.8%
% of Patients satisfied with the time they had to wait for an appointment	0	0	N/A	89.8%	87.5%

* This is based on patients treated on this contract for their most recent course of treatment. Figures in italics indicate the base number of FP17s or Patient Questionnaire responses are less than 100. N/A is shown where the base number of responses is less than 10 during the period. % is calculated as Quantity/Base number*100

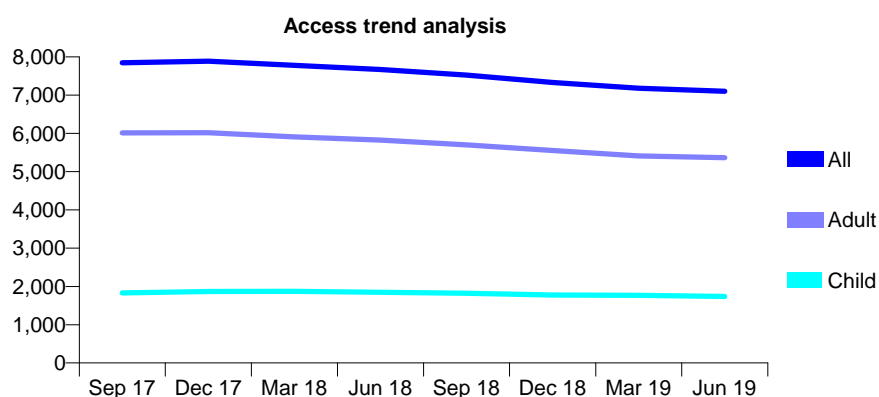
7A6 - Vital Signs At a Glance Contract Report for 133523/0008 - June 2019

Name or company name	Gateway OHS Limited
Contract type name	Pilot Contract
Purpose of contract	General
Contract start date	01/04/2015
Contract end date	

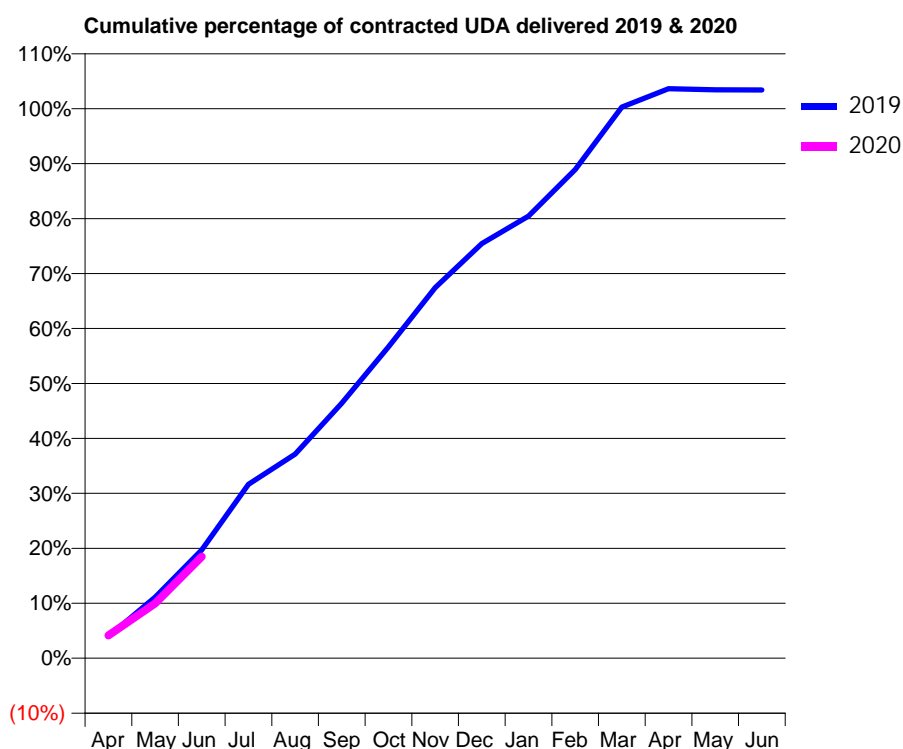
19/20 Contracted general activity (UDA)	20,787
Carry forward general activity (UDA)	0
19/20 Contracted orthodontic activity (UOA)	0
Carry forward orthodontic activity (UOA)	0
Baseline contract value	£615,588.83

ACCESS*

Patients seen in 24 months	Total	Change since previous quarter
Quarter ending June 2018	7,670	
Quarter ending September 2018	7,524	↓
Quarter ending December 2018	7,328	↓
Quarter ending March 2019	7,179	↓
Quarter ending June 2019	7,101	↓
Variance since June 2018	(7.4%)	↓



ACTIVITY



Month	2019	2020
April	802	866
May	2,250	2,075
June	3,987	3,843
July	6,398	
August	7,509	
September	9,386	
October	11,460	
November	13,638	
December	15,256	
January	16,272	
February	17,985	
March	20,282	
April	20,959	
May	20,915	
June	20,910	

QUALITY

	Quantity	Base Number	Contract	LHB	Wales
% of FP17s for the same patient ID Re-attending within 3 months - Children	34	560	6.1%	8.3%	10.7%
% of FP17s for the same patient ID Re-attending within 3 months - Adults	252	1,840	13.7%	14.2%	15.5%
% of FP17s for the same patient ID Re-attending between 3 & 9 months - Children	306	560	54.6%	58.0%	60.1%
% of FP17s for the same patient ID Re-attending between 3 & 9 months - Adults	1,044	1,840	56.7%	56.2%	56.6%
% of FP17s for Band 1 Urgent Courses	276	2,133	12.9%	9.3%	9.1%
% of FP17s Relating to Free Repair or Replacements	28	2,133	1.3%	0.7%	0.7%
% of FP17s Relating to Continuations	4	2,133	0.2%	0.6%	0.6%
% of Patients satisfied with the dentistry they have received	15	16	93.8%	94.3%	92.8%
% of Patients satisfied with the time they had to wait for an appointment	16	16	100.0%	89.8%	87.5%

* This is based on patients treated on this contract for their most recent course of treatment.

Figures in italics indicate the base number of FP17s or Patient Questionnaire responses are less than 100. N/A is shown where the base number of responses is less than 10 during the period. % is calculated as Quantity/Base number*100

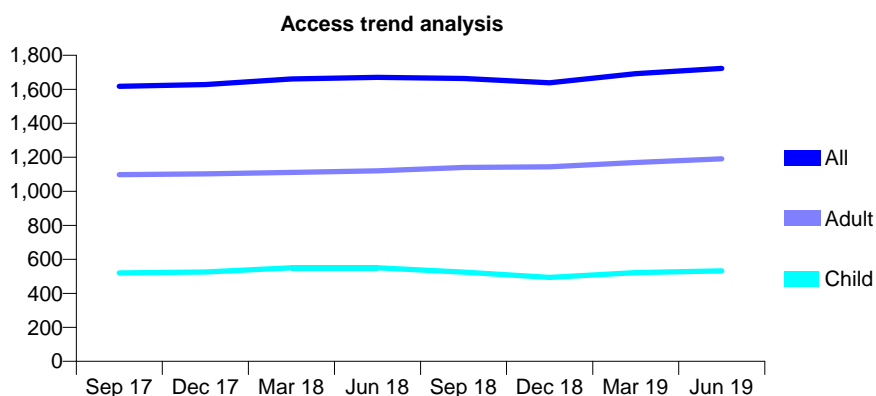
7A6 - Vital Signs At a Glance Contract Report for 140309/0001 - June 2019

Name or company name	A & M Jones Healthcare Ltd
Contract type name	GDS Contract
Purpose of contract	General
Contract start date	01/03/2012
Contract end date	

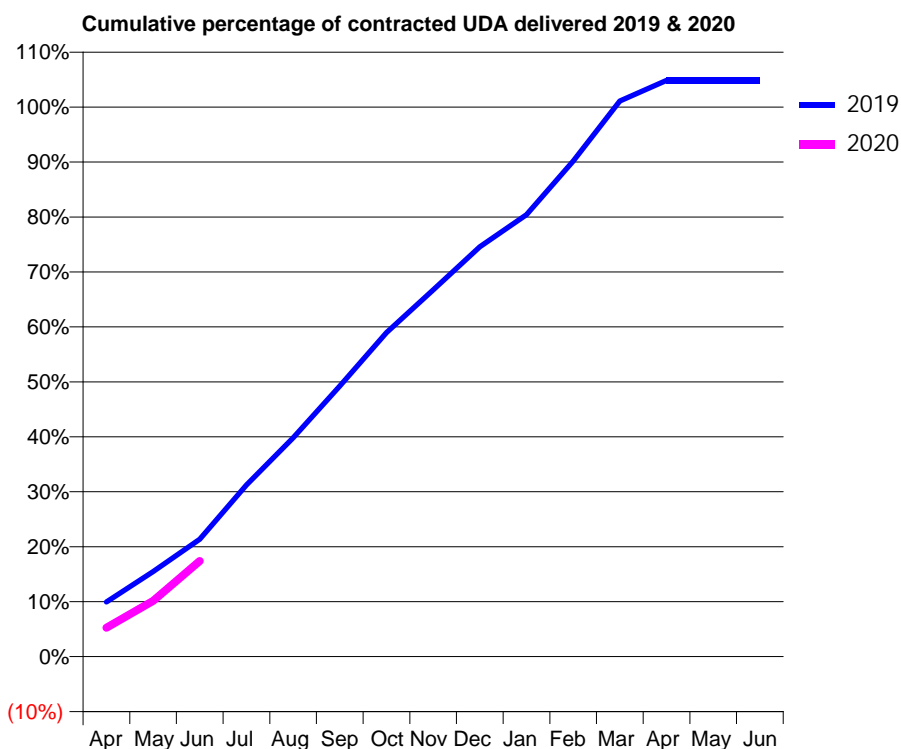
19/20 Contracted general activity (UDA)	6,254
Carry forward general activity (UDA)	0
19/20 Contracted orthodontic activity (UOA)	0
Carry forward orthodontic activity (UOA)	0
Baseline contract value	£214,295.57

ACCESS*

Patients seen in 24 months	Total	Change since previous quarter
Quarter ending June 2018	1,670	
Quarter ending September 2018	1,664	→
Quarter ending December 2018	1,638	↓
Quarter ending March 2019	1,691	↑
Quarter ending June 2019	1,723	→
Variance since June 2018	3.2%	↑



ACTIVITY



Month	Adjusted Scheduled Activity (UDA)	
	2019	2020
April	623	329
May	967	636
June	1,337	1,089
July	1,954	
August	2,492	
September	3,079	
October	3,687	
November	4,175	
December	4,664	
January	5,030	
February	5,640	
March	6,323	
April	6,557	
May	6,557	
June	6,557	

QUALITY

	Quantity	Base Number	Contract	LHB	Wales
% of FP17s for the same patient ID Re-attending within 3 months - Children	5	195	2.6%	8.3%	10.7%
% of FP17s for the same patient ID Re-attending within 3 months - Adults	45	404	11.1%	14.2%	15.5%
% of FP17s for the same patient ID Re-attending between 3 & 9 months - Children	78	195	40.0%	58.0%	60.1%
% of FP17s for the same patient ID Re-attending between 3 & 9 months - Adults	152	404	37.6%	56.2%	56.6%
% of FP17s for Band 1 Urgent Courses	32	465	6.9%	9.3%	9.1%
% of FP17s Relating to Free Repair or Replacements	3	465	0.6%	0.7%	0.7%
% of FP17s Relating to Continuations	2	465	0.4%	0.6%	0.6%
% of Patients satisfied with the dentistry they have received	0	0	N/A	94.3%	92.8%
% of Patients satisfied with the time they had to wait for an appointment	0	0	N/A	89.8%	87.5%

* This is based on patients treated on this contract for their most recent course of treatment. Figures in italics indicate the base number of FP17s or Patient Questionnaire responses are less than 100. N/A is shown where the base number of responses is less than 10 during the period. % is calculated as Quantity/Base number*100

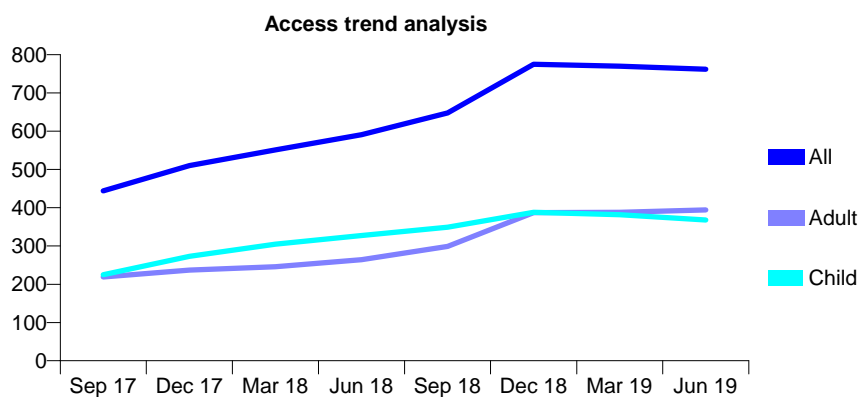
7A6 - Vital Signs At a Glance Contract Report for 140309/0002 - June 2019

Name or company name	N D Solutions Limited
Contract type name	GDS Contract
Purpose of contract	General
Contract start date	01/03/2012
Contract end date	

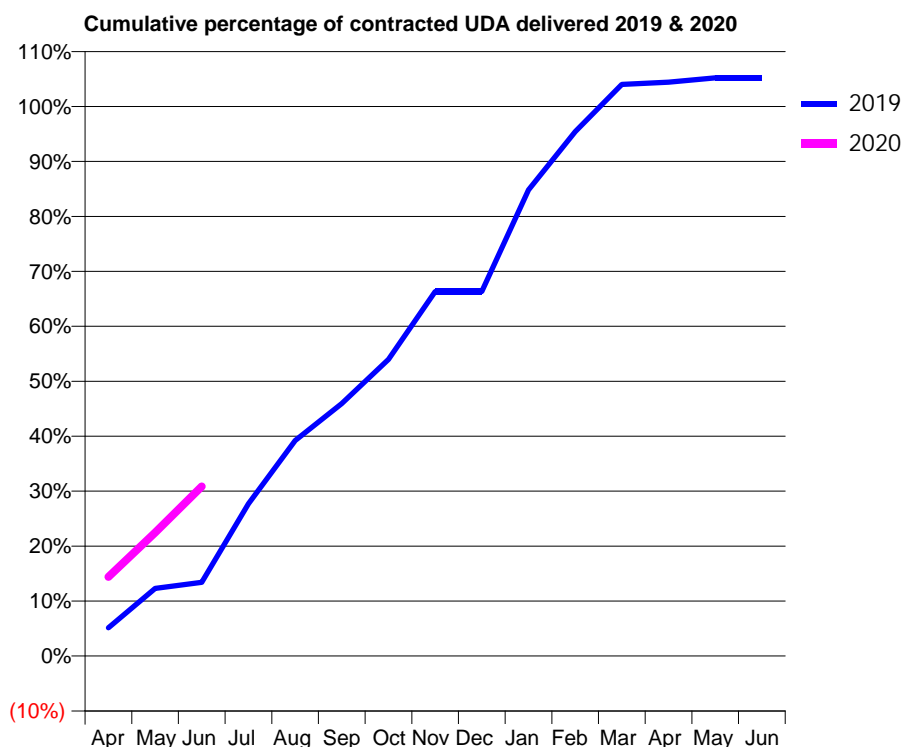
19/20 Contracted general activity (UDA)	1,764
Carry forward general activity (UDA)	0
19/20 Contracted orthodontic activity (UOA)	0
Carry forward orthodontic activity (UOA)	0
Baseline contract value	£42,048.56

ACCESS*

Patients seen in 24 months	Total	Change since previous quarter
Quarter ending June 2018	591	
Quarter ending September 2018	648	↑
Quarter ending December 2018	775	↑
Quarter ending March 2019	770	→
Quarter ending June 2019	762	↓
Variance since June 2018	28.9%	↑



ACTIVITY



Month	Adjusted Scheduled Activity (UDA)	
	2019	2020
April	103	254
May	248	396
June	270	544
July	558	
August	790	
September	925	
October	1,087	
November	1,336	
December	1,336	
January	1,709	
February	1,922	
March	2,095	
April	2,103	
May	2,119	
June	2,119	

QUALITY

	Quantity	Base Number	Contract	LHB	Wales
% of FP17s for the same patient ID Re-attending within 3 months - Children	7	146	4.8%	8.3%	10.7%
% of FP17s for the same patient ID Re-attending within 3 months - Adults	26	187	13.9%	14.2%	15.5%
% of FP17s for the same patient ID Re-attending between 3 & 9 months - Children	114	146	78.1%	58.0%	60.1%
% of FP17s for the same patient ID Re-attending between 3 & 9 months - Adults	118	187	63.1%	56.2%	56.6%
% of FP17s for Band 1 Urgent Courses	16	304	5.3%	9.3%	9.1%
% of FP17s Relating to Free Repair or Replacements	0	304	0.0%	0.7%	0.7%
% of FP17s Relating to Continuations	5	304	1.6%	0.6%	0.6%
% of Patients satisfied with the dentistry they have received	5	5	N/A	94.3%	92.8%
% of Patients satisfied with the time they had to wait for an appointment	5	5	N/A	89.8%	87.5%

* This is based on patients treated on this contract for their most recent course of treatment. Figures in italics indicate the base number of FP17s or Patient Questionnaire responses are less than 100. N/A is shown where the base number of responses is less than 10 during the period. % is calculated as Quantity/Base number*100

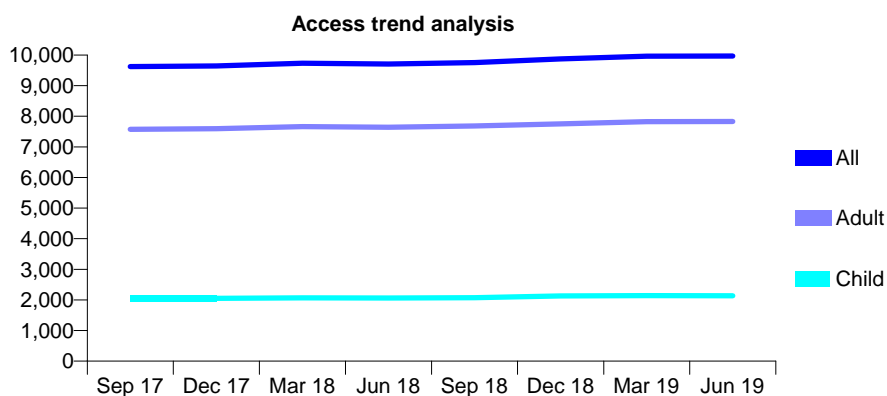
7A6 - Vital Signs At a Glance Contract Report for 142638/0001 - June 2019

Name or company name	The Goodwin Partnership Limited
Contract type name	GDS Contract
Purpose of contract	General
Contract start date	01/04/2009
Contract end date	

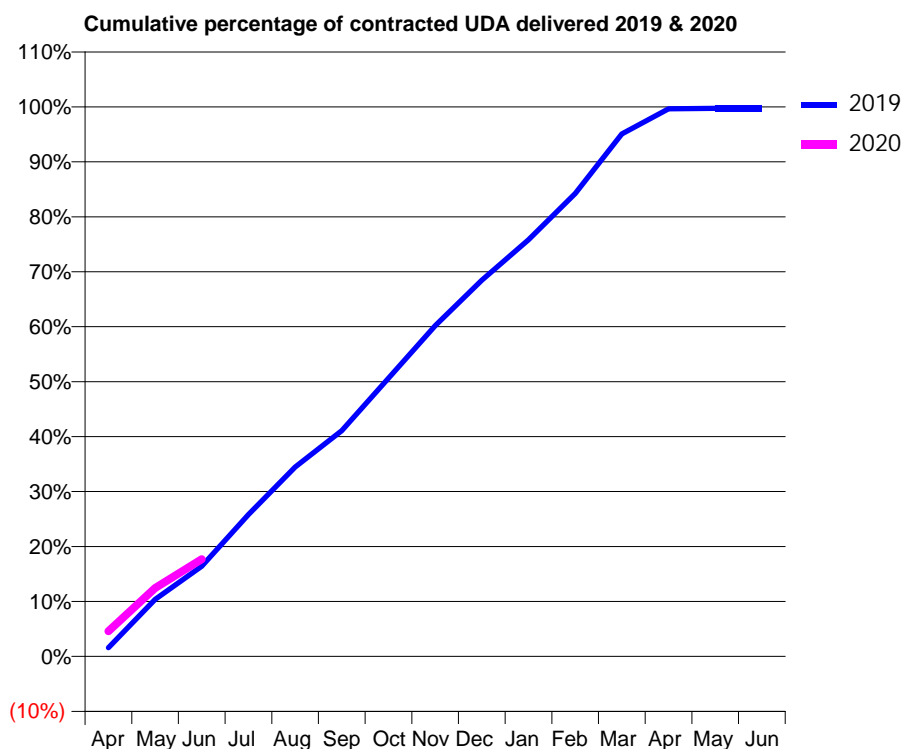
19/20 Contracted general activity (UDA)	26,856
Carry forward general activity (UDA)	0
19/20 Contracted orthodontic activity (UOA)	0
Carry forward orthodontic activity (UOA)	0
Baseline contract value	£691,499.18

ACCESS*

Patients seen in 24 months	Total	Change since previous quarter
Quarter ending June 2018	9,705	
Quarter ending September 2018	9,755	→
Quarter ending December 2018	9,876	→
Quarter ending March 2019	9,963	→
Quarter ending June 2019	9,968	→
Variance since June 2018	2.7%	↑



ACTIVITY



Month	Adjusted Scheduled Activity (UDA)	
	2019	2020
April	424	1,235
May	2,785	3,347
June	4,406	4,754
July	6,935	
August	9,260	
September	11,027	
October	13,599	
November	16,168	
December	18,383	
January	20,363	
February	22,625	
March	25,531	
April	26,765	
May	26,780	
June	26,780	

QUALITY

	Quantity	Base Number	Contract	LHB	Wales
% of FP17s for the same patient ID Re-attending within 3 months - Children	47	651	7.2%	8.3%	10.7%
% of FP17s for the same patient ID Re-attending within 3 months - Adults	354	2,563	13.8%	14.2%	15.5%
% of FP17s for the same patient ID Re-attending between 3 & 9 months - Children	347	651	53.3%	58.0%	60.1%
% of FP17s for the same patient ID Re-attending between 3 & 9 months - Adults	1,482	2,563	57.8%	56.2%	56.6%
% of FP17s for Band 1 Urgent Courses	197	2,615	7.5%	9.3%	9.1%
% of FP17s Relating to Free Repair or Replacements	26	2,615	1.0%	0.7%	0.7%
% of FP17s Relating to Continuations	11	2,615	0.4%	0.6%	0.6%
% of Patients satisfied with the dentistry they have received	19	19	100.0%	94.3%	92.8%
% of Patients satisfied with the time they had to wait for an appointment	18	19	94.7%	89.8%	87.5%

* This is based on patients treated on this contract for their most recent course of treatment. Figures in italics indicate the base number of FP17s or Patient Questionnaire responses are less than 100. N/A is shown where the base number of responses is less than 10 during the period. % is calculated as Quantity/Base number*100

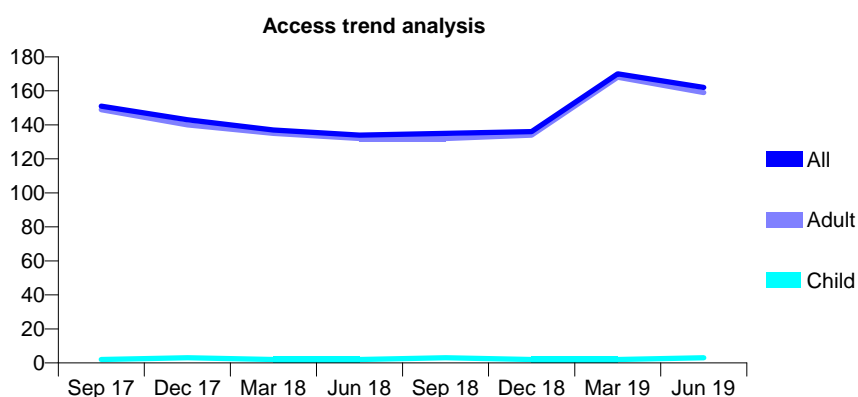
7A6 - Vital Signs At a Glance Contract Report for 142638/0002 - June 2019

Name or company name	The Goodwin Partnership Limited
Contract type name	GDS Contract
Purpose of contract	General
Contract start date	01/04/2009
Contract end date	

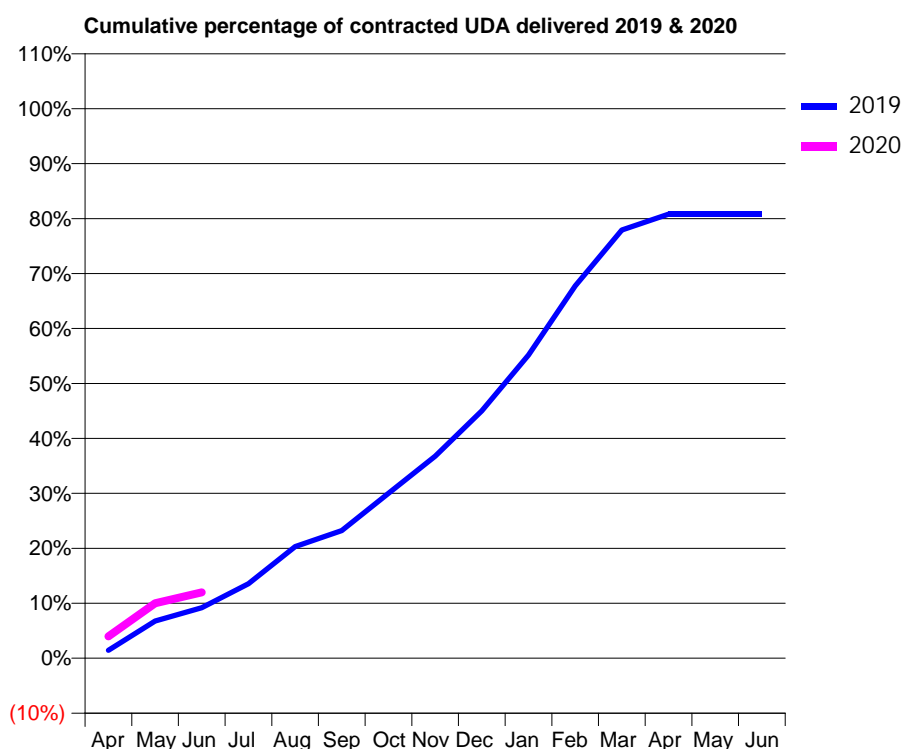
19/20 Contracted general activity (UDA)	180
Carry forward general activity (UDA)	0
19/20 Contracted orthodontic activity (UOA)	0
Carry forward orthodontic activity (UOA)	0
Baseline contract value	£10,846.53

ACCESS*

Patients seen in 24 months	Total	Change since previous quarter
Quarter ending June 2018	134	
Quarter ending September 2018	135	→
Quarter ending December 2018	136	→
Quarter ending March 2019	170	↑
Quarter ending June 2019	162	↓
Variance since June 2018	20.9%	↑



ACTIVITY



Month	Adjusted Scheduled Activity (UDA)	
	2019	2020
April	4	7
May	17	18
June	23	22
July	34	
August	50	
September	58	
October	74	
November	91	
December	112	
January	137	
February	168	
March	193	
April	200	
May	200	
June	200	

QUALITY

	Quantity	Base Number	Contract	LHB	Wales
% of FP17s for the same patient ID Re-attending within 3 months - Children	0	2	0.0%	8.3%	10.7%
% of FP17s for the same patient ID Re-attending within 3 months - Adults	0	22	0.0%	14.2%	15.5%
% of FP17s for the same patient ID Re-attending between 3 & 9 months - Children	0	2	0.0%	58.0%	60.1%
% of FP17s for the same patient ID Re-attending between 3 & 9 months - Adults	0	22	0.0%	56.2%	56.6%
% of FP17s for Band 1 Urgent Courses	18	18	100.0%	9.3%	9.1%
% of FP17s Relating to Free Repair or Replacements	0	18	0.0%	0.7%	0.7%
% of FP17s Relating to Continuations	0	18	0.0%	0.6%	0.6%
% of Patients satisfied with the dentistry they have received	0	0	N/A	94.3%	92.8%
% of Patients satisfied with the time they had to wait for an appointment	0	0	N/A	89.8%	87.5%

* This is based on patients treated on this contract for their most recent course of treatment.

Figures in italics indicate the base number of FP17s or Patient Questionnaire responses are less than 100. N/A is shown where the base number of responses is less than 10 during the period. % is calculated as Quantity/Base number*100

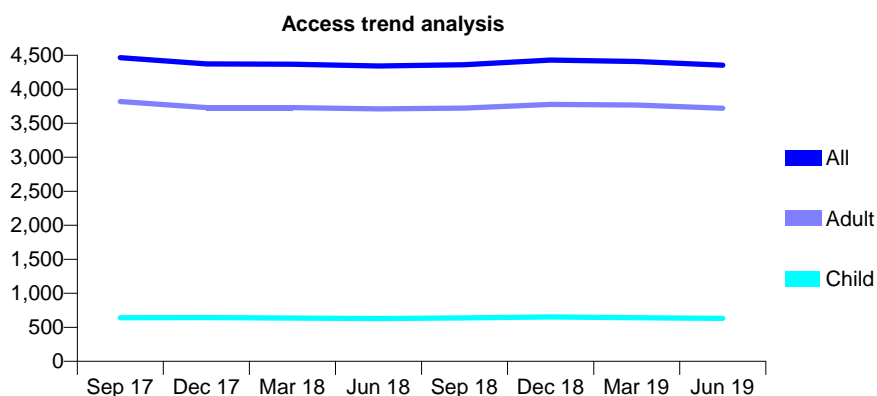
7A6 - Vital Signs At a Glance Contract Report for 144096/0001 - June 2019

Name or company name	Dalegrade Ltd
Contract type name	GDS Contract
Purpose of contract	General
Contract start date	01/04/2010
Contract end date	

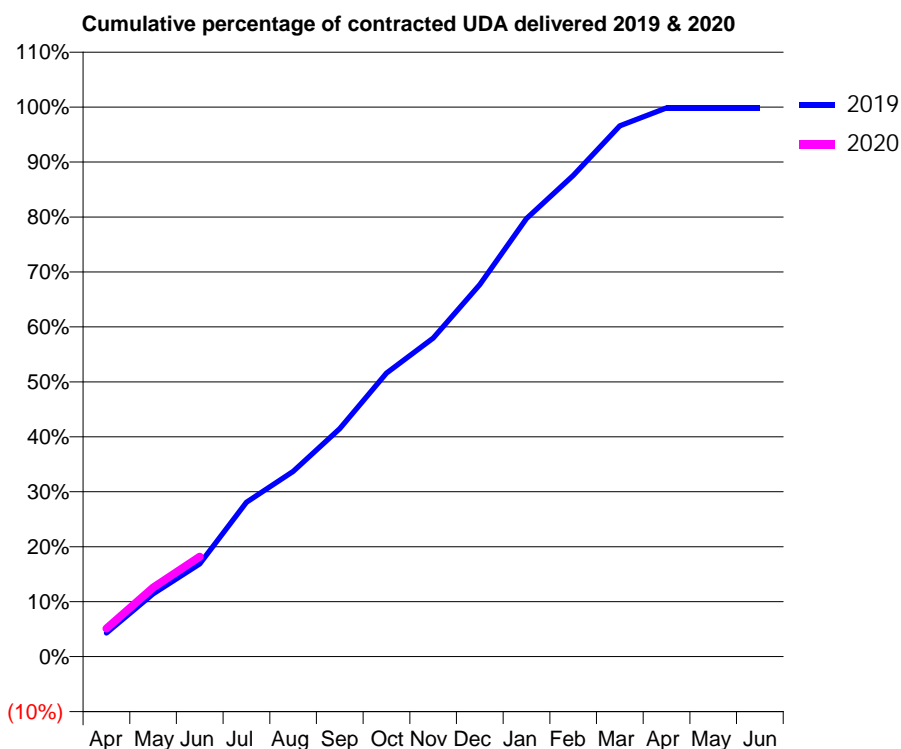
19/20 Contracted general activity (UDA)	13,320
Carry forward general activity (UDA)	0
19/20 Contracted orthodontic activity (UOA)	0
Carry forward orthodontic activity (UOA)	0
Baseline contract value	£407,269.88

ACCESS*

Patients seen in 24 months	Total	Change since previous quarter
Quarter ending June 2018	4,343	
Quarter ending September 2018	4,361	→
Quarter ending December 2018	4,429	→
Quarter ending March 2019	4,408	→
Quarter ending June 2019	4,353	↓
Variance since June 2018	0.2%	→



ACTIVITY



Month	Adjusted Scheduled Activity (UDA)	
	2019	2020
April	572	680
May	1,523	1,674
June	2,248	2,424
July	3,742	
August	4,490	
September	5,526	
October	6,875	
November	7,719	
December	9,017	
January	10,621	
February	11,665	
March	12,867	
April	13,301	
May	13,301	
June	13,301	

QUALITY

	Quantity	Base Number	Contract	LHB	Wales
% of FP17s for the same patient ID Re-attending within 3 months - Children	16	199	8.0%	8.3%	10.7%
% of FP17s for the same patient ID Re-attending within 3 months - Adults	235	1,268	18.5%	14.2%	15.5%
% of FP17s for the same patient ID Re-attending between 3 & 9 months - Children	116	199	58.3%	58.0%	60.1%
% of FP17s for the same patient ID Re-attending between 3 & 9 months - Adults	704	1,268	55.5%	56.2%	56.6%
% of FP17s for Band 1 Urgent Courses	135	1,259	10.7%	9.3%	9.1%
% of FP17s Relating to Free Repair or Replacements	7	1,259	0.6%	0.7%	0.7%
% of FP17s Relating to Continuations	20	1,259	1.6%	0.6%	0.6%
% of Patients satisfied with the dentistry they have received	11	11	100.0%	94.3%	92.8%
% of Patients satisfied with the time they had to wait for an appointment	10	11	90.9%	89.8%	87.5%

* This is based on patients treated on this contract for their most recent course of treatment. Figures in italics indicate the base number of FP17s or Patient Questionnaire responses are less than 100. N/A is shown where the base number of responses is less than 10 during the period. % is calculated as Quantity/Base number*100

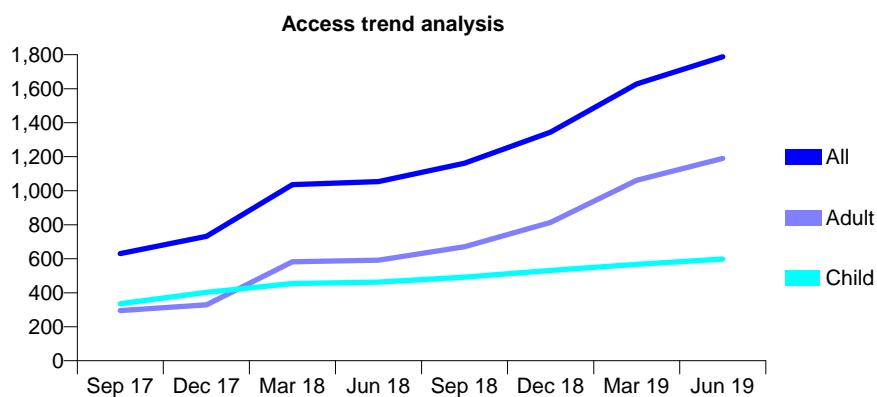
7A6 - Vital Signs At a Glance Contract Report for 144363/0001 - June 2019

Name or company name	Harj Consultancy Ltd
Contract type name	Pilot Contract
Purpose of contract	General
Contract start date	01/10/2015
Contract end date	

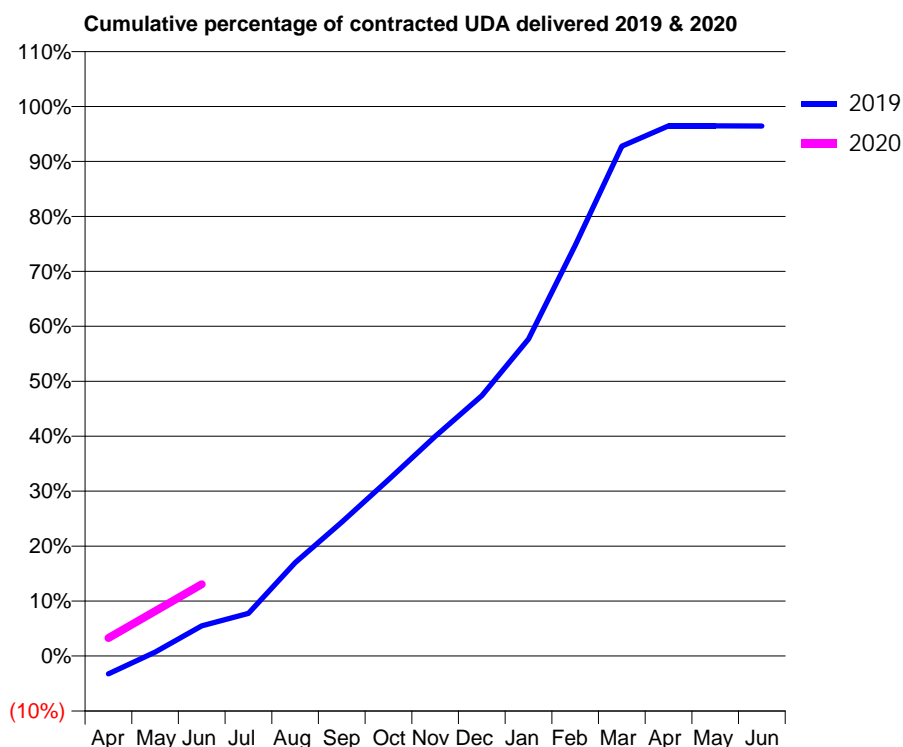
19/20 Contracted general activity (UDA)	6,300
Carry forward general activity (UDA)	0
19/20 Contracted orthodontic activity (UOA)	0
Carry forward orthodontic activity (UOA)	0
Baseline contract value	£175,810.95

ACCESS*

Patients seen in 24 months	Total	Change since previous quarter
Quarter ending June 2018	1,054	
Quarter ending September 2018	1,162	↑
Quarter ending December 2018	1,345	↑
Quarter ending March 2019	1,628	↑
Quarter ending June 2019	1,788	↑
Variance since June 2018	69.6%	↑



ACTIVITY



Month	Adjusted Scheduled Activity (UDA)	
	2019	2020
April	-157	208
May	34	514
June	265	823
July	374	
August	818	
September	1,173	
October	1,544	
November	1,924	
December	2,280	
January	2,774	
February	3,595	
March	4,462	
April	4,642	
May	4,641	
June	4,640	

QUALITY

	Quantity	Base Number	Contract	LHB	Wales
% of FP17s for the same patient ID Re-attending within 3 months - Children	3	180	1.7%	8.3%	10.7%
% of FP17s for the same patient ID Re-attending within 3 months - Adults	18	293	6.1%	14.2%	15.5%
% of FP17s for the same patient ID Re-attending between 3 & 9 months - Children	110	180	61.1%	58.0%	60.1%
% of FP17s for the same patient ID Re-attending between 3 & 9 months - Adults	113	293	38.6%	56.2%	56.6%
% of FP17s for Band 1 Urgent Courses	17	407	4.2%	9.3%	9.1%
% of FP17s Relating to Free Repair or Replacements	1	407	0.2%	0.7%	0.7%
% of FP17s Relating to Continuations	0	407	0.0%	0.6%	0.6%
% of Patients satisfied with the dentistry they have received	4	4	N/A	94.3%	92.8%
% of Patients satisfied with the time they had to wait for an appointment	4	4	N/A	89.8%	87.5%

* This is based on patients treated on this contract for their most recent course of treatment. Figures in italics indicate the base number of FP17s or Patient Questionnaire responses are less than 100. N/A is shown where the base number of responses is less than 10 during the period. % is calculated as Quantity/Base number*100

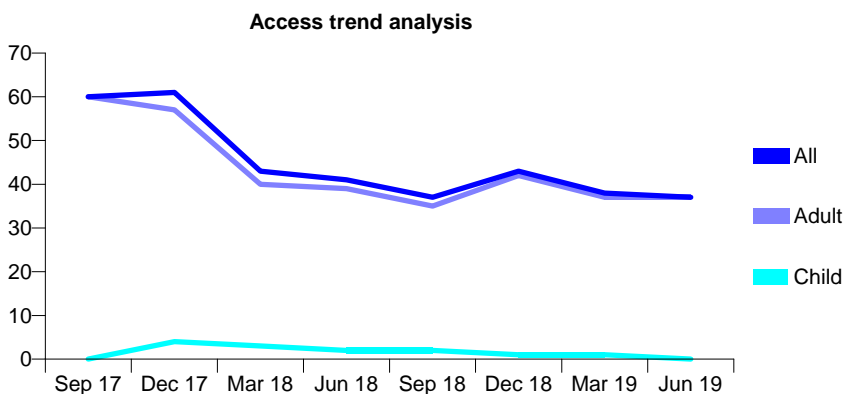
7A6 - Vital Signs At a Glance Contract Report for 146048/0001 - June 2019

Name or company name	Kensington Court Anaesthetic Clinic
Contract type name	PDS Contract
Purpose of contract	General
Contract start date	01/04/2006
Contract end date	31/03/2020

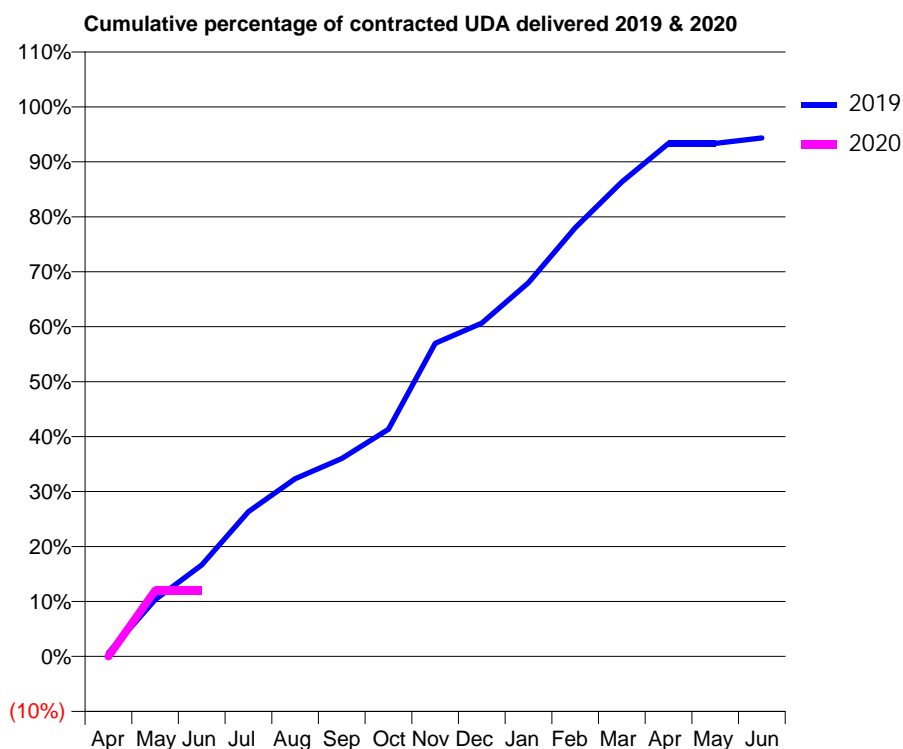
19/20 Contracted general activity (UDA)	300
Carry forward general activity (UDA)	0
19/20 Contracted orthodontic activity (UOA)	0
Carry forward orthodontic activity (UOA)	0
Baseline contract value	£24,030.71

ACCESS*

Patients seen in 24 months	Total	Change since previous quarter
Quarter ending June 2018	41	
Quarter ending September 2018	37	↓
Quarter ending December 2018	43	↑
Quarter ending March 2019	38	↓
Quarter ending June 2019	37	↓
Variance since June 2018	(9.8%)	↓



ACTIVITY



Month	Adjusted Scheduled Activity (UDA)	
	2019	2020
April	2	0
May	31	36
June	50	36
July	79	
August	97	
September	108	
October	124	
November	171	
December	182	
January	204	
February	234	
March	259	
April	280	
May	280	
June	283	

QUALITY

	Quantity	Base Number	Contract	LHB	Wales
% of FP17s for the same patient ID Re-attending within 3 months - Children	1	1	100.0%	8.3%	10.7%
% of FP17s for the same patient ID Re-attending within 3 months - Adults	3	19	15.8%	14.2%	15.5%
% of FP17s for the same patient ID Re-attending between 3 & 9 months - Children	0	1	0.0%	58.0%	60.1%
% of FP17s for the same patient ID Re-attending between 3 & 9 months - Adults	4	19	21.1%	56.2%	56.6%
% of FP17s for Band 1 Urgent Courses	0	12	0.0%	9.3%	9.1%
% of FP17s Relating to Free Repair or Replacements	0	12	0.0%	0.7%	0.7%
% of FP17s Relating to Continuations	0	12	0.0%	0.6%	0.6%
% of Patients satisfied with the dentistry they have received	0	0	N/A	94.3%	92.8%
% of Patients satisfied with the time they had to wait for an appointment	0	0	N/A	89.8%	87.5%

* This is based on patients treated on this contract for their most recent course of treatment. Figures in italics indicate the base number of FP17s or Patient Questionnaire responses are less than 100. N/A is shown where the base number of responses is less than 10 during the period. % is calculated as Quantity/Base number*100

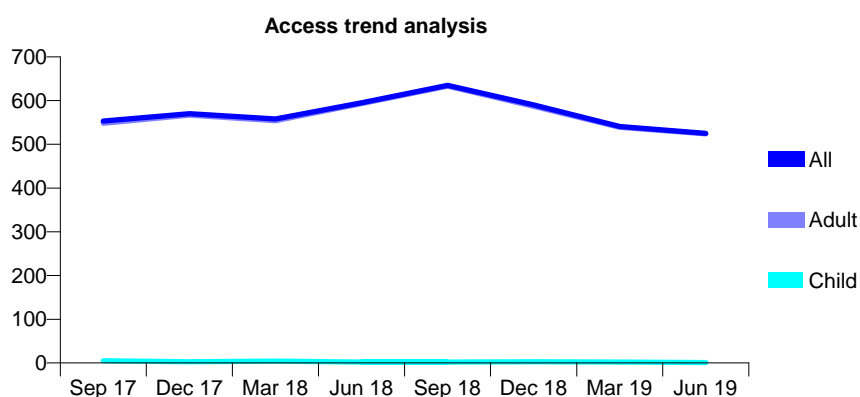
7A6 - Vital Signs At a Glance Contract Report for 146048/0004 - June 2019

Name or company name	Kensington Court Anaesthetic Clinic
Contract type name	PDS Contract
Purpose of contract	General
Contract start date	01/04/2014
Contract end date	31/03/2020

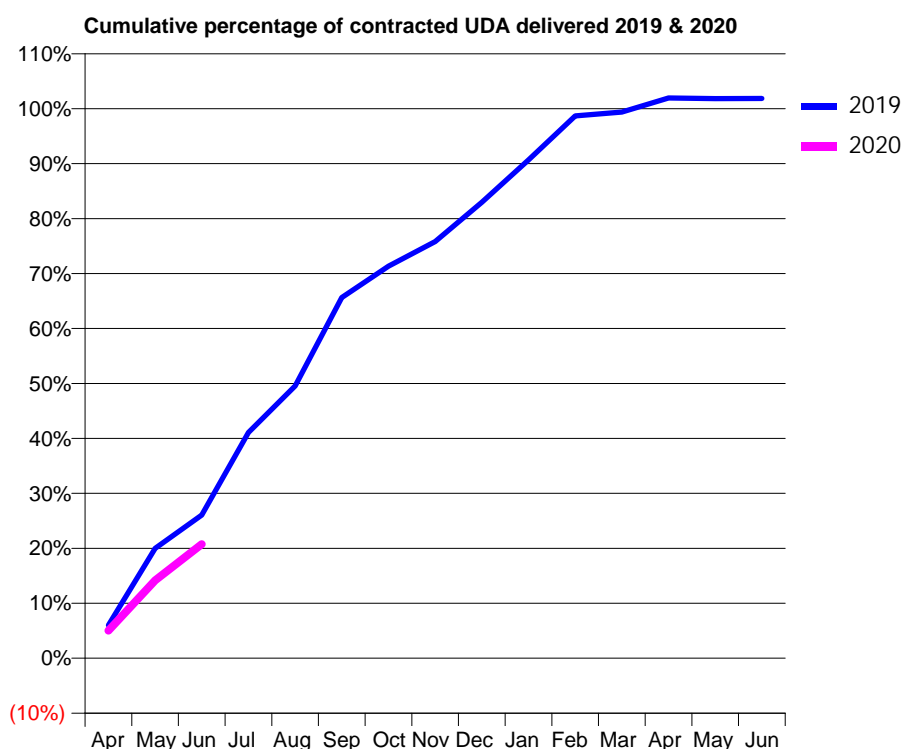
19/20 Contracted general activity (UDA)	3,016
Carry forward general activity (UDA)	0
19/20 Contracted orthodontic activity (UOA)	0
Carry forward orthodontic activity (UOA)	0
Baseline contract value	£230,886.99

ACCESS*

Patients seen in 24 months	Total	Change since previous quarter
Quarter ending June 2018	595	
Quarter ending September 2018	635	↑
Quarter ending December 2018	590	↓
Quarter ending March 2019	541	↓
Quarter ending June 2019	525	↓
Variance since June 2018	(11.8%)	↓



ACTIVITY



Month	2019	2020
April	184	152
May	610	427
June	795	626
July	1,254	
August	1,513	
September	2,004	
October	2,178	
November	2,315	
December	2,533	
January	2,768	
February	3,013	
March	3,034	
April	3,112	
May	3,109	
June	3,110	

QUALITY

	Quantity	Base Number	Contract	LHB	Wales
% of FP17s for the same patient ID Re-attending within 3 months - Children	0	3	0.0%	8.3%	10.7%
% of FP17s for the same patient ID Re-attending within 3 months - Adults	1	256	0.4%	14.2%	15.5%
% of FP17s for the same patient ID Re-attending between 3 & 9 months - Children	0	3	0.0%	58.0%	60.1%
% of FP17s for the same patient ID Re-attending between 3 & 9 months - Adults	0	256	0.0%	56.2%	56.6%
% of FP17s for Band 1 Urgent Courses	0	232	0.0%	9.3%	9.1%
% of FP17s Relating to Free Repair or Replacements	0	232	0.0%	0.7%	0.7%
% of FP17s Relating to Continuations	0	232	0.0%	0.6%	0.6%
% of Patients satisfied with the dentistry they have received	1	1	N/A	94.3%	92.8%
% of Patients satisfied with the time they had to wait for an appointment	1	1	N/A	89.8%	87.5%

* This is based on patients treated on this contract for their most recent course of treatment. Figures in italics indicate the base number of FP17s or Patient Questionnaire responses are less than 100. N/A is shown where the base number of responses is less than 10 during the period. % is calculated as Quantity/Base number*100

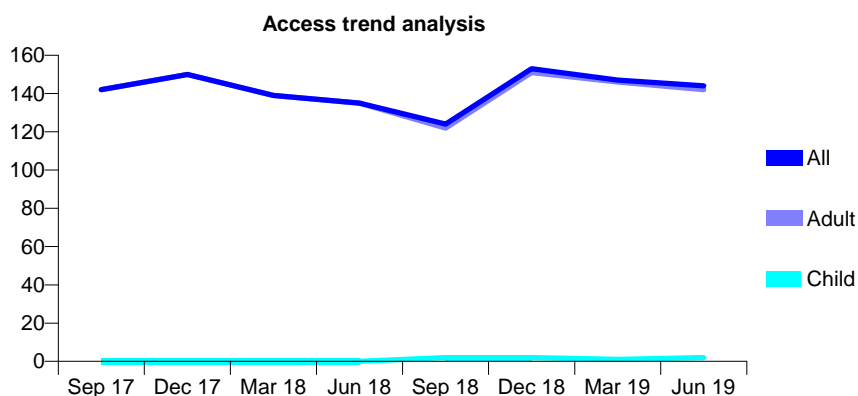
7A6 - Vital Signs At a Glance Contract Report for 146048/0008 - June 2019

Name or company name	Kensington Court Anaesthetic Clinic
Contract type name	PDS Contract
Purpose of contract	General
Contract start date	01/04/2015
Contract end date	31/03/2020

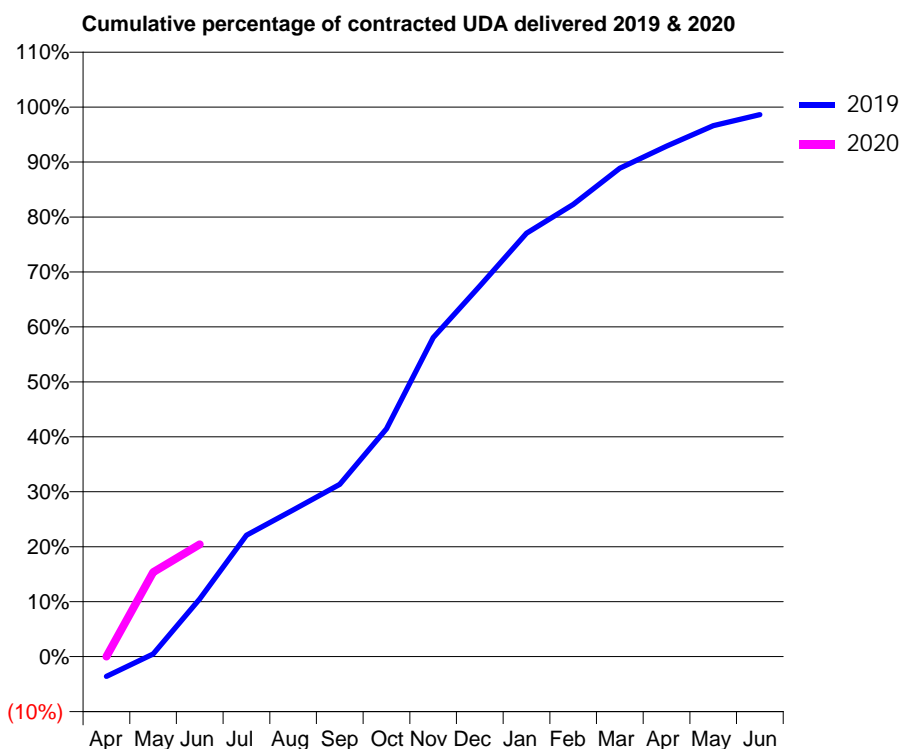
19/20 Contracted general activity (UDA)	793
Carry forward general activity (UDA)	0
19/20 Contracted orthodontic activity (UOA)	0
Carry forward orthodontic activity (UOA)	0
Baseline contract value	£84,643.11

ACCESS*

Patients seen in 24 months	Total	Change since previous quarter
Quarter ending June 2018	135	
Quarter ending September 2018	124	↓
Quarter ending December 2018	153	↑
Quarter ending March 2019	147	↓
Quarter ending June 2019	144	↓
Variance since June 2018	6.7%	↑



ACTIVITY



Month	Adjusted Scheduled Activity (UDA)	
	2019	2020
April	-29	0
May	4	122
June	84	162
July	177	
August	214	
September	251	
October	332	
November	465	
December	540	
January	617	
February	659	
March	712	
April	744	
May	774	
June	790	

QUALITY

	Quantity	Base Number	Contract	LHB	Wales
% of FP17s for the same patient ID Re-attending within 3 months - Children	0	2	0.0%	8.3%	10.7%
% of FP17s for the same patient ID Re-attending within 3 months - Adults	7	92	7.6%	14.2%	15.5%
% of FP17s for the same patient ID Re-attending between 3 & 9 months - Children	0	2	0.0%	58.0%	60.1%
% of FP17s for the same patient ID Re-attending between 3 & 9 months - Adults	4	92	4.3%	56.2%	56.6%
% of FP17s for Band 1 Urgent Courses	0	60	0.0%	9.3%	9.1%
% of FP17s Relating to Free Repair or Replacements	0	60	0.0%	0.7%	0.7%
% of FP17s Relating to Continuations	0	60	0.0%	0.6%	0.6%
% of Patients satisfied with the dentistry they have received	0	0	N/A	94.3%	92.8%
% of Patients satisfied with the time they had to wait for an appointment	0	0	N/A	89.8%	87.5%

* This is based on patients treated on this contract for their most recent course of treatment. Figures in italics indicate the base number of FP17s or Patient Questionnaire responses are less than 100. N/A is shown where the base number of responses is less than 10 during the period. % is calculated as Quantity/Base number*100

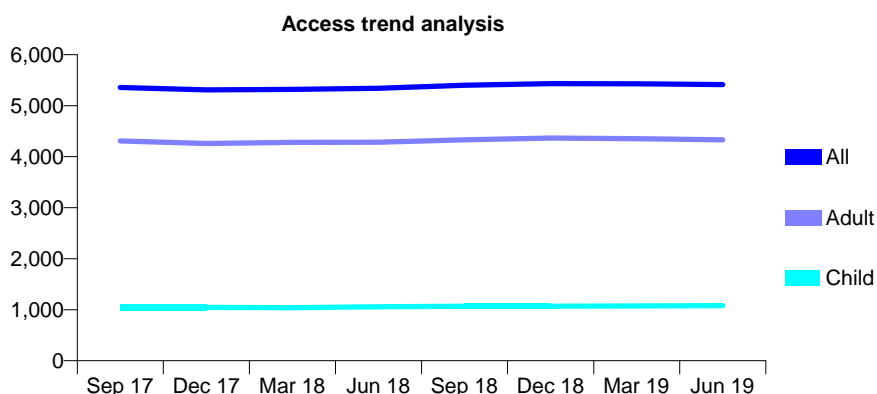
7A6 - Vital Signs At a Glance Contract Report for 148881/0001 - June 2019

Name or company name	N Malik & K Partridge
Contract type name	GDS Contract
Purpose of contract	General
Contract start date	01/11/2011
Contract end date	

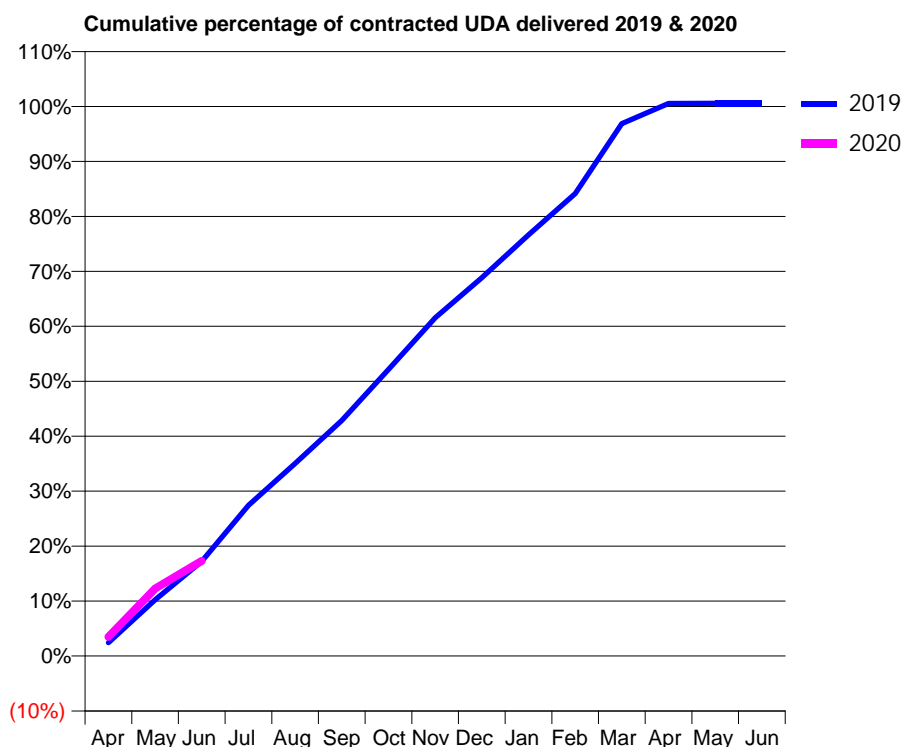
19/20 Contracted general activity (UDA)	18,124
Carry forward general activity (UDA)	0
19/20 Contracted orthodontic activity (UOA)	0
Carry forward orthodontic activity (UOA)	0
Baseline contract value	£458,807.31

ACCESS*

Patients seen in 24 months	Total	Change since previous quarter
Quarter ending June 2018	5,341	
Quarter ending September 2018	5,399	→
Quarter ending December 2018	5,431	→
Quarter ending March 2019	5,429	→
Quarter ending June 2019	5,412	→
Variance since June 2018	1.3%	→



ACTIVITY



Month	Adjusted Scheduled Activity (UDA)	
	2019	2020
April	444	631
May	1,856	2,222
June	3,121	3,138
July	4,967	
August	6,354	
September	7,764	
October	9,448	
November	11,156	
December	12,477	
January	13,886	
February	15,250	
March	17,554	
April	18,223	
May	18,229	
June	18,229	

QUALITY

	Quantity	Base Number	Contract	LHB	Wales
% of FP17s for the same patient ID Re-attending within 3 months - Children	26	370	7.0%	8.3%	10.7%
% of FP17s for the same patient ID Re-attending within 3 months - Adults	238	1,398	17.0%	14.2%	15.5%
% of FP17s for the same patient ID Re-attending between 3 & 9 months - Children	221	370	59.7%	58.0%	60.1%
% of FP17s for the same patient ID Re-attending between 3 & 9 months - Adults	807	1,398	57.7%	56.2%	56.6%
% of FP17s for Band 1 Urgent Courses	155	1,521	10.2%	9.3%	9.1%
% of FP17s Relating to Free Repair or Replacements	23	1,521	1.5%	0.7%	0.7%
% of FP17s Relating to Continuations	13	1,521	0.9%	0.6%	0.6%
% of Patients satisfied with the dentistry they have received	9	11	81.8%	94.3%	92.8%
% of Patients satisfied with the time they had to wait for an appointment	10	11	90.9%	89.8%	87.5%

* This is based on patients treated on this contract for their most recent course of treatment. Figures in italics indicate the base number of FP17s or Patient Questionnaire responses are less than 100. N/A is shown where the base number of responses is less than 10 during the period. % is calculated as Quantity/Base number*100

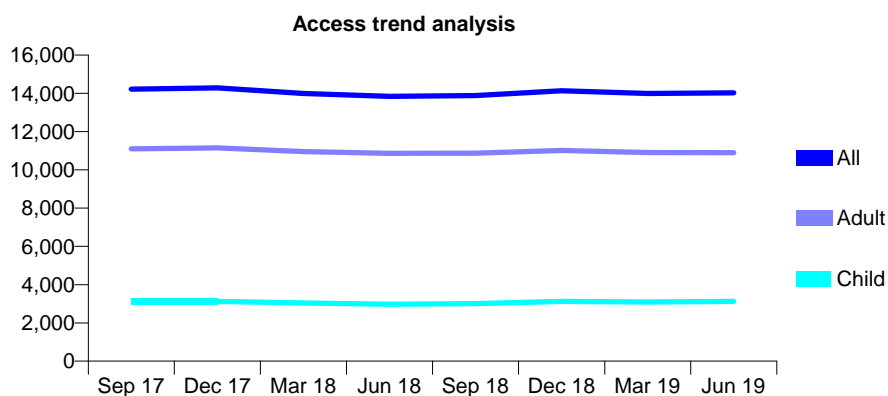
7A6 - Vital Signs At a Glance Contract Report for 154245/0003 - June 2019

Name or company name	Restore Dental Group
Contract type name	GDS Contract
Purpose of contract	General
Contract start date	01/04/2013
Contract end date	

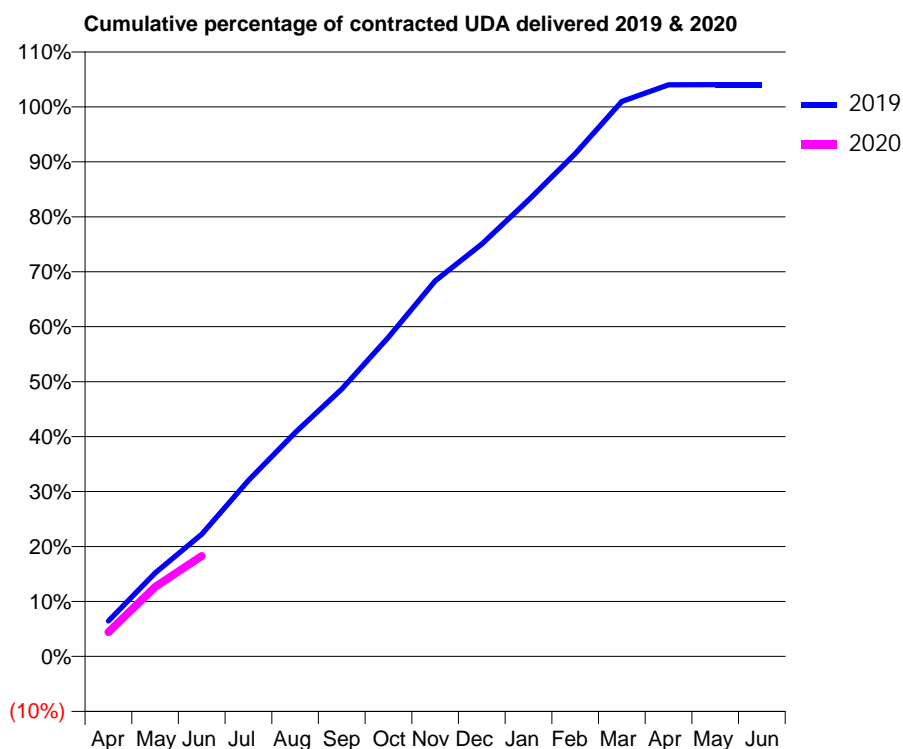
19/20 Contracted general activity (UDA)	43,523
Carry forward general activity (UDA)	0
19/20 Contracted orthodontic activity (UOA)	0
Carry forward orthodontic activity (UOA)	0
Baseline contract value	£1,177,676.25

ACCESS*

Patients seen in 24 months	Total	Change since previous quarter
Quarter ending June 2018	13,843	
Quarter ending September 2018	13,886	→
Quarter ending December 2018	14,133	→
Quarter ending March 2019	13,996	→
Quarter ending June 2019	14,023	→
Variance since June 2018	1.3%	→



ACTIVITY



Month	2019	2020
April	2,546	1,925
May	5,979	5,507
June	8,760	7,954
July	12,603	
August	16,033	
September	19,150	
October	22,869	
November	26,901	
December	29,545	
January	32,684	
February	36,015	
March	39,761	
April	40,954	
May	40,957	
June	40,959	

QUALITY

	Quantity	Base Number	Contract	LHB	Wales
% of FP17s for the same patient ID Re-attending within 3 months - Children	61	1,108	5.5%	8.3%	10.7%
% of FP17s for the same patient ID Re-attending within 3 months - Adults	412	3,930	10.5%	14.2%	15.5%
% of FP17s for the same patient ID Re-attending between 3 & 9 months - Children	662	1,108	59.7%	58.0%	60.1%
% of FP17s for the same patient ID Re-attending between 3 & 9 months - Adults	2,518	3,930	64.1%	56.2%	56.6%
% of FP17s for Band 1 Urgent Courses	317	4,414	7.2%	9.3%	9.1%
% of FP17s Relating to Free Repair or Replacements	42	4,414	1.0%	0.7%	0.7%
% of FP17s Relating to Continuations	40	4,414	0.9%	0.6%	0.6%
% of Patients satisfied with the dentistry they have received	18	19	94.7%	94.3%	92.8%
% of Patients satisfied with the time they had to wait for an appointment	16	19	84.2%	89.8%	87.5%

* This is based on patients treated on this contract for their most recent course of treatment. Figures in italics indicate the base number of FP17s or Patient Questionnaire responses are less than 100. N/A is shown where the base number of responses is less than 10 during the period. % is calculated as Quantity/Base number*100

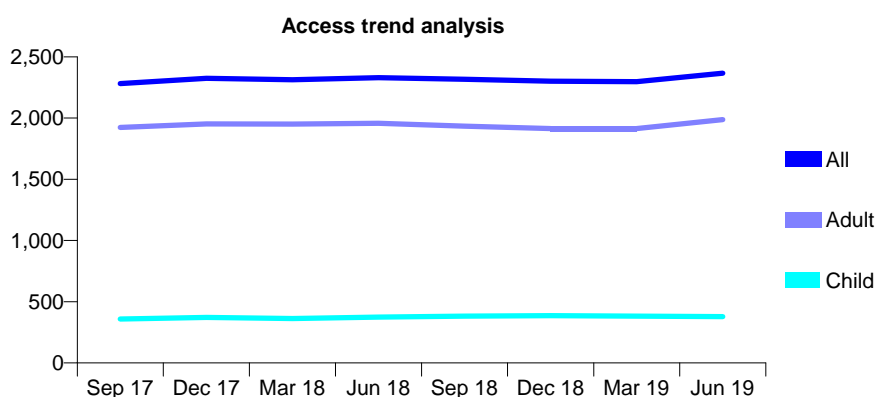
7A6 - Vital Signs At a Glance Contract Report for 156566/0001 - June 2019

Name or company name	Blackwood Dental Centre.
Contract type name	GDS Contract
Purpose of contract	General
Contract start date	04/09/2014
Contract end date	

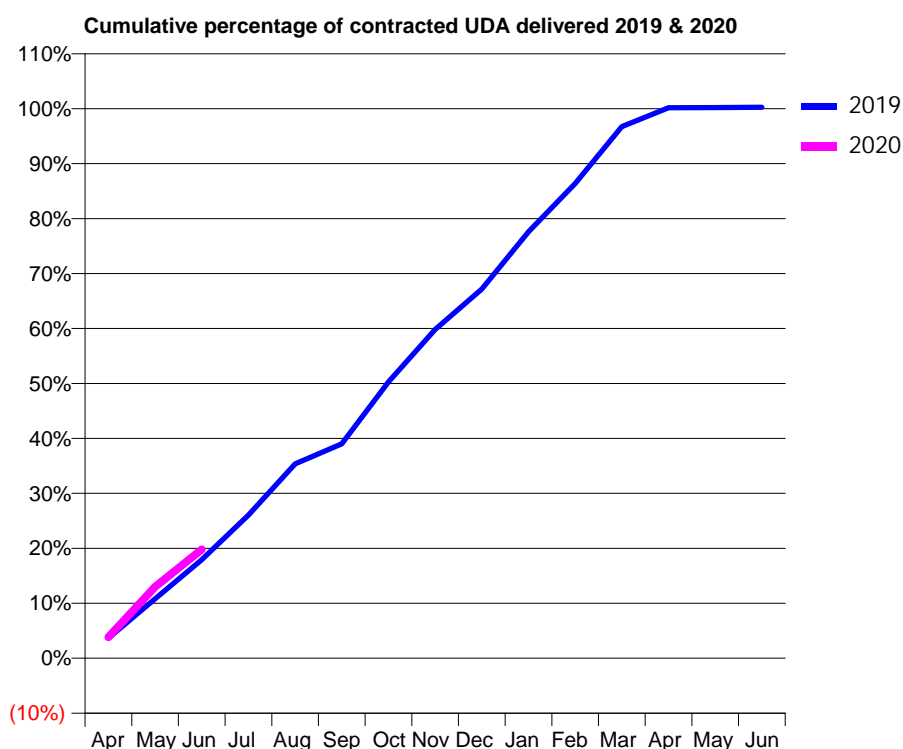
19/20 Contracted general activity (UDA)	8,946
Carry forward general activity (UDA)	0
19/20 Contracted orthodontic activity (UOA)	0
Carry forward orthodontic activity (UOA)	0
Baseline contract value	£222,522.39

ACCESS*

Patients seen in 24 months	Total	Change since previous quarter
Quarter ending June 2018	2,331	
Quarter ending September 2018	2,317	→
Quarter ending December 2018	2,301	→
Quarter ending March 2019	2,297	→
Quarter ending June 2019	2,367	↑
Variance since June 2018	1.5%	→



ACTIVITY



Adjusted Scheduled Activity (UDA)		
Month	2019	2020
April	269	341
May	795	1,164
June	1,316	1,770
July	1,914	
August	2,598	
September	2,866	
October	3,695	
November	4,394	
December	4,933	
January	5,699	
February	6,347	
March	7,105	
April	7,357	
May	7,360	
June	7,365	

QUALITY

	Quantity	Base Number	Contract	LHB	Wales
% of FP17s for the same patient ID Re-attending within 3 months - Children	7	119	5.9%	8.3%	10.7%
% of FP17s for the same patient ID Re-attending within 3 months - Adults	88	785	11.2%	14.2%	15.5%
% of FP17s for the same patient ID Re-attending between 3 & 9 months - Children	58	119	48.7%	58.0%	60.1%
% of FP17s for the same patient ID Re-attending between 3 & 9 months - Adults	437	785	55.7%	56.2%	56.6%
% of FP17s for Band 1 Urgent Courses	43	783	5.5%	9.3%	9.1%
% of FP17s Relating to Free Repair or Replacements	2	783	0.3%	0.7%	0.7%
% of FP17s Relating to Continuations	6	783	0.8%	0.6%	0.6%
% of Patients satisfied with the dentistry they have received	14	15	93.3%	94.3%	92.8%
% of Patients satisfied with the time they had to wait for an appointment	13	15	86.7%	89.8%	87.5%

* This is based on patients treated on this contract for their most recent course of treatment.

Figures in italics indicate the base number of FP17s or Patient Questionnaire responses are less than 100. N/A is shown where the base number of responses is less than 10 during the period. % is calculated as Quantity/Base number*100

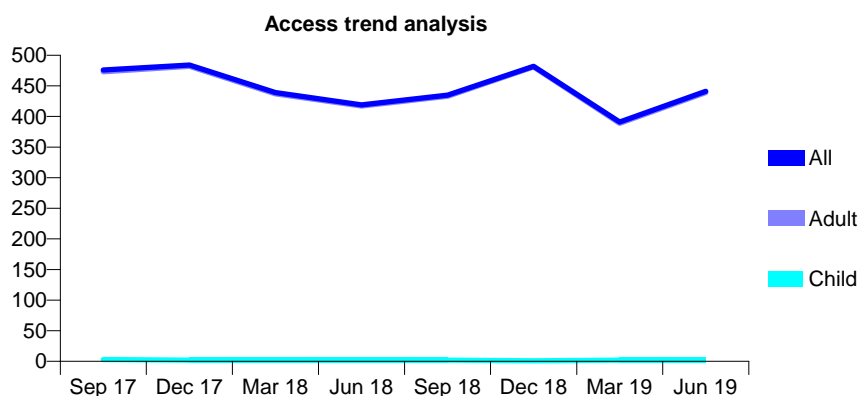
7A6 - Vital Signs At a Glance Contract Report for 156566/0002 - June 2019

Name or company name	Blackwood Dental Centre.
Contract type name	PDS Contract
Purpose of contract	General
Contract start date	04/09/2014
Contract end date	31/03/2020

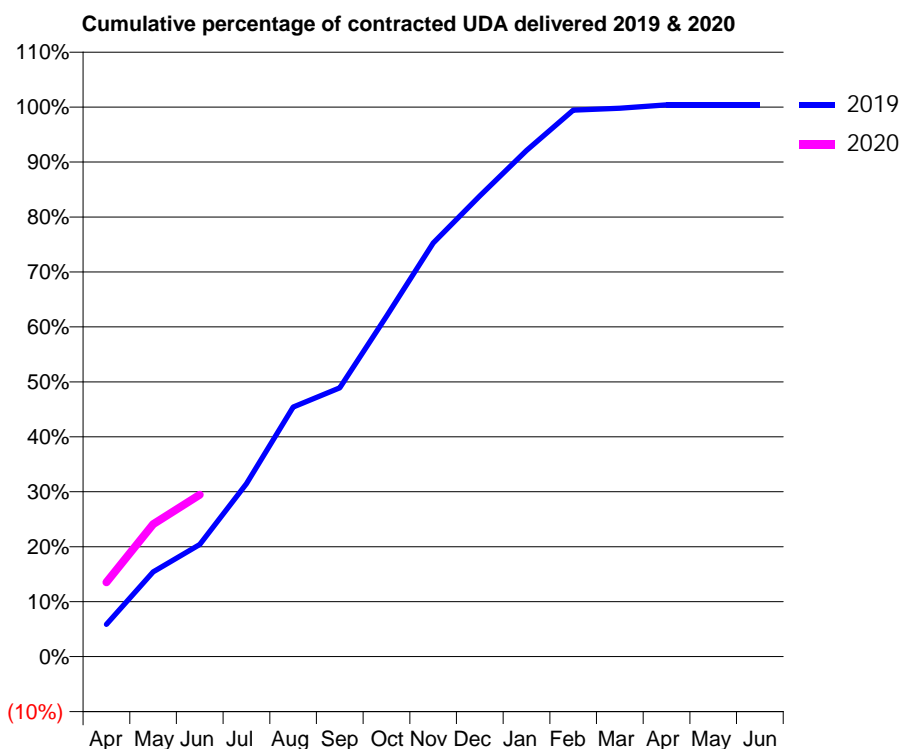
19/20 Contracted general activity (UDA)	3,016
Carry forward general activity (UDA)	0
19/20 Contracted orthodontic activity (UOA)	0
Carry forward orthodontic activity (UOA)	0
Baseline contract value	£230,886.99

ACCESS*

Patients seen in 24 months	Total	Change since previous quarter
Quarter ending June 2018	419	
Quarter ending September 2018	435	↑
Quarter ending December 2018	482	↑
Quarter ending March 2019	391	↓
Quarter ending June 2019	441	↑
Variance since June 2018	5.3%	↑



ACTIVITY



Month	Adjusted Scheduled Activity (UDA)	
	2019	2020
April	178	408
May	469	727
June	620	888
July	957	
August	1,381	
September	1,487	
October	1,883	
November	2,289	
December	2,549	
January	2,801	
February	3,024	
March	3,035	
April	3,053	
May	3,053	
June	3,053	

QUALITY

	Quantity	Base Number	Contract	LHB	Wales
% of FP17s for the same patient ID Re-attending within 3 months - Children	0	2	0.0%	8.3%	10.7%
% of FP17s for the same patient ID Re-attending within 3 months - Adults	3	348	0.9%	14.2%	15.5%
% of FP17s for the same patient ID Re-attending between 3 & 9 months - Children	0	2	0.0%	58.0%	60.1%
% of FP17s for the same patient ID Re-attending between 3 & 9 months - Adults	4	348	1.1%	56.2%	56.6%
% of FP17s for Band 1 Urgent Courses	0	344	0.0%	9.3%	9.1%
% of FP17s Relating to Free Repair or Replacements	0	344	0.0%	0.7%	0.7%
% of FP17s Relating to Continuations	0	344	0.0%	0.6%	0.6%
% of Patients satisfied with the dentistry they have received	13	13	100.0%	94.3%	92.8%
% of Patients satisfied with the time they had to wait for an appointment	11	13	84.6%	89.8%	87.5%

* This is based on patients treated on this contract for their most recent course of treatment. Figures in italics indicate the base number of FP17s or Patient Questionnaire responses are less than 100. N/A is shown where the base number of responses is less than 10 during the period. % is calculated as Quantity/Base number*100

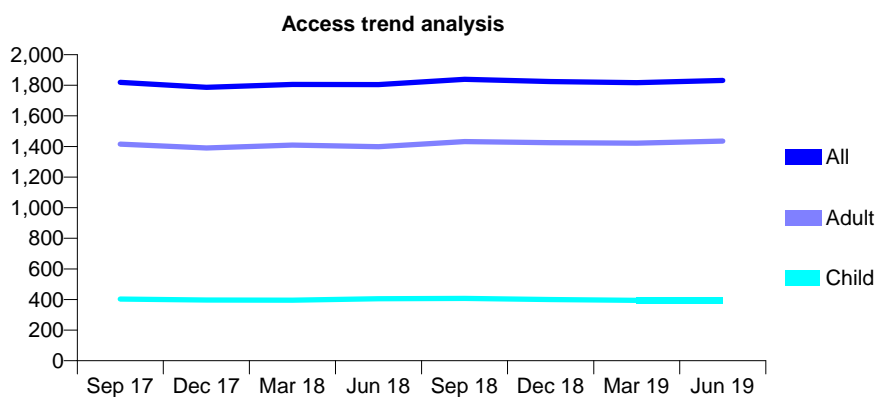
7A6 - Vital Signs At a Glance Contract Report for 157392/0002 - June 2019

Name or company name	Mrs L Plant
Contract type name	GDS Contract
Purpose of contract	General
Contract start date	01/05/2010
Contract end date	

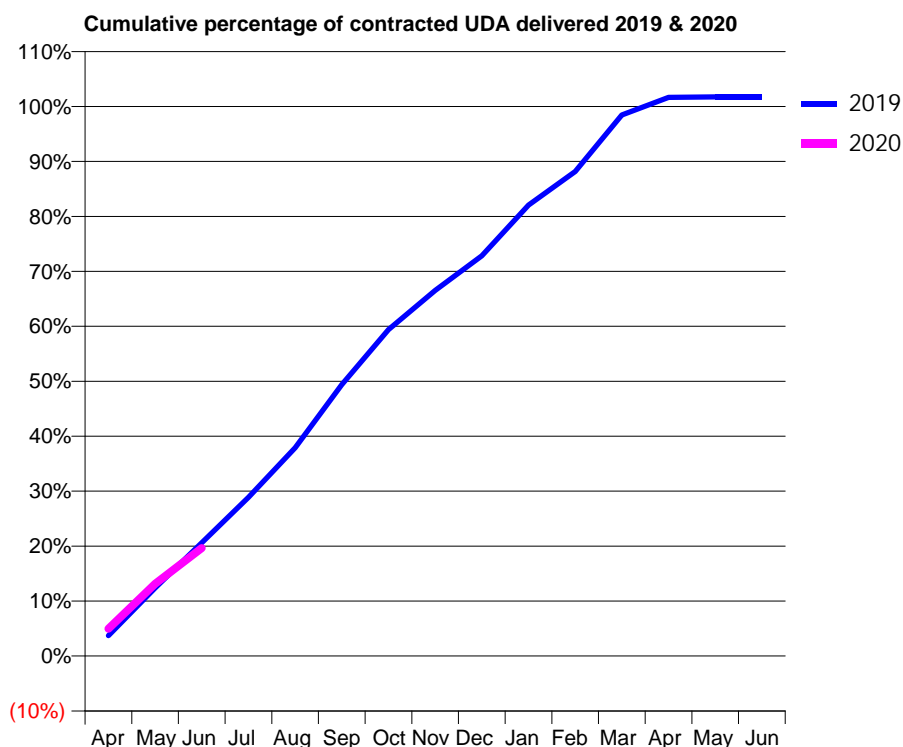
19/20 Contracted general activity (UDA)	5,111
Carry forward general activity (UDA)	0
19/20 Contracted orthodontic activity (UOA)	0
Carry forward orthodontic activity (UOA)	0
Baseline contract value	£140,630.24

ACCESS*

Patients seen in 24 months	Total	Change since previous quarter
Quarter ending June 2018	1,804	
Quarter ending September 2018	1,839	→
Quarter ending December 2018	1,824	→
Quarter ending March 2019	1,817	→
Quarter ending June 2019	1,831	→
Variance since June 2018	1.5%	→



ACTIVITY



Month	Adjusted Scheduled Activity (UDA)	
	2019	2020
April	190	254
May	633	673
June	1,053	1,004
July	1,475	
August	1,936	
September	2,523	
October	3,035	
November	3,401	
December	3,722	
January	4,194	
February	4,507	
March	5,031	
April	5,195	
May	5,200	
June	5,200	

QUALITY

	Quantity	Base Number	Contract	LHB	Wales
% of FP17s for the same patient ID Re-attending within 3 months - Children	11	159	6.9%	8.3%	10.7%
% of FP17s for the same patient ID Re-attending within 3 months - Adults	84	612	13.7%	14.2%	15.5%
% of FP17s for the same patient ID Re-attending between 3 & 9 months - Children	109	159	68.6%	58.0%	60.1%
% of FP17s for the same patient ID Re-attending between 3 & 9 months - Adults	404	612	66.0%	56.2%	56.6%
% of FP17s for Band 1 Urgent Courses	66	655	10.1%	9.3%	9.1%
% of FP17s Relating to Free Repair or Replacements	3	655	0.5%	0.7%	0.7%
% of FP17s Relating to Continuations	5	655	0.8%	0.6%	0.6%
% of Patients satisfied with the dentistry they have received	5	5	N/A	94.3%	92.8%
% of Patients satisfied with the time they had to wait for an appointment	5	5	N/A	89.8%	87.5%

* This is based on patients treated on this contract for their most recent course of treatment. Figures in italics indicate the base number of FP17s or Patient Questionnaire responses are less than 100. N/A is shown where the base number of responses is less than 10 during the period. % is calculated as Quantity/Base number*100

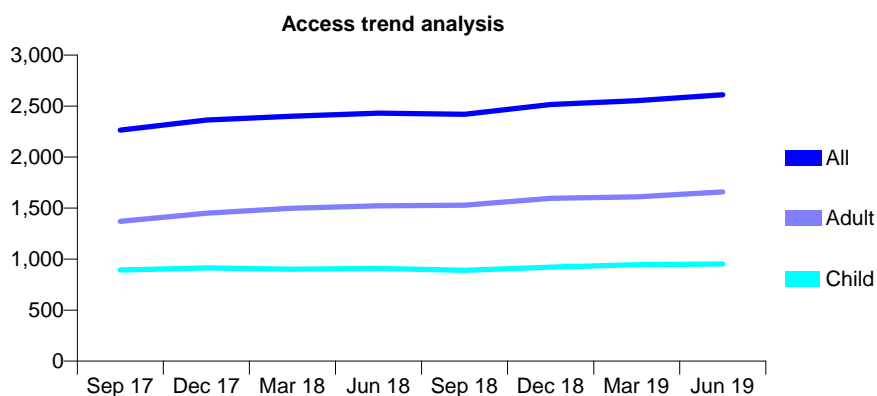
7A6 - Vital Signs At a Glance Contract Report for 157406/0001 - June 2019

Name or company name	TFL Care Limited
Contract type name	GDS Contract
Purpose of contract	General
Contract start date	01/06/2013
Contract end date	

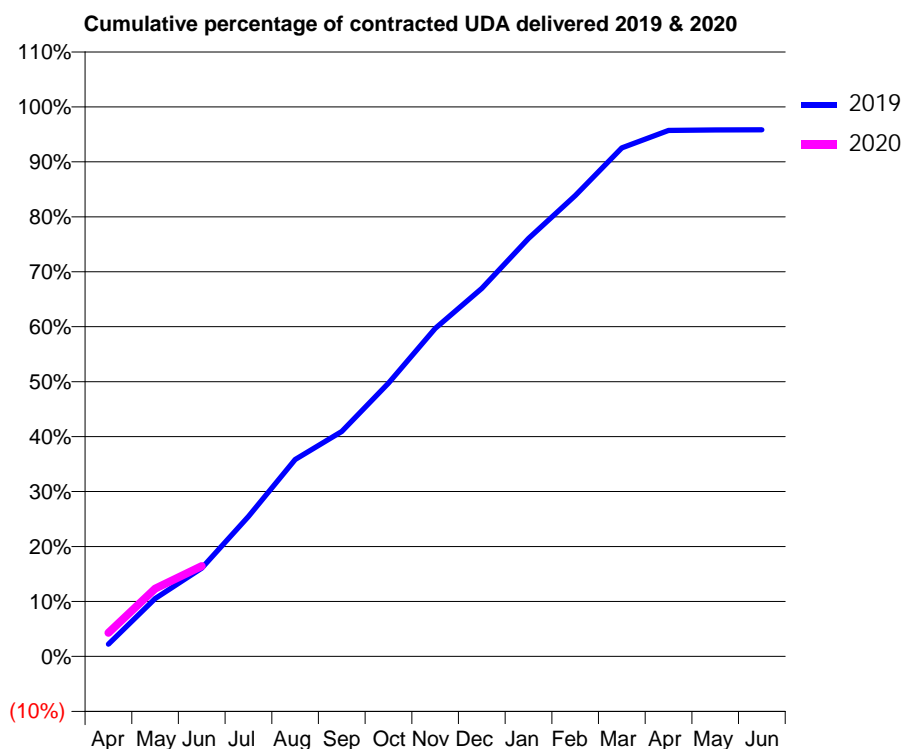
19/20 Contracted general activity (UDA)	7,727
Carry forward general activity (UDA)	0
19/20 Contracted orthodontic activity (UOA)	0
Carry forward orthodontic activity (UOA)	0
Baseline contract value	£170,142.83

ACCESS*

Patients seen in 24 months	Total	Change since previous quarter
Quarter ending June 2018	2,431	
Quarter ending September 2018	2,420	→
Quarter ending December 2018	2,516	↑
Quarter ending March 2019	2,554	→
Quarter ending June 2019	2,611	↑
Variance since June 2018	7.4%	↑



ACTIVITY



Month	2019	2020
April	174	332
May	815	954
June	1,242	1,271
July	1,968	
August	2,769	
September	3,163	
October	3,844	
November	4,612	
December	5,174	
January	5,878	
February	6,479	
March	7,150	
April	7,395	
May	7,401	
June	7,404	

QUALITY

	Quantity	Base Number	Contract	LHB	Wales
% of FP17s for the same patient ID Re-attending within 3 months - Children	21	332	6.3%	8.3%	10.7%
% of FP17s for the same patient ID Re-attending within 3 months - Adults	81	503	16.1%	14.2%	15.5%
% of FP17s for the same patient ID Re-attending between 3 & 9 months - Children	238	332	71.7%	58.0%	60.1%
% of FP17s for the same patient ID Re-attending between 3 & 9 months - Adults	266	503	52.9%	56.2%	56.6%
% of FP17s for Band 1 Urgent Courses	76	720	10.6%	9.3%	9.1%
% of FP17s Relating to Free Repair or Replacements	4	720	0.6%	0.7%	0.7%
% of FP17s Relating to Continuations	3	720	0.4%	0.6%	0.6%
% of Patients satisfied with the dentistry they have received	5	5	N/A	94.3%	92.8%
% of Patients satisfied with the time they had to wait for an appointment	4	5	N/A	89.8%	87.5%

* This is based on patients treated on this contract for their most recent course of treatment.

Figures in italics indicate the base number of FP17s or Patient Questionnaire responses are less than 100. N/A is shown where the base number of responses is less than 10 during the period. % is calculated as Quantity/Base number*100

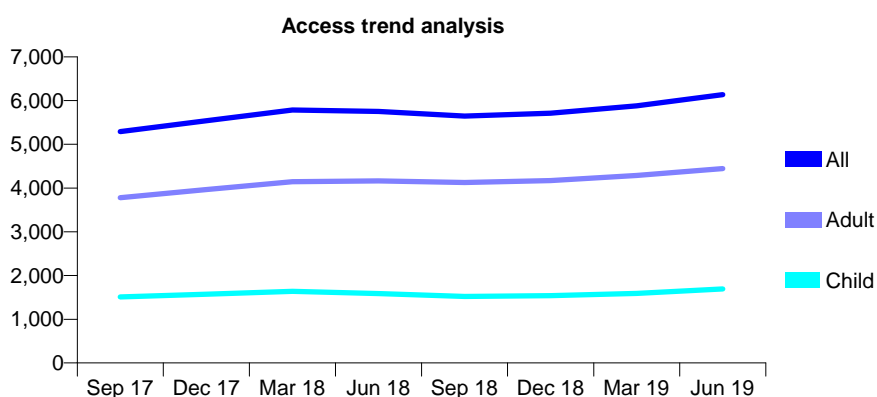
7A6 - Vital Signs At a Glance Contract Report for 159905/0001 - June 2019

Name or company name	Grove Surgery Ltd
Contract type name	GDS Contract
Purpose of contract	General
Contract start date	01/04/2015
Contract end date	

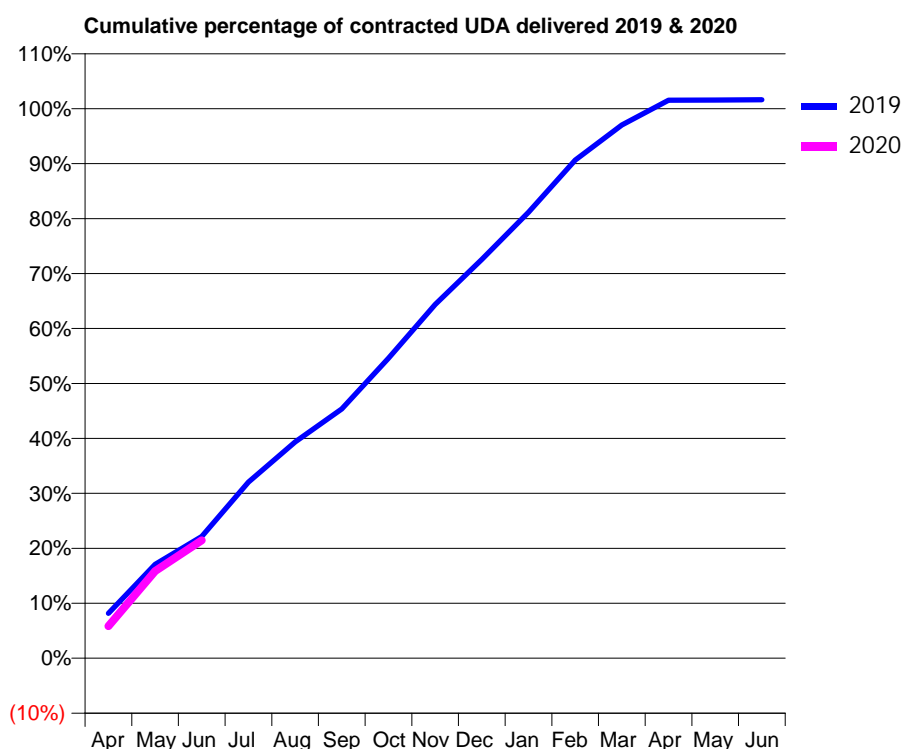
19/20 Contracted general activity (UDA)	16,826
Carry forward general activity (UDA)	0
19/20 Contracted orthodontic activity (UOA)	0
Carry forward orthodontic activity (UOA)	0
Baseline contract value	£443,925.13

ACCESS*

Patients seen in 24 months	Total	Change since previous quarter
Quarter ending June 2018	5,752	
Quarter ending September 2018	5,645	↓
Quarter ending December 2018	5,711	→
Quarter ending March 2019	5,878	↑
Quarter ending June 2019	6,136	↑
Variance since June 2018	6.7%	↑



ACTIVITY



Month	Adjusted Scheduled Activity (UDA)	
	2019	2020
April	1,243	981
May	2,598	2,668
June	3,371	3,610
July	4,879	
August	5,994	
September	6,906	
October	8,311	
November	9,801	
December	11,050	
January	12,353	
February	13,801	
March	14,774	
April	15,459	
May	15,466	
June	15,472	

QUALITY

	Quantity	Base Number	Contract	LHB	Wales
% of FP17s for the same patient ID Re-attending within 3 months - Children	25	593	4.2%	8.3%	10.7%
% of FP17s for the same patient ID Re-attending within 3 months - Adults	117	1,489	7.9%	14.2%	15.5%
% of FP17s for the same patient ID Re-attending between 3 & 9 months - Children	292	593	49.2%	58.0%	60.1%
% of FP17s for the same patient ID Re-attending between 3 & 9 months - Adults	801	1,489	53.8%	56.2%	56.6%
% of FP17s for Band 1 Urgent Courses	118	1,719	6.9%	9.3%	9.1%
% of FP17s Relating to Free Repair or Replacements	7	1,719	0.4%	0.7%	0.7%
% of FP17s Relating to Continuations	9	1,719	0.5%	0.6%	0.6%
% of Patients satisfied with the dentistry they have received	12	12	100.0%	94.3%	92.8%
% of Patients satisfied with the time they had to wait for an appointment	11	12	91.7%	89.8%	87.5%

* This is based on patients treated on this contract for their most recent course of treatment.

Figures in italics indicate the base number of FP17s or Patient Questionnaire responses are less than 100. N/A is shown where the base number of responses is less than 10 during the period. % is calculated as Quantity/Base number*100

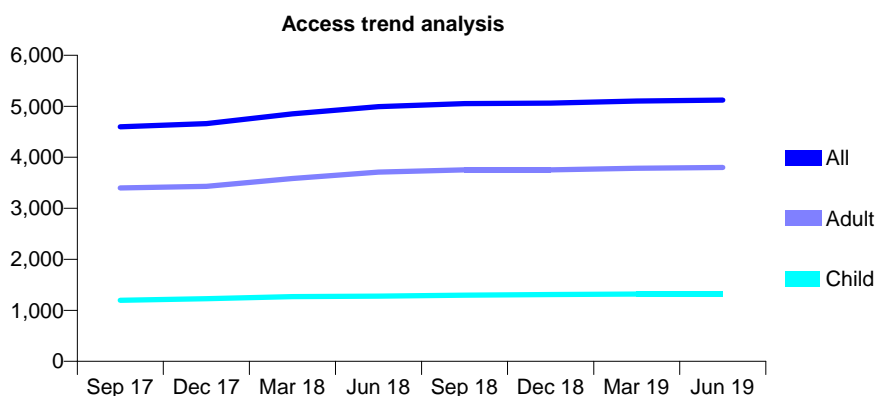
7A6 - Vital Signs At a Glance Contract Report for 159905/0002 - June 2019

Name or company name	Grove Surgery Ltd
Contract type name	GDS Contract
Purpose of contract	General
Contract start date	01/04/2015
Contract end date	

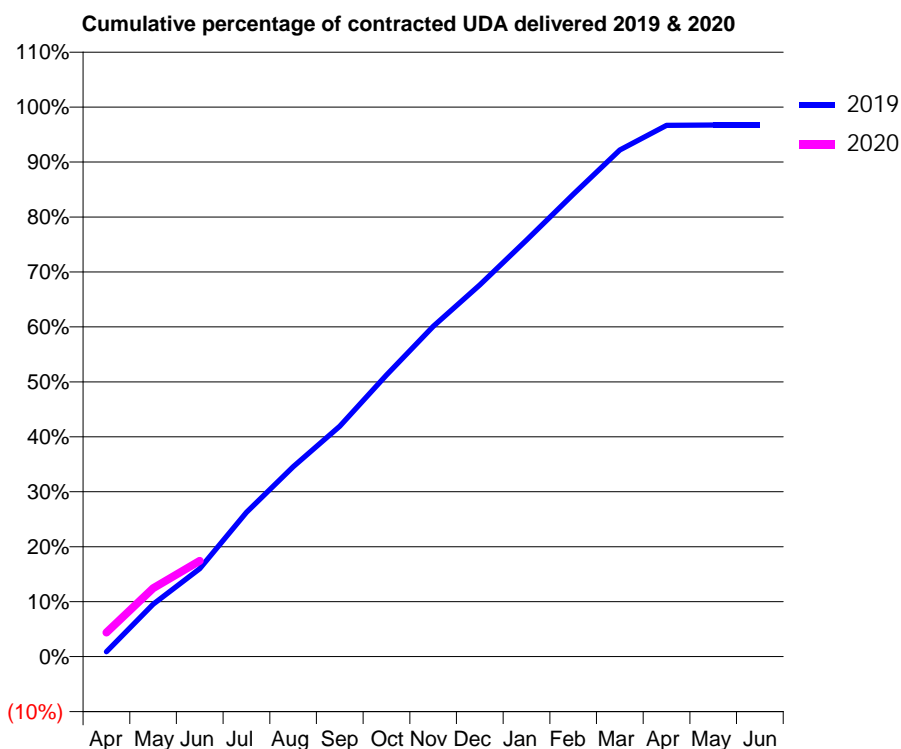
19/20 Contracted general activity (UDA)	14,764
Carry forward general activity (UDA)	0
19/20 Contracted orthodontic activity (UOA)	0
Carry forward orthodontic activity (UOA)	0
Baseline contract value	£414,151.39

ACCESS*

Patients seen in 24 months	Total	Change since previous quarter
Quarter ending June 2018	4,991	
Quarter ending September 2018	5,052	→
Quarter ending December 2018	5,063	→
Quarter ending March 2019	5,103	→
Quarter ending June 2019	5,120	→
Variance since June 2018	2.6%	↑



ACTIVITY



Month	Adjusted Scheduled Activity (UDA)	
	2019	2020
April	132	645
May	1,410	1,838
June	2,364	2,574
July	3,876	
August	5,101	
September	6,188	
October	7,565	
November	8,871	
December	9,986	
January	11,192	
February	12,418	
March	13,608	
April	14,273	
May	14,277	
June	14,279	

QUALITY

	Quantity	Base Number	Contract	LHB	Wales
% of FP17s for the same patient ID Re-attending within 3 months - Children	31	389	8.0%	8.3%	10.7%
% of FP17s for the same patient ID Re-attending within 3 months - Adults	143	1,229	11.6%	14.2%	15.5%
% of FP17s for the same patient ID Re-attending between 3 & 9 months - Children	202	389	51.9%	58.0%	60.1%
% of FP17s for the same patient ID Re-attending between 3 & 9 months - Adults	711	1,229	57.9%	56.2%	56.6%
% of FP17s for Band 1 Urgent Courses	90	1,311	6.9%	9.3%	9.1%
% of FP17s Relating to Free Repair or Replacements	8	1,311	0.6%	0.7%	0.7%
% of FP17s Relating to Continuations	11	1,311	0.8%	0.6%	0.6%
% of Patients satisfied with the dentistry they have received	8	8	N/A	94.3%	92.8%
% of Patients satisfied with the time they had to wait for an appointment	8	8	N/A	89.8%	87.5%

* This is based on patients treated on this contract for their most recent course of treatment. Figures in italics indicate the base number of FP17s or Patient Questionnaire responses are less than 100. N/A is shown where the base number of responses is less than 10 during the period. % is calculated as Quantity/Base number*100

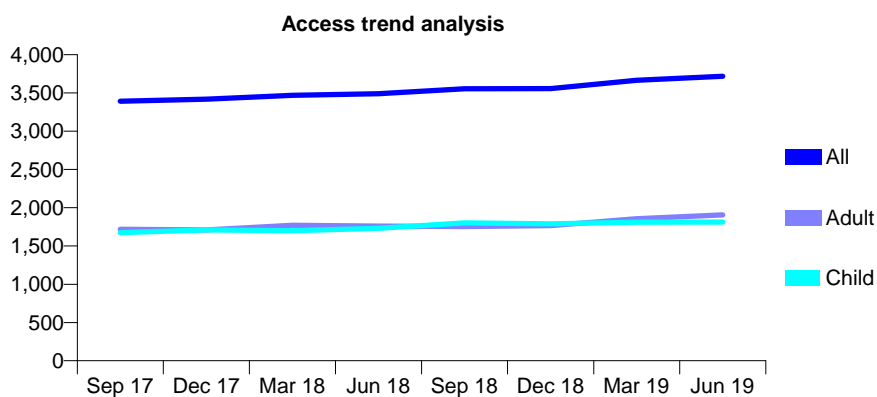
7A6 - Vital Signs At a Glance Contract Report for 160563/0001 - June 2019

Name or company name	Smart Smiles Partnership
Contract type name	Pilot Contract
Purpose of contract	General
Contract start date	01/01/2011
Contract end date	

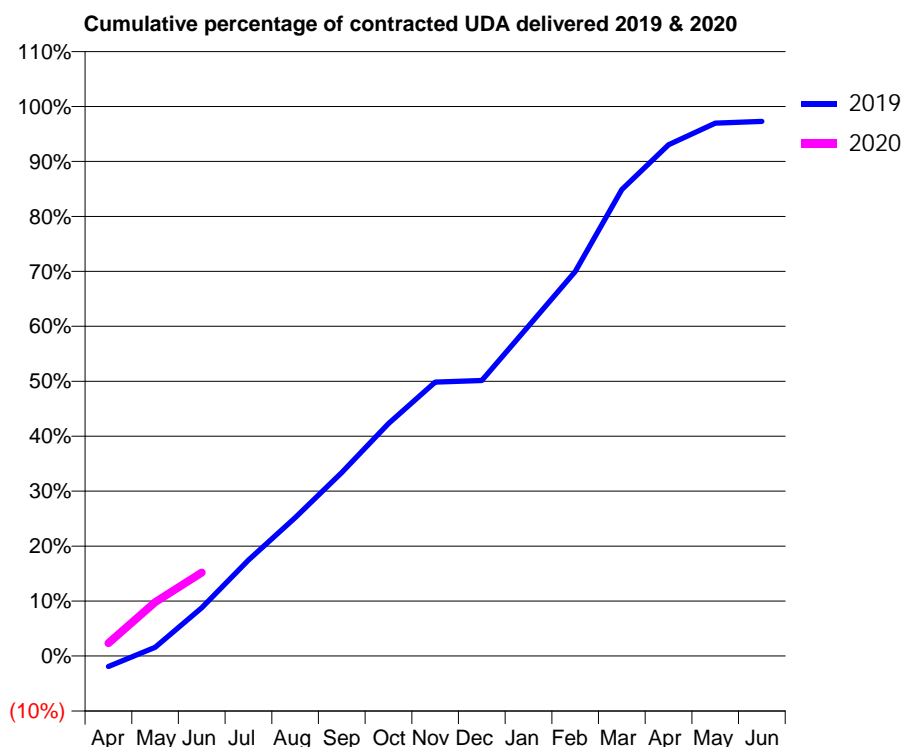
19/20 Contracted general activity (UDA)	13,867
Carry forward general activity (UDA)	0
19/20 Contracted orthodontic activity (UOA)	0
Carry forward orthodontic activity (UOA)	0
Baseline contract value	£334,625.00

ACCESS*

Patients seen in 24 months	Total	Change since previous quarter
Quarter ending June 2018	3,490	
Quarter ending September 2018	3,555	→
Quarter ending December 2018	3,556	→
Quarter ending March 2019	3,665	↑
Quarter ending June 2019	3,718	→
Variance since June 2018	6.5%	↑



ACTIVITY



Month	Adjusted Scheduled Activity (UDA)	
	2019	2020
April	-292	325
May	242	1,356
June	1,334	2,107
July	2,653	
August	3,829	
September	5,079	
October	6,432	
November	7,578	
December	7,625	
January	9,132	
February	10,640	
March	12,906	
April	14,143	
May	14,744	
June	14,790	

QUALITY

	Quantity	Base Number	Contract	LHB	Wales
% of FP17s for the same patient ID Re-attending within 3 months - Children	57	635	9.0%	8.3%	10.7%
% of FP17s for the same patient ID Re-attending within 3 months - Adults	117	694	16.9%	14.2%	15.5%
% of FP17s for the same patient ID Re-attending between 3 & 9 months - Children	379	635	59.7%	58.0%	60.1%
% of FP17s for the same patient ID Re-attending between 3 & 9 months - Adults	363	694	52.3%	56.2%	56.6%
% of FP17s for Band 1 Urgent Courses	4	696	0.6%	9.3%	9.1%
% of FP17s Relating to Free Repair or Replacements	2	696	0.3%	0.7%	0.7%
% of FP17s Relating to Continuations	0	696	0.0%	0.6%	0.6%
% of Patients satisfied with the dentistry they have received	7	8	N/A	94.3%	92.8%
% of Patients satisfied with the time they had to wait for an appointment	7	8	N/A	89.8%	87.5%

* This is based on patients treated on this contract for their most recent course of treatment. Figures in italics indicate the base number of FP17s or Patient Questionnaire responses are less than 100. N/A is shown where the base number of responses is less than 10 during the period. % is calculated as Quantity/Base number*100

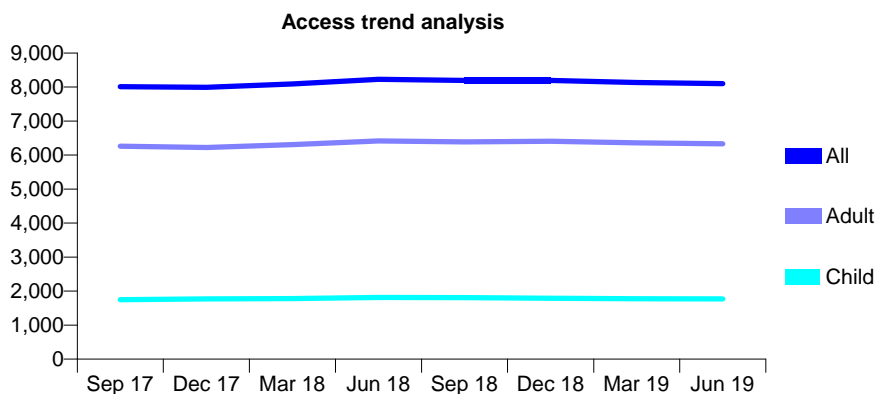
7A6 - Vital Signs At a Glance Contract Report for 161551/0001 - June 2019

Name or company name	Masonoak Ltd & Sunnyleigh Ltd
Contract type name	GDS Contract
Purpose of contract	General
Contract start date	01/12/2012
Contract end date	

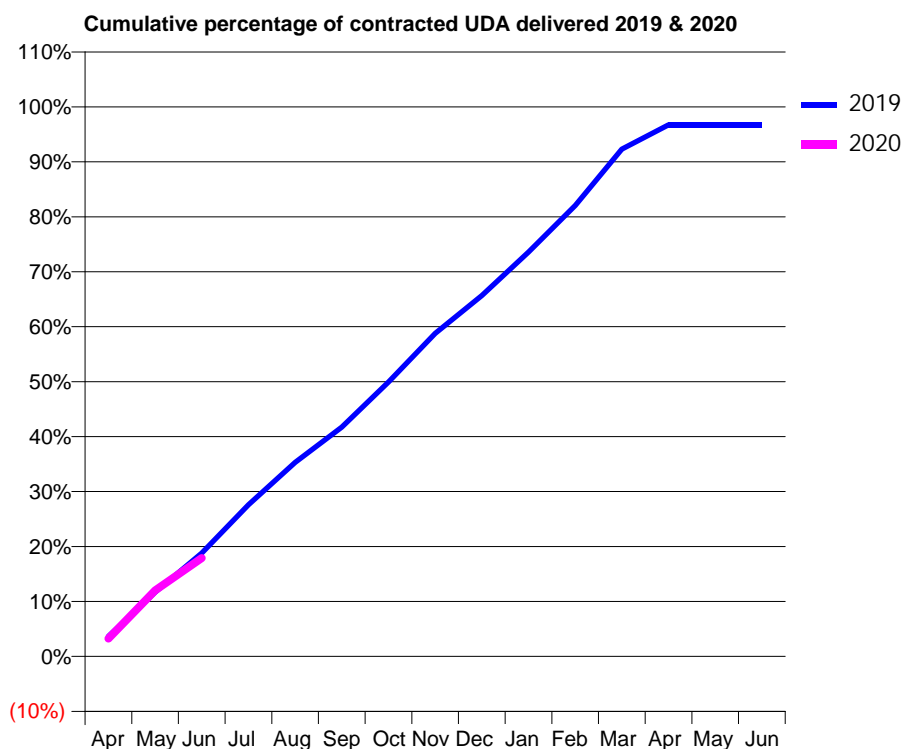
19/20 Contracted general activity (UDA)	22,053
Carry forward general activity (UDA)	0
19/20 Contracted orthodontic activity (UOA)	0
Carry forward orthodontic activity (UOA)	0
Baseline contract value	£518,879.71

ACCESS*

Patients seen in 24 months	Total	Change since previous quarter
Quarter ending June 2018	8,230	
Quarter ending September 2018	8,194	→
Quarter ending December 2018	8,196	→
Quarter ending March 2019	8,136	→
Quarter ending June 2019	8,099	→
Variance since June 2018	(1.6%)	↓



ACTIVITY



Month	2019	2020
April	807	717
May	2,580	2,650
June	4,143	3,949
July	6,086	
August	7,788	
September	9,200	
October	11,012	
November	12,963	
December	14,480	
January	16,222	
February	18,098	
March	20,356	
April	21,331	
May	21,331	
June	21,331	

QUALITY

	Quantity	Base Number	Contract	LHB	Wales
% of FP17s for the same patient ID Re-attending within 3 months - Children	62	579	10.7%	8.3%	10.7%
% of FP17s for the same patient ID Re-attending within 3 months - Adults	343	2,024	16.9%	14.2%	15.5%
% of FP17s for the same patient ID Re-attending between 3 & 9 months - Children	281	579	48.5%	58.0%	60.1%
% of FP17s for the same patient ID Re-attending between 3 & 9 months - Adults	1,011	2,024	50.0%	56.2%	56.6%
% of FP17s for Band 1 Urgent Courses	217	2,089	10.4%	9.3%	9.1%
% of FP17s Relating to Free Repair or Replacements	23	2,089	1.1%	0.7%	0.7%
% of FP17s Relating to Continuations	44	2,089	2.1%	0.6%	0.6%
% of Patients satisfied with the dentistry they have received	17	18	94.4%	94.3%	92.8%
% of Patients satisfied with the time they had to wait for an appointment	16	18	88.9%	89.8%	87.5%

* This is based on patients treated on this contract for their most recent course of treatment. Figures in italics indicate the base number of FP17s or Patient Questionnaire responses are less than 100. N/A is shown where the base number of responses is less than 10 during the period. % is calculated as Quantity/Base number*100

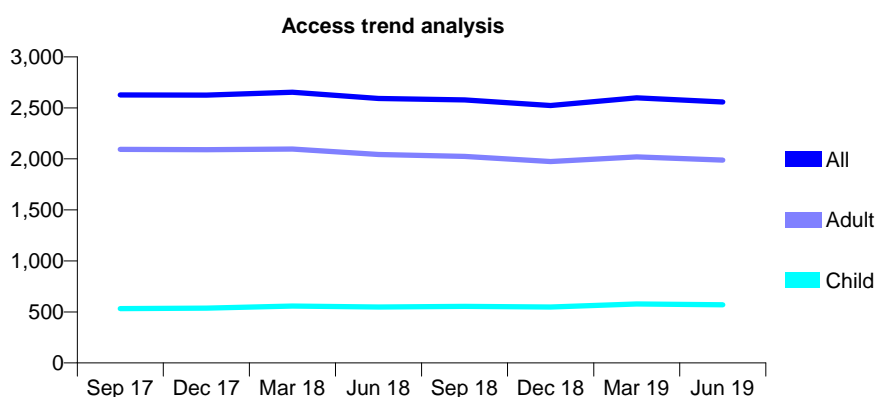
7A6 - Vital Signs At a Glance Contract Report for 162442/0001 - June 2019

Name or company name	M J Dental Services Ltd
Contract type name	Pilot Contract
Purpose of contract	General
Contract start date	01/07/2013
Contract end date	

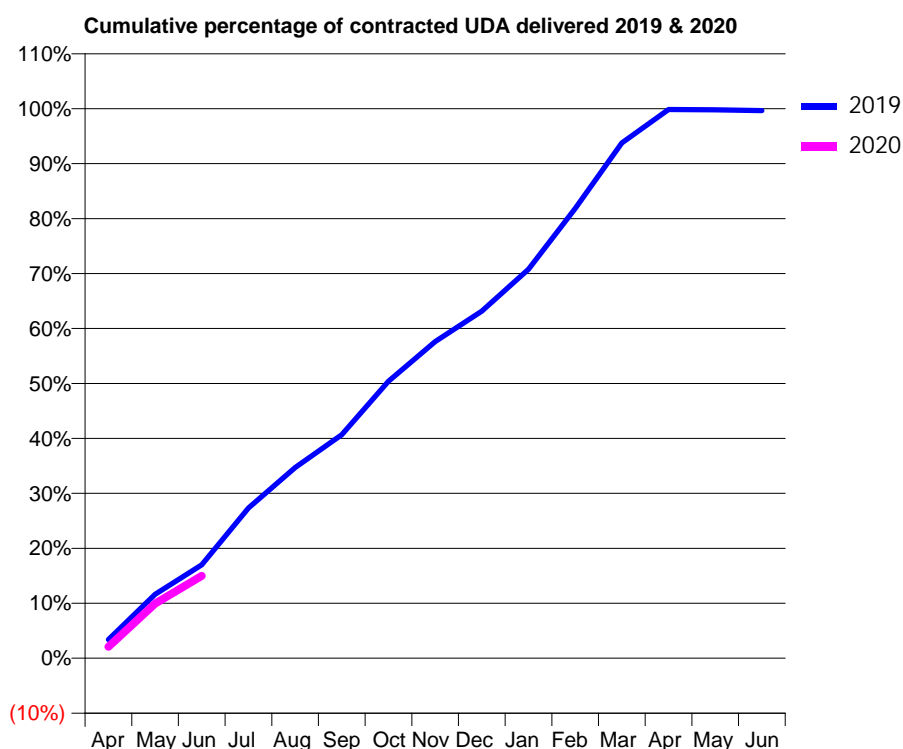
19/20 Contracted general activity (UDA)	8,591
Carry forward general activity (UDA)	0
19/20 Contracted orthodontic activity (UOA)	0
Carry forward orthodontic activity (UOA)	0
Baseline contract value	£247,514.46

ACCESS*

Patients seen in 24 months	Total	Change since previous quarter
Quarter ending June 2018	2,592	
Quarter ending September 2018	2,579	→
Quarter ending December 2018	2,523	↓
Quarter ending March 2019	2,598	↑
Quarter ending June 2019	2,557	↓
Variance since June 2018	(1.4%)	↓



ACTIVITY



Adjusted Scheduled Activity (UDA)		
Month	2019	2020
April	326	179
May	1,111	854
June	1,621	1,287
July	2,610	
August	3,312	
September	3,884	
October	4,811	
November	5,501	
December	6,028	
January	6,755	
February	7,811	
March	8,950	
April	9,531	
May	9,524	
June	9,511	

QUALITY

	Quantity	Base Number	Contract	LHB	Wales
% of FP17s for the same patient ID Re-attending within 3 months - Children	18	178	10.1%	8.3%	10.7%
% of FP17s for the same patient ID Re-attending within 3 months - Adults	125	635	19.7%	14.2%	15.5%
% of FP17s for the same patient ID Re-attending between 3 & 9 months - Children	107	178	60.1%	58.0%	60.1%
% of FP17s for the same patient ID Re-attending between 3 & 9 months - Adults	384	635	60.5%	56.2%	56.6%
% of FP17s for Band 1 Urgent Courses	54	614	8.8%	9.3%	9.1%
% of FP17s Relating to Free Repair or Replacements	4	614	0.7%	0.7%	0.7%
% of FP17s Relating to Continuations	4	614	0.7%	0.6%	0.6%
% of Patients satisfied with the dentistry they have received	7	10	70.0%	94.3%	92.8%
% of Patients satisfied with the time they had to wait for an appointment	7	10	70.0%	89.8%	87.5%

* This is based on patients treated on this contract for their most recent course of treatment.

Figures in italics indicate the base number of FP17s or Patient Questionnaire responses are less than 100. N/A is shown where the base number of responses is less than 10 during the period. % is calculated as Quantity/Base number*100

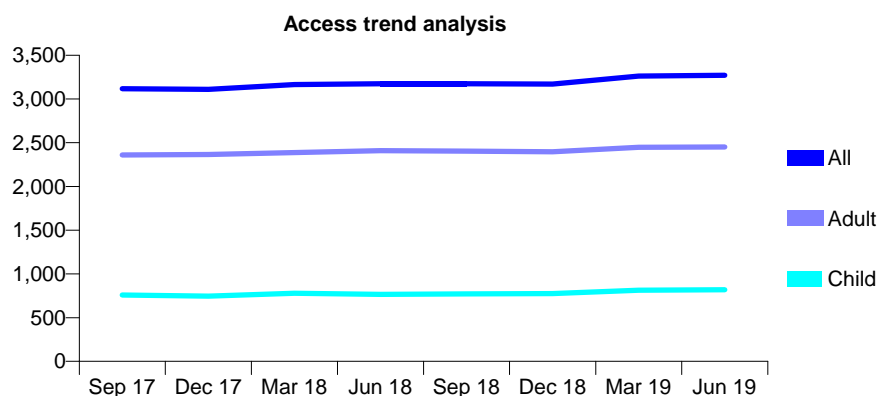
7A6 - Vital Signs At a Glance Contract Report for 170135/0001 - June 2019

Name or company name	Mr R Sutherland
Contract type name	GDS Contract
Purpose of contract	General
Contract start date	01/12/2011
Contract end date	

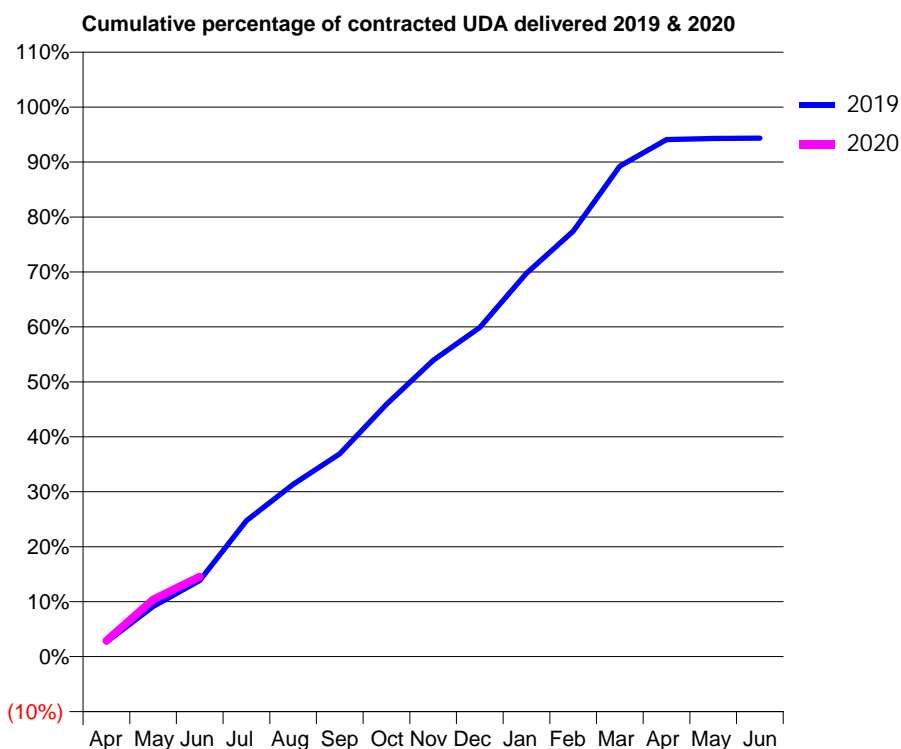
19/20 Contracted general activity (UDA)	11,984
Carry forward general activity (UDA)	0
19/20 Contracted orthodontic activity (UOA)	0
Carry forward orthodontic activity (UOA)	0
Baseline contract value	£315,026.26

ACCESS*

Patients seen in 24 months	Total	Change since previous quarter
Quarter ending June 2018	3,175	
Quarter ending September 2018	3,175	→
Quarter ending December 2018	3,171	→
Quarter ending March 2019	3,263	↑
Quarter ending June 2019	3,271	→
Variance since June 2018	3.0%	↑



ACTIVITY



Month	Adjusted Scheduled Activity (UDA)	
	2019	2020
April	321	346
May	1,094	1,244
June	1,658	1,743
July	2,965	
August	3,758	
September	4,424	
October	5,503	
November	6,463	
December	7,177	
January	8,360	
February	9,279	
March	10,696	
April	11,275	
May	11,301	
June	11,305	

QUALITY

	Quantity	Base Number	Contract	LHB	Wales
% of FP17s for the same patient ID Re-attending within 3 months - Children	23	226	10.2%	8.3%	10.7%
% of FP17s for the same patient ID Re-attending within 3 months - Adults	108	688	15.7%	14.2%	15.5%
% of FP17s for the same patient ID Re-attending between 3 & 9 months - Children	121	226	53.5%	58.0%	60.1%
% of FP17s for the same patient ID Re-attending between 3 & 9 months - Adults	356	688	51.7%	56.2%	56.6%
% of FP17s for Band 1 Urgent Courses	68	706	9.6%	9.3%	9.1%
% of FP17s Relating to Free Repair or Replacements	4	706	0.6%	0.7%	0.7%
% of FP17s Relating to Continuations	11	706	1.6%	0.6%	0.6%
% of Patients satisfied with the dentistry they have received	4	6	N/A	94.3%	92.8%
% of Patients satisfied with the time they had to wait for an appointment	6	6	N/A	89.8%	87.5%

* This is based on patients treated on this contract for their most recent course of treatment. Figures in italics indicate the base number of FP17s or Patient Questionnaire responses are less than 100. N/A is shown where the base number of responses is less than 10 during the period. % is calculated as Quantity/Base number*100

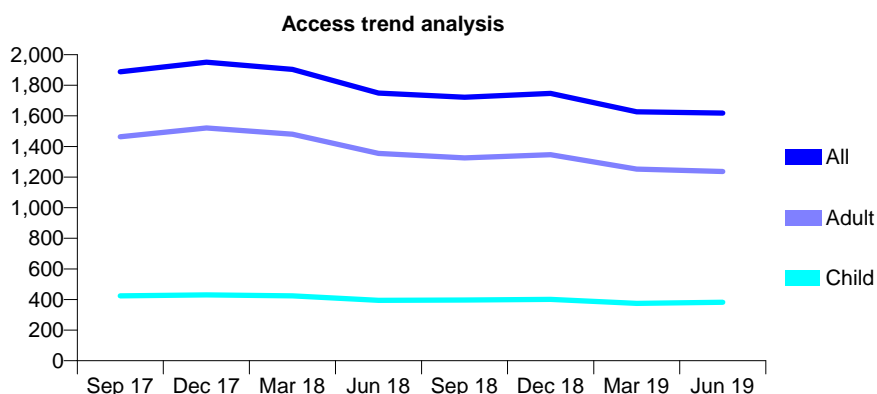
7A6 - Vital Signs At a Glance Contract Report for 175242/0001 - June 2019

Name or company name	Gupta & Gupta Limited
Contract type name	GDS Contract
Purpose of contract	General
Contract start date	01/06/2013
Contract end date	

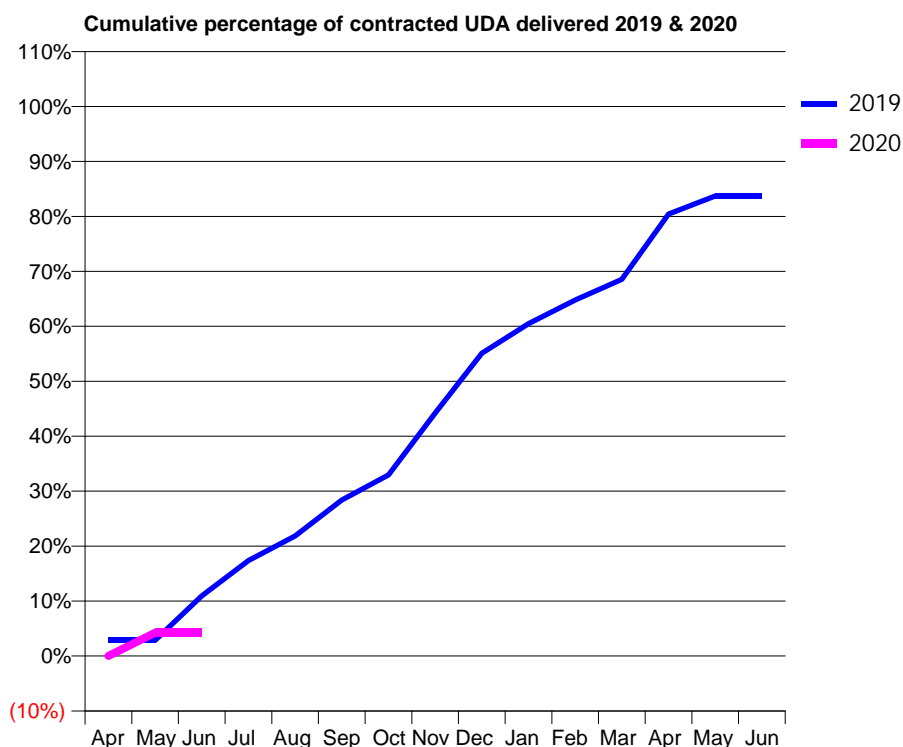
19/20 Contracted general activity (UDA)	8,278
Carry forward general activity (UDA)	0
19/20 Contracted orthodontic activity (UOA)	0
Carry forward orthodontic activity (UOA)	0
Baseline contract value	£216,391.71

ACCESS*

Patients seen in 24 months	Total	Change since previous quarter
Quarter ending June 2018	1,749	
Quarter ending September 2018	1,722	↓
Quarter ending December 2018	1,747	→
Quarter ending March 2019	1,627	↓
Quarter ending June 2019	1,619	→
Variance since June 2018	(7.4%)	↓



ACTIVITY



Month	Adjusted Scheduled Activity (UDA)	
	2019	2020
April	152	0
May	152	350
June	577	350
July	918	
August	1,153	
September	1,498	
October	1,739	
November	2,334	
December	2,909	
January	3,192	
February	3,419	
March	3,617	
April	4,246	
May	4,418	
June	4,418	

QUALITY

	Quantity	Base Number	Contract	LHB	Wales
% of FP17s for the same patient ID Re-attending within 3 months - Children	10	187	5.3%	8.3%	10.7%
% of FP17s for the same patient ID Re-attending within 3 months - Adults	62	471	13.2%	14.2%	15.5%
% of FP17s for the same patient ID Re-attending between 3 & 9 months - Children	87	187	46.5%	58.0%	60.1%
% of FP17s for the same patient ID Re-attending between 3 & 9 months - Adults	181	471	38.4%	56.2%	56.6%
% of FP17s for Band 1 Urgent Courses	17	206	8.3%	9.3%	9.1%
% of FP17s Relating to Free Repair or Replacements	3	206	1.5%	0.7%	0.7%
% of FP17s Relating to Continuations	0	206	0.0%	0.6%	0.6%
% of Patients satisfied with the dentistry they have received	1	1	N/A	94.3%	92.8%
% of Patients satisfied with the time they had to wait for an appointment	1	1	N/A	89.8%	87.5%

* This is based on patients treated on this contract for their most recent course of treatment. Figures in italics indicate the base number of FP17s or Patient Questionnaire responses are less than 100. N/A is shown where the base number of responses is less than 10 during the period. % is calculated as Quantity/Base number*100

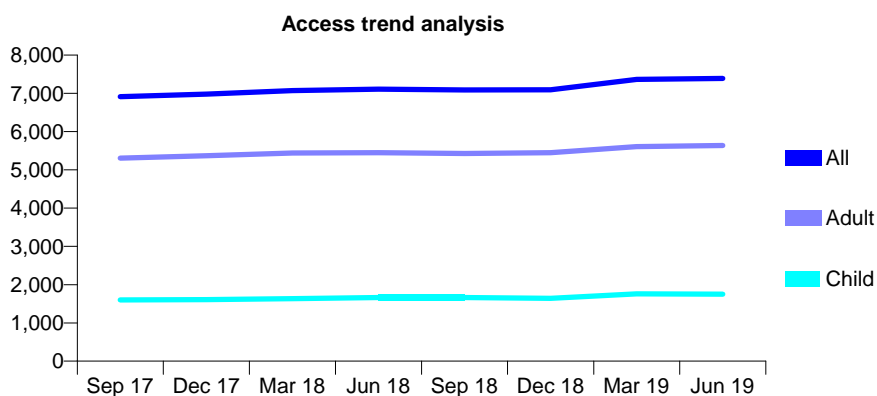
7A6 - Vital Signs At a Glance Contract Report for 176222/0001 - June 2019

Name or company name	Mr C Hall
Contract type name	Pilot Contract
Purpose of contract	General
Contract start date	01/10/2014
Contract end date	

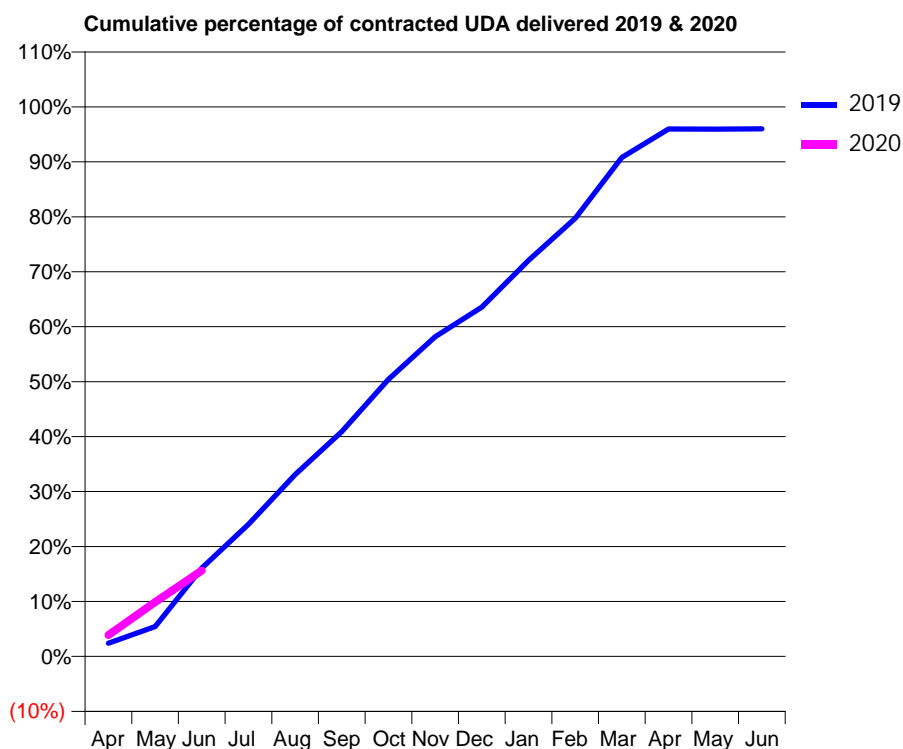
19/20 Contracted general activity (UDA)	19,035
Carry forward general activity (UDA)	0
19/20 Contracted orthodontic activity (UOA)	0
Carry forward orthodontic activity (UOA)	0
Baseline contract value	£569,622.33

ACCESS*

Patients seen in 24 months	Total	Change since previous quarter
Quarter ending June 2018	7,108	
Quarter ending September 2018	7,087	→
Quarter ending December 2018	7,091	→
Quarter ending March 2019	7,364	↑
Quarter ending June 2019	7,387	→
Variance since June 2018	3.9%	↑



ACTIVITY



Month	2019	2020
April	511	740
May	1,151	1,884
June	3,398	2,978
July	5,085	
August	7,003	
September	8,649	
October	10,660	
November	12,307	
December	13,445	
January	15,240	
February	16,863	
March	19,204	
April	20,298	
May	20,294	
June	20,302	

QUALITY

	Quantity	Base Number	Contract	LHB	Wales
% of FP17s for the same patient ID Re-attending within 3 months - Children	28	493	5.7%	8.3%	10.7%
% of FP17s for the same patient ID Re-attending within 3 months - Adults	130	1,451	9.0%	14.2%	15.5%
% of FP17s for the same patient ID Re-attending between 3 & 9 months - Children	252	493	51.1%	58.0%	60.1%
% of FP17s for the same patient ID Re-attending between 3 & 9 months - Adults	696	1,451	48.0%	56.2%	56.6%
% of FP17s for Band 1 Urgent Courses	148	1,494	9.9%	9.3%	9.1%
% of FP17s Relating to Free Repair or Replacements	0	1,494	0.0%	0.7%	0.7%
% of FP17s Relating to Continuations	0	1,494	0.0%	0.6%	0.6%
% of Patients satisfied with the dentistry they have received	12	14	85.7%	94.3%	92.8%
% of Patients satisfied with the time they had to wait for an appointment	14	14	100.0%	89.8%	87.5%

* This is based on patients treated on this contract for their most recent course of treatment. Figures in italics indicate the base number of FP17s or Patient Questionnaire responses are less than 100. N/A is shown where the base number of responses is less than 10 during the period. % is calculated as Quantity/Base number*100

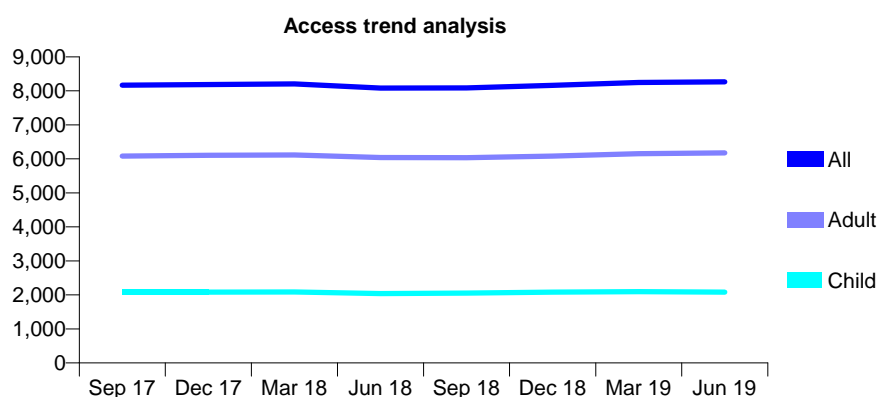
7A6 - Vital Signs At a Glance Contract Report for 177822/0001 - June 2019

Name or company name	Beaufort Park Dental Care Ltd
Contract type name	Pilot Contract
Purpose of contract	General
Contract start date	01/12/2010
Contract end date	

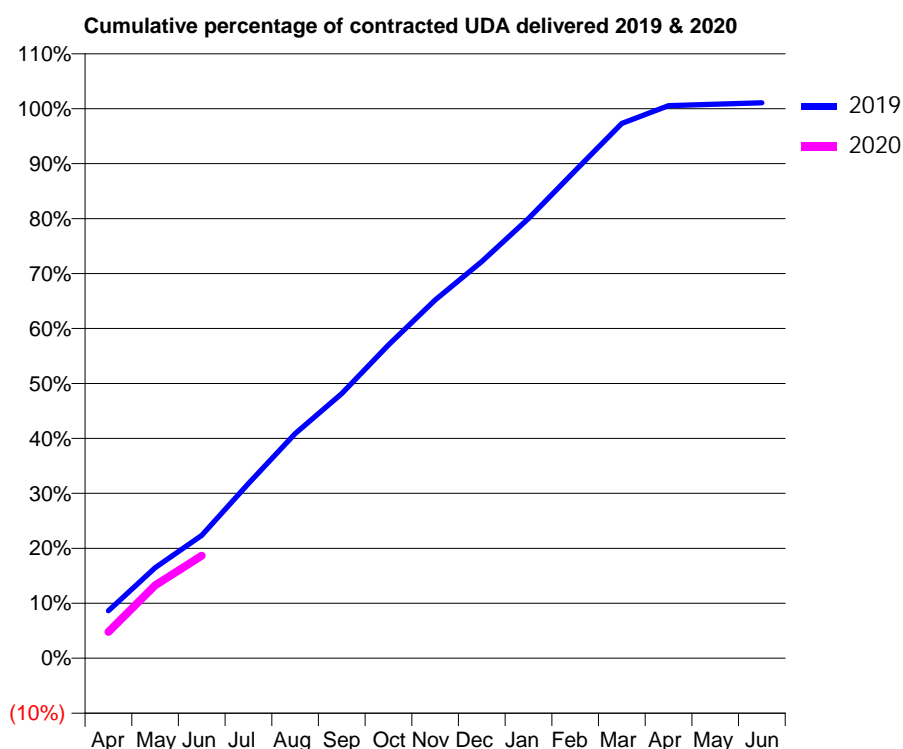
19/20 Contracted general activity (UDA)	22,070
Carry forward general activity (UDA)	0
19/20 Contracted orthodontic activity (UOA)	0
Carry forward orthodontic activity (UOA)	0
Baseline contract value	£606,778.96

ACCESS*

Patients seen in 24 months	Total	Change since previous quarter
Quarter ending June 2018	8,083	
Quarter ending September 2018	8,087	→
Quarter ending December 2018	8,164	→
Quarter ending March 2019	8,247	→
Quarter ending June 2019	8,263	→
Variance since June 2018	2.2%	↑



ACTIVITY



Month	2019	2020
April	1,909	1,059
May	3,635	2,925
June	4,934	4,115
July	7,018	
August	9,021	
September	10,630	
October	12,581	
November	14,389	
December	15,932	
January	17,660	
February	19,580	
March	21,471	
April	22,190	
May	22,250	
June	22,301	

QUALITY

	Quantity	Base Number	Contract	LHB	Wales
% of FP17s for the same patient ID Re-attending within 3 months - Children	21	633	3.3%	8.3%	10.7%
% of FP17s for the same patient ID Re-attending within 3 months - Adults	131	1,822	7.2%	14.2%	15.5%
% of FP17s for the same patient ID Re-attending between 3 & 9 months - Children	377	633	59.6%	58.0%	60.1%
% of FP17s for the same patient ID Re-attending between 3 & 9 months - Adults	1,025	1,822	56.3%	56.2%	56.6%
% of FP17s for Band 1 Urgent Courses	91	2,091	4.4%	9.3%	9.1%
% of FP17s Relating to Free Repair or Replacements	10	2,091	0.5%	0.7%	0.7%
% of FP17s Relating to Continuations	4	2,091	0.2%	0.6%	0.6%
% of Patients satisfied with the dentistry they have received	14	14	100.0%	94.3%	92.8%
% of Patients satisfied with the time they had to wait for an appointment	13	14	92.9%	89.8%	87.5%

* This is based on patients treated on this contract for their most recent course of treatment.

Figures in italics indicate the base number of FP17s or Patient Questionnaire responses are less than 100. N/A is shown where the base number of responses is less than 10 during the period. % is calculated as Quantity/Base number*100

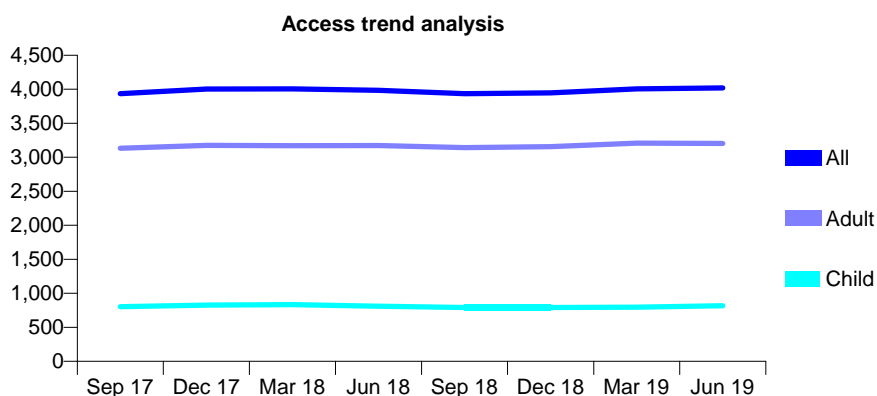
7A6 - Vital Signs At a Glance Contract Report for 180025/0001 - June 2019

Name or company name	Dr James Thomas & Dr Iman Mehdi
Contract type name	GDS Contract
Purpose of contract	General
Contract start date	01/02/2009
Contract end date	

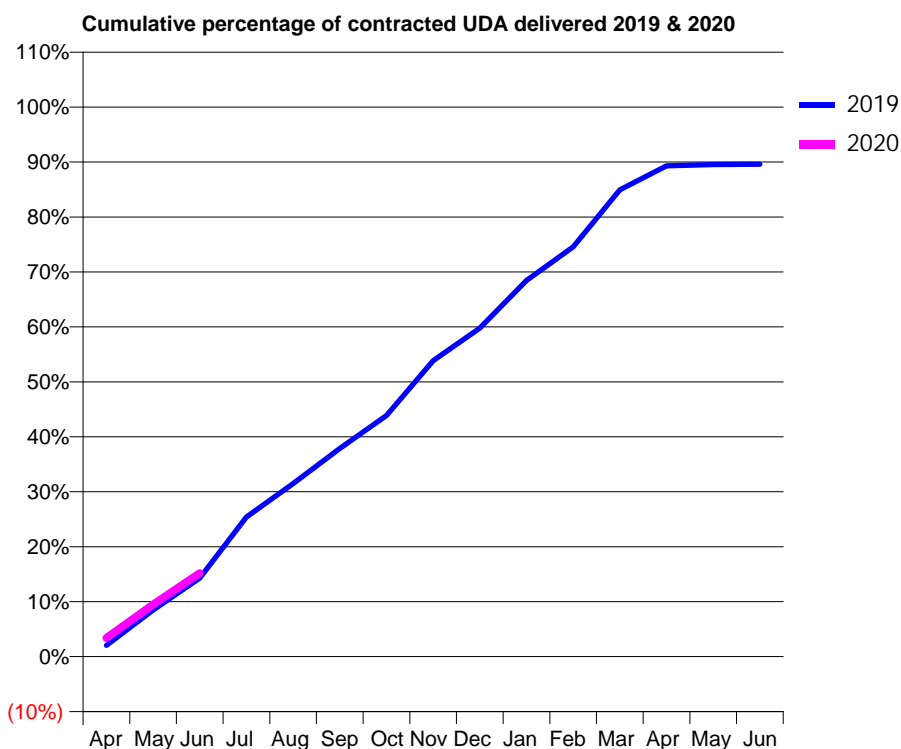
19/20 Contracted general activity (UDA)	14,481
Carry forward general activity (UDA)	0
19/20 Contracted orthodontic activity (UOA)	0
Carry forward orthodontic activity (UOA)	0
Baseline contract value	£365,448.85

ACCESS*

Patients seen in 24 months	Total	Change since previous quarter
Quarter ending June 2018	3,985	
Quarter ending September 2018	3,934	↓
Quarter ending December 2018	3,947	→
Quarter ending March 2019	4,006	→
Quarter ending June 2019	4,021	→
Variance since June 2018	0.9%	→



ACTIVITY



Month	Adjusted Scheduled Activity (UDA)	
	2019	2020
April	298	494
May	1,232	1,371
June	2,067	2,198
July	3,680	
August	4,562	
September	5,485	
October	6,355	
November	7,798	
December	8,656	
January	9,911	
February	10,796	
March	12,298	
April	12,934	
May	12,964	
June	12,972	

QUALITY

	Quantity	Base Number	Contract	LHB	Wales
% of FP17s for the same patient ID Re-attending within 3 months - Children	24	243	9.9%	8.3%	10.7%
% of FP17s for the same patient ID Re-attending within 3 months - Adults	190	951	20.0%	14.2%	15.5%
% of FP17s for the same patient ID Re-attending between 3 & 9 months - Children	103	243	42.4%	58.0%	60.1%
% of FP17s for the same patient ID Re-attending between 3 & 9 months - Adults	436	951	45.8%	56.2%	56.6%
% of FP17s for Band 1 Urgent Courses	156	950	16.4%	9.3%	9.1%
% of FP17s Relating to Free Repair or Replacements	13	950	1.4%	0.7%	0.7%
% of FP17s Relating to Continuations	23	950	2.4%	0.6%	0.6%
% of Patients satisfied with the dentistry they have received	11	12	91.7%	94.3%	92.8%
% of Patients satisfied with the time they had to wait for an appointment	11	12	91.7%	89.8%	87.5%

* This is based on patients treated on this contract for their most recent course of treatment. Figures in italics indicate the base number of FP17s or Patient Questionnaire responses are less than 100. N/A is shown where the base number of responses is less than 10 during the period. % is calculated as Quantity/Base number*100

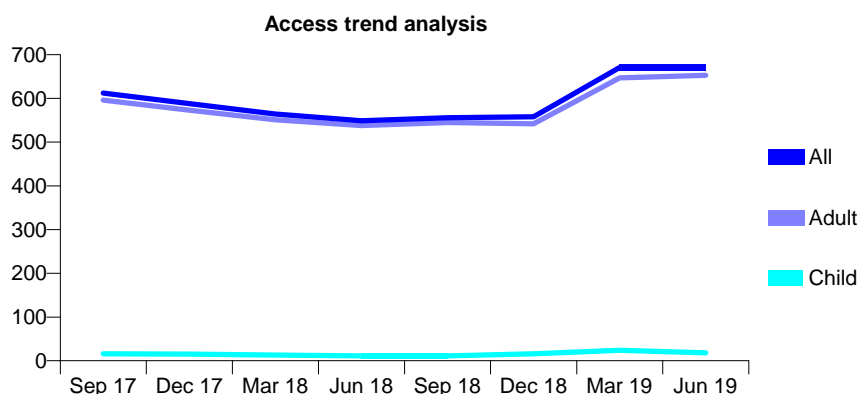
7A6 - Vital Signs At a Glance Contract Report for 180025/0002 - June 2019

Name or company name	Dr James Thomas & Dr Iman Mehdi
Contract type name	GDS Contract
Purpose of contract	General
Contract start date	01/02/2009
Contract end date	

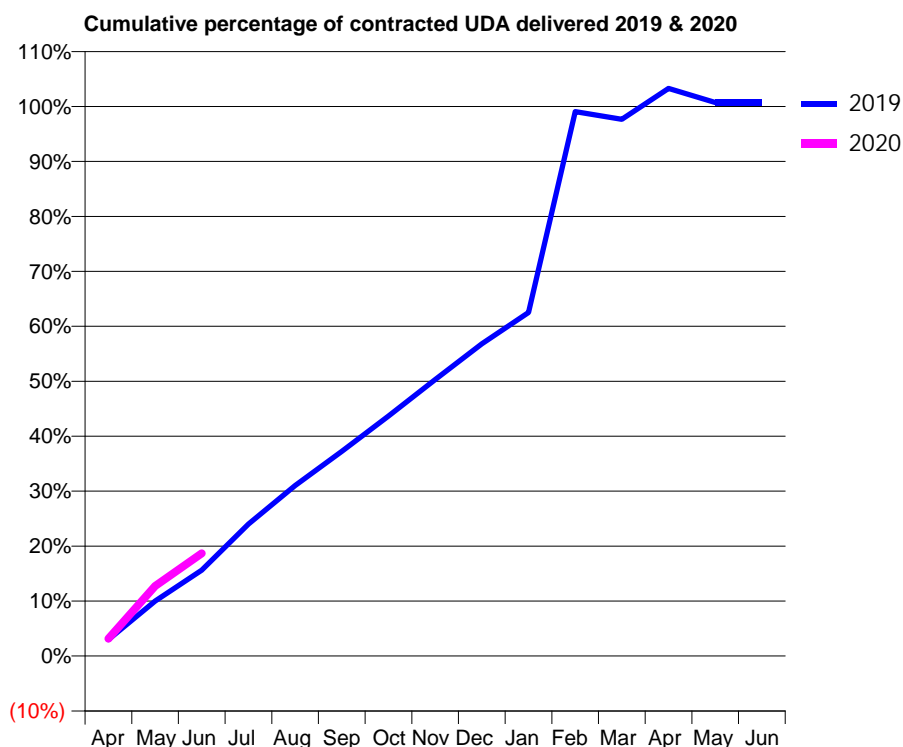
19/20 Contracted general activity (UDA)	907
Carry forward general activity (UDA)	0
19/20 Contracted orthodontic activity (UOA)	0
Carry forward orthodontic activity (UOA)	0
Baseline contract value	£33,166.27

ACCESS*

Patients seen in 24 months	Total	Change since previous quarter
Quarter ending June 2018	549	
Quarter ending September 2018	556	→
Quarter ending December 2018	558	→
Quarter ending March 2019	671	↑
Quarter ending June 2019	671	→
Variance since June 2018	22.2%	↑



ACTIVITY



Month	Adjusted Scheduled Activity (UDA)	
	2019	2020
April	31	29
May	104	116
June	163	170
July	251	
August	324	
September	389	
October	456	
November	525	
December	593	
January	653	
February	1,034	
March	1,020	
April	1,078	
May	1,051	
June	1,051	

QUALITY

	Quantity	Base Number	Contract	LHB	Wales
% of FP17s for the same patient ID Re-attending within 3 months - Children	0	(-1)	N/A	8.3%	10.7%
% of FP17s for the same patient ID Re-attending within 3 months - Adults	8	174	4.6%	14.2%	15.5%
% of FP17s for the same patient ID Re-attending between 3 & 9 months - Children	0	(-1)	N/A	58.0%	60.1%
% of FP17s for the same patient ID Re-attending between 3 & 9 months - Adults	2	174	1.1%	56.2%	56.6%
% of FP17s for Band 1 Urgent Courses	138	140	98.6%	9.3%	9.1%
% of FP17s Relating to Free Repair or Replacements	0	140	0.0%	0.7%	0.7%
% of FP17s Relating to Continuations	0	140	0.0%	0.6%	0.6%
% of Patients satisfied with the dentistry they have received	1	1	N/A	94.3%	92.8%
% of Patients satisfied with the time they had to wait for an appointment	1	1	N/A	89.8%	87.5%

* This is based on patients treated on this contract for their most recent course of treatment. Figures in italics indicate the base number of FP17s or Patient Questionnaire responses are less than 100. N/A is shown where the base number of responses is less than 10 during the period. % is calculated as Quantity/Base number*100

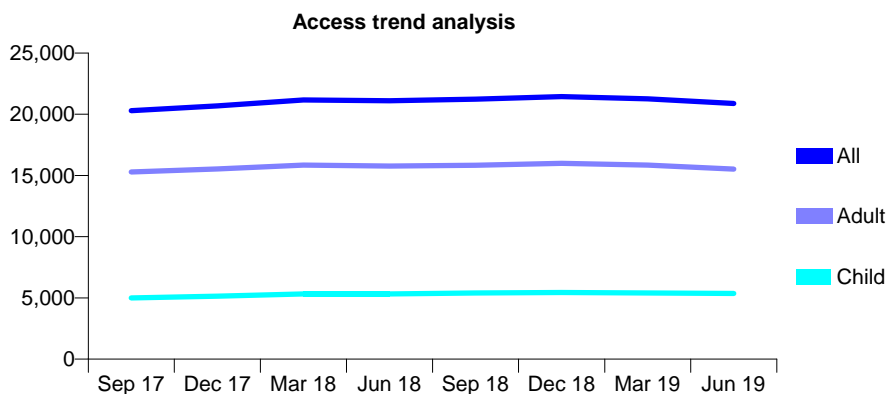
7A6 - Vital Signs At a Glance Contract Report for 181641/0001 - June 2019

Name or company name	Noblecourt Ltd & Northberry Ltd
Contract type name	Pilot Contract
Purpose of contract	General
Contract start date	13/09/2011
Contract end date	

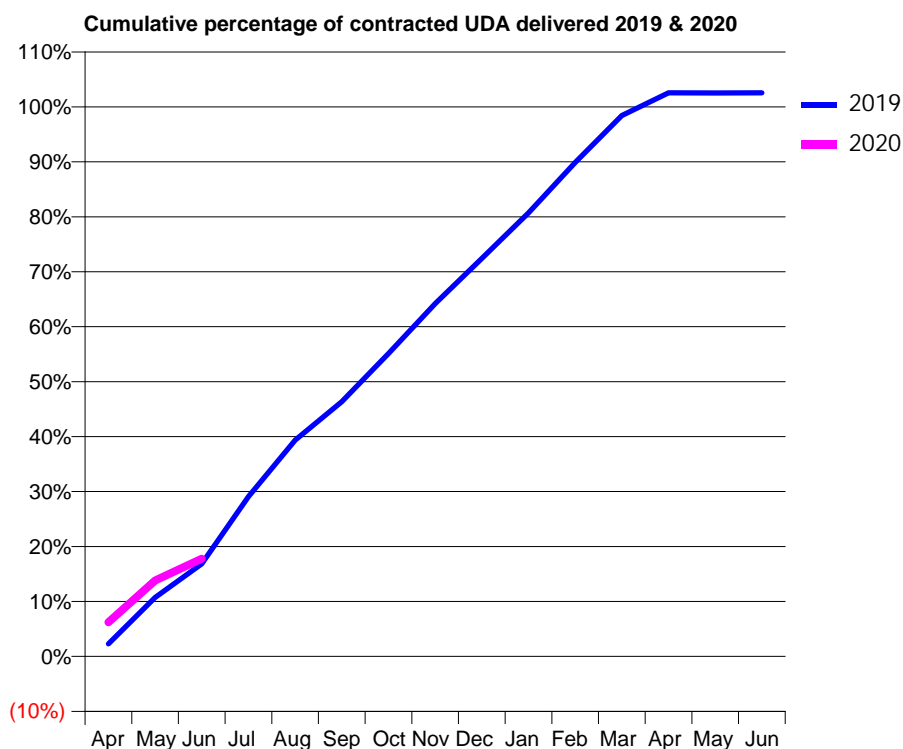
19/20 Contracted general activity (UDA)	47,432
Carry forward general activity (UDA)	0
19/20 Contracted orthodontic activity (UOA)	0
Carry forward orthodontic activity (UOA)	0
Baseline contract value	£1,732,557.81

ACCESS*

Patients seen in 24 months	Total	Change since previous quarter
Quarter ending June 2018	21,101	
Quarter ending September 2018	21,237	→
Quarter ending December 2018	21,442	→
Quarter ending March 2019	21,253	→
Quarter ending June 2019	20,885	↓
Variance since June 2018	(1.0%)	↓



ACTIVITY



Month	2019	2020
April	1,172	2,953
May	5,508	6,552
June	8,638	8,431
July	14,919	
August	20,179	
September	23,773	
October	28,262	
November	32,922	
December	37,141	
January	41,382	
February	46,097	
March	50,464	
April	52,583	
May	52,575	
June	52,588	

QUALITY

	Quantity	Base Number	Contract	LHB	Wales
% of FP17s for the same patient ID Re-attending within 3 months - Children	99	1,539	6.4%	8.3%	10.7%
% of FP17s for the same patient ID Re-attending within 3 months - Adults	569	4,224	13.5%	14.2%	15.5%
% of FP17s for the same patient ID Re-attending between 3 & 9 months - Children	856	1,539	55.6%	58.0%	60.1%
% of FP17s for the same patient ID Re-attending between 3 & 9 months - Adults	2,240	4,224	53.0%	56.2%	56.6%
% of FP17s for Band 1 Urgent Courses	435	4,670	9.3%	9.3%	9.1%
% of FP17s Relating to Free Repair or Replacements	16	4,670	0.3%	0.7%	0.7%
% of FP17s Relating to Continuations	11	4,670	0.2%	0.6%	0.6%
% of Patients satisfied with the dentistry they have received	25	29	86.2%	94.3%	92.8%
% of Patients satisfied with the time they had to wait for an appointment	22	29	75.9%	89.8%	87.5%

* This is based on patients treated on this contract for their most recent course of treatment. Figures in italics indicate the base number of FP17s or Patient Questionnaire responses are less than 100. N/A is shown where the base number of responses is less than 10 during the period. % is calculated as Quantity/Base number*100

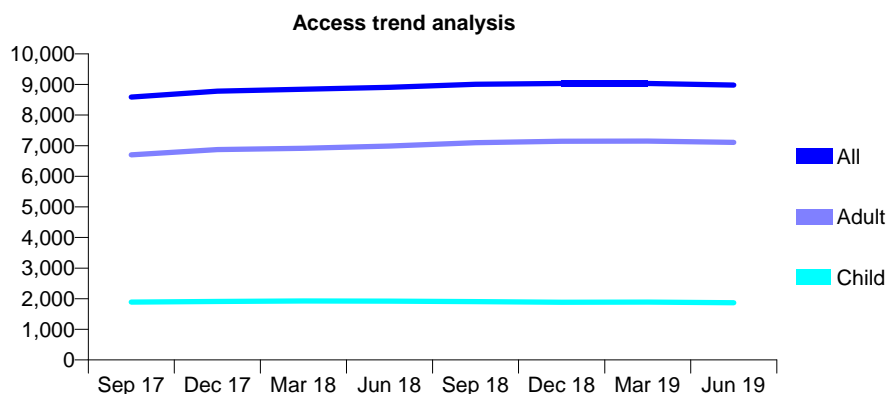
7A6 - Vital Signs At a Glance Contract Report for 183350/0001 - June 2019

Name or company name	Crosskeys Dental Practice Limited
Contract type name	Pilot Contract
Purpose of contract	General
Contract start date	01/06/2013
Contract end date	

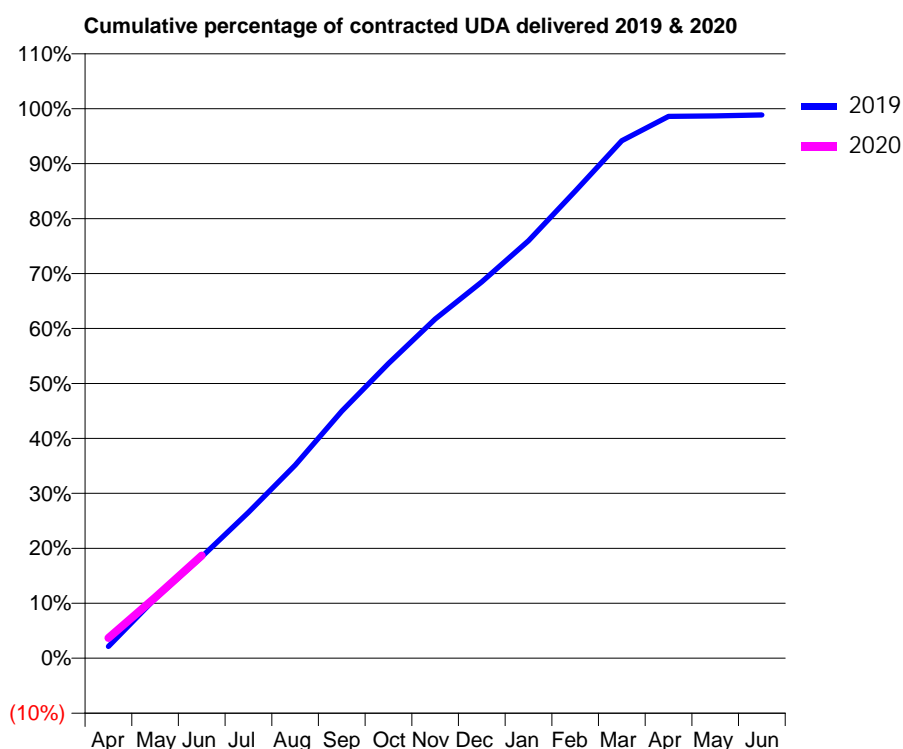
19/20 Contracted general activity (UDA)	25,801
Carry forward general activity (UDA)	0
19/20 Contracted orthodontic activity (UOA)	0
Carry forward orthodontic activity (UOA)	0
Baseline contract value	£740,881.06

ACCESS*

Patients seen in 24 months	Total	Change since previous quarter
Quarter ending June 2018	8,907	
Quarter ending September 2018	9,005	→
Quarter ending December 2018	9,029	→
Quarter ending March 2019	9,036	→
Quarter ending June 2019	8,978	→
Variance since June 2018	0.8%	→



ACTIVITY



Month	Adjusted Scheduled Activity (UDA)	
	2019	2020
April	617	951
May	3,115	2,854
June	5,291	4,825
July	7,610	
August	10,067	
September	12,891	
October	15,371	
November	17,693	
December	19,633	
January	21,777	
February	24,364	
March	26,996	
April	28,264	
May	28,290	
June	28,339	

QUALITY

	Quantity	Base Number	Contract	LHB	Wales
% of FP17s for the same patient ID Re-attending within 3 months - Children	42	645	6.5%	8.3%	10.7%
% of FP17s for the same patient ID Re-attending within 3 months - Adults	324	2,489	13.0%	14.2%	15.5%
% of FP17s for the same patient ID Re-attending between 3 & 9 months - Children	448	645	69.5%	58.0%	60.1%
% of FP17s for the same patient ID Re-attending between 3 & 9 months - Adults	1,626	2,489	65.3%	56.2%	56.6%
% of FP17s for Band 1 Urgent Courses	319	2,496	12.8%	9.3%	9.1%
% of FP17s Relating to Free Repair or Replacements	12	2,496	0.5%	0.7%	0.7%
% of FP17s Relating to Continuations	8	2,496	0.3%	0.6%	0.6%
% of Patients satisfied with the dentistry they have received	23	24	95.8%	94.3%	92.8%
% of Patients satisfied with the time they had to wait for an appointment	19	24	79.2%	89.8%	87.5%

* This is based on patients treated on this contract for their most recent course of treatment.

Figures in italics indicate the base number of FP17s or Patient Questionnaire responses are less than 100. N/A is shown where the base number of responses is less than 10 during the period. % is calculated as Quantity/Base number*100

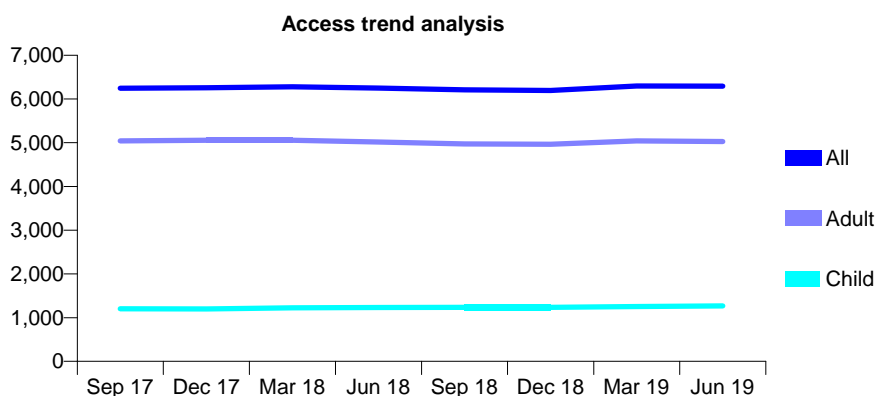
7A6 - Vital Signs At a Glance Contract Report for 187933/0001 - June 2019

Name or company name	A J Sullivan Healthcare Limited
Contract type name	GDS Contract
Purpose of contract	General
Contract start date	01/10/2010
Contract end date	

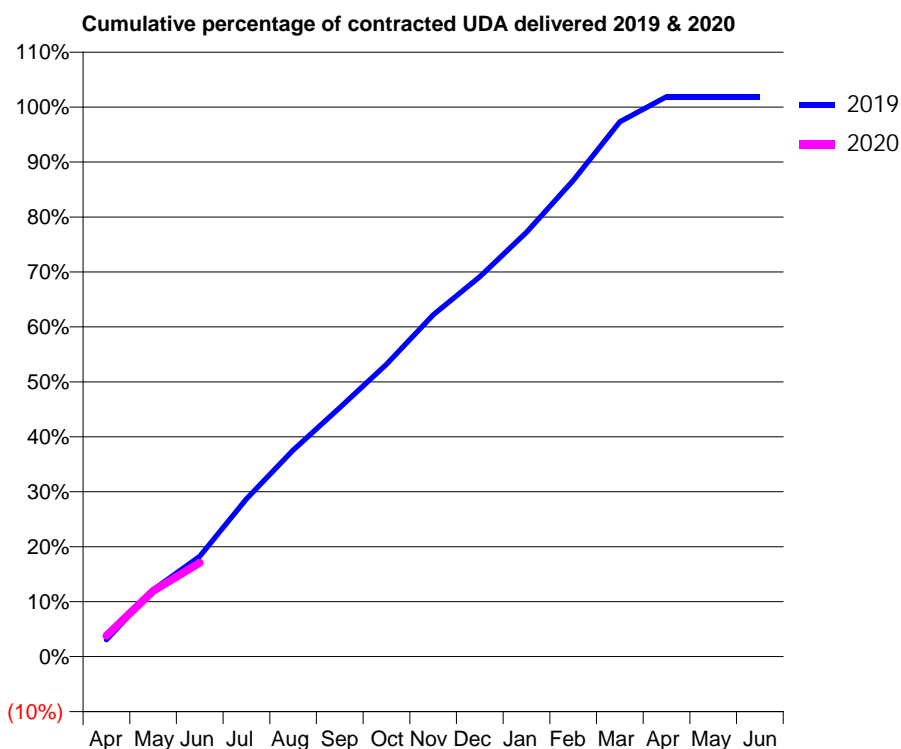
19/20 Contracted general activity (UDA)	23,252
Carry forward general activity (UDA)	0
19/20 Contracted orthodontic activity (UOA)	0
Carry forward orthodontic activity (UOA)	0
Baseline contract value	£630,310.09

ACCESS*

Patients seen in 24 months	Total	Change since previous quarter
Quarter ending June 2018	6,249	
Quarter ending September 2018	6,207	→
Quarter ending December 2018	6,197	→
Quarter ending March 2019	6,296	→
Quarter ending June 2019	6,295	→
Variance since June 2018	0.7%	→



ACTIVITY



Month	Adjusted Scheduled Activity (UDA)	
	2019	2020
April	712	883
May	2,828	2,779
June	4,239	3,977
July	6,672	
August	8,736	
September	10,530	
October	12,373	
November	14,459	
December	16,075	
January	17,952	
February	20,145	
March	22,622	
April	23,689	
May	23,689	
June	23,690	

QUALITY

	Quantity	Base Number	Contract	LHB	Wales
% of FP17s for the same patient ID Re-attending within 3 months - Children	39	419	9.3%	8.3%	10.7%
% of FP17s for the same patient ID Re-attending within 3 months - Adults	410	1,967	20.8%	14.2%	15.5%
% of FP17s for the same patient ID Re-attending between 3 & 9 months - Children	266	419	63.5%	58.0%	60.1%
% of FP17s for the same patient ID Re-attending between 3 & 9 months - Adults	1,192	1,967	60.6%	56.2%	56.6%
% of FP17s for Band 1 Urgent Courses	250	2,009	12.4%	9.3%	9.1%
% of FP17s Relating to Free Repair or Replacements	27	2,009	1.3%	0.7%	0.7%
% of FP17s Relating to Continuations	21	2,009	1.0%	0.6%	0.6%
% of Patients satisfied with the dentistry they have received	18	19	94.7%	94.3%	92.8%
% of Patients satisfied with the time they had to wait for an appointment	19	19	100.0%	89.8%	87.5%

* This is based on patients treated on this contract for their most recent course of treatment. Figures in italics indicate the base number of FP17s or Patient Questionnaire responses are less than 100. N/A is shown where the base number of responses is less than 10 during the period. % is calculated as Quantity/Base number*100

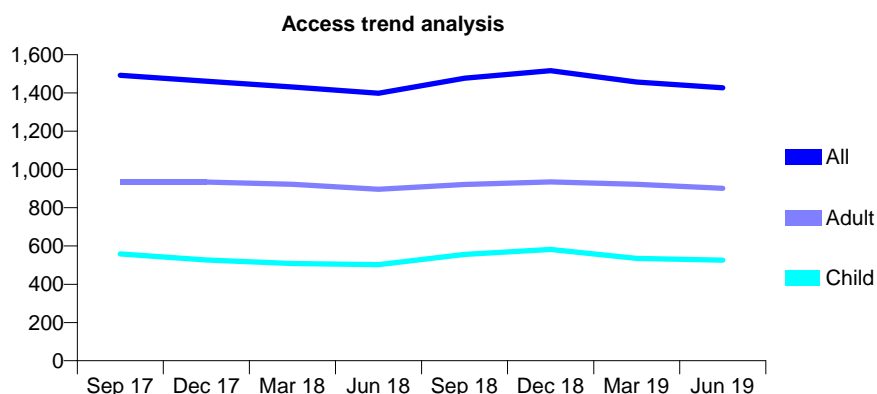
7A6 - Vital Signs At a Glance Contract Report for 188069/0001 - June 2019

Name or company name	Rowancrown Ltd
Contract type name	GDS Contract
Purpose of contract	General
Contract start date	01/03/2012
Contract end date	

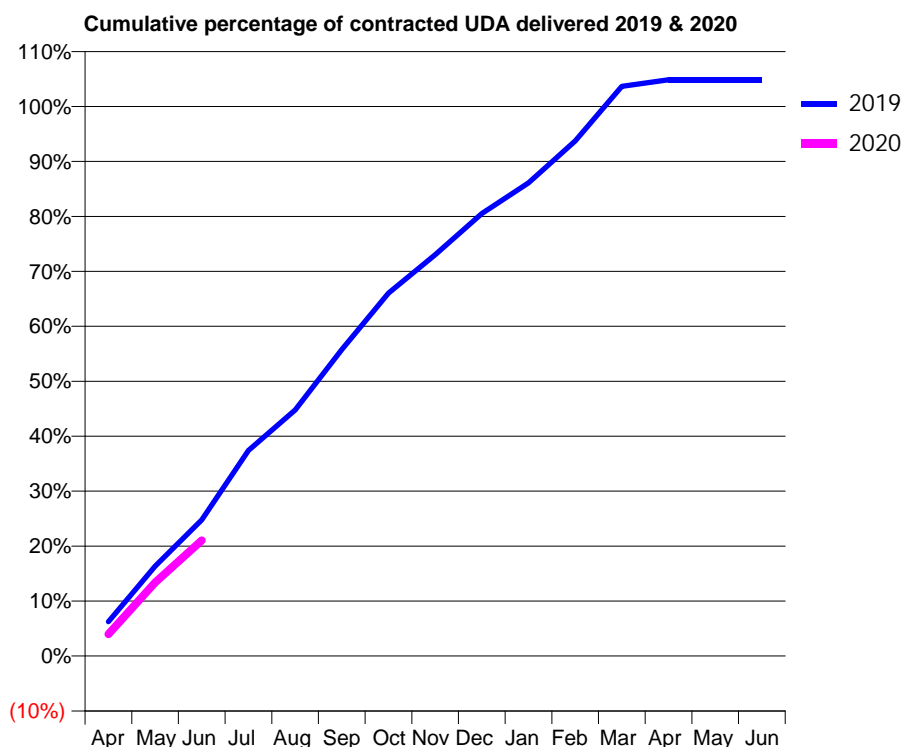
19/20 Contracted general activity (UDA)	4,767
Carry forward general activity (UDA)	0
19/20 Contracted orthodontic activity (UOA)	0
Carry forward orthodontic activity (UOA)	0
Baseline contract value	£134,130.30

ACCESS*

Patients seen in 24 months	Total	Change since previous quarter
Quarter ending June 2018	1,398	
Quarter ending September 2018	1,477	↑
Quarter ending December 2018	1,517	↑
Quarter ending March 2019	1,457	↓
Quarter ending June 2019	1,427	↓
Variance since June 2018	2.1%	↑



ACTIVITY



Month	Adjusted Scheduled Activity (UDA)	
	2019	2020
April	298	189
May	779	638
June	1,180	1,004
July	1,783	
August	2,134	
September	2,657	
October	3,148	
November	3,481	
December	3,838	
January	4,105	
February	4,468	
March	4,941	
April	4,998	
May	4,998	
June	4,998	

QUALITY

	Quantity	Base Number	Contract	LHB	Wales
% of FP17s for the same patient ID Re-attending within 3 months - Children	6	181	3.3%	8.3%	10.7%
% of FP17s for the same patient ID Re-attending within 3 months - Adults	35	283	12.4%	14.2%	15.5%
% of FP17s for the same patient ID Re-attending between 3 & 9 months - Children	90	181	49.7%	58.0%	60.1%
% of FP17s for the same patient ID Re-attending between 3 & 9 months - Adults	105	283	37.1%	56.2%	56.6%
% of FP17s for Band 1 Urgent Courses	39	437	8.9%	9.3%	9.1%
% of FP17s Relating to Free Repair or Replacements	0	437	0.0%	0.7%	0.7%
% of FP17s Relating to Continuations	0	437	0.0%	0.6%	0.6%
% of Patients satisfied with the dentistry they have received	1	3	N/A	94.3%	92.8%
% of Patients satisfied with the time they had to wait for an appointment	2	3	N/A	89.8%	87.5%

* This is based on patients treated on this contract for their most recent course of treatment. Figures in italics indicate the base number of FP17s or Patient Questionnaire responses are less than 100. N/A is shown where the base number of responses is less than 10 during the period. % is calculated as Quantity/Base number*100

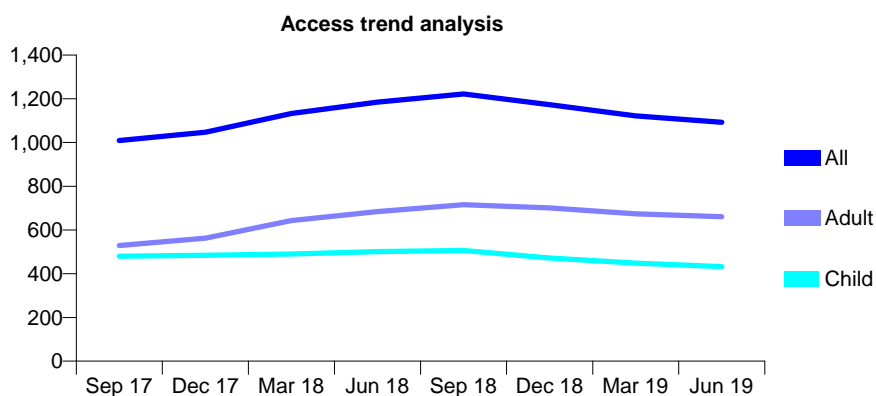
7A6 - Vital Signs At a Glance Contract Report for 190195/0009 - June 2019

Name or company name	Xeon Smiles UK Ltd
Contract type name	GDS Contract
Purpose of contract	General
Contract start date	01/04/2012
Contract end date	

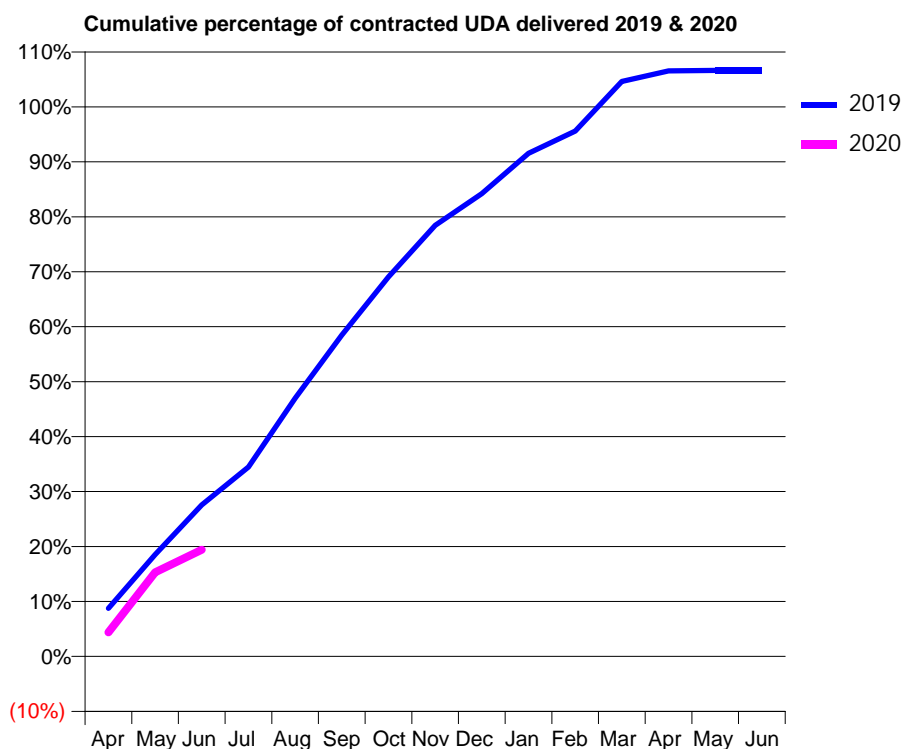
19/20 Contracted general activity (UDA)	2,325
Carry forward general activity (UDA)	0
19/20 Contracted orthodontic activity (UOA)	0
Carry forward orthodontic activity (UOA)	0
Baseline contract value	£58,811.52

ACCESS*

Patients seen in 24 months	Total	Change since previous quarter
Quarter ending June 2018	1,185	
Quarter ending September 2018	1,222	↑
Quarter ending December 2018	1,173	↓
Quarter ending March 2019	1,122	↓
Quarter ending June 2019	1,093	↓
Variance since June 2018	(7.8%)	↓



ACTIVITY



Month	2019	2020
April	203	102
May	431	356
June	640	451
July	801	
August	1,092	
September	1,359	
October	1,605	
November	1,824	
December	1,958	
January	2,129	
February	2,223	
March	2,433	
April	2,477	
May	2,479	
June	2,479	

QUALITY

	Quantity	Base Number	Contract	LHB	Wales
% of FP17s for the same patient ID Re-attending within 3 months - Children	9	149	6.0%	8.3%	10.7%
% of FP17s for the same patient ID Re-attending within 3 months - Adults	26	224	11.6%	14.2%	15.5%
% of FP17s for the same patient ID Re-attending between 3 & 9 months - Children	81	149	54.4%	58.0%	60.1%
% of FP17s for the same patient ID Re-attending between 3 & 9 months - Adults	130	224	58.0%	56.2%	56.6%
% of FP17s for Band 1 Urgent Courses	21	353	5.9%	9.3%	9.1%
% of FP17s Relating to Free Repair or Replacements	0	353	0.0%	0.7%	0.7%
% of FP17s Relating to Continuations	0	353	0.0%	0.6%	0.6%
% of Patients satisfied with the dentistry they have received	1	1	N/A	94.3%	92.8%
% of Patients satisfied with the time they had to wait for an appointment	1	1	N/A	89.8%	87.5%

* This is based on patients treated on this contract for their most recent course of treatment. Figures in italics indicate the base number of FP17s or Patient Questionnaire responses are less than 100. N/A is shown where the base number of responses is less than 10 during the period. % is calculated as Quantity/Base number*100

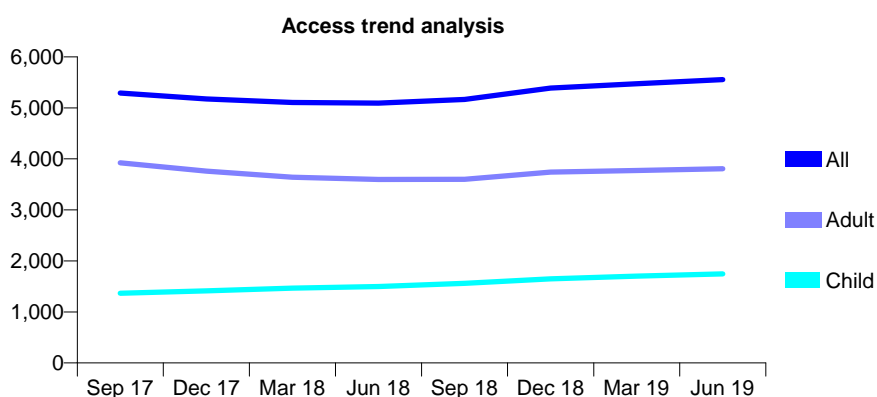
7A6 - Vital Signs At a Glance Contract Report for 190195/0012 - June 2019

Name or company name	Xeon Smiles UK Ltd
Contract type name	GDS Contract
Purpose of contract	General
Contract start date	01/04/2012
Contract end date	

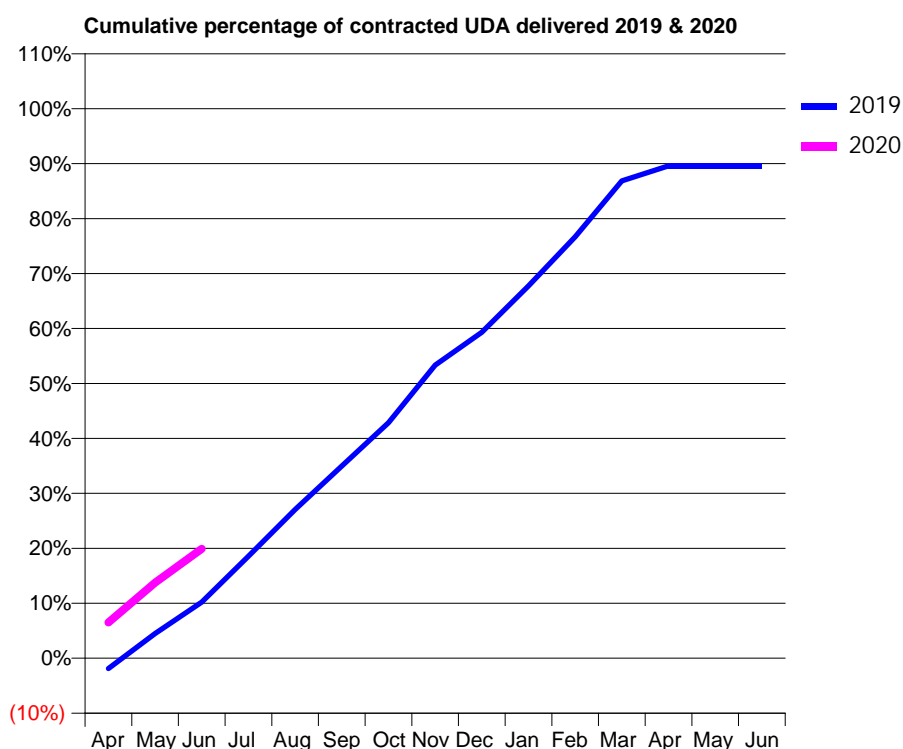
19/20 Contracted general activity (UDA)	18,856
Carry forward general activity (UDA)	0
19/20 Contracted orthodontic activity (UOA)	0
Carry forward orthodontic activity (UOA)	0
Baseline contract value	£469,935.73

ACCESS*

Patients seen in 24 months	Total	Change since previous quarter
Quarter ending June 2018	5,094	
Quarter ending September 2018	5,164	→
Quarter ending December 2018	5,387	↑
Quarter ending March 2019	5,474	→
Quarter ending June 2019	5,553	→
Variance since June 2018	9.0%	↑



ACTIVITY



Month	2019	2020
April	-359	1,226
May	848	2,595
June	1,925	3,753
July	3,504	
August	5,106	
September	6,591	
October	8,080	
November	10,054	
December	11,183	
January	12,774	
February	14,463	
March	16,378	
April	16,894	
May	16,898	
June	16,898	

QUALITY

	Quantity	Base Number	Contract	LHB	Wales
% of FP17s for the same patient ID Re-attending within 3 months - Children	51	645	7.9%	8.3%	10.7%
% of FP17s for the same patient ID Re-attending within 3 months - Adults	184	1,409	13.1%	14.2%	15.5%
% of FP17s for the same patient ID Re-attending between 3 & 9 months - Children	434	645	67.3%	58.0%	60.1%
% of FP17s for the same patient ID Re-attending between 3 & 9 months - Adults	955	1,409	67.8%	56.2%	56.6%
% of FP17s for Band 1 Urgent Courses	123	1,843	6.7%	9.3%	9.1%
% of FP17s Relating to Free Repair or Replacements	17	1,843	0.9%	0.7%	0.7%
% of FP17s Relating to Continuations	7	1,843	0.4%	0.6%	0.6%
% of Patients satisfied with the dentistry they have received	8	9	N/A	94.3%	92.8%
% of Patients satisfied with the time they had to wait for an appointment	8	9	N/A	89.8%	87.5%

* This is based on patients treated on this contract for their most recent course of treatment. Figures in italics indicate the base number of FP17s or Patient Questionnaire responses are less than 100. N/A is shown where the base number of responses is less than 10 during the period. % is calculated as Quantity/Base number*100

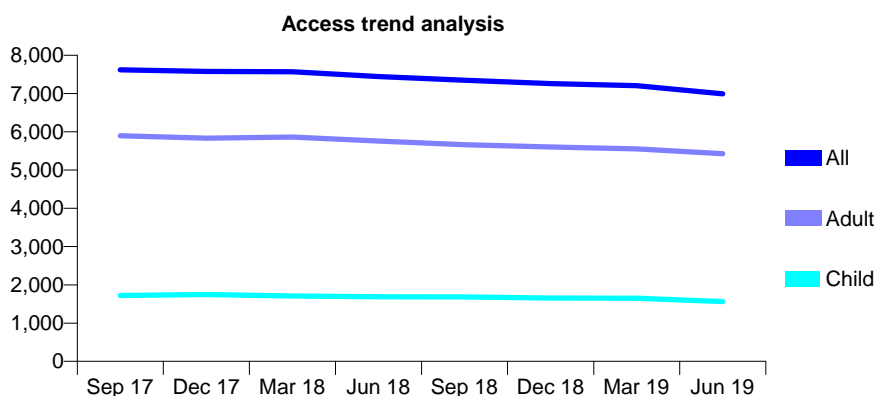
7A6 - Vital Signs At a Glance Contract Report for 190195/0014 - June 2019

Name or company name	Xeon Smiles UK Ltd
Contract type name	GDS Contract
Purpose of contract	General
Contract start date	01/04/2012
Contract end date	

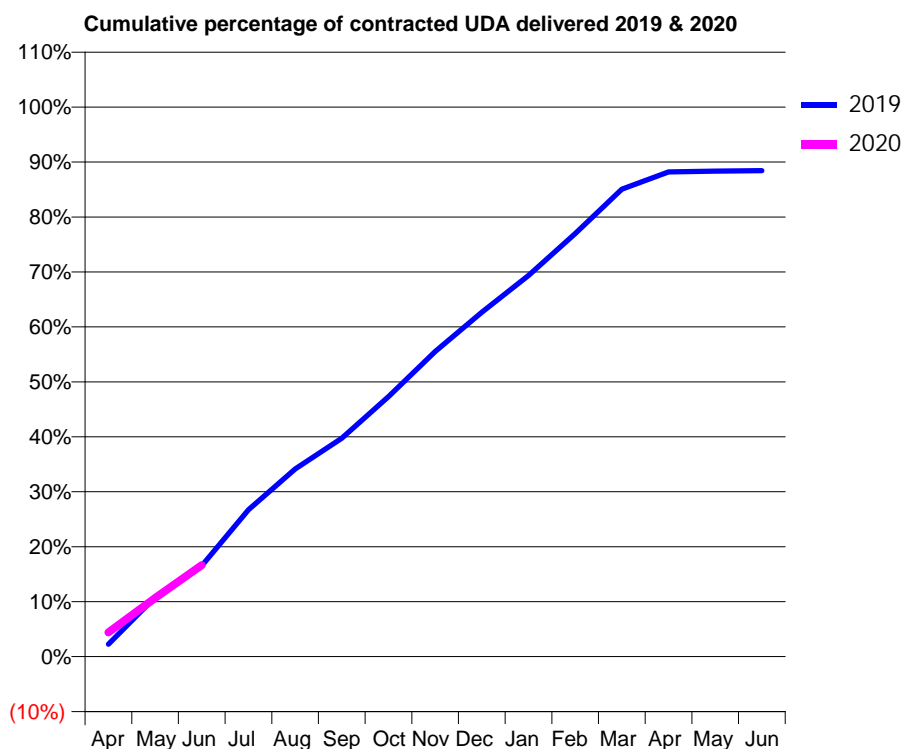
19/20 Contracted general activity (UDA)	24,172
Carry forward general activity (UDA)	0
19/20 Contracted orthodontic activity (UOA)	0
Carry forward orthodontic activity (UOA)	0
Baseline contract value	£664,422.66

ACCESS*

Patients seen in 24 months	Total	Change since previous quarter
Quarter ending June 2018	7,445	
Quarter ending September 2018	7,346	↓
Quarter ending December 2018	7,259	↓
Quarter ending March 2019	7,202	→
Quarter ending June 2019	6,992	↓
Variance since June 2018	(6.1%)	↓



ACTIVITY



Month	Adjusted Scheduled Activity (UDA)	
	2019	2020
April	546	1,062
May	2,613	2,582
June	3,999	4,022
July	6,459	
August	8,256	
September	9,602	
October	11,433	
November	13,421	
December	15,146	
January	16,769	
February	18,609	
March	20,556	
April	21,317	
May	21,357	
June	21,373	

QUALITY

	Quantity	Base Number	Contract	LHB	Wales
% of FP17s for the same patient ID Re-attending within 3 months - Children	22	414	5.3%	8.3%	10.7%
% of FP17s for the same patient ID Re-attending within 3 months - Adults	197	1,792	11.0%	14.2%	15.5%
% of FP17s for the same patient ID Re-attending between 3 & 9 months - Children	287	414	69.3%	58.0%	60.1%
% of FP17s for the same patient ID Re-attending between 3 & 9 months - Adults	1,189	1,792	66.4%	56.2%	56.6%
% of FP17s for Band 1 Urgent Courses	74	1,869	4.0%	9.3%	9.1%
% of FP17s Relating to Free Repair or Replacements	7	1,869	0.4%	0.7%	0.7%
% of FP17s Relating to Continuations	1	1,869	0.1%	0.6%	0.6%
% of Patients satisfied with the dentistry they have received	19	20	95.0%	94.3%	92.8%
% of Patients satisfied with the time they had to wait for an appointment	19	20	95.0%	89.8%	87.5%

* This is based on patients treated on this contract for their most recent course of treatment. Figures in italics indicate the base number of FP17s or Patient Questionnaire responses are less than 100. N/A is shown where the base number of responses is less than 10 during the period. % is calculated as Quantity/Base number*100

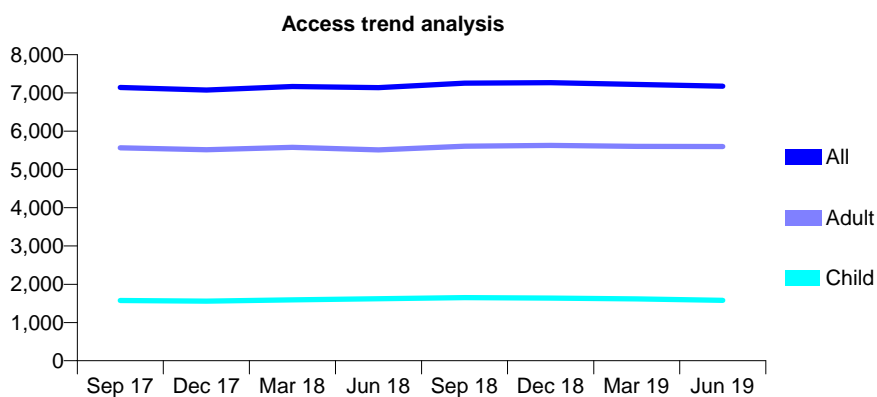
7A6 - Vital Signs At a Glance Contract Report for 190195/0015 - June 2019

Name or company name	Xeon Smiles UK Ltd
Contract type name	GDS Contract
Purpose of contract	General
Contract start date	01/04/2012
Contract end date	

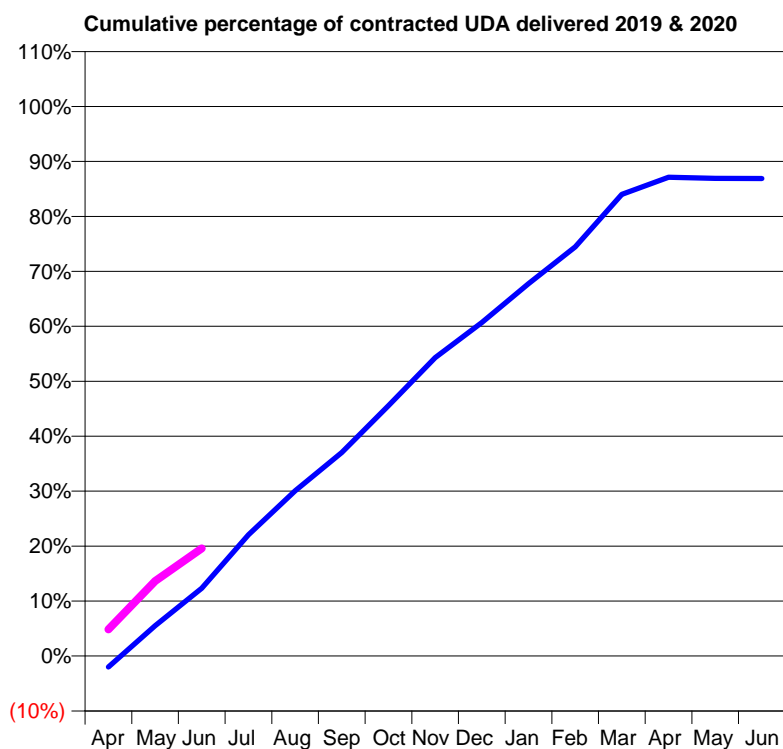
19/20 Contracted general activity (UDA)	24,572
Carry forward general activity (UDA)	0
19/20 Contracted orthodontic activity (UOA)	0
Carry forward orthodontic activity (UOA)	0
Baseline contract value	£687,316.72

ACCESS*

Patients seen in 24 months	Total	Change since previous quarter
Quarter ending June 2018	7,137	
Quarter ending September 2018	7,255	→
Quarter ending December 2018	7,266	→
Quarter ending March 2019	7,222	→
Quarter ending June 2019	7,177	→
Variance since June 2018	0.6%	→



ACTIVITY



Month	Adjusted Scheduled Activity (UDA)	
	2019	2020
April	-500	1,196
May	1,357	3,356
June	3,032	4,815
July	5,421	
August	7,391	
September	9,105	
October	11,194	
November	13,339	
December	14,912	
January	16,650	
February	18,290	
March	20,643	
April	21,409	
May	21,354	
June	21,348	

QUALITY

	Quantity	Base Number	Contract	LHB	Wales
% of FP17s for the same patient ID Re-attending within 3 months - Children	44	583	7.5%	8.3%	10.7%
% of FP17s for the same patient ID Re-attending within 3 months - Adults	199	1,803	11.0%	14.2%	15.5%
% of FP17s for the same patient ID Re-attending between 3 & 9 months - Children	328	583	56.3%	58.0%	60.1%
% of FP17s for the same patient ID Re-attending between 3 & 9 months - Adults	1,031	1,803	57.2%	56.2%	56.6%
% of FP17s for Band 1 Urgent Courses	194	2,090	9.3%	9.3%	9.1%
% of FP17s Relating to Free Repair or Replacements	18	2,090	0.9%	0.7%	0.7%
% of FP17s Relating to Continuations	8	2,090	0.4%	0.6%	0.6%
% of Patients satisfied with the dentistry they have received	15	15	100.0%	94.3%	92.8%
% of Patients satisfied with the time they had to wait for an appointment	15	15	100.0%	89.8%	87.5%

* This is based on patients treated on this contract for their most recent course of treatment. Figures in italics indicate the base number of FP17s or Patient Questionnaire responses are less than 100. N/A is shown where the base number of responses is less than 10 during the period. % is calculated as Quantity/Base number*100

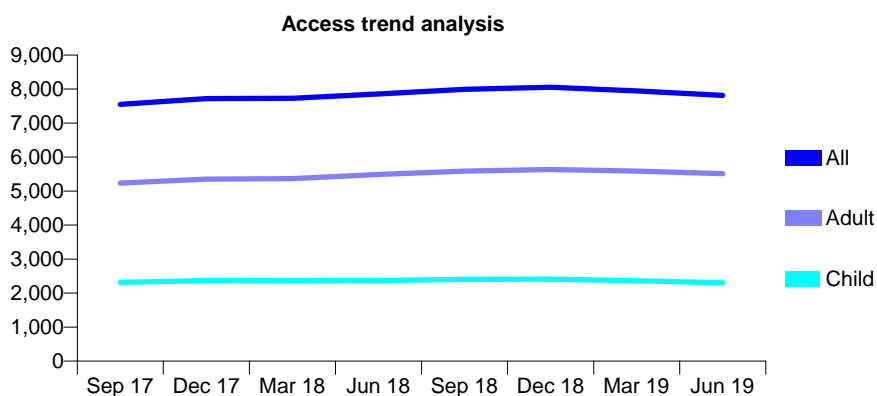
7A6 - Vital Signs At a Glance Contract Report for 190195/0020 - June 2019

Name or company name	Xeon Smiles UK Ltd
Contract type name	GDS Contract
Purpose of contract	General
Contract start date	18/07/2012
Contract end date	

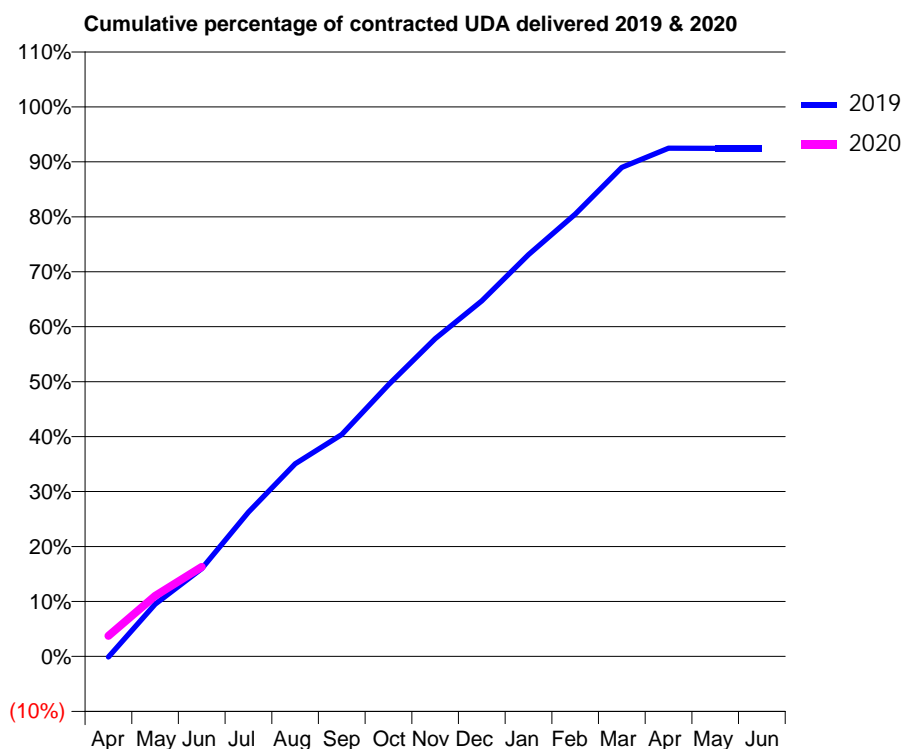
19/20 Contracted general activity (UDA)	20,705
Carry forward general activity (UDA)	0
19/20 Contracted orthodontic activity (UOA)	0
Carry forward orthodontic activity (UOA)	0
Baseline contract value	£555,955.87

ACCESS*

Patients seen in 24 months	Total	Change since previous quarter
Quarter ending June 2018	7,858	
Quarter ending September 2018	7,993	→
Quarter ending December 2018	8,051	→
Quarter ending March 2019	7,949	↓
Quarter ending June 2019	7,815	↓
Variance since June 2018	(0.5%)	→



ACTIVITY



Month	Adjusted Scheduled Activity (UDA)	
	2019	2020
April	-25	778
May	1,966	2,285
June	3,311	3,373
July	5,436	
August	7,256	
September	8,360	
October	10,240	
November	11,970	
December	13,400	
January	15,137	
February	16,661	
March	18,424	
April	19,145	
May	19,140	
June	19,140	

QUALITY

	Quantity	Base Number	Contract	LHB	Wales
% of FP17s for the same patient ID Re-attending within 3 months - Children	34	661	5.1%	8.3%	10.7%
% of FP17s for the same patient ID Re-attending within 3 months - Adults	179	1,577	11.4%	14.2%	15.5%
% of FP17s for the same patient ID Re-attending between 3 & 9 months - Children	366	661	55.4%	58.0%	60.1%
% of FP17s for the same patient ID Re-attending between 3 & 9 months - Adults	890	1,577	56.4%	56.2%	56.6%
% of FP17s for Band 1 Urgent Courses	154	1,899	8.1%	9.3%	9.1%
% of FP17s Relating to Free Repair or Replacements	15	1,899	0.8%	0.7%	0.7%
% of FP17s Relating to Continuations	1	1,899	0.1%	0.6%	0.6%
% of Patients satisfied with the dentistry they have received	15	15	100.0%	94.3%	92.8%
% of Patients satisfied with the time they had to wait for an appointment	14	15	93.3%	89.8%	87.5%

* This is based on patients treated on this contract for their most recent course of treatment. Figures in italics indicate the base number of FP17s or Patient Questionnaire responses are less than 100. N/A is shown where the base number of responses is less than 10 during the period. % is calculated as Quantity/Base number*100

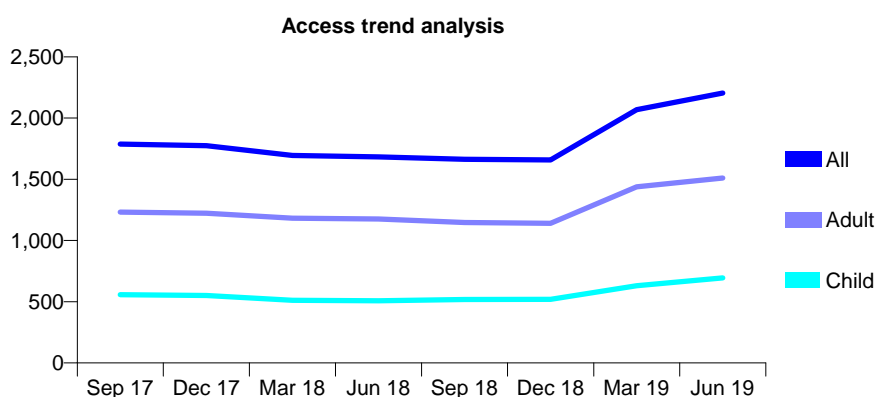
7A6 - Vital Signs At a Glance Contract Report for 190535/0001 - June 2019

Name or company name	Cwmbran Dental Spa
Contract type name	GDS Contract
Purpose of contract	General
Contract start date	01/04/2012
Contract end date	

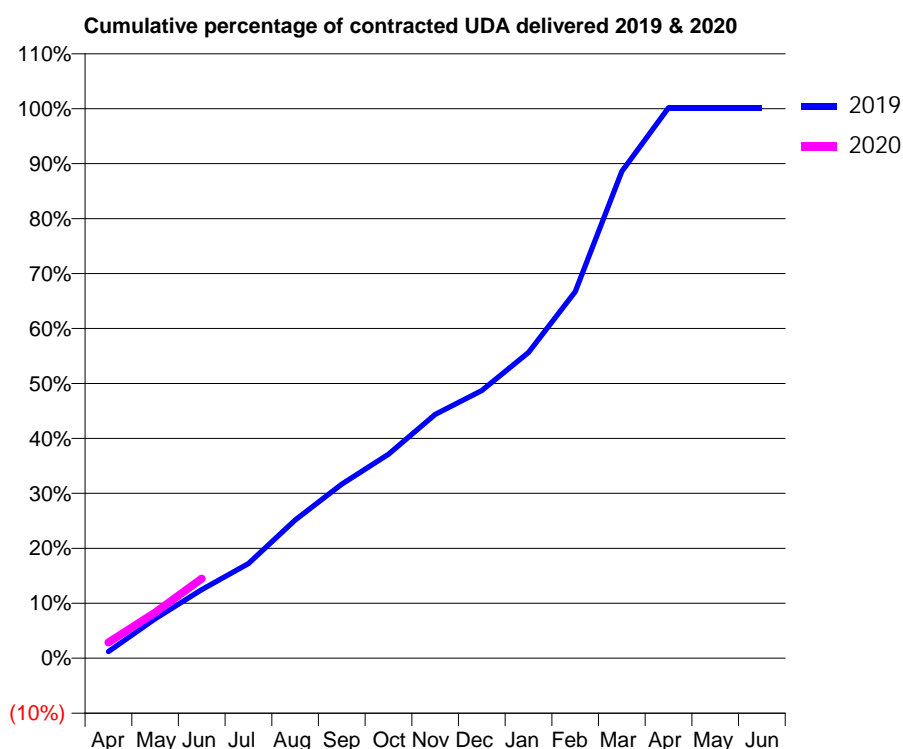
19/20 Contracted general activity (UDA)	8,632
Carry forward general activity (UDA)	0
19/20 Contracted orthodontic activity (UOA)	0
Carry forward orthodontic activity (UOA)	0
Baseline contract value	£224,633.16

ACCESS*

Patients seen in 24 months	Total	Change since previous quarter
Quarter ending June 2018	1,684	
Quarter ending September 2018	1,664	↓
Quarter ending December 2018	1,659	→
Quarter ending March 2019	2,069	↑
Quarter ending June 2019	2,204	↑
Variance since June 2018	30.9%	↑



ACTIVITY



Month	2019	2020
April	86	247
May	506	718
June	878	1,251
July	1,211	
August	1,768	
September	2,229	
October	2,610	
November	3,120	
December	3,426	
January	3,911	
February	4,691	
March	6,227	
April	7,043	
May	7,044	
June	7,044	

QUALITY

	Quantity	Base Number	Contract	LHB	Wales
% of FP17s for the same patient ID Re-attending within 3 months - Children	26	291	8.9%	8.3%	10.7%
% of FP17s for the same patient ID Re-attending within 3 months - Adults	96	615	15.6%	14.2%	15.5%
% of FP17s for the same patient ID Re-attending between 3 & 9 months - Children	135	291	46.4%	58.0%	60.1%
% of FP17s for the same patient ID Re-attending between 3 & 9 months - Adults	270	615	43.9%	56.2%	56.6%
% of FP17s for Band 1 Urgent Courses	57	688	8.3%	9.3%	9.1%
% of FP17s Relating to Free Repair or Replacements	5	688	0.7%	0.7%	0.7%
% of FP17s Relating to Continuations	0	688	0.0%	0.6%	0.6%
% of Patients satisfied with the dentistry they have received	5	5	N/A	94.3%	92.8%
% of Patients satisfied with the time they had to wait for an appointment	5	5	N/A	89.8%	87.5%

* This is based on patients treated on this contract for their most recent course of treatment.

Figures in italics indicate the base number of FP17s or Patient Questionnaire responses are less than 100. N/A is shown where the base number of responses is less than 10 during the period. % is calculated as Quantity/Base number*100

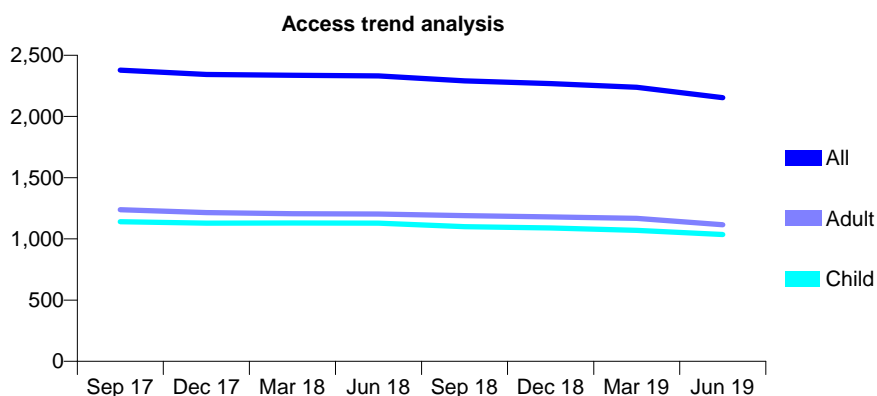
7A6 - Vital Signs At a Glance Contract Report for 194034/0001 - June 2019

Name or company name	Melin Ltd
Contract type name	Pilot Contract
Purpose of contract	General and Orthodontic
Contract start date	01/03/2011
Contract end date	

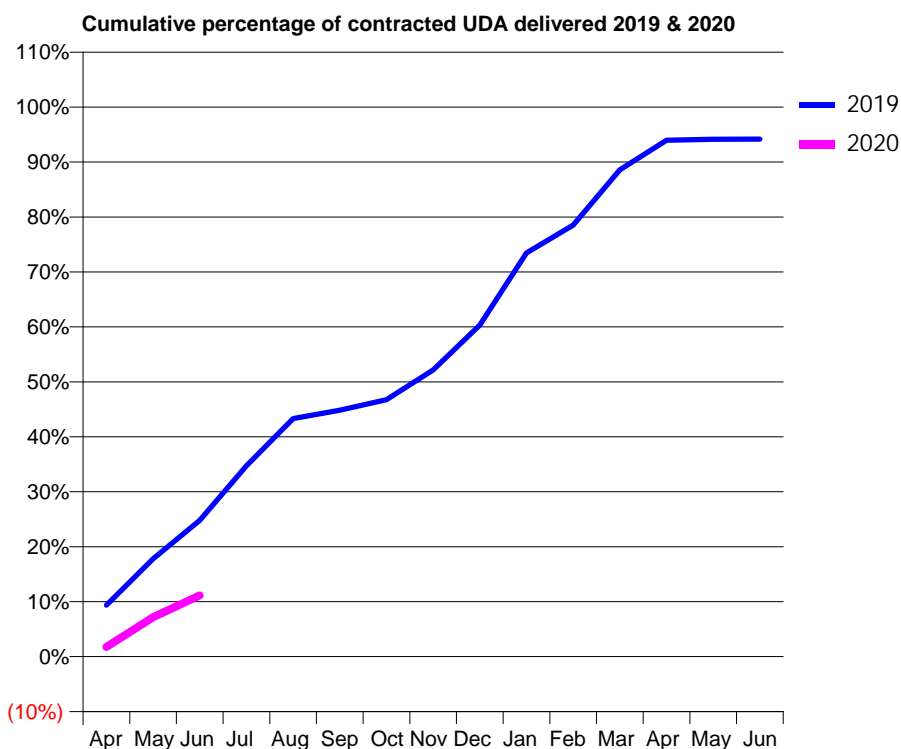
19/20 Contracted general activity (UDA)	7,446
Carry forward general activity (UDA)	0
19/20 Contracted orthodontic activity (UOA)	1,579
Carry forward orthodontic activity (UOA)	0
Baseline contract value	£273,199.52

ACCESS*

Patients seen in 24 months	Total	Change since previous quarter
Quarter ending June 2018	2,332	
Quarter ending September 2018	2,290	↓
Quarter ending December 2018	2,269	→
Quarter ending March 2019	2,238	↓
Quarter ending June 2019	2,153	↓
Variance since June 2018	(7.7%)	↓



ACTIVITY



Month	Adjusted Scheduled Activity (UDA)	
	2019	2020
April	697	130
May	1,327	536
June	1,847	830
July	2,586	
August	3,227	
September	3,337	
October	3,482	
November	3,884	
December	4,492	
January	5,470	
February	5,848	
March	6,596	
April	6,996	
May	7,011	
June	7,012	

QUALITY

	Quantity	Base Number	Contract	LHB	Wales
% of FP17s for the same patient ID Re-attending within 3 months - Children	66	396	16.7%	8.3%	10.7%
% of FP17s for the same patient ID Re-attending within 3 months - Adults	88	347	25.4%	14.2%	15.5%
% of FP17s for the same patient ID Re-attending between 3 & 9 months - Children	226	396	57.1%	58.0%	60.1%
% of FP17s for the same patient ID Re-attending between 3 & 9 months - Adults	190	347	54.8%	56.2%	56.6%
% of FP17s for Band 1 Urgent Courses	34	444	7.7%	9.3%	9.1%
% of FP17s Relating to Free Repair or Replacements	1	444	0.2%	0.7%	0.7%
% of FP17s Relating to Continuations	1	444	0.2%	0.6%	0.6%
% of Patients satisfied with the dentistry they have received	3	3	N/A	94.3%	92.8%
% of Patients satisfied with the time they had to wait for an appointment	3	3	N/A	89.8%	87.5%

* This is based on patients treated on this contract for their most recent course of treatment. Figures in italics indicate the base number of FP17s or Patient Questionnaire responses are less than 100. N/A is shown where the base number of responses is less than 10 during the period. % is calculated as Quantity/Base number*100

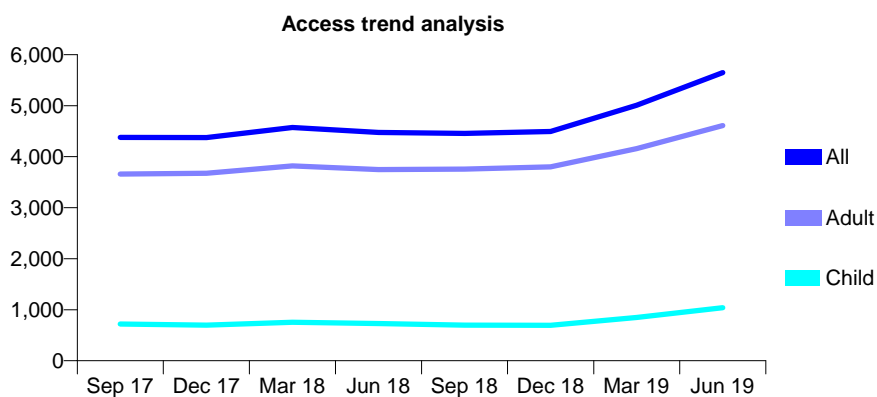
7A6 - Vital Signs At a Glance Contract Report for 197599/0001 - June 2019

Name or company name	Ali Jahanfar & Regina Appah
Contract type name	GDS Contract
Purpose of contract	General
Contract start date	01/12/2009
Contract end date	

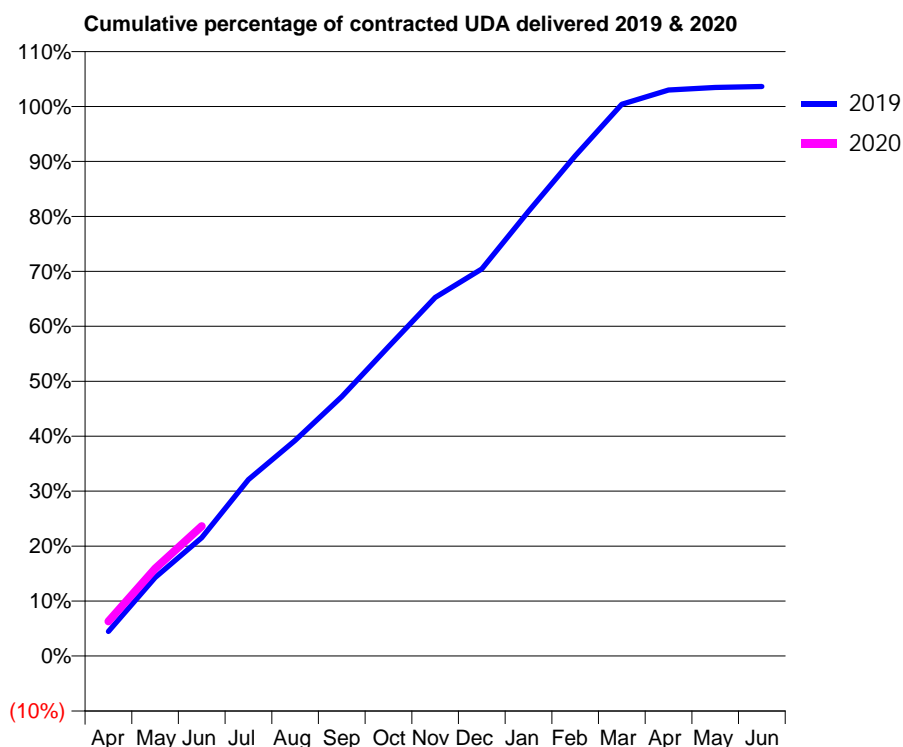
19/20 Contracted general activity (UDA)	15,964
Carry forward general activity (UDA)	0
19/20 Contracted orthodontic activity (UOA)	0
Carry forward orthodontic activity (UOA)	0
Baseline contract value	£435,571.14

ACCESS*

Patients seen in 24 months	Total	Change since previous quarter
Quarter ending June 2018	4,475	
Quarter ending September 2018	4,455	→
Quarter ending December 2018	4,493	→
Quarter ending March 2019	5,008	↑
Quarter ending June 2019	5,649	↑
Variance since June 2018	26.2%	↑



ACTIVITY



Month	Adjusted Scheduled Activity (UDA)	
	2019	2020
April	608	1,008
May	1,938	2,540
June	2,923	3,775
July	4,360	
August	5,327	
September	6,404	
October	7,638	
November	8,855	
December	9,560	
January	10,980	
February	12,352	
March	13,626	
April	13,979	
May	14,040	
June	14,065	

QUALITY

	Quantity	Base Number	Contract	LHB	Wales
% of FP17s for the same patient ID Re-attending within 3 months - Children	30	397	7.6%	8.3%	10.7%
% of FP17s for the same patient ID Re-attending within 3 months - Adults	164	1,626	10.1%	14.2%	15.5%
% of FP17s for the same patient ID Re-attending between 3 & 9 months - Children	98	397	24.7%	58.0%	60.1%
% of FP17s for the same patient ID Re-attending between 3 & 9 months - Adults	658	1,626	40.5%	56.2%	56.6%
% of FP17s for Band 1 Urgent Courses	119	1,831	6.5%	9.3%	9.1%
% of FP17s Relating to Free Repair or Replacements	29	1,831	1.6%	0.7%	0.7%
% of FP17s Relating to Continuations	11	1,831	0.6%	0.6%	0.6%
% of Patients satisfied with the dentistry they have received	5	5	N/A	94.3%	92.8%
% of Patients satisfied with the time they had to wait for an appointment	5	5	N/A	89.8%	87.5%

* This is based on patients treated on this contract for their most recent course of treatment. Figures in italics indicate the base number of FP17s or Patient Questionnaire responses are less than 100. N/A is shown where the base number of responses is less than 10 during the period. % is calculated as Quantity/Base number*100

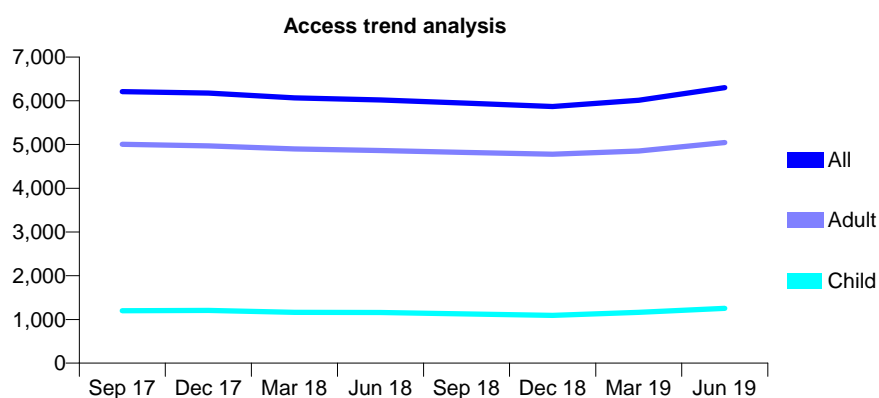
7A6 - Vital Signs At a Glance Contract Report for 199273/0001 - June 2019

Name or company name	Risca Dental Practice Limited
Contract type name	GDS Contract
Purpose of contract	General
Contract start date	01/09/2012
Contract end date	

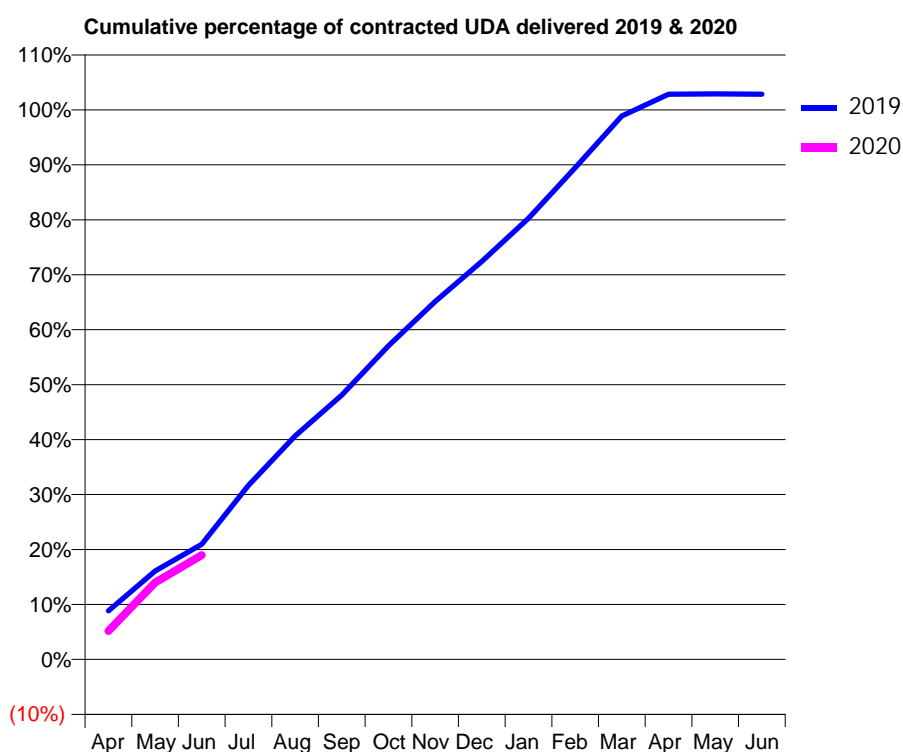
19/20 Contracted general activity (UDA)	19,912
Carry forward general activity (UDA)	0
19/20 Contracted orthodontic activity (UOA)	0
Carry forward orthodontic activity (UOA)	0
Baseline contract value	£522,702.30

ACCESS*

Patients seen in 24 months	Total	Change since previous quarter
Quarter ending June 2018	6,020	
Quarter ending September 2018	5,945	↓
Quarter ending December 2018	5,870	↓
Quarter ending March 2019	6,014	↑
Quarter ending June 2019	6,299	↑
Variance since June 2018	4.6%	↑



ACTIVITY



Month	2019	2020
April	1,641	1,034
May	2,991	2,785
June	3,890	3,783
July	5,879	
August	7,551	
September	8,927	
October	10,594	
November	12,088	
December	13,443	
January	14,898	
February	16,608	
March	18,353	
April	19,088	
May	19,099	
June	19,090	

QUALITY

	Quantity	Base Number	Contract	LHB	Wales
% of FP17s for the same patient ID Re-attending within 3 months - Children	46	504	9.1%	8.3%	10.7%
% of FP17s for the same patient ID Re-attending within 3 months - Adults	293	1,790	16.4%	14.2%	15.5%
% of FP17s for the same patient ID Re-attending between 3 & 9 months - Children	285	504	56.5%	58.0%	60.1%
% of FP17s for the same patient ID Re-attending between 3 & 9 months - Adults	831	1,790	46.4%	56.2%	56.6%
% of FP17s for Band 1 Urgent Courses	240	1,925	12.5%	9.3%	9.1%
% of FP17s Relating to Free Repair or Replacements	23	1,925	1.2%	0.7%	0.7%
% of FP17s Relating to Continuations	18	1,925	0.9%	0.6%	0.6%
% of Patients satisfied with the dentistry they have received	6	6	N/A	94.3%	92.8%
% of Patients satisfied with the time they had to wait for an appointment	5	6	N/A	89.8%	87.5%

* This is based on patients treated on this contract for their most recent course of treatment. Figures in italics indicate the base number of FP17s or Patient Questionnaire responses are less than 100. N/A is shown where the base number of responses is less than 10 during the period. % is calculated as Quantity/Base number*100

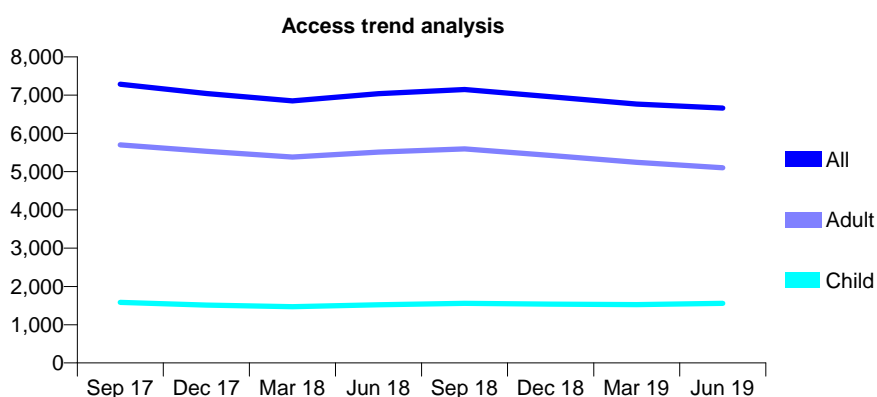
7A6 - Vital Signs At a Glance Contract Report for 199915/0004 - June 2019

Name or company name	IDH 441 to 444 Ltd
Contract type name	GDS Contract
Purpose of contract	General
Contract start date	01/04/2010
Contract end date	

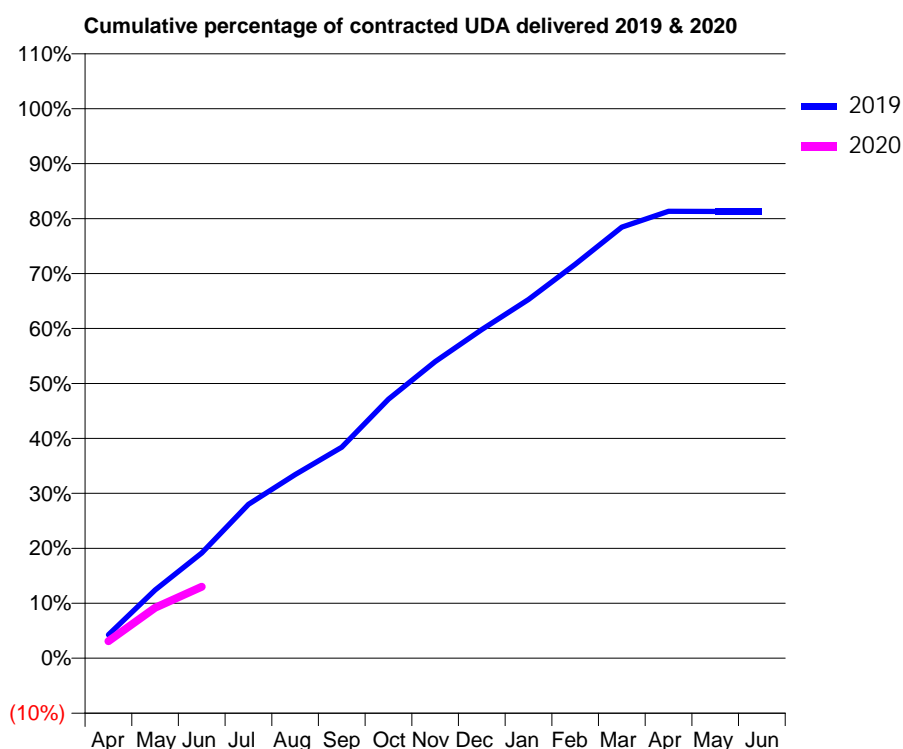
19/20 Contracted general activity (UDA)	26,938
Carry forward general activity (UDA)	0
19/20 Contracted orthodontic activity (UOA)	0
Carry forward orthodontic activity (UOA)	0
Baseline contract value	£671,130.62

ACCESS*

Patients seen in 24 months	Total	Change since previous quarter
Quarter ending June 2018	7,037	
Quarter ending September 2018	7,149	→
Quarter ending December 2018	6,960	↓
Quarter ending March 2019	6,769	↓
Quarter ending June 2019	6,663	↓
Variance since June 2018	(5.3%)	↓



ACTIVITY



Adjusted Scheduled Activity (UDA)		
Month	2019	2020
April	1,147	843
May	3,348	2,472
June	5,160	3,503
July	7,538	
August	9,005	
September	10,343	
October	12,698	
November	14,541	
December	16,107	
January	17,582	
February	19,305	
March	21,134	
April	21,911	
May	21,905	
June	21,905	

QUALITY

	Quantity	Base Number	Contract	LHB	Wales
% of FP17s for the same patient ID Re-attending within 3 months - Children	16	530	3.0%	8.3%	10.7%
% of FP17s for the same patient ID Re-attending within 3 months - Adults	88	1,623	5.4%	14.2%	15.5%
% of FP17s for the same patient ID Re-attending between 3 & 9 months - Children	275	530	51.9%	58.0%	60.1%
% of FP17s for the same patient ID Re-attending between 3 & 9 months - Adults	1,033	1,623	63.6%	56.2%	56.6%
% of FP17s for Band 1 Urgent Courses	40	1,779	2.2%	9.3%	9.1%
% of FP17s Relating to Free Repair or Replacements	8	1,779	0.4%	0.7%	0.7%
% of FP17s Relating to Continuations	4	1,779	0.2%	0.6%	0.6%
% of Patients satisfied with the dentistry they have received	26	26	100.0%	94.3%	92.8%
% of Patients satisfied with the time they had to wait for an appointment	22	26	84.6%	89.8%	87.5%

* This is based on patients treated on this contract for their most recent course of treatment.

Figures in italics indicate the base number of FP17s or Patient Questionnaire responses are less than 100. N/A is shown where the base number of responses is less than 10 during the period. % is calculated as Quantity/Base number*100

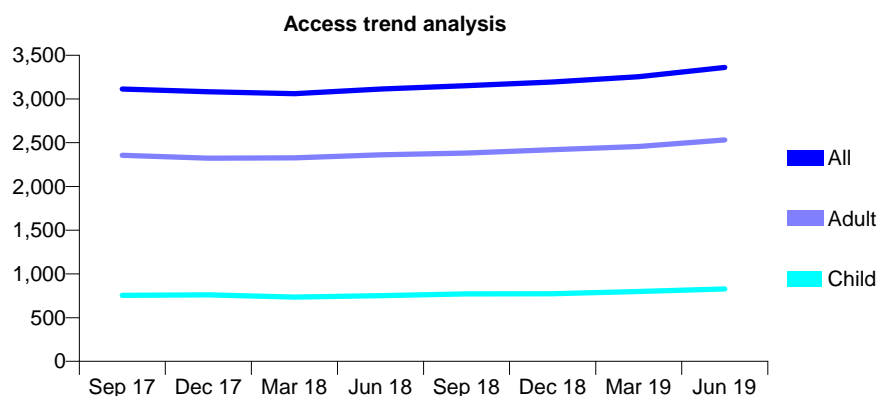
7A6 - Vital Signs At a Glance Contract Report for 220566/0001 - June 2019

Name or company name	MR EH CRONIN
Contract type name	Pilot Contract
Purpose of contract	General
Contract start date	01/10/2007
Contract end date	

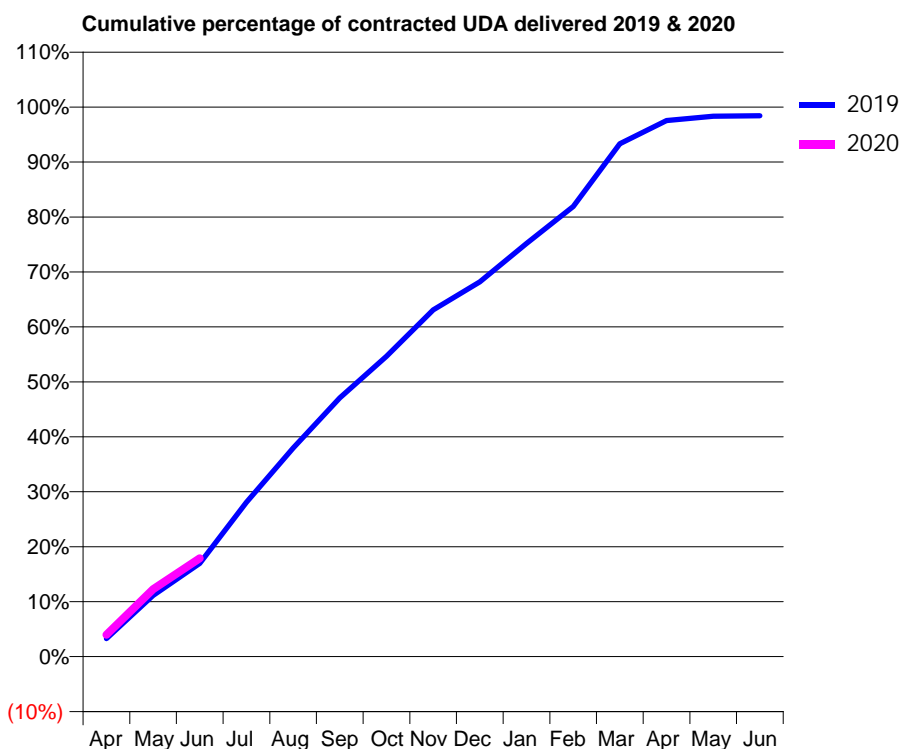
19/20 Contracted general activity (UDA)	8,431
Carry forward general activity (UDA)	0
19/20 Contracted orthodontic activity (UOA)	0
Carry forward orthodontic activity (UOA)	0
Baseline contract value	£225,907.71

ACCESS*

Patients seen in 24 months	Total	Change since previous quarter
Quarter ending June 2018	3,113	
Quarter ending September 2018	3,153	→
Quarter ending December 2018	3,194	→
Quarter ending March 2019	3,255	→
Quarter ending June 2019	3,361	↑
Variance since June 2018	8.0%	↑



ACTIVITY



Month	Adjusted Scheduled Activity (UDA)	
	2019	2020
April	276	336
May	940	1,036
June	1,432	1,509
July	2,369	
August	3,201	
September	3,970	
October	4,609	
November	5,318	
December	5,749	
January	6,336	
February	6,906	
March	7,867	
April	8,224	
May	8,291	
June	8,298	

QUALITY

	Quantity	Base Number	Contract	LHB	Wales
% of FP17s for the same patient ID Re-attending within 3 months - Children	8	262	3.1%	8.3%	10.7%
% of FP17s for the same patient ID Re-attending within 3 months - Adults	82	822	10.0%	14.2%	15.5%
% of FP17s for the same patient ID Re-attending between 3 & 9 months - Children	106	262	40.5%	58.0%	60.1%
% of FP17s for the same patient ID Re-attending between 3 & 9 months - Adults	337	822	41.0%	56.2%	56.6%
% of FP17s for Band 1 Urgent Courses	59	834	7.1%	9.3%	9.1%
% of FP17s Relating to Free Repair or Replacements	2	834	0.2%	0.7%	0.7%
% of FP17s Relating to Continuations	7	834	0.8%	0.6%	0.6%
% of Patients satisfied with the dentistry they have received	3	3	N/A	94.3%	92.8%
% of Patients satisfied with the time they had to wait for an appointment	2	3	N/A	89.8%	87.5%

* This is based on patients treated on this contract for their most recent course of treatment. Figures in italics indicate the base number of FP17s or Patient Questionnaire responses are less than 100. N/A is shown where the base number of responses is less than 10 during the period. % is calculated as Quantity/Base number*100

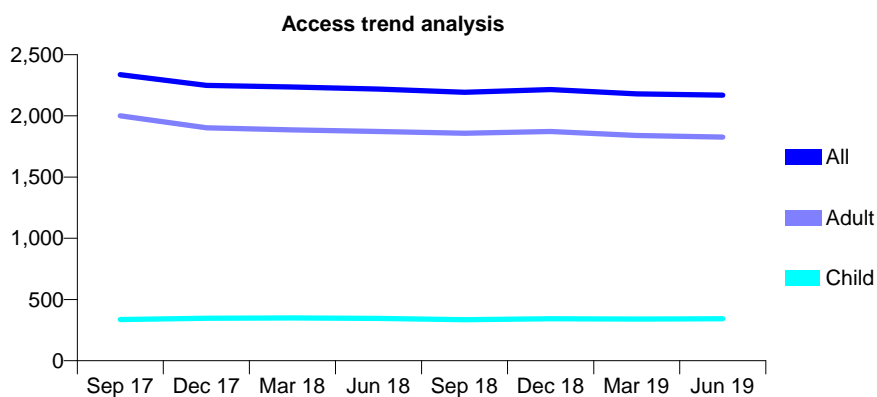
7A6 - Vital Signs At a Glance Contract Report for 234567/0001 - June 2019

Name or company name	MR PA HAWKINS
Contract type name	GDS Contract
Purpose of contract	General
Contract start date	01/04/2006
Contract end date	

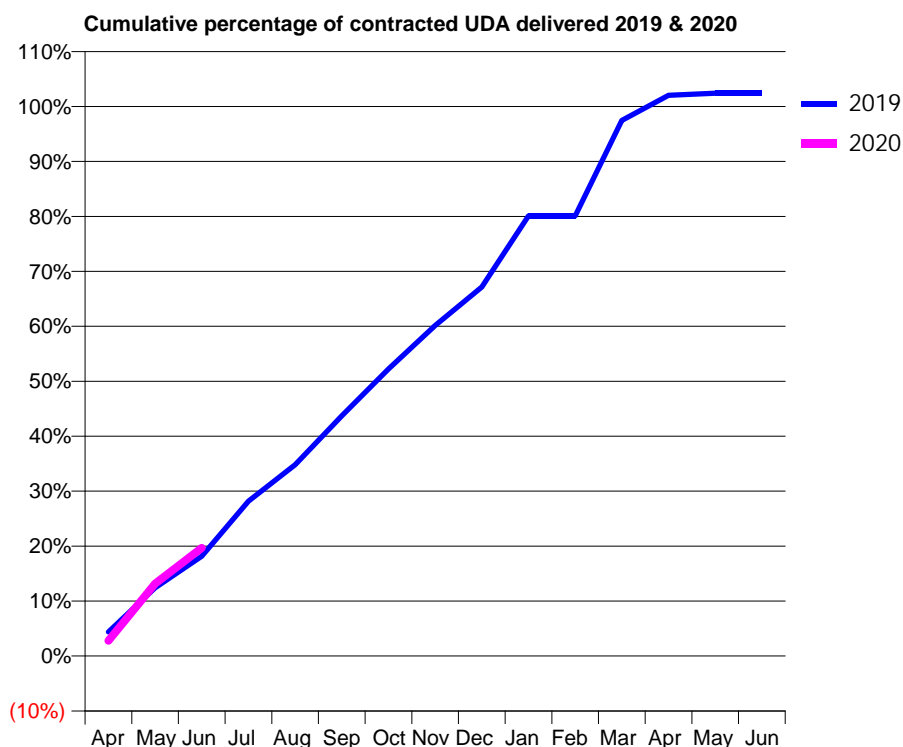
19/20 Contracted general activity (UDA)	5,678
Carry forward general activity (UDA)	0
19/20 Contracted orthodontic activity (UOA)	0
Carry forward orthodontic activity (UOA)	0
Baseline contract value	£145,792.67

ACCESS*

Patients seen in 24 months	Total	Change since previous quarter
Quarter ending June 2018	2,219	
Quarter ending September 2018	2,193	↓
Quarter ending December 2018	2,215	→
Quarter ending March 2019	2,180	↓
Quarter ending June 2019	2,169	→
Variance since June 2018	(2.3%)	↓



ACTIVITY



Month	Adjusted Scheduled Activity (UDA)	
	2019	2020
April	249	158
May	707	749
June	1,031	1,117
July	1,600	
August	1,976	
September	2,480	
October	2,966	
November	3,415	
December	3,812	
January	4,548	
February	4,548	
March	5,532	
April	5,793	
May	5,815	
June	5,815	

QUALITY

	Quantity	Base Number	Contract	LHB	Wales
% of FP17s for the same patient ID Re-attending within 3 months - Children	5	99	5.1%	8.3%	10.7%
% of FP17s for the same patient ID Re-attending within 3 months - Adults	118	610	19.3%	14.2%	15.5%
% of FP17s for the same patient ID Re-attending between 3 & 9 months - Children	56	99	56.6%	58.0%	60.1%
% of FP17s for the same patient ID Re-attending between 3 & 9 months - Adults	277	610	45.4%	56.2%	56.6%
% of FP17s for Band 1 Urgent Courses	79	577	13.7%	9.3%	9.1%
% of FP17s Relating to Free Repair or Replacements	1	577	0.2%	0.7%	0.7%
% of FP17s Relating to Continuations	7	577	1.2%	0.6%	0.6%
% of Patients satisfied with the dentistry they have received	4	4	N/A	94.3%	92.8%
% of Patients satisfied with the time they had to wait for an appointment	4	4	N/A	89.8%	87.5%

* This is based on patients treated on this contract for their most recent course of treatment. Figures in italics indicate the base number of FP17s or Patient Questionnaire responses are less than 100. N/A is shown where the base number of responses is less than 10 during the period. % is calculated as Quantity/Base number*100

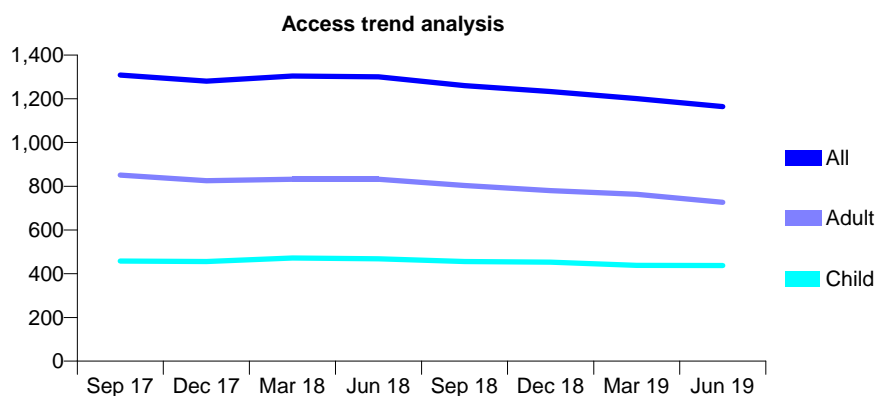
7A6 - Vital Signs At a Glance Contract Report for 245941/0001 - June 2019

Name or company name	MR KR HASTINGS
Contract type name	GDS Contract
Purpose of contract	General
Contract start date	01/04/2006
Contract end date	

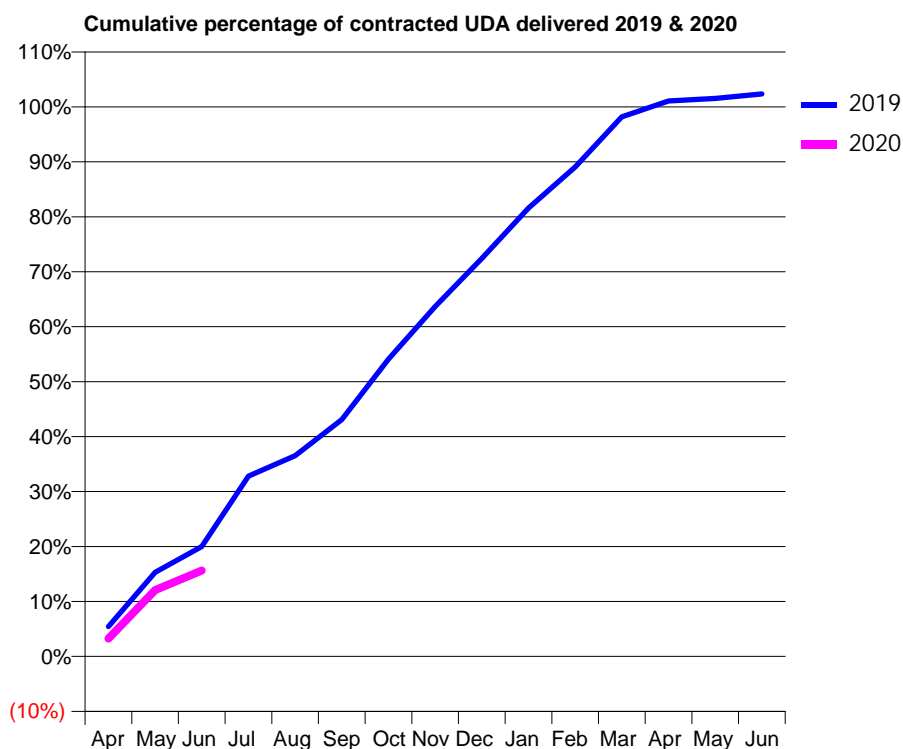
19/20 Contracted general activity (UDA)	3,433
Carry forward general activity (UDA)	0
19/20 Contracted orthodontic activity (UOA)	0
Carry forward orthodontic activity (UOA)	0
Baseline contract value	£97,677.78

ACCESS*

Patients seen in 24 months	Total	Change since previous quarter
Quarter ending June 2018	1,300	
Quarter ending September 2018	1,260	↓
Quarter ending December 2018	1,233	↓
Quarter ending March 2019	1,201	↓
Quarter ending June 2019	1,164	↓
Variance since June 2018	(10.5%)	↓



ACTIVITY



Month	Adjusted Scheduled Activity (UDA)	
	2019	2020
April	187	112
May	526	415
June	687	536
July	1,126	
August	1,255	
September	1,479	
October	1,857	
November	2,186	
December	2,487	
January	2,801	
February	3,058	
March	3,371	
April	3,469	
May	3,485	
June	3,513	

QUALITY

	Quantity	Base Number	Contract	LHB	Wales
% of FP17s for the same patient ID Re-attending within 3 months - Children	6	100	6.0%	8.3%	10.7%
% of FP17s for the same patient ID Re-attending within 3 months - Adults	42	188	22.3%	14.2%	15.5%
% of FP17s for the same patient ID Re-attending between 3 & 9 months - Children	47	100	47.0%	58.0%	60.1%
% of FP17s for the same patient ID Re-attending between 3 & 9 months - Adults	60	188	31.9%	56.2%	56.6%
% of FP17s for Band 1 Urgent Courses	41	233	17.6%	9.3%	9.1%
% of FP17s Relating to Free Repair or Replacements	0	233	0.0%	0.7%	0.7%
% of FP17s Relating to Continuations	1	233	0.4%	0.6%	0.6%
% of Patients satisfied with the dentistry they have received	2	2	N/A	94.3%	92.8%
% of Patients satisfied with the time they had to wait for an appointment	2	2	N/A	89.8%	87.5%

* This is based on patients treated on this contract for their most recent course of treatment. Figures in italics indicate the base number of FP17s or Patient Questionnaire responses are less than 100. N/A is shown where the base number of responses is less than 10 during the period. % is calculated as Quantity/Base number*100

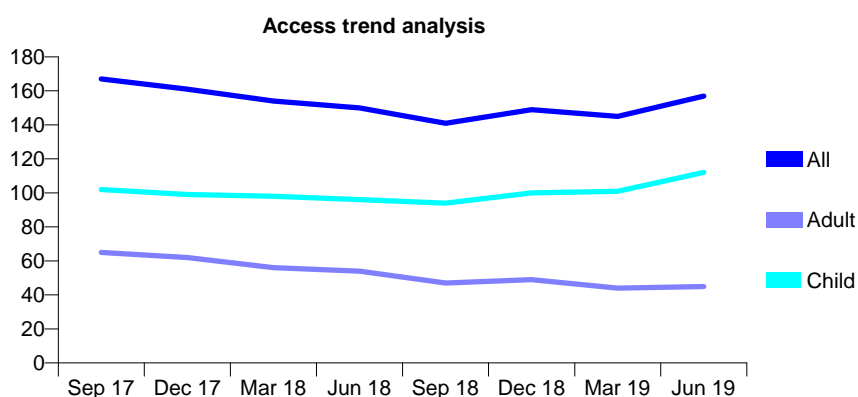
7A6 - Vital Signs At a Glance Contract Report for 254088/0001 - June 2019

Name or company name	MR SG LODGE
Contract type name	GDS Contract
Purpose of contract	General
Contract start date	01/04/2006
Contract end date	

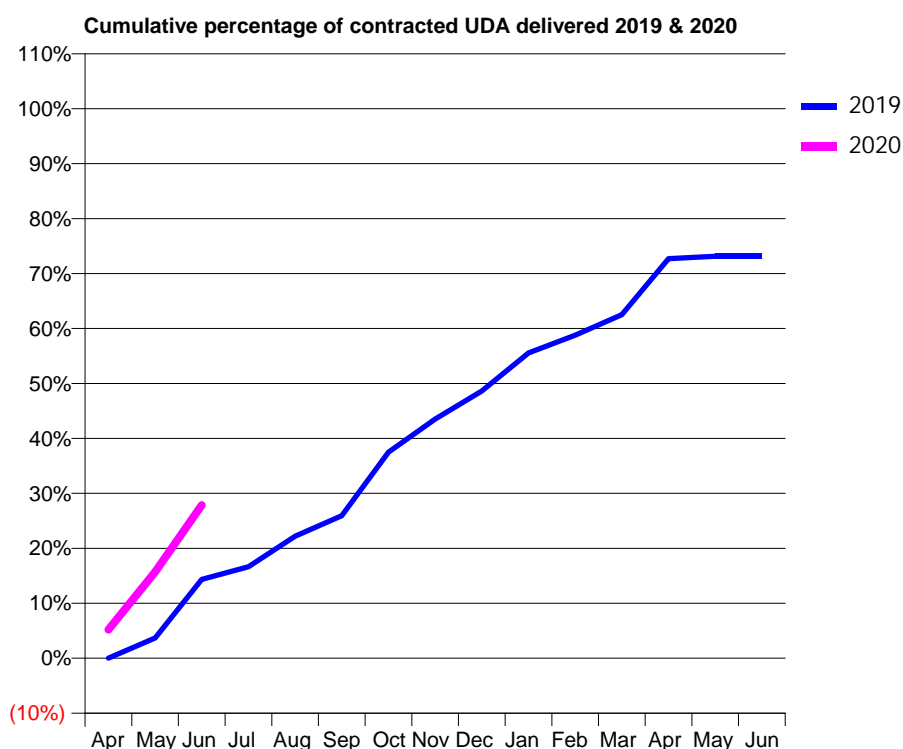
19/20 Contracted general activity (UDA)	173
Carry forward general activity (UDA)	0
19/20 Contracted orthodontic activity (UOA)	0
Carry forward orthodontic activity (UOA)	0
Baseline contract value	£4,098.91

ACCESS*

Patients seen in 24 months	Total	Change since previous quarter
Quarter ending June 2018	150	
Quarter ending September 2018	141	↓
Quarter ending December 2018	149	↑
Quarter ending March 2019	145	↓
Quarter ending June 2019	157	↑
Variance since June 2018	4.7%	↑



ACTIVITY



Month	Adjusted Scheduled Activity (UDA)	
	2019	2020
April	0	9
May	8	27
June	31	48
July	36	
August	48	
September	56	
October	81	
November	94	
December	105	
January	120	
February	127	
March	135	
April	157	
May	158	
June	158	

QUALITY

	Quantity	Base Number	Contract	LHB	Wales
% of FP17s for the same patient ID Re-attending within 3 months - Children	0	53	0.0%	8.3%	10.7%
% of FP17s for the same patient ID Re-attending within 3 months - Adults	0	14	0.0%	14.2%	15.5%
% of FP17s for the same patient ID Re-attending between 3 & 9 months - Children	14	53	26.4%	58.0%	60.1%
% of FP17s for the same patient ID Re-attending between 3 & 9 months - Adults	11	14	78.6%	56.2%	56.6%
% of FP17s for Band 1 Urgent Courses	1	44	2.3%	9.3%	9.1%
% of FP17s Relating to Free Repair or Replacements	0	44	0.0%	0.7%	0.7%
% of FP17s Relating to Continuations	0	44	0.0%	0.6%	0.6%
% of Patients satisfied with the dentistry they have received	0	0	N/A	94.3%	92.8%
% of Patients satisfied with the time they had to wait for an appointment	0	0	N/A	89.8%	87.5%

* This is based on patients treated on this contract for their most recent course of treatment.

Figures in italics indicate the base number of FP17s or Patient Questionnaire responses are less than 100. N/A is shown where the base number of responses is less than 10 during the period. % is calculated as Quantity/Base number*100

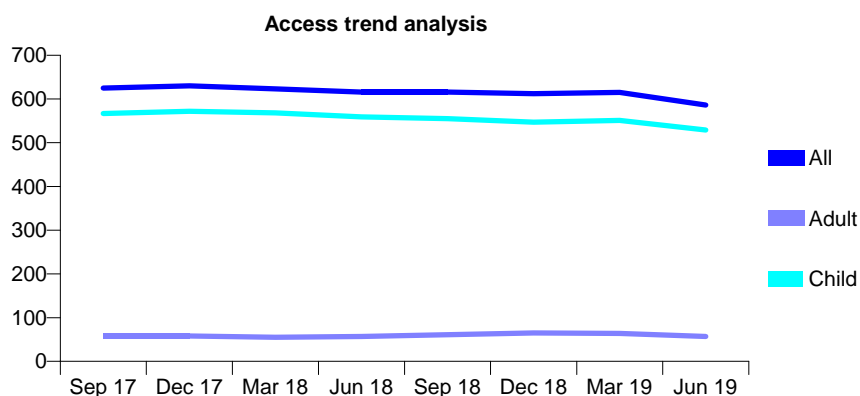
7A6 - Vital Signs At a Glance Contract Report for 264555/0001 - June 2019

Name or company name	MR BA BRUNSWICK
Contract type name	GDS Contract
Purpose of contract	General
Contract start date	01/09/2008
Contract end date	

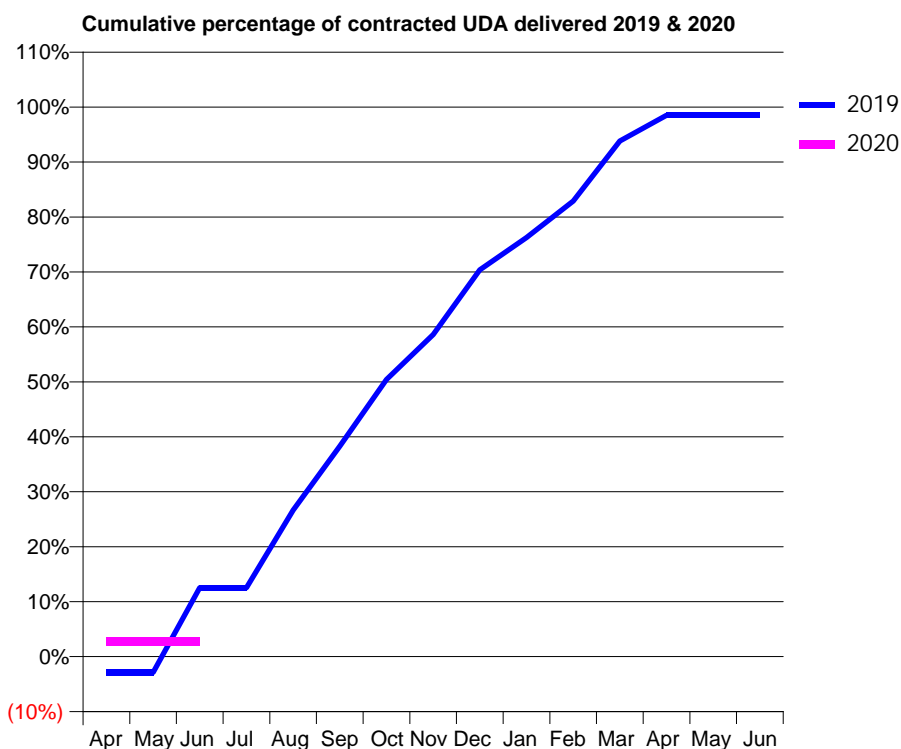
19/20 Contracted general activity (UDA)	1,041
Carry forward general activity (UDA)	0
19/20 Contracted orthodontic activity (UOA)	0
Carry forward orthodontic activity (UOA)	0
Baseline contract value	£27,559.22

ACCESS*

Patients seen in 24 months	Total	Change since previous quarter
Quarter ending June 2018	616	
Quarter ending September 2018	616	→
Quarter ending December 2018	612	→
Quarter ending March 2019	615	→
Quarter ending June 2019	586	↓
Variance since June 2018	(4.9%)	↓



ACTIVITY



Month	Adjusted Scheduled Activity (UDA)	
	2019	2020
April	-30	29
May	-30	29
June	130	29
July	130	
August	277	
September	398	
October	525	
November	610	
December	733	
January	794	
February	863	
March	976	
April	1,025	
May	1,025	
June	1,025	

QUALITY

	Quantity	Base Number	Contract	LHB	Wales
% of FP17s for the same patient ID Re-attending within 3 months - Children	2	65	3.1%	8.3%	10.7%
% of FP17s for the same patient ID Re-attending within 3 months - Adults	0	3	0.0%	14.2%	15.5%
% of FP17s for the same patient ID Re-attending between 3 & 9 months - Children	39	65	60.0%	58.0%	60.1%
% of FP17s for the same patient ID Re-attending between 3 & 9 months - Adults	2	3	66.7%	56.2%	56.6%
% of FP17s for Band 1 Urgent Courses	0	27	0.0%	9.3%	9.1%
% of FP17s Relating to Free Repair or Replacements	0	27	0.0%	0.7%	0.7%
% of FP17s Relating to Continuations	1	27	3.7%	0.6%	0.6%
% of Patients satisfied with the dentistry they have received	1	1	N/A	94.3%	92.8%
% of Patients satisfied with the time they had to wait for an appointment	1	1	N/A	89.8%	87.5%

* This is based on patients treated on this contract for their most recent course of treatment. Figures in italics indicate the base number of FP17s or Patient Questionnaire responses are less than 100. N/A is shown where the base number of responses is less than 10 during the period. % is calculated as Quantity/Base number*100

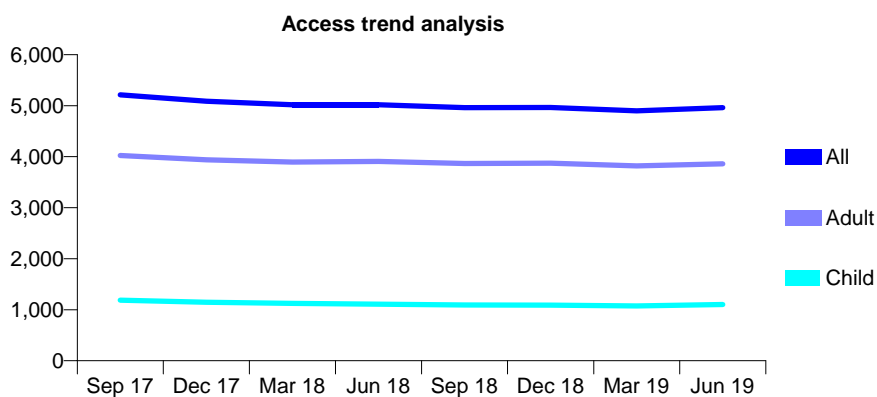
7A6 - Vital Signs At a Glance Contract Report for 269727/0002 - June 2019

Name or company name	Newport Dental Care Partnership
Contract type name	Pilot Contract
Purpose of contract	General
Contract start date	01/08/2011
Contract end date	

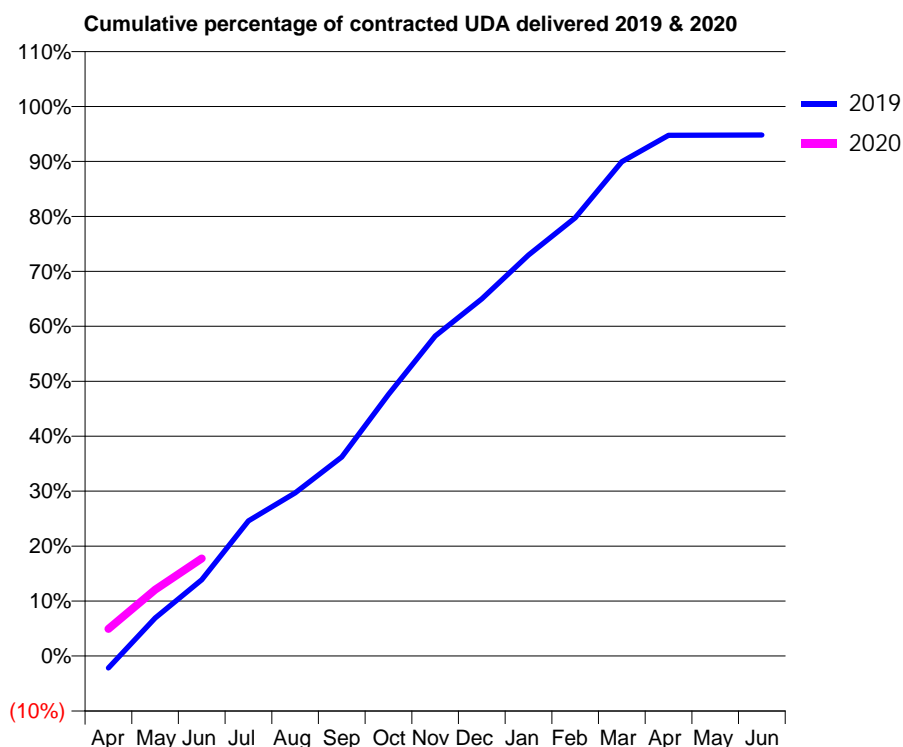
19/20 Contracted general activity (UDA)	15,611
Carry forward general activity (UDA)	0
19/20 Contracted orthodontic activity (UOA)	0
Carry forward orthodontic activity (UOA)	0
Baseline contract value	£445,762.79

ACCESS*

Patients seen in 24 months	Total	Change since previous quarter
Quarter ending June 2018	5,019	
Quarter ending September 2018	4,961	↓
Quarter ending December 2018	4,963	→
Quarter ending March 2019	4,899	↓
Quarter ending June 2019	4,962	→
Variance since June 2018	(1.1%)	↓



ACTIVITY



Month	Adjusted Scheduled Activity (UDA)	
	2019	2020
April	-312	772
May	982	1,885
June	1,970	2,770
July	3,485	
August	4,208	
September	5,134	
October	6,747	
November	8,251	
December	9,209	
January	10,337	
February	11,302	
March	12,745	
April	13,428	
May	13,431	
June	13,434	

QUALITY

	Quantity	Base Number	Contract	LHB	Wales
% of FP17s for the same patient ID Re-attending within 3 months - Children	22	399	5.5%	8.3%	10.7%
% of FP17s for the same patient ID Re-attending within 3 months - Adults	148	1,207	12.3%	14.2%	15.5%
% of FP17s for the same patient ID Re-attending between 3 & 9 months - Children	199	399	49.9%	58.0%	60.1%
% of FP17s for the same patient ID Re-attending between 3 & 9 months - Adults	573	1,207	47.5%	56.2%	56.6%
% of FP17s for Band 1 Urgent Courses	97	1,369	7.1%	9.3%	9.1%
% of FP17s Relating to Free Repair or Replacements	11	1,369	0.8%	0.7%	0.7%
% of FP17s Relating to Continuations	20	1,369	1.5%	0.6%	0.6%
% of Patients satisfied with the dentistry they have received	12	14	85.7%	94.3%	92.8%
% of Patients satisfied with the time they had to wait for an appointment	12	14	85.7%	89.8%	87.5%

* This is based on patients treated on this contract for their most recent course of treatment. Figures in italics indicate the base number of FP17s or Patient Questionnaire responses are less than 100. N/A is shown where the base number of responses is less than 10 during the period. % is calculated as Quantity/Base number*100

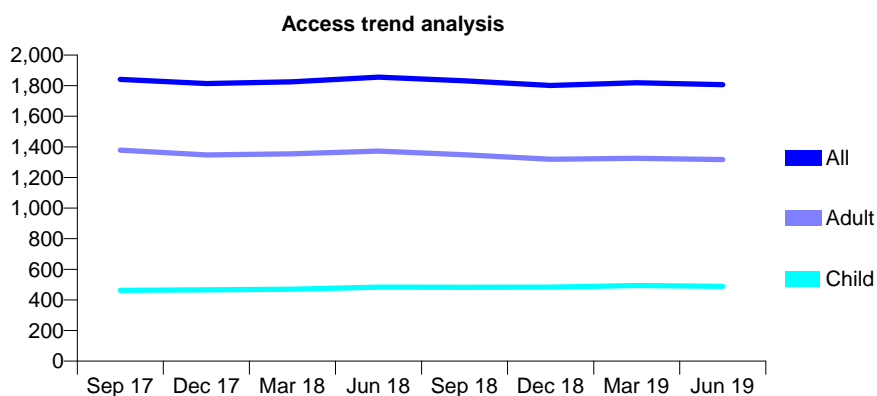
7A6 - Vital Signs At a Glance Contract Report for 297437/0001 - June 2019

Name or company name	MR TD WYSOME
Contract type name	Pilot Contract
Purpose of contract	General
Contract start date	01/04/2012
Contract end date	

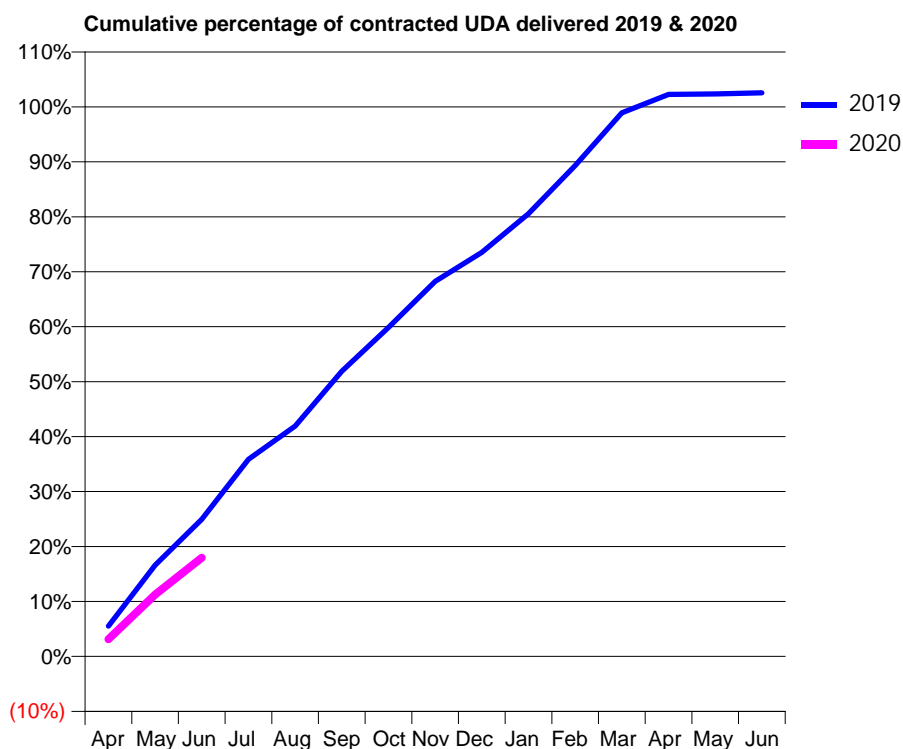
19/20 Contracted general activity (UDA)	6,120
Carry forward general activity (UDA)	0
19/20 Contracted orthodontic activity (UOA)	0
Carry forward orthodontic activity (UOA)	0
Baseline contract value	£251,606.44

ACCESS*

Patients seen in 24 months	Total	Change since previous quarter
Quarter ending June 2018	1,856	
Quarter ending September 2018	1,831	↓
Quarter ending December 2018	1,802	↓
Quarter ending March 2019	1,819	→
Quarter ending June 2019	1,806	→
Variance since June 2018	(2.7%)	↓



ACTIVITY



Adjusted Scheduled Activity (UDA)		
Month	2019	2020
April	337	192
May	1,016	689
June	1,526	1,098
July	2,196	
August	2,565	
September	3,174	
October	3,662	
November	4,177	
December	4,499	
January	4,931	
February	5,468	
March	6,055	
April	6,259	
May	6,263	
June	6,276	

QUALITY

	Quantity	Base Number	Contract	LHB	Wales
% of FP17s for the same patient ID Re-attending within 3 months - Children	6	153	3.9%	8.3%	10.7%
% of FP17s for the same patient ID Re-attending within 3 months - Adults	33	353	9.3%	14.2%	15.5%
% of FP17s for the same patient ID Re-attending between 3 & 9 months - Children	79	153	51.6%	58.0%	60.1%
% of FP17s for the same patient ID Re-attending between 3 & 9 months - Adults	149	353	42.2%	56.2%	56.6%
% of FP17s for Band 1 Urgent Courses	33	446	7.4%	9.3%	9.1%
% of FP17s Relating to Free Repair or Replacements	0	446	0.0%	0.7%	0.7%
% of FP17s Relating to Continuations	1	446	0.2%	0.6%	0.6%
% of Patients satisfied with the dentistry they have received	2	2	N/A	94.3%	92.8%
% of Patients satisfied with the time they had to wait for an appointment	2	2	N/A	89.8%	87.5%

* This is based on patients treated on this contract for their most recent course of treatment. Figures in italics indicate the base number of FP17s or Patient Questionnaire responses are less than 100. N/A is shown where the base number of responses is less than 10 during the period. % is calculated as Quantity/Base number*100

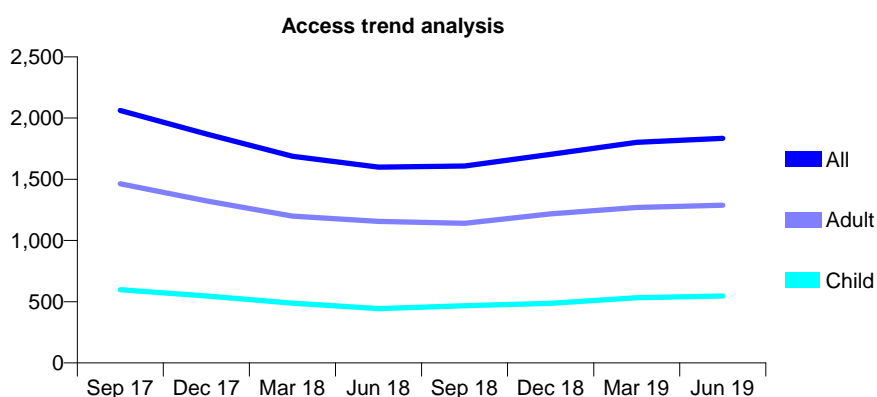
7A6 - Vital Signs At a Glance Contract Report for 309966/0002 - June 2019

Name or company name	MR SJ PARRY
Contract type name	Pilot Contract
Purpose of contract	General
Contract start date	06/07/2015
Contract end date	

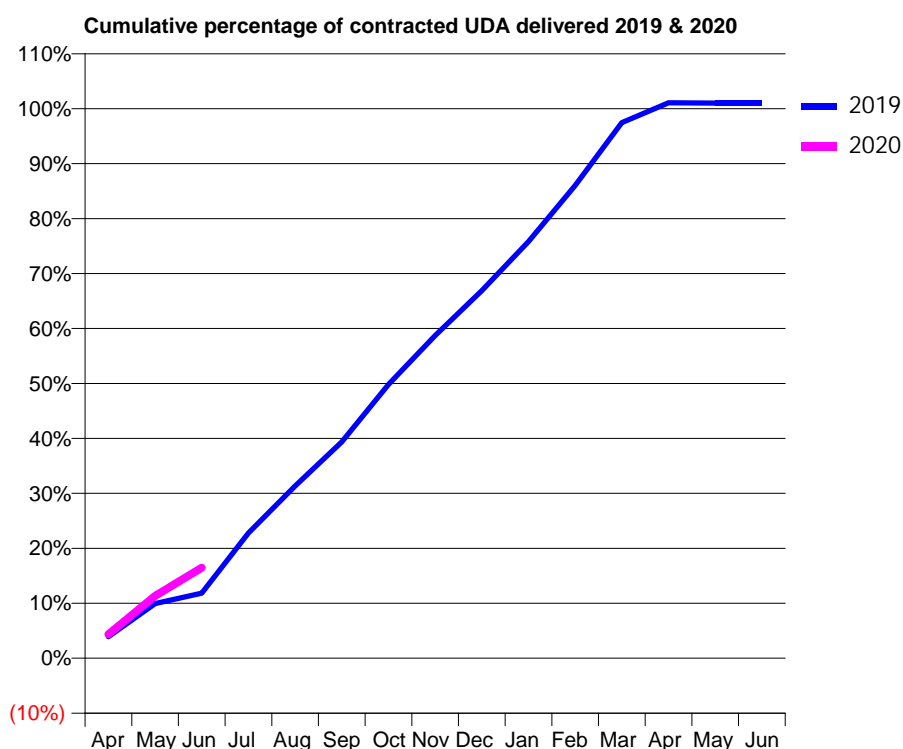
19/20 Contracted general activity (UDA)	5,850
Carry forward general activity (UDA)	0
19/20 Contracted orthodontic activity (UOA)	0
Carry forward orthodontic activity (UOA)	0
Baseline contract value	£248,757.21

ACCESS*

Patients seen in 24 months	Total	Change since previous quarter
Quarter ending June 2018	1,600	
Quarter ending September 2018	1,608	→
Quarter ending December 2018	1,704	↑
Quarter ending March 2019	1,802	↑
Quarter ending June 2019	1,835	→
Variance since June 2018	14.7%	↑



ACTIVITY



Month	2019	2020
April	230	254
May	583	664
June	693	963
July	1,333	
August	1,835	
September	2,303	
October	2,914	
November	3,434	
December	3,911	
January	4,436	
February	5,033	
March	5,702	
April	5,912	
May	5,909	
June	5,909	

QUALITY

	Quantity	Base Number	Contract	LHB	Wales
% of FP17s for the same patient ID Re-attending within 3 months - Children	21	187	11.2%	8.3%	10.7%
% of FP17s for the same patient ID Re-attending within 3 months - Adults	81	398	20.4%	14.2%	15.5%
% of FP17s for the same patient ID Re-attending between 3 & 9 months - Children	98	187	52.4%	58.0%	60.1%
% of FP17s for the same patient ID Re-attending between 3 & 9 months - Adults	205	398	51.5%	56.2%	56.6%
% of FP17s for Band 1 Urgent Courses	52	472	11.0%	9.3%	9.1%
% of FP17s Relating to Free Repair or Replacements	3	472	0.6%	0.7%	0.7%
% of FP17s Relating to Continuations	0	472	0.0%	0.6%	0.6%
% of Patients satisfied with the dentistry they have received	3	3	N/A	94.3%	92.8%
% of Patients satisfied with the time they had to wait for an appointment	2	3	N/A	89.8%	87.5%

* This is based on patients treated on this contract for their most recent course of treatment. Figures in italics indicate the base number of FP17s or Patient Questionnaire responses are less than 100. N/A is shown where the base number of responses is less than 10 during the period. % is calculated as Quantity/Base number*100

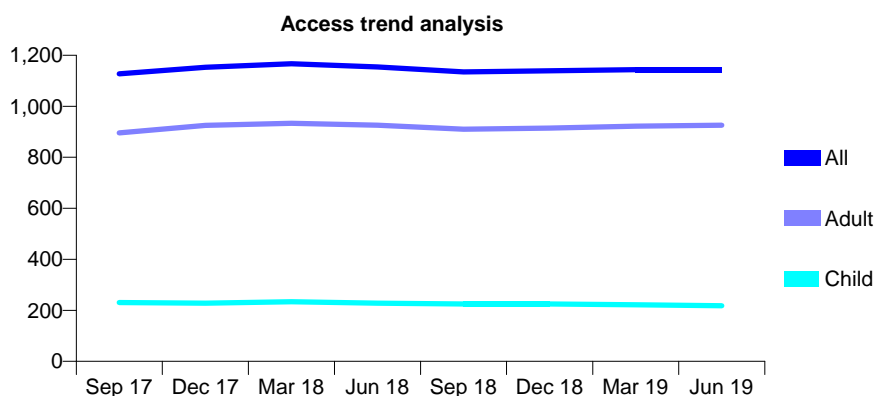
7A6 - Vital Signs At a Glance Contract Report for 326429/0003 - June 2019

Name or company name	MR AJ MATTHEWS
Contract type name	GDS Contract
Purpose of contract	General
Contract start date	01/04/2006
Contract end date	

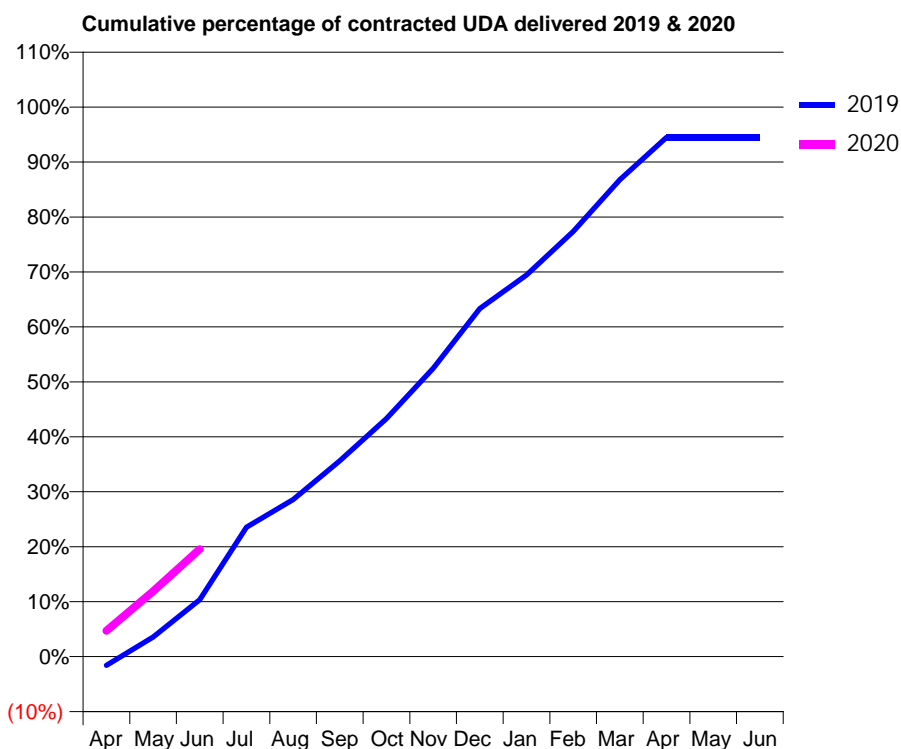
19/20 Contracted general activity (UDA)	4,200
Carry forward general activity (UDA)	0
19/20 Contracted orthodontic activity (UOA)	0
Carry forward orthodontic activity (UOA)	0
Baseline contract value	£106,877.44

ACCESS*

Patients seen in 24 months	Total	Change since previous quarter
Quarter ending June 2018	1,154	
Quarter ending September 2018	1,135	↓
Quarter ending December 2018	1,139	→
Quarter ending March 2019	1,144	→
Quarter ending June 2019	1,144	→
Variance since June 2018	(0.9%)	→



ACTIVITY



Month	Adjusted Scheduled Activity (UDA)	
	2019	2020
April	-68	197
May	150	500
June	435	821
July	989	
August	1,201	
September	1,497	
October	1,819	
November	2,204	
December	2,660	
January	2,916	
February	3,249	
March	3,644	
April	3,968	
May	3,968	
June	3,968	

QUALITY

	Quantity	Base Number	Contract	LHB	Wales
% of FP17s for the same patient ID Re-attending within 3 months - Children	5	80	6.3%	8.3%	10.7%
% of FP17s for the same patient ID Re-attending within 3 months - Adults	92	392	23.5%	14.2%	15.5%
% of FP17s for the same patient ID Re-attending between 3 & 9 months - Children	46	80	57.5%	58.0%	60.1%
% of FP17s for the same patient ID Re-attending between 3 & 9 months - Adults	179	392	45.7%	56.2%	56.6%
% of FP17s for Band 1 Urgent Courses	63	370	17.0%	9.3%	9.1%
% of FP17s Relating to Free Repair or Replacements	3	370	0.8%	0.7%	0.7%
% of FP17s Relating to Continuations	4	370	1.1%	0.6%	0.6%
% of Patients satisfied with the dentistry they have received	1	1	N/A	94.3%	92.8%
% of Patients satisfied with the time they had to wait for an appointment	1	1	N/A	89.8%	87.5%

* This is based on patients treated on this contract for their most recent course of treatment. Figures in italics indicate the base number of FP17s or Patient Questionnaire responses are less than 100. N/A is shown where the base number of responses is less than 10 during the period. % is calculated as Quantity/Base number*100

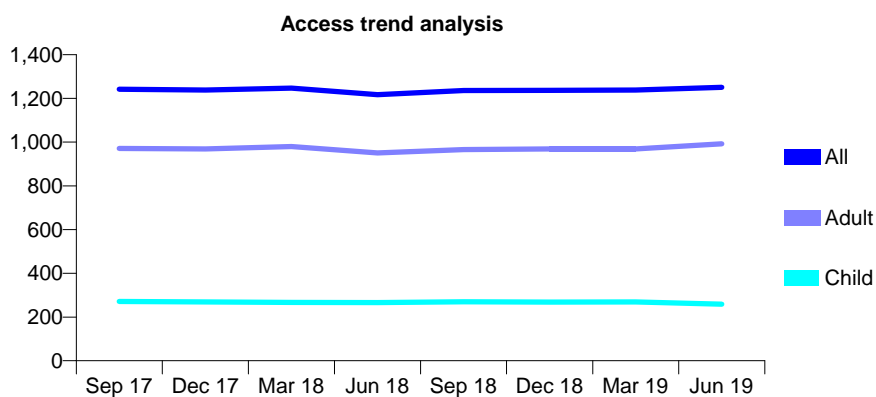
7A6 - Vital Signs At a Glance Contract Report for 327190/0001 - June 2019

Name or company name	MR AV JONES
Contract type name	GDS Contract
Purpose of contract	General
Contract start date	01/04/2006
Contract end date	

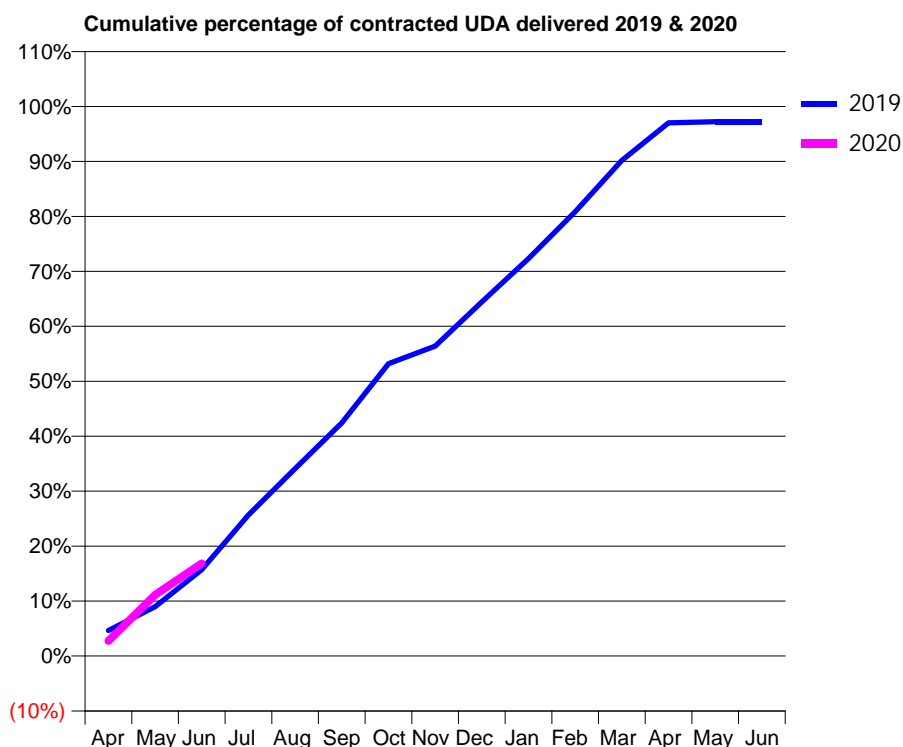
19/20 Contracted general activity (UDA)	4,848
Carry forward general activity (UDA)	0
19/20 Contracted orthodontic activity (UOA)	0
Carry forward orthodontic activity (UOA)	0
Baseline contract value	£123,606.50

ACCESS*

Patients seen in 24 months	Total	Change since previous quarter
Quarter ending June 2018	1,217	
Quarter ending September 2018	1,236	→
Quarter ending December 2018	1,237	→
Quarter ending March 2019	1,238	→
Quarter ending June 2019	1,251	→
Variance since June 2018	2.8%	↑



ACTIVITY



Month	Adjusted Scheduled Activity (UDA)	
	2019	2020
April	225	134
May	436	540
June	762	817
July	1,244	
August	1,654	
September	2,057	
October	2,578	
November	2,734	
December	3,125	
January	3,507	
February	3,921	
March	4,372	
April	4,704	
May	4,714	
June	4,714	

QUALITY

	Quantity	Base Number	Contract	LHB	Wales
% of FP17s for the same patient ID Re-attending within 3 months - Children	4	97	4.1%	8.3%	10.7%
% of FP17s for the same patient ID Re-attending within 3 months - Adults	51	412	12.4%	14.2%	15.5%
% of FP17s for the same patient ID Re-attending between 3 & 9 months - Children	58	97	59.8%	58.0%	60.1%
% of FP17s for the same patient ID Re-attending between 3 & 9 months - Adults	217	412	52.7%	56.2%	56.6%
% of FP17s for Band 1 Urgent Courses	52	381	13.6%	9.3%	9.1%
% of FP17s Relating to Free Repair or Replacements	0	381	0.0%	0.7%	0.7%
% of FP17s Relating to Continuations	1	381	0.3%	0.6%	0.6%
% of Patients satisfied with the dentistry they have received	17	17	100.0%	94.3%	92.8%
% of Patients satisfied with the time they had to wait for an appointment	17	17	100.0%	89.8%	87.5%

* This is based on patients treated on this contract for their most recent course of treatment. Figures in italics indicate the base number of FP17s or Patient Questionnaire responses are less than 100. N/A is shown where the base number of responses is less than 10 during the period. % is calculated as Quantity/Base number*100

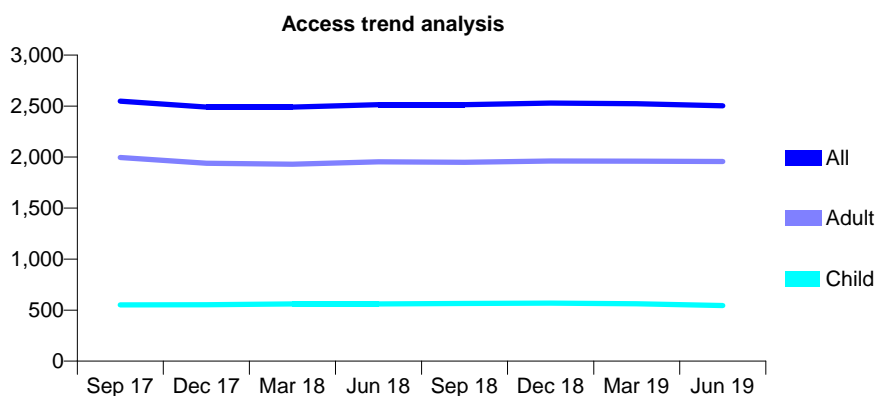
7A6 - Vital Signs At a Glance Contract Report for 332151/0001 - June 2019

Name or company name	MISS LA GRIFFITHS
Contract type name	GDS Contract
Purpose of contract	General
Contract start date	01/04/2006
Contract end date	

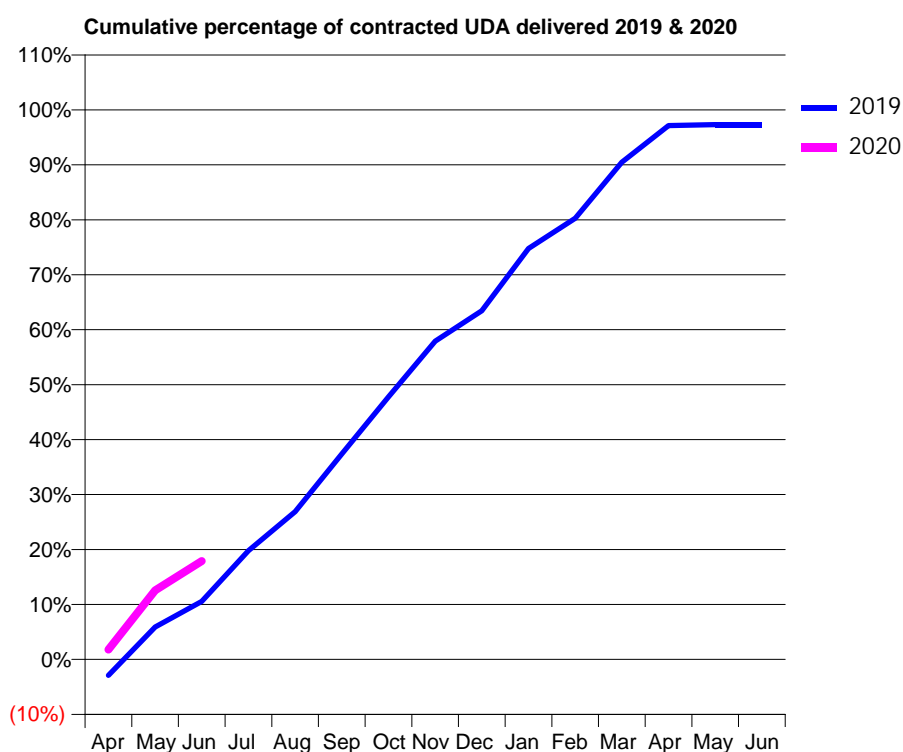
19/20 Contracted general activity (UDA)	5,896
Carry forward general activity (UDA)	0
19/20 Contracted orthodontic activity (UOA)	0
Carry forward orthodontic activity (UOA)	0
Baseline contract value	£149,854.73

ACCESS*

Patients seen in 24 months	Total	Change since previous quarter
Quarter ending June 2018	2,515	
Quarter ending September 2018	2,513	→
Quarter ending December 2018	2,530	→
Quarter ending March 2019	2,523	→
Quarter ending June 2019	2,502	→
Variance since June 2018	(0.5%)	→



ACTIVITY



Month	2019	2020
April	-172	106
May	348	740
June	623	1,055
July	1,167	
August	1,586	
September	2,204	
October	2,817	
November	3,415	
December	3,741	
January	4,409	
February	4,733	
March	5,335	
April	5,726	
May	5,738	
June	5,738	

QUALITY

	Quantity	Base Number	Contract	LHB	Wales
% of FP17s for the same patient ID Re-attending within 3 months - Children	11	198	5.6%	8.3%	10.7%
% of FP17s for the same patient ID Re-attending within 3 months - Adults	96	653	14.7%	14.2%	15.5%
% of FP17s for the same patient ID Re-attending between 3 & 9 months - Children	125	198	63.1%	58.0%	60.1%
% of FP17s for the same patient ID Re-attending between 3 & 9 months - Adults	317	653	48.5%	56.2%	56.6%
% of FP17s for Band 1 Urgent Courses	51	618	8.3%	9.3%	9.1%
% of FP17s Relating to Free Repair or Replacements	3	618	0.5%	0.7%	0.7%
% of FP17s Relating to Continuations	3	618	0.5%	0.6%	0.6%
% of Patients satisfied with the dentistry they have received	7	7	N/A	94.3%	92.8%
% of Patients satisfied with the time they had to wait for an appointment	7	7	N/A	89.8%	87.5%

* This is based on patients treated on this contract for their most recent course of treatment. Figures in italics indicate the base number of FP17s or Patient Questionnaire responses are less than 100. N/A is shown where the base number of responses is less than 10 during the period. % is calculated as Quantity/Base number*100

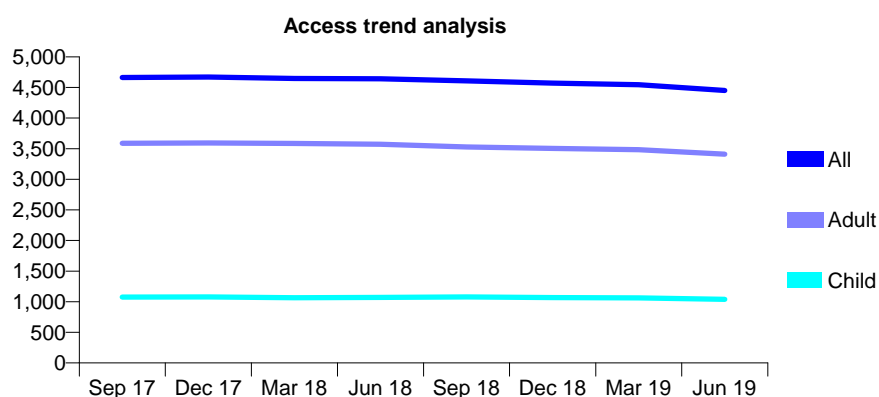
7A6 - Vital Signs At a Glance Contract Report for 349593/0001 - June 2019

Name or company name	MR DJ SRIVASTAVA
Contract type name	GDS Contract
Purpose of contract	General
Contract start date	01/10/2015
Contract end date	

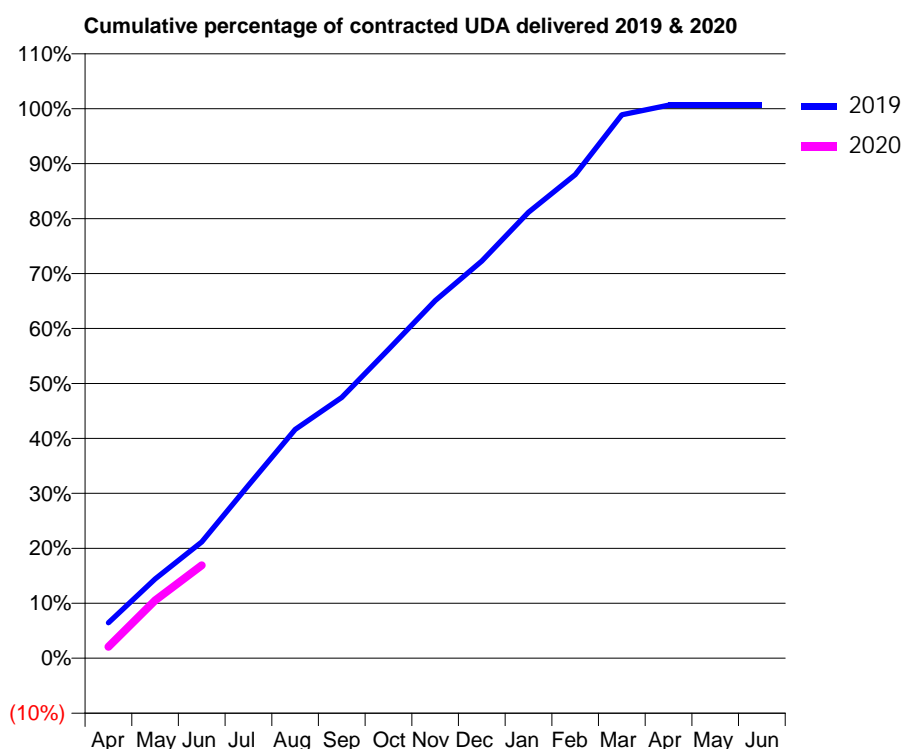
19/20 Contracted general activity (UDA)	13,141
Carry forward general activity (UDA)	0
19/20 Contracted orthodontic activity (UOA)	0
Carry forward orthodontic activity (UOA)	0
Baseline contract value	£370,232.01

ACCESS*

Patients seen in 24 months	Total	Change since previous quarter
Quarter ending June 2018	4,642	
Quarter ending September 2018	4,608	→
Quarter ending December 2018	4,572	→
Quarter ending March 2019	4,546	→
Quarter ending June 2019	4,451	↓
Variance since June 2018	(4.1%)	↓



ACTIVITY



Adjusted Scheduled Activity (UDA)		
Month	2019	2020
April	850	272
May	1,897	1,385
June	2,782	2,221
July	4,134	
August	5,472	
September	6,237	
October	7,383	
November	8,552	
December	9,498	
January	10,667	
February	11,563	
March	12,993	
April	13,222	
May	13,224	
June	13,224	

QUALITY

	Quantity	Base Number	Contract	LHB	Wales
% of FP17s for the same patient ID Re-attending within 3 months - Children	15	338	4.4%	8.3%	10.7%
% of FP17s for the same patient ID Re-attending within 3 months - Adults	73	928	7.9%	14.2%	15.5%
% of FP17s for the same patient ID Re-attending between 3 & 9 months - Children	218	338	64.5%	58.0%	60.1%
% of FP17s for the same patient ID Re-attending between 3 & 9 months - Adults	527	928	56.8%	56.2%	56.6%
% of FP17s for Band 1 Urgent Courses	30	1,157	2.6%	9.3%	9.1%
% of FP17s Relating to Free Repair or Replacements	18	1,157	1.6%	0.7%	0.7%
% of FP17s Relating to Continuations	2	1,157	0.2%	0.6%	0.6%
% of Patients satisfied with the dentistry they have received	4	4	N/A	94.3%	92.8%
% of Patients satisfied with the time they had to wait for an appointment	4	4	N/A	89.8%	87.5%

* This is based on patients treated on this contract for their most recent course of treatment.

Figures in italics indicate the base number of FP17s or Patient Questionnaire responses are less than 100. N/A is shown where the base number of responses is less than 10 during the period. % is calculated as Quantity/Base number*100

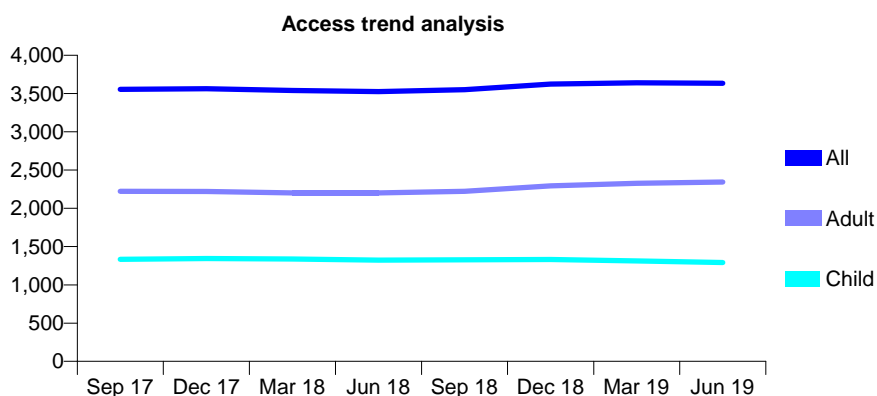
7A6 - Vital Signs At a Glance Contract Report for 577650/0001 - June 2019

Name or company name	MISS SD WILKINS
Contract type name	GDS Contract
Purpose of contract	General
Contract start date	01/04/2006
Contract end date	

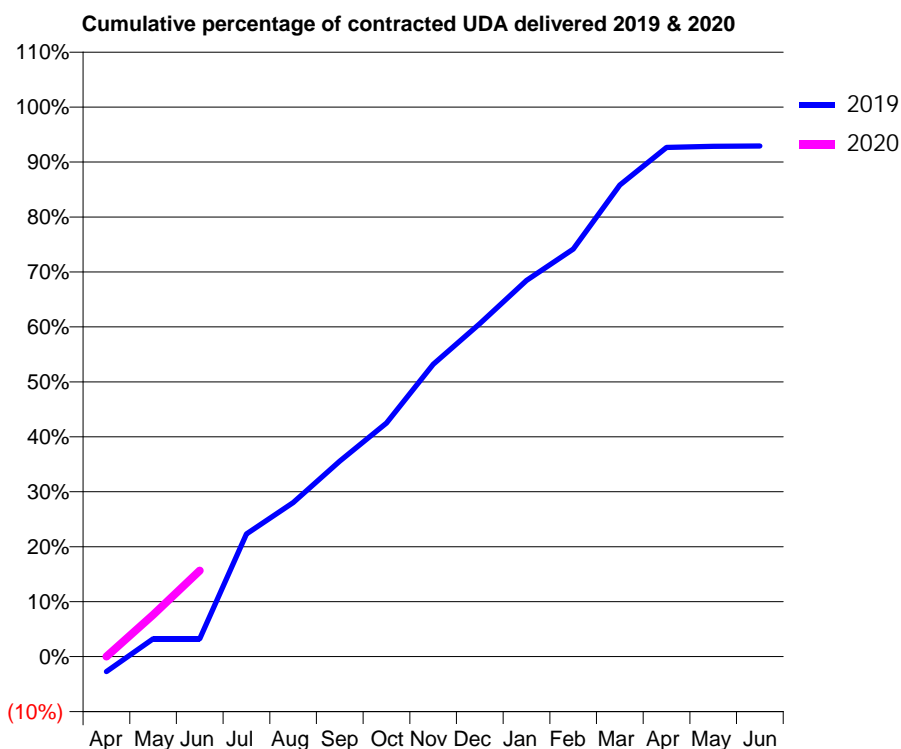
19/20 Contracted general activity (UDA)	13,571
Carry forward general activity (UDA)	0
19/20 Contracted orthodontic activity (UOA)	0
Carry forward orthodontic activity (UOA)	0
Baseline contract value	£331,334.81

ACCESS*

Patients seen in 24 months	Total	Change since previous quarter
Quarter ending June 2018	3,525	
Quarter ending September 2018	3,550	→
Quarter ending December 2018	3,623	↑
Quarter ending March 2019	3,640	→
Quarter ending June 2019	3,634	→
Variance since June 2018	3.1%	↑



ACTIVITY



Month	Adjusted Scheduled Activity (UDA)	
	2019	2020
April	-369	0
May	440	1,035
June	440	2,125
July	3,031	
August	3,807	
September	4,826	
October	5,767	
November	7,216	
December	8,221	
January	9,288	
February	10,066	
March	11,648	
April	12,575	
May	12,601	
June	12,608	

QUALITY

	Quantity	Base Number	Contract	LHB	Wales
% of FP17s for the same patient ID Re-attending within 3 months - Children	27	522	5.2%	8.3%	10.7%
% of FP17s for the same patient ID Re-attending within 3 months - Adults	90	951	9.5%	14.2%	15.5%
% of FP17s for the same patient ID Re-attending between 3 & 9 months - Children	376	522	72.0%	58.0%	60.1%
% of FP17s for the same patient ID Re-attending between 3 & 9 months - Adults	606	951	63.7%	56.2%	56.6%
% of FP17s for Band 1 Urgent Courses	43	1,107	3.9%	9.3%	9.1%
% of FP17s Relating to Free Repair or Replacements	9	1,107	0.8%	0.7%	0.7%
% of FP17s Relating to Continuations	10	1,107	0.9%	0.6%	0.6%
% of Patients satisfied with the dentistry they have received	0	0	N/A	94.3%	92.8%
% of Patients satisfied with the time they had to wait for an appointment	0	0	N/A	89.8%	87.5%

* This is based on patients treated on this contract for their most recent course of treatment. Figures in italics indicate the base number of FP17s or Patient Questionnaire responses are less than 100. N/A is shown where the base number of responses is less than 10 during the period. % is calculated as Quantity/Base number*100

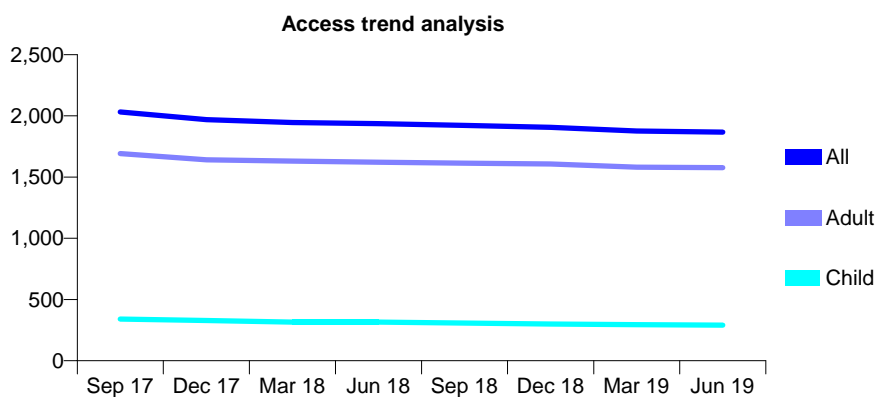
7A6 - Vital Signs At a Glance Contract Report for 641642/0001 - June 2019

Name or company name	MR DS YOUNG
Contract type name	GDS Contract
Purpose of contract	General
Contract start date	01/04/2006
Contract end date	

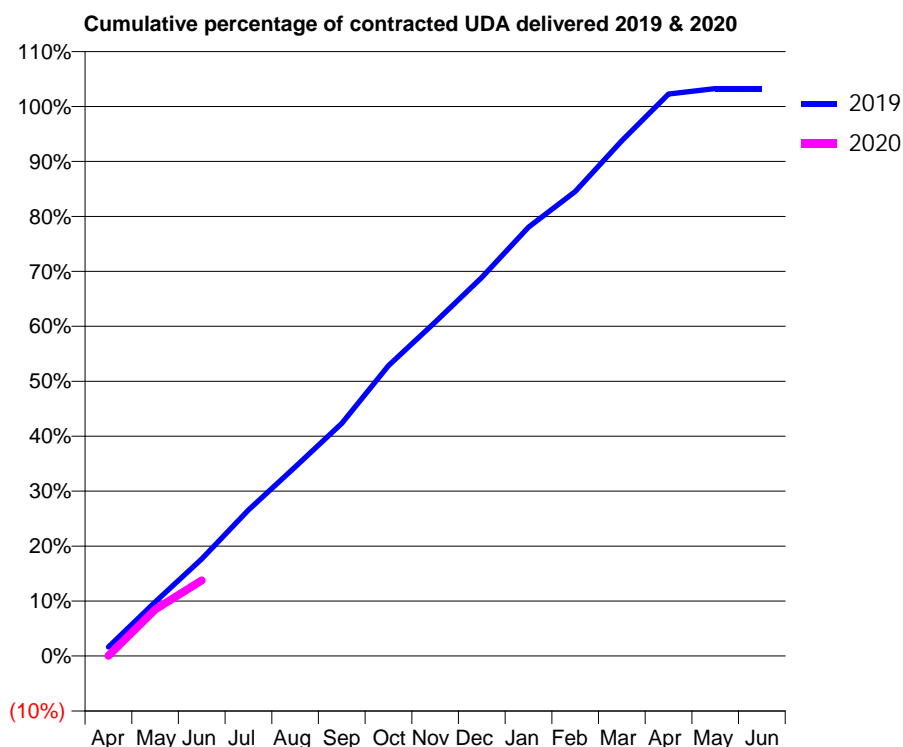
19/20 Contracted general activity (UDA)	5,885
Carry forward general activity (UDA)	0
19/20 Contracted orthodontic activity (UOA)	0
Carry forward orthodontic activity (UOA)	0
Baseline contract value	£181,895.47

ACCESS*

Patients seen in 24 months	Total	Change since previous quarter
Quarter ending June 2018	1,936	
Quarter ending September 2018	1,922	→
Quarter ending December 2018	1,907	→
Quarter ending March 2019	1,876	↓
Quarter ending June 2019	1,868	→
Variance since June 2018	(3.5%)	↓



ACTIVITY



Month	Adjusted Scheduled Activity (UDA)	
	2019	2020
April	96	3
May	579	498
June	1,039	811
July	1,565	
August	2,026	
September	2,491	
October	3,110	
November	3,575	
December	4,053	
January	4,591	
February	4,975	
March	5,517	
April	6,017	
May	6,075	
June	6,075	

QUALITY

	Quantity	Base Number	Contract	LHB	Wales
% of FP17s for the same patient ID Re-attending within 3 months - Children	2	71	2.8%	8.3%	10.7%
% of FP17s for the same patient ID Re-attending within 3 months - Adults	36	491	7.3%	14.2%	15.5%
% of FP17s for the same patient ID Re-attending between 3 & 9 months - Children	20	71	28.2%	58.0%	60.1%
% of FP17s for the same patient ID Re-attending between 3 & 9 months - Adults	244	491	49.7%	56.2%	56.6%
% of FP17s for Band 1 Urgent Courses	24	334	7.2%	9.3%	9.1%
% of FP17s Relating to Free Repair or Replacements	2	334	0.6%	0.7%	0.7%
% of FP17s Relating to Continuations	1	334	0.3%	0.6%	0.6%
% of Patients satisfied with the dentistry they have received	13	13	100.0%	94.3%	92.8%
% of Patients satisfied with the time they had to wait for an appointment	9	13	69.2%	89.8%	87.5%

* This is based on patients treated on this contract for their most recent course of treatment. Figures in italics indicate the base number of FP17s or Patient Questionnaire responses are less than 100. N/A is shown where the base number of responses is less than 10 during the period. % is calculated as Quantity/Base number*100

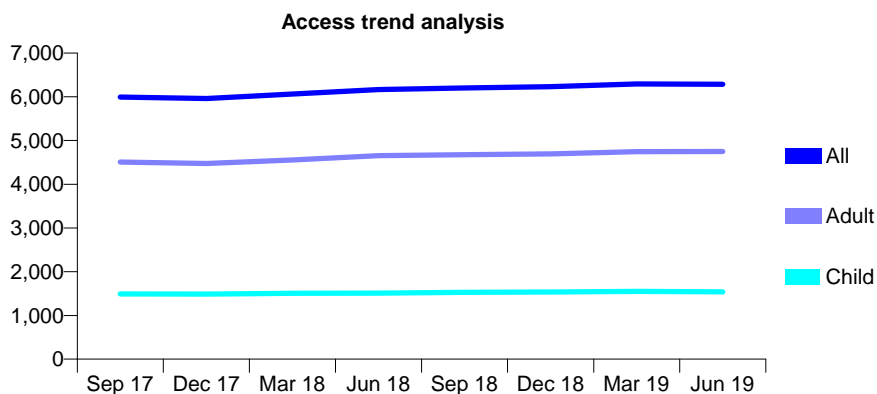
7A6 - Vital Signs At a Glance Contract Report for 643246/0001 - June 2019

Name or company name	MR RD WILLNER
Contract type name	GDS Contract
Purpose of contract	General
Contract start date	01/04/2006
Contract end date	

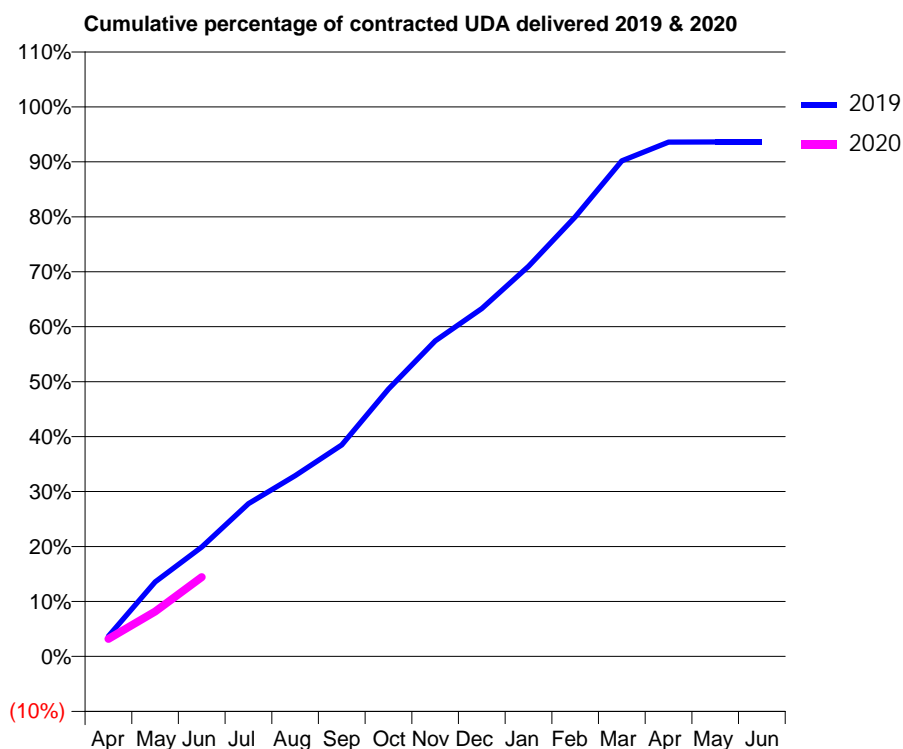
19/20 Contracted general activity (UDA)	20,810
Carry forward general activity (UDA)	0
19/20 Contracted orthodontic activity (UOA)	0
Carry forward orthodontic activity (UOA)	0
Baseline contract value	£556,063.43

ACCESS*

Patients seen in 24 months	Total	Change since previous quarter
Quarter ending June 2018	6,166	
Quarter ending September 2018	6,203	→
Quarter ending December 2018	6,233	→
Quarter ending March 2019	6,294	→
Quarter ending June 2019	6,286	→
Variance since June 2018	1.9%	→



ACTIVITY



Month	2019	2020
April	766	662
May	2,818	1,699
June	4,145	3,001
July	5,784	
August	6,846	
September	8,007	
October	10,124	
November	11,947	
December	13,173	
January	14,773	
February	16,642	
March	18,762	
April	19,475	
May	19,478	
June	19,478	

QUALITY

	Quantity	Base Number	Contract	LHB	Wales
% of FP17s for the same patient ID Re-attending within 3 months - Children	34	378	9.0%	8.3%	10.7%
% of FP17s for the same patient ID Re-attending within 3 months - Adults	212	1,251	16.9%	14.2%	15.5%
% of FP17s for the same patient ID Re-attending between 3 & 9 months - Children	171	378	45.2%	58.0%	60.1%
% of FP17s for the same patient ID Re-attending between 3 & 9 months - Adults	630	1,251	50.4%	56.2%	56.6%
% of FP17s for Band 1 Urgent Courses	110	1,345	8.2%	9.3%	9.1%
% of FP17s Relating to Free Repair or Replacements	11	1,345	0.8%	0.7%	0.7%
% of FP17s Relating to Continuations	37	1,345	2.8%	0.6%	0.6%
% of Patients satisfied with the dentistry they have received	8	8	N/A	94.3%	92.8%
% of Patients satisfied with the time they had to wait for an appointment	7	8	N/A	89.8%	87.5%

* This is based on patients treated on this contract for their most recent course of treatment. Figures in italics indicate the base number of FP17s or Patient Questionnaire responses are less than 100. N/A is shown where the base number of responses is less than 10 during the period. % is calculated as Quantity/Base number*100

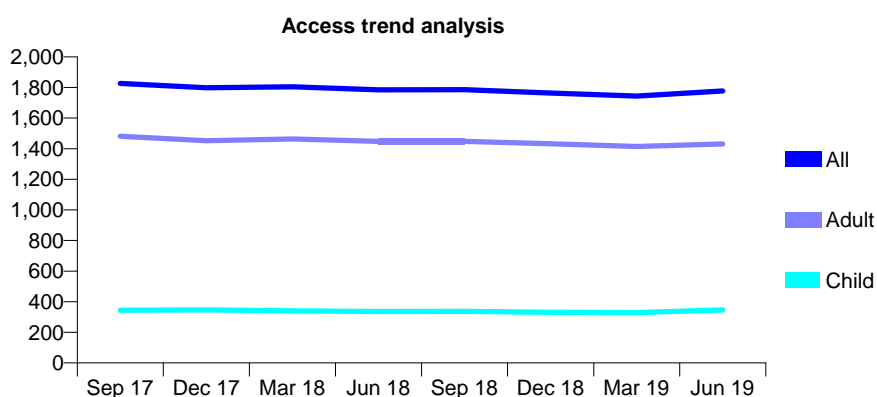
7A6 - Vital Signs At a Glance Contract Report for 674605/0001 - June 2019

Name or company name	MRS LM PLANT
Contract type name	GDS Contract
Purpose of contract	General
Contract start date	01/04/2006
Contract end date	

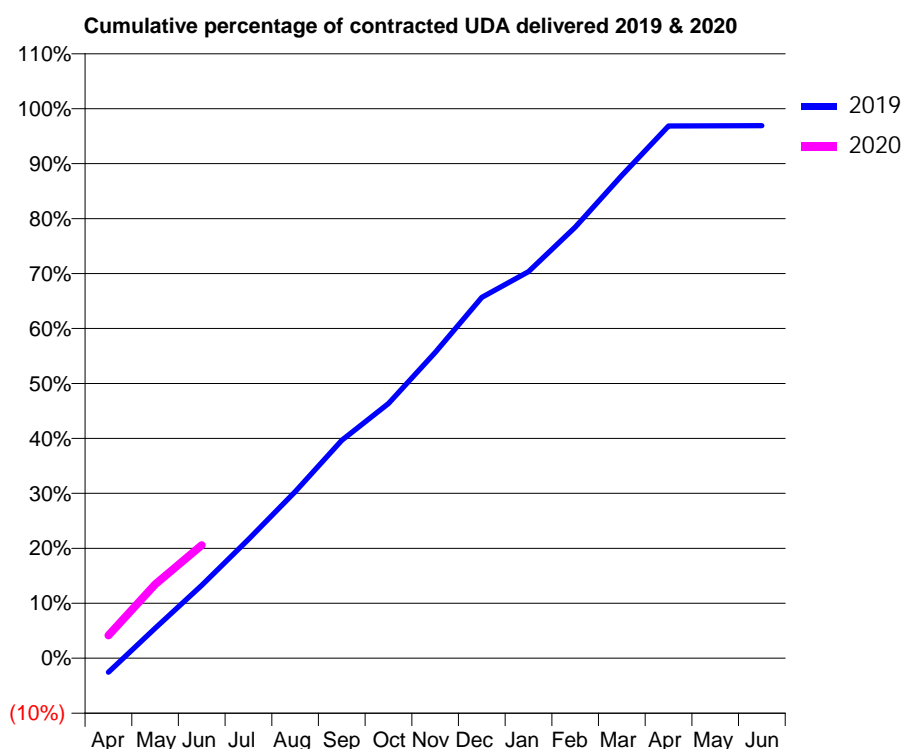
19/20 Contracted general activity (UDA)	4,829
Carry forward general activity (UDA)	0
19/20 Contracted orthodontic activity (UOA)	0
Carry forward orthodontic activity (UOA)	0
Baseline contract value	£114,092.98

ACCESS*

Patients seen in 24 months	Total	Change since previous quarter
Quarter ending June 2018	1,784	
Quarter ending September 2018	1,786	→
Quarter ending December 2018	1,763	↓
Quarter ending March 2019	1,743	↓
Quarter ending June 2019	1,777	→
Variance since June 2018	(0.4%)	→



ACTIVITY



Month	2019	2020
April	-124	201
May	265	650
June	641	994
July	1,044	
August	1,463	
September	1,914	
October	2,239	
November	2,687	
December	3,171	
January	3,397	
February	3,788	
March	4,241	
April	4,676	
May	4,677	
June	4,679	

QUALITY

	Quantity	Base Number	Contract	LHB	Wales
% of FP17s for the same patient ID Re-attending within 3 months - Children	8	147	5.4%	8.3%	10.7%
% of FP17s for the same patient ID Re-attending within 3 months - Adults	67	587	11.4%	14.2%	15.5%
% of FP17s for the same patient ID Re-attending between 3 & 9 months - Children	84	147	57.1%	58.0%	60.1%
% of FP17s for the same patient ID Re-attending between 3 & 9 months - Adults	325	587	55.4%	56.2%	56.6%
% of FP17s for Band 1 Urgent Courses	33	506	6.5%	9.3%	9.1%
% of FP17s Relating to Free Repair or Replacements	4	506	0.8%	0.7%	0.7%
% of FP17s Relating to Continuations	4	506	0.8%	0.6%	0.6%
% of Patients satisfied with the dentistry they have received	9	9	N/A	94.3%	92.8%
% of Patients satisfied with the time they had to wait for an appointment	7	9	N/A	89.8%	87.5%

* This is based on patients treated on this contract for their most recent course of treatment.

Figures in italics indicate the base number of FP17s or Patient Questionnaire responses are less than 100. N/A is shown where the base number of responses is less than 10 during the period. % is calculated as Quantity/Base number*100

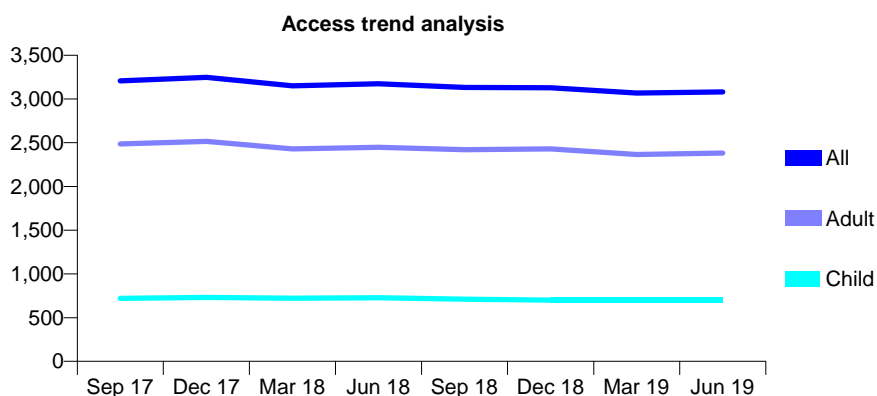
7A6 - Vital Signs At a Glance Contract Report for 680400/0001 - June 2019

Name or company name	MR MA GLADSON
Contract type name	GDS Contract
Purpose of contract	General
Contract start date	01/04/2006
Contract end date	

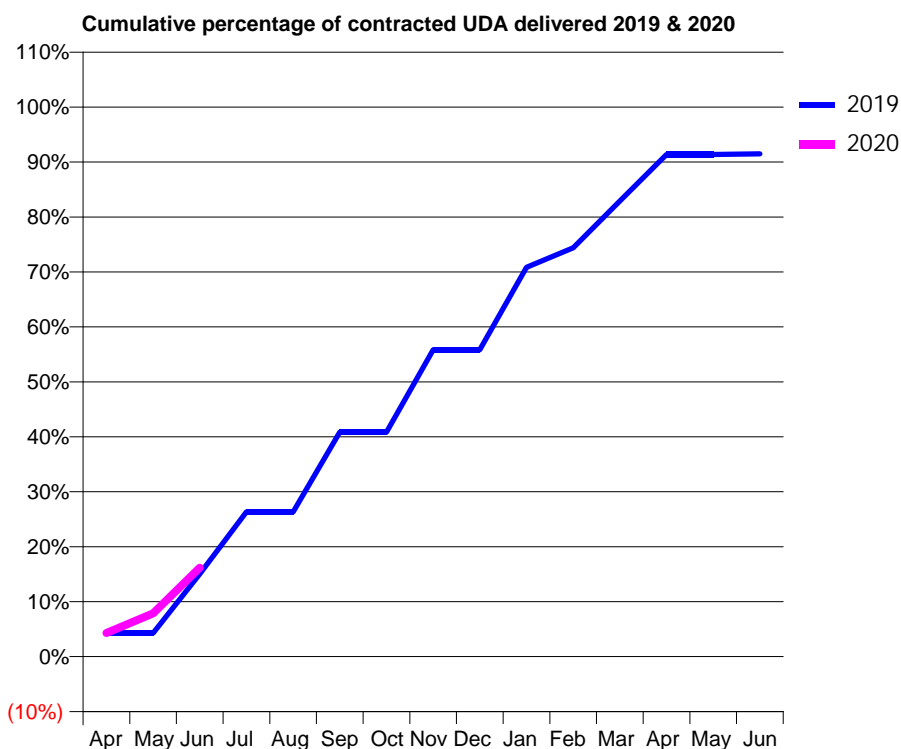
19/20 Contracted general activity (UDA)	7,920
Carry forward general activity (UDA)	0
19/20 Contracted orthodontic activity (UOA)	0
Carry forward orthodontic activity (UOA)	0
Baseline contract value	£250,262.01

ACCESS*

Patients seen in 24 months	Total	Change since previous quarter
Quarter ending June 2018	3,175	
Quarter ending September 2018	3,132	↓
Quarter ending December 2018	3,129	→
Quarter ending March 2019	3,067	↓
Quarter ending June 2019	3,082	→
Variance since June 2018	(2.9%)	↓



ACTIVITY



Month	Adjusted Scheduled Activity (UDA)	
	2019	2020
April	340	341
May	340	623
June	1,191	1,280
July	2,087	
August	2,087	
September	3,236	
October	3,236	
November	4,422	
December	4,422	
January	5,612	
February	5,892	
March	6,565	
April	7,237	
May	7,237	
June	7,245	

QUALITY

	Quantity	Base Number	Contract	LHB	Wales
% of FP17s for the same patient ID Re-attending within 3 months - Children	20	217	9.2%	8.3%	10.7%
% of FP17s for the same patient ID Re-attending within 3 months - Adults	140	752	18.6%	14.2%	15.5%
% of FP17s for the same patient ID Re-attending between 3 & 9 months - Children	65	217	30.0%	58.0%	60.1%
% of FP17s for the same patient ID Re-attending between 3 & 9 months - Adults	255	752	33.9%	56.2%	56.6%
% of FP17s for Band 1 Urgent Courses	162	667	24.3%	9.3%	9.1%
% of FP17s Relating to Free Repair or Replacements	11	667	1.6%	0.7%	0.7%
% of FP17s Relating to Continuations	17	667	2.5%	0.6%	0.6%
% of Patients satisfied with the dentistry they have received	4	5	N/A	94.3%	92.8%
% of Patients satisfied with the time they had to wait for an appointment	4	5	N/A	89.8%	87.5%

* This is based on patients treated on this contract for their most recent course of treatment. Figures in italics indicate the base number of FP17s or Patient Questionnaire responses are less than 100. N/A is shown where the base number of responses is less than 10 during the period. % is calculated as Quantity/Base number*100

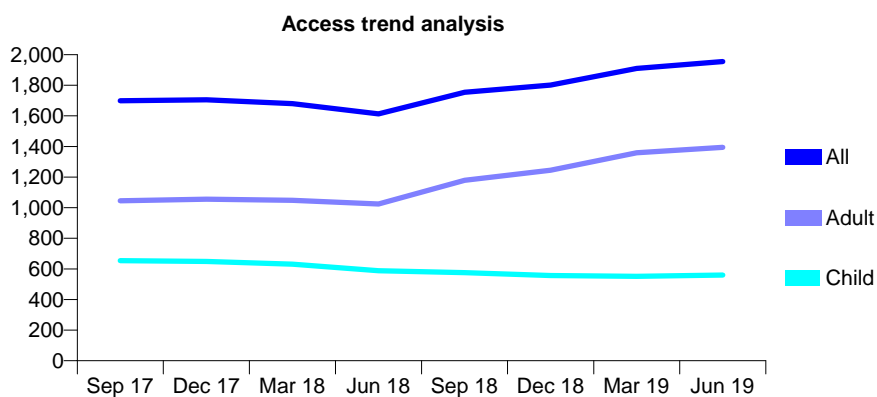
7A6 - Vital Signs At a Glance Contract Report for 738239/0001 - June 2019

Name or company name	Bargoed Smile Ltd
Contract type name	GDS Contract
Purpose of contract	General
Contract start date	01/04/2006
Contract end date	

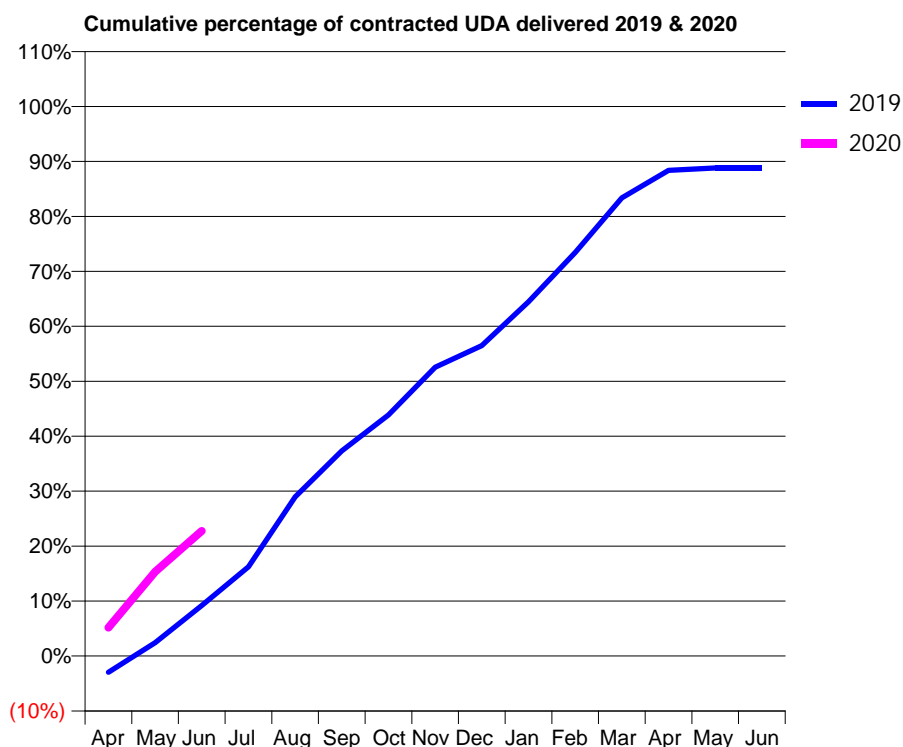
19/20 Contracted general activity (UDA)	6,374
Carry forward general activity (UDA)	0
19/20 Contracted orthodontic activity (UOA)	0
Carry forward orthodontic activity (UOA)	0
Baseline contract value	£192,883.71

ACCESS*

Patients seen in 24 months	Total	Change since previous quarter
Quarter ending June 2018	1,613	
Quarter ending September 2018	1,755	↑
Quarter ending December 2018	1,801	↑
Quarter ending March 2019	1,910	↑
Quarter ending June 2019	1,955	↑
Variance since June 2018	21.2%	↑



ACTIVITY



Month	Adjusted Scheduled Activity (UDA)	
	2019	2020
April	-190	330
May	156	978
June	586	1,452
July	1,036	
August	1,846	
September	2,377	
October	2,796	
November	3,349	
December	3,600	
January	4,109	
February	4,681	
March	5,315	
April	5,632	
May	5,660	
June	5,660	

QUALITY

	Quantity	Base Number	Contract	LHB	Wales
% of FP17s for the same patient ID Re-attending within 3 months - Children	14	192	7.3%	8.3%	10.7%
% of FP17s for the same patient ID Re-attending within 3 months - Adults	94	484	19.4%	14.2%	15.5%
% of FP17s for the same patient ID Re-attending between 3 & 9 months - Children	79	192	41.1%	58.0%	60.1%
% of FP17s for the same patient ID Re-attending between 3 & 9 months - Adults	195	484	40.3%	56.2%	56.6%
% of FP17s for Band 1 Urgent Courses	49	525	9.3%	9.3%	9.1%
% of FP17s Relating to Free Repair or Replacements	2	525	0.4%	0.7%	0.7%
% of FP17s Relating to Continuations	0	525	0.0%	0.6%	0.6%
% of Patients satisfied with the dentistry they have received	4	6	N/A	94.3%	92.8%
% of Patients satisfied with the time they had to wait for an appointment	4	6	N/A	89.8%	87.5%

* This is based on patients treated on this contract for their most recent course of treatment. Figures in italics indicate the base number of FP17s or Patient Questionnaire responses are less than 100. N/A is shown where the base number of responses is less than 10 during the period. % is calculated as Quantity/Base number*100

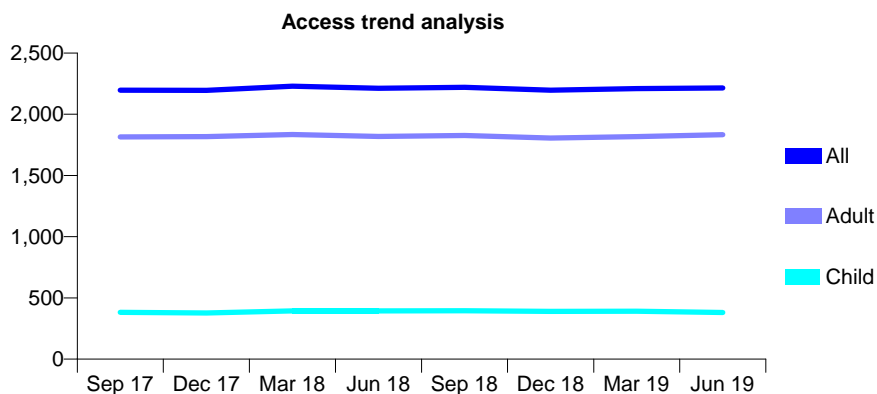
7A6 - Vital Signs At a Glance Contract Report for 742481/0001 - June 2019

Name or company name	MISS J WOODWARD
Contract type name	Pilot Contract
Purpose of contract	General
Contract start date	01/04/2006
Contract end date	

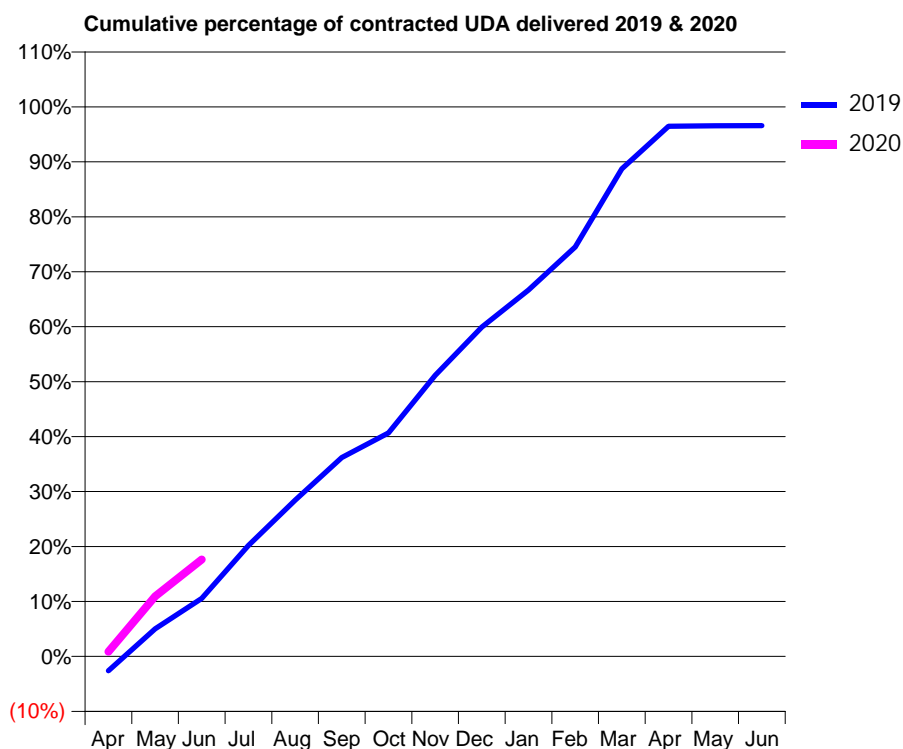
19/20 Contracted general activity (UDA)	6,220
Carry forward general activity (UDA)	0
19/20 Contracted orthodontic activity (UOA)	0
Carry forward orthodontic activity (UOA)	0
Baseline contract value	£172,775.00

ACCESS*

Patients seen in 24 months	Total	Change since previous quarter
Quarter ending June 2018	2,213	
Quarter ending September 2018	2,221	→
Quarter ending December 2018	2,197	↓
Quarter ending March 2019	2,210	→
Quarter ending June 2019	2,215	→
Variance since June 2018	0.1%	→



ACTIVITY



Month	2019	2020
April	-182	54
May	348	680
June	731	1,097
July	1,396	
August	1,964	
September	2,502	
October	2,810	
November	3,536	
December	4,141	
January	4,607	
February	5,150	
March	6,132	
April	6,667	
May	6,672	
June	6,675	

QUALITY

	Quantity	Base Number	Contract	LHB	Wales
% of FP17s for the same patient ID Re-attending within 3 months - Children	19	118	16.1%	8.3%	10.7%
% of FP17s for the same patient ID Re-attending within 3 months - Adults	98	554	17.7%	14.2%	15.5%
% of FP17s for the same patient ID Re-attending between 3 & 9 months - Children	64	118	54.2%	58.0%	60.1%
% of FP17s for the same patient ID Re-attending between 3 & 9 months - Adults	180	554	32.5%	56.2%	56.6%
% of FP17s for Band 1 Urgent Courses	38	506	7.5%	9.3%	9.1%
% of FP17s Relating to Free Repair or Replacements	8	506	1.6%	0.7%	0.7%
% of FP17s Relating to Continuations	13	506	2.6%	0.6%	0.6%
% of Patients satisfied with the dentistry they have received	6	7	N/A	94.3%	92.8%
% of Patients satisfied with the time they had to wait for an appointment	6	7	N/A	89.8%	87.5%

* This is based on patients treated on this contract for their most recent course of treatment. Figures in italics indicate the base number of FP17s or Patient Questionnaire responses are less than 100. N/A is shown where the base number of responses is less than 10 during the period. % is calculated as Quantity/Base number*100

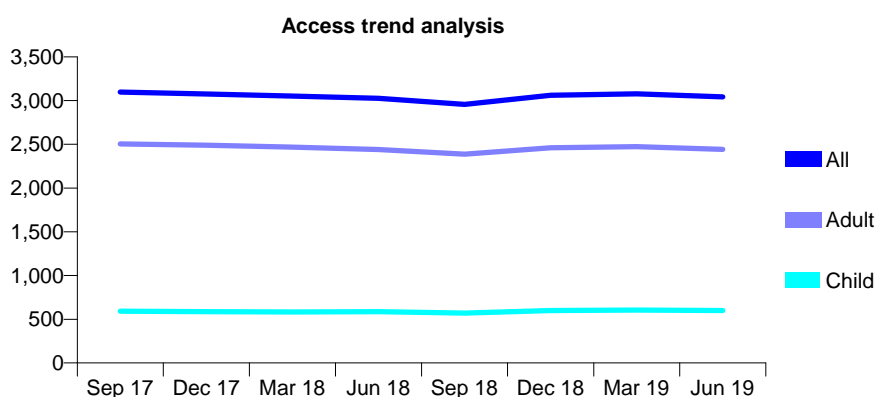
7A6 - Vital Signs At a Glance Contract Report for 767077/0001 - June 2019

Name or company name	MISS N MAHMOOD
Contract type name	GDS Contract
Purpose of contract	General
Contract start date	01/04/2006
Contract end date	

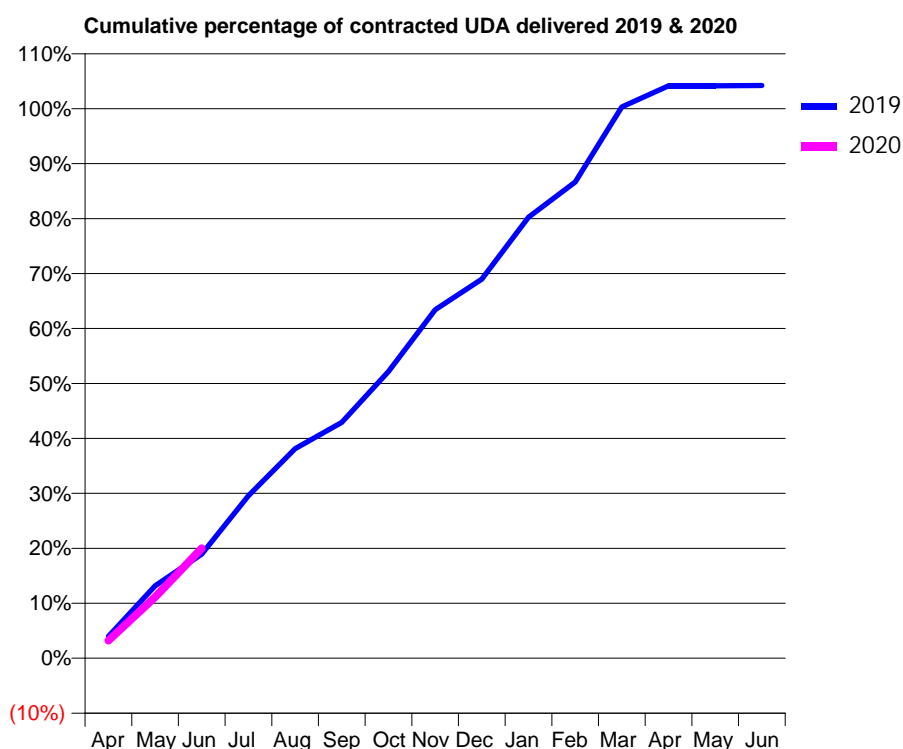
19/20 Contracted general activity (UDA)	10,435
Carry forward general activity (UDA)	0
19/20 Contracted orthodontic activity (UOA)	0
Carry forward orthodontic activity (UOA)	0
Baseline contract value	£254,446.66

ACCESS*

Patients seen in 24 months	Total	Change since previous quarter
Quarter ending June 2018	3,027	
Quarter ending September 2018	2,957	↓
Quarter ending December 2018	3,060	↑
Quarter ending March 2019	3,077	→
Quarter ending June 2019	3,041	↓
Variance since June 2018	0.5%	→



ACTIVITY



Adjusted Scheduled Activity (UDA)		
Month	2019	2020
April	414	336
May	1,376	1,162
June	1,978	2,085
July	3,087	
August	3,980	
September	4,479	
October	5,446	
November	6,619	
December	7,197	
January	8,372	
February	9,041	
March	10,466	
April	10,869	
May	10,871	
June	10,876	

QUALITY

	Quantity	Base Number	Contract	LHB	Wales
% of FP17s for the same patient ID Re-attending within 3 months - Children	8	258	3.1%	8.3%	10.7%
% of FP17s for the same patient ID Re-attending within 3 months - Adults	155	1,021	15.2%	14.2%	15.5%
% of FP17s for the same patient ID Re-attending between 3 & 9 months - Children	206	258	79.8%	58.0%	60.1%
% of FP17s for the same patient ID Re-attending between 3 & 9 months - Adults	725	1,021	71.0%	56.2%	56.6%
% of FP17s for Band 1 Urgent Courses	74	1,054	7.0%	9.3%	9.1%
% of FP17s Relating to Free Repair or Replacements	0	1,054	0.0%	0.7%	0.7%
% of FP17s Relating to Continuations	3	1,054	0.3%	0.6%	0.6%
% of Patients satisfied with the dentistry they have received	11	11	100.0%	94.3%	92.8%
% of Patients satisfied with the time they had to wait for an appointment	10	11	90.9%	89.8%	87.5%

* This is based on patients treated on this contract for their most recent course of treatment.

Figures in italics indicate the base number of FP17s or Patient Questionnaire responses are less than 100. N/A is shown where the base number of responses is less than 10 during the period. % is calculated as Quantity/Base number*100

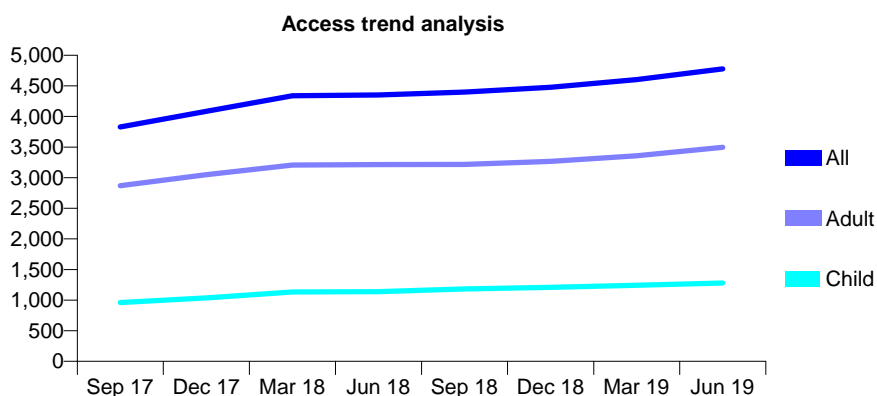
7A6 - Vital Signs At a Glance Contract Report for 782572/0001 - June 2019

Name or company name	MR JD COOK
Contract type name	Pilot Contract
Purpose of contract	General
Contract start date	01/08/2010
Contract end date	

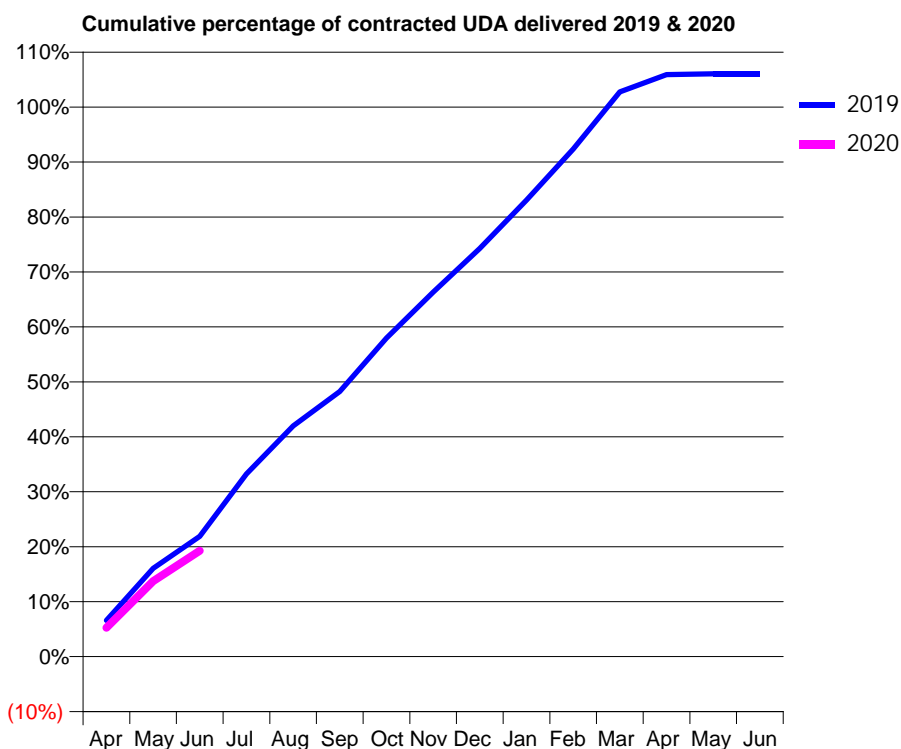
19/20 Contracted general activity (UDA)	14,103
Carry forward general activity (UDA)	0
19/20 Contracted orthodontic activity (UOA)	0
Carry forward orthodontic activity (UOA)	0
Baseline contract value	£353,480.09

ACCESS*

Patients seen in 24 months	Total	Change since previous quarter
Quarter ending June 2018	4,352	
Quarter ending September 2018	4,398	→
Quarter ending December 2018	4,476	→
Quarter ending March 2019	4,602	↑
Quarter ending June 2019	4,777	↑
Variance since June 2018	9.8%	↑



ACTIVITY



Month	Adjusted Scheduled Activity (UDA)	
	2019	2020
April	860	743
May	2,094	1,934
June	2,858	2,718
July	4,339	
August	5,479	
September	6,296	
October	7,567	
November	8,659	
December	9,694	
January	10,845	
February	12,056	
March	13,412	
April	13,824	
May	13,840	
June	13,840	

QUALITY

	Quantity	Base Number	Contract	LHB	Wales
% of FP17s for the same patient ID Re-attending within 3 months - Children	39	473	8.2%	8.3%	10.7%
% of FP17s for the same patient ID Re-attending within 3 months - Adults	151	1,244	12.1%	14.2%	15.5%
% of FP17s for the same patient ID Re-attending between 3 & 9 months - Children	293	473	61.9%	58.0%	60.1%
% of FP17s for the same patient ID Re-attending between 3 & 9 months - Adults	690	1,244	55.5%	56.2%	56.6%
% of FP17s for Band 1 Urgent Courses	191	1,536	12.4%	9.3%	9.1%
% of FP17s Relating to Free Repair or Replacements	3	1,536	0.2%	0.7%	0.7%
% of FP17s Relating to Continuations	8	1,536	0.5%	0.6%	0.6%
% of Patients satisfied with the dentistry they have received	6	6	N/A	94.3%	92.8%
% of Patients satisfied with the time they had to wait for an appointment	6	6	N/A	89.8%	87.5%

* This is based on patients treated on this contract for their most recent course of treatment. Figures in italics indicate the base number of FP17s or Patient Questionnaire responses are less than 100. N/A is shown where the base number of responses is less than 10 during the period. % is calculated as Quantity/Base number*100

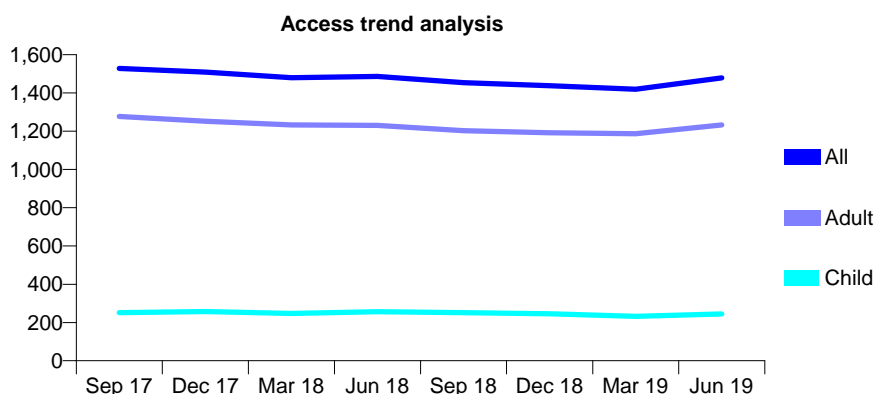
7A6 - Vital Signs At a Glance Contract Report for 801933/0002 - June 2019

Name or company name	MR LH RICH
Contract type name	Pilot Contract
Purpose of contract	General
Contract start date	06/05/2013
Contract end date	

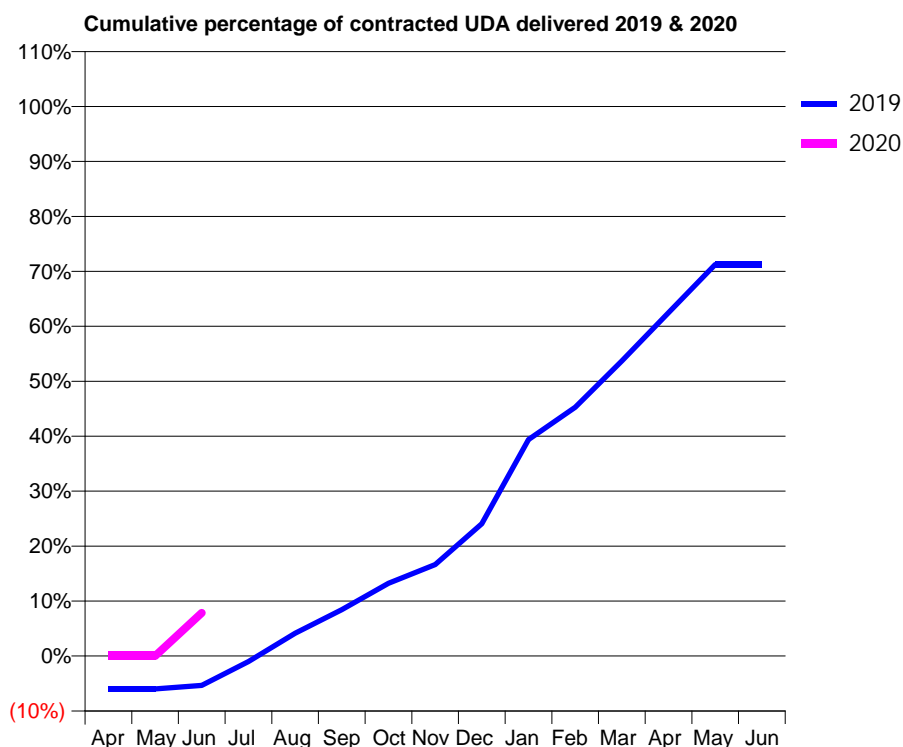
19/20 Contracted general activity (UDA)	4,095
Carry forward general activity (UDA)	0
19/20 Contracted orthodontic activity (UOA)	0
Carry forward orthodontic activity (UOA)	0
Baseline contract value	£113,750.00

ACCESS*

Patients seen in 24 months	Total	Change since previous quarter
Quarter ending June 2018	1,486	
Quarter ending September 2018	1,454	↓
Quarter ending December 2018	1,438	↓
Quarter ending March 2019	1,419	↓
Quarter ending June 2019	1,478	↑
Variance since June 2018	(0.5%)	→



ACTIVITY



Month	Adjusted Scheduled Activity (UDA)	
	2019	2020
April	-273	0
May	-273	0
June	-243	321
July	-47	
August	189	
September	383	
October	602	
November	758	
December	1,095	
January	1,792	
February	2,059	
March	2,442	
April	2,842	
May	3,242	
June	3,242	

QUALITY

	Quantity	Base Number	Contract	LHB	Wales
% of FP17s for the same patient ID Re-attending within 3 months - Children	0	57	0.0%	8.3%	10.7%
% of FP17s for the same patient ID Re-attending within 3 months - Adults	30	368	8.2%	14.2%	15.5%
% of FP17s for the same patient ID Re-attending between 3 & 9 months - Children	11	57	19.3%	58.0%	60.1%
% of FP17s for the same patient ID Re-attending between 3 & 9 months - Adults	118	368	32.1%	56.2%	56.6%
% of FP17s for Band 1 Urgent Courses	0	191	0.0%	9.3%	9.1%
% of FP17s Relating to Free Repair or Replacements	3	191	1.6%	0.7%	0.7%
% of FP17s Relating to Continuations	0	191	0.0%	0.6%	0.6%
% of Patients satisfied with the dentistry they have received	5	5	N/A	94.3%	92.8%
% of Patients satisfied with the time they had to wait for an appointment	4	5	N/A	89.8%	87.5%

* This is based on patients treated on this contract for their most recent course of treatment. Figures in italics indicate the base number of FP17s or Patient Questionnaire responses are less than 100. N/A is shown where the base number of responses is less than 10 during the period. % is calculated as Quantity/Base number*100

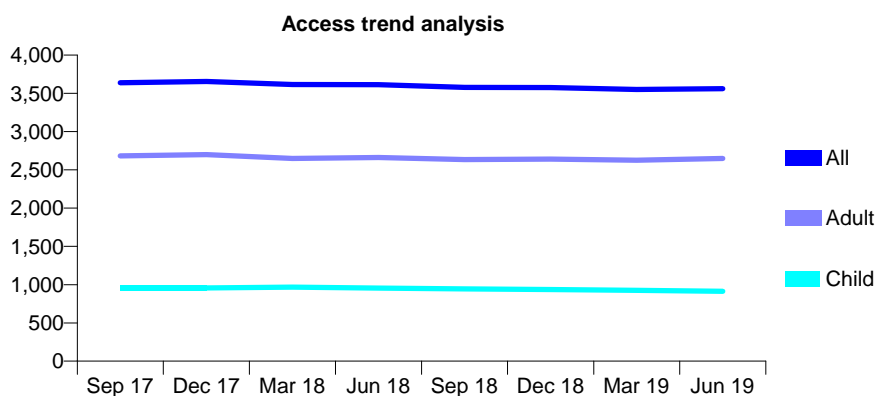
7A6 - Vital Signs At a Glance Contract Report for 919896/0001 - June 2019

Name or company name	MR DW EDWARDS
Contract type name	Pilot Contract
Purpose of contract	General
Contract start date	01/04/2006
Contract end date	

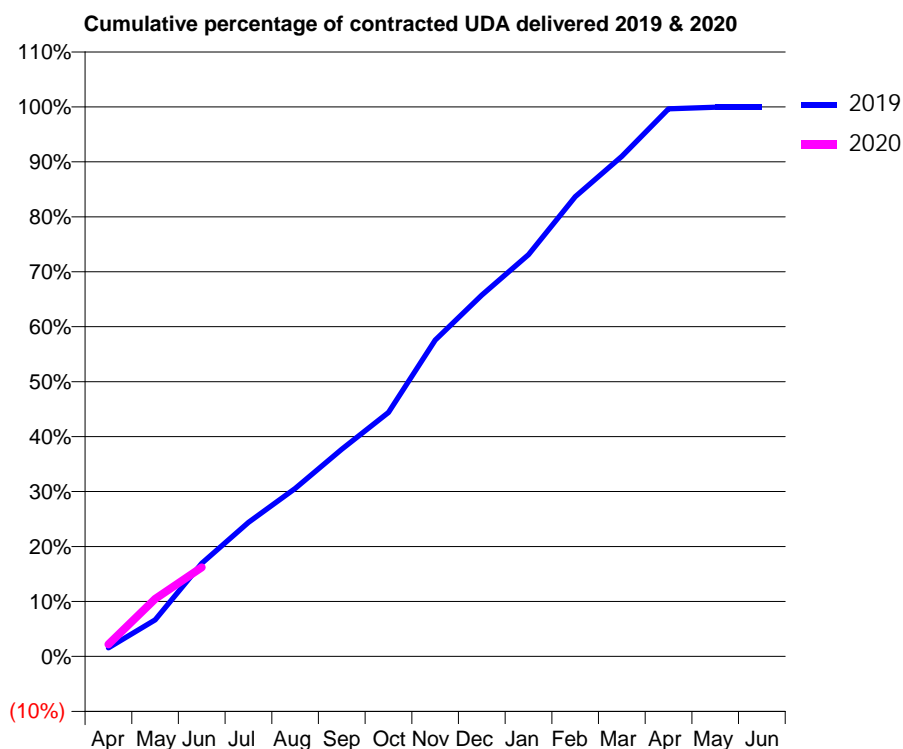
19/20 Contracted general activity (UDA)	10,205
Carry forward general activity (UDA)	0
19/20 Contracted orthodontic activity (UOA)	0
Carry forward orthodontic activity (UOA)	0
Baseline contract value	£283,475.00

ACCESS*

Patients seen in 24 months	Total	Change since previous quarter
Quarter ending June 2018	3,614	
Quarter ending September 2018	3,578	→
Quarter ending December 2018	3,576	→
Quarter ending March 2019	3,551	→
Quarter ending June 2019	3,562	→
Variance since June 2018	(1.4%)	↓



ACTIVITY



Month	2019	2020
April	159	224
May	680	1,067
June	1,728	1,654
July	2,491	
August	3,118	
September	3,849	
October	4,531	
November	5,874	
December	6,711	
January	7,460	
February	8,538	
March	9,286	
April	10,168	
May	10,199	
June	10,199	

QUALITY

	Quantity	Base Number	Contract	LHB	Wales
% of FP17s for the same patient ID Re-attending within 3 months - Children	26	417	6.2%	8.3%	10.7%
% of FP17s for the same patient ID Re-attending within 3 months - Adults	111	988	11.2%	14.2%	15.5%
% of FP17s for the same patient ID Re-attending between 3 & 9 months - Children	281	417	67.4%	58.0%	60.1%
% of FP17s for the same patient ID Re-attending between 3 & 9 months - Adults	502	988	50.8%	56.2%	56.6%
% of FP17s for Band 1 Urgent Courses	53	994	5.3%	9.3%	9.1%
% of FP17s Relating to Free Repair or Replacements	4	994	0.4%	0.7%	0.7%
% of FP17s Relating to Continuations	8	994	0.8%	0.6%	0.6%
% of Patients satisfied with the dentistry they have received	9	9	N/A	94.3%	92.8%
% of Patients satisfied with the time they had to wait for an appointment	8	9	N/A	89.8%	87.5%

* This is based on patients treated on this contract for their most recent course of treatment. Figures in italics indicate the base number of FP17s or Patient Questionnaire responses are less than 100. N/A is shown where the base number of responses is less than 10 during the period. % is calculated as Quantity/Base number*100

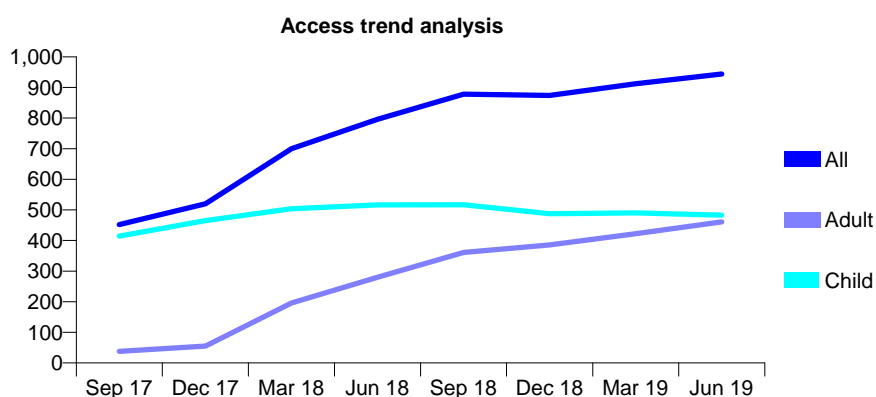
7A6 - Vital Signs At a Glance Contract Report for 929018/0001 - June 2019

Name or company name	Skyrunner Limited
Contract type name	GDS Contract
Purpose of contract	General
Contract start date	01/04/2006
Contract end date	

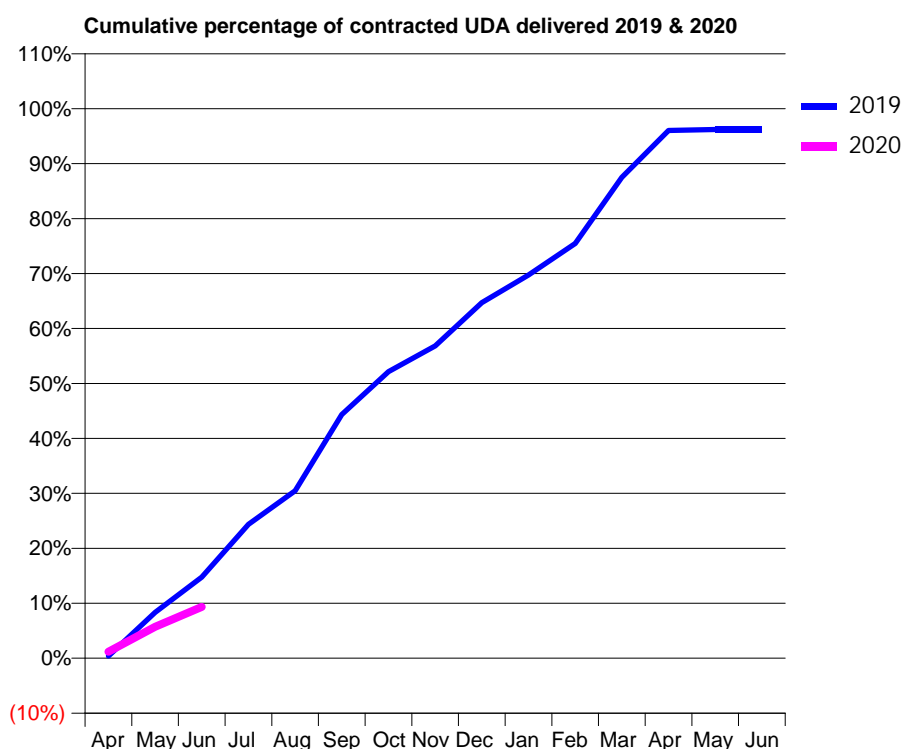
19/20 Contracted general activity (UDA)	5,415
Carry forward general activity (UDA)	0
19/20 Contracted orthodontic activity (UOA)	0
Carry forward orthodontic activity (UOA)	0
Baseline contract value	£146,176.50

ACCESS*

Patients seen in 24 months	Total	Change since previous quarter
Quarter ending June 2018	796	
Quarter ending September 2018	878	↑
Quarter ending December 2018	874	→
Quarter ending March 2019	912	↑
Quarter ending June 2019	944	↑
Variance since June 2018	18.6%	↑



ACTIVITY



Month	2019	2020
April	11	64
May	231	311
June	408	505
July	675	
August	845	
September	1,228	
October	1,443	
November	1,574	
December	1,792	
January	1,931	
February	2,090	
March	2,423	
April	2,659	
May	2,664	
June	2,664	

QUALITY

	Quantity	Base Number	Contract	LHB	Wales
% of FP17s for the same patient ID Re-attending within 3 months - Children	15	218	6.9%	8.3%	10.7%
% of FP17s for the same patient ID Re-attending within 3 months - Adults	26	205	12.7%	14.2%	15.5%
% of FP17s for the same patient ID Re-attending between 3 & 9 months - Children	128	218	58.7%	58.0%	60.1%
% of FP17s for the same patient ID Re-attending between 3 & 9 months - Adults	104	205	50.7%	56.2%	56.6%
% of FP17s for Band 1 Urgent Courses	19	315	6.0%	9.3%	9.1%
% of FP17s Relating to Free Repair or Replacements	3	315	1.0%	0.7%	0.7%
% of FP17s Relating to Continuations	0	315	0.0%	0.6%	0.6%
% of Patients satisfied with the dentistry they have received	0	0	N/A	94.3%	92.8%
% of Patients satisfied with the time they had to wait for an appointment	0	0	N/A	89.8%	87.5%

* This is based on patients treated on this contract for their most recent course of treatment.

Figures in italics indicate the base number of FP17s or Patient Questionnaire responses are less than 100. N/A is shown where the base number of responses is less than 10 during the period. % is calculated as Quantity/Base number*100

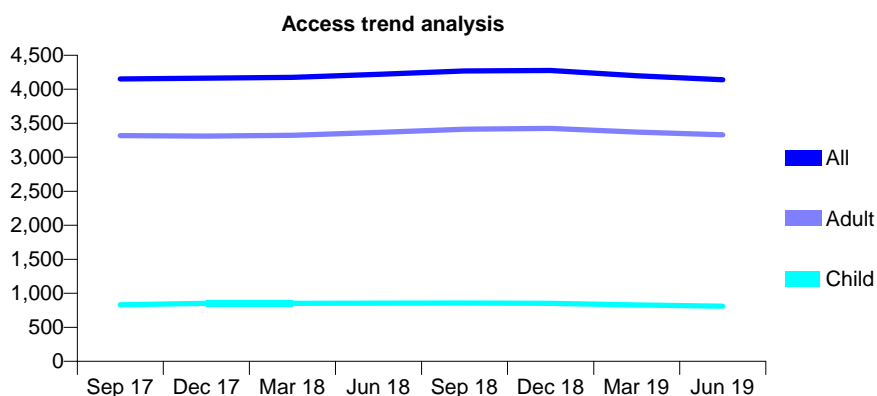
7A6 - Vital Signs At a Glance Contract Report for 952346/0001 - June 2019

Name or company name	MISS MH STANTON
Contract type name	GDS Contract
Purpose of contract	General
Contract start date	01/04/2006
Contract end date	

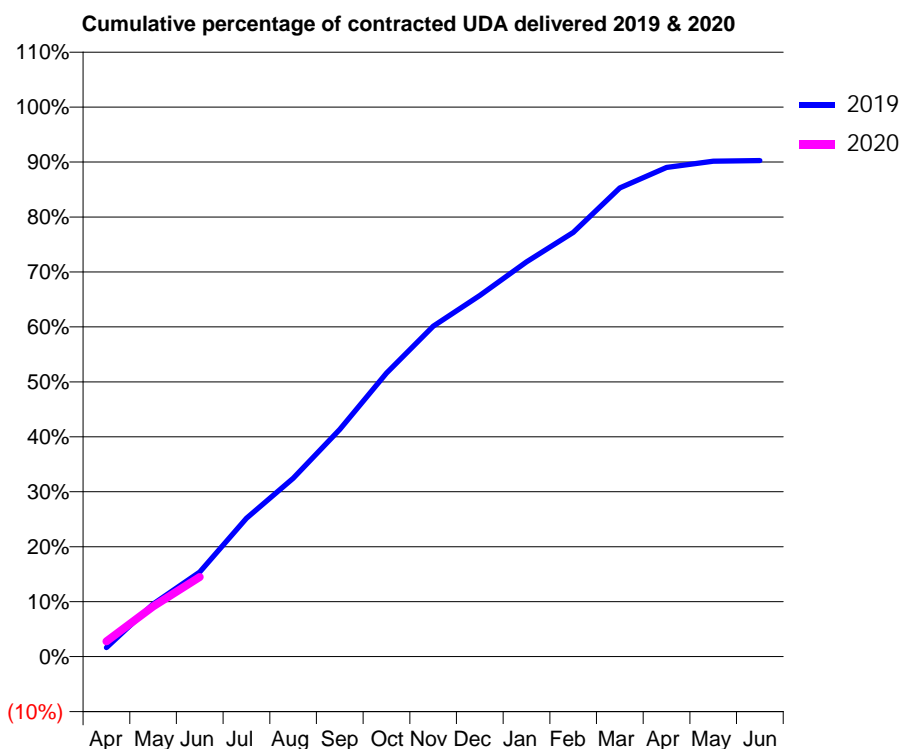
19/20 Contracted general activity (UDA)	14,876
Carry forward general activity (UDA)	0
19/20 Contracted orthodontic activity (UOA)	0
Carry forward orthodontic activity (UOA)	0
Baseline contract value	£455,714.17

ACCESS*

Patients seen in 24 months	Total	Change since previous quarter
Quarter ending June 2018	4,221	
Quarter ending September 2018	4,270	→
Quarter ending December 2018	4,278	→
Quarter ending March 2019	4,199	↓
Quarter ending June 2019	4,141	↓
Variance since June 2018	(1.9%)	↓



ACTIVITY



Month	Adjusted Scheduled Activity (UDA)	
	2019	2020
April	247	414
May	1,424	1,359
June	2,291	2,157
July	3,744	
August	4,828	
September	6,150	
October	7,676	
November	8,944	
December	9,774	
January	10,684	
February	11,480	
March	12,689	
April	13,244	
May	13,408	
June	13,429	

QUALITY

	Quantity	Base Number	Contract	LHB	Wales
% of FP17s for the same patient ID Re-attending within 3 months - Children	28	319	8.8%	8.3%	10.7%
% of FP17s for the same patient ID Re-attending within 3 months - Adults	203	1,241	16.4%	14.2%	15.5%
% of FP17s for the same patient ID Re-attending between 3 & 9 months - Children	219	319	68.7%	58.0%	60.1%
% of FP17s for the same patient ID Re-attending between 3 & 9 months - Adults	816	1,241	65.8%	56.2%	56.6%
% of FP17s for Band 1 Urgent Courses	171	1,313	13.0%	9.3%	9.1%
% of FP17s Relating to Free Repair or Replacements	19	1,313	1.4%	0.7%	0.7%
% of FP17s Relating to Continuations	14	1,313	1.1%	0.6%	0.6%
% of Patients satisfied with the dentistry they have received	48	48	100.0%	94.3%	92.8%
% of Patients satisfied with the time they had to wait for an appointment	46	48	95.8%	89.8%	87.5%

* This is based on patients treated on this contract for their most recent course of treatment. Figures in italics indicate the base number of FP17s or Patient Questionnaire responses are less than 100. N/A is shown where the base number of responses is less than 10 during the period. % is calculated as Quantity/Base number*100

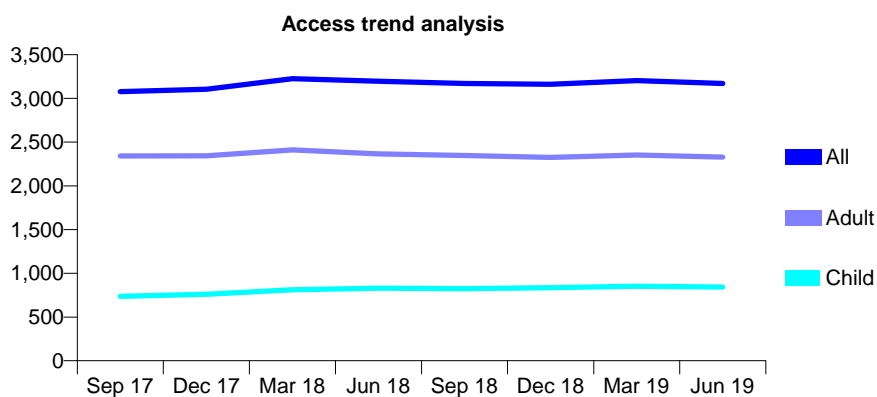
7A6 - Vital Signs At a Glance Contract Report for 965332/0001 - June 2019

Name or company name	94 Dental
Contract type name	GDS Contract
Purpose of contract	General
Contract start date	01/04/2011
Contract end date	

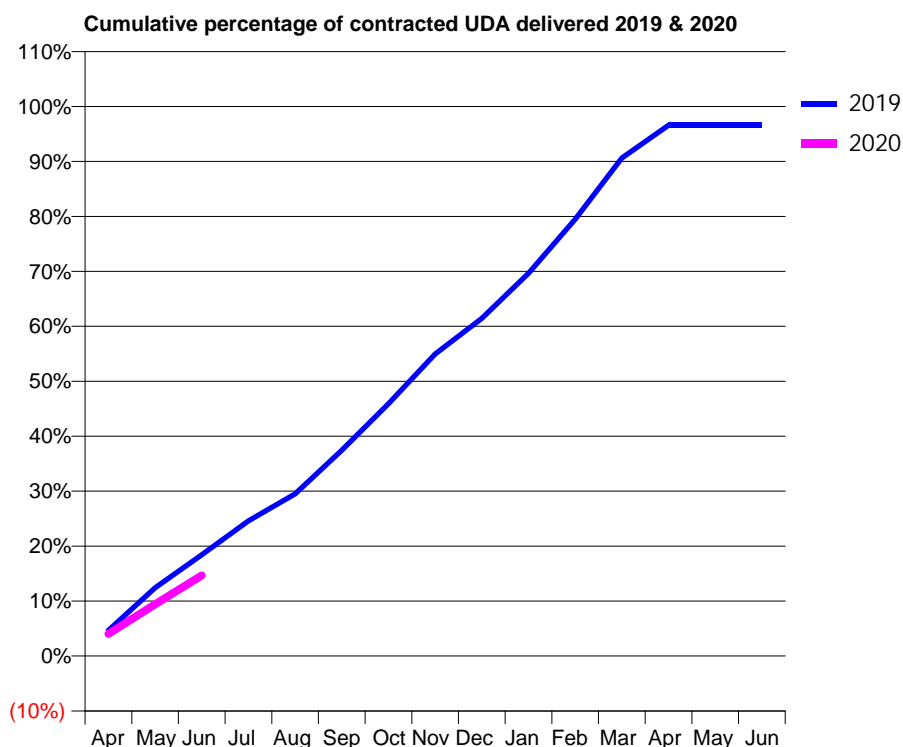
19/20 Contracted general activity (UDA)	10,011
Carry forward general activity (UDA)	0
19/20 Contracted orthodontic activity (UOA)	0
Carry forward orthodontic activity (UOA)	0
Baseline contract value	£250,340.22

ACCESS*

Patients seen in 24 months	Total	Change since previous quarter
Quarter ending June 2018	3,196	
Quarter ending September 2018	3,171	→
Quarter ending December 2018	3,160	→
Quarter ending March 2019	3,203	→
Quarter ending June 2019	3,172	→
Variance since June 2018	(0.8%)	→



ACTIVITY



Month	Adjusted Scheduled Activity (UDA)	
	2019	2020
April	468	403
May	1,243	943
June	1,845	1,470
July	2,461	
August	2,955	
September	3,747	
October	4,594	
November	5,505	
December	6,150	
January	6,970	
February	7,958	
March	9,074	
April	9,670	
May	9,670	
June	9,667	

QUALITY

	Quantity	Base Number	Contract	LHB	Wales
% of FP17s for the same patient ID Re-attending within 3 months - Children	14	276	5.1%	8.3%	10.7%
% of FP17s for the same patient ID Re-attending within 3 months - Adults	65	799	8.1%	14.2%	15.5%
% of FP17s for the same patient ID Re-attending between 3 & 9 months - Children	210	276	76.1%	58.0%	60.1%
% of FP17s for the same patient ID Re-attending between 3 & 9 months - Adults	604	799	75.6%	56.2%	56.6%
% of FP17s for Band 1 Urgent Courses	58	863	6.7%	9.3%	9.1%
% of FP17s Relating to Free Repair or Replacements	6	863	0.7%	0.7%	0.7%
% of FP17s Relating to Continuations	4	863	0.5%	0.6%	0.6%
% of Patients satisfied with the dentistry they have received	5	5	N/A	94.3%	92.8%
% of Patients satisfied with the time they had to wait for an appointment	4	5	N/A	89.8%	87.5%

* This is based on patients treated on this contract for their most recent course of treatment. Figures in italics indicate the base number of FP17s or Patient Questionnaire responses are less than 100. N/A is shown where the base number of responses is less than 10 during the period. % is calculated as Quantity/Base number*100

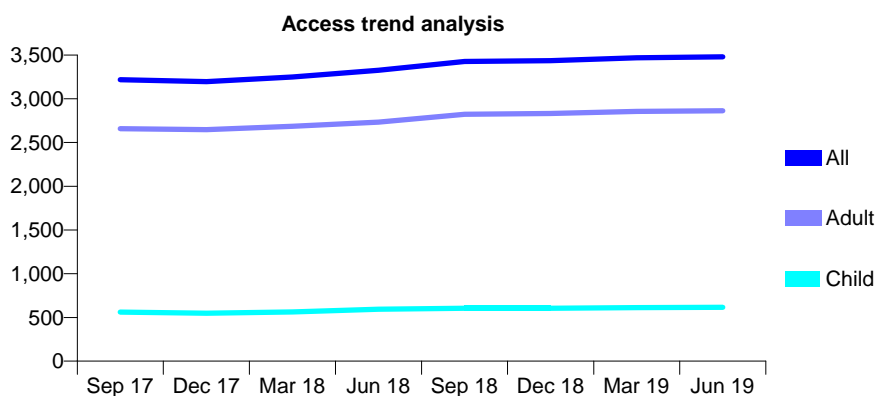
7A6 - Vital Signs At a Glance Contract Report for 972665/0001 - June 2019

Name or company name	Incisive Oral Solutions Limited
Contract type name	GDS Contract
Purpose of contract	General
Contract start date	01/07/2015
Contract end date	

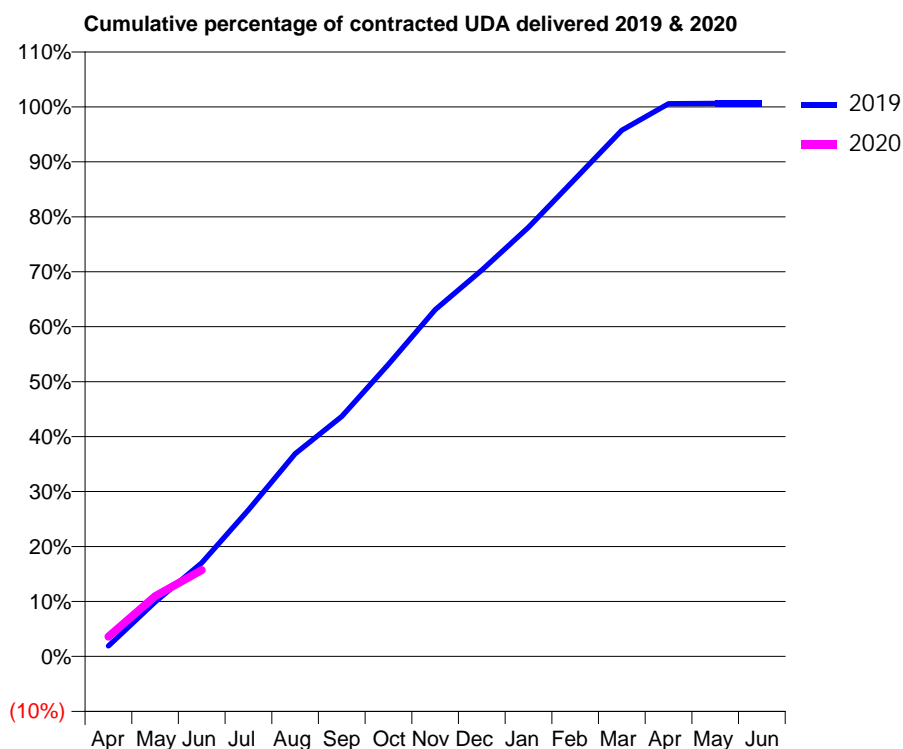
19/20 Contracted general activity (UDA)	10,765
Carry forward general activity (UDA)	0
19/20 Contracted orthodontic activity (UOA)	0
Carry forward orthodontic activity (UOA)	0
Baseline contract value	£259,470.06

ACCESS*

Patients seen in 24 months	Total	Change since previous quarter
Quarter ending June 2018	3,327	
Quarter ending September 2018	3,427	↑
Quarter ending December 2018	3,436	→
Quarter ending March 2019	3,468	→
Quarter ending June 2019	3,479	→
Variance since June 2018	4.6%	↑



ACTIVITY



Month	Adjusted Scheduled Activity (UDA)	
	2019	2020
April	205	388
May	1,067	1,181
June	1,833	1,692
July	2,869	
August	3,971	
September	4,701	
October	5,723	
November	6,795	
December	7,566	
January	8,405	
February	9,357	
March	10,307	
April	10,827	
May	10,832	
June	10,832	

QUALITY

	Quantity	Base Number	Contract	LHB	Wales
% of FP17s for the same patient ID Re-attending within 3 months - Children	15	256	5.9%	8.3%	10.7%
% of FP17s for the same patient ID Re-attending within 3 months - Adults	70	1,051	6.7%	14.2%	15.5%
% of FP17s for the same patient ID Re-attending between 3 & 9 months - Children	182	256	71.1%	58.0%	60.1%
% of FP17s for the same patient ID Re-attending between 3 & 9 months - Adults	783	1,051	74.5%	56.2%	56.6%
% of FP17s for Band 1 Urgent Courses	62	1,016	6.1%	9.3%	9.1%
% of FP17s Relating to Free Repair or Replacements	3	1,016	0.3%	0.7%	0.7%
% of FP17s Relating to Continuations	2	1,016	0.2%	0.6%	0.6%
% of Patients satisfied with the dentistry they have received	11	11	100.0%	94.3%	92.8%
% of Patients satisfied with the time they had to wait for an appointment	11	11	100.0%	89.8%	87.5%

* This is based on patients treated on this contract for their most recent course of treatment. Figures in italics indicate the base number of FP17s or Patient Questionnaire responses are less than 100. N/A is shown where the base number of responses is less than 10 during the period. % is calculated as Quantity/Base number*100

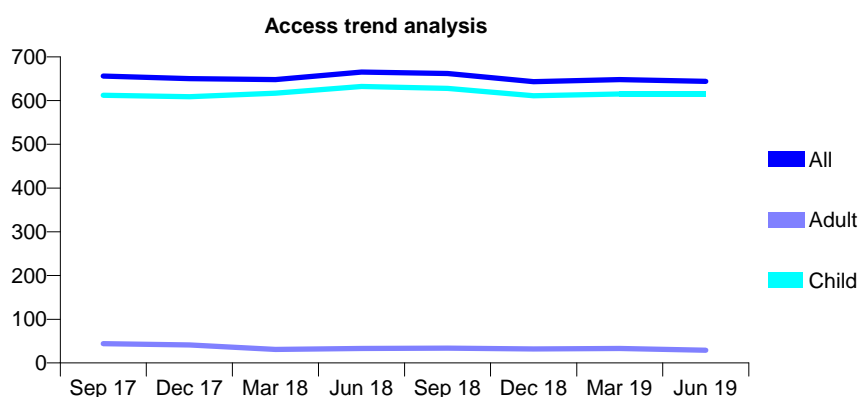
7A6 - Vital Signs At a Glance Contract Report for 980625/0001 - June 2019

Name or company name	MR PJ EVANS
Contract type name	GDS Contract
Purpose of contract	General
Contract start date	01/04/2006
Contract end date	

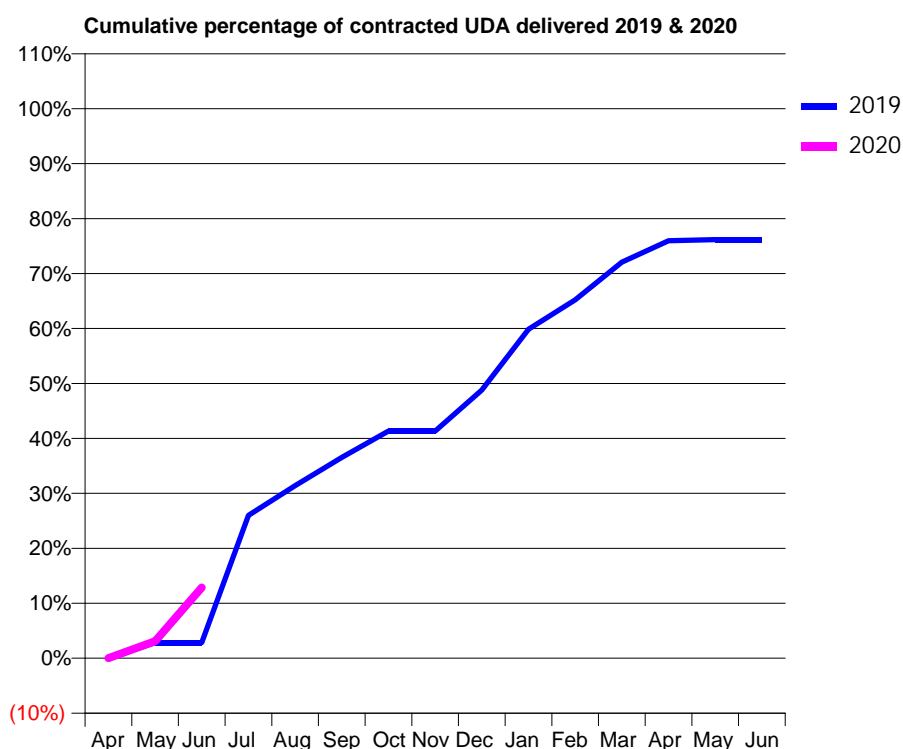
19/20 Contracted general activity (UDA)	1,756
Carry forward general activity (UDA)	0
19/20 Contracted orthodontic activity (UOA)	0
Carry forward orthodontic activity (UOA)	0
Baseline contract value	£49,050.33

ACCESS*

Patients seen in 24 months	Total	Change since previous quarter
Quarter ending June 2018	665	
Quarter ending September 2018	662	→
Quarter ending December 2018	643	↓
Quarter ending March 2019	648	→
Quarter ending June 2019	644	→
Variance since June 2018	(3.2%)	↓



ACTIVITY



Month	2019	2020
April	0	0
May	50	54
June	50	226
July	456	
August	552	
September	642	
October	726	
November	726	
December	857	
January	1,051	
February	1,145	
March	1,265	
April	1,334	
May	1,337	
June	1,337	

QUALITY

	Quantity	Base Number	Contract	LHB	Wales
% of FP17s for the same patient ID Re-attending within 3 months - Children	18	210	8.6%	8.3%	10.7%
% of FP17s for the same patient ID Re-attending within 3 months - Adults	0	1	0.0%	14.2%	15.5%
% of FP17s for the same patient ID Re-attending between 3 & 9 months - Children	132	210	62.9%	58.0%	60.1%
% of FP17s for the same patient ID Re-attending between 3 & 9 months - Adults	0	1	0.0%	56.2%	56.6%
% of FP17s for Band 1 Urgent Courses	4	167	2.4%	9.3%	9.1%
% of FP17s Relating to Free Repair or Replacements	0	167	0.0%	0.7%	0.7%
% of FP17s Relating to Continuations	3	167	1.8%	0.6%	0.6%
% of Patients satisfied with the dentistry they have received	0	0	N/A	94.3%	92.8%
% of Patients satisfied with the time they had to wait for an appointment	0	0	N/A	89.8%	87.5%

* This is based on patients treated on this contract for their most recent course of treatment.

Figures in italics indicate the base number of FP17s or Patient Questionnaire responses are less than 100. N/A is shown where the base number of responses is less than 10 during the period. % is calculated as Quantity/Base number*100

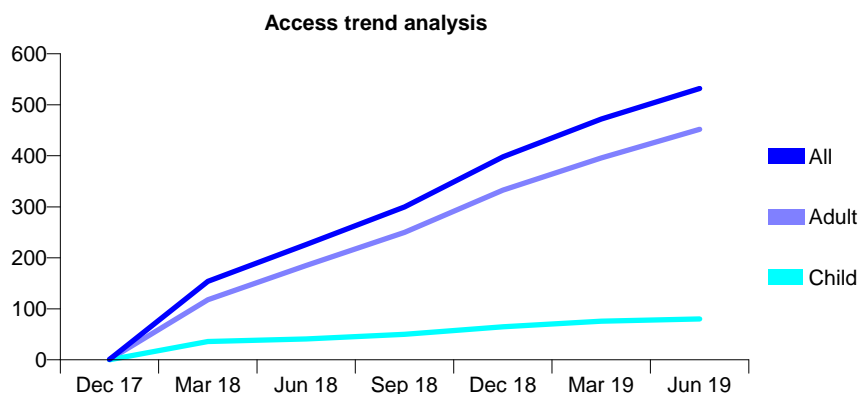
7A7 - Vital Signs At a Glance Contract Report for 100133/0000 - June 2019

Name or company name	Powys Local Health Board
Contract type name	Pilot Contract
Purpose of contract	General
Contract start date	01/05/2016
Contract end date	31/03/2020

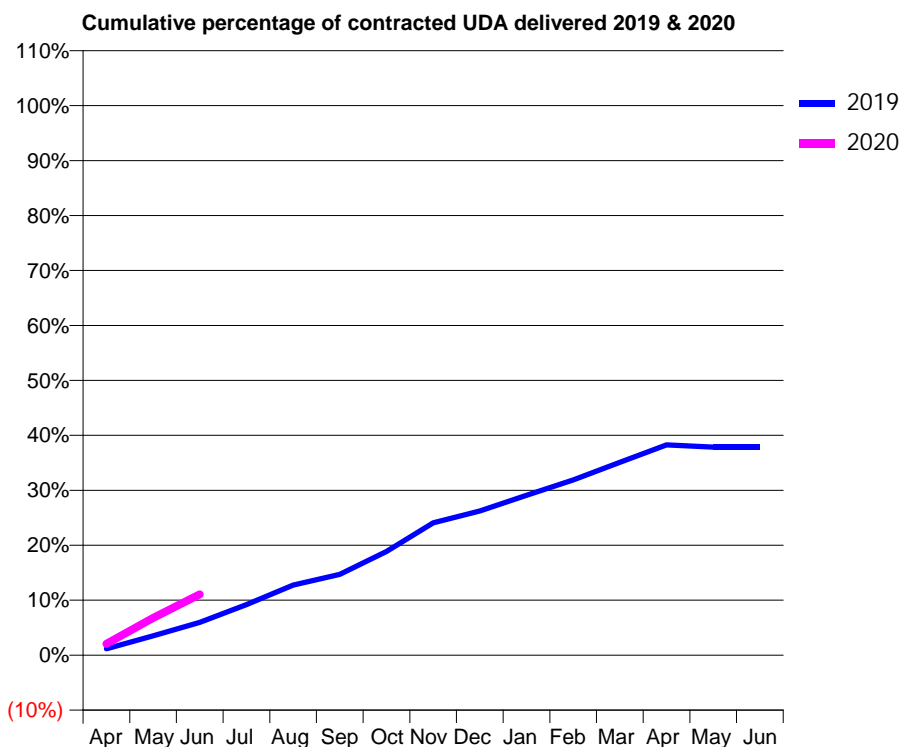
19/20 Contracted general activity (UDA)	2,700
Carry forward general activity (UDA)	0
19/20 Contracted orthodontic activity (UOA)	0
Carry forward orthodontic activity (UOA)	0
Baseline contract value	£0.00

ACCESS*

Patients seen in 24 months	Total	Change since previous quarter
Quarter ending June 2018	226	
Quarter ending September 2018	300	↑
Quarter ending December 2018	398	↑
Quarter ending March 2019	472	↑
Quarter ending June 2019	532	↑
Variance since June 2018	135.4%	↑



ACTIVITY



Month	Adjusted Scheduled Activity (UDA)	
	2019	2020
April	35	56
May	106	183
June	179	299
July	276	
August	383	
September	442	
October	566	
November	723	
December	787	
January	872	
February	956	
March	1,053	
April	1,147	
May	1,135	
June	1,135	

QUALITY

	Quantity	Base Number	Contract	LHB	Wales
% of FP17s for the same patient ID Re-attending within 3 months - Children	4	28	14.3%	9.0%	10.7%
% of FP17s for the same patient ID Re-attending within 3 months - Adults	18	168	10.7%	13.3%	15.5%
% of FP17s for the same patient ID Re-attending between 3 & 9 months - Children	8	28	28.6%	50.9%	60.1%
% of FP17s for the same patient ID Re-attending between 3 & 9 months - Adults	50	168	29.8%	53.3%	56.6%
% of FP17s for Band 1 Urgent Courses	41	160	25.6%	11.3%	9.1%
% of FP17s Relating to Free Repair or Replacements	0	160	0.0%	0.5%	0.7%
% of FP17s Relating to Continuations	0	160	0.0%	0.9%	0.6%
% of Patients satisfied with the dentistry they have received	15	15	100.0%	94.0%	92.8%
% of Patients satisfied with the time they had to wait for an appointment	12	15	80.0%	85.6%	87.5%

* This is based on patients treated on this contract for their most recent course of treatment. Figures in italics indicate the base number of FP17s or Patient Questionnaire responses are less than 100. N/A is shown where the base number of responses is less than 10 during the period. % is calculated as Quantity/Base number*100

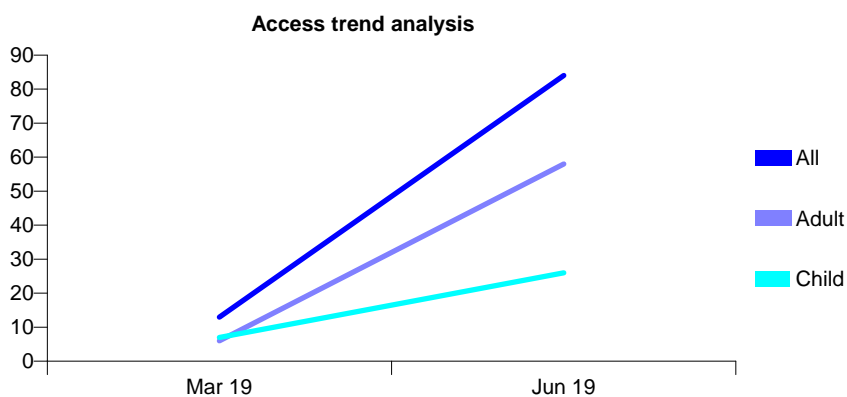
7A7 - Vital Signs At a Glance Contract Report for 100952/0000 - June 2019

Name or company name	T&C Ichim
Contract type name	PDS Contract
Purpose of contract	General
Contract start date	01/04/2018
Contract end date	31/03/2020

19/20 Contracted general activity (UDA)	500
Carry forward general activity (UDA)	0
19/20 Contracted orthodontic activity (UOA)	0
Carry forward orthodontic activity (UOA)	0
Baseline contract value	£15,414.50

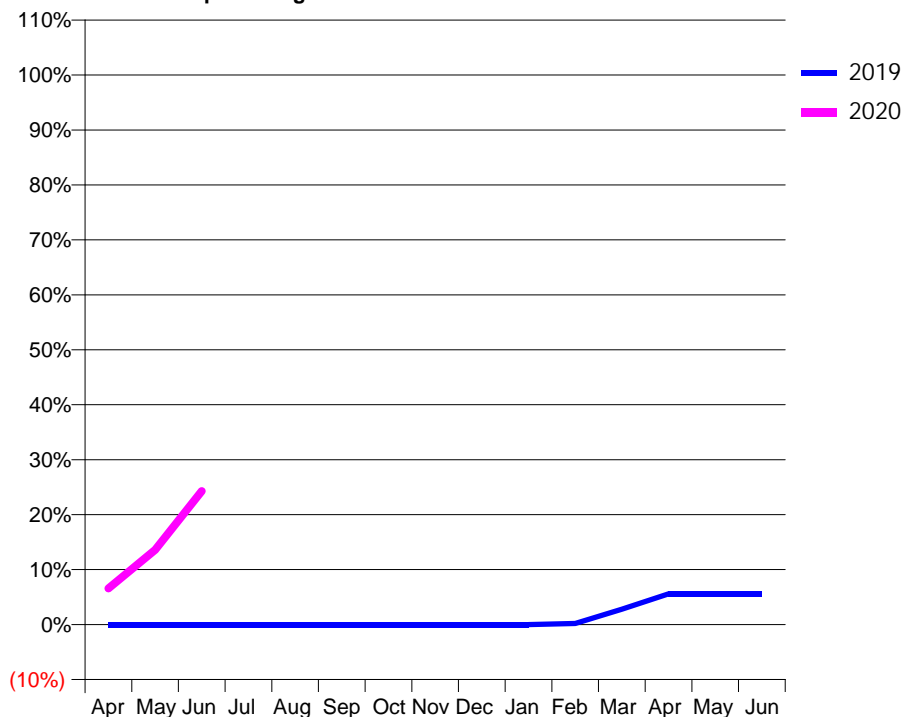
ACCESS*

Patients seen in 24 months	Total	Change since previous quarter
Quarter ending June 2018	0	
Quarter ending September 2018	0	
Quarter ending December 2018	0	
Quarter ending March 2019	13	
Quarter ending June 2019	84	↑
Variance since June 2018	N/A	



ACTIVITY

Cumulative percentage of contracted UDA delivered 2019 & 2020



Adjusted Scheduled Activity (UDA)

Month	2019	2020
April	0	33
May	0	68
June	0	121
July	0	
August	0	
September	0	
October	0	
November	0	
December	0	
January	0	
February	1	
March	14	
April	28	
May	28	
June	28	

QUALITY

	Quantity	Base Number	Contract	LHB	Wales
% of FP17s for the same patient ID Re-attending within 3 months - Children	0	20	0.0%	9.0%	10.7%
% of FP17s for the same patient ID Re-attending within 3 months - Adults	0	43	0.0%	13.3%	15.5%
% of FP17s for the same patient ID Re-attending between 3 & 9 months - Children	0	20	0.0%	50.9%	60.1%
% of FP17s for the same patient ID Re-attending between 3 & 9 months - Adults	0	43	0.0%	53.3%	56.6%
% of FP17s for Band 1 Urgent Courses	2	60	3.3%	11.3%	9.1%
% of FP17s Relating to Free Repair or Replacements	0	60	0.0%	0.5%	0.7%
% of FP17s Relating to Continuations	0	60	0.0%	0.9%	0.6%
% of Patients satisfied with the dentistry they have received	0	0	N/A	94.0%	92.8%
% of Patients satisfied with the time they had to wait for an appointment	0	0	N/A	85.6%	87.5%

* This is based on patients treated on this contract for their most recent course of treatment. Figures in italics indicate the base number of FP17s or Patient Questionnaire responses are less than 100. N/A is shown where the base number of responses is less than 10 during the period. % is calculated as Quantity/Base number*100

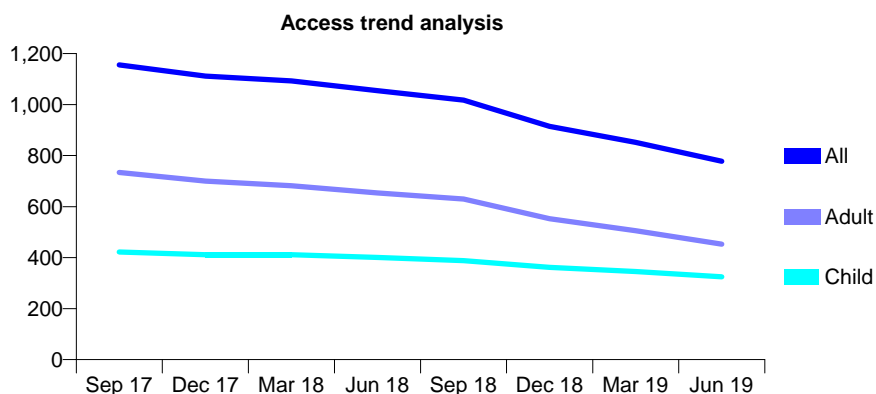
7A7 - Vital Signs At a Glance Contract Report for 108820/0001 - June 2019

Name or company name	The Severnside Limited Partnership
Contract type name	GDS Contract
Purpose of contract	General
Contract start date	27/10/2013
Contract end date	

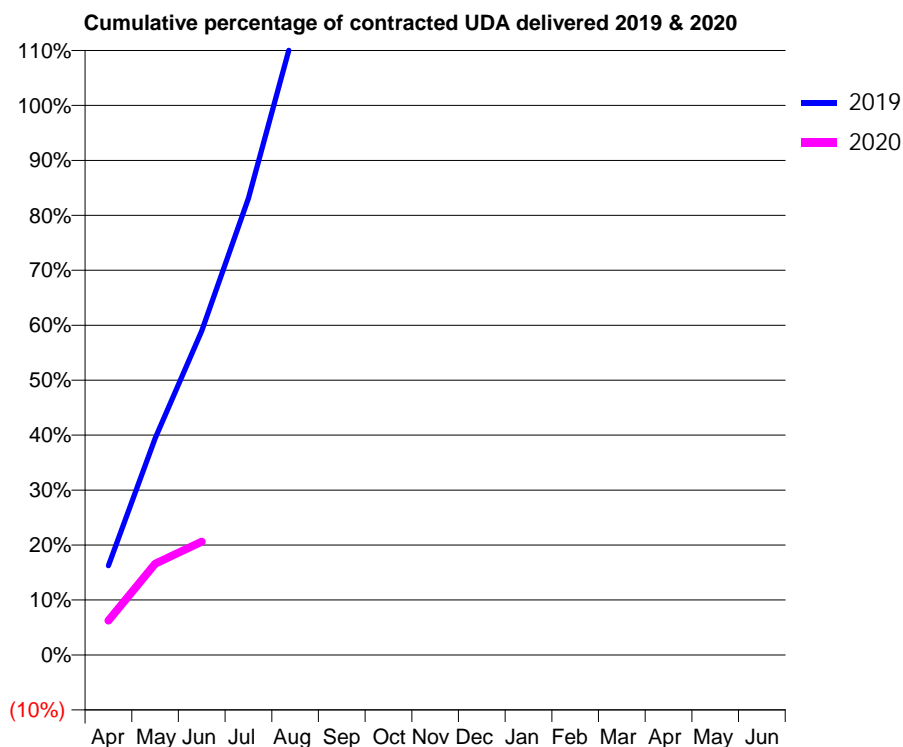
19/20 Contracted general activity (UDA)	1,268
Carry forward general activity (UDA)	0
19/20 Contracted orthodontic activity (UOA)	0
Carry forward orthodontic activity (UOA)	0
Baseline contract value	£37,356.45

ACCESS*

Patients seen in 24 months	Total	Change since previous quarter
Quarter ending June 2018	1,055	
Quarter ending September 2018	1,018	↓
Quarter ending December 2018	915	↓
Quarter ending March 2019	852	↓
Quarter ending June 2019	778	↓
Variance since June 2018	(26.3%)	↓



ACTIVITY



Adjusted Scheduled Activity (UDA)		
Month	2019	2020
April	206	79
May	500	210
June	748	261
July	1,054	
August	1,448	
September	1,528	
October	1,593	
November	1,700	
December	1,779	
January	1,861	
February	1,995	
March	2,140	
April	2,184	
May	2,184	
June	2,184	

QUALITY

	Quantity	Base Number	Contract	LHB	Wales
% of FP17s for the same patient ID Re-attending within 3 months - Children	2	69	2.9%	9.0%	10.7%
% of FP17s for the same patient ID Re-attending within 3 months - Adults	6	74	8.1%	13.3%	15.5%
% of FP17s for the same patient ID Re-attending between 3 & 9 months - Children	29	69	42.0%	50.9%	60.1%
% of FP17s for the same patient ID Re-attending between 3 & 9 months - Adults	20	74	27.0%	53.3%	56.6%
% of FP17s for Band 1 Urgent Courses	2	120	1.7%	11.3%	9.1%
% of FP17s Relating to Free Repair or Replacements	0	120	0.0%	0.5%	0.7%
% of FP17s Relating to Continuations	3	120	2.5%	0.9%	0.6%
% of Patients satisfied with the dentistry they have received	5	5	N/A	94.0%	92.8%
% of Patients satisfied with the time they had to wait for an appointment	4	5	N/A	85.6%	87.5%

* This is based on patients treated on this contract for their most recent course of treatment.

Figures in italics indicate the base number of FP17s or Patient Questionnaire responses are less than 100. N/A is shown where the base number of responses is less than 10 during the period. % is calculated as Quantity/Base number*100

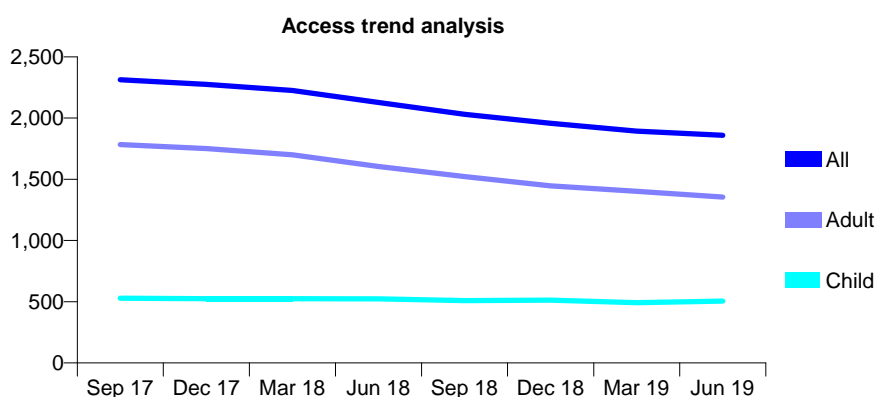
7A7 - Vital Signs At a Glance Contract Report for 11155/0001 - June 2019

Name or company name	Professor St John Crean, ME Northmore ar
Contract type name	GDS Contract
Purpose of contract	General
Contract start date	20/09/2013
Contract end date	

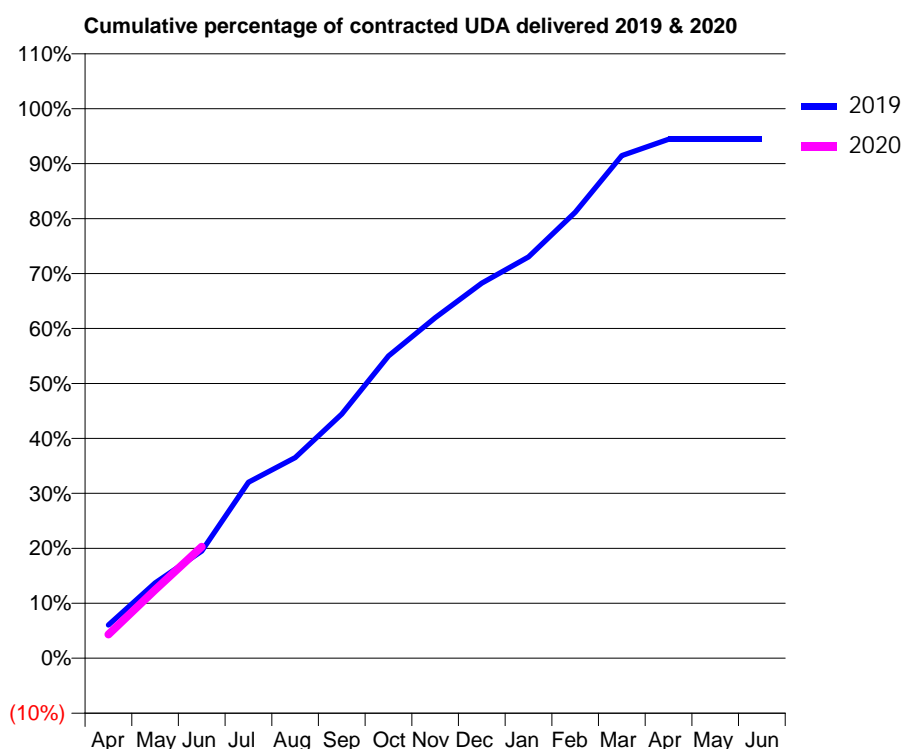
19/20 Contracted general activity (UDA)	6,730
Carry forward general activity (UDA)	0
19/20 Contracted orthodontic activity (UOA)	0
Carry forward orthodontic activity (UOA)	0
Baseline contract value	£155,577.41

ACCESS*

Patients seen in 24 months	Total	Change since previous quarter
Quarter ending June 2018	2,128	
Quarter ending September 2018	2,031	↓
Quarter ending December 2018	1,958	↓
Quarter ending March 2019	1,894	↓
Quarter ending June 2019	1,860	↓
Variance since June 2018	(12.6%)	↓



ACTIVITY



Month	2019	2020
April	407	292
May	922	839
June	1,312	1,366
July	2,155	
August	2,457	
September	2,989	
October	3,702	
November	4,170	
December	4,593	
January	4,914	
February	5,461	
March	6,154	
April	6,356	
May	6,356	
June	6,356	

QUALITY

	Quantity	Base Number	Contract	LHB	Wales
% of FP17s for the same patient ID Re-attending within 3 months - Children	16	214	7.5%	9.0%	10.7%
% of FP17s for the same patient ID Re-attending within 3 months - Adults	101	535	18.9%	13.3%	15.5%
% of FP17s for the same patient ID Re-attending between 3 & 9 months - Children	141	214	65.9%	50.9%	60.1%
% of FP17s for the same patient ID Re-attending between 3 & 9 months - Adults	343	535	64.1%	53.3%	56.6%
% of FP17s for Band 1 Urgent Courses	62	664	9.3%	11.3%	9.1%
% of FP17s Relating to Free Repair or Replacements	0	664	0.0%	0.5%	0.7%
% of FP17s Relating to Continuations	13	664	2.0%	0.9%	0.6%
% of Patients satisfied with the dentistry they have received	34	35	97.1%	94.0%	92.8%
% of Patients satisfied with the time they had to wait for an appointment	34	35	97.1%	85.6%	87.5%

* This is based on patients treated on this contract for their most recent course of treatment.

Figures in italics indicate the base number of FP17s or Patient Questionnaire responses are less than 100. N/A is shown where the base number of responses is less than 10 during the period. % is calculated as Quantity/Base number*100

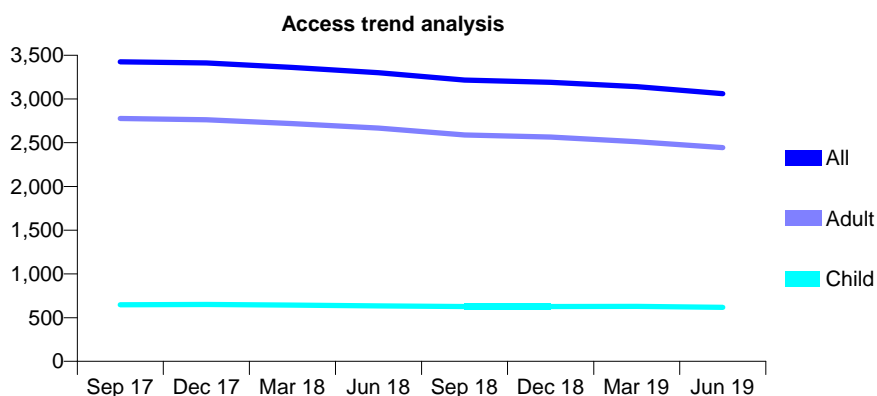
7A7 - Vital Signs At a Glance Contract Report for 116068/0001 - June 2019

Name or company name	River Wye Dental Practice Partnership
Contract type name	Pilot Contract
Purpose of contract	General
Contract start date	01/02/2014
Contract end date	

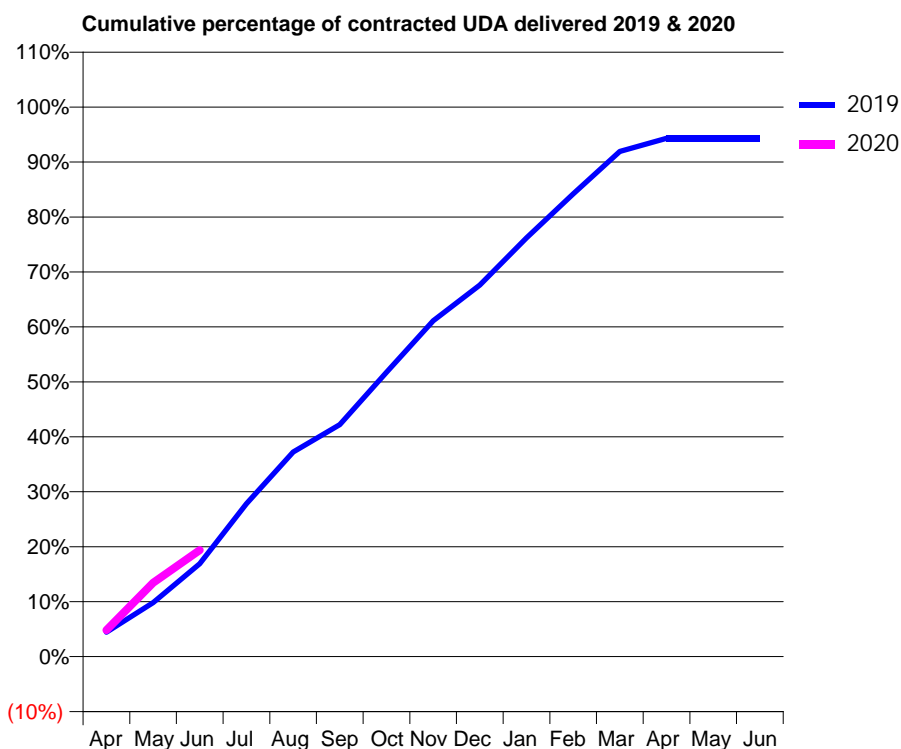
19/20 Contracted general activity (UDA)	7,907
Carry forward general activity (UDA)	0
19/20 Contracted orthodontic activity (UOA)	0
Carry forward orthodontic activity (UOA)	0
Baseline contract value	£228,237.53

ACCESS*

Patients seen in 24 months	Total	Change since previous quarter
Quarter ending June 2018	3,301	
Quarter ending September 2018	3,217	↓
Quarter ending December 2018	3,191	→
Quarter ending March 2019	3,141	↓
Quarter ending June 2019	3,061	↓
Variance since June 2018	(7.3%)	↓



ACTIVITY



Month	Adjusted Scheduled Activity (UDA)	
	2019	2020
April	390	381
May	865	1,061
June	1,485	1,533
July	2,445	
August	3,271	
September	3,708	
October	4,545	
November	5,369	
December	5,940	
January	6,693	
February	7,395	
March	8,073	
April	8,286	
May	8,285	
June	8,285	

QUALITY

	Quantity	Base Number	Contract	LHB	Wales
% of FP17s for the same patient ID Re-attending within 3 months - Children	12	252	4.8%	9.0%	10.7%
% of FP17s for the same patient ID Re-attending within 3 months - Adults	90	881	10.2%	13.3%	15.5%
% of FP17s for the same patient ID Re-attending between 3 & 9 months - Children	181	252	71.8%	50.9%	60.1%
% of FP17s for the same patient ID Re-attending between 3 & 9 months - Adults	651	881	73.9%	53.3%	56.6%
% of FP17s for Band 1 Urgent Courses	78	1,015	7.7%	11.3%	9.1%
% of FP17s Relating to Free Repair or Replacements	0	1,015	0.0%	0.5%	0.7%
% of FP17s Relating to Continuations	5	1,015	0.5%	0.9%	0.6%
% of Patients satisfied with the dentistry they have received	31	31	100.0%	94.0%	92.8%
% of Patients satisfied with the time they had to wait for an appointment	29	31	93.5%	85.6%	87.5%

* This is based on patients treated on this contract for their most recent course of treatment. Figures in italics indicate the base number of FP17s or Patient Questionnaire responses are less than 100. N/A is shown where the base number of responses is less than 10 during the period. % is calculated as Quantity/Base number*100

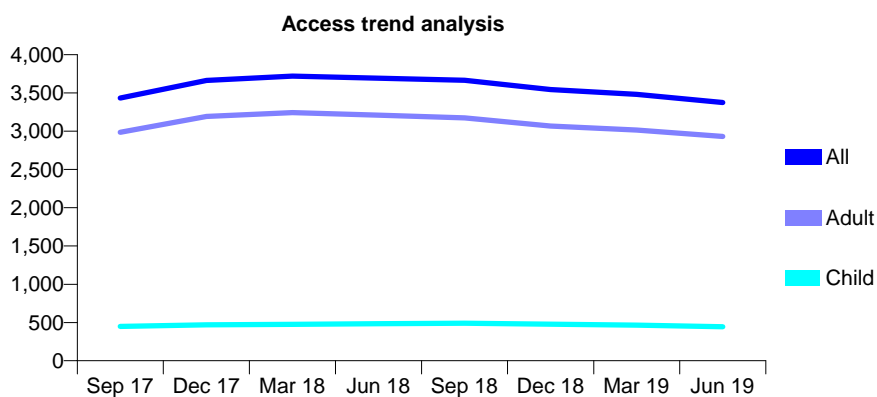
7A7 - Vital Signs At a Glance Contract Report for 126896/0001 - June 2019

Name or company name	H Sobhani & P Dusza/Llanidloes Dental Pra
Contract type name	GDS Contract
Purpose of contract	General
Contract start date	01/01/2009
Contract end date	

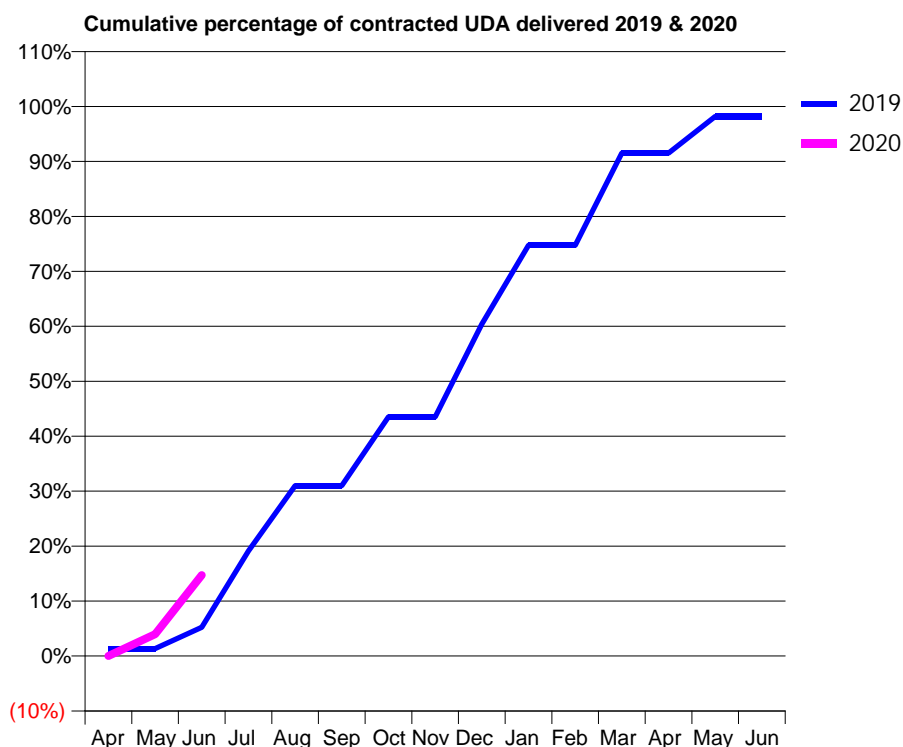
19/20 Contracted general activity (UDA)	15,000
Carry forward general activity (UDA)	0
19/20 Contracted orthodontic activity (UOA)	0
Carry forward orthodontic activity (UOA)	0
Baseline contract value	£444,818.98

ACCESS*

Patients seen in 24 months	Total	Change since previous quarter
Quarter ending June 2018	3,693	
Quarter ending September 2018	3,664	→
Quarter ending December 2018	3,544	↓
Quarter ending March 2019	3,481	↓
Quarter ending June 2019	3,376	↓
Variance since June 2018	(8.6%)	↓



ACTIVITY



Month	Adjusted Scheduled Activity (UDA)	
	2019	2020
April	206	0
May	206	594
June	784	2,207
July	2,869	
August	4,651	
September	4,651	
October	6,527	
November	6,527	
December	9,058	
January	11,212	
February	11,212	
March	13,729	
April	13,729	
May	14,730	
June	14,730	

QUALITY

	Quantity	Base Number	Contract	LHB	Wales
% of FP17s for the same patient ID Re-attending within 3 months - Children	5	122	4.1%	9.0%	10.7%
% of FP17s for the same patient ID Re-attending within 3 months - Adults	84	968	8.7%	13.3%	15.5%
% of FP17s for the same patient ID Re-attending between 3 & 9 months - Children	61	122	50.0%	50.9%	60.1%
% of FP17s for the same patient ID Re-attending between 3 & 9 months - Adults	640	968	66.1%	53.3%	56.6%
% of FP17s for Band 1 Urgent Courses	52	818	6.4%	11.3%	9.1%
% of FP17s Relating to Free Repair or Replacements	2	818	0.2%	0.5%	0.7%
% of FP17s Relating to Continuations	0	818	0.0%	0.9%	0.6%
% of Patients satisfied with the dentistry they have received	18	18	100.0%	94.0%	92.8%
% of Patients satisfied with the time they had to wait for an appointment	17	18	94.4%	85.6%	87.5%

* This is based on patients treated on this contract for their most recent course of treatment. Figures in italics indicate the base number of FP17s or Patient Questionnaire responses are less than 100. N/A is shown where the base number of responses is less than 10 during the period. % is calculated as Quantity/Base number*100

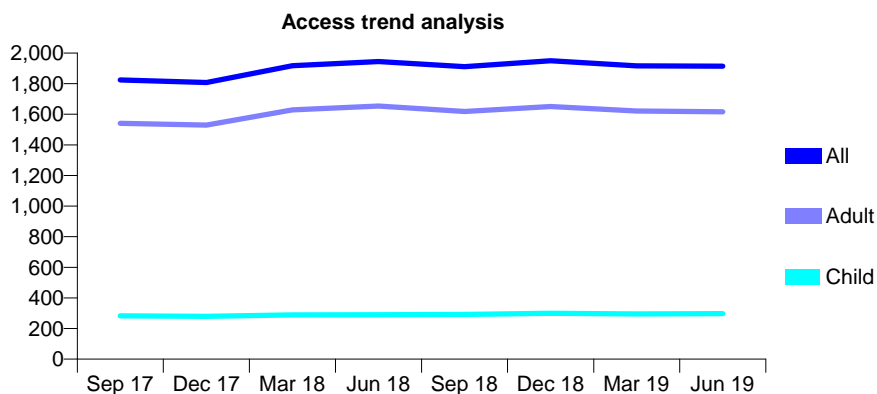
7A7 - Vital Signs At a Glance Contract Report for 128287/0001 - June 2019

Name or company name	AGS & P Powell-Main
Contract type name	GDS Contract
Purpose of contract	General
Contract start date	01/11/2006
Contract end date	

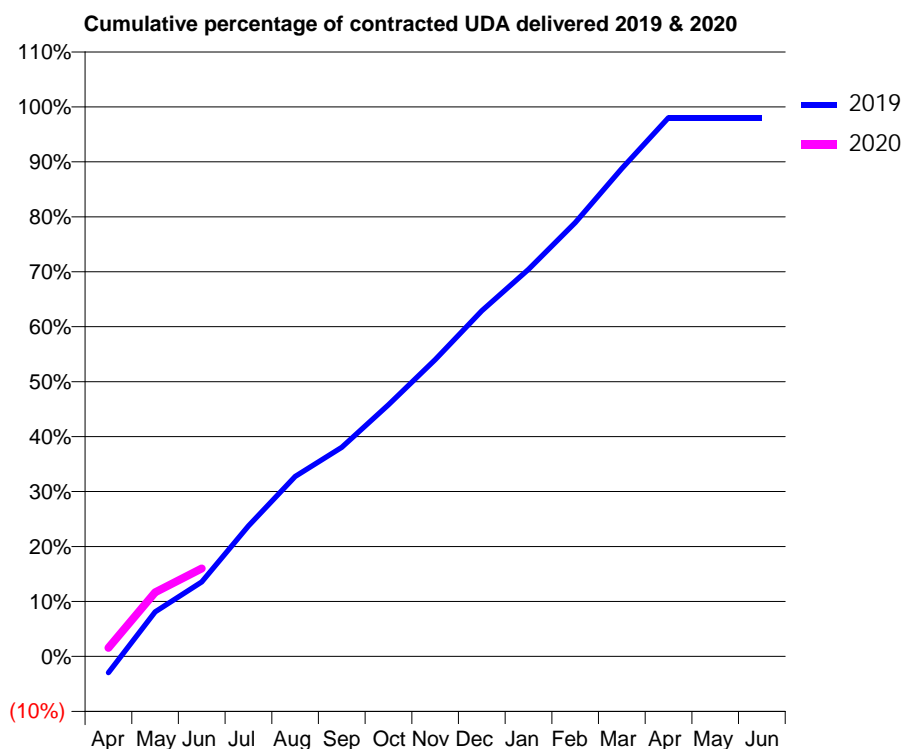
19/20 Contracted general activity (UDA)	6,672
Carry forward general activity (UDA)	0
19/20 Contracted orthodontic activity (UOA)	0
Carry forward orthodontic activity (UOA)	0
Baseline contract value	£177,062.97

ACCESS*

Patients seen in 24 months	Total	Change since previous quarter
Quarter ending June 2018	1,945	
Quarter ending September 2018	1,911	↓
Quarter ending December 2018	1,950	↑
Quarter ending March 2019	1,917	↓
Quarter ending June 2019	1,914	→
Variance since June 2018	(1.6%)	↓



ACTIVITY



Month	2019	2020
April	-198	105
May	542	779
June	905	1,068
July	1,584	
August	2,185	
September	2,540	
October	3,055	
November	3,603	
December	4,196	
January	4,700	
February	5,266	
March	5,924	
April	6,542	
May	6,542	
June	6,542	

QUALITY

	Quantity	Base Number	Contract	LHB	Wales
% of FP17s for the same patient ID Re-attending within 3 months - Children	18	156	11.5%	9.0%	10.7%
% of FP17s for the same patient ID Re-attending within 3 months - Adults	102	631	16.2%	13.3%	15.5%
% of FP17s for the same patient ID Re-attending between 3 & 9 months - Children	91	156	58.3%	50.9%	60.1%
% of FP17s for the same patient ID Re-attending between 3 & 9 months - Adults	358	631	56.7%	53.3%	56.6%
% of FP17s for Band 1 Urgent Courses	46	567	8.1%	11.3%	9.1%
% of FP17s Relating to Free Repair or Replacements	7	567	1.2%	0.5%	0.7%
% of FP17s Relating to Continuations	10	567	1.8%	0.9%	0.6%
% of Patients satisfied with the dentistry they have received	18	20	90.0%	94.0%	92.8%
% of Patients satisfied with the time they had to wait for an appointment	18	20	90.0%	85.6%	87.5%

* This is based on patients treated on this contract for their most recent course of treatment. Figures in italics indicate the base number of FP17s or Patient Questionnaire responses are less than 100. N/A is shown where the base number of responses is less than 10 during the period. % is calculated as Quantity/Base number*100

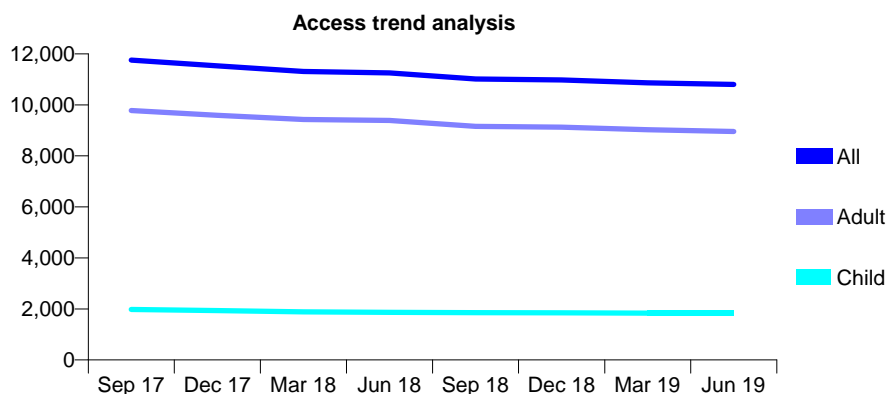
7A7 - Vital Signs At a Glance Contract Report for 131431/0001 - June 2019

Name or company name	Severn Street Dental Practice
Contract type name	GDS Contract
Purpose of contract	General
Contract start date	01/04/2006
Contract end date	

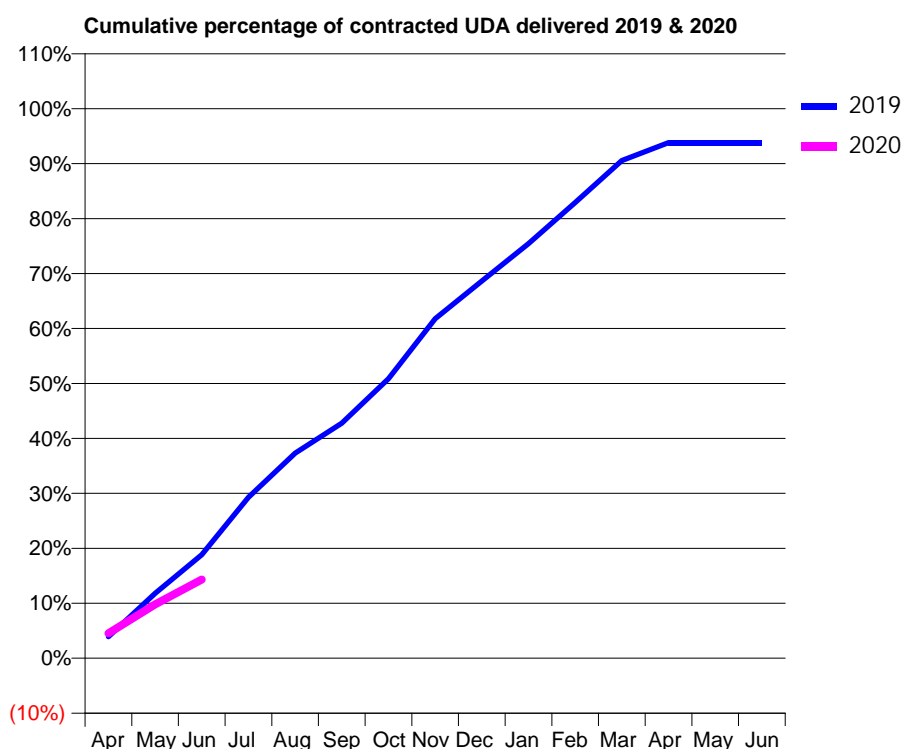
19/20 Contracted general activity (UDA)	33,000
Carry forward general activity (UDA)	0
19/20 Contracted orthodontic activity (UOA)	0
Carry forward orthodontic activity (UOA)	0
Baseline contract value	£872,695.48

ACCESS*

Patients seen in 24 months	Total	Change since previous quarter
Quarter ending June 2018	11,254	
Quarter ending September 2018	11,012	↓
Quarter ending December 2018	10,978	→
Quarter ending March 2019	10,862	↓
Quarter ending June 2019	10,799	→
Variance since June 2018	(4.0%)	↓



ACTIVITY



Month	2019	2020
April	1,297	1,490
May	3,892	3,240
June	6,211	4,719
July	9,660	
August	12,321	
September	14,112	
October	16,780	
November	20,390	
December	22,646	
January	24,894	
February	27,367	
March	29,881	
April	30,958	
May	30,958	
June	30,958	

QUALITY

	Quantity	Base Number	Contract	LHB	Wales
% of FP17s for the same patient ID Re-attending within 3 months - Children	29	568	5.1%	9.0%	10.7%
% of FP17s for the same patient ID Re-attending within 3 months - Adults	313	2,597	12.1%	13.3%	15.5%
% of FP17s for the same patient ID Re-attending between 3 & 9 months - Children	315	568	55.5%	50.9%	60.1%
% of FP17s for the same patient ID Re-attending between 3 & 9 months - Adults	1,232	2,597	47.4%	53.3%	56.6%
% of FP17s for Band 1 Urgent Courses	272	2,673	10.2%	11.3%	9.1%
% of FP17s Relating to Free Repair or Replacements	10	2,673	0.4%	0.5%	0.7%
% of FP17s Relating to Continuations	17	2,673	0.6%	0.9%	0.6%
% of Patients satisfied with the dentistry they have received	134	146	91.8%	94.0%	92.8%
% of Patients satisfied with the time they had to wait for an appointment	119	146	81.5%	85.6%	87.5%

* This is based on patients treated on this contract for their most recent course of treatment.

Figures in italics indicate the base number of FP17s or Patient Questionnaire responses are less than 100. N/A is shown where the base number of responses is less than 10 during the period. % is calculated as Quantity/Base number*100

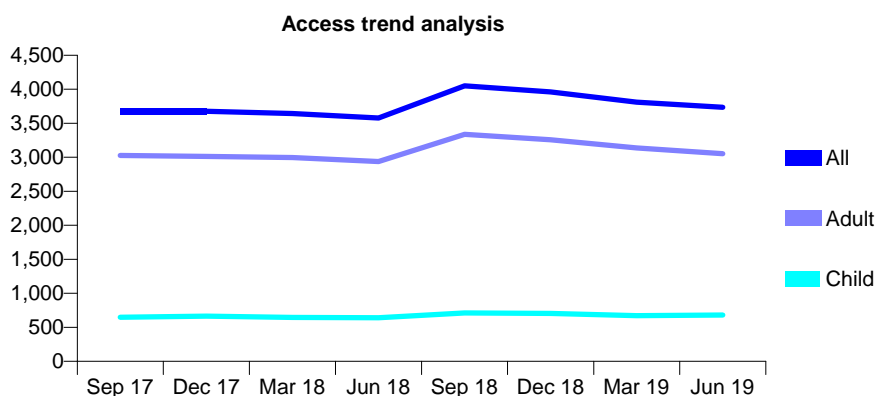
7A7 - Vital Signs At a Glance Contract Report for 140961/0001 - June 2019

Name or company name	Integrated Dental Holdings
Contract type name	GDS Contract
Purpose of contract	General
Contract start date	01/09/2008
Contract end date	

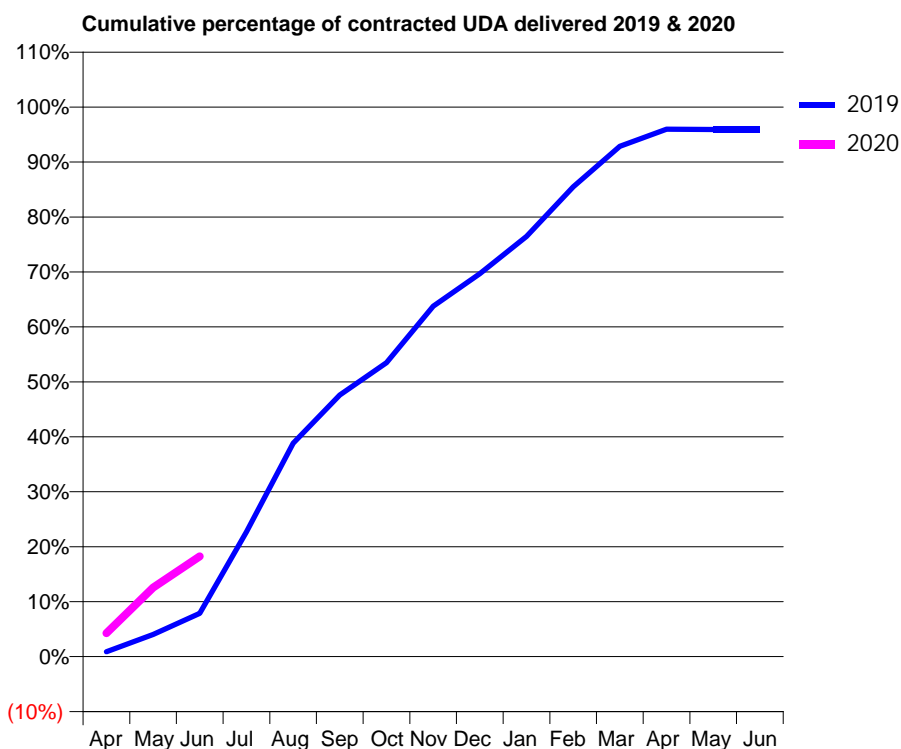
19/20 Contracted general activity (UDA)	12,000
Carry forward general activity (UDA)	0
19/20 Contracted orthodontic activity (UOA)	0
Carry forward orthodontic activity (UOA)	0
Baseline contract value	£313,361.31

ACCESS*

Patients seen in 24 months	Total	Change since previous quarter
Quarter ending June 2018	3,578	
Quarter ending September 2018	4,050	↑
Quarter ending December 2018	3,962	↓
Quarter ending March 2019	3,810	↓
Quarter ending June 2019	3,734	↓
Variance since June 2018	4.4%	↑



ACTIVITY



Month	Adjusted Scheduled Activity (UDA)	
	2019	2020
April	106	511
May	484	1,511
June	944	2,190
July	2,724	
August	4,660	
September	5,713	
October	6,418	
November	7,653	
December	8,361	
January	9,175	
February	10,258	
March	11,144	
April	11,515	
May	11,511	
June	11,510	

QUALITY

	Quantity	Base Number	Contract	LHB	Wales
% of FP17s for the same patient ID Re-attending within 3 months - Children	9	221	4.1%	9.0%	10.7%
% of FP17s for the same patient ID Re-attending within 3 months - Adults	83	1,027	8.1%	13.3%	15.5%
% of FP17s for the same patient ID Re-attending between 3 & 9 months - Children	129	221	58.4%	50.9%	60.1%
% of FP17s for the same patient ID Re-attending between 3 & 9 months - Adults	714	1,027	69.5%	53.3%	56.6%
% of FP17s for Band 1 Urgent Courses	22	1,072	2.1%	11.3%	9.1%
% of FP17s Relating to Free Repair or Replacements	15	1,072	1.4%	0.5%	0.7%
% of FP17s Relating to Continuations	6	1,072	0.6%	0.9%	0.6%
% of Patients satisfied with the dentistry they have received	66	73	90.4%	94.0%	92.8%
% of Patients satisfied with the time they had to wait for an appointment	62	73	84.9%	85.6%	87.5%

* This is based on patients treated on this contract for their most recent course of treatment. Figures in italics indicate the base number of FP17s or Patient Questionnaire responses are less than 100. N/A is shown where the base number of responses is less than 10 during the period. % is calculated as Quantity/Base number*100

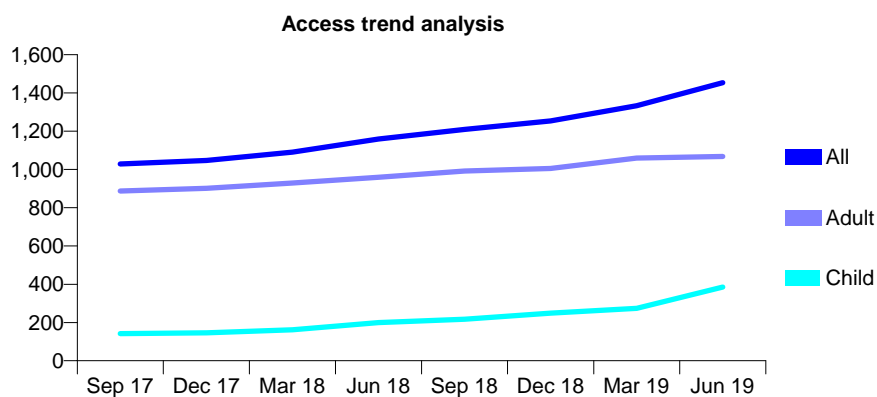
7A7 - Vital Signs At a Glance Contract Report for 154431/0001 - June 2019

Name or company name	Powys Local Health Board
Contract type name	PDS Contract
Purpose of contract	General
Contract start date	01/09/2010
Contract end date	31/08/2020

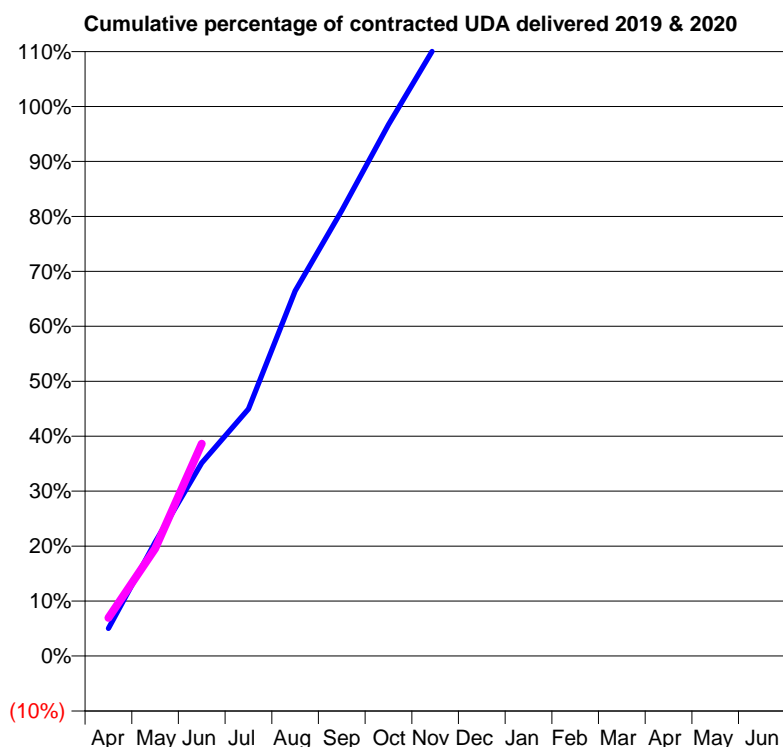
19/20 Contracted general activity (UDA)	1,600
Carry forward general activity (UDA)	0
19/20 Contracted orthodontic activity (UOA)	0
Carry forward orthodontic activity (UOA)	0
Baseline contract value	£0.00

ACCESS*

Patients seen in 24 months	Total	Change since previous quarter
Quarter ending June 2018	1,159	
Quarter ending September 2018	1,209	↑
Quarter ending December 2018	1,254	↑
Quarter ending March 2019	1,333	↑
Quarter ending June 2019	1,453	↑
Variance since June 2018	25.4%	↑



ACTIVITY



Month	Adjusted Scheduled Activity (UDA)	
	2019	2020
April	80	111
May	332	313
June	562	618
July	719	
August	1,063	
September	1,297	
October	1,547	
November	1,776	
December	2,009	
January	2,152	
February	2,453	
March	2,742	
April	2,880	
May	2,880	
June	2,880	

QUALITY

	Quantity	Base Number	Contract	LHB	Wales
% of FP17s for the same patient ID Re-attending within 3 months - Children	6	193	3.1%	9.0%	10.7%
% of FP17s for the same patient ID Re-attending within 3 months - Adults	30	271	11.1%	13.3%	15.5%
% of FP17s for the same patient ID Re-attending between 3 & 9 months - Children	18	193	9.3%	50.9%	60.1%
% of FP17s for the same patient ID Re-attending between 3 & 9 months - Adults	57	271	21.0%	53.3%	56.6%
% of FP17s for Band 1 Urgent Courses	89	361	24.7%	11.3%	9.1%
% of FP17s Relating to Free Repair or Replacements	1	361	0.3%	0.5%	0.7%
% of FP17s Relating to Continuations	0	361	0.0%	0.9%	0.6%
% of Patients satisfied with the dentistry they have received	6	7	N/A	94.0%	92.8%
% of Patients satisfied with the time they had to wait for an appointment	5	7	N/A	85.6%	87.5%

* This is based on patients treated on this contract for their most recent course of treatment. Figures in italics indicate the base number of FP17s or Patient Questionnaire responses are less than 100. N/A is shown where the base number of responses is less than 10 during the period. % is calculated as Quantity/Base number*100

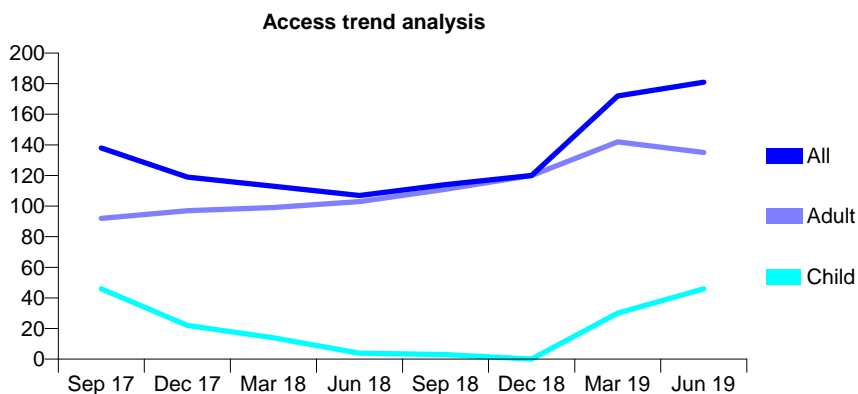
7A7 - Vital Signs At a Glance Contract Report for 154431/0002 - June 2019

Name or company name	Powys Local Health Board
Contract type name	PDS Contract
Purpose of contract	General
Contract start date	01/08/2011
Contract end date	31/07/2021

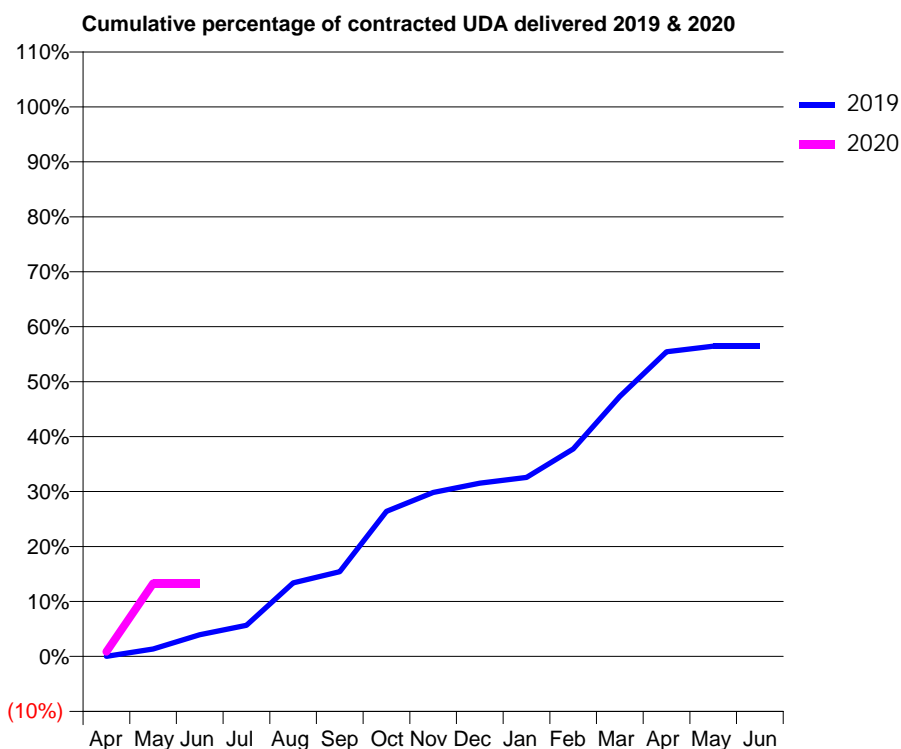
19/20 Contracted general activity (UDA)	350
Carry forward general activity (UDA)	0
19/20 Contracted orthodontic activity (UOA)	0
Carry forward orthodontic activity (UOA)	0
Baseline contract value	£0.00

ACCESS*

Patients seen in 24 months	Total	Change since previous quarter
Quarter ending June 2018	107	
Quarter ending September 2018	114	↑
Quarter ending December 2018	120	↑
Quarter ending March 2019	172	↑
Quarter ending June 2019	181	↑
Variance since June 2018	69.2%	↑



ACTIVITY



Month	Adjusted Scheduled Activity (UDA)	
	2019	2020
April	0	3
May	5	47
June	14	47
July	20	
August	47	
September	54	
October	92	
November	104	
December	110	
January	114	
February	132	
March	166	
April	194	
May	198	
June	198	

QUALITY

	Quantity	Base Number	Contract	LHB	Wales
% of FP17s for the same patient ID Re-attending within 3 months - Children	0	32	0.0%	9.0%	10.7%
% of FP17s for the same patient ID Re-attending within 3 months - Adults	0	26	0.0%	13.3%	15.5%
% of FP17s for the same patient ID Re-attending between 3 & 9 months - Children	0	32	0.0%	50.9%	60.1%
% of FP17s for the same patient ID Re-attending between 3 & 9 months - Adults	1	26	3.8%	53.3%	56.6%
% of FP17s for Band 1 Urgent Courses	13	30	43.3%	11.3%	9.1%
% of FP17s Relating to Free Repair or Replacements	0	30	0.0%	0.5%	0.7%
% of FP17s Relating to Continuations	0	30	0.0%	0.9%	0.6%
% of Patients satisfied with the dentistry they have received	0	1	N/A	94.0%	92.8%
% of Patients satisfied with the time they had to wait for an appointment	1	1	N/A	85.6%	87.5%

* This is based on patients treated on this contract for their most recent course of treatment. Figures in italics indicate the base number of FP17s or Patient Questionnaire responses are less than 100. N/A is shown where the base number of responses is less than 10 during the period. % is calculated as Quantity/Base number*100

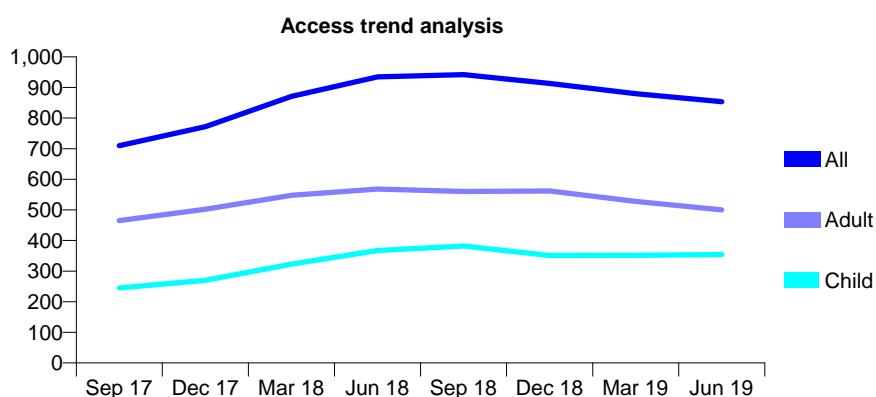
7A7 - Vital Signs At a Glance Contract Report for 154431/0003 - June 2019

Name or company name	Powys Local Health Board
Contract type name	PDS Contract
Purpose of contract	General
Contract start date	01/08/2011
Contract end date	31/07/2021

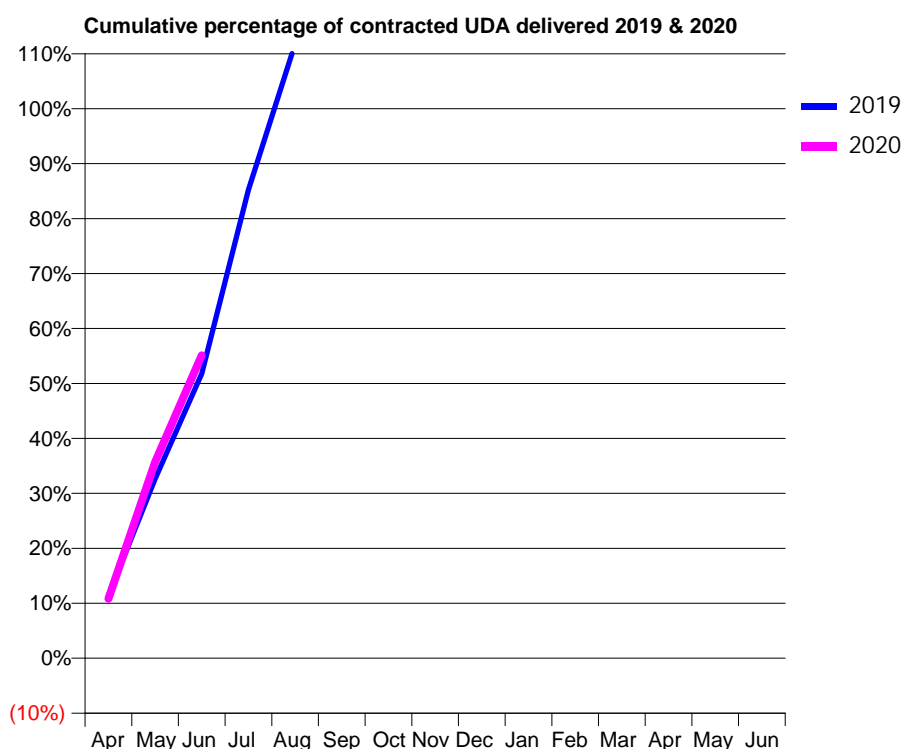
19/20 Contracted general activity (UDA)	700
Carry forward general activity (UDA)	0
19/20 Contracted orthodontic activity (UOA)	0
Carry forward orthodontic activity (UOA)	0
Baseline contract value	£0.00

ACCESS*

Patients seen in 24 months	Total	Change since previous quarter
Quarter ending June 2018	935	
Quarter ending September 2018	942	→
Quarter ending December 2018	913	↓
Quarter ending March 2019	880	↓
Quarter ending June 2019	854	↓
Variance since June 2018	(8.7%)	↓



ACTIVITY



Adjusted Scheduled Activity (UDA)		
Month	2019	2020
April	80	76
May	229	250
June	362	386
July	597	
August	783	
September	900	
October	1,056	
November	1,175	
December	1,337	
January	1,515	
February	1,594	
March	1,824	
April	1,925	
May	1,925	
June	1,915	

QUALITY

	Quantity	Base Number	Contract	LHB	Wales
% of FP17s for the same patient ID Re-attending within 3 months - Children	9	96	9.4%	9.0%	10.7%
% of FP17s for the same patient ID Re-attending within 3 months - Adults	18	122	14.8%	13.3%	15.5%
% of FP17s for the same patient ID Re-attending between 3 & 9 months - Children	12	96	12.5%	50.9%	60.1%
% of FP17s for the same patient ID Re-attending between 3 & 9 months - Adults	42	122	34.4%	53.3%	56.6%
% of FP17s for Band 1 Urgent Courses	44	175	25.1%	11.3%	9.1%
% of FP17s Relating to Free Repair or Replacements	0	175	0.0%	0.5%	0.7%
% of FP17s Relating to Continuations	0	175	0.0%	0.9%	0.6%
% of Patients satisfied with the dentistry they have received	6	7	N/A	94.0%	92.8%
% of Patients satisfied with the time they had to wait for an appointment	7	7	N/A	85.6%	87.5%

* This is based on patients treated on this contract for their most recent course of treatment. Figures in italics indicate the base number of FP17s or Patient Questionnaire responses are less than 100. N/A is shown where the base number of responses is less than 10 during the period. % is calculated as Quantity/Base number*100

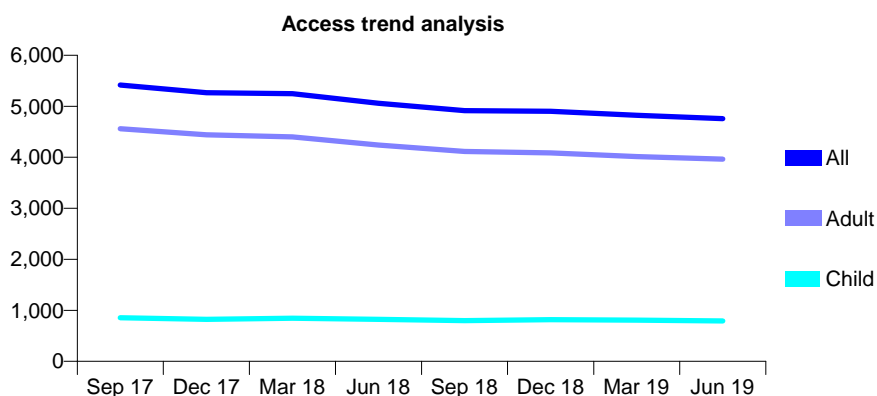
7A7 - Vital Signs At a Glance Contract Report for 158194/0004 - June 2019

Name or company name	Denticare Ltd
Contract type name	GDS Contract
Purpose of contract	General
Contract start date	01/04/2006
Contract end date	

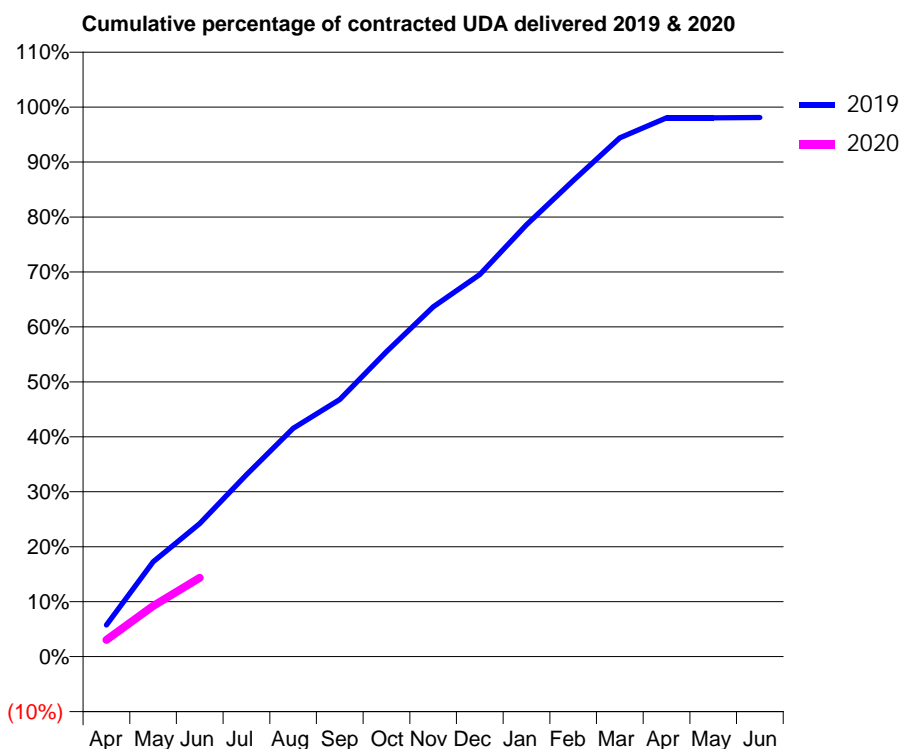
19/20 Contracted general activity (UDA)	17,500
Carry forward general activity (UDA)	0
19/20 Contracted orthodontic activity (UOA)	0
Carry forward orthodontic activity (UOA)	0
Baseline contract value	£456,934.66

ACCESS*

Patients seen in 24 months	Total	Change since previous quarter
Quarter ending June 2018	5,061	
Quarter ending September 2018	4,914	↓
Quarter ending December 2018	4,902	→
Quarter ending March 2019	4,822	↓
Quarter ending June 2019	4,756	↓
Variance since June 2018	(6.0%)	↓



ACTIVITY



Month	Adjusted Scheduled Activity (UDA)	
	2019	2020
April	693	534
May	2,072	1,611
June	2,907	2,512
July	3,972	
August	4,984	
September	5,613	
October	6,659	
November	7,636	
December	8,345	
January	9,432	
February	10,394	
March	11,329	
April	11,765	
May	11,765	
June	11,772	

QUALITY

	Quantity	Base Number	Contract	LHB	Wales
% of FP17s for the same patient ID Re-attending within 3 months - Children	3	216	1.4%	9.0%	10.7%
% of FP17s for the same patient ID Re-attending within 3 months - Adults	106	1,053	10.1%	13.3%	15.5%
% of FP17s for the same patient ID Re-attending between 3 & 9 months - Children	114	216	52.8%	50.9%	60.1%
% of FP17s for the same patient ID Re-attending between 3 & 9 months - Adults	431	1,053	40.9%	53.3%	56.6%
% of FP17s for Band 1 Urgent Courses	93	1,102	8.4%	11.3%	9.1%
% of FP17s Relating to Free Repair or Replacements	2	1,102	0.2%	0.5%	0.7%
% of FP17s Relating to Continuations	1	1,102	0.1%	0.9%	0.6%
% of Patients satisfied with the dentistry they have received	60	64	93.8%	94.0%	92.8%
% of Patients satisfied with the time they had to wait for an appointment	44	64	68.8%	85.6%	87.5%

* This is based on patients treated on this contract for their most recent course of treatment. Figures in italics indicate the base number of FP17s or Patient Questionnaire responses are less than 100. N/A is shown where the base number of responses is less than 10 during the period. % is calculated as Quantity/Base number*100

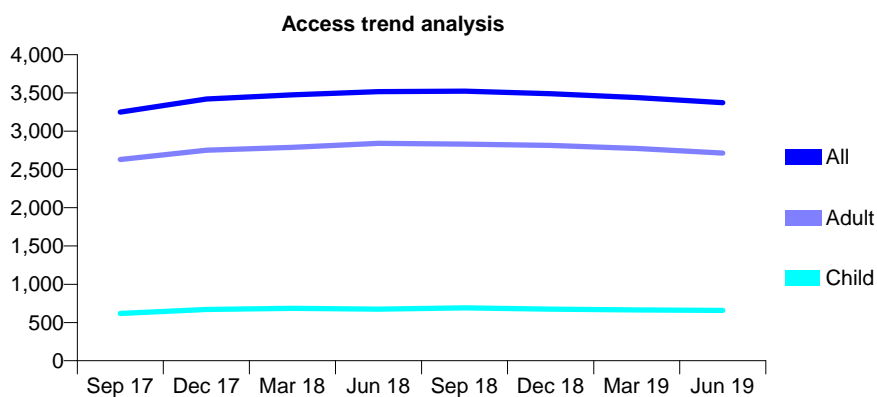
7A7 - Vital Signs At a Glance Contract Report for 158194/0010 - June 2019

Name or company name	Denticare Ltd
Contract type name	GDS Contract
Purpose of contract	General
Contract start date	01/04/2006
Contract end date	

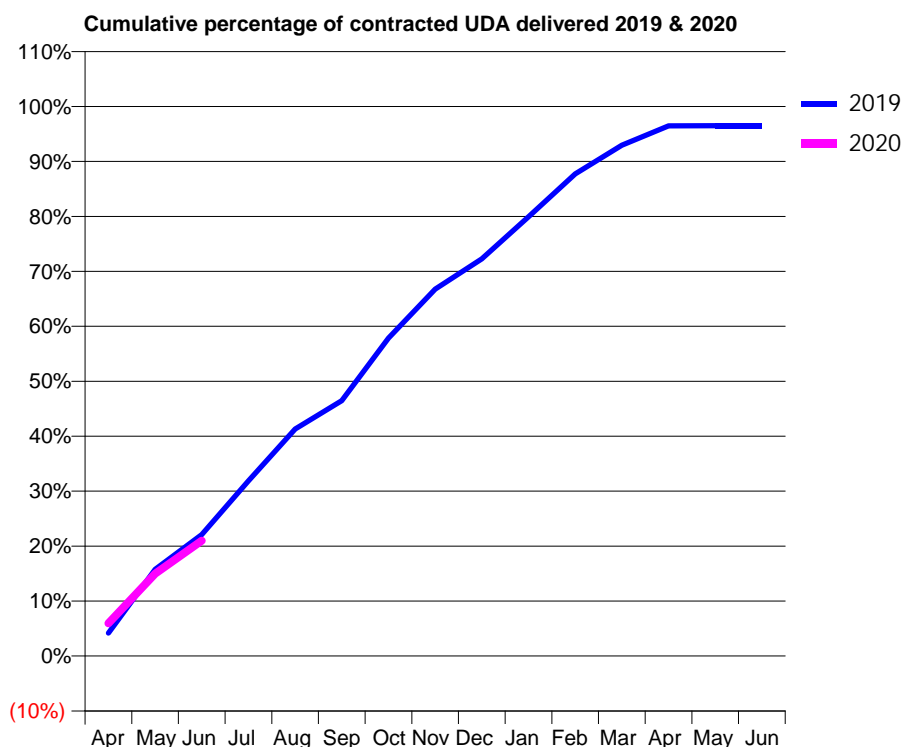
19/20 Contracted general activity (UDA)	10,500
Carry forward general activity (UDA)	0
19/20 Contracted orthodontic activity (UOA)	0
Carry forward orthodontic activity (UOA)	0
Baseline contract value	£274,157.80

ACCESS*

Patients seen in 24 months	Total	Change since previous quarter
Quarter ending June 2018	3,517	
Quarter ending September 2018	3,523	→
Quarter ending December 2018	3,490	→
Quarter ending March 2019	3,439	↓
Quarter ending June 2019	3,373	↓
Variance since June 2018	(4.1%)	↓



ACTIVITY



Month	Adjusted Scheduled Activity (UDA)	
	2019	2020
April	482	625
May	1,812	1,573
June	2,542	2,203
July	3,665	
August	4,750	
September	5,343	
October	6,651	
November	7,678	
December	8,309	
January	9,192	
February	10,089	
March	10,691	
April	11,094	
May	11,097	
June	11,097	

QUALITY

	Quantity	Base Number	Contract	LHB	Wales
% of FP17s for the same patient ID Re-attending within 3 months - Children	11	215	5.1%	9.0%	10.7%
% of FP17s for the same patient ID Re-attending within 3 months - Adults	160	944	16.9%	13.3%	15.5%
% of FP17s for the same patient ID Re-attending between 3 & 9 months - Children	143	215	66.5%	50.9%	60.1%
% of FP17s for the same patient ID Re-attending between 3 & 9 months - Adults	547	944	57.9%	53.3%	56.6%
% of FP17s for Band 1 Urgent Courses	82	962	8.5%	11.3%	9.1%
% of FP17s Relating to Free Repair or Replacements	8	962	0.8%	0.5%	0.7%
% of FP17s Relating to Continuations	11	962	1.1%	0.9%	0.6%
% of Patients satisfied with the dentistry they have received	41	43	95.3%	94.0%	92.8%
% of Patients satisfied with the time they had to wait for an appointment	34	43	79.1%	85.6%	87.5%

* This is based on patients treated on this contract for their most recent course of treatment. Figures in italics indicate the base number of FP17s or Patient Questionnaire responses are less than 100. N/A is shown where the base number of responses is less than 10 during the period. % is calculated as Quantity/Base number*100

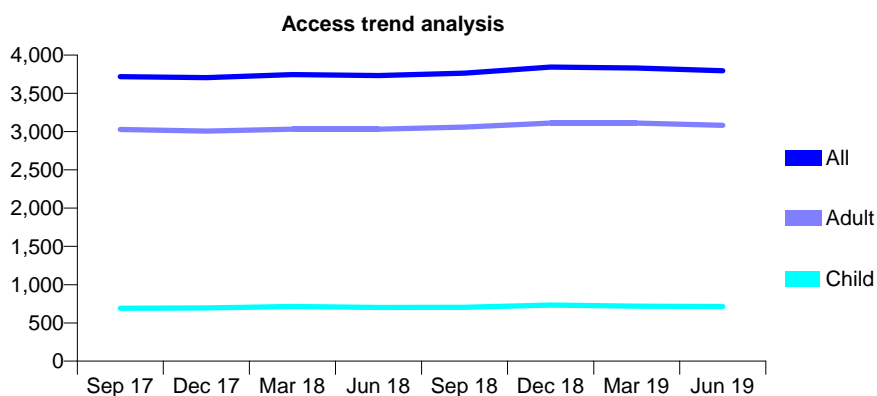
7A7 - Vital Signs At a Glance Contract Report for 158194/0022 - June 2019

Name or company name	Denticare Ltd
Contract type name	GDS Contract
Purpose of contract	General
Contract start date	15/12/2008
Contract end date	

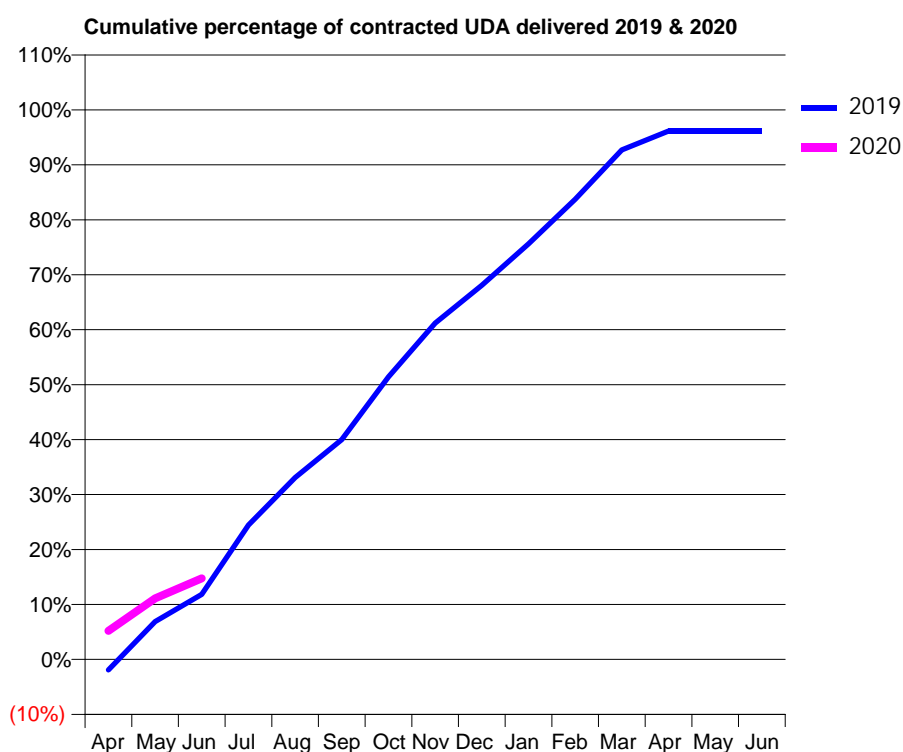
19/20 Contracted general activity (UDA)	12,000
Carry forward general activity (UDA)	0
19/20 Contracted orthodontic activity (UOA)	0
Carry forward orthodontic activity (UOA)	0
Baseline contract value	£313,323.22

ACCESS*

Patients seen in 24 months	Total	Change since previous quarter
Quarter ending June 2018	3,733	
Quarter ending September 2018	3,763	→
Quarter ending December 2018	3,843	↑
Quarter ending March 2019	3,830	→
Quarter ending June 2019	3,795	→
Variance since June 2018	1.7%	→



ACTIVITY



Month	Adjusted Scheduled Activity (UDA)	
	2019	2020
April	-230	624
May	829	1,334
June	1,421	1,770
July	2,934	
August	3,971	
September	4,802	
October	6,170	
November	7,344	
December	8,171	
January	9,077	
February	10,049	
March	11,127	
April	11,538	
May	11,537	
June	11,537	

QUALITY

	Quantity	Base Number	Contract	LHB	Wales
% of FP17s for the same patient ID Re-attending within 3 months - Children	14	205	6.8%	9.0%	10.7%
% of FP17s for the same patient ID Re-attending within 3 months - Adults	153	856	17.9%	13.3%	15.5%
% of FP17s for the same patient ID Re-attending between 3 & 9 months - Children	148	205	72.2%	50.9%	60.1%
% of FP17s for the same patient ID Re-attending between 3 & 9 months - Adults	456	856	53.3%	53.3%	56.6%
% of FP17s for Band 1 Urgent Courses	115	895	12.8%	11.3%	9.1%
% of FP17s Relating to Free Repair or Replacements	4	895	0.4%	0.5%	0.7%
% of FP17s Relating to Continuations	21	895	2.3%	0.9%	0.6%
% of Patients satisfied with the dentistry they have received	54	55	98.2%	94.0%	92.8%
% of Patients satisfied with the time they had to wait for an appointment	51	55	92.7%	85.6%	87.5%

* This is based on patients treated on this contract for their most recent course of treatment. Figures in italics indicate the base number of FP17s or Patient Questionnaire responses are less than 100. N/A is shown where the base number of responses is less than 10 during the period. % is calculated as Quantity/Base number*100

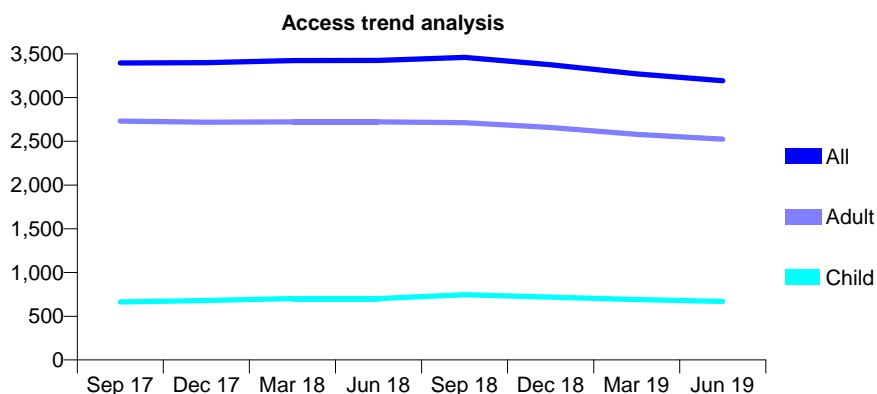
7A7 - Vital Signs At a Glance Contract Report for 158194/0024 - June 2019

Name or company name	Denticare Ltd
Contract type name	GDS Contract
Purpose of contract	General
Contract start date	01/07/2009
Contract end date	

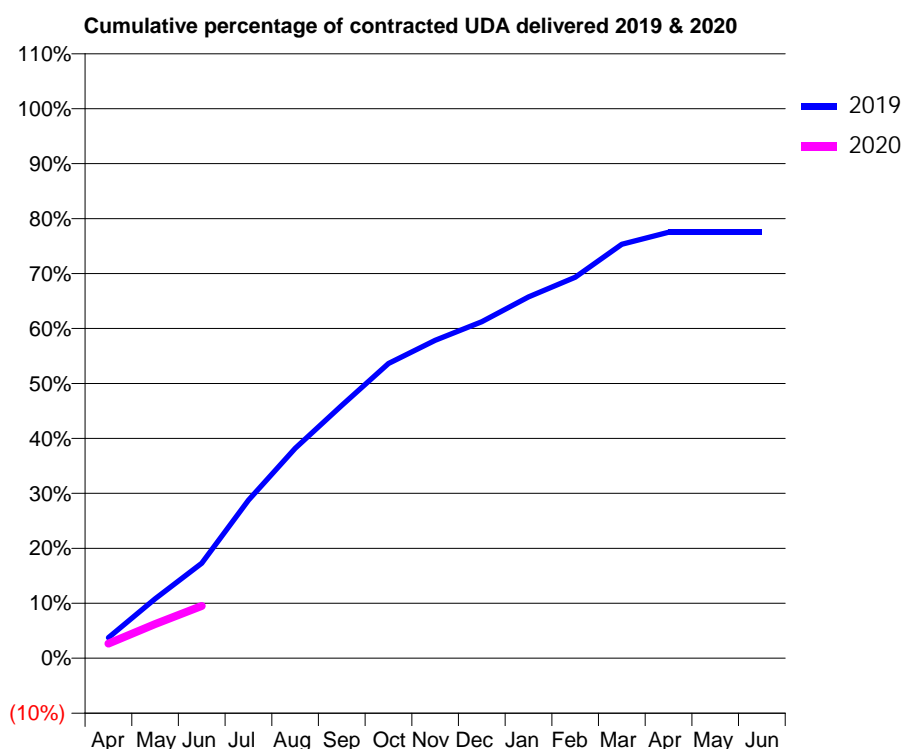
19/20 Contracted general activity (UDA)	11,000
Carry forward general activity (UDA)	0
19/20 Contracted orthodontic activity (UOA)	0
Carry forward orthodontic activity (UOA)	0
Baseline contract value	£287,205.49

ACCESS*

Patients seen in 24 months	Total	Change since previous quarter
Quarter ending June 2018	3,424	
Quarter ending September 2018	3,460	→
Quarter ending December 2018	3,375	↓
Quarter ending March 2019	3,271	↓
Quarter ending June 2019	3,193	↓
Variance since June 2018	(6.7%)	↓



ACTIVITY



Month	Adjusted Scheduled Activity (UDA)	
	2019	2020
April	412	294
May	1,191	686
June	1,902	1,045
July	3,165	
August	4,201	
September	5,059	
October	5,899	
November	6,364	
December	6,736	
January	7,233	
February	7,625	
March	8,285	
April	8,528	
May	8,528	
June	8,528	

QUALITY

	Quantity	Base Number	Contract	LHB	Wales
% of FP17s for the same patient ID Re-attending within 3 months - Children	13	107	12.1%	9.0%	10.7%
% of FP17s for the same patient ID Re-attending within 3 months - Adults	131	579	22.6%	13.3%	15.5%
% of FP17s for the same patient ID Re-attending between 3 & 9 months - Children	56	107	52.3%	50.9%	60.1%
% of FP17s for the same patient ID Re-attending between 3 & 9 months - Adults	278	579	48.0%	53.3%	56.6%
% of FP17s for Band 1 Urgent Courses	143	559	25.6%	11.3%	9.1%
% of FP17s Relating to Free Repair or Replacements	9	559	1.6%	0.5%	0.7%
% of FP17s Relating to Continuations	20	559	3.6%	0.9%	0.6%
% of Patients satisfied with the dentistry they have received	37	41	90.2%	94.0%	92.8%
% of Patients satisfied with the time they had to wait for an appointment	34	41	82.9%	85.6%	87.5%

* This is based on patients treated on this contract for their most recent course of treatment.

Figures in italics indicate the base number of FP17s or Patient Questionnaire responses are less than 100. N/A is shown where the base number of responses is less than 10 during the period. % is calculated as Quantity/Base number*100

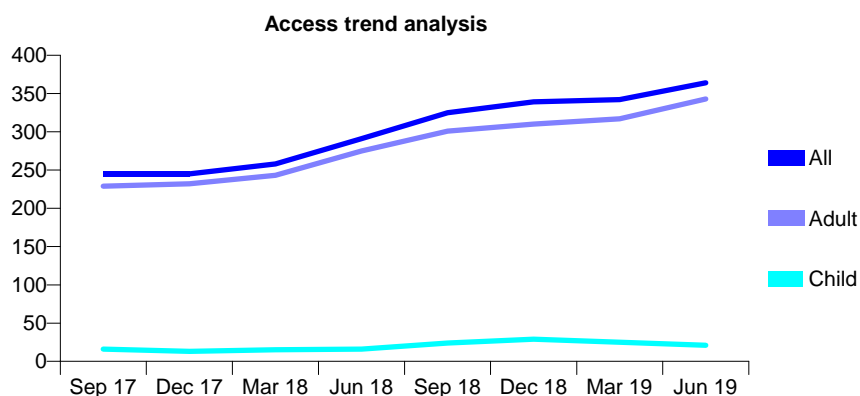
7A7 - Vital Signs At a Glance Contract Report for 158194/0026 - June 2019

Name or company name	Denticare Ltd
Contract type name	PDS Contract
Purpose of contract	General
Contract start date	01/11/2010
Contract end date	31/10/2020

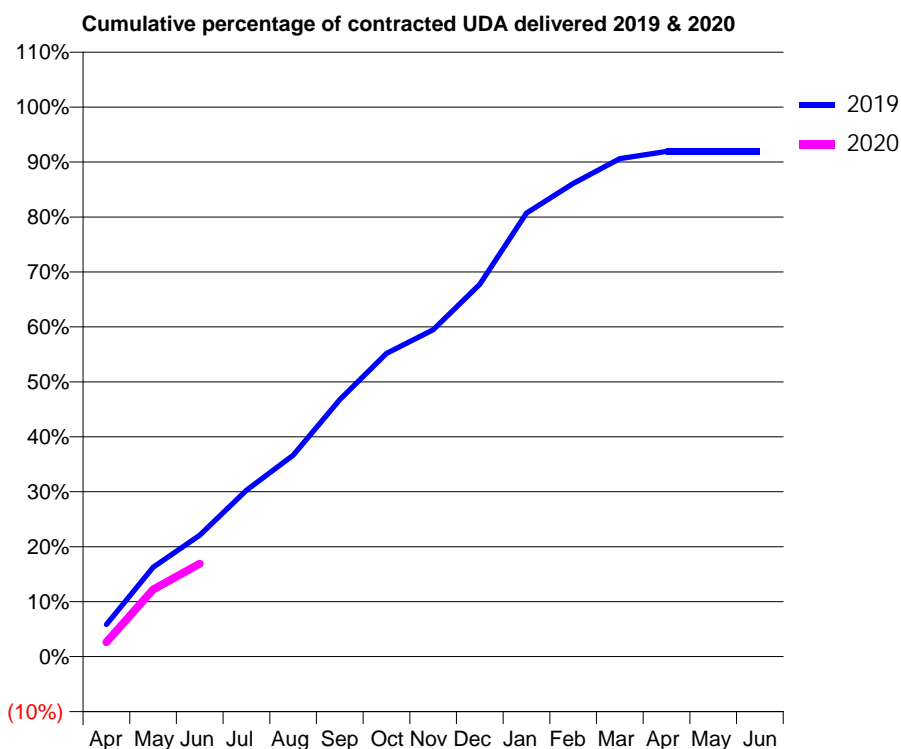
19/20 Contracted general activity (UDA)	638
Carry forward general activity (UDA)	0
19/20 Contracted orthodontic activity (UOA)	0
Carry forward orthodontic activity (UOA)	0
Baseline contract value	£70,935.84

ACCESS*

Patients seen in 24 months	Total	Change since previous quarter
Quarter ending June 2018	291	
Quarter ending September 2018	325	↑
Quarter ending December 2018	339	↑
Quarter ending March 2019	342	→
Quarter ending June 2019	364	↑
Variance since June 2018	25.1%	↑



ACTIVITY



Month	Adjusted Scheduled Activity (UDA)	
	2019	2020
April	37	17
May	104	78
June	141	108
July	193	
August	234	
September	298	
October	352	
November	380	
December	432	
January	515	
February	549	
March	578	
April	587	
May	587	
June	587	

QUALITY

	Quantity	Base Number	Contract	LHB	Wales
% of FP17s for the same patient ID Re-attending within 3 months - Children	0	6	0.0%	9.0%	10.7%
% of FP17s for the same patient ID Re-attending within 3 months - Adults	1	92	1.1%	13.3%	15.5%
% of FP17s for the same patient ID Re-attending between 3 & 9 months - Children	0	6	0.0%	50.9%	60.1%
% of FP17s for the same patient ID Re-attending between 3 & 9 months - Adults	1	92	1.1%	53.3%	56.6%
% of FP17s for Band 1 Urgent Courses	89	90	98.9%	11.3%	9.1%
% of FP17s Relating to Free Repair or Replacements	0	90	0.0%	0.5%	0.7%
% of FP17s Relating to Continuations	0	90	0.0%	0.9%	0.6%
% of Patients satisfied with the dentistry they have received	5	5	N/A	94.0%	92.8%
% of Patients satisfied with the time they had to wait for an appointment	5	5	N/A	85.6%	87.5%

* This is based on patients treated on this contract for their most recent course of treatment. Figures in italics indicate the base number of FP17s or Patient Questionnaire responses are less than 100. N/A is shown where the base number of responses is less than 10 during the period. % is calculated as Quantity/Base number*100

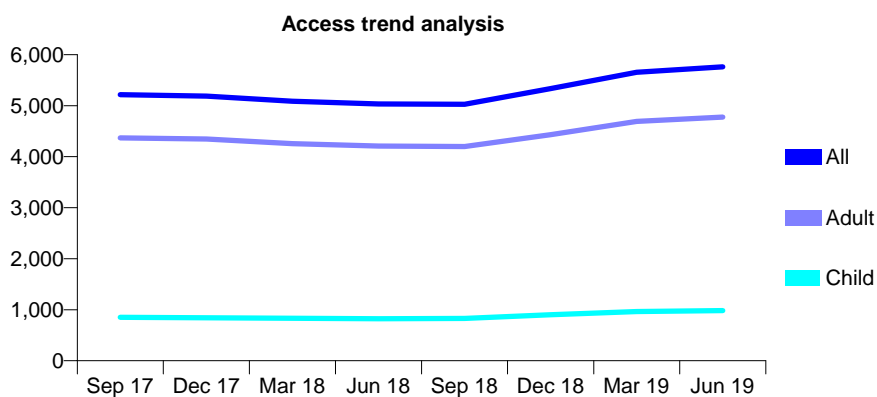
7A7 - Vital Signs At a Glance Contract Report for 193267/0001 - June 2019

Name or company name	Evans Dental Limited
Contract type name	Pilot Contract
Purpose of contract	General
Contract start date	01/04/2006
Contract end date	

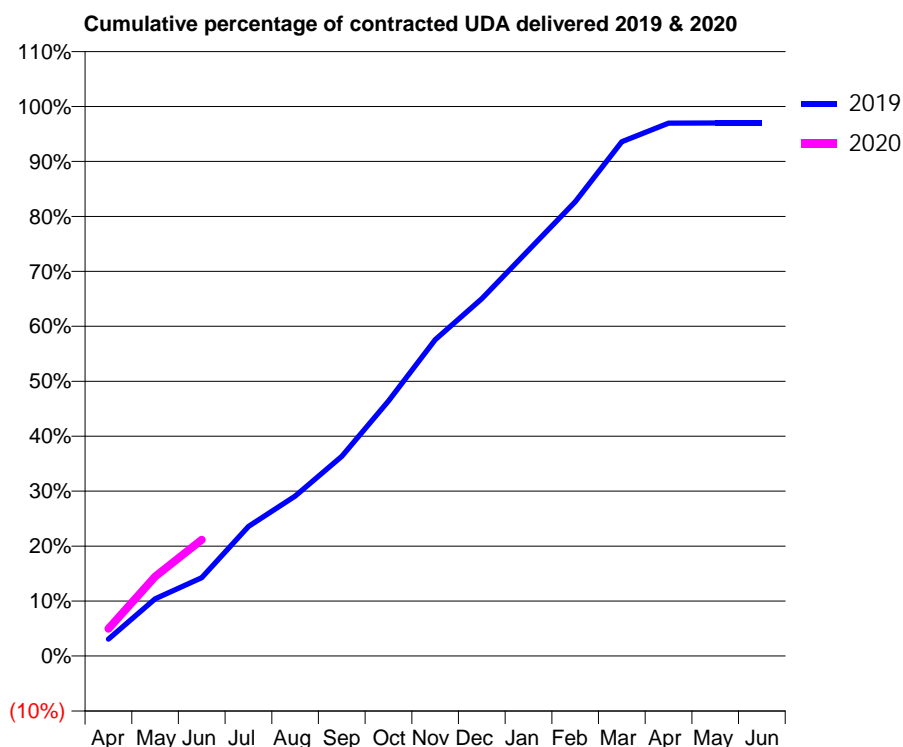
19/20 Contracted general activity (UDA)	12,975
Carry forward general activity (UDA)	0
19/20 Contracted orthodontic activity (UOA)	0
Carry forward orthodontic activity (UOA)	0
Baseline contract value	£376,503.95

ACCESS*

Patients seen in 24 months	Total	Change since previous quarter
Quarter ending June 2018	5,034	
Quarter ending September 2018	5,028	→
Quarter ending December 2018	5,334	↑
Quarter ending March 2019	5,655	↑
Quarter ending June 2019	5,760	→
Variance since June 2018	14.4%	↑



ACTIVITY



Month	Adjusted Scheduled Activity (UDA)	
	2019	2020
April	444	643
May	1,503	1,879
June	2,055	2,747
July	3,400	
August	4,195	
September	5,240	
October	6,689	
November	8,301	
December	9,374	
January	10,643	
February	11,917	
March	13,492	
April	13,977	
May	13,981	
June	13,981	

QUALITY

	Quantity	Base Number	Contract	LHB	Wales
% of FP17s for the same patient ID Re-attending within 3 months - Children	16	284	5.6%	9.0%	10.7%
% of FP17s for the same patient ID Re-attending within 3 months - Adults	234	1,661	14.1%	13.3%	15.5%
% of FP17s for the same patient ID Re-attending between 3 & 9 months - Children	154	284	54.2%	50.9%	60.1%
% of FP17s for the same patient ID Re-attending between 3 & 9 months - Adults	971	1,661	58.5%	53.3%	56.6%
% of FP17s for Band 1 Urgent Courses	175	1,676	10.4%	11.3%	9.1%
% of FP17s Relating to Free Repair or Replacements	12	1,676	0.7%	0.5%	0.7%
% of FP17s Relating to Continuations	20	1,676	1.2%	0.9%	0.6%
% of Patients satisfied with the dentistry they have received	75	76	98.7%	94.0%	92.8%
% of Patients satisfied with the time they had to wait for an appointment	72	76	94.7%	85.6%	87.5%

* This is based on patients treated on this contract for their most recent course of treatment. Figures in italics indicate the base number of FP17s or Patient Questionnaire responses are less than 100. N/A is shown where the base number of responses is less than 10 during the period. % is calculated as Quantity/Base number*100

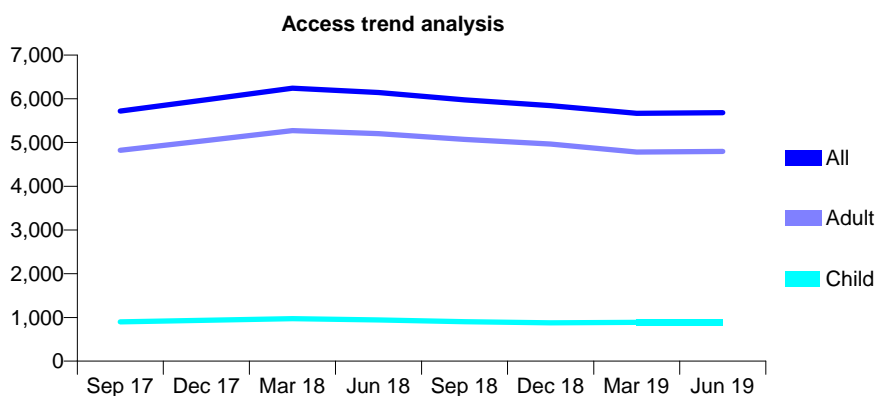
7A7 - Vital Signs At a Glance Contract Report for 208248/0002 - June 2019

Name or company name	The Martin Partnership
Contract type name	Pilot Contract
Purpose of contract	General
Contract start date	21/12/2015
Contract end date	

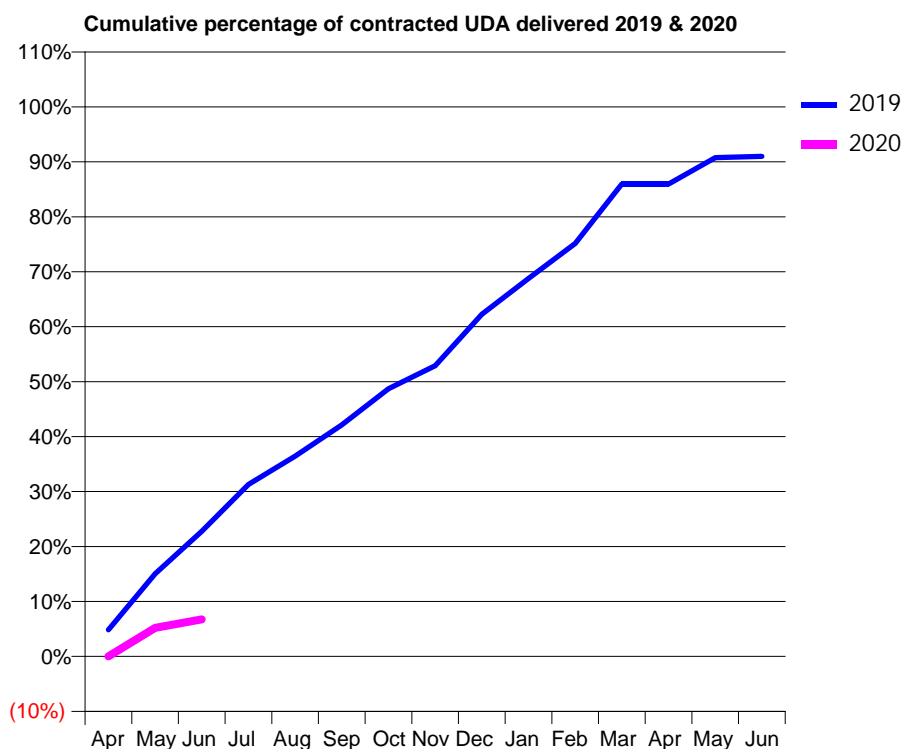
19/20 Contracted general activity (UDA)	14,728
Carry forward general activity (UDA)	0
19/20 Contracted orthodontic activity (UOA)	0
Carry forward orthodontic activity (UOA)	0
Baseline contract value	£418,194.59

ACCESS*

Patients seen in 24 months	Total	Change since previous quarter
Quarter ending June 2018	6,143	
Quarter ending September 2018	5,973	↓
Quarter ending December 2018	5,841	↓
Quarter ending March 2019	5,668	↓
Quarter ending June 2019	5,681	→
Variance since June 2018	(7.5%)	↓



ACTIVITY



Month	Adjusted Scheduled Activity (UDA)	
	2019	2020
April	754	0
May	2,337	768
June	3,536	997
July	4,866	
August	5,667	
September	6,551	
October	7,574	
November	8,222	
December	9,679	
January	10,690	
February	11,682	
March	13,362	
April	13,362	
May	14,109	
June	14,145	

QUALITY

	Quantity	Base Number	Contract	LHB	Wales
% of FP17s for the same patient ID Re-attending within 3 months - Children	3	113	2.7%	9.0%	10.7%
% of FP17s for the same patient ID Re-attending within 3 months - Adults	71	670	10.6%	13.3%	15.5%
% of FP17s for the same patient ID Re-attending between 3 & 9 months - Children	36	113	31.9%	50.9%	60.1%
% of FP17s for the same patient ID Re-attending between 3 & 9 months - Adults	208	670	31.0%	53.3%	56.6%
% of FP17s for Band 1 Urgent Courses	55	520	10.6%	11.3%	9.1%
% of FP17s Relating to Free Repair or Replacements	0	520	0.0%	0.5%	0.7%
% of FP17s Relating to Continuations	2	520	0.4%	0.9%	0.6%
% of Patients satisfied with the dentistry they have received	22	24	91.7%	94.0%	92.8%
% of Patients satisfied with the time they had to wait for an appointment	21	24	87.5%	85.6%	87.5%

* This is based on patients treated on this contract for their most recent course of treatment. Figures in italics indicate the base number of FP17s or Patient Questionnaire responses are less than 100. N/A is shown where the base number of responses is less than 10 during the period. % is calculated as Quantity/Base number*100

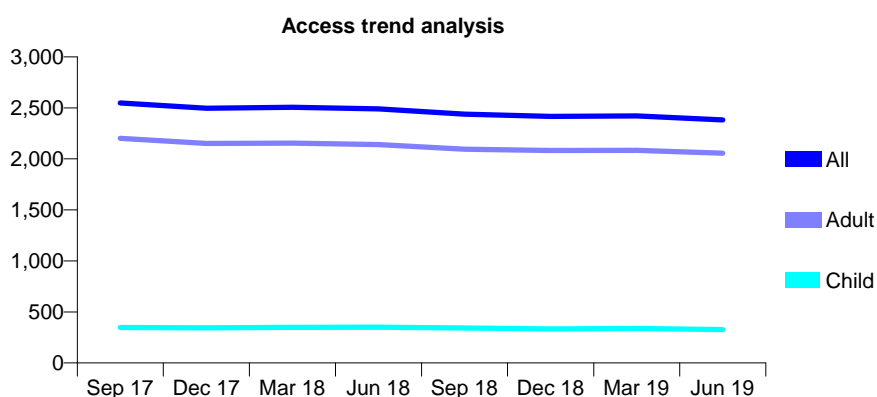
7A7 - Vital Signs At a Glance Contract Report for 218812/0001 - June 2019

Name or company name	MR JD ROBERTS-JAMES
Contract type name	GDS Contract
Purpose of contract	General
Contract start date	01/04/2006
Contract end date	

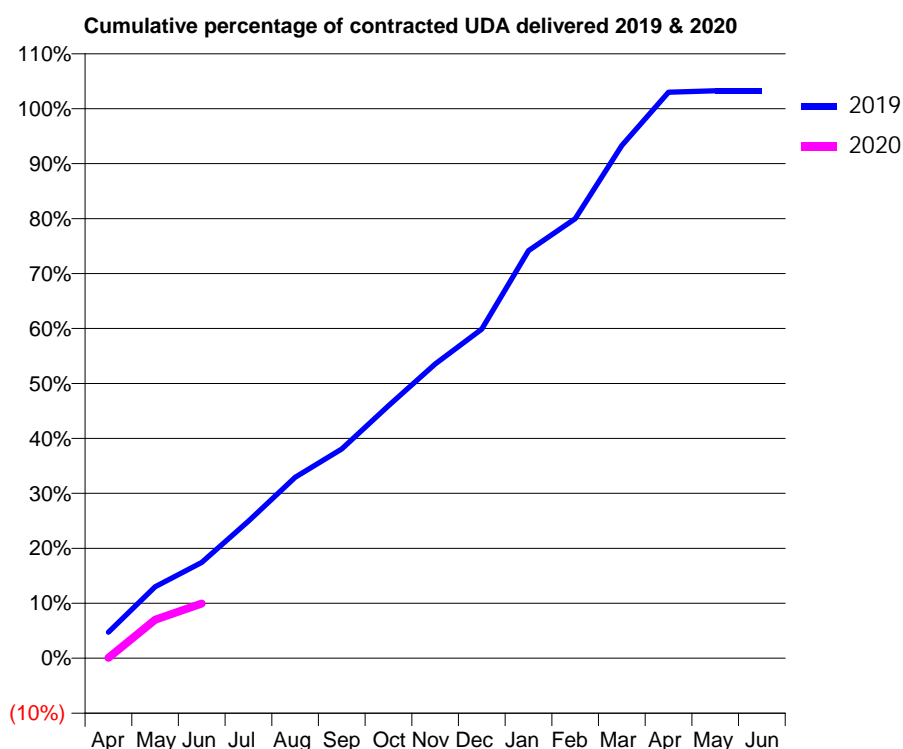
19/20 Contracted general activity (UDA)	7,456
Carry forward general activity (UDA)	0
19/20 Contracted orthodontic activity (UOA)	0
Carry forward orthodontic activity (UOA)	0
Baseline contract value	£195,703.69

ACCESS*

Patients seen in 24 months	Total	Change since previous quarter
Quarter ending June 2018	2,491	
Quarter ending September 2018	2,438	↓
Quarter ending December 2018	2,416	→
Quarter ending March 2019	2,422	→
Quarter ending June 2019	2,383	↓
Variance since June 2018	(4.3%)	↓



ACTIVITY



Month	2019	2020
April	354	7
May	969	522
June	1,300	743
July	1,860	
August	2,455	
September	2,840	
October	3,425	
November	3,993	
December	4,467	
January	5,531	
February	5,962	
March	6,956	
April	7,679	
May	7,698	
June	7,699	

QUALITY

	Quantity	Base Number	Contract	LHB	Wales
% of FP17s for the same patient ID Re-attending within 3 months - Children	13	101	12.9%	9.0%	10.7%
% of FP17s for the same patient ID Re-attending within 3 months - Adults	96	594	16.2%	13.3%	15.5%
% of FP17s for the same patient ID Re-attending between 3 & 9 months - Children	61	101	60.4%	50.9%	60.1%
% of FP17s for the same patient ID Re-attending between 3 & 9 months - Adults	333	594	56.1%	53.3%	56.6%
% of FP17s for Band 1 Urgent Courses	27	391	6.9%	11.3%	9.1%
% of FP17s Relating to Free Repair or Replacements	0	391	0.0%	0.5%	0.7%
% of FP17s Relating to Continuations	5	391	1.3%	0.9%	0.6%
% of Patients satisfied with the dentistry they have received	55	56	98.2%	94.0%	92.8%
% of Patients satisfied with the time they had to wait for an appointment	47	56	83.9%	85.6%	87.5%

* This is based on patients treated on this contract for their most recent course of treatment. Figures in italics indicate the base number of FP17s or Patient Questionnaire responses are less than 100. N/A is shown where the base number of responses is less than 10 during the period. % is calculated as Quantity/Base number*100

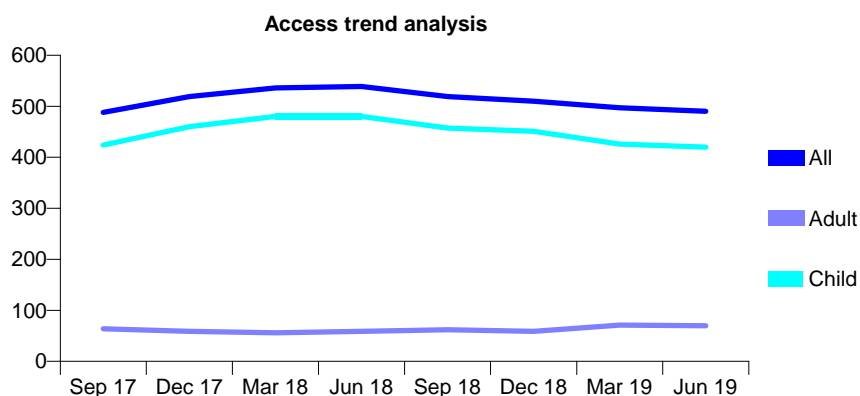
7A7 - Vital Signs At a Glance Contract Report for 565350/0001 - June 2019

Name or company name	MR CA HIMSWORTH
Contract type name	GDS Contract
Purpose of contract	General
Contract start date	01/04/2006
Contract end date	

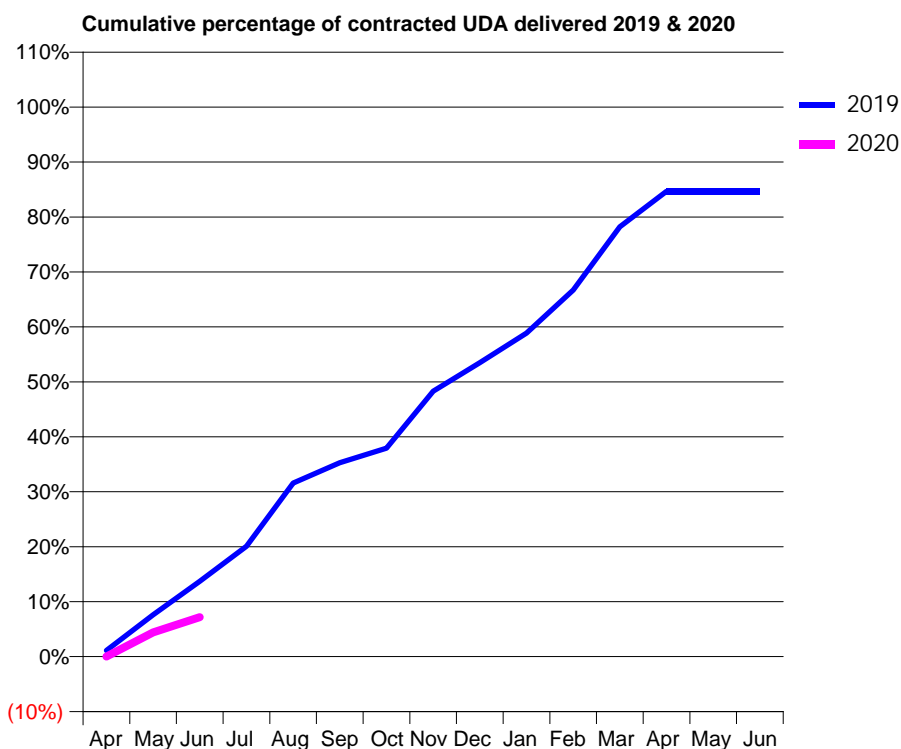
19/20 Contracted general activity (UDA)	1,250
Carry forward general activity (UDA)	0
19/20 Contracted orthodontic activity (UOA)	0
Carry forward orthodontic activity (UOA)	0
Baseline contract value	£37,562.65

ACCESS*

Patients seen in 24 months	Total	Change since previous quarter
Quarter ending June 2018	539	
Quarter ending September 2018	519	↓
Quarter ending December 2018	510	↓
Quarter ending March 2019	497	↓
Quarter ending June 2019	490	↓
Variance since June 2018	(9.1%)	↓



ACTIVITY



Month	Adjusted Scheduled Activity (UDA)	
	2019	2020
April	14	0
May	95	55
June	171	90
July	251	
August	395	
September	441	
October	474	
November	604	
December	668	
January	736	
February	834	
March	978	
April	1,058	
May	1,058	
June	1,058	

QUALITY

	Quantity	Base Number	Contract	LHB	Wales
% of FP17s for the same patient ID Re-attending within 3 months - Children	19	110	17.3%	9.0%	10.7%
% of FP17s for the same patient ID Re-attending within 3 months - Adults	0	0	N/A	13.3%	15.5%
% of FP17s for the same patient ID Re-attending between 3 & 9 months - Children	58	110	52.7%	50.9%	60.1%
% of FP17s for the same patient ID Re-attending between 3 & 9 months - Adults	0	0	N/A	53.3%	56.6%
% of FP17s for Band 1 Urgent Courses	10	74	13.5%	11.3%	9.1%
% of FP17s Relating to Free Repair or Replacements	0	74	0.0%	0.5%	0.7%
% of FP17s Relating to Continuations	0	74	0.0%	0.9%	0.6%
% of Patients satisfied with the dentistry they have received	1	1	N/A	94.0%	92.8%
% of Patients satisfied with the time they had to wait for an appointment	1	1	N/A	85.6%	87.5%

* This is based on patients treated on this contract for their most recent course of treatment. Figures in italics indicate the base number of FP17s or Patient Questionnaire responses are less than 100. N/A is shown where the base number of responses is less than 10 during the period. % is calculated as Quantity/Base number*100

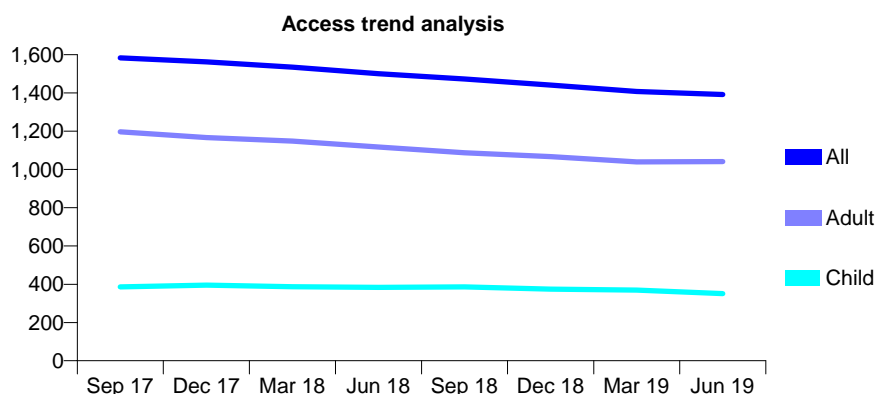
7A7 - Vital Signs At a Glance Contract Report for 659193/0002 - June 2019

Name or company name	T&C Ichim
Contract type name	GDS Contract
Purpose of contract	General
Contract start date	03/05/2014
Contract end date	

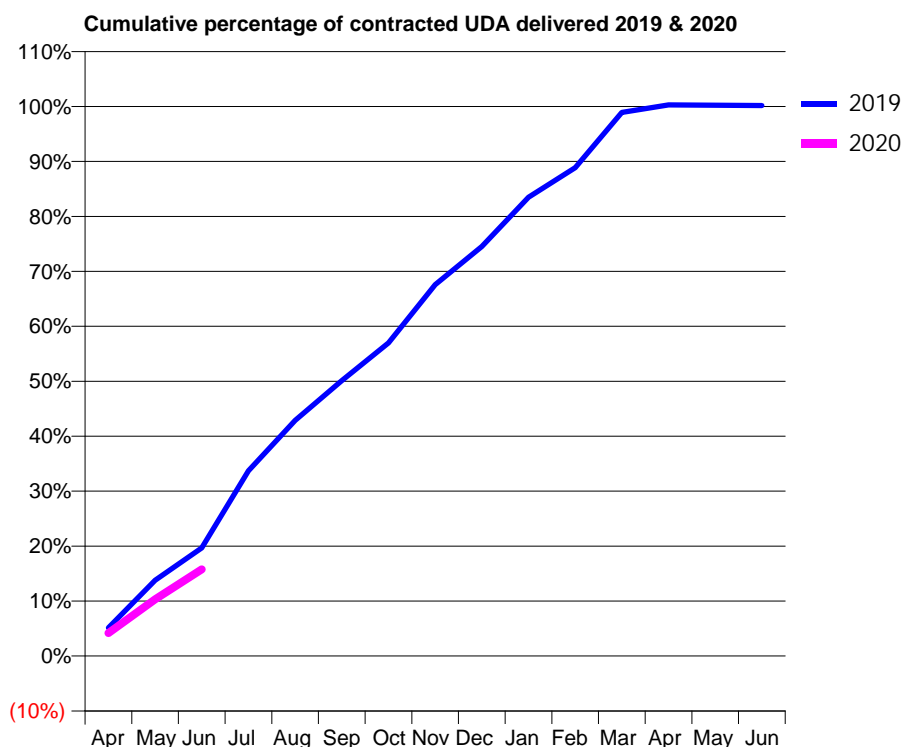
19/20 Contracted general activity (UDA)	4,370
Carry forward general activity (UDA)	0
19/20 Contracted orthodontic activity (UOA)	0
Carry forward orthodontic activity (UOA)	0
Baseline contract value	£104,967.40

ACCESS*

Patients seen in 24 months	Total	Change since previous quarter
Quarter ending June 2018	1,501	
Quarter ending September 2018	1,473	↓
Quarter ending December 2018	1,441	↓
Quarter ending March 2019	1,408	↓
Quarter ending June 2019	1,392	↓
Variance since June 2018	(7.3%)	↓



ACTIVITY



Month	Adjusted Scheduled Activity (UDA)	
	2019	2020
April	173	183
May	465	452
June	663	690
July	1,136	
August	1,446	
September	1,688	
October	1,920	
November	2,277	
December	2,511	
January	2,813	
February	2,995	
March	3,333	
April	3,379	
May	3,378	
June	3,375	

QUALITY

	Quantity	Base Number	Contract	LHB	Wales
% of FP17s for the same patient ID Re-attending within 3 months - Children	10	102	9.8%	9.0%	10.7%
% of FP17s for the same patient ID Re-attending within 3 months - Adults	23	285	8.1%	13.3%	15.5%
% of FP17s for the same patient ID Re-attending between 3 & 9 months - Children	49	102	48.0%	50.9%	60.1%
% of FP17s for the same patient ID Re-attending between 3 & 9 months - Adults	115	285	40.4%	53.3%	56.6%
% of FP17s for Band 1 Urgent Courses	6	370	1.6%	11.3%	9.1%
% of FP17s Relating to Free Repair or Replacements	2	370	0.5%	0.5%	0.7%
% of FP17s Relating to Continuations	0	370	0.0%	0.9%	0.6%
% of Patients satisfied with the dentistry they have received	13	14	92.9%	94.0%	92.8%
% of Patients satisfied with the time they had to wait for an appointment	10	14	71.4%	85.6%	87.5%

* This is based on patients treated on this contract for their most recent course of treatment. Figures in italics indicate the base number of FP17s or Patient Questionnaire responses are less than 100. N/A is shown where the base number of responses is less than 10 during the period. % is calculated as Quantity/Base number*100

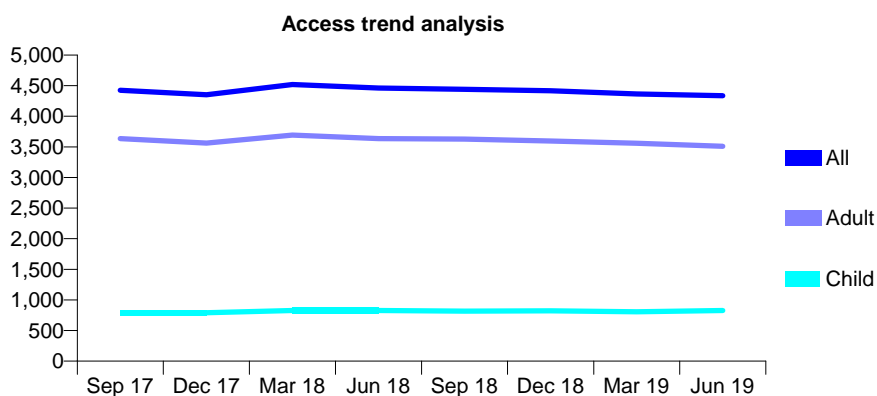
7A7 - Vital Signs At a Glance Contract Report for 689823/0001 - June 2019

Name or company name	MR J CHARRO
Contract type name	GDS Contract
Purpose of contract	General
Contract start date	01/04/2006
Contract end date	

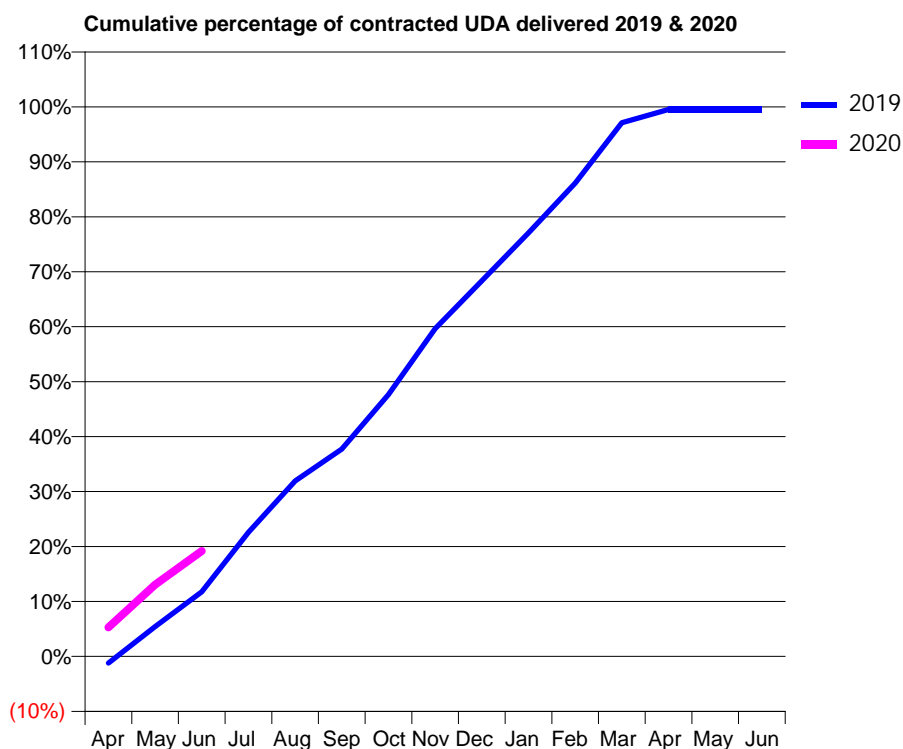
19/20 Contracted general activity (UDA)	14,000
Carry forward general activity (UDA)	0
19/20 Contracted orthodontic activity (UOA)	0
Carry forward orthodontic activity (UOA)	0
Baseline contract value	£420,682.95

ACCESS*

Patients seen in 24 months	Total	Change since previous quarter
Quarter ending June 2018	4,461	
Quarter ending September 2018	4,442	→
Quarter ending December 2018	4,418	→
Quarter ending March 2019	4,366	↓
Quarter ending June 2019	4,336	→
Variance since June 2018	(2.8%)	↓



ACTIVITY



Month	Adjusted Scheduled Activity (UDA)	
	2019	2020
April	-172	741
May	759	1,829
June	1,647	2,684
July	3,162	
August	4,468	
September	5,282	
October	6,675	
November	8,352	
December	9,567	
January	10,788	
February	12,057	
March	13,594	
April	13,935	
May	13,935	
June	13,935	

QUALITY

	Quantity	Base Number	Contract	LHB	Wales
% of FP17s for the same patient ID Re-attending within 3 months - Children	12	309	3.9%	9.0%	10.7%
% of FP17s for the same patient ID Re-attending within 3 months - Adults	156	1,279	12.2%	13.3%	15.5%
% of FP17s for the same patient ID Re-attending between 3 & 9 months - Children	207	309	67.0%	50.9%	60.1%
% of FP17s for the same patient ID Re-attending between 3 & 9 months - Adults	938	1,279	73.3%	53.3%	56.6%
% of FP17s for Band 1 Urgent Courses	111	1,434	7.7%	11.3%	9.1%
% of FP17s Relating to Free Repair or Replacements	4	1,434	0.3%	0.5%	0.7%
% of FP17s Relating to Continuations	15	1,434	1.0%	0.9%	0.6%
% of Patients satisfied with the dentistry they have received	71	78	91.0%	94.0%	92.8%
% of Patients satisfied with the time they had to wait for an appointment	71	78	91.0%	85.6%	87.5%

* This is based on patients treated on this contract for their most recent course of treatment. Figures in italics indicate the base number of FP17s or Patient Questionnaire responses are less than 100. N/A is shown where the base number of responses is less than 10 during the period. % is calculated as Quantity/Base number*100

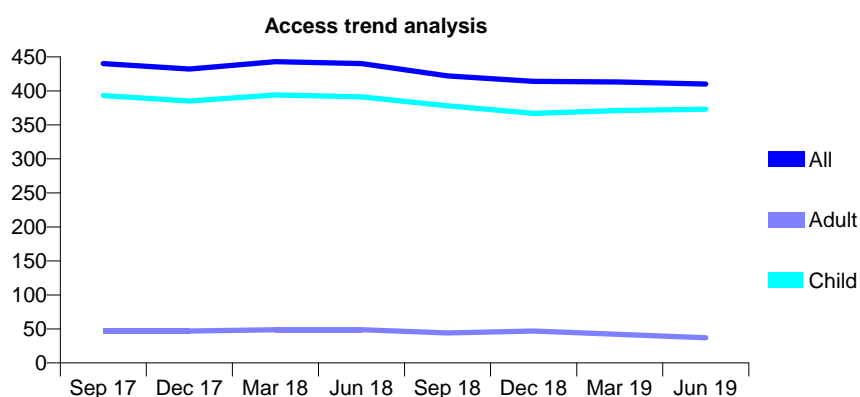
7A7 - Vital Signs At a Glance Contract Report for 762938/0001 - June 2019

Name or company name	MISS G DAVIES
Contract type name	PDS Contract
Purpose of contract	General
Contract start date	01/04/2012
Contract end date	31/03/2021

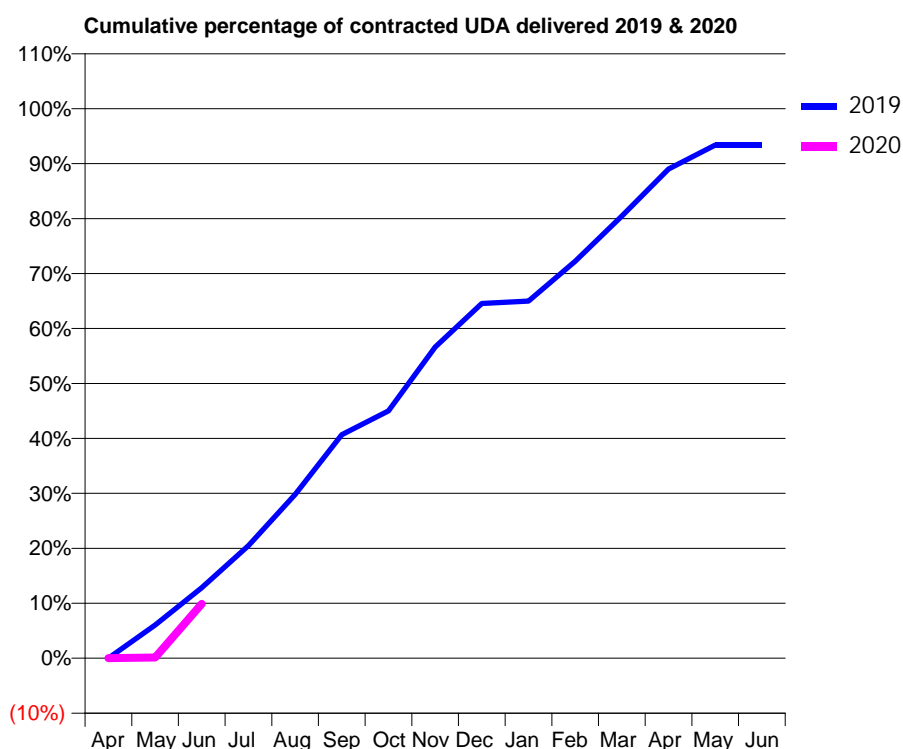
19/20 Contracted general activity (UDA)	700
Carry forward general activity (UDA)	0
19/20 Contracted orthodontic activity (UOA)	0
Carry forward orthodontic activity (UOA)	0
Baseline contract value	£27,289.75

ACCESS*

Patients seen in 24 months	Total	Change since previous quarter
Quarter ending June 2018	440	
Quarter ending September 2018	422	↓
Quarter ending December 2018	414	↓
Quarter ending March 2019	413	→
Quarter ending June 2019	410	→
Variance since June 2018	(6.8%)	↓



ACTIVITY



Month	2019	2020
April	0	0
May	42	1
June	90	69
July	143	
August	209	
September	285	
October	315	
November	396	
December	452	
January	455	
February	506	
March	563	
April	623	
May	654	
June	654	

QUALITY

	Quantity	Base Number	Contract	LHB	Wales
% of FP17s for the same patient ID Re-attending within 3 months - Children	11	140	7.9%	9.0%	10.7%
% of FP17s for the same patient ID Re-attending within 3 months - Adults	0	1	0.0%	13.3%	15.5%
% of FP17s for the same patient ID Re-attending between 3 & 9 months - Children	68	140	48.6%	50.9%	60.1%
% of FP17s for the same patient ID Re-attending between 3 & 9 months - Adults	0	1	0.0%	53.3%	56.6%
% of FP17s for Band 1 Urgent Courses	1	65	1.5%	11.3%	9.1%
% of FP17s Relating to Free Repair or Replacements	0	65	0.0%	0.5%	0.7%
% of FP17s Relating to Continuations	0	65	0.0%	0.9%	0.6%
% of Patients satisfied with the dentistry they have received	5	5	N/A	94.0%	92.8%
% of Patients satisfied with the time they had to wait for an appointment	5	5	N/A	85.6%	87.5%

* This is based on patients treated on this contract for their most recent course of treatment.

Figures in italics indicate the base number of FP17s or Patient Questionnaire responses are less than 100. N/A is shown where the base number of responses is less than 10 during the period. % is calculated as Quantity/Base number*100

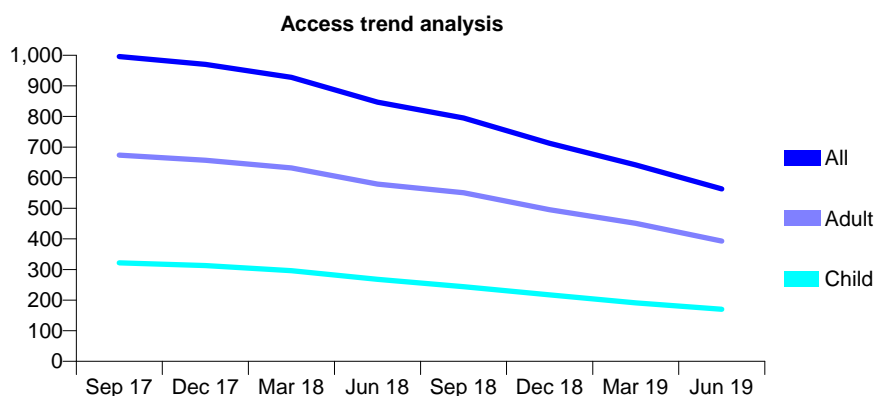
7A7 - Vital Signs At a Glance Contract Report for 809748/0001 - June 2019

Name or company name	MR MS QUAYLE
Contract type name	GDS Contract
Purpose of contract	General
Contract start date	24/06/2013
Contract end date	

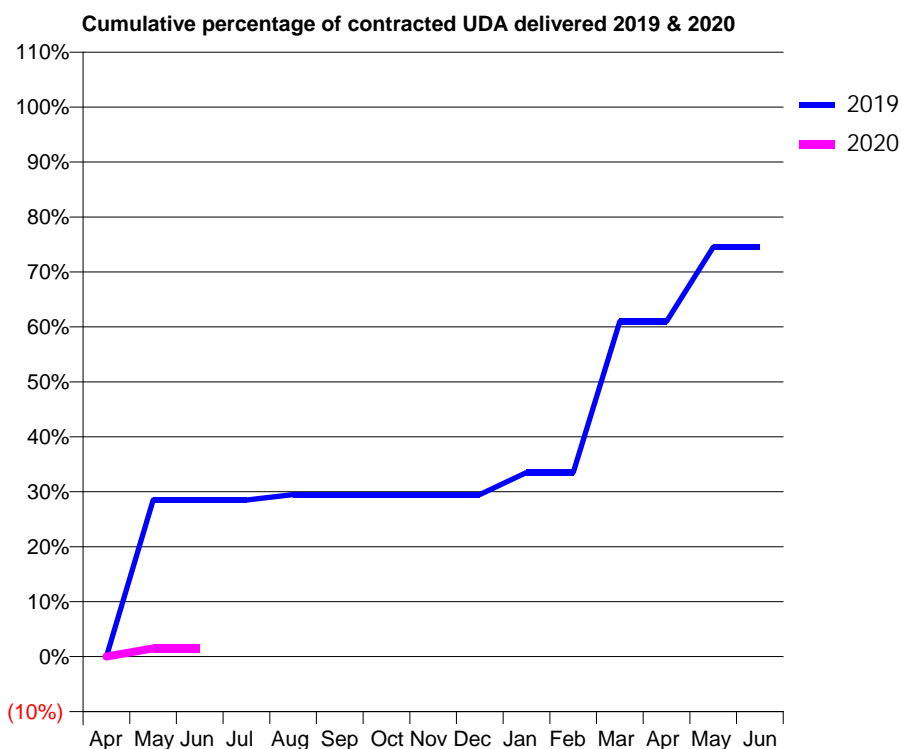
19/20 Contracted general activity (UDA)	200
Carry forward general activity (UDA)	0
19/20 Contracted orthodontic activity (UOA)	0
Carry forward orthodontic activity (UOA)	0
Baseline contract value	£4,398.56

ACCESS*

Patients seen in 24 months	Total	Change since previous quarter
Quarter ending June 2018	847	
Quarter ending September 2018	795	↓
Quarter ending December 2018	712	↓
Quarter ending March 2019	642	↓
Quarter ending June 2019	563	↓
Variance since June 2018	(33.5%)	↓



ACTIVITY



Month	Adjusted Scheduled Activity (UDA)	
	2019	2020
April	0	0
May	57	3
June	57	3
July	57	
August	59	
September	59	
October	59	
November	59	
December	59	
January	67	
February	67	
March	122	
April	122	
May	149	
June	149	

QUALITY

	Quantity	Base Number	Contract	LHB	Wales
% of FP17s for the same patient ID Re-attending within 3 months - Children	0	0	N/A	9.0%	10.7%
% of FP17s for the same patient ID Re-attending within 3 months - Adults	0	6	0.0%	13.3%	15.5%
% of FP17s for the same patient ID Re-attending between 3 & 9 months - Children	0	0	N/A	50.9%	60.1%
% of FP17s for the same patient ID Re-attending between 3 & 9 months - Adults	2	6	33.3%	53.3%	56.6%
% of FP17s for Band 1 Urgent Courses	0	1	0.0%	11.3%	9.1%
% of FP17s Relating to Free Repair or Replacements	0	1	0.0%	0.5%	0.7%
% of FP17s Relating to Continuations	0	1	0.0%	0.9%	0.6%
% of Patients satisfied with the dentistry they have received	1	1	N/A	94.0%	92.8%
% of Patients satisfied with the time they had to wait for an appointment	1	1	N/A	85.6%	87.5%

* This is based on patients treated on this contract for their most recent course of treatment. Figures in italics indicate the base number of FP17s or Patient Questionnaire responses are less than 100. N/A is shown where the base number of responses is less than 10 during the period. % is calculated as Quantity/Base number*100

7A7 - Vital Signs At a Glance Contract Report for 830887/0002 - June 2019

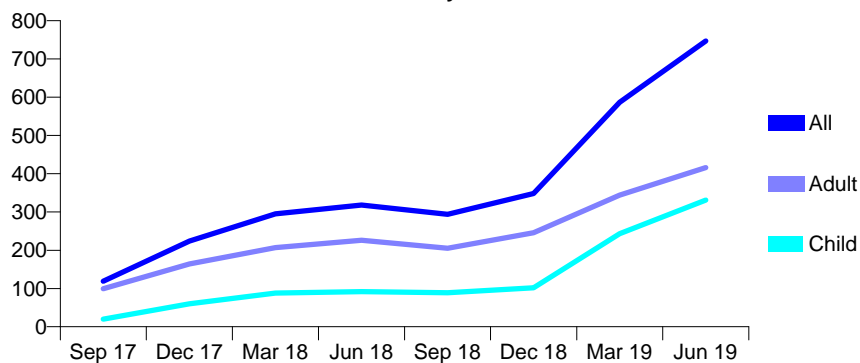
Name or company name	Newtown Dental Clinic
Contract type name	PDS Contract
Purpose of contract	General
Contract start date	02/01/2011
Contract end date	01/01/2021

19/20 Contracted general activity (UDA)	100
Carry forward general activity (UDA)	0
19/20 Contracted orthodontic activity (UOA)	0
Carry forward orthodontic activity (UOA)	0
Baseline contract value	£0.00

ACCESS*

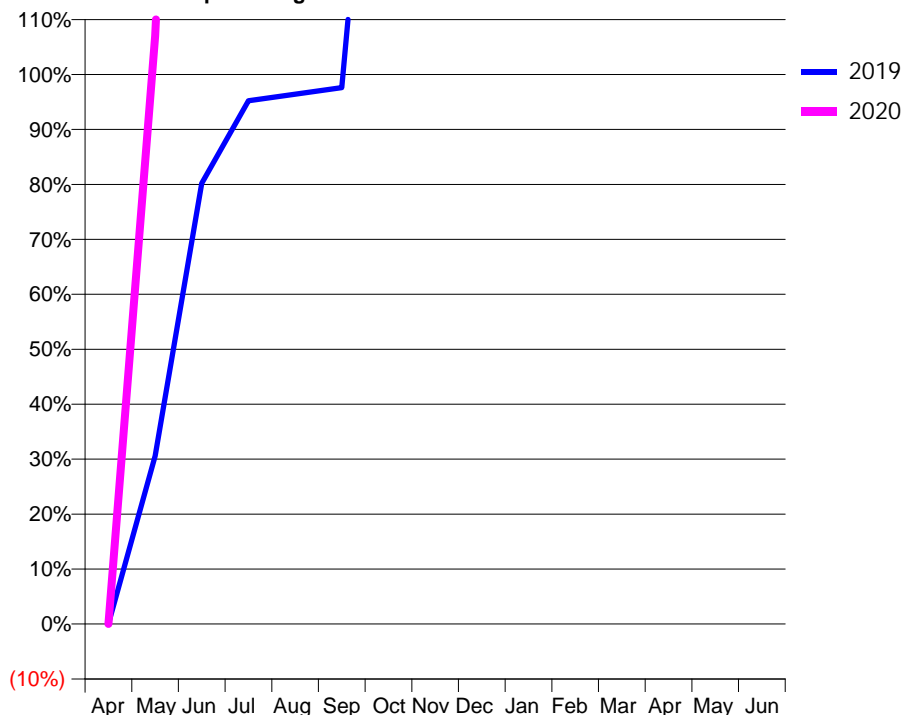
Patients seen in 24 months	Total	Change since previous quarter
Quarter ending June 2018	318	
Quarter ending September 2018	294	↓
Quarter ending December 2018	348	↑
Quarter ending March 2019	587	↑
Quarter ending June 2019	747	↑
Variance since June 2018	134.9%	↑

Access trend analysis



ACTIVITY

Cumulative percentage of contracted UDA delivered 2019 & 2020



Adjusted Scheduled Activity (UDA)

Month	2019	2020
April	0	0
May	31	107
June	80	276
July	95	
August	96	
September	98	
October	190	
November	190	
December	190	
January	190	
February	190	
March	202	
April	537	
May	540	
June	540	

QUALITY

	Quantity	Base Number	Contract	LHB	Wales
% of FP17s for the same patient ID Re-attending within 3 months - Children	22	296	7.4%	9.0%	10.7%
% of FP17s for the same patient ID Re-attending within 3 months - Adults	24	284	8.5%	13.3%	15.5%
% of FP17s for the same patient ID Re-attending between 3 & 9 months - Children	27	296	9.1%	50.9%	60.1%
% of FP17s for the same patient ID Re-attending between 3 & 9 months - Adults	13	284	4.6%	53.3%	56.6%
% of FP17s for Band 1 Urgent Courses	82	193	42.5%	11.3%	9.1%
% of FP17s Relating to Free Repair or Replacements	0	193	0.0%	0.5%	0.7%
% of FP17s Relating to Continuations	0	193	0.0%	0.9%	0.6%
% of Patients satisfied with the dentistry they have received	4	4	N/A	94.0%	92.8%
% of Patients satisfied with the time they had to wait for an appointment	4	4	N/A	85.6%	87.5%

* This is based on patients treated on this contract for their most recent course of treatment.

Figures in italics indicate the base number of FP17s or Patient Questionnaire responses are less than 100. N/A is shown where the base number of responses is less than 10 during the period. % is calculated as Quantity/Base number*100

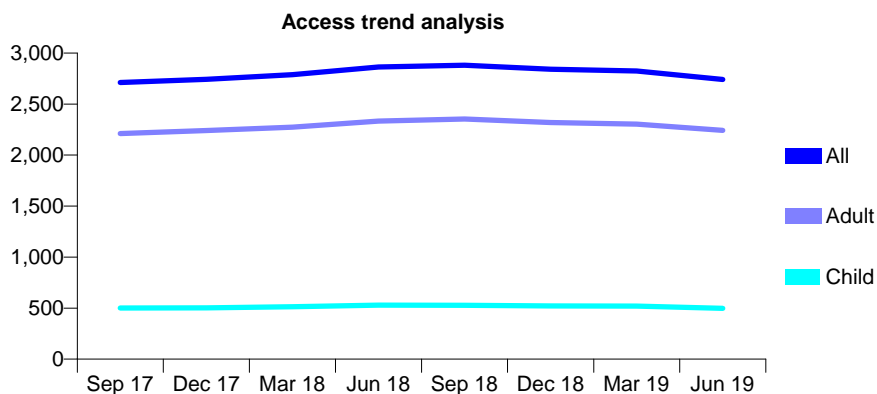
7A7 - Vital Signs At a Glance Contract Report for 849324/0001 - June 2019

Name or company name	MISS S FAWAZ
Contract type name	GDS Contract
Purpose of contract	General
Contract start date	01/04/2006
Contract end date	

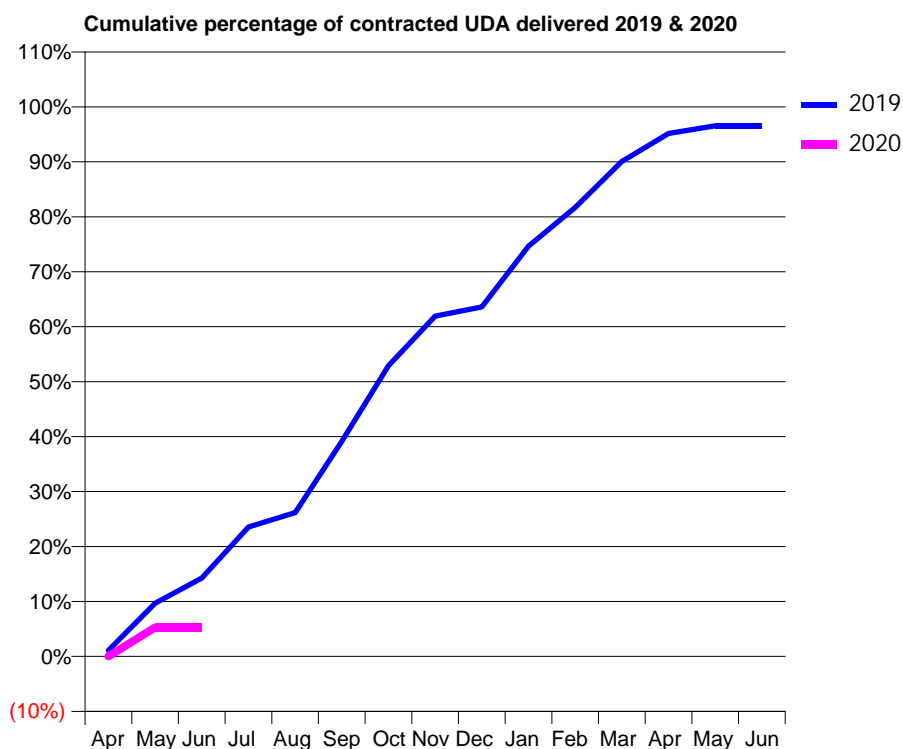
19/20 Contracted general activity (UDA)	7,000
Carry forward general activity (UDA)	0
19/20 Contracted orthodontic activity (UOA)	0
Carry forward orthodontic activity (UOA)	0
Baseline contract value	£180,597.95

ACCESS*

Patients seen in 24 months	Total	Change since previous quarter
Quarter ending June 2018	2,864	
Quarter ending September 2018	2,881	→
Quarter ending December 2018	2,841	↓
Quarter ending March 2019	2,824	→
Quarter ending June 2019	2,742	↓
Variance since June 2018	(4.3%)	↓



ACTIVITY



Month	Adjusted Scheduled Activity (UDA)	
	2019	2020
April	77	0
May	678	369
June	998	369
July	1,649	
August	1,832	
September	2,739	
October	3,704	
November	4,335	
December	4,451	
January	5,225	
February	5,718	
March	6,305	
April	6,662	
May	6,758	
June	6,758	

QUALITY

	Quantity	Base Number	Contract	LHB	Wales
% of FP17s for the same patient ID Re-attending within 3 months - Children	2	59	3.4%	9.0%	10.7%
% of FP17s for the same patient ID Re-attending within 3 months - Adults	37	364	10.2%	13.3%	15.5%
% of FP17s for the same patient ID Re-attending between 3 & 9 months - Children	22	59	37.3%	50.9%	60.1%
% of FP17s for the same patient ID Re-attending between 3 & 9 months - Adults	193	364	53.0%	53.3%	56.6%
% of FP17s for Band 1 Urgent Courses	27	254	10.6%	11.3%	9.1%
% of FP17s Relating to Free Repair or Replacements	0	254	0.0%	0.5%	0.7%
% of FP17s Relating to Continuations	0	254	0.0%	0.9%	0.6%
% of Patients satisfied with the dentistry they have received	46	52	88.5%	94.0%	92.8%
% of Patients satisfied with the time they had to wait for an appointment	44	52	84.6%	85.6%	87.5%

* This is based on patients treated on this contract for their most recent course of treatment. Figures in italics indicate the base number of FP17s or Patient Questionnaire responses are less than 100. N/A is shown where the base number of responses is less than 10 during the period. % is calculated as Quantity/Base number*100

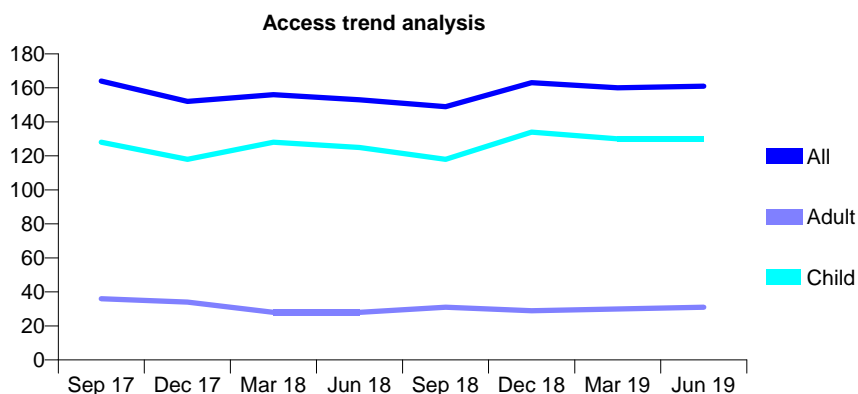
7A7 - Vital Signs At a Glance Contract Report for 915645/0001 - June 2019

Name or company name	MISS SE GRIFFITHS
Contract type name	GDS Contract
Purpose of contract	General
Contract start date	01/04/2006
Contract end date	

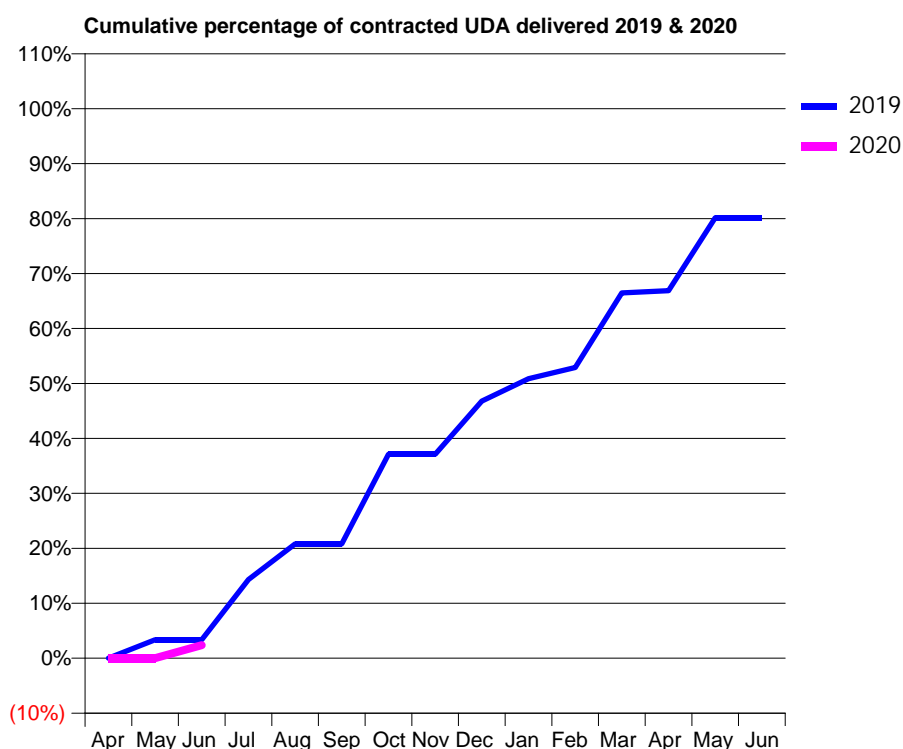
19/20 Contracted general activity (UDA)	250
Carry forward general activity (UDA)	0
19/20 Contracted orthodontic activity (UOA)	0
Carry forward orthodontic activity (UOA)	0
Baseline contract value	£6,320.77

ACCESS*

Patients seen in 24 months	Total	Change since previous quarter
Quarter ending June 2018	153	
Quarter ending September 2018	149	↓
Quarter ending December 2018	163	↑
Quarter ending March 2019	160	↓
Quarter ending June 2019	161	→
Variance since June 2018	5.2%	↑



ACTIVITY



Month	Adjusted Scheduled Activity (UDA)	
	2019	2020
April	0	0
May	8	0
June	8	6
July	36	
August	52	
September	52	
October	93	
November	93	
December	117	
January	127	
February	132	
March	166	
April	167	
May	200	
June	200	

QUALITY

	Quantity	Base Number	Contract	LHB	Wales
% of FP17s for the same patient ID Re-attending within 3 months - Children	6	53	11.3%	9.0%	10.7%
% of FP17s for the same patient ID Re-attending within 3 months - Adults	0	7	0.0%	13.3%	15.5%
% of FP17s for the same patient ID Re-attending between 3 & 9 months - Children	28	53	52.8%	50.9%	60.1%
% of FP17s for the same patient ID Re-attending between 3 & 9 months - Adults	4	7	57.1%	53.3%	56.6%
% of FP17s for Band 1 Urgent Courses	1	8	12.5%	11.3%	9.1%
% of FP17s Relating to Free Repair or Replacements	0	8	0.0%	0.5%	0.7%
% of FP17s Relating to Continuations	0	8	0.0%	0.9%	0.6%
% of Patients satisfied with the dentistry they have received	1	1	N/A	94.0%	92.8%
% of Patients satisfied with the time they had to wait for an appointment	1	1	N/A	85.6%	87.5%

* This is based on patients treated on this contract for their most recent course of treatment. Figures in italics indicate the base number of FP17s or Patient Questionnaire responses are less than 100. N/A is shown where the base number of responses is less than 10 during the period. % is calculated as Quantity/Base number*100

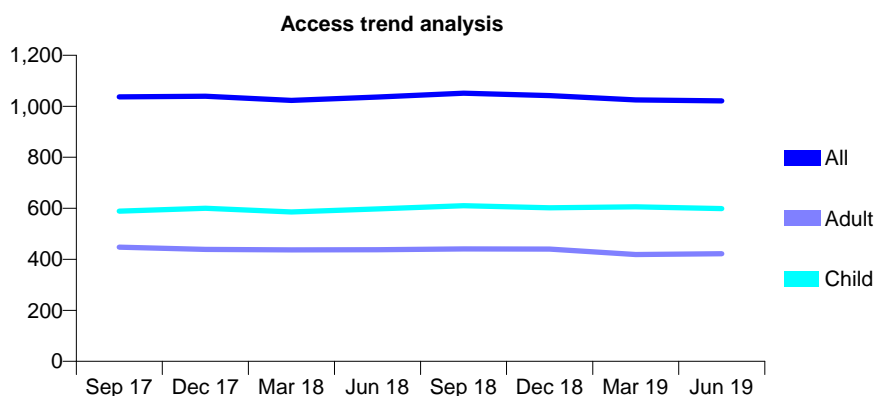
7A7 - Vital Signs At a Glance Contract Report for 964948/0001 - June 2019

Name or company name	MR WJ JENKINS
Contract type name	Pilot Contract
Purpose of contract	General
Contract start date	25/10/2013
Contract end date	

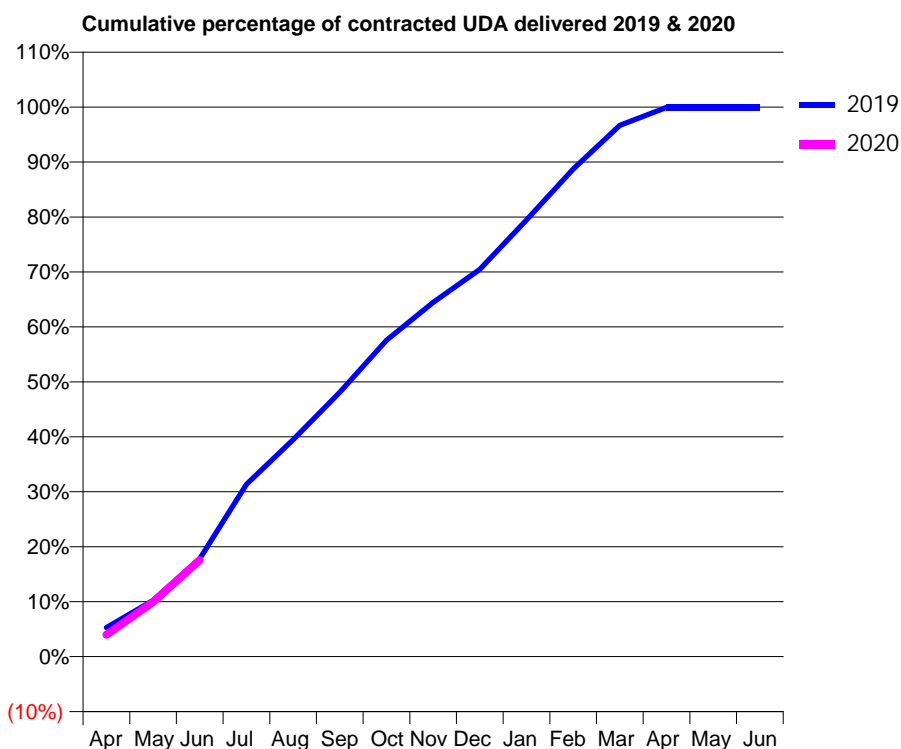
19/20 Contracted general activity (UDA)	2,430
Carry forward general activity (UDA)	0
19/20 Contracted orthodontic activity (UOA)	0
Carry forward orthodontic activity (UOA)	0
Baseline contract value	£81,537.37

ACCESS*

Patients seen in 24 months	Total	Change since previous quarter
Quarter ending June 2018	1,036	
Quarter ending September 2018	1,051	→
Quarter ending December 2018	1,042	→
Quarter ending March 2019	1,025	↓
Quarter ending June 2019	1,021	→
Variance since June 2018	(1.4%)	↓



ACTIVITY



Month	Adjusted Scheduled Activity (UDA)	
	2019	2020
April	129	97
May	249	241
June	433	427
July	762	
August	959	
September	1,169	
October	1,399	
November	1,567	
December	1,712	
January	1,931	
February	2,155	
March	2,349	
April	2,428	
May	2,428	
June	2,428	

QUALITY

	Quantity	Base Number	Contract	LHB	Wales
% of FP17s for the same patient ID Re-attending within 3 months - Children	12	196	6.1%	9.0%	10.7%
% of FP17s for the same patient ID Re-attending within 3 months - Adults	13	99	13.1%	13.3%	15.5%
% of FP17s for the same patient ID Re-attending between 3 & 9 months - Children	134	196	68.4%	50.9%	60.1%
% of FP17s for the same patient ID Re-attending between 3 & 9 months - Adults	48	99	48.5%	53.3%	56.6%
% of FP17s for Band 1 Urgent Courses	21	247	8.5%	11.3%	9.1%
% of FP17s Relating to Free Repair or Replacements	0	247	0.0%	0.5%	0.7%
% of FP17s Relating to Continuations	3	247	1.2%	0.9%	0.6%
% of Patients satisfied with the dentistry they have received	12	12	100.0%	94.0%	92.8%
% of Patients satisfied with the time they had to wait for an appointment	11	12	91.7%	85.6%	87.5%

* This is based on patients treated on this contract for their most recent course of treatment. Figures in italics indicate the base number of FP17s or Patient Questionnaire responses are less than 100. N/A is shown where the base number of responses is less than 10 during the period. % is calculated as Quantity/Base number*100

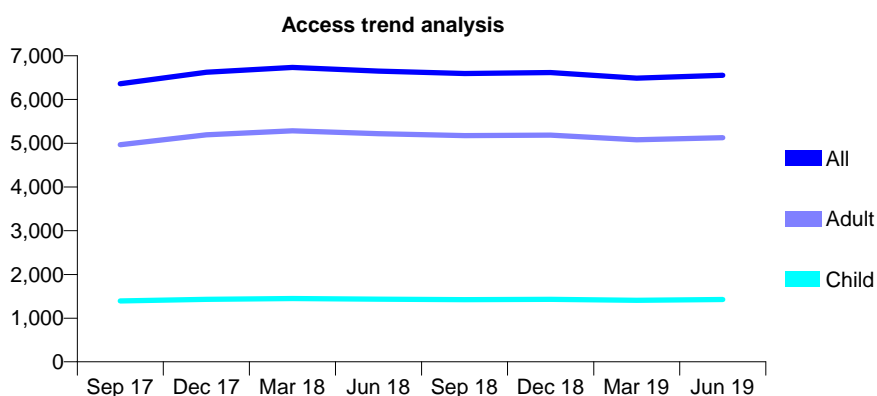
Q44 - Vital Signs At a Glance Contract Report for 10008/0000 - June 2019

Name or company name	Raby Road Dental Centre
Contract type name	GDS Contract
Purpose of contract	General
Contract start date	01/02/2016
Contract end date	

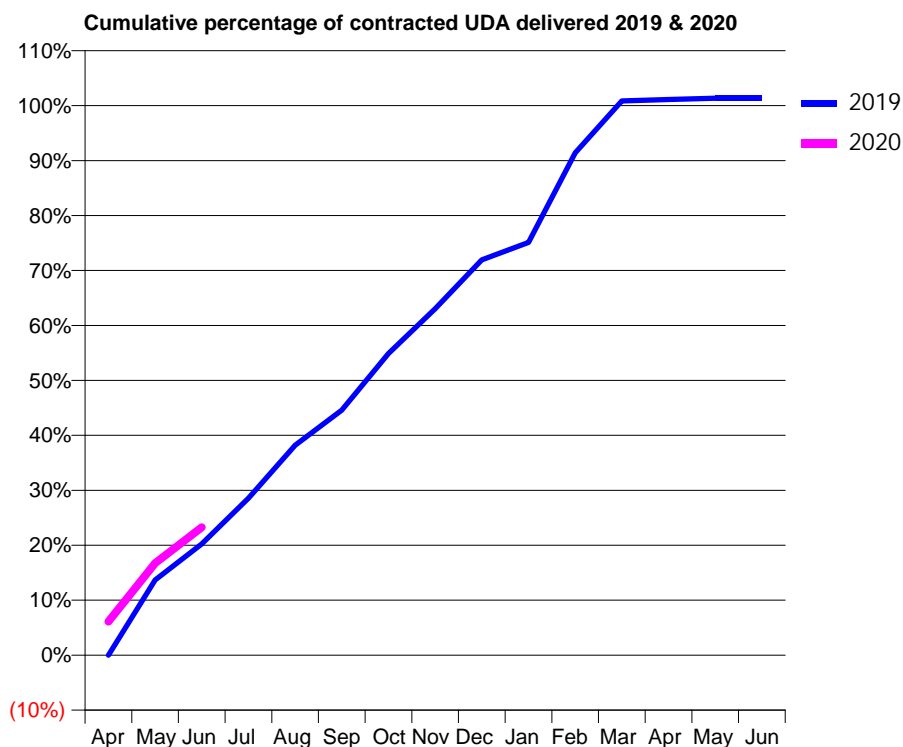
19/20 Contracted general activity (UDA)	19,145
Carry forward general activity (UDA)	0
19/20 Contracted orthodontic activity (UOA)	0
Carry forward orthodontic activity (UOA)	0
Baseline contract value	£560,245.77

ACCESS*

Patients seen in 24 months	Total	Change since previous quarter
Quarter ending June 2018	6,652	
Quarter ending September 2018	6,597	→
Quarter ending December 2018	6,617	→
Quarter ending March 2019	6,489	↓
Quarter ending June 2019	6,554	→
Variance since June 2018	(1.5%)	↓



ACTIVITY



Month	Adjusted Scheduled Activity (UDA)	
	2019	2020
April	0	1,167
May	2,622	3,210
June	3,871	4,452
July	5,471	
August	7,317	
September	8,539	
October	10,510	
November	12,069	
December	13,770	
January	14,375	
February	17,499	
March	19,305	
April	19,359	
May	19,397	
June	19,397	

QUALITY

	Quantity	Base Number	Contract	AT	Region	England
% of FP17s for the same patient ID Re-attending within 3 months - Children	34	502	6.8%	11.3%	12.1%	11.4%
% of FP17s for the same patient ID Re-attending within 3 months - Adults	249	1,778	14.0%	16.0%	15.6%	15.4%
% of FP17s for the same patient ID Re-attending between 3 & 9 months - Children	314	502	62.5%	57.9%	61.2%	59.8%
% of FP17s for the same patient ID Re-attending between 3 & 9 months - Adults	1,028	1,778	57.8%	53.0%	54.5%	52.1%
% of FP17s for Band 1 Urgent Courses	167	2,247	7.4%	10.0%	9.1%	9.2%
% of FP17s Relating to Free Repair or Replacements	47	2,247	2.1%	0.9%	1.0%	0.7%
% of FP17s Relating to Continuations	10	2,247	0.4%	1.0%	1.0%	0.8%
% of Patients satisfied with the dentistry they have received	5	5	N/A	93.1%	94.2%	93.4%
% of Patients satisfied with the time they had to wait for an appointment	5	5	N/A	88.2%	88.4%	87.6%

* This is based on patients treated on this contract for their most recent course of treatment. Figures in italics indicate the base number of FP17s or Patient Questionnaire responses are less than 100. N/A is shown where the base number of responses is less than 10 during the period. % is calculated as Quantity/Base number*100

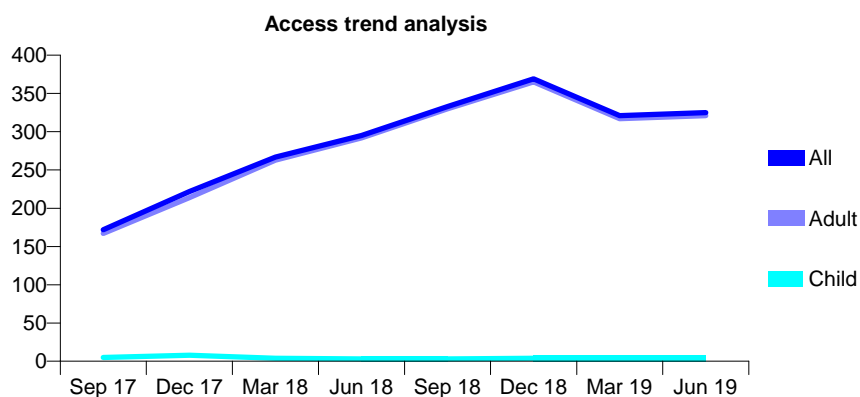
Q44 - Vital Signs At a Glance Contract Report for 100122/0000 - June 2019

Name or company name	The Old Surgery Dental Practice Ltd
Contract type name	PDS Contract
Purpose of contract	General
Contract start date	01/12/2016
Contract end date	30/11/2021

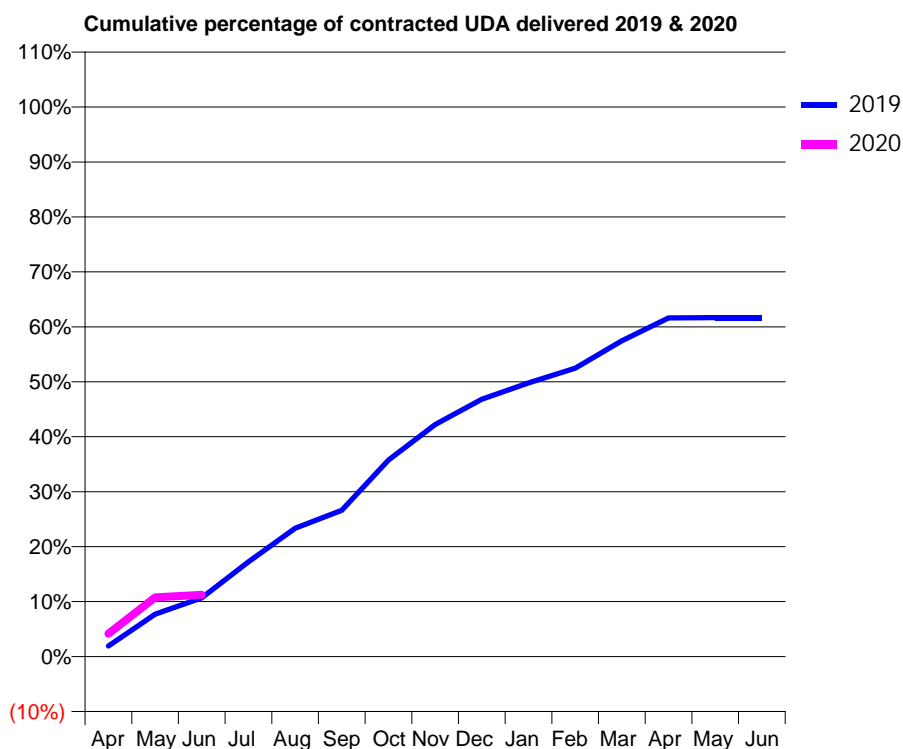
19/20 Contracted general activity (UDA)	3,300
Carry forward general activity (UDA)	0
19/20 Contracted orthodontic activity (UOA)	0
Carry forward orthodontic activity (UOA)	0
Baseline contract value	£180,269.89

ACCESS*

Patients seen in 24 months	Total	Change since previous quarter
Quarter ending June 2018	295	
Quarter ending September 2018	333	↑
Quarter ending December 2018	369	↑
Quarter ending March 2019	321	↓
Quarter ending June 2019	325	→
Variance since June 2018	10.2%	↑



ACTIVITY



Month	Adjusted Scheduled Activity (UDA)	
	2019	2020
April	64	137
May	254	355
June	353	371
July	569	
August	771	
September	878	
October	1,180	
November	1,394	
December	1,545	
January	1,644	
February	1,732	
March	1,896	
April	2,034	
May	2,035	
June	2,035	

QUALITY

	Quantity	Base Number	Contract	AT	Region	England
% of FP17s for the same patient ID Re-attending within 3 months - Children	0	2	0.0%	11.3%	12.1%	11.4%
% of FP17s for the same patient ID Re-attending within 3 months - Adults	2	192	1.0%	16.0%	15.6%	15.4%
% of FP17s for the same patient ID Re-attending between 3 & 9 months - Children	0	2	0.0%	57.9%	61.2%	59.8%
% of FP17s for the same patient ID Re-attending between 3 & 9 months - Adults	1	192	0.5%	53.0%	54.5%	52.1%
% of FP17s for Band 1 Urgent Courses	0	143	0.0%	10.0%	9.1%	9.2%
% of FP17s Relating to Free Repair or Replacements	0	143	0.0%	0.9%	1.0%	0.7%
% of FP17s Relating to Continuations	0	143	0.0%	1.0%	1.0%	0.8%
% of Patients satisfied with the dentistry they have received	1	1	N/A	93.1%	94.2%	93.4%
% of Patients satisfied with the time they had to wait for an appointment	1	1	N/A	88.2%	88.4%	87.6%

* This is based on patients treated on this contract for their most recent course of treatment. Figures in italics indicate the base number of FP17s or Patient Questionnaire responses are less than 100. N/A is shown where the base number of responses is less than 10 during the period. % is calculated as Quantity/Base number*100

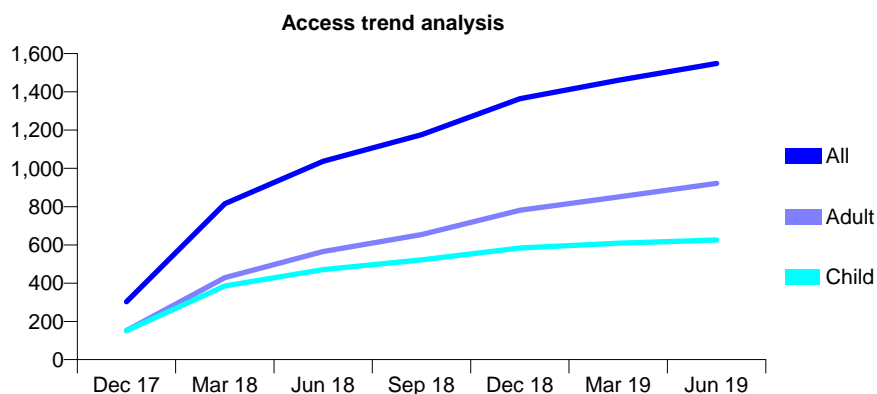
Q44 - Vital Signs At a Glance Contract Report for 100521/0000 - June 2019

Name or company name	Wirral Community Trust
Contract type name	PDS Contract
Purpose of contract	General
Contract start date	01/10/2017
Contract end date	30/09/2022

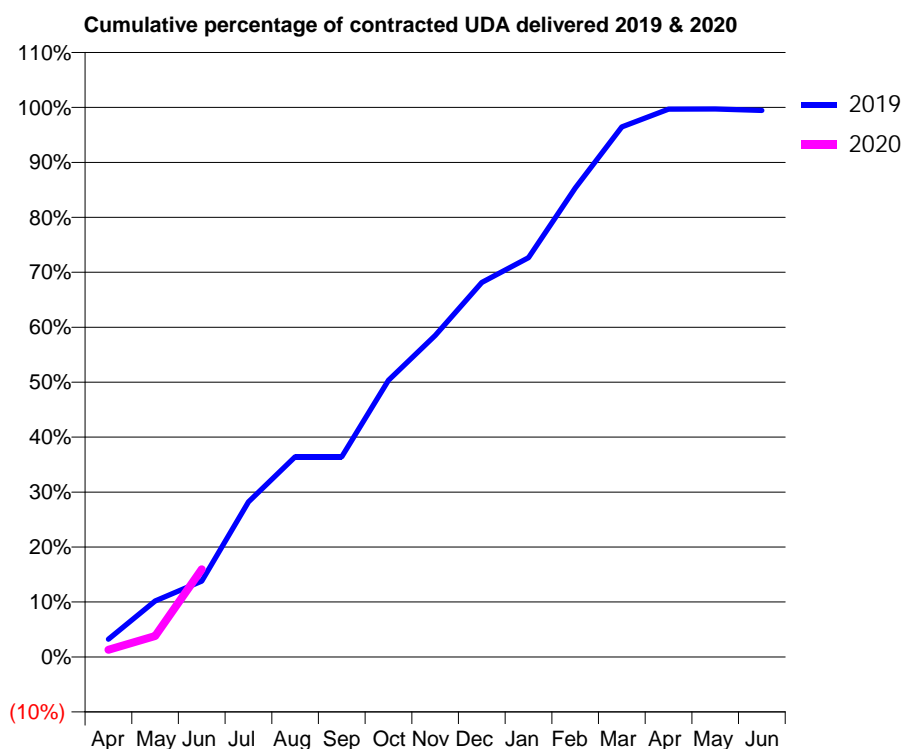
19/20 Contracted general activity (UDA)	5,355
Carry forward general activity (UDA)	0
19/20 Contracted orthodontic activity (UOA)	0
Carry forward orthodontic activity (UOA)	0
Baseline contract value	£167,071.88

ACCESS*

Patients seen in 24 months	Total	Change since previous quarter
Quarter ending June 2018	1,037	
Quarter ending September 2018	1,176	↑
Quarter ending December 2018	1,365	↑
Quarter ending March 2019	1,460	↑
Quarter ending June 2019	1,548	↑
Variance since June 2018	49.3%	↑



ACTIVITY



Adjusted Scheduled Activity (UDA)		
Month	2019	2020
April	174	71
May	545	204
June	739	854
July	1,511	
August	1,951	
September	1,951	
October	2,696	
November	3,133	
December	3,650	
January	3,891	
February	4,568	
March	5,165	
April	5,338	
May	5,339	
June	5,325	

QUALITY

	Quantity	Base Number	Contract	AT	Region	England
% of FP17s for the same patient ID Re-attending within 3 months - Children	24	168	14.3%	11.3%	12.1%	11.4%
% of FP17s for the same patient ID Re-attending within 3 months - Adults	24	209	11.5%	16.0%	15.6%	15.4%
% of FP17s for the same patient ID Re-attending between 3 & 9 months - Children	58	168	34.5%	57.9%	61.2%	59.8%
% of FP17s for the same patient ID Re-attending between 3 & 9 months - Adults	77	209	36.8%	53.0%	54.5%	52.1%
% of FP17s for Band 1 Urgent Courses	17	313	5.4%	10.0%	9.1%	9.2%
% of FP17s Relating to Free Repair or Replacements	1	313	0.3%	0.9%	1.0%	0.7%
% of FP17s Relating to Continuations	2	313	0.6%	1.0%	1.0%	0.8%
% of Patients satisfied with the dentistry they have received	0	0	N/A	93.1%	94.2%	93.4%
% of Patients satisfied with the time they had to wait for an appointment	0	0	N/A	88.2%	88.4%	87.6%

* This is based on patients treated on this contract for their most recent course of treatment.

Figures in italics indicate the base number of FP17s or Patient Questionnaire responses are less than 100. N/A is shown where the base number of responses is less than 10 during the period. % is calculated as Quantity/Base number*100

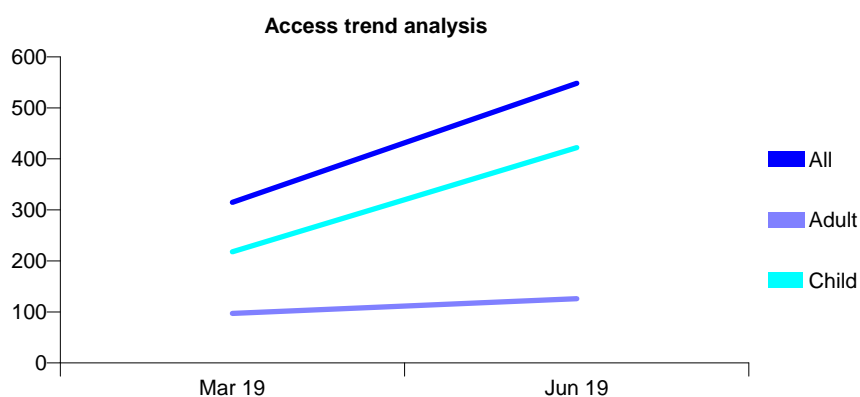
Q44 - Vital Signs At a Glance Contract Report for 100961/0000 - June 2019

Name or company name	Holmes Chapel Dental Practice
Contract type name	PDS Contract
Purpose of contract	General
Contract start date	01/01/2019
Contract end date	31/03/2020

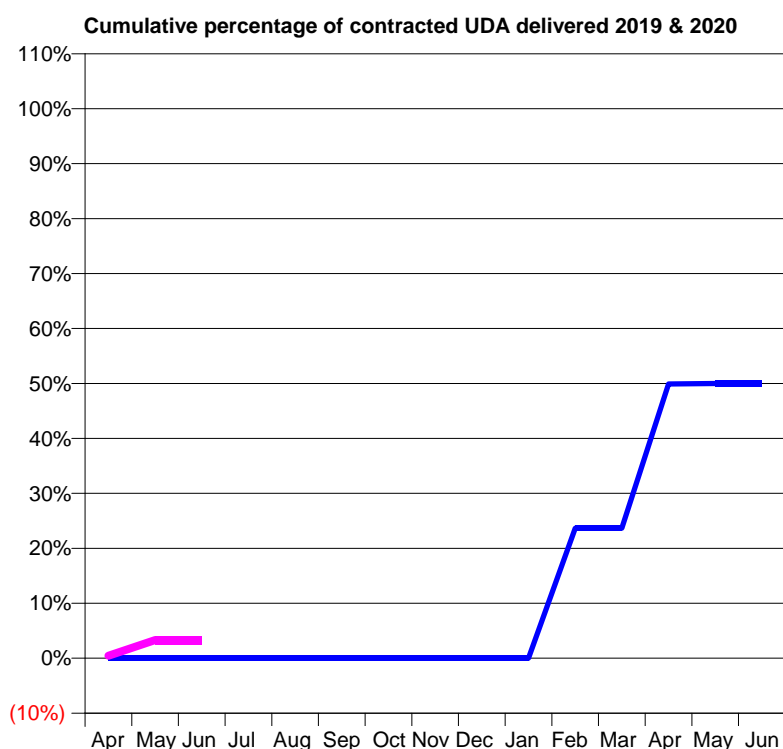
19/20 Contracted general activity (UDA)	5,000
Carry forward general activity (UDA)	0
19/20 Contracted orthodontic activity (UOA)	0
Carry forward orthodontic activity (UOA)	0
Baseline contract value	£112,565.06

ACCESS*

Patients seen in 24 months	Total	Change since previous quarter
Quarter ending June 2018	0	
Quarter ending September 2018	0	
Quarter ending December 2018	0	
Quarter ending March 2019	315	
Quarter ending June 2019	548	↑
Variance since June 2018	N/A	



ACTIVITY



Month	Adjusted Scheduled Activity (UDA)	
	2019	2020
April	0	22
May	0	166
June	0	166
July	0	
August	0	
September	0	
October	0	
November	0	
December	0	
January	0	
February	296	
March	296	
April	624	
May	625	
June	625	

QUALITY

	Quantity	Base Number	Contract	AT	Region	England
% of FP17s for the same patient ID Re-attending within 3 months - Children	13	253	5.1%	11.3%	12.1%	11.4%
% of FP17s for the same patient ID Re-attending within 3 months - Adults	0	65	0.0%	16.0%	15.6%	15.4%
% of FP17s for the same patient ID Re-attending between 3 & 9 months - Children	2	253	0.8%	57.9%	61.2%	59.8%
% of FP17s for the same patient ID Re-attending between 3 & 9 months - Adults	1	65	1.5%	53.0%	54.5%	52.1%
% of FP17s for Band 1 Urgent Courses	5	128	3.9%	10.0%	9.1%	9.2%
% of FP17s Relating to Free Repair or Replacements	0	128	0.0%	0.9%	1.0%	0.7%
% of FP17s Relating to Continuations	0	128	0.0%	1.0%	1.0%	0.8%
% of Patients satisfied with the dentistry they have received	0	0	N/A	93.1%	94.2%	93.4%
% of Patients satisfied with the time they had to wait for an appointment	0	0	N/A	88.2%	88.4%	87.6%

* This is based on patients treated on this contract for their most recent course of treatment.

Figures in italics indicate the base number of FP17s or Patient Questionnaire responses are less than 100. N/A is shown where the base number of responses is less than 10 during the period. % is calculated as Quantity/Base number*100


Q44 - Vital Signs At a Glance Contract Report for 101017/0000 - June 2019

Name or company name	MR QM JAFFRI
Contract type name	GDS Contract
Purpose of contract	General
Contract start date	01/04/2019
Contract end date	

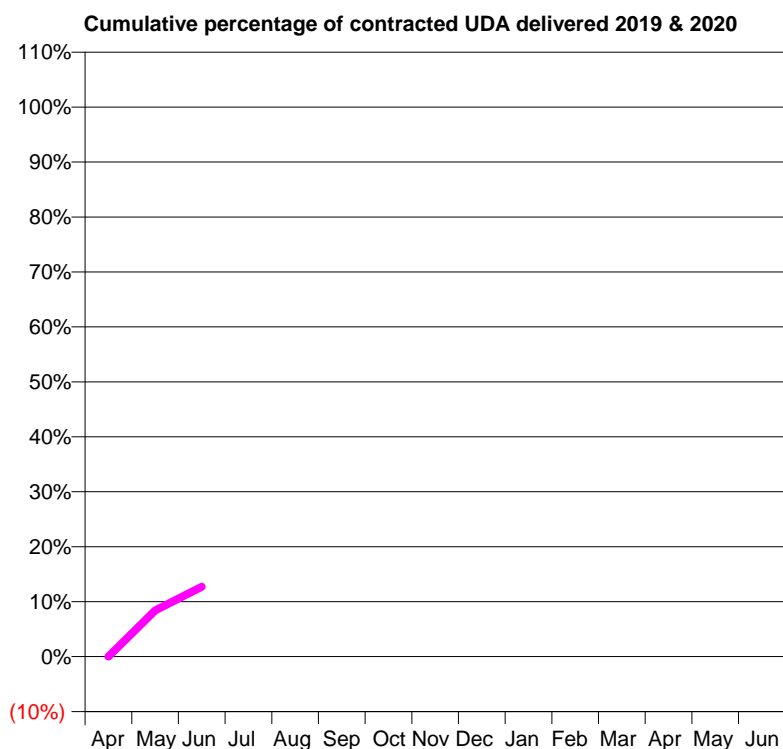
19/20 Contracted general activity (UDA)	8,000
Carry forward general activity (UDA)	0
19/20 Contracted orthodontic activity (UOA)	0
Carry forward orthodontic activity (UOA)	0
Baseline contract value	£245,701.14

ACCESS*

Patients seen in 24 months	Total	Change since previous quarter
Quarter ending June 2018	0	
Quarter ending September 2018	0	
Quarter ending December 2018	0	
Quarter ending March 2019	0	
Quarter ending June 2019	582	↑
Variance since June 2018	N/A	



ACTIVITY



Month	Adjusted Scheduled Activity (UDA)	
	2019	2020
April	0	0
May	0	672
June	0	1,018
July	0	
August	0	
September	0	
October	0	
November	0	
December	0	
January	0	
February	0	
March	0	
April	0	
May	0	
June	0	

QUALITY

	Quantity	Base Number	Contract	AT	Region	England
% of FP17s for the same patient ID Re-attending within 3 months - Children	2	149	1.3%	11.3%	12.1%	11.4%
% of FP17s for the same patient ID Re-attending within 3 months - Adults	11	379	2.9%	16.0%	15.6%	15.4%
% of FP17s for the same patient ID Re-attending between 3 & 9 months - Children	0	149	0.0%	57.9%	61.2%	59.8%
% of FP17s for the same patient ID Re-attending between 3 & 9 months - Adults	0	379	0.0%	53.0%	54.5%	52.1%
% of FP17s for Band 1 Urgent Courses	103	528	19.5%	10.0%	9.1%	9.2%
% of FP17s Relating to Free Repair or Replacements	2	528	0.4%	0.9%	1.0%	0.7%
% of FP17s Relating to Continuations	2	528	0.4%	1.0%	1.0%	0.8%
% of Patients satisfied with the dentistry they have received	1	1	N/A	93.1%	94.2%	93.4%
% of Patients satisfied with the time they had to wait for an appointment	1	1	N/A	88.2%	88.4%	87.6%

* This is based on patients treated on this contract for their most recent course of treatment. Figures in italics indicate the base number of FP17s or Patient Questionnaire responses are less than 100. N/A is shown where the base number of responses is less than 10 during the period. % is calculated as Quantity/Base number*100


Q44 - Vital Signs At a Glance Contract Report for 101104/0000 - June 2019

Name or company name	Westbourne Dental Practice Wirral Limited
Contract type name	GDS Contract
Purpose of contract	General
Contract start date	01/04/2019
Contract end date	

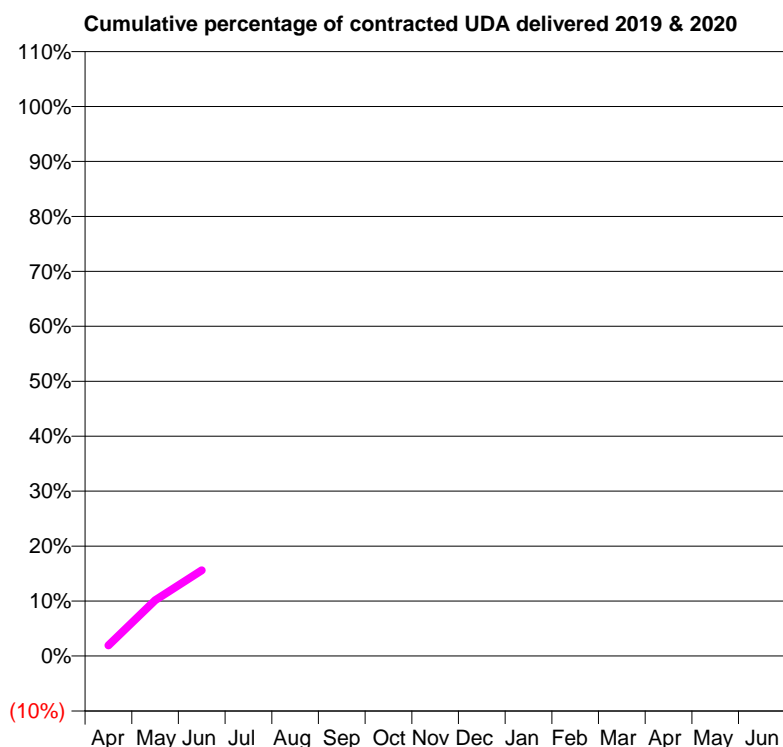
19/20 Contracted general activity (UDA)	25,485
Carry forward general activity (UDA)	0
19/20 Contracted orthodontic activity (UOA)	0
Carry forward orthodontic activity (UOA)	0
Baseline contract value	£808,587.79

ACCESS*

Patients seen in 24 months	Total	Change since previous quarter
Quarter ending June 2018	0	
Quarter ending September 2018	0	
Quarter ending December 2018	0	
Quarter ending March 2019	0	
Quarter ending June 2019	2,178	↑
Variance since June 2018	N/A	



ACTIVITY



Month	Adjusted Scheduled Activity (UDA)	
	2019	2020
April	0	491
May	0	2,589
June	0	3,975
July	0	
August	0	
September	0	
October	0	
November	0	
December	0	
January	0	
February	0	
March	0	
April	0	
May	0	
June	0	

QUALITY

	Quantity	Base Number	Contract	AT	Region	England
% of FP17s for the same patient ID Re-attending within 3 months - Children	14	545	2.6%	11.3%	12.1%	11.4%
% of FP17s for the same patient ID Re-attending within 3 months - Adults	114	1,532	7.4%	16.0%	15.6%	15.4%
% of FP17s for the same patient ID Re-attending between 3 & 9 months - Children	0	545	0.0%	57.9%	61.2%	59.8%
% of FP17s for the same patient ID Re-attending between 3 & 9 months - Adults	0	1,532	0.0%	53.0%	54.5%	52.1%
% of FP17s for Band 1 Urgent Courses	295	1,977	14.9%	10.0%	9.1%	9.2%
% of FP17s Relating to Free Repair or Replacements	20	1,977	1.0%	0.9%	1.0%	0.7%
% of FP17s Relating to Continuations	8	1,977	0.4%	1.0%	1.0%	0.8%
% of Patients satisfied with the dentistry they have received	1	1	N/A	93.1%	94.2%	93.4%
% of Patients satisfied with the time they had to wait for an appointment	1	1	N/A	88.2%	88.4%	87.6%

* This is based on patients treated on this contract for their most recent course of treatment. Figures in italics indicate the base number of FP17s or Patient Questionnaire responses are less than 100. N/A is shown where the base number of responses is less than 10 during the period. % is calculated as Quantity/Base number*100

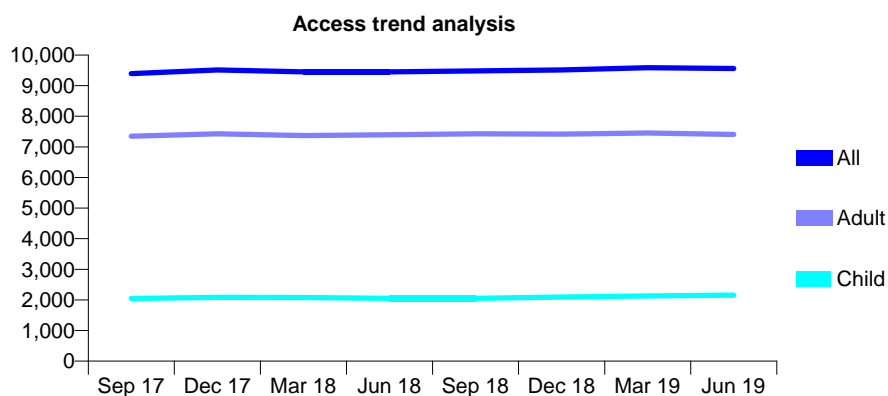
Q44 - Vital Signs At a Glance Contract Report for 101281/0067 - June 2019

Name or company name	OASIS DENTAL CARE LTD
Contract type name	GDS Contract
Purpose of contract	General
Contract start date	01/04/2006
Contract end date	

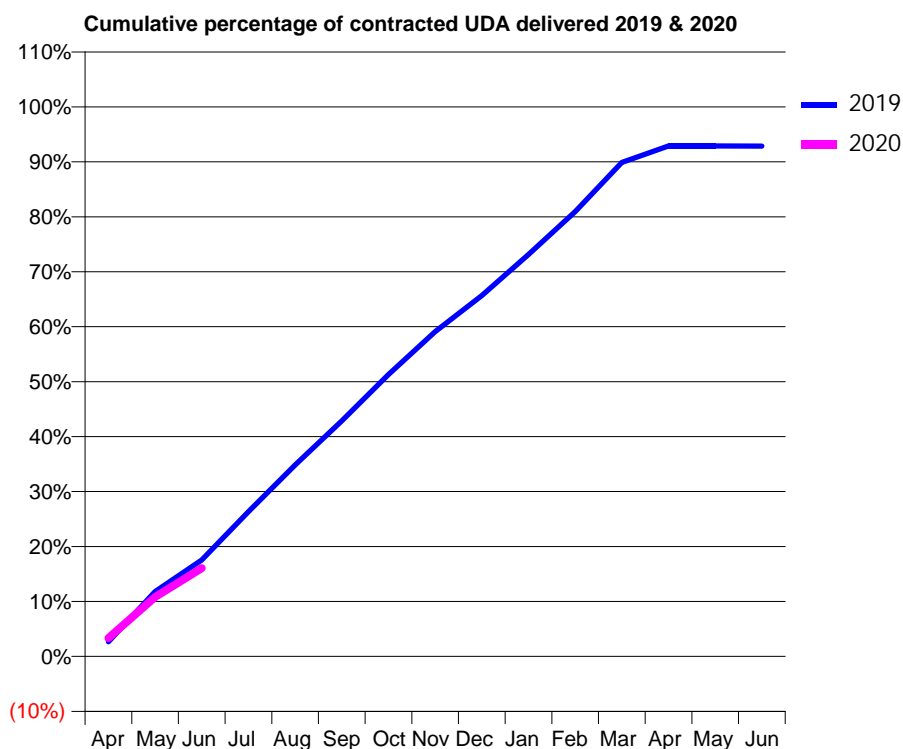
19/20 Contracted general activity (UDA)	30,922
Carry forward general activity (UDA)	0
19/20 Contracted orthodontic activity (UOA)	0
Carry forward orthodontic activity (UOA)	0
Baseline contract value	£686,535.88

ACCESS*

Patients seen in 24 months	Total	Change since previous quarter
Quarter ending June 2018	9,449	
Quarter ending September 2018	9,483	→
Quarter ending December 2018	9,512	→
Quarter ending March 2019	9,588	→
Quarter ending June 2019	9,560	→
Variance since June 2018	1.2%	→



ACTIVITY



Month	2019	2020
April	831	1,034
May	3,647	3,341
June	5,426	4,967
July	8,143	
August	10,780	
September	13,254	
October	15,859	
November	18,273	
December	20,300	
January	22,616	
February	25,026	
March	27,791	
April	28,721	
May	28,719	
June	28,716	

QUALITY

	Quantity	Base Number	Contract	AT	Region	England
% of FP17s for the same patient ID Re-attending within 3 months - Children	137	898	15.3%	11.3%	12.1%	11.4%
% of FP17s for the same patient ID Re-attending within 3 months - Adults	327	2,501	13.1%	16.0%	15.6%	15.4%
% of FP17s for the same patient ID Re-attending between 3 & 9 months - Children	547	898	60.9%	57.9%	61.2%	59.8%
% of FP17s for the same patient ID Re-attending between 3 & 9 months - Adults	1,559	2,501	62.3%	53.0%	54.5%	52.1%
% of FP17s for Band 1 Urgent Courses	351	2,907	12.1%	10.0%	9.1%	9.2%
% of FP17s Relating to Free Repair or Replacements	41	2,907	1.4%	0.9%	1.0%	0.7%
% of FP17s Relating to Continuations	9	2,907	0.3%	1.0%	1.0%	0.8%
% of Patients satisfied with the dentistry they have received	4	4	N/A	93.1%	94.2%	93.4%
% of Patients satisfied with the time they had to wait for an appointment	4	4	N/A	88.2%	88.4%	87.6%

* This is based on patients treated on this contract for their most recent course of treatment. Figures in italics indicate the base number of FP17s or Patient Questionnaire responses are less than 100. N/A is shown where the base number of responses is less than 10 during the period. % is calculated as Quantity/Base number*100

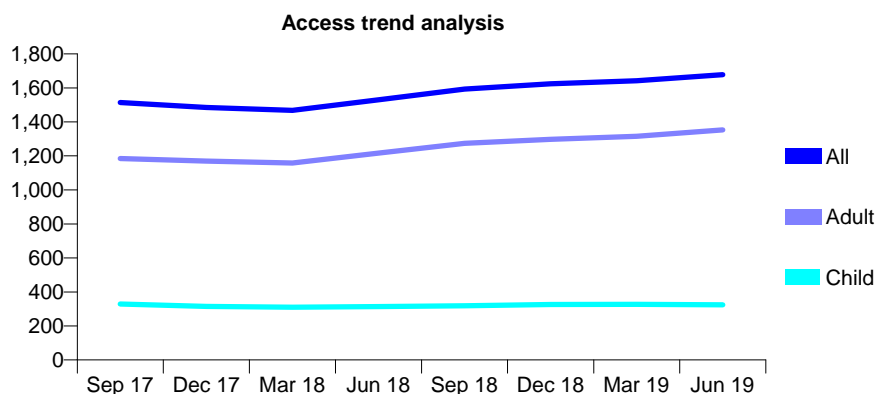
Q44 - Vital Signs At a Glance Contract Report for 101281/0083 - June 2019

Name or company name	OASIS DENTAL CARE LTD
Contract type name	PDS Contract
Purpose of contract	General
Contract start date	01/04/2006
Contract end date	31/03/2020

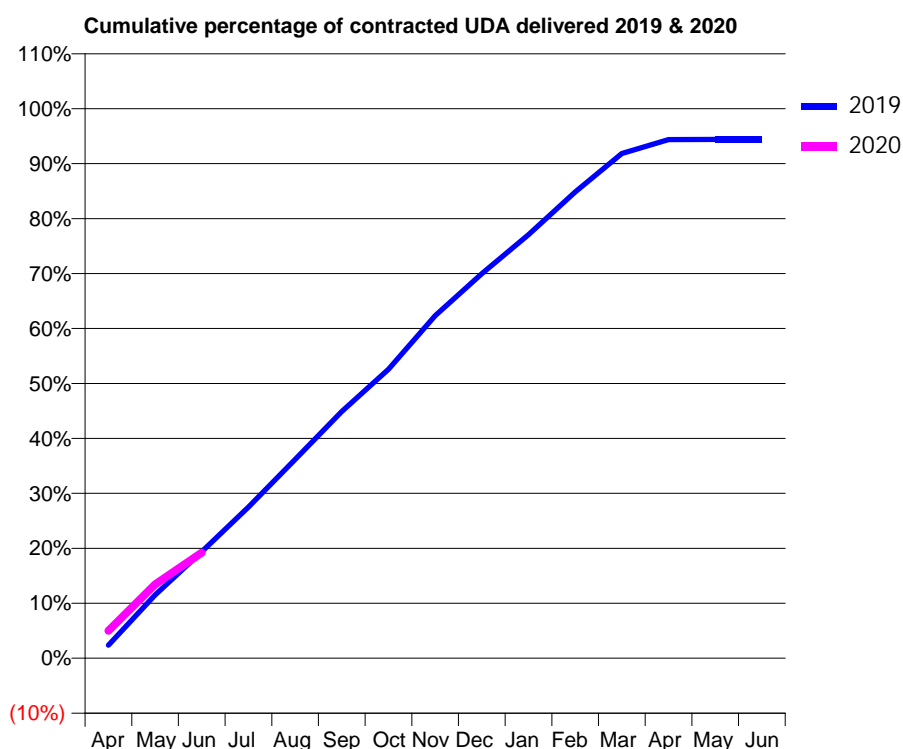
19/20 Contracted general activity (UDA)	5,676
Carry forward general activity (UDA)	0
19/20 Contracted orthodontic activity (UOA)	0
Carry forward orthodontic activity (UOA)	0
Baseline contract value	£138,646.83

ACCESS*

Patients seen in 24 months	Total	Change since previous quarter
Quarter ending June 2018	1,530	
Quarter ending September 2018	1,593	↑
Quarter ending December 2018	1,624	→
Quarter ending March 2019	1,642	→
Quarter ending June 2019	1,677	↑
Variance since June 2018	9.6%	↑



ACTIVITY



Month	2019	2020
April	134	282
May	654	763
June	1,100	1,090
July	1,561	
August	2,054	
September	2,549	
October	2,984	
November	3,538	
December	3,971	
January	4,375	
February	4,817	
March	5,212	
April	5,356	
May	5,359	
June	5,359	

QUALITY

	Quantity	Base Number	Contract	AT	Region	England
% of FP17s for the same patient ID Re-attending within 3 months - Children	10	115	8.7%	11.3%	12.1%	11.4%
% of FP17s for the same patient ID Re-attending within 3 months - Adults	80	481	16.6%	16.0%	15.6%	15.4%
% of FP17s for the same patient ID Re-attending between 3 & 9 months - Children	67	115	58.3%	57.9%	61.2%	59.8%
% of FP17s for the same patient ID Re-attending between 3 & 9 months - Adults	229	481	47.6%	53.0%	54.5%	52.1%
% of FP17s for Band 1 Urgent Courses	48	528	9.1%	10.0%	9.1%	9.2%
% of FP17s Relating to Free Repair or Replacements	5	528	0.9%	0.9%	1.0%	0.7%
% of FP17s Relating to Continuations	9	528	1.7%	1.0%	1.0%	0.8%
% of Patients satisfied with the dentistry they have received	1	1	N/A	93.1%	94.2%	93.4%
% of Patients satisfied with the time they had to wait for an appointment	1	1	N/A	88.2%	88.4%	87.6%

* This is based on patients treated on this contract for their most recent course of treatment.

Figures in italics indicate the base number of FP17s or Patient Questionnaire responses are less than 100. N/A is shown where the base number of responses is less than 10 during the period. % is calculated as Quantity/Base number*100

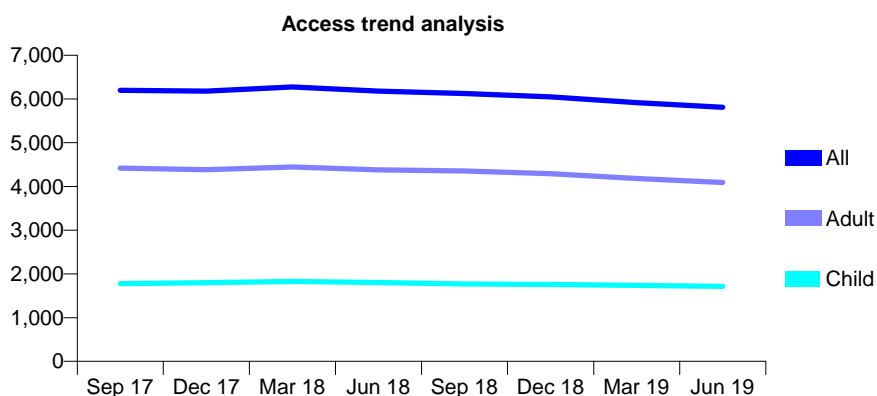
Q44 - Vital Signs At a Glance Contract Report for 101338/0024 - June 2019

Name or company name	Whitecross Dental Care Limited
Contract type name	GDS Contract
Purpose of contract	General
Contract start date	01/04/2006
Contract end date	

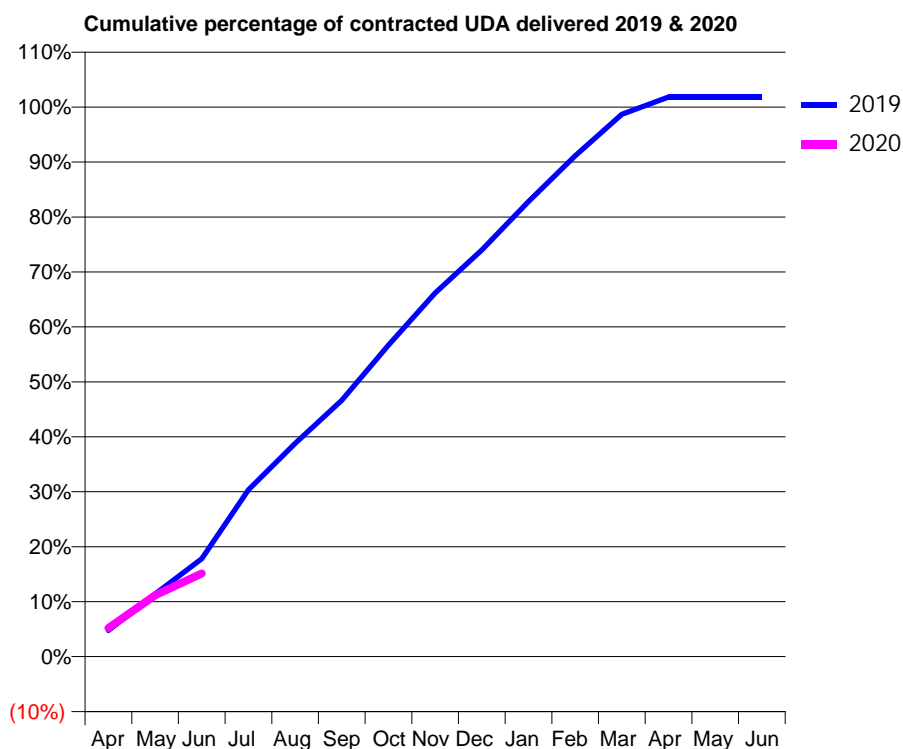
19/20 Contracted general activity (UDA)	15,042
Carry forward general activity (UDA)	0
19/20 Contracted orthodontic activity (UOA)	0
Carry forward orthodontic activity (UOA)	0
Baseline contract value	£467,504.18

ACCESS*

Patients seen in 24 months	Total	Change since previous quarter
Quarter ending June 2018	6,182	
Quarter ending September 2018	6,126	→
Quarter ending December 2018	6,051	↓
Quarter ending March 2019	5,917	↓
Quarter ending June 2019	5,809	↓
Variance since June 2018	(6.0%)	↓



ACTIVITY



Month	Adjusted Scheduled Activity (UDA)	
	2019	2020
April	718	785
May	1,712	1,681
June	2,678	2,277
July	4,569	
August	5,837	
September	7,012	
October	8,525	
November	9,957	
December	11,127	
January	12,455	
February	13,708	
March	14,842	
April	15,314	
May	15,318	
June	15,313	

QUALITY

	Quantity	Base Number	Contract	AT	Region	England
% of FP17s for the same patient ID Re-attending within 3 months - Children	36	525	6.9%	11.3%	12.1%	11.4%
% of FP17s for the same patient ID Re-attending within 3 months - Adults	99	1,045	9.5%	16.0%	15.6%	15.4%
% of FP17s for the same patient ID Re-attending between 3 & 9 months - Children	303	525	57.7%	57.9%	61.2%	59.8%
% of FP17s for the same patient ID Re-attending between 3 & 9 months - Adults	549	1,045	52.5%	53.0%	54.5%	52.1%
% of FP17s for Band 1 Urgent Courses	80	1,356	5.9%	10.0%	9.1%	9.2%
% of FP17s Relating to Free Repair or Replacements	7	1,356	0.5%	0.9%	1.0%	0.7%
% of FP17s Relating to Continuations	10	1,356	0.7%	1.0%	1.0%	0.8%
% of Patients satisfied with the dentistry they have received	3	3	N/A	93.1%	94.2%	93.4%
% of Patients satisfied with the time they had to wait for an appointment	2	3	N/A	88.2%	88.4%	87.6%

* This is based on patients treated on this contract for their most recent course of treatment. Figures in italics indicate the base number of FP17s or Patient Questionnaire responses are less than 100. N/A is shown where the base number of responses is less than 10 during the period. % is calculated as Quantity/Base number*100

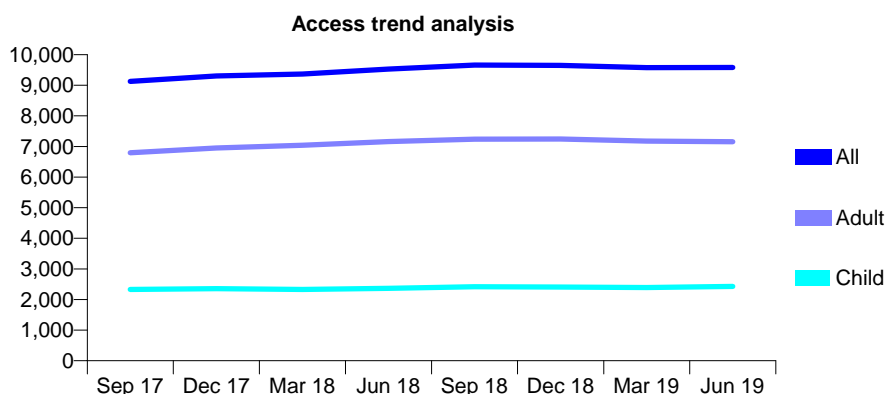
Q44 - Vital Signs At a Glance Contract Report for 101370/0022 - June 2019

Name or company name	Petrie Tucker & Partners Ltd
Contract type name	GDS Contract
Purpose of contract	General
Contract start date	01/04/2006
Contract end date	

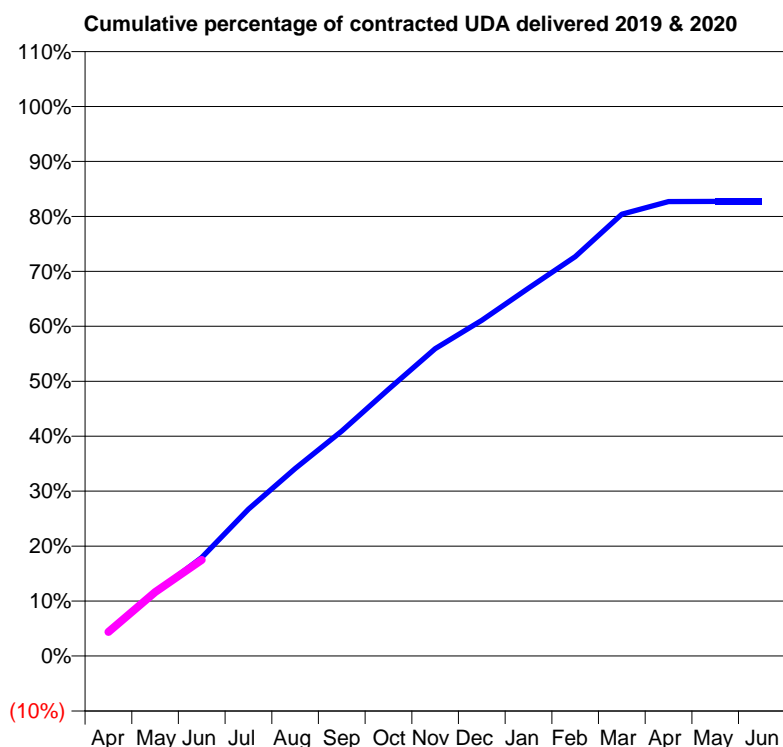
19/20 Contracted general activity (UDA)	24,920
Carry forward general activity (UDA)	0
19/20 Contracted orthodontic activity (UOA)	0
Carry forward orthodontic activity (UOA)	0
Baseline contract value	£741,281.92

ACCESS*

Patients seen in 24 months	Total	Change since previous quarter
Quarter ending June 2018	9,531	
Quarter ending September 2018	9,660	→
Quarter ending December 2018	9,651	→
Quarter ending March 2019	9,574	→
Quarter ending June 2019	9,586	→
Variance since June 2018	0.6%	→



ACTIVITY



Month	Adjusted Scheduled Activity (UDA)	
	2019	2020
April	1,091	1,094
May	2,871	2,901
June	4,465	4,355
July	6,659	
August	8,499	
September	10,201	
October	12,091	
November	13,938	
December	15,227	
January	16,684	
February	18,111	
March	20,030	
April	20,603	
May	20,611	
June	20,611	

QUALITY

	Quantity	Base Number	Contract	AT	Region	England
% of FP17s for the same patient ID Re-attending within 3 months - Children	35	733	4.8%	11.3%	12.1%	11.4%
% of FP17s for the same patient ID Re-attending within 3 months - Adults	138	1,712	8.1%	16.0%	15.6%	15.4%
% of FP17s for the same patient ID Re-attending between 3 & 9 months - Children	299	733	40.8%	57.9%	61.2%	59.8%
% of FP17s for the same patient ID Re-attending between 3 & 9 months - Adults	598	1,712	34.9%	53.0%	54.5%	52.1%
% of FP17s for Band 1 Urgent Courses	113	2,200	5.1%	10.0%	9.1%	9.2%
% of FP17s Relating to Free Repair or Replacements	16	2,200	0.7%	0.9%	1.0%	0.7%
% of FP17s Relating to Continuations	24	2,200	1.1%	1.0%	1.0%	0.8%
% of Patients satisfied with the dentistry they have received	5	5	N/A	93.1%	94.2%	93.4%
% of Patients satisfied with the time they had to wait for an appointment	3	5	N/A	88.2%	88.4%	87.6%

* This is based on patients treated on this contract for their most recent course of treatment. Figures in italics indicate the base number of FP17s or Patient Questionnaire responses are less than 100. N/A is shown where the base number of responses is less than 10 during the period. % is calculated as Quantity/Base number*100

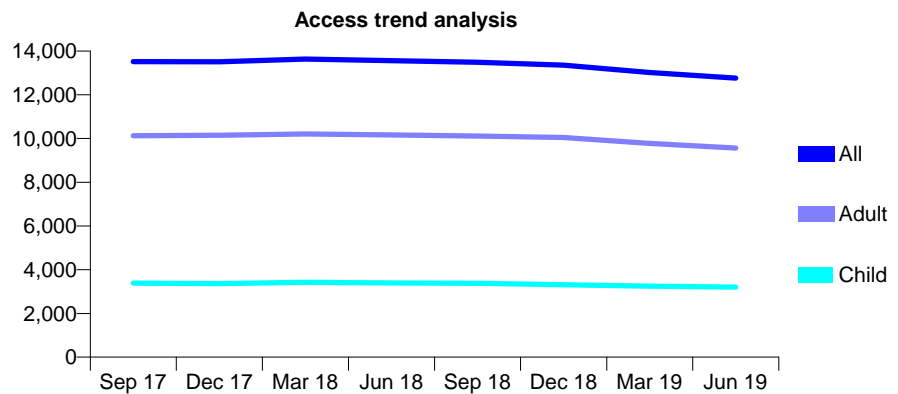
Q44 - Vital Signs At a Glance Contract Report for 101370/0086 - June 2019

Name or company name	Petrie Tucker & Partners Ltd
Contract type name	GDS Contract
Purpose of contract	General
Contract start date	01/04/2007
Contract end date	

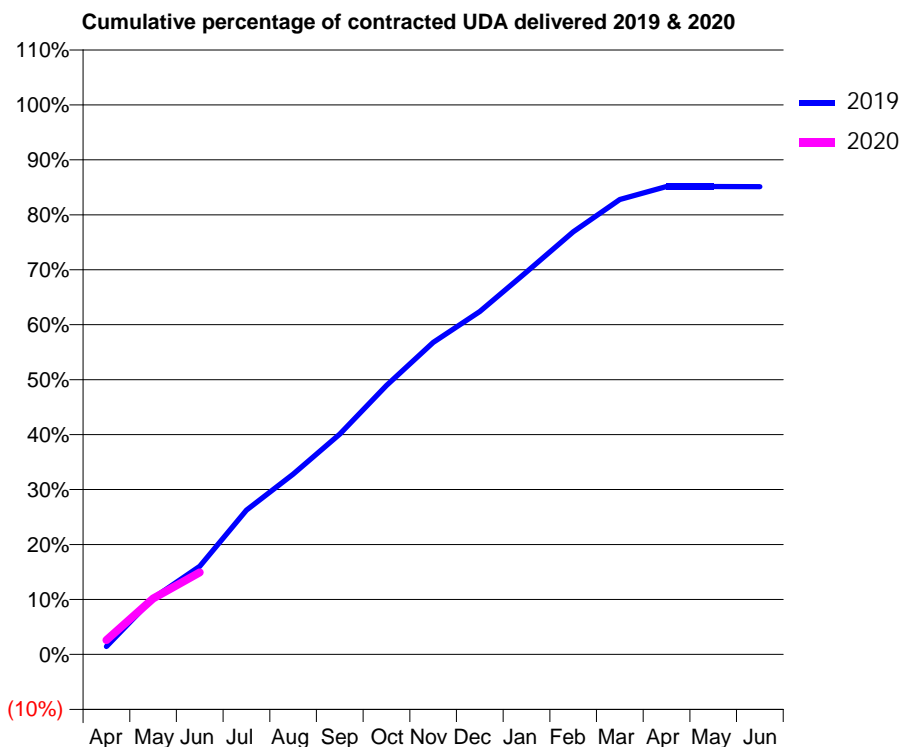
19/20 Contracted general activity (UDA)	41,938
Carry forward general activity (UDA)	0
19/20 Contracted orthodontic activity (UOA)	0
Carry forward orthodontic activity (UOA)	0
Baseline contract value	£1,177,098.74

ACCESS*

Patients seen in 24 months	Total	Change since previous quarter
Quarter ending June 2018	13,560	
Quarter ending September 2018	13,489	→
Quarter ending December 2018	13,355	→
Quarter ending March 2019	13,023	↓
Quarter ending June 2019	12,765	↓
Variance since June 2018	(5.9%)	↓



ACTIVITY



Month	2019	2020
April	605	1,093
May	4,295	4,267
June	6,717	6,266
July	11,014	
August	13,751	
September	16,807	
October	20,525	
November	23,814	
December	26,173	
January	29,182	
February	32,251	
March	34,718	
April	35,708	
May	35,706	
June	35,699	

QUALITY

	Quantity	Base Number	Contract	AT	Region	England
% of FP17s for the same patient ID Re-attending within 3 months - Children	62	1,002	6.2%	11.3%	12.1%	11.4%
% of FP17s for the same patient ID Re-attending within 3 months - Adults	331	2,627	12.6%	16.0%	15.6%	15.4%
% of FP17s for the same patient ID Re-attending between 3 & 9 months - Children	563	1,002	56.2%	57.9%	61.2%	59.8%
% of FP17s for the same patient ID Re-attending between 3 & 9 months - Adults	1,435	2,627	54.6%	53.0%	54.5%	52.1%
% of FP17s for Band 1 Urgent Courses	348	3,135	11.1%	10.0%	9.1%	9.2%
% of FP17s Relating to Free Repair or Replacements	10	3,135	0.3%	0.9%	1.0%	0.7%
% of FP17s Relating to Continuations	32	3,135	1.0%	1.0%	1.0%	0.8%
% of Patients satisfied with the dentistry they have received	13	14	92.9%	93.1%	94.2%	93.4%
% of Patients satisfied with the time they had to wait for an appointment	12	14	85.7%	88.2%	88.4%	87.6%

* This is based on patients treated on this contract for their most recent course of treatment. Figures in italics indicate the base number of FP17s or Patient Questionnaire responses are less than 100. N/A is shown where the base number of responses is less than 10 during the period. % is calculated as Quantity/Base number*100

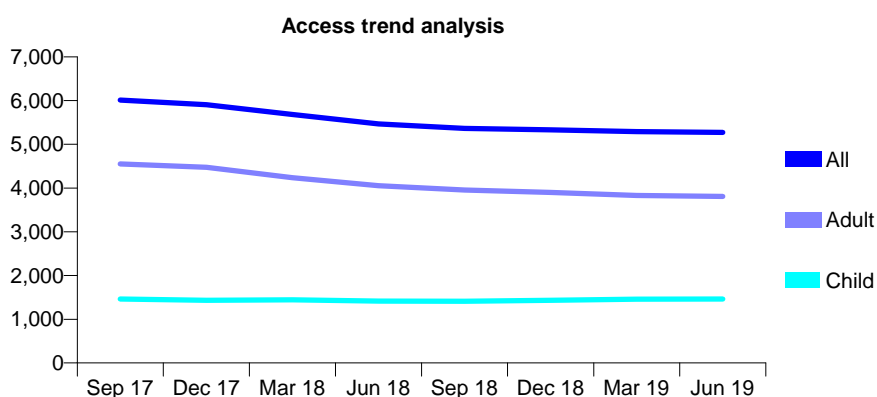
Q44 - Vital Signs At a Glance Contract Report for 101370/0088 - June 2019

Name or company name	Petrie Tucker & Partners Ltd
Contract type name	GDS Contract
Purpose of contract	General
Contract start date	01/04/2007
Contract end date	

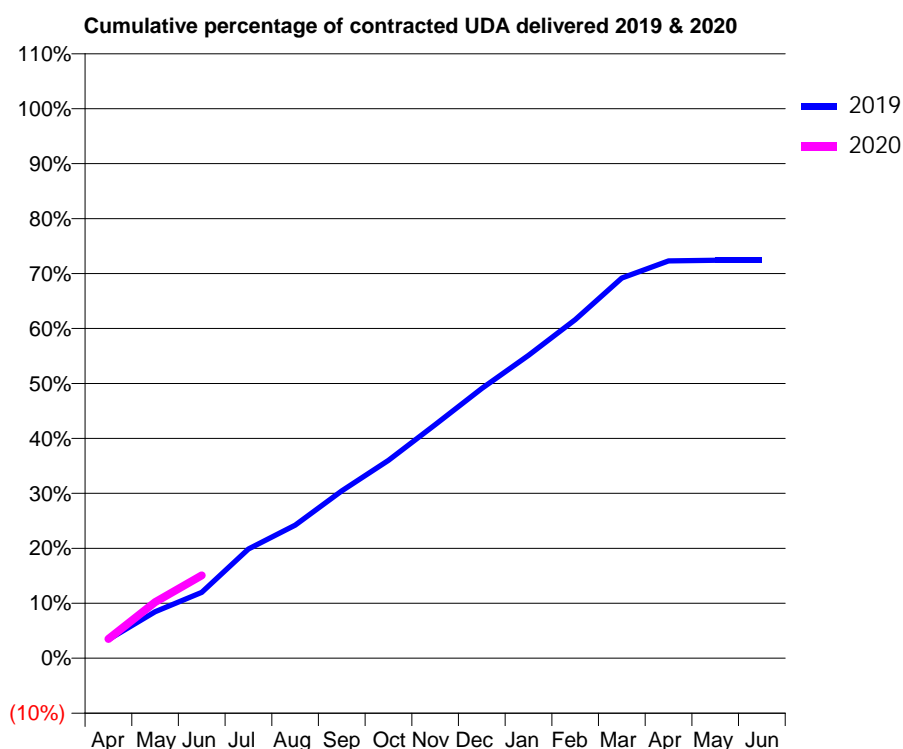
19/20 Contracted general activity (UDA)	20,438
Carry forward general activity (UDA)	0
19/20 Contracted orthodontic activity (UOA)	0
Carry forward orthodontic activity (UOA)	0
Baseline contract value	£648,765.53

ACCESS*

Patients seen in 24 months	Total	Change since previous quarter
Quarter ending June 2018	5,466	
Quarter ending September 2018	5,364	↓
Quarter ending December 2018	5,331	→
Quarter ending March 2019	5,290	→
Quarter ending June 2019	5,271	→
Variance since June 2018	(3.6%)	↓



ACTIVITY



Month	2019	2020
April	695	717
May	1,728	2,085
June	2,454	3,084
July	4,063	
August	4,953	
September	6,224	
October	7,358	
November	8,688	
December	10,030	
January	11,265	
February	12,591	
March	14,138	
April	14,775	
May	14,797	
June	14,799	

QUALITY

	Quantity	Base Number	Contract	AT	Region	England
% of FP17s for the same patient ID Re-attending within 3 months - Children	20	430	4.7%	11.3%	12.1%	11.4%
% of FP17s for the same patient ID Re-attending within 3 months - Adults	90	1,014	8.9%	16.0%	15.6%	15.4%
% of FP17s for the same patient ID Re-attending between 3 & 9 months - Children	213	430	49.5%	57.9%	61.2%	59.8%
% of FP17s for the same patient ID Re-attending between 3 & 9 months - Adults	460	1,014	45.4%	53.0%	54.5%	52.1%
% of FP17s for Band 1 Urgent Courses	68	1,250	5.4%	10.0%	9.1%	9.2%
% of FP17s Relating to Free Repair or Replacements	3	1,250	0.2%	0.9%	1.0%	0.7%
% of FP17s Relating to Continuations	7	1,250	0.6%	1.0%	1.0%	0.8%
% of Patients satisfied with the dentistry they have received	3	3	N/A	93.1%	94.2%	93.4%
% of Patients satisfied with the time they had to wait for an appointment	3	3	N/A	88.2%	88.4%	87.6%

* This is based on patients treated on this contract for their most recent course of treatment.

Figures in italics indicate the base number of FP17s or Patient Questionnaire responses are less than 100. N/A is shown where the base number of responses is less than 10 during the period. % is calculated as Quantity/Base number*100

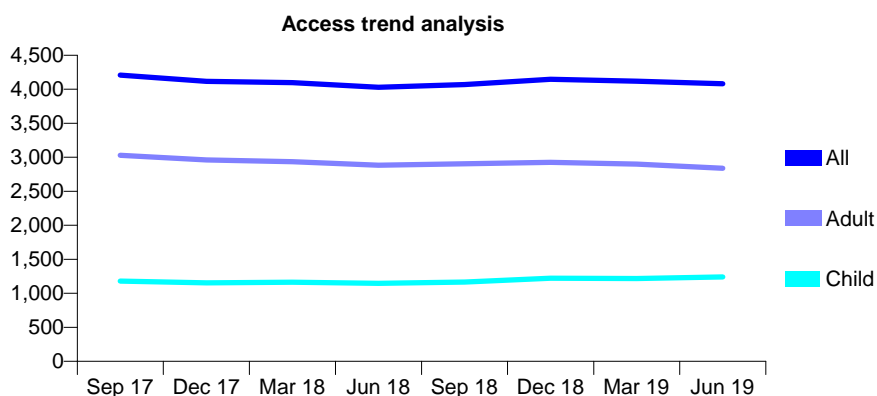
Q44 - Vital Signs At a Glance Contract Report for 101370/0089 - June 2019

Name or company name	Petrie Tucker & Partners Ltd
Contract type name	GDS Contract
Purpose of contract	General
Contract start date	01/04/2007
Contract end date	

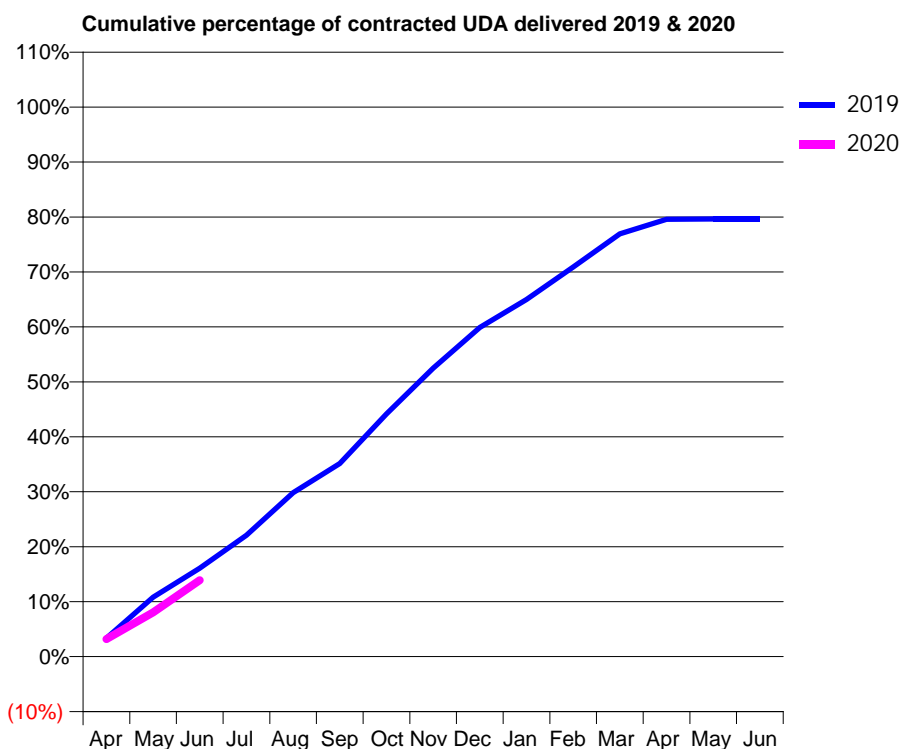
19/20 Contracted general activity (UDA)	14,509
Carry forward general activity (UDA)	0
19/20 Contracted orthodontic activity (UOA)	0
Carry forward orthodontic activity (UOA)	0
Baseline contract value	£460,352.65

ACCESS*

Patients seen in 24 months	Total	Change since previous quarter
Quarter ending June 2018	4,030	
Quarter ending September 2018	4,070	→
Quarter ending December 2018	4,149	→
Quarter ending March 2019	4,118	→
Quarter ending June 2019	4,081	→
Variance since June 2018	1.3%	→



ACTIVITY



Month	Adjusted Scheduled Activity (UDA)	
	2019	2020
April	488	464
May	1,573	1,166
June	2,335	2,019
July	3,207	
August	4,330	
September	5,101	
October	6,408	
November	7,617	
December	8,687	
January	9,429	
February	10,285	
March	11,163	
April	11,548	
May	11,553	
June	11,553	

QUALITY

	Quantity	Base Number	Contract	AT	Region	England
% of FP17s for the same patient ID Re-attending within 3 months - Children	13	303	4.3%	11.3%	12.1%	11.4%
% of FP17s for the same patient ID Re-attending within 3 months - Adults	77	673	11.4%	16.0%	15.6%	15.4%
% of FP17s for the same patient ID Re-attending between 3 & 9 months - Children	137	303	45.2%	57.9%	61.2%	59.8%
% of FP17s for the same patient ID Re-attending between 3 & 9 months - Adults	333	673	49.5%	53.0%	54.5%	52.1%
% of FP17s for Band 1 Urgent Courses	70	841	8.3%	10.0%	9.1%	9.2%
% of FP17s Relating to Free Repair or Replacements	4	841	0.5%	0.9%	1.0%	0.7%
% of FP17s Relating to Continuations	3	841	0.4%	1.0%	1.0%	0.8%
% of Patients satisfied with the dentistry they have received	1	1	N/A	93.1%	94.2%	93.4%
% of Patients satisfied with the time they had to wait for an appointment	1	1	N/A	88.2%	88.4%	87.6%

* This is based on patients treated on this contract for their most recent course of treatment. Figures in italics indicate the base number of FP17s or Patient Questionnaire responses are less than 100. N/A is shown where the base number of responses is less than 10 during the period. % is calculated as Quantity/Base number*100

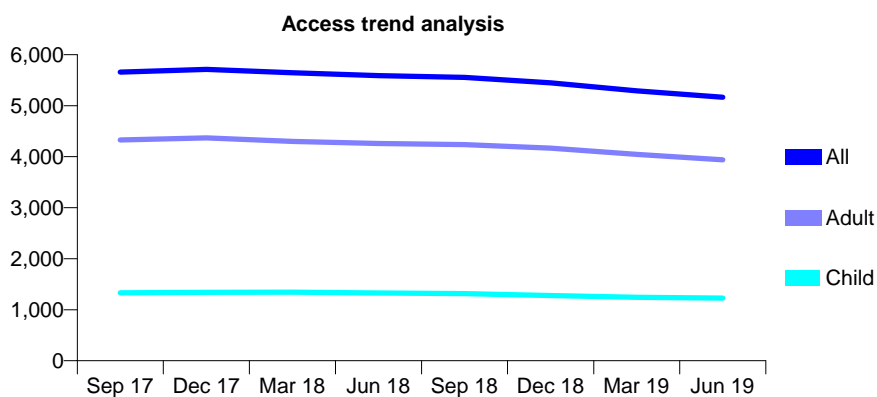
Q44 - Vital Signs At a Glance Contract Report for 101370/0134 - June 2019

Name or company name	Petrie Tucker & Partners Ltd
Contract type name	GDS Contract
Purpose of contract	General
Contract start date	01/04/2012
Contract end date	

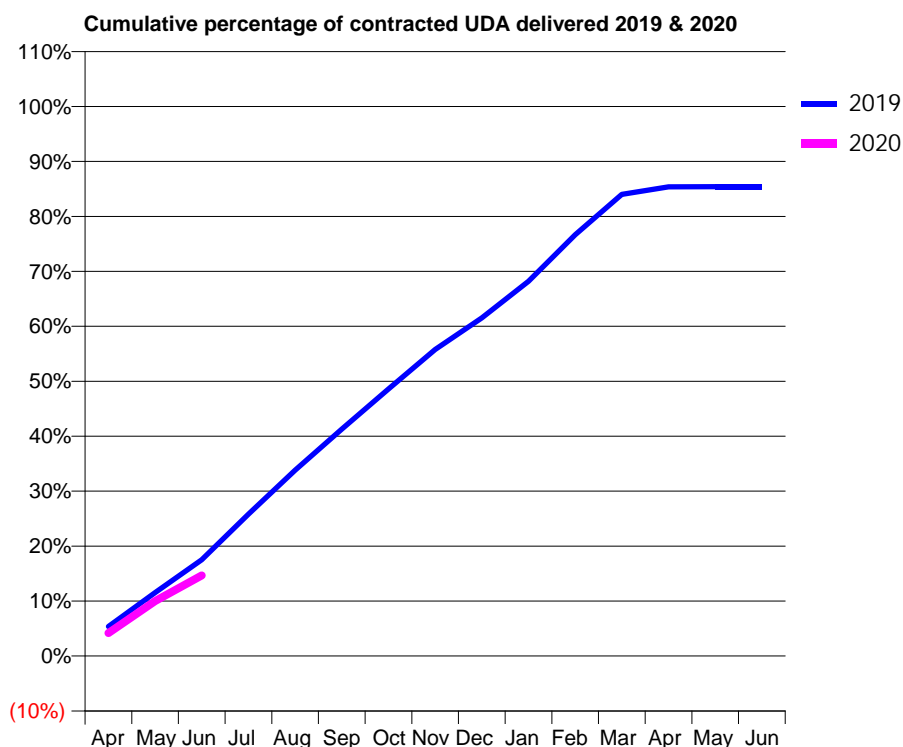
19/20 Contracted general activity (UDA)	19,300
Carry forward general activity (UDA)	0
19/20 Contracted orthodontic activity (UOA)	0
Carry forward orthodontic activity (UOA)	0
Baseline contract value	£612,581.51

ACCESS*

Patients seen in 24 months	Total	Change since previous quarter
Quarter ending June 2018	5,588	
Quarter ending September 2018	5,553	→
Quarter ending December 2018	5,446	↓
Quarter ending March 2019	5,289	↓
Quarter ending June 2019	5,166	↓
Variance since June 2018	(7.6%)	↓



ACTIVITY



Month	Adjusted Scheduled Activity (UDA)	
	2019	2020
April	1,038	808
May	2,230	1,931
June	3,385	2,833
July	4,979	
August	6,528	
September	7,969	
October	9,379	
November	10,767	
December	11,876	
January	13,162	
February	14,798	
March	16,213	
April	16,473	
May	16,485	
June	16,485	

QUALITY

	Quantity	Base Number	Contract	AT	Region	England
% of FP17s for the same patient ID Re-attending within 3 months - Children	17	380	4.5%	11.3%	12.1%	11.4%
% of FP17s for the same patient ID Re-attending within 3 months - Adults	142	991	14.3%	16.0%	15.6%	15.4%
% of FP17s for the same patient ID Re-attending between 3 & 9 months - Children	240	380	63.2%	57.9%	61.2%	59.8%
% of FP17s for the same patient ID Re-attending between 3 & 9 months - Adults	535	991	54.0%	53.0%	54.5%	52.1%
% of FP17s for Band 1 Urgent Courses	94	1,248	7.5%	10.0%	9.1%	9.2%
% of FP17s Relating to Free Repair or Replacements	10	1,248	0.8%	0.9%	1.0%	0.7%
% of FP17s Relating to Continuations	22	1,248	1.8%	1.0%	1.0%	0.8%
% of Patients satisfied with the dentistry they have received	4	4	N/A	93.1%	94.2%	93.4%
% of Patients satisfied with the time they had to wait for an appointment	3	4	N/A	88.2%	88.4%	87.6%

* This is based on patients treated on this contract for their most recent course of treatment. Figures in italics indicate the base number of FP17s or Patient Questionnaire responses are less than 100. N/A is shown where the base number of responses is less than 10 during the period. % is calculated as Quantity/Base number*100

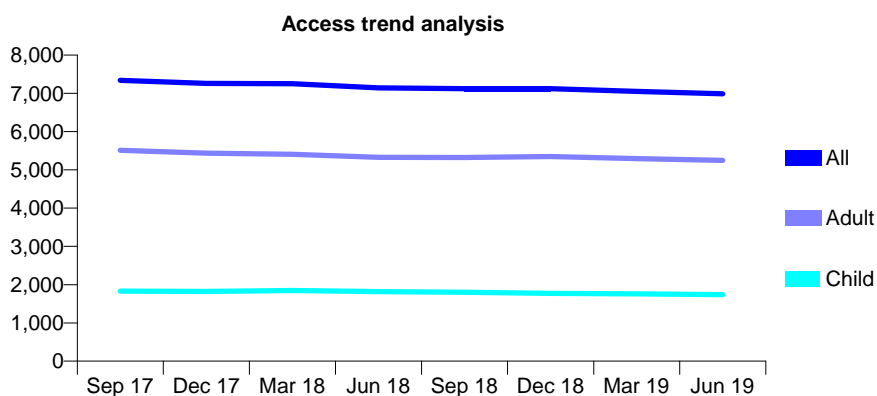
Q44 - Vital Signs At a Glance Contract Report for 101435/0087 - June 2019

Name or company name	IDH Limited
Contract type name	GDS Contract
Purpose of contract	General
Contract start date	25/02/2008
Contract end date	

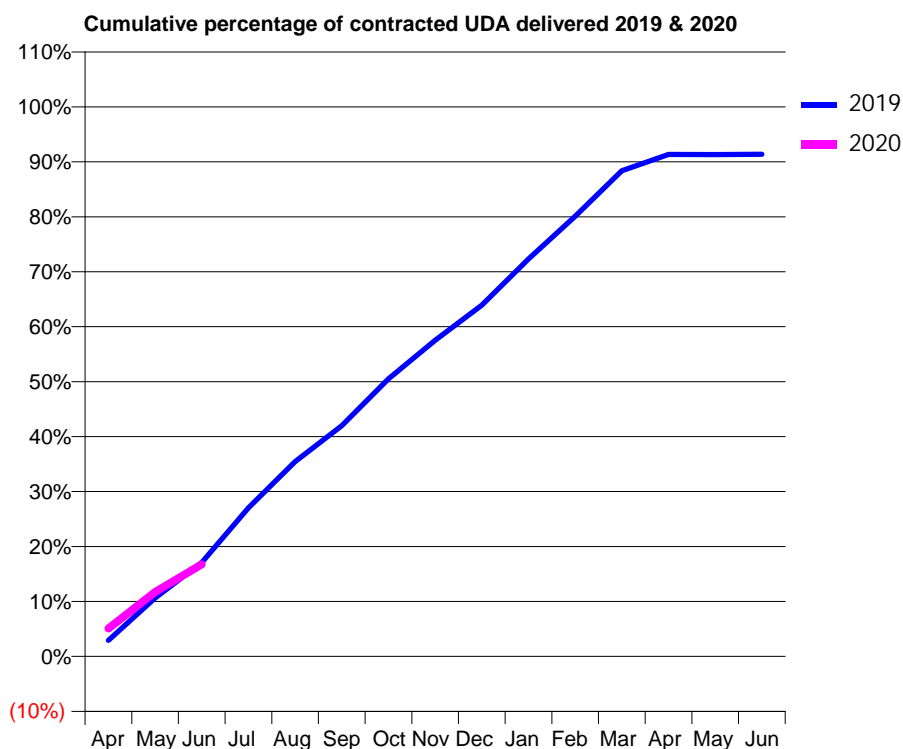
19/20 Contracted general activity (UDA)	20,000
Carry forward general activity (UDA)	0
19/20 Contracted orthodontic activity (UOA)	0
Carry forward orthodontic activity (UOA)	0
Baseline contract value	£546,091.15

ACCESS*

Patients seen in 24 months	Total	Change since previous quarter
Quarter ending June 2018	7,144	
Quarter ending September 2018	7,123	→
Quarter ending December 2018	7,121	→
Quarter ending March 2019	7,049	↓
Quarter ending June 2019	6,986	→
Variance since June 2018	(2.2%)	↓



ACTIVITY



Month	2019	2020
April	583	1,017
May	2,126	2,344
June	3,416	3,353
July	5,409	
August	7,094	
September	8,393	
October	10,102	
November	11,507	
December	12,782	
January	14,465	
February	16,017	
March	17,675	
April	18,264	
May	18,263	
June	18,276	

QUALITY

	Quantity	Base Number	Contract	AT	Region	England
% of FP17s for the same patient ID Re-attending within 3 months - Children	28	542	5.2%	11.3%	12.1%	11.4%
% of FP17s for the same patient ID Re-attending within 3 months - Adults	156	1,446	10.8%	16.0%	15.6%	15.4%
% of FP17s for the same patient ID Re-attending between 3 & 9 months - Children	308	542	56.8%	57.9%	61.2%	59.8%
% of FP17s for the same patient ID Re-attending between 3 & 9 months - Adults	672	1,446	46.5%	53.0%	54.5%	52.1%
% of FP17s for Band 1 Urgent Courses	117	1,710	6.8%	10.0%	9.1%	9.2%
% of FP17s Relating to Free Repair or Replacements	24	1,710	1.4%	0.9%	1.0%	0.7%
% of FP17s Relating to Continuations	24	1,710	1.4%	1.0%	1.0%	0.8%
% of Patients satisfied with the dentistry they have received	6	7	N/A	93.1%	94.2%	93.4%
% of Patients satisfied with the time they had to wait for an appointment	7	7	N/A	88.2%	88.4%	87.6%

* This is based on patients treated on this contract for their most recent course of treatment. Figures in italics indicate the base number of FP17s or Patient Questionnaire responses are less than 100. N/A is shown where the base number of responses is less than 10 during the period. % is calculated as Quantity/Base number*100

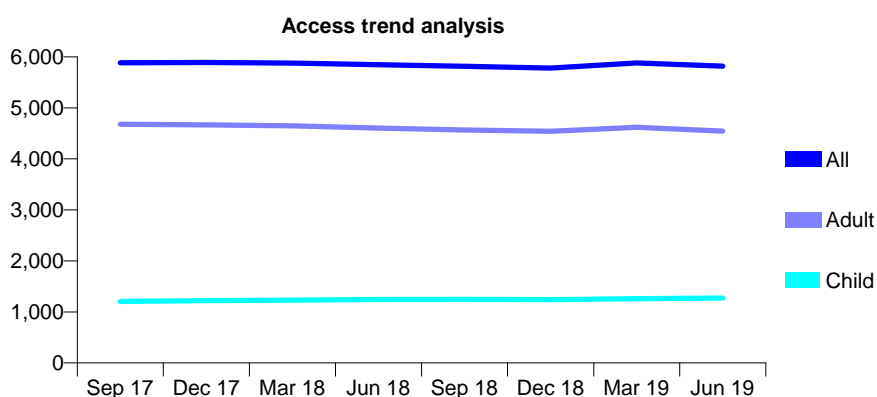
Q44 - Vital Signs At a Glance Contract Report for 101435/0093 - June 2019

Name or company name	IDH Limited
Contract type name	GDS Contract
Purpose of contract	General
Contract start date	01/04/2008
Contract end date	

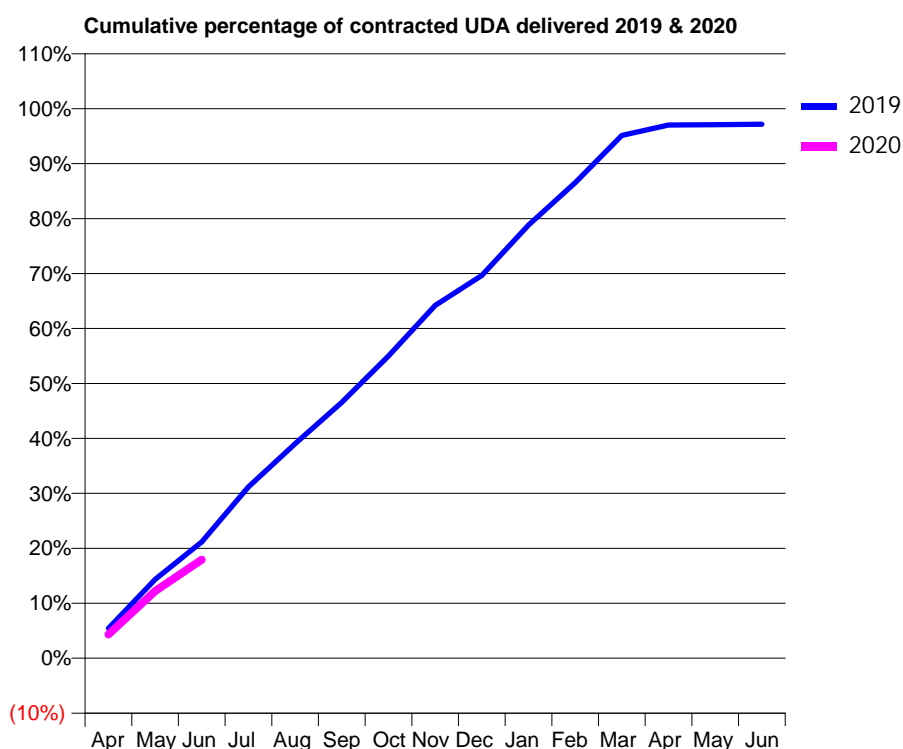
19/20 Contracted general activity (UDA)	17,614
Carry forward general activity (UDA)	0
19/20 Contracted orthodontic activity (UOA)	0
Carry forward orthodontic activity (UOA)	0
Baseline contract value	£440,129.75

ACCESS*

Patients seen in 24 months	Total	Change since previous quarter
Quarter ending June 2018	5,847	
Quarter ending September 2018	5,815	→
Quarter ending December 2018	5,781	→
Quarter ending March 2019	5,880	→
Quarter ending June 2019	5,817	↓
Variance since June 2018	(0.5%)	→



ACTIVITY



Month	2019	2020
April	963	762
May	2,544	2,152
June	3,752	3,158
July	5,525	
August	6,917	
September	8,252	
October	9,747	
November	11,376	
December	12,345	
January	13,964	
February	15,339	
March	16,858	
April	17,191	
May	17,201	
June	17,217	

QUALITY

	Quantity	Base Number	Contract	AT	Region	England
% of FP17s for the same patient ID Re-attending within 3 months - Children	25	434	5.8%	11.3%	12.1%	11.4%
% of FP17s for the same patient ID Re-attending within 3 months - Adults	126	1,215	10.4%	16.0%	15.6%	15.4%
% of FP17s for the same patient ID Re-attending between 3 & 9 months - Children	263	434	60.6%	57.9%	61.2%	59.8%
% of FP17s for the same patient ID Re-attending between 3 & 9 months - Adults	657	1,215	54.1%	53.0%	54.5%	52.1%
% of FP17s for Band 1 Urgent Courses	92	1,488	6.2%	10.0%	9.1%	9.2%
% of FP17s Relating to Free Repair or Replacements	7	1,488	0.5%	0.9%	1.0%	0.7%
% of FP17s Relating to Continuations	17	1,488	1.1%	1.0%	1.0%	0.8%
% of Patients satisfied with the dentistry they have received	3	3	N/A	93.1%	94.2%	93.4%
% of Patients satisfied with the time they had to wait for an appointment	3	3	N/A	88.2%	88.4%	87.6%

* This is based on patients treated on this contract for their most recent course of treatment.

Figures in italics indicate the base number of FP17s or Patient Questionnaire responses are less than 100. N/A is shown where the base number of responses is less than 10 during the period. % is calculated as Quantity/Base number*100

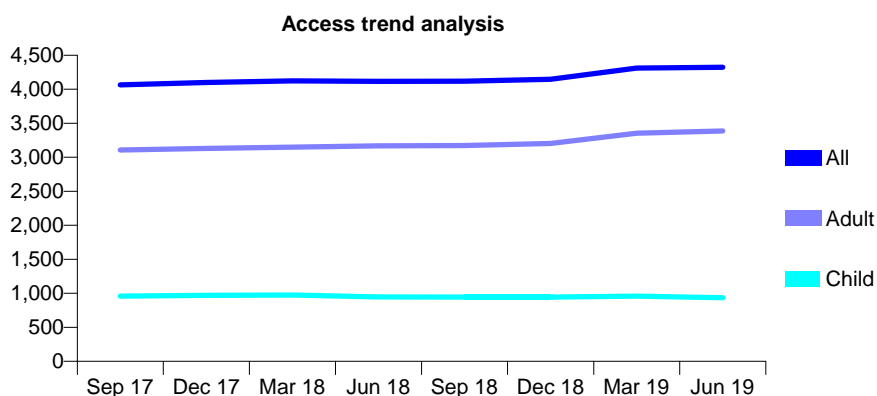
Q44 - Vital Signs At a Glance Contract Report for 102059/0001 - June 2019

Name or company name	Chester Road Dental Practice
Contract type name	GDS Contract
Purpose of contract	General
Contract start date	01/01/2011
Contract end date	

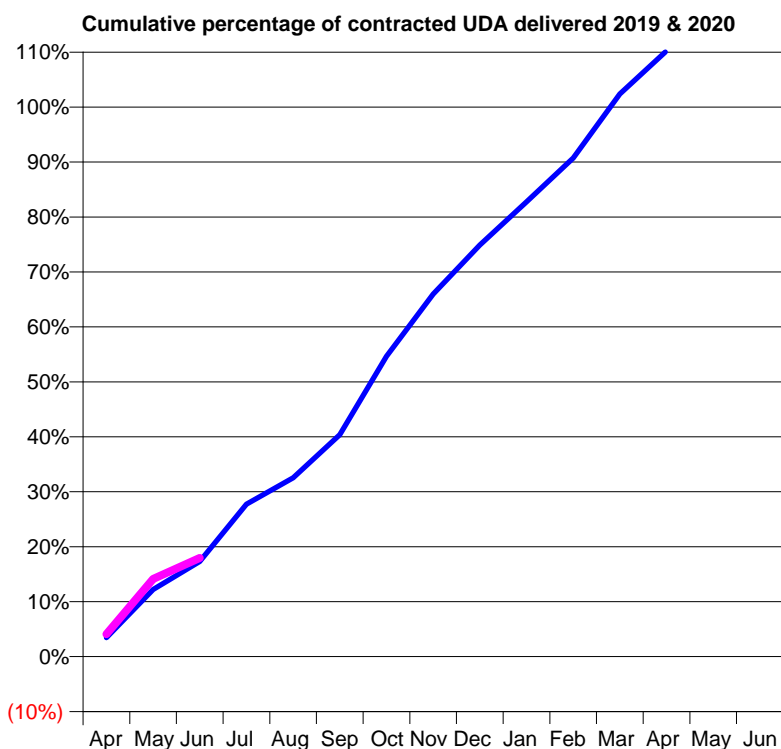
19/20 Contracted general activity (UDA)	8,313
Carry forward general activity (UDA)	0
19/20 Contracted orthodontic activity (UOA)	0
Carry forward orthodontic activity (UOA)	0
Baseline contract value	£247,027.61

ACCESS*

Patients seen in 24 months	Total	Change since previous quarter
Quarter ending June 2018	4,117	
Quarter ending September 2018	4,118	→
Quarter ending December 2018	4,146	→
Quarter ending March 2019	4,313	↑
Quarter ending June 2019	4,324	→
Variance since June 2018	5.0%	↑



ACTIVITY



Month	Adjusted Scheduled Activity (UDA)	
	2019	2020
April	288	341
May	1,016	1,176
June	1,439	1,492
July	2,307	
August	2,706	
September	3,357	
October	4,545	
November	5,483	
December	6,226	
January	6,878	
February	7,542	
March	8,511	
April	9,162	
May	9,203	
June	9,200	

QUALITY

	Quantity	Base Number	Contract	AT	Region	England
% of FP17s for the same patient ID Re-attending within 3 months - Children	13	252	5.2%	11.3%	12.1%	11.4%
% of FP17s for the same patient ID Re-attending within 3 months - Adults	107	929	11.5%	16.0%	15.6%	15.4%
% of FP17s for the same patient ID Re-attending between 3 & 9 months - Children	133	252	52.8%	57.9%	61.2%	59.8%
% of FP17s for the same patient ID Re-attending between 3 & 9 months - Adults	434	929	46.7%	53.0%	54.5%	52.1%
% of FP17s for Band 1 Urgent Courses	185	822	22.5%	10.0%	9.1%	9.2%
% of FP17s Relating to Free Repair or Replacements	1	822	0.1%	0.9%	1.0%	0.7%
% of FP17s Relating to Continuations	2	822	0.2%	1.0%	1.0%	0.8%
% of Patients satisfied with the dentistry they have received	1	1	N/A	93.1%	94.2%	93.4%
% of Patients satisfied with the time they had to wait for an appointment	1	1	N/A	88.2%	88.4%	87.6%

* This is based on patients treated on this contract for their most recent course of treatment. Figures in italics indicate the base number of FP17s or Patient Questionnaire responses are less than 100. N/A is shown where the base number of responses is less than 10 during the period. % is calculated as Quantity/Base number*100

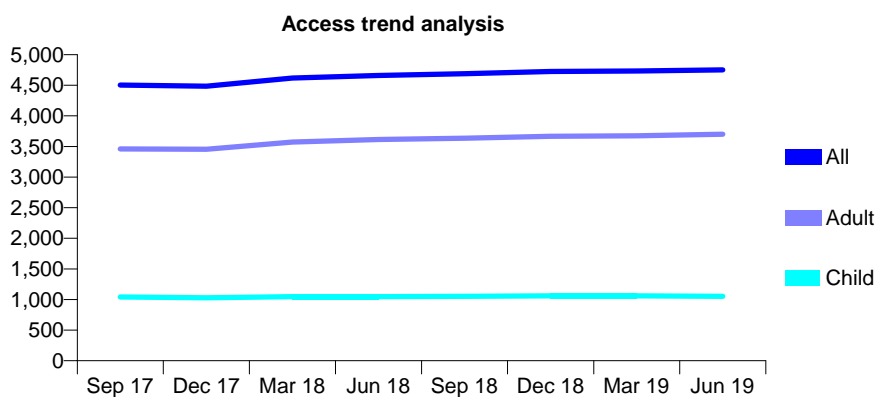
Q44 - Vital Signs At a Glance Contract Report for 102172/0001 - June 2019

Name or company name	Crystal Dental Clinic Ltd
Contract type name	GDS Contract
Purpose of contract	General
Contract start date	01/05/2011
Contract end date	

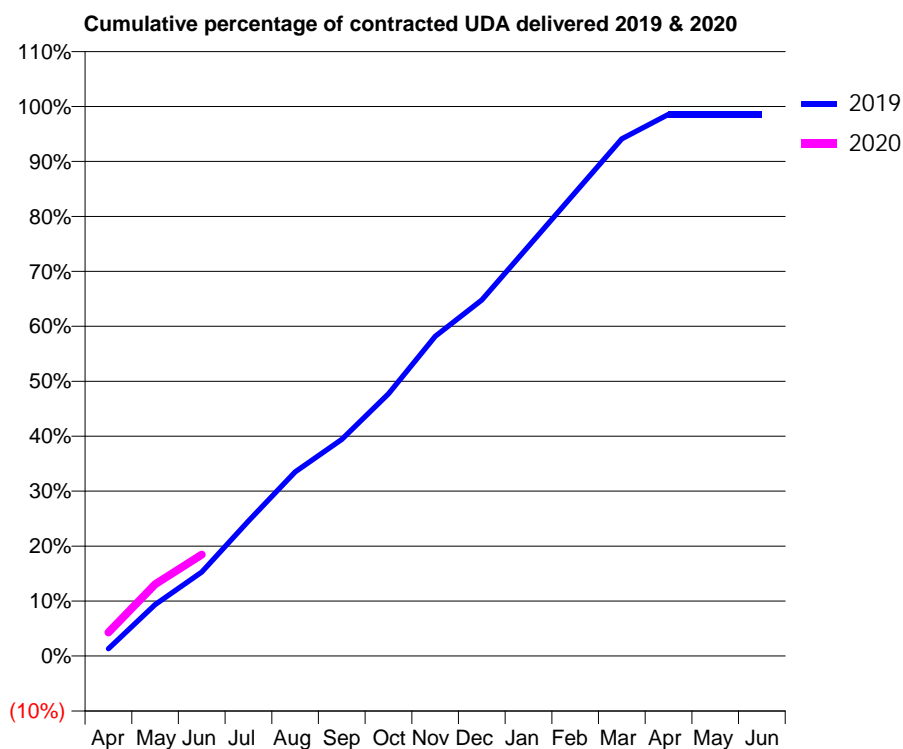
19/20 Contracted general activity (UDA)	13,705
Carry forward general activity (UDA)	0
19/20 Contracted orthodontic activity (UOA)	0
Carry forward orthodontic activity (UOA)	0
Baseline contract value	£378,542.73

ACCESS*

Patients seen in 24 months	Total	Change since previous quarter
Quarter ending June 2018	4,662	
Quarter ending September 2018	4,689	→
Quarter ending December 2018	4,726	→
Quarter ending March 2019	4,734	→
Quarter ending June 2019	4,752	→
Variance since June 2018	1.9%	→



ACTIVITY



Month	Adjusted Scheduled Activity (UDA)	
	2019	2020
April	180	590
May	1,282	1,791
June	2,094	2,530
July	3,368	
August	4,590	
September	5,402	
October	6,541	
November	7,975	
December	8,877	
January	10,220	
February	11,563	
March	12,899	
April	13,508	
May	13,507	
June	13,507	

QUALITY

	Quantity	Base Number	Contract	AT	Region	England
% of FP17s for the same patient ID Re-attending within 3 months - Children	35	404	8.7%	11.3%	12.1%	11.4%
% of FP17s for the same patient ID Re-attending within 3 months - Adults	252	1,506	16.7%	16.0%	15.6%	15.4%
% of FP17s for the same patient ID Re-attending between 3 & 9 months - Children	288	404	71.3%	57.9%	61.2%	59.8%
% of FP17s for the same patient ID Re-attending between 3 & 9 months - Adults	990	1,506	65.7%	53.0%	54.5%	52.1%
% of FP17s for Band 1 Urgent Courses	75	1,433	5.2%	10.0%	9.1%	9.2%
% of FP17s Relating to Free Repair or Replacements	19	1,433	1.3%	0.9%	1.0%	0.7%
% of FP17s Relating to Continuations	14	1,433	1.0%	1.0%	1.0%	0.8%
% of Patients satisfied with the dentistry they have received	2	2	N/A	93.1%	94.2%	93.4%
% of Patients satisfied with the time they had to wait for an appointment	2	2	N/A	88.2%	88.4%	87.6%

* This is based on patients treated on this contract for their most recent course of treatment. Figures in italics indicate the base number of FP17s or Patient Questionnaire responses are less than 100. N/A is shown where the base number of responses is less than 10 during the period. % is calculated as Quantity/Base number*100

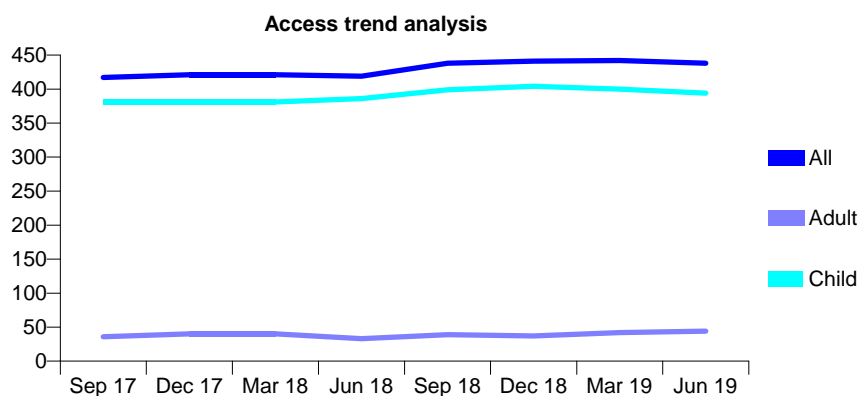
Q44 - Vital Signs At a Glance Contract Report for 103292/0001 - June 2019

Name or company name	Baran & Hull Ltd
Contract type name	GDS Contract
Purpose of contract	General
Contract start date	01/04/2011
Contract end date	

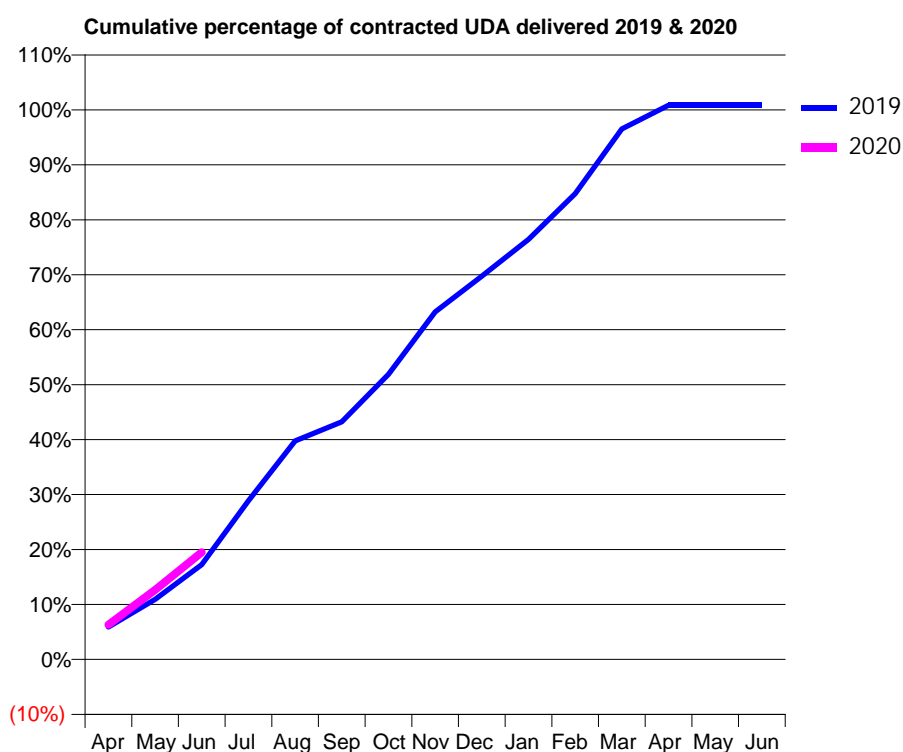
19/20 Contracted general activity (UDA)	1,000
Carry forward general activity (UDA)	0
19/20 Contracted orthodontic activity (UOA)	0
Carry forward orthodontic activity (UOA)	0
Baseline contract value	£26,044.86

ACCESS*

Patients seen in 24 months	Total	Change since previous quarter
Quarter ending June 2018	419	
Quarter ending September 2018	438	↑
Quarter ending December 2018	441	→
Quarter ending March 2019	442	→
Quarter ending June 2019	438	→
Variance since June 2018	4.5%	↑



ACTIVITY



Month	Adjusted Scheduled Activity (UDA)	
	2019	2020
April	59	63
May	109	127
June	173	195
July	289	
August	398	
September	432	
October	519	
November	633	
December	697	
January	764	
February	848	
March	965	
April	1,008	
May	1,008	
June	1,008	

QUALITY

	Quantity	Base Number	Contract	AT	Region	England
% of FP17s for the same patient ID Re-attending within 3 months - Children	37	190	19.5%	11.3%	12.1%	11.4%
% of FP17s for the same patient ID Re-attending within 3 months - Adults	0	0	N/A	16.0%	15.6%	15.4%
% of FP17s for the same patient ID Re-attending between 3 & 9 months - Children	116	190	61.1%	57.9%	61.2%	59.8%
% of FP17s for the same patient ID Re-attending between 3 & 9 months - Adults	0	0	N/A	53.0%	54.5%	52.1%
% of FP17s for Band 1 Urgent Courses	5	162	3.1%	10.0%	9.1%	9.2%
% of FP17s Relating to Free Repair or Replacements	0	162	0.0%	0.9%	1.0%	0.7%
% of FP17s Relating to Continuations	0	162	0.0%	1.0%	1.0%	0.8%
% of Patients satisfied with the dentistry they have received	0	0	N/A	93.1%	94.2%	93.4%
% of Patients satisfied with the time they had to wait for an appointment	0	0	N/A	88.2%	88.4%	87.6%

* This is based on patients treated on this contract for their most recent course of treatment. Figures in italics indicate the base number of FP17s or Patient Questionnaire responses are less than 100. N/A is shown where the base number of responses is less than 10 during the period. % is calculated as Quantity/Base number*100

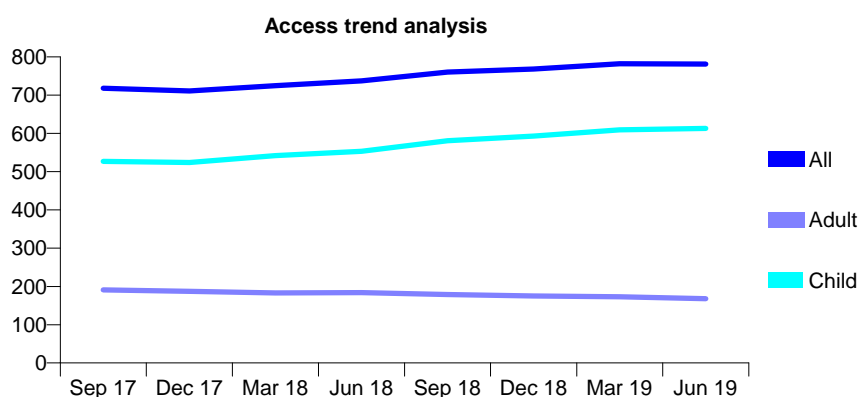
Q44 - Vital Signs At a Glance Contract Report for 103306/0001 - June 2019

Name or company name	PD Dental Care Ltd
Contract type name	GDS Contract
Purpose of contract	General
Contract start date	01/05/2011
Contract end date	

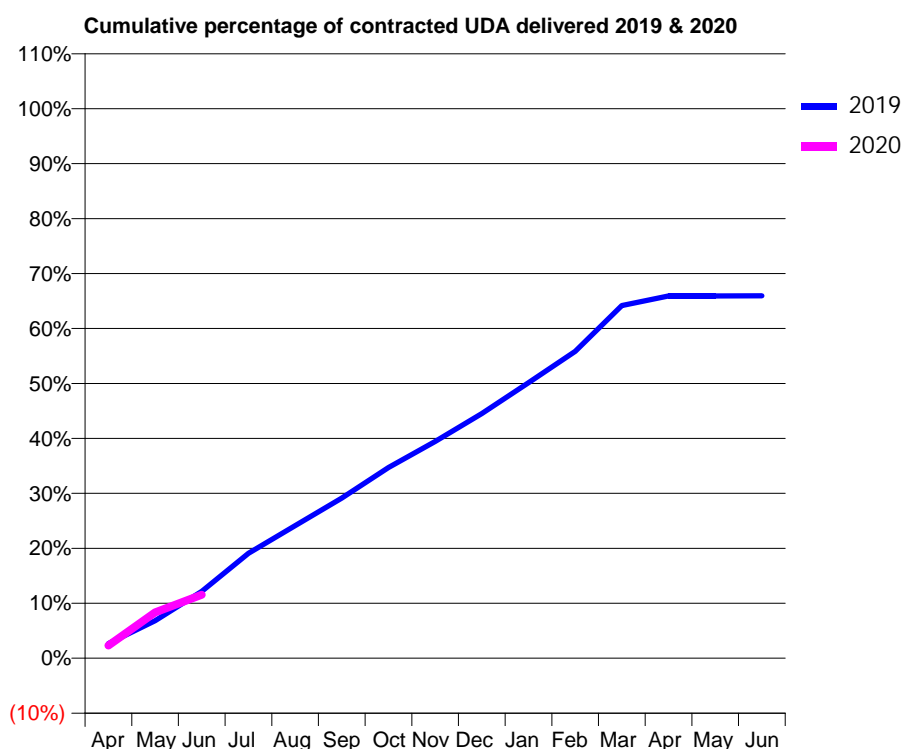
19/20 Contracted general activity (UDA)	2,648
Carry forward general activity (UDA)	0
19/20 Contracted orthodontic activity (UOA)	0
Carry forward orthodontic activity (UOA)	0
Baseline contract value	£69,109.07

ACCESS*

Patients seen in 24 months	Total	Change since previous quarter
Quarter ending June 2018	737	
Quarter ending September 2018	760	↑
Quarter ending December 2018	768	→
Quarter ending March 2019	782	→
Quarter ending June 2019	781	→
Variance since June 2018	6.0%	↑



ACTIVITY



Month	2019	2020
April	71	61
May	181	221
June	322	306
July	506	
August	639	
September	772	
October	919	
November	1,044	
December	1,179	
January	1,327	
February	1,479	
March	1,700	
April	1,745	
May	1,745	
June	1,746	

QUALITY

	Quantity	Base Number	Contract	AT	Region	England
% of FP17s for the same patient ID Re-attending within 3 months - Children	16	230	7.0%	11.3%	12.1%	11.4%
% of FP17s for the same patient ID Re-attending within 3 months - Adults	5	42	11.9%	16.0%	15.6%	15.4%
% of FP17s for the same patient ID Re-attending between 3 & 9 months - Children	176	230	76.5%	57.9%	61.2%	59.8%
% of FP17s for the same patient ID Re-attending between 3 & 9 months - Adults	32	42	76.2%	53.0%	54.5%	52.1%
% of FP17s for Band 1 Urgent Courses	10	234	4.3%	10.0%	9.1%	9.2%
% of FP17s Relating to Free Repair or Replacements	0	234	0.0%	0.9%	1.0%	0.7%
% of FP17s Relating to Continuations	0	234	0.0%	1.0%	1.0%	0.8%
% of Patients satisfied with the dentistry they have received	0	0	N/A	93.1%	94.2%	93.4%
% of Patients satisfied with the time they had to wait for an appointment	0	0	N/A	88.2%	88.4%	87.6%

* This is based on patients treated on this contract for their most recent course of treatment.

Figures in italics indicate the base number of FP17s or Patient Questionnaire responses are less than 100. N/A is shown where the base number of responses is less than 10 during the period. % is calculated as Quantity/Base number*100

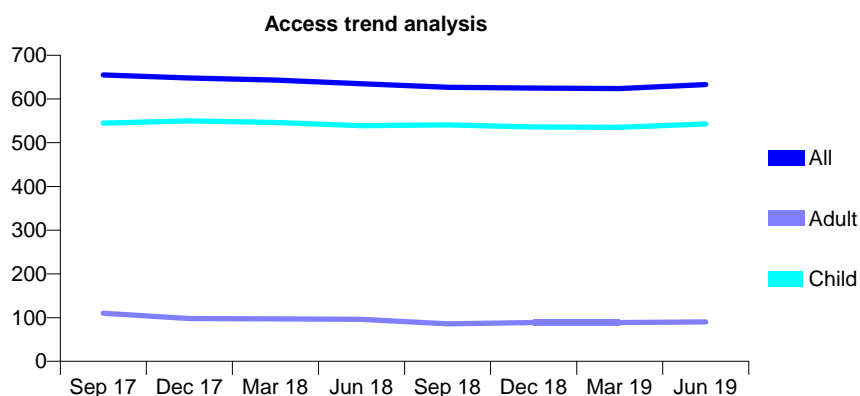
Q44 - Vital Signs At a Glance Contract Report for 104892/0001 - June 2019

Name or company name	The King Street Dental Practice Ltd
Contract type name	GDS Contract
Purpose of contract	General
Contract start date	01/04/2007
Contract end date	

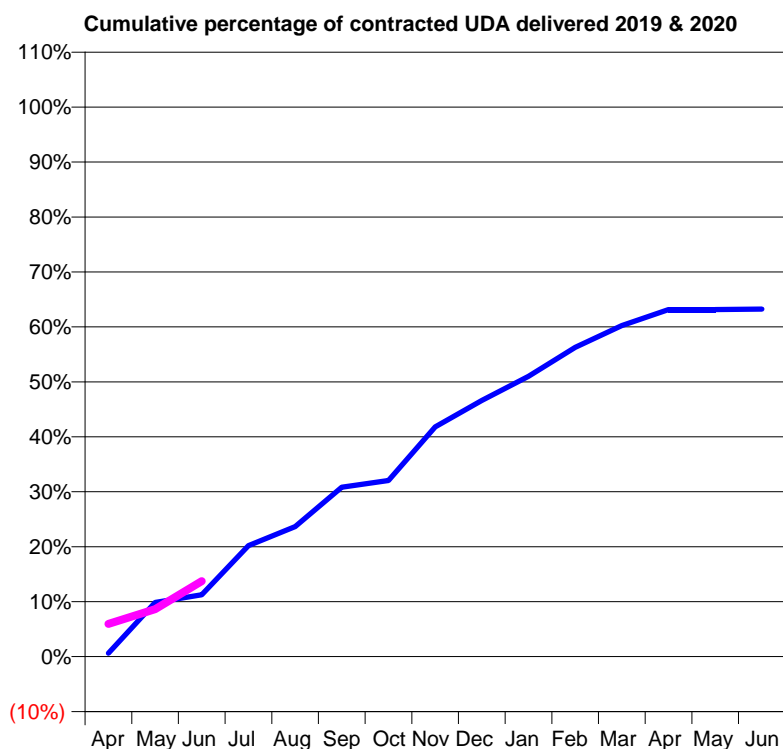
19/20 Contracted general activity (UDA)	1,644
Carry forward general activity (UDA)	0
19/20 Contracted orthodontic activity (UOA)	0
Carry forward orthodontic activity (UOA)	0
Baseline contract value	£36,131.15

ACCESS*

Patients seen in 24 months	Total	Change since previous quarter
Quarter ending June 2018	635	
Quarter ending September 2018	627	↓
Quarter ending December 2018	625	→
Quarter ending March 2019	624	→
Quarter ending June 2019	633	→
Variance since June 2018	(0.3%)	→



ACTIVITY



Month	Adjusted Scheduled Activity (UDA)	
	2019	2020
April	10	98
May	162	142
June	185	226
July	332	
August	389	
September	507	
October	527	
November	687	
December	766	
January	838	
February	925	
March	990	
April	1,038	
May	1,038	
June	1,039	

QUALITY

	Quantity	Base Number	Contract	AT	Region	England
% of FP17s for the same patient ID Re-attending within 3 months - Children	14	232	6.0%	11.3%	12.1%	11.4%
% of FP17s for the same patient ID Re-attending within 3 months - Adults	1	13	7.7%	16.0%	15.6%	15.4%
% of FP17s for the same patient ID Re-attending between 3 & 9 months - Children	152	232	65.5%	57.9%	61.2%	59.8%
% of FP17s for the same patient ID Re-attending between 3 & 9 months - Adults	8	13	61.5%	53.0%	54.5%	52.1%
% of FP17s for Band 1 Urgent Courses	0	199	0.0%	10.0%	9.1%	9.2%
% of FP17s Relating to Free Repair or Replacements	0	199	0.0%	0.9%	1.0%	0.7%
% of FP17s Relating to Continuations	0	199	0.0%	1.0%	1.0%	0.8%
% of Patients satisfied with the dentistry they have received	1	1	N/A	93.1%	94.2%	93.4%
% of Patients satisfied with the time they had to wait for an appointment	1	1	N/A	88.2%	88.4%	87.6%

* This is based on patients treated on this contract for their most recent course of treatment. Figures in italics indicate the base number of FP17s or Patient Questionnaire responses are less than 100. N/A is shown where the base number of responses is less than 10 during the period. % is calculated as Quantity/Base number*100

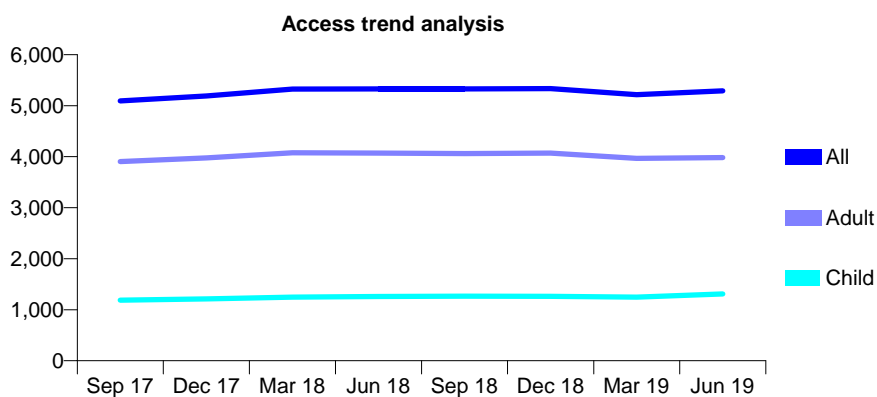
Q44 - Vital Signs At a Glance Contract Report for 105120/0001 - June 2019

Name or company name	Handforth Dental Practice LLP
Contract type name	GDS Contract
Purpose of contract	General
Contract start date	01/06/2007
Contract end date	

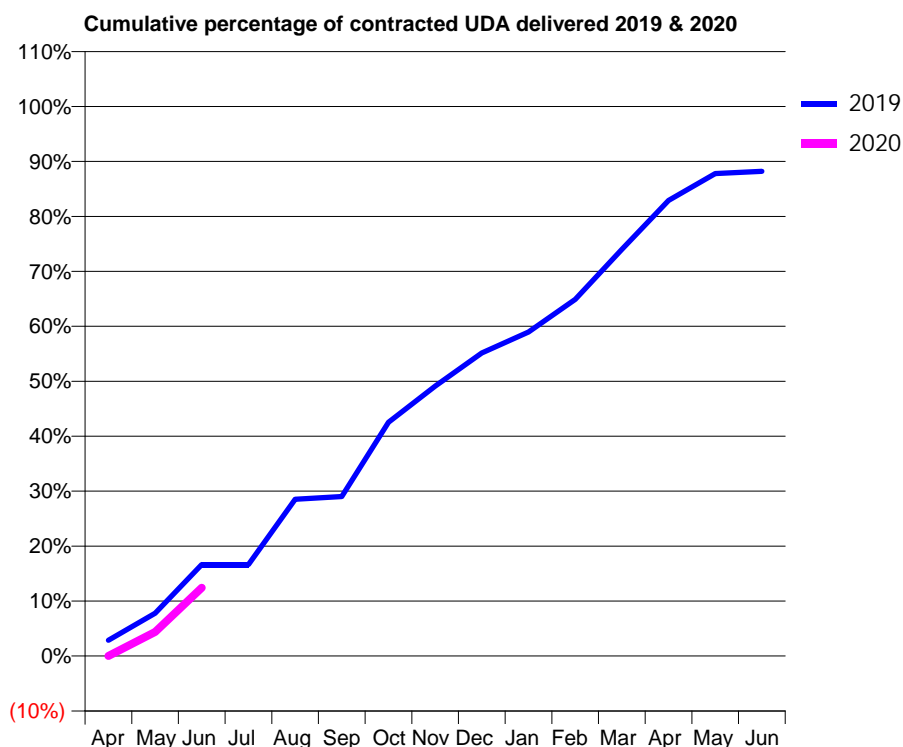
19/20 Contracted general activity (UDA)	16,767
Carry forward general activity (UDA)	0
19/20 Contracted orthodontic activity (UOA)	0
Carry forward orthodontic activity (UOA)	0
Baseline contract value	£427,105.85

ACCESS*

Patients seen in 24 months	Total	Change since previous quarter
Quarter ending June 2018	5,330	
Quarter ending September 2018	5,329	→
Quarter ending December 2018	5,334	→
Quarter ending March 2019	5,216	↓
Quarter ending June 2019	5,290	→
Variance since June 2018	(0.8%)	→



ACTIVITY



Month	Adjusted Scheduled Activity (UDA)	
	2019	2020
April	482	0
May	1,307	734
June	2,793	2,086
July	2,793	
August	4,781	
September	4,865	
October	7,129	
November	8,237	
December	9,247	
January	9,886	
February	10,883	
March	12,404	
April	13,899	
May	14,718	
June	14,788	

QUALITY

	Quantity	Base Number	Contract	AT	Region	England
% of FP17s for the same patient ID Re-attending within 3 months - Children	56	643	8.7%	11.3%	12.1%	11.4%
% of FP17s for the same patient ID Re-attending within 3 months - Adults	245	1,645	14.9%	16.0%	15.6%	15.4%
% of FP17s for the same patient ID Re-attending between 3 & 9 months - Children	352	643	54.7%	57.9%	61.2%	59.8%
% of FP17s for the same patient ID Re-attending between 3 & 9 months - Adults	903	1,645	54.9%	53.0%	54.5%	52.1%
% of FP17s for Band 1 Urgent Courses	93	1,070	8.7%	10.0%	9.1%	9.2%
% of FP17s Relating to Free Repair or Replacements	22	1,070	2.1%	0.9%	1.0%	0.7%
% of FP17s Relating to Continuations	17	1,070	1.6%	1.0%	1.0%	0.8%
% of Patients satisfied with the dentistry they have received	2	2	N/A	93.1%	94.2%	93.4%
% of Patients satisfied with the time they had to wait for an appointment	2	2	N/A	88.2%	88.4%	87.6%

* This is based on patients treated on this contract for their most recent course of treatment. Figures in italics indicate the base number of FP17s or Patient Questionnaire responses are less than 100. N/A is shown where the base number of responses is less than 10 during the period. % is calculated as Quantity/Base number*100

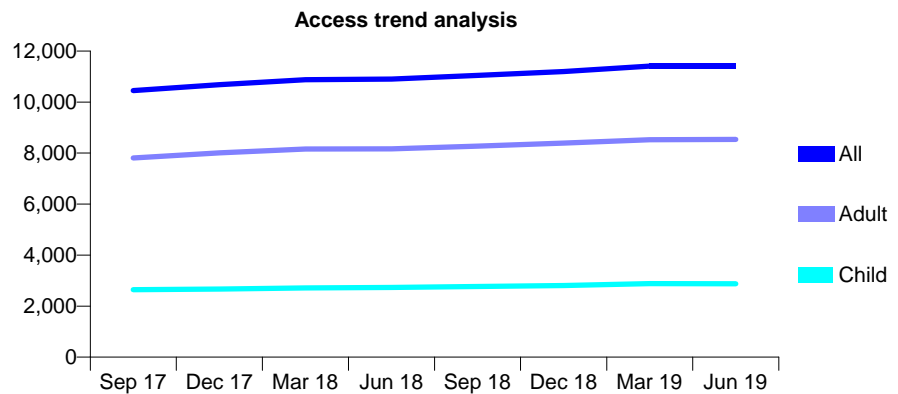
Q44 - Vital Signs At a Glance Contract Report for 105902/0001 - June 2019

Name or company name	MAC Dental Centre Limited
Contract type name	GDS Contract
Purpose of contract	General
Contract start date	01/05/2011
Contract end date	

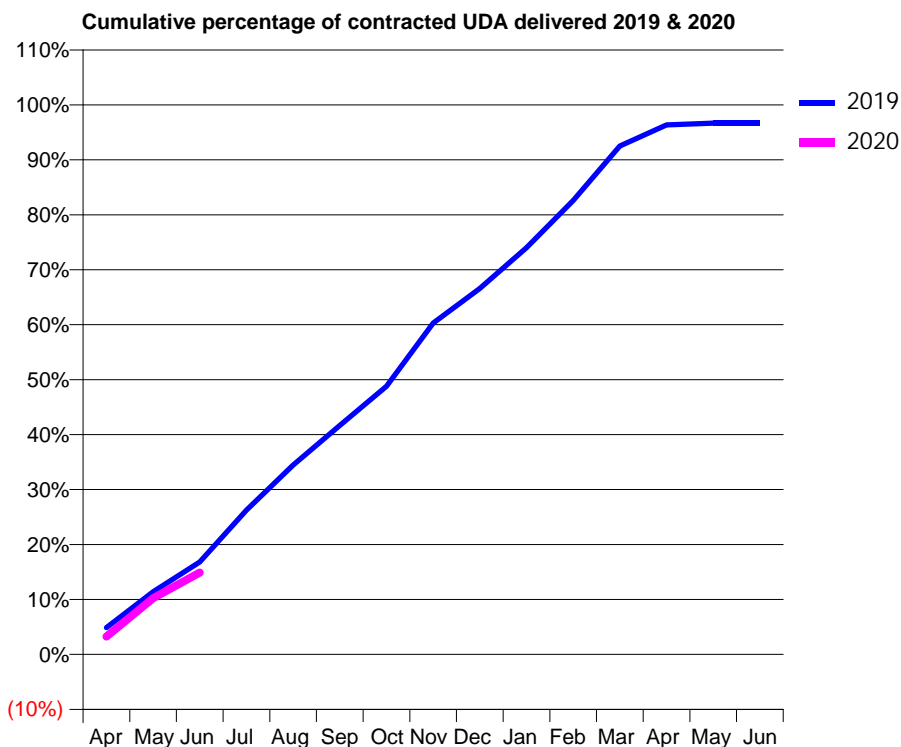
19/20 Contracted general activity (UDA)	34,000
Carry forward general activity (UDA)	0
19/20 Contracted orthodontic activity (UOA)	0
Carry forward orthodontic activity (UOA)	0
Baseline contract value	£806,385.77

ACCESS*

Patients seen in 24 months	Total	Change since previous quarter
Quarter ending June 2018	10,897	
Quarter ending September 2018	11,044	→
Quarter ending December 2018	11,199	→
Quarter ending March 2019	11,412	→
Quarter ending June 2019	11,412	→
Variance since June 2018	4.7%	↑



ACTIVITY



Month	2019	2020
April	1,659	1,107
May	3,872	3,481
June	5,722	5,072
July	8,934	
August	11,719	
September	14,166	
October	16,591	
November	20,502	
December	22,644	
January	25,167	
February	28,092	
March	31,457	
April	32,757	
May	32,866	
June	32,865	

QUALITY

	Quantity	Base Number	Contract	AT	Region	England
% of FP17s for the same patient ID Re-attending within 3 months - Children	58	854	6.8%	11.3%	12.1%	11.4%
% of FP17s for the same patient ID Re-attending within 3 months - Adults	316	2,225	14.2%	16.0%	15.6%	15.4%
% of FP17s for the same patient ID Re-attending between 3 & 9 months - Children	547	854	64.1%	57.9%	61.2%	59.8%
% of FP17s for the same patient ID Re-attending between 3 & 9 months - Adults	1,249	2,225	56.1%	53.0%	54.5%	52.1%
% of FP17s for Band 1 Urgent Courses	292	2,544	11.5%	10.0%	9.1%	9.2%
% of FP17s Relating to Free Repair or Replacements	36	2,544	1.4%	0.9%	1.0%	0.7%
% of FP17s Relating to Continuations	16	2,544	0.6%	1.0%	1.0%	0.8%
% of Patients satisfied with the dentistry they have received	7	9	N/A	93.1%	94.2%	93.4%
% of Patients satisfied with the time they had to wait for an appointment	6	9	N/A	88.2%	88.4%	87.6%

* This is based on patients treated on this contract for their most recent course of treatment. Figures in italics indicate the base number of FP17s or Patient Questionnaire responses are less than 100. N/A is shown where the base number of responses is less than 10 during the period. % is calculated as Quantity/Base number*100

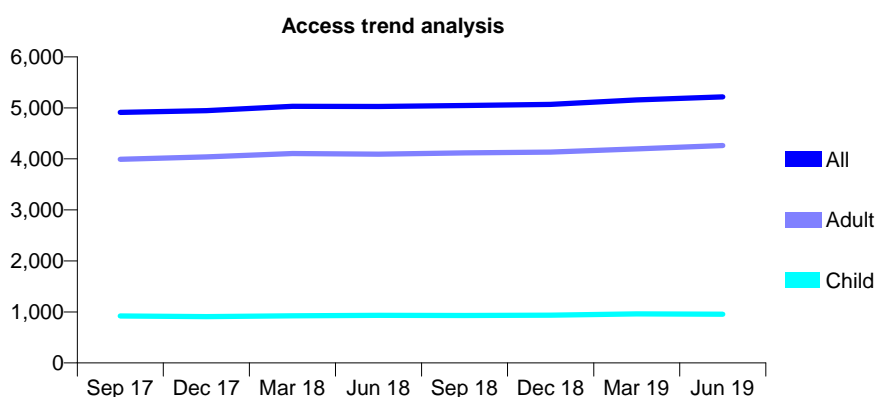
Q44 - Vital Signs At a Glance Contract Report for 106690/0001 - June 2019

Name or company name	Sankey Street Dental Practice.
Contract type name	GDS Contract
Purpose of contract	General
Contract start date	01/04/2014
Contract end date	

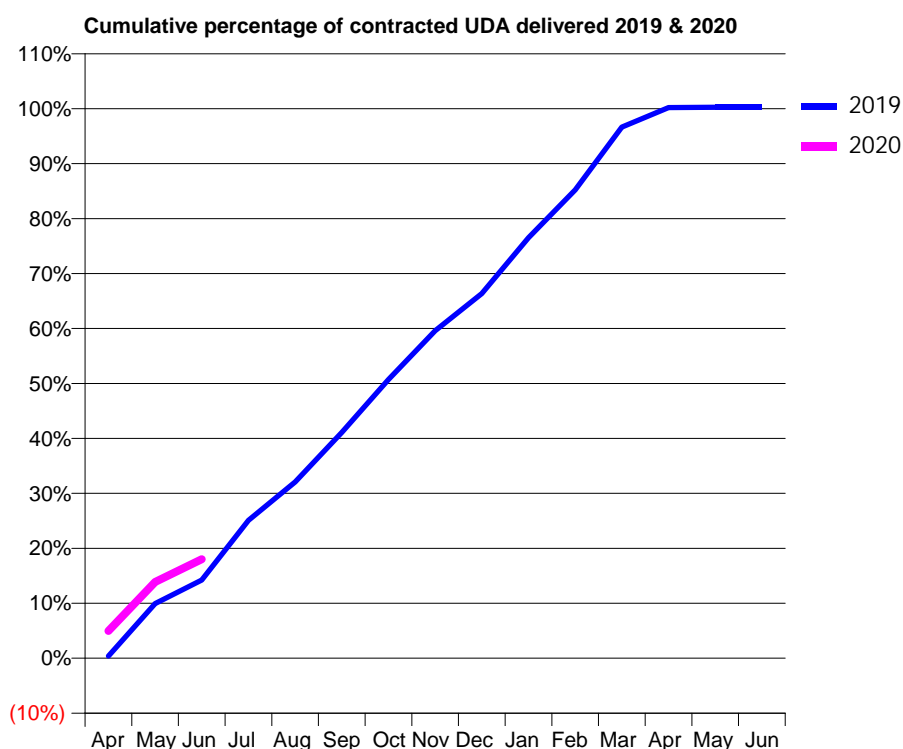
19/20 Contracted general activity (UDA)	14,090
Carry forward general activity (UDA)	0
19/20 Contracted orthodontic activity (UOA)	0
Carry forward orthodontic activity (UOA)	0
Baseline contract value	£312,828.76

ACCESS*

Patients seen in 24 months	Total	Change since previous quarter
Quarter ending June 2018	5,026	
Quarter ending September 2018	5,046	→
Quarter ending December 2018	5,069	→
Quarter ending March 2019	5,156	→
Quarter ending June 2019	5,218	→
Variance since June 2018	3.8%	↑



ACTIVITY



Month	2019	2020
April	57	699
May	1,400	1,958
June	2,006	2,538
July	3,538	
August	4,518	
September	5,787	
October	7,147	
November	8,400	
December	9,350	
January	10,782	
February	12,010	
March	13,616	
April	14,117	
May	14,125	
June	14,126	

QUALITY

	Quantity	Base Number	Contract	AT	Region	England
% of FP17s for the same patient ID Re-attending within 3 months - Children	17	271	6.3%	11.3%	12.1%	11.4%
% of FP17s for the same patient ID Re-attending within 3 months - Adults	162	1,157	14.0%	16.0%	15.6%	15.4%
% of FP17s for the same patient ID Re-attending between 3 & 9 months - Children	141	271	52.0%	57.9%	61.2%	59.8%
% of FP17s for the same patient ID Re-attending between 3 & 9 months - Adults	533	1,157	46.1%	53.0%	54.5%	52.1%
% of FP17s for Band 1 Urgent Courses	88	1,112	7.9%	10.0%	9.1%	9.2%
% of FP17s Relating to Free Repair or Replacements	30	1,112	2.7%	0.9%	1.0%	0.7%
% of FP17s Relating to Continuations	4	1,112	0.4%	1.0%	1.0%	0.8%
% of Patients satisfied with the dentistry they have received	4	5	N/A	93.1%	94.2%	93.4%
% of Patients satisfied with the time they had to wait for an appointment	4	5	N/A	88.2%	88.4%	87.6%

* This is based on patients treated on this contract for their most recent course of treatment.

Figures in italics indicate the base number of FP17s or Patient Questionnaire responses are less than 100. N/A is shown where the base number of responses is less than 10 during the period. % is calculated as Quantity/Base number*100

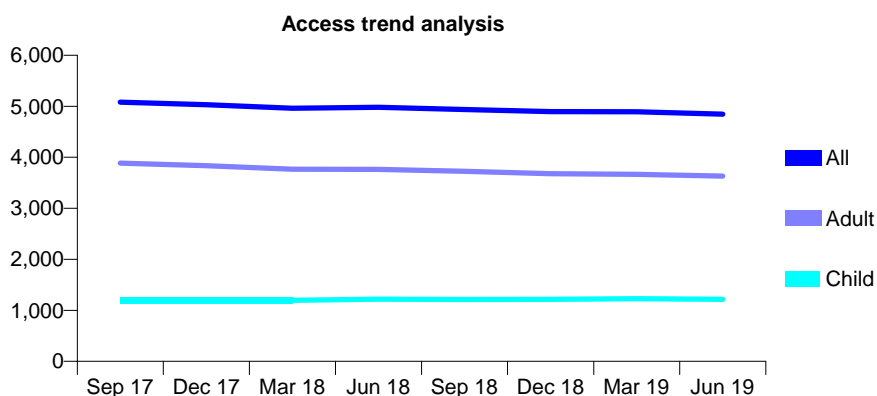
Q44 - Vital Signs At a Glance Contract Report for 106976/0001 - June 2019

Name or company name	Greasby Dental Centre
Contract type name	GDS Contract
Purpose of contract	General
Contract start date	01/08/2009
Contract end date	

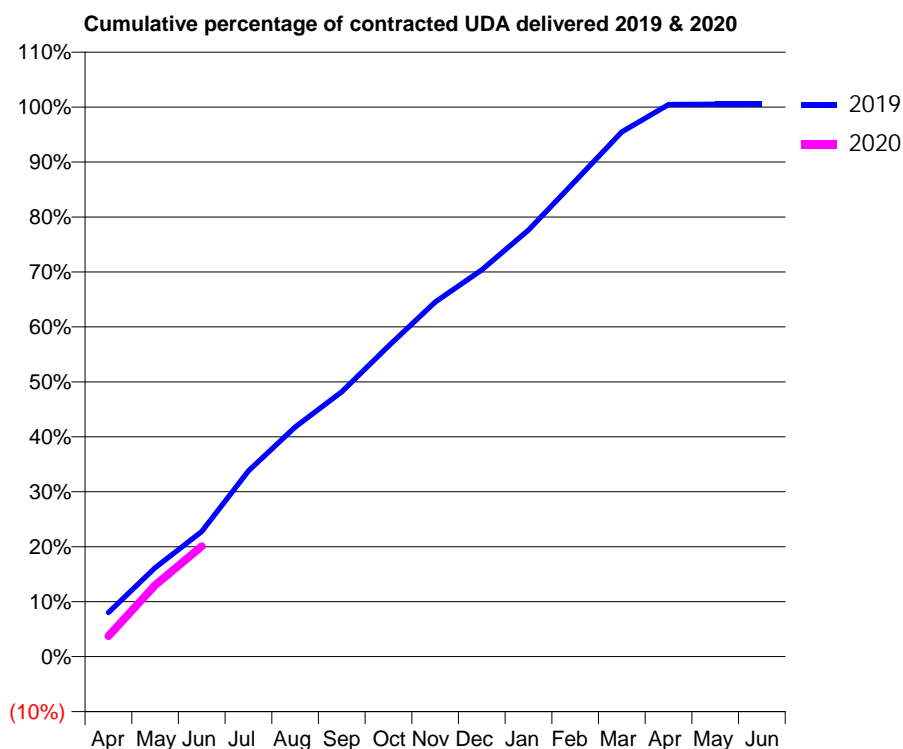
19/20 Contracted general activity (UDA)	14,380
Carry forward general activity (UDA)	0
19/20 Contracted orthodontic activity (UOA)	0
Carry forward orthodontic activity (UOA)	0
Baseline contract value	£402,981.52

ACCESS*

Patients seen in 24 months	Total	Change since previous quarter
Quarter ending June 2018	4,983	
Quarter ending September 2018	4,938	→
Quarter ending December 2018	4,896	→
Quarter ending March 2019	4,893	→
Quarter ending June 2019	4,845	→
Variance since June 2018	(2.8%)	↓



ACTIVITY



Month	Adjusted Scheduled Activity (UDA)	
	2019	2020
April	1,152	539
May	2,324	1,870
June	3,274	2,888
July	4,858	
August	6,006	
September	6,929	
October	8,127	
November	9,277	
December	10,122	
January	11,162	
February	12,446	
March	13,730	
April	14,446	
May	14,453	
June	14,453	

QUALITY

	Quantity	Base Number	Contract	AT	Region	England
% of FP17s for the same patient ID Re-attending within 3 months - Children	25	440	5.7%	11.3%	12.1%	11.4%
% of FP17s for the same patient ID Re-attending within 3 months - Adults	222	1,395	15.9%	16.0%	15.6%	15.4%
% of FP17s for the same patient ID Re-attending between 3 & 9 months - Children	278	440	63.2%	57.9%	61.2%	59.8%
% of FP17s for the same patient ID Re-attending between 3 & 9 months - Adults	781	1,395	56.0%	53.0%	54.5%	52.1%
% of FP17s for Band 1 Urgent Courses	139	1,559	8.9%	10.0%	9.1%	9.2%
% of FP17s Relating to Free Repair or Replacements	19	1,559	1.2%	0.9%	1.0%	0.7%
% of FP17s Relating to Continuations	18	1,559	1.2%	1.0%	1.0%	0.8%
% of Patients satisfied with the dentistry they have received	6	7	N/A	93.1%	94.2%	93.4%
% of Patients satisfied with the time they had to wait for an appointment	7	7	N/A	88.2%	88.4%	87.6%

* This is based on patients treated on this contract for their most recent course of treatment. Figures in italics indicate the base number of FP17s or Patient Questionnaire responses are less than 100. N/A is shown where the base number of responses is less than 10 during the period. % is calculated as Quantity/Base number*100

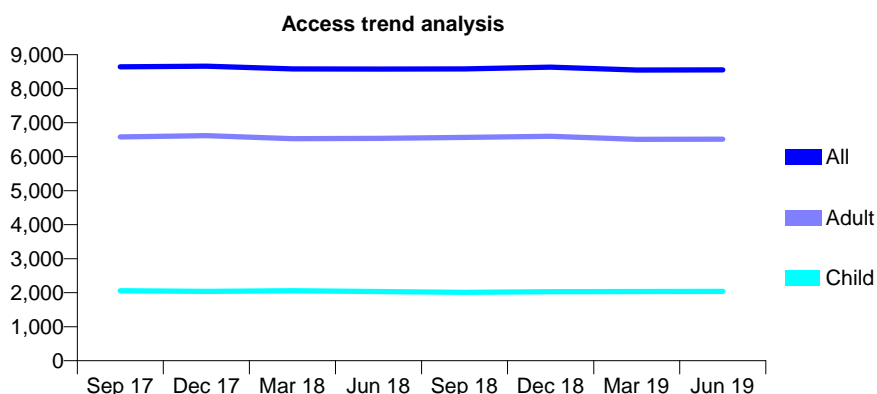
Q44 - Vital Signs At a Glance Contract Report for 107271/0001 - June 2019

Name or company name	Pooltown Dental
Contract type name	GDS Contract
Purpose of contract	General
Contract start date	01/04/2009
Contract end date	

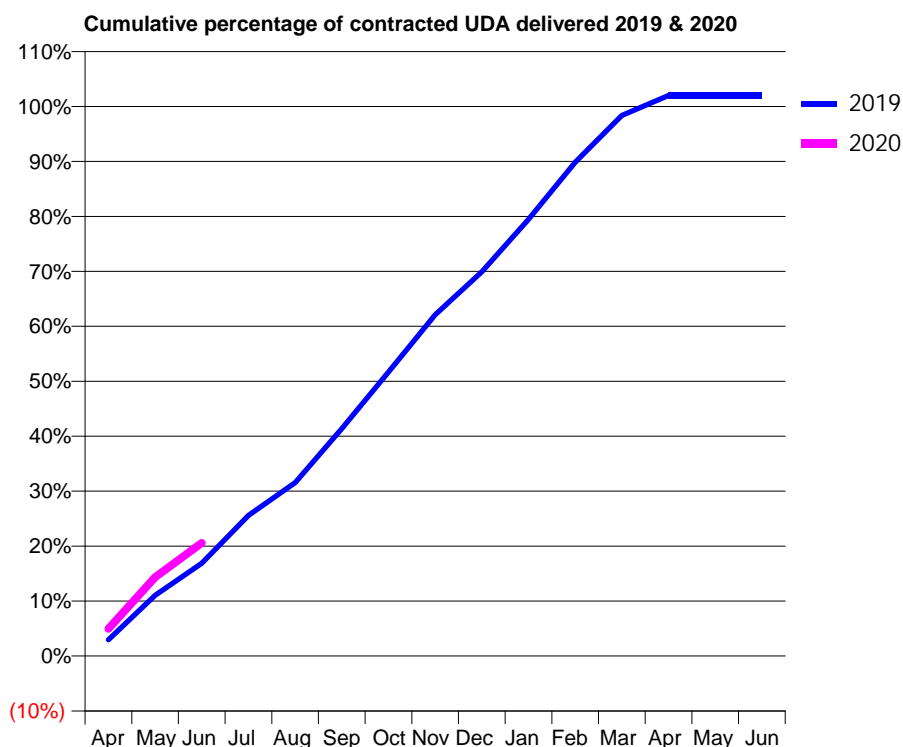
19/20 Contracted general activity (UDA)	23,695
Carry forward general activity (UDA)	0
19/20 Contracted orthodontic activity (UOA)	0
Carry forward orthodontic activity (UOA)	0
Baseline contract value	£722,893.39

ACCESS*

Patients seen in 24 months	Total	Change since previous quarter
Quarter ending June 2018	8,576	
Quarter ending September 2018	8,583	→
Quarter ending December 2018	8,634	→
Quarter ending March 2019	8,549	→
Quarter ending June 2019	8,554	→
Variance since June 2018	(0.3%)	→



ACTIVITY



Month	Adjusted Scheduled Activity (UDA)	
	2019	2020
April	696	1,175
May	2,617	3,402
June	4,001	4,873
July	6,064	
August	7,479	
September	9,802	
October	12,246	
November	14,715	
December	16,565	
January	18,828	
February	21,292	
March	23,309	
April	24,168	
May	24,168	
June	24,168	

QUALITY

	Quantity	Base Number	Contract	AT	Region	England
% of FP17s for the same patient ID Re-attending within 3 months - Children	96	767	12.5%	11.3%	12.1%	11.4%
% of FP17s for the same patient ID Re-attending within 3 months - Adults	445	1,956	22.8%	16.0%	15.6%	15.4%
% of FP17s for the same patient ID Re-attending between 3 & 9 months - Children	349	767	45.5%	57.9%	61.2%	59.8%
% of FP17s for the same patient ID Re-attending between 3 & 9 months - Adults	678	1,956	34.7%	53.0%	54.5%	52.1%
% of FP17s for Band 1 Urgent Courses	444	2,311	19.2%	10.0%	9.1%	9.2%
% of FP17s Relating to Free Repair or Replacements	21	2,311	0.9%	0.9%	1.0%	0.7%
% of FP17s Relating to Continuations	70	2,311	3.0%	1.0%	1.0%	0.8%
% of Patients satisfied with the dentistry they have received	2	2	N/A	93.1%	94.2%	93.4%
% of Patients satisfied with the time they had to wait for an appointment	2	2	N/A	88.2%	88.4%	87.6%

* This is based on patients treated on this contract for their most recent course of treatment. Figures in italics indicate the base number of FP17s or Patient Questionnaire responses are less than 100. N/A is shown where the base number of responses is less than 10 during the period. % is calculated as Quantity/Base number*100

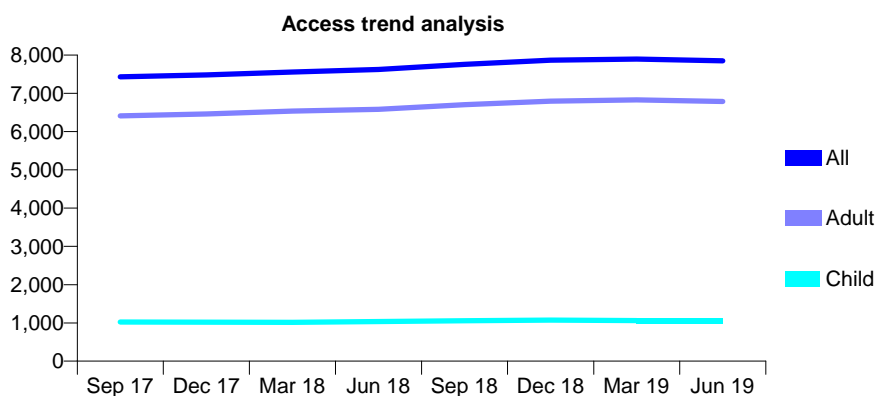
Q44 - Vital Signs At a Glance Contract Report for 107468/0001 - June 2019

Name or company name	Foregate Street Dental Surgery
Contract type name	GDS Contract
Purpose of contract	General
Contract start date	01/04/2009
Contract end date	

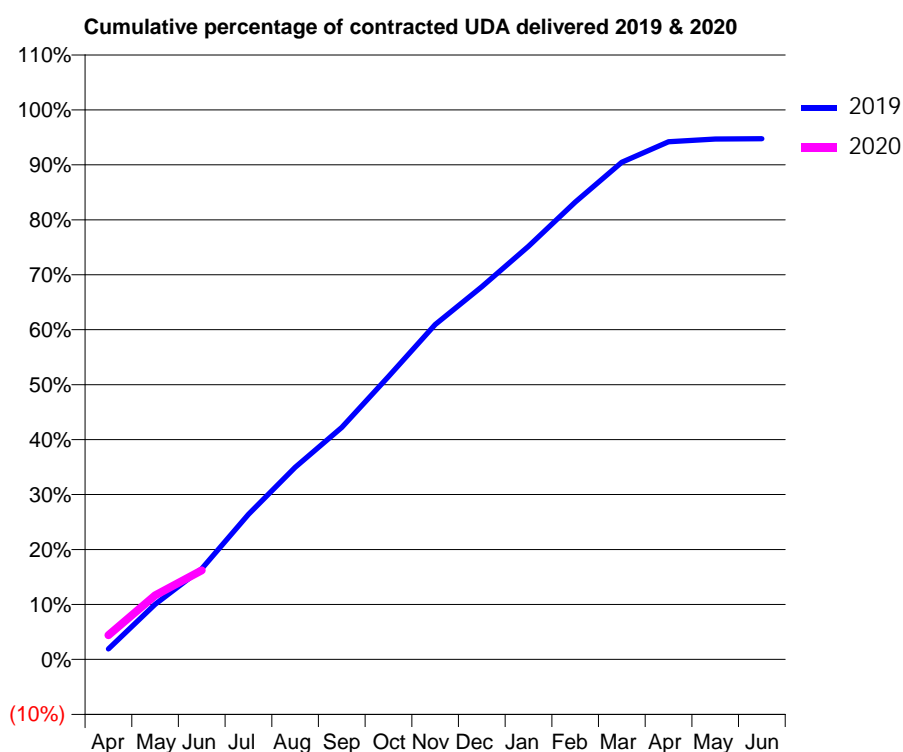
19/20 Contracted general activity (UDA)	24,100
Carry forward general activity (UDA)	0
19/20 Contracted orthodontic activity (UOA)	0
Carry forward orthodontic activity (UOA)	0
Baseline contract value	£592,583.74

ACCESS*

Patients seen in 24 months	Total	Change since previous quarter
Quarter ending June 2018	7,621	
Quarter ending September 2018	7,757	→
Quarter ending December 2018	7,867	→
Quarter ending March 2019	7,892	→
Quarter ending June 2019	7,847	→
Variance since June 2018	3.0%	↑



ACTIVITY



Month	Adjusted Scheduled Activity (UDA)	
	2019	2020
April	460	1,061
May	2,421	2,810
June	3,979	3,902
July	6,367	
August	8,425	
September	10,173	
October	12,409	
November	14,691	
December	16,342	
January	18,113	
February	20,056	
March	21,805	
April	22,702	
May	22,822	
June	22,837	

QUALITY

	Quantity	Base Number	Contract	AT	Region	England
% of FP17s for the same patient ID Re-attending within 3 months - Children	27	333	8.1%	11.3%	12.1%	11.4%
% of FP17s for the same patient ID Re-attending within 3 months - Adults	329	2,254	14.6%	16.0%	15.6%	15.4%
% of FP17s for the same patient ID Re-attending between 3 & 9 months - Children	195	333	58.6%	57.9%	61.2%	59.8%
% of FP17s for the same patient ID Re-attending between 3 & 9 months - Adults	1,351	2,254	59.9%	53.0%	54.5%	52.1%
% of FP17s for Band 1 Urgent Courses	213	2,145	9.9%	10.0%	9.1%	9.2%
% of FP17s Relating to Free Repair or Replacements	15	2,145	0.7%	0.9%	1.0%	0.7%
% of FP17s Relating to Continuations	15	2,145	0.7%	1.0%	1.0%	0.8%
% of Patients satisfied with the dentistry they have received	6	6	N/A	93.1%	94.2%	93.4%
% of Patients satisfied with the time they had to wait for an appointment	5	6	N/A	88.2%	88.4%	87.6%

* This is based on patients treated on this contract for their most recent course of treatment. Figures in italics indicate the base number of FP17s or Patient Questionnaire responses are less than 100. N/A is shown where the base number of responses is less than 10 during the period. % is calculated as Quantity/Base number*100

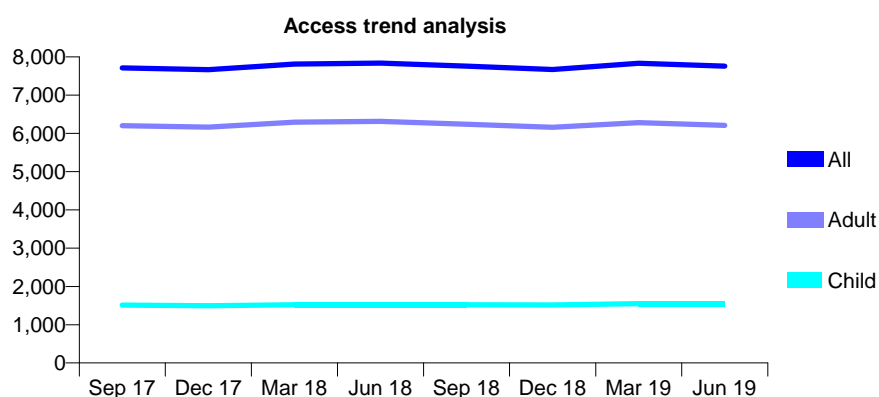
Q44 - Vital Signs At a Glance Contract Report for 107689/0001 - June 2019

Name or company name	Glencairn Dental Practice
Contract type name	GDS Contract
Purpose of contract	General
Contract start date	01/08/2006
Contract end date	

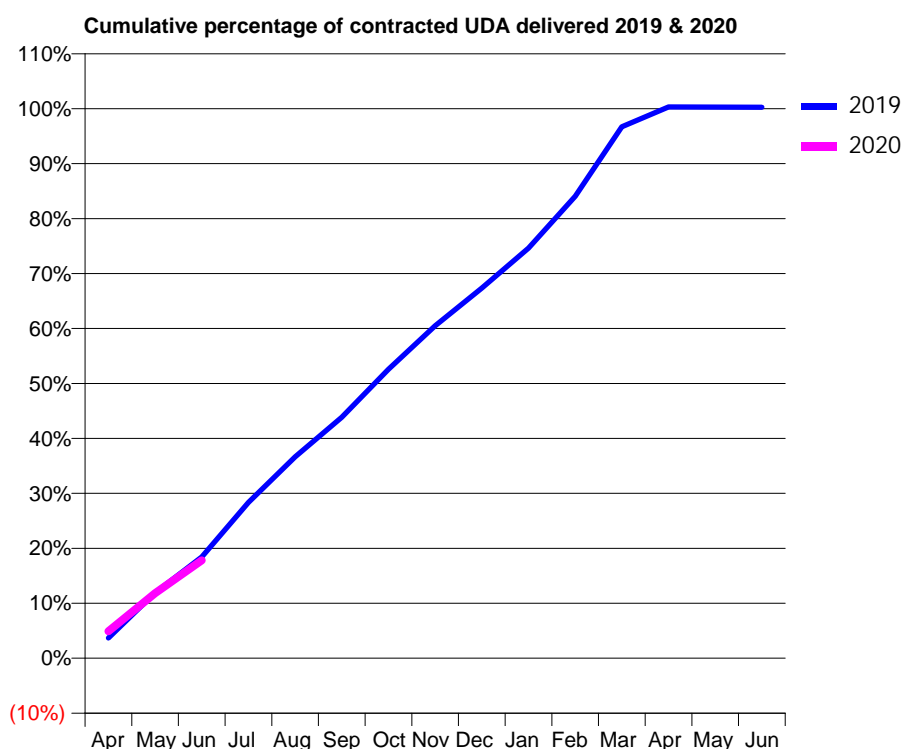
19/20 Contracted general activity (UDA)	21,897
Carry forward general activity (UDA)	0
19/20 Contracted orthodontic activity (UOA)	0
Carry forward orthodontic activity (UOA)	0
Baseline contract value	£619,174.35

ACCESS*

Patients seen in 24 months	Total	Change since previous quarter
Quarter ending June 2018	7,837	
Quarter ending September 2018	7,759	→
Quarter ending December 2018	7,670	↓
Quarter ending March 2019	7,830	↑
Quarter ending June 2019	7,757	→
Variance since June 2018	(1.0%)	↓



ACTIVITY



Month	2019	2020
April	812	1,076
May	2,614	2,593
June	4,034	3,905
July	6,208	
August	8,026	
September	9,597	
October	11,510	
November	13,250	
December	14,749	
January	16,345	
February	18,405	
March	21,170	
April	21,962	
May	21,961	
June	21,952	

QUALITY

	Quantity	Base Number	Contract	AT	Region	England
% of FP17s for the same patient ID Re-attending within 3 months - Children	55	573	9.6%	11.3%	12.1%	11.4%
% of FP17s for the same patient ID Re-attending within 3 months - Adults	406	2,158	18.8%	16.0%	15.6%	15.4%
% of FP17s for the same patient ID Re-attending between 3 & 9 months - Children	344	573	60.0%	57.9%	61.2%	59.8%
% of FP17s for the same patient ID Re-attending between 3 & 9 months - Adults	1,248	2,158	57.8%	53.0%	54.5%	52.1%
% of FP17s for Band 1 Urgent Courses	303	2,194	13.8%	10.0%	9.1%	9.2%
% of FP17s Relating to Free Repair or Replacements	42	2,194	1.9%	0.9%	1.0%	0.7%
% of FP17s Relating to Continuations	27	2,194	1.2%	1.0%	1.0%	0.8%
% of Patients satisfied with the dentistry they have received	7	8	N/A	93.1%	94.2%	93.4%
% of Patients satisfied with the time they had to wait for an appointment	7	8	N/A	88.2%	88.4%	87.6%

* This is based on patients treated on this contract for their most recent course of treatment.

Figures in italics indicate the base number of FP17s or Patient Questionnaire responses are less than 100. N/A is shown where the base number of responses is less than 10 during the period. % is calculated as Quantity/Base number*100

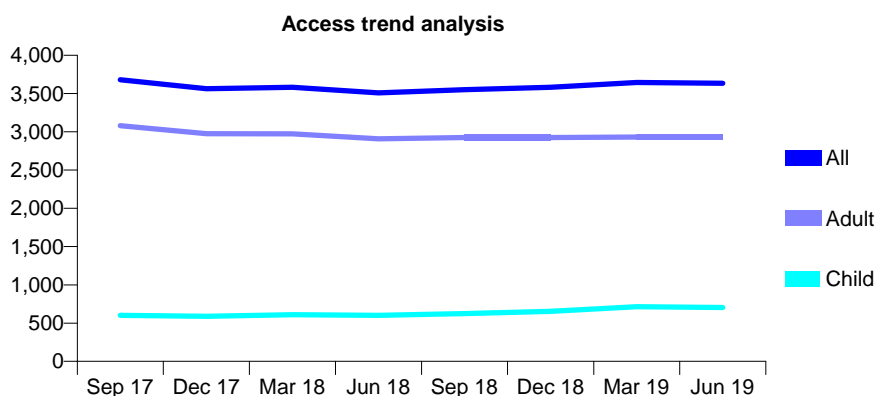
Q44 - Vital Signs At a Glance Contract Report for 108170/0001 - June 2019

Name or company name	Kingsway Dental Practice
Contract type name	GDS Contract
Purpose of contract	General
Contract start date	01/07/2015
Contract end date	

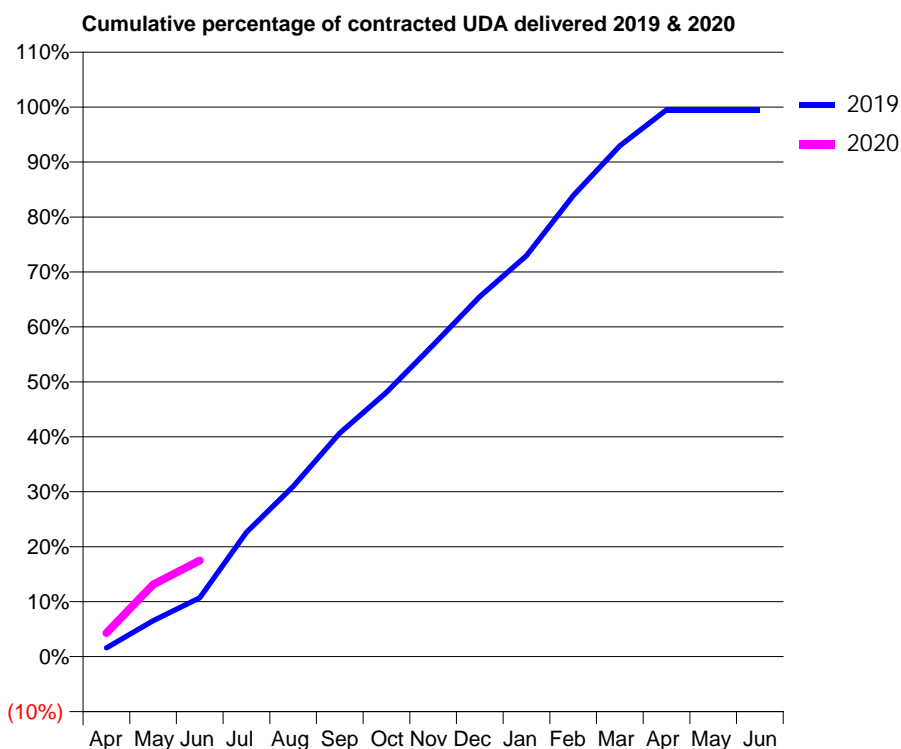
19/20 Contracted general activity (UDA)	12,770
Carry forward general activity (UDA)	0
19/20 Contracted orthodontic activity (UOA)	0
Carry forward orthodontic activity (UOA)	0
Baseline contract value	£311,660.77

ACCESS*

Patients seen in 24 months	Total	Change since previous quarter
Quarter ending June 2018	3,510	
Quarter ending September 2018	3,550	→
Quarter ending December 2018	3,581	→
Quarter ending March 2019	3,644	→
Quarter ending June 2019	3,634	→
Variance since June 2018	3.5%	↑



ACTIVITY



Month	Adjusted Scheduled Activity (UDA)	
	2019	2020
April	203	549
May	836	1,675
June	1,367	2,232
July	2,888	
August	3,956	
September	5,197	
October	6,139	
November	7,243	
December	8,366	
January	9,316	
February	10,712	
March	11,870	
April	12,707	
May	12,706	
June	12,704	

QUALITY

	Quantity	Base Number	Contract	AT	Region	England
% of FP17s for the same patient ID Re-attending within 3 months - Children	22	247	8.9%	11.3%	12.1%	11.4%
% of FP17s for the same patient ID Re-attending within 3 months - Adults	172	1,211	14.2%	16.0%	15.6%	15.4%
% of FP17s for the same patient ID Re-attending between 3 & 9 months - Children	111	247	44.9%	57.9%	61.2%	59.8%
% of FP17s for the same patient ID Re-attending between 3 & 9 months - Adults	709	1,211	58.5%	53.0%	54.5%	52.1%
% of FP17s for Band 1 Urgent Courses	98	1,090	9.0%	10.0%	9.1%	9.2%
% of FP17s Relating to Free Repair or Replacements	10	1,090	0.9%	0.9%	1.0%	0.7%
% of FP17s Relating to Continuations	20	1,090	1.8%	1.0%	1.0%	0.8%
% of Patients satisfied with the dentistry they have received	2	2	N/A	93.1%	94.2%	93.4%
% of Patients satisfied with the time they had to wait for an appointment	2	2	N/A	88.2%	88.4%	87.6%

* This is based on patients treated on this contract for their most recent course of treatment. Figures in italics indicate the base number of FP17s or Patient Questionnaire responses are less than 100. N/A is shown where the base number of responses is less than 10 during the period. % is calculated as Quantity/Base number*100

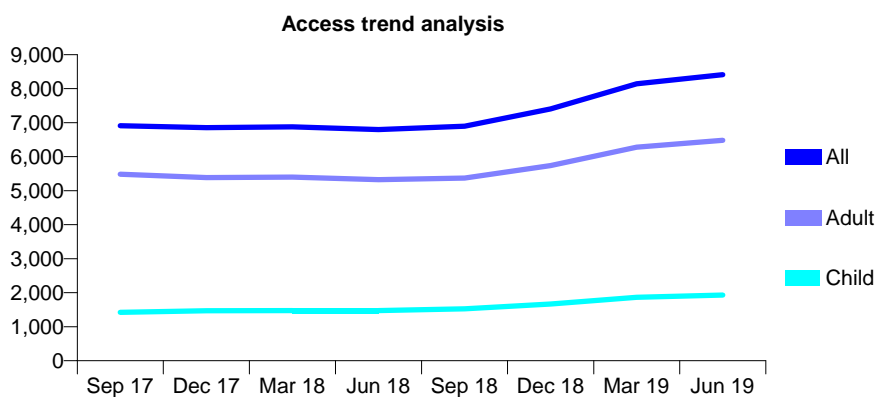
Q44 - Vital Signs At a Glance Contract Report for 108960/0001 - June 2019

Name or company name	Harbour Dental Practice
Contract type name	GDS Contract
Purpose of contract	General
Contract start date	01/01/2014
Contract end date	

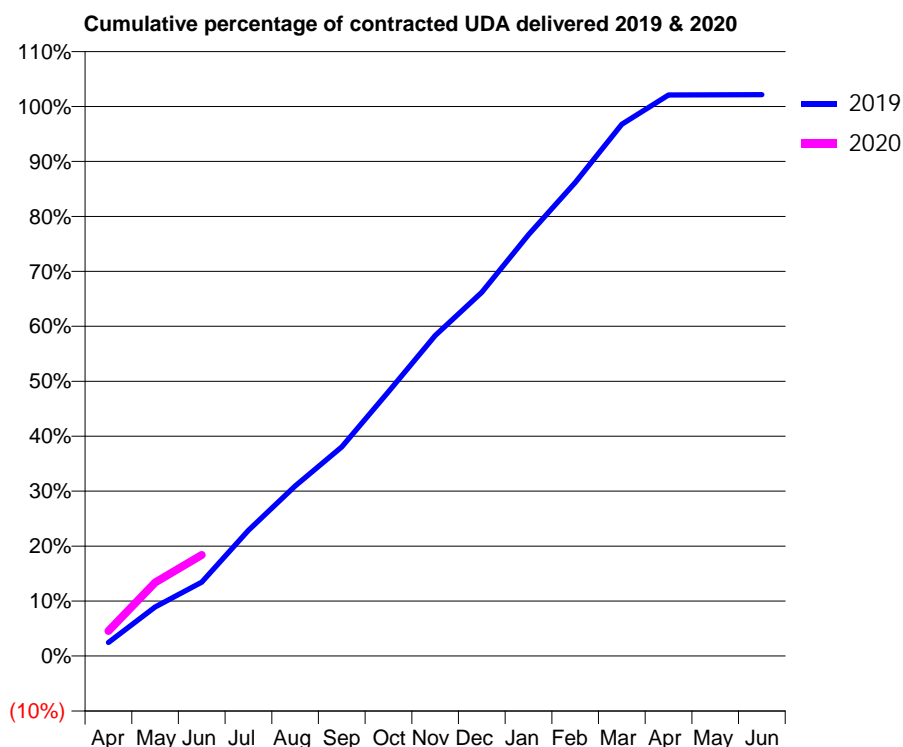
19/20 Contracted general activity (UDA)	20,753
Carry forward general activity (UDA)	0
19/20 Contracted orthodontic activity (UOA)	0
Carry forward orthodontic activity (UOA)	0
Baseline contract value	£627,595.95

ACCESS*

Patients seen in 24 months	Total	Change since previous quarter
Quarter ending June 2018	6,797	
Quarter ending September 2018	6,897	→
Quarter ending December 2018	7,406	↑
Quarter ending March 2019	8,145	↑
Quarter ending June 2019	8,412	↑
Variance since June 2018	23.8%	↑



ACTIVITY



Month	Adjusted Scheduled Activity (UDA)	
	2019	2020
April	512	947
May	1,851	2,778
June	2,787	3,815
July	4,748	
August	6,423	
September	7,895	
October	9,977	
November	12,103	
December	13,737	
January	15,910	
February	17,882	
March	20,081	
April	21,183	
May	21,188	
June	21,199	

QUALITY

	Quantity	Base Number	Contract	AT	Region	England
% of FP17s for the same patient ID Re-attending within 3 months - Children	62	742	8.4%	11.3%	12.1%	11.4%
% of FP17s for the same patient ID Re-attending within 3 months - Adults	389	2,197	17.7%	16.0%	15.6%	15.4%
% of FP17s for the same patient ID Re-attending between 3 & 9 months - Children	417	742	56.2%	57.9%	61.2%	59.8%
% of FP17s for the same patient ID Re-attending between 3 & 9 months - Adults	1,139	2,197	51.8%	53.0%	54.5%	52.1%
% of FP17s for Band 1 Urgent Courses	236	2,050	11.5%	10.0%	9.1%	9.2%
% of FP17s Relating to Free Repair or Replacements	22	2,050	1.1%	0.9%	1.0%	0.7%
% of FP17s Relating to Continuations	30	2,050	1.5%	1.0%	1.0%	0.8%
% of Patients satisfied with the dentistry they have received	4	4	N/A	93.1%	94.2%	93.4%
% of Patients satisfied with the time they had to wait for an appointment	3	4	N/A	88.2%	88.4%	87.6%

* This is based on patients treated on this contract for their most recent course of treatment. Figures in italics indicate the base number of FP17s or Patient Questionnaire responses are less than 100. N/A is shown where the base number of responses is less than 10 during the period. % is calculated as Quantity/Base number*100

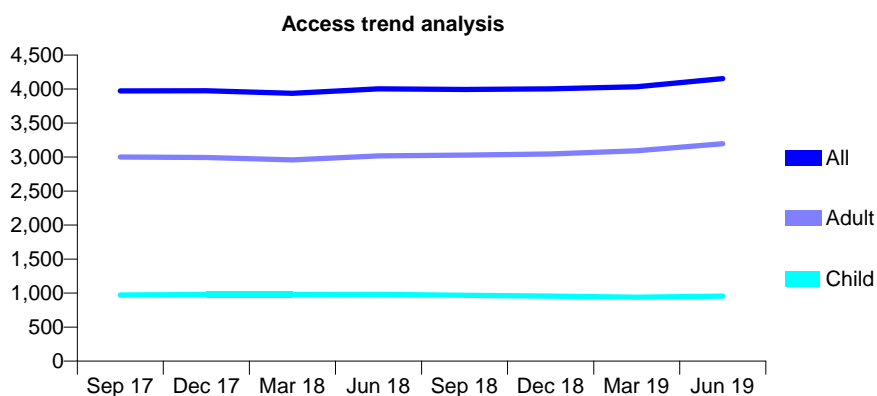
Q44 - Vital Signs At a Glance Contract Report for 109363/0001 - June 2019

Name or company name	Dane Bank House Dental Practice
Contract type name	GDS Contract
Purpose of contract	General
Contract start date	01/04/2014
Contract end date	

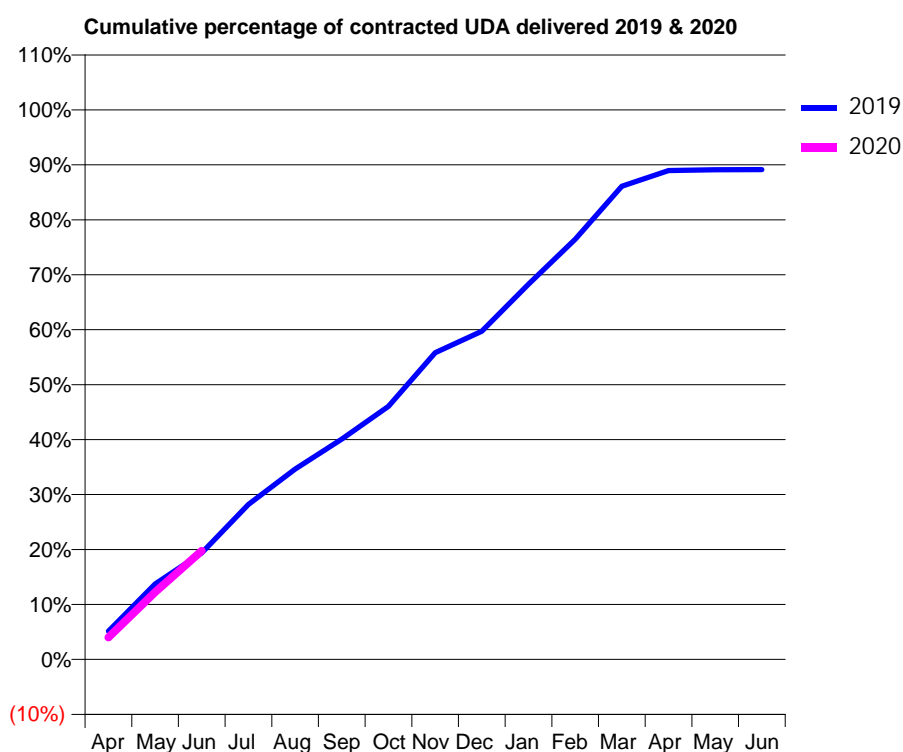
19/20 Contracted general activity (UDA)	13,460
Carry forward general activity (UDA)	0
19/20 Contracted orthodontic activity (UOA)	0
Carry forward orthodontic activity (UOA)	0
Baseline contract value	£327,982.10

ACCESS*

Patients seen in 24 months	Total	Change since previous quarter
Quarter ending June 2018	4,002	
Quarter ending September 2018	3,995	→
Quarter ending December 2018	4,003	→
Quarter ending March 2019	4,035	→
Quarter ending June 2019	4,153	↑
Variance since June 2018	3.8%	↑



ACTIVITY



Month	2019	2020
April	691	539
May	1,848	1,647
June	2,607	2,659
July	3,797	
August	4,661	
September	5,393	
October	6,197	
November	7,514	
December	8,035	
January	9,189	
February	10,292	
March	11,588	
April	11,972	
May	11,993	
June	11,997	

QUALITY

	Quantity	Base Number	Contract	AT	Region	England
% of FP17s for the same patient ID Re-attending within 3 months - Children	21	430	4.9%	11.3%	12.1%	11.4%
% of FP17s for the same patient ID Re-attending within 3 months - Adults	105	1,270	8.3%	16.0%	15.6%	15.4%
% of FP17s for the same patient ID Re-attending between 3 & 9 months - Children	284	430	66.0%	57.9%	61.2%	59.8%
% of FP17s for the same patient ID Re-attending between 3 & 9 months - Adults	806	1,270	63.5%	53.0%	54.5%	52.1%
% of FP17s for Band 1 Urgent Courses	39	1,494	2.6%	10.0%	9.1%	9.2%
% of FP17s Relating to Free Repair or Replacements	19	1,494	1.3%	0.9%	1.0%	0.7%
% of FP17s Relating to Continuations	4	1,494	0.3%	1.0%	1.0%	0.8%
% of Patients satisfied with the dentistry they have received	1	1	N/A	93.1%	94.2%	93.4%
% of Patients satisfied with the time they had to wait for an appointment	1	1	N/A	88.2%	88.4%	87.6%

* This is based on patients treated on this contract for their most recent course of treatment. Figures in italics indicate the base number of FP17s or Patient Questionnaire responses are less than 100. N/A is shown where the base number of responses is less than 10 during the period. % is calculated as Quantity/Base number*100

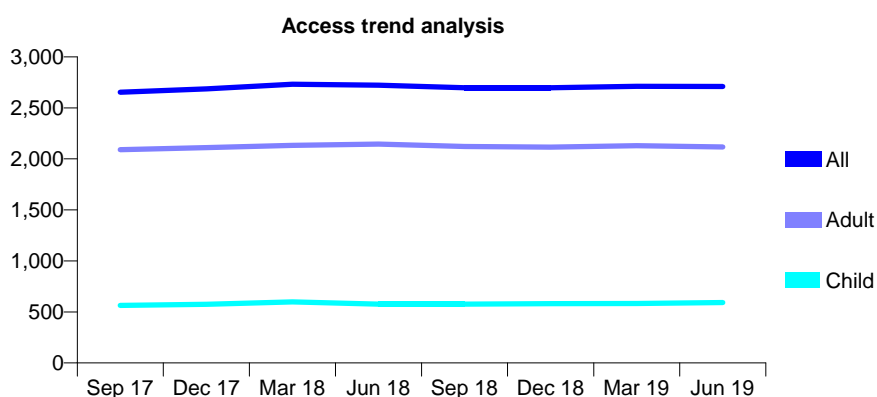
Q44 - Vital Signs At a Glance Contract Report for 109479/0001 - June 2019

Name or company name	Dental Care Neston
Contract type name	GDS Contract
Purpose of contract	General
Contract start date	16/05/2013
Contract end date	

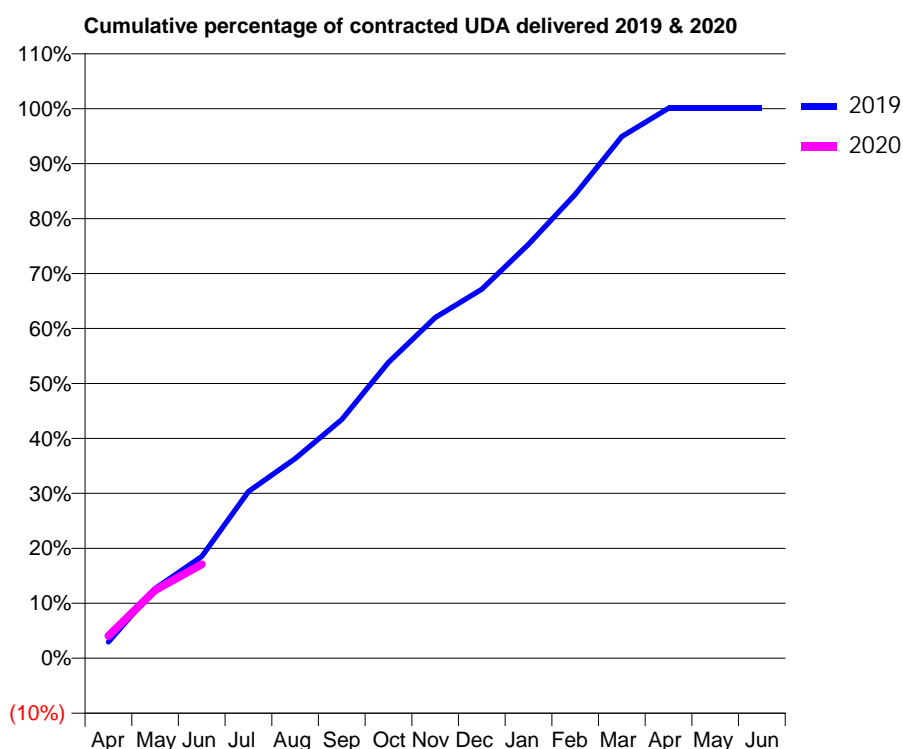
19/20 Contracted general activity (UDA)	7,195
Carry forward general activity (UDA)	0
19/20 Contracted orthodontic activity (UOA)	0
Carry forward orthodontic activity (UOA)	0
Baseline contract value	£210,431.53

ACCESS*

Patients seen in 24 months	Total	Change since previous quarter
Quarter ending June 2018	2,722	
Quarter ending September 2018	2,698	→
Quarter ending December 2018	2,697	→
Quarter ending March 2019	2,712	→
Quarter ending June 2019	2,709	→
Variance since June 2018	(0.5%)	→



ACTIVITY



Month	2019	2020
April	214	292
May	912	891
June	1,331	1,228
July	2,182	
August	2,615	
September	3,125	
October	3,874	
November	4,460	
December	4,830	
January	5,420	
February	6,074	
March	6,829	
April	7,201	
May	7,201	
June	7,201	

QUALITY

	Quantity	Base Number	Contract	AT	Region	England
% of FP17s for the same patient ID Re-attending within 3 months - Children	30	259	11.6%	11.3%	12.1%	11.4%
% of FP17s for the same patient ID Re-attending within 3 months - Adults	152	787	19.3%	16.0%	15.6%	15.4%
% of FP17s for the same patient ID Re-attending between 3 & 9 months - Children	170	259	65.6%	57.9%	61.2%	59.8%
% of FP17s for the same patient ID Re-attending between 3 & 9 months - Adults	455	787	57.8%	53.0%	54.5%	52.1%
% of FP17s for Band 1 Urgent Courses	67	667	10.0%	10.0%	9.1%	9.2%
% of FP17s Relating to Free Repair or Replacements	20	667	3.0%	0.9%	1.0%	0.7%
% of FP17s Relating to Continuations	4	667	0.6%	1.0%	1.0%	0.8%
% of Patients satisfied with the dentistry they have received	1	1	N/A	93.1%	94.2%	93.4%
% of Patients satisfied with the time they had to wait for an appointment	1	1	N/A	88.2%	88.4%	87.6%

* This is based on patients treated on this contract for their most recent course of treatment.

Figures in italics indicate the base number of FP17s or Patient Questionnaire responses are less than 100. N/A is shown where the base number of responses is less than 10 during the period. % is calculated as Quantity/Base number*100

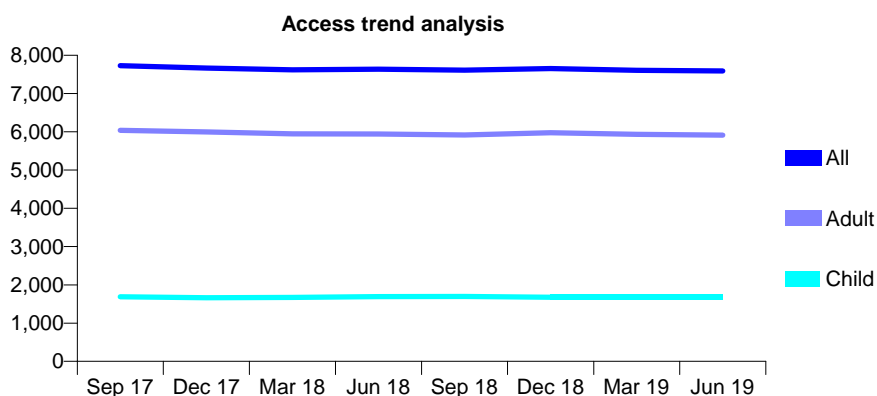
Q44 - Vital Signs At a Glance Contract Report for 109886/0001 - June 2019

Name or company name	Eastham Dental Practice
Contract type name	GDS Contract
Purpose of contract	General
Contract start date	01/04/2006
Contract end date	

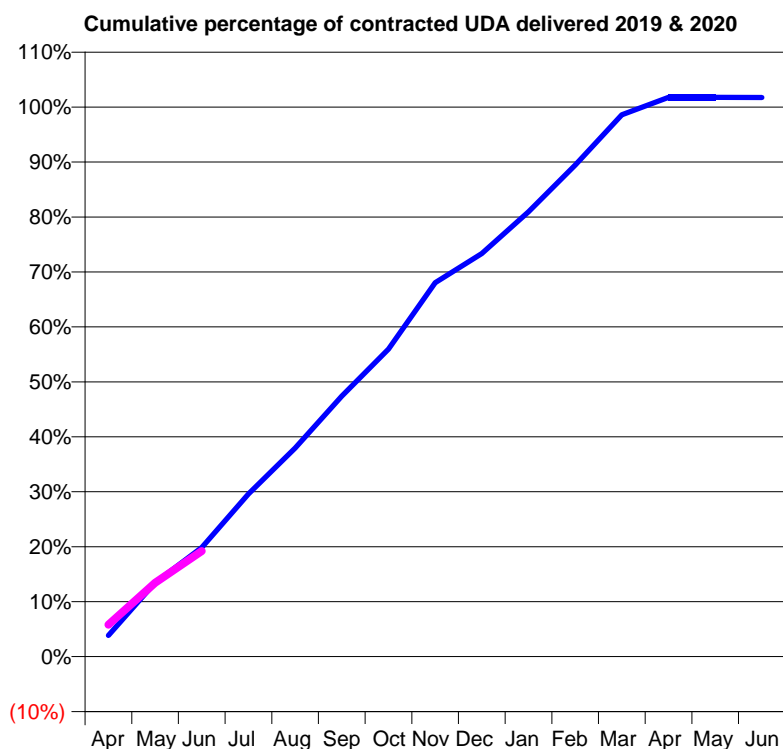
19/20 Contracted general activity (UDA)	22,917
Carry forward general activity (UDA)	0
19/20 Contracted orthodontic activity (UOA)	0
Carry forward orthodontic activity (UOA)	0
Baseline contract value	£690,326.23

ACCESS*

Patients seen in 24 months	Total	Change since previous quarter
Quarter ending June 2018	7,634	
Quarter ending September 2018	7,613	→
Quarter ending December 2018	7,654	→
Quarter ending March 2019	7,607	→
Quarter ending June 2019	7,590	→
Variance since June 2018	(0.6%)	→



ACTIVITY



Month	Adjusted Scheduled Activity (UDA)	
	2019	2020
April	887	1,332
May	3,090	3,082
June	4,549	4,399
July	6,783	
August	8,699	
September	10,864	
October	12,826	
November	15,597	
December	16,809	
January	18,550	
February	20,503	
March	22,590	
April	23,318	
May	23,318	
June	23,315	

QUALITY

	Quantity	Base Number	Contract	AT	Region	England
% of FP17s for the same patient ID Re-attending within 3 months - Children	30	595	5.0%	11.3%	12.1%	11.4%
% of FP17s for the same patient ID Re-attending within 3 months - Adults	272	2,051	13.3%	16.0%	15.6%	15.4%
% of FP17s for the same patient ID Re-attending between 3 & 9 months - Children	391	595	65.7%	57.9%	61.2%	59.8%
% of FP17s for the same patient ID Re-attending between 3 & 9 months - Adults	1,332	2,051	64.9%	53.0%	54.5%	52.1%
% of FP17s for Band 1 Urgent Courses	255	2,275	11.2%	10.0%	9.1%	9.2%
% of FP17s Relating to Free Repair or Replacements	22	2,275	1.0%	0.9%	1.0%	0.7%
% of FP17s Relating to Continuations	25	2,275	1.1%	1.0%	1.0%	0.8%
% of Patients satisfied with the dentistry they have received	3	4	N/A	93.1%	94.2%	93.4%
% of Patients satisfied with the time they had to wait for an appointment	4	4	N/A	88.2%	88.4%	87.6%

* This is based on patients treated on this contract for their most recent course of treatment. Figures in italics indicate the base number of FP17s or Patient Questionnaire responses are less than 100. N/A is shown where the base number of responses is less than 10 during the period. % is calculated as Quantity/Base number*100

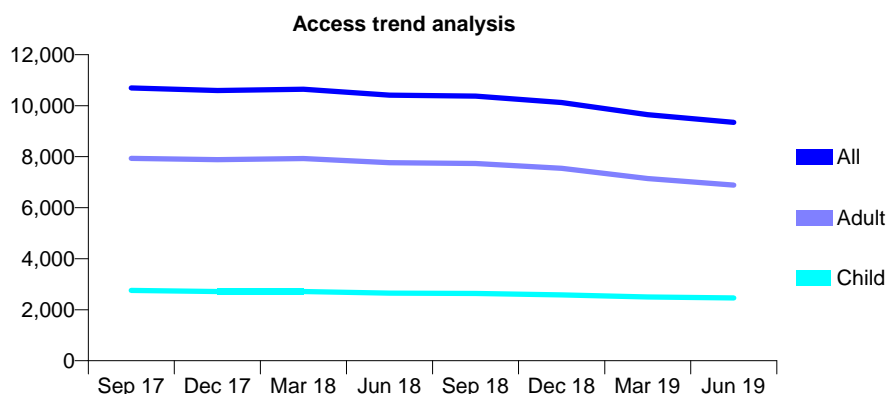
Q44 - Vital Signs At a Glance Contract Report for 111236/0001 - June 2019

Name or company name	Padgate (No 1) Limited
Contract type name	GDS Contract
Purpose of contract	General
Contract start date	01/11/2007
Contract end date	

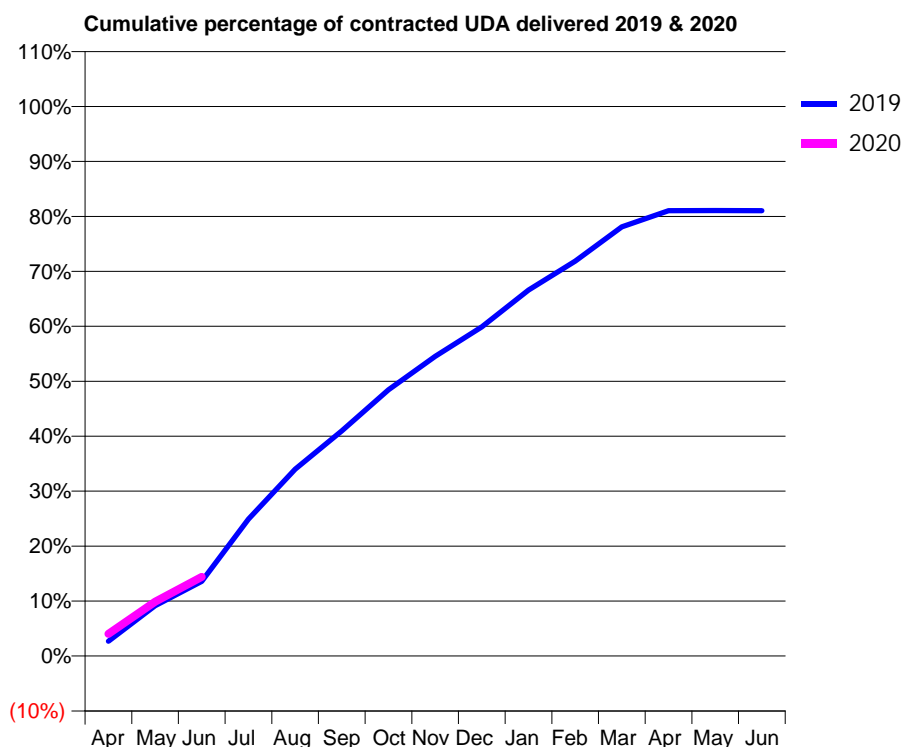
19/20 Contracted general activity (UDA)	28,655
Carry forward general activity (UDA)	0
19/20 Contracted orthodontic activity (UOA)	0
Carry forward orthodontic activity (UOA)	0
Baseline contract value	£829,022.89

ACCESS*

Patients seen in 24 months	Total	Change since previous quarter
Quarter ending June 2018	10,414	
Quarter ending September 2018	10,376	→
Quarter ending December 2018	10,127	↓
Quarter ending March 2019	9,645	↓
Quarter ending June 2019	9,344	↓
Variance since June 2018	(10.3%)	↓



ACTIVITY



Month	Adjusted Scheduled Activity (UDA)	
	2019	2020
April	779	1,158
May	2,626	2,833
June	3,895	4,130
July	7,139	
August	9,746	
September	11,733	
October	13,881	
November	15,629	
December	17,161	
January	19,081	
February	20,595	
March	22,384	
April	23,223	
May	23,226	
June	23,225	

QUALITY

	Quantity	Base Number	Contract	AT	Region	England
% of FP17s for the same patient ID Re-attending within 3 months - Children	40	726	5.5%	11.3%	12.1%	11.4%
% of FP17s for the same patient ID Re-attending within 3 months - Adults	159	1,863	8.5%	16.0%	15.6%	15.4%
% of FP17s for the same patient ID Re-attending between 3 & 9 months - Children	281	726	38.7%	57.9%	61.2%	59.8%
% of FP17s for the same patient ID Re-attending between 3 & 9 months - Adults	836	1,863	44.9%	53.0%	54.5%	52.1%
% of FP17s for Band 1 Urgent Courses	106	2,183	4.9%	10.0%	9.1%	9.2%
% of FP17s Relating to Free Repair or Replacements	14	2,183	0.6%	0.9%	1.0%	0.7%
% of FP17s Relating to Continuations	24	2,183	1.1%	1.0%	1.0%	0.8%
% of Patients satisfied with the dentistry they have received	2	3	N/A	93.1%	94.2%	93.4%
% of Patients satisfied with the time they had to wait for an appointment	2	3	N/A	88.2%	88.4%	87.6%

* This is based on patients treated on this contract for their most recent course of treatment. Figures in italics indicate the base number of FP17s or Patient Questionnaire responses are less than 100. N/A is shown where the base number of responses is less than 10 during the period. % is calculated as Quantity/Base number*100

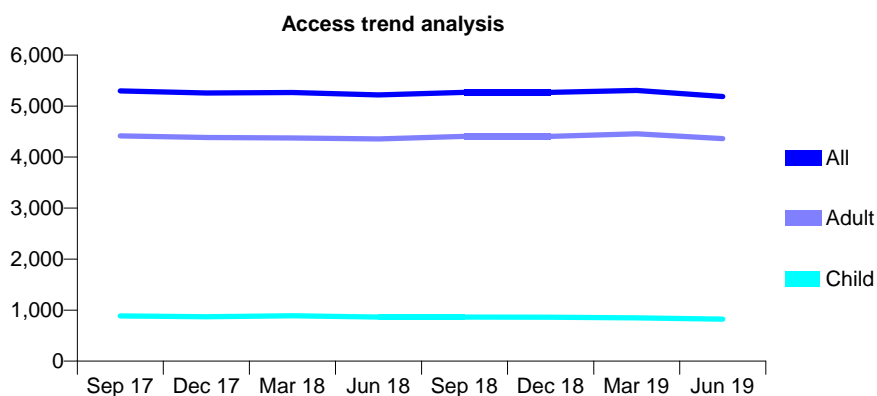
Q44 - Vital Signs At a Glance Contract Report for 114162/0001 - June 2019

Name or company name	Bankhouse Dental Practice
Contract type name	GDS Contract
Purpose of contract	General
Contract start date	01/04/2009
Contract end date	

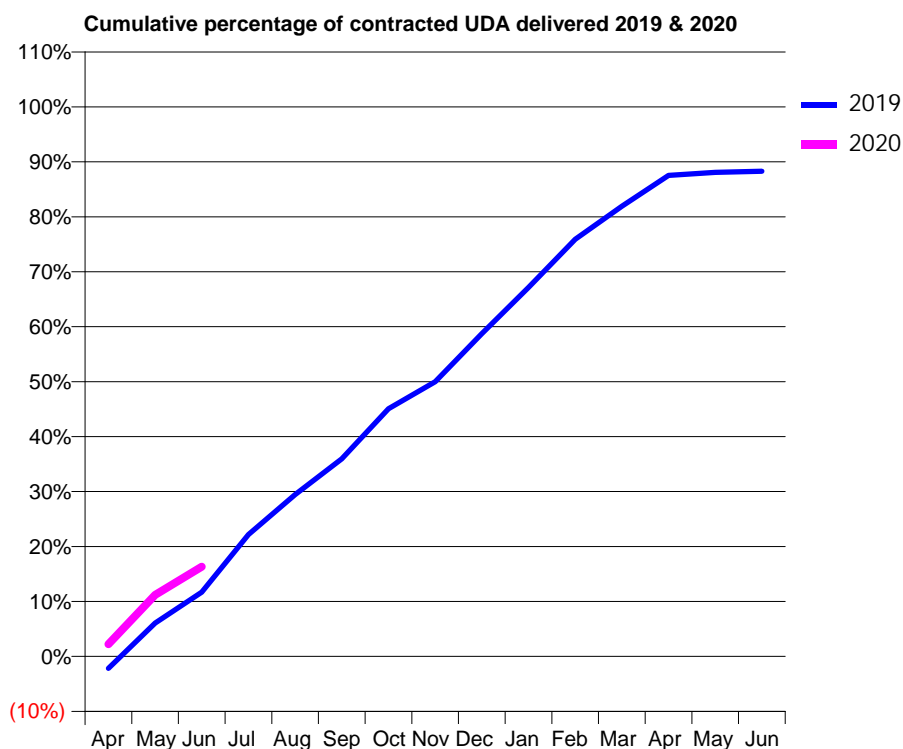
19/20 Contracted general activity (UDA)	13,669
Carry forward general activity (UDA)	0
19/20 Contracted orthodontic activity (UOA)	0
Carry forward orthodontic activity (UOA)	0
Baseline contract value	£332,752.21

ACCESS*

Patients seen in 24 months	Total	Change since previous quarter
Quarter ending June 2018	5,219	
Quarter ending September 2018	5,269	→
Quarter ending December 2018	5,269	→
Quarter ending March 2019	5,305	→
Quarter ending June 2019	5,187	↓
Variance since June 2018	(0.6%)	→



ACTIVITY



Month	2019	2020
April	-300	303
May	831	1,532
June	1,602	2,231
July	3,035	
August	4,028	
September	4,915	
October	6,160	
November	6,832	
December	8,025	
January	9,175	
February	10,373	
March	11,196	
April	11,963	
May	12,039	
June	12,066	

QUALITY

	Quantity	Base Number	Contract	AT	Region	England
% of FP17s for the same patient ID Re-attending within 3 months - Children	11	262	4.2%	11.3%	12.1%	11.4%
% of FP17s for the same patient ID Re-attending within 3 months - Adults	131	1,339	9.8%	16.0%	15.6%	15.4%
% of FP17s for the same patient ID Re-attending between 3 & 9 months - Children	120	262	45.8%	57.9%	61.2%	59.8%
% of FP17s for the same patient ID Re-attending between 3 & 9 months - Adults	704	1,339	52.6%	53.0%	54.5%	52.1%
% of FP17s for Band 1 Urgent Courses	110	970	11.3%	10.0%	9.1%	9.2%
% of FP17s Relating to Free Repair or Replacements	5	970	0.5%	0.9%	1.0%	0.7%
% of FP17s Relating to Continuations	2	970	0.2%	1.0%	1.0%	0.8%
% of Patients satisfied with the dentistry they have received	4	4	N/A	93.1%	94.2%	93.4%
% of Patients satisfied with the time they had to wait for an appointment	4	4	N/A	88.2%	88.4%	87.6%

* This is based on patients treated on this contract for their most recent course of treatment. Figures in italics indicate the base number of FP17s or Patient Questionnaire responses are less than 100. N/A is shown where the base number of responses is less than 10 during the period. % is calculated as Quantity/Base number*100

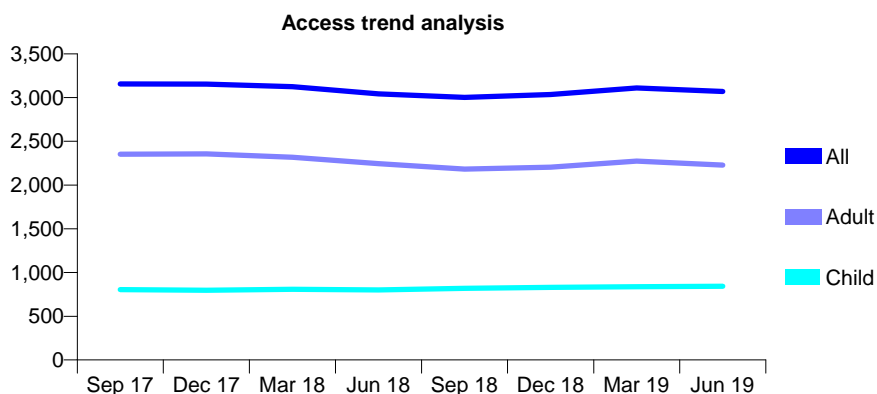
Q44 - Vital Signs At a Glance Contract Report for 115819/0001 - June 2019

Name or company name	Cotswold Dental Practice
Contract type name	GDS Contract
Purpose of contract	General
Contract start date	01/07/2015
Contract end date	

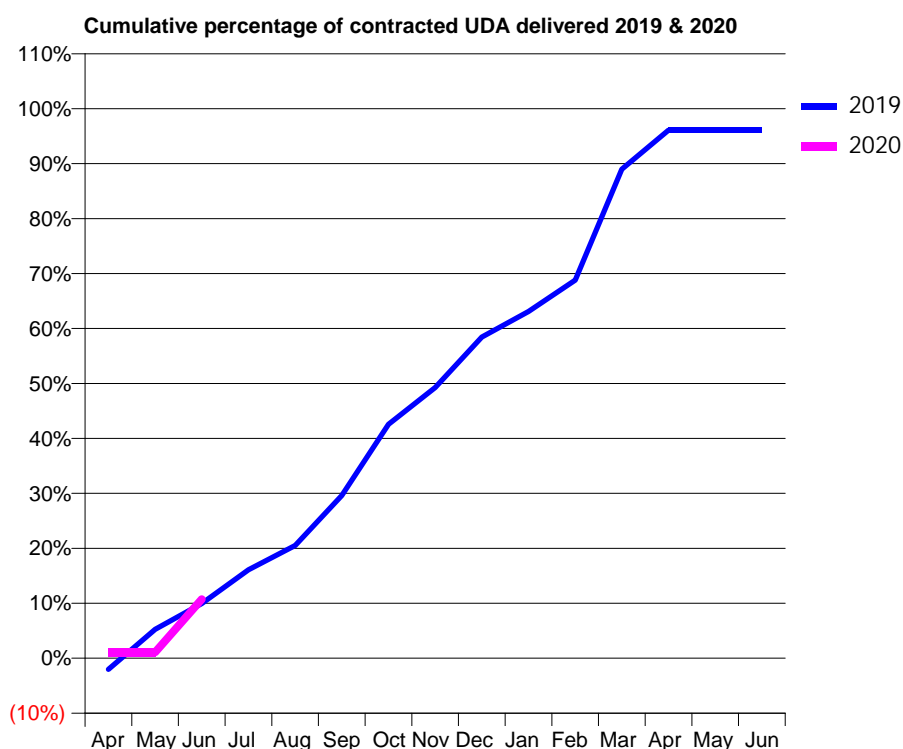
19/20 Contracted general activity (UDA)	9,974
Carry forward general activity (UDA)	0
19/20 Contracted orthodontic activity (UOA)	0
Carry forward orthodontic activity (UOA)	0
Baseline contract value	£310,736.20

ACCESS*

Patients seen in 24 months	Total	Change since previous quarter
Quarter ending June 2018	3,044	
Quarter ending September 2018	3,002	↓
Quarter ending December 2018	3,036	→
Quarter ending March 2019	3,110	↑
Quarter ending June 2019	3,071	↓
Variance since June 2018	0.9%	→



ACTIVITY



Month	2019	2020
April	-205	110
May	523	110
June	994	1,072
July	1,605	
August	2,047	
September	2,953	
October	4,243	
November	4,911	
December	5,830	
January	6,294	
February	6,862	
March	8,874	
April	9,583	
May	9,583	
June	9,583	

QUALITY

	Quantity	Base Number	Contract	AT	Region	England
% of FP17s for the same patient ID Re-attending within 3 months - Children	31	257	12.1%	11.3%	12.1%	11.4%
% of FP17s for the same patient ID Re-attending within 3 months - Adults	136	595	22.9%	16.0%	15.6%	15.4%
% of FP17s for the same patient ID Re-attending between 3 & 9 months - Children	113	257	44.0%	57.9%	61.2%	59.8%
% of FP17s for the same patient ID Re-attending between 3 & 9 months - Adults	245	595	41.2%	53.0%	54.5%	52.1%
% of FP17s for Band 1 Urgent Courses	120	584	20.5%	10.0%	9.1%	9.2%
% of FP17s Relating to Free Repair or Replacements	7	584	1.2%	0.9%	1.0%	0.7%
% of FP17s Relating to Continuations	11	584	1.9%	1.0%	1.0%	0.8%
% of Patients satisfied with the dentistry they have received	3	3	N/A	93.1%	94.2%	93.4%
% of Patients satisfied with the time they had to wait for an appointment	2	3	N/A	88.2%	88.4%	87.6%

* This is based on patients treated on this contract for their most recent course of treatment.

Figures in italics indicate the base number of FP17s or Patient Questionnaire responses are less than 100. N/A is shown where the base number of responses is less than 10 during the period. % is calculated as Quantity/Base number*100

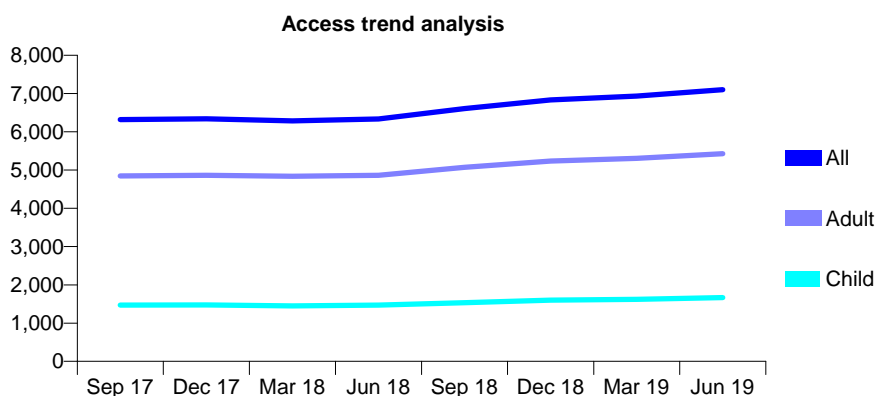
Q44 - Vital Signs At a Glance Contract Report for 116203/0001 - June 2019

Name or company name	Paddock Dental Practice
Contract type name	GDS Contract
Purpose of contract	General
Contract start date	01/04/2014
Contract end date	

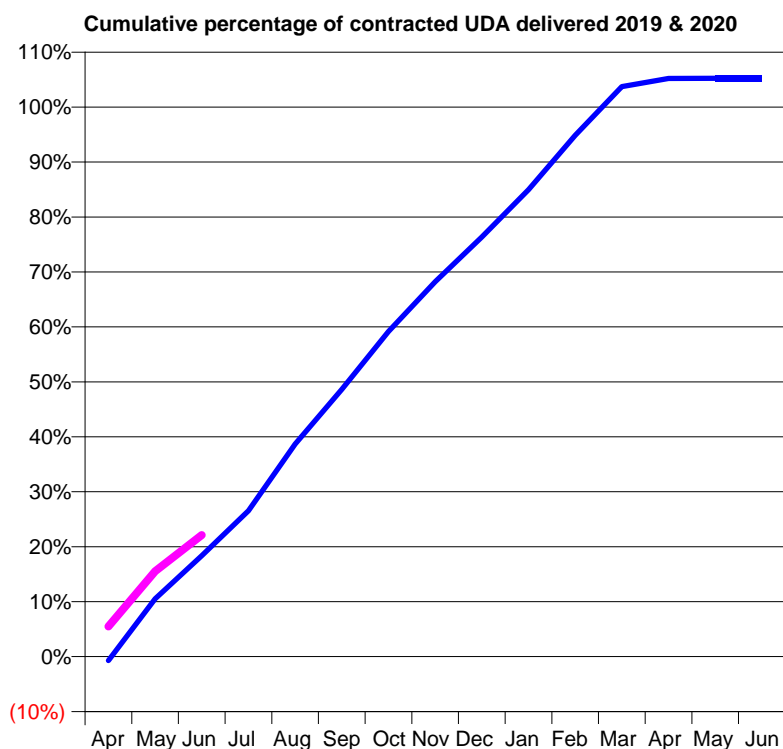
19/20 Contracted general activity (UDA)	16,250
Carry forward general activity (UDA)	0
19/20 Contracted orthodontic activity (UOA)	0
Carry forward orthodontic activity (UOA)	0
Baseline contract value	£414,564.29

ACCESS*

Patients seen in 24 months	Total	Change since previous quarter
Quarter ending June 2018	6,337	
Quarter ending September 2018	6,608	↑
Quarter ending December 2018	6,835	↑
Quarter ending March 2019	6,932	→
Quarter ending June 2019	7,099	↑
Variance since June 2018	12.0%	↑



ACTIVITY



Month	Adjusted Scheduled Activity (UDA)	
	2019	2020
April	-122	892
May	1,710	2,526
June	2,982	3,596
July	4,313	
August	6,286	
September	7,899	
October	9,615	
November	11,085	
December	12,406	
January	13,808	
February	15,416	
March	16,852	
April	17,096	
May	17,100	
June	17,100	

QUALITY

	Quantity	Base Number	Contract	AT	Region	England
% of FP17s for the same patient ID Re-attending within 3 months - Children	38	648	5.9%	11.3%	12.1%	11.4%
% of FP17s for the same patient ID Re-attending within 3 months - Adults	251	1,813	13.8%	16.0%	15.6%	15.4%
% of FP17s for the same patient ID Re-attending between 3 & 9 months - Children	421	648	65.0%	57.9%	61.2%	59.8%
% of FP17s for the same patient ID Re-attending between 3 & 9 months - Adults	991	1,813	54.7%	53.0%	54.5%	52.1%
% of FP17s for Band 1 Urgent Courses	269	2,133	12.6%	10.0%	9.1%	9.2%
% of FP17s Relating to Free Repair or Replacements	9	2,133	0.4%	0.9%	1.0%	0.7%
% of FP17s Relating to Continuations	5	2,133	0.2%	1.0%	1.0%	0.8%
% of Patients satisfied with the dentistry they have received	2	2	N/A	93.1%	94.2%	93.4%
% of Patients satisfied with the time they had to wait for an appointment	2	2	N/A	88.2%	88.4%	87.6%

* This is based on patients treated on this contract for their most recent course of treatment. Figures in italics indicate the base number of FP17s or Patient Questionnaire responses are less than 100. N/A is shown where the base number of responses is less than 10 during the period. % is calculated as Quantity/Base number*100

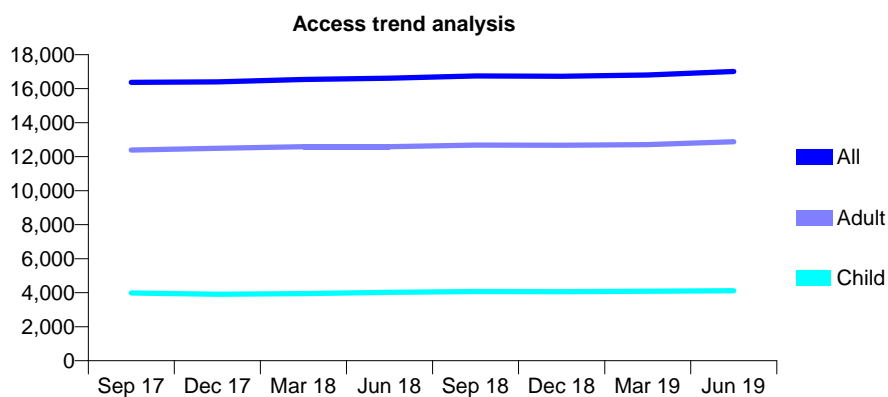
Q44 - Vital Signs At a Glance Contract Report for 116777/0001 - June 2019

Name or company name	Alchemy Dental Practice
Contract type name	GDS Contract
Purpose of contract	General
Contract start date	01/07/2008
Contract end date	

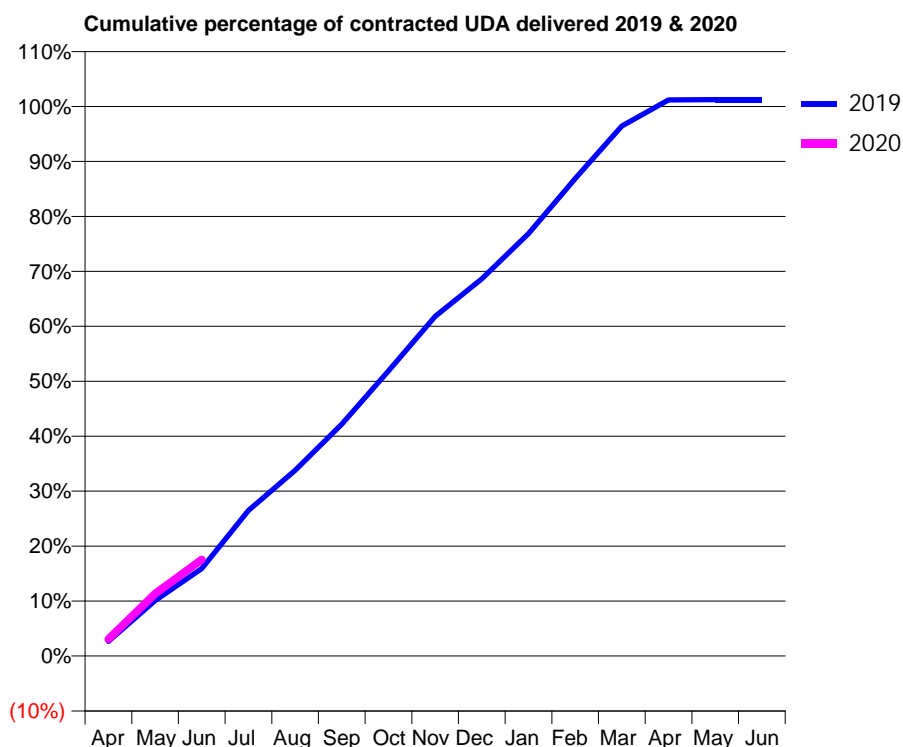
19/20 Contracted general activity (UDA)	36,546
Carry forward general activity (UDA)	0
19/20 Contracted orthodontic activity (UOA)	0
Carry forward orthodontic activity (UOA)	0
Baseline contract value	£1,003,337.37

ACCESS*

Patients seen in 24 months	Total	Change since previous quarter
Quarter ending June 2018	16,619	
Quarter ending September 2018	16,751	→
Quarter ending December 2018	16,731	→
Quarter ending March 2019	16,804	→
Quarter ending June 2019	17,010	→
Variance since June 2018	2.4%	↑



ACTIVITY



Month	Adjusted Scheduled Activity (UDA)	
	2019	2020
April	983	1,121
May	3,692	4,145
June	5,819	6,415
July	9,679	
August	12,347	
September	15,418	
October	18,965	
November	22,596	
December	25,082	
January	28,092	
February	31,752	
March	35,235	
April	36,980	
May	37,004	
June	37,005	

QUALITY

	Quantity	Base Number	Contract	AT	Region	England
% of FP17s for the same patient ID Re-attending within 3 months - Children	79	1,155	6.8%	11.3%	12.1%	11.4%
% of FP17s for the same patient ID Re-attending within 3 months - Adults	499	3,356	14.9%	16.0%	15.6%	15.4%
% of FP17s for the same patient ID Re-attending between 3 & 9 months - Children	463	1,155	40.1%	57.9%	61.2%	59.8%
% of FP17s for the same patient ID Re-attending between 3 & 9 months - Adults	1,287	3,356	38.3%	53.0%	54.5%	52.1%
% of FP17s for Band 1 Urgent Courses	471	3,053	15.4%	10.0%	9.1%	9.2%
% of FP17s Relating to Free Repair or Replacements	14	3,053	0.5%	0.9%	1.0%	0.7%
% of FP17s Relating to Continuations	32	3,053	1.0%	1.0%	1.0%	0.8%
% of Patients satisfied with the dentistry they have received	12	15	80.0%	93.1%	94.2%	93.4%
% of Patients satisfied with the time they had to wait for an appointment	10	15	66.7%	88.2%	88.4%	87.6%

* This is based on patients treated on this contract for their most recent course of treatment. Figures in italics indicate the base number of FP17s or Patient Questionnaire responses are less than 100. N/A is shown where the base number of responses is less than 10 during the period. % is calculated as Quantity/Base number*100

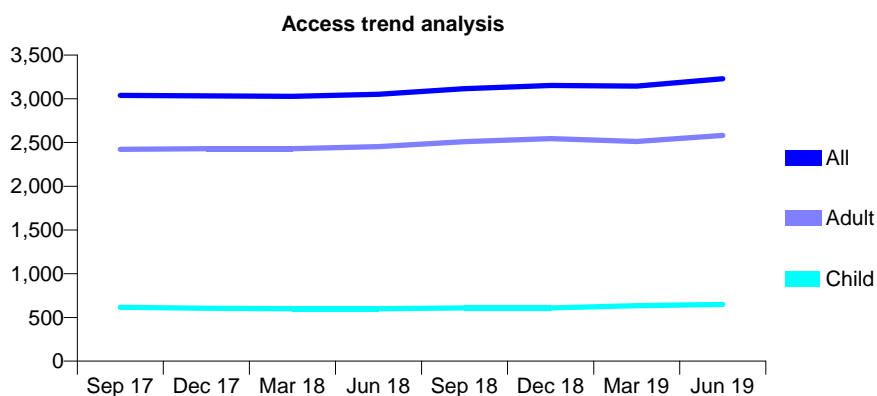
Q44 - Vital Signs At a Glance Contract Report for 120650/0001 - June 2019

Name or company name	Silk Dental Care Ltd
Contract type name	GDS Contract
Purpose of contract	General
Contract start date	01/04/2011
Contract end date	

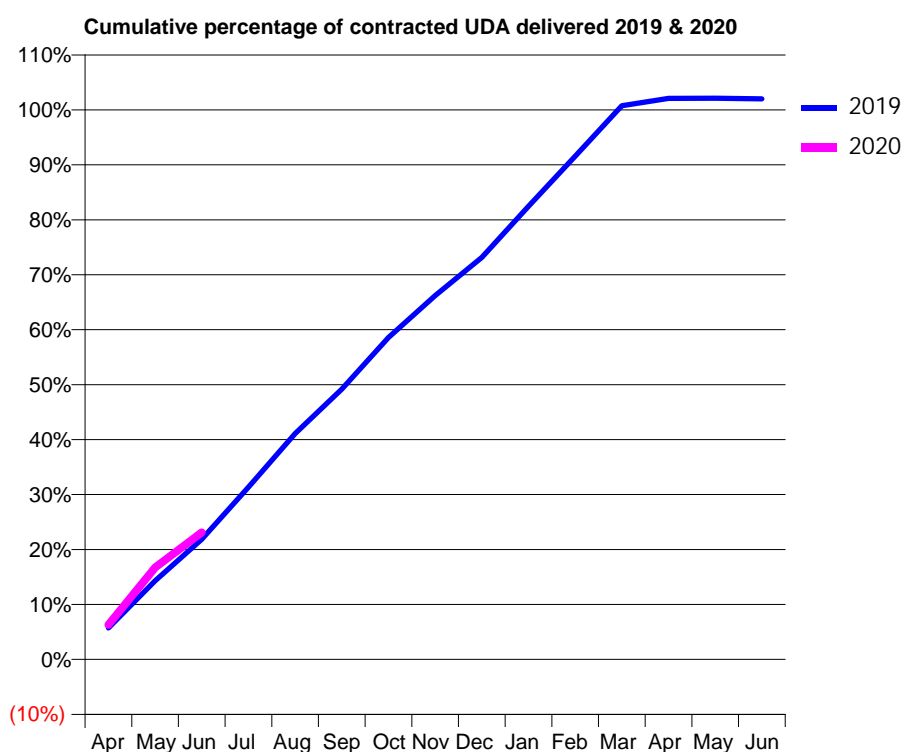
19/20 Contracted general activity (UDA)	10,173
Carry forward general activity (UDA)	0
19/20 Contracted orthodontic activity (UOA)	0
Carry forward orthodontic activity (UOA)	0
Baseline contract value	£221,049.67

ACCESS*

Patients seen in 24 months	Total	Change since previous quarter
Quarter ending June 2018	3,051	
Quarter ending September 2018	3,116	↑
Quarter ending December 2018	3,151	→
Quarter ending March 2019	3,145	→
Quarter ending June 2019	3,230	↑
Variance since June 2018	5.9%	↑



ACTIVITY



Month	2019	2020
April	584	644
May	1,455	1,702
June	2,223	2,352
July	3,189	
August	4,181	
September	5,003	
October	5,958	
November	6,736	
December	7,442	
January	8,391	
February	9,317	
March	10,249	
April	10,386	
May	10,389	
June	10,377	

QUALITY

	Quantity	Base Number	Contract	AT	Region	England
% of FP17s for the same patient ID Re-attending within 3 months - Children	11	243	4.5%	11.3%	12.1%	11.4%
% of FP17s for the same patient ID Re-attending within 3 months - Adults	107	802	13.3%	16.0%	15.6%	15.4%
% of FP17s for the same patient ID Re-attending between 3 & 9 months - Children	163	243	67.1%	57.9%	61.2%	59.8%
% of FP17s for the same patient ID Re-attending between 3 & 9 months - Adults	359	802	44.8%	53.0%	54.5%	52.1%
% of FP17s for Band 1 Urgent Courses	41	985	4.2%	10.0%	9.1%	9.2%
% of FP17s Relating to Free Repair or Replacements	10	985	1.0%	0.9%	1.0%	0.7%
% of FP17s Relating to Continuations	24	985	2.4%	1.0%	1.0%	0.8%
% of Patients satisfied with the dentistry they have received	13	14	92.9%	93.1%	94.2%	93.4%
% of Patients satisfied with the time they had to wait for an appointment	13	14	92.9%	88.2%	88.4%	87.6%

* This is based on patients treated on this contract for their most recent course of treatment. Figures in italics indicate the base number of FP17s or Patient Questionnaire responses are less than 100. N/A is shown where the base number of responses is less than 10 during the period. % is calculated as Quantity/Base number*100

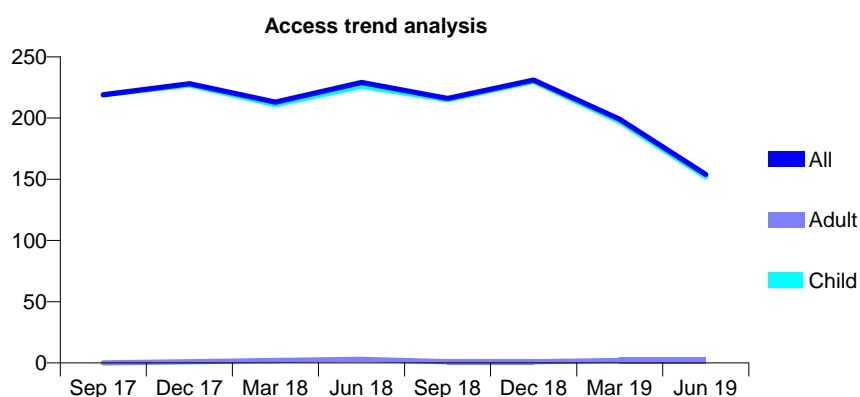
Q44 - Vital Signs At a Glance Contract Report for 127213/0001 - June 2019

Name or company name	Wirral Community NHS Trust
Contract type name	PDS Contract
Purpose of contract	General
Contract start date	01/04/2015
Contract end date	31/03/2021

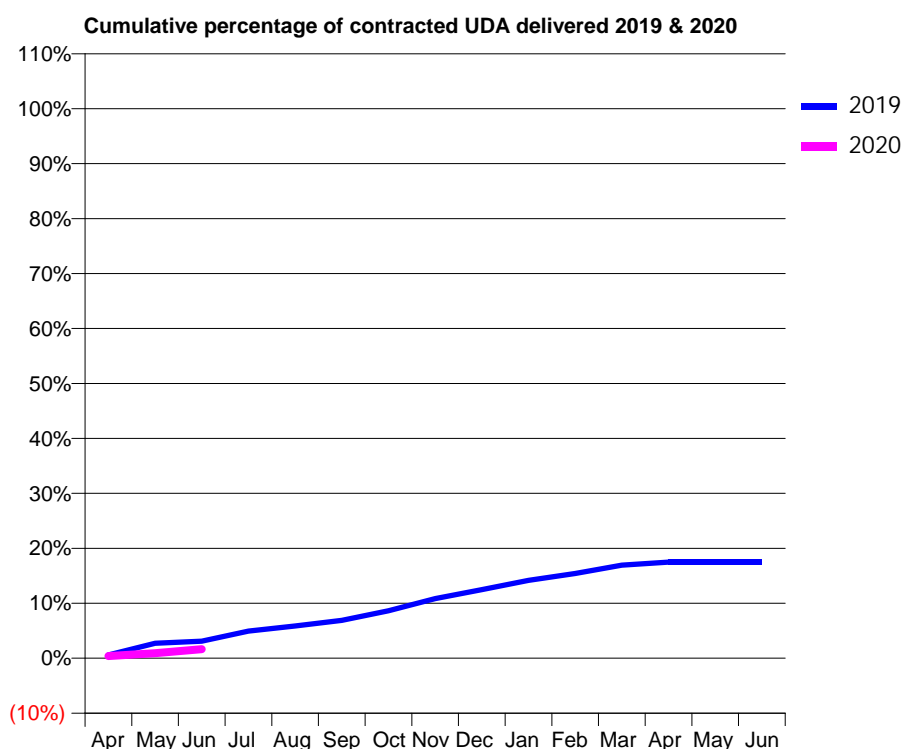
19/20 Contracted general activity (UDA)	4,000
Carry forward general activity (UDA)	0
19/20 Contracted orthodontic activity (UOA)	0
Carry forward orthodontic activity (UOA)	0
Baseline contract value	£820,736.32

ACCESS*

Patients seen in 24 months	Total	Change since previous quarter
Quarter ending June 2018	229	
Quarter ending September 2018	216	↓
Quarter ending December 2018	231	↑
Quarter ending March 2019	199	↓
Quarter ending June 2019	154	↓
Variance since June 2018	(32.8%)	↓



ACTIVITY



Month	2019	2020
April	24	16
May	109	36
June	125	66
July	198	
August	234	
September	276	
October	346	
November	434	
December	499	
January	566	
February	617	
March	677	
April	699	
May	699	
June	699	

QUALITY

	Quantity	Base Number	Contract	AT	Region	England
% of FP17s for the same patient ID Re-attending within 3 months - Children	0	32	0.0%	11.3%	12.1%	11.4%
% of FP17s for the same patient ID Re-attending within 3 months - Adults	0	0	N/A	16.0%	15.6%	15.4%
% of FP17s for the same patient ID Re-attending between 3 & 9 months - Children	0	32	0.0%	57.9%	61.2%	59.8%
% of FP17s for the same patient ID Re-attending between 3 & 9 months - Adults	0	0	N/A	53.0%	54.5%	52.1%
% of FP17s for Band 1 Urgent Courses	0	24	0.0%	10.0%	9.1%	9.2%
% of FP17s Relating to Free Repair or Replacements	0	24	0.0%	0.9%	1.0%	0.7%
% of FP17s Relating to Continuations	0	24	0.0%	1.0%	1.0%	0.8%
% of Patients satisfied with the dentistry they have received	0	0	N/A	93.1%	94.2%	93.4%
% of Patients satisfied with the time they had to wait for an appointment	0	0	N/A	88.2%	88.4%	87.6%

* This is based on patients treated on this contract for their most recent course of treatment.

Figures in italics indicate the base number of FP17s or Patient Questionnaire responses are less than 100. N/A is shown where the base number of responses is less than 10 during the period. % is calculated as Quantity/Base number*100

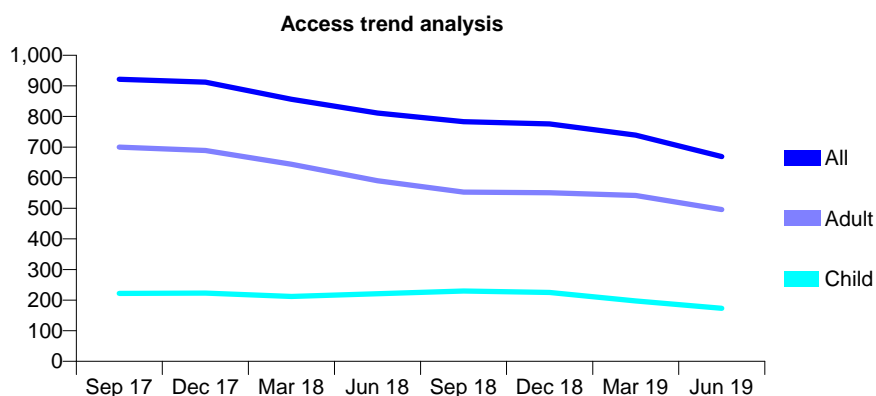
Q44 - Vital Signs At a Glance Contract Report for 127213/0007 - June 2019

Name or company name	Wirral Community NHS Trust
Contract type name	PDS Contract
Purpose of contract	General
Contract start date	01/04/2015
Contract end date	31/03/2021

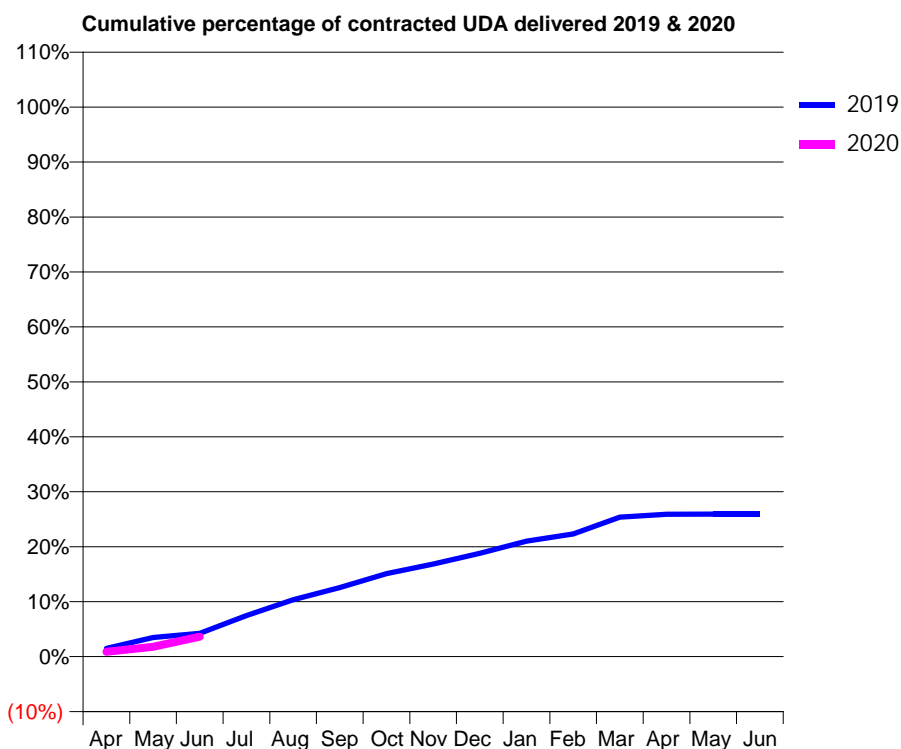
19/20 Contracted general activity (UDA)	6,500
Carry forward general activity (UDA)	0
19/20 Contracted orthodontic activity (UOA)	0
Carry forward orthodontic activity (UOA)	0
Baseline contract value	£1,349,279.39

ACCESS*

Patients seen in 24 months	Total	Change since previous quarter
Quarter ending June 2018	811	
Quarter ending September 2018	783	↓
Quarter ending December 2018	776	→
Quarter ending March 2019	739	↓
Quarter ending June 2019	669	↓
Variance since June 2018	(17.5%)	↓



ACTIVITY



Month	Adjusted Scheduled Activity (UDA)	
	2019	2020
April	97	58
May	227	117
June	276	236
July	485	
August	672	
September	818	
October	982	
November	1,096	
December	1,222	
January	1,367	
February	1,452	
March	1,651	
April	1,684	
May	1,685	
June	1,685	

QUALITY

	Quantity	Base Number	Contract	AT	Region	England
% of FP17s for the same patient ID Re-attending within 3 months - Children	7	56	12.5%	11.3%	12.1%	11.4%
% of FP17s for the same patient ID Re-attending within 3 months - Adults	9	78	11.5%	16.0%	15.6%	15.4%
% of FP17s for the same patient ID Re-attending between 3 & 9 months - Children	13	56	23.2%	57.9%	61.2%	59.8%
% of FP17s for the same patient ID Re-attending between 3 & 9 months - Adults	30	78	38.5%	53.0%	54.5%	52.1%
% of FP17s for Band 1 Urgent Courses	9	114	7.9%	10.0%	9.1%	9.2%
% of FP17s Relating to Free Repair or Replacements	1	114	0.9%	0.9%	1.0%	0.7%
% of FP17s Relating to Continuations	0	114	0.0%	1.0%	1.0%	0.8%
% of Patients satisfied with the dentistry they have received	0	0	N/A	93.1%	94.2%	93.4%
% of Patients satisfied with the time they had to wait for an appointment	0	0	N/A	88.2%	88.4%	87.6%

* This is based on patients treated on this contract for their most recent course of treatment. Figures in italics indicate the base number of FP17s or Patient Questionnaire responses are less than 100. N/A is shown where the base number of responses is less than 10 during the period. % is calculated as Quantity/Base number*100

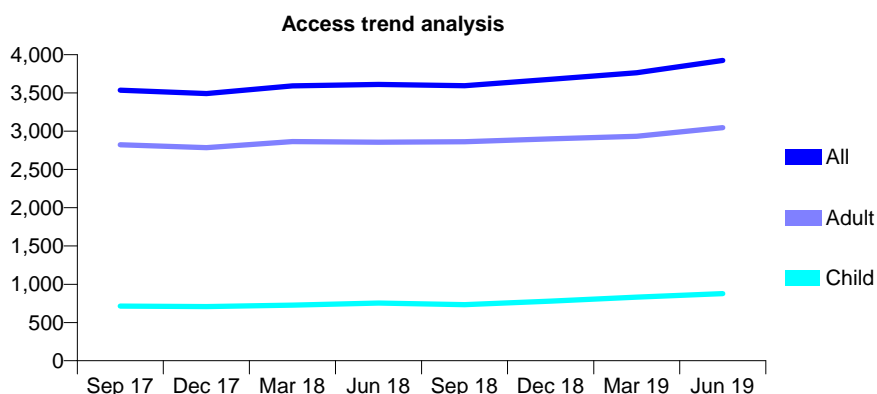
Q44 - Vital Signs At a Glance Contract Report for 128104/0001 - June 2019

Name or company name	FELDENT LIMITED
Contract type name	GDS Contract
Purpose of contract	General
Contract start date	01/10/2011
Contract end date	

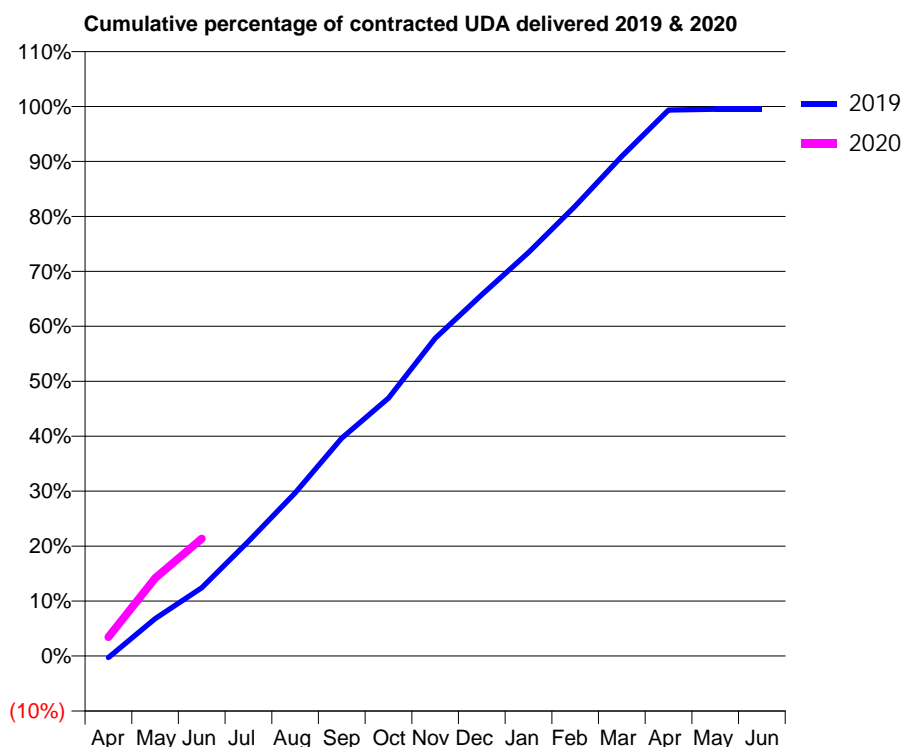
19/20 Contracted general activity (UDA)	11,129
Carry forward general activity (UDA)	0
19/20 Contracted orthodontic activity (UOA)	0
Carry forward orthodontic activity (UOA)	0
Baseline contract value	£276,459.92

ACCESS*

Patients seen in 24 months	Total	Change since previous quarter
Quarter ending June 2018	3,610	
Quarter ending September 2018	3,595	→
Quarter ending December 2018	3,678	↑
Quarter ending March 2019	3,764	↑
Quarter ending June 2019	3,924	↑
Variance since June 2018	8.7%	↑



ACTIVITY



Month	Adjusted Scheduled Activity (UDA)	
	2019	2020
April	-33	384
May	756	1,579
June	1,383	2,378
July	2,321	
August	3,304	
September	4,412	
October	5,223	
November	6,433	
December	7,319	
January	8,170	
February	9,114	
March	10,121	
April	11,056	
May	11,075	
June	11,075	

QUALITY

	Quantity	Base Number	Contract	AT	Region	England
% of FP17s for the same patient ID Re-attending within 3 months - Children	31	376	8.2%	11.3%	12.1%	11.4%
% of FP17s for the same patient ID Re-attending within 3 months - Adults	216	1,288	16.8%	16.0%	15.6%	15.4%
% of FP17s for the same patient ID Re-attending between 3 & 9 months - Children	231	376	61.4%	57.9%	61.2%	59.8%
% of FP17s for the same patient ID Re-attending between 3 & 9 months - Adults	738	1,288	57.3%	53.0%	54.5%	52.1%
% of FP17s for Band 1 Urgent Courses	101	1,095	9.2%	10.0%	9.1%	9.2%
% of FP17s Relating to Free Repair or Replacements	15	1,095	1.4%	0.9%	1.0%	0.7%
% of FP17s Relating to Continuations	13	1,095	1.2%	1.0%	1.0%	0.8%
% of Patients satisfied with the dentistry they have received	4	4	N/A	93.1%	94.2%	93.4%
% of Patients satisfied with the time they had to wait for an appointment	4	4	N/A	88.2%	88.4%	87.6%

* This is based on patients treated on this contract for their most recent course of treatment. Figures in italics indicate the base number of FP17s or Patient Questionnaire responses are less than 100. N/A is shown where the base number of responses is less than 10 during the period. % is calculated as Quantity/Base number*100

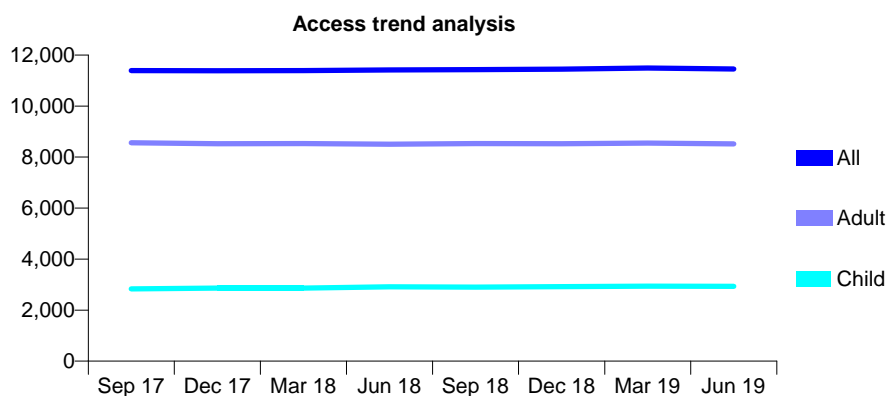
Q44 - Vital Signs At a Glance Contract Report for 133930/0001 - June 2019

Name or company name	Gidman & Waywell
Contract type name	GDS Contract
Purpose of contract	General
Contract start date	01/04/2009
Contract end date	

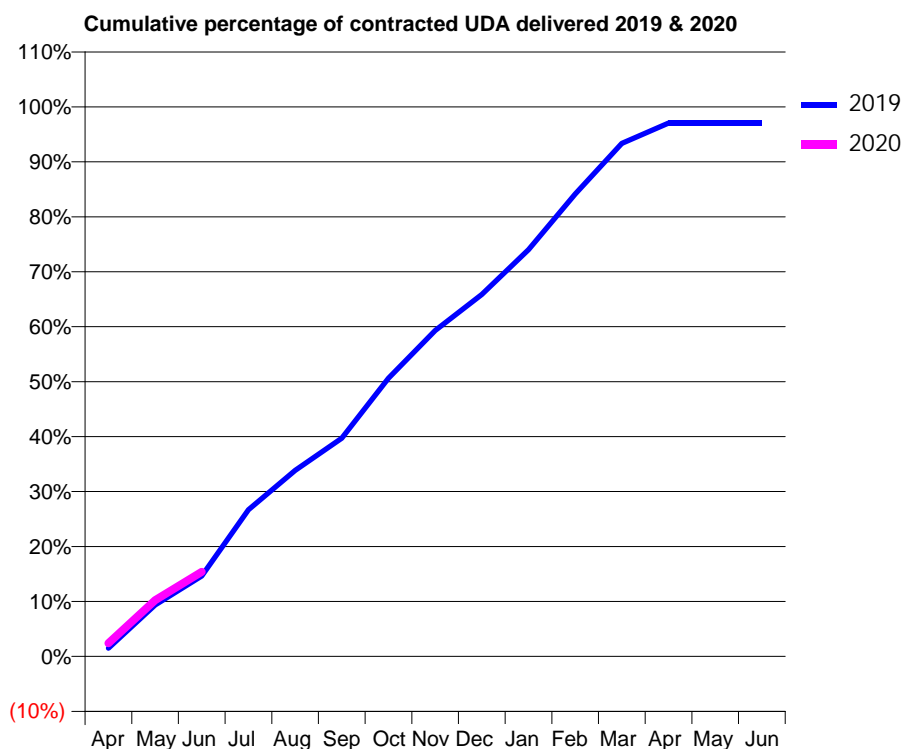
19/20 Contracted general activity (UDA)	34,947
Carry forward general activity (UDA)	0
19/20 Contracted orthodontic activity (UOA)	0
Carry forward orthodontic activity (UOA)	0
Baseline contract value	£1,048,762.70

ACCESS*

Patients seen in 24 months	Total	Change since previous quarter
Quarter ending June 2018	11,417	
Quarter ending September 2018	11,430	→
Quarter ending December 2018	11,447	→
Quarter ending March 2019	11,488	→
Quarter ending June 2019	11,452	→
Variance since June 2018	0.3%	→



ACTIVITY



Adjusted Scheduled Activity (UDA)		
Month	2019	2020
April	518	841
May	3,268	3,581
June	5,118	5,384
July	9,327	
August	11,839	
September	13,875	
October	17,693	
November	20,728	
December	23,024	
January	25,857	
February	29,409	
March	32,624	
April	33,918	
May	33,915	
June	33,915	

QUALITY

	Quantity	Base Number	Contract	AT	Region	England
% of FP17s for the same patient ID Re-attending within 3 months - Children	103	771	13.4%	11.3%	12.1%	11.4%
% of FP17s for the same patient ID Re-attending within 3 months - Adults	524	2,187	24.0%	16.0%	15.6%	15.4%
% of FP17s for the same patient ID Re-attending between 3 & 9 months - Children	366	771	47.5%	57.9%	61.2%	59.8%
% of FP17s for the same patient ID Re-attending between 3 & 9 months - Adults	881	2,187	40.3%	53.0%	54.5%	52.1%
% of FP17s for Band 1 Urgent Courses	441	2,397	18.4%	10.0%	9.1%	9.2%
% of FP17s Relating to Free Repair or Replacements	36	2,397	1.5%	0.9%	1.0%	0.7%
% of FP17s Relating to Continuations	78	2,397	3.3%	1.0%	1.0%	0.8%
% of Patients satisfied with the dentistry they have received	3	3	N/A	93.1%	94.2%	93.4%
% of Patients satisfied with the time they had to wait for an appointment	3	3	N/A	88.2%	88.4%	87.6%

* This is based on patients treated on this contract for their most recent course of treatment. Figures in italics indicate the base number of FP17s or Patient Questionnaire responses are less than 100. N/A is shown where the base number of responses is less than 10 during the period. % is calculated as Quantity/Base number*100

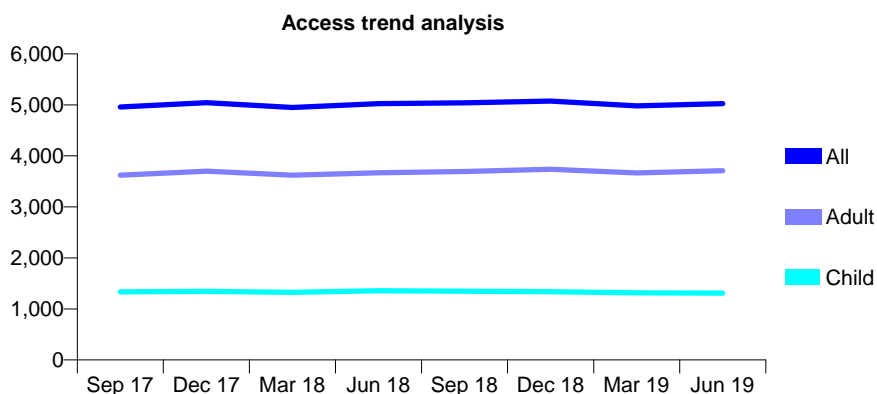
Q44 - Vital Signs At a Glance Contract Report for 134848/0001 - June 2019

Name or company name	Balls Road Dental Practice
Contract type name	GDS Contract
Purpose of contract	General
Contract start date	01/04/2006
Contract end date	

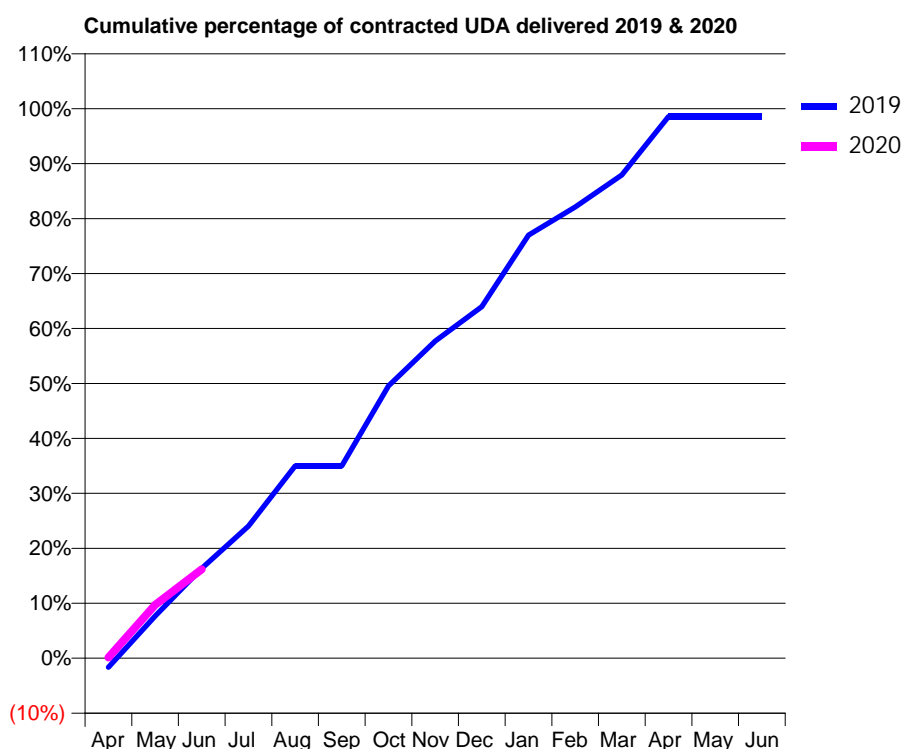
19/20 Contracted general activity (UDA)	14,640
Carry forward general activity (UDA)	0
19/20 Contracted orthodontic activity (UOA)	0
Carry forward orthodontic activity (UOA)	0
Baseline contract value	£437,711.60

ACCESS*

Patients seen in 24 months	Total	Change since previous quarter
Quarter ending June 2018	5,024	
Quarter ending September 2018	5,040	→
Quarter ending December 2018	5,074	→
Quarter ending March 2019	4,983	↓
Quarter ending June 2019	5,023	→
Variance since June 2018	(0.0%)	→



ACTIVITY



Month	2019	2020
April	-245	19
May	1,124	1,424
June	2,398	2,368
July	3,519	
August	5,123	
September	5,123	
October	7,252	
November	8,449	
December	9,363	
January	11,272	
February	12,021	
March	12,872	
April	14,430	
May	14,430	
June	14,430	

QUALITY

	Quantity	Base Number	Contract	AT	Region	England
% of FP17s for the same patient ID Re-attending within 3 months - Children	44	599	7.3%	11.3%	12.1%	11.4%
% of FP17s for the same patient ID Re-attending within 3 months - Adults	181	1,401	12.9%	16.0%	15.6%	15.4%
% of FP17s for the same patient ID Re-attending between 3 & 9 months - Children	405	599	67.6%	57.9%	61.2%	59.8%
% of FP17s for the same patient ID Re-attending between 3 & 9 months - Adults	838	1,401	59.8%	53.0%	54.5%	52.1%
% of FP17s for Band 1 Urgent Courses	91	1,223	7.4%	10.0%	9.1%	9.2%
% of FP17s Relating to Free Repair or Replacements	3	1,223	0.2%	0.9%	1.0%	0.7%
% of FP17s Relating to Continuations	13	1,223	1.1%	1.0%	1.0%	0.8%
% of Patients satisfied with the dentistry they have received	5	5	N/A	93.1%	94.2%	93.4%
% of Patients satisfied with the time they had to wait for an appointment	5	5	N/A	88.2%	88.4%	87.6%

* This is based on patients treated on this contract for their most recent course of treatment. Figures in italics indicate the base number of FP17s or Patient Questionnaire responses are less than 100. N/A is shown where the base number of responses is less than 10 during the period. % is calculated as Quantity/Base number*100

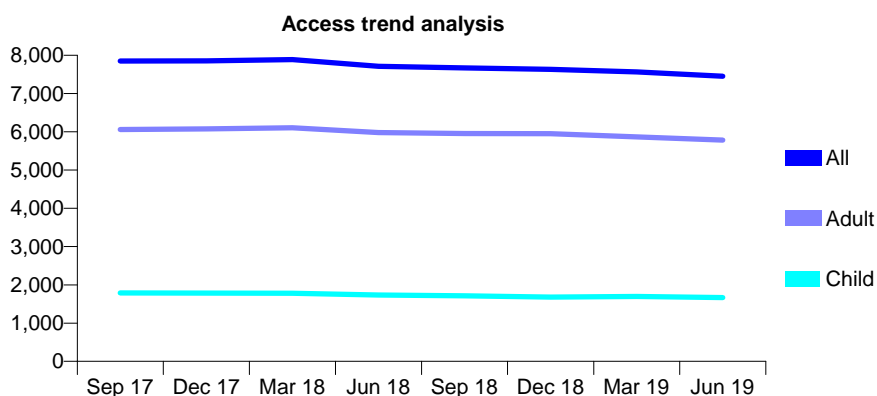
Q44 - Vital Signs At a Glance Contract Report for 135550/0001 - June 2019

Name or company name	Upton Dental Practice Limited
Contract type name	GDS Contract
Purpose of contract	General
Contract start date	01/04/2011
Contract end date	

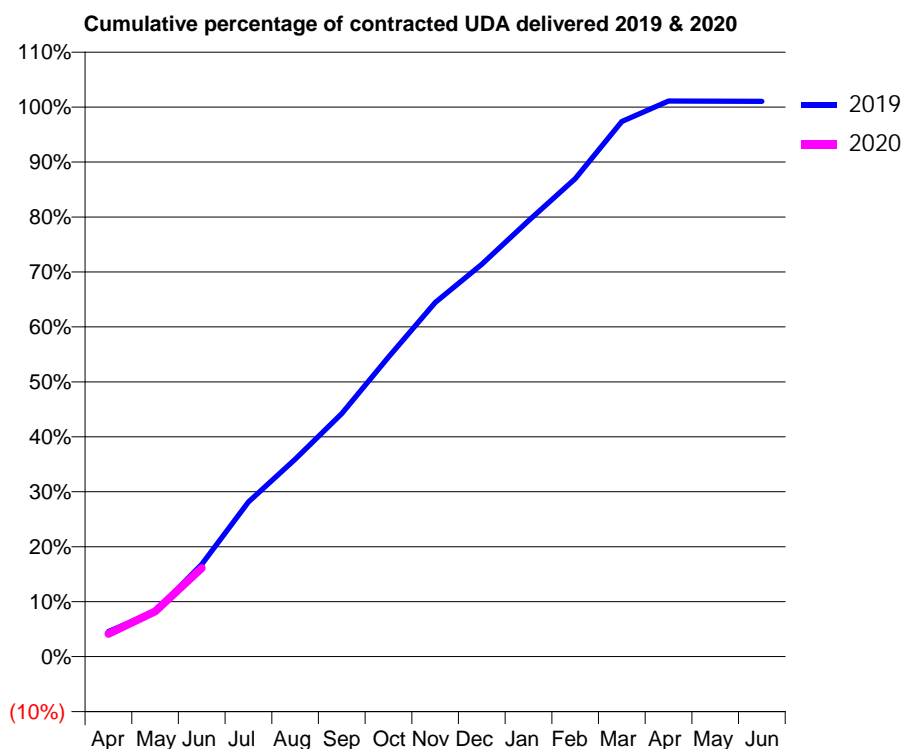
19/20 Contracted general activity (UDA)	23,980
Carry forward general activity (UDA)	0
19/20 Contracted orthodontic activity (UOA)	0
Carry forward orthodontic activity (UOA)	0
Baseline contract value	£716,236.68

ACCESS*

Patients seen in 24 months	Total	Change since previous quarter
Quarter ending June 2018	7,714	
Quarter ending September 2018	7,670	→
Quarter ending December 2018	7,632	→
Quarter ending March 2019	7,565	→
Quarter ending June 2019	7,451	↓
Variance since June 2018	(3.4%)	↓



ACTIVITY



Month	Adjusted Scheduled Activity (UDA)	
	2019	2020
April	1,095	1,000
May	1,968	1,973
June	4,025	3,865
July	6,754	
August	8,614	
September	10,606	
October	13,067	
November	15,456	
December	17,118	
January	19,020	
February	20,858	
March	23,350	
April	24,238	
May	24,236	
June	24,229	

QUALITY

	Quantity	Base Number	Contract	AT	Region	England
% of FP17s for the same patient ID Re-attending within 3 months - Children	41	478	8.6%	11.3%	12.1%	11.4%
% of FP17s for the same patient ID Re-attending within 3 months - Adults	360	1,698	21.2%	16.0%	15.6%	15.4%
% of FP17s for the same patient ID Re-attending between 3 & 9 months - Children	239	478	50.0%	57.9%	61.2%	59.8%
% of FP17s for the same patient ID Re-attending between 3 & 9 months - Adults	889	1,698	52.4%	53.0%	54.5%	52.1%
% of FP17s for Band 1 Urgent Courses	198	1,823	10.9%	10.0%	9.1%	9.2%
% of FP17s Relating to Free Repair or Replacements	20	1,823	1.1%	0.9%	1.0%	0.7%
% of FP17s Relating to Continuations	36	1,823	2.0%	1.0%	1.0%	0.8%
% of Patients satisfied with the dentistry they have received	5	5	N/A	93.1%	94.2%	93.4%
% of Patients satisfied with the time they had to wait for an appointment	4	5	N/A	88.2%	88.4%	87.6%

* This is based on patients treated on this contract for their most recent course of treatment. Figures in italics indicate the base number of FP17s or Patient Questionnaire responses are less than 100. N/A is shown where the base number of responses is less than 10 during the period. % is calculated as Quantity/Base number*100

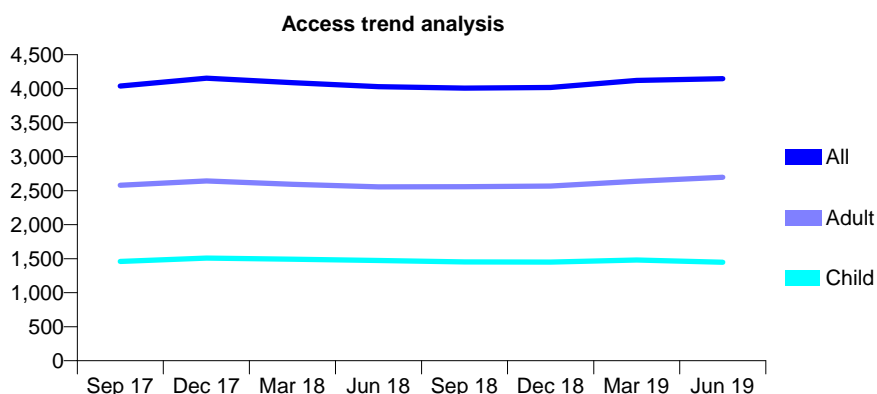
Q44 - Vital Signs At a Glance Contract Report for 136646/0001 - June 2019

Name or company name	Victoria Street Dental Practice Ltd
Contract type name	GDS Contract
Purpose of contract	General
Contract start date	01/05/2011
Contract end date	

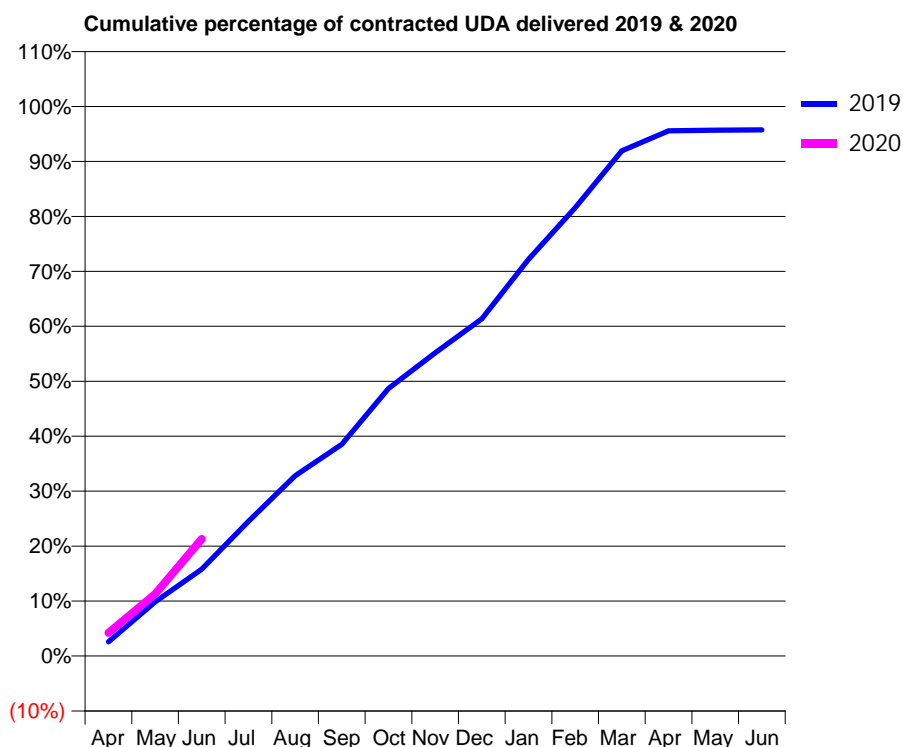
19/20 Contracted general activity (UDA)	12,551
Carry forward general activity (UDA)	0
19/20 Contracted orthodontic activity (UOA)	0
Carry forward orthodontic activity (UOA)	0
Baseline contract value	£411,532.81

ACCESS*

Patients seen in 24 months	Total	Change since previous quarter
Quarter ending June 2018	4,028	
Quarter ending September 2018	4,009	→
Quarter ending December 2018	4,017	→
Quarter ending March 2019	4,121	↑
Quarter ending June 2019	4,146	→
Variance since June 2018	2.9%	↑



ACTIVITY



Month	Adjusted Scheduled Activity (UDA)	
	2019	2020
April	324	527
May	1,239	1,416
June	1,983	2,674
July	3,074	
August	4,116	
September	4,837	
October	6,107	
November	6,923	
December	7,703	
January	9,061	
February	10,237	
March	11,536	
April	11,995	
May	12,009	
June	12,016	

QUALITY

	Quantity	Base Number	Contract	AT	Region	England
% of FP17s for the same patient ID Re-attending within 3 months - Children	32	435	7.4%	11.3%	12.1%	11.4%
% of FP17s for the same patient ID Re-attending within 3 months - Adults	114	793	14.4%	16.0%	15.6%	15.4%
% of FP17s for the same patient ID Re-attending between 3 & 9 months - Children	245	435	56.3%	57.9%	61.2%	59.8%
% of FP17s for the same patient ID Re-attending between 3 & 9 months - Adults	354	793	44.6%	53.0%	54.5%	52.1%
% of FP17s for Band 1 Urgent Courses	94	1,051	8.9%	10.0%	9.1%	9.2%
% of FP17s Relating to Free Repair or Replacements	4	1,051	0.4%	0.9%	1.0%	0.7%
% of FP17s Relating to Continuations	1	1,051	0.1%	1.0%	1.0%	0.8%
% of Patients satisfied with the dentistry they have received	3	4	N/A	93.1%	94.2%	93.4%
% of Patients satisfied with the time they had to wait for an appointment	3	4	N/A	88.2%	88.4%	87.6%

* This is based on patients treated on this contract for their most recent course of treatment. Figures in italics indicate the base number of FP17s or Patient Questionnaire responses are less than 100. N/A is shown where the base number of responses is less than 10 during the period. % is calculated as Quantity/Base number*100

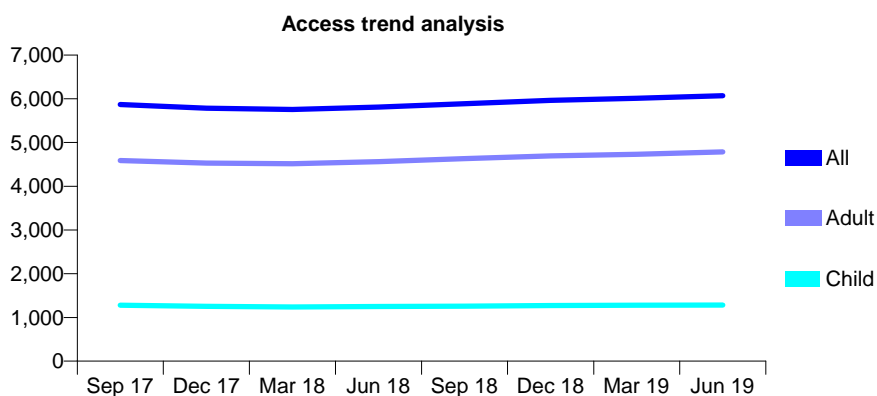
Q44 - Vital Signs At a Glance Contract Report for 137030/0001 - June 2019

Name or company name	C & V Gillespie
Contract type name	GDS Contract
Purpose of contract	General
Contract start date	01/01/2011
Contract end date	

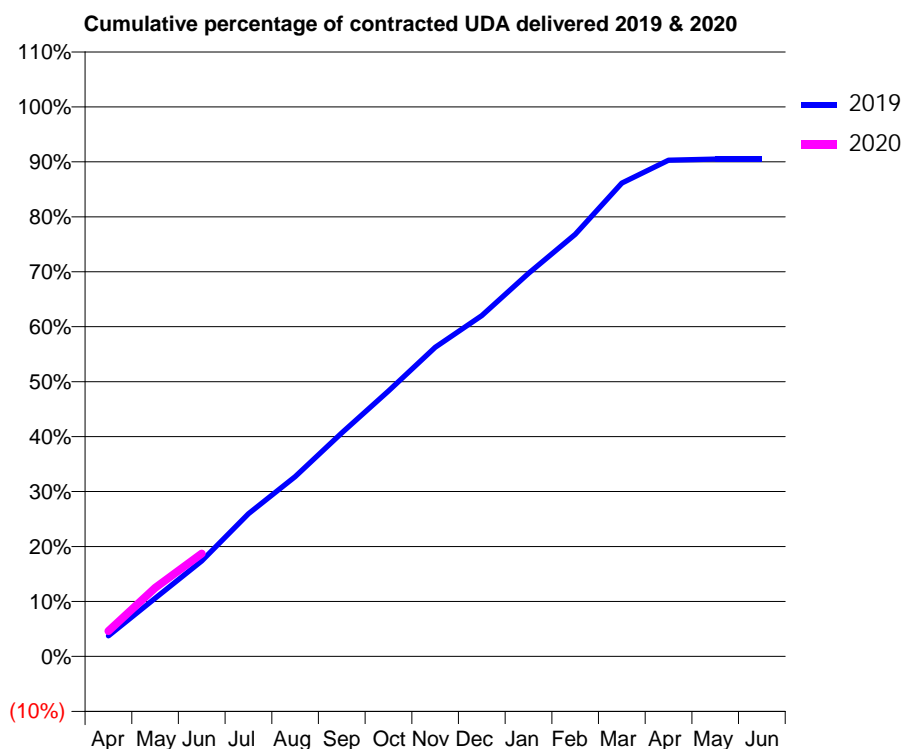
19/20 Contracted general activity (UDA)	18,300
Carry forward general activity (UDA)	0
19/20 Contracted orthodontic activity (UOA)	0
Carry forward orthodontic activity (UOA)	0
Baseline contract value	£446,680.86

ACCESS*

Patients seen in 24 months	Total	Change since previous quarter
Quarter ending June 2018	5,810	
Quarter ending September 2018	5,889	→
Quarter ending December 2018	5,963	→
Quarter ending March 2019	6,010	→
Quarter ending June 2019	6,071	→
Variance since June 2018	4.5%	↑



ACTIVITY



Month	2019	2020
April	686	845
May	1,938	2,286
June	3,176	3,426
July	4,751	
August	5,991	
September	7,445	
October	8,841	
November	10,293	
December	11,348	
January	12,756	
February	14,060	
March	15,763	
April	16,521	
May	16,563	
June	16,563	

QUALITY

	Quantity	Base Number	Contract	AT	Region	England
% of FP17s for the same patient ID Re-attending within 3 months - Children	34	495	6.9%	11.3%	12.1%	11.4%
% of FP17s for the same patient ID Re-attending within 3 months - Adults	286	1,904	15.0%	16.0%	15.6%	15.4%
% of FP17s for the same patient ID Re-attending between 3 & 9 months - Children	350	495	70.7%	57.9%	61.2%	59.8%
% of FP17s for the same patient ID Re-attending between 3 & 9 months - Adults	1,229	1,904	64.5%	53.0%	54.5%	52.1%
% of FP17s for Band 1 Urgent Courses	153	2,025	7.6%	10.0%	9.1%	9.2%
% of FP17s Relating to Free Repair or Replacements	21	2,025	1.0%	0.9%	1.0%	0.7%
% of FP17s Relating to Continuations	32	2,025	1.6%	1.0%	1.0%	0.8%
% of Patients satisfied with the dentistry they have received	7	8	N/A	93.1%	94.2%	93.4%
% of Patients satisfied with the time they had to wait for an appointment	8	8	N/A	88.2%	88.4%	87.6%

* This is based on patients treated on this contract for their most recent course of treatment. Figures in italics indicate the base number of FP17s or Patient Questionnaire responses are less than 100. N/A is shown where the base number of responses is less than 10 during the period. % is calculated as Quantity/Base number*100

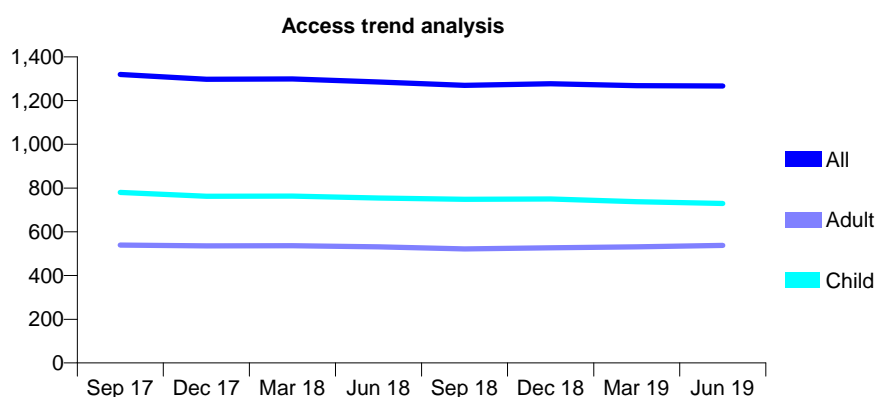
Q44 - Vital Signs At a Glance Contract Report for 137111/0001 - June 2019

Name or company name	Gaskell Avenue Dental Practice Ltd
Contract type name	GDS Contract
Purpose of contract	General
Contract start date	01/09/2011
Contract end date	

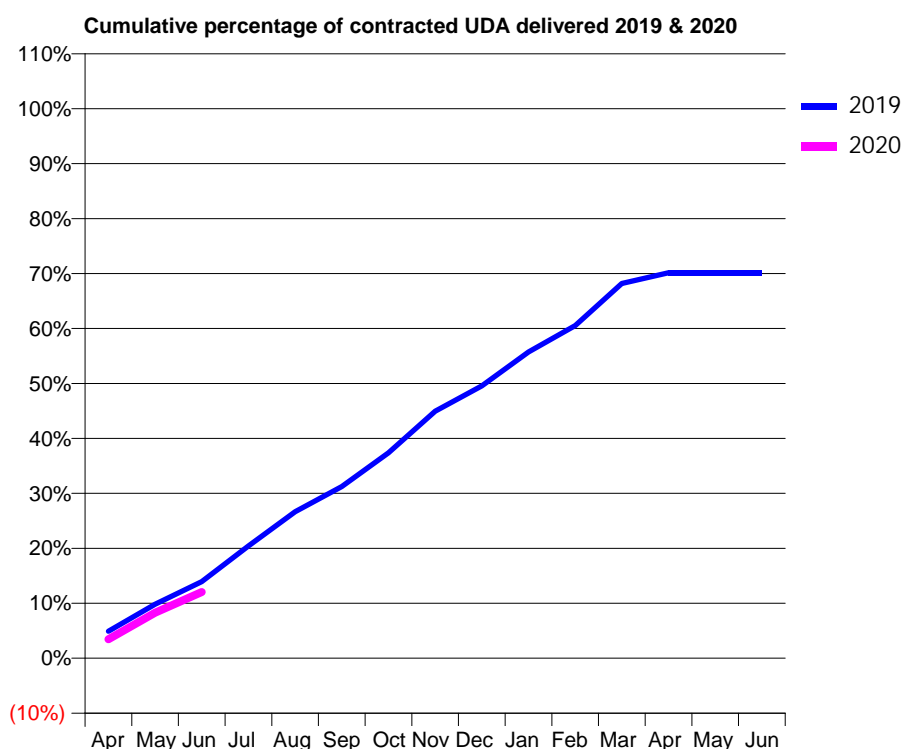
19/20 Contracted general activity (UDA)	7,000
Carry forward general activity (UDA)	0
19/20 Contracted orthodontic activity (UOA)	0
Carry forward orthodontic activity (UOA)	0
Baseline contract value	£179,443.81

ACCESS*

Patients seen in 24 months	Total	Change since previous quarter
Quarter ending June 2018	1,285	
Quarter ending September 2018	1,270	↓
Quarter ending December 2018	1,277	→
Quarter ending March 2019	1,268	→
Quarter ending June 2019	1,267	→
Variance since June 2018	(1.4%)	↓



ACTIVITY



Adjusted Scheduled Activity (UDA)		
Month	2019	2020
April	345	241
May	689	581
June	976	843
July	1,429	
August	1,865	
September	2,188	
October	2,616	
November	3,147	
December	3,468	
January	3,901	
February	4,238	
March	4,773	
April	4,910	
May	4,910	
June	4,910	

QUALITY

	Quantity	Base Number	Contract	AT	Region	England
% of FP17s for the same patient ID Re-attending within 3 months - Children	27	281	9.6%	11.3%	12.1%	11.4%
% of FP17s for the same patient ID Re-attending within 3 months - Adults	31	140	22.1%	16.0%	15.6%	15.4%
% of FP17s for the same patient ID Re-attending between 3 & 9 months - Children	191	281	68.0%	57.9%	61.2%	59.8%
% of FP17s for the same patient ID Re-attending between 3 & 9 months - Adults	76	140	54.3%	53.0%	54.5%	52.1%
% of FP17s for Band 1 Urgent Courses	12	377	3.2%	10.0%	9.1%	9.2%
% of FP17s Relating to Free Repair or Replacements	0	377	0.0%	0.9%	1.0%	0.7%
% of FP17s Relating to Continuations	0	377	0.0%	1.0%	1.0%	0.8%
% of Patients satisfied with the dentistry they have received	0	0	N/A	93.1%	94.2%	93.4%
% of Patients satisfied with the time they had to wait for an appointment	0	0	N/A	88.2%	88.4%	87.6%

* This is based on patients treated on this contract for their most recent course of treatment.

Figures in italics indicate the base number of FP17s or Patient Questionnaire responses are less than 100. N/A is shown where the base number of responses is less than 10 during the period. % is calculated as Quantity/Base number*100

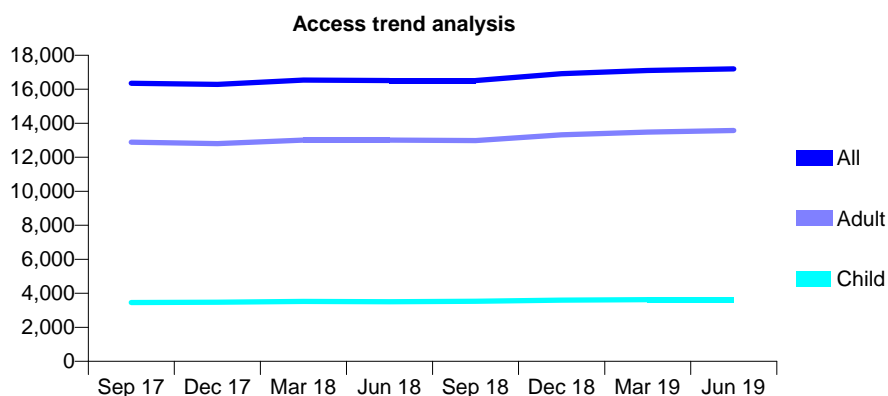
Q44 - Vital Signs At a Glance Contract Report for 138126/0001 - June 2019

Name or company name	Congleton Dental Centre
Contract type name	GDS Contract
Purpose of contract	General
Contract start date	01/04/2010
Contract end date	

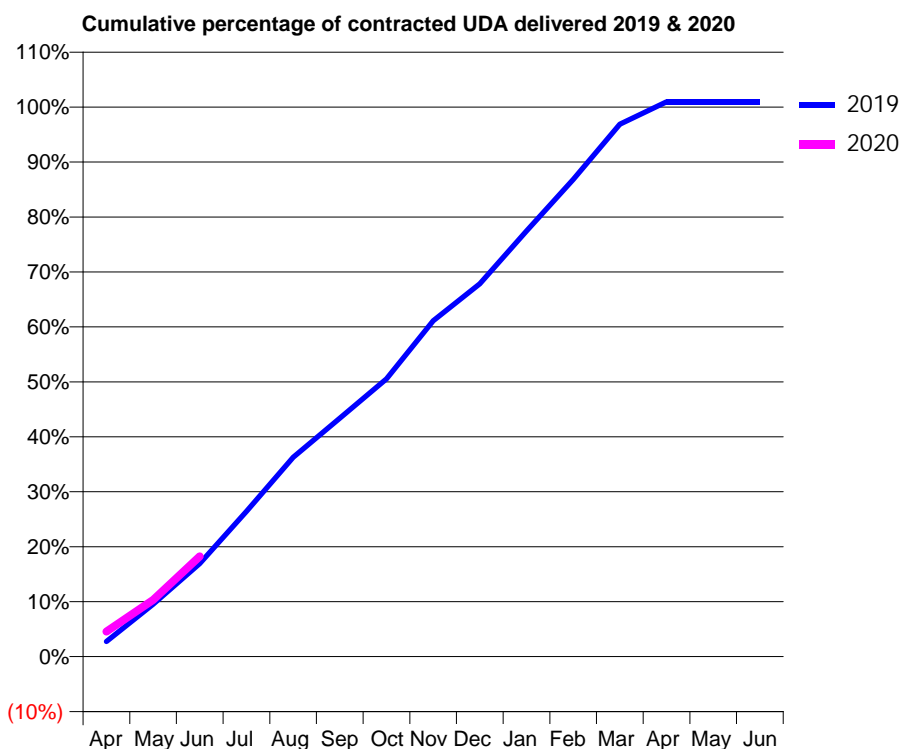
19/20 Contracted general activity (UDA)	47,500
Carry forward general activity (UDA)	0
19/20 Contracted orthodontic activity (UOA)	0
Carry forward orthodontic activity (UOA)	0
Baseline contract value	£1,413,957.50

ACCESS*

Patients seen in 24 months	Total	Change since previous quarter
Quarter ending June 2018	16,517	
Quarter ending September 2018	16,515	→
Quarter ending December 2018	16,913	↑
Quarter ending March 2019	17,108	→
Quarter ending June 2019	17,199	→
Variance since June 2018	4.1%	↑



ACTIVITY



Month	Adjusted Scheduled Activity (UDA)	
	2019	2020
April	1,311	2,156
May	4,535	4,906
June	8,040	8,679
July	12,563	
August	17,231	
September	20,608	
October	24,001	
November	29,033	
December	32,227	
January	36,788	
February	41,248	
March	46,015	
April	47,946	
May	47,955	
June	47,956	

QUALITY

	Quantity	Base Number	Contract	AT	Region	England
% of FP17s for the same patient ID Re-attending within 3 months - Children	89	1,313	6.8%	11.3%	12.1%	11.4%
% of FP17s for the same patient ID Re-attending within 3 months - Adults	835	5,399	15.5%	16.0%	15.6%	15.4%
% of FP17s for the same patient ID Re-attending between 3 & 9 months - Children	905	1,313	68.9%	57.9%	61.2%	59.8%
% of FP17s for the same patient ID Re-attending between 3 & 9 months - Adults	3,534	5,399	65.5%	53.0%	54.5%	52.1%
% of FP17s for Band 1 Urgent Courses	458	5,688	8.1%	10.0%	9.1%	9.2%
% of FP17s Relating to Free Repair or Replacements	49	5,688	0.9%	0.9%	1.0%	0.7%
% of FP17s Relating to Continuations	39	5,688	0.7%	1.0%	1.0%	0.8%
% of Patients satisfied with the dentistry they have received	11	12	91.7%	93.1%	94.2%	93.4%
% of Patients satisfied with the time they had to wait for an appointment	11	12	91.7%	88.2%	88.4%	87.6%

* This is based on patients treated on this contract for their most recent course of treatment. Figures in italics indicate the base number of FP17s or Patient Questionnaire responses are less than 100. N/A is shown where the base number of responses is less than 10 during the period. % is calculated as Quantity/Base number*100

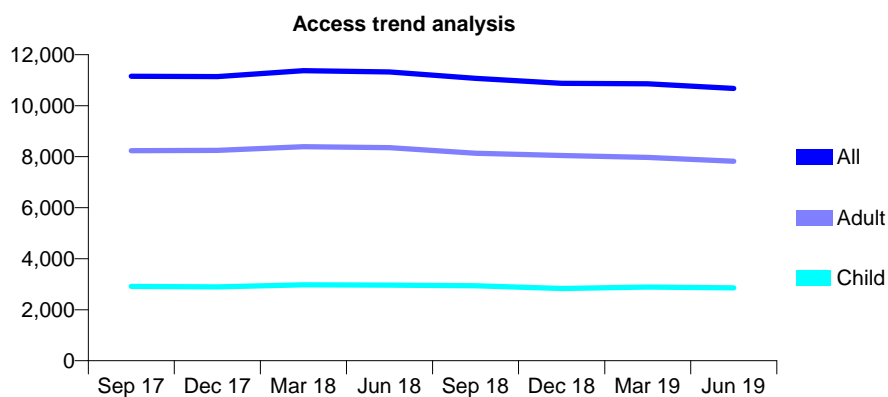
Q44 - Vital Signs At a Glance Contract Report for 138665/0001 - June 2019

Name or company name	Johnson & Whitehouse
Contract type name	GDS Contract
Purpose of contract	General
Contract start date	01/04/2009
Contract end date	

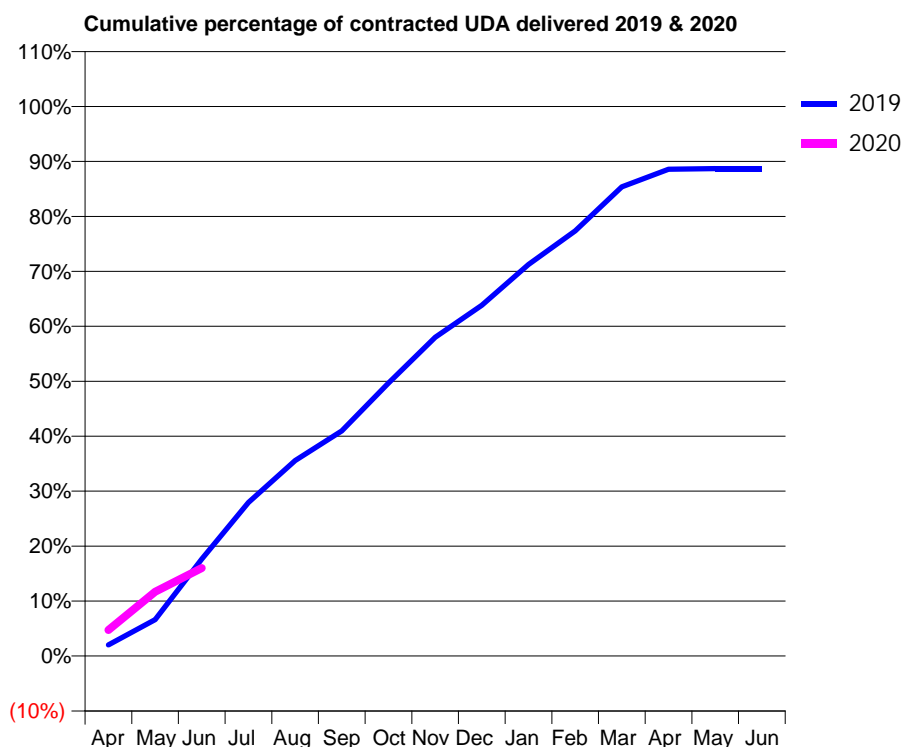
19/20 Contracted general activity (UDA)	32,052
Carry forward general activity (UDA)	0
19/20 Contracted orthodontic activity (UOA)	0
Carry forward orthodontic activity (UOA)	0
Baseline contract value	£980,785.57

ACCESS*

Patients seen in 24 months	Total	Change since previous quarter
Quarter ending June 2018	11,323	
Quarter ending September 2018	11,071	↓
Quarter ending December 2018	10,879	↓
Quarter ending March 2019	10,859	→
Quarter ending June 2019	10,677	↓
Variance since June 2018	(5.7%)	↓



ACTIVITY



Month	Adjusted Scheduled Activity (UDA)	
	2019	2020
April	650	1,517
May	2,124	3,753
June	5,653	5,129
July	8,957	
August	11,400	
September	13,130	
October	15,916	
November	18,588	
December	20,456	
January	22,836	
February	24,803	
March	27,362	
April	28,396	
May	28,424	
June	28,424	

QUALITY

	Quantity	Base Number	Contract	AT	Region	England
% of FP17s for the same patient ID Re-attending within 3 months - Children	84	910	9.2%	11.3%	12.1%	11.4%
% of FP17s for the same patient ID Re-attending within 3 months - Adults	308	2,181	14.1%	16.0%	15.6%	15.4%
% of FP17s for the same patient ID Re-attending between 3 & 9 months - Children	432	910	47.5%	57.9%	61.2%	59.8%
% of FP17s for the same patient ID Re-attending between 3 & 9 months - Adults	1,115	2,181	51.1%	53.0%	54.5%	52.1%
% of FP17s for Band 1 Urgent Courses	222	2,598	8.5%	10.0%	9.1%	9.2%
% of FP17s Relating to Free Repair or Replacements	25	2,598	1.0%	0.9%	1.0%	0.7%
% of FP17s Relating to Continuations	16	2,598	0.6%	1.0%	1.0%	0.8%
% of Patients satisfied with the dentistry they have received	4	6	N/A	93.1%	94.2%	93.4%
% of Patients satisfied with the time they had to wait for an appointment	5	6	N/A	88.2%	88.4%	87.6%

* This is based on patients treated on this contract for their most recent course of treatment. Figures in italics indicate the base number of FP17s or Patient Questionnaire responses are less than 100. N/A is shown where the base number of responses is less than 10 during the period. % is calculated as Quantity/Base number*100

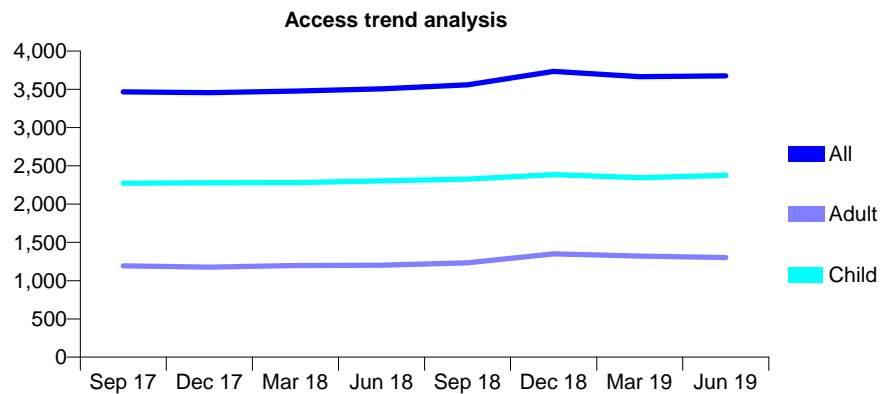
Q44 - Vital Signs At a Glance Contract Report for 138681/0001 - June 2019

Name or company name	The Old Surgery Dental Practice Ltd
Contract type name	GDS Contract
Purpose of contract	General
Contract start date	01/04/2011
Contract end date	

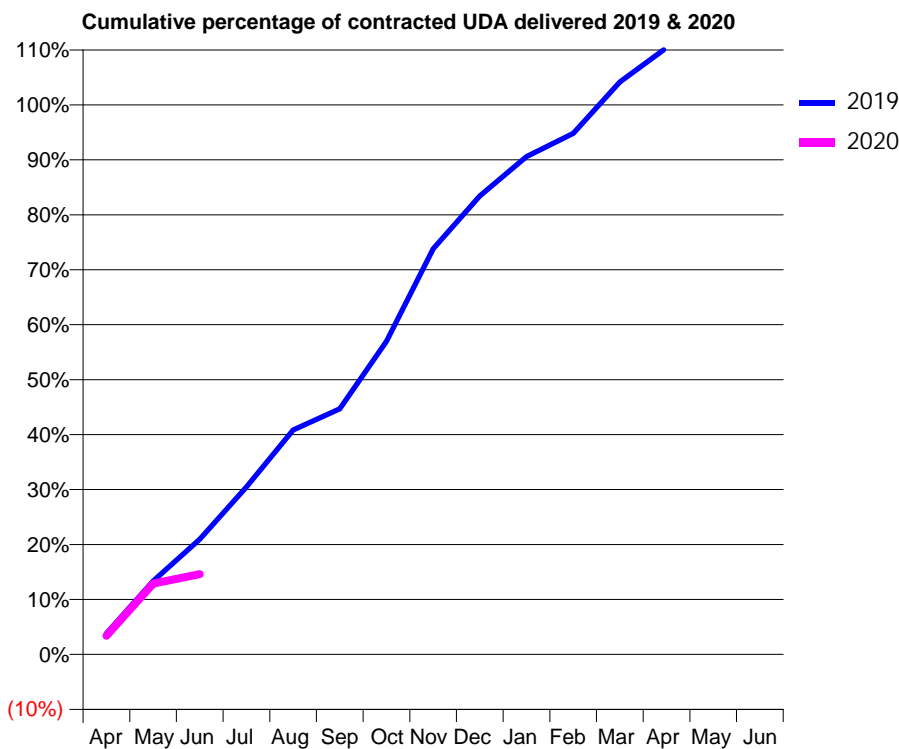
19/20 Contracted general activity (UDA)	8,539
Carry forward general activity (UDA)	0
19/20 Contracted orthodontic activity (UOA)	0
Carry forward orthodontic activity (UOA)	0
Baseline contract value	£459,305.40

ACCESS*

Patients seen in 24 months	Total	Change since previous quarter
Quarter ending June 2018	3,506	
Quarter ending September 2018	3,559	→
Quarter ending December 2018	3,735	↑
Quarter ending March 2019	3,665	↓
Quarter ending June 2019	3,676	→
Variance since June 2018	4.8%	↑



ACTIVITY



Month	2019	2020
April	329	289
May	1,140	1,102
June	1,789	1,249
July	2,602	
August	3,488	
September	3,815	
October	4,864	
November	6,303	
December	7,124	
January	7,735	
February	8,095	
March	8,896	
April	9,427	
May	9,469	
June	9,471	

QUALITY

	Quantity	Base Number	Contract	AT	Region	England
% of FP17s for the same patient ID Re-attending within 3 months - Children	48	768	6.3%	11.3%	12.1%	11.4%
% of FP17s for the same patient ID Re-attending within 3 months - Adults	64	331	19.3%	16.0%	15.6%	15.4%
% of FP17s for the same patient ID Re-attending between 3 & 9 months - Children	435	768	56.6%	57.9%	61.2%	59.8%
% of FP17s for the same patient ID Re-attending between 3 & 9 months - Adults	180	331	54.4%	53.0%	54.5%	52.1%
% of FP17s for Band 1 Urgent Courses	36	758	4.7%	10.0%	9.1%	9.2%
% of FP17s Relating to Free Repair or Replacements	0	758	0.0%	0.9%	1.0%	0.7%
% of FP17s Relating to Continuations	0	758	0.0%	1.0%	1.0%	0.8%
% of Patients satisfied with the dentistry they have received	1	1	N/A	93.1%	94.2%	93.4%
% of Patients satisfied with the time they had to wait for an appointment	1	1	N/A	88.2%	88.4%	87.6%

* This is based on patients treated on this contract for their most recent course of treatment. Figures in italics indicate the base number of FP17s or Patient Questionnaire responses are less than 100. N/A is shown where the base number of responses is less than 10 during the period. % is calculated as Quantity/Base number*100

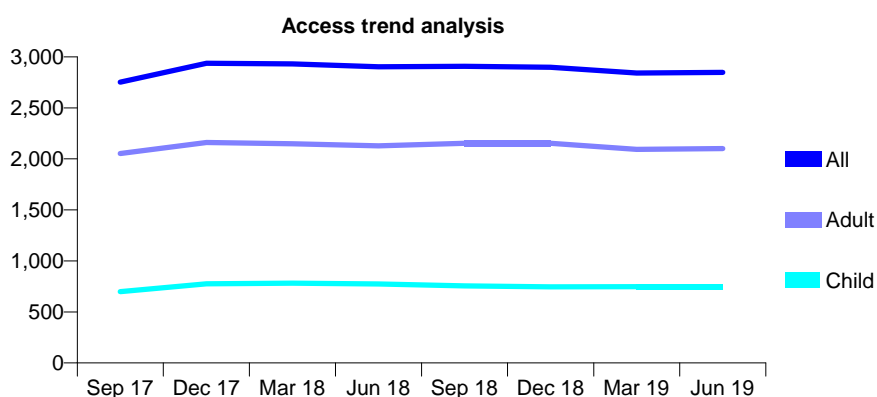
Q44 - Vital Signs At a Glance Contract Report for 138711/0001 - June 2019

Name or company name	Warren Drive Dental Practice
Contract type name	GDS Contract
Purpose of contract	General
Contract start date	01/04/2006
Contract end date	

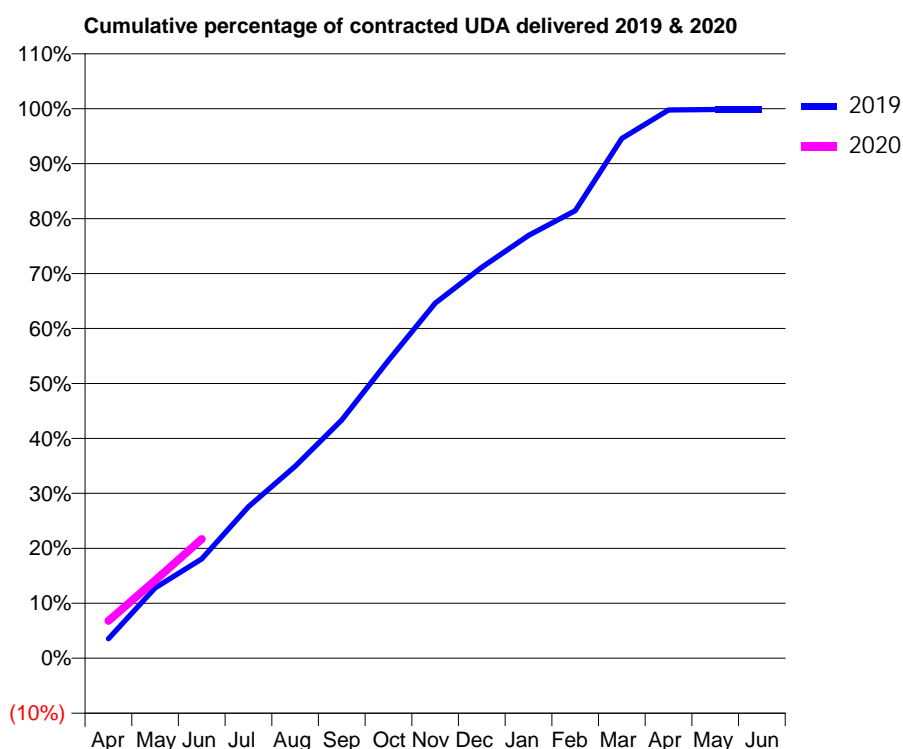
19/20 Contracted general activity (UDA)	8,407
Carry forward general activity (UDA)	0
19/20 Contracted orthodontic activity (UOA)	0
Carry forward orthodontic activity (UOA)	0
Baseline contract value	£266,732.29

ACCESS*

Patients seen in 24 months	Total	Change since previous quarter
Quarter ending June 2018	2,902	
Quarter ending September 2018	2,908	→
Quarter ending December 2018	2,899	→
Quarter ending March 2019	2,841	↓
Quarter ending June 2019	2,848	→
Variance since June 2018	(1.9%)	↓



ACTIVITY



Month	2019	2020
April	296	572
May	1,075	1,192
June	1,518	1,824
July	2,319	
August	2,936	
September	3,645	
October	4,555	
November	5,431	
December	5,980	
January	6,465	
February	6,848	
March	7,951	
April	8,385	
May	8,395	
June	8,395	

QUALITY

	Quantity	Base Number	Contract	AT	Region	England
% of FP17s for the same patient ID Re-attending within 3 months - Children	26	314	8.3%	11.3%	12.1%	11.4%
% of FP17s for the same patient ID Re-attending within 3 months - Adults	149	782	19.1%	16.0%	15.6%	15.4%
% of FP17s for the same patient ID Re-attending between 3 & 9 months - Children	173	314	55.1%	57.9%	61.2%	59.8%
% of FP17s for the same patient ID Re-attending between 3 & 9 months - Adults	379	782	48.5%	53.0%	54.5%	52.1%
% of FP17s for Band 1 Urgent Courses	123	891	13.8%	10.0%	9.1%	9.2%
% of FP17s Relating to Free Repair or Replacements	2	891	0.2%	0.9%	1.0%	0.7%
% of FP17s Relating to Continuations	5	891	0.6%	1.0%	1.0%	0.8%
% of Patients satisfied with the dentistry they have received	1	1	N/A	93.1%	94.2%	93.4%
% of Patients satisfied with the time they had to wait for an appointment	1	1	N/A	88.2%	88.4%	87.6%

* This is based on patients treated on this contract for their most recent course of treatment.

Figures in italics indicate the base number of FP17s or Patient Questionnaire responses are less than 100. N/A is shown where the base number of responses is less than 10 during the period. % is calculated as Quantity/Base number*100

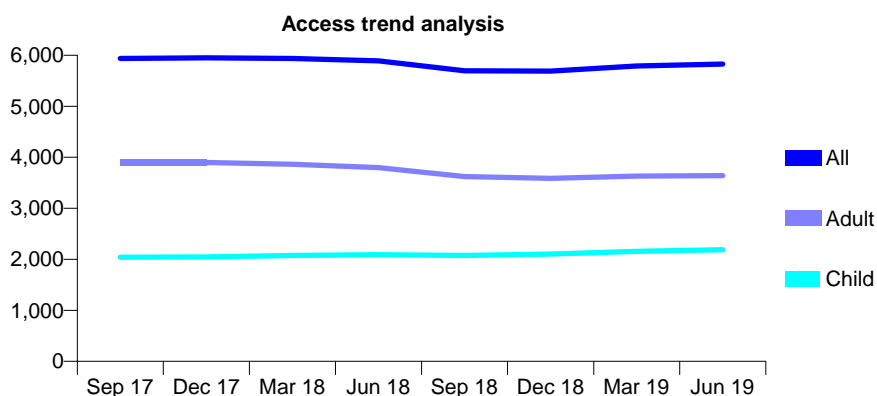
Q44 - Vital Signs At a Glance Contract Report for 139467/0001 - June 2019

Name or company name	Sandon Dental Practice
Contract type name	GDS Contract
Purpose of contract	General
Contract start date	01/01/2011
Contract end date	

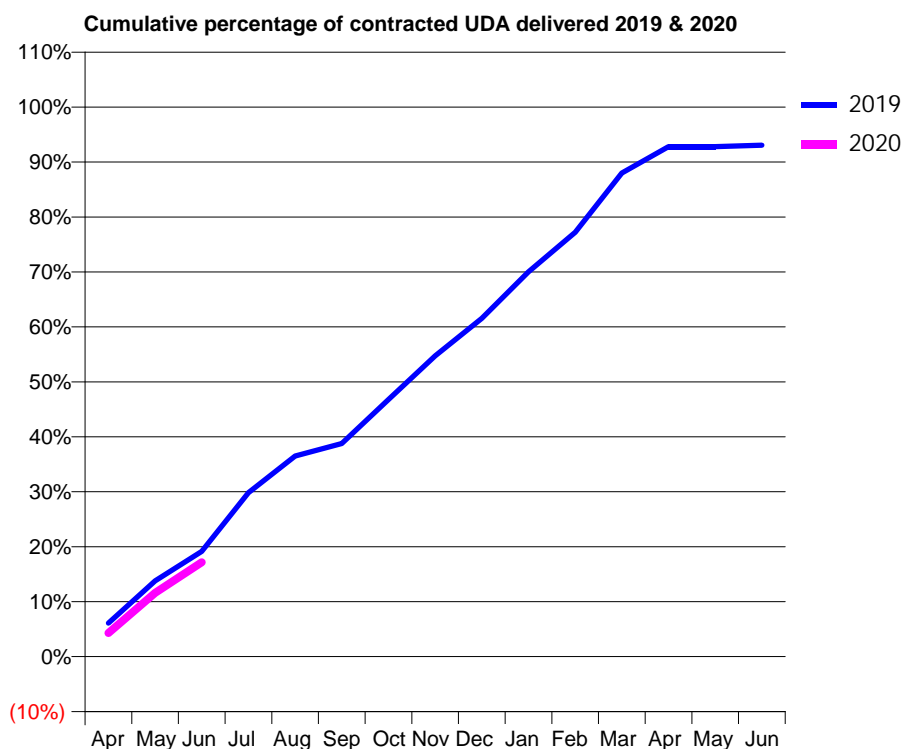
19/20 Contracted general activity (UDA)	11,145
Carry forward general activity (UDA)	0
19/20 Contracted orthodontic activity (UOA)	0
Carry forward orthodontic activity (UOA)	0
Baseline contract value	£274,077.04

ACCESS*

Patients seen in 24 months	Total	Change since previous quarter
Quarter ending June 2018	5,888	
Quarter ending September 2018	5,696	↓
Quarter ending December 2018	5,691	→
Quarter ending March 2019	5,790	→
Quarter ending June 2019	5,827	→
Variance since June 2018	(1.0%)	↓



ACTIVITY



Month	Adjusted Scheduled Activity (UDA)	
	2019	2020
April	681	481
May	1,537	1,293
June	2,135	1,914
July	3,325	
August	4,068	
September	4,320	
October	5,214	
November	6,099	
December	6,861	
January	7,803	
February	8,606	
March	9,804	
April	10,344	
May	10,345	
June	10,371	

QUALITY

	Quantity	Base Number	Contract	AT	Region	England
% of FP17s for the same patient ID Re-attending within 3 months - Children	39	741	5.3%	11.3%	12.1%	11.4%
% of FP17s for the same patient ID Re-attending within 3 months - Adults	166	1,109	15.0%	16.0%	15.6%	15.4%
% of FP17s for the same patient ID Re-attending between 3 & 9 months - Children	465	741	62.8%	57.9%	61.2%	59.8%
% of FP17s for the same patient ID Re-attending between 3 & 9 months - Adults	496	1,109	44.7%	53.0%	54.5%	52.1%
% of FP17s for Band 1 Urgent Courses	103	1,335	7.7%	10.0%	9.1%	9.2%
% of FP17s Relating to Free Repair or Replacements	2	1,335	0.1%	0.9%	1.0%	0.7%
% of FP17s Relating to Continuations	9	1,335	0.7%	1.0%	1.0%	0.8%
% of Patients satisfied with the dentistry they have received	5	5	N/A	93.1%	94.2%	93.4%
% of Patients satisfied with the time they had to wait for an appointment	4	5	N/A	88.2%	88.4%	87.6%

* This is based on patients treated on this contract for their most recent course of treatment. Figures in italics indicate the base number of FP17s or Patient Questionnaire responses are less than 100. N/A is shown where the base number of responses is less than 10 during the period. % is calculated as Quantity/Base number*100

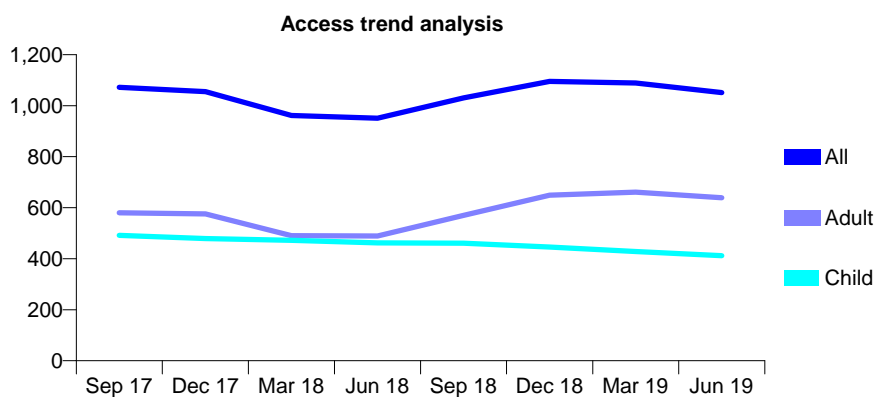
Q44 - Vital Signs At a Glance Contract Report for 140678/0001 - June 2019

Name or company name	Allen House Dental Practice
Contract type name	GDS Contract
Purpose of contract	General
Contract start date	01/07/2015
Contract end date	

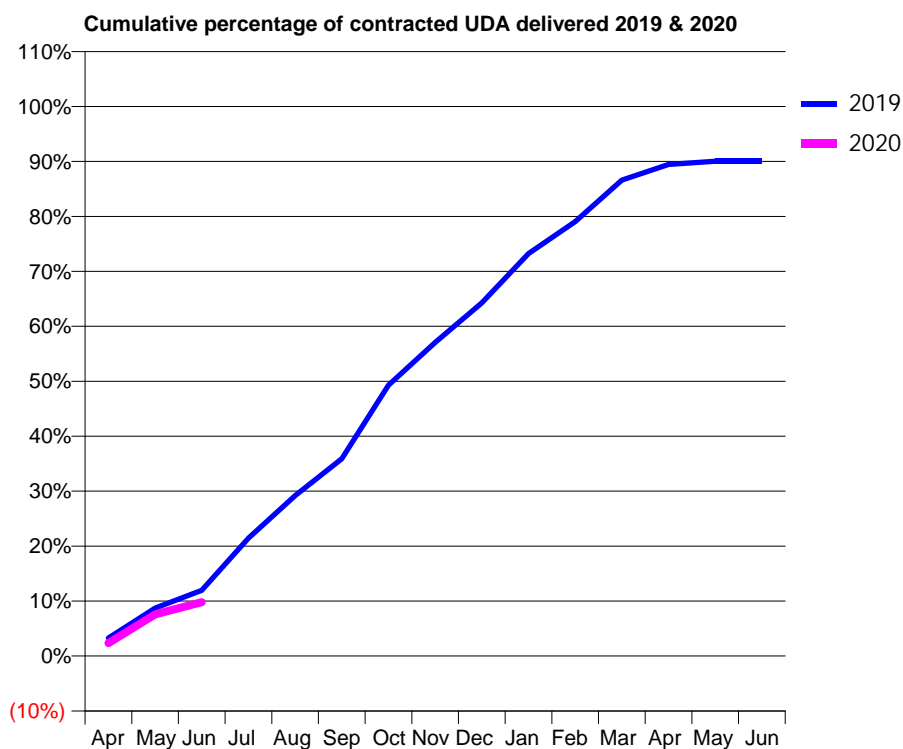
19/20 Contracted general activity (UDA)	2,821
Carry forward general activity (UDA)	0
19/20 Contracted orthodontic activity (UOA)	0
Carry forward orthodontic activity (UOA)	0
Baseline contract value	£87,876.34

ACCESS*

Patients seen in 24 months	Total	Change since previous quarter
Quarter ending June 2018	951	
Quarter ending September 2018	1,031	↑
Quarter ending December 2018	1,095	↑
Quarter ending March 2019	1,089	→
Quarter ending June 2019	1,051	↓
Variance since June 2018	10.5%	↑



ACTIVITY



Month	Adjusted Scheduled Activity (UDA)	
	2019	2020
April	93	66
May	246	214
June	337	276
July	606	
August	824	
September	1,013	
October	1,391	
November	1,610	
December	1,812	
January	2,066	
February	2,230	
March	2,443	
April	2,523	
May	2,540	
June	2,540	

QUALITY

	Quantity	Base Number	Contract	AT	Region	England
% of FP17s for the same patient ID Re-attending within 3 months - Children	6	100	6.0%	11.3%	12.1%	11.4%
% of FP17s for the same patient ID Re-attending within 3 months - Adults	9	91	9.9%	16.0%	15.6%	15.4%
% of FP17s for the same patient ID Re-attending between 3 & 9 months - Children	60	100	60.0%	57.9%	61.2%	59.8%
% of FP17s for the same patient ID Re-attending between 3 & 9 months - Adults	55	91	60.4%	53.0%	54.5%	52.1%
% of FP17s for Band 1 Urgent Courses	6	147	4.1%	10.0%	9.1%	9.2%
% of FP17s Relating to Free Repair or Replacements	0	147	0.0%	0.9%	1.0%	0.7%
% of FP17s Relating to Continuations	0	147	0.0%	1.0%	1.0%	0.8%
% of Patients satisfied with the dentistry they have received	0	0	N/A	93.1%	94.2%	93.4%
% of Patients satisfied with the time they had to wait for an appointment	0	0	N/A	88.2%	88.4%	87.6%

* This is based on patients treated on this contract for their most recent course of treatment. Figures in italics indicate the base number of FP17s or Patient Questionnaire responses are less than 100. N/A is shown where the base number of responses is less than 10 during the period. % is calculated as Quantity/Base number*100

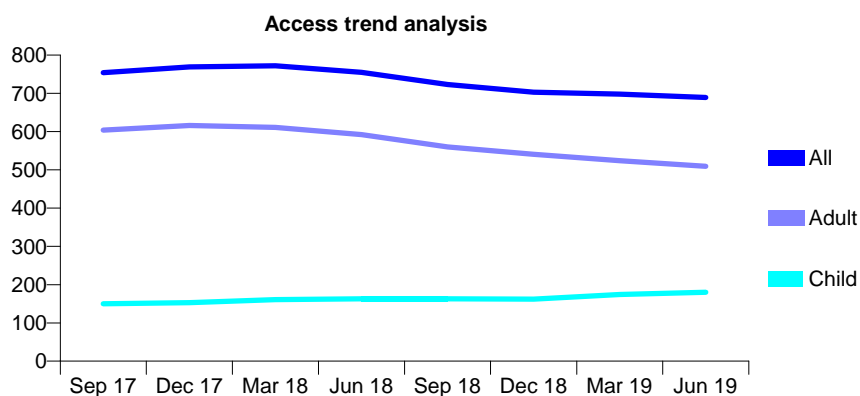
Q44 - Vital Signs At a Glance Contract Report for 141305/0016 - June 2019

Name or company name	East Cheshire NHS Trust
Contract type name	PDS Contract
Purpose of contract	General
Contract start date	01/04/2015
Contract end date	31/03/2021

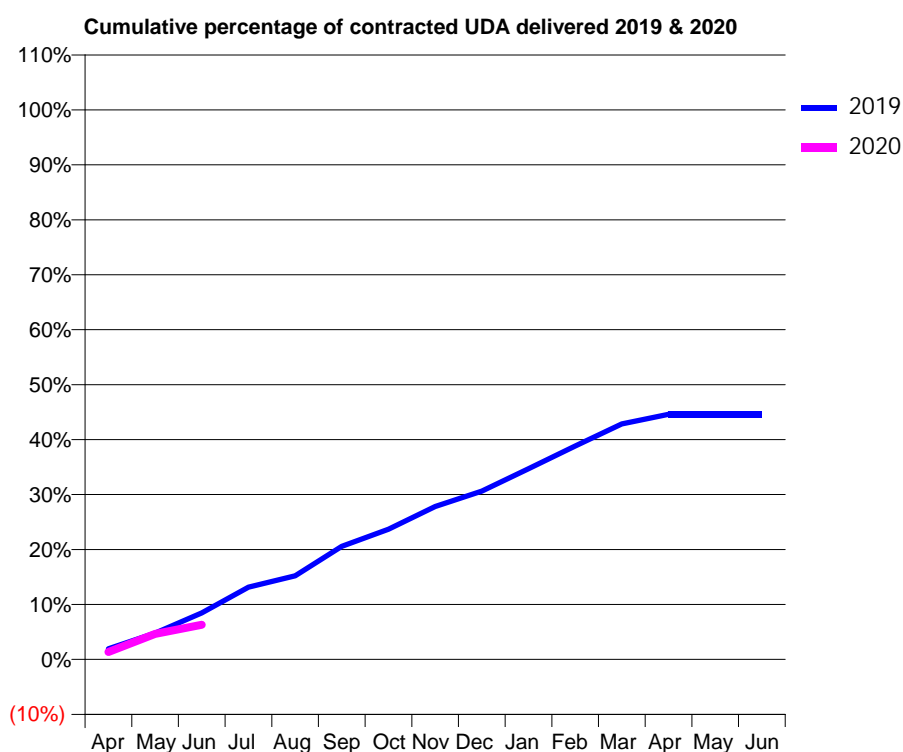
19/20 Contracted general activity (UDA)	4,150
Carry forward general activity (UDA)	0
19/20 Contracted orthodontic activity (UOA)	0
Carry forward orthodontic activity (UOA)	0
Baseline contract value	£807,745.04

ACCESS*

Patients seen in 24 months	Total	Change since previous quarter
Quarter ending June 2018	755	
Quarter ending September 2018	723	↓
Quarter ending December 2018	703	↓
Quarter ending March 2019	698	→
Quarter ending June 2019	689	↓
Variance since June 2018	(8.7%)	↓



ACTIVITY



Month	2019	2020
April	80	55
May	198	193
June	351	262
July	546	
August	632	
September	853	
October	984	
November	1,154	
December	1,271	
January	1,440	
February	1,612	
March	1,778	
April	1,851	
May	1,851	
June	1,851	

QUALITY

	Quantity	Base Number	Contract	AT	Region	England
% of FP17s for the same patient ID Re-attending within 3 months - Children	5	65	7.7%	11.3%	12.1%	11.4%
% of FP17s for the same patient ID Re-attending within 3 months - Adults	13	102	12.7%	16.0%	15.6%	15.4%
% of FP17s for the same patient ID Re-attending between 3 & 9 months - Children	18	65	27.7%	57.9%	61.2%	59.8%
% of FP17s for the same patient ID Re-attending between 3 & 9 months - Adults	51	102	50.0%	53.0%	54.5%	52.1%
% of FP17s for Band 1 Urgent Courses	4	142	2.8%	10.0%	9.1%	9.2%
% of FP17s Relating to Free Repair or Replacements	0	142	0.0%	0.9%	1.0%	0.7%
% of FP17s Relating to Continuations	0	142	0.0%	1.0%	1.0%	0.8%
% of Patients satisfied with the dentistry they have received	1	1	N/A	93.1%	94.2%	93.4%
% of Patients satisfied with the time they had to wait for an appointment	1	1	N/A	88.2%	88.4%	87.6%

* This is based on patients treated on this contract for their most recent course of treatment. Figures in italics indicate the base number of FP17s or Patient Questionnaire responses are less than 100. N/A is shown where the base number of responses is less than 10 during the period. % is calculated as Quantity/Base number*100

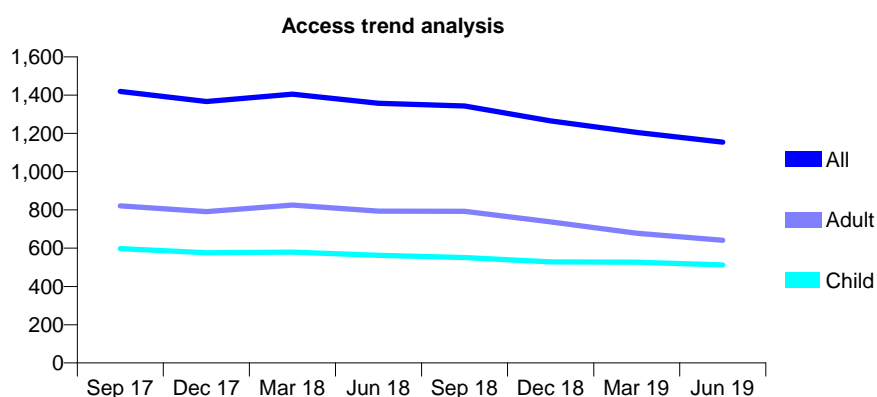
Q44 - Vital Signs At a Glance Contract Report for 141380/0001 - June 2019

Name or company name	Jackson & Lax
Contract type name	GDS Contract
Purpose of contract	General
Contract start date	01/04/2009
Contract end date	

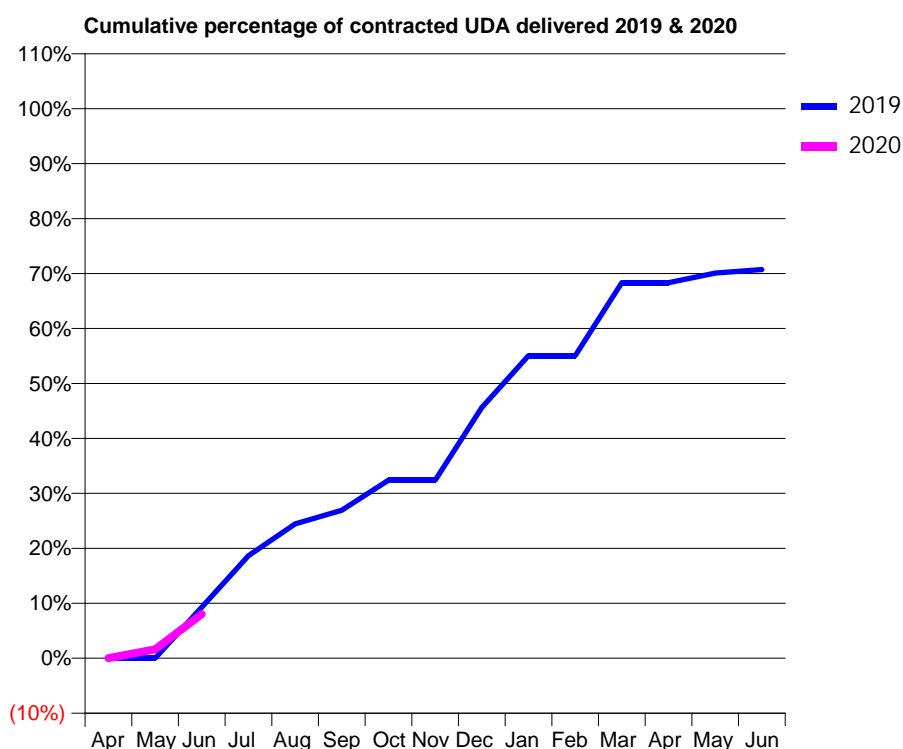
19/20 Contracted general activity (UDA)	3,200
Carry forward general activity (UDA)	0
19/20 Contracted orthodontic activity (UOA)	0
Carry forward orthodontic activity (UOA)	0
Baseline contract value	£85,933.62

ACCESS*

Patients seen in 24 months	Total	Change since previous quarter
Quarter ending June 2018	1,357	
Quarter ending September 2018	1,343	↓
Quarter ending December 2018	1,265	↓
Quarter ending March 2019	1,205	↓
Quarter ending June 2019	1,154	↓
Variance since June 2018	(15.0%)	↓



ACTIVITY



Month	2019	2020
April	0	0
May	0	52
June	371	257
July	746	
August	978	
September	1,077	
October	1,296	
November	1,296	
December	1,825	
January	2,202	
February	2,202	
March	2,733	
April	2,733	
May	2,804	
June	2,829	

QUALITY

	Quantity	Base Number	Contract	AT	Region	England
% of FP17s for the same patient ID Re-attending within 3 months - Children	2	109	1.8%	11.3%	12.1%	11.4%
% of FP17s for the same patient ID Re-attending within 3 months - Adults	11	107	10.3%	16.0%	15.6%	15.4%
% of FP17s for the same patient ID Re-attending between 3 & 9 months - Children	65	109	59.6%	57.9%	61.2%	59.8%
% of FP17s for the same patient ID Re-attending between 3 & 9 months - Adults	67	107	62.6%	53.0%	54.5%	52.1%
% of FP17s for Band 1 Urgent Courses	4	147	2.7%	10.0%	9.1%	9.2%
% of FP17s Relating to Free Repair or Replacements	0	147	0.0%	0.9%	1.0%	0.7%
% of FP17s Relating to Continuations	1	147	0.7%	1.0%	1.0%	0.8%
% of Patients satisfied with the dentistry they have received	1	1	N/A	93.1%	94.2%	93.4%
% of Patients satisfied with the time they had to wait for an appointment	1	1	N/A	88.2%	88.4%	87.6%

* This is based on patients treated on this contract for their most recent course of treatment.

Figures in italics indicate the base number of FP17s or Patient Questionnaire responses are less than 100. N/A is shown where the base number of responses is less than 10 during the period. % is calculated as Quantity/Base number*100

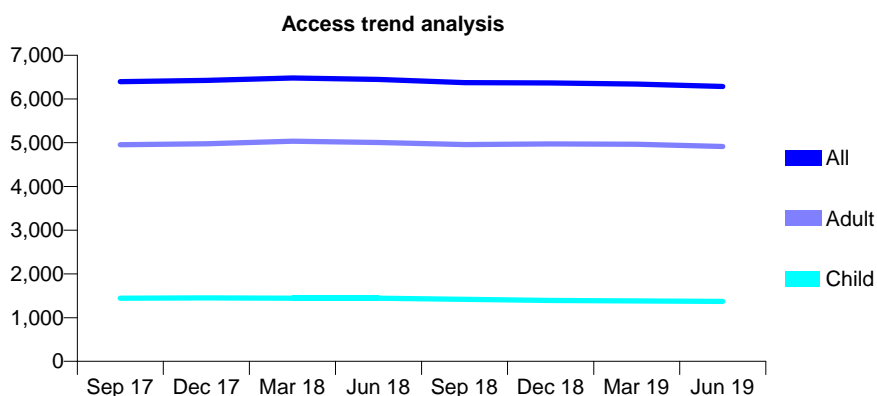
Q44 - Vital Signs At a Glance Contract Report for 142239/0001 - June 2019

Name or company name	Banks House Dental Practice
Contract type name	GDS Contract
Purpose of contract	General
Contract start date	01/04/2006
Contract end date	

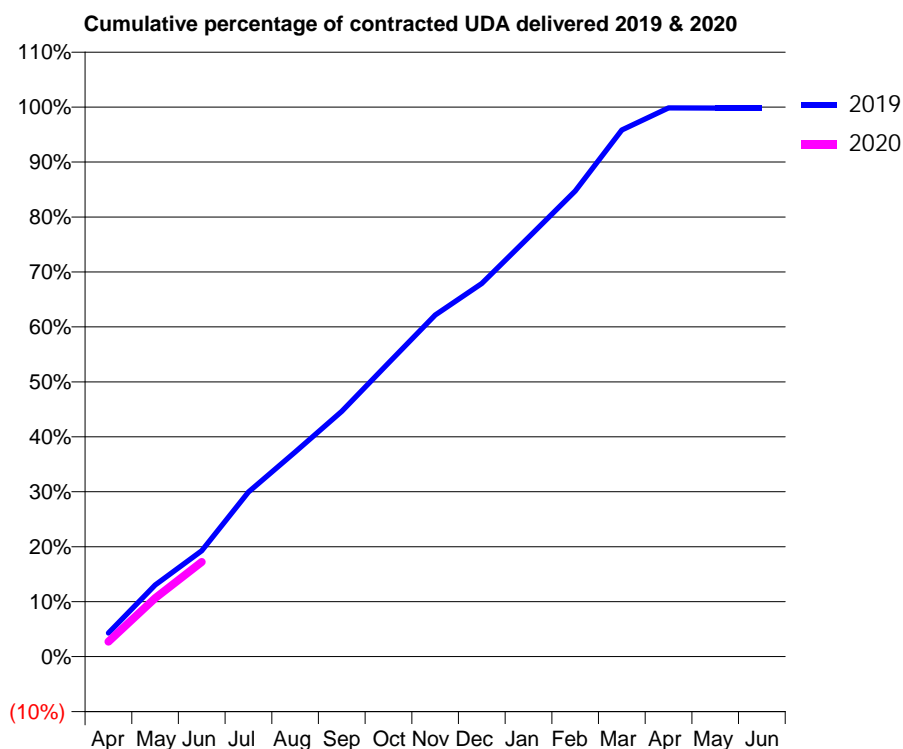
19/20 Contracted general activity (UDA)	18,342
Carry forward general activity (UDA)	0
19/20 Contracted orthodontic activity (UOA)	0
Carry forward orthodontic activity (UOA)	0
Baseline contract value	£548,372.00

ACCESS*

Patients seen in 24 months	Total	Change since previous quarter
Quarter ending June 2018	6,447	
Quarter ending September 2018	6,374	↓
Quarter ending December 2018	6,366	→
Quarter ending March 2019	6,344	→
Quarter ending June 2019	6,284	→
Variance since June 2018	(2.5%)	↓



ACTIVITY



Month	Adjusted Scheduled Activity (UDA)	
	2019	2020
April	791	502
May	2,392	1,951
June	3,533	3,160
July	5,493	
August	6,829	
September	8,187	
October	9,800	
November	11,403	
December	12,457	
January	13,993	
February	15,542	
March	17,574	
April	18,314	
May	18,307	
June	18,309	

QUALITY

	Quantity	Base Number	Contract	AT	Region	England
% of FP17s for the same patient ID Re-attending within 3 months - Children	94	563	16.7%	11.3%	12.1%	11.4%
% of FP17s for the same patient ID Re-attending within 3 months - Adults	185	1,360	13.6%	16.0%	15.6%	15.4%
% of FP17s for the same patient ID Re-attending between 3 & 9 months - Children	321	563	57.0%	57.9%	61.2%	59.8%
% of FP17s for the same patient ID Re-attending between 3 & 9 months - Adults	643	1,360	47.3%	53.0%	54.5%	52.1%
% of FP17s for Band 1 Urgent Courses	87	1,606	5.4%	10.0%	9.1%	9.2%
% of FP17s Relating to Free Repair or Replacements	16	1,606	1.0%	0.9%	1.0%	0.7%
% of FP17s Relating to Continuations	4	1,606	0.2%	1.0%	1.0%	0.8%
% of Patients satisfied with the dentistry they have received	4	4	N/A	93.1%	94.2%	93.4%
% of Patients satisfied with the time they had to wait for an appointment	4	4	N/A	88.2%	88.4%	87.6%

* This is based on patients treated on this contract for their most recent course of treatment. Figures in italics indicate the base number of FP17s or Patient Questionnaire responses are less than 100. N/A is shown where the base number of responses is less than 10 during the period. % is calculated as Quantity/Base number*100

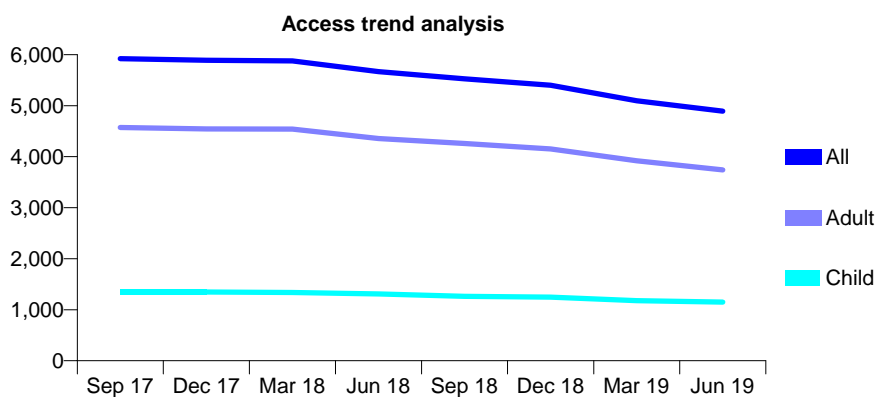
Q44 - Vital Signs At a Glance Contract Report for 143243/0001 - June 2019

Name or company name	IDH Ltd
Contract type name	GDS Contract
Purpose of contract	General
Contract start date	01/07/2008
Contract end date	

19/20 Contracted general activity (UDA)	16,035
Carry forward general activity (UDA)	0
19/20 Contracted orthodontic activity (UOA)	0
Carry forward orthodontic activity (UOA)	0
Baseline contract value	£470,862.63

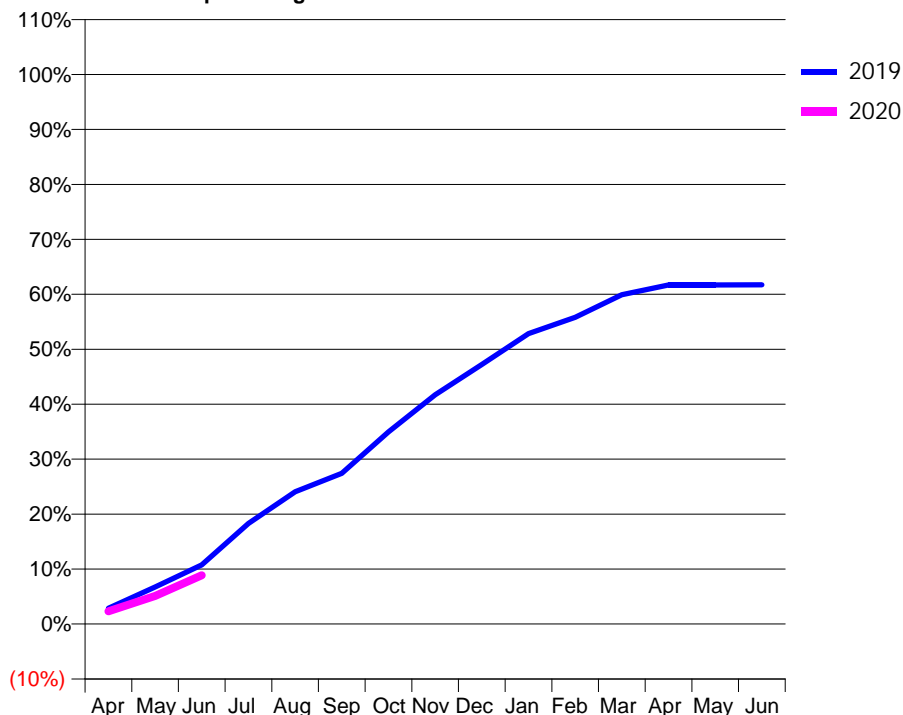
ACCESS*

Patients seen in 24 months	Total	Change since previous quarter
Quarter ending June 2018	5,666	
Quarter ending September 2018	5,525	↓
Quarter ending December 2018	5,399	↓
Quarter ending March 2019	5,098	↓
Quarter ending June 2019	4,892	↓
Variance since June 2018	(13.7%)	↓



ACTIVITY

Cumulative percentage of contracted UDA delivered 2019 & 2020



Adjusted Scheduled Activity (UDA)

Month	2019	2020
April	460	373
May	1,085	821
June	1,727	1,420
July	2,934	
August	3,857	
September	4,397	
October	5,607	
November	6,689	
December	7,570	
January	8,471	
February	8,947	
March	9,610	
April	9,893	
May	9,895	
June	9,899	

QUALITY

	Quantity	Base Number	Contract	AT	Region	England
% of FP17s for the same patient ID Re-attending within 3 months - Children	13	305	4.3%	11.3%	12.1%	11.4%
% of FP17s for the same patient ID Re-attending within 3 months - Adults	82	779	10.5%	16.0%	15.6%	15.4%
% of FP17s for the same patient ID Re-attending between 3 & 9 months - Children	143	305	46.9%	57.9%	61.2%	59.8%
% of FP17s for the same patient ID Re-attending between 3 & 9 months - Adults	351	779	45.1%	53.0%	54.5%	52.1%
% of FP17s for Band 1 Urgent Courses	62	846	7.3%	10.0%	9.1%	9.2%
% of FP17s Relating to Free Repair or Replacements	2	846	0.2%	0.9%	1.0%	0.7%
% of FP17s Relating to Continuations	3	846	0.4%	1.0%	1.0%	0.8%
% of Patients satisfied with the dentistry they have received	2	2	N/A	93.1%	94.2%	93.4%
% of Patients satisfied with the time they had to wait for an appointment	2	2	N/A	88.2%	88.4%	87.6%

* This is based on patients treated on this contract for their most recent course of treatment.

Figures in italics indicate the base number of FP17s or Patient Questionnaire responses are less than 100. N/A is shown where the base number of responses is less than 10 during the period. % is calculated as Quantity/Base number*100

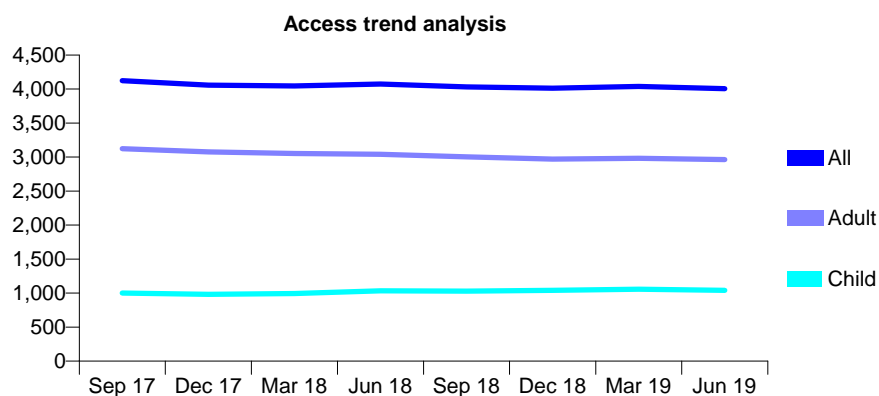
Q44 - Vital Signs At a Glance Contract Report for 143243/0002 - June 2019

Name or company name	IDH Ltd
Contract type name	GDS Contract
Purpose of contract	General
Contract start date	01/07/2008
Contract end date	

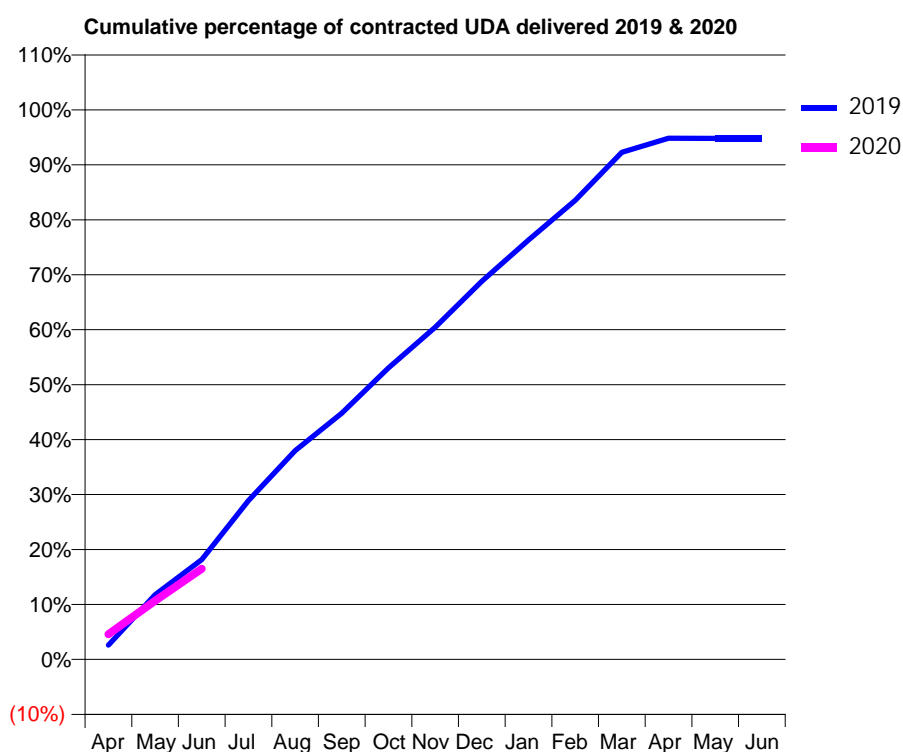
19/20 Contracted general activity (UDA)	12,500
Carry forward general activity (UDA)	0
19/20 Contracted orthodontic activity (UOA)	0
Carry forward orthodontic activity (UOA)	0
Baseline contract value	£322,360.72

ACCESS*

Patients seen in 24 months	Total	Change since previous quarter
Quarter ending June 2018	4,074	
Quarter ending September 2018	4,033	↓
Quarter ending December 2018	4,013	→
Quarter ending March 2019	4,039	→
Quarter ending June 2019	4,006	→
Variance since June 2018	(1.7%)	↓



ACTIVITY



Month	Adjusted Scheduled Activity (UDA)	
	2019	2020
April	327	576
May	1,473	1,332
June	2,271	2,060
July	3,615	
August	4,748	
September	5,601	
October	6,634	
November	7,556	
December	8,601	
January	9,539	
February	10,441	
March	11,535	
April	11,855	
May	11,849	
June	11,849	

QUALITY

	Quantity	Base Number	Contract	AT	Region	England
% of FP17s for the same patient ID Re-attending within 3 months - Children	13	216	6.0%	11.3%	12.1%	11.4%
% of FP17s for the same patient ID Re-attending within 3 months - Adults	101	695	14.5%	16.0%	15.6%	15.4%
% of FP17s for the same patient ID Re-attending between 3 & 9 months - Children	95	216	44.0%	57.9%	61.2%	59.8%
% of FP17s for the same patient ID Re-attending between 3 & 9 months - Adults	305	695	43.9%	53.0%	54.5%	52.1%
% of FP17s for Band 1 Urgent Courses	87	813	10.7%	10.0%	9.1%	9.2%
% of FP17s Relating to Free Repair or Replacements	5	813	0.6%	0.9%	1.0%	0.7%
% of FP17s Relating to Continuations	19	813	2.3%	1.0%	1.0%	0.8%
% of Patients satisfied with the dentistry they have received	2	3	N/A	93.1%	94.2%	93.4%
% of Patients satisfied with the time they had to wait for an appointment	1	3	N/A	88.2%	88.4%	87.6%

* This is based on patients treated on this contract for their most recent course of treatment. Figures in italics indicate the base number of FP17s or Patient Questionnaire responses are less than 100. N/A is shown where the base number of responses is less than 10 during the period. % is calculated as Quantity/Base number*100

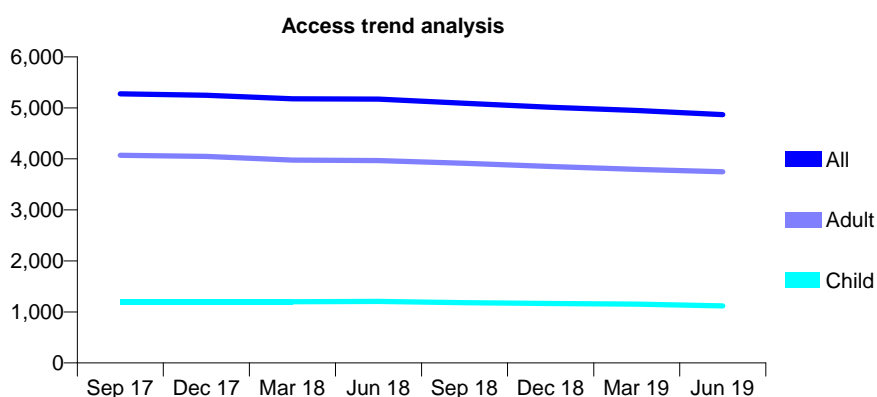
Q44 - Vital Signs At a Glance Contract Report for 143243/0003 - June 2019

Name or company name	IDH Ltd
Contract type name	GDS Contract
Purpose of contract	General
Contract start date	01/07/2008
Contract end date	

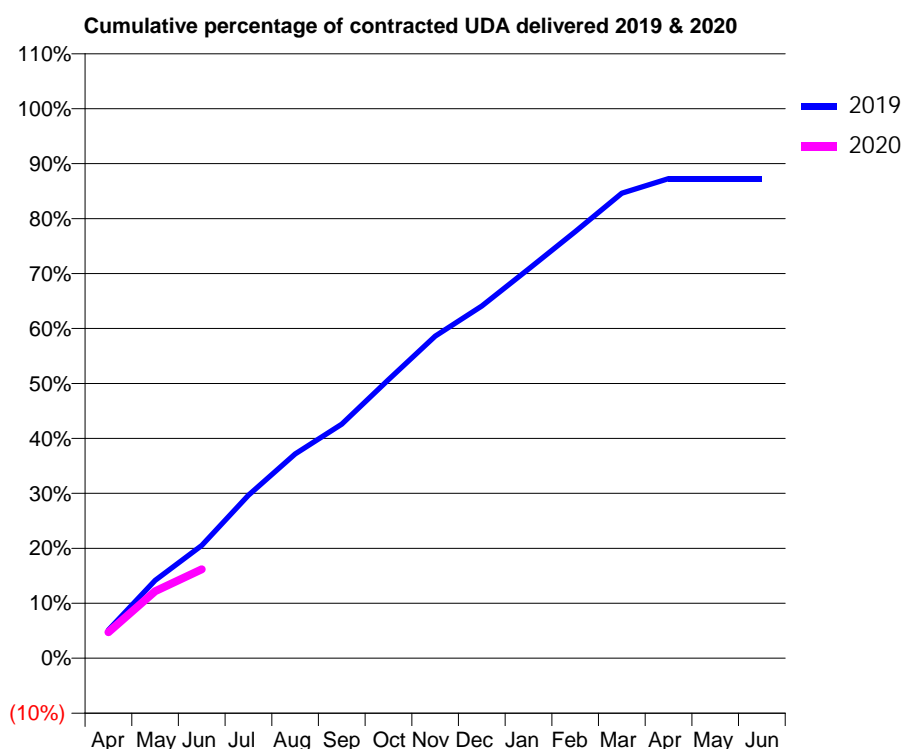
19/20 Contracted general activity (UDA)	15,700
Carry forward general activity (UDA)	0
19/20 Contracted orthodontic activity (UOA)	0
Carry forward orthodontic activity (UOA)	0
Baseline contract value	£453,768.41

ACCESS*

Patients seen in 24 months	Total	Change since previous quarter
Quarter ending June 2018	5,173	
Quarter ending September 2018	5,092	↓
Quarter ending December 2018	5,013	↓
Quarter ending March 2019	4,949	↓
Quarter ending June 2019	4,866	↓
Variance since June 2018	(5.9%)	↓



ACTIVITY



Month	2019	2020
April	809	744
May	2,224	1,915
June	3,220	2,539
July	4,657	
August	5,833	
September	6,690	
October	7,957	
November	9,204	
December	10,061	
January	11,121	
February	12,184	
March	13,281	
April	13,698	
May	13,703	
June	13,703	

QUALITY

	Quantity	Base Number	Contract	AT	Region	England
% of FP17s for the same patient ID Re-attending within 3 months - Children	12	355	3.4%	11.3%	12.1%	11.4%
% of FP17s for the same patient ID Re-attending within 3 months - Adults	168	1,115	15.1%	16.0%	15.6%	15.4%
% of FP17s for the same patient ID Re-attending between 3 & 9 months - Children	208	355	58.6%	57.9%	61.2%	59.8%
% of FP17s for the same patient ID Re-attending between 3 & 9 months - Adults	520	1,115	46.6%	53.0%	54.5%	52.1%
% of FP17s for Band 1 Urgent Courses	105	1,276	8.2%	10.0%	9.1%	9.2%
% of FP17s Relating to Free Repair or Replacements	10	1,276	0.8%	0.9%	1.0%	0.7%
% of FP17s Relating to Continuations	27	1,276	2.1%	1.0%	1.0%	0.8%
% of Patients satisfied with the dentistry they have received	7	8	N/A	93.1%	94.2%	93.4%
% of Patients satisfied with the time they had to wait for an appointment	6	8	N/A	88.2%	88.4%	87.6%

* This is based on patients treated on this contract for their most recent course of treatment. Figures in italics indicate the base number of FP17s or Patient Questionnaire responses are less than 100. N/A is shown where the base number of responses is less than 10 during the period. % is calculated as Quantity/Base number*100

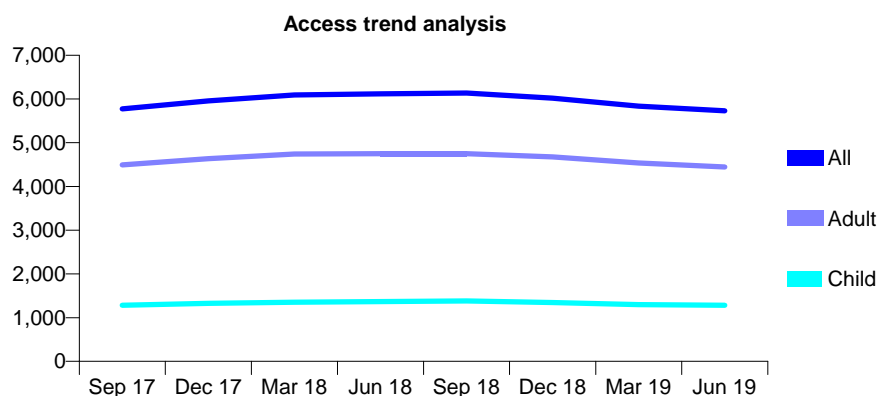
Q44 - Vital Signs At a Glance Contract Report for 143243/0004 - June 2019

Name or company name	IDH Ltd
Contract type name	GDS Contract
Purpose of contract	General
Contract start date	01/07/2008
Contract end date	

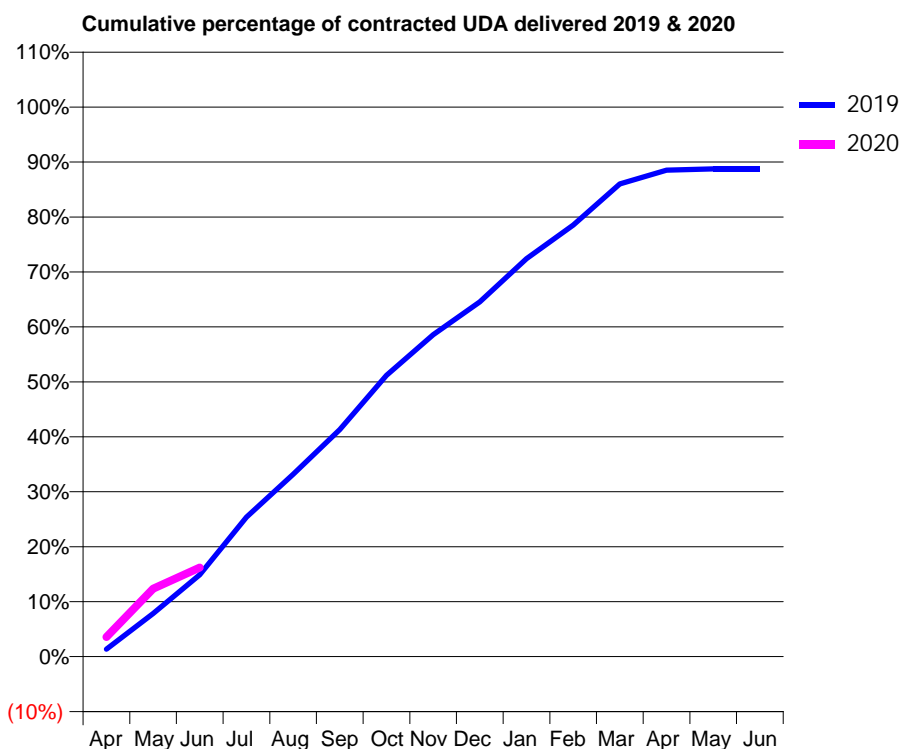
19/20 Contracted general activity (UDA)	17,095
Carry forward general activity (UDA)	0
19/20 Contracted orthodontic activity (UOA)	0
Carry forward orthodontic activity (UOA)	0
Baseline contract value	£376,432.02

ACCESS*

Patients seen in 24 months	Total	Change since previous quarter
Quarter ending June 2018	6,117	
Quarter ending September 2018	6,135	→
Quarter ending December 2018	6,019	↓
Quarter ending March 2019	5,836	↓
Quarter ending June 2019	5,729	↓
Variance since June 2018	(6.3%)	↓



ACTIVITY



Month	Adjusted Scheduled Activity (UDA)	
	2019	2020
April	236	612
May	1,341	2,112
June	2,547	2,771
July	4,343	
August	5,671	
September	7,064	
October	8,752	
November	10,016	
December	11,037	
January	12,382	
February	13,425	
March	14,704	
April	15,130	
May	15,174	
June	15,174	

QUALITY

	Quantity	Base Number	Contract	AT	Region	England
% of FP17s for the same patient ID Re-attending within 3 months - Children	19	379	5.0%	11.3%	12.1%	11.4%
% of FP17s for the same patient ID Re-attending within 3 months - Adults	129	1,186	10.9%	16.0%	15.6%	15.4%
% of FP17s for the same patient ID Re-attending between 3 & 9 months - Children	203	379	53.6%	57.9%	61.2%	59.8%
% of FP17s for the same patient ID Re-attending between 3 & 9 months - Adults	666	1,186	56.2%	53.0%	54.5%	52.1%
% of FP17s for Band 1 Urgent Courses	113	1,351	8.4%	10.0%	9.1%	9.2%
% of FP17s Relating to Free Repair or Replacements	12	1,351	0.9%	0.9%	1.0%	0.7%
% of FP17s Relating to Continuations	16	1,351	1.2%	1.0%	1.0%	0.8%
% of Patients satisfied with the dentistry they have received	5	5	N/A	93.1%	94.2%	93.4%
% of Patients satisfied with the time they had to wait for an appointment	5	5	N/A	88.2%	88.4%	87.6%

* This is based on patients treated on this contract for their most recent course of treatment. Figures in italics indicate the base number of FP17s or Patient Questionnaire responses are less than 100. N/A is shown where the base number of responses is less than 10 during the period. % is calculated as Quantity/Base number*100

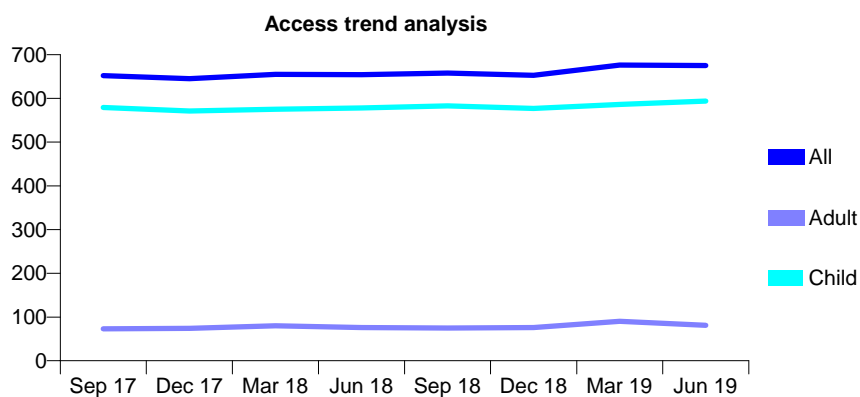
Q44 - Vital Signs At a Glance Contract Report for 144606/0001 - June 2019

Name or company name	Rock House Dental Practice
Contract type name	GDS Contract
Purpose of contract	General
Contract start date	01/11/2011
Contract end date	

19/20 Contracted general activity (UDA)	1,498
Carry forward general activity (UDA)	0
19/20 Contracted orthodontic activity (UOA)	0
Carry forward orthodontic activity (UOA)	0
Baseline contract value	£39,386.32

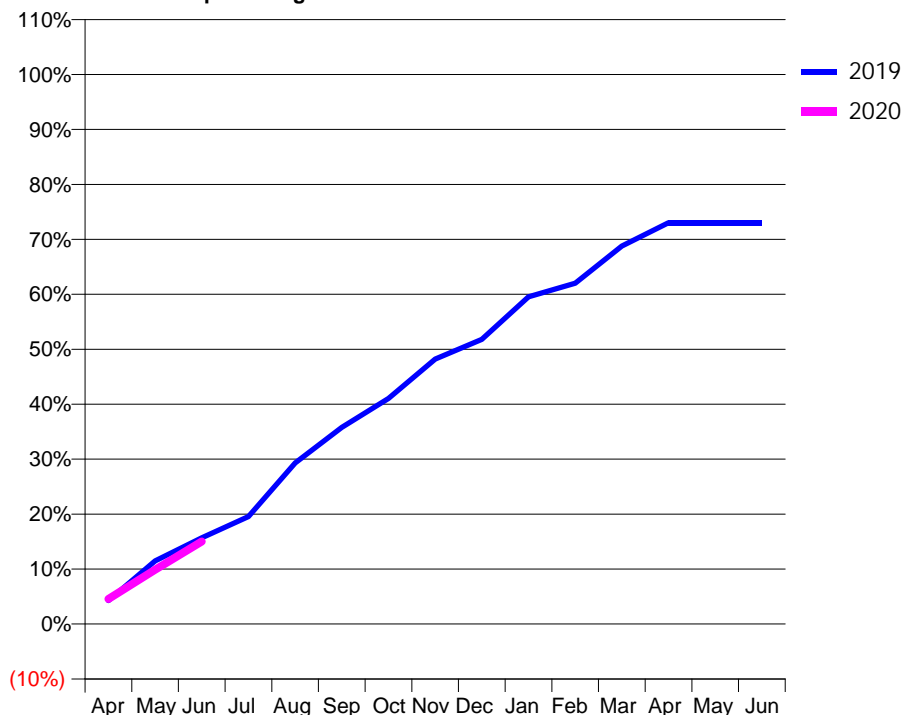
ACCESS*

Patients seen in 24 months	Total	Change since previous quarter
Quarter ending June 2018	654	
Quarter ending September 2018	658	→
Quarter ending December 2018	653	→
Quarter ending March 2019	676	↑
Quarter ending June 2019	675	→
Variance since June 2018	3.2%	↑



ACTIVITY

Cumulative percentage of contracted UDA delivered 2019 & 2020



Adjusted Scheduled Activity (UDA)

Month	2019	2020
April	64	68
May	172	148
June	235	225
July	293	
August	439	
September	536	
October	615	
November	722	
December	776	
January	892	
February	929	
March	1,030	
April	1,094	
May	1,094	
June	1,094	

QUALITY

	Quantity	Base Number	Contract	AT	Region	England
% of FP17s for the same patient ID Re-attending within 3 months - Children	16	300	5.3%	11.3%	12.1%	11.4%
% of FP17s for the same patient ID Re-attending within 3 months - Adults	0	0	N/A	16.0%	15.6%	15.4%
% of FP17s for the same patient ID Re-attending between 3 & 9 months - Children	177	300	59.0%	57.9%	61.2%	59.8%
% of FP17s for the same patient ID Re-attending between 3 & 9 months - Adults	0	0	N/A	53.0%	54.5%	52.1%
% of FP17s for Band 1 Urgent Courses	0	182	0.0%	10.0%	9.1%	9.2%
% of FP17s Relating to Free Repair or Replacements	0	182	0.0%	0.9%	1.0%	0.7%
% of FP17s Relating to Continuations	3	182	1.6%	1.0%	1.0%	0.8%
% of Patients satisfied with the dentistry they have received	0	0	N/A	93.1%	94.2%	93.4%
% of Patients satisfied with the time they had to wait for an appointment	0	0	N/A	88.2%	88.4%	87.6%

* This is based on patients treated on this contract for their most recent course of treatment.

Figures in italics indicate the base number of FP17s or Patient Questionnaire responses are less than 100. N/A is shown where the base number of responses is less than 10 during the period. % is calculated as Quantity/Base number*100

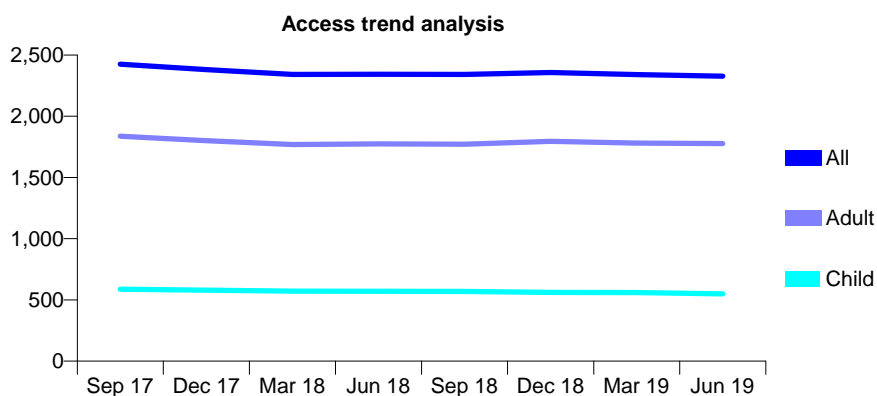
Q44 - Vital Signs At a Glance Contract Report for 145378/0001 - June 2019

Name or company name	Medinox Ltd
Contract type name	GDS Contract
Purpose of contract	General
Contract start date	01/01/2007
Contract end date	

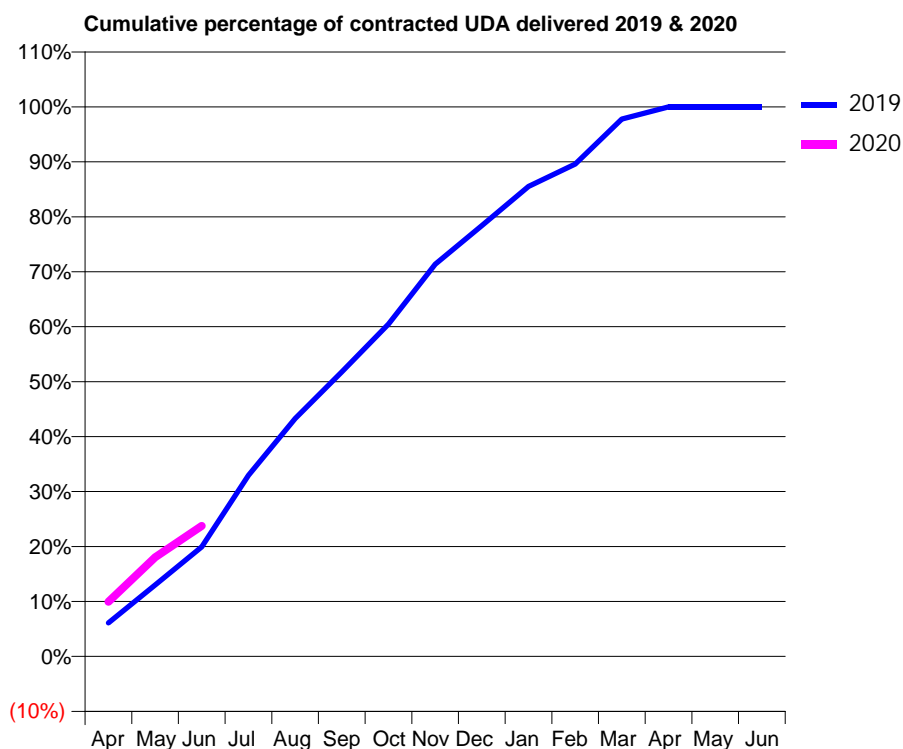
19/20 Contracted general activity (UDA)	8,631
Carry forward general activity (UDA)	0
19/20 Contracted orthodontic activity (UOA)	0
Carry forward orthodontic activity (UOA)	0
Baseline contract value	£212,434.72

ACCESS*

Patients seen in 24 months	Total	Change since previous quarter
Quarter ending June 2018	2,344	
Quarter ending September 2018	2,341	→
Quarter ending December 2018	2,358	→
Quarter ending March 2019	2,340	→
Quarter ending June 2019	2,327	→
Variance since June 2018	(0.7%)	→



ACTIVITY



Month	Adjusted Scheduled Activity (UDA)	
	2019	2020
April	457	859
May	976	1,558
June	1,496	2,050
July	2,472	
August	3,246	
September	3,883	
October	4,537	
November	5,353	
December	5,880	
January	6,415	
February	6,721	
March	7,333	
April	7,500	
May	7,500	
June	7,500	

QUALITY

	Quantity	Base Number	Contract	AT	Region	England
% of FP17s for the same patient ID Re-attending within 3 months - Children	8	204	3.9%	11.3%	12.1%	11.4%
% of FP17s for the same patient ID Re-attending within 3 months - Adults	71	673	10.5%	16.0%	15.6%	15.4%
% of FP17s for the same patient ID Re-attending between 3 & 9 months - Children	150	204	73.5%	57.9%	61.2%	59.8%
% of FP17s for the same patient ID Re-attending between 3 & 9 months - Adults	420	673	62.4%	53.0%	54.5%	52.1%
% of FP17s for Band 1 Urgent Courses	29	798	3.6%	10.0%	9.1%	9.2%
% of FP17s Relating to Free Repair or Replacements	4	798	0.5%	0.9%	1.0%	0.7%
% of FP17s Relating to Continuations	3	798	0.4%	1.0%	1.0%	0.8%
% of Patients satisfied with the dentistry they have received	3	3	N/A	93.1%	94.2%	93.4%
% of Patients satisfied with the time they had to wait for an appointment	3	3	N/A	88.2%	88.4%	87.6%

* This is based on patients treated on this contract for their most recent course of treatment. Figures in italics indicate the base number of FP17s or Patient Questionnaire responses are less than 100. N/A is shown where the base number of responses is less than 10 during the period. % is calculated as Quantity/Base number*100

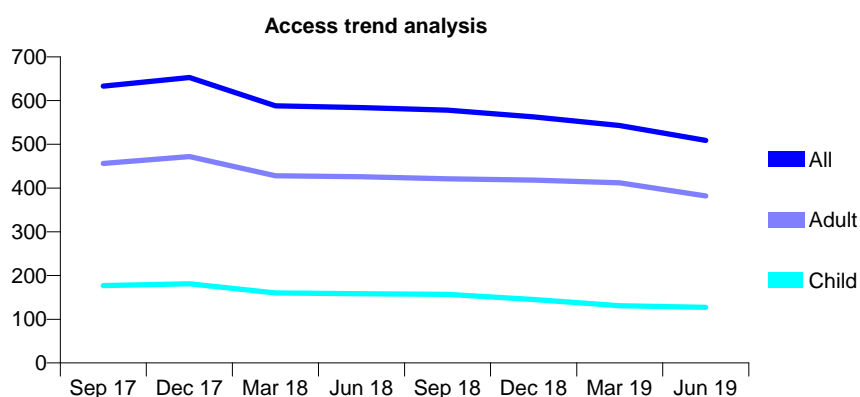
Q44 - Vital Signs At a Glance Contract Report for 146951/0001 - June 2019

Name or company name	Chester Smiles
Contract type name	GDS Contract
Purpose of contract	General
Contract start date	01/04/2014
Contract end date	

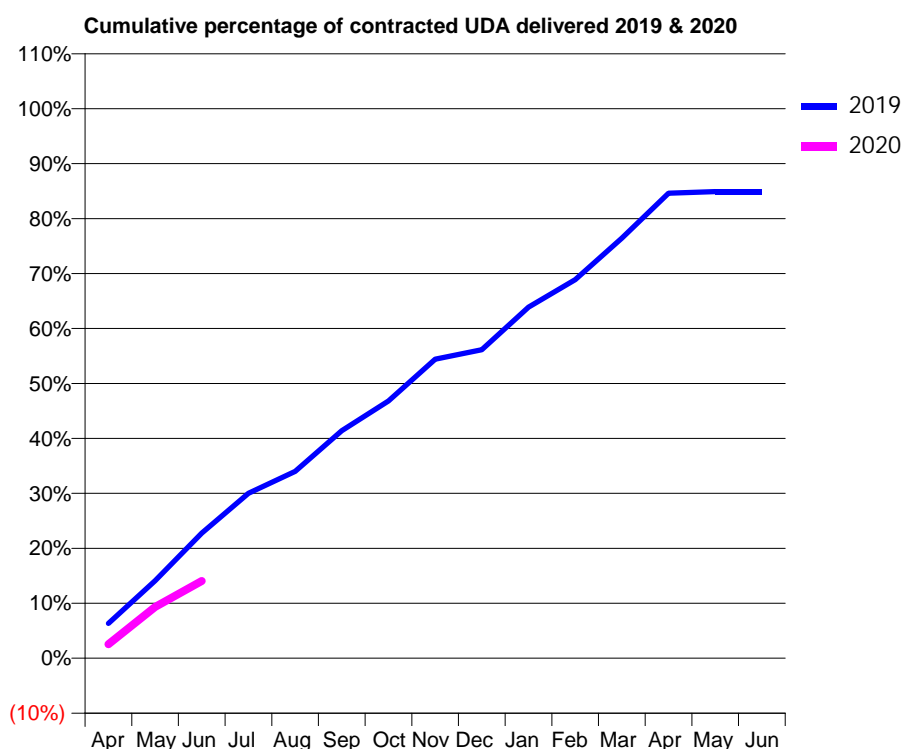
19/20 Contracted general activity (UDA)	1,400
Carry forward general activity (UDA)	0
19/20 Contracted orthodontic activity (UOA)	0
Carry forward orthodontic activity (UOA)	0
Baseline contract value	£30,616.81

ACCESS*

Patients seen in 24 months	Total	Change since previous quarter
Quarter ending June 2018	584	
Quarter ending September 2018	578	↓
Quarter ending December 2018	563	↓
Quarter ending March 2019	543	↓
Quarter ending June 2019	509	↓
Variance since June 2018	(12.8%)	↓



ACTIVITY



Month	2019	2020
April	89	36
May	197	131
June	319	197
July	420	
August	476	
September	579	
October	656	
November	762	
December	786	
January	894	
February	964	
March	1,070	
April	1,185	
May	1,189	
June	1,189	

QUALITY

	Quantity	Base Number	Contract	AT	Region	England
% of FP17s for the same patient ID Re-attending within 3 months - Children	2	59	3.4%	11.3%	12.1%	11.4%
% of FP17s for the same patient ID Re-attending within 3 months - Adults	11	145	7.6%	16.0%	15.6%	15.4%
% of FP17s for the same patient ID Re-attending between 3 & 9 months - Children	28	59	47.5%	57.9%	61.2%	59.8%
% of FP17s for the same patient ID Re-attending between 3 & 9 months - Adults	65	145	44.8%	53.0%	54.5%	52.1%
% of FP17s for Band 1 Urgent Courses	5	129	3.9%	10.0%	9.1%	9.2%
% of FP17s Relating to Free Repair or Replacements	0	129	0.0%	0.9%	1.0%	0.7%
% of FP17s Relating to Continuations	2	129	1.6%	1.0%	1.0%	0.8%
% of Patients satisfied with the dentistry they have received	0	0	N/A	93.1%	94.2%	93.4%
% of Patients satisfied with the time they had to wait for an appointment	0	0	N/A	88.2%	88.4%	87.6%

* This is based on patients treated on this contract for their most recent course of treatment.

Figures in italics indicate the base number of FP17s or Patient Questionnaire responses are less than 100. N/A is shown where the base number of responses is less than 10 during the period. % is calculated as Quantity/Base number*100

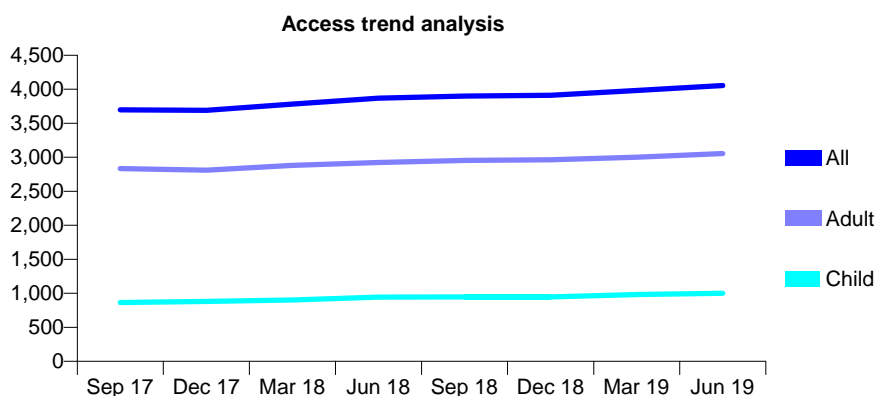
Q44 - Vital Signs At a Glance Contract Report for 146986/0001 - June 2019

Name or company name	Middlewich Street Dental Practice Ltd
Contract type name	GDS Contract
Purpose of contract	General
Contract start date	01/06/2011
Contract end date	

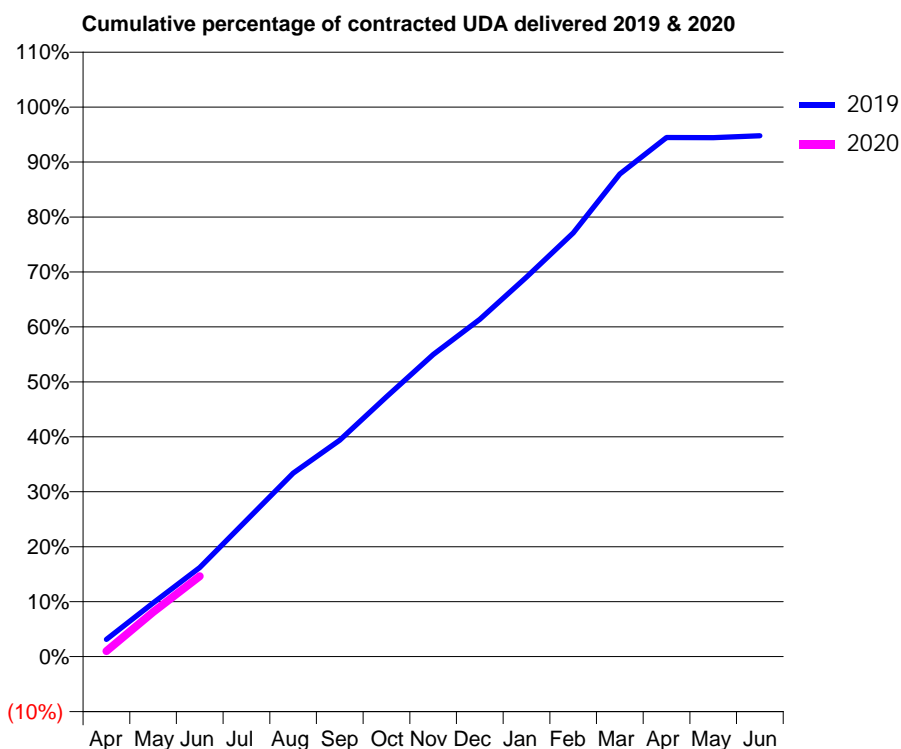
19/20 Contracted general activity (UDA)	12,106
Carry forward general activity (UDA)	0
19/20 Contracted orthodontic activity (UOA)	0
Carry forward orthodontic activity (UOA)	0
Baseline contract value	£354,815.08

ACCESS*

Patients seen in 24 months	Total	Change since previous quarter
Quarter ending June 2018	3,869	
Quarter ending September 2018	3,900	→
Quarter ending December 2018	3,913	→
Quarter ending March 2019	3,983	→
Quarter ending June 2019	4,056	→
Variance since June 2018	4.8%	↑



ACTIVITY



Month	Adjusted Scheduled Activity (UDA)	
	2019	2020
April	381	123
May	1,183	982
June	1,963	1,772
July	3,003	
August	4,043	
September	4,770	
October	5,723	
November	6,657	
December	7,431	
January	8,361	
February	9,336	
March	10,631	
April	11,435	
May	11,434	
June	11,473	

QUALITY

	Quantity	Base Number	Contract	AT	Region	England
% of FP17s for the same patient ID Re-attending within 3 months - Children	44	385	11.4%	11.3%	12.1%	11.4%
% of FP17s for the same patient ID Re-attending within 3 months - Adults	125	930	13.4%	16.0%	15.6%	15.4%
% of FP17s for the same patient ID Re-attending between 3 & 9 months - Children	208	385	54.0%	57.9%	61.2%	59.8%
% of FP17s for the same patient ID Re-attending between 3 & 9 months - Adults	486	930	52.3%	53.0%	54.5%	52.1%
% of FP17s for Band 1 Urgent Courses	48	961	5.0%	10.0%	9.1%	9.2%
% of FP17s Relating to Free Repair or Replacements	5	961	0.5%	0.9%	1.0%	0.7%
% of FP17s Relating to Continuations	5	961	0.5%	1.0%	1.0%	0.8%
% of Patients satisfied with the dentistry they have received	5	5	N/A	93.1%	94.2%	93.4%
% of Patients satisfied with the time they had to wait for an appointment	5	5	N/A	88.2%	88.4%	87.6%

* This is based on patients treated on this contract for their most recent course of treatment. Figures in italics indicate the base number of FP17s or Patient Questionnaire responses are less than 100. N/A is shown where the base number of responses is less than 10 during the period. % is calculated as Quantity/Base number*100

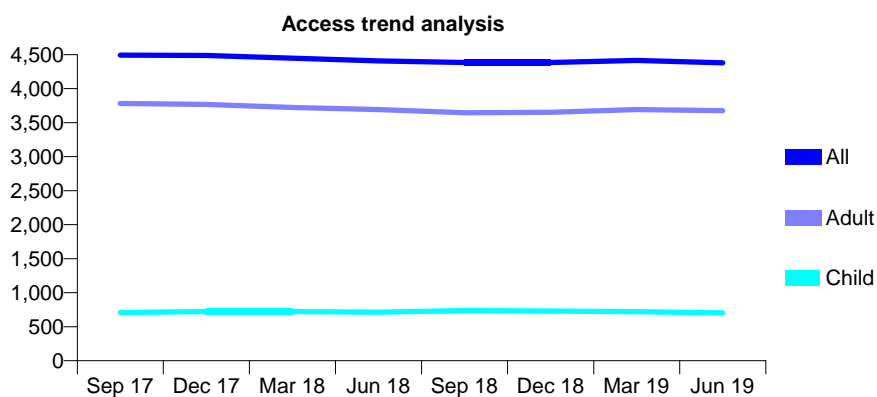
Q44 - Vital Signs At a Glance Contract Report for 147079/0001 - June 2019

Name or company name	McTooth Limited
Contract type name	GDS Contract
Purpose of contract	General
Contract start date	01/08/2010
Contract end date	

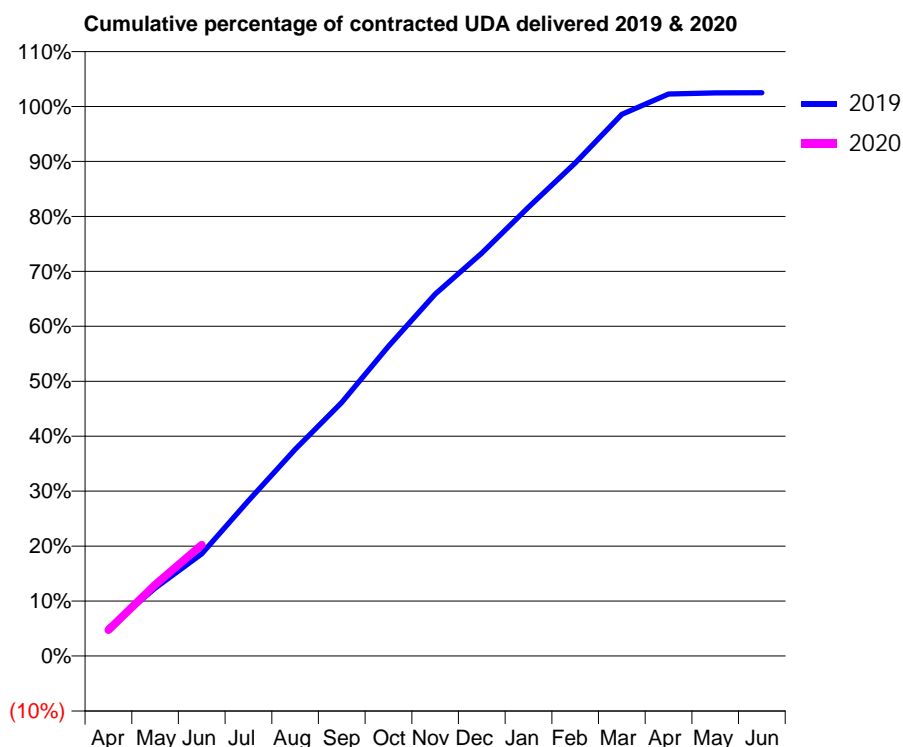
19/20 Contracted general activity (UDA)	13,128
Carry forward general activity (UDA)	0
19/20 Contracted orthodontic activity (UOA)	0
Carry forward orthodontic activity (UOA)	0
Baseline contract value	£328,789.13

ACCESS*

Patients seen in 24 months	Total	Change since previous quarter
Quarter ending June 2018	4,408	
Quarter ending September 2018	4,385	→
Quarter ending December 2018	4,385	→
Quarter ending March 2019	4,415	→
Quarter ending June 2019	4,380	→
Variance since June 2018	(0.6%)	→



ACTIVITY



Month	Adjusted Scheduled Activity (UDA)	
	2019	2020
April	665	622
May	1,622	1,703
June	2,443	2,655
July	3,709	
August	4,940	
September	6,058	
October	7,397	
November	8,644	
December	9,624	
January	10,721	
February	11,776	
March	12,939	
April	13,423	
May	13,451	
June	13,454	

QUALITY

	Quantity	Base Number	Contract	AT	Region	England
% of FP17s for the same patient ID Re-attending within 3 months - Children	12	221	5.4%	11.3%	12.1%	11.4%
% of FP17s for the same patient ID Re-attending within 3 months - Adults	140	1,258	11.1%	16.0%	15.6%	15.4%
% of FP17s for the same patient ID Re-attending between 3 & 9 months - Children	141	221	63.8%	57.9%	61.2%	59.8%
% of FP17s for the same patient ID Re-attending between 3 & 9 months - Adults	831	1,258	66.1%	53.0%	54.5%	52.1%
% of FP17s for Band 1 Urgent Courses	103	1,269	8.1%	10.0%	9.1%	9.2%
% of FP17s Relating to Free Repair or Replacements	0	1,269	0.0%	0.9%	1.0%	0.7%
% of FP17s Relating to Continuations	8	1,269	0.6%	1.0%	1.0%	0.8%
% of Patients satisfied with the dentistry they have received	5	5	N/A	93.1%	94.2%	93.4%
% of Patients satisfied with the time they had to wait for an appointment	4	5	N/A	88.2%	88.4%	87.6%

* This is based on patients treated on this contract for their most recent course of treatment. Figures in italics indicate the base number of FP17s or Patient Questionnaire responses are less than 100. N/A is shown where the base number of responses is less than 10 during the period. % is calculated as Quantity/Base number*100

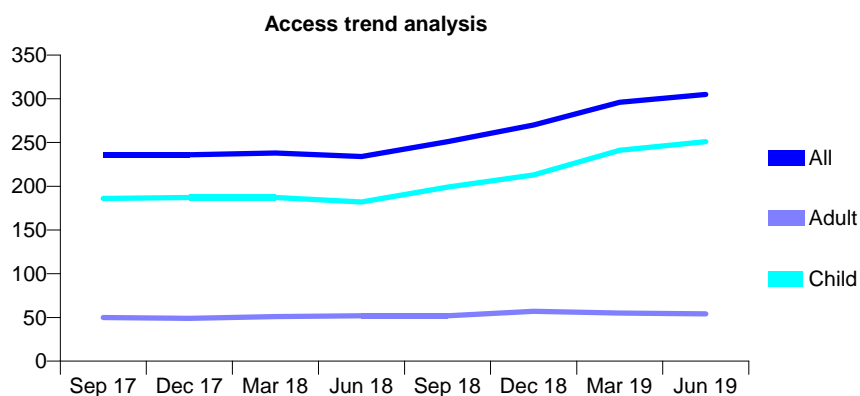
Q44 - Vital Signs At a Glance Contract Report for 148059/0001 - June 2019

Name or company name	Globe Dental Practice
Contract type name	GDS Contract
Purpose of contract	General
Contract start date	01/06/2015
Contract end date	

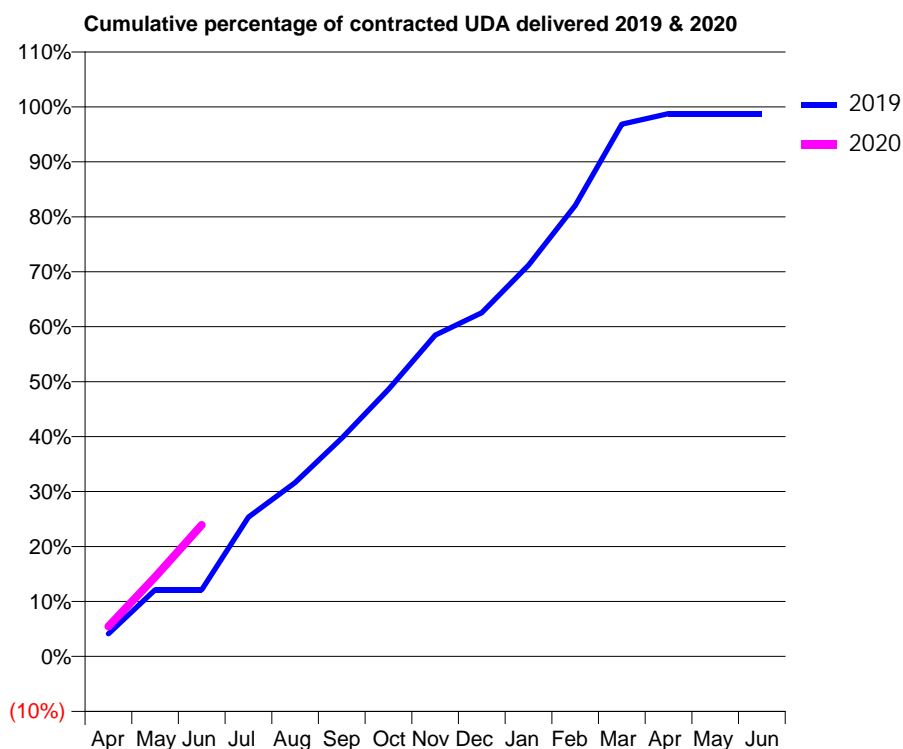
19/20 Contracted general activity (UDA)	1,299
Carry forward general activity (UDA)	0
19/20 Contracted orthodontic activity (UOA)	0
Carry forward orthodontic activity (UOA)	0
Baseline contract value	£31,463.46

ACCESS*

Patients seen in 24 months	Total	Change since previous quarter
Quarter ending June 2018	234	
Quarter ending September 2018	251	↑
Quarter ending December 2018	270	↑
Quarter ending March 2019	296	↑
Quarter ending June 2019	305	↑
Variance since June 2018	30.3%	↑



ACTIVITY



Month	2019	2020
April	53	71
May	158	188
June	158	311
July	329	
August	411	
September	516	
October	631	
November	759	
December	813	
January	925	
February	1,066	
March	1,258	
April	1,283	
May	1,283	
June	1,283	

QUALITY

	Quantity	Base Number	Contract	AT	Region	England
% of FP17s for the same patient ID Re-attending within 3 months - Children	12	118	10.2%	11.3%	12.1%	11.4%
% of FP17s for the same patient ID Re-attending within 3 months - Adults	3	13	23.1%	16.0%	15.6%	15.4%
% of FP17s for the same patient ID Re-attending between 3 & 9 months - Children	72	118	61.0%	57.9%	61.2%	59.8%
% of FP17s for the same patient ID Re-attending between 3 & 9 months - Adults	6	13	46.2%	53.0%	54.5%	52.1%
% of FP17s for Band 1 Urgent Courses	4	122	3.3%	10.0%	9.1%	9.2%
% of FP17s Relating to Free Repair or Replacements	0	122	0.0%	0.9%	1.0%	0.7%
% of FP17s Relating to Continuations	1	122	0.8%	1.0%	1.0%	0.8%
% of Patients satisfied with the dentistry they have received	0	0	N/A	93.1%	94.2%	93.4%
% of Patients satisfied with the time they had to wait for an appointment	0	0	N/A	88.2%	88.4%	87.6%

* This is based on patients treated on this contract for their most recent course of treatment. Figures in italics indicate the base number of FP17s or Patient Questionnaire responses are less than 100. N/A is shown where the base number of responses is less than 10 during the period. % is calculated as Quantity/Base number*100

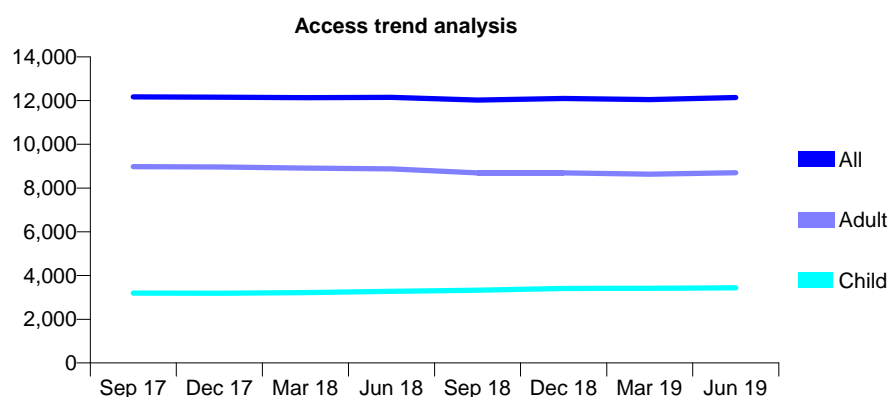
Q44 - Vital Signs At a Glance Contract Report for 150428/0001 - June 2019

Name or company name	The Parks Dental Partnership
Contract type name	Pilot Contract
Purpose of contract	General
Contract start date	01/04/2011
Contract end date	

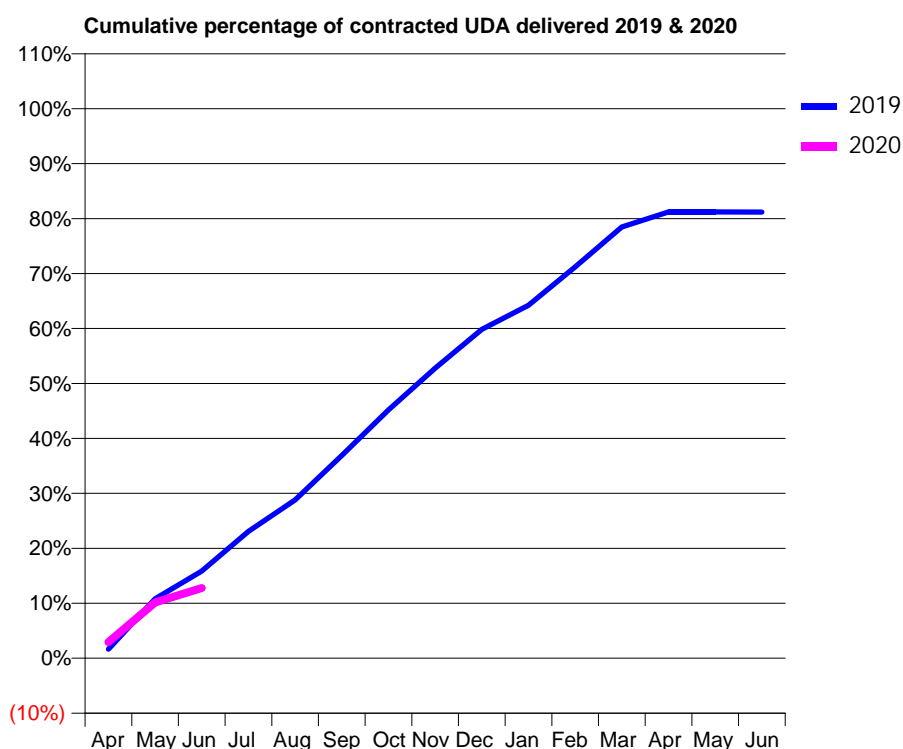
19/20 Contracted general activity (UDA)	39,868
Carry forward general activity (UDA)	0
19/20 Contracted orthodontic activity (UOA)	0
Carry forward orthodontic activity (UOA)	0
Baseline contract value	£1,234,292.99

ACCESS*

Patients seen in 24 months	Total	Change since previous quarter
Quarter ending June 2018	12,147	
Quarter ending September 2018	12,023	↓
Quarter ending December 2018	12,098	→
Quarter ending March 2019	12,047	→
Quarter ending June 2019	12,145	→
Variance since June 2018	(0.0%)	→



ACTIVITY



Month	2019	2020
April	660	1,163
May	4,310	4,053
June	6,324	5,093
July	9,206	
August	11,490	
September	14,700	
October	18,023	
November	21,043	
December	23,856	
January	25,608	
February	28,389	
March	31,280	
April	32,380	
May	32,373	
June	32,367	

QUALITY

	Quantity	Base Number	Contract	AT	Region	England
% of FP17s for the same patient ID Re-attending within 3 months - Children	28	771	3.6%	11.3%	12.1%	11.4%
% of FP17s for the same patient ID Re-attending within 3 months - Adults	111	1,819	6.1%	16.0%	15.6%	15.4%
% of FP17s for the same patient ID Re-attending between 3 & 9 months - Children	326	771	42.3%	57.9%	61.2%	59.8%
% of FP17s for the same patient ID Re-attending between 3 & 9 months - Adults	785	1,819	43.2%	53.0%	54.5%	52.1%
% of FP17s for Band 1 Urgent Courses	33	1,983	1.7%	10.0%	9.1%	9.2%
% of FP17s Relating to Free Repair or Replacements	25	1,983	1.3%	0.9%	1.0%	0.7%
% of FP17s Relating to Continuations	13	1,983	0.7%	1.0%	1.0%	0.8%
% of Patients satisfied with the dentistry they have received	3	3	N/A	93.1%	94.2%	93.4%
% of Patients satisfied with the time they had to wait for an appointment	3	3	N/A	88.2%	88.4%	87.6%

* This is based on patients treated on this contract for their most recent course of treatment.

Figures in italics indicate the base number of FP17s or Patient Questionnaire responses are less than 100. N/A is shown where the base number of responses is less than 10 during the period. % is calculated as Quantity/Base number*100

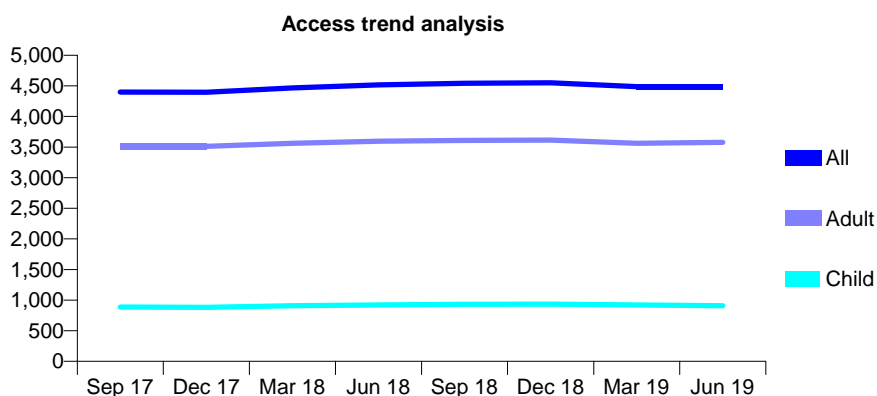
Q44 - Vital Signs At a Glance Contract Report for 150541/0001 - June 2019

Name or company name	Glenside Dental Practice
Contract type name	GDS Contract
Purpose of contract	General
Contract start date	01/04/2009
Contract end date	

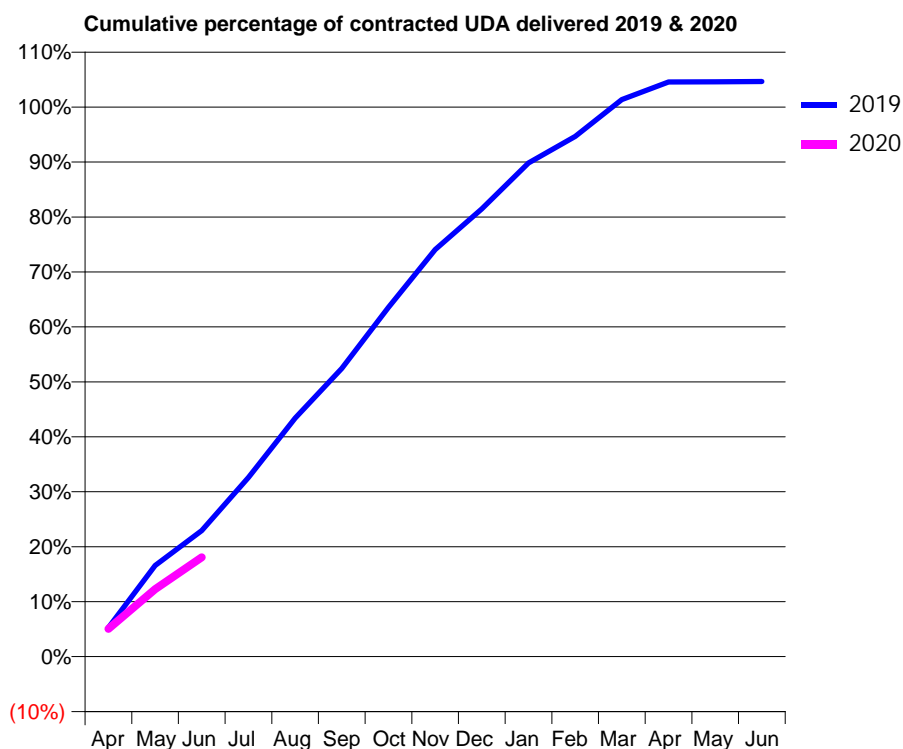
19/20 Contracted general activity (UDA)	8,800
Carry forward general activity (UDA)	0
19/20 Contracted orthodontic activity (UOA)	0
Carry forward orthodontic activity (UOA)	0
Baseline contract value	£255,235.75

ACCESS*

Patients seen in 24 months	Total	Change since previous quarter
Quarter ending June 2018	4,518	
Quarter ending September 2018	4,541	→
Quarter ending December 2018	4,551	→
Quarter ending March 2019	4,486	↓
Quarter ending June 2019	4,486	→
Variance since June 2018	(0.7%)	→



ACTIVITY



Month	Adjusted Scheduled Activity (UDA)	
	2019	2020
April	465	446
May	1,460	1,083
June	2,019	1,591
July	2,869	
August	3,819	
September	4,614	
October	5,593	
November	6,518	
December	7,170	
January	7,905	
February	8,329	
March	8,919	
April	9,201	
May	9,205	
June	9,208	

QUALITY

	Quantity	Base Number	Contract	AT	Region	England
% of FP17s for the same patient ID Re-attending within 3 months - Children	14	300	4.7%	11.3%	12.1%	11.4%
% of FP17s for the same patient ID Re-attending within 3 months - Adults	126	1,245	10.1%	16.0%	15.6%	15.4%
% of FP17s for the same patient ID Re-attending between 3 & 9 months - Children	184	300	61.3%	57.9%	61.2%	59.8%
% of FP17s for the same patient ID Re-attending between 3 & 9 months - Adults	779	1,245	62.6%	53.0%	54.5%	52.1%
% of FP17s for Band 1 Urgent Courses	114	977	11.7%	10.0%	9.1%	9.2%
% of FP17s Relating to Free Repair or Replacements	6	977	0.6%	0.9%	1.0%	0.7%
% of FP17s Relating to Continuations	1	977	0.1%	1.0%	1.0%	0.8%
% of Patients satisfied with the dentistry they have received	3	3	N/A	93.1%	94.2%	93.4%
% of Patients satisfied with the time they had to wait for an appointment	3	3	N/A	88.2%	88.4%	87.6%

* This is based on patients treated on this contract for their most recent course of treatment. Figures in italics indicate the base number of FP17s or Patient Questionnaire responses are less than 100. N/A is shown where the base number of responses is less than 10 during the period. % is calculated as Quantity/Base number*100

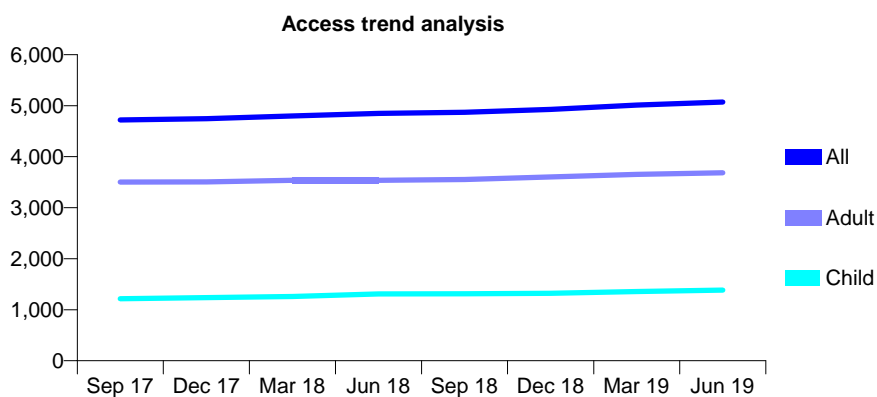
Q44 - Vital Signs At a Glance Contract Report for 151300/0001 - June 2019

Name or company name	Saltney Dental Practice
Contract type name	GDS Contract
Purpose of contract	General
Contract start date	01/04/2009
Contract end date	

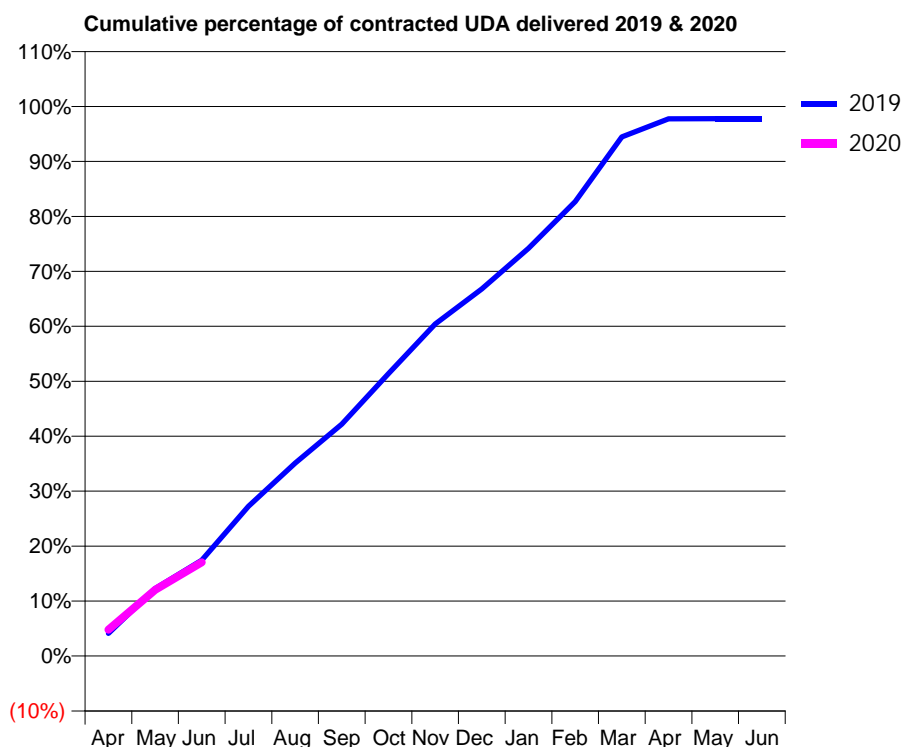
19/20 Contracted general activity (UDA)	14,000
Carry forward general activity (UDA)	0
19/20 Contracted orthodontic activity (UOA)	0
Carry forward orthodontic activity (UOA)	0
Baseline contract value	£331,787.32

ACCESS*

Patients seen in 24 months	Total	Change since previous quarter
Quarter ending June 2018	4,848	
Quarter ending September 2018	4,870	→
Quarter ending December 2018	4,926	→
Quarter ending March 2019	5,011	→
Quarter ending June 2019	5,071	→
Variance since June 2018	4.6%	↑



ACTIVITY



Month	Adjusted Scheduled Activity (UDA)	
	2019	2020
April	577	672
May	1,722	1,686
June	2,442	2,387
July	3,814	
August	4,914	
September	5,905	
October	7,192	
November	8,456	
December	9,352	
January	10,387	
February	11,578	
March	13,223	
April	13,684	
May	13,689	
June	13,689	

QUALITY

	Quantity	Base Number	Contract	AT	Region	England
% of FP17s for the same patient ID Re-attending within 3 months - Children	30	437	6.9%	11.3%	12.1%	11.4%
% of FP17s for the same patient ID Re-attending within 3 months - Adults	119	1,003	11.9%	16.0%	15.6%	15.4%
% of FP17s for the same patient ID Re-attending between 3 & 9 months - Children	210	437	48.1%	57.9%	61.2%	59.8%
% of FP17s for the same patient ID Re-attending between 3 & 9 months - Adults	455	1,003	45.4%	53.0%	54.5%	52.1%
% of FP17s for Band 1 Urgent Courses	116	1,242	9.3%	10.0%	9.1%	9.2%
% of FP17s Relating to Free Repair or Replacements	4	1,242	0.3%	0.9%	1.0%	0.7%
% of FP17s Relating to Continuations	3	1,242	0.2%	1.0%	1.0%	0.8%
% of Patients satisfied with the dentistry they have received	0	0	N/A	93.1%	94.2%	93.4%
% of Patients satisfied with the time they had to wait for an appointment	0	0	N/A	88.2%	88.4%	87.6%

* This is based on patients treated on this contract for their most recent course of treatment. Figures in italics indicate the base number of FP17s or Patient Questionnaire responses are less than 100. N/A is shown where the base number of responses is less than 10 during the period. % is calculated as Quantity/Base number*100

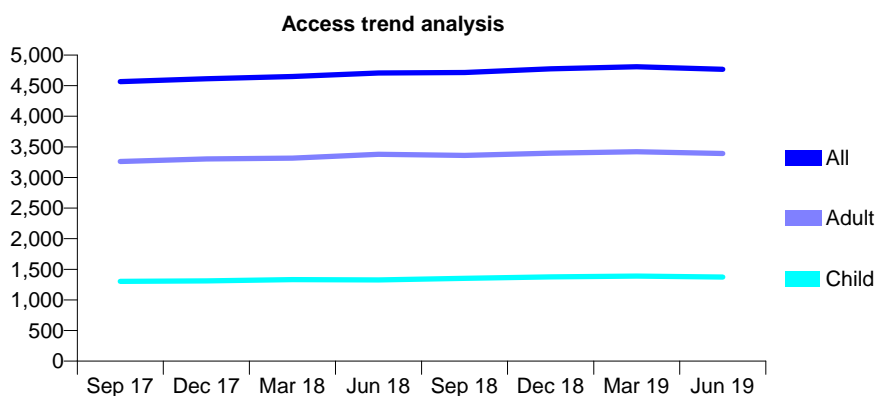
Q44 - Vital Signs At a Glance Contract Report for 151718/0001 - June 2019

Name or company name	Xeon Smiles UK Ltd
Contract type name	PDS Contract
Purpose of contract	General
Contract start date	01/04/2009
Contract end date	31/03/2021

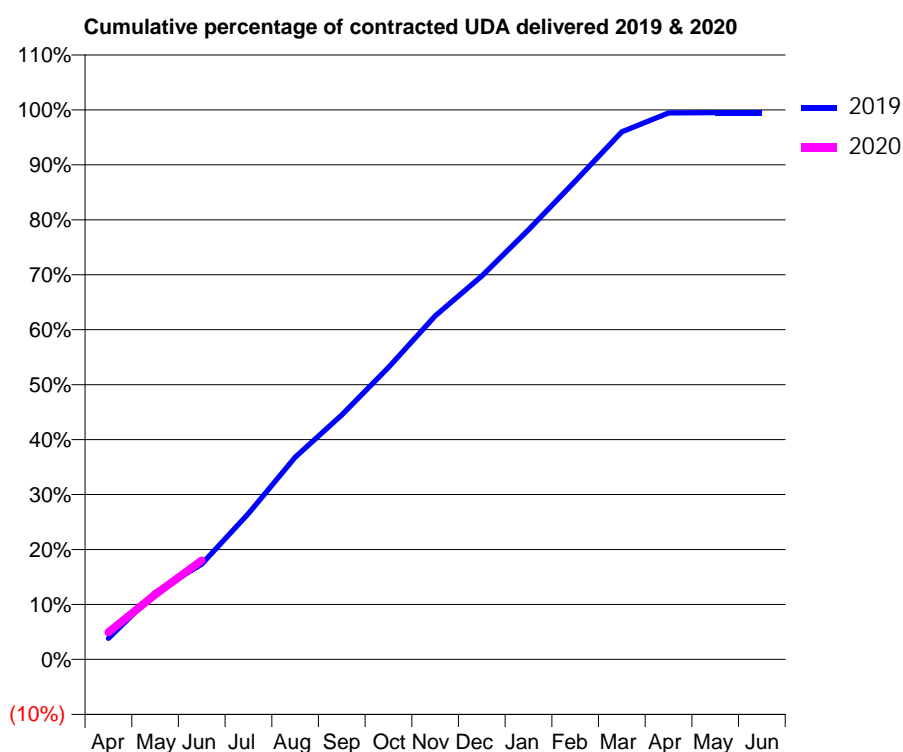
19/20 Contracted general activity (UDA)	12,000
Carry forward general activity (UDA)	0
19/20 Contracted orthodontic activity (UOA)	0
Carry forward orthodontic activity (UOA)	0
Baseline contract value	£292,876.40

ACCESS*

Patients seen in 24 months	Total	Change since previous quarter
Quarter ending June 2018	4,707	
Quarter ending September 2018	4,715	→
Quarter ending December 2018	4,774	→
Quarter ending March 2019	4,810	→
Quarter ending June 2019	4,767	→
Variance since June 2018	1.3%	→



ACTIVITY



Month	2019	2020
April	462	592
May	1,461	1,417
June	2,079	2,161
July	3,188	
August	4,416	
September	5,338	
October	6,376	
November	7,501	
December	8,369	
January	9,382	
February	10,444	
March	11,521	
April	11,932	
May	11,937	
June	11,937	

QUALITY

	Quantity	Base Number	Contract	AT	Region	England
% of FP17s for the same patient ID Re-attending within 3 months - Children	32	560	5.7%	11.3%	12.1%	11.4%
% of FP17s for the same patient ID Re-attending within 3 months - Adults	97	1,000	9.7%	16.0%	15.6%	15.4%
% of FP17s for the same patient ID Re-attending between 3 & 9 months - Children	363	560	64.8%	57.9%	61.2%	59.8%
% of FP17s for the same patient ID Re-attending between 3 & 9 months - Adults	540	1,000	54.0%	53.0%	54.5%	52.1%
% of FP17s for Band 1 Urgent Courses	60	1,321	4.5%	10.0%	9.1%	9.2%
% of FP17s Relating to Free Repair or Replacements	8	1,321	0.6%	0.9%	1.0%	0.7%
% of FP17s Relating to Continuations	6	1,321	0.5%	1.0%	1.0%	0.8%
% of Patients satisfied with the dentistry they have received	2	2	N/A	93.1%	94.2%	93.4%
% of Patients satisfied with the time they had to wait for an appointment	1	2	N/A	88.2%	88.4%	87.6%

* This is based on patients treated on this contract for their most recent course of treatment. Figures in italics indicate the base number of FP17s or Patient Questionnaire responses are less than 100. N/A is shown where the base number of responses is less than 10 during the period. % is calculated as Quantity/Base number*100

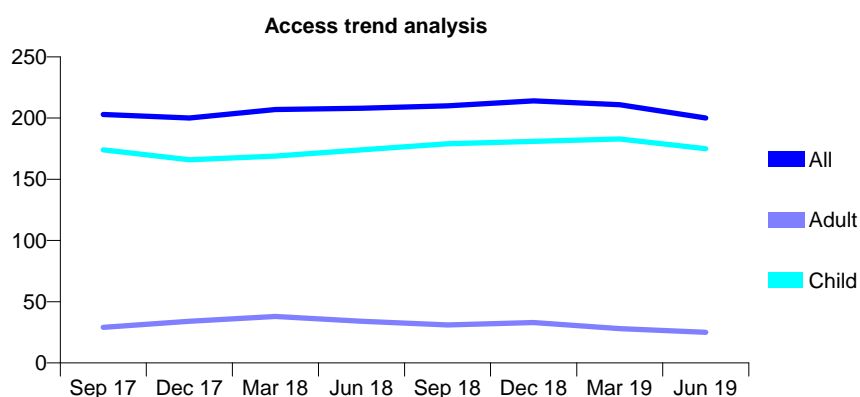
Q44 - Vital Signs At a Glance Contract Report for 151955/0001 - June 2019

Name or company name	Redcliffe Dental Practice
Contract type name	PDS Contract
Purpose of contract	General
Contract start date	01/08/2014
Contract end date	31/07/2024

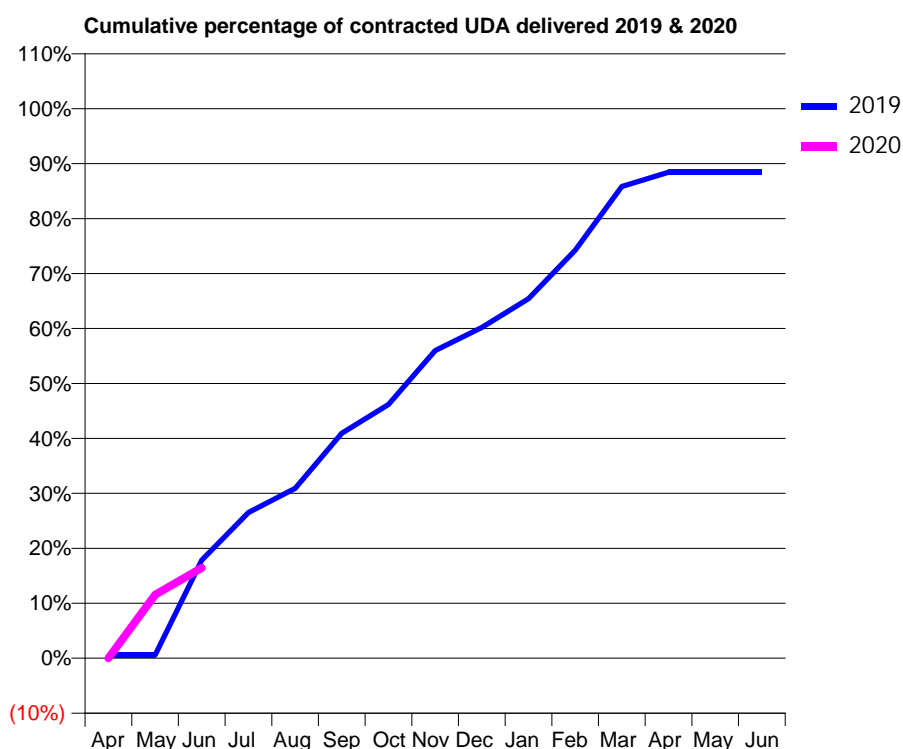
19/20 Contracted general activity (UDA)	500
Carry forward general activity (UDA)	0
19/20 Contracted orthodontic activity (UOA)	0
Carry forward orthodontic activity (UOA)	0
Baseline contract value	£13,840.67

ACCESS*

Patients seen in 24 months	Total	Change since previous quarter
Quarter ending June 2018	208	
Quarter ending September 2018	210	→
Quarter ending December 2018	214	→
Quarter ending March 2019	211	↓
Quarter ending June 2019	200	↓
Variance since June 2018	(3.8%)	↓



ACTIVITY



Month	2019	2020
April	3	0
May	3	58
June	89	82
July	133	
August	155	
September	205	
October	231	
November	280	
December	301	
January	327	
February	371	
March	429	
April	442	
May	442	
June	442	

QUALITY

	Quantity	Base Number	Contract	AT	Region	England
% of FP17s for the same patient ID Re-attending within 3 months - Children	6	67	9.0%	11.3%	12.1%	11.4%
% of FP17s for the same patient ID Re-attending within 3 months - Adults	0	1	0.0%	16.0%	15.6%	15.4%
% of FP17s for the same patient ID Re-attending between 3 & 9 months - Children	50	67	74.6%	57.9%	61.2%	59.8%
% of FP17s for the same patient ID Re-attending between 3 & 9 months - Adults	1	1	100.0%	53.0%	54.5%	52.1%
% of FP17s for Band 1 Urgent Courses	6	57	10.5%	10.0%	9.1%	9.2%
% of FP17s Relating to Free Repair or Replacements	0	57	0.0%	0.9%	1.0%	0.7%
% of FP17s Relating to Continuations	0	57	0.0%	1.0%	1.0%	0.8%
% of Patients satisfied with the dentistry they have received	0	0	N/A	93.1%	94.2%	93.4%
% of Patients satisfied with the time they had to wait for an appointment	0	0	N/A	88.2%	88.4%	87.6%

* This is based on patients treated on this contract for their most recent course of treatment.

Figures in italics indicate the base number of FP17s or Patient Questionnaire responses are less than 100. N/A is shown where the base number of responses is less than 10 during the period. % is calculated as Quantity/Base number*100

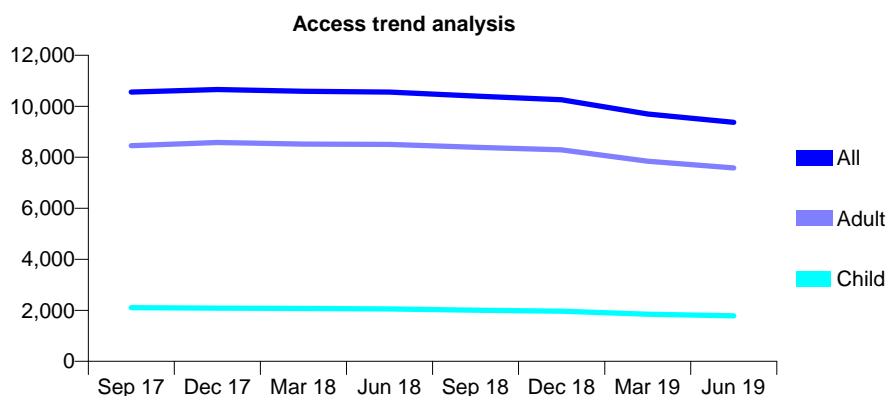
Q44 - Vital Signs At a Glance Contract Report for 152528/0001 - June 2019

Name or company name	Northgate Dental Health
Contract type name	GDS Contract
Purpose of contract	General
Contract start date	01/04/2014
Contract end date	

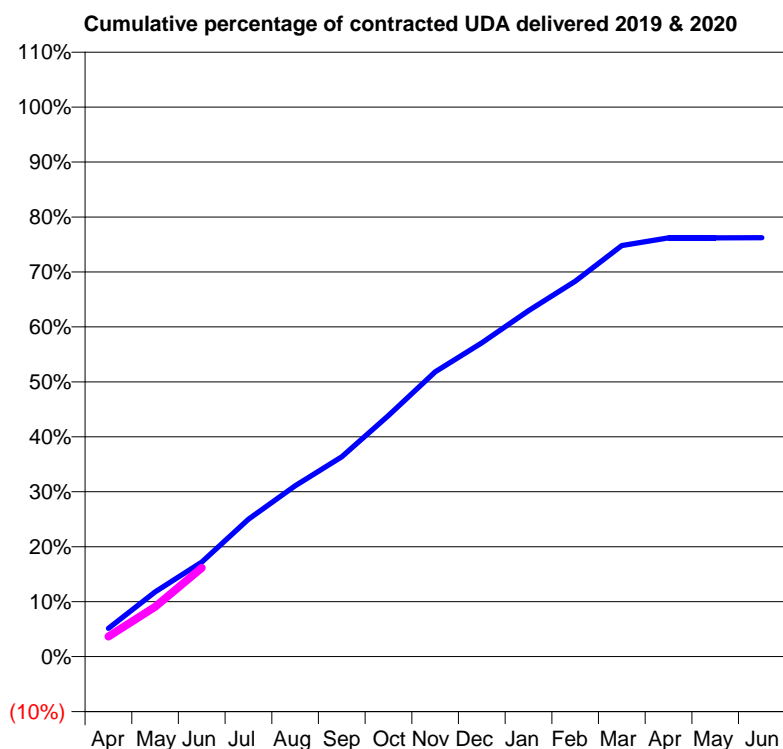
19/20 Contracted general activity (UDA)	28,330
Carry forward general activity (UDA)	0
19/20 Contracted orthodontic activity (UOA)	0
Carry forward orthodontic activity (UOA)	0
Baseline contract value	£691,487.40

ACCESS*

Patients seen in 24 months	Total	Change since previous quarter
Quarter ending June 2018	10,555	
Quarter ending September 2018	10,402	↓
Quarter ending December 2018	10,256	↓
Quarter ending March 2019	9,695	↓
Quarter ending June 2019	9,372	↓
Variance since June 2018	(11.2%)	↓



ACTIVITY



Month	Adjusted Scheduled Activity (UDA)	
	2019	2020
April	1,463	1,033
May	3,340	2,567
June	4,872	4,575
July	7,082	
August	8,813	
September	10,302	
October	12,436	
November	14,678	
December	16,173	
January	17,835	
February	19,349	
March	21,191	
April	21,589	
May	21,592	
June	21,595	

QUALITY

	Quantity	Base Number	Contract	AT	Region	England
% of FP17s for the same patient ID Re-attending within 3 months - Children	15	447	3.4%	11.3%	12.1%	11.4%
% of FP17s for the same patient ID Re-attending within 3 months - Adults	188	1,644	11.4%	16.0%	15.6%	15.4%
% of FP17s for the same patient ID Re-attending between 3 & 9 months - Children	177	447	39.6%	57.9%	61.2%	59.8%
% of FP17s for the same patient ID Re-attending between 3 & 9 months - Adults	559	1,644	34.0%	53.0%	54.5%	52.1%
% of FP17s for Band 1 Urgent Courses	153	1,901	8.0%	10.0%	9.1%	9.2%
% of FP17s Relating to Free Repair or Replacements	10	1,901	0.5%	0.9%	1.0%	0.7%
% of FP17s Relating to Continuations	21	1,901	1.1%	1.0%	1.0%	0.8%
% of Patients satisfied with the dentistry they have received	3	3	N/A	93.1%	94.2%	93.4%
% of Patients satisfied with the time they had to wait for an appointment	3	3	N/A	88.2%	88.4%	87.6%

* This is based on patients treated on this contract for their most recent course of treatment. Figures in italics indicate the base number of FP17s or Patient Questionnaire responses are less than 100. N/A is shown where the base number of responses is less than 10 during the period. % is calculated as Quantity/Base number*100

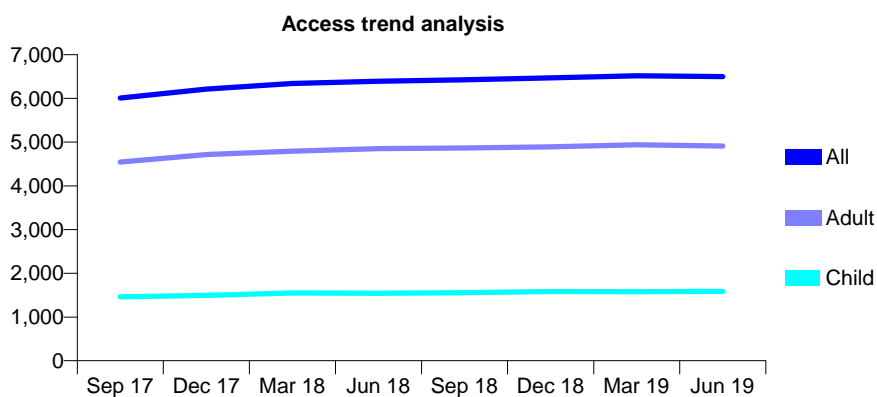
Q44 - Vital Signs At a Glance Contract Report for 152730/0001 - June 2019

Name or company name	PJS CARE LTD
Contract type name	GDS Contract
Purpose of contract	General
Contract start date	01/04/2011
Contract end date	

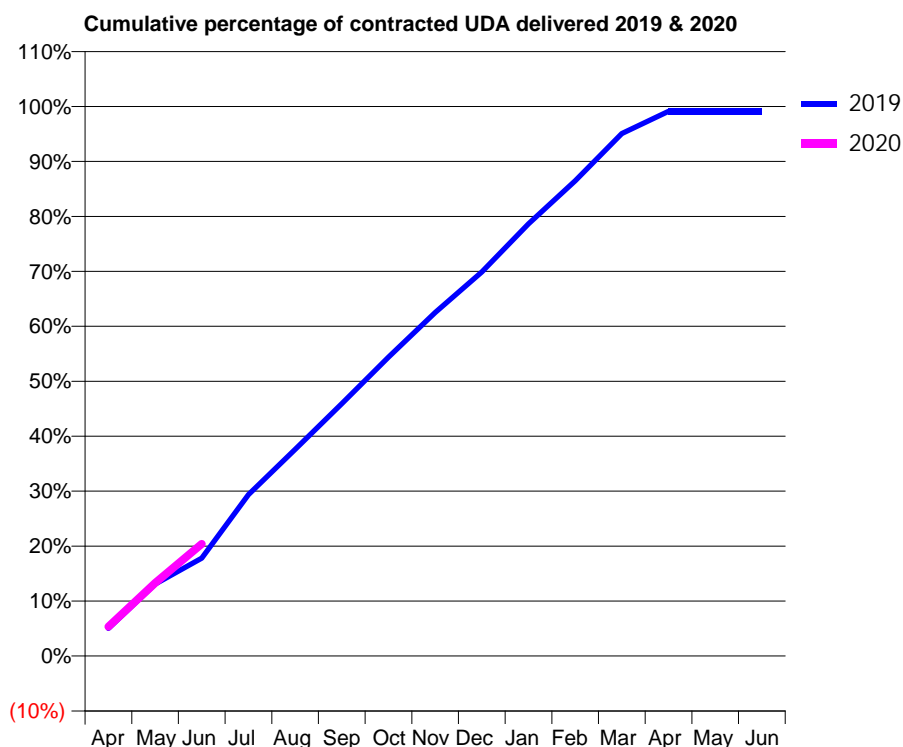
19/20 Contracted general activity (UDA)	15,554
Carry forward general activity (UDA)	0
19/20 Contracted orthodontic activity (UOA)	0
Carry forward orthodontic activity (UOA)	0
Baseline contract value	£441,134.66

ACCESS*

Patients seen in 24 months	Total	Change since previous quarter
Quarter ending June 2018	6,393	
Quarter ending September 2018	6,425	→
Quarter ending December 2018	6,471	→
Quarter ending March 2019	6,517	→
Quarter ending June 2019	6,498	→
Variance since June 2018	1.6%	→



ACTIVITY



Month	Adjusted Scheduled Activity (UDA)	
	2019	2020
April	783	834
May	2,035	2,071
June	2,774	3,174
July	4,568	
August	5,851	
September	7,138	
October	8,460	
November	9,725	
December	10,869	
January	12,232	
February	13,451	
March	14,785	
April	15,415	
May	15,417	
June	15,417	

QUALITY

	Quantity	Base Number	Contract	AT	Region	England
% of FP17s for the same patient ID Re-attending within 3 months - Children	37	623	5.9%	11.3%	12.1%	11.4%
% of FP17s for the same patient ID Re-attending within 3 months - Adults	269	1,472	18.3%	16.0%	15.6%	15.4%
% of FP17s for the same patient ID Re-attending between 3 & 9 months - Children	402	623	64.5%	57.9%	61.2%	59.8%
% of FP17s for the same patient ID Re-attending between 3 & 9 months - Adults	679	1,472	46.1%	53.0%	54.5%	52.1%
% of FP17s for Band 1 Urgent Courses	223	1,637	13.6%	10.0%	9.1%	9.2%
% of FP17s Relating to Free Repair or Replacements	18	1,637	1.1%	0.9%	1.0%	0.7%
% of FP17s Relating to Continuations	17	1,637	1.0%	1.0%	1.0%	0.8%
% of Patients satisfied with the dentistry they have received	1	1	N/A	93.1%	94.2%	93.4%
% of Patients satisfied with the time they had to wait for an appointment	0	1	N/A	88.2%	88.4%	87.6%

* This is based on patients treated on this contract for their most recent course of treatment. Figures in italics indicate the base number of FP17s or Patient Questionnaire responses are less than 100. N/A is shown where the base number of responses is less than 10 during the period. % is calculated as Quantity/Base number*100

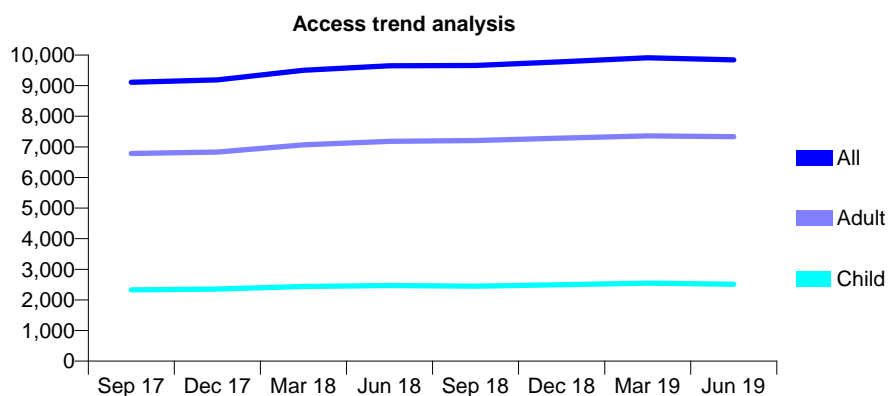
Q44 - Vital Signs At a Glance Contract Report for 152730/0002 - June 2019

Name or company name	PJS CARE LTD
Contract type name	GDS Contract
Purpose of contract	General
Contract start date	01/04/2011
Contract end date	

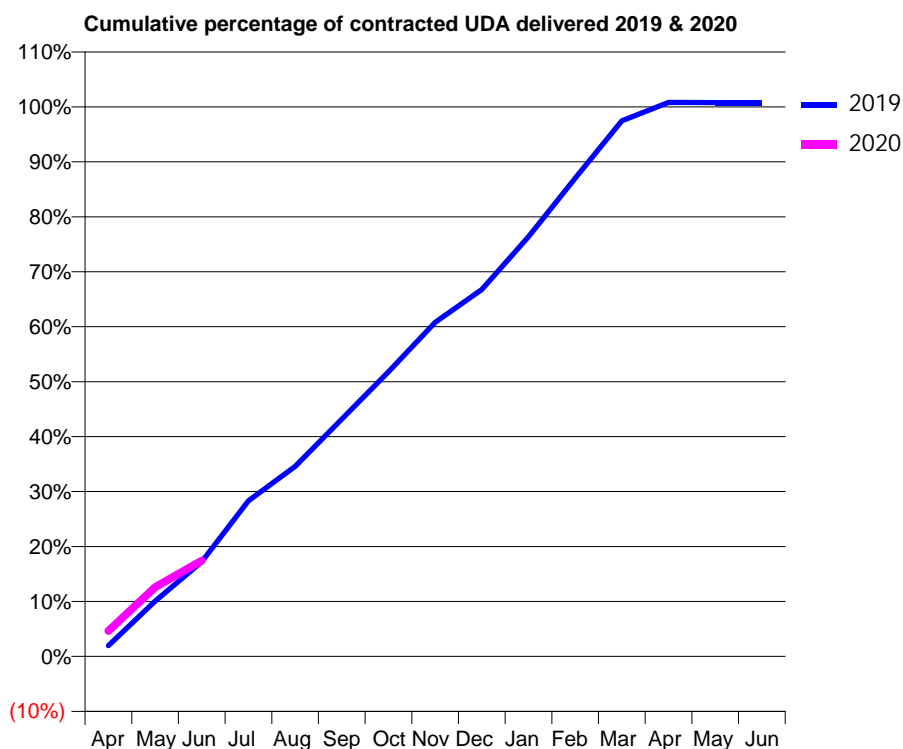
19/20 Contracted general activity (UDA)	26,924
Carry forward general activity (UDA)	0
19/20 Contracted orthodontic activity (UOA)	0
Carry forward orthodontic activity (UOA)	0
Baseline contract value	£854,259.56

ACCESS*

Patients seen in 24 months	Total	Change since previous quarter
Quarter ending June 2018	9,649	
Quarter ending September 2018	9,661	→
Quarter ending December 2018	9,780	→
Quarter ending March 2019	9,912	→
Quarter ending June 2019	9,843	→
Variance since June 2018	2.0%	↑



ACTIVITY



Month	2019	2020
April	532	1,248
May	2,706	3,391
June	4,634	4,695
July	7,626	
August	9,316	
September	11,625	
October	13,943	
November	16,371	
December	17,975	
January	20,567	
February	23,430	
March	26,245	
April	27,138	
May	27,133	
June	27,128	

QUALITY

	Quantity	Base Number	Contract	AT	Region	England
% of FP17s for the same patient ID Re-attending within 3 months - Children	77	695	11.1%	11.3%	12.1%	11.4%
% of FP17s for the same patient ID Re-attending within 3 months - Adults	356	1,869	19.0%	16.0%	15.6%	15.4%
% of FP17s for the same patient ID Re-attending between 3 & 9 months - Children	323	695	46.5%	57.9%	61.2%	59.8%
% of FP17s for the same patient ID Re-attending between 3 & 9 months - Adults	763	1,869	40.8%	53.0%	54.5%	52.1%
% of FP17s for Band 1 Urgent Courses	316	2,064	15.3%	10.0%	9.1%	9.2%
% of FP17s Relating to Free Repair or Replacements	19	2,064	0.9%	0.9%	1.0%	0.7%
% of FP17s Relating to Continuations	11	2,064	0.5%	1.0%	1.0%	0.8%
% of Patients satisfied with the dentistry they have received	2	4	N/A	93.1%	94.2%	93.4%
% of Patients satisfied with the time they had to wait for an appointment	4	4	N/A	88.2%	88.4%	87.6%

* This is based on patients treated on this contract for their most recent course of treatment. Figures in italics indicate the base number of FP17s or Patient Questionnaire responses are less than 100. N/A is shown where the base number of responses is less than 10 during the period. % is calculated as Quantity/Base number*100

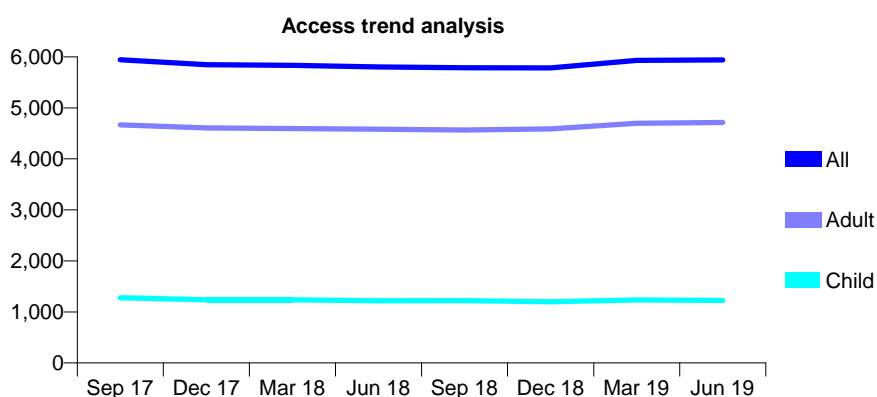
Q44 - Vital Signs At a Glance Contract Report for 156558/0001 - June 2019

Name or company name	Wentworth Practice Ltd
Contract type name	GDS Contract
Purpose of contract	General
Contract start date	12/07/2008
Contract end date	

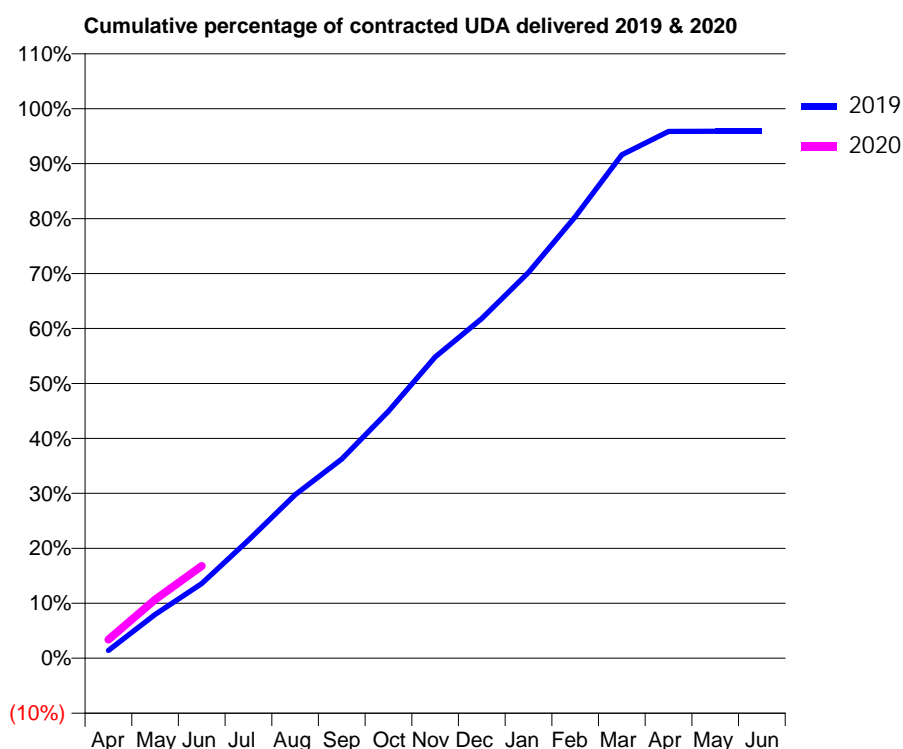
19/20 Contracted general activity (UDA)	17,605
Carry forward general activity (UDA)	0
19/20 Contracted orthodontic activity (UOA)	0
Carry forward orthodontic activity (UOA)	0
Baseline contract value	£473,340.12

ACCESS*

Patients seen in 24 months	Total	Change since previous quarter
Quarter ending June 2018	5,803	
Quarter ending September 2018	5,787	→
Quarter ending December 2018	5,784	→
Quarter ending March 2019	5,932	↑
Quarter ending June 2019	5,941	→
Variance since June 2018	2.4%	↑



ACTIVITY



Month	2019	2020
April	249	595
May	1,405	1,879
June	2,395	2,961
July	3,783	
August	5,234	
September	6,381	
October	7,913	
November	9,653	
December	10,884	
January	12,359	
February	14,145	
March	16,125	
April	16,879	
May	16,880	
June	16,880	

QUALITY

	Quantity	Base Number	Contract	AT	Region	England
% of FP17s for the same patient ID Re-attending within 3 months - Children	34	387	8.8%	11.3%	12.1%	11.4%
% of FP17s for the same patient ID Re-attending within 3 months - Adults	291	1,639	17.8%	16.0%	15.6%	15.4%
% of FP17s for the same patient ID Re-attending between 3 & 9 months - Children	237	387	61.2%	57.9%	61.2%	59.8%
% of FP17s for the same patient ID Re-attending between 3 & 9 months - Adults	965	1,639	58.9%	53.0%	54.5%	52.1%
% of FP17s for Band 1 Urgent Courses	173	1,679	10.3%	10.0%	9.1%	9.2%
% of FP17s Relating to Free Repair or Replacements	19	1,679	1.1%	0.9%	1.0%	0.7%
% of FP17s Relating to Continuations	56	1,679	3.3%	1.0%	1.0%	0.8%
% of Patients satisfied with the dentistry they have received	9	10	90.0%	93.1%	94.2%	93.4%
% of Patients satisfied with the time they had to wait for an appointment	10	10	100.0%	88.2%	88.4%	87.6%

* This is based on patients treated on this contract for their most recent course of treatment.

Figures in italics indicate the base number of FP17s or Patient Questionnaire responses are less than 100. N/A is shown where the base number of responses is less than 10 during the period. % is calculated as Quantity/Base number*100

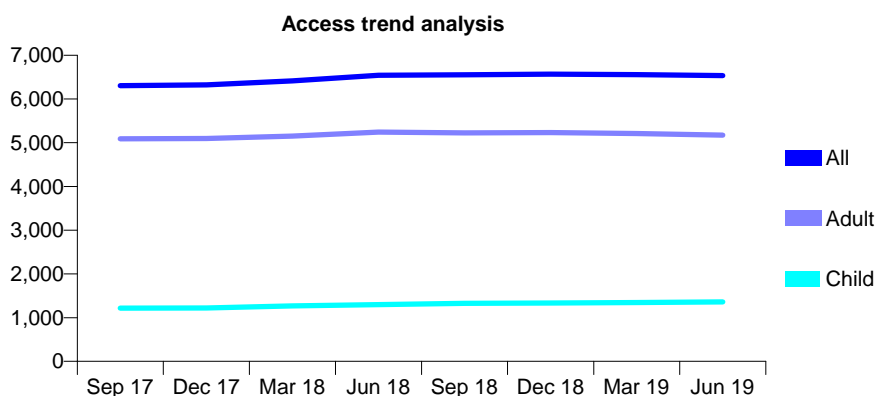
Q44 - Vital Signs At a Glance Contract Report for 156647/0001 - June 2019

Name or company name	Hosside Dental Partnership
Contract type name	GDS Contract
Purpose of contract	General
Contract start date	26/04/2013
Contract end date	

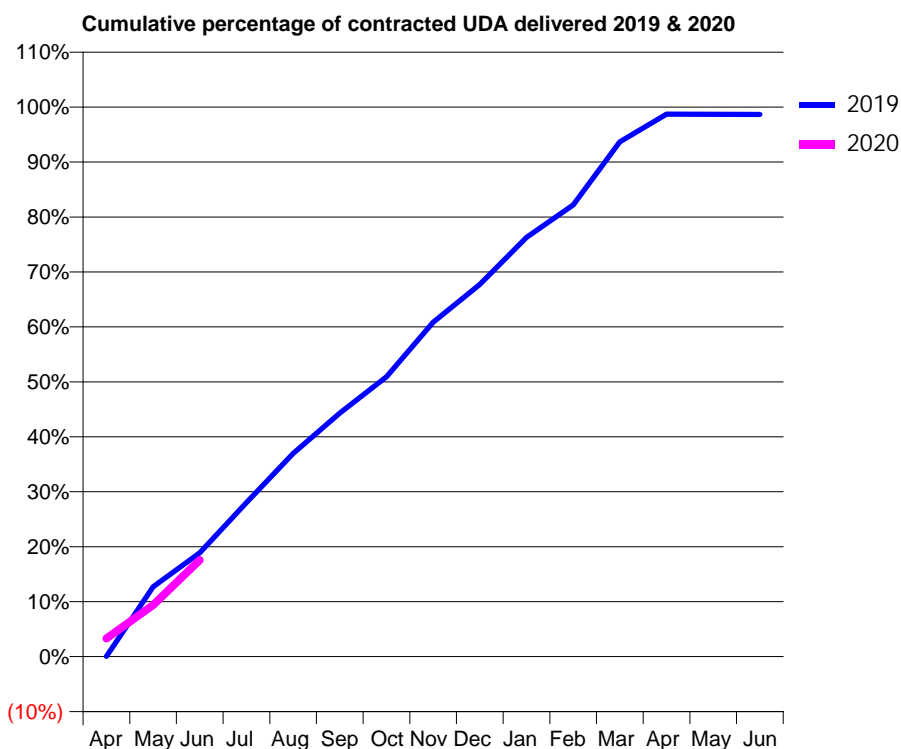
19/20 Contracted general activity (UDA)	19,498
Carry forward general activity (UDA)	0
19/20 Contracted orthodontic activity (UOA)	0
Carry forward orthodontic activity (UOA)	0
Baseline contract value	£546,161.84

ACCESS*

Patients seen in 24 months	Total	Change since previous quarter
Quarter ending June 2018	6,540	
Quarter ending September 2018	6,553	→
Quarter ending December 2018	6,568	→
Quarter ending March 2019	6,557	→
Quarter ending June 2019	6,535	→
Variance since June 2018	(0.1%)	→



ACTIVITY



Month	Adjusted Scheduled Activity (UDA)	
	2019	2020
April	5	644
May	2,483	1,833
June	3,685	3,430
July	5,469	
August	7,209	
September	8,642	
October	9,929	
November	11,864	
December	13,205	
January	14,873	
February	16,027	
March	18,259	
April	19,246	
May	19,241	
June	19,238	

QUALITY

	Quantity	Base Number	Contract	AT	Region	England
% of FP17s for the same patient ID Re-attending within 3 months - Children	33	549	6.0%	11.3%	12.1%	11.4%
% of FP17s for the same patient ID Re-attending within 3 months - Adults	256	1,916	13.4%	16.0%	15.6%	15.4%
% of FP17s for the same patient ID Re-attending between 3 & 9 months - Children	383	549	69.8%	57.9%	61.2%	59.8%
% of FP17s for the same patient ID Re-attending between 3 & 9 months - Adults	1,232	1,916	64.3%	53.0%	54.5%	52.1%
% of FP17s for Band 1 Urgent Courses	159	1,799	8.8%	10.0%	9.1%	9.2%
% of FP17s Relating to Free Repair or Replacements	23	1,799	1.3%	0.9%	1.0%	0.7%
% of FP17s Relating to Continuations	10	1,799	0.6%	1.0%	1.0%	0.8%
% of Patients satisfied with the dentistry they have received	5	6	N/A	93.1%	94.2%	93.4%
% of Patients satisfied with the time they had to wait for an appointment	6	6	N/A	88.2%	88.4%	87.6%

* This is based on patients treated on this contract for their most recent course of treatment. Figures in italics indicate the base number of FP17s or Patient Questionnaire responses are less than 100. N/A is shown where the base number of responses is less than 10 during the period. % is calculated as Quantity/Base number*100

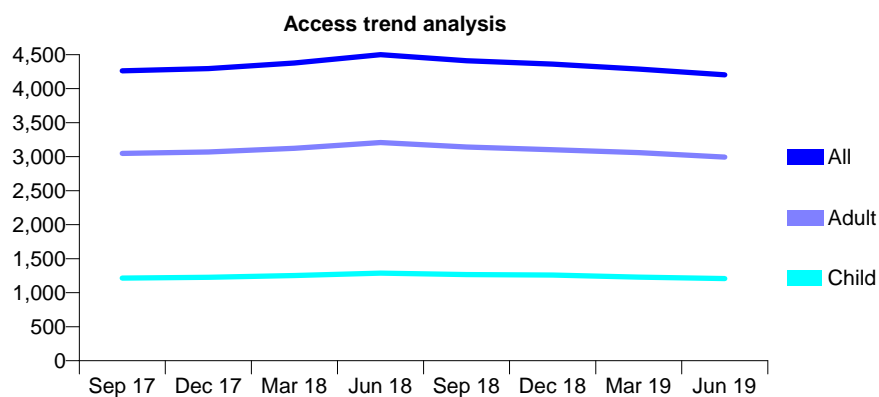
Q44 - Vital Signs At a Glance Contract Report for 157384/0001 - June 2019

Name or company name	Fearnhead Dental Surgery
Contract type name	GDS Contract
Purpose of contract	General
Contract start date	01/11/2011
Contract end date	

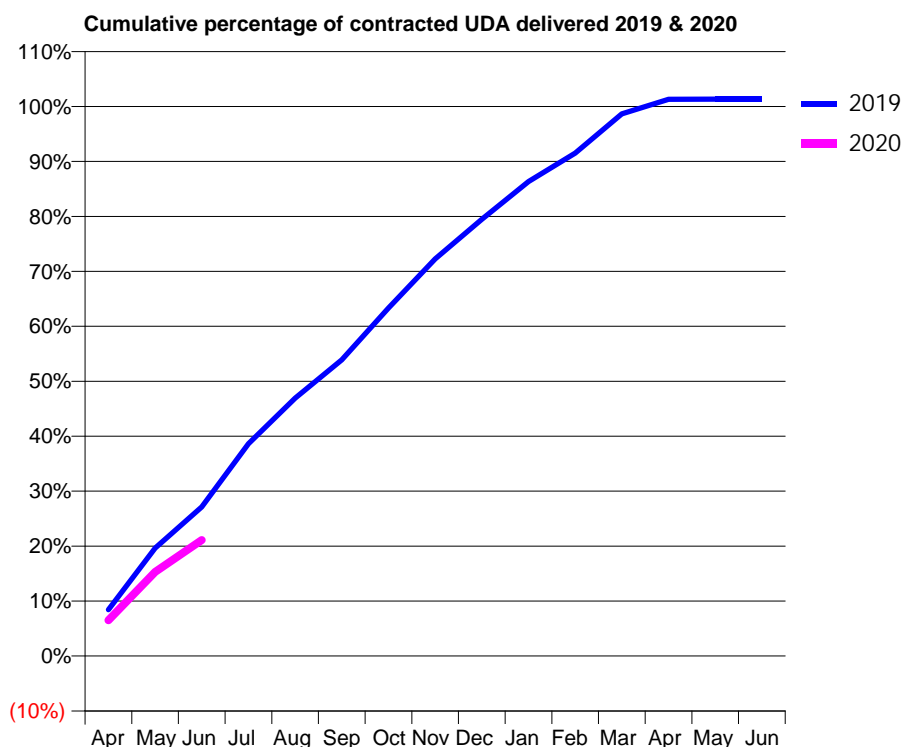
19/20 Contracted general activity (UDA)	12,385
Carry forward general activity (UDA)	0
19/20 Contracted orthodontic activity (UOA)	0
Carry forward orthodontic activity (UOA)	0
Baseline contract value	£385,551.03

ACCESS*

Patients seen in 24 months	Total	Change since previous quarter
Quarter ending June 2018	4,499	
Quarter ending September 2018	4,410	↓
Quarter ending December 2018	4,362	↓
Quarter ending March 2019	4,289	↓
Quarter ending June 2019	4,202	↓
Variance since June 2018	(6.6%)	↓



ACTIVITY



Month	Adjusted Scheduled Activity (UDA)	
	2019	2020
April	1,043	808
May	2,432	1,896
June	3,363	2,613
July	4,785	
August	5,813	
September	6,674	
October	7,843	
November	8,950	
December	9,842	
January	10,693	
February	11,335	
March	12,217	
April	12,547	
May	12,549	
June	12,549	

QUALITY

	Quantity	Base Number	Contract	AT	Region	England
% of FP17s for the same patient ID Re-attending within 3 months - Children	34	370	9.2%	11.3%	12.1%	11.4%
% of FP17s for the same patient ID Re-attending within 3 months - Adults	121	919	13.2%	16.0%	15.6%	15.4%
% of FP17s for the same patient ID Re-attending between 3 & 9 months - Children	164	370	44.3%	57.9%	61.2%	59.8%
% of FP17s for the same patient ID Re-attending between 3 & 9 months - Adults	477	919	51.9%	53.0%	54.5%	52.1%
% of FP17s for Band 1 Urgent Courses	92	1,137	8.1%	10.0%	9.1%	9.2%
% of FP17s Relating to Free Repair or Replacements	22	1,137	1.9%	0.9%	1.0%	0.7%
% of FP17s Relating to Continuations	25	1,137	2.2%	1.0%	1.0%	0.8%
% of Patients satisfied with the dentistry they have received	3	3	N/A	93.1%	94.2%	93.4%
% of Patients satisfied with the time they had to wait for an appointment	2	3	N/A	88.2%	88.4%	87.6%

* This is based on patients treated on this contract for their most recent course of treatment. Figures in italics indicate the base number of FP17s or Patient Questionnaire responses are less than 100. N/A is shown where the base number of responses is less than 10 during the period. % is calculated as Quantity/Base number*100

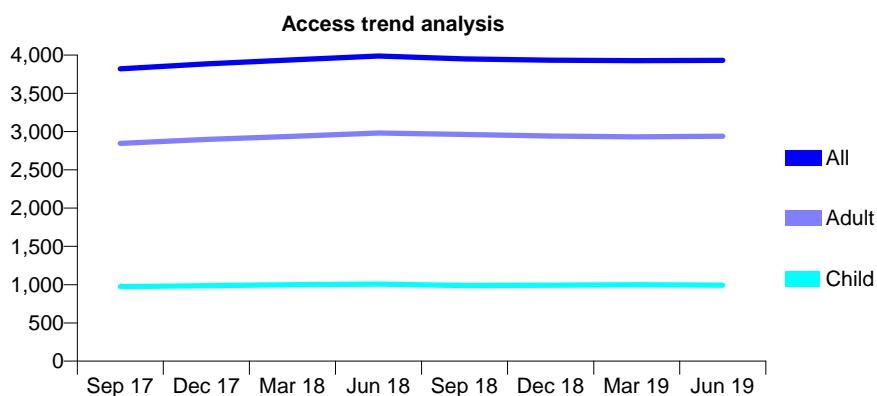
Q44 - Vital Signs At a Glance Contract Report for 158712/0001 - June 2019

Name or company name	Bollington Dental Practice Limited
Contract type name	GDS Contract
Purpose of contract	General
Contract start date	01/10/2014
Contract end date	

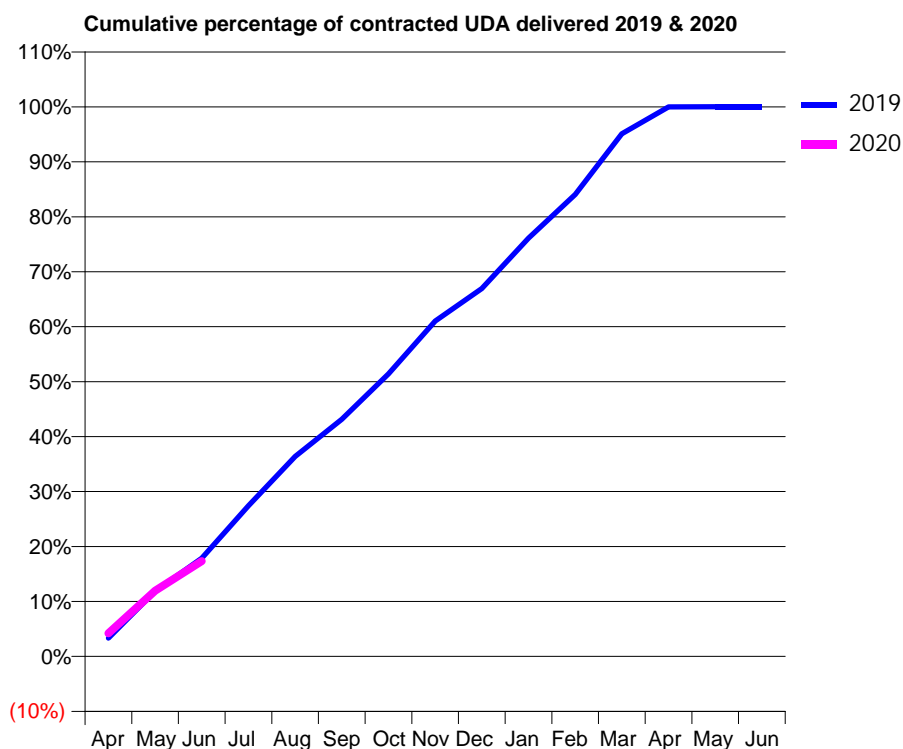
19/20 Contracted general activity (UDA)	8,980
Carry forward general activity (UDA)	0
19/20 Contracted orthodontic activity (UOA)	0
Carry forward orthodontic activity (UOA)	0
Baseline contract value	£287,898.36

ACCESS*

Patients seen in 24 months	Total	Change since previous quarter
Quarter ending June 2018	3,987	
Quarter ending September 2018	3,950	→
Quarter ending December 2018	3,933	→
Quarter ending March 2019	3,928	→
Quarter ending June 2019	3,932	→
Variance since June 2018	(1.4%)	↓



ACTIVITY



Month	Adjusted Scheduled Activity (UDA)	
	2019	2020
April	300	377
May	1,066	1,074
June	1,605	1,557
July	2,461	
August	3,267	
September	3,872	
October	4,616	
November	5,479	
December	6,012	
January	6,835	
February	7,549	
March	8,538	
April	8,980	
May	8,982	
June	8,981	

QUALITY

	Quantity	Base Number	Contract	AT	Region	England
% of FP17s for the same patient ID Re-attending within 3 months - Children	26	324	8.0%	11.3%	12.1%	11.4%
% of FP17s for the same patient ID Re-attending within 3 months - Adults	115	736	15.6%	16.0%	15.6%	15.4%
% of FP17s for the same patient ID Re-attending between 3 & 9 months - Children	167	324	51.5%	57.9%	61.2%	59.8%
% of FP17s for the same patient ID Re-attending between 3 & 9 months - Adults	177	736	24.0%	53.0%	54.5%	52.1%
% of FP17s for Band 1 Urgent Courses	110	886	12.4%	10.0%	9.1%	9.2%
% of FP17s Relating to Free Repair or Replacements	6	886	0.7%	0.9%	1.0%	0.7%
% of FP17s Relating to Continuations	6	886	0.7%	1.0%	1.0%	0.8%
% of Patients satisfied with the dentistry they have received	4	4	N/A	93.1%	94.2%	93.4%
% of Patients satisfied with the time they had to wait for an appointment	4	4	N/A	88.2%	88.4%	87.6%

* This is based on patients treated on this contract for their most recent course of treatment.

Figures in italics indicate the base number of FP17s or Patient Questionnaire responses are less than 100. N/A is shown where the base number of responses is less than 10 during the period. % is calculated as Quantity/Base number*100

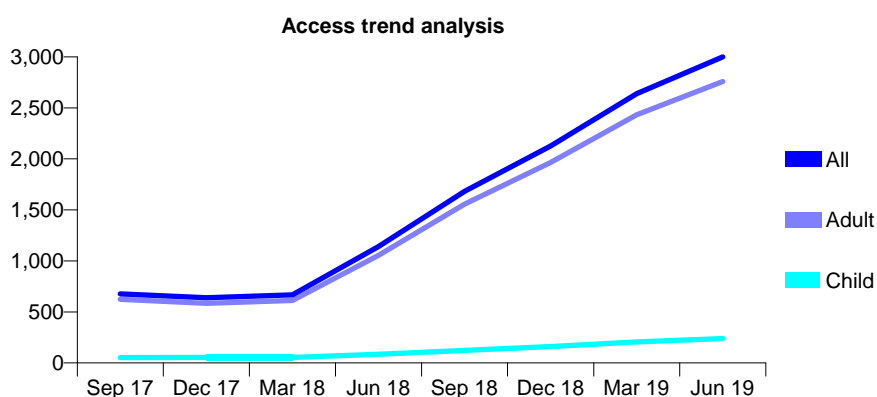
Q44 - Vital Signs At a Glance Contract Report for 160059/0014 - June 2019

Name or company name	REVIVE DENTAL CARE LIMITED
Contract type name	PDS Contract
Purpose of contract	General
Contract start date	01/04/2015
Contract end date	31/03/2020

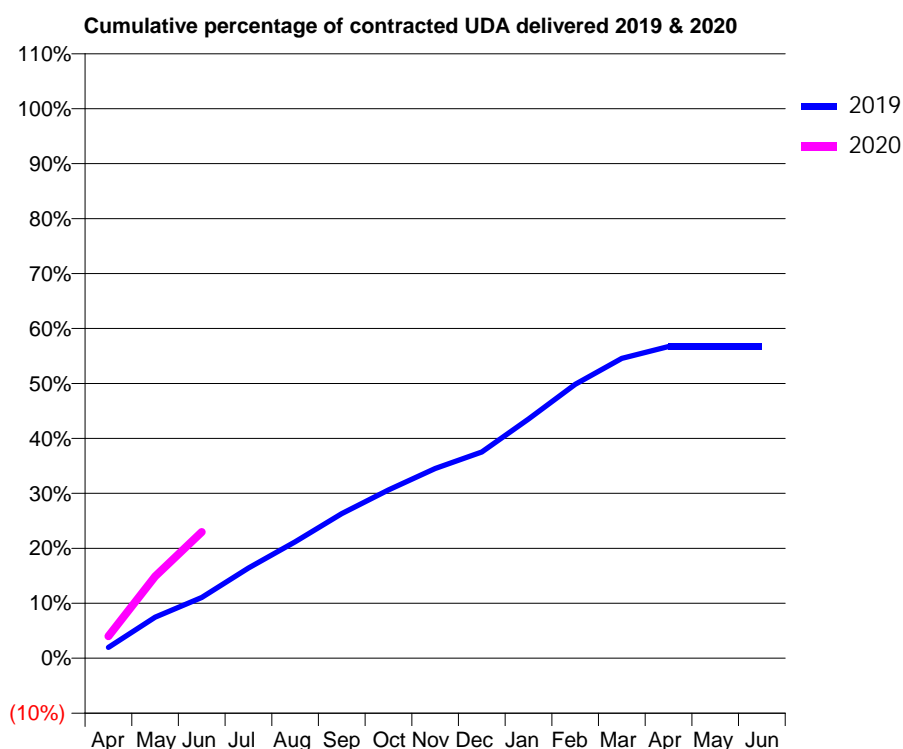
19/20 Contracted general activity (UDA)	8,000
Carry forward general activity (UDA)	0
19/20 Contracted orthodontic activity (UOA)	0
Carry forward orthodontic activity (UOA)	0
Baseline contract value	£411,489.93

ACCESS*

Patients seen in 24 months	Total	Change since previous quarter
Quarter ending June 2018	1,140	
Quarter ending September 2018	1,682	↑
Quarter ending December 2018	2,126	↑
Quarter ending March 2019	2,638	↑
Quarter ending June 2019	2,999	↑
Variance since June 2018	163.1%	↑



ACTIVITY



Month	2019	2020
April	296	320
May	1,118	1,193
June	1,660	1,838
July	2,461	
August	3,179	
September	3,949	
October	4,592	
November	5,179	
December	5,628	
January	6,530	
February	7,474	
March	8,184	
April	8,510	
May	8,510	
June	8,510	

QUALITY

	Quantity	Base Number	Contract	AT	Region	England
% of FP17s for the same patient ID Re-attending within 3 months - Children	5	240	2.1%	11.3%	12.1%	11.4%
% of FP17s for the same patient ID Re-attending within 3 months - Adults	29	1,600	1.8%	16.0%	15.6%	15.4%
% of FP17s for the same patient ID Re-attending between 3 & 9 months - Children	0	240	0.0%	57.9%	61.2%	59.8%
% of FP17s for the same patient ID Re-attending between 3 & 9 months - Adults	14	1,600	0.9%	53.0%	54.5%	52.1%
% of FP17s for Band 1 Urgent Courses	1,532	1,532	100.0%	10.0%	9.1%	9.2%
% of FP17s Relating to Free Repair or Replacements	0	1,532	0.0%	0.9%	1.0%	0.7%
% of FP17s Relating to Continuations	0	1,532	0.0%	1.0%	1.0%	0.8%
% of Patients satisfied with the dentistry they have received	4	4	N/A	93.1%	94.2%	93.4%
% of Patients satisfied with the time they had to wait for an appointment	3	4	N/A	88.2%	88.4%	87.6%

* This is based on patients treated on this contract for their most recent course of treatment.

Figures in italics indicate the base number of FP17s or Patient Questionnaire responses are less than 100. N/A is shown where the base number of responses is less than 10 during the period. % is calculated as Quantity/Base number*100

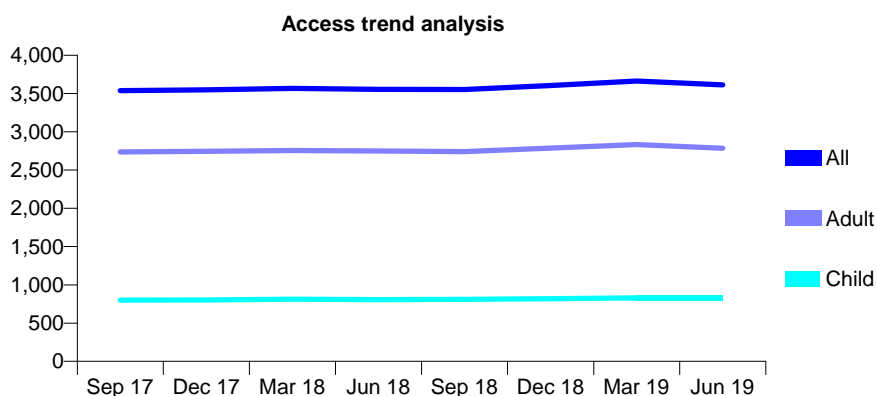
Q44 - Vital Signs At a Glance Contract Report for 160075/0001 - June 2019

Name or company name	Arrowe Park Dental Practice
Contract type name	GDS Contract
Purpose of contract	General
Contract start date	01/11/2012
Contract end date	

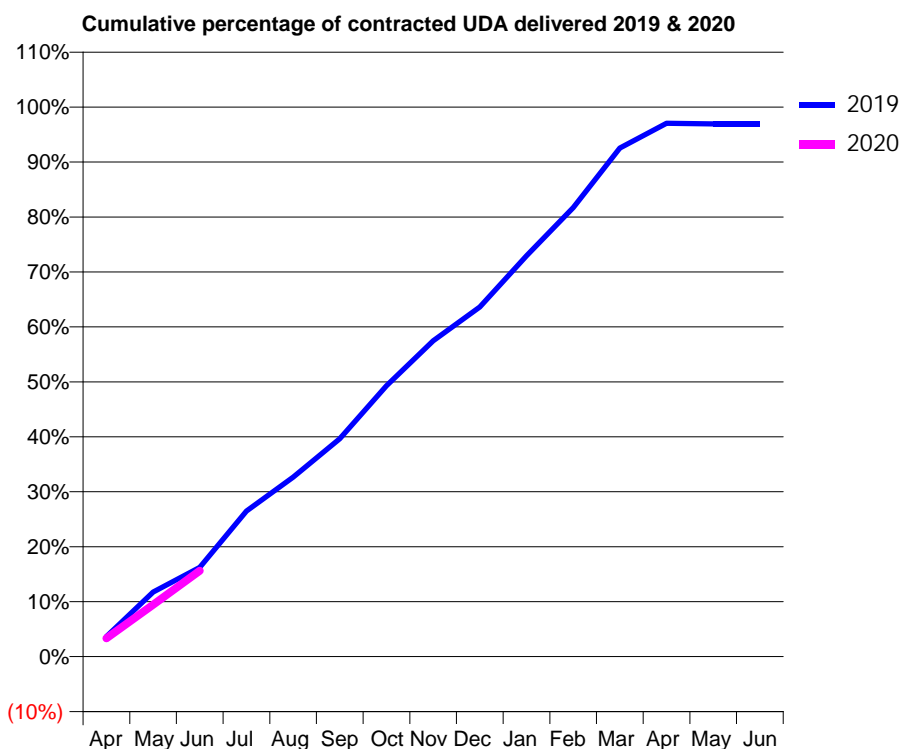
19/20 Contracted general activity (UDA)	13,875
Carry forward general activity (UDA)	0
19/20 Contracted orthodontic activity (UOA)	0
Carry forward orthodontic activity (UOA)	0
Baseline contract value	£414,833.79

ACCESS*

Patients seen in 24 months	Total	Change since previous quarter
Quarter ending June 2018	3,555	
Quarter ending September 2018	3,553	→
Quarter ending December 2018	3,605	→
Quarter ending March 2019	3,662	→
Quarter ending June 2019	3,613	↓
Variance since June 2018	1.6%	→



ACTIVITY



Month	Adjusted Scheduled Activity (UDA)	
	2019	2020
April	505	465
May	1,633	1,310
June	2,254	2,171
July	3,676	
August	4,535	
September	5,499	
October	6,841	
November	7,975	
December	8,827	
January	10,121	
February	11,335	
March	12,840	
April	13,465	
May	13,449	
June	13,448	

QUALITY

	Quantity	Base Number	Contract	AT	Region	England
% of FP17s for the same patient ID Re-attending within 3 months - Children	21	249	8.4%	11.3%	12.1%	11.4%
% of FP17s for the same patient ID Re-attending within 3 months - Adults	133	819	16.2%	16.0%	15.6%	15.4%
% of FP17s for the same patient ID Re-attending between 3 & 9 months - Children	141	249	56.6%	57.9%	61.2%	59.8%
% of FP17s for the same patient ID Re-attending between 3 & 9 months - Adults	494	819	60.3%	53.0%	54.5%	52.1%
% of FP17s for Band 1 Urgent Courses	63	904	7.0%	10.0%	9.1%	9.2%
% of FP17s Relating to Free Repair or Replacements	25	904	2.8%	0.9%	1.0%	0.7%
% of FP17s Relating to Continuations	5	904	0.6%	1.0%	1.0%	0.8%
% of Patients satisfied with the dentistry they have received	1	1	N/A	93.1%	94.2%	93.4%
% of Patients satisfied with the time they had to wait for an appointment	0	1	N/A	88.2%	88.4%	87.6%

* This is based on patients treated on this contract for their most recent course of treatment. Figures in italics indicate the base number of FP17s or Patient Questionnaire responses are less than 100. N/A is shown where the base number of responses is less than 10 during the period. % is calculated as Quantity/Base number*100

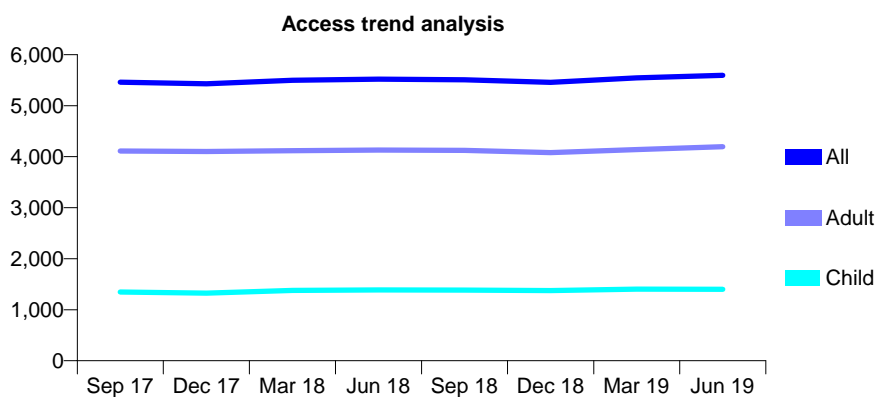
Q44 - Vital Signs At a Glance Contract Report for 160849/0001 - June 2019

Name or company name	Abbotts and Ward
Contract type name	GDS Contract
Purpose of contract	General
Contract start date	01/05/2013
Contract end date	

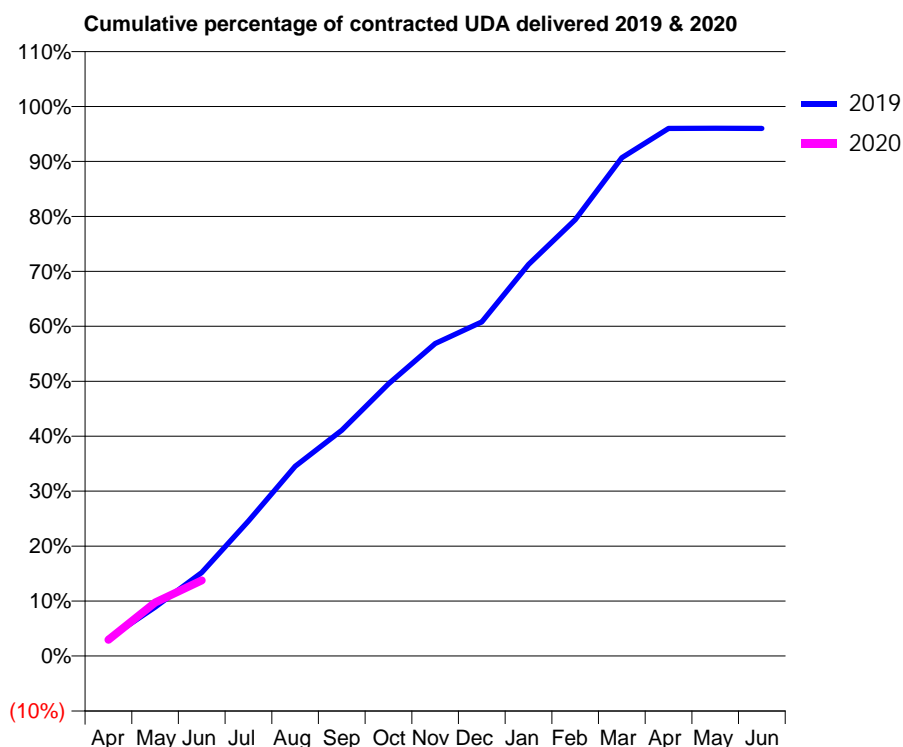
19/20 Contracted general activity (UDA)	17,000
Carry forward general activity (UDA)	0
19/20 Contracted orthodontic activity (UOA)	0
Carry forward orthodontic activity (UOA)	0
Baseline contract value	£419,883.77

ACCESS*

Patients seen in 24 months	Total	Change since previous quarter
Quarter ending June 2018	5,519	
Quarter ending September 2018	5,507	→
Quarter ending December 2018	5,458	→
Quarter ending March 2019	5,545	→
Quarter ending June 2019	5,595	→
Variance since June 2018	1.4%	→



ACTIVITY



Month	Adjusted Scheduled Activity (UDA)	
	2019	2020
April	537	506
May	1,512	1,656
June	2,580	2,343
July	4,178	
August	5,867	
September	6,982	
October	8,417	
November	9,666	
December	10,338	
January	12,114	
February	13,496	
March	15,415	
April	16,321	
May	16,325	
June	16,316	

QUALITY

	Quantity	Base Number	Contract	AT	Region	England
% of FP17s for the same patient ID Re-attending within 3 months - Children	31	520	6.0%	11.3%	12.1%	11.4%
% of FP17s for the same patient ID Re-attending within 3 months - Adults	221	1,159	19.1%	16.0%	15.6%	15.4%
% of FP17s for the same patient ID Re-attending between 3 & 9 months - Children	365	520	70.2%	57.9%	61.2%	59.8%
% of FP17s for the same patient ID Re-attending between 3 & 9 months - Adults	615	1,159	53.1%	53.0%	54.5%	52.1%
% of FP17s for Band 1 Urgent Courses	99	1,355	7.3%	10.0%	9.1%	9.2%
% of FP17s Relating to Free Repair or Replacements	27	1,355	2.0%	0.9%	1.0%	0.7%
% of FP17s Relating to Continuations	11	1,355	0.8%	1.0%	1.0%	0.8%
% of Patients satisfied with the dentistry they have received	1	1	N/A	93.1%	94.2%	93.4%
% of Patients satisfied with the time they had to wait for an appointment	1	1	N/A	88.2%	88.4%	87.6%

* This is based on patients treated on this contract for their most recent course of treatment. Figures in italics indicate the base number of FP17s or Patient Questionnaire responses are less than 100. N/A is shown where the base number of responses is less than 10 during the period. % is calculated as Quantity/Base number*100

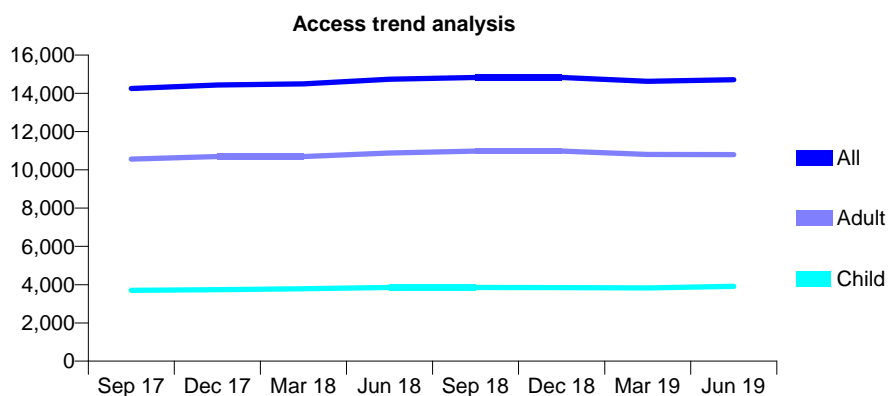
Q44 - Vital Signs At a Glance Contract Report for 161152/0001 - June 2019

Name or company name	Martins Lane Dental Practice
Contract type name	GDS Contract
Purpose of contract	General
Contract start date	01/01/2015
Contract end date	

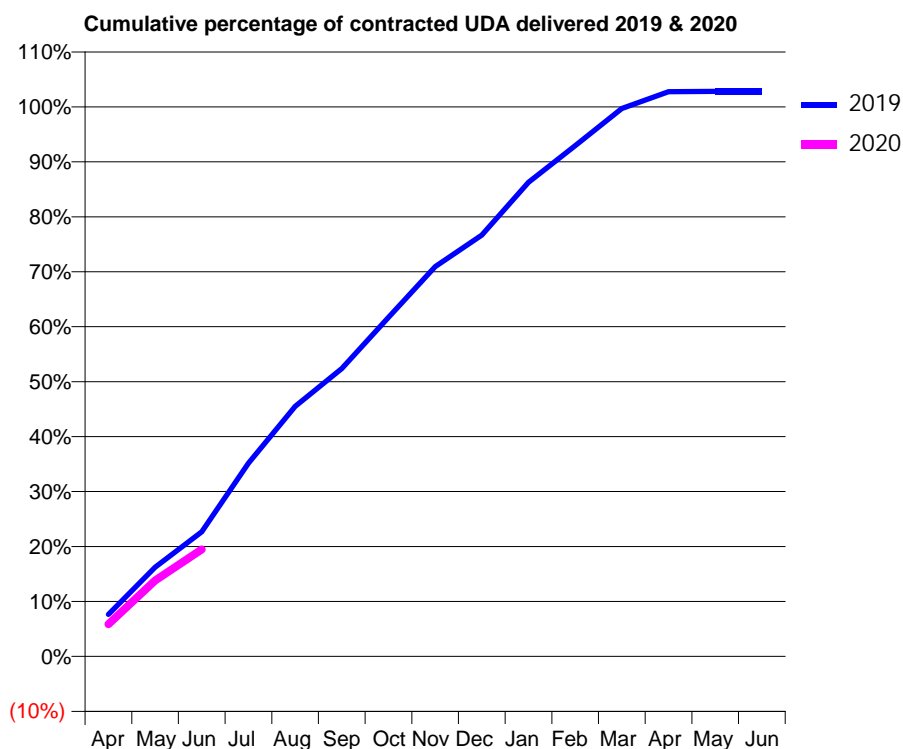
19/20 Contracted general activity (UDA)	40,962
Carry forward general activity (UDA)	0
19/20 Contracted orthodontic activity (UOA)	0
Carry forward orthodontic activity (UOA)	0
Baseline contract value	£1,299,644.83

ACCESS*

Patients seen in 24 months	Total	Change since previous quarter
Quarter ending June 2018	14,732	
Quarter ending September 2018	14,827	→
Quarter ending December 2018	14,834	→
Quarter ending March 2019	14,632	↓
Quarter ending June 2019	14,711	→
Variance since June 2018	(0.1%)	→



ACTIVITY



Month	2019	2020
April	3,135	2,399
May	6,655	5,664
June	9,290	7,980
July	14,404	
August	18,642	
September	21,453	
October	25,269	
November	29,055	
December	31,401	
January	35,344	
February	38,064	
March	40,843	
April	42,097	
May	42,112	
June	42,115	

QUALITY

	Quantity	Base Number	Contract	AT	Region	England
% of FP17s for the same patient ID Re-attending within 3 months - Children	79	1,055	7.5%	11.3%	12.1%	11.4%
% of FP17s for the same patient ID Re-attending within 3 months - Adults	447	2,538	17.6%	16.0%	15.6%	15.4%
% of FP17s for the same patient ID Re-attending between 3 & 9 months - Children	341	1,055	32.3%	57.9%	61.2%	59.8%
% of FP17s for the same patient ID Re-attending between 3 & 9 months - Adults	824	2,538	32.5%	53.0%	54.5%	52.1%
% of FP17s for Band 1 Urgent Courses	377	3,107	12.1%	10.0%	9.1%	9.2%
% of FP17s Relating to Free Repair or Replacements	32	3,107	1.0%	0.9%	1.0%	0.7%
% of FP17s Relating to Continuations	61	3,107	2.0%	1.0%	1.0%	0.8%
% of Patients satisfied with the dentistry they have received	11	11	100.0%	93.1%	94.2%	93.4%
% of Patients satisfied with the time they had to wait for an appointment	10	11	90.9%	88.2%	88.4%	87.6%

* This is based on patients treated on this contract for their most recent course of treatment. Figures in italics indicate the base number of FP17s or Patient Questionnaire responses are less than 100. N/A is shown where the base number of responses is less than 10 during the period. % is calculated as Quantity/Base number*100

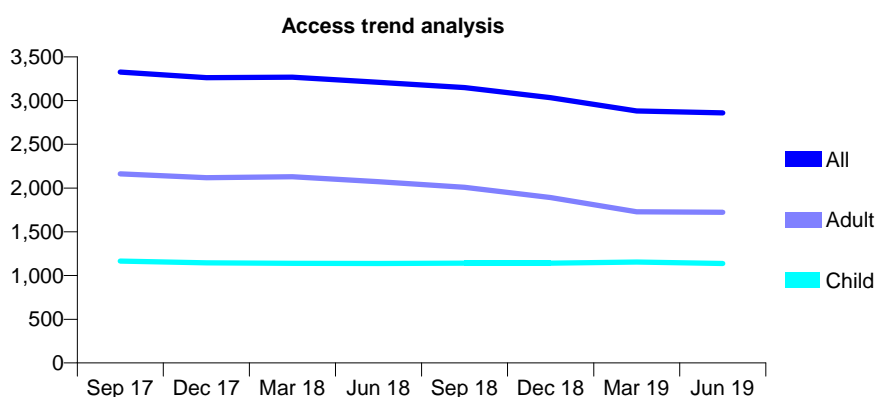
Q44 - Vital Signs At a Glance Contract Report for 161195/0001 - June 2019

Name or company name	Toft Road Dental Surgery
Contract type name	GDS Contract
Purpose of contract	General
Contract start date	01/06/2014
Contract end date	

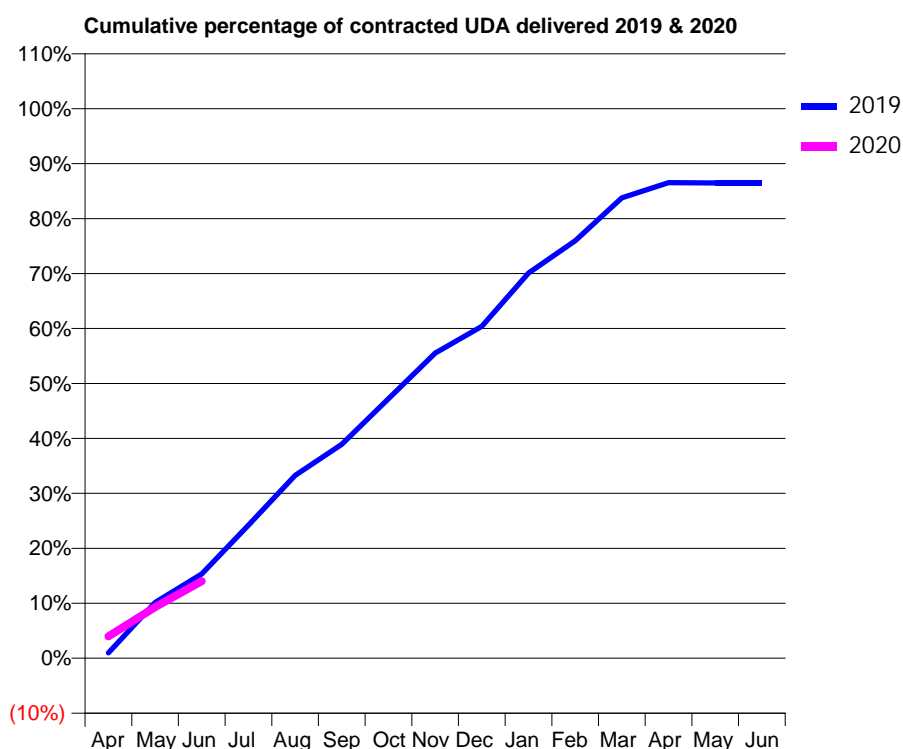
19/20 Contracted general activity (UDA)	7,912
Carry forward general activity (UDA)	0
19/20 Contracted orthodontic activity (UOA)	0
Carry forward orthodontic activity (UOA)	0
Baseline contract value	£195,410.80

ACCESS*

Patients seen in 24 months	Total	Change since previous quarter
Quarter ending June 2018	3,210	
Quarter ending September 2018	3,148	↓
Quarter ending December 2018	3,033	↓
Quarter ending March 2019	2,882	↓
Quarter ending June 2019	2,859	→
Variance since June 2018	(10.9%)	↓



ACTIVITY



Month	2019	2020
April	78	315
May	804	737
June	1,212	1,108
July	1,915	
August	2,632	
September	3,080	
October	3,735	
November	4,393	
December	4,779	
January	5,547	
February	6,010	
March	6,629	
April	6,847	
May	6,841	
June	6,841	

QUALITY

	Quantity	Base Number	Contract	AT	Region	England
% of FP17s for the same patient ID Re-attending within 3 months - Children	25	417	6.0%	11.3%	12.1%	11.4%
% of FP17s for the same patient ID Re-attending within 3 months - Adults	65	487	13.3%	16.0%	15.6%	15.4%
% of FP17s for the same patient ID Re-attending between 3 & 9 months - Children	290	417	69.5%	57.9%	61.2%	59.8%
% of FP17s for the same patient ID Re-attending between 3 & 9 months - Adults	277	487	56.9%	53.0%	54.5%	52.1%
% of FP17s for Band 1 Urgent Courses	55	798	6.9%	10.0%	9.1%	9.2%
% of FP17s Relating to Free Repair or Replacements	3	798	0.4%	0.9%	1.0%	0.7%
% of FP17s Relating to Continuations	2	798	0.3%	1.0%	1.0%	0.8%
% of Patients satisfied with the dentistry they have received	1	1	N/A	93.1%	94.2%	93.4%
% of Patients satisfied with the time they had to wait for an appointment	1	1	N/A	88.2%	88.4%	87.6%

* This is based on patients treated on this contract for their most recent course of treatment.

Figures in italics indicate the base number of FP17s or Patient Questionnaire responses are less than 100. N/A is shown where the base number of responses is less than 10 during the period. % is calculated as Quantity/Base number*100

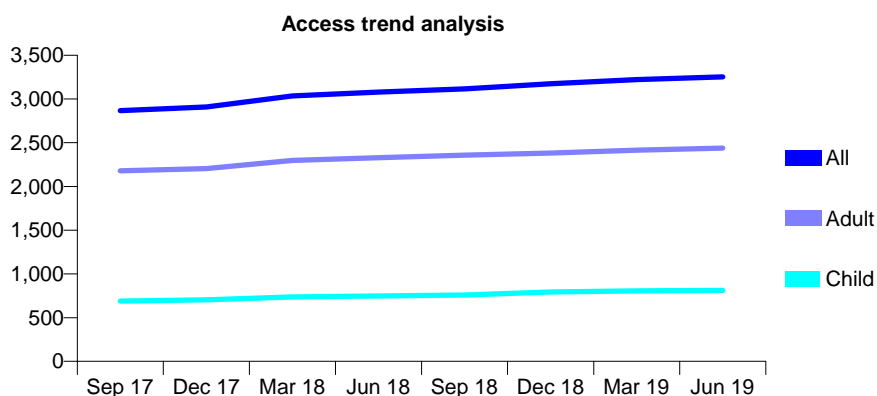
Q44 - Vital Signs At a Glance Contract Report for 161535/0001 - June 2019

Name or company name	Orchard Dental Practice
Contract type name	GDS Contract
Purpose of contract	General
Contract start date	01/05/2013
Contract end date	

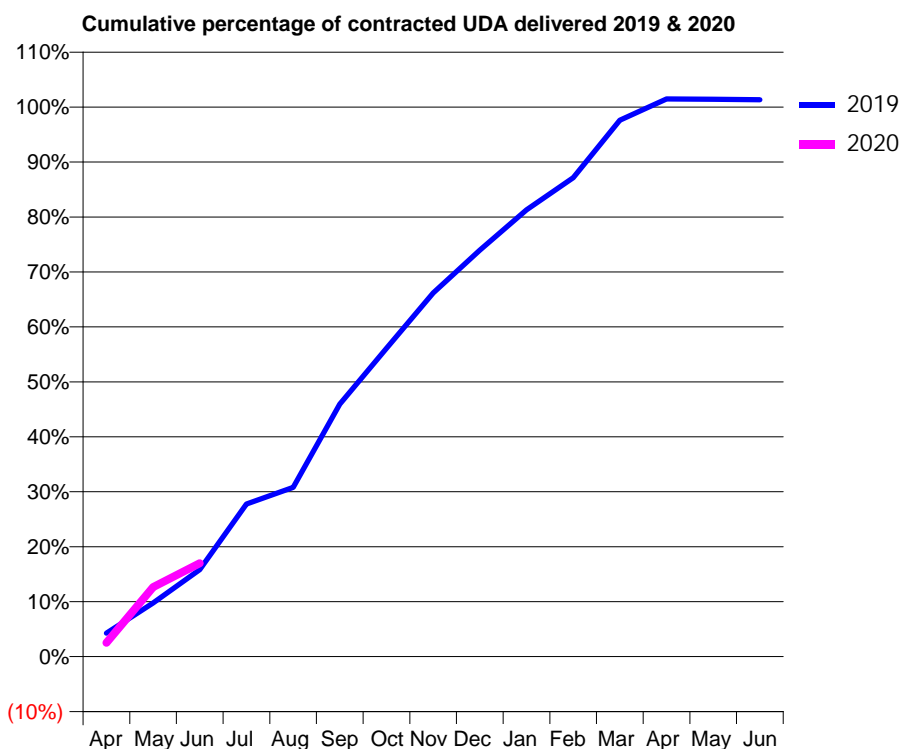
19/20 Contracted general activity (UDA)	7,200
Carry forward general activity (UDA)	0
19/20 Contracted orthodontic activity (UOA)	0
Carry forward orthodontic activity (UOA)	0
Baseline contract value	£215,246.49

ACCESS*

Patients seen in 24 months	Total	Change since previous quarter
Quarter ending June 2018	3,078	
Quarter ending September 2018	3,116	→
Quarter ending December 2018	3,175	→
Quarter ending March 2019	3,221	→
Quarter ending June 2019	3,252	→
Variance since June 2018	5.7%	↑



ACTIVITY



Month	Adjusted Scheduled Activity (UDA)	
	2019	2020
April	308	181
May	703	911
June	1,140	1,224
July	1,999	
August	2,218	
September	3,309	
October	4,038	
November	4,765	
December	5,324	
January	5,853	
February	6,276	
March	7,026	
April	7,305	
May	7,302	
June	7,295	

QUALITY

	Quantity	Base Number	Contract	AT	Region	England
% of FP17s for the same patient ID Re-attending within 3 months - Children	31	325	9.5%	11.3%	12.1%	11.4%
% of FP17s for the same patient ID Re-attending within 3 months - Adults	97	786	12.3%	16.0%	15.6%	15.4%
% of FP17s for the same patient ID Re-attending between 3 & 9 months - Children	204	325	62.8%	57.9%	61.2%	59.8%
% of FP17s for the same patient ID Re-attending between 3 & 9 months - Adults	448	786	57.0%	53.0%	54.5%	52.1%
% of FP17s for Band 1 Urgent Courses	79	641	12.3%	10.0%	9.1%	9.2%
% of FP17s Relating to Free Repair or Replacements	1	641	0.2%	0.9%	1.0%	0.7%
% of FP17s Relating to Continuations	0	641	0.0%	1.0%	1.0%	0.8%
% of Patients satisfied with the dentistry they have received	0	0	N/A	93.1%	94.2%	93.4%
% of Patients satisfied with the time they had to wait for an appointment	0	0	N/A	88.2%	88.4%	87.6%

* This is based on patients treated on this contract for their most recent course of treatment. Figures in italics indicate the base number of FP17s or Patient Questionnaire responses are less than 100. N/A is shown where the base number of responses is less than 10 during the period. % is calculated as Quantity/Base number*100

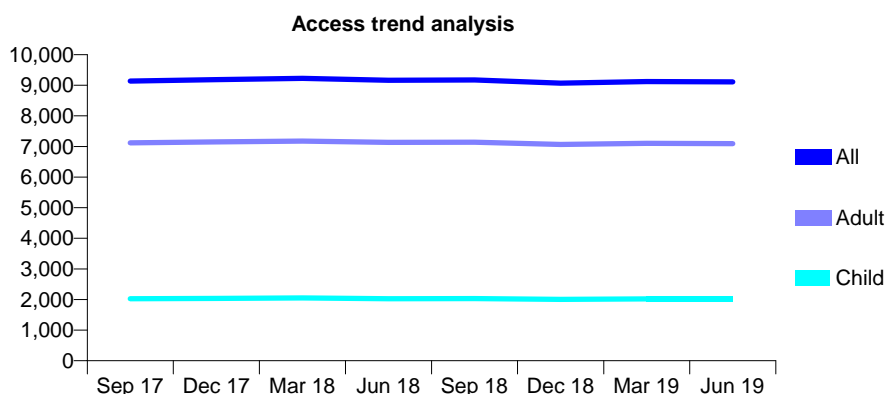
Q44 - Vital Signs At a Glance Contract Report for 162396/0001 - June 2019

Name or company name	PHOENIX DENTAL PRACTICE LIMITED
Contract type name	GDS Contract
Purpose of contract	General
Contract start date	01/10/2011
Contract end date	

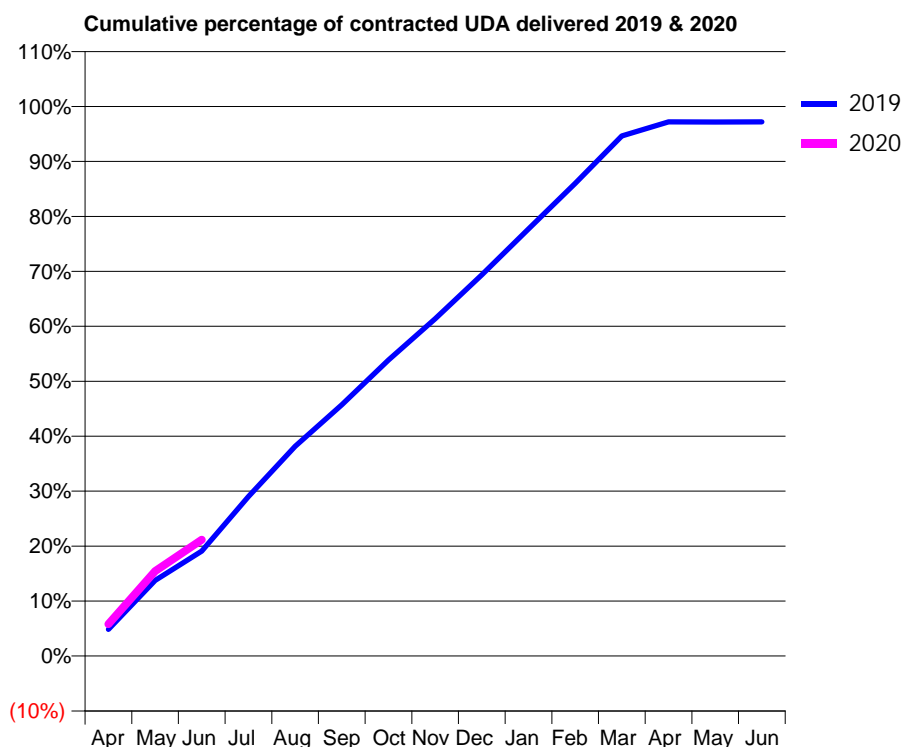
19/20 Contracted general activity (UDA)	25,819
Carry forward general activity (UDA)	0
19/20 Contracted orthodontic activity (UOA)	0
Carry forward orthodontic activity (UOA)	0
Baseline contract value	£706,613.11

ACCESS*

Patients seen in 24 months	Total	Change since previous quarter
Quarter ending June 2018	9,163	
Quarter ending September 2018	9,173	→
Quarter ending December 2018	9,070	↓
Quarter ending March 2019	9,121	→
Quarter ending June 2019	9,113	→
Variance since June 2018	(0.5%)	→



ACTIVITY



Month	Adjusted Scheduled Activity (UDA)	
	2019	2020
April	1,259	1,498
May	3,557	3,990
June	4,928	5,464
July	7,491	
August	9,852	
September	11,798	
October	13,904	
November	15,847	
December	17,906	
January	20,065	
February	22,208	
March	24,432	
April	25,099	
May	25,089	
June	25,094	

QUALITY

	Quantity	Base Number	Contract	AT	Region	England
% of FP17s for the same patient ID Re-attending within 3 months - Children	27	716	3.8%	11.3%	12.1%	11.4%
% of FP17s for the same patient ID Re-attending within 3 months - Adults	239	2,441	9.8%	16.0%	15.6%	15.4%
% of FP17s for the same patient ID Re-attending between 3 & 9 months - Children	443	716	61.9%	57.9%	61.2%	59.8%
% of FP17s for the same patient ID Re-attending between 3 & 9 months - Adults	1,491	2,441	61.1%	53.0%	54.5%	52.1%
% of FP17s for Band 1 Urgent Courses	152	2,783	5.5%	10.0%	9.1%	9.2%
% of FP17s Relating to Free Repair or Replacements	11	2,783	0.4%	0.9%	1.0%	0.7%
% of FP17s Relating to Continuations	35	2,783	1.3%	1.0%	1.0%	0.8%
% of Patients satisfied with the dentistry they have received	5	6	N/A	93.1%	94.2%	93.4%
% of Patients satisfied with the time they had to wait for an appointment	3	6	N/A	88.2%	88.4%	87.6%

* This is based on patients treated on this contract for their most recent course of treatment. Figures in italics indicate the base number of FP17s or Patient Questionnaire responses are less than 100. N/A is shown where the base number of responses is less than 10 during the period. % is calculated as Quantity/Base number*100

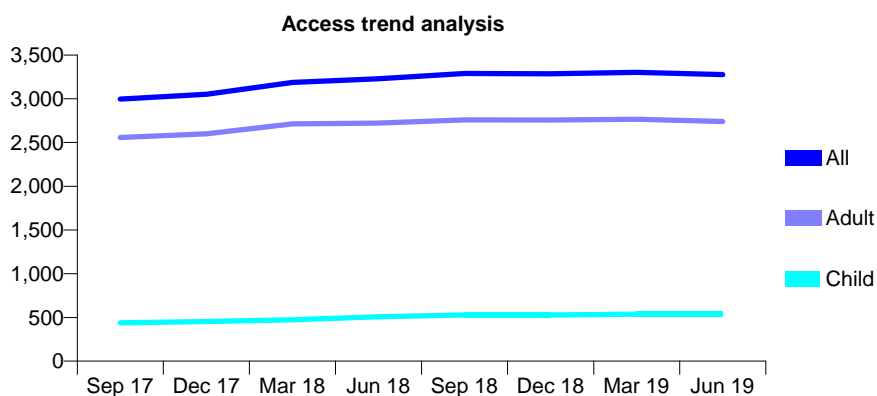
Q44 - Vital Signs At a Glance Contract Report for 165956/0001 - June 2019

Name or company name	Dr Qaisar Jaffri
Contract type name	GDS Contract
Purpose of contract	General
Contract start date	06/07/2015
Contract end date	

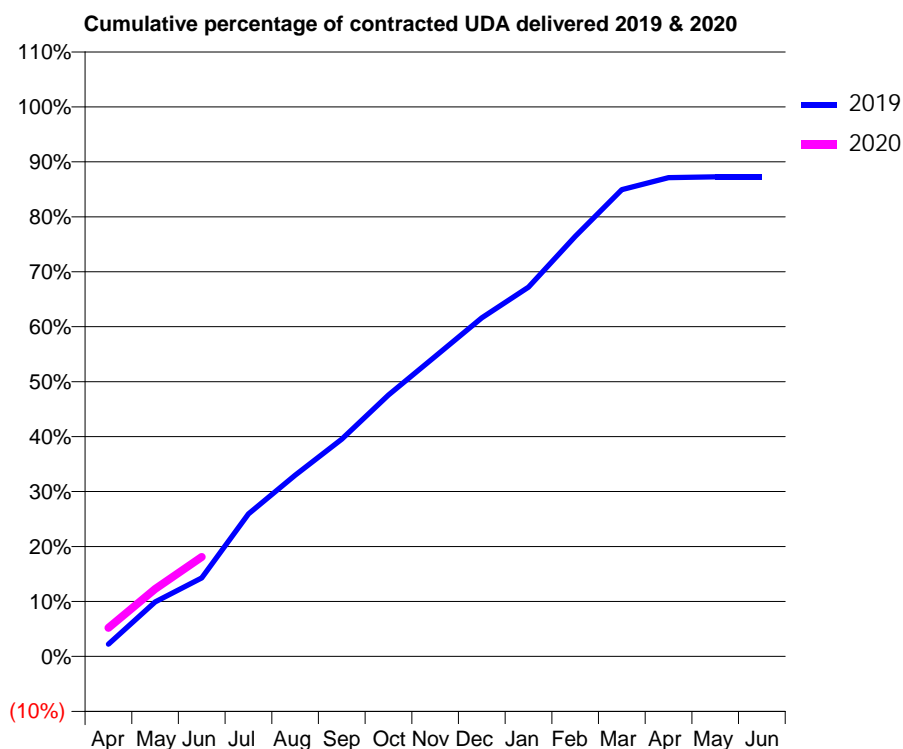
19/20 Contracted general activity (UDA)	12,118
Carry forward general activity (UDA)	0
19/20 Contracted orthodontic activity (UOA)	0
Carry forward orthodontic activity (UOA)	0
Baseline contract value	£297,911.13

ACCESS*

Patients seen in 24 months	Total	Change since previous quarter
Quarter ending June 2018	3,229	
Quarter ending September 2018	3,289	→
Quarter ending December 2018	3,285	→
Quarter ending March 2019	3,303	→
Quarter ending June 2019	3,277	→
Variance since June 2018	1.5%	→



ACTIVITY



Month	2019	2020
April	270	630
May	1,202	1,485
June	1,729	2,195
July	3,142	
August	3,999	
September	4,791	
October	5,766	
November	6,616	
December	7,465	
January	8,145	
February	9,263	
March	10,292	
April	10,556	
May	10,573	
June	10,574	

QUALITY

	Quantity	Base Number	Contract	AT	Region	England
% of FP17s for the same patient ID Re-attending within 3 months - Children	23	213	10.8%	11.3%	12.1%	11.4%
% of FP17s for the same patient ID Re-attending within 3 months - Adults	147	799	18.4%	16.0%	15.6%	15.4%
% of FP17s for the same patient ID Re-attending between 3 & 9 months - Children	118	213	55.4%	57.9%	61.2%	59.8%
% of FP17s for the same patient ID Re-attending between 3 & 9 months - Adults	386	799	48.3%	53.0%	54.5%	52.1%
% of FP17s for Band 1 Urgent Courses	56	840	6.7%	10.0%	9.1%	9.2%
% of FP17s Relating to Free Repair or Replacements	10	840	1.2%	0.9%	1.0%	0.7%
% of FP17s Relating to Continuations	9	840	1.1%	1.0%	1.0%	0.8%
% of Patients satisfied with the dentistry they have received	3	3	N/A	93.1%	94.2%	93.4%
% of Patients satisfied with the time they had to wait for an appointment	3	3	N/A	88.2%	88.4%	87.6%

* This is based on patients treated on this contract for their most recent course of treatment. Figures in italics indicate the base number of FP17s or Patient Questionnaire responses are less than 100. N/A is shown where the base number of responses is less than 10 during the period. % is calculated as Quantity/Base number*100

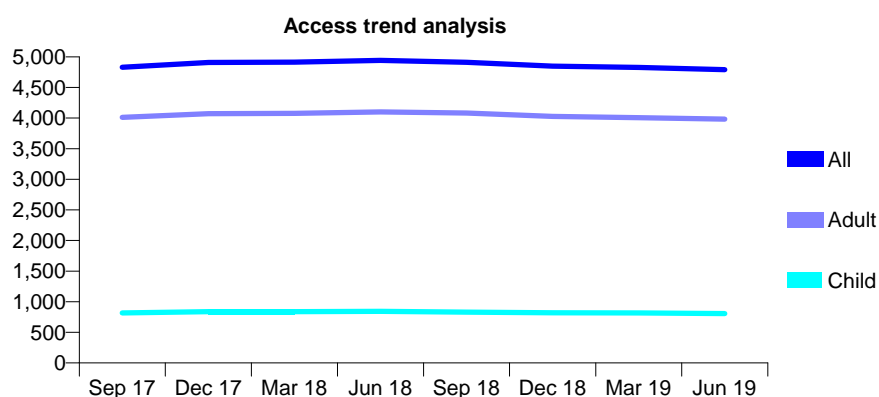
Q44 - Vital Signs At a Glance Contract Report for 166693/0001 - June 2019

Name or company name	Roe Street Dental Practice
Contract type name	GDS Contract
Purpose of contract	General
Contract start date	01/10/2013
Contract end date	

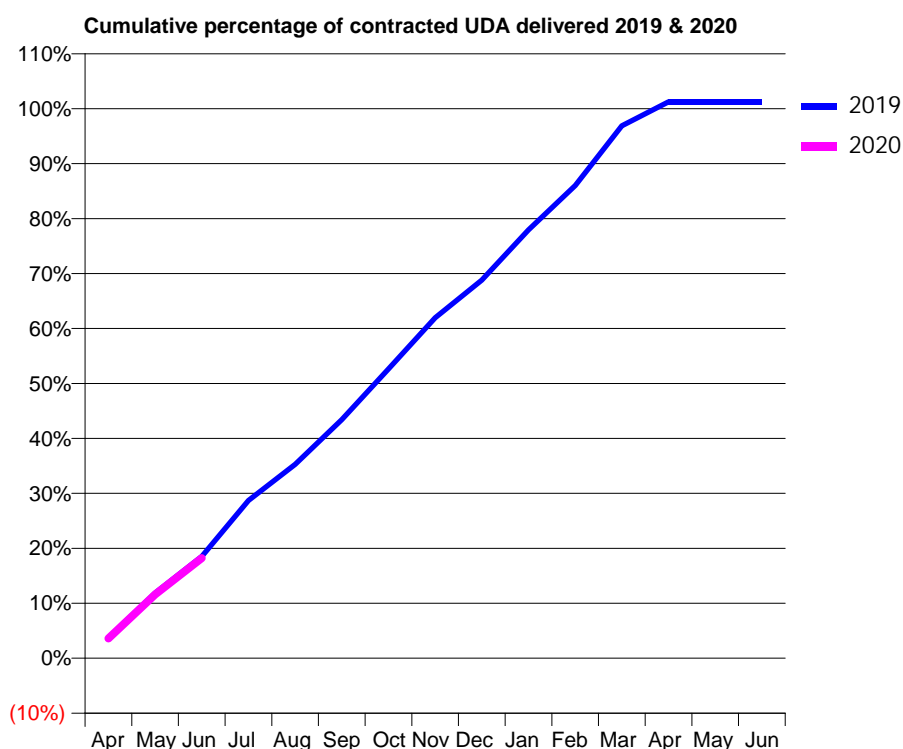
19/20 Contracted general activity (UDA)	14,952
Carry forward general activity (UDA)	0
19/20 Contracted orthodontic activity (UOA)	0
Carry forward orthodontic activity (UOA)	0
Baseline contract value	£416,922.46

ACCESS*

Patients seen in 24 months	Total	Change since previous quarter
Quarter ending June 2018	4,942	
Quarter ending September 2018	4,911	→
Quarter ending December 2018	4,849	↓
Quarter ending March 2019	4,827	→
Quarter ending June 2019	4,790	→
Variance since June 2018	(3.1%)	↓



ACTIVITY



Month	2019	2020
April	552	540
May	1,776	1,738
June	2,767	2,722
July	4,289	
August	5,276	
September	6,491	
October	7,870	
November	9,266	
December	10,289	
January	11,654	
February	12,862	
March	14,486	
April	15,137	
May	15,139	
June	15,139	

QUALITY

	Quantity	Base Number	Contract	AT	Region	England
% of FP17s for the same patient ID Re-attending within 3 months - Children	22	289	7.6%	11.3%	12.1%	11.4%
% of FP17s for the same patient ID Re-attending within 3 months - Adults	199	1,541	12.9%	16.0%	15.6%	15.4%
% of FP17s for the same patient ID Re-attending between 3 & 9 months - Children	213	289	73.7%	57.9%	61.2%	59.8%
% of FP17s for the same patient ID Re-attending between 3 & 9 months - Adults	1,089	1,541	70.7%	53.0%	54.5%	52.1%
% of FP17s for Band 1 Urgent Courses	204	1,537	13.3%	10.0%	9.1%	9.2%
% of FP17s Relating to Free Repair or Replacements	14	1,537	0.9%	0.9%	1.0%	0.7%
% of FP17s Relating to Continuations	17	1,537	1.1%	1.0%	1.0%	0.8%
% of Patients satisfied with the dentistry they have received	5	5	N/A	93.1%	94.2%	93.4%
% of Patients satisfied with the time they had to wait for an appointment	4	5	N/A	88.2%	88.4%	87.6%

* This is based on patients treated on this contract for their most recent course of treatment.

Figures in italics indicate the base number of FP17s or Patient Questionnaire responses are less than 100. N/A is shown where the base number of responses is less than 10 during the period. % is calculated as Quantity/Base number*100

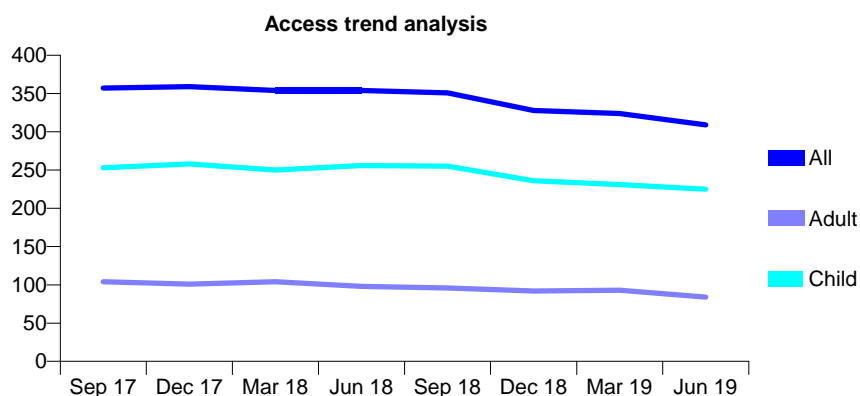
Q44 - Vital Signs At a Glance Contract Report for 168440/0001 - June 2019

Name or company name	John Sullivan Dental Practice Ltd
Contract type name	GDS Contract
Purpose of contract	General
Contract start date	01/05/2010
Contract end date	

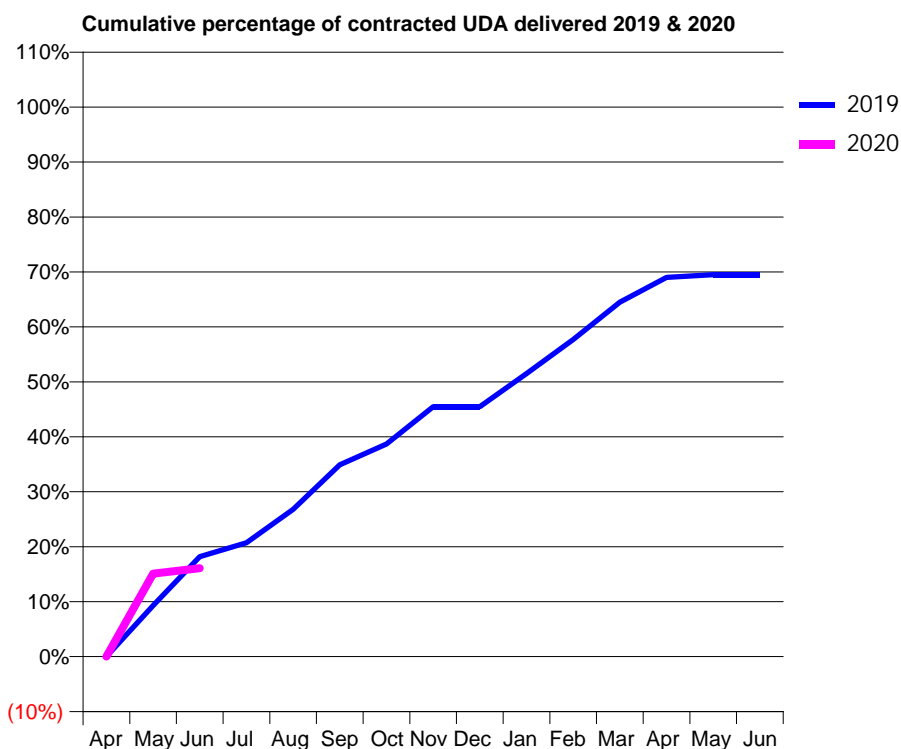
19/20 Contracted general activity (UDA)	1,000
Carry forward general activity (UDA)	0
19/20 Contracted orthodontic activity (UOA)	0
Carry forward orthodontic activity (UOA)	0
Baseline contract value	£21,555.93

ACCESS*

Patients seen in 24 months	Total	Change since previous quarter
Quarter ending June 2018	354	
Quarter ending September 2018	351	→
Quarter ending December 2018	328	↓
Quarter ending March 2019	324	↓
Quarter ending June 2019	309	↓
Variance since June 2018	(12.7%)	↓



ACTIVITY



Month	Adjusted Scheduled Activity (UDA)	
	2019	2020
April	0	0
May	93	151
June	182	161
July	207	
August	268	
September	349	
October	387	
November	455	
December	455	
January	515	
February	577	
March	645	
April	690	
May	695	
June	695	

QUALITY

	Quantity	Base Number	Contract	AT	Region	England
% of FP17s for the same patient ID Re-attending within 3 months - Children	1	73	1.4%	11.3%	12.1%	11.4%
% of FP17s for the same patient ID Re-attending within 3 months - Adults	1	19	5.3%	16.0%	15.6%	15.4%
% of FP17s for the same patient ID Re-attending between 3 & 9 months - Children	39	73	53.4%	57.9%	61.2%	59.8%
% of FP17s for the same patient ID Re-attending between 3 & 9 months - Adults	10	19	52.6%	53.0%	54.5%	52.1%
% of FP17s for Band 1 Urgent Courses	0	69	0.0%	10.0%	9.1%	9.2%
% of FP17s Relating to Free Repair or Replacements	0	69	0.0%	0.9%	1.0%	0.7%
% of FP17s Relating to Continuations	0	69	0.0%	1.0%	1.0%	0.8%
% of Patients satisfied with the dentistry they have received	0	0	N/A	93.1%	94.2%	93.4%
% of Patients satisfied with the time they had to wait for an appointment	0	0	N/A	88.2%	88.4%	87.6%

* This is based on patients treated on this contract for their most recent course of treatment. Figures in italics indicate the base number of FP17s or Patient Questionnaire responses are less than 100. N/A is shown where the base number of responses is less than 10 during the period. % is calculated as Quantity/Base number*100

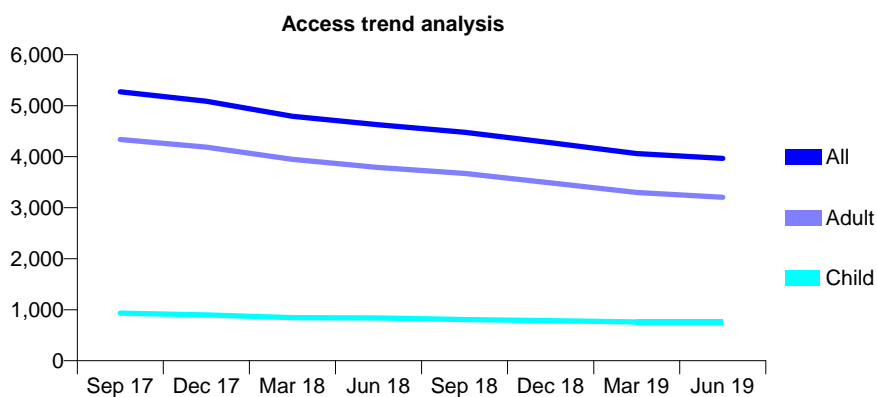
Q44 - Vital Signs At a Glance Contract Report for 169633/0001 - June 2019

Name or company name	Chester Dental Clinic
Contract type name	GDS Contract
Purpose of contract	General
Contract start date	01/04/2011
Contract end date	

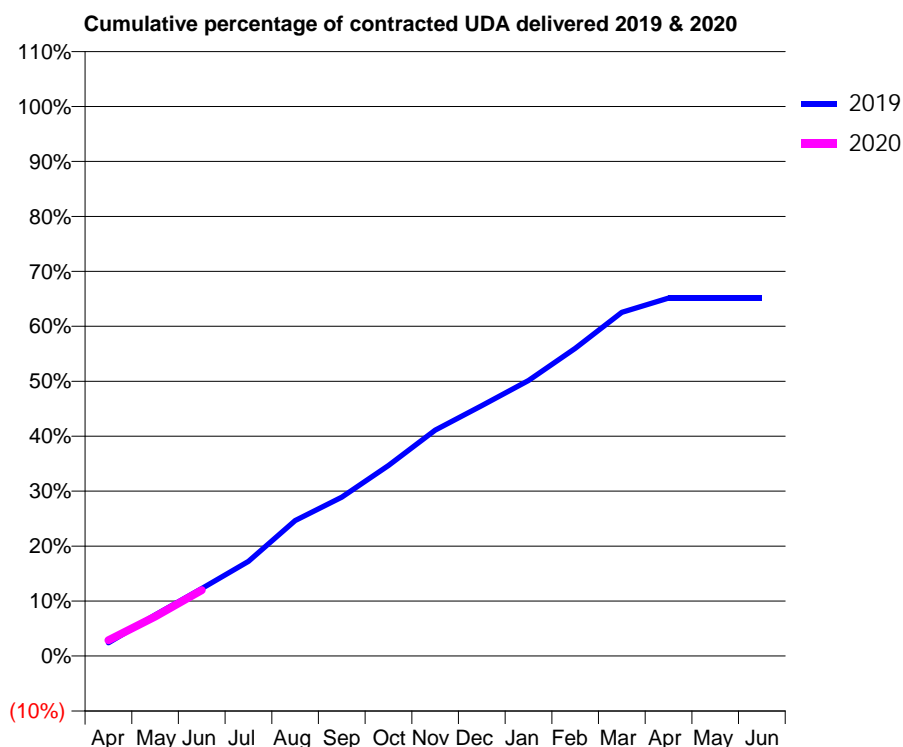
19/20 Contracted general activity (UDA)	17,775
Carry forward general activity (UDA)	0
19/20 Contracted orthodontic activity (UOA)	0
Carry forward orthodontic activity (UOA)	0
Baseline contract value	£467,075.95

ACCESS*

Patients seen in 24 months	Total	Change since previous quarter
Quarter ending June 2018	4,625	
Quarter ending September 2018	4,480	↓
Quarter ending December 2018	4,272	↓
Quarter ending March 2019	4,061	↓
Quarter ending June 2019	3,968	↓
Variance since June 2018	(14.2%)	↓



ACTIVITY



Month	Adjusted Scheduled Activity (UDA)	
	2019	2020
April	428	509
May	1,332	1,274
June	2,185	2,128
July	3,066	
August	4,386	
September	5,141	
October	6,163	
November	7,303	
December	8,098	
January	8,912	
February	9,951	
March	11,119	
April	11,578	
May	11,578	
June	11,575	

QUALITY

	Quantity	Base Number	Contract	AT	Region	England
% of FP17s for the same patient ID Re-attending within 3 months - Children	19	220	8.6%	11.3%	12.1%	11.4%
% of FP17s for the same patient ID Re-attending within 3 months - Adults	157	873	18.0%	16.0%	15.6%	15.4%
% of FP17s for the same patient ID Re-attending between 3 & 9 months - Children	102	220	46.4%	57.9%	61.2%	59.8%
% of FP17s for the same patient ID Re-attending between 3 & 9 months - Adults	373	873	42.7%	53.0%	54.5%	52.1%
% of FP17s for Band 1 Urgent Courses	100	946	10.6%	10.0%	9.1%	9.2%
% of FP17s Relating to Free Repair or Replacements	15	946	1.6%	0.9%	1.0%	0.7%
% of FP17s Relating to Continuations	13	946	1.4%	1.0%	1.0%	0.8%
% of Patients satisfied with the dentistry they have received	3	3	N/A	93.1%	94.2%	93.4%
% of Patients satisfied with the time they had to wait for an appointment	2	3	N/A	88.2%	88.4%	87.6%

* This is based on patients treated on this contract for their most recent course of treatment. Figures in italics indicate the base number of FP17s or Patient Questionnaire responses are less than 100. N/A is shown where the base number of responses is less than 10 during the period. % is calculated as Quantity/Base number*100

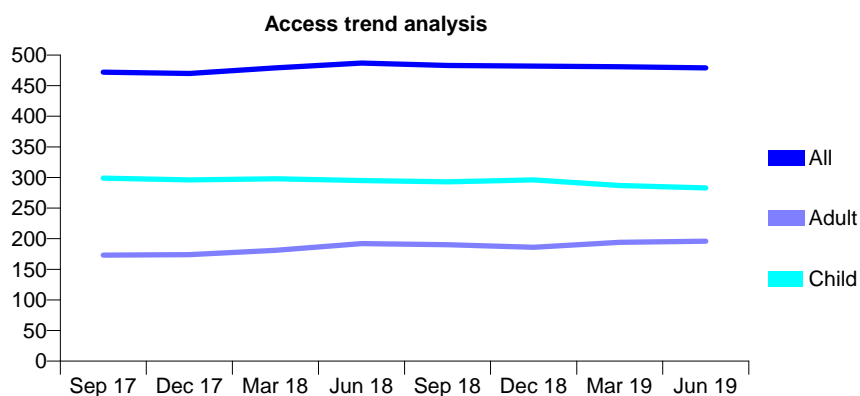
Q44 - Vital Signs At a Glance Contract Report for 173053/0001 - June 2019

Name or company name	Chester Road Dental Care Ltd
Contract type name	GDS Contract
Purpose of contract	General
Contract start date	01/07/2015
Contract end date	

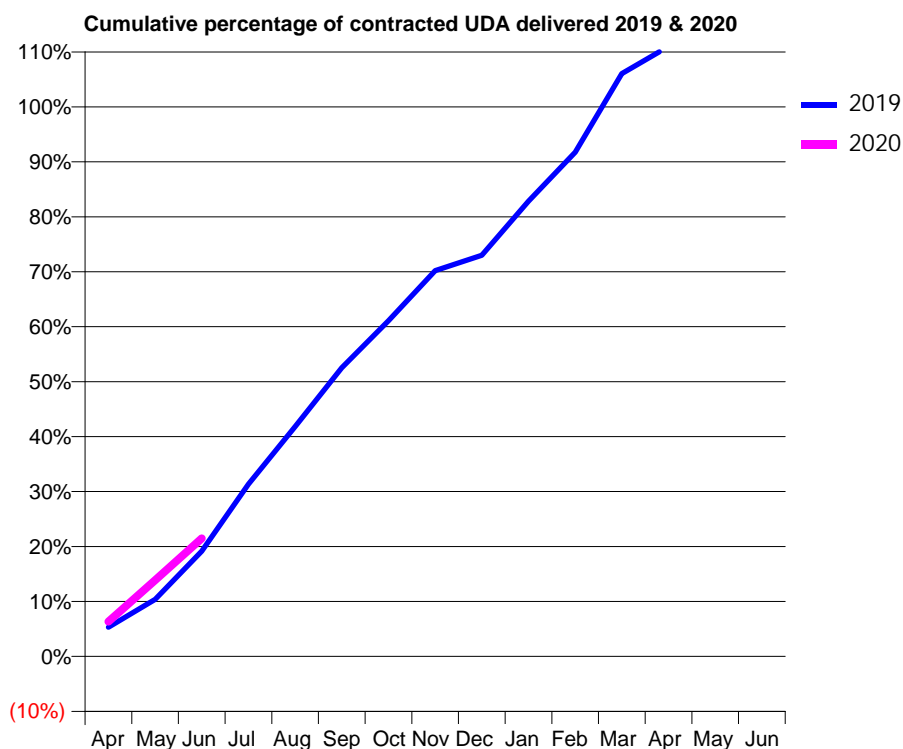
19/20 Contracted general activity (UDA)	1,149
Carry forward general activity (UDA)	0
19/20 Contracted orthodontic activity (UOA)	0
Carry forward orthodontic activity (UOA)	0
Baseline contract value	£24,861.55

ACCESS*

Patients seen in 24 months	Total	Change since previous quarter
Quarter ending June 2018	487	
Quarter ending September 2018	483	→
Quarter ending December 2018	482	→
Quarter ending March 2019	481	→
Quarter ending June 2019	479	→
Variance since June 2018	(1.6%)	↓



ACTIVITY



Month	2019	2020
April	61	73
May	120	159
June	220	247
July	360	
August	481	
September	604	
October	702	
November	807	
December	839	
January	952	
February	1,054	
March	1,218	
April	1,275	
May	1,275	
June	1,275	

QUALITY

	Quantity	Base Number	Contract	AT	Region	England
% of FP17s for the same patient ID Re-attending within 3 months - Children	10	111	9.0%	11.3%	12.1%	11.4%
% of FP17s for the same patient ID Re-attending within 3 months - Adults	15	64	23.4%	16.0%	15.6%	15.4%
% of FP17s for the same patient ID Re-attending between 3 & 9 months - Children	87	111	78.4%	57.9%	61.2%	59.8%
% of FP17s for the same patient ID Re-attending between 3 & 9 months - Adults	32	64	50.0%	53.0%	54.5%	52.1%
% of FP17s for Band 1 Urgent Courses	4	145	2.8%	10.0%	9.1%	9.2%
% of FP17s Relating to Free Repair or Replacements	0	145	0.0%	0.9%	1.0%	0.7%
% of FP17s Relating to Continuations	0	145	0.0%	1.0%	1.0%	0.8%
% of Patients satisfied with the dentistry they have received	4	4	N/A	93.1%	94.2%	93.4%
% of Patients satisfied with the time they had to wait for an appointment	4	4	N/A	88.2%	88.4%	87.6%

* This is based on patients treated on this contract for their most recent course of treatment. Figures in italics indicate the base number of FP17s or Patient Questionnaire responses are less than 100. N/A is shown where the base number of responses is less than 10 during the period. % is calculated as Quantity/Base number*100

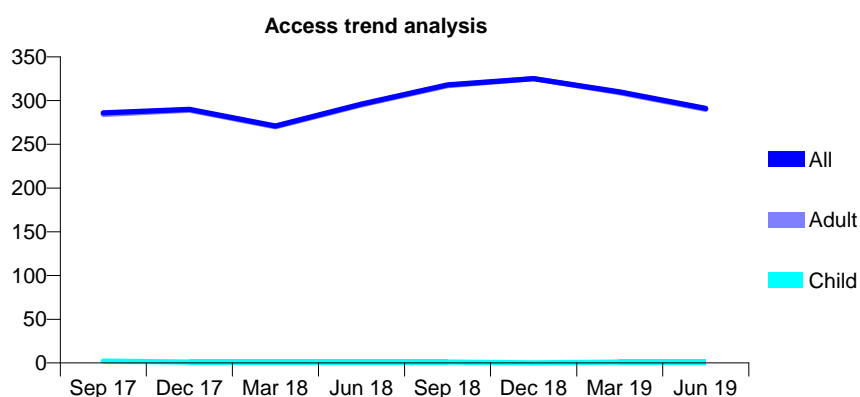
Q44 - Vital Signs At a Glance Contract Report for 174343/0012 - June 2019

Name or company name	Bridgewater Community Healthcare NHS F
Contract type name	PDS Contract
Purpose of contract	General
Contract start date	01/07/2015
Contract end date	30/06/2023

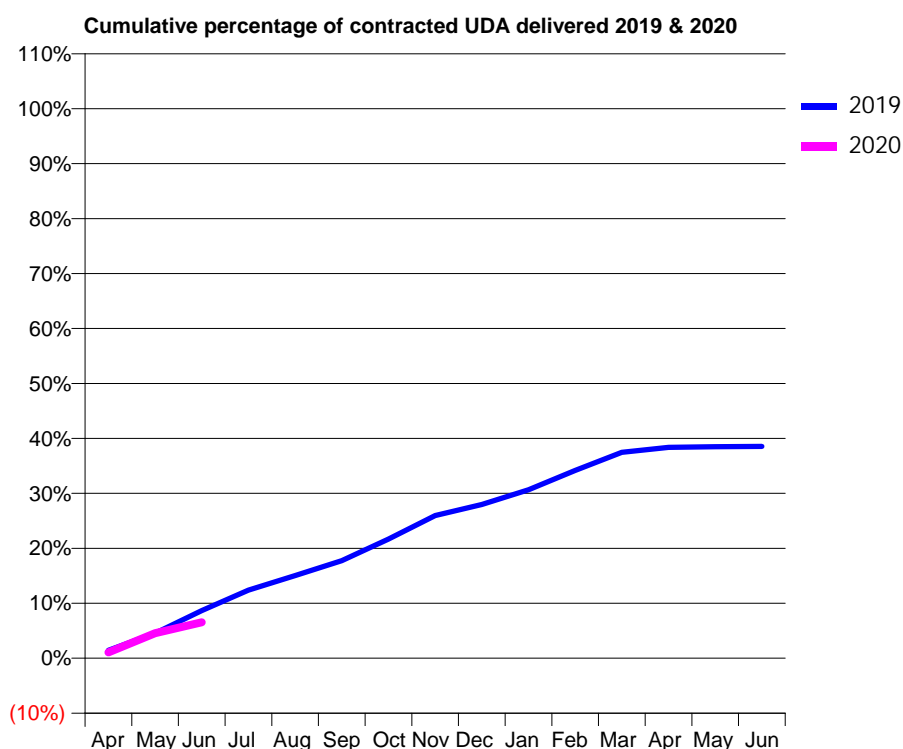
19/20 Contracted general activity (UDA)	6,600
Carry forward general activity (UDA)	0
19/20 Contracted orthodontic activity (UOA)	0
Carry forward orthodontic activity (UOA)	0
Baseline contract value	£360,240.04

ACCESS*

Patients seen in 24 months	Total	Change since previous quarter
Quarter ending June 2018	296	
Quarter ending September 2018	318	↑
Quarter ending December 2018	325	↑
Quarter ending March 2019	310	↓
Quarter ending June 2019	291	↓
Variance since June 2018	(1.7%)	↓



ACTIVITY



Month	2019	2020
April	95	69
May	301	301
June	572	432
July	817	
August	993	
September	1,172	
October	1,431	
November	1,713	
December	1,846	
January	2,024	
February	2,257	
March	2,472	
April	2,533	
May	2,539	
June	2,545	

QUALITY

	Quantity	Base Number	Contract	AT	Region	England
% of FP17s for the same patient ID Re-attending within 3 months - Children	0	2	0.0%	11.3%	12.1%	11.4%
% of FP17s for the same patient ID Re-attending within 3 months - Adults	2	211	0.9%	16.0%	15.6%	15.4%
% of FP17s for the same patient ID Re-attending between 3 & 9 months - Children	0	2	0.0%	57.9%	61.2%	59.8%
% of FP17s for the same patient ID Re-attending between 3 & 9 months - Adults	1	211	0.5%	53.0%	54.5%	52.1%
% of FP17s for Band 1 Urgent Courses	1	176	0.6%	10.0%	9.1%	9.2%
% of FP17s Relating to Free Repair or Replacements	0	176	0.0%	0.9%	1.0%	0.7%
% of FP17s Relating to Continuations	2	176	1.1%	1.0%	1.0%	0.8%
% of Patients satisfied with the dentistry they have received	0	0	N/A	93.1%	94.2%	93.4%
% of Patients satisfied with the time they had to wait for an appointment	0	0	N/A	88.2%	88.4%	87.6%

* This is based on patients treated on this contract for their most recent course of treatment.

Figures in italics indicate the base number of FP17s or Patient Questionnaire responses are less than 100. N/A is shown where the base number of responses is less than 10 during the period. % is calculated as Quantity/Base number*100

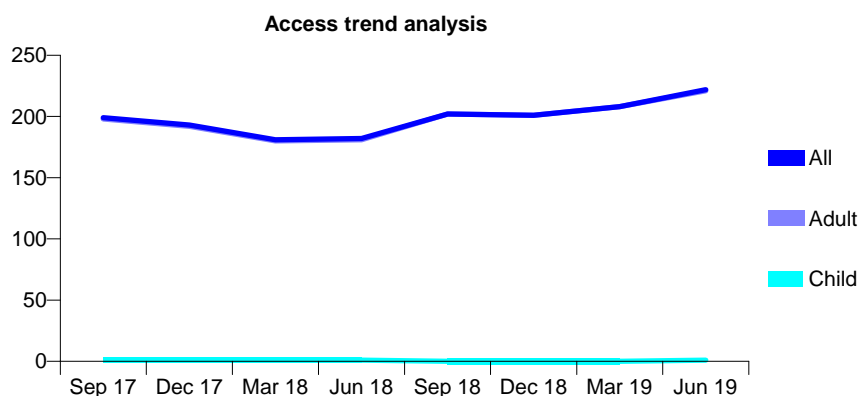
Q44 - Vital Signs At a Glance Contract Report for 174343/0013 - June 2019

Name or company name	Bridgewater Community Healthcare NHS F
Contract type name	PDS Contract
Purpose of contract	General
Contract start date	01/07/2015
Contract end date	30/06/2023

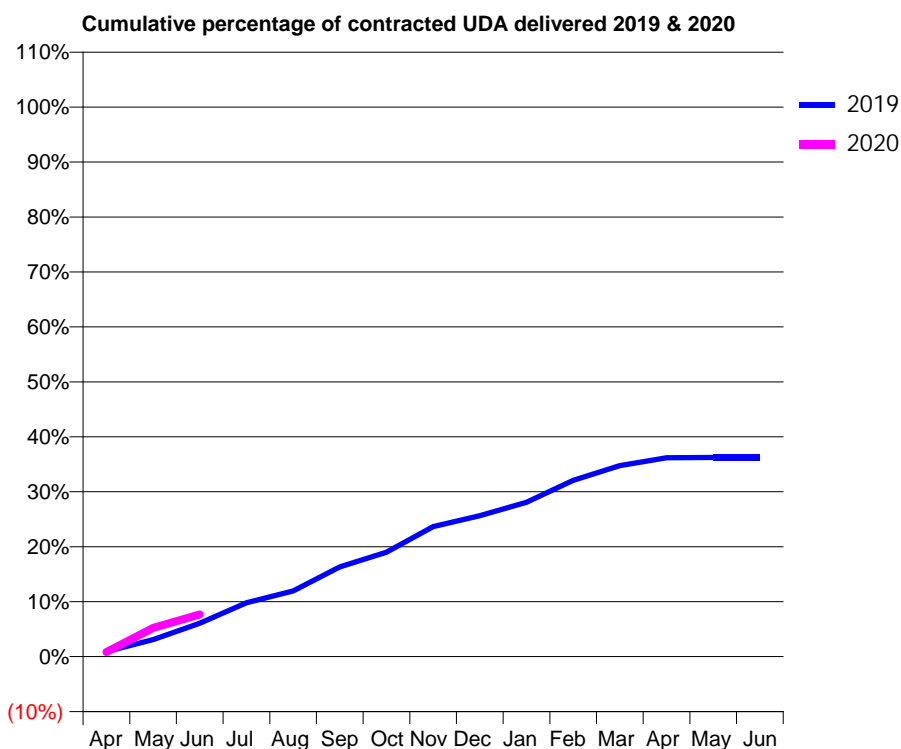
19/20 Contracted general activity (UDA)	2,850
Carry forward general activity (UDA)	0
19/20 Contracted orthodontic activity (UOA)	0
Carry forward orthodontic activity (UOA)	0
Baseline contract value	£155,558.20

ACCESS*

Patients seen in 24 months	Total	Change since previous quarter
Quarter ending June 2018	182	
Quarter ending September 2018	202	↑
Quarter ending December 2018	201	→
Quarter ending March 2019	208	↑
Quarter ending June 2019	222	↑
Variance since June 2018	22.0%	↑



ACTIVITY



Month	Adjusted Scheduled Activity (UDA)	
	2019	2020
April	26	24
May	89	149
June	173	219
July	279	
August	341	
September	465	
October	542	
November	675	
December	731	
January	801	
February	914	
March	991	
April	1,032	
May	1,033	
June	1,033	

QUALITY

	Quantity	Base Number	Contract	AT	Region	England
% of FP17s for the same patient ID Re-attending within 3 months - Children	0	2	0.0%	11.3%	12.1%	11.4%
% of FP17s for the same patient ID Re-attending within 3 months - Adults	0	91	0.0%	16.0%	15.6%	15.4%
% of FP17s for the same patient ID Re-attending between 3 & 9 months - Children	0	2	0.0%	57.9%	61.2%	59.8%
% of FP17s for the same patient ID Re-attending between 3 & 9 months - Adults	1	91	1.1%	53.0%	54.5%	52.1%
% of FP17s for Band 1 Urgent Courses	0	77	0.0%	10.0%	9.1%	9.2%
% of FP17s Relating to Free Repair or Replacements	0	77	0.0%	0.9%	1.0%	0.7%
% of FP17s Relating to Continuations	0	77	0.0%	1.0%	1.0%	0.8%
% of Patients satisfied with the dentistry they have received	0	0	N/A	93.1%	94.2%	93.4%
% of Patients satisfied with the time they had to wait for an appointment	0	0	N/A	88.2%	88.4%	87.6%

* This is based on patients treated on this contract for their most recent course of treatment. Figures in italics indicate the base number of FP17s or Patient Questionnaire responses are less than 100. N/A is shown where the base number of responses is less than 10 during the period. % is calculated as Quantity/Base number*100

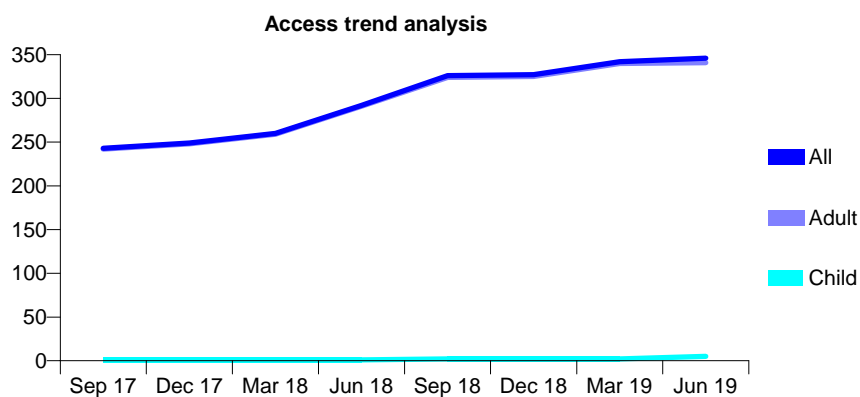
Q44 - Vital Signs At a Glance Contract Report for 174343/0014 - June 2019

Name or company name	Bridgewater Community Healthcare NHS F
Contract type name	PDS Contract
Purpose of contract	General
Contract start date	01/07/2015
Contract end date	30/06/2023

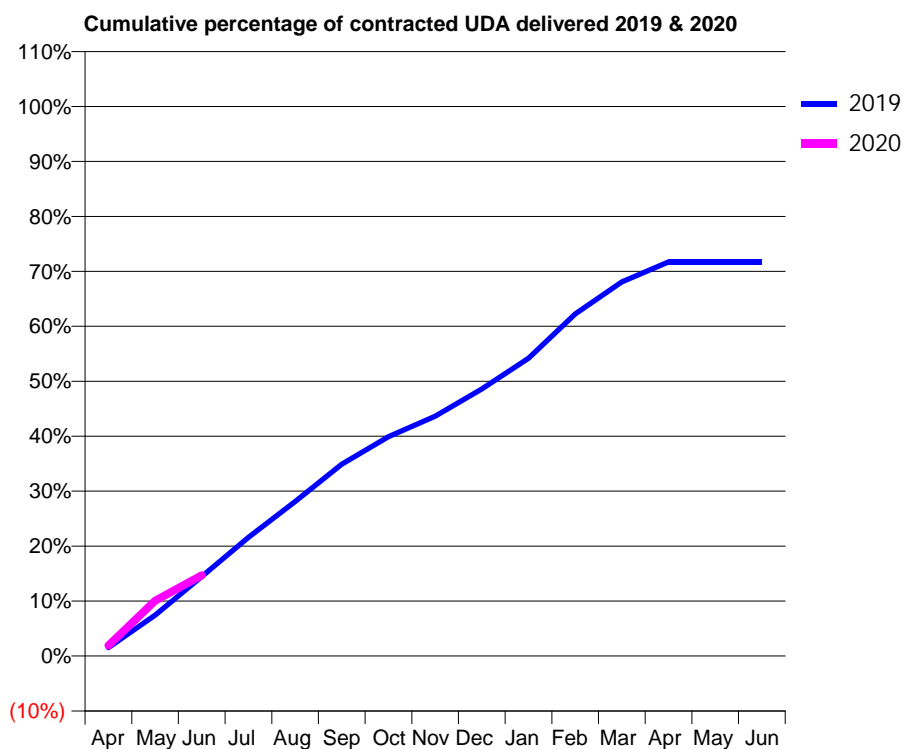
19/20 Contracted general activity (UDA)	3,450
Carry forward general activity (UDA)	0
19/20 Contracted orthodontic activity (UOA)	0
Carry forward orthodontic activity (UOA)	0
Baseline contract value	£188,307.29

ACCESS*

Patients seen in 24 months	Total	Change since previous quarter
Quarter ending June 2018	292	
Quarter ending September 2018	326	↑
Quarter ending December 2018	327	→
Quarter ending March 2019	342	↑
Quarter ending June 2019	346	→
Variance since June 2018	18.5%	↑



ACTIVITY



Month	Adjusted Scheduled Activity (UDA)	
	2019	2020
April	53	66
May	257	347
June	499	507
July	746	
August	970	
September	1,205	
October	1,377	
November	1,506	
December	1,677	
January	1,869	
February	2,148	
March	2,349	
April	2,475	
May	2,475	
June	2,475	

QUALITY

	Quantity	Base Number	Contract	AT	Region	England
% of FP17s for the same patient ID Re-attending within 3 months - Children	0	4	0.0%	11.3%	12.1%	11.4%
% of FP17s for the same patient ID Re-attending within 3 months - Adults	1	265	0.4%	16.0%	15.6%	15.4%
% of FP17s for the same patient ID Re-attending between 3 & 9 months - Children	0	4	0.0%	57.9%	61.2%	59.8%
% of FP17s for the same patient ID Re-attending between 3 & 9 months - Adults	0	265	0.0%	53.0%	54.5%	52.1%
% of FP17s for Band 1 Urgent Courses	0	215	0.0%	10.0%	9.1%	9.2%
% of FP17s Relating to Free Repair or Replacements	0	215	0.0%	0.9%	1.0%	0.7%
% of FP17s Relating to Continuations	0	215	0.0%	1.0%	1.0%	0.8%
% of Patients satisfied with the dentistry they have received	0	0	N/A	93.1%	94.2%	93.4%
% of Patients satisfied with the time they had to wait for an appointment	0	0	N/A	88.2%	88.4%	87.6%

* This is based on patients treated on this contract for their most recent course of treatment. Figures in italics indicate the base number of FP17s or Patient Questionnaire responses are less than 100. N/A is shown where the base number of responses is less than 10 during the period. % is calculated as Quantity/Base number*100

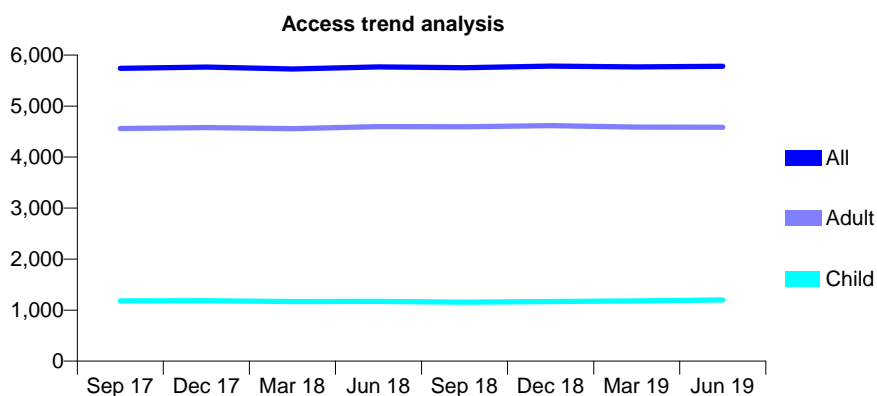
Q44 - Vital Signs At a Glance Contract Report for 175889/0001 - June 2019

Name or company name	Holmlands Dental Practice
Contract type name	GDS Contract
Purpose of contract	General
Contract start date	01/04/2006
Contract end date	

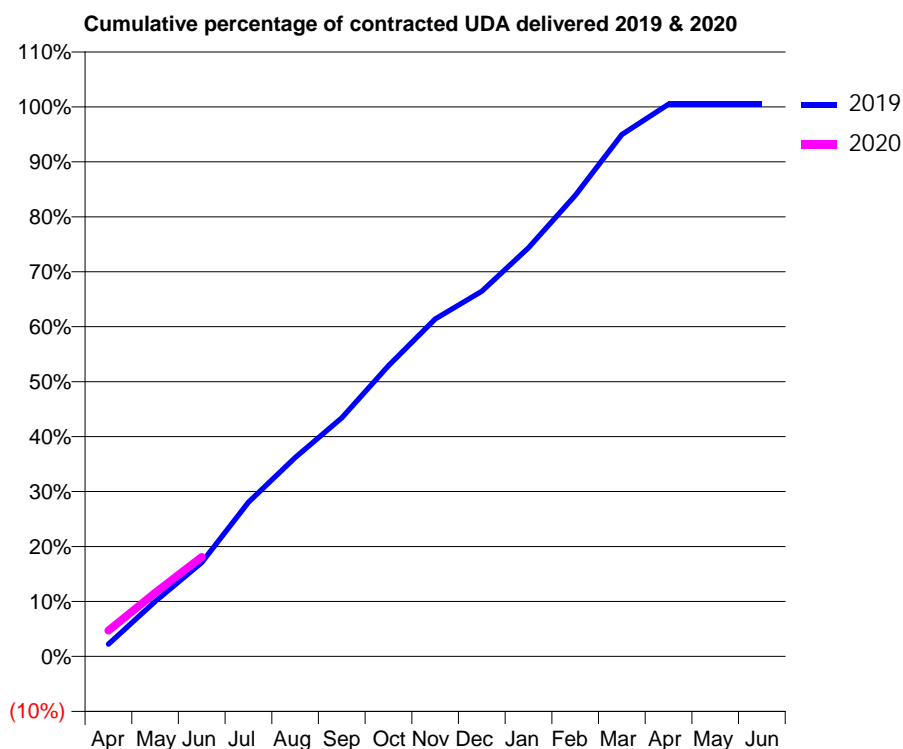
19/20 Contracted general activity (UDA)	17,000
Carry forward general activity (UDA)	0
19/20 Contracted orthodontic activity (UOA)	0
Carry forward orthodontic activity (UOA)	0
Baseline contract value	£512,128.66

ACCESS*

Patients seen in 24 months	Total	Change since previous quarter
Quarter ending June 2018	5,769	
Quarter ending September 2018	5,752	→
Quarter ending December 2018	5,785	→
Quarter ending March 2019	5,768	→
Quarter ending June 2019	5,782	→
Variance since June 2018	0.2%	→



ACTIVITY



Month	Adjusted Scheduled Activity (UDA)	
	2019	2020
April	377	798
May	1,703	1,969
June	2,903	3,076
July	4,773	
August	6,153	
September	7,377	
October	8,992	
November	10,439	
December	11,295	
January	12,643	
February	14,261	
March	16,139	
April	17,082	
May	17,081	
June	17,081	

QUALITY

	Quantity	Base Number	Contract	AT	Region	England
% of FP17s for the same patient ID Re-attending within 3 months - Children	38	482	7.9%	11.3%	12.1%	11.4%
% of FP17s for the same patient ID Re-attending within 3 months - Adults	176	1,317	13.4%	16.0%	15.6%	15.4%
% of FP17s for the same patient ID Re-attending between 3 & 9 months - Children	261	482	54.1%	57.9%	61.2%	59.8%
% of FP17s for the same patient ID Re-attending between 3 & 9 months - Adults	571	1,317	43.4%	53.0%	54.5%	52.1%
% of FP17s for Band 1 Urgent Courses	193	1,471	13.1%	10.0%	9.1%	9.2%
% of FP17s Relating to Free Repair or Replacements	8	1,471	0.5%	0.9%	1.0%	0.7%
% of FP17s Relating to Continuations	43	1,471	2.9%	1.0%	1.0%	0.8%
% of Patients satisfied with the dentistry they have received	5	5	N/A	93.1%	94.2%	93.4%
% of Patients satisfied with the time they had to wait for an appointment	5	5	N/A	88.2%	88.4%	87.6%

* This is based on patients treated on this contract for their most recent course of treatment. Figures in italics indicate the base number of FP17s or Patient Questionnaire responses are less than 100. N/A is shown where the base number of responses is less than 10 during the period. % is calculated as Quantity/Base number*100

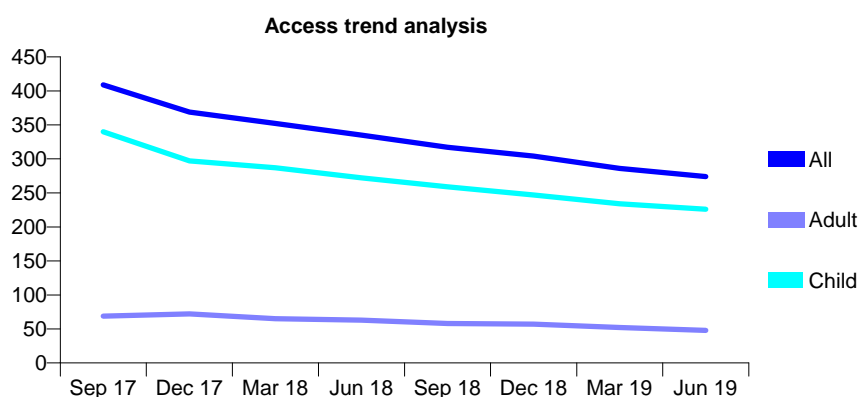
Q44 - Vital Signs At a Glance Contract Report for 176699/0001 - June 2019

Name or company name	Brunner Court Dental Practice
Contract type name	GDS Contract
Purpose of contract	General
Contract start date	01/11/2014
Contract end date	

19/20 Contracted general activity (UDA)	1,606
Carry forward general activity (UDA)	0
19/20 Contracted orthodontic activity (UOA)	0
Carry forward orthodontic activity (UOA)	0
Baseline contract value	£40,585.69

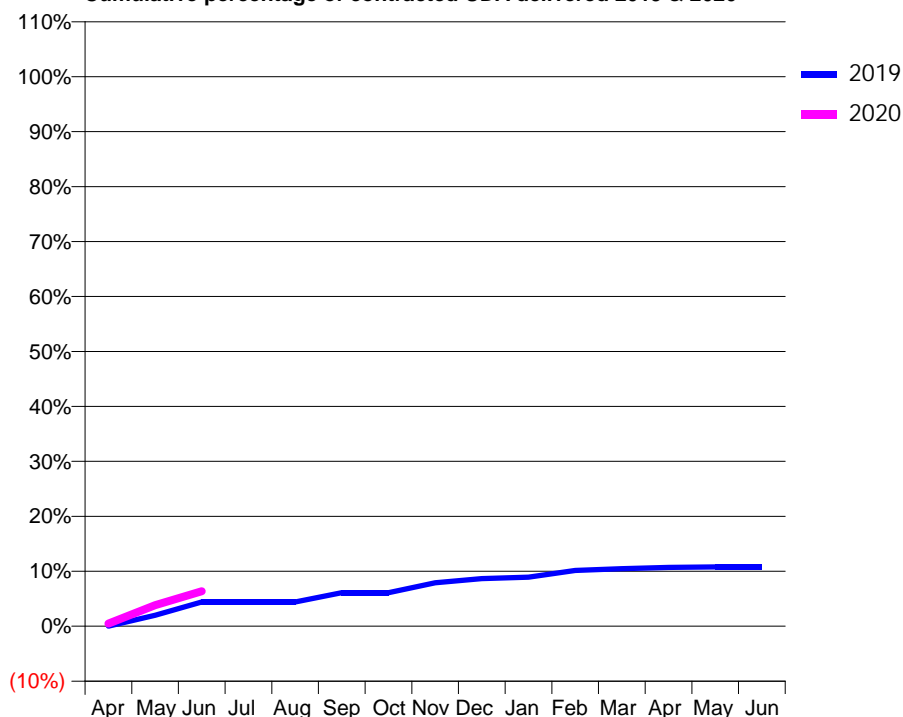
ACCESS*

Patients seen in 24 months	Total	Change since previous quarter
Quarter ending June 2018	335	
Quarter ending September 2018	317	↓
Quarter ending December 2018	304	↓
Quarter ending March 2019	286	↓
Quarter ending June 2019	274	↓
Variance since June 2018	(18.2%)	↓



ACTIVITY

Cumulative percentage of contracted UDA delivered 2019 & 2020



Adjusted Scheduled Activity (UDA)

Month	2019	2020
April	0	8
May	32	61
June	71	102
July	71	
August	71	
September	98	
October	98	
November	127	
December	139	
January	143	
February	163	
March	168	
April	172	
May	173	
June	173	

QUALITY

	Quantity	Base Number	Contract	AT	Region	England
% of FP17s for the same patient ID Re-attending within 3 months - Children	5	77	6.5%	11.3%	12.1%	11.4%
% of FP17s for the same patient ID Re-attending within 3 months - Adults	0	4	0.0%	16.0%	15.6%	15.4%
% of FP17s for the same patient ID Re-attending between 3 & 9 months - Children	21	77	27.3%	57.9%	61.2%	59.8%
% of FP17s for the same patient ID Re-attending between 3 & 9 months - Adults	0	4	0.0%	53.0%	54.5%	52.1%
% of FP17s for Band 1 Urgent Courses	2	75	2.7%	10.0%	9.1%	9.2%
% of FP17s Relating to Free Repair or Replacements	0	75	0.0%	0.9%	1.0%	0.7%
% of FP17s Relating to Continuations	0	75	0.0%	1.0%	1.0%	0.8%
% of Patients satisfied with the dentistry they have received	0	0	N/A	93.1%	94.2%	93.4%
% of Patients satisfied with the time they had to wait for an appointment	0	0	N/A	88.2%	88.4%	87.6%

* This is based on patients treated on this contract for their most recent course of treatment.

Figures in italics indicate the base number of FP17s or Patient Questionnaire responses are less than 100. N/A is shown where the base number of responses is less than 10 during the period. % is calculated as Quantity/Base number*100

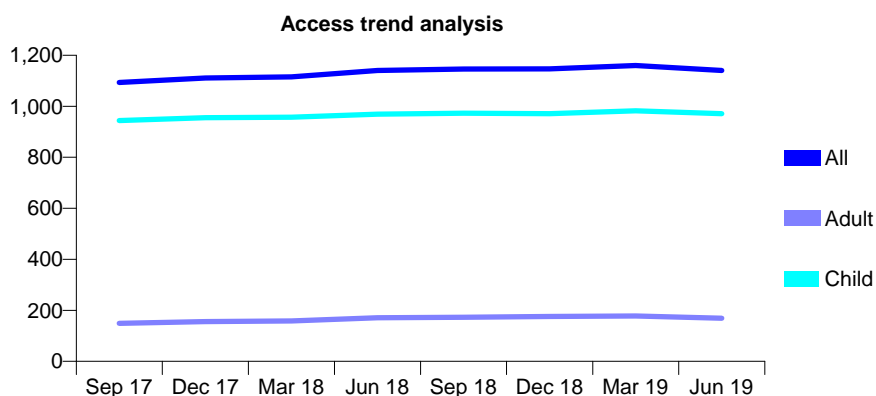
Q44 - Vital Signs At a Glance Contract Report for 177482/0001 - June 2019

Name or company name	Moody Terrace Dental Practice Ltd
Contract type name	GDS Contract
Purpose of contract	General
Contract start date	01/01/2008
Contract end date	

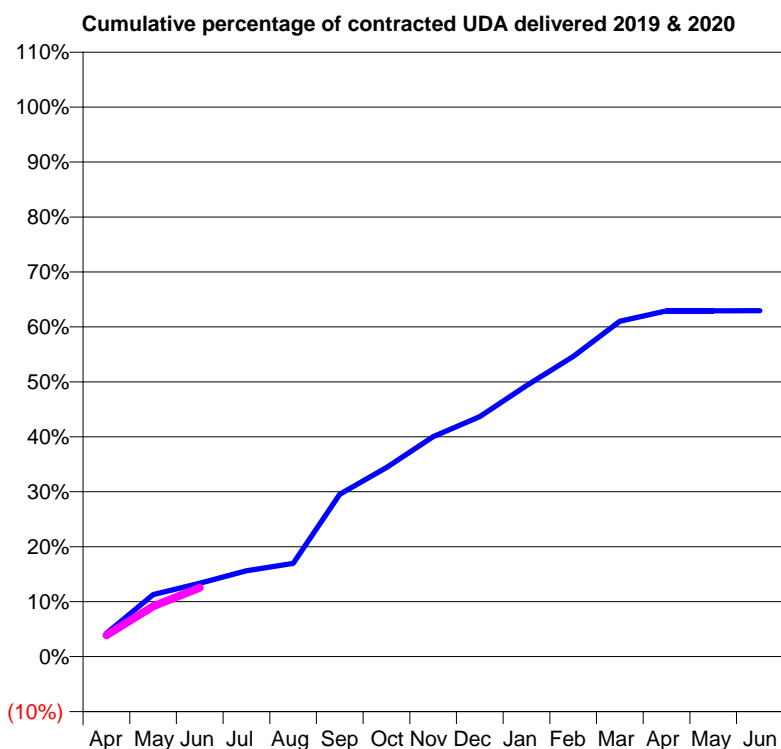
19/20 Contracted general activity (UDA)	4,000
Carry forward general activity (UDA)	0
19/20 Contracted orthodontic activity (UOA)	0
Carry forward orthodontic activity (UOA)	0
Baseline contract value	£86,432.27

ACCESS*

Patients seen in 24 months	Total	Change since previous quarter
Quarter ending June 2018	1,140	
Quarter ending September 2018	1,146	→
Quarter ending December 2018	1,147	→
Quarter ending March 2019	1,160	→
Quarter ending June 2019	1,140	↓
Variance since June 2018	0.0%	→



ACTIVITY



Month	Adjusted Scheduled Activity (UDA)	
	2019	2020
April	169	156
May	452	366
June	534	501
July	625	
August	679	
September	1,182	
October	1,377	
November	1,601	
December	1,747	
January	1,973	
February	2,184	
March	2,441	
April	2,517	
May	2,517	
June	2,518	

QUALITY

	Quantity	Base Number	Contract	AT	Region	England
% of FP17s for the same patient ID Re-attending within 3 months - Children	33	368	9.0%	11.3%	12.1%	11.4%
% of FP17s for the same patient ID Re-attending within 3 months - Adults	2	21	9.5%	16.0%	15.6%	15.4%
% of FP17s for the same patient ID Re-attending between 3 & 9 months - Children	269	368	73.1%	57.9%	61.2%	59.8%
% of FP17s for the same patient ID Re-attending between 3 & 9 months - Adults	18	21	85.7%	53.0%	54.5%	52.1%
% of FP17s for Band 1 Urgent Courses	10	338	3.0%	10.0%	9.1%	9.2%
% of FP17s Relating to Free Repair or Replacements	0	338	0.0%	0.9%	1.0%	0.7%
% of FP17s Relating to Continuations	0	338	0.0%	1.0%	1.0%	0.8%
% of Patients satisfied with the dentistry they have received	0	0	N/A	93.1%	94.2%	93.4%
% of Patients satisfied with the time they had to wait for an appointment	0	0	N/A	88.2%	88.4%	87.6%

* This is based on patients treated on this contract for their most recent course of treatment. Figures in italics indicate the base number of FP17s or Patient Questionnaire responses are less than 100. N/A is shown where the base number of responses is less than 10 during the period. % is calculated as Quantity/Base number*100

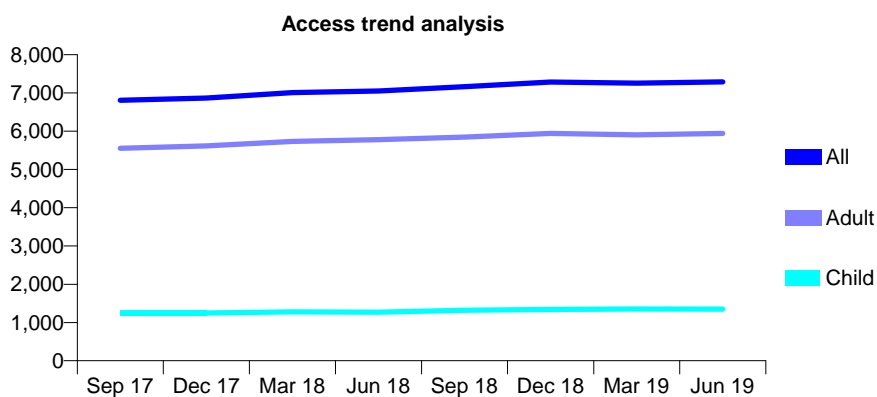
Q44 - Vital Signs At a Glance Contract Report for 181331/0001 - June 2019

Name or company name	Prenton Dental Practice
Contract type name	GDS Contract
Purpose of contract	General
Contract start date	01/04/2006
Contract end date	

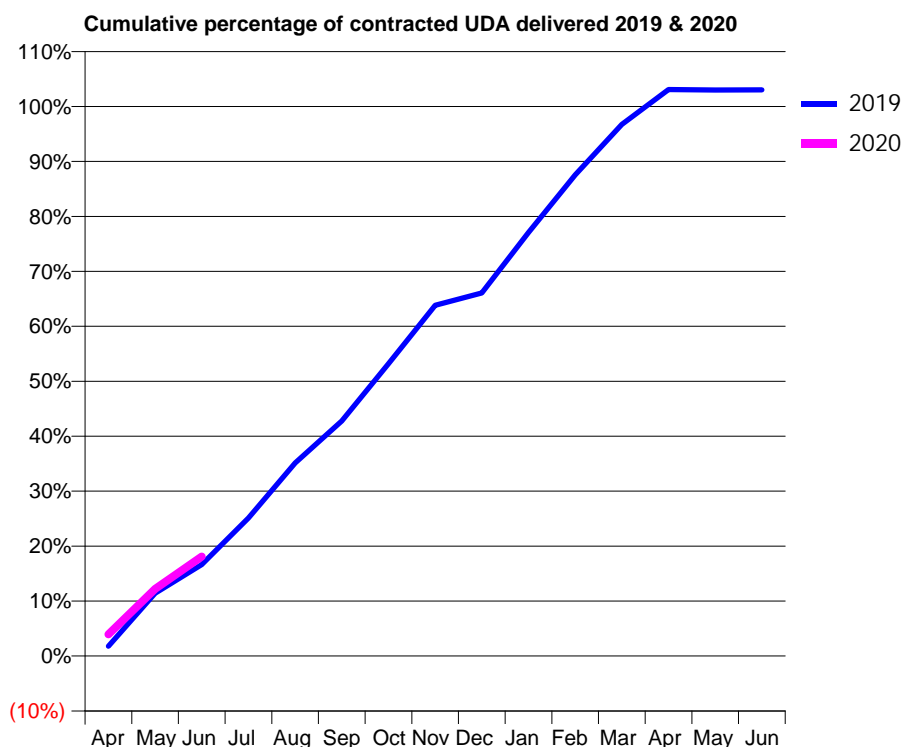
19/20 Contracted general activity (UDA)	21,341
Carry forward general activity (UDA)	0
19/20 Contracted orthodontic activity (UOA)	0
Carry forward orthodontic activity (UOA)	0
Baseline contract value	£657,927.25

ACCESS*

Patients seen in 24 months	Total	Change since previous quarter
Quarter ending June 2018	7,051	
Quarter ending September 2018	7,162	→
Quarter ending December 2018	7,284	→
Quarter ending March 2019	7,256	→
Quarter ending June 2019	7,286	→
Variance since June 2018	3.3%	↑



ACTIVITY



Month	Adjusted Scheduled Activity (UDA)	
	2019	2020
April	383	842
May	2,440	2,609
June	3,554	3,861
July	5,361	
August	7,495	
September	9,126	
October	11,353	
November	13,618	
December	14,100	
January	16,452	
February	18,686	
March	20,639	
April	21,999	
May	21,983	
June	21,988	

QUALITY

	Quantity	Base Number	Contract	AT	Region	England
% of FP17s for the same patient ID Re-attending within 3 months - Children	48	426	11.3%	11.3%	12.1%	11.4%
% of FP17s for the same patient ID Re-attending within 3 months - Adults	437	2,010	21.7%	16.0%	15.6%	15.4%
% of FP17s for the same patient ID Re-attending between 3 & 9 months - Children	243	426	57.0%	57.9%	61.2%	59.8%
% of FP17s for the same patient ID Re-attending between 3 & 9 months - Adults	883	2,010	43.9%	53.0%	54.5%	52.1%
% of FP17s for Band 1 Urgent Courses	275	1,741	15.8%	10.0%	9.1%	9.2%
% of FP17s Relating to Free Repair or Replacements	18	1,741	1.0%	0.9%	1.0%	0.7%
% of FP17s Relating to Continuations	20	1,741	1.1%	1.0%	1.0%	0.8%
% of Patients satisfied with the dentistry they have received	12	13	92.3%	93.1%	94.2%	93.4%
% of Patients satisfied with the time they had to wait for an appointment	13	13	100.0%	88.2%	88.4%	87.6%

* This is based on patients treated on this contract for their most recent course of treatment. Figures in italics indicate the base number of FP17s or Patient Questionnaire responses are less than 100. N/A is shown where the base number of responses is less than 10 during the period. % is calculated as Quantity/Base number*100

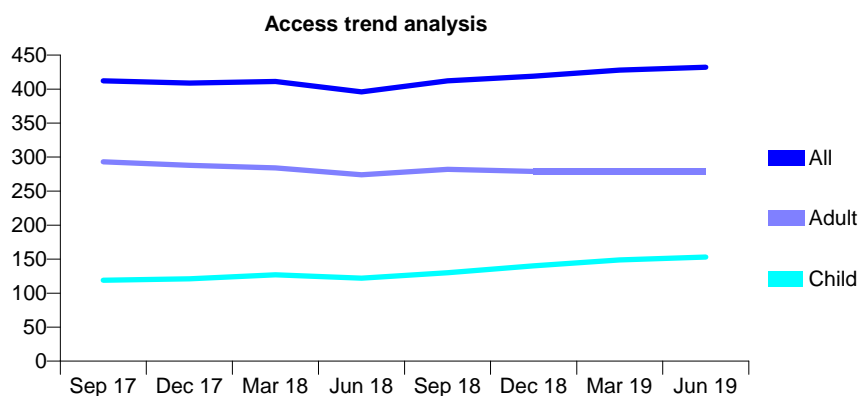
Q44 - Vital Signs At a Glance Contract Report for 185248/0001 - June 2019

Name or company name	Cheshire Centre of Dental Excellence
Contract type name	GDS Contract
Purpose of contract	General
Contract start date	01/06/2010
Contract end date	

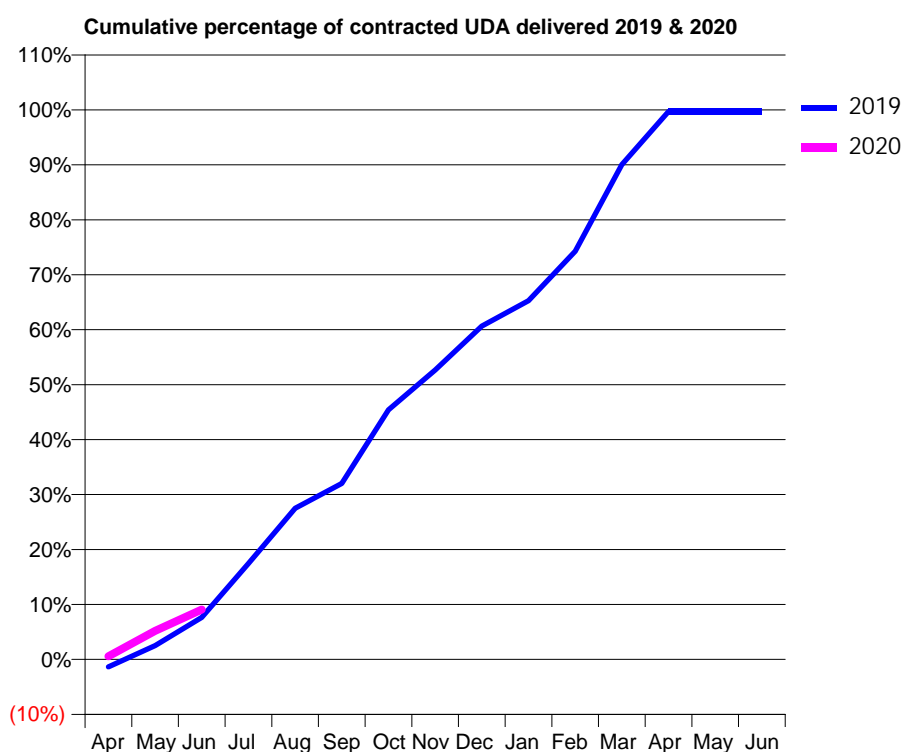
19/20 Contracted general activity (UDA)	1,380
Carry forward general activity (UDA)	0
19/20 Contracted orthodontic activity (UOA)	0
Carry forward orthodontic activity (UOA)	0
Baseline contract value	£37,886.00

ACCESS*

Patients seen in 24 months	Total	Change since previous quarter
Quarter ending June 2018	396	
Quarter ending September 2018	412	↑
Quarter ending December 2018	419	→
Quarter ending March 2019	428	↑
Quarter ending June 2019	432	→
Variance since June 2018	9.1%	↑



ACTIVITY



Month	2019	2020
April	-19	8
May	35	72
June	106	125
July	241	
August	380	
September	442	
October	627	
November	727	
December	837	
January	901	
February	1,025	
March	1,243	
April	1,376	
May	1,376	
June	1,376	

QUALITY

	Quantity	Base Number	Contract	AT	Region	England
% of FP17s for the same patient ID Re-attending within 3 months - Children	0	52	0.0%	11.3%	12.1%	11.4%
% of FP17s for the same patient ID Re-attending within 3 months - Adults	9	73	12.3%	16.0%	15.6%	15.4%
% of FP17s for the same patient ID Re-attending between 3 & 9 months - Children	38	52	73.1%	57.9%	61.2%	59.8%
% of FP17s for the same patient ID Re-attending between 3 & 9 months - Adults	45	73	61.6%	53.0%	54.5%	52.1%
% of FP17s for Band 1 Urgent Courses	0	86	0.0%	10.0%	9.1%	9.2%
% of FP17s Relating to Free Repair or Replacements	1	86	1.2%	0.9%	1.0%	0.7%
% of FP17s Relating to Continuations	0	86	0.0%	1.0%	1.0%	0.8%
% of Patients satisfied with the dentistry they have received	1	1	N/A	93.1%	94.2%	93.4%
% of Patients satisfied with the time they had to wait for an appointment	1	1	N/A	88.2%	88.4%	87.6%

* This is based on patients treated on this contract for their most recent course of treatment. Figures in italics indicate the base number of FP17s or Patient Questionnaire responses are less than 100. N/A is shown where the base number of responses is less than 10 during the period. % is calculated as Quantity/Base number*100

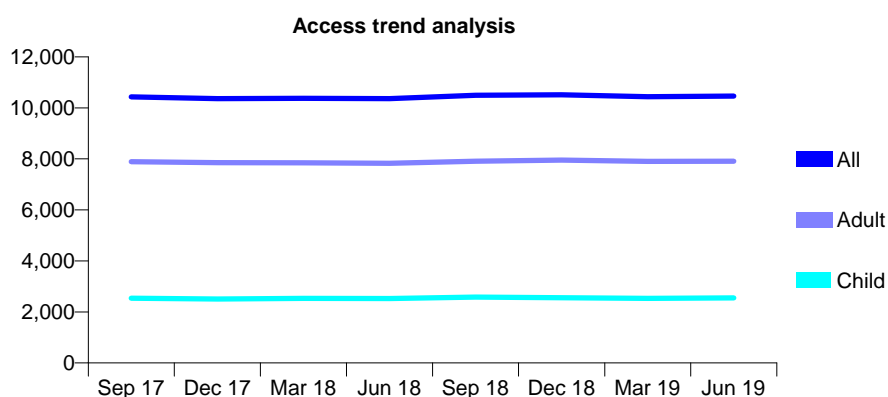
Q44 - Vital Signs At a Glance Contract Report for 185620/0001 - June 2019

Name or company name	Xeon Smiles UK Ltd
Contract type name	PDS Contract
Purpose of contract	General
Contract start date	01/04/2009
Contract end date	31/03/2021

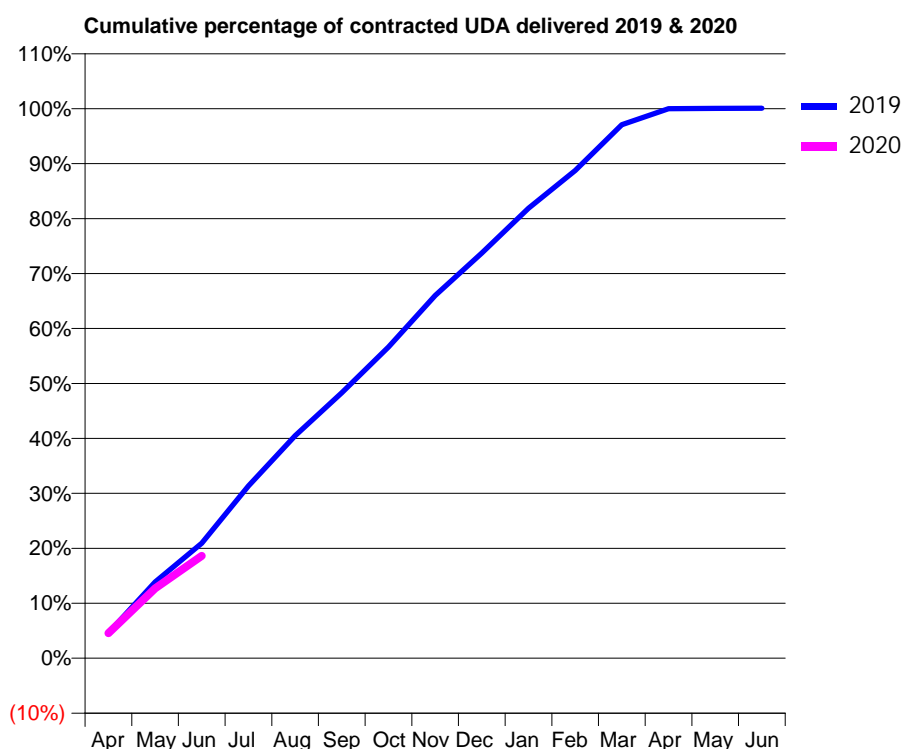
19/20 Contracted general activity (UDA)	32,798
Carry forward general activity (UDA)	0
19/20 Contracted orthodontic activity (UOA)	0
Carry forward orthodontic activity (UOA)	0
Baseline contract value	£857,531.38

ACCESS*

Patients seen in 24 months	Total	Change since previous quarter
Quarter ending June 2018	10,359	
Quarter ending September 2018	10,490	→
Quarter ending December 2018	10,515	→
Quarter ending March 2019	10,440	→
Quarter ending June 2019	10,461	→
Variance since June 2018	1.0%	→



ACTIVITY



Month	2019	2020
April	1,516	1,497
May	4,560	4,164
June	6,863	6,108
July	10,282	
August	13,279	
September	15,841	
October	18,569	
November	21,655	
December	24,174	
January	26,855	
February	29,114	
March	31,839	
April	32,792	
May	32,811	
June	32,825	

QUALITY

	Quantity	Base Number	Contract	AT	Region	England
% of FP17s for the same patient ID Re-attending within 3 months - Children	61	989	6.2%	11.3%	12.1%	11.4%
% of FP17s for the same patient ID Re-attending within 3 months - Adults	345	2,561	13.5%	16.0%	15.6%	15.4%
% of FP17s for the same patient ID Re-attending between 3 & 9 months - Children	672	989	67.9%	57.9%	61.2%	59.8%
% of FP17s for the same patient ID Re-attending between 3 & 9 months - Adults	1,449	2,561	56.6%	53.0%	54.5%	52.1%
% of FP17s for Band 1 Urgent Courses	310	3,108	10.0%	10.0%	9.1%	9.2%
% of FP17s Relating to Free Repair or Replacements	22	3,108	0.7%	0.9%	1.0%	0.7%
% of FP17s Relating to Continuations	10	3,108	0.3%	1.0%	1.0%	0.8%
% of Patients satisfied with the dentistry they have received	15	16	93.8%	93.1%	94.2%	93.4%
% of Patients satisfied with the time they had to wait for an appointment	13	16	81.3%	88.2%	88.4%	87.6%

* This is based on patients treated on this contract for their most recent course of treatment.

Figures in italics indicate the base number of FP17s or Patient Questionnaire responses are less than 100. N/A is shown where the base number of responses is less than 10 during the period. % is calculated as Quantity/Base number*100

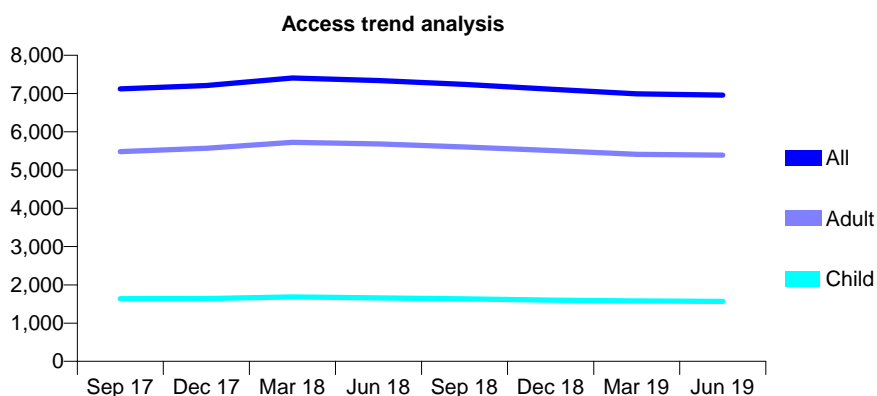
Q44 - Vital Signs At a Glance Contract Report for 192546/0001 - June 2019

Name or company name	Birchwood Dental Practice
Contract type name	GDS Contract
Purpose of contract	General
Contract start date	01/07/2014
Contract end date	

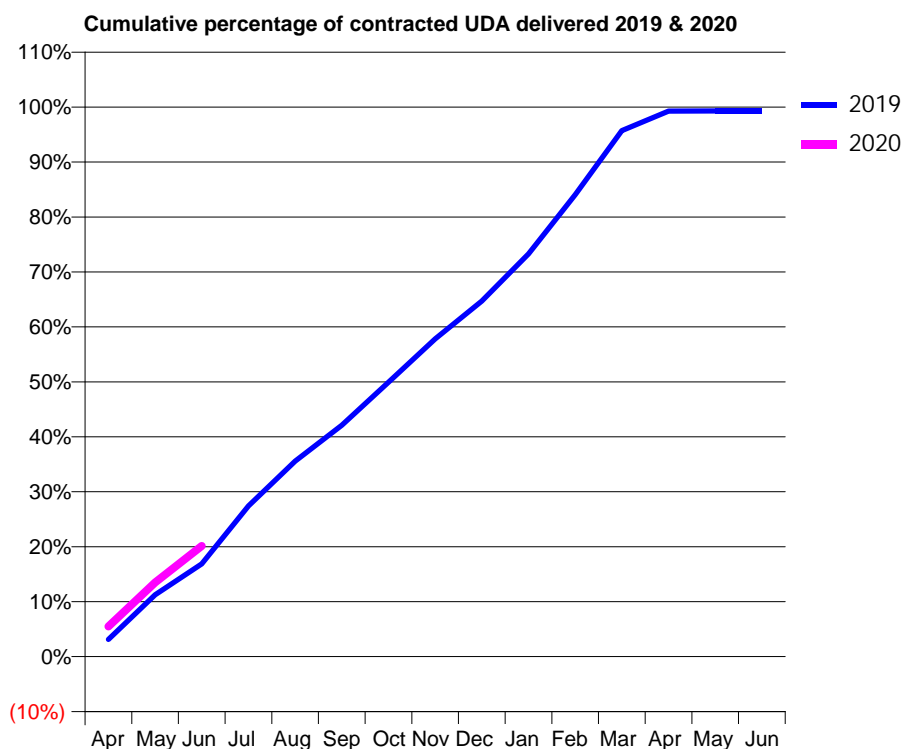
19/20 Contracted general activity (UDA)	19,914
Carry forward general activity (UDA)	0
19/20 Contracted orthodontic activity (UOA)	0
Carry forward orthodontic activity (UOA)	0
Baseline contract value	£617,576.24

ACCESS*

Patients seen in 24 months	Total	Change since previous quarter
Quarter ending June 2018	7,339	
Quarter ending September 2018	7,237	↓
Quarter ending December 2018	7,113	↓
Quarter ending March 2019	6,992	↓
Quarter ending June 2019	6,959	→
Variance since June 2018	(5.2%)	↓



ACTIVITY



Month	Adjusted Scheduled Activity (UDA)	
	2019	2020
April	627	1,095
May	2,246	2,690
June	3,360	4,015
July	5,465	
August	7,085	
September	8,382	
October	9,944	
November	11,513	
December	12,888	
January	14,590	
February	16,735	
March	19,057	
April	19,770	
May	19,773	
June	19,773	

QUALITY

	Quantity	Base Number	Contract	AT	Region	England
% of FP17s for the same patient ID Re-attending within 3 months - Children	32	439	7.3%	11.3%	12.1%	11.4%
% of FP17s for the same patient ID Re-attending within 3 months - Adults	259	1,568	16.5%	16.0%	15.6%	15.4%
% of FP17s for the same patient ID Re-attending between 3 & 9 months - Children	220	439	50.1%	57.9%	61.2%	59.8%
% of FP17s for the same patient ID Re-attending between 3 & 9 months - Adults	616	1,568	39.3%	53.0%	54.5%	52.1%
% of FP17s for Band 1 Urgent Courses	104	1,652	6.3%	10.0%	9.1%	9.2%
% of FP17s Relating to Free Repair or Replacements	39	1,652	2.4%	0.9%	1.0%	0.7%
% of FP17s Relating to Continuations	50	1,652	3.0%	1.0%	1.0%	0.8%
% of Patients satisfied with the dentistry they have received	4	5	N/A	93.1%	94.2%	93.4%
% of Patients satisfied with the time they had to wait for an appointment	4	5	N/A	88.2%	88.4%	87.6%

* This is based on patients treated on this contract for their most recent course of treatment. Figures in italics indicate the base number of FP17s or Patient Questionnaire responses are less than 100. N/A is shown where the base number of responses is less than 10 during the period. % is calculated as Quantity/Base number*100

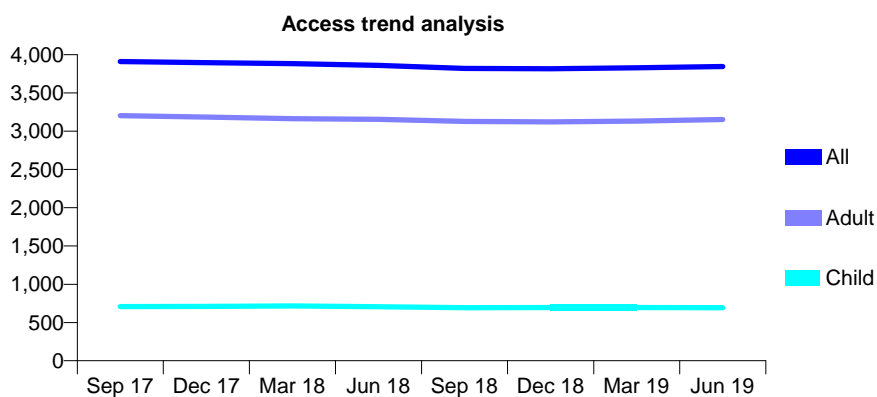
Q44 - Vital Signs At a Glance Contract Report for 193321/0001 - June 2019

Name or company name	PRESTBURY DENTAL PRACTICE LIMITE
Contract type name	GDS Contract
Purpose of contract	General
Contract start date	01/10/2011
Contract end date	

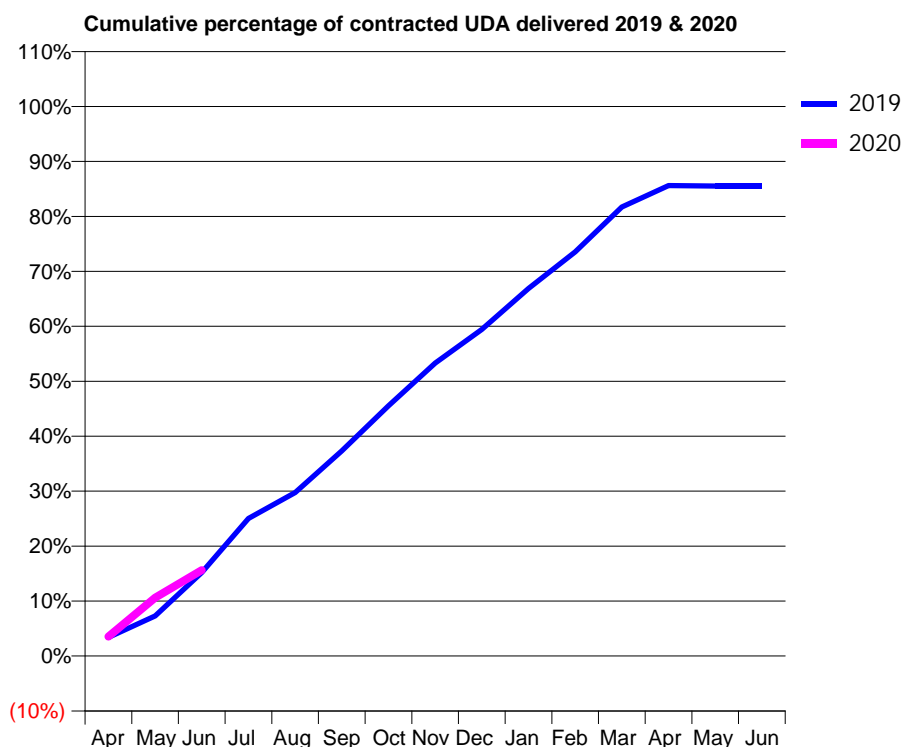
19/20 Contracted general activity (UDA)	13,500
Carry forward general activity (UDA)	0
19/20 Contracted orthodontic activity (UOA)	0
Carry forward orthodontic activity (UOA)	0
Baseline contract value	£385,267.74

ACCESS*

Patients seen in 24 months	Total	Change since previous quarter
Quarter ending June 2018	3,860	
Quarter ending September 2018	3,820	↓
Quarter ending December 2018	3,816	→
Quarter ending March 2019	3,828	→
Quarter ending June 2019	3,846	→
Variance since June 2018	(0.4%)	→



ACTIVITY



Month	Adjusted Scheduled Activity (UDA)	
	2019	2020
April	458	478
May	985	1,432
June	2,051	2,107
July	3,381	
August	4,019	
September	5,041	
October	6,146	
November	7,196	
December	8,022	
January	9,030	
February	9,929	
March	11,029	
April	11,556	
May	11,547	
June	11,547	

QUALITY

	Quantity	Base Number	Contract	AT	Region	England
% of FP17s for the same patient ID Re-attending within 3 months - Children	10	243	4.1%	11.3%	12.1%	11.4%
% of FP17s for the same patient ID Re-attending within 3 months - Adults	249	1,235	20.2%	16.0%	15.6%	15.4%
% of FP17s for the same patient ID Re-attending between 3 & 9 months - Children	162	243	66.7%	57.9%	61.2%	59.8%
% of FP17s for the same patient ID Re-attending between 3 & 9 months - Adults	791	1,235	64.0%	53.0%	54.5%	52.1%
% of FP17s for Band 1 Urgent Courses	162	1,263	12.8%	10.0%	9.1%	9.2%
% of FP17s Relating to Free Repair or Replacements	23	1,263	1.8%	0.9%	1.0%	0.7%
% of FP17s Relating to Continuations	15	1,263	1.2%	1.0%	1.0%	0.8%
% of Patients satisfied with the dentistry they have received	3	3	N/A	93.1%	94.2%	93.4%
% of Patients satisfied with the time they had to wait for an appointment	3	3	N/A	88.2%	88.4%	87.6%

* This is based on patients treated on this contract for their most recent course of treatment. Figures in italics indicate the base number of FP17s or Patient Questionnaire responses are less than 100. N/A is shown where the base number of responses is less than 10 during the period. % is calculated as Quantity/Base number*100

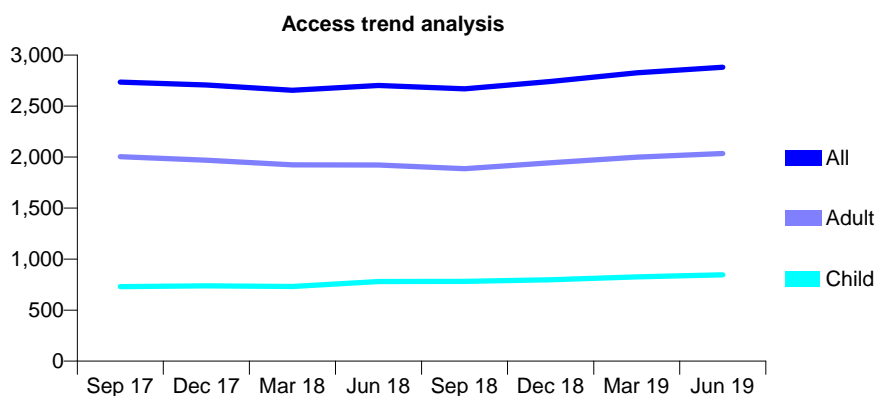
Q44 - Vital Signs At a Glance Contract Report for 194298/0001 - June 2019

Name or company name	Woodchurch Dental Practice
Contract type name	GDS Contract
Purpose of contract	General
Contract start date	08/10/2012
Contract end date	

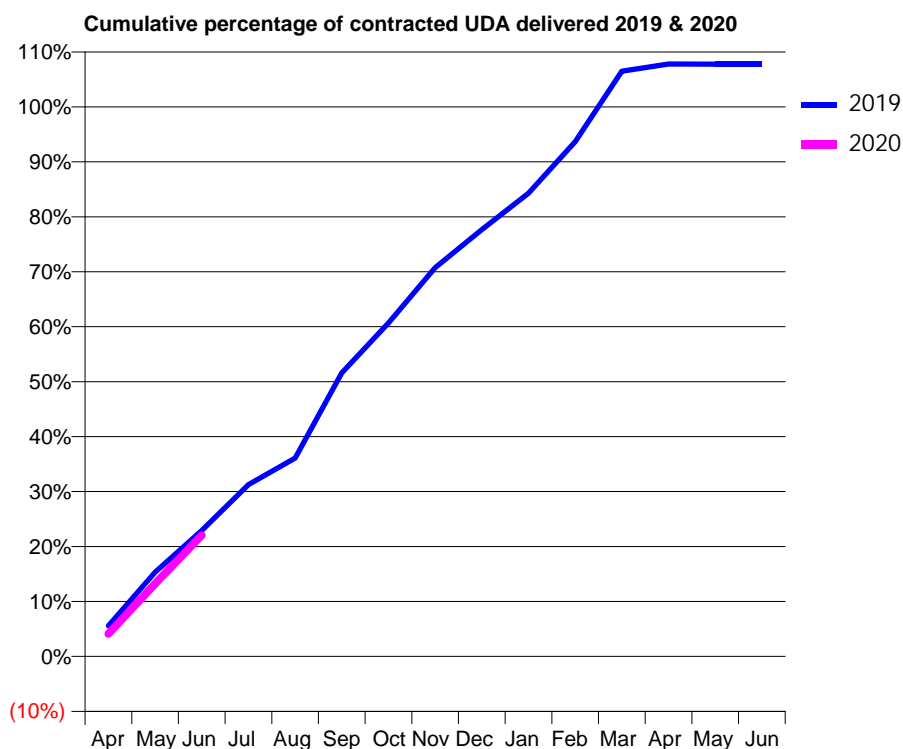
19/20 Contracted general activity (UDA)	6,570
Carry forward general activity (UDA)	0
19/20 Contracted orthodontic activity (UOA)	0
Carry forward orthodontic activity (UOA)	0
Baseline contract value	£210,242.07

ACCESS*

Patients seen in 24 months	Total	Change since previous quarter
Quarter ending June 2018	2,702	
Quarter ending September 2018	2,668	↓
Quarter ending December 2018	2,742	↑
Quarter ending March 2019	2,825	↑
Quarter ending June 2019	2,881	→
Variance since June 2018	6.6%	↑



ACTIVITY



Month	Adjusted Scheduled Activity (UDA)	
	2019	2020
April	366	270
May	1,009	870
June	1,504	1,450
July	2,055	
August	2,372	
September	3,388	
October	3,986	
November	4,649	
December	5,103	
January	5,538	
February	6,154	
March	6,997	
April	7,081	
May	7,080	
June	7,080	

QUALITY

	Quantity	Base Number	Contract	AT	Region	England
% of FP17s for the same patient ID Re-attending within 3 months - Children	45	344	13.1%	11.3%	12.1%	11.4%
% of FP17s for the same patient ID Re-attending within 3 months - Adults	143	711	20.1%	16.0%	15.6%	15.4%
% of FP17s for the same patient ID Re-attending between 3 & 9 months - Children	176	344	51.2%	57.9%	61.2%	59.8%
% of FP17s for the same patient ID Re-attending between 3 & 9 months - Adults	265	711	37.3%	53.0%	54.5%	52.1%
% of FP17s for Band 1 Urgent Courses	166	673	24.7%	10.0%	9.1%	9.2%
% of FP17s Relating to Free Repair or Replacements	4	673	0.6%	0.9%	1.0%	0.7%
% of FP17s Relating to Continuations	7	673	1.0%	1.0%	1.0%	0.8%
% of Patients satisfied with the dentistry they have received	1	1	N/A	93.1%	94.2%	93.4%
% of Patients satisfied with the time they had to wait for an appointment	1	1	N/A	88.2%	88.4%	87.6%

* This is based on patients treated on this contract for their most recent course of treatment. Figures in italics indicate the base number of FP17s or Patient Questionnaire responses are less than 100. N/A is shown where the base number of responses is less than 10 during the period. % is calculated as Quantity/Base number*100

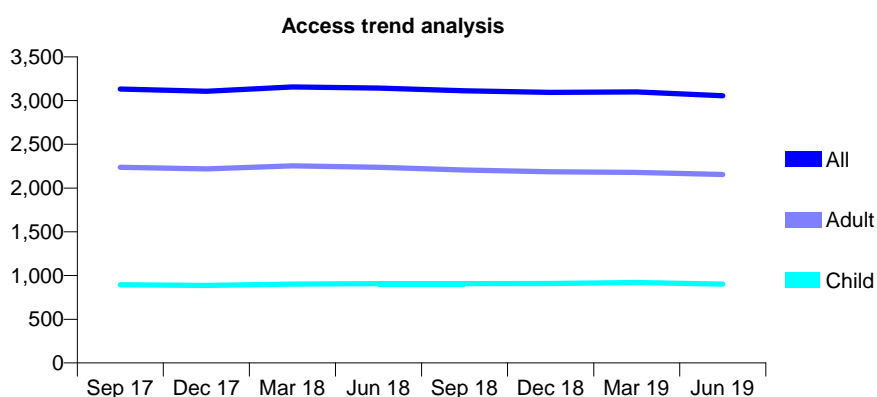
Q44 - Vital Signs At a Glance Contract Report for 198021/0001 - June 2019

Name or company name	Taylor-Jones & Jones
Contract type name	GDS Contract
Purpose of contract	General
Contract start date	01/04/2009
Contract end date	

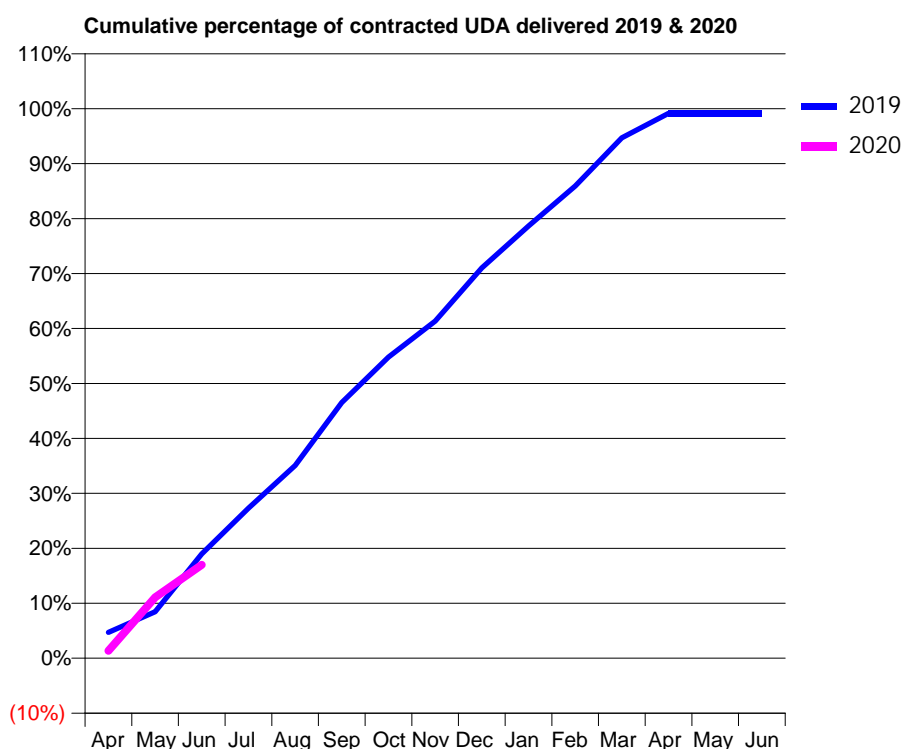
19/20 Contracted general activity (UDA)	8,000
Carry forward general activity (UDA)	0
19/20 Contracted orthodontic activity (UOA)	0
Carry forward orthodontic activity (UOA)	0
Baseline contract value	£214,225.05

ACCESS*

Patients seen in 24 months	Total	Change since previous quarter
Quarter ending June 2018	3,144	
Quarter ending September 2018	3,112	↓
Quarter ending December 2018	3,094	→
Quarter ending March 2019	3,099	→
Quarter ending June 2019	3,056	↓
Variance since June 2018	(2.8%)	↓



ACTIVITY



Adjusted Scheduled Activity (UDA)		
Month	2019	2020
April	375	107
May	677	886
June	1,519	1,360
July	2,185	
August	2,806	
September	3,722	
October	4,383	
November	4,907	
December	5,682	
January	6,291	
February	6,873	
March	7,574	
April	7,932	
May	7,932	
June	7,932	

QUALITY

	Quantity	Base Number	Contract	AT	Region	England
% of FP17s for the same patient ID Re-attending within 3 months - Children	13	280	4.6%	11.3%	12.1%	11.4%
% of FP17s for the same patient ID Re-attending within 3 months - Adults	85	644	13.2%	16.0%	15.6%	15.4%
% of FP17s for the same patient ID Re-attending between 3 & 9 months - Children	192	280	68.6%	57.9%	61.2%	59.8%
% of FP17s for the same patient ID Re-attending between 3 & 9 months - Adults	381	644	59.2%	53.0%	54.5%	52.1%
% of FP17s for Band 1 Urgent Courses	41	751	5.5%	10.0%	9.1%	9.2%
% of FP17s Relating to Free Repair or Replacements	3	751	0.4%	0.9%	1.0%	0.7%
% of FP17s Relating to Continuations	1	751	0.1%	1.0%	1.0%	0.8%
% of Patients satisfied with the dentistry they have received	15	15	100.0%	93.1%	94.2%	93.4%
% of Patients satisfied with the time they had to wait for an appointment	15	15	100.0%	88.2%	88.4%	87.6%

* This is based on patients treated on this contract for their most recent course of treatment. Figures in italics indicate the base number of FP17s or Patient Questionnaire responses are less than 100. N/A is shown where the base number of responses is less than 10 during the period. % is calculated as Quantity/Base number*100

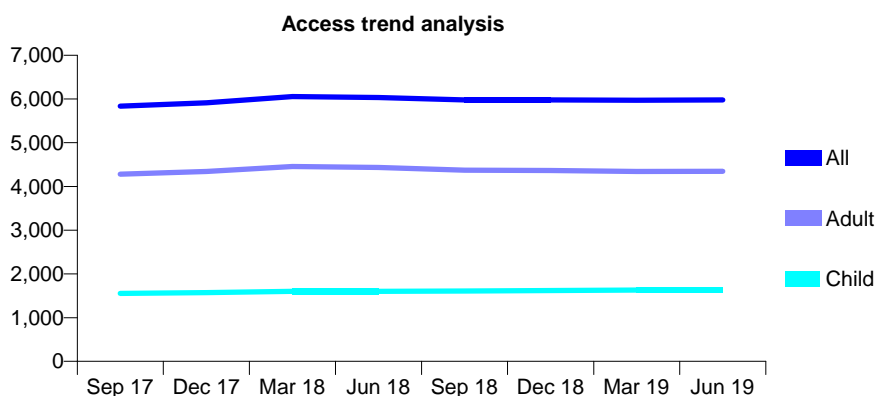
Q44 - Vital Signs At a Glance Contract Report for 210153/0001 - June 2019

Name or company name	Latchford Dental Practice Ltd
Contract type name	GDS Contract
Purpose of contract	General
Contract start date	01/04/2006
Contract end date	

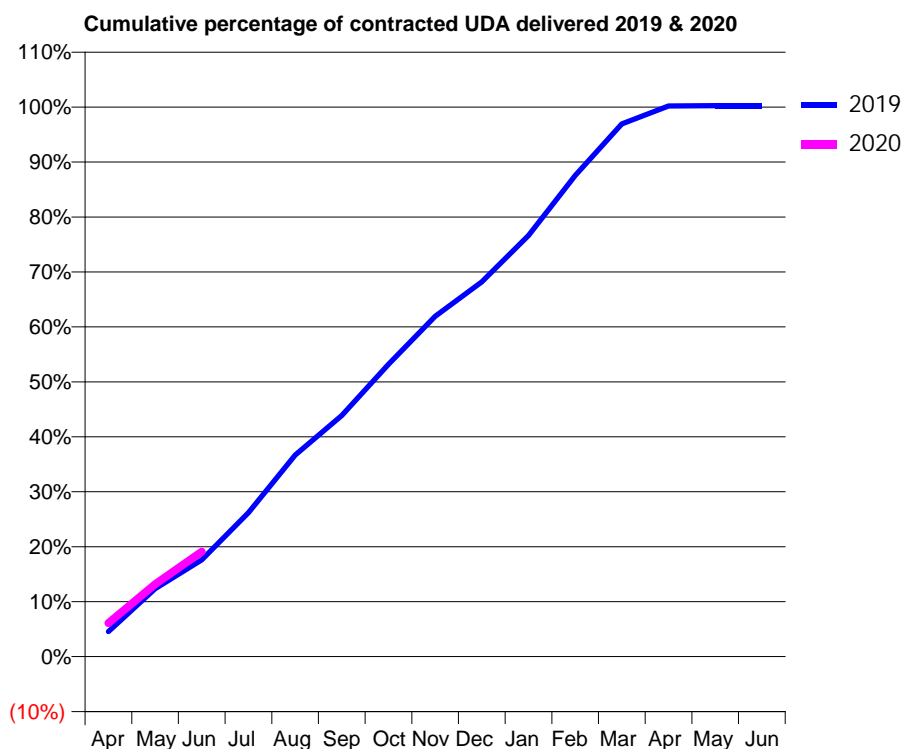
19/20 Contracted general activity (UDA)	15,892
Carry forward general activity (UDA)	0
19/20 Contracted orthodontic activity (UOA)	0
Carry forward orthodontic activity (UOA)	0
Baseline contract value	£517,674.62

ACCESS*

Patients seen in 24 months	Total	Change since previous quarter
Quarter ending June 2018	6,034	
Quarter ending September 2018	5,980	→
Quarter ending December 2018	5,980	→
Quarter ending March 2019	5,971	→
Quarter ending June 2019	5,979	→
Variance since June 2018	(0.9%)	→



ACTIVITY



Month	Adjusted Scheduled Activity (UDA)	
	2019	2020
April	722	969
May	1,963	2,095
June	2,798	3,033
July	4,161	
August	5,829	
September	6,975	
October	8,452	
November	9,843	
December	10,833	
January	12,178	
February	13,918	
March	15,404	
April	15,921	
May	15,933	
June	15,933	

QUALITY

	Quantity	Base Number	Contract	AT	Region	England
% of FP17s for the same patient ID Re-attending within 3 months - Children	41	550	7.5%	11.3%	12.1%	11.4%
% of FP17s for the same patient ID Re-attending within 3 months - Adults	206	1,364	15.1%	16.0%	15.6%	15.4%
% of FP17s for the same patient ID Re-attending between 3 & 9 months - Children	324	550	58.9%	57.9%	61.2%	59.8%
% of FP17s for the same patient ID Re-attending between 3 & 9 months - Adults	703	1,364	51.5%	53.0%	54.5%	52.1%
% of FP17s for Band 1 Urgent Courses	177	1,626	10.9%	10.0%	9.1%	9.2%
% of FP17s Relating to Free Repair or Replacements	15	1,626	0.9%	0.9%	1.0%	0.7%
% of FP17s Relating to Continuations	9	1,626	0.6%	1.0%	1.0%	0.8%
% of Patients satisfied with the dentistry they have received	5	6	N/A	93.1%	94.2%	93.4%
% of Patients satisfied with the time they had to wait for an appointment	5	6	N/A	88.2%	88.4%	87.6%

* This is based on patients treated on this contract for their most recent course of treatment. Figures in italics indicate the base number of FP17s or Patient Questionnaire responses are less than 100. N/A is shown where the base number of responses is less than 10 during the period. % is calculated as Quantity/Base number*100

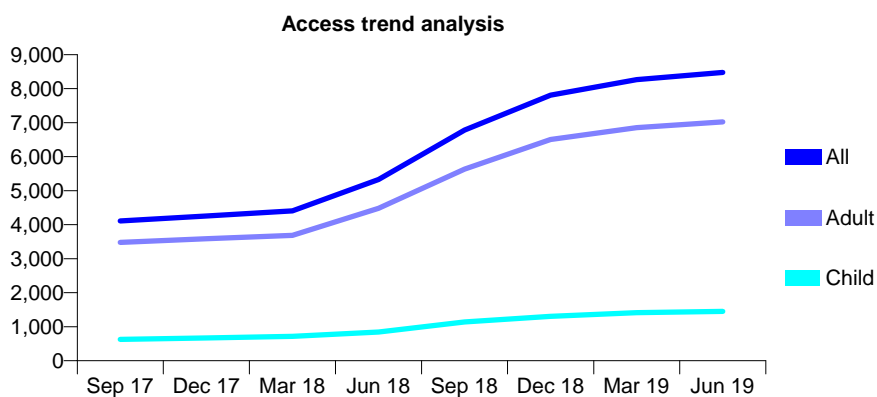
Q44 - Vital Signs At a Glance Contract Report for 214906/0001 - June 2019

Name or company name	Alsager Dental Care
Contract type name	GDS Contract
Purpose of contract	General
Contract start date	01/04/2006
Contract end date	

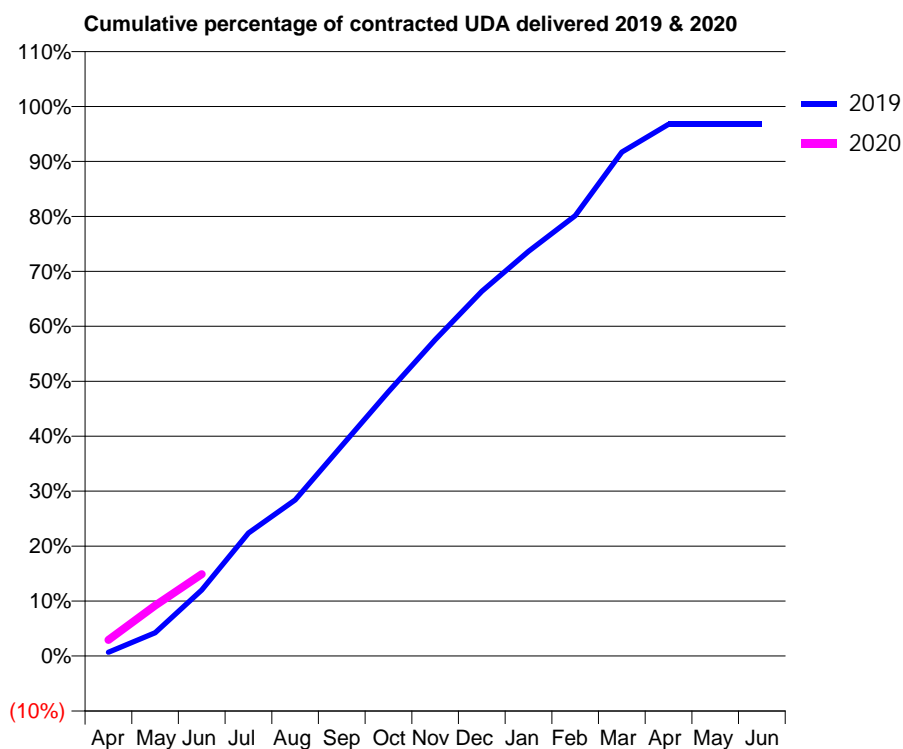
19/20 Contracted general activity (UDA)	22,620
Carry forward general activity (UDA)	0
19/20 Contracted orthodontic activity (UOA)	0
Carry forward orthodontic activity (UOA)	0
Baseline contract value	£500,596.02

ACCESS*

Patients seen in 24 months	Total	Change since previous quarter
Quarter ending June 2018	5,332	
Quarter ending September 2018	6,783	↑
Quarter ending December 2018	7,811	↑
Quarter ending March 2019	8,263	↑
Quarter ending June 2019	8,478	↑
Variance since June 2018	59.0%	↑



ACTIVITY



Month	Adjusted Scheduled Activity (UDA)	
	2019	2020
April	151	659
May	917	2,077
June	2,607	3,370
July	4,857	
August	6,164	
September	8,304	
October	10,440	
November	12,491	
December	14,401	
January	15,984	
February	17,389	
March	19,901	
April	20,998	
May	20,998	
June	20,998	

QUALITY

	Quantity	Base Number	Contract	AT	Region	England
% of FP17s for the same patient ID Re-attending within 3 months - Children	13	457	2.8%	11.3%	12.1%	11.4%
% of FP17s for the same patient ID Re-attending within 3 months - Adults	243	2,417	10.1%	16.0%	15.6%	15.4%
% of FP17s for the same patient ID Re-attending between 3 & 9 months - Children	263	457	57.5%	57.9%	61.2%	59.8%
% of FP17s for the same patient ID Re-attending between 3 & 9 months - Adults	1,601	2,417	66.2%	53.0%	54.5%	52.1%
% of FP17s for Band 1 Urgent Courses	181	2,230	8.1%	10.0%	9.1%	9.2%
% of FP17s Relating to Free Repair or Replacements	1	2,230	0.0%	0.9%	1.0%	0.7%
% of FP17s Relating to Continuations	29	2,230	1.3%	1.0%	1.0%	0.8%
% of Patients satisfied with the dentistry they have received	8	8	N/A	93.1%	94.2%	93.4%
% of Patients satisfied with the time they had to wait for an appointment	8	8	N/A	88.2%	88.4%	87.6%

* This is based on patients treated on this contract for their most recent course of treatment. Figures in italics indicate the base number of FP17s or Patient Questionnaire responses are less than 100. N/A is shown where the base number of responses is less than 10 during the period. % is calculated as Quantity/Base number*100

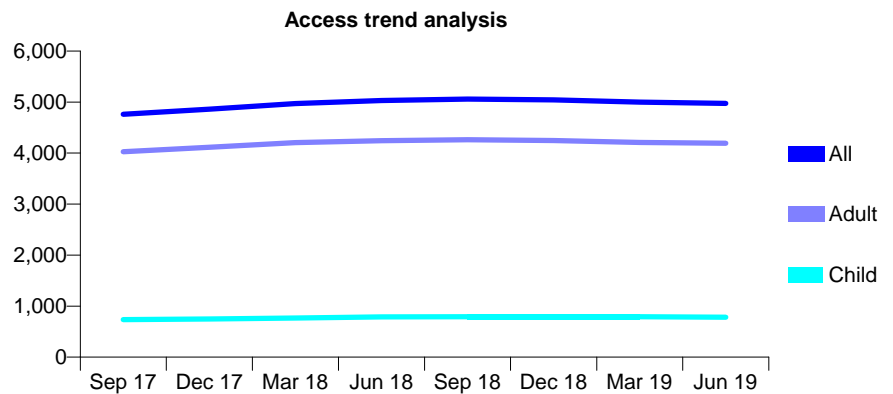
Q44 - Vital Signs At a Glance Contract Report for 221953/0001 - June 2019

Name or company name	MR RM HEATHCOTE
Contract type name	GDS Contract
Purpose of contract	General
Contract start date	01/04/2006
Contract end date	

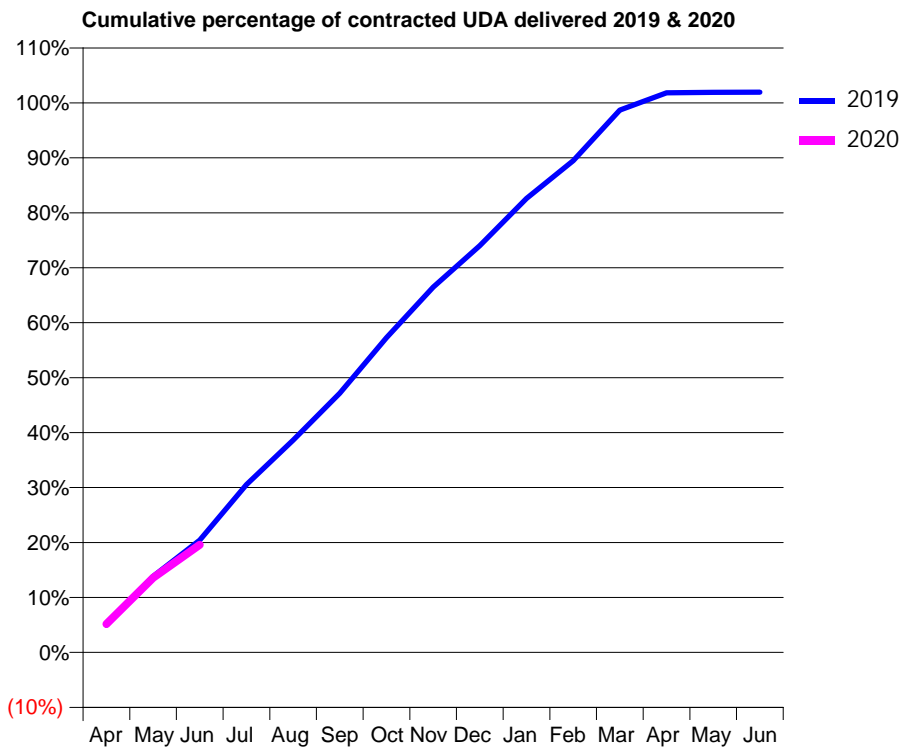
19/20 Contracted general activity (UDA)	12,472
Carry forward general activity (UDA)	0
19/20 Contracted orthodontic activity (UOA)	0
Carry forward orthodontic activity (UOA)	0
Baseline contract value	£334,702.50

ACCESS*

Patients seen in 24 months	Total	Change since previous quarter
Quarter ending June 2018	5,032	
Quarter ending September 2018	5,058	→
Quarter ending December 2018	5,042	→
Quarter ending March 2019	5,000	→
Quarter ending June 2019	4,975	→
Variance since June 2018	(1.1%)	↓



ACTIVITY



Month	Adjusted Scheduled Activity (UDA)	
	2019	2020
April	619	645
May	1,728	1,697
June	2,548	2,443
July	3,810	
August	4,820	
September	5,884	
October	7,144	
November	8,290	
December	9,229	
January	10,305	
February	11,159	
March	12,306	
April	12,698	
May	12,710	
June	12,713	

QUALITY

	Quantity	Base Number	Contract	AT	Region	England
% of FP17s for the same patient ID Re-attending within 3 months - Children	21	313	6.7%	11.3%	12.1%	11.4%
% of FP17s for the same patient ID Re-attending within 3 months - Adults	158	1,253	12.6%	16.0%	15.6%	15.4%
% of FP17s for the same patient ID Re-attending between 3 & 9 months - Children	209	313	66.8%	57.9%	61.2%	59.8%
% of FP17s for the same patient ID Re-attending between 3 & 9 months - Adults	632	1,253	50.4%	53.0%	54.5%	52.1%
% of FP17s for Band 1 Urgent Courses	106	1,369	7.7%	10.0%	9.1%	9.2%
% of FP17s Relating to Free Repair or Replacements	10	1,369	0.7%	0.9%	1.0%	0.7%
% of FP17s Relating to Continuations	5	1,369	0.4%	1.0%	1.0%	0.8%
% of Patients satisfied with the dentistry they have received	4	4	N/A	93.1%	94.2%	93.4%
% of Patients satisfied with the time they had to wait for an appointment	4	4	N/A	88.2%	88.4%	87.6%

* This is based on patients treated on this contract for their most recent course of treatment. Figures in italics indicate the base number of FP17s or Patient Questionnaire responses are less than 100. N/A is shown where the base number of responses is less than 10 during the period. % is calculated as Quantity/Base number*100

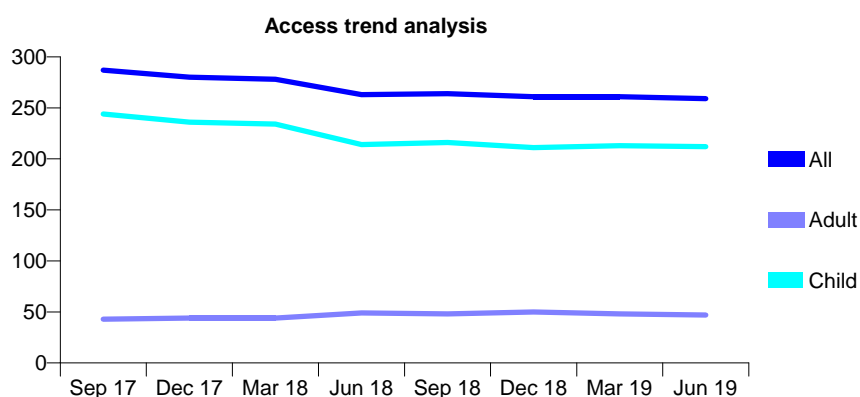
Q44 - Vital Signs At a Glance Contract Report for 222887/0001 - June 2019

Name or company name	MR SR SMITH
Contract type name	GDS Contract
Purpose of contract	General
Contract start date	01/04/2006
Contract end date	

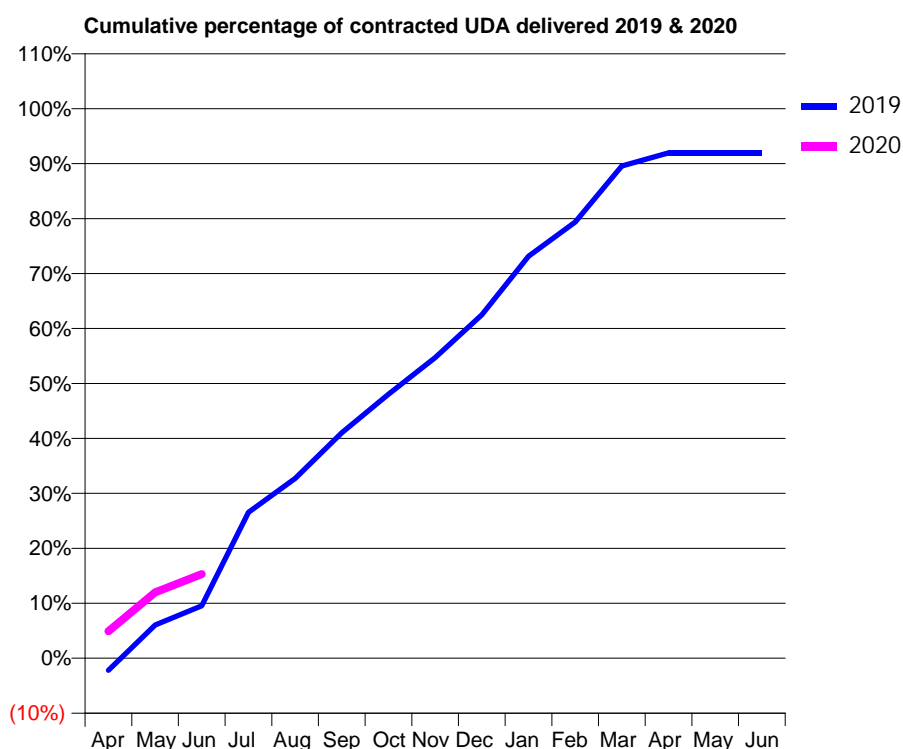
19/20 Contracted general activity (UDA)	630
Carry forward general activity (UDA)	0
19/20 Contracted orthodontic activity (UOA)	0
Carry forward orthodontic activity (UOA)	0
Baseline contract value	£13,837.51

ACCESS*

Patients seen in 24 months	Total	Change since previous quarter
Quarter ending June 2018	263	
Quarter ending September 2018	264	→
Quarter ending December 2018	261	↓
Quarter ending March 2019	261	→
Quarter ending June 2019	259	→
Variance since June 2018	(1.5%)	↓



ACTIVITY



Month	2019	2020
April	-14	31
May	38	75
June	60	96
July	167	
August	206	
September	258	
October	303	
November	345	
December	394	
January	461	
February	500	
March	564	
April	579	
May	579	
June	579	

QUALITY

	Quantity	Base Number	Contract	AT	Region	England
% of FP17s for the same patient ID Re-attending within 3 months - Children	6	88	6.8%	11.3%	12.1%	11.4%
% of FP17s for the same patient ID Re-attending within 3 months - Adults	0	11	0.0%	16.0%	15.6%	15.4%
% of FP17s for the same patient ID Re-attending between 3 & 9 months - Children	64	88	72.7%	57.9%	61.2%	59.8%
% of FP17s for the same patient ID Re-attending between 3 & 9 months - Adults	9	11	81.8%	53.0%	54.5%	52.1%
% of FP17s for Band 1 Urgent Courses	2	86	2.3%	10.0%	9.1%	9.2%
% of FP17s Relating to Free Repair or Replacements	0	86	0.0%	0.9%	1.0%	0.7%
% of FP17s Relating to Continuations	0	86	0.0%	1.0%	1.0%	0.8%
% of Patients satisfied with the dentistry they have received	0	0	N/A	93.1%	94.2%	93.4%
% of Patients satisfied with the time they had to wait for an appointment	0	0	N/A	88.2%	88.4%	87.6%

* This is based on patients treated on this contract for their most recent course of treatment. Figures in italics indicate the base number of FP17s or Patient Questionnaire responses are less than 100. N/A is shown where the base number of responses is less than 10 during the period. % is calculated as Quantity/Base number*100

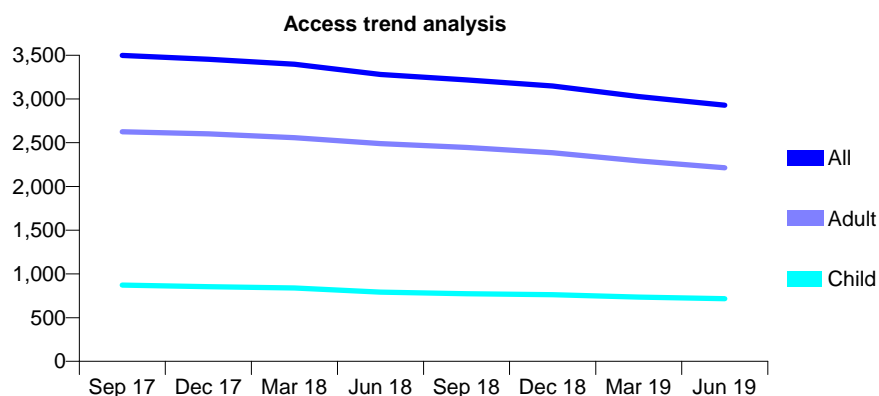
Q44 - Vital Signs At a Glance Contract Report for 233463/0001 - June 2019

Name or company name	Crown Bank Dental
Contract type name	GDS Contract
Purpose of contract	General
Contract start date	01/04/2006
Contract end date	

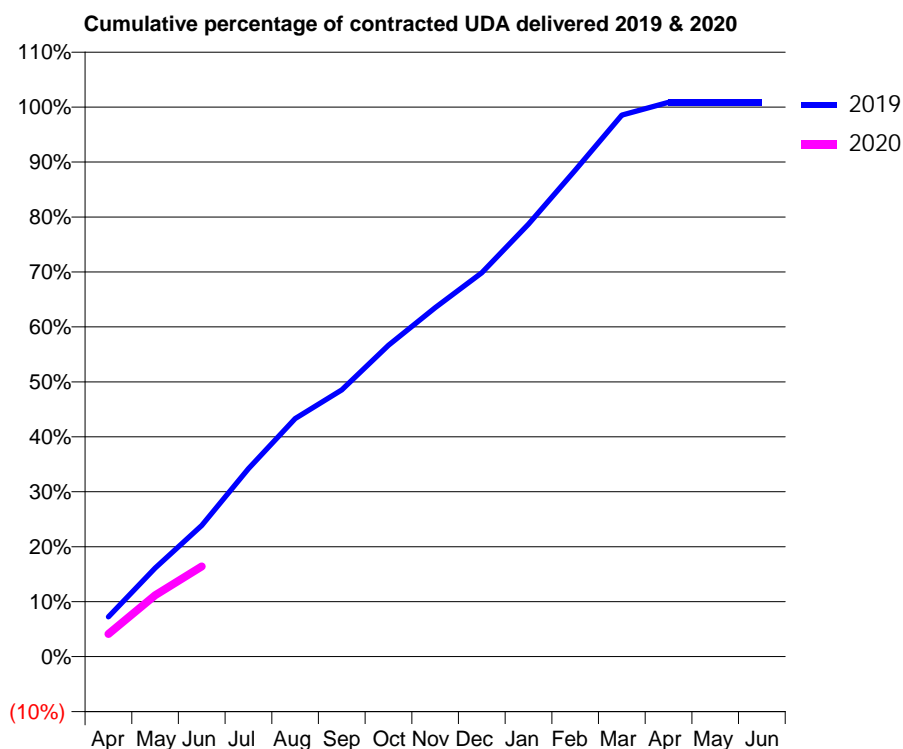
19/20 Contracted general activity (UDA)	8,656
Carry forward general activity (UDA)	0
19/20 Contracted orthodontic activity (UOA)	0
Carry forward orthodontic activity (UOA)	0
Baseline contract value	£241,383.98

ACCESS*

Patients seen in 24 months	Total	Change since previous quarter
Quarter ending June 2018	3,281	
Quarter ending September 2018	3,218	↓
Quarter ending December 2018	3,148	↓
Quarter ending March 2019	3,028	↓
Quarter ending June 2019	2,929	↓
Variance since June 2018	(10.7%)	↓



ACTIVITY



Month	Adjusted Scheduled Activity (UDA)	
	2019	2020
April	626	356
May	1,396	968
June	2,066	1,422
July	2,961	
August	3,750	
September	4,203	
October	4,903	
November	5,495	
December	6,046	
January	6,813	
February	7,662	
March	8,529	
April	8,730	
May	8,730	
June	8,730	

QUALITY

	Quantity	Base Number	Contract	AT	Region	England
% of FP17s for the same patient ID Re-attending within 3 months - Children	15	173	8.7%	11.3%	12.1%	11.4%
% of FP17s for the same patient ID Re-attending within 3 months - Adults	127	477	26.6%	16.0%	15.6%	15.4%
% of FP17s for the same patient ID Re-attending between 3 & 9 months - Children	68	173	39.3%	57.9%	61.2%	59.8%
% of FP17s for the same patient ID Re-attending between 3 & 9 months - Adults	131	477	27.5%	53.0%	54.5%	52.1%
% of FP17s for Band 1 Urgent Courses	85	584	14.6%	10.0%	9.1%	9.2%
% of FP17s Relating to Free Repair or Replacements	9	584	1.5%	0.9%	1.0%	0.7%
% of FP17s Relating to Continuations	19	584	3.3%	1.0%	1.0%	0.8%
% of Patients satisfied with the dentistry they have received	2	2	N/A	93.1%	94.2%	93.4%
% of Patients satisfied with the time they had to wait for an appointment	2	2	N/A	88.2%	88.4%	87.6%

* This is based on patients treated on this contract for their most recent course of treatment. Figures in italics indicate the base number of FP17s or Patient Questionnaire responses are less than 100. N/A is shown where the base number of responses is less than 10 during the period. % is calculated as Quantity/Base number*100

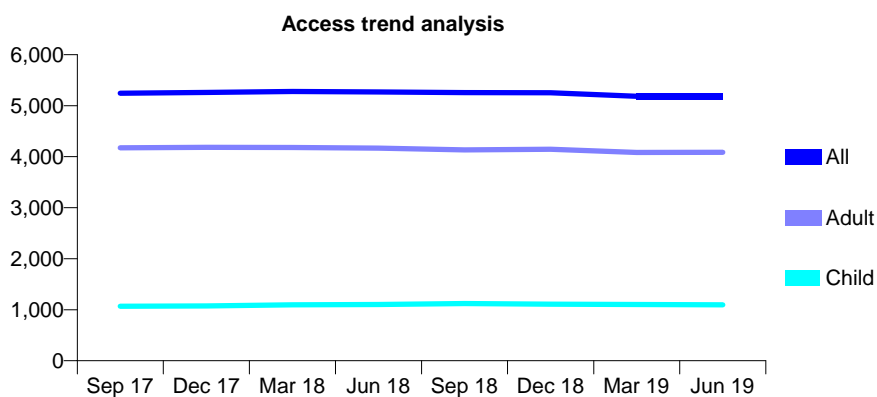
Q44 - Vital Signs At a Glance Contract Report for 234311/0001 - June 2019

Name or company name	MR A PATEL
Contract type name	GDS Contract
Purpose of contract	General
Contract start date	01/04/2006
Contract end date	

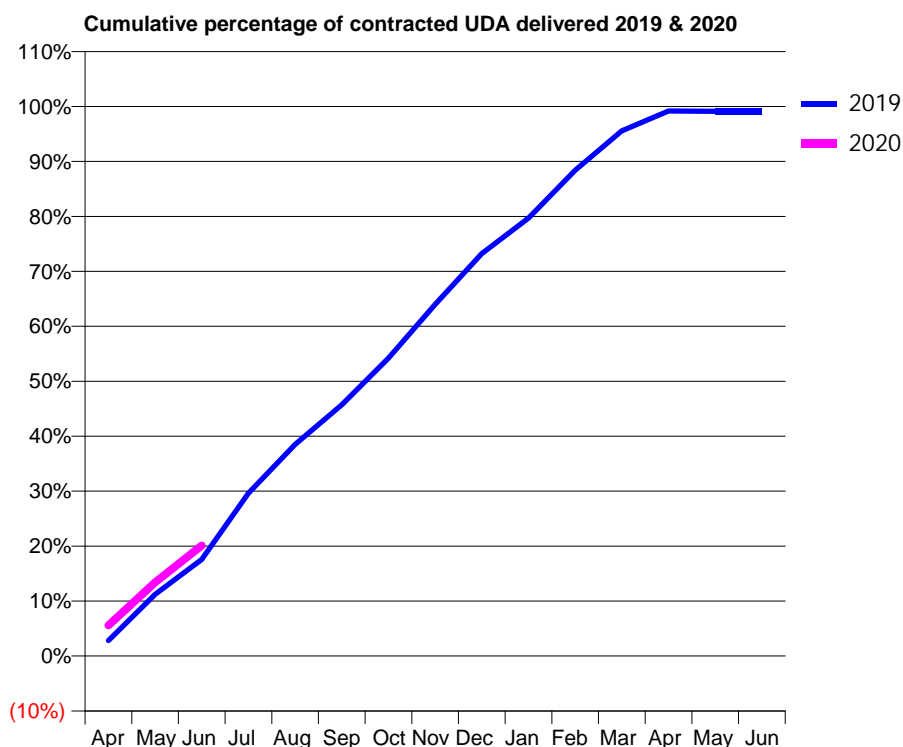
19/20 Contracted general activity (UDA)	16,223
Carry forward general activity (UDA)	0
19/20 Contracted orthodontic activity (UOA)	0
Carry forward orthodontic activity (UOA)	0
Baseline contract value	£474,545.17

ACCESS*

Patients seen in 24 months	Total	Change since previous quarter
Quarter ending June 2018	5,270	
Quarter ending September 2018	5,255	→
Quarter ending December 2018	5,254	→
Quarter ending March 2019	5,183	↓
Quarter ending June 2019	5,186	→
Variance since June 2018	(1.6%)	↓



ACTIVITY



Month	Adjusted Scheduled Activity (UDA)	
	2019	2020
April	459	902
May	1,820	2,174
June	2,854	3,263
July	4,809	
August	6,249	
September	7,413	
October	8,792	
November	10,382	
December	11,880	
January	12,930	
February	14,339	
March	15,505	
April	16,089	
May	16,078	
June	16,078	

QUALITY

	Quantity	Base Number	Contract	AT	Region	England
% of FP17s for the same patient ID Re-attending within 3 months - Children	33	364	9.1%	11.3%	12.1%	11.4%
% of FP17s for the same patient ID Re-attending within 3 months - Adults	233	1,426	16.3%	16.0%	15.6%	15.4%
% of FP17s for the same patient ID Re-attending between 3 & 9 months - Children	228	364	62.6%	57.9%	61.2%	59.8%
% of FP17s for the same patient ID Re-attending between 3 & 9 months - Adults	816	1,426	57.2%	53.0%	54.5%	52.1%
% of FP17s for Band 1 Urgent Courses	158	1,581	10.0%	10.0%	9.1%	9.2%
% of FP17s Relating to Free Repair or Replacements	85	1,581	5.4%	0.9%	1.0%	0.7%
% of FP17s Relating to Continuations	5	1,581	0.3%	1.0%	1.0%	0.8%
% of Patients satisfied with the dentistry they have received	0	0	N/A	93.1%	94.2%	93.4%
% of Patients satisfied with the time they had to wait for an appointment	0	0	N/A	88.2%	88.4%	87.6%

* This is based on patients treated on this contract for their most recent course of treatment. Figures in italics indicate the base number of FP17s or Patient Questionnaire responses are less than 100. N/A is shown where the base number of responses is less than 10 during the period. % is calculated as Quantity/Base number*100

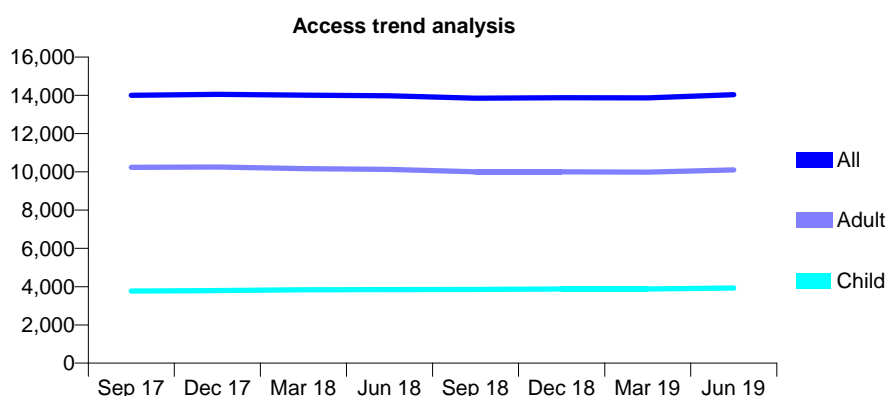
Q44 - Vital Signs At a Glance Contract Report for 234664/0001 - June 2019

Name or company name	Vicars Cross Dental Practice Partnership
Contract type name	GDS Contract
Purpose of contract	General
Contract start date	01/04/2006
Contract end date	

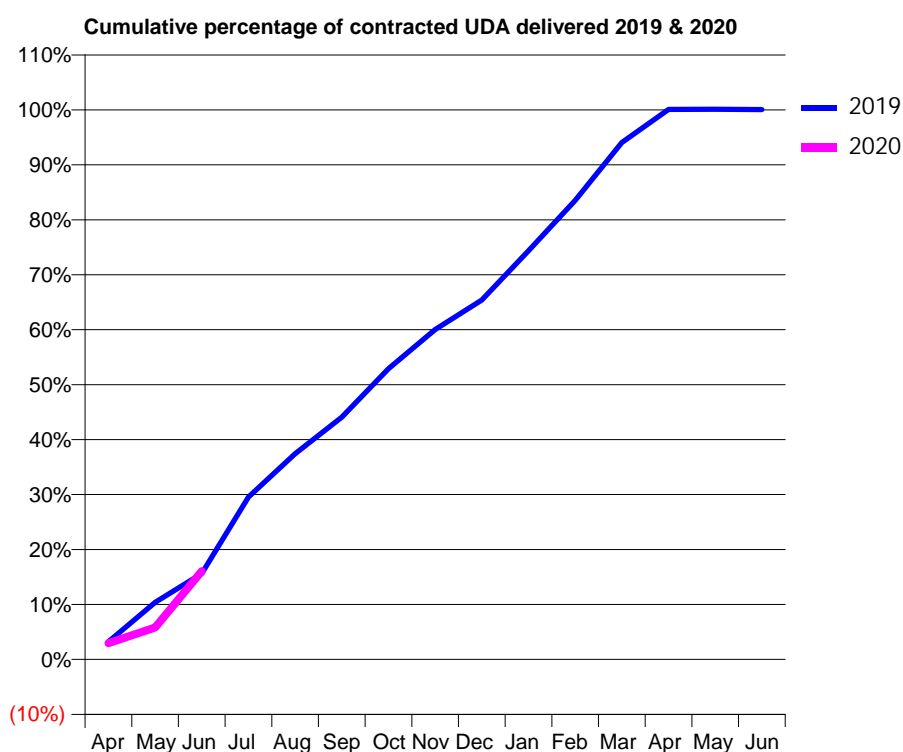
19/20 Contracted general activity (UDA)	38,500
Carry forward general activity (UDA)	0
19/20 Contracted orthodontic activity (UOA)	0
Carry forward orthodontic activity (UOA)	0
Baseline contract value	£940,306.46

ACCESS*

Patients seen in 24 months	Total	Change since previous quarter
Quarter ending June 2018	13,973	
Quarter ending September 2018	13,852	→
Quarter ending December 2018	13,877	→
Quarter ending March 2019	13,864	→
Quarter ending June 2019	14,035	→
Variance since June 2018	0.4%	→



ACTIVITY



Month	2019	2020
April	1,239	1,146
May	4,002	2,234
June	6,021	6,177
July	11,378	
August	14,416	
September	16,975	
October	20,373	
November	23,112	
December	25,171	
January	28,635	
February	32,162	
March	36,206	
April	38,522	
May	38,539	
June	38,511	

QUALITY

	Quantity	Base Number	Contract	AT	Region	England
% of FP17s for the same patient ID Re-attending within 3 months - Children	134	1,542	8.7%	11.3%	12.1%	11.4%
% of FP17s for the same patient ID Re-attending within 3 months - Adults	535	3,268	16.4%	16.0%	15.6%	15.4%
% of FP17s for the same patient ID Re-attending between 3 & 9 months - Children	1,021	1,542	66.2%	57.9%	61.2%	59.8%
% of FP17s for the same patient ID Re-attending between 3 & 9 months - Adults	1,612	3,268	49.3%	53.0%	54.5%	52.1%
% of FP17s for Band 1 Urgent Courses	486	3,685	13.2%	10.0%	9.1%	9.2%
% of FP17s Relating to Free Repair or Replacements	18	3,685	0.5%	0.9%	1.0%	0.7%
% of FP17s Relating to Continuations	14	3,685	0.4%	1.0%	1.0%	0.8%
% of Patients satisfied with the dentistry they have received	36	37	97.3%	93.1%	94.2%	93.4%
% of Patients satisfied with the time they had to wait for an appointment	30	37	81.1%	88.2%	88.4%	87.6%

* This is based on patients treated on this contract for their most recent course of treatment. Figures in italics indicate the base number of FP17s or Patient Questionnaire responses are less than 100. N/A is shown where the base number of responses is less than 10 during the period. % is calculated as Quantity/Base number*100

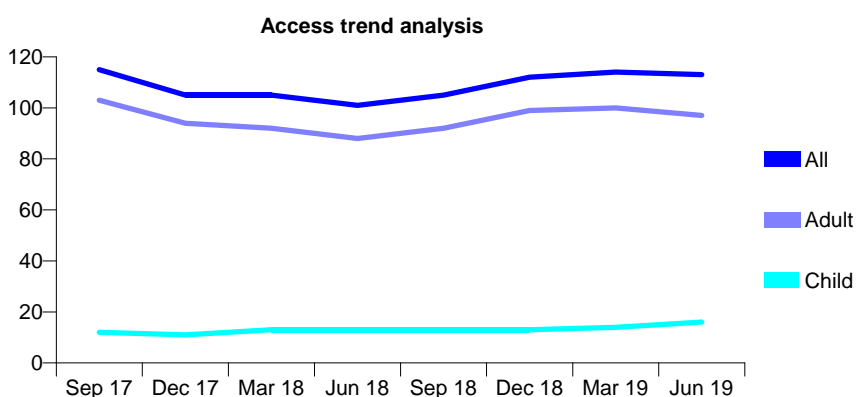
Q44 - Vital Signs At a Glance Contract Report for 240788/0003 - June 2019

Name or company name	MR TA PARR
Contract type name	GDS Contract
Purpose of contract	General
Contract start date	01/04/2006
Contract end date	

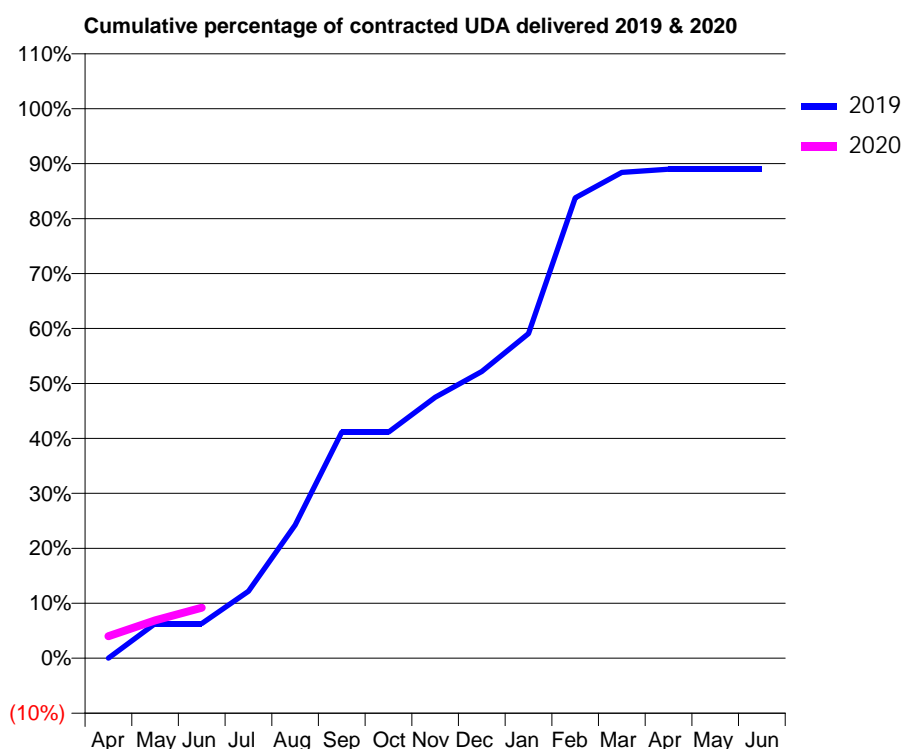
19/20 Contracted general activity (UDA)	174
Carry forward general activity (UDA)	0
19/20 Contracted orthodontic activity (UOA)	0
Carry forward orthodontic activity (UOA)	0
Baseline contract value	£4,219.91

ACCESS*

Patients seen in 24 months	Total	Change since previous quarter
Quarter ending June 2018	101	
Quarter ending September 2018	105	↑
Quarter ending December 2018	112	↑
Quarter ending March 2019	114	→
Quarter ending June 2019	113	→
Variance since June 2018	11.9%	↑



ACTIVITY



Month	Adjusted Scheduled Activity (UDA)	
	2019	2020
April	0	7
May	11	12
June	11	16
July	21	
August	42	
September	72	
October	72	
November	83	
December	91	
January	103	
February	146	
March	154	
April	155	
May	155	
June	155	

QUALITY

	Quantity	Base Number	Contract	AT	Region	England
% of FP17s for the same patient ID Re-attending within 3 months - Children	0	3	0.0%	11.3%	12.1%	11.4%
% of FP17s for the same patient ID Re-attending within 3 months - Adults	2	12	16.7%	16.0%	15.6%	15.4%
% of FP17s for the same patient ID Re-attending between 3 & 9 months - Children	1	3	33.3%	57.9%	61.2%	59.8%
% of FP17s for the same patient ID Re-attending between 3 & 9 months - Adults	0	12	0.0%	53.0%	54.5%	52.1%
% of FP17s for Band 1 Urgent Courses	0	14	0.0%	10.0%	9.1%	9.2%
% of FP17s Relating to Free Repair or Replacements	0	14	0.0%	0.9%	1.0%	0.7%
% of FP17s Relating to Continuations	0	14	0.0%	1.0%	1.0%	0.8%
% of Patients satisfied with the dentistry they have received	0	0	N/A	93.1%	94.2%	93.4%
% of Patients satisfied with the time they had to wait for an appointment	0	0	N/A	88.2%	88.4%	87.6%

* This is based on patients treated on this contract for their most recent course of treatment.

Figures in italics indicate the base number of FP17s or Patient Questionnaire responses are less than 100. N/A is shown where the base number of responses is less than 10 during the period. % is calculated as Quantity/Base number*100

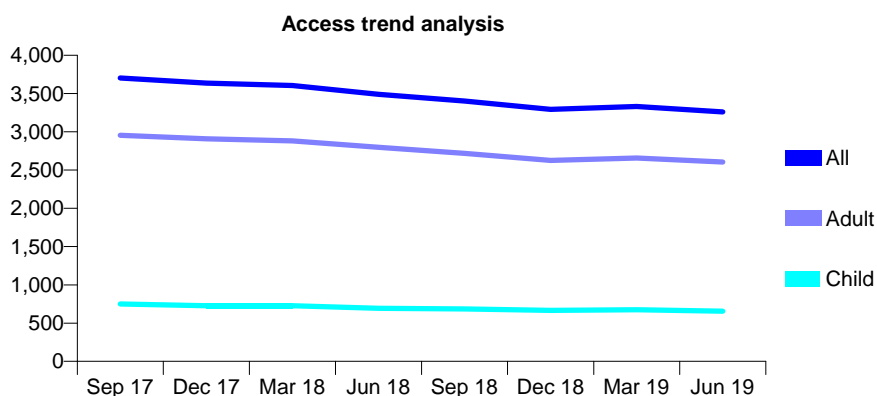
Q44 - Vital Signs At a Glance Contract Report for 243876/0001 - June 2019

Name or company name	MR CG BLACK
Contract type name	GDS Contract
Purpose of contract	General
Contract start date	01/04/2006
Contract end date	

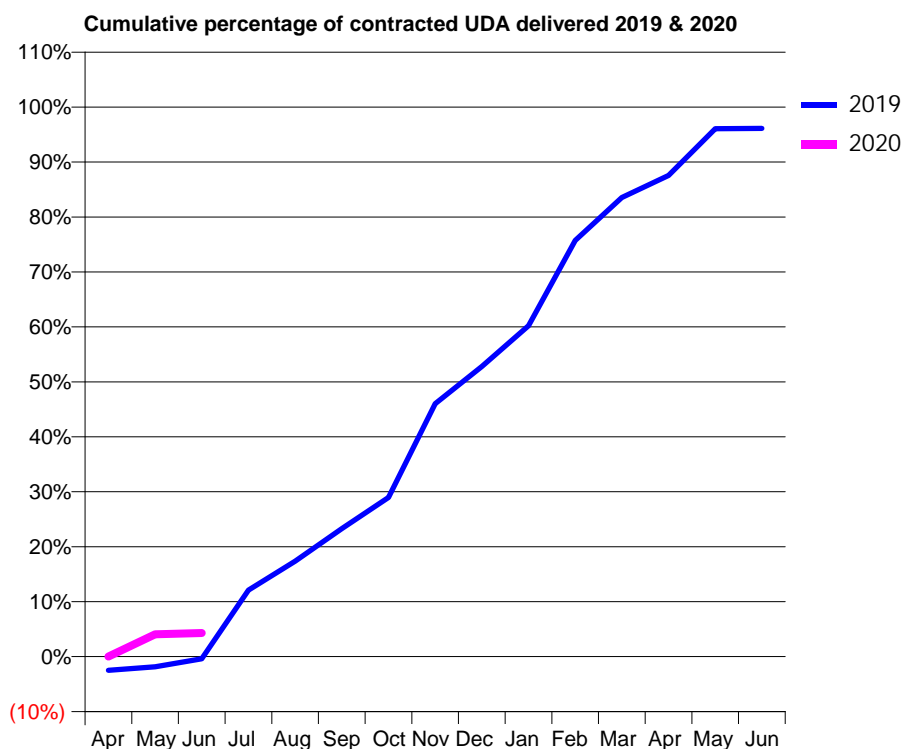
19/20 Contracted general activity (UDA)	12,522
Carry forward general activity (UDA)	0
19/20 Contracted orthodontic activity (UOA)	0
Carry forward orthodontic activity (UOA)	0
Baseline contract value	£374,372.61

ACCESS*

Patients seen in 24 months	Total	Change since previous quarter
Quarter ending June 2018	3,490	
Quarter ending September 2018	3,402	↓
Quarter ending December 2018	3,293	↓
Quarter ending March 2019	3,330	→
Quarter ending June 2019	3,261	↓
Variance since June 2018	(6.6%)	↓



ACTIVITY



Month	Adjusted Scheduled Activity (UDA)	
	2019	2020
April	-314	0
May	-233	509
June	-51	539
July	1,514	
August	2,176	
September	2,915	
October	3,627	
November	5,763	
December	6,609	
January	7,541	
February	9,482	
March	10,461	
April	10,964	
May	12,028	
June	12,036	

QUALITY

	Quantity	Base Number	Contract	AT	Region	England
% of FP17s for the same patient ID Re-attending within 3 months - Children	23	146	15.8%	11.3%	12.1%	11.4%
% of FP17s for the same patient ID Re-attending within 3 months - Adults	140	640	21.9%	16.0%	15.6%	15.4%
% of FP17s for the same patient ID Re-attending between 3 & 9 months - Children	89	146	61.0%	57.9%	61.2%	59.8%
% of FP17s for the same patient ID Re-attending between 3 & 9 months - Adults	316	640	49.4%	53.0%	54.5%	52.1%
% of FP17s for Band 1 Urgent Courses	10	307	3.3%	10.0%	9.1%	9.2%
% of FP17s Relating to Free Repair or Replacements	3	307	1.0%	0.9%	1.0%	0.7%
% of FP17s Relating to Continuations	1	307	0.3%	1.0%	1.0%	0.8%
% of Patients satisfied with the dentistry they have received	7	7	N/A	93.1%	94.2%	93.4%
% of Patients satisfied with the time they had to wait for an appointment	7	7	N/A	88.2%	88.4%	87.6%

* This is based on patients treated on this contract for their most recent course of treatment. Figures in italics indicate the base number of FP17s or Patient Questionnaire responses are less than 100. N/A is shown where the base number of responses is less than 10 during the period. % is calculated as Quantity/Base number*100

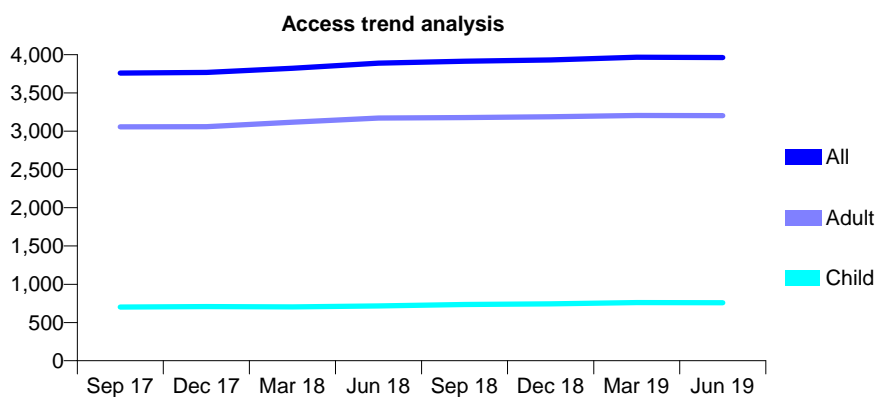
Q44 - Vital Signs At a Glance Contract Report for 245089/0001 - June 2019

Name or company name	MR TJ GREENE
Contract type name	GDS Contract
Purpose of contract	General
Contract start date	01/04/2006
Contract end date	

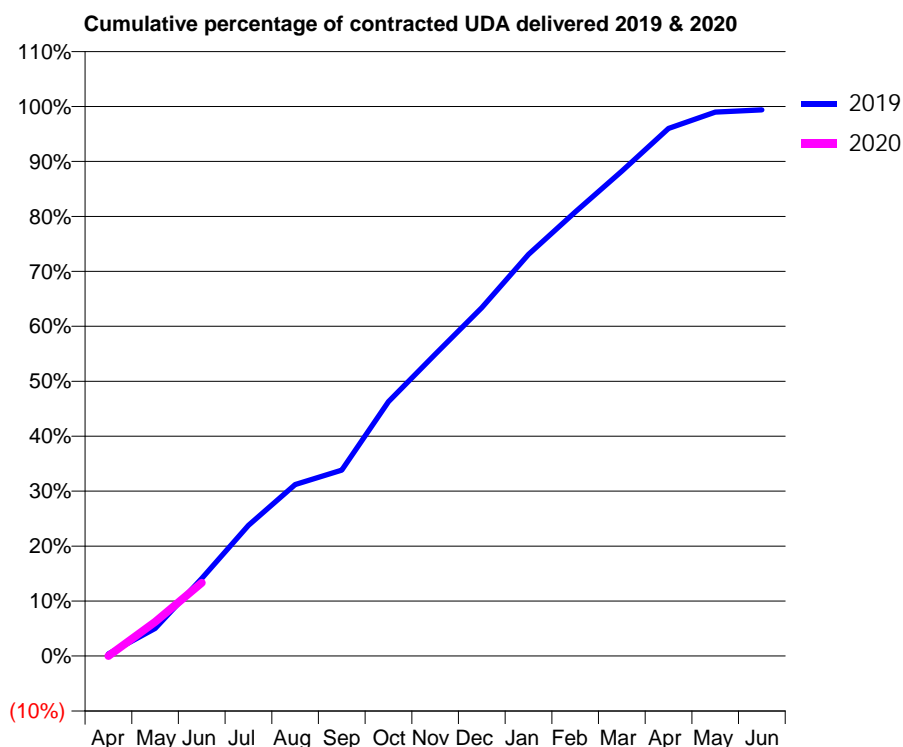
19/20 Contracted general activity (UDA)	9,712
Carry forward general activity (UDA)	0
19/20 Contracted orthodontic activity (UOA)	0
Carry forward orthodontic activity (UOA)	0
Baseline contract value	£225,326.28

ACCESS*

Patients seen in 24 months	Total	Change since previous quarter
Quarter ending June 2018	3,889	
Quarter ending September 2018	3,913	→
Quarter ending December 2018	3,932	→
Quarter ending March 2019	3,966	→
Quarter ending June 2019	3,962	→
Variance since June 2018	1.9%	→



ACTIVITY



Month	Adjusted Scheduled Activity (UDA)	
	2019	2020
April	38	0
May	488	605
June	1,370	1,295
July	2,312	
August	3,032	
September	3,286	
October	4,496	
November	5,333	
December	6,157	
January	7,097	
February	7,848	
March	8,567	
April	9,322	
May	9,612	
June	9,652	

QUALITY

	Quantity	Base Number	Contract	AT	Region	England
% of FP17s for the same patient ID Re-attending within 3 months - Children	16	328	4.9%	11.3%	12.1%	11.4%
% of FP17s for the same patient ID Re-attending within 3 months - Adults	96	1,332	7.2%	16.0%	15.6%	15.4%
% of FP17s for the same patient ID Re-attending between 3 & 9 months - Children	240	328	73.2%	57.9%	61.2%	59.8%
% of FP17s for the same patient ID Re-attending between 3 & 9 months - Adults	982	1,332	73.7%	53.0%	54.5%	52.1%
% of FP17s for Band 1 Urgent Courses	28	914	3.1%	10.0%	9.1%	9.2%
% of FP17s Relating to Free Repair or Replacements	0	914	0.0%	0.9%	1.0%	0.7%
% of FP17s Relating to Continuations	0	914	0.0%	1.0%	1.0%	0.8%
% of Patients satisfied with the dentistry they have received	3	3	N/A	93.1%	94.2%	93.4%
% of Patients satisfied with the time they had to wait for an appointment	3	3	N/A	88.2%	88.4%	87.6%

* This is based on patients treated on this contract for their most recent course of treatment. Figures in italics indicate the base number of FP17s or Patient Questionnaire responses are less than 100. N/A is shown where the base number of responses is less than 10 during the period. % is calculated as Quantity/Base number*100

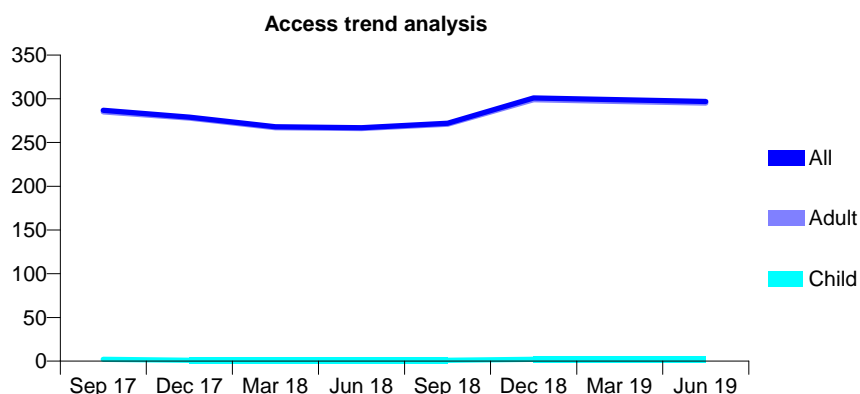
Q44 - Vital Signs At a Glance Contract Report for 258024/0003 - June 2019

Name or company name	MR HD AHOVI
Contract type name	PDS Contract
Purpose of contract	General
Contract start date	01/07/2015
Contract end date	30/11/2021

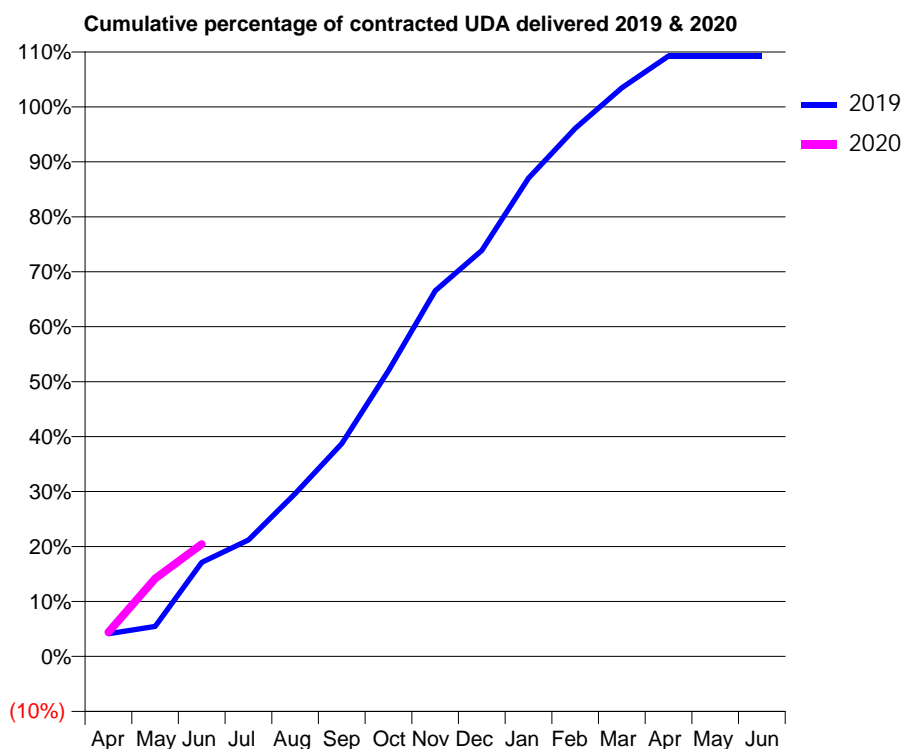
19/20 Contracted general activity (UDA)	2,250
Carry forward general activity (UDA)	0
19/20 Contracted orthodontic activity (UOA)	0
Carry forward orthodontic activity (UOA)	0
Baseline contract value	£125,078.60

ACCESS*

Patients seen in 24 months	Total	Change since previous quarter
Quarter ending June 2018	267	
Quarter ending September 2018	272	→
Quarter ending December 2018	301	↑
Quarter ending March 2019	299	→
Quarter ending June 2019	297	→
Variance since June 2018	11.2%	↑



ACTIVITY



Month	2019	2020
April	93	99
May	123	319
June	385	460
July	477	
August	667	
September	871	
October	1,170	
November	1,497	
December	1,662	
January	1,958	
February	2,162	
March	2,328	
April	2,458	
May	2,458	
June	2,458	

QUALITY

	Quantity	Base Number	Contract	AT	Region	England
% of FP17s for the same patient ID Re-attending within 3 months - Children	0	4	0.0%	11.3%	12.1%	11.4%
% of FP17s for the same patient ID Re-attending within 3 months - Adults	8	204	3.9%	16.0%	15.6%	15.4%
% of FP17s for the same patient ID Re-attending between 3 & 9 months - Children	0	4	0.0%	57.9%	61.2%	59.8%
% of FP17s for the same patient ID Re-attending between 3 & 9 months - Adults	5	204	2.5%	53.0%	54.5%	52.1%
% of FP17s for Band 1 Urgent Courses	0	164	0.0%	10.0%	9.1%	9.2%
% of FP17s Relating to Free Repair or Replacements	0	164	0.0%	0.9%	1.0%	0.7%
% of FP17s Relating to Continuations	0	164	0.0%	1.0%	1.0%	0.8%
% of Patients satisfied with the dentistry they have received	8	8	N/A	93.1%	94.2%	93.4%
% of Patients satisfied with the time they had to wait for an appointment	7	8	N/A	88.2%	88.4%	87.6%

* This is based on patients treated on this contract for their most recent course of treatment. Figures in italics indicate the base number of FP17s or Patient Questionnaire responses are less than 100. N/A is shown where the base number of responses is less than 10 during the period. % is calculated as Quantity/Base number*100

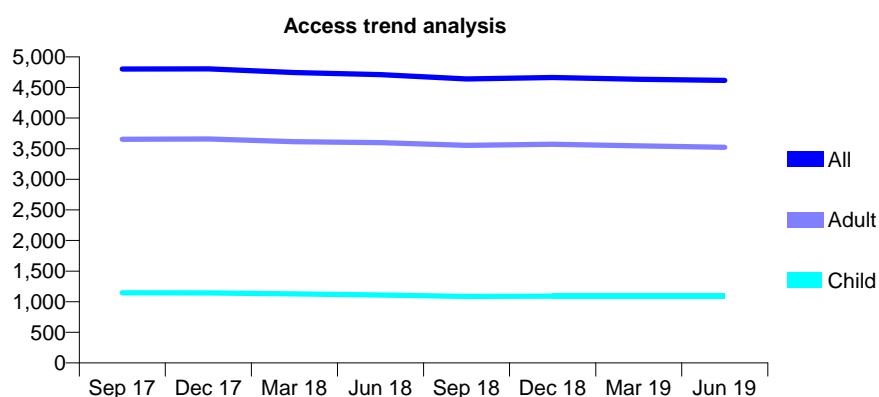
Q44 - Vital Signs At a Glance Contract Report for 299901/0001 - June 2019

Name or company name	MR J SREERAM
Contract type name	GDS Contract
Purpose of contract	General
Contract start date	01/06/2012
Contract end date	

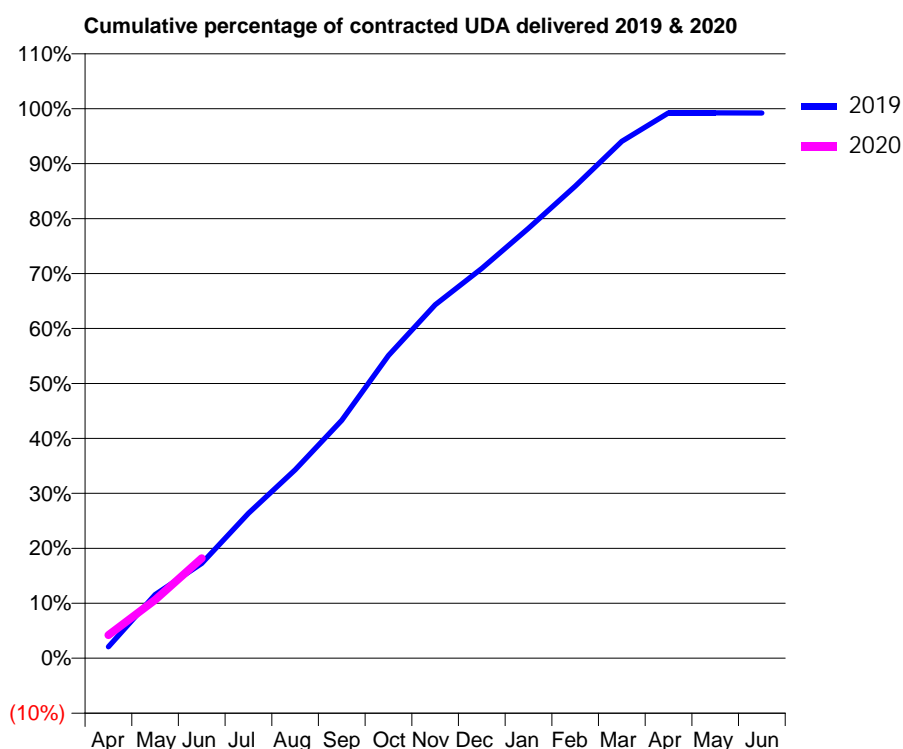
19/20 Contracted general activity (UDA)	17,225
Carry forward general activity (UDA)	0
19/20 Contracted orthodontic activity (UOA)	0
Carry forward orthodontic activity (UOA)	0
Baseline contract value	£453,090.27

ACCESS*

Patients seen in 24 months	Total	Change since previous quarter
Quarter ending June 2018	4,710	
Quarter ending September 2018	4,640	↓
Quarter ending December 2018	4,663	→
Quarter ending March 2019	4,635	→
Quarter ending June 2019	4,616	→
Variance since June 2018	(2.0%)	↓



ACTIVITY



Month	2019	2020
April	356	725
May	1,995	1,828
June	2,975	3,132
July	4,543	
August	5,909	
September	7,459	
October	9,490	
November	11,080	
December	12,218	
January	13,475	
February	14,795	
March	16,198	
April	17,093	
May	17,094	
June	17,091	

QUALITY

	Quantity	Base Number	Contract	AT	Region	England
% of FP17s for the same patient ID Re-attending within 3 months - Children	114	582	19.6%	11.3%	12.1%	11.4%
% of FP17s for the same patient ID Re-attending within 3 months - Adults	237	1,423	16.7%	16.0%	15.6%	15.4%
% of FP17s for the same patient ID Re-attending between 3 & 9 months - Children	353	582	60.7%	57.9%	61.2%	59.8%
% of FP17s for the same patient ID Re-attending between 3 & 9 months - Adults	926	1,423	65.1%	53.0%	54.5%	52.1%
% of FP17s for Band 1 Urgent Courses	48	1,671	2.9%	10.0%	9.1%	9.2%
% of FP17s Relating to Free Repair or Replacements	44	1,671	2.6%	0.9%	1.0%	0.7%
% of FP17s Relating to Continuations	27	1,671	1.6%	1.0%	1.0%	0.8%
% of Patients satisfied with the dentistry they have received	4	4	N/A	93.1%	94.2%	93.4%
% of Patients satisfied with the time they had to wait for an appointment	4	4	N/A	88.2%	88.4%	87.6%

* This is based on patients treated on this contract for their most recent course of treatment.

Figures in italics indicate the base number of FP17s or Patient Questionnaire responses are less than 100. N/A is shown where the base number of responses is less than 10 during the period. % is calculated as Quantity/Base number*100

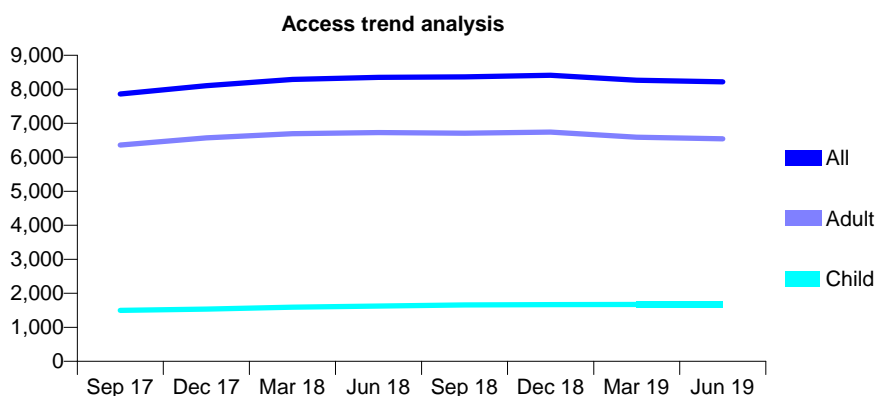
Q44 - Vital Signs At a Glance Contract Report for 308641/0001 - June 2019

Name or company name	MR SJ WRIGHT
Contract type name	Pilot Contract
Purpose of contract	General
Contract start date	01/04/2006
Contract end date	

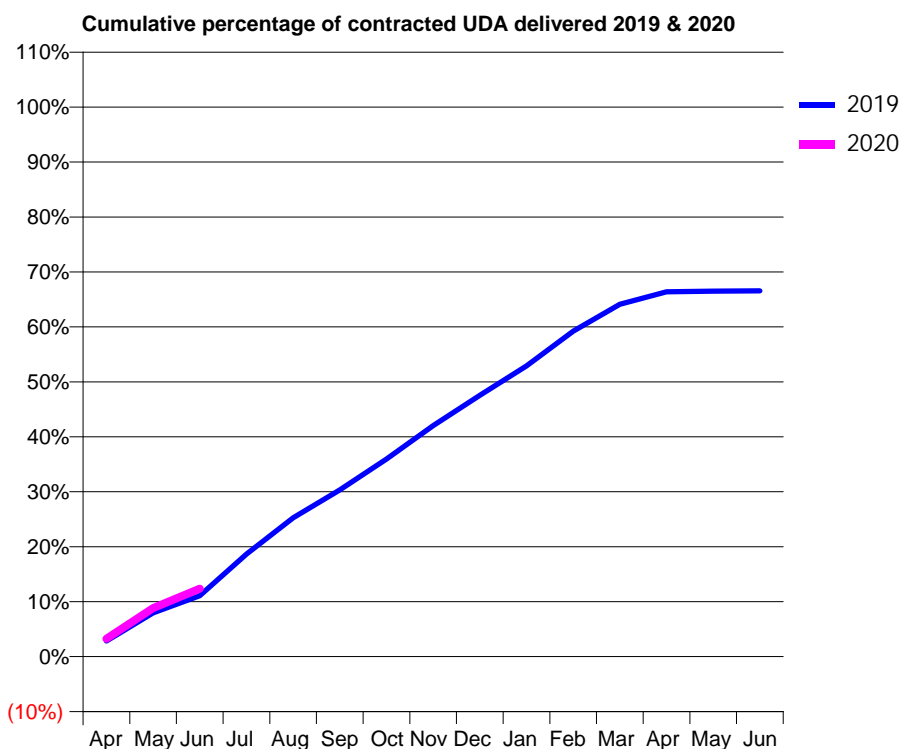
19/20 Contracted general activity (UDA)	27,138
Carry forward general activity (UDA)	0
19/20 Contracted orthodontic activity (UOA)	0
Carry forward orthodontic activity (UOA)	0
Baseline contract value	£809,983.32

ACCESS*

Patients seen in 24 months	Total	Change since previous quarter
Quarter ending June 2018	8,350	
Quarter ending September 2018	8,363	→
Quarter ending December 2018	8,408	→
Quarter ending March 2019	8,264	↓
Quarter ending June 2019	8,217	→
Variance since June 2018	(1.6%)	↓



ACTIVITY



Month	Adjusted Scheduled Activity (UDA)	
	2019	2020
April	776	884
May	2,164	2,399
June	3,009	3,353
July	5,063	
August	6,862	
September	8,231	
October	9,757	
November	11,410	
December	12,905	
January	14,356	
February	16,070	
March	17,393	
April	18,012	
May	18,051	
June	18,059	

QUALITY

	Quantity	Base Number	Contract	AT	Region	England
% of FP17s for the same patient ID Re-attending within 3 months - Children	12	409	2.9%	11.3%	12.1%	11.4%
% of FP17s for the same patient ID Re-attending within 3 months - Adults	109	1,343	8.1%	16.0%	15.6%	15.4%
% of FP17s for the same patient ID Re-attending between 3 & 9 months - Children	106	409	25.9%	57.9%	61.2%	59.8%
% of FP17s for the same patient ID Re-attending between 3 & 9 months - Adults	401	1,343	29.9%	53.0%	54.5%	52.1%
% of FP17s for Band 1 Urgent Courses	95	1,422	6.7%	10.0%	9.1%	9.2%
% of FP17s Relating to Free Repair or Replacements	7	1,422	0.5%	0.9%	1.0%	0.7%
% of FP17s Relating to Continuations	24	1,422	1.7%	1.0%	1.0%	0.8%
% of Patients satisfied with the dentistry they have received	2	2	N/A	93.1%	94.2%	93.4%
% of Patients satisfied with the time they had to wait for an appointment	2	2	N/A	88.2%	88.4%	87.6%

* This is based on patients treated on this contract for their most recent course of treatment. Figures in italics indicate the base number of FP17s or Patient Questionnaire responses are less than 100. N/A is shown where the base number of responses is less than 10 during the period. % is calculated as Quantity/Base number*100

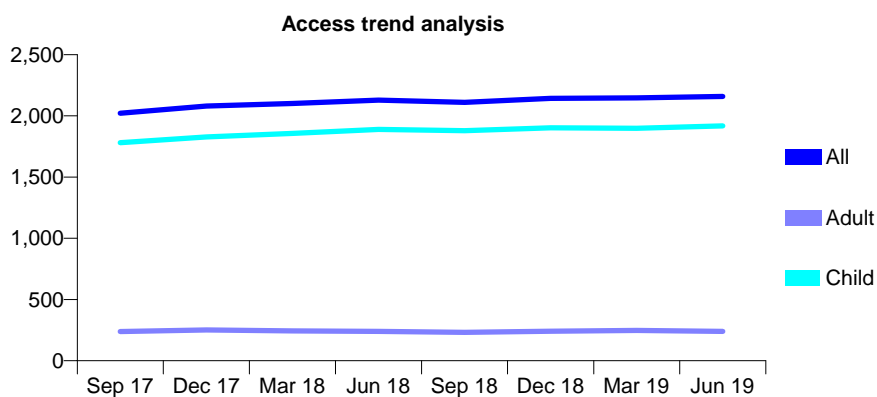
Q44 - Vital Signs At a Glance Contract Report for 318957/0001 - June 2019

Name or company name	Riverside Dental Practice
Contract type name	GDS Contract
Purpose of contract	General
Contract start date	01/04/2006
Contract end date	

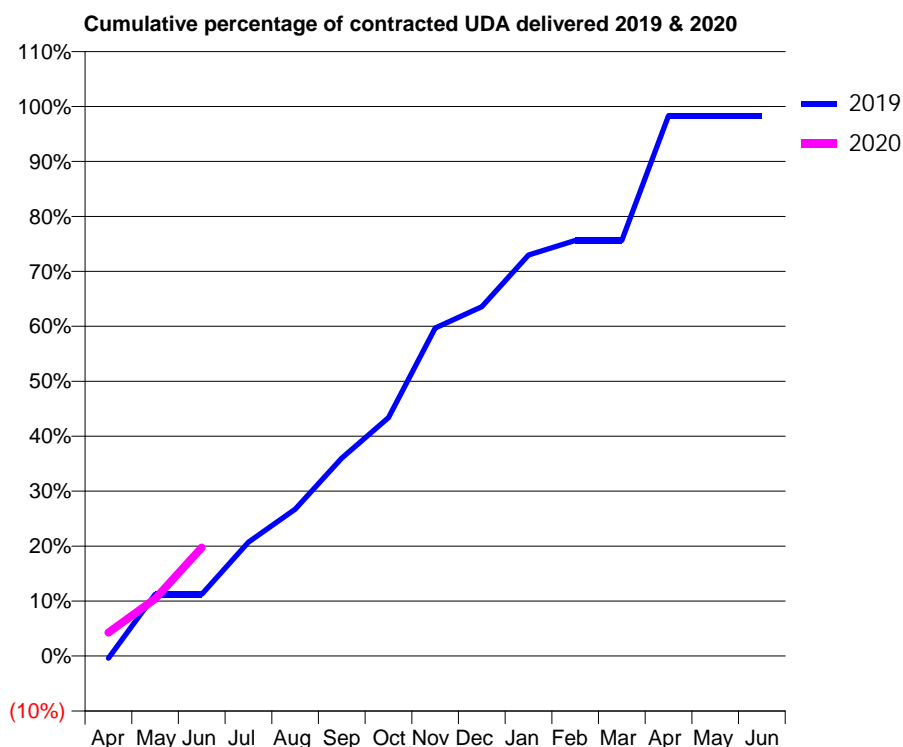
19/20 Contracted general activity (UDA)	4,000
Carry forward general activity (UDA)	0
19/20 Contracted orthodontic activity (UOA)	0
Carry forward orthodontic activity (UOA)	0
Baseline contract value	£107,595.24

ACCESS*

Patients seen in 24 months	Total	Change since previous quarter
Quarter ending June 2018	2,129	
Quarter ending September 2018	2,111	→
Quarter ending December 2018	2,143	→
Quarter ending March 2019	2,147	→
Quarter ending June 2019	2,158	→
Variance since June 2018	1.4%	→



ACTIVITY



Month	Adjusted Scheduled Activity (UDA)	
	2019	2020
April	-17	172
May	449	417
June	449	789
July	828	
August	1,069	
September	1,440	
October	1,735	
November	2,388	
December	2,543	
January	2,919	
February	3,025	
March	3,025	
April	3,934	
May	3,934	
June	3,934	

QUALITY

	Quantity	Base Number	Contract	AT	Region	England
% of FP17s for the same patient ID Re-attending within 3 months - Children	87	1,250	7.0%	11.3%	12.1%	11.4%
% of FP17s for the same patient ID Re-attending within 3 months - Adults	4	48	8.3%	16.0%	15.6%	15.4%
% of FP17s for the same patient ID Re-attending between 3 & 9 months - Children	724	1,250	57.9%	57.9%	61.2%	59.8%
% of FP17s for the same patient ID Re-attending between 3 & 9 months - Adults	25	48	52.1%	53.0%	54.5%	52.1%
% of FP17s for Band 1 Urgent Courses	26	619	4.2%	10.0%	9.1%	9.2%
% of FP17s Relating to Free Repair or Replacements	0	619	0.0%	0.9%	1.0%	0.7%
% of FP17s Relating to Continuations	5	619	0.8%	1.0%	1.0%	0.8%
% of Patients satisfied with the dentistry they have received	3	3	N/A	93.1%	94.2%	93.4%
% of Patients satisfied with the time they had to wait for an appointment	3	3	N/A	88.2%	88.4%	87.6%

* This is based on patients treated on this contract for their most recent course of treatment. Figures in italics indicate the base number of FP17s or Patient Questionnaire responses are less than 100. N/A is shown where the base number of responses is less than 10 during the period. % is calculated as Quantity/Base number*100

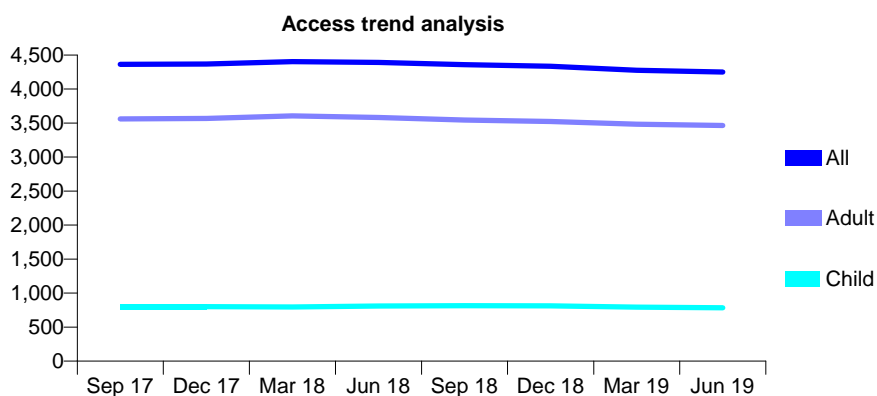
Q44 - Vital Signs At a Glance Contract Report for 321486/0001 - June 2019

Name or company name	MR AD MORTON
Contract type name	GDS Contract
Purpose of contract	General
Contract start date	01/04/2006
Contract end date	

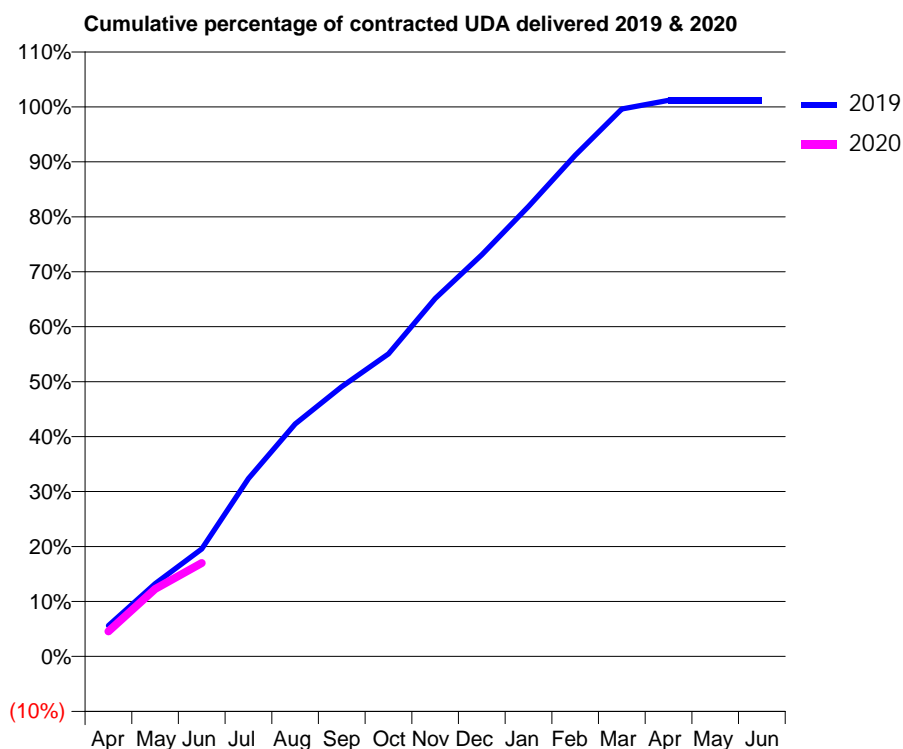
19/20 Contracted general activity (UDA)	12,706
Carry forward general activity (UDA)	0
19/20 Contracted orthodontic activity (UOA)	0
Carry forward orthodontic activity (UOA)	0
Baseline contract value	£356,944.81

ACCESS*

Patients seen in 24 months	Total	Change since previous quarter
Quarter ending June 2018	4,392	
Quarter ending September 2018	4,359	→
Quarter ending December 2018	4,334	→
Quarter ending March 2019	4,278	↓
Quarter ending June 2019	4,250	→
Variance since June 2018	(3.2%)	↓



ACTIVITY



Month	Adjusted Scheduled Activity (UDA)	
	2019	2020
April	714	577
May	1,683	1,562
June	2,488	2,158
July	4,113	
August	5,376	
September	6,235	
October	6,993	
November	8,276	
December	9,284	
January	10,406	
February	11,587	
March	12,655	
April	12,855	
May	12,856	
June	12,856	

QUALITY

	Quantity	Base Number	Contract	AT	Region	England
% of FP17s for the same patient ID Re-attending within 3 months - Children	21	253	8.3%	11.3%	12.1%	11.4%
% of FP17s for the same patient ID Re-attending within 3 months - Adults	147	999	14.7%	16.0%	15.6%	15.4%
% of FP17s for the same patient ID Re-attending between 3 & 9 months - Children	181	253	71.5%	57.9%	61.2%	59.8%
% of FP17s for the same patient ID Re-attending between 3 & 9 months - Adults	535	999	53.6%	53.0%	54.5%	52.1%
% of FP17s for Band 1 Urgent Courses	102	1,144	8.9%	10.0%	9.1%	9.2%
% of FP17s Relating to Free Repair or Replacements	23	1,144	2.0%	0.9%	1.0%	0.7%
% of FP17s Relating to Continuations	3	1,144	0.3%	1.0%	1.0%	0.8%
% of Patients satisfied with the dentistry they have received	3	3	N/A	93.1%	94.2%	93.4%
% of Patients satisfied with the time they had to wait for an appointment	3	3	N/A	88.2%	88.4%	87.6%

* This is based on patients treated on this contract for their most recent course of treatment. Figures in italics indicate the base number of FP17s or Patient Questionnaire responses are less than 100. N/A is shown where the base number of responses is less than 10 during the period. % is calculated as Quantity/Base number*100

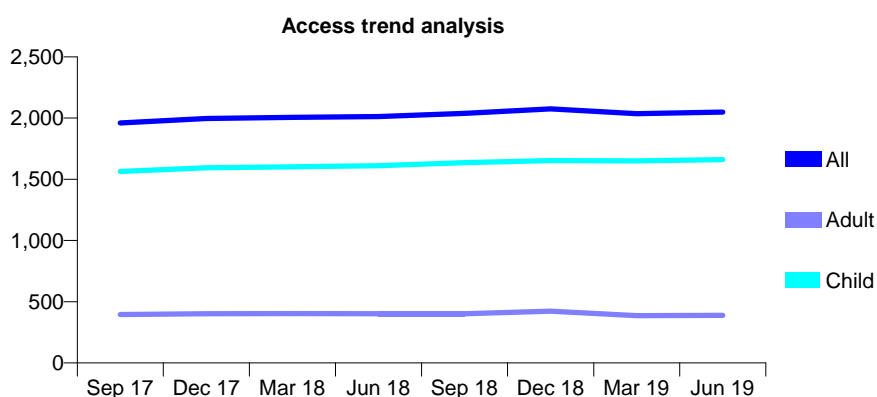
Q44 - Vital Signs At a Glance Contract Report for 327123/0002 - June 2019

Name or company name	MRS JM COOPER
Contract type name	GDS Contract
Purpose of contract	General
Contract start date	01/04/2007
Contract end date	

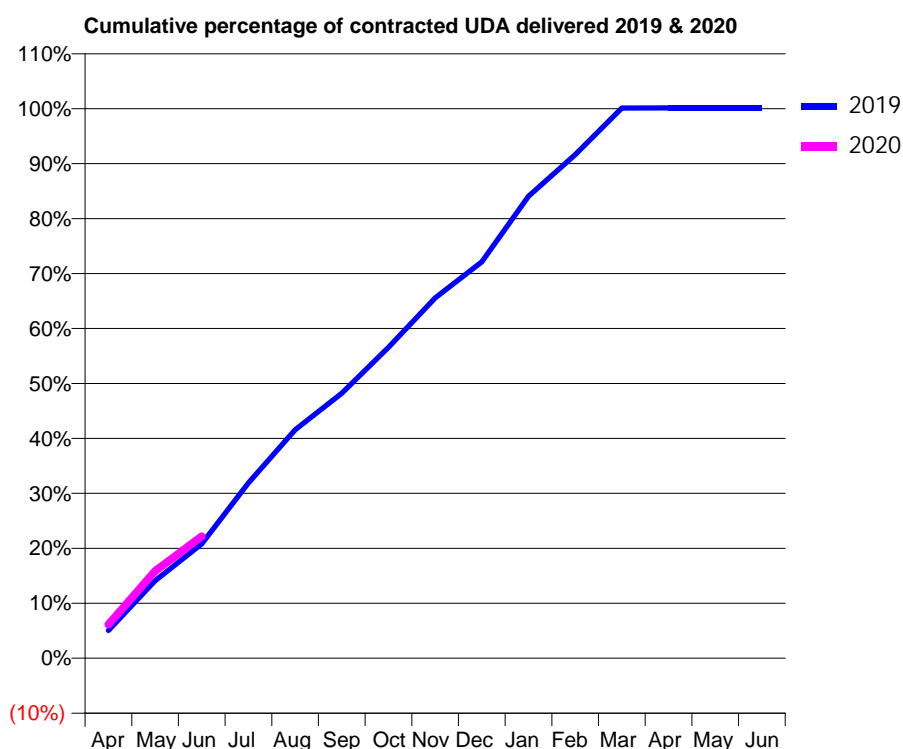
19/20 Contracted general activity (UDA)	4,180
Carry forward general activity (UDA)	0
19/20 Contracted orthodontic activity (UOA)	0
Carry forward orthodontic activity (UOA)	0
Baseline contract value	£95,990.04

ACCESS*

Patients seen in 24 months	Total	Change since previous quarter
Quarter ending June 2018	2,013	
Quarter ending September 2018	2,039	→
Quarter ending December 2018	2,076	→
Quarter ending March 2019	2,037	↓
Quarter ending June 2019	2,050	→
Variance since June 2018	1.8%	→



ACTIVITY



Month	2019	2020
April	211	256
May	590	663
June	870	927
July	1,334	
August	1,738	
September	2,015	
October	2,365	
November	2,740	
December	3,015	
January	3,513	
February	3,830	
March	4,185	
April	4,186	
May	4,186	
June	4,186	

QUALITY

	Quantity	Base Number	Contract	AT	Region	England
% of FP17s for the same patient ID Re-attending within 3 months - Children	57	624	9.1%	11.3%	12.1%	11.4%
% of FP17s for the same patient ID Re-attending within 3 months - Adults	8	86	9.3%	16.0%	15.6%	15.4%
% of FP17s for the same patient ID Re-attending between 3 & 9 months - Children	465	624	74.5%	57.9%	61.2%	59.8%
% of FP17s for the same patient ID Re-attending between 3 & 9 months - Adults	55	86	64.0%	53.0%	54.5%	52.1%
% of FP17s for Band 1 Urgent Courses	21	708	3.0%	10.0%	9.1%	9.2%
% of FP17s Relating to Free Repair or Replacements	0	708	0.0%	0.9%	1.0%	0.7%
% of FP17s Relating to Continuations	2	708	0.3%	1.0%	1.0%	0.8%
% of Patients satisfied with the dentistry they have received	0	0	N/A	93.1%	94.2%	93.4%
% of Patients satisfied with the time they had to wait for an appointment	0	0	N/A	88.2%	88.4%	87.6%

* This is based on patients treated on this contract for their most recent course of treatment.

Figures in italics indicate the base number of FP17s or Patient Questionnaire responses are less than 100. N/A is shown where the base number of responses is less than 10 during the period. % is calculated as Quantity/Base number*100

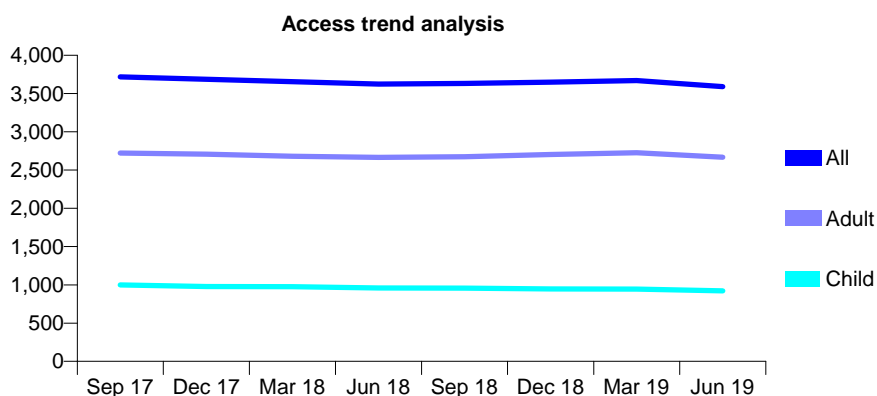
Q44 - Vital Signs At a Glance Contract Report for 329150/0002 - June 2019

Name or company name	MR DJ GIDMAN
Contract type name	GDS Contract
Purpose of contract	General
Contract start date	01/04/2006
Contract end date	

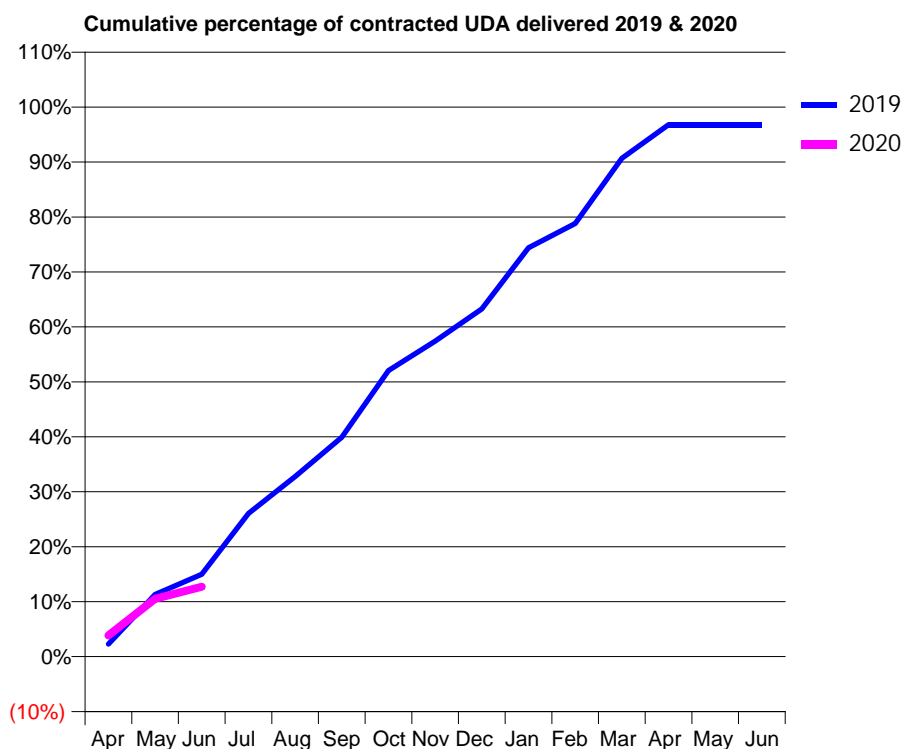
19/20 Contracted general activity (UDA)	9,301
Carry forward general activity (UDA)	0
19/20 Contracted orthodontic activity (UOA)	0
Carry forward orthodontic activity (UOA)	0
Baseline contract value	£288,436.87

ACCESS*

Patients seen in 24 months	Total	Change since previous quarter
Quarter ending June 2018	3,625	
Quarter ending September 2018	3,632	→
Quarter ending December 2018	3,649	→
Quarter ending March 2019	3,670	→
Quarter ending June 2019	3,589	↓
Variance since June 2018	(1.0%)	→



ACTIVITY



Month	Adjusted Scheduled Activity (UDA)	
	2019	2020
April	212	361
May	1,052	982
June	1,394	1,181
July	2,423	
August	3,049	
September	3,713	
October	4,842	
November	5,340	
December	5,886	
January	6,919	
February	7,330	
March	8,433	
April	9,002	
May	9,002	
June	9,002	

QUALITY

	Quantity	Base Number	Contract	AT	Region	England
% of FP17s for the same patient ID Re-attending within 3 months - Children	25	250	10.0%	11.3%	12.1%	11.4%
% of FP17s for the same patient ID Re-attending within 3 months - Adults	84	669	12.6%	16.0%	15.6%	15.4%
% of FP17s for the same patient ID Re-attending between 3 & 9 months - Children	125	250	50.0%	57.9%	61.2%	59.8%
% of FP17s for the same patient ID Re-attending between 3 & 9 months - Adults	358	669	53.5%	53.0%	54.5%	52.1%
% of FP17s for Band 1 Urgent Courses	38	647	5.9%	10.0%	9.1%	9.2%
% of FP17s Relating to Free Repair or Replacements	6	647	0.9%	0.9%	1.0%	0.7%
% of FP17s Relating to Continuations	13	647	2.0%	1.0%	1.0%	0.8%
% of Patients satisfied with the dentistry they have received	1	1	N/A	93.1%	94.2%	93.4%
% of Patients satisfied with the time they had to wait for an appointment	1	1	N/A	88.2%	88.4%	87.6%

* This is based on patients treated on this contract for their most recent course of treatment. Figures in italics indicate the base number of FP17s or Patient Questionnaire responses are less than 100. N/A is shown where the base number of responses is less than 10 during the period. % is calculated as Quantity/Base number*100

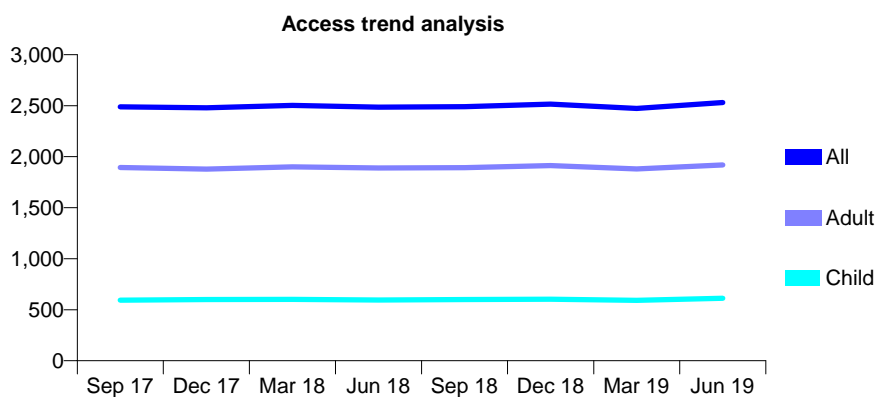
Q44 - Vital Signs At a Glance Contract Report for 340375/0001 - June 2019

Name or company name	MRS C SHARP
Contract type name	GDS Contract
Purpose of contract	General
Contract start date	20/10/2010
Contract end date	

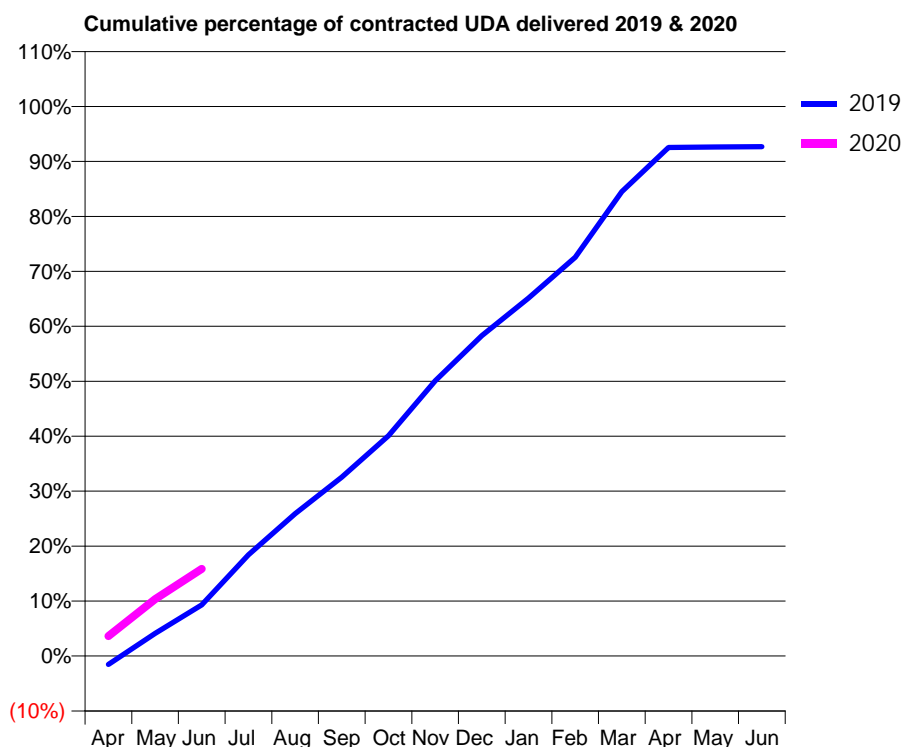
19/20 Contracted general activity (UDA)	7,085
Carry forward general activity (UDA)	0
19/20 Contracted orthodontic activity (UOA)	0
Carry forward orthodontic activity (UOA)	0
Baseline contract value	£198,459.89

ACCESS*

Patients seen in 24 months	Total	Change since previous quarter
Quarter ending June 2018	2,485	
Quarter ending September 2018	2,491	→
Quarter ending December 2018	2,516	→
Quarter ending March 2019	2,472	↓
Quarter ending June 2019	2,532	↑
Variance since June 2018	1.9%	→



ACTIVITY



Month	Adjusted Scheduled Activity (UDA)	
	2019	2020
April	-109	256
May	294	733
June	660	1,123
July	1,307	
August	1,835	
September	2,307	
October	2,839	
November	3,548	
December	4,131	
January	4,613	
February	5,141	
March	5,987	
April	6,557	
May	6,562	
June	6,567	

QUALITY

	Quantity	Base Number	Contract	AT	Region	England
% of FP17s for the same patient ID Re-attending within 3 months - Children	9	164	5.5%	11.3%	12.1%	11.4%
% of FP17s for the same patient ID Re-attending within 3 months - Adults	97	541	17.9%	16.0%	15.6%	15.4%
% of FP17s for the same patient ID Re-attending between 3 & 9 months - Children	72	164	43.9%	57.9%	61.2%	59.8%
% of FP17s for the same patient ID Re-attending between 3 & 9 months - Adults	186	541	34.4%	53.0%	54.5%	52.1%
% of FP17s for Band 1 Urgent Courses	95	562	16.9%	10.0%	9.1%	9.2%
% of FP17s Relating to Free Repair or Replacements	1	562	0.2%	0.9%	1.0%	0.7%
% of FP17s Relating to Continuations	20	562	3.6%	1.0%	1.0%	0.8%
% of Patients satisfied with the dentistry they have received	2	2	N/A	93.1%	94.2%	93.4%
% of Patients satisfied with the time they had to wait for an appointment	2	2	N/A	88.2%	88.4%	87.6%

* This is based on patients treated on this contract for their most recent course of treatment. Figures in italics indicate the base number of FP17s or Patient Questionnaire responses are less than 100. N/A is shown where the base number of responses is less than 10 during the period. % is calculated as Quantity/Base number*100

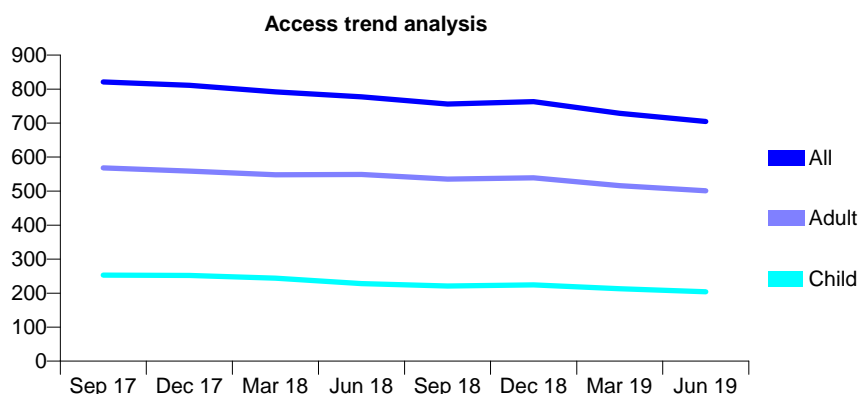
Q44 - Vital Signs At a Glance Contract Report for 340642/0001 - June 2019

Name or company name	MR M BADELI
Contract type name	PDS Contract
Purpose of contract	General
Contract start date	01/04/2006
Contract end date	31/03/2020

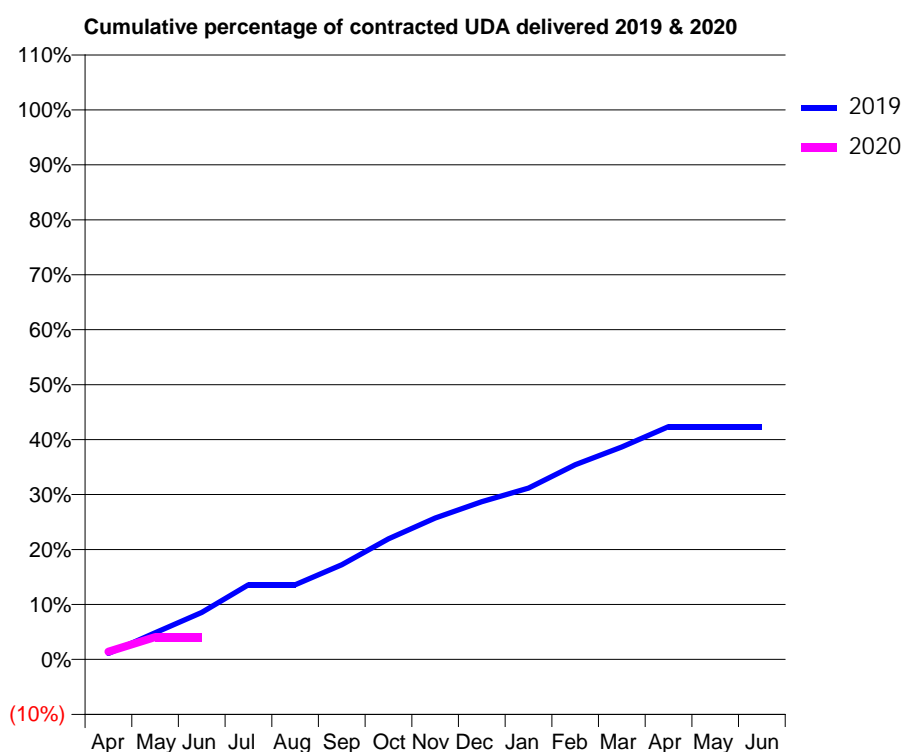
19/20 Contracted general activity (UDA)	4,500
Carry forward general activity (UDA)	0
19/20 Contracted orthodontic activity (UOA)	0
Carry forward orthodontic activity (UOA)	0
Baseline contract value	£110,632.62

ACCESS*

Patients seen in 24 months	Total	Change since previous quarter
Quarter ending June 2018	777	
Quarter ending September 2018	756	↓
Quarter ending December 2018	763	→
Quarter ending March 2019	729	↓
Quarter ending June 2019	705	↓
Variance since June 2018	(9.3%)	↓



ACTIVITY



Adjusted Scheduled Activity (UDA)		
Month	2019	2020
April	50	64
May	219	183
June	385	183
July	613	
August	613	
September	775	
October	988	
November	1,159	
December	1,292	
January	1,403	
February	1,595	
March	1,741	
April	1,906	
May	1,906	
June	1,906	

QUALITY

	Quantity	Base Number	Contract	AT	Region	England
% of FP17s for the same patient ID Re-attending within 3 months - Children	2	53	3.8%	11.3%	12.1%	11.4%
% of FP17s for the same patient ID Re-attending within 3 months - Adults	21	116	18.1%	16.0%	15.6%	15.4%
% of FP17s for the same patient ID Re-attending between 3 & 9 months - Children	26	53	49.1%	57.9%	61.2%	59.8%
% of FP17s for the same patient ID Re-attending between 3 & 9 months - Adults	45	116	38.8%	53.0%	54.5%	52.1%
% of FP17s for Band 1 Urgent Courses	16	100	16.0%	10.0%	9.1%	9.2%
% of FP17s Relating to Free Repair or Replacements	0	100	0.0%	0.9%	1.0%	0.7%
% of FP17s Relating to Continuations	0	100	0.0%	1.0%	1.0%	0.8%
% of Patients satisfied with the dentistry they have received	0	0	N/A	93.1%	94.2%	93.4%
% of Patients satisfied with the time they had to wait for an appointment	0	0	N/A	88.2%	88.4%	87.6%

* This is based on patients treated on this contract for their most recent course of treatment. Figures in italics indicate the base number of FP17s or Patient Questionnaire responses are less than 100. N/A is shown where the base number of responses is less than 10 during the period. % is calculated as Quantity/Base number*100

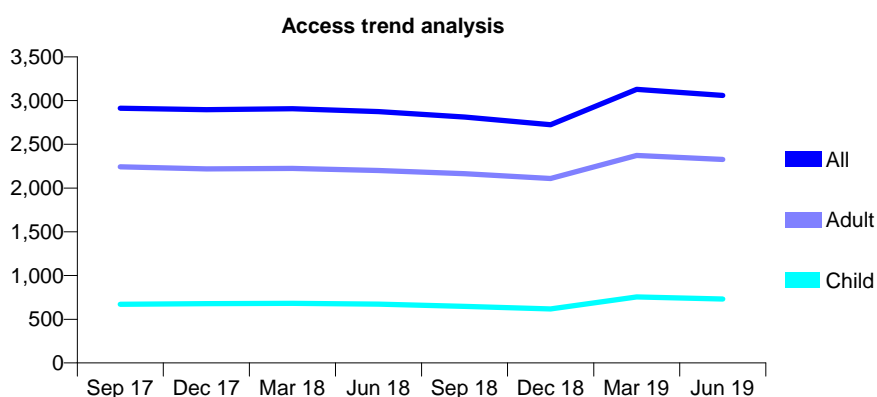
Q44 - Vital Signs At a Glance Contract Report for 398756/0001 - June 2019

Name or company name	The Woodlands Dental Practice
Contract type name	GDS Contract
Purpose of contract	General
Contract start date	01/04/2011
Contract end date	

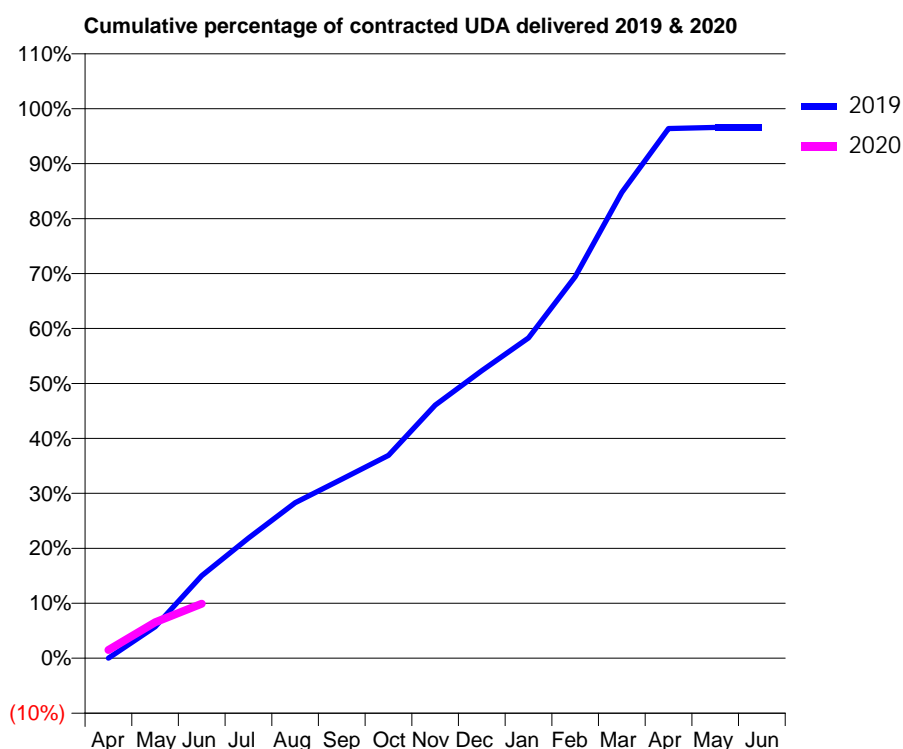
19/20 Contracted general activity (UDA)	9,318
Carry forward general activity (UDA)	0
19/20 Contracted orthodontic activity (UOA)	0
Carry forward orthodontic activity (UOA)	0
Baseline contract value	£237,960.84

ACCESS*

Patients seen in 24 months	Total	Change since previous quarter
Quarter ending June 2018	2,874	
Quarter ending September 2018	2,812	↓
Quarter ending December 2018	2,725	↓
Quarter ending March 2019	3,128	↑
Quarter ending June 2019	3,058	↓
Variance since June 2018	6.4%	↑



ACTIVITY



Month	2019	2020
April	0	142
May	535	609
June	1,399	923
July	2,036	
August	2,639	
September	3,036	
October	3,441	
November	4,292	
December	4,874	
January	5,433	
February	6,470	
March	7,898	
April	8,980	
May	8,998	
June	8,998	

QUALITY

	Quantity	Base Number	Contract	AT	Region	England
% of FP17s for the same patient ID Re-attending within 3 months - Children	19	238	8.0%	11.3%	12.1%	11.4%
% of FP17s for the same patient ID Re-attending within 3 months - Adults	61	729	8.4%	16.0%	15.6%	15.4%
% of FP17s for the same patient ID Re-attending between 3 & 9 months - Children	114	238	47.9%	57.9%	61.2%	59.8%
% of FP17s for the same patient ID Re-attending between 3 & 9 months - Adults	466	729	63.9%	53.0%	54.5%	52.1%
% of FP17s for Band 1 Urgent Courses	33	621	5.3%	10.0%	9.1%	9.2%
% of FP17s Relating to Free Repair or Replacements	11	621	1.8%	0.9%	1.0%	0.7%
% of FP17s Relating to Continuations	4	621	0.6%	1.0%	1.0%	0.8%
% of Patients satisfied with the dentistry they have received	3	3	N/A	93.1%	94.2%	93.4%
% of Patients satisfied with the time they had to wait for an appointment	3	3	N/A	88.2%	88.4%	87.6%

* This is based on patients treated on this contract for their most recent course of treatment.

Figures in italics indicate the base number of FP17s or Patient Questionnaire responses are less than 100. N/A is shown where the base number of responses is less than 10 during the period. % is calculated as Quantity/Base number*100

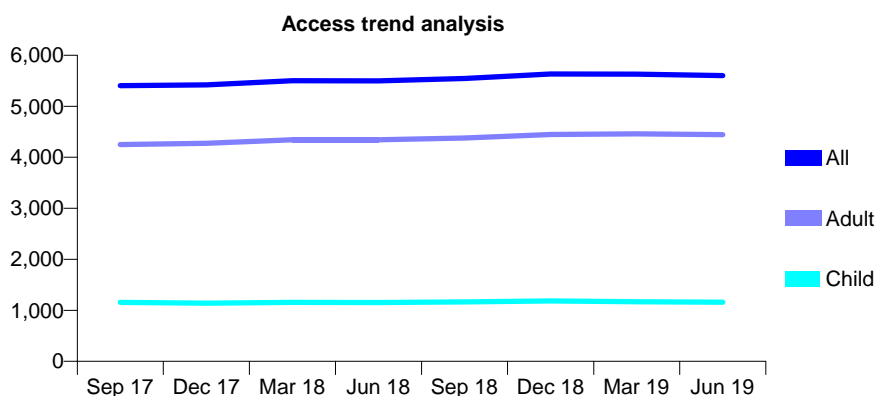
Q44 - Vital Signs At a Glance Contract Report for 566632/0001 - June 2019

Name or company name	Guilden Sutton Dental Practice
Contract type name	GDS Contract
Purpose of contract	General
Contract start date	01/04/2006
Contract end date	

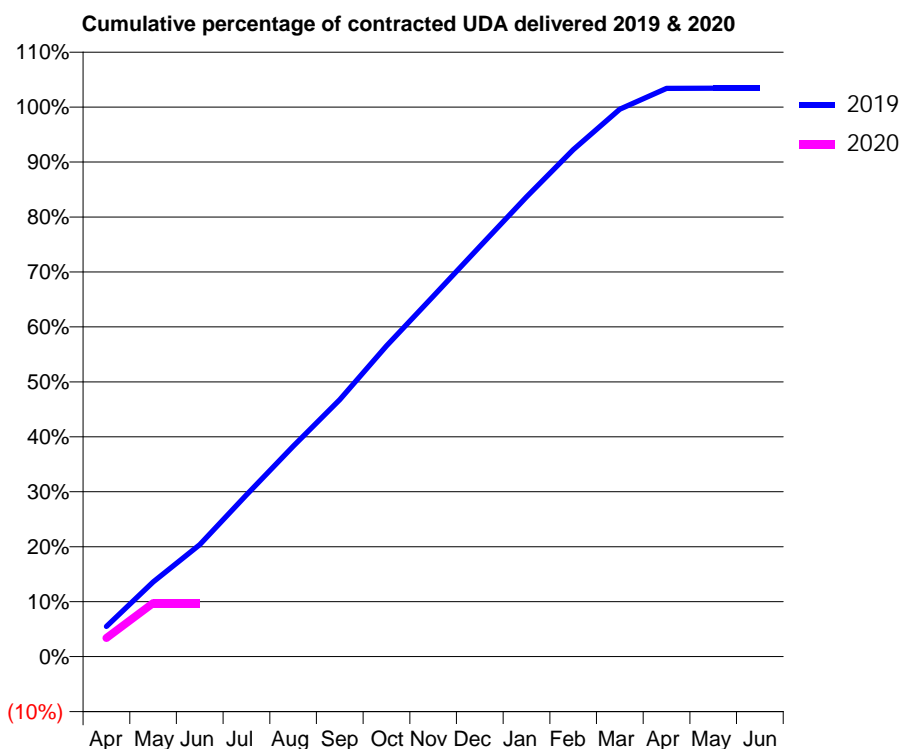
19/20 Contracted general activity (UDA)	15,500
Carry forward general activity (UDA)	0
19/20 Contracted orthodontic activity (UOA)	0
Carry forward orthodontic activity (UOA)	0
Baseline contract value	£399,983.64

ACCESS*

Patients seen in 24 months	Total	Change since previous quarter
Quarter ending June 2018	5,498	
Quarter ending September 2018	5,545	→
Quarter ending December 2018	5,633	→
Quarter ending March 2019	5,631	→
Quarter ending June 2019	5,602	→
Variance since June 2018	1.9%	→



ACTIVITY



Month	Adjusted Scheduled Activity (UDA)	
	2019	2020
April	851	528
May	2,107	1,511
June	3,158	1,511
July	4,559	
August	5,932	
September	7,247	
October	8,764	
November	10,166	
December	11,567	
January	12,967	
February	14,300	
March	15,440	
April	16,027	
May	16,032	
June	16,032	

QUALITY

	Quantity	Base Number	Contract	AT	Region	England
% of FP17s for the same patient ID Re-attending within 3 months - Children	25	270	9.3%	11.3%	12.1%	11.4%
% of FP17s for the same patient ID Re-attending within 3 months - Adults	177	1,047	16.9%	16.0%	15.6%	15.4%
% of FP17s for the same patient ID Re-attending between 3 & 9 months - Children	197	270	73.0%	57.9%	61.2%	59.8%
% of FP17s for the same patient ID Re-attending between 3 & 9 months - Adults	651	1,047	62.2%	53.0%	54.5%	52.1%
% of FP17s for Band 1 Urgent Courses	91	961	9.5%	10.0%	9.1%	9.2%
% of FP17s Relating to Free Repair or Replacements	19	961	2.0%	0.9%	1.0%	0.7%
% of FP17s Relating to Continuations	7	961	0.7%	1.0%	1.0%	0.8%
% of Patients satisfied with the dentistry they have received	2	2	N/A	93.1%	94.2%	93.4%
% of Patients satisfied with the time they had to wait for an appointment	2	2	N/A	88.2%	88.4%	87.6%

* This is based on patients treated on this contract for their most recent course of treatment. Figures in italics indicate the base number of FP17s or Patient Questionnaire responses are less than 100. N/A is shown where the base number of responses is less than 10 during the period. % is calculated as Quantity/Base number*100

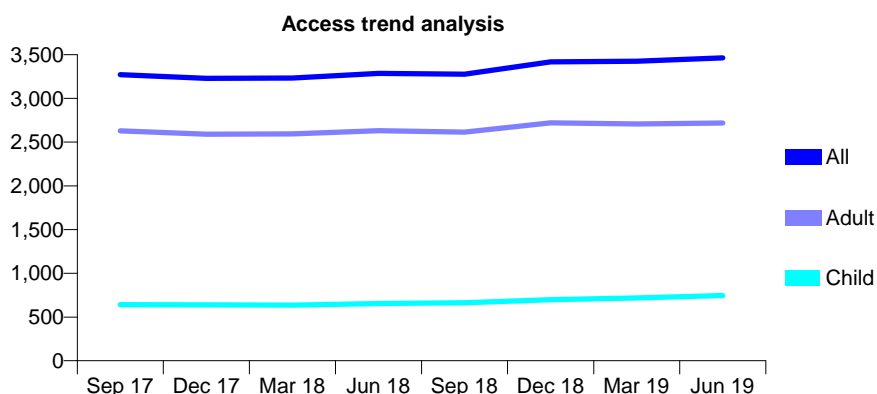
Q44 - Vital Signs At a Glance Contract Report for 569208/0001 - June 2019

Name or company name	Heathfield Dental Practice
Contract type name	GDS Contract
Purpose of contract	General
Contract start date	01/04/2006
Contract end date	

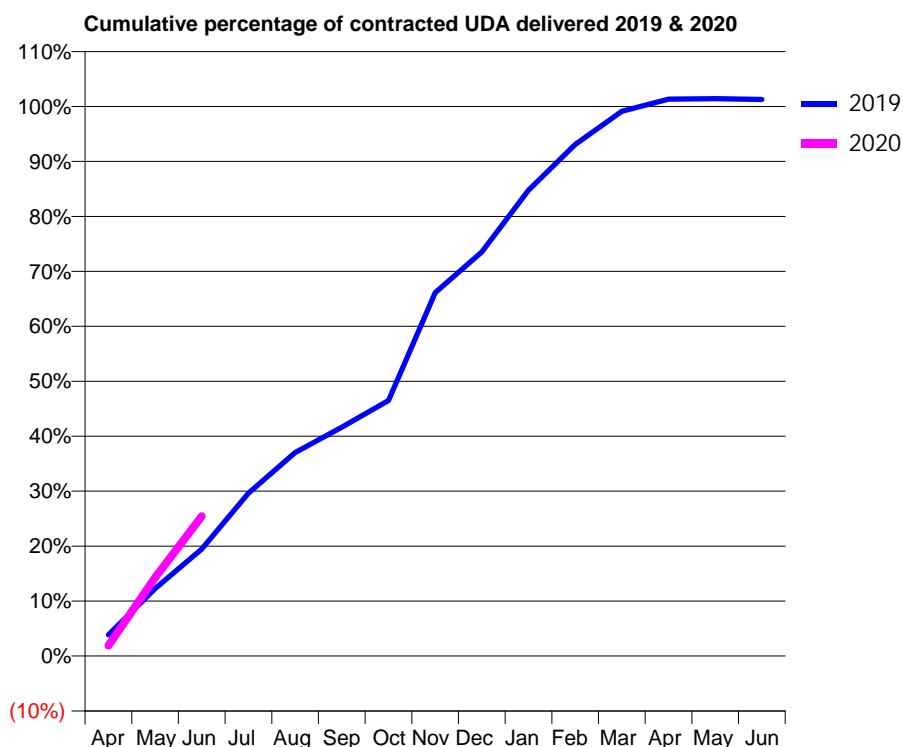
19/20 Contracted general activity (UDA)	8,738
Carry forward general activity (UDA)	0
19/20 Contracted orthodontic activity (UOA)	0
Carry forward orthodontic activity (UOA)	0
Baseline contract value	£245,264.47

ACCESS*

Patients seen in 24 months	Total	Change since previous quarter
Quarter ending June 2018	3,286	
Quarter ending September 2018	3,277	→
Quarter ending December 2018	3,418	↑
Quarter ending March 2019	3,424	→
Quarter ending June 2019	3,463	→
Variance since June 2018	5.4%	↑



ACTIVITY



Month	Adjusted Scheduled Activity (UDA)	
	2019	2020
April	337	167
May	1,074	1,247
June	1,702	2,223
July	2,590	
August	3,234	
September	3,639	
October	4,064	
November	5,777	
December	6,425	
January	7,405	
February	8,132	
March	8,662	
April	8,855	
May	8,862	
June	8,850	

QUALITY

	Quantity	Base Number	Contract	AT	Region	England
% of FP17s for the same patient ID Re-attending within 3 months - Children	19	303	6.3%	11.3%	12.1%	11.4%
% of FP17s for the same patient ID Re-attending within 3 months - Adults	143	928	15.4%	16.0%	15.6%	15.4%
% of FP17s for the same patient ID Re-attending between 3 & 9 months - Children	187	303	61.7%	57.9%	61.2%	59.8%
% of FP17s for the same patient ID Re-attending between 3 & 9 months - Adults	491	928	52.9%	53.0%	54.5%	52.1%
% of FP17s for Band 1 Urgent Courses	123	1,114	11.0%	10.0%	9.1%	9.2%
% of FP17s Relating to Free Repair or Replacements	14	1,114	1.3%	0.9%	1.0%	0.7%
% of FP17s Relating to Continuations	5	1,114	0.4%	1.0%	1.0%	0.8%
% of Patients satisfied with the dentistry they have received	3	3	N/A	93.1%	94.2%	93.4%
% of Patients satisfied with the time they had to wait for an appointment	3	3	N/A	88.2%	88.4%	87.6%

* This is based on patients treated on this contract for their most recent course of treatment. Figures in italics indicate the base number of FP17s or Patient Questionnaire responses are less than 100. N/A is shown where the base number of responses is less than 10 during the period. % is calculated as Quantity/Base number*100

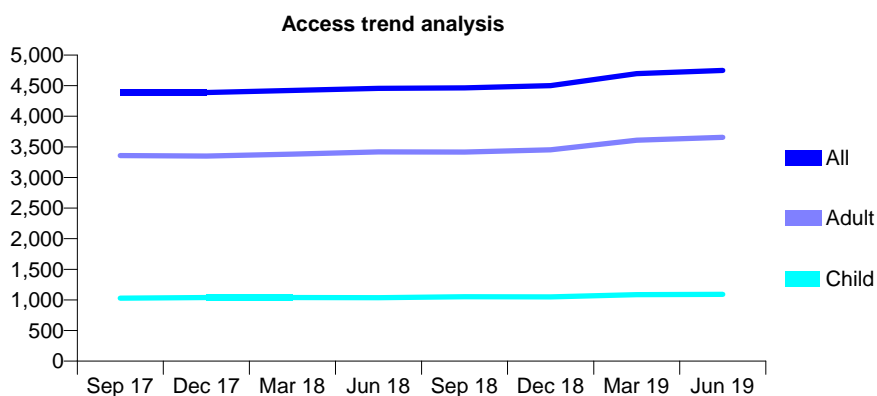
Q44 - Vital Signs At a Glance Contract Report for 638560/0001 - June 2019

Name or company name	MISS J FINN
Contract type name	GDS Contract
Purpose of contract	General
Contract start date	01/04/2006
Contract end date	

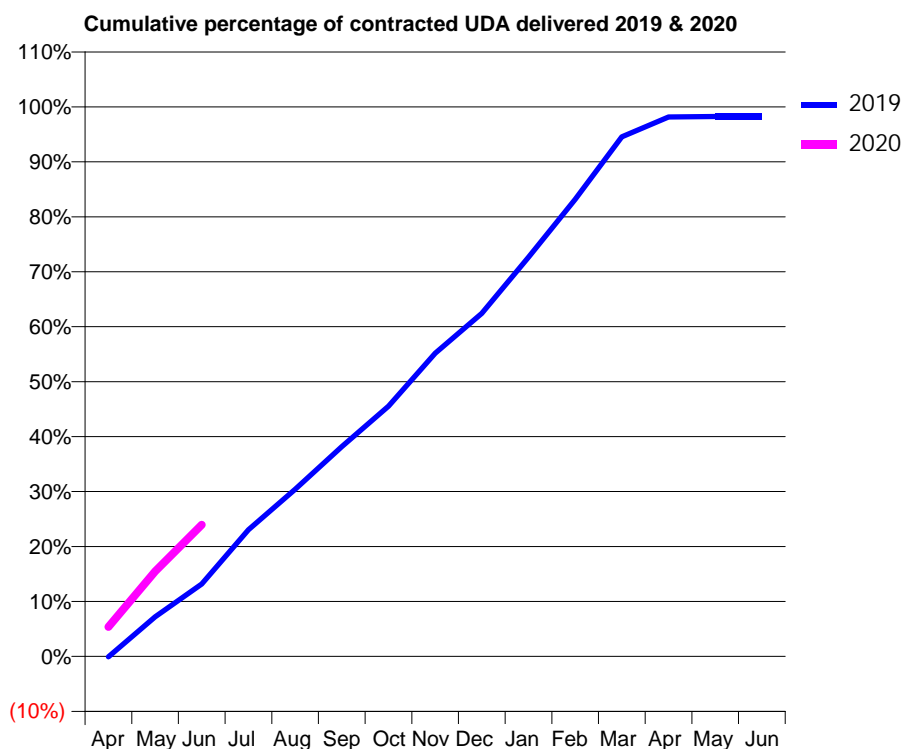
19/20 Contracted general activity (UDA)	14,350
Carry forward general activity (UDA)	0
19/20 Contracted orthodontic activity (UOA)	0
Carry forward orthodontic activity (UOA)	0
Baseline contract value	£414,932.99

ACCESS*

Patients seen in 24 months	Total	Change since previous quarter
Quarter ending June 2018	4,456	
Quarter ending September 2018	4,465	→
Quarter ending December 2018	4,501	→
Quarter ending March 2019	4,695	↑
Quarter ending June 2019	4,749	→
Variance since June 2018	6.6%	↑



ACTIVITY



Month	Adjusted Scheduled Activity (UDA)	
	2019	2020
April	-12	770
May	1,036	2,224
June	1,893	3,439
July	3,309	
August	4,366	
September	5,477	
October	6,536	
November	7,915	
December	8,958	
January	10,424	
February	11,937	
March	13,569	
April	14,085	
May	14,098	
June	14,098	

QUALITY

	Quantity	Base Number	Contract	AT	Region	England
% of FP17s for the same patient ID Re-attending within 3 months - Children	53	485	10.9%	11.3%	12.1%	11.4%
% of FP17s for the same patient ID Re-attending within 3 months - Adults	247	1,365	18.1%	16.0%	15.6%	15.4%
% of FP17s for the same patient ID Re-attending between 3 & 9 months - Children	328	485	67.6%	57.9%	61.2%	59.8%
% of FP17s for the same patient ID Re-attending between 3 & 9 months - Adults	767	1,365	56.2%	53.0%	54.5%	52.1%
% of FP17s for Band 1 Urgent Courses	140	1,584	8.8%	10.0%	9.1%	9.2%
% of FP17s Relating to Free Repair or Replacements	19	1,584	1.2%	0.9%	1.0%	0.7%
% of FP17s Relating to Continuations	9	1,584	0.6%	1.0%	1.0%	0.8%
% of Patients satisfied with the dentistry they have received	6	6	N/A	93.1%	94.2%	93.4%
% of Patients satisfied with the time they had to wait for an appointment	6	6	N/A	88.2%	88.4%	87.6%

* This is based on patients treated on this contract for their most recent course of treatment. Figures in italics indicate the base number of FP17s or Patient Questionnaire responses are less than 100. N/A is shown where the base number of responses is less than 10 during the period. % is calculated as Quantity/Base number*100

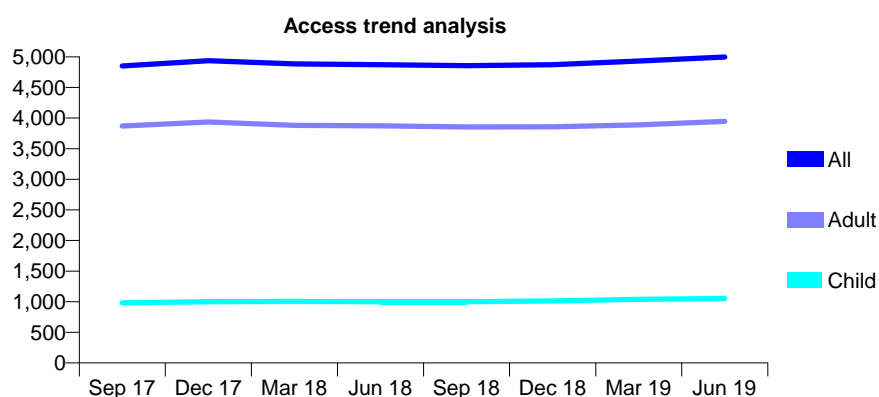
Q44 - Vital Signs At a Glance Contract Report for 649139/0001 - June 2019

Name or company name	MR BS PHIPPS
Contract type name	GDS Contract
Purpose of contract	General
Contract start date	01/04/2006
Contract end date	

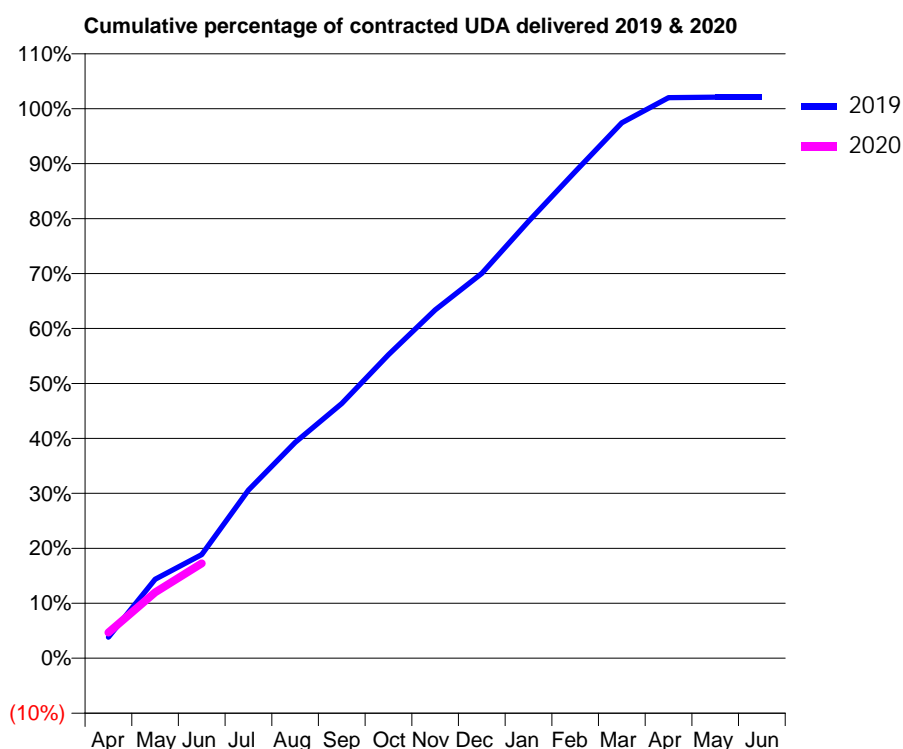
19/20 Contracted general activity (UDA)	12,870
Carry forward general activity (UDA)	0
19/20 Contracted orthodontic activity (UOA)	0
Carry forward orthodontic activity (UOA)	0
Baseline contract value	£399,127.67

ACCESS*

Patients seen in 24 months	Total	Change since previous quarter
Quarter ending June 2018	4,873	
Quarter ending September 2018	4,857	→
Quarter ending December 2018	4,872	→
Quarter ending March 2019	4,932	→
Quarter ending June 2019	4,997	→
Variance since June 2018	2.5%	↑



ACTIVITY



Adjusted Scheduled Activity (UDA)		
Month	2019	2020
April	496	602
May	1,849	1,540
June	2,428	2,224
July	3,936	
August	5,056	
September	5,965	
October	7,109	
November	8,156	
December	9,012	
January	10,229	
February	11,394	
March	12,537	
April	13,128	
May	13,138	
June	13,138	

QUALITY

	Quantity	Base Number	Contract	AT	Region	England
% of FP17s for the same patient ID Re-attending within 3 months - Children	15	310	4.8%	11.3%	12.1%	11.4%
% of FP17s for the same patient ID Re-attending within 3 months - Adults	178	1,149	15.5%	16.0%	15.6%	15.4%
% of FP17s for the same patient ID Re-attending between 3 & 9 months - Children	158	310	51.0%	57.9%	61.2%	59.8%
% of FP17s for the same patient ID Re-attending between 3 & 9 months - Adults	476	1,149	41.4%	53.0%	54.5%	52.1%
% of FP17s for Band 1 Urgent Courses	108	1,199	9.0%	10.0%	9.1%	9.2%
% of FP17s Relating to Free Repair or Replacements	15	1,199	1.3%	0.9%	1.0%	0.7%
% of FP17s Relating to Continuations	27	1,199	2.3%	1.0%	1.0%	0.8%
% of Patients satisfied with the dentistry they have received	4	4	N/A	93.1%	94.2%	93.4%
% of Patients satisfied with the time they had to wait for an appointment	4	4	N/A	88.2%	88.4%	87.6%

* This is based on patients treated on this contract for their most recent course of treatment.

Figures in italics indicate the base number of FP17s or Patient Questionnaire responses are less than 100. N/A is shown where the base number of responses is less than 10 during the period. % is calculated as Quantity/Base number*100

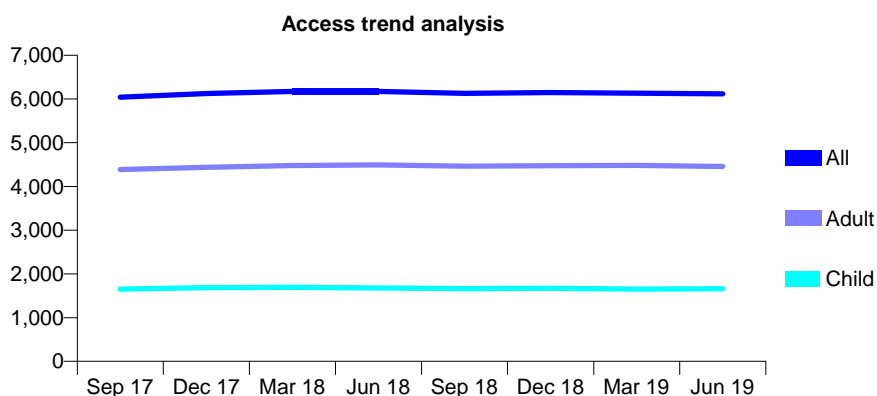
Q44 - Vital Signs At a Glance Contract Report for 649899/0001 - June 2019

Name or company name	MR SW HUGHES
Contract type name	GDS Contract
Purpose of contract	General
Contract start date	01/04/2006
Contract end date	

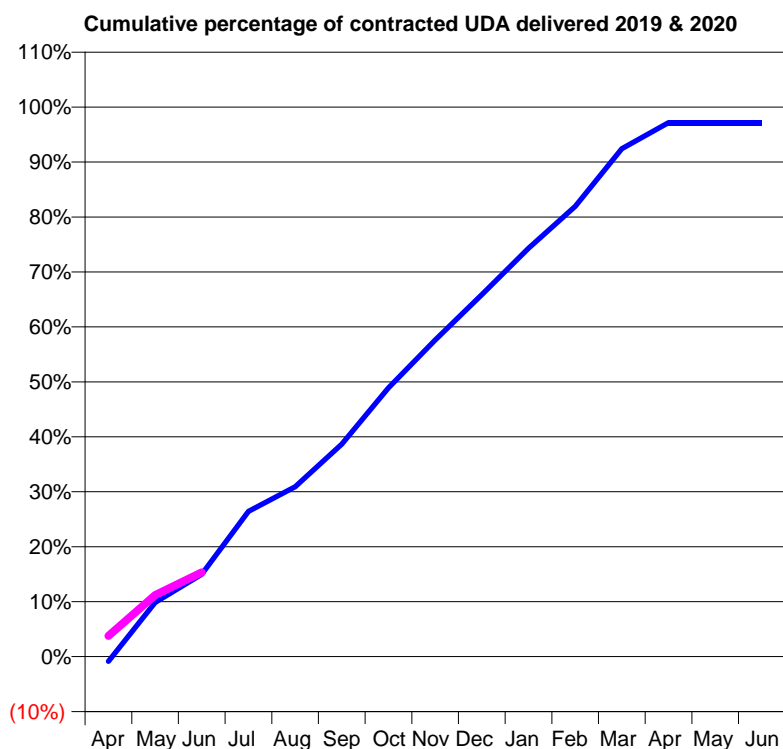
19/20 Contracted general activity (UDA)	18,100
Carry forward general activity (UDA)	0
19/20 Contracted orthodontic activity (UOA)	0
Carry forward orthodontic activity (UOA)	0
Baseline contract value	£540,140.92

ACCESS*

Patients seen in 24 months	Total	Change since previous quarter
Quarter ending June 2018	6,171	
Quarter ending September 2018	6,128	→
Quarter ending December 2018	6,146	→
Quarter ending March 2019	6,132	→
Quarter ending June 2019	6,118	→
Variance since June 2018	(0.9%)	→



ACTIVITY



Month	Adjusted Scheduled Activity (UDA)	
	2019	2020
April	-162	681
May	1,784	2,025
June	2,712	2,779
July	4,787	
August	5,598	
September	6,997	
October	8,853	
November	10,428	
December	11,924	
January	13,448	
February	14,830	
March	16,727	
April	17,588	
May	17,583	
June	17,583	

QUALITY

	Quantity	Base Number	Contract	AT	Region	England
% of FP17s for the same patient ID Re-attending within 3 months - Children	43	544	7.9%	11.3%	12.1%	11.4%
% of FP17s for the same patient ID Re-attending within 3 months - Adults	114	1,121	10.2%	16.0%	15.6%	15.4%
% of FP17s for the same patient ID Re-attending between 3 & 9 months - Children	310	544	57.0%	57.9%	61.2%	59.8%
% of FP17s for the same patient ID Re-attending between 3 & 9 months - Adults	643	1,121	57.4%	53.0%	54.5%	52.1%
% of FP17s for Band 1 Urgent Courses	64	1,372	4.7%	10.0%	9.1%	9.2%
% of FP17s Relating to Free Repair or Replacements	12	1,372	0.9%	0.9%	1.0%	0.7%
% of FP17s Relating to Continuations	11	1,372	0.8%	1.0%	1.0%	0.8%
% of Patients satisfied with the dentistry they have received	5	5	N/A	93.1%	94.2%	93.4%
% of Patients satisfied with the time they had to wait for an appointment	5	5	N/A	88.2%	88.4%	87.6%

* This is based on patients treated on this contract for their most recent course of treatment. Figures in italics indicate the base number of FP17s or Patient Questionnaire responses are less than 100. N/A is shown where the base number of responses is less than 10 during the period. % is calculated as Quantity/Base number*100

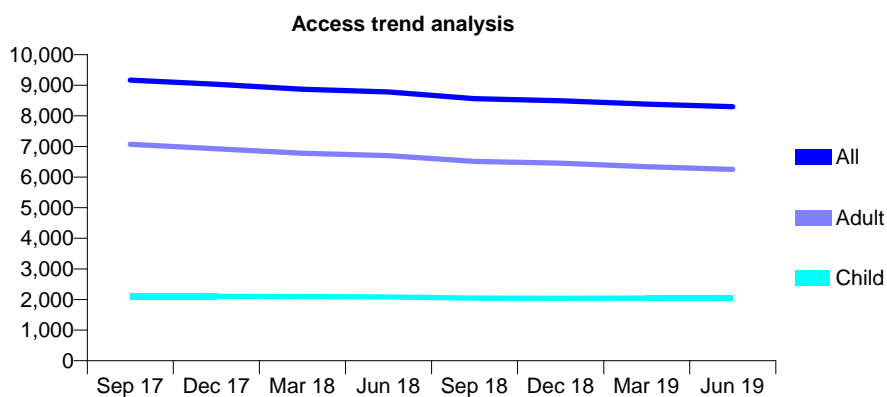
Q44 - Vital Signs At a Glance Contract Report for 654248/0001 - June 2019

Name or company name	MR S HUSSAIN
Contract type name	GDS Contract
Purpose of contract	General
Contract start date	01/04/2006
Contract end date	

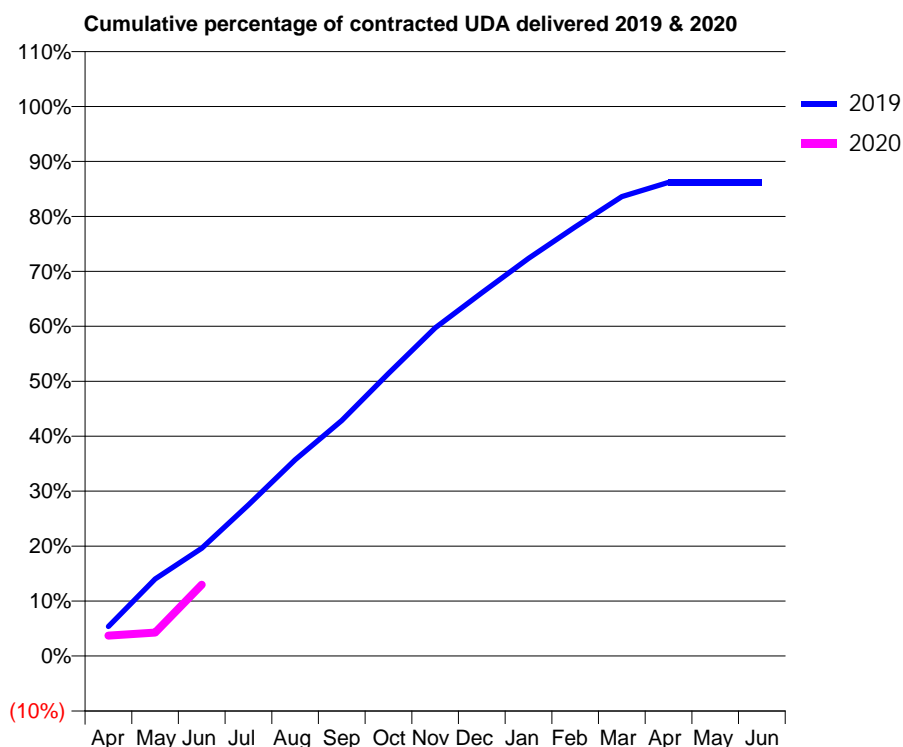
19/20 Contracted general activity (UDA)	28,750
Carry forward general activity (UDA)	0
19/20 Contracted orthodontic activity (UOA)	0
Carry forward orthodontic activity (UOA)	0
Baseline contract value	£853,472.70

ACCESS*

Patients seen in 24 months	Total	Change since previous quarter
Quarter ending June 2018	8,782	
Quarter ending September 2018	8,559	↓
Quarter ending December 2018	8,496	→
Quarter ending March 2019	8,387	↓
Quarter ending June 2019	8,299	↓
Variance since June 2018	(5.5%)	↓



ACTIVITY



Month	Adjusted Scheduled Activity (UDA)	
	2019	2020
April	1,544	1,070
May	4,033	1,229
June	5,638	3,727
July	7,911	
August	10,274	
September	12,327	
October	14,781	
November	17,165	
December	19,001	
January	20,800	
February	22,454	
March	24,035	
April	24,777	
May	24,777	
June	24,777	

QUALITY

	Quantity	Base Number	Contract	AT	Region	England
% of FP17s for the same patient ID Re-attending within 3 months - Children	42	506	8.3%	11.3%	12.1%	11.4%
% of FP17s for the same patient ID Re-attending within 3 months - Adults	217	1,518	14.3%	16.0%	15.6%	15.4%
% of FP17s for the same patient ID Re-attending between 3 & 9 months - Children	211	506	41.7%	57.9%	61.2%	59.8%
% of FP17s for the same patient ID Re-attending between 3 & 9 months - Adults	635	1,518	41.8%	53.0%	54.5%	52.1%
% of FP17s for Band 1 Urgent Courses	227	1,704	13.3%	10.0%	9.1%	9.2%
% of FP17s Relating to Free Repair or Replacements	11	1,704	0.6%	0.9%	1.0%	0.7%
% of FP17s Relating to Continuations	21	1,704	1.2%	1.0%	1.0%	0.8%
% of Patients satisfied with the dentistry they have received	5	5	N/A	93.1%	94.2%	93.4%
% of Patients satisfied with the time they had to wait for an appointment	5	5	N/A	88.2%	88.4%	87.6%

* This is based on patients treated on this contract for their most recent course of treatment. Figures in italics indicate the base number of FP17s or Patient Questionnaire responses are less than 100. N/A is shown where the base number of responses is less than 10 during the period. % is calculated as Quantity/Base number*100

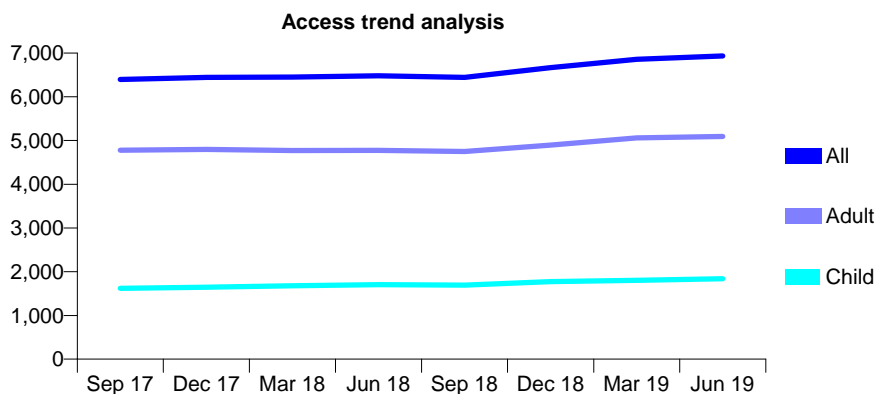
Q44 - Vital Signs At a Glance Contract Report for 661899/0001 - June 2019

Name or company name	MRS A SIMPKINS
Contract type name	GDS Contract
Purpose of contract	General
Contract start date	01/04/2006
Contract end date	

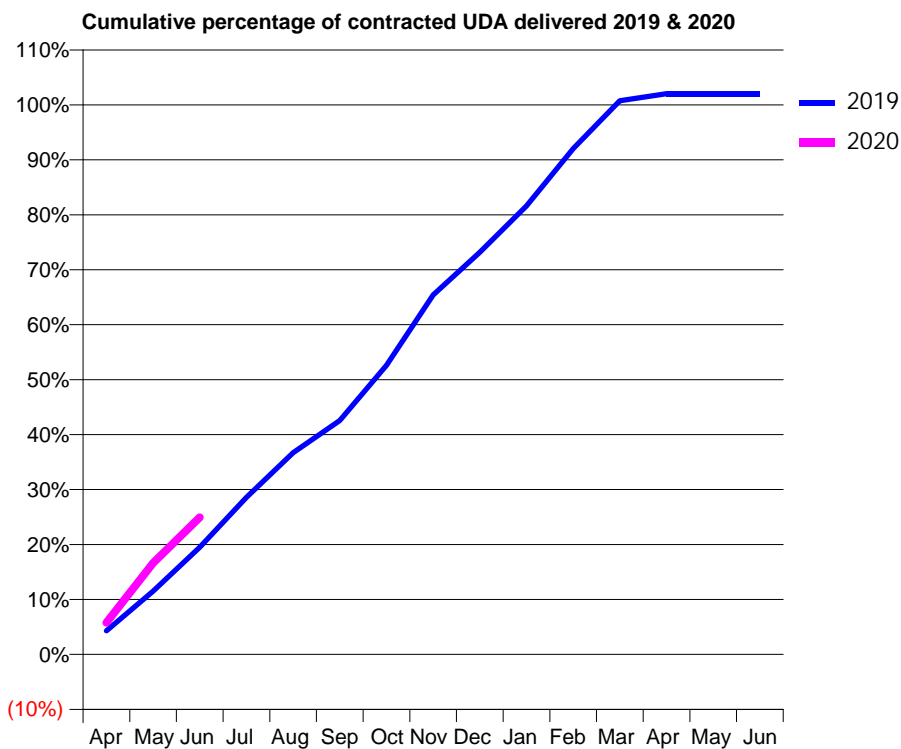
19/20 Contracted general activity (UDA)	15,000
Carry forward general activity (UDA)	0
19/20 Contracted orthodontic activity (UOA)	0
Carry forward orthodontic activity (UOA)	0
Baseline contract value	£390,384.74

ACCESS*

Patients seen in 24 months	Total	Change since previous quarter
Quarter ending June 2018	6,479	
Quarter ending September 2018	6,442	→
Quarter ending December 2018	6,666	↑
Quarter ending March 2019	6,859	↑
Quarter ending June 2019	6,934	→
Variance since June 2018	7.0%	↑



ACTIVITY



Month	2019	2020
April	646	869
May	1,728	2,499
June	2,926	3,741
July	4,289	
August	5,504	
September	6,381	
October	7,894	
November	9,814	
December	10,977	
January	12,244	
February	13,806	
March	15,112	
April	15,304	
May	15,304	
June	15,304	

QUALITY

	Quantity	Base Number	Contract	AT	Region	England
% of FP17s for the same patient ID Re-attending within 3 months - Children	23	580	4.0%	11.3%	12.1%	11.4%
% of FP17s for the same patient ID Re-attending within 3 months - Adults	181	1,566	11.6%	16.0%	15.6%	15.4%
% of FP17s for the same patient ID Re-attending between 3 & 9 months - Children	273	580	47.1%	57.9%	61.2%	59.8%
% of FP17s for the same patient ID Re-attending between 3 & 9 months - Adults	829	1,566	52.9%	53.0%	54.5%	52.1%
% of FP17s for Band 1 Urgent Courses	93	2,039	4.6%	10.0%	9.1%	9.2%
% of FP17s Relating to Free Repair or Replacements	9	2,039	0.4%	0.9%	1.0%	0.7%
% of FP17s Relating to Continuations	36	2,039	1.8%	1.0%	1.0%	0.8%
% of Patients satisfied with the dentistry they have received	10	11	90.9%	93.1%	94.2%	93.4%
% of Patients satisfied with the time they had to wait for an appointment	10	11	90.9%	88.2%	88.4%	87.6%

* This is based on patients treated on this contract for their most recent course of treatment. Figures in italics indicate the base number of FP17s or Patient Questionnaire responses are less than 100. N/A is shown where the base number of responses is less than 10 during the period. % is calculated as Quantity/Base number*100

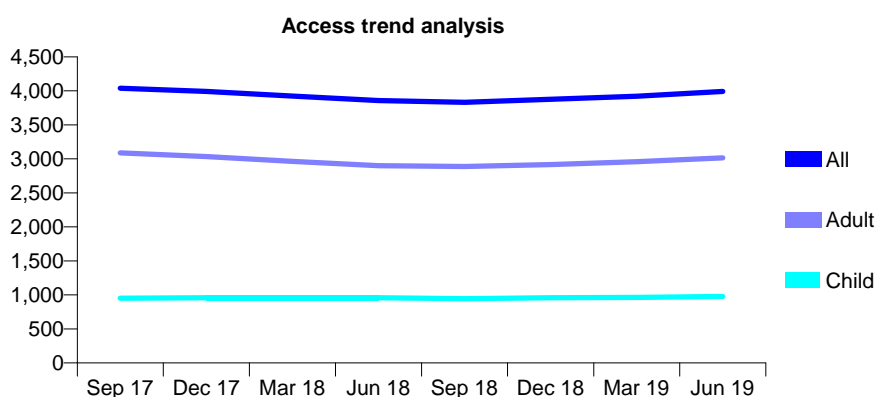
Q44 - Vital Signs At a Glance Contract Report for 674281/0001 - June 2019

Name or company name	MR P MOTTRAM
Contract type name	GDS Contract
Purpose of contract	General
Contract start date	22/05/2006
Contract end date	

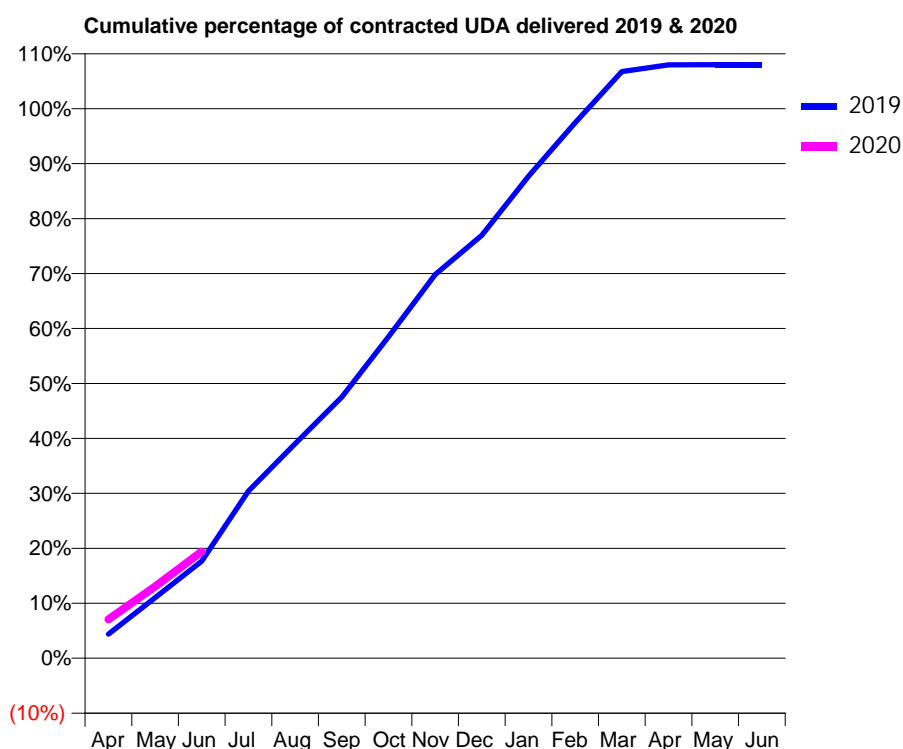
19/20 Contracted general activity (UDA)	7,500
Carry forward general activity (UDA)	0
19/20 Contracted orthodontic activity (UOA)	0
Carry forward orthodontic activity (UOA)	0
Baseline contract value	£199,848.09

ACCESS*

Patients seen in 24 months	Total	Change since previous quarter
Quarter ending June 2018	3,858	
Quarter ending September 2018	3,833	→
Quarter ending December 2018	3,876	→
Quarter ending March 2019	3,920	→
Quarter ending June 2019	3,992	→
Variance since June 2018	3.5%	↑



ACTIVITY



Adjusted Scheduled Activity (UDA)		
Month	2019	2020
April	329	530
May	828	980
June	1,325	1,456
July	2,281	
August	2,927	
September	3,565	
October	4,387	
November	5,236	
December	5,771	
January	6,577	
February	7,308	
March	8,006	
April	8,099	
May	8,100	
June	8,101	

QUALITY

	Quantity	Base Number	Contract	AT	Region	England
% of FP17s for the same patient ID Re-attending within 3 months - Children	18	322	5.6%	11.3%	12.1%	11.4%
% of FP17s for the same patient ID Re-attending within 3 months - Adults	142	937	15.2%	16.0%	15.6%	15.4%
% of FP17s for the same patient ID Re-attending between 3 & 9 months - Children	220	322	68.3%	57.9%	61.2%	59.8%
% of FP17s for the same patient ID Re-attending between 3 & 9 months - Adults	505	937	53.9%	53.0%	54.5%	52.1%
% of FP17s for Band 1 Urgent Courses	68	935	7.3%	10.0%	9.1%	9.2%
% of FP17s Relating to Free Repair or Replacements	4	935	0.4%	0.9%	1.0%	0.7%
% of FP17s Relating to Continuations	4	935	0.4%	1.0%	1.0%	0.8%
% of Patients satisfied with the dentistry they have received	6	6	N/A	93.1%	94.2%	93.4%
% of Patients satisfied with the time they had to wait for an appointment	5	6	N/A	88.2%	88.4%	87.6%

* This is based on patients treated on this contract for their most recent course of treatment.

Figures in italics indicate the base number of FP17s or Patient Questionnaire responses are less than 100. N/A is shown where the base number of responses is less than 10 during the period. % is calculated as Quantity/Base number*100

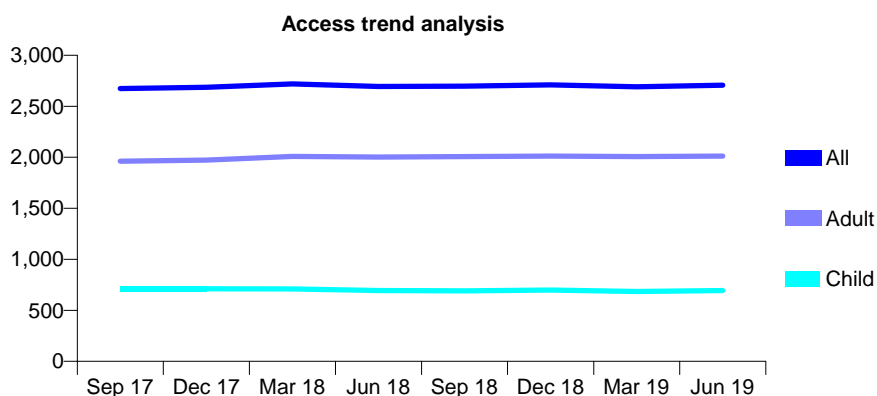
Q44 - Vital Signs At a Glance Contract Report for 674346/0001 - June 2019

Name or company name	MISS SE HAWORTH
Contract type name	PDS Contract
Purpose of contract	General
Contract start date	01/04/2006
Contract end date	31/03/2021

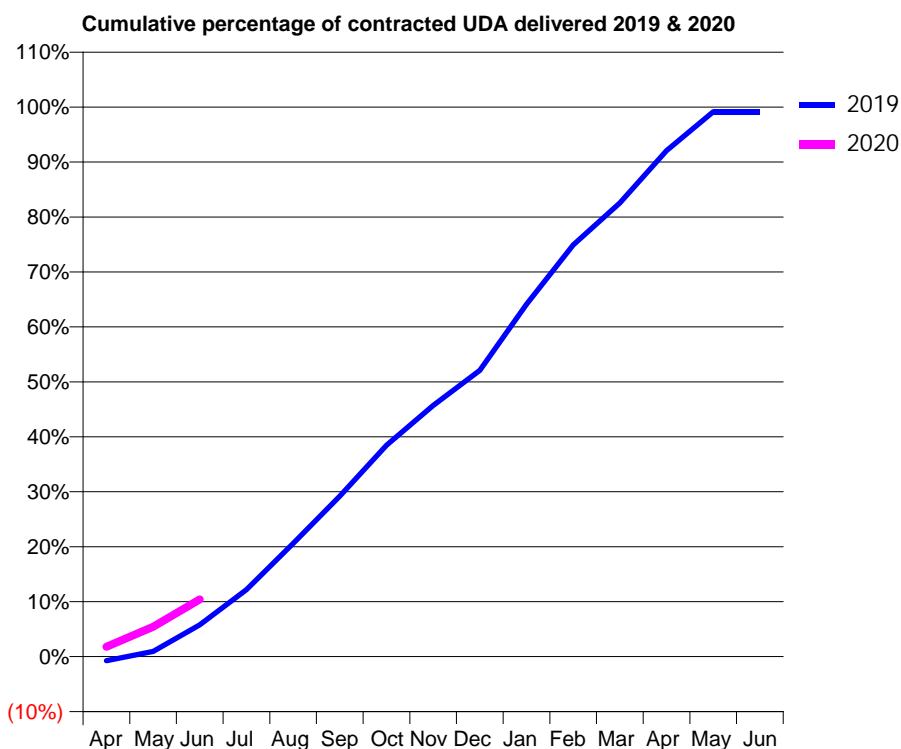
19/20 Contracted general activity (UDA)	8,909
Carry forward general activity (UDA)	0
19/20 Contracted orthodontic activity (UOA)	0
Carry forward orthodontic activity (UOA)	0
Baseline contract value	£260,935.80

ACCESS*

Patients seen in 24 months	Total	Change since previous quarter
Quarter ending June 2018	2,695	
Quarter ending September 2018	2,698	→
Quarter ending December 2018	2,711	→
Quarter ending March 2019	2,691	→
Quarter ending June 2019	2,706	→
Variance since June 2018	0.4%	→



ACTIVITY



Month	Adjusted Scheduled Activity (UDA)	
	2019	2020
April	-69	161
May	86	485
June	515	929
July	1,086	
August	1,836	
September	2,601	
October	3,425	
November	4,072	
December	4,641	
January	5,710	
February	6,675	
March	7,353	
April	8,204	
May	8,834	
June	8,834	

QUALITY

	Quantity	Base Number	Contract	AT	Region	England
% of FP17s for the same patient ID Re-attending within 3 months - Children	63	333	18.9%	11.3%	12.1%	11.4%
% of FP17s for the same patient ID Re-attending within 3 months - Adults	84	562	14.9%	16.0%	15.6%	15.4%
% of FP17s for the same patient ID Re-attending between 3 & 9 months - Children	197	333	59.2%	57.9%	61.2%	59.8%
% of FP17s for the same patient ID Re-attending between 3 & 9 months - Adults	167	562	29.7%	53.0%	54.5%	52.1%
% of FP17s for Band 1 Urgent Courses	42	474	8.9%	10.0%	9.1%	9.2%
% of FP17s Relating to Free Repair or Replacements	2	474	0.4%	0.9%	1.0%	0.7%
% of FP17s Relating to Continuations	0	474	0.0%	1.0%	1.0%	0.8%
% of Patients satisfied with the dentistry they have received	6	6	N/A	93.1%	94.2%	93.4%
% of Patients satisfied with the time they had to wait for an appointment	5	6	N/A	88.2%	88.4%	87.6%

* This is based on patients treated on this contract for their most recent course of treatment. Figures in italics indicate the base number of FP17s or Patient Questionnaire responses are less than 100. N/A is shown where the base number of responses is less than 10 during the period. % is calculated as Quantity/Base number*100

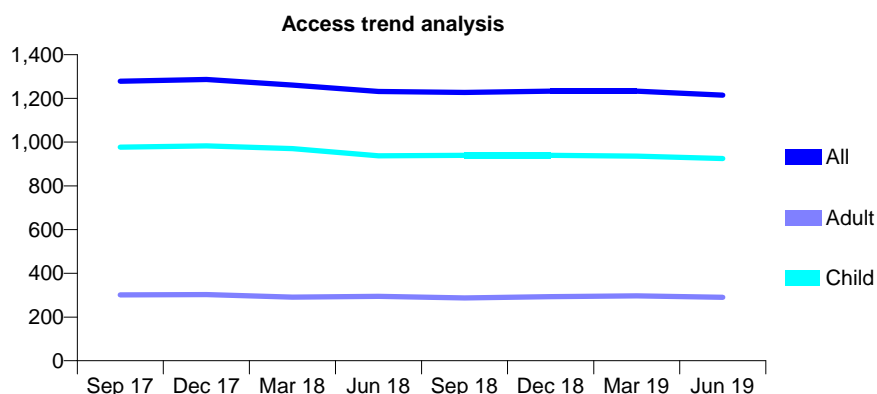
Q44 - Vital Signs At a Glance Contract Report for 676357/0001 - June 2019

Name or company name	MR JD FLEMING
Contract type name	GDS Contract
Purpose of contract	General
Contract start date	01/07/2013
Contract end date	

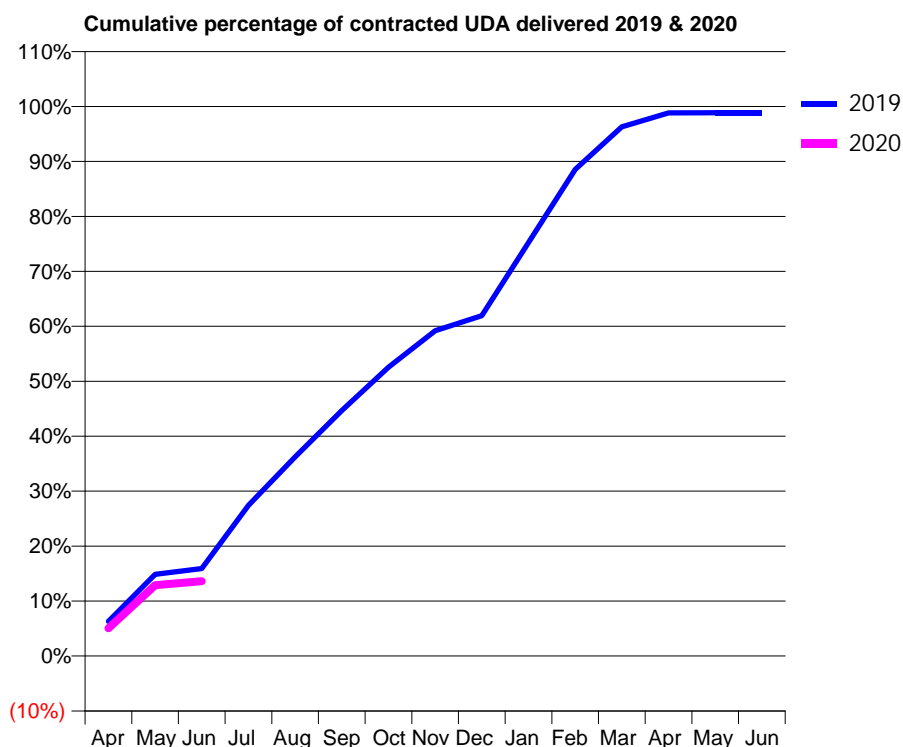
19/20 Contracted general activity (UDA)	3,077
Carry forward general activity (UDA)	0
19/20 Contracted orthodontic activity (UOA)	0
Carry forward orthodontic activity (UOA)	0
Baseline contract value	£114,964.97

ACCESS*

Patients seen in 24 months	Total	Change since previous quarter
Quarter ending June 2018	1,232	
Quarter ending September 2018	1,227	→
Quarter ending December 2018	1,233	→
Quarter ending March 2019	1,233	→
Quarter ending June 2019	1,215	↓
Variance since June 2018	(1.4%)	↓



ACTIVITY



Month	Adjusted Scheduled Activity (UDA)	
	2019	2020
April	193	156
May	458	397
June	490	419
July	844	
August	1,115	
September	1,374	
October	1,617	
November	1,821	
December	1,905	
January	2,315	
February	2,724	
March	2,962	
April	3,041	
May	3,042	
June	3,042	

QUALITY

	Quantity	Base Number	Contract	AT	Region	England
% of FP17s for the same patient ID Re-attending within 3 months - Children	58	304	19.1%	11.3%	12.1%	11.4%
% of FP17s for the same patient ID Re-attending within 3 months - Adults	8	46	17.4%	16.0%	15.6%	15.4%
% of FP17s for the same patient ID Re-attending between 3 & 9 months - Children	210	304	69.1%	57.9%	61.2%	59.8%
% of FP17s for the same patient ID Re-attending between 3 & 9 months - Adults	24	46	52.2%	53.0%	54.5%	52.1%
% of FP17s for Band 1 Urgent Courses	10	307	3.3%	10.0%	9.1%	9.2%
% of FP17s Relating to Free Repair or Replacements	0	307	0.0%	0.9%	1.0%	0.7%
% of FP17s Relating to Continuations	0	307	0.0%	1.0%	1.0%	0.8%
% of Patients satisfied with the dentistry they have received	0	0	N/A	93.1%	94.2%	93.4%
% of Patients satisfied with the time they had to wait for an appointment	0	0	N/A	88.2%	88.4%	87.6%

* This is based on patients treated on this contract for their most recent course of treatment. Figures in italics indicate the base number of FP17s or Patient Questionnaire responses are less than 100. N/A is shown where the base number of responses is less than 10 during the period. % is calculated as Quantity/Base number*100

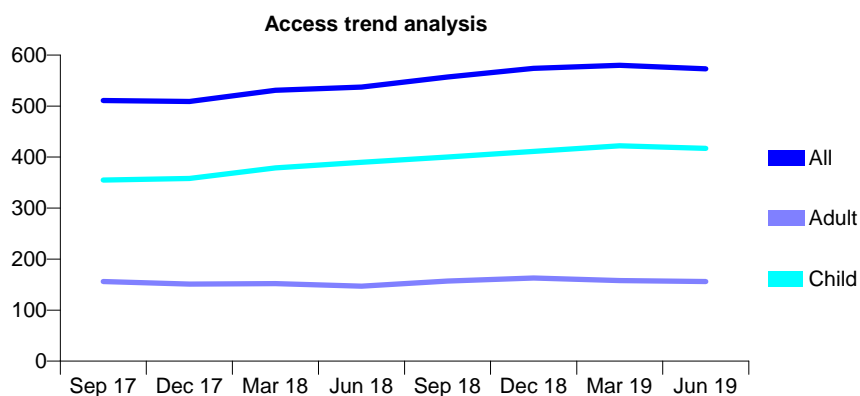
Q44 - Vital Signs At a Glance Contract Report for 723525/0001 - June 2019

Name or company name	Wish Dental Practice
Contract type name	GDS Contract
Purpose of contract	General
Contract start date	01/04/2006
Contract end date	

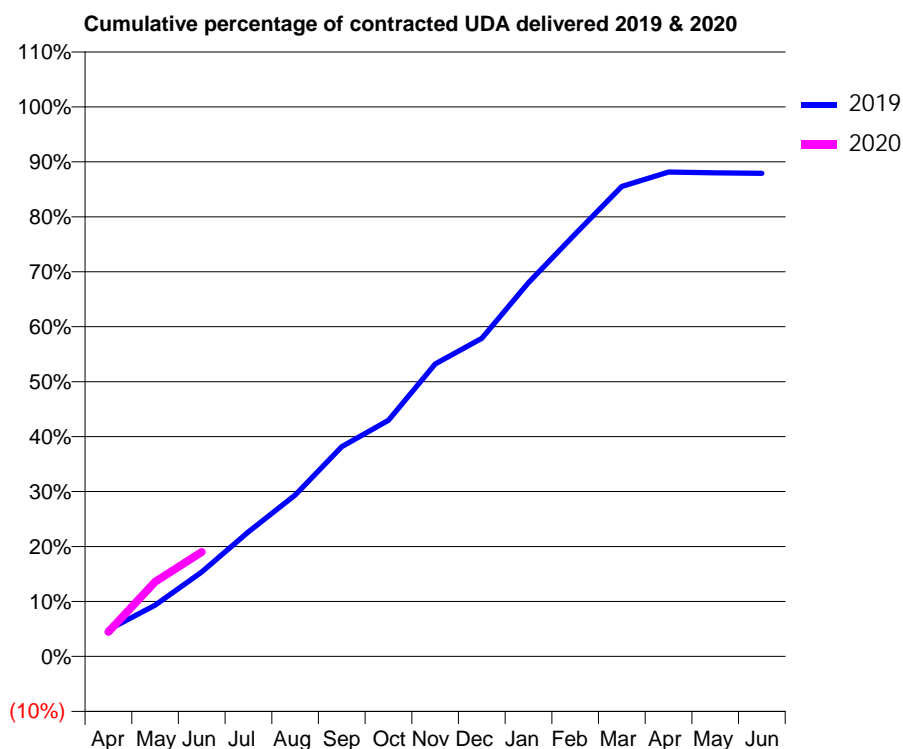
19/20 Contracted general activity (UDA)	1,183
Carry forward general activity (UDA)	0
19/20 Contracted orthodontic activity (UOA)	0
Carry forward orthodontic activity (UOA)	0
Baseline contract value	£26,887.23

ACCESS*

Patients seen in 24 months	Total	Change since previous quarter
Quarter ending June 2018	537	
Quarter ending September 2018	557	↑
Quarter ending December 2018	574	↑
Quarter ending March 2019	580	→
Quarter ending June 2019	573	↓
Variance since June 2018	6.7%	↑



ACTIVITY



Adjusted Scheduled Activity (UDA)		
Month	2019	2020
April	57	53
May	110	161
June	182	225
July	268	
August	348	
September	451	
October	508	
November	630	
December	685	
January	804	
February	909	
March	1,011	
April	1,043	
May	1,041	
June	1,040	

QUALITY

	Quantity	Base Number	Contract	AT	Region	England
% of FP17s for the same patient ID Re-attending within 3 months - Children	13	153	8.5%	11.3%	12.1%	11.4%
% of FP17s for the same patient ID Re-attending within 3 months - Adults	6	42	14.3%	16.0%	15.6%	15.4%
% of FP17s for the same patient ID Re-attending between 3 & 9 months - Children	111	153	72.5%	57.9%	61.2%	59.8%
% of FP17s for the same patient ID Re-attending between 3 & 9 months - Adults	24	42	57.1%	53.0%	54.5%	52.1%
% of FP17s for Band 1 Urgent Courses	10	165	6.1%	10.0%	9.1%	9.2%
% of FP17s Relating to Free Repair or Replacements	0	165	0.0%	0.9%	1.0%	0.7%
% of FP17s Relating to Continuations	0	165	0.0%	1.0%	1.0%	0.8%
% of Patients satisfied with the dentistry they have received	0	0	N/A	93.1%	94.2%	93.4%
% of Patients satisfied with the time they had to wait for an appointment	0	0	N/A	88.2%	88.4%	87.6%

* This is based on patients treated on this contract for their most recent course of treatment. Figures in italics indicate the base number of FP17s or Patient Questionnaire responses are less than 100. N/A is shown where the base number of responses is less than 10 during the period. % is calculated as Quantity/Base number*100

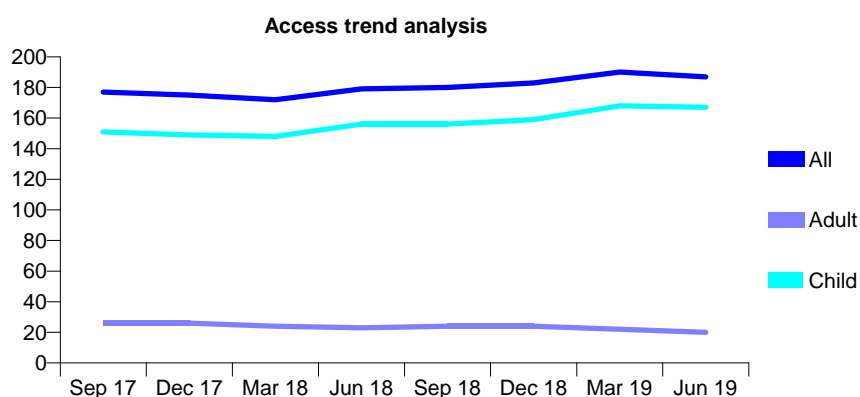
Q44 - Vital Signs At a Glance Contract Report for 723843/0002 - June 2019

Name or company name	MR JR BURGESS
Contract type name	GDS Contract
Purpose of contract	General
Contract start date	01/04/2006
Contract end date	

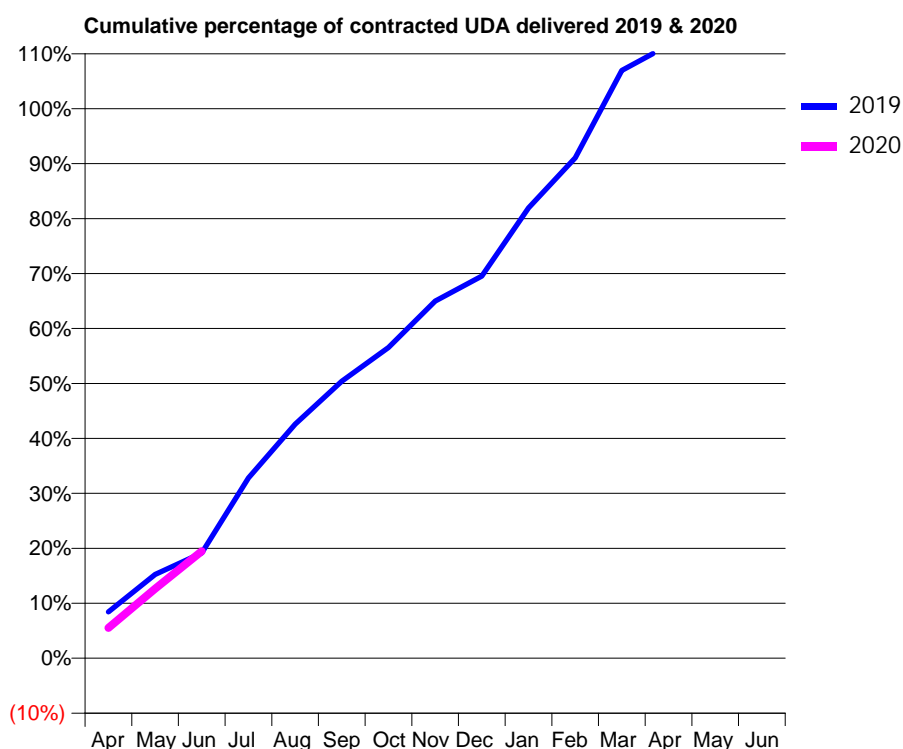
19/20 Contracted general activity (UDA)	308
Carry forward general activity (UDA)	0
19/20 Contracted orthodontic activity (UOA)	0
Carry forward orthodontic activity (UOA)	0
Baseline contract value	£8,947.37

ACCESS*

Patients seen in 24 months	Total	Change since previous quarter
Quarter ending June 2018	179	
Quarter ending September 2018	180	→
Quarter ending December 2018	183	→
Quarter ending March 2019	190	↑
Quarter ending June 2019	187	↓
Variance since June 2018	4.5%	↑



ACTIVITY



Month	2019	2020
April	26	17
May	47	39
June	59	60
July	101	
August	131	
September	155	
October	174	
November	200	
December	214	
January	252	
February	280	
March	329	
April	344	
May	344	
June	344	

QUALITY

	Quantity	Base Number	Contract	AT	Region	England
% of FP17s for the same patient ID Re-attending within 3 months - Children	5	55	9.1%	11.3%	12.1%	11.4%
% of FP17s for the same patient ID Re-attending within 3 months - Adults	0	3	0.0%	16.0%	15.6%	15.4%
% of FP17s for the same patient ID Re-attending between 3 & 9 months - Children	35	55	63.6%	57.9%	61.2%	59.8%
% of FP17s for the same patient ID Re-attending between 3 & 9 months - Adults	3	3	100.0%	53.0%	54.5%	52.1%
% of FP17s for Band 1 Urgent Courses	0	46	0.0%	10.0%	9.1%	9.2%
% of FP17s Relating to Free Repair or Replacements	0	46	0.0%	0.9%	1.0%	0.7%
% of FP17s Relating to Continuations	0	46	0.0%	1.0%	1.0%	0.8%
% of Patients satisfied with the dentistry they have received	1	1	N/A	93.1%	94.2%	93.4%
% of Patients satisfied with the time they had to wait for an appointment	1	1	N/A	88.2%	88.4%	87.6%

* This is based on patients treated on this contract for their most recent course of treatment.

Figures in italics indicate the base number of FP17s or Patient Questionnaire responses are less than 100. N/A is shown where the base number of responses is less than 10 during the period. % is calculated as Quantity/Base number*100

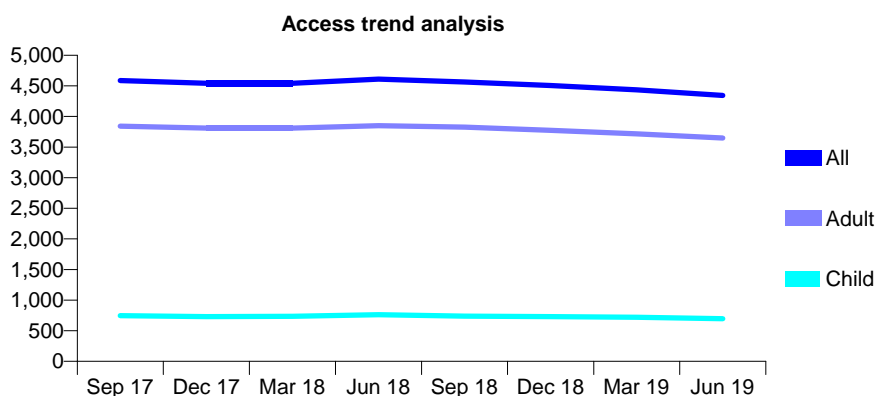
Q44 - Vital Signs At a Glance Contract Report for 725382/0001 - June 2019

Name or company name	Mr IC Sproat & Mr M Mirza
Contract type name	GDS Contract
Purpose of contract	General
Contract start date	01/04/2006
Contract end date	

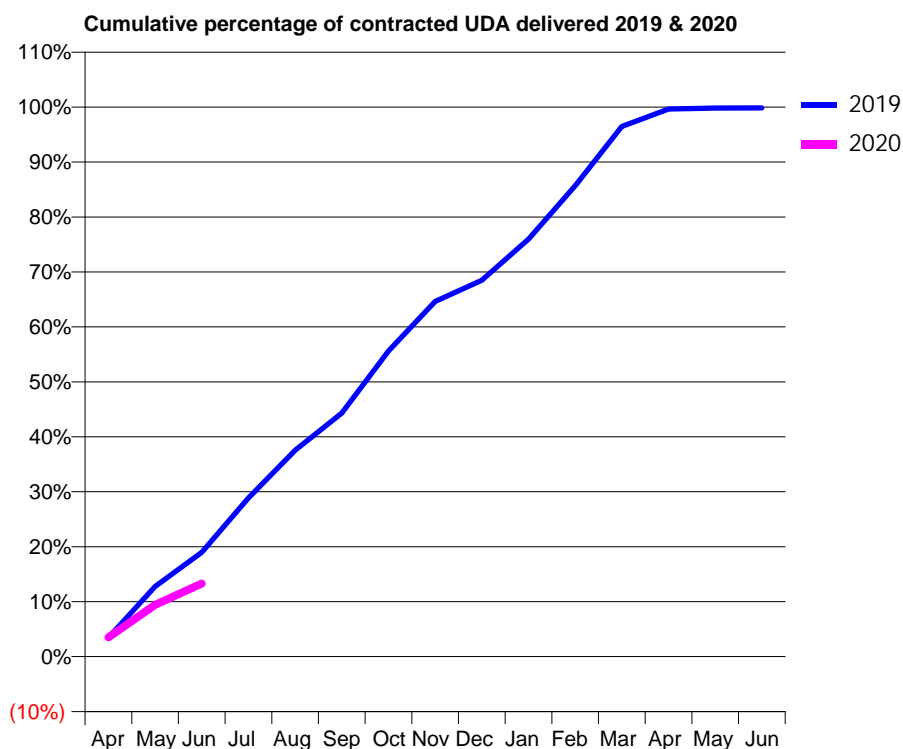
19/20 Contracted general activity (UDA)	12,165
Carry forward general activity (UDA)	0
19/20 Contracted orthodontic activity (UOA)	0
Carry forward orthodontic activity (UOA)	0
Baseline contract value	£376,759.87

ACCESS*

Patients seen in 24 months	Total	Change since previous quarter
Quarter ending June 2018	4,612	
Quarter ending September 2018	4,563	↓
Quarter ending December 2018	4,506	↓
Quarter ending March 2019	4,435	↓
Quarter ending June 2019	4,344	↓
Variance since June 2018	(5.8%)	↓



ACTIVITY



Month	Adjusted Scheduled Activity (UDA)	
	2019	2020
April	421	428
May	1,553	1,147
June	2,310	1,619
July	3,511	
August	4,568	
September	5,392	
October	6,763	
November	7,864	
December	8,330	
January	9,242	
February	10,426	
March	11,735	
April	12,121	
May	12,143	
June	12,146	

QUALITY

	Quantity	Base Number	Contract	AT	Region	England
% of FP17s for the same patient ID Re-attending within 3 months - Children	11	208	5.3%	11.3%	12.1%	11.4%
% of FP17s for the same patient ID Re-attending within 3 months - Adults	103	926	11.1%	16.0%	15.6%	15.4%
% of FP17s for the same patient ID Re-attending between 3 & 9 months - Children	152	208	73.1%	57.9%	61.2%	59.8%
% of FP17s for the same patient ID Re-attending between 3 & 9 months - Adults	605	926	65.3%	53.0%	54.5%	52.1%
% of FP17s for Band 1 Urgent Courses	69	926	7.5%	10.0%	9.1%	9.2%
% of FP17s Relating to Free Repair or Replacements	7	926	0.8%	0.9%	1.0%	0.7%
% of FP17s Relating to Continuations	7	926	0.8%	1.0%	1.0%	0.8%
% of Patients satisfied with the dentistry they have received	6	7	N/A	93.1%	94.2%	93.4%
% of Patients satisfied with the time they had to wait for an appointment	4	7	N/A	88.2%	88.4%	87.6%

* This is based on patients treated on this contract for their most recent course of treatment. Figures in italics indicate the base number of FP17s or Patient Questionnaire responses are less than 100. N/A is shown where the base number of responses is less than 10 during the period. % is calculated as Quantity/Base number*100

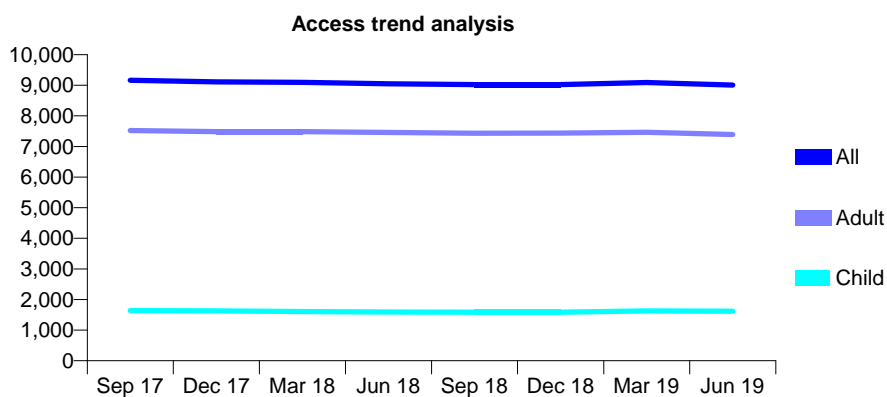
Q44 - Vital Signs At a Glance Contract Report for 725382/0002 - June 2019

Name or company name	MR IC SPROAT
Contract type name	GDS Contract
Purpose of contract	General
Contract start date	01/04/2006
Contract end date	

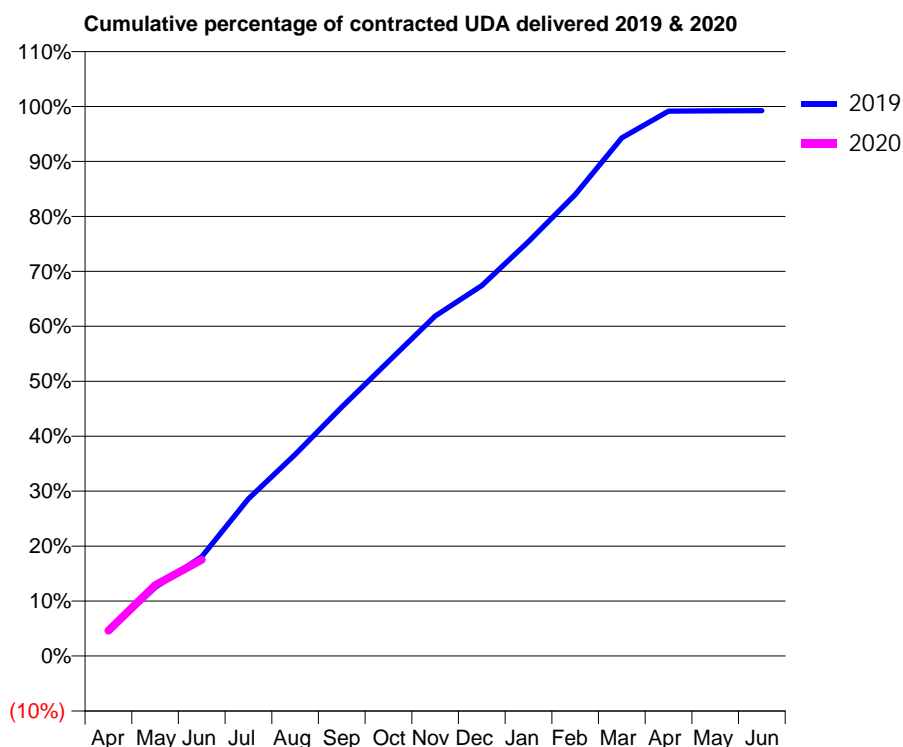
19/20 Contracted general activity (UDA)	26,156
Carry forward general activity (UDA)	0
19/20 Contracted orthodontic activity (UOA)	0
Carry forward orthodontic activity (UOA)	0
Baseline contract value	£795,617.87

ACCESS*

Patients seen in 24 months	Total	Change since previous quarter
Quarter ending June 2018	9,050	
Quarter ending September 2018	9,021	→
Quarter ending December 2018	9,022	→
Quarter ending March 2019	9,093	→
Quarter ending June 2019	9,009	→
Variance since June 2018	(0.5%)	→



ACTIVITY



Month	Adjusted Scheduled Activity (UDA)	
	2019	2020
April	1,195	1,206
May	3,266	3,377
June	4,725	4,586
July	7,486	
August	9,597	
September	11,845	
October	14,016	
November	16,183	
December	17,627	
January	19,727	
February	21,962	
March	24,664	
April	25,933	
May	25,950	
June	25,960	

QUALITY

	Quantity	Base Number	Contract	AT	Region	England
% of FP17s for the same patient ID Re-attending within 3 months - Children	46	529	8.7%	11.3%	12.1%	11.4%
% of FP17s for the same patient ID Re-attending within 3 months - Adults	346	2,457	14.1%	16.0%	15.6%	15.4%
% of FP17s for the same patient ID Re-attending between 3 & 9 months - Children	319	529	60.3%	57.9%	61.2%	59.8%
% of FP17s for the same patient ID Re-attending between 3 & 9 months - Adults	1,455	2,457	59.2%	53.0%	54.5%	52.1%
% of FP17s for Band 1 Urgent Courses	222	2,375	9.3%	10.0%	9.1%	9.2%
% of FP17s Relating to Free Repair or Replacements	28	2,375	1.2%	0.9%	1.0%	0.7%
% of FP17s Relating to Continuations	17	2,375	0.7%	1.0%	1.0%	0.8%
% of Patients satisfied with the dentistry they have received	10	10	100.0%	93.1%	94.2%	93.4%
% of Patients satisfied with the time they had to wait for an appointment	10	10	100.0%	88.2%	88.4%	87.6%

* This is based on patients treated on this contract for their most recent course of treatment. Figures in italics indicate the base number of FP17s or Patient Questionnaire responses are less than 100. N/A is shown where the base number of responses is less than 10 during the period. % is calculated as Quantity/Base number*100

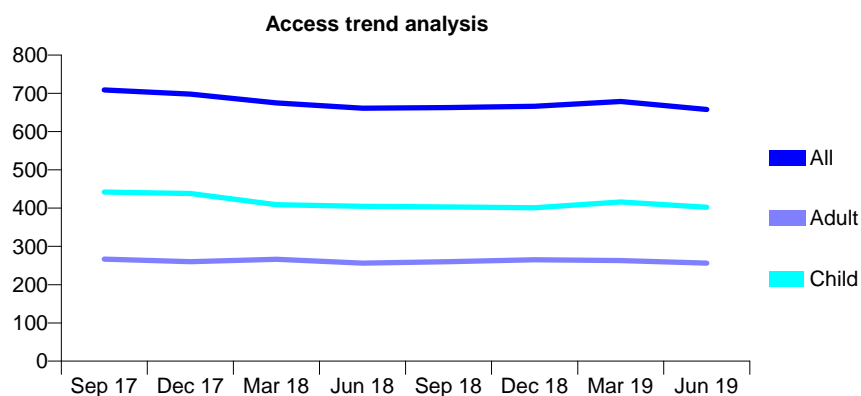
Q44 - Vital Signs At a Glance Contract Report for 725889/0001 - June 2019

Name or company name	MR GD ROWE
Contract type name	PDS Contract
Purpose of contract	General
Contract start date	01/04/2006
Contract end date	31/03/2025

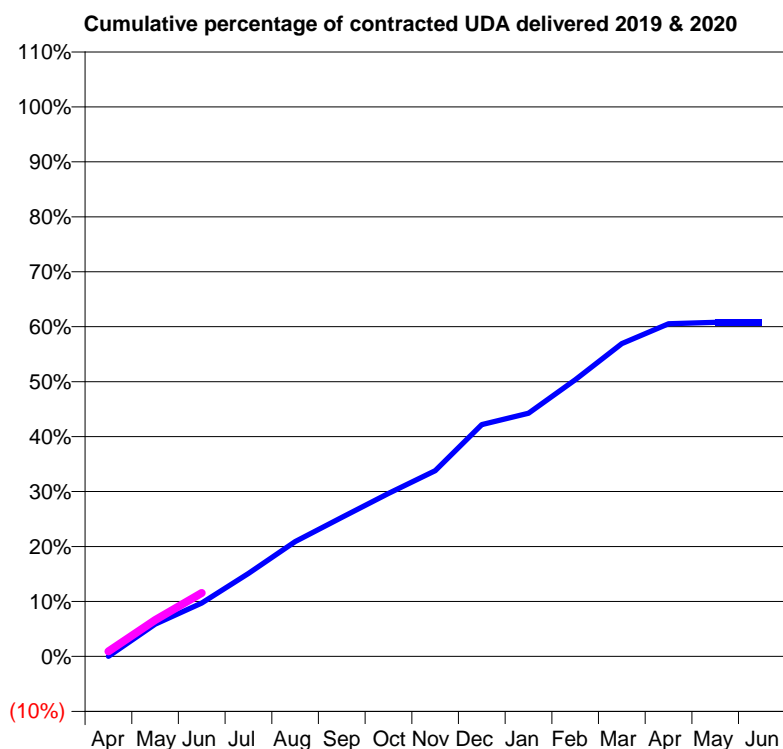
19/20 Contracted general activity (UDA)	1,550
Carry forward general activity (UDA)	0
19/20 Contracted orthodontic activity (UOA)	0
Carry forward orthodontic activity (UOA)	0
Baseline contract value	£34,037.50

ACCESS*

Patients seen in 24 months	Total	Change since previous quarter
Quarter ending June 2018	661	
Quarter ending September 2018	663	→
Quarter ending December 2018	666	→
Quarter ending March 2019	679	→
Quarter ending June 2019	658	↓
Variance since June 2018	(0.5%)	→



ACTIVITY



Month	2019	2020
April	0	14
May	130	103
June	216	179
July	336	
August	464	
September	562	
October	658	
November	750	
December	937	
January	982	
February	1,117	
March	1,263	
April	1,344	
May	1,350	
June	1,350	

QUALITY

	Quantity	Base Number	Contract	AT	Region	England
% of FP17s for the same patient ID Re-attending within 3 months - Children	6	121	5.0%	11.3%	12.1%	11.4%
% of FP17s for the same patient ID Re-attending within 3 months - Adults	6	61	9.8%	16.0%	15.6%	15.4%
% of FP17s for the same patient ID Re-attending between 3 & 9 months - Children	71	121	58.7%	57.9%	61.2%	59.8%
% of FP17s for the same patient ID Re-attending between 3 & 9 months - Adults	38	61	62.3%	53.0%	54.5%	52.1%
% of FP17s for Band 1 Urgent Courses	6	129	4.7%	10.0%	9.1%	9.2%
% of FP17s Relating to Free Repair or Replacements	0	129	0.0%	0.9%	1.0%	0.7%
% of FP17s Relating to Continuations	0	129	0.0%	1.0%	1.0%	0.8%
% of Patients satisfied with the dentistry they have received	0	0	N/A	93.1%	94.2%	93.4%
% of Patients satisfied with the time they had to wait for an appointment	0	0	N/A	88.2%	88.4%	87.6%

* This is based on patients treated on this contract for their most recent course of treatment. Figures in italics indicate the base number of FP17s or Patient Questionnaire responses are less than 100. N/A is shown where the base number of responses is less than 10 during the period. % is calculated as Quantity/Base number*100

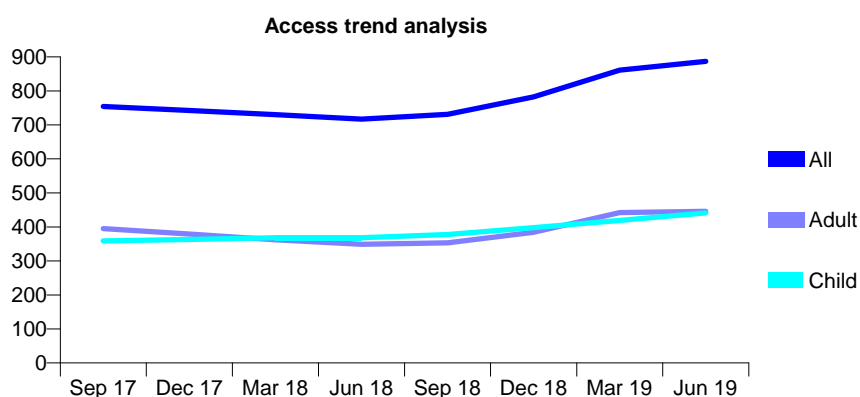
Q44 - Vital Signs At a Glance Contract Report for 732486/0001 - June 2019

Name or company name	MR D BARCLAY
Contract type name	GDS Contract
Purpose of contract	General
Contract start date	01/04/2006
Contract end date	

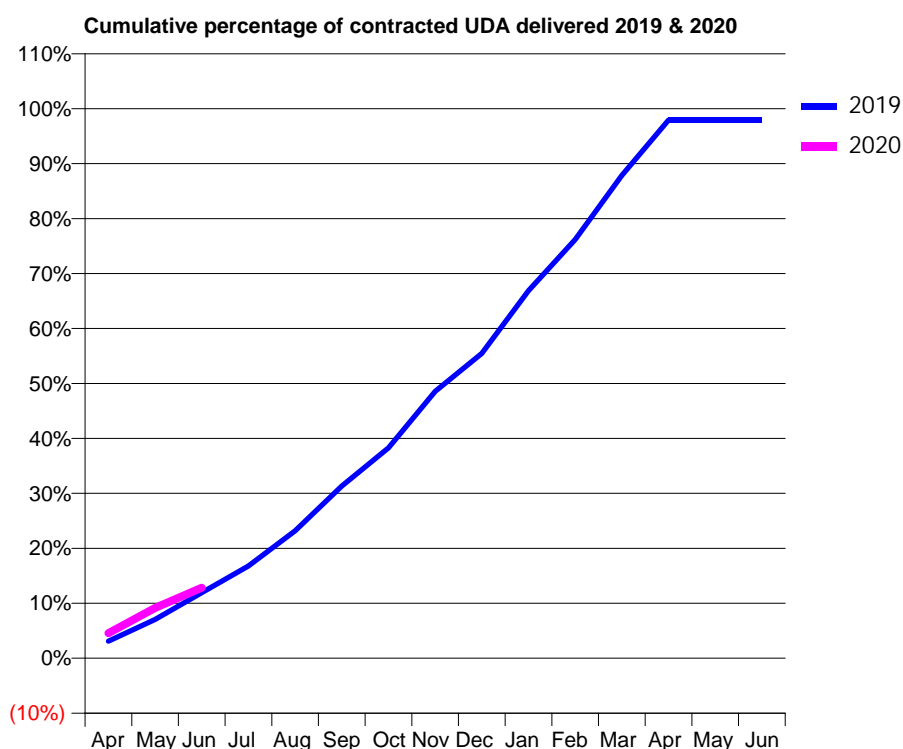
19/20 Contracted general activity (UDA)	2,188
Carry forward general activity (UDA)	0
19/20 Contracted orthodontic activity (UOA)	0
Carry forward orthodontic activity (UOA)	0
Baseline contract value	£55,471.29

ACCESS*

Patients seen in 24 months	Total	Change since previous quarter
Quarter ending June 2018	717	
Quarter ending September 2018	731	→
Quarter ending December 2018	782	↑
Quarter ending March 2019	861	↑
Quarter ending June 2019	887	↑
Variance since June 2018	23.7%	↑



ACTIVITY



Month	2019	2020
April	68	100
May	155	200
June	261	281
July	368	
August	508	
September	685	
October	838	
November	1,063	
December	1,213	
January	1,463	
February	1,667	
March	1,922	
April	2,143	
May	2,143	
June	2,143	

QUALITY

	Quantity	Base Number	Contract	AT	Region	England
% of FP17s for the same patient ID Re-attending within 3 months - Children	17	171	9.9%	11.3%	12.1%	11.4%
% of FP17s for the same patient ID Re-attending within 3 months - Adults	8	95	8.4%	16.0%	15.6%	15.4%
% of FP17s for the same patient ID Re-attending between 3 & 9 months - Children	96	171	56.1%	57.9%	61.2%	59.8%
% of FP17s for the same patient ID Re-attending between 3 & 9 months - Adults	44	95	46.3%	53.0%	54.5%	52.1%
% of FP17s for Band 1 Urgent Courses	9	203	4.4%	10.0%	9.1%	9.2%
% of FP17s Relating to Free Repair or Replacements	0	203	0.0%	0.9%	1.0%	0.7%
% of FP17s Relating to Continuations	0	203	0.0%	1.0%	1.0%	0.8%
% of Patients satisfied with the dentistry they have received	0	0	N/A	93.1%	94.2%	93.4%
% of Patients satisfied with the time they had to wait for an appointment	0	0	N/A	88.2%	88.4%	87.6%

* This is based on patients treated on this contract for their most recent course of treatment.

Figures in italics indicate the base number of FP17s or Patient Questionnaire responses are less than 100. N/A is shown where the base number of responses is less than 10 during the period. % is calculated as Quantity/Base number*100

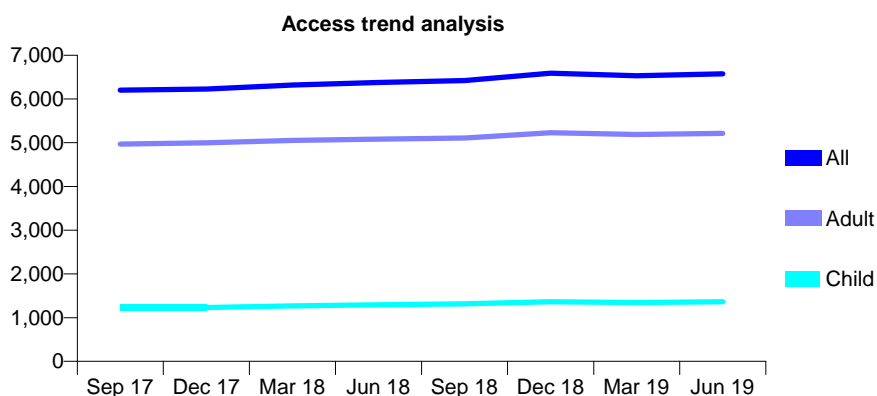
Q44 - Vital Signs At a Glance Contract Report for 733032/0001 - June 2019

Name or company name	Middlewich Dental Surgery
Contract type name	GDS Contract
Purpose of contract	General
Contract start date	01/04/2006
Contract end date	

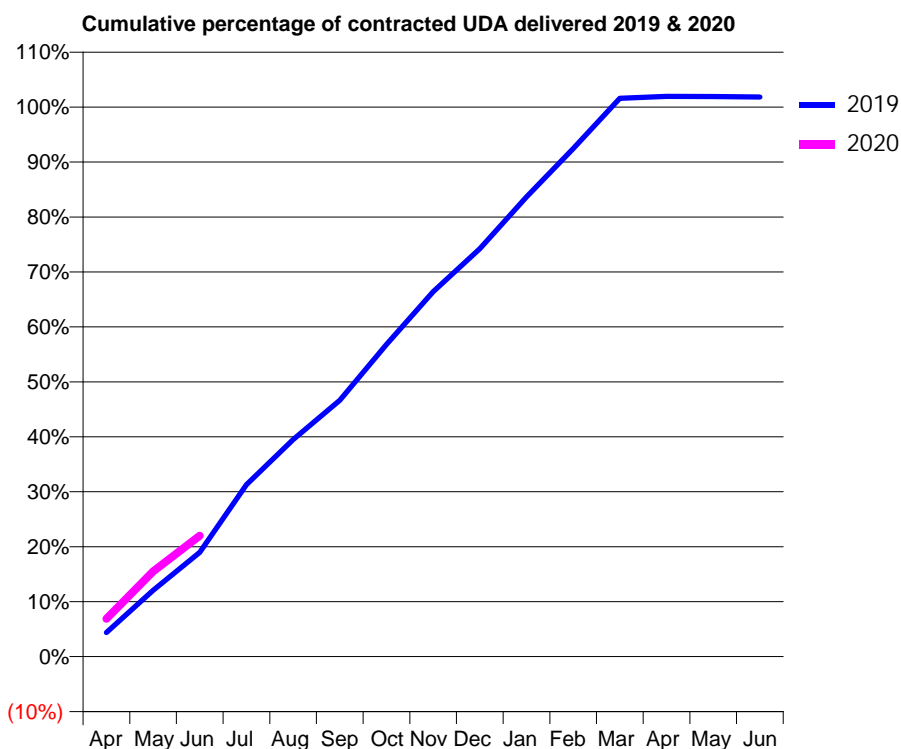
19/20 Contracted general activity (UDA)	16,536
Carry forward general activity (UDA)	0
19/20 Contracted orthodontic activity (UOA)	0
Carry forward orthodontic activity (UOA)	0
Baseline contract value	£526,135.38

ACCESS*

Patients seen in 24 months	Total	Change since previous quarter
Quarter ending June 2018	6,378	
Quarter ending September 2018	6,422	→
Quarter ending December 2018	6,590	↑
Quarter ending March 2019	6,532	→
Quarter ending June 2019	6,574	→
Variance since June 2018	3.1%	↑



ACTIVITY



Month	Adjusted Scheduled Activity (UDA)	
	2019	2020
April	726	1,140
May	1,996	2,567
June	3,139	3,639
July	5,173	
August	6,529	
September	7,715	
October	9,392	
November	10,982	
December	12,272	
January	13,833	
February	15,288	
March	16,799	
April	16,854	
May	16,851	
June	16,839	

QUALITY

	Quantity	Base Number	Contract	AT	Region	England
% of FP17s for the same patient ID Re-attending within 3 months - Children	18	433	4.2%	11.3%	12.1%	11.4%
% of FP17s for the same patient ID Re-attending within 3 months - Adults	152	1,576	9.6%	16.0%	15.6%	15.4%
% of FP17s for the same patient ID Re-attending between 3 & 9 months - Children	245	433	56.6%	57.9%	61.2%	59.8%
% of FP17s for the same patient ID Re-attending between 3 & 9 months - Adults	993	1,576	63.0%	53.0%	54.5%	52.1%
% of FP17s for Band 1 Urgent Courses	63	1,973	3.2%	10.0%	9.1%	9.2%
% of FP17s Relating to Free Repair or Replacements	29	1,973	1.5%	0.9%	1.0%	0.7%
% of FP17s Relating to Continuations	10	1,973	0.5%	1.0%	1.0%	0.8%
% of Patients satisfied with the dentistry they have received	1	1	N/A	93.1%	94.2%	93.4%
% of Patients satisfied with the time they had to wait for an appointment	1	1	N/A	88.2%	88.4%	87.6%

* This is based on patients treated on this contract for their most recent course of treatment. Figures in italics indicate the base number of FP17s or Patient Questionnaire responses are less than 100. N/A is shown where the base number of responses is less than 10 during the period. % is calculated as Quantity/Base number*100

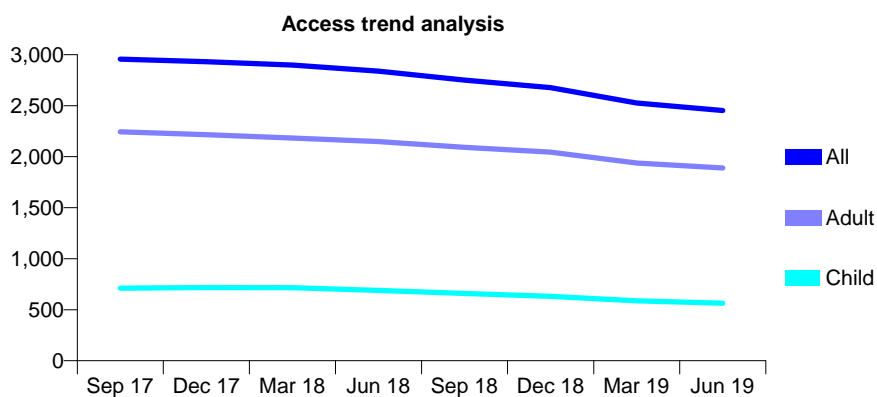
Q44 - Vital Signs At a Glance Contract Report for 739634/0001 - June 2019

Name or company name	MISS KB RAW
Contract type name	GDS Contract
Purpose of contract	General
Contract start date	01/04/2006
Contract end date	

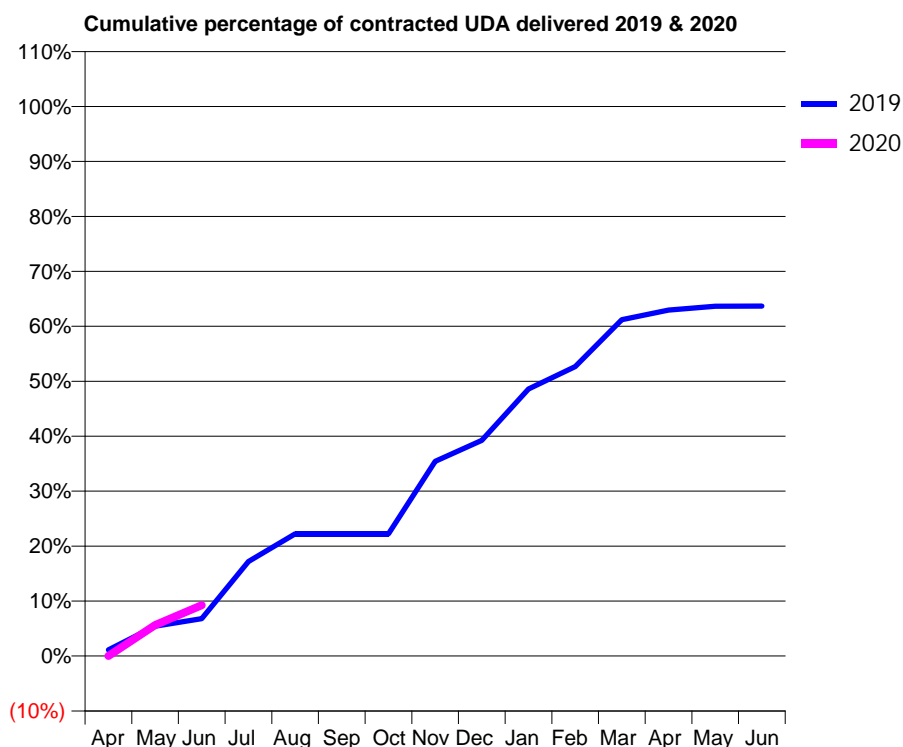
19/20 Contracted general activity (UDA)	10,500
Carry forward general activity (UDA)	0
19/20 Contracted orthodontic activity (UOA)	0
Carry forward orthodontic activity (UOA)	0
Baseline contract value	£256,268.58

ACCESS*

Patients seen in 24 months	Total	Change since previous quarter
Quarter ending June 2018	2,839	
Quarter ending September 2018	2,751	↓
Quarter ending December 2018	2,677	↓
Quarter ending March 2019	2,526	↓
Quarter ending June 2019	2,453	↓
Variance since June 2018	(13.6%)	↓



ACTIVITY



Month	Adjusted Scheduled Activity (UDA)	
	2019	2020
April	117	0
May	569	592
June	716	972
July	1,804	
August	2,336	
September	2,336	
October	2,336	
November	3,722	
December	4,121	
January	5,102	
February	5,532	
March	6,426	
April	6,610	
May	6,683	
June	6,684	

QUALITY

	Quantity	Base Number	Contract	AT	Region	England
% of FP17s for the same patient ID Re-attending within 3 months - Children	9	196	4.6%	11.3%	12.1%	11.4%
% of FP17s for the same patient ID Re-attending within 3 months - Adults	80	553	14.5%	16.0%	15.6%	15.4%
% of FP17s for the same patient ID Re-attending between 3 & 9 months - Children	128	196	65.3%	57.9%	61.2%	59.8%
% of FP17s for the same patient ID Re-attending between 3 & 9 months - Adults	307	553	55.5%	53.0%	54.5%	52.1%
% of FP17s for Band 1 Urgent Courses	47	625	7.5%	10.0%	9.1%	9.2%
% of FP17s Relating to Free Repair or Replacements	7	625	1.1%	0.9%	1.0%	0.7%
% of FP17s Relating to Continuations	0	625	0.0%	1.0%	1.0%	0.8%
% of Patients satisfied with the dentistry they have received	4	5	N/A	93.1%	94.2%	93.4%
% of Patients satisfied with the time they had to wait for an appointment	5	5	N/A	88.2%	88.4%	87.6%

* This is based on patients treated on this contract for their most recent course of treatment. Figures in italics indicate the base number of FP17s or Patient Questionnaire responses are less than 100. N/A is shown where the base number of responses is less than 10 during the period. % is calculated as Quantity/Base number*100

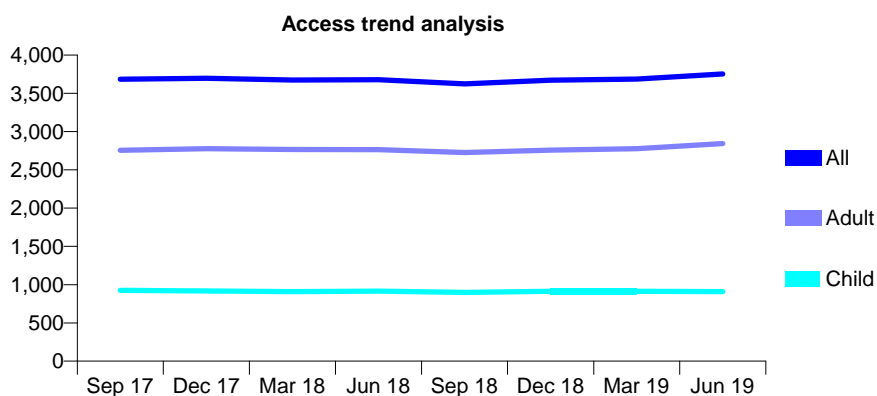
Q44 - Vital Signs At a Glance Contract Report for 742953/0001 - June 2019

Name or company name	MRS CE ROBERTS
Contract type name	GDS Contract
Purpose of contract	General
Contract start date	01/04/2006
Contract end date	

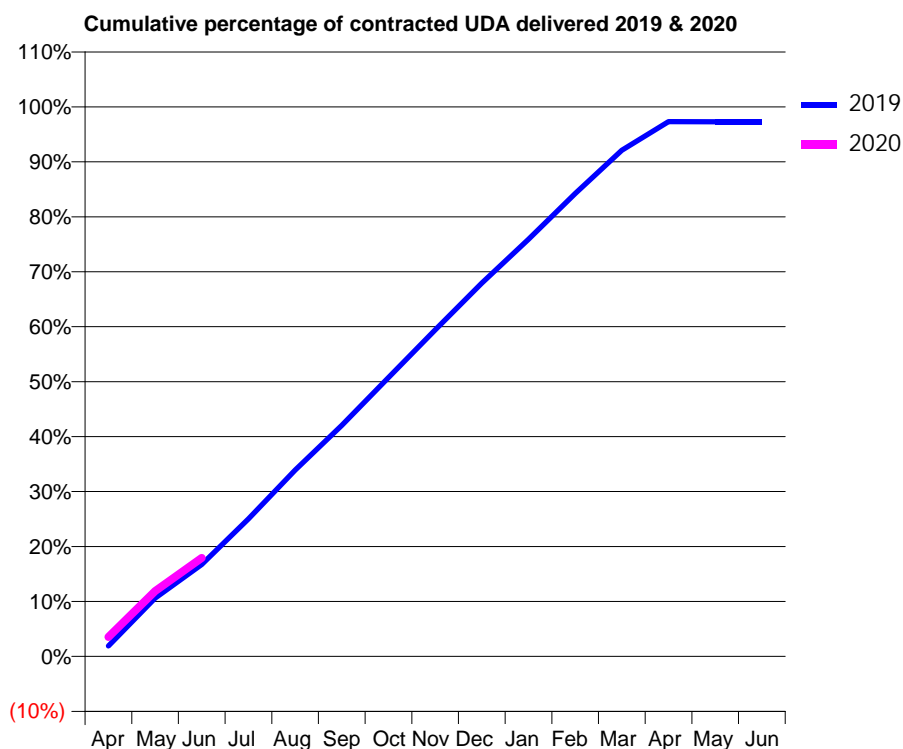
19/20 Contracted general activity (UDA)	12,000
Carry forward general activity (UDA)	0
19/20 Contracted orthodontic activity (UOA)	0
Carry forward orthodontic activity (UOA)	0
Baseline contract value	£293,656.47

ACCESS*

Patients seen in 24 months	Total	Change since previous quarter
Quarter ending June 2018	3,679	
Quarter ending September 2018	3,624	↓
Quarter ending December 2018	3,671	→
Quarter ending March 2019	3,688	→
Quarter ending June 2019	3,753	→
Variance since June 2018	2.0%	↑



ACTIVITY



Month	2019	2020
April	227	424
May	1,274	1,427
June	2,008	2,152
July	3,003	
August	4,069	
September	5,046	
October	6,091	
November	7,130	
December	8,153	
January	9,109	
February	10,109	
March	11,051	
April	11,675	
May	11,672	
June	11,672	

QUALITY

	Quantity	Base Number	Contract	AT	Region	England
% of FP17s for the same patient ID Re-attending within 3 months - Children	67	377	17.8%	11.3%	12.1%	11.4%
% of FP17s for the same patient ID Re-attending within 3 months - Adults	209	1,084	19.3%	16.0%	15.6%	15.4%
% of FP17s for the same patient ID Re-attending between 3 & 9 months - Children	224	377	59.4%	57.9%	61.2%	59.8%
% of FP17s for the same patient ID Re-attending between 3 & 9 months - Adults	599	1,084	55.3%	53.0%	54.5%	52.1%
% of FP17s for Band 1 Urgent Courses	99	1,194	8.3%	10.0%	9.1%	9.2%
% of FP17s Relating to Free Repair or Replacements	14	1,194	1.2%	0.9%	1.0%	0.7%
% of FP17s Relating to Continuations	4	1,194	0.3%	1.0%	1.0%	0.8%
% of Patients satisfied with the dentistry they have received	1	3	N/A	93.1%	94.2%	93.4%
% of Patients satisfied with the time they had to wait for an appointment	2	3	N/A	88.2%	88.4%	87.6%

* This is based on patients treated on this contract for their most recent course of treatment. Figures in italics indicate the base number of FP17s or Patient Questionnaire responses are less than 100. N/A is shown where the base number of responses is less than 10 during the period. % is calculated as Quantity/Base number*100

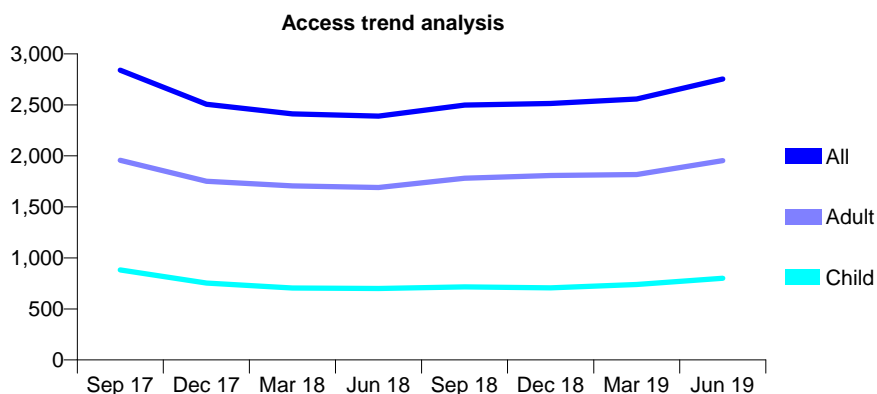
Q44 - Vital Signs At a Glance Contract Report for 745235/0001 - June 2019

Name or company name	Poulton Road Dental Surgery
Contract type name	GDS Contract
Purpose of contract	General
Contract start date	01/04/2006
Contract end date	

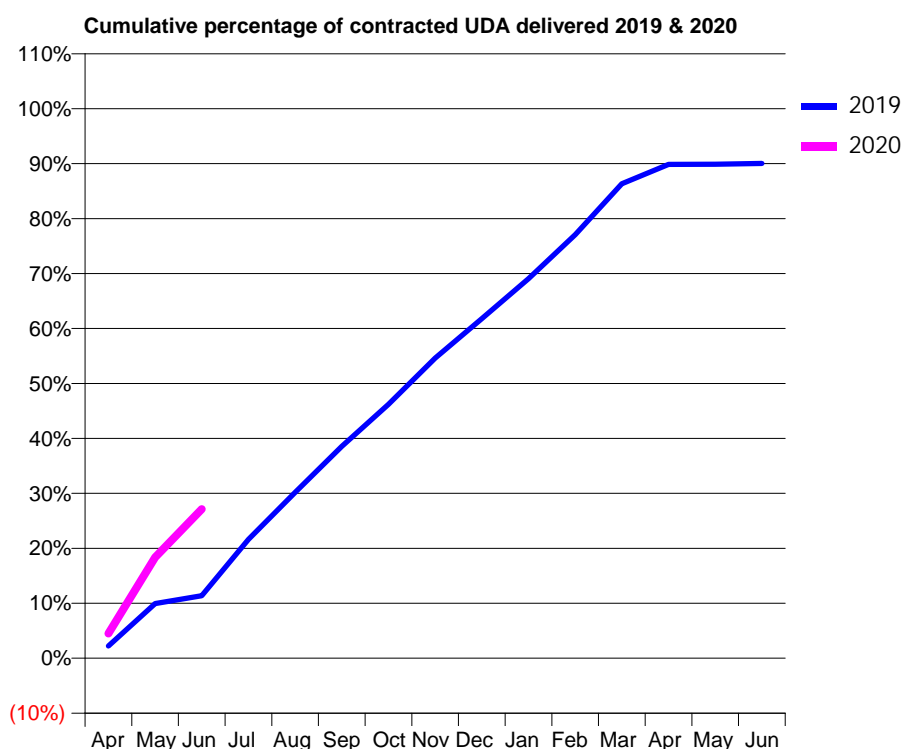
19/20 Contracted general activity (UDA)	9,352
Carry forward general activity (UDA)	0
19/20 Contracted orthodontic activity (UOA)	0
Carry forward orthodontic activity (UOA)	0
Baseline contract value	£296,726.49

ACCESS*

Patients seen in 24 months	Total	Change since previous quarter
Quarter ending June 2018	2,390	
Quarter ending September 2018	2,497	↑
Quarter ending December 2018	2,513	→
Quarter ending March 2019	2,557	→
Quarter ending June 2019	2,753	↑
Variance since June 2018	15.2%	↑



ACTIVITY



Month	2019	2020
April	208	421
May	929	1,717
June	1,064	2,537
July	2,023	
August	2,821	
September	3,606	
October	4,320	
November	5,108	
December	5,777	
January	6,459	
February	7,208	
March	8,074	
April	8,402	
May	8,406	
June	8,419	

QUALITY

	Quantity	Base Number	Contract	AT	Region	England
% of FP17s for the same patient ID Re-attending within 3 months - Children	34	370	9.2%	11.3%	12.1%	11.4%
% of FP17s for the same patient ID Re-attending within 3 months - Adults	147	892	16.5%	16.0%	15.6%	15.4%
% of FP17s for the same patient ID Re-attending between 3 & 9 months - Children	181	370	48.9%	57.9%	61.2%	59.8%
% of FP17s for the same patient ID Re-attending between 3 & 9 months - Adults	392	892	43.9%	53.0%	54.5%	52.1%
% of FP17s for Band 1 Urgent Courses	165	1,114	14.8%	10.0%	9.1%	9.2%
% of FP17s Relating to Free Repair or Replacements	2	1,114	0.2%	0.9%	1.0%	0.7%
% of FP17s Relating to Continuations	17	1,114	1.5%	1.0%	1.0%	0.8%
% of Patients satisfied with the dentistry they have received	2	2	N/A	93.1%	94.2%	93.4%
% of Patients satisfied with the time they had to wait for an appointment	2	2	N/A	88.2%	88.4%	87.6%

* This is based on patients treated on this contract for their most recent course of treatment.

Figures in italics indicate the base number of FP17s or Patient Questionnaire responses are less than 100. N/A is shown where the base number of responses is less than 10 during the period. % is calculated as Quantity/Base number*100

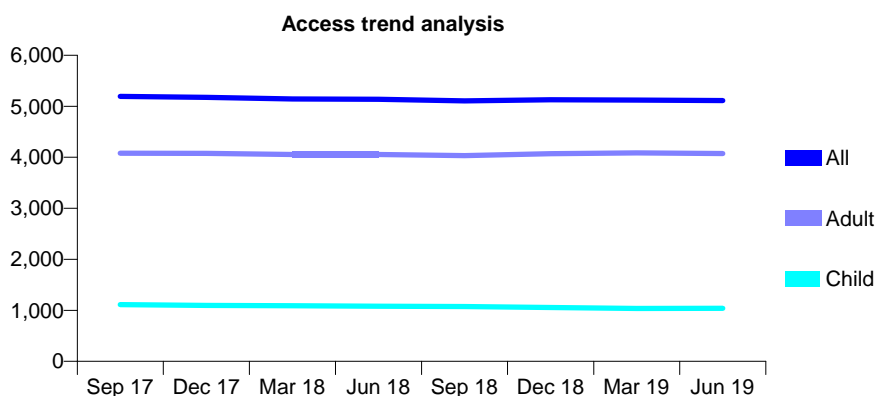
Q44 - Vital Signs At a Glance Contract Report for 746266/0001 - June 2019

Name or company name	MR JK EVANS
Contract type name	GDS Contract
Purpose of contract	General
Contract start date	01/04/2006
Contract end date	

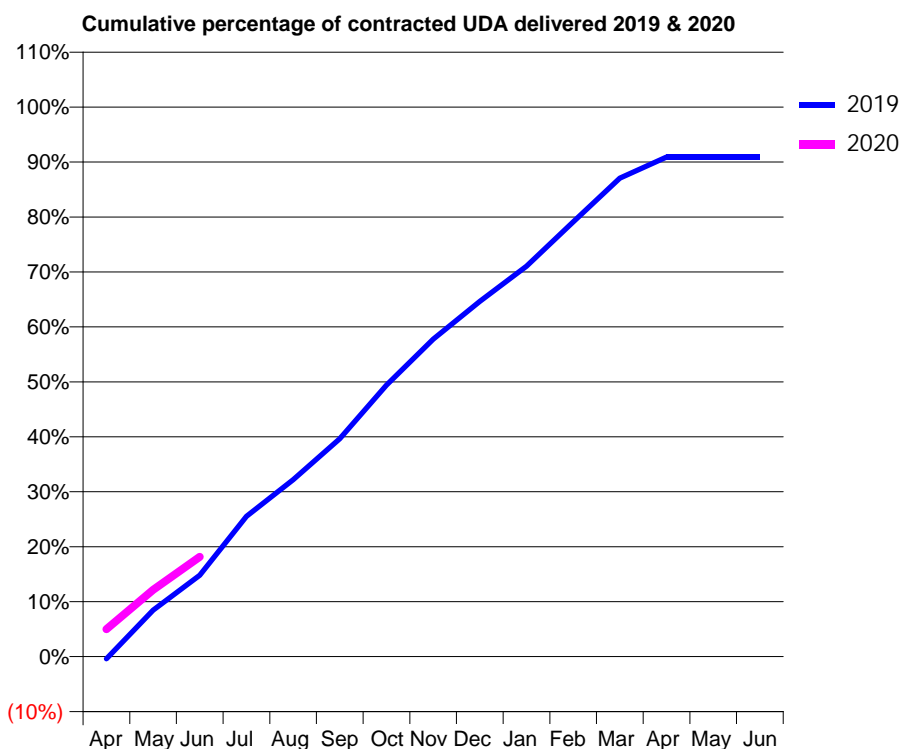
19/20 Contracted general activity (UDA)	15,264
Carry forward general activity (UDA)	0
19/20 Contracted orthodontic activity (UOA)	0
Carry forward orthodontic activity (UOA)	0
Baseline contract value	£478,595.51

ACCESS*

Patients seen in 24 months	Total	Change since previous quarter
Quarter ending June 2018	5,135	
Quarter ending September 2018	5,106	→
Quarter ending December 2018	5,129	→
Quarter ending March 2019	5,121	→
Quarter ending June 2019	5,113	→
Variance since June 2018	(0.4%)	→



ACTIVITY



Month	Adjusted Scheduled Activity (UDA)	
	2019	2020
April	-66	764
May	1,289	1,858
June	2,261	2,774
July	3,898	
August	4,914	
September	6,050	
October	7,543	
November	8,817	
December	9,866	
January	10,843	
February	12,073	
March	13,288	
April	13,873	
May	13,873	
June	13,873	

QUALITY

	Quantity	Base Number	Contract	AT	Region	England
% of FP17s for the same patient ID Re-attending within 3 months - Children	40	346	11.6%	11.3%	12.1%	11.4%
% of FP17s for the same patient ID Re-attending within 3 months - Adults	269	1,400	19.2%	16.0%	15.6%	15.4%
% of FP17s for the same patient ID Re-attending between 3 & 9 months - Children	172	346	49.7%	57.9%	61.2%	59.8%
% of FP17s for the same patient ID Re-attending between 3 & 9 months - Adults	699	1,400	49.9%	53.0%	54.5%	52.1%
% of FP17s for Band 1 Urgent Courses	184	1,453	12.7%	10.0%	9.1%	9.2%
% of FP17s Relating to Free Repair or Replacements	6	1,453	0.4%	0.9%	1.0%	0.7%
% of FP17s Relating to Continuations	39	1,453	2.7%	1.0%	1.0%	0.8%
% of Patients satisfied with the dentistry they have received	4	4	N/A	93.1%	94.2%	93.4%
% of Patients satisfied with the time they had to wait for an appointment	4	4	N/A	88.2%	88.4%	87.6%

* This is based on patients treated on this contract for their most recent course of treatment. Figures in italics indicate the base number of FP17s or Patient Questionnaire responses are less than 100. N/A is shown where the base number of responses is less than 10 during the period. % is calculated as Quantity/Base number*100

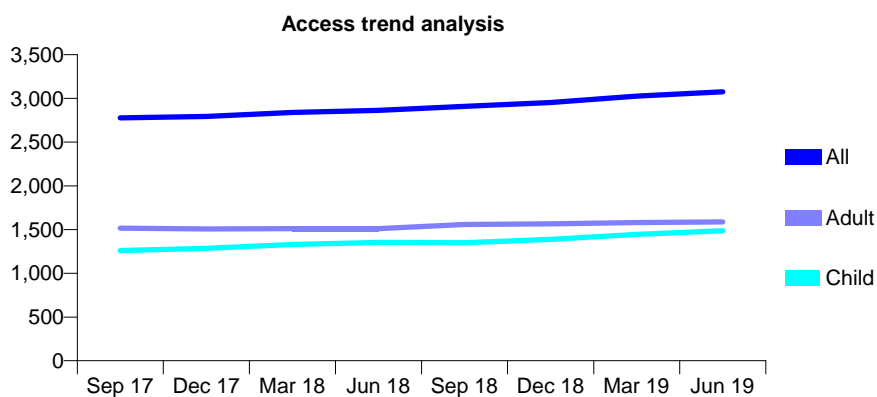
Q44 - Vital Signs At a Glance Contract Report for 746495/0001 - June 2019

Name or company name	MR RS HANDLEY
Contract type name	GDS Contract
Purpose of contract	General
Contract start date	01/04/2006
Contract end date	

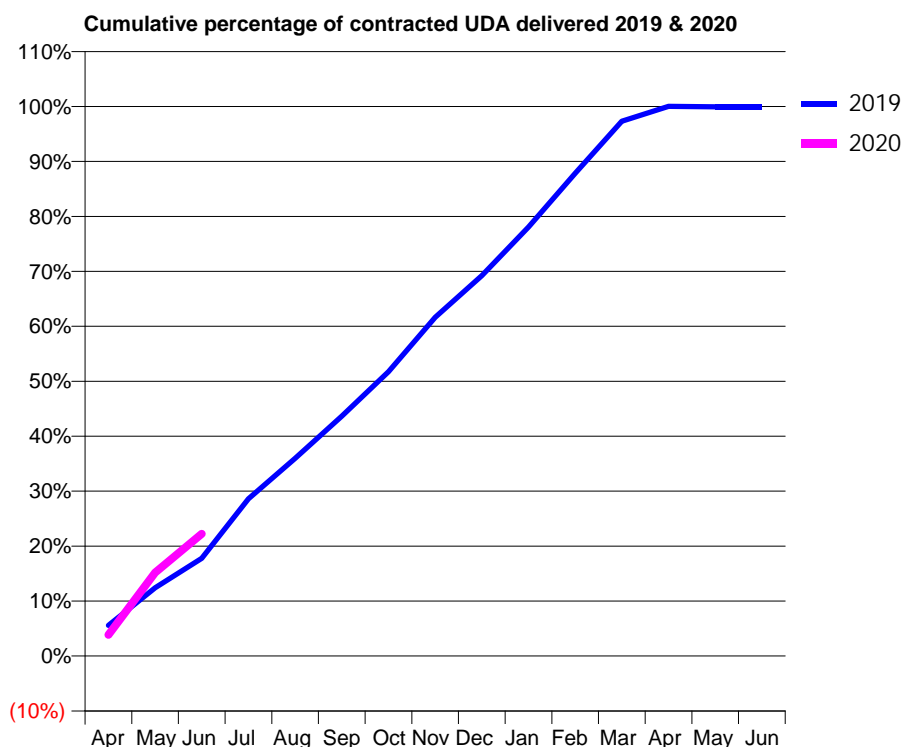
19/20 Contracted general activity (UDA)	6,824
Carry forward general activity (UDA)	0
19/20 Contracted orthodontic activity (UOA)	0
Carry forward orthodontic activity (UOA)	0
Baseline contract value	£185,710.28

ACCESS*

Patients seen in 24 months	Total	Change since previous quarter
Quarter ending June 2018	2,864	
Quarter ending September 2018	2,909	→
Quarter ending December 2018	2,954	→
Quarter ending March 2019	3,026	↑
Quarter ending June 2019	3,076	→
Variance since June 2018	7.4%	↑



ACTIVITY



Month	Adjusted Scheduled Activity (UDA)	
	2019	2020
April	380	264
May	849	1,038
June	1,213	1,518
July	1,954	
August	2,455	
September	2,978	
October	3,531	
November	4,208	
December	4,722	
January	5,327	
February	5,993	
March	6,641	
April	6,826	
May	6,820	
June	6,820	

QUALITY

	Quantity	Base Number	Contract	AT	Region	England
% of FP17s for the same patient ID Re-attending within 3 months - Children	41	589	7.0%	11.3%	12.1%	11.4%
% of FP17s for the same patient ID Re-attending within 3 months - Adults	66	528	12.5%	16.0%	15.6%	15.4%
% of FP17s for the same patient ID Re-attending between 3 & 9 months - Children	379	589	64.3%	57.9%	61.2%	59.8%
% of FP17s for the same patient ID Re-attending between 3 & 9 months - Adults	346	528	65.5%	53.0%	54.5%	52.1%
% of FP17s for Band 1 Urgent Courses	47	984	4.8%	10.0%	9.1%	9.2%
% of FP17s Relating to Free Repair or Replacements	3	984	0.3%	0.9%	1.0%	0.7%
% of FP17s Relating to Continuations	1	984	0.1%	1.0%	1.0%	0.8%
% of Patients satisfied with the dentistry they have received	5	5	N/A	93.1%	94.2%	93.4%
% of Patients satisfied with the time they had to wait for an appointment	4	5	N/A	88.2%	88.4%	87.6%

* This is based on patients treated on this contract for their most recent course of treatment. Figures in italics indicate the base number of FP17s or Patient Questionnaire responses are less than 100. N/A is shown where the base number of responses is less than 10 during the period. % is calculated as Quantity/Base number*100

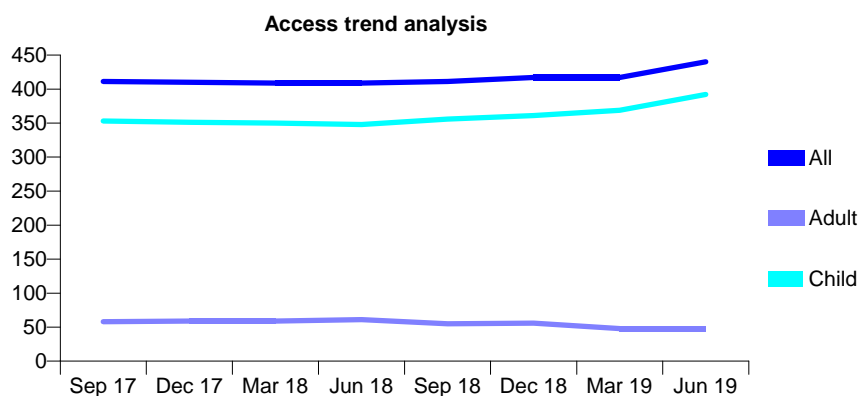
Q44 - Vital Signs At a Glance Contract Report for 751561/0001 - June 2019

Name or company name	MR AA SHAH
Contract type name	GDS Contract
Purpose of contract	General
Contract start date	01/07/2006
Contract end date	

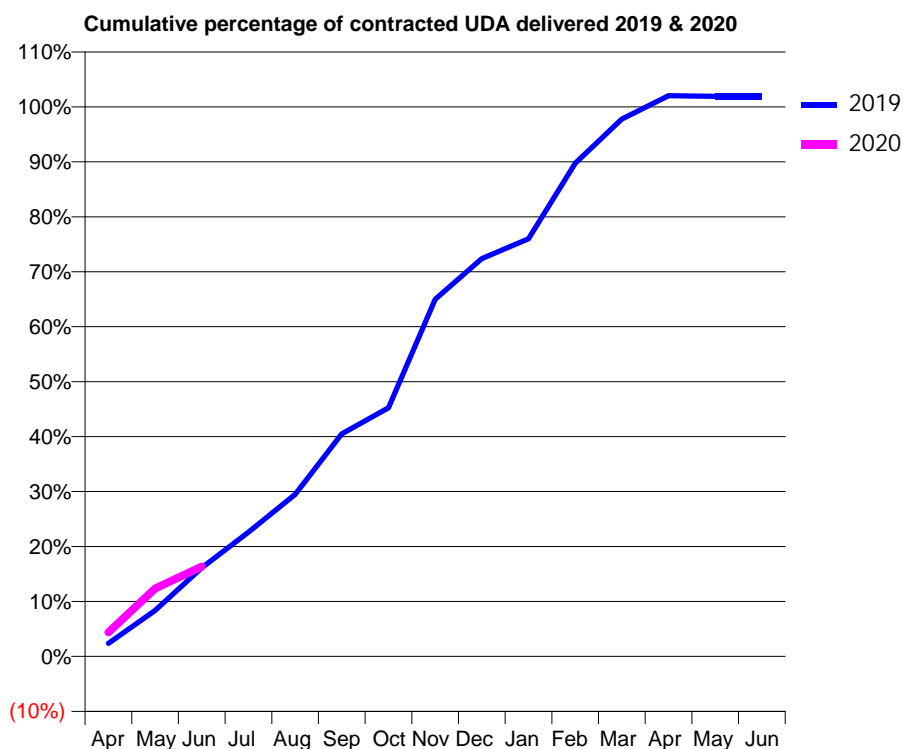
19/20 Contracted general activity (UDA)	800
Carry forward general activity (UDA)	0
19/20 Contracted orthodontic activity (UOA)	0
Carry forward orthodontic activity (UOA)	0
Baseline contract value	£18,587.66

ACCESS*

Patients seen in 24 months	Total	Change since previous quarter
Quarter ending June 2018	409	
Quarter ending September 2018	411	→
Quarter ending December 2018	417	→
Quarter ending March 2019	417	→
Quarter ending June 2019	440	↑
Variance since June 2018	7.6%	↑



ACTIVITY



Adjusted Scheduled Activity (UDA)		
Month	2019	2020
April	19	35
May	67	99
June	129	131
July	181	
August	236	
September	324	
October	362	
November	520	
December	579	
January	608	
February	718	
March	782	
April	816	
May	815	
June	815	

QUALITY

	Quantity	Base Number	Contract	AT	Region	England
% of FP17s for the same patient ID Re-attending within 3 months - Children	5	118	4.2%	11.3%	12.1%	11.4%
% of FP17s for the same patient ID Re-attending within 3 months - Adults	0	5	0.0%	16.0%	15.6%	15.4%
% of FP17s for the same patient ID Re-attending between 3 & 9 months - Children	74	118	62.7%	57.9%	61.2%	59.8%
% of FP17s for the same patient ID Re-attending between 3 & 9 months - Adults	2	5	40.0%	53.0%	54.5%	52.1%
% of FP17s for Band 1 Urgent Courses	0	97	0.0%	10.0%	9.1%	9.2%
% of FP17s Relating to Free Repair or Replacements	0	97	0.0%	0.9%	1.0%	0.7%
% of FP17s Relating to Continuations	0	97	0.0%	1.0%	1.0%	0.8%
% of Patients satisfied with the dentistry they have received	0	0	N/A	93.1%	94.2%	93.4%
% of Patients satisfied with the time they had to wait for an appointment	0	0	N/A	88.2%	88.4%	87.6%

* This is based on patients treated on this contract for their most recent course of treatment. Figures in italics indicate the base number of FP17s or Patient Questionnaire responses are less than 100. N/A is shown where the base number of responses is less than 10 during the period. % is calculated as Quantity/Base number*100

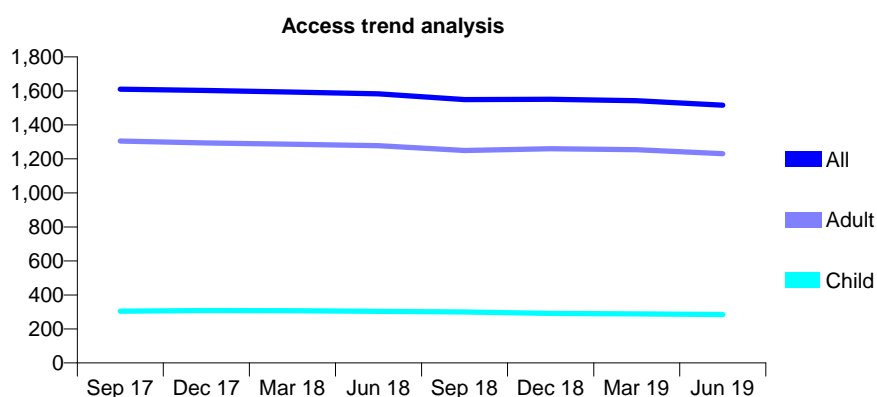
Q44 - Vital Signs At a Glance Contract Report for 762261/0001 - June 2019

Name or company name	MR A ASHTAB
Contract type name	GDS Contract
Purpose of contract	General
Contract start date	01/04/2006
Contract end date	

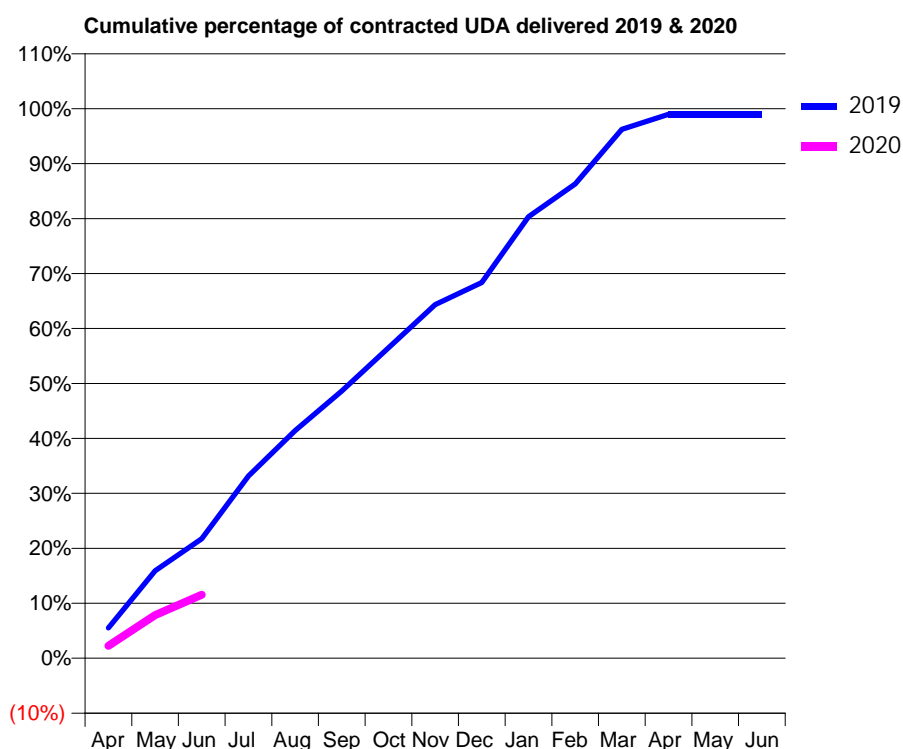
19/20 Contracted general activity (UDA)	5,520
Carry forward general activity (UDA)	0
19/20 Contracted orthodontic activity (UOA)	0
Carry forward orthodontic activity (UOA)	0
Baseline contract value	£140,833.90

ACCESS*

Patients seen in 24 months	Total	Change since previous quarter
Quarter ending June 2018	1,582	
Quarter ending September 2018	1,549	↓
Quarter ending December 2018	1,551	→
Quarter ending March 2019	1,542	→
Quarter ending June 2019	1,516	↓
Variance since June 2018	(4.2%)	↓



ACTIVITY



Month	2019	2020
April	305	125
May	880	434
June	1,199	638
July	1,830	
August	2,287	
September	2,683	
October	3,118	
November	3,551	
December	3,775	
January	4,434	
February	4,764	
March	5,312	
April	5,463	
May	5,463	
June	5,463	

QUALITY

	Quantity	Base Number	Contract	AT	Region	England
% of FP17s for the same patient ID Re-attending within 3 months - Children	12	78	15.4%	11.3%	12.1%	11.4%
% of FP17s for the same patient ID Re-attending within 3 months - Adults	63	355	17.7%	16.0%	15.6%	15.4%
% of FP17s for the same patient ID Re-attending between 3 & 9 months - Children	46	78	59.0%	57.9%	61.2%	59.8%
% of FP17s for the same patient ID Re-attending between 3 & 9 months - Adults	193	355	54.4%	53.0%	54.5%	52.1%
% of FP17s for Band 1 Urgent Courses	38	361	10.5%	10.0%	9.1%	9.2%
% of FP17s Relating to Free Repair or Replacements	3	361	0.8%	0.9%	1.0%	0.7%
% of FP17s Relating to Continuations	3	361	0.8%	1.0%	1.0%	0.8%
% of Patients satisfied with the dentistry they have received	1	1	N/A	93.1%	94.2%	93.4%
% of Patients satisfied with the time they had to wait for an appointment	1	1	N/A	88.2%	88.4%	87.6%

* This is based on patients treated on this contract for their most recent course of treatment. Figures in italics indicate the base number of FP17s or Patient Questionnaire responses are less than 100. N/A is shown where the base number of responses is less than 10 during the period. % is calculated as Quantity/Base number*100

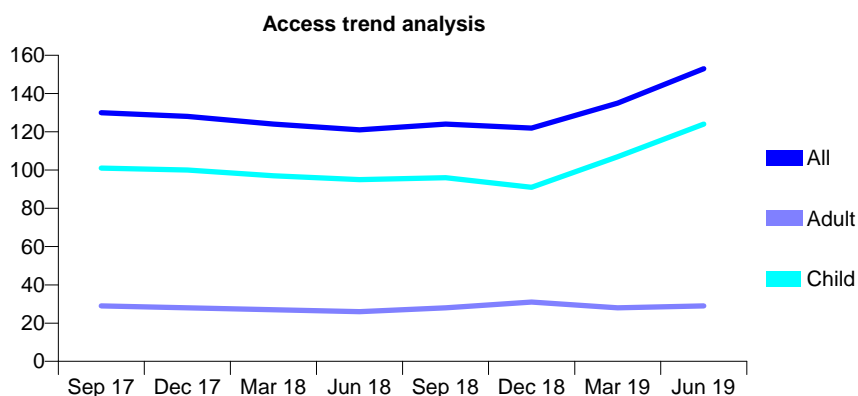
Q44 - Vital Signs At a Glance Contract Report for 766259/0001 - June 2019

Name or company name	MRS A STRETTON
Contract type name	GDS Contract
Purpose of contract	General
Contract start date	19/11/2010
Contract end date	

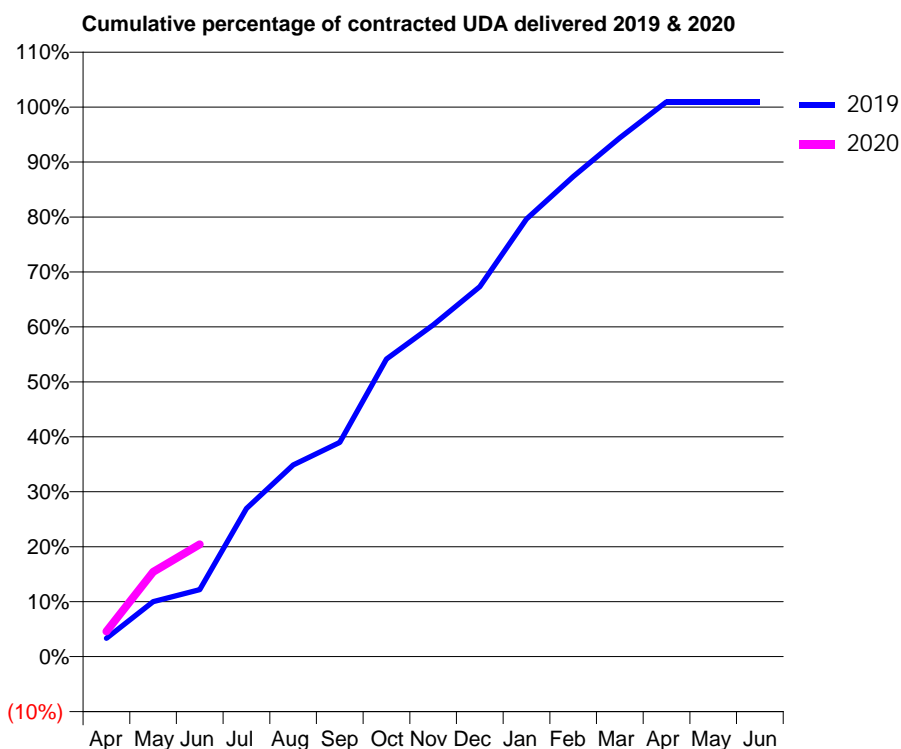
19/20 Contracted general activity (UDA)	781
Carry forward general activity (UDA)	0
19/20 Contracted orthodontic activity (UOA)	0
Carry forward orthodontic activity (UOA)	0
Baseline contract value	£18,829.53

ACCESS*

Patients seen in 24 months	Total	Change since previous quarter
Quarter ending June 2018	121	
Quarter ending September 2018	124	↑
Quarter ending December 2018	122	↓
Quarter ending March 2019	135	↑
Quarter ending June 2019	153	↑
Variance since June 2018	26.4%	↑



ACTIVITY



Month	Adjusted Scheduled Activity (UDA)	
	2019	2020
April	26	36
May	78	120
June	95	159
July	210	
August	272	
September	304	
October	423	
November	471	
December	526	
January	622	
February	682	
March	737	
April	789	
May	789	
June	789	

QUALITY

	Quantity	Base Number	Contract	AT	Region	England
% of FP17s for the same patient ID Re-attending within 3 months - Children	9	89	10.1%	11.3%	12.1%	11.4%
% of FP17s for the same patient ID Re-attending within 3 months - Adults	6	11	54.5%	16.0%	15.6%	15.4%
% of FP17s for the same patient ID Re-attending between 3 & 9 months - Children	52	89	58.4%	57.9%	61.2%	59.8%
% of FP17s for the same patient ID Re-attending between 3 & 9 months - Adults	5	11	45.5%	53.0%	54.5%	52.1%
% of FP17s for Band 1 Urgent Courses	2	80	2.5%	10.0%	9.1%	9.2%
% of FP17s Relating to Free Repair or Replacements	0	80	0.0%	0.9%	1.0%	0.7%
% of FP17s Relating to Continuations	0	80	0.0%	1.0%	1.0%	0.8%
% of Patients satisfied with the dentistry they have received	0	0	N/A	93.1%	94.2%	93.4%
% of Patients satisfied with the time they had to wait for an appointment	0	0	N/A	88.2%	88.4%	87.6%

* This is based on patients treated on this contract for their most recent course of treatment. Figures in italics indicate the base number of FP17s or Patient Questionnaire responses are less than 100. N/A is shown where the base number of responses is less than 10 during the period. % is calculated as Quantity/Base number*100

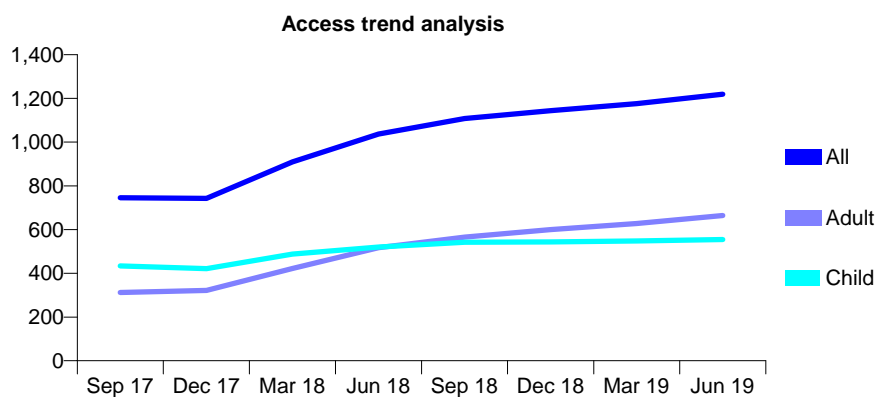
Q44 - Vital Signs At a Glance Contract Report for 803758/0001 - June 2019

Name or company name	White Friars House Dental Practice
Contract type name	GDS Contract
Purpose of contract	General
Contract start date	01/04/2006
Contract end date	

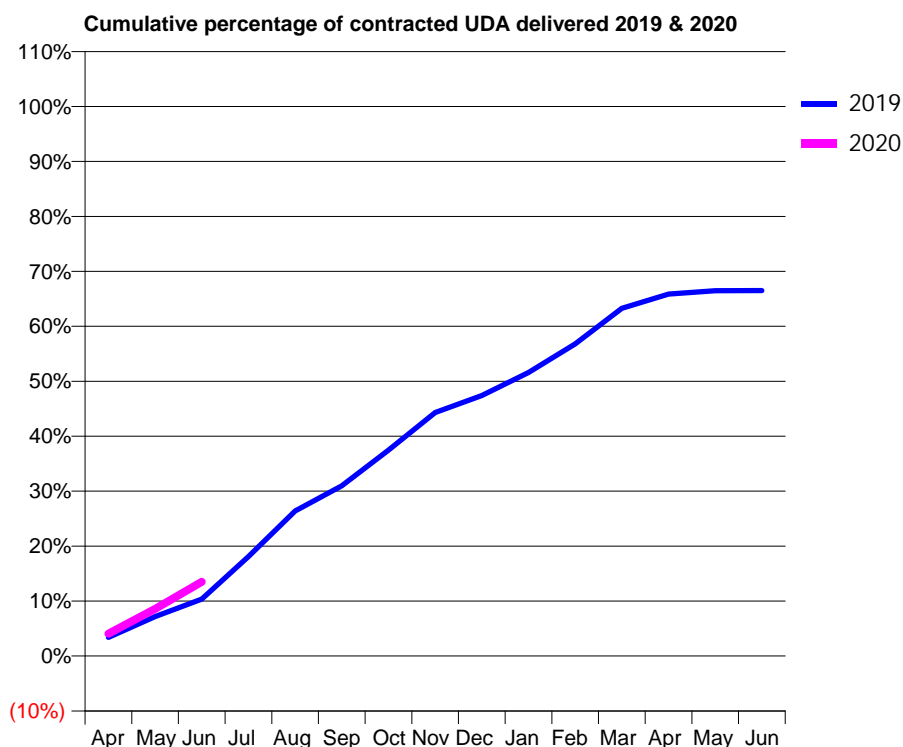
19/20 Contracted general activity (UDA)	5,524
Carry forward general activity (UDA)	0
19/20 Contracted orthodontic activity (UOA)	0
Carry forward orthodontic activity (UOA)	0
Baseline contract value	£116,863.37

ACCESS*

Patients seen in 24 months	Total	Change since previous quarter
Quarter ending June 2018	1,037	
Quarter ending September 2018	1,108	↑
Quarter ending December 2018	1,144	↑
Quarter ending March 2019	1,176	↑
Quarter ending June 2019	1,219	↑
Variance since June 2018	17.6%	↑



ACTIVITY



Month	Adjusted Scheduled Activity (UDA)	
	2019	2020
April	188	225
May	396	473
June	572	746
July	1,001	
August	1,459	
September	1,711	
October	2,070	
November	2,447	
December	2,619	
January	2,849	
February	3,137	
March	3,495	
April	3,637	
May	3,672	
June	3,674	

QUALITY

	Quantity	Base Number	Contract	AT	Region	England
% of FP17s for the same patient ID Re-attending within 3 months - Children	12	209	5.7%	11.3%	12.1%	11.4%
% of FP17s for the same patient ID Re-attending within 3 months - Adults	44	217	20.3%	16.0%	15.6%	15.4%
% of FP17s for the same patient ID Re-attending between 3 & 9 months - Children	126	209	60.3%	57.9%	61.2%	59.8%
% of FP17s for the same patient ID Re-attending between 3 & 9 months - Adults	86	217	39.6%	53.0%	54.5%	52.1%
% of FP17s for Band 1 Urgent Courses	19	331	5.7%	10.0%	9.1%	9.2%
% of FP17s Relating to Free Repair or Replacements	1	331	0.3%	0.9%	1.0%	0.7%
% of FP17s Relating to Continuations	0	331	0.0%	1.0%	1.0%	0.8%
% of Patients satisfied with the dentistry they have received	1	1	N/A	93.1%	94.2%	93.4%
% of Patients satisfied with the time they had to wait for an appointment	1	1	N/A	88.2%	88.4%	87.6%

* This is based on patients treated on this contract for their most recent course of treatment. Figures in italics indicate the base number of FP17s or Patient Questionnaire responses are less than 100. N/A is shown where the base number of responses is less than 10 during the period. % is calculated as Quantity/Base number*100

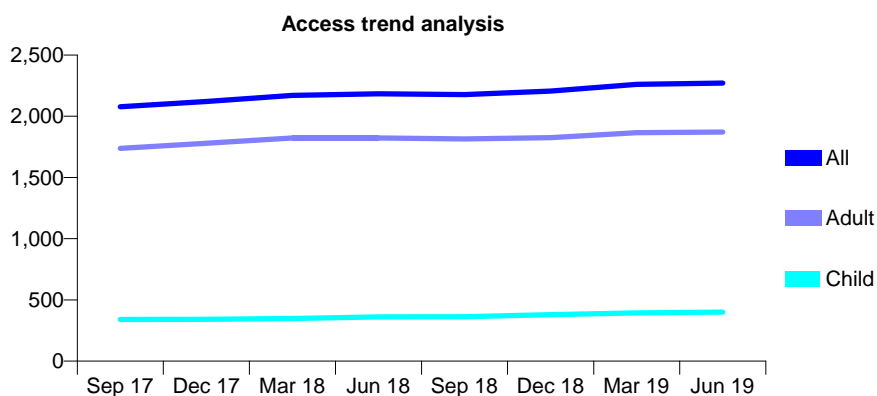
Q44 - Vital Signs At a Glance Contract Report for 804770/0001 - June 2019

Name or company name	Crewe Dental Care
Contract type name	GDS Contract
Purpose of contract	General
Contract start date	01/04/2006
Contract end date	

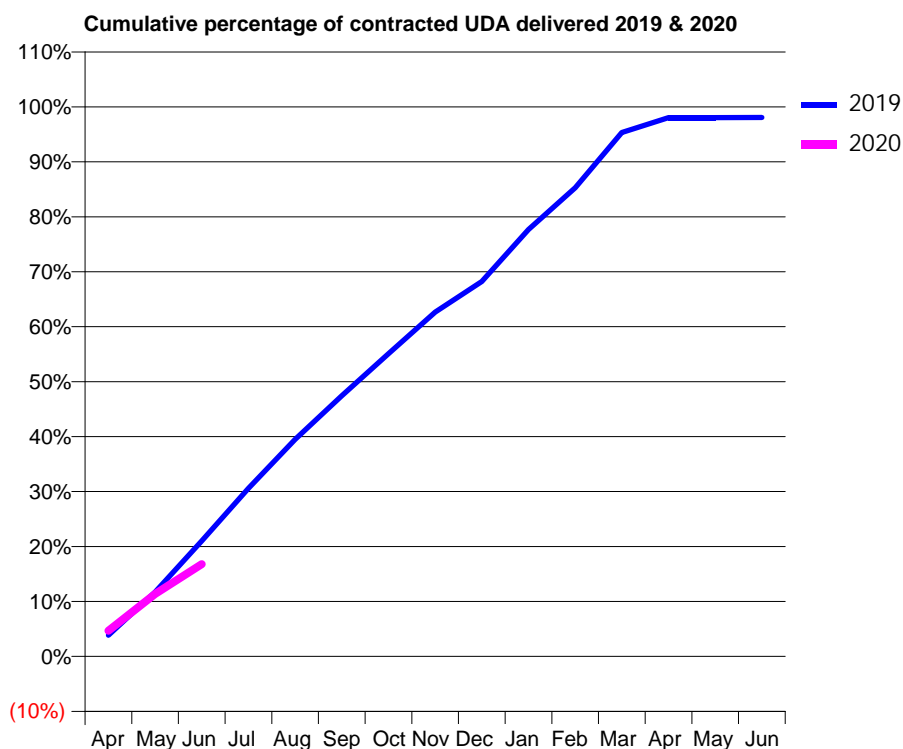
19/20 Contracted general activity (UDA)	7,381
Carry forward general activity (UDA)	0
19/20 Contracted orthodontic activity (UOA)	0
Carry forward orthodontic activity (UOA)	0
Baseline contract value	£187,182.18

ACCESS*

Patients seen in 24 months	Total	Change since previous quarter
Quarter ending June 2018	2,184	
Quarter ending September 2018	2,177	→
Quarter ending December 2018	2,205	→
Quarter ending March 2019	2,261	↑
Quarter ending June 2019	2,271	→
Variance since June 2018	4.0%	↑



ACTIVITY



Month	2019	2020
April	285	344
May	866	838
June	1,551	1,239
July	2,259	
August	2,917	
September	3,500	
October	4,066	
November	4,626	
December	5,035	
January	5,734	
February	6,296	
March	7,036	
April	7,238	
May	7,237	
June	7,239	

QUALITY

	Quantity	Base Number	Contract	AT	Region	England
% of FP17s for the same patient ID Re-attending within 3 months - Children	4	115	3.5%	11.3%	12.1%	11.4%
% of FP17s for the same patient ID Re-attending within 3 months - Adults	121	686	17.6%	16.0%	15.6%	15.4%
% of FP17s for the same patient ID Re-attending between 3 & 9 months - Children	82	115	71.3%	57.9%	61.2%	59.8%
% of FP17s for the same patient ID Re-attending between 3 & 9 months - Adults	428	686	62.4%	53.0%	54.5%	52.1%
% of FP17s for Band 1 Urgent Courses	18	671	2.7%	10.0%	9.1%	9.2%
% of FP17s Relating to Free Repair or Replacements	6	671	0.9%	0.9%	1.0%	0.7%
% of FP17s Relating to Continuations	10	671	1.5%	1.0%	1.0%	0.8%
% of Patients satisfied with the dentistry they have received	2	2	N/A	93.1%	94.2%	93.4%
% of Patients satisfied with the time they had to wait for an appointment	2	2	N/A	88.2%	88.4%	87.6%

* This is based on patients treated on this contract for their most recent course of treatment. Figures in italics indicate the base number of FP17s or Patient Questionnaire responses are less than 100. N/A is shown where the base number of responses is less than 10 during the period. % is calculated as Quantity/Base number*100

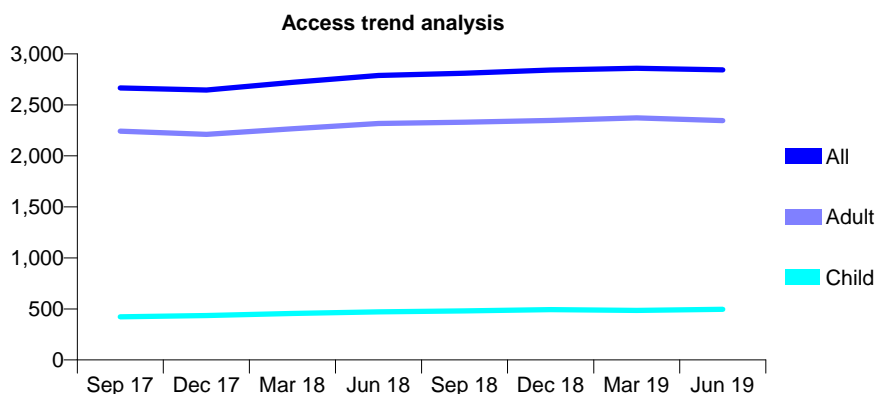
Q44 - Vital Signs At a Glance Contract Report for 810908/0001 - June 2019

Name or company name	MR TW WOODS
Contract type name	GDS Contract
Purpose of contract	General
Contract start date	01/04/2006
Contract end date	

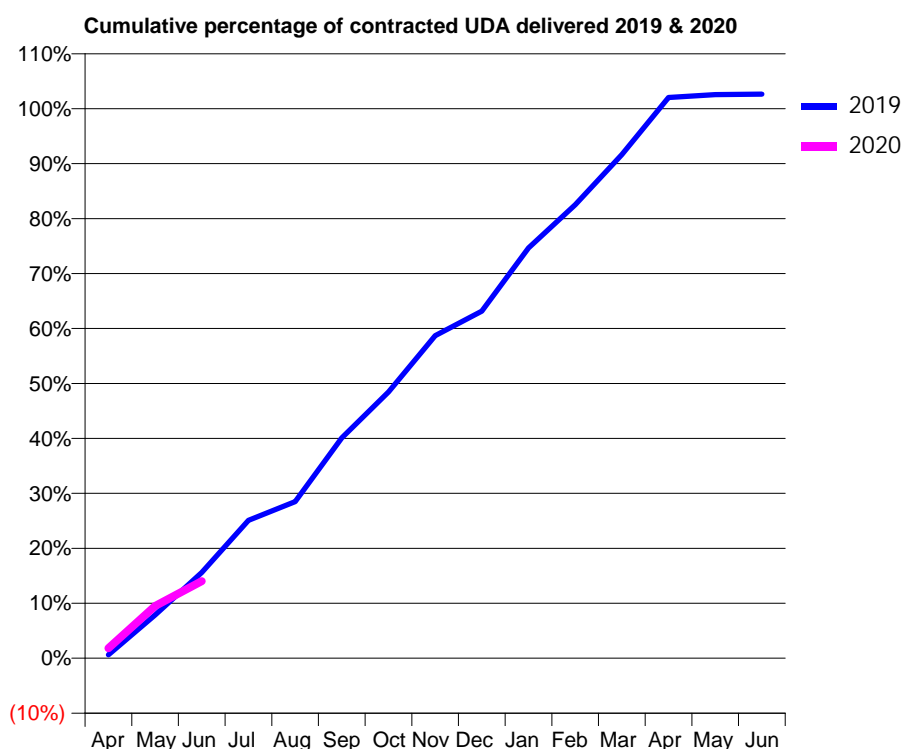
19/20 Contracted general activity (UDA)	7,519
Carry forward general activity (UDA)	0
19/20 Contracted orthodontic activity (UOA)	0
Carry forward orthodontic activity (UOA)	0
Baseline contract value	£192,169.64

ACCESS*

Patients seen in 24 months	Total	Change since previous quarter
Quarter ending June 2018	2,788	
Quarter ending September 2018	2,810	→
Quarter ending December 2018	2,841	→
Quarter ending March 2019	2,858	→
Quarter ending June 2019	2,842	→
Variance since June 2018	1.9%	→



ACTIVITY



Month	2019	2020
April	47	137
May	593	716
June	1,172	1,053
July	1,887	
August	2,144	
September	3,015	
October	3,643	
November	4,413	
December	4,749	
January	5,614	
February	6,204	
March	6,892	
April	7,671	
May	7,711	
June	7,717	

QUALITY

	Quantity	Base Number	Contract	AT	Region	England
% of FP17s for the same patient ID Re-attending within 3 months - Children	5	135	3.7%	11.3%	12.1%	11.4%
% of FP17s for the same patient ID Re-attending within 3 months - Adults	82	697	11.8%	16.0%	15.6%	15.4%
% of FP17s for the same patient ID Re-attending between 3 & 9 months - Children	46	135	34.1%	57.9%	61.2%	59.8%
% of FP17s for the same patient ID Re-attending between 3 & 9 months - Adults	306	697	43.9%	53.0%	54.5%	52.1%
% of FP17s for Band 1 Urgent Courses	12	472	2.5%	10.0%	9.1%	9.2%
% of FP17s Relating to Free Repair or Replacements	6	472	1.3%	0.9%	1.0%	0.7%
% of FP17s Relating to Continuations	10	472	2.1%	1.0%	1.0%	0.8%
% of Patients satisfied with the dentistry they have received	10	10	100.0%	93.1%	94.2%	93.4%
% of Patients satisfied with the time they had to wait for an appointment	8	10	80.0%	88.2%	88.4%	87.6%

* This is based on patients treated on this contract for their most recent course of treatment.

Figures in italics indicate the base number of FP17s or Patient Questionnaire responses are less than 100. N/A is shown where the base number of responses is less than 10 during the period. % is calculated as Quantity/Base number*100

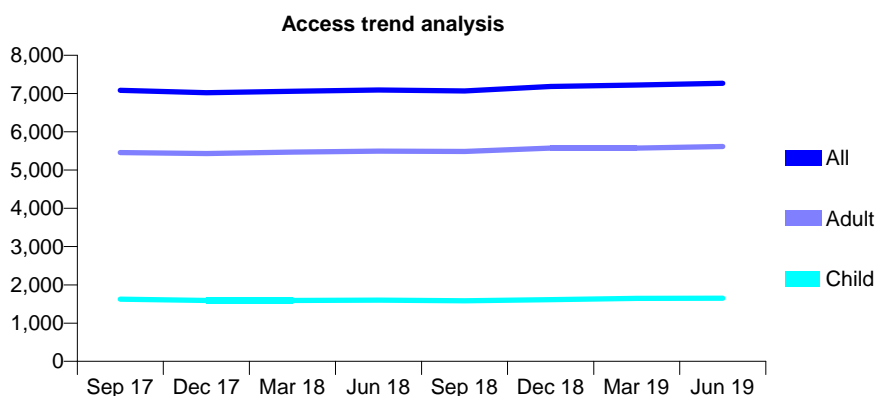
Q44 - Vital Signs At a Glance Contract Report for 811289/0001 - June 2019

Name or company name	MR WD SCOTT
Contract type name	GDS Contract
Purpose of contract	General
Contract start date	01/04/2006
Contract end date	

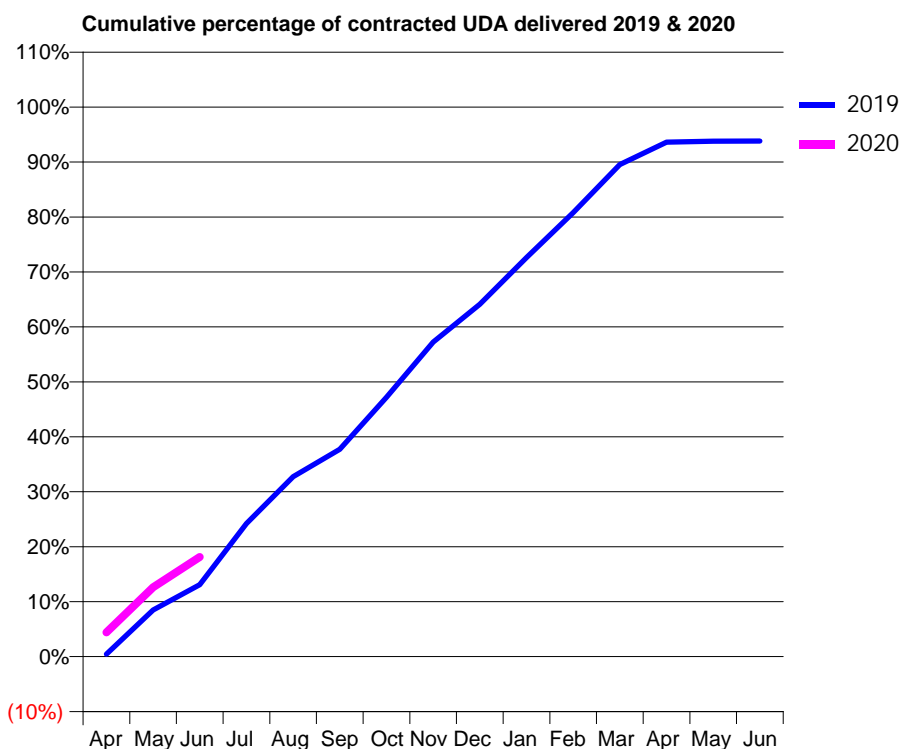
19/20 Contracted general activity (UDA)	21,992
Carry forward general activity (UDA)	0
19/20 Contracted orthodontic activity (UOA)	0
Carry forward orthodontic activity (UOA)	0
Baseline contract value	£682,938.92

ACCESS*

Patients seen in 24 months	Total	Change since previous quarter
Quarter ending June 2018	7,093	
Quarter ending September 2018	7,068	→
Quarter ending December 2018	7,183	→
Quarter ending March 2019	7,221	→
Quarter ending June 2019	7,268	→
Variance since June 2018	2.5%	↑



ACTIVITY



Month	Adjusted Scheduled Activity (UDA)	
	2019	2020
April	100	967
May	1,870	2,778
June	2,877	3,989
July	5,328	
August	7,201	
September	8,297	
October	10,377	
November	12,589	
December	14,102	
January	15,970	
February	17,768	
March	19,688	
April	20,584	
May	20,622	
June	20,628	

QUALITY

	Quantity	Base Number	Contract	AT	Region	England
% of FP17s for the same patient ID Re-attending within 3 months - Children	71	647	11.0%	11.3%	12.1%	11.4%
% of FP17s for the same patient ID Re-attending within 3 months - Adults	379	1,979	19.2%	16.0%	15.6%	15.4%
% of FP17s for the same patient ID Re-attending between 3 & 9 months - Children	407	647	62.9%	57.9%	61.2%	59.8%
% of FP17s for the same patient ID Re-attending between 3 & 9 months - Adults	1,016	1,979	51.3%	53.0%	54.5%	52.1%
% of FP17s for Band 1 Urgent Courses	353	2,106	16.8%	10.0%	9.1%	9.2%
% of FP17s Relating to Free Repair or Replacements	18	2,106	0.9%	0.9%	1.0%	0.7%
% of FP17s Relating to Continuations	18	2,106	0.9%	1.0%	1.0%	0.8%
% of Patients satisfied with the dentistry they have received	0	0	N/A	93.1%	94.2%	93.4%
% of Patients satisfied with the time they had to wait for an appointment	0	0	N/A	88.2%	88.4%	87.6%

* This is based on patients treated on this contract for their most recent course of treatment. Figures in italics indicate the base number of FP17s or Patient Questionnaire responses are less than 100. N/A is shown where the base number of responses is less than 10 during the period. % is calculated as Quantity/Base number*100

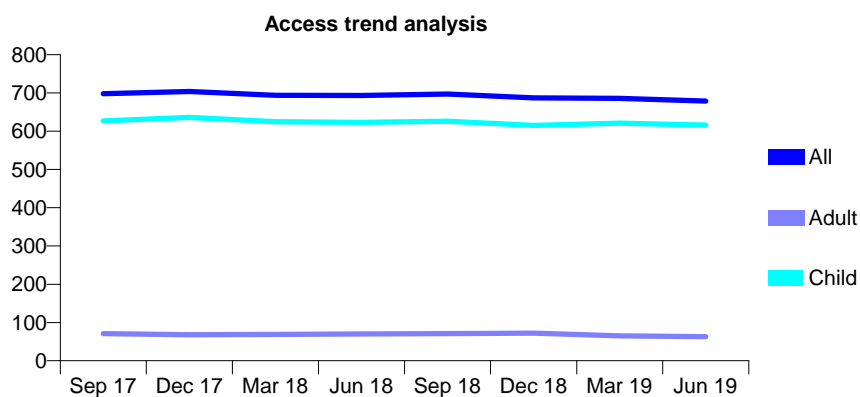
Q44 - Vital Signs At a Glance Contract Report for 812528/0001 - June 2019

Name or company name	MR PM DIGBY
Contract type name	GDS Contract
Purpose of contract	General
Contract start date	01/04/2006
Contract end date	

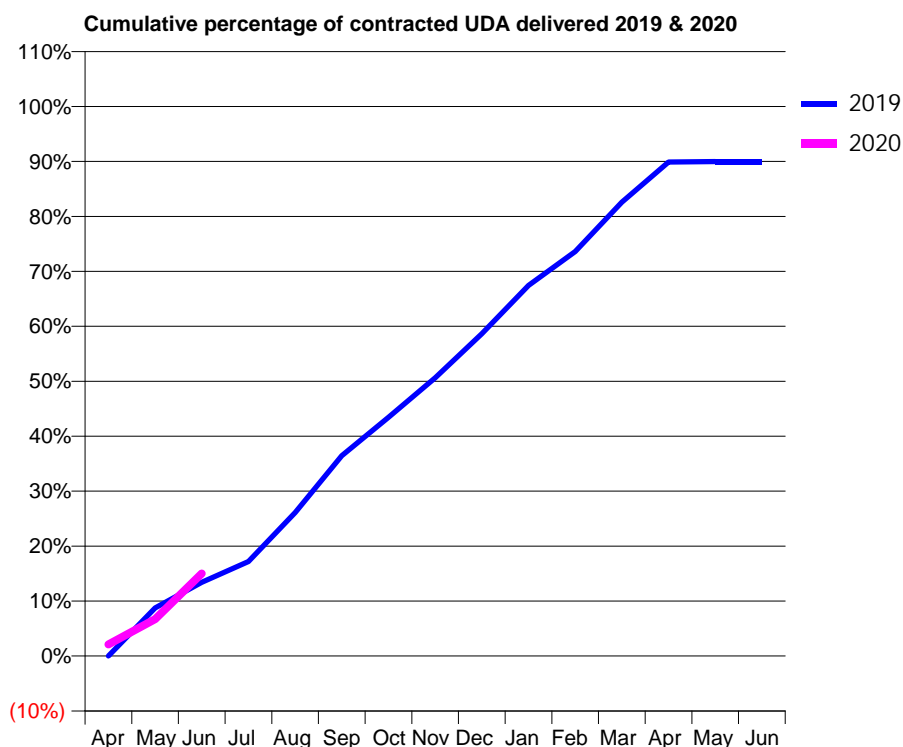
19/20 Contracted general activity (UDA)	1,600
Carry forward general activity (UDA)	0
19/20 Contracted orthodontic activity (UOA)	0
Carry forward orthodontic activity (UOA)	0
Baseline contract value	£37,615.14

ACCESS*

Patients seen in 24 months	Total	Change since previous quarter
Quarter ending June 2018	693	
Quarter ending September 2018	697	→
Quarter ending December 2018	687	↓
Quarter ending March 2019	686	→
Quarter ending June 2019	679	↓
Variance since June 2018	(2.0%)	↓



ACTIVITY



Month	Adjusted Scheduled Activity (UDA)	
	2019	2020
April	0	34
May	140	107
June	215	240
July	275	
August	417	
September	583	
October	695	
November	810	
December	938	
January	1,079	
February	1,178	
March	1,321	
April	1,438	
May	1,439	
June	1,439	

QUALITY

	Quantity	Base Number	Contract	AT	Region	England
% of FP17s for the same patient ID Re-attending within 3 months - Children	17	264	6.4%	11.3%	12.1%	11.4%
% of FP17s for the same patient ID Re-attending within 3 months - Adults	0	0	N/A	16.0%	15.6%	15.4%
% of FP17s for the same patient ID Re-attending between 3 & 9 months - Children	199	264	75.4%	57.9%	61.2%	59.8%
% of FP17s for the same patient ID Re-attending between 3 & 9 months - Adults	0	0	N/A	53.0%	54.5%	52.1%
% of FP17s for Band 1 Urgent Courses	6	185	3.2%	10.0%	9.1%	9.2%
% of FP17s Relating to Free Repair or Replacements	0	185	0.0%	0.9%	1.0%	0.7%
% of FP17s Relating to Continuations	0	185	0.0%	1.0%	1.0%	0.8%
% of Patients satisfied with the dentistry they have received	0	0	N/A	93.1%	94.2%	93.4%
% of Patients satisfied with the time they had to wait for an appointment	0	0	N/A	88.2%	88.4%	87.6%

* This is based on patients treated on this contract for their most recent course of treatment. Figures in italics indicate the base number of FP17s or Patient Questionnaire responses are less than 100. N/A is shown where the base number of responses is less than 10 during the period. % is calculated as Quantity/Base number*100

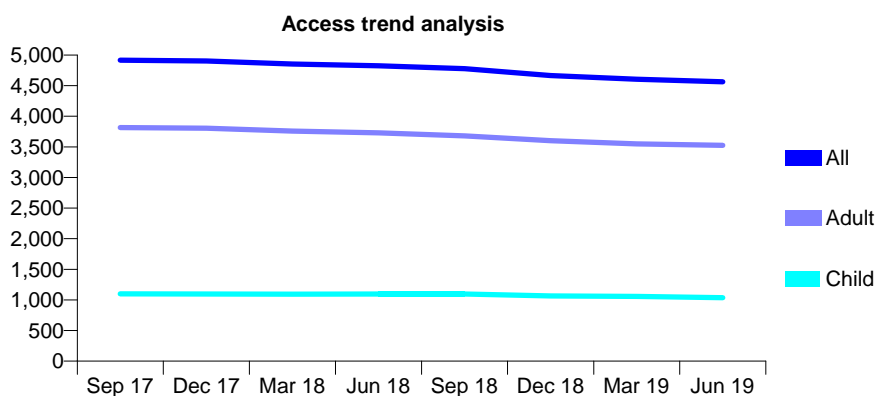
Q44 - Vital Signs At a Glance Contract Report for 813397/0001 - June 2019

Name or company name	MR MP MEREDITH
Contract type name	GDS Contract
Purpose of contract	General
Contract start date	01/04/2006
Contract end date	

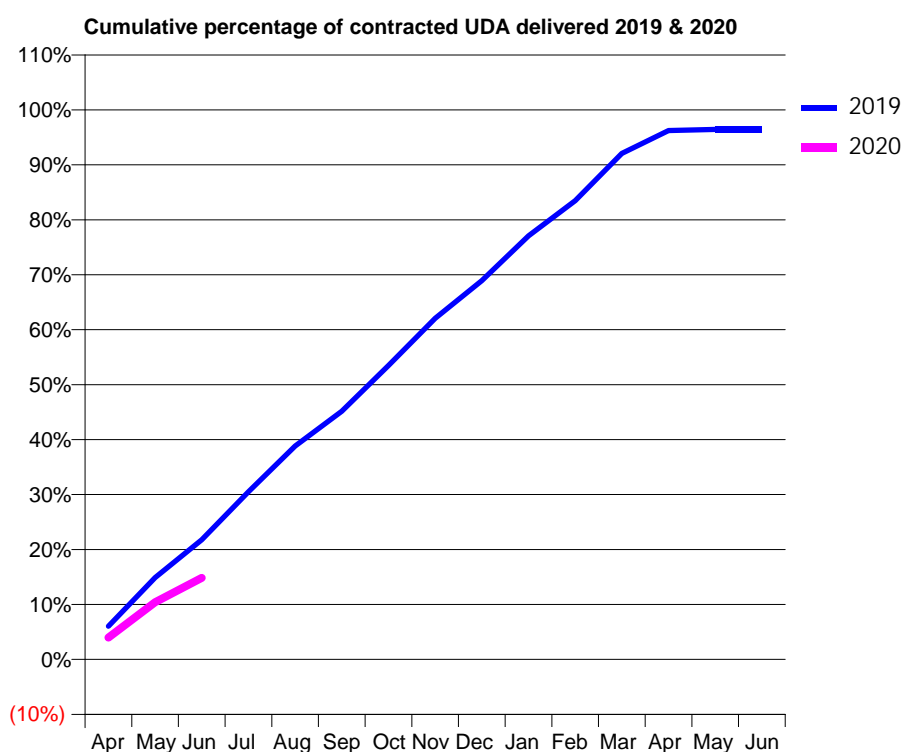
19/20 Contracted general activity (UDA)	13,200
Carry forward general activity (UDA)	0
19/20 Contracted orthodontic activity (UOA)	0
Carry forward orthodontic activity (UOA)	0
Baseline contract value	£361,060.77

ACCESS*

Patients seen in 24 months	Total	Change since previous quarter
Quarter ending June 2018	4,825	
Quarter ending September 2018	4,778	→
Quarter ending December 2018	4,665	↓
Quarter ending March 2019	4,605	↓
Quarter ending June 2019	4,564	→
Variance since June 2018	(5.4%)	↓



ACTIVITY



Month	Adjusted Scheduled Activity (UDA)	
	2019	2020
April	799	528
May	1,969	1,377
June	2,876	1,957
July	4,028	
August	5,125	
September	5,959	
October	7,059	
November	8,191	
December	9,094	
January	10,176	
February	11,020	
March	12,152	
April	12,703	
May	12,729	
June	12,729	

QUALITY

	Quantity	Base Number	Contract	AT	Region	England
% of FP17s for the same patient ID Re-attending within 3 months - Children	32	329	9.7%	11.3%	12.1%	11.4%
% of FP17s for the same patient ID Re-attending within 3 months - Adults	217	1,173	18.5%	16.0%	15.6%	15.4%
% of FP17s for the same patient ID Re-attending between 3 & 9 months - Children	223	329	67.8%	57.9%	61.2%	59.8%
% of FP17s for the same patient ID Re-attending between 3 & 9 months - Adults	641	1,173	54.6%	53.0%	54.5%	52.1%
% of FP17s for Band 1 Urgent Courses	126	1,243	10.1%	10.0%	9.1%	9.2%
% of FP17s Relating to Free Repair or Replacements	24	1,243	1.9%	0.9%	1.0%	0.7%
% of FP17s Relating to Continuations	28	1,243	2.3%	1.0%	1.0%	0.8%
% of Patients satisfied with the dentistry they have received	1	2	N/A	93.1%	94.2%	93.4%
% of Patients satisfied with the time they had to wait for an appointment	2	2	N/A	88.2%	88.4%	87.6%

* This is based on patients treated on this contract for their most recent course of treatment. Figures in italics indicate the base number of FP17s or Patient Questionnaire responses are less than 100. N/A is shown where the base number of responses is less than 10 during the period. % is calculated as Quantity/Base number*100

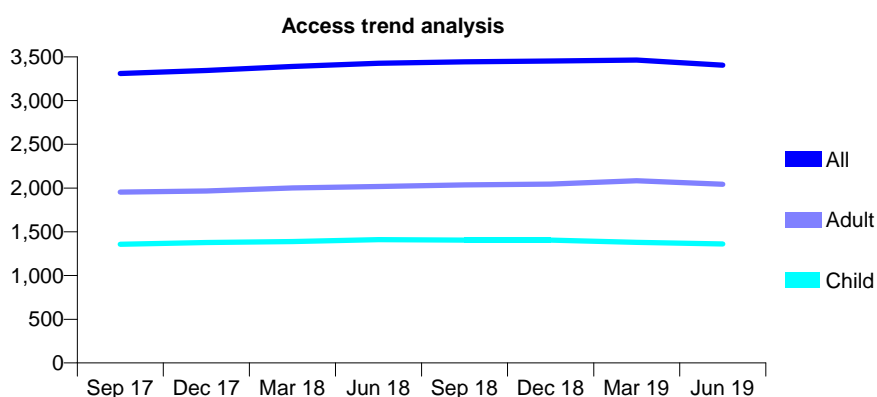
Q44 - Vital Signs At a Glance Contract Report for 813540/0001 - June 2019

Name or company name	MR PD SHERRARD
Contract type name	GDS Contract
Purpose of contract	General
Contract start date	01/04/2006
Contract end date	

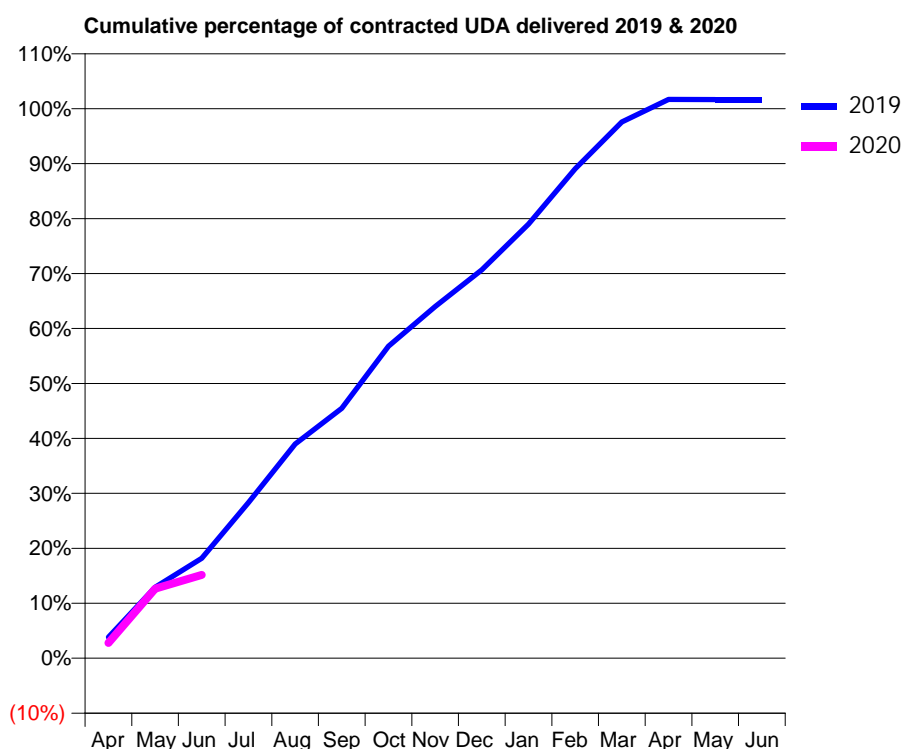
19/20 Contracted general activity (UDA)	9,000
Carry forward general activity (UDA)	0
19/20 Contracted orthodontic activity (UOA)	0
Carry forward orthodontic activity (UOA)	0
Baseline contract value	£269,073.58

ACCESS*

Patients seen in 24 months	Total	Change since previous quarter
Quarter ending June 2018	3,427	
Quarter ending September 2018	3,443	→
Quarter ending December 2018	3,452	→
Quarter ending March 2019	3,463	→
Quarter ending June 2019	3,404	↓
Variance since June 2018	(0.7%)	→



ACTIVITY



Month	2019	2020
April	344	249
May	1,162	1,138
June	1,637	1,365
July	2,550	
August	3,508	
September	4,092	
October	5,109	
November	5,761	
December	6,361	
January	7,109	
February	8,016	
March	8,780	
April	9,151	
May	9,147	
June	9,147	

QUALITY

	Quantity	Base Number	Contract	AT	Region	England
% of FP17s for the same patient ID Re-attending within 3 months - Children	24	362	6.6%	11.3%	12.1%	11.4%
% of FP17s for the same patient ID Re-attending within 3 months - Adults	78	449	17.4%	16.0%	15.6%	15.4%
% of FP17s for the same patient ID Re-attending between 3 & 9 months - Children	192	362	53.0%	57.9%	61.2%	59.8%
% of FP17s for the same patient ID Re-attending between 3 & 9 months - Adults	198	449	44.1%	53.0%	54.5%	52.1%
% of FP17s for Band 1 Urgent Courses	73	613	11.9%	10.0%	9.1%	9.2%
% of FP17s Relating to Free Repair or Replacements	2	613	0.3%	0.9%	1.0%	0.7%
% of FP17s Relating to Continuations	2	613	0.3%	1.0%	1.0%	0.8%
% of Patients satisfied with the dentistry they have received	3	3	N/A	93.1%	94.2%	93.4%
% of Patients satisfied with the time they had to wait for an appointment	3	3	N/A	88.2%	88.4%	87.6%

* This is based on patients treated on this contract for their most recent course of treatment.

Figures in italics indicate the base number of FP17s or Patient Questionnaire responses are less than 100. N/A is shown where the base number of responses is less than 10 during the period. % is calculated as Quantity/Base number*100

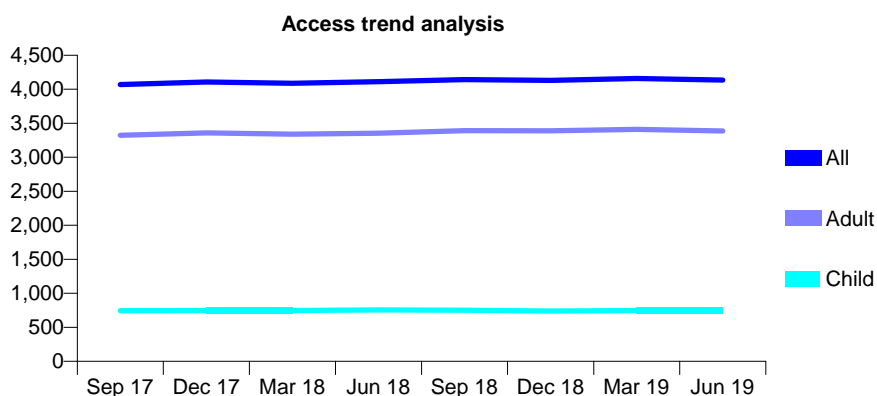
Q44 - Vital Signs At a Glance Contract Report for 815489/0001 - June 2019

Name or company name	MR JS HIBBERT
Contract type name	GDS Contract
Purpose of contract	General
Contract start date	01/04/2006
Contract end date	

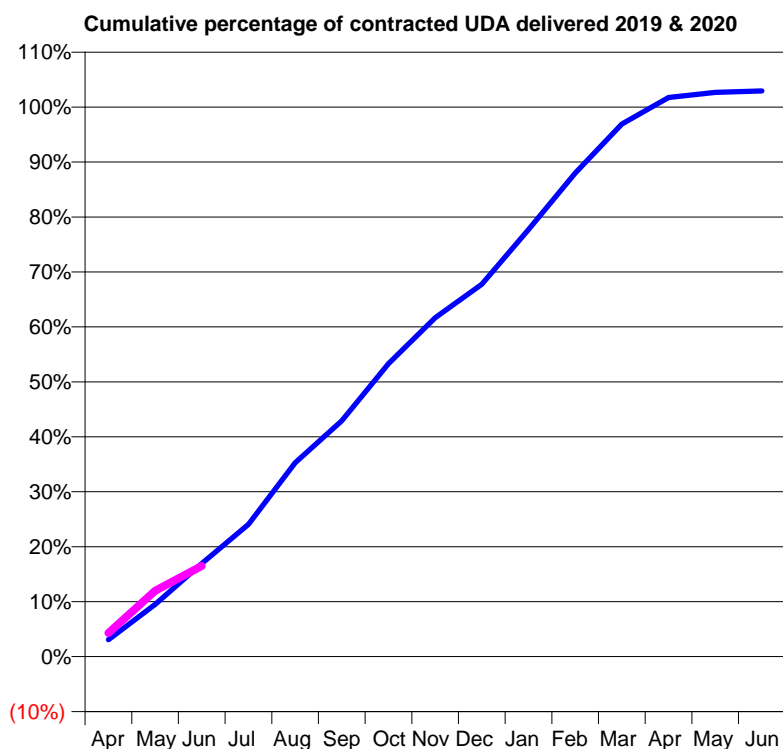
19/20 Contracted general activity (UDA)	11,380
Carry forward general activity (UDA)	0
19/20 Contracted orthodontic activity (UOA)	0
Carry forward orthodontic activity (UOA)	0
Baseline contract value	£334,534.43

ACCESS*

Patients seen in 24 months	Total	Change since previous quarter
Quarter ending June 2018	4,110	
Quarter ending September 2018	4,142	→
Quarter ending December 2018	4,130	→
Quarter ending March 2019	4,159	→
Quarter ending June 2019	4,134	→
Variance since June 2018	0.6%	→



ACTIVITY



Month	Adjusted Scheduled Activity (UDA)	
	2019	2020
April	350	491
May	1,082	1,365
June	1,929	1,877
July	2,739	
August	4,014	
September	4,883	
October	6,065	
November	7,019	
December	7,710	
January	8,843	
February	10,016	
March	11,027	
April	11,577	
May	11,683	
June	11,715	

QUALITY

	Quantity	Base Number	Contract	AT	Region	England
% of FP17s for the same patient ID Re-attending within 3 months - Children	12	271	4.4%	11.3%	12.1%	11.4%
% of FP17s for the same patient ID Re-attending within 3 months - Adults	123	904	13.6%	16.0%	15.6%	15.4%
% of FP17s for the same patient ID Re-attending between 3 & 9 months - Children	200	271	73.8%	57.9%	61.2%	59.8%
% of FP17s for the same patient ID Re-attending between 3 & 9 months - Adults	396	904	43.8%	53.0%	54.5%	52.1%
% of FP17s for Band 1 Urgent Courses	76	917	8.3%	10.0%	9.1%	9.2%
% of FP17s Relating to Free Repair or Replacements	10	917	1.1%	0.9%	1.0%	0.7%
% of FP17s Relating to Continuations	15	917	1.6%	1.0%	1.0%	0.8%
% of Patients satisfied with the dentistry they have received	2	3	N/A	93.1%	94.2%	93.4%
% of Patients satisfied with the time they had to wait for an appointment	3	3	N/A	88.2%	88.4%	87.6%

* This is based on patients treated on this contract for their most recent course of treatment. Figures in italics indicate the base number of FP17s or Patient Questionnaire responses are less than 100. N/A is shown where the base number of responses is less than 10 during the period. % is calculated as Quantity/Base number*100

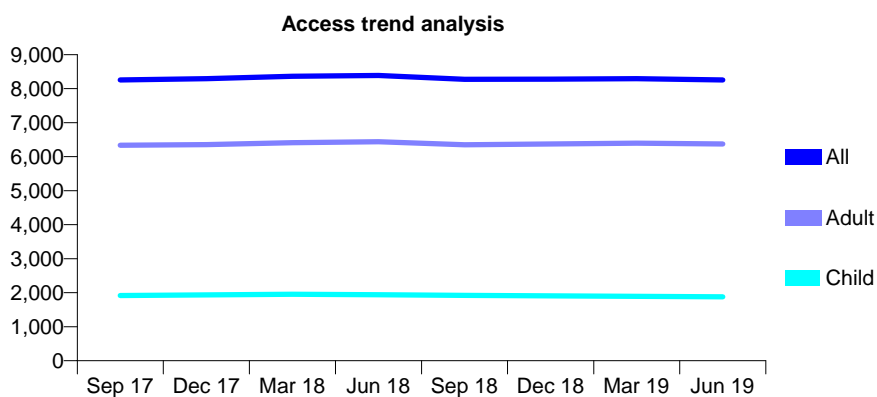
Q44 - Vital Signs At a Glance Contract Report for 826588/0001 - June 2019

Name or company name	MR MA SIMPSON
Contract type name	GDS Contract
Purpose of contract	General
Contract start date	01/04/2006
Contract end date	

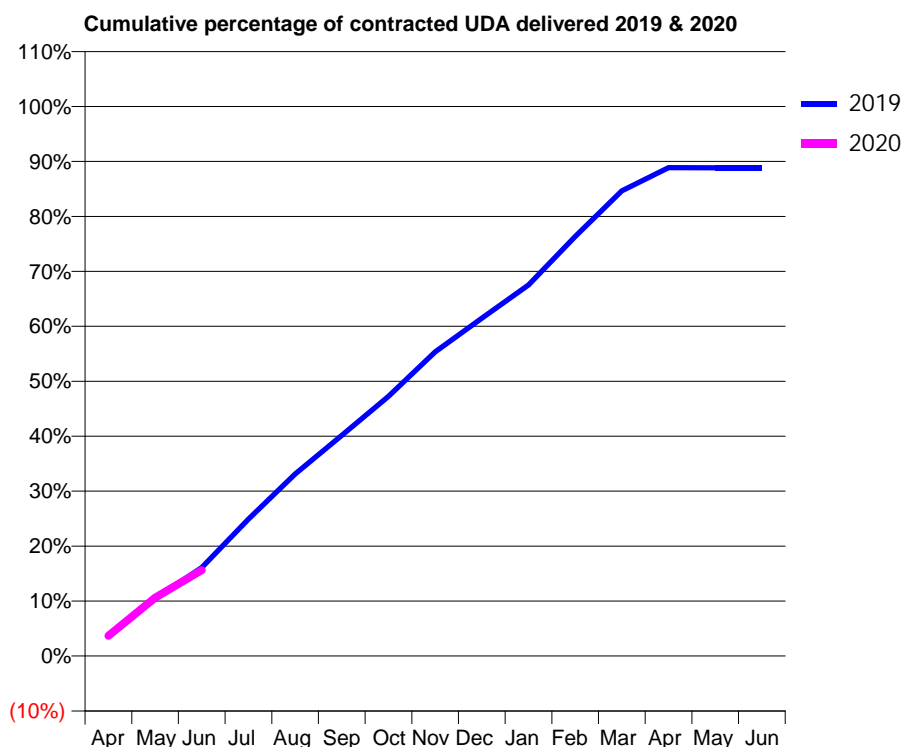
19/20 Contracted general activity (UDA)	22,295
Carry forward general activity (UDA)	0
19/20 Contracted orthodontic activity (UOA)	0
Carry forward orthodontic activity (UOA)	0
Baseline contract value	£570,729.59

ACCESS*

Patients seen in 24 months	Total	Change since previous quarter
Quarter ending June 2018	8,386	
Quarter ending September 2018	8,275	↓
Quarter ending December 2018	8,280	→
Quarter ending March 2019	8,294	→
Quarter ending June 2019	8,255	→
Variance since June 2018	(1.6%)	↓



ACTIVITY



Month	Adjusted Scheduled Activity (UDA)	
	2019	2020
April	827	826
May	2,327	2,369
June	3,588	3,485
July	5,554	
August	7,389	
September	8,949	
October	10,539	
November	12,340	
December	13,703	
January	15,055	
February	17,022	
March	18,872	
April	19,809	
May	19,806	
June	19,806	

QUALITY

	Quantity	Base Number	Contract	AT	Region	England
% of FP17s for the same patient ID Re-attending within 3 months - Children	55	627	8.8%	11.3%	12.1%	11.4%
% of FP17s for the same patient ID Re-attending within 3 months - Adults	297	1,978	15.0%	16.0%	15.6%	15.4%
% of FP17s for the same patient ID Re-attending between 3 & 9 months - Children	356	627	56.8%	57.9%	61.2%	59.8%
% of FP17s for the same patient ID Re-attending between 3 & 9 months - Adults	1,000	1,978	50.6%	53.0%	54.5%	52.1%
% of FP17s for Band 1 Urgent Courses	344	2,105	16.3%	10.0%	9.1%	9.2%
% of FP17s Relating to Free Repair or Replacements	33	2,105	1.6%	0.9%	1.0%	0.7%
% of FP17s Relating to Continuations	27	2,105	1.3%	1.0%	1.0%	0.8%
% of Patients satisfied with the dentistry they have received	5	5	N/A	93.1%	94.2%	93.4%
% of Patients satisfied with the time they had to wait for an appointment	5	5	N/A	88.2%	88.4%	87.6%

* This is based on patients treated on this contract for their most recent course of treatment. Figures in italics indicate the base number of FP17s or Patient Questionnaire responses are less than 100. N/A is shown where the base number of responses is less than 10 during the period. % is calculated as Quantity/Base number*100

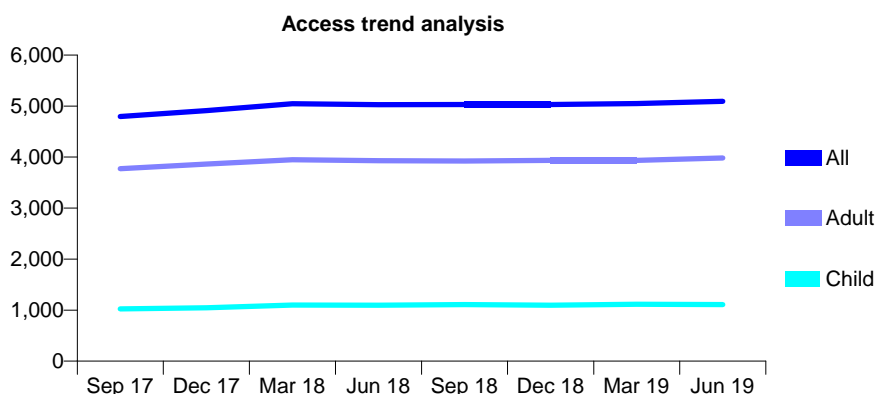
Q44 - Vital Signs At a Glance Contract Report for 826588/0002 - June 2019

Name or company name	MR MA SIMPSON
Contract type name	GDS Contract
Purpose of contract	General
Contract start date	01/07/2007
Contract end date	

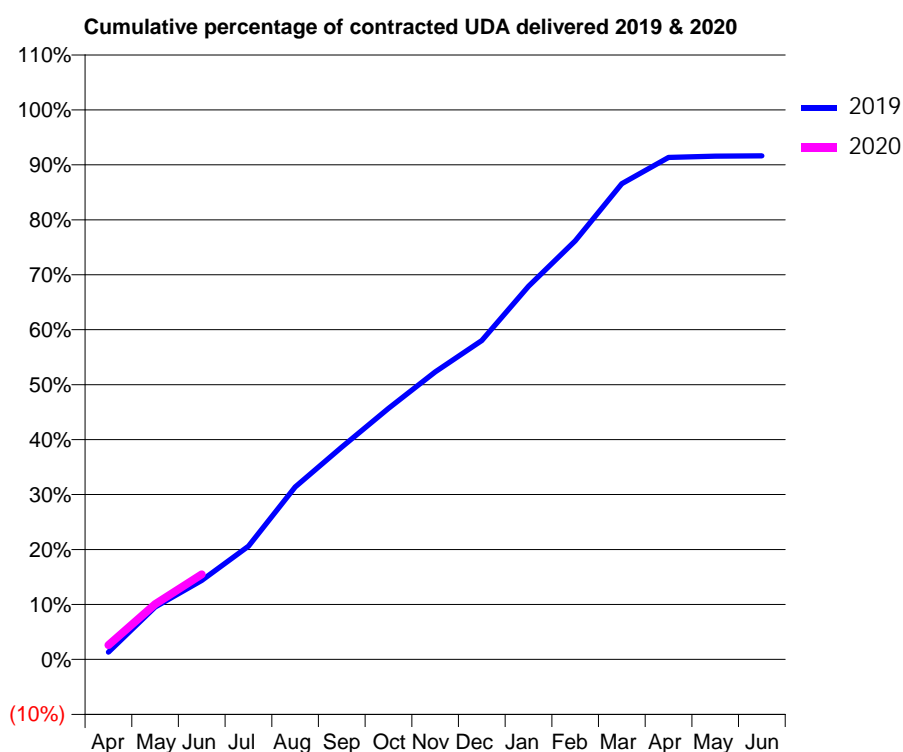
19/20 Contracted general activity (UDA)	15,392
Carry forward general activity (UDA)	0
19/20 Contracted orthodontic activity (UOA)	0
Carry forward orthodontic activity (UOA)	0
Baseline contract value	£371,815.05

ACCESS*

Patients seen in 24 months	Total	Change since previous quarter
Quarter ending June 2018	5,030	
Quarter ending September 2018	5,032	→
Quarter ending December 2018	5,032	→
Quarter ending March 2019	5,049	→
Quarter ending June 2019	5,095	→
Variance since June 2018	1.3%	→



ACTIVITY



Month	2019	2020
April	203	401
May	1,470	1,547
June	2,215	2,385
July	3,172	
August	4,830	
September	5,946	
October	7,031	
November	8,052	
December	8,934	
January	10,453	
February	11,723	
March	13,326	
April	14,058	
May	14,093	
June	14,104	

QUALITY

	Quantity	Base Number	Contract	AT	Region	England
% of FP17s for the same patient ID Re-attending within 3 months - Children	34	382	8.9%	11.3%	12.1%	11.4%
% of FP17s for the same patient ID Re-attending within 3 months - Adults	176	1,281	13.7%	16.0%	15.6%	15.4%
% of FP17s for the same patient ID Re-attending between 3 & 9 months - Children	231	382	60.5%	57.9%	61.2%	59.8%
% of FP17s for the same patient ID Re-attending between 3 & 9 months - Adults	762	1,281	59.5%	53.0%	54.5%	52.1%
% of FP17s for Band 1 Urgent Courses	151	1,323	11.4%	10.0%	9.1%	9.2%
% of FP17s Relating to Free Repair or Replacements	6	1,323	0.5%	0.9%	1.0%	0.7%
% of FP17s Relating to Continuations	18	1,323	1.4%	1.0%	1.0%	0.8%
% of Patients satisfied with the dentistry they have received	5	5	N/A	93.1%	94.2%	93.4%
% of Patients satisfied with the time they had to wait for an appointment	4	5	N/A	88.2%	88.4%	87.6%

* This is based on patients treated on this contract for their most recent course of treatment. Figures in italics indicate the base number of FP17s or Patient Questionnaire responses are less than 100. N/A is shown where the base number of responses is less than 10 during the period. % is calculated as Quantity/Base number*100

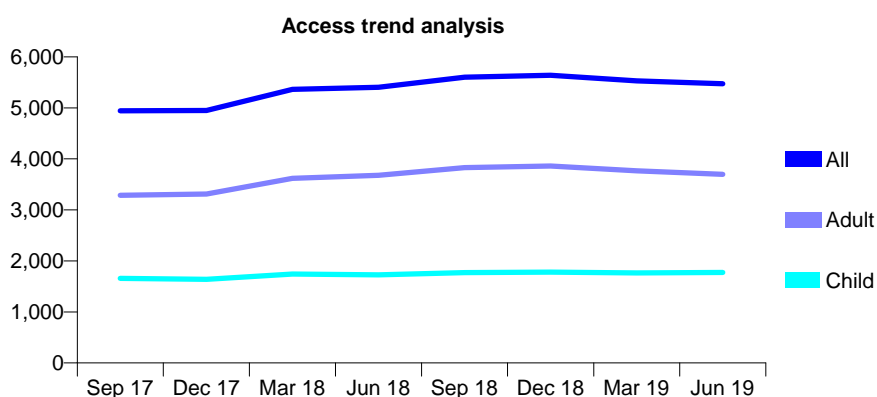
Q44 - Vital Signs At a Glance Contract Report for 840777/0001 - June 2019

Name or company name	Oaklands Dental Care
Contract type name	GDS Contract
Purpose of contract	General
Contract start date	01/04/2006
Contract end date	

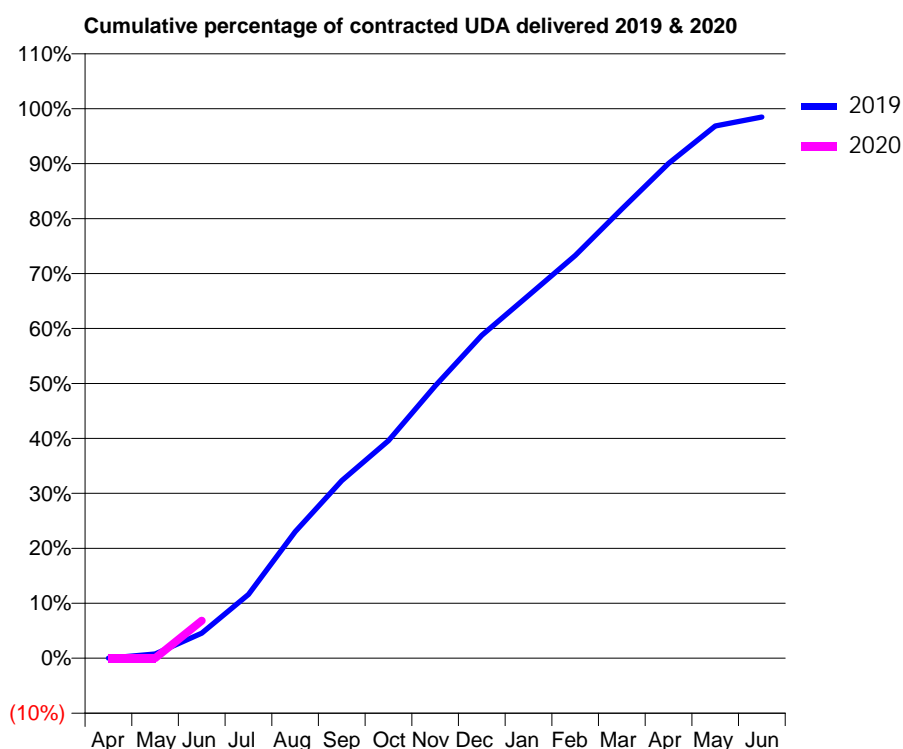
19/20 Contracted general activity (UDA)	14,752
Carry forward general activity (UDA)	0
19/20 Contracted orthodontic activity (UOA)	0
Carry forward orthodontic activity (UOA)	0
Baseline contract value	£362,445.86

ACCESS*

Patients seen in 24 months	Total	Change since previous quarter
Quarter ending June 2018	5,406	
Quarter ending September 2018	5,600	↑
Quarter ending December 2018	5,638	→
Quarter ending March 2019	5,531	↓
Quarter ending June 2019	5,472	↓
Variance since June 2018	1.2%	→



ACTIVITY



Month	Adjusted Scheduled Activity (UDA)	
	2019	2020
April	0	0
May	111	0
June	673	1,007
July	1,712	
August	3,394	
September	4,765	
October	5,839	
November	7,308	
December	8,667	
January	9,740	
February	10,812	
March	12,057	
April	13,280	
May	14,286	
June	14,529	

QUALITY

	Quantity	Base Number	Contract	AT	Region	England
% of FP17s for the same patient ID Re-attending within 3 months - Children	66	763	8.7%	11.3%	12.1%	11.4%
% of FP17s for the same patient ID Re-attending within 3 months - Adults	249	1,359	18.3%	16.0%	15.6%	15.4%
% of FP17s for the same patient ID Re-attending between 3 & 9 months - Children	485	763	63.6%	57.9%	61.2%	59.8%
% of FP17s for the same patient ID Re-attending between 3 & 9 months - Adults	825	1,359	60.7%	53.0%	54.5%	52.1%
% of FP17s for Band 1 Urgent Courses	47	658	7.1%	10.0%	9.1%	9.2%
% of FP17s Relating to Free Repair or Replacements	5	658	0.8%	0.9%	1.0%	0.7%
% of FP17s Relating to Continuations	12	658	1.8%	1.0%	1.0%	0.8%
% of Patients satisfied with the dentistry they have received	1	1	N/A	93.1%	94.2%	93.4%
% of Patients satisfied with the time they had to wait for an appointment	1	1	N/A	88.2%	88.4%	87.6%

* This is based on patients treated on this contract for their most recent course of treatment.

Figures in italics indicate the base number of FP17s or Patient Questionnaire responses are less than 100. N/A is shown where the base number of responses is less than 10 during the period. % is calculated as Quantity/Base number*100

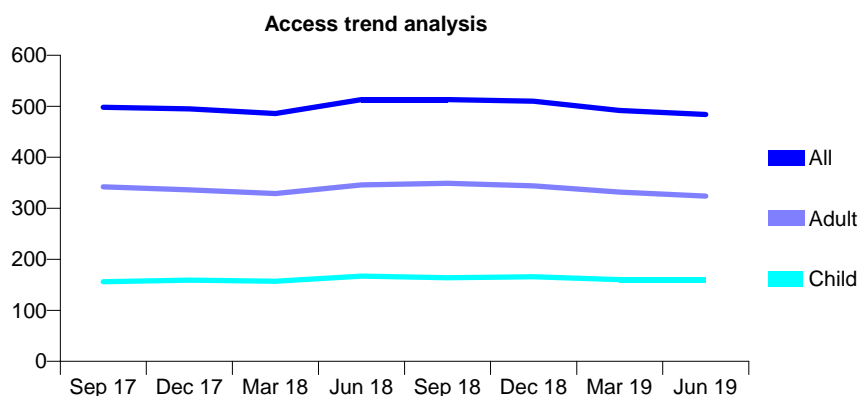
Q44 - Vital Signs At a Glance Contract Report for 843970/0001 - June 2019

Name or company name	MR DM FAGAN-DOUGLAS
Contract type name	GDS Contract
Purpose of contract	General
Contract start date	01/06/2008
Contract end date	

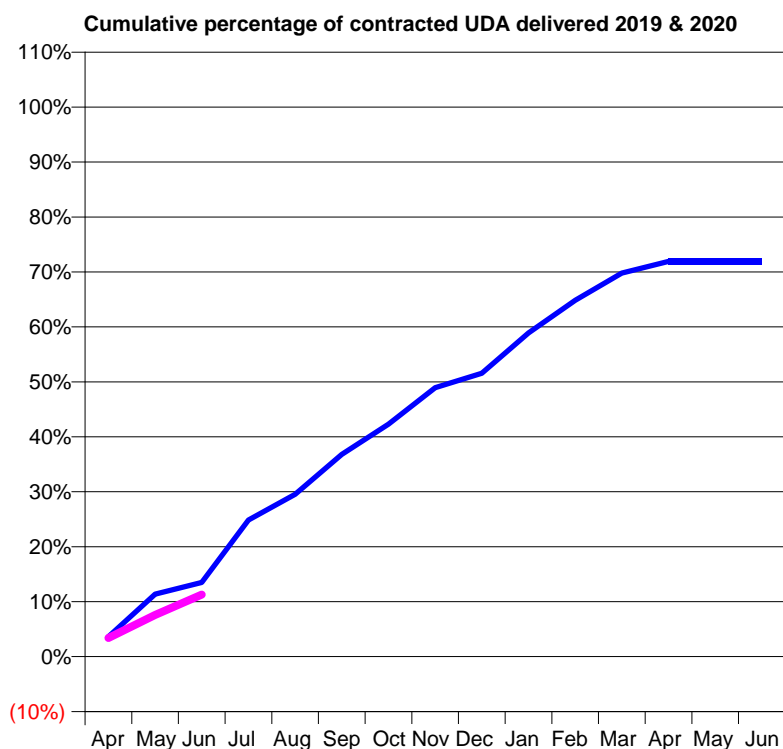
19/20 Contracted general activity (UDA)	2,352
Carry forward general activity (UDA)	0
19/20 Contracted orthodontic activity (UOA)	0
Carry forward orthodontic activity (UOA)	0
Baseline contract value	£60,947.59

ACCESS*

Patients seen in 24 months	Total	Change since previous quarter
Quarter ending June 2018	513	
Quarter ending September 2018	513	→
Quarter ending December 2018	510	→
Quarter ending March 2019	492	↓
Quarter ending June 2019	484	↓
Variance since June 2018	(5.7%)	↓



ACTIVITY



Month	Adjusted Scheduled Activity (UDA)	
	2019	2020
April	85	80
May	267	178
June	317	266
July	585	
August	695	
September	866	
October	995	
November	1,151	
December	1,213	
January	1,386	
February	1,525	
March	1,641	
April	1,691	
May	1,691	
June	1,691	

QUALITY

	Quantity	Base Number	Contract	AT	Region	England
% of FP17s for the same patient ID Re-attending within 3 months - Children	2	47	4.3%	11.3%	12.1%	11.4%
% of FP17s for the same patient ID Re-attending within 3 months - Adults	24	116	20.7%	16.0%	15.6%	15.4%
% of FP17s for the same patient ID Re-attending between 3 & 9 months - Children	30	47	63.8%	57.9%	61.2%	59.8%
% of FP17s for the same patient ID Re-attending between 3 & 9 months - Adults	69	116	59.5%	53.0%	54.5%	52.1%
% of FP17s for Band 1 Urgent Courses	3	133	2.3%	10.0%	9.1%	9.2%
% of FP17s Relating to Free Repair or Replacements	2	133	1.5%	0.9%	1.0%	0.7%
% of FP17s Relating to Continuations	3	133	2.3%	1.0%	1.0%	0.8%
% of Patients satisfied with the dentistry they have received	0	0	N/A	93.1%	94.2%	93.4%
% of Patients satisfied with the time they had to wait for an appointment	0	0	N/A	88.2%	88.4%	87.6%

* This is based on patients treated on this contract for their most recent course of treatment. Figures in italics indicate the base number of FP17s or Patient Questionnaire responses are less than 100. N/A is shown where the base number of responses is less than 10 during the period. % is calculated as Quantity/Base number*100

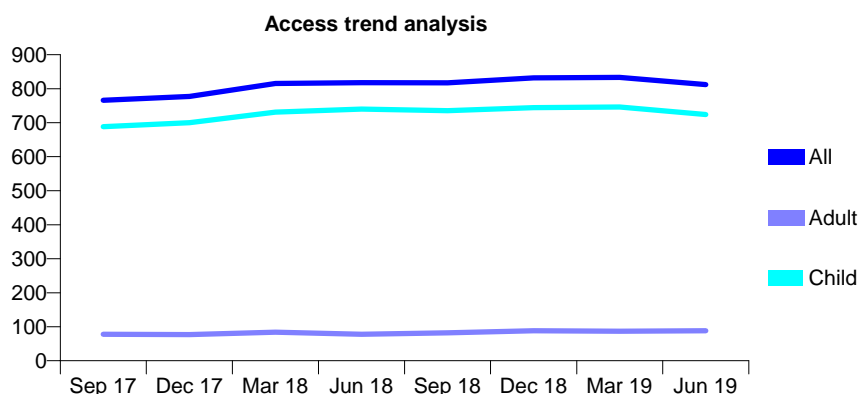
Q44 - Vital Signs At a Glance Contract Report for 859893/0001 - June 2019

Name or company name	MR CP CALDWELL
Contract type name	PDS Contract
Purpose of contract	General
Contract start date	01/04/2008
Contract end date	31/03/2020

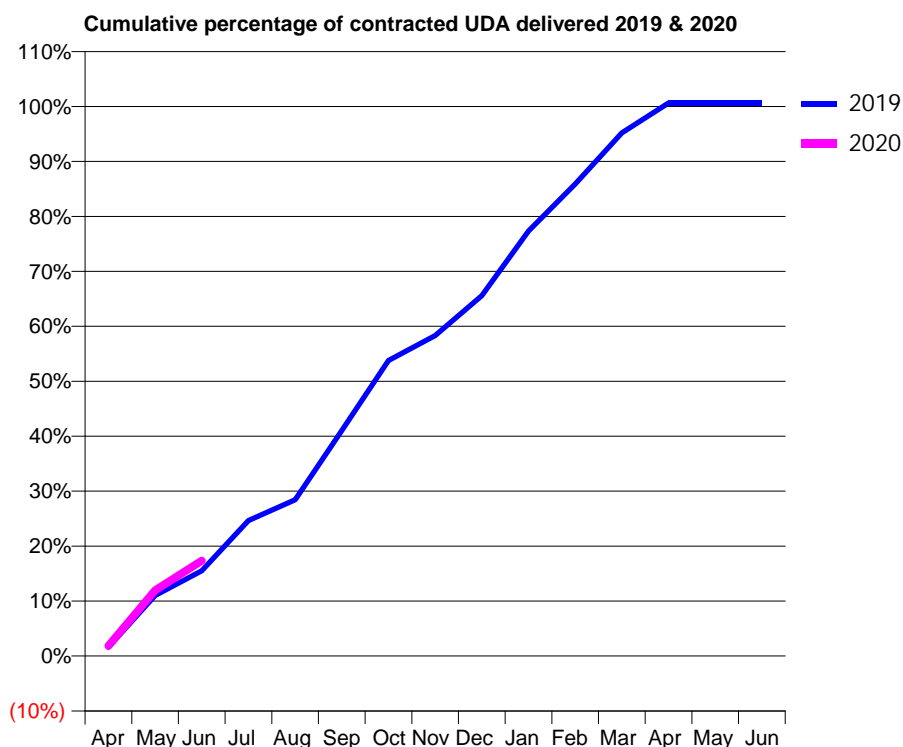
19/20 Contracted general activity (UDA)	1,480
Carry forward general activity (UDA)	0
19/20 Contracted orthodontic activity (UOA)	0
Carry forward orthodontic activity (UOA)	0
Baseline contract value	£35,754.82

ACCESS*

Patients seen in 24 months	Total	Change since previous quarter
Quarter ending June 2018	818	
Quarter ending September 2018	817	→
Quarter ending December 2018	832	→
Quarter ending March 2019	833	→
Quarter ending June 2019	812	↓
Variance since June 2018	(0.7%)	→



ACTIVITY



Month	Adjusted Scheduled Activity (UDA)	
	2019	2020
April	24	28
May	163	177
June	230	257
July	365	
August	421	
September	607	
October	796	
November	863	
December	970	
January	1,144	
February	1,271	
March	1,409	
April	1,489	
May	1,489	
June	1,489	

QUALITY

	Quantity	Base Number	Contract	AT	Region	England
% of FP17s for the same patient ID Re-attending within 3 months - Children	16	237	6.8%	11.3%	12.1%	11.4%
% of FP17s for the same patient ID Re-attending within 3 months - Adults	2	14	14.3%	16.0%	15.6%	15.4%
% of FP17s for the same patient ID Re-attending between 3 & 9 months - Children	144	237	60.8%	57.9%	61.2%	59.8%
% of FP17s for the same patient ID Re-attending between 3 & 9 months - Adults	8	14	57.1%	53.0%	54.5%	52.1%
% of FP17s for Band 1 Urgent Courses	13	195	6.7%	10.0%	9.1%	9.2%
% of FP17s Relating to Free Repair or Replacements	0	195	0.0%	0.9%	1.0%	0.7%
% of FP17s Relating to Continuations	0	195	0.0%	1.0%	1.0%	0.8%
% of Patients satisfied with the dentistry they have received	0	0	N/A	93.1%	94.2%	93.4%
% of Patients satisfied with the time they had to wait for an appointment	0	0	N/A	88.2%	88.4%	87.6%

* This is based on patients treated on this contract for their most recent course of treatment. Figures in italics indicate the base number of FP17s or Patient Questionnaire responses are less than 100. N/A is shown where the base number of responses is less than 10 during the period. % is calculated as Quantity/Base number*100

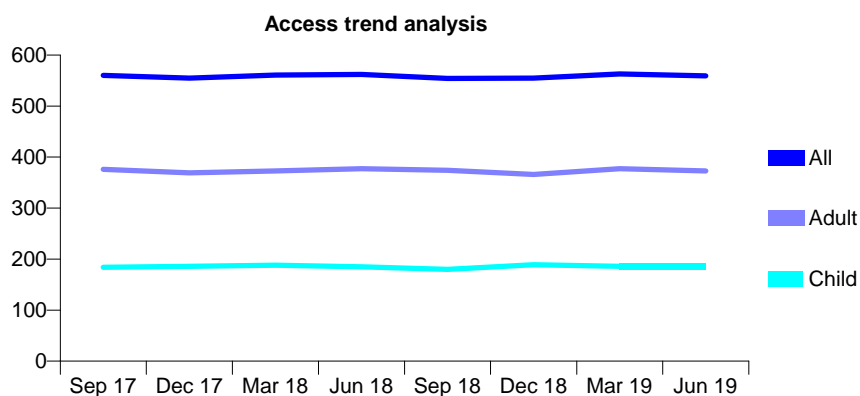
Q44 - Vital Signs At a Glance Contract Report for 861928/0001 - June 2019

Name or company name	MR PA FARRELL
Contract type name	GDS Contract
Purpose of contract	General
Contract start date	01/10/2006
Contract end date	

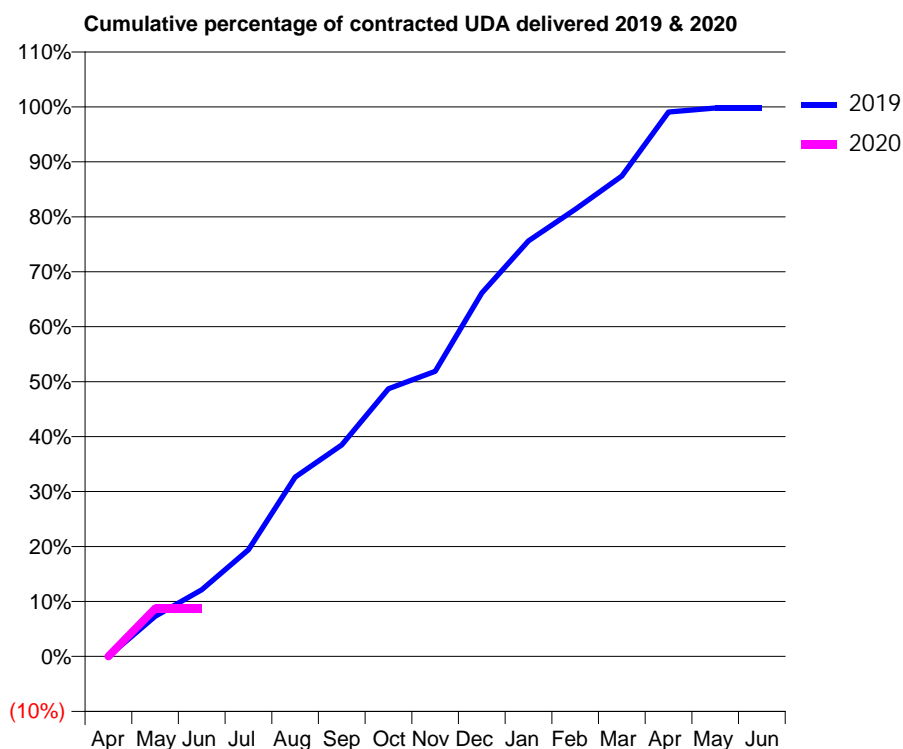
19/20 Contracted general activity (UDA)	1,081
Carry forward general activity (UDA)	0
19/20 Contracted orthodontic activity (UOA)	0
Carry forward orthodontic activity (UOA)	0
Baseline contract value	£30,280.18

ACCESS*

Patients seen in 24 months	Total	Change since previous quarter
Quarter ending June 2018	562	
Quarter ending September 2018	554	↓
Quarter ending December 2018	555	→
Quarter ending March 2019	563	→
Quarter ending June 2019	559	→
Variance since June 2018	(0.5%)	→



ACTIVITY



Month	Adjusted Scheduled Activity (UDA)	
	2019	2020
April	0	0
May	79	94
June	131	94
July	210	
August	353	
September	416	
October	527	
November	561	
December	715	
January	817	
February	879	
March	945	
April	1,071	
May	1,079	
June	1,079	

QUALITY

	Quantity	Base Number	Contract	AT	Region	England
% of FP17s for the same patient ID Re-attending within 3 months - Children	2	46	4.3%	11.3%	12.1%	11.4%
% of FP17s for the same patient ID Re-attending within 3 months - Adults	8	112	7.1%	16.0%	15.6%	15.4%
% of FP17s for the same patient ID Re-attending between 3 & 9 months - Children	29	46	63.0%	57.9%	61.2%	59.8%
% of FP17s for the same patient ID Re-attending between 3 & 9 months - Adults	66	112	58.9%	53.0%	54.5%	52.1%
% of FP17s for Band 1 Urgent Courses	6	71	8.5%	10.0%	9.1%	9.2%
% of FP17s Relating to Free Repair or Replacements	0	71	0.0%	0.9%	1.0%	0.7%
% of FP17s Relating to Continuations	2	71	2.8%	1.0%	1.0%	0.8%
% of Patients satisfied with the dentistry they have received	1	1	N/A	93.1%	94.2%	93.4%
% of Patients satisfied with the time they had to wait for an appointment	1	1	N/A	88.2%	88.4%	87.6%

* This is based on patients treated on this contract for their most recent course of treatment. Figures in italics indicate the base number of FP17s or Patient Questionnaire responses are less than 100. N/A is shown where the base number of responses is less than 10 during the period. % is calculated as Quantity/Base number*100

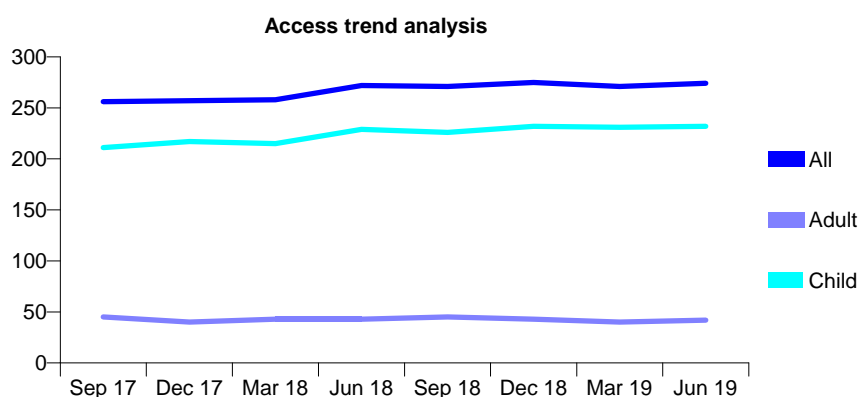
Q44 - Vital Signs At a Glance Contract Report for 906875/0001 - June 2019

Name or company name	MR NP SMITH
Contract type name	GDS Contract
Purpose of contract	General
Contract start date	01/04/2006
Contract end date	

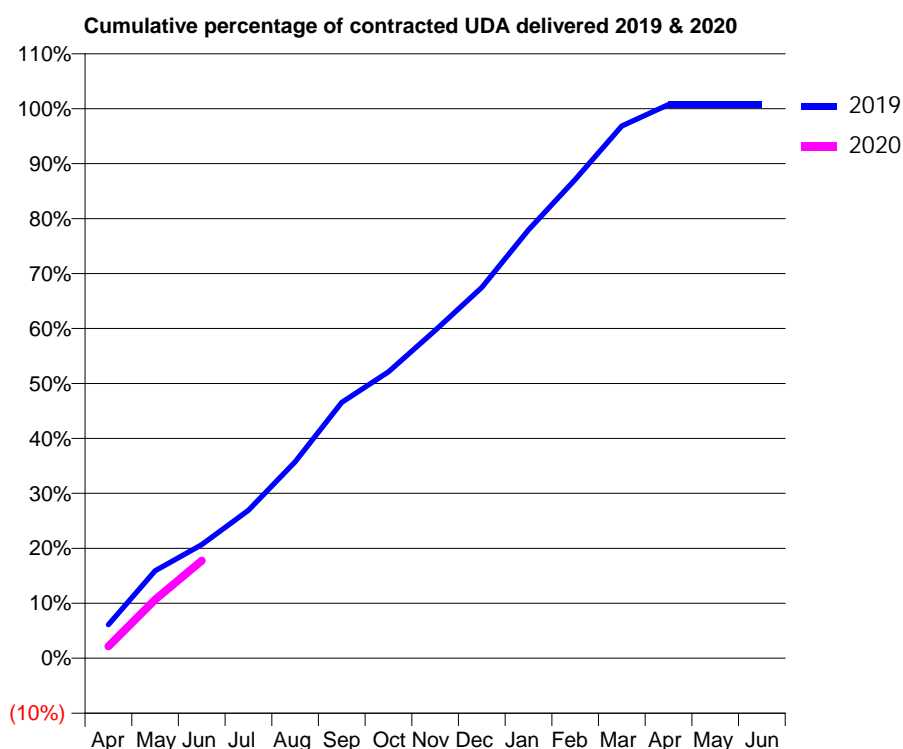
19/20 Contracted general activity (UDA)	1,100
Carry forward general activity (UDA)	0
19/20 Contracted orthodontic activity (UOA)	0
Carry forward orthodontic activity (UOA)	0
Baseline contract value	£24,160.75

ACCESS*

Patients seen in 24 months	Total	Change since previous quarter
Quarter ending June 2018	272	
Quarter ending September 2018	271	→
Quarter ending December 2018	275	→
Quarter ending March 2019	271	↓
Quarter ending June 2019	274	→
Variance since June 2018	0.7%	→



ACTIVITY



Month	2019	2020
April	67	24
May	175	117
June	227	195
July	296	
August	393	
September	512	
October	573	
November	656	
December	742	
January	857	
February	958	
March	1,065	
April	1,108	
May	1,108	
June	1,108	

QUALITY

	Quantity	Base Number	Contract	AT	Region	England
% of FP17s for the same patient ID Re-attending within 3 months - Children	5	86	5.8%	11.3%	12.1%	11.4%
% of FP17s for the same patient ID Re-attending within 3 months - Adults	0	10	0.0%	16.0%	15.6%	15.4%
% of FP17s for the same patient ID Re-attending between 3 & 9 months - Children	62	86	72.1%	57.9%	61.2%	59.8%
% of FP17s for the same patient ID Re-attending between 3 & 9 months - Adults	6	10	60.0%	53.0%	54.5%	52.1%
% of FP17s for Band 1 Urgent Courses	1	79	1.3%	10.0%	9.1%	9.2%
% of FP17s Relating to Free Repair or Replacements	0	79	0.0%	0.9%	1.0%	0.7%
% of FP17s Relating to Continuations	2	79	2.5%	1.0%	1.0%	0.8%
% of Patients satisfied with the dentistry they have received	1	1	N/A	93.1%	94.2%	93.4%
% of Patients satisfied with the time they had to wait for an appointment	1	1	N/A	88.2%	88.4%	87.6%

* This is based on patients treated on this contract for their most recent course of treatment.

Figures in italics indicate the base number of FP17s or Patient Questionnaire responses are less than 100. N/A is shown where the base number of responses is less than 10 during the period. % is calculated as Quantity/Base number*100

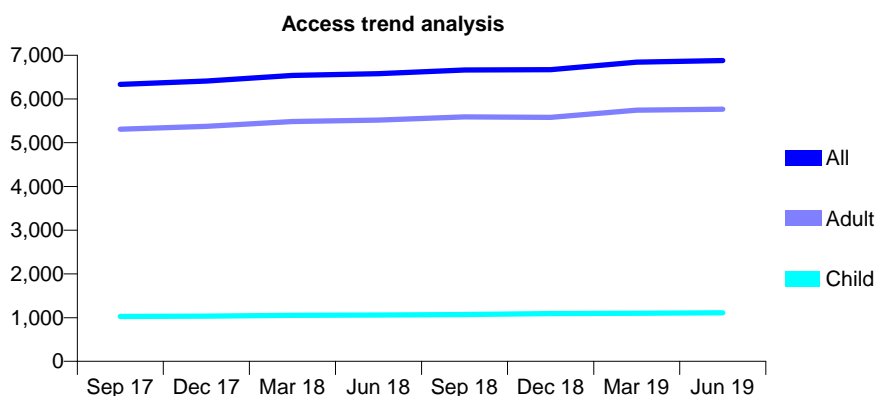
Q44 - Vital Signs At a Glance Contract Report for 912956/0001 - June 2019

Name or company name	MR MJ SOLAN
Contract type name	GDS Contract
Purpose of contract	General
Contract start date	01/04/2006
Contract end date	

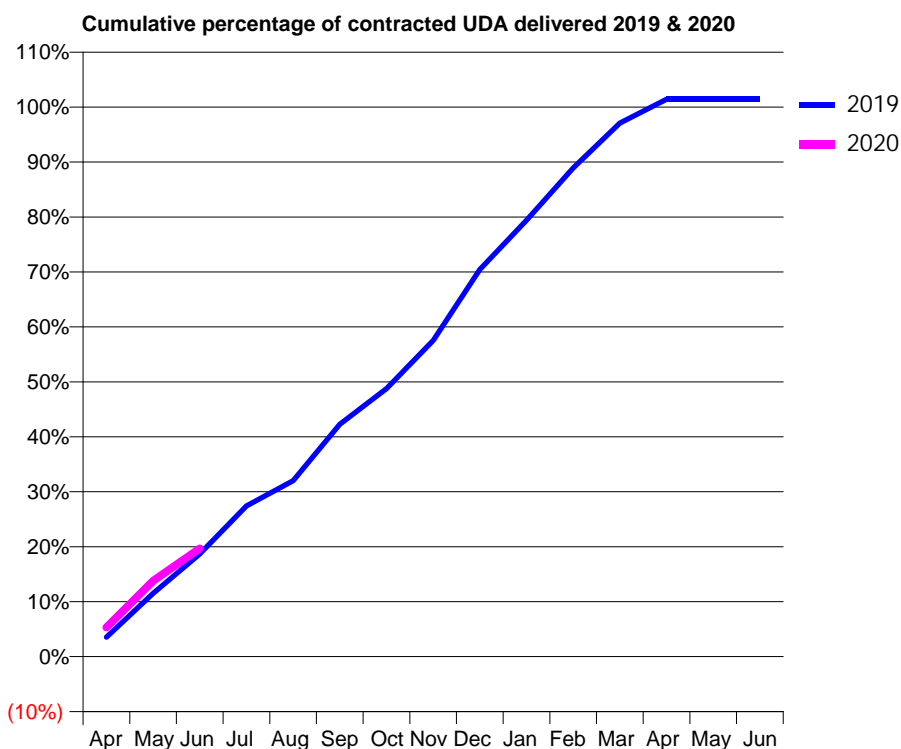
19/20 Contracted general activity (UDA)	18,568
Carry forward general activity (UDA)	0
19/20 Contracted orthodontic activity (UOA)	0
Carry forward orthodontic activity (UOA)	0
Baseline contract value	£520,358.38

ACCESS*

Patients seen in 24 months	Total	Change since previous quarter
Quarter ending June 2018	6,577	
Quarter ending September 2018	6,663	→
Quarter ending December 2018	6,673	→
Quarter ending March 2019	6,844	↑
Quarter ending June 2019	6,879	→
Variance since June 2018	4.6%	↑



ACTIVITY



Month	Adjusted Scheduled Activity (UDA)	
	2019	2020
April	659	988
May	2,140	2,561
June	3,470	3,651
July	5,094	
August	5,948	
September	7,848	
October	9,054	
November	10,683	
December	13,079	
January	14,746	
February	16,512	
March	18,028	
April	18,833	
May	18,833	
June	18,833	

QUALITY

	Quantity	Base Number	Contract	AT	Region	England
% of FP17s for the same patient ID Re-attending within 3 months - Children	15	376	4.0%	11.3%	12.1%	11.4%
% of FP17s for the same patient ID Re-attending within 3 months - Adults	173	1,827	9.5%	16.0%	15.6%	15.4%
% of FP17s for the same patient ID Re-attending between 3 & 9 months - Children	205	376	54.5%	57.9%	61.2%	59.8%
% of FP17s for the same patient ID Re-attending between 3 & 9 months - Adults	1,067	1,827	58.4%	53.0%	54.5%	52.1%
% of FP17s for Band 1 Urgent Courses	76	1,803	4.2%	10.0%	9.1%	9.2%
% of FP17s Relating to Free Repair or Replacements	31	1,803	1.7%	0.9%	1.0%	0.7%
% of FP17s Relating to Continuations	17	1,803	0.9%	1.0%	1.0%	0.8%
% of Patients satisfied with the dentistry they have received	6	6	N/A	93.1%	94.2%	93.4%
% of Patients satisfied with the time they had to wait for an appointment	6	6	N/A	88.2%	88.4%	87.6%

* This is based on patients treated on this contract for their most recent course of treatment. Figures in italics indicate the base number of FP17s or Patient Questionnaire responses are less than 100. N/A is shown where the base number of responses is less than 10 during the period. % is calculated as Quantity/Base number*100

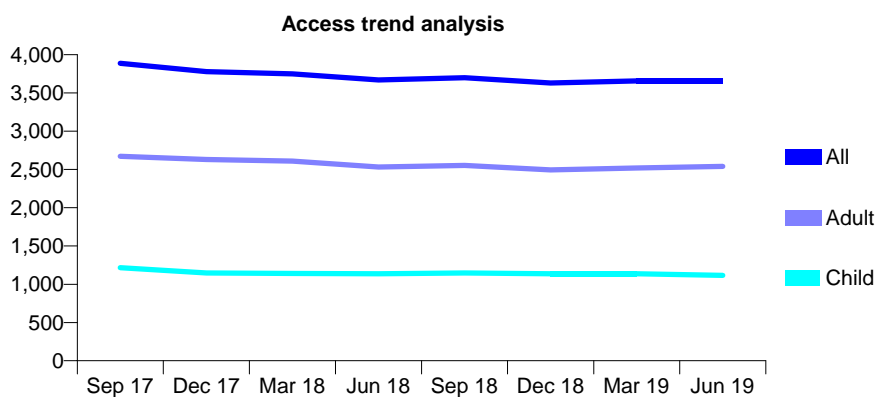
Q44 - Vital Signs At a Glance Contract Report for 914215/0001 - June 2019

Name or company name	Wallasey Village Dental Practice
Contract type name	GDS Contract
Purpose of contract	General
Contract start date	01/04/2006
Contract end date	

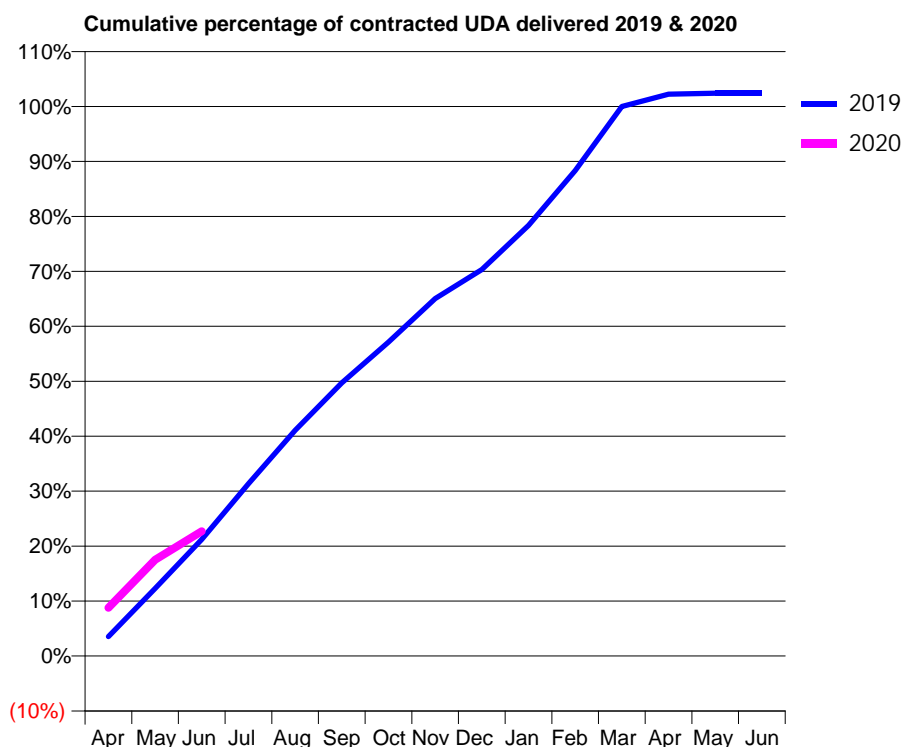
19/20 Contracted general activity (UDA)	9,700
Carry forward general activity (UDA)	0
19/20 Contracted orthodontic activity (UOA)	0
Carry forward orthodontic activity (UOA)	0
Baseline contract value	£308,237.50

ACCESS*

Patients seen in 24 months	Total	Change since previous quarter
Quarter ending June 2018	3,669	
Quarter ending September 2018	3,700	→
Quarter ending December 2018	3,630	↓
Quarter ending March 2019	3,657	→
Quarter ending June 2019	3,658	→
Variance since June 2018	(0.3%)	→



ACTIVITY



Month	Adjusted Scheduled Activity (UDA)	
	2019	2020
April	342	851
May	1,194	1,701
June	2,058	2,202
July	3,042	
August	3,985	
September	4,822	
October	5,539	
November	6,309	
December	6,820	
January	7,598	
February	8,569	
March	9,698	
April	9,915	
May	9,934	
June	9,934	

QUALITY

	Quantity	Base Number	Contract	AT	Region	England
% of FP17s for the same patient ID Re-attending within 3 months - Children	16	325	4.9%	11.3%	12.1%	11.4%
% of FP17s for the same patient ID Re-attending within 3 months - Adults	82	661	12.4%	16.0%	15.6%	15.4%
% of FP17s for the same patient ID Re-attending between 3 & 9 months - Children	173	325	53.2%	57.9%	61.2%	59.8%
% of FP17s for the same patient ID Re-attending between 3 & 9 months - Adults	279	661	42.2%	53.0%	54.5%	52.1%
% of FP17s for Band 1 Urgent Courses	90	882	10.2%	10.0%	9.1%	9.2%
% of FP17s Relating to Free Repair or Replacements	6	882	0.7%	0.9%	1.0%	0.7%
% of FP17s Relating to Continuations	7	882	0.8%	1.0%	1.0%	0.8%
% of Patients satisfied with the dentistry they have received	2	4	N/A	93.1%	94.2%	93.4%
% of Patients satisfied with the time they had to wait for an appointment	3	4	N/A	88.2%	88.4%	87.6%

* This is based on patients treated on this contract for their most recent course of treatment. Figures in italics indicate the base number of FP17s or Patient Questionnaire responses are less than 100. N/A is shown where the base number of responses is less than 10 during the period. % is calculated as Quantity/Base number*100

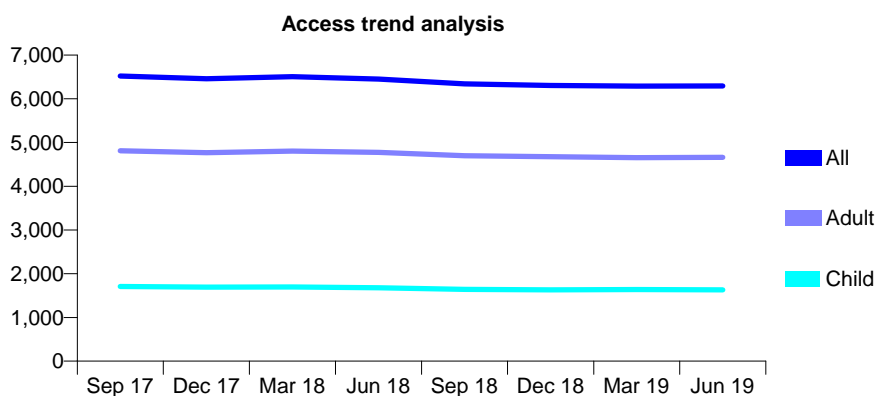
Q44 - Vital Signs At a Glance Contract Report for 914479/0001 - June 2019

Name or company name	Heswall Dental Partnership
Contract type name	GDS Contract
Purpose of contract	General
Contract start date	01/04/2006
Contract end date	

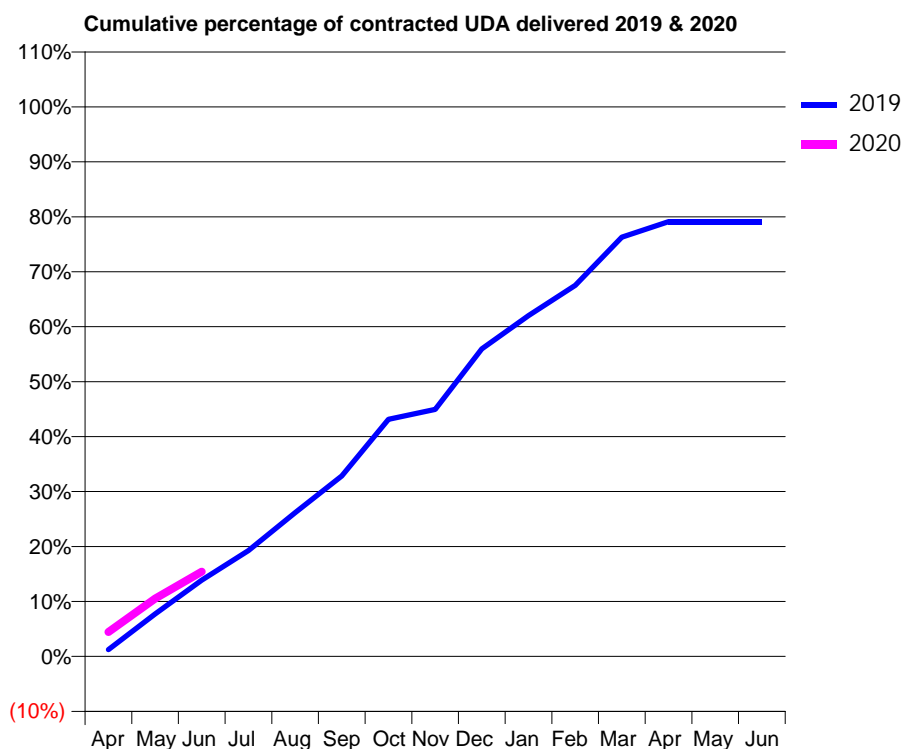
19/20 Contracted general activity (UDA)	16,750
Carry forward general activity (UDA)	0
19/20 Contracted orthodontic activity (UOA)	0
Carry forward orthodontic activity (UOA)	0
Baseline contract value	£509,527.37

ACCESS*

Patients seen in 24 months	Total	Change since previous quarter
Quarter ending June 2018	6,454	
Quarter ending September 2018	6,341	↓
Quarter ending December 2018	6,305	→
Quarter ending March 2019	6,291	→
Quarter ending June 2019	6,293	→
Variance since June 2018	(2.5%)	↓



ACTIVITY



Month	2019	2020
April	211	747
May	1,294	1,766
June	2,328	2,584
July	3,229	
August	4,382	
September	5,501	
October	7,225	
November	7,531	
December	9,376	
January	10,386	
February	11,310	
March	12,776	
April	13,251	
May	13,250	
June	13,253	

QUALITY

	Quantity	Base Number	Contract	AT	Region	England
% of FP17s for the same patient ID Re-attending within 3 months - Children	29	487	6.0%	11.3%	12.1%	11.4%
% of FP17s for the same patient ID Re-attending within 3 months - Adults	151	1,199	12.6%	16.0%	15.6%	15.4%
% of FP17s for the same patient ID Re-attending between 3 & 9 months - Children	218	487	44.8%	57.9%	61.2%	59.8%
% of FP17s for the same patient ID Re-attending between 3 & 9 months - Adults	492	1,199	41.0%	53.0%	54.5%	52.1%
% of FP17s for Band 1 Urgent Courses	122	1,298	9.4%	10.0%	9.1%	9.2%
% of FP17s Relating to Free Repair or Replacements	19	1,298	1.5%	0.9%	1.0%	0.7%
% of FP17s Relating to Continuations	7	1,298	0.5%	1.0%	1.0%	0.8%
% of Patients satisfied with the dentistry they have received	2	2	N/A	93.1%	94.2%	93.4%
% of Patients satisfied with the time they had to wait for an appointment	2	2	N/A	88.2%	88.4%	87.6%

* This is based on patients treated on this contract for their most recent course of treatment. Figures in italics indicate the base number of FP17s or Patient Questionnaire responses are less than 100. N/A is shown where the base number of responses is less than 10 during the period. % is calculated as Quantity/Base number*100

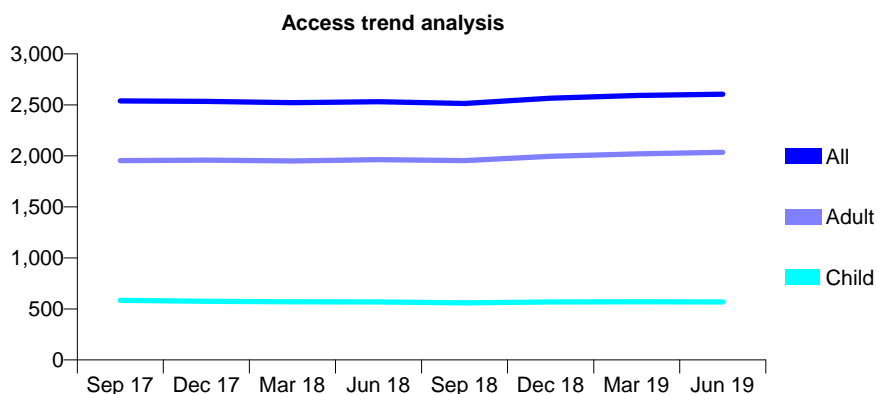
Q44 - Vital Signs At a Glance Contract Report for 927511/0001 - June 2019

Name or company name	MISS AS DEVINE
Contract type name	GDS Contract
Purpose of contract	General
Contract start date	01/04/2006
Contract end date	

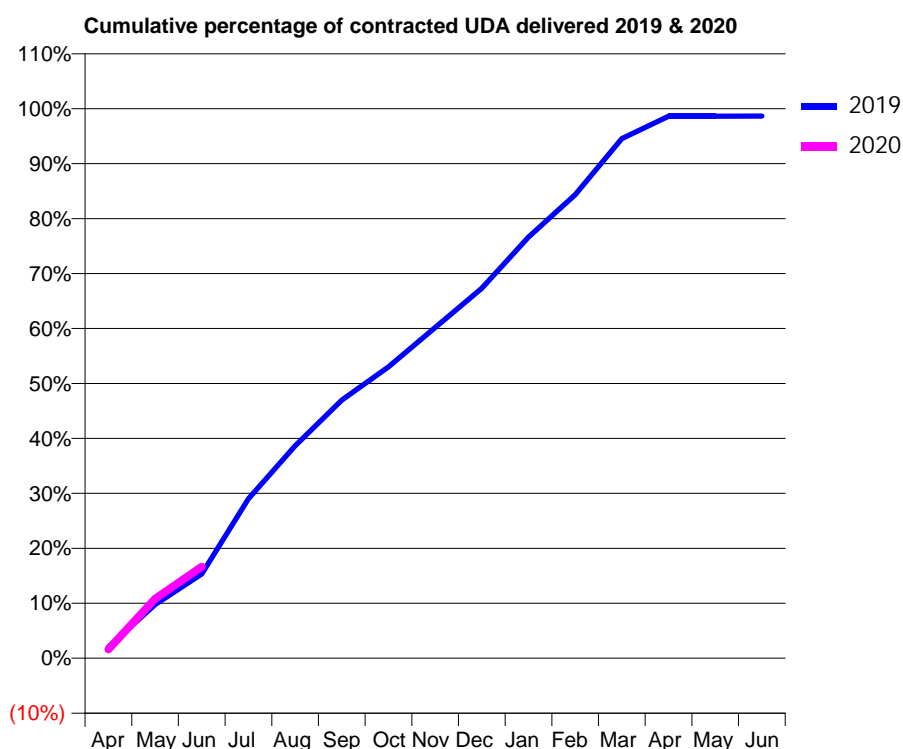
19/20 Contracted general activity (UDA)	7,500
Carry forward general activity (UDA)	0
19/20 Contracted orthodontic activity (UOA)	0
Carry forward orthodontic activity (UOA)	0
Baseline contract value	£208,978.05

ACCESS*

Patients seen in 24 months	Total	Change since previous quarter
Quarter ending June 2018	2,531	
Quarter ending September 2018	2,513	→
Quarter ending December 2018	2,566	↑
Quarter ending March 2019	2,591	→
Quarter ending June 2019	2,604	→
Variance since June 2018	2.9%	↑



ACTIVITY



Month	2019	2020
April	153	122
May	733	812
June	1,151	1,249
July	2,178	
August	2,901	
September	3,523	
October	3,976	
November	4,515	
December	5,047	
January	5,749	
February	6,326	
March	7,090	
April	7,396	
May	7,396	
June	7,399	

QUALITY

	Quantity	Base Number	Contract	AT	Region	England
% of FP17s for the same patient ID Re-attending within 3 months - Children	14	182	7.7%	11.3%	12.1%	11.4%
% of FP17s for the same patient ID Re-attending within 3 months - Adults	88	662	13.3%	16.0%	15.6%	15.4%
% of FP17s for the same patient ID Re-attending between 3 & 9 months - Children	100	182	54.9%	57.9%	61.2%	59.8%
% of FP17s for the same patient ID Re-attending between 3 & 9 months - Adults	375	662	56.6%	53.0%	54.5%	52.1%
% of FP17s for Band 1 Urgent Courses	26	680	3.8%	10.0%	9.1%	9.2%
% of FP17s Relating to Free Repair or Replacements	10	680	1.5%	0.9%	1.0%	0.7%
% of FP17s Relating to Continuations	0	680	0.0%	1.0%	1.0%	0.8%
% of Patients satisfied with the dentistry they have received	4	4	N/A	93.1%	94.2%	93.4%
% of Patients satisfied with the time they had to wait for an appointment	4	4	N/A	88.2%	88.4%	87.6%

* This is based on patients treated on this contract for their most recent course of treatment.

Figures in italics indicate the base number of FP17s or Patient Questionnaire responses are less than 100. N/A is shown where the base number of responses is less than 10 during the period. % is calculated as Quantity/Base number*100

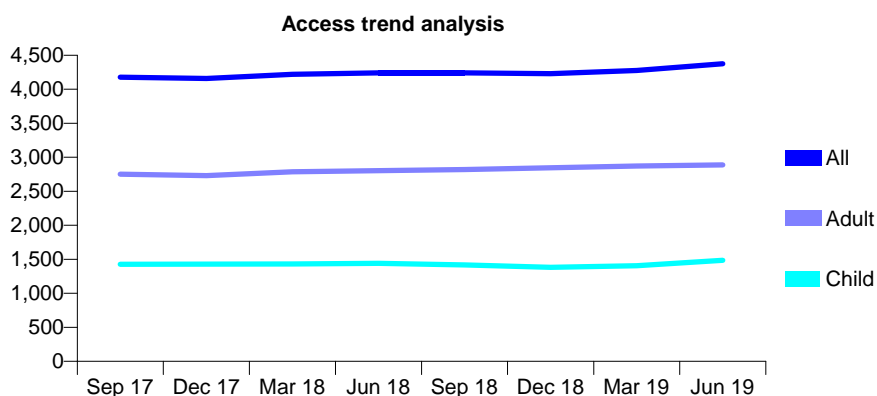
Q44 - Vital Signs At a Glance Contract Report for 931160/0001 - June 2019

Name or company name	MISS EJ MARSDEN
Contract type name	GDS Contract
Purpose of contract	General
Contract start date	01/04/2006
Contract end date	

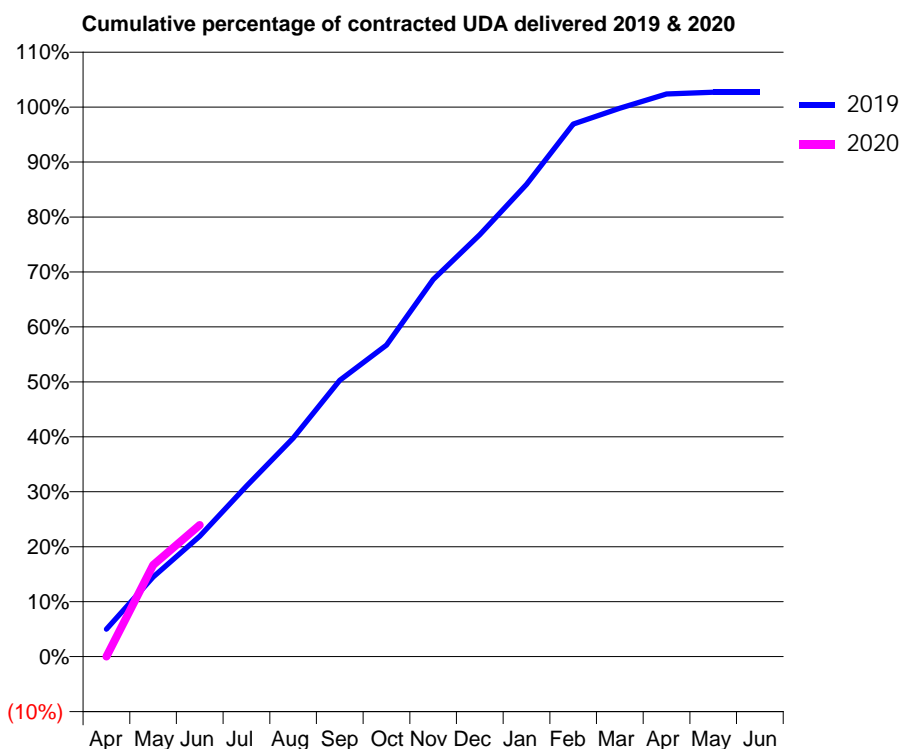
19/20 Contracted general activity (UDA)	8,915
Carry forward general activity (UDA)	0
19/20 Contracted orthodontic activity (UOA)	0
Carry forward orthodontic activity (UOA)	0
Baseline contract value	£223,769.49

ACCESS*

Patients seen in 24 months	Total	Change since previous quarter
Quarter ending June 2018	4,243	
Quarter ending September 2018	4,240	→
Quarter ending December 2018	4,229	→
Quarter ending March 2019	4,278	→
Quarter ending June 2019	4,375	↑
Variance since June 2018	3.1%	↑



ACTIVITY



Month	Adjusted Scheduled Activity (UDA)	
	2019	2020
April	448	0
May	1,292	1,488
June	1,955	2,137
July	2,765	
August	3,544	
September	4,482	
October	5,054	
November	6,120	
December	6,846	
January	7,659	
February	8,639	
March	8,897	
April	9,126	
May	9,155	
June	9,155	

QUALITY

	Quantity	Base Number	Contract	AT	Region	England
% of FP17s for the same patient ID Re-attending within 3 months - Children	54	768	7.0%	11.3%	12.1%	11.4%
% of FP17s for the same patient ID Re-attending within 3 months - Adults	80	906	8.8%	16.0%	15.6%	15.4%
% of FP17s for the same patient ID Re-attending between 3 & 9 months - Children	430	768	56.0%	57.9%	61.2%	59.8%
% of FP17s for the same patient ID Re-attending between 3 & 9 months - Adults	529	906	58.4%	53.0%	54.5%	52.1%
% of FP17s for Band 1 Urgent Courses	117	1,482	7.9%	10.0%	9.1%	9.2%
% of FP17s Relating to Free Repair or Replacements	3	1,482	0.2%	0.9%	1.0%	0.7%
% of FP17s Relating to Continuations	13	1,482	0.9%	1.0%	1.0%	0.8%
% of Patients satisfied with the dentistry they have received	0	0	N/A	93.1%	94.2%	93.4%
% of Patients satisfied with the time they had to wait for an appointment	0	0	N/A	88.2%	88.4%	87.6%

* This is based on patients treated on this contract for their most recent course of treatment. Figures in italics indicate the base number of FP17s or Patient Questionnaire responses are less than 100. N/A is shown where the base number of responses is less than 10 during the period. % is calculated as Quantity/Base number*100

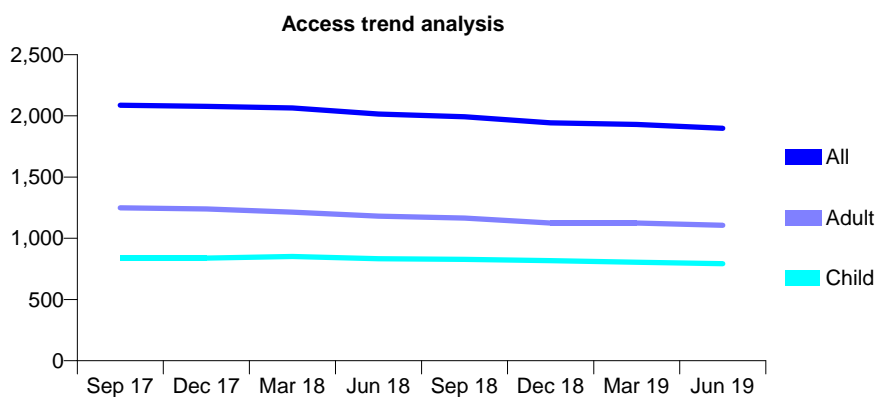
Q44 - Vital Signs At a Glance Contract Report for 933708/0001 - June 2019

Name or company name	MR JW BAX
Contract type name	GDS Contract
Purpose of contract	General
Contract start date	01/04/2006
Contract end date	

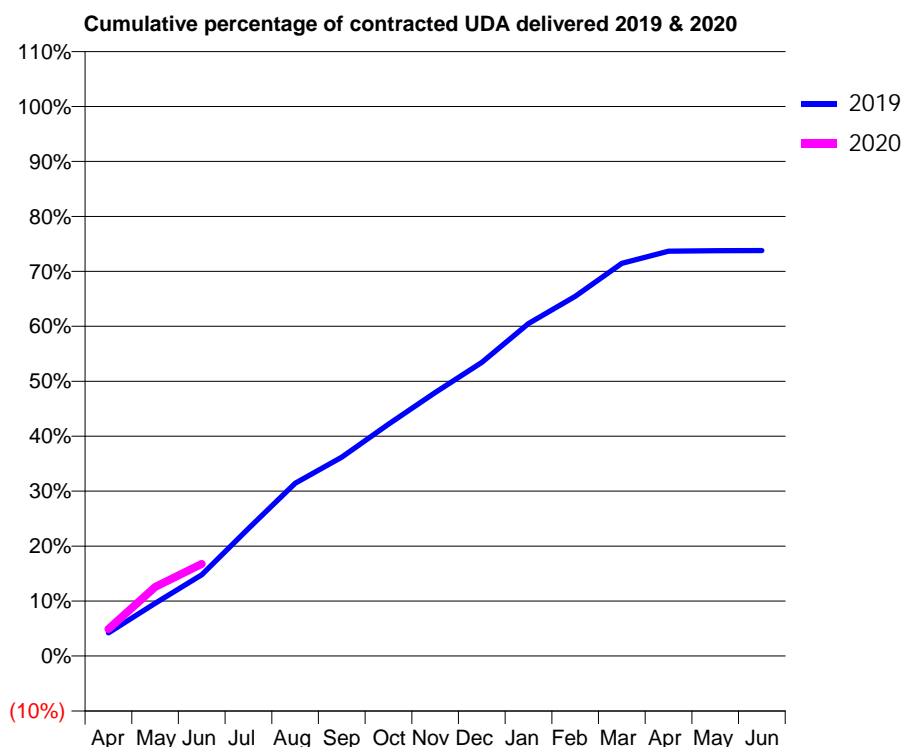
19/20 Contracted general activity (UDA)	5,750
Carry forward general activity (UDA)	0
19/20 Contracted orthodontic activity (UOA)	0
Carry forward orthodontic activity (UOA)	0
Baseline contract value	£140,332.89

ACCESS*

Patients seen in 24 months	Total	Change since previous quarter
Quarter ending June 2018	2,015	
Quarter ending September 2018	1,993	↓
Quarter ending December 2018	1,943	↓
Quarter ending March 2019	1,930	→
Quarter ending June 2019	1,899	↓
Variance since June 2018	(5.8%)	↓



ACTIVITY



Month	Adjusted Scheduled Activity (UDA)	
	2019	2020
April	309	282
May	705	722
June	1,085	963
July	1,703	
August	2,307	
September	2,657	
October	3,096	
November	3,521	
December	3,921	
January	4,442	
February	4,805	
March	5,245	
April	5,407	
May	5,414	
June	5,415	

QUALITY

	Quantity	Base Number	Contract	AT	Region	England
% of FP17s for the same patient ID Re-attending within 3 months - Children	28	329	8.5%	11.3%	12.1%	11.4%
% of FP17s for the same patient ID Re-attending within 3 months - Adults	70	403	17.4%	16.0%	15.6%	15.4%
% of FP17s for the same patient ID Re-attending between 3 & 9 months - Children	250	329	76.0%	57.9%	61.2%	59.8%
% of FP17s for the same patient ID Re-attending between 3 & 9 months - Adults	274	403	68.0%	53.0%	54.5%	52.1%
% of FP17s for Band 1 Urgent Courses	39	612	6.4%	10.0%	9.1%	9.2%
% of FP17s Relating to Free Repair or Replacements	1	612	0.2%	0.9%	1.0%	0.7%
% of FP17s Relating to Continuations	2	612	0.3%	1.0%	1.0%	0.8%
% of Patients satisfied with the dentistry they have received	0	0	N/A	93.1%	94.2%	93.4%
% of Patients satisfied with the time they had to wait for an appointment	0	0	N/A	88.2%	88.4%	87.6%

* This is based on patients treated on this contract for their most recent course of treatment. Figures in italics indicate the base number of FP17s or Patient Questionnaire responses are less than 100. N/A is shown where the base number of responses is less than 10 during the period. % is calculated as Quantity/Base number*100

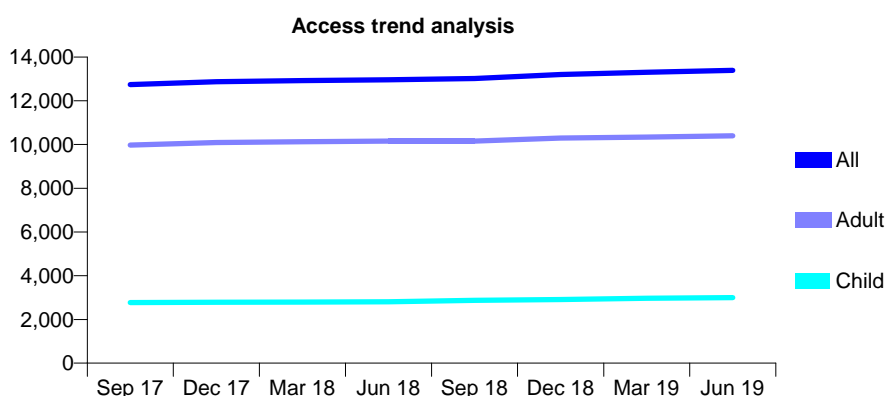
Q44 - Vital Signs At a Glance Contract Report for 935360/0001 - June 2019

Name or company name	Sutton Dental Practice
Contract type name	GDS Contract
Purpose of contract	General
Contract start date	01/04/2006
Contract end date	

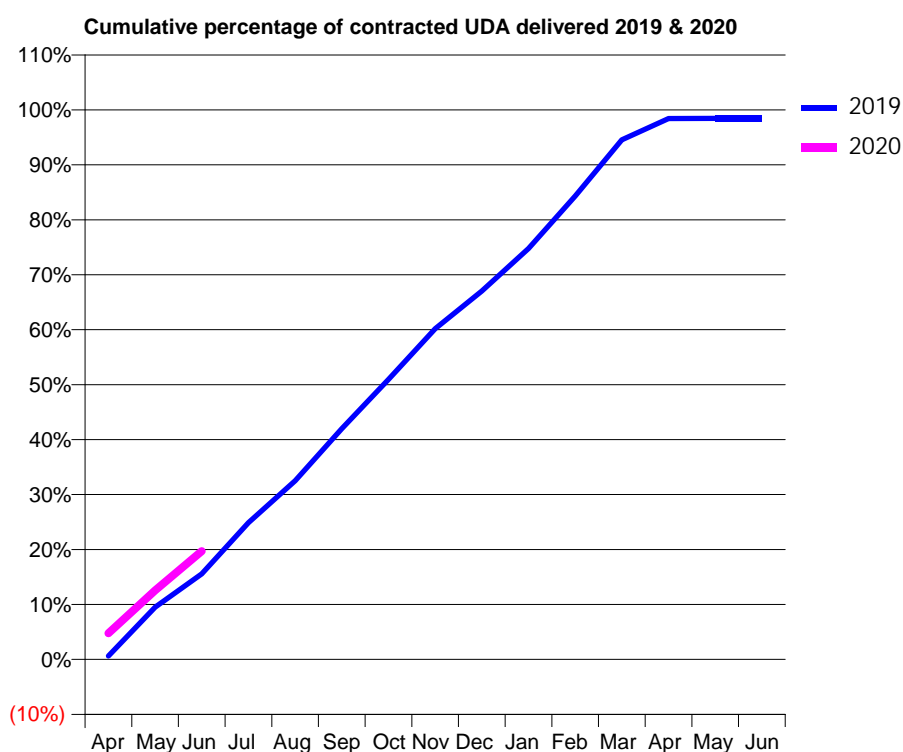
19/20 Contracted general activity (UDA)	40,588
Carry forward general activity (UDA)	0
19/20 Contracted orthodontic activity (UOA)	0
Carry forward orthodontic activity (UOA)	0
Baseline contract value	£1,235,423.86

ACCESS*

Patients seen in 24 months	Total	Change since previous quarter
Quarter ending June 2018	12,958	
Quarter ending September 2018	13,023	→
Quarter ending December 2018	13,201	→
Quarter ending March 2019	13,309	→
Quarter ending June 2019	13,392	→
Variance since June 2018	3.3%	↑



ACTIVITY



Month	2019	2020
April	260	1,936
May	3,868	5,110
June	6,314	7,996
July	10,098	
August	13,194	
September	17,046	
October	20,679	
November	24,436	
December	27,199	
January	30,348	
February	34,220	
March	38,369	
April	39,942	
May	39,956	
June	39,956	

QUALITY

	Quantity	Base Number	Contract	AT	Region	England
% of FP17s for the same patient ID Re-attending within 3 months - Children	105	1,115	9.4%	11.3%	12.1%	11.4%
% of FP17s for the same patient ID Re-attending within 3 months - Adults	503	3,529	14.3%	16.0%	15.6%	15.4%
% of FP17s for the same patient ID Re-attending between 3 & 9 months - Children	681	1,115	61.1%	57.9%	61.2%	59.8%
% of FP17s for the same patient ID Re-attending between 3 & 9 months - Adults	2,218	3,529	62.9%	53.0%	54.5%	52.1%
% of FP17s for Band 1 Urgent Courses	434	3,907	11.1%	10.0%	9.1%	9.2%
% of FP17s Relating to Free Repair or Replacements	30	3,907	0.8%	0.9%	1.0%	0.7%
% of FP17s Relating to Continuations	59	3,907	1.5%	1.0%	1.0%	0.8%
% of Patients satisfied with the dentistry they have received	6	7	N/A	93.1%	94.2%	93.4%
% of Patients satisfied with the time they had to wait for an appointment	6	7	N/A	88.2%	88.4%	87.6%

* This is based on patients treated on this contract for their most recent course of treatment. Figures in italics indicate the base number of FP17s or Patient Questionnaire responses are less than 100. N/A is shown where the base number of responses is less than 10 during the period. % is calculated as Quantity/Base number*100

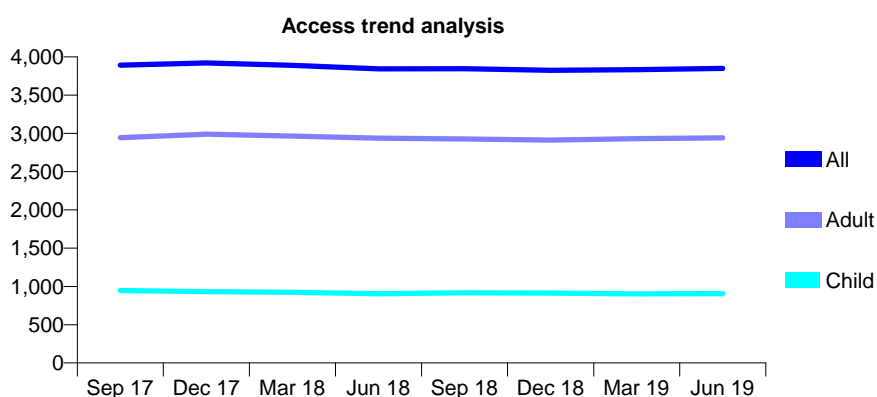
Q44 - Vital Signs At a Glance Contract Report for 938289/0001 - June 2019

Name or company name	MR KC HO
Contract type name	GDS Contract
Purpose of contract	General
Contract start date	01/04/2006
Contract end date	

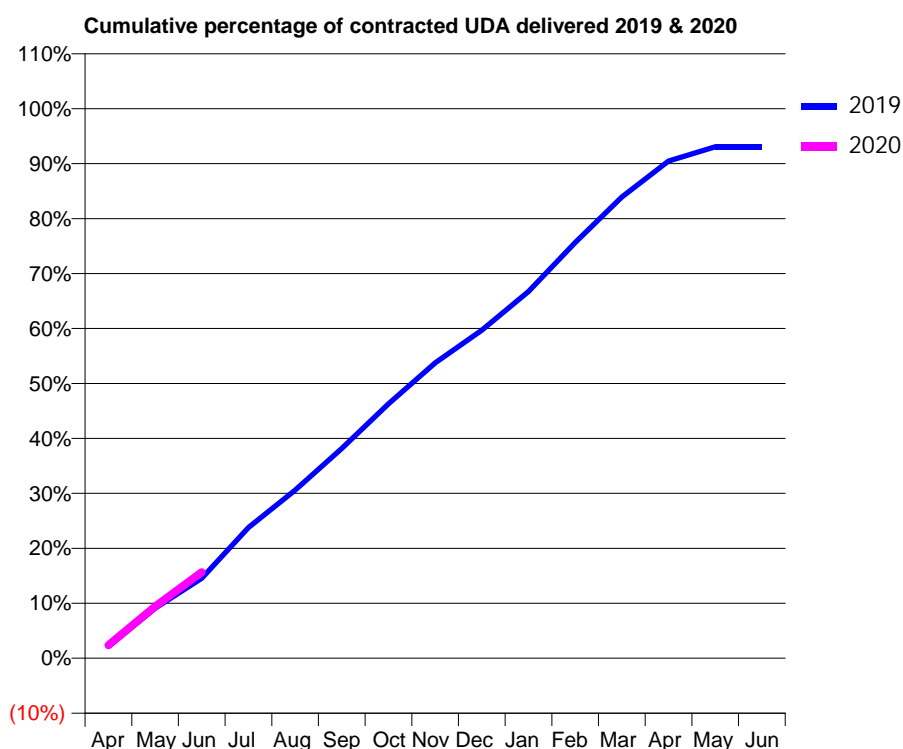
19/20 Contracted general activity (UDA)	12,193
Carry forward general activity (UDA)	0
19/20 Contracted orthodontic activity (UOA)	0
Carry forward orthodontic activity (UOA)	0
Baseline contract value	£364,538.37

ACCESS*

Patients seen in 24 months	Total	Change since previous quarter
Quarter ending June 2018	3,843	
Quarter ending September 2018	3,845	→
Quarter ending December 2018	3,824	→
Quarter ending March 2019	3,832	→
Quarter ending June 2019	3,849	→
Variance since June 2018	0.2%	→



ACTIVITY



Month	2019	2020
April	263	287
May	1,112	1,148
June	1,774	1,909
July	2,902	
August	3,731	
September	4,652	
October	5,643	
November	6,552	
December	7,277	
January	8,138	
February	9,225	
March	10,231	
April	11,029	
May	11,347	
June	11,347	

QUALITY

	Quantity	Base Number	Contract	AT	Region	England
% of FP17s for the same patient ID Re-attending within 3 months - Children	20	420	4.8%	11.3%	12.1%	11.4%
% of FP17s for the same patient ID Re-attending within 3 months - Adults	92	948	9.7%	16.0%	15.6%	15.4%
% of FP17s for the same patient ID Re-attending between 3 & 9 months - Children	286	420	68.1%	57.9%	61.2%	59.8%
% of FP17s for the same patient ID Re-attending between 3 & 9 months - Adults	543	948	57.3%	53.0%	54.5%	52.1%
% of FP17s for Band 1 Urgent Courses	82	1,057	7.8%	10.0%	9.1%	9.2%
% of FP17s Relating to Free Repair or Replacements	10	1,057	0.9%	0.9%	1.0%	0.7%
% of FP17s Relating to Continuations	9	1,057	0.9%	1.0%	1.0%	0.8%
% of Patients satisfied with the dentistry they have received	0	0	N/A	93.1%	94.2%	93.4%
% of Patients satisfied with the time they had to wait for an appointment	0	0	N/A	88.2%	88.4%	87.6%

* This is based on patients treated on this contract for their most recent course of treatment.

Figures in italics indicate the base number of FP17s or Patient Questionnaire responses are less than 100. N/A is shown where the base number of responses is less than 10 during the period. % is calculated as Quantity/Base number*100

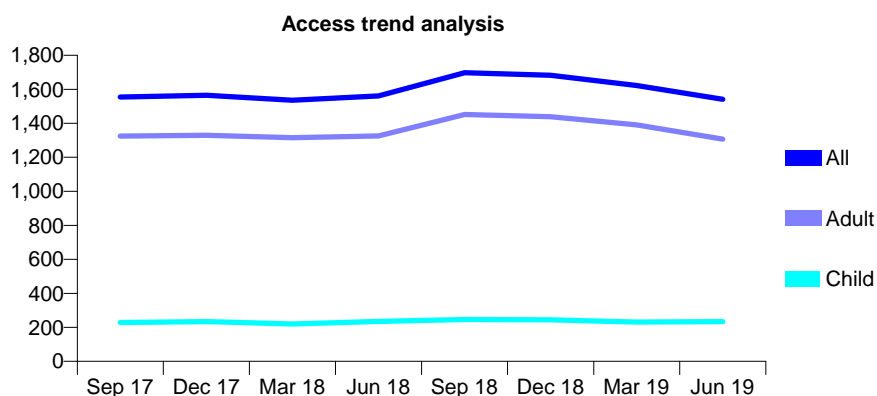
Q44 - Vital Signs At a Glance Contract Report for 960071/0001 - June 2019

Name or company name	Victoria Street Dental Practice
Contract type name	GDS Contract
Purpose of contract	General
Contract start date	10/10/2006
Contract end date	

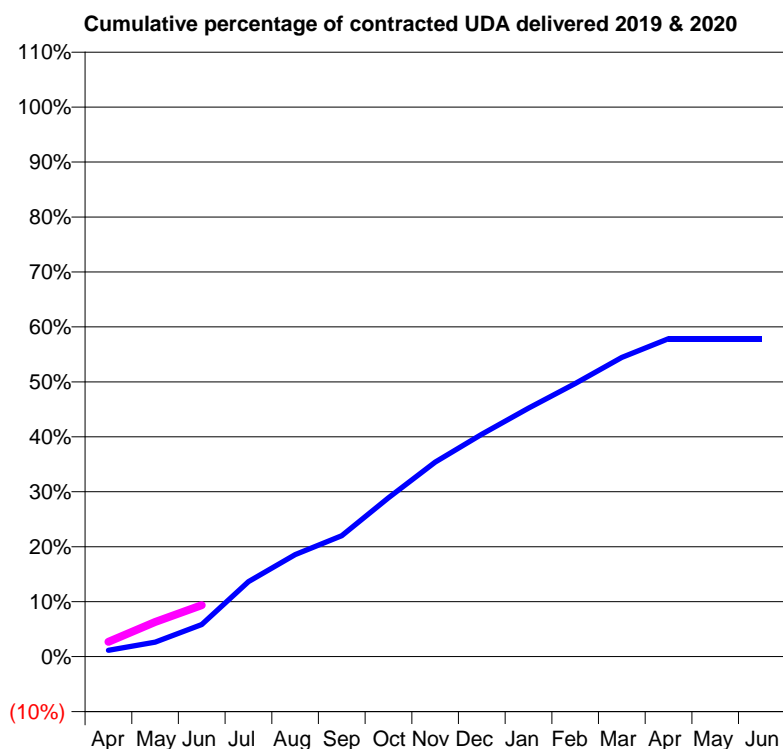
19/20 Contracted general activity (UDA)	7,618
Carry forward general activity (UDA)	0
19/20 Contracted orthodontic activity (UOA)	0
Carry forward orthodontic activity (UOA)	0
Baseline contract value	£208,106.44

ACCESS*

Patients seen in 24 months	Total	Change since previous quarter
Quarter ending June 2018	1,561	
Quarter ending September 2018	1,698	↑
Quarter ending December 2018	1,683	→
Quarter ending March 2019	1,622	↓
Quarter ending June 2019	1,541	↓
Variance since June 2018	(1.3%)	↓



ACTIVITY



Month	Adjusted Scheduled Activity (UDA)	
	2019	2020
April	88	206
May	200	480
June	444	713
July	1,040	
August	1,414	
September	1,675	
October	2,202	
November	2,696	
December	3,083	
January	3,445	
February	3,787	
March	4,147	
April	4,408	
May	4,408	
June	4,408	

QUALITY

	Quantity	Base Number	Contract	AT	Region	England
% of FP17s for the same patient ID Re-attending within 3 months - Children	5	59	8.5%	11.3%	12.1%	11.4%
% of FP17s for the same patient ID Re-attending within 3 months - Adults	49	412	11.9%	16.0%	15.6%	15.4%
% of FP17s for the same patient ID Re-attending between 3 & 9 months - Children	26	59	<i>44.1%</i>	<i>57.9%</i>	<i>61.2%</i>	<i>59.8%</i>
% of FP17s for the same patient ID Re-attending between 3 & 9 months - Adults	275	412	66.7%	53.0%	54.5%	52.1%
% of FP17s for Band 1 Urgent Courses	35	365	9.6%	10.0%	9.1%	9.2%
% of FP17s Relating to Free Repair or Replacements	2	365	0.5%	0.9%	1.0%	0.7%
% of FP17s Relating to Continuations	1	365	0.3%	1.0%	1.0%	0.8%
% of Patients satisfied with the dentistry they have received	1	2	N/A	93.1%	94.2%	93.4%
% of Patients satisfied with the time they had to wait for an appointment	1	2	N/A	88.2%	88.4%	87.6%

* This is based on patients treated on this contract for their most recent course of treatment. Figures in italics indicate the base number of FP17s or Patient Questionnaire responses are less than 100. N/A is shown where the base number of responses is less than 10 during the period. % is calculated as Quantity/Base number*100

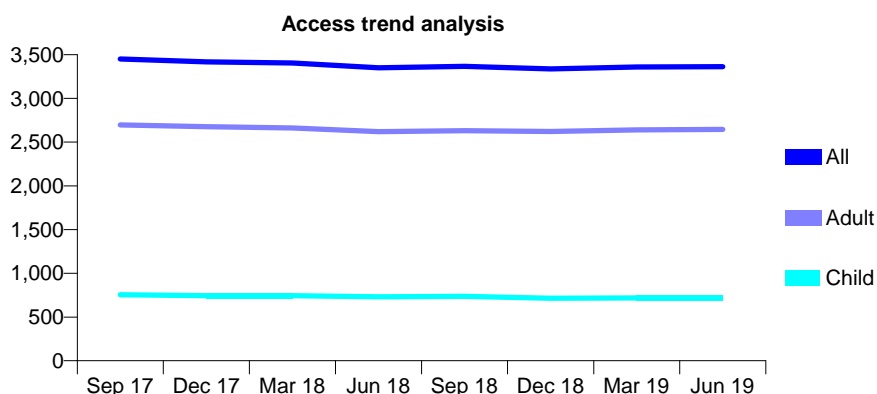
Q44 - Vital Signs At a Glance Contract Report for 968404/0001 - June 2019

Name or company name	MR WK ASKAR
Contract type name	GDS Contract
Purpose of contract	General
Contract start date	22/09/2007
Contract end date	

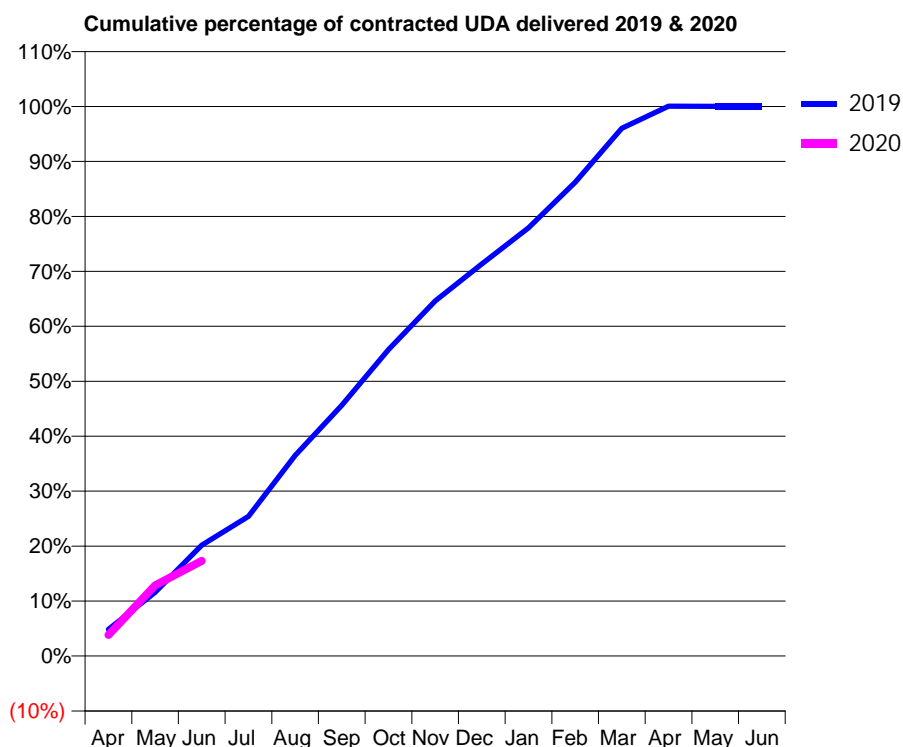
19/20 Contracted general activity (UDA)	8,417
Carry forward general activity (UDA)	0
19/20 Contracted orthodontic activity (UOA)	0
Carry forward orthodontic activity (UOA)	0
Baseline contract value	£235,770.91

ACCESS*

Patients seen in 24 months	Total	Change since previous quarter
Quarter ending June 2018	3,350	
Quarter ending September 2018	3,367	→
Quarter ending December 2018	3,338	→
Quarter ending March 2019	3,359	→
Quarter ending June 2019	3,363	→
Variance since June 2018	0.4%	→



ACTIVITY



Month	Adjusted Scheduled Activity (UDA)	
	2019	2020
April	410	324
May	978	1,081
June	1,698	1,458
July	2,140	
August	3,073	
September	3,840	
October	4,693	
November	5,438	
December	6,004	
January	6,558	
February	7,256	
March	8,084	
April	8,419	
May	8,419	
June	8,419	

QUALITY

	Quantity	Base Number	Contract	AT	Region	England
% of FP17s for the same patient ID Re-attending within 3 months - Children	20	244	8.2%	11.3%	12.1%	11.4%
% of FP17s for the same patient ID Re-attending within 3 months - Adults	181	811	22.3%	16.0%	15.6%	15.4%
% of FP17s for the same patient ID Re-attending between 3 & 9 months - Children	130	244	53.3%	57.9%	61.2%	59.8%
% of FP17s for the same patient ID Re-attending between 3 & 9 months - Adults	370	811	45.6%	53.0%	54.5%	52.1%
% of FP17s for Band 1 Urgent Courses	116	738	15.7%	10.0%	9.1%	9.2%
% of FP17s Relating to Free Repair or Replacements	13	738	1.8%	0.9%	1.0%	0.7%
% of FP17s Relating to Continuations	11	738	1.5%	1.0%	1.0%	0.8%
% of Patients satisfied with the dentistry they have received	0	0	N/A	93.1%	94.2%	93.4%
% of Patients satisfied with the time they had to wait for an appointment	0	0	N/A	88.2%	88.4%	87.6%

* This is based on patients treated on this contract for their most recent course of treatment. Figures in italics indicate the base number of FP17s or Patient Questionnaire responses are less than 100. N/A is shown where the base number of responses is less than 10 during the period. % is calculated as Quantity/Base number*100

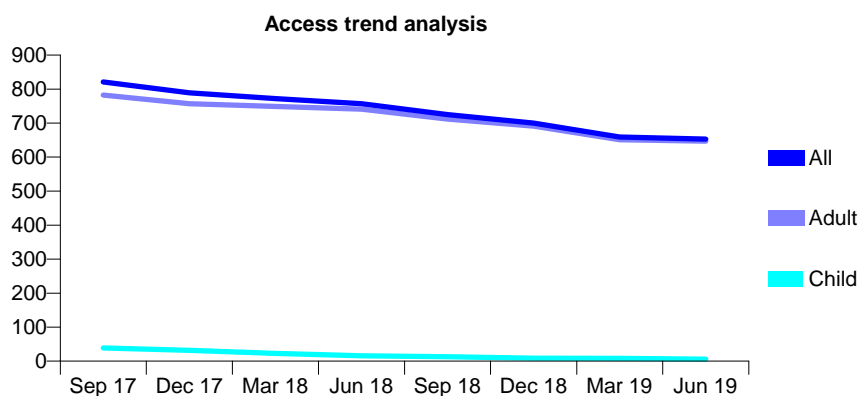
Q44 - Vital Signs At a Glance Contract Report for 968404/0003 - June 2019

Name or company name	MR WK ASKAR
Contract type name	PDS Contract
Purpose of contract	General
Contract start date	01/07/2015
Contract end date	30/06/2023

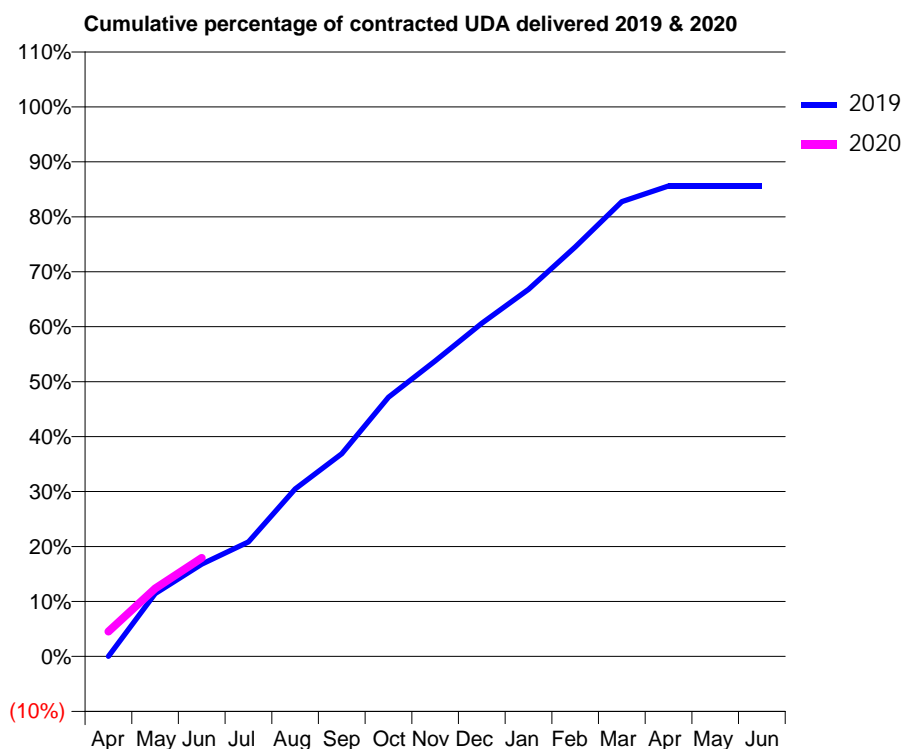
19/20 Contracted general activity (UDA)	7,500
Carry forward general activity (UDA)	0
19/20 Contracted orthodontic activity (UOA)	0
Carry forward orthodontic activity (UOA)	0
Baseline contract value	£394,012.54

ACCESS*

Patients seen in 24 months	Total	Change since previous quarter
Quarter ending June 2018	757	
Quarter ending September 2018	725	↓
Quarter ending December 2018	700	↓
Quarter ending March 2019	659	↓
Quarter ending June 2019	653	→
Variance since June 2018	(13.7%)	↓



ACTIVITY



Month	2019	2020
April	0	339
May	858	927
June	1,260	1,344
July	1,563	
August	2,286	
September	2,766	
October	3,537	
November	4,032	
December	4,545	
January	5,010	
February	5,589	
March	6,207	
April	6,420	
May	6,420	
June	6,420	

QUALITY

	Quantity	Base Number	Contract	AT	Region	England
% of FP17s for the same patient ID Re-attending within 3 months - Children	0	5	0.0%	11.3%	12.1%	11.4%
% of FP17s for the same patient ID Re-attending within 3 months - Adults	7	517	1.4%	16.0%	15.6%	15.4%
% of FP17s for the same patient ID Re-attending between 3 & 9 months - Children	0	5	0.0%	57.9%	61.2%	59.8%
% of FP17s for the same patient ID Re-attending between 3 & 9 months - Adults	6	517	1.2%	53.0%	54.5%	52.1%
% of FP17s for Band 1 Urgent Courses	0	448	0.0%	10.0%	9.1%	9.2%
% of FP17s Relating to Free Repair or Replacements	0	448	0.0%	0.9%	1.0%	0.7%
% of FP17s Relating to Continuations	0	448	0.0%	1.0%	1.0%	0.8%
% of Patients satisfied with the dentistry they have received	1	1	N/A	93.1%	94.2%	93.4%
% of Patients satisfied with the time they had to wait for an appointment	1	1	N/A	88.2%	88.4%	87.6%

* This is based on patients treated on this contract for their most recent course of treatment. Figures in italics indicate the base number of FP17s or Patient Questionnaire responses are less than 100. N/A is shown where the base number of responses is less than 10 during the period. % is calculated as Quantity/Base number*100

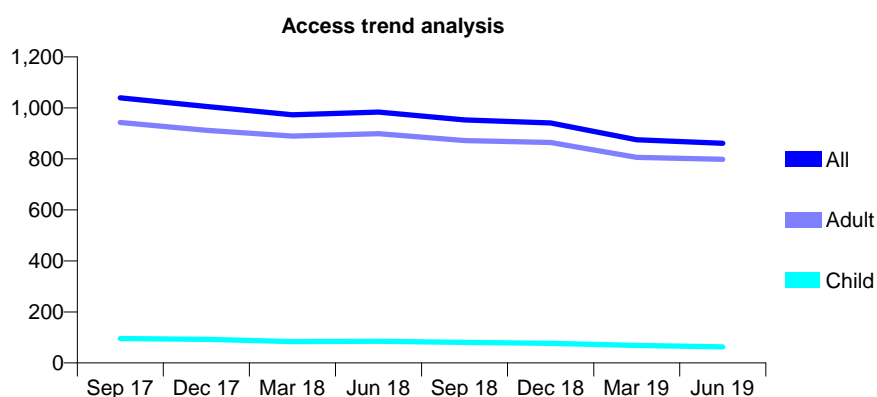
Q44 - Vital Signs At a Glance Contract Report for 986801/0005 - June 2019

Name or company name	MR MN DEVLIN
Contract type name	GDS Contract
Purpose of contract	General
Contract start date	01/10/2007
Contract end date	

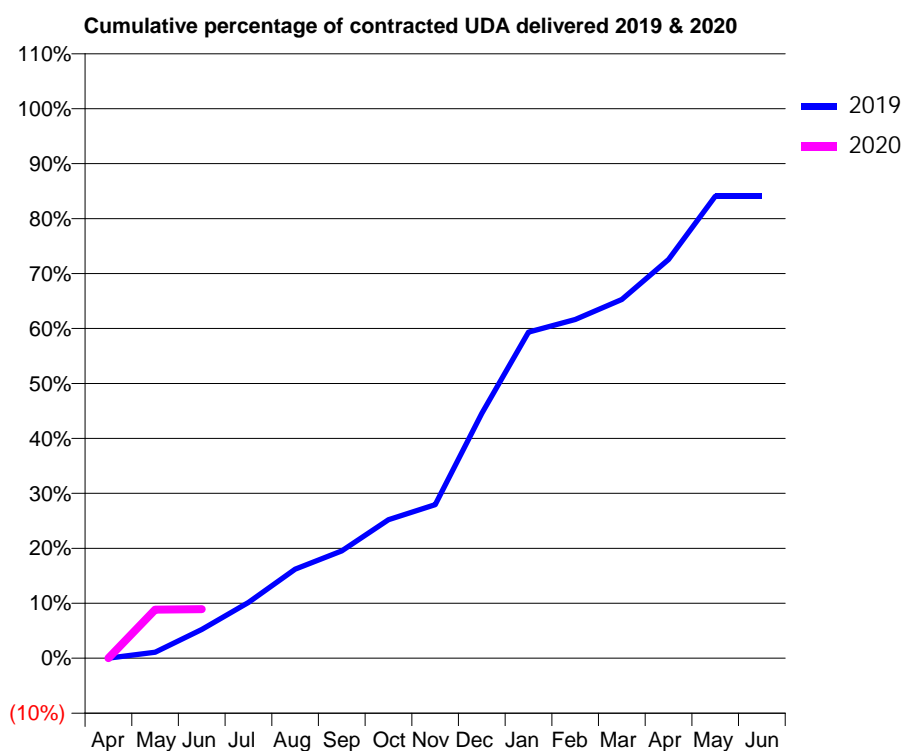
19/20 Contracted general activity (UDA)	2,275
Carry forward general activity (UDA)	0
19/20 Contracted orthodontic activity (UOA)	0
Carry forward orthodontic activity (UOA)	0
Baseline contract value	£43,953.43

ACCESS*

Patients seen in 24 months	Total	Change since previous quarter
Quarter ending June 2018	984	
Quarter ending September 2018	953	↓
Quarter ending December 2018	941	↓
Quarter ending March 2019	875	↓
Quarter ending June 2019	861	↓
Variance since June 2018	(12.5%)	↓



ACTIVITY



Month	Adjusted Scheduled Activity (UDA)	
	2019	2020
April	0	0
May	25	201
June	119	203
July	231	
August	369	
September	444	
October	574	
November	636	
December	1,013	
January	1,350	
February	1,402	
March	1,485	
April	1,651	
May	1,912	
June	1,912	

QUALITY

	Quantity	Base Number	Contract	AT	Region	England
% of FP17s for the same patient ID Re-attending within 3 months - Children	2	24	8.3%	11.3%	12.1%	11.4%
% of FP17s for the same patient ID Re-attending within 3 months - Adults	37	267	13.9%	16.0%	15.6%	15.4%
% of FP17s for the same patient ID Re-attending between 3 & 9 months - Children	5	24	20.8%	57.9%	61.2%	59.8%
% of FP17s for the same patient ID Re-attending between 3 & 9 months - Adults	132	267	49.4%	53.0%	54.5%	52.1%
% of FP17s for Band 1 Urgent Courses	7	142	4.9%	10.0%	9.1%	9.2%
% of FP17s Relating to Free Repair or Replacements	1	142	0.7%	0.9%	1.0%	0.7%
% of FP17s Relating to Continuations	0	142	0.0%	1.0%	1.0%	0.8%
% of Patients satisfied with the dentistry they have received	1	1	N/A	93.1%	94.2%	93.4%
% of Patients satisfied with the time they had to wait for an appointment	1	1	N/A	88.2%	88.4%	87.6%

* This is based on patients treated on this contract for their most recent course of treatment.

Figures in italics indicate the base number of FP17s or Patient Questionnaire responses are less than 100. N/A is shown where the base number of responses is less than 10 during the period. % is calculated as Quantity/Base number*100

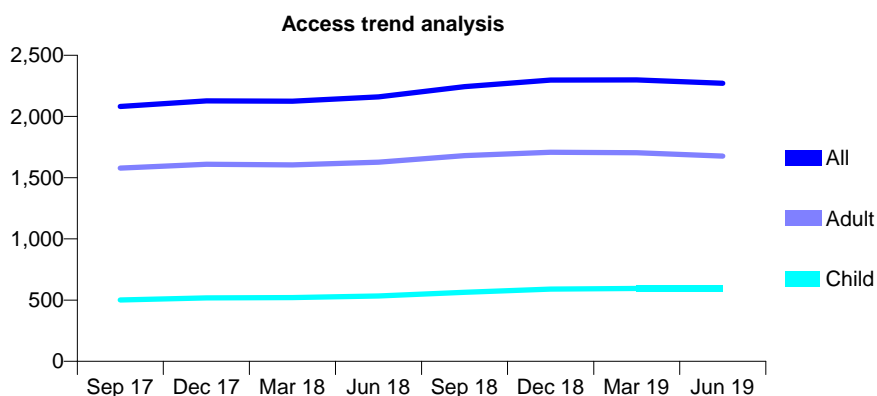
Q44 - Vital Signs At a Glance Contract Report for 990175/0001 - June 2019

Name or company name	Dr Vicknesh Tasen
Contract type name	GDS Contract
Purpose of contract	General
Contract start date	01/04/2006
Contract end date	

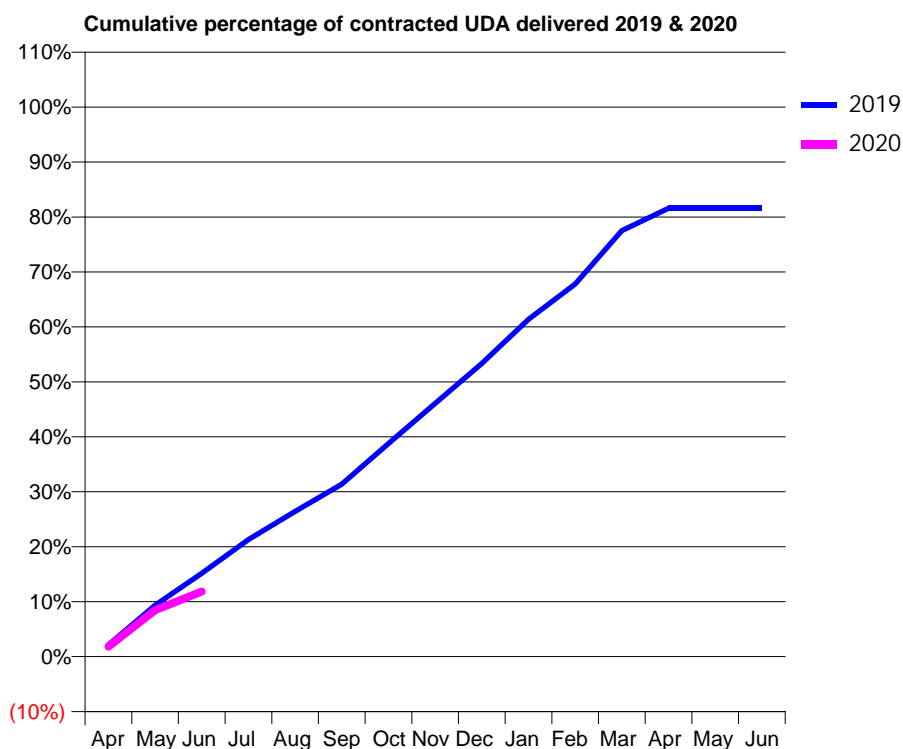
19/20 Contracted general activity (UDA)	6,000
Carry forward general activity (UDA)	0
19/20 Contracted orthodontic activity (UOA)	0
Carry forward orthodontic activity (UOA)	0
Baseline contract value	£165,038.29

ACCESS*

Patients seen in 24 months	Total	Change since previous quarter
Quarter ending June 2018	2,161	
Quarter ending September 2018	2,244	↑
Quarter ending December 2018	2,297	↑
Quarter ending March 2019	2,299	→
Quarter ending June 2019	2,272	↓
Variance since June 2018	5.1%	↑



ACTIVITY



Month	Adjusted Scheduled Activity (UDA)	
	2019	2020
April	129	110
May	562	508
June	910	711
July	1,279	
August	1,586	
September	1,883	
October	2,326	
November	2,766	
December	3,199	
January	3,682	
February	4,068	
March	4,651	
April	4,896	
May	4,896	
June	4,896	

QUALITY

	Quantity	Base Number	Contract	AT	Region	England
% of FP17s for the same patient ID Re-attending within 3 months - Children	15	168	8.9%	11.3%	12.1%	11.4%
% of FP17s for the same patient ID Re-attending within 3 months - Adults	55	378	14.6%	16.0%	15.6%	15.4%
% of FP17s for the same patient ID Re-attending between 3 & 9 months - Children	75	168	44.6%	57.9%	61.2%	59.8%
% of FP17s for the same patient ID Re-attending between 3 & 9 months - Adults	186	378	49.2%	53.0%	54.5%	52.1%
% of FP17s for Band 1 Urgent Courses	41	329	12.5%	10.0%	9.1%	9.2%
% of FP17s Relating to Free Repair or Replacements	5	329	1.5%	0.9%	1.0%	0.7%
% of FP17s Relating to Continuations	8	329	2.4%	1.0%	1.0%	0.8%
% of Patients satisfied with the dentistry they have received	3	4	N/A	93.1%	94.2%	93.4%
% of Patients satisfied with the time they had to wait for an appointment	1	4	N/A	88.2%	88.4%	87.6%

* This is based on patients treated on this contract for their most recent course of treatment. Figures in italics indicate the base number of FP17s or Patient Questionnaire responses are less than 100. N/A is shown where the base number of responses is less than 10 during the period. % is calculated as Quantity/Base number*100

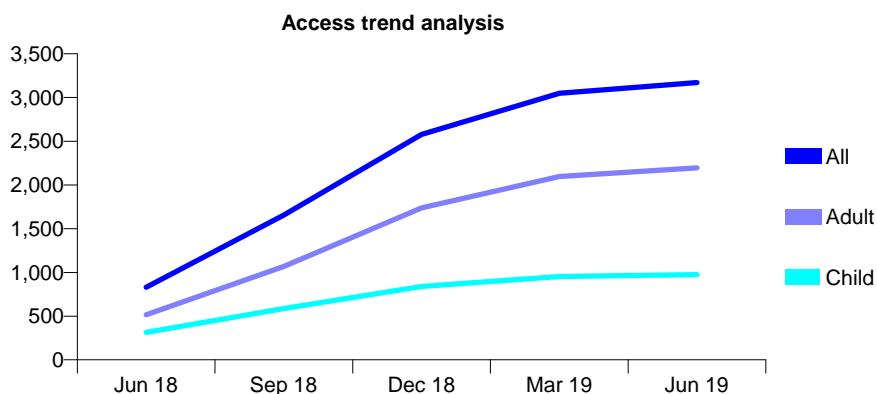
Q45 - Vital Signs At a Glance Contract Report for 100704/0000 - June 2019

Name or company name	Genix Healthcare Ltd
Contract type name	GDS Contract
Purpose of contract	General
Contract start date	01/04/2018
Contract end date	

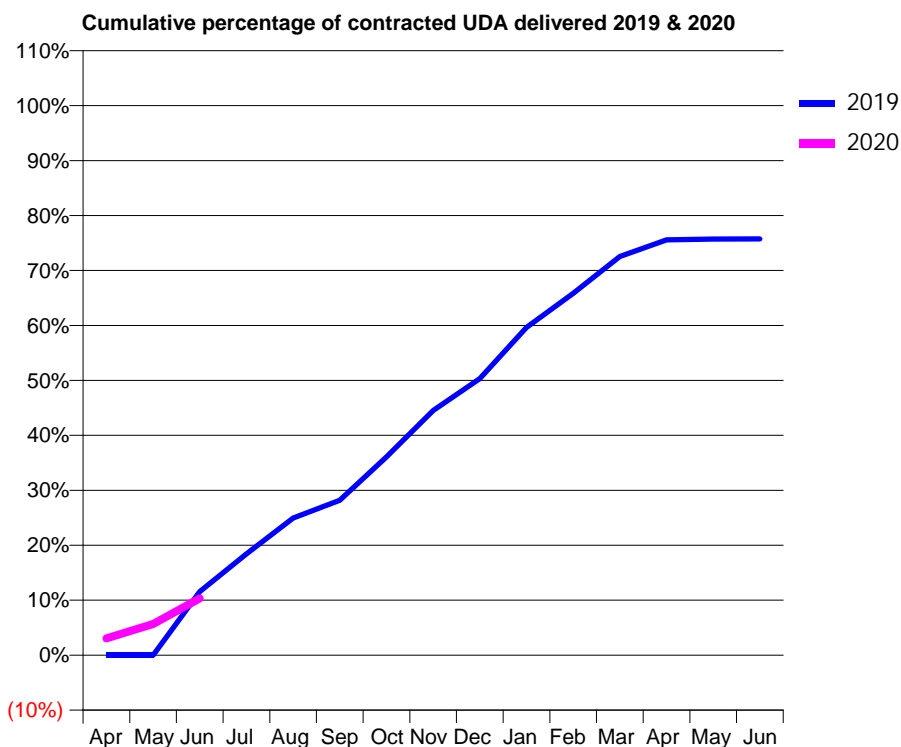
19/20 Contracted general activity (UDA)	12,000
Carry forward general activity (UDA)	0
19/20 Contracted orthodontic activity (UOA)	0
Carry forward orthodontic activity (UOA)	0
Baseline contract value	£329,173.09

ACCESS*

Patients seen in 24 months	Total	Change since previous quarter
Quarter ending June 2018	831	
Quarter ending September 2018	1,655	↑
Quarter ending December 2018	2,578	↑
Quarter ending March 2019	3,050	↑
Quarter ending June 2019	3,172	↑
Variance since June 2018	281.7%	↑



ACTIVITY



Month	Adjusted Scheduled Activity (UDA)	
	2019	2020
April	0	368
May	0	682
June	1,387	1,243
July	2,211	
August	2,994	
September	3,381	
October	4,328	
November	5,342	
December	6,039	
January	7,155	
February	7,902	
March	8,704	
April	9,067	
May	9,086	
June	9,090	

QUALITY

	Quantity	Base Number	Contract	AT	Region	England
% of FP17s for the same patient ID Re-attending within 3 months - Children	12	264	4.5%	11.4%	12.1%	11.4%
% of FP17s for the same patient ID Re-attending within 3 months - Adults	34	576	5.9%	14.5%	15.6%	15.4%
% of FP17s for the same patient ID Re-attending between 3 & 9 months - Children	175	264	66.3%	55.6%	61.2%	59.8%
% of FP17s for the same patient ID Re-attending between 3 & 9 months - Adults	261	576	45.3%	52.1%	54.5%	52.1%
% of FP17s for Band 1 Urgent Courses	13	665	2.0%	9.1%	9.1%	9.2%
% of FP17s Relating to Free Repair or Replacements	5	665	0.8%	1.2%	1.0%	0.7%
% of FP17s Relating to Continuations	4	665	0.6%	1.3%	1.0%	0.8%
% of Patients satisfied with the dentistry they have received	1	1	N/A	95.2%	94.2%	93.4%
% of Patients satisfied with the time they had to wait for an appointment	1	1	N/A	88.2%	88.4%	87.6%

* This is based on patients treated on this contract for their most recent course of treatment. Figures in italics indicate the base number of FP17s or Patient Questionnaire responses are less than 100. N/A is shown where the base number of responses is less than 10 during the period. % is calculated as Quantity/Base number*100

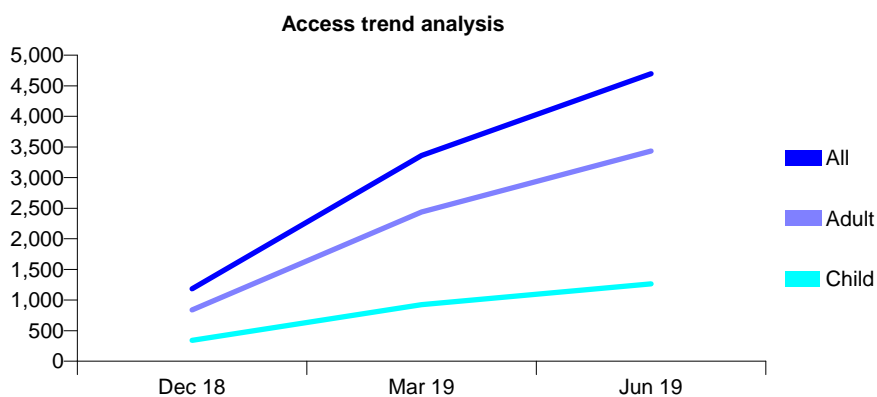
Q45 - Vital Signs At a Glance Contract Report for 100899/0000 - June 2019

Name or company name	Alpha Dental Fairfield Partnership
Contract type name	GDS Contract
Purpose of contract	General
Contract start date	01/11/2018
Contract end date	

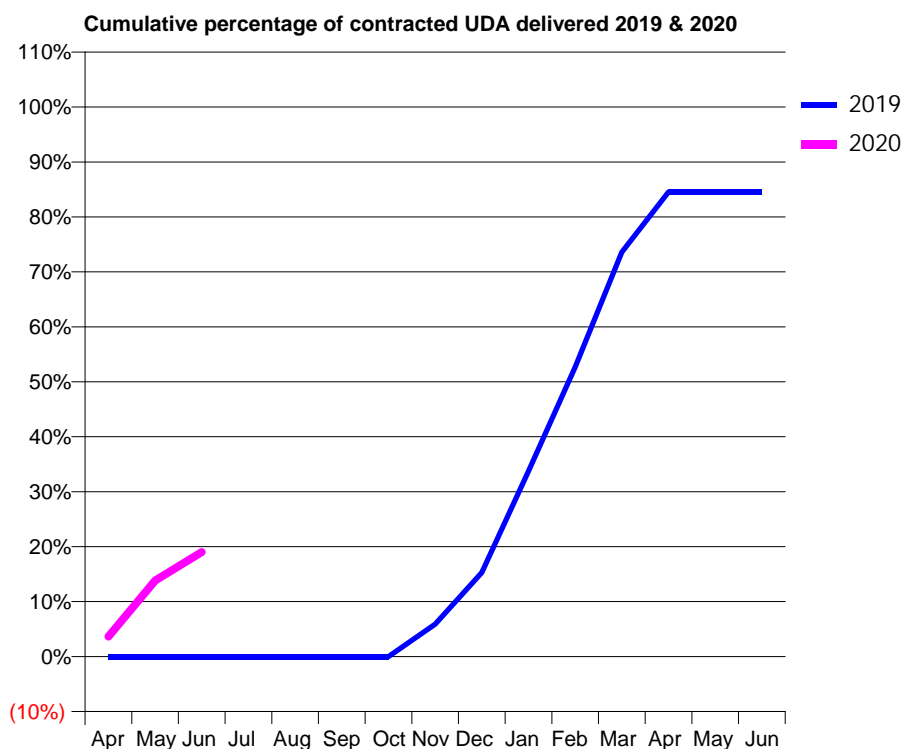
19/20 Contracted general activity (UDA)	16,500
Carry forward general activity (UDA)	0
19/20 Contracted orthodontic activity (UOA)	0
Carry forward orthodontic activity (UOA)	0
Baseline contract value	£459,584.73

ACCESS*

Patients seen in 24 months	Total	Change since previous quarter
Quarter ending June 2018	0	
Quarter ending September 2018	0	
Quarter ending December 2018	1,184	↑
Quarter ending March 2019	3,362	↑
Quarter ending June 2019	4,699	↑
Variance since June 2018	N/A	



ACTIVITY



Month	Adjusted Scheduled Activity (UDA)	
	2019	2020
April	0	602
May	0	2,282
June	0	3,138
July	0	
August	0	
September	0	
October	0	
November	469	
December	1,215	
January	2,683	
February	4,193	
March	5,851	
April	6,721	
May	6,721	
June	6,721	

QUALITY

	Quantity	Base Number	Contract	AT	Region	England
% of FP17s for the same patient ID Re-attending within 3 months - Children	27	559	4.8%	11.4%	12.1%	11.4%
% of FP17s for the same patient ID Re-attending within 3 months - Adults	172	1,667	10.3%	14.5%	15.6%	15.4%
% of FP17s for the same patient ID Re-attending between 3 & 9 months - Children	151	559	27.0%	55.6%	61.2%	59.8%
% of FP17s for the same patient ID Re-attending between 3 & 9 months - Adults	421	1,667	25.3%	52.1%	54.5%	52.1%
% of FP17s for Band 1 Urgent Courses	120	1,725	7.0%	9.1%	9.1%	9.2%
% of FP17s Relating to Free Repair or Replacements	4	1,725	0.2%	1.2%	1.0%	0.7%
% of FP17s Relating to Continuations	9	1,725	0.5%	1.3%	1.0%	0.8%
% of Patients satisfied with the dentistry they have received	9	10	90.0%	95.2%	94.2%	93.4%
% of Patients satisfied with the time they had to wait for an appointment	9	10	90.0%	88.2%	88.4%	87.6%

* This is based on patients treated on this contract for their most recent course of treatment. Figures in italics indicate the base number of FP17s or Patient Questionnaire responses are less than 100. N/A is shown where the base number of responses is less than 10 during the period. % is calculated as Quantity/Base number*100

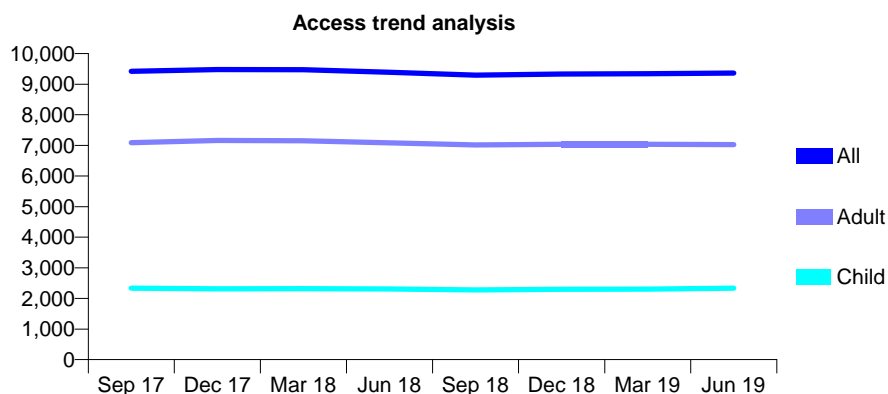
Q45 - Vital Signs At a Glance Contract Report for 101281/0004 - June 2019

Name or company name	OASIS DENTAL CARE LTD
Contract type name	GDS Contract
Purpose of contract	General
Contract start date	01/04/2006
Contract end date	

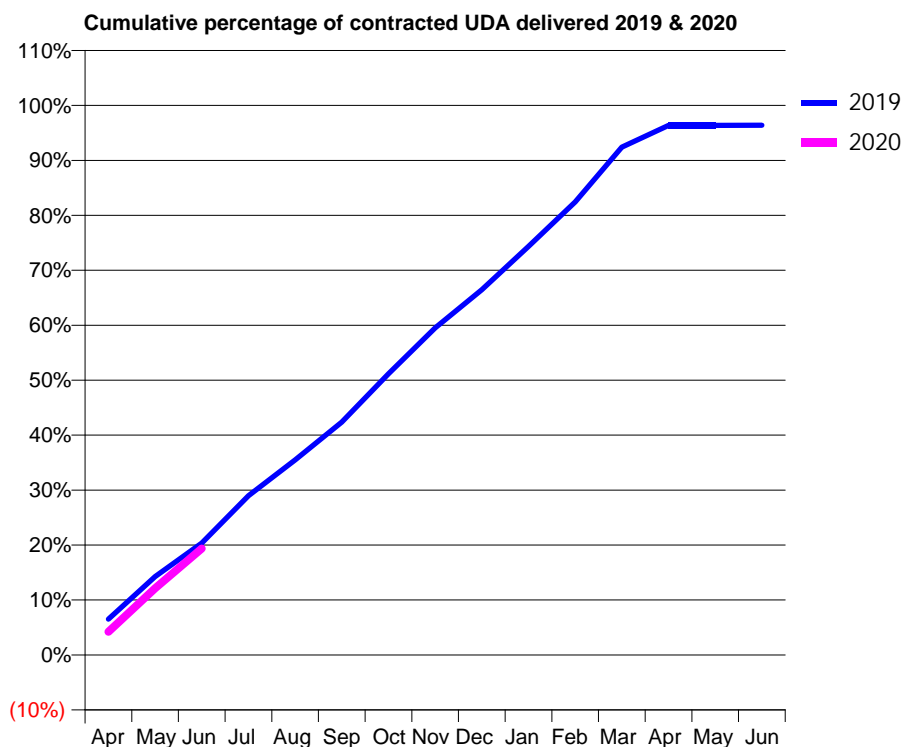
19/20 Contracted general activity (UDA)	27,500
Carry forward general activity (UDA)	0
19/20 Contracted orthodontic activity (UOA)	0
Carry forward orthodontic activity (UOA)	0
Baseline contract value	£778,519.84

ACCESS*

Patients seen in 24 months	Total	Change since previous quarter
Quarter ending June 2018	9,393	
Quarter ending September 2018	9,298	↓
Quarter ending December 2018	9,333	→
Quarter ending March 2019	9,343	→
Quarter ending June 2019	9,366	→
Variance since June 2018	(0.3%)	→



ACTIVITY



Month	Adjusted Scheduled Activity (UDA)	
	2019	2020
April	1,791	1,164
May	3,919	3,340
June	5,594	5,325
July	7,970	
August	9,758	
September	11,646	
October	14,068	
November	16,364	
December	18,276	
January	20,446	
February	22,672	
March	25,407	
April	26,497	
May	26,499	
June	26,502	

QUALITY

	Quantity	Base Number	Contract	AT	Region	England
% of FP17s for the same patient ID Re-attending within 3 months - Children	59	817	7.2%	11.4%	12.1%	11.4%
% of FP17s for the same patient ID Re-attending within 3 months - Adults	331	2,343	14.1%	14.5%	15.6%	15.4%
% of FP17s for the same patient ID Re-attending between 3 & 9 months - Children	443	817	54.2%	55.6%	61.2%	59.8%
% of FP17s for the same patient ID Re-attending between 3 & 9 months - Adults	1,314	2,343	56.1%	52.1%	54.5%	52.1%
% of FP17s for Band 1 Urgent Courses	154	2,701	5.7%	9.1%	9.1%	9.2%
% of FP17s Relating to Free Repair or Replacements	71	2,701	2.6%	1.2%	1.0%	0.7%
% of FP17s Relating to Continuations	42	2,701	1.6%	1.3%	1.0%	0.8%
% of Patients satisfied with the dentistry they have received	3	3	N/A	95.2%	94.2%	93.4%
% of Patients satisfied with the time they had to wait for an appointment	2	3	N/A	88.2%	88.4%	87.6%

* This is based on patients treated on this contract for their most recent course of treatment.

Figures in italics indicate the base number of FP17s or Patient Questionnaire responses are less than 100. N/A is shown where the base number of responses is less than 10 during the period. % is calculated as Quantity/Base number*100

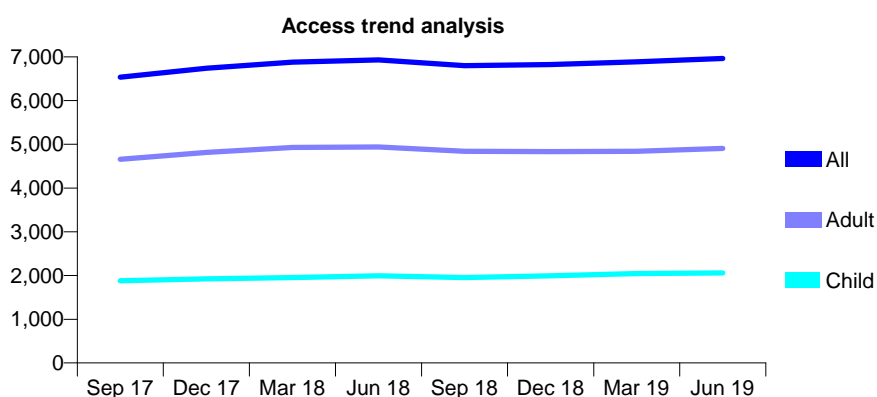
Q45 - Vital Signs At a Glance Contract Report for 101281/0005 - June 2019

Name or company name	OASIS DENTAL CARE LTD
Contract type name	GDS Contract
Purpose of contract	General
Contract start date	01/04/2006
Contract end date	

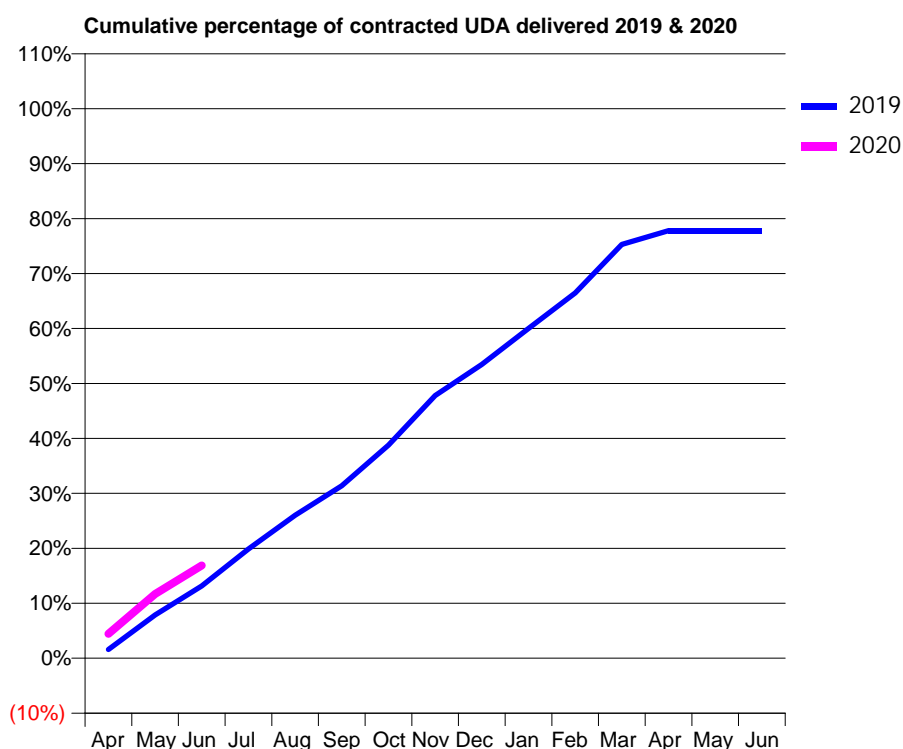
19/20 Contracted general activity (UDA)	21,308
Carry forward general activity (UDA)	0
19/20 Contracted orthodontic activity (UOA)	0
Carry forward orthodontic activity (UOA)	0
Baseline contract value	£574,148.38

ACCESS*

Patients seen in 24 months	Total	Change since previous quarter
Quarter ending June 2018	6,932	
Quarter ending September 2018	6,796	↓
Quarter ending December 2018	6,826	→
Quarter ending March 2019	6,885	→
Quarter ending June 2019	6,966	→
Variance since June 2018	0.5%	→



ACTIVITY



Month	2019	2020
April	337	947
May	1,676	2,490
June	2,802	3,599
July	4,240	
August	5,544	
September	6,686	
October	8,266	
November	10,191	
December	11,386	
January	12,783	
February	14,166	
March	16,044	
April	16,578	
May	16,573	
June	16,574	

QUALITY

	Quantity	Base Number	Contract	AT	Region	England
% of FP17s for the same patient ID Re-attending within 3 months - Children	58	781	7.4%	11.4%	12.1%	11.4%
% of FP17s for the same patient ID Re-attending within 3 months - Adults	171	1,599	10.7%	14.5%	15.6%	15.4%
% of FP17s for the same patient ID Re-attending between 3 & 9 months - Children	493	781	63.1%	55.6%	61.2%	59.8%
% of FP17s for the same patient ID Re-attending between 3 & 9 months - Adults	896	1,599	56.0%	52.1%	54.5%	52.1%
% of FP17s for Band 1 Urgent Courses	118	2,078	5.7%	9.1%	9.1%	9.2%
% of FP17s Relating to Free Repair or Replacements	24	2,078	1.2%	1.2%	1.0%	0.7%
% of FP17s Relating to Continuations	11	2,078	0.5%	1.3%	1.0%	0.8%
% of Patients satisfied with the dentistry they have received	2	2	N/A	95.2%	94.2%	93.4%
% of Patients satisfied with the time they had to wait for an appointment	2	2	N/A	88.2%	88.4%	87.6%

* This is based on patients treated on this contract for their most recent course of treatment.

Figures in italics indicate the base number of FP17s or Patient Questionnaire responses are less than 100. N/A is shown where the base number of responses is less than 10 during the period. % is calculated as Quantity/Base number*100

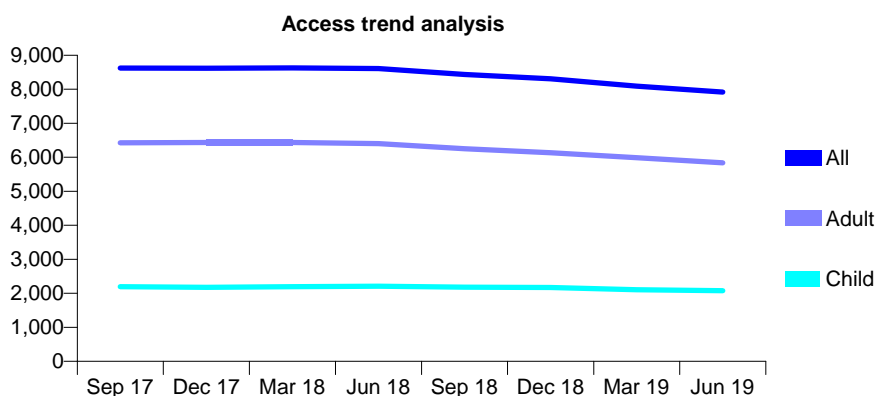
Q45 - Vital Signs At a Glance Contract Report for 101281/0006 - June 2019

Name or company name	OASIS DENTAL CARE LTD
Contract type name	GDS Contract
Purpose of contract	General
Contract start date	01/04/2006
Contract end date	

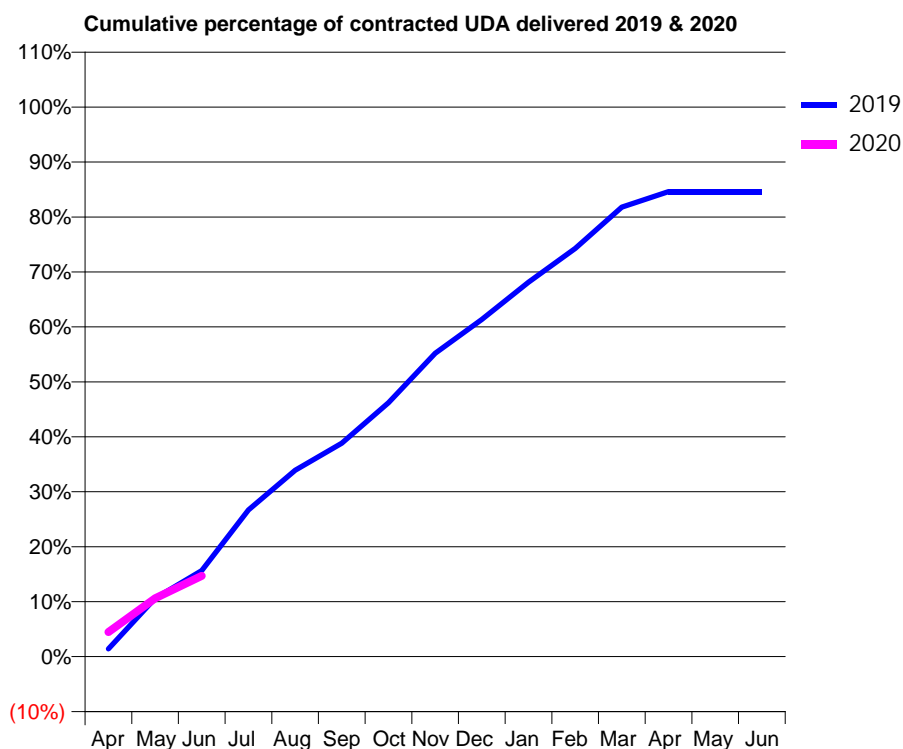
19/20 Contracted general activity (UDA)	25,123
Carry forward general activity (UDA)	0
19/20 Contracted orthodontic activity (UOA)	0
Carry forward orthodontic activity (UOA)	0
Baseline contract value	£713,260.65

ACCESS*

Patients seen in 24 months	Total	Change since previous quarter
Quarter ending June 2018	8,610	
Quarter ending September 2018	8,435	↓
Quarter ending December 2018	8,309	↓
Quarter ending March 2019	8,094	↓
Quarter ending June 2019	7,914	↓
Variance since June 2018	(8.1%)	↓



ACTIVITY



Month	Adjusted Scheduled Activity (UDA)	
	2019	2020
April	358	1,127
May	2,668	2,670
June	3,933	3,693
July	6,706	
August	8,518	
September	9,760	
October	11,608	
November	13,864	
December	15,406	
January	17,115	
February	18,660	
March	20,551	
April	21,256	
May	21,253	
June	21,253	

QUALITY

	Quantity	Base Number	Contract	AT	Region	England
% of FP17s for the same patient ID Re-attending within 3 months - Children	32	552	5.8%	11.4%	12.1%	11.4%
% of FP17s for the same patient ID Re-attending within 3 months - Adults	209	1,522	13.7%	14.5%	15.6%	15.4%
% of FP17s for the same patient ID Re-attending between 3 & 9 months - Children	289	552	52.4%	55.6%	61.2%	59.8%
% of FP17s for the same patient ID Re-attending between 3 & 9 months - Adults	923	1,522	60.6%	52.1%	54.5%	52.1%
% of FP17s for Band 1 Urgent Courses	113	1,769	6.4%	9.1%	9.1%	9.2%
% of FP17s Relating to Free Repair or Replacements	13	1,769	0.7%	1.2%	1.0%	0.7%
% of FP17s Relating to Continuations	18	1,769	1.0%	1.3%	1.0%	0.8%
% of Patients satisfied with the dentistry they have received	7	7	N/A	95.2%	94.2%	93.4%
% of Patients satisfied with the time they had to wait for an appointment	6	7	N/A	88.2%	88.4%	87.6%

* This is based on patients treated on this contract for their most recent course of treatment. Figures in italics indicate the base number of FP17s or Patient Questionnaire responses are less than 100. N/A is shown where the base number of responses is less than 10 during the period. % is calculated as Quantity/Base number*100

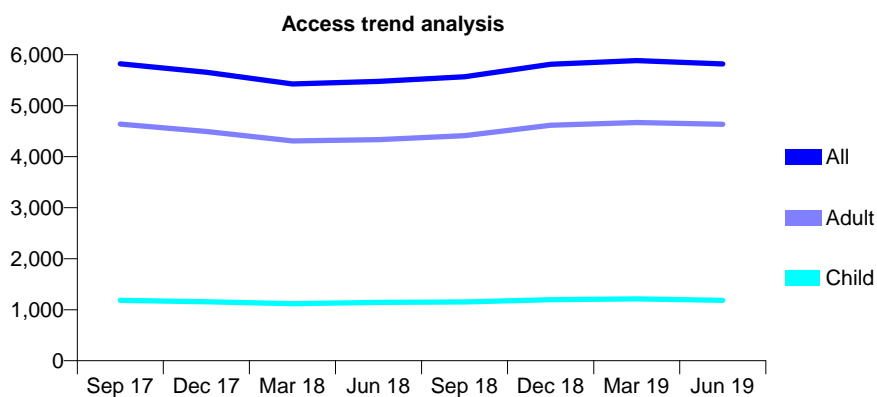
Q45 - Vital Signs At a Glance Contract Report for 101281/0007 - June 2019

Name or company name	OASIS DENTAL CARE LTD
Contract type name	GDS Contract
Purpose of contract	General
Contract start date	01/04/2006
Contract end date	

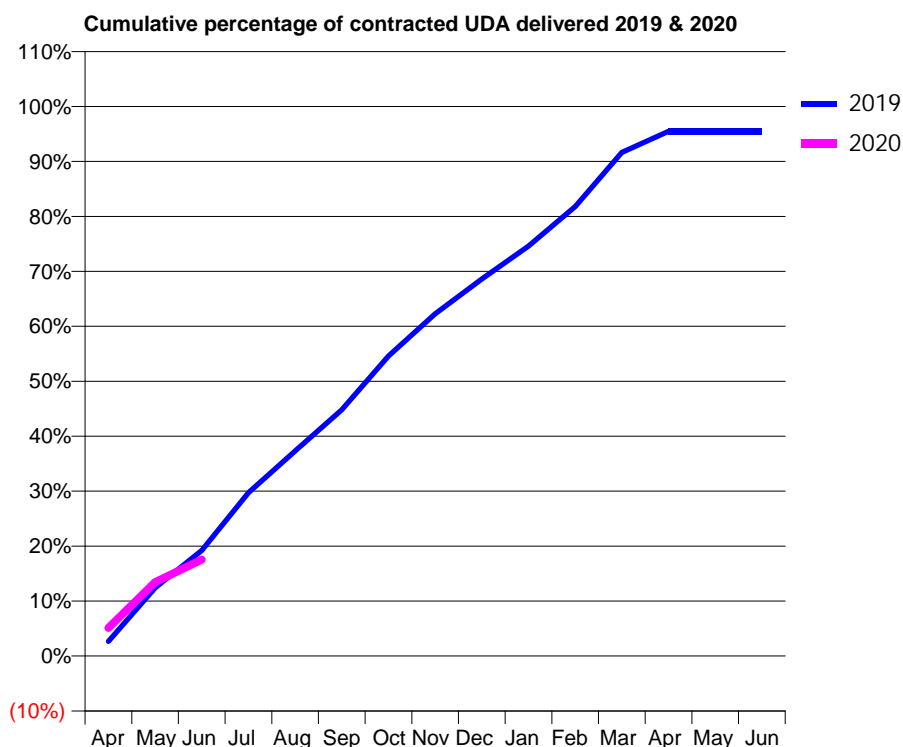
19/20 Contracted general activity (UDA)	18,847
Carry forward general activity (UDA)	0
19/20 Contracted orthodontic activity (UOA)	0
Carry forward orthodontic activity (UOA)	0
Baseline contract value	£514,511.81

ACCESS*

Patients seen in 24 months	Total	Change since previous quarter
Quarter ending June 2018	5,477	
Quarter ending September 2018	5,567	→
Quarter ending December 2018	5,813	↑
Quarter ending March 2019	5,884	→
Quarter ending June 2019	5,819	↓
Variance since June 2018	6.2%	↑



ACTIVITY



Month	Adjusted Scheduled Activity (UDA)	
	2019	2020
April	543	963
May	2,514	2,538
June	3,893	3,311
July	6,021	
August	7,560	
September	9,082	
October	11,063	
November	12,624	
December	13,902	
January	15,119	
February	16,579	
March	18,570	
April	19,354	
May	19,351	
June	19,352	

QUALITY

	Quantity	Base Number	Contract	AT	Region	England
% of FP17s for the same patient ID Re-attending within 3 months - Children	38	335	11.3%	11.4%	12.1%	11.4%
% of FP17s for the same patient ID Re-attending within 3 months - Adults	328	1,382	23.7%	14.5%	15.6%	15.4%
% of FP17s for the same patient ID Re-attending between 3 & 9 months - Children	148	335	44.2%	55.6%	61.2%	59.8%
% of FP17s for the same patient ID Re-attending between 3 & 9 months - Adults	508	1,382	36.8%	52.1%	54.5%	52.1%
% of FP17s for Band 1 Urgent Courses	305	1,406	21.7%	9.1%	9.1%	9.2%
% of FP17s Relating to Free Repair or Replacements	32	1,406	2.3%	1.2%	1.0%	0.7%
% of FP17s Relating to Continuations	44	1,406	3.1%	1.3%	1.0%	0.8%
% of Patients satisfied with the dentistry they have received	5	6	N/A	95.2%	94.2%	93.4%
% of Patients satisfied with the time they had to wait for an appointment	5	6	N/A	88.2%	88.4%	87.6%

* This is based on patients treated on this contract for their most recent course of treatment. Figures in italics indicate the base number of FP17s or Patient Questionnaire responses are less than 100. N/A is shown where the base number of responses is less than 10 during the period. % is calculated as Quantity/Base number*100

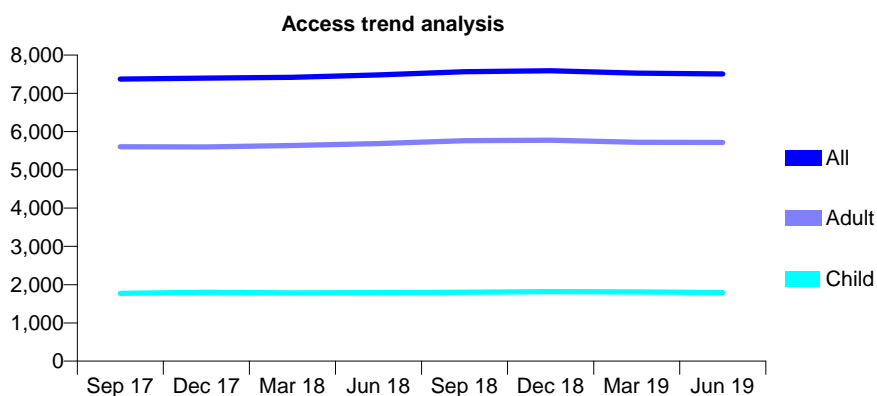
Q45 - Vital Signs At a Glance Contract Report for 101281/0017 - June 2019

Name or company name	OASIS DENTAL CARE LTD
Contract type name	GDS Contract
Purpose of contract	General
Contract start date	01/04/2006
Contract end date	

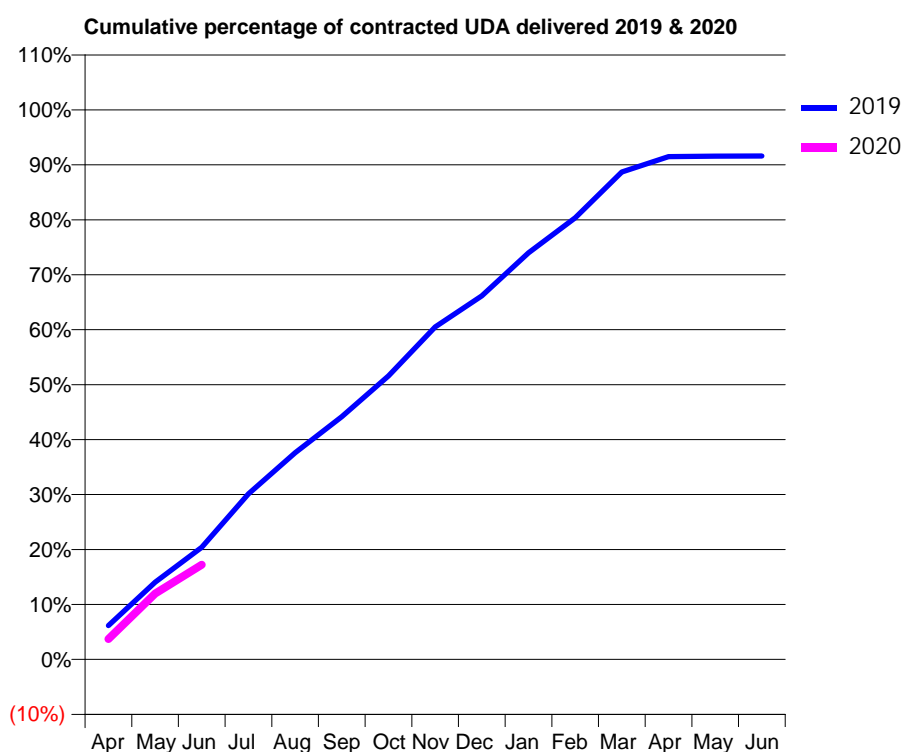
19/20 Contracted general activity (UDA)	22,400
Carry forward general activity (UDA)	0
19/20 Contracted orthodontic activity (UOA)	0
Carry forward orthodontic activity (UOA)	0
Baseline contract value	£635,860.88

ACCESS*

Patients seen in 24 months	Total	Change since previous quarter
Quarter ending June 2018	7,481	
Quarter ending September 2018	7,565	→
Quarter ending December 2018	7,590	→
Quarter ending March 2019	7,529	→
Quarter ending June 2019	7,507	→
Variance since June 2018	0.3%	→



ACTIVITY



Adjusted Scheduled Activity (UDA)		
Month	2019	2020
April	1,380	834
May	3,152	2,687
June	4,567	3,863
July	6,748	
August	8,424	
September	9,897	
October	11,558	
November	13,554	
December	14,815	
January	16,569	
February	18,000	
March	19,863	
April	20,490	
May	20,512	
June	20,519	

QUALITY

	Quantity	Base Number	Contract	AT	Region	England
% of FP17s for the same patient ID Re-attending within 3 months - Children	26	578	4.5%	11.4%	12.1%	11.4%
% of FP17s for the same patient ID Re-attending within 3 months - Adults	157	1,623	9.7%	14.5%	15.6%	15.4%
% of FP17s for the same patient ID Re-attending between 3 & 9 months - Children	340	578	58.8%	55.6%	61.2%	59.8%
% of FP17s for the same patient ID Re-attending between 3 & 9 months - Adults	900	1,623	55.5%	52.1%	54.5%	52.1%
% of FP17s for Band 1 Urgent Courses	152	1,946	7.8%	9.1%	9.1%	9.2%
% of FP17s Relating to Free Repair or Replacements	23	1,946	1.2%	1.2%	1.0%	0.7%
% of FP17s Relating to Continuations	7	1,946	0.4%	1.3%	1.0%	0.8%
% of Patients satisfied with the dentistry they have received	7	7	N/A	95.2%	94.2%	93.4%
% of Patients satisfied with the time they had to wait for an appointment	7	7	N/A	88.2%	88.4%	87.6%

* This is based on patients treated on this contract for their most recent course of treatment. Figures in italics indicate the base number of FP17s or Patient Questionnaire responses are less than 100. N/A is shown where the base number of responses is less than 10 during the period. % is calculated as Quantity/Base number*100

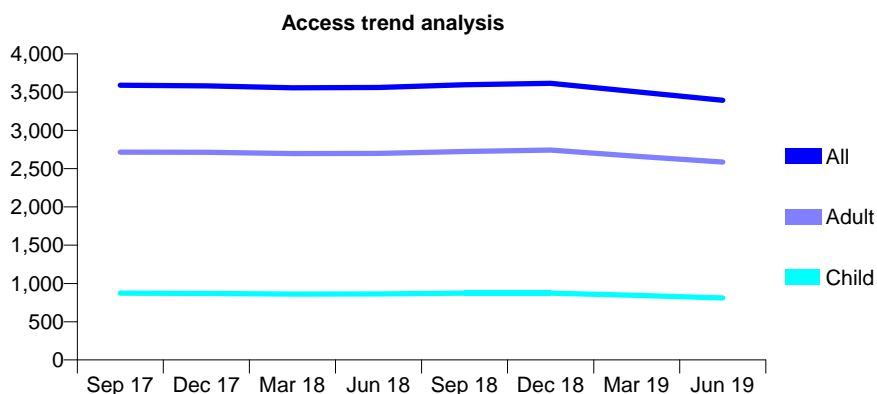
Q45 - Vital Signs At a Glance Contract Report for 101281/0018 - June 2019

Name or company name	Wheldon Terrace Dental Practice P'ship
Contract type name	GDS Contract
Purpose of contract	General
Contract start date	01/04/2006
Contract end date	

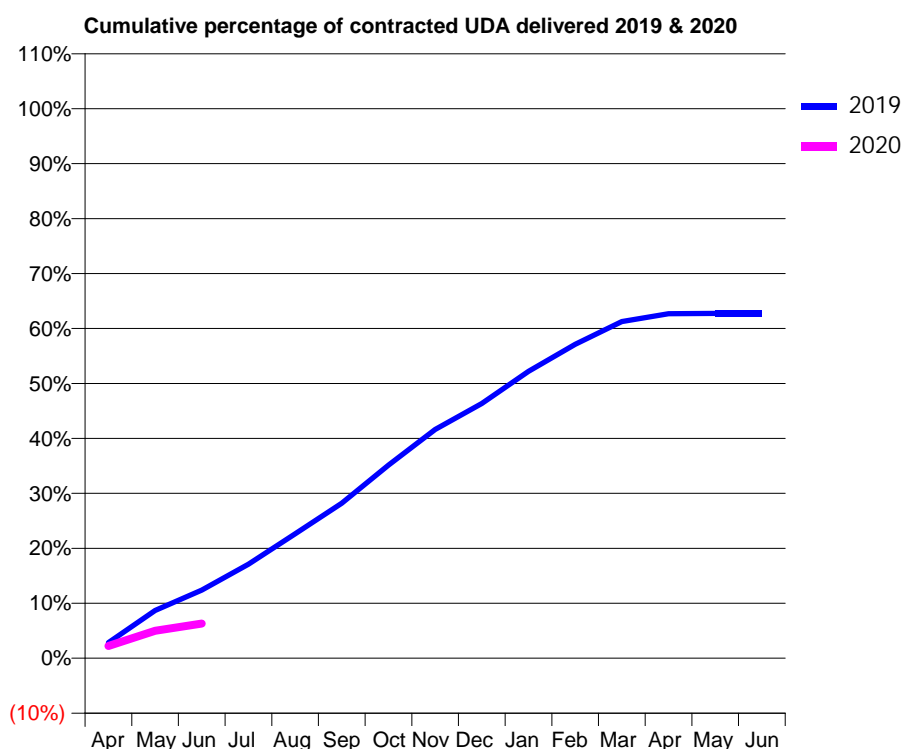
19/20 Contracted general activity (UDA)	14,000
Carry forward general activity (UDA)	0
19/20 Contracted orthodontic activity (UOA)	0
Carry forward orthodontic activity (UOA)	0
Baseline contract value	£385,106.09

ACCESS*

Patients seen in 24 months	Total	Change since previous quarter
Quarter ending June 2018	3,561	
Quarter ending September 2018	3,597	→
Quarter ending December 2018	3,615	→
Quarter ending March 2019	3,505	↓
Quarter ending June 2019	3,394	↓
Variance since June 2018	(4.7%)	↓



ACTIVITY



Adjusted Scheduled Activity (UDA)		
Month	2019	2020
April	401	315
May	1,216	702
June	1,735	883
July	2,397	
August	3,172	
September	3,948	
October	4,919	
November	5,827	
December	6,488	
January	7,310	
February	7,994	
March	8,578	
April	8,777	
May	8,784	
June	8,784	

QUALITY

	Quantity	Base Number	Contract	AT	Region	England
% of FP17s for the same patient ID Re-attending within 3 months - Children	9	151	6.0%	11.4%	12.1%	11.4%
% of FP17s for the same patient ID Re-attending within 3 months - Adults	31	439	7.1%	14.5%	15.6%	15.4%
% of FP17s for the same patient ID Re-attending between 3 & 9 months - Children	80	151	53.0%	55.6%	61.2%	59.8%
% of FP17s for the same patient ID Re-attending between 3 & 9 months - Adults	238	439	54.2%	52.1%	54.5%	52.1%
% of FP17s for Band 1 Urgent Courses	27	487	5.5%	9.1%	9.1%	9.2%
% of FP17s Relating to Free Repair or Replacements	3	487	0.6%	1.2%	1.0%	0.7%
% of FP17s Relating to Continuations	2	487	0.4%	1.3%	1.0%	0.8%
% of Patients satisfied with the dentistry they have received	1	1	N/A	95.2%	94.2%	93.4%
% of Patients satisfied with the time they had to wait for an appointment	1	1	N/A	88.2%	88.4%	87.6%

* This is based on patients treated on this contract for their most recent course of treatment.

Figures in italics indicate the base number of FP17s or Patient Questionnaire responses are less than 100. N/A is shown where the base number of responses is less than 10 during the period. % is calculated as Quantity/Base number*100

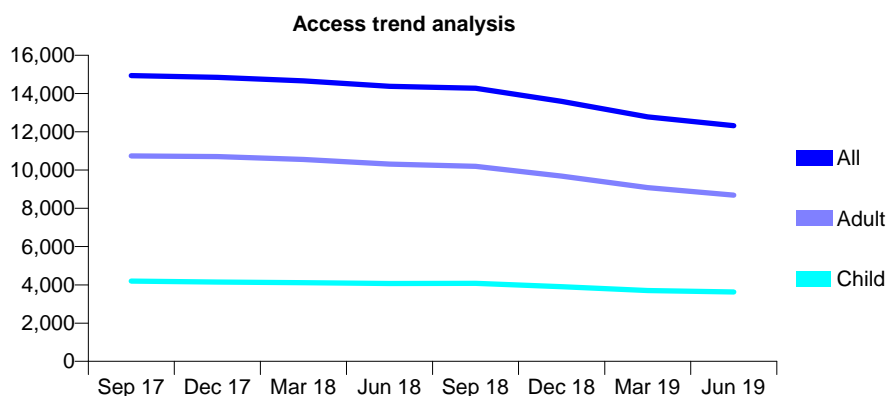
Q45 - Vital Signs At a Glance Contract Report for 101281/0052 - June 2019

Name or company name	OASIS DENTAL CARE LTD
Contract type name	GDS Contract
Purpose of contract	General
Contract start date	01/04/2006
Contract end date	

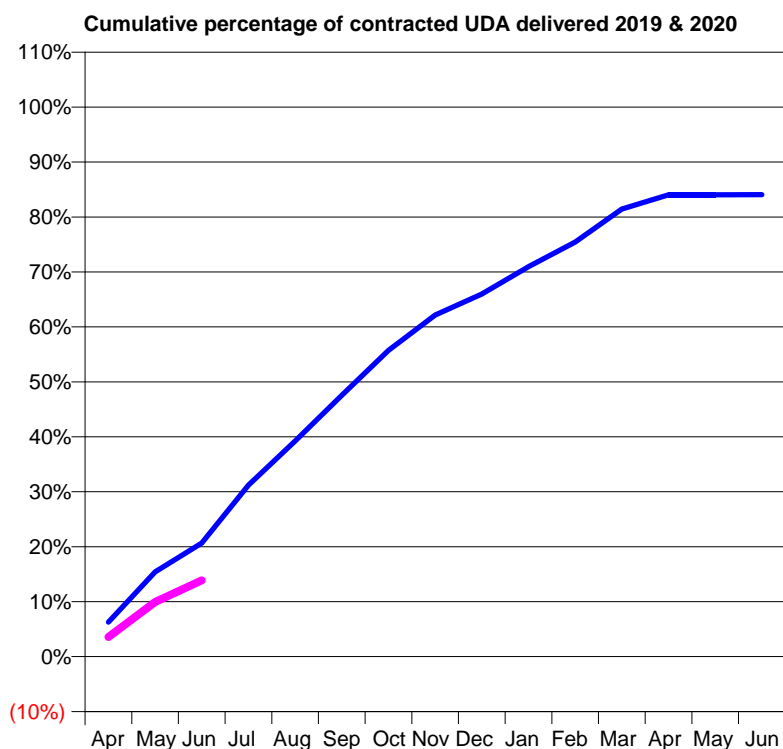
19/20 Contracted general activity (UDA)	40,053
Carry forward general activity (UDA)	0
19/20 Contracted orthodontic activity (UOA)	0
Carry forward orthodontic activity (UOA)	0
Baseline contract value	£1,171,837.85

ACCESS*

Patients seen in 24 months	Total	Change since previous quarter
Quarter ending June 2018	14,380	
Quarter ending September 2018	14,273	→
Quarter ending December 2018	13,593	↓
Quarter ending March 2019	12,785	↓
Quarter ending June 2019	12,322	↓
Variance since June 2018	(14.3%)	↓



ACTIVITY



Month	Adjusted Scheduled Activity (UDA)	
	2019	2020
April	2,511	1,438
May	6,177	3,993
June	8,275	5,552
July	12,502	
August	15,723	
September	19,049	
October	22,319	
November	24,897	
December	26,422	
January	28,427	
February	30,216	
March	32,616	
April	33,658	
May	33,658	
June	33,669	

QUALITY

	Quantity	Base Number	Contract	AT	Region	England
% of FP17s for the same patient ID Re-attending within 3 months - Children	76	1,180	6.4%	11.4%	12.1%	11.4%
% of FP17s for the same patient ID Re-attending within 3 months - Adults	356	2,431	14.6%	14.5%	15.6%	15.4%
% of FP17s for the same patient ID Re-attending between 3 & 9 months - Children	660	1,180	55.9%	55.6%	61.2%	59.8%
% of FP17s for the same patient ID Re-attending between 3 & 9 months - Adults	1,319	2,431	54.3%	52.1%	54.5%	52.1%
% of FP17s for Band 1 Urgent Courses	322	3,020	10.7%	9.1%	9.1%	9.2%
% of FP17s Relating to Free Repair or Replacements	16	3,020	0.5%	1.2%	1.0%	0.7%
% of FP17s Relating to Continuations	28	3,020	0.9%	1.3%	1.0%	0.8%
% of Patients satisfied with the dentistry they have received	7	8	N/A	95.2%	94.2%	93.4%
% of Patients satisfied with the time they had to wait for an appointment	8	8	N/A	88.2%	88.4%	87.6%

* This is based on patients treated on this contract for their most recent course of treatment. Figures in italics indicate the base number of FP17s or Patient Questionnaire responses are less than 100. N/A is shown where the base number of responses is less than 10 during the period. % is calculated as Quantity/Base number*100

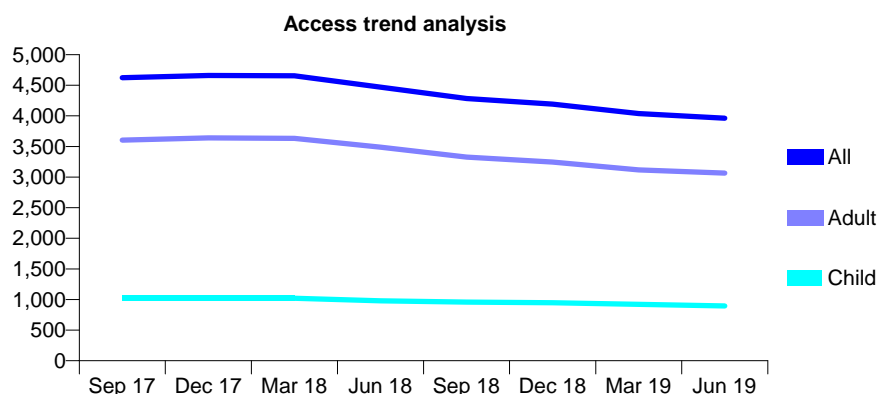
Q45 - Vital Signs At a Glance Contract Report for 101338/0057 - June 2019

Name or company name	Whitecross Dental Care Limited
Contract type name	GDS Contract
Purpose of contract	General
Contract start date	01/01/2008
Contract end date	

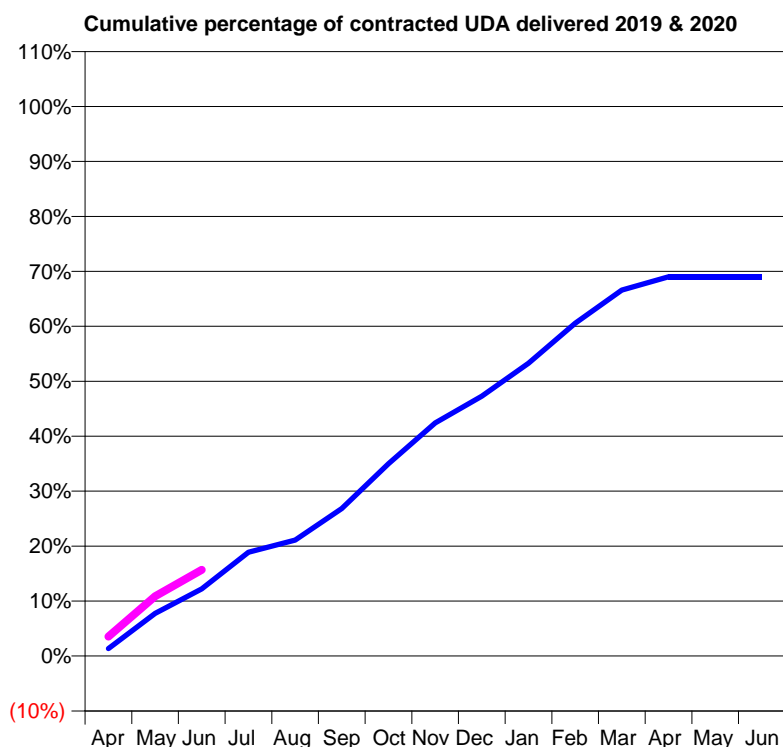
19/20 Contracted general activity (UDA)	17,500
Carry forward general activity (UDA)	0
19/20 Contracted orthodontic activity (UOA)	0
Carry forward orthodontic activity (UOA)	0
Baseline contract value	£575,184.22

ACCESS*

Patients seen in 24 months	Total	Change since previous quarter
Quarter ending June 2018	4,469	
Quarter ending September 2018	4,285	↓
Quarter ending December 2018	4,192	↓
Quarter ending March 2019	4,038	↓
Quarter ending June 2019	3,961	↓
Variance since June 2018	(11.4%)	↓



ACTIVITY



Month	Adjusted Scheduled Activity (UDA)	
	2019	2020
April	236	621
May	1,360	1,904
June	2,137	2,746
July	3,306	
August	3,693	
September	4,697	
October	6,120	
November	7,420	
December	8,276	
January	9,324	
February	10,598	
March	11,656	
April	12,074	
May	12,074	
June	12,074	

QUALITY

	Quantity	Base Number	Contract	AT	Region	England
% of FP17s for the same patient ID Re-attending within 3 months - Children	21	364	5.8%	11.4%	12.1%	11.4%
% of FP17s for the same patient ID Re-attending within 3 months - Adults	128	1,042	12.3%	14.5%	15.6%	15.4%
% of FP17s for the same patient ID Re-attending between 3 & 9 months - Children	211	364	58.0%	55.6%	61.2%	59.8%
% of FP17s for the same patient ID Re-attending between 3 & 9 months - Adults	655	1,042	62.9%	52.1%	54.5%	52.1%
% of FP17s for Band 1 Urgent Courses	41	1,263	3.2%	9.1%	9.1%	9.2%
% of FP17s Relating to Free Repair or Replacements	18	1,263	1.4%	1.2%	1.0%	0.7%
% of FP17s Relating to Continuations	41	1,263	3.2%	1.3%	1.0%	0.8%
% of Patients satisfied with the dentistry they have received	2	3	N/A	95.2%	94.2%	93.4%
% of Patients satisfied with the time they had to wait for an appointment	2	3	N/A	88.2%	88.4%	87.6%

* This is based on patients treated on this contract for their most recent course of treatment. Figures in italics indicate the base number of FP17s or Patient Questionnaire responses are less than 100. N/A is shown where the base number of responses is less than 10 during the period. % is calculated as Quantity/Base number*100

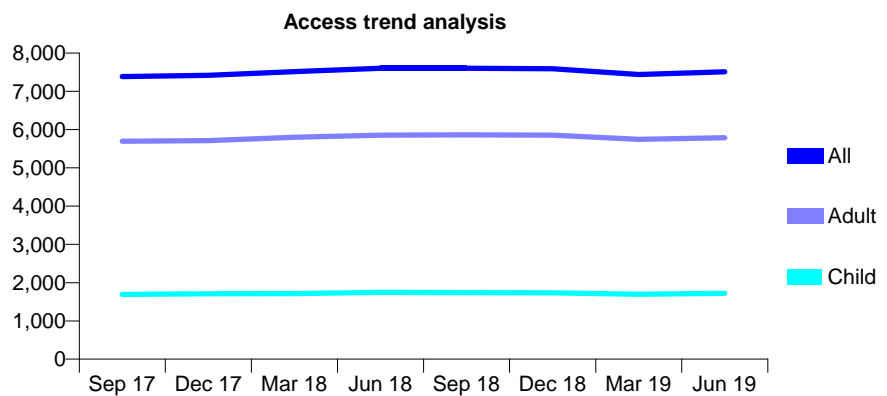
Q45 - Vital Signs At a Glance Contract Report for 101338/0058 - June 2019

Name or company name	Whitecross Dental Care Limited
Contract type name	GDS Contract
Purpose of contract	General
Contract start date	01/01/2008
Contract end date	

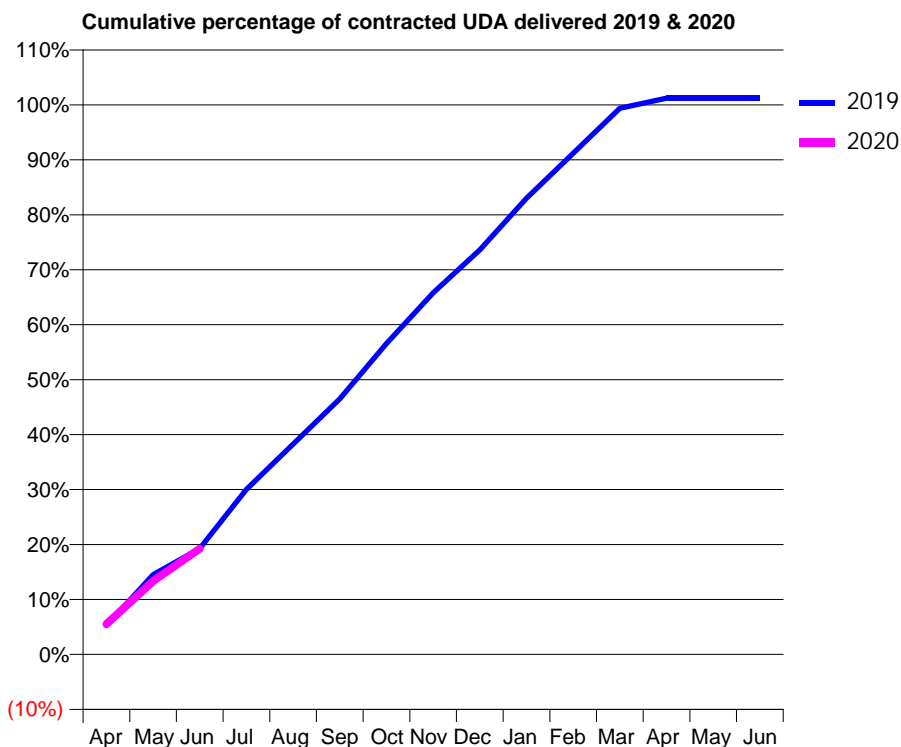
19/20 Contracted general activity (UDA)	18,724
Carry forward general activity (UDA)	0
19/20 Contracted orthodontic activity (UOA)	0
Carry forward orthodontic activity (UOA)	0
Baseline contract value	£507,163.90

ACCESS*

Patients seen in 24 months	Total	Change since previous quarter
Quarter ending June 2018	7,602	
Quarter ending September 2018	7,602	→
Quarter ending December 2018	7,591	→
Quarter ending March 2019	7,442	↓
Quarter ending June 2019	7,509	→
Variance since June 2018	(1.2%)	↓



ACTIVITY



Month	2019	2020
April	983	1,033
May	2,722	2,501
June	3,607	3,601
July	5,629	
August	7,166	
September	8,704	
October	10,592	
November	12,319	
December	13,785	
January	15,542	
February	17,079	
March	18,607	
April	18,948	
May	18,950	
June	18,950	

QUALITY

	Quantity	Base Number	Contract	AT	Region	England
% of FP17s for the same patient ID Re-attending within 3 months - Children	24	562	4.3%	11.4%	12.1%	11.4%
% of FP17s for the same patient ID Re-attending within 3 months - Adults	176	1,561	11.3%	14.5%	15.6%	15.4%
% of FP17s for the same patient ID Re-attending between 3 & 9 months - Children	338	562	60.1%	55.6%	61.2%	59.8%
% of FP17s for the same patient ID Re-attending between 3 & 9 months - Adults	629	1,561	40.3%	52.1%	54.5%	52.1%
% of FP17s for Band 1 Urgent Courses	218	1,943	11.2%	9.1%	9.1%	9.2%
% of FP17s Relating to Free Repair or Replacements	13	1,943	0.7%	1.2%	1.0%	0.7%
% of FP17s Relating to Continuations	12	1,943	0.6%	1.3%	1.0%	0.8%
% of Patients satisfied with the dentistry they have received	3	3	N/A	95.2%	94.2%	93.4%
% of Patients satisfied with the time they had to wait for an appointment	3	3	N/A	88.2%	88.4%	87.6%

* This is based on patients treated on this contract for their most recent course of treatment. Figures in italics indicate the base number of FP17s or Patient Questionnaire responses are less than 100. N/A is shown where the base number of responses is less than 10 during the period. % is calculated as Quantity/Base number*100

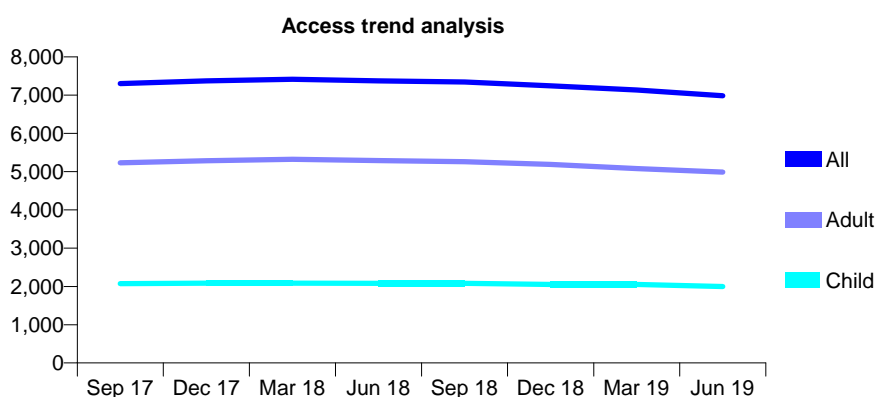
Q45 - Vital Signs At a Glance Contract Report for 101338/0082 - June 2019

Name or company name	Whitecross Dental Care Limited
Contract type name	GDS Contract
Purpose of contract	General and Orthodontic
Contract start date	01/04/2009
Contract end date	

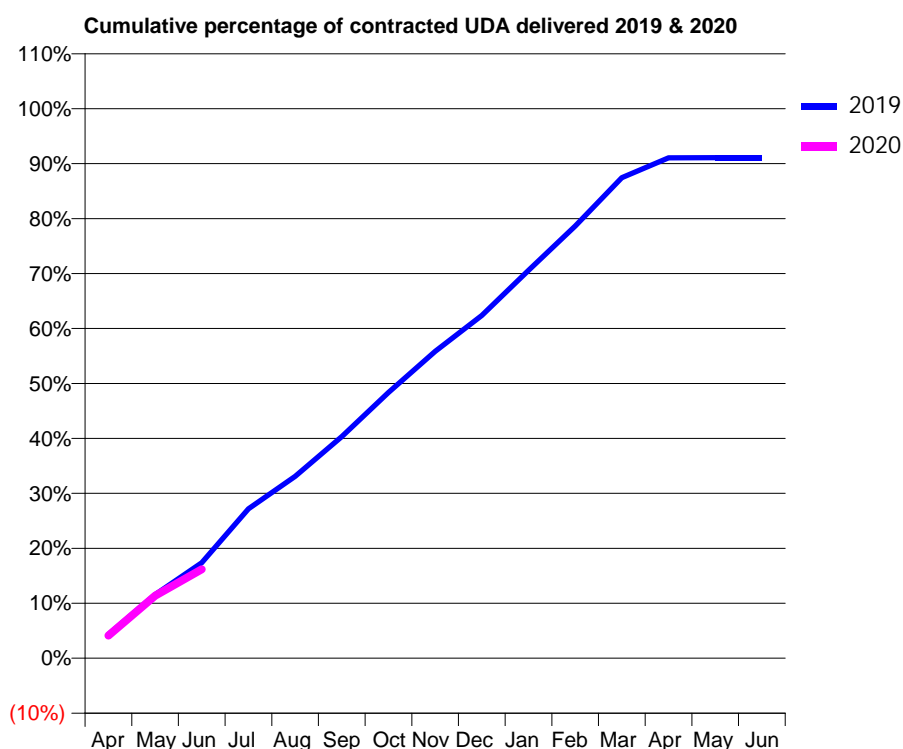
19/20 Contracted general activity (UDA)	18,500
Carry forward general activity (UDA)	0
19/20 Contracted orthodontic activity (UOA)	1,249
Carry forward orthodontic activity (UOA)	0
Baseline contract value	£616,280.13

ACCESS*

Patients seen in 24 months	Total	Change since previous quarter
Quarter ending June 2018	7,373	
Quarter ending September 2018	7,342	→
Quarter ending December 2018	7,241	↓
Quarter ending March 2019	7,133	↓
Quarter ending June 2019	6,985	↓
Variance since June 2018	(5.3%)	↓



ACTIVITY



Month	2019	2020
April	800	764
May	2,142	2,105
June	3,216	2,993
July	5,032	
August	6,125	
September	7,461	
October	8,947	
November	10,334	
December	11,539	
January	13,058	
February	14,548	
March	16,178	
April	16,846	
May	16,851	
June	16,852	

QUALITY

	Quantity	Base Number	Contract	AT	Region	England
% of FP17s for the same patient ID Re-attending within 3 months - Children	65	565	11.5%	11.4%	12.1%	11.4%
% of FP17s for the same patient ID Re-attending within 3 months - Adults	131	1,172	11.2%	14.5%	15.6%	15.4%
% of FP17s for the same patient ID Re-attending between 3 & 9 months - Children	234	565	41.4%	55.6%	61.2%	59.8%
% of FP17s for the same patient ID Re-attending between 3 & 9 months - Adults	470	1,172	40.1%	52.1%	54.5%	52.1%
% of FP17s for Band 1 Urgent Courses	119	1,408	8.5%	9.1%	9.1%	9.2%
% of FP17s Relating to Free Repair or Replacements	14	1,408	1.0%	1.2%	1.0%	0.7%
% of FP17s Relating to Continuations	24	1,408	1.7%	1.3%	1.0%	0.8%
% of Patients satisfied with the dentistry they have received	6	6	N/A	95.2%	94.2%	93.4%
% of Patients satisfied with the time they had to wait for an appointment	6	6	N/A	88.2%	88.4%	87.6%

* This is based on patients treated on this contract for their most recent course of treatment.

Figures in italics indicate the base number of FP17s or Patient Questionnaire responses are less than 100. N/A is shown where the base number of responses is less than 10 during the period. % is calculated as Quantity/Base number*100

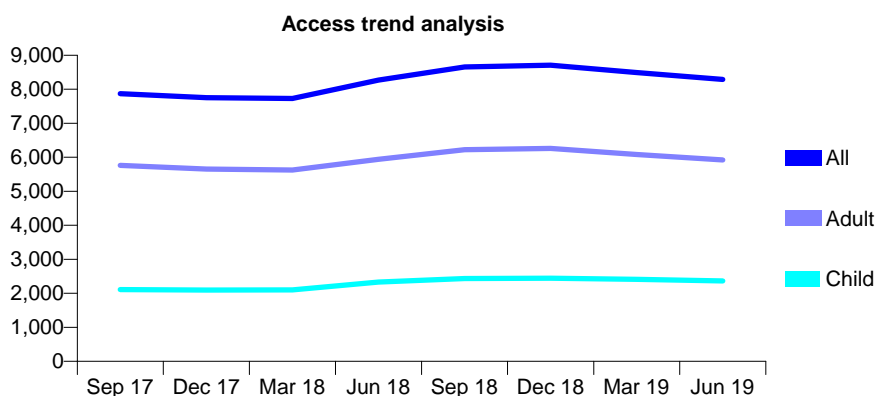
Q45 - Vital Signs At a Glance Contract Report for 101338/0083 - June 2019

Name or company name	Whitecross Dental Care Limited
Contract type name	GDS Contract
Purpose of contract	General and Orthodontic
Contract start date	01/04/2009
Contract end date	

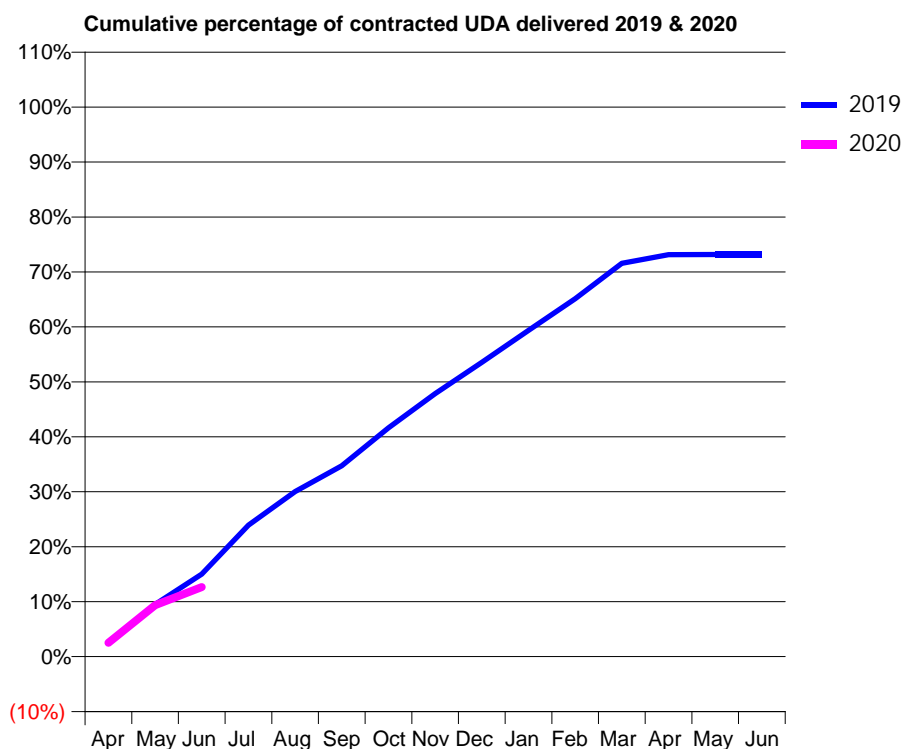
19/20 Contracted general activity (UDA)	32,273
Carry forward general activity (UDA)	0
19/20 Contracted orthodontic activity (UOA)	500
Carry forward orthodontic activity (UOA)	0
Baseline contract value	£937,732.97

ACCESS*

Patients seen in 24 months	Total	Change since previous quarter
Quarter ending June 2018	8,271	
Quarter ending September 2018	8,655	↑
Quarter ending December 2018	8,707	→
Quarter ending March 2019	8,493	↓
Quarter ending June 2019	8,287	↓
Variance since June 2018	0.2%	→



ACTIVITY



Month	Adjusted Scheduled Activity (UDA)	
	2019	2020
April	781	821
May	3,072	3,017
June	4,847	4,083
July	7,723	
August	9,694	
September	11,212	
October	13,433	
November	15,444	
December	17,283	
January	19,158	
February	21,018	
March	23,098	
April	23,605	
May	23,618	
June	23,620	

QUALITY

	Quantity	Base Number	Contract	AT	Region	England
% of FP17s for the same patient ID Re-attending within 3 months - Children	70	681	10.3%	11.4%	12.1%	11.4%
% of FP17s for the same patient ID Re-attending within 3 months - Adults	180	1,668	10.8%	14.5%	15.6%	15.4%
% of FP17s for the same patient ID Re-attending between 3 & 9 months - Children	429	681	63.0%	55.6%	61.2%	59.8%
% of FP17s for the same patient ID Re-attending between 3 & 9 months - Adults	1,067	1,668	64.0%	52.1%	54.5%	52.1%
% of FP17s for Band 1 Urgent Courses	174	2,072	8.4%	9.1%	9.1%	9.2%
% of FP17s Relating to Free Repair or Replacements	13	2,072	0.6%	1.2%	1.0%	0.7%
% of FP17s Relating to Continuations	22	2,072	1.1%	1.3%	1.0%	0.8%
% of Patients satisfied with the dentistry they have received	5	5	N/A	95.2%	94.2%	93.4%
% of Patients satisfied with the time they had to wait for an appointment	5	5	N/A	88.2%	88.4%	87.6%

* This is based on patients treated on this contract for their most recent course of treatment. Figures in italics indicate the base number of FP17s or Patient Questionnaire responses are less than 100. N/A is shown where the base number of responses is less than 10 during the period. % is calculated as Quantity/Base number*100

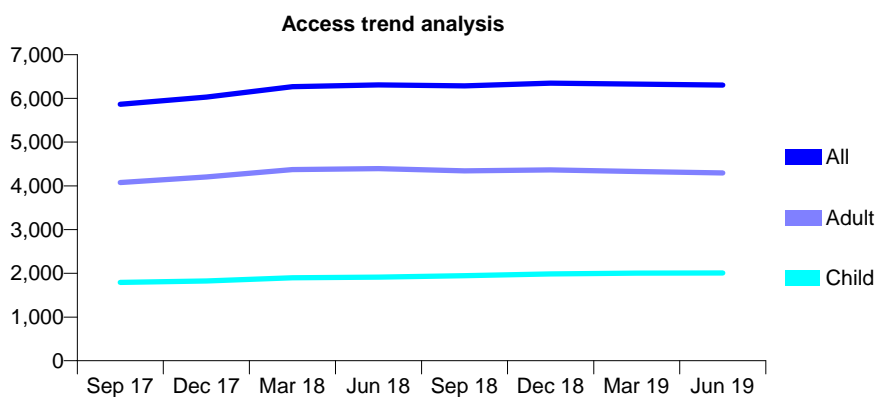
Q45 - Vital Signs At a Glance Contract Report for 101338/0085 - June 2019

Name or company name	Whitecross Dental Care Limited
Contract type name	GDS Contract
Purpose of contract	General
Contract start date	01/04/2009
Contract end date	

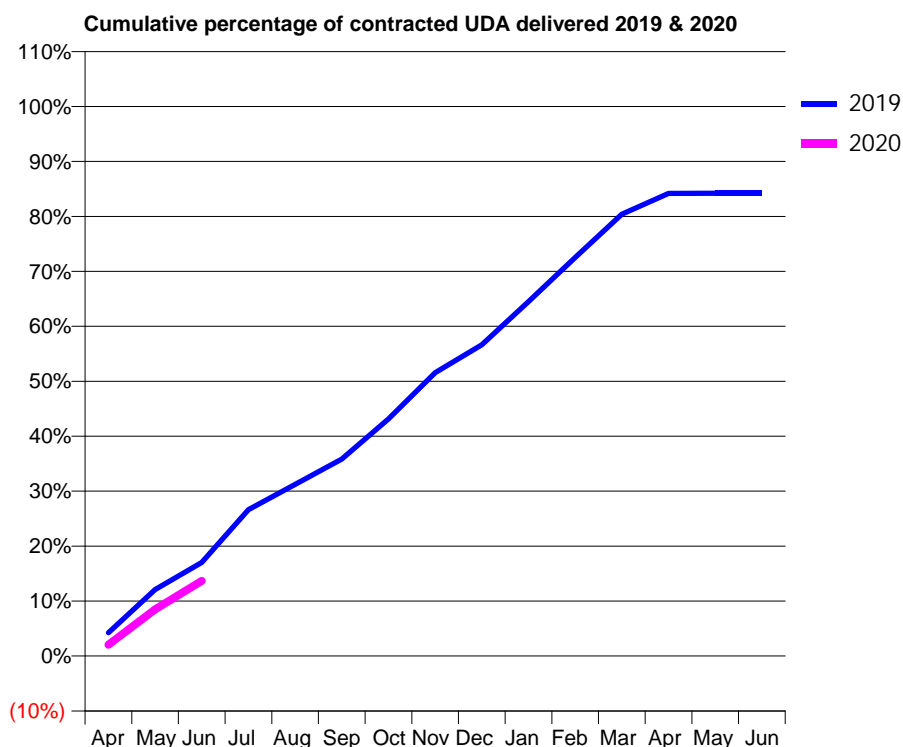
19/20 Contracted general activity (UDA)	19,500
Carry forward general activity (UDA)	0
19/20 Contracted orthodontic activity (UOA)	0
Carry forward orthodontic activity (UOA)	0
Baseline contract value	£563,059.56

ACCESS*

Patients seen in 24 months	Total	Change since previous quarter
Quarter ending June 2018	6,308	
Quarter ending September 2018	6,287	→
Quarter ending December 2018	6,348	→
Quarter ending March 2019	6,328	→
Quarter ending June 2019	6,304	→
Variance since June 2018	(0.1%)	→



ACTIVITY



Month	Adjusted Scheduled Activity (UDA)	
	2019	2020
April	828	401
May	2,360	1,659
June	3,319	2,666
July	5,195	
August	6,091	
September	6,988	
October	8,418	
November	10,055	
December	11,042	
January	12,574	
February	14,140	
March	15,674	
April	16,415	
May	16,418	
June	16,418	

QUALITY

	Quantity	Base Number	Contract	AT	Region	England
% of FP17s for the same patient ID Re-attending within 3 months - Children	37	539	6.9%	11.4%	12.1%	11.4%
% of FP17s for the same patient ID Re-attending within 3 months - Adults	94	958	9.8%	14.5%	15.6%	15.4%
% of FP17s for the same patient ID Re-attending between 3 & 9 months - Children	265	539	49.2%	55.6%	61.2%	59.8%
% of FP17s for the same patient ID Re-attending between 3 & 9 months - Adults	454	958	47.4%	52.1%	54.5%	52.1%
% of FP17s for Band 1 Urgent Courses	51	1,227	4.2%	9.1%	9.1%	9.2%
% of FP17s Relating to Free Repair or Replacements	11	1,227	0.9%	1.2%	1.0%	0.7%
% of FP17s Relating to Continuations	14	1,227	1.1%	1.3%	1.0%	0.8%
% of Patients satisfied with the dentistry they have received	1	1	N/A	95.2%	94.2%	93.4%
% of Patients satisfied with the time they had to wait for an appointment	1	1	N/A	88.2%	88.4%	87.6%

* This is based on patients treated on this contract for their most recent course of treatment. Figures in italics indicate the base number of FP17s or Patient Questionnaire responses are less than 100. N/A is shown where the base number of responses is less than 10 during the period. % is calculated as Quantity/Base number*100

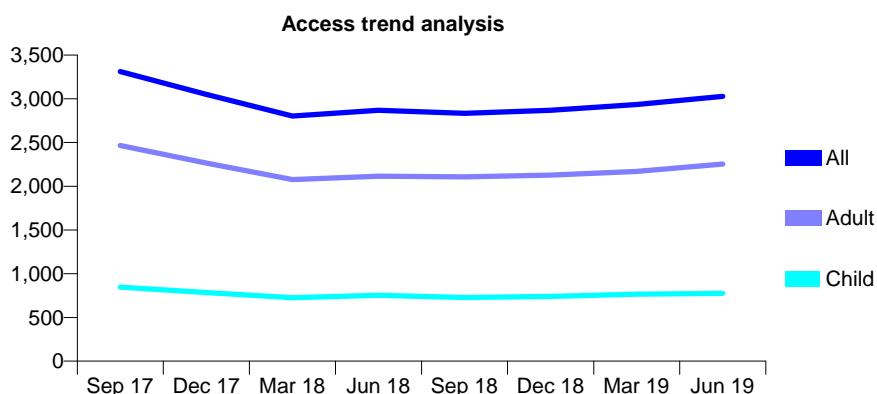
Q45 - Vital Signs At a Glance Contract Report for 101435/0059 - June 2019

Name or company name	Pelton Lane End Dental Practice Partnershi
Contract type name	GDS Contract
Purpose of contract	General
Contract start date	01/04/2007
Contract end date	

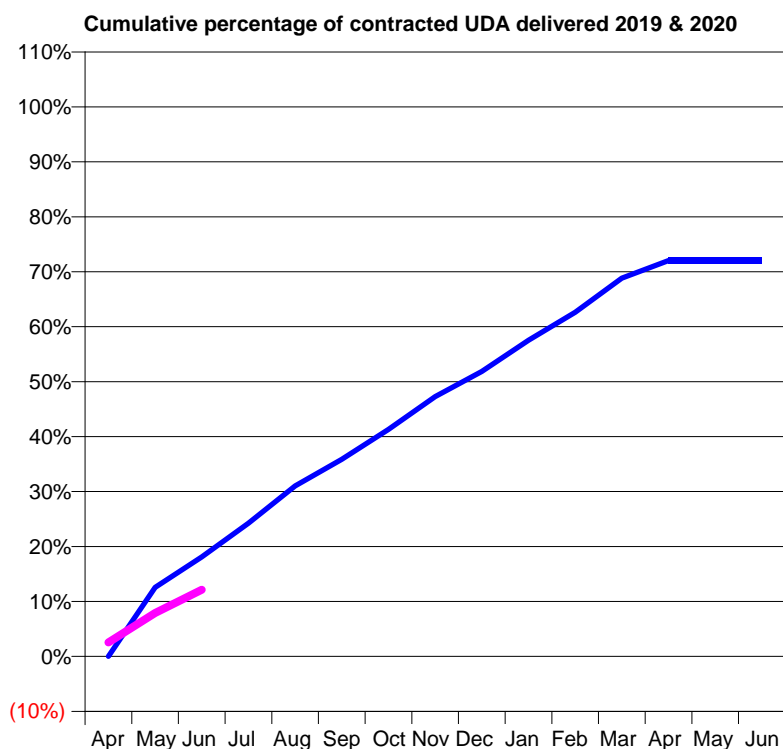
19/20 Contracted general activity (UDA)	14,807
Carry forward general activity (UDA)	0
19/20 Contracted orthodontic activity (UOA)	0
Carry forward orthodontic activity (UOA)	0
Baseline contract value	£324,194.40

ACCESS*

Patients seen in 24 months	Total	Change since previous quarter
Quarter ending June 2018	2,868	
Quarter ending September 2018	2,835	↓
Quarter ending December 2018	2,868	→
Quarter ending March 2019	2,935	↑
Quarter ending June 2019	3,028	↑
Variance since June 2018	5.6%	↑



ACTIVITY



Month	2019	2020
April	0	380
May	1,862	1,170
June	2,679	1,796
July	3,591	
August	4,593	
September	5,307	
October	6,117	
November	7,001	
December	7,677	
January	8,517	
February	9,273	
March	10,190	
April	10,665	
May	10,665	
June	10,665	

QUALITY

	Quantity	Base Number	Contract	AT	Region	England
% of FP17s for the same patient ID Re-attending within 3 months - Children	11	270	4.1%	11.4%	12.1%	11.4%
% of FP17s for the same patient ID Re-attending within 3 months - Adults	49	779	6.3%	14.5%	15.6%	15.4%
% of FP17s for the same patient ID Re-attending between 3 & 9 months - Children	180	270	66.7%	55.6%	61.2%	59.8%
% of FP17s for the same patient ID Re-attending between 3 & 9 months - Adults	459	779	58.9%	52.1%	54.5%	52.1%
% of FP17s for Band 1 Urgent Courses	82	896	9.2%	9.1%	9.1%	9.2%
% of FP17s Relating to Free Repair or Replacements	3	896	0.3%	1.2%	1.0%	0.7%
% of FP17s Relating to Continuations	1	896	0.1%	1.3%	1.0%	0.8%
% of Patients satisfied with the dentistry they have received	2	2	N/A	95.2%	94.2%	93.4%
% of Patients satisfied with the time they had to wait for an appointment	2	2	N/A	88.2%	88.4%	87.6%

* This is based on patients treated on this contract for their most recent course of treatment. Figures in italics indicate the base number of FP17s or Patient Questionnaire responses are less than 100. N/A is shown where the base number of responses is less than 10 during the period. % is calculated as Quantity/Base number*100

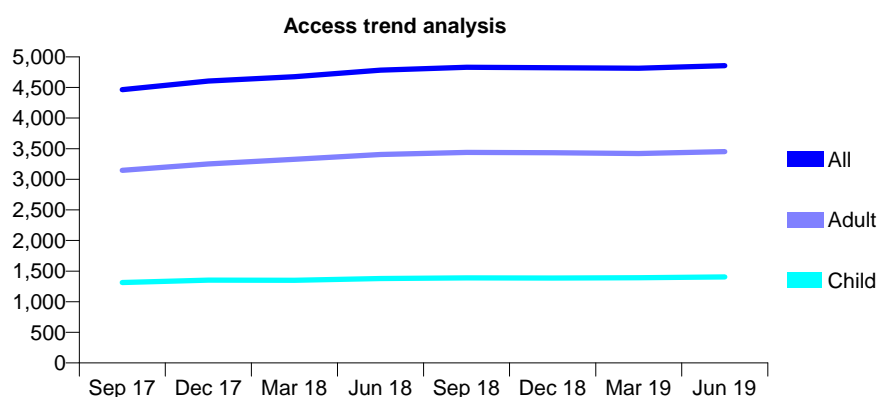
Q45 - Vital Signs At a Glance Contract Report for 101435/0060 - June 2019

Name or company name	IDH Limited
Contract type name	GDS Contract
Purpose of contract	General
Contract start date	11/06/2007
Contract end date	

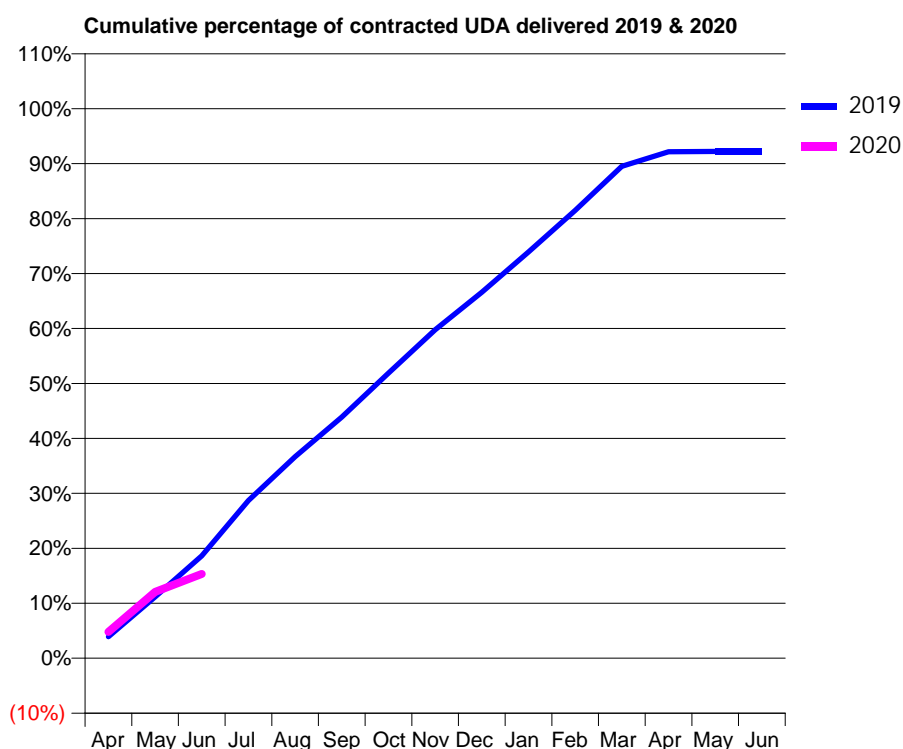
19/20 Contracted general activity (UDA)	15,717
Carry forward general activity (UDA)	0
19/20 Contracted orthodontic activity (UOA)	0
Carry forward orthodontic activity (UOA)	0
Baseline contract value	£355,476.40

ACCESS*

Patients seen in 24 months	Total	Change since previous quarter
Quarter ending June 2018	4,783	
Quarter ending September 2018	4,828	→
Quarter ending December 2018	4,822	→
Quarter ending March 2019	4,813	→
Quarter ending June 2019	4,856	→
Variance since June 2018	1.5%	→



ACTIVITY



Month	2019	2020
April	617	754
May	1,755	1,897
June	2,927	2,413
July	4,511	
August	5,764	
September	6,898	
October	8,157	
November	9,395	
December	10,464	
January	11,618	
February	12,809	
March	14,070	
April	14,484	
May	14,492	
June	14,492	

QUALITY

	Quantity	Base Number	Contract	AT	Region	England
% of FP17s for the same patient ID Re-attending within 3 months - Children	16	394	4.1%	11.4%	12.1%	11.4%
% of FP17s for the same patient ID Re-attending within 3 months - Adults	93	853	10.9%	14.5%	15.6%	15.4%
% of FP17s for the same patient ID Re-attending between 3 & 9 months - Children	230	394	58.4%	55.6%	61.2%	59.8%
% of FP17s for the same patient ID Re-attending between 3 & 9 months - Adults	405	853	47.5%	52.1%	54.5%	52.1%
% of FP17s for Band 1 Urgent Courses	127	1,064	11.9%	9.1%	9.1%	9.2%
% of FP17s Relating to Free Repair or Replacements	9	1,064	0.8%	1.2%	1.0%	0.7%
% of FP17s Relating to Continuations	8	1,064	0.8%	1.3%	1.0%	0.8%
% of Patients satisfied with the dentistry they have received	4	4	N/A	95.2%	94.2%	93.4%
% of Patients satisfied with the time they had to wait for an appointment	4	4	N/A	88.2%	88.4%	87.6%

* This is based on patients treated on this contract for their most recent course of treatment.

Figures in italics indicate the base number of FP17s or Patient Questionnaire responses are less than 100. N/A is shown where the base number of responses is less than 10 during the period. % is calculated as Quantity/Base number*100

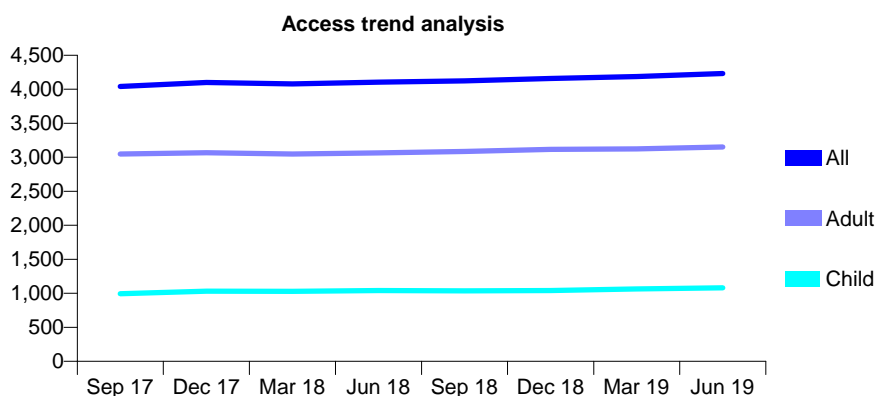
Q45 - Vital Signs At a Glance Contract Report for 101435/0078 - June 2019

Name or company name	IDH Limited
Contract type name	GDS Contract
Purpose of contract	General
Contract start date	01/01/2008
Contract end date	

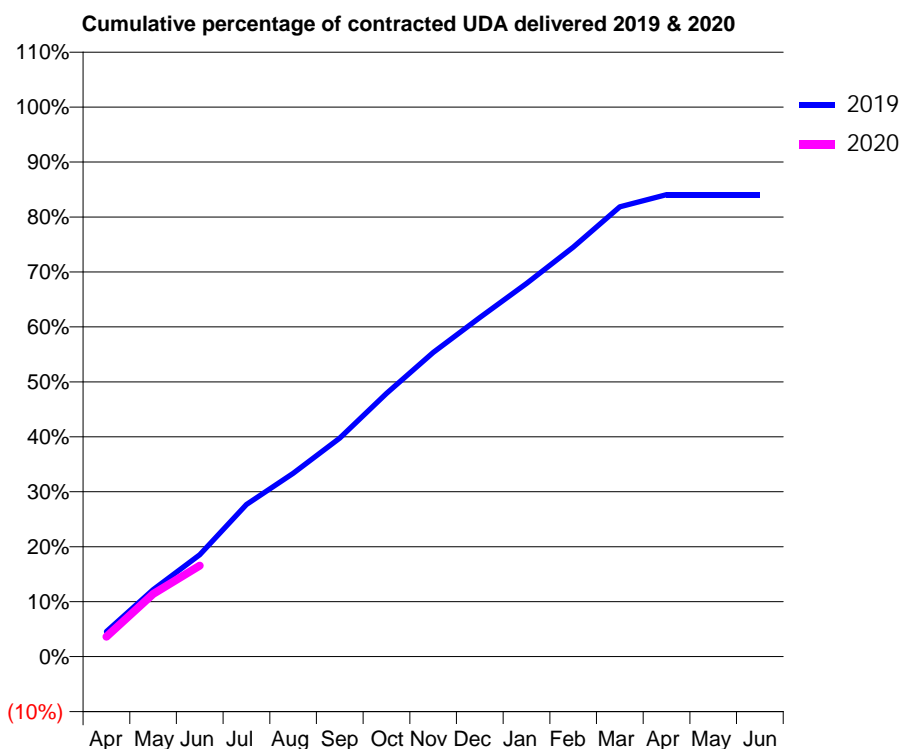
19/20 Contracted general activity (UDA)	12,500
Carry forward general activity (UDA)	0
19/20 Contracted orthodontic activity (UOA)	0
Carry forward orthodontic activity (UOA)	0
Baseline contract value	£344,669.95

ACCESS*

Patients seen in 24 months	Total	Change since previous quarter
Quarter ending June 2018	4,104	
Quarter ending September 2018	4,122	→
Quarter ending December 2018	4,159	→
Quarter ending March 2019	4,187	→
Quarter ending June 2019	4,233	→
Variance since June 2018	3.1%	↑



ACTIVITY



Month	Adjusted Scheduled Activity (UDA)	
	2019	2020
April	570	453
May	1,525	1,425
June	2,319	2,070
July	3,460	
August	4,169	
September	4,971	
October	5,985	
November	6,918	
December	7,712	
January	8,488	
February	9,313	
March	10,230	
April	10,506	
May	10,507	
June	10,507	

QUALITY

	Quantity	Base Number	Contract	AT	Region	England
% of FP17s for the same patient ID Re-attending within 3 months - Children	13	348	3.7%	11.4%	12.1%	11.4%
% of FP17s for the same patient ID Re-attending within 3 months - Adults	74	917	8.1%	14.5%	15.6%	15.4%
% of FP17s for the same patient ID Re-attending between 3 & 9 months - Children	230	348	66.1%	55.6%	61.2%	59.8%
% of FP17s for the same patient ID Re-attending between 3 & 9 months - Adults	552	917	60.2%	52.1%	54.5%	52.1%
% of FP17s for Band 1 Urgent Courses	51	1,106	4.6%	9.1%	9.1%	9.2%
% of FP17s Relating to Free Repair or Replacements	1	1,106	0.1%	1.2%	1.0%	0.7%
% of FP17s Relating to Continuations	13	1,106	1.2%	1.3%	1.0%	0.8%
% of Patients satisfied with the dentistry they have received	1	1	N/A	95.2%	94.2%	93.4%
% of Patients satisfied with the time they had to wait for an appointment	1	1	N/A	88.2%	88.4%	87.6%

* This is based on patients treated on this contract for their most recent course of treatment. Figures in italics indicate the base number of FP17s or Patient Questionnaire responses are less than 100. N/A is shown where the base number of responses is less than 10 during the period. % is calculated as Quantity/Base number*100

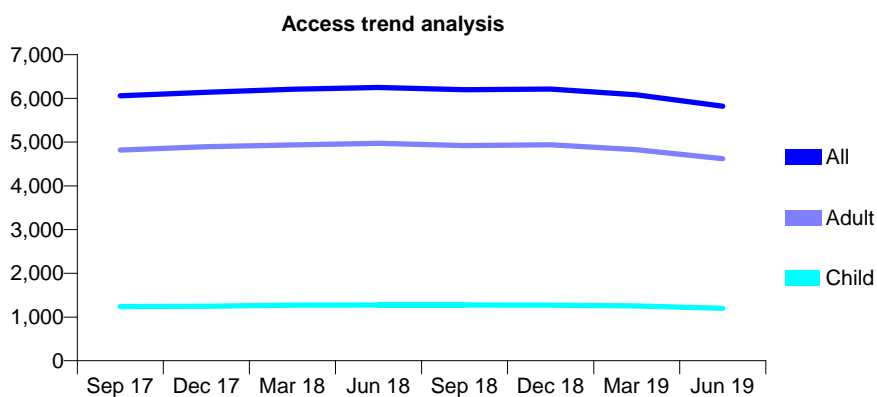
Q45 - Vital Signs At a Glance Contract Report for 101435/0115 - June 2019

Name or company name	IDH Limited
Contract type name	GDS Contract
Purpose of contract	General
Contract start date	01/09/2008
Contract end date	

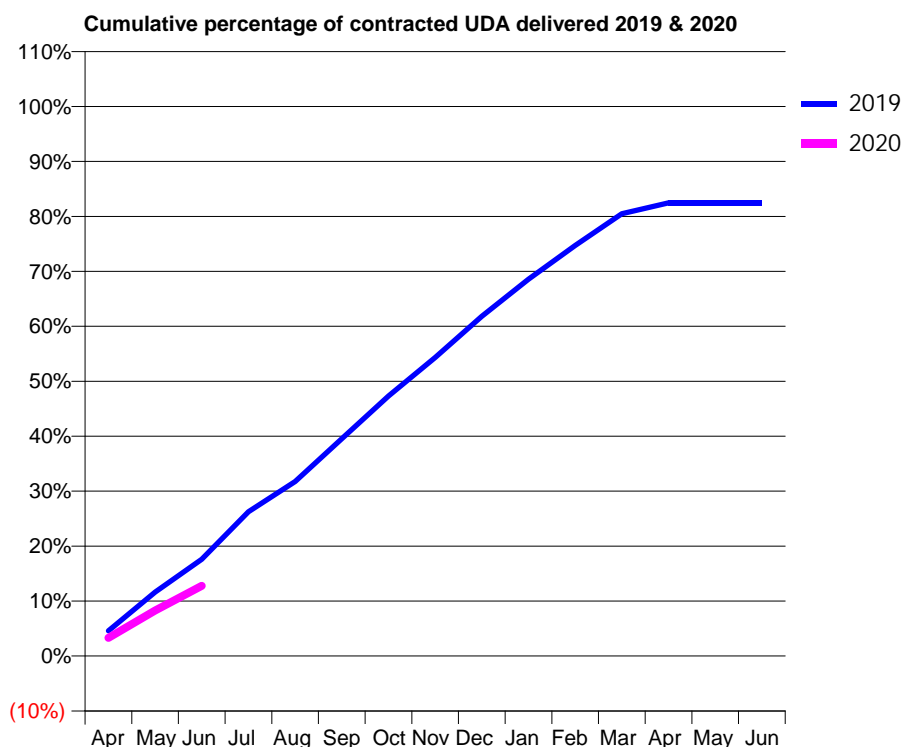
19/20 Contracted general activity (UDA)	18,500
Carry forward general activity (UDA)	0
19/20 Contracted orthodontic activity (UOA)	0
Carry forward orthodontic activity (UOA)	0
Baseline contract value	£478,568.01

ACCESS*

Patients seen in 24 months	Total	Change since previous quarter
Quarter ending June 2018	6,248	
Quarter ending September 2018	6,199	→
Quarter ending December 2018	6,215	→
Quarter ending March 2019	6,080	↓
Quarter ending June 2019	5,821	↓
Variance since June 2018	(6.8%)	↓



ACTIVITY



Month	Adjusted Scheduled Activity (UDA)	
	2019	2020
April	851	615
May	2,152	1,535
June	3,256	2,364
July	4,861	
August	5,873	
September	7,316	
October	8,753	
November	10,050	
December	11,437	
January	12,685	
February	13,821	
March	14,891	
April	15,257	
May	15,255	
June	15,256	

QUALITY

	Quantity	Base Number	Contract	AT	Region	England
% of FP17s for the same patient ID Re-attending within 3 months - Children	18	294	6.1%	11.4%	12.1%	11.4%
% of FP17s for the same patient ID Re-attending within 3 months - Adults	128	1,046	12.2%	14.5%	15.6%	15.4%
% of FP17s for the same patient ID Re-attending between 3 & 9 months - Children	199	294	67.7%	55.6%	61.2%	59.8%
% of FP17s for the same patient ID Re-attending between 3 & 9 months - Adults	628	1,046	60.0%	52.1%	54.5%	52.1%
% of FP17s for Band 1 Urgent Courses	127	1,157	11.0%	9.1%	9.1%	9.2%
% of FP17s Relating to Free Repair or Replacements	2	1,157	0.2%	1.2%	1.0%	0.7%
% of FP17s Relating to Continuations	12	1,157	1.0%	1.3%	1.0%	0.8%
% of Patients satisfied with the dentistry they have received	2	3	N/A	95.2%	94.2%	93.4%
% of Patients satisfied with the time they had to wait for an appointment	2	3	N/A	88.2%	88.4%	87.6%

* This is based on patients treated on this contract for their most recent course of treatment. Figures in italics indicate the base number of FP17s or Patient Questionnaire responses are less than 100. N/A is shown where the base number of responses is less than 10 during the period. % is calculated as Quantity/Base number*100

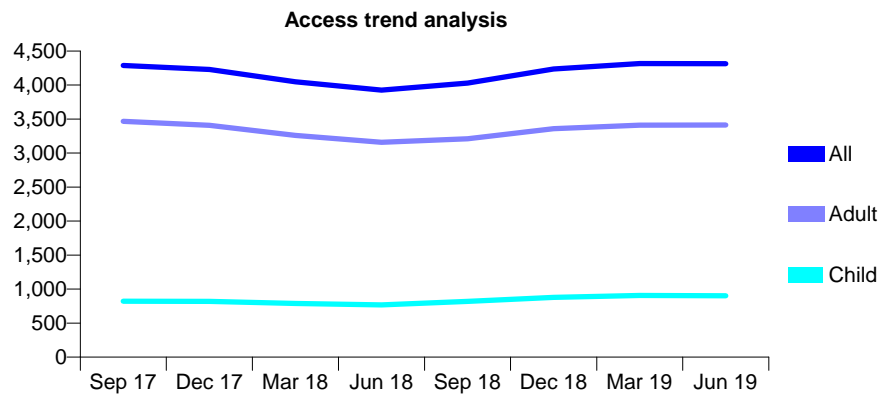
Q45 - Vital Signs At a Glance Contract Report for 103888/0001 - June 2019

Name or company name	The Fairfield Dental Practice Partnership
Contract type name	GDS Contract
Purpose of contract	General and Orthodontic
Contract start date	23/11/2011
Contract end date	

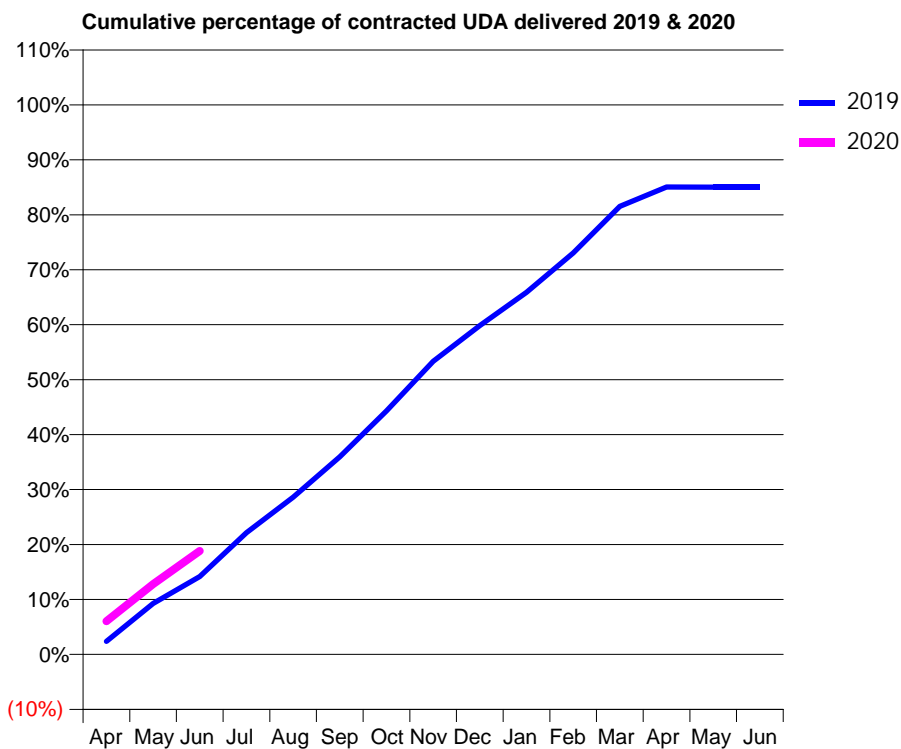
19/20 Contracted general activity (UDA)	12,432
Carry forward general activity (UDA)	0
19/20 Contracted orthodontic activity (UOA)	0
Carry forward orthodontic activity (UOA)	0
Baseline contract value	£331,109.92

ACCESS*

Patients seen in 24 months	Total	Change since previous quarter
Quarter ending June 2018	3,927	
Quarter ending September 2018	4,031	↑
Quarter ending December 2018	4,237	↑
Quarter ending March 2019	4,316	→
Quarter ending June 2019	4,315	→
Variance since June 2018	9.9%	↑



ACTIVITY



Month	2019	2020
April	294	752
May	1,154	1,593
June	1,764	2,343
July	2,752	
August	3,560	
September	4,468	
October	5,506	
November	6,631	
December	7,439	
January	8,192	
February	9,083	
March	10,136	
April	10,573	
May	10,569	
June	10,569	

QUALITY

	Quantity	Base Number	Contract	AT	Region	England
% of FP17s for the same patient ID Re-attending within 3 months - Children	10	275	3.6%	11.4%	12.1%	11.4%
% of FP17s for the same patient ID Re-attending within 3 months - Adults	92	957	9.6%	14.5%	15.6%	15.4%
% of FP17s for the same patient ID Re-attending between 3 & 9 months - Children	151	275	54.9%	55.6%	61.2%	59.8%
% of FP17s for the same patient ID Re-attending between 3 & 9 months - Adults	463	957	48.4%	52.1%	54.5%	52.1%
% of FP17s for Band 1 Urgent Courses	23	1,057	2.2%	9.1%	9.1%	9.2%
% of FP17s Relating to Free Repair or Replacements	12	1,057	1.1%	1.2%	1.0%	0.7%
% of FP17s Relating to Continuations	27	1,057	2.6%	1.3%	1.0%	0.8%
% of Patients satisfied with the dentistry they have received	4	4	N/A	95.2%	94.2%	93.4%
% of Patients satisfied with the time they had to wait for an appointment	3	4	N/A	88.2%	88.4%	87.6%

* This is based on patients treated on this contract for their most recent course of treatment. Figures in italics indicate the base number of FP17s or Patient Questionnaire responses are less than 100. N/A is shown where the base number of responses is less than 10 during the period. % is calculated as Quantity/Base number*100

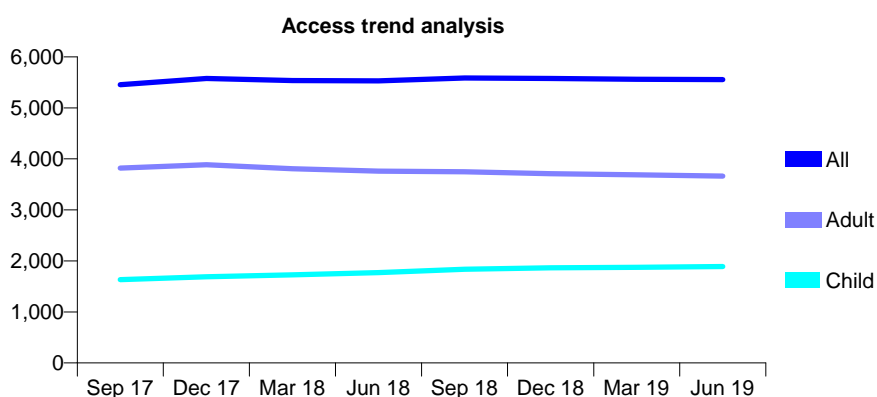
Q45 - Vital Signs At a Glance Contract Report for 114197/0001 - June 2019

Name or company name	Elliott & McCarthy Dental Surgery
Contract type name	GDS Contract
Purpose of contract	General
Contract start date	01/07/2014
Contract end date	

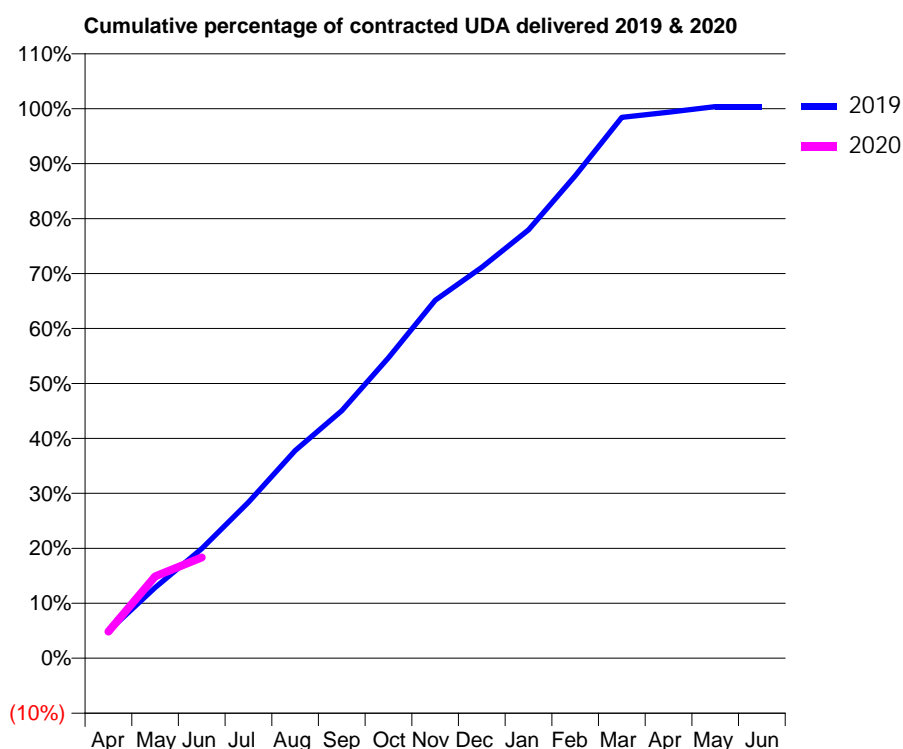
19/20 Contracted general activity (UDA)	15,793
Carry forward general activity (UDA)	0
19/20 Contracted orthodontic activity (UOA)	0
Carry forward orthodontic activity (UOA)	0
Baseline contract value	£595,410.36

ACCESS*

Patients seen in 24 months	Total	Change since previous quarter
Quarter ending June 2018	5,532	
Quarter ending September 2018	5,585	→
Quarter ending December 2018	5,577	→
Quarter ending March 2019	5,563	→
Quarter ending June 2019	5,554	→
Variance since June 2018	0.4%	→



ACTIVITY



Month	2019	2020
April	853	765
May	2,222	2,352
June	3,449	2,896
July	4,906	
August	6,535	
September	7,787	
October	9,456	
November	11,262	
December	12,304	
January	13,482	
February	15,179	
March	17,019	
April	17,184	
May	17,358	
June	17,358	

QUALITY

	Quantity	Base Number	Contract	AT	Region	England
% of FP17s for the same patient ID Re-attending within 3 months - Children	31	512	6.1%	11.4%	12.1%	11.4%
% of FP17s for the same patient ID Re-attending within 3 months - Adults	107	918	11.7%	14.5%	15.6%	15.4%
% of FP17s for the same patient ID Re-attending between 3 & 9 months - Children	288	512	56.3%	55.6%	61.2%	59.8%
% of FP17s for the same patient ID Re-attending between 3 & 9 months - Adults	530	918	57.7%	52.1%	54.5%	52.1%
% of FP17s for Band 1 Urgent Courses	94	1,243	7.6%	9.1%	9.1%	9.2%
% of FP17s Relating to Free Repair or Replacements	9	1,243	0.7%	1.2%	1.0%	0.7%
% of FP17s Relating to Continuations	15	1,243	1.2%	1.3%	1.0%	0.8%
% of Patients satisfied with the dentistry they have received	12	12	100.0%	95.2%	94.2%	93.4%
% of Patients satisfied with the time they had to wait for an appointment	11	12	91.7%	88.2%	88.4%	87.6%

* This is based on patients treated on this contract for their most recent course of treatment.

Figures in italics indicate the base number of FP17s or Patient Questionnaire responses are less than 100. N/A is shown where the base number of responses is less than 10 during the period. % is calculated as Quantity/Base number*100

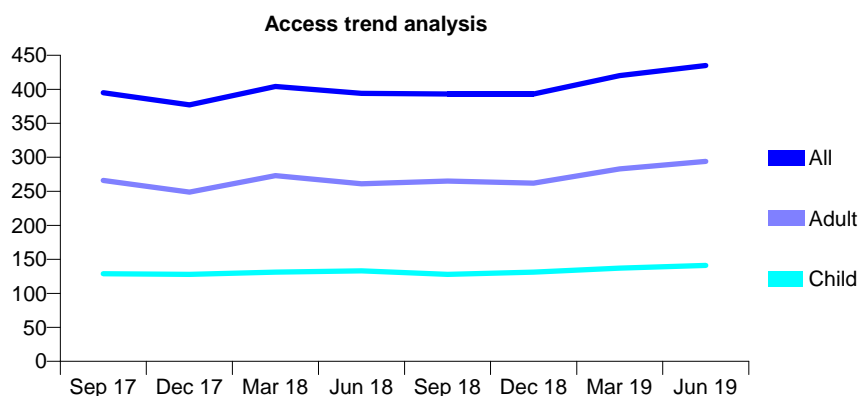
Q45 - Vital Signs At a Glance Contract Report for 114405/0001 - June 2019

Name or company name	Mr D Lamb
Contract type name	GDS Contract
Purpose of contract	General
Contract start date	01/07/2014
Contract end date	

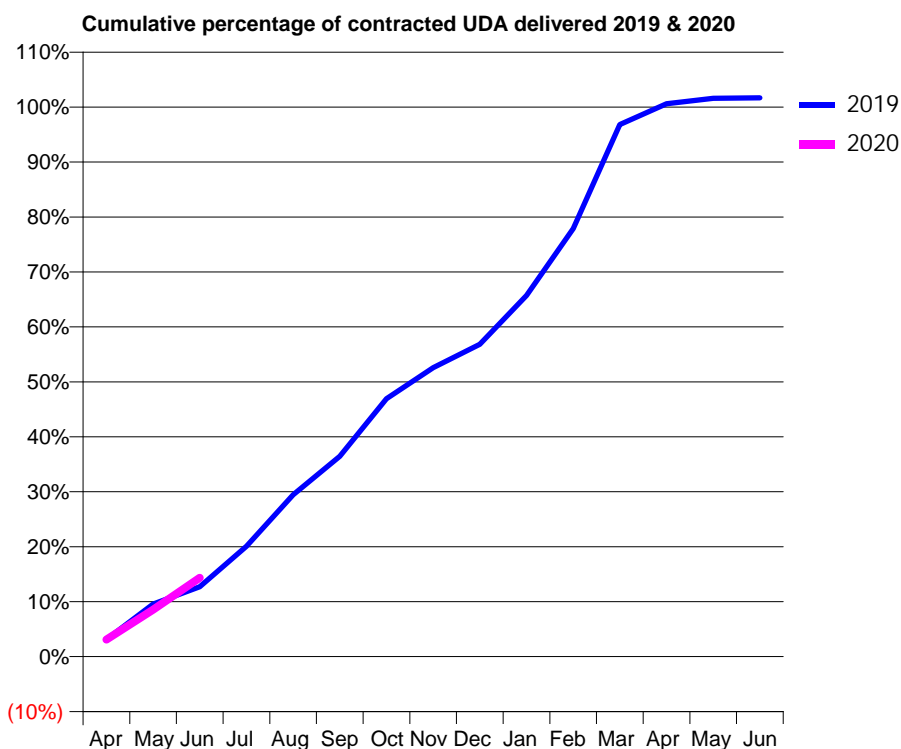
19/20 Contracted general activity (UDA)	1,221
Carry forward general activity (UDA)	0
19/20 Contracted orthodontic activity (UOA)	0
Carry forward orthodontic activity (UOA)	0
Baseline contract value	£38,073.94

ACCESS*

Patients seen in 24 months	Total	Change since previous quarter
Quarter ending June 2018	394	
Quarter ending September 2018	393	→
Quarter ending December 2018	393	→
Quarter ending March 2019	420	↑
Quarter ending June 2019	435	↑
Variance since June 2018	10.4%	↑



ACTIVITY



Month	Adjusted Scheduled Activity (UDA)	
	2019	2020
April	38	38
May	117	104
June	155	175
July	245	
August	360	
September	445	
October	573	
November	642	
December	694	
January	802	
February	951	
March	1,182	
April	1,228	
May	1,240	
June	1,241	

QUALITY

	Quantity	Base Number	Contract	AT	Region	England
% of FP17s for the same patient ID Re-attending within 3 months - Children	1	48	2.1%	11.4%	12.1%	11.4%
% of FP17s for the same patient ID Re-attending within 3 months - Adults	15	84	17.9%	14.5%	15.6%	15.4%
% of FP17s for the same patient ID Re-attending between 3 & 9 months - Children	36	48	75.0%	55.6%	61.2%	59.8%
% of FP17s for the same patient ID Re-attending between 3 & 9 months - Adults	36	84	42.9%	52.1%	54.5%	52.1%
% of FP17s for Band 1 Urgent Courses	11	101	10.9%	9.1%	9.1%	9.2%
% of FP17s Relating to Free Repair or Replacements	0	101	0.0%	1.2%	1.0%	0.7%
% of FP17s Relating to Continuations	0	101	0.0%	1.3%	1.0%	0.8%
% of Patients satisfied with the dentistry they have received	0	0	N/A	95.2%	94.2%	93.4%
% of Patients satisfied with the time they had to wait for an appointment	0	0	N/A	88.2%	88.4%	87.6%

* This is based on patients treated on this contract for their most recent course of treatment. Figures in italics indicate the base number of FP17s or Patient Questionnaire responses are less than 100. N/A is shown where the base number of responses is less than 10 during the period. % is calculated as Quantity/Base number*100

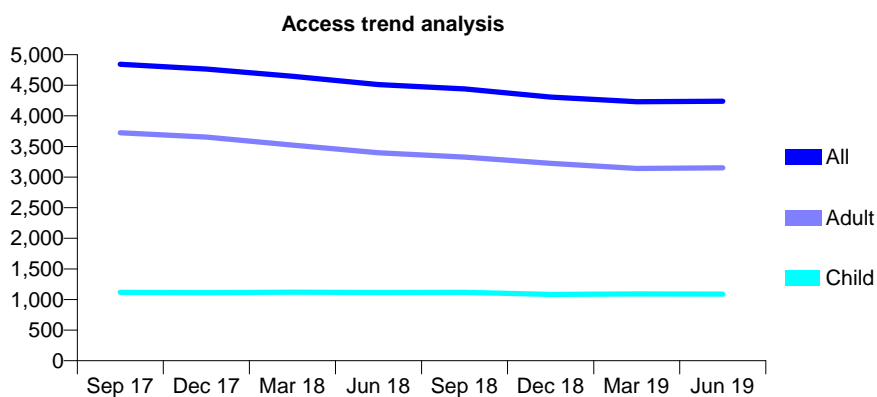
Q45 - Vital Signs At a Glance Contract Report for 115134/0001 - June 2019

Name or company name	Grace Dental Care Partnership
Contract type name	GDS Contract
Purpose of contract	General
Contract start date	01/11/2015
Contract end date	

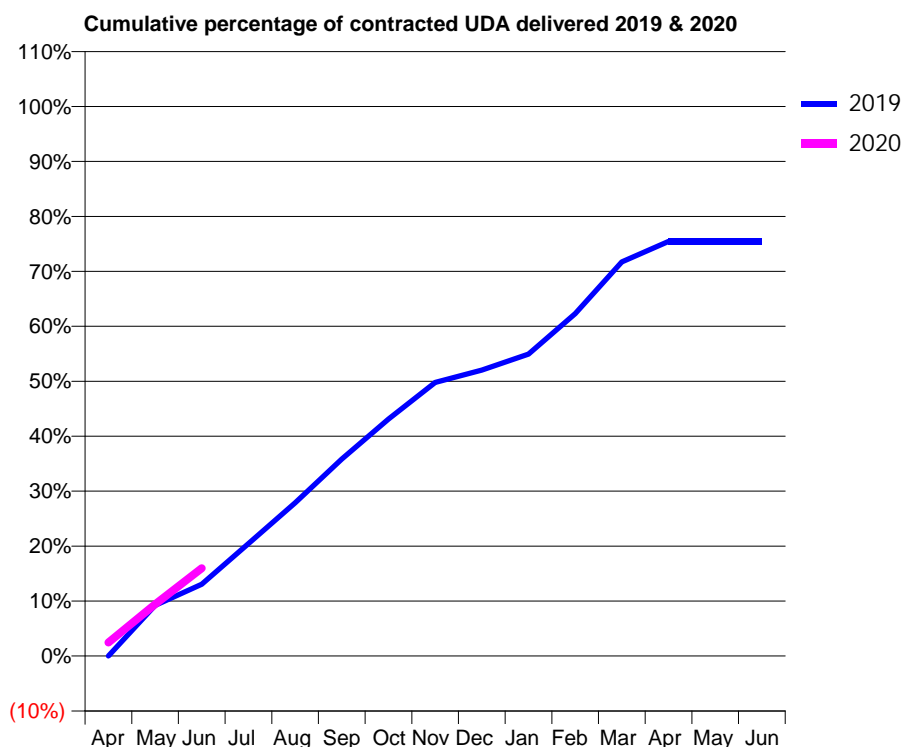
19/20 Contracted general activity (UDA)	13,542
Carry forward general activity (UDA)	0
19/20 Contracted orthodontic activity (UOA)	0
Carry forward orthodontic activity (UOA)	0
Baseline contract value	£359,837.42

ACCESS*

Patients seen in 24 months	Total	Change since previous quarter
Quarter ending June 2018	4,511	
Quarter ending September 2018	4,442	↓
Quarter ending December 2018	4,309	↓
Quarter ending March 2019	4,233	↓
Quarter ending June 2019	4,239	→
Variance since June 2018	(6.0%)	↓



ACTIVITY



Month	Adjusted Scheduled Activity (UDA)	
	2019	2020
April	1	333
May	1,251	1,277
June	1,768	2,165
July	2,772	
August	3,778	
September	4,852	
October	5,837	
November	6,741	
December	7,047	
January	7,439	
February	8,437	
March	9,713	
April	10,214	
May	10,214	
June	10,214	

QUALITY

	Quantity	Base Number	Contract	AT	Region	England
% of FP17s for the same patient ID Re-attending within 3 months - Children	9	333	2.7%	11.4%	12.1%	11.4%
% of FP17s for the same patient ID Re-attending within 3 months - Adults	42	994	4.2%	14.5%	15.6%	15.4%
% of FP17s for the same patient ID Re-attending between 3 & 9 months - Children	104	333	31.2%	55.6%	61.2%	59.8%
% of FP17s for the same patient ID Re-attending between 3 & 9 months - Adults	427	994	43.0%	52.1%	54.5%	52.1%
% of FP17s for Band 1 Urgent Courses	16	1,143	1.4%	9.1%	9.1%	9.2%
% of FP17s Relating to Free Repair or Replacements	6	1,143	0.5%	1.2%	1.0%	0.7%
% of FP17s Relating to Continuations	4	1,143	0.3%	1.3%	1.0%	0.8%
% of Patients satisfied with the dentistry they have received	4	4	N/A	95.2%	94.2%	93.4%
% of Patients satisfied with the time they had to wait for an appointment	3	4	N/A	88.2%	88.4%	87.6%

* This is based on patients treated on this contract for their most recent course of treatment. Figures in italics indicate the base number of FP17s or Patient Questionnaire responses are less than 100. N/A is shown where the base number of responses is less than 10 during the period. % is calculated as Quantity/Base number*100

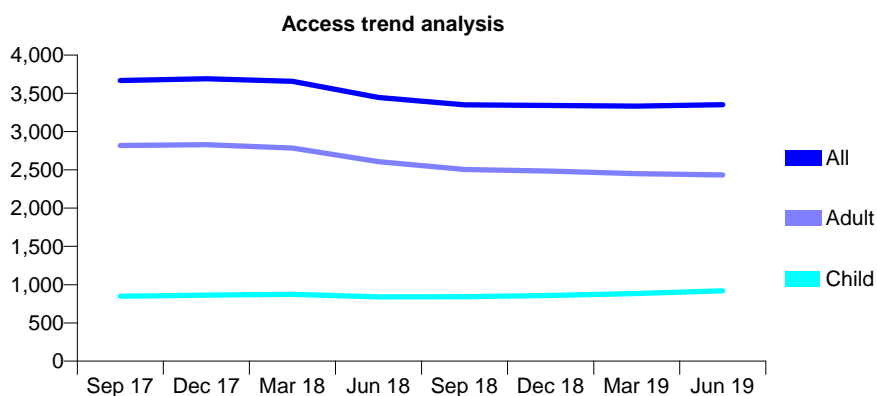
Q45 - Vital Signs At a Glance Contract Report for 115134/0002 - June 2019

Name or company name	Grace Dental Care Partnership
Contract type name	GDS Contract
Purpose of contract	General
Contract start date	01/11/2015
Contract end date	

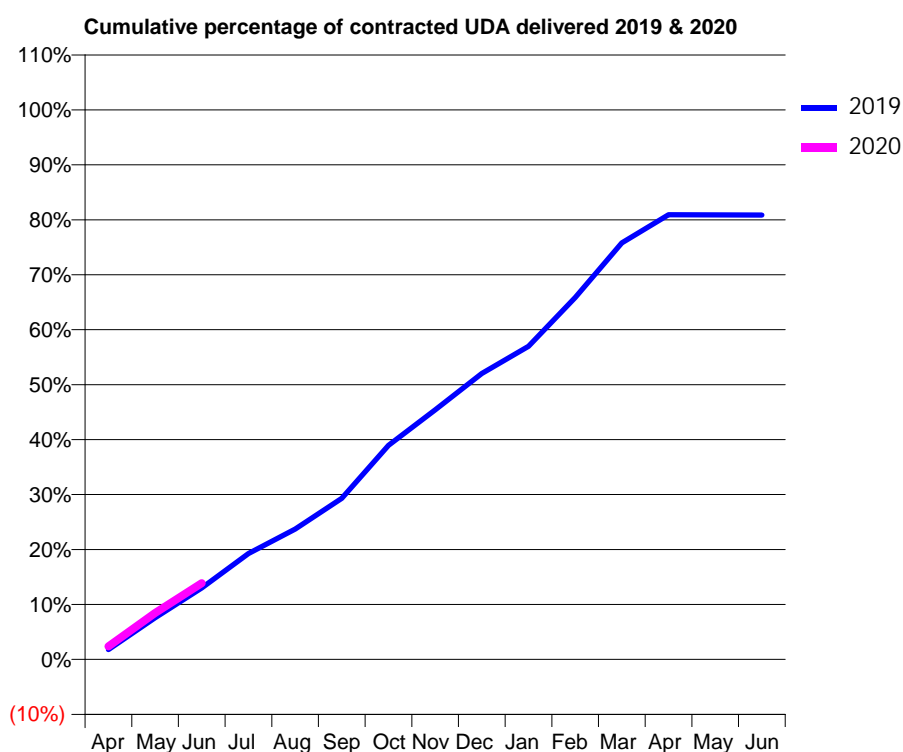
19/20 Contracted general activity (UDA)	13,675
Carry forward general activity (UDA)	0
19/20 Contracted orthodontic activity (UOA)	0
Carry forward orthodontic activity (UOA)	0
Baseline contract value	£527,061.16

ACCESS*

Patients seen in 24 months	Total	Change since previous quarter
Quarter ending June 2018	3,446	
Quarter ending September 2018	3,349	↓
Quarter ending December 2018	3,341	→
Quarter ending March 2019	3,333	→
Quarter ending June 2019	3,353	→
Variance since June 2018	(2.7%)	↓



ACTIVITY



Month	2019	2020
April	247	328
May	1,037	1,155
June	1,776	1,897
July	2,633	
August	3,245	
September	4,009	
October	5,328	
November	6,210	
December	7,113	
January	7,792	
February	9,007	
March	10,364	
April	11,066	
May	11,061	
June	11,055	

QUALITY

	Quantity	Base Number	Contract	AT	Region	England
% of FP17s for the same patient ID Re-attending within 3 months - Children	8	226	3.5%	11.4%	12.1%	11.4%
% of FP17s for the same patient ID Re-attending within 3 months - Adults	43	617	7.0%	14.5%	15.6%	15.4%
% of FP17s for the same patient ID Re-attending between 3 & 9 months - Children	83	226	36.7%	55.6%	61.2%	59.8%
% of FP17s for the same patient ID Re-attending between 3 & 9 months - Adults	301	617	48.8%	52.1%	54.5%	52.1%
% of FP17s for Band 1 Urgent Courses	51	703	7.3%	9.1%	9.1%	9.2%
% of FP17s Relating to Free Repair or Replacements	5	703	0.7%	1.2%	1.0%	0.7%
% of FP17s Relating to Continuations	2	703	0.3%	1.3%	1.0%	0.8%
% of Patients satisfied with the dentistry they have received	3	3	N/A	95.2%	94.2%	93.4%
% of Patients satisfied with the time they had to wait for an appointment	3	3	N/A	88.2%	88.4%	87.6%

* This is based on patients treated on this contract for their most recent course of treatment. Figures in italics indicate the base number of FP17s or Patient Questionnaire responses are less than 100. N/A is shown where the base number of responses is less than 10 during the period. % is calculated as Quantity/Base number*100

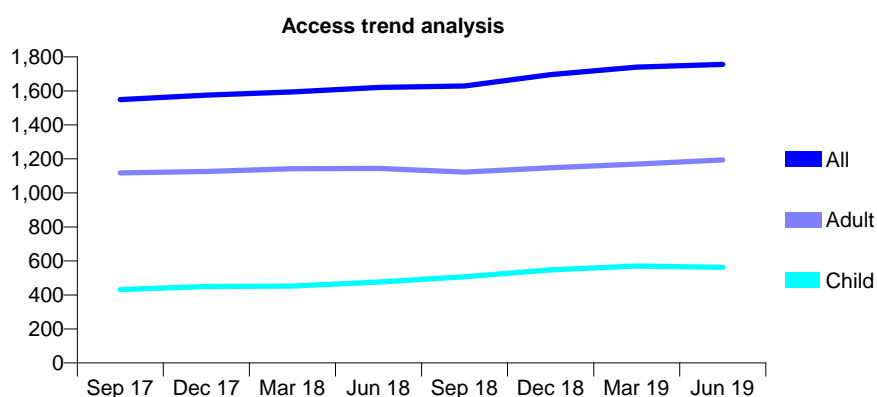
Q45 - Vital Signs At a Glance Contract Report for 116491/0001 - June 2019

Name or company name	Toothwise Ltd.
Contract type name	GDS Contract
Purpose of contract	General
Contract start date	01/04/2009
Contract end date	

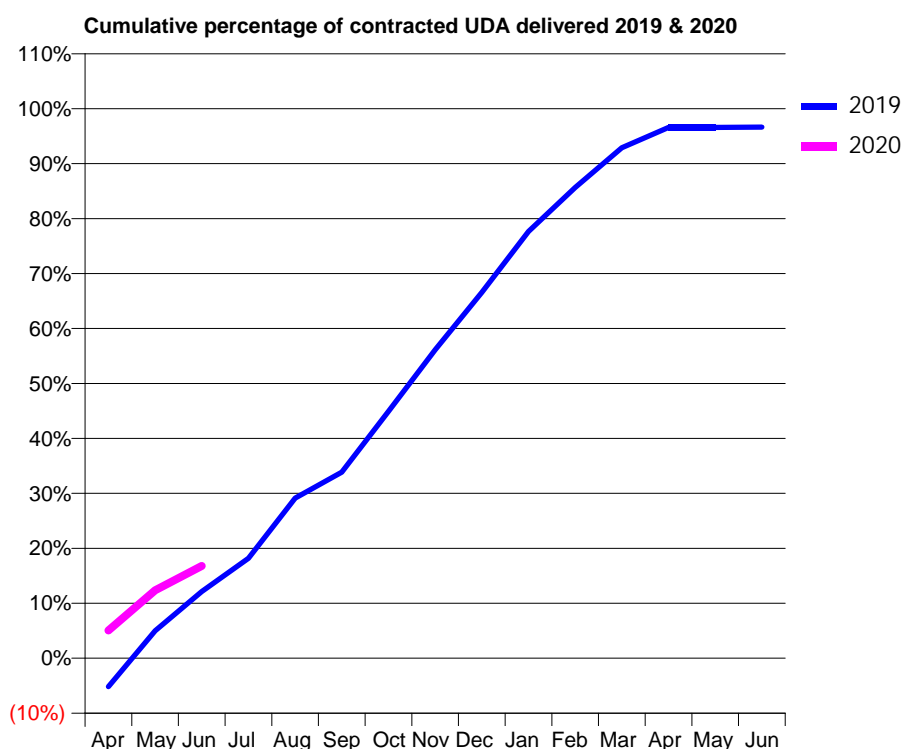
19/20 Contracted general activity (UDA)	4,589
Carry forward general activity (UDA)	0
19/20 Contracted orthodontic activity (UOA)	0
Carry forward orthodontic activity (UOA)	0
Baseline contract value	£161,416.39

ACCESS*

Patients seen in 24 months	Total	Change since previous quarter
Quarter ending June 2018	1,620	
Quarter ending September 2018	1,629	→
Quarter ending December 2018	1,695	↑
Quarter ending March 2019	1,740	↑
Quarter ending June 2019	1,756	→
Variance since June 2018	8.4%	↑



ACTIVITY



Month	2019	2020
April	-238	232
May	228	568
June	556	772
July	835	
August	1,337	
September	1,554	
October	2,061	
November	2,576	
December	3,054	
January	3,565	
February	3,932	
March	4,262	
April	4,431	
May	4,431	
June	4,434	

QUALITY

	Quantity	Base Number	Contract	AT	Region	England
% of FP17s for the same patient ID Re-attending within 3 months - Children	6	203	3.0%	11.4%	12.1%	11.4%
% of FP17s for the same patient ID Re-attending within 3 months - Adults	30	384	7.8%	14.5%	15.6%	15.4%
% of FP17s for the same patient ID Re-attending between 3 & 9 months - Children	156	203	76.8%	55.6%	61.2%	59.8%
% of FP17s for the same patient ID Re-attending between 3 & 9 months - Adults	262	384	68.2%	52.1%	54.5%	52.1%
% of FP17s for Band 1 Urgent Courses	3	491	0.6%	9.1%	9.1%	9.2%
% of FP17s Relating to Free Repair or Replacements	1	491	0.2%	1.2%	1.0%	0.7%
% of FP17s Relating to Continuations	0	491	0.0%	1.3%	1.0%	0.8%
% of Patients satisfied with the dentistry they have received	3	3	N/A	95.2%	94.2%	93.4%
% of Patients satisfied with the time they had to wait for an appointment	3	3	N/A	88.2%	88.4%	87.6%

* This is based on patients treated on this contract for their most recent course of treatment. Figures in italics indicate the base number of FP17s or Patient Questionnaire responses are less than 100. N/A is shown where the base number of responses is less than 10 during the period. % is calculated as Quantity/Base number*100

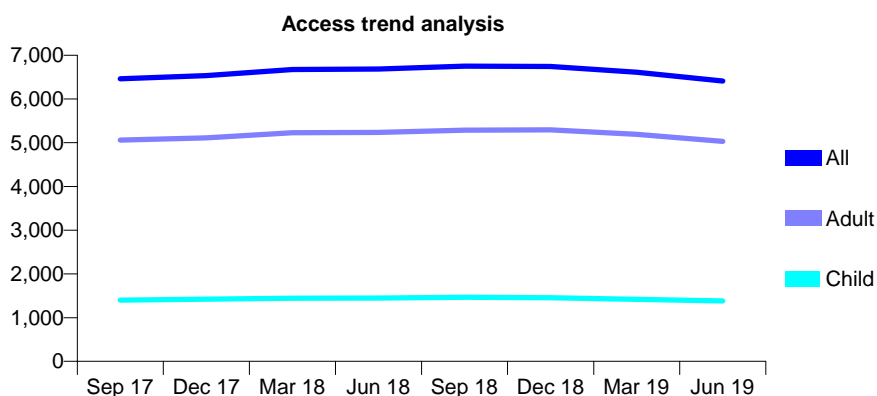
Q45 - Vital Signs At a Glance Contract Report for 118060/0002 - June 2019

Name or company name	Genix Healthcare Ltd
Contract type name	GDS Contract
Purpose of contract	General
Contract start date	07/09/2006
Contract end date	

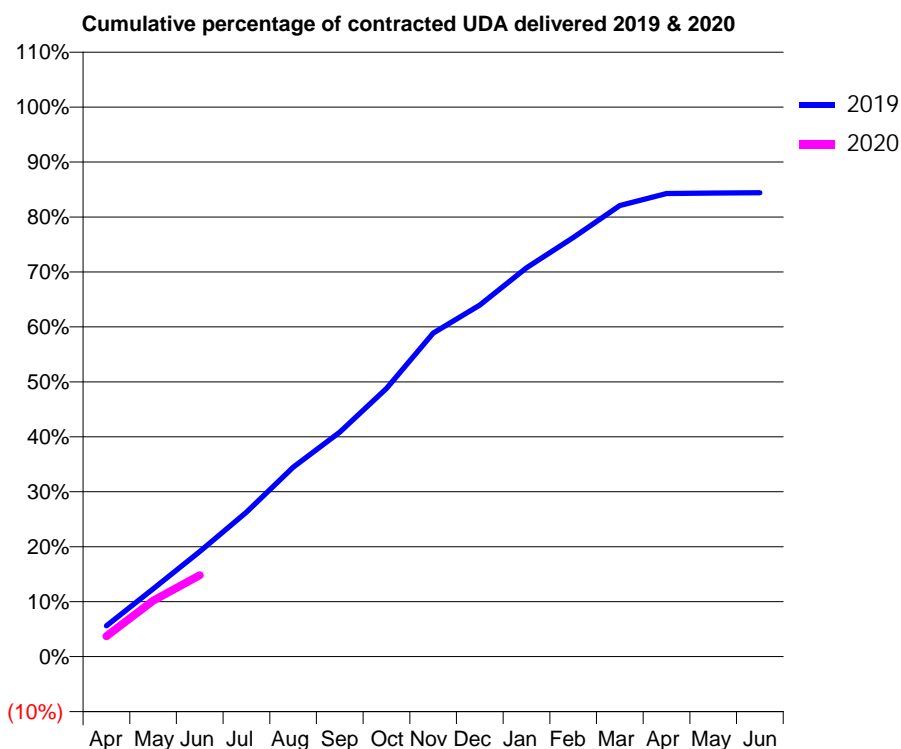
19/20 Contracted general activity (UDA)	20,500
Carry forward general activity (UDA)	0
19/20 Contracted orthodontic activity (UOA)	0
Carry forward orthodontic activity (UOA)	0
Baseline contract value	£541,757.35

ACCESS*

Patients seen in 24 months	Total	Change since previous quarter
Quarter ending June 2018	6,683	
Quarter ending September 2018	6,752	→
Quarter ending December 2018	6,746	→
Quarter ending March 2019	6,611	↓
Quarter ending June 2019	6,410	↓
Variance since June 2018	(4.1%)	↓



ACTIVITY



Month	Adjusted Scheduled Activity (UDA)	
	2019	2020
April	1,153	766
May	2,528	2,087
June	3,916	3,039
July	5,391	
August	7,065	
September	8,374	
October	10,003	
November	12,072	
December	13,110	
January	14,504	
February	15,634	
March	16,825	
April	17,274	
May	17,291	
June	17,304	

QUALITY

	Quantity	Base Number	Contract	AT	Region	England
% of FP17s for the same patient ID Re-attending within 3 months - Children	24	445	5.4%	11.4%	12.1%	11.4%
% of FP17s for the same patient ID Re-attending within 3 months - Adults	144	1,485	9.7%	14.5%	15.6%	15.4%
% of FP17s for the same patient ID Re-attending between 3 & 9 months - Children	282	445	63.4%	55.6%	61.2%	59.8%
% of FP17s for the same patient ID Re-attending between 3 & 9 months - Adults	1,025	1,485	69.0%	52.1%	54.5%	52.1%
% of FP17s for Band 1 Urgent Courses	77	1,676	4.6%	9.1%	9.1%	9.2%
% of FP17s Relating to Free Repair or Replacements	38	1,676	2.3%	1.2%	1.0%	0.7%
% of FP17s Relating to Continuations	16	1,676	1.0%	1.3%	1.0%	0.8%
% of Patients satisfied with the dentistry they have received	8	8	N/A	95.2%	94.2%	93.4%
% of Patients satisfied with the time they had to wait for an appointment	7	8	N/A	88.2%	88.4%	87.6%

* This is based on patients treated on this contract for their most recent course of treatment. Figures in italics indicate the base number of FP17s or Patient Questionnaire responses are less than 100. N/A is shown where the base number of responses is less than 10 during the period. % is calculated as Quantity/Base number*100

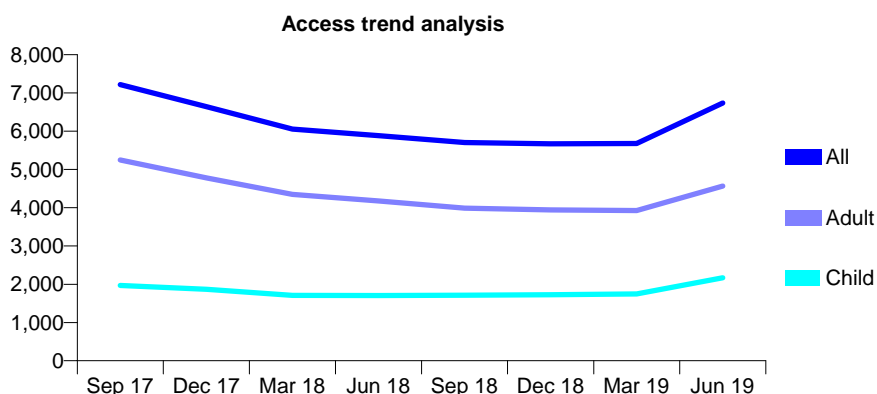
Q45 - Vital Signs At a Glance Contract Report for 118060/0003 - June 2019

Name or company name	Genix Healthcare Ltd
Contract type name	GDS Contract
Purpose of contract	General
Contract start date	04/10/2006
Contract end date	

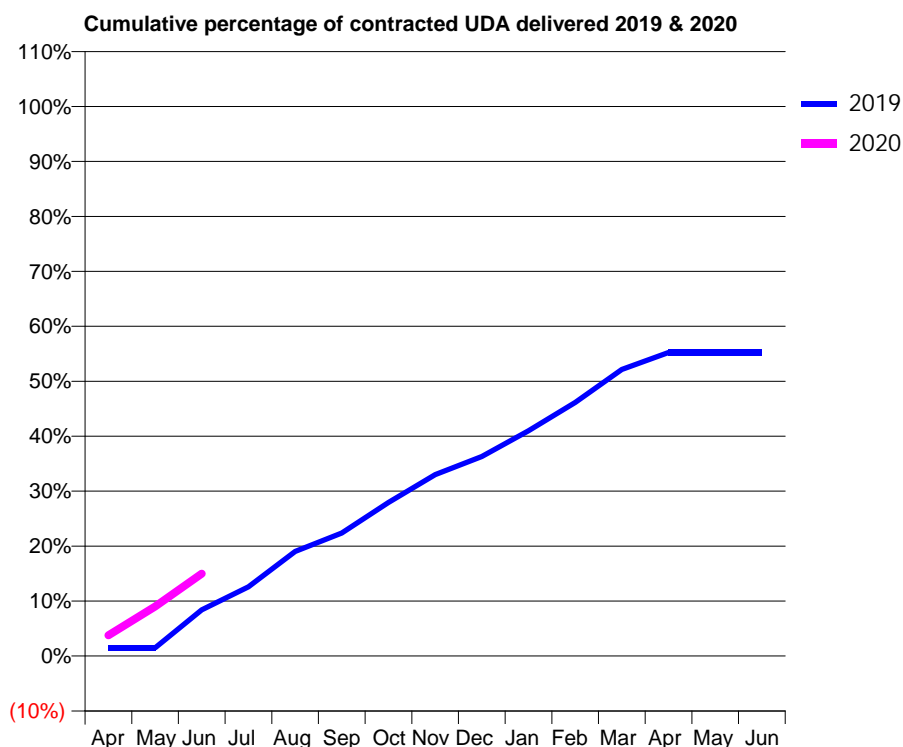
19/20 Contracted general activity (UDA)	40,000
Carry forward general activity (UDA)	0
19/20 Contracted orthodontic activity (UOA)	0
Carry forward orthodontic activity (UOA)	0
Baseline contract value	£962,490.60

ACCESS*

Patients seen in 24 months	Total	Change since previous quarter
Quarter ending June 2018	5,882	
Quarter ending September 2018	5,705	↓
Quarter ending December 2018	5,669	→
Quarter ending March 2019	5,675	→
Quarter ending June 2019	6,735	↑
Variance since June 2018	14.5%	↑



ACTIVITY



Month	Adjusted Scheduled Activity (UDA)	
	2019	2020
April	493	1,512
May	493	3,611
June	2,773	5,991
July	4,164	
August	6,287	
September	7,389	
October	9,229	
November	10,903	
December	11,992	
January	13,532	
February	15,231	
March	17,214	
April	18,238	
May	18,236	
June	18,233	

QUALITY

	Quantity	Base Number	Contract	AT	Region	England
% of FP17s for the same patient ID Re-attending within 3 months - Children	84	983	8.5%	11.4%	12.1%	11.4%
% of FP17s for the same patient ID Re-attending within 3 months - Adults	241	1,777	13.6%	14.5%	15.6%	15.4%
% of FP17s for the same patient ID Re-attending between 3 & 9 months - Children	268	983	27.3%	55.6%	61.2%	59.8%
% of FP17s for the same patient ID Re-attending between 3 & 9 months - Adults	552	1,777	31.1%	52.1%	54.5%	52.1%
% of FP17s for Band 1 Urgent Courses	135	2,397	5.6%	9.1%	9.1%	9.2%
% of FP17s Relating to Free Repair or Replacements	26	2,397	1.1%	1.2%	1.0%	0.7%
% of FP17s Relating to Continuations	11	2,397	0.5%	1.3%	1.0%	0.8%
% of Patients satisfied with the dentistry they have received	1	1	N/A	95.2%	94.2%	93.4%
% of Patients satisfied with the time they had to wait for an appointment	0	1	N/A	88.2%	88.4%	87.6%

* This is based on patients treated on this contract for their most recent course of treatment. Figures in italics indicate the base number of FP17s or Patient Questionnaire responses are less than 100. N/A is shown where the base number of responses is less than 10 during the period. % is calculated as Quantity/Base number*100

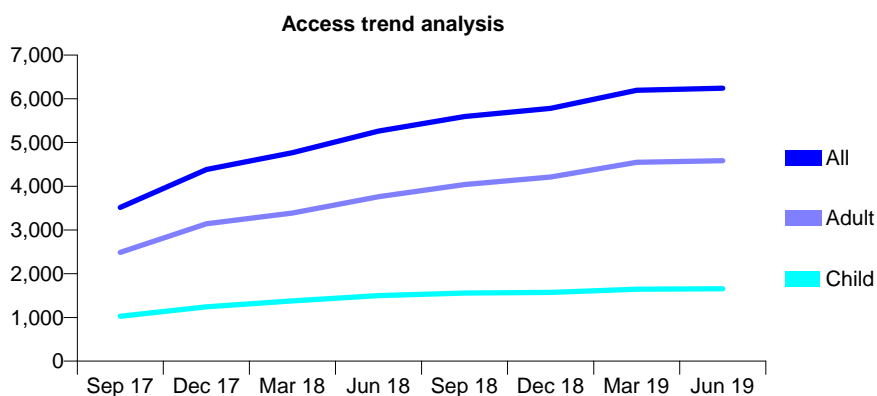
Q45 - Vital Signs At a Glance Contract Report for 122904/0001 - June 2019

Name or company name	Harrowgate Hill Dental Practice
Contract type name	GDS Contract
Purpose of contract	General
Contract start date	01/04/2014
Contract end date	

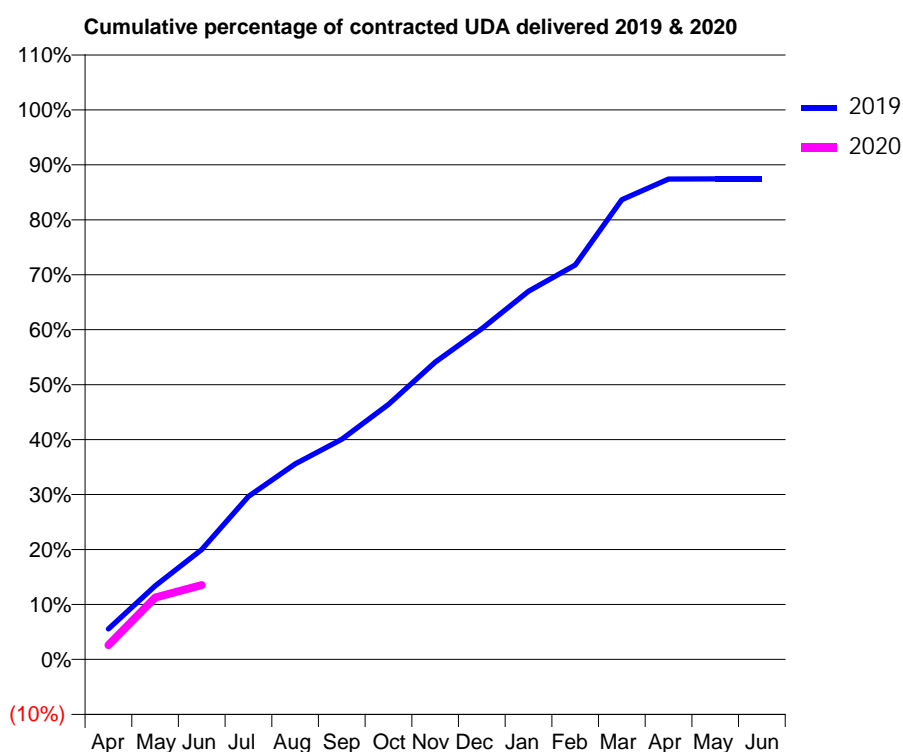
19/20 Contracted general activity (UDA)	21,720
Carry forward general activity (UDA)	0
19/20 Contracted orthodontic activity (UOA)	0
Carry forward orthodontic activity (UOA)	0
Baseline contract value	£605,170.93

ACCESS*

Patients seen in 24 months	Total	Change since previous quarter
Quarter ending June 2018	5,262	
Quarter ending September 2018	5,596	↑
Quarter ending December 2018	5,783	↑
Quarter ending March 2019	6,193	↑
Quarter ending June 2019	6,242	→
Variance since June 2018	18.6%	↑



ACTIVITY



Month	2019	2020
April	1,326	569
May	3,199	2,448
June	4,778	2,939
July	7,089	
August	8,503	
September	9,568	
October	11,088	
November	12,928	
December	14,374	
January	16,006	
February	17,148	
March	19,986	
April	20,880	
May	20,893	
June	20,893	

QUALITY

	Quantity	Base Number	Contract	AT	Region	England
% of FP17s for the same patient ID Re-attending within 3 months - Children	30	476	6.3%	11.4%	12.1%	11.4%
% of FP17s for the same patient ID Re-attending within 3 months - Adults	126	1,199	10.5%	14.5%	15.6%	15.4%
% of FP17s for the same patient ID Re-attending between 3 & 9 months - Children	300	476	63.0%	55.6%	61.2%	59.8%
% of FP17s for the same patient ID Re-attending between 3 & 9 months - Adults	682	1,199	56.9%	52.1%	54.5%	52.1%
% of FP17s for Band 1 Urgent Courses	50	1,302	3.8%	9.1%	9.1%	9.2%
% of FP17s Relating to Free Repair or Replacements	12	1,302	0.9%	1.2%	1.0%	0.7%
% of FP17s Relating to Continuations	23	1,302	1.8%	1.3%	1.0%	0.8%
% of Patients satisfied with the dentistry they have received	6	6	N/A	95.2%	94.2%	93.4%
% of Patients satisfied with the time they had to wait for an appointment	6	6	N/A	88.2%	88.4%	87.6%

* This is based on patients treated on this contract for their most recent course of treatment. Figures in italics indicate the base number of FP17s or Patient Questionnaire responses are less than 100. N/A is shown where the base number of responses is less than 10 during the period. % is calculated as Quantity/Base number*100

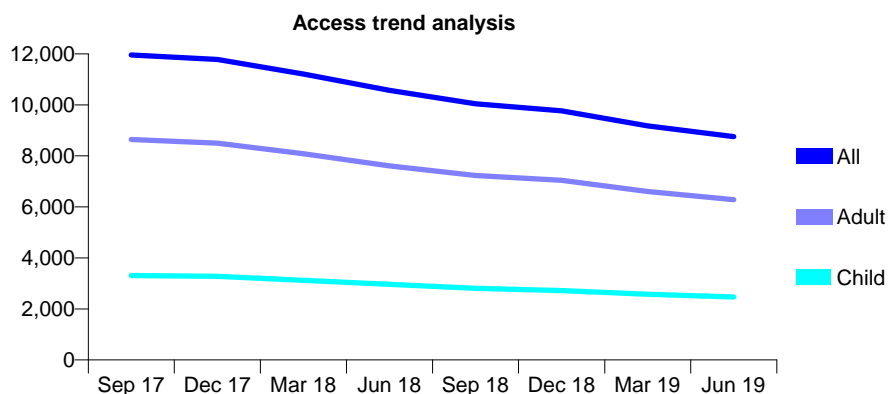
Q45 - Vital Signs At a Glance Contract Report for 124613/0001 - June 2019

Name or company name	Peterlee Dental Practice Partnership
Contract type name	GDS Contract
Purpose of contract	General
Contract start date	01/08/2013
Contract end date	

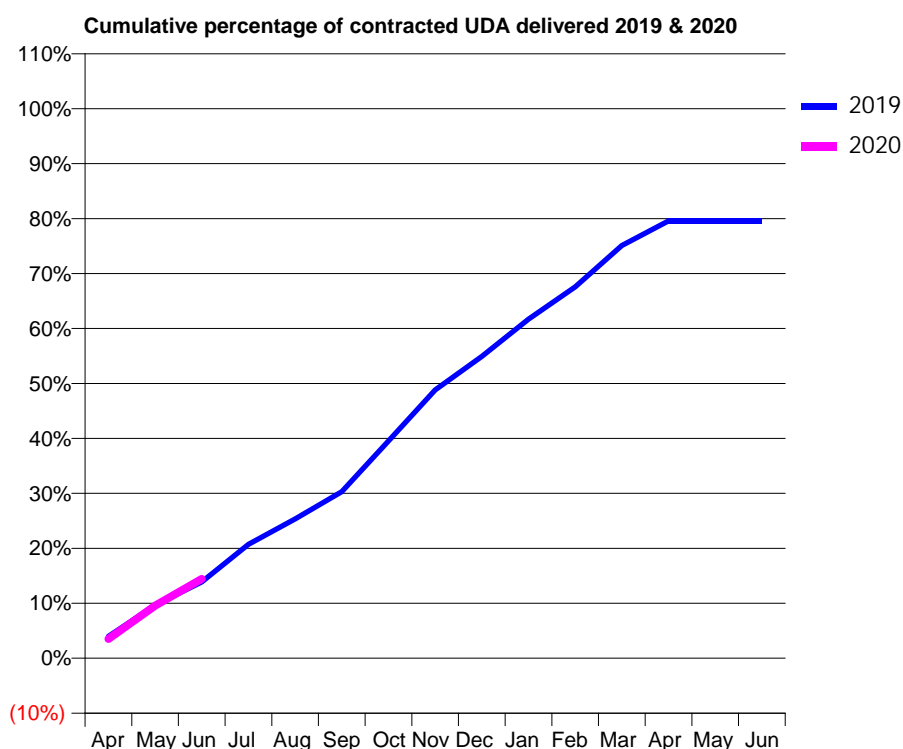
19/20 Contracted general activity (UDA)	34,722
Carry forward general activity (UDA)	0
19/20 Contracted orthodontic activity (UOA)	0
Carry forward orthodontic activity (UOA)	0
Baseline contract value	£1,130,092.81

ACCESS*

Patients seen in 24 months	Total	Change since previous quarter
Quarter ending June 2018	10,571	
Quarter ending September 2018	10,042	↓
Quarter ending December 2018	9,763	↓
Quarter ending March 2019	9,180	↓
Quarter ending June 2019	8,754	↓
Variance since June 2018	(17.2%)	↓



ACTIVITY



Month	2019	2020
April	1,106	1,221
May	2,683	3,322
June	3,853	5,009
July	5,746	
August	7,026	
September	8,400	
October	10,961	
November	13,540	
December	15,219	
January	17,101	
February	18,729	
March	20,820	
April	22,060	
May	22,065	
June	22,065	

QUALITY

	Quantity	Base Number	Contract	AT	Region	England
% of FP17s for the same patient ID Re-attending within 3 months - Children	44	843	5.2%	11.4%	12.1%	11.4%
% of FP17s for the same patient ID Re-attending within 3 months - Adults	234	1,978	11.8%	14.5%	15.6%	15.4%
% of FP17s for the same patient ID Re-attending between 3 & 9 months - Children	409	843	48.5%	55.6%	61.2%	59.8%
% of FP17s for the same patient ID Re-attending between 3 & 9 months - Adults	932	1,978	47.1%	52.1%	54.5%	52.1%
% of FP17s for Band 1 Urgent Courses	129	2,375	5.4%	9.1%	9.1%	9.2%
% of FP17s Relating to Free Repair or Replacements	16	2,375	0.7%	1.2%	1.0%	0.7%
% of FP17s Relating to Continuations	29	2,375	1.2%	1.3%	1.0%	0.8%
% of Patients satisfied with the dentistry they have received	6	6	N/A	95.2%	94.2%	93.4%
% of Patients satisfied with the time they had to wait for an appointment	3	6	N/A	88.2%	88.4%	87.6%

* This is based on patients treated on this contract for their most recent course of treatment.

Figures in italics indicate the base number of FP17s or Patient Questionnaire responses are less than 100. N/A is shown where the base number of responses is less than 10 during the period. % is calculated as Quantity/Base number*100

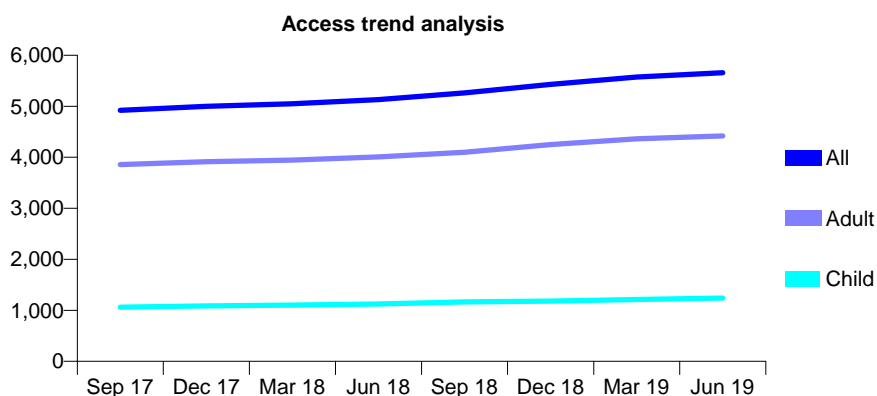
Q45 - Vital Signs At a Glance Contract Report for 125733/0001 - June 2019

Name or company name	Wray & McKenna Ltd
Contract type name	GDS Contract
Purpose of contract	General and Orthodontic
Contract start date	01/12/2011
Contract end date	

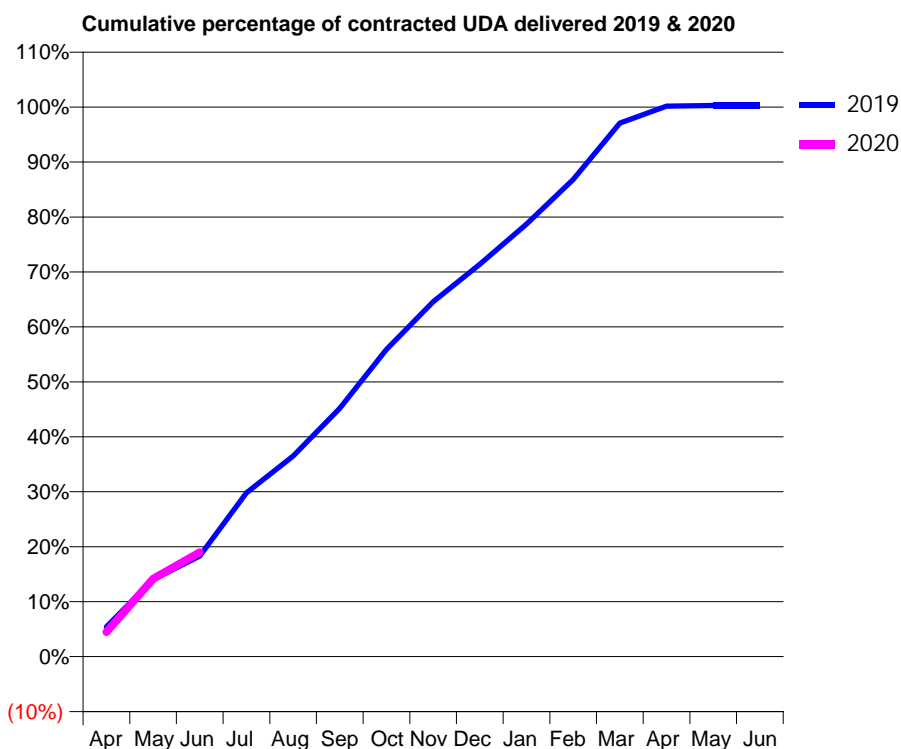
19/20 Contracted general activity (UDA)	13,023
Carry forward general activity (UDA)	0
19/20 Contracted orthodontic activity (UOA)	0
Carry forward orthodontic activity (UOA)	0
Baseline contract value	£334,242.76

ACCESS*

Patients seen in 24 months	Total	Change since previous quarter
Quarter ending June 2018	5,132	
Quarter ending September 2018	5,262	↑
Quarter ending December 2018	5,430	↑
Quarter ending March 2019	5,572	↑
Quarter ending June 2019	5,660	→
Variance since June 2018	10.3%	↑



ACTIVITY



Month	Adjusted Scheduled Activity (UDA)	
	2019	2020
April	777	583
May	2,006	1,848
June	2,620	2,473
July	4,267	
August	5,223	
September	6,468	
October	7,996	
November	9,242	
December	10,215	
January	11,262	
February	12,423	
March	13,888	
April	14,331	
May	14,348	
June	14,348	

QUALITY

	Quantity	Base Number	Contract	AT	Region	England
% of FP17s for the same patient ID Re-attending within 3 months - Children	27	330	8.2%	11.4%	12.1%	11.4%
% of FP17s for the same patient ID Re-attending within 3 months - Adults	183	1,111	16.5%	14.5%	15.6%	15.4%
% of FP17s for the same patient ID Re-attending between 3 & 9 months - Children	143	330	43.3%	55.6%	61.2%	59.8%
% of FP17s for the same patient ID Re-attending between 3 & 9 months - Adults	345	1,111	31.1%	52.1%	54.5%	52.1%
% of FP17s for Band 1 Urgent Courses	198	1,248	15.9%	9.1%	9.1%	9.2%
% of FP17s Relating to Free Repair or Replacements	23	1,248	1.8%	1.2%	1.0%	0.7%
% of FP17s Relating to Continuations	16	1,248	1.3%	1.3%	1.0%	0.8%
% of Patients satisfied with the dentistry they have received	1	1	N/A	95.2%	94.2%	93.4%
% of Patients satisfied with the time they had to wait for an appointment	1	1	N/A	88.2%	88.4%	87.6%

* This is based on patients treated on this contract for their most recent course of treatment. Figures in italics indicate the base number of FP17s or Patient Questionnaire responses are less than 100. N/A is shown where the base number of responses is less than 10 during the period. % is calculated as Quantity/Base number*100

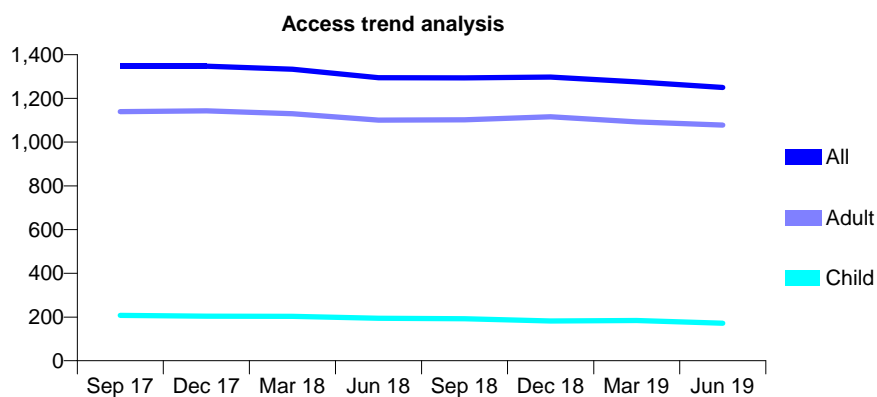
Q45 - Vital Signs At a Glance Contract Report for 127361/0001 - June 2019

Name or company name	LIL Dental Ltd.
Contract type name	GDS Contract
Purpose of contract	General
Contract start date	01/04/2009
Contract end date	

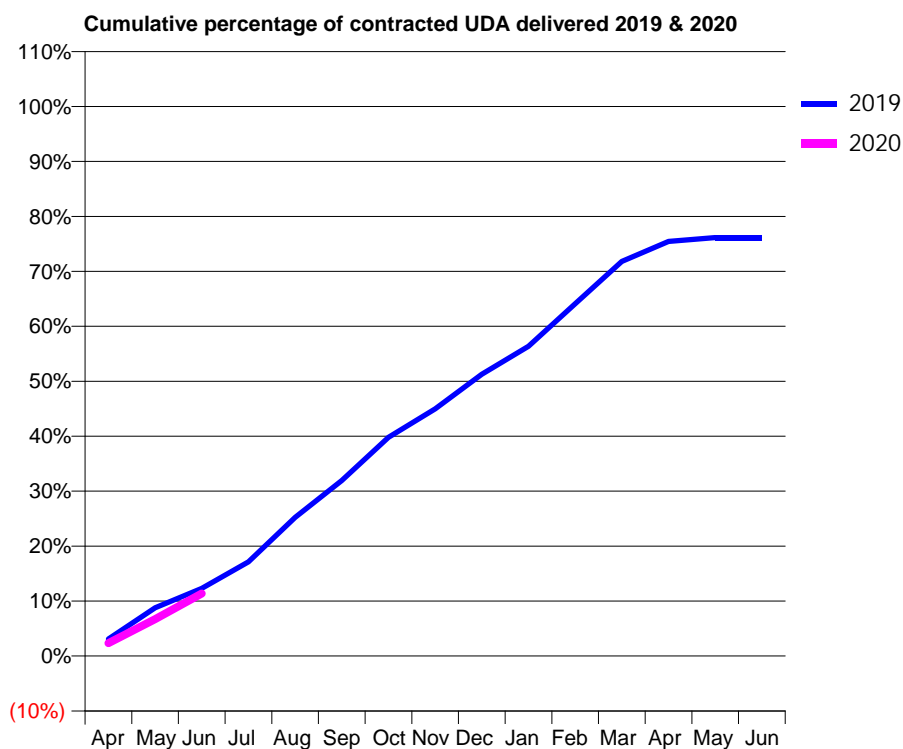
19/20 Contracted general activity (UDA)	6,100
Carry forward general activity (UDA)	0
19/20 Contracted orthodontic activity (UOA)	0
Carry forward orthodontic activity (UOA)	0
Baseline contract value	£181,735.16

ACCESS*

Patients seen in 24 months	Total	Change since previous quarter
Quarter ending June 2018	1,295	
Quarter ending September 2018	1,294	→
Quarter ending December 2018	1,298	→
Quarter ending March 2019	1,276	↓
Quarter ending June 2019	1,250	↓
Variance since June 2018	(3.5%)	↓



ACTIVITY



Month	Adjusted Scheduled Activity (UDA)	
	2019	2020
April	189	143
May	536	409
June	751	693
July	1,046	
August	1,540	
September	1,947	
October	2,427	
November	2,744	
December	3,128	
January	3,437	
February	3,912	
March	4,379	
April	4,602	
May	4,645	
June	4,645	

QUALITY

	Quantity	Base Number	Contract	AT	Region	England
% of FP17s for the same patient ID Re-attending within 3 months - Children	2	61	3.3%	11.4%	12.1%	11.4%
% of FP17s for the same patient ID Re-attending within 3 months - Adults	64	385	16.6%	14.5%	15.6%	15.4%
% of FP17s for the same patient ID Re-attending between 3 & 9 months - Children	51	61	83.6%	55.6%	61.2%	59.8%
% of FP17s for the same patient ID Re-attending between 3 & 9 months - Adults	238	385	61.8%	52.1%	54.5%	52.1%
% of FP17s for Band 1 Urgent Courses	32	380	8.4%	9.1%	9.1%	9.2%
% of FP17s Relating to Free Repair or Replacements	10	380	2.6%	1.2%	1.0%	0.7%
% of FP17s Relating to Continuations	4	380	1.1%	1.3%	1.0%	0.8%
% of Patients satisfied with the dentistry they have received	1	1	N/A	95.2%	94.2%	93.4%
% of Patients satisfied with the time they had to wait for an appointment	0	1	N/A	88.2%	88.4%	87.6%

* This is based on patients treated on this contract for their most recent course of treatment. Figures in italics indicate the base number of FP17s or Patient Questionnaire responses are less than 100. N/A is shown where the base number of responses is less than 10 during the period. % is calculated as Quantity/Base number*100

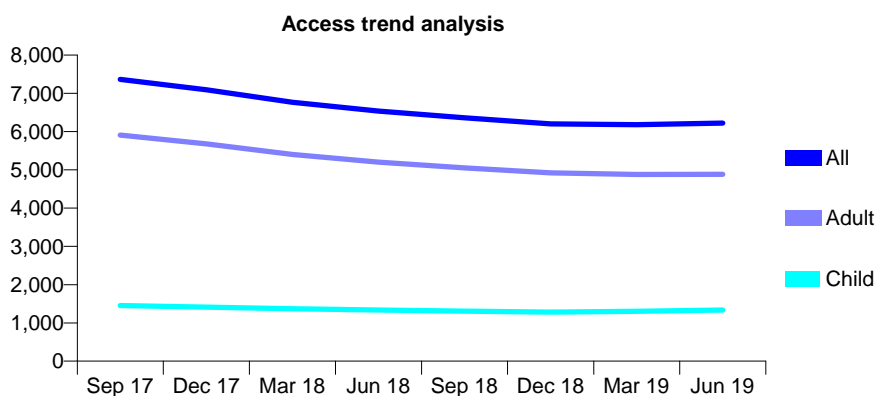
Q45 - Vital Signs At a Glance Contract Report for 127868/0001 - June 2019

Name or company name	Lambert Coutts & Associates Dental Practic
Contract type name	GDS Contract
Purpose of contract	General and Orthodontic
Contract start date	09/10/2011
Contract end date	

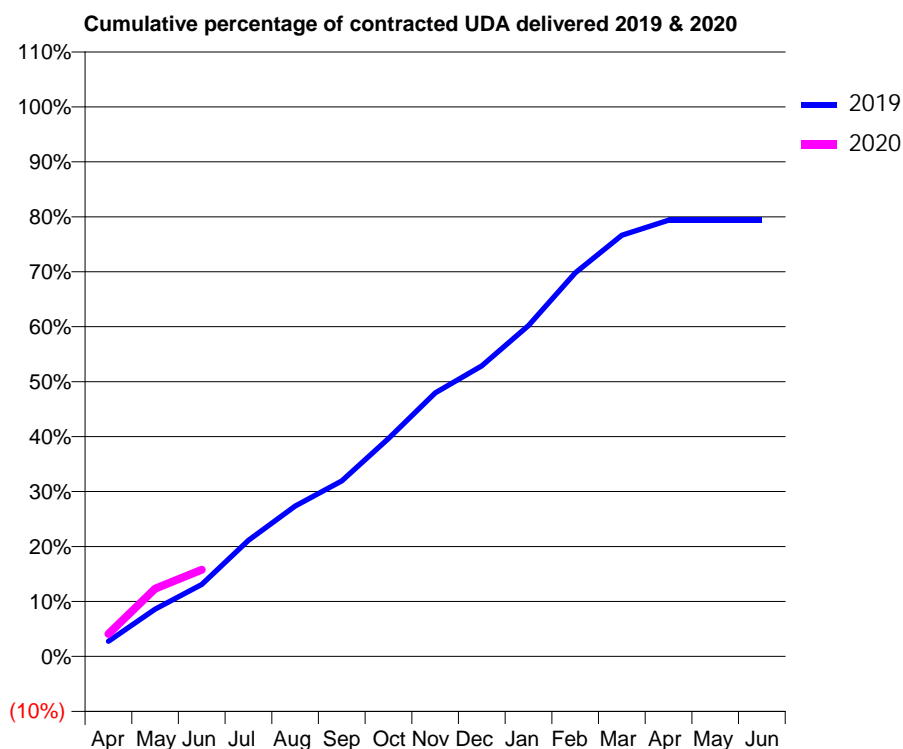
19/20 Contracted general activity (UDA)	20,731
Carry forward general activity (UDA)	0
19/20 Contracted orthodontic activity (UOA)	651
Carry forward orthodontic activity (UOA)	0
Baseline contract value	£643,424.99

ACCESS*

Patients seen in 24 months	Total	Change since previous quarter
Quarter ending June 2018	6,539	
Quarter ending September 2018	6,359	↓
Quarter ending December 2018	6,201	↓
Quarter ending March 2019	6,182	→
Quarter ending June 2019	6,220	→
Variance since June 2018	(4.9%)	↓



ACTIVITY



Month	2019	2020
April	571	845
May	1,782	2,559
June	2,713	3,273
July	4,377	
August	5,674	
September	6,616	
October	8,219	
November	9,946	
December	10,961	
January	12,481	
February	14,470	
March	15,886	
April	16,451	
May	16,451	
June	16,451	

QUALITY

	Quantity	Base Number	Contract	AT	Region	England
% of FP17s for the same patient ID Re-attending within 3 months - Children	22	471	4.7%	11.4%	12.1%	11.4%
% of FP17s for the same patient ID Re-attending within 3 months - Adults	228	1,544	14.8%	14.5%	15.6%	15.4%
% of FP17s for the same patient ID Re-attending between 3 & 9 months - Children	189	471	40.1%	55.6%	61.2%	59.8%
% of FP17s for the same patient ID Re-attending between 3 & 9 months - Adults	717	1,544	46.4%	52.1%	54.5%	52.1%
% of FP17s for Band 1 Urgent Courses	133	1,746	7.6%	9.1%	9.1%	9.2%
% of FP17s Relating to Free Repair or Replacements	18	1,746	1.0%	1.2%	1.0%	0.7%
% of FP17s Relating to Continuations	40	1,746	2.3%	1.3%	1.0%	0.8%
% of Patients satisfied with the dentistry they have received	11	11	100.0%	95.2%	94.2%	93.4%
% of Patients satisfied with the time they had to wait for an appointment	9	11	81.8%	88.2%	88.4%	87.6%

* This is based on patients treated on this contract for their most recent course of treatment. Figures in italics indicate the base number of FP17s or Patient Questionnaire responses are less than 100. N/A is shown where the base number of responses is less than 10 during the period. % is calculated as Quantity/Base number*100

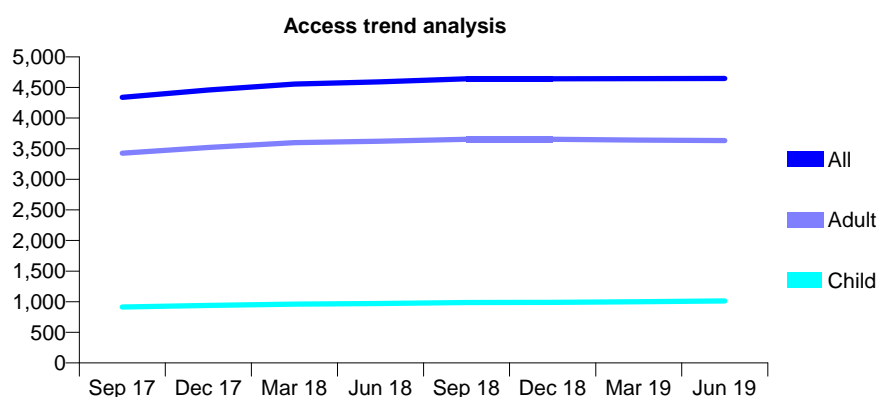
Q45 - Vital Signs At a Glance Contract Report for 131075/0001 - June 2019

Name or company name	Marton Dental Practice
Contract type name	GDS Contract
Purpose of contract	General
Contract start date	01/09/2015
Contract end date	

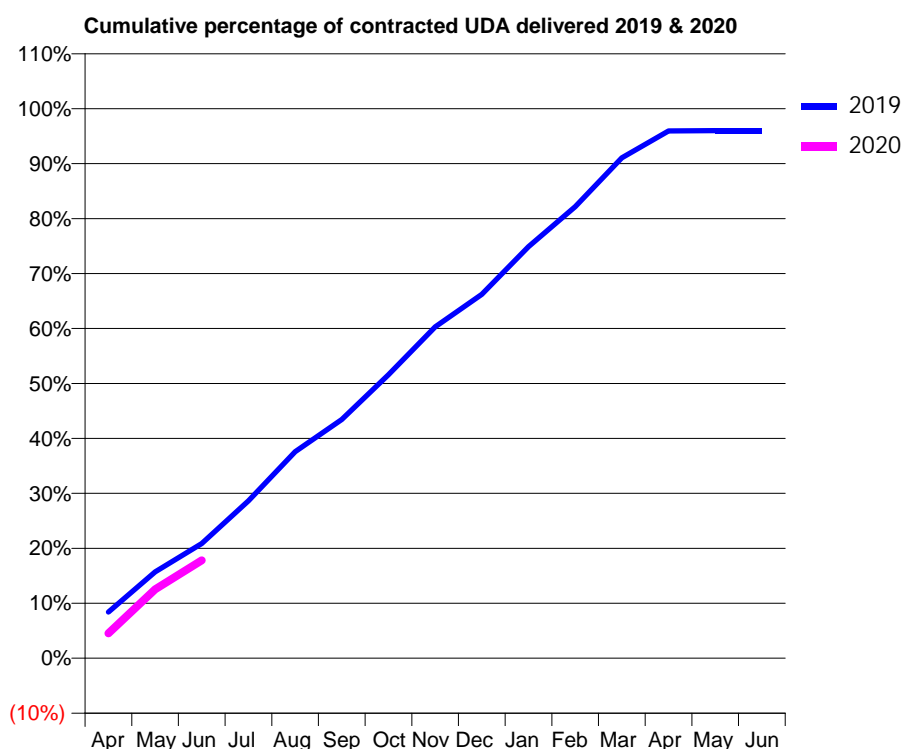
19/20 Contracted general activity (UDA)	12,894
Carry forward general activity (UDA)	0
19/20 Contracted orthodontic activity (UOA)	0
Carry forward orthodontic activity (UOA)	0
Baseline contract value	£314,673.60

ACCESS*

Patients seen in 24 months	Total	Change since previous quarter
Quarter ending June 2018	4,592	
Quarter ending September 2018	4,641	→
Quarter ending December 2018	4,642	→
Quarter ending March 2019	4,643	→
Quarter ending June 2019	4,647	→
Variance since June 2018	1.2%	→



ACTIVITY



Month	2019	2020
April	1,148	583
May	2,144	1,615
June	2,847	2,300
July	3,908	
August	5,130	
September	5,931	
October	7,041	
November	8,229	
December	9,037	
January	10,220	
February	11,213	
March	12,427	
April	13,096	
May	13,101	
June	13,101	

QUALITY

	Quantity	Base Number	Contract	AT	Region	England
% of FP17s for the same patient ID Re-attending within 3 months - Children	34	460	7.4%	11.4%	12.1%	11.4%
% of FP17s for the same patient ID Re-attending within 3 months - Adults	155	1,398	11.1%	14.5%	15.6%	15.4%
% of FP17s for the same patient ID Re-attending between 3 & 9 months - Children	316	460	68.7%	55.6%	61.2%	59.8%
% of FP17s for the same patient ID Re-attending between 3 & 9 months - Adults	1,010	1,398	72.2%	52.1%	54.5%	52.1%
% of FP17s for Band 1 Urgent Courses	38	1,225	3.1%	9.1%	9.1%	9.2%
% of FP17s Relating to Free Repair or Replacements	18	1,225	1.5%	1.2%	1.0%	0.7%
% of FP17s Relating to Continuations	21	1,225	1.7%	1.3%	1.0%	0.8%
% of Patients satisfied with the dentistry they have received	3	4	N/A	95.2%	94.2%	93.4%
% of Patients satisfied with the time they had to wait for an appointment	4	4	N/A	88.2%	88.4%	87.6%

* This is based on patients treated on this contract for their most recent course of treatment.

Figures in italics indicate the base number of FP17s or Patient Questionnaire responses are less than 100. N/A is shown where the base number of responses is less than 10 during the period. % is calculated as Quantity/Base number*100

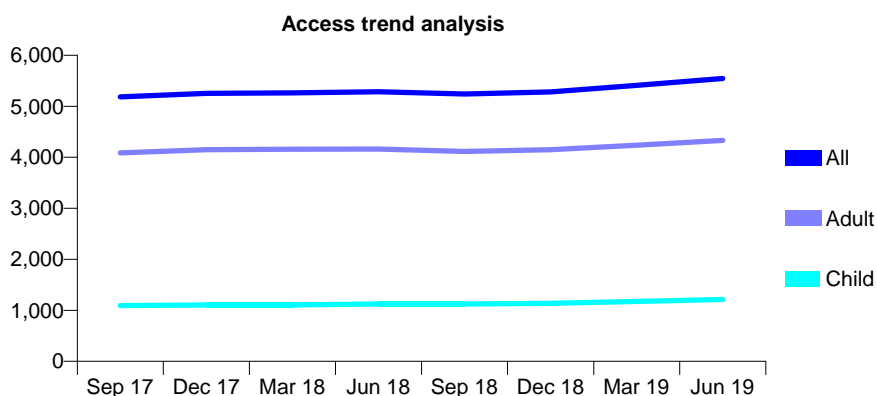
Q45 - Vital Signs At a Glance Contract Report for 131091/0003 - June 2019

Name or company name	Roseberry Dental Practice
Contract type name	GDS Contract
Purpose of contract	General and Orthodontic
Contract start date	03/05/2015
Contract end date	

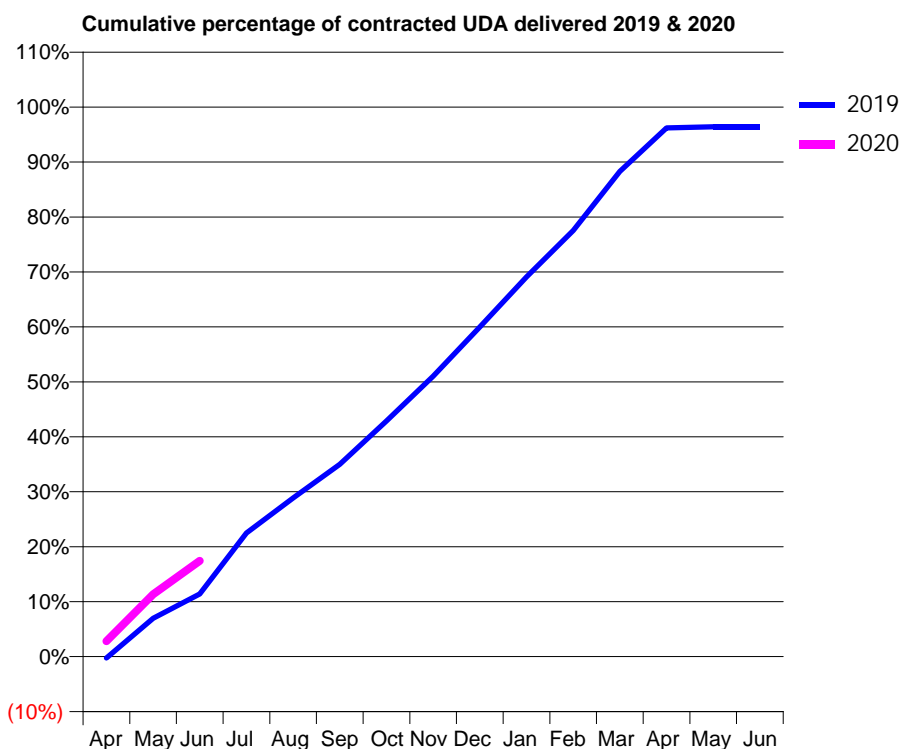
19/20 Contracted general activity (UDA)	14,584
Carry forward general activity (UDA)	0
19/20 Contracted orthodontic activity (UOA)	612
Carry forward orthodontic activity (UOA)	0
Baseline contract value	£508,371.42

ACCESS*

Patients seen in 24 months	Total	Change since previous quarter
Quarter ending June 2018	5,286	
Quarter ending September 2018	5,240	→
Quarter ending December 2018	5,282	→
Quarter ending March 2019	5,411	↑
Quarter ending June 2019	5,543	↑
Variance since June 2018	4.9%	↑



ACTIVITY



Month	Adjusted Scheduled Activity (UDA)	
	2019	2020
April	-36	409
May	1,016	1,655
June	1,666	2,541
July	3,283	
August	4,209	
September	5,105	
October	6,254	
November	7,446	
December	8,746	
January	10,077	
February	11,311	
March	12,875	
April	14,029	
May	14,058	
June	14,058	

QUALITY

	Quantity	Base Number	Contract	AT	Region	England
% of FP17s for the same patient ID Re-attending within 3 months - Children	26	407	6.4%	11.4%	12.1%	11.4%
% of FP17s for the same patient ID Re-attending within 3 months - Adults	161	1,492	10.8%	14.5%	15.6%	15.4%
% of FP17s for the same patient ID Re-attending between 3 & 9 months - Children	230	407	56.5%	55.6%	61.2%	59.8%
% of FP17s for the same patient ID Re-attending between 3 & 9 months - Adults	829	1,492	55.6%	52.1%	54.5%	52.1%
% of FP17s for Band 1 Urgent Courses	47	1,433	3.3%	9.1%	9.1%	9.2%
% of FP17s Relating to Free Repair or Replacements	6	1,433	0.4%	1.2%	1.0%	0.7%
% of FP17s Relating to Continuations	31	1,433	2.2%	1.3%	1.0%	0.8%
% of Patients satisfied with the dentistry they have received	6	6	N/A	95.2%	94.2%	93.4%
% of Patients satisfied with the time they had to wait for an appointment	6	6	N/A	88.2%	88.4%	87.6%

* This is based on patients treated on this contract for their most recent course of treatment. Figures in italics indicate the base number of FP17s or Patient Questionnaire responses are less than 100. N/A is shown where the base number of responses is less than 10 during the period. % is calculated as Quantity/Base number*100

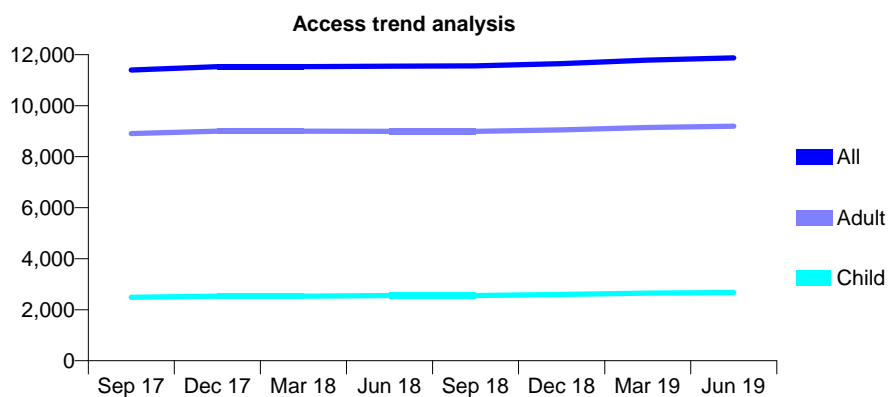
Q45 - Vital Signs At a Glance Contract Report for 144002/0001 - June 2019

Name or company name	Normanby Dental
Contract type name	GDS Contract
Purpose of contract	General
Contract start date	04/10/2014
Contract end date	

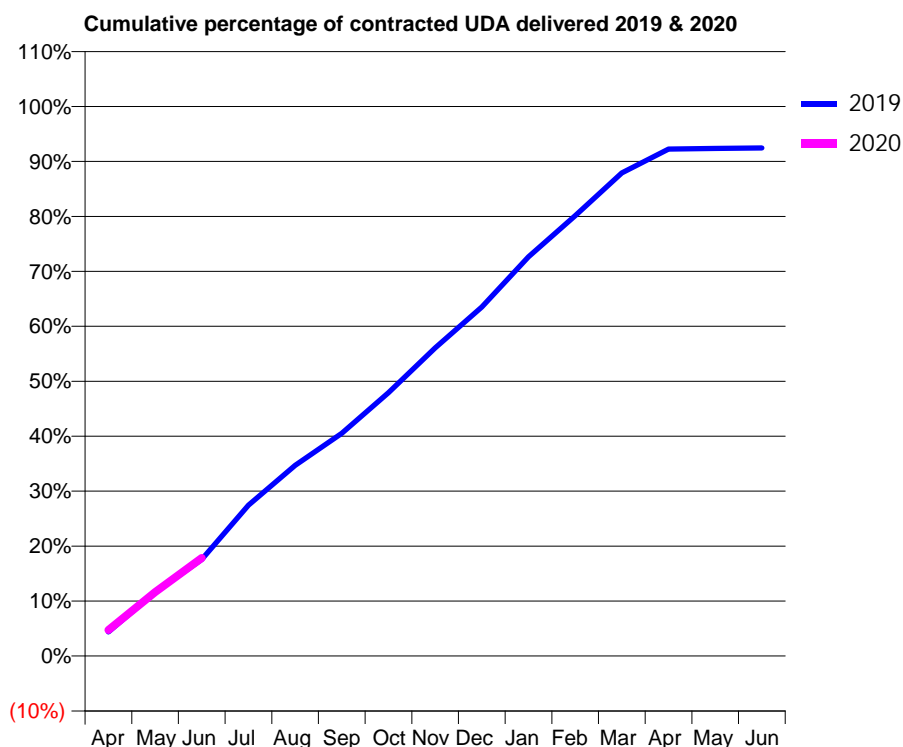
19/20 Contracted general activity (UDA)	38,100
Carry forward general activity (UDA)	0
19/20 Contracted orthodontic activity (UOA)	0
Carry forward orthodontic activity (UOA)	0
Baseline contract value	£1,153,440.14

ACCESS*

Patients seen in 24 months	Total	Change since previous quarter
Quarter ending June 2018	11,549	
Quarter ending September 2018	11,560	→
Quarter ending December 2018	11,648	→
Quarter ending March 2019	11,790	→
Quarter ending June 2019	11,872	→
Variance since June 2018	2.8%	↑



ACTIVITY



Month	Adjusted Scheduled Activity (UDA)	
	2019	2020
April	1,669	1,809
May	4,436	4,437
June	6,698	6,801
July	10,458	
August	13,217	
September	15,448	
October	18,260	
November	21,367	
December	24,190	
January	27,673	
February	30,527	
March	33,490	
April	35,151	
May	35,192	
June	35,217	

QUALITY

	Quantity	Base Number	Contract	AT	Region	England
% of FP17s for the same patient ID Re-attending within 3 months - Children	86	901	9.5%	11.4%	12.1%	11.4%
% of FP17s for the same patient ID Re-attending within 3 months - Adults	523	3,036	17.2%	14.5%	15.6%	15.4%
% of FP17s for the same patient ID Re-attending between 3 & 9 months - Children	421	901	46.7%	55.6%	61.2%	59.8%
% of FP17s for the same patient ID Re-attending between 3 & 9 months - Adults	1,534	3,036	50.5%	52.1%	54.5%	52.1%
% of FP17s for Band 1 Urgent Courses	258	3,077	8.4%	9.1%	9.1%	9.2%
% of FP17s Relating to Free Repair or Replacements	79	3,077	2.6%	1.2%	1.0%	0.7%
% of FP17s Relating to Continuations	32	3,077	1.0%	1.3%	1.0%	0.8%
% of Patients satisfied with the dentistry they have received	8	9	N/A	95.2%	94.2%	93.4%
% of Patients satisfied with the time they had to wait for an appointment	9	9	N/A	88.2%	88.4%	87.6%

* This is based on patients treated on this contract for their most recent course of treatment. Figures in italics indicate the base number of FP17s or Patient Questionnaire responses are less than 100. N/A is shown where the base number of responses is less than 10 during the period. % is calculated as Quantity/Base number*100

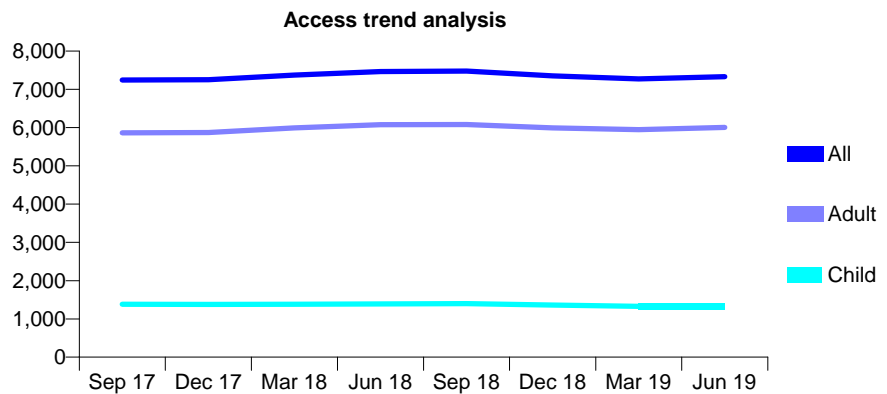
Q45 - Vital Signs At a Glance Contract Report for 148725/0001 - June 2019

Name or company name	The Castle Dental Practice Ltd.
Contract type name	GDS Contract
Purpose of contract	General
Contract start date	01/04/2009
Contract end date	

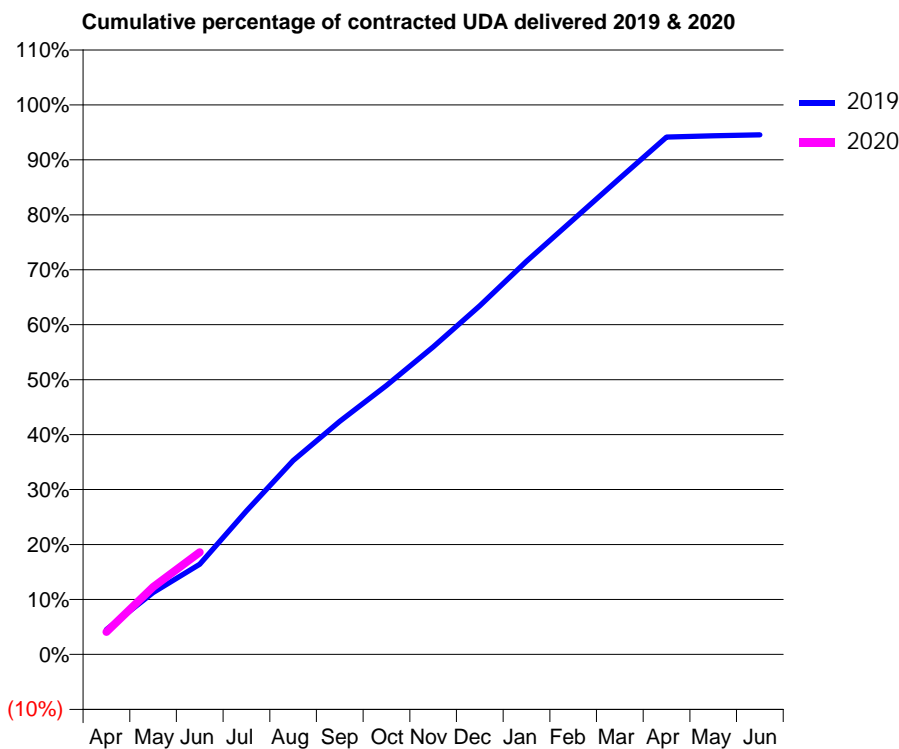
19/20 Contracted general activity (UDA)	24,521
Carry forward general activity (UDA)	0
19/20 Contracted orthodontic activity (UOA)	0
Carry forward orthodontic activity (UOA)	0
Baseline contract value	£735,252.87

ACCESS*

Patients seen in 24 months	Total	Change since previous quarter
Quarter ending June 2018	7,466	
Quarter ending September 2018	7,480	→
Quarter ending December 2018	7,353	↓
Quarter ending March 2019	7,272	↓
Quarter ending June 2019	7,333	→
Variance since June 2018	(1.8%)	↓



ACTIVITY



Month	2019	2020
April	1,108	1,002
May	2,757	3,006
June	4,023	4,564
July	6,404	
August	8,647	
September	10,396	
October	11,998	
November	13,724	
December	15,560	
January	17,538	
February	19,403	
March	21,247	
April	23,087	
May	23,141	
June	23,186	

QUALITY

	Quantity	Base Number	Contract	AT	Region	England
% of FP17s for the same patient ID Re-attending within 3 months - Children	39	570	6.8%	11.4%	12.1%	11.4%
% of FP17s for the same patient ID Re-attending within 3 months - Adults	340	2,406	14.1%	14.5%	15.6%	15.4%
% of FP17s for the same patient ID Re-attending between 3 & 9 months - Children	345	570	60.5%	55.6%	61.2%	59.8%
% of FP17s for the same patient ID Re-attending between 3 & 9 months - Adults	1,339	2,406	55.7%	52.1%	54.5%	52.1%
% of FP17s for Band 1 Urgent Courses	113	2,160	5.2%	9.1%	9.1%	9.2%
% of FP17s Relating to Free Repair or Replacements	36	2,160	1.7%	1.2%	1.0%	0.7%
% of FP17s Relating to Continuations	61	2,160	2.8%	1.3%	1.0%	0.8%
% of Patients satisfied with the dentistry they have received	5	5	N/A	95.2%	94.2%	93.4%
% of Patients satisfied with the time they had to wait for an appointment	5	5	N/A	88.2%	88.4%	87.6%

* This is based on patients treated on this contract for their most recent course of treatment. Figures in italics indicate the base number of FP17s or Patient Questionnaire responses are less than 100. N/A is shown where the base number of responses is less than 10 during the period. % is calculated as Quantity/Base number*100

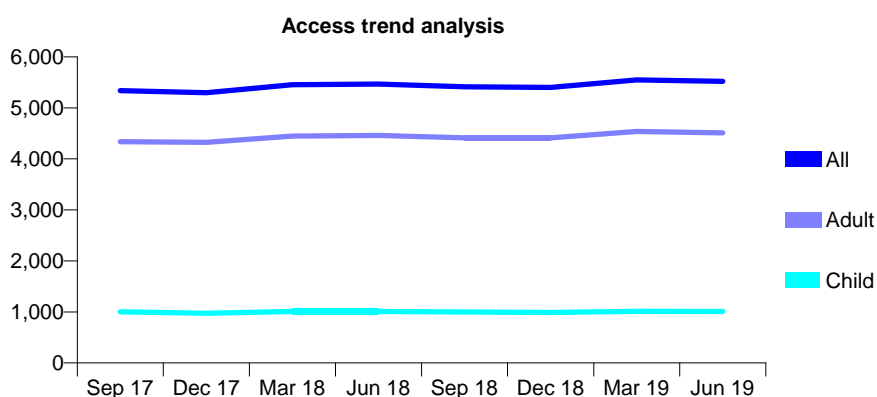
Q45 - Vital Signs At a Glance Contract Report for 155586/0001 - June 2019

Name or company name	Duke Street Dental Practice
Contract type name	GDS Contract
Purpose of contract	General
Contract start date	01/07/2013
Contract end date	

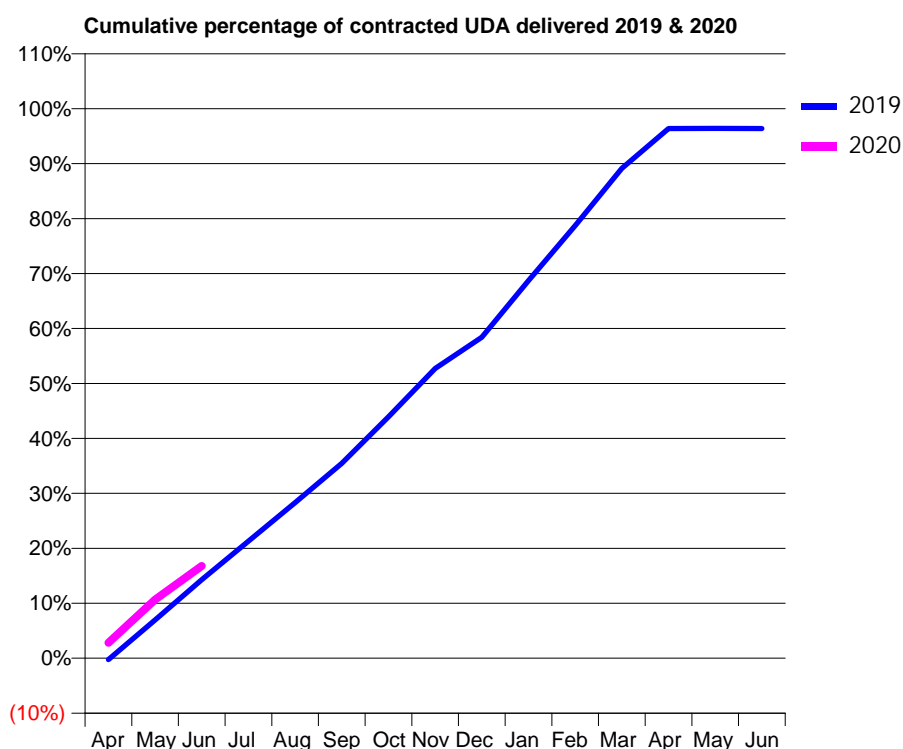
19/20 Contracted general activity (UDA)	18,637
Carry forward general activity (UDA)	0
19/20 Contracted orthodontic activity (UOA)	0
Carry forward orthodontic activity (UOA)	0
Baseline contract value	£525,240.95

ACCESS*

Patients seen in 24 months	Total	Change since previous quarter
Quarter ending June 2018	5,465	
Quarter ending September 2018	5,412	→
Quarter ending December 2018	5,400	→
Quarter ending March 2019	5,550	↑
Quarter ending June 2019	5,520	→
Variance since June 2018	1.0%	→



ACTIVITY



Month	2019	2020
April	-46	528
May	1,301	1,989
June	2,663	3,132
July	3,969	
August	5,282	
September	6,610	
October	8,190	
November	9,825	
December	10,882	
January	12,806	
February	14,673	
March	16,612	
April	17,961	
May	17,964	
June	17,963	

QUALITY

	Quantity	Base Number	Contract	AT	Region	England
% of FP17s for the same patient ID Re-attending within 3 months - Children	23	378	6.1%	11.4%	12.1%	11.4%
% of FP17s for the same patient ID Re-attending within 3 months - Adults	327	2,002	16.3%	14.5%	15.6%	15.4%
% of FP17s for the same patient ID Re-attending between 3 & 9 months - Children	280	378	74.1%	55.6%	61.2%	59.8%
% of FP17s for the same patient ID Re-attending between 3 & 9 months - Adults	1,401	2,002	70.0%	52.1%	54.5%	52.1%
% of FP17s for Band 1 Urgent Courses	201	1,862	10.8%	9.1%	9.1%	9.2%
% of FP17s Relating to Free Repair or Replacements	37	1,862	2.0%	1.2%	1.0%	0.7%
% of FP17s Relating to Continuations	37	1,862	2.0%	1.3%	1.0%	0.8%
% of Patients satisfied with the dentistry they have received	5	5	N/A	95.2%	94.2%	93.4%
% of Patients satisfied with the time they had to wait for an appointment	5	5	N/A	88.2%	88.4%	87.6%

* This is based on patients treated on this contract for their most recent course of treatment. Figures in italics indicate the base number of FP17s or Patient Questionnaire responses are less than 100. N/A is shown where the base number of responses is less than 10 during the period. % is calculated as Quantity/Base number*100

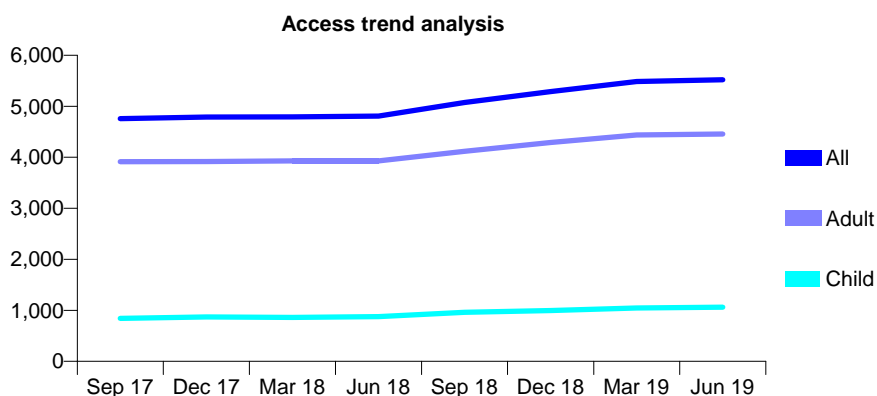
Q45 - Vital Signs At a Glance Contract Report for 157775/0001 - June 2019

Name or company name	Mr Devanand Isukapatla
Contract type name	GDS Contract
Purpose of contract	General
Contract start date	22/05/2015
Contract end date	

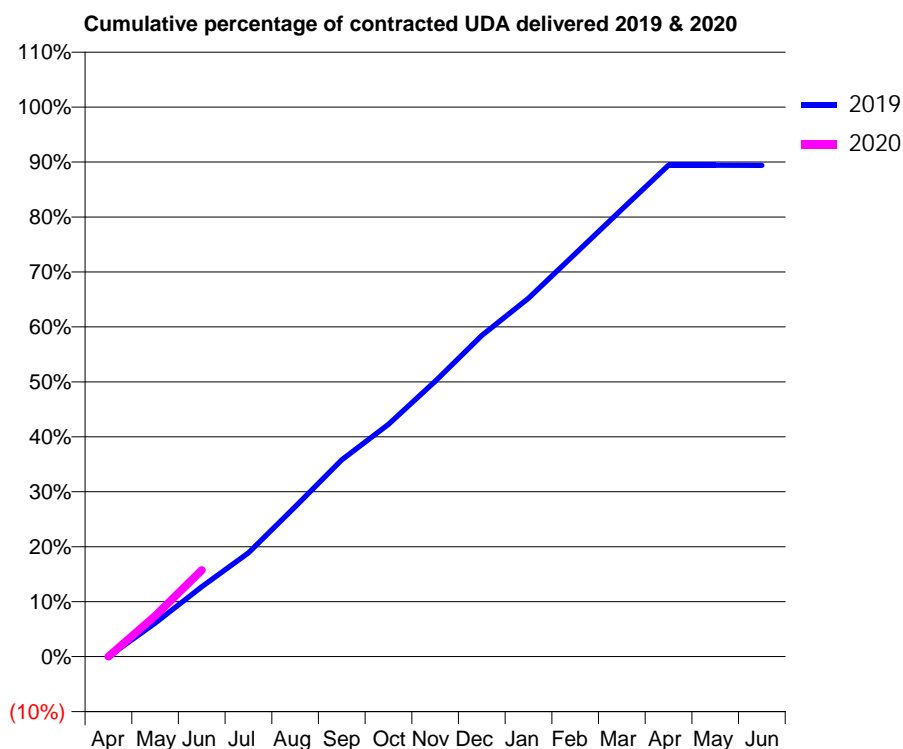
19/20 Contracted general activity (UDA)	17,605
Carry forward general activity (UDA)	0
19/20 Contracted orthodontic activity (UOA)	0
Carry forward orthodontic activity (UOA)	0
Baseline contract value	£385,455.69

ACCESS*

Patients seen in 24 months	Total	Change since previous quarter
Quarter ending June 2018	4,808	
Quarter ending September 2018	5,077	↑
Quarter ending December 2018	5,287	↑
Quarter ending March 2019	5,485	↑
Quarter ending June 2019	5,519	→
Variance since June 2018	14.8%	↑



ACTIVITY



Month	Adjusted Scheduled Activity (UDA)	
	2019	2020
April	0	0
May	1,136	1,305
June	2,365	2,769
July	3,514	
August	5,077	
September	6,660	
October	7,862	
November	9,321	
December	10,870	
January	12,135	
February	13,643	
March	15,142	
April	16,635	
May	16,635	
June	16,632	

QUALITY

	Quantity	Base Number	Contract	AT	Region	England
% of FP17s for the same patient ID Re-attending within 3 months - Children	25	412	6.1%	11.4%	12.1%	11.4%
% of FP17s for the same patient ID Re-attending within 3 months - Adults	243	1,790	13.6%	14.5%	15.6%	15.4%
% of FP17s for the same patient ID Re-attending between 3 & 9 months - Children	234	412	56.8%	55.6%	61.2%	59.8%
% of FP17s for the same patient ID Re-attending between 3 & 9 months - Adults	1,058	1,790	59.1%	52.1%	54.5%	52.1%
% of FP17s for Band 1 Urgent Courses	158	1,499	10.5%	9.1%	9.1%	9.2%
% of FP17s Relating to Free Repair or Replacements	14	1,499	0.9%	1.2%	1.0%	0.7%
% of FP17s Relating to Continuations	17	1,499	1.1%	1.3%	1.0%	0.8%
% of Patients satisfied with the dentistry they have received	15	18	83.3%	95.2%	94.2%	93.4%
% of Patients satisfied with the time they had to wait for an appointment	14	18	77.8%	88.2%	88.4%	87.6%

* This is based on patients treated on this contract for their most recent course of treatment. Figures in italics indicate the base number of FP17s or Patient Questionnaire responses are less than 100. N/A is shown where the base number of responses is less than 10 during the period. % is calculated as Quantity/Base number*100

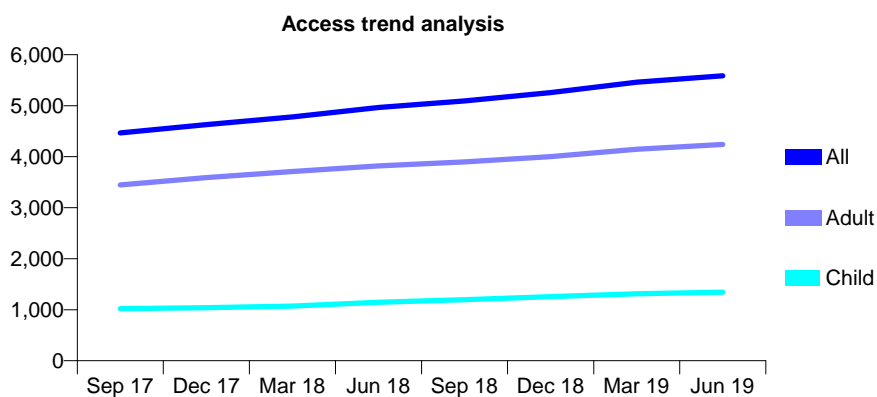
Q45 - Vital Signs At a Glance Contract Report for 166685/0001 - June 2019

Name or company name	Castle Dene Dental Surgery
Contract type name	GDS Contract
Purpose of contract	General
Contract start date	01/04/2009
Contract end date	

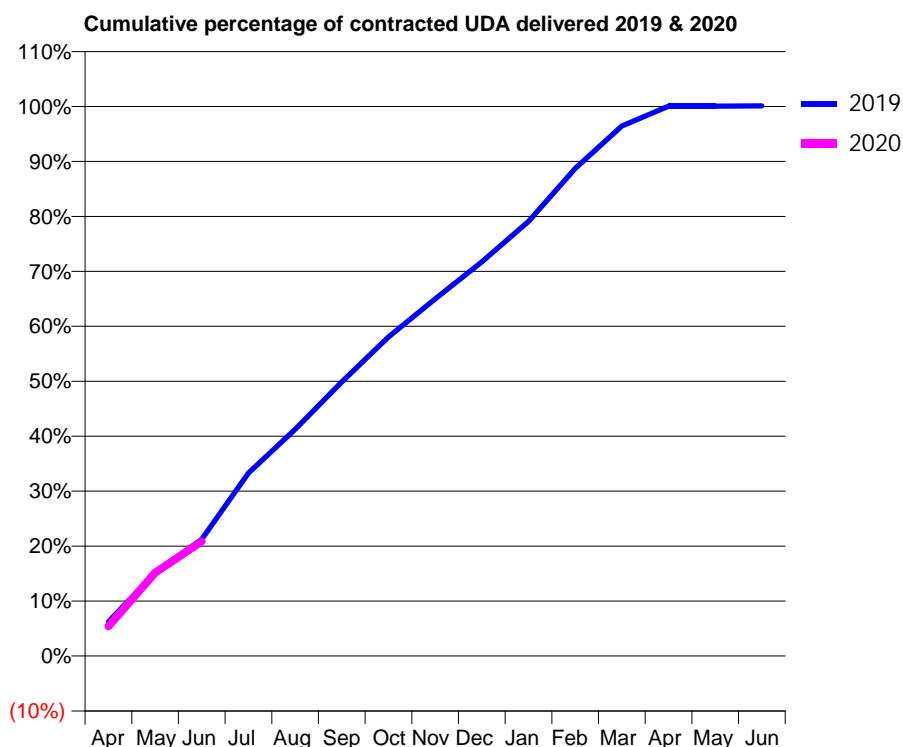
19/20 Contracted general activity (UDA)	14,400
Carry forward general activity (UDA)	0
19/20 Contracted orthodontic activity (UOA)	0
Carry forward orthodontic activity (UOA)	0
Baseline contract value	£411,754.16

ACCESS*

Patients seen in 24 months	Total	Change since previous quarter
Quarter ending June 2018	4,966	
Quarter ending September 2018	5,095	↑
Quarter ending December 2018	5,257	↑
Quarter ending March 2019	5,461	↑
Quarter ending June 2019	5,585	↑
Variance since June 2018	12.5%	↑



ACTIVITY



Month	Adjusted Scheduled Activity (UDA)	
	2019	2020
April	942	776
May	2,294	2,181
June	3,219	3,007
July	5,045	
August	6,250	
September	7,558	
October	8,796	
November	9,848	
December	10,867	
January	11,981	
February	13,443	
March	14,612	
April	15,156	
May	15,156	
June	15,168	

QUALITY

	Quantity	Base Number	Contract	AT	Region	England
% of FP17s for the same patient ID Re-attending within 3 months - Children	18	382	4.7%	11.4%	12.1%	11.4%
% of FP17s for the same patient ID Re-attending within 3 months - Adults	125	1,054	11.9%	14.5%	15.6%	15.4%
% of FP17s for the same patient ID Re-attending between 3 & 9 months - Children	162	382	42.4%	55.6%	61.2%	59.8%
% of FP17s for the same patient ID Re-attending between 3 & 9 months - Adults	371	1,054	35.2%	52.1%	54.5%	52.1%
% of FP17s for Band 1 Urgent Courses	186	1,232	15.1%	9.1%	9.1%	9.2%
% of FP17s Relating to Free Repair or Replacements	11	1,232	0.9%	1.2%	1.0%	0.7%
% of FP17s Relating to Continuations	7	1,232	0.6%	1.3%	1.0%	0.8%
% of Patients satisfied with the dentistry they have received	4	4	N/A	95.2%	94.2%	93.4%
% of Patients satisfied with the time they had to wait for an appointment	4	4	N/A	88.2%	88.4%	87.6%

* This is based on patients treated on this contract for their most recent course of treatment. Figures in italics indicate the base number of FP17s or Patient Questionnaire responses are less than 100. N/A is shown where the base number of responses is less than 10 during the period. % is calculated as Quantity/Base number*100

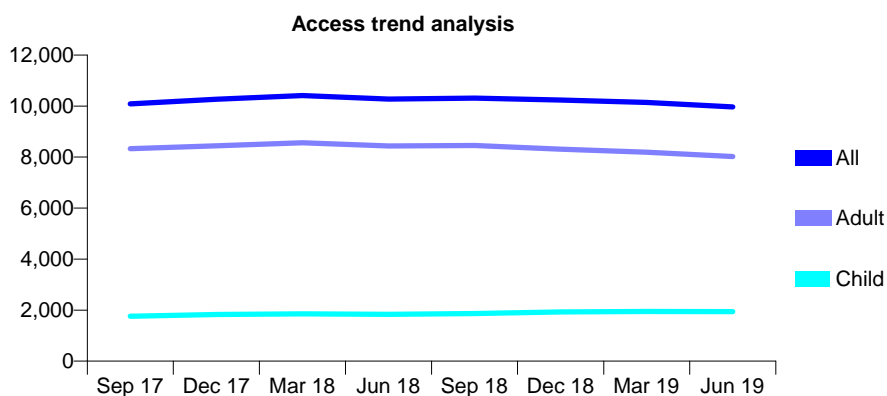
Q45 - Vital Signs At a Glance Contract Report for 170526/0001 - June 2019

Name or company name	Framwellgate Dental Surgery Limited
Contract type name	GDS Contract
Purpose of contract	General
Contract start date	01/04/2012
Contract end date	

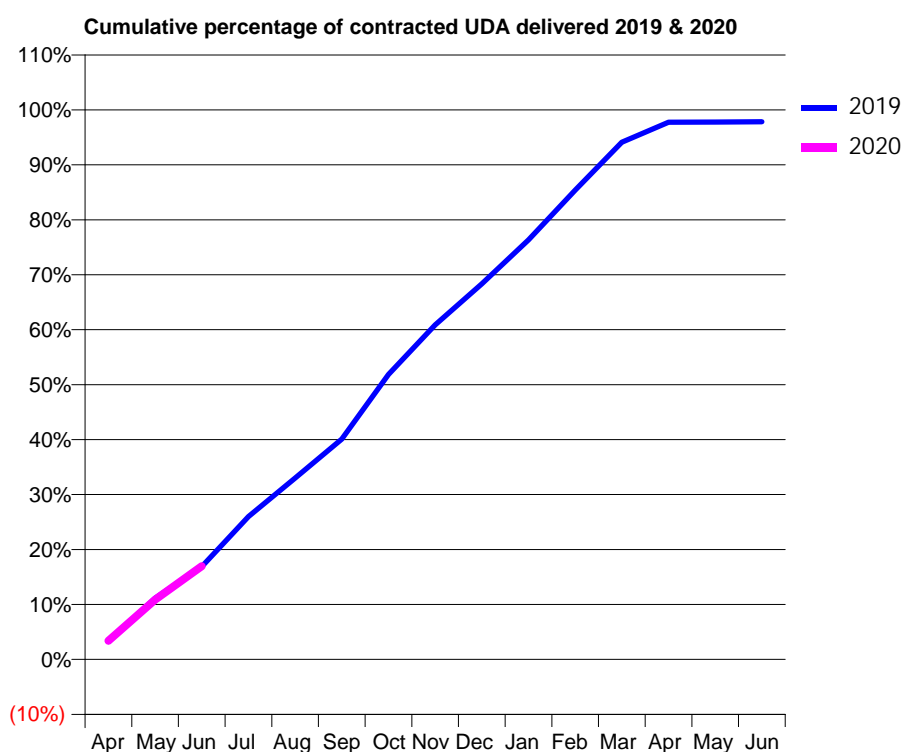
19/20 Contracted general activity (UDA)	21,656
Carry forward general activity (UDA)	0
19/20 Contracted orthodontic activity (UOA)	0
Carry forward orthodontic activity (UOA)	0
Baseline contract value	£579,107.03

ACCESS*

Patients seen in 24 months	Total	Change since previous quarter
Quarter ending June 2018	10,278	
Quarter ending September 2018	10,316	→
Quarter ending December 2018	10,237	→
Quarter ending March 2019	10,140	→
Quarter ending June 2019	9,971	↓
Variance since June 2018	(3.0%)	↓



ACTIVITY



Month	2019	2020
April	709	732
May	2,414	2,357
June	3,655	3,675
July	5,632	
August	7,150	
September	8,677	
October	11,226	
November	13,181	
December	14,798	
January	16,531	
February	18,494	
March	20,377	
April	21,167	
May	21,176	
June	21,185	

QUALITY

	Quantity	Base Number	Contract	AT	Region	England
% of FP17s for the same patient ID Re-attending within 3 months - Children	66	744	8.9%	11.4%	12.1%	11.4%
% of FP17s for the same patient ID Re-attending within 3 months - Adults	275	2,037	13.5%	14.5%	15.6%	15.4%
% of FP17s for the same patient ID Re-attending between 3 & 9 months - Children	480	744	64.5%	55.6%	61.2%	59.8%
% of FP17s for the same patient ID Re-attending between 3 & 9 months - Adults	861	2,037	42.3%	52.1%	54.5%	52.1%
% of FP17s for Band 1 Urgent Courses	240	2,005	12.0%	9.1%	9.1%	9.2%
% of FP17s Relating to Free Repair or Replacements	10	2,005	0.5%	1.2%	1.0%	0.7%
% of FP17s Relating to Continuations	18	2,005	0.9%	1.3%	1.0%	0.8%
% of Patients satisfied with the dentistry they have received	16	18	88.9%	95.2%	94.2%	93.4%
% of Patients satisfied with the time they had to wait for an appointment	15	18	83.3%	88.2%	88.4%	87.6%

* This is based on patients treated on this contract for their most recent course of treatment. Figures in italics indicate the base number of FP17s or Patient Questionnaire responses are less than 100. N/A is shown where the base number of responses is less than 10 during the period. % is calculated as Quantity/Base number*100

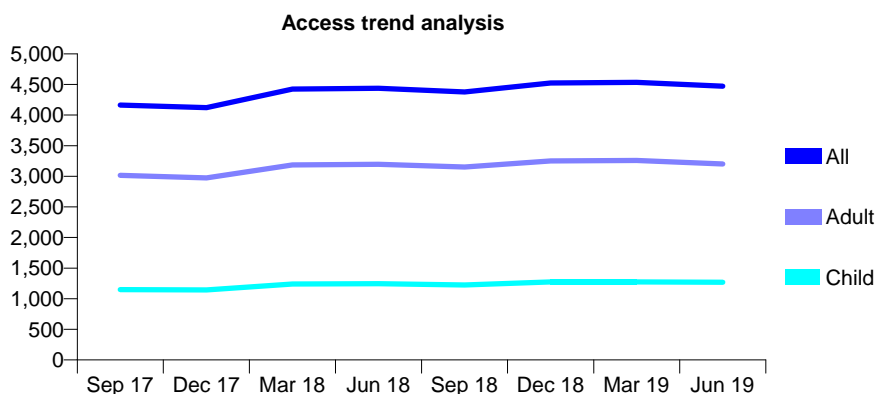
Q45 - Vital Signs At a Glance Contract Report for 171565/0001 - June 2019

Name or company name	Hardwick Dental Practice
Contract type name	GDS Contract
Purpose of contract	General and Orthodontic
Contract start date	01/05/2014
Contract end date	

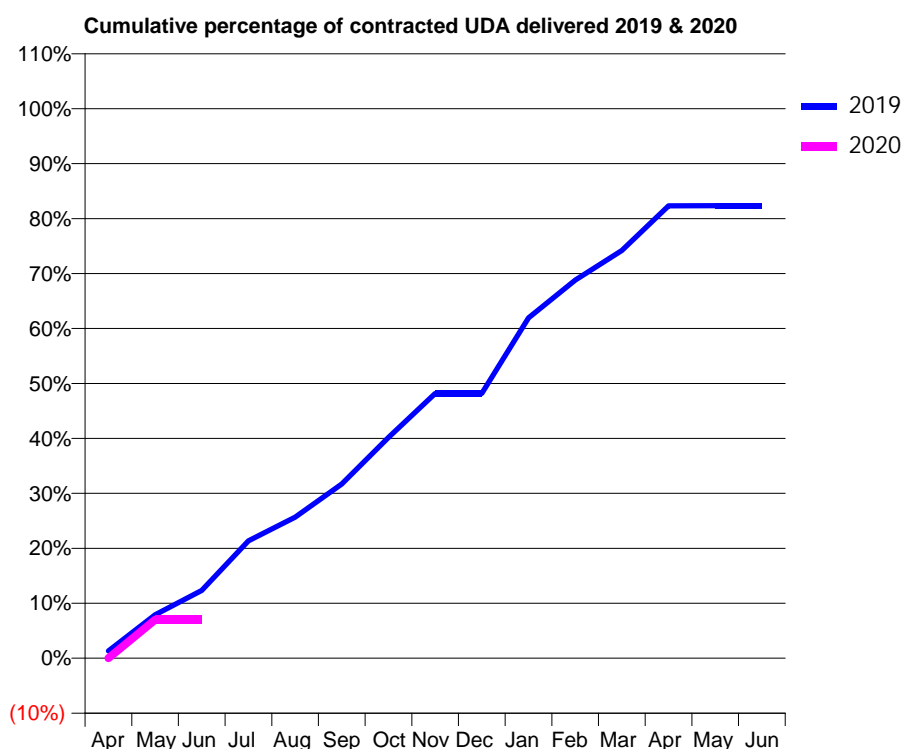
19/20 Contracted general activity (UDA)	13,766
Carry forward general activity (UDA)	0
19/20 Contracted orthodontic activity (UOA)	0
Carry forward orthodontic activity (UOA)	0
Baseline contract value	£365,813.52

ACCESS*

Patients seen in 24 months	Total	Change since previous quarter
Quarter ending June 2018	4,440	
Quarter ending September 2018	4,377	↓
Quarter ending December 2018	4,525	↑
Quarter ending March 2019	4,535	→
Quarter ending June 2019	4,471	↓
Variance since June 2018	0.7%	→



ACTIVITY



Month	2019	2020
April	196	0
May	1,170	965
June	1,821	965
July	3,154	
August	3,788	
September	4,681	
October	5,932	
November	7,113	
December	7,113	
January	9,147	
February	10,160	
March	10,956	
April	12,156	
May	12,160	
June	12,160	

QUALITY

	Quantity	Base Number	Contract	AT	Region	England
% of FP17s for the same patient ID Re-attending within 3 months - Children	21	221	9.5%	11.4%	12.1%	11.4%
% of FP17s for the same patient ID Re-attending within 3 months - Adults	104	629	16.5%	14.5%	15.6%	15.4%
% of FP17s for the same patient ID Re-attending between 3 & 9 months - Children	64	221	29.0%	55.6%	61.2%	59.8%
% of FP17s for the same patient ID Re-attending between 3 & 9 months - Adults	260	629	41.3%	52.1%	54.5%	52.1%
% of FP17s for Band 1 Urgent Courses	58	441	13.2%	9.1%	9.1%	9.2%
% of FP17s Relating to Free Repair or Replacements	6	441	1.4%	1.2%	1.0%	0.7%
% of FP17s Relating to Continuations	5	441	1.1%	1.3%	1.0%	0.8%
% of Patients satisfied with the dentistry they have received	1	1	N/A	95.2%	94.2%	93.4%
% of Patients satisfied with the time they had to wait for an appointment	1	1	N/A	88.2%	88.4%	87.6%

* This is based on patients treated on this contract for their most recent course of treatment.

Figures in italics indicate the base number of FP17s or Patient Questionnaire responses are less than 100. N/A is shown where the base number of responses is less than 10 during the period. % is calculated as Quantity/Base number*100

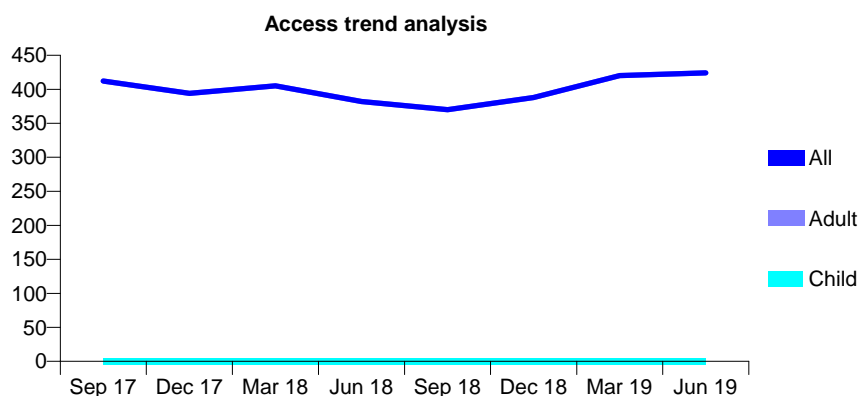
Q45 - Vital Signs At a Glance Contract Report for 171565/0002 - June 2019

Name or company name	Hardwick Dental Practice
Contract type name	PDS Contract
Purpose of contract	General
Contract start date	01/05/2014
Contract end date	31/03/2020

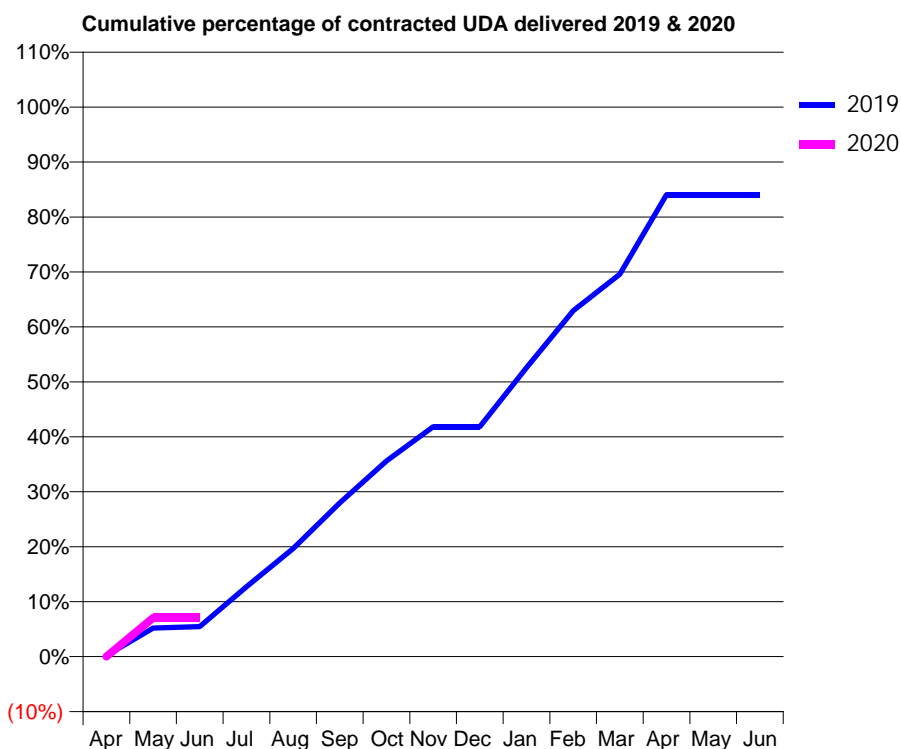
19/20 Contracted general activity (UDA)	1,464
Carry forward general activity (UDA)	0
19/20 Contracted orthodontic activity (UOA)	0
Carry forward orthodontic activity (UOA)	0
Baseline contract value	£47,241.17

ACCESS*

Patients seen in 24 months	Total	Change since previous quarter
Quarter ending June 2018	382	
Quarter ending September 2018	370	↓
Quarter ending December 2018	388	↑
Quarter ending March 2019	420	↑
Quarter ending June 2019	424	→
Variance since June 2018	11.0%	↑



ACTIVITY



Month	Adjusted Scheduled Activity (UDA)	
	2019	2020
April	3	0
May	76	103
June	80	103
July	186	
August	288	
September	410	
October	521	
November	612	
December	612	
January	770	
February	922	
March	1,019	
April	1,231	
May	1,231	
June	1,231	

QUALITY

	Quantity	Base Number	Contract	AT	Region	England
% of FP17s for the same patient ID Re-attending within 3 months - Children	0	0	N/A	11.4%	12.1%	11.4%
% of FP17s for the same patient ID Re-attending within 3 months - Adults	14	78	17.9%	14.5%	15.6%	15.4%
% of FP17s for the same patient ID Re-attending between 3 & 9 months - Children	0	0	N/A	55.6%	61.2%	59.8%
% of FP17s for the same patient ID Re-attending between 3 & 9 months - Adults	15	78	19.2%	52.1%	54.5%	52.1%
% of FP17s for Band 1 Urgent Courses	2	37	5.4%	9.1%	9.1%	9.2%
% of FP17s Relating to Free Repair or Replacements	1	37	2.7%	1.2%	1.0%	0.7%
% of FP17s Relating to Continuations	0	37	0.0%	1.3%	1.0%	0.8%
% of Patients satisfied with the dentistry they have received	0	0	N/A	95.2%	94.2%	93.4%
% of Patients satisfied with the time they had to wait for an appointment	0	0	N/A	88.2%	88.4%	87.6%

* This is based on patients treated on this contract for their most recent course of treatment. Figures in italics indicate the base number of FP17s or Patient Questionnaire responses are less than 100. N/A is shown where the base number of responses is less than 10 during the period. % is calculated as Quantity/Base number*100

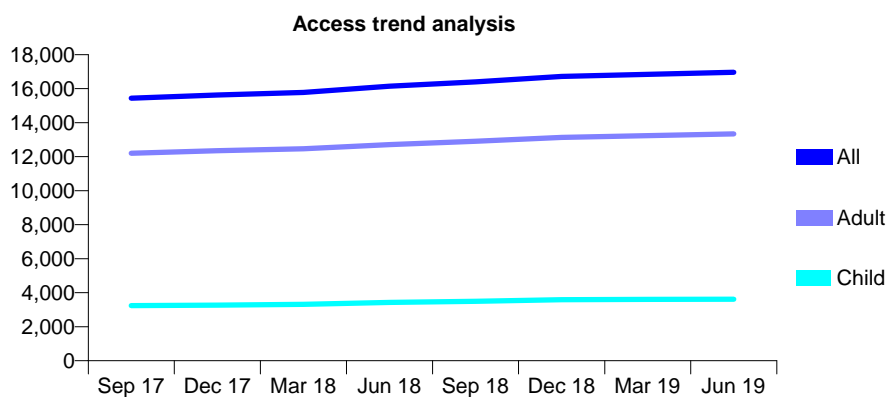
Q45 - Vital Signs At a Glance Contract Report for 172596/0001 - June 2019

Name or company name	Front Street Dental Practice Partnership
Contract type name	GDS Contract
Purpose of contract	General
Contract start date	01/11/2015
Contract end date	

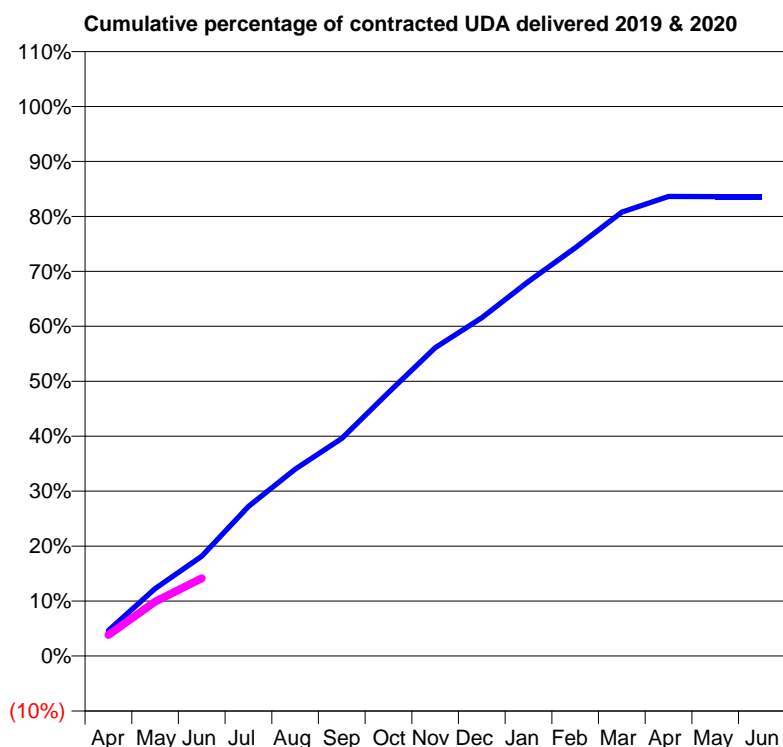
19/20 Contracted general activity (UDA)	50,056
Carry forward general activity (UDA)	0
19/20 Contracted orthodontic activity (UOA)	0
Carry forward orthodontic activity (UOA)	0
Baseline contract value	£1,596,039.21

ACCESS*

Patients seen in 24 months	Total	Change since previous quarter
Quarter ending June 2018	16,142	
Quarter ending September 2018	16,396	→
Quarter ending December 2018	16,720	→
Quarter ending March 2019	16,847	→
Quarter ending June 2019	16,962	→
Variance since June 2018	5.1%	↑



ACTIVITY



Month	Adjusted Scheduled Activity (UDA)	
	2019	2020
April	2,321	1,921
May	6,145	4,947
June	9,094	7,072
July	13,624	
August	17,021	
September	19,822	
October	24,001	
November	28,074	
December	30,812	
January	34,116	
February	37,178	
March	40,436	
April	41,863	
May	41,839	
June	41,837	

QUALITY

	Quantity	Base Number	Contract	AT	Region	England
% of FP17s for the same patient ID Re-attending within 3 months - Children	43	980	4.4%	11.4%	12.1%	11.4%
% of FP17s for the same patient ID Re-attending within 3 months - Adults	385	3,219	12.0%	14.5%	15.6%	15.4%
% of FP17s for the same patient ID Re-attending between 3 & 9 months - Children	561	980	57.2%	55.6%	61.2%	59.8%
% of FP17s for the same patient ID Re-attending between 3 & 9 months - Adults	1,468	3,219	45.6%	52.1%	54.5%	52.1%
% of FP17s for Band 1 Urgent Courses	387	3,395	11.4%	9.1%	9.1%	9.2%
% of FP17s Relating to Free Repair or Replacements	37	3,395	1.1%	1.2%	1.0%	0.7%
% of FP17s Relating to Continuations	44	3,395	1.3%	1.3%	1.0%	0.8%
% of Patients satisfied with the dentistry they have received	11	12	91.7%	95.2%	94.2%	93.4%
% of Patients satisfied with the time they had to wait for an appointment	11	12	91.7%	88.2%	88.4%	87.6%

* This is based on patients treated on this contract for their most recent course of treatment. Figures in italics indicate the base number of FP17s or Patient Questionnaire responses are less than 100. N/A is shown where the base number of responses is less than 10 during the period. % is calculated as Quantity/Base number*100

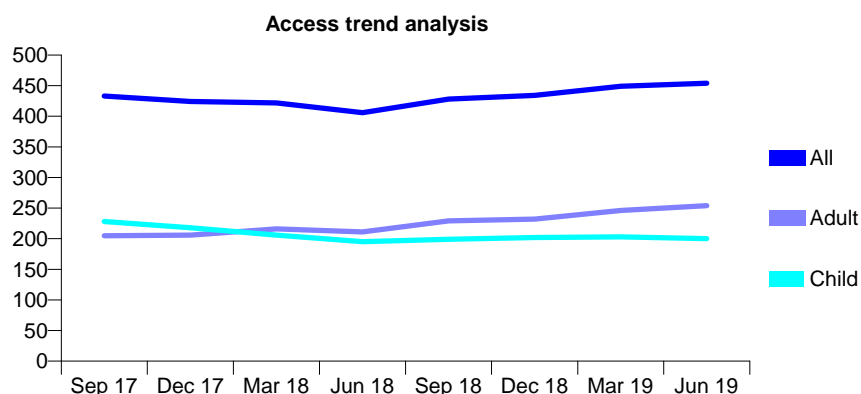
Q45 - Vital Signs At a Glance Contract Report for 174858/0001 - June 2019

Name or company name	Yarm Road Dental Practice
Contract type name	GDS Contract
Purpose of contract	General
Contract start date	01/01/2015
Contract end date	

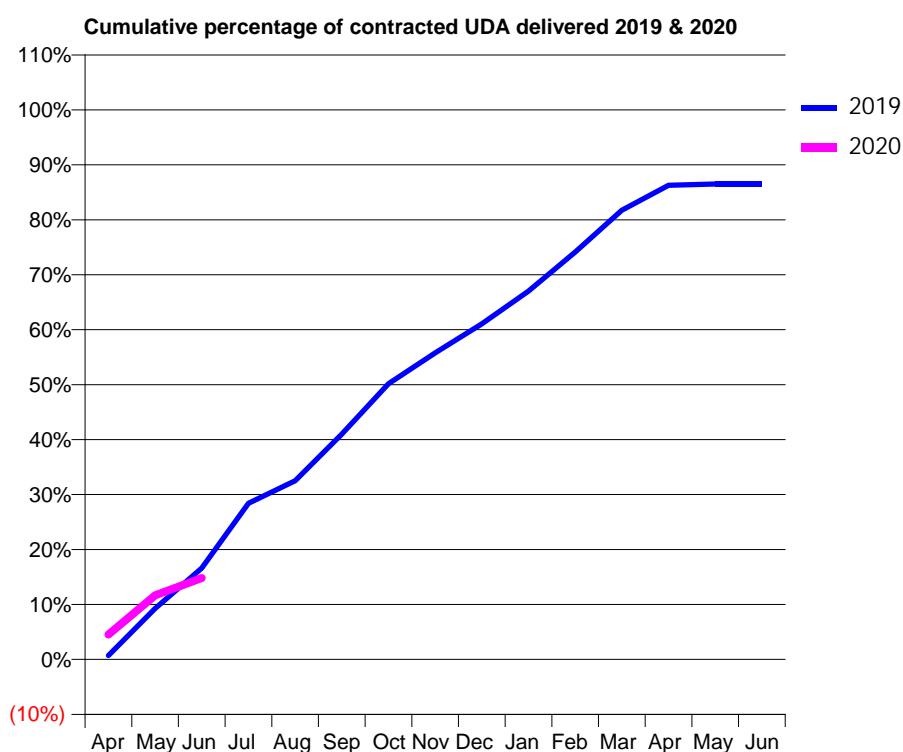
19/20 Contracted general activity (UDA)	1,300
Carry forward general activity (UDA)	0
19/20 Contracted orthodontic activity (UOA)	0
Carry forward orthodontic activity (UOA)	0
Baseline contract value	£24,119.88

ACCESS*

Patients seen in 24 months	Total	Change since previous quarter
Quarter ending June 2018	406	
Quarter ending September 2018	428	↑
Quarter ending December 2018	434	→
Quarter ending March 2019	449	↑
Quarter ending June 2019	454	→
Variance since June 2018	11.8%	↑



ACTIVITY



Month	2019	2020
April	9	59
May	121	152
June	216	193
July	369	
August	423	
September	533	
October	652	
November	725	
December	794	
January	871	
February	964	
March	1,062	
April	1,122	
May	1,125	
June	1,125	

QUALITY

	Quantity	Base Number	Contract	AT	Region	England
% of FP17s for the same patient ID Re-attending within 3 months - Children	9	65	13.8%	11.4%	12.1%	11.4%
% of FP17s for the same patient ID Re-attending within 3 months - Adults	13	77	16.9%	14.5%	15.6%	15.4%
% of FP17s for the same patient ID Re-attending between 3 & 9 months - Children	42	65	64.6%	55.6%	61.2%	59.8%
% of FP17s for the same patient ID Re-attending between 3 & 9 months - Adults	36	77	46.8%	52.1%	54.5%	52.1%
% of FP17s for Band 1 Urgent Courses	8	106	7.5%	9.1%	9.1%	9.2%
% of FP17s Relating to Free Repair or Replacements	0	106	0.0%	1.2%	1.0%	0.7%
% of FP17s Relating to Continuations	0	106	0.0%	1.3%	1.0%	0.8%
% of Patients satisfied with the dentistry they have received	0	0	N/A	95.2%	94.2%	93.4%
% of Patients satisfied with the time they had to wait for an appointment	0	0	N/A	88.2%	88.4%	87.6%

* This is based on patients treated on this contract for their most recent course of treatment. Figures in italics indicate the base number of FP17s or Patient Questionnaire responses are less than 100. N/A is shown where the base number of responses is less than 10 during the period. % is calculated as Quantity/Base number*100

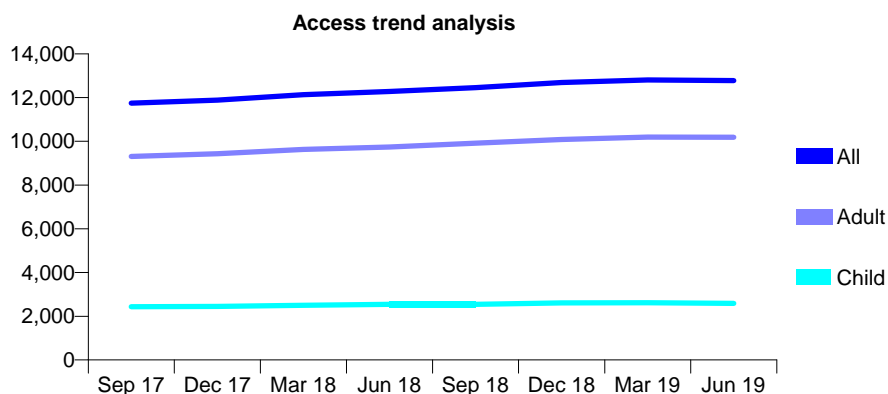
Q45 - Vital Signs At a Glance Contract Report for 176486/0001 - June 2019

Name or company name	Ridgway Dental Ltd.
Contract type name	GDS Contract
Purpose of contract	General
Contract start date	01/04/2009
Contract end date	

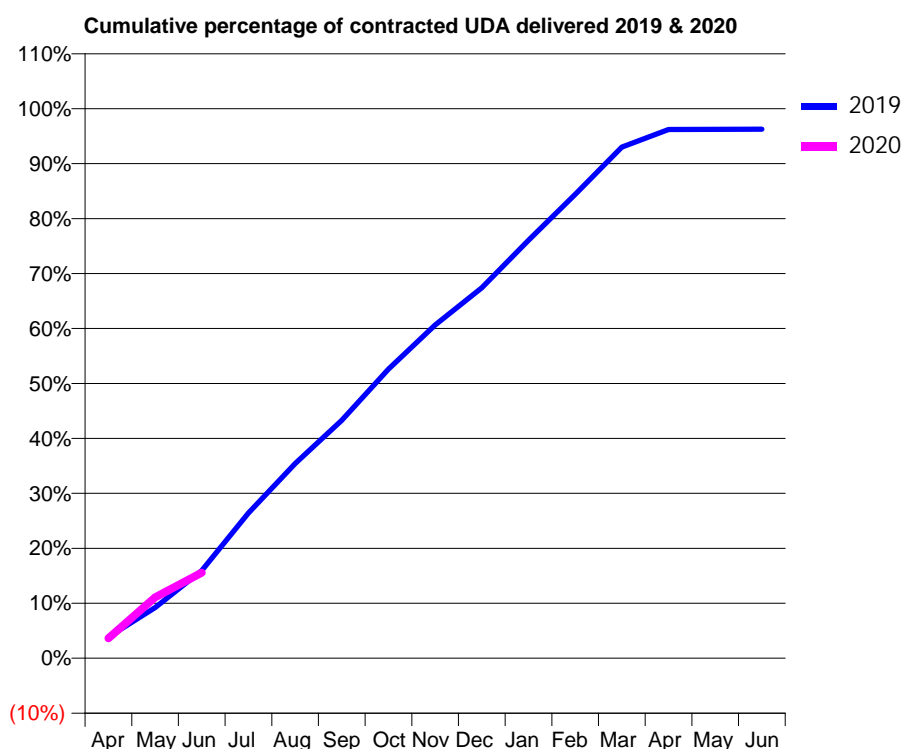
19/20 Contracted general activity (UDA)	35,659
Carry forward general activity (UDA)	0
19/20 Contracted orthodontic activity (UOA)	0
Carry forward orthodontic activity (UOA)	0
Baseline contract value	£939,266.37

ACCESS*

Patients seen in 24 months	Total	Change since previous quarter
Quarter ending June 2018	12,282	
Quarter ending September 2018	12,455	→
Quarter ending December 2018	12,691	→
Quarter ending March 2019	12,808	→
Quarter ending June 2019	12,775	→
Variance since June 2018	4.0%	↑



ACTIVITY



Month	2019	2020
April	1,377	1,298
May	3,291	3,950
June	5,689	5,552
July	9,429	
August	12,638	
September	15,436	
October	18,759	
November	21,629	
December	24,038	
January	27,123	
February	30,097	
March	33,165	
April	34,309	
May	34,317	
June	34,325	

QUALITY

	Quantity	Base Number	Contract	AT	Region	England
% of FP17s for the same patient ID Re-attending within 3 months - Children	21	667	3.1%	11.4%	12.1%	11.4%
% of FP17s for the same patient ID Re-attending within 3 months - Adults	306	2,690	11.4%	14.5%	15.6%	15.4%
% of FP17s for the same patient ID Re-attending between 3 & 9 months - Children	348	667	52.2%	55.6%	61.2%	59.8%
% of FP17s for the same patient ID Re-attending between 3 & 9 months - Adults	1,532	2,690	57.0%	52.1%	54.5%	52.1%
% of FP17s for Band 1 Urgent Courses	174	2,885	6.0%	9.1%	9.1%	9.2%
% of FP17s Relating to Free Repair or Replacements	43	2,885	1.5%	1.2%	1.0%	0.7%
% of FP17s Relating to Continuations	37	2,885	1.3%	1.3%	1.0%	0.8%
% of Patients satisfied with the dentistry they have received	9	9	N/A	95.2%	94.2%	93.4%
% of Patients satisfied with the time they had to wait for an appointment	9	9	N/A	88.2%	88.4%	87.6%

* This is based on patients treated on this contract for their most recent course of treatment.

Figures in italics indicate the base number of FP17s or Patient Questionnaire responses are less than 100. N/A is shown where the base number of responses is less than 10 during the period. % is calculated as Quantity/Base number*100

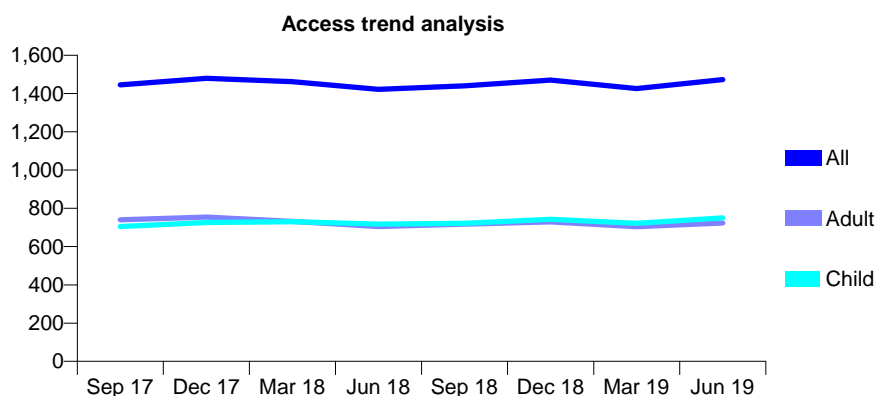
Q45 - Vital Signs At a Glance Contract Report for 176737/0001 - June 2019

Name or company name	Springs Dental Practice
Contract type name	GDS Contract
Purpose of contract	General
Contract start date	17/10/2013
Contract end date	

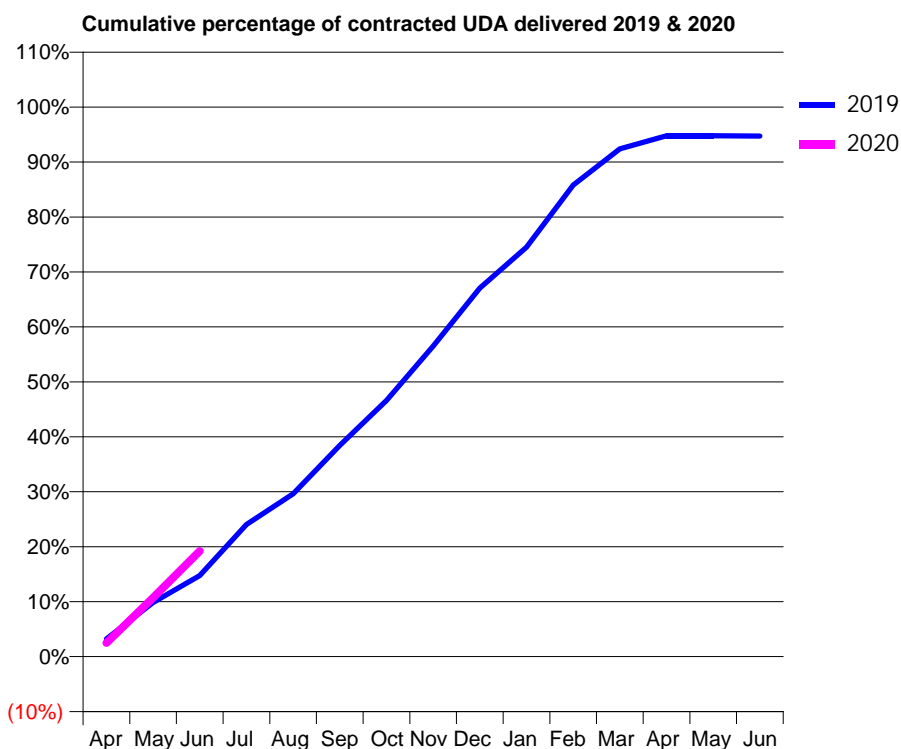
19/20 Contracted general activity (UDA)	5,000
Carry forward general activity (UDA)	0
19/20 Contracted orthodontic activity (UOA)	0
Carry forward orthodontic activity (UOA)	0
Baseline contract value	£109,473.35

ACCESS*

Patients seen in 24 months	Total	Change since previous quarter
Quarter ending June 2018	1,422	
Quarter ending September 2018	1,440	→
Quarter ending December 2018	1,471	↑
Quarter ending March 2019	1,426	↓
Quarter ending June 2019	1,473	↑
Variance since June 2018	3.6%	↑



ACTIVITY



Month	Adjusted Scheduled Activity (UDA)	
	2019	2020
April	160	124
May	493	536
June	737	961
July	1,202	
August	1,482	
September	1,921	
October	2,331	
November	2,825	
December	3,353	
January	3,726	
February	4,290	
March	4,620	
April	4,738	
May	4,738	
June	4,736	

QUALITY

	Quantity	Base Number	Contract	AT	Region	England
% of FP17s for the same patient ID Re-attending within 3 months - Children	15	249	6.0%	11.4%	12.1%	11.4%
% of FP17s for the same patient ID Re-attending within 3 months - Adults	31	199	15.6%	14.5%	15.6%	15.4%
% of FP17s for the same patient ID Re-attending between 3 & 9 months - Children	138	249	55.4%	55.6%	61.2%	59.8%
% of FP17s for the same patient ID Re-attending between 3 & 9 months - Adults	77	199	38.7%	52.1%	54.5%	52.1%
% of FP17s for Band 1 Urgent Courses	39	406	9.6%	9.1%	9.1%	9.2%
% of FP17s Relating to Free Repair or Replacements	0	406	0.0%	1.2%	1.0%	0.7%
% of FP17s Relating to Continuations	0	406	0.0%	1.3%	1.0%	0.8%
% of Patients satisfied with the dentistry they have received	2	2	N/A	95.2%	94.2%	93.4%
% of Patients satisfied with the time they had to wait for an appointment	2	2	N/A	88.2%	88.4%	87.6%

* This is based on patients treated on this contract for their most recent course of treatment. Figures in italics indicate the base number of FP17s or Patient Questionnaire responses are less than 100. N/A is shown where the base number of responses is less than 10 during the period. % is calculated as Quantity/Base number*100

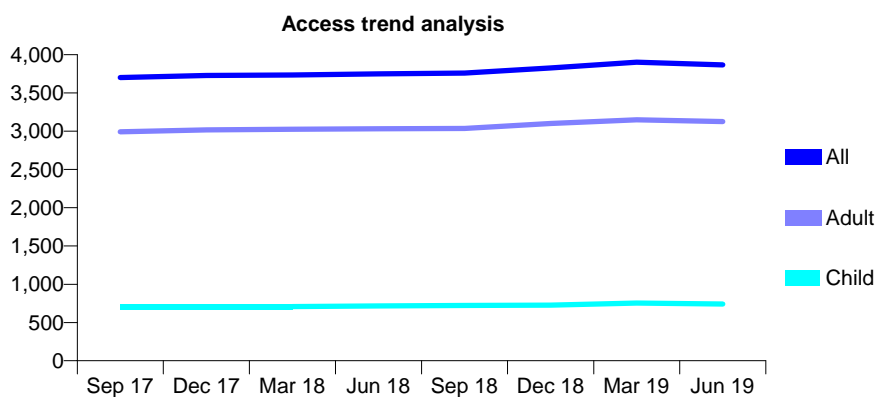
Q45 - Vital Signs At a Glance Contract Report for 177229/0001 - June 2019

Name or company name	Bishop Auckland Partnership
Contract type name	GDS Contract
Purpose of contract	General
Contract start date	01/07/2013
Contract end date	

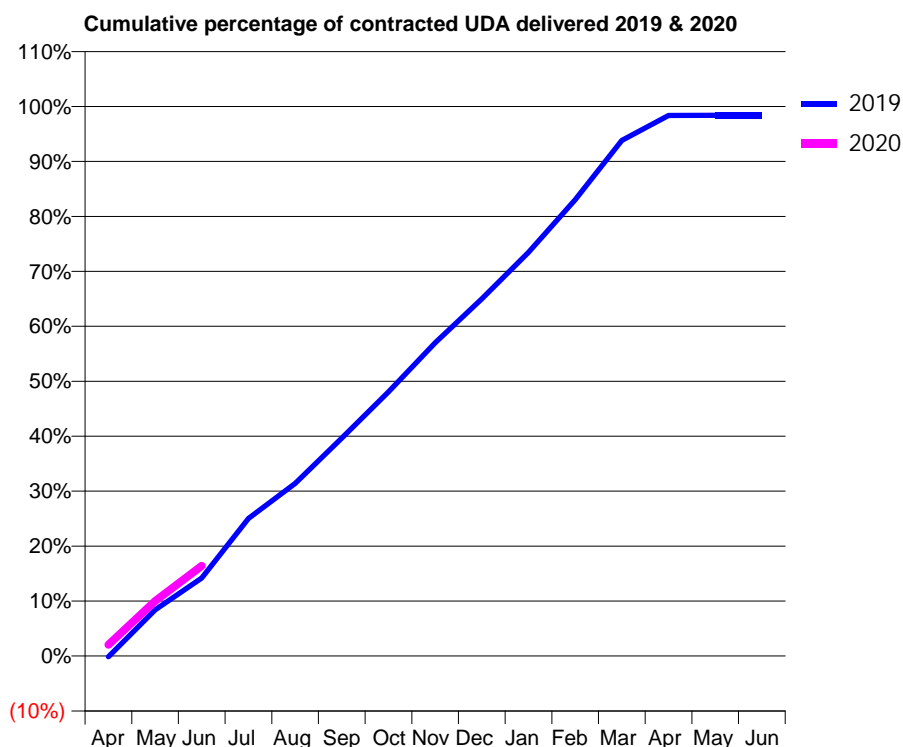
19/20 Contracted general activity (UDA)	13,273
Carry forward general activity (UDA)	0
19/20 Contracted orthodontic activity (UOA)	0
Carry forward orthodontic activity (UOA)	0
Baseline contract value	£312,596.48

ACCESS*

Patients seen in 24 months	Total	Change since previous quarter
Quarter ending June 2018	3,748	
Quarter ending September 2018	3,759	→
Quarter ending December 2018	3,826	→
Quarter ending March 2019	3,902	→
Quarter ending June 2019	3,867	→
Variance since June 2018	3.2%	↑



ACTIVITY



Month	Adjusted Scheduled Activity (UDA)	
	2019	2020
April	-19	273
May	1,115	1,329
June	1,885	2,178
July	3,324	
August	4,171	
September	5,261	
October	6,378	
November	7,568	
December	8,626	
January	9,751	
February	11,023	
March	12,451	
April	13,057	
May	13,058	
June	13,058	

QUALITY

	Quantity	Base Number	Contract	AT	Region	England
% of FP17s for the same patient ID Re-attending within 3 months - Children	37	251	14.7%	11.4%	12.1%	11.4%
% of FP17s for the same patient ID Re-attending within 3 months - Adults	187	1,040	18.0%	14.5%	15.6%	15.4%
% of FP17s for the same patient ID Re-attending between 3 & 9 months - Children	159	251	63.3%	55.6%	61.2%	59.8%
% of FP17s for the same patient ID Re-attending between 3 & 9 months - Adults	592	1,040	56.9%	52.1%	54.5%	52.1%
% of FP17s for Band 1 Urgent Courses	145	1,080	13.4%	9.1%	9.1%	9.2%
% of FP17s Relating to Free Repair or Replacements	10	1,080	0.9%	1.2%	1.0%	0.7%
% of FP17s Relating to Continuations	14	1,080	1.3%	1.3%	1.0%	0.8%
% of Patients satisfied with the dentistry they have received	0	0	N/A	95.2%	94.2%	93.4%
% of Patients satisfied with the time they had to wait for an appointment	0	0	N/A	88.2%	88.4%	87.6%

* This is based on patients treated on this contract for their most recent course of treatment. Figures in italics indicate the base number of FP17s or Patient Questionnaire responses are less than 100. N/A is shown where the base number of responses is less than 10 during the period. % is calculated as Quantity/Base number*100

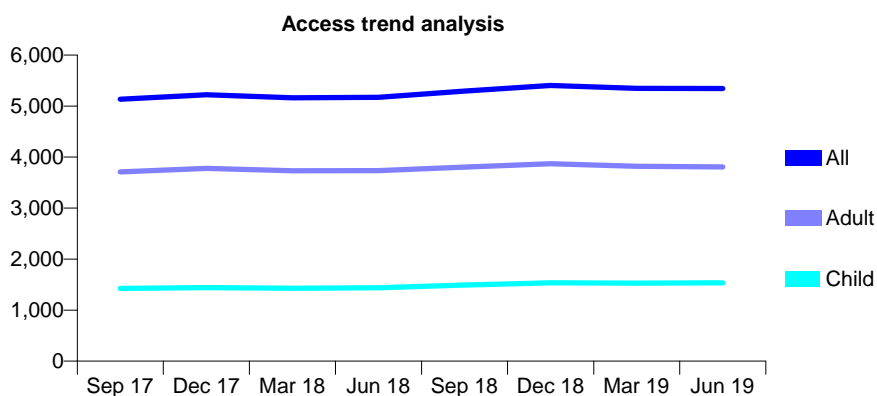
Q45 - Vital Signs At a Glance Contract Report for 177334/0001 - June 2019

Name or company name	Ingleby Meadow Dental Practice Partnershi
Contract type name	GDS Contract
Purpose of contract	General
Contract start date	04/03/2015
Contract end date	

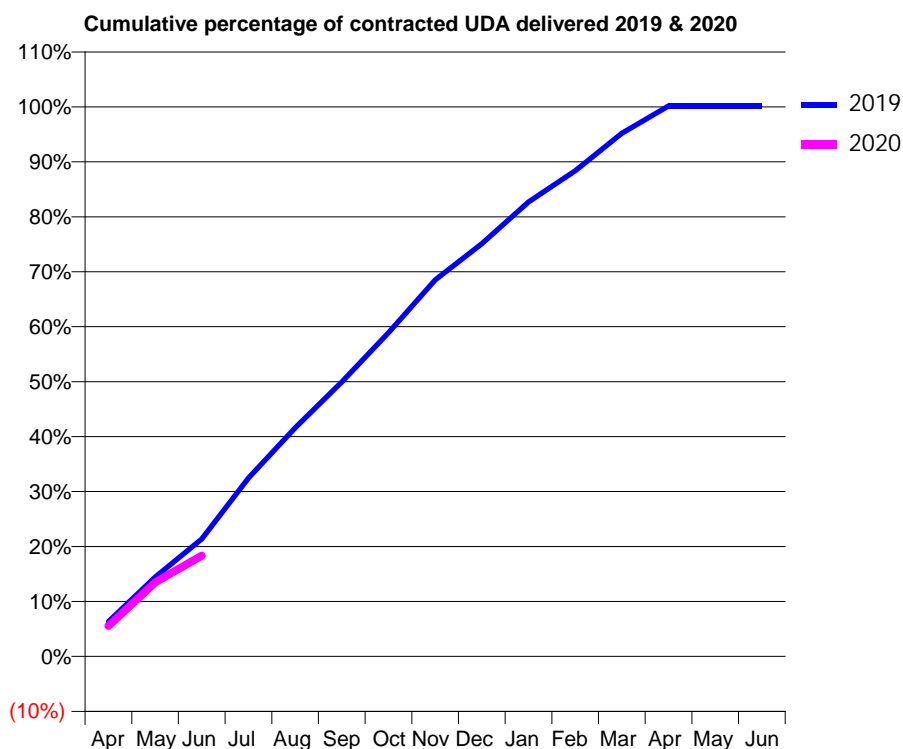
19/20 Contracted general activity (UDA)	14,808
Carry forward general activity (UDA)	0
19/20 Contracted orthodontic activity (UOA)	0
Carry forward orthodontic activity (UOA)	0
Baseline contract value	£395,927.45

ACCESS*

Patients seen in 24 months	Total	Change since previous quarter
Quarter ending June 2018	5,173	
Quarter ending September 2018	5,295	↑
Quarter ending December 2018	5,406	↑
Quarter ending March 2019	5,347	↓
Quarter ending June 2019	5,344	→
Variance since June 2018	3.3%	↑



ACTIVITY



Month	2019	2020
April	1,004	822
May	2,280	1,997
June	3,379	2,716
July	5,130	
August	6,579	
September	7,893	
October	9,312	
November	10,832	
December	11,872	
January	13,071	
February	13,969	
March	15,046	
April	15,832	
May	15,832	
June	15,832	

QUALITY

	Quantity	Base Number	Contract	AT	Region	England
% of FP17s for the same patient ID Re-attending within 3 months - Children	31	611	5.1%	11.4%	12.1%	11.4%
% of FP17s for the same patient ID Re-attending within 3 months - Adults	157	1,241	12.7%	14.5%	15.6%	15.4%
% of FP17s for the same patient ID Re-attending between 3 & 9 months - Children	402	611	65.8%	55.6%	61.2%	59.8%
% of FP17s for the same patient ID Re-attending between 3 & 9 months - Adults	671	1,241	54.1%	52.1%	54.5%	52.1%
% of FP17s for Band 1 Urgent Courses	143	1,565	9.1%	9.1%	9.1%	9.2%
% of FP17s Relating to Free Repair or Replacements	17	1,565	1.1%	1.2%	1.0%	0.7%
% of FP17s Relating to Continuations	15	1,565	1.0%	1.3%	1.0%	0.8%
% of Patients satisfied with the dentistry they have received	4	4	N/A	95.2%	94.2%	93.4%
% of Patients satisfied with the time they had to wait for an appointment	4	4	N/A	88.2%	88.4%	87.6%

* This is based on patients treated on this contract for their most recent course of treatment. Figures in italics indicate the base number of FP17s or Patient Questionnaire responses are less than 100. N/A is shown where the base number of responses is less than 10 during the period. % is calculated as Quantity/Base number*100

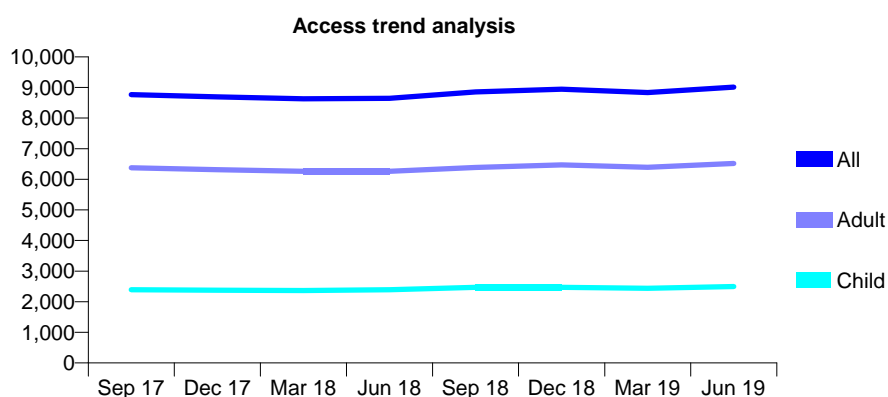
Q45 - Vital Signs At a Glance Contract Report for 179523/0002 - June 2019

Name or company name	Jeyarajan Dental Care Ltd.
Contract type name	GDS Contract
Purpose of contract	General
Contract start date	01/04/2009
Contract end date	

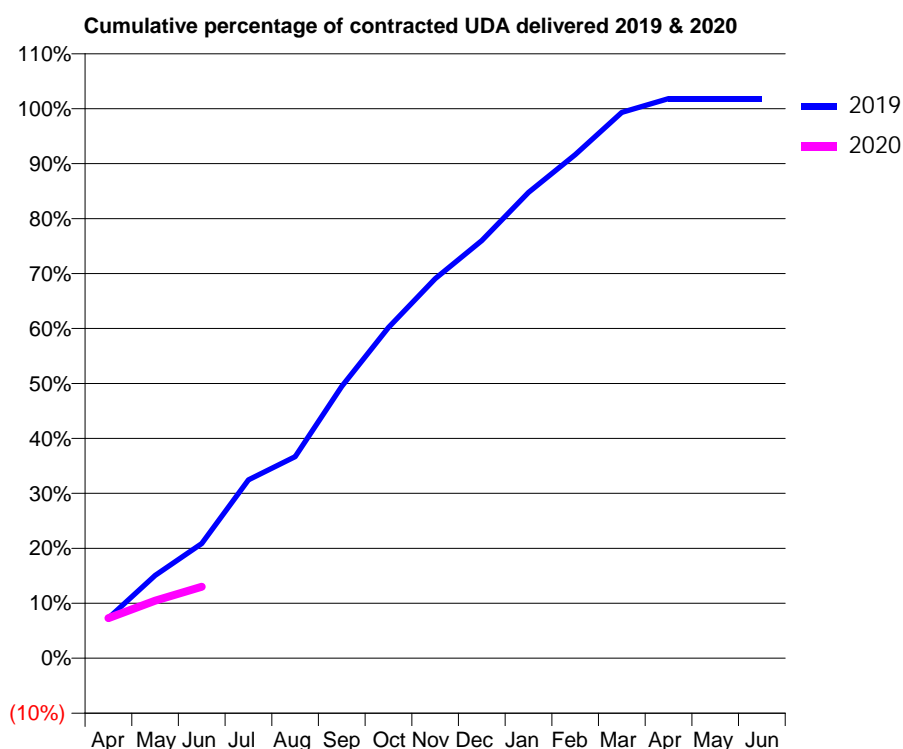
19/20 Contracted general activity (UDA)	24,500
Carry forward general activity (UDA)	0
19/20 Contracted orthodontic activity (UOA)	0
Carry forward orthodontic activity (UOA)	0
Baseline contract value	£726,985.19

ACCESS*

Patients seen in 24 months	Total	Change since previous quarter
Quarter ending June 2018	8,648	
Quarter ending September 2018	8,858	↑
Quarter ending December 2018	8,945	→
Quarter ending March 2019	8,833	↓
Quarter ending June 2019	9,012	↑
Variance since June 2018	4.2%	↑



ACTIVITY



Month	2019	2020
April	1,785	1,786
May	3,698	2,566
June	5,119	3,192
July	7,953	
August	8,984	
September	12,119	
October	14,749	
November	16,922	
December	18,620	
January	20,766	
February	22,447	
March	24,329	
April	24,945	
May	24,944	
June	24,944	

QUALITY

	Quantity	Base Number	Contract	AT	Region	England
% of FP17s for the same patient ID Re-attending within 3 months - Children	26	498	5.2%	11.4%	12.1%	11.4%
% of FP17s for the same patient ID Re-attending within 3 months - Adults	160	1,219	13.1%	14.5%	15.6%	15.4%
% of FP17s for the same patient ID Re-attending between 3 & 9 months - Children	222	498	44.6%	55.6%	61.2%	59.8%
% of FP17s for the same patient ID Re-attending between 3 & 9 months - Adults	523	1,219	42.9%	52.1%	54.5%	52.1%
% of FP17s for Band 1 Urgent Courses	198	1,490	13.3%	9.1%	9.1%	9.2%
% of FP17s Relating to Free Repair or Replacements	12	1,490	0.8%	1.2%	1.0%	0.7%
% of FP17s Relating to Continuations	4	1,490	0.3%	1.3%	1.0%	0.8%
% of Patients satisfied with the dentistry they have received	1	1	N/A	95.2%	94.2%	93.4%
% of Patients satisfied with the time they had to wait for an appointment	1	1	N/A	88.2%	88.4%	87.6%

* This is based on patients treated on this contract for their most recent course of treatment.

Figures in italics indicate the base number of FP17s or Patient Questionnaire responses are less than 100. N/A is shown where the base number of responses is less than 10 during the period. % is calculated as Quantity/Base number*100

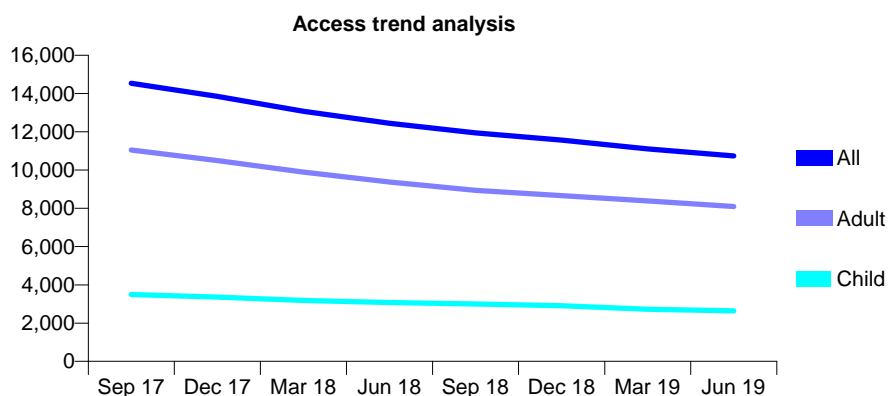
Q45 - Vital Signs At a Glance Contract Report for 186007/0001 - June 2019

Name or company name	Hartlepool Dental Practice Partnership
Contract type name	GDS Contract
Purpose of contract	General
Contract start date	01/04/2014
Contract end date	

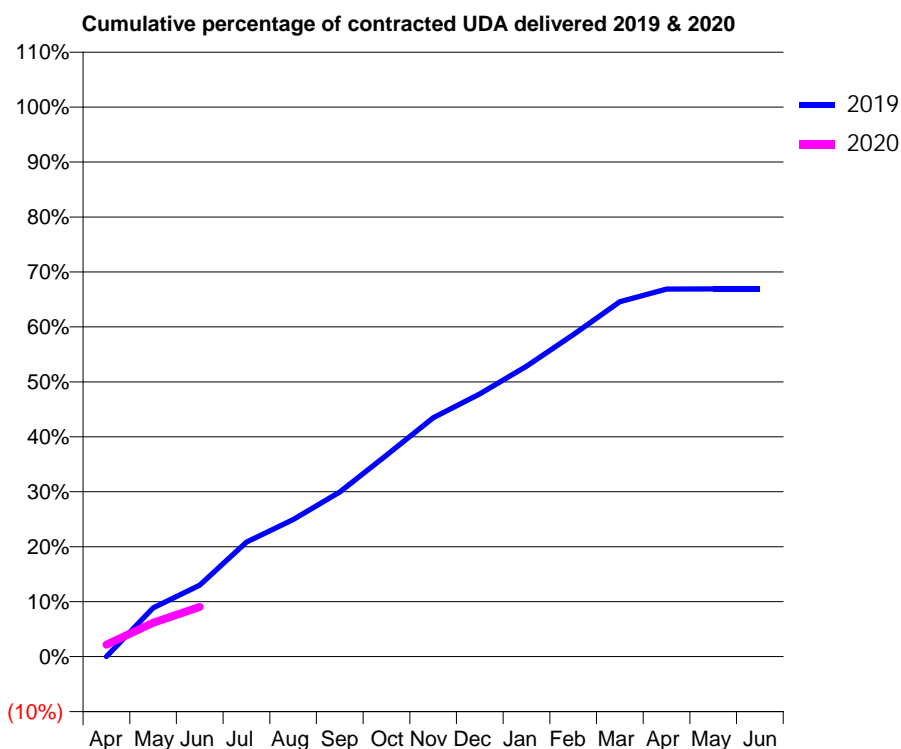
19/20 Contracted general activity (UDA)	60,590
Carry forward general activity (UDA)	0
19/20 Contracted orthodontic activity (UOA)	0
Carry forward orthodontic activity (UOA)	0
Baseline contract value	£1,437,711.21

ACCESS*

Patients seen in 24 months	Total	Change since previous quarter
Quarter ending June 2018	12,450	
Quarter ending September 2018	11,938	↓
Quarter ending December 2018	11,572	↓
Quarter ending March 2019	11,103	↓
Quarter ending June 2019	10,739	↓
Variance since June 2018	(13.7%)	↓



ACTIVITY



Month	Adjusted Scheduled Activity (UDA)	
	2019	2020
April	0	1,319
May	3,989	3,721
June	5,862	5,481
July	9,374	
August	11,225	
September	13,480	
October	16,496	
November	19,559	
December	21,502	
January	23,780	
February	26,370	
March	29,059	
April	30,100	
May	30,109	
June	30,109	

QUALITY

	Quantity	Base Number	Contract	AT	Region	England
% of FP17s for the same patient ID Re-attending within 3 months - Children	20	576	3.5%	11.4%	12.1%	11.4%
% of FP17s for the same patient ID Re-attending within 3 months - Adults	228	1,935	11.8%	14.5%	15.6%	15.4%
% of FP17s for the same patient ID Re-attending between 3 & 9 months - Children	196	576	34.0%	55.6%	61.2%	59.8%
% of FP17s for the same patient ID Re-attending between 3 & 9 months - Adults	838	1,935	43.3%	52.1%	54.5%	52.1%
% of FP17s for Band 1 Urgent Courses	115	2,152	5.3%	9.1%	9.1%	9.2%
% of FP17s Relating to Free Repair or Replacements	13	2,152	0.6%	1.2%	1.0%	0.7%
% of FP17s Relating to Continuations	24	2,152	1.1%	1.3%	1.0%	0.8%
% of Patients satisfied with the dentistry they have received	7	8	N/A	95.2%	94.2%	93.4%
% of Patients satisfied with the time they had to wait for an appointment	6	8	N/A	88.2%	88.4%	87.6%

* This is based on patients treated on this contract for their most recent course of treatment. Figures in italics indicate the base number of FP17s or Patient Questionnaire responses are less than 100. N/A is shown where the base number of responses is less than 10 during the period. % is calculated as Quantity/Base number*100

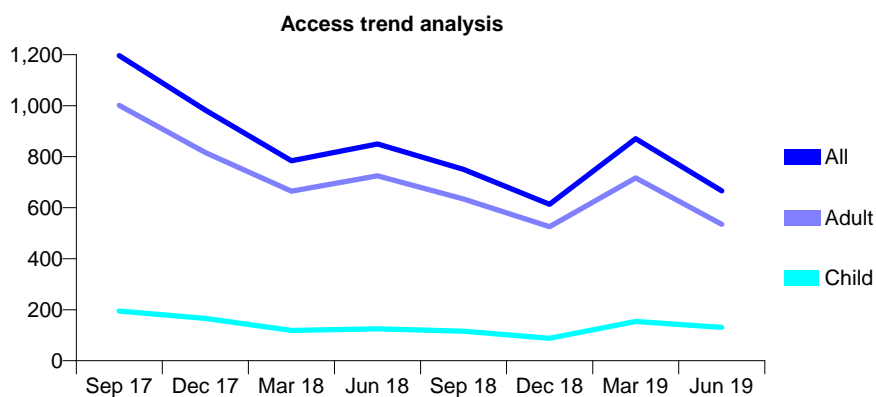
Q45 - Vital Signs At a Glance Contract Report for 192589/0001 - June 2019

Name or company name	Novident Dental Practice
Contract type name	GDS Contract
Purpose of contract	General
Contract start date	01/11/2014
Contract end date	

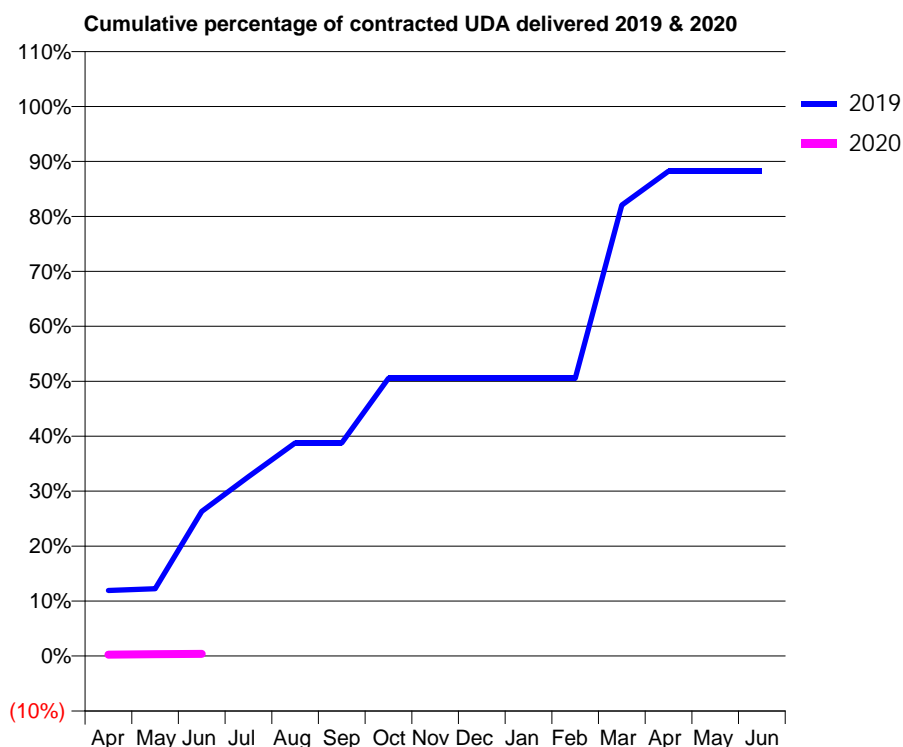
19/20 Contracted general activity (UDA)	3,500
Carry forward general activity (UDA)	0
19/20 Contracted orthodontic activity (UOA)	0
Carry forward orthodontic activity (UOA)	0
Baseline contract value	£77,784.20

ACCESS*

Patients seen in 24 months	Total	Change since previous quarter
Quarter ending June 2018	850	
Quarter ending September 2018	750	↓
Quarter ending December 2018	613	↓
Quarter ending March 2019	871	↑
Quarter ending June 2019	666	↓
Variance since June 2018	(21.6%)	↓



ACTIVITY



Month	Adjusted Scheduled Activity (UDA)	
	2019	2020
April	346	9
May	355	12
June	763	14
July	946	
August	1,124	
September	1,124	
October	1,465	
November	1,465	
December	1,465	
January	1,465	
February	1,465	
March	2,380	
April	2,558	
May	2,558	
June	2,558	

QUALITY

	Quantity	Base Number	Contract	AT	Region	England
% of FP17s for the same patient ID Re-attending within 3 months - Children	0	19	0.0%	11.4%	12.1%	11.4%
% of FP17s for the same patient ID Re-attending within 3 months - Adults	6	77	7.8%	14.5%	15.6%	15.4%
% of FP17s for the same patient ID Re-attending between 3 & 9 months - Children	1	19	5.3%	55.6%	61.2%	59.8%
% of FP17s for the same patient ID Re-attending between 3 & 9 months - Adults	3	77	3.9%	52.1%	54.5%	52.1%
% of FP17s for Band 1 Urgent Courses	0	6	0.0%	9.1%	9.1%	9.2%
% of FP17s Relating to Free Repair or Replacements	0	6	0.0%	1.2%	1.0%	0.7%
% of FP17s Relating to Continuations	3	6	50.0%	1.3%	1.0%	0.8%
% of Patients satisfied with the dentistry they have received	0	0	N/A	95.2%	94.2%	93.4%
% of Patients satisfied with the time they had to wait for an appointment	0	0	N/A	88.2%	88.4%	87.6%

* This is based on patients treated on this contract for their most recent course of treatment. Figures in italics indicate the base number of FP17s or Patient Questionnaire responses are less than 100. N/A is shown where the base number of responses is less than 10 during the period. % is calculated as Quantity/Base number*100

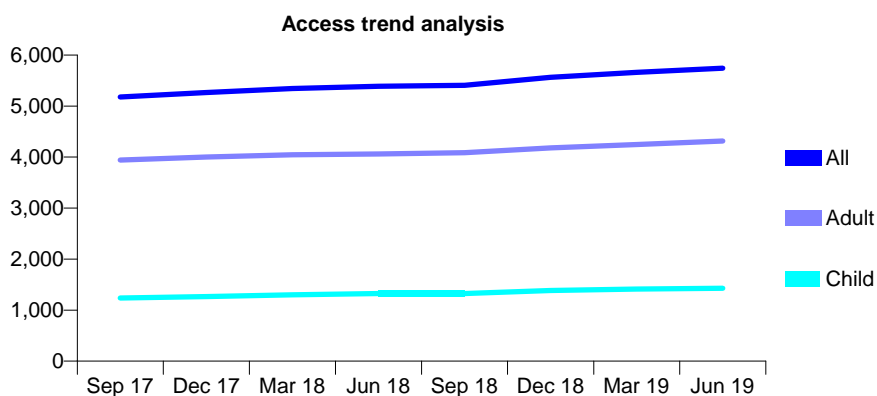
Q45 - Vital Signs At a Glance Contract Report for 193771/0001 - June 2019

Name or company name	Thornaby Dental Centre
Contract type name	GDS Contract
Purpose of contract	General
Contract start date	01/01/2015
Contract end date	

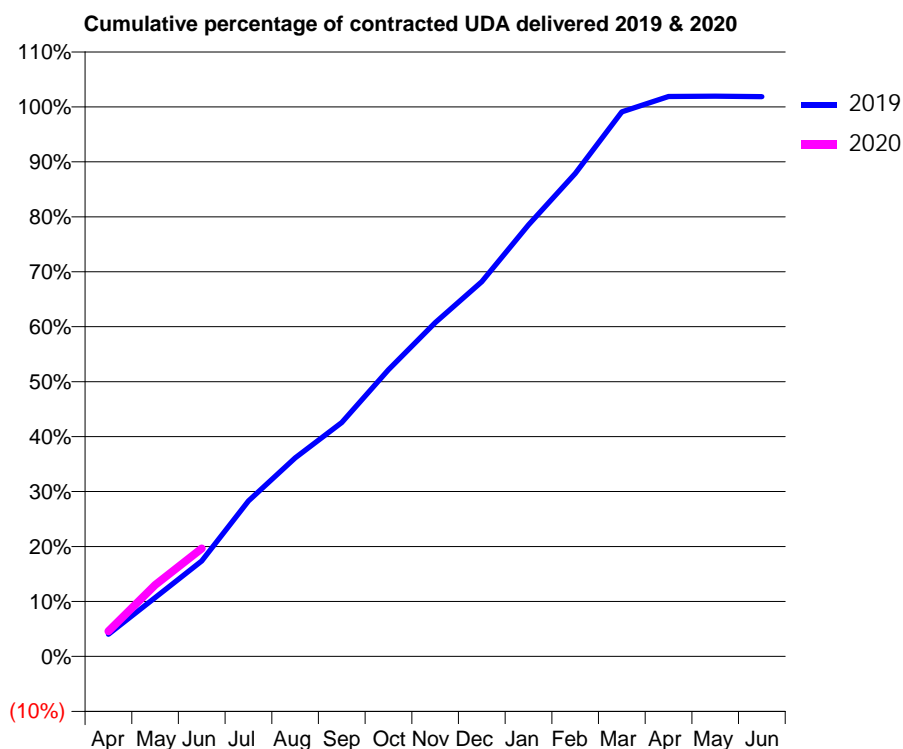
19/20 Contracted general activity (UDA)	20,325
Carry forward general activity (UDA)	0
19/20 Contracted orthodontic activity (UOA)	0
Carry forward orthodontic activity (UOA)	0
Baseline contract value	£453,982.37

ACCESS*

Patients seen in 24 months	Total	Change since previous quarter
Quarter ending June 2018	5,387	
Quarter ending September 2018	5,409	→
Quarter ending December 2018	5,565	↑
Quarter ending March 2019	5,661	→
Quarter ending June 2019	5,743	→
Variance since June 2018	6.6%	↑



ACTIVITY



Month	2019	2020
April	820	934
May	2,179	2,647
June	3,530	3,995
July	5,754	
August	7,342	
September	8,648	
October	10,600	
November	12,343	
December	13,857	
January	15,957	
February	17,860	
March	20,143	
April	20,708	
May	20,717	
June	20,705	

QUALITY

	Quantity	Base Number	Contract	AT	Region	England
% of FP17s for the same patient ID Re-attending within 3 months - Children	22	483	4.6%	11.4%	12.1%	11.4%
% of FP17s for the same patient ID Re-attending within 3 months - Adults	165	1,456	11.3%	14.5%	15.6%	15.4%
% of FP17s for the same patient ID Re-attending between 3 & 9 months - Children	316	483	65.4%	55.6%	61.2%	59.8%
% of FP17s for the same patient ID Re-attending between 3 & 9 months - Adults	917	1,456	63.0%	52.1%	54.5%	52.1%
% of FP17s for Band 1 Urgent Courses	63	1,687	3.7%	9.1%	9.1%	9.2%
% of FP17s Relating to Free Repair or Replacements	9	1,687	0.5%	1.2%	1.0%	0.7%
% of FP17s Relating to Continuations	46	1,687	2.7%	1.3%	1.0%	0.8%
% of Patients satisfied with the dentistry they have received	2	2	N/A	95.2%	94.2%	93.4%
% of Patients satisfied with the time they had to wait for an appointment	2	2	N/A	88.2%	88.4%	87.6%

* This is based on patients treated on this contract for their most recent course of treatment. Figures in italics indicate the base number of FP17s or Patient Questionnaire responses are less than 100. N/A is shown where the base number of responses is less than 10 during the period. % is calculated as Quantity/Base number*100

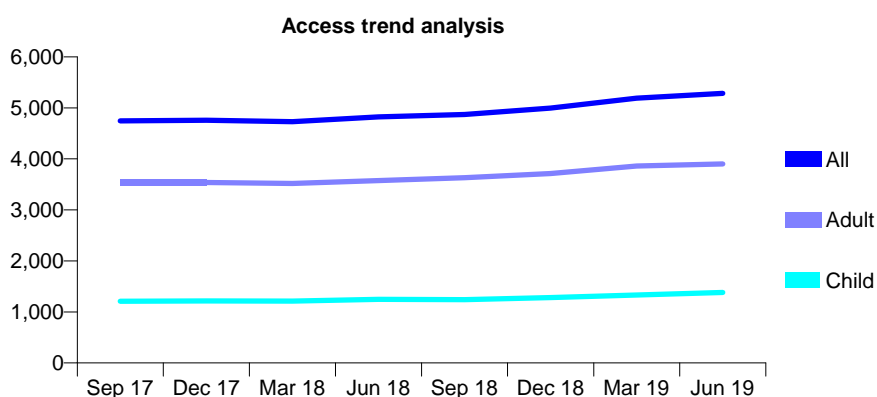
Q45 - Vital Signs At a Glance Contract Report for 194344/0001 - June 2019

Name or company name	N & N Dental Group
Contract type name	GDS Contract
Purpose of contract	General
Contract start date	02/04/2013
Contract end date	

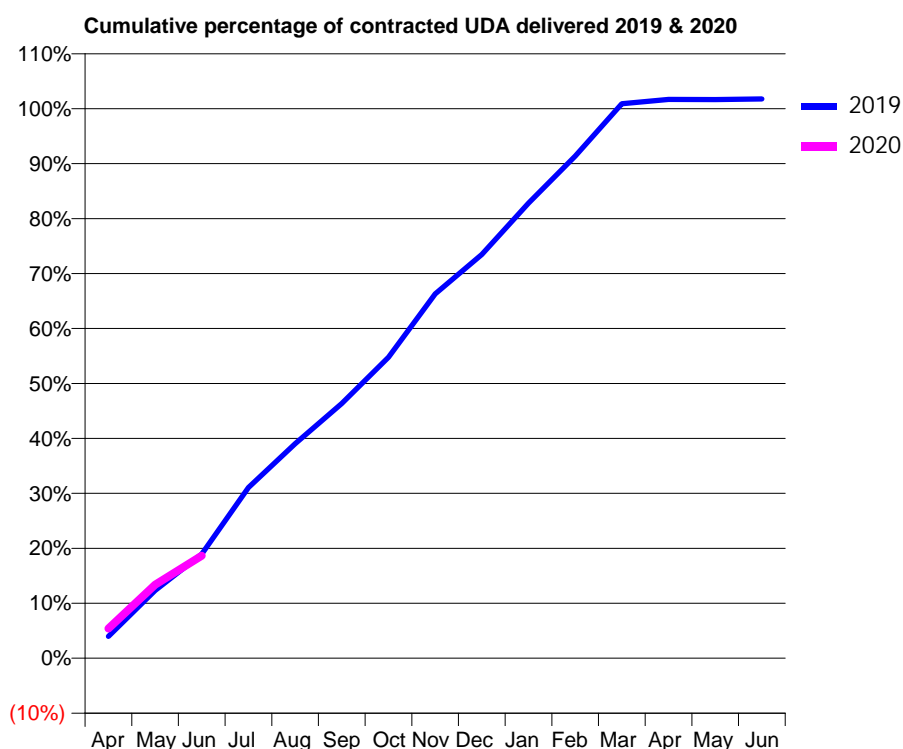
19/20 Contracted general activity (UDA)	13,000
Carry forward general activity (UDA)	0
19/20 Contracted orthodontic activity (UOA)	0
Carry forward orthodontic activity (UOA)	0
Baseline contract value	£418,888.74

ACCESS*

Patients seen in 24 months	Total	Change since previous quarter
Quarter ending June 2018	4,821	
Quarter ending September 2018	4,873	→
Quarter ending December 2018	4,997	↑
Quarter ending March 2019	5,192	↑
Quarter ending June 2019	5,285	→
Variance since June 2018	9.6%	↑



ACTIVITY



Month	2019	2020
April	518	703
May	1,605	1,739
June	2,461	2,425
July	4,039	
August	5,075	
September	6,024	
October	7,119	
November	8,620	
December	9,552	
January	10,764	
February	11,880	
March	13,117	
April	13,221	
May	13,215	
June	13,229	

QUALITY

	Quantity	Base Number	Contract	AT	Region	England
% of FP17s for the same patient ID Re-attending within 3 months - Children	22	356	6.2%	11.4%	12.1%	11.4%
% of FP17s for the same patient ID Re-attending within 3 months - Adults	89	777	11.5%	14.5%	15.6%	15.4%
% of FP17s for the same patient ID Re-attending between 3 & 9 months - Children	128	356	36.0%	55.6%	61.2%	59.8%
% of FP17s for the same patient ID Re-attending between 3 & 9 months - Adults	303	777	39.0%	52.1%	54.5%	52.1%
% of FP17s for Band 1 Urgent Courses	84	1,092	7.7%	9.1%	9.1%	9.2%
% of FP17s Relating to Free Repair or Replacements	12	1,092	1.1%	1.2%	1.0%	0.7%
% of FP17s Relating to Continuations	22	1,092	2.0%	1.3%	1.0%	0.8%
% of Patients satisfied with the dentistry they have received	4	4	N/A	95.2%	94.2%	93.4%
% of Patients satisfied with the time they had to wait for an appointment	3	4	N/A	88.2%	88.4%	87.6%

* This is based on patients treated on this contract for their most recent course of treatment.

Figures in italics indicate the base number of FP17s or Patient Questionnaire responses are less than 100. N/A is shown where the base number of responses is less than 10 during the period. % is calculated as Quantity/Base number*100

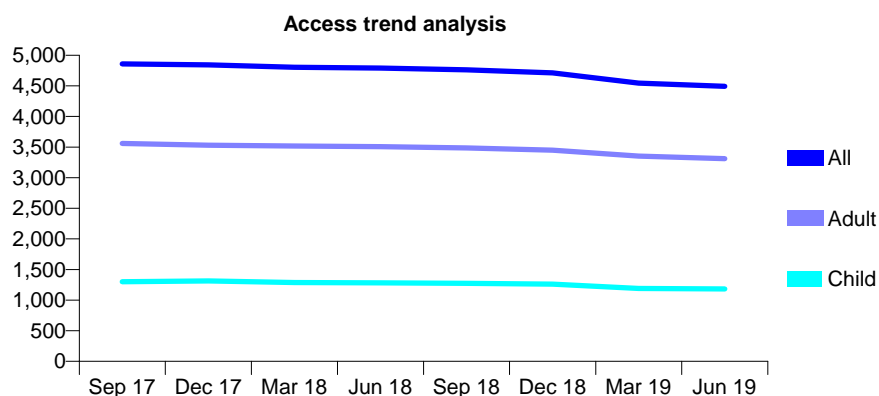
Q45 - Vital Signs At a Glance Contract Report for 195278/0001 - June 2019

Name or company name	The Grainger Stockton, Birtley and Stanley
Contract type name	GDS Contract
Purpose of contract	General
Contract start date	01/02/2014
Contract end date	

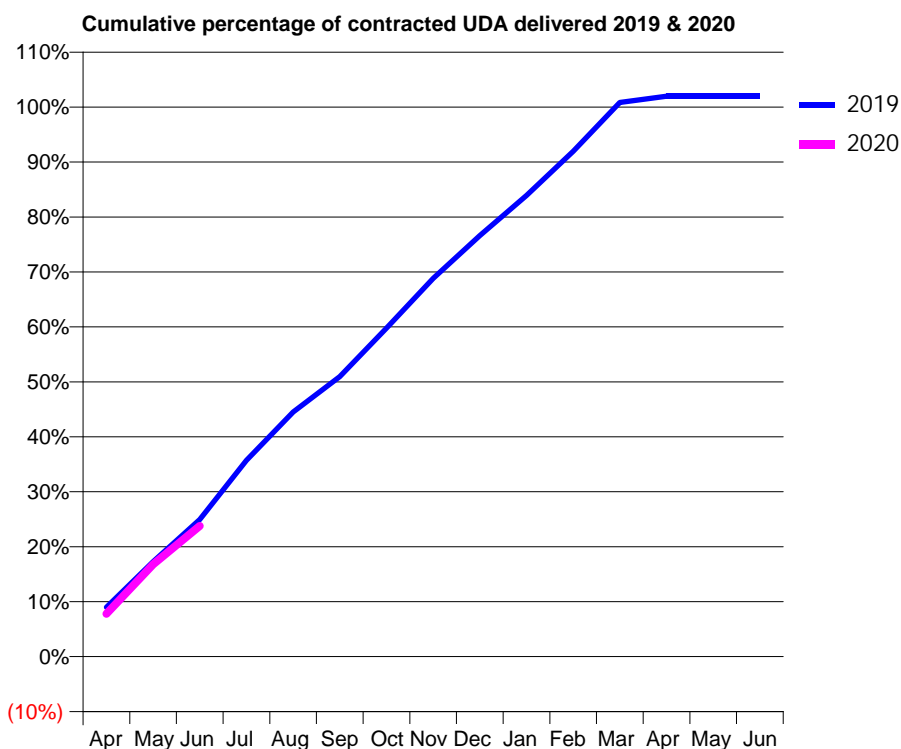
19/20 Contracted general activity (UDA)	13,053
Carry forward general activity (UDA)	0
19/20 Contracted orthodontic activity (UOA)	0
Carry forward orthodontic activity (UOA)	0
Baseline contract value	£404,668.51

ACCESS*

Patients seen in 24 months	Total	Change since previous quarter
Quarter ending June 2018	4,789	
Quarter ending September 2018	4,762	→
Quarter ending December 2018	4,711	↓
Quarter ending March 2019	4,546	↓
Quarter ending June 2019	4,493	↓
Variance since June 2018	(6.2%)	↓



ACTIVITY



Month	Adjusted Scheduled Activity (UDA)	
	2019	2020
April	1,208	1,017
May	2,321	2,189
June	3,351	3,101
July	4,796	
August	5,980	
September	6,843	
October	8,028	
November	9,244	
December	10,287	
January	11,270	
February	12,352	
March	13,543	
April	13,694	
May	13,694	
June	13,694	

QUALITY

	Quantity	Base Number	Contract	AT	Region	England
% of FP17s for the same patient ID Re-attending within 3 months - Children	10	317	3.2%	11.4%	12.1%	11.4%
% of FP17s for the same patient ID Re-attending within 3 months - Adults	40	853	4.7%	14.5%	15.6%	15.4%
% of FP17s for the same patient ID Re-attending between 3 & 9 months - Children	169	317	53.3%	55.6%	61.2%	59.8%
% of FP17s for the same patient ID Re-attending between 3 & 9 months - Adults	501	853	58.7%	52.1%	54.5%	52.1%
% of FP17s for Band 1 Urgent Courses	21	1,087	1.9%	9.1%	9.1%	9.2%
% of FP17s Relating to Free Repair or Replacements	0	1,087	0.0%	1.2%	1.0%	0.7%
% of FP17s Relating to Continuations	6	1,087	0.6%	1.3%	1.0%	0.8%
% of Patients satisfied with the dentistry they have received	1	2	N/A	95.2%	94.2%	93.4%
% of Patients satisfied with the time they had to wait for an appointment	1	2	N/A	88.2%	88.4%	87.6%

* This is based on patients treated on this contract for their most recent course of treatment. Figures in italics indicate the base number of FP17s or Patient Questionnaire responses are less than 100. N/A is shown where the base number of responses is less than 10 during the period. % is calculated as Quantity/Base number*100

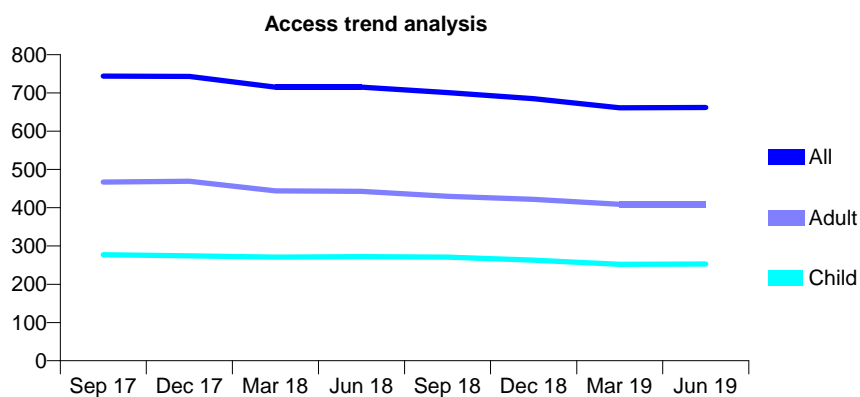
Q45 - Vital Signs At a Glance Contract Report for 198005/0001 - June 2019

Name or company name	Stoney Field Dental Practice
Contract type name	GDS Contract
Purpose of contract	General
Contract start date	01/11/2015
Contract end date	

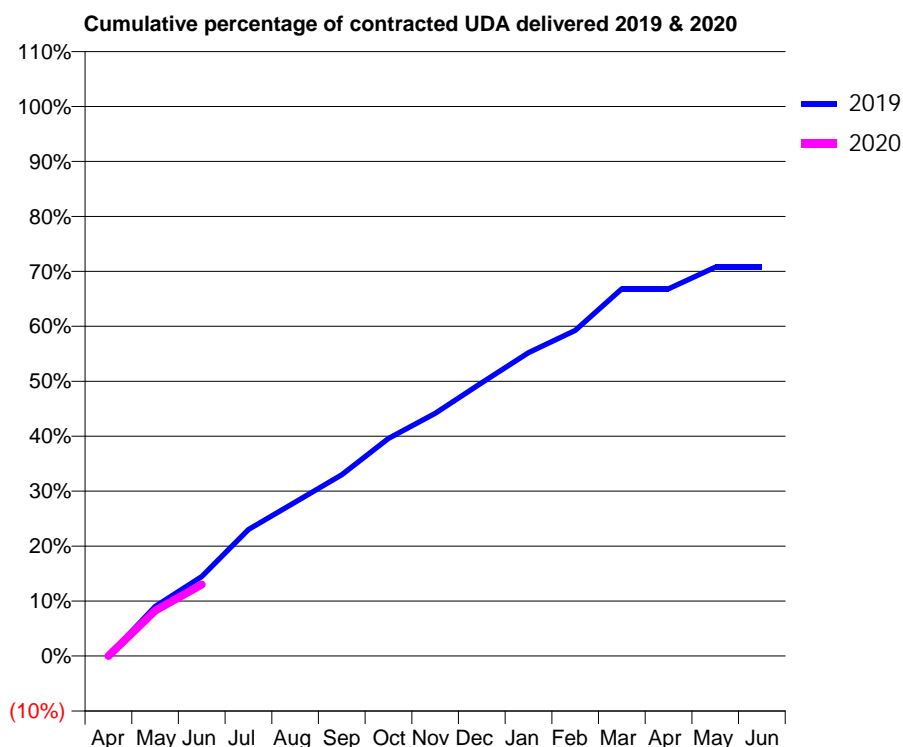
19/20 Contracted general activity (UDA)	2,853
Carry forward general activity (UDA)	0
19/20 Contracted orthodontic activity (UOA)	0
Carry forward orthodontic activity (UOA)	0
Baseline contract value	£83,534.45

ACCESS*

Patients seen in 24 months	Total	Change since previous quarter
Quarter ending June 2018	715	
Quarter ending September 2018	701	↓
Quarter ending December 2018	685	↓
Quarter ending March 2019	661	↓
Quarter ending June 2019	662	→
Variance since June 2018	(7.4%)	↓



ACTIVITY



Month	Adjusted Scheduled Activity (UDA)	
	2019	2020
April	0	0
May	257	235
June	412	371
July	657	
August	799	
September	941	
October	1,130	
November	1,259	
December	1,419	
January	1,574	
February	1,690	
March	1,906	
April	1,906	
May	2,019	
June	2,019	

QUALITY

	Quantity	Base Number	Contract	AT	Region	England
% of FP17s for the same patient ID Re-attending within 3 months - Children	4	93	4.3%	11.4%	12.1%	11.4%
% of FP17s for the same patient ID Re-attending within 3 months - Adults	6	122	4.9%	14.5%	15.6%	15.4%
% of FP17s for the same patient ID Re-attending between 3 & 9 months - Children	53	93	57.0%	55.6%	61.2%	59.8%
% of FP17s for the same patient ID Re-attending between 3 & 9 months - Adults	68	122	55.7%	52.1%	54.5%	52.1%
% of FP17s for Band 1 Urgent Courses	2	173	1.2%	9.1%	9.1%	9.2%
% of FP17s Relating to Free Repair or Replacements	0	173	0.0%	1.2%	1.0%	0.7%
% of FP17s Relating to Continuations	0	173	0.0%	1.3%	1.0%	0.8%
% of Patients satisfied with the dentistry they have received	2	2	N/A	95.2%	94.2%	93.4%
% of Patients satisfied with the time they had to wait for an appointment	2	2	N/A	88.2%	88.4%	87.6%

* This is based on patients treated on this contract for their most recent course of treatment. Figures in italics indicate the base number of FP17s or Patient Questionnaire responses are less than 100. N/A is shown where the base number of responses is less than 10 during the period. % is calculated as Quantity/Base number*100

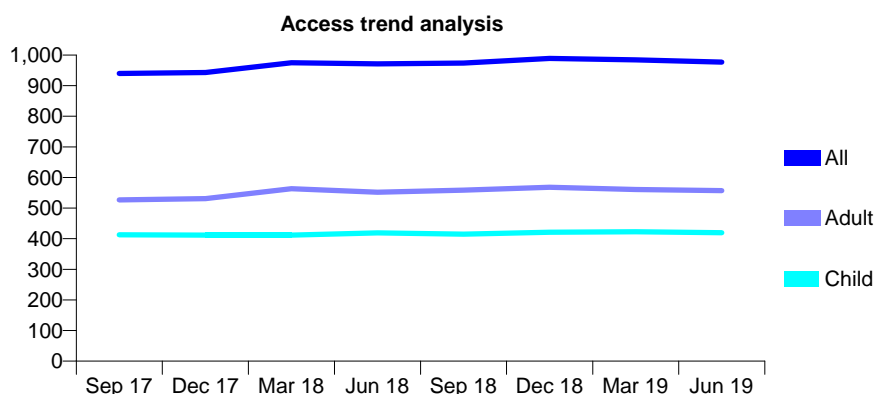
Q45 - Vital Signs At a Glance Contract Report for 199788/0001 - June 2019

Name or company name	Alan Lam Family Dental Practice Ltd.
Contract type name	GDS Contract
Purpose of contract	General
Contract start date	01/04/2009
Contract end date	

19/20 Contracted general activity (UDA)	2,228
Carry forward general activity (UDA)	0
19/20 Contracted orthodontic activity (UOA)	0
Carry forward orthodontic activity (UOA)	0
Baseline contract value	£48,791.05

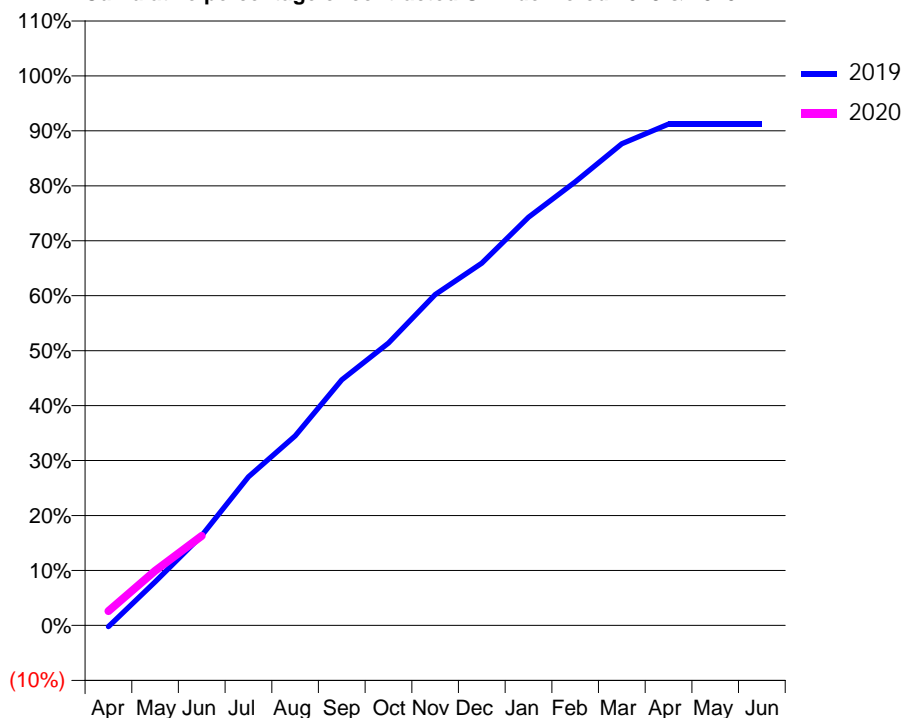
ACCESS*

Patients seen in 24 months	Total	Change since previous quarter
Quarter ending June 2018	971	
Quarter ending September 2018	974	→
Quarter ending December 2018	989	→
Quarter ending March 2019	984	→
Quarter ending June 2019	977	→
Variance since June 2018	0.6%	→



ACTIVITY

Cumulative percentage of contracted UDA delivered 2019 & 2020



Adjusted Scheduled Activity (UDA)

Month	2019	2020
April	-5	58
May	177	222
June	364	363
July	603	
August	769	
September	995	
October	1,145	
November	1,342	
December	1,469	
January	1,655	
February	1,799	
March	1,952	
April	2,033	
May	2,033	
June	2,033	

QUALITY

	Quantity	Base Number	Contract	AT	Region	England
% of FP17s for the same patient ID Re-attending within 3 months - Children	2	94	2.1%	11.4%	12.1%	11.4%
% of FP17s for the same patient ID Re-attending within 3 months - Adults	14	135	10.4%	14.5%	15.6%	15.4%
% of FP17s for the same patient ID Re-attending between 3 & 9 months - Children	44	94	46.8%	55.6%	61.2%	59.8%
% of FP17s for the same patient ID Re-attending between 3 & 9 months - Adults	55	135	40.7%	52.1%	54.5%	52.1%
% of FP17s for Band 1 Urgent Courses	10	191	5.2%	9.1%	9.1%	9.2%
% of FP17s Relating to Free Repair or Replacements	0	191	0.0%	1.2%	1.0%	0.7%
% of FP17s Relating to Continuations	1	191	0.5%	1.3%	1.0%	0.8%
% of Patients satisfied with the dentistry they have received	0	0	N/A	95.2%	94.2%	93.4%
% of Patients satisfied with the time they had to wait for an appointment	0	0	N/A	88.2%	88.4%	87.6%

* This is based on patients treated on this contract for their most recent course of treatment.

Figures in italics indicate the base number of FP17s or Patient Questionnaire responses are less than 100. N/A is shown where the base number of responses is less than 10 during the period. % is calculated as Quantity/Base number*100

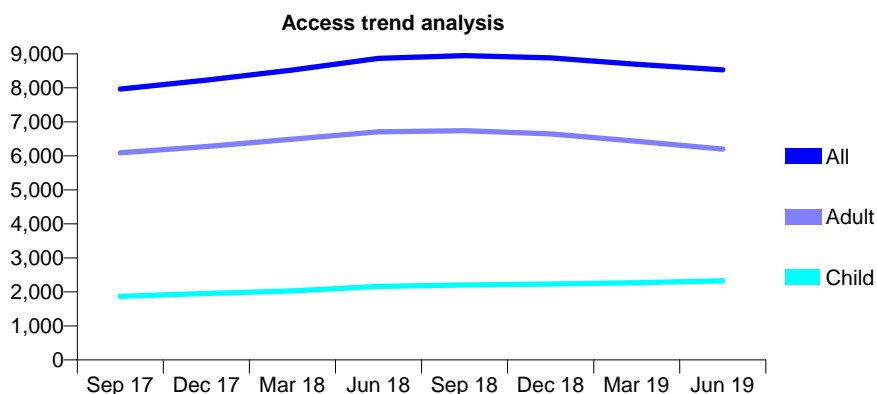
Q45 - Vital Signs At a Glance Contract Report for 203505/0003 - June 2019

Name or company name	Bentley Mathieson Dentalcare
Contract type name	GDS Contract
Purpose of contract	General
Contract start date	19/12/2011
Contract end date	

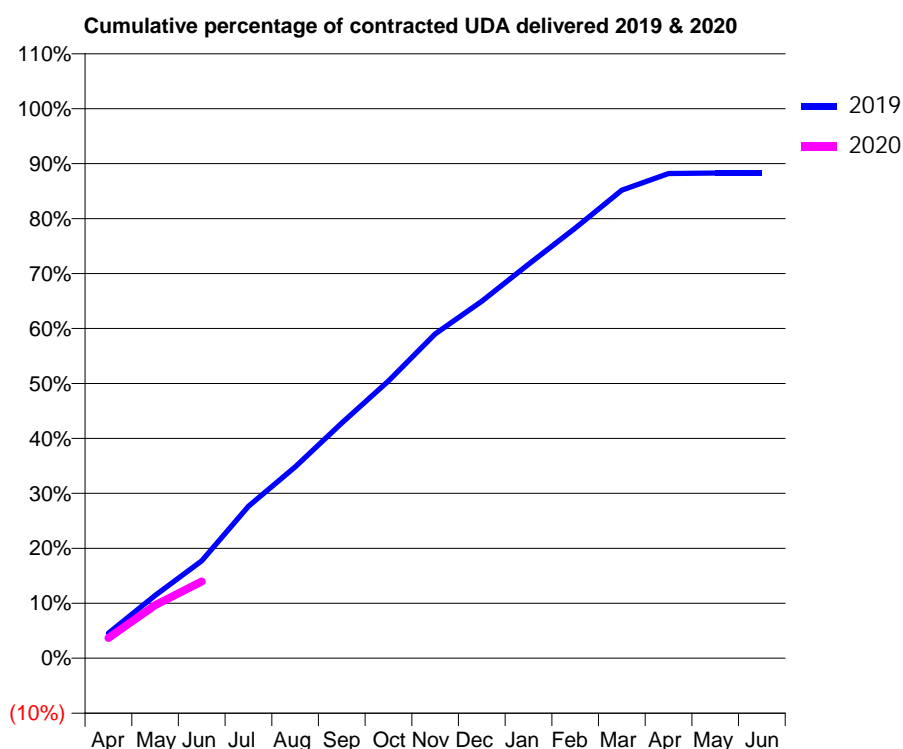
19/20 Contracted general activity (UDA)	34,821
Carry forward general activity (UDA)	0
19/20 Contracted orthodontic activity (UOA)	0
Carry forward orthodontic activity (UOA)	0
Baseline contract value	£890,198.73

ACCESS*

Patients seen in 24 months	Total	Change since previous quarter
Quarter ending June 2018	8,870	
Quarter ending September 2018	8,948	→
Quarter ending December 2018	8,882	→
Quarter ending March 2019	8,698	↓
Quarter ending June 2019	8,528	↓
Variance since June 2018	(3.9%)	↓



ACTIVITY



Month	2019	2020
April	1,582	1,288
May	3,982	3,369
June	6,170	4,863
July	9,630	
August	12,121	
September	14,901	
October	17,571	
November	20,548	
December	22,616	
January	24,958	
February	27,252	
March	29,652	
April	30,713	
May	30,733	
June	30,739	

QUALITY

	Quantity	Base Number	Contract	AT	Region	England
% of FP17s for the same patient ID Re-attending within 3 months - Children	33	588	5.6%	11.4%	12.1%	11.4%
% of FP17s for the same patient ID Re-attending within 3 months - Adults	268	1,486	18.0%	14.5%	15.6%	15.4%
% of FP17s for the same patient ID Re-attending between 3 & 9 months - Children	259	588	44.0%	55.6%	61.2%	59.8%
% of FP17s for the same patient ID Re-attending between 3 & 9 months - Adults	736	1,486	49.5%	52.1%	54.5%	52.1%
% of FP17s for Band 1 Urgent Courses	158	1,736	9.1%	9.1%	9.1%	9.2%
% of FP17s Relating to Free Repair or Replacements	17	1,736	1.0%	1.2%	1.0%	0.7%
% of FP17s Relating to Continuations	36	1,736	2.1%	1.3%	1.0%	0.8%
% of Patients satisfied with the dentistry they have received	6	6	N/A	95.2%	94.2%	93.4%
% of Patients satisfied with the time they had to wait for an appointment	6	6	N/A	88.2%	88.4%	87.6%

* This is based on patients treated on this contract for their most recent course of treatment.

Figures in italics indicate the base number of FP17s or Patient Questionnaire responses are less than 100. N/A is shown where the base number of responses is less than 10 during the period. % is calculated as Quantity/Base number*100

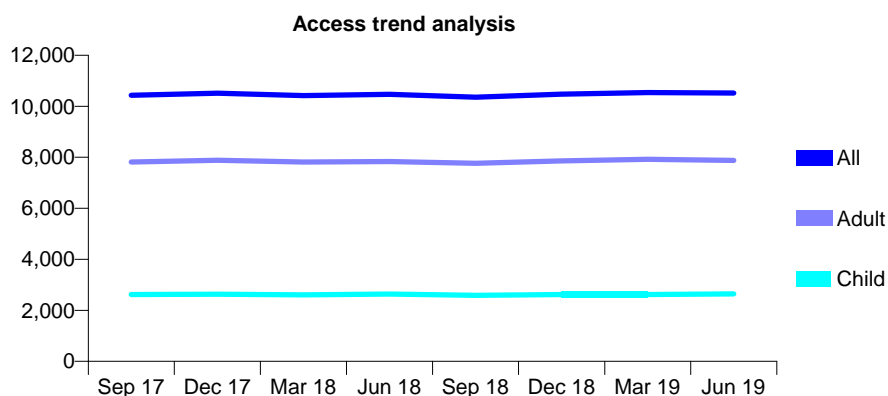
Q45 - Vital Signs At a Glance Contract Report for 209384/0001 - June 2019

Name or company name	MISS L POWELL
Contract type name	GDS Contract
Purpose of contract	General
Contract start date	01/04/2006
Contract end date	

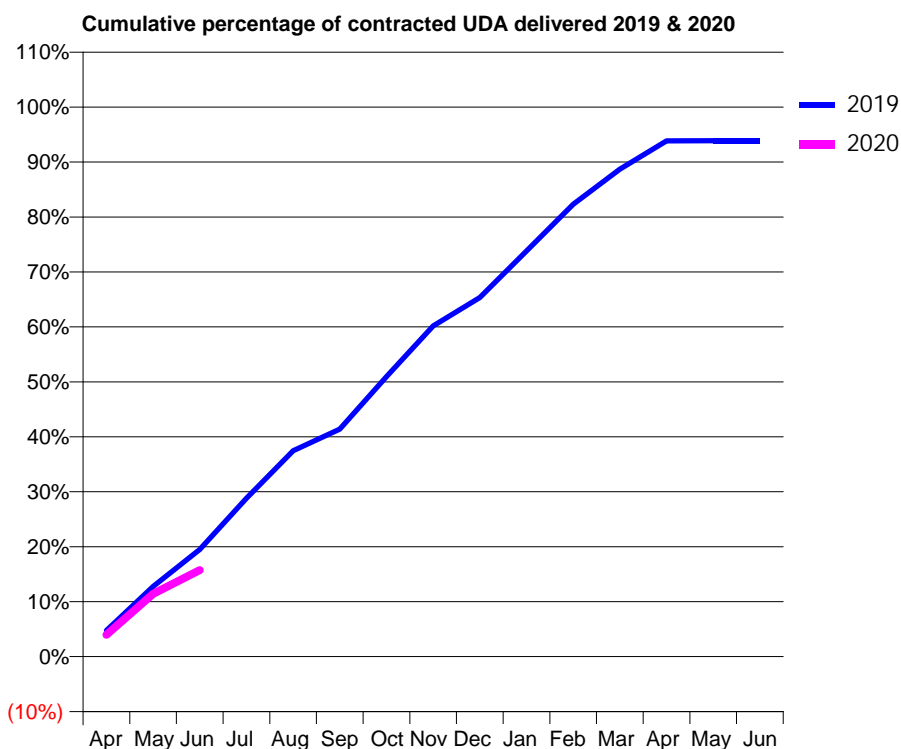
19/20 Contracted general activity (UDA)	30,026
Carry forward general activity (UDA)	0
19/20 Contracted orthodontic activity (UOA)	0
Carry forward orthodontic activity (UOA)	0
Baseline contract value	£713,402.69

ACCESS*

Patients seen in 24 months	Total	Change since previous quarter
Quarter ending June 2018	10,472	
Quarter ending September 2018	10,353	↓
Quarter ending December 2018	10,476	→
Quarter ending March 2019	10,537	→
Quarter ending June 2019	10,516	→
Variance since June 2018	0.4%	→



ACTIVITY



Month	Adjusted Scheduled Activity (UDA)	
	2019	2020
April	1,434	1,192
May	3,838	3,437
June	5,852	4,722
July	8,652	
August	11,246	
September	12,431	
October	15,300	
November	18,065	
December	19,619	
January	22,160	
February	24,711	
March	26,625	
April	28,179	
May	28,185	
June	28,188	

QUALITY

	Quantity	Base Number	Contract	AT	Region	England
% of FP17s for the same patient ID Re-attending within 3 months - Children	120	947	12.7%	11.4%	12.1%	11.4%
% of FP17s for the same patient ID Re-attending within 3 months - Adults	476	2,590	18.4%	14.5%	15.6%	15.4%
% of FP17s for the same patient ID Re-attending between 3 & 9 months - Children	485	947	51.2%	55.6%	61.2%	59.8%
% of FP17s for the same patient ID Re-attending between 3 & 9 months - Adults	1,247	2,590	48.1%	52.1%	54.5%	52.1%
% of FP17s for Band 1 Urgent Courses	473	2,790	17.0%	9.1%	9.1%	9.2%
% of FP17s Relating to Free Repair or Replacements	31	2,790	1.1%	1.2%	1.0%	0.7%
% of FP17s Relating to Continuations	15	2,790	0.5%	1.3%	1.0%	0.8%
% of Patients satisfied with the dentistry they have received	6	6	N/A	95.2%	94.2%	93.4%
% of Patients satisfied with the time they had to wait for an appointment	5	6	N/A	88.2%	88.4%	87.6%

* This is based on patients treated on this contract for their most recent course of treatment. Figures in italics indicate the base number of FP17s or Patient Questionnaire responses are less than 100. N/A is shown where the base number of responses is less than 10 during the period. % is calculated as Quantity/Base number*100

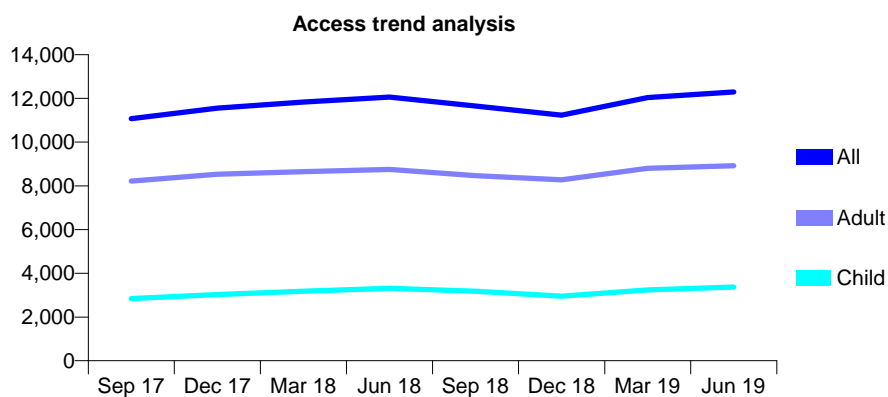
Q45 - Vital Signs At a Glance Contract Report for 210129/0001 - June 2019

Name or company name	Mr B Johnson and Ms F Beaty
Contract type name	GDS Contract
Purpose of contract	General and Orthodontic
Contract start date	01/04/2006
Contract end date	

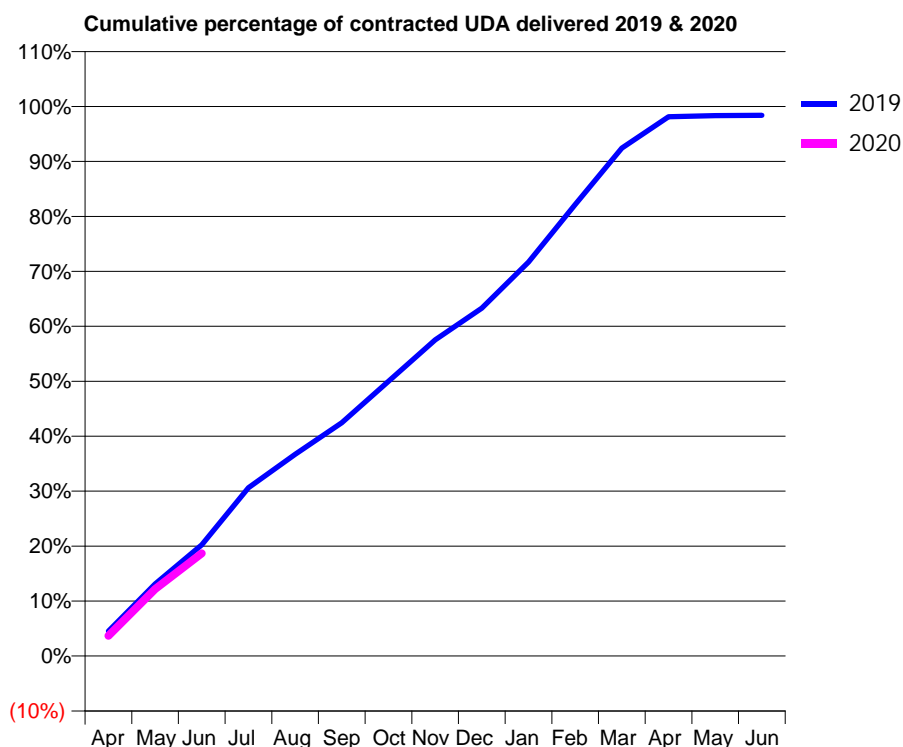
19/20 Contracted general activity (UDA)	32,845
Carry forward general activity (UDA)	0
19/20 Contracted orthodontic activity (UOA)	316
Carry forward orthodontic activity (UOA)	0
Baseline contract value	£1,086,332.95

ACCESS*

Patients seen in 24 months	Total	Change since previous quarter
Quarter ending June 2018	12,061	
Quarter ending September 2018	11,646	↓
Quarter ending December 2018	11,231	↓
Quarter ending March 2019	12,039	↑
Quarter ending June 2019	12,292	↑
Variance since June 2018	1.9%	→



ACTIVITY



Month	Adjusted Scheduled Activity (UDA)	
	2019	2020
April	1,534	1,211
May	4,459	4,009
June	6,874	6,138
July	10,402	
August	12,472	
September	14,428	
October	16,980	
November	19,542	
December	21,507	
January	24,352	
February	27,920	
March	31,399	
April	33,338	
May	33,405	
June	33,429	

QUALITY

	Quantity	Base Number	Contract	AT	Region	England
% of FP17s for the same patient ID Re-attending within 3 months - Children	51	1,028	5.0%	11.4%	12.1%	11.4%
% of FP17s for the same patient ID Re-attending within 3 months - Adults	335	2,450	13.7%	14.5%	15.6%	15.4%
% of FP17s for the same patient ID Re-attending between 3 & 9 months - Children	341	1,028	33.2%	55.6%	61.2%	59.8%
% of FP17s for the same patient ID Re-attending between 3 & 9 months - Adults	852	2,450	34.8%	52.1%	54.5%	52.1%
% of FP17s for Band 1 Urgent Courses	186	2,532	7.3%	9.1%	9.1%	9.2%
% of FP17s Relating to Free Repair or Replacements	24	2,532	0.9%	1.2%	1.0%	0.7%
% of FP17s Relating to Continuations	31	2,532	1.2%	1.3%	1.0%	0.8%
% of Patients satisfied with the dentistry they have received	5	5	N/A	95.2%	94.2%	93.4%
% of Patients satisfied with the time they had to wait for an appointment	5	5	N/A	88.2%	88.4%	87.6%

* This is based on patients treated on this contract for their most recent course of treatment. Figures in italics indicate the base number of FP17s or Patient Questionnaire responses are less than 100. N/A is shown where the base number of responses is less than 10 during the period. % is calculated as Quantity/Base number*100

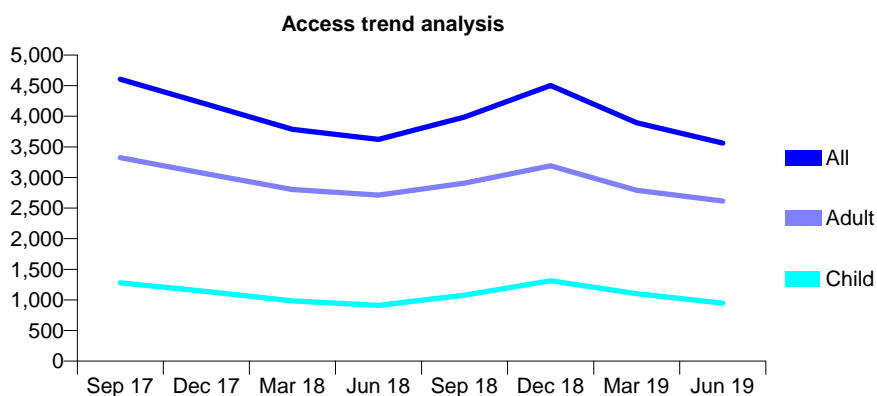
Q45 - Vital Signs At a Glance Contract Report for 210129/0003 - June 2019

Name or company name	Mr B Johnson, Ms F Beaty and Mr A Quinn
Contract type name	GDS Contract
Purpose of contract	General
Contract start date	02/04/2013
Contract end date	

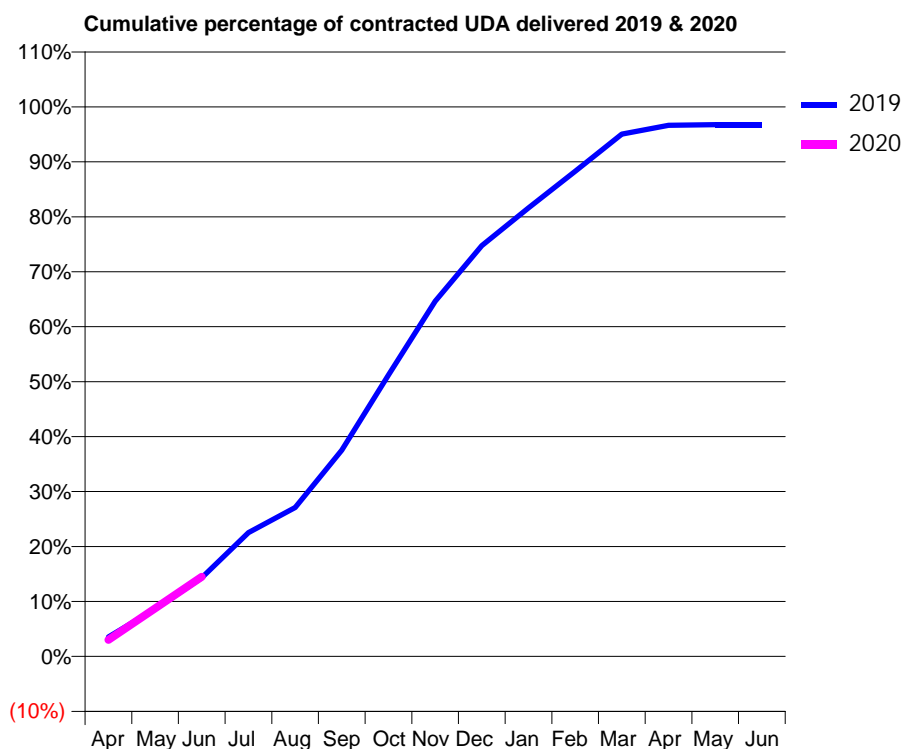
19/20 Contracted general activity (UDA)	9,717
Carry forward general activity (UDA)	0
19/20 Contracted orthodontic activity (UOA)	0
Carry forward orthodontic activity (UOA)	0
Baseline contract value	£278,642.61

ACCESS*

Patients seen in 24 months	Total	Change since previous quarter
Quarter ending June 2018	3,622	
Quarter ending September 2018	3,987	↑
Quarter ending December 2018	4,502	↑
Quarter ending March 2019	3,894	↓
Quarter ending June 2019	3,561	↓
Variance since June 2018	(1.7%)	↓



ACTIVITY



Month	2019	2020
April	345	293
May	840	850
June	1,392	1,409
July	2,190	
August	2,634	
September	3,648	
October	4,977	
November	6,280	
December	7,261	
January	7,932	
February	8,581	
March	9,235	
April	9,390	
May	9,402	
June	9,402	

QUALITY

	Quantity	Base Number	Contract	AT	Region	England
% of FP17s for the same patient ID Re-attending within 3 months - Children	10	218	4.6%	11.4%	12.1%	11.4%
% of FP17s for the same patient ID Re-attending within 3 months - Adults	29	521	5.6%	14.5%	15.6%	15.4%
% of FP17s for the same patient ID Re-attending between 3 & 9 months - Children	99	218	45.4%	55.6%	61.2%	59.8%
% of FP17s for the same patient ID Re-attending between 3 & 9 months - Adults	182	521	34.9%	52.1%	54.5%	52.1%
% of FP17s for Band 1 Urgent Courses	54	678	8.0%	9.1%	9.1%	9.2%
% of FP17s Relating to Free Repair or Replacements	4	678	0.6%	1.2%	1.0%	0.7%
% of FP17s Relating to Continuations	4	678	0.6%	1.3%	1.0%	0.8%
% of Patients satisfied with the dentistry they have received	0	0	N/A	95.2%	94.2%	93.4%
% of Patients satisfied with the time they had to wait for an appointment	0	0	N/A	88.2%	88.4%	87.6%

* This is based on patients treated on this contract for their most recent course of treatment. Figures in italics indicate the base number of FP17s or Patient Questionnaire responses are less than 100. N/A is shown where the base number of responses is less than 10 during the period. % is calculated as Quantity/Base number*100

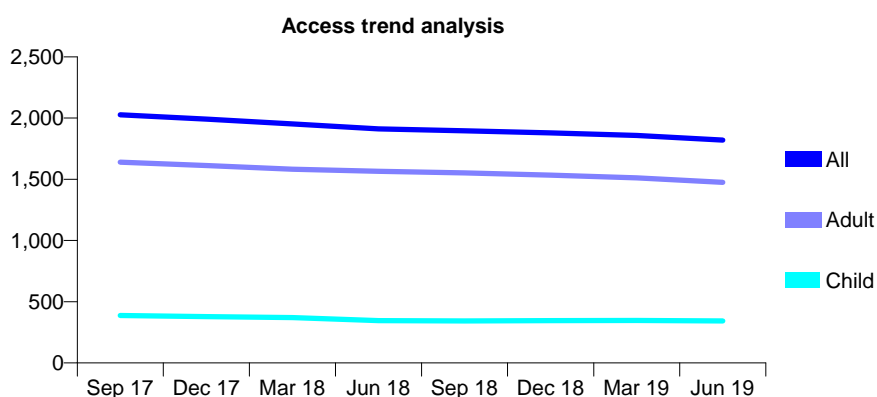
Q45 - Vital Signs At a Glance Contract Report for 214116/0001 - June 2019

Name or company name	Mr Saad Al Haboubi
Contract type name	GDS Contract
Purpose of contract	General
Contract start date	01/04/2006
Contract end date	

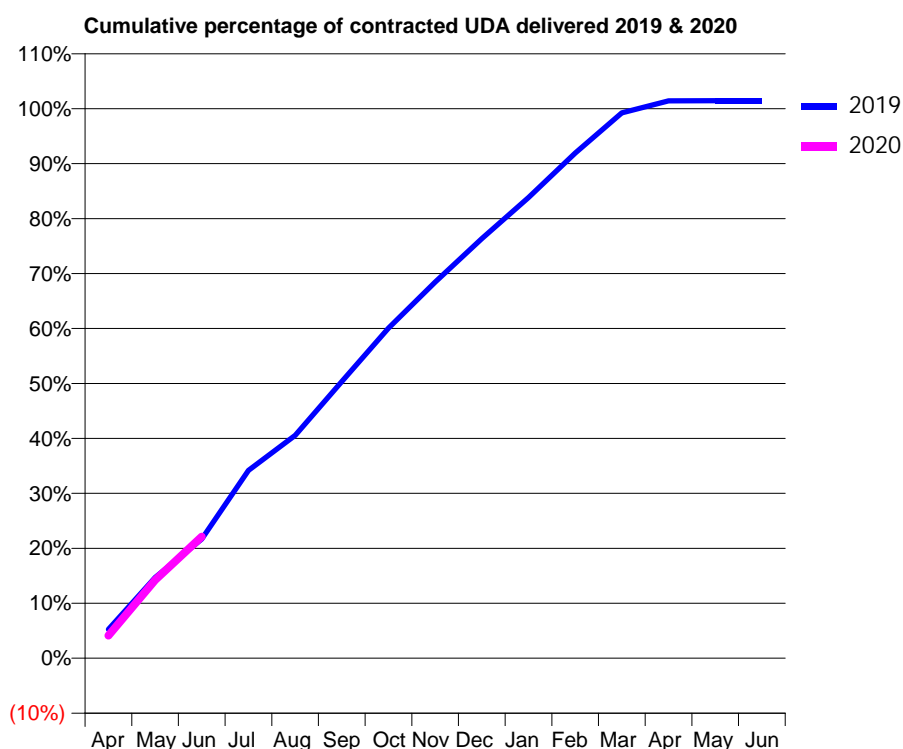
19/20 Contracted general activity (UDA)	6,330
Carry forward general activity (UDA)	0
19/20 Contracted orthodontic activity (UOA)	0
Carry forward orthodontic activity (UOA)	0
Baseline contract value	£159,880.52

ACCESS*

Patients seen in 24 months	Total	Change since previous quarter
Quarter ending June 2018	1,912	
Quarter ending September 2018	1,896	→
Quarter ending December 2018	1,880	→
Quarter ending March 2019	1,858	↓
Quarter ending June 2019	1,820	↓
Variance since June 2018	(4.8%)	↓



ACTIVITY



Month	2019	2020
April	333	262
May	930	901
June	1,372	1,401
July	2,164	
August	2,568	
September	3,186	
October	3,803	
November	4,333	
December	4,833	
January	5,307	
February	5,819	
March	6,282	
April	6,419	
May	6,421	
June	6,421	

QUALITY

	Quantity	Base Number	Contract	AT	Region	England
% of FP17s for the same patient ID Re-attending within 3 months - Children	6	117	5.1%	11.4%	12.1%	11.4%
% of FP17s for the same patient ID Re-attending within 3 months - Adults	54	512	10.5%	14.5%	15.6%	15.4%
% of FP17s for the same patient ID Re-attending between 3 & 9 months - Children	88	117	75.2%	55.6%	61.2%	59.8%
% of FP17s for the same patient ID Re-attending between 3 & 9 months - Adults	350	512	68.4%	52.1%	54.5%	52.1%
% of FP17s for Band 1 Urgent Courses	28	587	4.8%	9.1%	9.1%	9.2%
% of FP17s Relating to Free Repair or Replacements	11	587	1.9%	1.2%	1.0%	0.7%
% of FP17s Relating to Continuations	8	587	1.4%	1.3%	1.0%	0.8%
% of Patients satisfied with the dentistry they have received	3	3	N/A	95.2%	94.2%	93.4%
% of Patients satisfied with the time they had to wait for an appointment	3	3	N/A	88.2%	88.4%	87.6%

* This is based on patients treated on this contract for their most recent course of treatment.

Figures in italics indicate the base number of FP17s or Patient Questionnaire responses are less than 100. N/A is shown where the base number of responses is less than 10 during the period. % is calculated as Quantity/Base number*100

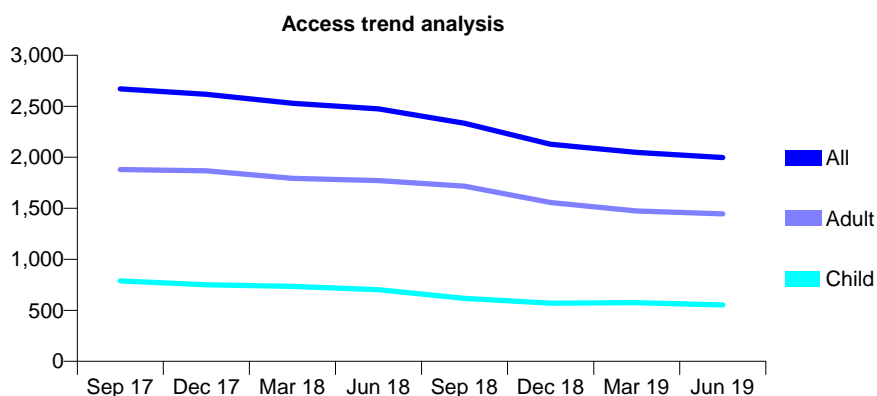
Q45 - Vital Signs At a Glance Contract Report for 224340/0001 - June 2019

Name or company name	MR T PUTTICK
Contract type name	GDS Contract
Purpose of contract	General and Orthodontic
Contract start date	01/04/2006
Contract end date	

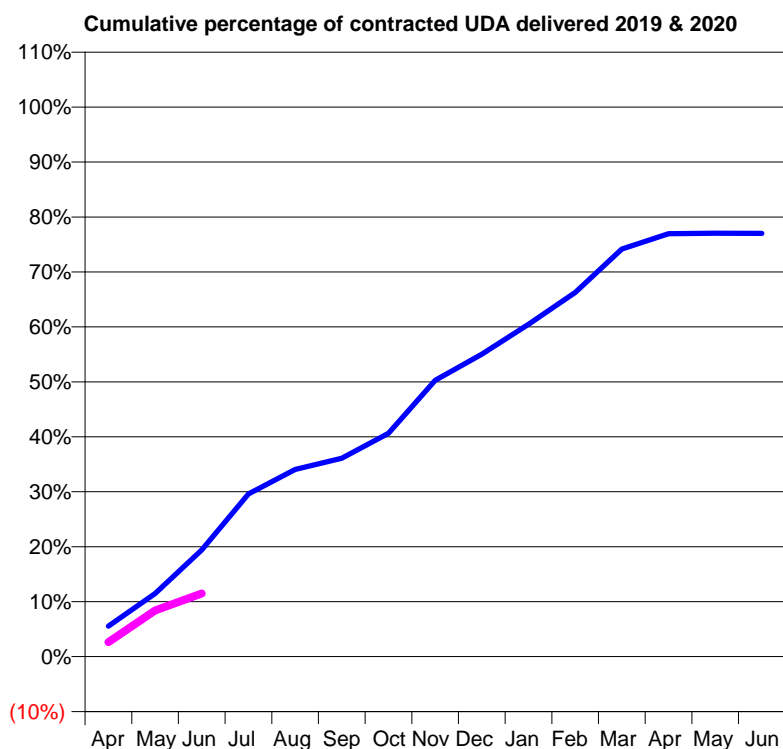
19/20 Contracted general activity (UDA)	7,034
Carry forward general activity (UDA)	0
19/20 Contracted orthodontic activity (UOA)	420
Carry forward orthodontic activity (UOA)	0
Baseline contract value	£247,047.21

ACCESS*

Patients seen in 24 months	Total	Change since previous quarter
Quarter ending June 2018	2,474	
Quarter ending September 2018	2,334	↓
Quarter ending December 2018	2,127	↓
Quarter ending March 2019	2,048	↓
Quarter ending June 2019	1,998	↓
Variance since June 2018	(19.2%)	↓



ACTIVITY



Month	Adjusted Scheduled Activity (UDA)	
	2019	2020
April	413	185
May	855	592
June	1,445	808
July	2,207	
August	2,537	
September	2,688	
October	3,028	
November	3,744	
December	4,100	
January	4,506	
February	4,936	
March	5,523	
April	5,733	
May	5,738	
June	5,737	

QUALITY

	Quantity	Base Number	Contract	AT	Region	England
% of FP17s for the same patient ID Re-attending within 3 months - Children	24	225	10.7%	11.4%	12.1%	11.4%
% of FP17s for the same patient ID Re-attending within 3 months - Adults	33	418	7.9%	14.5%	15.6%	15.4%
% of FP17s for the same patient ID Re-attending between 3 & 9 months - Children	73	225	32.4%	55.6%	61.2%	59.8%
% of FP17s for the same patient ID Re-attending between 3 & 9 months - Adults	226	418	54.1%	52.1%	54.5%	52.1%
% of FP17s for Band 1 Urgent Courses	14	498	2.8%	9.1%	9.1%	9.2%
% of FP17s Relating to Free Repair or Replacements	16	498	3.2%	1.2%	1.0%	0.7%
% of FP17s Relating to Continuations	3	498	0.6%	1.3%	1.0%	0.8%
% of Patients satisfied with the dentistry they have received	0	0	N/A	95.2%	94.2%	93.4%
% of Patients satisfied with the time they had to wait for an appointment	0	0	N/A	88.2%	88.4%	87.6%

* This is based on patients treated on this contract for their most recent course of treatment. Figures in italics indicate the base number of FP17s or Patient Questionnaire responses are less than 100. N/A is shown where the base number of responses is less than 10 during the period. % is calculated as Quantity/Base number*100

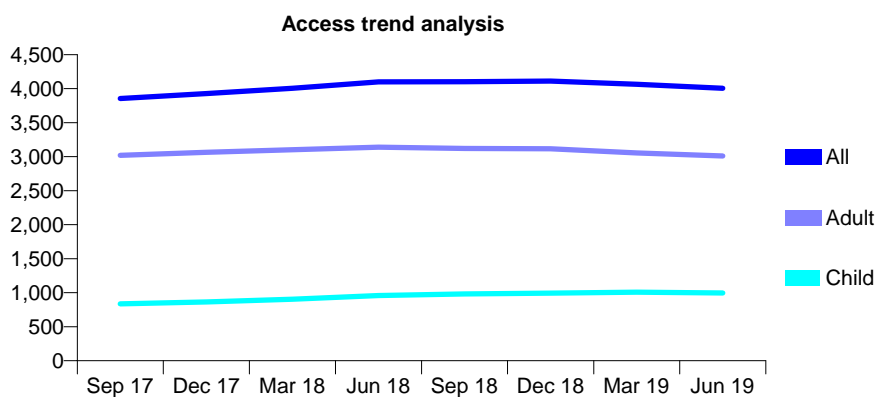
Q45 - Vital Signs At a Glance Contract Report for 278734/0002 - June 2019

Name or company name	MR NK DIDDEE
Contract type name	GDS Contract
Purpose of contract	General
Contract start date	01/04/2013
Contract end date	

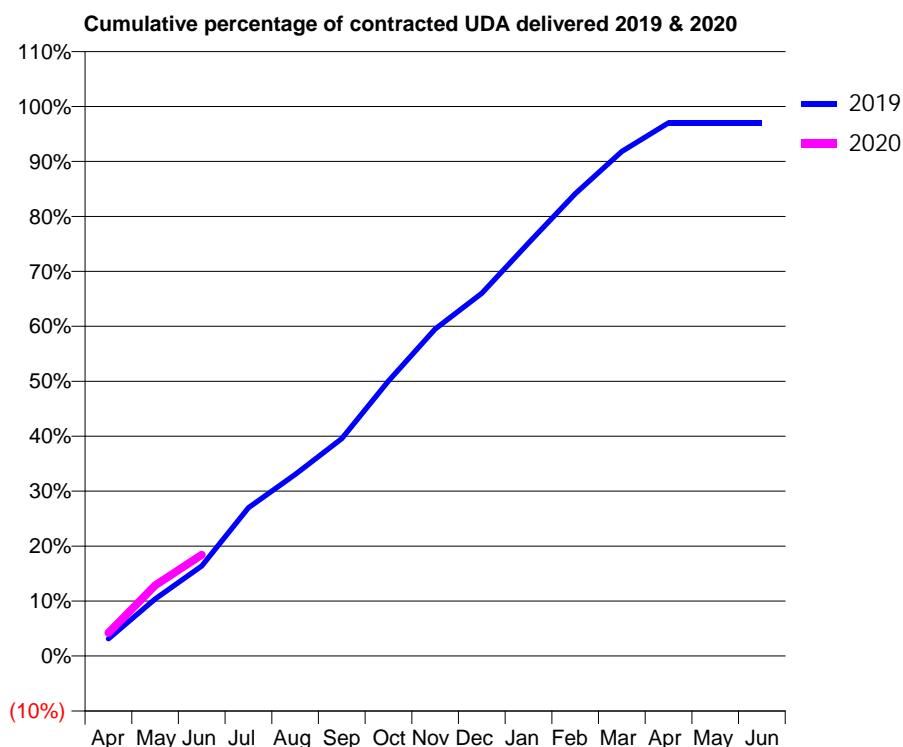
19/20 Contracted general activity (UDA)	12,341
Carry forward general activity (UDA)	0
19/20 Contracted orthodontic activity (UOA)	0
Carry forward orthodontic activity (UOA)	0
Baseline contract value	£326,786.14

ACCESS*

Patients seen in 24 months	Total	Change since previous quarter
Quarter ending June 2018	4,099	
Quarter ending September 2018	4,103	→
Quarter ending December 2018	4,112	→
Quarter ending March 2019	4,063	↓
Quarter ending June 2019	4,007	↓
Variance since June 2018	(2.2%)	↓



ACTIVITY



Month	Adjusted Scheduled Activity (UDA)	
	2019	2020
April	387	520
May	1,283	1,589
June	2,022	2,276
July	3,331	
August	4,076	
September	4,883	
October	6,176	
November	7,346	
December	8,145	
January	9,274	
February	10,382	
March	11,330	
April	11,972	
May	11,972	
June	11,972	

QUALITY

	Quantity	Base Number	Contract	AT	Region	England
% of FP17s for the same patient ID Re-attending within 3 months - Children	22	325	6.8%	11.4%	12.1%	11.4%
% of FP17s for the same patient ID Re-attending within 3 months - Adults	102	887	11.5%	14.5%	15.6%	15.4%
% of FP17s for the same patient ID Re-attending between 3 & 9 months - Children	189	325	58.2%	55.6%	61.2%	59.8%
% of FP17s for the same patient ID Re-attending between 3 & 9 months - Adults	493	887	55.6%	52.1%	54.5%	52.1%
% of FP17s for Band 1 Urgent Courses	45	967	4.7%	9.1%	9.1%	9.2%
% of FP17s Relating to Free Repair or Replacements	14	967	1.4%	1.2%	1.0%	0.7%
% of FP17s Relating to Continuations	5	967	0.5%	1.3%	1.0%	0.8%
% of Patients satisfied with the dentistry they have received	14	14	100.0%	95.2%	94.2%	93.4%
% of Patients satisfied with the time they had to wait for an appointment	13	14	92.9%	88.2%	88.4%	87.6%

* This is based on patients treated on this contract for their most recent course of treatment. Figures in italics indicate the base number of FP17s or Patient Questionnaire responses are less than 100. N/A is shown where the base number of responses is less than 10 during the period. % is calculated as Quantity/Base number*100

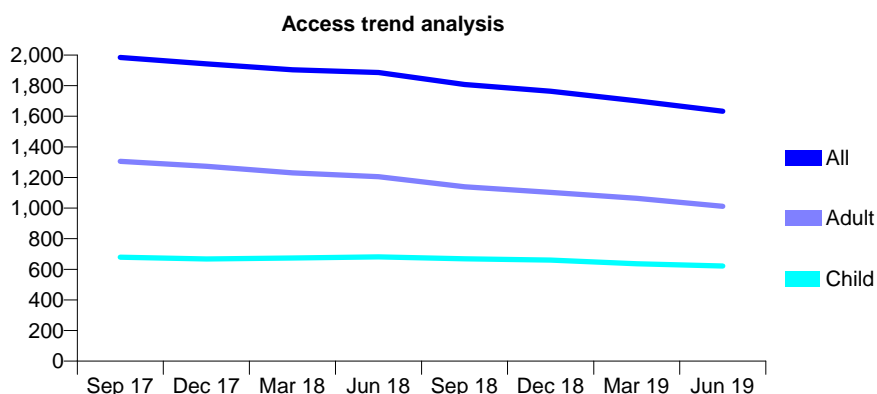
Q45 - Vital Signs At a Glance Contract Report for 279145/0001 - June 2019

Name or company name	MR AK ZARKADIS
Contract type name	GDS Contract
Purpose of contract	General
Contract start date	20/09/2010
Contract end date	

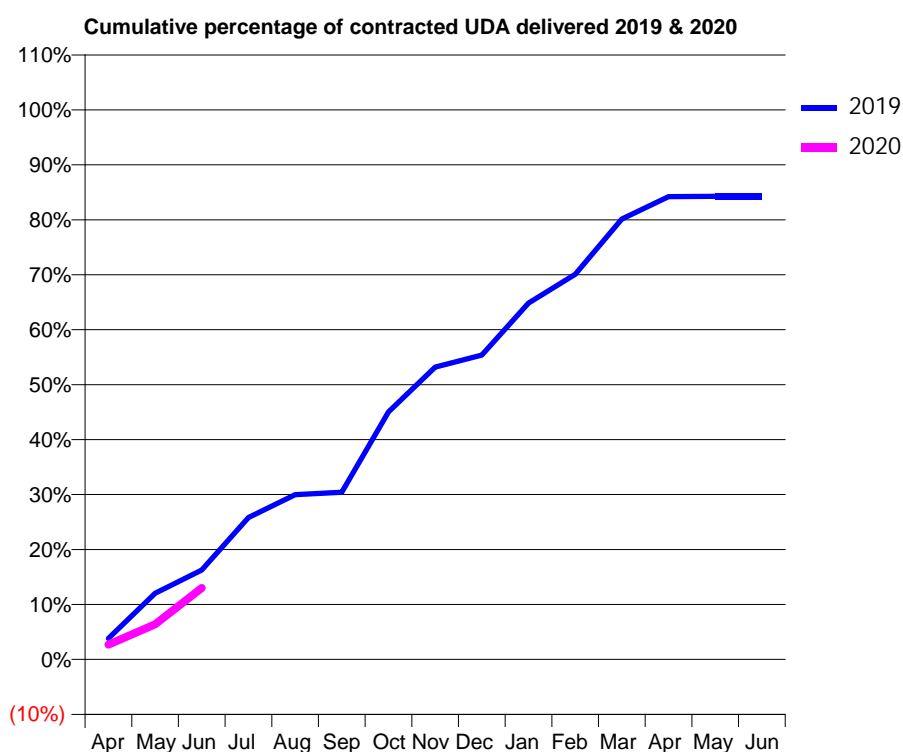
19/20 Contracted general activity (UDA)	5,795
Carry forward general activity (UDA)	0
19/20 Contracted orthodontic activity (UOA)	0
Carry forward orthodontic activity (UOA)	0
Baseline contract value	£136,190.57

ACCESS*

Patients seen in 24 months	Total	Change since previous quarter
Quarter ending June 2018	1,886	
Quarter ending September 2018	1,808	↓
Quarter ending December 2018	1,763	↓
Quarter ending March 2019	1,701	↓
Quarter ending June 2019	1,633	↓
Variance since June 2018	(13.4%)	↓



ACTIVITY



Month	2019	2020
April	222	157
May	698	371
June	944	753
July	1,496	
August	1,737	
September	1,762	
October	2,611	
November	3,083	
December	3,210	
January	3,758	
February	4,063	
March	4,643	
April	4,880	
May	4,883	
June	4,884	

QUALITY

	Quantity	Base Number	Contract	AT	Region	England
% of FP17s for the same patient ID Re-attending within 3 months - Children	13	212	6.1%	11.4%	12.1%	11.4%
% of FP17s for the same patient ID Re-attending within 3 months - Adults	31	305	10.2%	14.5%	15.6%	15.4%
% of FP17s for the same patient ID Re-attending between 3 & 9 months - Children	143	212	67.5%	55.6%	61.2%	59.8%
% of FP17s for the same patient ID Re-attending between 3 & 9 months - Adults	204	305	66.9%	52.1%	54.5%	52.1%
% of FP17s for Band 1 Urgent Courses	13	411	3.2%	9.1%	9.1%	9.2%
% of FP17s Relating to Free Repair or Replacements	3	411	0.7%	1.2%	1.0%	0.7%
% of FP17s Relating to Continuations	3	411	0.7%	1.3%	1.0%	0.8%
% of Patients satisfied with the dentistry they have received	1	1	N/A	95.2%	94.2%	93.4%
% of Patients satisfied with the time they had to wait for an appointment	1	1	N/A	88.2%	88.4%	87.6%

* This is based on patients treated on this contract for their most recent course of treatment. Figures in italics indicate the base number of FP17s or Patient Questionnaire responses are less than 100. N/A is shown where the base number of responses is less than 10 during the period. % is calculated as Quantity/Base number*100

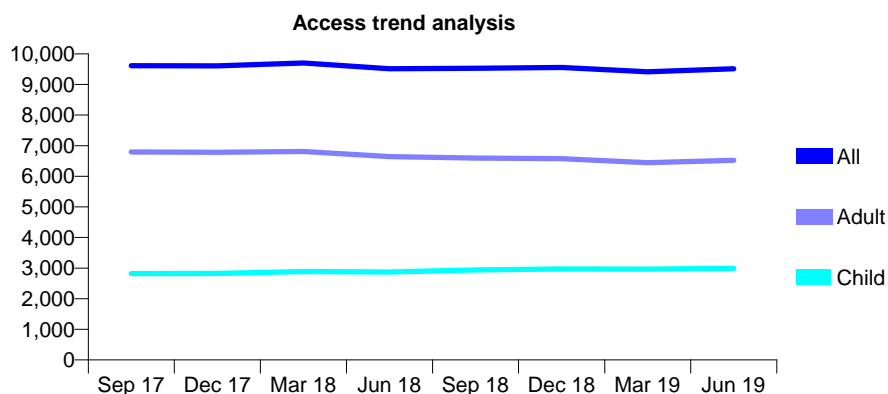
Q45 - Vital Signs At a Glance Contract Report for 298735/0001 - June 2019

Name or company name	MR A HUSSAIN
Contract type name	Pilot Contract
Purpose of contract	General
Contract start date	31/03/2014
Contract end date	31/03/2020

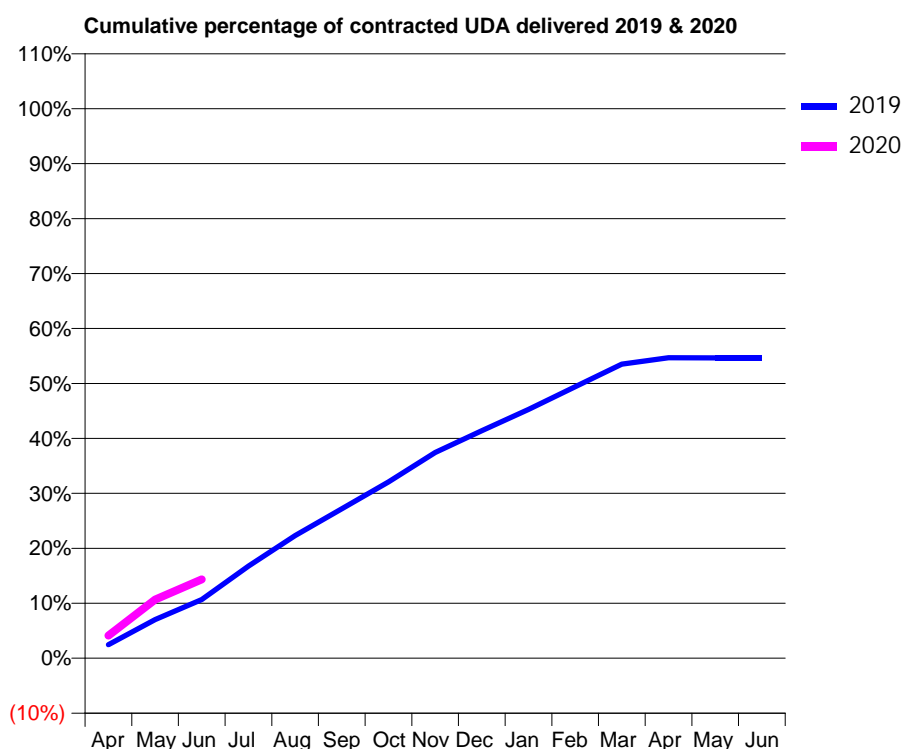
19/20 Contracted general activity (UDA)	39,438
Carry forward general activity (UDA)	0
19/20 Contracted orthodontic activity (UOA)	0
Carry forward orthodontic activity (UOA)	0
Baseline contract value	£1,166,668.15

ACCESS*

Patients seen in 24 months	Total	Change since previous quarter
Quarter ending June 2018	9,514	
Quarter ending September 2018	9,531	→
Quarter ending December 2018	9,553	→
Quarter ending March 2019	9,413	↓
Quarter ending June 2019	9,516	→
Variance since June 2018	0.0%	→



ACTIVITY



Adjusted Scheduled Activity (UDA)		
Month	2019	2020
April	1,075	1,631
May	3,076	4,214
June	4,678	5,661
July	7,345	
August	9,780	
September	11,917	
October	14,055	
November	16,407	
December	18,141	
January	19,837	
February	21,651	
March	23,453	
April	23,964	
May	23,953	
June	23,949	

QUALITY

	Quantity	Base Number	Contract	AT	Region	England
% of FP17s for the same patient ID Re-attending within 3 months - Children	44	874	5.0%	11.4%	12.1%	11.4%
% of FP17s for the same patient ID Re-attending within 3 months - Adults	218	1,737	12.6%	14.5%	15.6%	15.4%
% of FP17s for the same patient ID Re-attending between 3 & 9 months - Children	520	874	59.5%	55.6%	61.2%	59.8%
% of FP17s for the same patient ID Re-attending between 3 & 9 months - Adults	759	1,737	43.7%	52.1%	54.5%	52.1%
% of FP17s for Band 1 Urgent Courses	22	2,357	0.9%	9.1%	9.1%	9.2%
% of FP17s Relating to Free Repair or Replacements	70	2,357	3.0%	1.2%	1.0%	0.7%
% of FP17s Relating to Continuations	52	2,357	2.2%	1.3%	1.0%	0.8%
% of Patients satisfied with the dentistry they have received	5	5	N/A	95.2%	94.2%	93.4%
% of Patients satisfied with the time they had to wait for an appointment	5	5	N/A	88.2%	88.4%	87.6%

* This is based on patients treated on this contract for their most recent course of treatment.

Figures in italics indicate the base number of FP17s or Patient Questionnaire responses are less than 100. N/A is shown where the base number of responses is less than 10 during the period. % is calculated as Quantity/Base number*100

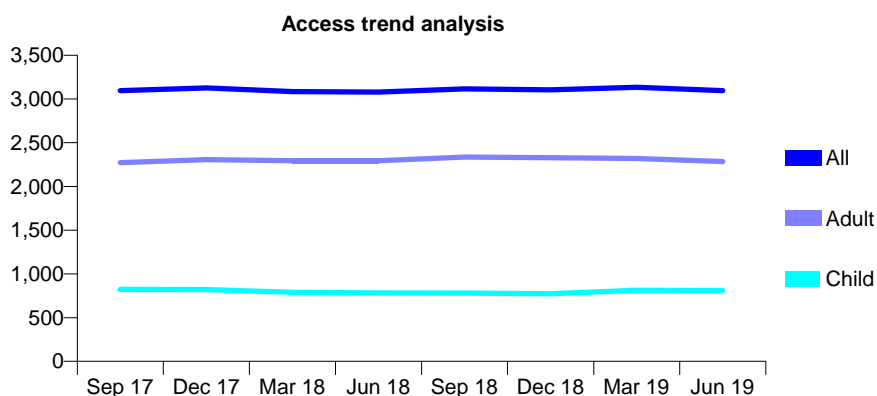
Q45 - Vital Signs At a Glance Contract Report for 325147/0001 - June 2019

Name or company name	MR SG HEMSLEY
Contract type name	Pilot Contract
Purpose of contract	General
Contract start date	01/04/2006
Contract end date	

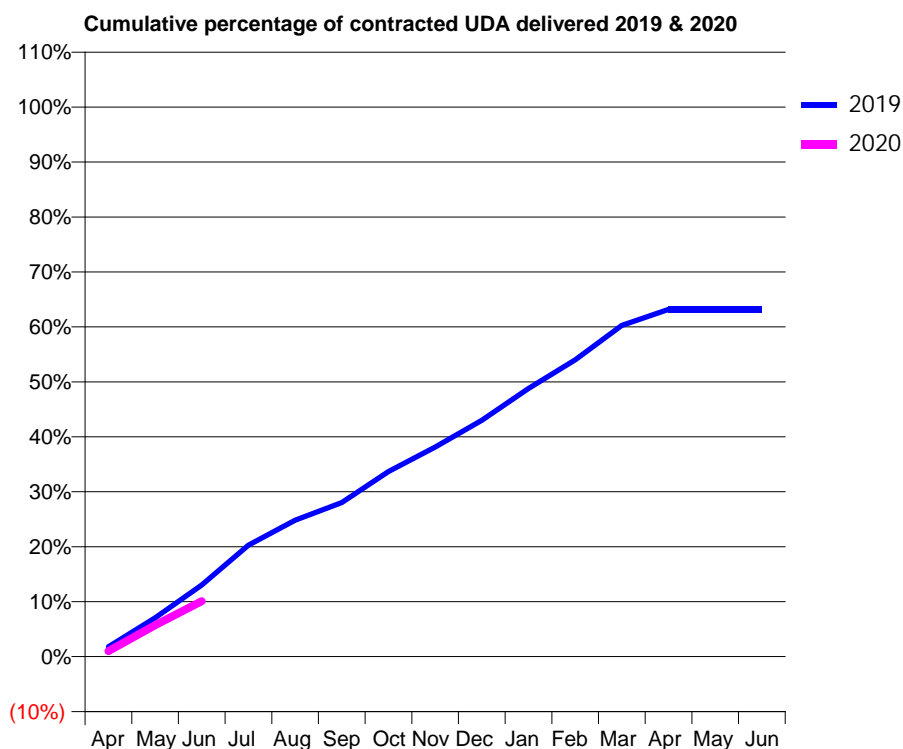
19/20 Contracted general activity (UDA)	12,000
Carry forward general activity (UDA)	0
19/20 Contracted orthodontic activity (UOA)	0
Carry forward orthodontic activity (UOA)	0
Baseline contract value	£364,231.12

ACCESS*

Patients seen in 24 months	Total	Change since previous quarter
Quarter ending June 2018	3,078	
Quarter ending September 2018	3,116	→
Quarter ending December 2018	3,104	→
Quarter ending March 2019	3,133	→
Quarter ending June 2019	3,095	↓
Variance since June 2018	0.6%	→



ACTIVITY



Month	Adjusted Scheduled Activity (UDA)	
	2019	2020
April	218	122
May	849	690
June	1,566	1,211
July	2,435	
August	2,980	
September	3,364	
October	4,040	
November	4,576	
December	5,159	
January	5,855	
February	6,481	
March	7,232	
April	7,581	
May	7,581	
June	7,581	

QUALITY

	Quantity	Base Number	Contract	AT	Region	England
% of FP17s for the same patient ID Re-attending within 3 months - Children	6	165	3.6%	11.4%	12.1%	11.4%
% of FP17s for the same patient ID Re-attending within 3 months - Adults	45	469	9.6%	14.5%	15.6%	15.4%
% of FP17s for the same patient ID Re-attending between 3 & 9 months - Children	30	165	18.2%	55.6%	61.2%	59.8%
% of FP17s for the same patient ID Re-attending between 3 & 9 months - Adults	107	469	22.8%	52.1%	54.5%	52.1%
% of FP17s for Band 1 Urgent Courses	5	518	1.0%	9.1%	9.1%	9.2%
% of FP17s Relating to Free Repair or Replacements	6	518	1.2%	1.2%	1.0%	0.7%
% of FP17s Relating to Continuations	8	518	1.5%	1.3%	1.0%	0.8%
% of Patients satisfied with the dentistry they have received	3	3	N/A	95.2%	94.2%	93.4%
% of Patients satisfied with the time they had to wait for an appointment	3	3	N/A	88.2%	88.4%	87.6%

* This is based on patients treated on this contract for their most recent course of treatment. Figures in italics indicate the base number of FP17s or Patient Questionnaire responses are less than 100. N/A is shown where the base number of responses is less than 10 during the period. % is calculated as Quantity/Base number*100

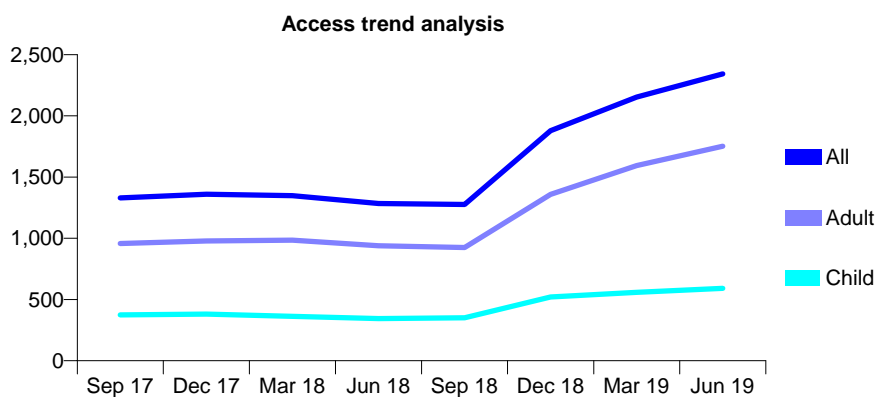
Q45 - Vital Signs At a Glance Contract Report for 326445/0001 - June 2019

Name or company name	MRS M PUTTICK
Contract type name	GDS Contract
Purpose of contract	General
Contract start date	01/04/2006
Contract end date	

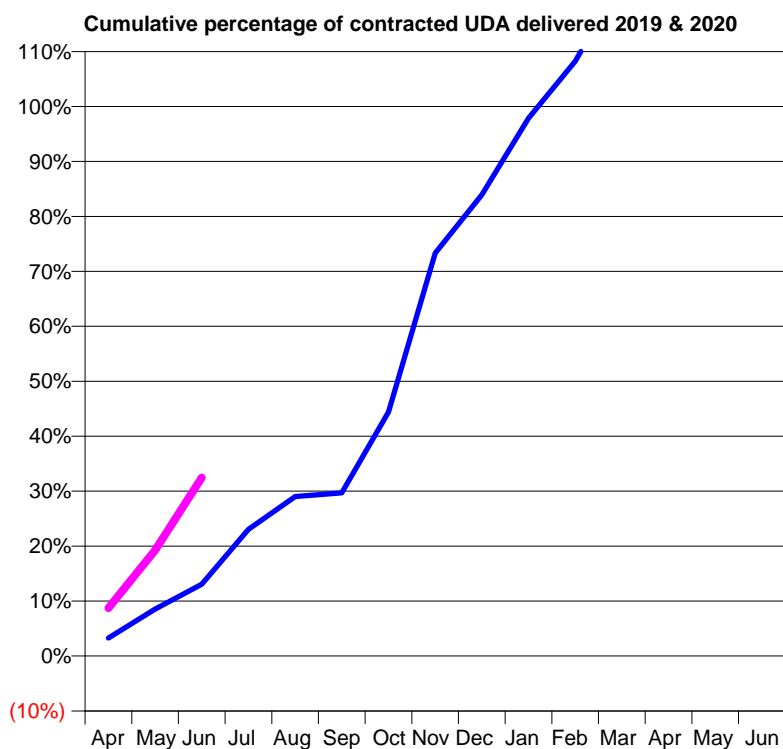
19/20 Contracted general activity (UDA)	4,030
Carry forward general activity (UDA)	0
19/20 Contracted orthodontic activity (UOA)	0
Carry forward orthodontic activity (UOA)	0
Baseline contract value	£125,903.32

ACCESS*

Patients seen in 24 months	Total	Change since previous quarter
Quarter ending June 2018	1,285	
Quarter ending September 2018	1,276	→
Quarter ending December 2018	1,880	↑
Quarter ending March 2019	2,153	↑
Quarter ending June 2019	2,344	↑
Variance since June 2018	82.4%	↑



ACTIVITY



Month	Adjusted Scheduled Activity (UDA)	
	2019	2020
April	132	352
May	345	777
June	526	1,308
July	930	
August	1,170	
September	1,196	
October	1,789	
November	2,955	
December	3,381	
January	3,944	
February	4,362	
March	4,931	
April	5,246	
May	5,250	
June	5,250	

QUALITY

	Quantity	Base Number	Contract	AT	Region	England
% of FP17s for the same patient ID Re-attending within 3 months - Children	11	247	4.5%	11.4%	12.1%	11.4%
% of FP17s for the same patient ID Re-attending within 3 months - Adults	35	606	5.8%	14.5%	15.6%	15.4%
% of FP17s for the same patient ID Re-attending between 3 & 9 months - Children	134	247	54.3%	55.6%	61.2%	59.8%
% of FP17s for the same patient ID Re-attending between 3 & 9 months - Adults	290	606	47.9%	52.1%	54.5%	52.1%
% of FP17s for Band 1 Urgent Courses	39	723	5.4%	9.1%	9.1%	9.2%
% of FP17s Relating to Free Repair or Replacements	5	723	0.7%	1.2%	1.0%	0.7%
% of FP17s Relating to Continuations	6	723	0.8%	1.3%	1.0%	0.8%
% of Patients satisfied with the dentistry they have received	3	3	N/A	95.2%	94.2%	93.4%
% of Patients satisfied with the time they had to wait for an appointment	3	3	N/A	88.2%	88.4%	87.6%

* This is based on patients treated on this contract for their most recent course of treatment. Figures in italics indicate the base number of FP17s or Patient Questionnaire responses are less than 100. N/A is shown where the base number of responses is less than 10 during the period. % is calculated as Quantity/Base number*100

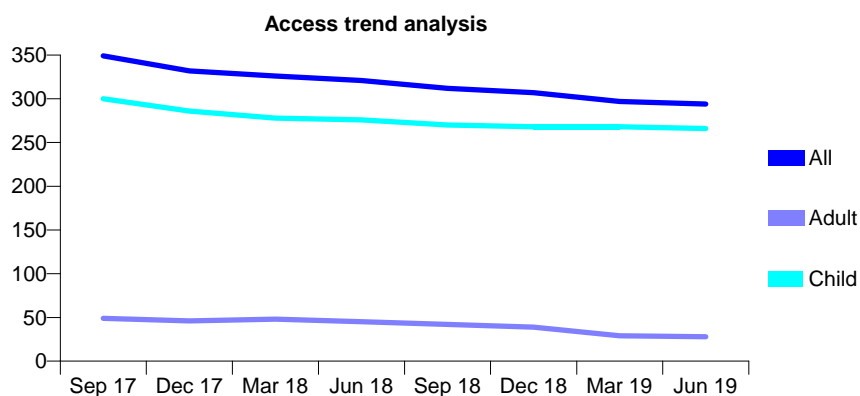
Q45 - Vital Signs At a Glance Contract Report for 326755/0001 - June 2019

Name or company name	MR FN PLAHE
Contract type name	GDS Contract
Purpose of contract	General
Contract start date	01/04/2006
Contract end date	

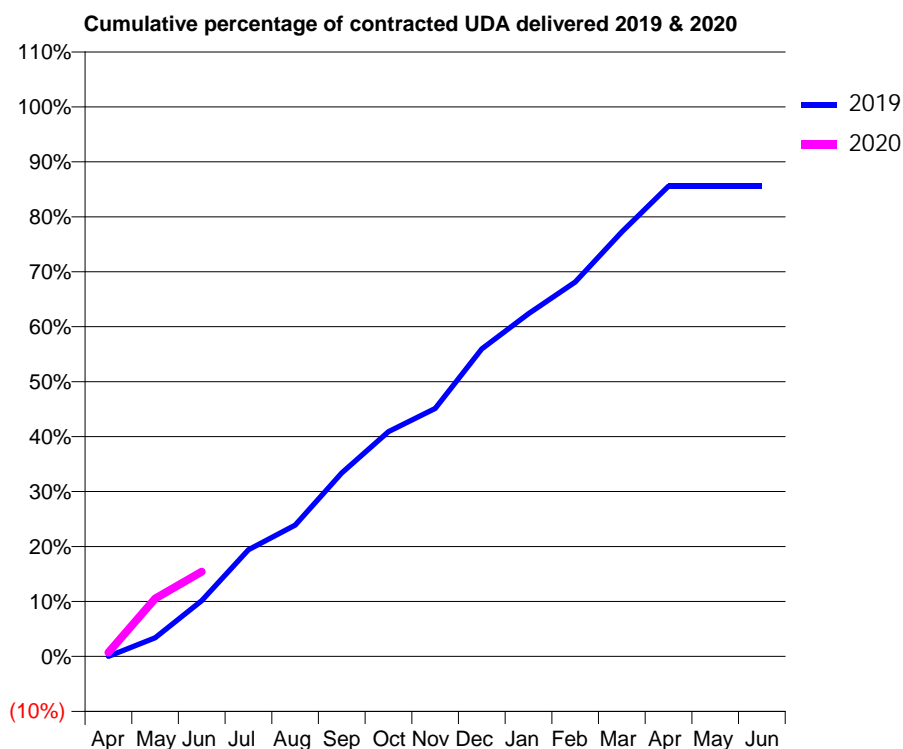
19/20 Contracted general activity (UDA)	1,678
Carry forward general activity (UDA)	0
19/20 Contracted orthodontic activity (UOA)	0
Carry forward orthodontic activity (UOA)	0
Baseline contract value	£49,038.26

ACCESS*

Patients seen in 24 months	Total	Change since previous quarter
Quarter ending June 2018	321	
Quarter ending September 2018	312	↓
Quarter ending December 2018	307	↓
Quarter ending March 2019	297	↓
Quarter ending June 2019	294	↓
Variance since June 2018	(8.4%)	↓



ACTIVITY



Month	2019	2020
April	0	12
May	57	177
June	170	259
July	325	
August	401	
September	560	
October	686	
November	757	
December	939	
January	1,046	
February	1,143	
March	1,296	
April	1,436	
May	1,436	
June	1,436	

QUALITY

	Quantity	Base Number	Contract	AT	Region	England
% of FP17s for the same patient ID Re-attending within 3 months - Children	81	177	45.8%	11.4%	12.1%	11.4%
% of FP17s for the same patient ID Re-attending within 3 months - Adults	0	0	N/A	14.5%	15.6%	15.4%
% of FP17s for the same patient ID Re-attending between 3 & 9 months - Children	69	177	39.0%	55.6%	61.2%	59.8%
% of FP17s for the same patient ID Re-attending between 3 & 9 months - Adults	0	0	N/A	52.1%	54.5%	52.1%
% of FP17s for Band 1 Urgent Courses	33	122	27.0%	9.1%	9.1%	9.2%
% of FP17s Relating to Free Repair or Replacements	0	122	0.0%	1.2%	1.0%	0.7%
% of FP17s Relating to Continuations	7	122	5.7%	1.3%	1.0%	0.8%
% of Patients satisfied with the dentistry they have received	2	2	N/A	95.2%	94.2%	93.4%
% of Patients satisfied with the time they had to wait for an appointment	2	2	N/A	88.2%	88.4%	87.6%

* This is based on patients treated on this contract for their most recent course of treatment. Figures in italics indicate the base number of FP17s or Patient Questionnaire responses are less than 100. N/A is shown where the base number of responses is less than 10 during the period. % is calculated as Quantity/Base number*100

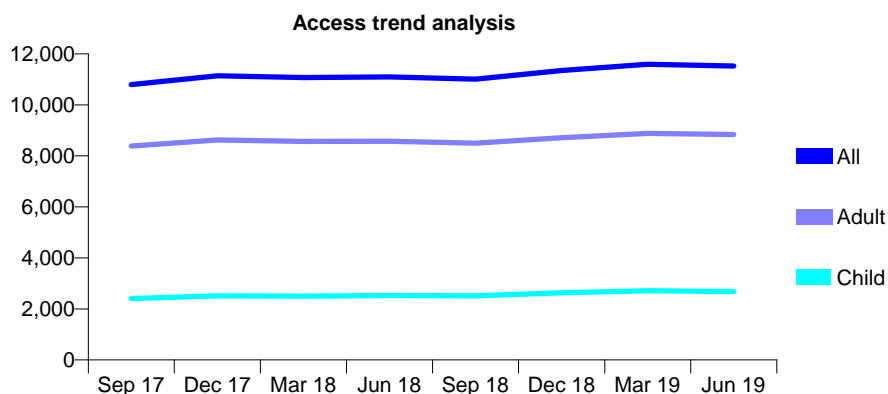
Q45 - Vital Signs At a Glance Contract Report for 328146/0001 - June 2019

Name or company name	MR ND SMITH
Contract type name	GDS Contract
Purpose of contract	General and Orthodontic
Contract start date	01/04/2006
Contract end date	

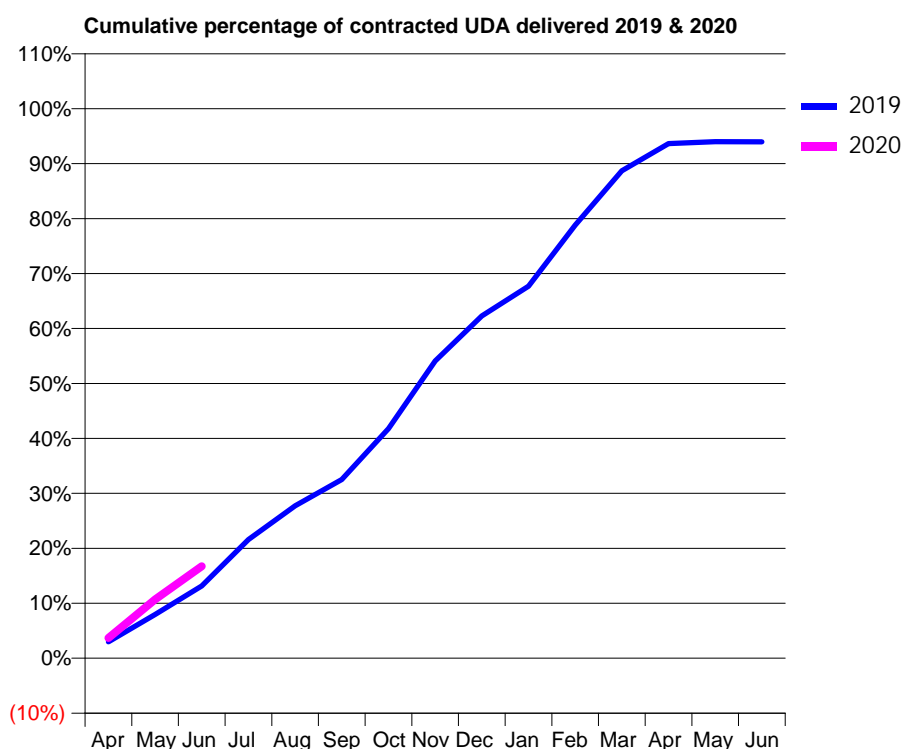
19/20 Contracted general activity (UDA)	33,811
Carry forward general activity (UDA)	0
19/20 Contracted orthodontic activity (UOA)	630
Carry forward orthodontic activity (UOA)	0
Baseline contract value	£873,226.13

ACCESS*

Patients seen in 24 months	Total	Change since previous quarter
Quarter ending June 2018	11,096	
Quarter ending September 2018	11,008	→
Quarter ending December 2018	11,347	↑
Quarter ending March 2019	11,593	↑
Quarter ending June 2019	11,522	→
Variance since June 2018	3.8%	↑



ACTIVITY



Month	2019	2020
April	1,103	1,244
May	2,935	3,621
June	4,837	5,653
July	7,950	
August	10,215	
September	11,977	
October	15,379	
November	19,917	
December	22,925	
January	24,918	
February	29,008	
March	32,644	
April	34,464	
May	34,606	
June	34,590	

QUALITY

	Quantity	Base Number	Contract	AT	Region	England
% of FP17s for the same patient ID Re-attending within 3 months - Children	58	771	7.5%	11.4%	12.1%	11.4%
% of FP17s for the same patient ID Re-attending within 3 months - Adults	326	2,371	13.7%	14.5%	15.6%	15.4%
% of FP17s for the same patient ID Re-attending between 3 & 9 months - Children	356	771	46.2%	55.6%	61.2%	59.8%
% of FP17s for the same patient ID Re-attending between 3 & 9 months - Adults	1,138	2,371	48.0%	52.1%	54.5%	52.1%
% of FP17s for Band 1 Urgent Courses	196	2,446	8.0%	9.1%	9.1%	9.2%
% of FP17s Relating to Free Repair or Replacements	12	2,446	0.5%	1.2%	1.0%	0.7%
% of FP17s Relating to Continuations	25	2,446	1.0%	1.3%	1.0%	0.8%
% of Patients satisfied with the dentistry they have received	9	11	81.8%	95.2%	94.2%	93.4%
% of Patients satisfied with the time they had to wait for an appointment	6	11	54.5%	88.2%	88.4%	87.6%

* This is based on patients treated on this contract for their most recent course of treatment.

Figures in italics indicate the base number of FP17s or Patient Questionnaire responses are less than 100. N/A is shown where the base number of responses is less than 10 during the period. % is calculated as Quantity/Base number*100

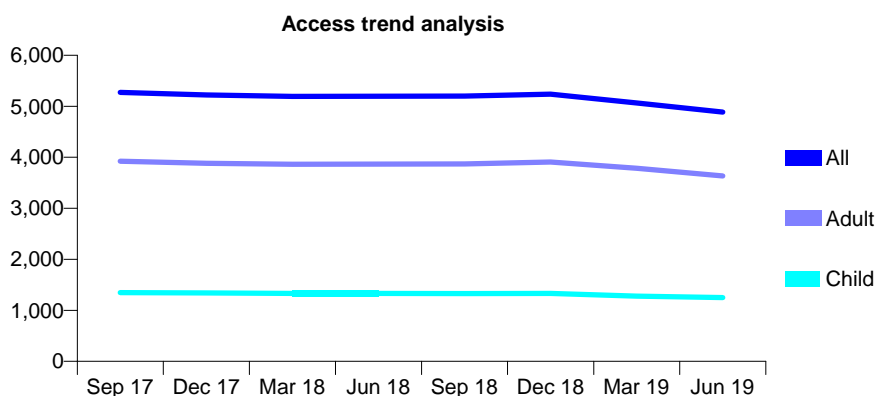
Q45 - Vital Signs At a Glance Contract Report for 329711/0002 - June 2019

Name or company name	MR S NEPALI
Contract type name	GDS Contract
Purpose of contract	General
Contract start date	01/04/2006
Contract end date	

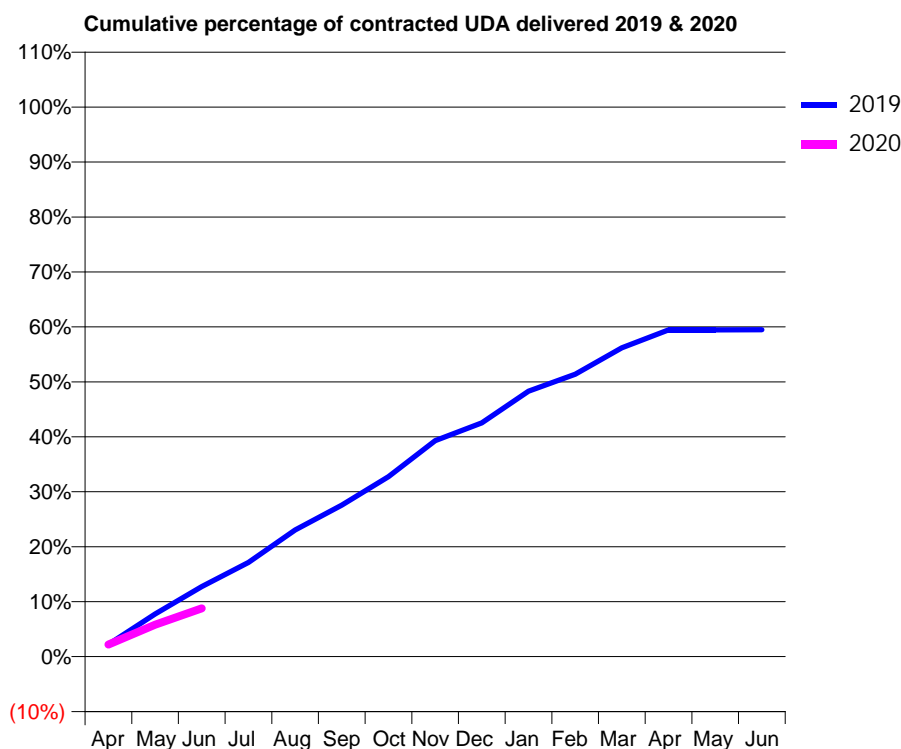
19/20 Contracted general activity (UDA)	19,500
Carry forward general activity (UDA)	0
19/20 Contracted orthodontic activity (UOA)	0
Carry forward orthodontic activity (UOA)	0
Baseline contract value	£534,533.89

ACCESS*

Patients seen in 24 months	Total	Change since previous quarter
Quarter ending June 2018	5,197	
Quarter ending September 2018	5,200	→
Quarter ending December 2018	5,239	→
Quarter ending March 2019	5,066	↓
Quarter ending June 2019	4,887	↓
Variance since June 2018	(6.0%)	↓



ACTIVITY



Month	Adjusted Scheduled Activity (UDA)	
	2019	2020
April	440	430
May	1,516	1,131
June	2,485	1,715
July	3,342	
August	4,497	
September	5,378	
October	6,388	
November	7,663	
December	8,293	
January	9,421	
February	10,021	
March	10,958	
April	11,591	
May	11,595	
June	11,602	

QUALITY

	Quantity	Base Number	Contract	AT	Region	England
% of FP17s for the same patient ID Re-attending within 3 months - Children	13	225	5.8%	11.4%	12.1%	11.4%
% of FP17s for the same patient ID Re-attending within 3 months - Adults	79	623	12.7%	14.5%	15.6%	15.4%
% of FP17s for the same patient ID Re-attending between 3 & 9 months - Children	78	225	34.7%	55.6%	61.2%	59.8%
% of FP17s for the same patient ID Re-attending between 3 & 9 months - Adults	272	623	43.7%	52.1%	54.5%	52.1%
% of FP17s for Band 1 Urgent Courses	53	619	8.6%	9.1%	9.1%	9.2%
% of FP17s Relating to Free Repair or Replacements	3	619	0.5%	1.2%	1.0%	0.7%
% of FP17s Relating to Continuations	12	619	1.9%	1.3%	1.0%	0.8%
% of Patients satisfied with the dentistry they have received	0	0	N/A	95.2%	94.2%	93.4%
% of Patients satisfied with the time they had to wait for an appointment	0	0	N/A	88.2%	88.4%	87.6%

* This is based on patients treated on this contract for their most recent course of treatment. Figures in italics indicate the base number of FP17s or Patient Questionnaire responses are less than 100. N/A is shown where the base number of responses is less than 10 during the period. % is calculated as Quantity/Base number*100

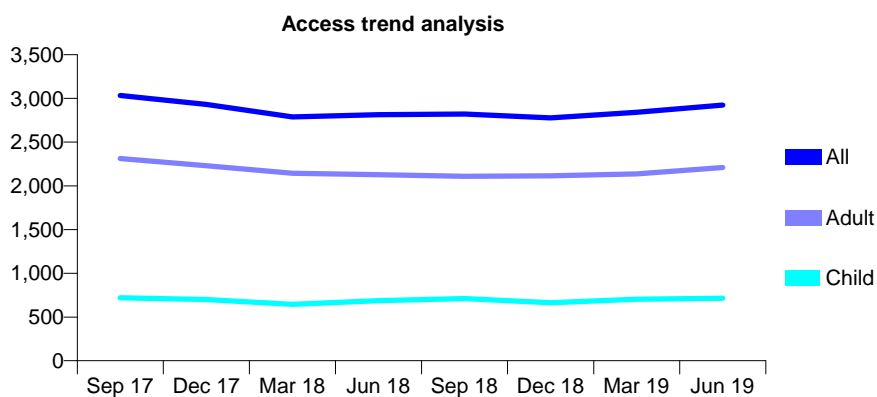
Q45 - Vital Signs At a Glance Contract Report for 331260/0001 - June 2019

Name or company name	MRS CR WILLIS
Contract type name	GDS Contract
Purpose of contract	General
Contract start date	01/04/2006
Contract end date	

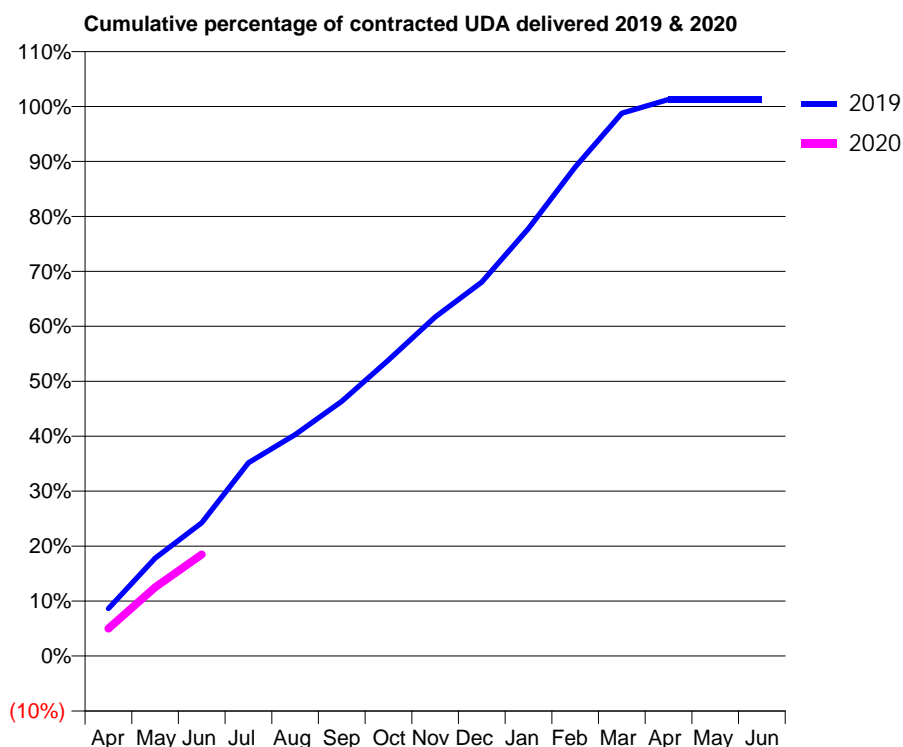
19/20 Contracted general activity (UDA)	7,365
Carry forward general activity (UDA)	0
19/20 Contracted orthodontic activity (UOA)	0
Carry forward orthodontic activity (UOA)	0
Baseline contract value	£196,472.04

ACCESS*

Patients seen in 24 months	Total	Change since previous quarter
Quarter ending June 2018	2,814	
Quarter ending September 2018	2,821	→
Quarter ending December 2018	2,776	↓
Quarter ending March 2019	2,840	↑
Quarter ending June 2019	2,923	↑
Variance since June 2018	3.9%	↑



ACTIVITY



Month	Adjusted Scheduled Activity (UDA)	
	2019	2020
April	699	369
May	1,443	922
June	1,965	1,362
July	2,849	
August	3,265	
September	3,755	
October	4,364	
November	4,998	
December	5,511	
January	6,302	
February	7,207	
March	8,002	
April	8,205	
May	8,205	
June	8,205	

QUALITY

	Quantity	Base Number	Contract	AT	Region	England
% of FP17s for the same patient ID Re-attending within 3 months - Children	7	202	3.5%	11.4%	12.1%	11.4%
% of FP17s for the same patient ID Re-attending within 3 months - Adults	44	702	6.3%	14.5%	15.6%	15.4%
% of FP17s for the same patient ID Re-attending between 3 & 9 months - Children	51	202	25.2%	55.6%	61.2%	59.8%
% of FP17s for the same patient ID Re-attending between 3 & 9 months - Adults	246	702	35.0%	52.1%	54.5%	52.1%
% of FP17s for Band 1 Urgent Courses	54	628	8.6%	9.1%	9.1%	9.2%
% of FP17s Relating to Free Repair or Replacements	7	628	1.1%	1.2%	1.0%	0.7%
% of FP17s Relating to Continuations	0	628	0.0%	1.3%	1.0%	0.8%
% of Patients satisfied with the dentistry they have received	2	2	N/A	95.2%	94.2%	93.4%
% of Patients satisfied with the time they had to wait for an appointment	2	2	N/A	88.2%	88.4%	87.6%

* This is based on patients treated on this contract for their most recent course of treatment. Figures in italics indicate the base number of FP17s or Patient Questionnaire responses are less than 100. N/A is shown where the base number of responses is less than 10 during the period. % is calculated as Quantity/Base number*100

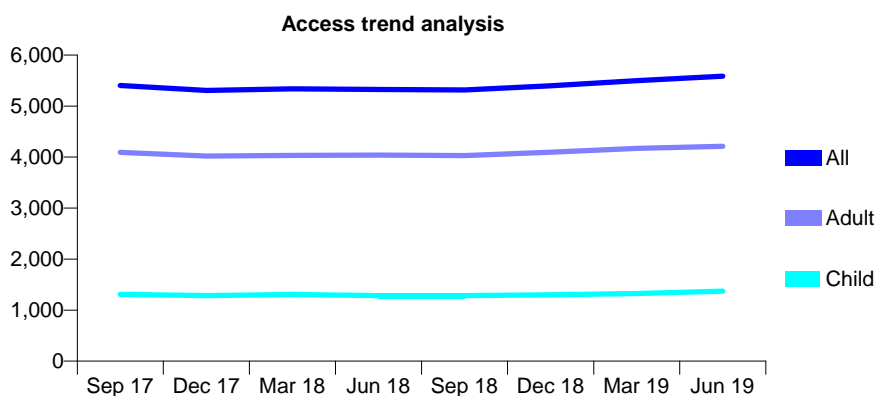
Q45 - Vital Signs At a Glance Contract Report for 334073/0001 - June 2019

Name or company name	MR AM SPIVEY
Contract type name	GDS Contract
Purpose of contract	General and Orthodontic
Contract start date	01/04/2006
Contract end date	

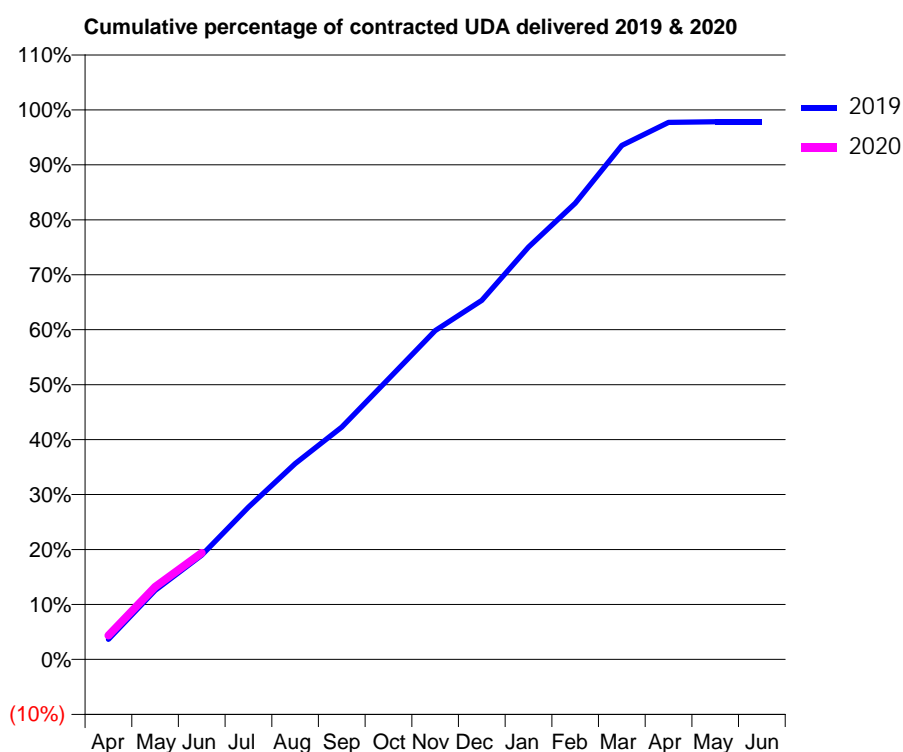
19/20 Contracted general activity (UDA)	19,763
Carry forward general activity (UDA)	0
19/20 Contracted orthodontic activity (UOA)	0
Carry forward orthodontic activity (UOA)	0
Baseline contract value	£485,702.30

ACCESS*

Patients seen in 24 months	Total	Change since previous quarter
Quarter ending June 2018	5,326	
Quarter ending September 2018	5,317	→
Quarter ending December 2018	5,397	→
Quarter ending March 2019	5,499	→
Quarter ending June 2019	5,585	→
Variance since June 2018	4.9%	↑



ACTIVITY



Month	2019	2020
April	722	860
May	2,487	2,609
June	3,752	3,831
July	5,481	
August	7,044	
September	8,355	
October	10,088	
November	11,826	
December	12,915	
January	14,825	
February	16,406	
March	18,483	
April	19,312	
May	19,334	
June	19,334	

QUALITY

	Quantity	Base Number	Contract	AT	Region	England
% of FP17s for the same patient ID Re-attending within 3 months - Children	26	504	5.2%	11.4%	12.1%	11.4%
% of FP17s for the same patient ID Re-attending within 3 months - Adults	167	1,462	11.4%	14.5%	15.6%	15.4%
% of FP17s for the same patient ID Re-attending between 3 & 9 months - Children	267	504	53.0%	55.6%	61.2%	59.8%
% of FP17s for the same patient ID Re-attending between 3 & 9 months - Adults	913	1,462	62.4%	52.1%	54.5%	52.1%
% of FP17s for Band 1 Urgent Courses	120	1,634	7.3%	9.1%	9.1%	9.2%
% of FP17s Relating to Free Repair or Replacements	23	1,634	1.4%	1.2%	1.0%	0.7%
% of FP17s Relating to Continuations	7	1,634	0.4%	1.3%	1.0%	0.8%
% of Patients satisfied with the dentistry they have received	10	10	100.0%	95.2%	94.2%	93.4%
% of Patients satisfied with the time they had to wait for an appointment	10	10	100.0%	88.2%	88.4%	87.6%

* This is based on patients treated on this contract for their most recent course of treatment. Figures in italics indicate the base number of FP17s or Patient Questionnaire responses are less than 100. N/A is shown where the base number of responses is less than 10 during the period. % is calculated as Quantity/Base number*100

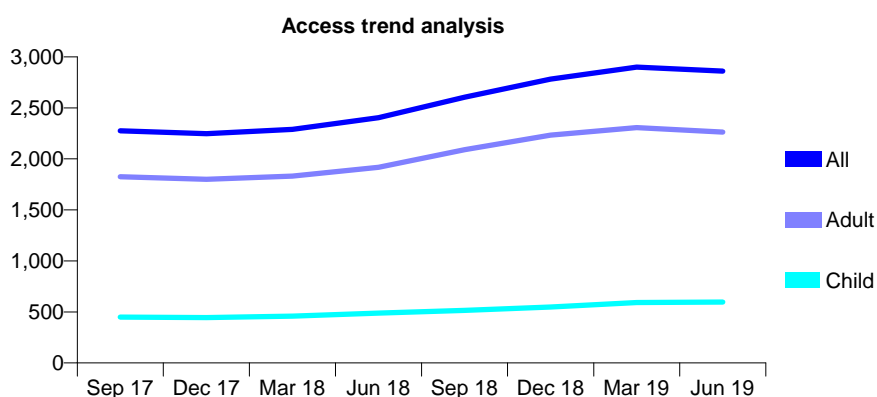
Q45 - Vital Signs At a Glance Contract Report for 367761/0001 - June 2019

Name or company name	MISS EM ALLEN
Contract type name	GDS Contract
Purpose of contract	General
Contract start date	13/03/2011
Contract end date	

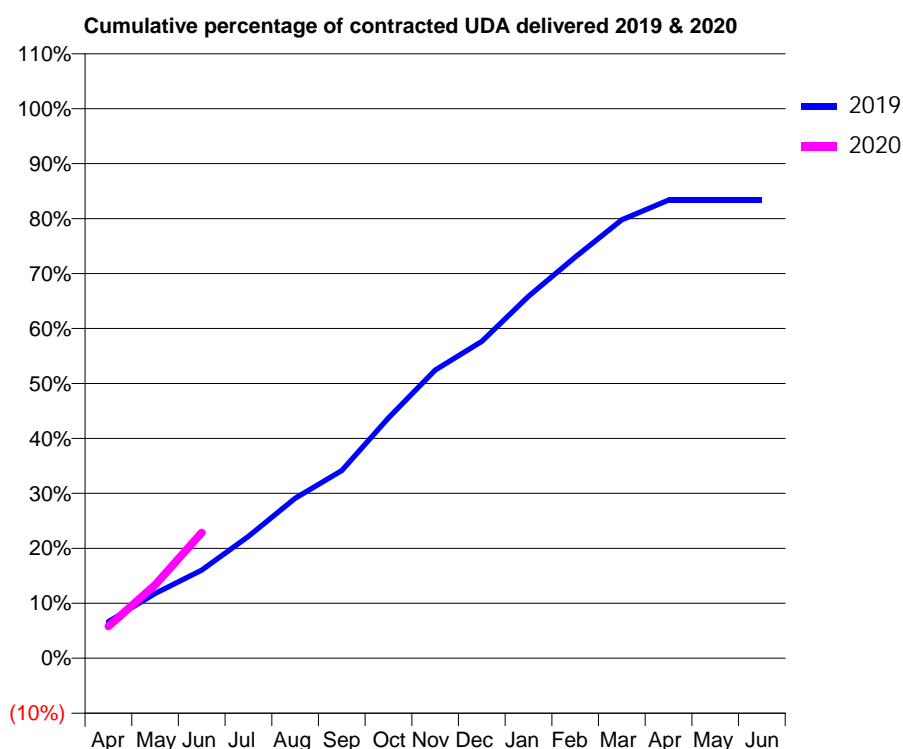
19/20 Contracted general activity (UDA)	7,482
Carry forward general activity (UDA)	0
19/20 Contracted orthodontic activity (UOA)	0
Carry forward orthodontic activity (UOA)	0
Baseline contract value	£197,147.96

ACCESS*

Patients seen in 24 months	Total	Change since previous quarter
Quarter ending June 2018	2,405	
Quarter ending September 2018	2,605	↑
Quarter ending December 2018	2,782	↑
Quarter ending March 2019	2,900	↑
Quarter ending June 2019	2,861	↓
Variance since June 2018	19.0%	↑



ACTIVITY



Month	2019	2020
April	930	434
May	1,649	999
June	2,243	1,709
July	3,101	
August	4,069	
September	4,775	
October	6,114	
November	7,331	
December	8,061	
January	9,206	
February	10,207	
March	11,153	
April	11,656	
May	11,656	
June	11,656	

QUALITY

	Quantity	Base Number	Contract	AT	Region	England
% of FP17s for the same patient ID Re-attending within 3 months - Children	45	219	20.5%	11.4%	12.1%	11.4%
% of FP17s for the same patient ID Re-attending within 3 months - Adults	201	799	25.2%	14.5%	15.6%	15.4%
% of FP17s for the same patient ID Re-attending between 3 & 9 months - Children	126	219	57.5%	55.6%	61.2%	59.8%
% of FP17s for the same patient ID Re-attending between 3 & 9 months - Adults	414	799	51.8%	52.1%	54.5%	52.1%
% of FP17s for Band 1 Urgent Courses	136	868	15.7%	9.1%	9.1%	9.2%
% of FP17s Relating to Free Repair or Replacements	7	868	0.8%	1.2%	1.0%	0.7%
% of FP17s Relating to Continuations	13	868	1.5%	1.3%	1.0%	0.8%
% of Patients satisfied with the dentistry they have received	3	3	N/A	95.2%	94.2%	93.4%
% of Patients satisfied with the time they had to wait for an appointment	3	3	N/A	88.2%	88.4%	87.6%

* This is based on patients treated on this contract for their most recent course of treatment.

Figures in italics indicate the base number of FP17s or Patient Questionnaire responses are less than 100. N/A is shown where the base number of responses is less than 10 during the period. % is calculated as Quantity/Base number*100

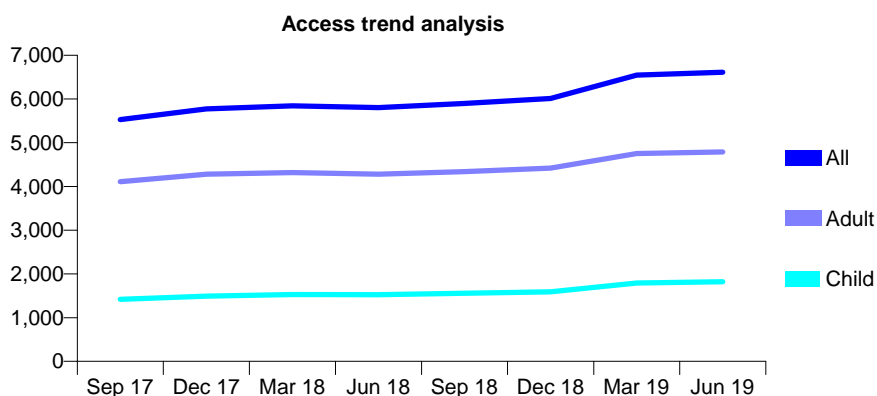
Q45 - Vital Signs At a Glance Contract Report for 399671/0001 - June 2019

Name or company name	MR N SUGGETT
Contract type name	GDS Contract
Purpose of contract	General
Contract start date	20/12/2010
Contract end date	

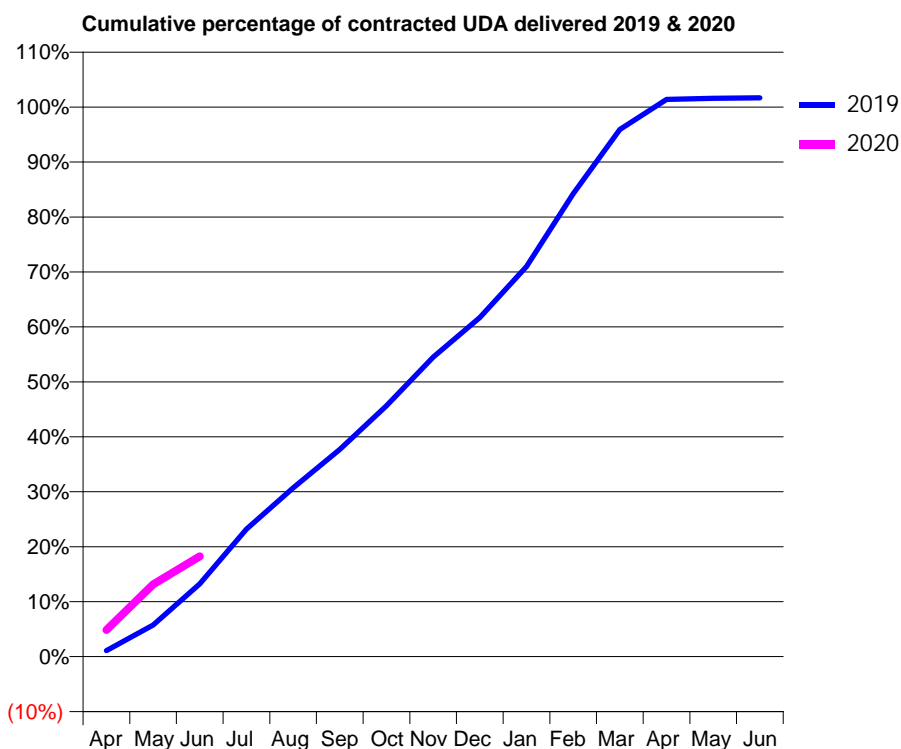
19/20 Contracted general activity (UDA)	18,907
Carry forward general activity (UDA)	0
19/20 Contracted orthodontic activity (UOA)	0
Carry forward orthodontic activity (UOA)	0
Baseline contract value	£433,068.49

ACCESS*

Patients seen in 24 months	Total	Change since previous quarter
Quarter ending June 2018	5,804	
Quarter ending September 2018	5,896	→
Quarter ending December 2018	6,010	→
Quarter ending March 2019	6,548	↑
Quarter ending June 2019	6,610	→
Variance since June 2018	13.9%	↑



ACTIVITY



Month	Adjusted Scheduled Activity (UDA)	
	2019	2020
April	207	919
May	1,089	2,484
June	2,502	3,452
July	4,387	
August	5,808	
September	7,127	
October	8,632	
November	10,307	
December	11,663	
January	13,422	
February	15,927	
March	18,136	
April	19,171	
May	19,210	
June	19,225	

QUALITY

	Quantity	Base Number	Contract	AT	Region	England
% of FP17s for the same patient ID Re-attending within 3 months - Children	37	519	7.1%	11.4%	12.1%	11.4%
% of FP17s for the same patient ID Re-attending within 3 months - Adults	208	1,285	16.2%	14.5%	15.6%	15.4%
% of FP17s for the same patient ID Re-attending between 3 & 9 months - Children	258	519	49.7%	55.6%	61.2%	59.8%
% of FP17s for the same patient ID Re-attending between 3 & 9 months - Adults	598	1,285	46.5%	52.1%	54.5%	52.1%
% of FP17s for Band 1 Urgent Courses	119	1,449	8.2%	9.1%	9.1%	9.2%
% of FP17s Relating to Free Repair or Replacements	17	1,449	1.2%	1.2%	1.0%	0.7%
% of FP17s Relating to Continuations	25	1,449	1.7%	1.3%	1.0%	0.8%
% of Patients satisfied with the dentistry they have received	5	5	N/A	95.2%	94.2%	93.4%
% of Patients satisfied with the time they had to wait for an appointment	5	5	N/A	88.2%	88.4%	87.6%

* This is based on patients treated on this contract for their most recent course of treatment. Figures in italics indicate the base number of FP17s or Patient Questionnaire responses are less than 100. N/A is shown where the base number of responses is less than 10 during the period. % is calculated as Quantity/Base number*100

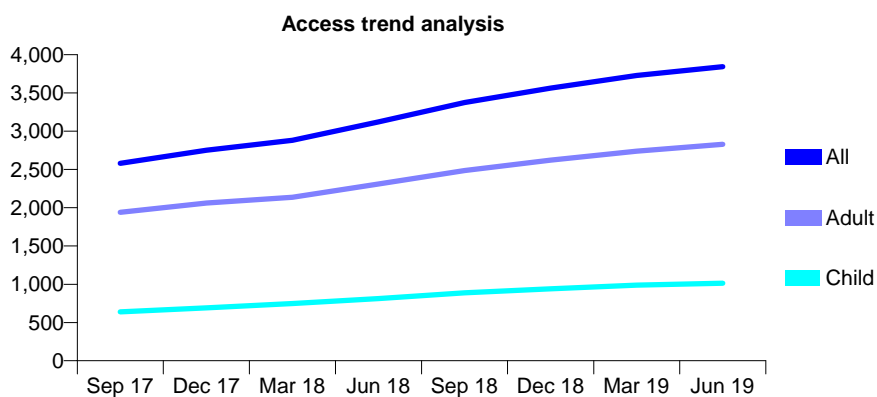
Q45 - Vital Signs At a Glance Contract Report for 462373/0001 - June 2019

Name or company name	Wentworth House Dental Practice
Contract type name	GDS Contract
Purpose of contract	General
Contract start date	01/07/2014
Contract end date	

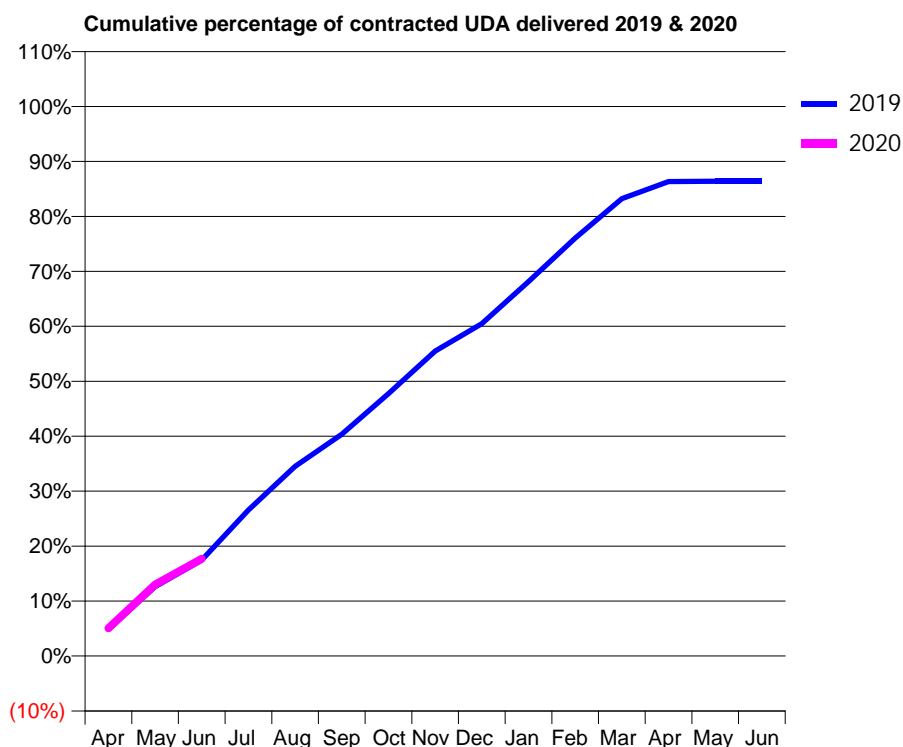
19/20 Contracted general activity (UDA)	14,089
Carry forward general activity (UDA)	0
19/20 Contracted orthodontic activity (UOA)	0
Carry forward orthodontic activity (UOA)	0
Baseline contract value	£380,310.20

ACCESS*

Patients seen in 24 months	Total	Change since previous quarter
Quarter ending June 2018	3,123	
Quarter ending September 2018	3,375	↑
Quarter ending December 2018	3,563	↑
Quarter ending March 2019	3,727	↑
Quarter ending June 2019	3,843	↑
Variance since June 2018	23.1%	↑



ACTIVITY



Month	Adjusted Scheduled Activity (UDA)	
	2019	2020
April	700	714
May	1,780	1,834
June	2,460	2,494
July	3,746	
August	4,862	
September	5,684	
October	6,727	
November	7,818	
December	8,517	
January	9,598	
February	10,715	
March	11,727	
April	12,164	
May	12,173	
June	12,173	

QUALITY

	Quantity	Base Number	Contract	AT	Region	England
% of FP17s for the same patient ID Re-attending within 3 months - Children	19	342	5.6%	11.4%	12.1%	11.4%
% of FP17s for the same patient ID Re-attending within 3 months - Adults	92	820	11.2%	14.5%	15.6%	15.4%
% of FP17s for the same patient ID Re-attending between 3 & 9 months - Children	211	342	61.7%	55.6%	61.2%	59.8%
% of FP17s for the same patient ID Re-attending between 3 & 9 months - Adults	435	820	53.0%	52.1%	54.5%	52.1%
% of FP17s for Band 1 Urgent Courses	67	1,014	6.6%	9.1%	9.1%	9.2%
% of FP17s Relating to Free Repair or Replacements	5	1,014	0.5%	1.2%	1.0%	0.7%
% of FP17s Relating to Continuations	19	1,014	1.9%	1.3%	1.0%	0.8%
% of Patients satisfied with the dentistry they have received	0	0	N/A	95.2%	94.2%	93.4%
% of Patients satisfied with the time they had to wait for an appointment	0	0	N/A	88.2%	88.4%	87.6%

* This is based on patients treated on this contract for their most recent course of treatment. Figures in italics indicate the base number of FP17s or Patient Questionnaire responses are less than 100. N/A is shown where the base number of responses is less than 10 during the period. % is calculated as Quantity/Base number*100

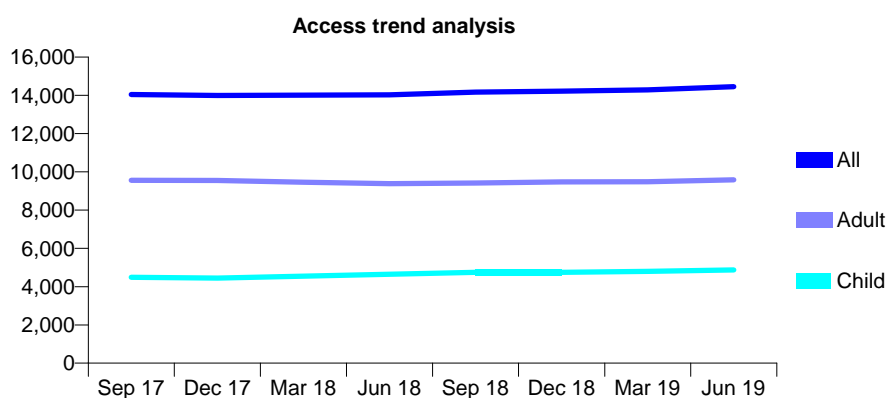
Q45 - Vital Signs At a Glance Contract Report for 569992/0001 - June 2019

Name or company name	Mr Michael Stanley Hulley
Contract type name	GDS Contract
Purpose of contract	General
Contract start date	01/04/2006
Contract end date	

19/20 Contracted general activity (UDA)	42,999
Carry forward general activity (UDA)	0
19/20 Contracted orthodontic activity (UOA)	0
Carry forward orthodontic activity (UOA)	0
Baseline contract value	£1,066,927.61

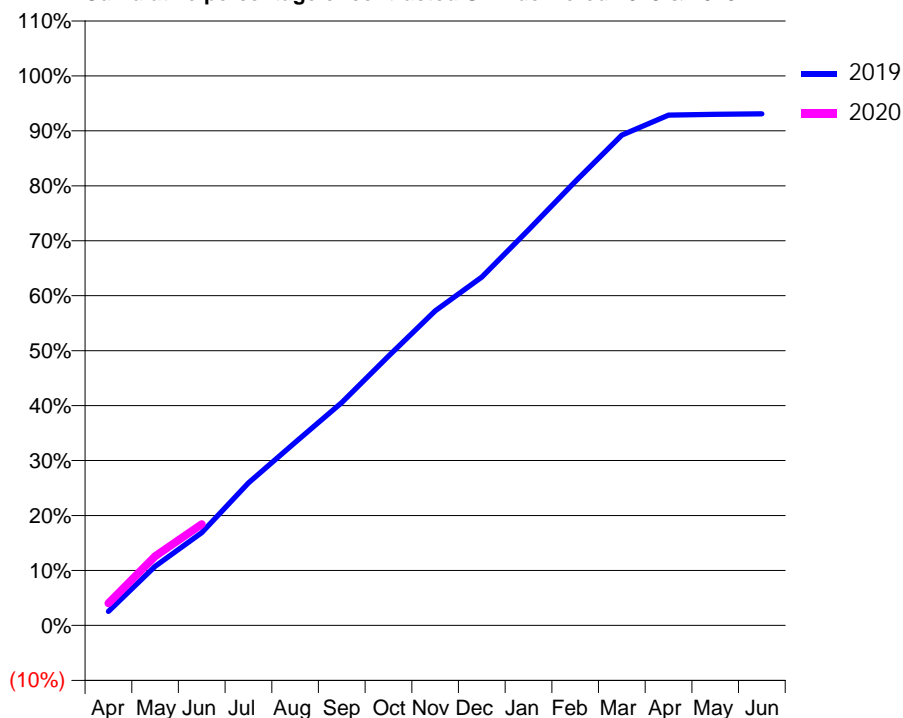
ACCESS*

Patients seen in 24 months	Total	Change since previous quarter
Quarter ending June 2018	14,027	
Quarter ending September 2018	14,171	→
Quarter ending December 2018	14,217	→
Quarter ending March 2019	14,285	→
Quarter ending June 2019	14,455	→
Variance since June 2018	3.1%	↑



ACTIVITY

Cumulative percentage of contracted UDA delivered 2019 & 2020



Adjusted Scheduled Activity (UDA)

Month	2019	2020
April	1,105	1,740
May	4,632	5,421
June	7,253	7,921
July	11,144	
August	14,320	
September	17,443	
October	21,077	
November	24,614	
December	27,249	
January	30,952	
February	34,734	
March	38,365	
April	39,926	
May	39,991	
June	40,030	

QUALITY

	Quantity	Base Number	Contract	AT	Region	England
% of FP17s for the same patient ID Re-attending within 3 months - Children	135	1,713	7.9%	11.4%	12.1%	11.4%
% of FP17s for the same patient ID Re-attending within 3 months - Adults	488	3,099	15.7%	14.5%	15.6%	15.4%
% of FP17s for the same patient ID Re-attending between 3 & 9 months - Children	1,044	1,713	60.9%	55.6%	61.2%	59.8%
% of FP17s for the same patient ID Re-attending between 3 & 9 months - Adults	1,552	3,099	50.1%	52.1%	54.5%	52.1%
% of FP17s for Band 1 Urgent Courses	505	3,979	12.7%	9.1%	9.1%	9.2%
% of FP17s Relating to Free Repair or Replacements	131	3,979	3.3%	1.2%	1.0%	0.7%
% of FP17s Relating to Continuations	58	3,979	1.5%	1.3%	1.0%	0.8%
% of Patients satisfied with the dentistry they have received	6	6	N/A	95.2%	94.2%	93.4%
% of Patients satisfied with the time they had to wait for an appointment	6	6	N/A	88.2%	88.4%	87.6%

* This is based on patients treated on this contract for their most recent course of treatment.

Figures in italics indicate the base number of FP17s or Patient Questionnaire responses are less than 100. N/A is shown where the base number of responses is less than 10 during the period. % is calculated as Quantity/Base number*100

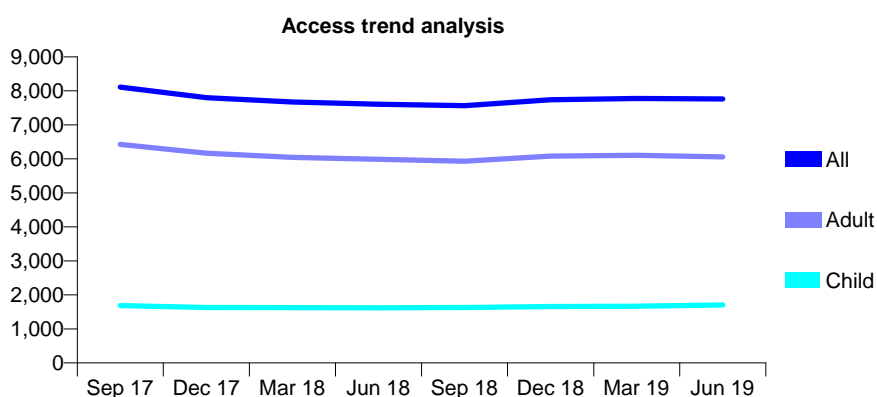
Q45 - Vital Signs At a Glance Contract Report for 572926/0001 - June 2019

Name or company name	Avante Dental Care Partnership
Contract type name	GDS Contract
Purpose of contract	General and Orthodontic
Contract start date	01/04/2006
Contract end date	

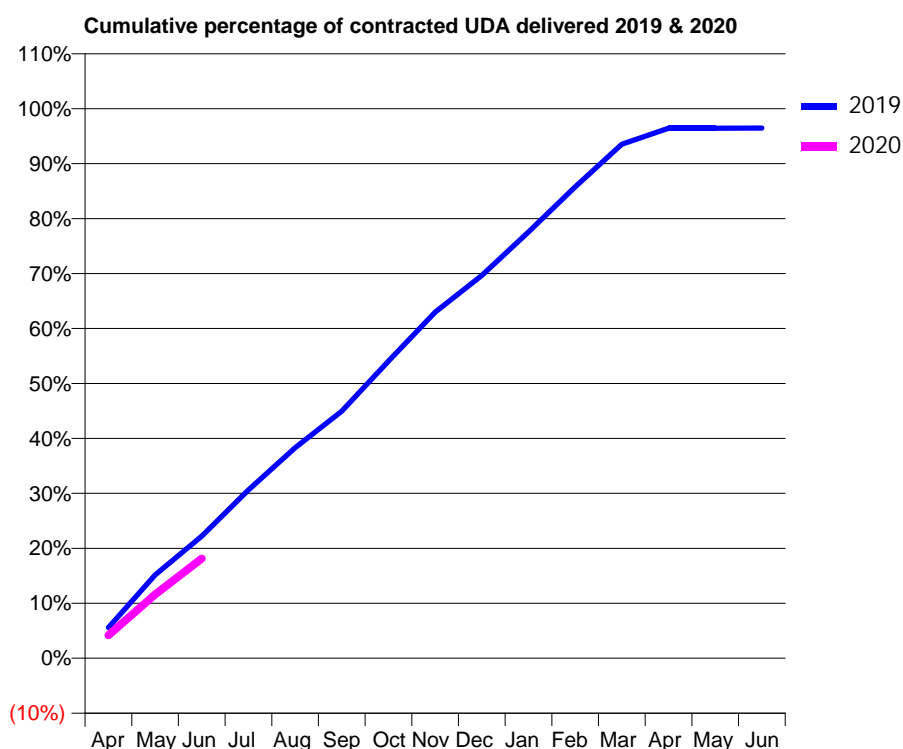
19/20 Contracted general activity (UDA)	22,440
Carry forward general activity (UDA)	0
19/20 Contracted orthodontic activity (UOA)	0
Carry forward orthodontic activity (UOA)	0
Baseline contract value	£549,100.38

ACCESS*

Patients seen in 24 months	Total	Change since previous quarter
Quarter ending June 2018	7,605	
Quarter ending September 2018	7,561	→
Quarter ending December 2018	7,741	↑
Quarter ending March 2019	7,774	→
Quarter ending June 2019	7,763	→
Variance since June 2018	2.1%	↑



ACTIVITY



Month	2019	2020
April	1,255	937
May	3,401	2,605
June	4,987	4,068
July	6,870	
August	8,598	
September	10,085	
October	12,128	
November	14,133	
December	15,627	
January	17,409	
February	19,248	
March	20,982	
April	21,644	
May	21,645	
June	21,647	

QUALITY

	Quantity	Base Number	Contract	AT	Region	England
% of FP17s for the same patient ID Re-attending within 3 months - Children	24	649	3.7%	11.4%	12.1%	11.4%
% of FP17s for the same patient ID Re-attending within 3 months - Adults	201	2,175	9.2%	14.5%	15.6%	15.4%
% of FP17s for the same patient ID Re-attending between 3 & 9 months - Children	427	649	65.8%	55.6%	61.2%	59.8%
% of FP17s for the same patient ID Re-attending between 3 & 9 months - Adults	1,493	2,175	68.6%	52.1%	54.5%	52.1%
% of FP17s for Band 1 Urgent Courses	129	2,466	5.2%	9.1%	9.1%	9.2%
% of FP17s Relating to Free Repair or Replacements	11	2,466	0.4%	1.2%	1.0%	0.7%
% of FP17s Relating to Continuations	31	2,466	1.3%	1.3%	1.0%	0.8%
% of Patients satisfied with the dentistry they have received	3	3	N/A	95.2%	94.2%	93.4%
% of Patients satisfied with the time they had to wait for an appointment	3	3	N/A	88.2%	88.4%	87.6%

* This is based on patients treated on this contract for their most recent course of treatment. Figures in italics indicate the base number of FP17s or Patient Questionnaire responses are less than 100. N/A is shown where the base number of responses is less than 10 during the period. % is calculated as Quantity/Base number*100

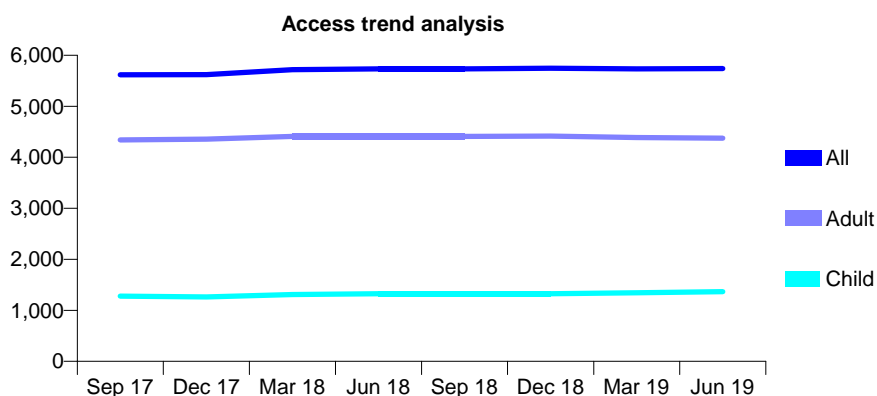
Q45 - Vital Signs At a Glance Contract Report for 576549/0001 - June 2019

Name or company name	Ashby and Atkinson
Contract type name	GDS Contract
Purpose of contract	General
Contract start date	01/04/2006
Contract end date	

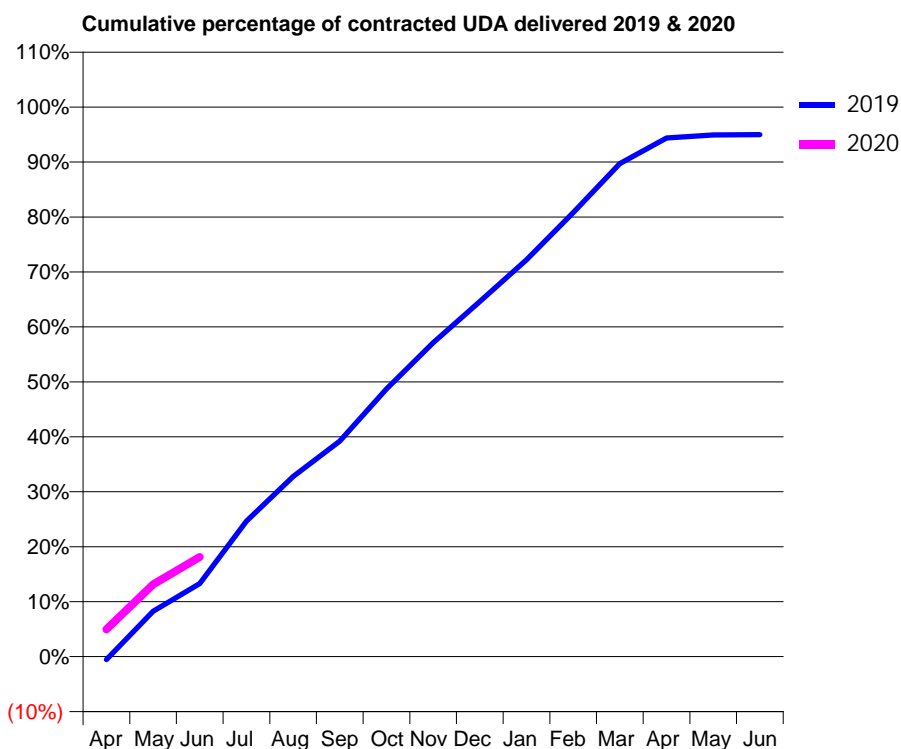
19/20 Contracted general activity (UDA)	13,993
Carry forward general activity (UDA)	0
19/20 Contracted orthodontic activity (UOA)	0
Carry forward orthodontic activity (UOA)	0
Baseline contract value	£398,770.23

ACCESS*

Patients seen in 24 months	Total	Change since previous quarter
Quarter ending June 2018	5,733	
Quarter ending September 2018	5,731	→
Quarter ending December 2018	5,744	→
Quarter ending March 2019	5,734	→
Quarter ending June 2019	5,740	→
Variance since June 2018	0.1%	→



ACTIVITY



Month	Adjusted Scheduled Activity (UDA)	
	2019	2020
April	-81	696
May	1,158	1,839
June	1,859	2,538
July	3,448	
August	4,585	
September	5,491	
October	6,818	
November	7,992	
December	9,042	
January	10,103	
February	11,304	
March	12,553	
April	13,203	
May	13,281	
June	13,287	

QUALITY

	Quantity	Base Number	Contract	AT	Region	England
% of FP17s for the same patient ID Re-attending within 3 months - Children	34	484	7.0%	11.4%	12.1%	11.4%
% of FP17s for the same patient ID Re-attending within 3 months - Adults	140	1,351	10.4%	14.5%	15.6%	15.4%
% of FP17s for the same patient ID Re-attending between 3 & 9 months - Children	312	484	64.5%	55.6%	61.2%	59.8%
% of FP17s for the same patient ID Re-attending between 3 & 9 months - Adults	662	1,351	49.0%	52.1%	54.5%	52.1%
% of FP17s for Band 1 Urgent Courses	108	1,332	8.1%	9.1%	9.1%	9.2%
% of FP17s Relating to Free Repair or Replacements	12	1,332	0.9%	1.2%	1.0%	0.7%
% of FP17s Relating to Continuations	19	1,332	1.4%	1.3%	1.0%	0.8%
% of Patients satisfied with the dentistry they have received	4	4	N/A	95.2%	94.2%	93.4%
% of Patients satisfied with the time they had to wait for an appointment	4	4	N/A	88.2%	88.4%	87.6%

* This is based on patients treated on this contract for their most recent course of treatment. Figures in italics indicate the base number of FP17s or Patient Questionnaire responses are less than 100. N/A is shown where the base number of responses is less than 10 during the period. % is calculated as Quantity/Base number*100

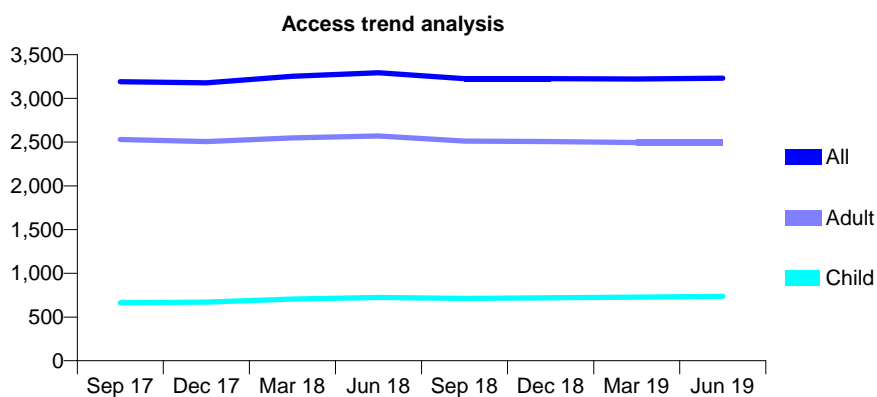
Q45 - Vital Signs At a Glance Contract Report for 603252/0001 - June 2019

Name or company name	MRS S BEDI
Contract type name	GDS Contract
Purpose of contract	General
Contract start date	01/01/2011
Contract end date	

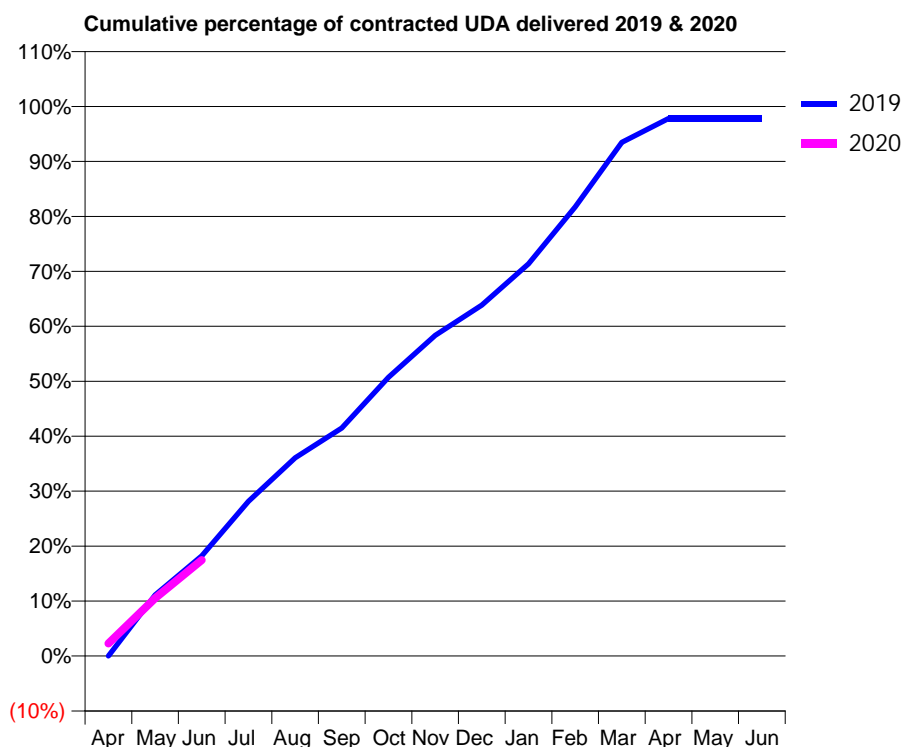
19/20 Contracted general activity (UDA)	9,825
Carry forward general activity (UDA)	0
19/20 Contracted orthodontic activity (UOA)	0
Carry forward orthodontic activity (UOA)	0
Baseline contract value	£272,390.38

ACCESS*

Patients seen in 24 months	Total	Change since previous quarter
Quarter ending June 2018	3,294	
Quarter ending September 2018	3,225	↓
Quarter ending December 2018	3,227	→
Quarter ending March 2019	3,221	→
Quarter ending June 2019	3,231	→
Variance since June 2018	(1.9%)	↓



ACTIVITY



Month	Adjusted Scheduled Activity (UDA)	
	2019	2020
April	2	225
May	1,090	1,034
June	1,789	1,716
July	2,765	
August	3,543	
September	4,076	
October	4,985	
November	5,734	
December	6,274	
January	7,010	
February	8,032	
March	9,184	
April	9,610	
May	9,610	
June	9,610	

QUALITY

	Quantity	Base Number	Contract	AT	Region	England
% of FP17s for the same patient ID Re-attending within 3 months - Children	22	259	8.5%	11.4%	12.1%	11.4%
% of FP17s for the same patient ID Re-attending within 3 months - Adults	122	896	13.6%	14.5%	15.6%	15.4%
% of FP17s for the same patient ID Re-attending between 3 & 9 months - Children	164	259	63.3%	55.6%	61.2%	59.8%
% of FP17s for the same patient ID Re-attending between 3 & 9 months - Adults	598	896	66.7%	52.1%	54.5%	52.1%
% of FP17s for Band 1 Urgent Courses	48	982	4.9%	9.1%	9.1%	9.2%
% of FP17s Relating to Free Repair or Replacements	9	982	0.9%	1.2%	1.0%	0.7%
% of FP17s Relating to Continuations	11	982	1.1%	1.3%	1.0%	0.8%
% of Patients satisfied with the dentistry they have received	12	12	100.0%	95.2%	94.2%	93.4%
% of Patients satisfied with the time they had to wait for an appointment	10	12	83.3%	88.2%	88.4%	87.6%

* This is based on patients treated on this contract for their most recent course of treatment. Figures in italics indicate the base number of FP17s or Patient Questionnaire responses are less than 100. N/A is shown where the base number of responses is less than 10 during the period. % is calculated as Quantity/Base number*100

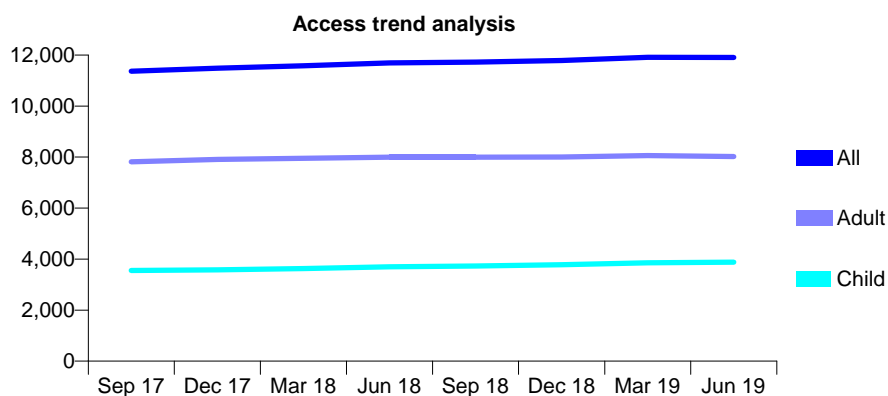
Q45 - Vital Signs At a Glance Contract Report for 629758/0001 - June 2019

Name or company name	Stone Harrison Dean
Contract type name	GDS Contract
Purpose of contract	General
Contract start date	01/04/2006
Contract end date	

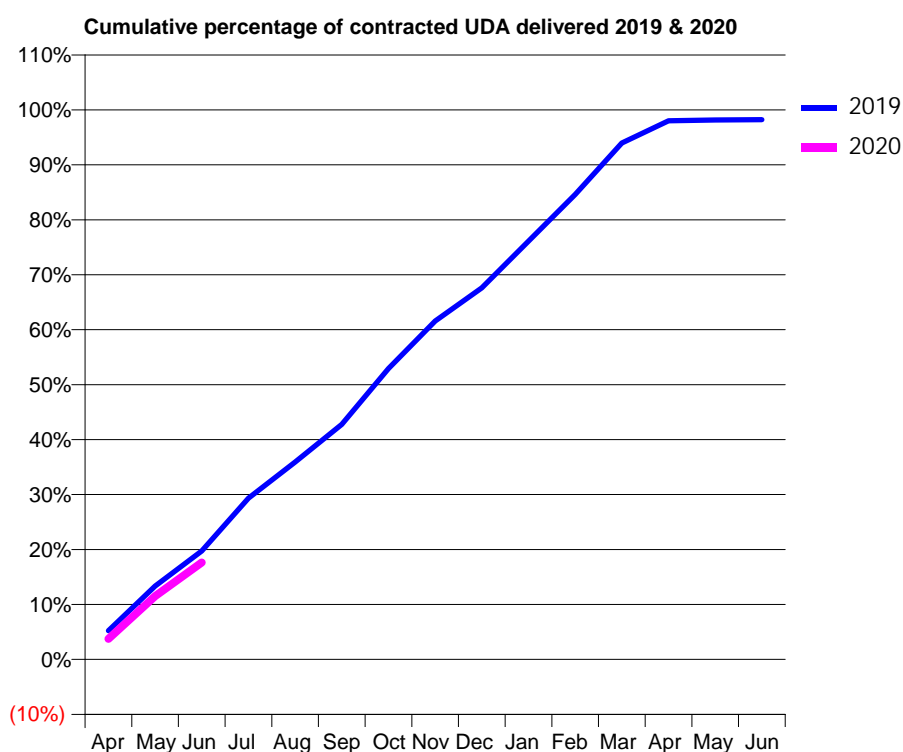
19/20 Contracted general activity (UDA)	35,817
Carry forward general activity (UDA)	0
19/20 Contracted orthodontic activity (UOA)	0
Carry forward orthodontic activity (UOA)	0
Baseline contract value	£985,231.55

ACCESS*

Patients seen in 24 months	Total	Change since previous quarter
Quarter ending June 2018	11,696	
Quarter ending September 2018	11,727	→
Quarter ending December 2018	11,787	→
Quarter ending March 2019	11,912	→
Quarter ending June 2019	11,909	→
Variance since June 2018	1.8%	→



ACTIVITY



Month	2019	2020
April	1,921	1,342
May	4,916	4,121
June	7,266	6,311
July	10,809	
August	13,226	
September	15,743	
October	19,492	
November	22,667	
December	24,888	
January	28,020	
February	31,148	
March	34,594	
April	36,083	
May	36,137	
June	36,159	

QUALITY

	Quantity	Base Number	Contract	AT	Region	England
% of FP17s for the same patient ID Re-attending within 3 months - Children	114	1,308	8.7%	11.4%	12.1%	11.4%
% of FP17s for the same patient ID Re-attending within 3 months - Adults	366	2,488	14.7%	14.5%	15.6%	15.4%
% of FP17s for the same patient ID Re-attending between 3 & 9 months - Children	745	1,308	57.0%	55.6%	61.2%	59.8%
% of FP17s for the same patient ID Re-attending between 3 & 9 months - Adults	1,411	2,488	56.7%	52.1%	54.5%	52.1%
% of FP17s for Band 1 Urgent Courses	174	2,927	5.9%	9.1%	9.1%	9.2%
% of FP17s Relating to Free Repair or Replacements	68	2,927	2.3%	1.2%	1.0%	0.7%
% of FP17s Relating to Continuations	49	2,927	1.7%	1.3%	1.0%	0.8%
% of Patients satisfied with the dentistry they have received	6	6	N/A	95.2%	94.2%	93.4%
% of Patients satisfied with the time they had to wait for an appointment	6	6	N/A	88.2%	88.4%	87.6%

* This is based on patients treated on this contract for their most recent course of treatment. Figures in italics indicate the base number of FP17s or Patient Questionnaire responses are less than 100. N/A is shown where the base number of responses is less than 10 during the period. % is calculated as Quantity/Base number*100

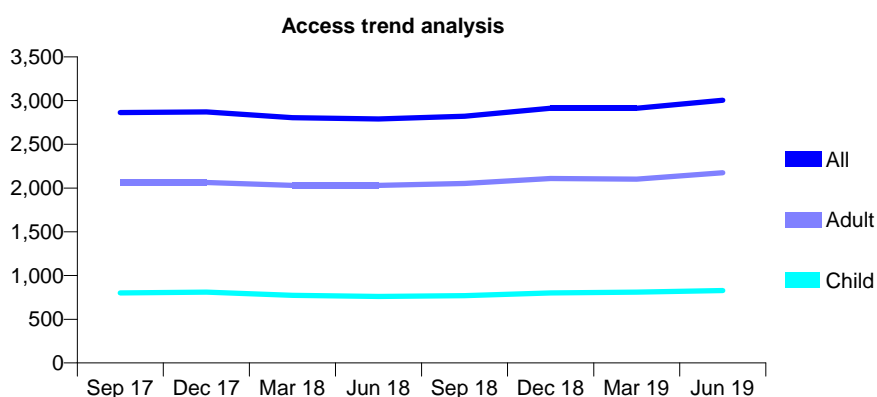
Q45 - Vital Signs At a Glance Contract Report for 630500/0001 - June 2019

Name or company name	MR NP PLAHE
Contract type name	GDS Contract
Purpose of contract	General
Contract start date	01/04/2006
Contract end date	

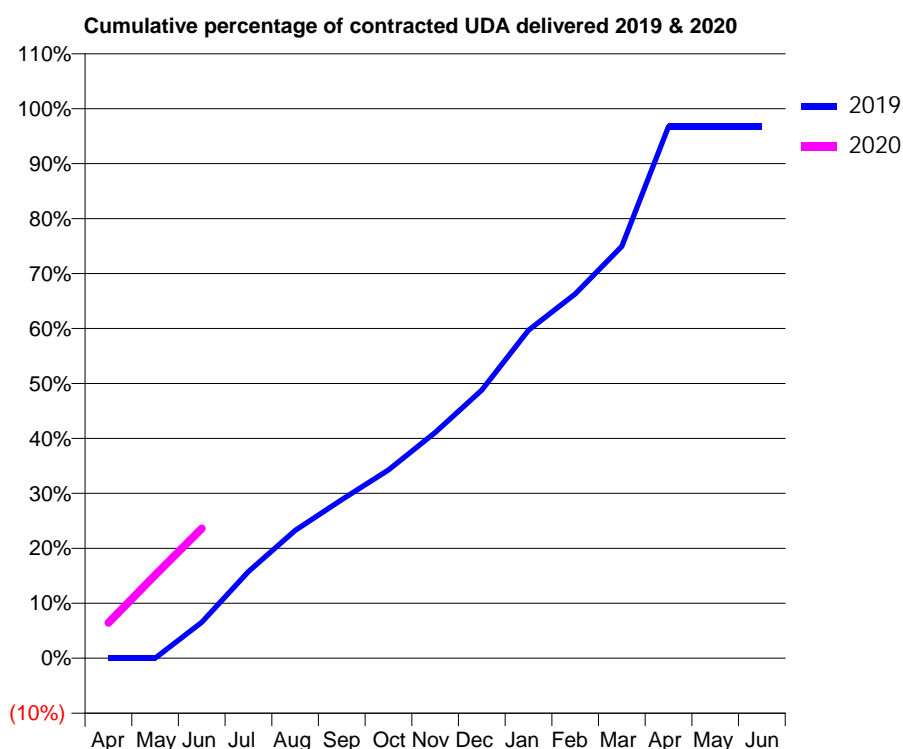
19/20 Contracted general activity (UDA)	7,723
Carry forward general activity (UDA)	0
19/20 Contracted orthodontic activity (UOA)	0
Carry forward orthodontic activity (UOA)	0
Baseline contract value	£186,820.97

ACCESS*

Patients seen in 24 months	Total	Change since previous quarter
Quarter ending June 2018	2,790	
Quarter ending September 2018	2,821	→
Quarter ending December 2018	2,912	↑
Quarter ending March 2019	2,912	→
Quarter ending June 2019	3,003	↑
Variance since June 2018	7.6%	↑



ACTIVITY



Month	2019	2020
April	0	498
May	0	1,169
June	505	1,822
July	1,220	
August	1,797	
September	2,228	
October	2,647	
November	3,172	
December	3,767	
January	4,610	
February	5,120	
March	5,788	
April	7,473	
May	7,473	
June	7,473	

QUALITY

	Quantity	Base Number	Contract	AT	Region	England
% of FP17s for the same patient ID Re-attending within 3 months - Children	36	424	8.5%	11.4%	12.1%	11.4%
% of FP17s for the same patient ID Re-attending within 3 months - Adults	176	1,080	16.3%	14.5%	15.6%	15.4%
% of FP17s for the same patient ID Re-attending between 3 & 9 months - Children	159	424	37.5%	55.6%	61.2%	59.8%
% of FP17s for the same patient ID Re-attending between 3 & 9 months - Adults	407	1,080	37.7%	52.1%	54.5%	52.1%
% of FP17s for Band 1 Urgent Courses	75	792	9.5%	9.1%	9.1%	9.2%
% of FP17s Relating to Free Repair or Replacements	17	792	2.1%	1.2%	1.0%	0.7%
% of FP17s Relating to Continuations	20	792	2.5%	1.3%	1.0%	0.8%
% of Patients satisfied with the dentistry they have received	11	11	100.0%	95.2%	94.2%	93.4%
% of Patients satisfied with the time they had to wait for an appointment	10	11	90.9%	88.2%	88.4%	87.6%

* This is based on patients treated on this contract for their most recent course of treatment.

Figures in italics indicate the base number of FP17s or Patient Questionnaire responses are less than 100. N/A is shown where the base number of responses is less than 10 during the period. % is calculated as Quantity/Base number*100

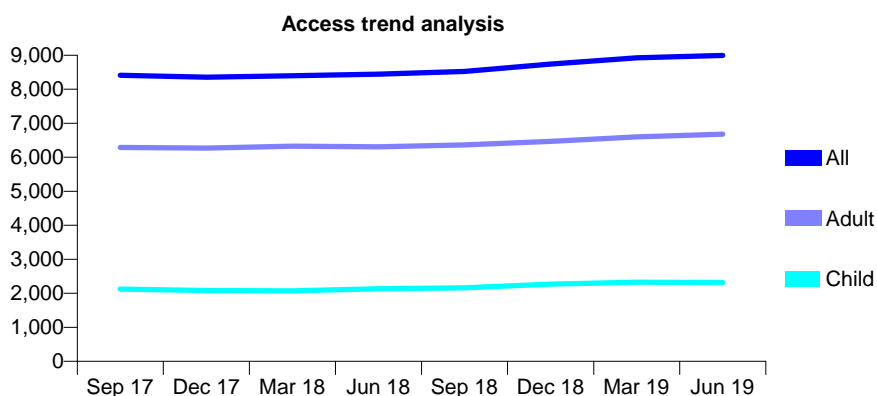
Q45 - Vital Signs At a Glance Contract Report for 636827/0002 - June 2019

Name or company name	Honour Health Partnership
Contract type name	Pilot Contract
Purpose of contract	General
Contract start date	01/04/2006
Contract end date	

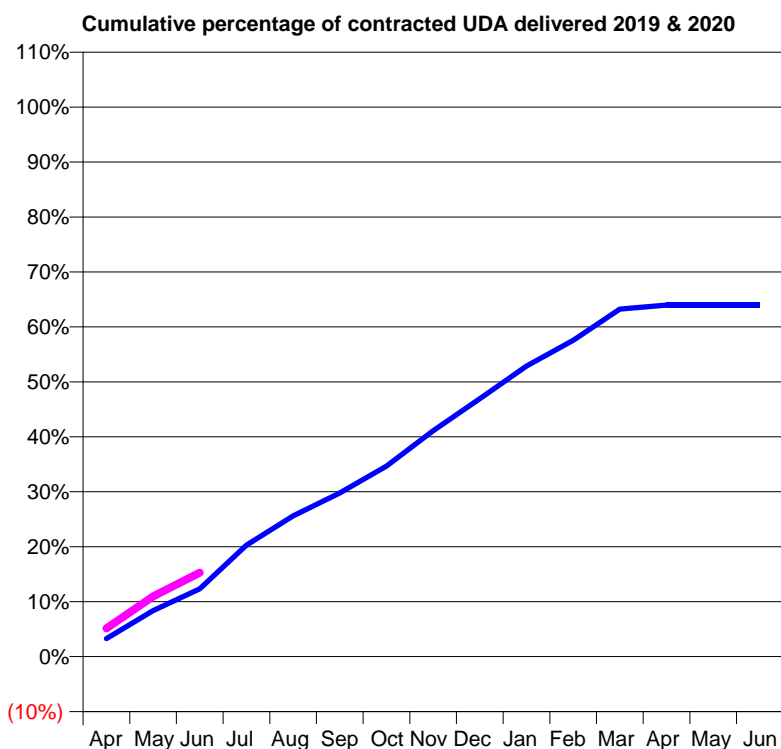
19/20 Contracted general activity (UDA)	30,842
Carry forward general activity (UDA)	0
19/20 Contracted orthodontic activity (UOA)	0
Carry forward orthodontic activity (UOA)	0
Baseline contract value	£804,407.19

ACCESS*

Patients seen in 24 months	Total	Change since previous quarter
Quarter ending June 2018	8,444	
Quarter ending September 2018	8,525	→
Quarter ending December 2018	8,742	↑
Quarter ending March 2019	8,924	↑
Quarter ending June 2019	8,994	→
Variance since June 2018	6.5%	↑



ACTIVITY



Month	Adjusted Scheduled Activity (UDA)	
	2019	2020
April	1,012	1,591
May	2,583	3,382
June	3,807	4,713
July	6,256	
August	7,902	
September	9,185	
October	10,691	
November	12,678	
December	14,482	
January	16,304	
February	17,753	
March	19,510	
April	19,733	
May	19,735	
June	19,725	

QUALITY

	Quantity	Base Number	Contract	AT	Region	England
% of FP17s for the same patient ID Re-attending within 3 months - Children	101	904	11.2%	11.4%	12.1%	11.4%
% of FP17s for the same patient ID Re-attending within 3 months - Adults	298	1,937	15.4%	14.5%	15.6%	15.4%
% of FP17s for the same patient ID Re-attending between 3 & 9 months - Children	590	904	65.3%	55.6%	61.2%	59.8%
% of FP17s for the same patient ID Re-attending between 3 & 9 months - Adults	838	1,937	43.3%	52.1%	54.5%	52.1%
% of FP17s for Band 1 Urgent Courses	218	2,312	9.4%	9.1%	9.1%	9.2%
% of FP17s Relating to Free Repair or Replacements	22	2,312	1.0%	1.2%	1.0%	0.7%
% of FP17s Relating to Continuations	6	2,312	0.3%	1.3%	1.0%	0.8%
% of Patients satisfied with the dentistry they have received	6	6	N/A	95.2%	94.2%	93.4%
% of Patients satisfied with the time they had to wait for an appointment	5	6	N/A	88.2%	88.4%	87.6%

* This is based on patients treated on this contract for their most recent course of treatment. Figures in italics indicate the base number of FP17s or Patient Questionnaire responses are less than 100. N/A is shown where the base number of responses is less than 10 during the period. % is calculated as Quantity/Base number*100

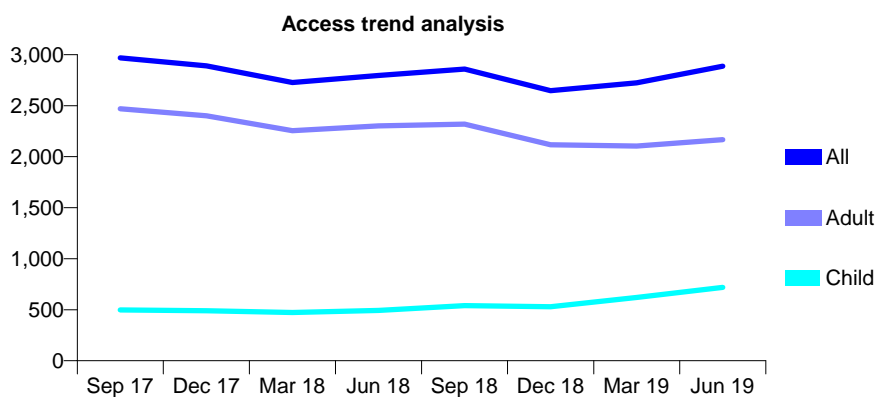
Q45 - Vital Signs At a Glance Contract Report for 642304/0001 - June 2019

Name or company name	Dr S Aslam, Dr K Horne and Dr I Saqib
Contract type name	GDS Contract
Purpose of contract	General and Orthodontic
Contract start date	01/04/2006
Contract end date	

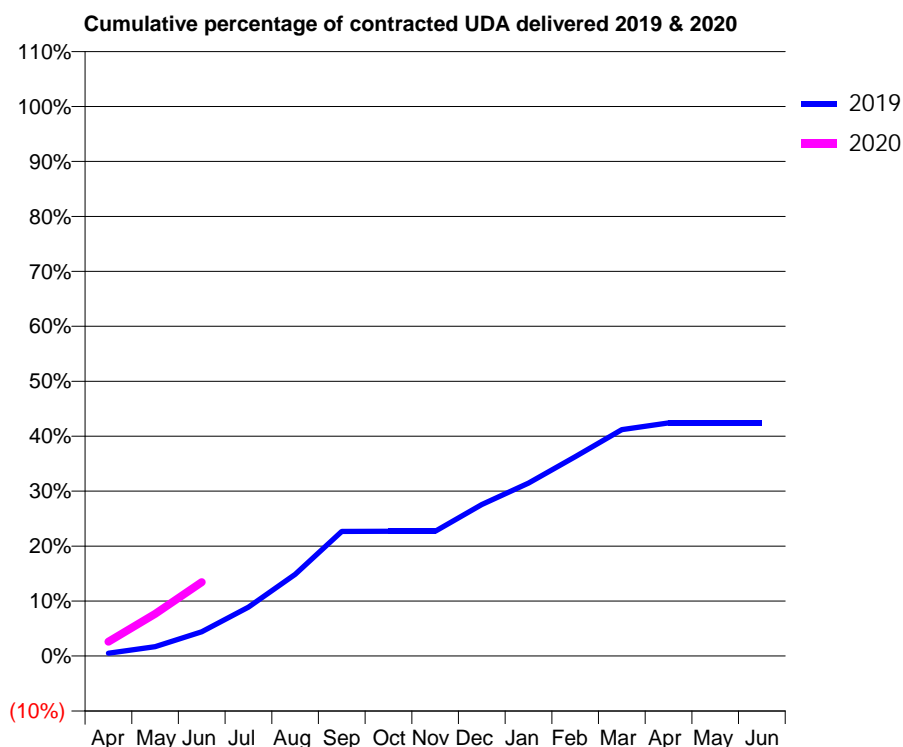
19/20 Contracted general activity (UDA)	11,500
Carry forward general activity (UDA)	0
19/20 Contracted orthodontic activity (UOA)	0
Carry forward orthodontic activity (UOA)	0
Baseline contract value	£271,633.27

ACCESS*

Patients seen in 24 months	Total	Change since previous quarter
Quarter ending June 2018	2,796	
Quarter ending September 2018	2,859	↑
Quarter ending December 2018	2,646	↓
Quarter ending March 2019	2,724	↑
Quarter ending June 2019	2,887	↑
Variance since June 2018	3.3%	↑



ACTIVITY



Month	Adjusted Scheduled Activity (UDA)	
	2019	2020
April	60	299
May	196	884
June	508	1,548
July	1,022	
August	1,709	
September	2,607	
October	2,610	
November	2,610	
December	3,173	
January	3,618	
February	4,170	
March	4,738	
April	4,880	
May	4,877	
June	4,877	

QUALITY

	Quantity	Base Number	Contract	AT	Region	England
% of FP17s for the same patient ID Re-attending within 3 months - Children	11	210	5.2%	11.4%	12.1%	11.4%
% of FP17s for the same patient ID Re-attending within 3 months - Adults	58	546	10.6%	14.5%	15.6%	15.4%
% of FP17s for the same patient ID Re-attending between 3 & 9 months - Children	23	210	11.0%	55.6%	61.2%	59.8%
% of FP17s for the same patient ID Re-attending between 3 & 9 months - Adults	97	546	17.8%	52.1%	54.5%	52.1%
% of FP17s for Band 1 Urgent Courses	34	686	5.0%	9.1%	9.1%	9.2%
% of FP17s Relating to Free Repair or Replacements	16	686	2.3%	1.2%	1.0%	0.7%
% of FP17s Relating to Continuations	13	686	1.9%	1.3%	1.0%	0.8%
% of Patients satisfied with the dentistry they have received	4	4	N/A	95.2%	94.2%	93.4%
% of Patients satisfied with the time they had to wait for an appointment	4	4	N/A	88.2%	88.4%	87.6%

* This is based on patients treated on this contract for their most recent course of treatment. Figures in italics indicate the base number of FP17s or Patient Questionnaire responses are less than 100. N/A is shown where the base number of responses is less than 10 during the period. % is calculated as Quantity/Base number*100

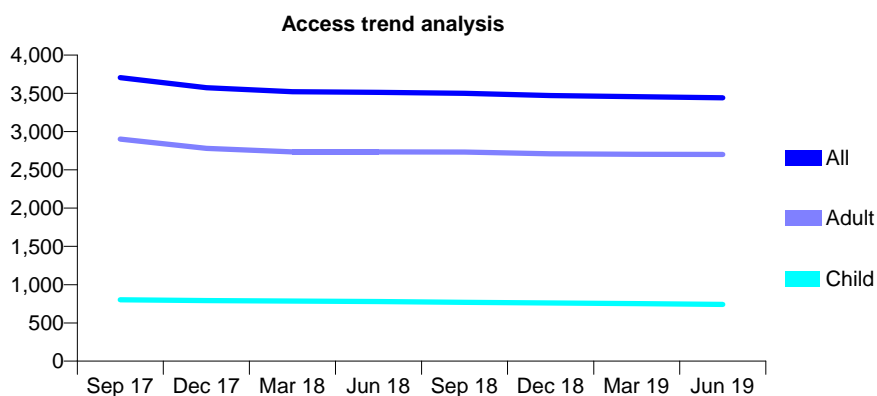
Q45 - Vital Signs At a Glance Contract Report for 652660/0001 - June 2019

Name or company name	MR LG ROBSON
Contract type name	GDS Contract
Purpose of contract	General
Contract start date	01/04/2006
Contract end date	

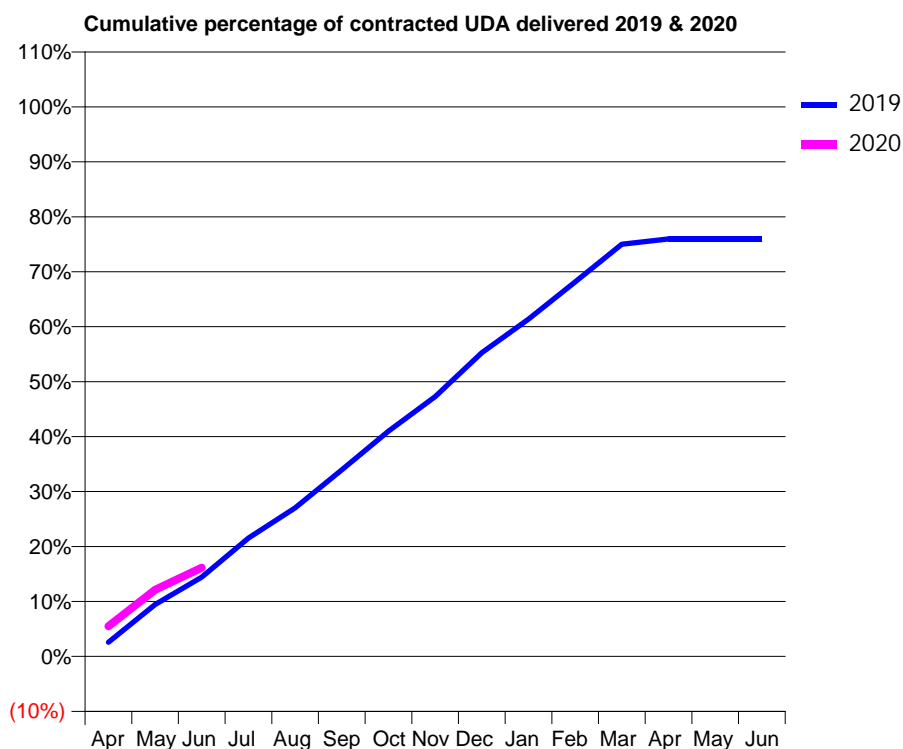
19/20 Contracted general activity (UDA)	13,861
Carry forward general activity (UDA)	0
19/20 Contracted orthodontic activity (UOA)	0
Carry forward orthodontic activity (UOA)	0
Baseline contract value	£370,080.64

ACCESS*

Patients seen in 24 months	Total	Change since previous quarter
Quarter ending June 2018	3,513	
Quarter ending September 2018	3,501	→
Quarter ending December 2018	3,471	→
Quarter ending March 2019	3,456	→
Quarter ending June 2019	3,442	→
Variance since June 2018	(2.0%)	↓



ACTIVITY



Month	2019	2020
April	359	763
May	1,310	1,685
June	2,000	2,239
July	2,984	
August	3,749	
September	4,703	
October	5,681	
November	6,555	
December	7,662	
January	8,508	
February	9,445	
March	10,396	
April	10,529	
May	10,530	
June	10,530	

QUALITY

	Quantity	Base Number	Contract	AT	Region	England
% of FP17s for the same patient ID Re-attending within 3 months - Children	18	235	7.7%	11.4%	12.1%	11.4%
% of FP17s for the same patient ID Re-attending within 3 months - Adults	160	928	17.2%	14.5%	15.6%	15.4%
% of FP17s for the same patient ID Re-attending between 3 & 9 months - Children	154	235	65.5%	55.6%	61.2%	59.8%
% of FP17s for the same patient ID Re-attending between 3 & 9 months - Adults	529	928	57.0%	52.1%	54.5%	52.1%
% of FP17s for Band 1 Urgent Courses	107	1,085	9.9%	9.1%	9.1%	9.2%
% of FP17s Relating to Free Repair or Replacements	38	1,085	3.5%	1.2%	1.0%	0.7%
% of FP17s Relating to Continuations	6	1,085	0.6%	1.3%	1.0%	0.8%
% of Patients satisfied with the dentistry they have received	6	7	N/A	95.2%	94.2%	93.4%
% of Patients satisfied with the time they had to wait for an appointment	6	7	N/A	88.2%	88.4%	87.6%

* This is based on patients treated on this contract for their most recent course of treatment. Figures in italics indicate the base number of FP17s or Patient Questionnaire responses are less than 100. N/A is shown where the base number of responses is less than 10 during the period. % is calculated as Quantity/Base number*100

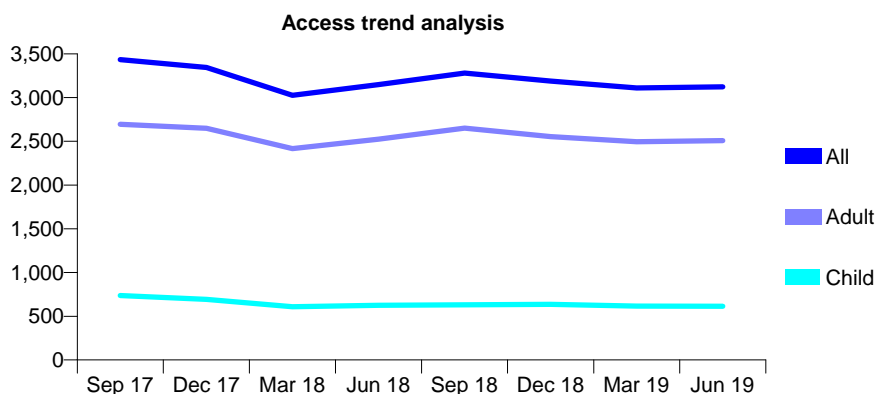
Q45 - Vital Signs At a Glance Contract Report for 658340/0001 - June 2019

Name or company name	Miss H Almond & Mr M Barnett
Contract type name	GDS Contract
Purpose of contract	General and Orthodontic
Contract start date	01/04/2006
Contract end date	

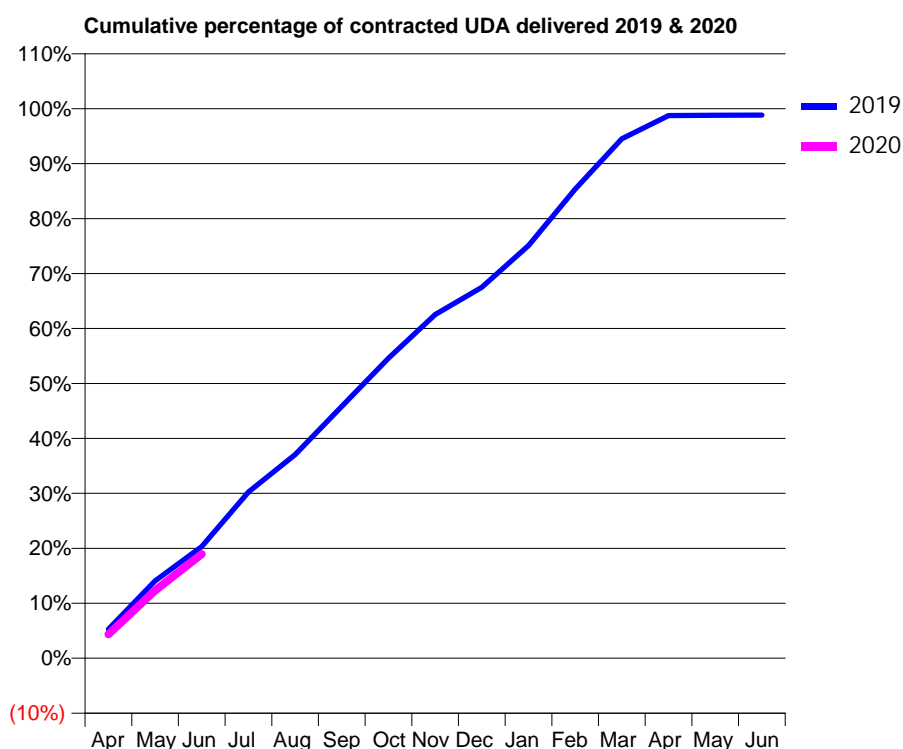
19/20 Contracted general activity (UDA)	10,890
Carry forward general activity (UDA)	0
19/20 Contracted orthodontic activity (UOA)	0
Carry forward orthodontic activity (UOA)	0
Baseline contract value	£333,718.84

ACCESS*

Patients seen in 24 months	Total	Change since previous quarter
Quarter ending June 2018	3,149	
Quarter ending September 2018	3,281	↑
Quarter ending December 2018	3,189	↓
Quarter ending March 2019	3,110	↓
Quarter ending June 2019	3,122	→
Variance since June 2018	(0.9%)	→



ACTIVITY



Month	Adjusted Scheduled Activity (UDA)	
	2019	2020
April	574	476
May	1,535	1,344
June	2,213	2,062
July	3,293	
August	4,037	
September	4,992	
October	5,944	
November	6,813	
December	7,349	
January	8,177	
February	9,295	
March	10,293	
April	10,753	
May	10,761	
June	10,762	

QUALITY

	Quantity	Base Number	Contract	AT	Region	England
% of FP17s for the same patient ID Re-attending within 3 months - Children	2	256	0.8%	11.4%	12.1%	11.4%
% of FP17s for the same patient ID Re-attending within 3 months - Adults	74	983	7.5%	14.5%	15.6%	15.4%
% of FP17s for the same patient ID Re-attending between 3 & 9 months - Children	116	256	45.3%	55.6%	61.2%	59.8%
% of FP17s for the same patient ID Re-attending between 3 & 9 months - Adults	515	983	52.4%	52.1%	54.5%	52.1%
% of FP17s for Band 1 Urgent Courses	35	1,059	3.3%	9.1%	9.1%	9.2%
% of FP17s Relating to Free Repair or Replacements	11	1,059	1.0%	1.2%	1.0%	0.7%
% of FP17s Relating to Continuations	15	1,059	1.4%	1.3%	1.0%	0.8%
% of Patients satisfied with the dentistry they have received	2	2	N/A	95.2%	94.2%	93.4%
% of Patients satisfied with the time they had to wait for an appointment	2	2	N/A	88.2%	88.4%	87.6%

* This is based on patients treated on this contract for their most recent course of treatment.

Figures in italics indicate the base number of FP17s or Patient Questionnaire responses are less than 100. N/A is shown where the base number of responses is less than 10 during the period. % is calculated as Quantity/Base number*100

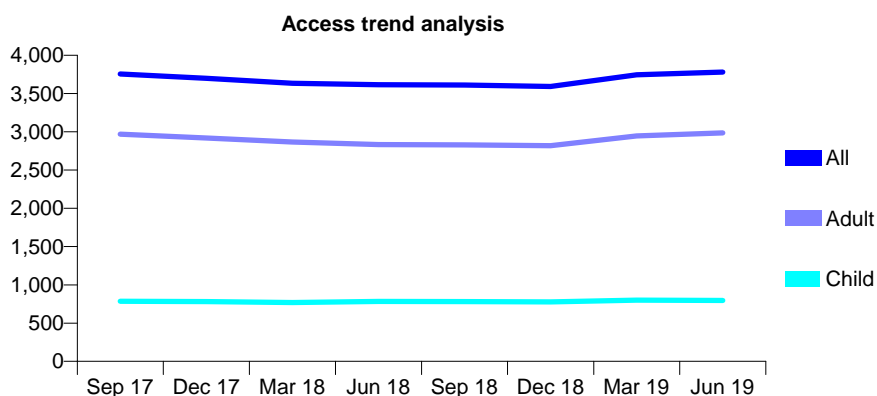
Q45 - Vital Signs At a Glance Contract Report for 661457/0001 - June 2019

Name or company name	MR DM MALPASS
Contract type name	GDS Contract
Purpose of contract	General
Contract start date	01/04/2006
Contract end date	

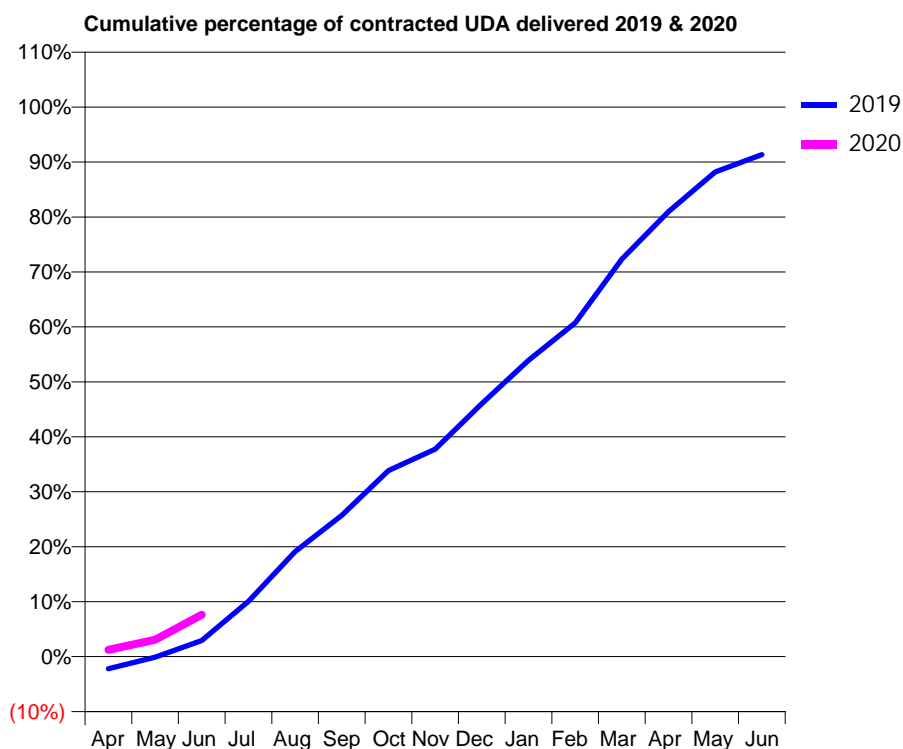
19/20 Contracted general activity (UDA)	10,000
Carry forward general activity (UDA)	0
19/20 Contracted orthodontic activity (UOA)	0
Carry forward orthodontic activity (UOA)	0
Baseline contract value	£306,975.20

ACCESS*

Patients seen in 24 months	Total	Change since previous quarter
Quarter ending June 2018	3,616	
Quarter ending September 2018	3,611	→
Quarter ending December 2018	3,593	→
Quarter ending March 2019	3,745	↑
Quarter ending June 2019	3,781	→
Variance since June 2018	4.6%	↑



ACTIVITY



Month	Adjusted Scheduled Activity (UDA)	
	2019	2020
April	-239	124
May	-13	307
June	314	762
July	1,082	
August	2,059	
September	2,764	
October	3,641	
November	4,063	
December	4,950	
January	5,798	
February	6,532	
March	7,778	
April	8,707	
May	9,487	
June	9,824	

QUALITY

	Quantity	Base Number	Contract	AT	Region	England
% of FP17s for the same patient ID Re-attending within 3 months - Children	21	254	8.3%	11.4%	12.1%	11.4%
% of FP17s for the same patient ID Re-attending within 3 months - Adults	201	1,257	16.0%	14.5%	15.6%	15.4%
% of FP17s for the same patient ID Re-attending between 3 & 9 months - Children	116	254	45.7%	55.6%	61.2%	59.8%
% of FP17s for the same patient ID Re-attending between 3 & 9 months - Adults	641	1,257	51.0%	52.1%	54.5%	52.1%
% of FP17s for Band 1 Urgent Courses	33	459	7.2%	9.1%	9.1%	9.2%
% of FP17s Relating to Free Repair or Replacements	4	459	0.9%	1.2%	1.0%	0.7%
% of FP17s Relating to Continuations	14	459	3.1%	1.3%	1.0%	0.8%
% of Patients satisfied with the dentistry they have received	2	2	N/A	95.2%	94.2%	93.4%
% of Patients satisfied with the time they had to wait for an appointment	2	2	N/A	88.2%	88.4%	87.6%

* This is based on patients treated on this contract for their most recent course of treatment. Figures in italics indicate the base number of FP17s or Patient Questionnaire responses are less than 100. N/A is shown where the base number of responses is less than 10 during the period. % is calculated as Quantity/Base number*100

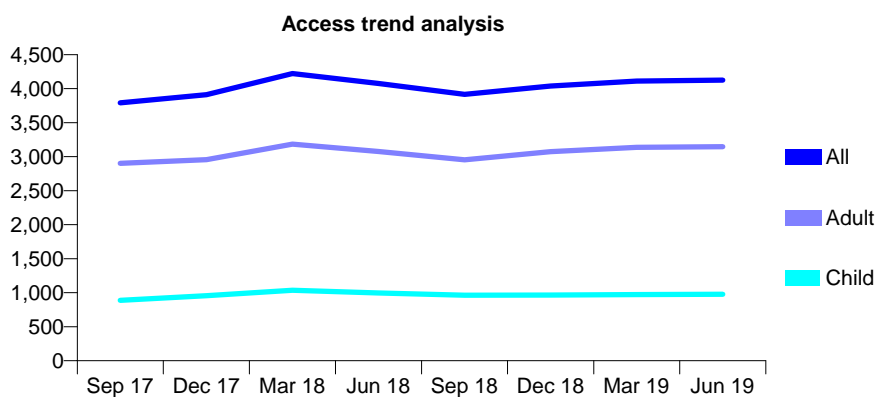
Q45 - Vital Signs At a Glance Contract Report for 661465/0001 - June 2019

Name or company name	Mr M Pearson & Ms J Russell
Contract type name	GDS Contract
Purpose of contract	General and Orthodontic
Contract start date	01/04/2006
Contract end date	

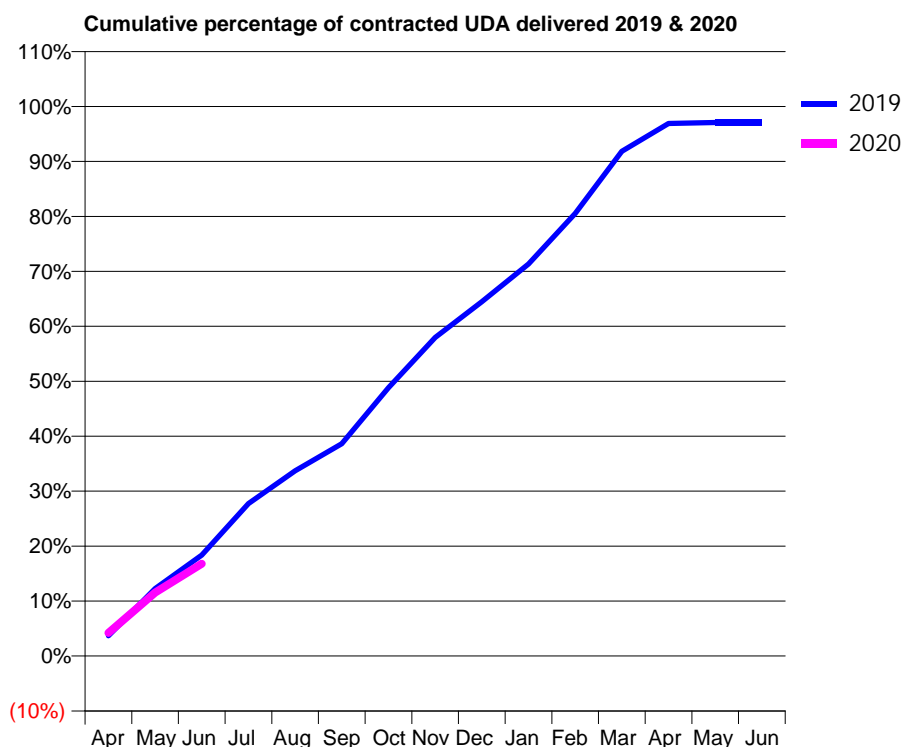
19/20 Contracted general activity (UDA)	15,393
Carry forward general activity (UDA)	0
19/20 Contracted orthodontic activity (UOA)	21
Carry forward orthodontic activity (UOA)	0
Baseline contract value	£475,884.56

ACCESS*

Patients seen in 24 months	Total	Change since previous quarter
Quarter ending June 2018	4,075	
Quarter ending September 2018	3,917	↓
Quarter ending December 2018	4,039	↑
Quarter ending March 2019	4,113	→
Quarter ending June 2019	4,127	→
Variance since June 2018	1.3%	→



ACTIVITY



Month	Adjusted Scheduled Activity (UDA)	
	2019	2020
April	569	647
May	1,888	1,777
June	2,824	2,581
July	4,271	
August	5,189	
September	5,949	
October	7,517	
November	8,922	
December	9,922	
January	10,979	
February	12,397	
March	14,138	
April	14,919	
May	14,943	
June	14,943	

QUALITY

	Quantity	Base Number	Contract	AT	Region	England
% of FP17s for the same patient ID Re-attending within 3 months - Children	12	419	2.9%	11.4%	12.1%	11.4%
% of FP17s for the same patient ID Re-attending within 3 months - Adults	101	1,222	8.3%	14.5%	15.6%	15.4%
% of FP17s for the same patient ID Re-attending between 3 & 9 months - Children	233	419	55.6%	55.6%	61.2%	59.8%
% of FP17s for the same patient ID Re-attending between 3 & 9 months - Adults	635	1,222	52.0%	52.1%	54.5%	52.1%
% of FP17s for Band 1 Urgent Courses	41	1,296	3.2%	9.1%	9.1%	9.2%
% of FP17s Relating to Free Repair or Replacements	20	1,296	1.5%	1.2%	1.0%	0.7%
% of FP17s Relating to Continuations	31	1,296	2.4%	1.3%	1.0%	0.8%
% of Patients satisfied with the dentistry they have received	3	3	N/A	95.2%	94.2%	93.4%
% of Patients satisfied with the time they had to wait for an appointment	3	3	N/A	88.2%	88.4%	87.6%

* This is based on patients treated on this contract for their most recent course of treatment. Figures in italics indicate the base number of FP17s or Patient Questionnaire responses are less than 100. N/A is shown where the base number of responses is less than 10 during the period. % is calculated as Quantity/Base number*100

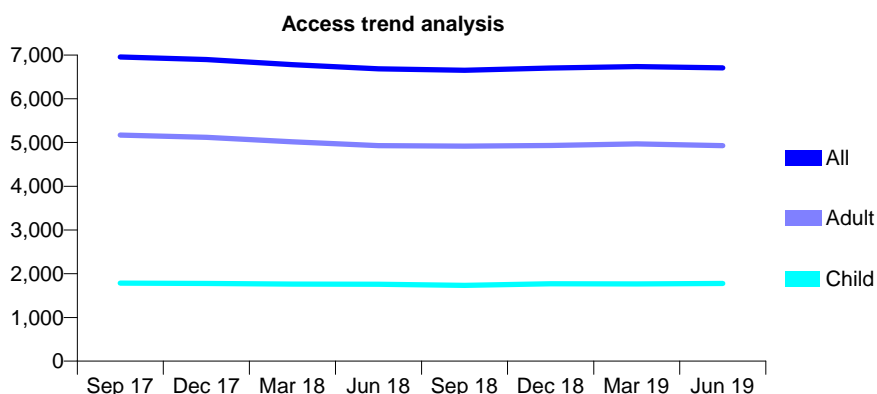
Q45 - Vital Signs At a Glance Contract Report for 675865/0002 - June 2019

Name or company name	Bennisons Dental Practice
Contract type name	GDS Contract
Purpose of contract	General
Contract start date	01/04/2009
Contract end date	

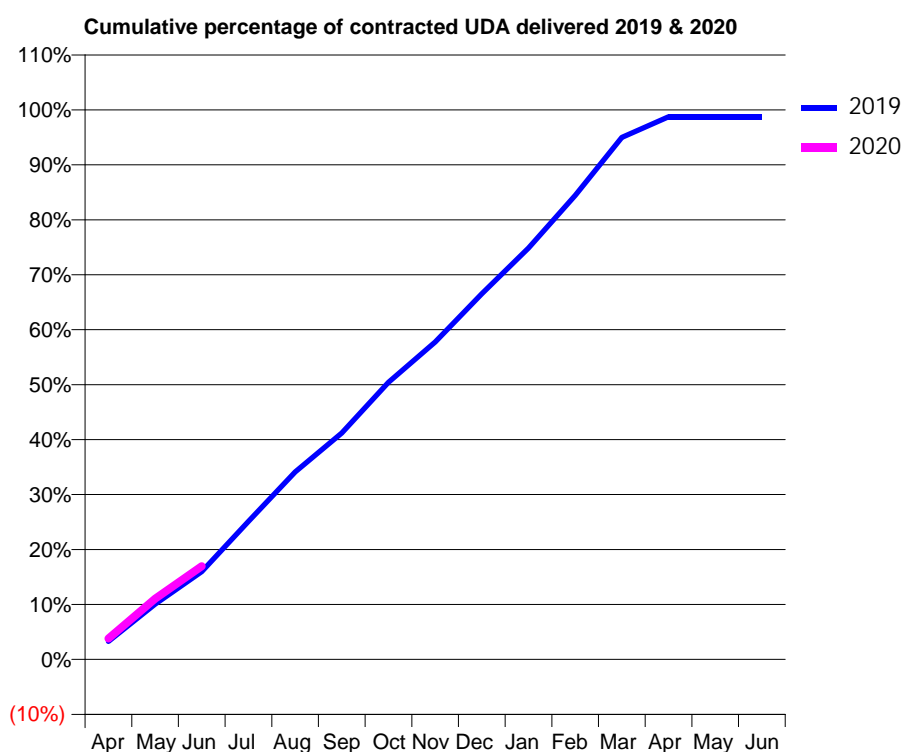
19/20 Contracted general activity (UDA)	18,165
Carry forward general activity (UDA)	0
19/20 Contracted orthodontic activity (UOA)	0
Carry forward orthodontic activity (UOA)	0
Baseline contract value	£467,645.89

ACCESS*

Patients seen in 24 months	Total	Change since previous quarter
Quarter ending June 2018	6,683	
Quarter ending September 2018	6,652	→
Quarter ending December 2018	6,702	→
Quarter ending March 2019	6,737	→
Quarter ending June 2019	6,706	→
Variance since June 2018	0.3%	→



ACTIVITY



Month	Adjusted Scheduled Activity (UDA)	
	2019	2020
April	599	691
May	1,826	2,009
June	2,902	3,082
July	4,566	
August	6,197	
September	7,482	
October	9,159	
November	10,492	
December	12,086	
January	13,595	
February	15,337	
March	17,257	
April	17,933	
May	17,933	
June	17,933	

QUALITY

	Quantity	Base Number	Contract	AT	Region	England
% of FP17s for the same patient ID Re-attending within 3 months - Children	49	631	7.8%	11.4%	12.1%	11.4%
% of FP17s for the same patient ID Re-attending within 3 months - Adults	243	1,572	15.5%	14.5%	15.6%	15.4%
% of FP17s for the same patient ID Re-attending between 3 & 9 months - Children	424	631	67.2%	55.6%	61.2%	59.8%
% of FP17s for the same patient ID Re-attending between 3 & 9 months - Adults	951	1,572	60.5%	52.1%	54.5%	52.1%
% of FP17s for Band 1 Urgent Courses	144	1,784	8.1%	9.1%	9.1%	9.2%
% of FP17s Relating to Free Repair or Replacements	16	1,784	0.9%	1.2%	1.0%	0.7%
% of FP17s Relating to Continuations	18	1,784	1.0%	1.3%	1.0%	0.8%
% of Patients satisfied with the dentistry they have received	16	16	100.0%	95.2%	94.2%	93.4%
% of Patients satisfied with the time they had to wait for an appointment	13	16	81.3%	88.2%	88.4%	87.6%

* This is based on patients treated on this contract for their most recent course of treatment. Figures in italics indicate the base number of FP17s or Patient Questionnaire responses are less than 100. N/A is shown where the base number of responses is less than 10 during the period. % is calculated as Quantity/Base number*100

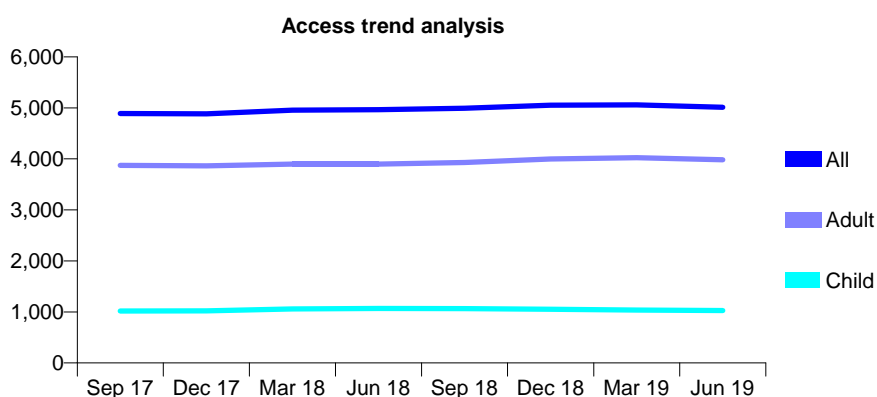
Q45 - Vital Signs At a Glance Contract Report for 676179/0001 - June 2019

Name or company name	MR BA KRAGNES
Contract type name	GDS Contract
Purpose of contract	General and Orthodontic
Contract start date	01/04/2006
Contract end date	

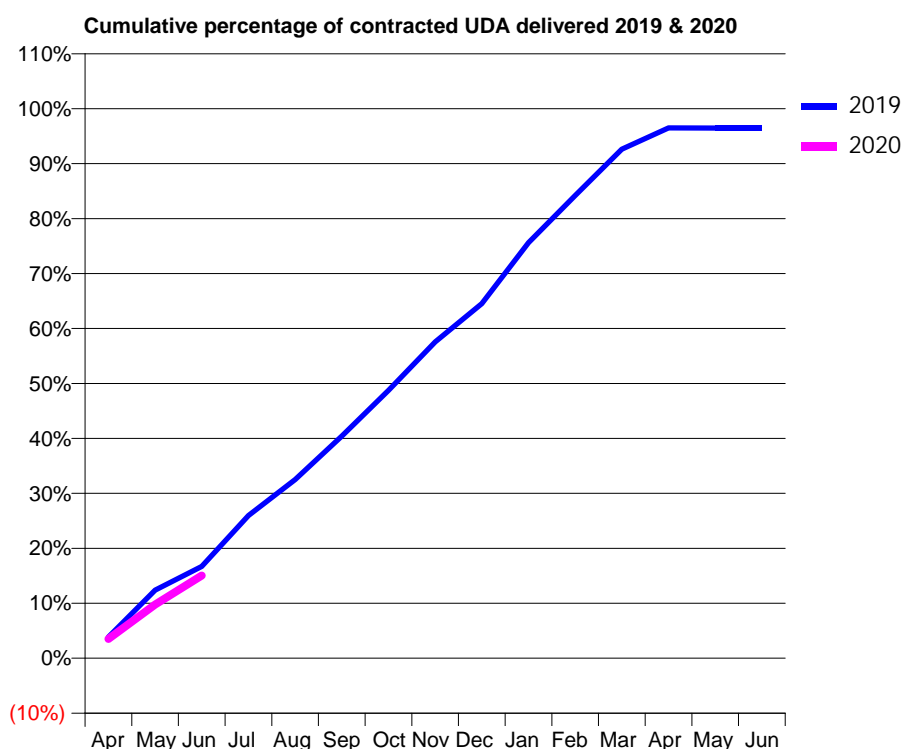
19/20 Contracted general activity (UDA)	13,000
Carry forward general activity (UDA)	0
19/20 Contracted orthodontic activity (UOA)	0
Carry forward orthodontic activity (UOA)	0
Baseline contract value	£313,014.66

ACCESS*

Patients seen in 24 months	Total	Change since previous quarter
Quarter ending June 2018	4,967	
Quarter ending September 2018	4,992	→
Quarter ending December 2018	5,052	→
Quarter ending March 2019	5,059	→
Quarter ending June 2019	5,011	→
Variance since June 2018	0.9%	→



ACTIVITY



Month	2019	2020
April	502	456
May	1,612	1,268
June	2,173	1,954
July	3,377	
August	4,228	
September	5,254	
October	6,337	
November	7,485	
December	8,388	
January	9,831	
February	10,948	
March	12,041	
April	12,543	
May	12,542	
June	12,542	

QUALITY

	Quantity	Base Number	Contract	AT	Region	England
% of FP17s for the same patient ID Re-attending within 3 months - Children	12	253	4.7%	11.4%	12.1%	11.4%
% of FP17s for the same patient ID Re-attending within 3 months - Adults	141	1,007	14.0%	14.5%	15.6%	15.4%
% of FP17s for the same patient ID Re-attending between 3 & 9 months - Children	136	253	53.8%	55.6%	61.2%	59.8%
% of FP17s for the same patient ID Re-attending between 3 & 9 months - Adults	568	1,007	56.4%	52.1%	54.5%	52.1%
% of FP17s for Band 1 Urgent Courses	32	1,020	3.1%	9.1%	9.1%	9.2%
% of FP17s Relating to Free Repair or Replacements	10	1,020	1.0%	1.2%	1.0%	0.7%
% of FP17s Relating to Continuations	25	1,020	2.5%	1.3%	1.0%	0.8%
% of Patients satisfied with the dentistry they have received	5	5	N/A	95.2%	94.2%	93.4%
% of Patients satisfied with the time they had to wait for an appointment	5	5	N/A	88.2%	88.4%	87.6%

* This is based on patients treated on this contract for their most recent course of treatment. Figures in italics indicate the base number of FP17s or Patient Questionnaire responses are less than 100. N/A is shown where the base number of responses is less than 10 during the period. % is calculated as Quantity/Base number*100

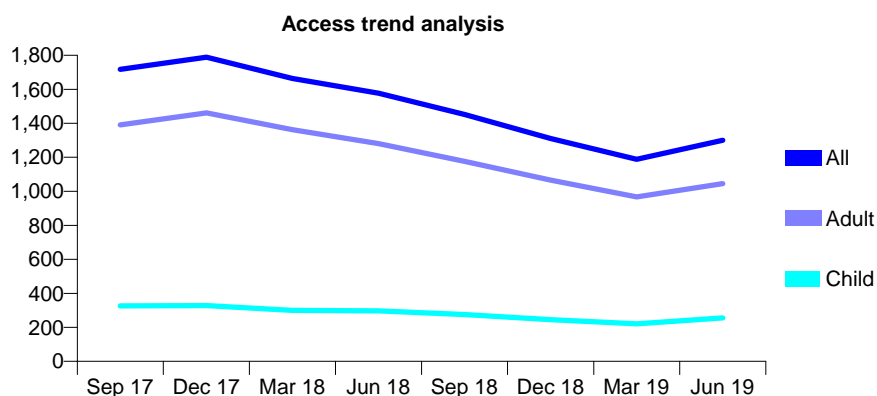
Q45 - Vital Signs At a Glance Contract Report for 686743/0002 - June 2019

Name or company name	MR HS BASRA
Contract type name	GDS Contract
Purpose of contract	General
Contract start date	22/09/2013
Contract end date	

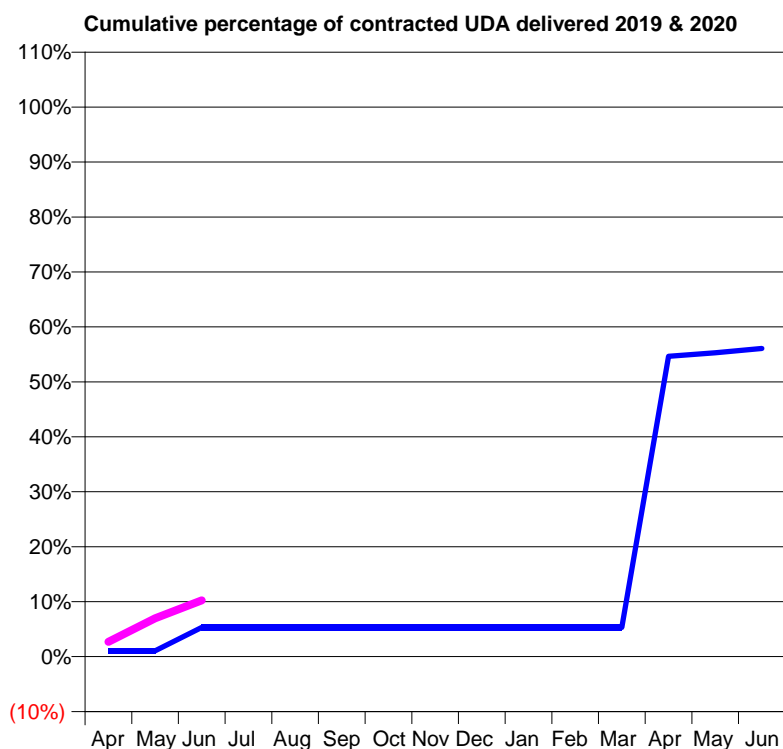
19/20 Contracted general activity (UDA)	5,199
Carry forward general activity (UDA)	0
19/20 Contracted orthodontic activity (UOA)	0
Carry forward orthodontic activity (UOA)	0
Baseline contract value	£174,555.18

ACCESS*

Patients seen in 24 months	Total	Change since previous quarter
Quarter ending June 2018	1,577	
Quarter ending September 2018	1,452	↓
Quarter ending December 2018	1,311	↓
Quarter ending March 2019	1,188	↓
Quarter ending June 2019	1,300	↑
Variance since June 2018	(17.6%)	↓



ACTIVITY



Month	Adjusted Scheduled Activity (UDA)	
	2019	2020
April	56	141
May	56	362
June	277	533
July	277	
August	277	
September	277	
October	277	
November	277	
December	277	
January	277	
February	277	
March	277	
April	2,840	
May	2,875	
June	2,915	

QUALITY

	Quantity	Base Number	Contract	AT	Region	England
% of FP17s for the same patient ID Re-attending within 3 months - Children	29	241	12.0%	11.4%	12.1%	11.4%
% of FP17s for the same patient ID Re-attending within 3 months - Adults	178	996	17.9%	14.5%	15.6%	15.4%
% of FP17s for the same patient ID Re-attending between 3 & 9 months - Children	84	241	34.9%	55.6%	61.2%	59.8%
% of FP17s for the same patient ID Re-attending between 3 & 9 months - Adults	359	996	36.0%	52.1%	54.5%	52.1%
% of FP17s for Band 1 Urgent Courses	3	198	1.5%	9.1%	9.1%	9.2%
% of FP17s Relating to Free Repair or Replacements	7	198	3.5%	1.2%	1.0%	0.7%
% of FP17s Relating to Continuations	4	198	2.0%	1.3%	1.0%	0.8%
% of Patients satisfied with the dentistry they have received	1	1	N/A	95.2%	94.2%	93.4%
% of Patients satisfied with the time they had to wait for an appointment	1	1	N/A	88.2%	88.4%	87.6%

* This is based on patients treated on this contract for their most recent course of treatment. Figures in italics indicate the base number of FP17s or Patient Questionnaire responses are less than 100. N/A is shown where the base number of responses is less than 10 during the period. % is calculated as Quantity/Base number*100

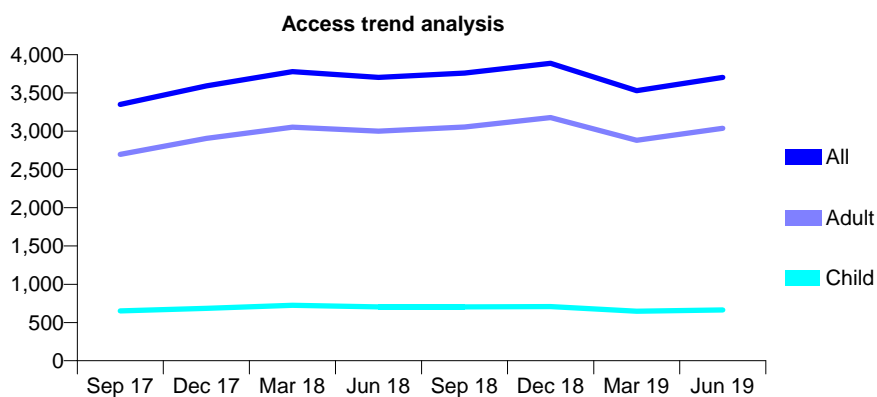
Q45 - Vital Signs At a Glance Contract Report for 692093/0002 - June 2019

Name or company name	MR N AGGARWAL
Contract type name	GDS Contract
Purpose of contract	General
Contract start date	01/12/2012
Contract end date	

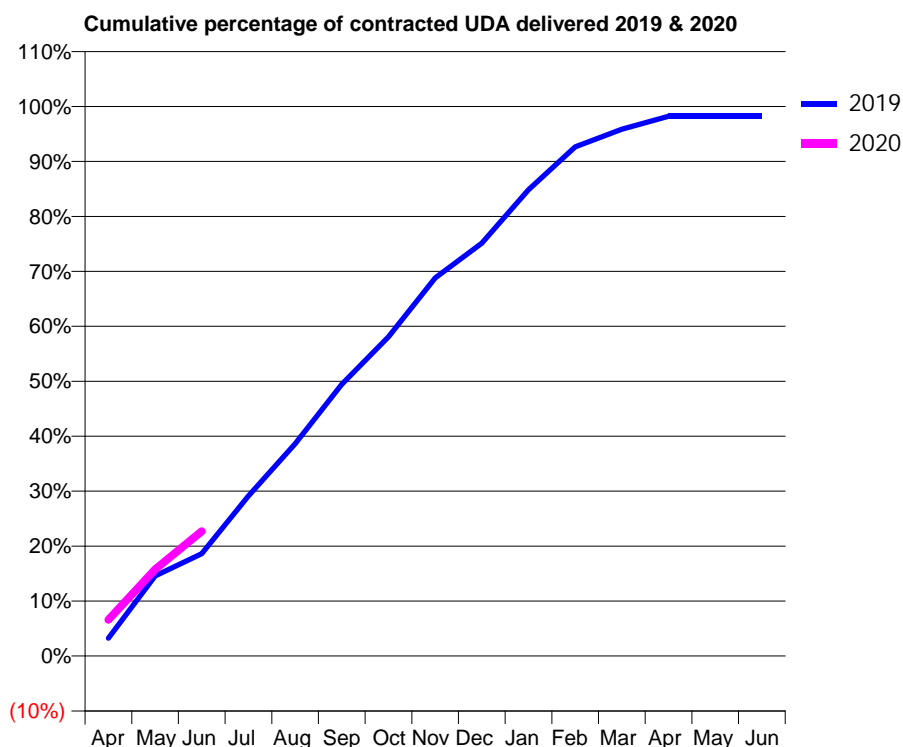
19/20 Contracted general activity (UDA)	11,162
Carry forward general activity (UDA)	0
19/20 Contracted orthodontic activity (UOA)	0
Carry forward orthodontic activity (UOA)	0
Baseline contract value	£355,722.78

ACCESS*

Patients seen in 24 months	Total	Change since previous quarter
Quarter ending June 2018	3,703	
Quarter ending September 2018	3,758	→
Quarter ending December 2018	3,888	↑
Quarter ending March 2019	3,528	↓
Quarter ending June 2019	3,702	↑
Variance since June 2018	(0.0%)	→



ACTIVITY



Month	Adjusted Scheduled Activity (UDA)	
	2019	2020
April	361	737
May	1,626	1,760
June	2,078	2,534
July	3,251	
August	4,313	
September	5,518	
October	6,483	
November	7,680	
December	8,385	
January	9,470	
February	10,344	
March	10,701	
April	10,963	
May	10,963	
June	10,963	

QUALITY

	Quantity	Base Number	Contract	AT	Region	England
% of FP17s for the same patient ID Re-attending within 3 months - Children	3	175	1.7%	11.4%	12.1%	11.4%
% of FP17s for the same patient ID Re-attending within 3 months - Adults	51	856	6.0%	14.5%	15.6%	15.4%
% of FP17s for the same patient ID Re-attending between 3 & 9 months - Children	79	175	45.1%	55.6%	61.2%	59.8%
% of FP17s for the same patient ID Re-attending between 3 & 9 months - Adults	341	856	39.8%	52.1%	54.5%	52.1%
% of FP17s for Band 1 Urgent Courses	19	938	2.0%	9.1%	9.1%	9.2%
% of FP17s Relating to Free Repair or Replacements	6	938	0.6%	1.2%	1.0%	0.7%
% of FP17s Relating to Continuations	8	938	0.9%	1.3%	1.0%	0.8%
% of Patients satisfied with the dentistry they have received	2	2	N/A	95.2%	94.2%	93.4%
% of Patients satisfied with the time they had to wait for an appointment	2	2	N/A	88.2%	88.4%	87.6%

* This is based on patients treated on this contract for their most recent course of treatment. Figures in italics indicate the base number of FP17s or Patient Questionnaire responses are less than 100. N/A is shown where the base number of responses is less than 10 during the period. % is calculated as Quantity/Base number*100

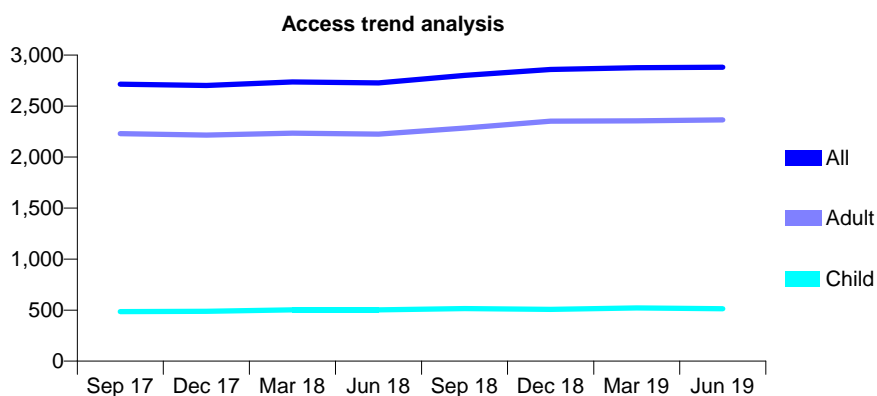
Q45 - Vital Signs At a Glance Contract Report for 712698/0001 - June 2019

Name or company name	MISS KL WILLOUGHBY
Contract type name	GDS Contract
Purpose of contract	General
Contract start date	01/04/2014
Contract end date	

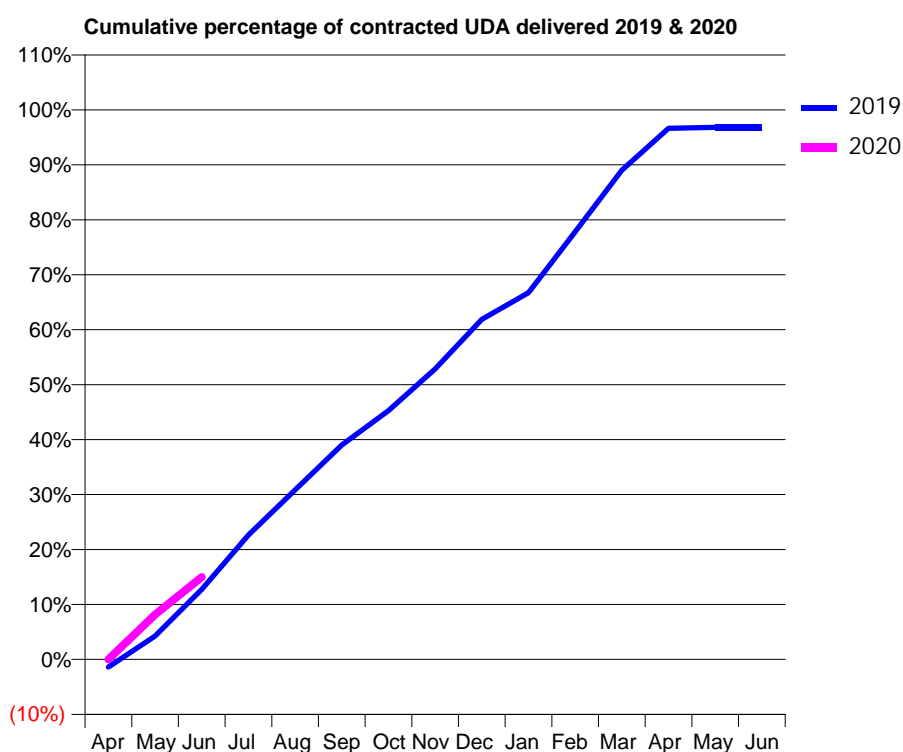
19/20 Contracted general activity (UDA)	8,461
Carry forward general activity (UDA)	0
19/20 Contracted orthodontic activity (UOA)	0
Carry forward orthodontic activity (UOA)	0
Baseline contract value	£200,941.39

ACCESS*

Patients seen in 24 months	Total	Change since previous quarter
Quarter ending June 2018	2,727	
Quarter ending September 2018	2,800	↑
Quarter ending December 2018	2,860	↑
Quarter ending March 2019	2,876	→
Quarter ending June 2019	2,880	→
Variance since June 2018	5.6%	↑



ACTIVITY



Month	2019	2020
April	-119	0
May	361	691
June	1,080	1,268
July	1,917	
August	2,610	
September	3,301	
October	3,830	
November	4,472	
December	5,235	
January	5,647	
February	6,585	
March	7,529	
April	8,177	
May	8,191	
June	8,191	

QUALITY

	Quantity	Base Number	Contract	AT	Region	England
% of FP17s for the same patient ID Re-attending within 3 months - Children	15	178	8.4%	11.4%	12.1%	11.4%
% of FP17s for the same patient ID Re-attending within 3 months - Adults	80	694	11.5%	14.5%	15.6%	15.4%
% of FP17s for the same patient ID Re-attending between 3 & 9 months - Children	100	178	56.2%	55.6%	61.2%	59.8%
% of FP17s for the same patient ID Re-attending between 3 & 9 months - Adults	375	694	54.0%	52.1%	54.5%	52.1%
% of FP17s for Band 1 Urgent Courses	69	637	10.8%	9.1%	9.1%	9.2%
% of FP17s Relating to Free Repair or Replacements	6	637	0.9%	1.2%	1.0%	0.7%
% of FP17s Relating to Continuations	5	637	0.8%	1.3%	1.0%	0.8%
% of Patients satisfied with the dentistry they have received	2	2	N/A	95.2%	94.2%	93.4%
% of Patients satisfied with the time they had to wait for an appointment	1	2	N/A	88.2%	88.4%	87.6%

* This is based on patients treated on this contract for their most recent course of treatment. Figures in italics indicate the base number of FP17s or Patient Questionnaire responses are less than 100. N/A is shown where the base number of responses is less than 10 during the period. % is calculated as Quantity/Base number*100

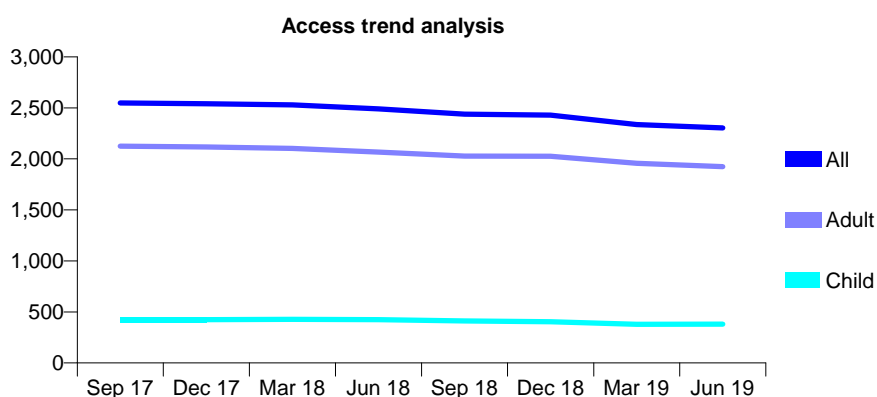
Q45 - Vital Signs At a Glance Contract Report for 728306/0002 - June 2019

Name or company name	MR MW ALEXANDER
Contract type name	GDS Contract
Purpose of contract	General
Contract start date	30/04/2012
Contract end date	

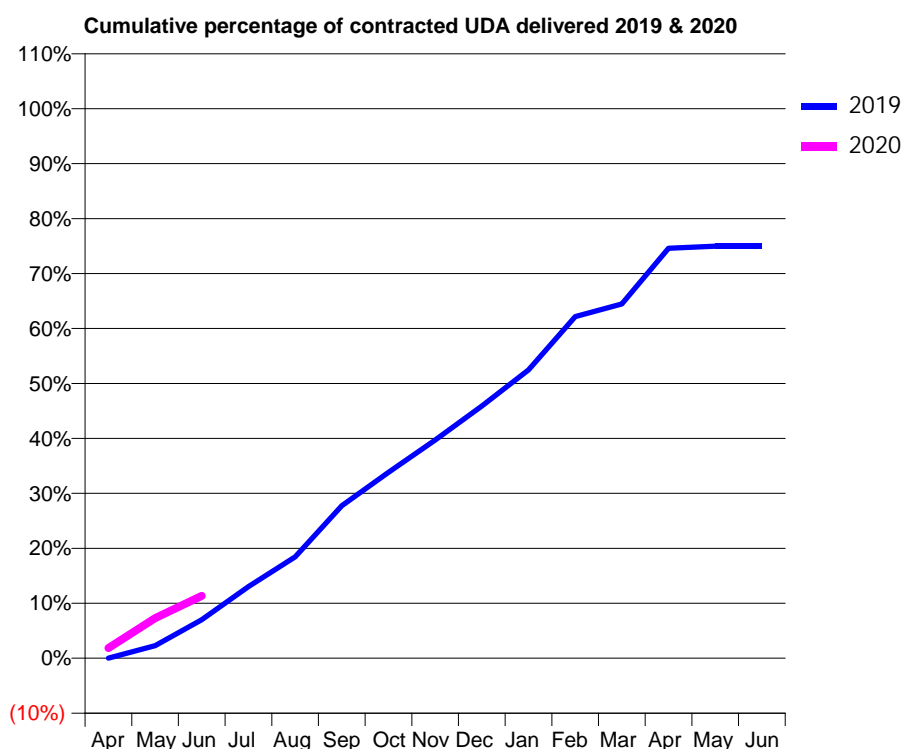
19/20 Contracted general activity (UDA)	9,000
Carry forward general activity (UDA)	0
19/20 Contracted orthodontic activity (UOA)	0
Carry forward orthodontic activity (UOA)	0
Baseline contract value	£197,052.04

ACCESS*

Patients seen in 24 months	Total	Change since previous quarter
Quarter ending June 2018	2,491	
Quarter ending September 2018	2,439	↓
Quarter ending December 2018	2,430	→
Quarter ending March 2019	2,337	↓
Quarter ending June 2019	2,304	↓
Variance since June 2018	(7.5%)	↓



ACTIVITY



Month	Adjusted Scheduled Activity (UDA)	
	2019	2020
April	1	167
May	206	657
June	630	1,021
July	1,174	
August	1,662	
September	2,497	
October	3,045	
November	3,575	
December	4,128	
January	4,723	
February	5,595	
March	5,801	
April	6,712	
May	6,748	
June	6,748	

QUALITY

	Quantity	Base Number	Contract	AT	Region	England
% of FP17s for the same patient ID Re-attending within 3 months - Children	5	119	4.2%	11.4%	12.1%	11.4%
% of FP17s for the same patient ID Re-attending within 3 months - Adults	80	558	14.3%	14.5%	15.6%	15.4%
% of FP17s for the same patient ID Re-attending between 3 & 9 months - Children	60	119	50.4%	55.6%	61.2%	59.8%
% of FP17s for the same patient ID Re-attending between 3 & 9 months - Adults	234	558	41.9%	52.1%	54.5%	52.1%
% of FP17s for Band 1 Urgent Courses	32	425	7.5%	9.1%	9.1%	9.2%
% of FP17s Relating to Free Repair or Replacements	3	425	0.7%	1.2%	1.0%	0.7%
% of FP17s Relating to Continuations	6	425	1.4%	1.3%	1.0%	0.8%
% of Patients satisfied with the dentistry they have received	1	1	N/A	95.2%	94.2%	93.4%
% of Patients satisfied with the time they had to wait for an appointment	1	1	N/A	88.2%	88.4%	87.6%

* This is based on patients treated on this contract for their most recent course of treatment.

Figures in italics indicate the base number of FP17s or Patient Questionnaire responses are less than 100. N/A is shown where the base number of responses is less than 10 during the period. % is calculated as Quantity/Base number*100

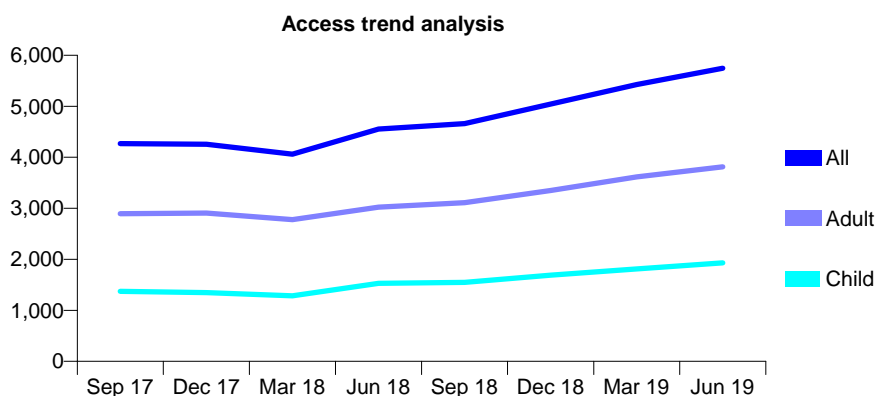
Q45 - Vital Signs At a Glance Contract Report for 732621/0001 - June 2019

Name or company name	Ladhar, Ladhar and Dinsdale
Contract type name	GDS Contract
Purpose of contract	General
Contract start date	01/04/2006
Contract end date	

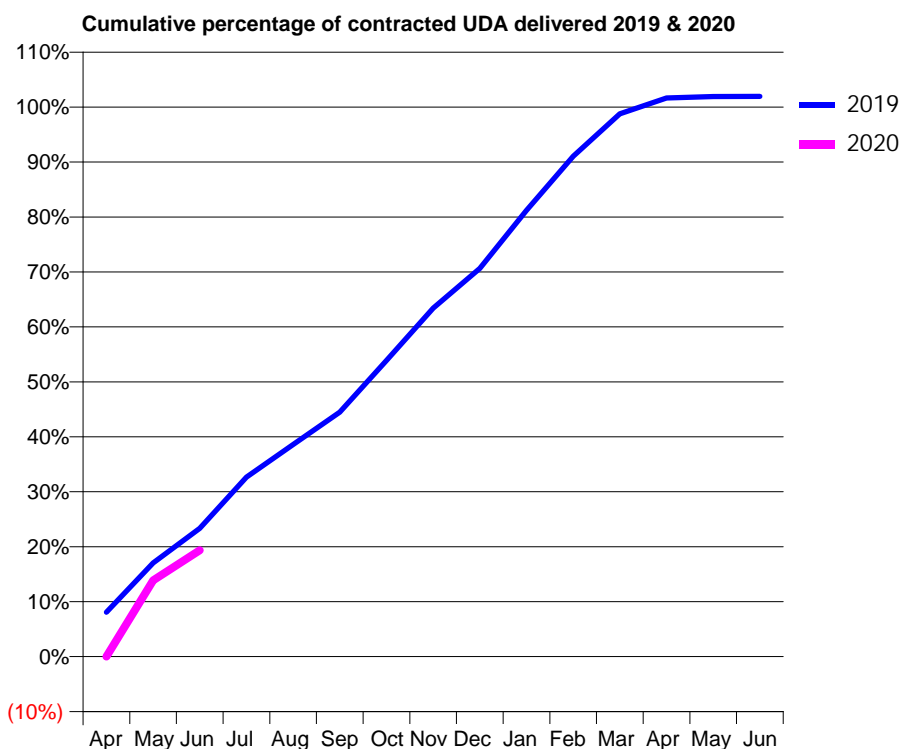
19/20 Contracted general activity (UDA)	24,147
Carry forward general activity (UDA)	0
19/20 Contracted orthodontic activity (UOA)	0
Carry forward orthodontic activity (UOA)	0
Baseline contract value	£581,874.32

ACCESS*

Patients seen in 24 months	Total	Change since previous quarter
Quarter ending June 2018	4,554	
Quarter ending September 2018	4,659	↑
Quarter ending December 2018	5,041	↑
Quarter ending March 2019	5,427	↑
Quarter ending June 2019	5,746	↑
Variance since June 2018	26.2%	↑



ACTIVITY



Month	Adjusted Scheduled Activity (UDA)	
	2019	2020
April	1,631	0
May	3,436	3,350
June	4,698	4,672
July	6,585	
August	7,776	
September	8,965	
October	10,855	
November	12,776	
December	14,228	
January	16,363	
February	18,345	
March	19,899	
April	20,479	
May	20,532	
June	20,536	

QUALITY

	Quantity	Base Number	Contract	AT	Region	England
% of FP17s for the same patient ID Re-attending within 3 months - Children	50	714	7.0%	11.4%	12.1%	11.4%
% of FP17s for the same patient ID Re-attending within 3 months - Adults	215	1,284	16.7%	14.5%	15.6%	15.4%
% of FP17s for the same patient ID Re-attending between 3 & 9 months - Children	401	714	56.2%	55.6%	61.2%	59.8%
% of FP17s for the same patient ID Re-attending between 3 & 9 months - Adults	595	1,284	46.3%	52.1%	54.5%	52.1%
% of FP17s for Band 1 Urgent Courses	201	1,726	11.6%	9.1%	9.1%	9.2%
% of FP17s Relating to Free Repair or Replacements	17	1,726	1.0%	1.2%	1.0%	0.7%
% of FP17s Relating to Continuations	34	1,726	2.0%	1.3%	1.0%	0.8%
% of Patients satisfied with the dentistry they have received	0	0	N/A	95.2%	94.2%	93.4%
% of Patients satisfied with the time they had to wait for an appointment	0	0	N/A	88.2%	88.4%	87.6%

* This is based on patients treated on this contract for their most recent course of treatment. Figures in italics indicate the base number of FP17s or Patient Questionnaire responses are less than 100. N/A is shown where the base number of responses is less than 10 during the period. % is calculated as Quantity/Base number*100

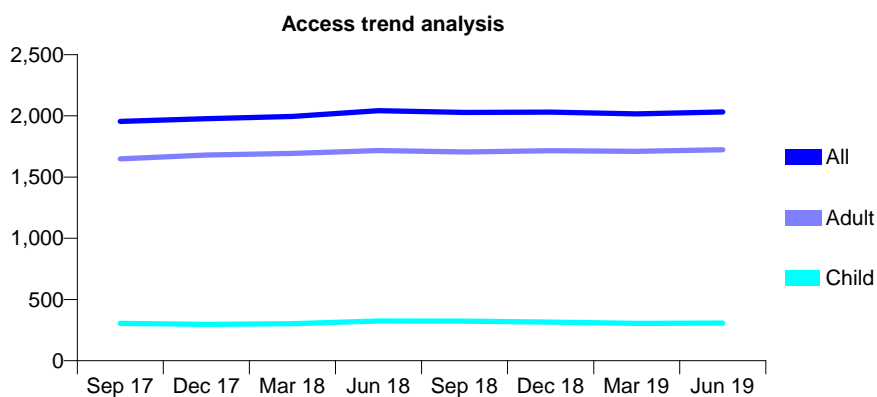
Q45 - Vital Signs At a Glance Contract Report for 739170/0001 - June 2019

Name or company name	MR RS ELSTON
Contract type name	GDS Contract
Purpose of contract	General and Orthodontic
Contract start date	01/04/2006
Contract end date	

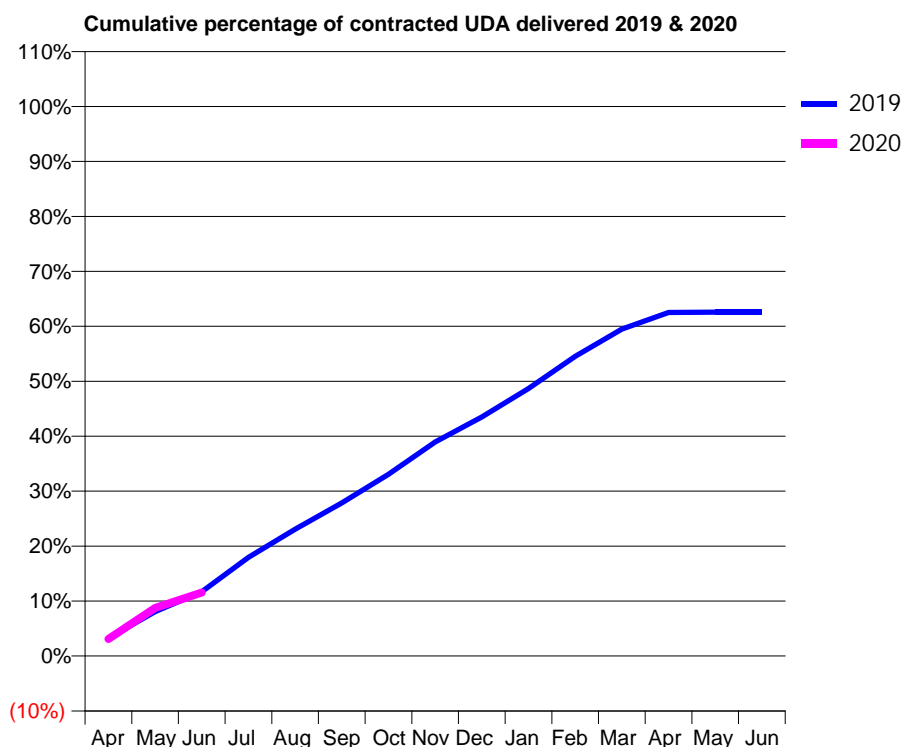
19/20 Contracted general activity (UDA)	13,622
Carry forward general activity (UDA)	0
19/20 Contracted orthodontic activity (UOA)	103
Carry forward orthodontic activity (UOA)	0
Baseline contract value	£329,641.59

ACCESS*

Patients seen in 24 months	Total	Change since previous quarter
Quarter ending June 2018	2,042	
Quarter ending September 2018	2,028	→
Quarter ending December 2018	2,031	→
Quarter ending March 2019	2,017	→
Quarter ending June 2019	2,032	→
Variance since June 2018	(0.5%)	→



ACTIVITY



Month	Adjusted Scheduled Activity (UDA)	
	2019	2020
April	438	426
May	1,104	1,193
June	1,594	1,573
July	2,449	
August	3,146	
September	3,798	
October	4,505	
November	5,309	
December	5,926	
January	6,631	
February	7,428	
March	8,105	
April	8,518	
May	8,525	
June	8,525	

QUALITY

	Quantity	Base Number	Contract	AT	Region	England
% of FP17s for the same patient ID Re-attending within 3 months - Children	30	132	22.7%	11.4%	12.1%	11.4%
% of FP17s for the same patient ID Re-attending within 3 months - Adults	176	631	27.9%	14.5%	15.6%	15.4%
% of FP17s for the same patient ID Re-attending between 3 & 9 months - Children	68	132	51.5%	55.6%	61.2%	59.8%
% of FP17s for the same patient ID Re-attending between 3 & 9 months - Adults	322	631	51.0%	52.1%	54.5%	52.1%
% of FP17s for Band 1 Urgent Courses	12	600	2.0%	9.1%	9.1%	9.2%
% of FP17s Relating to Free Repair or Replacements	3	600	0.5%	1.2%	1.0%	0.7%
% of FP17s Relating to Continuations	65	600	10.8%	1.3%	1.0%	0.8%
% of Patients satisfied with the dentistry they have received	5	5	N/A	95.2%	94.2%	93.4%
% of Patients satisfied with the time they had to wait for an appointment	5	5	N/A	88.2%	88.4%	87.6%

* This is based on patients treated on this contract for their most recent course of treatment. Figures in italics indicate the base number of FP17s or Patient Questionnaire responses are less than 100. N/A is shown where the base number of responses is less than 10 during the period. % is calculated as Quantity/Base number*100

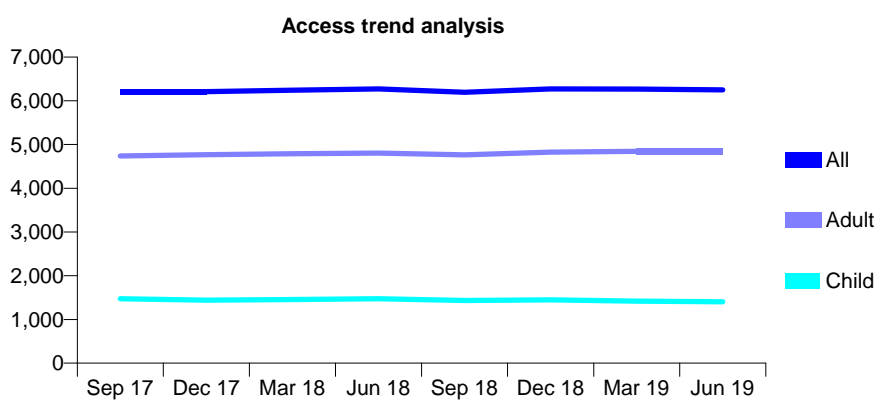
Q45 - Vital Signs At a Glance Contract Report for 742376/0001 - June 2019

Name or company name	MR SA HETHERINGTON
Contract type name	GDS Contract
Purpose of contract	General
Contract start date	01/04/2006
Contract end date	

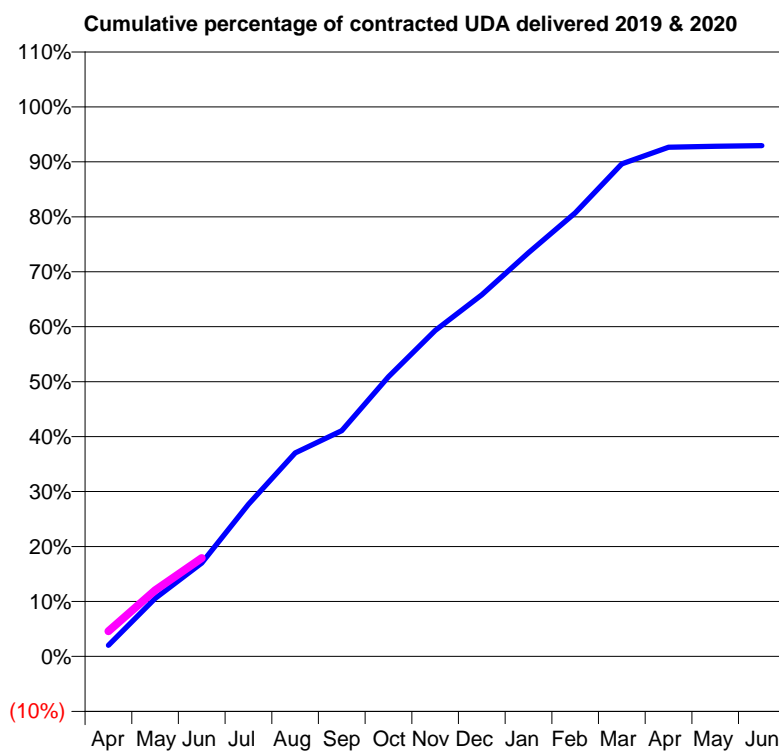
19/20 Contracted general activity (UDA)	16,232
Carry forward general activity (UDA)	0
19/20 Contracted orthodontic activity (UOA)	0
Carry forward orthodontic activity (UOA)	0
Baseline contract value	£401,920.25

ACCESS*

Patients seen in 24 months	Total	Change since previous quarter
Quarter ending June 2018	6,274	
Quarter ending September 2018	6,195	↓
Quarter ending December 2018	6,273	→
Quarter ending March 2019	6,267	→
Quarter ending June 2019	6,251	→
Variance since June 2018	(0.4%)	→



ACTIVITY



Month	2019	2020
April	330	747
May	1,714	1,954
June	2,761	2,903
July	4,493	
August	6,012	
September	6,668	
October	8,263	
November	9,630	
December	10,682	
January	11,927	
February	13,099	
March	14,549	
April	15,038	
May	15,067	
June	15,085	

QUALITY

	Quantity	Base Number	Contract	AT	Region	England
% of FP17s for the same patient ID Re-attending within 3 months - Children	22	363	6.1%	11.4%	12.1%	11.4%
% of FP17s for the same patient ID Re-attending within 3 months - Adults	211	1,269	16.6%	14.5%	15.6%	15.4%
% of FP17s for the same patient ID Re-attending between 3 & 9 months - Children	97	363	26.7%	55.6%	61.2%	59.8%
% of FP17s for the same patient ID Re-attending between 3 & 9 months - Adults	414	1,269	32.6%	52.1%	54.5%	52.1%
% of FP17s for Band 1 Urgent Courses	201	1,413	14.2%	9.1%	9.1%	9.2%
% of FP17s Relating to Free Repair or Replacements	24	1,413	1.7%	1.2%	1.0%	0.7%
% of FP17s Relating to Continuations	49	1,413	3.5%	1.3%	1.0%	0.8%
% of Patients satisfied with the dentistry they have received	2	2	N/A	95.2%	94.2%	93.4%
% of Patients satisfied with the time they had to wait for an appointment	2	2	N/A	88.2%	88.4%	87.6%

* This is based on patients treated on this contract for their most recent course of treatment. Figures in italics indicate the base number of FP17s or Patient Questionnaire responses are less than 100. N/A is shown where the base number of responses is less than 10 during the period. % is calculated as Quantity/Base number*100

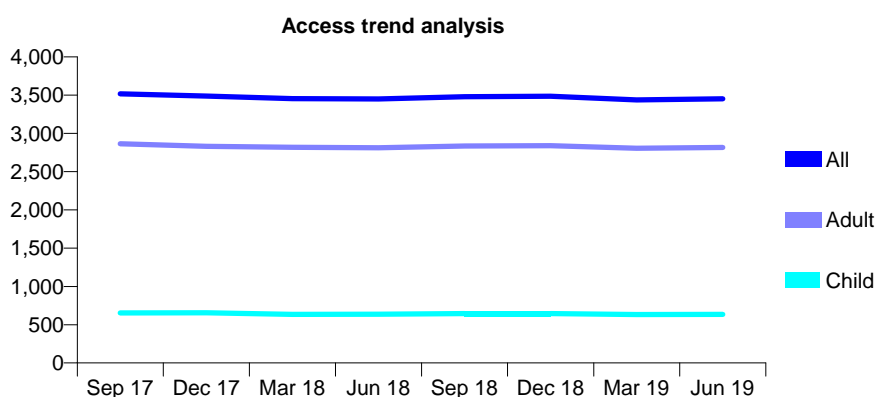
Q45 - Vital Signs At a Glance Contract Report for 742562/0001 - June 2019

Name or company name	MR NL CREES
Contract type name	GDS Contract
Purpose of contract	General and Orthodontic
Contract start date	01/04/2006
Contract end date	

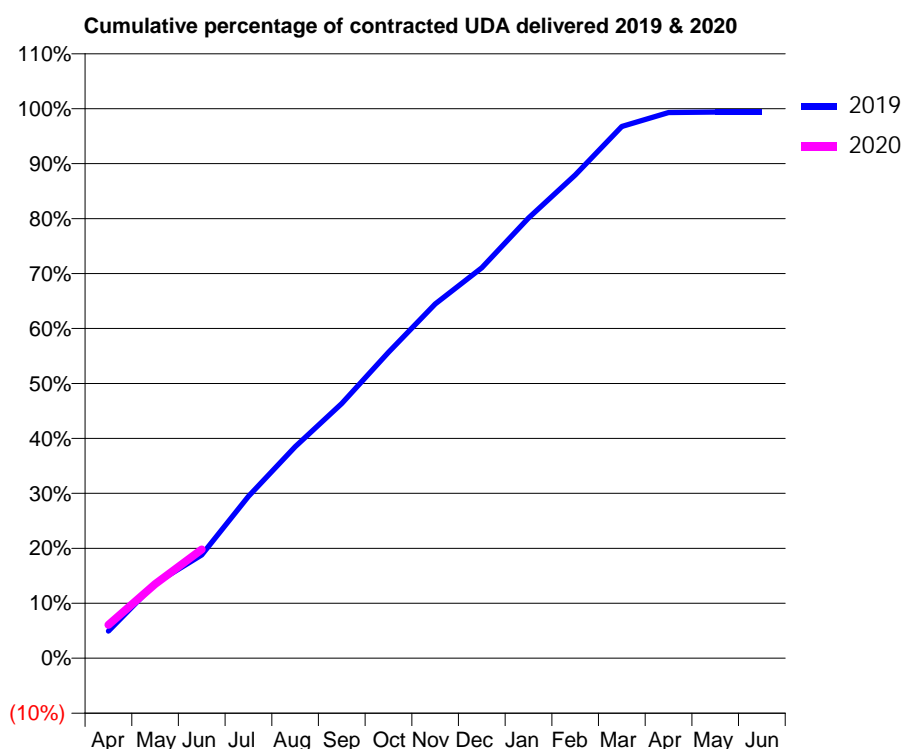
19/20 Contracted general activity (UDA)	10,425
Carry forward general activity (UDA)	0
19/20 Contracted orthodontic activity (UOA)	0
Carry forward orthodontic activity (UOA)	0
Baseline contract value	£262,668.62

ACCESS*

Patients seen in 24 months	Total	Change since previous quarter
Quarter ending June 2018	3,450	
Quarter ending September 2018	3,479	→
Quarter ending December 2018	3,485	→
Quarter ending March 2019	3,438	↓
Quarter ending June 2019	3,451	→
Variance since June 2018	0.0%	→



ACTIVITY



Month	2019	2020
April	516	633
May	1,415	1,409
June	1,959	2,063
July	3,073	
August	4,013	
September	4,833	
October	5,802	
November	6,721	
December	7,407	
January	8,349	
February	9,166	
March	10,089	
April	10,350	
May	10,362	
June	10,362	

QUALITY

	Quantity	Base Number	Contract	AT	Region	England
% of FP17s for the same patient ID Re-attending within 3 months - Children	20	213	9.4%	11.4%	12.1%	11.4%
% of FP17s for the same patient ID Re-attending within 3 months - Adults	128	921	13.9%	14.5%	15.6%	15.4%
% of FP17s for the same patient ID Re-attending between 3 & 9 months - Children	126	213	59.2%	55.6%	61.2%	59.8%
% of FP17s for the same patient ID Re-attending between 3 & 9 months - Adults	521	921	56.6%	52.1%	54.5%	52.1%
% of FP17s for Band 1 Urgent Courses	71	1,019	7.0%	9.1%	9.1%	9.2%
% of FP17s Relating to Free Repair or Replacements	8	1,019	0.8%	1.2%	1.0%	0.7%
% of FP17s Relating to Continuations	11	1,019	1.1%	1.3%	1.0%	0.8%
% of Patients satisfied with the dentistry they have received	1	1	N/A	95.2%	94.2%	93.4%
% of Patients satisfied with the time they had to wait for an appointment	1	1	N/A	88.2%	88.4%	87.6%

* This is based on patients treated on this contract for their most recent course of treatment. Figures in italics indicate the base number of FP17s or Patient Questionnaire responses are less than 100. N/A is shown where the base number of responses is less than 10 during the period. % is calculated as Quantity/Base number*100

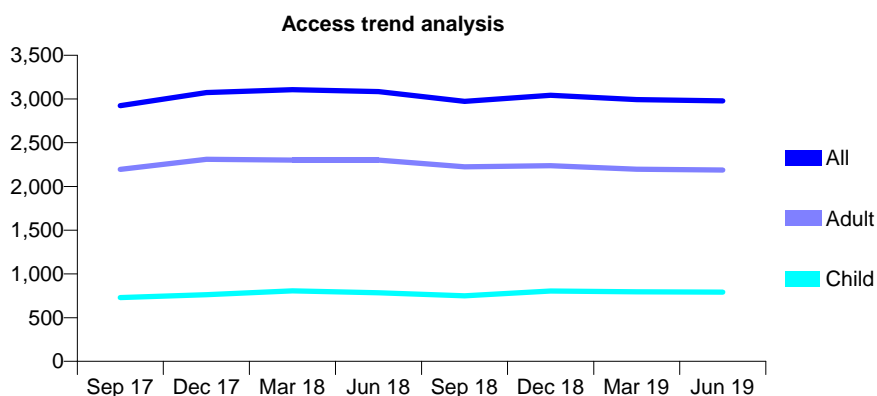
Q45 - Vital Signs At a Glance Contract Report for 761338/0001 - June 2019

Name or company name	MRS N HILL
Contract type name	GDS Contract
Purpose of contract	General
Contract start date	01/04/2006
Contract end date	

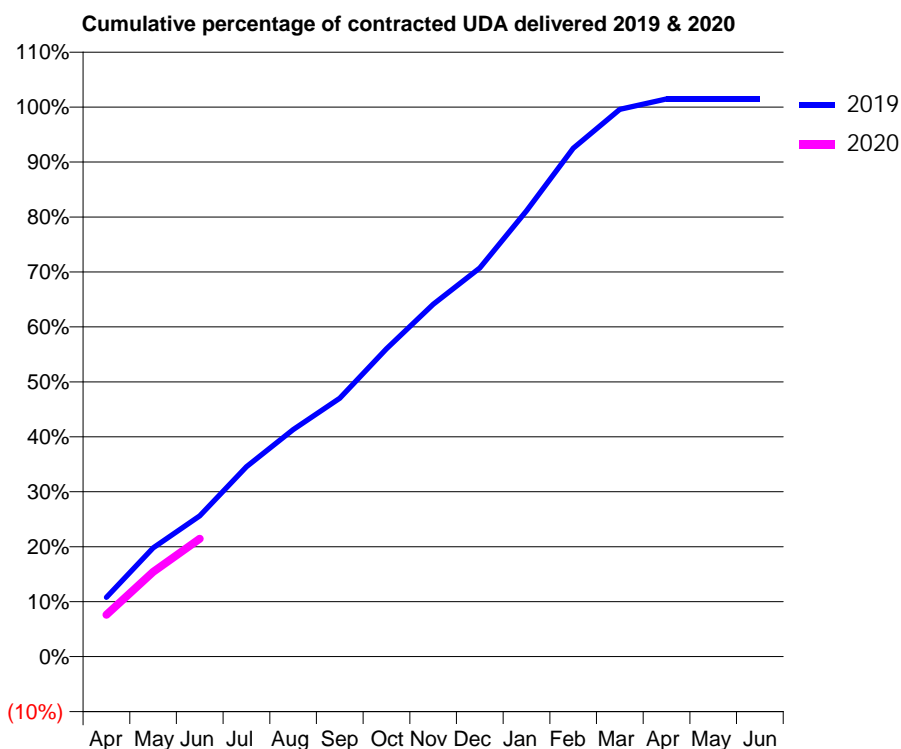
19/20 Contracted general activity (UDA)	8,475
Carry forward general activity (UDA)	0
19/20 Contracted orthodontic activity (UOA)	0
Carry forward orthodontic activity (UOA)	0
Baseline contract value	£257,178.00

ACCESS*

Patients seen in 24 months	Total	Change since previous quarter
Quarter ending June 2018	3,085	
Quarter ending September 2018	2,973	↓
Quarter ending December 2018	3,042	↑
Quarter ending March 2019	2,993	↓
Quarter ending June 2019	2,977	→
Variance since June 2018	(3.5%)	↓



ACTIVITY



Month	Adjusted Scheduled Activity (UDA)	
	2019	2020
April	1,006	647
May	1,844	1,307
June	2,387	1,818
July	3,220	
August	3,852	
September	4,383	
October	5,221	
November	5,977	
December	6,594	
January	7,562	
February	8,624	
March	9,283	
April	9,460	
May	9,460	
June	9,460	

QUALITY

	Quantity	Base Number	Contract	AT	Region	England
% of FP17s for the same patient ID Re-attending within 3 months - Children	5	202	2.5%	11.4%	12.1%	11.4%
% of FP17s for the same patient ID Re-attending within 3 months - Adults	46	639	7.2%	14.5%	15.6%	15.4%
% of FP17s for the same patient ID Re-attending between 3 & 9 months - Children	69	202	34.2%	55.6%	61.2%	59.8%
% of FP17s for the same patient ID Re-attending between 3 & 9 months - Adults	220	639	34.4%	52.1%	54.5%	52.1%
% of FP17s for Band 1 Urgent Courses	63	785	8.0%	9.1%	9.1%	9.2%
% of FP17s Relating to Free Repair or Replacements	11	785	1.4%	1.2%	1.0%	0.7%
% of FP17s Relating to Continuations	3	785	0.4%	1.3%	1.0%	0.8%
% of Patients satisfied with the dentistry they have received	1	1	N/A	95.2%	94.2%	93.4%
% of Patients satisfied with the time they had to wait for an appointment	1	1	N/A	88.2%	88.4%	87.6%

* This is based on patients treated on this contract for their most recent course of treatment. Figures in italics indicate the base number of FP17s or Patient Questionnaire responses are less than 100. N/A is shown where the base number of responses is less than 10 during the period. % is calculated as Quantity/Base number*100

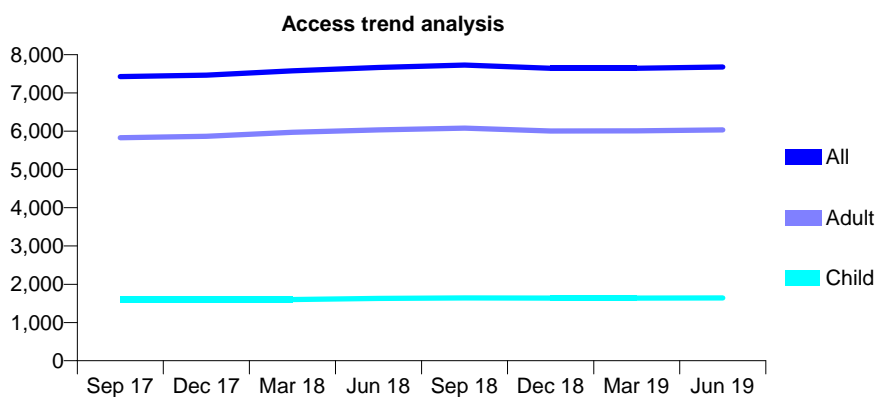
Q45 - Vital Signs At a Glance Contract Report for 761486/0001 - June 2019

Name or company name	MISS NL PROCTOR
Contract type name	GDS Contract
Purpose of contract	General
Contract start date	01/04/2006
Contract end date	

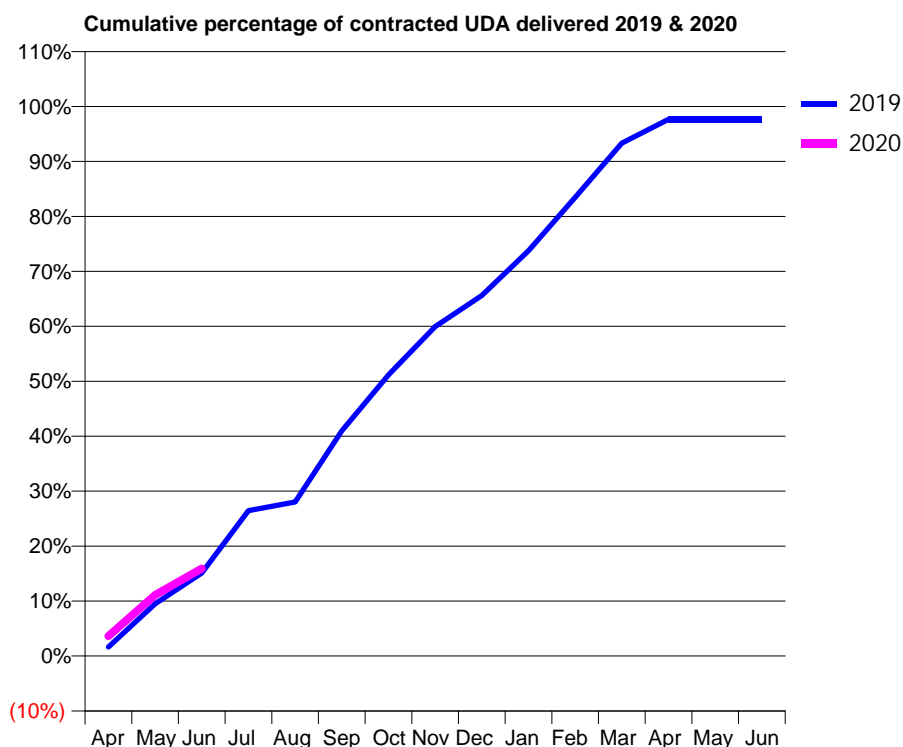
19/20 Contracted general activity (UDA)	19,711
Carry forward general activity (UDA)	0
19/20 Contracted orthodontic activity (UOA)	0
Carry forward orthodontic activity (UOA)	0
Baseline contract value	£541,796.31

ACCESS*

Patients seen in 24 months	Total	Change since previous quarter
Quarter ending June 2018	7,663	
Quarter ending September 2018	7,726	→
Quarter ending December 2018	7,644	↓
Quarter ending March 2019	7,645	→
Quarter ending June 2019	7,679	→
Variance since June 2018	0.2%	→



ACTIVITY



Month	Adjusted Scheduled Activity (UDA)	
	2019	2020
April	321	714
May	1,875	2,188
June	2,979	3,133
July	5,217	
August	5,526	
September	8,074	
October	10,079	
November	11,819	
December	12,933	
January	14,537	
February	16,456	
March	18,395	
April	19,250	
May	19,251	
June	19,251	

QUALITY

	Quantity	Base Number	Contract	AT	Region	England
% of FP17s for the same patient ID Re-attending within 3 months - Children	31	508	6.1%	11.4%	12.1%	11.4%
% of FP17s for the same patient ID Re-attending within 3 months - Adults	266	1,875	14.2%	14.5%	15.6%	15.4%
% of FP17s for the same patient ID Re-attending between 3 & 9 months - Children	327	508	64.4%	55.6%	61.2%	59.8%
% of FP17s for the same patient ID Re-attending between 3 & 9 months - Adults	1,077	1,875	57.4%	52.1%	54.5%	52.1%
% of FP17s for Band 1 Urgent Courses	296	1,959	15.1%	9.1%	9.1%	9.2%
% of FP17s Relating to Free Repair or Replacements	20	1,959	1.0%	1.2%	1.0%	0.7%
% of FP17s Relating to Continuations	7	1,959	0.4%	1.3%	1.0%	0.8%
% of Patients satisfied with the dentistry they have received	6	6	N/A	95.2%	94.2%	93.4%
% of Patients satisfied with the time they had to wait for an appointment	6	6	N/A	88.2%	88.4%	87.6%

* This is based on patients treated on this contract for their most recent course of treatment. Figures in italics indicate the base number of FP17s or Patient Questionnaire responses are less than 100. N/A is shown where the base number of responses is less than 10 during the period. % is calculated as Quantity/Base number*100

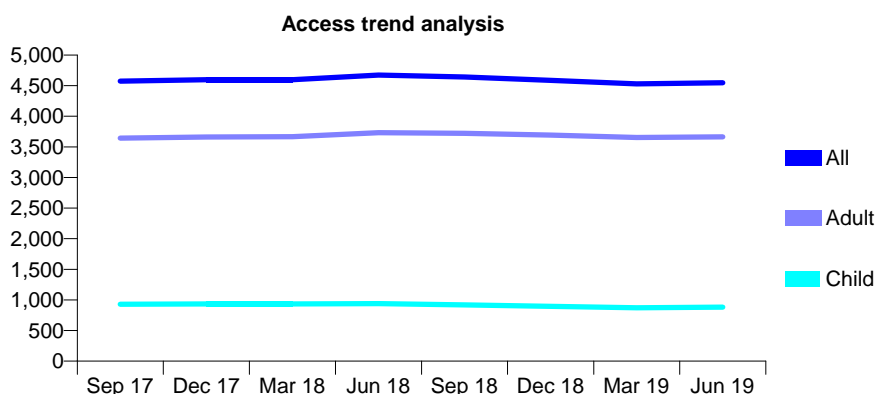
Q45 - Vital Signs At a Glance Contract Report for 767514/0002 - June 2019

Name or company name	MISS KE BOOTH
Contract type name	GDS Contract
Purpose of contract	General and Orthodontic
Contract start date	01/12/2011
Contract end date	

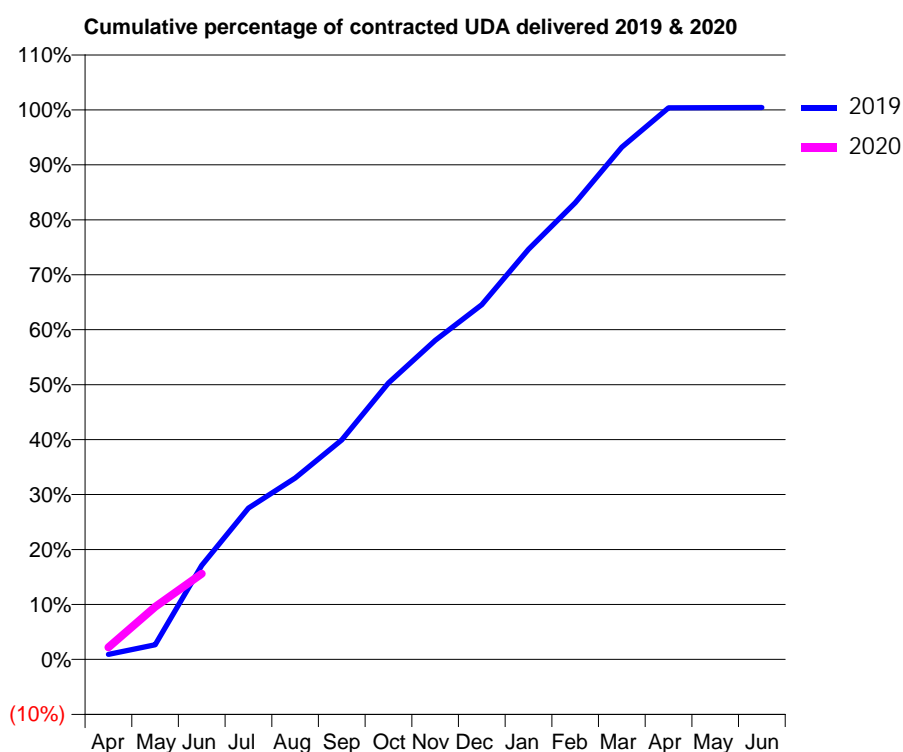
19/20 Contracted general activity (UDA)	12,032
Carry forward general activity (UDA)	0
19/20 Contracted orthodontic activity (UOA)	0
Carry forward orthodontic activity (UOA)	0
Baseline contract value	£470,699.87

ACCESS*

Patients seen in 24 months	Total	Change since previous quarter
Quarter ending June 2018	4,672	
Quarter ending September 2018	4,641	→
Quarter ending December 2018	4,588	↓
Quarter ending March 2019	4,528	↓
Quarter ending June 2019	4,547	→
Variance since June 2018	(2.7%)	↓



ACTIVITY



Month	Adjusted Scheduled Activity (UDA)	
	2019	2020
April	113	264
May	320	1,153
June	2,059	1,876
July	3,311	
August	3,973	
September	4,805	
October	6,055	
November	6,987	
December	7,768	
January	8,980	
February	9,998	
March	11,214	
April	12,074	
May	12,080	
June	12,083	

QUALITY

	Quantity	Base Number	Contract	AT	Region	England
% of FP17s for the same patient ID Re-attending within 3 months - Children	18	237	7.6%	11.4%	12.1%	11.4%
% of FP17s for the same patient ID Re-attending within 3 months - Adults	166	987	16.8%	14.5%	15.6%	15.4%
% of FP17s for the same patient ID Re-attending between 3 & 9 months - Children	93	237	39.2%	55.6%	61.2%	59.8%
% of FP17s for the same patient ID Re-attending between 3 & 9 months - Adults	454	987	46.0%	52.1%	54.5%	52.1%
% of FP17s for Band 1 Urgent Courses	93	891	10.4%	9.1%	9.1%	9.2%
% of FP17s Relating to Free Repair or Replacements	2	891	0.2%	1.2%	1.0%	0.7%
% of FP17s Relating to Continuations	11	891	1.2%	1.3%	1.0%	0.8%
% of Patients satisfied with the dentistry they have received	17	17	100.0%	95.2%	94.2%	93.4%
% of Patients satisfied with the time they had to wait for an appointment	14	17	82.4%	88.2%	88.4%	87.6%

* This is based on patients treated on this contract for their most recent course of treatment. Figures in italics indicate the base number of FP17s or Patient Questionnaire responses are less than 100. N/A is shown where the base number of responses is less than 10 during the period. % is calculated as Quantity/Base number*100

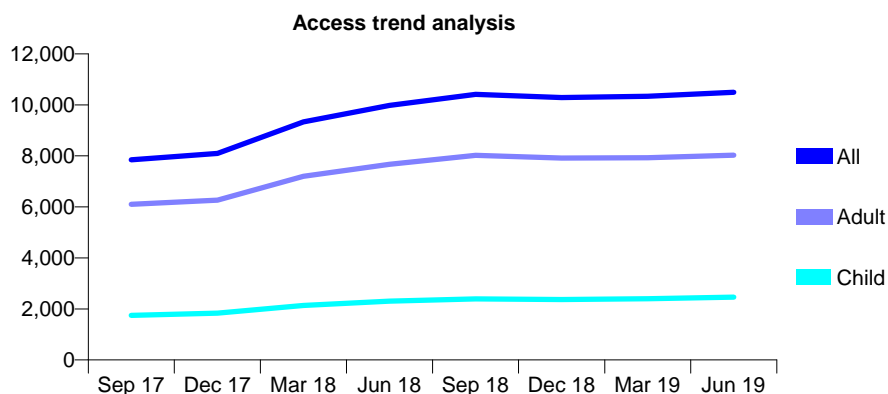
Q45 - Vital Signs At a Glance Contract Report for 772321/0001 - June 2019

Name or company name	Grange Dental Practice Partnership
Contract type name	GDS Contract
Purpose of contract	General and Orthodontic
Contract start date	01/06/2011
Contract end date	

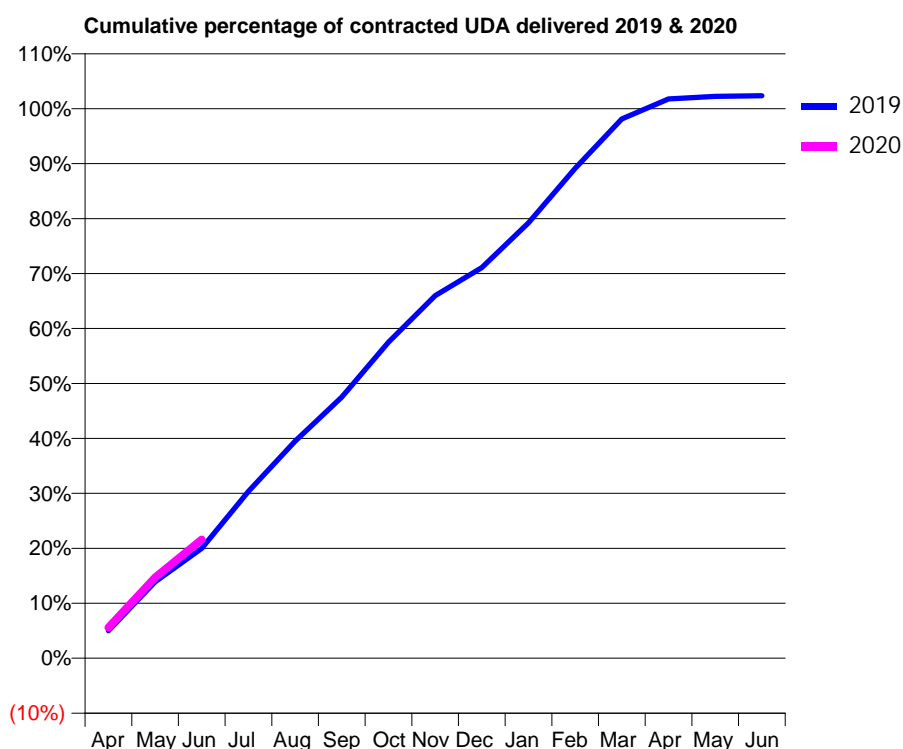
19/20 Contracted general activity (UDA)	28,441
Carry forward general activity (UDA)	0
19/20 Contracted orthodontic activity (UOA)	0
Carry forward orthodontic activity (UOA)	0
Baseline contract value	£789,577.42

ACCESS*

Patients seen in 24 months	Total	Change since previous quarter
Quarter ending June 2018	9,977	
Quarter ending September 2018	10,415	↑
Quarter ending December 2018	10,288	↓
Quarter ending March 2019	10,336	→
Quarter ending June 2019	10,490	→
Variance since June 2018	5.1%	↑



ACTIVITY



Adjusted Scheduled Activity (UDA)		
Month	2019	2020
April	1,646	1,587
May	4,594	4,179
June	6,600	6,143
July	10,025	
August	13,032	
September	15,683	
October	18,975	
November	21,767	
December	23,455	
January	26,138	
February	29,415	
March	32,378	
April	33,583	
May	33,735	
June	33,776	

QUALITY

	Quantity	Base Number	Contract	AT	Region	England
% of FP17s for the same patient ID Re-attending within 3 months - Children	87	925	9.4%	11.4%	12.1%	11.4%
% of FP17s for the same patient ID Re-attending within 3 months - Adults	409	2,674	15.3%	14.5%	15.6%	15.4%
% of FP17s for the same patient ID Re-attending between 3 & 9 months - Children	526	925	56.9%	55.6%	61.2%	59.8%
% of FP17s for the same patient ID Re-attending between 3 & 9 months - Adults	1,488	2,674	55.6%	52.1%	54.5%	52.1%
% of FP17s for Band 1 Urgent Courses	285	3,046	9.4%	9.1%	9.1%	9.2%
% of FP17s Relating to Free Repair or Replacements	29	3,046	1.0%	1.2%	1.0%	0.7%
% of FP17s Relating to Continuations	69	3,046	2.3%	1.3%	1.0%	0.8%
% of Patients satisfied with the dentistry they have received	7	7	N/A	95.2%	94.2%	93.4%
% of Patients satisfied with the time they had to wait for an appointment	7	7	N/A	88.2%	88.4%	87.6%

* This is based on patients treated on this contract for their most recent course of treatment.

Figures in italics indicate the base number of FP17s or Patient Questionnaire responses are less than 100. N/A is shown where the base number of responses is less than 10 during the period. % is calculated as Quantity/Base number*100

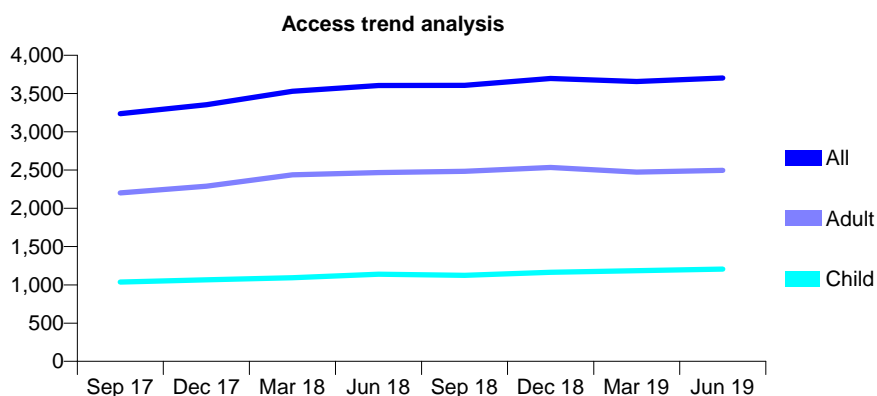
Q45 - Vital Signs At a Glance Contract Report for 773115/0002 - June 2019

Name or company name	Mr A Razaq
Contract type name	Pilot Contract
Purpose of contract	General
Contract start date	01/04/2006
Contract end date	31/03/2020

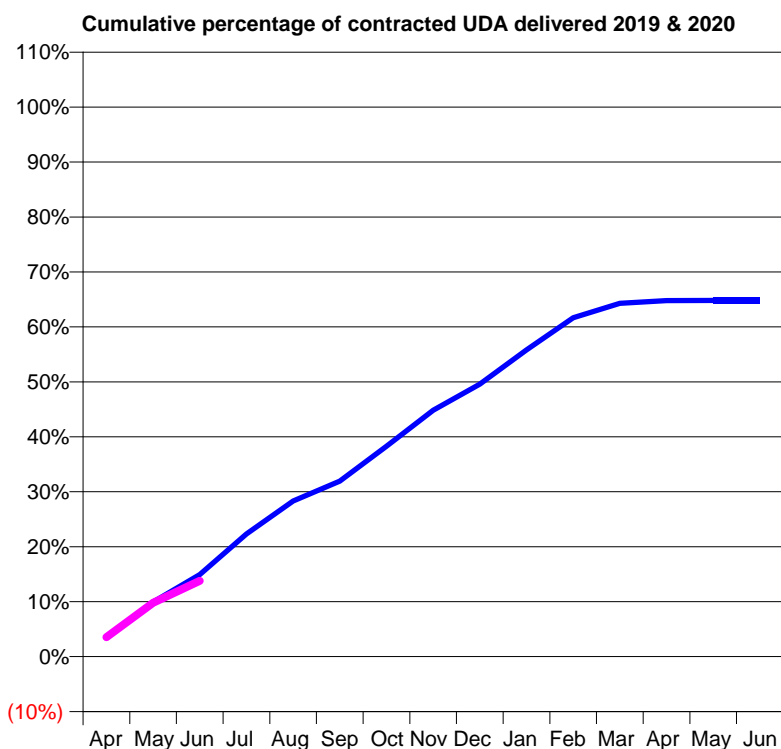
19/20 Contracted general activity (UDA)	11,473
Carry forward general activity (UDA)	0
19/20 Contracted orthodontic activity (UOA)	0
Carry forward orthodontic activity (UOA)	0
Baseline contract value	£267,676.51

ACCESS*

Patients seen in 24 months	Total	Change since previous quarter
Quarter ending June 2018	3,606	
Quarter ending September 2018	3,607	→
Quarter ending December 2018	3,697	↑
Quarter ending March 2019	3,658	↓
Quarter ending June 2019	3,703	→
Variance since June 2018	2.7%	↑



ACTIVITY



Month	Adjusted Scheduled Activity (UDA)	
	2019	2020
April	403	404
May	1,139	1,127
June	1,713	1,583
July	2,562	
August	3,251	
September	3,663	
October	4,392	
November	5,143	
December	5,689	
January	6,401	
February	7,077	
March	7,378	
April	7,433	
May	7,434	
June	7,434	

QUALITY

	Quantity	Base Number	Contract	AT	Region	England
% of FP17s for the same patient ID Re-attending within 3 months - Children	23	380	6.1%	11.4%	12.1%	11.4%
% of FP17s for the same patient ID Re-attending within 3 months - Adults	57	442	12.9%	14.5%	15.6%	15.4%
% of FP17s for the same patient ID Re-attending between 3 & 9 months - Children	217	380	57.1%	55.6%	61.2%	59.8%
% of FP17s for the same patient ID Re-attending between 3 & 9 months - Adults	112	442	25.3%	52.1%	54.5%	52.1%
% of FP17s for Band 1 Urgent Courses	21	668	3.1%	9.1%	9.1%	9.2%
% of FP17s Relating to Free Repair or Replacements	13	668	1.9%	1.2%	1.0%	0.7%
% of FP17s Relating to Continuations	7	668	1.0%	1.3%	1.0%	0.8%
% of Patients satisfied with the dentistry they have received	3	3	N/A	95.2%	94.2%	93.4%
% of Patients satisfied with the time they had to wait for an appointment	3	3	N/A	88.2%	88.4%	87.6%

* This is based on patients treated on this contract for their most recent course of treatment. Figures in italics indicate the base number of FP17s or Patient Questionnaire responses are less than 100. N/A is shown where the base number of responses is less than 10 during the period. % is calculated as Quantity/Base number*100

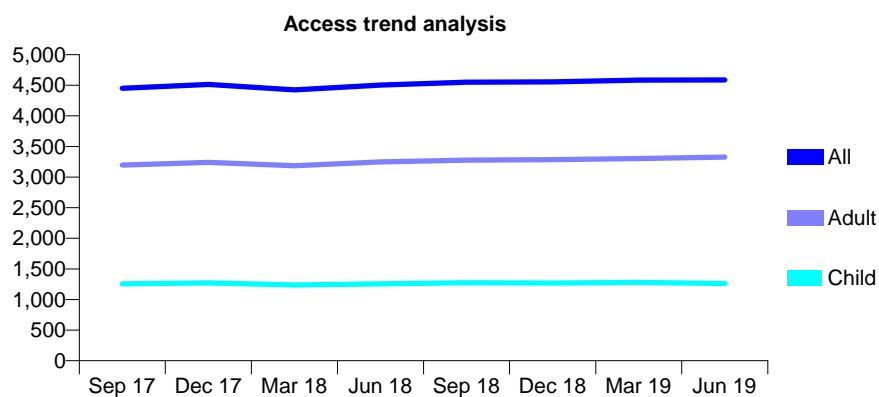
Q45 - Vital Signs At a Glance Contract Report for 801712/0004 - June 2019

Name or company name	Mr S A Jeyarajan Dental Surgery
Contract type name	GDS Contract
Purpose of contract	General
Contract start date	14/05/2011
Contract end date	

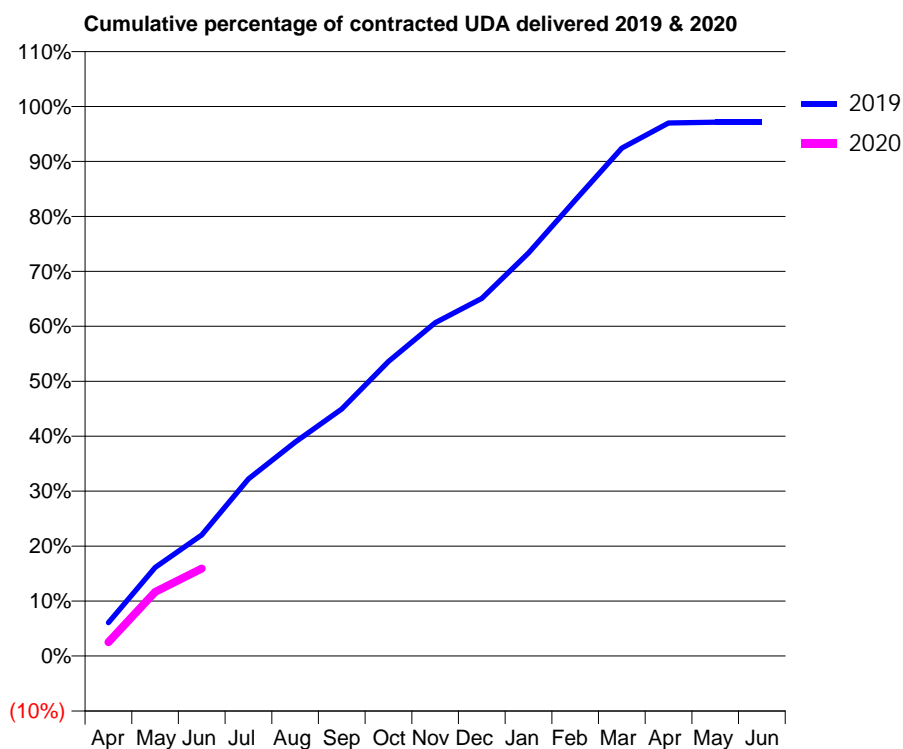
19/20 Contracted general activity (UDA)	11,567
Carry forward general activity (UDA)	0
19/20 Contracted orthodontic activity (UOA)	0
Carry forward orthodontic activity (UOA)	0
Baseline contract value	£320,994.28

ACCESS*

Patients seen in 24 months	Total	Change since previous quarter
Quarter ending June 2018	4,505	
Quarter ending September 2018	4,551	→
Quarter ending December 2018	4,554	→
Quarter ending March 2019	4,586	→
Quarter ending June 2019	4,587	→
Variance since June 2018	1.8%	→



ACTIVITY



Month	Adjusted Scheduled Activity (UDA)	
	2019	2020
April	702	292
May	1,864	1,350
June	2,549	1,842
July	3,730	
August	4,504	
September	5,201	
October	6,200	
November	7,017	
December	7,526	
January	8,484	
February	9,594	
March	10,690	
April	11,219	
May	11,236	
June	11,236	

QUALITY

	Quantity	Base Number	Contract	AT	Region	England
% of FP17s for the same patient ID Re-attending within 3 months - Children	18	382	4.7%	11.4%	12.1%	11.4%
% of FP17s for the same patient ID Re-attending within 3 months - Adults	89	845	10.5%	14.5%	15.6%	15.4%
% of FP17s for the same patient ID Re-attending between 3 & 9 months - Children	192	382	50.3%	55.6%	61.2%	59.8%
% of FP17s for the same patient ID Re-attending between 3 & 9 months - Adults	316	845	37.4%	52.1%	54.5%	52.1%
% of FP17s for Band 1 Urgent Courses	122	950	12.8%	9.1%	9.1%	9.2%
% of FP17s Relating to Free Repair or Replacements	5	950	0.5%	1.2%	1.0%	0.7%
% of FP17s Relating to Continuations	2	950	0.2%	1.3%	1.0%	0.8%
% of Patients satisfied with the dentistry they have received	2	2	N/A	95.2%	94.2%	93.4%
% of Patients satisfied with the time they had to wait for an appointment	1	2	N/A	88.2%	88.4%	87.6%

* This is based on patients treated on this contract for their most recent course of treatment. Figures in italics indicate the base number of FP17s or Patient Questionnaire responses are less than 100. N/A is shown where the base number of responses is less than 10 during the period. % is calculated as Quantity/Base number*100

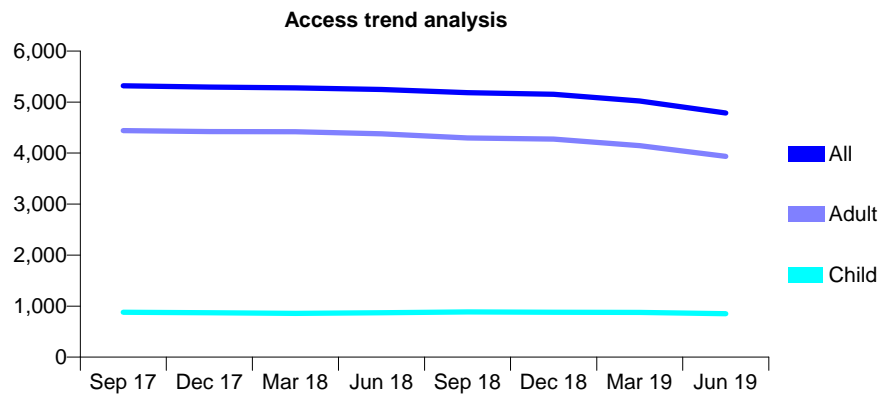
Q45 - Vital Signs At a Glance Contract Report for 804932/0001 - June 2019

Name or company name	MR A ABRAHAM
Contract type name	GDS Contract
Purpose of contract	General
Contract start date	01/04/2006
Contract end date	

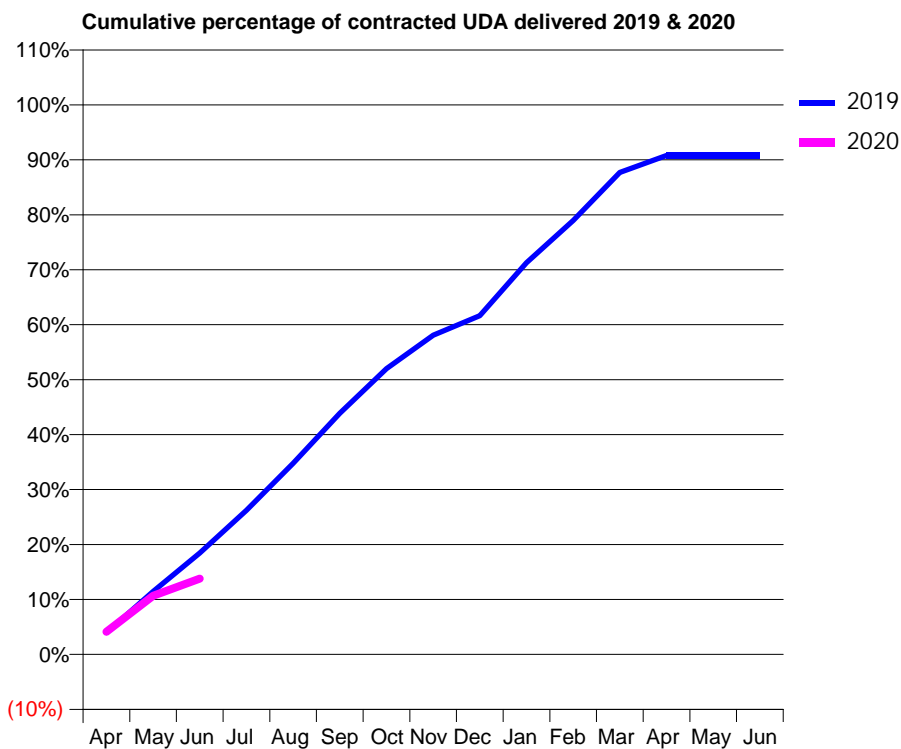
19/20 Contracted general activity (UDA)	12,699
Carry forward general activity (UDA)	0
19/20 Contracted orthodontic activity (UOA)	0
Carry forward orthodontic activity (UOA)	0
Baseline contract value	£277,425.34

ACCESS*

Patients seen in 24 months	Total	Change since previous quarter
Quarter ending June 2018	5,248	
Quarter ending September 2018	5,182	↓
Quarter ending December 2018	5,152	→
Quarter ending March 2019	5,021	↓
Quarter ending June 2019	4,785	↓
Variance since June 2018	(8.8%)	↓



ACTIVITY



Month	2019	2020
April	582	522
May	1,682	1,354
June	2,709	1,752
July	3,847	
August	5,102	
September	6,436	
October	7,626	
November	8,522	
December	9,038	
January	10,455	
February	11,587	
March	12,864	
April	13,318	
May	13,318	
June	13,318	

QUALITY

	Quantity	Base Number	Contract	AT	Region	England
% of FP17s for the same patient ID Re-attending within 3 months - Children	9	143	6.3%	11.4%	12.1%	11.4%
% of FP17s for the same patient ID Re-attending within 3 months - Adults	106	593	17.9%	14.5%	15.6%	15.4%
% of FP17s for the same patient ID Re-attending between 3 & 9 months - Children	33	143	23.1%	55.6%	61.2%	59.8%
% of FP17s for the same patient ID Re-attending between 3 & 9 months - Adults	151	593	25.5%	52.1%	54.5%	52.1%
% of FP17s for Band 1 Urgent Courses	63	595	10.6%	9.1%	9.1%	9.2%
% of FP17s Relating to Free Repair or Replacements	17	595	2.9%	1.2%	1.0%	0.7%
% of FP17s Relating to Continuations	22	595	3.7%	1.3%	1.0%	0.8%
% of Patients satisfied with the dentistry they have received	2	2	N/A	95.2%	94.2%	93.4%
% of Patients satisfied with the time they had to wait for an appointment	2	2	N/A	88.2%	88.4%	87.6%

* This is based on patients treated on this contract for their most recent course of treatment. Figures in italics indicate the base number of FP17s or Patient Questionnaire responses are less than 100. N/A is shown where the base number of responses is less than 10 during the period. % is calculated as Quantity/Base number*100

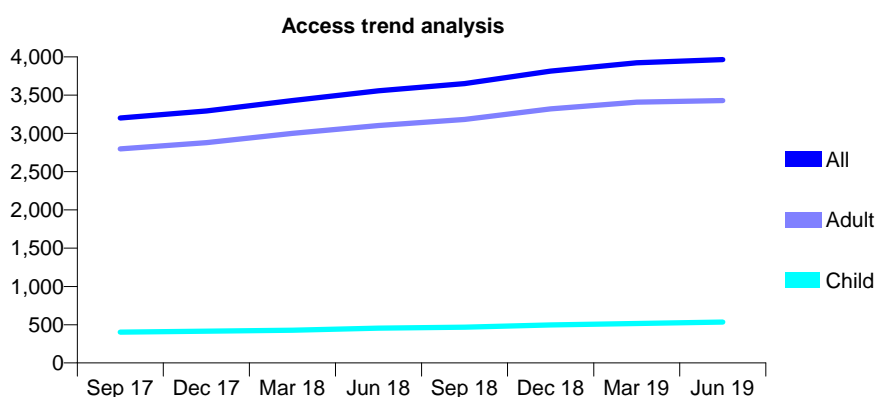
Q45 - Vital Signs At a Glance Contract Report for 811513/0001 - June 2019

Name or company name	MR PL NEWTON
Contract type name	GDS Contract
Purpose of contract	General
Contract start date	01/04/2006
Contract end date	

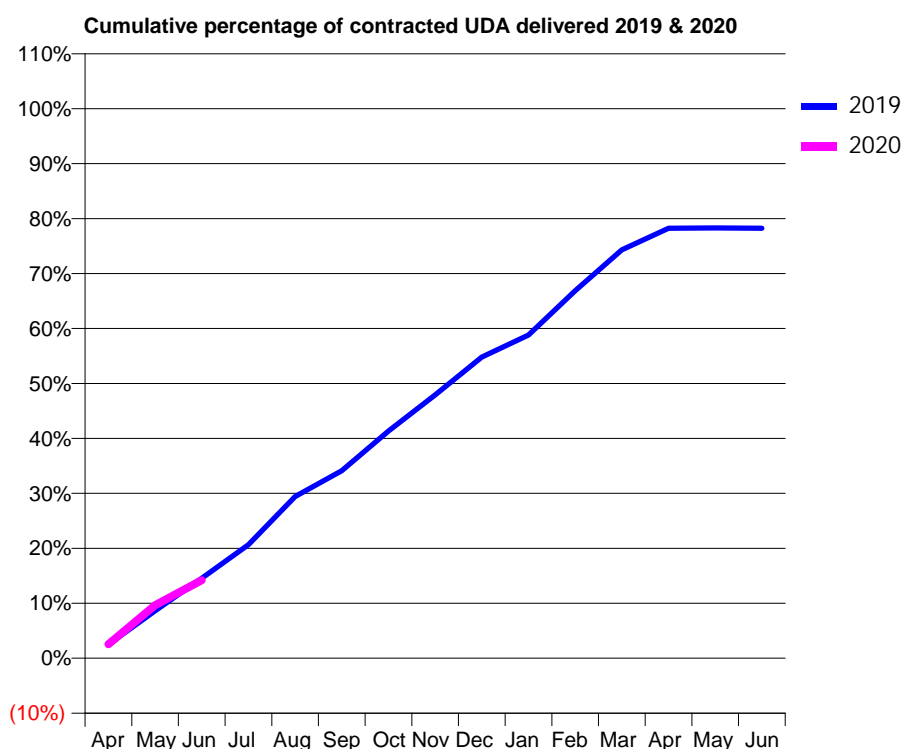
19/20 Contracted general activity (UDA)	15,980
Carry forward general activity (UDA)	0
19/20 Contracted orthodontic activity (UOA)	0
Carry forward orthodontic activity (UOA)	0
Baseline contract value	£352,003.10

ACCESS*

Patients seen in 24 months	Total	Change since previous quarter
Quarter ending June 2018	3,557	
Quarter ending September 2018	3,650	↑
Quarter ending December 2018	3,815	↑
Quarter ending March 2019	3,923	↑
Quarter ending June 2019	3,965	→
Variance since June 2018	11.5%	↑



ACTIVITY



Month	Adjusted Scheduled Activity (UDA)	
	2019	2020
April	399	411
May	1,379	1,546
June	2,323	2,270
July	3,303	
August	4,703	
September	5,450	
October	6,608	
November	7,657	
December	8,759	
January	9,398	
February	10,689	
March	11,871	
April	12,506	
May	12,510	
June	12,506	

QUALITY

	Quantity	Base Number	Contract	AT	Region	England
% of FP17s for the same patient ID Re-attending within 3 months - Children	10	214	4.7%	11.4%	12.1%	11.4%
% of FP17s for the same patient ID Re-attending within 3 months - Adults	127	1,227	10.4%	14.5%	15.6%	15.4%
% of FP17s for the same patient ID Re-attending between 3 & 9 months - Children	149	214	69.6%	55.6%	61.2%	59.8%
% of FP17s for the same patient ID Re-attending between 3 & 9 months - Adults	837	1,227	68.2%	52.1%	54.5%	52.1%
% of FP17s for Band 1 Urgent Courses	98	1,152	8.5%	9.1%	9.1%	9.2%
% of FP17s Relating to Free Repair or Replacements	31	1,152	2.7%	1.2%	1.0%	0.7%
% of FP17s Relating to Continuations	25	1,152	2.2%	1.3%	1.0%	0.8%
% of Patients satisfied with the dentistry they have received	8	9	N/A	95.2%	94.2%	93.4%
% of Patients satisfied with the time they had to wait for an appointment	8	9	N/A	88.2%	88.4%	87.6%

* This is based on patients treated on this contract for their most recent course of treatment.

Figures in italics indicate the base number of FP17s or Patient Questionnaire responses are less than 100. N/A is shown where the base number of responses is less than 10 during the period. % is calculated as Quantity/Base number*100

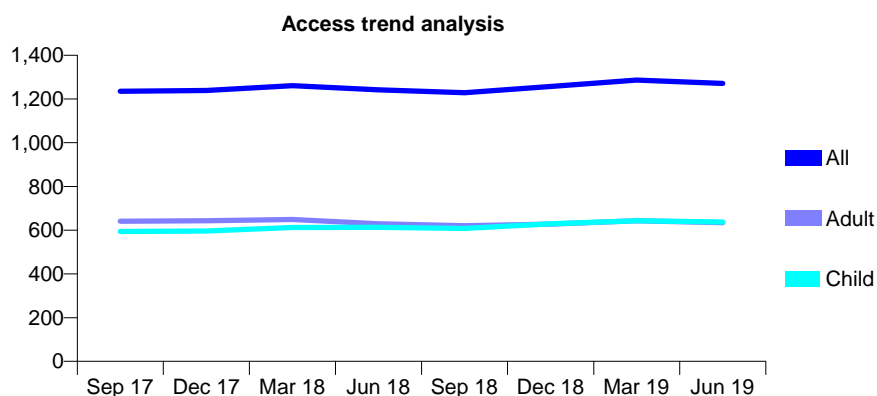
Q45 - Vital Signs At a Glance Contract Report for 814342/0002 - June 2019

Name or company name	Lynes Dental Surgery
Contract type name	GDS Contract
Purpose of contract	General
Contract start date	01/04/2006
Contract end date	

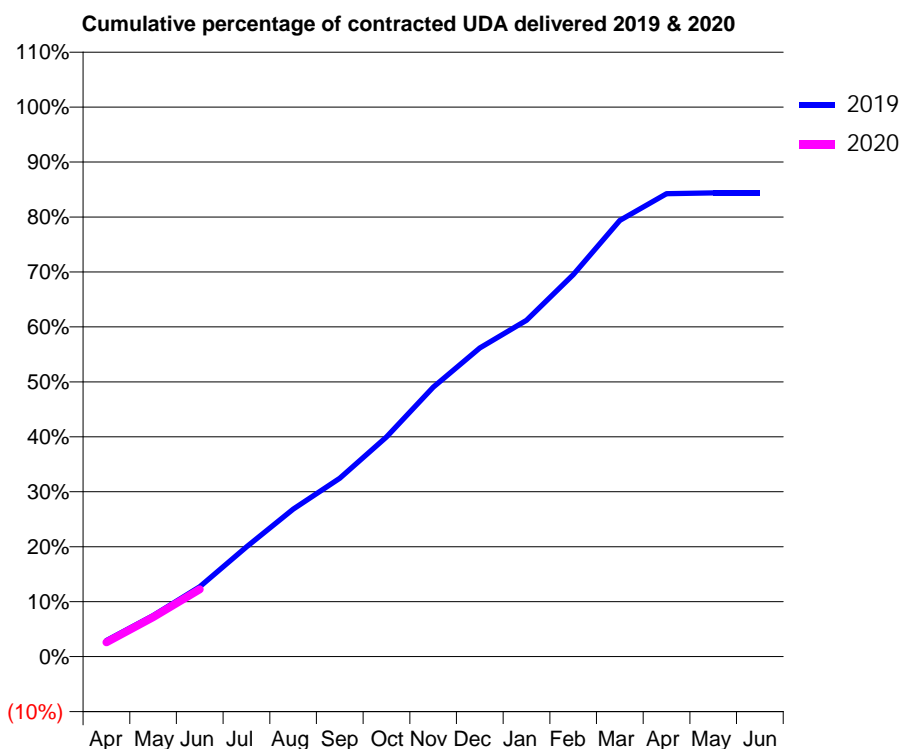
19/20 Contracted general activity (UDA)	5,000
Carry forward general activity (UDA)	0
19/20 Contracted orthodontic activity (UOA)	0
Carry forward orthodontic activity (UOA)	0
Baseline contract value	£121,675.02

ACCESS*

Patients seen in 24 months	Total	Change since previous quarter
Quarter ending June 2018	1,242	
Quarter ending September 2018	1,229	↓
Quarter ending December 2018	1,257	↑
Quarter ending March 2019	1,286	↑
Quarter ending June 2019	1,271	↓
Variance since June 2018	2.3%	↑



ACTIVITY



Month	Adjusted Scheduled Activity (UDA)	
	2019	2020
April	146	130
May	373	360
June	637	612
July	998	
August	1,342	
September	1,623	
October	1,999	
November	2,452	
December	2,808	
January	3,059	
February	3,476	
March	3,969	
April	4,212	
May	4,219	
June	4,219	

QUALITY

	Quantity	Base Number	Contract	AT	Region	England
% of FP17s for the same patient ID Re-attending within 3 months - Children	11	267	4.1%	11.4%	12.1%	11.4%
% of FP17s for the same patient ID Re-attending within 3 months - Adults	19	202	9.4%	14.5%	15.6%	15.4%
% of FP17s for the same patient ID Re-attending between 3 & 9 months - Children	215	267	80.5%	55.6%	61.2%	59.8%
% of FP17s for the same patient ID Re-attending between 3 & 9 months - Adults	140	202	69.3%	52.1%	54.5%	52.1%
% of FP17s for Band 1 Urgent Courses	12	360	3.3%	9.1%	9.1%	9.2%
% of FP17s Relating to Free Repair or Replacements	0	360	0.0%	1.2%	1.0%	0.7%
% of FP17s Relating to Continuations	1	360	0.3%	1.3%	1.0%	0.8%
% of Patients satisfied with the dentistry they have received	0	0	N/A	95.2%	94.2%	93.4%
% of Patients satisfied with the time they had to wait for an appointment	0	0	N/A	88.2%	88.4%	87.6%

* This is based on patients treated on this contract for their most recent course of treatment. Figures in italics indicate the base number of FP17s or Patient Questionnaire responses are less than 100. N/A is shown where the base number of responses is less than 10 during the period. % is calculated as Quantity/Base number*100

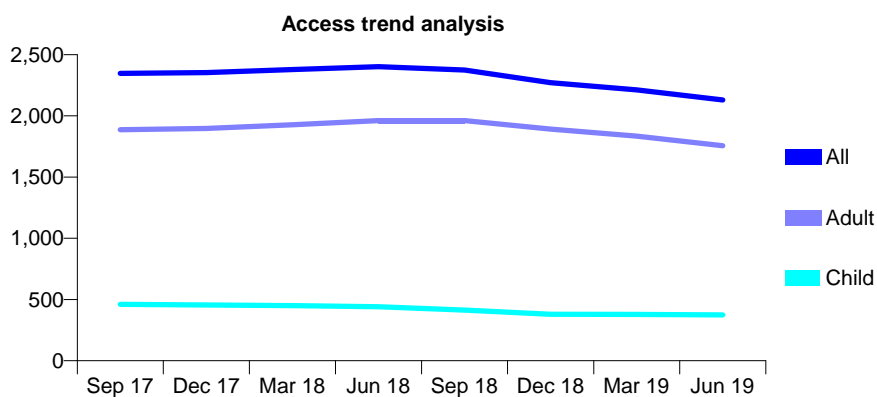
Q45 - Vital Signs At a Glance Contract Report for 820857/0002 - June 2019

Name or company name	MRS JH ELSTON
Contract type name	GDS Contract
Purpose of contract	General
Contract start date	01/04/2006
Contract end date	

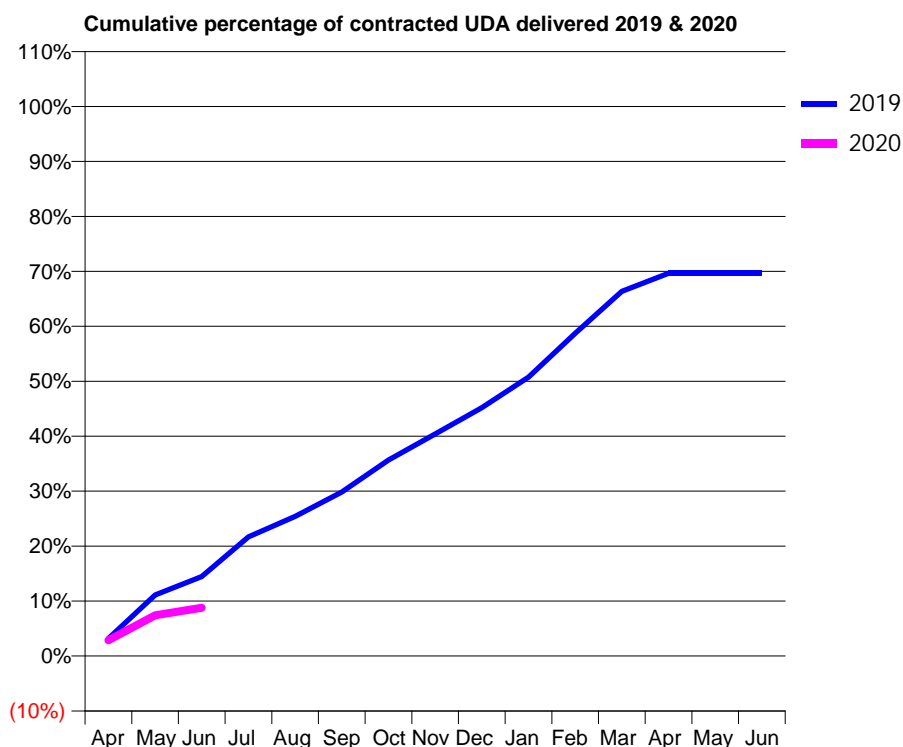
19/20 Contracted general activity (UDA)	12,629
Carry forward general activity (UDA)	0
19/20 Contracted orthodontic activity (UOA)	0
Carry forward orthodontic activity (UOA)	0
Baseline contract value	£360,262.25

ACCESS*

Patients seen in 24 months	Total	Change since previous quarter
Quarter ending June 2018	2,402	
Quarter ending September 2018	2,374	↓
Quarter ending December 2018	2,272	↓
Quarter ending March 2019	2,213	↓
Quarter ending June 2019	2,130	↓
Variance since June 2018	(11.3%)	↓



ACTIVITY



Month	Adjusted Scheduled Activity (UDA)	
	2019	2020
April	403	363
May	1,405	935
June	1,829	1,107
July	2,738	
August	3,211	
September	3,769	
October	4,505	
November	5,104	
December	5,709	
January	6,410	
February	7,419	
March	8,380	
April	8,798	
May	8,798	
June	8,798	

QUALITY

	Quantity	Base Number	Contract	AT	Region	England
% of FP17s for the same patient ID Re-attending within 3 months - Children	11	90	12.2%	11.4%	12.1%	11.4%
% of FP17s for the same patient ID Re-attending within 3 months - Adults	88	466	18.9%	14.5%	15.6%	15.4%
% of FP17s for the same patient ID Re-attending between 3 & 9 months - Children	41	90	45.6%	55.6%	61.2%	59.8%
% of FP17s for the same patient ID Re-attending between 3 & 9 months - Adults	229	466	49.1%	52.1%	54.5%	52.1%
% of FP17s for Band 1 Urgent Courses	73	439	16.6%	9.1%	9.1%	9.2%
% of FP17s Relating to Free Repair or Replacements	30	439	6.8%	1.2%	1.0%	0.7%
% of FP17s Relating to Continuations	12	439	2.7%	1.3%	1.0%	0.8%
% of Patients satisfied with the dentistry they have received	4	4	N/A	95.2%	94.2%	93.4%
% of Patients satisfied with the time they had to wait for an appointment	4	4	N/A	88.2%	88.4%	87.6%

* This is based on patients treated on this contract for their most recent course of treatment. Figures in italics indicate the base number of FP17s or Patient Questionnaire responses are less than 100. N/A is shown where the base number of responses is less than 10 during the period. % is calculated as Quantity/Base number*100

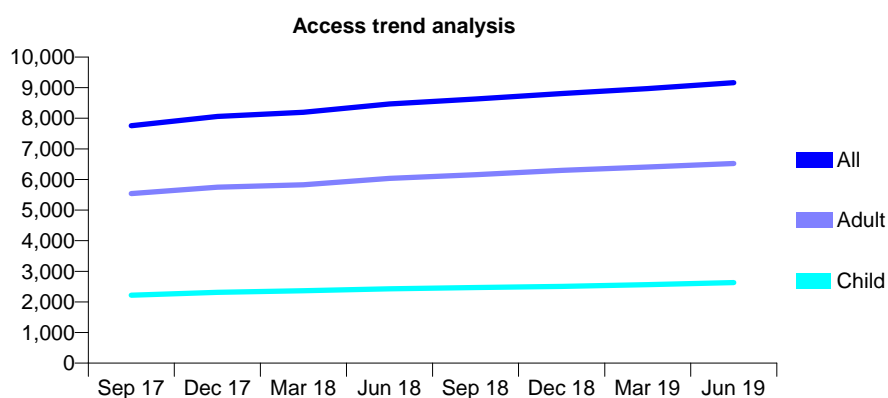
Q45 - Vital Signs At a Glance Contract Report for 832472/0001 - June 2019

Name or company name	MR AR FLETCHER
Contract type name	GDS Contract
Purpose of contract	General and Orthodontic
Contract start date	01/04/2006
Contract end date	

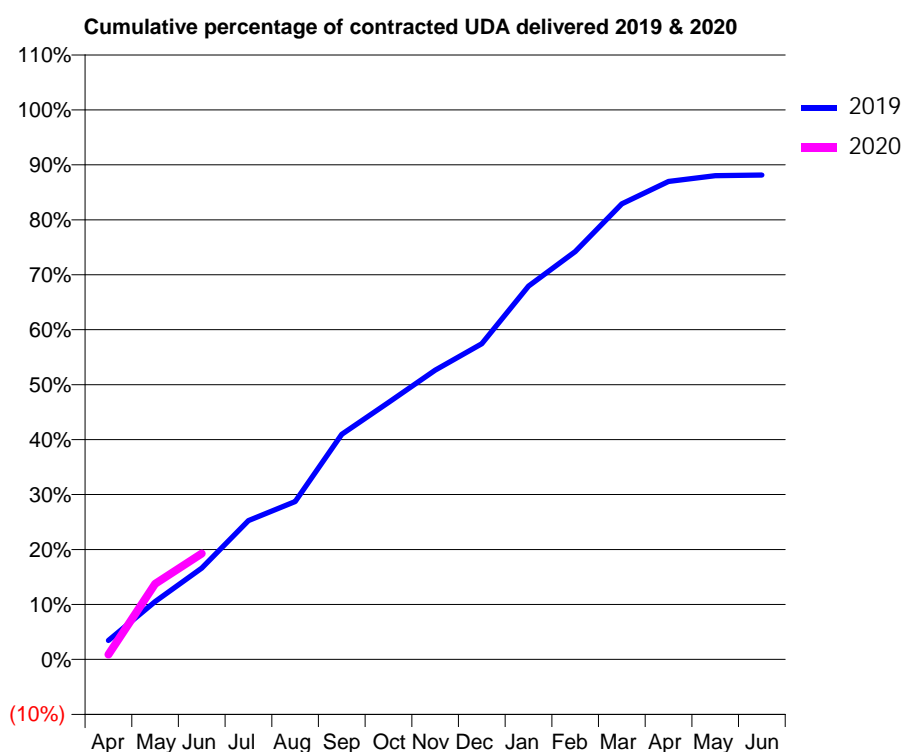
19/20 Contracted general activity (UDA)	25,408
Carry forward general activity (UDA)	0
19/20 Contracted orthodontic activity (UOA)	407
Carry forward orthodontic activity (UOA)	0
Baseline contract value	£656,767.31

ACCESS*

Patients seen in 24 months	Total	Change since previous quarter
Quarter ending June 2018	8,469	
Quarter ending September 2018	8,629	→
Quarter ending December 2018	8,808	↑
Quarter ending March 2019	8,971	→
Quarter ending June 2019	9,160	↑
Variance since June 2018	8.2%	↑



ACTIVITY



Month	2019	2020
April	1,138	222
May	3,472	3,498
June	5,467	4,897
July	8,319	
August	9,460	
September	13,485	
October	15,381	
November	17,326	
December	18,910	
January	22,358	
February	24,426	
March	27,280	
April	28,615	
May	28,971	
June	29,004	

QUALITY

	Quantity	Base Number	Contract	AT	Region	England
% of FP17s for the same patient ID Re-attending within 3 months - Children	103	908	11.3%	11.4%	12.1%	11.4%
% of FP17s for the same patient ID Re-attending within 3 months - Adults	383	2,027	18.9%	14.5%	15.6%	15.4%
% of FP17s for the same patient ID Re-attending between 3 & 9 months - Children	390	908	43.0%	55.6%	61.2%	59.8%
% of FP17s for the same patient ID Re-attending between 3 & 9 months - Adults	846	2,027	41.7%	52.1%	54.5%	52.1%
% of FP17s for Band 1 Urgent Courses	272	2,173	12.5%	9.1%	9.1%	9.2%
% of FP17s Relating to Free Repair or Replacements	30	2,173	1.4%	1.2%	1.0%	0.7%
% of FP17s Relating to Continuations	48	2,173	2.2%	1.3%	1.0%	0.8%
% of Patients satisfied with the dentistry they have received	8	8	N/A	95.2%	94.2%	93.4%
% of Patients satisfied with the time they had to wait for an appointment	8	8	N/A	88.2%	88.4%	87.6%

* This is based on patients treated on this contract for their most recent course of treatment. Figures in italics indicate the base number of FP17s or Patient Questionnaire responses are less than 100. N/A is shown where the base number of responses is less than 10 during the period. % is calculated as Quantity/Base number*100

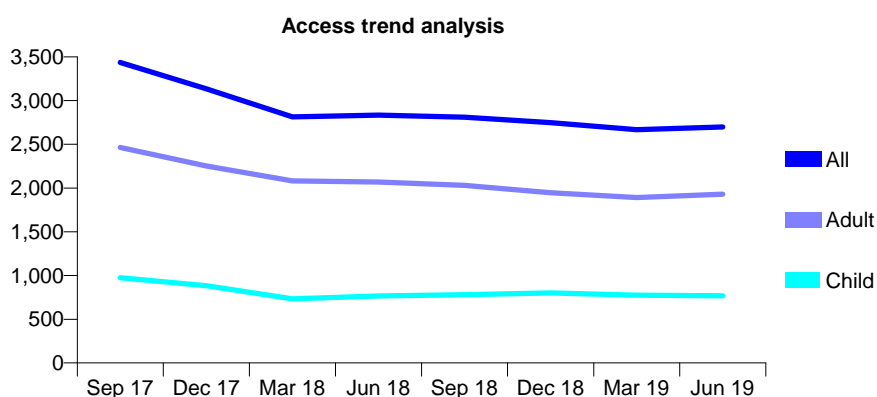
Q45 - Vital Signs At a Glance Contract Report for 833037/0004 - June 2019

Name or company name	Burgess Hyder Dental Group
Contract type name	GDS Contract
Purpose of contract	General
Contract start date	01/04/2006
Contract end date	

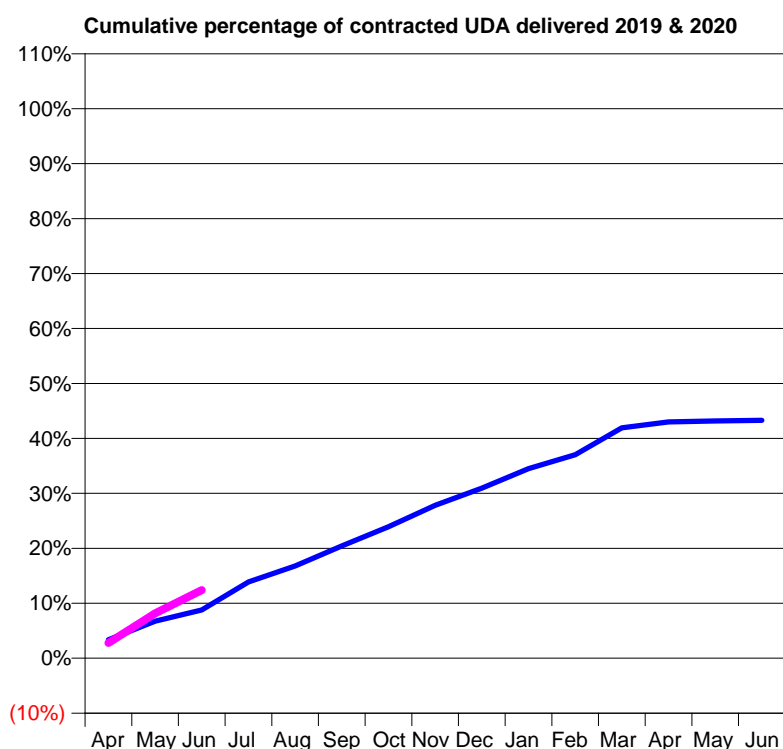
19/20 Contracted general activity (UDA)	10,134
Carry forward general activity (UDA)	0
19/20 Contracted orthodontic activity (UOA)	0
Carry forward orthodontic activity (UOA)	0
Baseline contract value	£396,292.43

ACCESS*

Patients seen in 24 months	Total	Change since previous quarter
Quarter ending June 2018	2,834	
Quarter ending September 2018	2,810	→
Quarter ending December 2018	2,748	↓
Quarter ending March 2019	2,668	↓
Quarter ending June 2019	2,698	→
Variance since June 2018	(4.8%)	↓



ACTIVITY



Adjusted Scheduled Activity (UDA)		
Month	2019	2020
April	401	281
May	802	827
June	1,047	1,254
July	1,655	
August	2,003	
September	2,436	
October	2,854	
November	3,316	
December	3,690	
January	4,112	
February	4,416	
March	4,999	
April	5,126	
May	5,149	
June	5,159	

QUALITY

	Quantity	Base Number	Contract	AT	Region	England
% of FP17s for the same patient ID Re-attending within 3 months - Children	6	202	3.0%	11.4%	12.1%	11.4%
% of FP17s for the same patient ID Re-attending within 3 months - Adults	72	533	13.5%	14.5%	15.6%	15.4%
% of FP17s for the same patient ID Re-attending between 3 & 9 months - Children	40	202	19.8%	55.6%	61.2%	59.8%
% of FP17s for the same patient ID Re-attending between 3 & 9 months - Adults	84	533	15.8%	52.1%	54.5%	52.1%
% of FP17s for Band 1 Urgent Courses	91	648	14.0%	9.1%	9.1%	9.2%
% of FP17s Relating to Free Repair or Replacements	7	648	1.1%	1.2%	1.0%	0.7%
% of FP17s Relating to Continuations	0	648	0.0%	1.3%	1.0%	0.8%
% of Patients satisfied with the dentistry they have received	2	2	N/A	95.2%	94.2%	93.4%
% of Patients satisfied with the time they had to wait for an appointment	2	2	N/A	88.2%	88.4%	87.6%

* This is based on patients treated on this contract for their most recent course of treatment.

Figures in italics indicate the base number of FP17s or Patient Questionnaire responses are less than 100. N/A is shown where the base number of responses is less than 10 during the period. % is calculated as Quantity/Base number*100

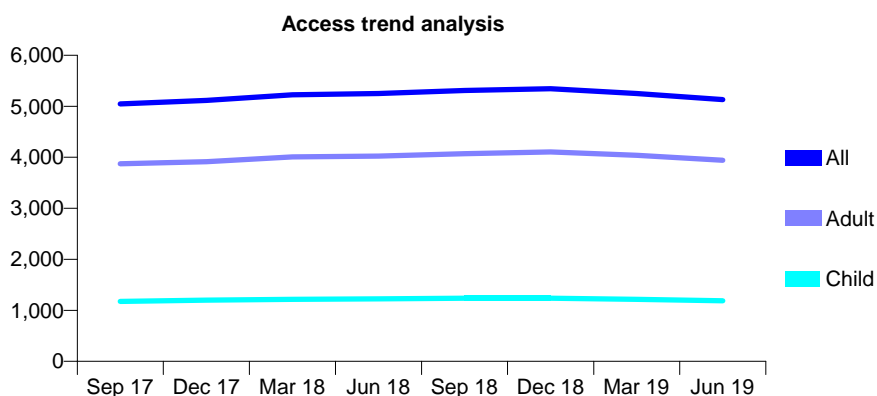
Q45 - Vital Signs At a Glance Contract Report for 833037/0007 - June 2019

Name or company name	Burgess Hyder Dental Group
Contract type name	GDS Contract
Purpose of contract	General
Contract start date	01/08/2006
Contract end date	

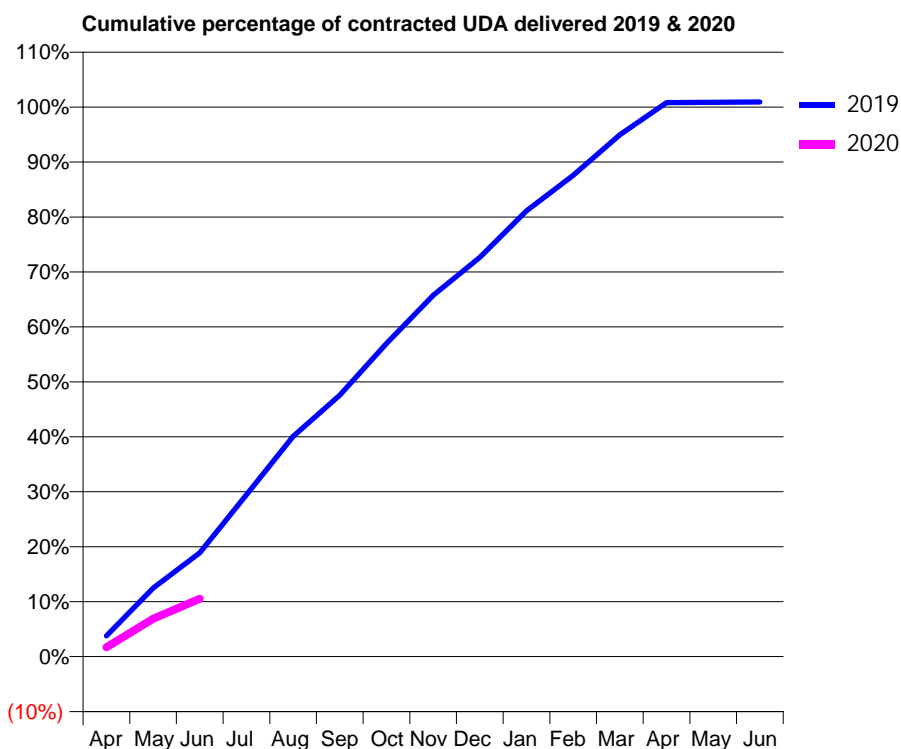
19/20 Contracted general activity (UDA)	12,000
Carry forward general activity (UDA)	0
19/20 Contracted orthodontic activity (UOA)	0
Carry forward orthodontic activity (UOA)	0
Baseline contract value	£354,712.81

ACCESS*

Patients seen in 24 months	Total	Change since previous quarter
Quarter ending June 2018	5,250	
Quarter ending September 2018	5,310	→
Quarter ending December 2018	5,344	→
Quarter ending March 2019	5,251	↓
Quarter ending June 2019	5,130	↓
Variance since June 2018	(2.3%)	↓



ACTIVITY



Month	Adjusted Scheduled Activity (UDA)	
	2019	2020
April	463	205
May	1,527	828
June	2,312	1,262
July	3,607	
August	4,906	
September	5,822	
October	6,973	
November	8,047	
December	8,892	
January	9,928	
February	10,721	
March	11,621	
April	12,340	
May	12,345	
June	12,352	

QUALITY

	Quantity	Base Number	Contract	AT	Region	England
% of FP17s for the same patient ID Re-attending within 3 months - Children	23	259	8.9%	11.4%	12.1%	11.4%
% of FP17s for the same patient ID Re-attending within 3 months - Adults	150	785	19.1%	14.5%	15.6%	15.4%
% of FP17s for the same patient ID Re-attending between 3 & 9 months - Children	128	259	49.4%	55.6%	61.2%	59.8%
% of FP17s for the same patient ID Re-attending between 3 & 9 months - Adults	314	785	40.0%	52.1%	54.5%	52.1%
% of FP17s for Band 1 Urgent Courses	145	762	19.0%	9.1%	9.1%	9.2%
% of FP17s Relating to Free Repair or Replacements	11	762	1.4%	1.2%	1.0%	0.7%
% of FP17s Relating to Continuations	3	762	0.4%	1.3%	1.0%	0.8%
% of Patients satisfied with the dentistry they have received	3	3	N/A	95.2%	94.2%	93.4%
% of Patients satisfied with the time they had to wait for an appointment	1	3	N/A	88.2%	88.4%	87.6%

* This is based on patients treated on this contract for their most recent course of treatment. Figures in italics indicate the base number of FP17s or Patient Questionnaire responses are less than 100. N/A is shown where the base number of responses is less than 10 during the period. % is calculated as Quantity/Base number*100

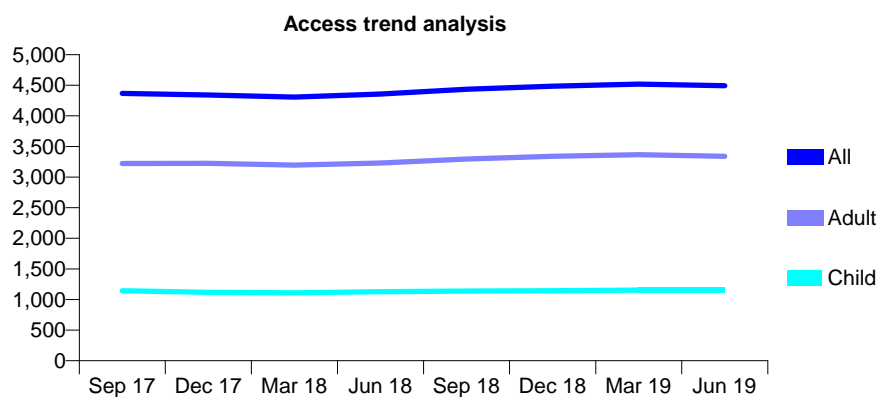
Q45 - Vital Signs At a Glance Contract Report for 833037/0008 - June 2019

Name or company name	Burgess Hyder Dental Group
Contract type name	GDS Contract
Purpose of contract	General
Contract start date	01/09/2008
Contract end date	

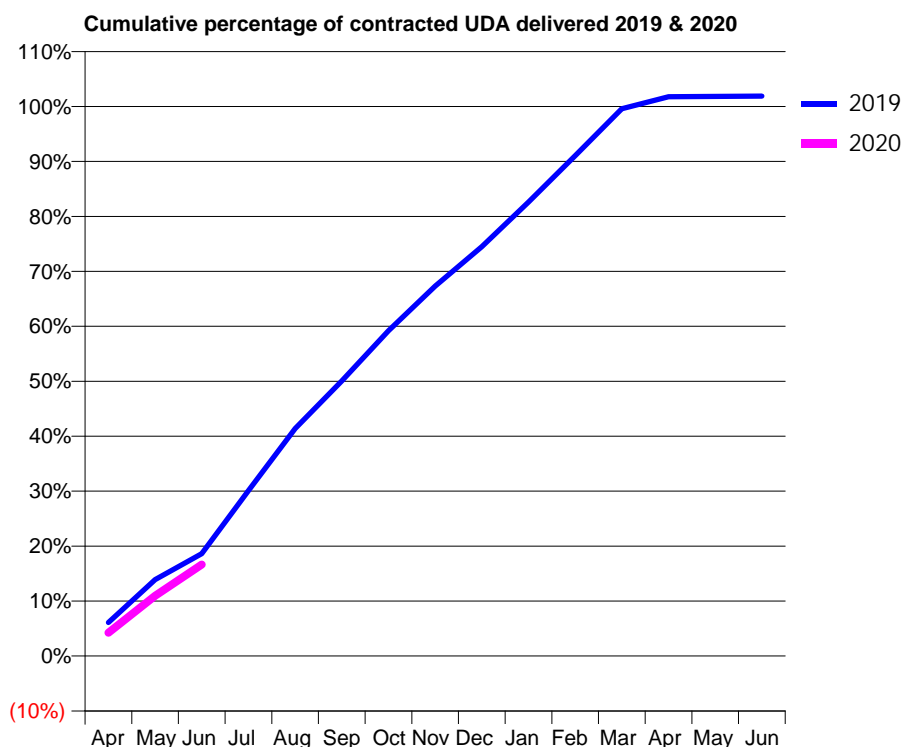
19/20 Contracted general activity (UDA)	10,861
Carry forward general activity (UDA)	0
19/20 Contracted orthodontic activity (UOA)	0
Carry forward orthodontic activity (UOA)	0
Baseline contract value	£237,798.04

ACCESS*

Patients seen in 24 months	Total	Change since previous quarter
Quarter ending June 2018	4,356	
Quarter ending September 2018	4,435	→
Quarter ending December 2018	4,485	→
Quarter ending March 2019	4,519	→
Quarter ending June 2019	4,494	→
Variance since June 2018	3.2%	↑



ACTIVITY



Month	Adjusted Scheduled Activity (UDA)	
	2019	2020
April	695	460
May	1,582	1,191
June	2,118	1,806
July	3,422	
August	4,707	
September	5,690	
October	6,731	
November	7,651	
December	8,468	
January	9,389	
February	10,350	
March	11,319	
April	11,569	
May	11,577	
June	11,581	

QUALITY

	Quantity	Base Number	Contract	AT	Region	England
% of FP17s for the same patient ID Re-attending within 3 months - Children	17	316	5.4%	11.4%	12.1%	11.4%
% of FP17s for the same patient ID Re-attending within 3 months - Adults	93	834	11.2%	14.5%	15.6%	15.4%
% of FP17s for the same patient ID Re-attending between 3 & 9 months - Children	188	316	59.5%	55.6%	61.2%	59.8%
% of FP17s for the same patient ID Re-attending between 3 & 9 months - Adults	449	834	53.8%	52.1%	54.5%	52.1%
% of FP17s for Band 1 Urgent Courses	128	994	12.9%	9.1%	9.1%	9.2%
% of FP17s Relating to Free Repair or Replacements	9	994	0.9%	1.2%	1.0%	0.7%
% of FP17s Relating to Continuations	3	994	0.3%	1.3%	1.0%	0.8%
% of Patients satisfied with the dentistry they have received	4	5	N/A	95.2%	94.2%	93.4%
% of Patients satisfied with the time they had to wait for an appointment	3	5	N/A	88.2%	88.4%	87.6%

* This is based on patients treated on this contract for their most recent course of treatment. Figures in italics indicate the base number of FP17s or Patient Questionnaire responses are less than 100. N/A is shown where the base number of responses is less than 10 during the period. % is calculated as Quantity/Base number*100

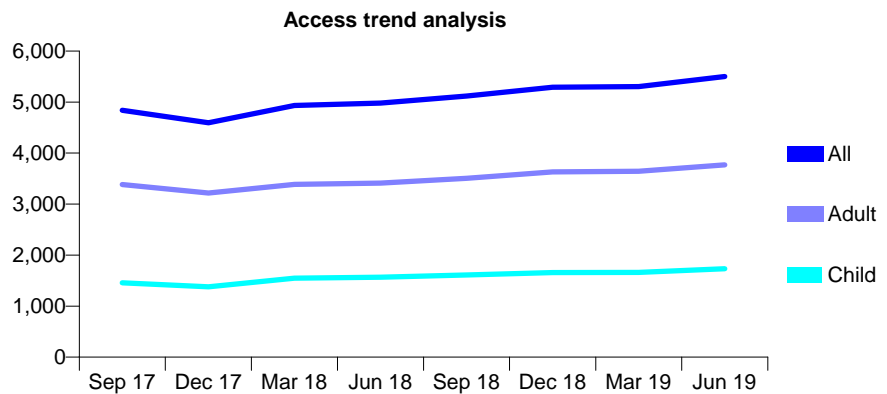
Q45 - Vital Signs At a Glance Contract Report for 833037/0009 - June 2019

Name or company name	Burgess Hyder Dental Group
Contract type name	GDS Contract
Purpose of contract	General
Contract start date	01/06/2009
Contract end date	

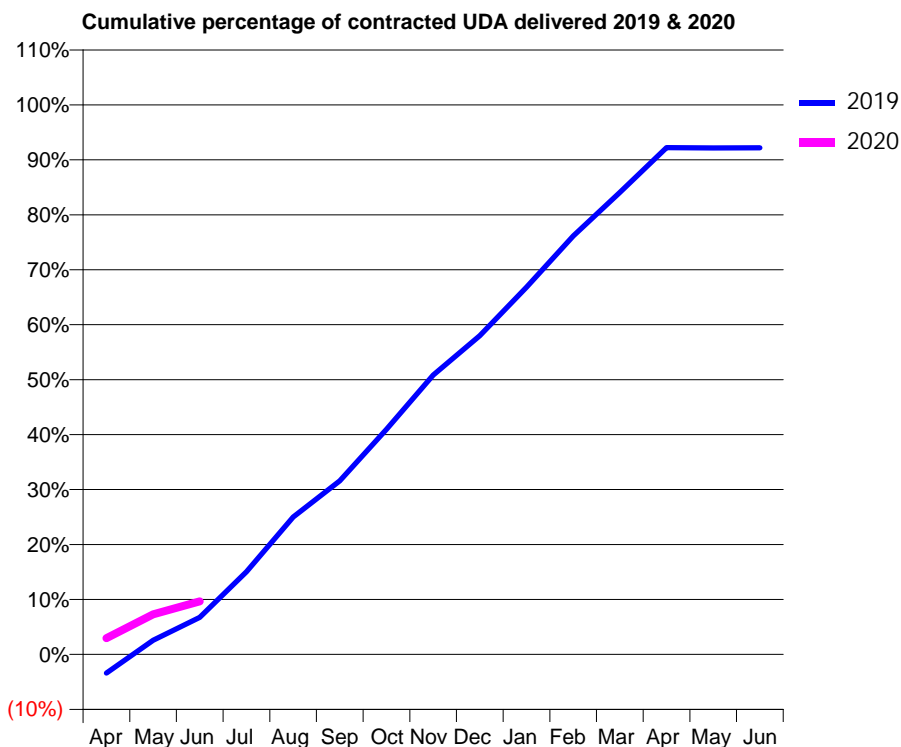
19/20 Contracted general activity (UDA)	15,400
Carry forward general activity (UDA)	0
19/20 Contracted orthodontic activity (UOA)	0
Carry forward orthodontic activity (UOA)	0
Baseline contract value	£341,913.62

ACCESS*

Patients seen in 24 months	Total	Change since previous quarter
Quarter ending June 2018	4,980	
Quarter ending September 2018	5,118	↑
Quarter ending December 2018	5,290	↑
Quarter ending March 2019	5,303	→
Quarter ending June 2019	5,502	↑
Variance since June 2018	10.5%	↑



ACTIVITY



Month	2019	2020
April	-524	453
May	398	1,123
June	1,041	1,485
July	2,320	
August	3,850	
September	4,865	
October	6,308	
November	7,826	
December	8,932	
January	10,290	
February	11,727	
March	12,948	
April	14,201	
May	14,191	
June	14,196	

QUALITY

	Quantity	Base Number	Contract	AT	Region	England
% of FP17s for the same patient ID Re-attending within 3 months - Children	42	352	11.9%	11.4%	12.1%	11.4%
% of FP17s for the same patient ID Re-attending within 3 months - Adults	202	826	24.5%	14.5%	15.6%	15.4%
% of FP17s for the same patient ID Re-attending between 3 & 9 months - Children	104	352	29.5%	55.6%	61.2%	59.8%
% of FP17s for the same patient ID Re-attending between 3 & 9 months - Adults	227	826	27.5%	52.1%	54.5%	52.1%
% of FP17s for Band 1 Urgent Courses	239	647	36.9%	9.1%	9.1%	9.2%
% of FP17s Relating to Free Repair or Replacements	4	647	0.6%	1.2%	1.0%	0.7%
% of FP17s Relating to Continuations	0	647	0.0%	1.3%	1.0%	0.8%
% of Patients satisfied with the dentistry they have received	1	1	N/A	95.2%	94.2%	93.4%
% of Patients satisfied with the time they had to wait for an appointment	0	1	N/A	88.2%	88.4%	87.6%

* This is based on patients treated on this contract for their most recent course of treatment. Figures in italics indicate the base number of FP17s or Patient Questionnaire responses are less than 100. N/A is shown where the base number of responses is less than 10 during the period. % is calculated as Quantity/Base number*100

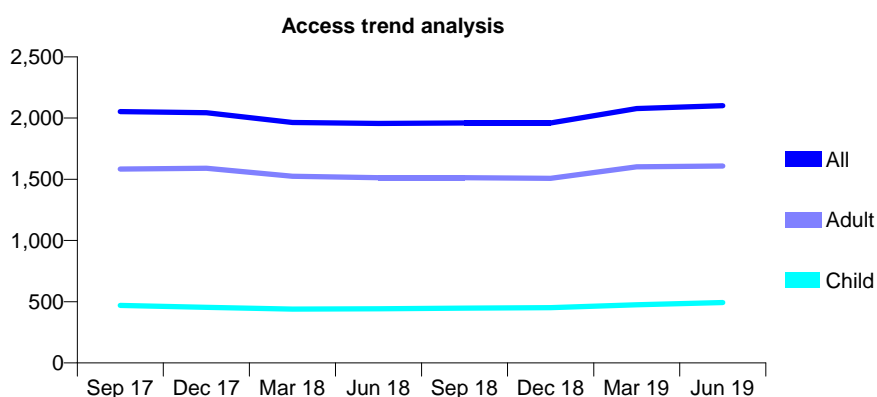
Q45 - Vital Signs At a Glance Contract Report for 833037/0010 - June 2019

Name or company name	Burgess Hyder Dental Group
Contract type name	GDS Contract
Purpose of contract	General
Contract start date	01/08/2010
Contract end date	

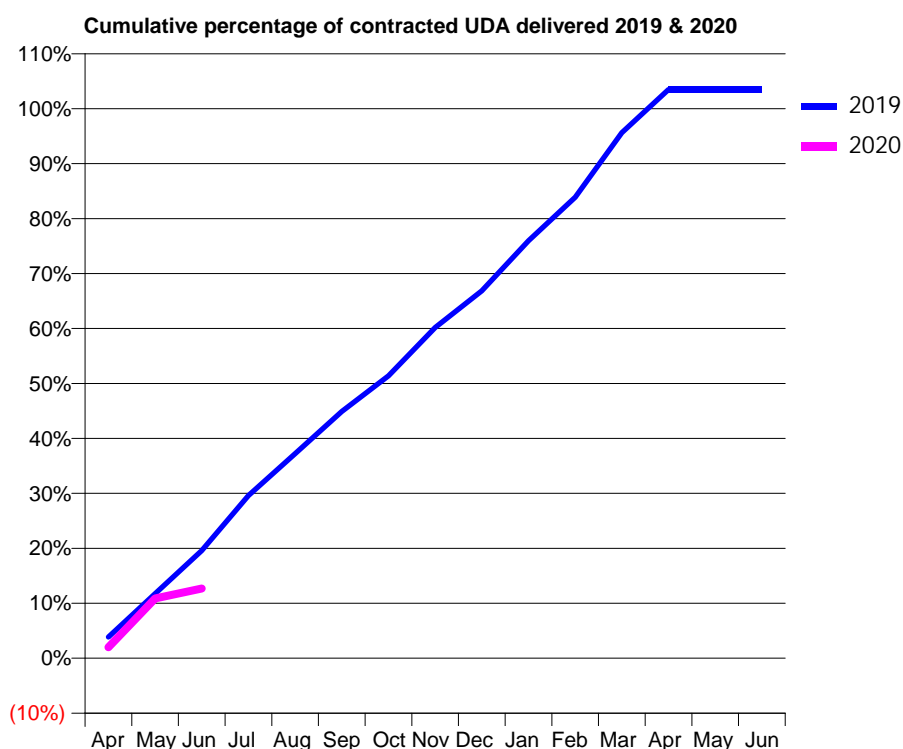
19/20 Contracted general activity (UDA)	5,025
Carry forward general activity (UDA)	0
19/20 Contracted orthodontic activity (UOA)	0
Carry forward orthodontic activity (UOA)	0
Baseline contract value	£179,818.08

ACCESS*

Patients seen in 24 months	Total	Change since previous quarter
Quarter ending June 2018	1,956	
Quarter ending September 2018	1,960	→
Quarter ending December 2018	1,960	→
Quarter ending March 2019	2,078	↑
Quarter ending June 2019	2,101	→
Variance since June 2018	7.4%	↑



ACTIVITY



Month	2019	2020
April	199	100
May	605	546
June	1,007	637
July	1,522	
August	1,915	
September	2,308	
October	2,642	
November	3,095	
December	3,436	
January	3,905	
February	4,312	
March	4,916	
April	5,320	
May	5,320	
June	5,320	

QUALITY

	Quantity	Base Number	Contract	AT	Region	England
% of FP17s for the same patient ID Re-attending within 3 months - Children	10	132	7.6%	11.4%	12.1%	11.4%
% of FP17s for the same patient ID Re-attending within 3 months - Adults	66	388	17.0%	14.5%	15.6%	15.4%
% of FP17s for the same patient ID Re-attending between 3 & 9 months - Children	58	132	43.9%	55.6%	61.2%	59.8%
% of FP17s for the same patient ID Re-attending between 3 & 9 months - Adults	154	388	39.7%	52.1%	54.5%	52.1%
% of FP17s for Band 1 Urgent Courses	59	346	17.1%	9.1%	9.1%	9.2%
% of FP17s Relating to Free Repair or Replacements	6	346	1.7%	1.2%	1.0%	0.7%
% of FP17s Relating to Continuations	2	346	0.6%	1.3%	1.0%	0.8%
% of Patients satisfied with the dentistry they have received	4	6	N/A	95.2%	94.2%	93.4%
% of Patients satisfied with the time they had to wait for an appointment	4	6	N/A	88.2%	88.4%	87.6%

* This is based on patients treated on this contract for their most recent course of treatment.

Figures in italics indicate the base number of FP17s or Patient Questionnaire responses are less than 100. N/A is shown where the base number of responses is less than 10 during the period. % is calculated as Quantity/Base number*100

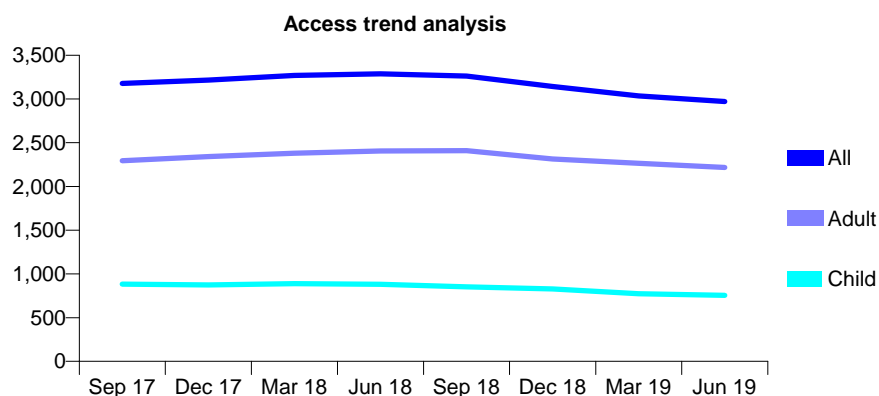
Q45 - Vital Signs At a Glance Contract Report for 833037/0011 - June 2019

Name or company name	Burgess Hyder Dental Group
Contract type name	GDS Contract
Purpose of contract	General
Contract start date	01/08/2010
Contract end date	

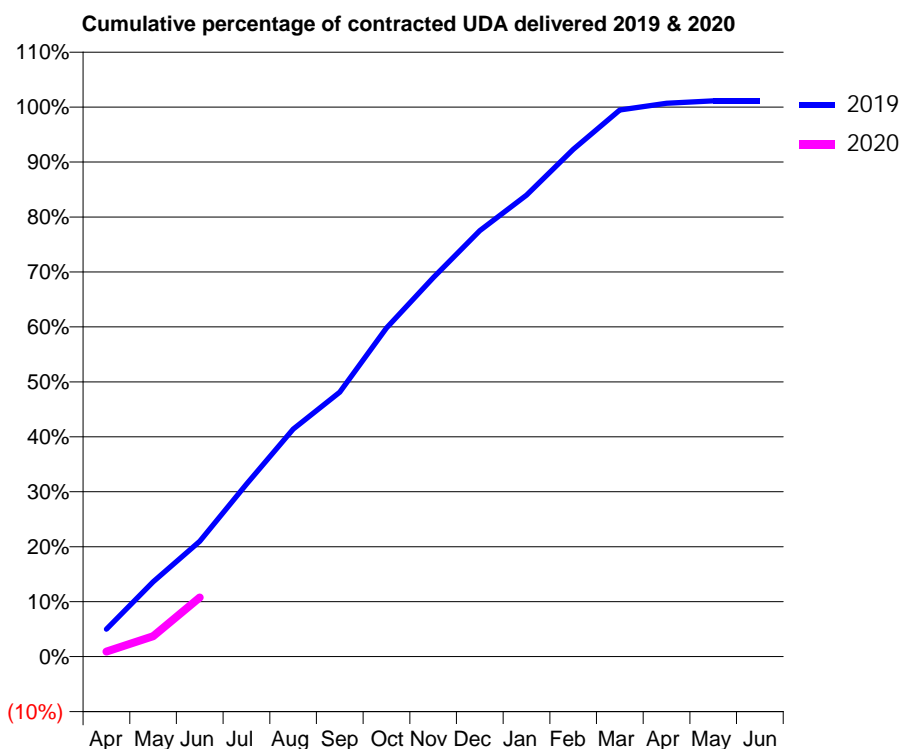
19/20 Contracted general activity (UDA)	8,710
Carry forward general activity (UDA)	0
19/20 Contracted orthodontic activity (UOA)	0
Carry forward orthodontic activity (UOA)	0
Baseline contract value	£376,570.95

ACCESS*

Patients seen in 24 months	Total	Change since previous quarter
Quarter ending June 2018	3,287	
Quarter ending September 2018	3,261	→
Quarter ending December 2018	3,143	↓
Quarter ending March 2019	3,036	↓
Quarter ending June 2019	2,971	↓
Variance since June 2018	(9.6%)	↓



ACTIVITY



Month	Adjusted Scheduled Activity (UDA)	
	2019	2020
April	460	81
May	1,258	324
June	1,936	937
July	2,898	
August	3,822	
September	4,445	
October	5,524	
November	6,367	
December	7,157	
January	7,754	
February	8,524	
March	9,185	
April	9,300	
May	9,339	
June	9,339	

QUALITY

	Quantity	Base Number	Contract	AT	Region	England
% of FP17s for the same patient ID Re-attending within 3 months - Children	17	155	11.0%	11.4%	12.1%	11.4%
% of FP17s for the same patient ID Re-attending within 3 months - Adults	80	440	18.2%	14.5%	15.6%	15.4%
% of FP17s for the same patient ID Re-attending between 3 & 9 months - Children	74	155	47.7%	55.6%	61.2%	59.8%
% of FP17s for the same patient ID Re-attending between 3 & 9 months - Adults	188	440	42.7%	52.1%	54.5%	52.1%
% of FP17s for Band 1 Urgent Courses	133	517	25.7%	9.1%	9.1%	9.2%
% of FP17s Relating to Free Repair or Replacements	9	517	1.7%	1.2%	1.0%	0.7%
% of FP17s Relating to Continuations	1	517	0.2%	1.3%	1.0%	0.8%
% of Patients satisfied with the dentistry they have received	5	5	N/A	95.2%	94.2%	93.4%
% of Patients satisfied with the time they had to wait for an appointment	5	5	N/A	88.2%	88.4%	87.6%

* This is based on patients treated on this contract for their most recent course of treatment. Figures in italics indicate the base number of FP17s or Patient Questionnaire responses are less than 100. N/A is shown where the base number of responses is less than 10 during the period. % is calculated as Quantity/Base number*100

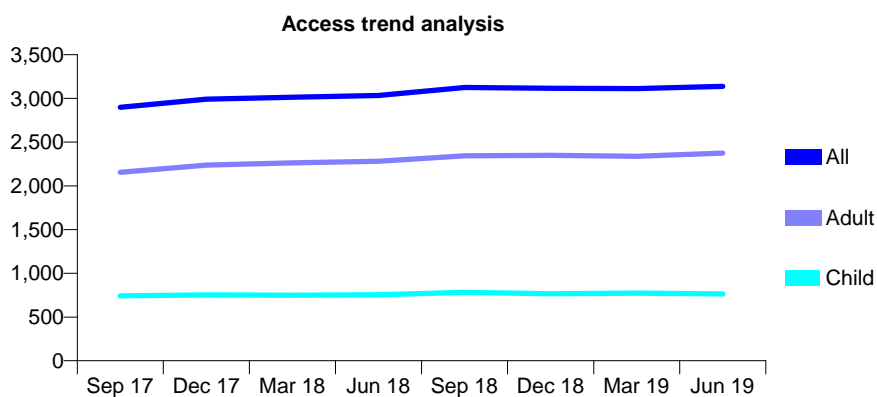
Q45 - Vital Signs At a Glance Contract Report for 833037/0012 - June 2019

Name or company name	Burgess Hyder Dental Group
Contract type name	GDS Contract
Purpose of contract	General
Contract start date	01/08/2010
Contract end date	

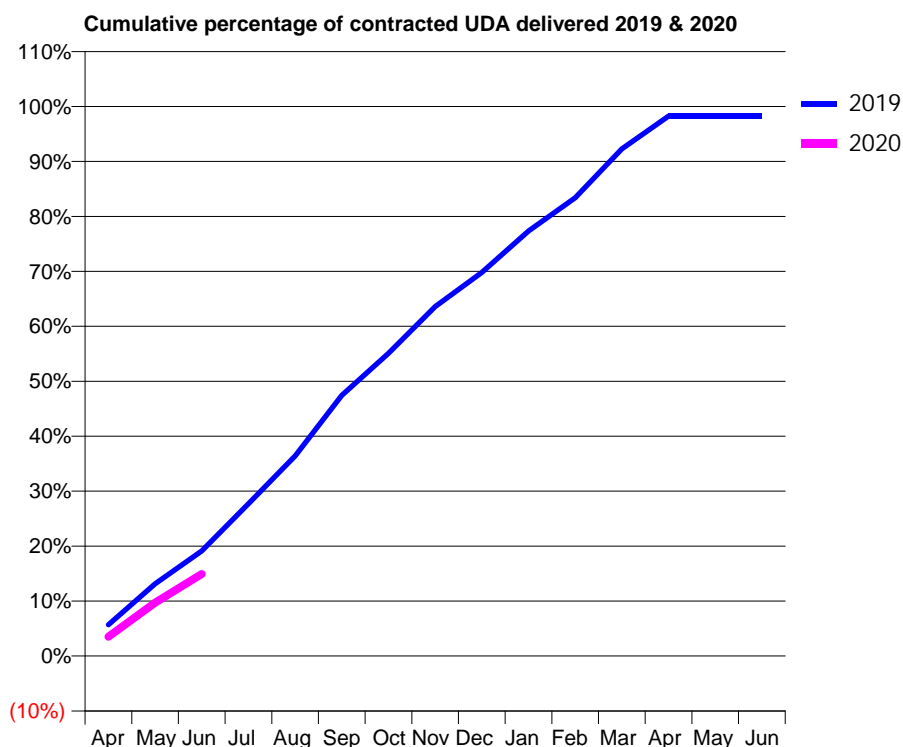
19/20 Contracted general activity (UDA)	7,758
Carry forward general activity (UDA)	0
19/20 Contracted orthodontic activity (UOA)	0
Carry forward orthodontic activity (UOA)	0
Baseline contract value	£283,898.52

ACCESS*

Patients seen in 24 months	Total	Change since previous quarter
Quarter ending June 2018	3,034	
Quarter ending September 2018	3,125	↑
Quarter ending December 2018	3,115	→
Quarter ending March 2019	3,112	→
Quarter ending June 2019	3,138	→
Variance since June 2018	3.4%	↑



ACTIVITY



Month	Adjusted Scheduled Activity (UDA)	
	2019	2020
April	454	273
May	1,049	754
June	1,528	1,159
July	2,214	
August	2,908	
September	3,789	
October	4,401	
November	5,080	
December	5,577	
January	6,177	
February	6,662	
March	7,372	
April	7,848	
May	7,848	
June	7,848	

QUALITY

	Quantity	Base Number	Contract	AT	Region	England
% of FP17s for the same patient ID Re-attending within 3 months - Children	18	183	9.8%	11.4%	12.1%	11.4%
% of FP17s for the same patient ID Re-attending within 3 months - Adults	105	561	18.7%	14.5%	15.6%	15.4%
% of FP17s for the same patient ID Re-attending between 3 & 9 months - Children	61	183	33.3%	55.6%	61.2%	59.8%
% of FP17s for the same patient ID Re-attending between 3 & 9 months - Adults	173	561	30.8%	52.1%	54.5%	52.1%
% of FP17s for Band 1 Urgent Courses	99	573	17.3%	9.1%	9.1%	9.2%
% of FP17s Relating to Free Repair or Replacements	7	573	1.2%	1.2%	1.0%	0.7%
% of FP17s Relating to Continuations	19	573	3.3%	1.3%	1.0%	0.8%
% of Patients satisfied with the dentistry they have received	1	1	N/A	95.2%	94.2%	93.4%
% of Patients satisfied with the time they had to wait for an appointment	1	1	N/A	88.2%	88.4%	87.6%

* This is based on patients treated on this contract for their most recent course of treatment. Figures in italics indicate the base number of FP17s or Patient Questionnaire responses are less than 100. N/A is shown where the base number of responses is less than 10 during the period. % is calculated as Quantity/Base number*100

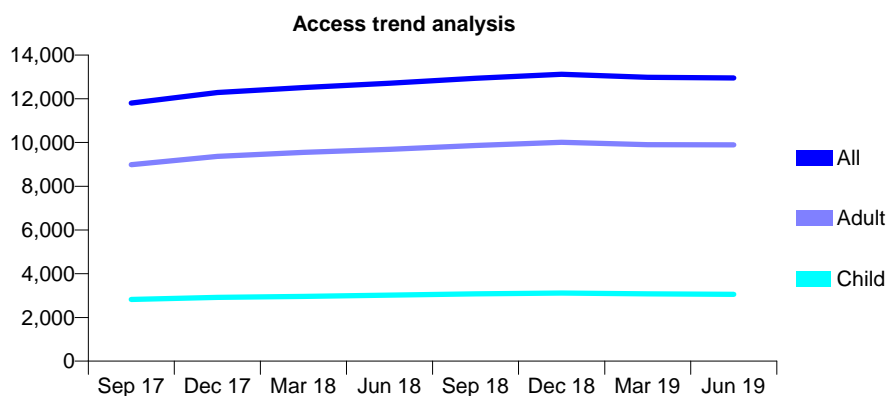
Q45 - Vital Signs At a Glance Contract Report for 833037/0013 - June 2019

Name or company name	Burgess Hyder Dental Group
Contract type name	GDS Contract
Purpose of contract	General
Contract start date	01/08/2010
Contract end date	

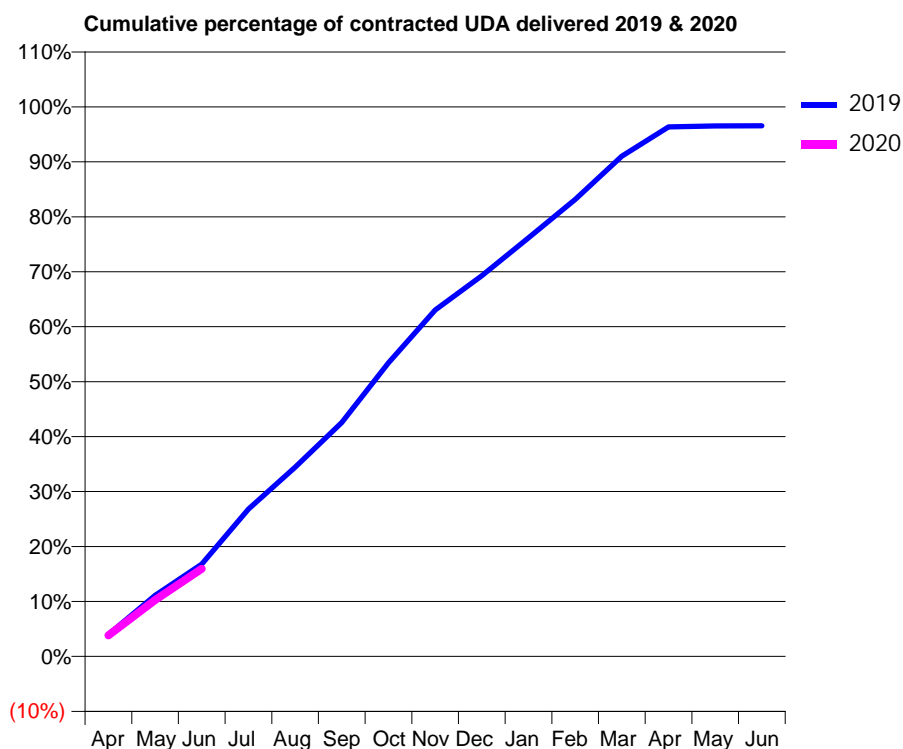
19/20 Contracted general activity (UDA)	33,814
Carry forward general activity (UDA)	0
19/20 Contracted orthodontic activity (UOA)	0
Carry forward orthodontic activity (UOA)	0
Baseline contract value	£1,173,094.62

ACCESS*

Patients seen in 24 months	Total	Change since previous quarter
Quarter ending June 2018	12,709	
Quarter ending September 2018	12,942	→
Quarter ending December 2018	13,127	→
Quarter ending March 2019	12,984	↓
Quarter ending June 2019	12,952	→
Variance since June 2018	1.9%	→



ACTIVITY



Month	2019	2020
April	1,362	1,297
May	3,756	3,473
June	5,682	5,393
July	9,064	
August	11,649	
September	14,389	
October	18,062	
November	21,317	
December	23,426	
January	25,757	
February	28,116	
March	30,773	
April	32,582	
May	32,637	
June	32,647	

QUALITY

	Quantity	Base Number	Contract	AT	Region	England
% of FP17s for the same patient ID Re-attending within 3 months - Children	103	923	11.2%	11.4%	12.1%	11.4%
% of FP17s for the same patient ID Re-attending within 3 months - Adults	485	2,695	18.0%	14.5%	15.6%	15.4%
% of FP17s for the same patient ID Re-attending between 3 & 9 months - Children	502	923	54.4%	55.6%	61.2%	59.8%
% of FP17s for the same patient ID Re-attending between 3 & 9 months - Adults	1,140	2,695	42.3%	52.1%	54.5%	52.1%
% of FP17s for Band 1 Urgent Courses	557	2,770	20.1%	9.1%	9.1%	9.2%
% of FP17s Relating to Free Repair or Replacements	46	2,770	1.7%	1.2%	1.0%	0.7%
% of FP17s Relating to Continuations	26	2,770	0.9%	1.3%	1.0%	0.8%
% of Patients satisfied with the dentistry they have received	12	14	85.7%	95.2%	94.2%	93.4%
% of Patients satisfied with the time they had to wait for an appointment	11	14	78.6%	88.2%	88.4%	87.6%

* This is based on patients treated on this contract for their most recent course of treatment. Figures in italics indicate the base number of FP17s or Patient Questionnaire responses are less than 100. N/A is shown where the base number of responses is less than 10 during the period. % is calculated as Quantity/Base number*100

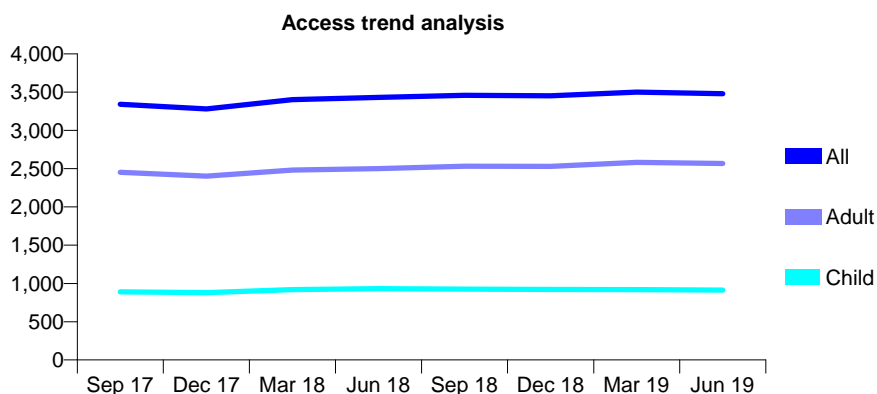
Q45 - Vital Signs At a Glance Contract Report for 833037/0014 - June 2019

Name or company name	Burgess Hyder Dental Group
Contract type name	PDS Plus Contract
Purpose of contract	General
Contract start date	01/09/2010
Contract end date	31/03/2020

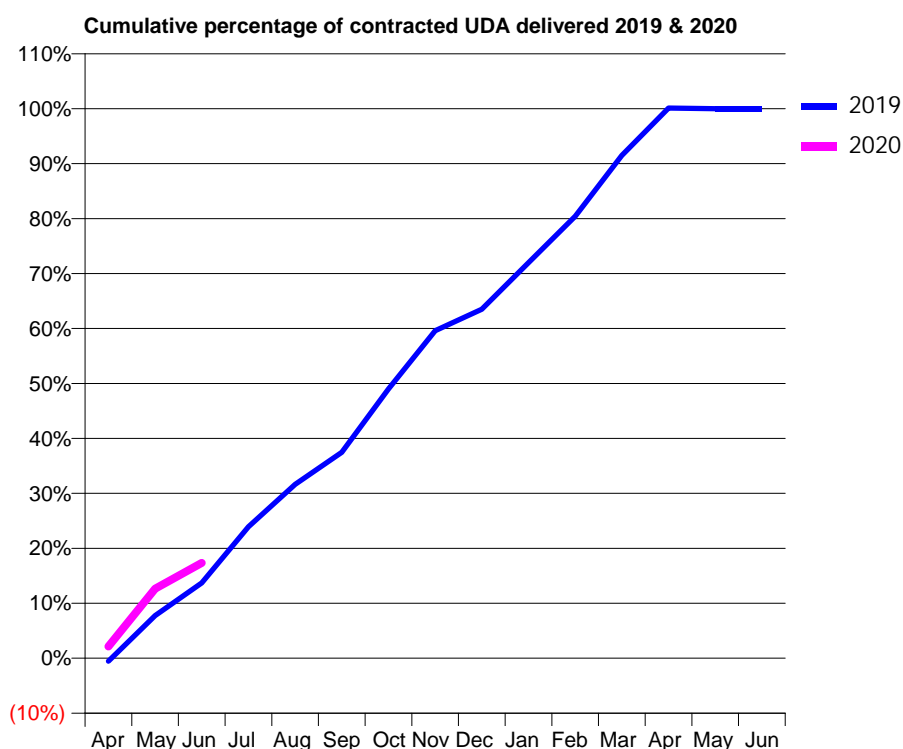
19/20 Contracted general activity (UDA)	7,089
Carry forward general activity (UDA)	0
19/20 Contracted orthodontic activity (UOA)	0
Carry forward orthodontic activity (UOA)	0
Baseline contract value	£120,690.69

ACCESS*

Patients seen in 24 months	Total	Change since previous quarter
Quarter ending June 2018	3,431	
Quarter ending September 2018	3,458	→
Quarter ending December 2018	3,451	→
Quarter ending March 2019	3,501	→
Quarter ending June 2019	3,479	→
Variance since June 2018	1.4%	→



ACTIVITY



Month	Adjusted Scheduled Activity (UDA)	
	2019	2020
April	-39	153
May	551	897
June	971	1,230
July	1,697	
August	2,244	
September	2,655	
October	3,474	
November	4,224	
December	4,500	
January	5,103	
February	5,702	
March	6,486	
April	7,097	
May	7,088	
June	7,088	

QUALITY

	Quantity	Base Number	Contract	AT	Region	England
% of FP17s for the same patient ID Re-attending within 3 months - Children	7	274	2.6%	11.4%	12.1%	11.4%
% of FP17s for the same patient ID Re-attending within 3 months - Adults	114	739	15.4%	14.5%	15.6%	15.4%
% of FP17s for the same patient ID Re-attending between 3 & 9 months - Children	152	274	55.5%	55.6%	61.2%	59.8%
% of FP17s for the same patient ID Re-attending between 3 & 9 months - Adults	306	739	41.4%	52.1%	54.5%	52.1%
% of FP17s for Band 1 Urgent Courses	113	752	15.0%	9.1%	9.1%	9.2%
% of FP17s Relating to Free Repair or Replacements	6	752	0.8%	1.2%	1.0%	0.7%
% of FP17s Relating to Continuations	4	752	0.5%	1.3%	1.0%	0.8%
% of Patients satisfied with the dentistry they have received	2	2	N/A	95.2%	94.2%	93.4%
% of Patients satisfied with the time they had to wait for an appointment	2	2	N/A	88.2%	88.4%	87.6%

* This is based on patients treated on this contract for their most recent course of treatment.

Figures in italics indicate the base number of FP17s or Patient Questionnaire responses are less than 100. N/A is shown where the base number of responses is less than 10 during the period. % is calculated as Quantity/Base number*100

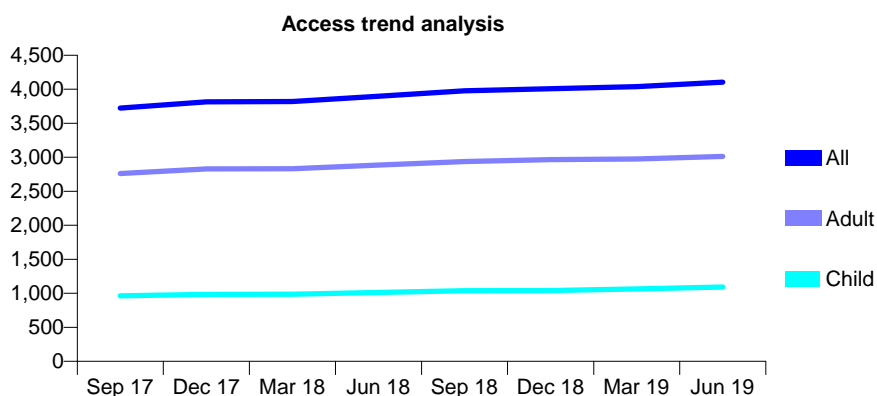
Q45 - Vital Signs At a Glance Contract Report for 833037/0015 - June 2019

Name or company name	Burgess Hyder Dental Group
Contract type name	PDS Plus Contract
Purpose of contract	General
Contract start date	01/09/2010
Contract end date	31/03/2020

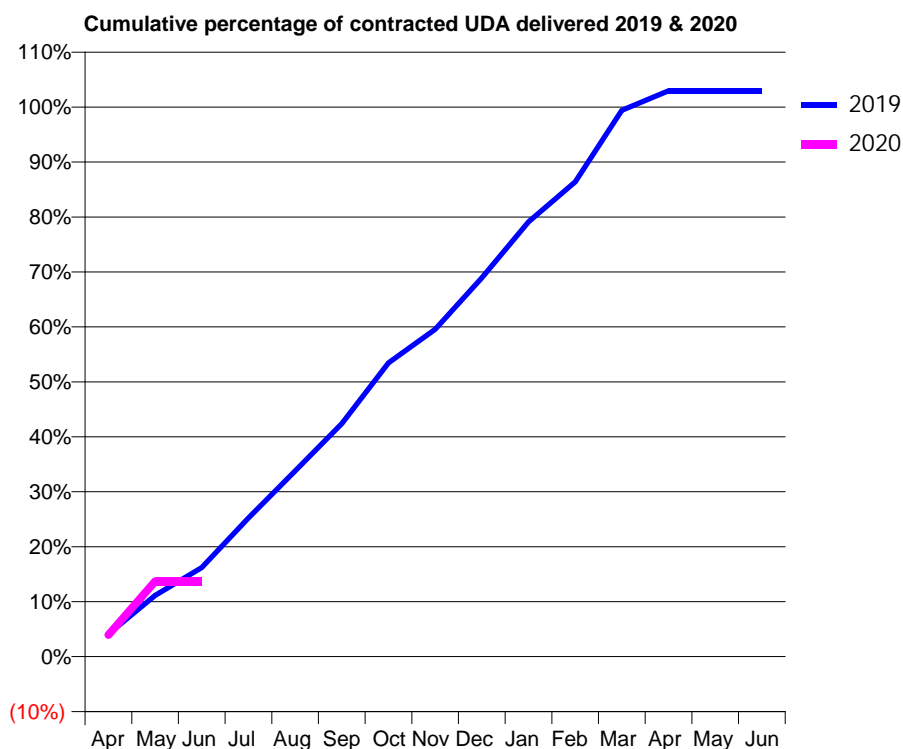
19/20 Contracted general activity (UDA)	9,027
Carry forward general activity (UDA)	0
19/20 Contracted orthodontic activity (UOA)	0
Carry forward orthodontic activity (UOA)	0
Baseline contract value	£153,656.95

ACCESS*

Patients seen in 24 months	Total	Change since previous quarter
Quarter ending June 2018	3,898	
Quarter ending September 2018	3,977	↑
Quarter ending December 2018	4,008	→
Quarter ending March 2019	4,039	→
Quarter ending June 2019	4,105	→
Variance since June 2018	5.3%	↑



ACTIVITY



Month	Adjusted Scheduled Activity (UDA)	
	2019	2020
April	374	357
May	1,006	1,237
June	1,464	1,237
July	2,278	
August	3,051	
September	3,825	
October	4,824	
November	5,376	
December	6,221	
January	7,141	
February	7,798	
March	8,973	
April	9,293	
May	9,293	
June	9,293	

QUALITY

	Quantity	Base Number	Contract	AT	Region	England
% of FP17s for the same patient ID Re-attending within 3 months - Children	10	265	3.8%	11.4%	12.1%	11.4%
% of FP17s for the same patient ID Re-attending within 3 months - Adults	67	567	11.8%	14.5%	15.6%	15.4%
% of FP17s for the same patient ID Re-attending between 3 & 9 months - Children	142	265	53.6%	55.6%	61.2%	59.8%
% of FP17s for the same patient ID Re-attending between 3 & 9 months - Adults	304	567	53.6%	52.1%	54.5%	52.1%
% of FP17s for Band 1 Urgent Courses	84	704	11.9%	9.1%	9.1%	9.2%
% of FP17s Relating to Free Repair or Replacements	3	704	0.4%	1.2%	1.0%	0.7%
% of FP17s Relating to Continuations	2	704	0.3%	1.3%	1.0%	0.8%
% of Patients satisfied with the dentistry they have received	0	0	N/A	95.2%	94.2%	93.4%
% of Patients satisfied with the time they had to wait for an appointment	0	0	N/A	88.2%	88.4%	87.6%

* This is based on patients treated on this contract for their most recent course of treatment. Figures in italics indicate the base number of FP17s or Patient Questionnaire responses are less than 100. N/A is shown where the base number of responses is less than 10 during the period. % is calculated as Quantity/Base number*100

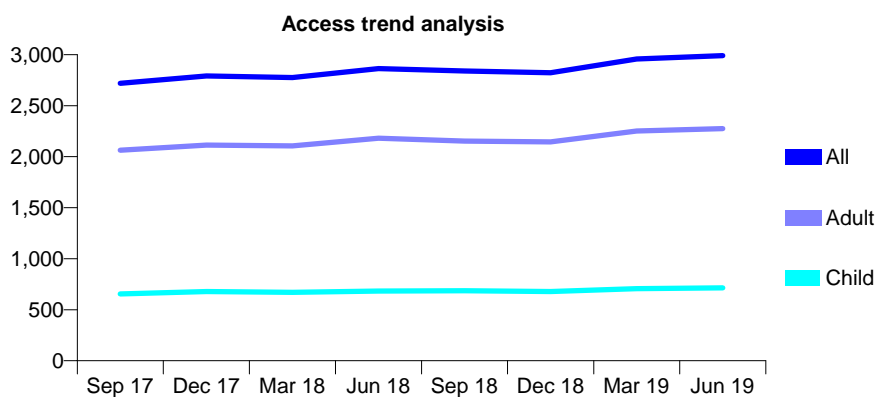
Q45 - Vital Signs At a Glance Contract Report for 835951/0001 - June 2019

Name or company name	Mr D Chopra
Contract type name	GDS Contract
Purpose of contract	General
Contract start date	01/04/2006
Contract end date	

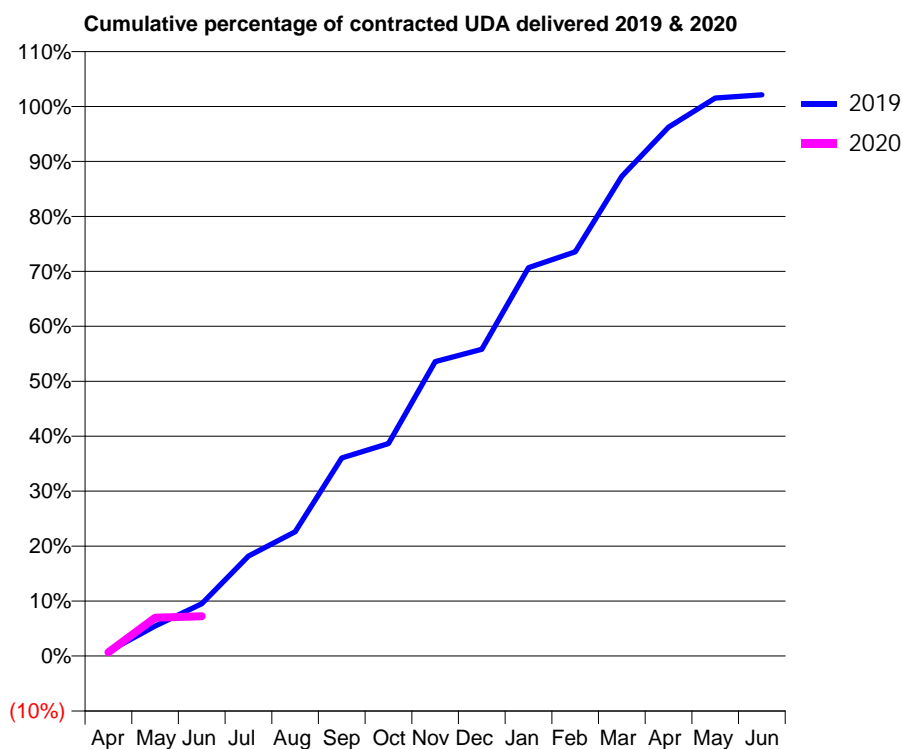
19/20 Contracted general activity (UDA)	13,150
Carry forward general activity (UDA)	0
19/20 Contracted orthodontic activity (UOA)	0
Carry forward orthodontic activity (UOA)	0
Baseline contract value	£423,016.02

ACCESS*

Patients seen in 24 months	Total	Change since previous quarter
Quarter ending June 2018	2,864	
Quarter ending September 2018	2,840	→
Quarter ending December 2018	2,823	→
Quarter ending March 2019	2,958	↑
Quarter ending June 2019	2,990	→
Variance since June 2018	4.4%	↑



ACTIVITY



Month	Adjusted Scheduled Activity (UDA)	
	2019	2020
April	110	92
May	719	916
June	1,253	952
July	2,392	
August	2,974	
September	4,741	
October	5,086	
November	7,043	
December	7,339	
January	9,290	
February	9,670	
March	11,480	
April	12,653	
May	13,353	
June	13,431	

QUALITY

	Quantity	Base Number	Contract	AT	Region	England
% of FP17s for the same patient ID Re-attending within 3 months - Children	13	194	6.7%	11.4%	12.1%	11.4%
% of FP17s for the same patient ID Re-attending within 3 months - Adults	81	594	13.6%	14.5%	15.6%	15.4%
% of FP17s for the same patient ID Re-attending between 3 & 9 months - Children	97	194	50.0%	55.6%	61.2%	59.8%
% of FP17s for the same patient ID Re-attending between 3 & 9 months - Adults	275	594	46.3%	52.1%	54.5%	52.1%
% of FP17s for Band 1 Urgent Courses	6	369	1.6%	9.1%	9.1%	9.2%
% of FP17s Relating to Free Repair or Replacements	11	369	3.0%	1.2%	1.0%	0.7%
% of FP17s Relating to Continuations	11	369	3.0%	1.3%	1.0%	0.8%
% of Patients satisfied with the dentistry they have received	2	3	N/A	95.2%	94.2%	93.4%
% of Patients satisfied with the time they had to wait for an appointment	3	3	N/A	88.2%	88.4%	87.6%

* This is based on patients treated on this contract for their most recent course of treatment. Figures in italics indicate the base number of FP17s or Patient Questionnaire responses are less than 100. N/A is shown where the base number of responses is less than 10 during the period. % is calculated as Quantity/Base number*100

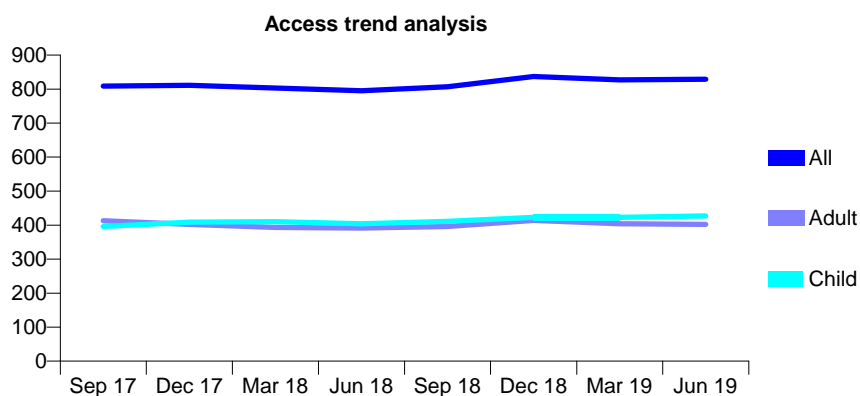
Q45 - Vital Signs At a Glance Contract Report for 860654/0001 - June 2019

Name or company name	MR CJ SHERWIN
Contract type name	GDS Contract
Purpose of contract	General
Contract start date	01/01/2012
Contract end date	

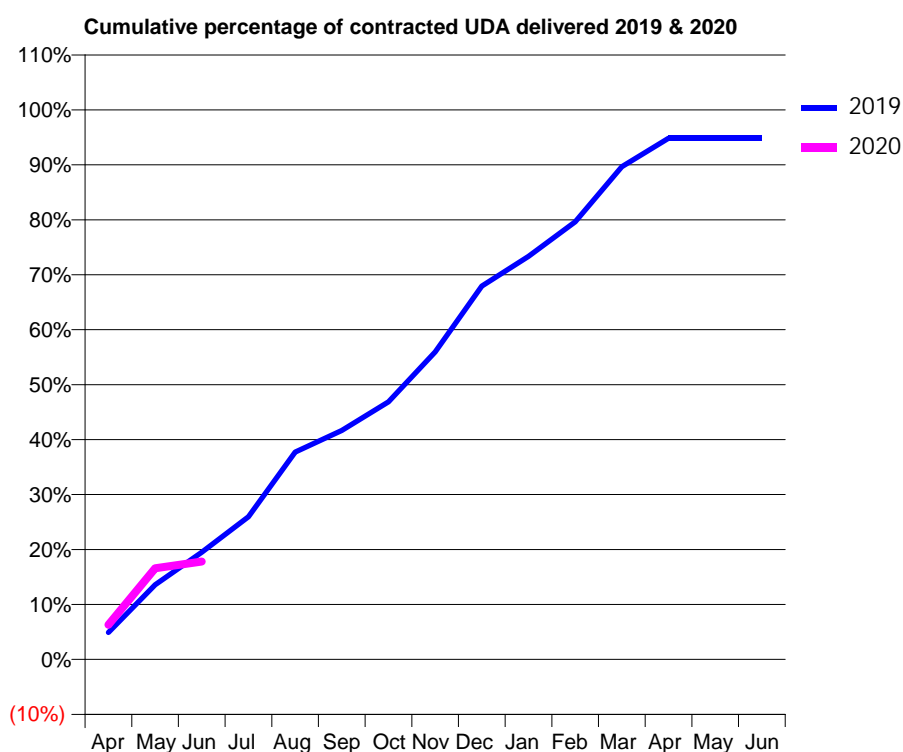
19/20 Contracted general activity (UDA)	2,500
Carry forward general activity (UDA)	0
19/20 Contracted orthodontic activity (UOA)	0
Carry forward orthodontic activity (UOA)	0
Baseline contract value	£57,376.10

ACCESS*

Patients seen in 24 months	Total	Change since previous quarter
Quarter ending June 2018	795	
Quarter ending September 2018	807	→
Quarter ending December 2018	837	↑
Quarter ending March 2019	827	↓
Quarter ending June 2019	829	→
Variance since June 2018	4.3%	↑



ACTIVITY



Month	2019	2020
April	123	157
May	340	415
June	487	445
July	650	
August	943	
September	1,041	
October	1,172	
November	1,399	
December	1,698	
January	1,834	
February	1,991	
March	2,241	
April	2,370	
May	2,370	
June	2,370	

QUALITY

	Quantity	Base Number	Contract	AT	Region	England
% of FP17s for the same patient ID Re-attending within 3 months - Children	12	215	5.6%	11.4%	12.1%	11.4%
% of FP17s for the same patient ID Re-attending within 3 months - Adults	11	133	8.3%	14.5%	15.6%	15.4%
% of FP17s for the same patient ID Re-attending between 3 & 9 months - Children	160	215	74.4%	55.6%	61.2%	59.8%
% of FP17s for the same patient ID Re-attending between 3 & 9 months - Adults	96	133	72.2%	52.1%	54.5%	52.1%
% of FP17s for Band 1 Urgent Courses	9	275	3.3%	9.1%	9.1%	9.2%
% of FP17s Relating to Free Repair or Replacements	0	275	0.0%	1.2%	1.0%	0.7%
% of FP17s Relating to Continuations	2	275	0.7%	1.3%	1.0%	0.8%
% of Patients satisfied with the dentistry they have received	0	0	N/A	95.2%	94.2%	93.4%
% of Patients satisfied with the time they had to wait for an appointment	0	0	N/A	88.2%	88.4%	87.6%

* This is based on patients treated on this contract for their most recent course of treatment. Figures in italics indicate the base number of FP17s or Patient Questionnaire responses are less than 100. N/A is shown where the base number of responses is less than 10 during the period. % is calculated as Quantity/Base number*100

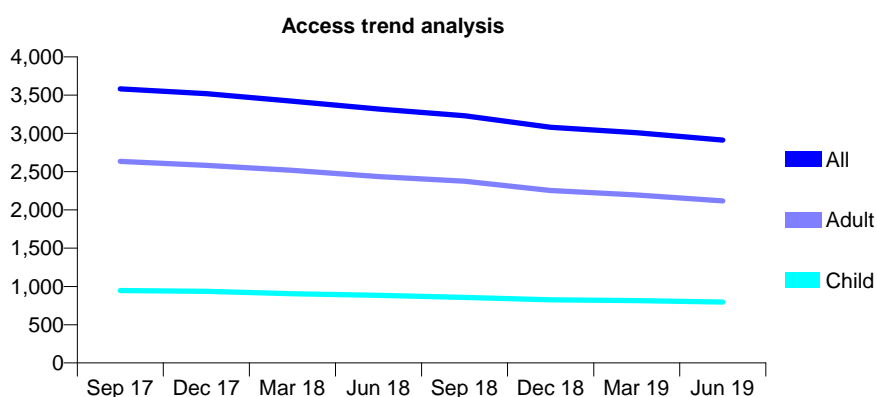
Q45 - Vital Signs At a Glance Contract Report for 866334/0001 - June 2019

Name or company name	MR CT BURTON
Contract type name	GDS Contract
Purpose of contract	General
Contract start date	01/06/2008
Contract end date	

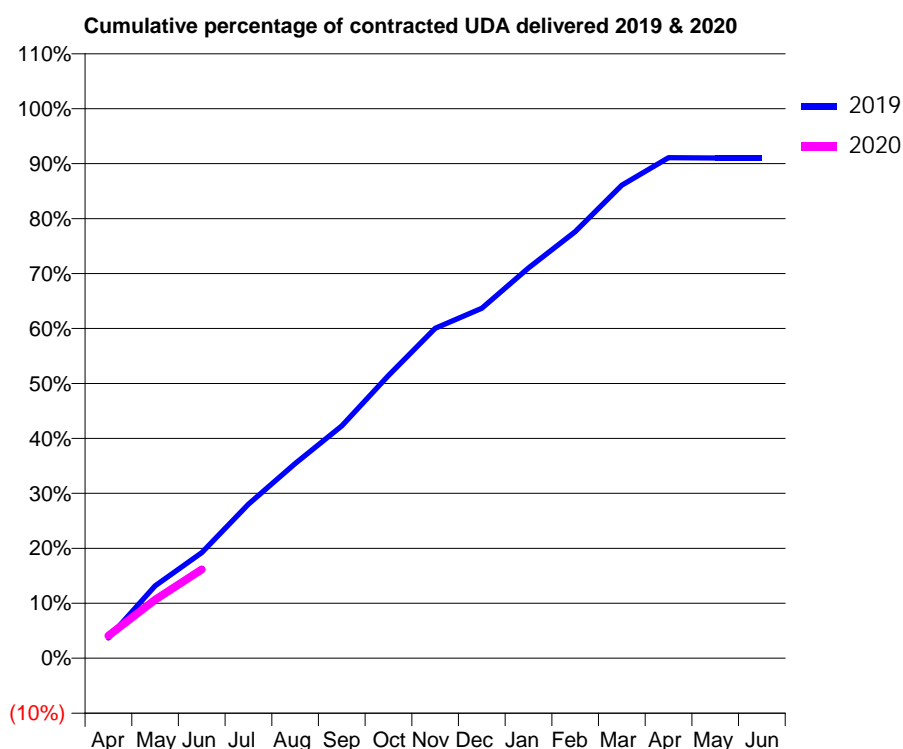
19/20 Contracted general activity (UDA)	8,000
Carry forward general activity (UDA)	0
19/20 Contracted orthodontic activity (UOA)	0
Carry forward orthodontic activity (UOA)	0
Baseline contract value	£194,424.69

ACCESS*

Patients seen in 24 months	Total	Change since previous quarter
Quarter ending June 2018	3,318	
Quarter ending September 2018	3,231	↓
Quarter ending December 2018	3,080	↓
Quarter ending March 2019	3,010	↓
Quarter ending June 2019	2,913	↓
Variance since June 2018	(12.2%)	↓



ACTIVITY



Month	2019	2020
April	294	327
May	1,055	851
June	1,536	1,292
July	2,243	
August	2,833	
September	3,382	
October	4,116	
November	4,803	
December	5,095	
January	5,682	
February	6,209	
March	6,885	
April	7,287	
May	7,281	
June	7,281	

QUALITY

	Quantity	Base Number	Contract	AT	Region	England
% of FP17s for the same patient ID Re-attending within 3 months - Children	11	285	3.9%	11.4%	12.1%	11.4%
% of FP17s for the same patient ID Re-attending within 3 months - Adults	71	705	10.1%	14.5%	15.6%	15.4%
% of FP17s for the same patient ID Re-attending between 3 & 9 months - Children	192	285	67.4%	55.6%	61.2%	59.8%
% of FP17s for the same patient ID Re-attending between 3 & 9 months - Adults	460	705	65.2%	52.1%	54.5%	52.1%
% of FP17s for Band 1 Urgent Courses	39	805	4.8%	9.1%	9.1%	9.2%
% of FP17s Relating to Free Repair or Replacements	5	805	0.6%	1.2%	1.0%	0.7%
% of FP17s Relating to Continuations	10	805	1.2%	1.3%	1.0%	0.8%
% of Patients satisfied with the dentistry they have received	1	1	N/A	95.2%	94.2%	93.4%
% of Patients satisfied with the time they had to wait for an appointment	1	1	N/A	88.2%	88.4%	87.6%

* This is based on patients treated on this contract for their most recent course of treatment.

Figures in italics indicate the base number of FP17s or Patient Questionnaire responses are less than 100. N/A is shown where the base number of responses is less than 10 during the period. % is calculated as Quantity/Base number*100

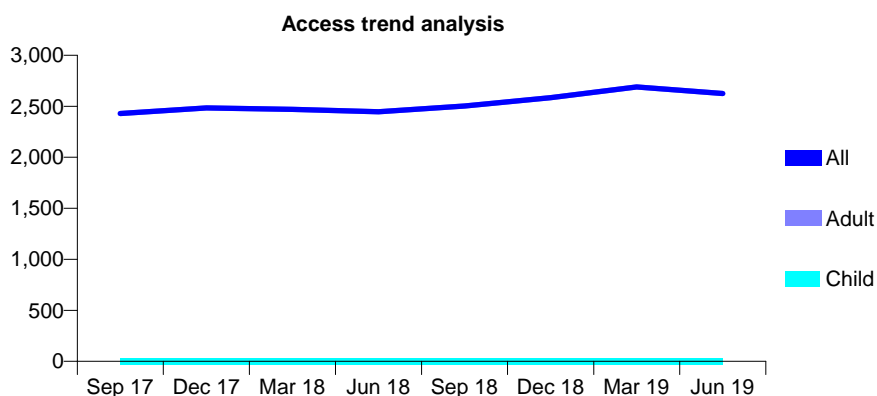
Q45 - Vital Signs At a Glance Contract Report for 881864/0002 - June 2019

Name or company name	MR DA POWER
Contract type name	PDS Contract
Purpose of contract	General
Contract start date	31/10/2010
Contract end date	31/03/2020

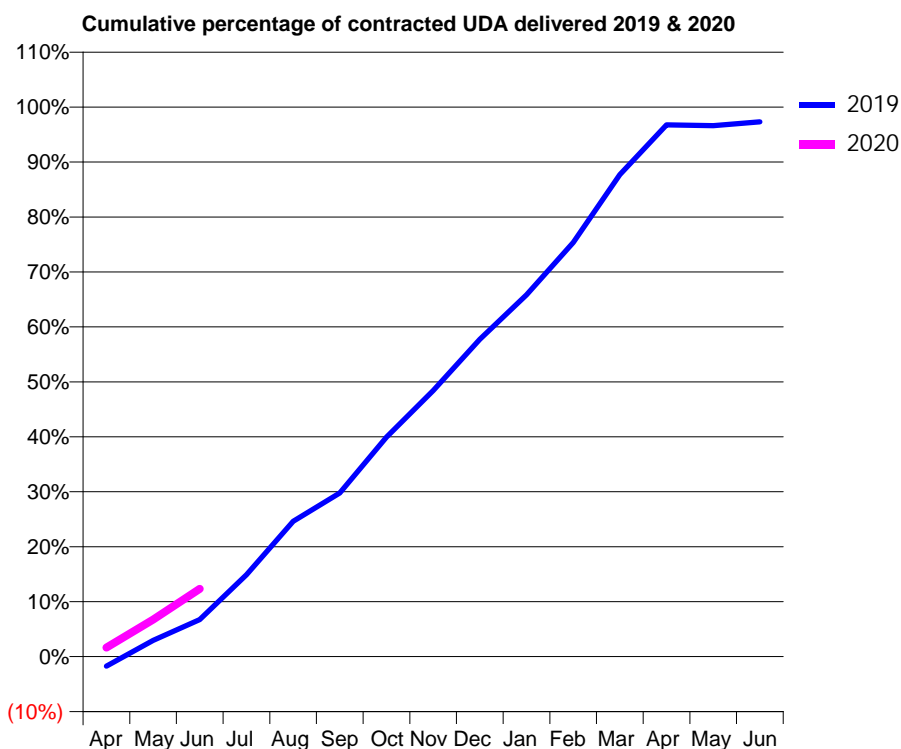
19/20 Contracted general activity (UDA)	7,467
Carry forward general activity (UDA)	0
19/20 Contracted orthodontic activity (UOA)	0
Carry forward orthodontic activity (UOA)	0
Baseline contract value	£272,825.58

ACCESS*

Patients seen in 24 months	Total	Change since previous quarter
Quarter ending June 2018	2,447	
Quarter ending September 2018	2,502	↑
Quarter ending December 2018	2,584	↑
Quarter ending March 2019	2,689	↑
Quarter ending June 2019	2,626	↓
Variance since June 2018	7.3%	↑



ACTIVITY



Month	Adjusted Scheduled Activity (UDA)	
	2019	2020
April	-132	123
May	220	504
June	505	921
July	1,111	
August	1,838	
September	2,225	
October	2,983	
November	3,615	
December	4,311	
January	4,915	
February	5,627	
March	6,549	
April	7,226	
May	7,215	
June	7,267	

QUALITY

	Quantity	Base Number	Contract	AT	Region	England
% of FP17s for the same patient ID Re-attending within 3 months - Children	0	0	N/A	11.4%	12.1%	11.4%
% of FP17s for the same patient ID Re-attending within 3 months - Adults	33	447	7.4%	14.5%	15.6%	15.4%
% of FP17s for the same patient ID Re-attending between 3 & 9 months - Children	0	0	N/A	55.6%	61.2%	59.8%
% of FP17s for the same patient ID Re-attending between 3 & 9 months - Adults	113	447	25.3%	52.1%	54.5%	52.1%
% of FP17s for Band 1 Urgent Courses	0	198	0.0%	9.1%	9.1%	9.2%
% of FP17s Relating to Free Repair or Replacements	0	198	0.0%	1.2%	1.0%	0.7%
% of FP17s Relating to Continuations	4	198	2.0%	1.3%	1.0%	0.8%
% of Patients satisfied with the dentistry they have received	1	1	N/A	95.2%	94.2%	93.4%
% of Patients satisfied with the time they had to wait for an appointment	1	1	N/A	88.2%	88.4%	87.6%

* This is based on patients treated on this contract for their most recent course of treatment. Figures in italics indicate the base number of FP17s or Patient Questionnaire responses are less than 100. N/A is shown where the base number of responses is less than 10 during the period. % is calculated as Quantity/Base number*100

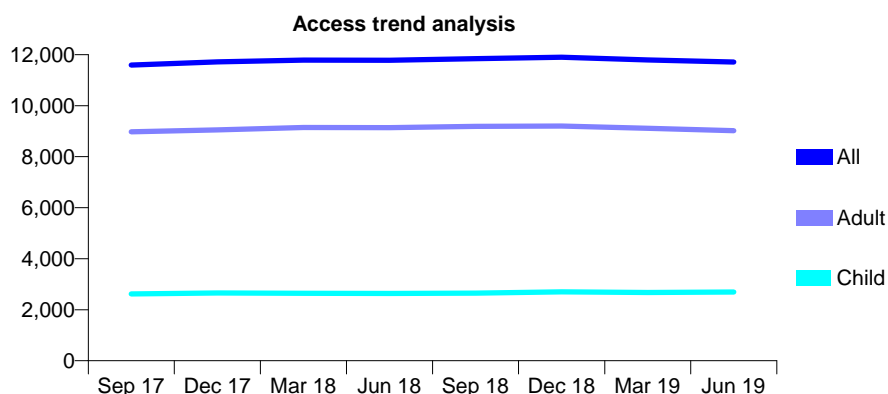
Q45 - Vital Signs At a Glance Contract Report for 905844/0001 - June 2019

Name or company name	Ms F Brown and Mr M Ellis
Contract type name	GDS Contract
Purpose of contract	General
Contract start date	01/04/2006
Contract end date	

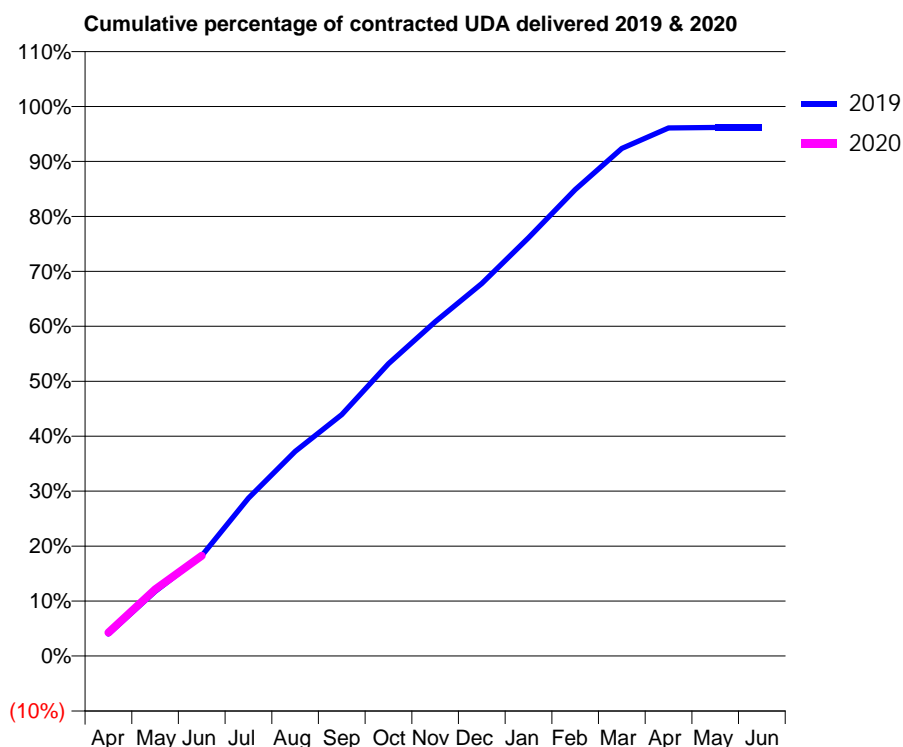
19/20 Contracted general activity (UDA)	30,150
Carry forward general activity (UDA)	0
19/20 Contracted orthodontic activity (UOA)	0
Carry forward orthodontic activity (UOA)	0
Baseline contract value	£800,585.27

ACCESS*

Patients seen in 24 months	Total	Change since previous quarter
Quarter ending June 2018	11,779	
Quarter ending September 2018	11,840	→
Quarter ending December 2018	11,899	→
Quarter ending March 2019	11,791	→
Quarter ending June 2019	11,710	→
Variance since June 2018	(0.6%)	→



ACTIVITY



Month	Adjusted Scheduled Activity (UDA)	
	2019	2020
April	1,226	1,294
May	3,591	3,651
June	5,572	5,499
July	8,777	
August	11,367	
September	13,414	
October	16,233	
November	18,570	
December	20,696	
January	23,237	
February	25,913	
March	28,195	
April	29,332	
May	29,362	
June	29,361	

QUALITY

	Quantity	Base Number	Contract	AT	Region	England
% of FP17s for the same patient ID Re-attending within 3 months - Children	43	754	5.7%	11.4%	12.1%	11.4%
% of FP17s for the same patient ID Re-attending within 3 months - Adults	258	2,381	10.8%	14.5%	15.6%	15.4%
% of FP17s for the same patient ID Re-attending between 3 & 9 months - Children	374	754	49.6%	55.6%	61.2%	59.8%
% of FP17s for the same patient ID Re-attending between 3 & 9 months - Adults	1,120	2,381	47.0%	52.1%	54.5%	52.1%
% of FP17s for Band 1 Urgent Courses	132	2,500	5.3%	9.1%	9.1%	9.2%
% of FP17s Relating to Free Repair or Replacements	48	2,500	1.9%	1.2%	1.0%	0.7%
% of FP17s Relating to Continuations	38	2,500	1.5%	1.3%	1.0%	0.8%
% of Patients satisfied with the dentistry they have received	6	7	N/A	95.2%	94.2%	93.4%
% of Patients satisfied with the time they had to wait for an appointment	6	7	N/A	88.2%	88.4%	87.6%

* This is based on patients treated on this contract for their most recent course of treatment. Figures in italics indicate the base number of FP17s or Patient Questionnaire responses are less than 100. N/A is shown where the base number of responses is less than 10 during the period. % is calculated as Quantity/Base number*100

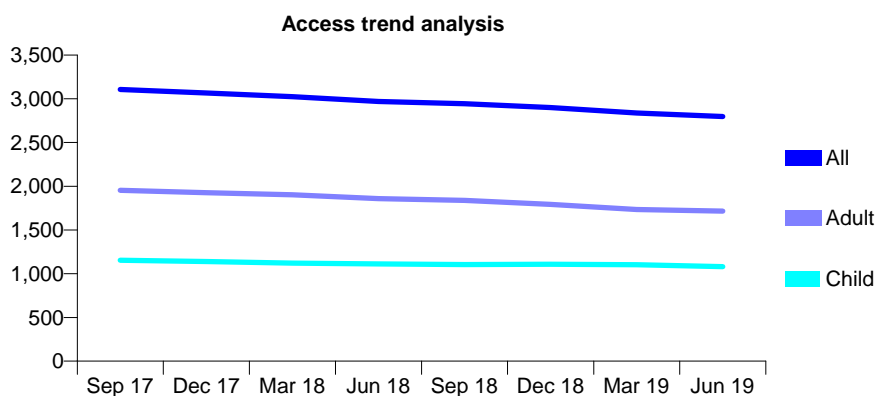
Q45 - Vital Signs At a Glance Contract Report for 907316/0002 - June 2019

Name or company name	MR AI WILSON
Contract type name	GDS Contract
Purpose of contract	General
Contract start date	01/04/2006
Contract end date	

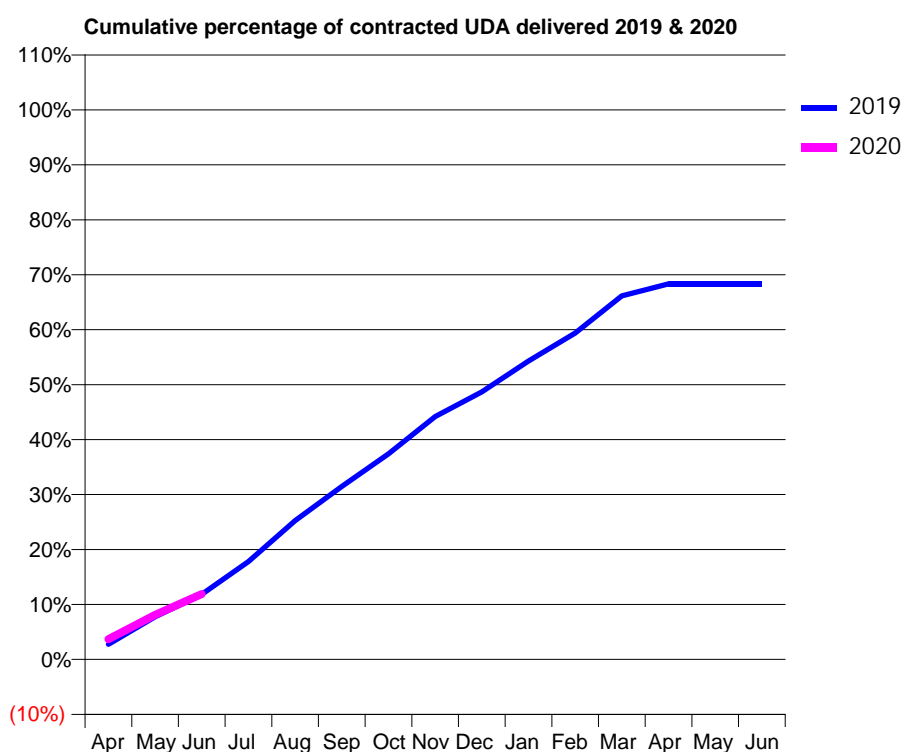
19/20 Contracted general activity (UDA)	10,500
Carry forward general activity (UDA)	0
19/20 Contracted orthodontic activity (UOA)	0
Carry forward orthodontic activity (UOA)	0
Baseline contract value	£278,849.44

ACCESS*

Patients seen in 24 months	Total	Change since previous quarter
Quarter ending June 2018	2,970	
Quarter ending September 2018	2,944	→
Quarter ending December 2018	2,900	↓
Quarter ending March 2019	2,838	↓
Quarter ending June 2019	2,798	↓
Variance since June 2018	(5.8%)	↓



ACTIVITY



Month	2019	2020
April	290	389
May	816	853
June	1,245	1,249
July	1,872	
August	2,655	
September	3,303	
October	3,928	
November	4,642	
December	5,110	
January	5,702	
February	6,237	
March	6,948	
April	7,174	
May	7,177	
June	7,174	

QUALITY

	Quantity	Base Number	Contract	AT	Region	England
% of FP17s for the same patient ID Re-attending within 3 months - Children	29	345	8.4%	11.4%	12.1%	11.4%
% of FP17s for the same patient ID Re-attending within 3 months - Adults	70	550	12.7%	14.5%	15.6%	15.4%
% of FP17s for the same patient ID Re-attending between 3 & 9 months - Children	218	345	63.2%	55.6%	61.2%	59.8%
% of FP17s for the same patient ID Re-attending between 3 & 9 months - Adults	384	550	69.8%	52.1%	54.5%	52.1%
% of FP17s for Band 1 Urgent Courses	38	754	5.0%	9.1%	9.1%	9.2%
% of FP17s Relating to Free Repair or Replacements	3	754	0.4%	1.2%	1.0%	0.7%
% of FP17s Relating to Continuations	21	754	2.8%	1.3%	1.0%	0.8%
% of Patients satisfied with the dentistry they have received	3	3	N/A	95.2%	94.2%	93.4%
% of Patients satisfied with the time they had to wait for an appointment	2	3	N/A	88.2%	88.4%	87.6%

* This is based on patients treated on this contract for their most recent course of treatment. Figures in italics indicate the base number of FP17s or Patient Questionnaire responses are less than 100. N/A is shown where the base number of responses is less than 10 during the period. % is calculated as Quantity/Base number*100

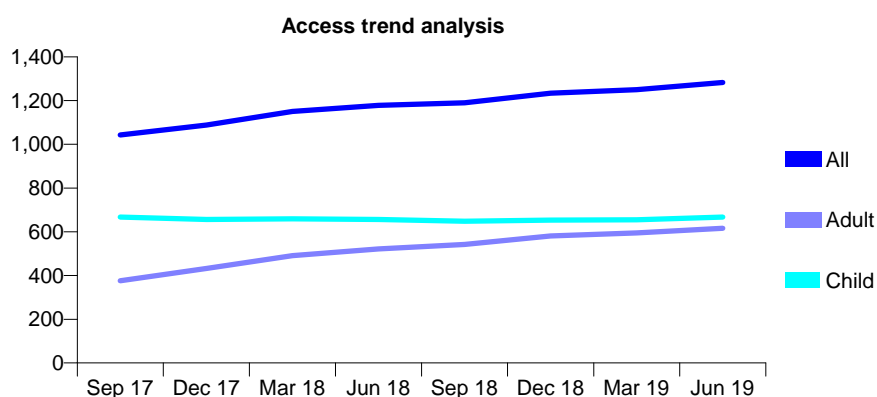
Q45 - Vital Signs At a Glance Contract Report for 911852/0001 - June 2019

Name or company name	MR JC BENNETT
Contract type name	GDS Contract
Purpose of contract	General
Contract start date	01/12/2014
Contract end date	

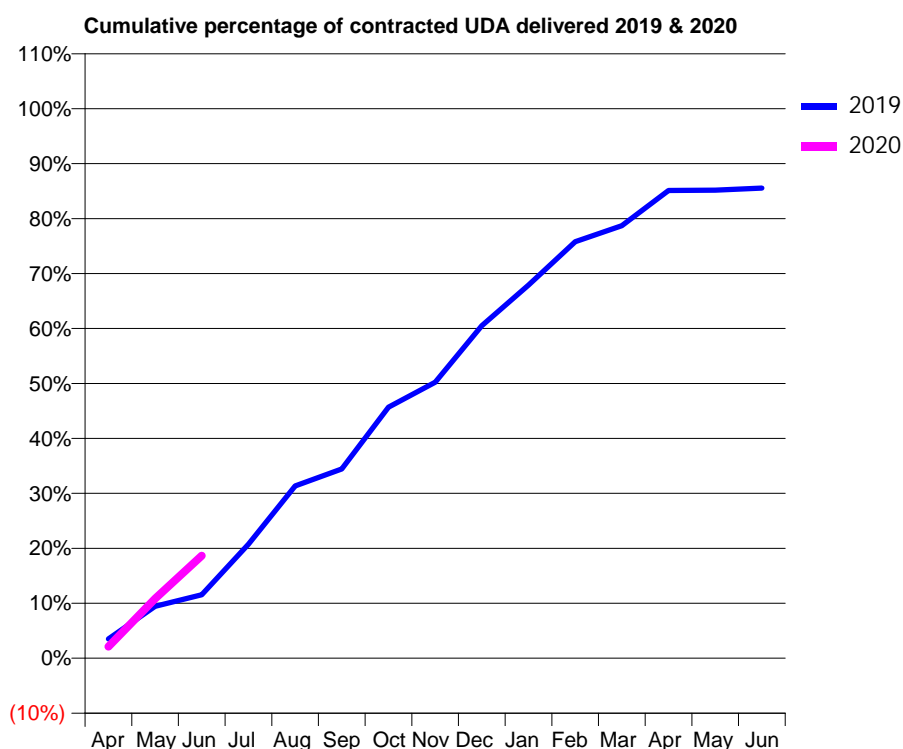
19/20 Contracted general activity (UDA)	3,071
Carry forward general activity (UDA)	0
19/20 Contracted orthodontic activity (UOA)	0
Carry forward orthodontic activity (UOA)	0
Baseline contract value	£67,238.54

ACCESS*

Patients seen in 24 months	Total	Change since previous quarter
Quarter ending June 2018	1,178	
Quarter ending September 2018	1,190	→
Quarter ending December 2018	1,234	↑
Quarter ending March 2019	1,250	→
Quarter ending June 2019	1,283	↑
Variance since June 2018	8.9%	↑



ACTIVITY



Month	2019	2020
April	108	65
May	290	333
June	355	572
July	638	
August	963	
September	1,058	
October	1,403	
November	1,542	
December	1,858	
January	2,085	
February	2,328	
March	2,417	
April	2,614	
May	2,615	
June	2,627	

QUALITY

	Quantity	Base Number	Contract	AT	Region	England
% of FP17s for the same patient ID Re-attending within 3 months - Children	11	271	4.1%	11.4%	12.1%	11.4%
% of FP17s for the same patient ID Re-attending within 3 months - Adults	32	214	15.0%	14.5%	15.6%	15.4%
% of FP17s for the same patient ID Re-attending between 3 & 9 months - Children	167	271	61.6%	55.6%	61.2%	59.8%
% of FP17s for the same patient ID Re-attending between 3 & 9 months - Adults	110	214	51.4%	52.1%	54.5%	52.1%
% of FP17s for Band 1 Urgent Courses	12	346	3.5%	9.1%	9.1%	9.2%
% of FP17s Relating to Free Repair or Replacements	4	346	1.2%	1.2%	1.0%	0.7%
% of FP17s Relating to Continuations	1	346	0.3%	1.3%	1.0%	0.8%
% of Patients satisfied with the dentistry they have received	2	2	N/A	95.2%	94.2%	93.4%
% of Patients satisfied with the time they had to wait for an appointment	1	2	N/A	88.2%	88.4%	87.6%

* This is based on patients treated on this contract for their most recent course of treatment.

Figures in italics indicate the base number of FP17s or Patient Questionnaire responses are less than 100. N/A is shown where the base number of responses is less than 10 during the period. % is calculated as Quantity/Base number*100

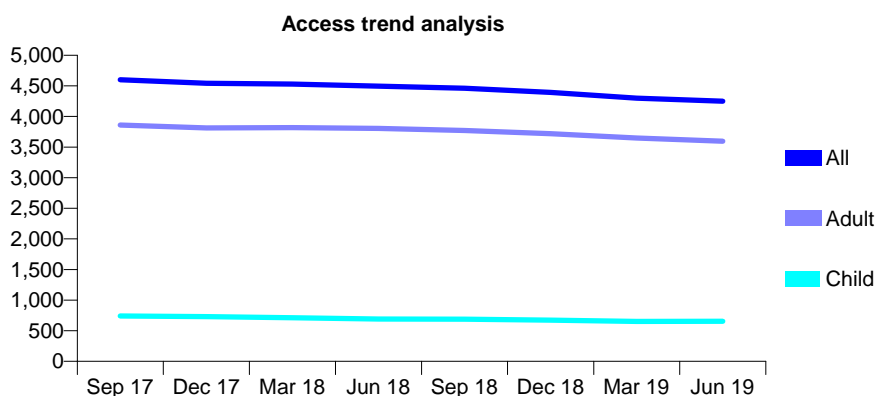
Q45 - Vital Signs At a Glance Contract Report for 918873/0001 - June 2019

Name or company name	Milnes Dental Practice
Contract type name	GDS Contract
Purpose of contract	General
Contract start date	10/08/2012
Contract end date	

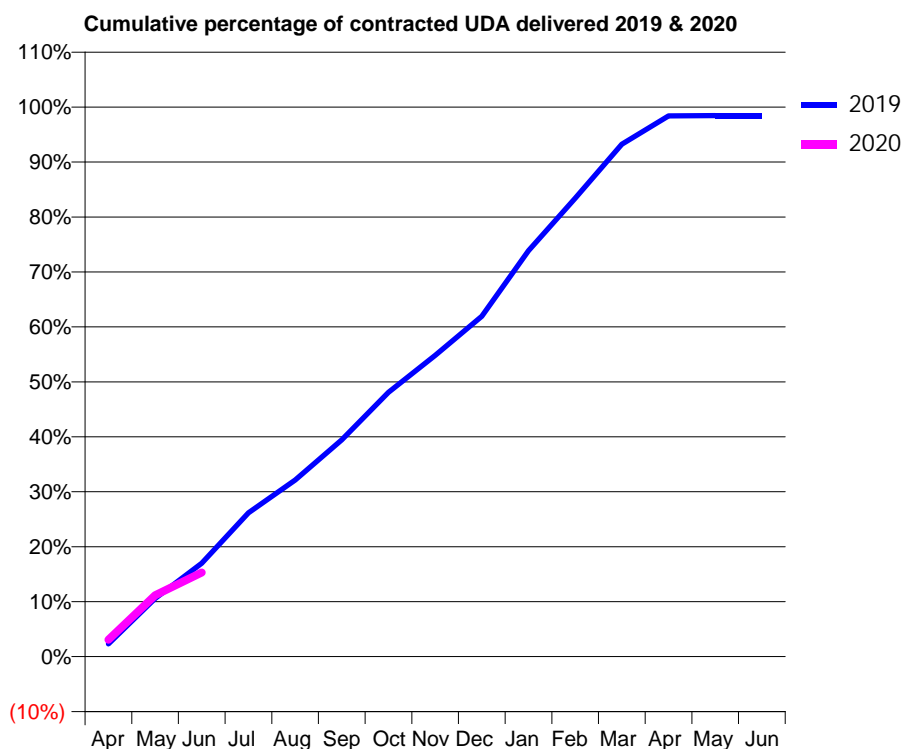
19/20 Contracted general activity (UDA)	11,709
Carry forward general activity (UDA)	0
19/20 Contracted orthodontic activity (UOA)	0
Carry forward orthodontic activity (UOA)	0
Baseline contract value	£347,461.85

ACCESS*

Patients seen in 24 months	Total	Change since previous quarter
Quarter ending June 2018	4,495	
Quarter ending September 2018	4,461	→
Quarter ending December 2018	4,393	↓
Quarter ending March 2019	4,300	↓
Quarter ending June 2019	4,250	↓
Variance since June 2018	(5.5%)	↓



ACTIVITY



Month	Adjusted Scheduled Activity (UDA)	
	2019	2020
April	270	361
May	1,241	1,307
June	1,991	1,790
July	3,064	
August	3,765	
September	4,619	
October	5,630	
November	6,420	
December	7,254	
January	8,648	
February	9,768	
March	10,917	
April	11,519	
May	11,526	
June	11,526	

QUALITY

	Quantity	Base Number	Contract	AT	Region	England
% of FP17s for the same patient ID Re-attending within 3 months - Children	13	251	5.2%	11.4%	12.1%	11.4%
% of FP17s for the same patient ID Re-attending within 3 months - Adults	176	1,288	13.7%	14.5%	15.6%	15.4%
% of FP17s for the same patient ID Re-attending between 3 & 9 months - Children	171	251	68.1%	55.6%	61.2%	59.8%
% of FP17s for the same patient ID Re-attending between 3 & 9 months - Adults	834	1,288	64.8%	52.1%	54.5%	52.1%
% of FP17s for Band 1 Urgent Courses	77	1,202	6.4%	9.1%	9.1%	9.2%
% of FP17s Relating to Free Repair or Replacements	8	1,202	0.7%	1.2%	1.0%	0.7%
% of FP17s Relating to Continuations	20	1,202	1.7%	1.3%	1.0%	0.8%
% of Patients satisfied with the dentistry they have received	9	9	N/A	95.2%	94.2%	93.4%
% of Patients satisfied with the time they had to wait for an appointment	9	9	N/A	88.2%	88.4%	87.6%

* This is based on patients treated on this contract for their most recent course of treatment. Figures in italics indicate the base number of FP17s or Patient Questionnaire responses are less than 100. N/A is shown where the base number of responses is less than 10 during the period. % is calculated as Quantity/Base number*100

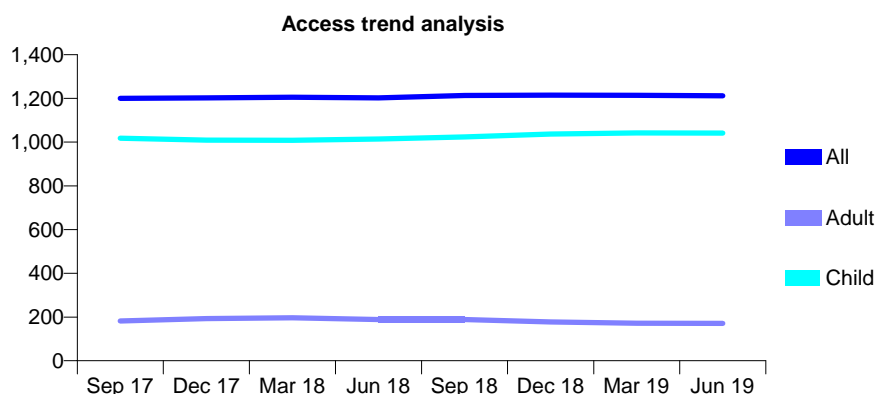
Q45 - Vital Signs At a Glance Contract Report for 919047/0001 - June 2019

Name or company name	MR TR LEWIS
Contract type name	GDS Contract
Purpose of contract	General and Orthodontic
Contract start date	01/04/2006
Contract end date	

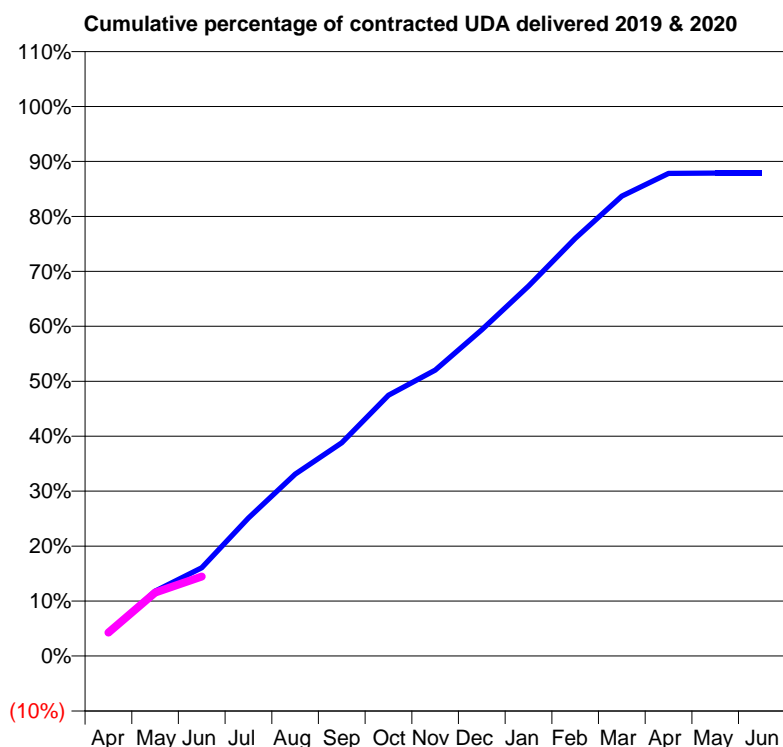
19/20 Contracted general activity (UDA)	4,075
Carry forward general activity (UDA)	0
19/20 Contracted orthodontic activity (UOA)	400
Carry forward orthodontic activity (UOA)	0
Baseline contract value	£99,272.66

ACCESS*

Patients seen in 24 months	Total	Change since previous quarter
Quarter ending June 2018	1,202	
Quarter ending September 2018	1,213	→
Quarter ending December 2018	1,215	→
Quarter ending March 2019	1,214	→
Quarter ending June 2019	1,212	→
Variance since June 2018	0.8%	→



ACTIVITY



Month	Adjusted Scheduled Activity (UDA)	
	2019	2020
April	167	174
May	481	470
June	654	589
July	1,024	
August	1,348	
September	1,582	
October	1,934	
November	2,119	
December	2,419	
January	2,744	
February	3,097	
March	3,410	
April	3,578	
May	3,581	
June	3,581	

QUALITY

	Quantity	Base Number	Contract	AT	Region	England
% of FP17s for the same patient ID Re-attending within 3 months - Children	46	414	11.1%	11.4%	12.1%	11.4%
% of FP17s for the same patient ID Re-attending within 3 months - Adults	3	14	21.4%	14.5%	15.6%	15.4%
% of FP17s for the same patient ID Re-attending between 3 & 9 months - Children	272	414	65.7%	55.6%	61.2%	59.8%
% of FP17s for the same patient ID Re-attending between 3 & 9 months - Adults	9	14	64.3%	52.1%	54.5%	52.1%
% of FP17s for Band 1 Urgent Courses	39	338	11.5%	9.1%	9.1%	9.2%
% of FP17s Relating to Free Repair or Replacements	0	338	0.0%	1.2%	1.0%	0.7%
% of FP17s Relating to Continuations	2	338	0.6%	1.3%	1.0%	0.8%
% of Patients satisfied with the dentistry they have received	0	0	N/A	95.2%	94.2%	93.4%
% of Patients satisfied with the time they had to wait for an appointment	0	0	N/A	88.2%	88.4%	87.6%

* This is based on patients treated on this contract for their most recent course of treatment. Figures in italics indicate the base number of FP17s or Patient Questionnaire responses are less than 100. N/A is shown where the base number of responses is less than 10 during the period. % is calculated as Quantity/Base number*100

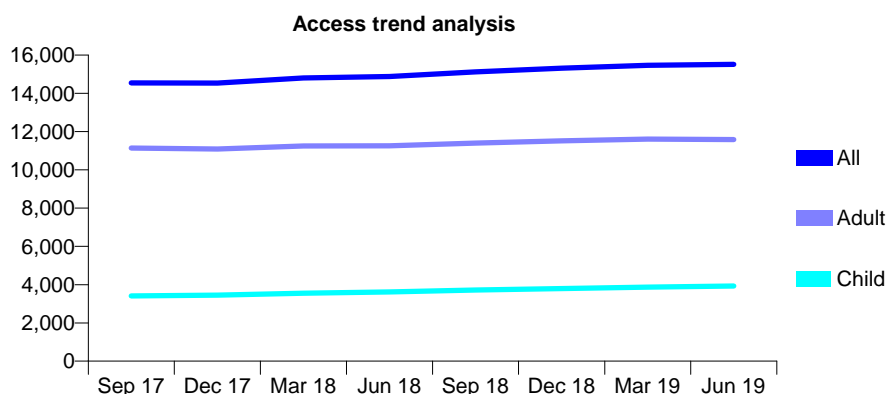
Q45 - Vital Signs At a Glance Contract Report for 921890/0001 - June 2019

Name or company name	MR DC DANIELS
Contract type name	GDS Contract
Purpose of contract	General
Contract start date	01/04/2006
Contract end date	

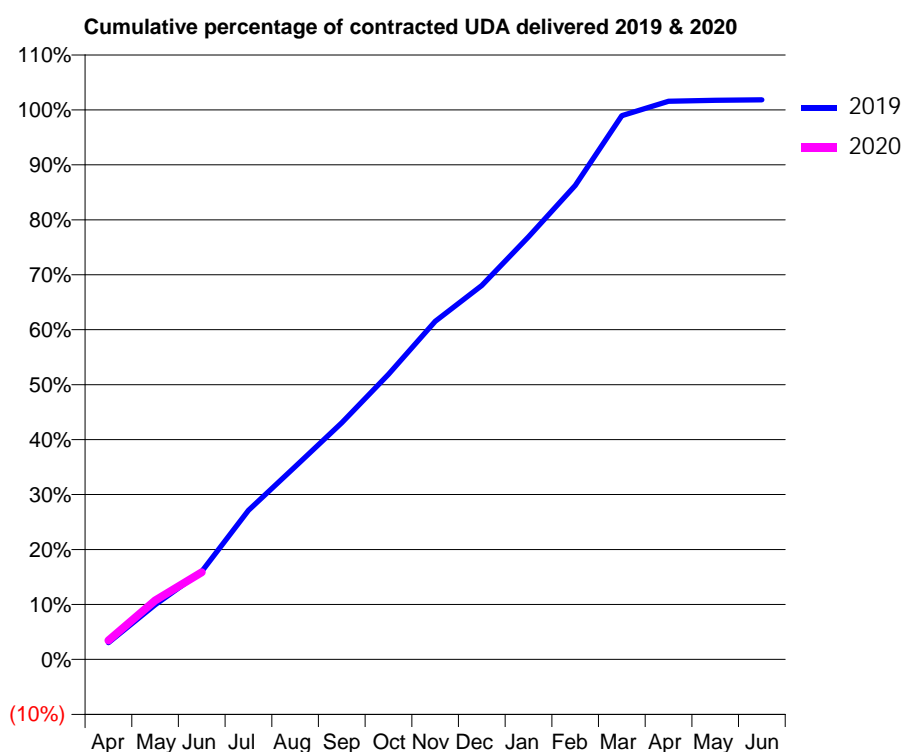
19/20 Contracted general activity (UDA)	47,398
Carry forward general activity (UDA)	0
19/20 Contracted orthodontic activity (UOA)	0
Carry forward orthodontic activity (UOA)	0
Baseline contract value	£1,330,168.85

ACCESS*

Patients seen in 24 months	Total	Change since previous quarter
Quarter ending June 2018	14,883	
Quarter ending September 2018	15,123	→
Quarter ending December 2018	15,312	→
Quarter ending March 2019	15,468	→
Quarter ending June 2019	15,515	→
Variance since June 2018	4.2%	↑



ACTIVITY



Month	2019	2020
April	1,443	1,640
May	4,726	5,090
June	7,580	7,516
July	12,862	
August	16,622	
September	20,406	
October	24,585	
November	29,167	
December	32,258	
January	36,444	
February	40,871	
March	46,903	
April	48,146	
May	48,226	
June	48,270	

QUALITY

	Quantity	Base Number	Contract	AT	Region	England
% of FP17s for the same patient ID Re-attending within 3 months - Children	100	1,214	8.2%	11.4%	12.1%	11.4%
% of FP17s for the same patient ID Re-attending within 3 months - Adults	460	3,383	13.6%	14.5%	15.6%	15.4%
% of FP17s for the same patient ID Re-attending between 3 & 9 months - Children	668	1,214	55.0%	55.6%	61.2%	59.8%
% of FP17s for the same patient ID Re-attending between 3 & 9 months - Adults	2,030	3,383	60.0%	52.1%	54.5%	52.1%
% of FP17s for Band 1 Urgent Courses	569	3,886	14.6%	9.1%	9.1%	9.2%
% of FP17s Relating to Free Repair or Replacements	45	3,886	1.2%	1.2%	1.0%	0.7%
% of FP17s Relating to Continuations	18	3,886	0.5%	1.3%	1.0%	0.8%
% of Patients satisfied with the dentistry they have received	13	13	100.0%	95.2%	94.2%	93.4%
% of Patients satisfied with the time they had to wait for an appointment	11	13	84.6%	88.2%	88.4%	87.6%

* This is based on patients treated on this contract for their most recent course of treatment. Figures in italics indicate the base number of FP17s or Patient Questionnaire responses are less than 100. N/A is shown where the base number of responses is less than 10 during the period. % is calculated as Quantity/Base number*100

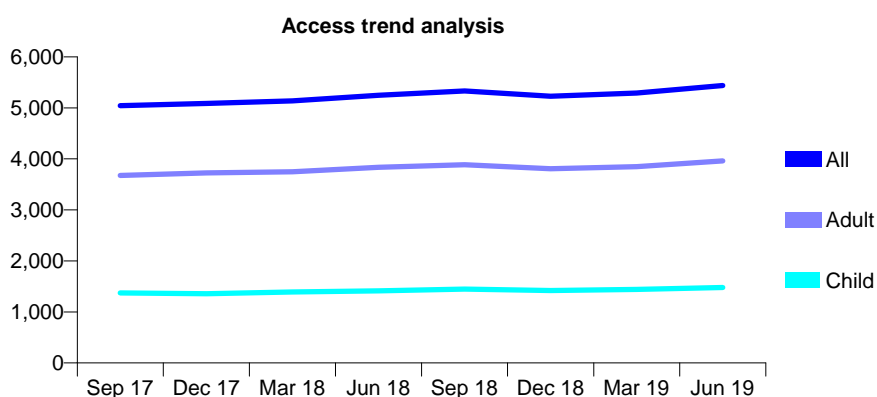
Q45 - Vital Signs At a Glance Contract Report for 930121/0001 - June 2019

Name or company name	MR MA SIDDIQUI
Contract type name	GDS Contract
Purpose of contract	General
Contract start date	08/11/2012
Contract end date	

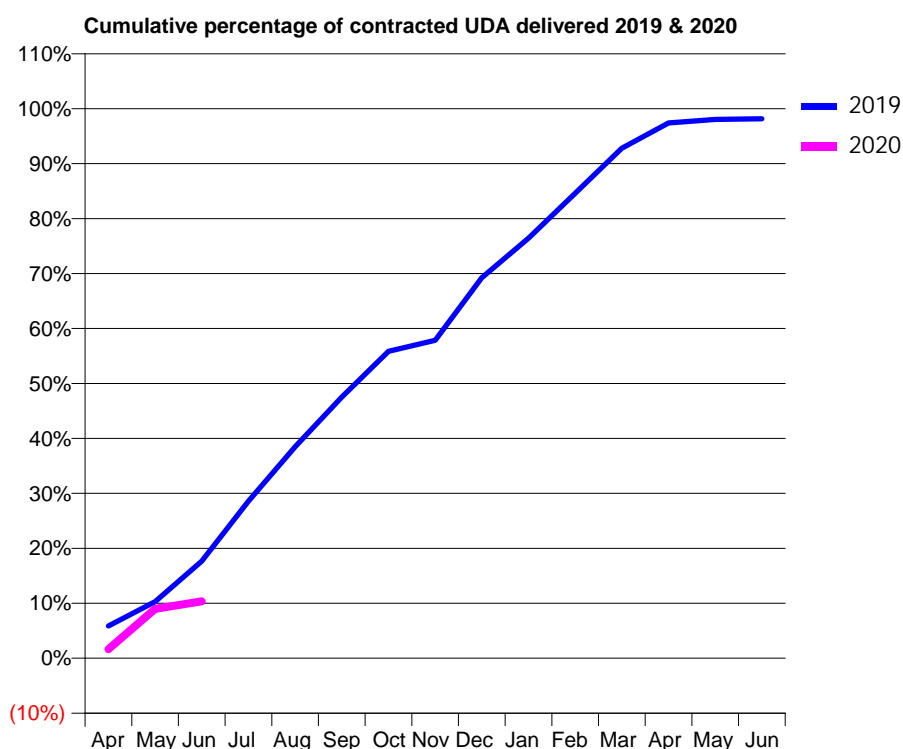
19/20 Contracted general activity (UDA)	17,392
Carry forward general activity (UDA)	0
19/20 Contracted orthodontic activity (UOA)	0
Carry forward orthodontic activity (UOA)	0
Baseline contract value	£440,586.45

ACCESS*

Patients seen in 24 months	Total	Change since previous quarter
Quarter ending June 2018	5,246	
Quarter ending September 2018	5,333	→
Quarter ending December 2018	5,228	↓
Quarter ending March 2019	5,290	→
Quarter ending June 2019	5,438	↑
Variance since June 2018	3.7%	↑



ACTIVITY



Month	2019	2020
April	1,025	290
May	1,790	1,563
June	3,069	1,799
July	4,970	
August	6,694	
September	8,262	
October	9,713	
November	10,063	
December	12,043	
January	13,292	
February	14,714	
March	16,142	
April	16,938	
May	17,051	
June	17,069	

QUALITY

	Quantity	Base Number	Contract	AT	Region	England
% of FP17s for the same patient ID Re-attending within 3 months - Children	38	411	9.2%	11.4%	12.1%	11.4%
% of FP17s for the same patient ID Re-attending within 3 months - Adults	174	1,204	14.5%	14.5%	15.6%	15.4%
% of FP17s for the same patient ID Re-attending between 3 & 9 months - Children	234	411	56.9%	55.6%	61.2%	59.8%
% of FP17s for the same patient ID Re-attending between 3 & 9 months - Adults	629	1,204	52.2%	52.1%	54.5%	52.1%
% of FP17s for Band 1 Urgent Courses	69	805	8.6%	9.1%	9.1%	9.2%
% of FP17s Relating to Free Repair or Replacements	8	805	1.0%	1.2%	1.0%	0.7%
% of FP17s Relating to Continuations	4	805	0.5%	1.3%	1.0%	0.8%
% of Patients satisfied with the dentistry they have received	8	9	N/A	95.2%	94.2%	93.4%
% of Patients satisfied with the time they had to wait for an appointment	8	9	N/A	88.2%	88.4%	87.6%

* This is based on patients treated on this contract for their most recent course of treatment. Figures in italics indicate the base number of FP17s or Patient Questionnaire responses are less than 100. N/A is shown where the base number of responses is less than 10 during the period. % is calculated as Quantity/Base number*100

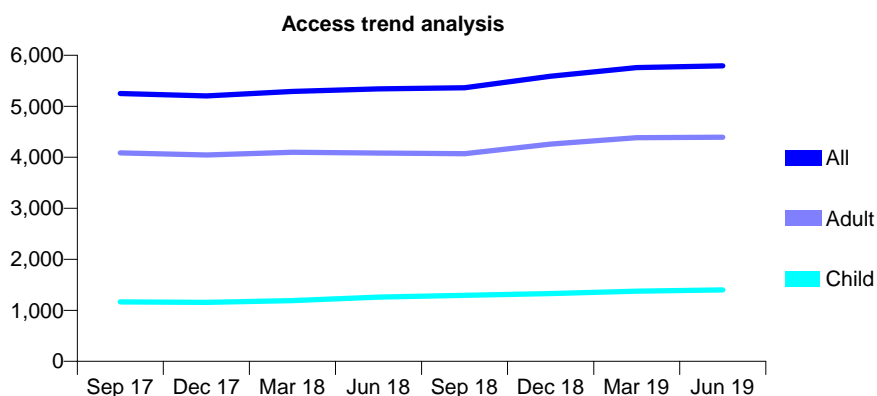
Q45 - Vital Signs At a Glance Contract Report for 984418/0001 - June 2019

Name or company name	MR A NAYYAR
Contract type name	GDS Contract
Purpose of contract	General and Orthodontic
Contract start date	05/01/2015
Contract end date	

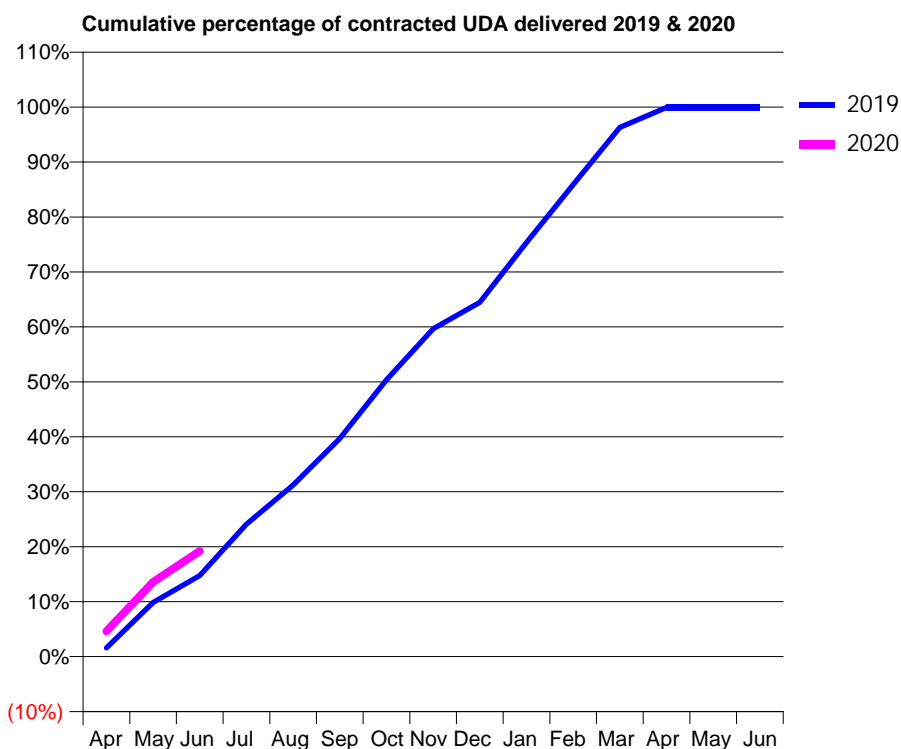
19/20 Contracted general activity (UDA)	11,406
Carry forward general activity (UDA)	0
19/20 Contracted orthodontic activity (UOA)	25
Carry forward orthodontic activity (UOA)	0
Baseline contract value	£378,542.73

ACCESS*

Patients seen in 24 months	Total	Change since previous quarter
Quarter ending June 2018	5,343	
Quarter ending September 2018	5,363	→
Quarter ending December 2018	5,587	↑
Quarter ending March 2019	5,759	↑
Quarter ending June 2019	5,792	→
Variance since June 2018	8.4%	↑



ACTIVITY



Month	Adjusted Scheduled Activity (UDA)	
	2019	2020
April	200	527
May	1,236	1,552
June	1,848	2,191
July	3,025	
August	3,919	
September	4,979	
October	6,319	
November	7,484	
December	8,089	
January	9,456	
February	10,776	
March	12,082	
April	12,535	
May	12,541	
June	12,541	

QUALITY

	Quantity	Base Number	Contract	AT	Region	England
% of FP17s for the same patient ID Re-attending within 3 months - Children	18	531	3.4%	11.4%	12.1%	11.4%
% of FP17s for the same patient ID Re-attending within 3 months - Adults	98	1,280	7.7%	14.5%	15.6%	15.4%
% of FP17s for the same patient ID Re-attending between 3 & 9 months - Children	378	531	71.2%	55.6%	61.2%	59.8%
% of FP17s for the same patient ID Re-attending between 3 & 9 months - Adults	678	1,280	53.0%	52.1%	54.5%	52.1%
% of FP17s for Band 1 Urgent Courses	40	1,454	2.8%	9.1%	9.1%	9.2%
% of FP17s Relating to Free Repair or Replacements	9	1,454	0.6%	1.2%	1.0%	0.7%
% of FP17s Relating to Continuations	11	1,454	0.8%	1.3%	1.0%	0.8%
% of Patients satisfied with the dentistry they have received	4	5	N/A	95.2%	94.2%	93.4%
% of Patients satisfied with the time they had to wait for an appointment	4	5	N/A	88.2%	88.4%	87.6%

* This is based on patients treated on this contract for their most recent course of treatment. Figures in italics indicate the base number of FP17s or Patient Questionnaire responses are less than 100. N/A is shown where the base number of responses is less than 10 during the period. % is calculated as Quantity/Base number*100

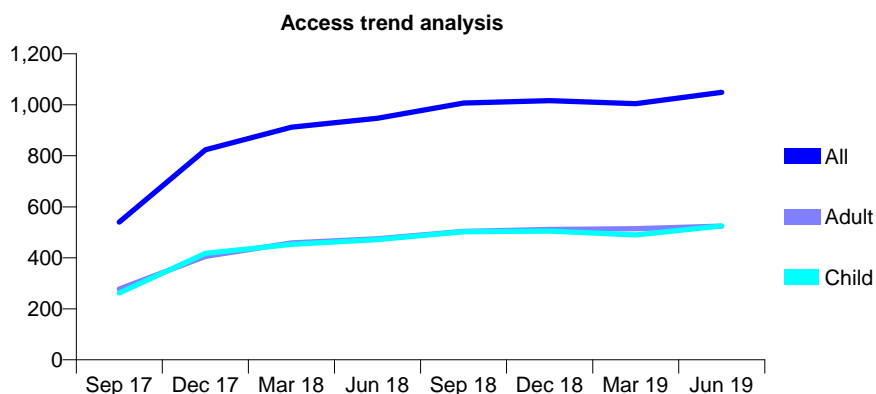
Q46 - Vital Signs At a Glance Contract Report for 100067/0000 - June 2019

Name or company name	ALWHCT
Contract type name	PDS Contract
Purpose of contract	General
Contract start date	01/04/2016
Contract end date	30/09/2020

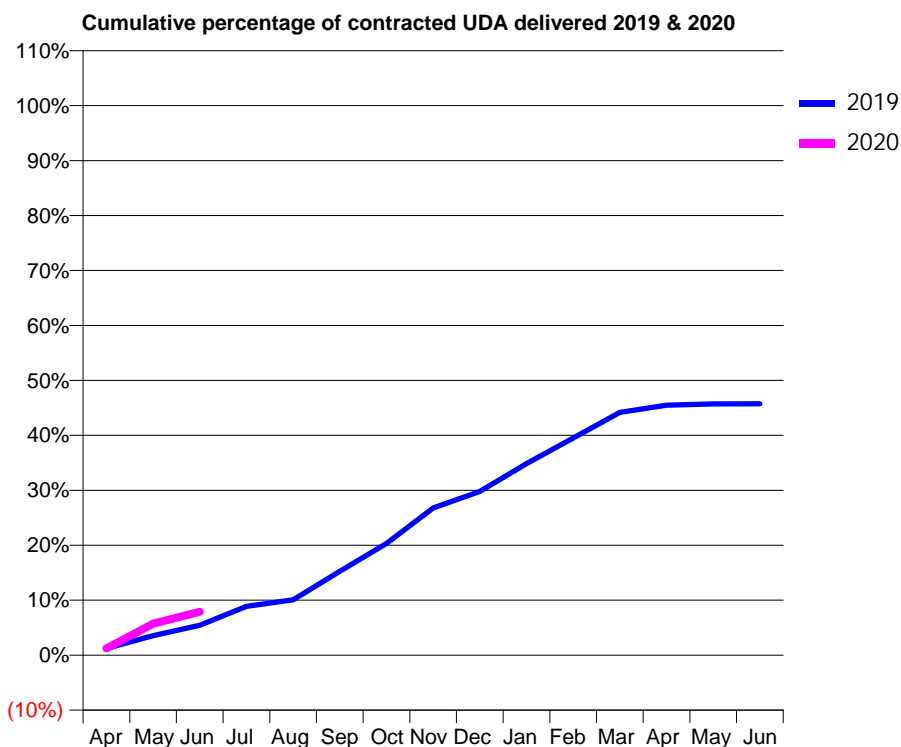
19/20 Contracted general activity (UDA)	3,900
Carry forward general activity (UDA)	0
19/20 Contracted orthodontic activity (UOA)	0
Carry forward orthodontic activity (UOA)	0
Baseline contract value	£0.00

ACCESS*

Patients seen in 24 months	Total	Change since previous quarter
Quarter ending June 2018	947	
Quarter ending September 2018	1,007	↑
Quarter ending December 2018	1,016	→
Quarter ending March 2019	1,004	↓
Quarter ending June 2019	1,049	↑
Variance since June 2018	10.8%	↑



ACTIVITY



Month	Adjusted Scheduled Activity (UDA)	
	2019	2020
April	48	48
May	138	223
June	213	308
July	347	
August	393	
September	595	
October	792	
November	1,045	
December	1,161	
January	1,359	
February	1,541	
March	1,723	
April	1,774	
May	1,783	
June	1,784	

QUALITY

	Quantity	Base Number	Contract	AT	Region	England
% of FP17s for the same patient ID Re-attending within 3 months - Children	3	169	1.8%	11.4%	12.1%	11.4%
% of FP17s for the same patient ID Re-attending within 3 months - Adults	3	109	2.8%	16.1%	15.6%	15.4%
% of FP17s for the same patient ID Re-attending between 3 & 9 months - Children	24	169	14.2%	59.4%	61.2%	59.8%
% of FP17s for the same patient ID Re-attending between 3 & 9 months - Adults	51	109	46.8%	52.1%	54.5%	52.1%
% of FP17s for Band 1 Urgent Courses	5	193	2.6%	10.5%	9.1%	9.2%
% of FP17s Relating to Free Repair or Replacements	1	193	0.5%	0.8%	1.0%	0.7%
% of FP17s Relating to Continuations	0	193	0.0%	0.9%	1.0%	0.8%
% of Patients satisfied with the dentistry they have received	0	0	N/A	93.0%	94.2%	93.4%
% of Patients satisfied with the time they had to wait for an appointment	0	0	N/A	87.4%	88.4%	87.6%

* This is based on patients treated on this contract for their most recent course of treatment. Figures in italics indicate the base number of FP17s or Patient Questionnaire responses are less than 100. N/A is shown where the base number of responses is less than 10 during the period. % is calculated as Quantity/Base number*100

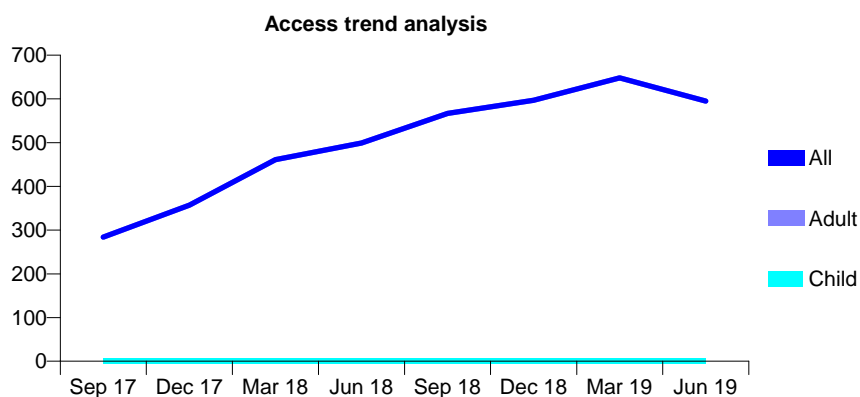
Q46 - Vital Signs At a Glance Contract Report for 100068/0000 - June 2019

Name or company name	ALWHCT
Contract type name	PDS Contract
Purpose of contract	General
Contract start date	01/04/2015
Contract end date	31/03/2020

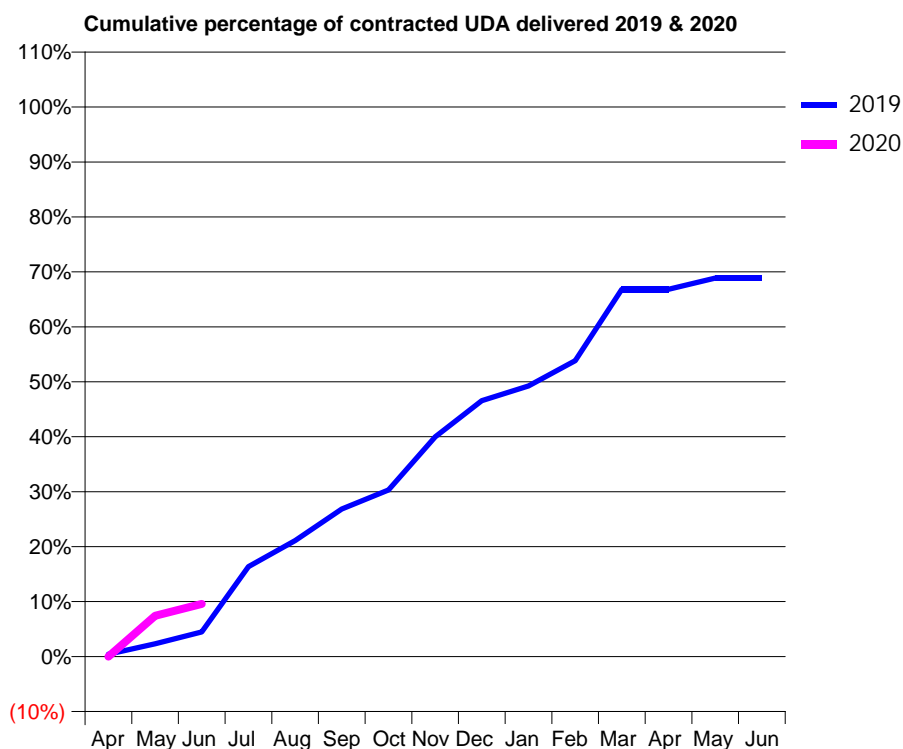
19/20 Contracted general activity (UDA)	2,070
Carry forward general activity (UDA)	0
19/20 Contracted orthodontic activity (UOA)	0
Carry forward orthodontic activity (UOA)	0
Baseline contract value	£0.00

ACCESS*

Patients seen in 24 months	Total	Change since previous quarter
Quarter ending June 2018	499	
Quarter ending September 2018	567	↑
Quarter ending December 2018	597	↑
Quarter ending March 2019	648	↑
Quarter ending June 2019	595	↓
Variance since June 2018	19.2%	↑



ACTIVITY



Month	Adjusted Scheduled Activity (UDA)	
	2019	2020
April	9	0
May	48	154
June	93	198
July	339	
August	437	
September	556	
October	628	
November	827	
December	964	
January	1,020	
February	1,115	
March	1,384	
April	1,384	
May	1,426	
June	1,426	

QUALITY

	Quantity	Base Number	Contract	AT	Region	England
% of FP17s for the same patient ID Re-attending within 3 months - Children	0	0	N/A	11.4%	12.1%	11.4%
% of FP17s for the same patient ID Re-attending within 3 months - Adults	22	69	31.9%	16.1%	15.6%	15.4%
% of FP17s for the same patient ID Re-attending between 3 & 9 months - Children	0	0	N/A	59.4%	61.2%	59.8%
% of FP17s for the same patient ID Re-attending between 3 & 9 months - Adults	1	69	1.4%	52.1%	54.5%	52.1%
% of FP17s for Band 1 Urgent Courses	1	48	2.1%	10.5%	9.1%	9.2%
% of FP17s Relating to Free Repair or Replacements	0	48	0.0%	0.8%	1.0%	0.7%
% of FP17s Relating to Continuations	0	48	0.0%	0.9%	1.0%	0.8%
% of Patients satisfied with the dentistry they have received	0	0	N/A	93.0%	94.2%	93.4%
% of Patients satisfied with the time they had to wait for an appointment	0	0	N/A	87.4%	88.4%	87.6%

* This is based on patients treated on this contract for their most recent course of treatment. Figures in italics indicate the base number of FP17s or Patient Questionnaire responses are less than 100. N/A is shown where the base number of responses is less than 10 during the period. % is calculated as Quantity/Base number*100

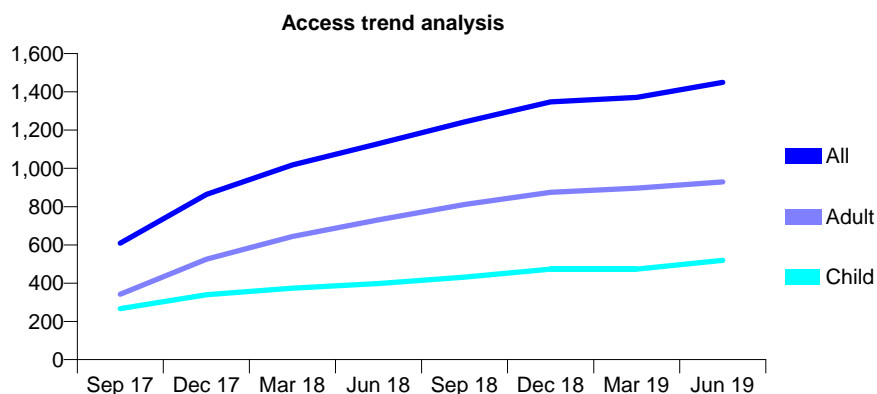
Q46 - Vital Signs At a Glance Contract Report for 100069/0000 - June 2019

Name or company name	ALWHCT
Contract type name	PDS Contract
Purpose of contract	General
Contract start date	01/04/2016
Contract end date	30/09/2020

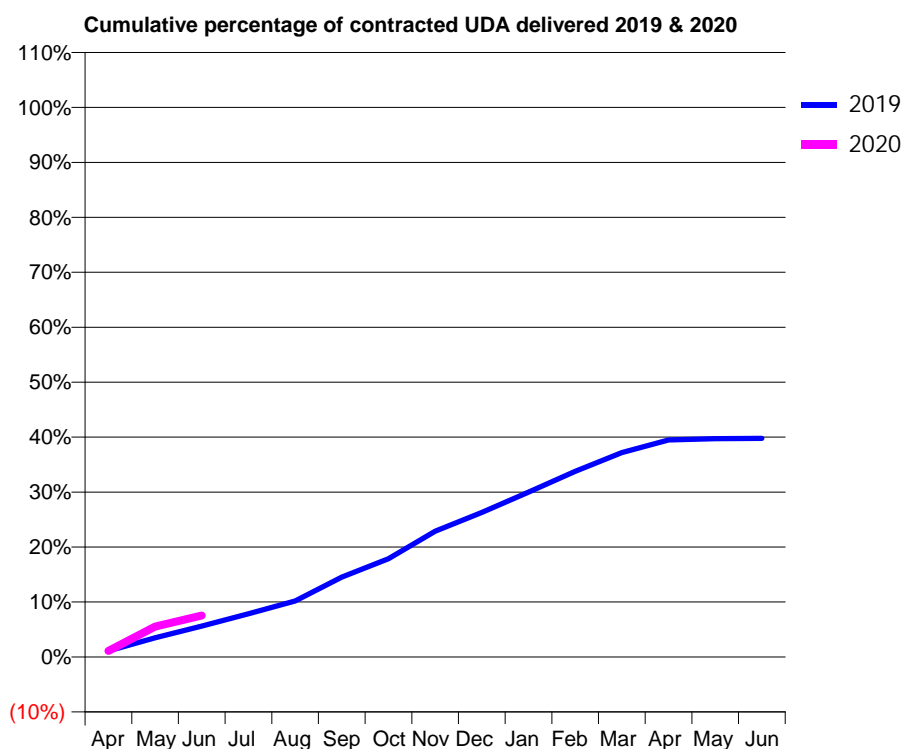
19/20 Contracted general activity (UDA)	7,000
Carry forward general activity (UDA)	0
19/20 Contracted orthodontic activity (UOA)	0
Carry forward orthodontic activity (UOA)	0
Baseline contract value	£0.00

ACCESS*

Patients seen in 24 months	Total	Change since previous quarter
Quarter ending June 2018	1,129	
Quarter ending September 2018	1,243	↑
Quarter ending December 2018	1,348	↑
Quarter ending March 2019	1,371	→
Quarter ending June 2019	1,450	↑
Variance since June 2018	28.4%	↑



ACTIVITY



Adjusted Scheduled Activity (UDA)		
Month	2019	2020
April	77	77
May	244	387
June	394	528
July	552	
August	713	
September	1,017	
October	1,251	
November	1,603	
December	1,840	
January	2,100	
February	2,364	
March	2,603	
April	2,765	
May	2,780	
June	2,785	

QUALITY

	Quantity	Base Number	Contract	AT	Region	England
% of FP17s for the same patient ID Re-attending within 3 months - Children	17	208	8.2%	11.4%	12.1%	11.4%
% of FP17s for the same patient ID Re-attending within 3 months - Adults	27	222	12.2%	16.1%	15.6%	15.4%
% of FP17s for the same patient ID Re-attending between 3 & 9 months - Children	59	208	28.4%	59.4%	61.2%	59.8%
% of FP17s for the same patient ID Re-attending between 3 & 9 months - Adults	86	222	38.7%	52.1%	54.5%	52.1%
% of FP17s for Band 1 Urgent Courses	18	317	5.7%	10.5%	9.1%	9.2%
% of FP17s Relating to Free Repair or Replacements	0	317	0.0%	0.8%	1.0%	0.7%
% of FP17s Relating to Continuations	1	317	0.3%	0.9%	1.0%	0.8%
% of Patients satisfied with the dentistry they have received	0	0	N/A	93.0%	94.2%	93.4%
% of Patients satisfied with the time they had to wait for an appointment	0	0	N/A	87.4%	88.4%	87.6%

* This is based on patients treated on this contract for their most recent course of treatment.

Figures in italics indicate the base number of FP17s or Patient Questionnaire responses are less than 100. N/A is shown where the base number of responses is less than 10 during the period. % is calculated as Quantity/Base number*100

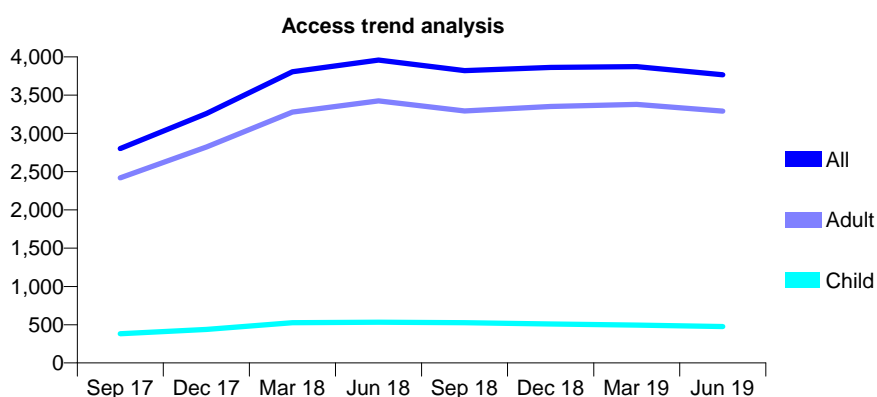
Q46 - Vital Signs At a Glance Contract Report for 100134/0000 - June 2019

Name or company name	REVIVE DENTAL CARE LIMITED
Contract type name	GDS Contract
Purpose of contract	General
Contract start date	01/04/2016
Contract end date	

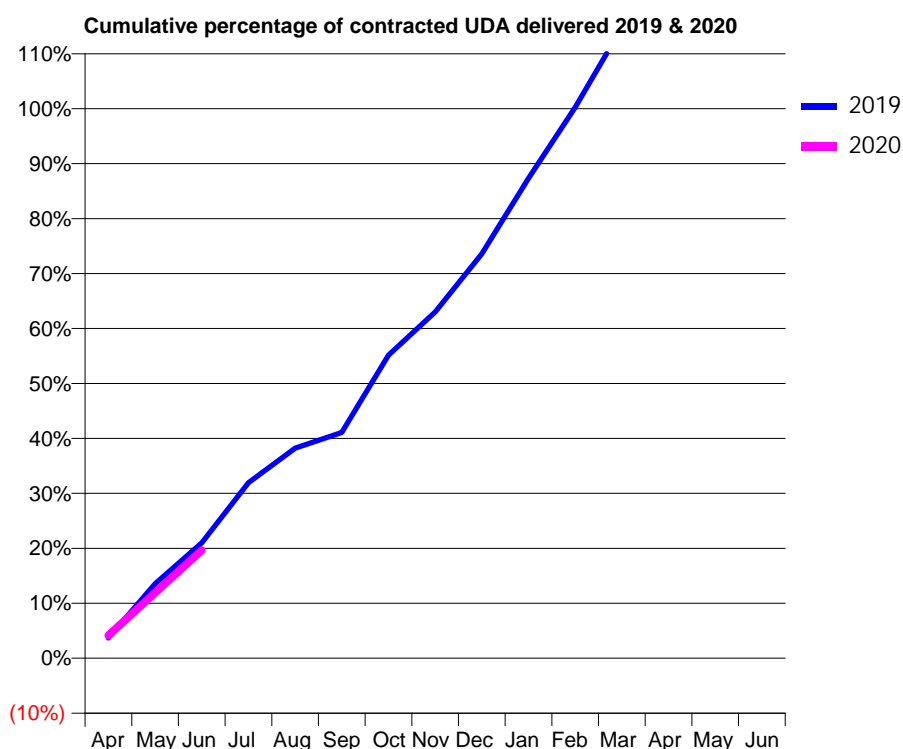
19/20 Contracted general activity (UDA)	4,591
Carry forward general activity (UDA)	0
19/20 Contracted orthodontic activity (UOA)	0
Carry forward orthodontic activity (UOA)	0
Baseline contract value	£260,580.40

ACCESS*

Patients seen in 24 months	Total	Change since previous quarter
Quarter ending June 2018	3,957	
Quarter ending September 2018	3,820	↓
Quarter ending December 2018	3,861	→
Quarter ending March 2019	3,872	→
Quarter ending June 2019	3,766	↓
Variance since June 2018	(4.8%)	↓



ACTIVITY



Month	2019	2020
April	170	191
May	622	548
June	963	902
July	1,465	
August	1,756	
September	1,885	
October	2,532	
November	2,892	
December	3,378	
January	4,009	
February	4,602	
March	5,265	
April	5,470	
May	5,470	
June	5,470	

QUALITY

	Quantity	Base Number	Contract	AT	Region	England
% of FP17s for the same patient ID Re-attending within 3 months - Children	7	123	5.7%	11.4%	12.1%	11.4%
% of FP17s for the same patient ID Re-attending within 3 months - Adults	56	700	8.0%	16.1%	15.6%	15.4%
% of FP17s for the same patient ID Re-attending between 3 & 9 months - Children	2	123	1.6%	59.4%	61.2%	59.8%
% of FP17s for the same patient ID Re-attending between 3 & 9 months - Adults	20	700	2.9%	52.1%	54.5%	52.1%
% of FP17s for Band 1 Urgent Courses	593	660	89.8%	10.5%	9.1%	9.2%
% of FP17s Relating to Free Repair or Replacements	0	660	0.0%	0.8%	1.0%	0.7%
% of FP17s Relating to Continuations	0	660	0.0%	0.9%	1.0%	0.8%
% of Patients satisfied with the dentistry they have received	1	1	N/A	93.0%	94.2%	93.4%
% of Patients satisfied with the time they had to wait for an appointment	1	1	N/A	87.4%	88.4%	87.6%

* This is based on patients treated on this contract for their most recent course of treatment. Figures in italics indicate the base number of FP17s or Patient Questionnaire responses are less than 100. N/A is shown where the base number of responses is less than 10 during the period. % is calculated as Quantity/Base number*100

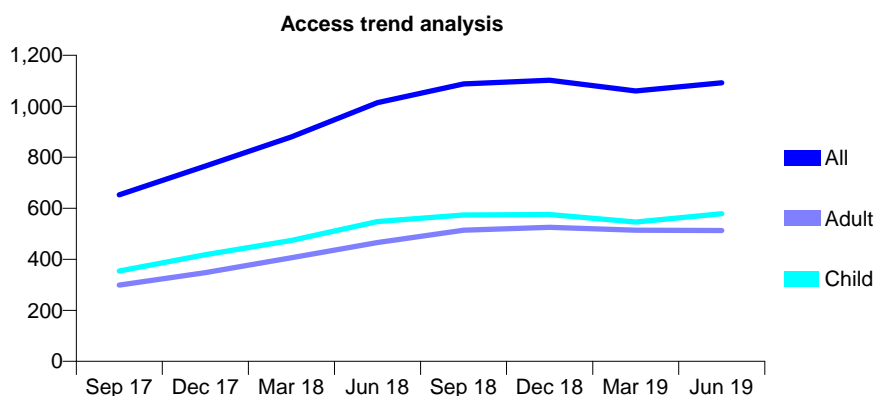
Q46 - Vital Signs At a Glance Contract Report for 100137/0000 - June 2019

Name or company name	ALWHCT
Contract type name	PDS Contract
Purpose of contract	General
Contract start date	01/04/2016
Contract end date	30/09/2020

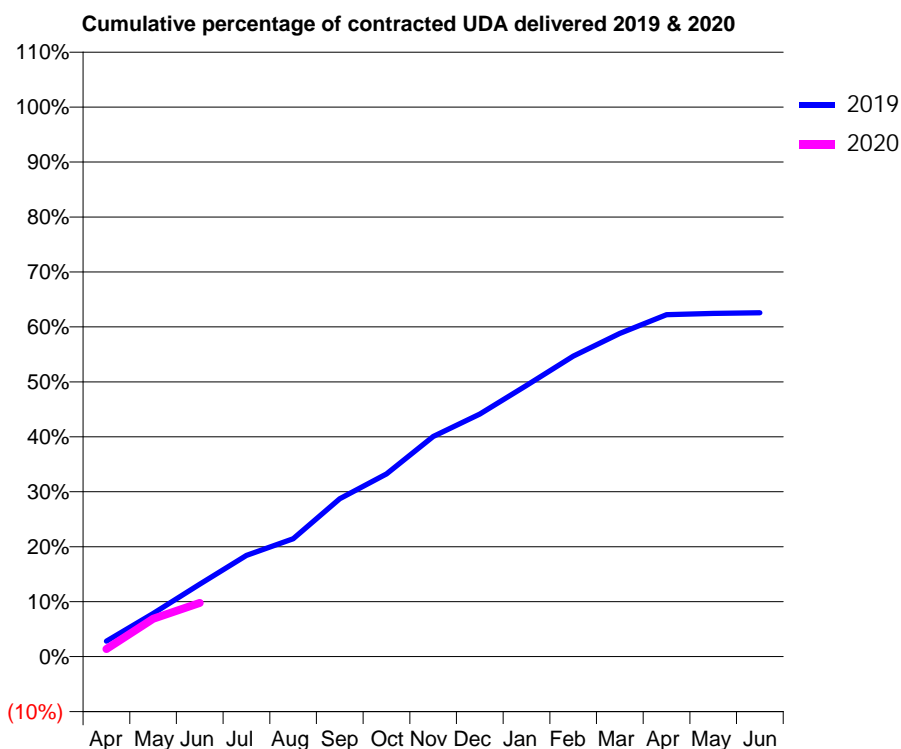
19/20 Contracted general activity (UDA)	3,967
Carry forward general activity (UDA)	0
19/20 Contracted orthodontic activity (UOA)	0
Carry forward orthodontic activity (UOA)	0
Baseline contract value	£3.15

ACCESS*

Patients seen in 24 months	Total	Change since previous quarter
Quarter ending June 2018	1,014	
Quarter ending September 2018	1,088	↑
Quarter ending December 2018	1,102	→
Quarter ending March 2019	1,060	↓
Quarter ending June 2019	1,092	↑
Variance since June 2018	7.7%	↑



ACTIVITY



Month	Adjusted Scheduled Activity (UDA)	
	2019	2020
April	112	55
May	312	274
June	523	387
July	732	
August	850	
September	1,139	
October	1,318	
November	1,589	
December	1,750	
January	1,957	
February	2,170	
March	2,333	
April	2,467	
May	2,477	
June	2,482	

QUALITY

	Quantity	Base Number	Contract	AT	Region	England
% of FP17s for the same patient ID Re-attending within 3 months - Children	12	195	6.2%	11.4%	12.1%	11.4%
% of FP17s for the same patient ID Re-attending within 3 months - Adults	18	114	15.8%	16.1%	15.6%	15.4%
% of FP17s for the same patient ID Re-attending between 3 & 9 months - Children	49	195	25.1%	59.4%	61.2%	59.8%
% of FP17s for the same patient ID Re-attending between 3 & 9 months - Adults	48	114	42.1%	52.1%	54.5%	52.1%
% of FP17s for Band 1 Urgent Courses	7	223	3.1%	10.5%	9.1%	9.2%
% of FP17s Relating to Free Repair or Replacements	1	223	0.4%	0.8%	1.0%	0.7%
% of FP17s Relating to Continuations	0	223	0.0%	0.9%	1.0%	0.8%
% of Patients satisfied with the dentistry they have received	0	0	N/A	93.0%	94.2%	93.4%
% of Patients satisfied with the time they had to wait for an appointment	0	0	N/A	87.4%	88.4%	87.6%

* This is based on patients treated on this contract for their most recent course of treatment. Figures in italics indicate the base number of FP17s or Patient Questionnaire responses are less than 100. N/A is shown where the base number of responses is less than 10 during the period. % is calculated as Quantity/Base number*100

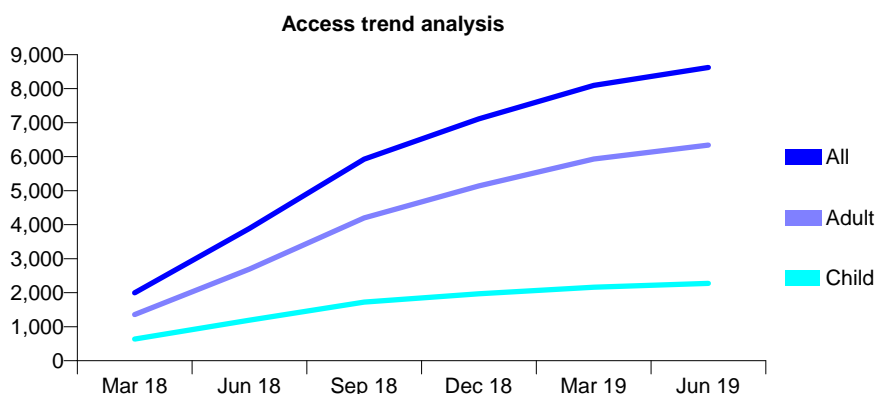
Q46 - Vital Signs At a Glance Contract Report for 100554/0000 - June 2019

Name or company name	Shaw Family Dental Practice Partnership
Contract type name	GDS Contract
Purpose of contract	General
Contract start date	01/01/2018
Contract end date	

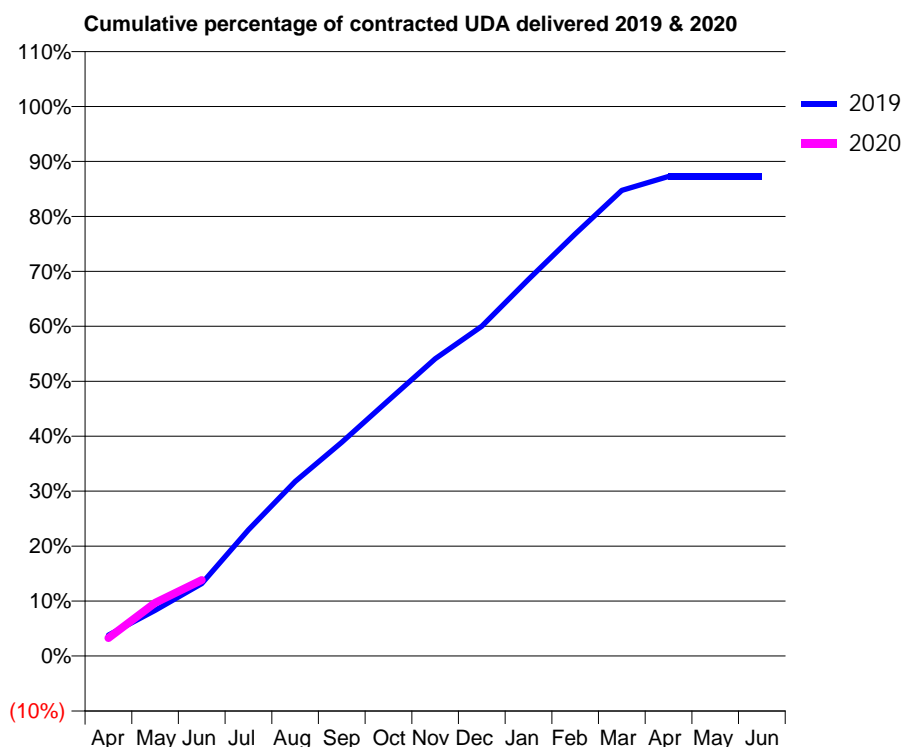
19/20 Contracted general activity (UDA)	29,053
Carry forward general activity (UDA)	0
19/20 Contracted orthodontic activity (UOA)	0
Carry forward orthodontic activity (UOA)	0
Baseline contract value	£901,794.73

ACCESS*

Patients seen in 24 months	Total	Change since previous quarter
Quarter ending June 2018	3,889	
Quarter ending September 2018	5,926	↑
Quarter ending December 2018	7,111	↑
Quarter ending March 2019	8,095	↑
Quarter ending June 2019	8,623	↑
Variance since June 2018	121.7%	↑



ACTIVITY



Month	Adjusted Scheduled Activity (UDA)	
	2019	2020
April	1,104	953
May	2,417	2,817
June	3,832	4,016
July	6,676	
August	9,226	
September	11,299	
October	13,521	
November	15,715	
December	17,431	
January	19,912	
February	22,319	
March	24,616	
April	25,346	
May	25,357	
June	25,357	

QUALITY

	Quantity	Base Number	Contract	AT	Region	England
% of FP17s for the same patient ID Re-attending within 3 months - Children	32	625	5.1%	11.4%	12.1%	11.4%
% of FP17s for the same patient ID Re-attending within 3 months - Adults	196	1,550	12.6%	16.1%	15.6%	15.4%
% of FP17s for the same patient ID Re-attending between 3 & 9 months - Children	301	625	48.2%	59.4%	61.2%	59.8%
% of FP17s for the same patient ID Re-attending between 3 & 9 months - Adults	610	1,550	39.4%	52.1%	54.5%	52.1%
% of FP17s for Band 1 Urgent Courses	239	1,915	12.5%	10.5%	9.1%	9.2%
% of FP17s Relating to Free Repair or Replacements	7	1,915	0.4%	0.8%	1.0%	0.7%
% of FP17s Relating to Continuations	25	1,915	1.3%	0.9%	1.0%	0.8%
% of Patients satisfied with the dentistry they have received	2	2	N/A	93.0%	94.2%	93.4%
% of Patients satisfied with the time they had to wait for an appointment	2	2	N/A	87.4%	88.4%	87.6%

* This is based on patients treated on this contract for their most recent course of treatment. Figures in italics indicate the base number of FP17s or Patient Questionnaire responses are less than 100. N/A is shown where the base number of responses is less than 10 during the period. % is calculated as Quantity/Base number*100

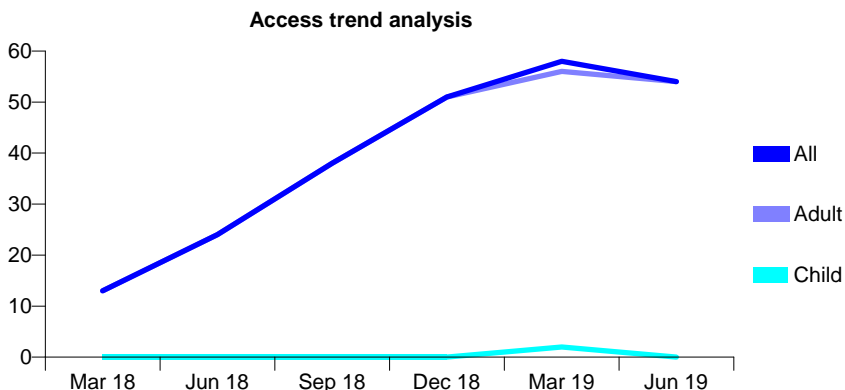
Q46 - Vital Signs At a Glance Contract Report for 100556/0000 - June 2019

Name or company name	Shaw Family Dental Practice Partnership
Contract type name	GDS Contract
Purpose of contract	General
Contract start date	01/01/2018
Contract end date	

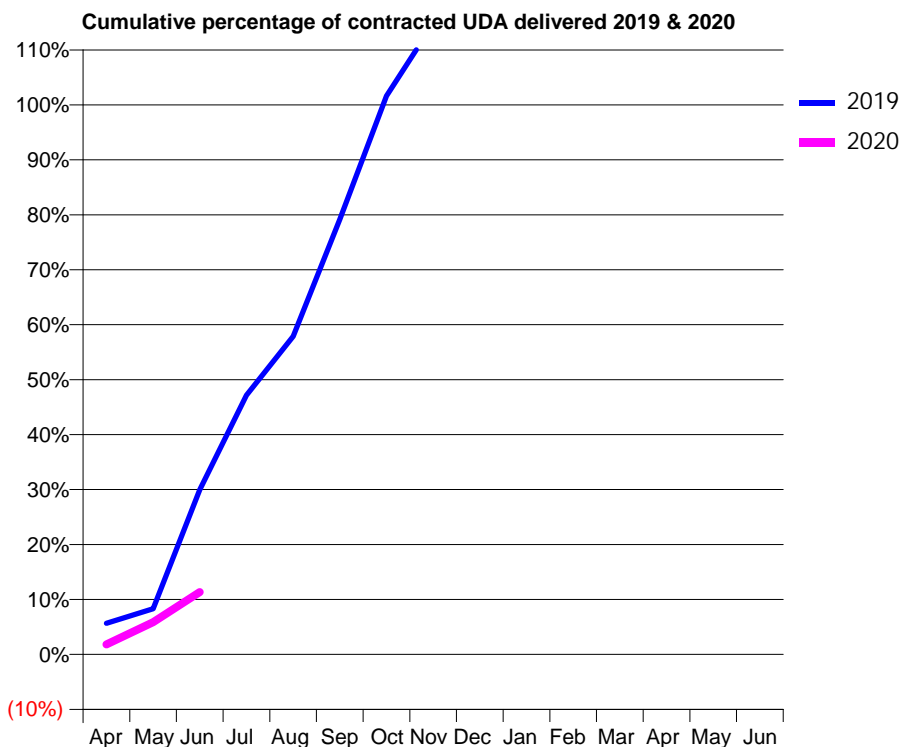
19/20 Contracted general activity (UDA)	494
Carry forward general activity (UDA)	0
19/20 Contracted orthodontic activity (UOA)	0
Carry forward orthodontic activity (UOA)	0
Baseline contract value	£17,730.56

ACCESS*

Patients seen in 24 months	Total	Change since previous quarter
Quarter ending June 2018	24	
Quarter ending September 2018	38	↑
Quarter ending December 2018	51	↑
Quarter ending March 2019	58	↑
Quarter ending June 2019	54	↓
Variance since June 2018	125.0%	↑



ACTIVITY



Month	2019	2020
April	28	9
May	41	29
June	148	56
July	233	
August	286	
September	391	
October	502	
November	567	
December	674	
January	762	
February	783	
March	833	
April	828	
May	824	
June	824	

QUALITY

	Quantity	Base Number	Contract	AT	Region	England
% of FP17s for the same patient ID Re-attending within 3 months - Children	0	(-2)	N/A	11.4%	12.1%	11.4%
% of FP17s for the same patient ID Re-attending within 3 months - Adults	2	29	6.9%	16.1%	15.6%	15.4%
% of FP17s for the same patient ID Re-attending between 3 & 9 months - Children	0	(-2)	N/A	59.4%	61.2%	59.8%
% of FP17s for the same patient ID Re-attending between 3 & 9 months - Adults	0	29	0.0%	52.1%	54.5%	52.1%
% of FP17s for Band 1 Urgent Courses	0	28	0.0%	10.5%	9.1%	9.2%
% of FP17s Relating to Free Repair or Replacements	0	28	0.0%	0.8%	1.0%	0.7%
% of FP17s Relating to Continuations	2	28	7.1%	0.9%	1.0%	0.8%
% of Patients satisfied with the dentistry they have received	0	0	N/A	93.0%	94.2%	93.4%
% of Patients satisfied with the time they had to wait for an appointment	0	0	N/A	87.4%	88.4%	87.6%

* This is based on patients treated on this contract for their most recent course of treatment. Figures in italics indicate the base number of FP17s or Patient Questionnaire responses are less than 100. N/A is shown where the base number of responses is less than 10 during the period. % is calculated as Quantity/Base number*100

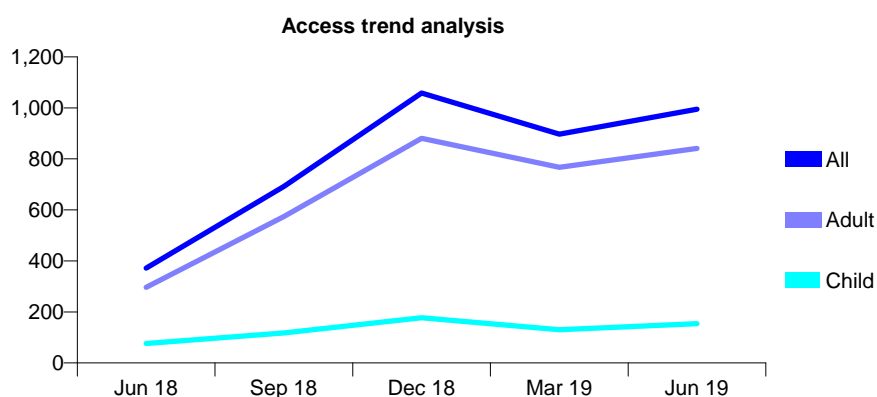
Q46 - Vital Signs At a Glance Contract Report for 100606/0000 - June 2019

Name or company name	REVIVE DENTAL CARE LIMITED
Contract type name	GDS Contract
Purpose of contract	General
Contract start date	01/04/2018
Contract end date	

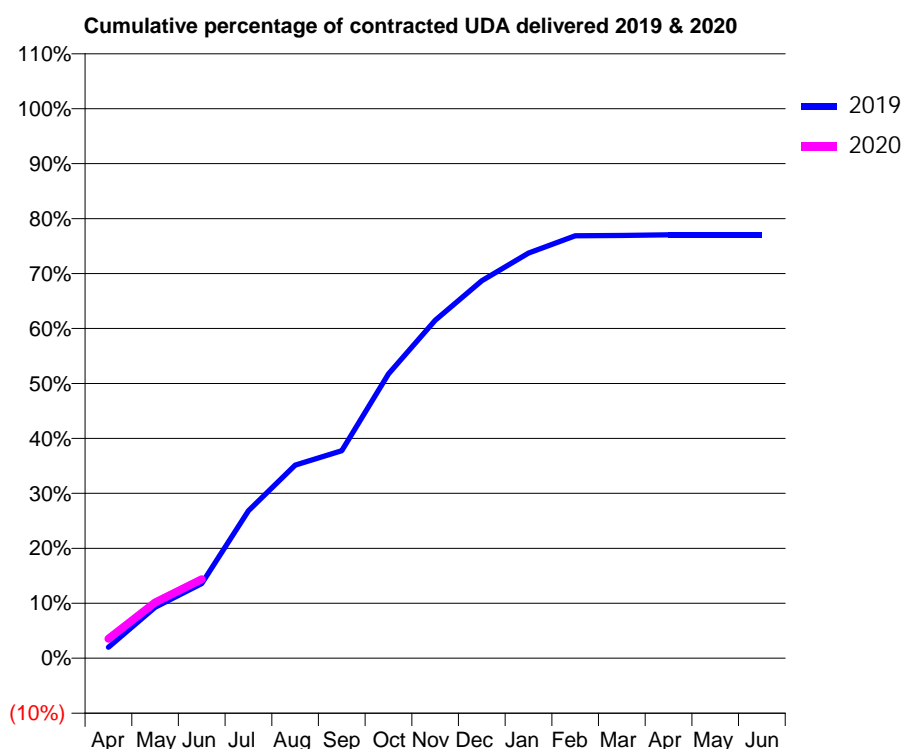
19/20 Contracted general activity (UDA)	5,495
Carry forward general activity (UDA)	0
19/20 Contracted orthodontic activity (UOA)	0
Carry forward orthodontic activity (UOA)	0
Baseline contract value	£162,476.45

ACCESS*

Patients seen in 24 months	Total	Change since previous quarter
Quarter ending June 2018	372	
Quarter ending September 2018	692	↑
Quarter ending December 2018	1,058	↑
Quarter ending March 2019	897	↓
Quarter ending June 2019	995	↑
Variance since June 2018	167.5%	↑



ACTIVITY



Month	2019	2020
April	111	196
May	510	558
June	748	790
July	1,475	
August	1,930	
September	2,075	
October	2,843	
November	3,380	
December	3,775	
January	4,050	
February	4,224	
March	4,227	
April	4,233	
May	4,234	
June	4,234	

QUALITY

	Quantity	Base Number	Contract	AT	Region	England
% of FP17s for the same patient ID Re-attending within 3 months - Children	1	73	1.4%	11.4%	12.1%	11.4%
% of FP17s for the same patient ID Re-attending within 3 months - Adults	21	237	8.9%	16.1%	15.6%	15.4%
% of FP17s for the same patient ID Re-attending between 3 & 9 months - Children	28	73	38.4%	59.4%	61.2%	59.8%
% of FP17s for the same patient ID Re-attending between 3 & 9 months - Adults	45	237	19.0%	52.1%	54.5%	52.1%
% of FP17s for Band 1 Urgent Courses	73	303	24.1%	10.5%	9.1%	9.2%
% of FP17s Relating to Free Repair or Replacements	1	303	0.3%	0.8%	1.0%	0.7%
% of FP17s Relating to Continuations	0	303	0.0%	0.9%	1.0%	0.8%
% of Patients satisfied with the dentistry they have received	0	0	N/A	93.0%	94.2%	93.4%
% of Patients satisfied with the time they had to wait for an appointment	0	0	N/A	87.4%	88.4%	87.6%

* This is based on patients treated on this contract for their most recent course of treatment.

Figures in italics indicate the base number of FP17s or Patient Questionnaire responses are less than 100. N/A is shown where the base number of responses is less than 10 during the period. % is calculated as Quantity/Base number*100

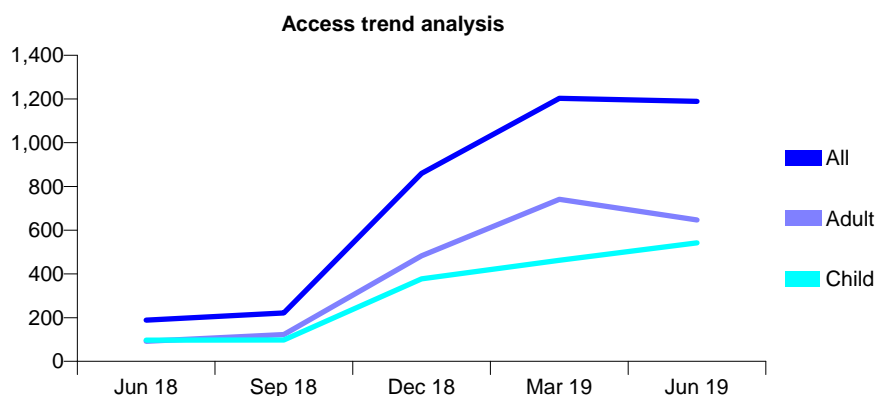
Q46 - Vital Signs At a Glance Contract Report for 100607/0000 - June 2019

Name or company name	MR ND SLATTERY
Contract type name	GDS Contract
Purpose of contract	General
Contract start date	01/04/2018
Contract end date	31/03/2021

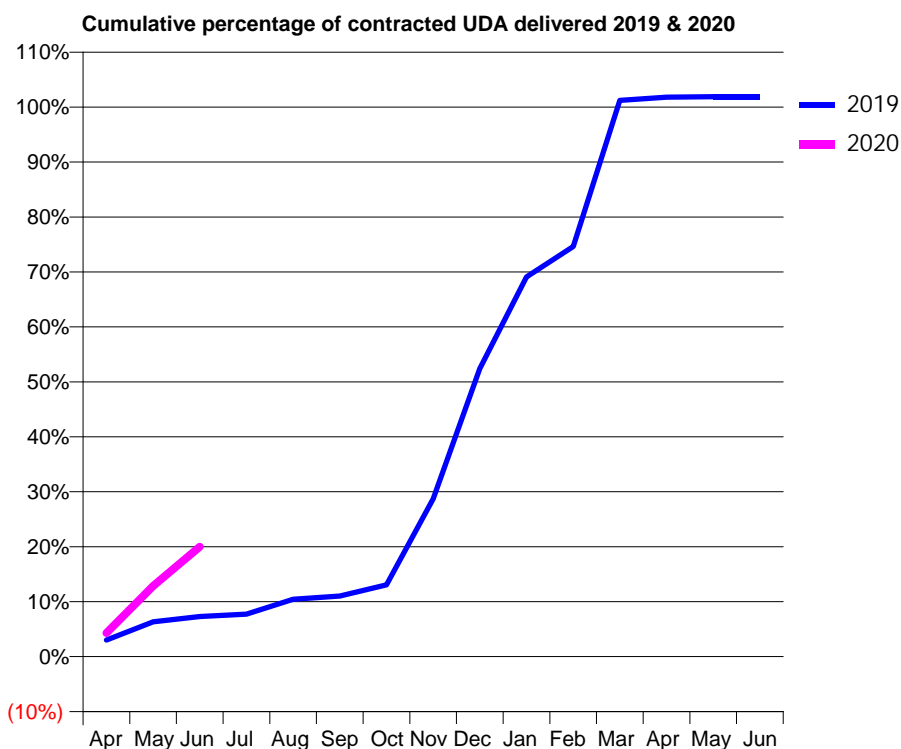
19/20 Contracted general activity (UDA)	5,342
Carry forward general activity (UDA)	0
19/20 Contracted orthodontic activity (UOA)	0
Carry forward orthodontic activity (UOA)	0
Baseline contract value	£162,476.45

ACCESS*

Patients seen in 24 months	Total	Change since previous quarter
Quarter ending June 2018	189	
Quarter ending September 2018	221	↑
Quarter ending December 2018	860	↑
Quarter ending March 2019	1,203	↑
Quarter ending June 2019	1,189	↓
Variance since June 2018	529.1%	↑



ACTIVITY



Month	Adjusted Scheduled Activity (UDA)	
	2019	2020
April	162	230
May	339	687
June	390	1,068
July	413	
August	559	
September	589	
October	698	
November	1,534	
December	2,799	
January	3,691	
February	3,987	
March	5,407	
April	5,437	
May	5,443	
June	5,443	

QUALITY

	Quantity	Base Number	Contract	AT	Region	England
% of FP17s for the same patient ID Re-attending within 3 months - Children	14	208	6.7%	11.4%	12.1%	11.4%
% of FP17s for the same patient ID Re-attending within 3 months - Adults	15	156	9.6%	16.1%	15.6%	15.4%
% of FP17s for the same patient ID Re-attending between 3 & 9 months - Children	68	208	32.7%	59.4%	61.2%	59.8%
% of FP17s for the same patient ID Re-attending between 3 & 9 months - Adults	46	156	29.5%	52.1%	54.5%	52.1%
% of FP17s for Band 1 Urgent Courses	2	347	0.6%	10.5%	9.1%	9.2%
% of FP17s Relating to Free Repair or Replacements	5	347	1.4%	0.8%	1.0%	0.7%
% of FP17s Relating to Continuations	2	347	0.6%	0.9%	1.0%	0.8%
% of Patients satisfied with the dentistry they have received	0	0	N/A	93.0%	94.2%	93.4%
% of Patients satisfied with the time they had to wait for an appointment	0	0	N/A	87.4%	88.4%	87.6%

* This is based on patients treated on this contract for their most recent course of treatment. Figures in italics indicate the base number of FP17s or Patient Questionnaire responses are less than 100. N/A is shown where the base number of responses is less than 10 during the period. % is calculated as Quantity/Base number*100

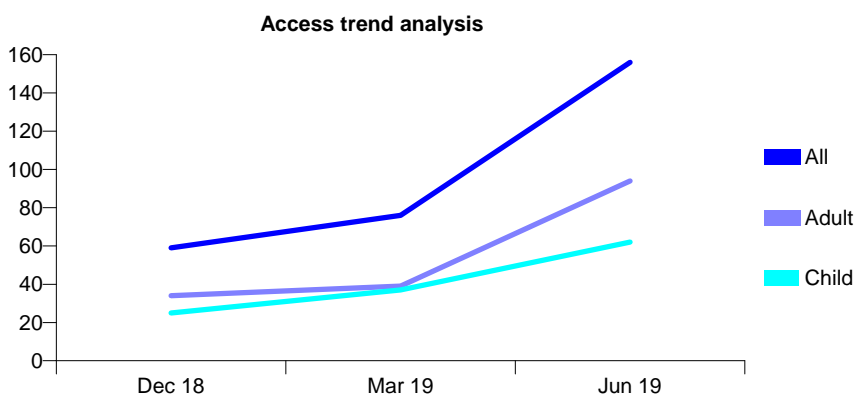
Q46 - Vital Signs At a Glance Contract Report for 100632/0000 - June 2019

Name or company name	Kings Dental Centre
Contract type name	GDS Contract
Purpose of contract	General
Contract start date	01/04/2018
Contract end date	

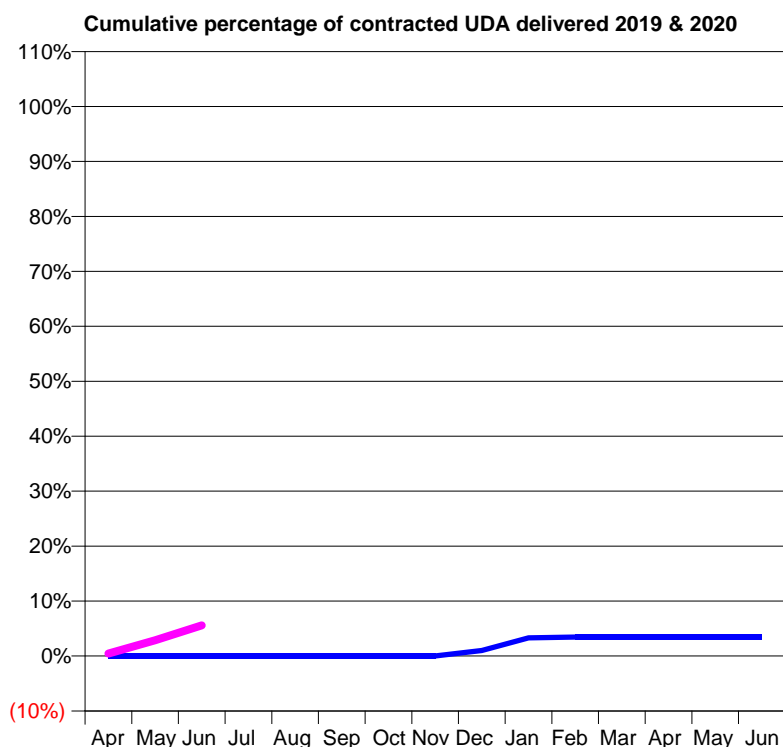
19/20 Contracted general activity (UDA)	5,495
Carry forward general activity (UDA)	0
19/20 Contracted orthodontic activity (UOA)	0
Carry forward orthodontic activity (UOA)	0
Baseline contract value	£162,476.45

ACCESS*

Patients seen in 24 months	Total	Change since previous quarter
Quarter ending June 2018	0	
Quarter ending September 2018	0	
Quarter ending December 2018	59	↑
Quarter ending March 2019	76	↑
Quarter ending June 2019	156	↑
Variance since June 2018	N/A	



ACTIVITY



Month	Adjusted Scheduled Activity (UDA)	
	2019	2020
April	0	25
May	0	158
June	0	308
July	0	
August	0	
September	0	
October	0	
November	0	
December	56	
January	181	
February	190	
March	190	
April	190	
May	190	
June	190	

QUALITY

	Quantity	Base Number	Contract	AT	Region	England
% of FP17s for the same patient ID Re-attending within 3 months - Children	0	19	0.0%	11.4%	12.1%	11.4%
% of FP17s for the same patient ID Re-attending within 3 months - Adults	2	57	3.5%	16.1%	15.6%	15.4%
% of FP17s for the same patient ID Re-attending between 3 & 9 months - Children	0	19	0.0%	59.4%	61.2%	59.8%
% of FP17s for the same patient ID Re-attending between 3 & 9 months - Adults	4	57	7.0%	52.1%	54.5%	52.1%
% of FP17s for Band 1 Urgent Courses	10	76	13.2%	10.5%	9.1%	9.2%
% of FP17s Relating to Free Repair or Replacements	0	76	0.0%	0.8%	1.0%	0.7%
% of FP17s Relating to Continuations	0	76	0.0%	0.9%	1.0%	0.8%
% of Patients satisfied with the dentistry they have received	0	0	N/A	93.0%	94.2%	93.4%
% of Patients satisfied with the time they had to wait for an appointment	0	0	N/A	87.4%	88.4%	87.6%

* This is based on patients treated on this contract for their most recent course of treatment. Figures in italics indicate the base number of FP17s or Patient Questionnaire responses are less than 100. N/A is shown where the base number of responses is less than 10 during the period. % is calculated as Quantity/Base number*100

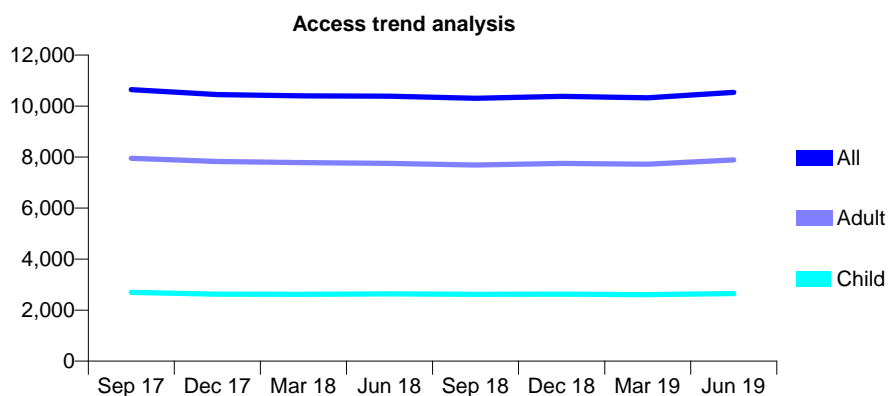
Q46 - Vital Signs At a Glance Contract Report for 101281/0068 - June 2019

Name or company name	OASIS DENTAL CARE LTD
Contract type name	GDS Contract
Purpose of contract	General
Contract start date	01/04/2006
Contract end date	

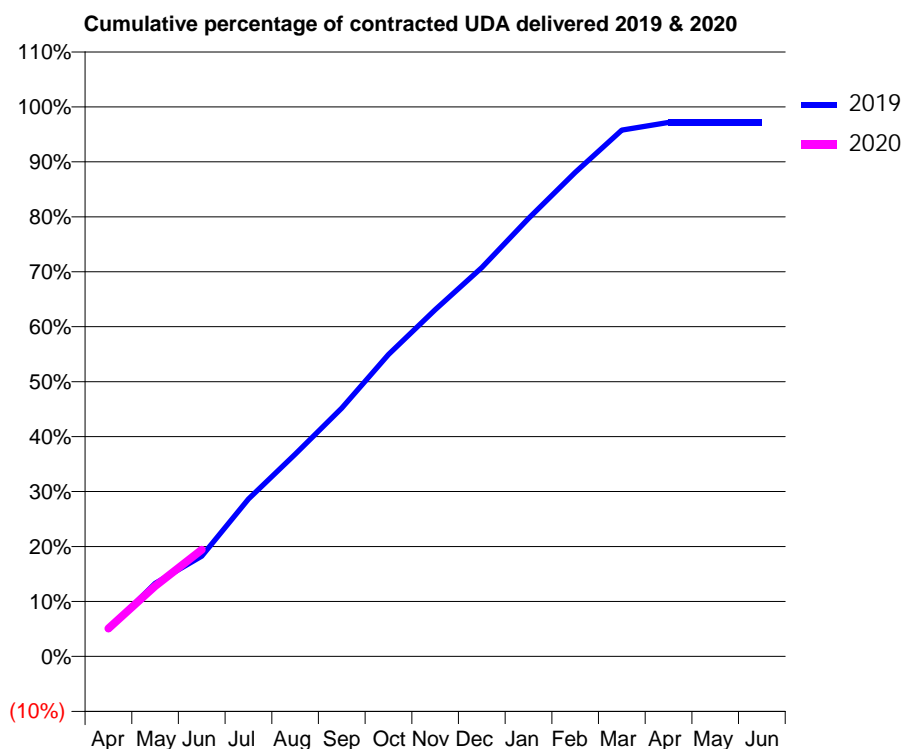
19/20 Contracted general activity (UDA)	34,022
Carry forward general activity (UDA)	0
19/20 Contracted orthodontic activity (UOA)	0
Carry forward orthodontic activity (UOA)	0
Baseline contract value	£870,790.35

ACCESS*

Patients seen in 24 months	Total	Change since previous quarter
Quarter ending June 2018	10,389	
Quarter ending September 2018	10,302	→
Quarter ending December 2018	10,380	→
Quarter ending March 2019	10,326	→
Quarter ending June 2019	10,540	↑
Variance since June 2018	1.5%	→



ACTIVITY



Month	Adjusted Scheduled Activity (UDA)	
	2019	2020
April	1,675	1,731
May	4,523	4,359
June	6,202	6,602
July	9,746	
August	12,517	
September	15,379	
October	18,691	
November	21,465	
December	24,074	
January	27,107	
February	29,965	
March	32,586	
April	33,060	
May	33,055	
June	33,056	

QUALITY

	Quantity	Base Number	Contract	AT	Region	England
% of FP17s for the same patient ID Re-attending within 3 months - Children	106	1,060	10.0%	11.4%	12.1%	11.4%
% of FP17s for the same patient ID Re-attending within 3 months - Adults	353	2,528	14.0%	16.1%	15.6%	15.4%
% of FP17s for the same patient ID Re-attending between 3 & 9 months - Children	665	1,060	62.7%	59.4%	61.2%	59.8%
% of FP17s for the same patient ID Re-attending between 3 & 9 months - Adults	1,413	2,528	55.9%	52.1%	54.5%	52.1%
% of FP17s for Band 1 Urgent Courses	256	3,319	7.7%	10.5%	9.1%	9.2%
% of FP17s Relating to Free Repair or Replacements	34	3,319	1.0%	0.8%	1.0%	0.7%
% of FP17s Relating to Continuations	42	3,319	1.3%	0.9%	1.0%	0.8%
% of Patients satisfied with the dentistry they have received	6	6	N/A	93.0%	94.2%	93.4%
% of Patients satisfied with the time they had to wait for an appointment	6	6	N/A	87.4%	88.4%	87.6%

* This is based on patients treated on this contract for their most recent course of treatment. Figures in italics indicate the base number of FP17s or Patient Questionnaire responses are less than 100. N/A is shown where the base number of responses is less than 10 during the period. % is calculated as Quantity/Base number*100

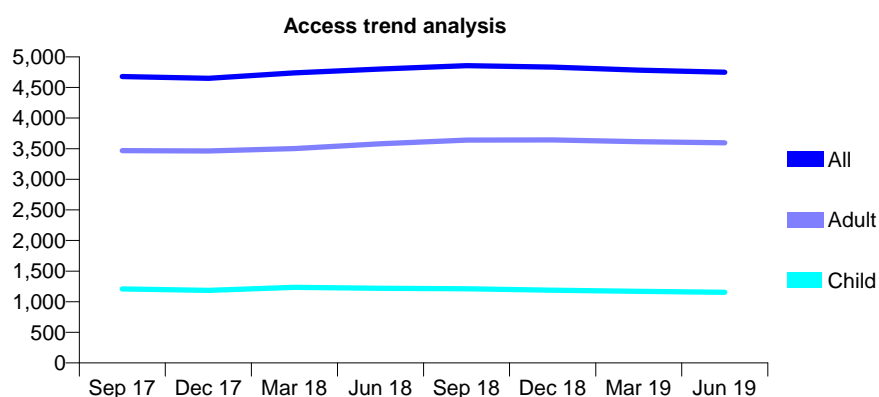
Q46 - Vital Signs At a Glance Contract Report for 101281/0084 - June 2019

Name or company name	OASIS DENTAL CARE LTD
Contract type name	GDS Contract
Purpose of contract	General
Contract start date	01/04/2006
Contract end date	

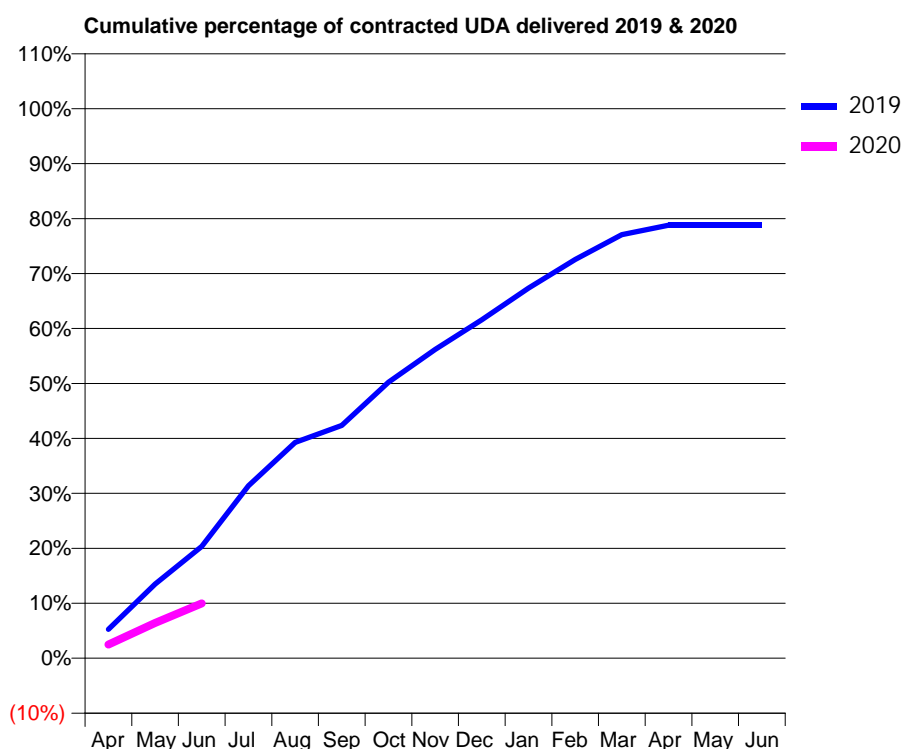
19/20 Contracted general activity (UDA)	18,625
Carry forward general activity (UDA)	0
19/20 Contracted orthodontic activity (UOA)	0
Carry forward orthodontic activity (UOA)	0
Baseline contract value	£522,742.57

ACCESS*

Patients seen in 24 months	Total	Change since previous quarter
Quarter ending June 2018	4,800	
Quarter ending September 2018	4,855	→
Quarter ending December 2018	4,833	→
Quarter ending March 2019	4,784	↓
Quarter ending June 2019	4,749	→
Variance since June 2018	(1.1%)	↓



ACTIVITY



Month	2019	2020
April	980	465
May	2,515	1,194
June	3,791	1,861
July	5,845	
August	7,313	
September	7,890	
October	9,352	
November	10,463	
December	11,467	
January	12,544	
February	13,517	
March	14,359	
April	14,671	
May	14,672	
June	14,674	

QUALITY

	Quantity	Base Number	Contract	AT	Region	England
% of FP17s for the same patient ID Re-attending within 3 months - Children	25	326	7.7%	11.4%	12.1%	11.4%
% of FP17s for the same patient ID Re-attending within 3 months - Adults	142	1,035	13.7%	16.1%	15.6%	15.4%
% of FP17s for the same patient ID Re-attending between 3 & 9 months - Children	174	326	53.4%	59.4%	61.2%	59.8%
% of FP17s for the same patient ID Re-attending between 3 & 9 months - Adults	512	1,035	49.5%	52.1%	54.5%	52.1%
% of FP17s for Band 1 Urgent Courses	98	1,182	8.3%	10.5%	9.1%	9.2%
% of FP17s Relating to Free Repair or Replacements	10	1,182	0.8%	0.8%	1.0%	0.7%
% of FP17s Relating to Continuations	35	1,182	3.0%	0.9%	1.0%	0.8%
% of Patients satisfied with the dentistry they have received	0	0	N/A	93.0%	94.2%	93.4%
% of Patients satisfied with the time they had to wait for an appointment	0	0	N/A	87.4%	88.4%	87.6%

* This is based on patients treated on this contract for their most recent course of treatment.

Figures in italics indicate the base number of FP17s or Patient Questionnaire responses are less than 100. N/A is shown where the base number of responses is less than 10 during the period. % is calculated as Quantity/Base number*100

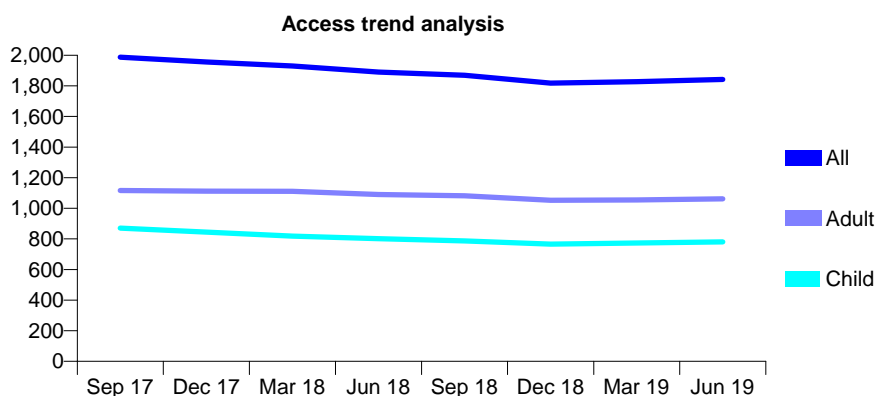
Q46 - Vital Signs At a Glance Contract Report for 101281/0087 - June 2019

Name or company name	OASIS DENTAL CARE LTD
Contract type name	GDS Contract
Purpose of contract	General
Contract start date	01/04/2006
Contract end date	

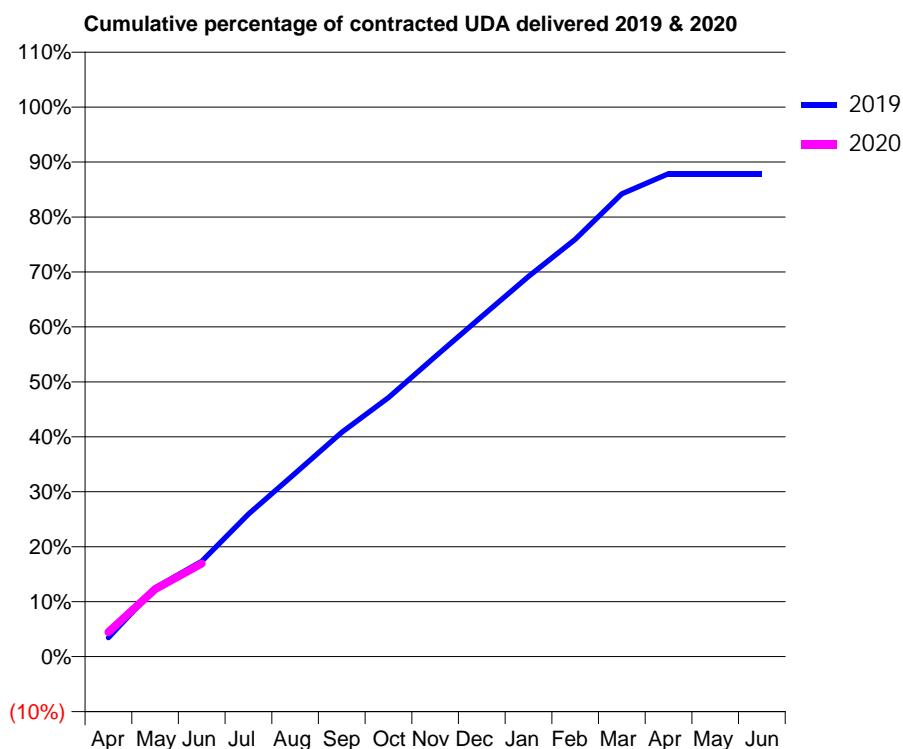
19/20 Contracted general activity (UDA)	5,197
Carry forward general activity (UDA)	0
19/20 Contracted orthodontic activity (UOA)	0
Carry forward orthodontic activity (UOA)	0
Baseline contract value	£116,775.91

ACCESS*

Patients seen in 24 months	Total	Change since previous quarter
Quarter ending June 2018	1,891	
Quarter ending September 2018	1,869	↓
Quarter ending December 2018	1,818	↓
Quarter ending March 2019	1,828	→
Quarter ending June 2019	1,842	→
Variance since June 2018	(2.6%)	↓



ACTIVITY



Month	Adjusted Scheduled Activity (UDA)	
	2019	2020
April	180	233
May	650	638
June	901	880
July	1,347	
August	1,733	
September	2,122	
October	2,450	
November	2,837	
December	3,217	
January	3,595	
February	3,947	
March	4,377	
April	4,568	
May	4,568	
June	4,568	

QUALITY

	Quantity	Base Number	Contract	AT	Region	England
% of FP17s for the same patient ID Re-attending within 3 months - Children	26	317	8.2%	11.4%	12.1%	11.4%
% of FP17s for the same patient ID Re-attending within 3 months - Adults	64	373	17.2%	16.1%	15.6%	15.4%
% of FP17s for the same patient ID Re-attending between 3 & 9 months - Children	206	317	65.0%	59.4%	61.2%	59.8%
% of FP17s for the same patient ID Re-attending between 3 & 9 months - Adults	205	373	55.0%	52.1%	54.5%	52.1%
% of FP17s for Band 1 Urgent Courses	26	583	4.5%	10.5%	9.1%	9.2%
% of FP17s Relating to Free Repair or Replacements	3	583	0.5%	0.8%	1.0%	0.7%
% of FP17s Relating to Continuations	24	583	4.1%	0.9%	1.0%	0.8%
% of Patients satisfied with the dentistry they have received	0	0	N/A	93.0%	94.2%	93.4%
% of Patients satisfied with the time they had to wait for an appointment	0	0	N/A	87.4%	88.4%	87.6%

* This is based on patients treated on this contract for their most recent course of treatment. Figures in italics indicate the base number of FP17s or Patient Questionnaire responses are less than 100. N/A is shown where the base number of responses is less than 10 during the period. % is calculated as Quantity/Base number*100

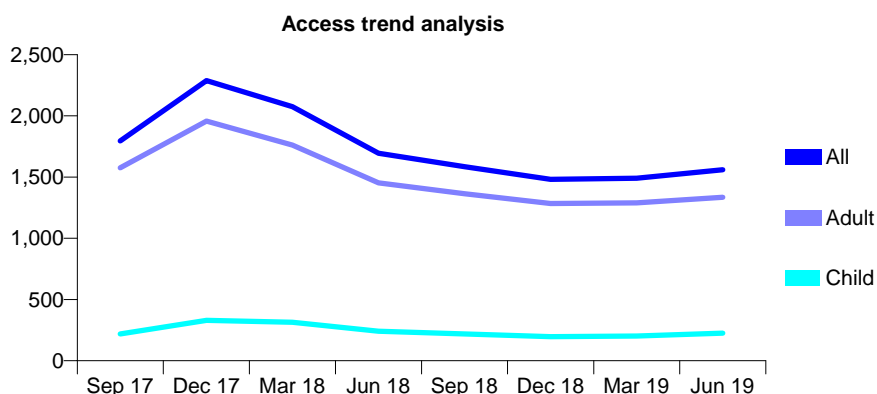
Q46 - Vital Signs At a Glance Contract Report for 101281/0113 - June 2019

Name or company name	OASIS DENTAL CARE LTD
Contract type name	GDS Contract
Purpose of contract	General
Contract start date	01/04/2006
Contract end date	

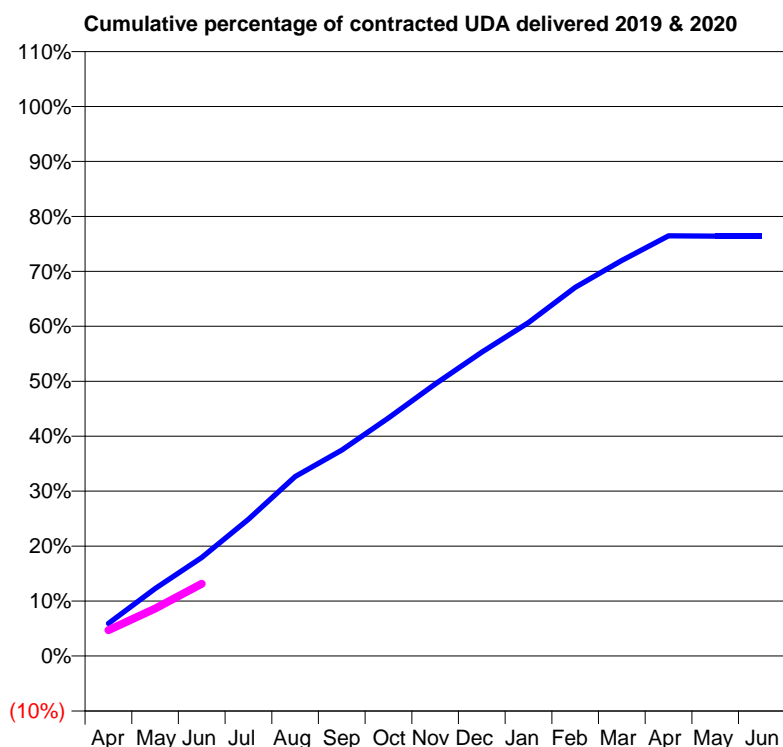
19/20 Contracted general activity (UDA)	5,042
Carry forward general activity (UDA)	0
19/20 Contracted orthodontic activity (UOA)	0
Carry forward orthodontic activity (UOA)	0
Baseline contract value	£126,320.28

ACCESS*

Patients seen in 24 months	Total	Change since previous quarter
Quarter ending June 2018	1,694	
Quarter ending September 2018	1,584	↓
Quarter ending December 2018	1,482	↓
Quarter ending March 2019	1,491	→
Quarter ending June 2019	1,560	↑
Variance since June 2018	(7.9%)	↓



ACTIVITY



Month	Adjusted Scheduled Activity (UDA)	
	2019	2020
April	299	238
May	619	436
June	903	664
July	1,255	
August	1,647	
September	1,889	
October	2,184	
November	2,495	
December	2,788	
January	3,060	
February	3,382	
March	3,628	
April	3,854	
May	3,852	
June	3,852	

QUALITY

	Quantity	Base Number	Contract	AT	Region	England
% of FP17s for the same patient ID Re-attending within 3 months - Children	3	86	3.5%	11.4%	12.1%	11.4%
% of FP17s for the same patient ID Re-attending within 3 months - Adults	31	395	7.8%	16.1%	15.6%	15.4%
% of FP17s for the same patient ID Re-attending between 3 & 9 months - Children	44	86	51.2%	59.4%	61.2%	59.8%
% of FP17s for the same patient ID Re-attending between 3 & 9 months - Adults	195	395	49.4%	52.1%	54.5%	52.1%
% of FP17s for Band 1 Urgent Courses	14	354	4.0%	10.5%	9.1%	9.2%
% of FP17s Relating to Free Repair or Replacements	3	354	0.8%	0.8%	1.0%	0.7%
% of FP17s Relating to Continuations	0	354	0.0%	0.9%	1.0%	0.8%
% of Patients satisfied with the dentistry they have received	0	0	N/A	93.0%	94.2%	93.4%
% of Patients satisfied with the time they had to wait for an appointment	0	0	N/A	87.4%	88.4%	87.6%

* This is based on patients treated on this contract for their most recent course of treatment. Figures in italics indicate the base number of FP17s or Patient Questionnaire responses are less than 100. N/A is shown where the base number of responses is less than 10 during the period. % is calculated as Quantity/Base number*100

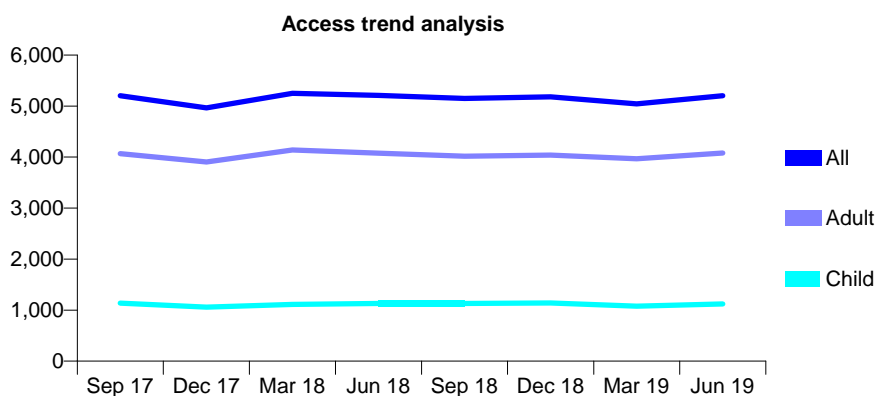
Q46 - Vital Signs At a Glance Contract Report for 101281/0141 - June 2019

Name or company name	OASIS DENTAL CARE LTD
Contract type name	GDS Contract
Purpose of contract	General
Contract start date	01/04/2006
Contract end date	

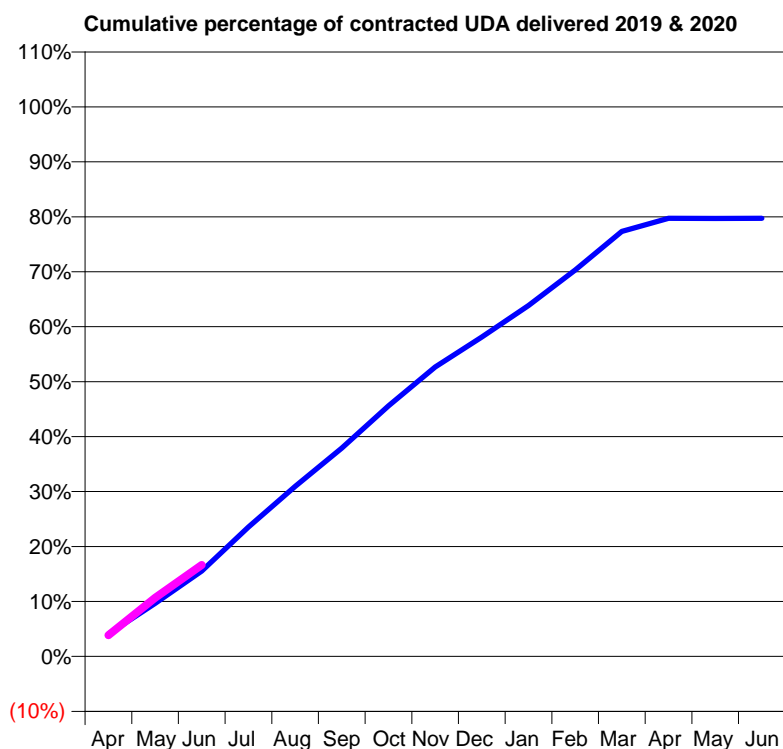
19/20 Contracted general activity (UDA)	20,662
Carry forward general activity (UDA)	0
19/20 Contracted orthodontic activity (UOA)	0
Carry forward orthodontic activity (UOA)	0
Baseline contract value	£551,119.80

ACCESS*

Patients seen in 24 months	Total	Change since previous quarter
Quarter ending June 2018	5,210	
Quarter ending September 2018	5,148	↓
Quarter ending December 2018	5,180	→
Quarter ending March 2019	5,045	↓
Quarter ending June 2019	5,204	↑
Variance since June 2018	(0.1%)	→



ACTIVITY



Month	2019	2020
April	838	800
May	1,994	2,209
June	3,212	3,437
July	4,869	
August	6,397	
September	7,828	
October	9,417	
November	10,885	
December	12,004	
January	13,192	
February	14,528	
March	15,979	
April	16,476	
May	16,467	
June	16,472	

QUALITY

	Quantity	Base Number	Contract	AT	Region	England
% of FP17s for the same patient ID Re-attending within 3 months - Children	36	436	8.3%	11.4%	12.1%	11.4%
% of FP17s for the same patient ID Re-attending within 3 months - Adults	197	1,335	14.8%	16.1%	15.6%	15.4%
% of FP17s for the same patient ID Re-attending between 3 & 9 months - Children	209	436	47.9%	59.4%	61.2%	59.8%
% of FP17s for the same patient ID Re-attending between 3 & 9 months - Adults	589	1,335	44.1%	52.1%	54.5%	52.1%
% of FP17s for Band 1 Urgent Courses	118	1,584	7.4%	10.5%	9.1%	9.2%
% of FP17s Relating to Free Repair or Replacements	10	1,584	0.6%	0.8%	1.0%	0.7%
% of FP17s Relating to Continuations	12	1,584	0.8%	0.9%	1.0%	0.8%
% of Patients satisfied with the dentistry they have received	2	2	N/A	93.0%	94.2%	93.4%
% of Patients satisfied with the time they had to wait for an appointment	2	2	N/A	87.4%	88.4%	87.6%

* This is based on patients treated on this contract for their most recent course of treatment. Figures in italics indicate the base number of FP17s or Patient Questionnaire responses are less than 100. N/A is shown where the base number of responses is less than 10 during the period. % is calculated as Quantity/Base number*100

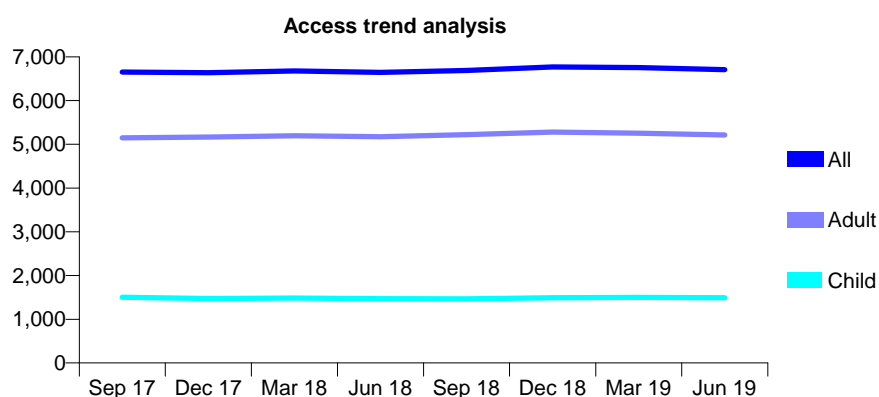
Q46 - Vital Signs At a Glance Contract Report for 101281/0158 - June 2019

Name or company name	OASIS DENTAL CARE LTD
Contract type name	GDS Contract
Purpose of contract	General
Contract start date	23/05/2006
Contract end date	

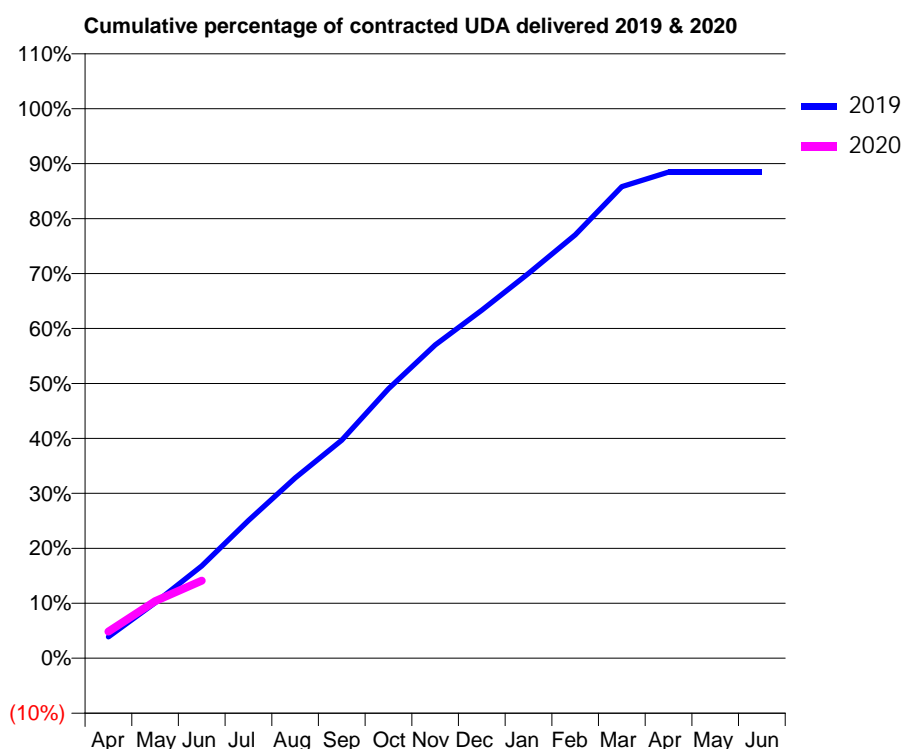
19/20 Contracted general activity (UDA)	23,000
Carry forward general activity (UDA)	0
19/20 Contracted orthodontic activity (UOA)	0
Carry forward orthodontic activity (UOA)	0
Baseline contract value	£582,009.65

ACCESS*

Patients seen in 24 months	Total	Change since previous quarter
Quarter ending June 2018	6,644	
Quarter ending September 2018	6,686	→
Quarter ending December 2018	6,770	→
Quarter ending March 2019	6,755	→
Quarter ending June 2019	6,705	→
Variance since June 2018	0.9%	→



ACTIVITY



Month	2019	2020
April	897	1,115
May	2,322	2,385
June	3,863	3,244
July	5,760	
August	7,543	
September	9,129	
October	11,279	
November	13,114	
December	14,564	
January	16,107	
February	17,717	
March	19,739	
April	20,349	
May	20,349	
June	20,349	

QUALITY

	Quantity	Base Number	Contract	AT	Region	England
% of FP17s for the same patient ID Re-attending within 3 months - Children	51	551	9.3%	11.4%	12.1%	11.4%
% of FP17s for the same patient ID Re-attending within 3 months - Adults	260	1,702	15.3%	16.1%	15.6%	15.4%
% of FP17s for the same patient ID Re-attending between 3 & 9 months - Children	382	551	69.3%	59.4%	61.2%	59.8%
% of FP17s for the same patient ID Re-attending between 3 & 9 months - Adults	1,132	1,702	66.5%	52.1%	54.5%	52.1%
% of FP17s for Band 1 Urgent Courses	186	1,940	9.6%	10.5%	9.1%	9.2%
% of FP17s Relating to Free Repair or Replacements	21	1,940	1.1%	0.8%	1.0%	0.7%
% of FP17s Relating to Continuations	2	1,940	0.1%	0.9%	1.0%	0.8%
% of Patients satisfied with the dentistry they have received	3	3	N/A	93.0%	94.2%	93.4%
% of Patients satisfied with the time they had to wait for an appointment	3	3	N/A	87.4%	88.4%	87.6%

* This is based on patients treated on this contract for their most recent course of treatment. Figures in italics indicate the base number of FP17s or Patient Questionnaire responses are less than 100. N/A is shown where the base number of responses is less than 10 during the period. % is calculated as Quantity/Base number*100

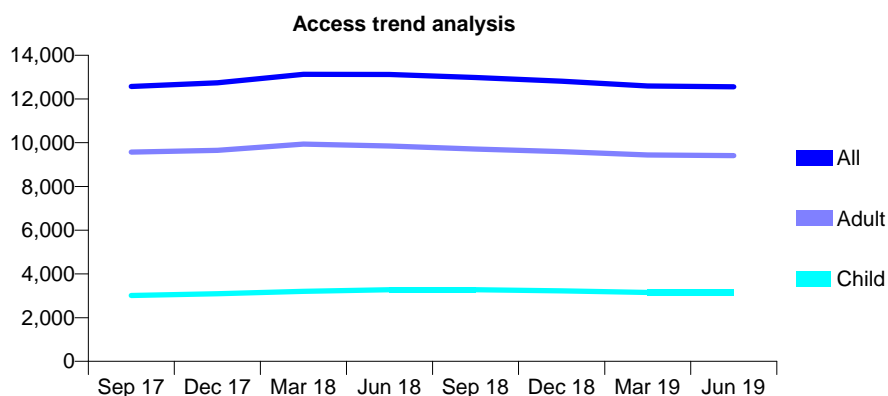
Q46 - Vital Signs At a Glance Contract Report for 101281/0175 - June 2019

Name or company name	OASIS DENTAL CARE LTD
Contract type name	Pilot Contract
Purpose of contract	General
Contract start date	16/11/2007
Contract end date	

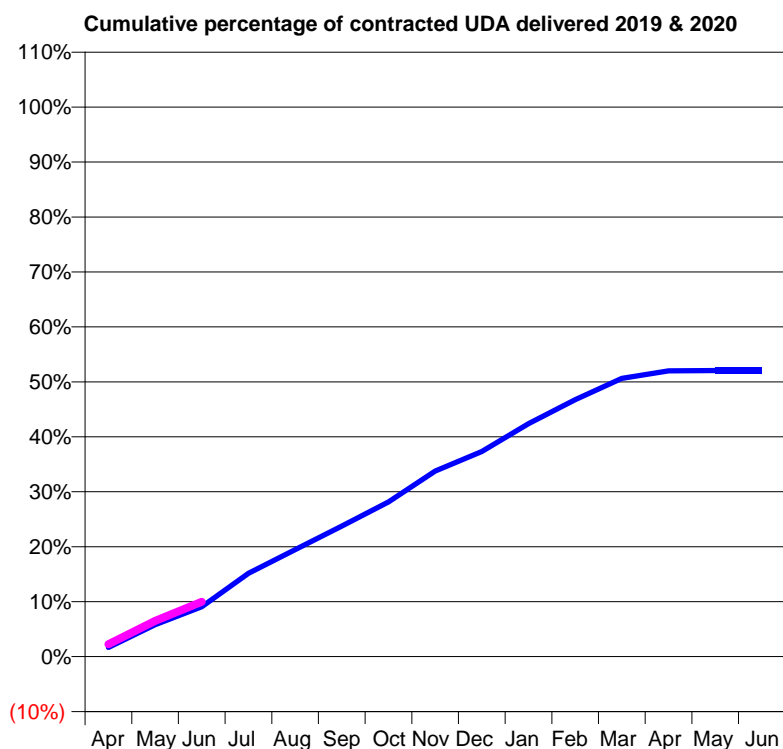
19/20 Contracted general activity (UDA)	40,744
Carry forward general activity (UDA)	0
19/20 Contracted orthodontic activity (UOA)	0
Carry forward orthodontic activity (UOA)	0
Baseline contract value	£1,042,299.46

ACCESS*

Patients seen in 24 months	Total	Change since previous quarter
Quarter ending June 2018	13,119	
Quarter ending September 2018	12,986	↓
Quarter ending December 2018	12,816	↓
Quarter ending March 2019	12,591	↓
Quarter ending June 2019	12,557	→
Variance since June 2018	(4.3%)	↓



ACTIVITY



Month	Adjusted Scheduled Activity (UDA)	
	2019	2020
April	687	923
May	2,370	2,659
June	3,699	4,073
July	6,170	
August	7,933	
September	9,673	
October	11,479	
November	13,754	
December	15,210	
January	17,269	
February	19,053	
March	20,632	
April	21,179	
May	21,208	
June	21,213	

QUALITY

	Quantity	Base Number	Contract	AT	Region	England
% of FP17s for the same patient ID Re-attending within 3 months - Children	21	646	3.3%	11.4%	12.1%	11.4%
% of FP17s for the same patient ID Re-attending within 3 months - Adults	91	1,765	5.2%	16.1%	15.6%	15.4%
% of FP17s for the same patient ID Re-attending between 3 & 9 months - Children	146	646	22.6%	59.4%	61.2%	59.8%
% of FP17s for the same patient ID Re-attending between 3 & 9 months - Adults	355	1,765	20.1%	52.1%	54.5%	52.1%
% of FP17s for Band 1 Urgent Courses	176	2,083	8.4%	10.5%	9.1%	9.2%
% of FP17s Relating to Free Repair or Replacements	1	2,083	0.0%	0.8%	1.0%	0.7%
% of FP17s Relating to Continuations	13	2,083	0.6%	0.9%	1.0%	0.8%
% of Patients satisfied with the dentistry they have received	3	3	N/A	93.0%	94.2%	93.4%
% of Patients satisfied with the time they had to wait for an appointment	3	3	N/A	87.4%	88.4%	87.6%

* This is based on patients treated on this contract for their most recent course of treatment. Figures in italics indicate the base number of FP17s or Patient Questionnaire responses are less than 100. N/A is shown where the base number of responses is less than 10 during the period. % is calculated as Quantity/Base number*100

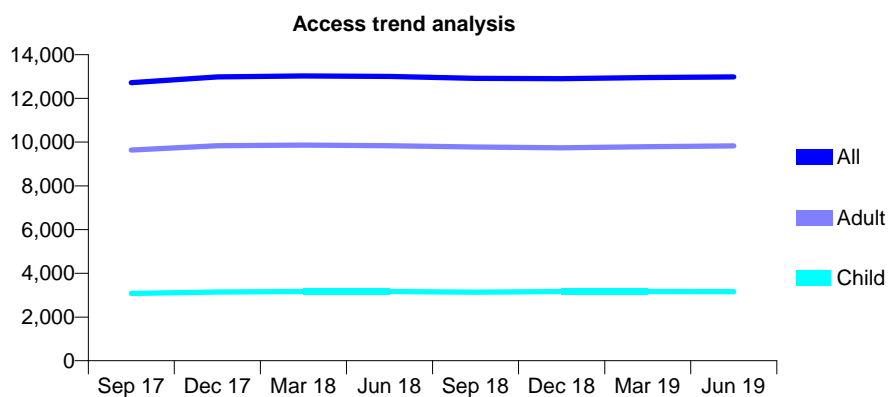
Q46 - Vital Signs At a Glance Contract Report for 101370/0046 - June 2019

Name or company name	Petrie Tucker & Partners Ltd
Contract type name	GDS Contract
Purpose of contract	General
Contract start date	01/04/2006
Contract end date	

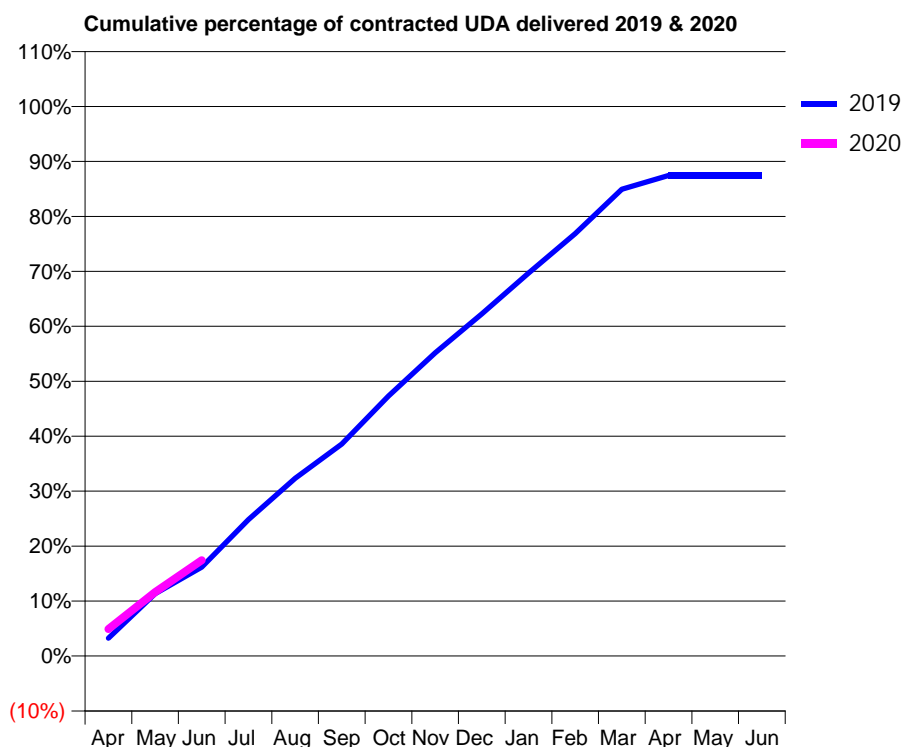
19/20 Contracted general activity (UDA)	39,791
Carry forward general activity (UDA)	0
19/20 Contracted orthodontic activity (UOA)	0
Carry forward orthodontic activity (UOA)	0
Baseline contract value	£1,193,543.20

ACCESS*

Patients seen in 24 months	Total	Change since previous quarter
Quarter ending June 2018	13,002	
Quarter ending September 2018	12,916	→
Quarter ending December 2018	12,905	→
Quarter ending March 2019	12,952	→
Quarter ending June 2019	12,984	→
Variance since June 2018	(0.1%)	→



ACTIVITY



Month	Adjusted Scheduled Activity (UDA)	
	2019	2020
April	1,294	1,955
May	4,518	4,632
June	6,435	6,935
July	9,888	
August	12,866	
September	15,345	
October	18,822	
November	21,955	
December	24,777	
January	27,728	
February	30,585	
March	33,791	
April	34,794	
May	34,799	
June	34,798	

QUALITY

	Quantity	Base Number	Contract	AT	Region	England
% of FP17s for the same patient ID Re-attending within 3 months - Children	62	1,004	6.2%	11.4%	12.1%	11.4%
% of FP17s for the same patient ID Re-attending within 3 months - Adults	315	2,855	11.0%	16.1%	15.6%	15.4%
% of FP17s for the same patient ID Re-attending between 3 & 9 months - Children	585	1,004	58.3%	59.4%	61.2%	59.8%
% of FP17s for the same patient ID Re-attending between 3 & 9 months - Adults	1,471	2,855	51.5%	52.1%	54.5%	52.1%
% of FP17s for Band 1 Urgent Courses	259	3,429	7.6%	10.5%	9.1%	9.2%
% of FP17s Relating to Free Repair or Replacements	24	3,429	0.7%	0.8%	1.0%	0.7%
% of FP17s Relating to Continuations	30	3,429	0.9%	0.9%	1.0%	0.8%
% of Patients satisfied with the dentistry they have received	2	3	N/A	93.0%	94.2%	93.4%
% of Patients satisfied with the time they had to wait for an appointment	2	3	N/A	87.4%	88.4%	87.6%

* This is based on patients treated on this contract for their most recent course of treatment. Figures in italics indicate the base number of FP17s or Patient Questionnaire responses are less than 100. N/A is shown where the base number of responses is less than 10 during the period. % is calculated as Quantity/Base number*100

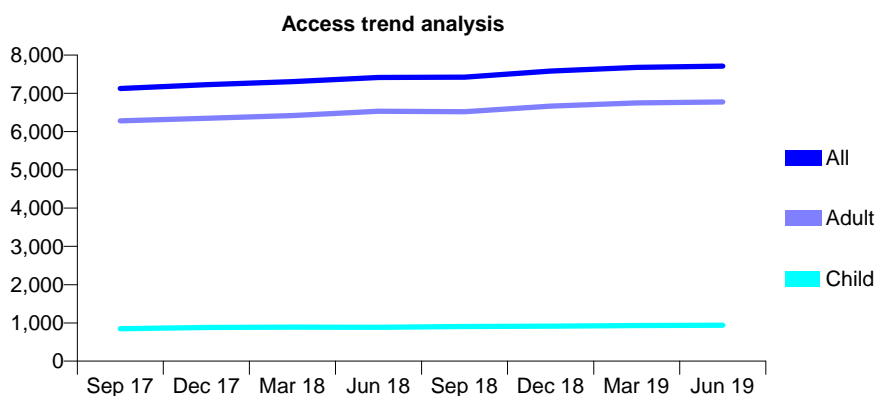
Q46 - Vital Signs At a Glance Contract Report for 101370/0049 - June 2019

Name or company name	Petrie Tucker & Partners Ltd
Contract type name	GDS Contract
Purpose of contract	General
Contract start date	01/04/2006
Contract end date	

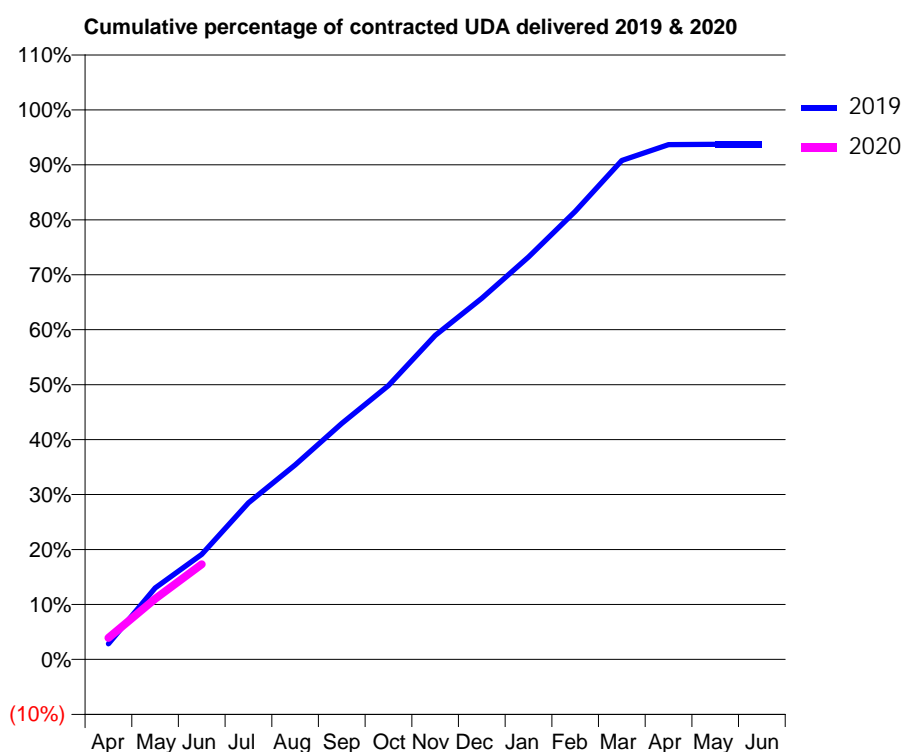
19/20 Contracted general activity (UDA)	18,813
Carry forward general activity (UDA)	0
19/20 Contracted orthodontic activity (UOA)	0
Carry forward orthodontic activity (UOA)	0
Baseline contract value	£530,616.35

ACCESS*

Patients seen in 24 months	Total	Change since previous quarter
Quarter ending June 2018	7,417	
Quarter ending September 2018	7,423	→
Quarter ending December 2018	7,583	↑
Quarter ending March 2019	7,677	→
Quarter ending June 2019	7,714	→
Variance since June 2018	4.0%	↑



ACTIVITY



Month	2019	2020
April	536	738
May	2,447	2,077
June	3,600	3,256
July	5,364	
August	6,657	
September	8,079	
October	9,378	
November	11,089	
December	12,361	
January	13,774	
February	15,339	
March	17,083	
April	17,624	
May	17,631	
June	17,631	

QUALITY

	Quantity	Base Number	Contract	AT	Region	England
% of FP17s for the same patient ID Re-attending within 3 months - Children	14	303	4.6%	11.4%	12.1%	11.4%
% of FP17s for the same patient ID Re-attending within 3 months - Adults	120	1,587	7.6%	16.1%	15.6%	15.4%
% of FP17s for the same patient ID Re-attending between 3 & 9 months - Children	154	303	50.8%	59.4%	61.2%	59.8%
% of FP17s for the same patient ID Re-attending between 3 & 9 months - Adults	652	1,587	41.1%	52.1%	54.5%	52.1%
% of FP17s for Band 1 Urgent Courses	93	1,643	5.7%	10.5%	9.1%	9.2%
% of FP17s Relating to Free Repair or Replacements	12	1,643	0.7%	0.8%	1.0%	0.7%
% of FP17s Relating to Continuations	16	1,643	1.0%	0.9%	1.0%	0.8%
% of Patients satisfied with the dentistry they have received	1	1	N/A	93.0%	94.2%	93.4%
% of Patients satisfied with the time they had to wait for an appointment	1	1	N/A	87.4%	88.4%	87.6%

* This is based on patients treated on this contract for their most recent course of treatment. Figures in italics indicate the base number of FP17s or Patient Questionnaire responses are less than 100. N/A is shown where the base number of responses is less than 10 during the period. % is calculated as Quantity/Base number*100

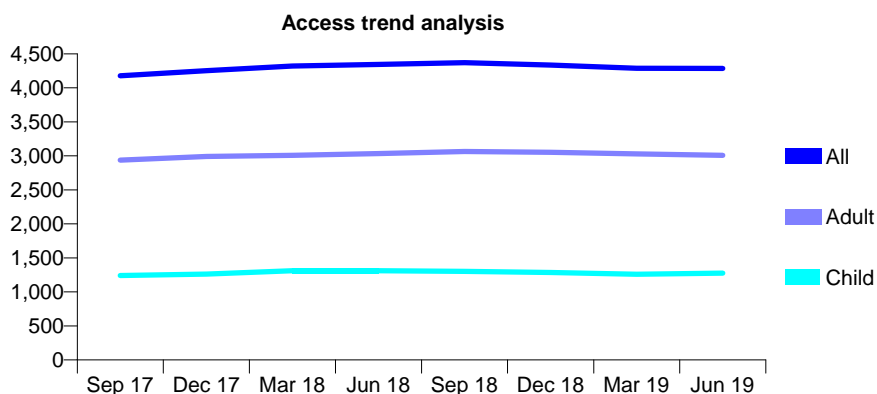
Q46 - Vital Signs At a Glance Contract Report for 101370/0054 - June 2019

Name or company name	Petrie Tucker & Partners Ltd
Contract type name	GDS Contract
Purpose of contract	General
Contract start date	01/04/2006
Contract end date	

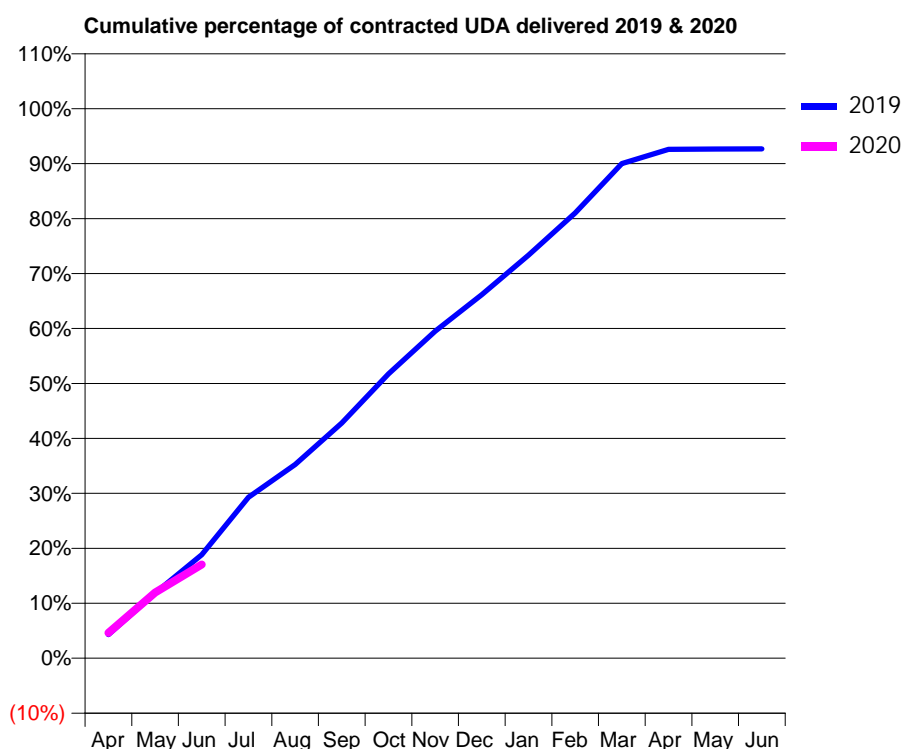
19/20 Contracted general activity (UDA)	12,205
Carry forward general activity (UDA)	0
19/20 Contracted orthodontic activity (UOA)	0
Carry forward orthodontic activity (UOA)	0
Baseline contract value	£351,117.82

ACCESS*

Patients seen in 24 months	Total	Change since previous quarter
Quarter ending June 2018	4,345	
Quarter ending September 2018	4,369	→
Quarter ending December 2018	4,337	→
Quarter ending March 2019	4,289	↓
Quarter ending June 2019	4,285	→
Variance since June 2018	(1.4%)	↓



ACTIVITY



Month	2019	2020
April	526	566
May	1,450	1,458
June	2,300	2,080
July	3,574	
August	4,301	
September	5,223	
October	6,315	
November	7,265	
December	8,073	
January	8,953	
February	9,891	
March	10,983	
April	11,299	
May	11,309	
June	11,311	

QUALITY

	Quantity	Base Number	Contract	AT	Region	England
% of FP17s for the same patient ID Re-attending within 3 months - Children	22	425	5.2%	11.4%	12.1%	11.4%
% of FP17s for the same patient ID Re-attending within 3 months - Adults	82	824	10.0%	16.1%	15.6%	15.4%
% of FP17s for the same patient ID Re-attending between 3 & 9 months - Children	205	425	48.2%	59.4%	61.2%	59.8%
% of FP17s for the same patient ID Re-attending between 3 & 9 months - Adults	394	824	47.8%	52.1%	54.5%	52.1%
% of FP17s for Band 1 Urgent Courses	94	1,093	8.6%	10.5%	9.1%	9.2%
% of FP17s Relating to Free Repair or Replacements	5	1,093	0.5%	0.8%	1.0%	0.7%
% of FP17s Relating to Continuations	17	1,093	1.6%	0.9%	1.0%	0.8%
% of Patients satisfied with the dentistry they have received	0	0	N/A	93.0%	94.2%	93.4%
% of Patients satisfied with the time they had to wait for an appointment	0	0	N/A	87.4%	88.4%	87.6%

* This is based on patients treated on this contract for their most recent course of treatment.

Figures in italics indicate the base number of FP17s or Patient Questionnaire responses are less than 100. N/A is shown where the base number of responses is less than 10 during the period. % is calculated as Quantity/Base number*100

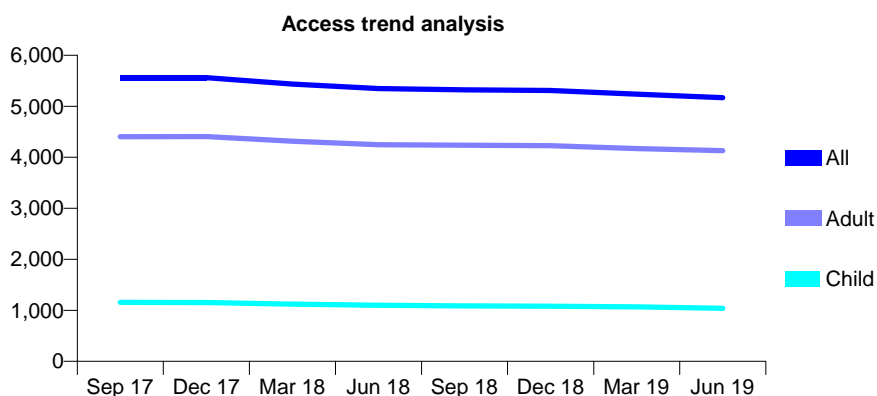
Q46 - Vital Signs At a Glance Contract Report for 101370/0110 - June 2019

Name or company name	Petrie Tucker & Partners Ltd
Contract type name	GDS Contract
Purpose of contract	General
Contract start date	01/11/2008
Contract end date	

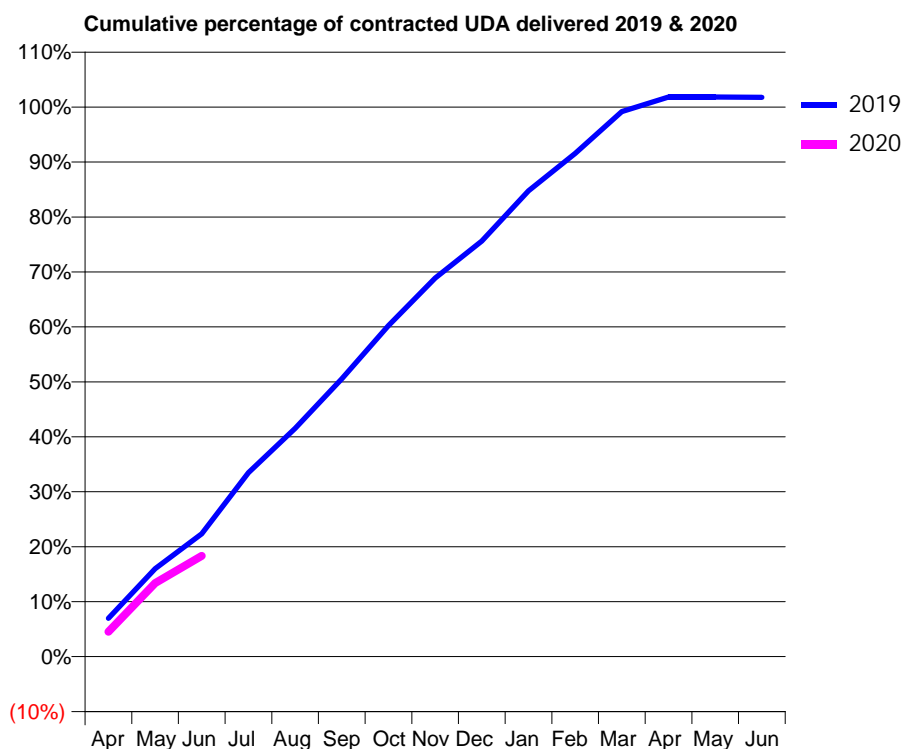
19/20 Contracted general activity (UDA)	16,622
Carry forward general activity (UDA)	0
19/20 Contracted orthodontic activity (UOA)	0
Carry forward orthodontic activity (UOA)	0
Baseline contract value	£505,996.83

ACCESS*

Patients seen in 24 months	Total	Change since previous quarter
Quarter ending June 2018	5,347	
Quarter ending September 2018	5,322	→
Quarter ending December 2018	5,308	→
Quarter ending March 2019	5,239	↓
Quarter ending June 2019	5,167	↓
Variance since June 2018	(3.4%)	↓



ACTIVITY



Month	Adjusted Scheduled Activity (UDA)	
	2019	2020
April	1,158	754
May	2,662	2,223
June	3,716	3,049
July	5,565	
August	6,906	
September	8,401	
October	10,013	
November	11,450	
December	12,571	
January	14,086	
February	15,222	
March	16,485	
April	16,923	
May	16,926	
June	16,916	

QUALITY

	Quantity	Base Number	Contract	AT	Region	England
% of FP17s for the same patient ID Re-attending within 3 months - Children	21	318	6.6%	11.4%	12.1%	11.4%
% of FP17s for the same patient ID Re-attending within 3 months - Adults	167	1,493	11.2%	16.1%	15.6%	15.4%
% of FP17s for the same patient ID Re-attending between 3 & 9 months - Children	194	318	61.0%	59.4%	61.2%	59.8%
% of FP17s for the same patient ID Re-attending between 3 & 9 months - Adults	919	1,493	61.6%	52.1%	54.5%	52.1%
% of FP17s for Band 1 Urgent Courses	118	1,603	7.4%	10.5%	9.1%	9.2%
% of FP17s Relating to Free Repair or Replacements	10	1,603	0.6%	0.8%	1.0%	0.7%
% of FP17s Relating to Continuations	14	1,603	0.9%	0.9%	1.0%	0.8%
% of Patients satisfied with the dentistry they have received	1	1	N/A	93.0%	94.2%	93.4%
% of Patients satisfied with the time they had to wait for an appointment	1	1	N/A	87.4%	88.4%	87.6%

* This is based on patients treated on this contract for their most recent course of treatment. Figures in italics indicate the base number of FP17s or Patient Questionnaire responses are less than 100. N/A is shown where the base number of responses is less than 10 during the period. % is calculated as Quantity/Base number*100

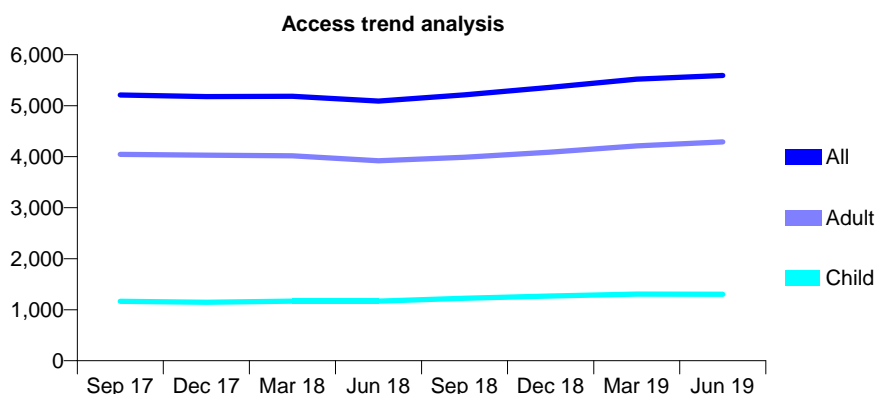
Q46 - Vital Signs At a Glance Contract Report for 101435/0141 - June 2019

Name or company name	IDH Limited
Contract type name	GDS Contract
Purpose of contract	General
Contract start date	01/01/2011
Contract end date	

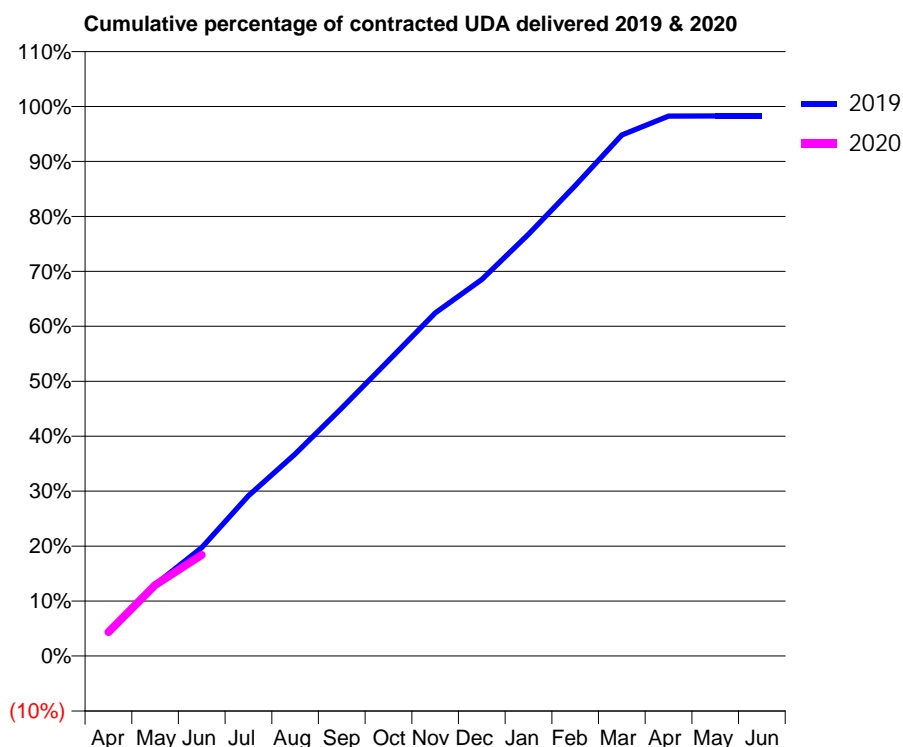
19/20 Contracted general activity (UDA)	22,869
Carry forward general activity (UDA)	0
19/20 Contracted orthodontic activity (UOA)	0
Carry forward orthodontic activity (UOA)	0
Baseline contract value	£653,245.85

ACCESS*

Patients seen in 24 months	Total	Change since previous quarter
Quarter ending June 2018	5,089	
Quarter ending September 2018	5,213	↑
Quarter ending December 2018	5,360	↑
Quarter ending March 2019	5,519	↑
Quarter ending June 2019	5,591	→
Variance since June 2018	9.9%	↑



ACTIVITY



Month	Adjusted Scheduled Activity (UDA)	
	2019	2020
April	1,024	995
May	2,980	2,953
June	4,515	4,203
July	6,668	
August	8,413	
September	10,318	
October	12,288	
November	14,276	
December	15,671	
January	17,550	
February	19,579	
March	21,682	
April	22,470	
May	22,471	
June	22,471	

QUALITY

	Quantity	Base Number	Contract	AT	Region	England
% of FP17s for the same patient ID Re-attending within 3 months - Children	46	438	10.5%	11.4%	12.1%	11.4%
% of FP17s for the same patient ID Re-attending within 3 months - Adults	216	1,427	15.1%	16.1%	15.6%	15.4%
% of FP17s for the same patient ID Re-attending between 3 & 9 months - Children	232	438	53.0%	59.4%	61.2%	59.8%
% of FP17s for the same patient ID Re-attending between 3 & 9 months - Adults	781	1,427	54.7%	52.1%	54.5%	52.1%
% of FP17s for Band 1 Urgent Courses	151	1,616	9.3%	10.5%	9.1%	9.2%
% of FP17s Relating to Free Repair or Replacements	19	1,616	1.2%	0.8%	1.0%	0.7%
% of FP17s Relating to Continuations	27	1,616	1.7%	0.9%	1.0%	0.8%
% of Patients satisfied with the dentistry they have received	1	1	N/A	93.0%	94.2%	93.4%
% of Patients satisfied with the time they had to wait for an appointment	1	1	N/A	87.4%	88.4%	87.6%

* This is based on patients treated on this contract for their most recent course of treatment. Figures in italics indicate the base number of FP17s or Patient Questionnaire responses are less than 100. N/A is shown where the base number of responses is less than 10 during the period. % is calculated as Quantity/Base number*100

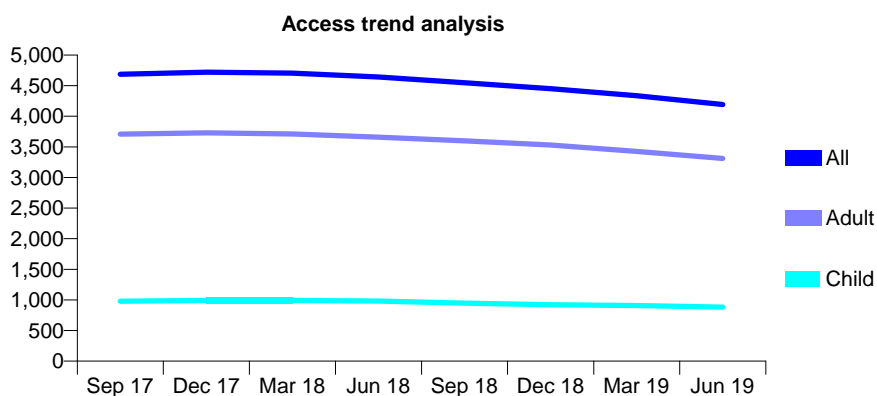
Q46 - Vital Signs At a Glance Contract Report for 101516/0001 - June 2019

Name or company name	The Crab Tree Lane and Church Street Der
Contract type name	GDS Contract
Purpose of contract	General
Contract start date	03/12/2012
Contract end date	

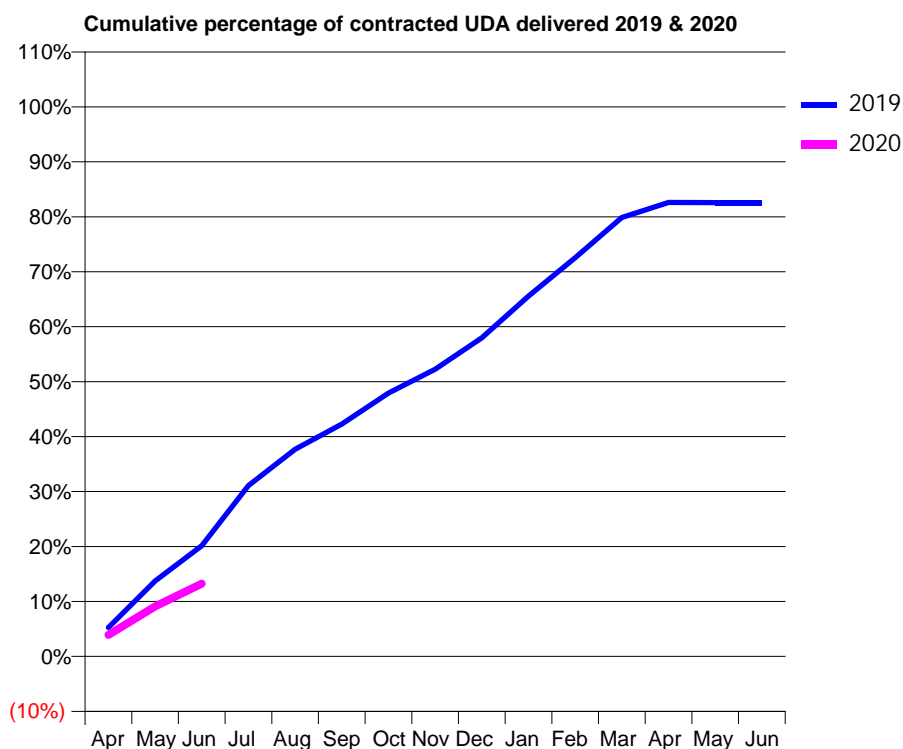
19/20 Contracted general activity (UDA)	13,261
Carry forward general activity (UDA)	0
19/20 Contracted orthodontic activity (UOA)	0
Carry forward orthodontic activity (UOA)	0
Baseline contract value	£398,091.56

ACCESS*

Patients seen in 24 months	Total	Change since previous quarter
Quarter ending June 2018	4,641	
Quarter ending September 2018	4,548	↓
Quarter ending December 2018	4,452	↓
Quarter ending March 2019	4,336	↓
Quarter ending June 2019	4,193	↓
Variance since June 2018	(9.7%)	↓



ACTIVITY



Month	2019	2020
April	697	520
May	1,820	1,209
June	2,668	1,757
July	4,124	
August	5,000	
September	5,607	
October	6,353	
November	6,931	
December	7,686	
January	8,694	
February	9,619	
March	10,593	
April	10,954	
May	10,948	
June	10,948	

QUALITY

	Quantity	Base Number	Contract	AT	Region	England
% of FP17s for the same patient ID Re-attending within 3 months - Children	13	223	5.8%	11.4%	12.1%	11.4%
% of FP17s for the same patient ID Re-attending within 3 months - Adults	138	920	15.0%	16.1%	15.6%	15.4%
% of FP17s for the same patient ID Re-attending between 3 & 9 months - Children	117	223	52.5%	59.4%	61.2%	59.8%
% of FP17s for the same patient ID Re-attending between 3 & 9 months - Adults	475	920	51.6%	52.1%	54.5%	52.1%
% of FP17s for Band 1 Urgent Courses	143	975	14.7%	10.5%	9.1%	9.2%
% of FP17s Relating to Free Repair or Replacements	10	975	1.0%	0.8%	1.0%	0.7%
% of FP17s Relating to Continuations	17	975	1.7%	0.9%	1.0%	0.8%
% of Patients satisfied with the dentistry they have received	0	0	N/A	93.0%	94.2%	93.4%
% of Patients satisfied with the time they had to wait for an appointment	0	0	N/A	87.4%	88.4%	87.6%

* This is based on patients treated on this contract for their most recent course of treatment. Figures in italics indicate the base number of FP17s or Patient Questionnaire responses are less than 100. N/A is shown where the base number of responses is less than 10 during the period. % is calculated as Quantity/Base number*100

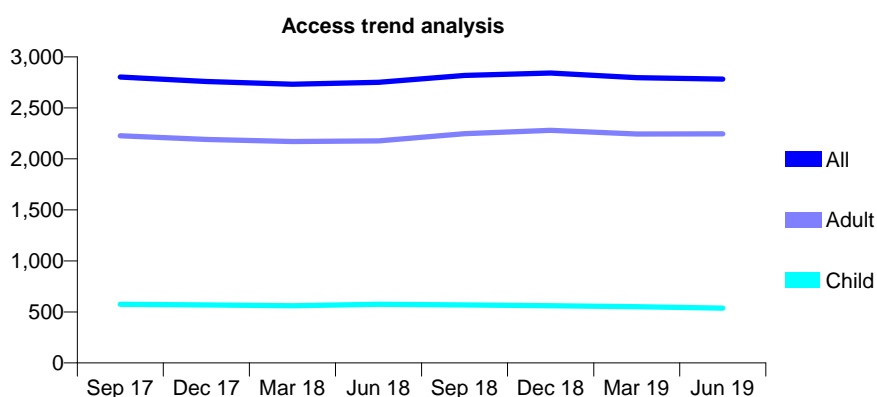
Q46 - Vital Signs At a Glance Contract Report for 101516/0002 - June 2019

Name or company name	The Crab Tree Lane and Church Street Der
Contract type name	GDS Contract
Purpose of contract	General
Contract start date	03/12/2012
Contract end date	

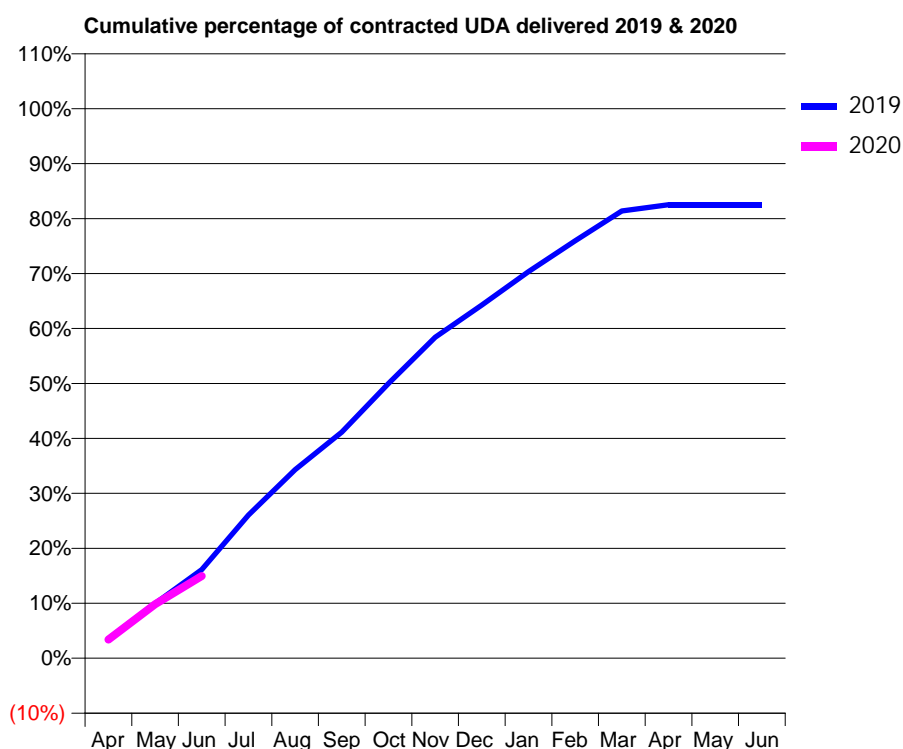
19/20 Contracted general activity (UDA)	11,024
Carry forward general activity (UDA)	0
19/20 Contracted orthodontic activity (UOA)	0
Carry forward orthodontic activity (UOA)	0
Baseline contract value	£369,198.29

ACCESS*

Patients seen in 24 months	Total	Change since previous quarter
Quarter ending June 2018	2,751	
Quarter ending September 2018	2,817	↑
Quarter ending December 2018	2,841	→
Quarter ending March 2019	2,795	↓
Quarter ending June 2019	2,782	→
Variance since June 2018	1.1%	→



ACTIVITY



Month	2019	2020
April	390	376
May	1,100	1,084
June	1,777	1,650
July	2,873	
August	3,783	
September	4,535	
October	5,512	
November	6,438	
December	7,085	
January	7,755	
February	8,375	
March	8,972	
April	9,098	
May	9,096	
June	9,096	

QUALITY

	Quantity	Base Number	Contract	AT	Region	England
% of FP17s for the same patient ID Re-attending within 3 months - Children	22	173	12.7%	11.4%	12.1%	11.4%
% of FP17s for the same patient ID Re-attending within 3 months - Adults	103	736	14.0%	16.1%	15.6%	15.4%
% of FP17s for the same patient ID Re-attending between 3 & 9 months - Children	82	173	47.4%	59.4%	61.2%	59.8%
% of FP17s for the same patient ID Re-attending between 3 & 9 months - Adults	374	736	50.8%	52.1%	54.5%	52.1%
% of FP17s for Band 1 Urgent Courses	64	818	7.8%	10.5%	9.1%	9.2%
% of FP17s Relating to Free Repair or Replacements	6	818	0.7%	0.8%	1.0%	0.7%
% of FP17s Relating to Continuations	8	818	1.0%	0.9%	1.0%	0.8%
% of Patients satisfied with the dentistry they have received	1	1	N/A	93.0%	94.2%	93.4%
% of Patients satisfied with the time they had to wait for an appointment	1	1	N/A	87.4%	88.4%	87.6%

* This is based on patients treated on this contract for their most recent course of treatment.

Figures in italics indicate the base number of FP17s or Patient Questionnaire responses are less than 100. N/A is shown where the base number of responses is less than 10 during the period. % is calculated as Quantity/Base number*100

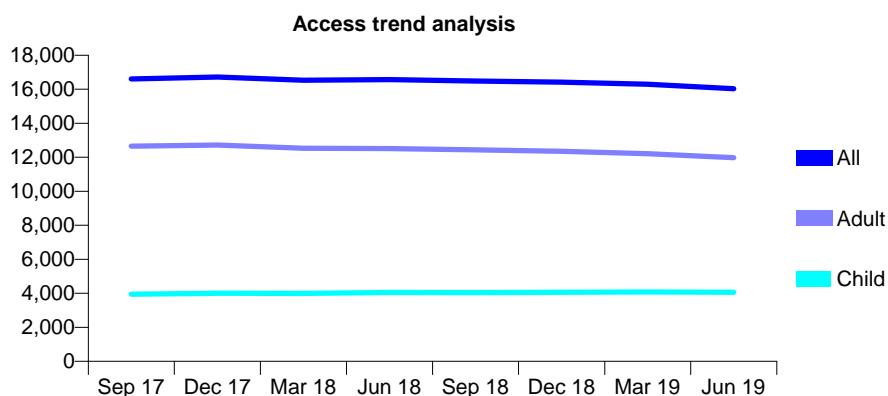
Q46 - Vital Signs At a Glance Contract Report for 102903/0001 - June 2019

Name or company name	Fogg, Whittingham & Casserley
Contract type name	GDS Contract
Purpose of contract	General and Orthodontic
Contract start date	01/04/2006
Contract end date	

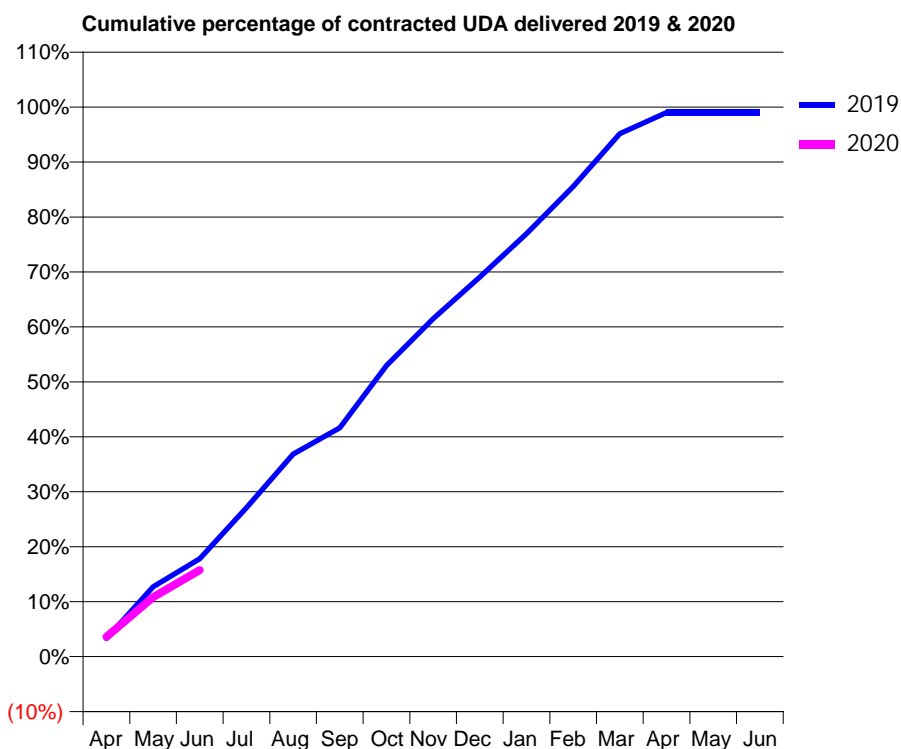
19/20 Contracted general activity (UDA)	39,616
Carry forward general activity (UDA)	0
19/20 Contracted orthodontic activity (UOA)	1,111
Carry forward orthodontic activity (UOA)	0
Baseline contract value	£1,218,402.42

ACCESS*

Patients seen in 24 months	Total	Change since previous quarter
Quarter ending June 2018	16,568	
Quarter ending September 2018	16,482	→
Quarter ending December 2018	16,416	→
Quarter ending March 2019	16,295	→
Quarter ending June 2019	16,035	↓
Variance since June 2018	(3.2%)	↓



ACTIVITY



Month	Adjusted Scheduled Activity (UDA)	
	2019	2020
April	1,316	1,426
May	5,042	4,292
June	7,062	6,230
July	10,738	
August	14,595	
September	16,493	
October	20,981	
November	24,361	
December	27,356	
January	30,488	
February	33,891	
March	37,696	
April	39,217	
May	39,216	
June	39,222	

QUALITY

	Quantity	Base Number	Contract	AT	Region	England
% of FP17s for the same patient ID Re-attending within 3 months - Children	187	1,717	10.9%	11.4%	12.1%	11.4%
% of FP17s for the same patient ID Re-attending within 3 months - Adults	565	3,332	17.0%	16.1%	15.6%	15.4%
% of FP17s for the same patient ID Re-attending between 3 & 9 months - Children	1,178	1,717	68.6%	59.4%	61.2%	59.8%
% of FP17s for the same patient ID Re-attending between 3 & 9 months - Adults	1,587	3,332	47.6%	52.1%	54.5%	52.1%
% of FP17s for Band 1 Urgent Courses	529	3,670	14.4%	10.5%	9.1%	9.2%
% of FP17s Relating to Free Repair or Replacements	71	3,670	1.9%	0.8%	1.0%	0.7%
% of FP17s Relating to Continuations	22	3,670	0.6%	0.9%	1.0%	0.8%
% of Patients satisfied with the dentistry they have received	8	8	N/A	93.0%	94.2%	93.4%
% of Patients satisfied with the time they had to wait for an appointment	7	8	N/A	87.4%	88.4%	87.6%

* This is based on patients treated on this contract for their most recent course of treatment. Figures in italics indicate the base number of FP17s or Patient Questionnaire responses are less than 100. N/A is shown where the base number of responses is less than 10 during the period. % is calculated as Quantity/Base number*100

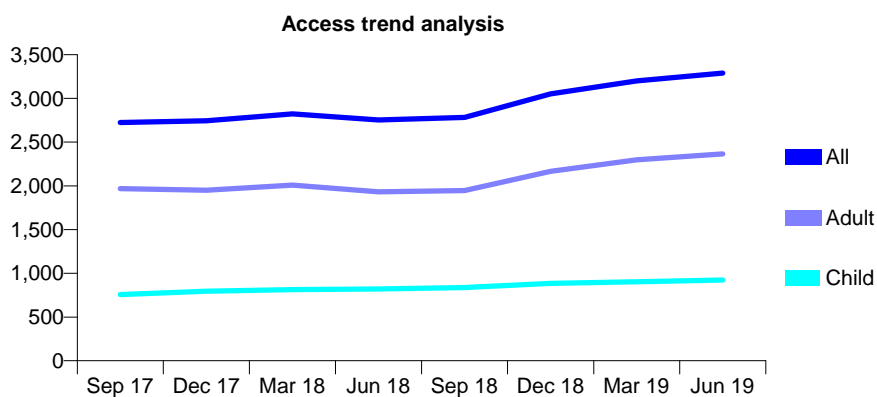
Q46 - Vital Signs At a Glance Contract Report for 103152/0001 - June 2019

Name or company name	Park House Dental Practice, Ramsbottom
Contract type name	GDS Contract
Purpose of contract	General
Contract start date	26/08/2014
Contract end date	

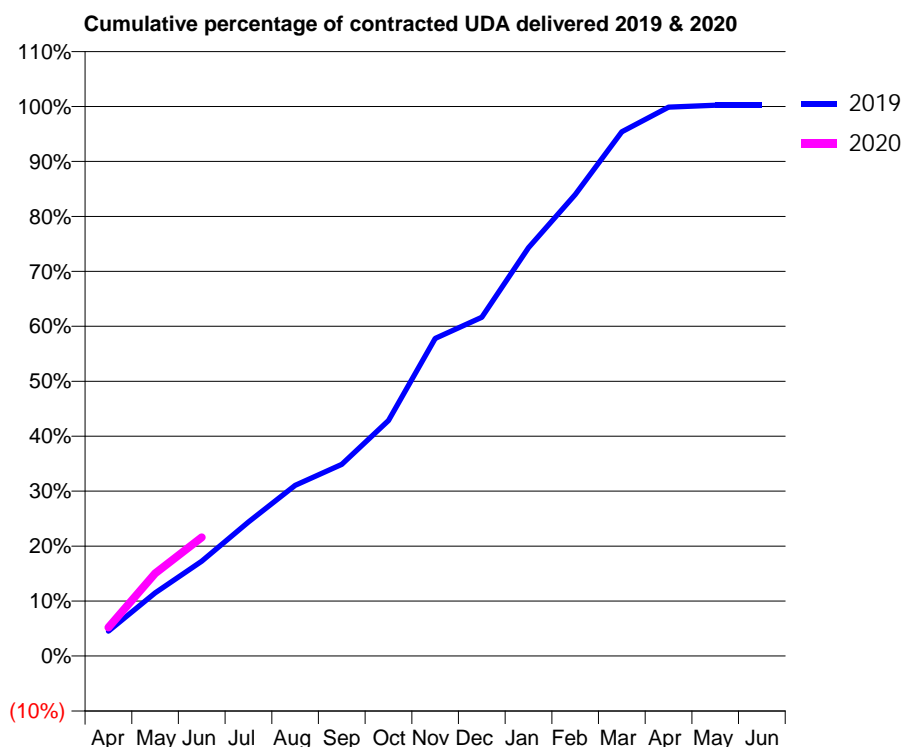
19/20 Contracted general activity (UDA)	10,000
Carry forward general activity (UDA)	0
19/20 Contracted orthodontic activity (UOA)	0
Carry forward orthodontic activity (UOA)	0
Baseline contract value	£264,072.18

ACCESS*

Patients seen in 24 months	Total	Change since previous quarter
Quarter ending June 2018	2,753	
Quarter ending September 2018	2,783	→
Quarter ending December 2018	3,051	↑
Quarter ending March 2019	3,200	↑
Quarter ending June 2019	3,290	↑
Variance since June 2018	19.5%	↑



ACTIVITY



Month	Adjusted Scheduled Activity (UDA)	
	2019	2020
April	452	522
May	1,149	1,506
June	1,727	2,162
July	2,441	
August	3,108	
September	3,487	
October	4,288	
November	5,779	
December	6,163	
January	7,428	
February	8,398	
March	9,539	
April	9,988	
May	10,022	
June	10,022	

QUALITY

	Quantity	Base Number	Contract	AT	Region	England
% of FP17s for the same patient ID Re-attending within 3 months - Children	22	319	6.9%	11.4%	12.1%	11.4%
% of FP17s for the same patient ID Re-attending within 3 months - Adults	113	870	13.0%	16.1%	15.6%	15.4%
% of FP17s for the same patient ID Re-attending between 3 & 9 months - Children	193	319	60.5%	59.4%	61.2%	59.8%
% of FP17s for the same patient ID Re-attending between 3 & 9 months - Adults	437	870	50.2%	52.1%	54.5%	52.1%
% of FP17s for Band 1 Urgent Courses	79	1,010	7.8%	10.5%	9.1%	9.2%
% of FP17s Relating to Free Repair or Replacements	7	1,010	0.7%	0.8%	1.0%	0.7%
% of FP17s Relating to Continuations	9	1,010	0.9%	0.9%	1.0%	0.8%
% of Patients satisfied with the dentistry they have received	3	3	N/A	93.0%	94.2%	93.4%
% of Patients satisfied with the time they had to wait for an appointment	3	3	N/A	87.4%	88.4%	87.6%

* This is based on patients treated on this contract for their most recent course of treatment. Figures in italics indicate the base number of FP17s or Patient Questionnaire responses are less than 100. N/A is shown where the base number of responses is less than 10 during the period. % is calculated as Quantity/Base number*100

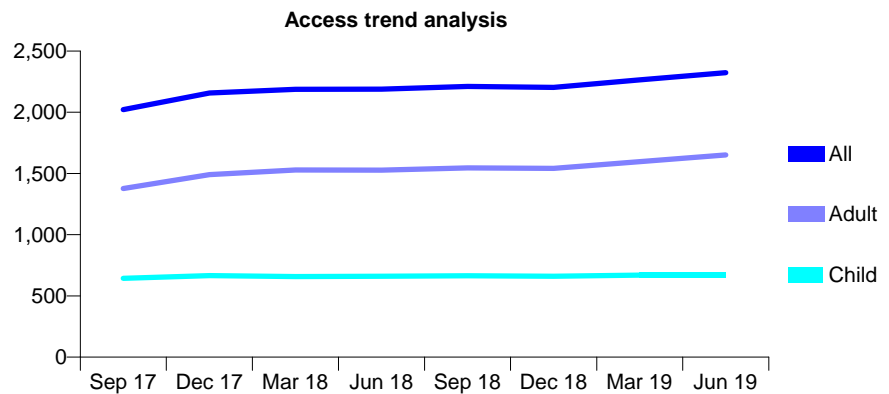
Q46 - Vital Signs At a Glance Contract Report for 103721/0001 - June 2019

Name or company name	Ocean Dental Ltd
Contract type name	GDS Contract
Purpose of contract	General
Contract start date	01/10/2009
Contract end date	

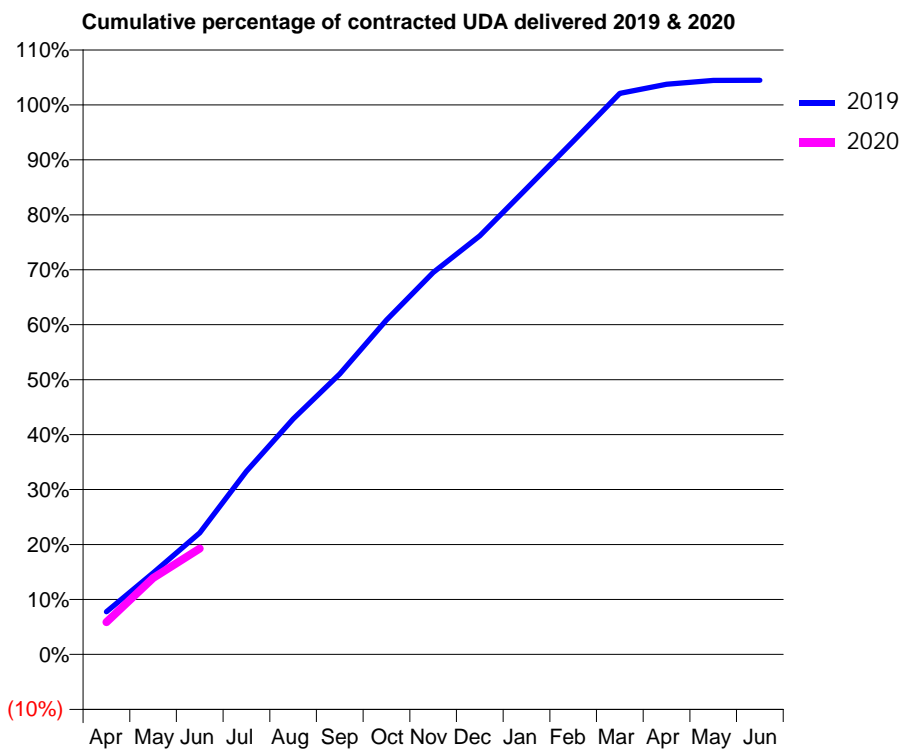
19/20 Contracted general activity (UDA)	6,195
Carry forward general activity (UDA)	0
19/20 Contracted orthodontic activity (UOA)	0
Carry forward orthodontic activity (UOA)	0
Baseline contract value	£172,075.27

ACCESS*

Patients seen in 24 months	Total	Change since previous quarter
Quarter ending June 2018	2,189	
Quarter ending September 2018	2,211	→
Quarter ending December 2018	2,203	→
Quarter ending March 2019	2,265	↑
Quarter ending June 2019	2,323	↑
Variance since June 2018	6.1%	↑



ACTIVITY



Month	2019	2020
April	436	363
May	831	862
June	1,239	1,195
July	1,866	
August	2,399	
September	2,858	
October	3,407	
November	3,893	
December	4,265	
January	4,746	
February	5,229	
March	5,717	
April	5,810	
May	5,850	
June	5,851	

QUALITY

	Quantity	Base Number	Contract	AT	Region	England
% of FP17s for the same patient ID Re-attending within 3 months - Children	13	206	6.3%	11.4%	12.1%	11.4%
% of FP17s for the same patient ID Re-attending within 3 months - Adults	45	473	9.5%	16.1%	15.6%	15.4%
% of FP17s for the same patient ID Re-attending between 3 & 9 months - Children	135	206	65.5%	59.4%	61.2%	59.8%
% of FP17s for the same patient ID Re-attending between 3 & 9 months - Adults	228	473	48.2%	52.1%	54.5%	52.1%
% of FP17s for Band 1 Urgent Courses	45	589	7.6%	10.5%	9.1%	9.2%
% of FP17s Relating to Free Repair or Replacements	0	589	0.0%	0.8%	1.0%	0.7%
% of FP17s Relating to Continuations	0	589	0.0%	0.9%	1.0%	0.8%
% of Patients satisfied with the dentistry they have received	0	0	N/A	93.0%	94.2%	93.4%
% of Patients satisfied with the time they had to wait for an appointment	0	0	N/A	87.4%	88.4%	87.6%

* This is based on patients treated on this contract for their most recent course of treatment. Figures in italics indicate the base number of FP17s or Patient Questionnaire responses are less than 100. N/A is shown where the base number of responses is less than 10 during the period. % is calculated as Quantity/Base number*100

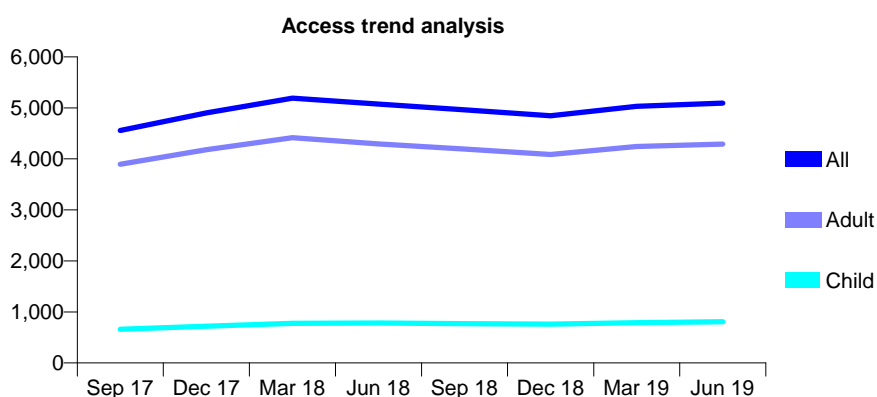
Q46 - Vital Signs At a Glance Contract Report for 103721/0002 - June 2019

Name or company name	Ocean Dental Ltd
Contract type name	GDS Contract
Purpose of contract	General
Contract start date	01/06/2010
Contract end date	

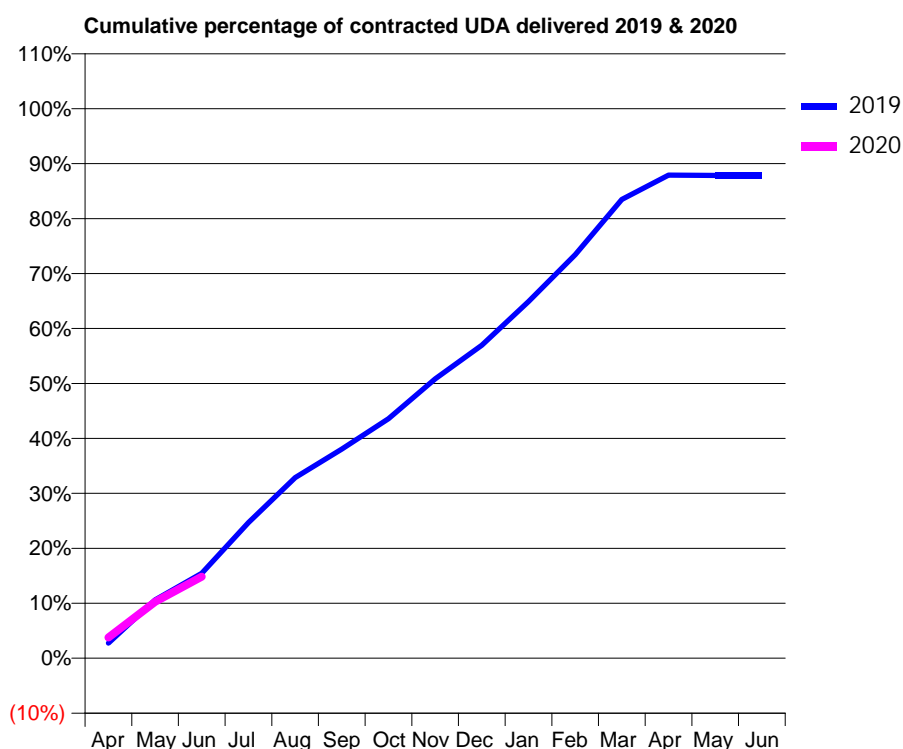
19/20 Contracted general activity (UDA)	12,000
Carry forward general activity (UDA)	0
19/20 Contracted orthodontic activity (UOA)	0
Carry forward orthodontic activity (UOA)	0
Baseline contract value	£330,029.99

ACCESS*

Patients seen in 24 months	Total	Change since previous quarter
Quarter ending June 2018	5,076	
Quarter ending September 2018	4,962	↓
Quarter ending December 2018	4,846	↓
Quarter ending March 2019	5,032	↑
Quarter ending June 2019	5,094	→
Variance since June 2018	0.4%	→



ACTIVITY



Month	2019	2020
April	332	454
May	1,274	1,234
June	1,854	1,781
July	2,962	
August	3,945	
September	4,569	
October	5,230	
November	6,101	
December	6,833	
January	7,790	
February	8,812	
March	10,020	
April	10,550	
May	10,543	
June	10,542	

QUALITY

	Quantity	Base Number	Contract	AT	Region	England
% of FP17s for the same patient ID Re-attending within 3 months - Children	27	269	10.0%	11.4%	12.1%	11.4%
% of FP17s for the same patient ID Re-attending within 3 months - Adults	146	1,132	12.9%	16.1%	15.6%	15.4%
% of FP17s for the same patient ID Re-attending between 3 & 9 months - Children	159	269	59.1%	59.4%	61.2%	59.8%
% of FP17s for the same patient ID Re-attending between 3 & 9 months - Adults	502	1,132	44.3%	52.1%	54.5%	52.1%
% of FP17s for Band 1 Urgent Courses	146	1,173	12.4%	10.5%	9.1%	9.2%
% of FP17s Relating to Free Repair or Replacements	24	1,173	2.0%	0.8%	1.0%	0.7%
% of FP17s Relating to Continuations	4	1,173	0.3%	0.9%	1.0%	0.8%
% of Patients satisfied with the dentistry they have received	1	1	N/A	93.0%	94.2%	93.4%
% of Patients satisfied with the time they had to wait for an appointment	1	1	N/A	87.4%	88.4%	87.6%

* This is based on patients treated on this contract for their most recent course of treatment.

Figures in italics indicate the base number of FP17s or Patient Questionnaire responses are less than 100. N/A is shown where the base number of responses is less than 10 during the period. % is calculated as Quantity/Base number*100

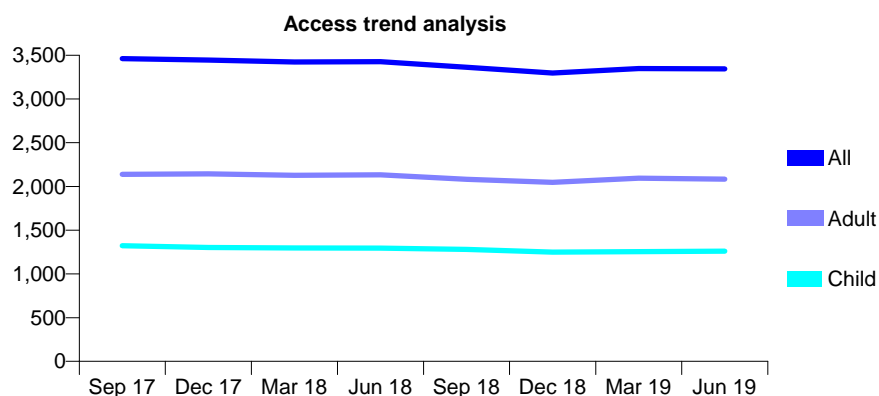
Q46 - Vital Signs At a Glance Contract Report for 103845/0001 - June 2019

Name or company name	Ian Wood and Partners
Contract type name	GDS Contract
Purpose of contract	General
Contract start date	01/09/2010
Contract end date	

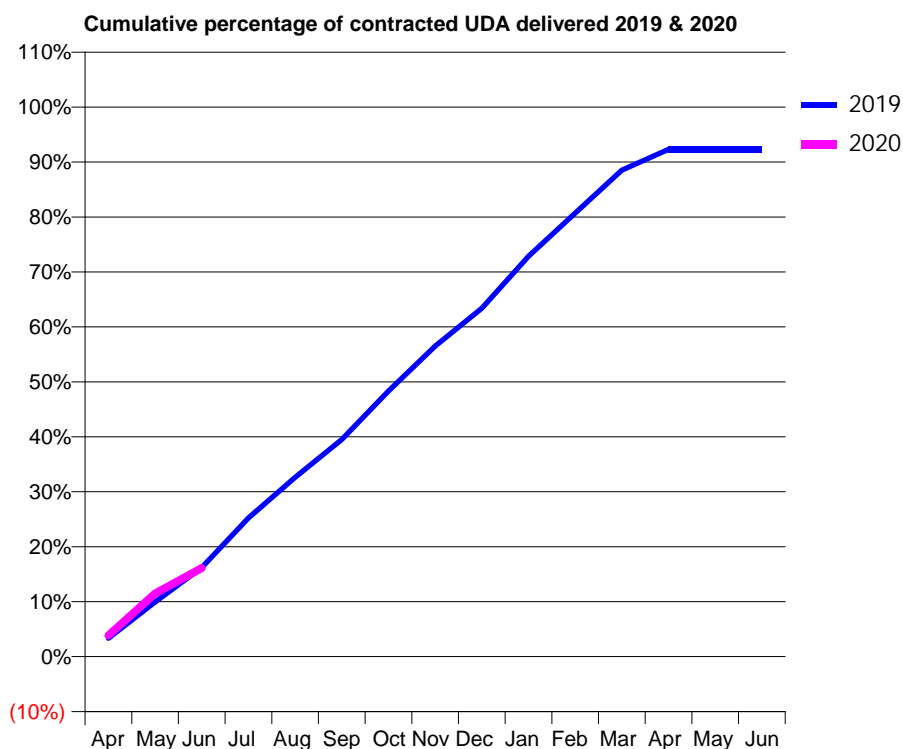
19/20 Contracted general activity (UDA)	9,500
Carry forward general activity (UDA)	0
19/20 Contracted orthodontic activity (UOA)	0
Carry forward orthodontic activity (UOA)	0
Baseline contract value	£246,370.62

ACCESS*

Patients seen in 24 months	Total	Change since previous quarter
Quarter ending June 2018	3,428	
Quarter ending September 2018	3,362	↓
Quarter ending December 2018	3,296	↓
Quarter ending March 2019	3,349	→
Quarter ending June 2019	3,345	→
Variance since June 2018	(2.4%)	↓



ACTIVITY



Month	Adjusted Scheduled Activity (UDA)	
	2019	2020
April	317	367
May	943	1,091
June	1,540	1,533
July	2,398	
August	3,100	
September	3,751	
October	4,591	
November	5,367	
December	6,022	
January	6,921	
February	7,665	
March	8,410	
April	8,767	
May	8,768	
June	8,768	

QUALITY

	Quantity	Base Number	Contract	AT	Region	England
% of FP17s for the same patient ID Re-attending within 3 months - Children	48	477	10.1%	11.4%	12.1%	11.4%
% of FP17s for the same patient ID Re-attending within 3 months - Adults	113	646	17.5%	16.1%	15.6%	15.4%
% of FP17s for the same patient ID Re-attending between 3 & 9 months - Children	306	477	64.2%	59.4%	61.2%	59.8%
% of FP17s for the same patient ID Re-attending between 3 & 9 months - Adults	327	646	50.6%	52.1%	54.5%	52.1%
% of FP17s for Band 1 Urgent Courses	55	940	5.9%	10.5%	9.1%	9.2%
% of FP17s Relating to Free Repair or Replacements	8	940	0.9%	0.8%	1.0%	0.7%
% of FP17s Relating to Continuations	25	940	2.7%	0.9%	1.0%	0.8%
% of Patients satisfied with the dentistry they have received	0	0	N/A	93.0%	94.2%	93.4%
% of Patients satisfied with the time they had to wait for an appointment	0	0	N/A	87.4%	88.4%	87.6%

* This is based on patients treated on this contract for their most recent course of treatment. Figures in italics indicate the base number of FP17s or Patient Questionnaire responses are less than 100. N/A is shown where the base number of responses is less than 10 during the period. % is calculated as Quantity/Base number*100

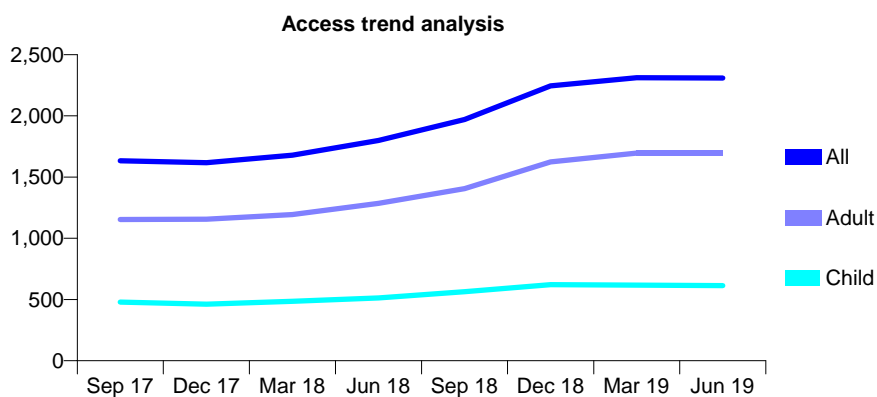
Q46 - Vital Signs At a Glance Contract Report for 106984/0006 - June 2019

Name or company name	Ravat and Ray Dental Care (Salford) Ltd
Contract type name	GDS Contract
Purpose of contract	General
Contract start date	01/04/2013
Contract end date	

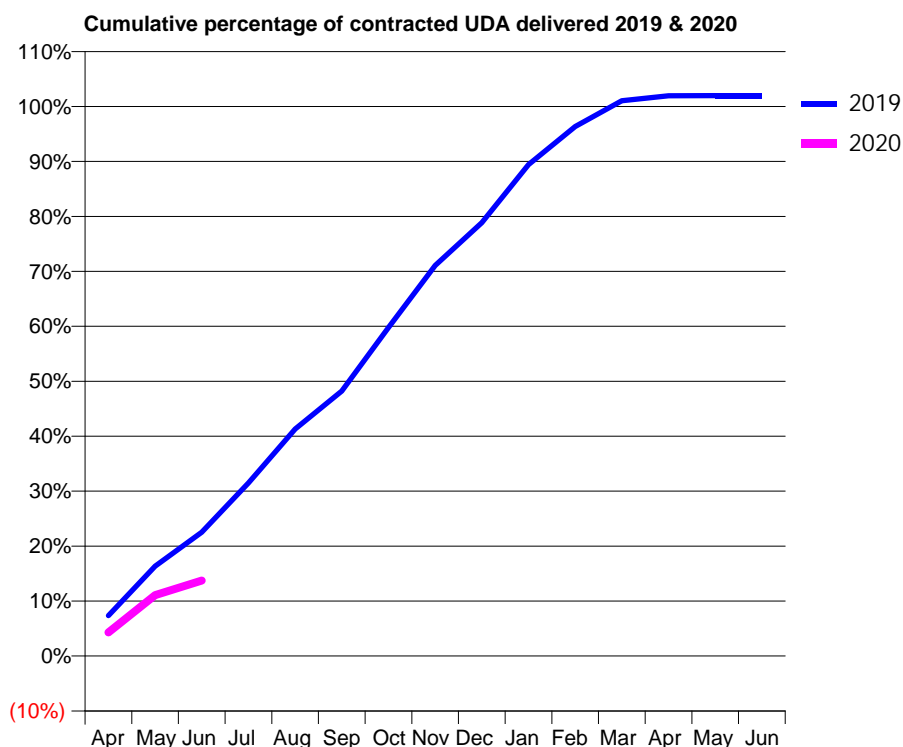
19/20 Contracted general activity (UDA)	7,000
Carry forward general activity (UDA)	0
19/20 Contracted orthodontic activity (UOA)	0
Carry forward orthodontic activity (UOA)	0
Baseline contract value	£221,125.29

ACCESS*

Patients seen in 24 months	Total	Change since previous quarter
Quarter ending June 2018	1,799	
Quarter ending September 2018	1,970	↑
Quarter ending December 2018	2,245	↑
Quarter ending March 2019	2,312	↑
Quarter ending June 2019	2,309	→
Variance since June 2018	28.3%	↑



ACTIVITY



Month	Adjusted Scheduled Activity (UDA)	
	2019	2020
April	515	302
May	1,144	775
June	1,578	961
July	2,206	
August	2,892	
September	3,375	
October	4,185	
November	4,974	
December	5,521	
January	6,259	
February	6,744	
March	7,073	
April	7,136	
May	7,137	
June	7,137	

QUALITY

	Quantity	Base Number	Contract	AT	Region	England
% of FP17s for the same patient ID Re-attending within 3 months - Children	11	185	5.9%	11.4%	12.1%	11.4%
% of FP17s for the same patient ID Re-attending within 3 months - Adults	43	406	10.6%	16.1%	15.6%	15.4%
% of FP17s for the same patient ID Re-attending between 3 & 9 months - Children	135	185	73.0%	59.4%	61.2%	59.8%
% of FP17s for the same patient ID Re-attending between 3 & 9 months - Adults	257	406	63.3%	52.1%	54.5%	52.1%
% of FP17s for Band 1 Urgent Courses	33	573	5.8%	10.5%	9.1%	9.2%
% of FP17s Relating to Free Repair or Replacements	2	573	0.3%	0.8%	1.0%	0.7%
% of FP17s Relating to Continuations	0	573	0.0%	0.9%	1.0%	0.8%
% of Patients satisfied with the dentistry they have received	1	2	N/A	93.0%	94.2%	93.4%
% of Patients satisfied with the time they had to wait for an appointment	1	2	N/A	87.4%	88.4%	87.6%

* This is based on patients treated on this contract for their most recent course of treatment. Figures in italics indicate the base number of FP17s or Patient Questionnaire responses are less than 100. N/A is shown where the base number of responses is less than 10 during the period. % is calculated as Quantity/Base number*100

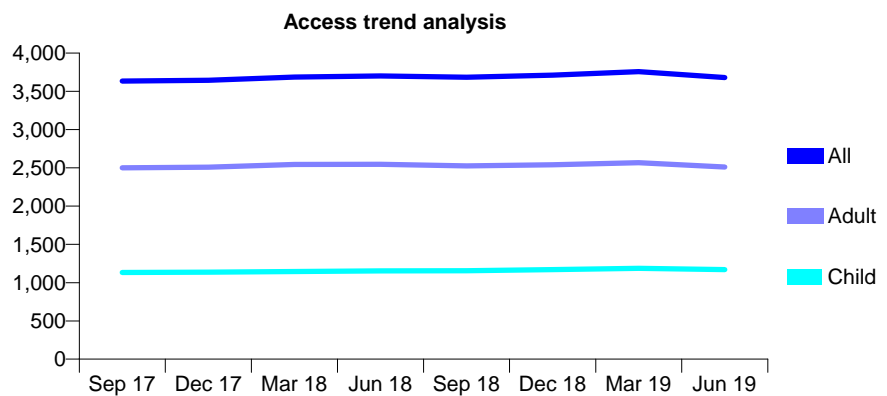
Q46 - Vital Signs At a Glance Contract Report for 108367/0001 - June 2019

Name or company name	Bell Lane Dental Practice
Contract type name	GDS Contract
Purpose of contract	General and Orthodontic
Contract start date	01/04/2012
Contract end date	

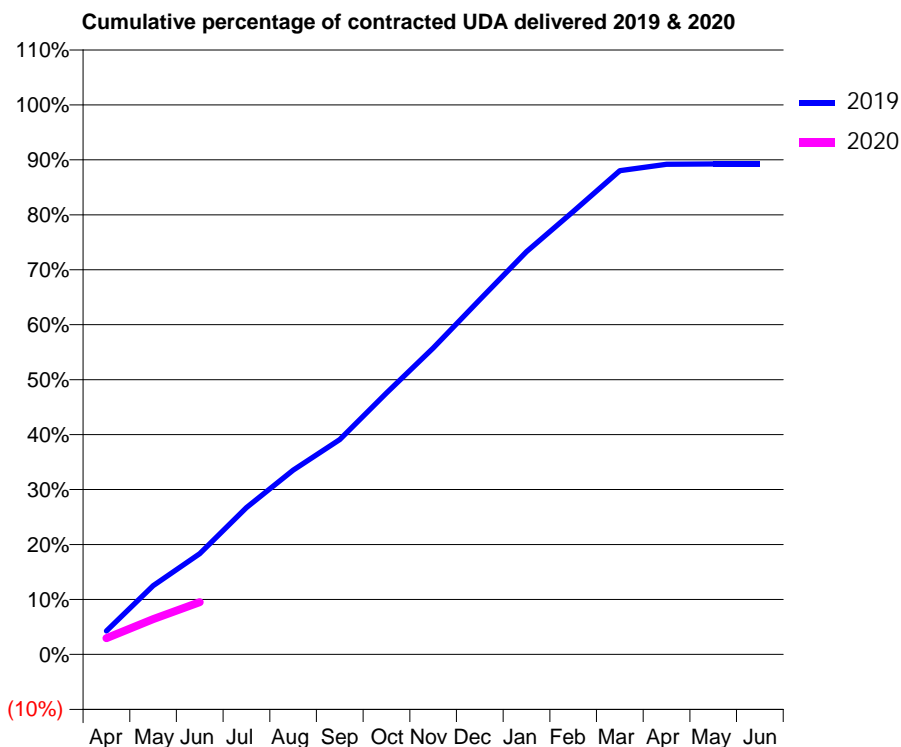
19/20 Contracted general activity (UDA)	12,338
Carry forward general activity (UDA)	0
19/20 Contracted orthodontic activity (UOA)	1,680
Carry forward orthodontic activity (UOA)	0
Baseline contract value	£579,436.10

ACCESS*

Patients seen in 24 months	Total	Change since previous quarter
Quarter ending June 2018	3,701	
Quarter ending September 2018	3,683	→
Quarter ending December 2018	3,711	→
Quarter ending March 2019	3,756	→
Quarter ending June 2019	3,681	↓
Variance since June 2018	(0.5%)	→



ACTIVITY



Month	2019	2020
April	528	367
May	1,545	791
June	2,261	1,171
July	3,297	
August	4,135	
September	4,825	
October	5,871	
November	6,877	
December	7,964	
January	9,041	
February	9,945	
March	10,862	
April	11,005	
May	11,010	
June	11,012	

QUALITY

	Quantity	Base Number	Contract	AT	Region	England
% of FP17s for the same patient ID Re-attending within 3 months - Children	15	232	6.5%	11.4%	12.1%	11.4%
% of FP17s for the same patient ID Re-attending within 3 months - Adults	40	445	9.0%	16.1%	15.6%	15.4%
% of FP17s for the same patient ID Re-attending between 3 & 9 months - Children	151	232	65.1%	59.4%	61.2%	59.8%
% of FP17s for the same patient ID Re-attending between 3 & 9 months - Adults	224	445	50.3%	52.1%	54.5%	52.1%
% of FP17s for Band 1 Urgent Courses	32	570	5.6%	10.5%	9.1%	9.2%
% of FP17s Relating to Free Repair or Replacements	3	570	0.5%	0.8%	1.0%	0.7%
% of FP17s Relating to Continuations	8	570	1.4%	0.9%	1.0%	0.8%
% of Patients satisfied with the dentistry they have received	0	0	N/A	93.0%	94.2%	93.4%
% of Patients satisfied with the time they had to wait for an appointment	0	0	N/A	87.4%	88.4%	87.6%

* This is based on patients treated on this contract for their most recent course of treatment. Figures in italics indicate the base number of FP17s or Patient Questionnaire responses are less than 100. N/A is shown where the base number of responses is less than 10 during the period. % is calculated as Quantity/Base number*100

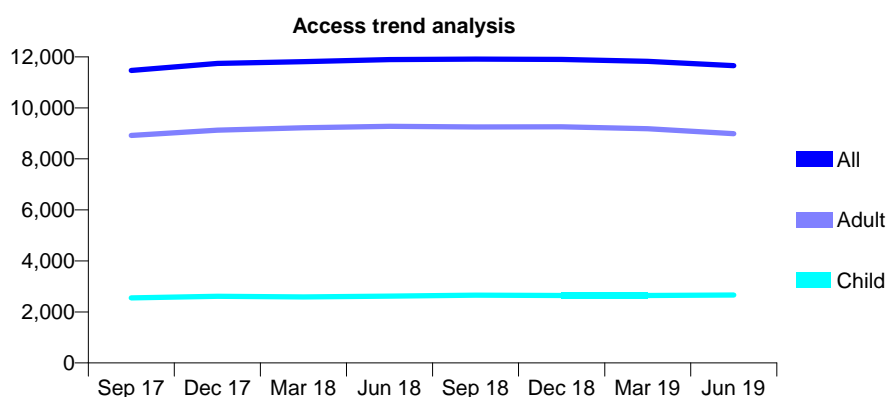
Q46 - Vital Signs At a Glance Contract Report for 108944/0001 - June 2019

Name or company name	Kenworthy Street Partnership
Contract type name	GDS Contract
Purpose of contract	General
Contract start date	01/04/2011
Contract end date	

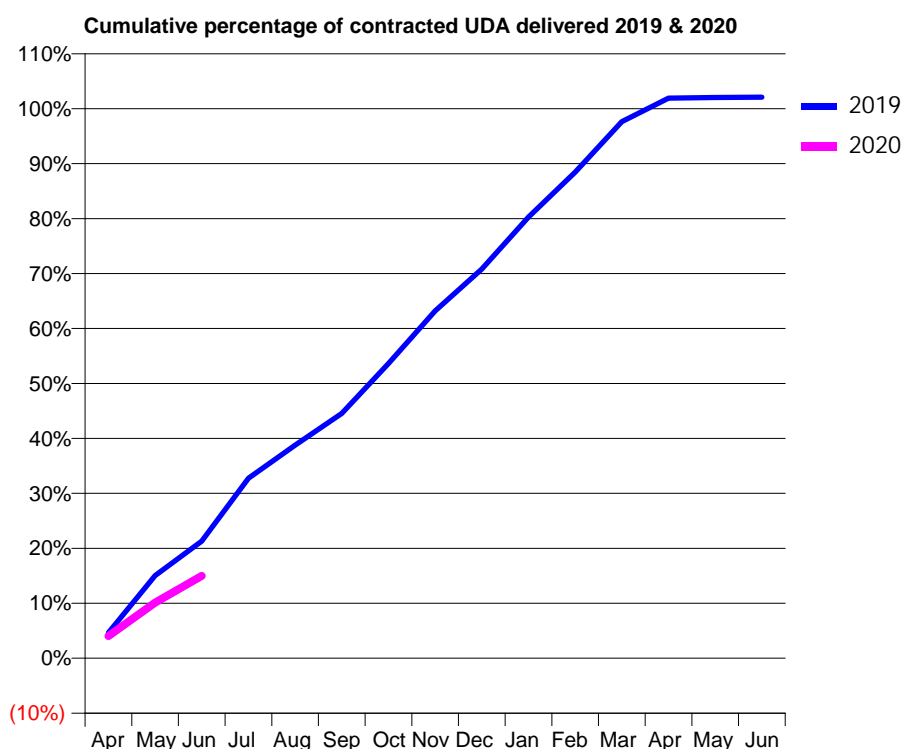
19/20 Contracted general activity (UDA)	33,191
Carry forward general activity (UDA)	0
19/20 Contracted orthodontic activity (UOA)	0
Carry forward orthodontic activity (UOA)	0
Baseline contract value	£1,128,783.41

ACCESS*

Patients seen in 24 months	Total	Change since previous quarter
Quarter ending June 2018	11,894	
Quarter ending September 2018	11,912	→
Quarter ending December 2018	11,897	→
Quarter ending March 2019	11,825	→
Quarter ending June 2019	11,652	↓
Variance since June 2018	(2.0%)	↓



ACTIVITY



Month	2019	2020
April	1,541	1,341
May	4,989	3,366
June	7,073	4,974
July	10,867	
August	12,872	
September	14,787	
October	17,792	
November	20,975	
December	23,505	
January	26,646	
February	29,361	
March	32,411	
April	33,826	
May	33,865	
June	33,880	

QUALITY

	Quantity	Base Number	Contract	AT	Region	England
% of FP17s for the same patient ID Re-attending within 3 months - Children	69	709	9.7%	11.4%	12.1%	11.4%
% of FP17s for the same patient ID Re-attending within 3 months - Adults	305	1,963	15.5%	16.1%	15.6%	15.4%
% of FP17s for the same patient ID Re-attending between 3 & 9 months - Children	307	709	43.3%	59.4%	61.2%	59.8%
% of FP17s for the same patient ID Re-attending between 3 & 9 months - Adults	650	1,963	33.1%	52.1%	54.5%	52.1%
% of FP17s for Band 1 Urgent Courses	277	2,236	12.4%	10.5%	9.1%	9.2%
% of FP17s Relating to Free Repair or Replacements	22	2,236	1.0%	0.8%	1.0%	0.7%
% of FP17s Relating to Continuations	47	2,236	2.1%	0.9%	1.0%	0.8%
% of Patients satisfied with the dentistry they have received	3	3	N/A	93.0%	94.2%	93.4%
% of Patients satisfied with the time they had to wait for an appointment	2	3	N/A	87.4%	88.4%	87.6%

* This is based on patients treated on this contract for their most recent course of treatment. Figures in italics indicate the base number of FP17s or Patient Questionnaire responses are less than 100. N/A is shown where the base number of responses is less than 10 during the period. % is calculated as Quantity/Base number*100

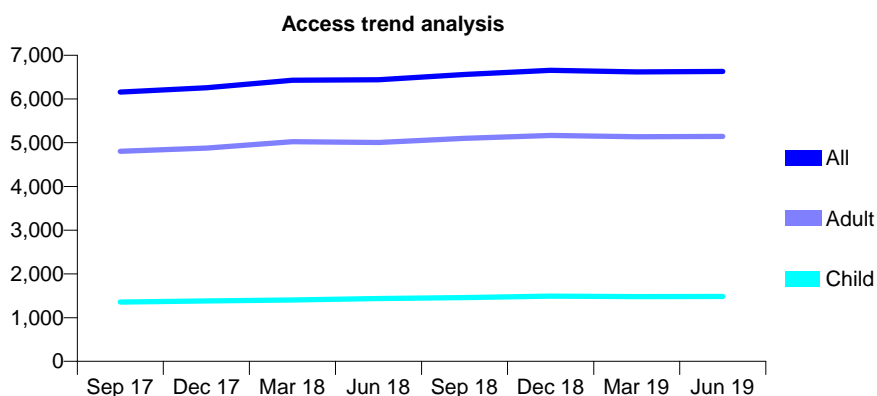
Q46 - Vital Signs At a Glance Contract Report for 109037/0001 - June 2019

Name or company name	Cheadle Heath Dental Practice
Contract type name	GDS Contract
Purpose of contract	General
Contract start date	01/12/2015
Contract end date	

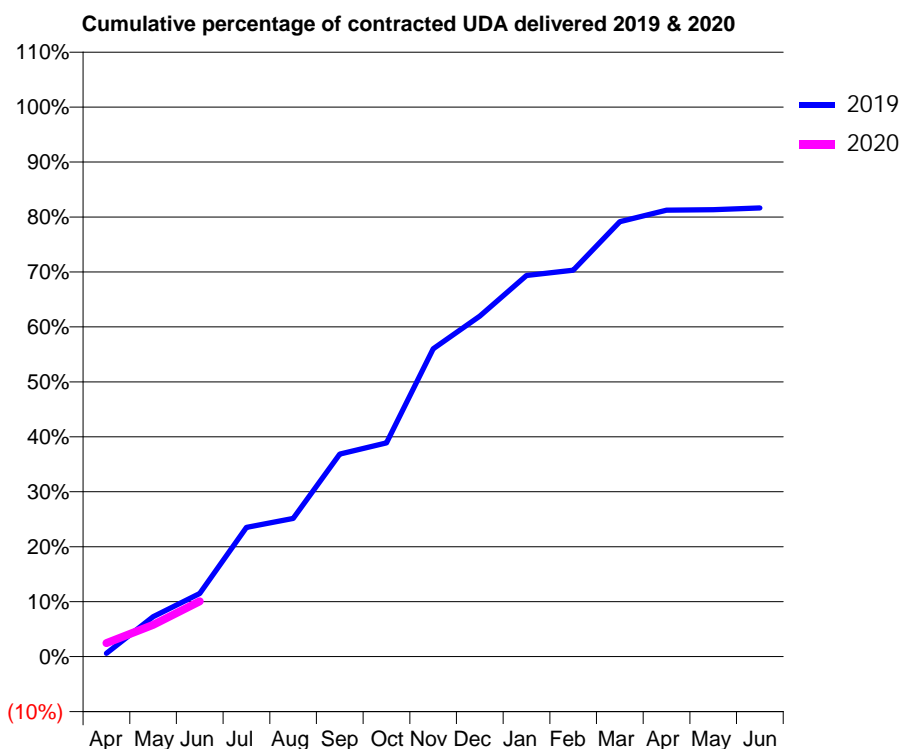
19/20 Contracted general activity (UDA)	17,500
Carry forward general activity (UDA)	0
19/20 Contracted orthodontic activity (UOA)	0
Carry forward orthodontic activity (UOA)	0
Baseline contract value	£531,254.93

ACCESS*

Patients seen in 24 months	Total	Change since previous quarter
Quarter ending June 2018	6,440	
Quarter ending September 2018	6,561	→
Quarter ending December 2018	6,658	→
Quarter ending March 2019	6,619	→
Quarter ending June 2019	6,629	→
Variance since June 2018	2.9%	↑



ACTIVITY



Month	Adjusted Scheduled Activity (UDA)	
	2019	2020
April	105	432
May	1,270	1,013
June	2,010	1,762
July	4,117	
August	4,401	
September	6,448	
October	6,804	
November	9,802	
December	10,844	
January	12,139	
February	12,306	
March	13,849	
April	14,217	
May	14,232	
June	14,286	

QUALITY

	Quantity	Base Number	Contract	AT	Region	England
% of FP17s for the same patient ID Re-attending within 3 months - Children	13	282	4.6%	11.4%	12.1%	11.4%
% of FP17s for the same patient ID Re-attending within 3 months - Adults	107	871	12.3%	16.1%	15.6%	15.4%
% of FP17s for the same patient ID Re-attending between 3 & 9 months - Children	121	282	42.9%	59.4%	61.2%	59.8%
% of FP17s for the same patient ID Re-attending between 3 & 9 months - Adults	342	871	39.3%	52.1%	54.5%	52.1%
% of FP17s for Band 1 Urgent Courses	13	885	1.5%	10.5%	9.1%	9.2%
% of FP17s Relating to Free Repair or Replacements	6	885	0.7%	0.8%	1.0%	0.7%
% of FP17s Relating to Continuations	5	885	0.6%	0.9%	1.0%	0.8%
% of Patients satisfied with the dentistry they have received	2	2	N/A	93.0%	94.2%	93.4%
% of Patients satisfied with the time they had to wait for an appointment	2	2	N/A	87.4%	88.4%	87.6%

* This is based on patients treated on this contract for their most recent course of treatment. Figures in italics indicate the base number of FP17s or Patient Questionnaire responses are less than 100. N/A is shown where the base number of responses is less than 10 during the period. % is calculated as Quantity/Base number*100

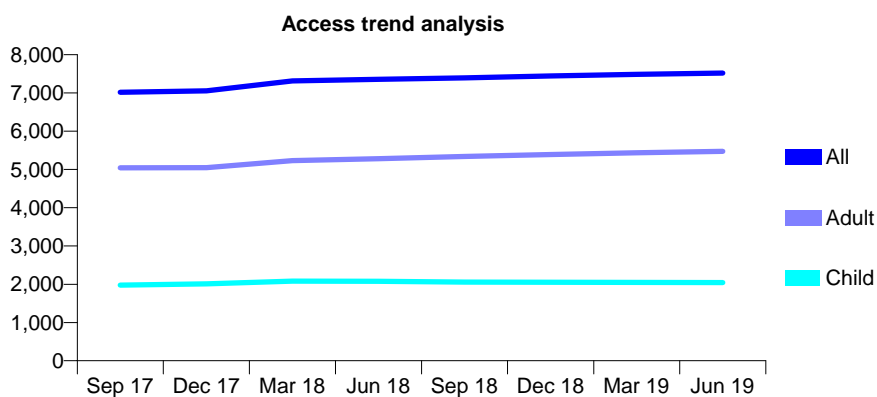
Q46 - Vital Signs At a Glance Contract Report for 109169/0001 - June 2019

Name or company name	Ash Dental Practice Limited
Contract type name	GDS Contract
Purpose of contract	General
Contract start date	01/07/2010
Contract end date	

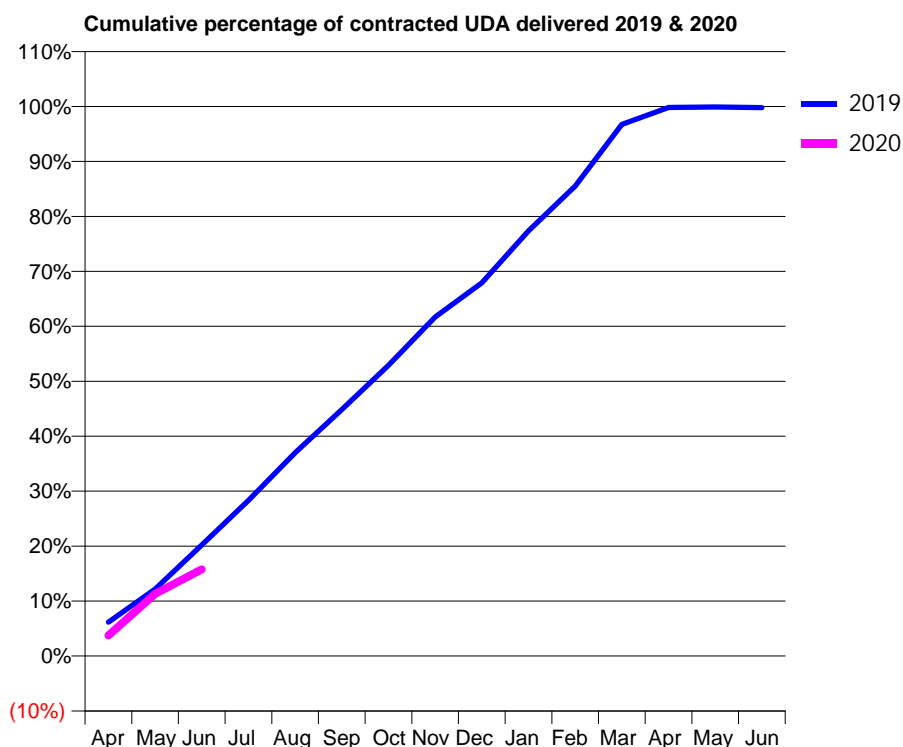
19/20 Contracted general activity (UDA)	20,111
Carry forward general activity (UDA)	0
19/20 Contracted orthodontic activity (UOA)	0
Carry forward orthodontic activity (UOA)	0
Baseline contract value	£635,012.11

ACCESS*

Patients seen in 24 months	Total	Change since previous quarter
Quarter ending June 2018	7,357	
Quarter ending September 2018	7,393	→
Quarter ending December 2018	7,443	→
Quarter ending March 2019	7,485	→
Quarter ending June 2019	7,519	→
Variance since June 2018	2.2%	↑



ACTIVITY



Month	Adjusted Scheduled Activity (UDA)	
	2019	2020
April	1,238	754
May	2,450	2,279
June	4,062	3,172
July	5,697	
August	7,438	
September	9,017	
October	10,636	
November	12,411	
December	13,658	
January	15,559	
February	17,203	
March	19,455	
April	20,075	
May	20,089	
June	20,072	

QUALITY

	Quantity	Base Number	Contract	AT	Region	England
% of FP17s for the same patient ID Re-attending within 3 months - Children	87	640	13.6%	11.4%	12.1%	11.4%
% of FP17s for the same patient ID Re-attending within 3 months - Adults	338	1,702	19.9%	16.1%	15.6%	15.4%
% of FP17s for the same patient ID Re-attending between 3 & 9 months - Children	369	640	57.7%	59.4%	61.2%	59.8%
% of FP17s for the same patient ID Re-attending between 3 & 9 months - Adults	845	1,702	49.6%	52.1%	54.5%	52.1%
% of FP17s for Band 1 Urgent Courses	229	1,661	13.8%	10.5%	9.1%	9.2%
% of FP17s Relating to Free Repair or Replacements	16	1,661	1.0%	0.8%	1.0%	0.7%
% of FP17s Relating to Continuations	0	1,661	0.0%	0.9%	1.0%	0.8%
% of Patients satisfied with the dentistry they have received	1	1	N/A	93.0%	94.2%	93.4%
% of Patients satisfied with the time they had to wait for an appointment	1	1	N/A	87.4%	88.4%	87.6%

* This is based on patients treated on this contract for their most recent course of treatment. Figures in italics indicate the base number of FP17s or Patient Questionnaire responses are less than 100. N/A is shown where the base number of responses is less than 10 during the period. % is calculated as Quantity/Base number*100

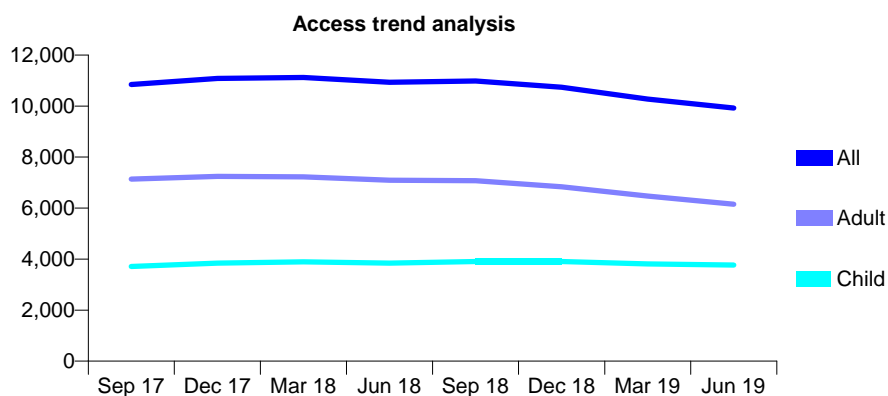
Q46 - Vital Signs At a Glance Contract Report for 109266/0001 - June 2019

Name or company name	Urgent Dental Care Ltd
Contract type name	GDS Contract
Purpose of contract	General
Contract start date	01/09/2013
Contract end date	

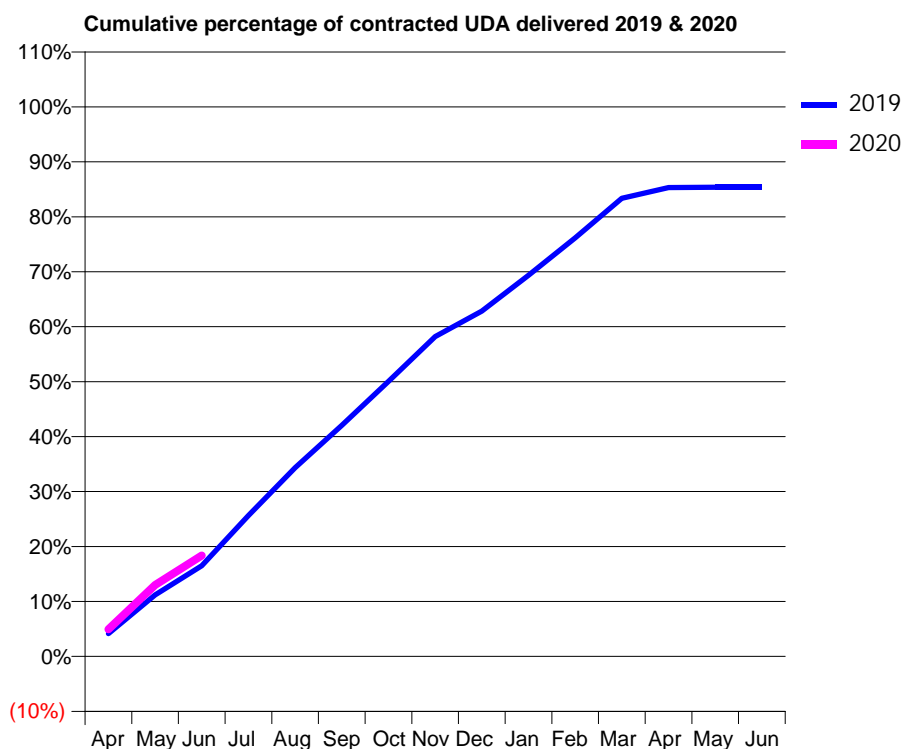
19/20 Contracted general activity (UDA)	27,120
Carry forward general activity (UDA)	0
19/20 Contracted orthodontic activity (UOA)	0
Carry forward orthodontic activity (UOA)	0
Baseline contract value	£813,342.31

ACCESS*

Patients seen in 24 months	Total	Change since previous quarter
Quarter ending June 2018	10,938	
Quarter ending September 2018	10,981	→
Quarter ending December 2018	10,737	↓
Quarter ending March 2019	10,279	↓
Quarter ending June 2019	9,919	↓
Variance since June 2018	(9.3%)	↓



ACTIVITY



Month	2019	2020
April	1,129	1,341
May	3,037	3,526
June	4,472	4,978
July	6,956	
August	9,319	
September	11,401	
October	13,572	
November	15,783	
December	17,041	
January	18,806	
February	20,654	
March	22,607	
April	23,136	
May	23,154	
June	23,156	

QUALITY

	Quantity	Base Number	Contract	AT	Region	England
% of FP17s for the same patient ID Re-attending within 3 months - Children	97	1,151	8.4%	11.4%	12.1%	11.4%
% of FP17s for the same patient ID Re-attending within 3 months - Adults	207	1,437	14.4%	16.1%	15.6%	15.4%
% of FP17s for the same patient ID Re-attending between 3 & 9 months - Children	605	1,151	52.6%	59.4%	61.2%	59.8%
% of FP17s for the same patient ID Re-attending between 3 & 9 months - Adults	650	1,437	45.2%	52.1%	54.5%	52.1%
% of FP17s for Band 1 Urgent Courses	221	2,306	9.6%	10.5%	9.1%	9.2%
% of FP17s Relating to Free Repair or Replacements	16	2,306	0.7%	0.8%	1.0%	0.7%
% of FP17s Relating to Continuations	9	2,306	0.4%	0.9%	1.0%	0.8%
% of Patients satisfied with the dentistry they have received	4	4	N/A	93.0%	94.2%	93.4%
% of Patients satisfied with the time they had to wait for an appointment	3	4	N/A	87.4%	88.4%	87.6%

* This is based on patients treated on this contract for their most recent course of treatment. Figures in italics indicate the base number of FP17s or Patient Questionnaire responses are less than 100. N/A is shown where the base number of responses is less than 10 during the period. % is calculated as Quantity/Base number*100

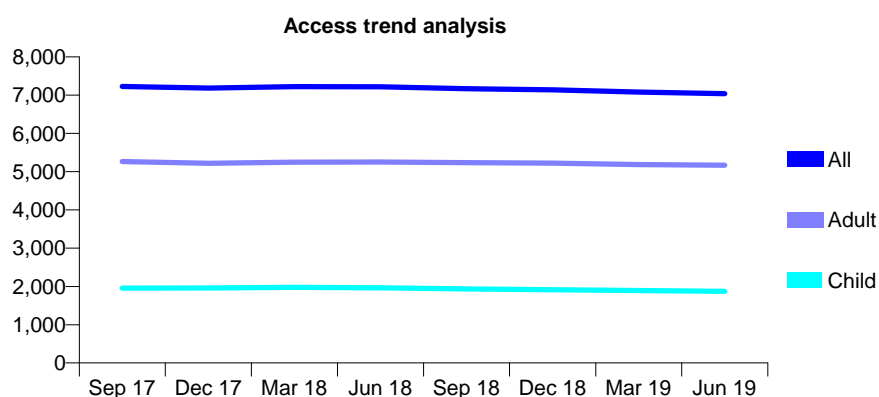
Q46 - Vital Signs At a Glance Contract Report for 109703/0001 - June 2019

Name or company name	Clarendon Dental Practice
Contract type name	GDS Contract
Purpose of contract	General
Contract start date	01/04/2009
Contract end date	

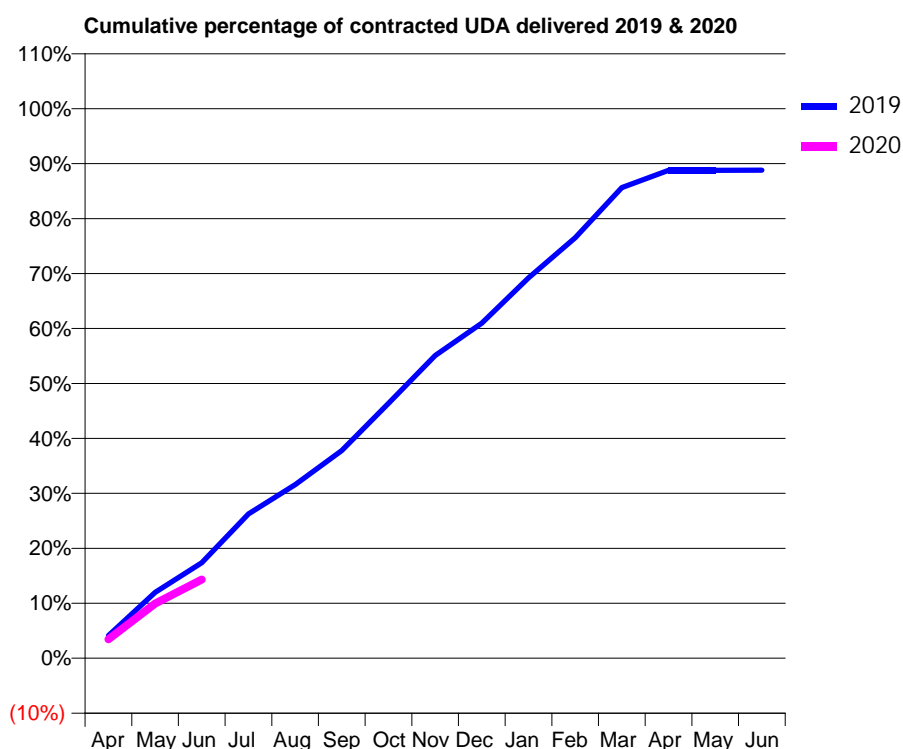
19/20 Contracted general activity (UDA)	23,600
Carry forward general activity (UDA)	0
19/20 Contracted orthodontic activity (UOA)	0
Carry forward orthodontic activity (UOA)	0
Baseline contract value	£803,576.73

ACCESS*

Patients seen in 24 months	Total	Change since previous quarter
Quarter ending June 2018	7,217	
Quarter ending September 2018	7,168	→
Quarter ending December 2018	7,136	→
Quarter ending March 2019	7,080	→
Quarter ending June 2019	7,040	→
Variance since June 2018	(2.5%)	↓



ACTIVITY



Month	2019	2020
April	974	818
May	2,828	2,348
June	4,096	3,381
July	6,191	
August	7,453	
September	8,920	
October	10,947	
November	12,996	
December	14,387	
January	16,328	
February	18,063	
March	20,206	
April	20,953	
May	20,954	
June	20,957	

QUALITY

	Quantity	Base Number	Contract	AT	Region	England
% of FP17s for the same patient ID Re-attending within 3 months - Children	50	604	8.3%	11.4%	12.1%	11.4%
% of FP17s for the same patient ID Re-attending within 3 months - Adults	181	1,469	12.3%	16.1%	15.6%	15.4%
% of FP17s for the same patient ID Re-attending between 3 & 9 months - Children	357	604	59.1%	59.4%	61.2%	59.8%
% of FP17s for the same patient ID Re-attending between 3 & 9 months - Adults	730	1,469	49.7%	52.1%	54.5%	52.1%
% of FP17s for Band 1 Urgent Courses	217	1,723	12.6%	10.5%	9.1%	9.2%
% of FP17s Relating to Free Repair or Replacements	4	1,723	0.2%	0.8%	1.0%	0.7%
% of FP17s Relating to Continuations	24	1,723	1.4%	0.9%	1.0%	0.8%
% of Patients satisfied with the dentistry they have received	2	3	N/A	93.0%	94.2%	93.4%
% of Patients satisfied with the time they had to wait for an appointment	3	3	N/A	87.4%	88.4%	87.6%

* This is based on patients treated on this contract for their most recent course of treatment.

Figures in italics indicate the base number of FP17s or Patient Questionnaire responses are less than 100. N/A is shown where the base number of responses is less than 10 during the period. % is calculated as Quantity/Base number*100

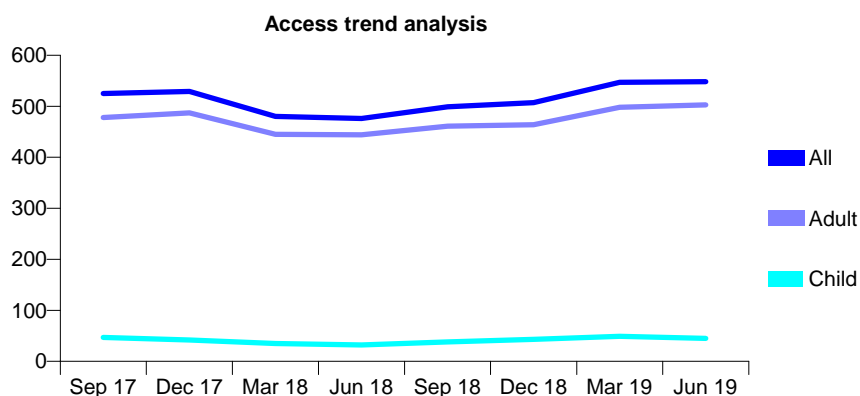
Q46 - Vital Signs At a Glance Contract Report for 109703/0002 - June 2019

Name or company name	Clarendon Dental Practice
Contract type name	GDS Contract
Purpose of contract	General
Contract start date	01/04/2009
Contract end date	

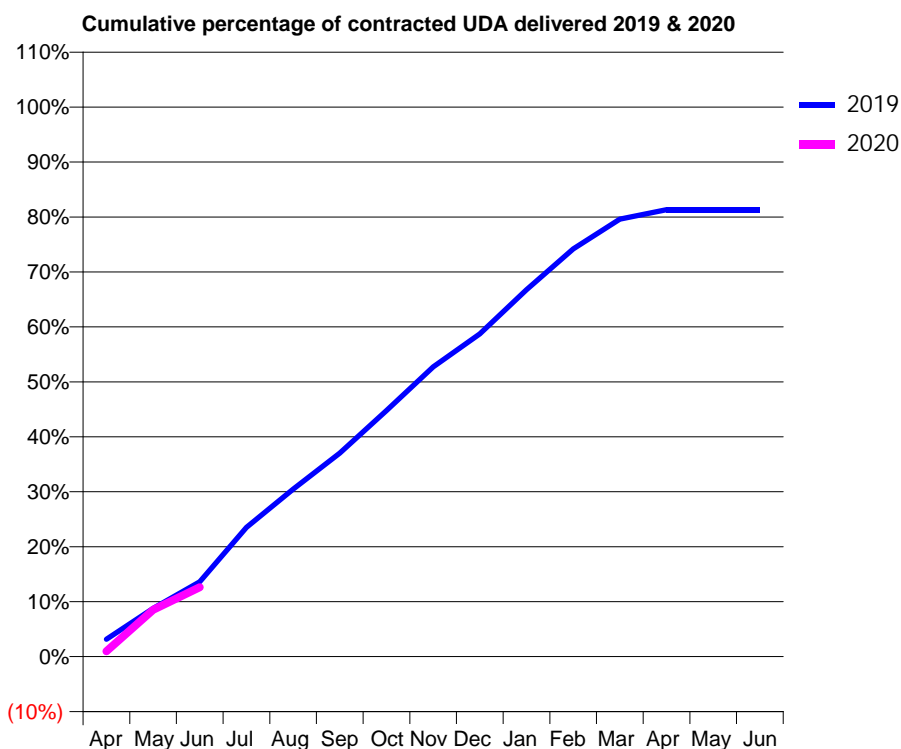
19/20 Contracted general activity (UDA)	985
Carry forward general activity (UDA)	0
19/20 Contracted orthodontic activity (UOA)	0
Carry forward orthodontic activity (UOA)	0
Baseline contract value	£40,403.84

ACCESS*

Patients seen in 24 months	Total	Change since previous quarter
Quarter ending June 2018	476	
Quarter ending September 2018	499	↑
Quarter ending December 2018	507	→
Quarter ending March 2019	547	↑
Quarter ending June 2019	548	→
Variance since June 2018	15.1%	↑



ACTIVITY



Month	Adjusted Scheduled Activity (UDA)	
	2019	2020
April	31	10
May	86	84
June	134	124
July	232	
August	300	
September	365	
October	441	
November	519	
December	578	
January	658	
February	731	
March	784	
April	801	
May	801	
June	801	

QUALITY

	Quantity	Base Number	Contract	AT	Region	England
% of FP17s for the same patient ID Re-attending within 3 months - Children	0	12	0.0%	11.4%	12.1%	11.4%
% of FP17s for the same patient ID Re-attending within 3 months - Adults	2	106	1.9%	16.1%	15.6%	15.4%
% of FP17s for the same patient ID Re-attending between 3 & 9 months - Children	0	12	0.0%	59.4%	61.2%	59.8%
% of FP17s for the same patient ID Re-attending between 3 & 9 months - Adults	3	106	2.8%	52.1%	54.5%	52.1%
% of FP17s for Band 1 Urgent Courses	102	104	98.1%	10.5%	9.1%	9.2%
% of FP17s Relating to Free Repair or Replacements	0	104	0.0%	0.8%	1.0%	0.7%
% of FP17s Relating to Continuations	0	104	0.0%	0.9%	1.0%	0.8%
% of Patients satisfied with the dentistry they have received	0	0	N/A	93.0%	94.2%	93.4%
% of Patients satisfied with the time they had to wait for an appointment	0	0	N/A	87.4%	88.4%	87.6%

* This is based on patients treated on this contract for their most recent course of treatment. Figures in italics indicate the base number of FP17s or Patient Questionnaire responses are less than 100. N/A is shown where the base number of responses is less than 10 during the period. % is calculated as Quantity/Base number*100

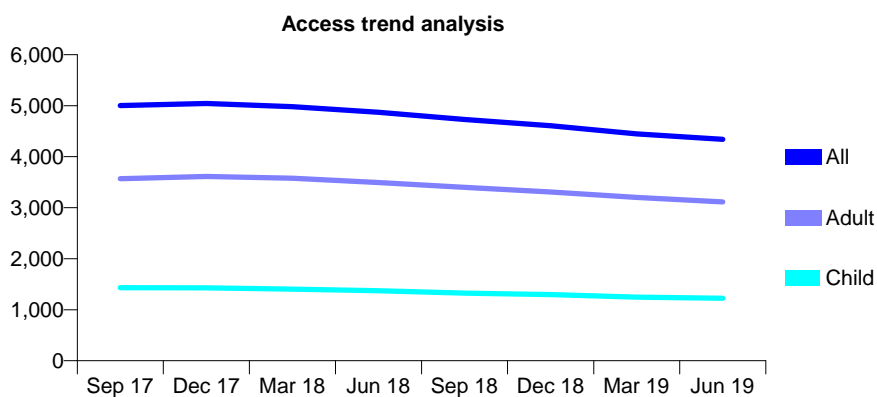
Q46 - Vital Signs At a Glance Contract Report for 109800/0001 - June 2019

Name or company name	Pinfold Dental Practice
Contract type name	GDS Contract
Purpose of contract	General
Contract start date	01/02/2008
Contract end date	

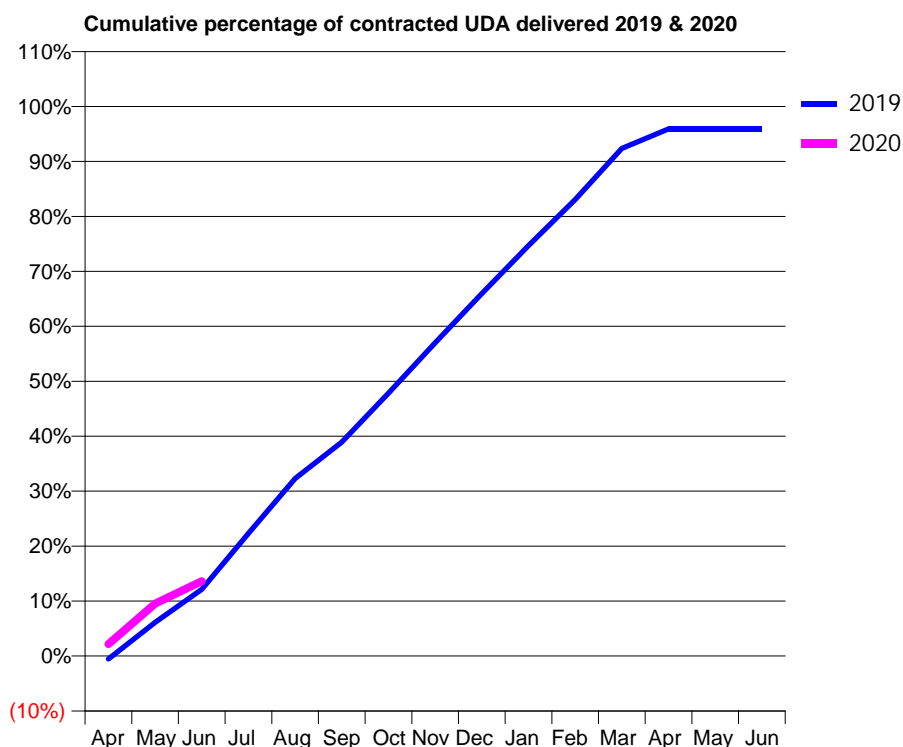
19/20 Contracted general activity (UDA)	14,747
Carry forward general activity (UDA)	0
19/20 Contracted orthodontic activity (UOA)	0
Carry forward orthodontic activity (UOA)	0
Baseline contract value	£477,616.44

ACCESS*

Patients seen in 24 months	Total	Change since previous quarter
Quarter ending June 2018	4,868	
Quarter ending September 2018	4,727	↓
Quarter ending December 2018	4,607	↓
Quarter ending March 2019	4,445	↓
Quarter ending June 2019	4,340	↓
Variance since June 2018	(10.8%)	↓



ACTIVITY



Month	Adjusted Scheduled Activity (UDA)	
	2019	2020
April	-79	321
May	903	1,408
June	1,789	2,009
July	3,294	
August	4,764	
September	5,740	
October	7,055	
November	8,409	
December	9,726	
January	11,012	
February	12,252	
March	13,619	
April	14,144	
May	14,144	
June	14,144	

QUALITY

	Quantity	Base Number	Contract	AT	Region	England
% of FP17s for the same patient ID Re-attending within 3 months - Children	21	314	6.7%	11.4%	12.1%	11.4%
% of FP17s for the same patient ID Re-attending within 3 months - Adults	174	820	21.2%	16.1%	15.6%	15.4%
% of FP17s for the same patient ID Re-attending between 3 & 9 months - Children	191	314	60.8%	59.4%	61.2%	59.8%
% of FP17s for the same patient ID Re-attending between 3 & 9 months - Adults	456	820	55.6%	52.1%	54.5%	52.1%
% of FP17s for Band 1 Urgent Courses	126	967	13.0%	10.5%	9.1%	9.2%
% of FP17s Relating to Free Repair or Replacements	2	967	0.2%	0.8%	1.0%	0.7%
% of FP17s Relating to Continuations	30	967	3.1%	0.9%	1.0%	0.8%
% of Patients satisfied with the dentistry they have received	1	1	N/A	93.0%	94.2%	93.4%
% of Patients satisfied with the time they had to wait for an appointment	1	1	N/A	87.4%	88.4%	87.6%

* This is based on patients treated on this contract for their most recent course of treatment. Figures in italics indicate the base number of FP17s or Patient Questionnaire responses are less than 100. N/A is shown where the base number of responses is less than 10 during the period. % is calculated as Quantity/Base number*100

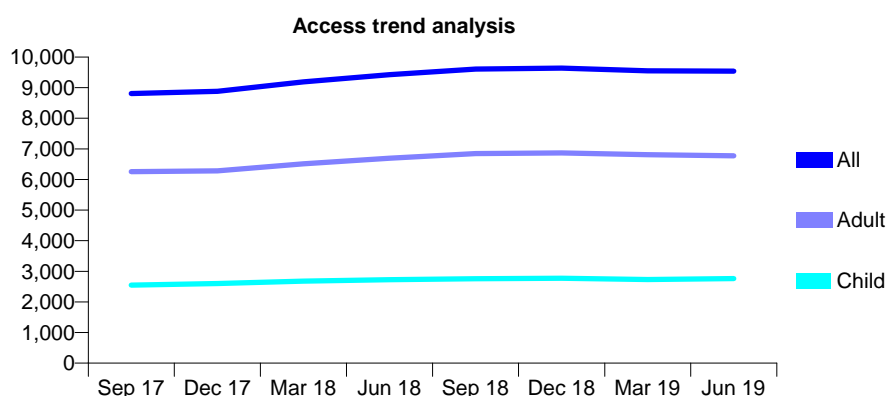
Q46 - Vital Signs At a Glance Contract Report for 109851/0002 - June 2019

Name or company name	Wood & Woolfstein Dental Surgery
Contract type name	GDS Contract
Purpose of contract	General
Contract start date	01/04/2009
Contract end date	

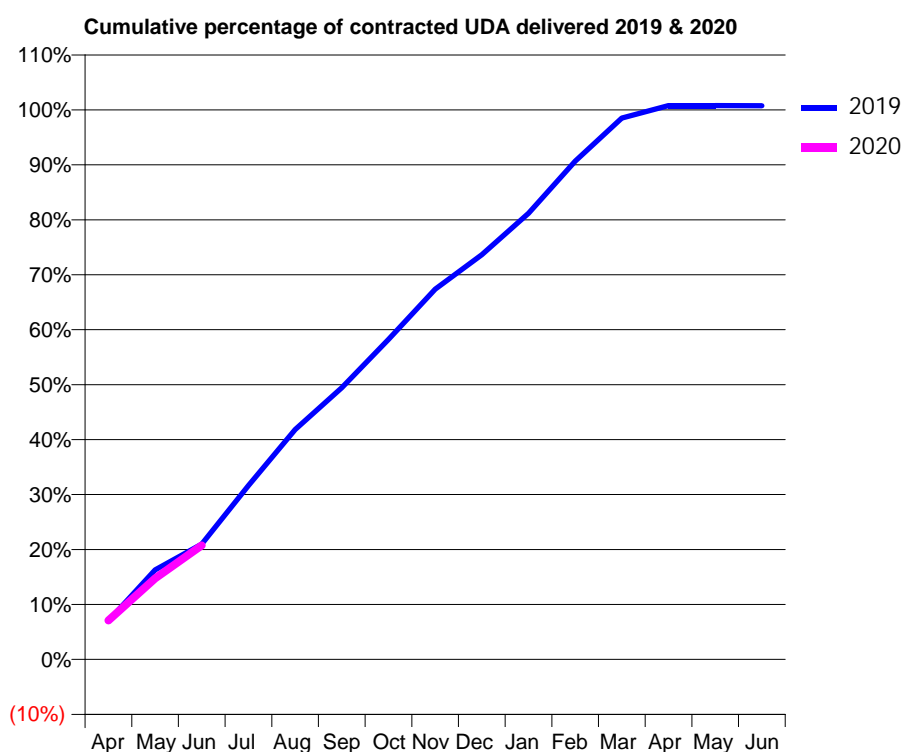
19/20 Contracted general activity (UDA)	29,704
Carry forward general activity (UDA)	0
19/20 Contracted orthodontic activity (UOA)	0
Carry forward orthodontic activity (UOA)	0
Baseline contract value	£1,002,796.53

ACCESS*

Patients seen in 24 months	Total	Change since previous quarter
Quarter ending June 2018	9,422	
Quarter ending September 2018	9,607	→
Quarter ending December 2018	9,642	→
Quarter ending March 2019	9,547	→
Quarter ending June 2019	9,539	→
Variance since June 2018	1.2%	→



ACTIVITY



Month	2019	2020
April	2,085	2,109
May	4,842	4,380
June	6,232	6,165
July	9,398	
August	12,422	
September	14,685	
October	17,299	
November	20,011	
December	21,875	
January	24,113	
February	26,931	
March	29,258	
April	29,931	
May	29,932	
June	29,927	

QUALITY

	Quantity	Base Number	Contract	AT	Region	England
% of FP17s for the same patient ID Re-attending within 3 months - Children	79	1,156	6.8%	11.4%	12.1%	11.4%
% of FP17s for the same patient ID Re-attending within 3 months - Adults	369	2,593	14.2%	16.1%	15.6%	15.4%
% of FP17s for the same patient ID Re-attending between 3 & 9 months - Children	836	1,156	72.3%	59.4%	61.2%	59.8%
% of FP17s for the same patient ID Re-attending between 3 & 9 months - Adults	1,774	2,593	68.4%	52.1%	54.5%	52.1%
% of FP17s for Band 1 Urgent Courses	254	3,457	7.3%	10.5%	9.1%	9.2%
% of FP17s Relating to Free Repair or Replacements	14	3,457	0.4%	0.8%	1.0%	0.7%
% of FP17s Relating to Continuations	8	3,457	0.2%	0.9%	1.0%	0.8%
% of Patients satisfied with the dentistry they have received	1	1	N/A	93.0%	94.2%	93.4%
% of Patients satisfied with the time they had to wait for an appointment	0	1	N/A	87.4%	88.4%	87.6%

* This is based on patients treated on this contract for their most recent course of treatment. Figures in italics indicate the base number of FP17s or Patient Questionnaire responses are less than 100. N/A is shown where the base number of responses is less than 10 during the period. % is calculated as Quantity/Base number*100

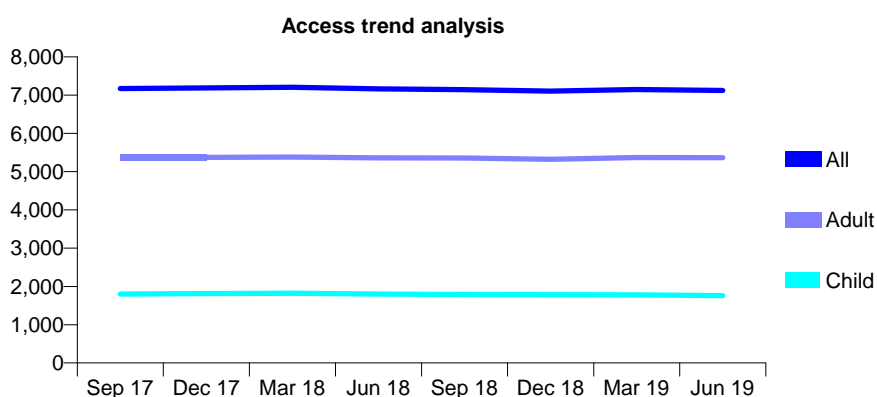
Q46 - Vital Signs At a Glance Contract Report for 110264/0001 - June 2019

Name or company name	Spring Lane Dental Practice Ltd
Contract type name	Pilot Contract
Purpose of contract	General
Contract start date	07/04/2014
Contract end date	

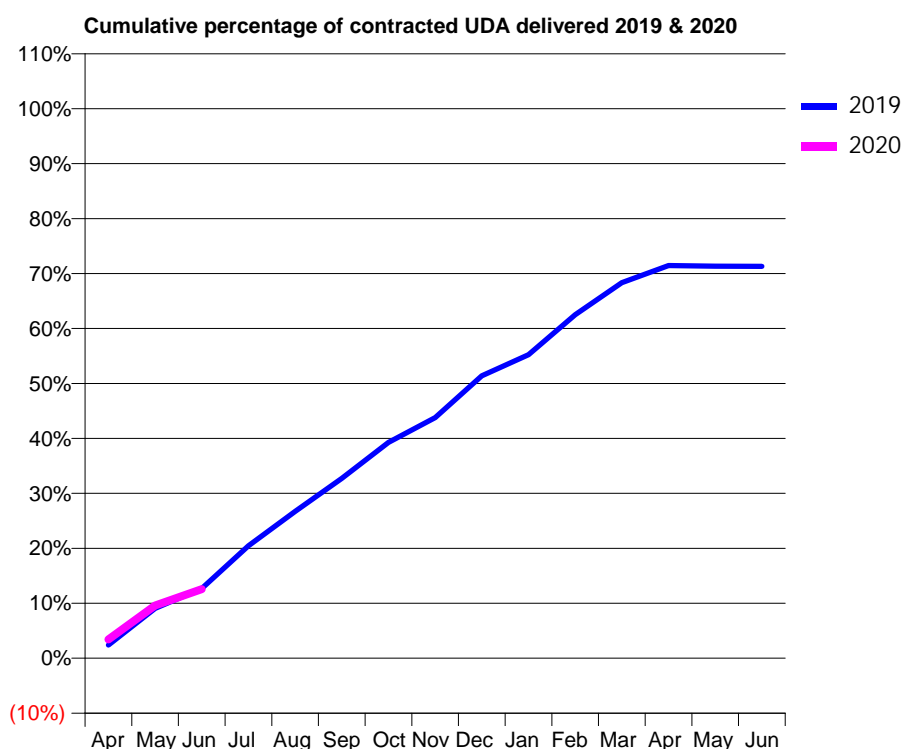
19/20 Contracted general activity (UDA)	21,657
Carry forward general activity (UDA)	0
19/20 Contracted orthodontic activity (UOA)	0
Carry forward orthodontic activity (UOA)	0
Baseline contract value	£623,391.04

ACCESS*

Patients seen in 24 months	Total	Change since previous quarter
Quarter ending June 2018	7,161	
Quarter ending September 2018	7,145	→
Quarter ending December 2018	7,106	→
Quarter ending March 2019	7,148	→
Quarter ending June 2019	7,124	→
Variance since June 2018	(0.5%)	→



ACTIVITY



Month	2019	2020
April	522	741
May	1,971	2,078
June	2,748	2,718
July	4,434	
August	5,791	
September	7,089	
October	8,506	
November	9,485	
December	11,127	
January	11,962	
February	13,538	
March	14,803	
April	15,473	
May	15,446	
June	15,443	

QUALITY

	Quantity	Base Number	Contract	AT	Region	England
% of FP17s for the same patient ID Re-attending within 3 months - Children	9	534	1.7%	11.4%	12.1%	11.4%
% of FP17s for the same patient ID Re-attending within 3 months - Adults	110	1,319	8.3%	16.1%	15.6%	15.4%
% of FP17s for the same patient ID Re-attending between 3 & 9 months - Children	374	534	70.0%	59.4%	61.2%	59.8%
% of FP17s for the same patient ID Re-attending between 3 & 9 months - Adults	614	1,319	46.6%	52.1%	54.5%	52.1%
% of FP17s for Band 1 Urgent Courses	44	1,511	2.9%	10.5%	9.1%	9.2%
% of FP17s Relating to Free Repair or Replacements	11	1,511	0.7%	0.8%	1.0%	0.7%
% of FP17s Relating to Continuations	9	1,511	0.6%	0.9%	1.0%	0.8%
% of Patients satisfied with the dentistry they have received	0	0	N/A	93.0%	94.2%	93.4%
% of Patients satisfied with the time they had to wait for an appointment	0	0	N/A	87.4%	88.4%	87.6%

* This is based on patients treated on this contract for their most recent course of treatment.

Figures in italics indicate the base number of FP17s or Patient Questionnaire responses are less than 100. N/A is shown where the base number of responses is less than 10 during the period. % is calculated as Quantity/Base number*100

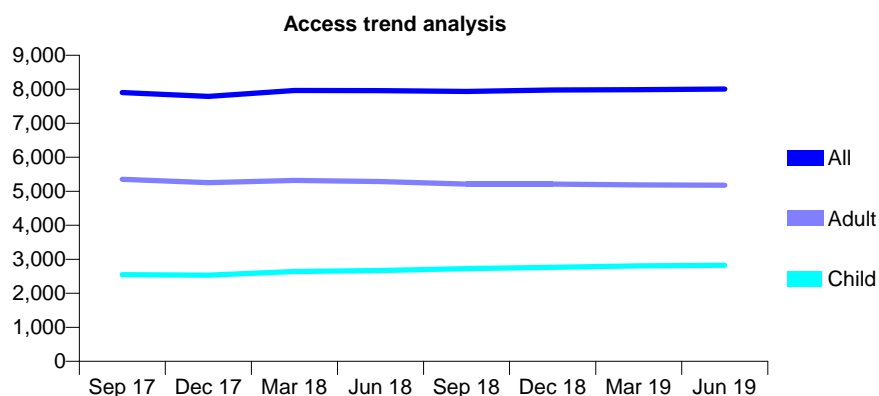
Q46 - Vital Signs At a Glance Contract Report for 111937/0001 - June 2019

Name or company name	Deane Dental
Contract type name	GDS Contract
Purpose of contract	General
Contract start date	01/04/2011
Contract end date	

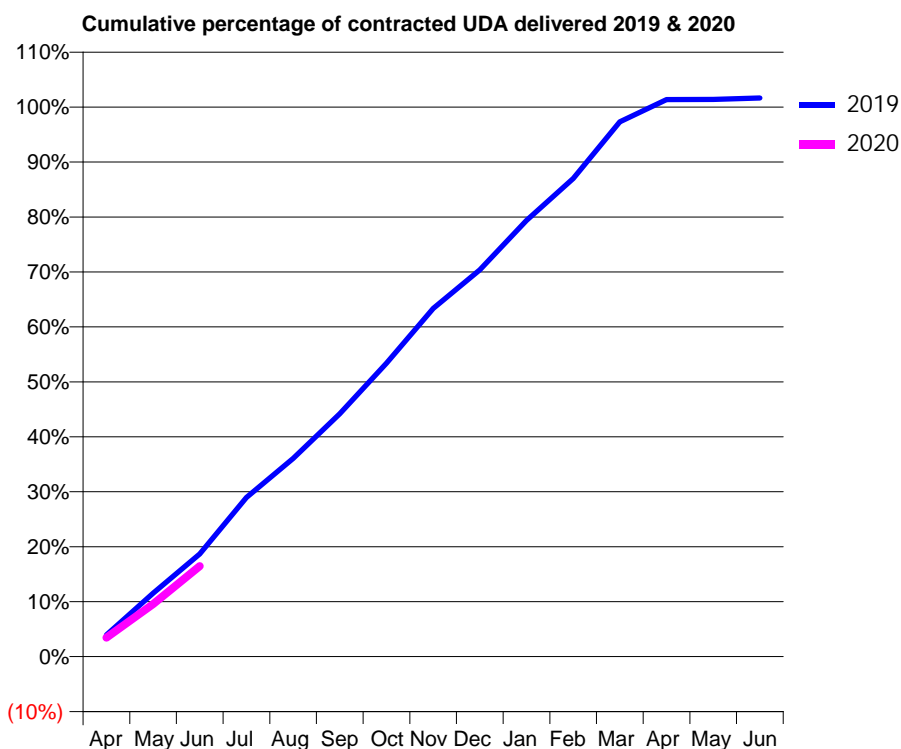
19/20 Contracted general activity (UDA)	26,200
Carry forward general activity (UDA)	0
19/20 Contracted orthodontic activity (UOA)	0
Carry forward orthodontic activity (UOA)	0
Baseline contract value	£705,613.39

ACCESS*

Patients seen in 24 months	Total	Change since previous quarter
Quarter ending June 2018	7,960	
Quarter ending September 2018	7,937	→
Quarter ending December 2018	7,980	→
Quarter ending March 2019	7,989	→
Quarter ending June 2019	8,007	→
Variance since June 2018	0.6%	→



ACTIVITY



Month	Adjusted Scheduled Activity (UDA)	
	2019	2020
April	1,031	905
May	3,031	2,506
June	4,891	4,313
July	7,591	
August	9,449	
September	11,584	
October	13,989	
November	16,600	
December	18,434	
January	20,792	
February	22,799	
March	25,497	
April	26,554	
May	26,563	
June	26,633	

QUALITY

	Quantity	Base Number	Contract	AT	Region	England
% of FP17s for the same patient ID Re-attending within 3 months - Children	140	939	14.9%	11.4%	12.1%	11.4%
% of FP17s for the same patient ID Re-attending within 3 months - Adults	396	1,658	23.9%	16.1%	15.6%	15.4%
% of FP17s for the same patient ID Re-attending between 3 & 9 months - Children	540	939	57.5%	59.4%	61.2%	59.8%
% of FP17s for the same patient ID Re-attending between 3 & 9 months - Adults	742	1,658	44.8%	52.1%	54.5%	52.1%
% of FP17s for Band 1 Urgent Courses	512	2,095	24.4%	10.5%	9.1%	9.2%
% of FP17s Relating to Free Repair or Replacements	20	2,095	1.0%	0.8%	1.0%	0.7%
% of FP17s Relating to Continuations	5	2,095	0.2%	0.9%	1.0%	0.8%
% of Patients satisfied with the dentistry they have received	1	1	N/A	93.0%	94.2%	93.4%
% of Patients satisfied with the time they had to wait for an appointment	1	1	N/A	87.4%	88.4%	87.6%

* This is based on patients treated on this contract for their most recent course of treatment. Figures in italics indicate the base number of FP17s or Patient Questionnaire responses are less than 100. N/A is shown where the base number of responses is less than 10 during the period. % is calculated as Quantity/Base number*100

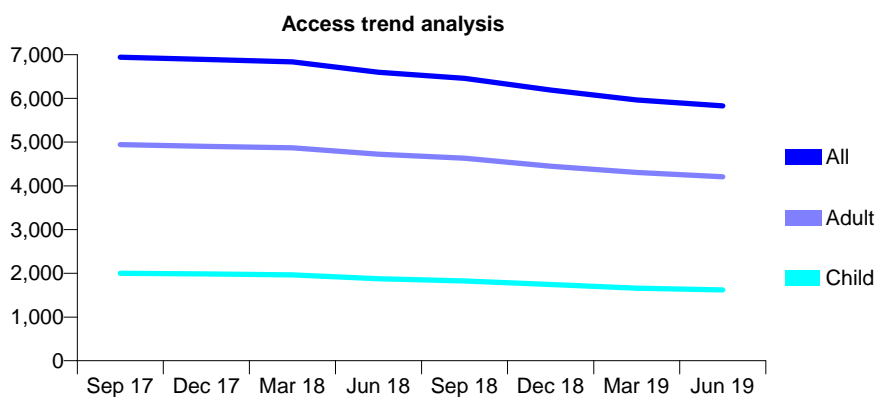
Q46 - Vital Signs At a Glance Contract Report for 112429/0001 - June 2019

Name or company name	Bolton and Bury Dental Practice Partnership
Contract type name	GDS Contract
Purpose of contract	General
Contract start date	01/03/2013
Contract end date	

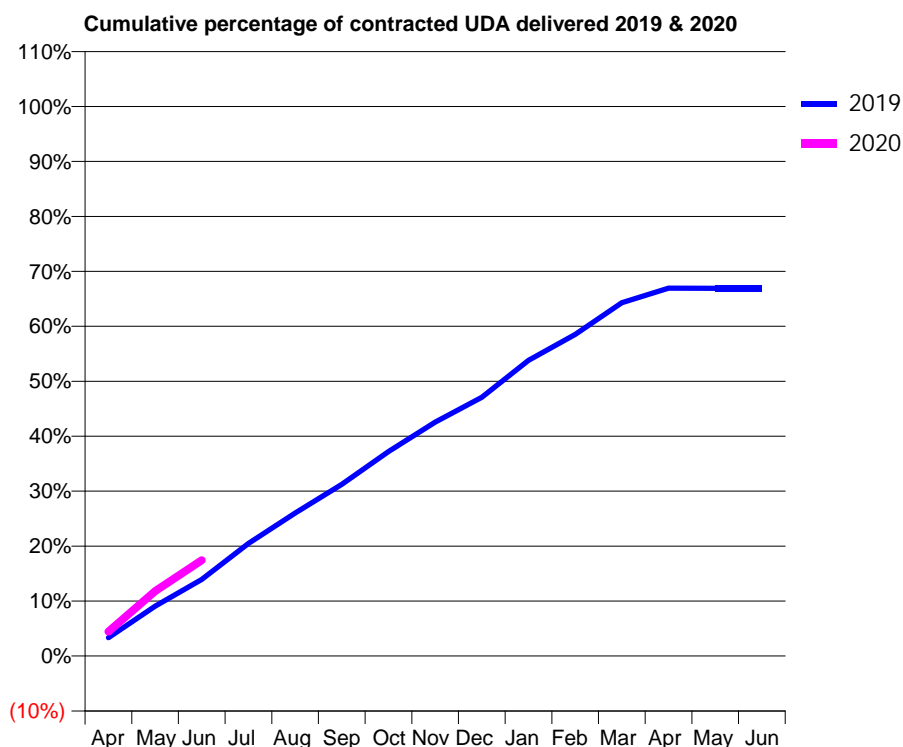
19/20 Contracted general activity (UDA)	20,000
Carry forward general activity (UDA)	0
19/20 Contracted orthodontic activity (UOA)	0
Carry forward orthodontic activity (UOA)	0
Baseline contract value	£658,015.14

ACCESS*

Patients seen in 24 months	Total	Change since previous quarter
Quarter ending June 2018	6,600	
Quarter ending September 2018	6,458	↓
Quarter ending December 2018	6,191	↓
Quarter ending March 2019	5,965	↓
Quarter ending June 2019	5,829	↓
Variance since June 2018	(11.7%)	↓



ACTIVITY



Month	Adjusted Scheduled Activity (UDA)	
	2019	2020
April	669	888
May	1,818	2,362
June	2,790	3,488
July	4,100	
August	5,206	
September	6,249	
October	7,442	
November	8,517	
December	9,414	
January	10,762	
February	11,705	
March	12,861	
April	13,387	
May	13,385	
June	13,383	

QUALITY

	Quantity	Base Number	Contract	AT	Region	England
% of FP17s for the same patient ID Re-attending within 3 months - Children	21	636	3.3%	11.4%	12.1%	11.4%
% of FP17s for the same patient ID Re-attending within 3 months - Adults	122	1,288	9.5%	16.1%	15.6%	15.4%
% of FP17s for the same patient ID Re-attending between 3 & 9 months - Children	343	636	53.9%	59.4%	61.2%	59.8%
% of FP17s for the same patient ID Re-attending between 3 & 9 months - Adults	528	1,288	41.0%	52.1%	54.5%	52.1%
% of FP17s for Band 1 Urgent Courses	108	1,701	6.3%	10.5%	9.1%	9.2%
% of FP17s Relating to Free Repair or Replacements	16	1,701	0.9%	0.8%	1.0%	0.7%
% of FP17s Relating to Continuations	13	1,701	0.8%	0.9%	1.0%	0.8%
% of Patients satisfied with the dentistry they have received	3	4	N/A	93.0%	94.2%	93.4%
% of Patients satisfied with the time they had to wait for an appointment	2	4	N/A	87.4%	88.4%	87.6%

* This is based on patients treated on this contract for their most recent course of treatment. Figures in italics indicate the base number of FP17s or Patient Questionnaire responses are less than 100. N/A is shown where the base number of responses is less than 10 during the period. % is calculated as Quantity/Base number*100

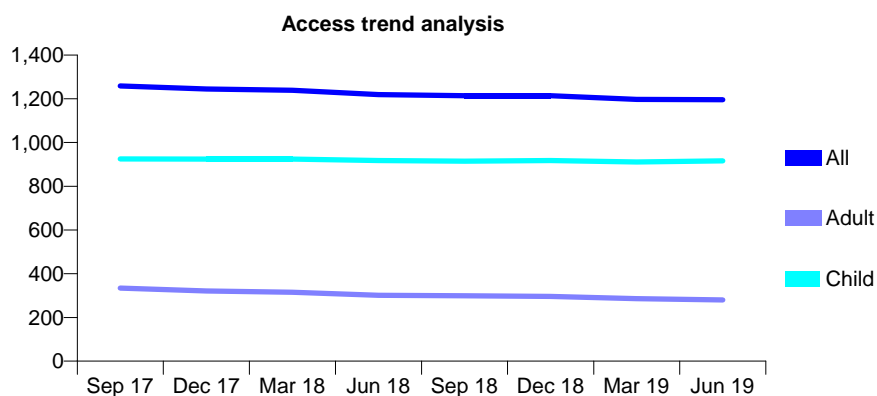
Q46 - Vital Signs At a Glance Contract Report for 112682/0001 - June 2019

Name or company name	Pemberton Dental Practice
Contract type name	GDS Contract
Purpose of contract	General
Contract start date	01/04/2014
Contract end date	

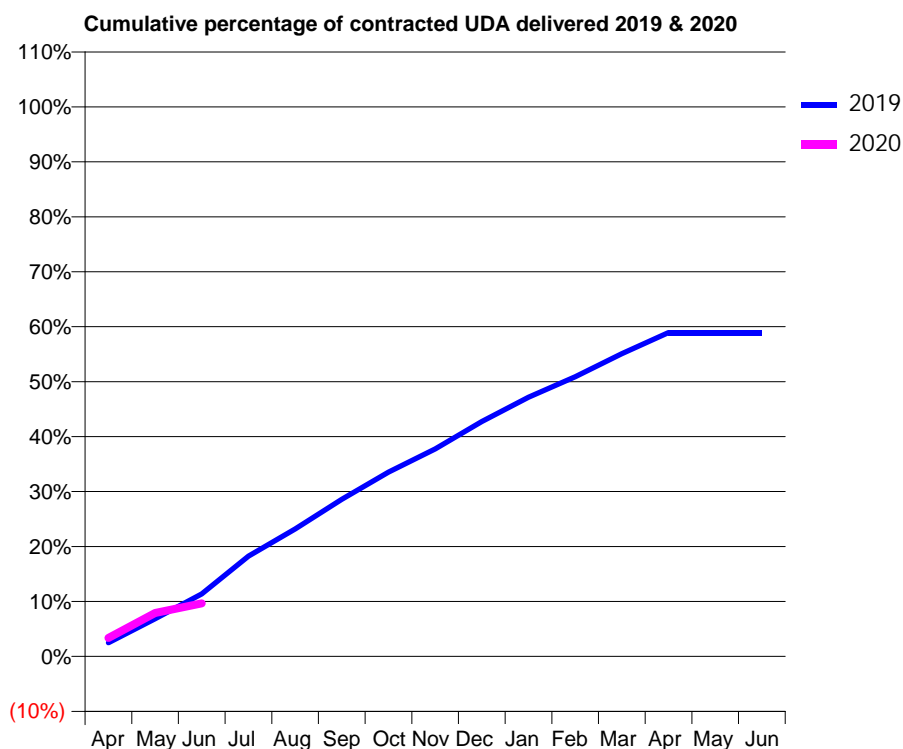
19/20 Contracted general activity (UDA)	5,500
Carry forward general activity (UDA)	0
19/20 Contracted orthodontic activity (UOA)	0
Carry forward orthodontic activity (UOA)	0
Baseline contract value	£139,560.67

ACCESS*

Patients seen in 24 months	Total	Change since previous quarter
Quarter ending June 2018	1,219	
Quarter ending September 2018	1,214	→
Quarter ending December 2018	1,214	→
Quarter ending March 2019	1,197	↓
Quarter ending June 2019	1,196	→
Variance since June 2018	(1.9%)	↓



ACTIVITY



Month	2019	2020
April	137	184
May	377	435
June	625	531
July	1,004	
August	1,276	
September	1,571	
October	1,845	
November	2,078	
December	2,350	
January	2,594	
February	2,800	
March	3,030	
April	3,241	
May	3,241	
June	3,241	

QUALITY

	Quantity	Base Number	Contract	AT	Region	England
% of FP17s for the same patient ID Re-attending within 3 months - Children	57	378	15.1%	11.4%	12.1%	11.4%
% of FP17s for the same patient ID Re-attending within 3 months - Adults	18	89	20.2%	16.1%	15.6%	15.4%
% of FP17s for the same patient ID Re-attending between 3 & 9 months - Children	232	378	61.4%	59.4%	61.2%	59.8%
% of FP17s for the same patient ID Re-attending between 3 & 9 months - Adults	49	89	55.1%	52.1%	54.5%	52.1%
% of FP17s for Band 1 Urgent Courses	9	344	2.6%	10.5%	9.1%	9.2%
% of FP17s Relating to Free Repair or Replacements	0	344	0.0%	0.8%	1.0%	0.7%
% of FP17s Relating to Continuations	0	344	0.0%	0.9%	1.0%	0.8%
% of Patients satisfied with the dentistry they have received	0	0	N/A	93.0%	94.2%	93.4%
% of Patients satisfied with the time they had to wait for an appointment	0	0	N/A	87.4%	88.4%	87.6%

* This is based on patients treated on this contract for their most recent course of treatment. Figures in italics indicate the base number of FP17s or Patient Questionnaire responses are less than 100. N/A is shown where the base number of responses is less than 10 during the period. % is calculated as Quantity/Base number*100

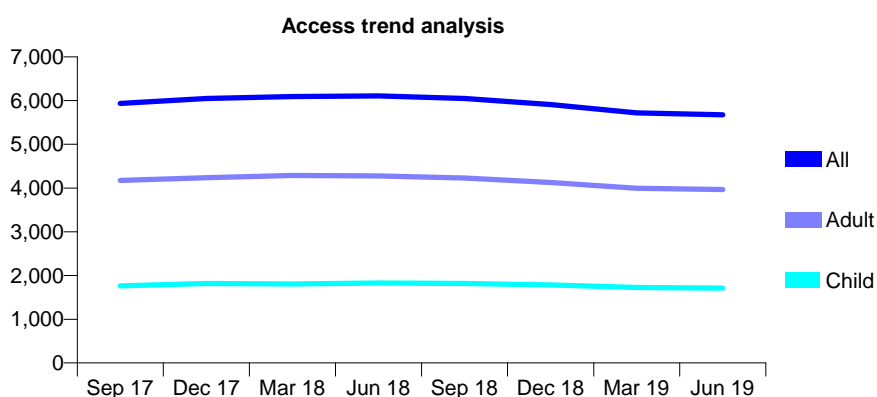
Q46 - Vital Signs At a Glance Contract Report for 112836/0001 - June 2019

Name or company name	Ripponden Road Dental Practice Partnersh
Contract type name	GDS Contract
Purpose of contract	General
Contract start date	30/07/2015
Contract end date	

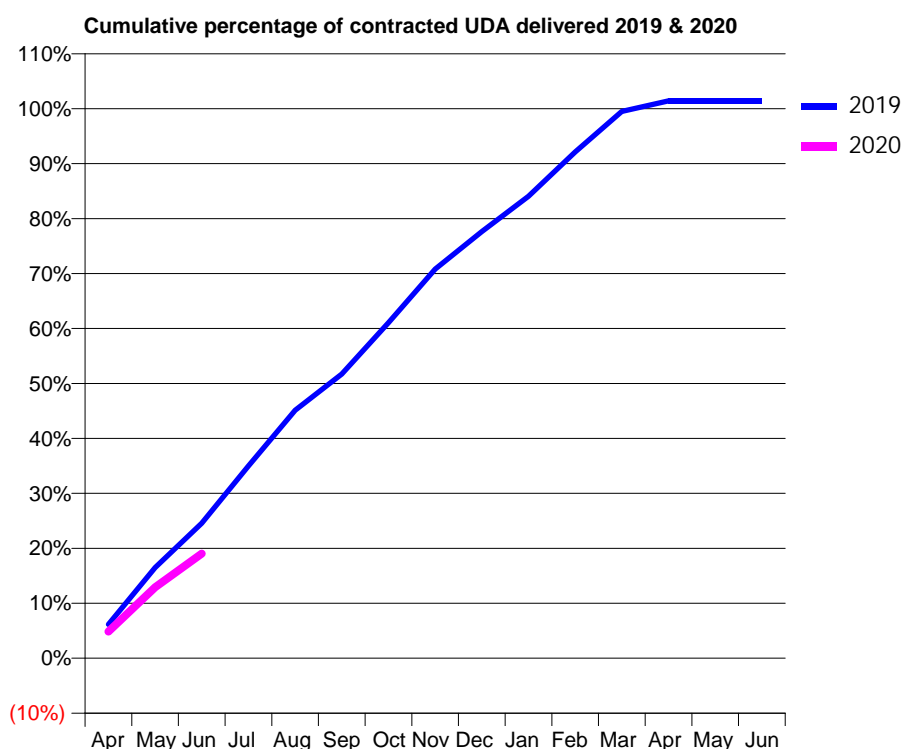
19/20 Contracted general activity (UDA)	17,909
Carry forward general activity (UDA)	0
19/20 Contracted orthodontic activity (UOA)	0
Carry forward orthodontic activity (UOA)	0
Baseline contract value	£563,380.93

ACCESS*

Patients seen in 24 months	Total	Change since previous quarter
Quarter ending June 2018	6,107	
Quarter ending September 2018	6,047	→
Quarter ending December 2018	5,909	↓
Quarter ending March 2019	5,719	↓
Quarter ending June 2019	5,675	→
Variance since June 2018	(7.1%)	↓



ACTIVITY



Adjusted Scheduled Activity (UDA)		
Month	2019	2020
April	1,104	870
May	2,959	2,315
June	4,400	3,409
July	6,263	
August	8,083	
September	9,259	
October	10,937	
November	12,683	
December	13,899	
January	15,052	
February	16,500	
March	17,818	
April	18,164	
May	18,165	
June	18,165	

QUALITY

	Quantity	Base Number	Contract	AT	Region	England
% of FP17s for the same patient ID Re-attending within 3 months - Children	37	551	6.7%	11.4%	12.1%	11.4%
% of FP17s for the same patient ID Re-attending within 3 months - Adults	160	1,127	14.2%	16.1%	15.6%	15.4%
% of FP17s for the same patient ID Re-attending between 3 & 9 months - Children	342	551	62.1%	59.4%	61.2%	59.8%
% of FP17s for the same patient ID Re-attending between 3 & 9 months - Adults	624	1,127	55.4%	52.1%	54.5%	52.1%
% of FP17s for Band 1 Urgent Courses	137	1,490	9.2%	10.5%	9.1%	9.2%
% of FP17s Relating to Free Repair or Replacements	5	1,490	0.3%	0.8%	1.0%	0.7%
% of FP17s Relating to Continuations	16	1,490	1.1%	0.9%	1.0%	0.8%
% of Patients satisfied with the dentistry they have received	0	0	N/A	93.0%	94.2%	93.4%
% of Patients satisfied with the time they had to wait for an appointment	0	0	N/A	87.4%	88.4%	87.6%

* This is based on patients treated on this contract for their most recent course of treatment.

Figures in italics indicate the base number of FP17s or Patient Questionnaire responses are less than 100. N/A is shown where the base number of responses is less than 10 during the period. % is calculated as Quantity/Base number*100

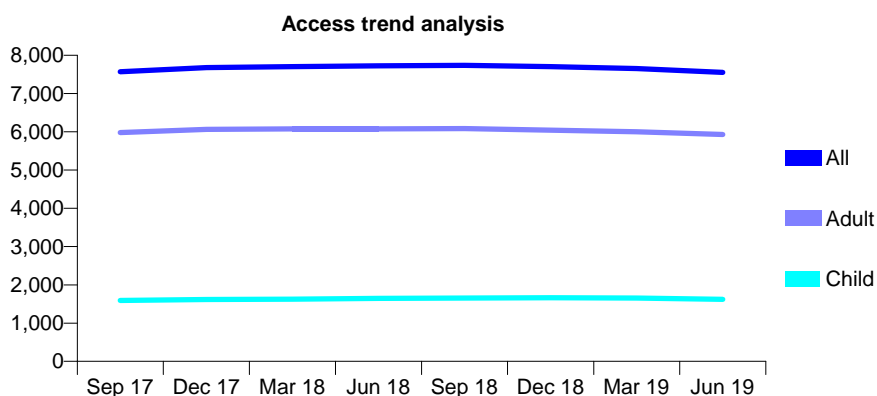
Q46 - Vital Signs At a Glance Contract Report for 114022/0001 - June 2019

Name or company name	Marjory Lees Dental Centre
Contract type name	GDS Contract
Purpose of contract	General
Contract start date	01/03/2014
Contract end date	

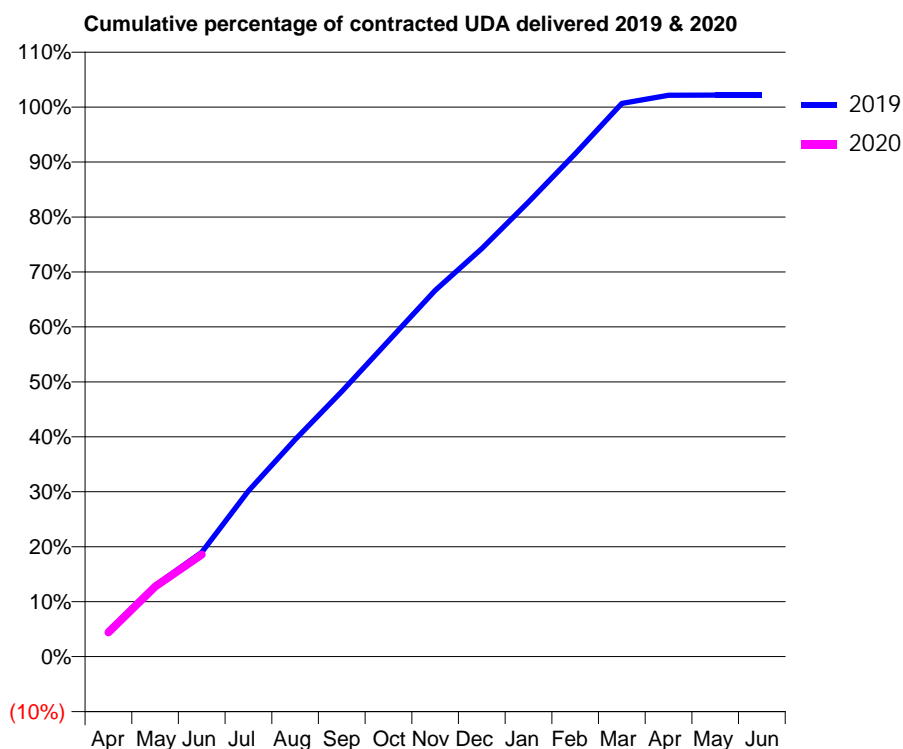
19/20 Contracted general activity (UDA)	24,594
Carry forward general activity (UDA)	0
19/20 Contracted orthodontic activity (UOA)	0
Carry forward orthodontic activity (UOA)	0
Baseline contract value	£930,498.10

ACCESS*

Patients seen in 24 months	Total	Change since previous quarter
Quarter ending June 2018	7,722	
Quarter ending September 2018	7,738	→
Quarter ending December 2018	7,703	→
Quarter ending March 2019	7,654	→
Quarter ending June 2019	7,552	↓
Variance since June 2018	(2.2%)	↓



ACTIVITY



Month	Adjusted Scheduled Activity (UDA)	
	2019	2020
April	1,157	1,085
May	3,186	3,136
June	4,667	4,568
July	7,417	
August	9,717	
September	11,861	
October	14,130	
November	16,394	
December	18,258	
January	20,344	
February	22,507	
March	24,760	
April	25,125	
May	25,128	
June	25,129	

QUALITY

	Quantity	Base Number	Contract	AT	Region	England
% of FP17s for the same patient ID Re-attending within 3 months - Children	120	868	13.8%	11.4%	12.1%	11.4%
% of FP17s for the same patient ID Re-attending within 3 months - Adults	354	2,104	16.8%	16.1%	15.6%	15.4%
% of FP17s for the same patient ID Re-attending between 3 & 9 months - Children	641	868	73.8%	59.4%	61.2%	59.8%
% of FP17s for the same patient ID Re-attending between 3 & 9 months - Adults	1,375	2,104	65.4%	52.1%	54.5%	52.1%
% of FP17s for Band 1 Urgent Courses	162	2,709	6.0%	10.5%	9.1%	9.2%
% of FP17s Relating to Free Repair or Replacements	27	2,709	1.0%	0.8%	1.0%	0.7%
% of FP17s Relating to Continuations	58	2,709	2.1%	0.9%	1.0%	0.8%
% of Patients satisfied with the dentistry they have received	1	1	N/A	93.0%	94.2%	93.4%
% of Patients satisfied with the time they had to wait for an appointment	1	1	N/A	87.4%	88.4%	87.6%

* This is based on patients treated on this contract for their most recent course of treatment. Figures in italics indicate the base number of FP17s or Patient Questionnaire responses are less than 100. N/A is shown where the base number of responses is less than 10 during the period. % is calculated as Quantity/Base number*100

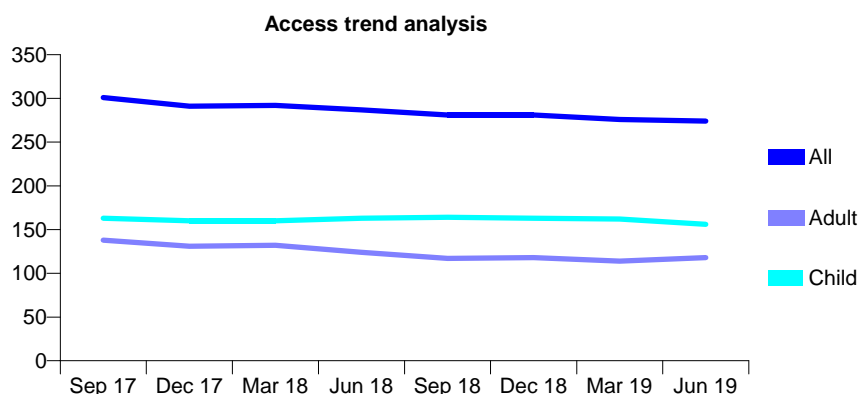
Q46 - Vital Signs At a Glance Contract Report for 114596/0001 - June 2019

Name or company name	Mr Stephen Scott
Contract type name	GDS Contract
Purpose of contract	General
Contract start date	01/04/2006
Contract end date	

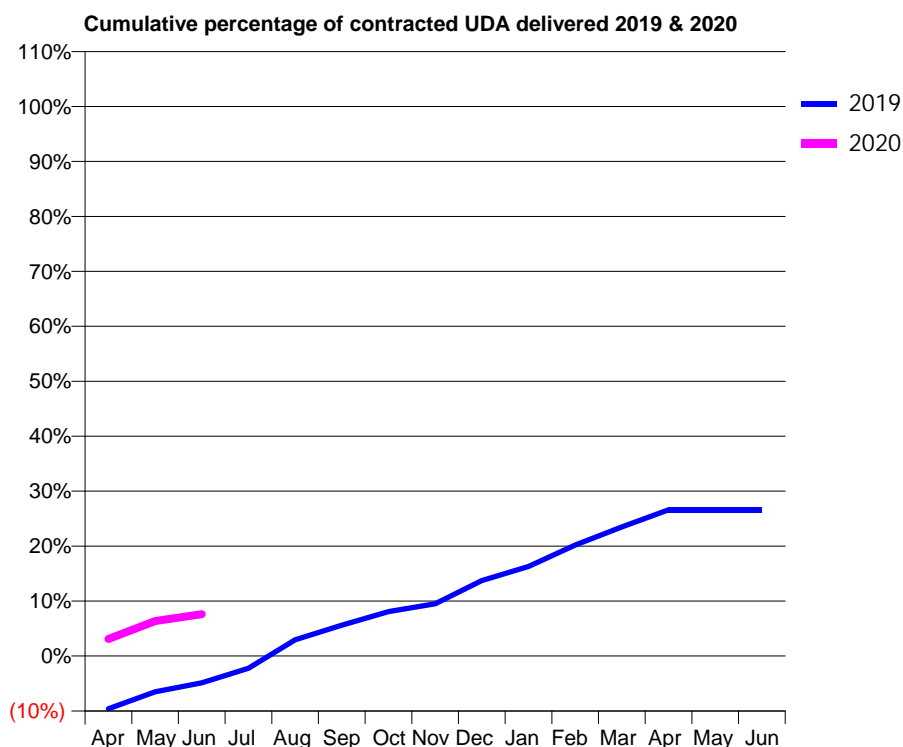
19/20 Contracted general activity (UDA)	1,475
Carry forward general activity (UDA)	0
19/20 Contracted orthodontic activity (UOA)	0
Carry forward orthodontic activity (UOA)	0
Baseline contract value	£36,116.56

ACCESS*

Patients seen in 24 months	Total	Change since previous quarter
Quarter ending June 2018	287	
Quarter ending September 2018	281	↓
Quarter ending December 2018	281	→
Quarter ending March 2019	276	↓
Quarter ending June 2019	274	→
Variance since June 2018	(4.5%)	↓



ACTIVITY



Month	Adjusted Scheduled Activity (UDA)	
	2019	2020
April	-142	46
May	-96	94
June	-72	112
July	-33	
August	44	
September	83	
October	119	
November	140	
December	202	
January	240	
February	298	
March	346	
April	393	
May	393	
June	393	

QUALITY

	Quantity	Base Number	Contract	AT	Region	England
% of FP17s for the same patient ID Re-attending within 3 months - Children	5	68	7.4%	11.4%	12.1%	11.4%
% of FP17s for the same patient ID Re-attending within 3 months - Adults	10	44	22.7%	16.1%	15.6%	15.4%
% of FP17s for the same patient ID Re-attending between 3 & 9 months - Children	40	68	58.8%	59.4%	61.2%	59.8%
% of FP17s for the same patient ID Re-attending between 3 & 9 months - Adults	25	44	56.8%	52.1%	54.5%	52.1%
% of FP17s for Band 1 Urgent Courses	6	78	7.7%	10.5%	9.1%	9.2%
% of FP17s Relating to Free Repair or Replacements	0	78	0.0%	0.8%	1.0%	0.7%
% of FP17s Relating to Continuations	2	78	2.6%	0.9%	1.0%	0.8%
% of Patients satisfied with the dentistry they have received	0	0	N/A	93.0%	94.2%	93.4%
% of Patients satisfied with the time they had to wait for an appointment	0	0	N/A	87.4%	88.4%	87.6%

* This is based on patients treated on this contract for their most recent course of treatment. Figures in italics indicate the base number of FP17s or Patient Questionnaire responses are less than 100. N/A is shown where the base number of responses is less than 10 during the period. % is calculated as Quantity/Base number*100

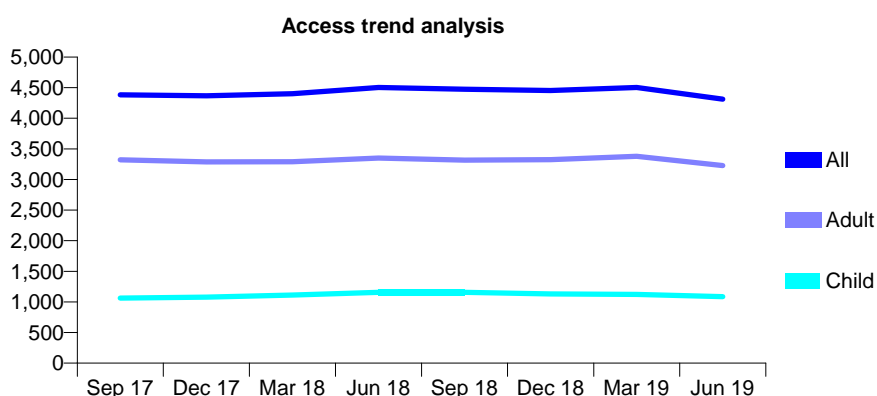
Q46 - Vital Signs At a Glance Contract Report for 115657/0001 - June 2019

Name or company name	the dental practice
Contract type name	GDS Contract
Purpose of contract	General
Contract start date	01/01/2011
Contract end date	

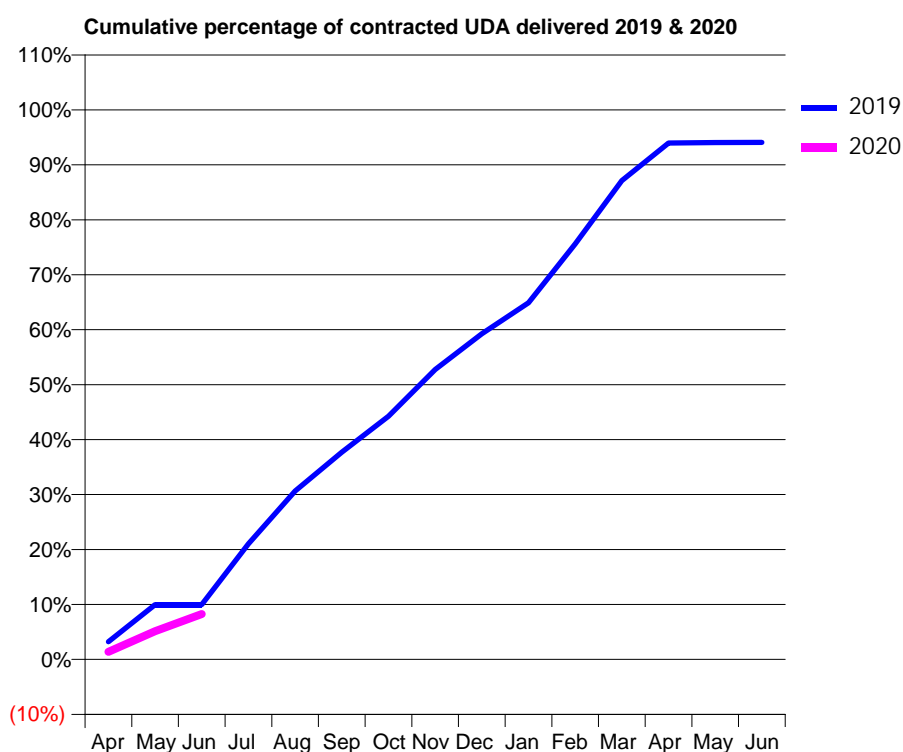
19/20 Contracted general activity (UDA)	15,833
Carry forward general activity (UDA)	0
19/20 Contracted orthodontic activity (UOA)	0
Carry forward orthodontic activity (UOA)	0
Baseline contract value	£502,836.12

ACCESS*

Patients seen in 24 months	Total	Change since previous quarter
Quarter ending June 2018	4,504	
Quarter ending September 2018	4,473	→
Quarter ending December 2018	4,454	→
Quarter ending March 2019	4,505	→
Quarter ending June 2019	4,312	↓
Variance since June 2018	(4.3%)	↓



ACTIVITY



Month	2019	2020
April	511	221
May	1,581	812
June	1,581	1,308
July	3,334	
August	4,854	
September	5,969	
October	7,008	
November	8,353	
December	9,380	
January	10,275	
February	11,972	
March	13,792	
April	14,879	
May	14,892	
June	14,893	

QUALITY

	Quantity	Base Number	Contract	AT	Region	England
% of FP17s for the same patient ID Re-attending within 3 months - Children	20	221	9.0%	11.4%	12.1%	11.4%
% of FP17s for the same patient ID Re-attending within 3 months - Adults	104	675	15.4%	16.1%	15.6%	15.4%
% of FP17s for the same patient ID Re-attending between 3 & 9 months - Children	79	221	35.7%	59.4%	61.2%	59.8%
% of FP17s for the same patient ID Re-attending between 3 & 9 months - Adults	241	675	35.7%	52.1%	54.5%	52.1%
% of FP17s for Band 1 Urgent Courses	86	553	15.6%	10.5%	9.1%	9.2%
% of FP17s Relating to Free Repair or Replacements	5	553	0.9%	0.8%	1.0%	0.7%
% of FP17s Relating to Continuations	6	553	1.1%	0.9%	1.0%	0.8%
% of Patients satisfied with the dentistry they have received	0	0	N/A	93.0%	94.2%	93.4%
% of Patients satisfied with the time they had to wait for an appointment	0	0	N/A	87.4%	88.4%	87.6%

* This is based on patients treated on this contract for their most recent course of treatment. Figures in italics indicate the base number of FP17s or Patient Questionnaire responses are less than 100. N/A is shown where the base number of responses is less than 10 during the period. % is calculated as Quantity/Base number*100

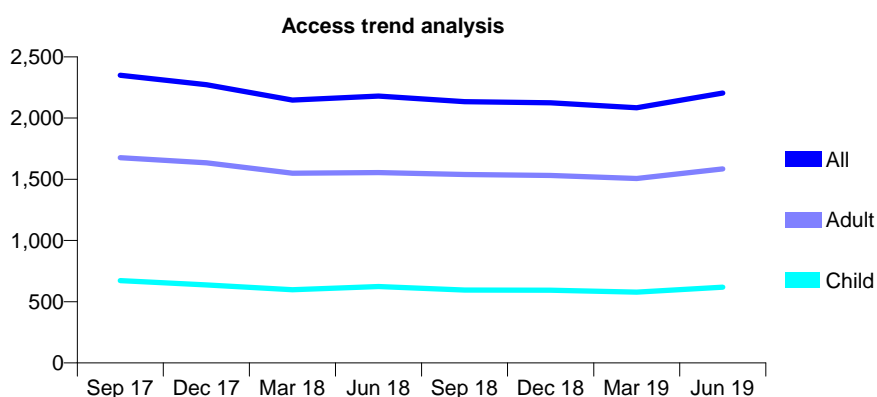
Q46 - Vital Signs At a Glance Contract Report for 115835/0001 - June 2019

Name or company name	Talking Teeth
Contract type name	GDS Contract
Purpose of contract	General
Contract start date	01/11/2013
Contract end date	

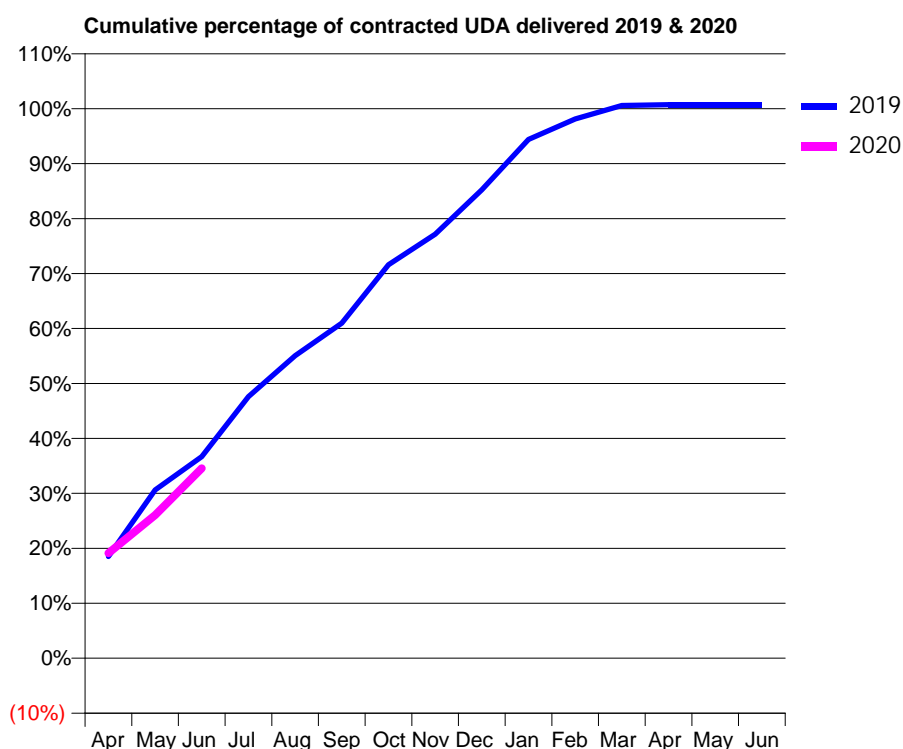
19/20 Contracted general activity (UDA)	6,297
Carry forward general activity (UDA)	0
19/20 Contracted orthodontic activity (UOA)	0
Carry forward orthodontic activity (UOA)	0
Baseline contract value	£143,043.28

ACCESS*

Patients seen in 24 months	Total	Change since previous quarter
Quarter ending June 2018	2,179	
Quarter ending September 2018	2,134	↓
Quarter ending December 2018	2,125	→
Quarter ending March 2019	2,084	↓
Quarter ending June 2019	2,204	↑
Variance since June 2018	1.1%	→



ACTIVITY



Month	2019	2020
April	1,166	1,204
May	1,928	1,641
June	2,310	2,175
July	2,997	
August	3,467	
September	3,839	
October	4,509	
November	4,858	
December	5,366	
January	5,944	
February	6,179	
March	6,334	
April	6,342	
May	6,342	
June	6,342	

QUALITY

	Quantity	Base Number	Contract	AT	Region	England
% of FP17s for the same patient ID Re-attending within 3 months - Children	26	273	9.5%	11.4%	12.1%	11.4%
% of FP17s for the same patient ID Re-attending within 3 months - Adults	46	613	7.5%	16.1%	15.6%	15.4%
% of FP17s for the same patient ID Re-attending between 3 & 9 months - Children	121	273	44.3%	59.4%	61.2%	59.8%
% of FP17s for the same patient ID Re-attending between 3 & 9 months - Adults	314	613	51.2%	52.1%	54.5%	52.1%
% of FP17s for Band 1 Urgent Courses	39	885	4.4%	10.5%	9.1%	9.2%
% of FP17s Relating to Free Repair or Replacements	9	885	1.0%	0.8%	1.0%	0.7%
% of FP17s Relating to Continuations	1	885	0.1%	0.9%	1.0%	0.8%
% of Patients satisfied with the dentistry they have received	1	1	N/A	93.0%	94.2%	93.4%
% of Patients satisfied with the time they had to wait for an appointment	1	1	N/A	87.4%	88.4%	87.6%

* This is based on patients treated on this contract for their most recent course of treatment. Figures in italics indicate the base number of FP17s or Patient Questionnaire responses are less than 100. N/A is shown where the base number of responses is less than 10 during the period. % is calculated as Quantity/Base number*100

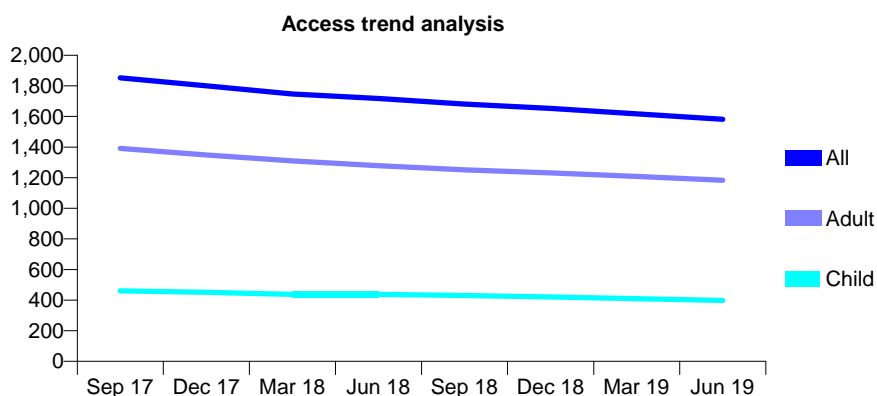
Q46 - Vital Signs At a Glance Contract Report for 116009/0001 - June 2019

Name or company name	Kathcare Ltd
Contract type name	GDS Contract
Purpose of contract	General
Contract start date	01/04/2010
Contract end date	

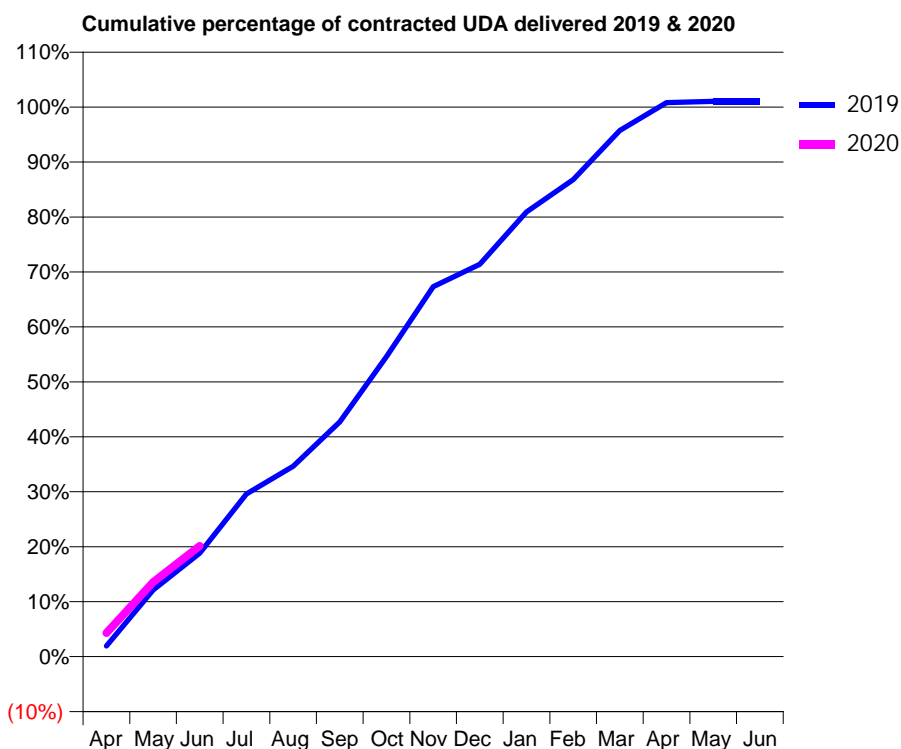
19/20 Contracted general activity (UDA)	6,500
Carry forward general activity (UDA)	0
19/20 Contracted orthodontic activity (UOA)	0
Carry forward orthodontic activity (UOA)	0
Baseline contract value	£202,039.85

ACCESS*

Patients seen in 24 months	Total	Change since previous quarter
Quarter ending June 2018	1,717	
Quarter ending September 2018	1,681	↓
Quarter ending December 2018	1,653	↓
Quarter ending March 2019	1,617	↓
Quarter ending June 2019	1,581	↓
Variance since June 2018	(7.9%)	↓



ACTIVITY



Month	Adjusted Scheduled Activity (UDA)	
	2019	2020
April	125	280
May	790	881
June	1,224	1,309
July	1,924	
August	2,251	
September	2,777	
October	3,549	
November	4,376	
December	4,641	
January	5,260	
February	5,641	
March	6,224	
April	6,553	
May	6,568	
June	6,568	

QUALITY

	Quantity	Base Number	Contract	AT	Region	England
% of FP17s for the same patient ID Re-attending within 3 months - Children	17	174	9.8%	11.4%	12.1%	11.4%
% of FP17s for the same patient ID Re-attending within 3 months - Adults	85	451	18.8%	16.1%	15.6%	15.4%
% of FP17s for the same patient ID Re-attending between 3 & 9 months - Children	100	174	57.5%	59.4%	61.2%	59.8%
% of FP17s for the same patient ID Re-attending between 3 & 9 months - Adults	232	451	51.4%	52.1%	54.5%	52.1%
% of FP17s for Band 1 Urgent Courses	51	512	10.0%	10.5%	9.1%	9.2%
% of FP17s Relating to Free Repair or Replacements	2	512	0.4%	0.8%	1.0%	0.7%
% of FP17s Relating to Continuations	12	512	2.3%	0.9%	1.0%	0.8%
% of Patients satisfied with the dentistry they have received	0	1	N/A	93.0%	94.2%	93.4%
% of Patients satisfied with the time they had to wait for an appointment	1	1	N/A	87.4%	88.4%	87.6%

* This is based on patients treated on this contract for their most recent course of treatment. Figures in italics indicate the base number of FP17s or Patient Questionnaire responses are less than 100. N/A is shown where the base number of responses is less than 10 during the period. % is calculated as Quantity/Base number*100

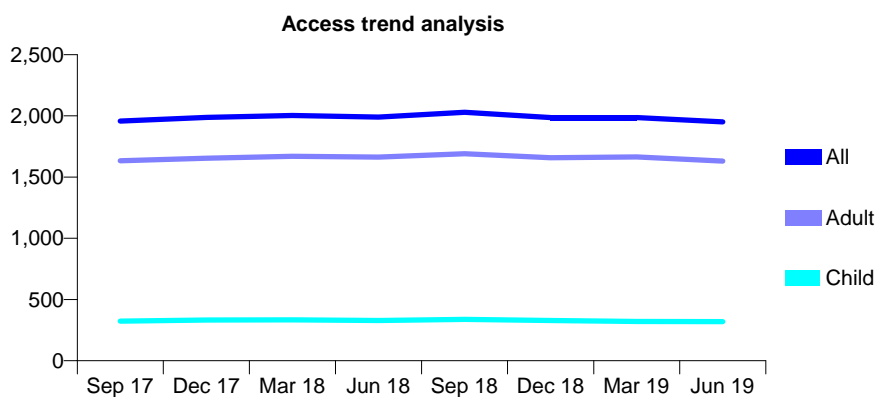
Q46 - Vital Signs At a Glance Contract Report for 116440/0001 - June 2019

Name or company name	Pracny and Strass Dental Practice
Contract type name	GDS Contract
Purpose of contract	General
Contract start date	01/04/2006
Contract end date	

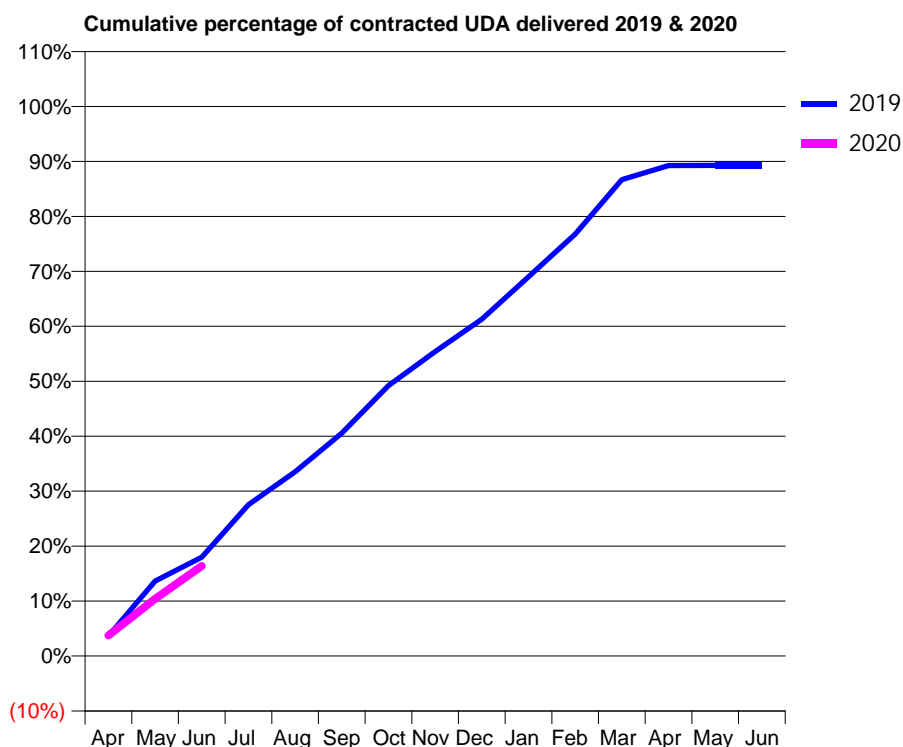
19/20 Contracted general activity (UDA)	7,202
Carry forward general activity (UDA)	0
19/20 Contracted orthodontic activity (UOA)	0
Carry forward orthodontic activity (UOA)	0
Baseline contract value	£173,731.11

ACCESS*

Patients seen in 24 months	Total	Change since previous quarter
Quarter ending June 2018	1,991	
Quarter ending September 2018	2,029	→
Quarter ending December 2018	1,986	↓
Quarter ending March 2019	1,986	→
Quarter ending June 2019	1,950	↓
Variance since June 2018	(2.1%)	↓



ACTIVITY



Month	Adjusted Scheduled Activity (UDA)	
	2019	2020
April	264	271
May	983	751
June	1,296	1,181
July	1,982	
August	2,416	
September	2,921	
October	3,544	
November	3,991	
December	4,414	
January	4,970	
February	5,530	
March	6,244	
April	6,428	
May	6,429	
June	6,430	

QUALITY

	Quantity	Base Number	Contract	AT	Region	England
% of FP17s for the same patient ID Re-attending within 3 months - Children	21	114	18.4%	11.4%	12.1%	11.4%
% of FP17s for the same patient ID Re-attending within 3 months - Adults	87	615	14.1%	16.1%	15.6%	15.4%
% of FP17s for the same patient ID Re-attending between 3 & 9 months - Children	67	114	58.8%	59.4%	61.2%	59.8%
% of FP17s for the same patient ID Re-attending between 3 & 9 months - Adults	416	615	67.6%	52.1%	54.5%	52.1%
% of FP17s for Band 1 Urgent Courses	32	637	5.0%	10.5%	9.1%	9.2%
% of FP17s Relating to Free Repair or Replacements	4	637	0.6%	0.8%	1.0%	0.7%
% of FP17s Relating to Continuations	6	637	0.9%	0.9%	1.0%	0.8%
% of Patients satisfied with the dentistry they have received	1	1	N/A	93.0%	94.2%	93.4%
% of Patients satisfied with the time they had to wait for an appointment	1	1	N/A	87.4%	88.4%	87.6%

* This is based on patients treated on this contract for their most recent course of treatment. Figures in italics indicate the base number of FP17s or Patient Questionnaire responses are less than 100. N/A is shown where the base number of responses is less than 10 during the period. % is calculated as Quantity/Base number*100

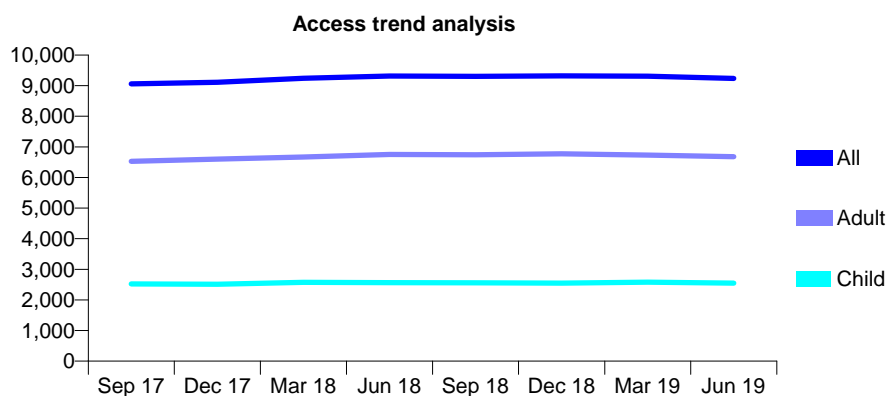
Q46 - Vital Signs At a Glance Contract Report for 116580/0001 - June 2019

Name or company name	Drake Dental Practice
Contract type name	GDS Contract
Purpose of contract	General
Contract start date	01/04/2014
Contract end date	

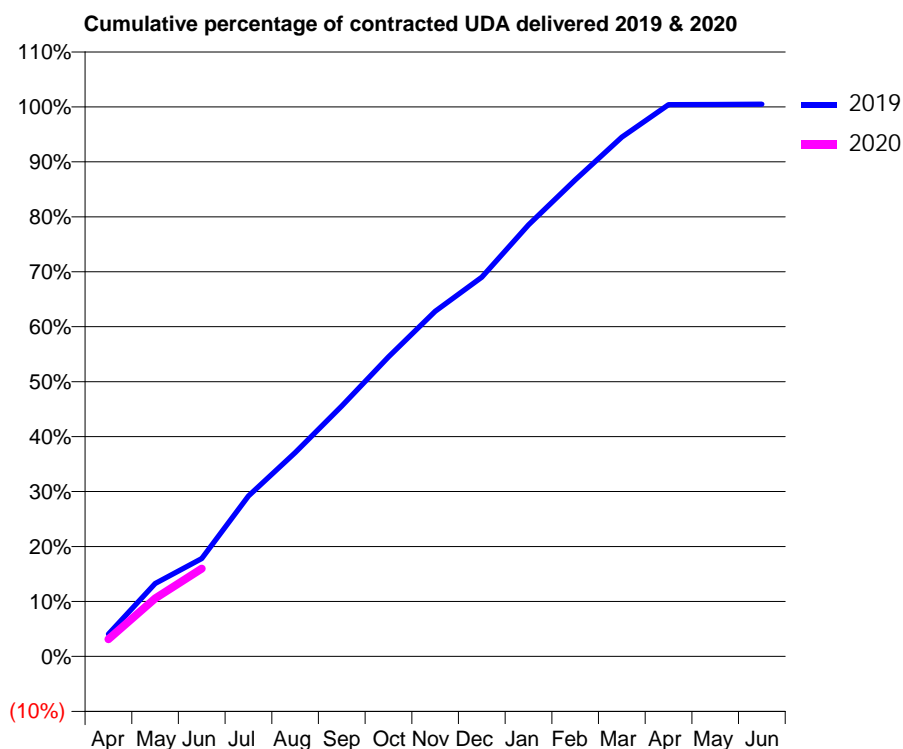
19/20 Contracted general activity (UDA)	32,499
Carry forward general activity (UDA)	0
19/20 Contracted orthodontic activity (UOA)	0
Carry forward orthodontic activity (UOA)	0
Baseline contract value	£852,483.53

ACCESS*

Patients seen in 24 months	Total	Change since previous quarter
Quarter ending June 2018	9,315	
Quarter ending September 2018	9,304	→
Quarter ending December 2018	9,323	→
Quarter ending March 2019	9,308	→
Quarter ending June 2019	9,236	→
Variance since June 2018	(0.8%)	→



ACTIVITY



Month	2019	2020
April	1,237	1,018
May	4,048	3,436
June	5,437	5,193
July	8,905	
August	11,313	
September	13,899	
October	16,618	
November	19,152	
December	21,048	
January	23,957	
February	26,445	
March	28,816	
April	30,623	
May	30,630	
June	30,642	

QUALITY

	Quantity	Base Number	Contract	AT	Region	England
% of FP17s for the same patient ID Re-attending within 3 months - Children	99	1,041	9.5%	11.4%	12.1%	11.4%
% of FP17s for the same patient ID Re-attending within 3 months - Adults	366	2,492	14.7%	16.1%	15.6%	15.4%
% of FP17s for the same patient ID Re-attending between 3 & 9 months - Children	702	1,041	67.4%	59.4%	61.2%	59.8%
% of FP17s for the same patient ID Re-attending between 3 & 9 months - Adults	1,578	2,492	63.3%	52.1%	54.5%	52.1%
% of FP17s for Band 1 Urgent Courses	294	2,632	11.2%	10.5%	9.1%	9.2%
% of FP17s Relating to Free Repair or Replacements	38	2,632	1.4%	0.8%	1.0%	0.7%
% of FP17s Relating to Continuations	19	2,632	0.7%	0.9%	1.0%	0.8%
% of Patients satisfied with the dentistry they have received	2	2	N/A	93.0%	94.2%	93.4%
% of Patients satisfied with the time they had to wait for an appointment	2	2	N/A	87.4%	88.4%	87.6%

* This is based on patients treated on this contract for their most recent course of treatment. Figures in italics indicate the base number of FP17s or Patient Questionnaire responses are less than 100. N/A is shown where the base number of responses is less than 10 during the period. % is calculated as Quantity/Base number*100

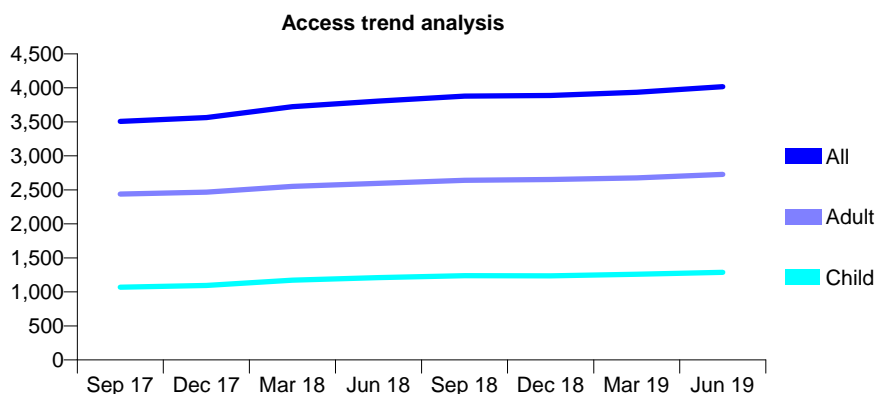
Q46 - Vital Signs At a Glance Contract Report for 116696/0001 - June 2019

Name or company name	Fallowfield (No.1)Limited
Contract type name	GDS Contract
Purpose of contract	General
Contract start date	01/11/2007
Contract end date	

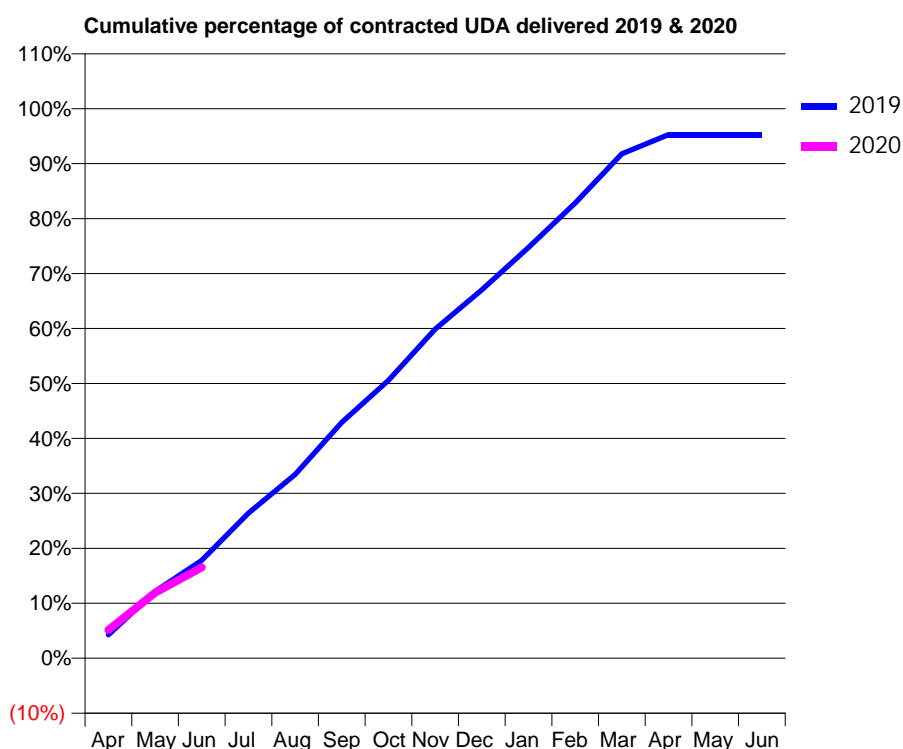
19/20 Contracted general activity (UDA)	13,084
Carry forward general activity (UDA)	0
19/20 Contracted orthodontic activity (UOA)	0
Carry forward orthodontic activity (UOA)	0
Baseline contract value	£456,415.62

ACCESS*

Patients seen in 24 months	Total	Change since previous quarter
Quarter ending June 2018	3,807	
Quarter ending September 2018	3,879	→
Quarter ending December 2018	3,887	→
Quarter ending March 2019	3,937	→
Quarter ending June 2019	4,018	↑
Variance since June 2018	5.5%	↑



ACTIVITY



Month	2019	2020
April	559	674
May	1,593	1,560
June	2,333	2,165
July	3,453	
August	4,378	
September	5,614	
October	6,618	
November	7,833	
December	8,769	
January	9,780	
February	10,837	
March	12,006	
April	12,463	
May	12,463	
June	12,463	

QUALITY

	Quantity	Base Number	Contract	AT	Region	England
% of FP17s for the same patient ID Re-attending within 3 months - Children	35	347	10.1%	11.4%	12.1%	11.4%
% of FP17s for the same patient ID Re-attending within 3 months - Adults	171	845	20.2%	16.1%	15.6%	15.4%
% of FP17s for the same patient ID Re-attending between 3 & 9 months - Children	150	347	43.2%	59.4%	61.2%	59.8%
% of FP17s for the same patient ID Re-attending between 3 & 9 months - Adults	363	845	43.0%	52.1%	54.5%	52.1%
% of FP17s for Band 1 Urgent Courses	130	998	13.0%	10.5%	9.1%	9.2%
% of FP17s Relating to Free Repair or Replacements	8	998	0.8%	0.8%	1.0%	0.7%
% of FP17s Relating to Continuations	16	998	1.6%	0.9%	1.0%	0.8%
% of Patients satisfied with the dentistry they have received	1	1	N/A	93.0%	94.2%	93.4%
% of Patients satisfied with the time they had to wait for an appointment	0	1	N/A	87.4%	88.4%	87.6%

* This is based on patients treated on this contract for their most recent course of treatment. Figures in italics indicate the base number of FP17s or Patient Questionnaire responses are less than 100. N/A is shown where the base number of responses is less than 10 during the period. % is calculated as Quantity/Base number*100

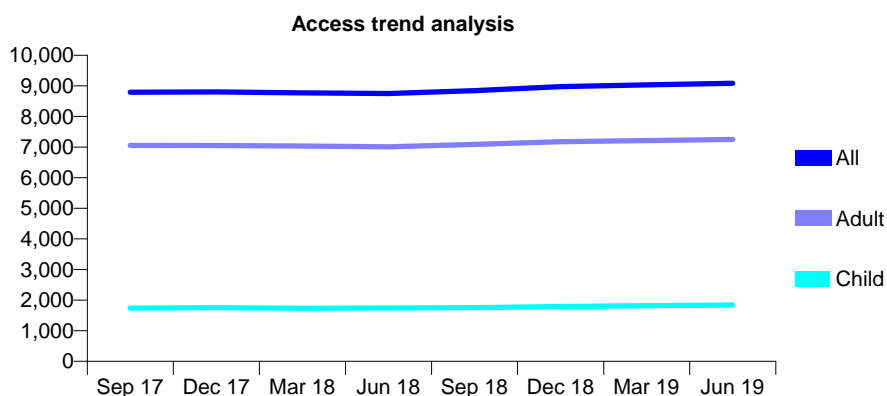
Q46 - Vital Signs At a Glance Contract Report for 117080/0001 - June 2019

Name or company name	Jefferies Reed & Associates
Contract type name	GDS Contract
Purpose of contract	General
Contract start date	01/04/2006
Contract end date	

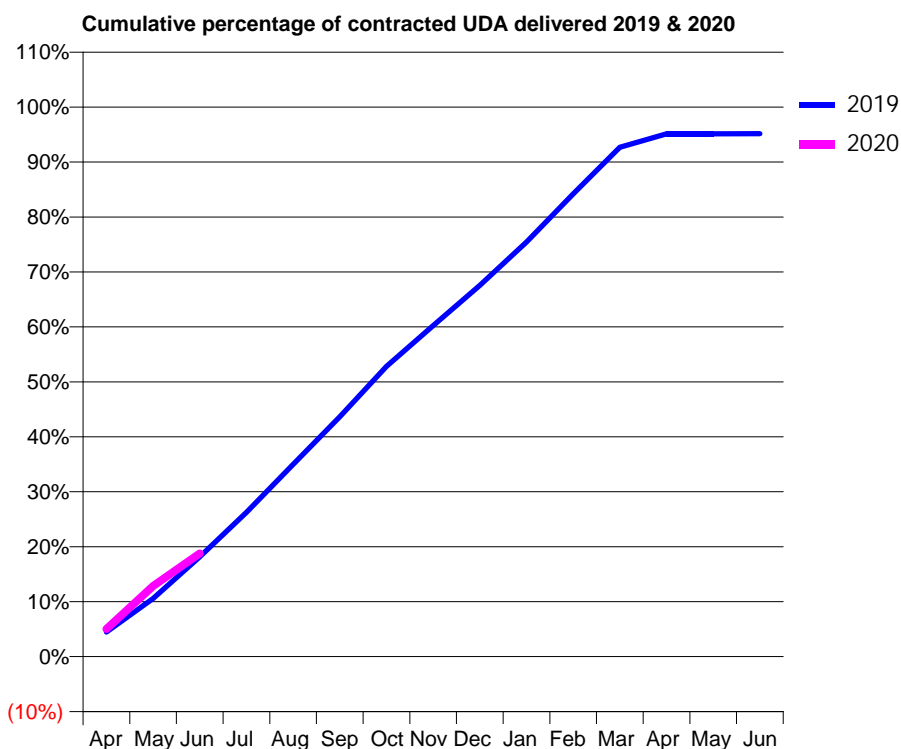
19/20 Contracted general activity (UDA)	28,152
Carry forward general activity (UDA)	0
19/20 Contracted orthodontic activity (UOA)	0
Carry forward orthodontic activity (UOA)	0
Baseline contract value	£872,615.12

ACCESS*

Patients seen in 24 months	Total	Change since previous quarter
Quarter ending June 2018	8,750	
Quarter ending September 2018	8,842	→
Quarter ending December 2018	8,974	→
Quarter ending March 2019	9,032	→
Quarter ending June 2019	9,087	→
Variance since June 2018	3.9%	↑



ACTIVITY



Month	Adjusted Scheduled Activity (UDA)	
	2019	2020
April	1,258	1,416
May	2,983	3,615
June	5,114	5,284
July	7,392	
August	9,850	
September	12,287	
October	14,866	
November	16,962	
December	19,014	
January	21,234	
February	23,709	
March	26,093	
April	26,779	
May	26,780	
June	26,788	

QUALITY

	Quantity	Base Number	Contract	AT	Region	England
% of FP17s for the same patient ID Re-attending within 3 months - Children	32	602	5.3%	11.4%	12.1%	11.4%
% of FP17s for the same patient ID Re-attending within 3 months - Adults	296	2,585	11.5%	16.1%	15.6%	15.4%
% of FP17s for the same patient ID Re-attending between 3 & 9 months - Children	379	602	63.0%	59.4%	61.2%	59.8%
% of FP17s for the same patient ID Re-attending between 3 & 9 months - Adults	1,755	2,585	67.9%	52.1%	54.5%	52.1%
% of FP17s for Band 1 Urgent Courses	134	2,811	4.8%	10.5%	9.1%	9.2%
% of FP17s Relating to Free Repair or Replacements	17	2,811	0.6%	0.8%	1.0%	0.7%
% of FP17s Relating to Continuations	54	2,811	1.9%	0.9%	1.0%	0.8%
% of Patients satisfied with the dentistry they have received	3	3	N/A	93.0%	94.2%	93.4%
% of Patients satisfied with the time they had to wait for an appointment	3	3	N/A	87.4%	88.4%	87.6%

* This is based on patients treated on this contract for their most recent course of treatment. Figures in italics indicate the base number of FP17s or Patient Questionnaire responses are less than 100. N/A is shown where the base number of responses is less than 10 during the period. % is calculated as Quantity/Base number*100

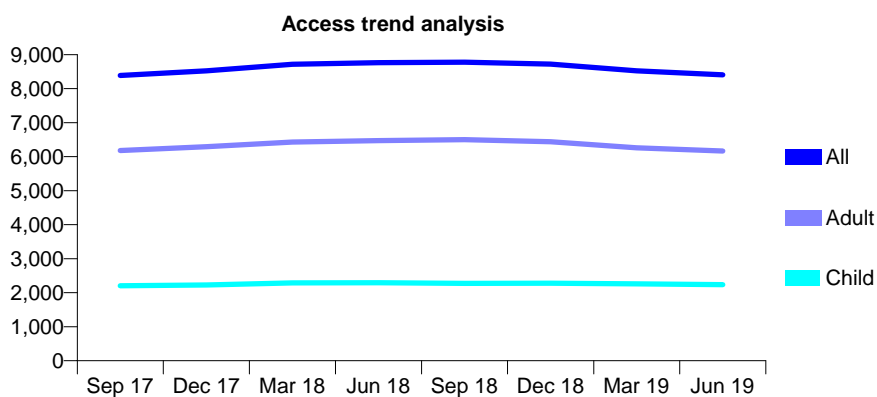
Q46 - Vital Signs At a Glance Contract Report for 118311/0001 - June 2019

Name or company name	Bryn Street Dental Clinic Ltd
Contract type name	GDS Contract
Purpose of contract	General
Contract start date	01/10/2008
Contract end date	

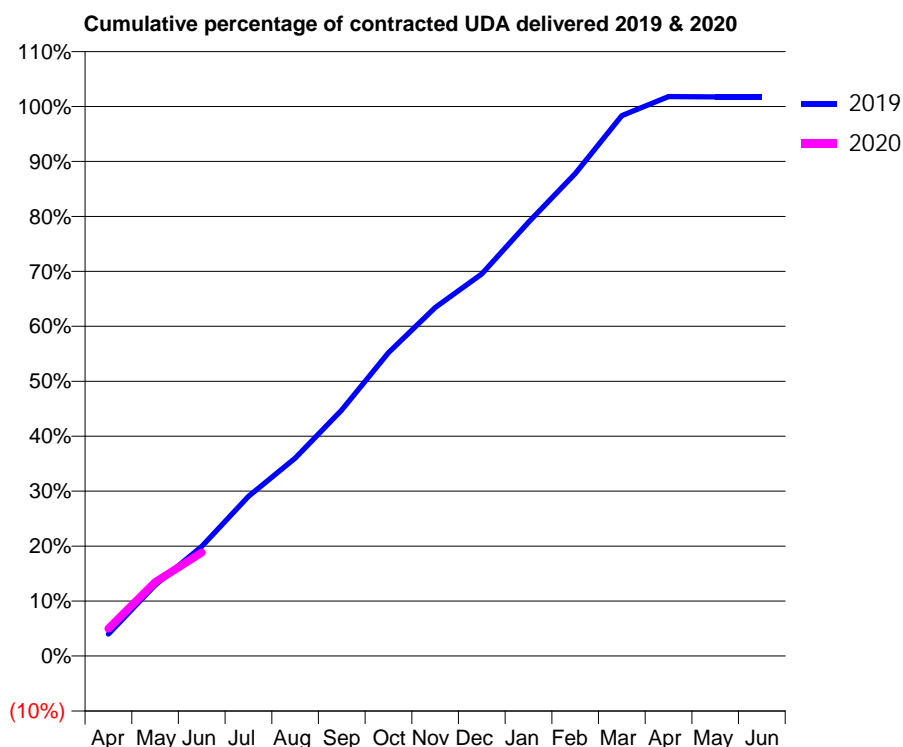
19/20 Contracted general activity (UDA)	24,515
Carry forward general activity (UDA)	0
19/20 Contracted orthodontic activity (UOA)	0
Carry forward orthodontic activity (UOA)	0
Baseline contract value	£658,054.50

ACCESS*

Patients seen in 24 months	Total	Change since previous quarter
Quarter ending June 2018	8,767	
Quarter ending September 2018	8,777	→
Quarter ending December 2018	8,722	→
Quarter ending March 2019	8,523	↓
Quarter ending June 2019	8,405	↓
Variance since June 2018	(4.1%)	↓



ACTIVITY



Month	Adjusted Scheduled Activity (UDA)	
	2019	2020
April	984	1,225
May	3,169	3,293
June	4,884	4,618
July	7,122	
August	8,832	
September	10,977	
October	13,530	
November	15,546	
December	17,048	
January	19,352	
February	21,522	
March	24,106	
April	24,950	
May	24,942	
June	24,942	

QUALITY

	Quantity	Base Number	Contract	AT	Region	England
% of FP17s for the same patient ID Re-attending within 3 months - Children	90	921	9.8%	11.4%	12.1%	11.4%
% of FP17s for the same patient ID Re-attending within 3 months - Adults	363	2,035	17.8%	16.1%	15.6%	15.4%
% of FP17s for the same patient ID Re-attending between 3 & 9 months - Children	645	921	70.0%	59.4%	61.2%	59.8%
% of FP17s for the same patient ID Re-attending between 3 & 9 months - Adults	1,123	2,035	55.2%	52.1%	54.5%	52.1%
% of FP17s for Band 1 Urgent Courses	307	2,518	12.2%	10.5%	9.1%	9.2%
% of FP17s Relating to Free Repair or Replacements	28	2,518	1.1%	0.8%	1.0%	0.7%
% of FP17s Relating to Continuations	19	2,518	0.8%	0.9%	1.0%	0.8%
% of Patients satisfied with the dentistry they have received	2	2	N/A	93.0%	94.2%	93.4%
% of Patients satisfied with the time they had to wait for an appointment	1	2	N/A	87.4%	88.4%	87.6%

* This is based on patients treated on this contract for their most recent course of treatment. Figures in italics indicate the base number of FP17s or Patient Questionnaire responses are less than 100. N/A is shown where the base number of responses is less than 10 during the period. % is calculated as Quantity/Base number*100

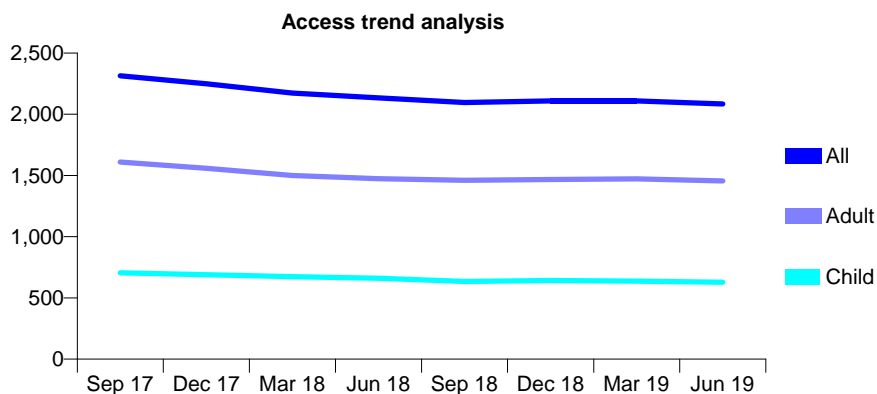
Q46 - Vital Signs At a Glance Contract Report for 118540/0001 - June 2019

Name or company name	Birchfields Family Dental Care
Contract type name	GDS Contract
Purpose of contract	General
Contract start date	01/07/2012
Contract end date	

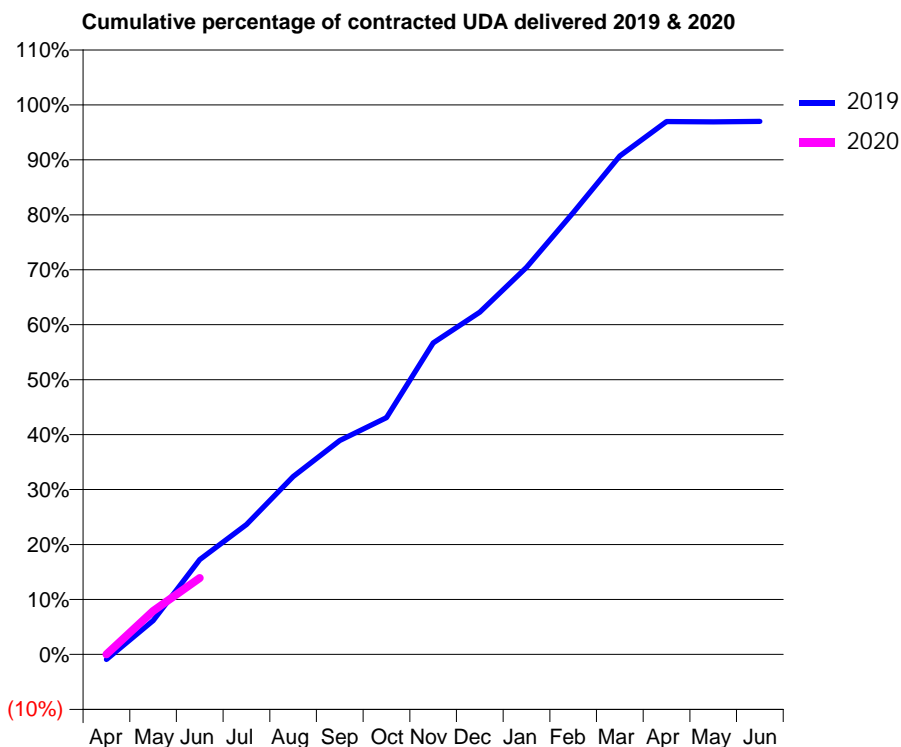
19/20 Contracted general activity (UDA)	7,428
Carry forward general activity (UDA)	0
19/20 Contracted orthodontic activity (UOA)	0
Carry forward orthodontic activity (UOA)	0
Baseline contract value	£259,097.98

ACCESS*

Patients seen in 24 months	Total	Change since previous quarter
Quarter ending June 2018	2,135	
Quarter ending September 2018	2,096	↓
Quarter ending December 2018	2,110	→
Quarter ending March 2019	2,109	→
Quarter ending June 2019	2,084	↓
Variance since June 2018	(2.4%)	↓



ACTIVITY



Month	2019	2020
April	-70	0
May	459	587
June	1,282	1,034
July	1,754	
August	2,404	
September	2,893	
October	3,200	
November	4,211	
December	4,626	
January	5,232	
February	5,970	
March	6,736	
April	7,202	
May	7,198	
June	7,203	

QUALITY

	Quantity	Base Number	Contract	AT	Region	England
% of FP17s for the same patient ID Re-attending within 3 months - Children	25	203	12.3%	11.4%	12.1%	11.4%
% of FP17s for the same patient ID Re-attending within 3 months - Adults	49	419	11.7%	16.1%	15.6%	15.4%
% of FP17s for the same patient ID Re-attending between 3 & 9 months - Children	126	203	62.1%	59.4%	61.2%	59.8%
% of FP17s for the same patient ID Re-attending between 3 & 9 months - Adults	263	419	62.8%	52.1%	54.5%	52.1%
% of FP17s for Band 1 Urgent Courses	30	467	6.4%	10.5%	9.1%	9.2%
% of FP17s Relating to Free Repair or Replacements	5	467	1.1%	0.8%	1.0%	0.7%
% of FP17s Relating to Continuations	1	467	0.2%	0.9%	1.0%	0.8%
% of Patients satisfied with the dentistry they have received	1	1	N/A	93.0%	94.2%	93.4%
% of Patients satisfied with the time they had to wait for an appointment	1	1	N/A	87.4%	88.4%	87.6%

* This is based on patients treated on this contract for their most recent course of treatment. Figures in italics indicate the base number of FP17s or Patient Questionnaire responses are less than 100. N/A is shown where the base number of responses is less than 10 during the period. % is calculated as Quantity/Base number*100

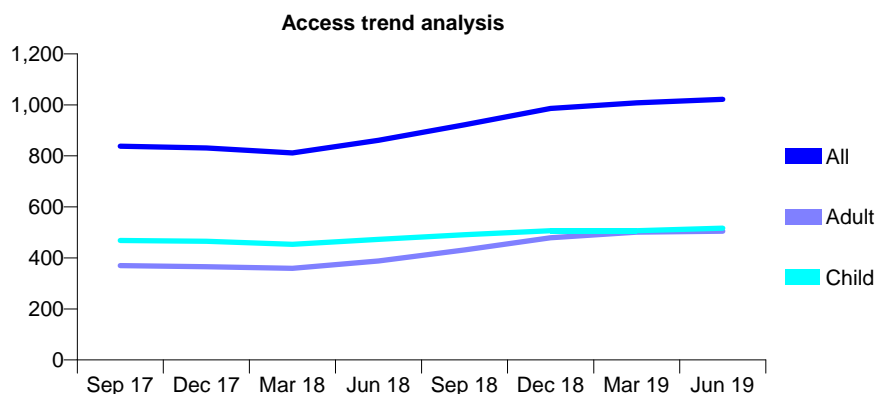
Q46 - Vital Signs At a Glance Contract Report for 119741/0001 - June 2019

Name or company name	32 Whites - Church Lane
Contract type name	GDS Contract
Purpose of contract	General
Contract start date	01/04/2006
Contract end date	

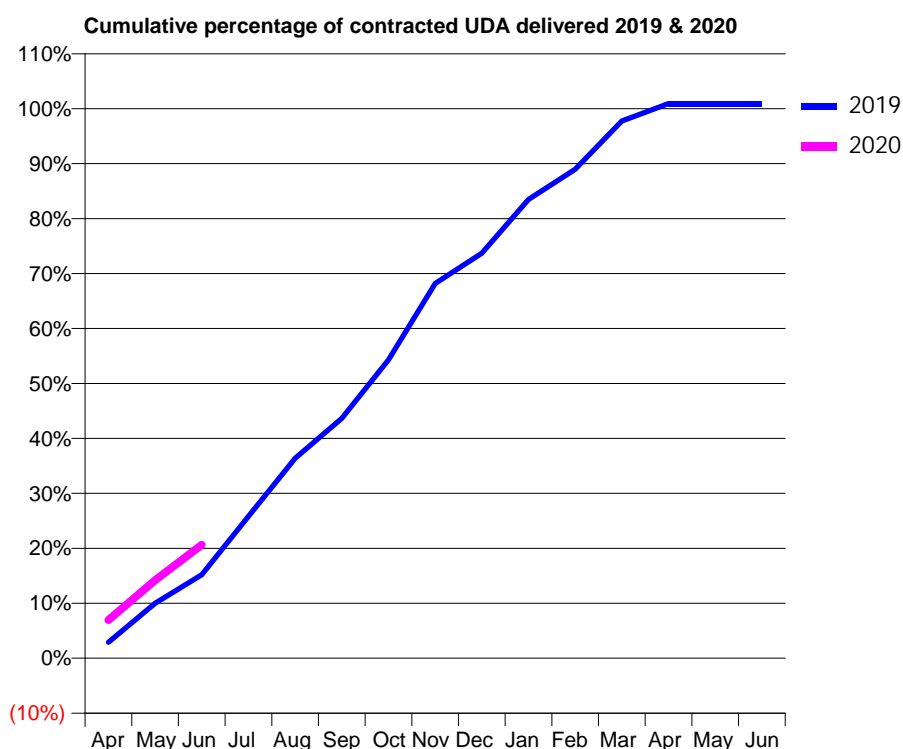
19/20 Contracted general activity (UDA)	2,800
Carry forward general activity (UDA)	0
19/20 Contracted orthodontic activity (UOA)	0
Carry forward orthodontic activity (UOA)	0
Baseline contract value	£61,973.58

ACCESS*

Patients seen in 24 months	Total	Change since previous quarter
Quarter ending June 2018	861	
Quarter ending September 2018	922	↑
Quarter ending December 2018	986	↑
Quarter ending March 2019	1,008	↑
Quarter ending June 2019	1,022	→
Variance since June 2018	18.7%	↑



ACTIVITY



Month	2019	2020
April	81	195
May	280	398
June	425	578
July	723	
August	1,019	
September	1,222	
October	1,520	
November	1,910	
December	2,063	
January	2,337	
February	2,491	
March	2,737	
April	2,826	
May	2,826	
June	2,826	

QUALITY

	Quantity	Base Number	Contract	AT	Region	England
% of FP17s for the same patient ID Re-attending within 3 months - Children	12	225	5.3%	11.4%	12.1%	11.4%
% of FP17s for the same patient ID Re-attending within 3 months - Adults	23	168	13.7%	16.1%	15.6%	15.4%
% of FP17s for the same patient ID Re-attending between 3 & 9 months - Children	166	225	73.8%	59.4%	61.2%	59.8%
% of FP17s for the same patient ID Re-attending between 3 & 9 months - Adults	109	168	64.9%	52.1%	54.5%	52.1%
% of FP17s for Band 1 Urgent Courses	15	323	4.6%	10.5%	9.1%	9.2%
% of FP17s Relating to Free Repair or Replacements	1	323	0.3%	0.8%	1.0%	0.7%
% of FP17s Relating to Continuations	6	323	1.9%	0.9%	1.0%	0.8%
% of Patients satisfied with the dentistry they have received	0	0	N/A	93.0%	94.2%	93.4%
% of Patients satisfied with the time they had to wait for an appointment	0	0	N/A	87.4%	88.4%	87.6%

* This is based on patients treated on this contract for their most recent course of treatment.

Figures in italics indicate the base number of FP17s or Patient Questionnaire responses are less than 100. N/A is shown where the base number of responses is less than 10 during the period. % is calculated as Quantity/Base number*100

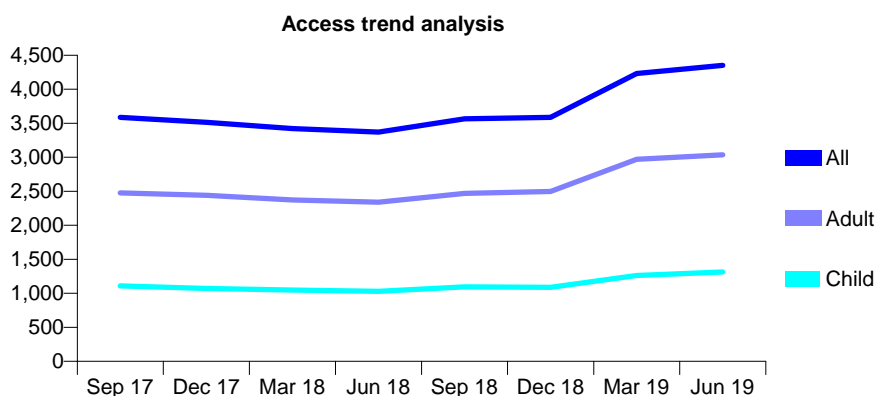
Q46 - Vital Signs At a Glance Contract Report for 120162/0001 - June 2019

Name or company name	Confidential Solutions Ltd
Contract type name	GDS Contract
Purpose of contract	General
Contract start date	01/12/2013
Contract end date	

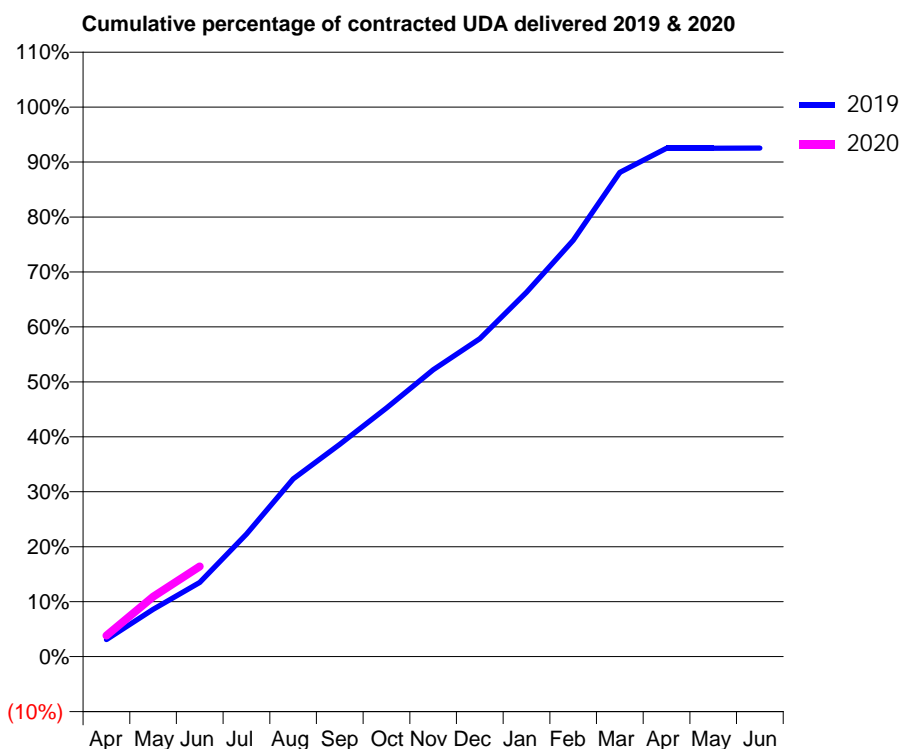
19/20 Contracted general activity (UDA)	12,935
Carry forward general activity (UDA)	0
19/20 Contracted orthodontic activity (UOA)	0
Carry forward orthodontic activity (UOA)	0
Baseline contract value	£317,809.17

ACCESS*

Patients seen in 24 months	Total	Change since previous quarter
Quarter ending June 2018	3,371	
Quarter ending September 2018	3,565	↑
Quarter ending December 2018	3,588	→
Quarter ending March 2019	4,233	↑
Quarter ending June 2019	4,351	↑
Variance since June 2018	29.1%	↑



ACTIVITY



Month	Adjusted Scheduled Activity (UDA)	
	2019	2020
April	402	499
May	1,112	1,412
June	1,748	2,123
July	2,884	
August	4,183	
September	4,998	
October	5,852	
November	6,755	
December	7,486	
January	8,578	
February	9,802	
March	11,397	
April	11,964	
May	11,968	
June	11,969	

QUALITY

	Quantity	Base Number	Contract	AT	Region	England
% of FP17s for the same patient ID Re-attending within 3 months - Children	29	387	7.5%	11.4%	12.1%	11.4%
% of FP17s for the same patient ID Re-attending within 3 months - Adults	125	985	12.7%	16.1%	15.6%	15.4%
% of FP17s for the same patient ID Re-attending between 3 & 9 months - Children	189	387	48.8%	59.4%	61.2%	59.8%
% of FP17s for the same patient ID Re-attending between 3 & 9 months - Adults	524	985	53.2%	52.1%	54.5%	52.1%
% of FP17s for Band 1 Urgent Courses	122	1,117	10.9%	10.5%	9.1%	9.2%
% of FP17s Relating to Free Repair or Replacements	8	1,117	0.7%	0.8%	1.0%	0.7%
% of FP17s Relating to Continuations	6	1,117	0.5%	0.9%	1.0%	0.8%
% of Patients satisfied with the dentistry they have received	1	1	N/A	93.0%	94.2%	93.4%
% of Patients satisfied with the time they had to wait for an appointment	0	1	N/A	87.4%	88.4%	87.6%

* This is based on patients treated on this contract for their most recent course of treatment. Figures in italics indicate the base number of FP17s or Patient Questionnaire responses are less than 100. N/A is shown where the base number of responses is less than 10 during the period. % is calculated as Quantity/Base number*100

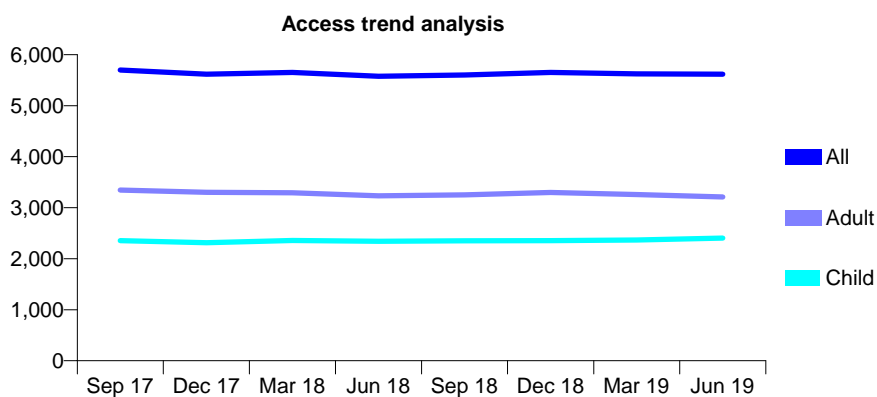
Q46 - Vital Signs At a Glance Contract Report for 121118/0001 - June 2019

Name or company name	The Tooth Place Limited
Contract type name	GDS Contract
Purpose of contract	General
Contract start date	01/08/2015
Contract end date	

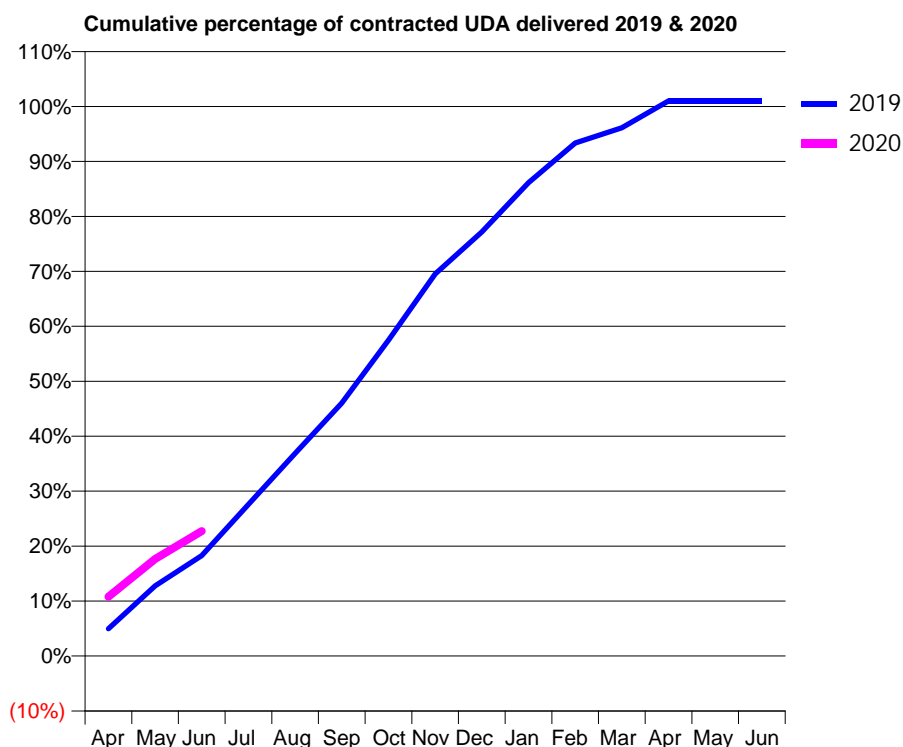
19/20 Contracted general activity (UDA)	16,195
Carry forward general activity (UDA)	0
19/20 Contracted orthodontic activity (UOA)	0
Carry forward orthodontic activity (UOA)	0
Baseline contract value	£558,627.00

ACCESS*

Patients seen in 24 months	Total	Change since previous quarter
Quarter ending June 2018	5,575	
Quarter ending September 2018	5,602	→
Quarter ending December 2018	5,652	→
Quarter ending March 2019	5,626	→
Quarter ending June 2019	5,616	→
Variance since June 2018	0.7%	→



ACTIVITY



Month	Adjusted Scheduled Activity (UDA)	
	2019	2020
April	805	1,747
May	2,068	2,863
June	2,963	3,679
July	4,470	
August	5,973	
September	7,455	
October	9,307	
November	11,263	
December	12,497	
January	13,950	
February	15,115	
March	15,564	
April	16,359	
May	16,359	
June	16,359	

QUALITY

	Quantity	Base Number	Contract	AT	Region	England
% of FP17s for the same patient ID Re-attending within 3 months - Children	94	941	10.0%	11.4%	12.1%	11.4%
% of FP17s for the same patient ID Re-attending within 3 months - Adults	217	1,192	18.2%	16.1%	15.6%	15.4%
% of FP17s for the same patient ID Re-attending between 3 & 9 months - Children	548	941	58.2%	59.4%	61.2%	59.8%
% of FP17s for the same patient ID Re-attending between 3 & 9 months - Adults	721	1,192	60.5%	52.1%	54.5%	52.1%
% of FP17s for Band 1 Urgent Courses	186	1,548	12.0%	10.5%	9.1%	9.2%
% of FP17s Relating to Free Repair or Replacements	20	1,548	1.3%	0.8%	1.0%	0.7%
% of FP17s Relating to Continuations	14	1,548	0.9%	0.9%	1.0%	0.8%
% of Patients satisfied with the dentistry they have received	2	2	N/A	93.0%	94.2%	93.4%
% of Patients satisfied with the time they had to wait for an appointment	2	2	N/A	87.4%	88.4%	87.6%

* This is based on patients treated on this contract for their most recent course of treatment. Figures in italics indicate the base number of FP17s or Patient Questionnaire responses are less than 100. N/A is shown where the base number of responses is less than 10 during the period. % is calculated as Quantity/Base number*100

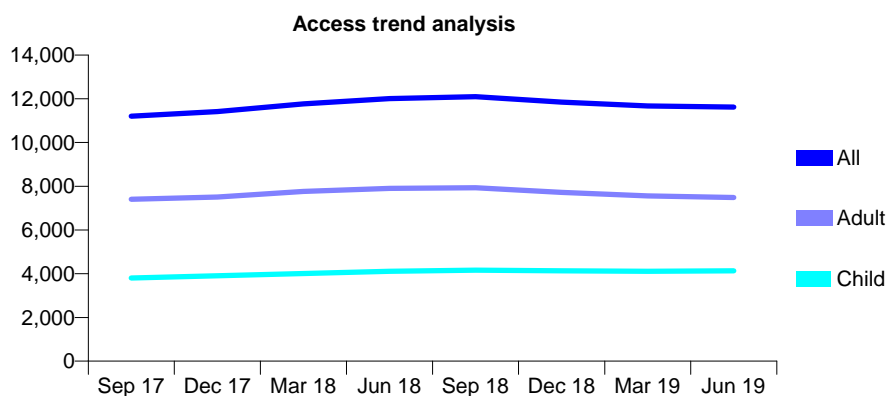
Q46 - Vital Signs At a Glance Contract Report for 121274/0001 - June 2019

Name or company name	Freshdental Practice Ltd
Contract type name	GDS Contract
Purpose of contract	General
Contract start date	01/04/2011
Contract end date	

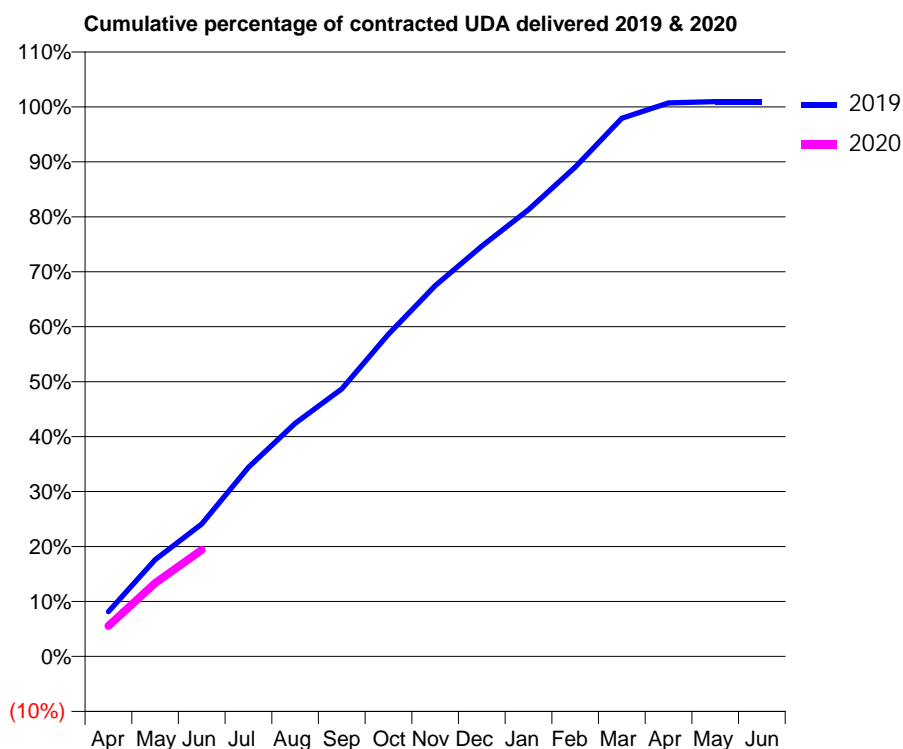
19/20 Contracted general activity (UDA)	28,724
Carry forward general activity (UDA)	0
19/20 Contracted orthodontic activity (UOA)	0
Carry forward orthodontic activity (UOA)	0
Baseline contract value	£744,617.90

ACCESS*

Patients seen in 24 months	Total	Change since previous quarter
Quarter ending June 2018	12,011	
Quarter ending September 2018	12,094	→
Quarter ending December 2018	11,852	↓
Quarter ending March 2019	11,670	↓
Quarter ending June 2019	11,617	→
Variance since June 2018	(3.3%)	↓



ACTIVITY



Month	2019	2020
April	2,337	1,594
May	5,055	3,838
June	6,923	5,563
July	9,881	
August	12,186	
September	13,985	
October	16,846	
November	19,382	
December	21,445	
January	23,353	
February	25,576	
March	28,128	
April	28,927	
May	28,995	
June	28,995	

QUALITY

	Quantity	Base Number	Contract	AT	Region	England
% of FP17s for the same patient ID Re-attending within 3 months - Children	224	1,766	12.7%	11.4%	12.1%	11.4%
% of FP17s for the same patient ID Re-attending within 3 months - Adults	284	2,107	13.5%	16.1%	15.6%	15.4%
% of FP17s for the same patient ID Re-attending between 3 & 9 months - Children	1,111	1,766	62.9%	59.4%	61.2%	59.8%
% of FP17s for the same patient ID Re-attending between 3 & 9 months - Adults	1,074	2,107	51.0%	52.1%	54.5%	52.1%
% of FP17s for Band 1 Urgent Courses	367	3,142	11.7%	10.5%	9.1%	9.2%
% of FP17s Relating to Free Repair or Replacements	9	3,142	0.3%	0.8%	1.0%	0.7%
% of FP17s Relating to Continuations	2	3,142	0.1%	0.9%	1.0%	0.8%
% of Patients satisfied with the dentistry they have received	2	2	N/A	93.0%	94.2%	93.4%
% of Patients satisfied with the time they had to wait for an appointment	2	2	N/A	87.4%	88.4%	87.6%

* This is based on patients treated on this contract for their most recent course of treatment. Figures in italics indicate the base number of FP17s or Patient Questionnaire responses are less than 100. N/A is shown where the base number of responses is less than 10 during the period. % is calculated as Quantity/Base number*100

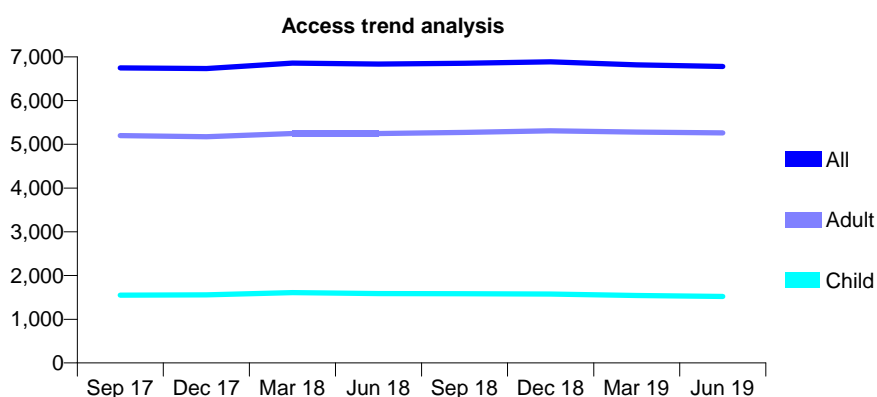
Q46 - Vital Signs At a Glance Contract Report for 122211/0001 - June 2019

Name or company name	Durgan & Ashworth Dental Care Ltd
Contract type name	GDS Contract
Purpose of contract	General
Contract start date	01/05/2007
Contract end date	

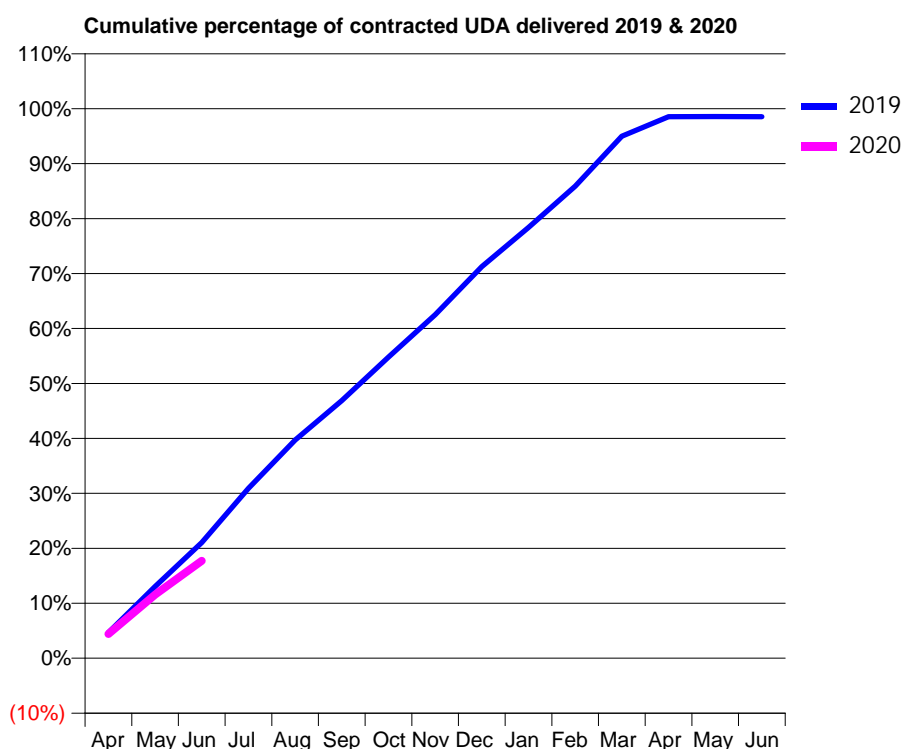
19/20 Contracted general activity (UDA)	19,207
Carry forward general activity (UDA)	0
19/20 Contracted orthodontic activity (UOA)	0
Carry forward orthodontic activity (UOA)	0
Baseline contract value	£650,901.94

ACCESS*

Patients seen in 24 months	Total	Change since previous quarter
Quarter ending June 2018	6,836	
Quarter ending September 2018	6,853	→
Quarter ending December 2018	6,885	→
Quarter ending March 2019	6,819	→
Quarter ending June 2019	6,782	→
Variance since June 2018	(0.8%)	→



ACTIVITY



Month	2019	2020
April	896	851
May	2,508	2,227
June	4,044	3,404
July	5,939	
August	7,629	
September	9,001	
October	10,522	
November	12,007	
December	13,688	
January	15,058	
February	16,495	
March	18,240	
April	18,928	
May	18,930	
June	18,928	

QUALITY

	Quantity	Base Number	Contract	AT	Region	England
% of FP17s for the same patient ID Re-attending within 3 months - Children	30	541	5.5%	11.4%	12.1%	11.4%
% of FP17s for the same patient ID Re-attending within 3 months - Adults	223	1,697	13.1%	16.1%	15.6%	15.4%
% of FP17s for the same patient ID Re-attending between 3 & 9 months - Children	293	541	54.2%	59.4%	61.2%	59.8%
% of FP17s for the same patient ID Re-attending between 3 & 9 months - Adults	868	1,697	51.1%	52.1%	54.5%	52.1%
% of FP17s for Band 1 Urgent Courses	162	1,925	8.4%	10.5%	9.1%	9.2%
% of FP17s Relating to Free Repair or Replacements	21	1,925	1.1%	0.8%	1.0%	0.7%
% of FP17s Relating to Continuations	33	1,925	1.7%	0.9%	1.0%	0.8%
% of Patients satisfied with the dentistry they have received	4	4	N/A	93.0%	94.2%	93.4%
% of Patients satisfied with the time they had to wait for an appointment	4	4	N/A	87.4%	88.4%	87.6%

* This is based on patients treated on this contract for their most recent course of treatment.

Figures in italics indicate the base number of FP17s or Patient Questionnaire responses are less than 100. N/A is shown where the base number of responses is less than 10 during the period. % is calculated as Quantity/Base number*100

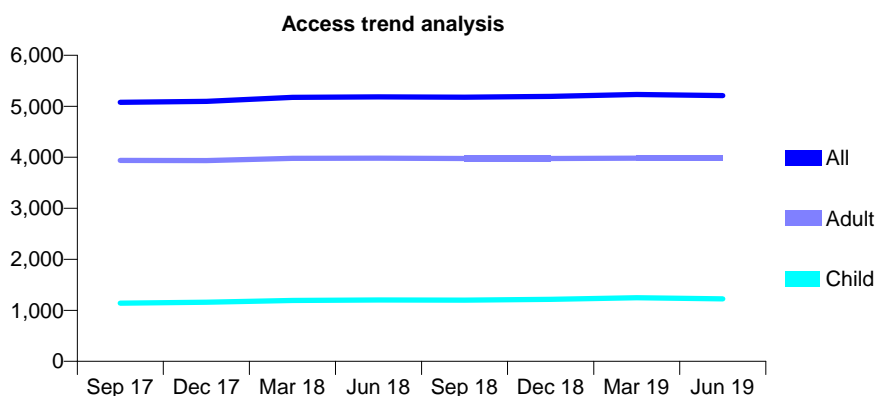
Q46 - Vital Signs At a Glance Contract Report for 123056/0001 - June 2019

Name or company name	Fletcher Fosbrook Dental Surgery
Contract type name	GDS Contract
Purpose of contract	General
Contract start date	01/04/2013
Contract end date	

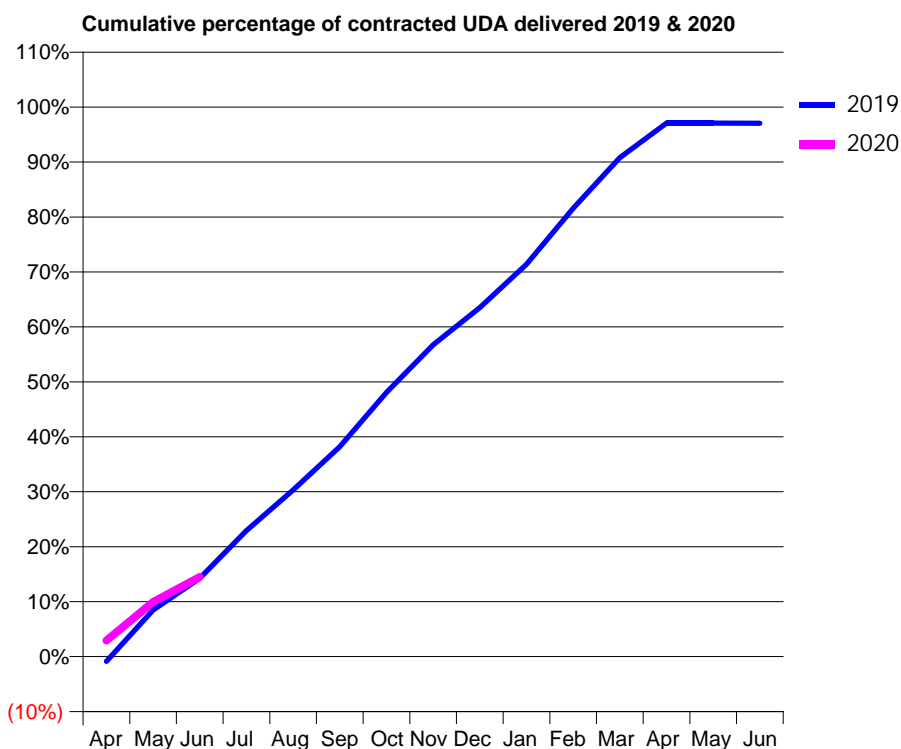
19/20 Contracted general activity (UDA)	12,364
Carry forward general activity (UDA)	0
19/20 Contracted orthodontic activity (UOA)	0
Carry forward orthodontic activity (UOA)	0
Baseline contract value	£352,875.49

ACCESS*

Patients seen in 24 months	Total	Change since previous quarter
Quarter ending June 2018	5,186	
Quarter ending September 2018	5,177	→
Quarter ending December 2018	5,193	→
Quarter ending March 2019	5,229	→
Quarter ending June 2019	5,209	→
Variance since June 2018	0.4%	→



ACTIVITY



Month	Adjusted Scheduled Activity (UDA)	
	2019	2020
April	-110	362
May	1,053	1,232
June	1,764	1,792
July	2,838	
August	3,753	
September	4,723	
October	5,942	
November	7,016	
December	7,851	
January	8,824	
February	10,089	
March	11,225	
April	12,003	
May	12,003	
June	11,999	

QUALITY

	Quantity	Base Number	Contract	AT	Region	England
% of FP17s for the same patient ID Re-attending within 3 months - Children	18	347	5.2%	11.4%	12.1%	11.4%
% of FP17s for the same patient ID Re-attending within 3 months - Adults	92	1,104	8.3%	16.1%	15.6%	15.4%
% of FP17s for the same patient ID Re-attending between 3 & 9 months - Children	202	347	58.2%	59.4%	61.2%	59.8%
% of FP17s for the same patient ID Re-attending between 3 & 9 months - Adults	658	1,104	59.6%	52.1%	54.5%	52.1%
% of FP17s for Band 1 Urgent Courses	21	1,083	1.9%	10.5%	9.1%	9.2%
% of FP17s Relating to Free Repair or Replacements	2	1,083	0.2%	0.8%	1.0%	0.7%
% of FP17s Relating to Continuations	14	1,083	1.3%	0.9%	1.0%	0.8%
% of Patients satisfied with the dentistry they have received	0	0	N/A	93.0%	94.2%	93.4%
% of Patients satisfied with the time they had to wait for an appointment	0	0	N/A	87.4%	88.4%	87.6%

* This is based on patients treated on this contract for their most recent course of treatment. Figures in italics indicate the base number of FP17s or Patient Questionnaire responses are less than 100. N/A is shown where the base number of responses is less than 10 during the period. % is calculated as Quantity/Base number*100

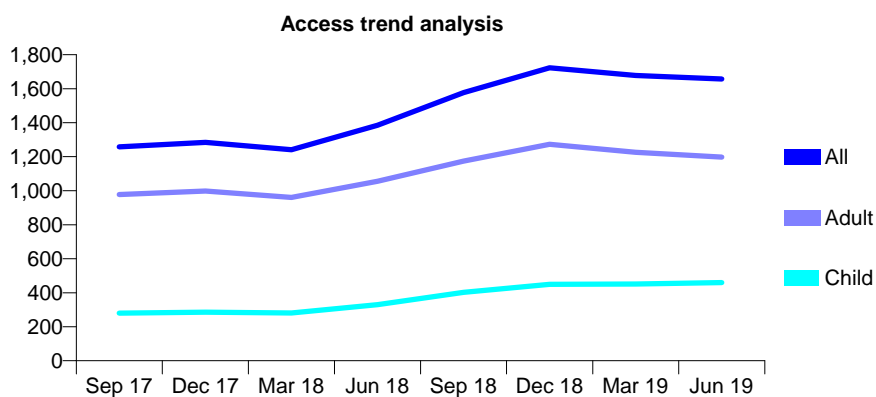
Q46 - Vital Signs At a Glance Contract Report for 124168/0001 - June 2019

Name or company name	Mr SG Ku
Contract type name	GDS Contract
Purpose of contract	General
Contract start date	01/02/2015
Contract end date	

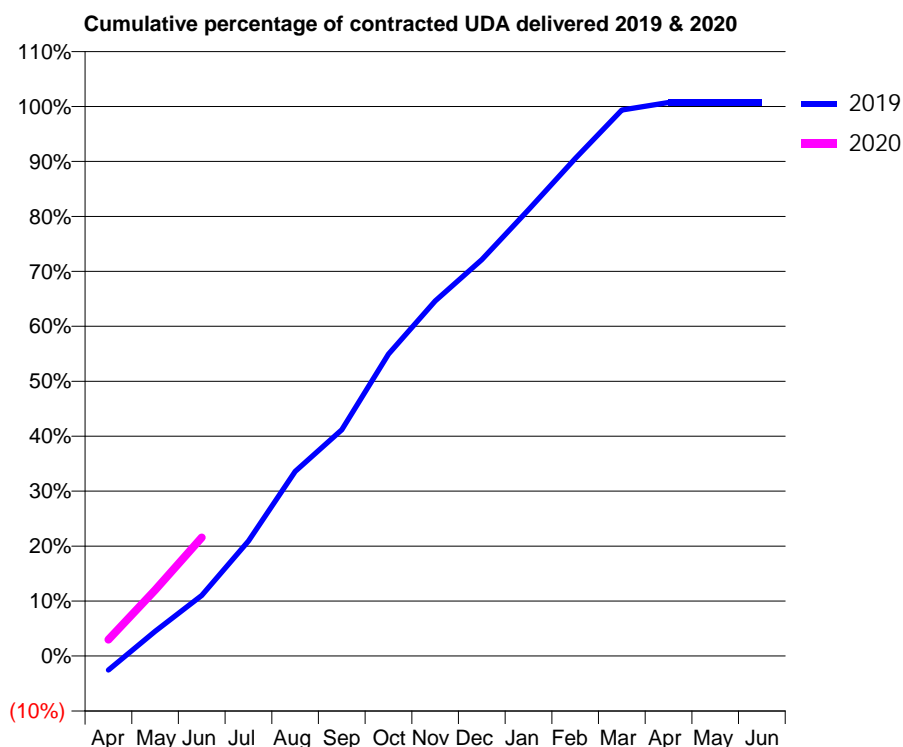
19/20 Contracted general activity (UDA)	6,208
Carry forward general activity (UDA)	0
19/20 Contracted orthodontic activity (UOA)	0
Carry forward orthodontic activity (UOA)	0
Baseline contract value	£195,942.83

ACCESS*

Patients seen in 24 months	Total	Change since previous quarter
Quarter ending June 2018	1,385	
Quarter ending September 2018	1,577	↑
Quarter ending December 2018	1,723	↑
Quarter ending March 2019	1,677	↓
Quarter ending June 2019	1,657	↓
Variance since June 2018	19.6%	↑



ACTIVITY



Month	Adjusted Scheduled Activity (UDA)	
	2019	2020
April	-159	185
May	279	747
June	685	1,338
July	1,300	
August	2,085	
September	2,555	
October	3,411	
November	4,011	
December	4,476	
January	5,042	
February	5,620	
March	6,168	
April	6,252	
May	6,252	
June	6,252	

QUALITY

	Quantity	Base Number	Contract	AT	Region	England
% of FP17s for the same patient ID Re-attending within 3 months - Children	12	160	7.5%	11.4%	12.1%	11.4%
% of FP17s for the same patient ID Re-attending within 3 months - Adults	27	343	7.9%	16.1%	15.6%	15.4%
% of FP17s for the same patient ID Re-attending between 3 & 9 months - Children	110	160	68.8%	59.4%	61.2%	59.8%
% of FP17s for the same patient ID Re-attending between 3 & 9 months - Adults	253	343	73.8%	52.1%	54.5%	52.1%
% of FP17s for Band 1 Urgent Courses	27	477	5.7%	10.5%	9.1%	9.2%
% of FP17s Relating to Free Repair or Replacements	0	477	0.0%	0.8%	1.0%	0.7%
% of FP17s Relating to Continuations	0	477	0.0%	0.9%	1.0%	0.8%
% of Patients satisfied with the dentistry they have received	1	1	N/A	93.0%	94.2%	93.4%
% of Patients satisfied with the time they had to wait for an appointment	1	1	N/A	87.4%	88.4%	87.6%

* This is based on patients treated on this contract for their most recent course of treatment. Figures in italics indicate the base number of FP17s or Patient Questionnaire responses are less than 100. N/A is shown where the base number of responses is less than 10 during the period. % is calculated as Quantity/Base number*100

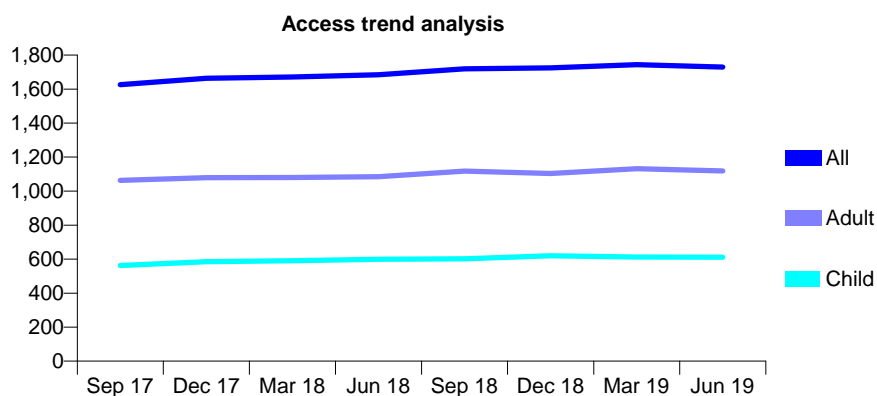
Q46 - Vital Signs At a Glance Contract Report for 124257/0001 - June 2019

Name or company name	East Road Care Ltd.
Contract type name	GDS Contract
Purpose of contract	General
Contract start date	07/02/2007
Contract end date	

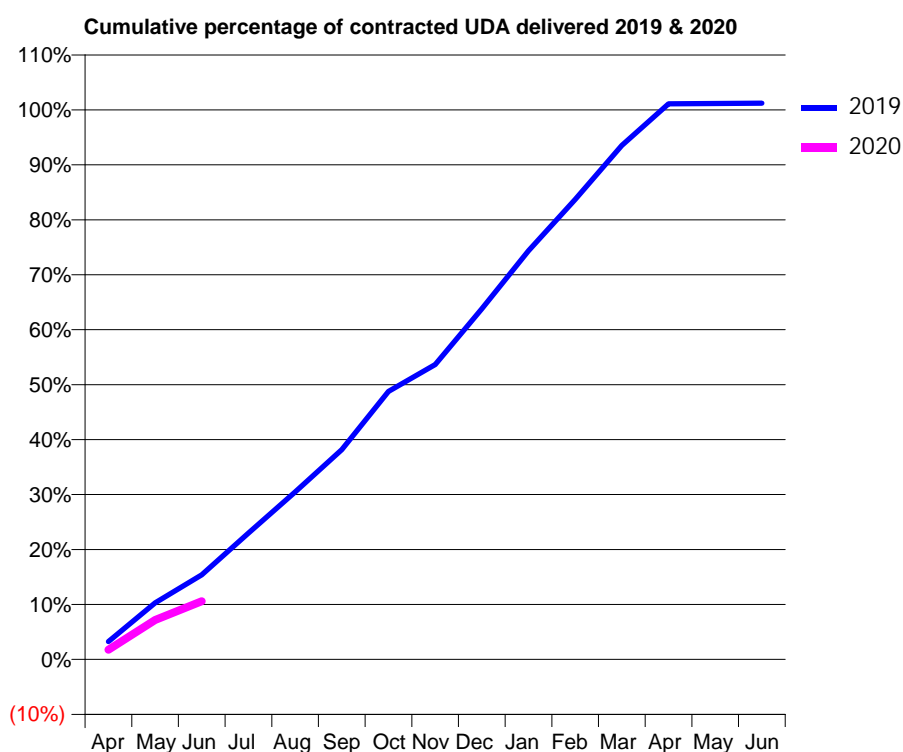
19/20 Contracted general activity (UDA)	7,223
Carry forward general activity (UDA)	0
19/20 Contracted orthodontic activity (UOA)	0
Carry forward orthodontic activity (UOA)	0
Baseline contract value	£249,657.85

ACCESS*

Patients seen in 24 months	Total	Change since previous quarter
Quarter ending June 2018	1,684	
Quarter ending September 2018	1,719	↑
Quarter ending December 2018	1,724	→
Quarter ending March 2019	1,744	→
Quarter ending June 2019	1,730	→
Variance since June 2018	2.7%	↑



ACTIVITY



Month	2019	2020
April	217	128
May	683	518
June	1,020	765
July	1,524	
August	2,021	
September	2,530	
October	3,233	
November	3,557	
December	4,228	
January	4,929	
February	5,549	
March	6,200	
April	6,702	
May	6,704	
June	6,707	

QUALITY

	Quantity	Base Number	Contract	AT	Region	England
% of FP17s for the same patient ID Re-attending within 3 months - Children	2	157	1.3%	11.4%	12.1%	11.4%
% of FP17s for the same patient ID Re-attending within 3 months - Adults	17	245	6.9%	16.1%	15.6%	15.4%
% of FP17s for the same patient ID Re-attending between 3 & 9 months - Children	75	157	47.8%	59.4%	61.2%	59.8%
% of FP17s for the same patient ID Re-attending between 3 & 9 months - Adults	100	245	40.8%	52.1%	54.5%	52.1%
% of FP17s for Band 1 Urgent Courses	53	291	18.2%	10.5%	9.1%	9.2%
% of FP17s Relating to Free Repair or Replacements	0	291	0.0%	0.8%	1.0%	0.7%
% of FP17s Relating to Continuations	0	291	0.0%	0.9%	1.0%	0.8%
% of Patients satisfied with the dentistry they have received	0	0	N/A	93.0%	94.2%	93.4%
% of Patients satisfied with the time they had to wait for an appointment	0	0	N/A	87.4%	88.4%	87.6%

* This is based on patients treated on this contract for their most recent course of treatment. Figures in italics indicate the base number of FP17s or Patient Questionnaire responses are less than 100. N/A is shown where the base number of responses is less than 10 during the period. % is calculated as Quantity/Base number*100

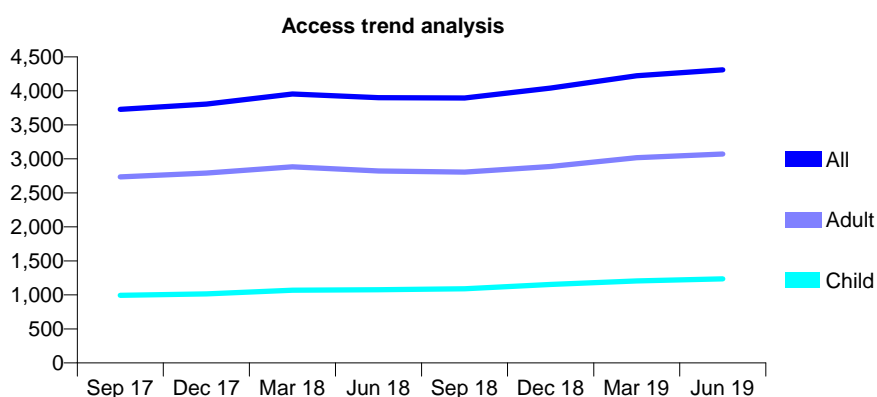
Q46 - Vital Signs At a Glance Contract Report for 124354/0001 - June 2019

Name or company name	Claremont Dental Practice
Contract type name	GDS Contract
Purpose of contract	General
Contract start date	01/06/2012
Contract end date	

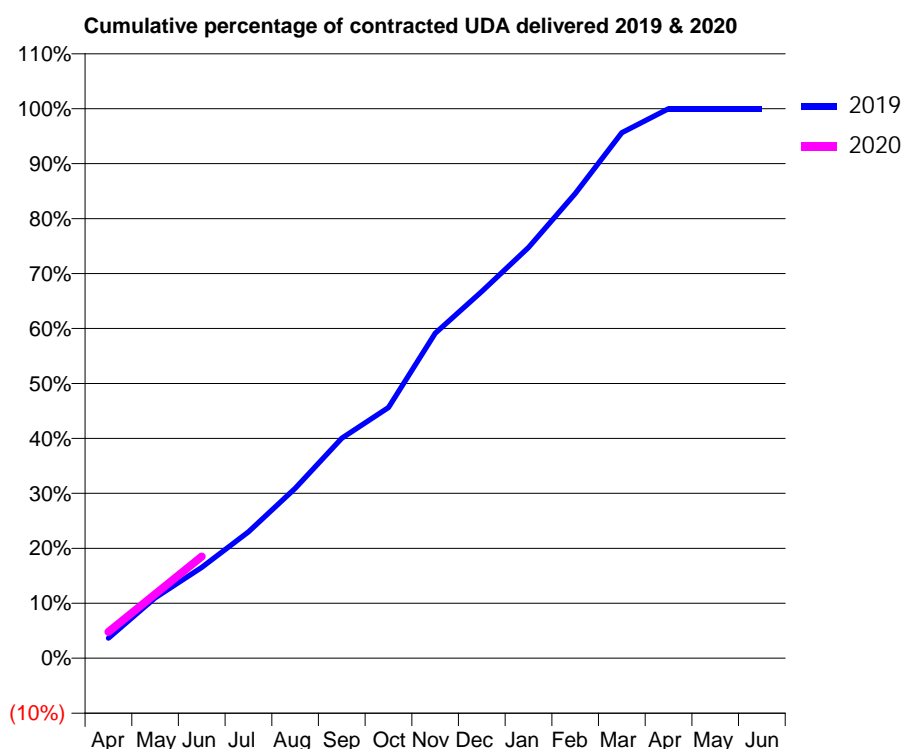
19/20 Contracted general activity (UDA)	12,521
Carry forward general activity (UDA)	0
19/20 Contracted orthodontic activity (UOA)	0
Carry forward orthodontic activity (UOA)	0
Baseline contract value	£337,425.27

ACCESS*

Patients seen in 24 months	Total	Change since previous quarter
Quarter ending June 2018	3,899	
Quarter ending September 2018	3,895	→
Quarter ending December 2018	4,040	↑
Quarter ending March 2019	4,223	↑
Quarter ending June 2019	4,308	↑
Variance since June 2018	10.5%	↑



ACTIVITY



Adjusted Scheduled Activity (UDA)		
Month	2019	2020
April	459	600
May	1,379	1,459
June	2,071	2,315
July	2,879	
August	3,868	
September	5,013	
October	5,710	
November	7,404	
December	8,354	
January	9,356	
February	10,587	
March	11,972	
April	12,520	
May	12,520	
June	12,520	

QUALITY

	Quantity	Base Number	Contract	AT	Region	England
% of FP17s for the same patient ID Re-attending within 3 months - Children	54	473	11.4%	11.4%	12.1%	11.4%
% of FP17s for the same patient ID Re-attending within 3 months - Adults	208	1,079	19.3%	16.1%	15.6%	15.4%
% of FP17s for the same patient ID Re-attending between 3 & 9 months - Children	289	473	61.1%	59.4%	61.2%	59.8%
% of FP17s for the same patient ID Re-attending between 3 & 9 months - Adults	596	1,079	55.2%	52.1%	54.5%	52.1%
% of FP17s for Band 1 Urgent Courses	192	1,289	14.9%	10.5%	9.1%	9.2%
% of FP17s Relating to Free Repair or Replacements	11	1,289	0.9%	0.8%	1.0%	0.7%
% of FP17s Relating to Continuations	9	1,289	0.7%	0.9%	1.0%	0.8%
% of Patients satisfied with the dentistry they have received	0	0	N/A	93.0%	94.2%	93.4%
% of Patients satisfied with the time they had to wait for an appointment	0	0	N/A	87.4%	88.4%	87.6%

* This is based on patients treated on this contract for their most recent course of treatment.

Figures in italics indicate the base number of FP17s or Patient Questionnaire responses are less than 100. N/A is shown where the base number of responses is less than 10 during the period. % is calculated as Quantity/Base number*100

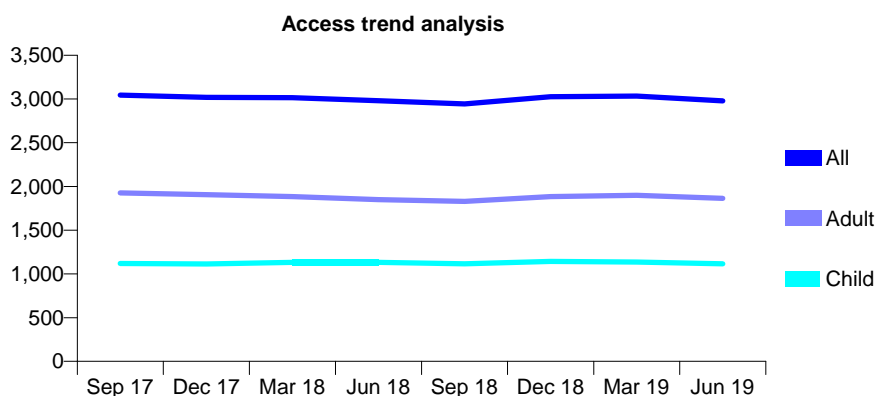
Q46 - Vital Signs At a Glance Contract Report for 125040/0001 - June 2019

Name or company name	Red Rose Dental Group
Contract type name	GDS Contract
Purpose of contract	General and Orthodontic
Contract start date	01/04/2013
Contract end date	

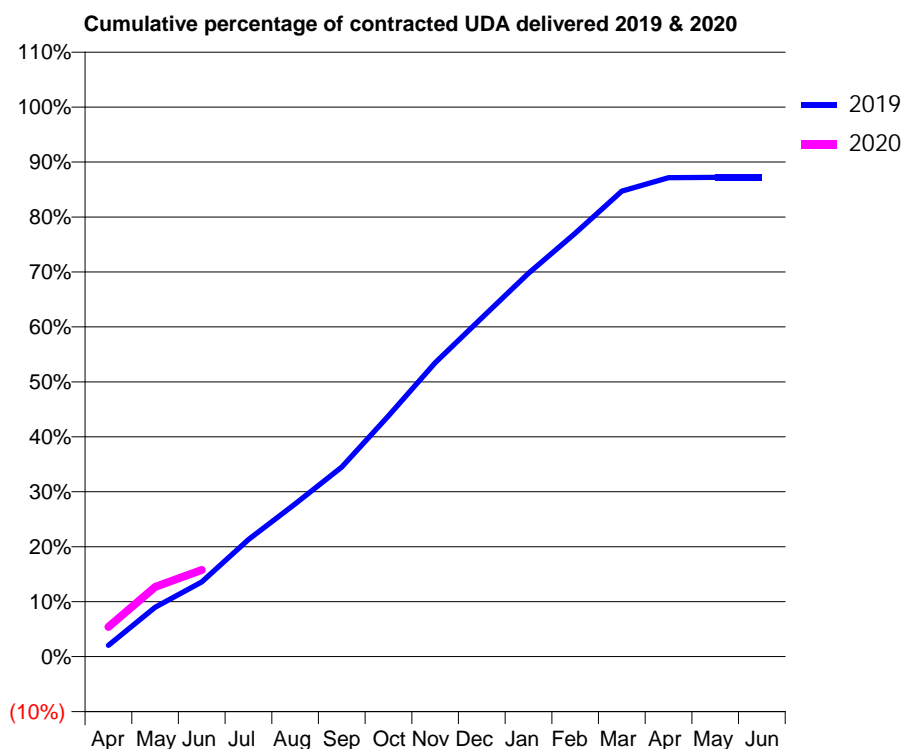
19/20 Contracted general activity (UDA)	6,575
Carry forward general activity (UDA)	0
19/20 Contracted orthodontic activity (UOA)	5,533
Carry forward orthodontic activity (UOA)	0
Baseline contract value	£579,179.05

ACCESS*

Patients seen in 24 months	Total	Change since previous quarter
Quarter ending June 2018	2,981	
Quarter ending September 2018	2,944	↓
Quarter ending December 2018	3,027	↑
Quarter ending March 2019	3,034	→
Quarter ending June 2019	2,979	↓
Variance since June 2018	(0.1%)	→



ACTIVITY



Month	Adjusted Scheduled Activity (UDA)	
	2019	2020
April	136	355
May	590	833
June	894	1,036
July	1,402	
August	1,827	
September	2,268	
October	2,880	
November	3,517	
December	4,052	
January	4,587	
February	5,066	
March	5,569	
April	5,730	
May	5,733	
June	5,733	

QUALITY

	Quantity	Base Number	Contract	AT	Region	England
% of FP17s for the same patient ID Re-attending within 3 months - Children	31	512	6.1%	11.4%	12.1%	11.4%
% of FP17s for the same patient ID Re-attending within 3 months - Adults	62	493	12.6%	16.1%	15.6%	15.4%
% of FP17s for the same patient ID Re-attending between 3 & 9 months - Children	180	512	35.2%	59.4%	61.2%	59.8%
% of FP17s for the same patient ID Re-attending between 3 & 9 months - Adults	218	493	44.2%	52.1%	54.5%	52.1%
% of FP17s for Band 1 Urgent Courses	51	609	8.4%	10.5%	9.1%	9.2%
% of FP17s Relating to Free Repair or Replacements	4	609	0.7%	0.8%	1.0%	0.7%
% of FP17s Relating to Continuations	6	609	1.0%	0.9%	1.0%	0.8%
% of Patients satisfied with the dentistry they have received	0	0	N/A	93.0%	94.2%	93.4%
% of Patients satisfied with the time they had to wait for an appointment	0	0	N/A	87.4%	88.4%	87.6%

* This is based on patients treated on this contract for their most recent course of treatment. Figures in italics indicate the base number of FP17s or Patient Questionnaire responses are less than 100. N/A is shown where the base number of responses is less than 10 during the period. % is calculated as Quantity/Base number*100

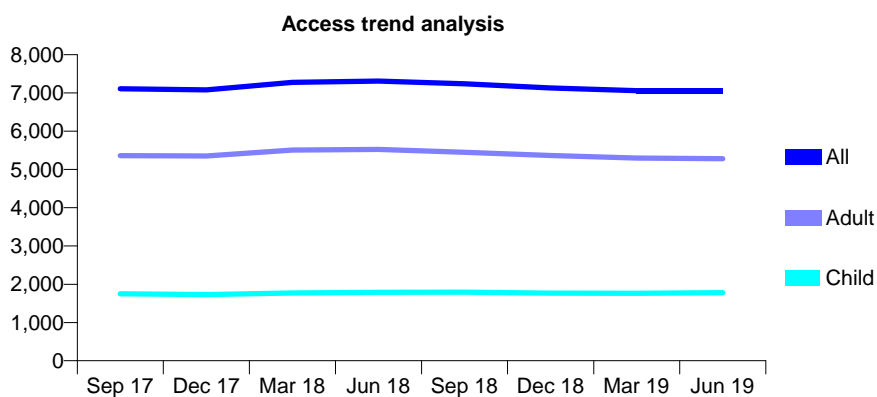
Q46 - Vital Signs At a Glance Contract Report for 126055/0001 - June 2019

Name or company name	Hamani Healthcare Ltd
Contract type name	GDS Contract
Purpose of contract	General
Contract start date	01/12/2011
Contract end date	

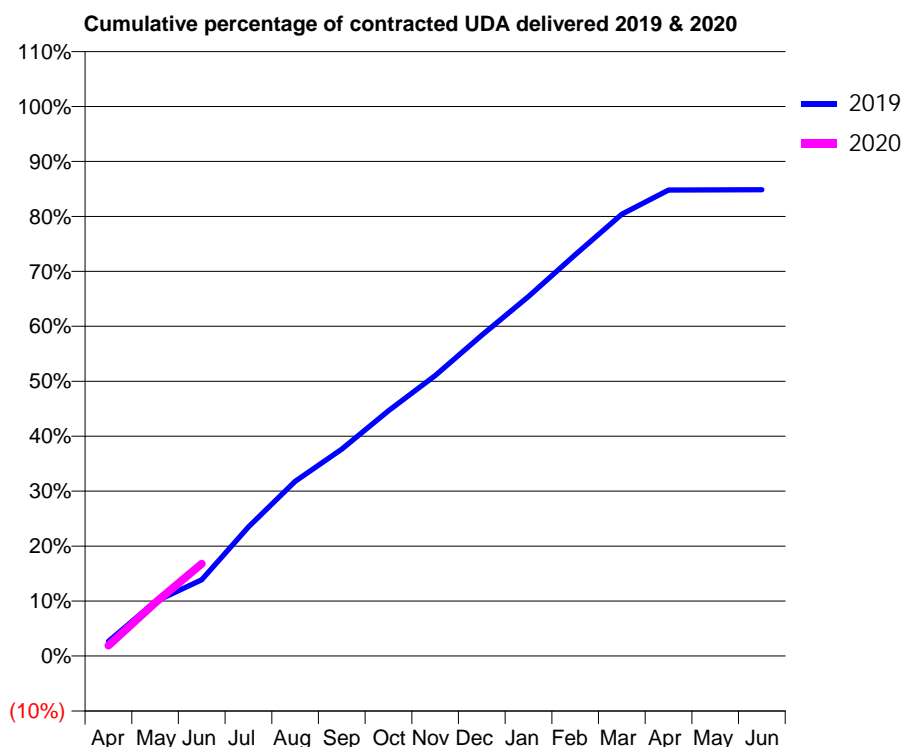
19/20 Contracted general activity (UDA)	23,392
Carry forward general activity (UDA)	0
19/20 Contracted orthodontic activity (UOA)	0
Carry forward orthodontic activity (UOA)	0
Baseline contract value	£593,334.30

ACCESS*

Patients seen in 24 months	Total	Change since previous quarter
Quarter ending June 2018	7,312	
Quarter ending September 2018	7,240	→
Quarter ending December 2018	7,132	↓
Quarter ending March 2019	7,058	↓
Quarter ending June 2019	7,061	→
Variance since June 2018	(3.4%)	↓



ACTIVITY



Month	Adjusted Scheduled Activity (UDA)	
	2019	2020
April	619	447
May	2,314	2,271
June	3,252	3,934
July	5,493	
August	7,433	
September	8,809	
October	10,444	
November	11,942	
December	13,652	
January	15,303	
February	17,085	
March	18,803	
April	19,838	
May	19,844	
June	19,848	

QUALITY

	Quantity	Base Number	Contract	AT	Region	England
% of FP17s for the same patient ID Re-attending within 3 months - Children	43	621	6.9%	11.4%	12.1%	11.4%
% of FP17s for the same patient ID Re-attending within 3 months - Adults	204	1,817	11.2%	16.1%	15.6%	15.4%
% of FP17s for the same patient ID Re-attending between 3 & 9 months - Children	373	621	60.1%	59.4%	61.2%	59.8%
% of FP17s for the same patient ID Re-attending between 3 & 9 months - Adults	1,063	1,817	58.5%	52.1%	54.5%	52.1%
% of FP17s for Band 1 Urgent Courses	133	2,008	6.6%	10.5%	9.1%	9.2%
% of FP17s Relating to Free Repair or Replacements	11	2,008	0.5%	0.8%	1.0%	0.7%
% of FP17s Relating to Continuations	4	2,008	0.2%	0.9%	1.0%	0.8%
% of Patients satisfied with the dentistry they have received	1	1	N/A	93.0%	94.2%	93.4%
% of Patients satisfied with the time they had to wait for an appointment	1	1	N/A	87.4%	88.4%	87.6%

* This is based on patients treated on this contract for their most recent course of treatment. Figures in italics indicate the base number of FP17s or Patient Questionnaire responses are less than 100. N/A is shown where the base number of responses is less than 10 during the period. % is calculated as Quantity/Base number*100

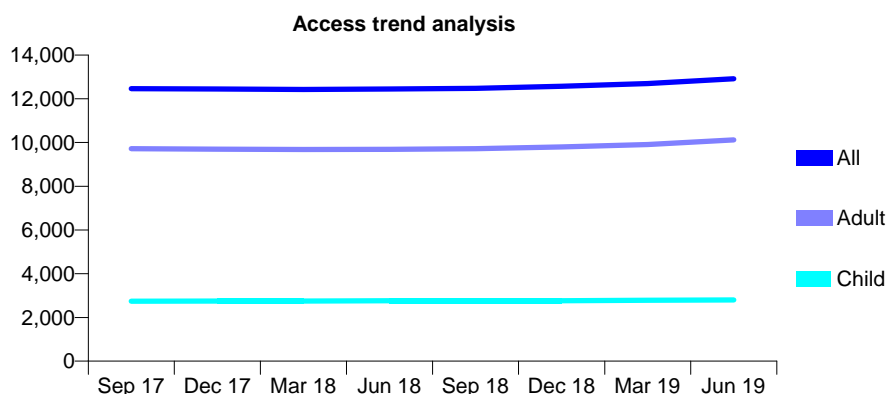
Q46 - Vital Signs At a Glance Contract Report for 126640/0001 - June 2019

Name or company name	Florence House Dental Practice Partnership
Contract type name	GDS Contract
Purpose of contract	General
Contract start date	01/11/2012
Contract end date	

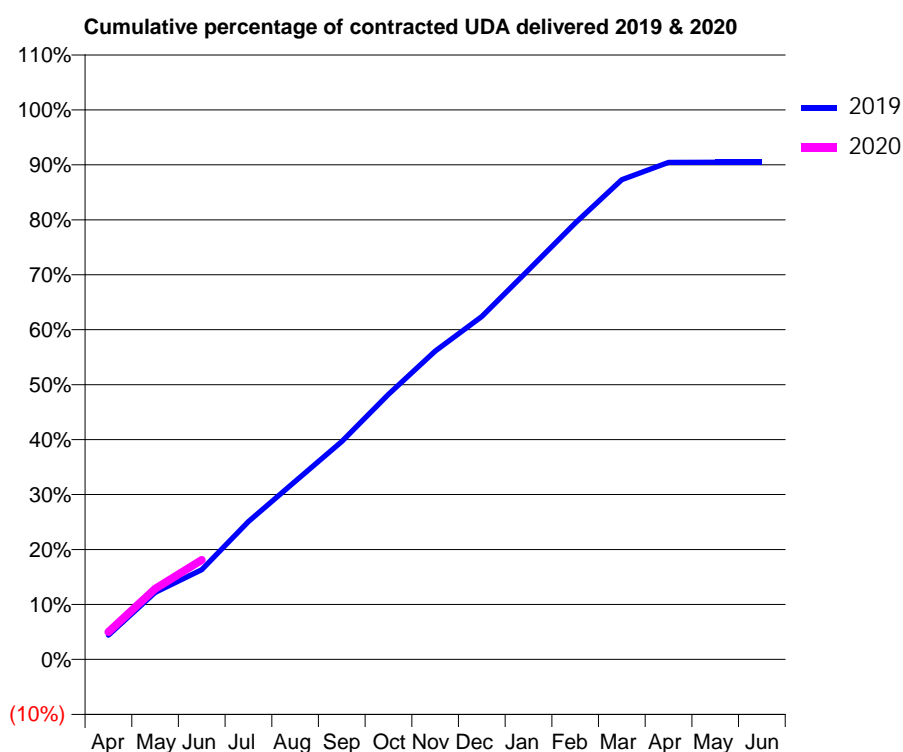
19/20 Contracted general activity (UDA)	39,318
Carry forward general activity (UDA)	0
19/20 Contracted orthodontic activity (UOA)	0
Carry forward orthodontic activity (UOA)	0
Baseline contract value	£1,145,564.76

ACCESS*

Patients seen in 24 months	Total	Change since previous quarter
Quarter ending June 2018	12,450	
Quarter ending September 2018	12,478	→
Quarter ending December 2018	12,567	→
Quarter ending March 2019	12,696	→
Quarter ending June 2019	12,920	→
Variance since June 2018	3.8%	↑



ACTIVITY



Month	2019	2020
April	1,739	1,962
May	4,795	5,050
June	6,420	7,127
July	9,857	
August	12,742	
September	15,588	
October	18,962	
November	22,053	
December	24,535	
January	27,862	
February	31,226	
March	34,324	
April	35,558	
May	35,566	
June	35,567	

QUALITY

	Quantity	Base Number	Contract	AT	Region	England
% of FP17s for the same patient ID Re-attending within 3 months - Children	48	837	5.7%	11.4%	12.1%	11.4%
% of FP17s for the same patient ID Re-attending within 3 months - Adults	305	2,968	10.3%	16.1%	15.6%	15.4%
% of FP17s for the same patient ID Re-attending between 3 & 9 months - Children	459	837	54.8%	59.4%	61.2%	59.8%
% of FP17s for the same patient ID Re-attending between 3 & 9 months - Adults	1,539	2,968	51.9%	52.1%	54.5%	52.1%
% of FP17s for Band 1 Urgent Courses	245	3,238	7.6%	10.5%	9.1%	9.2%
% of FP17s Relating to Free Repair or Replacements	21	3,238	0.6%	0.8%	1.0%	0.7%
% of FP17s Relating to Continuations	39	3,238	1.2%	0.9%	1.0%	0.8%
% of Patients satisfied with the dentistry they have received	1	1	N/A	93.0%	94.2%	93.4%
% of Patients satisfied with the time they had to wait for an appointment	1	1	N/A	87.4%	88.4%	87.6%

* This is based on patients treated on this contract for their most recent course of treatment. Figures in italics indicate the base number of FP17s or Patient Questionnaire responses are less than 100. N/A is shown where the base number of responses is less than 10 during the period. % is calculated as Quantity/Base number*100

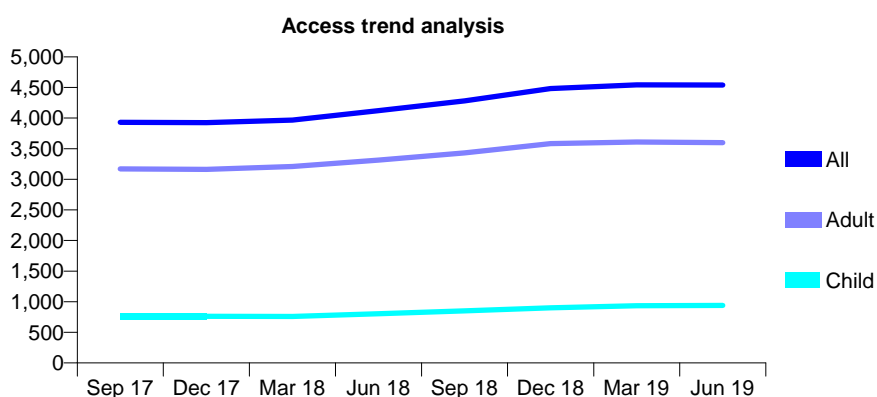
Q46 - Vital Signs At a Glance Contract Report for 127477/0001 - June 2019

Name or company name	Hollinwood Dental Practice
Contract type name	GDS Contract
Purpose of contract	General
Contract start date	01/04/2012
Contract end date	

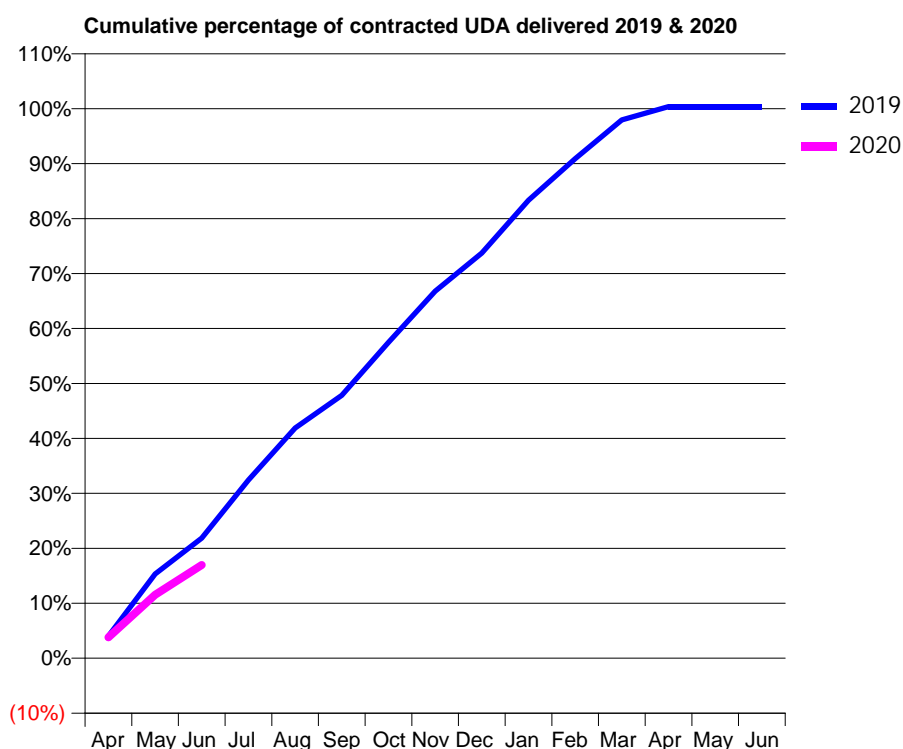
19/20 Contracted general activity (UDA)	13,992
Carry forward general activity (UDA)	0
19/20 Contracted orthodontic activity (UOA)	0
Carry forward orthodontic activity (UOA)	0
Baseline contract value	£388,332.85

ACCESS*

Patients seen in 24 months	Total	Change since previous quarter
Quarter ending June 2018	4,120	
Quarter ending September 2018	4,282	↑
Quarter ending December 2018	4,483	↑
Quarter ending March 2019	4,544	→
Quarter ending June 2019	4,539	→
Variance since June 2018	10.2%	↑



ACTIVITY



Adjusted Scheduled Activity (UDA)		
Month	2019	2020
April	564	530
May	2,147	1,614
June	3,058	2,375
July	4,537	
August	5,862	
September	6,696	
October	8,043	
November	9,345	
December	10,312	
January	11,658	
February	12,722	
March	13,704	
April	14,041	
May	14,041	
June	14,042	

QUALITY

	Quantity	Base Number	Contract	AT	Region	England
% of FP17s for the same patient ID Re-attending within 3 months - Children	11	271	4.1%	11.4%	12.1%	11.4%
% of FP17s for the same patient ID Re-attending within 3 months - Adults	84	999	8.4%	16.1%	15.6%	15.4%
% of FP17s for the same patient ID Re-attending between 3 & 9 months - Children	159	271	58.7%	59.4%	61.2%	59.8%
% of FP17s for the same patient ID Re-attending between 3 & 9 months - Adults	529	999	53.0%	52.1%	54.5%	52.1%
% of FP17s for Band 1 Urgent Courses	52	1,123	4.6%	10.5%	9.1%	9.2%
% of FP17s Relating to Free Repair or Replacements	4	1,123	0.4%	0.8%	1.0%	0.7%
% of FP17s Relating to Continuations	15	1,123	1.3%	0.9%	1.0%	0.8%
% of Patients satisfied with the dentistry they have received	1	2	N/A	93.0%	94.2%	93.4%
% of Patients satisfied with the time they had to wait for an appointment	1	2	N/A	87.4%	88.4%	87.6%

* This is based on patients treated on this contract for their most recent course of treatment. Figures in italics indicate the base number of FP17s or Patient Questionnaire responses are less than 100. N/A is shown where the base number of responses is less than 10 during the period. % is calculated as Quantity/Base number*100

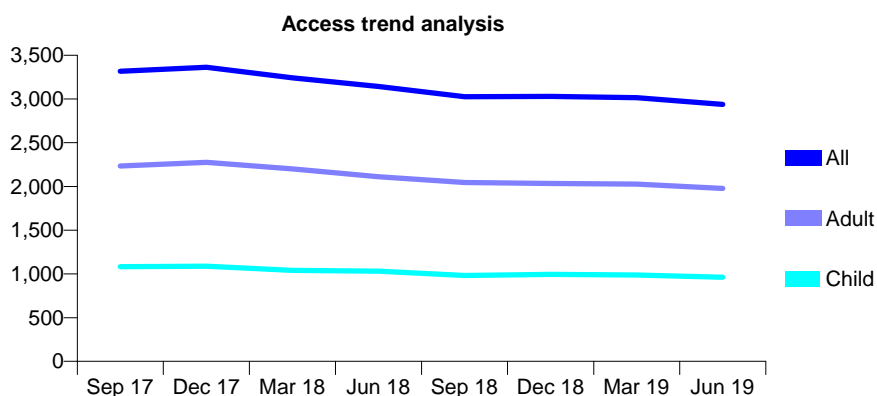
Q46 - Vital Signs At a Glance Contract Report for 127949/0001 - June 2019

Name or company name	Mrs S Singh & Mr D Singh
Contract type name	GDS Contract
Purpose of contract	General
Contract start date	18/01/2016
Contract end date	

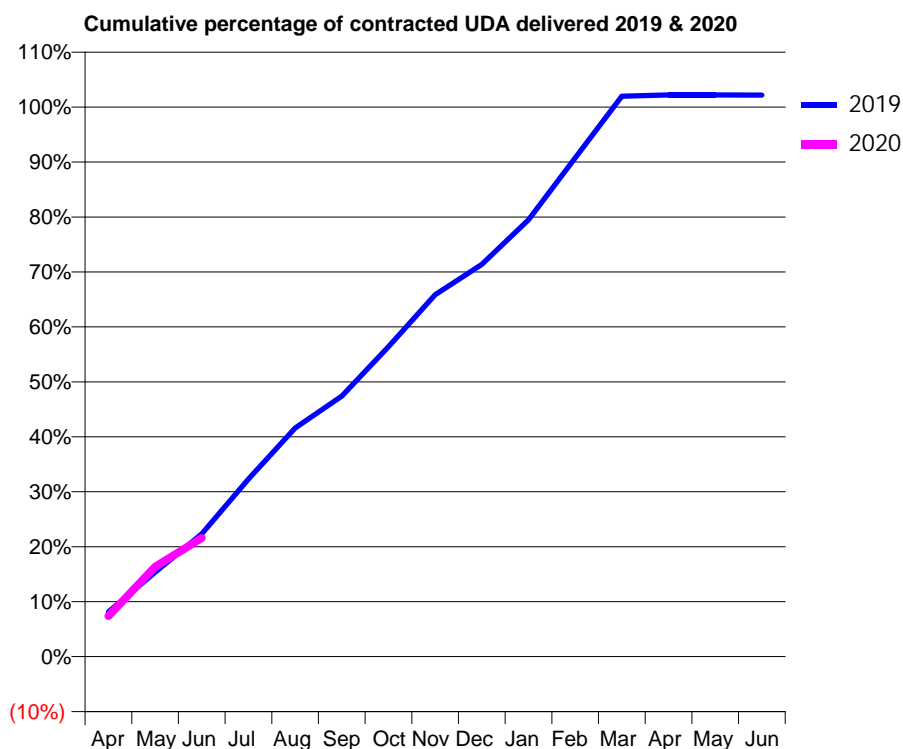
19/20 Contracted general activity (UDA)	10,570
Carry forward general activity (UDA)	0
19/20 Contracted orthodontic activity (UOA)	0
Carry forward orthodontic activity (UOA)	0
Baseline contract value	£365,728.49

ACCESS*

Patients seen in 24 months	Total	Change since previous quarter
Quarter ending June 2018	3,144	
Quarter ending September 2018	3,026	↓
Quarter ending December 2018	3,029	→
Quarter ending March 2019	3,014	→
Quarter ending June 2019	2,938	↓
Variance since June 2018	(6.6%)	↓



ACTIVITY



Month	Adjusted Scheduled Activity (UDA)	
	2019	2020
April	860	781
May	1,625	1,730
June	2,361	2,284
July	3,415	
August	4,398	
September	5,010	
October	5,962	
November	6,962	
December	7,542	
January	8,402	
February	9,591	
March	10,781	
April	10,802	
May	10,802	
June	10,801	

QUALITY

	Quantity	Base Number	Contract	AT	Region	England
% of FP17s for the same patient ID Re-attending within 3 months - Children	56	330	17.0%	11.4%	12.1%	11.4%
% of FP17s for the same patient ID Re-attending within 3 months - Adults	134	615	21.8%	16.1%	15.6%	15.4%
% of FP17s for the same patient ID Re-attending between 3 & 9 months - Children	188	330	57.0%	59.4%	61.2%	59.8%
% of FP17s for the same patient ID Re-attending between 3 & 9 months - Adults	294	615	47.8%	52.1%	54.5%	52.1%
% of FP17s for Band 1 Urgent Courses	174	935	18.6%	10.5%	9.1%	9.2%
% of FP17s Relating to Free Repair or Replacements	5	935	0.5%	0.8%	1.0%	0.7%
% of FP17s Relating to Continuations	11	935	1.2%	0.9%	1.0%	0.8%
% of Patients satisfied with the dentistry they have received	0	0	N/A	93.0%	94.2%	93.4%
% of Patients satisfied with the time they had to wait for an appointment	0	0	N/A	87.4%	88.4%	87.6%

* This is based on patients treated on this contract for their most recent course of treatment. Figures in italics indicate the base number of FP17s or Patient Questionnaire responses are less than 100. N/A is shown where the base number of responses is less than 10 during the period. % is calculated as Quantity/Base number*100

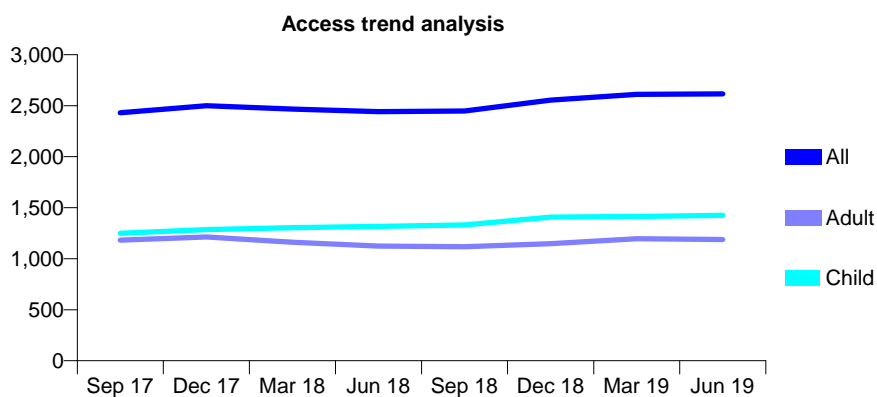
Q46 - Vital Signs At a Glance Contract Report for 128007/0001 - June 2019

Name or company name	Ashton Road Limited Company
Contract type name	GDS Contract
Purpose of contract	General
Contract start date	06/04/2007
Contract end date	

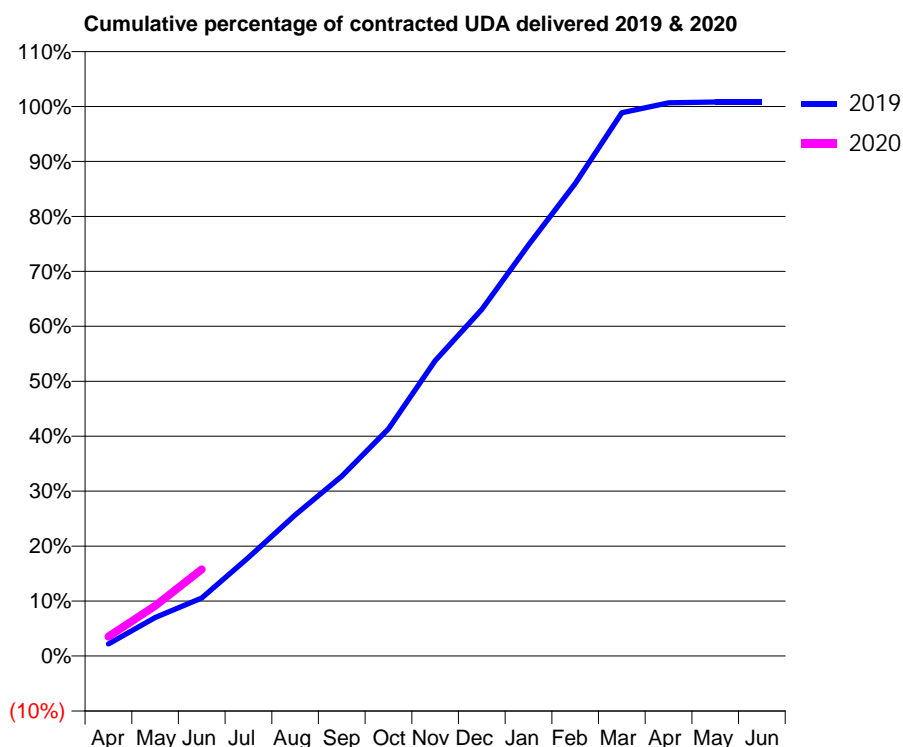
19/20 Contracted general activity (UDA)	8,609
Carry forward general activity (UDA)	0
19/20 Contracted orthodontic activity (UOA)	0
Carry forward orthodontic activity (UOA)	0
Baseline contract value	£238,923.22

ACCESS*

Patients seen in 24 months	Total	Change since previous quarter
Quarter ending June 2018	2,441	
Quarter ending September 2018	2,448	→
Quarter ending December 2018	2,555	↑
Quarter ending March 2019	2,611	↑
Quarter ending June 2019	2,615	→
Variance since June 2018	7.1%	↑



ACTIVITY



Month	Adjusted Scheduled Activity (UDA)	
	2019	2020
April	189	307
May	602	786
June	909	1,359
July	1,543	
August	2,210	
September	2,818	
October	3,558	
November	4,627	
December	5,430	
January	6,439	
February	7,402	
March	8,509	
April	8,666	
May	8,678	
June	8,679	

QUALITY

	Quantity	Base Number	Contract	AT	Region	England
% of FP17s for the same patient ID Re-attending within 3 months - Children	26	417	6.2%	11.4%	12.1%	11.4%
% of FP17s for the same patient ID Re-attending within 3 months - Adults	28	270	10.4%	16.1%	15.6%	15.4%
% of FP17s for the same patient ID Re-attending between 3 & 9 months - Children	275	417	65.9%	59.4%	61.2%	59.8%
% of FP17s for the same patient ID Re-attending between 3 & 9 months - Adults	153	270	56.7%	52.1%	54.5%	52.1%
% of FP17s for Band 1 Urgent Courses	17	627	2.7%	10.5%	9.1%	9.2%
% of FP17s Relating to Free Repair or Replacements	3	627	0.5%	0.8%	1.0%	0.7%
% of FP17s Relating to Continuations	3	627	0.5%	0.9%	1.0%	0.8%
% of Patients satisfied with the dentistry they have received	1	1	N/A	93.0%	94.2%	93.4%
% of Patients satisfied with the time they had to wait for an appointment	1	1	N/A	87.4%	88.4%	87.6%

* This is based on patients treated on this contract for their most recent course of treatment. Figures in italics indicate the base number of FP17s or Patient Questionnaire responses are less than 100. N/A is shown where the base number of responses is less than 10 during the period. % is calculated as Quantity/Base number*100

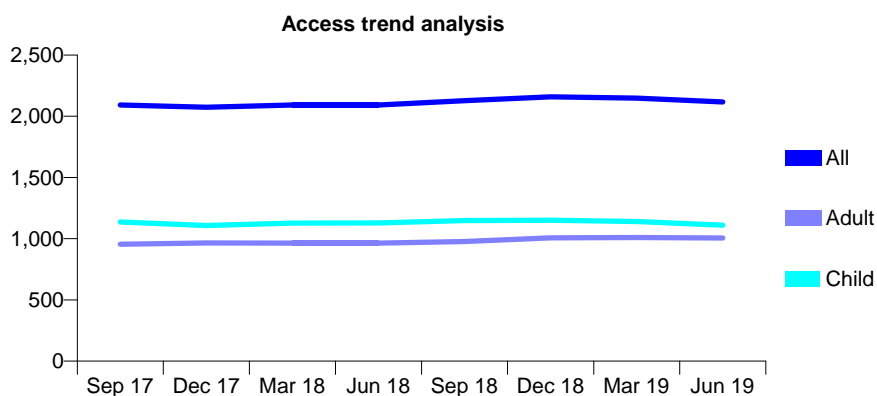
Q46 - Vital Signs At a Glance Contract Report for 128236/0001 - June 2019

Name or company name	Maple Road Dental Practice
Contract type name	GDS Contract
Purpose of contract	General
Contract start date	01/07/2009
Contract end date	

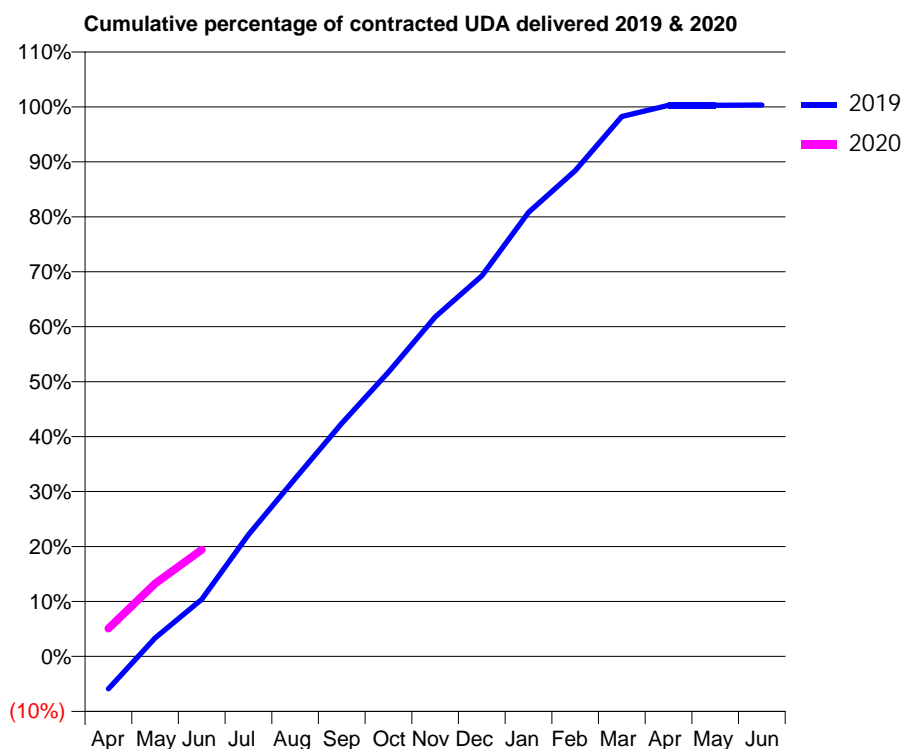
19/20 Contracted general activity (UDA)	5,204
Carry forward general activity (UDA)	0
19/20 Contracted orthodontic activity (UOA)	0
Carry forward orthodontic activity (UOA)	0
Baseline contract value	£128,745.76

ACCESS*

Patients seen in 24 months	Total	Change since previous quarter
Quarter ending June 2018	2,092	
Quarter ending September 2018	2,127	→
Quarter ending December 2018	2,158	→
Quarter ending March 2019	2,149	→
Quarter ending June 2019	2,117	↓
Variance since June 2018	1.2%	→



ACTIVITY



Month	2019	2020
April	-277	264
May	159	690
June	489	1,011
July	1,042	
August	1,524	
September	1,996	
October	2,434	
November	2,907	
December	3,257	
January	3,801	
February	4,158	
March	4,621	
April	4,717	
May	4,717	
June	4,720	

QUALITY

	Quantity	Base Number	Contract	AT	Region	England
% of FP17s for the same patient ID Re-attending within 3 months - Children	31	414	7.5%	11.4%	12.1%	11.4%
% of FP17s for the same patient ID Re-attending within 3 months - Adults	38	282	13.5%	16.1%	15.6%	15.4%
% of FP17s for the same patient ID Re-attending between 3 & 9 months - Children	322	414	77.8%	59.4%	61.2%	59.8%
% of FP17s for the same patient ID Re-attending between 3 & 9 months - Adults	165	282	58.5%	52.1%	54.5%	52.1%
% of FP17s for Band 1 Urgent Courses	70	609	11.5%	10.5%	9.1%	9.2%
% of FP17s Relating to Free Repair or Replacements	0	609	0.0%	0.8%	1.0%	0.7%
% of FP17s Relating to Continuations	1	609	0.2%	0.9%	1.0%	0.8%
% of Patients satisfied with the dentistry they have received	1	1	N/A	93.0%	94.2%	93.4%
% of Patients satisfied with the time they had to wait for an appointment	0	1	N/A	87.4%	88.4%	87.6%

* This is based on patients treated on this contract for their most recent course of treatment. Figures in italics indicate the base number of FP17s or Patient Questionnaire responses are less than 100. N/A is shown where the base number of responses is less than 10 during the period. % is calculated as Quantity/Base number*100

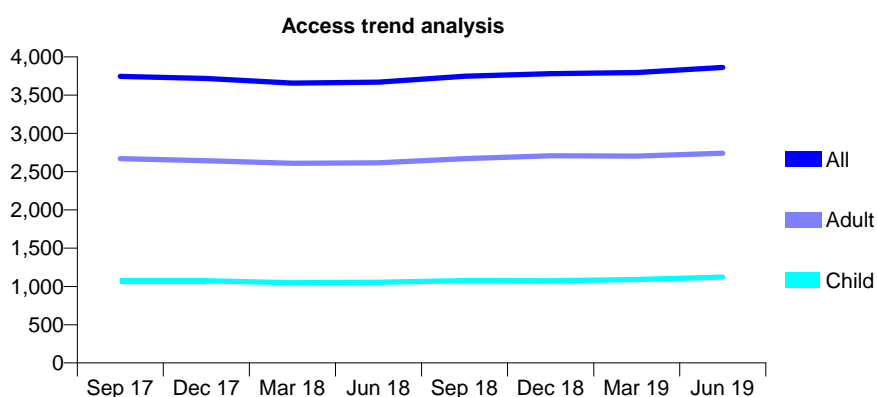
Q46 - Vital Signs At a Glance Contract Report for 129364/0001 - June 2019

Name or company name	DHS Dental Practices Ltd
Contract type name	GDS Contract
Purpose of contract	General
Contract start date	25/01/2010
Contract end date	

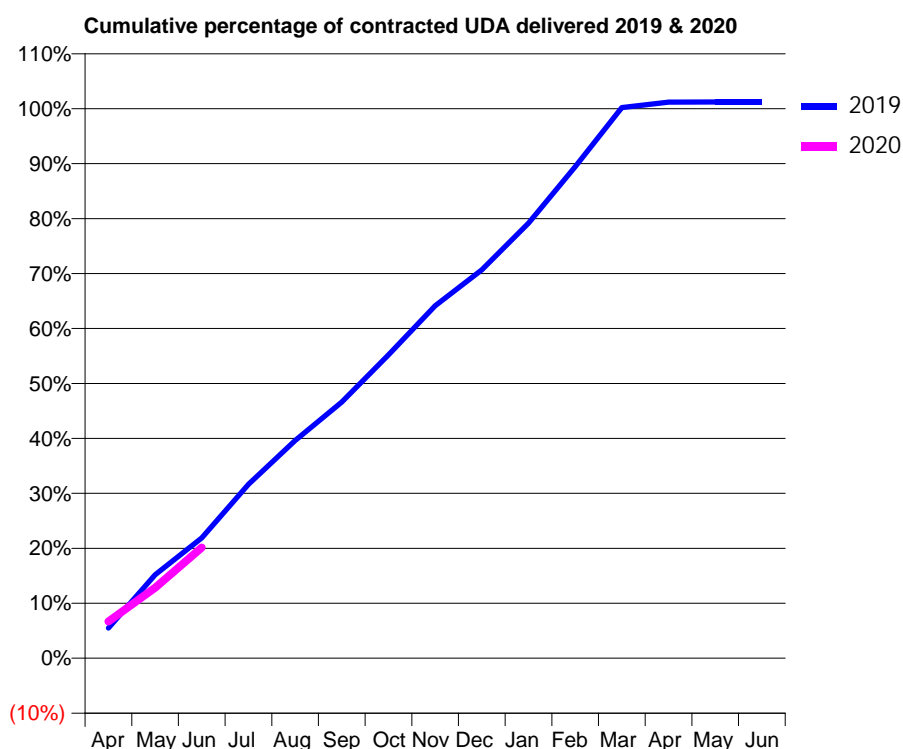
19/20 Contracted general activity (UDA)	13,044
Carry forward general activity (UDA)	0
19/20 Contracted orthodontic activity (UOA)	0
Carry forward orthodontic activity (UOA)	0
Baseline contract value	£333,732.11

ACCESS*

Patients seen in 24 months	Total	Change since previous quarter
Quarter ending June 2018	3,670	
Quarter ending September 2018	3,746	↑
Quarter ending December 2018	3,782	→
Quarter ending March 2019	3,795	→
Quarter ending June 2019	3,862	→
Variance since June 2018	5.2%	↑



ACTIVITY



Month	2019	2020
April	718	874
May	1,982	1,672
June	2,853	2,625
July	4,130	
August	5,167	
September	6,080	
October	7,199	
November	8,368	
December	9,218	
January	10,326	
February	11,665	
March	13,068	
April	13,198	
May	13,202	
June	13,201	

QUALITY

	Quantity	Base Number	Contract	AT	Region	England
% of FP17s for the same patient ID Re-attending within 3 months - Children	24	354	6.8%	11.4%	12.1%	11.4%
% of FP17s for the same patient ID Re-attending within 3 months - Adults	93	797	11.7%	16.1%	15.6%	15.4%
% of FP17s for the same patient ID Re-attending between 3 & 9 months - Children	221	354	62.4%	59.4%	61.2%	59.8%
% of FP17s for the same patient ID Re-attending between 3 & 9 months - Adults	464	797	58.2%	52.1%	54.5%	52.1%
% of FP17s for Band 1 Urgent Courses	88	1,079	8.2%	10.5%	9.1%	9.2%
% of FP17s Relating to Free Repair or Replacements	7	1,079	0.6%	0.8%	1.0%	0.7%
% of FP17s Relating to Continuations	4	1,079	0.4%	0.9%	1.0%	0.8%
% of Patients satisfied with the dentistry they have received	1	2	N/A	93.0%	94.2%	93.4%
% of Patients satisfied with the time they had to wait for an appointment	1	2	N/A	87.4%	88.4%	87.6%

* This is based on patients treated on this contract for their most recent course of treatment.

Figures in italics indicate the base number of FP17s or Patient Questionnaire responses are less than 100. N/A is shown where the base number of responses is less than 10 during the period. % is calculated as Quantity/Base number*100

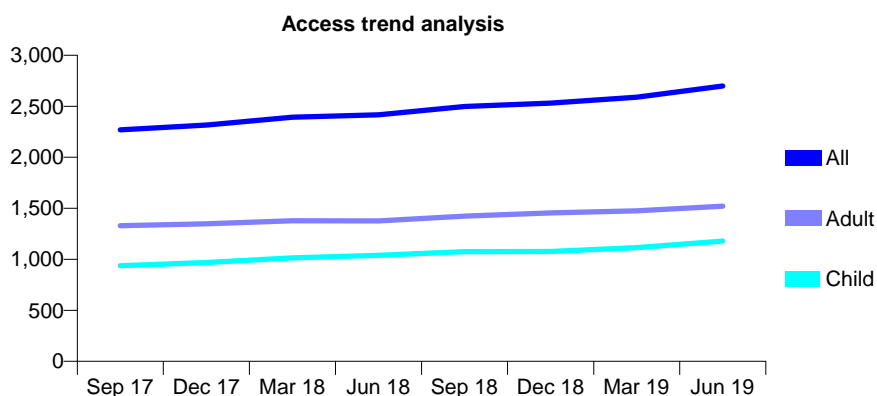
Q46 - Vital Signs At a Glance Contract Report for 129364/0002 - June 2019

Name or company name	DHS Dental Practices Ltd
Contract type name	GDS Contract
Purpose of contract	General
Contract start date	16/08/2010
Contract end date	

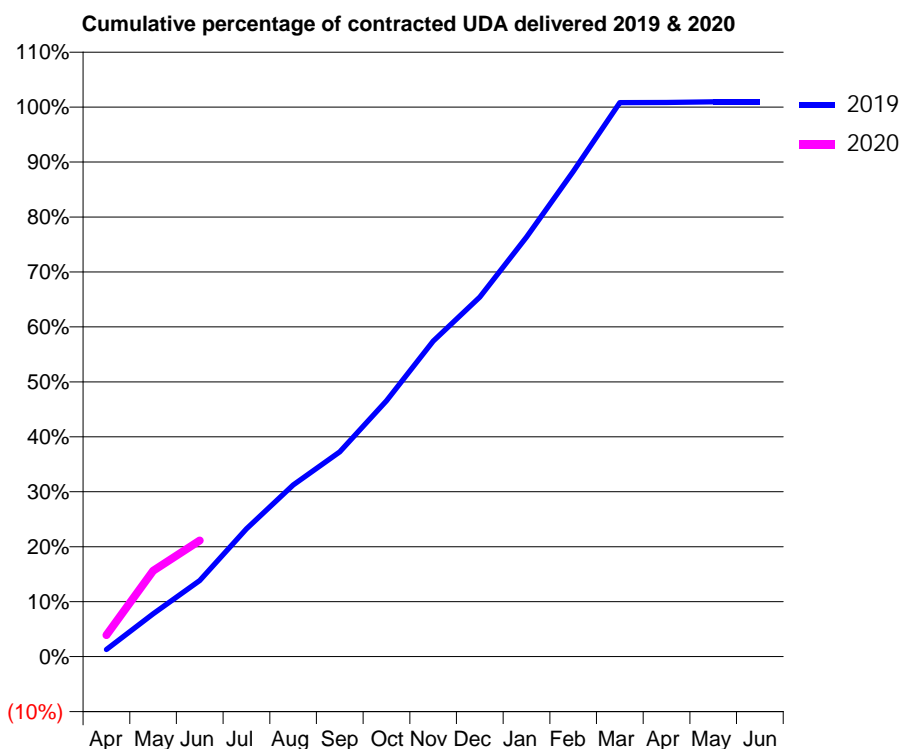
19/20 Contracted general activity (UDA)	6,957
Carry forward general activity (UDA)	0
19/20 Contracted orthodontic activity (UOA)	0
Carry forward orthodontic activity (UOA)	0
Baseline contract value	£177,617.47

ACCESS*

Patients seen in 24 months	Total	Change since previous quarter
Quarter ending June 2018	2,416	
Quarter ending September 2018	2,498	↑
Quarter ending December 2018	2,531	→
Quarter ending March 2019	2,589	↑
Quarter ending June 2019	2,699	↑
Variance since June 2018	11.7%	↑



ACTIVITY



Month	Adjusted Scheduled Activity (UDA)	
	2019	2020
April	91	273
May	543	1,088
June	963	1,469
July	1,618	
August	2,173	
September	2,592	
October	3,239	
November	3,994	
December	4,553	
January	5,312	
February	6,142	
March	7,012	
April	7,016	
May	7,022	
June	7,022	

QUALITY

	Quantity	Base Number	Contract	AT	Region	England
% of FP17s for the same patient ID Re-attending within 3 months - Children	17	358	4.7%	11.4%	12.1%	11.4%
% of FP17s for the same patient ID Re-attending within 3 months - Adults	40	378	10.6%	16.1%	15.6%	15.4%
% of FP17s for the same patient ID Re-attending between 3 & 9 months - Children	209	358	58.4%	59.4%	61.2%	59.8%
% of FP17s for the same patient ID Re-attending between 3 & 9 months - Adults	187	378	49.5%	52.1%	54.5%	52.1%
% of FP17s for Band 1 Urgent Courses	69	728	9.5%	10.5%	9.1%	9.2%
% of FP17s Relating to Free Repair or Replacements	0	728	0.0%	0.8%	1.0%	0.7%
% of FP17s Relating to Continuations	2	728	0.3%	0.9%	1.0%	0.8%
% of Patients satisfied with the dentistry they have received	0	0	N/A	93.0%	94.2%	93.4%
% of Patients satisfied with the time they had to wait for an appointment	0	0	N/A	87.4%	88.4%	87.6%

* This is based on patients treated on this contract for their most recent course of treatment. Figures in italics indicate the base number of FP17s or Patient Questionnaire responses are less than 100. N/A is shown where the base number of responses is less than 10 during the period. % is calculated as Quantity/Base number*100

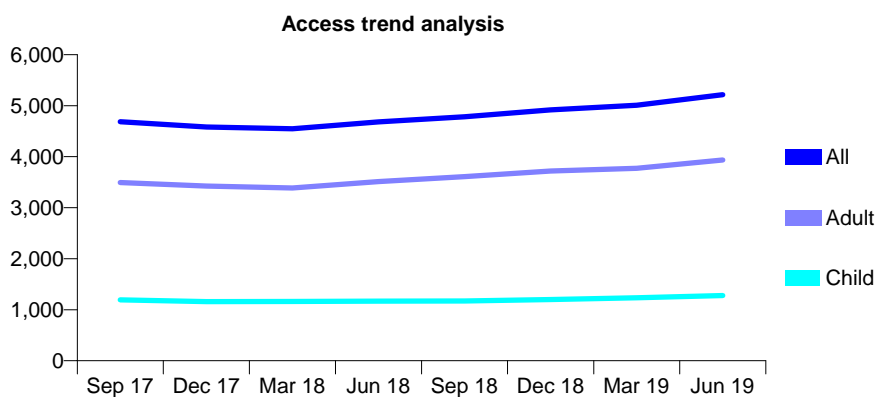
Q46 - Vital Signs At a Glance Contract Report for 129739/0001 - June 2019

Name or company name	Offerton Fold Dental Practice Ltd
Contract type name	GDS Contract
Purpose of contract	General
Contract start date	01/04/2008
Contract end date	

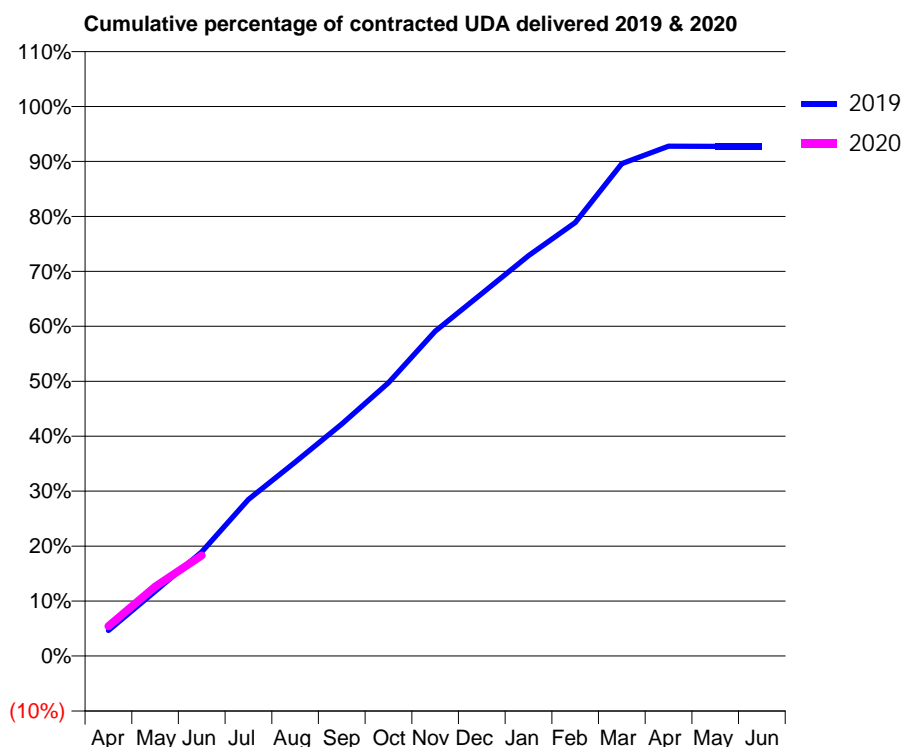
19/20 Contracted general activity (UDA)	14,812
Carry forward general activity (UDA)	0
19/20 Contracted orthodontic activity (UOA)	0
Carry forward orthodontic activity (UOA)	0
Baseline contract value	£520,720.37

ACCESS*

Patients seen in 24 months	Total	Change since previous quarter
Quarter ending June 2018	4,681	
Quarter ending September 2018	4,783	↑
Quarter ending December 2018	4,920	↑
Quarter ending March 2019	5,008	→
Quarter ending June 2019	5,214	↑
Variance since June 2018	11.4%	↑



ACTIVITY



Month	Adjusted Scheduled Activity (UDA)	
	2019	2020
April	688	802
May	1,743	1,870
June	2,807	2,712
July	4,222	
August	5,229	
September	6,251	
October	7,368	
November	8,755	
December	9,767	
January	10,789	
February	11,683	
March	13,272	
April	13,739	
May	13,737	
June	13,737	

QUALITY

	Quantity	Base Number	Contract	AT	Region	England
% of FP17s for the same patient ID Re-attending within 3 months - Children	19	485	3.9%	11.4%	12.1%	11.4%
% of FP17s for the same patient ID Re-attending within 3 months - Adults	99	1,214	8.2%	16.1%	15.6%	15.4%
% of FP17s for the same patient ID Re-attending between 3 & 9 months - Children	298	485	61.4%	59.4%	61.2%	59.8%
% of FP17s for the same patient ID Re-attending between 3 & 9 months - Adults	483	1,214	39.8%	52.1%	54.5%	52.1%
% of FP17s for Band 1 Urgent Courses	89	1,450	6.1%	10.5%	9.1%	9.2%
% of FP17s Relating to Free Repair or Replacements	5	1,450	0.3%	0.8%	1.0%	0.7%
% of FP17s Relating to Continuations	2	1,450	0.1%	0.9%	1.0%	0.8%
% of Patients satisfied with the dentistry they have received	0	1	N/A	93.0%	94.2%	93.4%
% of Patients satisfied with the time they had to wait for an appointment	1	1	N/A	87.4%	88.4%	87.6%

* This is based on patients treated on this contract for their most recent course of treatment. Figures in italics indicate the base number of FP17s or Patient Questionnaire responses are less than 100. N/A is shown where the base number of responses is less than 10 during the period. % is calculated as Quantity/Base number*100

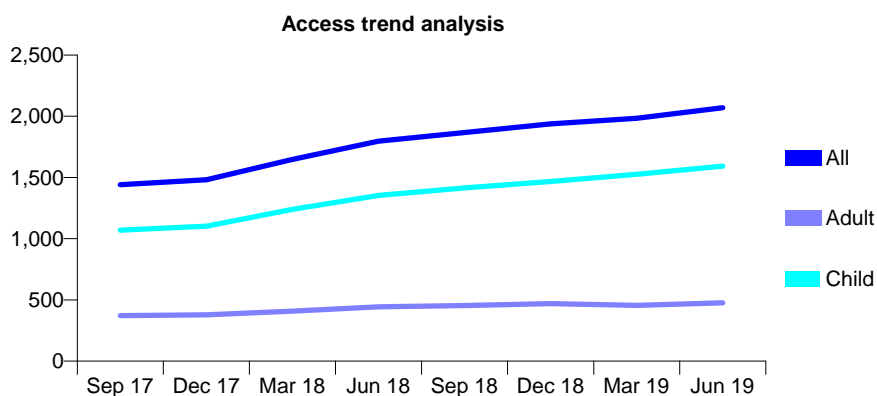
Q46 - Vital Signs At a Glance Contract Report for 130001/0001 - June 2019

Name or company name	530 Dental Care
Contract type name	GDS Contract
Purpose of contract	General
Contract start date	01/06/2010
Contract end date	

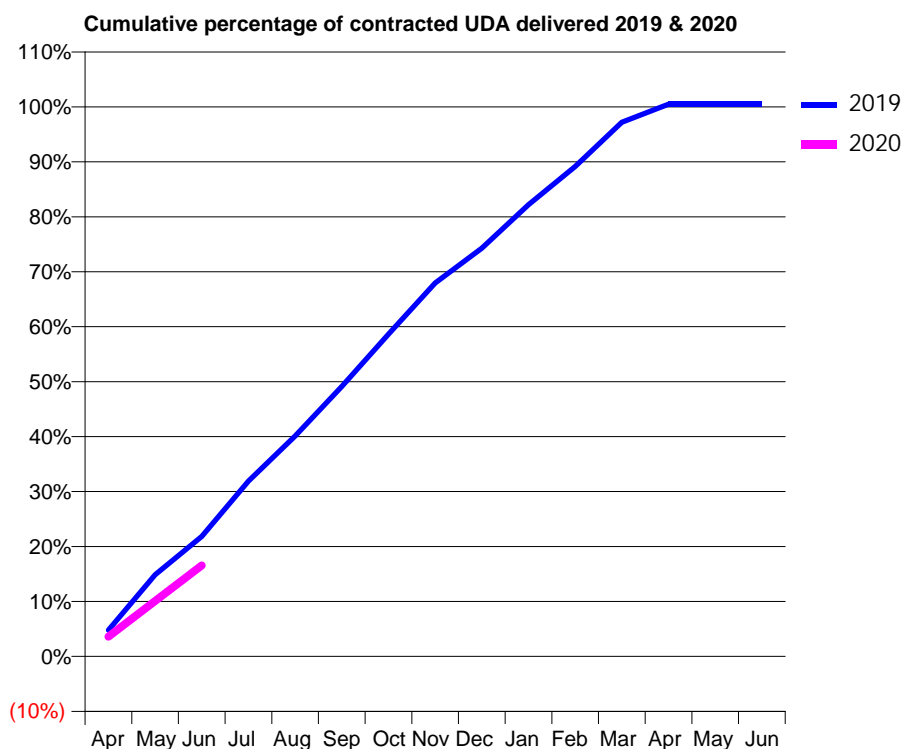
19/20 Contracted general activity (UDA)	4,012
Carry forward general activity (UDA)	0
19/20 Contracted orthodontic activity (UOA)	0
Carry forward orthodontic activity (UOA)	0
Baseline contract value	£93,820.21

ACCESS*

Patients seen in 24 months	Total	Change since previous quarter
Quarter ending June 2018	1,797	
Quarter ending September 2018	1,868	↑
Quarter ending December 2018	1,938	↑
Quarter ending March 2019	1,983	↑
Quarter ending June 2019	2,070	↑
Variance since June 2018	15.2%	↑



ACTIVITY



Month	2019	2020
April	192	145
May	597	405
June	876	665
July	1,280	
August	1,610	
September	1,971	
October	2,353	
November	2,726	
December	2,979	
January	3,298	
February	3,577	
March	3,900	
April	4,031	
May	4,031	
June	4,031	

QUALITY

	Quantity	Base Number	Contract	AT	Region	England
% of FP17s for the same patient ID Re-attending within 3 months - Children	27	411	6.6%	11.4%	12.1%	11.4%
% of FP17s for the same patient ID Re-attending within 3 months - Adults	13	101	12.9%	16.1%	15.6%	15.4%
% of FP17s for the same patient ID Re-attending between 3 & 9 months - Children	182	411	44.3%	59.4%	61.2%	59.8%
% of FP17s for the same patient ID Re-attending between 3 & 9 months - Adults	47	101	46.5%	52.1%	54.5%	52.1%
% of FP17s for Band 1 Urgent Courses	9	443	2.0%	10.5%	9.1%	9.2%
% of FP17s Relating to Free Repair or Replacements	2	443	0.5%	0.8%	1.0%	0.7%
% of FP17s Relating to Continuations	4	443	0.9%	0.9%	1.0%	0.8%
% of Patients satisfied with the dentistry they have received	0	0	N/A	93.0%	94.2%	93.4%
% of Patients satisfied with the time they had to wait for an appointment	0	0	N/A	87.4%	88.4%	87.6%

* This is based on patients treated on this contract for their most recent course of treatment.

Figures in italics indicate the base number of FP17s or Patient Questionnaire responses are less than 100. N/A is shown where the base number of responses is less than 10 during the period. % is calculated as Quantity/Base number*100

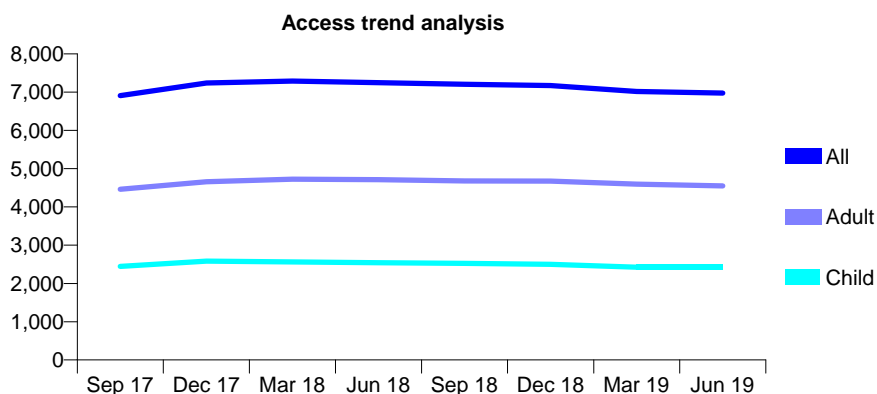
Q46 - Vital Signs At a Glance Contract Report for 130761/0001 - June 2019

Name or company name	Ravat & Ray Dental Care (Deane) Ltd
Contract type name	GDS Contract
Purpose of contract	General
Contract start date	01/04/2011
Contract end date	

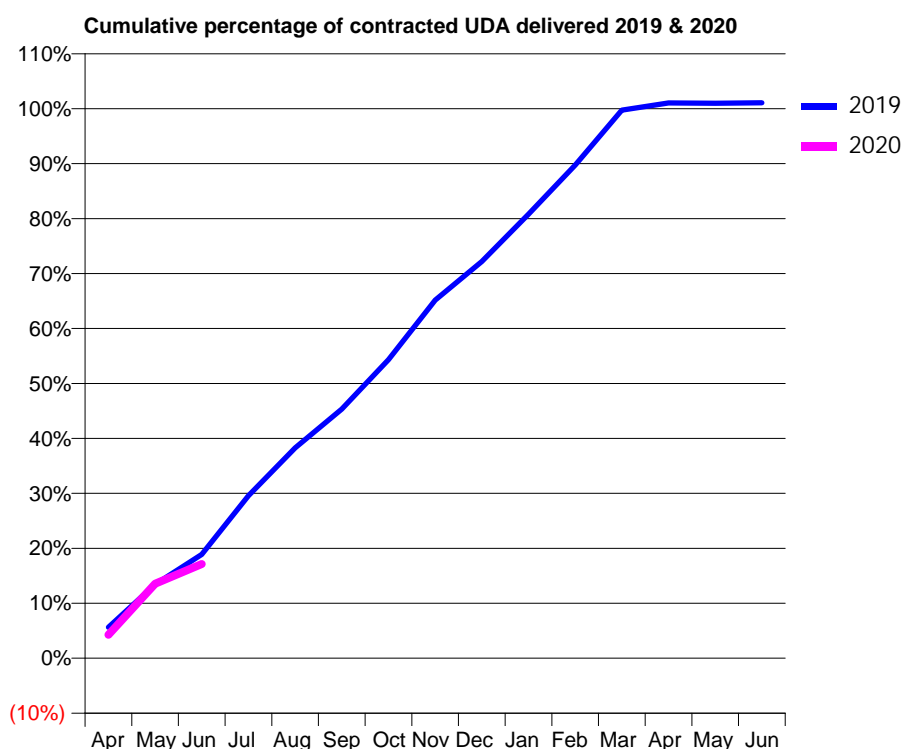
19/20 Contracted general activity (UDA)	18,900
Carry forward general activity (UDA)	0
19/20 Contracted orthodontic activity (UOA)	0
Carry forward orthodontic activity (UOA)	0
Baseline contract value	£532,487.76

ACCESS*

Patients seen in 24 months	Total	Change since previous quarter
Quarter ending June 2018	7,249	
Quarter ending September 2018	7,206	→
Quarter ending December 2018	7,173	→
Quarter ending March 2019	7,020	↓
Quarter ending June 2019	6,973	→
Variance since June 2018	(3.8%)	↓



ACTIVITY



Month	Adjusted Scheduled Activity (UDA)	
	2019	2020
April	1,067	808
May	2,540	2,562
June	3,572	3,239
July	5,589	
August	7,235	
September	8,569	
October	10,266	
November	12,319	
December	13,643	
January	15,270	
February	16,957	
March	18,848	
April	19,094	
May	19,086	
June	19,101	

QUALITY

	Quantity	Base Number	Contract	AT	Region	England
% of FP17s for the same patient ID Re-attending within 3 months - Children	102	722	14.1%	11.4%	12.1%	11.4%
% of FP17s for the same patient ID Re-attending within 3 months - Adults	156	1,118	14.0%	16.1%	15.6%	15.4%
% of FP17s for the same patient ID Re-attending between 3 & 9 months - Children	472	722	65.4%	59.4%	61.2%	59.8%
% of FP17s for the same patient ID Re-attending between 3 & 9 months - Adults	636	1,118	56.9%	52.1%	54.5%	52.1%
% of FP17s for Band 1 Urgent Courses	267	1,701	15.7%	10.5%	9.1%	9.2%
% of FP17s Relating to Free Repair or Replacements	2	1,701	0.1%	0.8%	1.0%	0.7%
% of FP17s Relating to Continuations	0	1,701	0.0%	0.9%	1.0%	0.8%
% of Patients satisfied with the dentistry they have received	0	0	N/A	93.0%	94.2%	93.4%
% of Patients satisfied with the time they had to wait for an appointment	0	0	N/A	87.4%	88.4%	87.6%

* This is based on patients treated on this contract for their most recent course of treatment.

Figures in italics indicate the base number of FP17s or Patient Questionnaire responses are less than 100. N/A is shown where the base number of responses is less than 10 during the period. % is calculated as Quantity/Base number*100

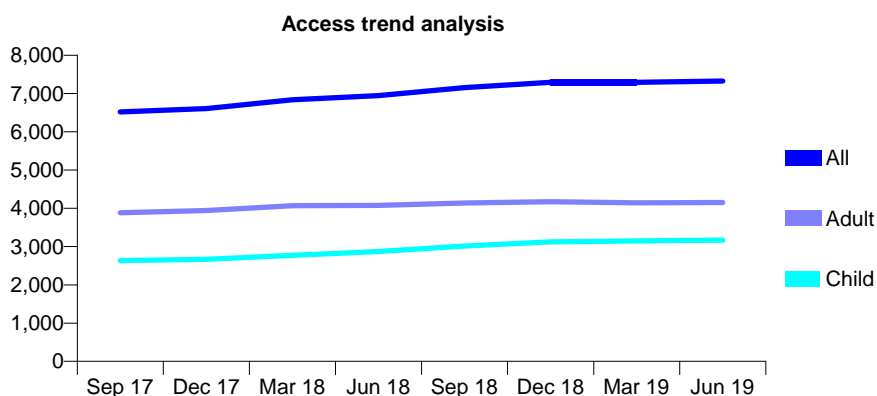
Q46 - Vital Signs At a Glance Contract Report for 131318/0001 - June 2019

Name or company name	Bennison Dental Practice
Contract type name	GDS Contract
Purpose of contract	General
Contract start date	01/10/2014
Contract end date	

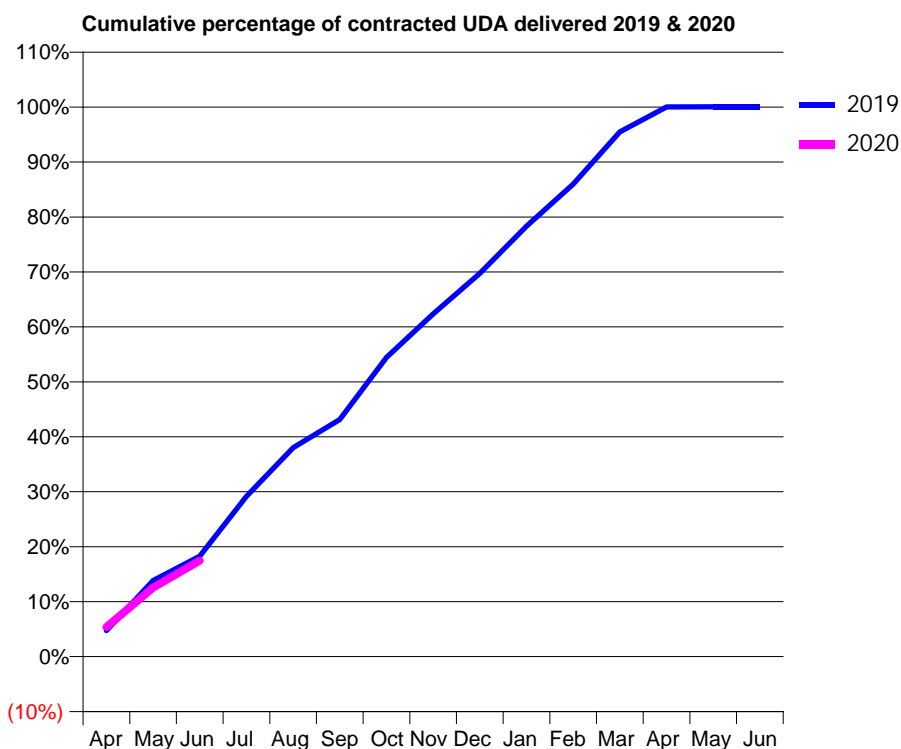
19/20 Contracted general activity (UDA)	21,338
Carry forward general activity (UDA)	0
19/20 Contracted orthodontic activity (UOA)	0
Carry forward orthodontic activity (UOA)	0
Baseline contract value	£701,234.69

ACCESS*

Patients seen in 24 months	Total	Change since previous quarter
Quarter ending June 2018	6,945	
Quarter ending September 2018	7,156	↑
Quarter ending December 2018	7,294	→
Quarter ending March 2019	7,295	→
Quarter ending June 2019	7,324	→
Variance since June 2018	5.5%	↑



ACTIVITY



Month	Adjusted Scheduled Activity (UDA)	
	2019	2020
April	1,012	1,147
May	2,954	2,683
June	3,902	3,727
July	6,225	
August	8,111	
September	9,208	
October	11,619	
November	13,303	
December	14,879	
January	16,712	
February	18,350	
March	20,372	
April	21,342	
May	21,344	
June	21,345	

QUALITY

	Quantity	Base Number	Contract	AT	Region	England
% of FP17s for the same patient ID Re-attending within 3 months - Children	147	1,255	11.7%	11.4%	12.1%	11.4%
% of FP17s for the same patient ID Re-attending within 3 months - Adults	211	1,314	16.1%	16.1%	15.6%	15.4%
% of FP17s for the same patient ID Re-attending between 3 & 9 months - Children	859	1,255	68.4%	59.4%	61.2%	59.8%
% of FP17s for the same patient ID Re-attending between 3 & 9 months - Adults	789	1,314	60.0%	52.1%	54.5%	52.1%
% of FP17s for Band 1 Urgent Courses	129	1,991	6.5%	10.5%	9.1%	9.2%
% of FP17s Relating to Free Repair or Replacements	11	1,991	0.6%	0.8%	1.0%	0.7%
% of FP17s Relating to Continuations	3	1,991	0.2%	0.9%	1.0%	0.8%
% of Patients satisfied with the dentistry they have received	0	0	N/A	93.0%	94.2%	93.4%
% of Patients satisfied with the time they had to wait for an appointment	0	0	N/A	87.4%	88.4%	87.6%

* This is based on patients treated on this contract for their most recent course of treatment. Figures in italics indicate the base number of FP17s or Patient Questionnaire responses are less than 100. N/A is shown where the base number of responses is less than 10 during the period. % is calculated as Quantity/Base number*100

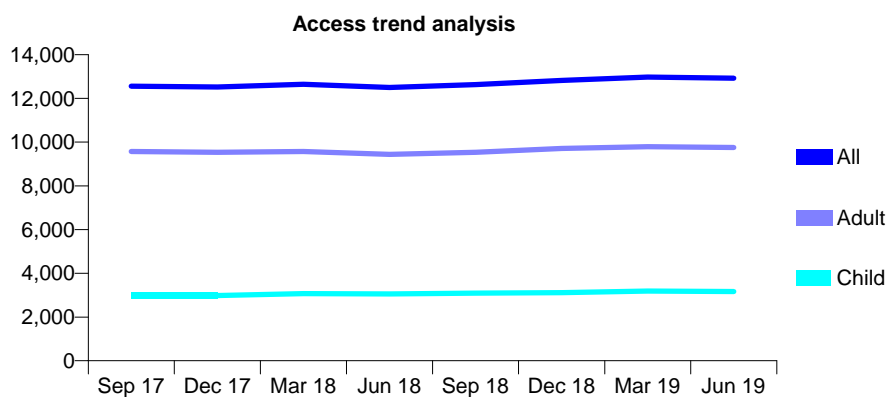
Q46 - Vital Signs At a Glance Contract Report for 131415/0001 - June 2019

Name or company name	Kinshuck Family Dentistry Ltd
Contract type name	GDS Contract
Purpose of contract	General
Contract start date	01/10/2008
Contract end date	

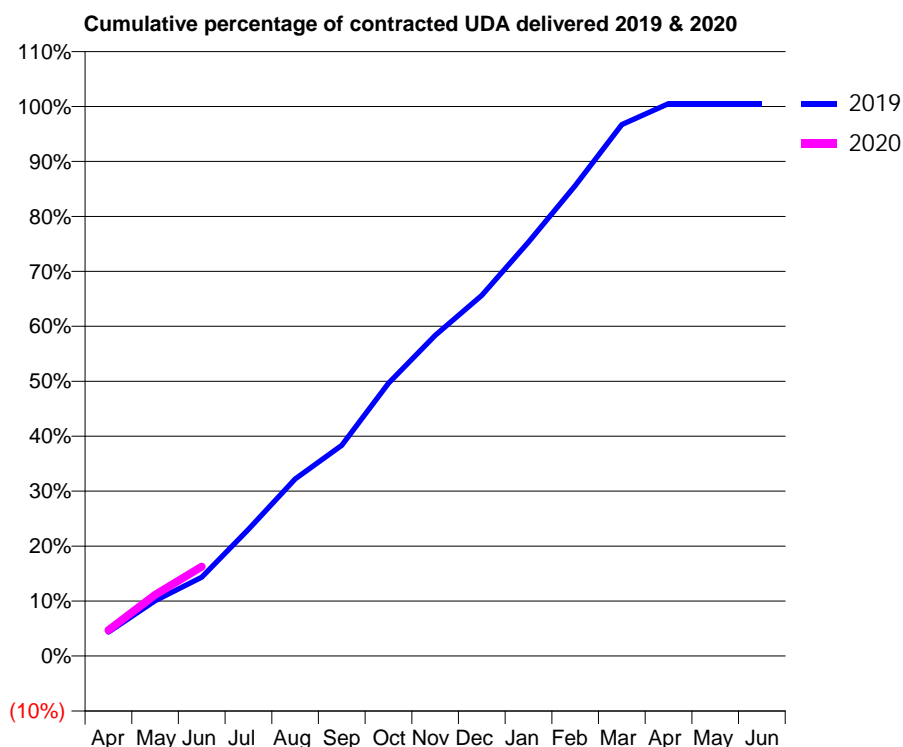
19/20 Contracted general activity (UDA)	37,000
Carry forward general activity (UDA)	0
19/20 Contracted orthodontic activity (UOA)	0
Carry forward orthodontic activity (UOA)	0
Baseline contract value	£1,118,170.21

ACCESS*

Patients seen in 24 months	Total	Change since previous quarter
Quarter ending June 2018	12,495	
Quarter ending September 2018	12,633	→
Quarter ending December 2018	12,822	→
Quarter ending March 2019	12,977	→
Quarter ending June 2019	12,921	→
Variance since June 2018	3.4%	↑



ACTIVITY



Month	Adjusted Scheduled Activity (UDA)	
	2019	2020
April	1,614	1,734
May	3,721	4,126
June	5,307	6,018
July	8,528	
August	11,926	
September	14,189	
October	18,366	
November	21,585	
December	24,284	
January	27,863	
February	31,674	
March	35,773	
April	37,189	
May	37,194	
June	37,193	

QUALITY

	Quantity	Base Number	Contract	AT	Region	England
% of FP17s for the same patient ID Re-attending within 3 months - Children	125	1,028	12.2%	11.4%	12.1%	11.4%
% of FP17s for the same patient ID Re-attending within 3 months - Adults	403	2,792	14.4%	16.1%	15.6%	15.4%
% of FP17s for the same patient ID Re-attending between 3 & 9 months - Children	633	1,028	61.6%	59.4%	61.2%	59.8%
% of FP17s for the same patient ID Re-attending between 3 & 9 months - Adults	1,633	2,792	58.5%	52.1%	54.5%	52.1%
% of FP17s for Band 1 Urgent Courses	335	3,160	10.6%	10.5%	9.1%	9.2%
% of FP17s Relating to Free Repair or Replacements	28	3,160	0.9%	0.8%	1.0%	0.7%
% of FP17s Relating to Continuations	57	3,160	1.8%	0.9%	1.0%	0.8%
% of Patients satisfied with the dentistry they have received	2	3	N/A	93.0%	94.2%	93.4%
% of Patients satisfied with the time they had to wait for an appointment	2	3	N/A	87.4%	88.4%	87.6%

* This is based on patients treated on this contract for their most recent course of treatment. Figures in italics indicate the base number of FP17s or Patient Questionnaire responses are less than 100. N/A is shown where the base number of responses is less than 10 during the period. % is calculated as Quantity/Base number*100

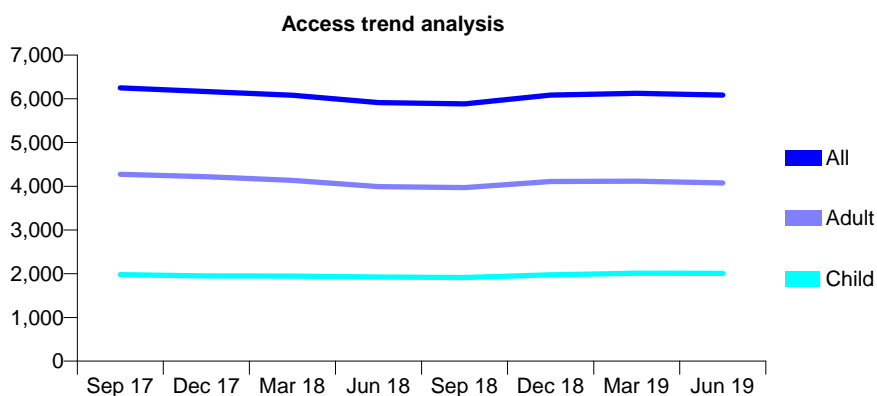
Q46 - Vital Signs At a Glance Contract Report for 132284/0001 - June 2019

Name or company name	Smile Care (Dental) LTD
Contract type name	GDS Contract
Purpose of contract	General
Contract start date	01/04/2011
Contract end date	

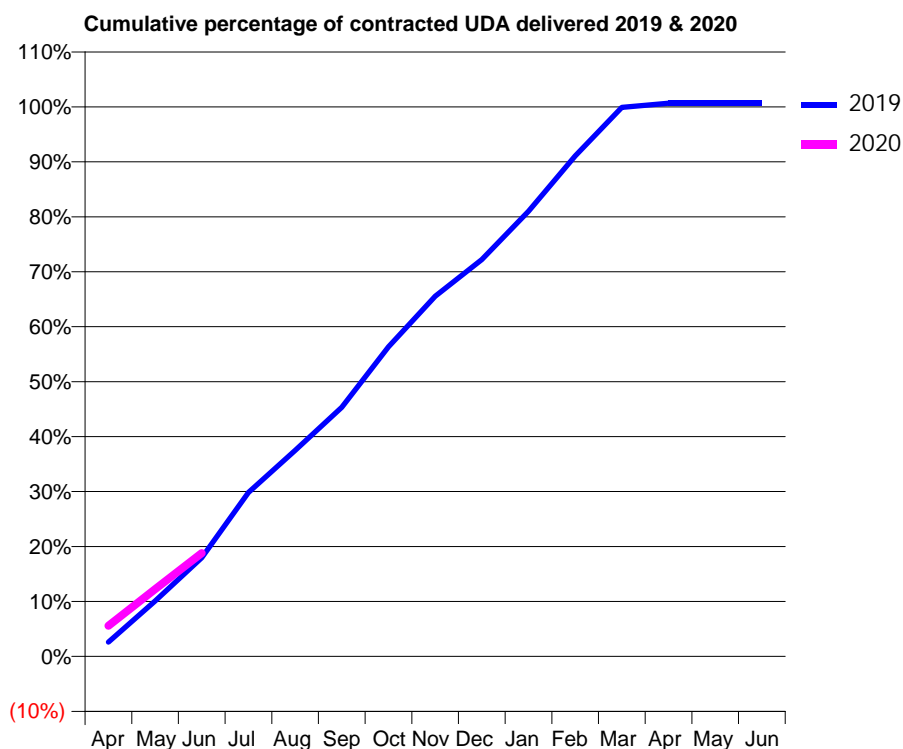
19/20 Contracted general activity (UDA)	20,234
Carry forward general activity (UDA)	0
19/20 Contracted orthodontic activity (UOA)	0
Carry forward orthodontic activity (UOA)	0
Baseline contract value	£542,881.11

ACCESS*

Patients seen in 24 months	Total	Change since previous quarter
Quarter ending June 2018	5,914	
Quarter ending September 2018	5,881	→
Quarter ending December 2018	6,082	↑
Quarter ending March 2019	6,127	→
Quarter ending June 2019	6,085	→
Variance since June 2018	2.9%	↑



ACTIVITY



Month	2019	2020
April	526	1,127
May	2,039	2,478
June	3,634	3,805
July	6,035	
August	7,590	
September	9,169	
October	11,397	
November	13,259	
December	14,612	
January	16,386	
February	18,430	
March	20,212	
April	20,370	
May	20,365	
June	20,365	

QUALITY

	Quantity	Base Number	Contract	AT	Region	England
% of FP17s for the same patient ID Re-attending within 3 months - Children	45	520	8.7%	11.4%	12.1%	11.4%
% of FP17s for the same patient ID Re-attending within 3 months - Adults	143	960	14.9%	16.1%	15.6%	15.4%
% of FP17s for the same patient ID Re-attending between 3 & 9 months - Children	235	520	45.2%	59.4%	61.2%	59.8%
% of FP17s for the same patient ID Re-attending between 3 & 9 months - Adults	447	960	46.6%	52.1%	54.5%	52.1%
% of FP17s for Band 1 Urgent Courses	186	1,416	13.1%	10.5%	9.1%	9.2%
% of FP17s Relating to Free Repair or Replacements	33	1,416	2.3%	0.8%	1.0%	0.7%
% of FP17s Relating to Continuations	8	1,416	0.6%	0.9%	1.0%	0.8%
% of Patients satisfied with the dentistry they have received	0	0	N/A	93.0%	94.2%	93.4%
% of Patients satisfied with the time they had to wait for an appointment	0	0	N/A	87.4%	88.4%	87.6%

* This is based on patients treated on this contract for their most recent course of treatment. Figures in italics indicate the base number of FP17s or Patient Questionnaire responses are less than 100. N/A is shown where the base number of responses is less than 10 during the period. % is calculated as Quantity/Base number*100

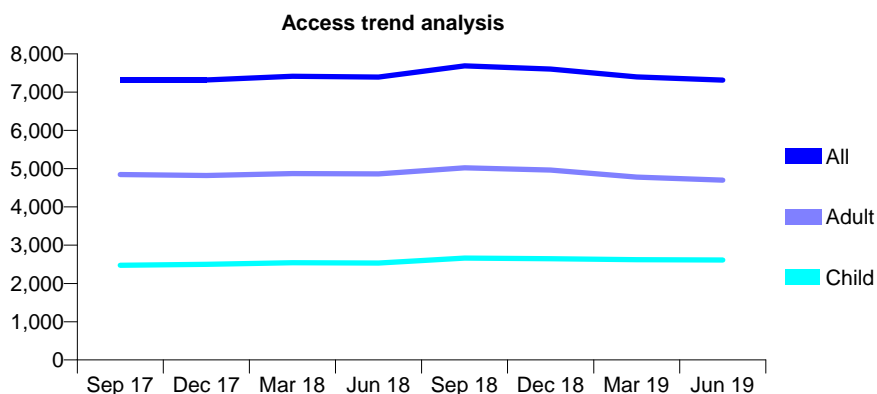
Q46 - Vital Signs At a Glance Contract Report for 133353/0001 - June 2019

Name or company name	Droylsden Road Dental Practice
Contract type name	GDS Contract
Purpose of contract	General
Contract start date	01/02/2012
Contract end date	

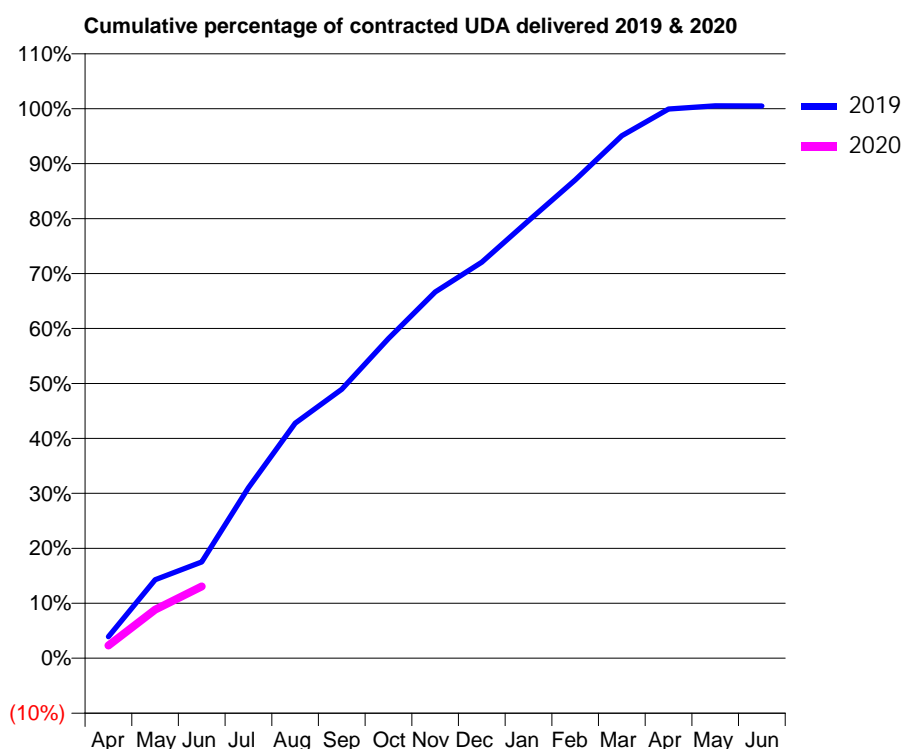
19/20 Contracted general activity (UDA)	21,267
Carry forward general activity (UDA)	0
19/20 Contracted orthodontic activity (UOA)	0
Carry forward orthodontic activity (UOA)	0
Baseline contract value	£710,221.78

ACCESS*

Patients seen in 24 months	Total	Change since previous quarter
Quarter ending June 2018	7,393	
Quarter ending September 2018	7,683	↑
Quarter ending December 2018	7,606	↓
Quarter ending March 2019	7,400	↓
Quarter ending June 2019	7,314	↓
Variance since June 2018	(1.1%)	↓



ACTIVITY



Month	2019	2020
April	834	493
May	3,037	1,879
June	3,721	2,777
July	6,597	
August	9,097	
September	10,405	
October	12,371	
November	14,174	
December	15,325	
January	16,929	
February	18,510	
March	20,218	
April	21,256	
May	21,375	
June	21,371	

QUALITY

	Quantity	Base Number	Contract	AT	Region	England
% of FP17s for the same patient ID Re-attending within 3 months - Children	50	726	6.9%	11.4%	12.1%	11.4%
% of FP17s for the same patient ID Re-attending within 3 months - Adults	108	1,073	10.1%	16.1%	15.6%	15.4%
% of FP17s for the same patient ID Re-attending between 3 & 9 months - Children	391	726	53.9%	59.4%	61.2%	59.8%
% of FP17s for the same patient ID Re-attending between 3 & 9 months - Adults	578	1,073	53.9%	52.1%	54.5%	52.1%
% of FP17s for Band 1 Urgent Courses	73	1,190	6.1%	10.5%	9.1%	9.2%
% of FP17s Relating to Free Repair or Replacements	9	1,190	0.8%	0.8%	1.0%	0.7%
% of FP17s Relating to Continuations	5	1,190	0.4%	0.9%	1.0%	0.8%
% of Patients satisfied with the dentistry they have received	0	0	N/A	93.0%	94.2%	93.4%
% of Patients satisfied with the time they had to wait for an appointment	0	0	N/A	87.4%	88.4%	87.6%

* This is based on patients treated on this contract for their most recent course of treatment.

Figures in italics indicate the base number of FP17s or Patient Questionnaire responses are less than 100. N/A is shown where the base number of responses is less than 10 during the period. % is calculated as Quantity/Base number*100

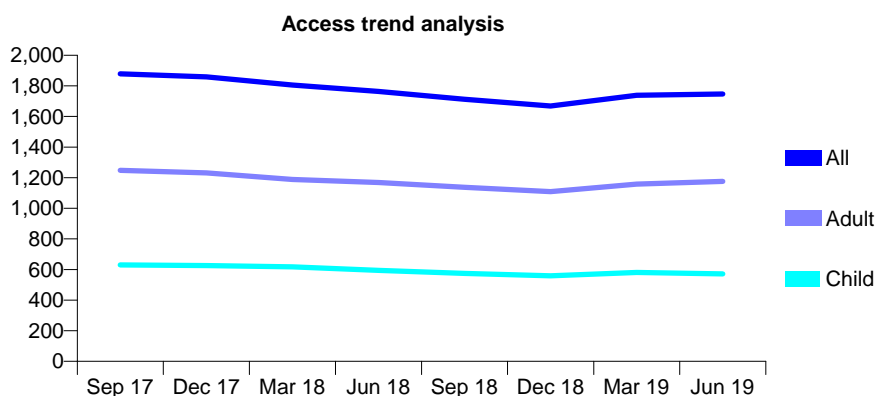
Q46 - Vital Signs At a Glance Contract Report for 133485/0001 - June 2019

Name or company name	Ethos Dental Care
Contract type name	GDS Contract
Purpose of contract	General
Contract start date	09/03/2015
Contract end date	

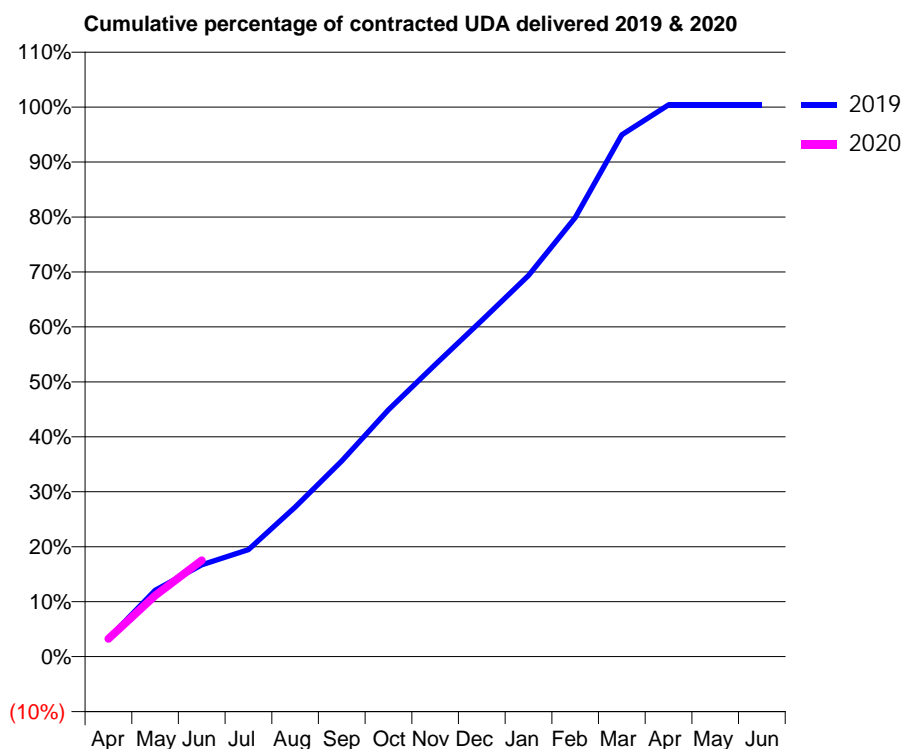
19/20 Contracted general activity (UDA)	5,553
Carry forward general activity (UDA)	0
19/20 Contracted orthodontic activity (UOA)	0
Carry forward orthodontic activity (UOA)	0
Baseline contract value	£122,000.09

ACCESS*

Patients seen in 24 months	Total	Change since previous quarter
Quarter ending June 2018	1,763	
Quarter ending September 2018	1,712	↓
Quarter ending December 2018	1,668	↓
Quarter ending March 2019	1,739	↑
Quarter ending June 2019	1,747	→
Variance since June 2018	(0.9%)	→



ACTIVITY



Month	Adjusted Scheduled Activity (UDA)	
	2019	2020
April	185	182
May	670	617
June	928	972
July	1,081	
August	1,511	
September	1,978	
October	2,495	
November	2,951	
December	3,396	
January	3,850	
February	4,437	
March	5,272	
April	5,575	
May	5,575	
June	5,575	

QUALITY

	Quantity	Base Number	Contract	AT	Region	England
% of FP17s for the same patient ID Re-attending within 3 months - Children	16	233	6.9%	11.4%	12.1%	11.4%
% of FP17s for the same patient ID Re-attending within 3 months - Adults	40	373	10.7%	16.1%	15.6%	15.4%
% of FP17s for the same patient ID Re-attending between 3 & 9 months - Children	149	233	63.9%	59.4%	61.2%	59.8%
% of FP17s for the same patient ID Re-attending between 3 & 9 months - Adults	176	373	47.2%	52.1%	54.5%	52.1%
% of FP17s for Band 1 Urgent Courses	31	493	6.3%	10.5%	9.1%	9.2%
% of FP17s Relating to Free Repair or Replacements	6	493	1.2%	0.8%	1.0%	0.7%
% of FP17s Relating to Continuations	1	493	0.2%	0.9%	1.0%	0.8%
% of Patients satisfied with the dentistry they have received	1	1	N/A	93.0%	94.2%	93.4%
% of Patients satisfied with the time they had to wait for an appointment	1	1	N/A	87.4%	88.4%	87.6%

* This is based on patients treated on this contract for their most recent course of treatment. Figures in italics indicate the base number of FP17s or Patient Questionnaire responses are less than 100. N/A is shown where the base number of responses is less than 10 during the period. % is calculated as Quantity/Base number*100

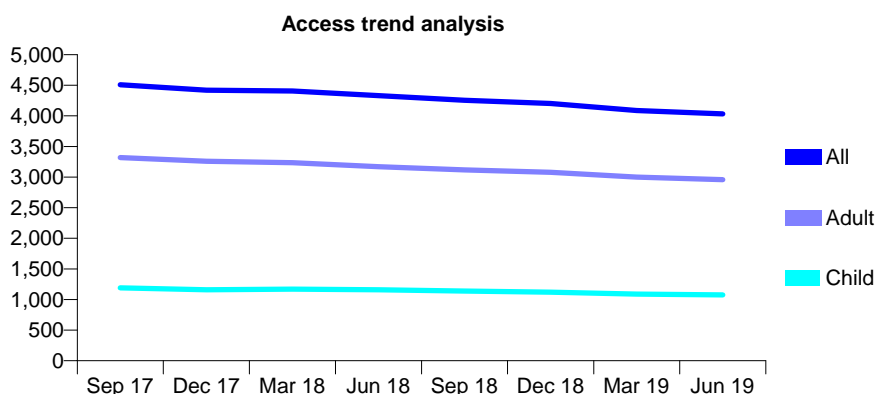
Q46 - Vital Signs At a Glance Contract Report for 134899/0001 - June 2019

Name or company name	High Lane Partnership
Contract type name	GDS Contract
Purpose of contract	General and Orthodontic
Contract start date	01/06/2015
Contract end date	

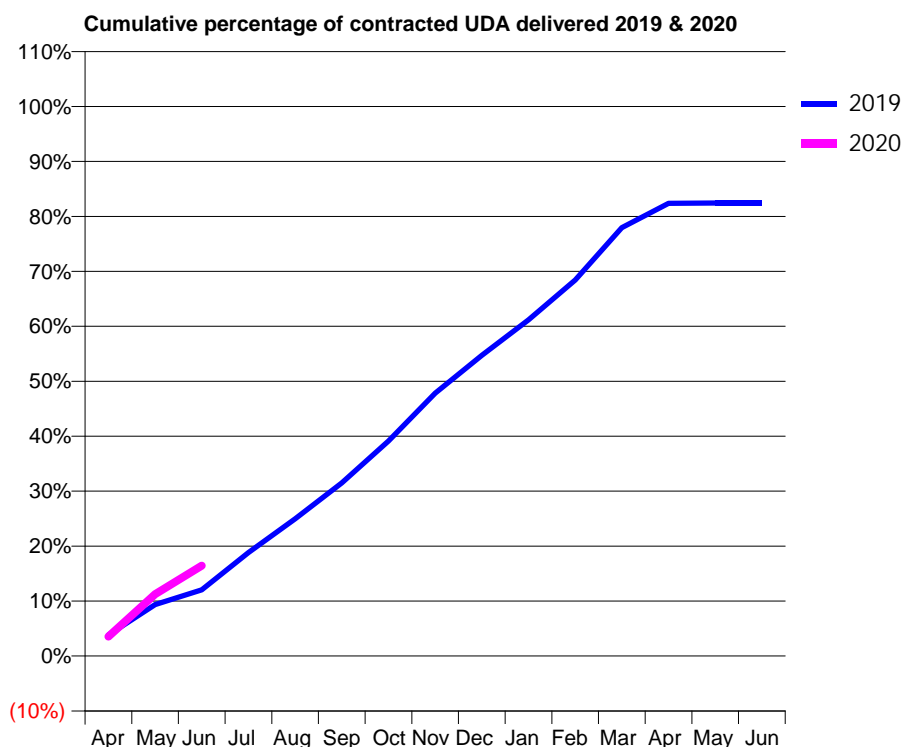
19/20 Contracted general activity (UDA)	14,969
Carry forward general activity (UDA)	0
19/20 Contracted orthodontic activity (UOA)	309
Carry forward orthodontic activity (UOA)	0
Baseline contract value	£448,170.47

ACCESS*

Patients seen in 24 months	Total	Change since previous quarter
Quarter ending June 2018	4,331	
Quarter ending September 2018	4,257	↓
Quarter ending December 2018	4,202	↓
Quarter ending March 2019	4,089	↓
Quarter ending June 2019	4,032	↓
Variance since June 2018	(6.9%)	↓



ACTIVITY



Month	Adjusted Scheduled Activity (UDA)	
	2019	2020
April	575	530
May	1,399	1,683
June	1,803	2,462
July	2,822	
August	3,740	
September	4,716	
October	5,859	
November	7,161	
December	8,190	
January	9,155	
February	10,241	
March	11,667	
April	12,332	
May	12,337	
June	12,338	

QUALITY

	Quantity	Base Number	Contract	AT	Region	England
% of FP17s for the same patient ID Re-attending within 3 months - Children	44	401	11.0%	11.4%	12.1%	11.4%
% of FP17s for the same patient ID Re-attending within 3 months - Adults	191	1,141	16.7%	16.1%	15.6%	15.4%
% of FP17s for the same patient ID Re-attending between 3 & 9 months - Children	275	401	68.6%	59.4%	61.2%	59.8%
% of FP17s for the same patient ID Re-attending between 3 & 9 months - Adults	756	1,141	66.3%	52.1%	54.5%	52.1%
% of FP17s for Band 1 Urgent Courses	102	1,282	8.0%	10.5%	9.1%	9.2%
% of FP17s Relating to Free Repair or Replacements	17	1,282	1.3%	0.8%	1.0%	0.7%
% of FP17s Relating to Continuations	10	1,282	0.8%	0.9%	1.0%	0.8%
% of Patients satisfied with the dentistry they have received	1	1	N/A	93.0%	94.2%	93.4%
% of Patients satisfied with the time they had to wait for an appointment	1	1	N/A	87.4%	88.4%	87.6%

* This is based on patients treated on this contract for their most recent course of treatment. Figures in italics indicate the base number of FP17s or Patient Questionnaire responses are less than 100. N/A is shown where the base number of responses is less than 10 during the period. % is calculated as Quantity/Base number*100

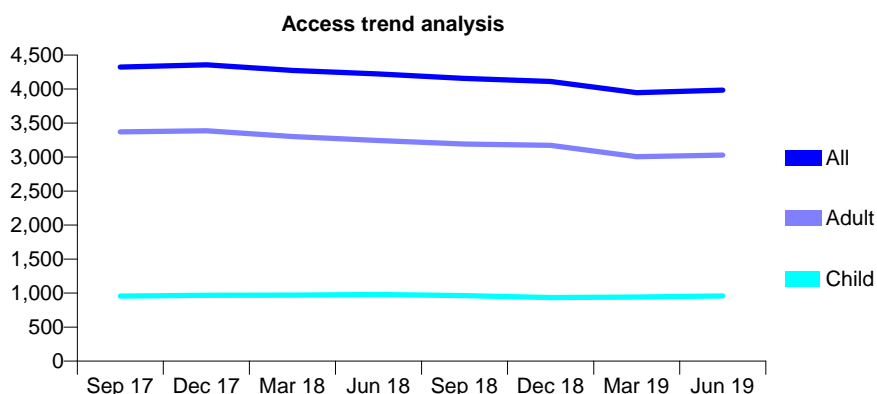
Q46 - Vital Signs At a Glance Contract Report for 136255/0001 - June 2019

Name or company name	Haughton Green Dental Practice
Contract type name	Pilot Contract
Purpose of contract	General
Contract start date	01/02/2013
Contract end date	

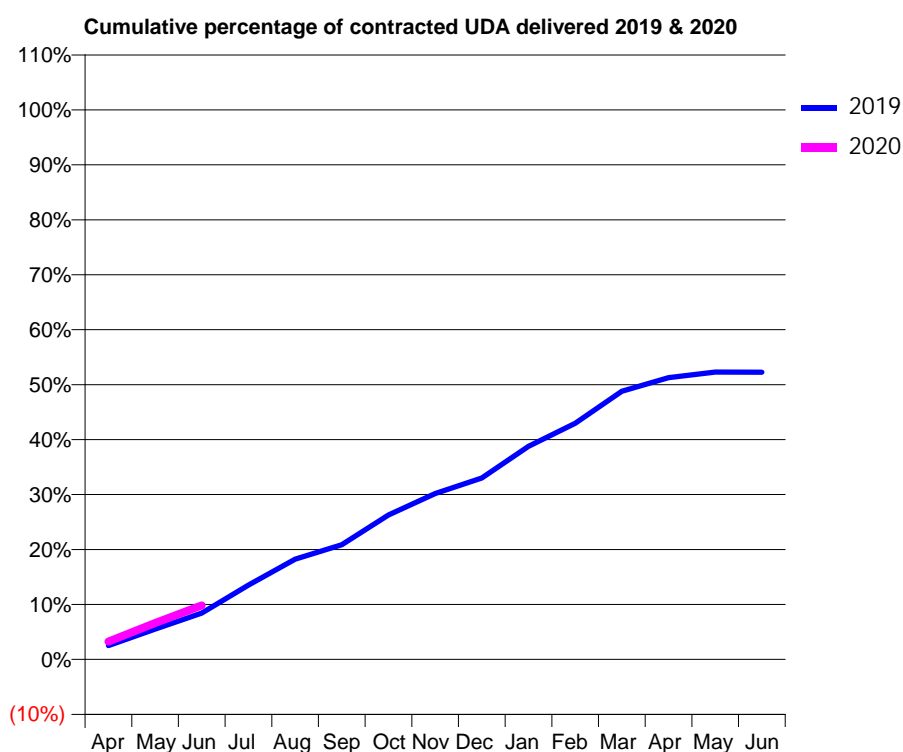
19/20 Contracted general activity (UDA)	13,158
Carry forward general activity (UDA)	0
19/20 Contracted orthodontic activity (UOA)	0
Carry forward orthodontic activity (UOA)	0
Baseline contract value	£378,923.54

ACCESS*

Patients seen in 24 months	Total	Change since previous quarter
Quarter ending June 2018	4,223	
Quarter ending September 2018	4,155	↓
Quarter ending December 2018	4,110	↓
Quarter ending March 2019	3,949	↓
Quarter ending June 2019	3,986	→
Variance since June 2018	(5.6%)	↓



ACTIVITY



Month	2019	2020
April	330	427
May	726	874
June	1,109	1,293
July	1,781	
August	2,402	
September	2,748	
October	3,461	
November	3,975	
December	4,343	
January	5,103	
February	5,654	
March	6,421	
April	6,746	
May	6,879	
June	6,878	

QUALITY

	Quantity	Base Number	Contract	AT	Region	England
% of FP17s for the same patient ID Re-attending within 3 months - Children	12	238	5.0%	11.4%	12.1%	11.4%
% of FP17s for the same patient ID Re-attending within 3 months - Adults	58	594	9.8%	16.1%	15.6%	15.4%
% of FP17s for the same patient ID Re-attending between 3 & 9 months - Children	63	238	26.5%	59.4%	61.2%	59.8%
% of FP17s for the same patient ID Re-attending between 3 & 9 months - Adults	89	594	15.0%	52.1%	54.5%	52.1%
% of FP17s for Band 1 Urgent Courses	86	689	12.5%	10.5%	9.1%	9.2%
% of FP17s Relating to Free Repair or Replacements	5	689	0.7%	0.8%	1.0%	0.7%
% of FP17s Relating to Continuations	2	689	0.3%	0.9%	1.0%	0.8%
% of Patients satisfied with the dentistry they have received	0	0	N/A	93.0%	94.2%	93.4%
% of Patients satisfied with the time they had to wait for an appointment	0	0	N/A	87.4%	88.4%	87.6%

* This is based on patients treated on this contract for their most recent course of treatment. Figures in italics indicate the base number of FP17s or Patient Questionnaire responses are less than 100. N/A is shown where the base number of responses is less than 10 during the period. % is calculated as Quantity/Base number*100

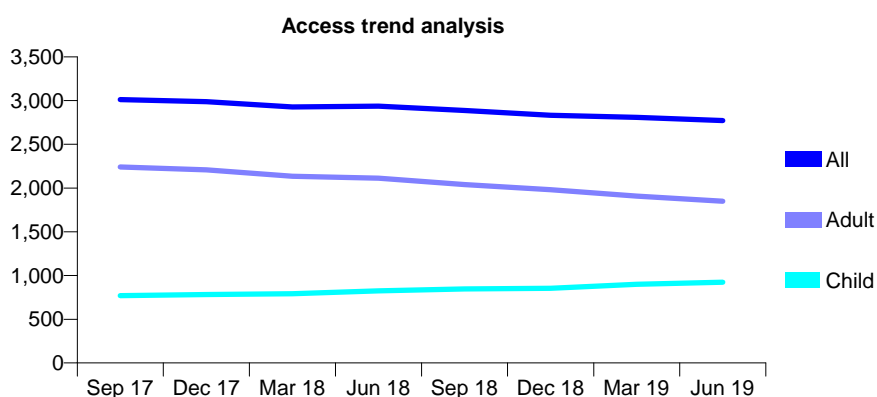
Q46 - Vital Signs At a Glance Contract Report for 136379/0001 - June 2019

Name or company name	Adrian Jennings Ltd T/A Chorlton Smile Ce
Contract type name	GDS Contract
Purpose of contract	General
Contract start date	01/01/2014
Contract end date	

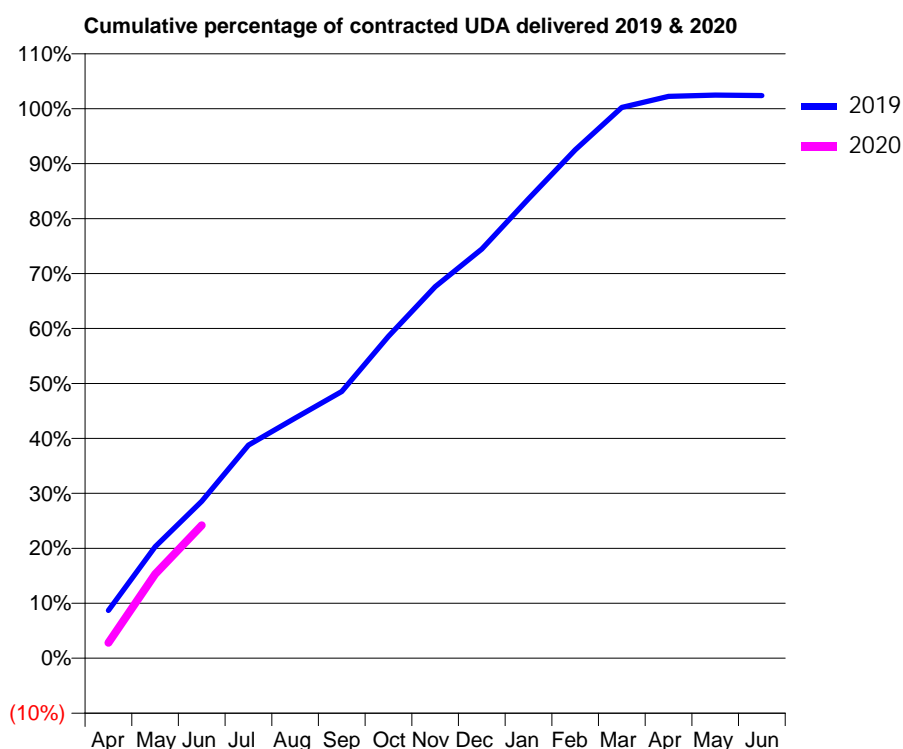
19/20 Contracted general activity (UDA)	5,680
Carry forward general activity (UDA)	0
19/20 Contracted orthodontic activity (UOA)	0
Carry forward orthodontic activity (UOA)	0
Baseline contract value	£175,913.63

ACCESS*

Patients seen in 24 months	Total	Change since previous quarter
Quarter ending June 2018	2,937	
Quarter ending September 2018	2,886	↓
Quarter ending December 2018	2,833	↓
Quarter ending March 2019	2,808	→
Quarter ending June 2019	2,772	↓
Variance since June 2018	(5.6%)	↓



ACTIVITY



Month	2019	2020
April	494	159
May	1,152	869
June	1,622	1,374
July	2,202	
August	2,482	
September	2,758	
October	3,328	
November	3,841	
December	4,229	
January	4,748	
February	5,254	
March	5,693	
April	5,806	
May	5,821	
June	5,815	

QUALITY

	Quantity	Base Number	Contract	AT	Region	England
% of FP17s for the same patient ID Re-attending within 3 months - Children	33	338	9.8%	11.4%	12.1%	11.4%
% of FP17s for the same patient ID Re-attending within 3 months - Adults	54	478	11.3%	16.1%	15.6%	15.4%
% of FP17s for the same patient ID Re-attending between 3 & 9 months - Children	181	338	53.6%	59.4%	61.2%	59.8%
% of FP17s for the same patient ID Re-attending between 3 & 9 months - Adults	149	478	31.2%	52.1%	54.5%	52.1%
% of FP17s for Band 1 Urgent Courses	50	740	6.8%	10.5%	9.1%	9.2%
% of FP17s Relating to Free Repair or Replacements	0	740	0.0%	0.8%	1.0%	0.7%
% of FP17s Relating to Continuations	0	740	0.0%	0.9%	1.0%	0.8%
% of Patients satisfied with the dentistry they have received	0	0	N/A	93.0%	94.2%	93.4%
% of Patients satisfied with the time they had to wait for an appointment	0	0	N/A	87.4%	88.4%	87.6%

* This is based on patients treated on this contract for their most recent course of treatment.

Figures in italics indicate the base number of FP17s or Patient Questionnaire responses are less than 100. N/A is shown where the base number of responses is less than 10 during the period. % is calculated as Quantity/Base number*100

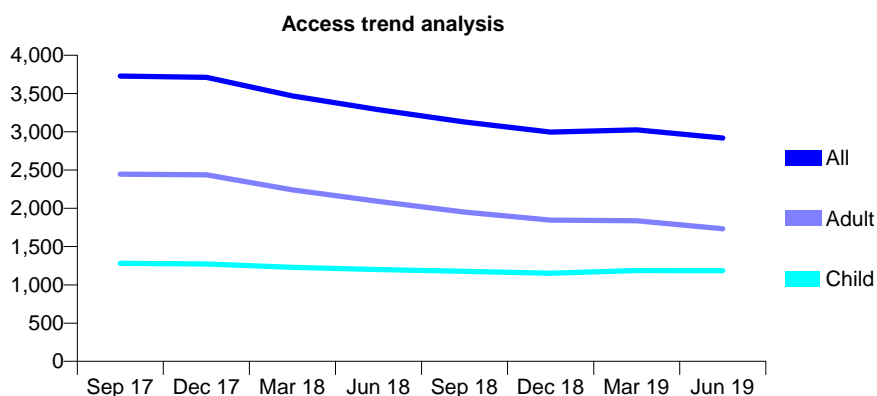
Q46 - Vital Signs At a Glance Contract Report for 137286/0001 - June 2019

Name or company name	Partners in Progress (UK) Ltd
Contract type name	GDS Contract
Purpose of contract	General
Contract start date	23/04/2009
Contract end date	

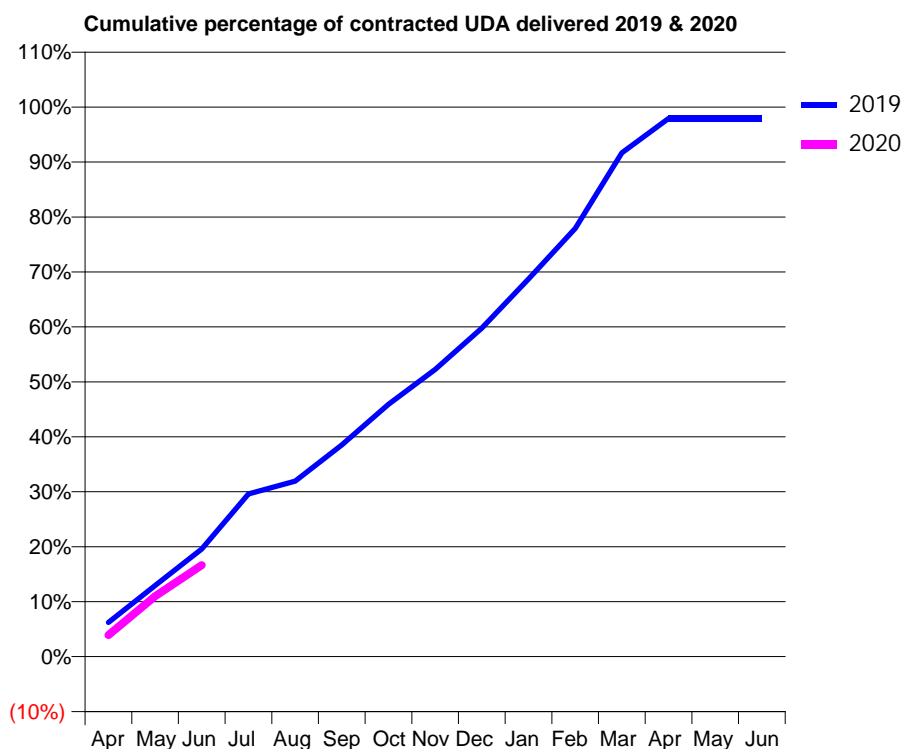
19/20 Contracted general activity (UDA)	9,600
Carry forward general activity (UDA)	0
19/20 Contracted orthodontic activity (UOA)	0
Carry forward orthodontic activity (UOA)	0
Baseline contract value	£266,426.19

ACCESS*

Patients seen in 24 months	Total	Change since previous quarter
Quarter ending June 2018	3,290	
Quarter ending September 2018	3,127	↓
Quarter ending December 2018	2,996	↓
Quarter ending March 2019	3,025	→
Quarter ending June 2019	2,918	↓
Variance since June 2018	(11.3%)	↓



ACTIVITY



Month	Adjusted Scheduled Activity (UDA)	
	2019	2020
April	597	376
May	1,244	1,057
June	1,881	1,599
July	2,844	
August	3,068	
September	3,697	
October	4,407	
November	5,018	
December	5,740	
January	6,596	
February	7,480	
March	8,799	
April	9,401	
May	9,401	
June	9,401	

QUALITY

	Quantity	Base Number	Contract	AT	Region	England
% of FP17s for the same patient ID Re-attending within 3 months - Children	30	391	7.7%	11.4%	12.1%	11.4%
% of FP17s for the same patient ID Re-attending within 3 months - Adults	146	564	25.9%	16.1%	15.6%	15.4%
% of FP17s for the same patient ID Re-attending between 3 & 9 months - Children	216	391	55.2%	59.4%	61.2%	59.8%
% of FP17s for the same patient ID Re-attending between 3 & 9 months - Adults	251	564	44.5%	52.1%	54.5%	52.1%
% of FP17s for Band 1 Urgent Courses	124	765	16.2%	10.5%	9.1%	9.2%
% of FP17s Relating to Free Repair or Replacements	6	765	0.8%	0.8%	1.0%	0.7%
% of FP17s Relating to Continuations	23	765	3.0%	0.9%	1.0%	0.8%
% of Patients satisfied with the dentistry they have received	2	2	N/A	93.0%	94.2%	93.4%
% of Patients satisfied with the time they had to wait for an appointment	2	2	N/A	87.4%	88.4%	87.6%

* This is based on patients treated on this contract for their most recent course of treatment. Figures in italics indicate the base number of FP17s or Patient Questionnaire responses are less than 100. N/A is shown where the base number of responses is less than 10 during the period. % is calculated as Quantity/Base number*100

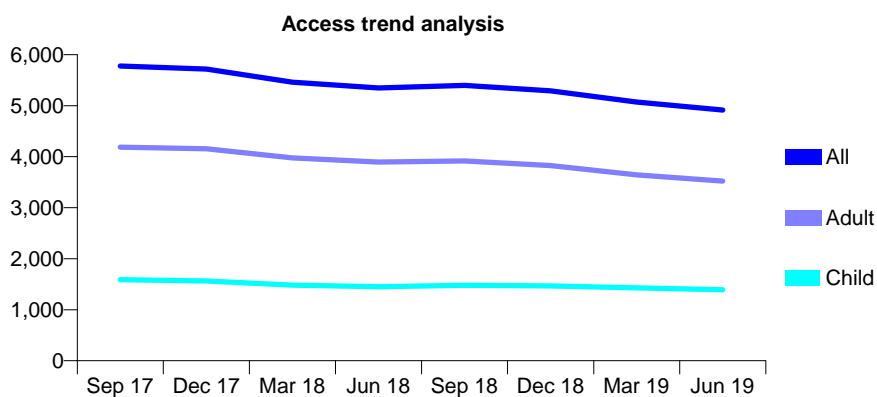
Q46 - Vital Signs At a Glance Contract Report for 137731/0003 - June 2019

Name or company name	Smile Transformation & Cosmetic Services
Contract type name	GDS Contract
Purpose of contract	General
Contract start date	01/08/2014
Contract end date	

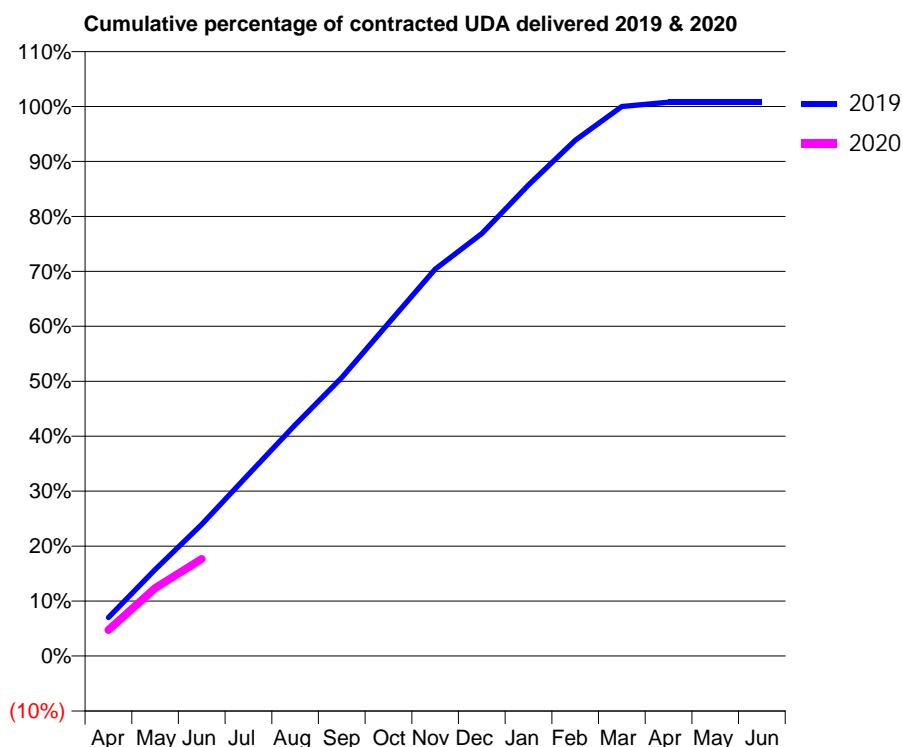
19/20 Contracted general activity (UDA)	17,603
Carry forward general activity (UDA)	0
19/20 Contracted orthodontic activity (UOA)	0
Carry forward orthodontic activity (UOA)	0
Baseline contract value	£470,987.49

ACCESS*

Patients seen in 24 months	Total	Change since previous quarter
Quarter ending June 2018	5,347	
Quarter ending September 2018	5,397	→
Quarter ending December 2018	5,290	↓
Quarter ending March 2019	5,070	↓
Quarter ending June 2019	4,914	↓
Variance since June 2018	(8.1%)	↓



ACTIVITY



Month	Adjusted Scheduled Activity (UDA)	
	2019	2020
April	1,233	836
May	2,771	2,176
June	4,216	3,111
July	5,816	
August	7,406	
September	8,919	
October	10,661	
November	12,395	
December	13,530	
January	15,089	
February	16,522	
March	17,600	
April	17,736	
May	17,739	
June	17,739	

QUALITY

	Quantity	Base Number	Contract	AT	Region	England
% of FP17s for the same patient ID Re-attending within 3 months - Children	42	438	9.6%	11.4%	12.1%	11.4%
% of FP17s for the same patient ID Re-attending within 3 months - Adults	149	1,099	13.6%	16.1%	15.6%	15.4%
% of FP17s for the same patient ID Re-attending between 3 & 9 months - Children	279	438	63.7%	59.4%	61.2%	59.8%
% of FP17s for the same patient ID Re-attending between 3 & 9 months - Adults	708	1,099	64.4%	52.1%	54.5%	52.1%
% of FP17s for Band 1 Urgent Courses	144	1,449	9.9%	10.5%	9.1%	9.2%
% of FP17s Relating to Free Repair or Replacements	12	1,449	0.8%	0.8%	1.0%	0.7%
% of FP17s Relating to Continuations	11	1,449	0.8%	0.9%	1.0%	0.8%
% of Patients satisfied with the dentistry they have received	3	3	N/A	93.0%	94.2%	93.4%
% of Patients satisfied with the time they had to wait for an appointment	3	3	N/A	87.4%	88.4%	87.6%

* This is based on patients treated on this contract for their most recent course of treatment. Figures in italics indicate the base number of FP17s or Patient Questionnaire responses are less than 100. N/A is shown where the base number of responses is less than 10 during the period. % is calculated as Quantity/Base number*100

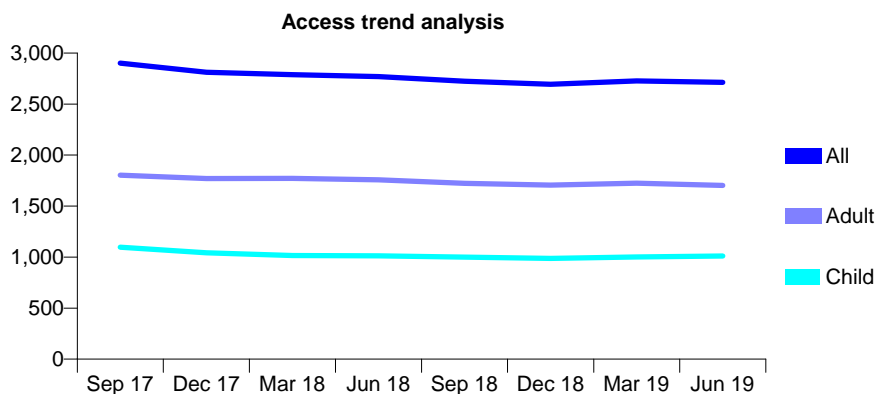
Q46 - Vital Signs At a Glance Contract Report for 137731/0004 - June 2019

Name or company name	Smile Transformation & Cosmetic Services
Contract type name	GDS Contract
Purpose of contract	General
Contract start date	01/08/2014
Contract end date	

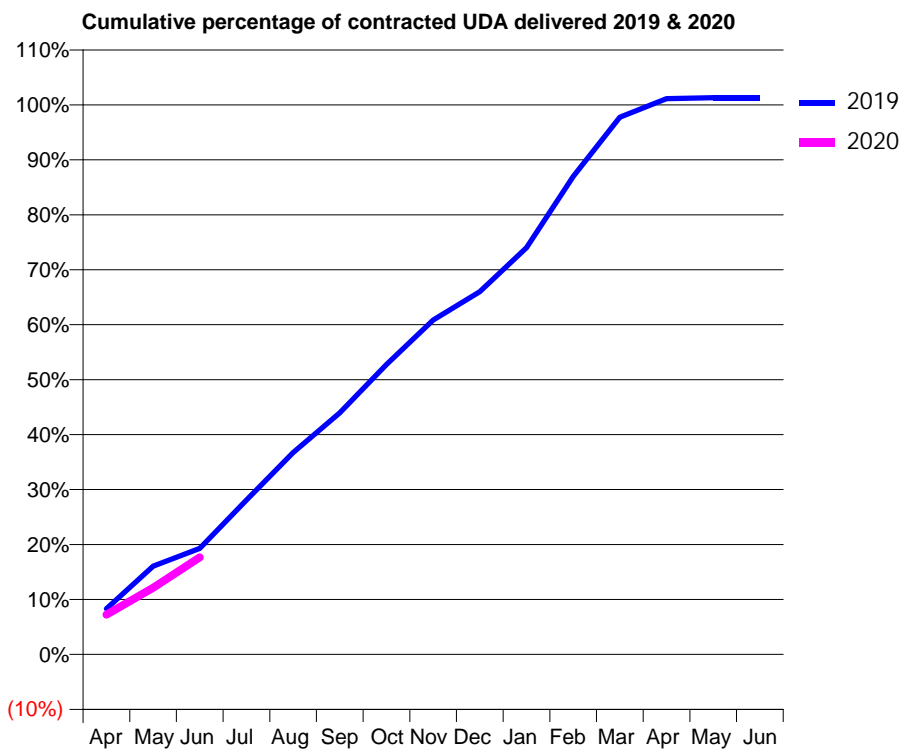
19/20 Contracted general activity (UDA)	8,659
Carry forward general activity (UDA)	0
19/20 Contracted orthodontic activity (UOA)	0
Carry forward orthodontic activity (UOA)	0
Baseline contract value	£237,972.83

ACCESS*

Patients seen in 24 months	Total	Change since previous quarter
Quarter ending June 2018	2,769	
Quarter ending September 2018	2,724	↓
Quarter ending December 2018	2,694	↓
Quarter ending March 2019	2,727	→
Quarter ending June 2019	2,713	→
Variance since June 2018	(2.0%)	↓



ACTIVITY



Month	Adjusted Scheduled Activity (UDA)	
	2019	2020
April	720	628
May	1,390	1,049
June	1,671	1,530
July	2,433	
August	3,183	
September	3,807	
October	4,567	
November	5,269	
December	5,717	
January	6,408	
February	7,531	
March	8,463	
April	8,758	
May	8,773	
June	8,773	

QUALITY

	Quantity	Base Number	Contract	AT	Region	England
% of FP17s for the same patient ID Re-attending within 3 months - Children	25	383	6.5%	11.4%	12.1%	11.4%
% of FP17s for the same patient ID Re-attending within 3 months - Adults	91	575	15.8%	16.1%	15.6%	15.4%
% of FP17s for the same patient ID Re-attending between 3 & 9 months - Children	260	383	67.9%	59.4%	61.2%	59.8%
% of FP17s for the same patient ID Re-attending between 3 & 9 months - Adults	347	575	60.3%	52.1%	54.5%	52.1%
% of FP17s for Band 1 Urgent Courses	72	802	9.0%	10.5%	9.1%	9.2%
% of FP17s Relating to Free Repair or Replacements	3	802	0.4%	0.8%	1.0%	0.7%
% of FP17s Relating to Continuations	4	802	0.5%	0.9%	1.0%	0.8%
% of Patients satisfied with the dentistry they have received	1	1	N/A	93.0%	94.2%	93.4%
% of Patients satisfied with the time they had to wait for an appointment	1	1	N/A	87.4%	88.4%	87.6%

* This is based on patients treated on this contract for their most recent course of treatment. Figures in italics indicate the base number of FP17s or Patient Questionnaire responses are less than 100. N/A is shown where the base number of responses is less than 10 during the period. % is calculated as Quantity/Base number*100

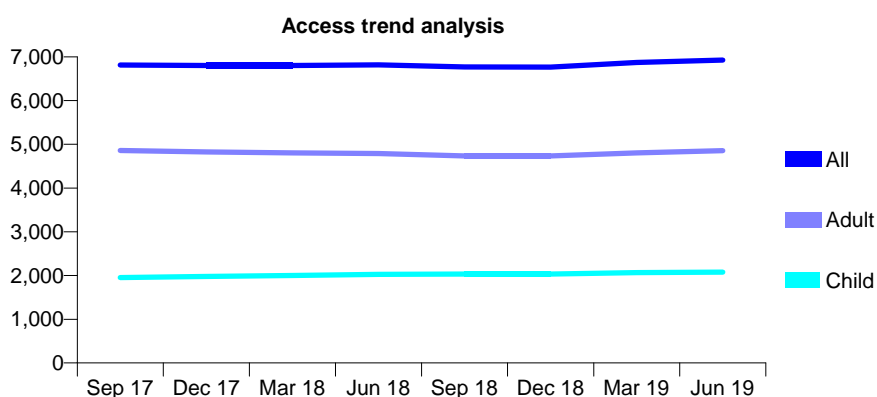
Q46 - Vital Signs At a Glance Contract Report for 138096/0001 - June 2019

Name or company name	Circle Dental Care Ltd
Contract type name	GDS Contract
Purpose of contract	General
Contract start date	01/08/2009
Contract end date	

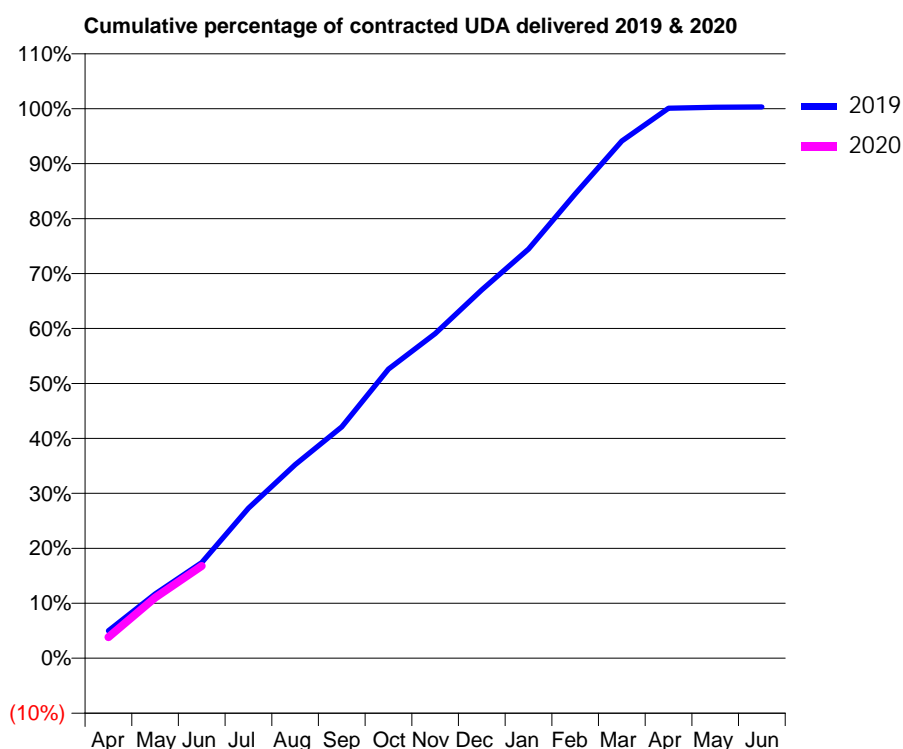
19/20 Contracted general activity (UDA)	20,000
Carry forward general activity (UDA)	0
19/20 Contracted orthodontic activity (UOA)	0
Carry forward orthodontic activity (UOA)	0
Baseline contract value	£500,594.32

ACCESS*

Patients seen in 24 months	Total	Change since previous quarter
Quarter ending June 2018	6,817	
Quarter ending September 2018	6,769	→
Quarter ending December 2018	6,768	→
Quarter ending March 2019	6,870	→
Quarter ending June 2019	6,929	→
Variance since June 2018	1.6%	→



ACTIVITY



Month	2019	2020
April	1,002	766
May	2,337	2,205
June	3,484	3,356
July	5,460	
August	7,044	
September	8,418	
October	10,526	
November	11,815	
December	13,404	
January	14,895	
February	16,904	
March	18,822	
April	20,015	
May	20,053	
June	20,063	

QUALITY

	Quantity	Base Number	Contract	AT	Region	England
% of FP17s for the same patient ID Re-attending within 3 months - Children	118	806	14.6%	11.4%	12.1%	11.4%
% of FP17s for the same patient ID Re-attending within 3 months - Adults	306	1,667	18.4%	16.1%	15.6%	15.4%
% of FP17s for the same patient ID Re-attending between 3 & 9 months - Children	477	806	59.2%	59.4%	61.2%	59.8%
% of FP17s for the same patient ID Re-attending between 3 & 9 months - Adults	867	1,667	52.0%	52.1%	54.5%	52.1%
% of FP17s for Band 1 Urgent Courses	152	1,762	8.6%	10.5%	9.1%	9.2%
% of FP17s Relating to Free Repair or Replacements	4	1,762	0.2%	0.8%	1.0%	0.7%
% of FP17s Relating to Continuations	5	1,762	0.3%	0.9%	1.0%	0.8%
% of Patients satisfied with the dentistry they have received	2	2	N/A	93.0%	94.2%	93.4%
% of Patients satisfied with the time they had to wait for an appointment	2	2	N/A	87.4%	88.4%	87.6%

* This is based on patients treated on this contract for their most recent course of treatment.

Figures in italics indicate the base number of FP17s or Patient Questionnaire responses are less than 100. N/A is shown where the base number of responses is less than 10 during the period. % is calculated as Quantity/Base number*100

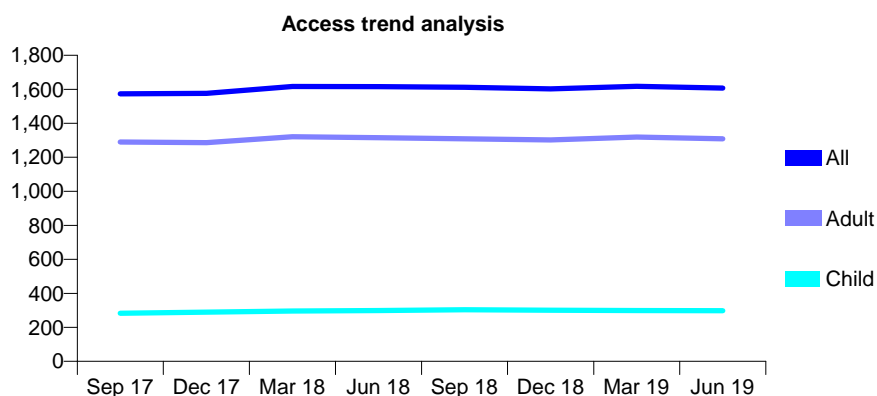
Q46 - Vital Signs At a Glance Contract Report for 138800/0001 - June 2019

Name or company name	207 Dental Care
Contract type name	GDS Contract
Purpose of contract	General
Contract start date	01/05/2013
Contract end date	

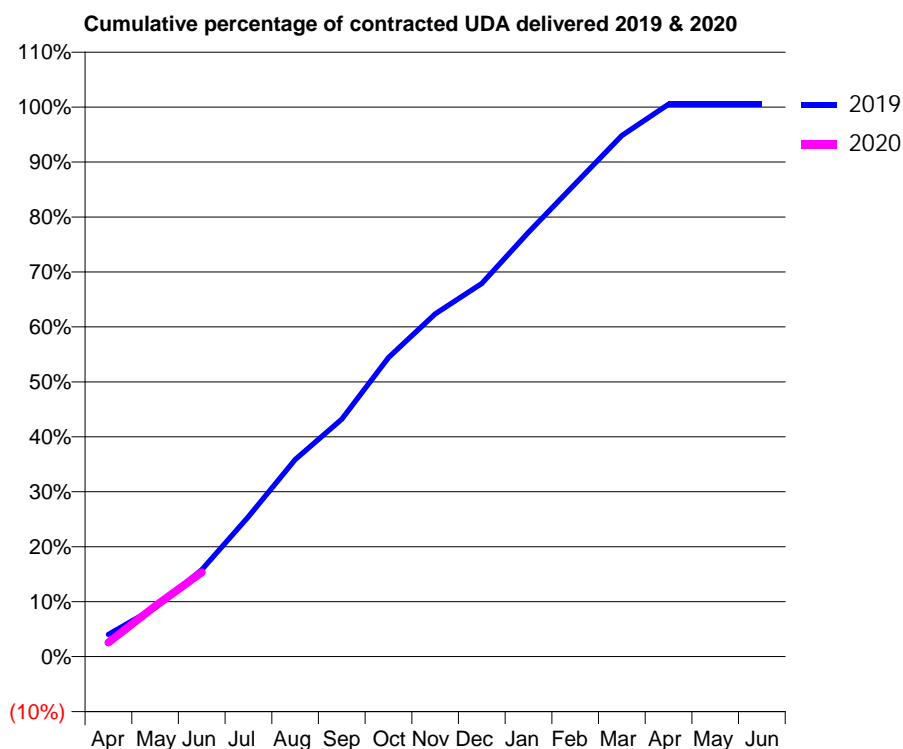
19/20 Contracted general activity (UDA)	4,568
Carry forward general activity (UDA)	0
19/20 Contracted orthodontic activity (UOA)	0
Carry forward orthodontic activity (UOA)	0
Baseline contract value	£117,319.82

ACCESS*

Patients seen in 24 months	Total	Change since previous quarter
Quarter ending June 2018	1,615	
Quarter ending September 2018	1,612	→
Quarter ending December 2018	1,603	→
Quarter ending March 2019	1,618	→
Quarter ending June 2019	1,607	→
Variance since June 2018	(0.5%)	→



ACTIVITY



Month	Adjusted Scheduled Activity (UDA)	
	2019	2020
April	185	118
May	408	420
June	722	700
July	1,163	
August	1,637	
September	1,974	
October	2,486	
November	2,848	
December	3,102	
January	3,527	
February	3,930	
March	4,330	
April	4,592	
May	4,591	
June	4,591	

QUALITY

	Quantity	Base Number	Contract	AT	Region	England
% of FP17s for the same patient ID Re-attending within 3 months - Children	1	97	1.0%	11.4%	12.1%	11.4%
% of FP17s for the same patient ID Re-attending within 3 months - Adults	58	447	13.0%	16.1%	15.6%	15.4%
% of FP17s for the same patient ID Re-attending between 3 & 9 months - Children	84	97	86.6%	59.4%	61.2%	59.8%
% of FP17s for the same patient ID Re-attending between 3 & 9 months - Adults	269	447	60.2%	52.1%	54.5%	52.1%
% of FP17s for Band 1 Urgent Courses	39	417	9.4%	10.5%	9.1%	9.2%
% of FP17s Relating to Free Repair or Replacements	0	417	0.0%	0.8%	1.0%	0.7%
% of FP17s Relating to Continuations	5	417	1.2%	0.9%	1.0%	0.8%
% of Patients satisfied with the dentistry they have received	0	0	N/A	93.0%	94.2%	93.4%
% of Patients satisfied with the time they had to wait for an appointment	0	0	N/A	87.4%	88.4%	87.6%

* This is based on patients treated on this contract for their most recent course of treatment. Figures in italics indicate the base number of FP17s or Patient Questionnaire responses are less than 100. N/A is shown where the base number of responses is less than 10 during the period. % is calculated as Quantity/Base number*100

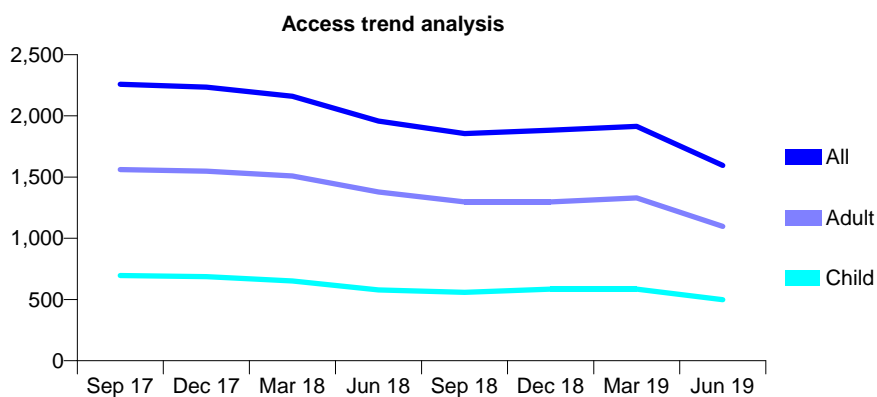
Q46 - Vital Signs At a Glance Contract Report for 138959/0001 - June 2019

Name or company name	Dhariwal Fenn & Carney
Contract type name	GDS Contract
Purpose of contract	General
Contract start date	06/07/2012
Contract end date	

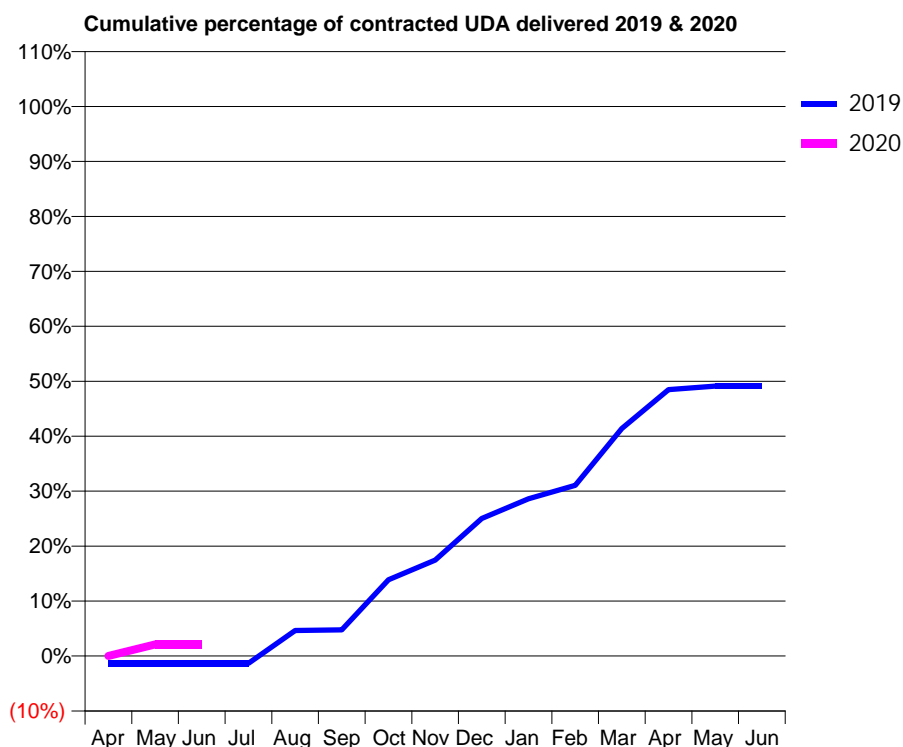
19/20 Contracted general activity (UDA)	7,330
Carry forward general activity (UDA)	0
19/20 Contracted orthodontic activity (UOA)	0
Carry forward orthodontic activity (UOA)	0
Baseline contract value	£187,540.66

ACCESS*

Patients seen in 24 months	Total	Change since previous quarter
Quarter ending June 2018	1,958	
Quarter ending September 2018	1,856	↓
Quarter ending December 2018	1,883	→
Quarter ending March 2019	1,914	→
Quarter ending June 2019	1,595	↓
Variance since June 2018	(18.5%)	↓



ACTIVITY



Month	Adjusted Scheduled Activity (UDA)	
	2019	2020
April	-98	0
May	-98	156
June	-98	156
July	-98	
August	340	
September	349	
October	1,018	
November	1,281	
December	1,834	
January	2,097	
February	2,278	
March	3,035	
April	3,552	
May	3,599	
June	3,599	

QUALITY

	Quantity	Base Number	Contract	AT	Region	England
% of FP17s for the same patient ID Re-attending within 3 months - Children	13	89	14.6%	11.4%	12.1%	11.4%
% of FP17s for the same patient ID Re-attending within 3 months - Adults	42	208	20.2%	16.1%	15.6%	15.4%
% of FP17s for the same patient ID Re-attending between 3 & 9 months - Children	23	89	25.8%	59.4%	61.2%	59.8%
% of FP17s for the same patient ID Re-attending between 3 & 9 months - Adults	65	208	31.3%	52.1%	54.5%	52.1%
% of FP17s for Band 1 Urgent Courses	16	75	21.3%	10.5%	9.1%	9.2%
% of FP17s Relating to Free Repair or Replacements	0	75	0.0%	0.8%	1.0%	0.7%
% of FP17s Relating to Continuations	0	75	0.0%	0.9%	1.0%	0.8%
% of Patients satisfied with the dentistry they have received	0	0	N/A	93.0%	94.2%	93.4%
% of Patients satisfied with the time they had to wait for an appointment	0	0	N/A	87.4%	88.4%	87.6%

* This is based on patients treated on this contract for their most recent course of treatment. Figures in italics indicate the base number of FP17s or Patient Questionnaire responses are less than 100. N/A is shown where the base number of responses is less than 10 during the period. % is calculated as Quantity/Base number*100

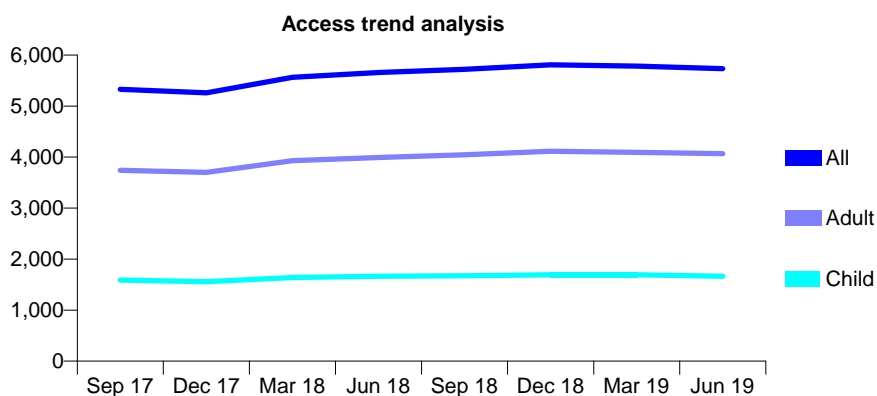
Q46 - Vital Signs At a Glance Contract Report for 138967/0001 - June 2019

Name or company name	Park House Springhead
Contract type name	GDS Contract
Purpose of contract	General
Contract start date	01/04/2010
Contract end date	

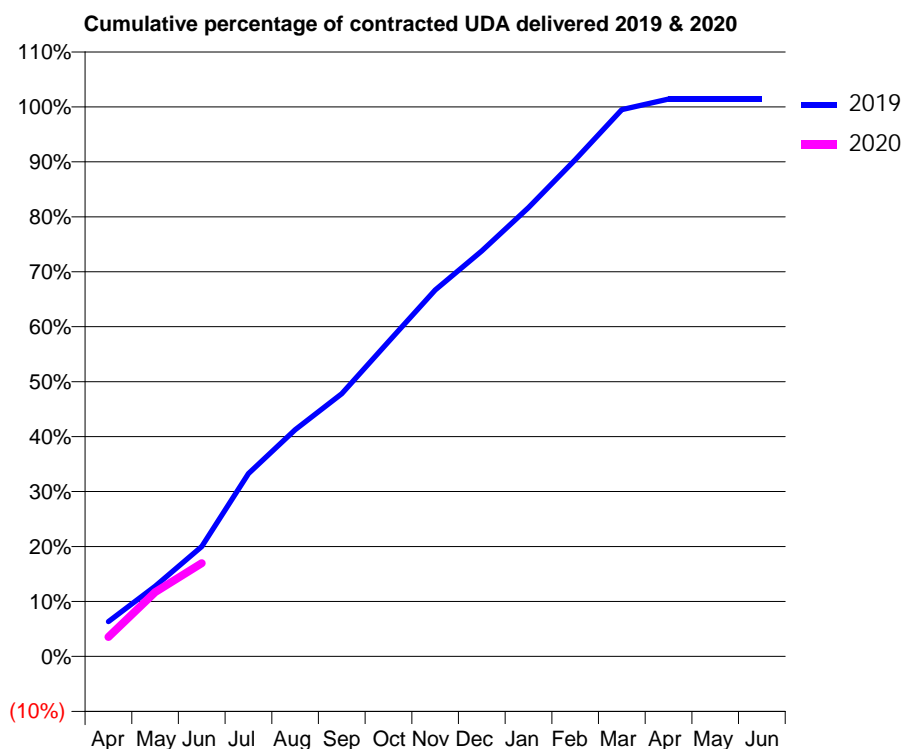
19/20 Contracted general activity (UDA)	15,429
Carry forward general activity (UDA)	0
19/20 Contracted orthodontic activity (UOA)	0
Carry forward orthodontic activity (UOA)	0
Baseline contract value	£428,200.67

ACCESS*

Patients seen in 24 months	Total	Change since previous quarter
Quarter ending June 2018	5,659	
Quarter ending September 2018	5,721	→
Quarter ending December 2018	5,809	→
Quarter ending March 2019	5,784	→
Quarter ending June 2019	5,732	→
Variance since June 2018	1.3%	→



ACTIVITY



Adjusted Scheduled Activity (UDA)		
Month	2019	2020
April	978	545
May	1,973	1,808
June	3,087	2,618
July	5,135	
August	6,363	
September	7,379	
October	8,833	
November	10,286	
December	11,383	
January	12,600	
February	13,946	
March	15,354	
April	15,650	
May	15,650	
June	15,650	

QUALITY

	Quantity	Base Number	Contract	AT	Region	England
% of FP17s for the same patient ID Re-attending within 3 months - Children	26	445	5.8%	11.4%	12.1%	11.4%
% of FP17s for the same patient ID Re-attending within 3 months - Adults	202	1,116	18.1%	16.1%	15.6%	15.4%
% of FP17s for the same patient ID Re-attending between 3 & 9 months - Children	287	445	64.5%	59.4%	61.2%	59.8%
% of FP17s for the same patient ID Re-attending between 3 & 9 months - Adults	582	1,116	52.2%	52.1%	54.5%	52.1%
% of FP17s for Band 1 Urgent Courses	185	1,369	13.5%	10.5%	9.1%	9.2%
% of FP17s Relating to Free Repair or Replacements	14	1,369	1.0%	0.8%	1.0%	0.7%
% of FP17s Relating to Continuations	14	1,369	1.0%	0.9%	1.0%	0.8%
% of Patients satisfied with the dentistry they have received	0	0	N/A	93.0%	94.2%	93.4%
% of Patients satisfied with the time they had to wait for an appointment	0	0	N/A	87.4%	88.4%	87.6%

* This is based on patients treated on this contract for their most recent course of treatment. Figures in italics indicate the base number of FP17s or Patient Questionnaire responses are less than 100. N/A is shown where the base number of responses is less than 10 during the period. % is calculated as Quantity/Base number*100

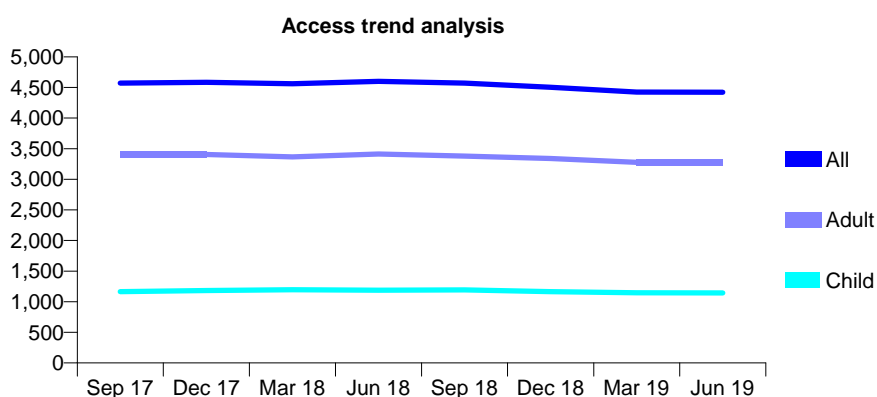
Q46 - Vital Signs At a Glance Contract Report for 139114/0001 - June 2019

Name or company name	The Ivy Dental Practice Ltd
Contract type name	Pilot Contract
Purpose of contract	General
Contract start date	01/04/2010
Contract end date	

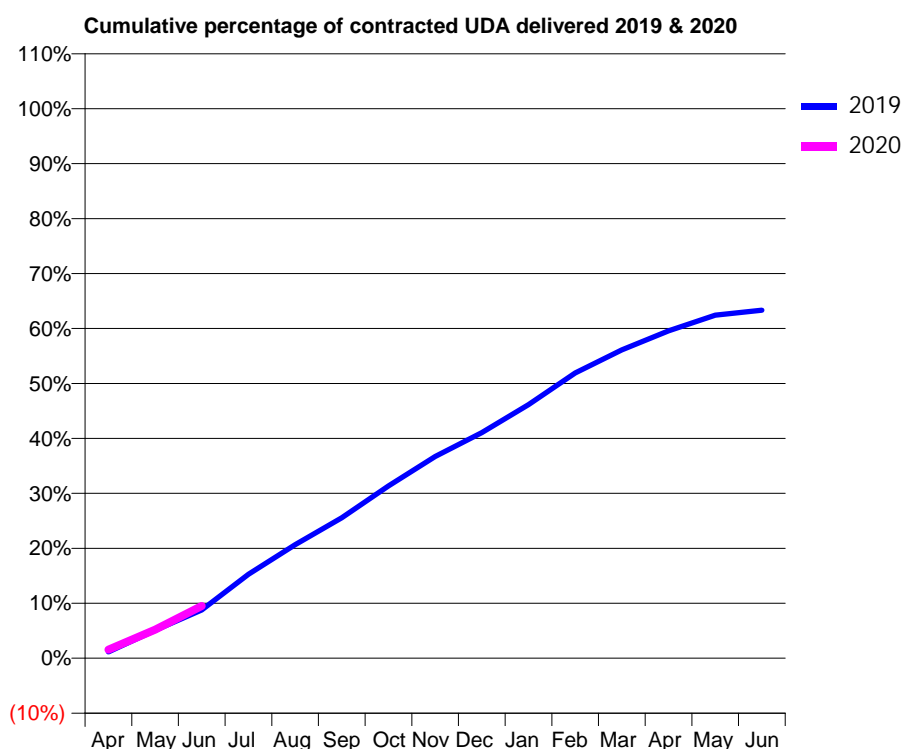
19/20 Contracted general activity (UDA)	18,100
Carry forward general activity (UDA)	0
19/20 Contracted orthodontic activity (UOA)	0
Carry forward orthodontic activity (UOA)	0
Baseline contract value	£633,769.87

ACCESS*

Patients seen in 24 months	Total	Change since previous quarter
Quarter ending June 2018	4,601	
Quarter ending September 2018	4,572	→
Quarter ending December 2018	4,504	↓
Quarter ending March 2019	4,426	↓
Quarter ending June 2019	4,422	→
Variance since June 2018	(3.9%)	↓



ACTIVITY



Month	2019	2020
April	210	283
May	920	944
June	1,592	1,721
July	2,764	
August	3,739	
September	4,626	
October	5,672	
November	6,642	
December	7,428	
January	8,351	
February	9,397	
March	10,155	
April	10,780	
May	11,300	
June	11,464	

QUALITY

	Quantity	Base Number	Contract	AT	Region	England
% of FP17s for the same patient ID Re-attending within 3 months - Children	38	346	11.0%	11.4%	12.1%	11.4%
% of FP17s for the same patient ID Re-attending within 3 months - Adults	131	873	15.0%	16.1%	15.6%	15.4%
% of FP17s for the same patient ID Re-attending between 3 & 9 months - Children	152	346	43.9%	59.4%	61.2%	59.8%
% of FP17s for the same patient ID Re-attending between 3 & 9 months - Adults	344	873	39.4%	52.1%	54.5%	52.1%
% of FP17s for Band 1 Urgent Courses	7	846	0.8%	10.5%	9.1%	9.2%
% of FP17s Relating to Free Repair or Replacements	22	846	2.6%	0.8%	1.0%	0.7%
% of FP17s Relating to Continuations	27	846	3.2%	0.9%	1.0%	0.8%
% of Patients satisfied with the dentistry they have received	0	0	N/A	93.0%	94.2%	93.4%
% of Patients satisfied with the time they had to wait for an appointment	0	0	N/A	87.4%	88.4%	87.6%

* This is based on patients treated on this contract for their most recent course of treatment.

Figures in italics indicate the base number of FP17s or Patient Questionnaire responses are less than 100. N/A is shown where the base number of responses is less than 10 during the period. % is calculated as Quantity/Base number*100

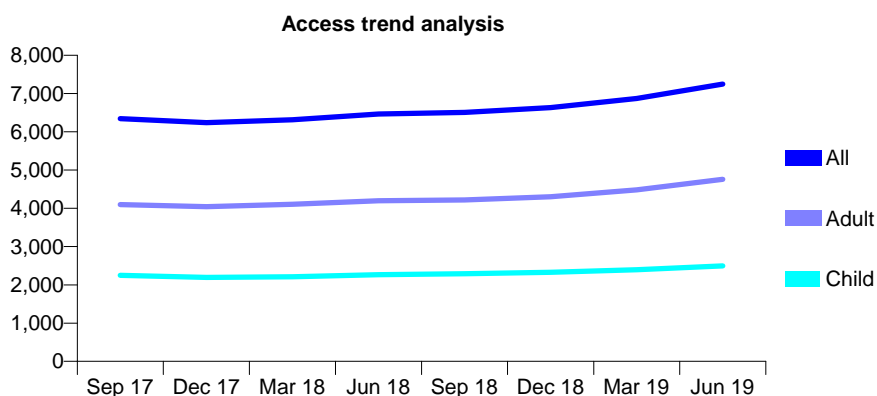
Q46 - Vital Signs At a Glance Contract Report for 139521/0001 - June 2019

Name or company name	JF Scott Dental Surgeon Partnership
Contract type name	GDS Contract
Purpose of contract	General
Contract start date	31/12/2010
Contract end date	

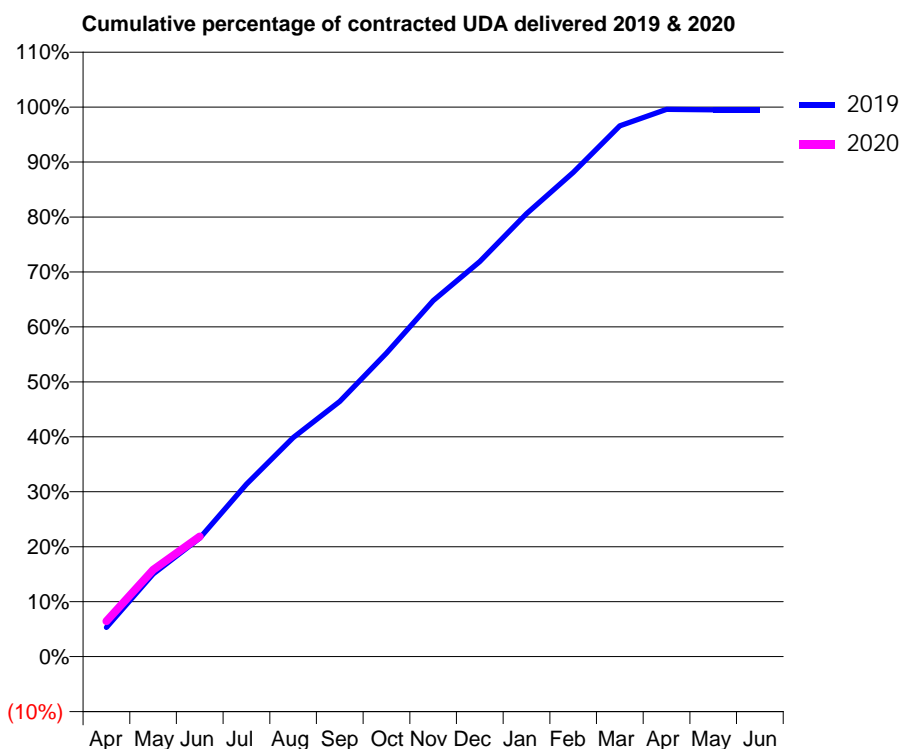
19/20 Contracted general activity (UDA)	25,437
Carry forward general activity (UDA)	0
19/20 Contracted orthodontic activity (UOA)	0
Carry forward orthodontic activity (UOA)	0
Baseline contract value	£711,658.07

ACCESS*

Patients seen in 24 months	Total	Change since previous quarter
Quarter ending June 2018	6,463	
Quarter ending September 2018	6,506	→
Quarter ending December 2018	6,631	→
Quarter ending March 2019	6,874	↑
Quarter ending June 2019	7,250	↑
Variance since June 2018	12.2%	↑



ACTIVITY



Month	Adjusted Scheduled Activity (UDA)	
	2019	2020
April	1,353	1,644
May	3,830	4,024
June	5,482	5,560
July	7,987	
August	10,140	
September	11,814	
October	14,047	
November	16,479	
December	18,284	
January	20,505	
February	22,413	
March	24,562	
April	25,327	
May	25,312	
June	25,312	

QUALITY

	Quantity	Base Number	Contract	AT	Region	England
% of FP17s for the same patient ID Re-attending within 3 months - Children	59	1,039	5.7%	11.4%	12.1%	11.4%
% of FP17s for the same patient ID Re-attending within 3 months - Adults	244	1,748	14.0%	16.1%	15.6%	15.4%
% of FP17s for the same patient ID Re-attending between 3 & 9 months - Children	695	1,039	66.9%	59.4%	61.2%	59.8%
% of FP17s for the same patient ID Re-attending between 3 & 9 months - Adults	974	1,748	55.7%	52.1%	54.5%	52.1%
% of FP17s for Band 1 Urgent Courses	205	2,432	8.4%	10.5%	9.1%	9.2%
% of FP17s Relating to Free Repair or Replacements	15	2,432	0.6%	0.8%	1.0%	0.7%
% of FP17s Relating to Continuations	10	2,432	0.4%	0.9%	1.0%	0.8%
% of Patients satisfied with the dentistry they have received	1	1	N/A	93.0%	94.2%	93.4%
% of Patients satisfied with the time they had to wait for an appointment	0	1	N/A	87.4%	88.4%	87.6%

* This is based on patients treated on this contract for their most recent course of treatment. Figures in italics indicate the base number of FP17s or Patient Questionnaire responses are less than 100. N/A is shown where the base number of responses is less than 10 during the period. % is calculated as Quantity/Base number*100

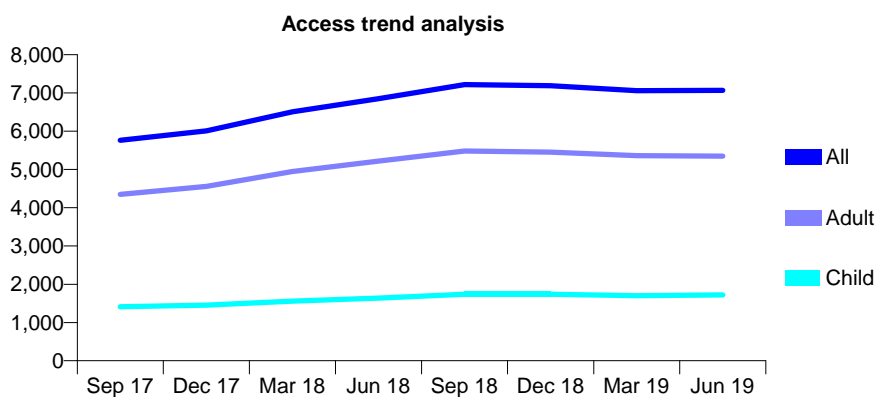
Q46 - Vital Signs At a Glance Contract Report for 139947/0001 - June 2019

Name or company name	Mr K Hanji
Contract type name	GDS Contract
Purpose of contract	General
Contract start date	01/04/2010
Contract end date	

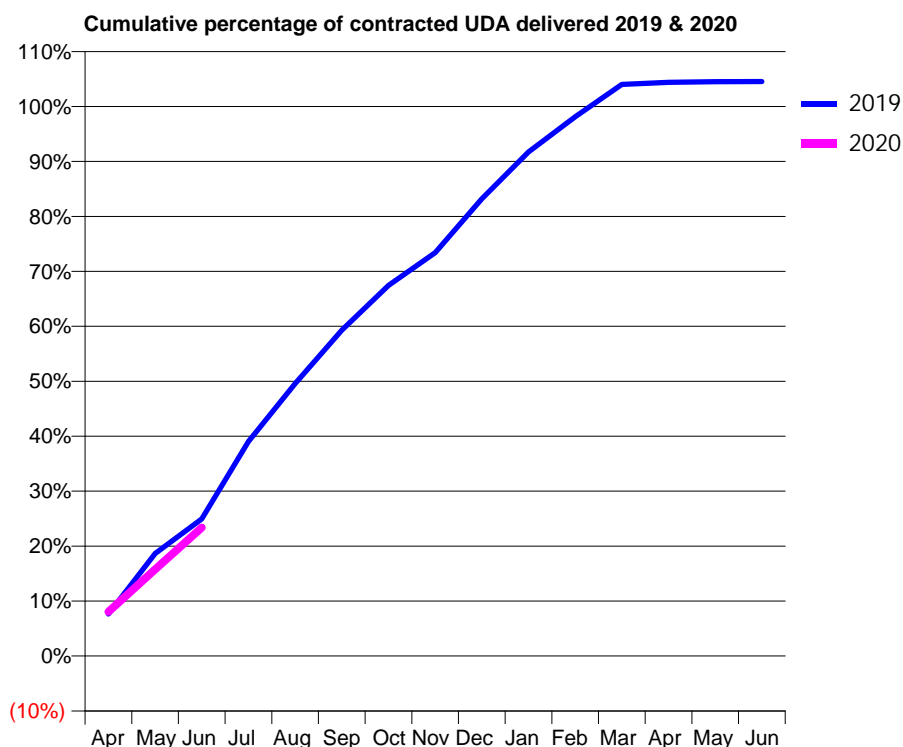
19/20 Contracted general activity (UDA)	22,434
Carry forward general activity (UDA)	0
19/20 Contracted orthodontic activity (UOA)	0
Carry forward orthodontic activity (UOA)	0
Baseline contract value	£764,723.29

ACCESS*

Patients seen in 24 months	Total	Change since previous quarter
Quarter ending June 2018	6,850	
Quarter ending September 2018	7,219	↑
Quarter ending December 2018	7,188	→
Quarter ending March 2019	7,061	↓
Quarter ending June 2019	7,067	→
Variance since June 2018	3.2%	↑



ACTIVITY



Month	Adjusted Scheduled Activity (UDA)	
	2019	2020
April	1,670	1,811
May	4,071	3,538
June	5,444	5,247
July	8,522	
August	10,829	
September	12,942	
October	14,725	
November	16,031	
December	18,169	
January	20,029	
February	21,427	
March	22,711	
April	22,796	
May	22,824	
June	22,830	

QUALITY

	Quantity	Base Number	Contract	AT	Region	England
% of FP17s for the same patient ID Re-attending within 3 months - Children	69	682	10.1%	11.4%	12.1%	11.4%
% of FP17s for the same patient ID Re-attending within 3 months - Adults	310	1,797	17.3%	16.1%	15.6%	15.4%
% of FP17s for the same patient ID Re-attending between 3 & 9 months - Children	380	682	55.7%	59.4%	61.2%	59.8%
% of FP17s for the same patient ID Re-attending between 3 & 9 months - Adults	1,012	1,797	56.3%	52.1%	54.5%	52.1%
% of FP17s for Band 1 Urgent Courses	289	2,390	12.1%	10.5%	9.1%	9.2%
% of FP17s Relating to Free Repair or Replacements	10	2,390	0.4%	0.8%	1.0%	0.7%
% of FP17s Relating to Continuations	4	2,390	0.2%	0.9%	1.0%	0.8%
% of Patients satisfied with the dentistry they have received	0	0	N/A	93.0%	94.2%	93.4%
% of Patients satisfied with the time they had to wait for an appointment	0	0	N/A	87.4%	88.4%	87.6%

* This is based on patients treated on this contract for their most recent course of treatment. Figures in italics indicate the base number of FP17s or Patient Questionnaire responses are less than 100. N/A is shown where the base number of responses is less than 10 during the period. % is calculated as Quantity/Base number*100

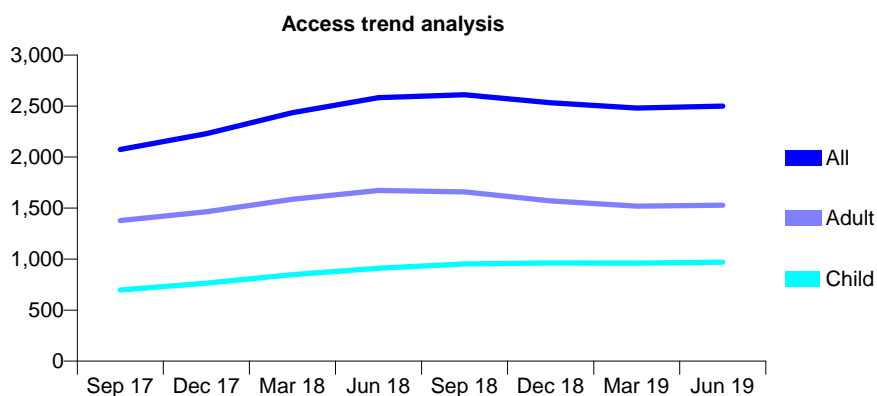
Q46 - Vital Signs At a Glance Contract Report for 140511/0001 - June 2019

Name or company name	Landridge Dental Surgery
Contract type name	GDS Contract
Purpose of contract	General
Contract start date	01/03/2009
Contract end date	

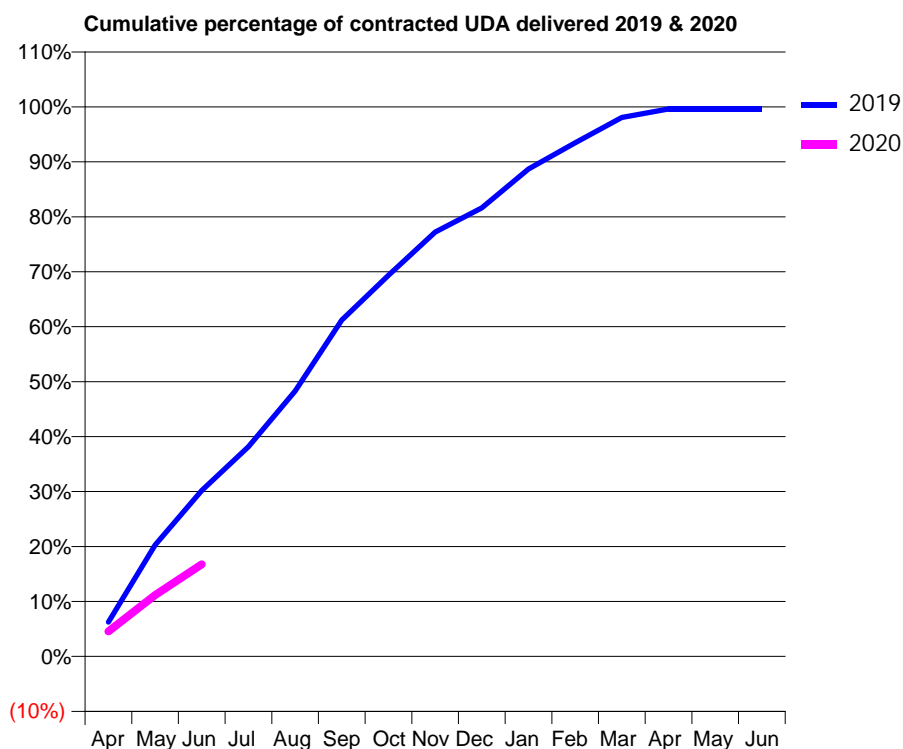
19/20 Contracted general activity (UDA)	6,699
Carry forward general activity (UDA)	0
19/20 Contracted orthodontic activity (UOA)	0
Carry forward orthodontic activity (UOA)	0
Baseline contract value	£204,121.36

ACCESS*

Patients seen in 24 months	Total	Change since previous quarter
Quarter ending June 2018	2,583	
Quarter ending September 2018	2,611	→
Quarter ending December 2018	2,533	↓
Quarter ending March 2019	2,481	↓
Quarter ending June 2019	2,500	→
Variance since June 2018	(3.2%)	↓



ACTIVITY



Month	Adjusted Scheduled Activity (UDA)	
	2019	2020
April	418	306
May	1,358	748
June	2,021	1,122
July	2,557	
August	3,236	
September	4,101	
October	4,645	
November	5,174	
December	5,468	
January	5,941	
February	6,261	
March	6,569	
April	6,673	
May	6,673	
June	6,673	

QUALITY

	Quantity	Base Number	Contract	AT	Region	England
% of FP17s for the same patient ID Re-attending within 3 months - Children	26	326	8.0%	11.4%	12.1%	11.4%
% of FP17s for the same patient ID Re-attending within 3 months - Adults	56	410	13.7%	16.1%	15.6%	15.4%
% of FP17s for the same patient ID Re-attending between 3 & 9 months - Children	176	326	54.0%	59.4%	61.2%	59.8%
% of FP17s for the same patient ID Re-attending between 3 & 9 months - Adults	209	410	51.0%	52.1%	54.5%	52.1%
% of FP17s for Band 1 Urgent Courses	71	682	10.4%	10.5%	9.1%	9.2%
% of FP17s Relating to Free Repair or Replacements	14	682	2.1%	0.8%	1.0%	0.7%
% of FP17s Relating to Continuations	9	682	1.3%	0.9%	1.0%	0.8%
% of Patients satisfied with the dentistry they have received	1	1	N/A	93.0%	94.2%	93.4%
% of Patients satisfied with the time they had to wait for an appointment	1	1	N/A	87.4%	88.4%	87.6%

* This is based on patients treated on this contract for their most recent course of treatment. Figures in italics indicate the base number of FP17s or Patient Questionnaire responses are less than 100. N/A is shown where the base number of responses is less than 10 during the period. % is calculated as Quantity/Base number*100

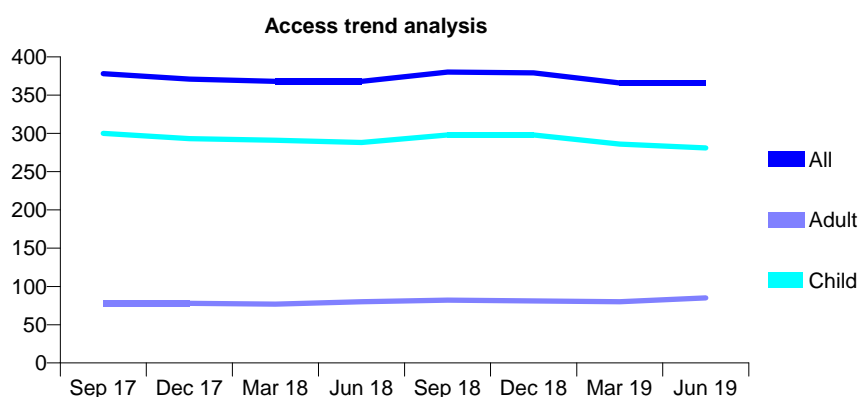
Q46 - Vital Signs At a Glance Contract Report for 141925/0001 - June 2019

Name or company name	MR MA BROWN
Contract type name	GDS Contract
Purpose of contract	General
Contract start date	01/11/2013
Contract end date	

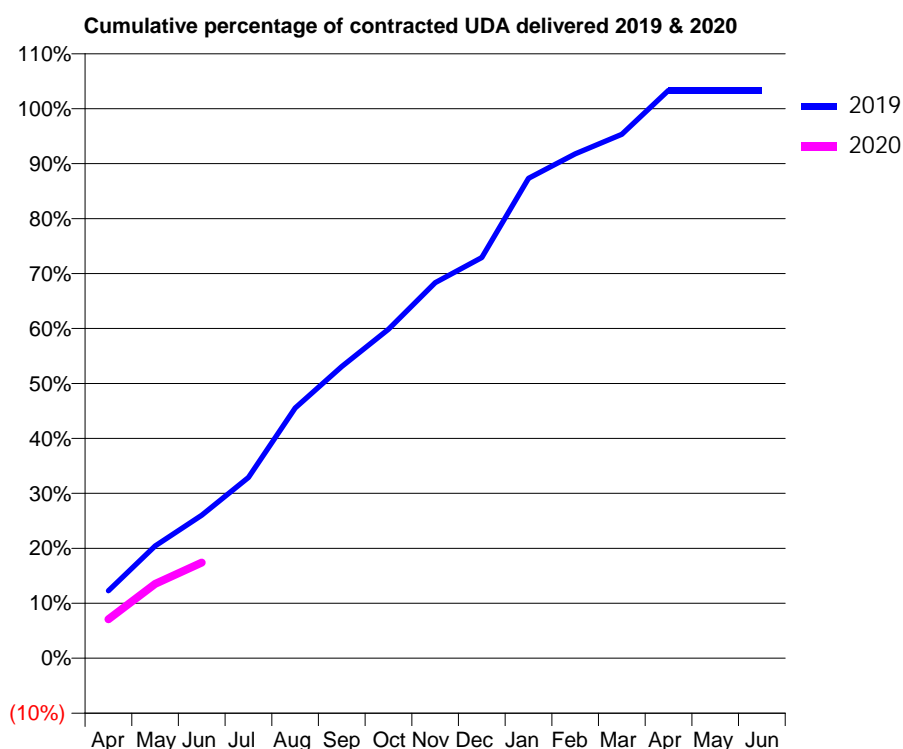
19/20 Contracted general activity (UDA)	875
Carry forward general activity (UDA)	0
19/20 Contracted orthodontic activity (UOA)	0
Carry forward orthodontic activity (UOA)	0
Baseline contract value	£20,659.93

ACCESS*

Patients seen in 24 months	Total	Change since previous quarter
Quarter ending June 2018	368	
Quarter ending September 2018	380	↑
Quarter ending December 2018	379	→
Quarter ending March 2019	366	↓
Quarter ending June 2019	366	→
Variance since June 2018	(0.5%)	→



ACTIVITY



Month	2019	2020
April	107	62
May	179	118
June	228	152
July	288	
August	398	
September	464	
October	524	
November	598	
December	638	
January	764	
February	803	
March	834	
April	904	
May	904	
June	904	

QUALITY

	Quantity	Base Number	Contract	AT	Region	England
% of FP17s for the same patient ID Re-attending within 3 months - Children	8	168	4.8%	11.4%	12.1%	11.4%
% of FP17s for the same patient ID Re-attending within 3 months - Adults	4	29	13.8%	16.1%	15.6%	15.4%
% of FP17s for the same patient ID Re-attending between 3 & 9 months - Children	134	168	79.8%	59.4%	61.2%	59.8%
% of FP17s for the same patient ID Re-attending between 3 & 9 months - Adults	16	29	55.2%	52.1%	54.5%	52.1%
% of FP17s for Band 1 Urgent Courses	2	138	1.4%	10.5%	9.1%	9.2%
% of FP17s Relating to Free Repair or Replacements	0	138	0.0%	0.8%	1.0%	0.7%
% of FP17s Relating to Continuations	0	138	0.0%	0.9%	1.0%	0.8%
% of Patients satisfied with the dentistry they have received	0	0	N/A	93.0%	94.2%	93.4%
% of Patients satisfied with the time they had to wait for an appointment	0	0	N/A	87.4%	88.4%	87.6%

* This is based on patients treated on this contract for their most recent course of treatment.

Figures in italics indicate the base number of FP17s or Patient Questionnaire responses are less than 100. N/A is shown where the base number of responses is less than 10 during the period. % is calculated as Quantity/Base number*100

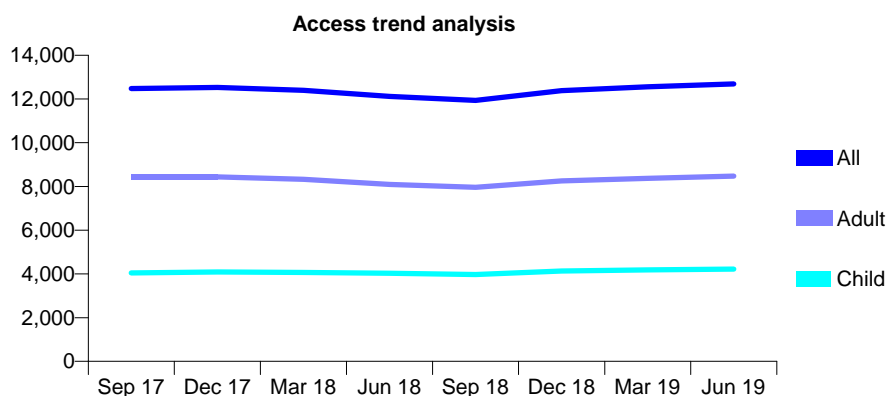
Q46 - Vital Signs At a Glance Contract Report for 141941/0001 - June 2019

Name or company name	Highfield Dental Practice Ltd
Contract type name	GDS Contract
Purpose of contract	General
Contract start date	01/04/2011
Contract end date	

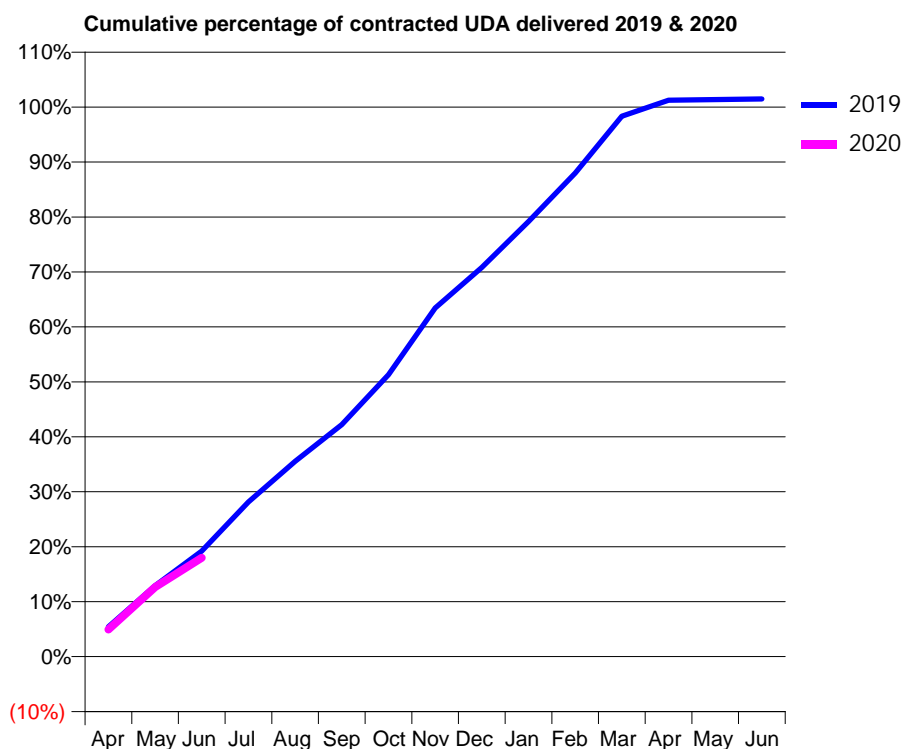
19/20 Contracted general activity (UDA)	36,596
Carry forward general activity (UDA)	0
19/20 Contracted orthodontic activity (UOA)	0
Carry forward orthodontic activity (UOA)	0
Baseline contract value	£1,031,797.65

ACCESS*

Patients seen in 24 months	Total	Change since previous quarter
Quarter ending June 2018	12,119	
Quarter ending September 2018	11,935	↓
Quarter ending December 2018	12,380	↑
Quarter ending March 2019	12,558	→
Quarter ending June 2019	12,692	→
Variance since June 2018	4.7%	↑



ACTIVITY



Month	Adjusted Scheduled Activity (UDA)	
	2019	2020
April	1,987	1,811
May	4,733	4,629
June	7,031	6,582
July	10,308	
August	13,008	
September	15,447	
October	18,773	
November	23,223	
December	25,905	
January	28,973	
February	32,203	
March	35,989	
April	37,058	
May	37,088	
June	37,134	

QUALITY

	Quantity	Base Number	Contract	AT	Region	England
% of FP17s for the same patient ID Re-attending within 3 months - Children	211	1,690	12.5%	11.4%	12.1%	11.4%
% of FP17s for the same patient ID Re-attending within 3 months - Adults	527	3,218	16.4%	16.1%	15.6%	15.4%
% of FP17s for the same patient ID Re-attending between 3 & 9 months - Children	1,085	1,690	64.2%	59.4%	61.2%	59.8%
% of FP17s for the same patient ID Re-attending between 3 & 9 months - Adults	2,121	3,218	65.9%	52.1%	54.5%	52.1%
% of FP17s for Band 1 Urgent Courses	259	3,641	7.1%	10.5%	9.1%	9.2%
% of FP17s Relating to Free Repair or Replacements	58	3,641	1.6%	0.8%	1.0%	0.7%
% of FP17s Relating to Continuations	17	3,641	0.5%	0.9%	1.0%	0.8%
% of Patients satisfied with the dentistry they have received	1	1	N/A	93.0%	94.2%	93.4%
% of Patients satisfied with the time they had to wait for an appointment	1	1	N/A	87.4%	88.4%	87.6%

* This is based on patients treated on this contract for their most recent course of treatment. Figures in italics indicate the base number of FP17s or Patient Questionnaire responses are less than 100. N/A is shown where the base number of responses is less than 10 during the period. % is calculated as Quantity/Base number*100

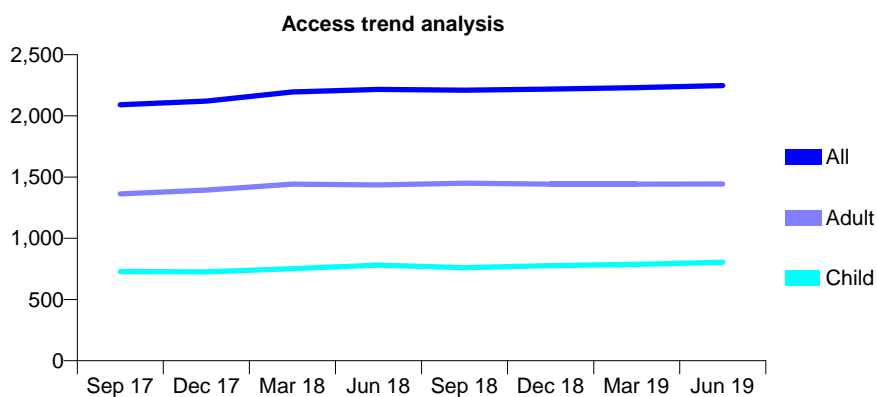
Q46 - Vital Signs At a Glance Contract Report for 145181/0001 - June 2019

Name or company name	MR MO MALIK
Contract type name	GDS Contract
Purpose of contract	General
Contract start date	01/01/2013
Contract end date	

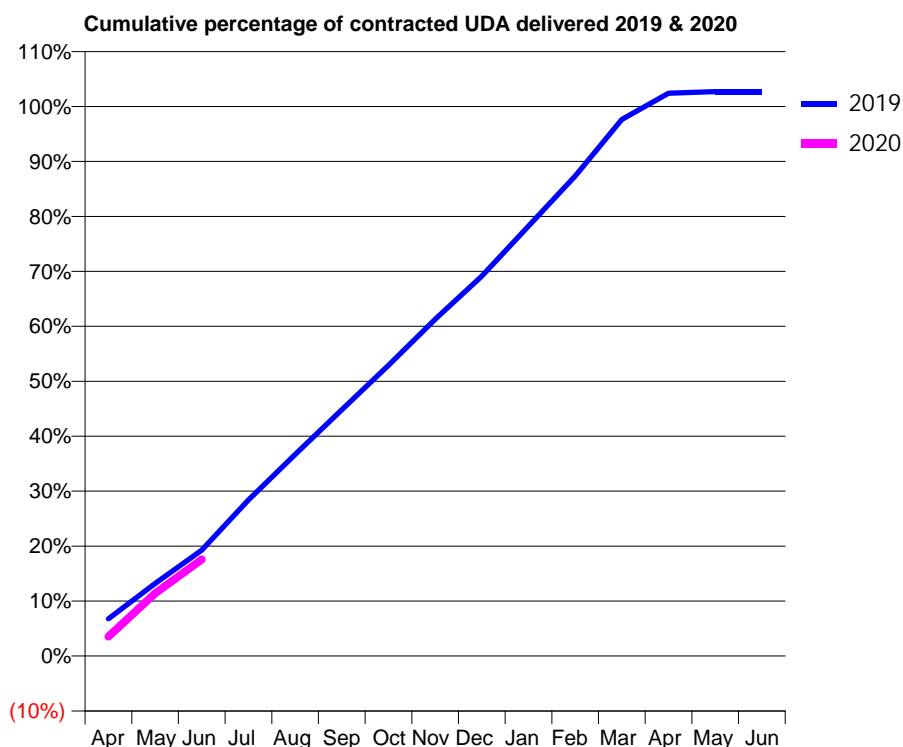
19/20 Contracted general activity (UDA)	6,345
Carry forward general activity (UDA)	0
19/20 Contracted orthodontic activity (UOA)	0
Carry forward orthodontic activity (UOA)	0
Baseline contract value	£162,357.27

ACCESS*

Patients seen in 24 months	Total	Change since previous quarter
Quarter ending June 2018	2,216	
Quarter ending September 2018	2,210	→
Quarter ending December 2018	2,220	→
Quarter ending March 2019	2,230	→
Quarter ending June 2019	2,248	→
Variance since June 2018	1.4%	→



ACTIVITY



Month	Adjusted Scheduled Activity (UDA)	
	2019	2020
April	430	224
May	838	724
June	1,223	1,116
July	1,802	
August	2,328	
September	2,843	
October	3,356	
November	3,889	
December	4,386	
January	4,963	
February	5,542	
March	6,196	
April	6,499	
May	6,516	
June	6,516	

QUALITY

	Quantity	Base Number	Contract	AT	Region	England
% of FP17s for the same patient ID Re-attending within 3 months - Children	10	183	5.5%	11.4%	12.1%	11.4%
% of FP17s for the same patient ID Re-attending within 3 months - Adults	39	317	12.3%	16.1%	15.6%	15.4%
% of FP17s for the same patient ID Re-attending between 3 & 9 months - Children	59	183	32.2%	59.4%	61.2%	59.8%
% of FP17s for the same patient ID Re-attending between 3 & 9 months - Adults	104	317	32.8%	52.1%	54.5%	52.1%
% of FP17s for Band 1 Urgent Courses	85	411	20.7%	10.5%	9.1%	9.2%
% of FP17s Relating to Free Repair or Replacements	0	411	0.0%	0.8%	1.0%	0.7%
% of FP17s Relating to Continuations	0	411	0.0%	0.9%	1.0%	0.8%
% of Patients satisfied with the dentistry they have received	2	2	N/A	93.0%	94.2%	93.4%
% of Patients satisfied with the time they had to wait for an appointment	0	2	N/A	87.4%	88.4%	87.6%

* This is based on patients treated on this contract for their most recent course of treatment. Figures in italics indicate the base number of FP17s or Patient Questionnaire responses are less than 100. N/A is shown where the base number of responses is less than 10 during the period. % is calculated as Quantity/Base number*100

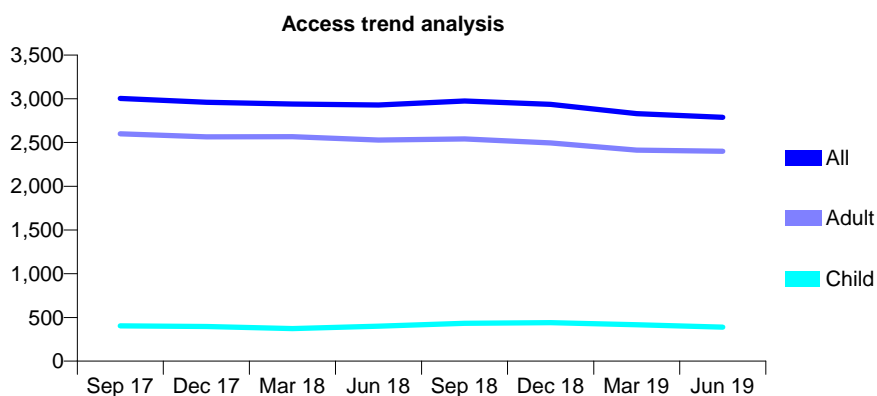
Q46 - Vital Signs At a Glance Contract Report for 145424/0001 - June 2019

Name or company name	Goose Green Dental Practice
Contract type name	GDS Contract
Purpose of contract	General
Contract start date	24/07/2013
Contract end date	

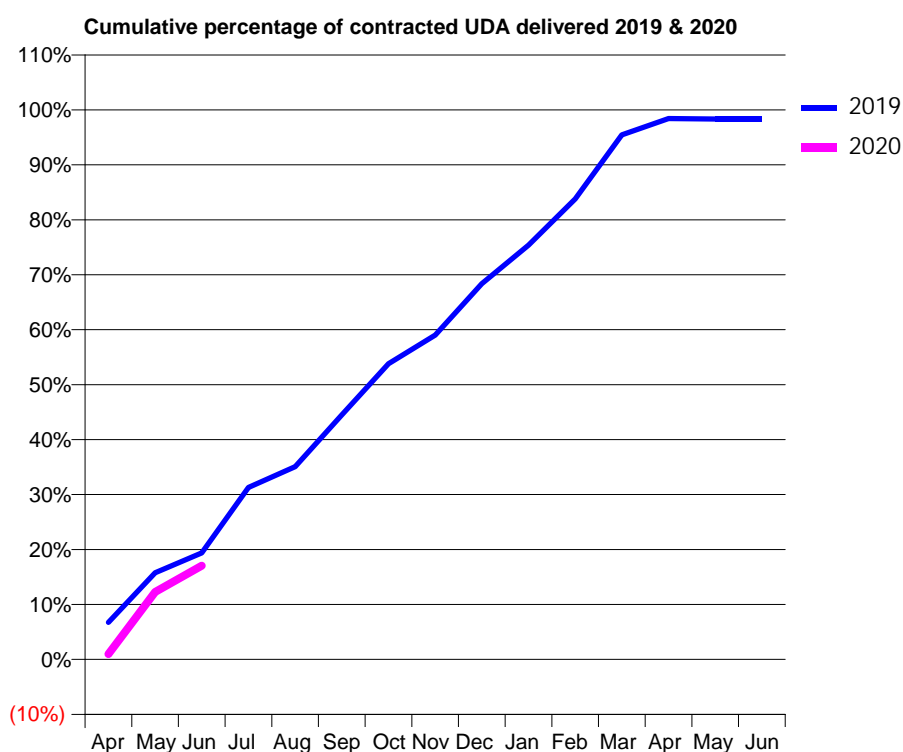
19/20 Contracted general activity (UDA)	8,214
Carry forward general activity (UDA)	0
19/20 Contracted orthodontic activity (UOA)	0
Carry forward orthodontic activity (UOA)	0
Baseline contract value	£207,853.35

ACCESS*

Patients seen in 24 months	Total	Change since previous quarter
Quarter ending June 2018	2,929	
Quarter ending September 2018	2,975	→
Quarter ending December 2018	2,936	↓
Quarter ending March 2019	2,830	↓
Quarter ending June 2019	2,789	↓
Variance since June 2018	(4.8%)	↓



ACTIVITY



Month	2019	2020
April	555	80
May	1,295	1,007
June	1,591	1,400
July	2,571	
August	2,882	
September	3,654	
October	4,419	
November	4,846	
December	5,615	
January	6,193	
February	6,884	
March	7,841	
April	8,085	
May	8,077	
June	8,078	

QUALITY

	Quantity	Base Number	Contract	AT	Region	England
% of FP17s for the same patient ID Re-attending within 3 months - Children	1	90	1.1%	11.4%	12.1%	11.4%
% of FP17s for the same patient ID Re-attending within 3 months - Adults	110	722	15.2%	16.1%	15.6%	15.4%
% of FP17s for the same patient ID Re-attending between 3 & 9 months - Children	55	90	61.1%	59.4%	61.2%	59.8%
% of FP17s for the same patient ID Re-attending between 3 & 9 months - Adults	381	722	52.8%	52.1%	54.5%	52.1%
% of FP17s for Band 1 Urgent Courses	58	712	8.1%	10.5%	9.1%	9.2%
% of FP17s Relating to Free Repair or Replacements	7	712	1.0%	0.8%	1.0%	0.7%
% of FP17s Relating to Continuations	2	712	0.3%	0.9%	1.0%	0.8%
% of Patients satisfied with the dentistry they have received	1	1	N/A	93.0%	94.2%	93.4%
% of Patients satisfied with the time they had to wait for an appointment	1	1	N/A	87.4%	88.4%	87.6%

* This is based on patients treated on this contract for their most recent course of treatment. Figures in italics indicate the base number of FP17s or Patient Questionnaire responses are less than 100. N/A is shown where the base number of responses is less than 10 during the period. % is calculated as Quantity/Base number*100

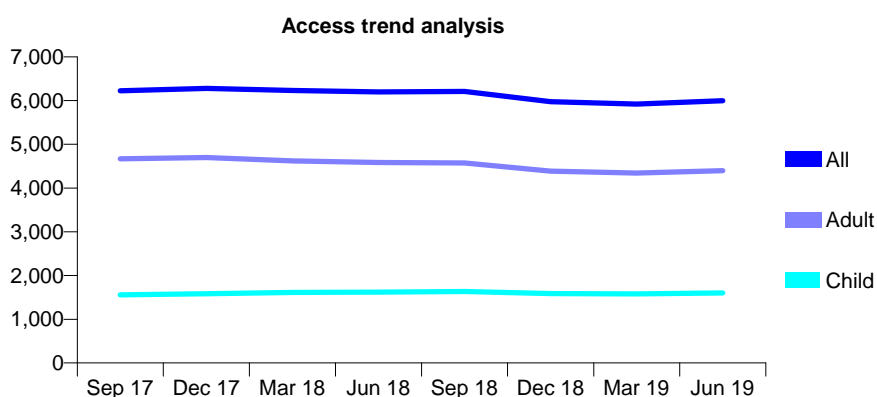
Q46 - Vital Signs At a Glance Contract Report for 146250/0001 - June 2019

Name or company name	MR MOHAMMED AL-HIMDANI
Contract type name	GDS Contract
Purpose of contract	General
Contract start date	01/10/2009
Contract end date	

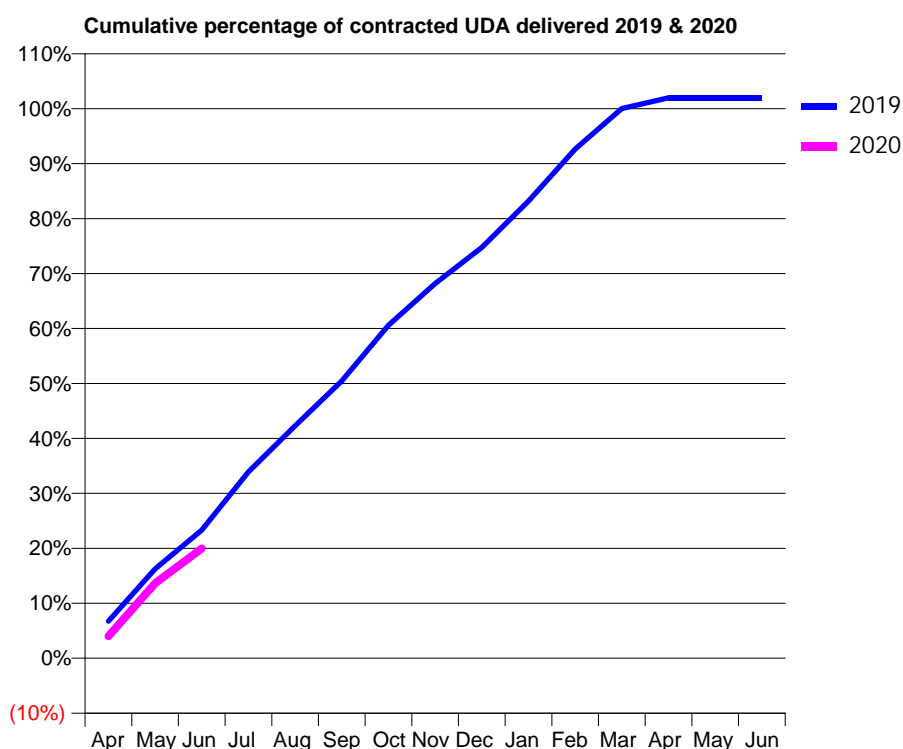
19/20 Contracted general activity (UDA)	15,065
Carry forward general activity (UDA)	0
19/20 Contracted orthodontic activity (UOA)	0
Carry forward orthodontic activity (UOA)	0
Baseline contract value	£461,099.27

ACCESS*

Patients seen in 24 months	Total	Change since previous quarter
Quarter ending June 2018	6,200	
Quarter ending September 2018	6,207	→
Quarter ending December 2018	5,975	↓
Quarter ending March 2019	5,922	→
Quarter ending June 2019	5,997	→
Variance since June 2018	(3.3%)	↓



ACTIVITY



Adjusted Scheduled Activity (UDA)		
Month	2019	2020
April	1,014	604
May	2,451	2,055
June	3,512	3,008
July	5,110	
August	6,373	
September	7,602	
October	9,127	
November	10,271	
December	11,263	
January	12,529	
February	13,956	
March	15,069	
April	15,359	
May	15,361	
June	15,361	

QUALITY

	Quantity	Base Number	Contract	AT	Region	England
% of FP17s for the same patient ID Re-attending within 3 months - Children	28	463	6.0%	11.4%	12.1%	11.4%
% of FP17s for the same patient ID Re-attending within 3 months - Adults	142	1,123	12.6%	16.1%	15.6%	15.4%
% of FP17s for the same patient ID Re-attending between 3 & 9 months - Children	204	463	44.1%	59.4%	61.2%	59.8%
% of FP17s for the same patient ID Re-attending between 3 & 9 months - Adults	330	1,123	29.4%	52.1%	54.5%	52.1%
% of FP17s for Band 1 Urgent Courses	178	1,443	12.3%	10.5%	9.1%	9.2%
% of FP17s Relating to Free Repair or Replacements	11	1,443	0.8%	0.8%	1.0%	0.7%
% of FP17s Relating to Continuations	15	1,443	1.0%	0.9%	1.0%	0.8%
% of Patients satisfied with the dentistry they have received	1	1	N/A	93.0%	94.2%	93.4%
% of Patients satisfied with the time they had to wait for an appointment	1	1	N/A	87.4%	88.4%	87.6%

* This is based on patients treated on this contract for their most recent course of treatment. Figures in italics indicate the base number of FP17s or Patient Questionnaire responses are less than 100. N/A is shown where the base number of responses is less than 10 during the period. % is calculated as Quantity/Base number*100

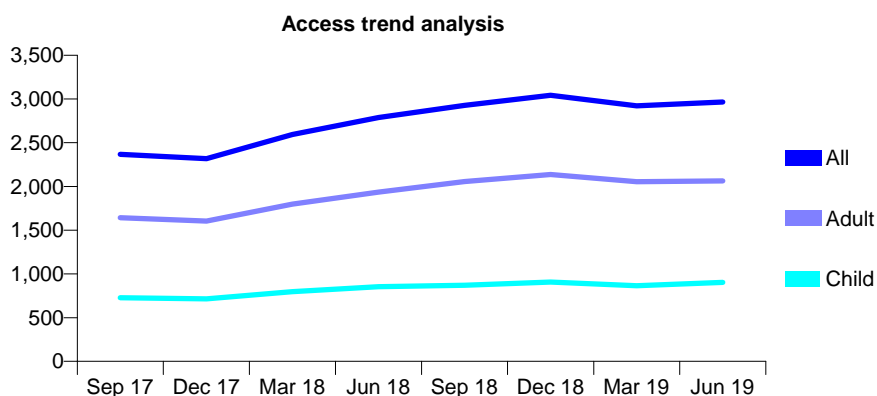
Q46 - Vital Signs At a Glance Contract Report for 148431/0001 - June 2019

Name or company name	Park House Lees
Contract type name	GDS Contract
Purpose of contract	General
Contract start date	01/04/2013
Contract end date	

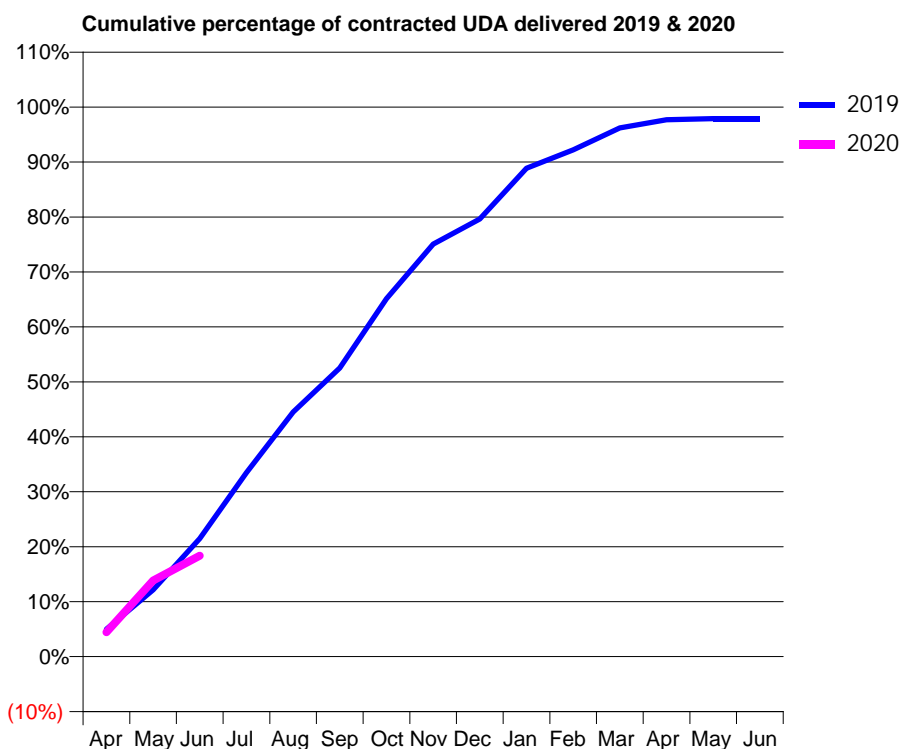
19/20 Contracted general activity (UDA)	11,410
Carry forward general activity (UDA)	0
19/20 Contracted orthodontic activity (UOA)	0
Carry forward orthodontic activity (UOA)	0
Baseline contract value	£334,158.39

ACCESS*

Patients seen in 24 months	Total	Change since previous quarter
Quarter ending June 2018	2,789	
Quarter ending September 2018	2,927	↑
Quarter ending December 2018	3,044	↑
Quarter ending March 2019	2,921	↓
Quarter ending June 2019	2,966	→
Variance since June 2018	6.3%	↑



ACTIVITY



Month	Adjusted Scheduled Activity (UDA)	
	2019	2020
April	570	507
May	1,389	1,580
June	2,453	2,095
July	3,820	
August	5,078	
September	5,994	
October	7,431	
November	8,565	
December	9,087	
January	10,142	
February	10,520	
March	10,977	
April	11,145	
May	11,170	
June	11,170	

QUALITY

	Quantity	Base Number	Contract	AT	Region	England
% of FP17s for the same patient ID Re-attending within 3 months - Children	25	306	8.2%	11.4%	12.1%	11.4%
% of FP17s for the same patient ID Re-attending within 3 months - Adults	71	536	13.2%	16.1%	15.6%	15.4%
% of FP17s for the same patient ID Re-attending between 3 & 9 months - Children	170	306	55.6%	59.4%	61.2%	59.8%
% of FP17s for the same patient ID Re-attending between 3 & 9 months - Adults	299	536	55.8%	52.1%	54.5%	52.1%
% of FP17s for Band 1 Urgent Courses	49	759	6.5%	10.5%	9.1%	9.2%
% of FP17s Relating to Free Repair or Replacements	0	759	0.0%	0.8%	1.0%	0.7%
% of FP17s Relating to Continuations	16	759	2.1%	0.9%	1.0%	0.8%
% of Patients satisfied with the dentistry they have received	1	2	N/A	93.0%	94.2%	93.4%
% of Patients satisfied with the time they had to wait for an appointment	1	2	N/A	87.4%	88.4%	87.6%

* This is based on patients treated on this contract for their most recent course of treatment. Figures in italics indicate the base number of FP17s or Patient Questionnaire responses are less than 100. N/A is shown where the base number of responses is less than 10 during the period. % is calculated as Quantity/Base number*100

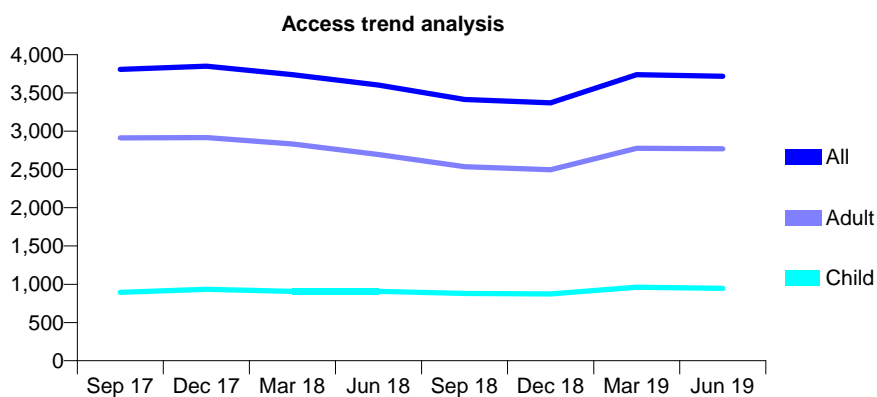
Q46 - Vital Signs At a Glance Contract Report for 149357/0001 - June 2019

Name or company name	DHS Dental Practices Limited
Contract type name	GDS Contract
Purpose of contract	General
Contract start date	01/11/2010
Contract end date	

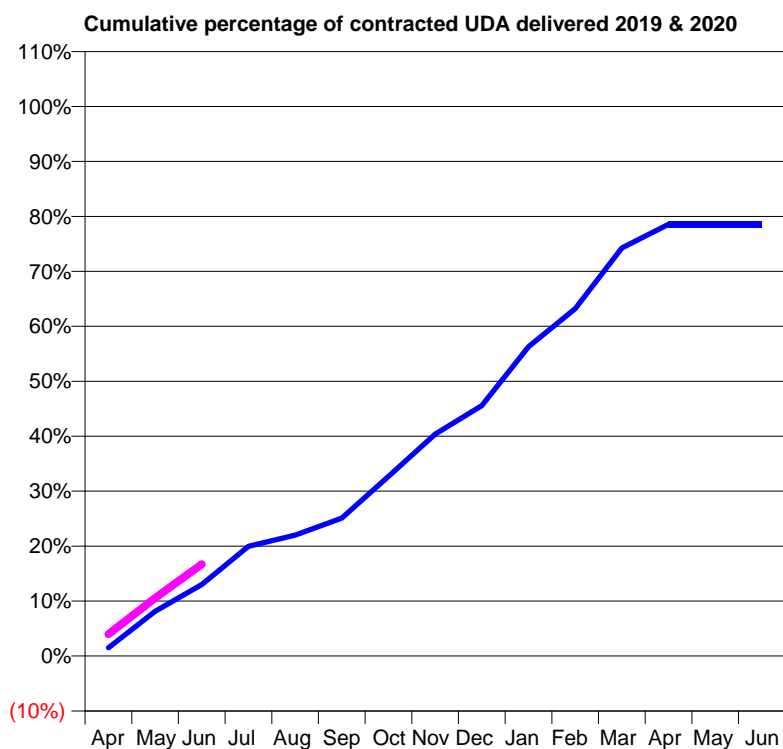
19/20 Contracted general activity (UDA)	10,000
Carry forward general activity (UDA)	0
19/20 Contracted orthodontic activity (UOA)	0
Carry forward orthodontic activity (UOA)	0
Baseline contract value	£308,058.04

ACCESS*

Patients seen in 24 months	Total	Change since previous quarter
Quarter ending June 2018	3,603	
Quarter ending September 2018	3,414	↓
Quarter ending December 2018	3,370	↓
Quarter ending March 2019	3,740	↑
Quarter ending June 2019	3,717	→
Variance since June 2018	3.2%	↑



ACTIVITY



Month	Adjusted Scheduled Activity (UDA)	
	2019	2020
April	148	396
May	813	1,057
June	1,299	1,670
July	1,995	
August	2,201	
September	2,508	
October	3,269	
November	4,036	
December	4,556	
January	5,629	
February	6,319	
March	7,423	
April	7,855	
May	7,855	
June	7,856	

QUALITY

	Quantity	Base Number	Contract	AT	Region	England
% of FP17s for the same patient ID Re-attending within 3 months - Children	8	304	2.6%	11.4%	12.1%	11.4%
% of FP17s for the same patient ID Re-attending within 3 months - Adults	113	852	13.3%	16.1%	15.6%	15.4%
% of FP17s for the same patient ID Re-attending between 3 & 9 months - Children	179	304	58.9%	59.4%	61.2%	59.8%
% of FP17s for the same patient ID Re-attending between 3 & 9 months - Adults	396	852	46.5%	52.1%	54.5%	52.1%
% of FP17s for Band 1 Urgent Courses	65	903	7.2%	10.5%	9.1%	9.2%
% of FP17s Relating to Free Repair or Replacements	24	903	2.7%	0.8%	1.0%	0.7%
% of FP17s Relating to Continuations	22	903	2.4%	0.9%	1.0%	0.8%
% of Patients satisfied with the dentistry they have received	3	3	N/A	93.0%	94.2%	93.4%
% of Patients satisfied with the time they had to wait for an appointment	3	3	N/A	87.4%	88.4%	87.6%

* This is based on patients treated on this contract for their most recent course of treatment. Figures in italics indicate the base number of FP17s or Patient Questionnaire responses are less than 100. N/A is shown where the base number of responses is less than 10 during the period. % is calculated as Quantity/Base number*100

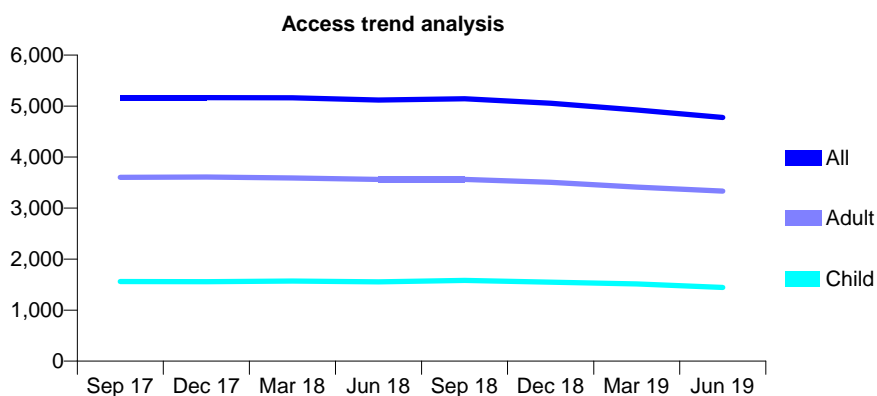
Q46 - Vital Signs At a Glance Contract Report for 149780/0001 - June 2019

Name or company name	Church Lane Dental Practice
Contract type name	Pilot Contract
Purpose of contract	General
Contract start date	01/12/2011
Contract end date	

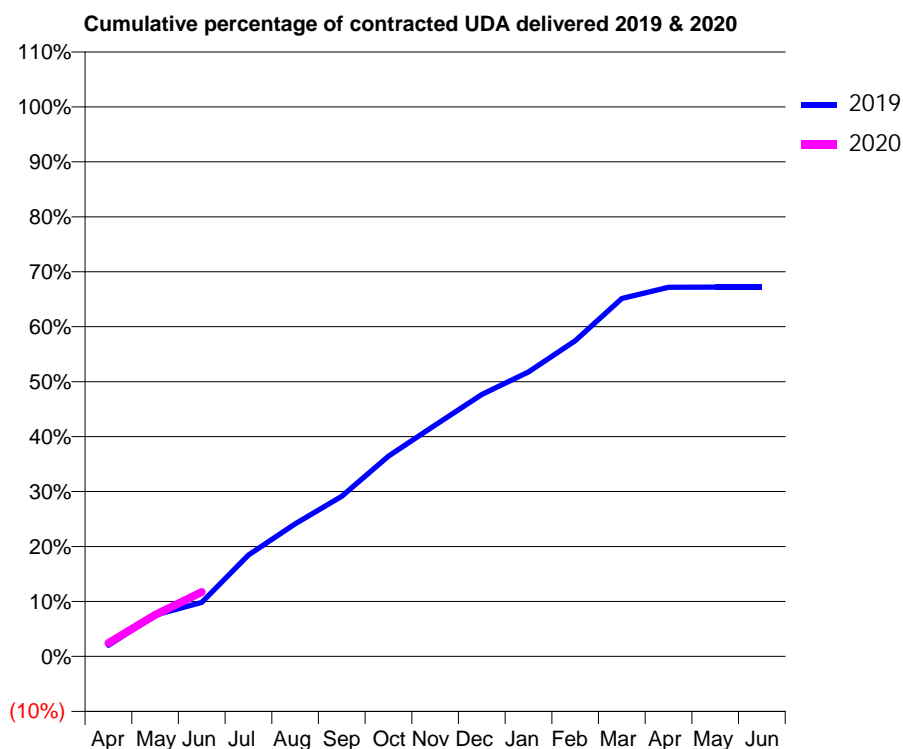
19/20 Contracted general activity (UDA)	18,225
Carry forward general activity (UDA)	0
19/20 Contracted orthodontic activity (UOA)	0
Carry forward orthodontic activity (UOA)	0
Baseline contract value	£594,105.29

ACCESS*

Patients seen in 24 months	Total	Change since previous quarter
Quarter ending June 2018	5,118	
Quarter ending September 2018	5,145	→
Quarter ending December 2018	5,055	↓
Quarter ending March 2019	4,925	↓
Quarter ending June 2019	4,779	↓
Variance since June 2018	(6.6%)	↓



ACTIVITY



Month	2019	2020
April	368	442
May	1,373	1,380
June	1,795	2,139
July	3,363	
August	4,399	
September	5,308	
October	6,641	
November	7,672	
December	8,690	
January	9,434	
February	10,471	
March	11,873	
April	12,246	
May	12,247	
June	12,247	

QUALITY

	Quantity	Base Number	Contract	AT	Region	England
% of FP17s for the same patient ID Re-attending within 3 months - Children	7	275	2.5%	11.4%	12.1%	11.4%
% of FP17s for the same patient ID Re-attending within 3 months - Adults	46	689	6.7%	16.1%	15.6%	15.4%
% of FP17s for the same patient ID Re-attending between 3 & 9 months - Children	118	275	42.9%	59.4%	61.2%	59.8%
% of FP17s for the same patient ID Re-attending between 3 & 9 months - Adults	246	689	35.7%	52.1%	54.5%	52.1%
% of FP17s for Band 1 Urgent Courses	5	813	0.6%	10.5%	9.1%	9.2%
% of FP17s Relating to Free Repair or Replacements	0	813	0.0%	0.8%	1.0%	0.7%
% of FP17s Relating to Continuations	16	813	2.0%	0.9%	1.0%	0.8%
% of Patients satisfied with the dentistry they have received	0	0	N/A	93.0%	94.2%	93.4%
% of Patients satisfied with the time they had to wait for an appointment	0	0	N/A	87.4%	88.4%	87.6%

* This is based on patients treated on this contract for their most recent course of treatment. Figures in italics indicate the base number of FP17s or Patient Questionnaire responses are less than 100. N/A is shown where the base number of responses is less than 10 during the period. % is calculated as Quantity/Base number*100

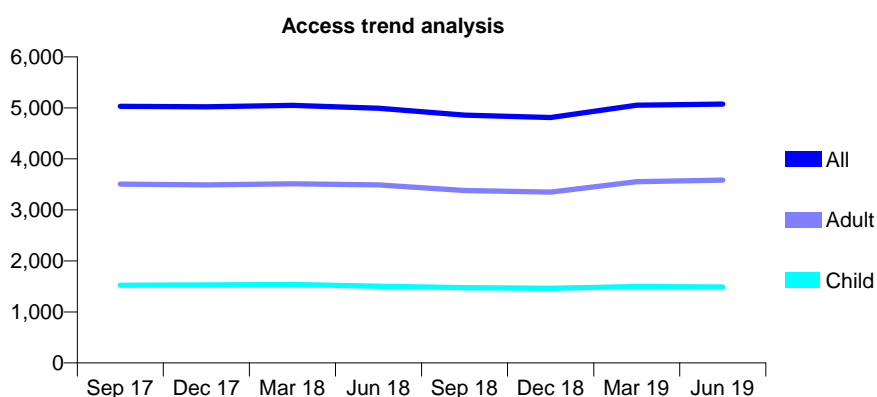
Q46 - Vital Signs At a Glance Contract Report for 150177/0001 - June 2019

Name or company name	G & L Askins Ltd
Contract type name	GDS Contract
Purpose of contract	General
Contract start date	06/12/2010
Contract end date	

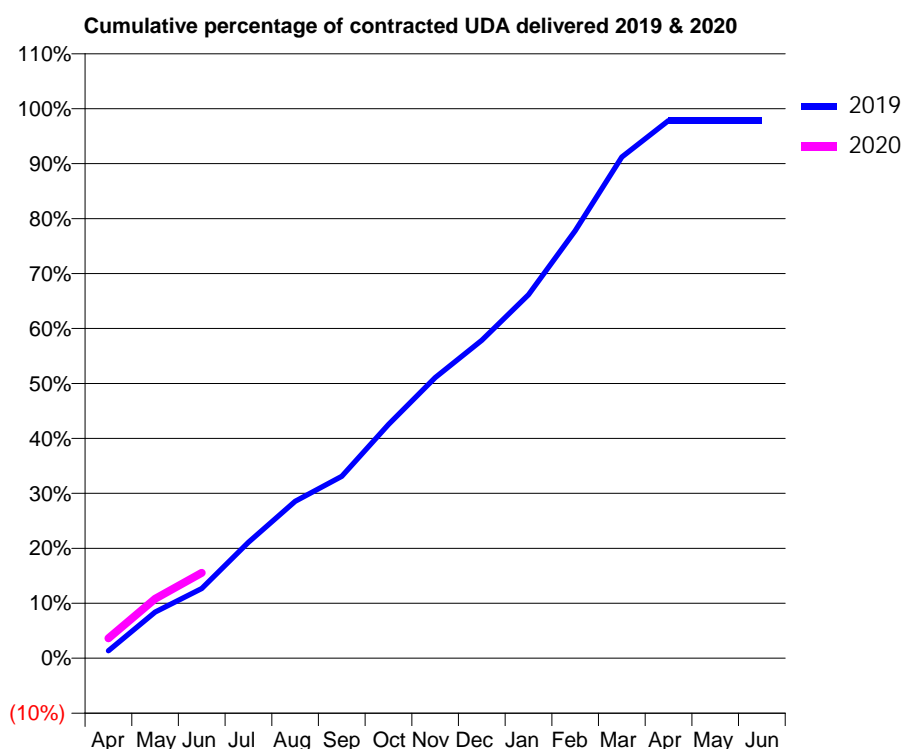
19/20 Contracted general activity (UDA)	16,498
Carry forward general activity (UDA)	0
19/20 Contracted orthodontic activity (UOA)	0
Carry forward orthodontic activity (UOA)	0
Baseline contract value	£419,501.04

ACCESS*

Patients seen in 24 months	Total	Change since previous quarter
Quarter ending June 2018	4,993	
Quarter ending September 2018	4,858	↓
Quarter ending December 2018	4,811	→
Quarter ending March 2019	5,053	↑
Quarter ending June 2019	5,073	→
Variance since June 2018	1.6%	→



ACTIVITY



Month	2019	2020
April	227	600
May	1,389	1,784
June	2,092	2,566
July	3,483	
August	4,711	
September	5,463	
October	7,015	
November	8,424	
December	9,543	
January	10,915	
February	12,839	
March	15,047	
April	16,140	
May	16,140	
June	16,140	

QUALITY

	Quantity	Base Number	Contract	AT	Region	England
% of FP17s for the same patient ID Re-attending within 3 months - Children	27	433	6.2%	11.4%	12.1%	11.4%
% of FP17s for the same patient ID Re-attending within 3 months - Adults	205	1,216	16.9%	16.1%	15.6%	15.4%
% of FP17s for the same patient ID Re-attending between 3 & 9 months - Children	283	433	65.4%	59.4%	61.2%	59.8%
% of FP17s for the same patient ID Re-attending between 3 & 9 months - Adults	628	1,216	51.6%	52.1%	54.5%	52.1%
% of FP17s for Band 1 Urgent Courses	113	1,295	8.7%	10.5%	9.1%	9.2%
% of FP17s Relating to Free Repair or Replacements	13	1,295	1.0%	0.8%	1.0%	0.7%
% of FP17s Relating to Continuations	26	1,295	2.0%	0.9%	1.0%	0.8%
% of Patients satisfied with the dentistry they have received	1	1	N/A	93.0%	94.2%	93.4%
% of Patients satisfied with the time they had to wait for an appointment	1	1	N/A	87.4%	88.4%	87.6%

* This is based on patients treated on this contract for their most recent course of treatment.

Figures in italics indicate the base number of FP17s or Patient Questionnaire responses are less than 100. N/A is shown where the base number of responses is less than 10 during the period. % is calculated as Quantity/Base number*100

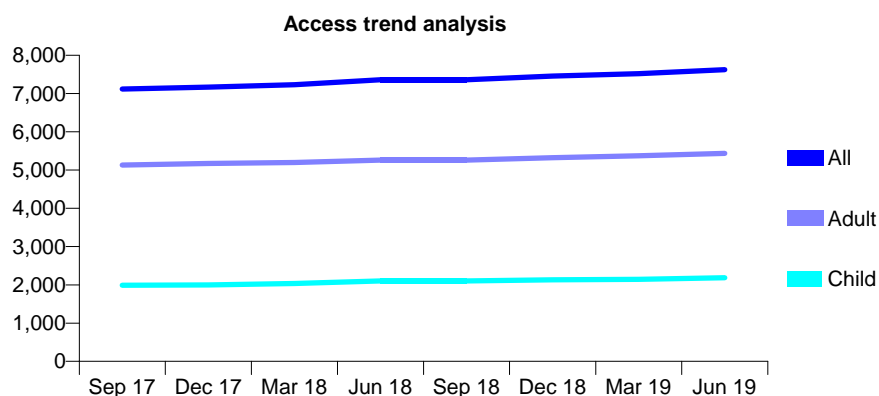
Q46 - Vital Signs At a Glance Contract Report for 151106/0001 - June 2019

Name or company name	Langley Dental Practice Ltd
Contract type name	GDS Contract
Purpose of contract	General
Contract start date	01/04/2008
Contract end date	

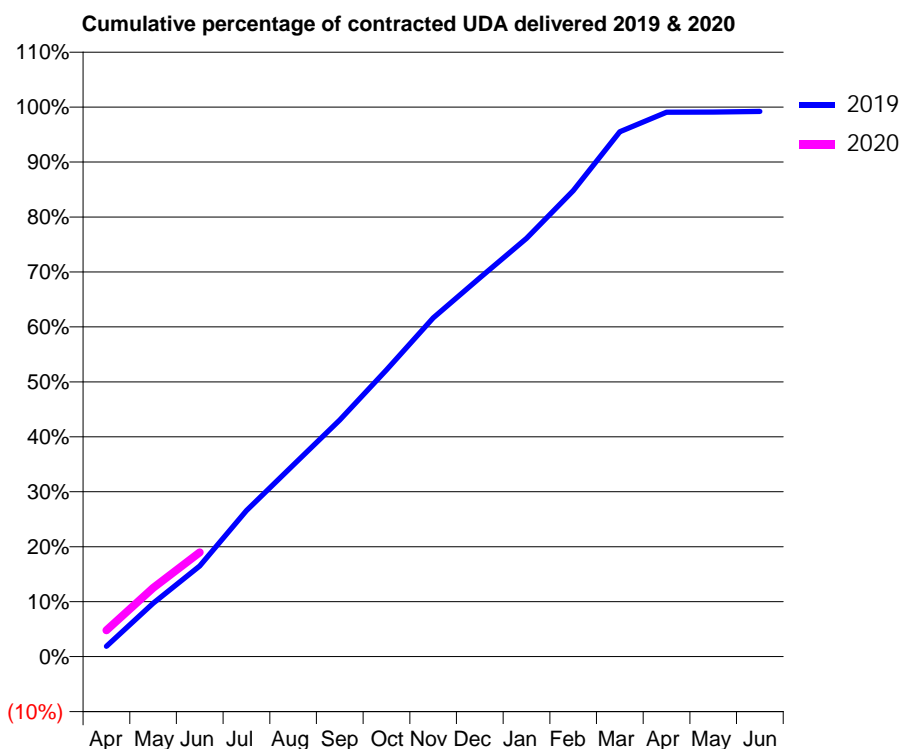
19/20 Contracted general activity (UDA)	20,092
Carry forward general activity (UDA)	0
19/20 Contracted orthodontic activity (UOA)	0
Carry forward orthodontic activity (UOA)	0
Baseline contract value	£584,132.47

ACCESS*

Patients seen in 24 months	Total	Change since previous quarter
Quarter ending June 2018	7,361	
Quarter ending September 2018	7,361	→
Quarter ending December 2018	7,455	→
Quarter ending March 2019	7,517	→
Quarter ending June 2019	7,624	→
Variance since June 2018	3.6%	↑



ACTIVITY



Month	Adjusted Scheduled Activity (UDA)	
	2019	2020
April	380	965
May	1,954	2,512
June	3,312	3,813
July	5,340	
August	7,001	
September	8,650	
October	10,487	
November	12,387	
December	13,851	
January	15,293	
February	17,038	
March	19,190	
April	19,904	
May	19,911	
June	19,928	

QUALITY

	Quantity	Base Number	Contract	AT	Region	England
% of FP17s for the same patient ID Re-attending within 3 months - Children	53	780	6.8%	11.4%	12.1%	11.4%
% of FP17s for the same patient ID Re-attending within 3 months - Adults	191	1,672	11.4%	16.1%	15.6%	15.4%
% of FP17s for the same patient ID Re-attending between 3 & 9 months - Children	489	780	62.7%	59.4%	61.2%	59.8%
% of FP17s for the same patient ID Re-attending between 3 & 9 months - Adults	981	1,672	58.7%	52.1%	54.5%	52.1%
% of FP17s for Band 1 Urgent Courses	131	1,951	6.7%	10.5%	9.1%	9.2%
% of FP17s Relating to Free Repair or Replacements	15	1,951	0.8%	0.8%	1.0%	0.7%
% of FP17s Relating to Continuations	12	1,951	0.6%	0.9%	1.0%	0.8%
% of Patients satisfied with the dentistry they have received	2	3	N/A	93.0%	94.2%	93.4%
% of Patients satisfied with the time they had to wait for an appointment	3	3	N/A	87.4%	88.4%	87.6%

* This is based on patients treated on this contract for their most recent course of treatment. Figures in italics indicate the base number of FP17s or Patient Questionnaire responses are less than 100. N/A is shown where the base number of responses is less than 10 during the period. % is calculated as Quantity/Base number*100

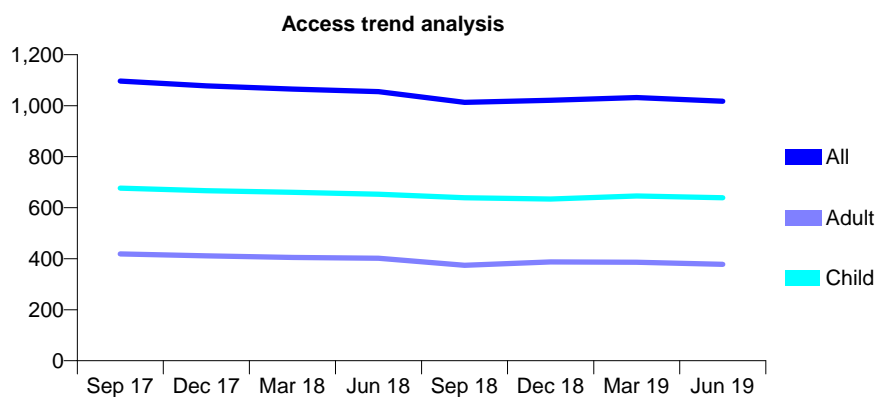
Q46 - Vital Signs At a Glance Contract Report for 151262/0001 - June 2019

Name or company name	The Cottage Dental Practice
Contract type name	GDS Contract
Purpose of contract	General
Contract start date	01/05/2014
Contract end date	

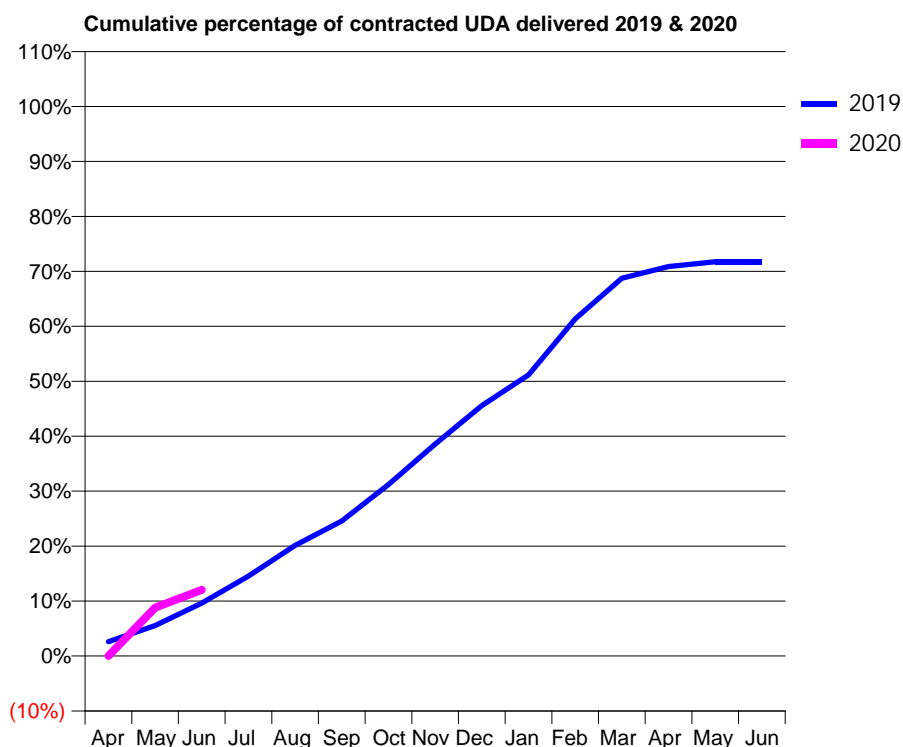
19/20 Contracted general activity (UDA)	3,600
Carry forward general activity (UDA)	0
19/20 Contracted orthodontic activity (UOA)	0
Carry forward orthodontic activity (UOA)	0
Baseline contract value	£92,215.27

ACCESS*

Patients seen in 24 months	Total	Change since previous quarter
Quarter ending June 2018	1,055	
Quarter ending September 2018	1,013	↓
Quarter ending December 2018	1,021	→
Quarter ending March 2019	1,032	→
Quarter ending June 2019	1,017	↓
Variance since June 2018	(3.6%)	↓



ACTIVITY



Month	Adjusted Scheduled Activity (UDA)	
	2019	2020
April	78	0
May	166	318
June	289	434
July	436	
August	604	
September	737	
October	936	
November	1,157	
December	1,367	
January	1,534	
February	1,841	
March	2,062	
April	2,126	
May	2,153	
June	2,153	

QUALITY

	Quantity	Base Number	Contract	AT	Region	England
% of FP17s for the same patient ID Re-attending within 3 months - Children	21	236	8.9%	11.4%	12.1%	11.4%
% of FP17s for the same patient ID Re-attending within 3 months - Adults	14	107	13.1%	16.1%	15.6%	15.4%
% of FP17s for the same patient ID Re-attending between 3 & 9 months - Children	171	236	72.5%	59.4%	61.2%	59.8%
% of FP17s for the same patient ID Re-attending between 3 & 9 months - Adults	65	107	60.7%	52.1%	54.5%	52.1%
% of FP17s for Band 1 Urgent Courses	19	296	6.4%	10.5%	9.1%	9.2%
% of FP17s Relating to Free Repair or Replacements	0	296	0.0%	0.8%	1.0%	0.7%
% of FP17s Relating to Continuations	5	296	1.7%	0.9%	1.0%	0.8%
% of Patients satisfied with the dentistry they have received	0	0	N/A	93.0%	94.2%	93.4%
% of Patients satisfied with the time they had to wait for an appointment	0	0	N/A	87.4%	88.4%	87.6%

* This is based on patients treated on this contract for their most recent course of treatment. Figures in italics indicate the base number of FP17s or Patient Questionnaire responses are less than 100. N/A is shown where the base number of responses is less than 10 during the period. % is calculated as Quantity/Base number*100

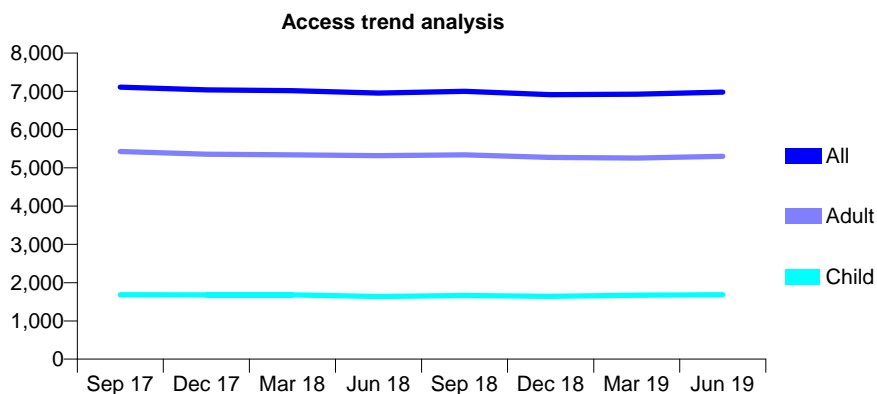
Q46 - Vital Signs At a Glance Contract Report for 151882/0001 - June 2019

Name or company name	IDH 450 Limited
Contract type name	GDS Contract
Purpose of contract	General
Contract start date	01/10/2008
Contract end date	

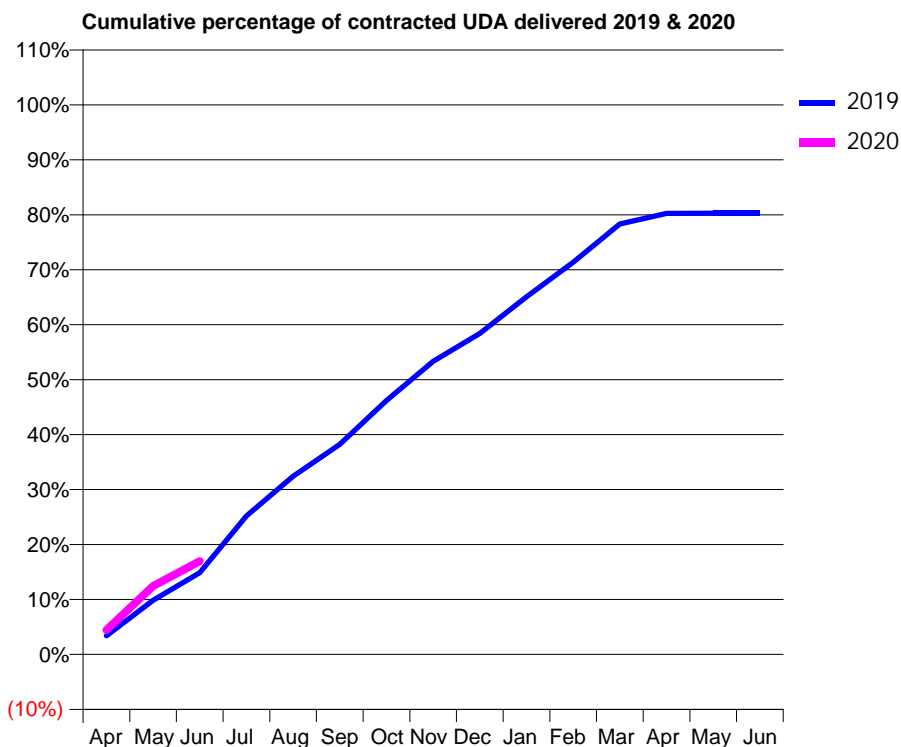
19/20 Contracted general activity (UDA)	25,069
Carry forward general activity (UDA)	0
19/20 Contracted orthodontic activity (UOA)	0
Carry forward orthodontic activity (UOA)	0
Baseline contract value	£805,468.67

ACCESS*

Patients seen in 24 months	Total	Change since previous quarter
Quarter ending June 2018	6,954	
Quarter ending September 2018	7,000	→
Quarter ending December 2018	6,912	↓
Quarter ending March 2019	6,925	→
Quarter ending June 2019	6,982	→
Variance since June 2018	0.4%	→



ACTIVITY



Month	2019	2020
April	855	1,119
May	2,472	3,122
June	3,726	4,255
July	6,318	
August	8,133	
September	9,587	
October	11,588	
November	13,373	
December	14,637	
January	16,313	
February	17,887	
March	19,634	
April	20,114	
May	20,121	
June	20,124	

QUALITY

	Quantity	Base Number	Contract	AT	Region	England
% of FP17s for the same patient ID Re-attending within 3 months - Children	25	496	5.0%	11.4%	12.1%	11.4%
% of FP17s for the same patient ID Re-attending within 3 months - Adults	202	1,565	12.9%	16.1%	15.6%	15.4%
% of FP17s for the same patient ID Re-attending between 3 & 9 months - Children	280	496	56.5%	59.4%	61.2%	59.8%
% of FP17s for the same patient ID Re-attending between 3 & 9 months - Adults	810	1,565	51.8%	52.1%	54.5%	52.1%
% of FP17s for Band 1 Urgent Courses	165	1,838	9.0%	10.5%	9.1%	9.2%
% of FP17s Relating to Free Repair or Replacements	16	1,838	0.9%	0.8%	1.0%	0.7%
% of FP17s Relating to Continuations	21	1,838	1.1%	0.9%	1.0%	0.8%
% of Patients satisfied with the dentistry they have received	0	0	N/A	93.0%	94.2%	93.4%
% of Patients satisfied with the time they had to wait for an appointment	0	0	N/A	87.4%	88.4%	87.6%

* This is based on patients treated on this contract for their most recent course of treatment. Figures in italics indicate the base number of FP17s or Patient Questionnaire responses are less than 100. N/A is shown where the base number of responses is less than 10 during the period. % is calculated as Quantity/Base number*100

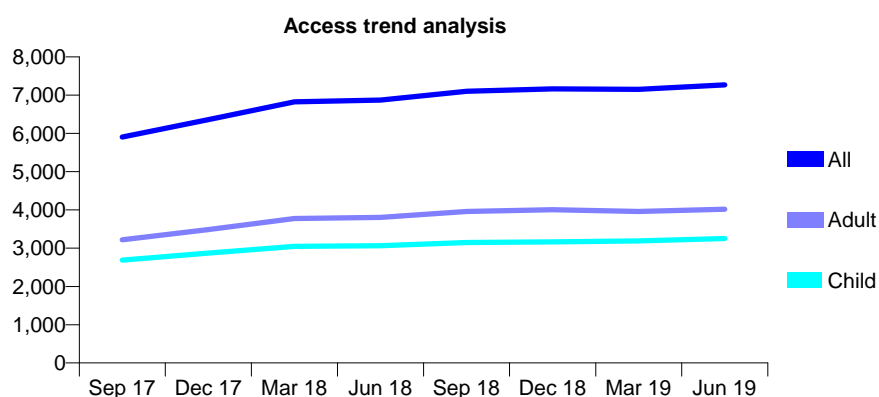
Q46 - Vital Signs At a Glance Contract Report for 152196/0001 - June 2019

Name or company name	Ahmad and Saleem Partners Ltd
Contract type name	GDS Contract
Purpose of contract	General
Contract start date	01/08/2014
Contract end date	

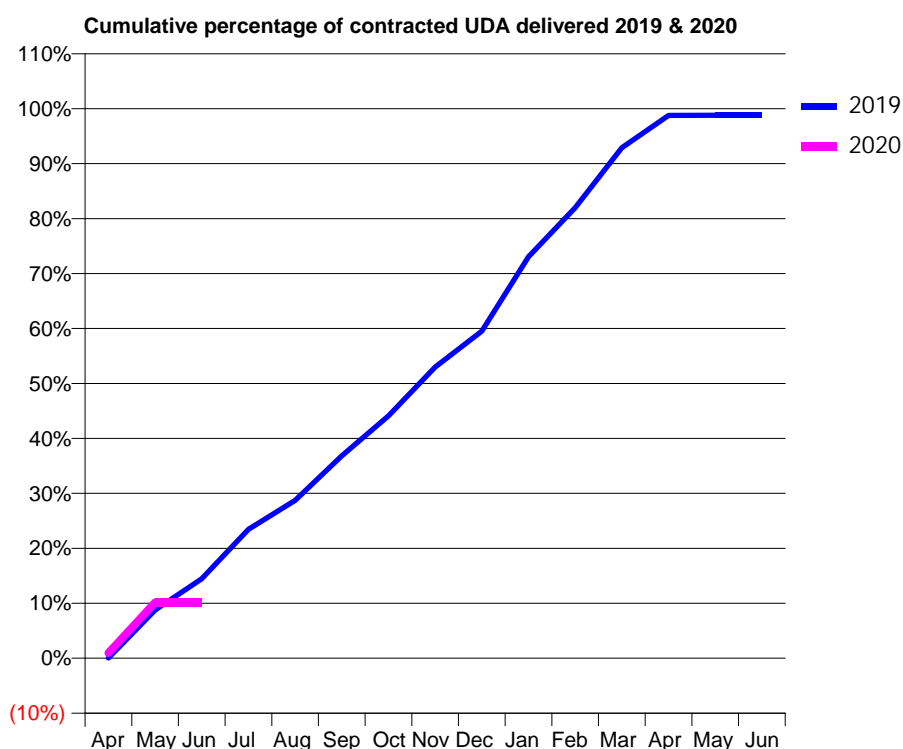
19/20 Contracted general activity (UDA)	16,459
Carry forward general activity (UDA)	0
19/20 Contracted orthodontic activity (UOA)	0
Carry forward orthodontic activity (UOA)	0
Baseline contract value	£630,094.79

ACCESS*

Patients seen in 24 months	Total	Change since previous quarter
Quarter ending June 2018	6,868	
Quarter ending September 2018	7,104	↑
Quarter ending December 2018	7,166	→
Quarter ending March 2019	7,151	→
Quarter ending June 2019	7,268	→
Variance since June 2018	5.8%	↑



ACTIVITY



Adjusted Scheduled Activity (UDA)		
Month	2019	2020
April	8	156
May	1,442	1,672
June	2,377	1,672
July	3,858	
August	4,729	
September	6,060	
October	7,258	
November	8,720	
December	9,796	
January	12,024	
February	13,495	
March	15,286	
April	16,255	
May	16,261	
June	16,261	

QUALITY

	Quantity	Base Number	Contract	AT	Region	England
% of FP17s for the same patient ID Re-attending within 3 months - Children	82	879	9.3%	11.4%	12.1%	11.4%
% of FP17s for the same patient ID Re-attending within 3 months - Adults	162	1,028	15.8%	16.1%	15.6%	15.4%
% of FP17s for the same patient ID Re-attending between 3 & 9 months - Children	560	879	63.7%	59.4%	61.2%	59.8%
% of FP17s for the same patient ID Re-attending between 3 & 9 months - Adults	615	1,028	59.8%	52.1%	54.5%	52.1%
% of FP17s for Band 1 Urgent Courses	66	999	6.6%	10.5%	9.1%	9.2%
% of FP17s Relating to Free Repair or Replacements	2	999	0.2%	0.8%	1.0%	0.7%
% of FP17s Relating to Continuations	9	999	0.9%	0.9%	1.0%	0.8%
% of Patients satisfied with the dentistry they have received	0	0	N/A	93.0%	94.2%	93.4%
% of Patients satisfied with the time they had to wait for an appointment	0	0	N/A	87.4%	88.4%	87.6%

* This is based on patients treated on this contract for their most recent course of treatment.

Figures in italics indicate the base number of FP17s or Patient Questionnaire responses are less than 100. N/A is shown where the base number of responses is less than 10 during the period. % is calculated as Quantity/Base number*100

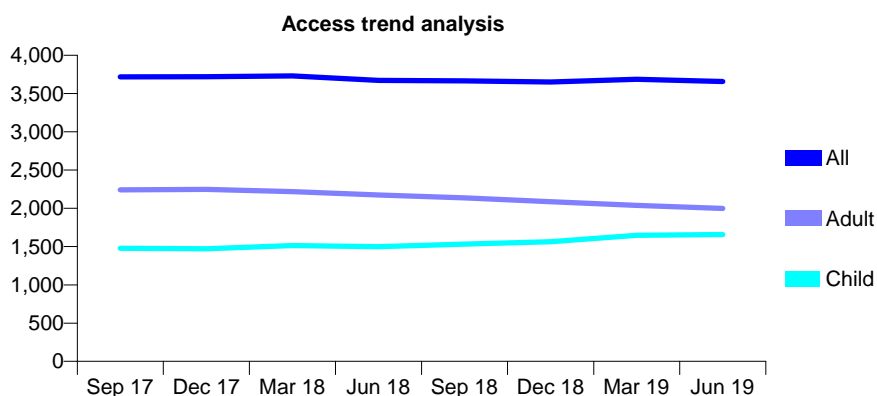
Q46 - Vital Signs At a Glance Contract Report for 152196/0003 - June 2019

Name or company name	Ahmad and Saleem Partners Ltd
Contract type name	GDS Contract
Purpose of contract	General
Contract start date	01/08/2014
Contract end date	

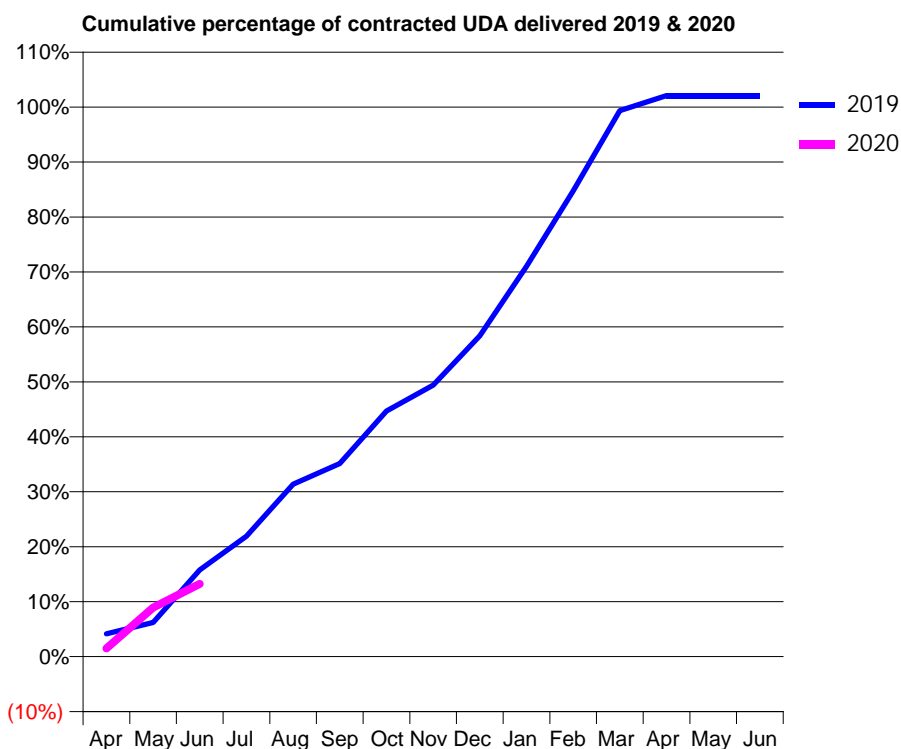
19/20 Contracted general activity (UDA)	12,721
Carry forward general activity (UDA)	0
19/20 Contracted orthodontic activity (UOA)	0
Carry forward orthodontic activity (UOA)	0
Baseline contract value	£325,509.54

ACCESS*

Patients seen in 24 months	Total	Change since previous quarter
Quarter ending June 2018	3,672	
Quarter ending September 2018	3,667	→
Quarter ending December 2018	3,651	→
Quarter ending March 2019	3,687	→
Quarter ending June 2019	3,657	→
Variance since June 2018	(0.4%)	→



ACTIVITY



Month	Adjusted Scheduled Activity (UDA)	
	2019	2020
April	530	191
May	793	1,133
June	2,009	1,683
July	2,789	
August	3,993	
September	4,472	
October	5,684	
November	6,284	
December	7,425	
January	9,034	
February	10,780	
March	12,636	
April	12,985	
May	12,985	
June	12,985	

QUALITY

	Quantity	Base Number	Contract	AT	Region	England
% of FP17s for the same patient ID Re-attending within 3 months - Children	48	663	7.2%	11.4%	12.1%	11.4%
% of FP17s for the same patient ID Re-attending within 3 months - Adults	63	387	16.3%	16.1%	15.6%	15.4%
% of FP17s for the same patient ID Re-attending between 3 & 9 months - Children	471	663	71.0%	59.4%	61.2%	59.8%
% of FP17s for the same patient ID Re-attending between 3 & 9 months - Adults	235	387	60.7%	52.1%	54.5%	52.1%
% of FP17s for Band 1 Urgent Courses	74	911	8.1%	10.5%	9.1%	9.2%
% of FP17s Relating to Free Repair or Replacements	1	911	0.1%	0.8%	1.0%	0.7%
% of FP17s Relating to Continuations	8	911	0.9%	0.9%	1.0%	0.8%
% of Patients satisfied with the dentistry they have received	0	0	N/A	93.0%	94.2%	93.4%
% of Patients satisfied with the time they had to wait for an appointment	0	0	N/A	87.4%	88.4%	87.6%

* This is based on patients treated on this contract for their most recent course of treatment. Figures in italics indicate the base number of FP17s or Patient Questionnaire responses are less than 100. N/A is shown where the base number of responses is less than 10 during the period. % is calculated as Quantity/Base number*100

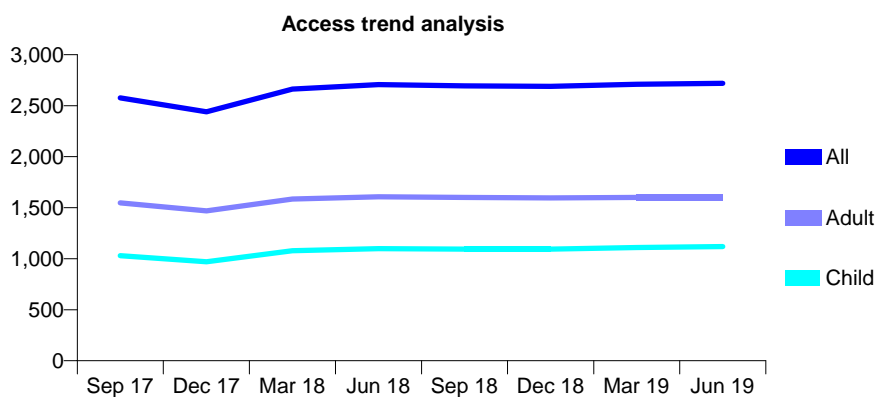
Q46 - Vital Signs At a Glance Contract Report for 152196/0004 - June 2019

Name or company name	Ahmad and Saleem Partners Ltd
Contract type name	GDS Contract
Purpose of contract	General
Contract start date	01/08/2014
Contract end date	

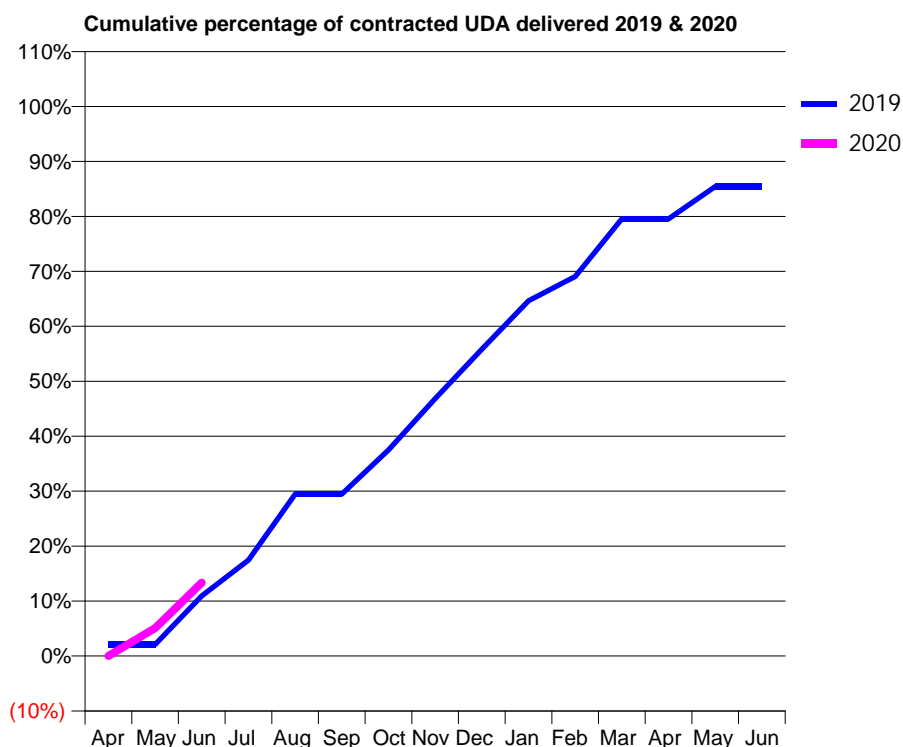
19/20 Contracted general activity (UDA)	12,000
Carry forward general activity (UDA)	0
19/20 Contracted orthodontic activity (UOA)	0
Carry forward orthodontic activity (UOA)	0
Baseline contract value	£429,678.89

ACCESS*

Patients seen in 24 months	Total	Change since previous quarter
Quarter ending June 2018	2,706	
Quarter ending September 2018	2,695	→
Quarter ending December 2018	2,690	→
Quarter ending March 2019	2,711	→
Quarter ending June 2019	2,720	→
Variance since June 2018	0.5%	→



ACTIVITY



Month	Adjusted Scheduled Activity (UDA)	
	2019	2020
April	255	0
May	255	611
June	1,311	1,603
July	2,095	
August	3,538	
September	3,538	
October	4,499	
November	5,622	
December	6,700	
January	7,758	
February	8,289	
March	9,543	
April	9,543	
May	10,251	
June	10,251	

QUALITY

	Quantity	Base Number	Contract	AT	Region	England
% of FP17s for the same patient ID Re-attending within 3 months - Children	36	452	8.0%	11.4%	12.1%	11.4%
% of FP17s for the same patient ID Re-attending within 3 months - Adults	87	588	14.8%	16.1%	15.6%	15.4%
% of FP17s for the same patient ID Re-attending between 3 & 9 months - Children	329	452	72.8%	59.4%	61.2%	59.8%
% of FP17s for the same patient ID Re-attending between 3 & 9 months - Adults	383	588	65.1%	52.1%	54.5%	52.1%
% of FP17s for Band 1 Urgent Courses	67	756	8.9%	10.5%	9.1%	9.2%
% of FP17s Relating to Free Repair or Replacements	1	756	0.1%	0.8%	1.0%	0.7%
% of FP17s Relating to Continuations	2	756	0.3%	0.9%	1.0%	0.8%
% of Patients satisfied with the dentistry they have received	0	0	N/A	93.0%	94.2%	93.4%
% of Patients satisfied with the time they had to wait for an appointment	0	0	N/A	87.4%	88.4%	87.6%

* This is based on patients treated on this contract for their most recent course of treatment. Figures in italics indicate the base number of FP17s or Patient Questionnaire responses are less than 100. N/A is shown where the base number of responses is less than 10 during the period. % is calculated as Quantity/Base number*100

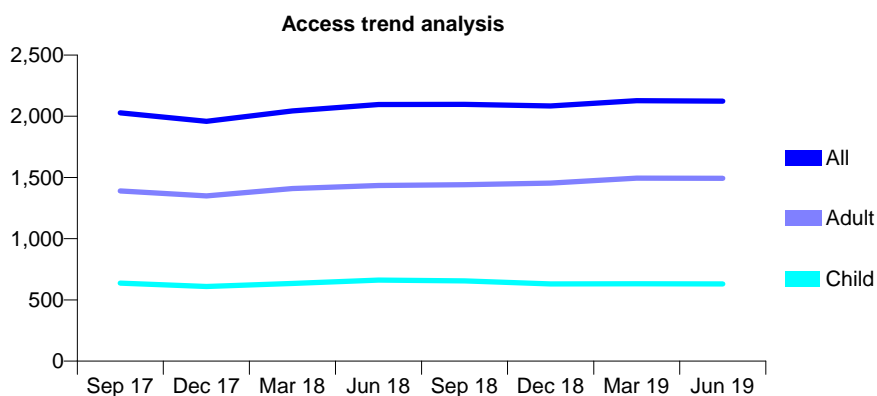
Q46 - Vital Signs At a Glance Contract Report for 152196/0005 - June 2019

Name or company name	Ahmad and Saleem Partners Ltd
Contract type name	GDS Contract
Purpose of contract	General
Contract start date	01/08/2014
Contract end date	

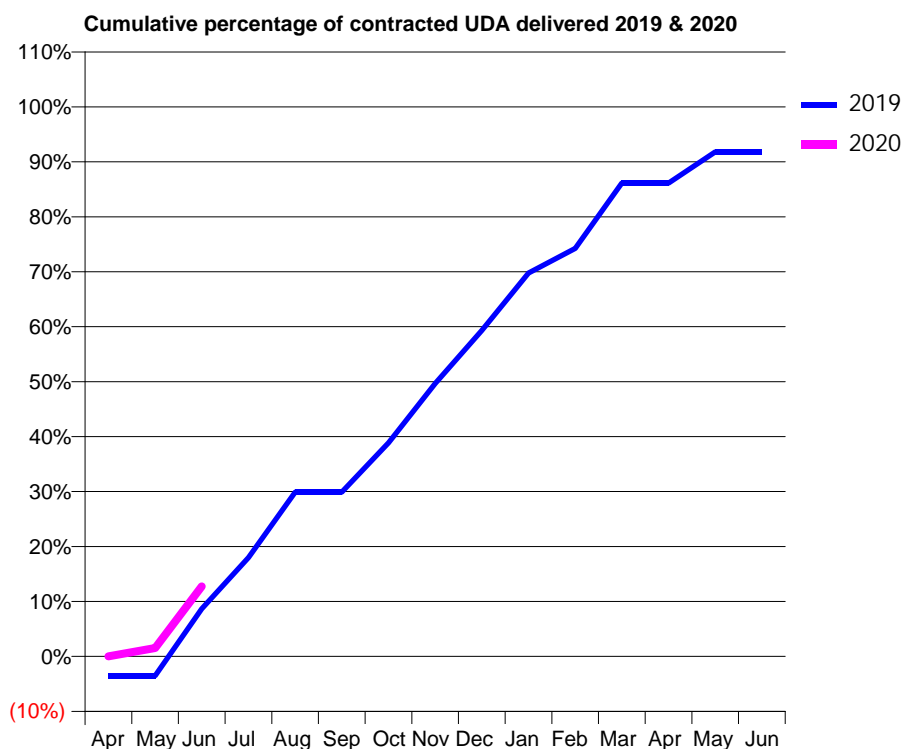
19/20 Contracted general activity (UDA)	6,000
Carry forward general activity (UDA)	0
19/20 Contracted orthodontic activity (UOA)	0
Carry forward orthodontic activity (UOA)	0
Baseline contract value	£216,343.33

ACCESS*

Patients seen in 24 months	Total	Change since previous quarter
Quarter ending June 2018	2,096	
Quarter ending September 2018	2,097	→
Quarter ending December 2018	2,084	→
Quarter ending March 2019	2,127	↑
Quarter ending June 2019	2,124	→
Variance since June 2018	1.3%	→



ACTIVITY



Month	Adjusted Scheduled Activity (UDA)	
	2019	2020
April	-212	0
May	-212	93
June	521	765
July	1,080	
August	1,794	
September	1,794	
October	2,332	
November	2,980	
December	3,560	
January	4,185	
February	4,455	
March	5,168	
April	5,168	
May	5,509	
June	5,509	

QUALITY

	Quantity	Base Number	Contract	AT	Region	England
% of FP17s for the same patient ID Re-attending within 3 months - Children	10	221	4.5%	11.4%	12.1%	11.4%
% of FP17s for the same patient ID Re-attending within 3 months - Adults	56	491	11.4%	16.1%	15.6%	15.4%
% of FP17s for the same patient ID Re-attending between 3 & 9 months - Children	168	221	76.0%	59.4%	61.2%	59.8%
% of FP17s for the same patient ID Re-attending between 3 & 9 months - Adults	360	491	73.3%	52.1%	54.5%	52.1%
% of FP17s for Band 1 Urgent Courses	28	516	5.4%	10.5%	9.1%	9.2%
% of FP17s Relating to Free Repair or Replacements	1	516	0.2%	0.8%	1.0%	0.7%
% of FP17s Relating to Continuations	1	516	0.2%	0.9%	1.0%	0.8%
% of Patients satisfied with the dentistry they have received	0	0	N/A	93.0%	94.2%	93.4%
% of Patients satisfied with the time they had to wait for an appointment	0	0	N/A	87.4%	88.4%	87.6%

* This is based on patients treated on this contract for their most recent course of treatment. Figures in italics indicate the base number of FP17s or Patient Questionnaire responses are less than 100. N/A is shown where the base number of responses is less than 10 during the period. % is calculated as Quantity/Base number*100

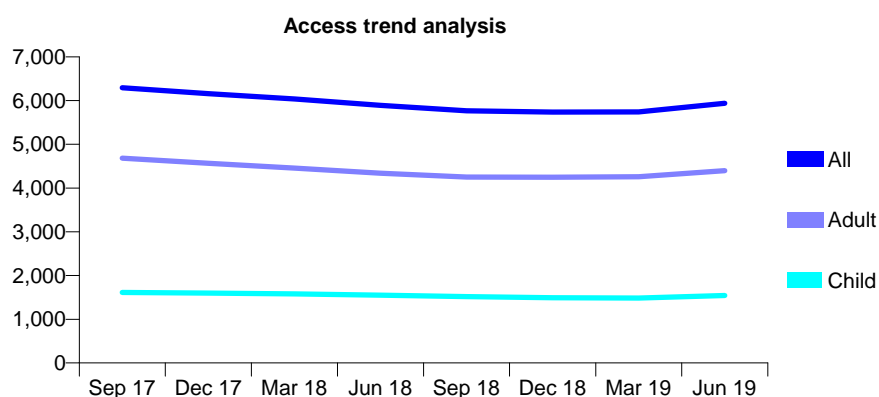
Q46 - Vital Signs At a Glance Contract Report for 153184/0001 - June 2019

Name or company name	IDH 449 Limited
Contract type name	GDS Contract
Purpose of contract	General
Contract start date	01/04/2008
Contract end date	

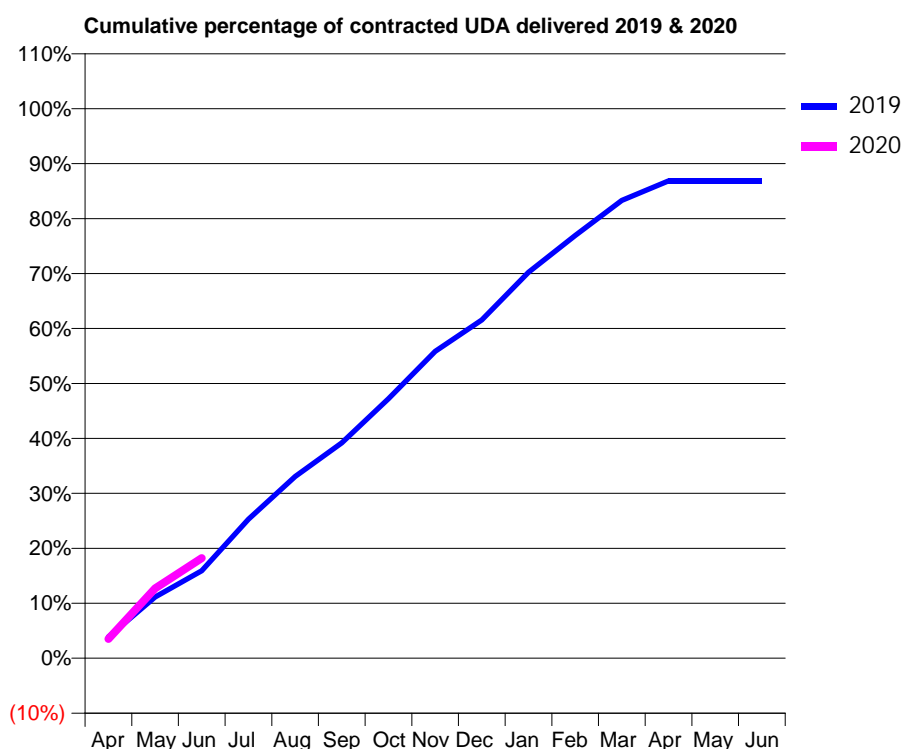
19/20 Contracted general activity (UDA)	18,429
Carry forward general activity (UDA)	0
19/20 Contracted orthodontic activity (UOA)	0
Carry forward orthodontic activity (UOA)	0
Baseline contract value	£614,944.95

ACCESS*

Patients seen in 24 months	Total	Change since previous quarter
Quarter ending June 2018	5,890	
Quarter ending September 2018	5,767	↓
Quarter ending December 2018	5,738	→
Quarter ending March 2019	5,743	→
Quarter ending June 2019	5,939	↑
Variance since June 2018	0.8%	→



ACTIVITY



Month	2019	2020
April	717	647
May	2,054	2,342
June	2,937	3,358
July	4,663	
August	6,092	
September	7,221	
October	8,705	
November	10,291	
December	11,344	
January	12,946	
February	14,179	
March	15,350	
April	16,006	
May	16,006	
June	16,006	

QUALITY

	Quantity	Base Number	Contract	AT	Region	England
% of FP17s for the same patient ID Re-attending within 3 months - Children	17	538	3.2%	11.4%	12.1%	11.4%
% of FP17s for the same patient ID Re-attending within 3 months - Adults	151	1,538	9.8%	16.1%	15.6%	15.4%
% of FP17s for the same patient ID Re-attending between 3 & 9 months - Children	312	538	58.0%	59.4%	61.2%	59.8%
% of FP17s for the same patient ID Re-attending between 3 & 9 months - Adults	840	1,538	54.6%	52.1%	54.5%	52.1%
% of FP17s for Band 1 Urgent Courses	86	1,763	4.9%	10.5%	9.1%	9.2%
% of FP17s Relating to Free Repair or Replacements	2	1,763	0.1%	0.8%	1.0%	0.7%
% of FP17s Relating to Continuations	20	1,763	1.1%	0.9%	1.0%	0.8%
% of Patients satisfied with the dentistry they have received	0	0	N/A	93.0%	94.2%	93.4%
% of Patients satisfied with the time they had to wait for an appointment	0	0	N/A	87.4%	88.4%	87.6%

* This is based on patients treated on this contract for their most recent course of treatment.

Figures in italics indicate the base number of FP17s or Patient Questionnaire responses are less than 100. N/A is shown where the base number of responses is less than 10 during the period. % is calculated as Quantity/Base number*100

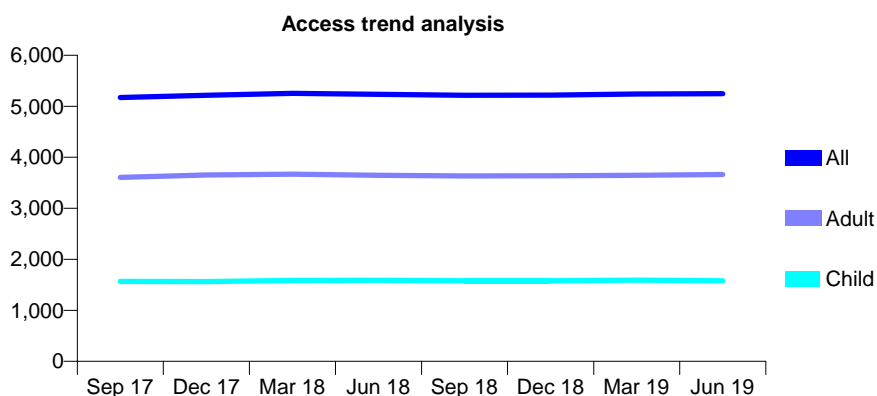
Q46 - Vital Signs At a Glance Contract Report for 153532/0001 - June 2019

Name or company name	Jakelara Ltd.
Contract type name	GDS Contract
Purpose of contract	General
Contract start date	01/05/2007
Contract end date	

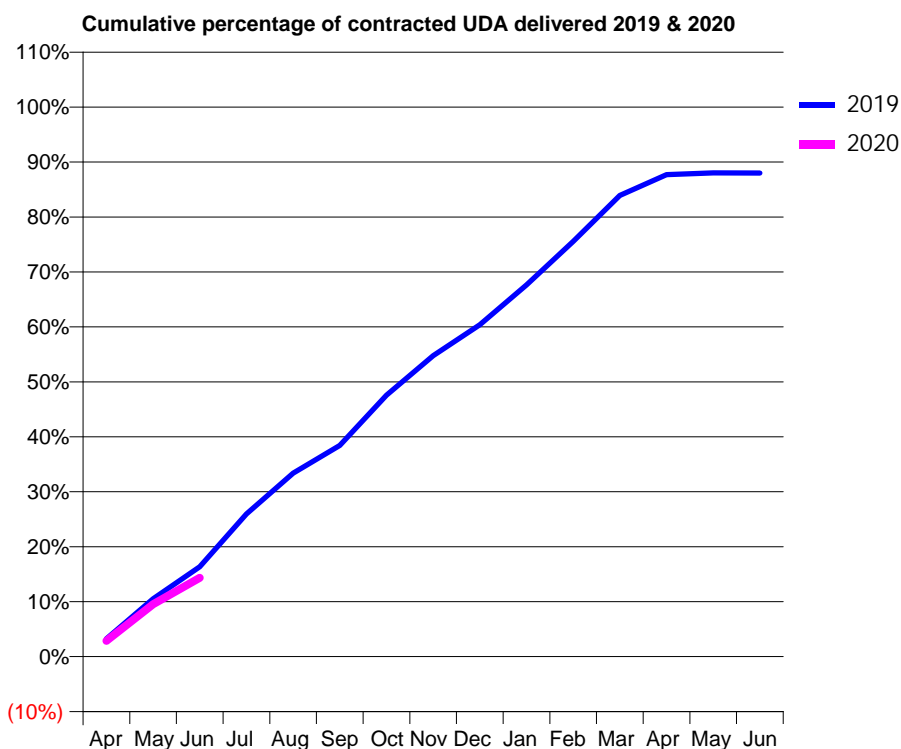
19/20 Contracted general activity (UDA)	18,000
Carry forward general activity (UDA)	0
19/20 Contracted orthodontic activity (UOA)	0
Carry forward orthodontic activity (UOA)	0
Baseline contract value	£566,720.20

ACCESS*

Patients seen in 24 months	Total	Change since previous quarter
Quarter ending June 2018	5,236	
Quarter ending September 2018	5,216	→
Quarter ending December 2018	5,219	→
Quarter ending March 2019	5,240	→
Quarter ending June 2019	5,245	→
Variance since June 2018	0.2%	→



ACTIVITY



Month	Adjusted Scheduled Activity (UDA)	
	2019	2020
April	582	520
May	1,898	1,717
June	2,943	2,582
July	4,675	
August	6,014	
September	6,918	
October	8,564	
November	9,856	
December	10,871	
January	12,175	
February	13,600	
March	15,105	
April	15,789	
May	15,844	
June	15,842	

QUALITY

	Quantity	Base Number	Contract	AT	Region	England
% of FP17s for the same patient ID Re-attending within 3 months - Children	43	415	10.4%	11.4%	12.1%	11.4%
% of FP17s for the same patient ID Re-attending within 3 months - Adults	241	1,057	22.8%	16.1%	15.6%	15.4%
% of FP17s for the same patient ID Re-attending between 3 & 9 months - Children	217	415	52.3%	59.4%	61.2%	59.8%
% of FP17s for the same patient ID Re-attending between 3 & 9 months - Adults	497	1,057	47.0%	52.1%	54.5%	52.1%
% of FP17s for Band 1 Urgent Courses	180	1,228	14.7%	10.5%	9.1%	9.2%
% of FP17s Relating to Free Repair or Replacements	18	1,228	1.5%	0.8%	1.0%	0.7%
% of FP17s Relating to Continuations	40	1,228	3.3%	0.9%	1.0%	0.8%
% of Patients satisfied with the dentistry they have received	0	0	N/A	93.0%	94.2%	93.4%
% of Patients satisfied with the time they had to wait for an appointment	0	0	N/A	87.4%	88.4%	87.6%

* This is based on patients treated on this contract for their most recent course of treatment. Figures in italics indicate the base number of FP17s or Patient Questionnaire responses are less than 100. N/A is shown where the base number of responses is less than 10 during the period. % is calculated as Quantity/Base number*100

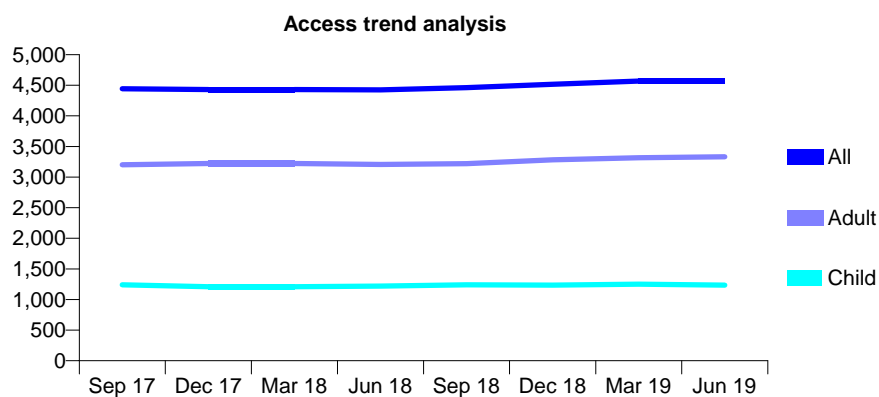
Q46 - Vital Signs At a Glance Contract Report for 153850/0001 - June 2019

Name or company name	Winton Dental Practice
Contract type name	GDS Contract
Purpose of contract	General
Contract start date	21/05/2010
Contract end date	

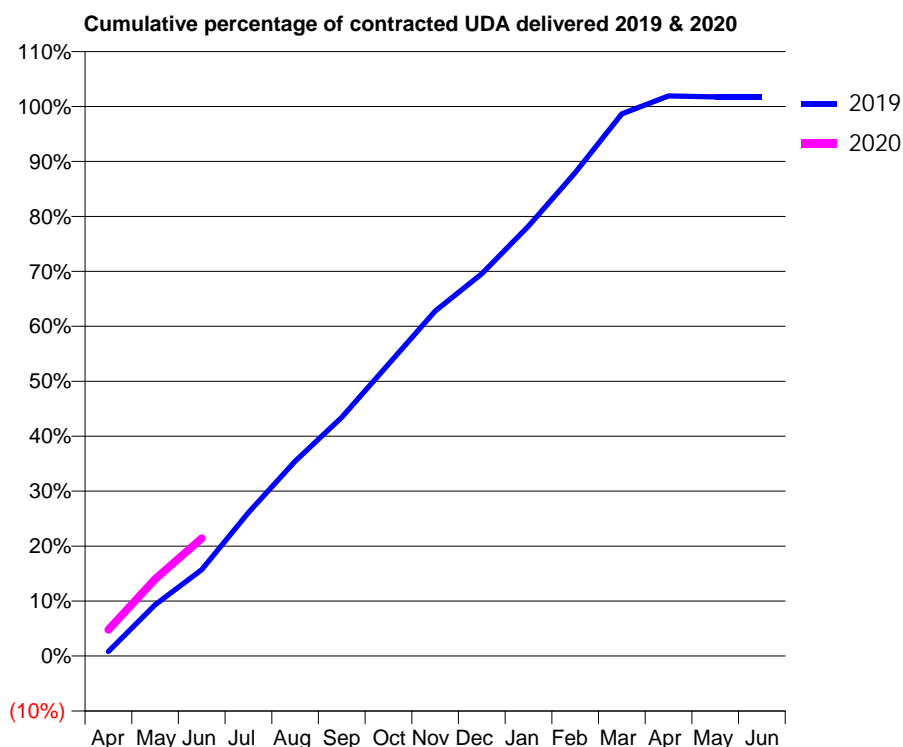
19/20 Contracted general activity (UDA)	16,701
Carry forward general activity (UDA)	0
19/20 Contracted orthodontic activity (UOA)	0
Carry forward orthodontic activity (UOA)	0
Baseline contract value	£429,051.61

ACCESS*

Patients seen in 24 months	Total	Change since previous quarter
Quarter ending June 2018	4,424	
Quarter ending September 2018	4,460	→
Quarter ending December 2018	4,518	→
Quarter ending March 2019	4,569	→
Quarter ending June 2019	4,568	→
Variance since June 2018	3.3%	↑



ACTIVITY



Month	Adjusted Scheduled Activity (UDA)	
	2019	2020
April	141	800
May	1,557	2,336
June	2,624	3,575
July	4,357	
August	5,925	
September	7,255	
October	8,871	
November	10,485	
December	11,618	
January	13,063	
February	14,688	
March	16,477	
April	17,018	
May	16,990	
June	16,992	

QUALITY

	Quantity	Base Number	Contract	AT	Region	England
% of FP17s for the same patient ID Re-attending within 3 months - Children	69	465	14.8%	11.4%	12.1%	11.4%
% of FP17s for the same patient ID Re-attending within 3 months - Adults	328	1,378	23.8%	16.1%	15.6%	15.4%
% of FP17s for the same patient ID Re-attending between 3 & 9 months - Children	299	465	64.3%	59.4%	61.2%	59.8%
% of FP17s for the same patient ID Re-attending between 3 & 9 months - Adults	737	1,378	53.5%	52.1%	54.5%	52.1%
% of FP17s for Band 1 Urgent Courses	280	1,615	17.3%	10.5%	9.1%	9.2%
% of FP17s Relating to Free Repair or Replacements	32	1,615	2.0%	0.8%	1.0%	0.7%
% of FP17s Relating to Continuations	11	1,615	0.7%	0.9%	1.0%	0.8%
% of Patients satisfied with the dentistry they have received	2	2	N/A	93.0%	94.2%	93.4%
% of Patients satisfied with the time they had to wait for an appointment	2	2	N/A	87.4%	88.4%	87.6%

* This is based on patients treated on this contract for their most recent course of treatment. Figures in italics indicate the base number of FP17s or Patient Questionnaire responses are less than 100. N/A is shown where the base number of responses is less than 10 during the period. % is calculated as Quantity/Base number*100

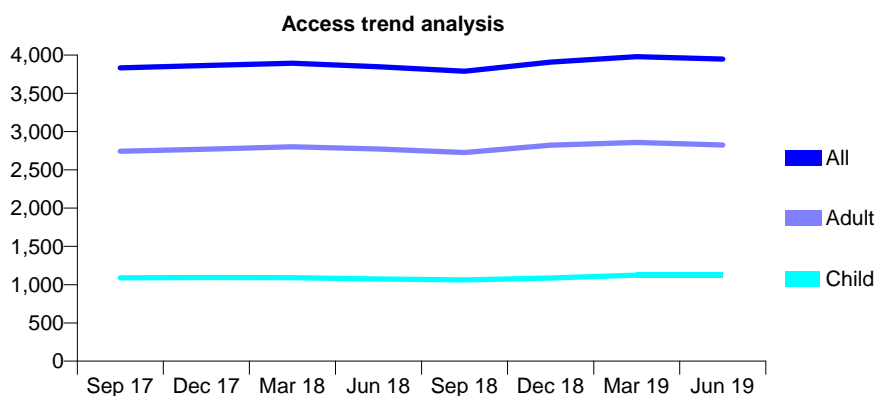
Q46 - Vital Signs At a Glance Contract Report for 153869/0001 - June 2019

Name or company name	High Street Dental Practice Partnership
Contract type name	GDS Contract
Purpose of contract	General
Contract start date	01/01/2014
Contract end date	

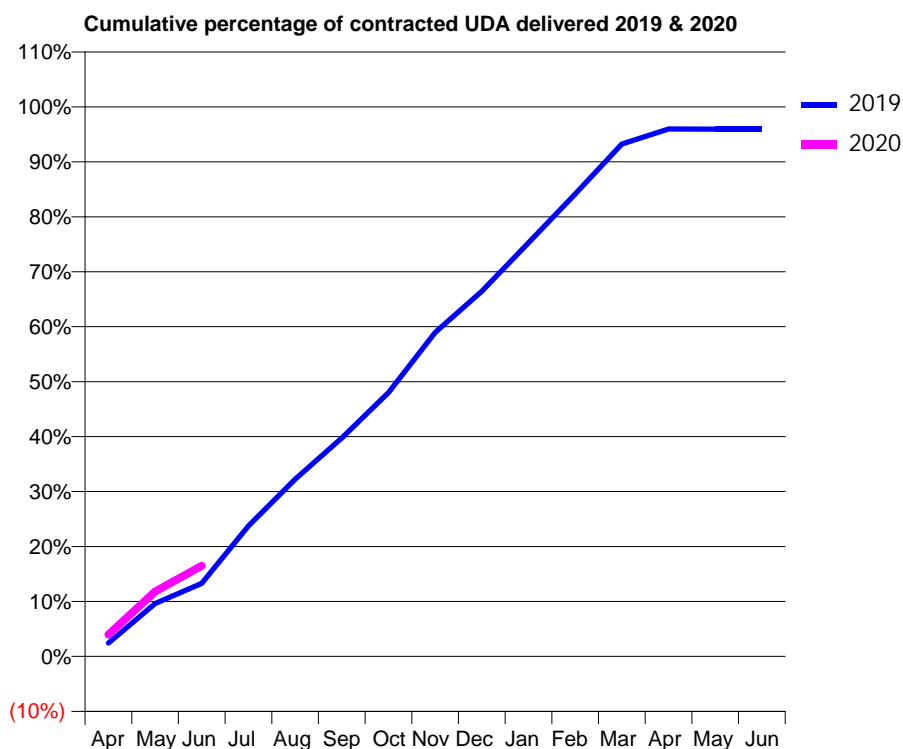
19/20 Contracted general activity (UDA)	13,000
Carry forward general activity (UDA)	0
19/20 Contracted orthodontic activity (UOA)	0
Carry forward orthodontic activity (UOA)	0
Baseline contract value	£361,543.11

ACCESS*

Patients seen in 24 months	Total	Change since previous quarter
Quarter ending June 2018	3,847	
Quarter ending September 2018	3,788	↓
Quarter ending December 2018	3,909	↑
Quarter ending March 2019	3,980	→
Quarter ending June 2019	3,948	→
Variance since June 2018	2.6%	↑



ACTIVITY



Month	2019	2020
April	318	519
May	1,250	1,536
June	1,727	2,147
July	3,087	
August	4,195	
September	5,167	
October	6,242	
November	7,663	
December	8,638	
January	9,784	
February	10,938	
March	12,119	
April	12,475	
May	12,472	
June	12,472	

QUALITY

	Quantity	Base Number	Contract	AT	Region	England
% of FP17s for the same patient ID Re-attending within 3 months - Children	20	408	4.9%	11.4%	12.1%	11.4%
% of FP17s for the same patient ID Re-attending within 3 months - Adults	130	887	14.7%	16.1%	15.6%	15.4%
% of FP17s for the same patient ID Re-attending between 3 & 9 months - Children	280	408	68.6%	59.4%	61.2%	59.8%
% of FP17s for the same patient ID Re-attending between 3 & 9 months - Adults	546	887	61.6%	52.1%	54.5%	52.1%
% of FP17s for Band 1 Urgent Courses	87	1,134	7.7%	10.5%	9.1%	9.2%
% of FP17s Relating to Free Repair or Replacements	12	1,134	1.1%	0.8%	1.0%	0.7%
% of FP17s Relating to Continuations	19	1,134	1.7%	0.9%	1.0%	0.8%
% of Patients satisfied with the dentistry they have received	0	0	N/A	93.0%	94.2%	93.4%
% of Patients satisfied with the time they had to wait for an appointment	0	0	N/A	87.4%	88.4%	87.6%

* This is based on patients treated on this contract for their most recent course of treatment. Figures in italics indicate the base number of FP17s or Patient Questionnaire responses are less than 100. N/A is shown where the base number of responses is less than 10 during the period. % is calculated as Quantity/Base number*100

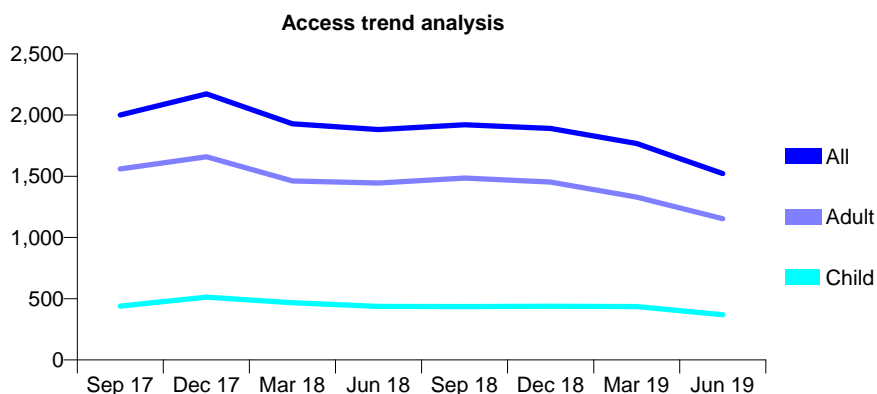
Q46 - Vital Signs At a Glance Contract Report for 153877/0001 - June 2019

Name or company name	The Glyn House Dental Partnership
Contract type name	GDS Contract
Purpose of contract	General
Contract start date	01/12/2013
Contract end date	

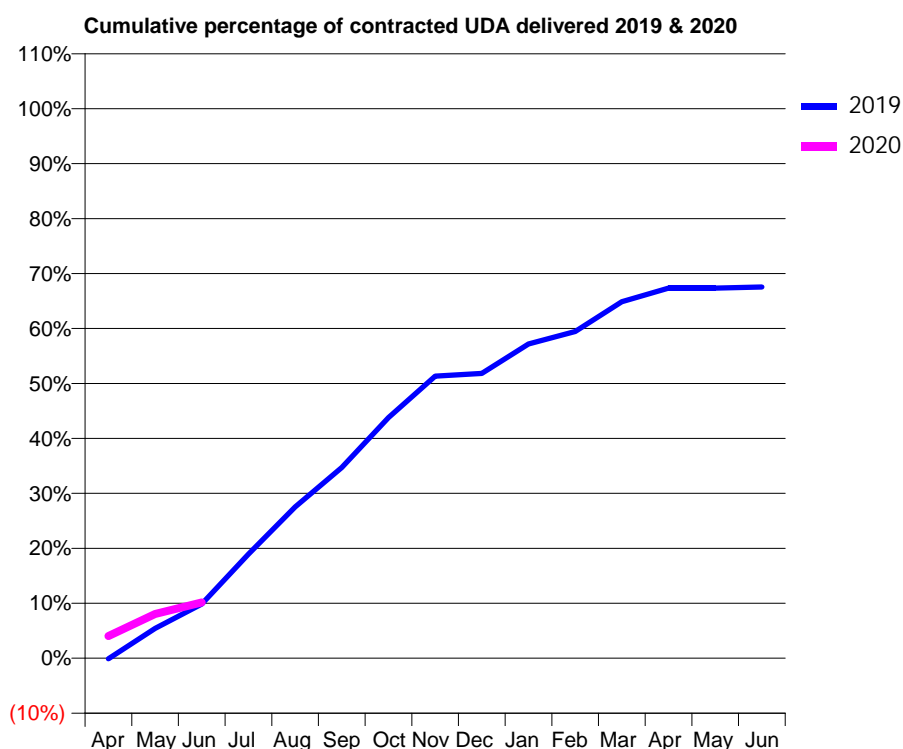
19/20 Contracted general activity (UDA)	6,444
Carry forward general activity (UDA)	0
19/20 Contracted orthodontic activity (UOA)	0
Carry forward orthodontic activity (UOA)	0
Baseline contract value	£215,568.02

ACCESS*

Patients seen in 24 months	Total	Change since previous quarter
Quarter ending June 2018	1,882	
Quarter ending September 2018	1,921	↑
Quarter ending December 2018	1,891	↓
Quarter ending March 2019	1,767	↓
Quarter ending June 2019	1,522	↓
Variance since June 2018	(19.1%)	↓



ACTIVITY



Month	2019	2020
April	-8	261
May	351	518
June	636	654
July	1,220	
August	1,775	
September	2,238	
October	2,821	
November	3,308	
December	3,340	
January	3,685	
February	3,832	
March	4,180	
April	4,340	
May	4,340	
June	4,353	

QUALITY

	Quantity	Base Number	Contract	AT	Region	England
% of FP17s for the same patient ID Re-attending within 3 months - Children	11	98	11.2%	11.4%	12.1%	11.4%
% of FP17s for the same patient ID Re-attending within 3 months - Adults	41	262	15.6%	16.1%	15.6%	15.4%
% of FP17s for the same patient ID Re-attending between 3 & 9 months - Children	29	98	29.6%	59.4%	61.2%	59.8%
% of FP17s for the same patient ID Re-attending between 3 & 9 months - Adults	77	262	29.4%	52.1%	54.5%	52.1%
% of FP17s for Band 1 Urgent Courses	50	268	18.7%	10.5%	9.1%	9.2%
% of FP17s Relating to Free Repair or Replacements	0	268	0.0%	0.8%	1.0%	0.7%
% of FP17s Relating to Continuations	0	268	0.0%	0.9%	1.0%	0.8%
% of Patients satisfied with the dentistry they have received	0	0	N/A	93.0%	94.2%	93.4%
% of Patients satisfied with the time they had to wait for an appointment	0	0	N/A	87.4%	88.4%	87.6%

* This is based on patients treated on this contract for their most recent course of treatment.

Figures in italics indicate the base number of FP17s or Patient Questionnaire responses are less than 100. N/A is shown where the base number of responses is less than 10 during the period. % is calculated as Quantity/Base number*100

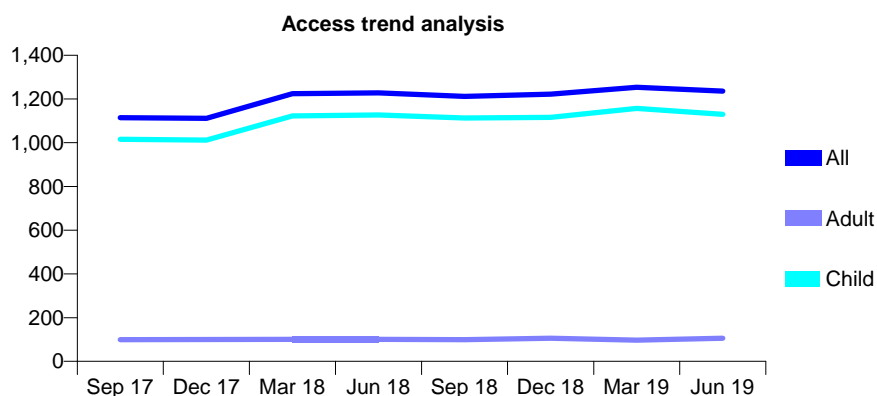
Q46 - Vital Signs At a Glance Contract Report for 154075/0001 - June 2019

Name or company name	Bloor & Mathieson
Contract type name	GDS Contract
Purpose of contract	General
Contract start date	01/11/2014
Contract end date	

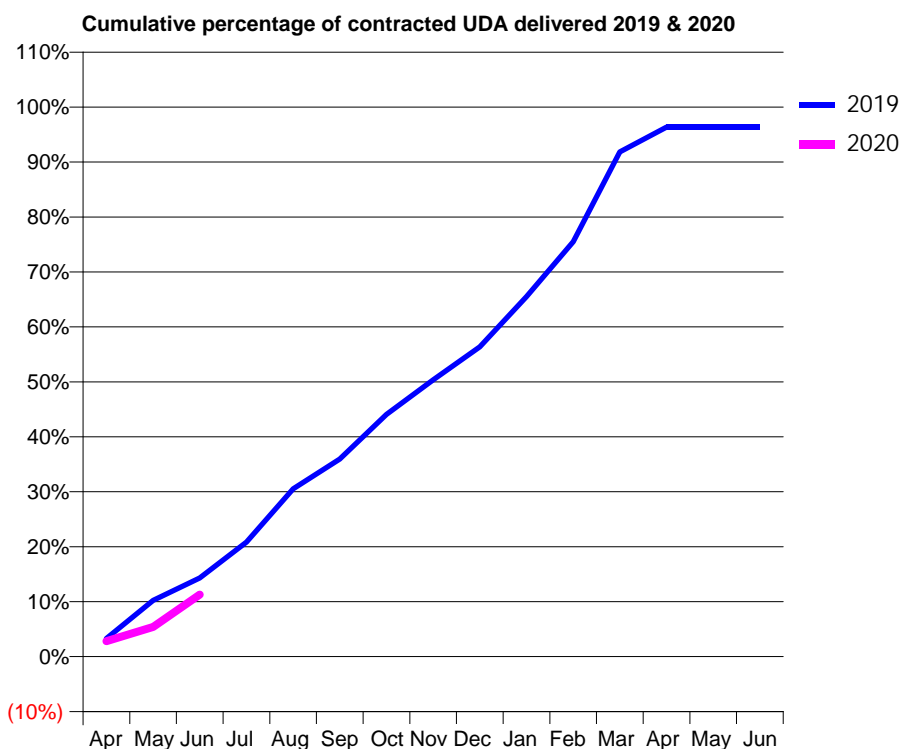
19/20 Contracted general activity (UDA)	2,514
Carry forward general activity (UDA)	0
19/20 Contracted orthodontic activity (UOA)	0
Carry forward orthodontic activity (UOA)	0
Baseline contract value	£55,758.74

ACCESS*

Patients seen in 24 months	Total	Change since previous quarter
Quarter ending June 2018	1,228	
Quarter ending September 2018	1,212	↓
Quarter ending December 2018	1,222	→
Quarter ending March 2019	1,254	↑
Quarter ending June 2019	1,236	↓
Variance since June 2018	0.7%	→



ACTIVITY



Month	Adjusted Scheduled Activity (UDA)	
	2019	2020
April	83	71
May	258	136
June	360	284
July	524	
August	768	
September	904	
October	1,108	
November	1,266	
December	1,417	
January	1,647	
February	1,898	
March	2,309	
April	2,422	
May	2,422	
June	2,422	

QUALITY

	Quantity	Base Number	Contract	AT	Region	England
% of FP17s for the same patient ID Re-attending within 3 months - Children	19	261	7.3%	11.4%	12.1%	11.4%
% of FP17s for the same patient ID Re-attending within 3 months - Adults	0	0	N/A	16.1%	15.6%	15.4%
% of FP17s for the same patient ID Re-attending between 3 & 9 months - Children	142	261	54.4%	59.4%	61.2%	59.8%
% of FP17s for the same patient ID Re-attending between 3 & 9 months - Adults	0	0	N/A	52.1%	54.5%	52.1%
% of FP17s for Band 1 Urgent Courses	0	185	0.0%	10.5%	9.1%	9.2%
% of FP17s Relating to Free Repair or Replacements	0	185	0.0%	0.8%	1.0%	0.7%
% of FP17s Relating to Continuations	0	185	0.0%	0.9%	1.0%	0.8%
% of Patients satisfied with the dentistry they have received	0	0	N/A	93.0%	94.2%	93.4%
% of Patients satisfied with the time they had to wait for an appointment	0	0	N/A	87.4%	88.4%	87.6%

* This is based on patients treated on this contract for their most recent course of treatment. Figures in italics indicate the base number of FP17s or Patient Questionnaire responses are less than 100. N/A is shown where the base number of responses is less than 10 during the period. % is calculated as Quantity/Base number*100

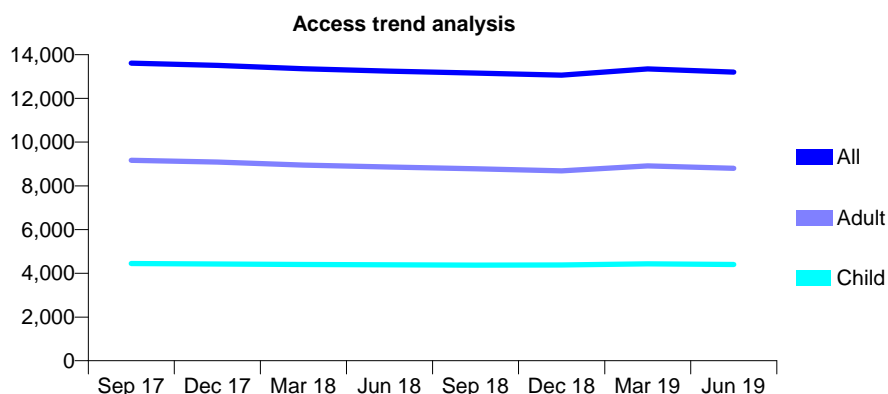
Q46 - Vital Signs At a Glance Contract Report for 154210/0002 - June 2019

Name or company name	Roch Valley Dental
Contract type name	GDS Contract
Purpose of contract	General
Contract start date	01/12/2009
Contract end date	

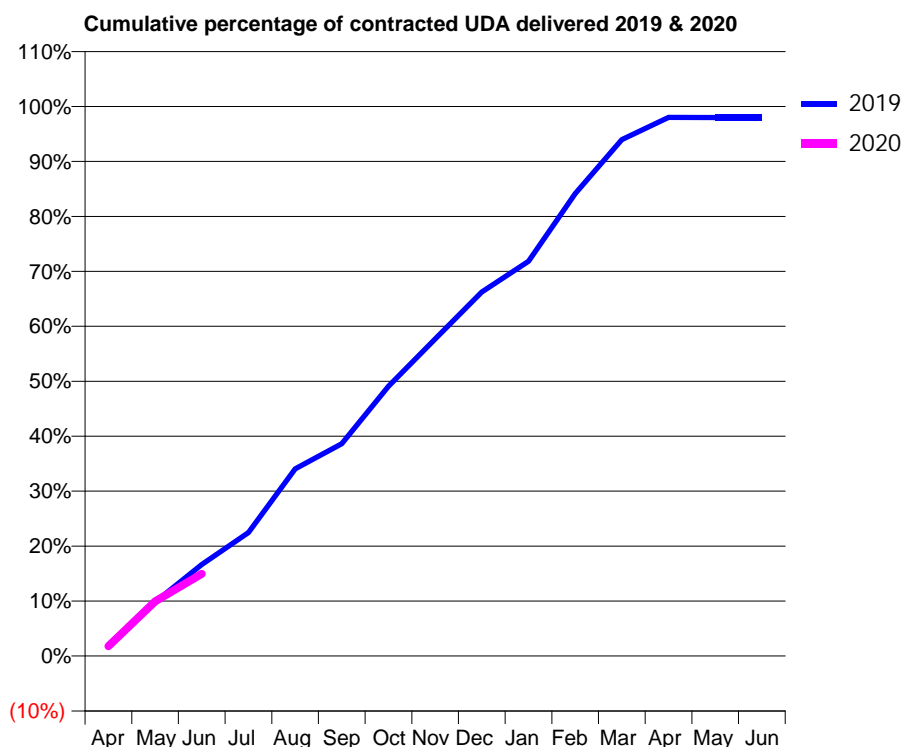
19/20 Contracted general activity (UDA)	31,085
Carry forward general activity (UDA)	0
19/20 Contracted orthodontic activity (UOA)	0
Carry forward orthodontic activity (UOA)	0
Baseline contract value	£795,394.30

ACCESS*

Patients seen in 24 months	Total	Change since previous quarter
Quarter ending June 2018	13,248	
Quarter ending September 2018	13,158	→
Quarter ending December 2018	13,065	→
Quarter ending March 2019	13,350	↑
Quarter ending June 2019	13,206	↓
Variance since June 2018	(0.3%)	→



ACTIVITY



Month	Adjusted Scheduled Activity (UDA)	
	2019	2020
April	627	558
May	3,056	3,092
June	5,169	4,652
July	6,992	
August	10,584	
September	12,008	
October	15,259	
November	17,945	
December	20,586	
January	22,333	
February	26,154	
March	29,210	
April	30,465	
May	30,455	
June	30,455	

QUALITY

	Quantity	Base Number	Contract	AT	Region	England
% of FP17s for the same patient ID Re-attending within 3 months - Children	166	1,731	9.6%	11.4%	12.1%	11.4%
% of FP17s for the same patient ID Re-attending within 3 months - Adults	373	2,178	17.1%	16.1%	15.6%	15.4%
% of FP17s for the same patient ID Re-attending between 3 & 9 months - Children	1,133	1,731	65.5%	59.4%	61.2%	59.8%
% of FP17s for the same patient ID Re-attending between 3 & 9 months - Adults	907	2,178	41.6%	52.1%	54.5%	52.1%
% of FP17s for Band 1 Urgent Courses	256	2,678	9.6%	10.5%	9.1%	9.2%
% of FP17s Relating to Free Repair or Replacements	28	2,678	1.0%	0.8%	1.0%	0.7%
% of FP17s Relating to Continuations	8	2,678	0.3%	0.9%	1.0%	0.8%
% of Patients satisfied with the dentistry they have received	2	2	N/A	93.0%	94.2%	93.4%
% of Patients satisfied with the time they had to wait for an appointment	1	2	N/A	87.4%	88.4%	87.6%

* This is based on patients treated on this contract for their most recent course of treatment. Figures in italics indicate the base number of FP17s or Patient Questionnaire responses are less than 100. N/A is shown where the base number of responses is less than 10 during the period. % is calculated as Quantity/Base number*100

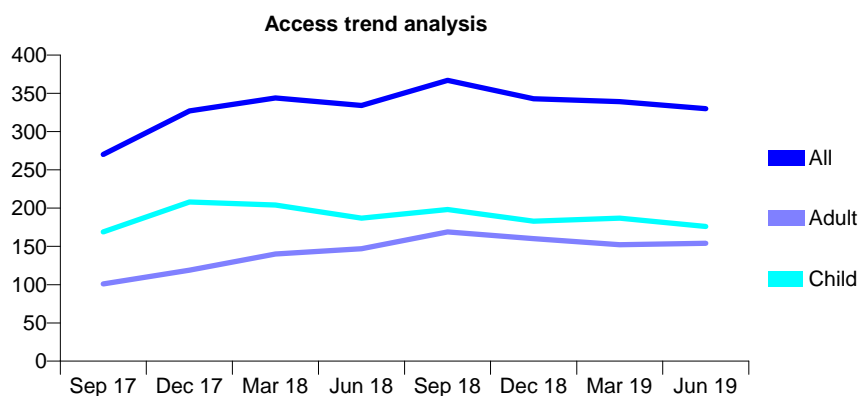
Q46 - Vital Signs At a Glance Contract Report for 154849/0001 - June 2019

Name or company name	Mr Ravat and Mr Ray
Contract type name	GDS Contract
Purpose of contract	General
Contract start date	01/12/2013
Contract end date	

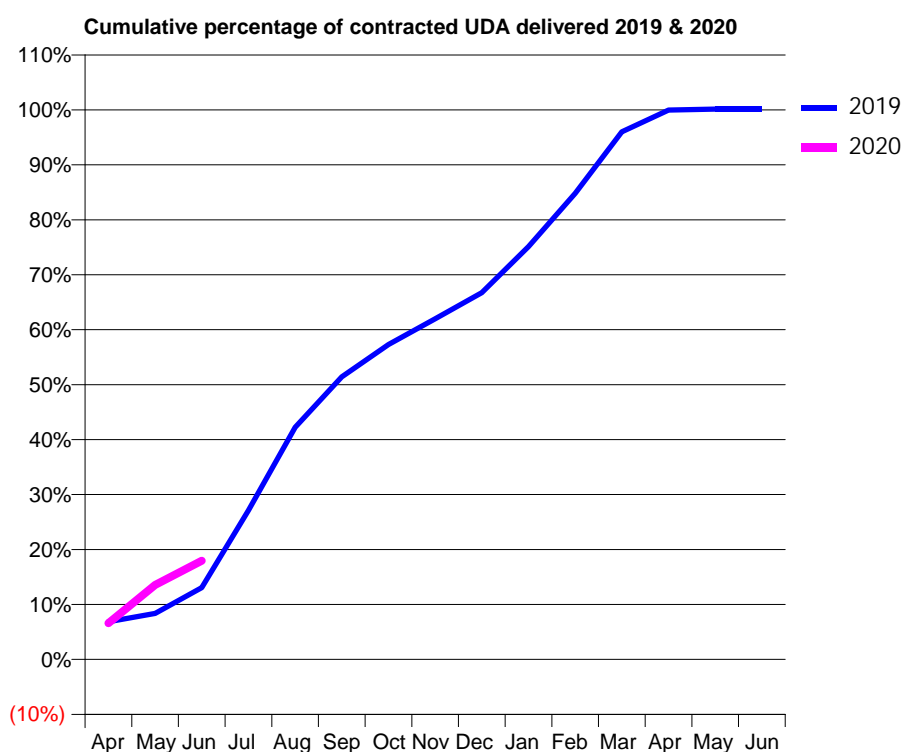
19/20 Contracted general activity (UDA)	1,158
Carry forward general activity (UDA)	0
19/20 Contracted orthodontic activity (UOA)	0
Carry forward orthodontic activity (UOA)	0
Baseline contract value	£28,991.31

ACCESS*

Patients seen in 24 months	Total	Change since previous quarter
Quarter ending June 2018	334	
Quarter ending September 2018	367	↑
Quarter ending December 2018	343	↓
Quarter ending March 2019	339	↓
Quarter ending June 2019	330	↓
Variance since June 2018	(1.2%)	↓



ACTIVITY



Month	Adjusted Scheduled Activity (UDA)	
	2019	2020
April	79	76
May	97	157
June	151	208
July	314	
August	489	
September	595	
October	664	
November	718	
December	773	
January	870	
February	982	
March	1,112	
April	1,158	
May	1,160	
June	1,160	

QUALITY

	Quantity	Base Number	Contract	AT	Region	England
% of FP17s for the same patient ID Re-attending within 3 months - Children	1	62	1.6%	11.4%	12.1%	11.4%
% of FP17s for the same patient ID Re-attending within 3 months - Adults	4	48	8.3%	16.1%	15.6%	15.4%
% of FP17s for the same patient ID Re-attending between 3 & 9 months - Children	24	62	38.7%	59.4%	61.2%	59.8%
% of FP17s for the same patient ID Re-attending between 3 & 9 months - Adults	11	48	22.9%	52.1%	54.5%	52.1%
% of FP17s for Band 1 Urgent Courses	6	94	6.4%	10.5%	9.1%	9.2%
% of FP17s Relating to Free Repair or Replacements	1	94	1.1%	0.8%	1.0%	0.7%
% of FP17s Relating to Continuations	0	94	0.0%	0.9%	1.0%	0.8%
% of Patients satisfied with the dentistry they have received	0	0	N/A	93.0%	94.2%	93.4%
% of Patients satisfied with the time they had to wait for an appointment	0	0	N/A	87.4%	88.4%	87.6%

* This is based on patients treated on this contract for their most recent course of treatment. Figures in italics indicate the base number of FP17s or Patient Questionnaire responses are less than 100. N/A is shown where the base number of responses is less than 10 during the period. % is calculated as Quantity/Base number*100

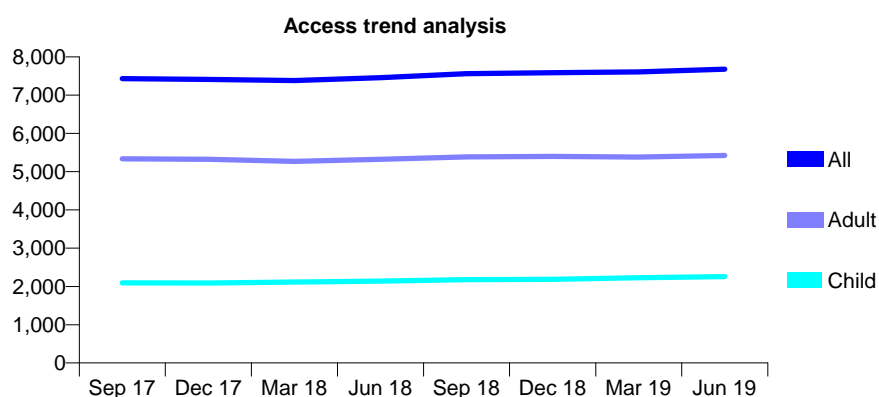
Q46 - Vital Signs At a Glance Contract Report for 155160/0001 - June 2019

Name or company name	DCO Dental
Contract type name	GDS Contract
Purpose of contract	General
Contract start date	01/01/2009
Contract end date	

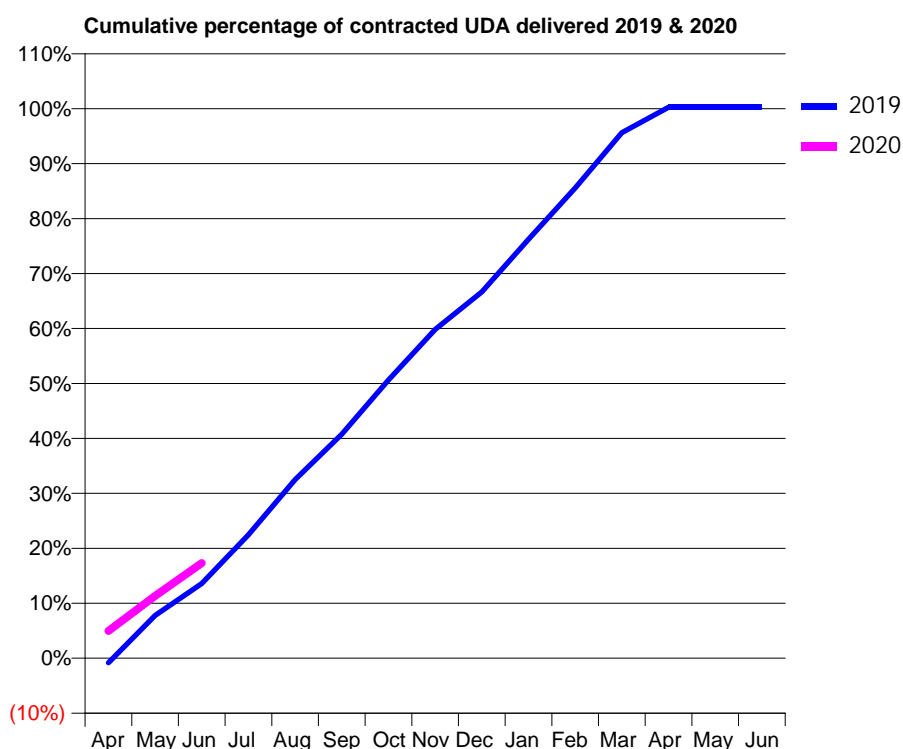
19/20 Contracted general activity (UDA)	20,000
Carry forward general activity (UDA)	0
19/20 Contracted orthodontic activity (UOA)	0
Carry forward orthodontic activity (UOA)	0
Baseline contract value	£506,095.34

ACCESS*

Patients seen in 24 months	Total	Change since previous quarter
Quarter ending June 2018	7,458	
Quarter ending September 2018	7,560	→
Quarter ending December 2018	7,588	→
Quarter ending March 2019	7,607	→
Quarter ending June 2019	7,679	→
Variance since June 2018	3.0%	↑



ACTIVITY



Month	2019	2020
April	-166	993
May	1,560	2,268
June	2,714	3,461
July	4,491	
August	6,501	
September	8,149	
October	10,125	
November	11,967	
December	13,332	
January	15,249	
February	17,115	
March	19,124	
April	20,052	
May	20,050	
June	20,051	

QUALITY

	Quantity	Base Number	Contract	AT	Region	England
% of FP17s for the same patient ID Re-attending within 3 months - Children	53	722	7.3%	11.4%	12.1%	11.4%
% of FP17s for the same patient ID Re-attending within 3 months - Adults	244	1,522	16.0%	16.1%	15.6%	15.4%
% of FP17s for the same patient ID Re-attending between 3 & 9 months - Children	459	722	63.6%	59.4%	61.2%	59.8%
% of FP17s for the same patient ID Re-attending between 3 & 9 months - Adults	730	1,522	48.0%	52.1%	54.5%	52.1%
% of FP17s for Band 1 Urgent Courses	176	1,719	10.2%	10.5%	9.1%	9.2%
% of FP17s Relating to Free Repair or Replacements	4	1,719	0.2%	0.8%	1.0%	0.7%
% of FP17s Relating to Continuations	10	1,719	0.6%	0.9%	1.0%	0.8%
% of Patients satisfied with the dentistry they have received	0	0	N/A	93.0%	94.2%	93.4%
% of Patients satisfied with the time they had to wait for an appointment	0	0	N/A	87.4%	88.4%	87.6%

* This is based on patients treated on this contract for their most recent course of treatment.

Figures in italics indicate the base number of FP17s or Patient Questionnaire responses are less than 100. N/A is shown where the base number of responses is less than 10 during the period. % is calculated as Quantity/Base number*100

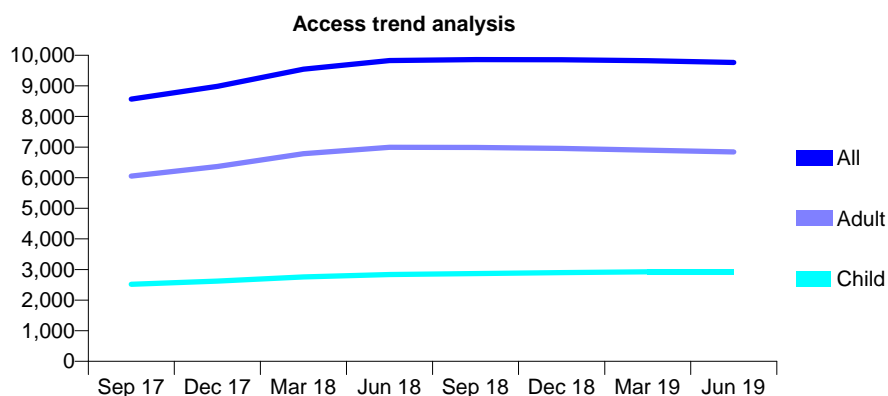
Q46 - Vital Signs At a Glance Contract Report for 155160/0002 - June 2019

Name or company name	DCO Dental
Contract type name	GDS Contract
Purpose of contract	General
Contract start date	01/08/2009
Contract end date	

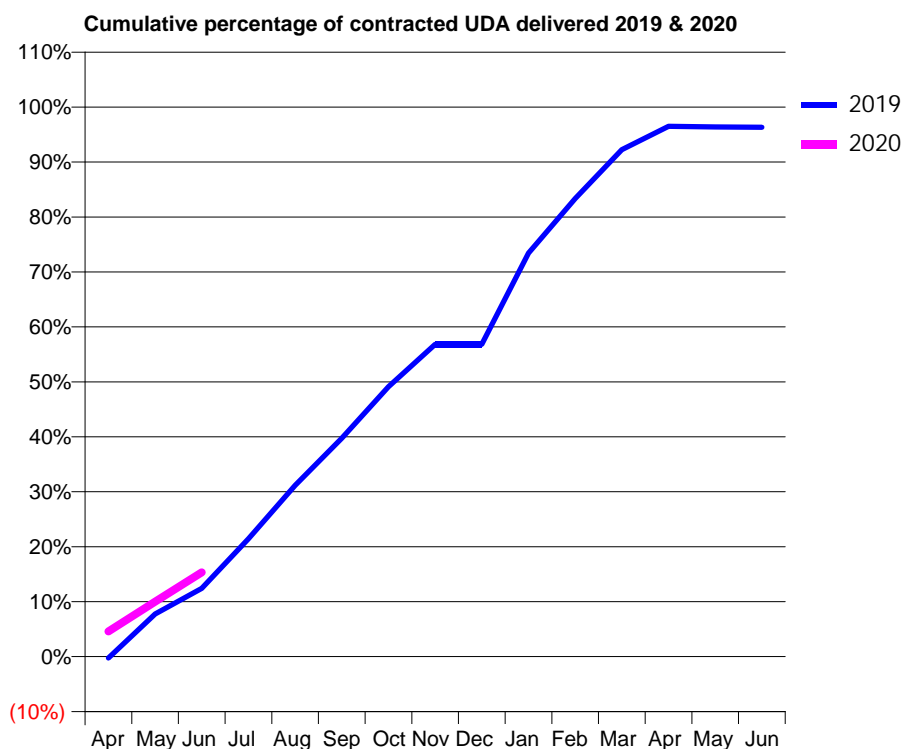
19/20 Contracted general activity (UDA)	23,150
Carry forward general activity (UDA)	0
19/20 Contracted orthodontic activity (UOA)	0
Carry forward orthodontic activity (UOA)	0
Baseline contract value	£585,805.35

ACCESS*

Patients seen in 24 months	Total	Change since previous quarter
Quarter ending June 2018	9,830	
Quarter ending September 2018	9,859	→
Quarter ending December 2018	9,854	→
Quarter ending March 2019	9,824	→
Quarter ending June 2019	9,768	→
Variance since June 2018	(0.6%)	→



ACTIVITY



Month	Adjusted Scheduled Activity (UDA)	
	2019	2020
April	-66	1,065
May	1,799	2,318
June	2,881	3,553
July	4,968	
August	7,215	
September	9,202	
October	11,372	
November	13,154	
December	13,154	
January	17,001	
February	19,301	
March	21,357	
April	22,338	
May	22,311	
June	22,302	

QUALITY

	Quantity	Base Number	Contract	AT	Region	England
% of FP17s for the same patient ID Re-attending within 3 months - Children	68	949	7.2%	11.4%	12.1%	11.4%
% of FP17s for the same patient ID Re-attending within 3 months - Adults	303	1,924	15.7%	16.1%	15.6%	15.4%
% of FP17s for the same patient ID Re-attending between 3 & 9 months - Children	635	949	66.9%	59.4%	61.2%	59.8%
% of FP17s for the same patient ID Re-attending between 3 & 9 months - Adults	1,063	1,924	55.2%	52.1%	54.5%	52.1%
% of FP17s for Band 1 Urgent Courses	169	1,907	8.9%	10.5%	9.1%	9.2%
% of FP17s Relating to Free Repair or Replacements	14	1,907	0.7%	0.8%	1.0%	0.7%
% of FP17s Relating to Continuations	4	1,907	0.2%	0.9%	1.0%	0.8%
% of Patients satisfied with the dentistry they have received	1	1	N/A	93.0%	94.2%	93.4%
% of Patients satisfied with the time they had to wait for an appointment	1	1	N/A	87.4%	88.4%	87.6%

* This is based on patients treated on this contract for their most recent course of treatment. Figures in italics indicate the base number of FP17s or Patient Questionnaire responses are less than 100. N/A is shown where the base number of responses is less than 10 during the period. % is calculated as Quantity/Base number*100

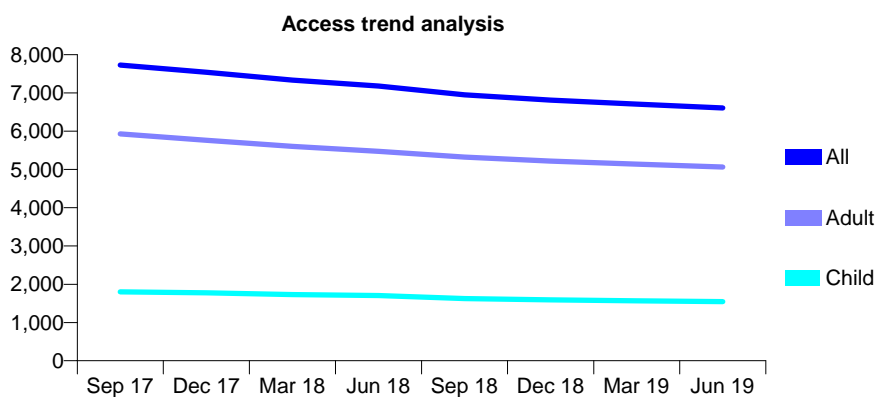
Q46 - Vital Signs At a Glance Contract Report for 155195/0001 - June 2019

Name or company name	Bolton and Bury Dental Practice
Contract type name	GDS Contract
Purpose of contract	General
Contract start date	01/04/2012
Contract end date	

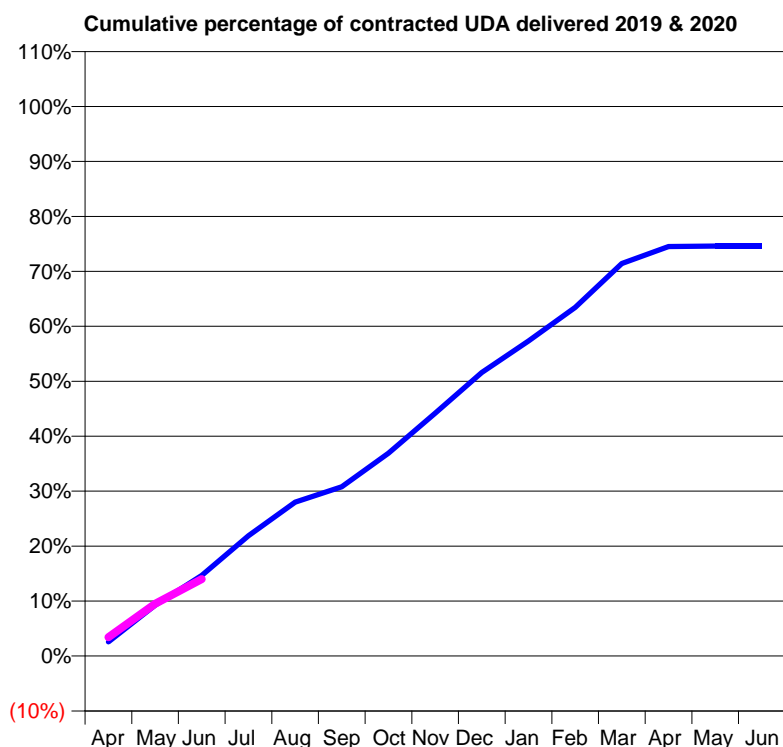
19/20 Contracted general activity (UDA)	28,500
Carry forward general activity (UDA)	0
19/20 Contracted orthodontic activity (UOA)	0
Carry forward orthodontic activity (UOA)	0
Baseline contract value	£883,309.10

ACCESS*

Patients seen in 24 months	Total	Change since previous quarter
Quarter ending June 2018	7,180	
Quarter ending September 2018	6,950	↓
Quarter ending December 2018	6,813	↓
Quarter ending March 2019	6,709	↓
Quarter ending June 2019	6,609	↓
Variance since June 2018	(8.0%)	↓



ACTIVITY



Month	Adjusted Scheduled Activity (UDA)	
	2019	2020
April	734	976
May	2,637	2,706
June	4,179	3,989
July	6,237	
August	7,984	
September	8,782	
October	10,521	
November	12,594	
December	14,699	
January	16,338	
February	18,081	
March	20,355	
April	21,236	
May	21,255	
June	21,255	

QUALITY

	Quantity	Base Number	Contract	AT	Region	England
% of FP17s for the same patient ID Re-attending within 3 months - Children	54	481	11.2%	11.4%	12.1%	11.4%
% of FP17s for the same patient ID Re-attending within 3 months - Adults	320	1,600	20.0%	16.1%	15.6%	15.4%
% of FP17s for the same patient ID Re-attending between 3 & 9 months - Children	209	481	43.5%	59.4%	61.2%	59.8%
% of FP17s for the same patient ID Re-attending between 3 & 9 months - Adults	726	1,600	45.4%	52.1%	54.5%	52.1%
% of FP17s for Band 1 Urgent Courses	208	1,721	12.1%	10.5%	9.1%	9.2%
% of FP17s Relating to Free Repair or Replacements	9	1,721	0.5%	0.8%	1.0%	0.7%
% of FP17s Relating to Continuations	21	1,721	1.2%	0.9%	1.0%	0.8%
% of Patients satisfied with the dentistry they have received	4	4	N/A	93.0%	94.2%	93.4%
% of Patients satisfied with the time they had to wait for an appointment	4	4	N/A	87.4%	88.4%	87.6%

* This is based on patients treated on this contract for their most recent course of treatment. Figures in italics indicate the base number of FP17s or Patient Questionnaire responses are less than 100. N/A is shown where the base number of responses is less than 10 during the period. % is calculated as Quantity/Base number*100

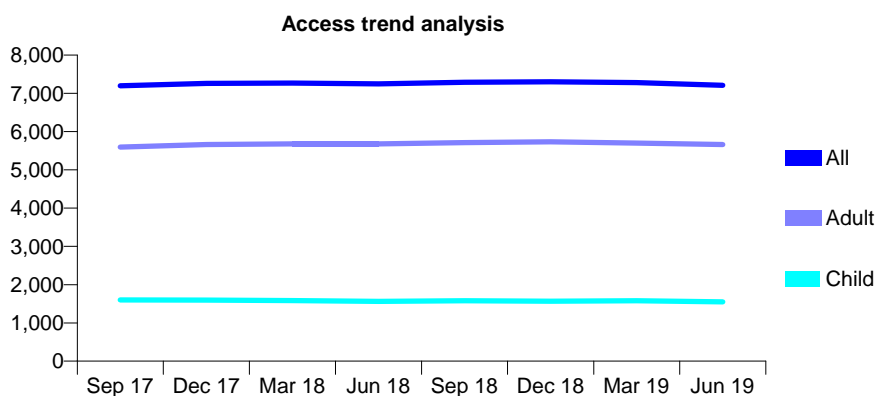
Q46 - Vital Signs At a Glance Contract Report for 156140/0001 - June 2019

Name or company name	Edgeley Dental Practice
Contract type name	GDS Contract
Purpose of contract	General
Contract start date	22/03/2007
Contract end date	

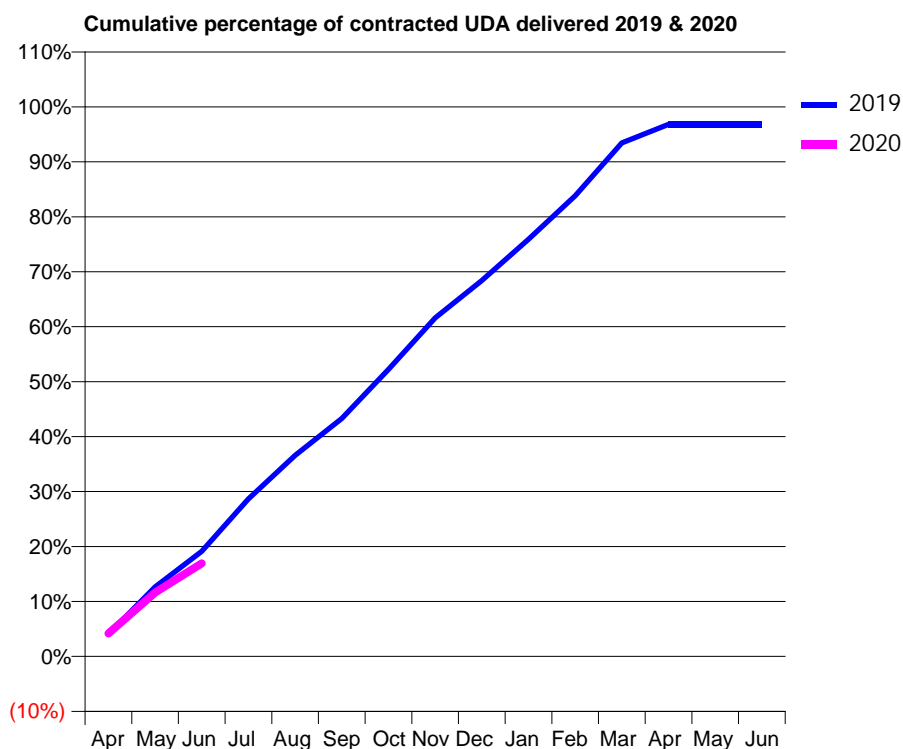
19/20 Contracted general activity (UDA)	22,636
Carry forward general activity (UDA)	0
19/20 Contracted orthodontic activity (UOA)	0
Carry forward orthodontic activity (UOA)	0
Baseline contract value	£744,961.64

ACCESS*

Patients seen in 24 months	Total	Change since previous quarter
Quarter ending June 2018	7,244	
Quarter ending September 2018	7,288	→
Quarter ending December 2018	7,300	→
Quarter ending March 2019	7,279	→
Quarter ending June 2019	7,212	→
Variance since June 2018	(0.4%)	→



ACTIVITY



Month	2019	2020
April	920	946
May	2,864	2,634
June	4,329	3,830
July	6,488	
August	8,288	
September	9,803	
October	11,823	
November	13,942	
December	15,484	
January	17,184	
February	18,976	
March	21,151	
April	21,913	
May	21,913	
June	21,913	

QUALITY

	Quantity	Base Number	Contract	AT	Region	England
% of FP17s for the same patient ID Re-attending within 3 months - Children	60	600	10.0%	11.4%	12.1%	11.4%
% of FP17s for the same patient ID Re-attending within 3 months - Adults	288	2,034	14.2%	16.1%	15.6%	15.4%
% of FP17s for the same patient ID Re-attending between 3 & 9 months - Children	379	600	63.2%	59.4%	61.2%	59.8%
% of FP17s for the same patient ID Re-attending between 3 & 9 months - Adults	1,382	2,034	67.9%	52.1%	54.5%	52.1%
% of FP17s for Band 1 Urgent Courses	206	2,220	9.3%	10.5%	9.1%	9.2%
% of FP17s Relating to Free Repair or Replacements	26	2,220	1.2%	0.8%	1.0%	0.7%
% of FP17s Relating to Continuations	16	2,220	0.7%	0.9%	1.0%	0.8%
% of Patients satisfied with the dentistry they have received	4	4	N/A	93.0%	94.2%	93.4%
% of Patients satisfied with the time they had to wait for an appointment	4	4	N/A	87.4%	88.4%	87.6%

* This is based on patients treated on this contract for their most recent course of treatment.

Figures in italics indicate the base number of FP17s or Patient Questionnaire responses are less than 100. N/A is shown where the base number of responses is less than 10 during the period. % is calculated as Quantity/Base number*100

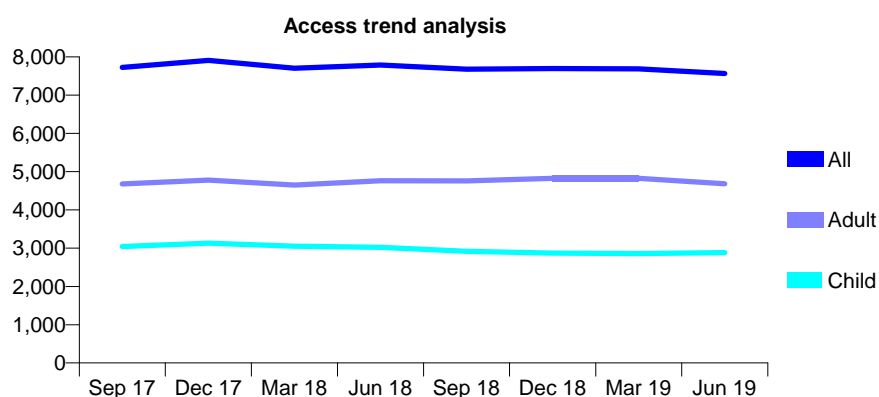
Q46 - Vital Signs At a Glance Contract Report for 156523/0001 - June 2019

Name or company name	Daylesford Associates Limited
Contract type name	GDS Contract
Purpose of contract	General
Contract start date	22/05/2008
Contract end date	

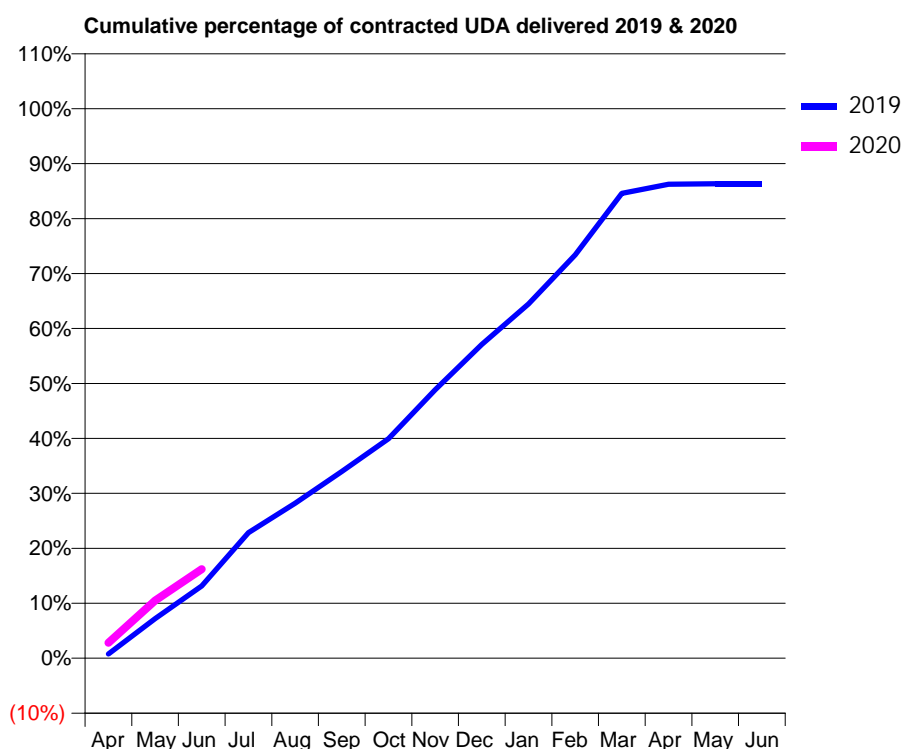
19/20 Contracted general activity (UDA)	21,288
Carry forward general activity (UDA)	0
19/20 Contracted orthodontic activity (UOA)	0
Carry forward orthodontic activity (UOA)	0
Baseline contract value	£607,669.43

ACCESS*

Patients seen in 24 months	Total	Change since previous quarter
Quarter ending June 2018	7,784	
Quarter ending September 2018	7,679	↓
Quarter ending December 2018	7,696	→
Quarter ending March 2019	7,685	→
Quarter ending June 2019	7,566	↓
Variance since June 2018	(2.8%)	↓



ACTIVITY



Month	2019	2020
April	169	599
May	1,536	2,234
June	2,796	3,449
July	4,865	
August	6,004	
September	7,236	
October	8,508	
November	10,401	
December	12,154	
January	13,722	
February	15,624	
March	18,007	
April	18,361	
May	18,378	
June	18,379	

QUALITY

	Quantity	Base Number	Contract	AT	Region	England
% of FP17s for the same patient ID Re-attending within 3 months - Children	108	1,060	10.2%	11.4%	12.1%	11.4%
% of FP17s for the same patient ID Re-attending within 3 months - Adults	175	1,005	17.4%	16.1%	15.6%	15.4%
% of FP17s for the same patient ID Re-attending between 3 & 9 months - Children	632	1,060	59.6%	59.4%	61.2%	59.8%
% of FP17s for the same patient ID Re-attending between 3 & 9 months - Adults	441	1,005	43.9%	52.1%	54.5%	52.1%
% of FP17s for Band 1 Urgent Courses	237	1,840	12.9%	10.5%	9.1%	9.2%
% of FP17s Relating to Free Repair or Replacements	2	1,840	0.1%	0.8%	1.0%	0.7%
% of FP17s Relating to Continuations	7	1,840	0.4%	0.9%	1.0%	0.8%
% of Patients satisfied with the dentistry they have received	0	0	N/A	93.0%	94.2%	93.4%
% of Patients satisfied with the time they had to wait for an appointment	0	0	N/A	87.4%	88.4%	87.6%

* This is based on patients treated on this contract for their most recent course of treatment.

Figures in italics indicate the base number of FP17s or Patient Questionnaire responses are less than 100. N/A is shown where the base number of responses is less than 10 during the period. % is calculated as Quantity/Base number*100

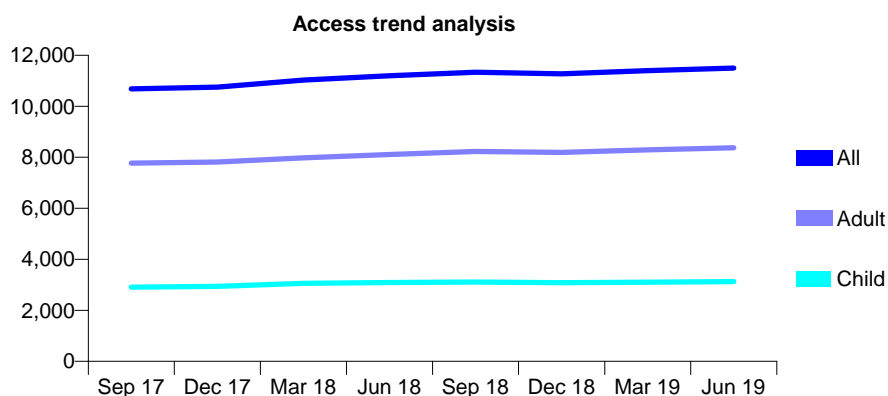
Q46 - Vital Signs At a Glance Contract Report for 158216/0001 - June 2019

Name or company name	Bredbury Dental Practice Ltd
Contract type name	GDS Contract
Purpose of contract	General
Contract start date	01/04/2008
Contract end date	

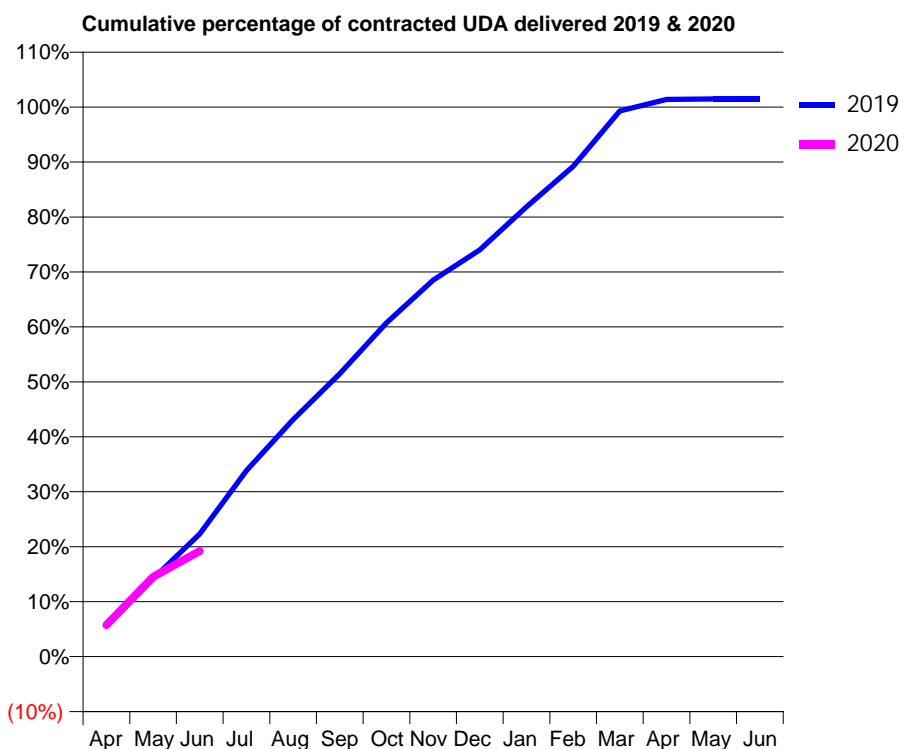
19/20 Contracted general activity (UDA)	29,008
Carry forward general activity (UDA)	0
19/20 Contracted orthodontic activity (UOA)	0
Carry forward orthodontic activity (UOA)	0
Baseline contract value	£859,241.24

ACCESS*

Patients seen in 24 months	Total	Change since previous quarter
Quarter ending June 2018	11,195	
Quarter ending September 2018	11,332	→
Quarter ending December 2018	11,270	→
Quarter ending March 2019	11,396	→
Quarter ending June 2019	11,503	→
Variance since June 2018	2.8%	↑



ACTIVITY



Month	Adjusted Scheduled Activity (UDA)	
	2019	2020
April	1,615	1,675
May	4,124	4,212
June	6,478	5,574
July	9,824	
August	12,517	
September	14,935	
October	17,614	
November	19,878	
December	21,465	
January	23,739	
February	25,879	
March	28,802	
April	29,412	
May	29,435	
June	29,435	

QUALITY

	Quantity	Base Number	Contract	AT	Region	England
% of FP17s for the same patient ID Re-attending within 3 months - Children	61	919	6.6%	11.4%	12.1%	11.4%
% of FP17s for the same patient ID Re-attending within 3 months - Adults	239	2,007	11.9%	16.1%	15.6%	15.4%
% of FP17s for the same patient ID Re-attending between 3 & 9 months - Children	490	919	53.3%	59.4%	61.2%	59.8%
% of FP17s for the same patient ID Re-attending between 3 & 9 months - Adults	846	2,007	42.2%	52.1%	54.5%	52.1%
% of FP17s for Band 1 Urgent Courses	174	2,527	6.9%	10.5%	9.1%	9.2%
% of FP17s Relating to Free Repair or Replacements	16	2,527	0.6%	0.8%	1.0%	0.7%
% of FP17s Relating to Continuations	15	2,527	0.6%	0.9%	1.0%	0.8%
% of Patients satisfied with the dentistry they have received	3	3	N/A	93.0%	94.2%	93.4%
% of Patients satisfied with the time they had to wait for an appointment	3	3	N/A	87.4%	88.4%	87.6%

* This is based on patients treated on this contract for their most recent course of treatment. Figures in italics indicate the base number of FP17s or Patient Questionnaire responses are less than 100. N/A is shown where the base number of responses is less than 10 during the period. % is calculated as Quantity/Base number*100

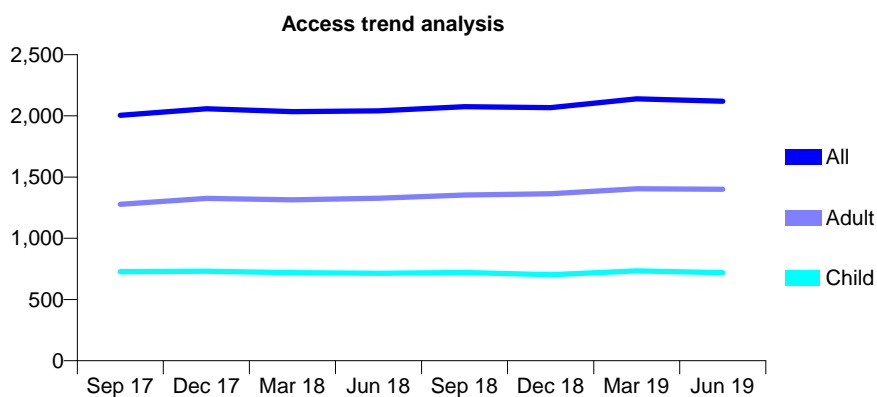
Q46 - Vital Signs At a Glance Contract Report for 158453/0001 - June 2019

Name or company name	Ravat and Ray Dental Care (Pemberton) Lt
Contract type name	GDS Contract
Purpose of contract	General
Contract start date	01/10/2013
Contract end date	

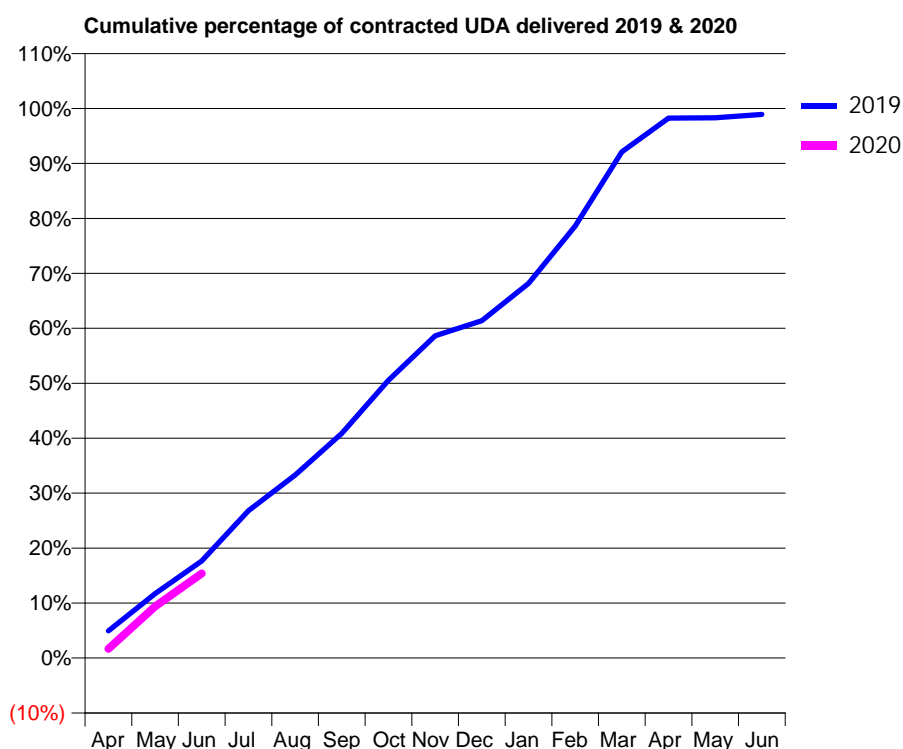
19/20 Contracted general activity (UDA)	6,500
Carry forward general activity (UDA)	0
19/20 Contracted orthodontic activity (UOA)	0
Carry forward orthodontic activity (UOA)	0
Baseline contract value	£202,464.15

ACCESS*

Patients seen in 24 months	Total	Change since previous quarter
Quarter ending June 2018	2,041	
Quarter ending September 2018	2,075	→
Quarter ending December 2018	2,067	→
Quarter ending March 2019	2,139	↑
Quarter ending June 2019	2,119	→
Variance since June 2018	3.8%	↑



ACTIVITY



Month	Adjusted Scheduled Activity (UDA)	
	2019	2020
April	321	109
May	762	611
June	1,148	1,001
July	1,742	
August	2,165	
September	2,657	
October	3,285	
November	3,812	
December	3,990	
January	4,431	
February	5,111	
March	5,987	
April	6,385	
May	6,389	
June	6,430	

QUALITY

	Quantity	Base Number	Contract	AT	Region	England
% of FP17s for the same patient ID Re-attending within 3 months - Children	23	226	10.2%	11.4%	12.1%	11.4%
% of FP17s for the same patient ID Re-attending within 3 months - Adults	71	423	16.8%	16.1%	15.6%	15.4%
% of FP17s for the same patient ID Re-attending between 3 & 9 months - Children	141	226	62.4%	59.4%	61.2%	59.8%
% of FP17s for the same patient ID Re-attending between 3 & 9 months - Adults	192	423	45.4%	52.1%	54.5%	52.1%
% of FP17s for Band 1 Urgent Courses	45	457	9.8%	10.5%	9.1%	9.2%
% of FP17s Relating to Free Repair or Replacements	6	457	1.3%	0.8%	1.0%	0.7%
% of FP17s Relating to Continuations	3	457	0.7%	0.9%	1.0%	0.8%
% of Patients satisfied with the dentistry they have received	1	1	N/A	93.0%	94.2%	93.4%
% of Patients satisfied with the time they had to wait for an appointment	1	1	N/A	87.4%	88.4%	87.6%

* This is based on patients treated on this contract for their most recent course of treatment. Figures in italics indicate the base number of FP17s or Patient Questionnaire responses are less than 100. N/A is shown where the base number of responses is less than 10 during the period. % is calculated as Quantity/Base number*100

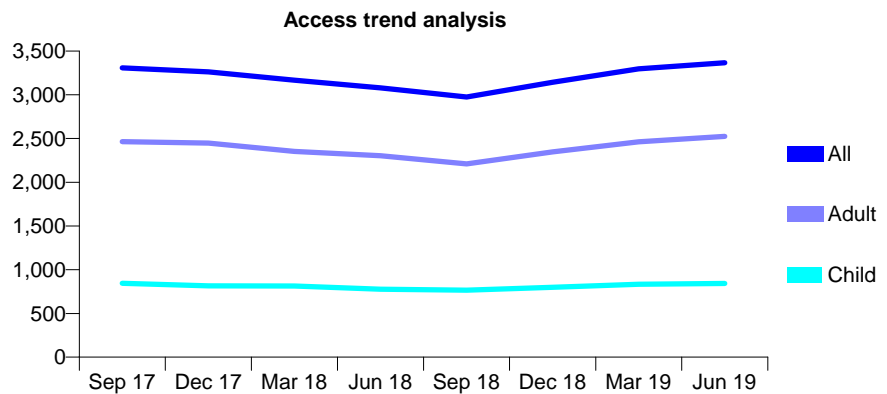
Q46 - Vital Signs At a Glance Contract Report for 158550/0001 - June 2019

Name or company name	Pearl Smile Limited
Contract type name	GDS Contract
Purpose of contract	General
Contract start date	01/03/2010
Contract end date	

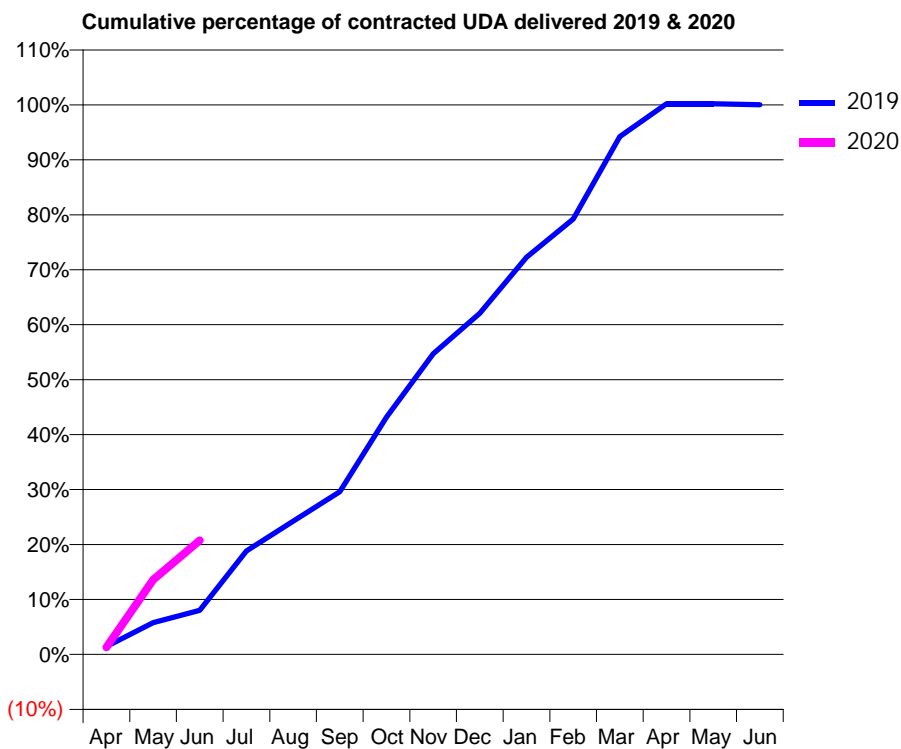
19/20 Contracted general activity (UDA)	9,882
Carry forward general activity (UDA)	0
19/20 Contracted orthodontic activity (UOA)	0
Carry forward orthodontic activity (UOA)	0
Baseline contract value	£276,571.93

ACCESS*

Patients seen in 24 months	Total	Change since previous quarter
Quarter ending June 2018	3,080	
Quarter ending September 2018	2,975	↓
Quarter ending December 2018	3,144	↑
Quarter ending March 2019	3,296	↑
Quarter ending June 2019	3,367	↑
Variance since June 2018	9.3%	↑



ACTIVITY



Month	2019	2020
April	143	129
May	571	1,345
June	792	2,051
July	1,862	
August	2,398	
September	2,925	
October	4,266	
November	5,406	
December	6,132	
January	7,142	
February	7,829	
March	9,311	
April	9,900	
May	9,900	
June	9,884	

QUALITY

	Quantity	Base Number	Contract	AT	Region	England
% of FP17s for the same patient ID Re-attending within 3 months - Children	22	290	7.6%	11.4%	12.1%	11.4%
% of FP17s for the same patient ID Re-attending within 3 months - Adults	94	755	12.5%	16.1%	15.6%	15.4%
% of FP17s for the same patient ID Re-attending between 3 & 9 months - Children	142	290	49.0%	59.4%	61.2%	59.8%
% of FP17s for the same patient ID Re-attending between 3 & 9 months - Adults	336	755	44.5%	52.1%	54.5%	52.1%
% of FP17s for Band 1 Urgent Courses	75	882	8.5%	10.5%	9.1%	9.2%
% of FP17s Relating to Free Repair or Replacements	8	882	0.9%	0.8%	1.0%	0.7%
% of FP17s Relating to Continuations	1	882	0.1%	0.9%	1.0%	0.8%
% of Patients satisfied with the dentistry they have received	3	3	N/A	93.0%	94.2%	93.4%
% of Patients satisfied with the time they had to wait for an appointment	2	3	N/A	87.4%	88.4%	87.6%

* This is based on patients treated on this contract for their most recent course of treatment. Figures in italics indicate the base number of FP17s or Patient Questionnaire responses are less than 100. N/A is shown where the base number of responses is less than 10 during the period. % is calculated as Quantity/Base number*100

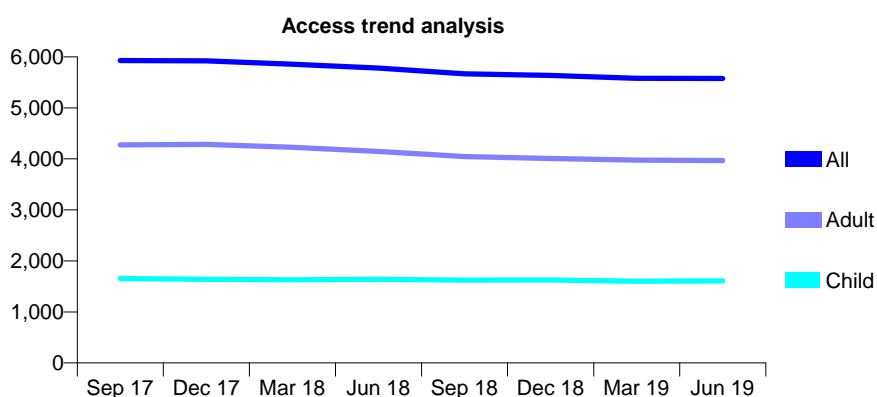
Q46 - Vital Signs At a Glance Contract Report for 158674/0001 - June 2019

Name or company name	IDH 418 Limited
Contract type name	GDS Contract
Purpose of contract	General
Contract start date	01/10/2008
Contract end date	

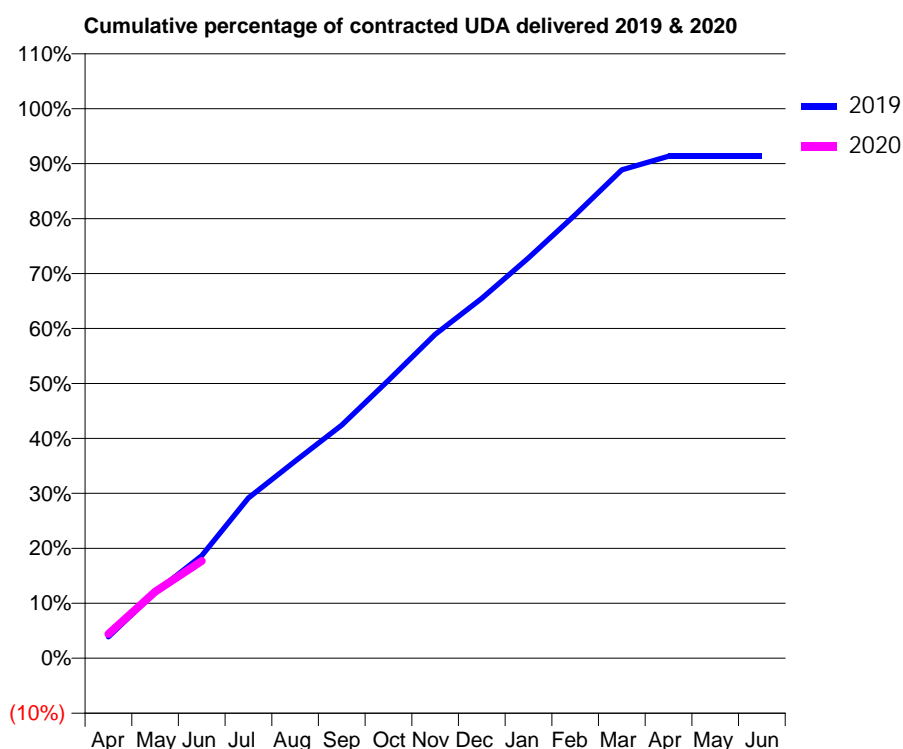
19/20 Contracted general activity (UDA)	15,889
Carry forward general activity (UDA)	0
19/20 Contracted orthodontic activity (UOA)	0
Carry forward orthodontic activity (UOA)	0
Baseline contract value	£583,334.10

ACCESS*

Patients seen in 24 months	Total	Change since previous quarter
Quarter ending June 2018	5,782	
Quarter ending September 2018	5,667	↓
Quarter ending December 2018	5,635	→
Quarter ending March 2019	5,581	→
Quarter ending June 2019	5,576	→
Variance since June 2018	(3.6%)	↓



ACTIVITY



Month	2019	2020
April	618	699
May	1,903	1,923
June	2,962	2,812
July	4,632	
August	5,696	
September	6,743	
October	8,035	
November	9,363	
December	10,406	
January	11,576	
February	12,817	
March	14,117	
April	14,515	
May	14,516	
June	14,516	

QUALITY

	Quantity	Base Number	Contract	AT	Region	England
% of FP17s for the same patient ID Re-attending within 3 months - Children	30	486	6.2%	11.4%	12.1%	11.4%
% of FP17s for the same patient ID Re-attending within 3 months - Adults	120	1,107	10.8%	16.1%	15.6%	15.4%
% of FP17s for the same patient ID Re-attending between 3 & 9 months - Children	262	486	53.9%	59.4%	61.2%	59.8%
% of FP17s for the same patient ID Re-attending between 3 & 9 months - Adults	568	1,107	51.3%	52.1%	54.5%	52.1%
% of FP17s for Band 1 Urgent Courses	39	1,411	2.8%	10.5%	9.1%	9.2%
% of FP17s Relating to Free Repair or Replacements	14	1,411	1.0%	0.8%	1.0%	0.7%
% of FP17s Relating to Continuations	32	1,411	2.3%	0.9%	1.0%	0.8%
% of Patients satisfied with the dentistry they have received	1	1	N/A	93.0%	94.2%	93.4%
% of Patients satisfied with the time they had to wait for an appointment	1	1	N/A	87.4%	88.4%	87.6%

* This is based on patients treated on this contract for their most recent course of treatment.

Figures in italics indicate the base number of FP17s or Patient Questionnaire responses are less than 100. N/A is shown where the base number of responses is less than 10 during the period. % is calculated as Quantity/Base number*100

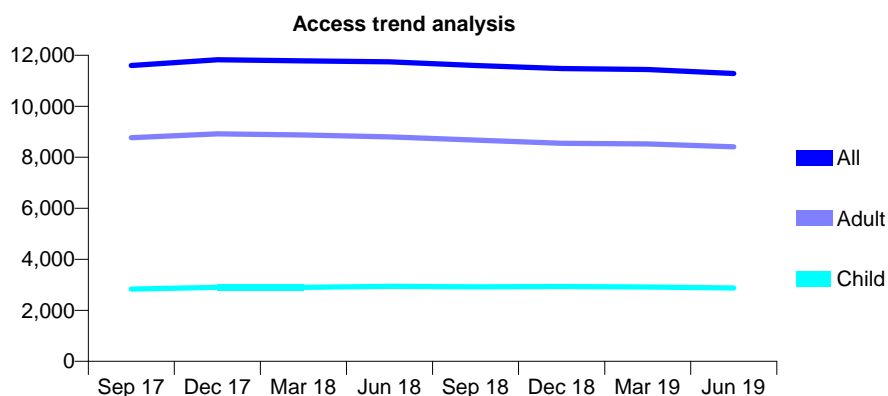
Q46 - Vital Signs At a Glance Contract Report for 160059/0001 - June 2019

Name or company name	REVIVE DENTAL CARE LIMITED
Contract type name	Pilot Contract
Purpose of contract	General
Contract start date	01/01/2015
Contract end date	

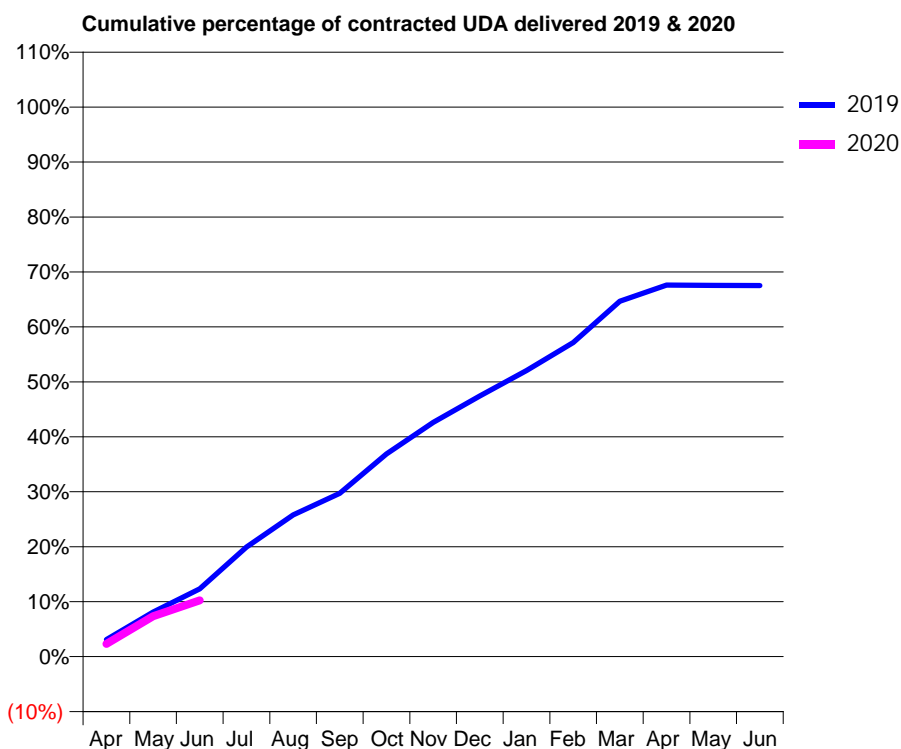
19/20 Contracted general activity (UDA)	28,580
Carry forward general activity (UDA)	0
19/20 Contracted orthodontic activity (UOA)	0
Carry forward orthodontic activity (UOA)	0
Baseline contract value	£1,041,076.63

ACCESS*

Patients seen in 24 months	Total	Change since previous quarter
Quarter ending June 2018	11,741	
Quarter ending September 2018	11,598	↓
Quarter ending December 2018	11,481	↓
Quarter ending March 2019	11,444	→
Quarter ending June 2019	11,288	↓
Variance since June 2018	(3.9%)	↓



ACTIVITY



Month	Adjusted Scheduled Activity (UDA)	
	2019	2020
April	892	665
May	2,318	2,104
June	3,525	2,927
July	5,699	
August	7,371	
September	8,490	
October	10,539	
November	12,183	
December	13,554	
January	14,879	
February	16,339	
March	18,481	
April	19,317	
May	19,307	
June	19,299	

QUALITY

	Quantity	Base Number	Contract	AT	Region	England
% of FP17s for the same patient ID Re-attending within 3 months - Children	43	688	6.3%	11.4%	12.1%	11.4%
% of FP17s for the same patient ID Re-attending within 3 months - Adults	191	1,417	13.5%	16.1%	15.6%	15.4%
% of FP17s for the same patient ID Re-attending between 3 & 9 months - Children	269	688	39.1%	59.4%	61.2%	59.8%
% of FP17s for the same patient ID Re-attending between 3 & 9 months - Adults	273	1,417	19.3%	52.1%	54.5%	52.1%
% of FP17s for Band 1 Urgent Courses	284	1,640	17.3%	10.5%	9.1%	9.2%
% of FP17s Relating to Free Repair or Replacements	1	1,640	0.1%	0.8%	1.0%	0.7%
% of FP17s Relating to Continuations	0	1,640	0.0%	0.9%	1.0%	0.8%
% of Patients satisfied with the dentistry they have received	3	3	N/A	93.0%	94.2%	93.4%
% of Patients satisfied with the time they had to wait for an appointment	3	3	N/A	87.4%	88.4%	87.6%

* This is based on patients treated on this contract for their most recent course of treatment. Figures in italics indicate the base number of FP17s or Patient Questionnaire responses are less than 100. N/A is shown where the base number of responses is less than 10 during the period. % is calculated as Quantity/Base number*100

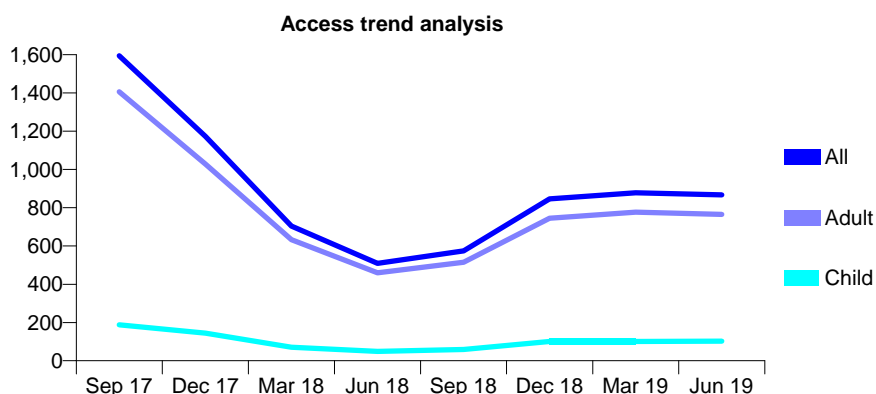
Q46 - Vital Signs At a Glance Contract Report for 160059/0004 - June 2019

Name or company name	REVIVE DENTAL CARE LIMITED
Contract type name	GDS Contract
Purpose of contract	General
Contract start date	01/01/2015
Contract end date	

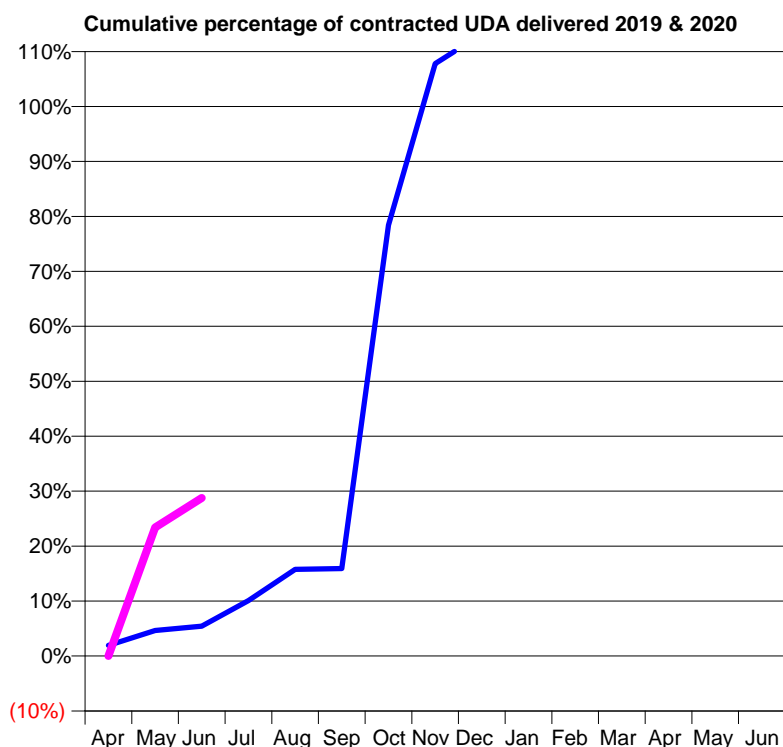
19/20 Contracted general activity (UDA)	918
Carry forward general activity (UDA)	0
19/20 Contracted orthodontic activity (UOA)	0
Carry forward orthodontic activity (UOA)	0
Baseline contract value	£52,116.08

ACCESS*

Patients seen in 24 months	Total	Change since previous quarter
Quarter ending June 2018	509	
Quarter ending September 2018	574	↑
Quarter ending December 2018	846	↑
Quarter ending March 2019	878	↑
Quarter ending June 2019	867	↓
Variance since June 2018	70.3%	↑



ACTIVITY



Month	Adjusted Scheduled Activity (UDA)	
	2019	2020
April	18	0
May	43	215
June	50	264
July	93	
August	145	
September	146	
October	720	
November	990	
December	1,039	
January	1,187	
February	1,270	
March	1,325	
April	1,397	
May	1,397	
June	1,397	

QUALITY

	Quantity	Base Number	Contract	AT	Region	England
% of FP17s for the same patient ID Re-attending within 3 months - Children	0	44	0.0%	11.4%	12.1%	11.4%
% of FP17s for the same patient ID Re-attending within 3 months - Adults	4	236	1.7%	16.1%	15.6%	15.4%
% of FP17s for the same patient ID Re-attending between 3 & 9 months - Children	0	44	0.0%	59.4%	61.2%	59.8%
% of FP17s for the same patient ID Re-attending between 3 & 9 months - Adults	2	236	0.8%	52.1%	54.5%	52.1%
% of FP17s for Band 1 Urgent Courses	220	220	100.0%	10.5%	9.1%	9.2%
% of FP17s Relating to Free Repair or Replacements	0	220	0.0%	0.8%	1.0%	0.7%
% of FP17s Relating to Continuations	0	220	0.0%	0.9%	1.0%	0.8%
% of Patients satisfied with the dentistry they have received	0	0	N/A	93.0%	94.2%	93.4%
% of Patients satisfied with the time they had to wait for an appointment	0	0	N/A	87.4%	88.4%	87.6%

* This is based on patients treated on this contract for their most recent course of treatment. Figures in italics indicate the base number of FP17s or Patient Questionnaire responses are less than 100. N/A is shown where the base number of responses is less than 10 during the period. % is calculated as Quantity/Base number*100

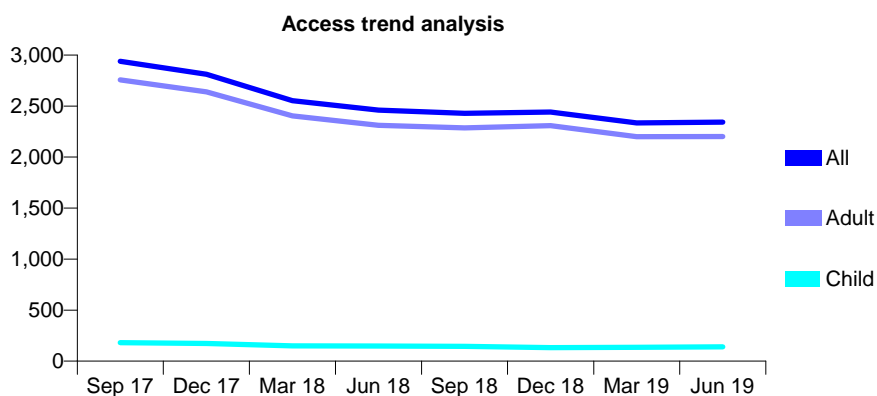
Q46 - Vital Signs At a Glance Contract Report for 160059/0005 - June 2019

Name or company name	REVIVE DENTAL CARE LIMITED
Contract type name	PDS Contract
Purpose of contract	General
Contract start date	01/01/2015
Contract end date	30/09/2019

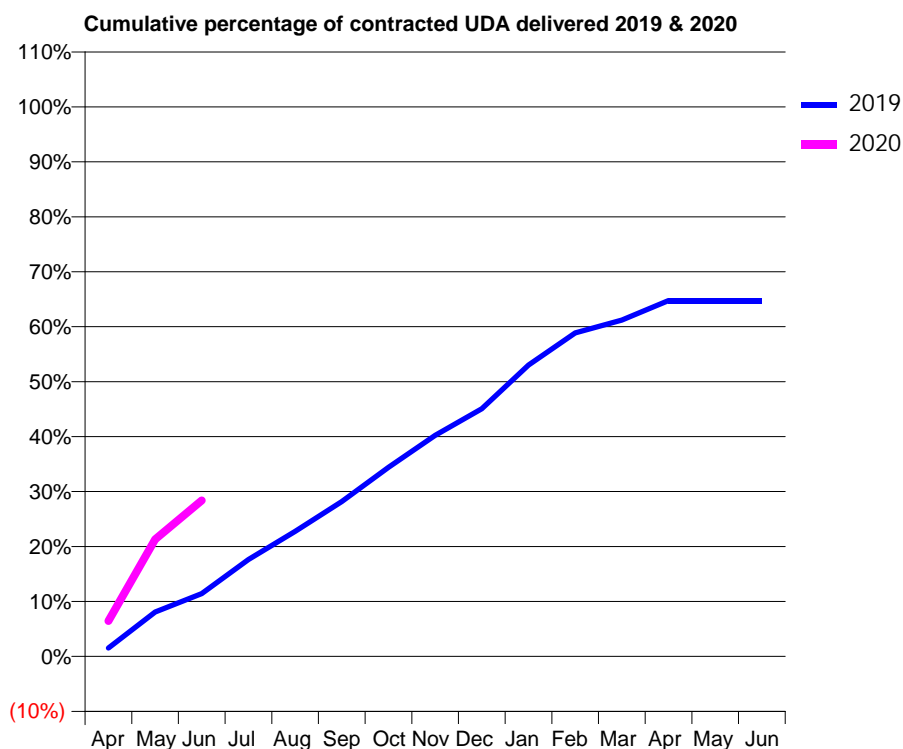
19/20 Contracted general activity (UDA)	2,400
Carry forward general activity (UDA)	0
19/20 Contracted orthodontic activity (UOA)	0
Carry forward orthodontic activity (UOA)	0
Baseline contract value	£78,325.92

ACCESS*

Patients seen in 24 months	Total	Change since previous quarter
Quarter ending June 2018	2,461	
Quarter ending September 2018	2,430	↓
Quarter ending December 2018	2,441	→
Quarter ending March 2019	2,335	↓
Quarter ending June 2019	2,343	→
Variance since June 2018	(4.8%)	↓



ACTIVITY



Month	2019	2020
April	74	154
May	389	511
June	549	681
July	847	
August	1,093	
September	1,353	
October	1,651	
November	1,931	
December	2,164	
January	2,544	
February	2,826	
March	2,937	
April	3,108	
May	3,108	
June	3,108	

QUALITY

	Quantity	Base Number	Contract	AT	Region	England
% of FP17s for the same patient ID Re-attending within 3 months - Children	4	52	7.7%	11.4%	12.1%	11.4%
% of FP17s for the same patient ID Re-attending within 3 months - Adults	47	668	7.0%	16.1%	15.6%	15.4%
% of FP17s for the same patient ID Re-attending between 3 & 9 months - Children	0	52	0.0%	59.4%	61.2%	59.8%
% of FP17s for the same patient ID Re-attending between 3 & 9 months - Adults	21	668	3.1%	52.1%	54.5%	52.1%
% of FP17s for Band 1 Urgent Courses	566	568	99.6%	10.5%	9.1%	9.2%
% of FP17s Relating to Free Repair or Replacements	0	568	0.0%	0.8%	1.0%	0.7%
% of FP17s Relating to Continuations	0	568	0.0%	0.9%	1.0%	0.8%
% of Patients satisfied with the dentistry they have received	0	0	N/A	93.0%	94.2%	93.4%
% of Patients satisfied with the time they had to wait for an appointment	0	0	N/A	87.4%	88.4%	87.6%

* This is based on patients treated on this contract for their most recent course of treatment. Figures in italics indicate the base number of FP17s or Patient Questionnaire responses are less than 100. N/A is shown where the base number of responses is less than 10 during the period. % is calculated as Quantity/Base number*100

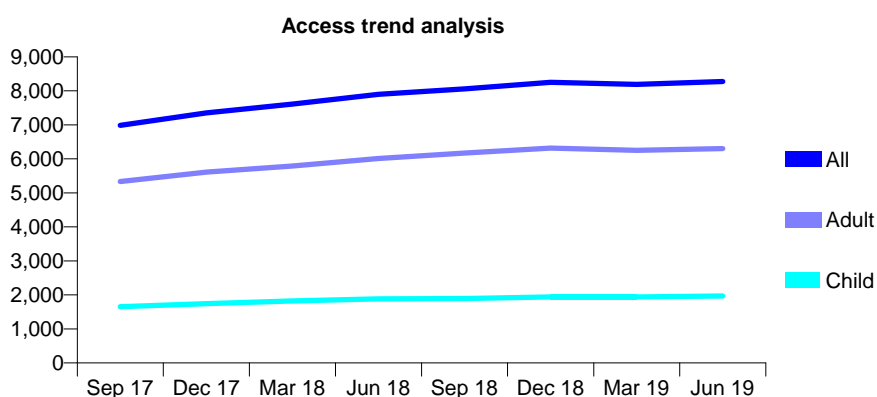
Q46 - Vital Signs At a Glance Contract Report for 160059/0007 - June 2019

Name or company name	REVIVE DENTAL CARE LIMITED
Contract type name	GDS Contract
Purpose of contract	General
Contract start date	01/01/2015
Contract end date	

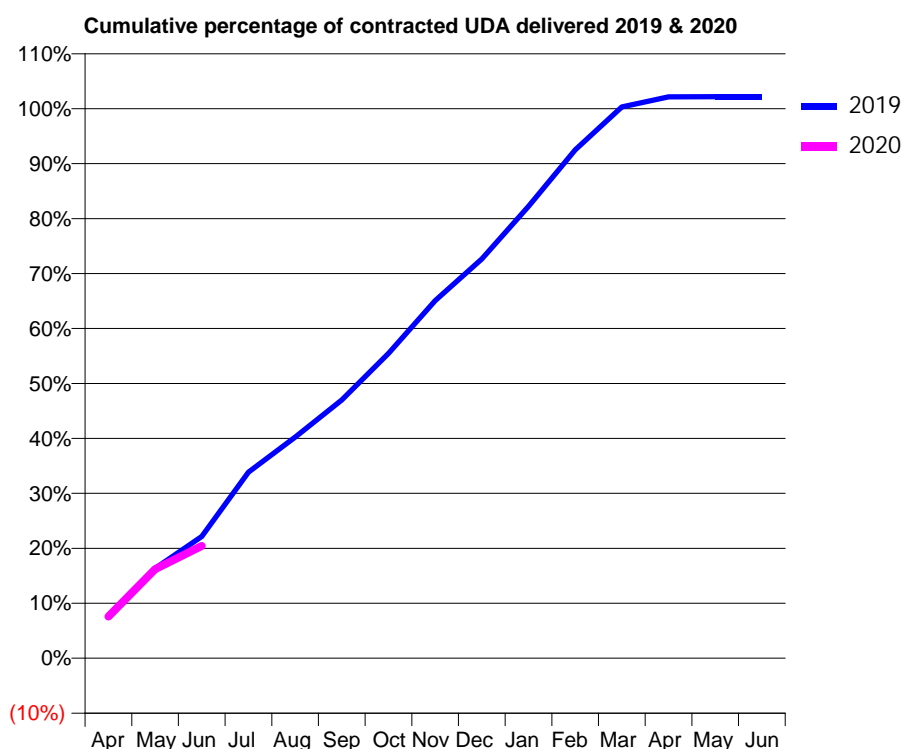
19/20 Contracted general activity (UDA)	20,000
Carry forward general activity (UDA)	0
19/20 Contracted orthodontic activity (UOA)	0
Carry forward orthodontic activity (UOA)	0
Baseline contract value	£506,095.34

ACCESS*

Patients seen in 24 months	Total	Change since previous quarter
Quarter ending June 2018	7,899	
Quarter ending September 2018	8,062	↑
Quarter ending December 2018	8,254	↑
Quarter ending March 2019	8,192	→
Quarter ending June 2019	8,276	→
Variance since June 2018	4.8%	↑



ACTIVITY



Month	2019	2020
April	1,508	1,519
May	3,272	3,241
June	4,430	4,084
July	6,772	
August	8,048	
September	9,399	
October	11,092	
November	13,017	
December	14,531	
January	16,448	
February	18,501	
March	20,063	
April	20,429	
May	20,434	
June	20,434	

QUALITY

	Quantity	Base Number	Contract	AT	Region	England
% of FP17s for the same patient ID Re-attending within 3 months - Children	46	635	7.2%	11.4%	12.1%	11.4%
% of FP17s for the same patient ID Re-attending within 3 months - Adults	292	1,573	18.6%	16.1%	15.6%	15.4%
% of FP17s for the same patient ID Re-attending between 3 & 9 months - Children	353	635	55.6%	59.4%	61.2%	59.8%
% of FP17s for the same patient ID Re-attending between 3 & 9 months - Adults	483	1,573	30.7%	52.1%	54.5%	52.1%
% of FP17s for Band 1 Urgent Courses	378	2,055	18.4%	10.5%	9.1%	9.2%
% of FP17s Relating to Free Repair or Replacements	16	2,055	0.8%	0.8%	1.0%	0.7%
% of FP17s Relating to Continuations	7	2,055	0.3%	0.9%	1.0%	0.8%
% of Patients satisfied with the dentistry they have received	6	6	N/A	93.0%	94.2%	93.4%
% of Patients satisfied with the time they had to wait for an appointment	6	6	N/A	87.4%	88.4%	87.6%

* This is based on patients treated on this contract for their most recent course of treatment. Figures in italics indicate the base number of FP17s or Patient Questionnaire responses are less than 100. N/A is shown where the base number of responses is less than 10 during the period. % is calculated as Quantity/Base number*100

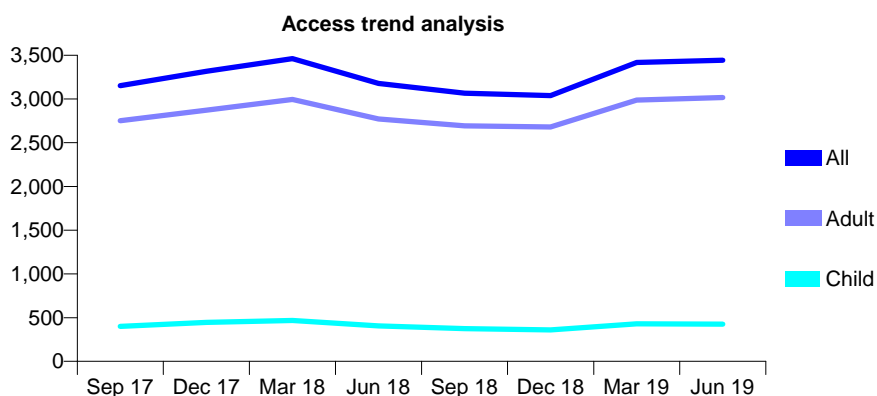
Q46 - Vital Signs At a Glance Contract Report for 160059/0008 - June 2019

Name or company name	REVIVE DENTAL CARE LIMITED
Contract type name	GDS Contract
Purpose of contract	General
Contract start date	01/01/2015
Contract end date	

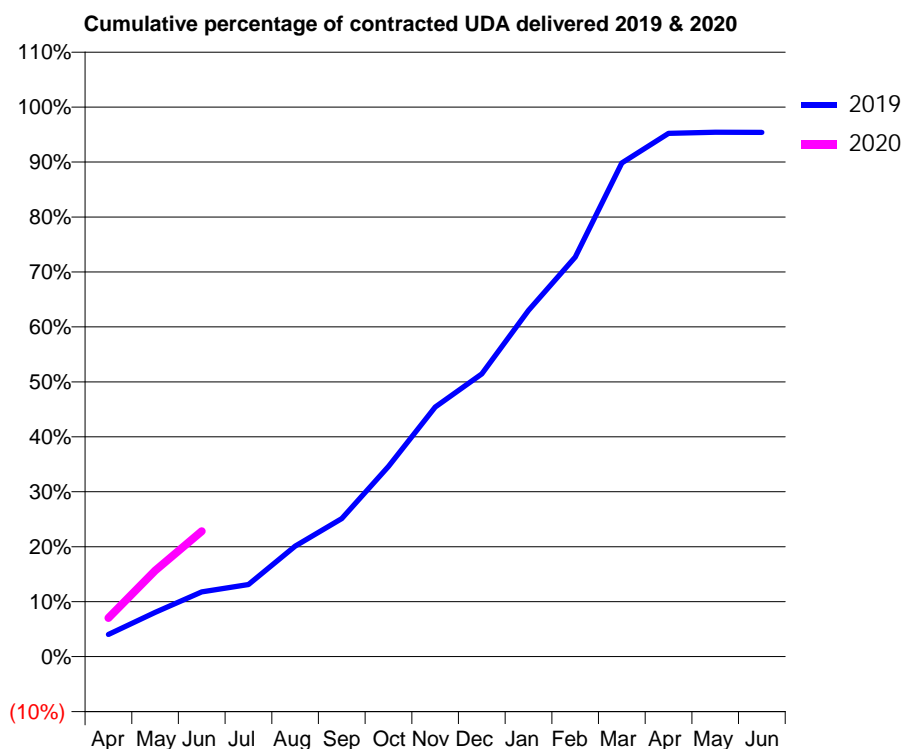
19/20 Contracted general activity (UDA)	8,032
Carry forward general activity (UDA)	0
19/20 Contracted orthodontic activity (UOA)	0
Carry forward orthodontic activity (UOA)	0
Baseline contract value	£274,835.88

ACCESS*

Patients seen in 24 months	Total	Change since previous quarter
Quarter ending June 2018	3,177	
Quarter ending September 2018	3,066	↓
Quarter ending December 2018	3,039	→
Quarter ending March 2019	3,418	↑
Quarter ending June 2019	3,443	→
Variance since June 2018	8.4%	↑



ACTIVITY



Month	Adjusted Scheduled Activity (UDA)	
	2019	2020
April	324	564
May	647	1,259
June	947	1,833
July	1,054	
August	1,614	
September	2,018	
October	2,781	
November	3,648	
December	4,133	
January	5,061	
February	5,839	
March	7,215	
April	7,648	
May	7,665	
June	7,662	

QUALITY

	Quantity	Base Number	Contract	AT	Region	England
% of FP17s for the same patient ID Re-attending within 3 months - Children	25	148	16.9%	11.4%	12.1%	11.4%
% of FP17s for the same patient ID Re-attending within 3 months - Adults	117	795	14.7%	16.1%	15.6%	15.4%
% of FP17s for the same patient ID Re-attending between 3 & 9 months - Children	60	148	40.5%	59.4%	61.2%	59.8%
% of FP17s for the same patient ID Re-attending between 3 & 9 months - Adults	181	795	22.8%	52.1%	54.5%	52.1%
% of FP17s for Band 1 Urgent Courses	167	763	21.9%	10.5%	9.1%	9.2%
% of FP17s Relating to Free Repair or Replacements	6	763	0.8%	0.8%	1.0%	0.7%
% of FP17s Relating to Continuations	1	763	0.1%	0.9%	1.0%	0.8%
% of Patients satisfied with the dentistry they have received	0	0	N/A	93.0%	94.2%	93.4%
% of Patients satisfied with the time they had to wait for an appointment	0	0	N/A	87.4%	88.4%	87.6%

* This is based on patients treated on this contract for their most recent course of treatment. Figures in italics indicate the base number of FP17s or Patient Questionnaire responses are less than 100. N/A is shown where the base number of responses is less than 10 during the period. % is calculated as Quantity/Base number*100

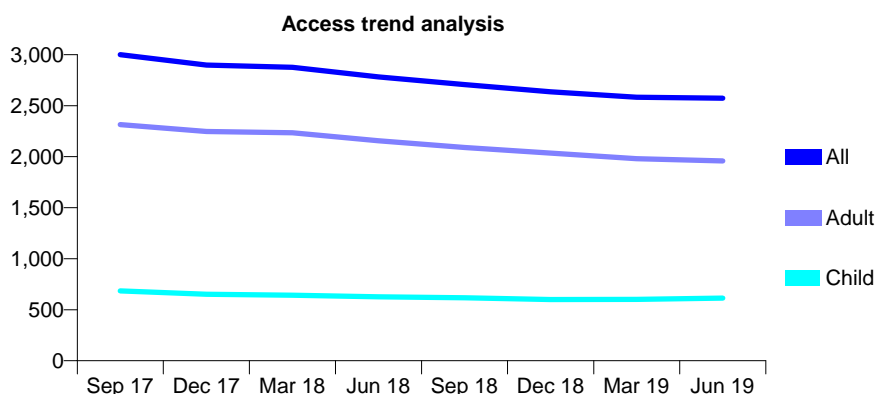
Q46 - Vital Signs At a Glance Contract Report for 160288/0001 - June 2019

Name or company name	Allan Dental Practice
Contract type name	GDS Contract
Purpose of contract	General
Contract start date	01/09/2012
Contract end date	

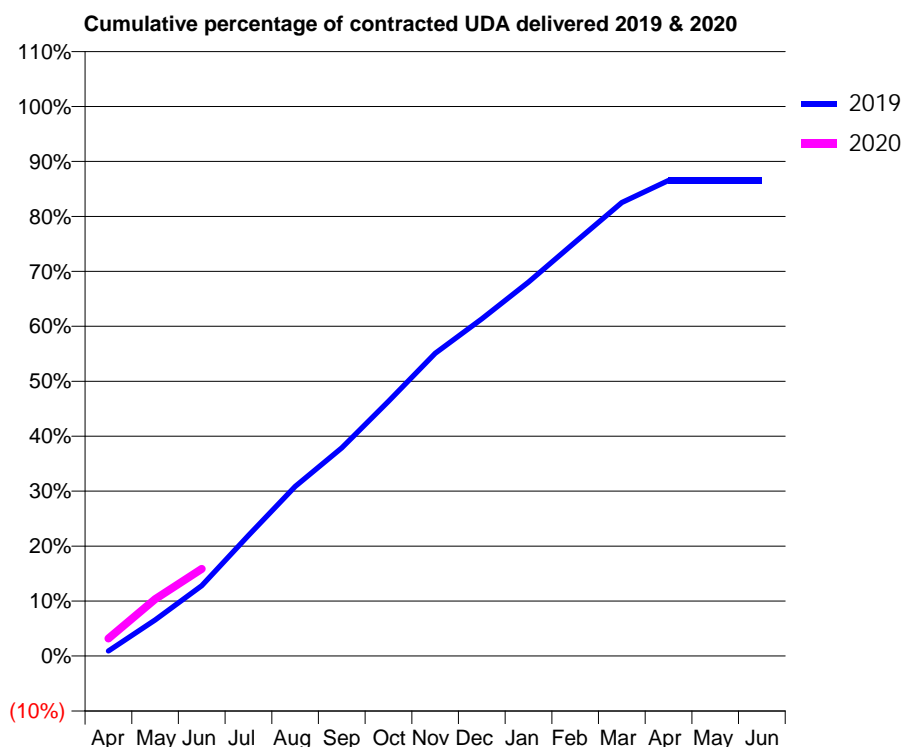
19/20 Contracted general activity (UDA)	9,486
Carry forward general activity (UDA)	0
19/20 Contracted orthodontic activity (UOA)	0
Carry forward orthodontic activity (UOA)	0
Baseline contract value	£322,701.53

ACCESS*

Patients seen in 24 months	Total	Change since previous quarter
Quarter ending June 2018	2,783	
Quarter ending September 2018	2,706	↓
Quarter ending December 2018	2,636	↓
Quarter ending March 2019	2,582	↓
Quarter ending June 2019	2,573	→
Variance since June 2018	(7.5%)	↓



ACTIVITY



Month	Adjusted Scheduled Activity (UDA)	
	2019	2020
April	89	303
May	623	981
June	1,214	1,504
July	2,082	
August	2,926	
September	3,591	
October	4,399	
November	5,225	
December	5,819	
January	6,453	
February	7,144	
March	7,827	
April	8,208	
May	8,211	
June	8,211	

QUALITY

	Quantity	Base Number	Contract	AT	Region	England
% of FP17s for the same patient ID Re-attending within 3 months - Children	13	182	7.1%	11.4%	12.1%	11.4%
% of FP17s for the same patient ID Re-attending within 3 months - Adults	78	650	12.0%	16.1%	15.6%	15.4%
% of FP17s for the same patient ID Re-attending between 3 & 9 months - Children	98	182	53.8%	59.4%	61.2%	59.8%
% of FP17s for the same patient ID Re-attending between 3 & 9 months - Adults	402	650	61.8%	52.1%	54.5%	52.1%
% of FP17s for Band 1 Urgent Courses	72	698	10.3%	10.5%	9.1%	9.2%
% of FP17s Relating to Free Repair or Replacements	7	698	1.0%	0.8%	1.0%	0.7%
% of FP17s Relating to Continuations	4	698	0.6%	0.9%	1.0%	0.8%
% of Patients satisfied with the dentistry they have received	0	0	N/A	93.0%	94.2%	93.4%
% of Patients satisfied with the time they had to wait for an appointment	0	0	N/A	87.4%	88.4%	87.6%

* This is based on patients treated on this contract for their most recent course of treatment. Figures in italics indicate the base number of FP17s or Patient Questionnaire responses are less than 100. N/A is shown where the base number of responses is less than 10 during the period. % is calculated as Quantity/Base number*100

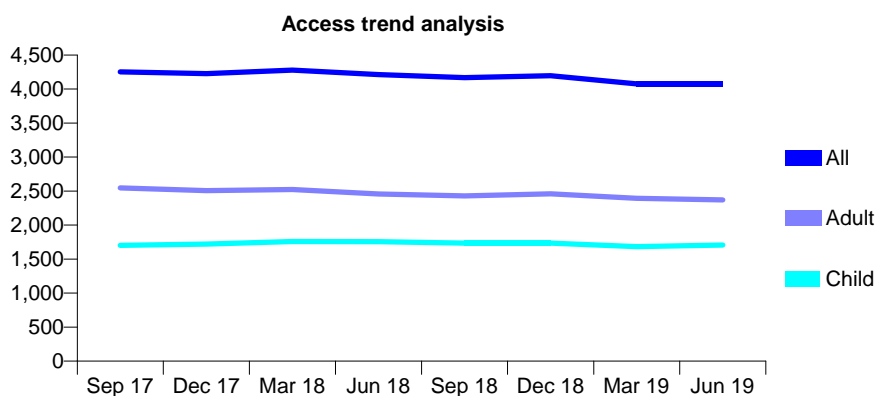
Q46 - Vital Signs At a Glance Contract Report for 160717/0001 - June 2019

Name or company name	Archway (Manchester) Ltd
Contract type name	GDS Contract
Purpose of contract	General
Contract start date	01/11/2013
Contract end date	

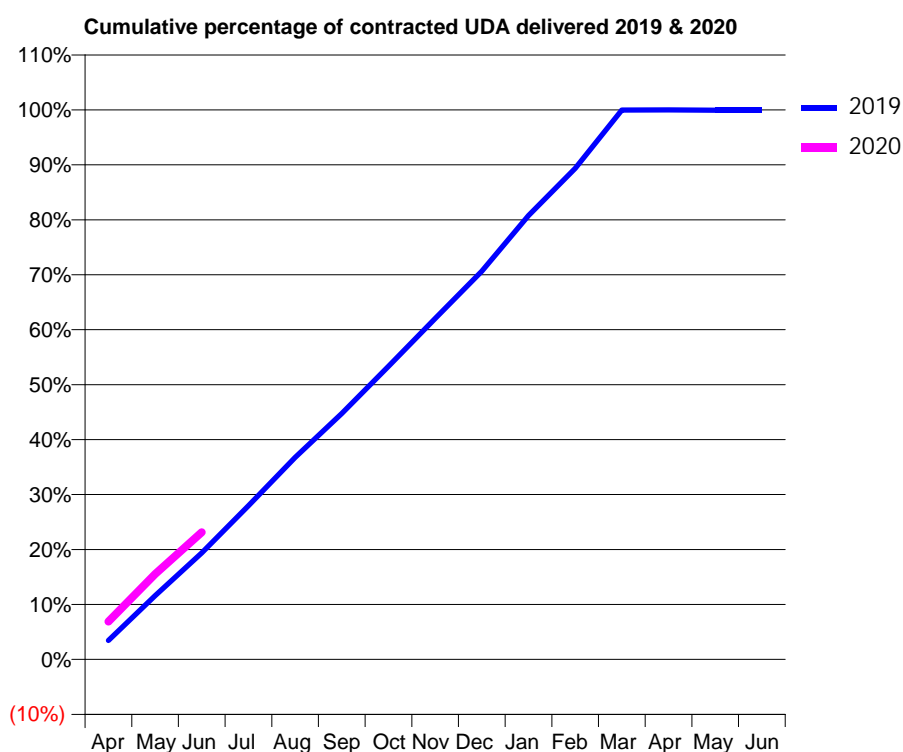
19/20 Contracted general activity (UDA)	11,850
Carry forward general activity (UDA)	0
19/20 Contracted orthodontic activity (UOA)	0
Carry forward orthodontic activity (UOA)	0
Baseline contract value	£444,043.65

ACCESS*

Patients seen in 24 months	Total	Change since previous quarter
Quarter ending June 2018	4,213	
Quarter ending September 2018	4,168	↓
Quarter ending December 2018	4,197	→
Quarter ending March 2019	4,077	↓
Quarter ending June 2019	4,077	→
Variance since June 2018	(3.2%)	↓



ACTIVITY



Month	2019	2020
April	410	819
May	1,377	1,843
June	2,298	2,741
July	3,314	
August	4,357	
September	5,304	
October	6,322	
November	7,352	
December	8,369	
January	9,571	
February	10,590	
March	11,845	
April	11,848	
May	11,844	
June	11,844	

QUALITY

	Quantity	Base Number	Contract	AT	Region	England
% of FP17s for the same patient ID Re-attending within 3 months - Children	87	616	14.1%	11.4%	12.1%	11.4%
% of FP17s for the same patient ID Re-attending within 3 months - Adults	131	658	19.9%	16.1%	15.6%	15.4%
% of FP17s for the same patient ID Re-attending between 3 & 9 months - Children	325	616	52.8%	59.4%	61.2%	59.8%
% of FP17s for the same patient ID Re-attending between 3 & 9 months - Adults	326	658	49.5%	52.1%	54.5%	52.1%
% of FP17s for Band 1 Urgent Courses	38	1,268	3.0%	10.5%	9.1%	9.2%
% of FP17s Relating to Free Repair or Replacements	4	1,268	0.3%	0.8%	1.0%	0.7%
% of FP17s Relating to Continuations	2	1,268	0.2%	0.9%	1.0%	0.8%
% of Patients satisfied with the dentistry they have received	0	0	N/A	93.0%	94.2%	93.4%
% of Patients satisfied with the time they had to wait for an appointment	0	0	N/A	87.4%	88.4%	87.6%

* This is based on patients treated on this contract for their most recent course of treatment. Figures in italics indicate the base number of FP17s or Patient Questionnaire responses are less than 100. N/A is shown where the base number of responses is less than 10 during the period. % is calculated as Quantity/Base number*100

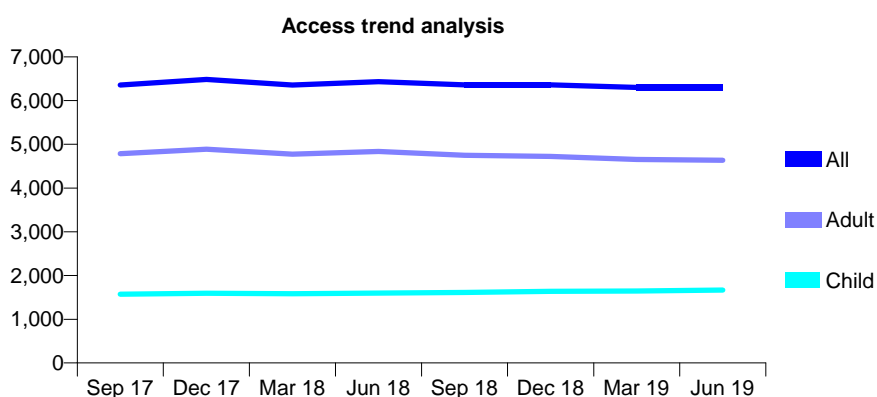
Q46 - Vital Signs At a Glance Contract Report for 161004/0001 - June 2019

Name or company name	Pearl Smile Limited
Contract type name	GDS Contract
Purpose of contract	General
Contract start date	01/04/2010
Contract end date	

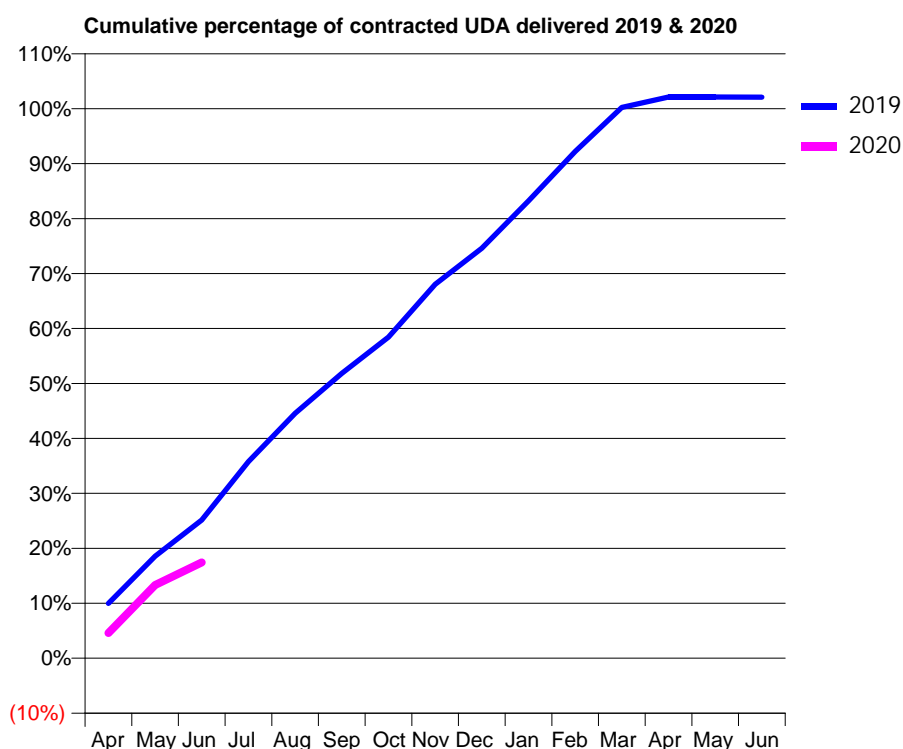
19/20 Contracted general activity (UDA)	20,052
Carry forward general activity (UDA)	0
19/20 Contracted orthodontic activity (UOA)	0
Carry forward orthodontic activity (UOA)	0
Baseline contract value	£536,252.06

ACCESS*

Patients seen in 24 months	Total	Change since previous quarter
Quarter ending June 2018	6,433	
Quarter ending September 2018	6,361	↓
Quarter ending December 2018	6,362	→
Quarter ending March 2019	6,301	→
Quarter ending June 2019	6,301	→
Variance since June 2018	(2.1%)	↓



ACTIVITY



Month	2019	2020
April	2,004	921
May	3,727	2,672
June	5,045	3,496
July	7,174	
August	8,936	
September	10,393	
October	11,717	
November	13,642	
December	14,956	
January	16,687	
February	18,493	
March	20,096	
April	20,472	
May	20,473	
June	20,470	

QUALITY

	Quantity	Base Number	Contract	AT	Region	England
% of FP17s for the same patient ID Re-attending within 3 months - Children	48	497	9.7%	11.4%	12.1%	11.4%
% of FP17s for the same patient ID Re-attending within 3 months - Adults	174	1,246	14.0%	16.1%	15.6%	15.4%
% of FP17s for the same patient ID Re-attending between 3 & 9 months - Children	308	497	62.0%	59.4%	61.2%	59.8%
% of FP17s for the same patient ID Re-attending between 3 & 9 months - Adults	699	1,246	56.1%	52.1%	54.5%	52.1%
% of FP17s for Band 1 Urgent Courses	101	1,540	6.6%	10.5%	9.1%	9.2%
% of FP17s Relating to Free Repair or Replacements	10	1,540	0.6%	0.8%	1.0%	0.7%
% of FP17s Relating to Continuations	0	1,540	0.0%	0.9%	1.0%	0.8%
% of Patients satisfied with the dentistry they have received	1	1	N/A	93.0%	94.2%	93.4%
% of Patients satisfied with the time they had to wait for an appointment	1	1	N/A	87.4%	88.4%	87.6%

* This is based on patients treated on this contract for their most recent course of treatment. Figures in italics indicate the base number of FP17s or Patient Questionnaire responses are less than 100. N/A is shown where the base number of responses is less than 10 during the period. % is calculated as Quantity/Base number*100

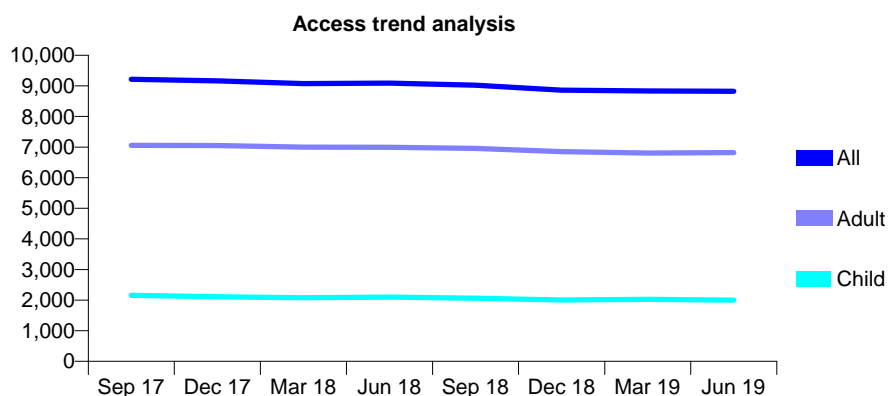
Q46 - Vital Signs At a Glance Contract Report for 162426/0001 - June 2019

Name or company name	Alemdent Limited
Contract type name	GDS Contract
Purpose of contract	General
Contract start date	01/05/2009
Contract end date	

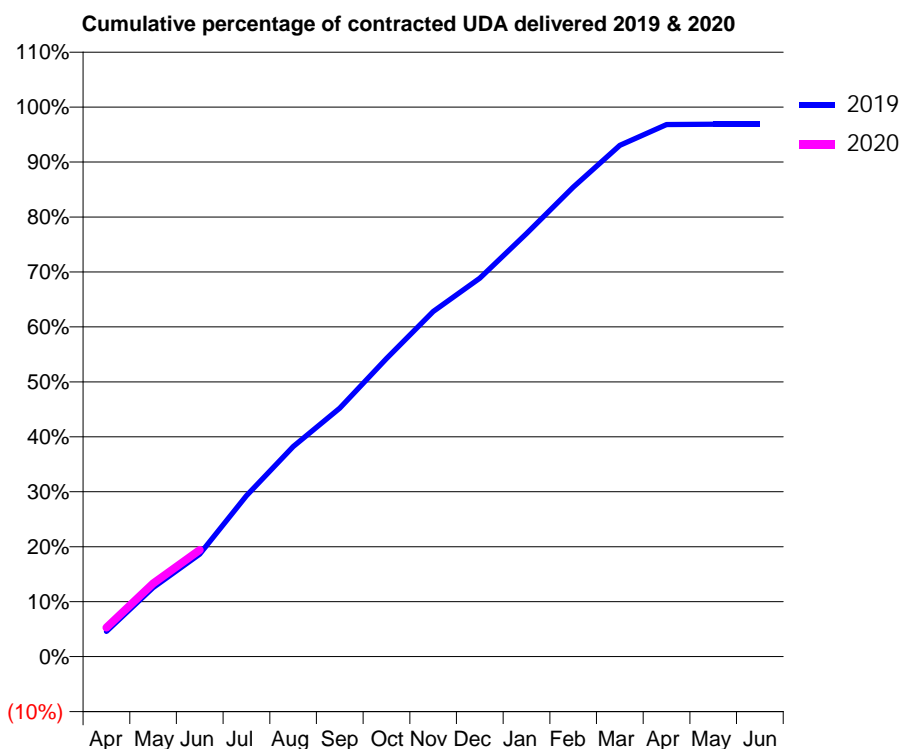
19/20 Contracted general activity (UDA)	30,215
Carry forward general activity (UDA)	0
19/20 Contracted orthodontic activity (UOA)	0
Carry forward orthodontic activity (UOA)	0
Baseline contract value	£957,924.24

ACCESS*

Patients seen in 24 months	Total	Change since previous quarter
Quarter ending June 2018	9,091	
Quarter ending September 2018	9,022	→
Quarter ending December 2018	8,861	↓
Quarter ending March 2019	8,833	→
Quarter ending June 2019	8,825	→
Variance since June 2018	(2.9%)	↓



ACTIVITY



Month	Adjusted Scheduled Activity (UDA)	
	2019	2020
April	1,389	1,595
May	3,792	4,031
June	5,637	5,862
July	8,843	
August	11,551	
September	13,666	
October	16,392	
November	18,978	
December	20,803	
January	23,263	
February	25,813	
March	28,106	
April	29,250	
May	29,275	
June	29,271	

QUALITY

	Quantity	Base Number	Contract	AT	Region	England
% of FP17s for the same patient ID Re-attending within 3 months - Children	62	679	9.1%	11.4%	12.1%	11.4%
% of FP17s for the same patient ID Re-attending within 3 months - Adults	208	2,094	9.9%	16.1%	15.6%	15.4%
% of FP17s for the same patient ID Re-attending between 3 & 9 months - Children	417	679	61.4%	59.4%	61.2%	59.8%
% of FP17s for the same patient ID Re-attending between 3 & 9 months - Adults	1,118	2,094	53.4%	52.1%	54.5%	52.1%
% of FP17s for Band 1 Urgent Courses	188	2,404	7.8%	10.5%	9.1%	9.2%
% of FP17s Relating to Free Repair or Replacements	30	2,404	1.2%	0.8%	1.0%	0.7%
% of FP17s Relating to Continuations	45	2,404	1.9%	0.9%	1.0%	0.8%
% of Patients satisfied with the dentistry they have received	0	0	N/A	93.0%	94.2%	93.4%
% of Patients satisfied with the time they had to wait for an appointment	0	0	N/A	87.4%	88.4%	87.6%

* This is based on patients treated on this contract for their most recent course of treatment. Figures in italics indicate the base number of FP17s or Patient Questionnaire responses are less than 100. N/A is shown where the base number of responses is less than 10 during the period. % is calculated as Quantity/Base number*100

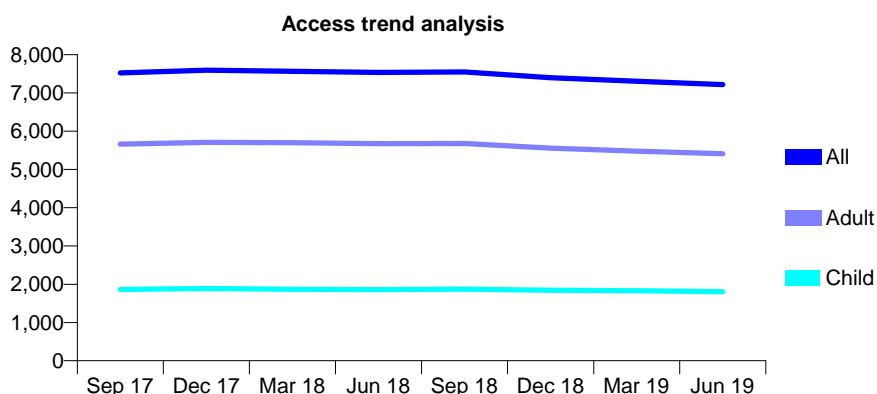
Q46 - Vital Signs At a Glance Contract Report for 162930/0001 - June 2019

Name or company name	Silverdale Dental Practice
Contract type name	GDS Contract
Purpose of contract	General
Contract start date	01/05/2009
Contract end date	

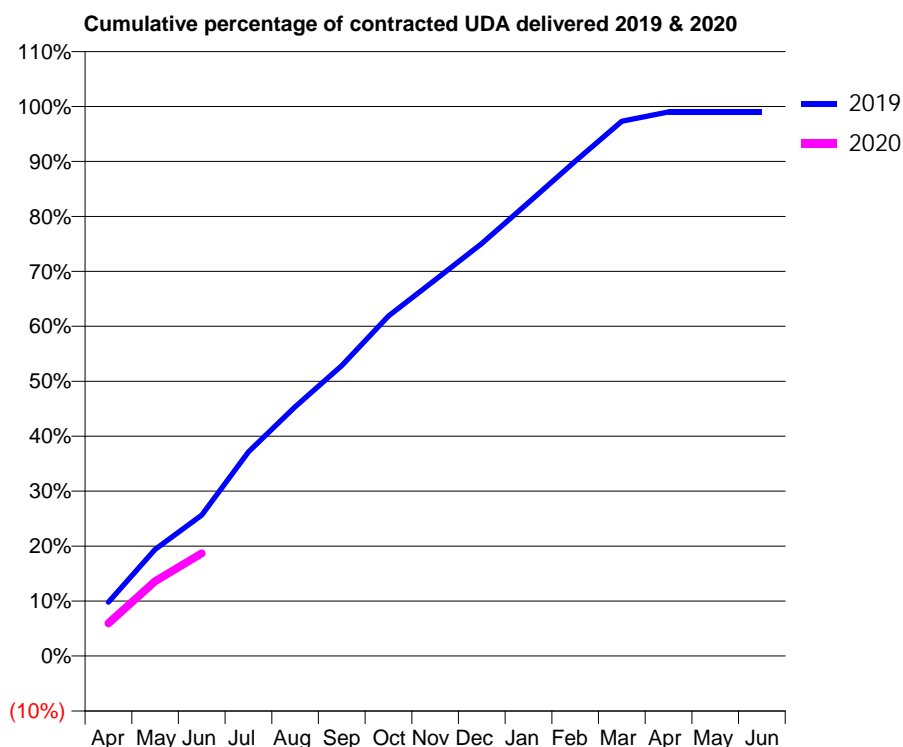
19/20 Contracted general activity (UDA)	21,652
Carry forward general activity (UDA)	0
19/20 Contracted orthodontic activity (UOA)	0
Carry forward orthodontic activity (UOA)	0
Baseline contract value	£737,661.35

ACCESS*

Patients seen in 24 months	Total	Change since previous quarter
Quarter ending June 2018	7,533	
Quarter ending September 2018	7,550	→
Quarter ending December 2018	7,399	↓
Quarter ending March 2019	7,304	↓
Quarter ending June 2019	7,216	↓
Variance since June 2018	(4.2%)	↓



ACTIVITY



Month	Adjusted Scheduled Activity (UDA)	
	2019	2020
April	2,121	1,289
May	4,205	2,949
June	5,549	4,050
July	8,043	
August	9,823	
September	11,439	
October	13,396	
November	14,820	
December	16,253	
January	17,865	
February	19,493	
March	21,071	
April	21,437	
May	21,435	
June	21,435	

QUALITY

	Quantity	Base Number	Contract	AT	Region	England
% of FP17s for the same patient ID Re-attending within 3 months - Children	26	518	5.0%	11.4%	12.1%	11.4%
% of FP17s for the same patient ID Re-attending within 3 months - Adults	185	1,703	10.9%	16.1%	15.6%	15.4%
% of FP17s for the same patient ID Re-attending between 3 & 9 months - Children	308	518	59.5%	59.4%	61.2%	59.8%
% of FP17s for the same patient ID Re-attending between 3 & 9 months - Adults	968	1,703	56.8%	52.1%	54.5%	52.1%
% of FP17s for Band 1 Urgent Courses	161	2,015	8.0%	10.5%	9.1%	9.2%
% of FP17s Relating to Free Repair or Replacements	7	2,015	0.3%	0.8%	1.0%	0.7%
% of FP17s Relating to Continuations	33	2,015	1.6%	0.9%	1.0%	0.8%
% of Patients satisfied with the dentistry they have received	1	1	N/A	93.0%	94.2%	93.4%
% of Patients satisfied with the time they had to wait for an appointment	1	1	N/A	87.4%	88.4%	87.6%

* This is based on patients treated on this contract for their most recent course of treatment. Figures in italics indicate the base number of FP17s or Patient Questionnaire responses are less than 100. N/A is shown where the base number of responses is less than 10 during the period. % is calculated as Quantity/Base number*100

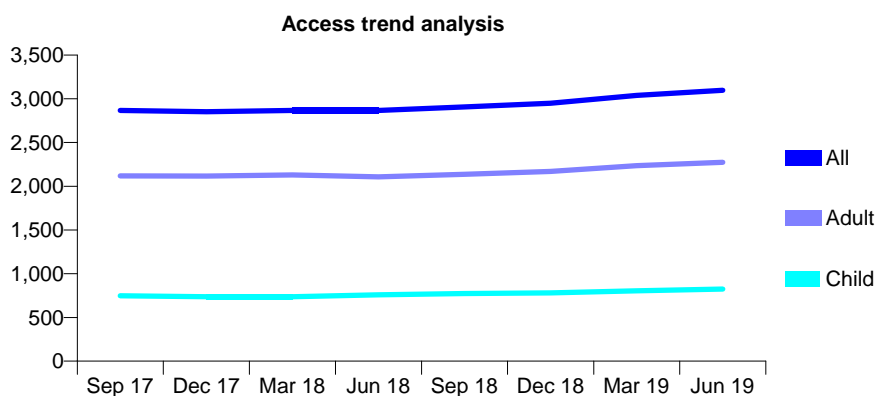
Q46 - Vital Signs At a Glance Contract Report for 163600/0001 - June 2019

Name or company name	Freedom Dental
Contract type name	GDS Contract
Purpose of contract	General
Contract start date	01/04/2006
Contract end date	

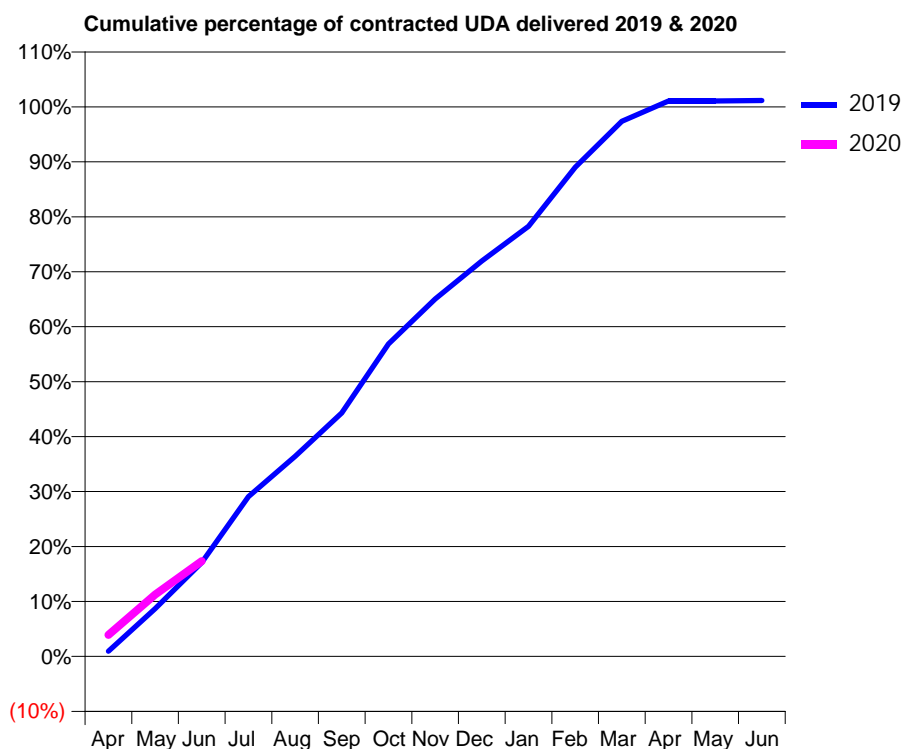
19/20 Contracted general activity (UDA)	9,486
Carry forward general activity (UDA)	0
19/20 Contracted orthodontic activity (UOA)	0
Carry forward orthodontic activity (UOA)	0
Baseline contract value	£290,570.50

ACCESS*

Patients seen in 24 months	Total	Change since previous quarter
Quarter ending June 2018	2,866	
Quarter ending September 2018	2,908	→
Quarter ending December 2018	2,949	→
Quarter ending March 2019	3,039	↑
Quarter ending June 2019	3,098	→
Variance since June 2018	8.1%	↑



ACTIVITY



Month	2019	2020
April	90	371
May	826	1,070
June	1,621	1,646
July	2,759	
August	3,454	
September	4,205	
October	5,394	
November	6,171	
December	6,825	
January	7,425	
February	8,445	
March	9,237	
April	9,586	
May	9,587	
June	9,595	

QUALITY

	Quantity	Base Number	Contract	AT	Region	England
% of FP17s for the same patient ID Re-attending within 3 months - Children	37	354	10.5%	11.4%	12.1%	11.4%
% of FP17s for the same patient ID Re-attending within 3 months - Adults	99	852	11.6%	16.1%	15.6%	15.4%
% of FP17s for the same patient ID Re-attending between 3 & 9 months - Children	254	354	71.8%	59.4%	61.2%	59.8%
% of FP17s for the same patient ID Re-attending between 3 & 9 months - Adults	567	852	66.5%	52.1%	54.5%	52.1%
% of FP17s for Band 1 Urgent Courses	73	999	7.3%	10.5%	9.1%	9.2%
% of FP17s Relating to Free Repair or Replacements	7	999	0.7%	0.8%	1.0%	0.7%
% of FP17s Relating to Continuations	0	999	0.0%	0.9%	1.0%	0.8%
% of Patients satisfied with the dentistry they have received	1	1	N/A	93.0%	94.2%	93.4%
% of Patients satisfied with the time they had to wait for an appointment	1	1	N/A	87.4%	88.4%	87.6%

* This is based on patients treated on this contract for their most recent course of treatment. Figures in italics indicate the base number of FP17s or Patient Questionnaire responses are less than 100. N/A is shown where the base number of responses is less than 10 during the period. % is calculated as Quantity/Base number*100

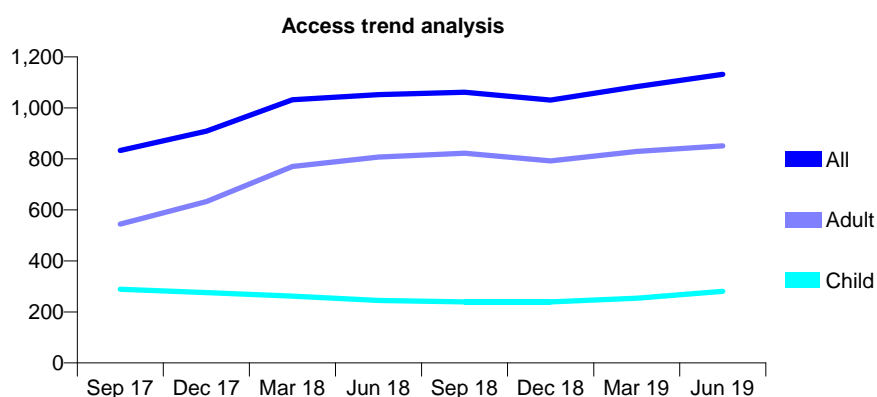
Q46 - Vital Signs At a Glance Contract Report for 163600/0002 - June 2019

Name or company name	Freedom Dental Adswood
Contract type name	GDS Contract
Purpose of contract	General
Contract start date	01/04/2006
Contract end date	

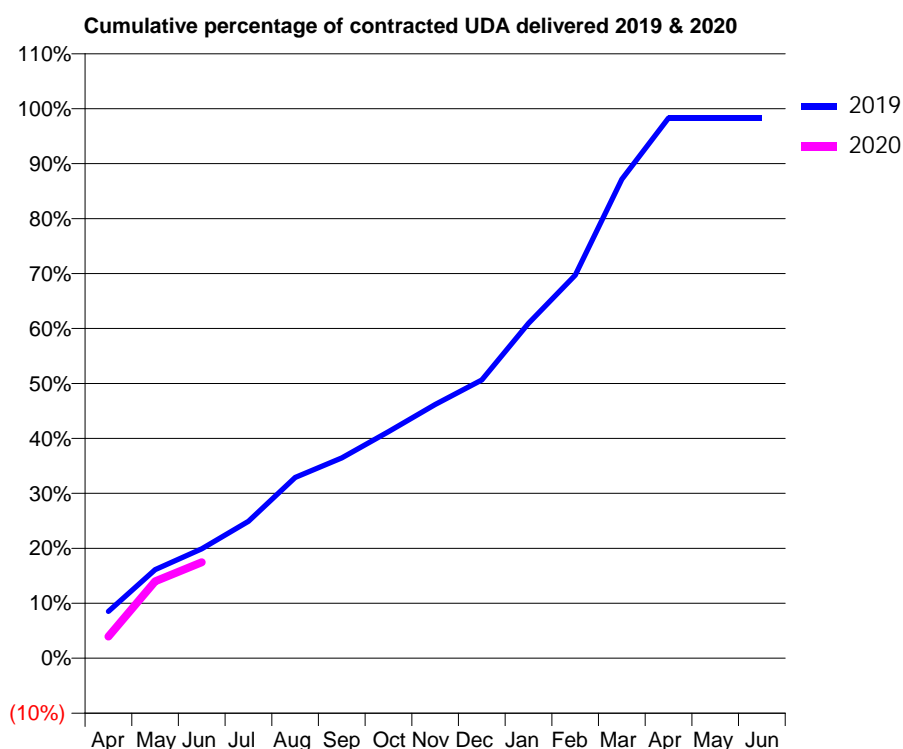
19/20 Contracted general activity (UDA)	3,500
Carry forward general activity (UDA)	0
19/20 Contracted orthodontic activity (UOA)	0
Carry forward orthodontic activity (UOA)	0
Baseline contract value	£125,698.35

ACCESS*

Patients seen in 24 months	Total	Change since previous quarter
Quarter ending June 2018	1,052	
Quarter ending September 2018	1,061	→
Quarter ending December 2018	1,031	↓
Quarter ending March 2019	1,083	↑
Quarter ending June 2019	1,132	↑
Variance since June 2018	7.6%	↑



ACTIVITY



Month	2019	2020
April	298	138
May	564	489
June	697	611
July	872	
August	1,151	
September	1,276	
October	1,443	
November	1,616	
December	1,772	
January	2,133	
February	2,439	
March	3,051	
April	3,440	
May	3,440	
June	3,440	

QUALITY

	Quantity	Base Number	Contract	AT	Region	England
% of FP17s for the same patient ID Re-attending within 3 months - Children	5	102	4.9%	11.4%	12.1%	11.4%
% of FP17s for the same patient ID Re-attending within 3 months - Adults	11	223	4.9%	16.1%	15.6%	15.4%
% of FP17s for the same patient ID Re-attending between 3 & 9 months - Children	50	102	49.0%	59.4%	61.2%	59.8%
% of FP17s for the same patient ID Re-attending between 3 & 9 months - Adults	96	223	43.0%	52.1%	54.5%	52.1%
% of FP17s for Band 1 Urgent Courses	2	231	0.9%	10.5%	9.1%	9.2%
% of FP17s Relating to Free Repair or Replacements	0	231	0.0%	0.8%	1.0%	0.7%
% of FP17s Relating to Continuations	0	231	0.0%	0.9%	1.0%	0.8%
% of Patients satisfied with the dentistry they have received	0	0	N/A	93.0%	94.2%	93.4%
% of Patients satisfied with the time they had to wait for an appointment	0	0	N/A	87.4%	88.4%	87.6%

* This is based on patients treated on this contract for their most recent course of treatment.

Figures in italics indicate the base number of FP17s or Patient Questionnaire responses are less than 100. N/A is shown where the base number of responses is less than 10 during the period. % is calculated as Quantity/Base number*100

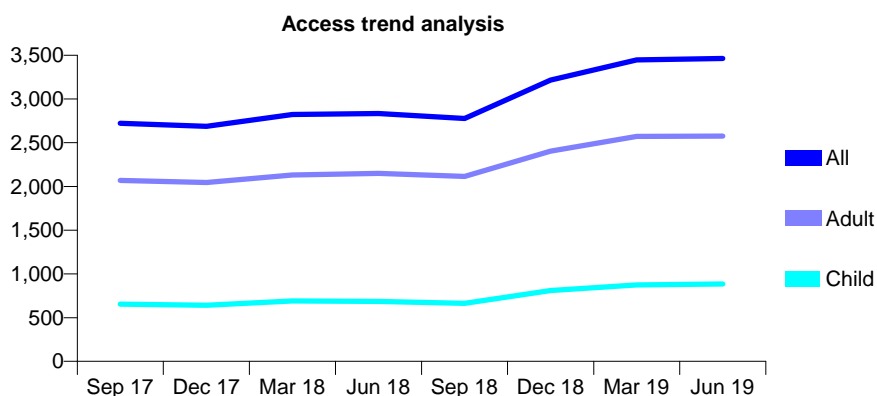
Q46 - Vital Signs At a Glance Contract Report for 163821/0001 - June 2019

Name or company name	Synergy Dental Clinic Bury Ltd
Contract type name	GDS Contract
Purpose of contract	General
Contract start date	01/04/2014
Contract end date	

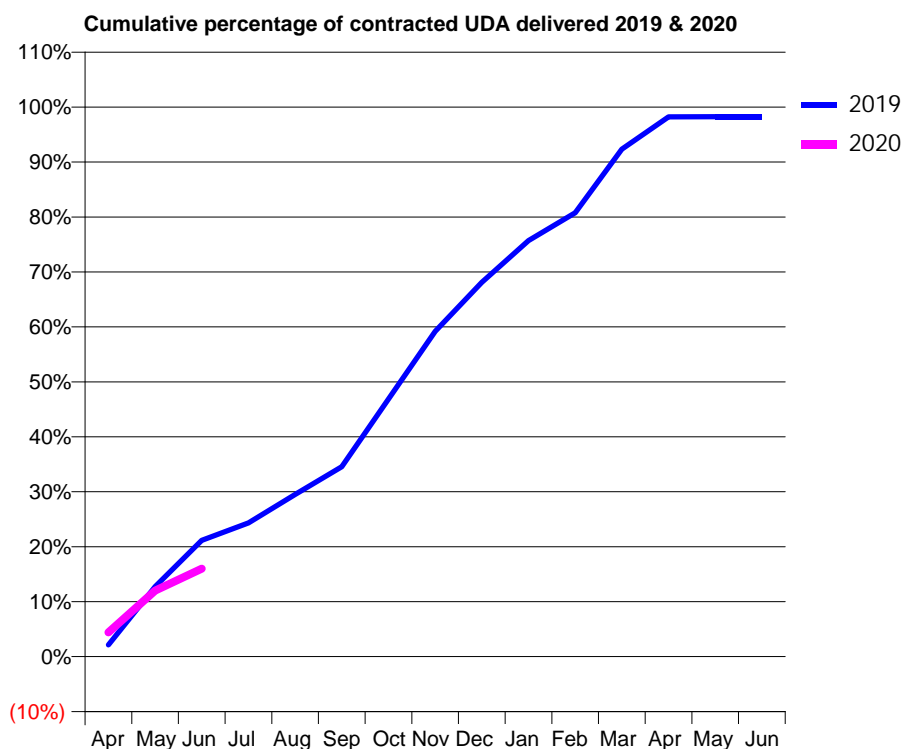
19/20 Contracted general activity (UDA)	8,267
Carry forward general activity (UDA)	0
19/20 Contracted orthodontic activity (UOA)	0
Carry forward orthodontic activity (UOA)	0
Baseline contract value	£200,209.07

ACCESS*

Patients seen in 24 months	Total	Change since previous quarter
Quarter ending June 2018	2,835	
Quarter ending September 2018	2,778	↓
Quarter ending December 2018	3,215	↑
Quarter ending March 2019	3,447	↑
Quarter ending June 2019	3,463	→
Variance since June 2018	22.2%	↑



ACTIVITY



Month	Adjusted Scheduled Activity (UDA)	
	2019	2020
April	178	364
May	1,054	995
June	1,748	1,322
July	2,011	
August	2,441	
September	2,855	
October	3,875	
November	4,894	
December	5,631	
January	6,257	
February	6,677	
March	7,632	
April	8,120	
May	8,121	
June	8,121	

QUALITY

	Quantity	Base Number	Contract	AT	Region	England
% of FP17s for the same patient ID Re-attending within 3 months - Children	9	299	3.0%	11.4%	12.1%	11.4%
% of FP17s for the same patient ID Re-attending within 3 months - Adults	71	700	10.1%	16.1%	15.6%	15.4%
% of FP17s for the same patient ID Re-attending between 3 & 9 months - Children	212	299	70.9%	59.4%	61.2%	59.8%
% of FP17s for the same patient ID Re-attending between 3 & 9 months - Adults	468	700	66.9%	52.1%	54.5%	52.1%
% of FP17s for Band 1 Urgent Courses	51	757	6.7%	10.5%	9.1%	9.2%
% of FP17s Relating to Free Repair or Replacements	2	757	0.3%	0.8%	1.0%	0.7%
% of FP17s Relating to Continuations	0	757	0.0%	0.9%	1.0%	0.8%
% of Patients satisfied with the dentistry they have received	1	1	N/A	93.0%	94.2%	93.4%
% of Patients satisfied with the time they had to wait for an appointment	1	1	N/A	87.4%	88.4%	87.6%

* This is based on patients treated on this contract for their most recent course of treatment. Figures in italics indicate the base number of FP17s or Patient Questionnaire responses are less than 100. N/A is shown where the base number of responses is less than 10 during the period. % is calculated as Quantity/Base number*100

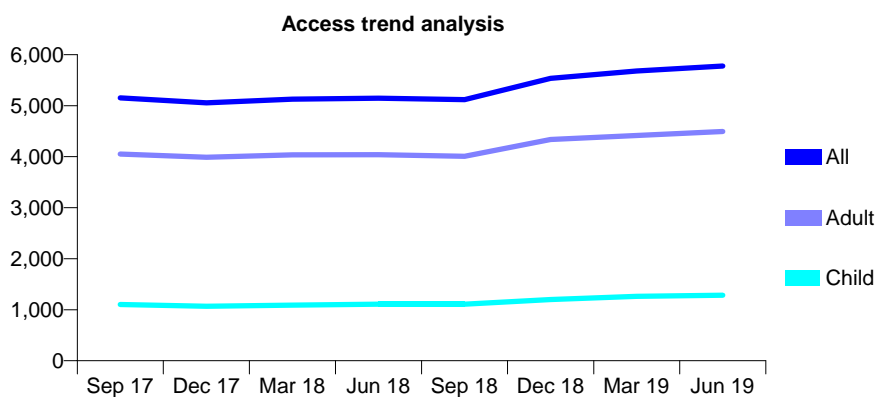
Q46 - Vital Signs At a Glance Contract Report for 164054/0001 - June 2019

Name or company name	Hope Dental Practice Limited
Contract type name	GDS Contract
Purpose of contract	General
Contract start date	01/06/2015
Contract end date	

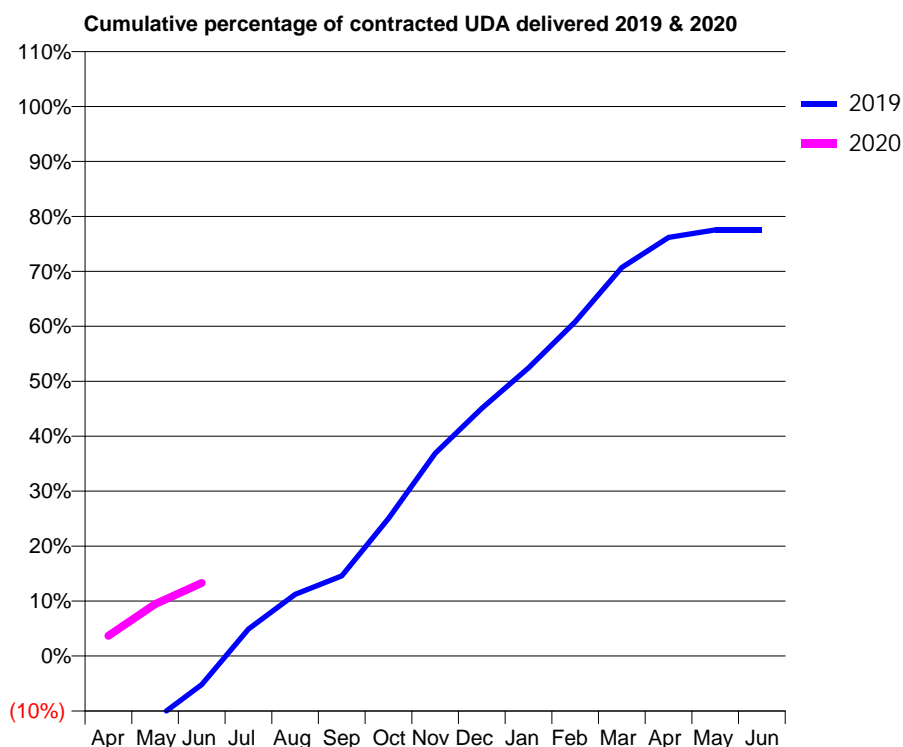
19/20 Contracted general activity (UDA)	17,021
Carry forward general activity (UDA)	0
19/20 Contracted orthodontic activity (UOA)	0
Carry forward orthodontic activity (UOA)	0
Baseline contract value	£616,436.48

ACCESS*

Patients seen in 24 months	Total	Change since previous quarter
Quarter ending June 2018	5,147	
Quarter ending September 2018	5,118	→
Quarter ending December 2018	5,537	↑
Quarter ending March 2019	5,680	↑
Quarter ending June 2019	5,776	→
Variance since June 2018	12.2%	↑



ACTIVITY



Month	Adjusted Scheduled Activity (UDA)	
	2019	2020
April	-3,010	626
May	-1,969	1,607
June	-890	2,264
July	837	
August	1,911	
September	2,482	
October	4,262	
November	6,279	
December	7,671	
January	8,925	
February	10,352	
March	12,035	
April	12,964	
May	13,201	
June	13,198	

QUALITY

	Quantity	Base Number	Contract	AT	Region	England
% of FP17s for the same patient ID Re-attending within 3 months - Children	54	415	13.0%	11.4%	12.1%	11.4%
% of FP17s for the same patient ID Re-attending within 3 months - Adults	131	1,242	10.5%	16.1%	15.6%	15.4%
% of FP17s for the same patient ID Re-attending between 3 & 9 months - Children	220	415	53.0%	59.4%	61.2%	59.8%
% of FP17s for the same patient ID Re-attending between 3 & 9 months - Adults	614	1,242	49.4%	52.1%	54.5%	52.1%
% of FP17s for Band 1 Urgent Courses	85	1,230	6.9%	10.5%	9.1%	9.2%
% of FP17s Relating to Free Repair or Replacements	18	1,230	1.5%	0.8%	1.0%	0.7%
% of FP17s Relating to Continuations	1	1,230	0.1%	0.9%	1.0%	0.8%
% of Patients satisfied with the dentistry they have received	1	1	N/A	93.0%	94.2%	93.4%
% of Patients satisfied with the time they had to wait for an appointment	1	1	N/A	87.4%	88.4%	87.6%

* This is based on patients treated on this contract for their most recent course of treatment. Figures in italics indicate the base number of FP17s or Patient Questionnaire responses are less than 100. N/A is shown where the base number of responses is less than 10 during the period. % is calculated as Quantity/Base number*100

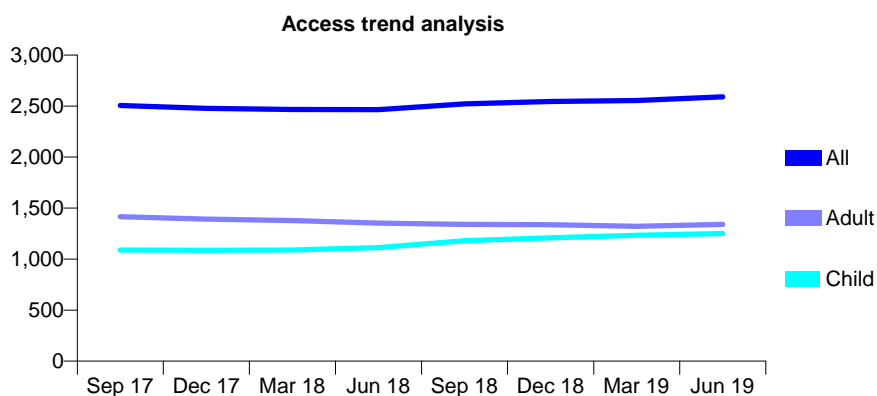
Q46 - Vital Signs At a Glance Contract Report for 165255/0001 - June 2019

Name or company name	Pritchards Dental Practice Ltd
Contract type name	GDS Contract
Purpose of contract	General
Contract start date	01/10/2013
Contract end date	

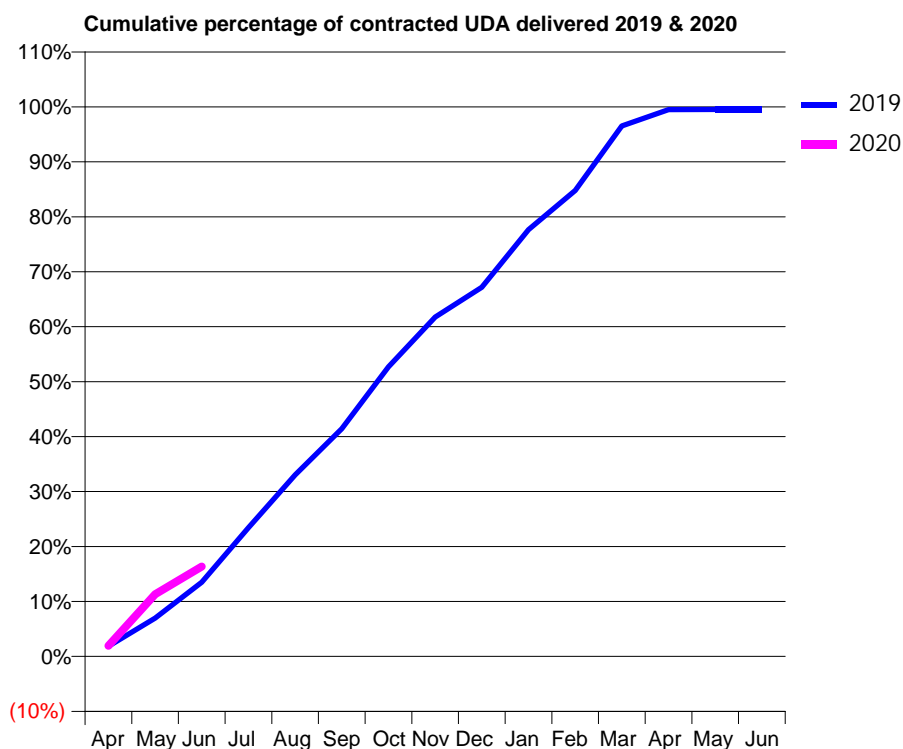
19/20 Contracted general activity (UDA)	6,428
Carry forward general activity (UDA)	0
19/20 Contracted orthodontic activity (UOA)	0
Carry forward orthodontic activity (UOA)	0
Baseline contract value	£178,400.94

ACCESS*

Patients seen in 24 months	Total	Change since previous quarter
Quarter ending June 2018	2,465	
Quarter ending September 2018	2,521	↑
Quarter ending December 2018	2,544	→
Quarter ending March 2019	2,555	→
Quarter ending June 2019	2,590	→
Variance since June 2018	5.1%	↑



ACTIVITY



Adjusted Scheduled Activity (UDA)		
Month	2019	2020
April	120	124
May	449	728
June	868	1,050
July	1,506	
August	2,123	
September	2,664	
October	3,387	
November	3,970	
December	4,319	
January	4,991	
February	5,449	
March	6,205	
April	6,394	
May	6,397	
June	6,397	

QUALITY

	Quantity	Base Number	Contract	AT	Region	England
% of FP17s for the same patient ID Re-attending within 3 months - Children	36	483	7.5%	11.4%	12.1%	11.4%
% of FP17s for the same patient ID Re-attending within 3 months - Adults	76	444	17.1%	16.1%	15.6%	15.4%
% of FP17s for the same patient ID Re-attending between 3 & 9 months - Children	339	483	70.2%	59.4%	61.2%	59.8%
% of FP17s for the same patient ID Re-attending between 3 & 9 months - Adults	250	444	56.3%	52.1%	54.5%	52.1%
% of FP17s for Band 1 Urgent Courses	35	609	5.7%	10.5%	9.1%	9.2%
% of FP17s Relating to Free Repair or Replacements	2	609	0.3%	0.8%	1.0%	0.7%
% of FP17s Relating to Continuations	0	609	0.0%	0.9%	1.0%	0.8%
% of Patients satisfied with the dentistry they have received	3	4	N/A	93.0%	94.2%	93.4%
% of Patients satisfied with the time they had to wait for an appointment	3	4	N/A	87.4%	88.4%	87.6%

* This is based on patients treated on this contract for their most recent course of treatment. Figures in italics indicate the base number of FP17s or Patient Questionnaire responses are less than 100. N/A is shown where the base number of responses is less than 10 during the period. % is calculated as Quantity/Base number*100

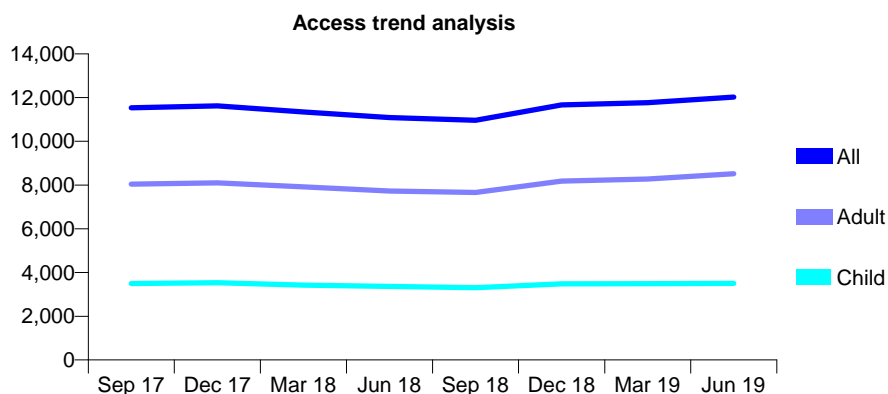
Q46 - Vital Signs At a Glance Contract Report for 165263/0001 - June 2019

Name or company name	Chariwala Smile Ltd
Contract type name	GDS Contract
Purpose of contract	General
Contract start date	01/11/2013
Contract end date	

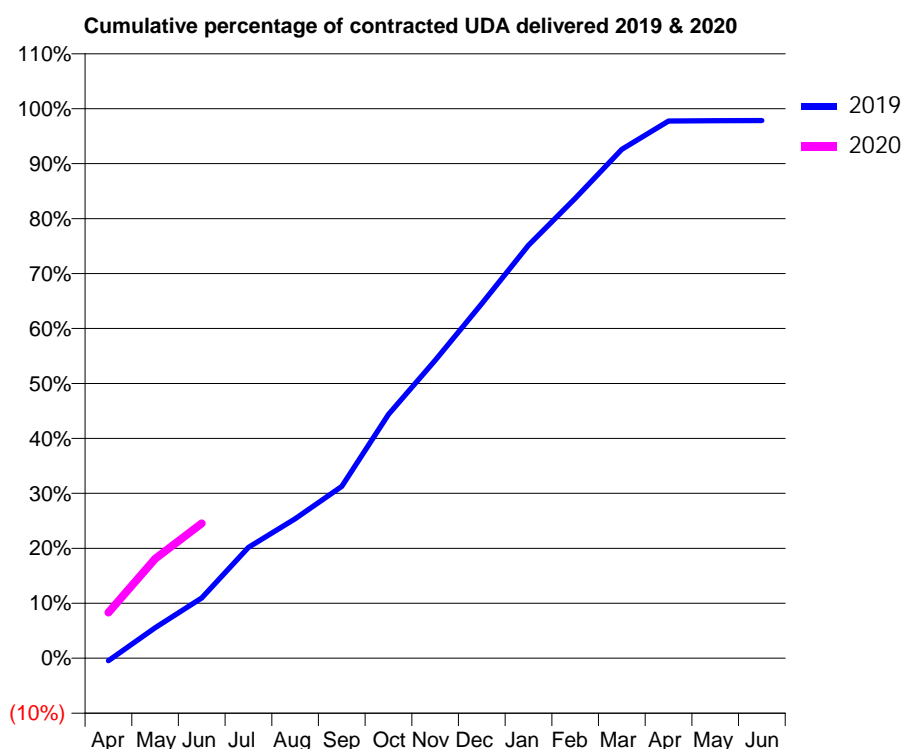
19/20 Contracted general activity (UDA)	35,327
Carry forward general activity (UDA)	0
19/20 Contracted orthodontic activity (UOA)	0
Carry forward orthodontic activity (UOA)	0
Baseline contract value	£946,494.13

ACCESS*

Patients seen in 24 months	Total	Change since previous quarter
Quarter ending June 2018	11,088	
Quarter ending September 2018	10,957	↓
Quarter ending December 2018	11,664	↑
Quarter ending March 2019	11,764	→
Quarter ending June 2019	12,021	↑
Variance since June 2018	8.4%	↑



ACTIVITY



Month	2019	2020
April	-165	2,933
May	1,961	6,389
June	3,881	8,674
July	7,126	
August	8,959	
September	11,047	
October	15,675	
November	19,154	
December	22,792	
January	26,543	
February	29,566	
March	32,708	
April	34,523	
May	34,550	
June	34,565	

QUALITY

	Quantity	Base Number	Contract	AT	Region	England
% of FP17s for the same patient ID Re-attending within 3 months - Children	72	1,272	5.7%	11.4%	12.1%	11.4%
% of FP17s for the same patient ID Re-attending within 3 months - Adults	396	3,202	12.4%	16.1%	15.6%	15.4%
% of FP17s for the same patient ID Re-attending between 3 & 9 months - Children	836	1,272	65.7%	59.4%	61.2%	59.8%
% of FP17s for the same patient ID Re-attending between 3 & 9 months - Adults	1,686	3,202	52.7%	52.1%	54.5%	52.1%
% of FP17s for Band 1 Urgent Courses	263	3,837	6.9%	10.5%	9.1%	9.2%
% of FP17s Relating to Free Repair or Replacements	29	3,837	0.8%	0.8%	1.0%	0.7%
% of FP17s Relating to Continuations	21	3,837	0.5%	0.9%	1.0%	0.8%
% of Patients satisfied with the dentistry they have received	1	1	N/A	93.0%	94.2%	93.4%
% of Patients satisfied with the time they had to wait for an appointment	1	1	N/A	87.4%	88.4%	87.6%

* This is based on patients treated on this contract for their most recent course of treatment.

Figures in italics indicate the base number of FP17s or Patient Questionnaire responses are less than 100. N/A is shown where the base number of responses is less than 10 during the period. % is calculated as Quantity/Base number*100

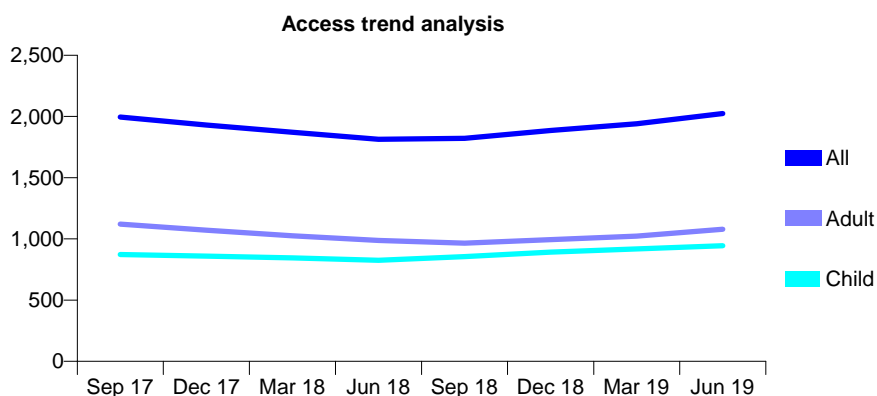
Q46 - Vital Signs At a Glance Contract Report for 165433/0001 - June 2019

Name or company name	Park House Brinnington
Contract type name	GDS Contract
Purpose of contract	General
Contract start date	01/01/2011
Contract end date	

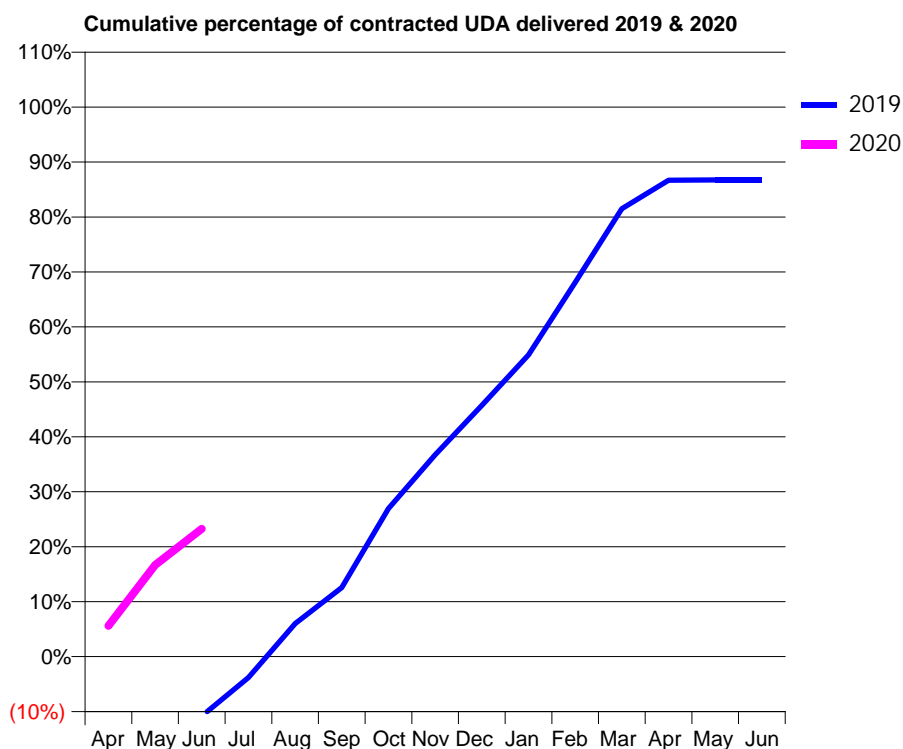
19/20 Contracted general activity (UDA)	6,500
Carry forward general activity (UDA)	0
19/20 Contracted orthodontic activity (UOA)	0
Carry forward orthodontic activity (UOA)	0
Baseline contract value	£172,977.17

ACCESS*

Patients seen in 24 months	Total	Change since previous quarter
Quarter ending June 2018	1,813	
Quarter ending September 2018	1,822	→
Quarter ending December 2018	1,886	↑
Quarter ending March 2019	1,941	↑
Quarter ending June 2019	2,024	↑
Variance since June 2018	11.6%	↑



ACTIVITY



Month	Adjusted Scheduled Activity (UDA)	
	2019	2020
April	-1,526	366
May	-990	1,085
June	-705	1,512
July	-248	
August	390	
September	818	
October	1,752	
November	2,389	
December	2,970	
January	3,569	
February	4,426	
March	5,297	
April	5,635	
May	5,638	
June	5,638	

QUALITY

	Quantity	Base Number	Contract	AT	Region	England
% of FP17s for the same patient ID Re-attending within 3 months - Children	44	349	12.6%	11.4%	12.1%	11.4%
% of FP17s for the same patient ID Re-attending within 3 months - Adults	76	337	22.6%	16.1%	15.6%	15.4%
% of FP17s for the same patient ID Re-attending between 3 & 9 months - Children	186	349	53.3%	59.4%	61.2%	59.8%
% of FP17s for the same patient ID Re-attending between 3 & 9 months - Adults	119	337	35.3%	52.1%	54.5%	52.1%
% of FP17s for Band 1 Urgent Courses	57	585	9.7%	10.5%	9.1%	9.2%
% of FP17s Relating to Free Repair or Replacements	7	585	1.2%	0.8%	1.0%	0.7%
% of FP17s Relating to Continuations	2	585	0.3%	0.9%	1.0%	0.8%
% of Patients satisfied with the dentistry they have received	1	1	N/A	93.0%	94.2%	93.4%
% of Patients satisfied with the time they had to wait for an appointment	1	1	N/A	87.4%	88.4%	87.6%

* This is based on patients treated on this contract for their most recent course of treatment. Figures in italics indicate the base number of FP17s or Patient Questionnaire responses are less than 100. N/A is shown where the base number of responses is less than 10 during the period. % is calculated as Quantity/Base number*100

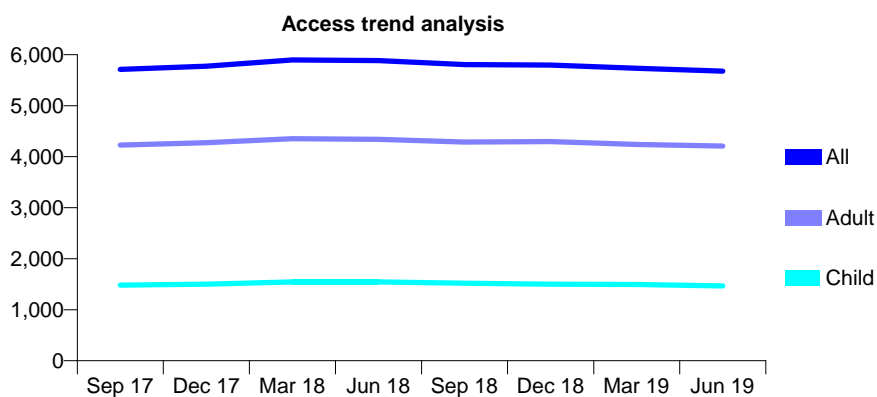
Q46 - Vital Signs At a Glance Contract Report for 165905/0001 - June 2019

Name or company name	New Moston Dental Centre
Contract type name	GDS Contract
Purpose of contract	General
Contract start date	01/04/2009
Contract end date	

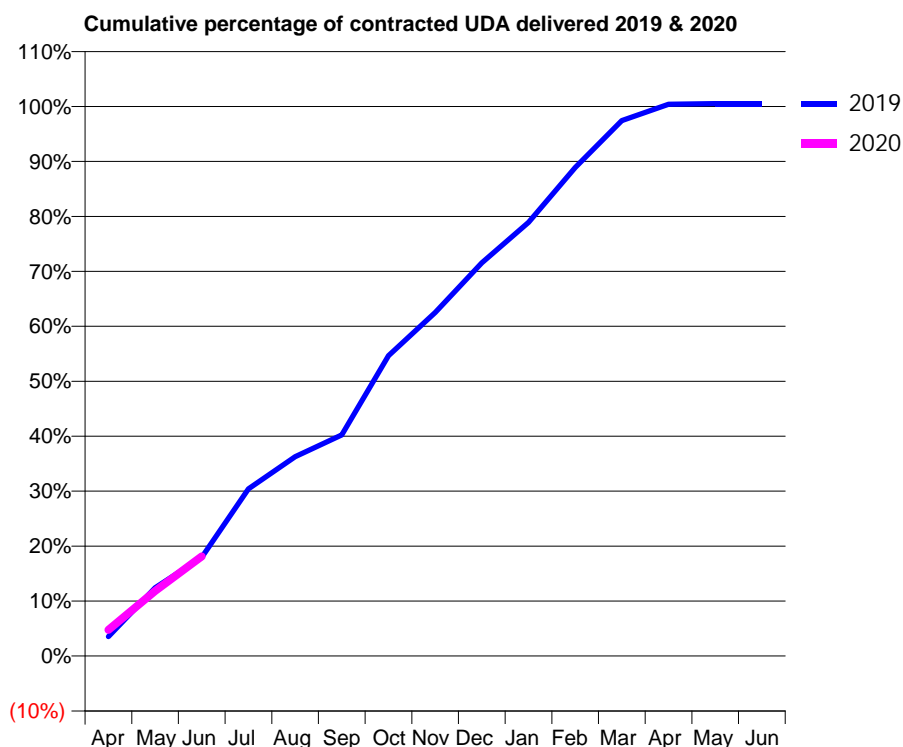
19/20 Contracted general activity (UDA)	19,540
Carry forward general activity (UDA)	0
19/20 Contracted orthodontic activity (UOA)	0
Carry forward orthodontic activity (UOA)	0
Baseline contract value	£591,089.77

ACCESS*

Patients seen in 24 months	Total	Change since previous quarter
Quarter ending June 2018	5,883	
Quarter ending September 2018	5,806	↓
Quarter ending December 2018	5,798	→
Quarter ending March 2019	5,733	↓
Quarter ending June 2019	5,677	→
Variance since June 2018	(3.5%)	↓



ACTIVITY



Month	Adjusted Scheduled Activity (UDA)	
	2019	2020
April	690	933
May	2,426	2,317
June	3,511	3,544
July	5,943	
August	7,085	
September	7,862	
October	10,681	
November	12,214	
December	13,975	
January	15,418	
February	17,372	
March	19,036	
April	19,618	
May	19,641	
June	19,640	

QUALITY

	Quantity	Base Number	Contract	AT	Region	England
% of FP17s for the same patient ID Re-attending within 3 months - Children	101	541	18.7%	11.4%	12.1%	11.4%
% of FP17s for the same patient ID Re-attending within 3 months - Adults	220	1,306	16.8%	16.1%	15.6%	15.4%
% of FP17s for the same patient ID Re-attending between 3 & 9 months - Children	321	541	59.3%	59.4%	61.2%	59.8%
% of FP17s for the same patient ID Re-attending between 3 & 9 months - Adults	801	1,306	61.3%	52.1%	54.5%	52.1%
% of FP17s for Band 1 Urgent Courses	131	1,611	8.1%	10.5%	9.1%	9.2%
% of FP17s Relating to Free Repair or Replacements	17	1,611	1.1%	0.8%	1.0%	0.7%
% of FP17s Relating to Continuations	13	1,611	0.8%	0.9%	1.0%	0.8%
% of Patients satisfied with the dentistry they have received	0	0	N/A	93.0%	94.2%	93.4%
% of Patients satisfied with the time they had to wait for an appointment	0	0	N/A	87.4%	88.4%	87.6%

* This is based on patients treated on this contract for their most recent course of treatment. Figures in italics indicate the base number of FP17s or Patient Questionnaire responses are less than 100. N/A is shown where the base number of responses is less than 10 during the period. % is calculated as Quantity/Base number*100

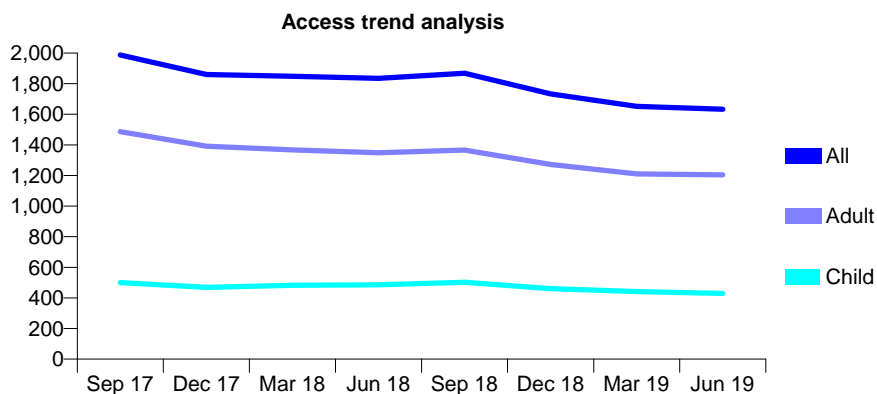
Q46 - Vital Signs At a Glance Contract Report for 166049/0001 - June 2019

Name or company name	MISS R DHARIWAL
Contract type name	GDS Contract
Purpose of contract	General
Contract start date	01/07/2015
Contract end date	

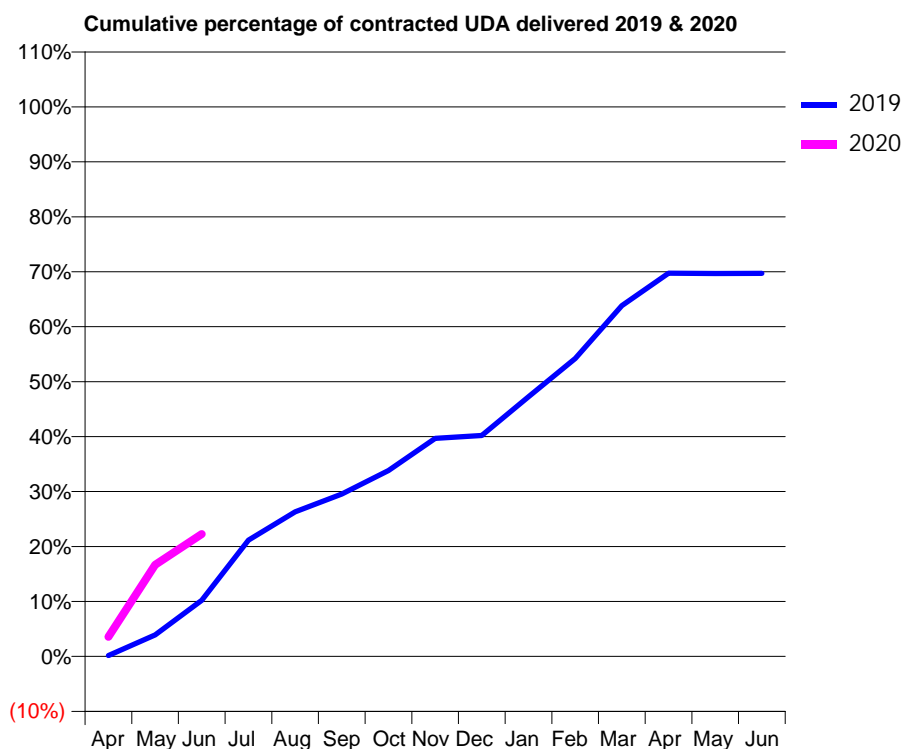
19/20 Contracted general activity (UDA)	8,633
Carry forward general activity (UDA)	0
19/20 Contracted orthodontic activity (UOA)	0
Carry forward orthodontic activity (UOA)	0
Baseline contract value	£238,417.26

ACCESS*

Patients seen in 24 months	Total	Change since previous quarter
Quarter ending June 2018	1,835	
Quarter ending September 2018	1,868	→
Quarter ending December 2018	1,733	↓
Quarter ending March 2019	1,652	↓
Quarter ending June 2019	1,633	↓
Variance since June 2018	(11.0%)	↓



ACTIVITY



Month	Adjusted Scheduled Activity (UDA)	
	2019	2020
April	13	308
May	338	1,441
June	880	1,921
July	1,826	
August	2,272	
September	2,551	
October	2,920	
November	3,426	
December	3,470	
January	4,081	
February	4,682	
March	5,508	
April	6,020	
May	6,016	
June	6,017	

QUALITY

	Quantity	Base Number	Contract	AT	Region	England
% of FP17s for the same patient ID Re-attending within 3 months - Children	14	208	6.7%	11.4%	12.1%	11.4%
% of FP17s for the same patient ID Re-attending within 3 months - Adults	130	517	25.1%	16.1%	15.6%	15.4%
% of FP17s for the same patient ID Re-attending between 3 & 9 months - Children	72	208	34.6%	59.4%	61.2%	59.8%
% of FP17s for the same patient ID Re-attending between 3 & 9 months - Adults	157	517	30.4%	52.1%	54.5%	52.1%
% of FP17s for Band 1 Urgent Courses	136	628	21.7%	10.5%	9.1%	9.2%
% of FP17s Relating to Free Repair or Replacements	5	628	0.8%	0.8%	1.0%	0.7%
% of FP17s Relating to Continuations	14	628	2.2%	0.9%	1.0%	0.8%
% of Patients satisfied with the dentistry they have received	0	0	N/A	93.0%	94.2%	93.4%
% of Patients satisfied with the time they had to wait for an appointment	0	0	N/A	87.4%	88.4%	87.6%

* This is based on patients treated on this contract for their most recent course of treatment. Figures in italics indicate the base number of FP17s or Patient Questionnaire responses are less than 100. N/A is shown where the base number of responses is less than 10 during the period. % is calculated as Quantity/Base number*100

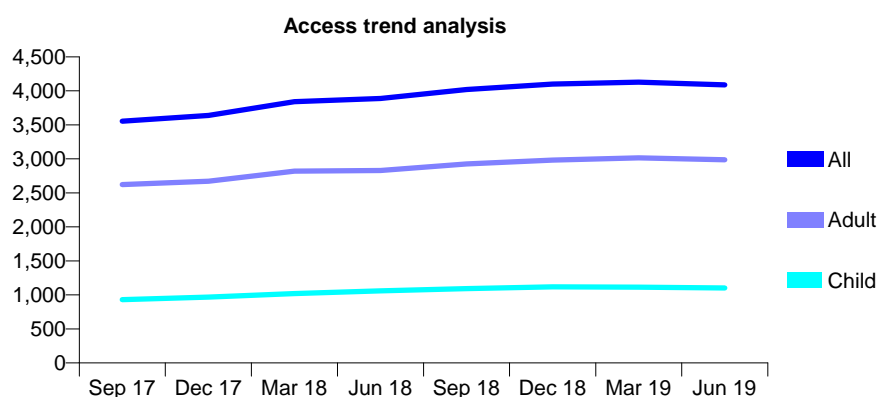
Q46 - Vital Signs At a Glance Contract Report for 166081/0001 - June 2019

Name or company name	Brooks Bar Dental Practice
Contract type name	GDS Contract
Purpose of contract	General
Contract start date	26/07/2013
Contract end date	

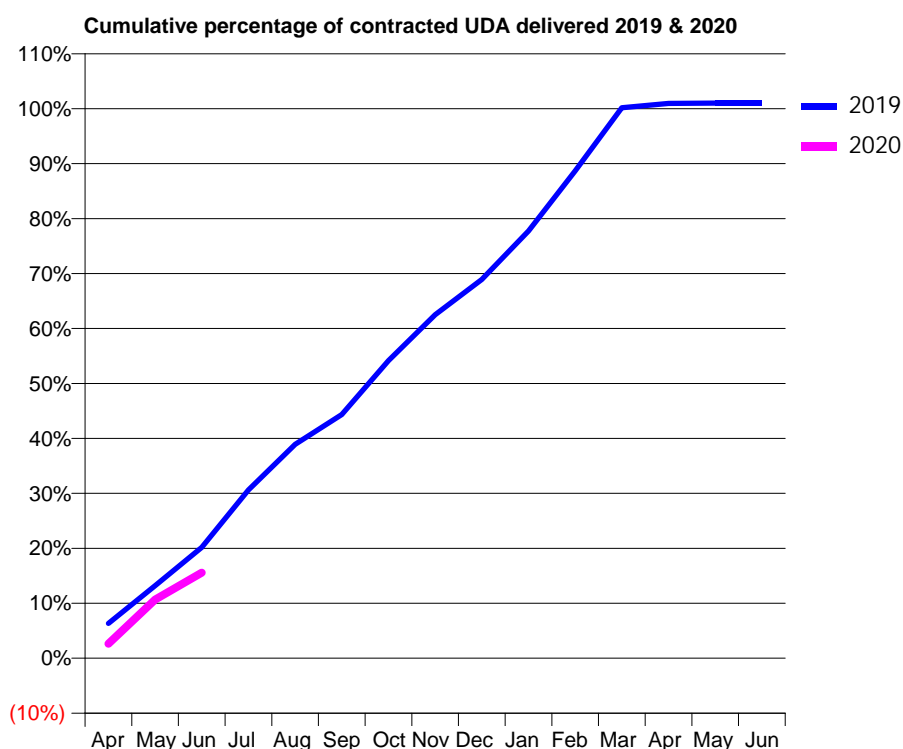
19/20 Contracted general activity (UDA)	14,264
Carry forward general activity (UDA)	0
19/20 Contracted orthodontic activity (UOA)	0
Carry forward orthodontic activity (UOA)	0
Baseline contract value	£449,109.34

ACCESS*

Patients seen in 24 months	Total	Change since previous quarter
Quarter ending June 2018	3,889	
Quarter ending September 2018	4,020	↑
Quarter ending December 2018	4,099	→
Quarter ending March 2019	4,129	→
Quarter ending June 2019	4,090	→
Variance since June 2018	5.2%	↑



ACTIVITY



Adjusted Scheduled Activity (UDA)		
Month	2019	2020
April	904	374
May	1,886	1,520
June	2,877	2,220
July	4,367	
August	5,555	
September	6,326	
October	7,724	
November	8,917	
December	9,832	
January	11,088	
February	12,651	
March	14,289	
April	14,396	
May	14,409	
June	14,409	

QUALITY

	Quantity	Base Number	Contract	AT	Region	England
% of FP17s for the same patient ID Re-attending within 3 months - Children	10	200	5.0%	11.4%	12.1%	11.4%
% of FP17s for the same patient ID Re-attending within 3 months - Adults	50	485	10.3%	16.1%	15.6%	15.4%
% of FP17s for the same patient ID Re-attending between 3 & 9 months - Children	64	200	32.0%	59.4%	61.2%	59.8%
% of FP17s for the same patient ID Re-attending between 3 & 9 months - Adults	162	485	33.4%	52.1%	54.5%	52.1%
% of FP17s for Band 1 Urgent Courses	47	650	7.2%	10.5%	9.1%	9.2%
% of FP17s Relating to Free Repair or Replacements	4	650	0.6%	0.8%	1.0%	0.7%
% of FP17s Relating to Continuations	7	650	1.1%	0.9%	1.0%	0.8%
% of Patients satisfied with the dentistry they have received	0	0	N/A	93.0%	94.2%	93.4%
% of Patients satisfied with the time they had to wait for an appointment	0	0	N/A	87.4%	88.4%	87.6%

* This is based on patients treated on this contract for their most recent course of treatment.

Figures in italics indicate the base number of FP17s or Patient Questionnaire responses are less than 100. N/A is shown where the base number of responses is less than 10 during the period. % is calculated as Quantity/Base number*100

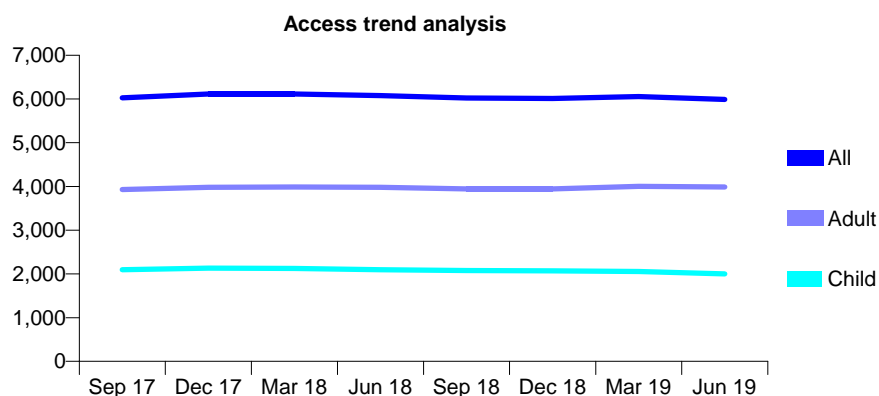
Q46 - Vital Signs At a Glance Contract Report for 166405/0001 - June 2019

Name or company name	Penny Meadow Dental Care Limited
Contract type name	GDS Contract
Purpose of contract	General
Contract start date	01/01/2014
Contract end date	

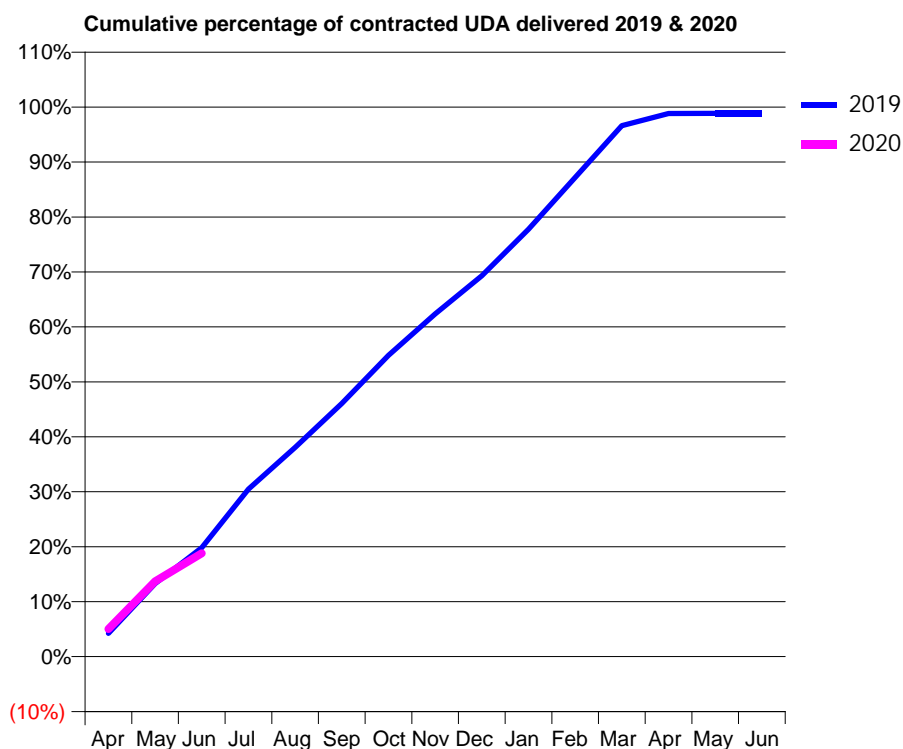
19/20 Contracted general activity (UDA)	16,838
Carry forward general activity (UDA)	0
19/20 Contracted orthodontic activity (UOA)	0
Carry forward orthodontic activity (UOA)	0
Baseline contract value	£484,230.66

ACCESS*

Patients seen in 24 months	Total	Change since previous quarter
Quarter ending June 2018	6,077	
Quarter ending September 2018	6,021	→
Quarter ending December 2018	6,013	→
Quarter ending March 2019	6,056	→
Quarter ending June 2019	5,989	↓
Variance since June 2018	(1.4%)	↓



ACTIVITY



Month	Adjusted Scheduled Activity (UDA)	
	2019	2020
April	714	849
May	2,237	2,309
June	3,337	3,167
July	5,129	
August	6,413	
September	7,754	
October	9,231	
November	10,505	
December	11,666	
January	13,094	
February	14,683	
March	16,269	
April	16,641	
May	16,646	
June	16,646	

QUALITY

	Quantity	Base Number	Contract	AT	Region	England
% of FP17s for the same patient ID Re-attending within 3 months - Children	54	738	7.3%	11.4%	12.1%	11.4%
% of FP17s for the same patient ID Re-attending within 3 months - Adults	148	1,178	12.6%	16.1%	15.6%	15.4%
% of FP17s for the same patient ID Re-attending between 3 & 9 months - Children	552	738	74.8%	59.4%	61.2%	59.8%
% of FP17s for the same patient ID Re-attending between 3 & 9 months - Adults	553	1,178	46.9%	52.1%	54.5%	52.1%
% of FP17s for Band 1 Urgent Courses	158	1,693	9.3%	10.5%	9.1%	9.2%
% of FP17s Relating to Free Repair or Replacements	11	1,693	0.6%	0.8%	1.0%	0.7%
% of FP17s Relating to Continuations	5	1,693	0.3%	0.9%	1.0%	0.8%
% of Patients satisfied with the dentistry they have received	0	0	N/A	93.0%	94.2%	93.4%
% of Patients satisfied with the time they had to wait for an appointment	0	0	N/A	87.4%	88.4%	87.6%

* This is based on patients treated on this contract for their most recent course of treatment. Figures in italics indicate the base number of FP17s or Patient Questionnaire responses are less than 100. N/A is shown where the base number of responses is less than 10 during the period. % is calculated as Quantity/Base number*100

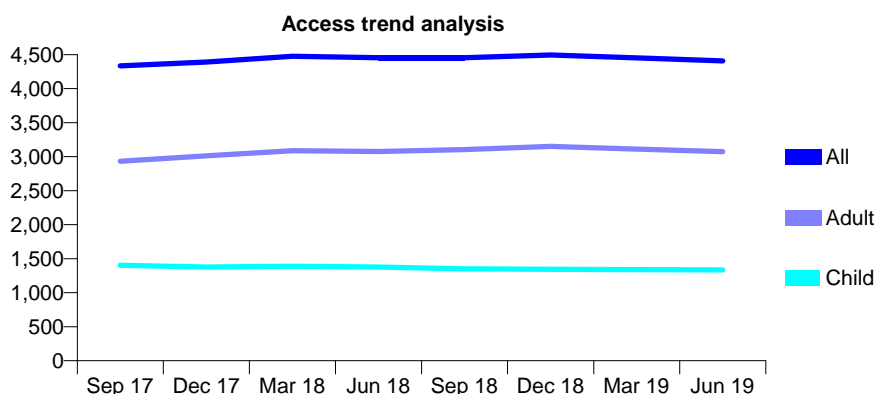
Q46 - Vital Signs At a Glance Contract Report for 166707/0001 - June 2019

Name or company name	151 Dental Ltd
Contract type name	GDS Contract
Purpose of contract	General
Contract start date	01/08/2007
Contract end date	

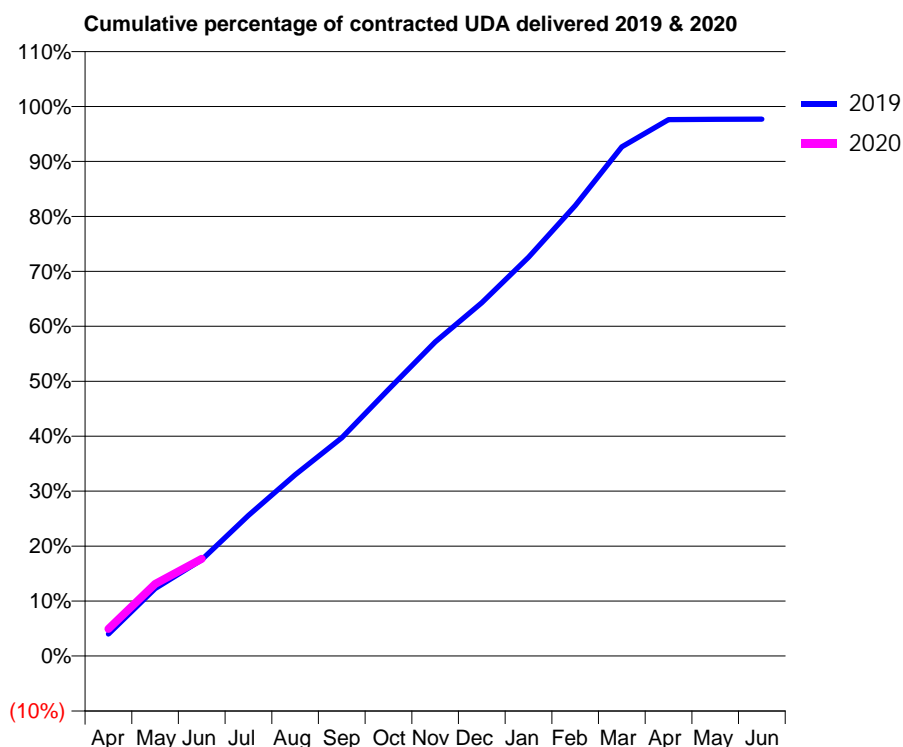
19/20 Contracted general activity (UDA)	18,209
Carry forward general activity (UDA)	0
19/20 Contracted orthodontic activity (UOA)	0
Carry forward orthodontic activity (UOA)	0
Baseline contract value	£480,864.87

ACCESS*

Patients seen in 24 months	Total	Change since previous quarter
Quarter ending June 2018	4,456	
Quarter ending September 2018	4,456	→
Quarter ending December 2018	4,496	→
Quarter ending March 2019	4,452	→
Quarter ending June 2019	4,409	→
Variance since June 2018	(1.1%)	↓



ACTIVITY



Month	Adjusted Scheduled Activity (UDA)	
	2019	2020
April	730	901
May	2,236	2,387
June	3,187	3,222
July	4,659	
August	6,007	
September	7,232	
October	8,831	
November	10,409	
December	11,707	
January	13,213	
February	14,923	
March	16,875	
April	17,773	
May	17,782	
June	17,787	

QUALITY

	Quantity	Base Number	Contract	AT	Region	England
% of FP17s for the same patient ID Re-attending within 3 months - Children	189	778	24.3%	11.4%	12.1%	11.4%
% of FP17s for the same patient ID Re-attending within 3 months - Adults	284	1,175	24.2%	16.1%	15.6%	15.4%
% of FP17s for the same patient ID Re-attending between 3 & 9 months - Children	441	778	56.7%	59.4%	61.2%	59.8%
% of FP17s for the same patient ID Re-attending between 3 & 9 months - Adults	628	1,175	53.4%	52.1%	54.5%	52.1%
% of FP17s for Band 1 Urgent Courses	167	1,619	10.3%	10.5%	9.1%	9.2%
% of FP17s Relating to Free Repair or Replacements	6	1,619	0.4%	0.8%	1.0%	0.7%
% of FP17s Relating to Continuations	13	1,619	0.8%	0.9%	1.0%	0.8%
% of Patients satisfied with the dentistry they have received	3	4	N/A	93.0%	94.2%	93.4%
% of Patients satisfied with the time they had to wait for an appointment	2	4	N/A	87.4%	88.4%	87.6%

* This is based on patients treated on this contract for their most recent course of treatment. Figures in italics indicate the base number of FP17s or Patient Questionnaire responses are less than 100. N/A is shown where the base number of responses is less than 10 during the period. % is calculated as Quantity/Base number*100

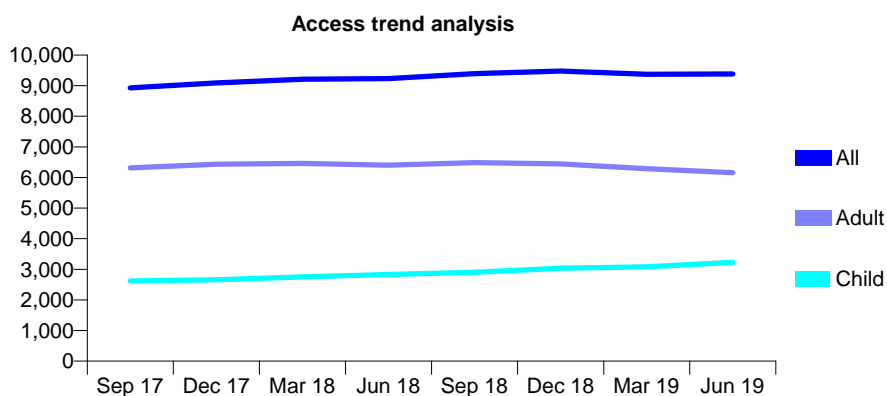
Q46 - Vital Signs At a Glance Contract Report for 167312/0001 - June 2019

Name or company name	Mellor, Wilkinson and Shokraee
Contract type name	GDS Contract
Purpose of contract	General
Contract start date	01/06/2015
Contract end date	

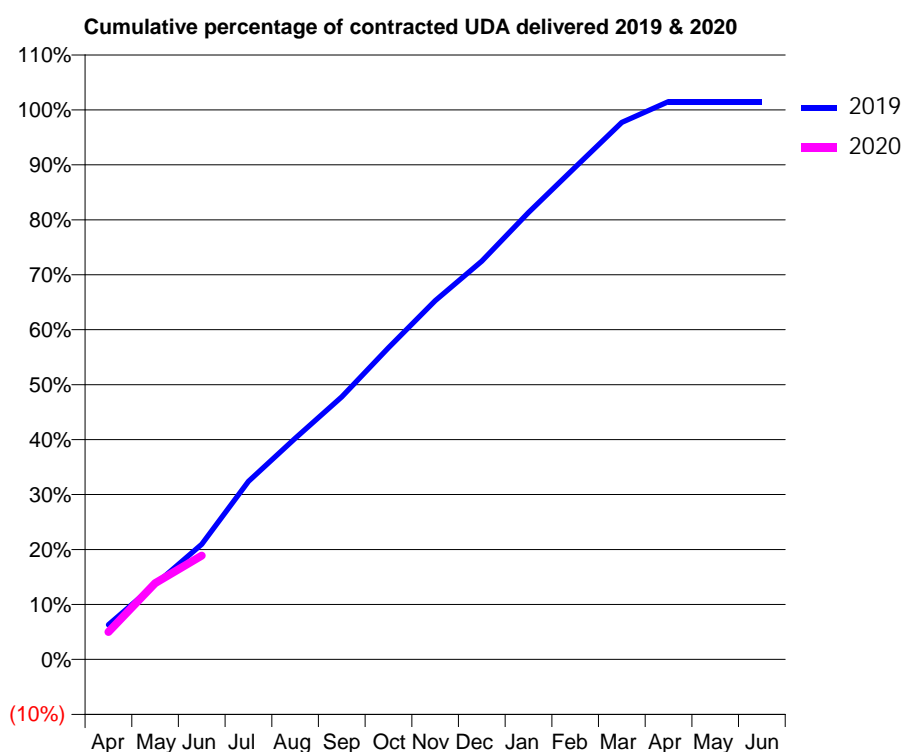
19/20 Contracted general activity (UDA)	21,353
Carry forward general activity (UDA)	0
19/20 Contracted orthodontic activity (UOA)	0
Carry forward orthodontic activity (UOA)	0
Baseline contract value	£698,128.75

ACCESS*

Patients seen in 24 months	Total	Change since previous quarter
Quarter ending June 2018	9,232	
Quarter ending September 2018	9,392	→
Quarter ending December 2018	9,480	→
Quarter ending March 2019	9,372	↓
Quarter ending June 2019	9,383	→
Variance since June 2018	1.6%	→



ACTIVITY



Month	2019	2020
April	1,343	1,072
May	2,915	2,966
June	4,474	4,034
July	6,919	
August	8,593	
September	10,202	
October	12,115	
November	13,943	
December	15,475	
January	17,365	
February	19,123	
March	20,866	
April	21,673	
May	21,671	
June	21,671	

QUALITY

	Quantity	Base Number	Contract	AT	Region	England
% of FP17s for the same patient ID Re-attending within 3 months - Children	110	1,329	8.3%	11.4%	12.1%	11.4%
% of FP17s for the same patient ID Re-attending within 3 months - Adults	306	1,792	17.1%	16.1%	15.6%	15.4%
% of FP17s for the same patient ID Re-attending between 3 & 9 months - Children	808	1,329	60.8%	59.4%	61.2%	59.8%
% of FP17s for the same patient ID Re-attending between 3 & 9 months - Adults	846	1,792	47.2%	52.1%	54.5%	52.1%
% of FP17s for Band 1 Urgent Courses	237	2,158	11.0%	10.5%	9.1%	9.2%
% of FP17s Relating to Free Repair or Replacements	7	2,158	0.3%	0.8%	1.0%	0.7%
% of FP17s Relating to Continuations	21	2,158	1.0%	0.9%	1.0%	0.8%
% of Patients satisfied with the dentistry they have received	1	1	N/A	93.0%	94.2%	93.4%
% of Patients satisfied with the time they had to wait for an appointment	1	1	N/A	87.4%	88.4%	87.6%

* This is based on patients treated on this contract for their most recent course of treatment. Figures in italics indicate the base number of FP17s or Patient Questionnaire responses are less than 100. N/A is shown where the base number of responses is less than 10 during the period. % is calculated as Quantity/Base number*100

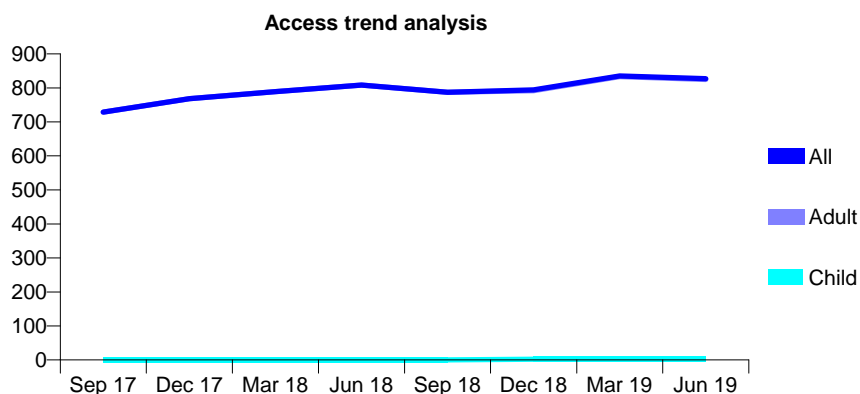
Q46 - Vital Signs At a Glance Contract Report for 167312/0002 - June 2019

Name or company name	Mellor, Wilkinson and Shokraee
Contract type name	GDS Contract
Purpose of contract	General
Contract start date	01/11/2015
Contract end date	

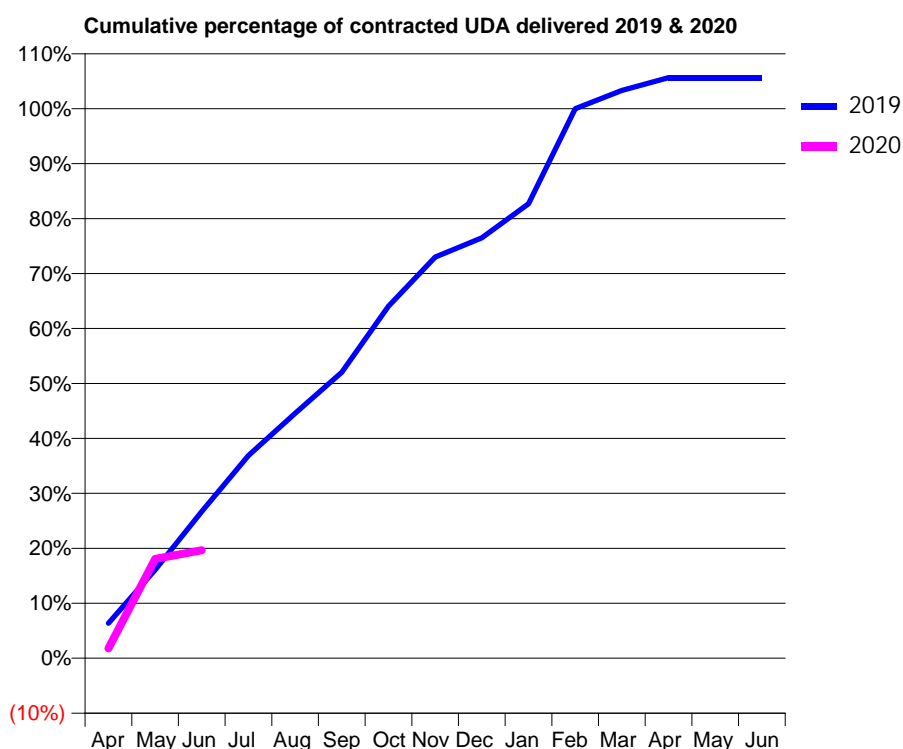
19/20 Contracted general activity (UDA)	2,000
Carry forward general activity (UDA)	0
19/20 Contracted orthodontic activity (UOA)	0
Carry forward orthodontic activity (UOA)	0
Baseline contract value	£174,285.95

ACCESS*

Patients seen in 24 months	Total	Change since previous quarter
Quarter ending June 2018	808	
Quarter ending September 2018	787	↓
Quarter ending December 2018	794	→
Quarter ending March 2019	835	↑
Quarter ending June 2019	827	→
Variance since June 2018	2.4%	↑



ACTIVITY



Month	2019	2020
April	128	36
May	322	361
June	534	393
July	738	
August	891	
September	1,040	
October	1,281	
November	1,460	
December	1,530	
January	1,654	
February	2,000	
March	2,066	
April	2,113	
May	2,113	
June	2,113	

QUALITY

	Quantity	Base Number	Contract	AT	Region	England
% of FP17s for the same patient ID Re-attending within 3 months - Children	0	0	N/A	11.4%	12.1%	11.4%
% of FP17s for the same patient ID Re-attending within 3 months - Adults	17	137	12.4%	16.1%	15.6%	15.4%
% of FP17s for the same patient ID Re-attending between 3 & 9 months - Children	0	0	N/A	59.4%	61.2%	59.8%
% of FP17s for the same patient ID Re-attending between 3 & 9 months - Adults	16	137	11.7%	52.1%	54.5%	52.1%
% of FP17s for Band 1 Urgent Courses	65	119	54.6%	10.5%	9.1%	9.2%
% of FP17s Relating to Free Repair or Replacements	0	119	0.0%	0.8%	1.0%	0.7%
% of FP17s Relating to Continuations	0	119	0.0%	0.9%	1.0%	0.8%
% of Patients satisfied with the dentistry they have received	0	0	N/A	93.0%	94.2%	93.4%
% of Patients satisfied with the time they had to wait for an appointment	0	0	N/A	87.4%	88.4%	87.6%

* This is based on patients treated on this contract for their most recent course of treatment.

Figures in italics indicate the base number of FP17s or Patient Questionnaire responses are less than 100. N/A is shown where the base number of responses is less than 10 during the period. % is calculated as Quantity/Base number*100

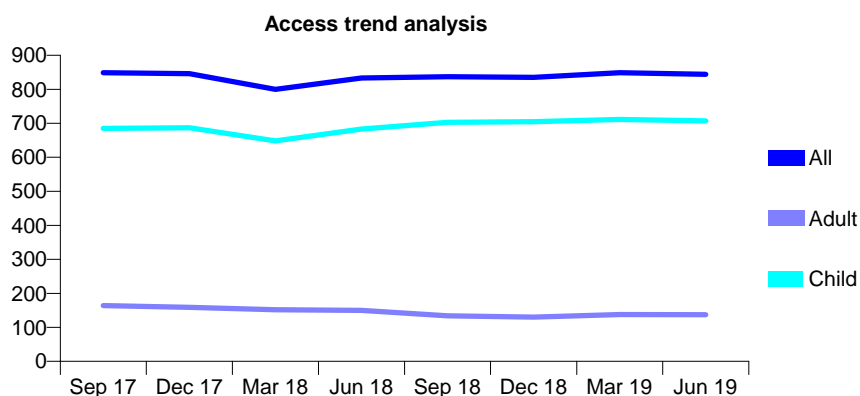
Q46 - Vital Signs At a Glance Contract Report for 168033/0001 - June 2019

Name or company name	Mossley Dental Care
Contract type name	GDS Contract
Purpose of contract	General
Contract start date	01/02/2013
Contract end date	

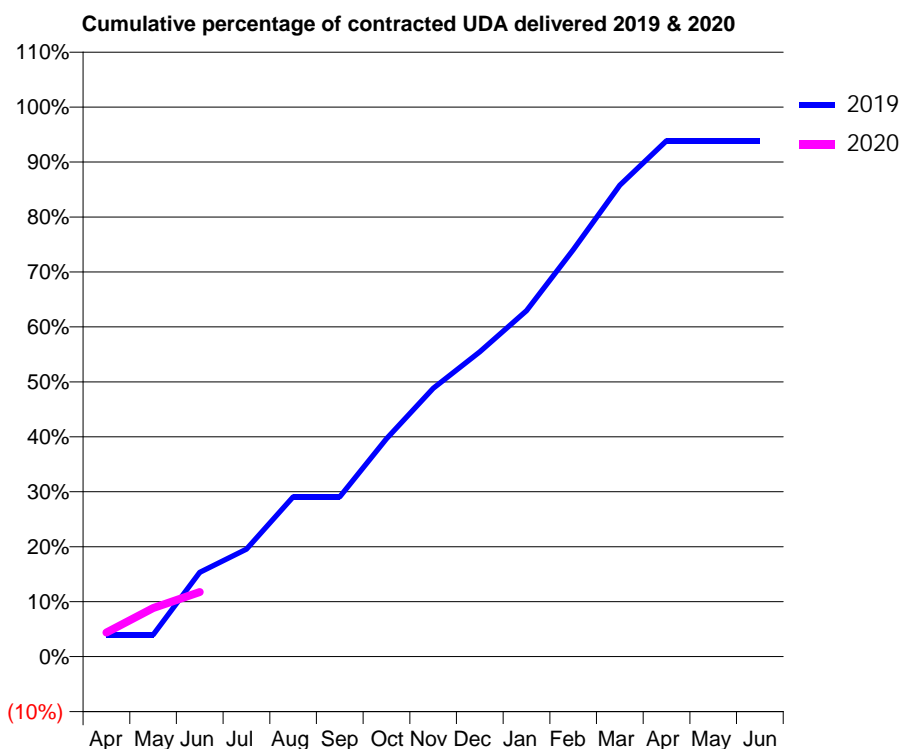
19/20 Contracted general activity (UDA)	2,000
Carry forward general activity (UDA)	0
19/20 Contracted orthodontic activity (UOA)	0
Carry forward orthodontic activity (UOA)	0
Baseline contract value	£57,504.36

ACCESS*

Patients seen in 24 months	Total	Change since previous quarter
Quarter ending June 2018	833	
Quarter ending September 2018	837	→
Quarter ending December 2018	835	→
Quarter ending March 2019	849	→
Quarter ending June 2019	844	→
Variance since June 2018	1.3%	→



ACTIVITY



Month	Adjusted Scheduled Activity (UDA)	
	2019	2020
April	79	87
May	79	177
June	307	235
July	391	
August	582	
September	582	
October	793	
November	977	
December	1,109	
January	1,259	
February	1,481	
March	1,715	
April	1,878	
May	1,878	
June	1,878	

QUALITY

	Quantity	Base Number	Contract	AT	Region	England
% of FP17s for the same patient ID Re-attending within 3 months - Children	19	259	7.3%	11.4%	12.1%	11.4%
% of FP17s for the same patient ID Re-attending within 3 months - Adults	4	26	15.4%	16.1%	15.6%	15.4%
% of FP17s for the same patient ID Re-attending between 3 & 9 months - Children	165	259	63.7%	59.4%	61.2%	59.8%
% of FP17s for the same patient ID Re-attending between 3 & 9 months - Adults	16	26	61.5%	52.1%	54.5%	52.1%
% of FP17s for Band 1 Urgent Courses	6	196	3.1%	10.5%	9.1%	9.2%
% of FP17s Relating to Free Repair or Replacements	0	196	0.0%	0.8%	1.0%	0.7%
% of FP17s Relating to Continuations	3	196	1.5%	0.9%	1.0%	0.8%
% of Patients satisfied with the dentistry they have received	0	0	N/A	93.0%	94.2%	93.4%
% of Patients satisfied with the time they had to wait for an appointment	0	0	N/A	87.4%	88.4%	87.6%

* This is based on patients treated on this contract for their most recent course of treatment. Figures in italics indicate the base number of FP17s or Patient Questionnaire responses are less than 100. N/A is shown where the base number of responses is less than 10 during the period. % is calculated as Quantity/Base number*100

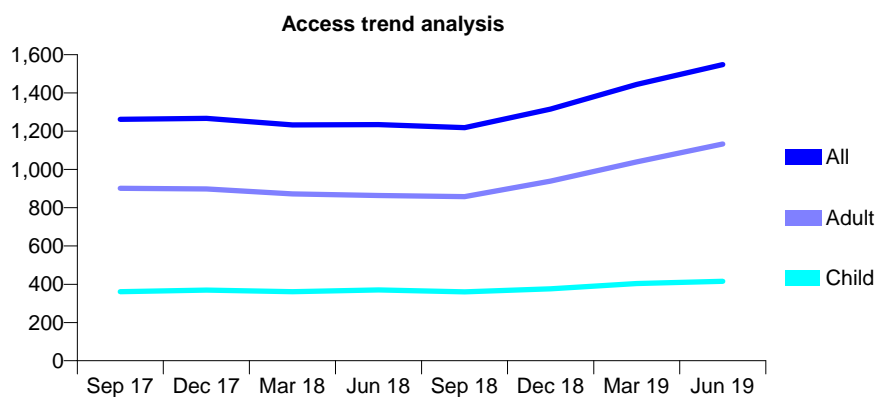
Q46 - Vital Signs At a Glance Contract Report for 168157/0001 - June 2019

Name or company name	Ravat & Ray Dental Care Bolton
Contract type name	GDS Contract
Purpose of contract	General
Contract start date	28/01/2014
Contract end date	

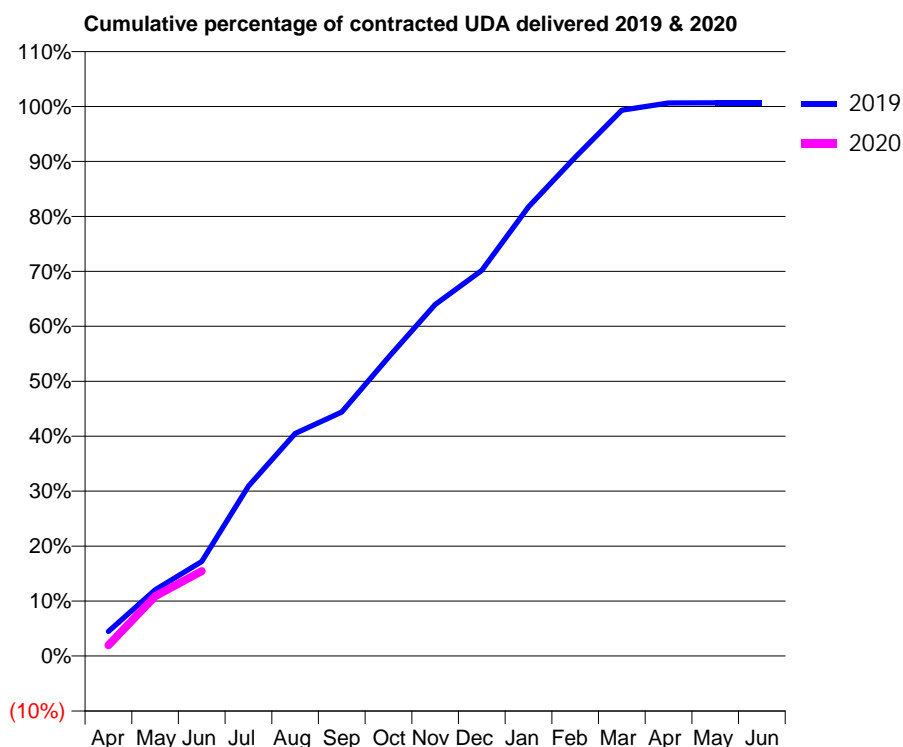
19/20 Contracted general activity (UDA)	3,981
Carry forward general activity (UDA)	0
19/20 Contracted orthodontic activity (UOA)	0
Carry forward orthodontic activity (UOA)	0
Baseline contract value	£93,365.34

ACCESS*

Patients seen in 24 months	Total	Change since previous quarter
Quarter ending June 2018	1,234	
Quarter ending September 2018	1,218	↓
Quarter ending December 2018	1,315	↑
Quarter ending March 2019	1,444	↑
Quarter ending June 2019	1,548	↑
Variance since June 2018	25.4%	↑



ACTIVITY



Month	Adjusted Scheduled Activity (UDA)	
	2019	2020
April	178	79
May	480	434
June	685	615
July	1,230	
August	1,611	
September	1,768	
October	2,164	
November	2,546	
December	2,793	
January	3,253	
February	3,613	
March	3,953	
April	4,006	
May	4,007	
June	4,007	

QUALITY

	Quantity	Base Number	Contract	AT	Region	England
% of FP17s for the same patient ID Re-attending within 3 months - Children	14	146	9.6%	11.4%	12.1%	11.4%
% of FP17s for the same patient ID Re-attending within 3 months - Adults	52	381	13.6%	16.1%	15.6%	15.4%
% of FP17s for the same patient ID Re-attending between 3 & 9 months - Children	84	146	57.5%	59.4%	61.2%	59.8%
% of FP17s for the same patient ID Re-attending between 3 & 9 months - Adults	178	381	46.7%	52.1%	54.5%	52.1%
% of FP17s for Band 1 Urgent Courses	31	330	9.4%	10.5%	9.1%	9.2%
% of FP17s Relating to Free Repair or Replacements	9	330	2.7%	0.8%	1.0%	0.7%
% of FP17s Relating to Continuations	0	330	0.0%	0.9%	1.0%	0.8%
% of Patients satisfied with the dentistry they have received	0	0	N/A	93.0%	94.2%	93.4%
% of Patients satisfied with the time they had to wait for an appointment	0	0	N/A	87.4%	88.4%	87.6%

* This is based on patients treated on this contract for their most recent course of treatment. Figures in italics indicate the base number of FP17s or Patient Questionnaire responses are less than 100. N/A is shown where the base number of responses is less than 10 during the period. % is calculated as Quantity/Base number*100

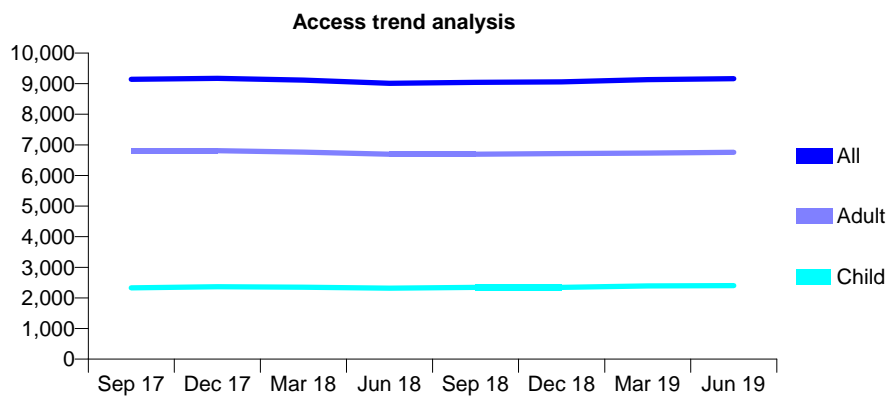
Q46 - Vital Signs At a Glance Contract Report for 168270/0001 - June 2019

Name or company name	Withers & Ripley & Hanji
Contract type name	GDS Contract
Purpose of contract	General
Contract start date	01/07/2010
Contract end date	

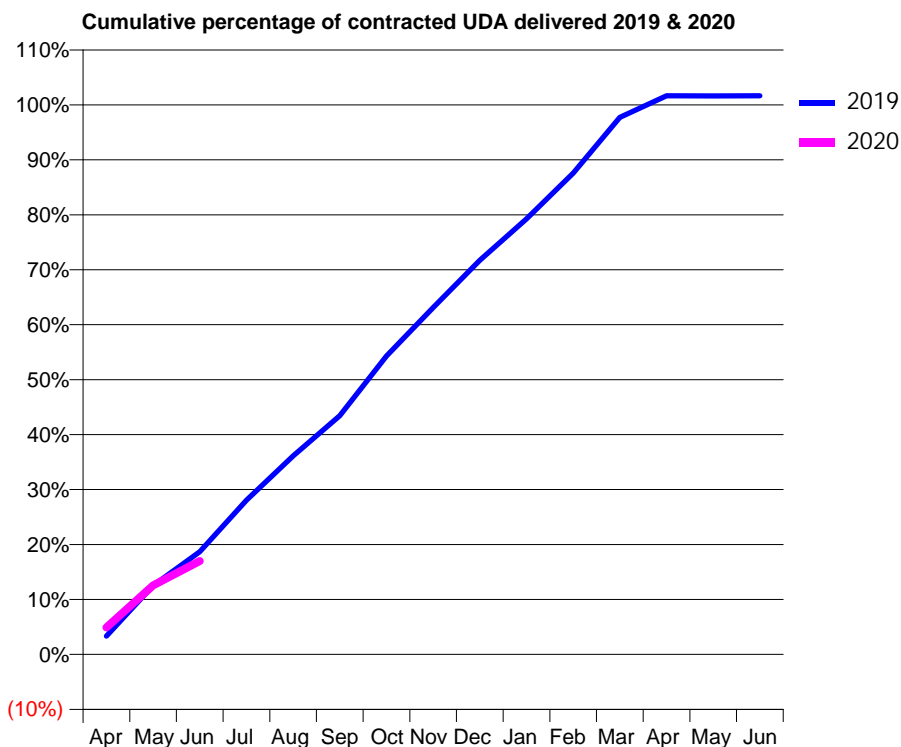
19/20 Contracted general activity (UDA)	26,084
Carry forward general activity (UDA)	0
19/20 Contracted orthodontic activity (UOA)	0
Carry forward orthodontic activity (UOA)	0
Baseline contract value	£788,269.13

ACCESS*

Patients seen in 24 months	Total	Change since previous quarter
Quarter ending June 2018	9,015	
Quarter ending September 2018	9,043	→
Quarter ending December 2018	9,062	→
Quarter ending March 2019	9,131	→
Quarter ending June 2019	9,163	→
Variance since June 2018	1.6%	→



ACTIVITY



Month	Adjusted Scheduled Activity (UDA)	
	2019	2020
April	873	1,279
May	3,270	3,277
June	4,880	4,433
July	7,322	
August	9,421	
September	11,333	
October	14,165	
November	16,469	
December	18,708	
January	20,672	
February	22,849	
March	25,488	
April	26,512	
May	26,507	
June	26,515	

QUALITY

	Quantity	Base Number	Contract	AT	Region	England
% of FP17s for the same patient ID Re-attending within 3 months - Children	72	805	8.9%	11.4%	12.1%	11.4%
% of FP17s for the same patient ID Re-attending within 3 months - Adults	260	2,203	11.8%	16.1%	15.6%	15.4%
% of FP17s for the same patient ID Re-attending between 3 & 9 months - Children	470	805	58.4%	59.4%	61.2%	59.8%
% of FP17s for the same patient ID Re-attending between 3 & 9 months - Adults	1,343	2,203	61.0%	52.1%	54.5%	52.1%
% of FP17s for Band 1 Urgent Courses	165	2,517	6.6%	10.5%	9.1%	9.2%
% of FP17s Relating to Free Repair or Replacements	20	2,517	0.8%	0.8%	1.0%	0.7%
% of FP17s Relating to Continuations	23	2,517	0.9%	0.9%	1.0%	0.8%
% of Patients satisfied with the dentistry they have received	4	4	N/A	93.0%	94.2%	93.4%
% of Patients satisfied with the time they had to wait for an appointment	3	4	N/A	87.4%	88.4%	87.6%

* This is based on patients treated on this contract for their most recent course of treatment. Figures in italics indicate the base number of FP17s or Patient Questionnaire responses are less than 100. N/A is shown where the base number of responses is less than 10 during the period. % is calculated as Quantity/Base number*100

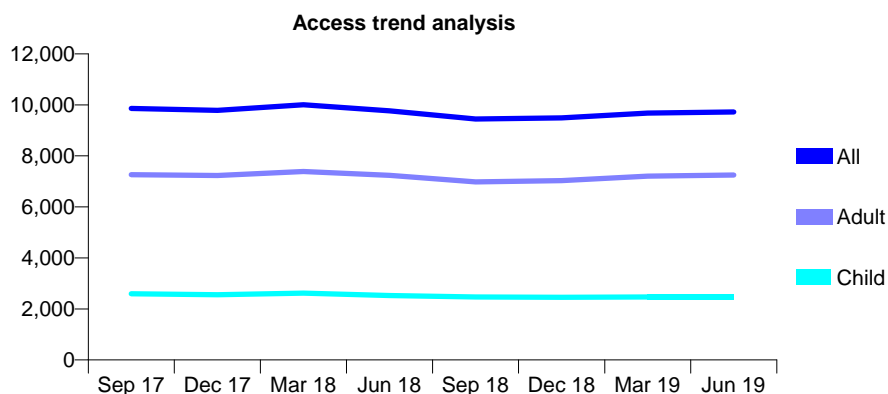
Q46 - Vital Signs At a Glance Contract Report for 168653/0001 - June 2019

Name or company name	SimplyOne Dental
Contract type name	GDS Contract
Purpose of contract	General
Contract start date	03/09/2014
Contract end date	

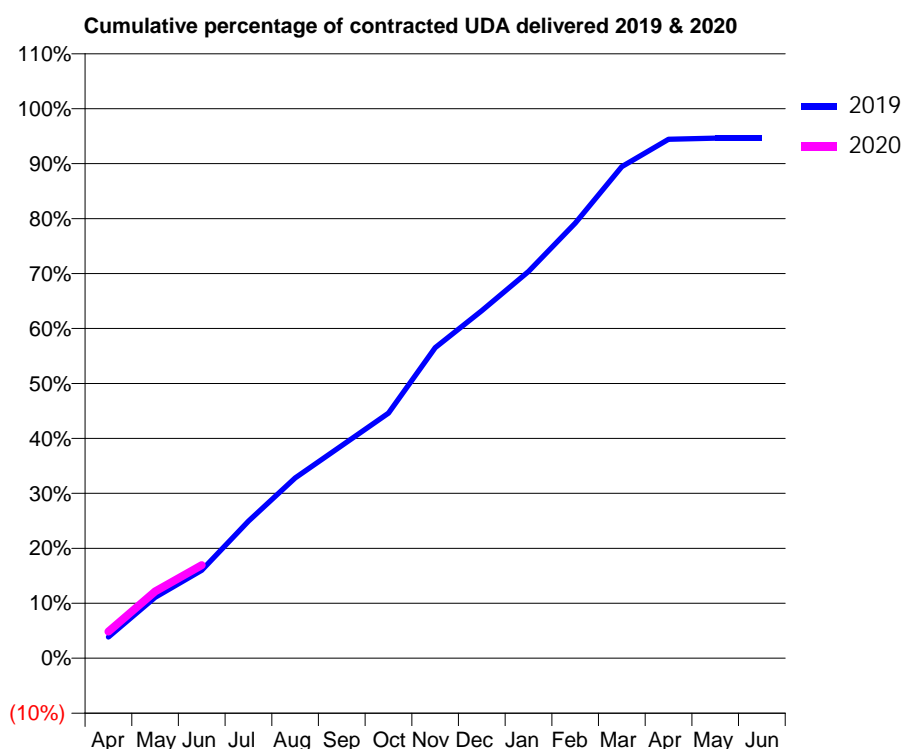
19/20 Contracted general activity (UDA)	26,986
Carry forward general activity (UDA)	0
19/20 Contracted orthodontic activity (UOA)	0
Carry forward orthodontic activity (UOA)	0
Baseline contract value	£777,271.71

ACCESS*

Patients seen in 24 months	Total	Change since previous quarter
Quarter ending June 2018	9,767	
Quarter ending September 2018	9,445	↓
Quarter ending December 2018	9,485	→
Quarter ending March 2019	9,676	↑
Quarter ending June 2019	9,723	→
Variance since June 2018	(0.5%)	→



ACTIVITY



Month	2019	2020
April	1,045	1,310
May	2,991	3,285
June	4,321	4,568
July	6,731	
August	8,849	
September	10,443	
October	12,031	
November	15,248	
December	17,062	
January	18,989	
February	21,367	
March	24,135	
April	25,485	
May	25,534	
June	25,536	

QUALITY

	Quantity	Base Number	Contract	AT	Region	England
% of FP17s for the same patient ID Re-attending within 3 months - Children	53	792	6.7%	11.4%	12.1%	11.4%
% of FP17s for the same patient ID Re-attending within 3 months - Adults	256	2,070	12.4%	16.1%	15.6%	15.4%
% of FP17s for the same patient ID Re-attending between 3 & 9 months - Children	416	792	52.5%	59.4%	61.2%	59.8%
% of FP17s for the same patient ID Re-attending between 3 & 9 months - Adults	930	2,070	44.9%	52.1%	54.5%	52.1%
% of FP17s for Band 1 Urgent Courses	217	2,208	9.8%	10.5%	9.1%	9.2%
% of FP17s Relating to Free Repair or Replacements	7	2,208	0.3%	0.8%	1.0%	0.7%
% of FP17s Relating to Continuations	42	2,208	1.9%	0.9%	1.0%	0.8%
% of Patients satisfied with the dentistry they have received	3	3	N/A	93.0%	94.2%	93.4%
% of Patients satisfied with the time they had to wait for an appointment	2	3	N/A	87.4%	88.4%	87.6%

* This is based on patients treated on this contract for their most recent course of treatment. Figures in italics indicate the base number of FP17s or Patient Questionnaire responses are less than 100. N/A is shown where the base number of responses is less than 10 during the period. % is calculated as Quantity/Base number*100

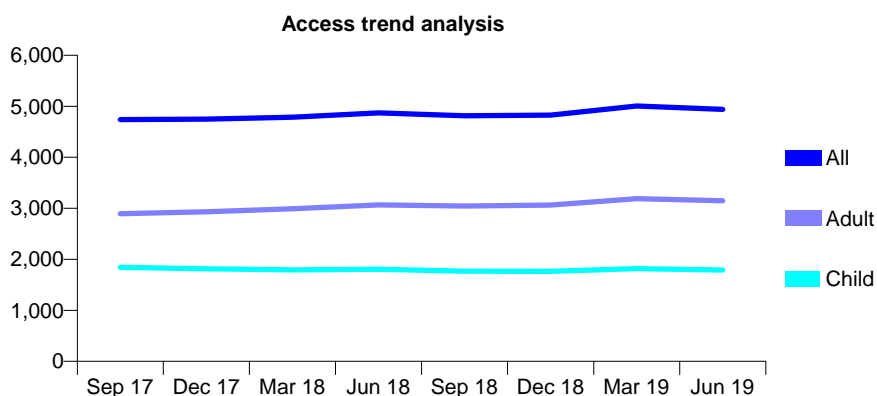
Q46 - Vital Signs At a Glance Contract Report for 168947/0001 - June 2019

Name or company name	Silverwell Dental Surgery
Contract type name	GDS Contract
Purpose of contract	General
Contract start date	01/06/2010
Contract end date	

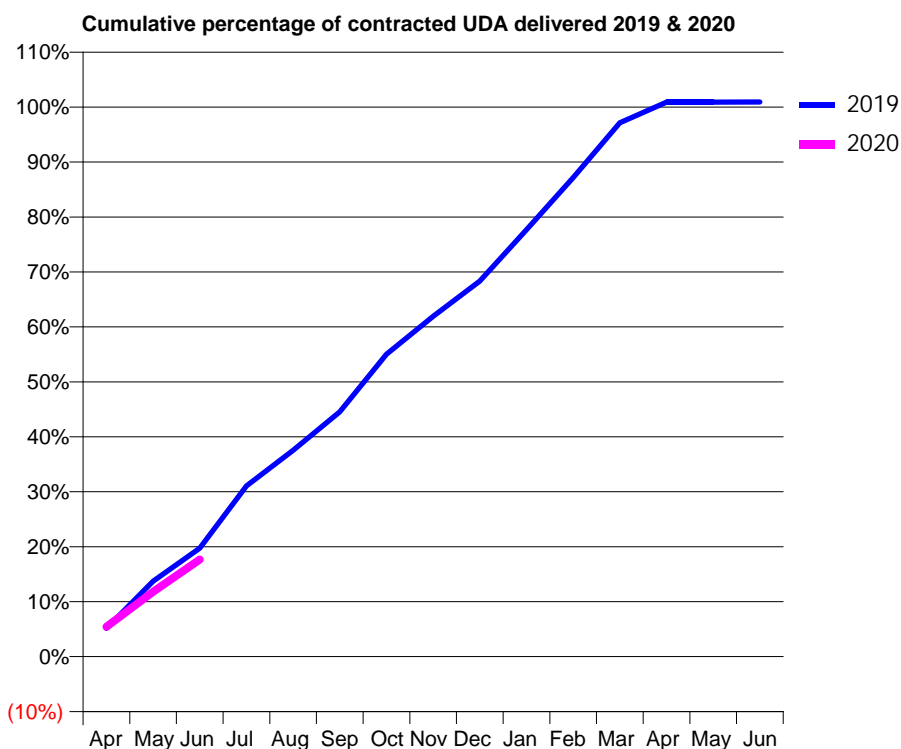
19/20 Contracted general activity (UDA)	12,600
Carry forward general activity (UDA)	0
19/20 Contracted orthodontic activity (UOA)	0
Carry forward orthodontic activity (UOA)	0
Baseline contract value	£321,715.54

ACCESS*

Patients seen in 24 months	Total	Change since previous quarter
Quarter ending June 2018	4,870	
Quarter ending September 2018	4,814	↓
Quarter ending December 2018	4,828	→
Quarter ending March 2019	5,005	↑
Quarter ending June 2019	4,940	↓
Variance since June 2018	1.4%	→



ACTIVITY



Month	Adjusted Scheduled Activity (UDA)	
	2019	2020
April	651	685
May	1,728	1,488
June	2,486	2,224
July	3,916	
August	4,731	
September	5,611	
October	6,933	
November	7,802	
December	8,612	
January	9,790	
February	10,986	
March	12,238	
April	12,712	
May	12,713	
June	12,715	

QUALITY

	Quantity	Base Number	Contract	AT	Region	England
% of FP17s for the same patient ID Re-attending within 3 months - Children	51	633	8.1%	11.4%	12.1%	11.4%
% of FP17s for the same patient ID Re-attending within 3 months - Adults	144	908	15.9%	16.1%	15.6%	15.4%
% of FP17s for the same patient ID Re-attending between 3 & 9 months - Children	385	633	60.8%	59.4%	61.2%	59.8%
% of FP17s for the same patient ID Re-attending between 3 & 9 months - Adults	501	908	55.2%	52.1%	54.5%	52.1%
% of FP17s for Band 1 Urgent Courses	95	1,291	7.4%	10.5%	9.1%	9.2%
% of FP17s Relating to Free Repair or Replacements	6	1,291	0.5%	0.8%	1.0%	0.7%
% of FP17s Relating to Continuations	7	1,291	0.5%	0.9%	1.0%	0.8%
% of Patients satisfied with the dentistry they have received	2	2	N/A	93.0%	94.2%	93.4%
% of Patients satisfied with the time they had to wait for an appointment	2	2	N/A	87.4%	88.4%	87.6%

* This is based on patients treated on this contract for their most recent course of treatment. Figures in italics indicate the base number of FP17s or Patient Questionnaire responses are less than 100. N/A is shown where the base number of responses is less than 10 during the period. % is calculated as Quantity/Base number*100

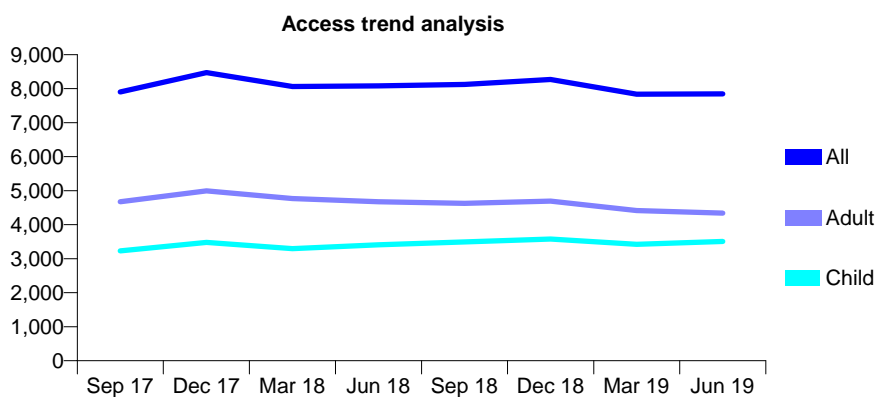
Q46 - Vital Signs At a Glance Contract Report for 173096/0001 - June 2019

Name or company name	Mr A Hussain
Contract type name	GDS Contract
Purpose of contract	General
Contract start date	01/04/2010
Contract end date	

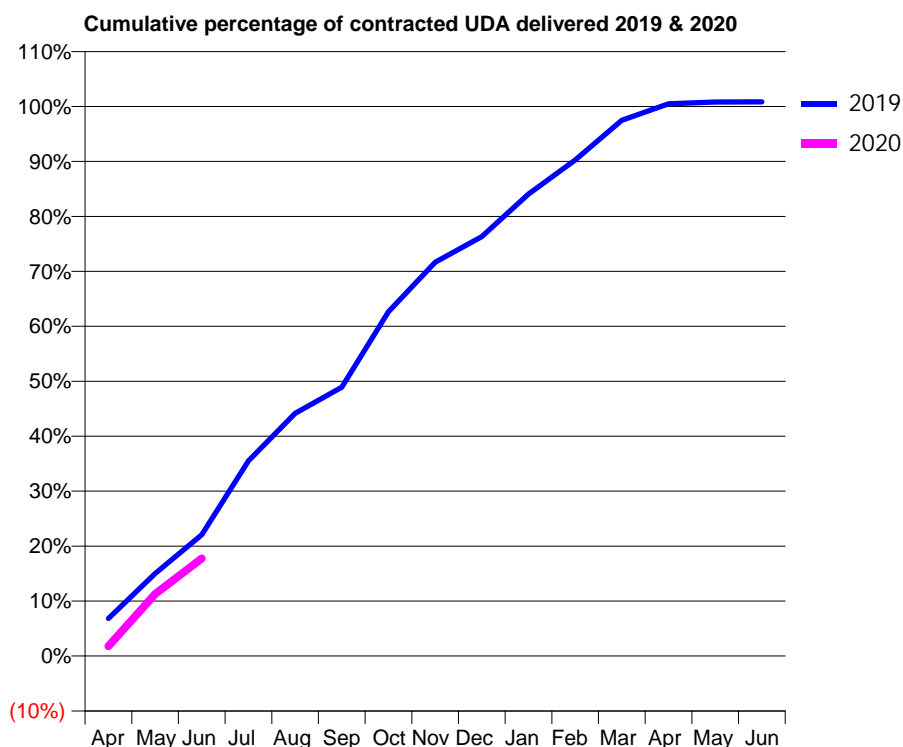
19/20 Contracted general activity (UDA)	22,889
Carry forward general activity (UDA)	0
19/20 Contracted orthodontic activity (UOA)	0
Carry forward orthodontic activity (UOA)	0
Baseline contract value	£673,888.08

ACCESS*

Patients seen in 24 months	Total	Change since previous quarter
Quarter ending June 2018	8,086	
Quarter ending September 2018	8,124	→
Quarter ending December 2018	8,271	→
Quarter ending March 2019	7,838	↓
Quarter ending June 2019	7,846	→
Variance since June 2018	(3.0%)	↓



ACTIVITY



Month	Adjusted Scheduled Activity (UDA)	
	2019	2020
April	1,565	413
May	3,438	2,587
June	5,051	4,066
July	8,130	
August	10,111	
September	11,195	
October	14,339	
November	16,397	
December	17,464	
January	19,237	
February	20,660	
March	22,313	
April	22,998	
May	23,068	
June	23,082	

QUALITY

	Quantity	Base Number	Contract	AT	Region	England
% of FP17s for the same patient ID Re-attending within 3 months - Children	93	1,212	7.7%	11.4%	12.1%	11.4%
% of FP17s for the same patient ID Re-attending within 3 months - Adults	270	1,210	22.3%	16.1%	15.6%	15.4%
% of FP17s for the same patient ID Re-attending between 3 & 9 months - Children	616	1,212	50.8%	59.4%	61.2%	59.8%
% of FP17s for the same patient ID Re-attending between 3 & 9 months - Adults	576	1,210	47.6%	52.1%	54.5%	52.1%
% of FP17s for Band 1 Urgent Courses	219	1,880	11.6%	10.5%	9.1%	9.2%
% of FP17s Relating to Free Repair or Replacements	7	1,880	0.4%	0.8%	1.0%	0.7%
% of FP17s Relating to Continuations	39	1,880	2.1%	0.9%	1.0%	0.8%
% of Patients satisfied with the dentistry they have received	1	1	N/A	93.0%	94.2%	93.4%
% of Patients satisfied with the time they had to wait for an appointment	1	1	N/A	87.4%	88.4%	87.6%

* This is based on patients treated on this contract for their most recent course of treatment. Figures in italics indicate the base number of FP17s or Patient Questionnaire responses are less than 100. N/A is shown where the base number of responses is less than 10 during the period. % is calculated as Quantity/Base number*100

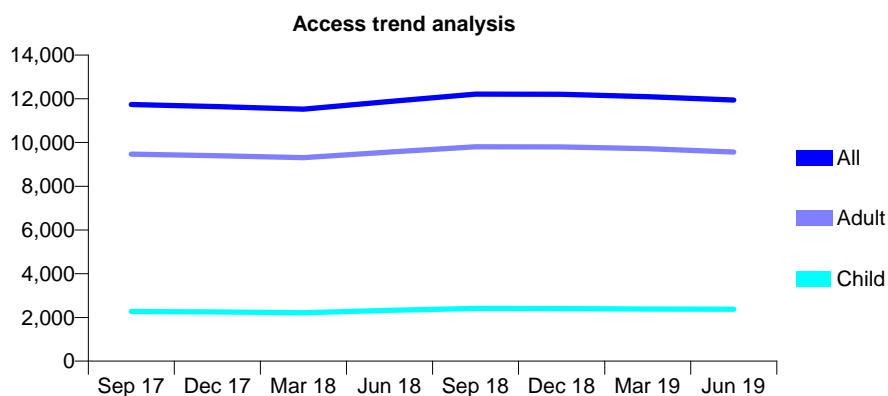
Q46 - Vital Signs At a Glance Contract Report for 173401/0001 - June 2019

Name or company name	Romiley Dental Practice
Contract type name	GDS Contract
Purpose of contract	General
Contract start date	01/04/2006
Contract end date	

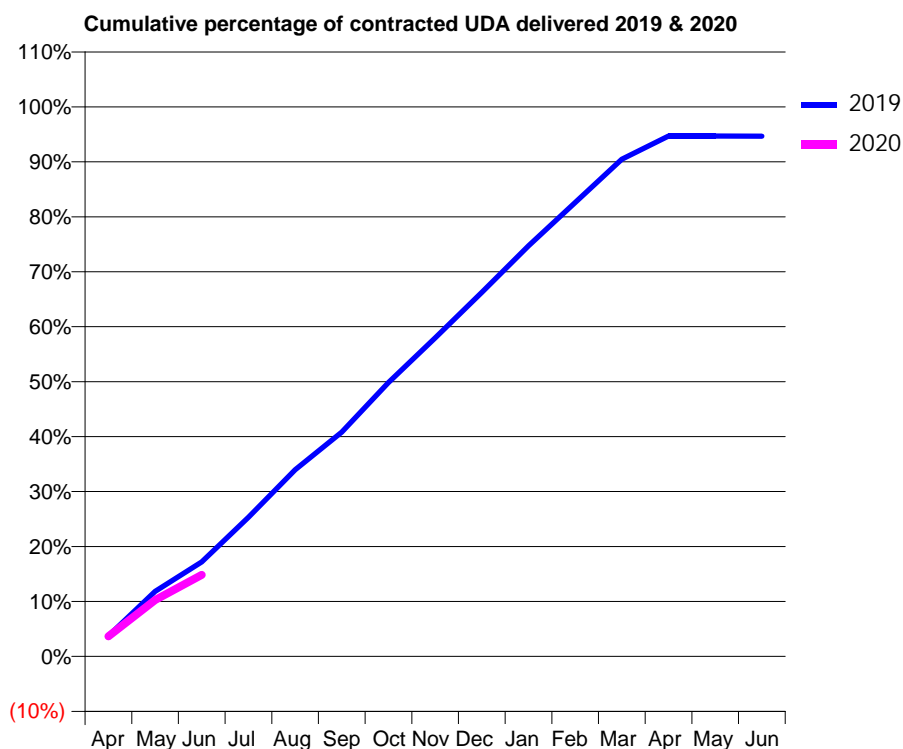
19/20 Contracted general activity (UDA)	34,502
Carry forward general activity (UDA)	0
19/20 Contracted orthodontic activity (UOA)	0
Carry forward orthodontic activity (UOA)	0
Baseline contract value	£854,661.94

ACCESS*

Patients seen in 24 months	Total	Change since previous quarter
Quarter ending June 2018	11,882	
Quarter ending September 2018	12,218	↑
Quarter ending December 2018	12,208	→
Quarter ending March 2019	12,100	→
Quarter ending June 2019	11,940	↓
Variance since June 2018	0.5%	→



ACTIVITY



Month	2019	2020
April	1,296	1,261
May	4,083	3,549
June	5,928	5,118
July	8,736	
August	11,723	
September	14,086	
October	17,192	
November	19,998	
December	22,851	
January	25,775	
February	28,505	
March	31,214	
April	32,668	
May	32,663	
June	32,658	

QUALITY

	Quantity	Base Number	Contract	AT	Region	England
% of FP17s for the same patient ID Re-attending within 3 months - Children	54	687	7.9%	11.4%	12.1%	11.4%
% of FP17s for the same patient ID Re-attending within 3 months - Adults	402	2,835	14.2%	16.1%	15.6%	15.4%
% of FP17s for the same patient ID Re-attending between 3 & 9 months - Children	401	687	58.4%	59.4%	61.2%	59.8%
% of FP17s for the same patient ID Re-attending between 3 & 9 months - Adults	1,667	2,835	58.8%	52.1%	54.5%	52.1%
% of FP17s for Band 1 Urgent Courses	248	2,743	9.0%	10.5%	9.1%	9.2%
% of FP17s Relating to Free Repair or Replacements	25	2,743	0.9%	0.8%	1.0%	0.7%
% of FP17s Relating to Continuations	20	2,743	0.7%	0.9%	1.0%	0.8%
% of Patients satisfied with the dentistry they have received	4	4	N/A	93.0%	94.2%	93.4%
% of Patients satisfied with the time they had to wait for an appointment	3	4	N/A	87.4%	88.4%	87.6%

* This is based on patients treated on this contract for their most recent course of treatment. Figures in italics indicate the base number of FP17s or Patient Questionnaire responses are less than 100. N/A is shown where the base number of responses is less than 10 during the period. % is calculated as Quantity/Base number*100

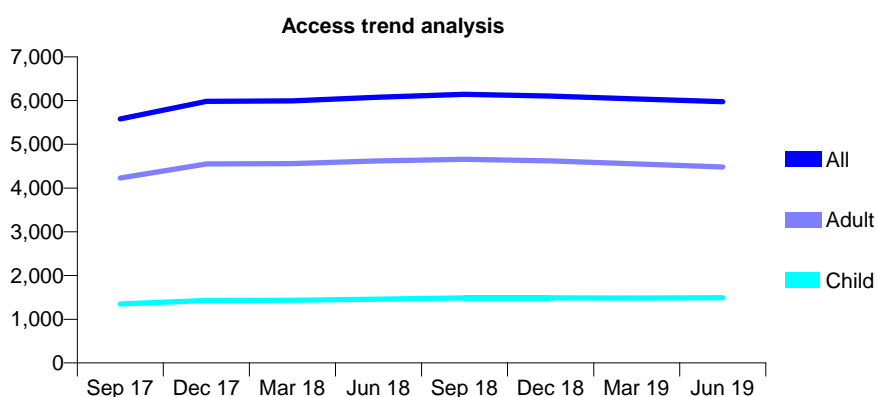
Q46 - Vital Signs At a Glance Contract Report for 173673/0001 - June 2019

Name or company name	Dr Ambareen Tejani-Sharif
Contract type name	GDS Contract
Purpose of contract	General
Contract start date	01/02/2016
Contract end date	

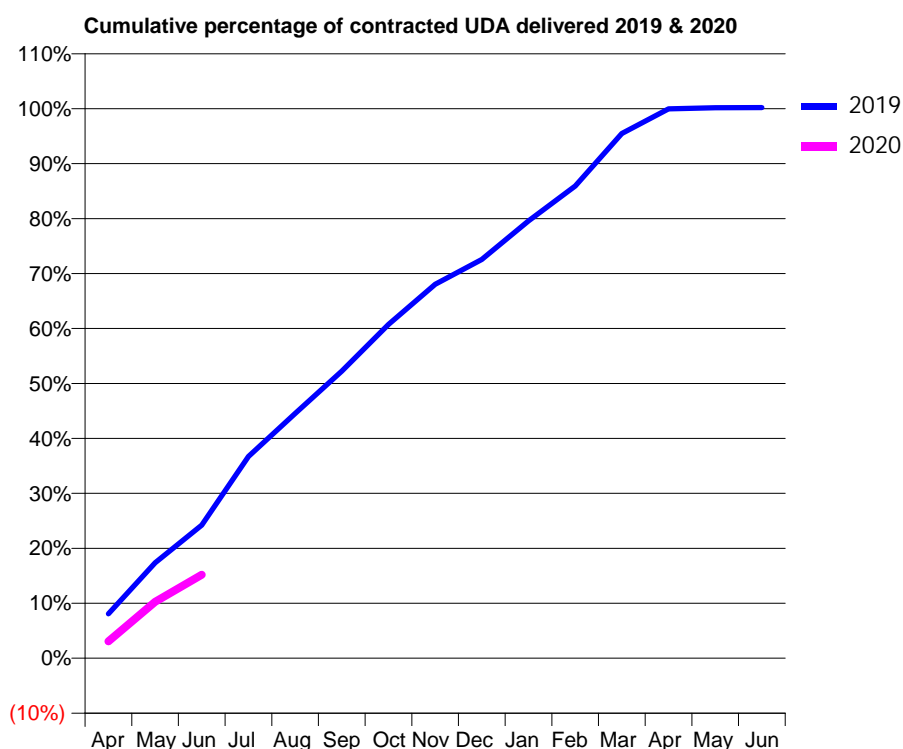
19/20 Contracted general activity (UDA)	18,526
Carry forward general activity (UDA)	0
19/20 Contracted orthodontic activity (UOA)	0
Carry forward orthodontic activity (UOA)	0
Baseline contract value	£542,804.90

ACCESS*

Patients seen in 24 months	Total	Change since previous quarter
Quarter ending June 2018	6,078	
Quarter ending September 2018	6,143	→
Quarter ending December 2018	6,106	→
Quarter ending March 2019	6,037	↓
Quarter ending June 2019	5,974	↓
Variance since June 2018	(1.7%)	↓



ACTIVITY



Month	2019	2020
April	1,498	567
May	3,217	1,905
June	4,486	2,813
July	6,799	
August	8,254	
September	9,676	
October	11,250	
November	12,606	
December	13,442	
January	14,741	
February	15,919	
March	17,690	
April	18,518	
May	18,556	
June	18,559	

QUALITY

	Quantity	Base Number	Contract	AT	Region	England
% of FP17s for the same patient ID Re-attending within 3 months - Children	37	460	8.0%	11.4%	12.1%	11.4%
% of FP17s for the same patient ID Re-attending within 3 months - Adults	170	1,358	12.5%	16.1%	15.6%	15.4%
% of FP17s for the same patient ID Re-attending between 3 & 9 months - Children	217	460	47.2%	59.4%	61.2%	59.8%
% of FP17s for the same patient ID Re-attending between 3 & 9 months - Adults	677	1,358	49.9%	52.1%	54.5%	52.1%
% of FP17s for Band 1 Urgent Courses	162	1,443	11.2%	10.5%	9.1%	9.2%
% of FP17s Relating to Free Repair or Replacements	32	1,443	2.2%	0.8%	1.0%	0.7%
% of FP17s Relating to Continuations	26	1,443	1.8%	0.9%	1.0%	0.8%
% of Patients satisfied with the dentistry they have received	4	4	N/A	93.0%	94.2%	93.4%
% of Patients satisfied with the time they had to wait for an appointment	4	4	N/A	87.4%	88.4%	87.6%

* This is based on patients treated on this contract for their most recent course of treatment.

Figures in italics indicate the base number of FP17s or Patient Questionnaire responses are less than 100. N/A is shown where the base number of responses is less than 10 during the period. % is calculated as Quantity/Base number*100

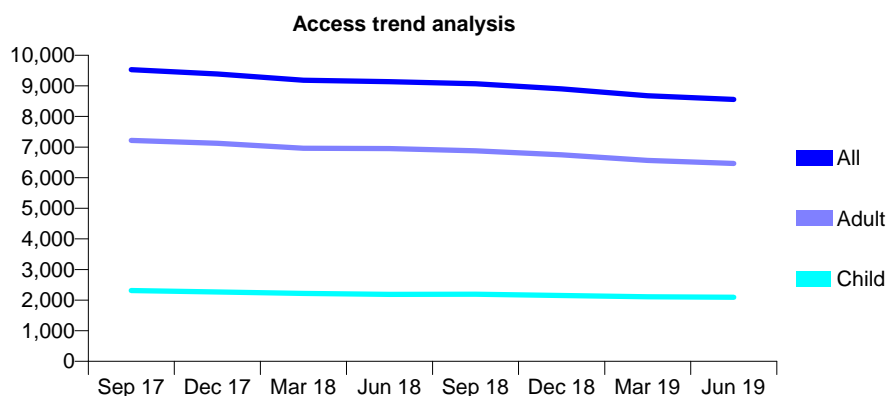
Q46 - Vital Signs At a Glance Contract Report for 173746/0001 - June 2019

Name or company name	Westhoughton (No1) Ltd
Contract type name	GDS Contract
Purpose of contract	General
Contract start date	01/11/2007
Contract end date	

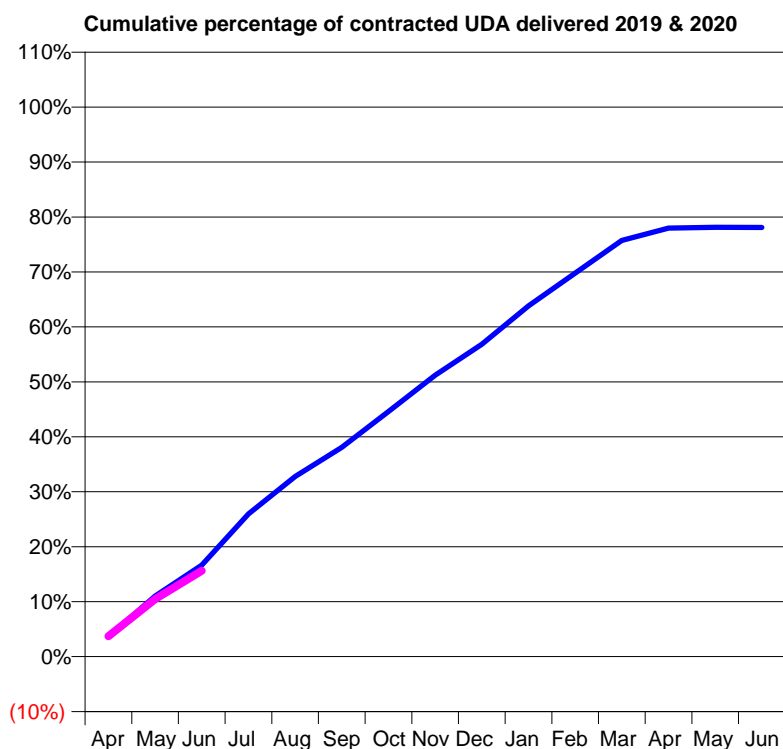
19/20 Contracted general activity (UDA)	29,940
Carry forward general activity (UDA)	0
19/20 Contracted orthodontic activity (UOA)	0
Carry forward orthodontic activity (UOA)	0
Baseline contract value	£918,081.98

ACCESS*

Patients seen in 24 months	Total	Change since previous quarter
Quarter ending June 2018	9,140	
Quarter ending September 2018	9,069	→
Quarter ending December 2018	8,899	↓
Quarter ending March 2019	8,676	↓
Quarter ending June 2019	8,557	↓
Variance since June 2018	(6.4%)	↓



ACTIVITY



Month	Adjusted Scheduled Activity (UDA)	
	2019	2020
April	1,096	1,118
May	3,299	3,132
June	4,987	4,673
July	7,770	
August	9,811	
September	11,401	
October	13,360	
November	15,334	
December	17,018	
January	19,103	
February	20,896	
March	22,675	
April	23,346	
May	23,390	
June	23,387	

QUALITY

	Quantity	Base Number	Contract	AT	Region	England
% of FP17s for the same patient ID Re-attending within 3 months - Children	55	800	6.9%	11.4%	12.1%	11.4%
% of FP17s for the same patient ID Re-attending within 3 months - Adults	244	2,148	11.4%	16.1%	15.6%	15.4%
% of FP17s for the same patient ID Re-attending between 3 & 9 months - Children	469	800	58.6%	59.4%	61.2%	59.8%
% of FP17s for the same patient ID Re-attending between 3 & 9 months - Adults	1,213	2,148	56.5%	52.1%	54.5%	52.1%
% of FP17s for Band 1 Urgent Courses	210	2,587	8.1%	10.5%	9.1%	9.2%
% of FP17s Relating to Free Repair or Replacements	17	2,587	0.7%	0.8%	1.0%	0.7%
% of FP17s Relating to Continuations	29	2,587	1.1%	0.9%	1.0%	0.8%
% of Patients satisfied with the dentistry they have received	0	0	N/A	93.0%	94.2%	93.4%
% of Patients satisfied with the time they had to wait for an appointment	0	0	N/A	87.4%	88.4%	87.6%

* This is based on patients treated on this contract for their most recent course of treatment. Figures in italics indicate the base number of FP17s or Patient Questionnaire responses are less than 100. N/A is shown where the base number of responses is less than 10 during the period. % is calculated as Quantity/Base number*100

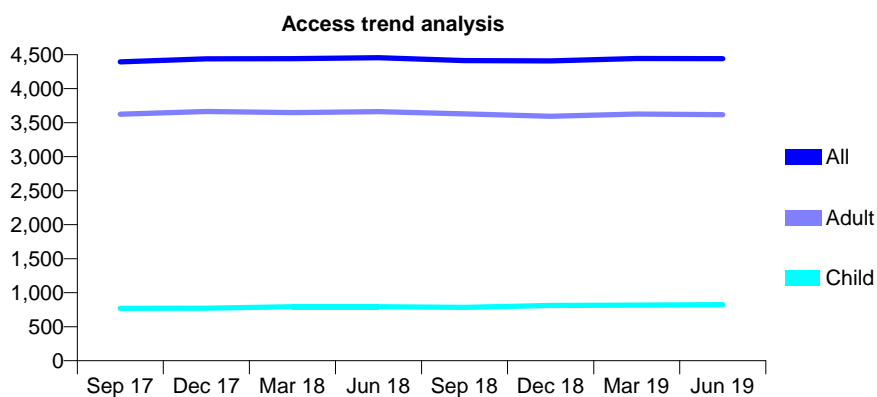
Q46 - Vital Signs At a Glance Contract Report for 177237/0002 - June 2019

Name or company name	Simon Taylor Dental Practice Ltd
Contract type name	GDS Contract
Purpose of contract	General
Contract start date	01/04/2012
Contract end date	

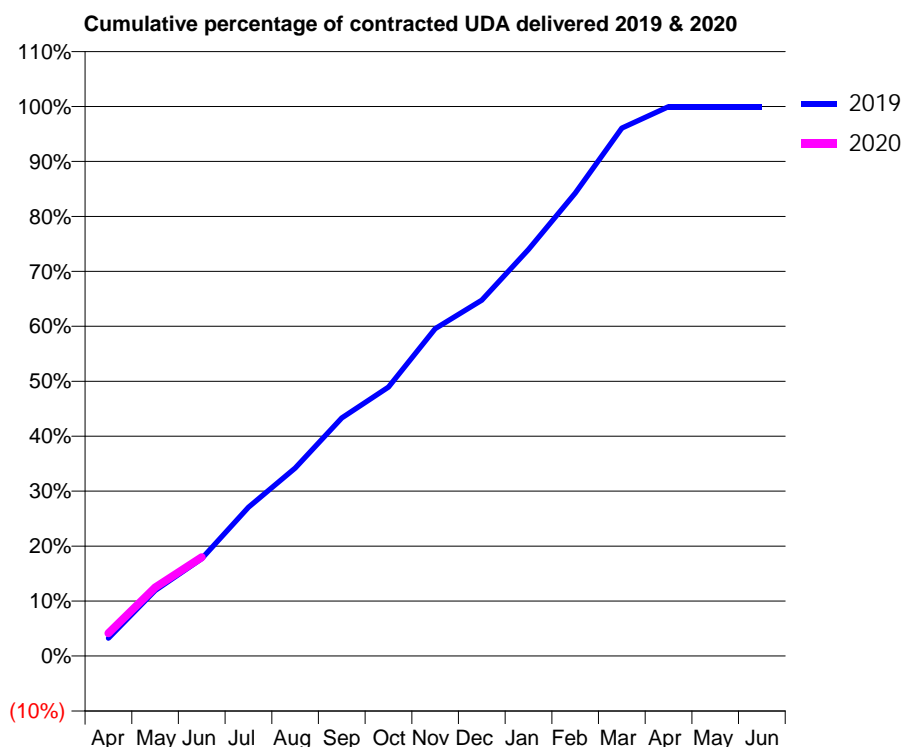
19/20 Contracted general activity (UDA)	13,950
Carry forward general activity (UDA)	0
19/20 Contracted orthodontic activity (UOA)	0
Carry forward orthodontic activity (UOA)	0
Baseline contract value	£436,753.63

ACCESS*

Patients seen in 24 months	Total	Change since previous quarter
Quarter ending June 2018	4,456	
Quarter ending September 2018	4,413	→
Quarter ending December 2018	4,408	→
Quarter ending March 2019	4,444	→
Quarter ending June 2019	4,443	→
Variance since June 2018	(0.3%)	→



ACTIVITY



Month	Adjusted Scheduled Activity (UDA)	
	2019	2020
April	450	580
May	1,664	1,741
June	2,473	2,511
July	3,777	
August	4,770	
September	6,046	
October	6,827	
November	8,309	
December	9,034	
January	10,319	
February	11,751	
March	13,399	
April	13,947	
May	13,947	
June	13,947	

QUALITY

	Quantity	Base Number	Contract	AT	Region	England
% of FP17s for the same patient ID Re-attending within 3 months - Children	18	269	6.7%	11.4%	12.1%	11.4%
% of FP17s for the same patient ID Re-attending within 3 months - Adults	218	1,058	20.6%	16.1%	15.6%	15.4%
% of FP17s for the same patient ID Re-attending between 3 & 9 months - Children	173	269	64.3%	59.4%	61.2%	59.8%
% of FP17s for the same patient ID Re-attending between 3 & 9 months - Adults	530	1,058	50.1%	52.1%	54.5%	52.1%
% of FP17s for Band 1 Urgent Courses	160	1,160	13.8%	10.5%	9.1%	9.2%
% of FP17s Relating to Free Repair or Replacements	30	1,160	2.6%	0.8%	1.0%	0.7%
% of FP17s Relating to Continuations	27	1,160	2.3%	0.9%	1.0%	0.8%
% of Patients satisfied with the dentistry they have received	1	1	N/A	93.0%	94.2%	93.4%
% of Patients satisfied with the time they had to wait for an appointment	0	1	N/A	87.4%	88.4%	87.6%

* This is based on patients treated on this contract for their most recent course of treatment. Figures in italics indicate the base number of FP17s or Patient Questionnaire responses are less than 100. N/A is shown where the base number of responses is less than 10 during the period. % is calculated as Quantity/Base number*100

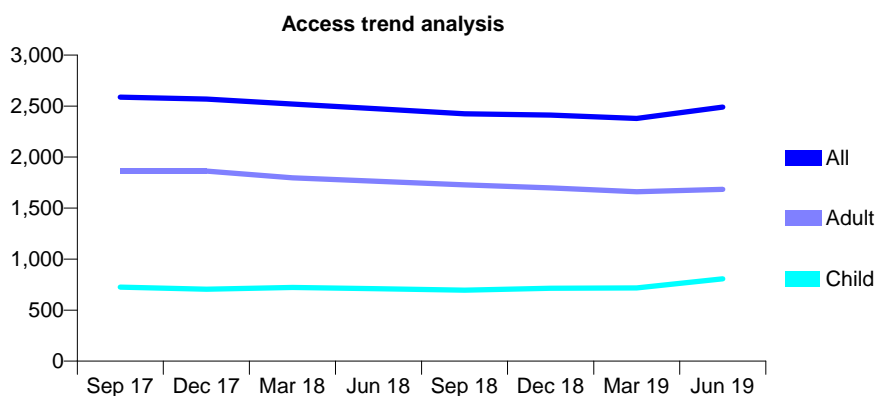
Q46 - Vital Signs At a Glance Contract Report for 178489/0001 - June 2019

Name or company name	Synergy Dental Clinic Swan Lane Ltd
Contract type name	GDS Contract
Purpose of contract	General
Contract start date	01/02/2015
Contract end date	

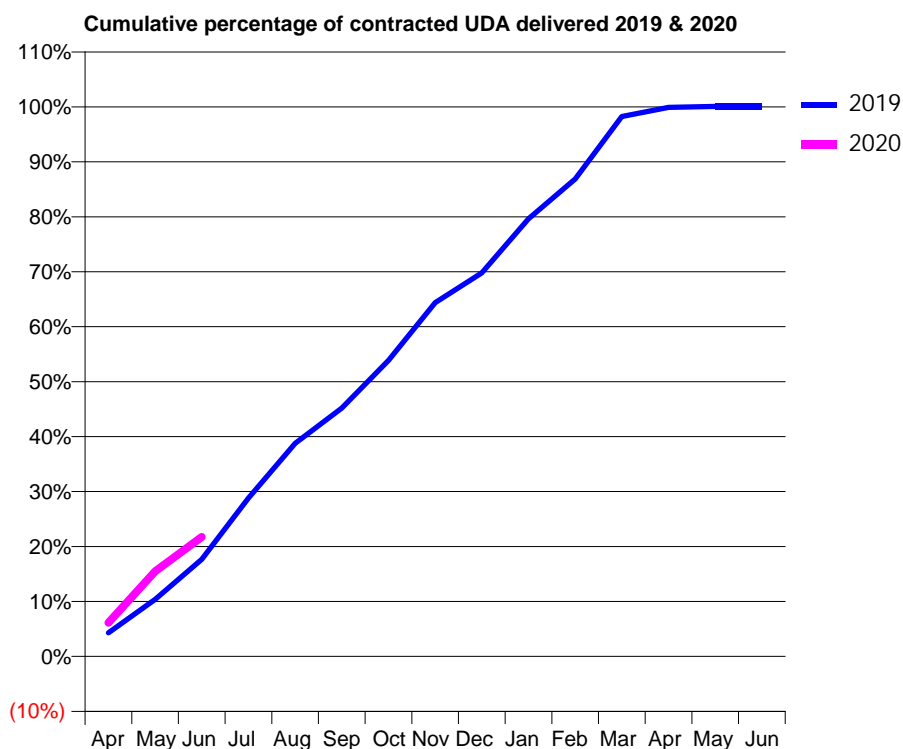
19/20 Contracted general activity (UDA)	6,940
Carry forward general activity (UDA)	0
19/20 Contracted orthodontic activity (UOA)	0
Carry forward orthodontic activity (UOA)	0
Baseline contract value	£192,498.83

ACCESS*

Patients seen in 24 months	Total	Change since previous quarter
Quarter ending June 2018	2,473	
Quarter ending September 2018	2,424	↓
Quarter ending December 2018	2,413	→
Quarter ending March 2019	2,379	↓
Quarter ending June 2019	2,491	↑
Variance since June 2018	0.7%	→



ACTIVITY



Month	2019	2020
April	299	425
May	719	1,073
June	1,225	1,508
July	2,000	
August	2,692	
September	3,135	
October	3,737	
November	4,467	
December	4,844	
January	5,527	
February	6,029	
March	6,819	
April	6,933	
May	6,945	
June	6,945	

QUALITY

	Quantity	Base Number	Contract	AT	Region	England
% of FP17s for the same patient ID Re-attending within 3 months - Children	17	355	4.8%	11.4%	12.1%	11.4%
% of FP17s for the same patient ID Re-attending within 3 months - Adults	52	537	9.7%	16.1%	15.6%	15.4%
% of FP17s for the same patient ID Re-attending between 3 & 9 months - Children	194	355	54.6%	59.4%	61.2%	59.8%
% of FP17s for the same patient ID Re-attending between 3 & 9 months - Adults	338	537	62.9%	52.1%	54.5%	52.1%
% of FP17s for Band 1 Urgent Courses	50	833	6.0%	10.5%	9.1%	9.2%
% of FP17s Relating to Free Repair or Replacements	4	833	0.5%	0.8%	1.0%	0.7%
% of FP17s Relating to Continuations	0	833	0.0%	0.9%	1.0%	0.8%
% of Patients satisfied with the dentistry they have received	0	0	N/A	93.0%	94.2%	93.4%
% of Patients satisfied with the time they had to wait for an appointment	0	0	N/A	87.4%	88.4%	87.6%

* This is based on patients treated on this contract for their most recent course of treatment. Figures in italics indicate the base number of FP17s or Patient Questionnaire responses are less than 100. N/A is shown where the base number of responses is less than 10 during the period. % is calculated as Quantity/Base number*100

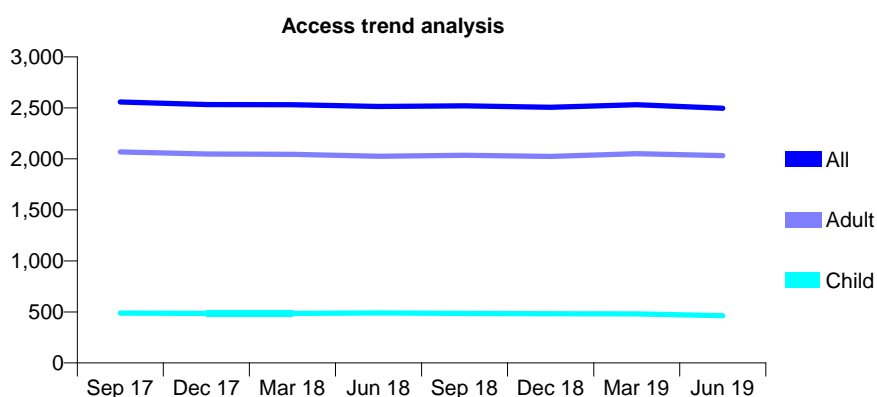
Q46 - Vital Signs At a Glance Contract Report for 179663/0001 - June 2019

Name or company name	757 Blackburn Road Dental Practice
Contract type name	GDS Contract
Purpose of contract	General
Contract start date	01/04/2012
Contract end date	

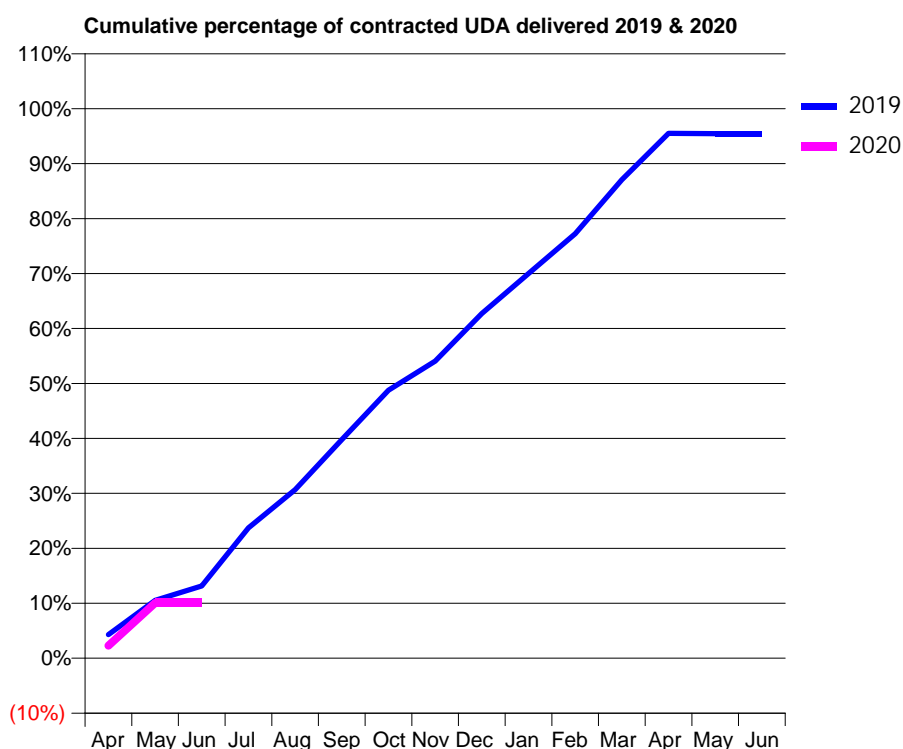
19/20 Contracted general activity (UDA)	8,505
Carry forward general activity (UDA)	0
19/20 Contracted orthodontic activity (UOA)	0
Carry forward orthodontic activity (UOA)	0
Baseline contract value	£220,101.24

ACCESS*

Patients seen in 24 months	Total	Change since previous quarter
Quarter ending June 2018	2,515	
Quarter ending September 2018	2,520	→
Quarter ending December 2018	2,507	→
Quarter ending March 2019	2,531	→
Quarter ending June 2019	2,496	↓
Variance since June 2018	(0.8%)	→



ACTIVITY



Month	2019	2020
April	367	196
May	895	855
June	1,119	855
July	2,018	
August	2,609	
September	3,383	
October	4,147	
November	4,598	
December	5,334	
January	5,953	
February	6,570	
March	7,404	
April	8,123	
May	8,118	
June	8,118	

QUALITY

	Quantity	Base Number	Contract	AT	Region	England
% of FP17s for the same patient ID Re-attending within 3 months - Children	2	123	1.6%	11.4%	12.1%	11.4%
% of FP17s for the same patient ID Re-attending within 3 months - Adults	88	597	14.7%	16.1%	15.6%	15.4%
% of FP17s for the same patient ID Re-attending between 3 & 9 months - Children	90	123	73.2%	59.4%	61.2%	59.8%
% of FP17s for the same patient ID Re-attending between 3 & 9 months - Adults	385	597	64.5%	52.1%	54.5%	52.1%
% of FP17s for Band 1 Urgent Courses	33	469	7.0%	10.5%	9.1%	9.2%
% of FP17s Relating to Free Repair or Replacements	10	469	2.1%	0.8%	1.0%	0.7%
% of FP17s Relating to Continuations	3	469	0.6%	0.9%	1.0%	0.8%
% of Patients satisfied with the dentistry they have received	0	0	N/A	93.0%	94.2%	93.4%
% of Patients satisfied with the time they had to wait for an appointment	0	0	N/A	87.4%	88.4%	87.6%

* This is based on patients treated on this contract for their most recent course of treatment.

Figures in italics indicate the base number of FP17s or Patient Questionnaire responses are less than 100. N/A is shown where the base number of responses is less than 10 during the period. % is calculated as Quantity/Base number*100

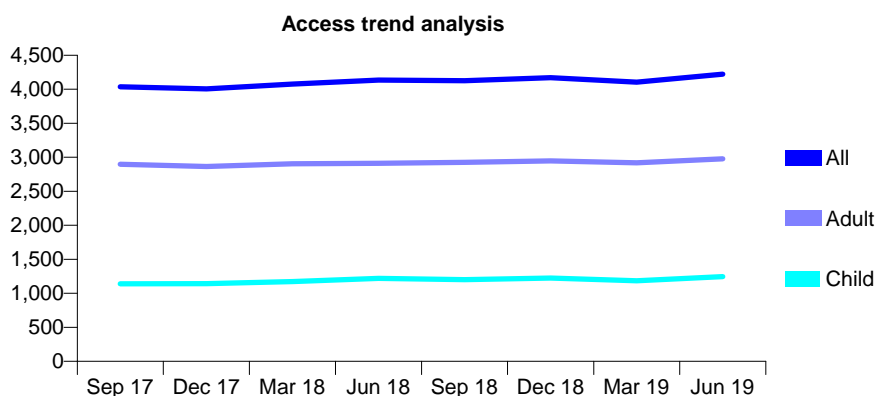
Q46 - Vital Signs At a Glance Contract Report for 179701/0001 - June 2019

Name or company name	Pearldent Dental Practice
Contract type name	GDS Contract
Purpose of contract	General
Contract start date	01/10/2009
Contract end date	

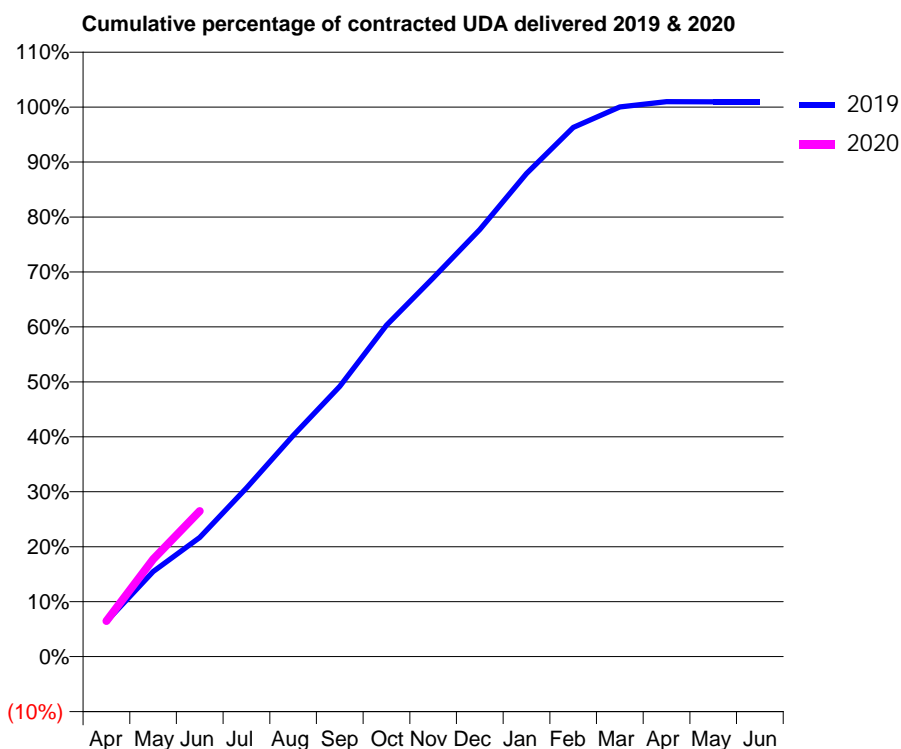
19/20 Contracted general activity (UDA)	9,900
Carry forward general activity (UDA)	0
19/20 Contracted orthodontic activity (UOA)	0
Carry forward orthodontic activity (UOA)	0
Baseline contract value	£359,539.86

ACCESS*

Patients seen in 24 months	Total	Change since previous quarter
Quarter ending June 2018	4,134	
Quarter ending September 2018	4,127	→
Quarter ending December 2018	4,171	→
Quarter ending March 2019	4,104	↓
Quarter ending June 2019	4,223	↑
Variance since June 2018	2.2%	↑



ACTIVITY



Month	Adjusted Scheduled Activity (UDA)	
	2019	2020
April	632	642
May	1,531	1,754
June	2,147	2,623
July	3,037	
August	3,982	
September	4,869	
October	5,970	
November	6,821	
December	7,693	
January	8,703	
February	9,533	
March	9,901	
April	9,997	
May	9,996	
June	9,996	

QUALITY

	Quantity	Base Number	Contract	AT	Region	England
% of FP17s for the same patient ID Re-attending within 3 months - Children	14	604	2.3%	11.4%	12.1%	11.4%
% of FP17s for the same patient ID Re-attending within 3 months - Adults	93	1,069	8.7%	16.1%	15.6%	15.4%
% of FP17s for the same patient ID Re-attending between 3 & 9 months - Children	472	604	78.1%	59.4%	61.2%	59.8%
% of FP17s for the same patient ID Re-attending between 3 & 9 months - Adults	763	1,069	71.4%	52.1%	54.5%	52.1%
% of FP17s for Band 1 Urgent Courses	56	1,505	3.7%	10.5%	9.1%	9.2%
% of FP17s Relating to Free Repair or Replacements	3	1,505	0.2%	0.8%	1.0%	0.7%
% of FP17s Relating to Continuations	2	1,505	0.1%	0.9%	1.0%	0.8%
% of Patients satisfied with the dentistry they have received	0	0	N/A	93.0%	94.2%	93.4%
% of Patients satisfied with the time they had to wait for an appointment	0	0	N/A	87.4%	88.4%	87.6%

* This is based on patients treated on this contract for their most recent course of treatment. Figures in italics indicate the base number of FP17s or Patient Questionnaire responses are less than 100. N/A is shown where the base number of responses is less than 10 during the period. % is calculated as Quantity/Base number*100

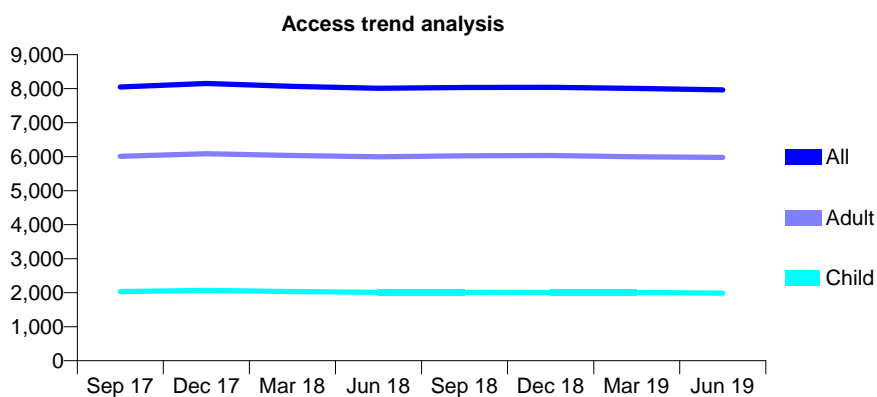
Q46 - Vital Signs At a Glance Contract Report for 179728/0001 - June 2019

Name or company name	Hadfield Dental Care Ltd
Contract type name	GDS Contract
Purpose of contract	General
Contract start date	01/12/2007
Contract end date	

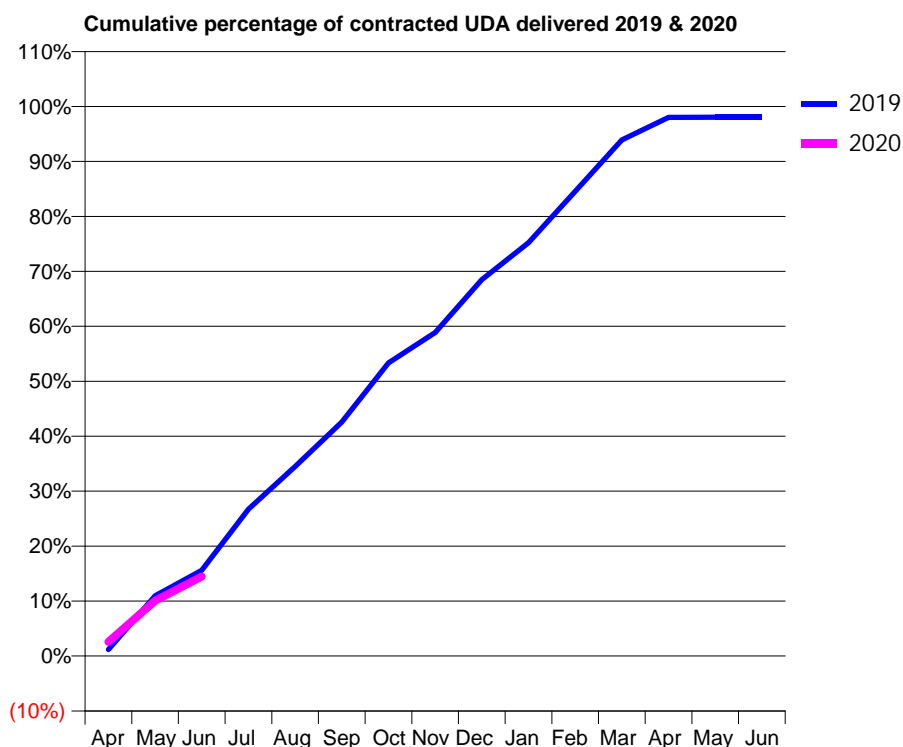
19/20 Contracted general activity (UDA)	24,325
Carry forward general activity (UDA)	0
19/20 Contracted orthodontic activity (UOA)	0
Carry forward orthodontic activity (UOA)	0
Baseline contract value	£830,004.06

ACCESS*

Patients seen in 24 months	Total	Change since previous quarter
Quarter ending June 2018	8,010	
Quarter ending September 2018	8,035	→
Quarter ending December 2018	8,042	→
Quarter ending March 2019	8,005	→
Quarter ending June 2019	7,968	→
Variance since June 2018	(0.5%)	→



ACTIVITY



Month	Adjusted Scheduled Activity (UDA)	
	2019	2020
April	288	629
May	2,664	2,449
June	3,792	3,522
July	6,500	
August	8,389	
September	10,350	
October	12,980	
November	14,319	
December	16,664	
January	18,299	
February	20,566	
March	22,840	
April	23,838	
May	23,842	
June	23,846	

QUALITY

	Quantity	Base Number	Contract	AT	Region	England
% of FP17s for the same patient ID Re-attending within 3 months - Children	69	744	9.3%	11.4%	12.1%	11.4%
% of FP17s for the same patient ID Re-attending within 3 months - Adults	313	2,104	14.9%	16.1%	15.6%	15.4%
% of FP17s for the same patient ID Re-attending between 3 & 9 months - Children	543	744	73.0%	59.4%	61.2%	59.8%
% of FP17s for the same patient ID Re-attending between 3 & 9 months - Adults	1,396	2,104	66.3%	52.1%	54.5%	52.1%
% of FP17s for Band 1 Urgent Courses	238	2,284	10.4%	10.5%	9.1%	9.2%
% of FP17s Relating to Free Repair or Replacements	16	2,284	0.7%	0.8%	1.0%	0.7%
% of FP17s Relating to Continuations	19	2,284	0.8%	0.9%	1.0%	0.8%
% of Patients satisfied with the dentistry they have received	2	2	N/A	93.0%	94.2%	93.4%
% of Patients satisfied with the time they had to wait for an appointment	2	2	N/A	87.4%	88.4%	87.6%

* This is based on patients treated on this contract for their most recent course of treatment. Figures in italics indicate the base number of FP17s or Patient Questionnaire responses are less than 100. N/A is shown where the base number of responses is less than 10 during the period. % is calculated as Quantity/Base number*100

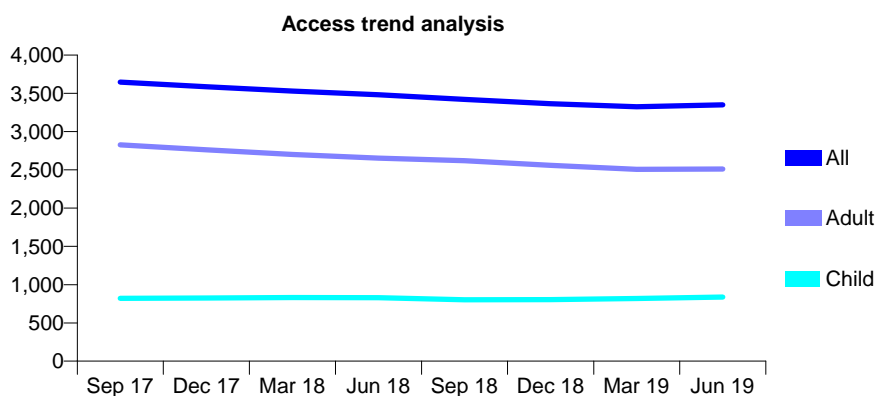
Q46 - Vital Signs At a Glance Contract Report for 180181/0001 - June 2019

Name or company name	New Cross Dental Care
Contract type name	GDS Contract
Purpose of contract	General
Contract start date	01/04/2010
Contract end date	

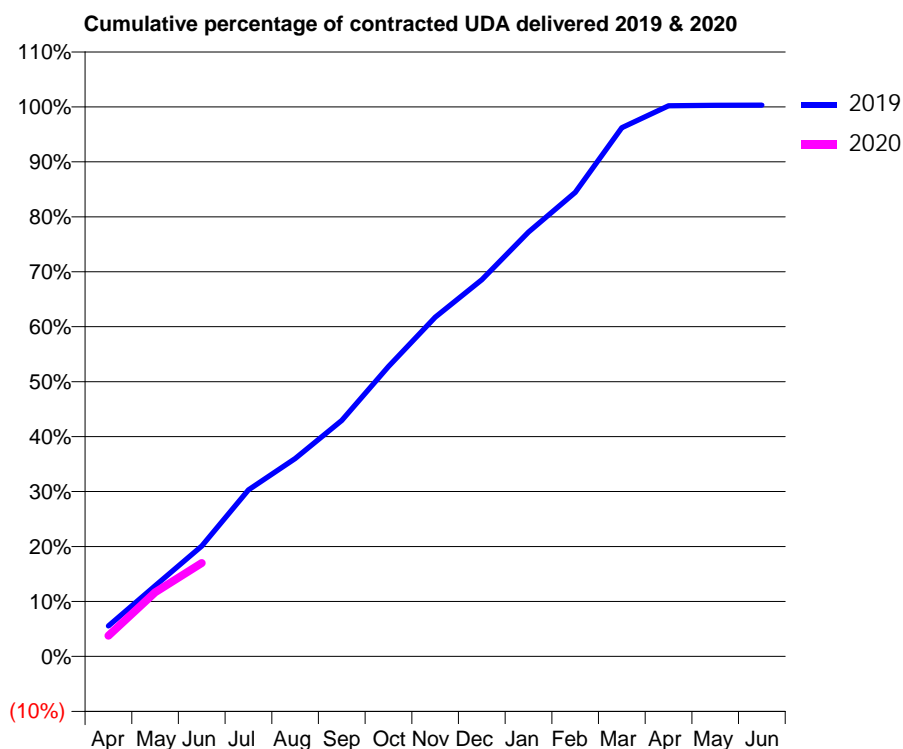
19/20 Contracted general activity (UDA)	10,669
Carry forward general activity (UDA)	0
19/20 Contracted orthodontic activity (UOA)	0
Carry forward orthodontic activity (UOA)	0
Baseline contract value	£310,309.18

ACCESS*

Patients seen in 24 months	Total	Change since previous quarter
Quarter ending June 2018	3,481	
Quarter ending September 2018	3,421	↓
Quarter ending December 2018	3,364	↓
Quarter ending March 2019	3,325	↓
Quarter ending June 2019	3,349	→
Variance since June 2018	(3.8%)	↓



ACTIVITY



Month	Adjusted Scheduled Activity (UDA)	
	2019	2020
April	591	404
May	1,372	1,245
June	2,143	1,812
July	3,232	
August	3,845	
September	4,582	
October	5,626	
November	6,584	
December	7,313	
January	8,238	
February	9,008	
March	10,264	
April	10,690	
May	10,700	
June	10,703	

QUALITY

	Quantity	Base Number	Contract	AT	Region	England
% of FP17s for the same patient ID Re-attending within 3 months - Children	22	278	7.9%	11.4%	12.1%	11.4%
% of FP17s for the same patient ID Re-attending within 3 months - Adults	65	675	9.6%	16.1%	15.6%	15.4%
% of FP17s for the same patient ID Re-attending between 3 & 9 months - Children	169	278	60.8%	59.4%	61.2%	59.8%
% of FP17s for the same patient ID Re-attending between 3 & 9 months - Adults	347	675	51.4%	52.1%	54.5%	52.1%
% of FP17s for Band 1 Urgent Courses	32	787	4.1%	10.5%	9.1%	9.2%
% of FP17s Relating to Free Repair or Replacements	7	787	0.9%	0.8%	1.0%	0.7%
% of FP17s Relating to Continuations	0	787	0.0%	0.9%	1.0%	0.8%
% of Patients satisfied with the dentistry they have received	6	7	N/A	93.0%	94.2%	93.4%
% of Patients satisfied with the time they had to wait for an appointment	7	7	N/A	87.4%	88.4%	87.6%

* This is based on patients treated on this contract for their most recent course of treatment. Figures in italics indicate the base number of FP17s or Patient Questionnaire responses are less than 100. N/A is shown where the base number of responses is less than 10 during the period. % is calculated as Quantity/Base number*100

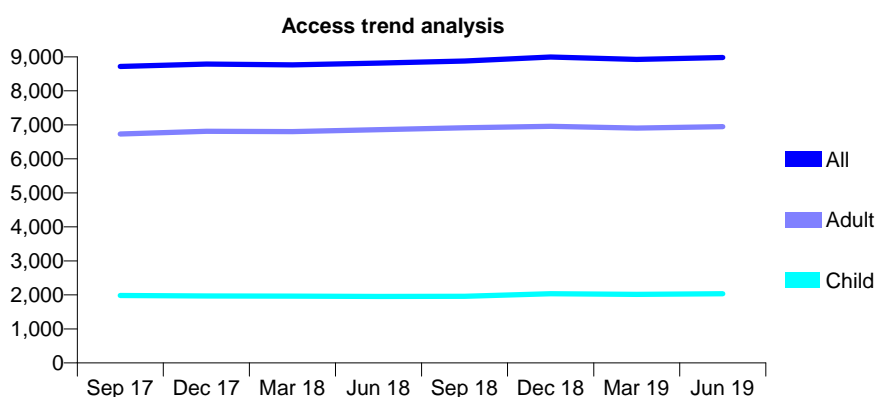
Q46 - Vital Signs At a Glance Contract Report for 180696/0001 - June 2019

Name or company name	Hyde Dental Practice
Contract type name	GDS Contract
Purpose of contract	General
Contract start date	01/04/2008
Contract end date	

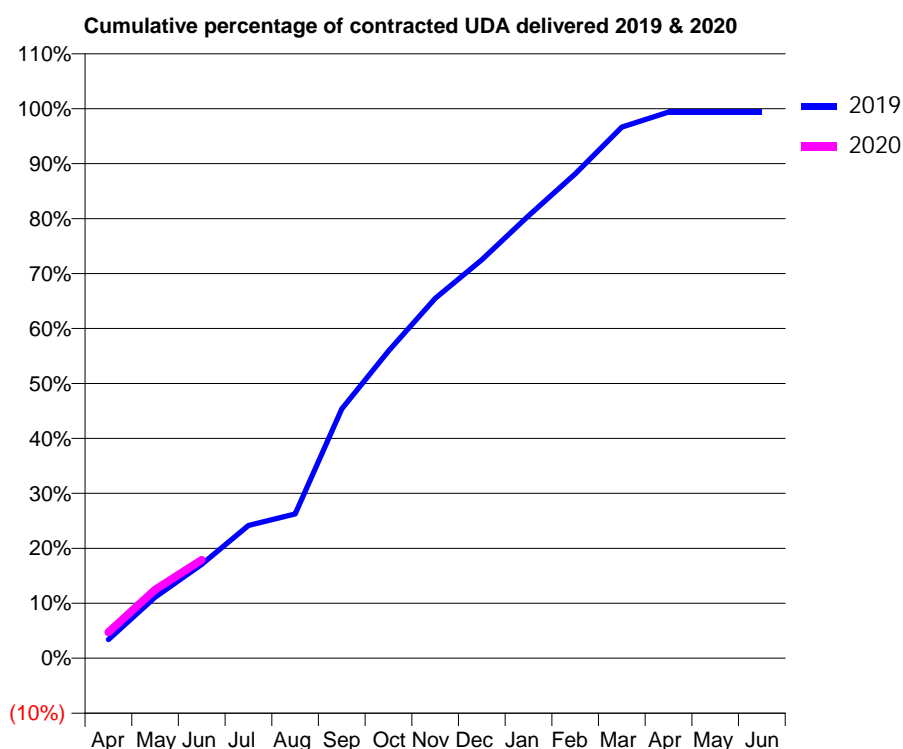
19/20 Contracted general activity (UDA)	26,795
Carry forward general activity (UDA)	0
19/20 Contracted orthodontic activity (UOA)	0
Carry forward orthodontic activity (UOA)	0
Baseline contract value	£901,215.86

ACCESS*

Patients seen in 24 months	Total	Change since previous quarter
Quarter ending June 2018	8,816	
Quarter ending September 2018	8,876	→
Quarter ending December 2018	8,995	→
Quarter ending March 2019	8,923	→
Quarter ending June 2019	8,982	→
Variance since June 2018	1.9%	→



ACTIVITY



Month	Adjusted Scheduled Activity (UDA)	
	2019	2020
April	884	1,273
May	2,892	3,342
June	4,449	4,797
July	6,295	
August	6,842	
September	11,817	
October	14,561	
November	17,055	
December	18,882	
January	20,965	
February	22,958	
March	25,171	
April	25,887	
May	25,883	
June	25,883	

QUALITY

	Quantity	Base Number	Contract	AT	Region	England
% of FP17s for the same patient ID Re-attending within 3 months - Children	60	710	8.5%	11.4%	12.1%	11.4%
% of FP17s for the same patient ID Re-attending within 3 months - Adults	425	2,483	17.1%	16.1%	15.6%	15.4%
% of FP17s for the same patient ID Re-attending between 3 & 9 months - Children	428	710	60.3%	59.4%	61.2%	59.8%
% of FP17s for the same patient ID Re-attending between 3 & 9 months - Adults	1,535	2,483	61.8%	52.1%	54.5%	52.1%
% of FP17s for Band 1 Urgent Courses	395	2,789	14.2%	10.5%	9.1%	9.2%
% of FP17s Relating to Free Repair or Replacements	20	2,789	0.7%	0.8%	1.0%	0.7%
% of FP17s Relating to Continuations	26	2,789	0.9%	0.9%	1.0%	0.8%
% of Patients satisfied with the dentistry they have received	1	1	N/A	93.0%	94.2%	93.4%
% of Patients satisfied with the time they had to wait for an appointment	1	1	N/A	87.4%	88.4%	87.6%

* This is based on patients treated on this contract for their most recent course of treatment.

Figures in italics indicate the base number of FP17s or Patient Questionnaire responses are less than 100. N/A is shown where the base number of responses is less than 10 during the period. % is calculated as Quantity/Base number*100

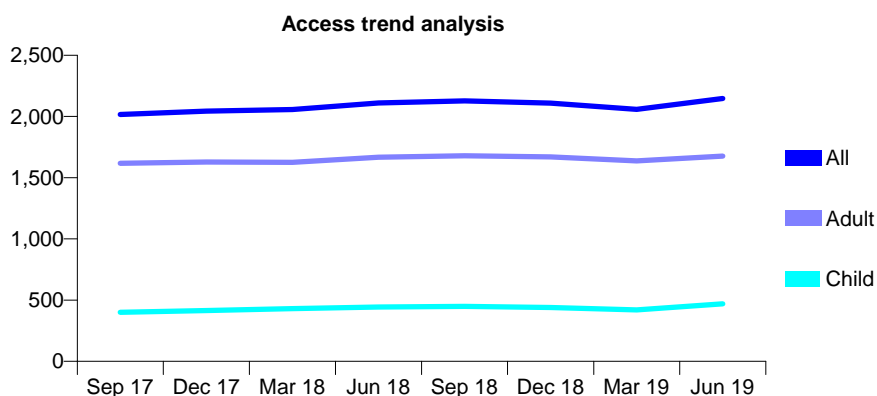
Q46 - Vital Signs At a Glance Contract Report for 181560/0001 - June 2019

Name or company name	Mr N Patel
Contract type name	GDS Contract
Purpose of contract	General
Contract start date	01/04/2012
Contract end date	

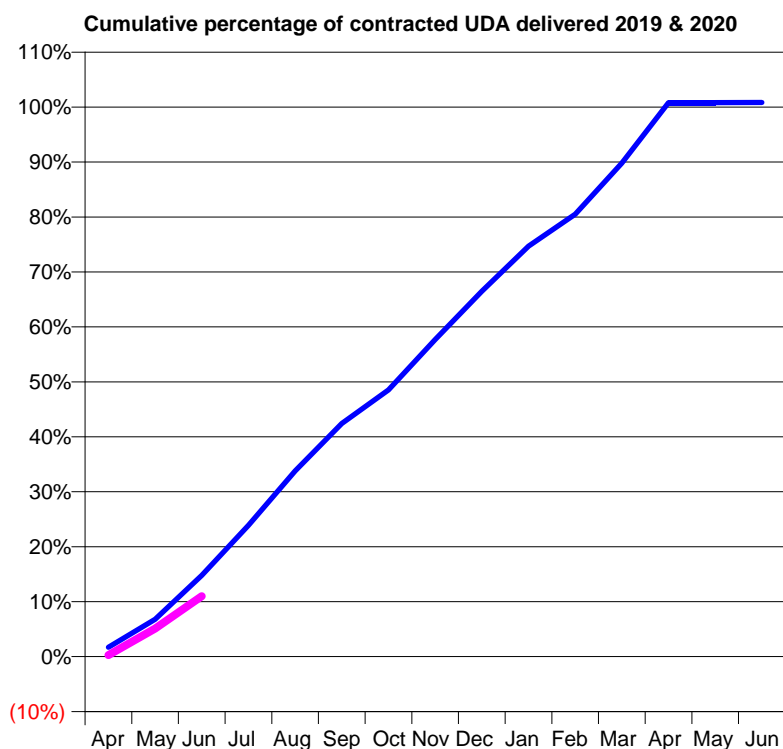
19/20 Contracted general activity (UDA)	7,129
Carry forward general activity (UDA)	0
19/20 Contracted orthodontic activity (UOA)	0
Carry forward orthodontic activity (UOA)	0
Baseline contract value	£234,900.29

ACCESS*

Patients seen in 24 months	Total	Change since previous quarter
Quarter ending June 2018	2,111	
Quarter ending September 2018	2,128	→
Quarter ending December 2018	2,110	→
Quarter ending March 2019	2,058	↓
Quarter ending June 2019	2,146	↑
Variance since June 2018	1.7%	→



ACTIVITY



Month	Adjusted Scheduled Activity (UDA)	
	2019	2020
April	122	20
May	484	365
June	1,055	785
July	1,703	
August	2,408	
September	3,025	
October	3,459	
November	4,114	
December	4,739	
January	5,323	
February	5,739	
March	6,401	
April	7,188	
May	7,188	
June	7,189	

QUALITY

	Quantity	Base Number	Contract	AT	Region	England
% of FP17s for the same patient ID Re-attending within 3 months - Children	11	164	6.7%	11.4%	12.1%	11.4%
% of FP17s for the same patient ID Re-attending within 3 months - Adults	68	600	11.3%	16.1%	15.6%	15.4%
% of FP17s for the same patient ID Re-attending between 3 & 9 months - Children	90	164	54.9%	59.4%	61.2%	59.8%
% of FP17s for the same patient ID Re-attending between 3 & 9 months - Adults	358	600	59.7%	52.1%	54.5%	52.1%
% of FP17s for Band 1 Urgent Courses	23	400	5.8%	10.5%	9.1%	9.2%
% of FP17s Relating to Free Repair or Replacements	4	400	1.0%	0.8%	1.0%	0.7%
% of FP17s Relating to Continuations	1	400	0.3%	0.9%	1.0%	0.8%
% of Patients satisfied with the dentistry they have received	2	2	N/A	93.0%	94.2%	93.4%
% of Patients satisfied with the time they had to wait for an appointment	2	2	N/A	87.4%	88.4%	87.6%

* This is based on patients treated on this contract for their most recent course of treatment. Figures in italics indicate the base number of FP17s or Patient Questionnaire responses are less than 100. N/A is shown where the base number of responses is less than 10 during the period. % is calculated as Quantity/Base number*100

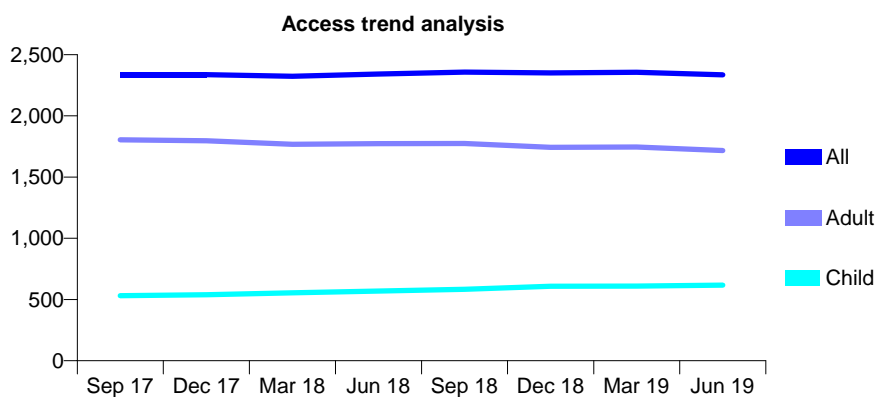
Q46 - Vital Signs At a Glance Contract Report for 182737/0001 - June 2019

Name or company name	Mrs JL Lapidus
Contract type name	GDS Contract
Purpose of contract	General
Contract start date	22/08/2013
Contract end date	

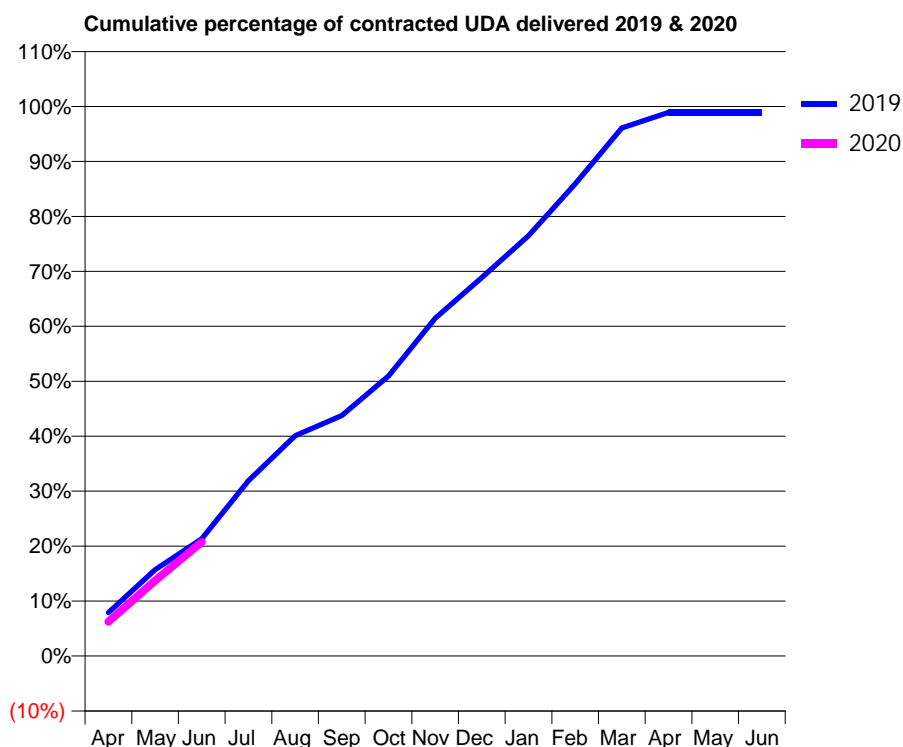
19/20 Contracted general activity (UDA)	5,564
Carry forward general activity (UDA)	0
19/20 Contracted orthodontic activity (UOA)	0
Carry forward orthodontic activity (UOA)	0
Baseline contract value	£154,405.65

ACCESS*

Patients seen in 24 months	Total	Change since previous quarter
Quarter ending June 2018	2,342	
Quarter ending September 2018	2,358	→
Quarter ending December 2018	2,351	→
Quarter ending March 2019	2,356	→
Quarter ending June 2019	2,335	→
Variance since June 2018	(0.3%)	→



ACTIVITY



Month	Adjusted Scheduled Activity (UDA)	
	2019	2020
April	440	348
May	874	764
June	1,188	1,155
July	1,775	
August	2,230	
September	2,435	
October	2,835	
November	3,420	
December	3,832	
January	4,257	
February	4,781	
March	5,347	
April	5,504	
May	5,504	
June	5,504	

QUALITY

	Quantity	Base Number	Contract	AT	Region	England
% of FP17s for the same patient ID Re-attending within 3 months - Children	11	220	5.0%	11.4%	12.1%	11.4%
% of FP17s for the same patient ID Re-attending within 3 months - Adults	48	515	9.3%	16.1%	15.6%	15.4%
% of FP17s for the same patient ID Re-attending between 3 & 9 months - Children	97	220	44.1%	59.4%	61.2%	59.8%
% of FP17s for the same patient ID Re-attending between 3 & 9 months - Adults	257	515	49.9%	52.1%	54.5%	52.1%
% of FP17s for Band 1 Urgent Courses	8	649	1.2%	10.5%	9.1%	9.2%
% of FP17s Relating to Free Repair or Replacements	1	649	0.2%	0.8%	1.0%	0.7%
% of FP17s Relating to Continuations	15	649	2.3%	0.9%	1.0%	0.8%
% of Patients satisfied with the dentistry they have received	0	0	N/A	93.0%	94.2%	93.4%
% of Patients satisfied with the time they had to wait for an appointment	0	0	N/A	87.4%	88.4%	87.6%

* This is based on patients treated on this contract for their most recent course of treatment. Figures in italics indicate the base number of FP17s or Patient Questionnaire responses are less than 100. N/A is shown where the base number of responses is less than 10 during the period. % is calculated as Quantity/Base number*100

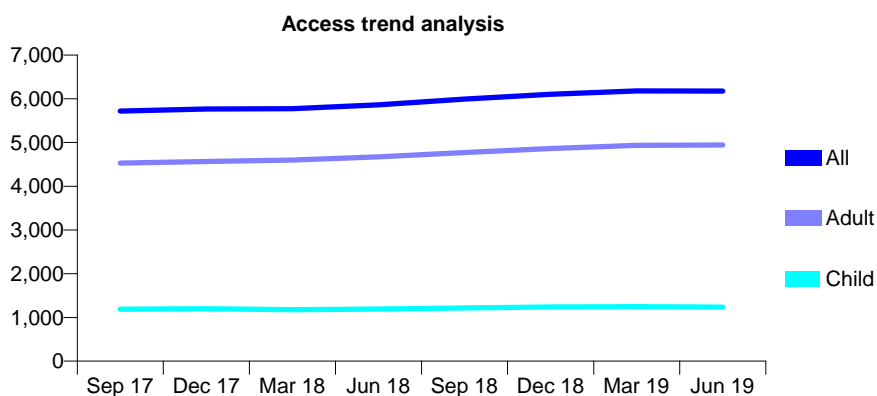
Q46 - Vital Signs At a Glance Contract Report for 183148/0001 - June 2019

Name or company name	Wood and Associate Dental Care LTD
Contract type name	GDS Contract
Purpose of contract	General
Contract start date	01/08/2007
Contract end date	

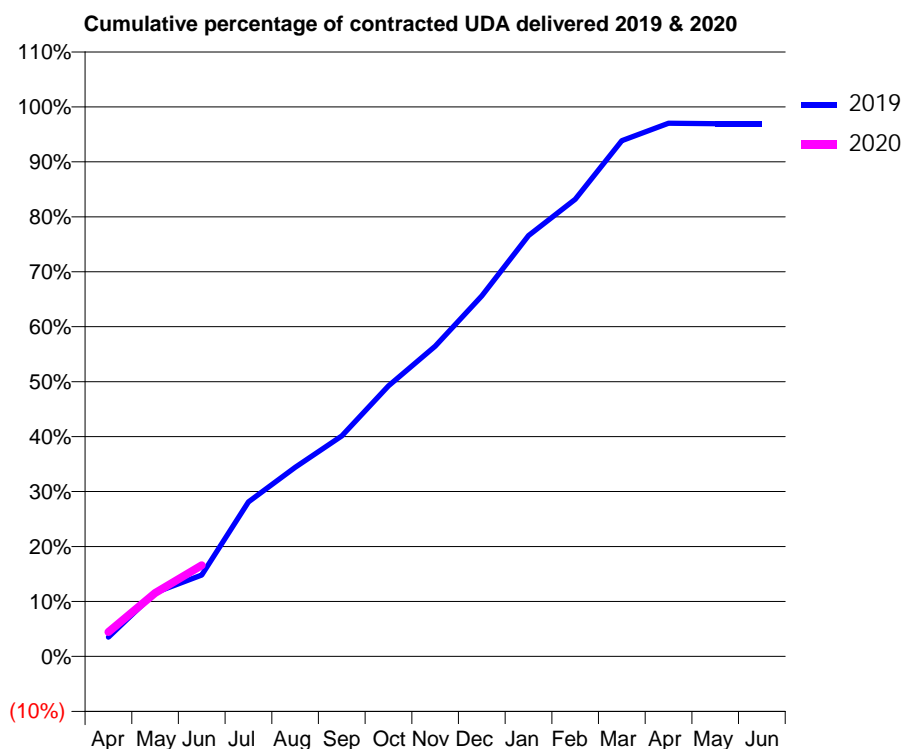
19/20 Contracted general activity (UDA)	15,240
Carry forward general activity (UDA)	0
19/20 Contracted orthodontic activity (UOA)	0
Carry forward orthodontic activity (UOA)	0
Baseline contract value	£520,815.98

ACCESS*

Patients seen in 24 months	Total	Change since previous quarter
Quarter ending June 2018	5,862	
Quarter ending September 2018	5,991	↑
Quarter ending December 2018	6,101	→
Quarter ending March 2019	6,181	→
Quarter ending June 2019	6,179	→
Variance since June 2018	5.4%	↑



ACTIVITY



Month	2019	2020
April	536	678
May	1,768	1,760
June	2,259	2,527
July	4,286	
August	5,242	
September	6,115	
October	7,503	
November	8,603	
December	9,998	
January	11,668	
February	12,676	
March	14,305	
April	14,788	
May	14,773	
June	14,773	

QUALITY

	Quantity	Base Number	Contract	AT	Region	England
% of FP17s for the same patient ID Re-attending within 3 months - Children	23	443	5.2%	11.4%	12.1%	11.4%
% of FP17s for the same patient ID Re-attending within 3 months - Adults	151	1,410	10.7%	16.1%	15.6%	15.4%
% of FP17s for the same patient ID Re-attending between 3 & 9 months - Children	279	443	63.0%	59.4%	61.2%	59.8%
% of FP17s for the same patient ID Re-attending between 3 & 9 months - Adults	679	1,410	48.2%	52.1%	54.5%	52.1%
% of FP17s for Band 1 Urgent Courses	159	1,576	10.1%	10.5%	9.1%	9.2%
% of FP17s Relating to Free Repair or Replacements	13	1,576	0.8%	0.8%	1.0%	0.7%
% of FP17s Relating to Continuations	11	1,576	0.7%	0.9%	1.0%	0.8%
% of Patients satisfied with the dentistry they have received	2	2	N/A	93.0%	94.2%	93.4%
% of Patients satisfied with the time they had to wait for an appointment	2	2	N/A	87.4%	88.4%	87.6%

* This is based on patients treated on this contract for their most recent course of treatment. Figures in italics indicate the base number of FP17s or Patient Questionnaire responses are less than 100. N/A is shown where the base number of responses is less than 10 during the period. % is calculated as Quantity/Base number*100

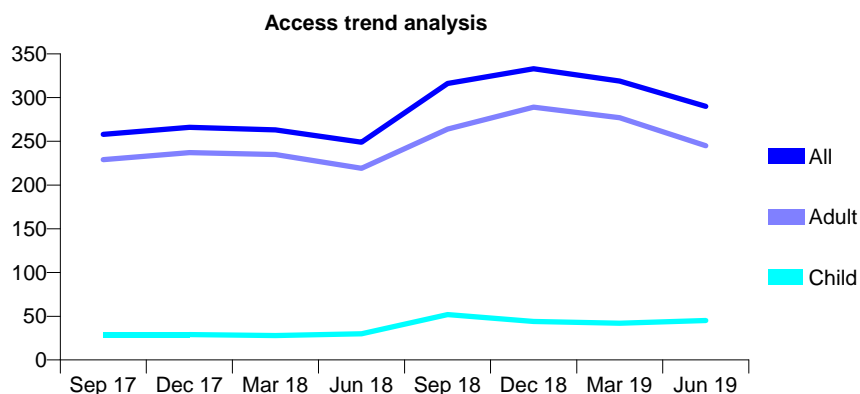
Q46 - Vital Signs At a Glance Contract Report for 183148/0002 - June 2019

Name or company name	Wood and Associate Dental Care LTD
Contract type name	GDS Contract
Purpose of contract	General
Contract start date	01/04/2012
Contract end date	

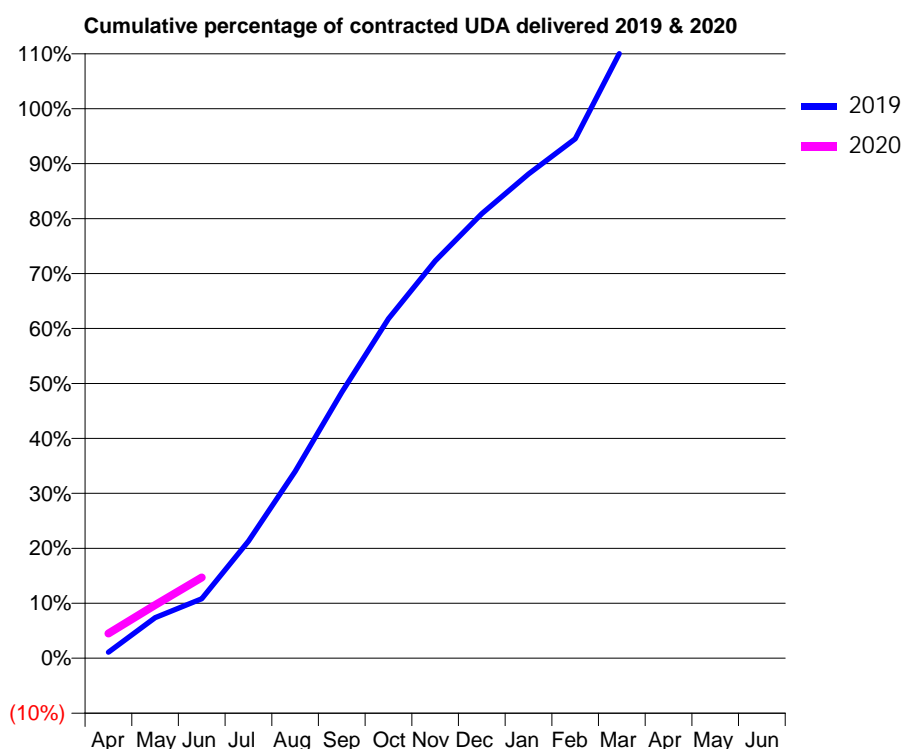
19/20 Contracted general activity (UDA)	1,000
Carry forward general activity (UDA)	0
19/20 Contracted orthodontic activity (UOA)	0
Carry forward orthodontic activity (UOA)	0
Baseline contract value	£34,174.16

ACCESS*

Patients seen in 24 months	Total	Change since previous quarter
Quarter ending June 2018	249	
Quarter ending September 2018	316	↑
Quarter ending December 2018	333	↑
Quarter ending March 2019	319	↓
Quarter ending June 2019	290	↓
Variance since June 2018	16.5%	↑



ACTIVITY



Month	2019	2020
April	11	45
May	74	97
June	108	147
July	213	
August	340	
September	484	
October	618	
November	723	
December	809	
January	881	
February	945	
March	1,109	
April	1,141	
May	1,141	
June	1,141	

QUALITY

	Quantity	Base Number	Contract	AT	Region	England
% of FP17s for the same patient ID Re-attending within 3 months - Children	0	10	0.0%	11.4%	12.1%	11.4%
% of FP17s for the same patient ID Re-attending within 3 months - Adults	4	41	9.8%	16.1%	15.6%	15.4%
% of FP17s for the same patient ID Re-attending between 3 & 9 months - Children	0	10	0.0%	59.4%	61.2%	59.8%
% of FP17s for the same patient ID Re-attending between 3 & 9 months - Adults	0	41	0.0%	52.1%	54.5%	52.1%
% of FP17s for Band 1 Urgent Courses	0	42	0.0%	10.5%	9.1%	9.2%
% of FP17s Relating to Free Repair or Replacements	0	42	0.0%	0.8%	1.0%	0.7%
% of FP17s Relating to Continuations	0	42	0.0%	0.9%	1.0%	0.8%
% of Patients satisfied with the dentistry they have received	0	0	N/A	93.0%	94.2%	93.4%
% of Patients satisfied with the time they had to wait for an appointment	0	0	N/A	87.4%	88.4%	87.6%

* This is based on patients treated on this contract for their most recent course of treatment.

Figures in italics indicate the base number of FP17s or Patient Questionnaire responses are less than 100. N/A is shown where the base number of responses is less than 10 during the period. % is calculated as Quantity/Base number*100

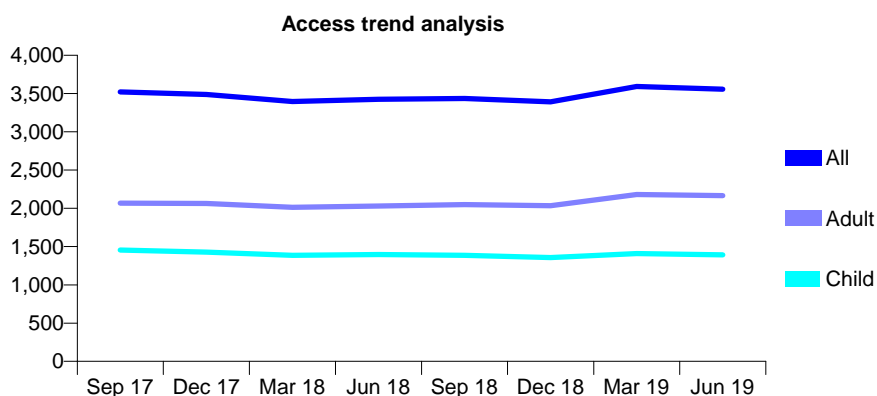
Q46 - Vital Signs At a Glance Contract Report for 184551/0001 - June 2019

Name or company name	Bamford Dental Practice
Contract type name	GDS Contract
Purpose of contract	General and Orthodontic
Contract start date	01/04/2006
Contract end date	

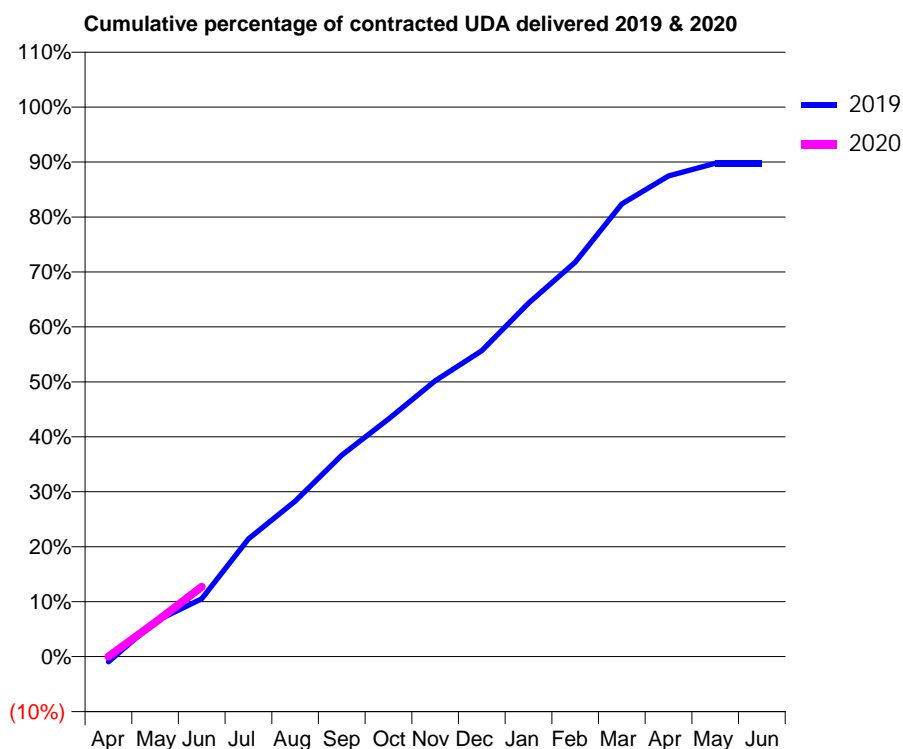
19/20 Contracted general activity (UDA)	9,554
Carry forward general activity (UDA)	0
19/20 Contracted orthodontic activity (UOA)	3,597
Carry forward orthodontic activity (UOA)	0
Baseline contract value	£514,380.57

ACCESS*

Patients seen in 24 months	Total	Change since previous quarter
Quarter ending June 2018	3,425	
Quarter ending September 2018	3,434	→
Quarter ending December 2018	3,391	↓
Quarter ending March 2019	3,592	↑
Quarter ending June 2019	3,557	→
Variance since June 2018	3.9%	↑



ACTIVITY



Month	Adjusted Scheduled Activity (UDA)	
	2019	2020
April	-92	0
May	612	594
June	1,004	1,216
July	2,046	
August	2,701	
September	3,503	
October	4,131	
November	4,797	
December	5,321	
January	6,146	
February	6,858	
March	7,870	
April	8,357	
May	8,577	
June	8,577	

QUALITY

	Quantity	Base Number	Contract	AT	Region	England
% of FP17s for the same patient ID Re-attending within 3 months - Children	58	551	10.5%	11.4%	12.1%	11.4%
% of FP17s for the same patient ID Re-attending within 3 months - Adults	83	587	14.1%	16.1%	15.6%	15.4%
% of FP17s for the same patient ID Re-attending between 3 & 9 months - Children	316	551	57.4%	59.4%	61.2%	59.8%
% of FP17s for the same patient ID Re-attending between 3 & 9 months - Adults	303	587	51.6%	52.1%	54.5%	52.1%
% of FP17s for Band 1 Urgent Courses	28	784	3.6%	10.5%	9.1%	9.2%
% of FP17s Relating to Free Repair or Replacements	2	784	0.3%	0.8%	1.0%	0.7%
% of FP17s Relating to Continuations	31	784	4.0%	0.9%	1.0%	0.8%
% of Patients satisfied with the dentistry they have received	1	1	N/A	93.0%	94.2%	93.4%
% of Patients satisfied with the time they had to wait for an appointment	1	1	N/A	87.4%	88.4%	87.6%

* This is based on patients treated on this contract for their most recent course of treatment. Figures in italics indicate the base number of FP17s or Patient Questionnaire responses are less than 100. N/A is shown where the base number of responses is less than 10 during the period. % is calculated as Quantity/Base number*100

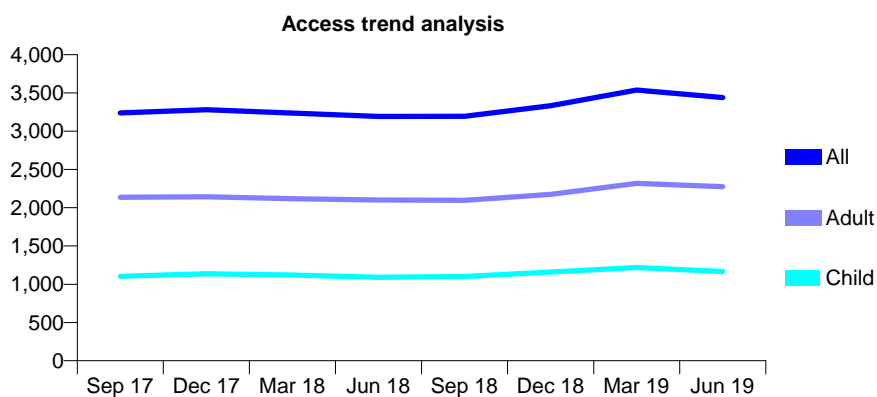
Q46 - Vital Signs At a Glance Contract Report for 189510/0001 - June 2019

Name or company name	Ravat and Ray Dental Care (Chadderton) L
Contract type name	GDS Contract
Purpose of contract	General
Contract start date	01/10/2013
Contract end date	

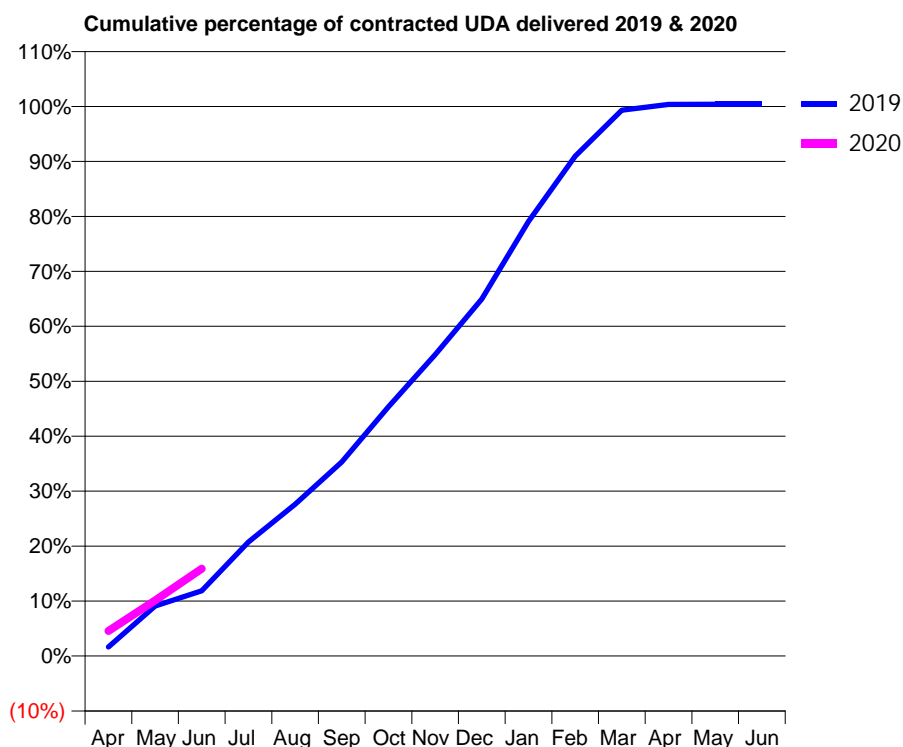
19/20 Contracted general activity (UDA)	11,056
Carry forward general activity (UDA)	0
19/20 Contracted orthodontic activity (UOA)	0
Carry forward orthodontic activity (UOA)	0
Baseline contract value	£336,507.26

ACCESS*

Patients seen in 24 months	Total	Change since previous quarter
Quarter ending June 2018	3,192	
Quarter ending September 2018	3,195	→
Quarter ending December 2018	3,334	↑
Quarter ending March 2019	3,538	↑
Quarter ending June 2019	3,439	↓
Variance since June 2018	7.7%	↑



ACTIVITY



Month	Adjusted Scheduled Activity (UDA)	
	2019	2020
April	183	506
May	1,007	1,120
June	1,313	1,756
July	2,295	
August	3,054	
September	3,905	
October	5,017	
November	6,064	
December	7,180	
January	8,743	
February	10,056	
March	10,980	
April	11,095	
May	11,099	
June	11,101	

QUALITY

	Quantity	Base Number	Contract	AT	Region	England
% of FP17s for the same patient ID Re-attending within 3 months - Children	62	456	13.6%	11.4%	12.1%	11.4%
% of FP17s for the same patient ID Re-attending within 3 months - Adults	101	626	16.1%	16.1%	15.6%	15.4%
% of FP17s for the same patient ID Re-attending between 3 & 9 months - Children	282	456	61.8%	59.4%	61.2%	59.8%
% of FP17s for the same patient ID Re-attending between 3 & 9 months - Adults	305	626	48.7%	52.1%	54.5%	52.1%
% of FP17s for Band 1 Urgent Courses	97	1,027	9.4%	10.5%	9.1%	9.2%
% of FP17s Relating to Free Repair or Replacements	4	1,027	0.4%	0.8%	1.0%	0.7%
% of FP17s Relating to Continuations	1	1,027	0.1%	0.9%	1.0%	0.8%
% of Patients satisfied with the dentistry they have received	1	1	N/A	93.0%	94.2%	93.4%
% of Patients satisfied with the time they had to wait for an appointment	1	1	N/A	87.4%	88.4%	87.6%

* This is based on patients treated on this contract for their most recent course of treatment. Figures in italics indicate the base number of FP17s or Patient Questionnaire responses are less than 100. N/A is shown where the base number of responses is less than 10 during the period. % is calculated as Quantity/Base number*100

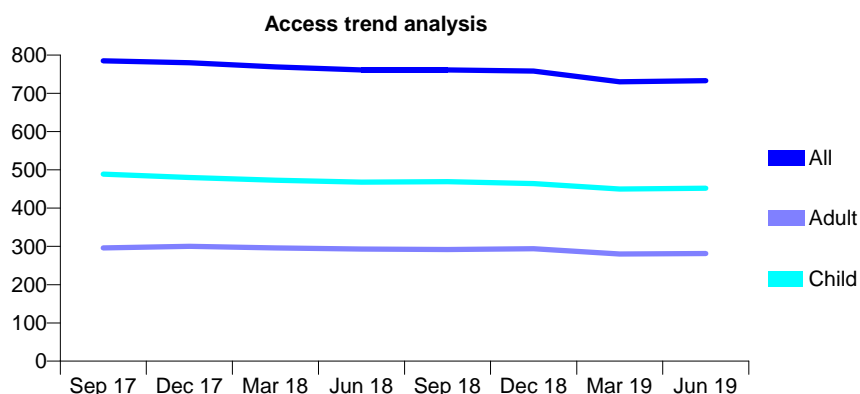
Q46 - Vital Signs At a Glance Contract Report for 189723/0001 - June 2019

Name or company name	Stretford Road Dental Practice
Contract type name	GDS Contract
Purpose of contract	General
Contract start date	12/08/2013
Contract end date	

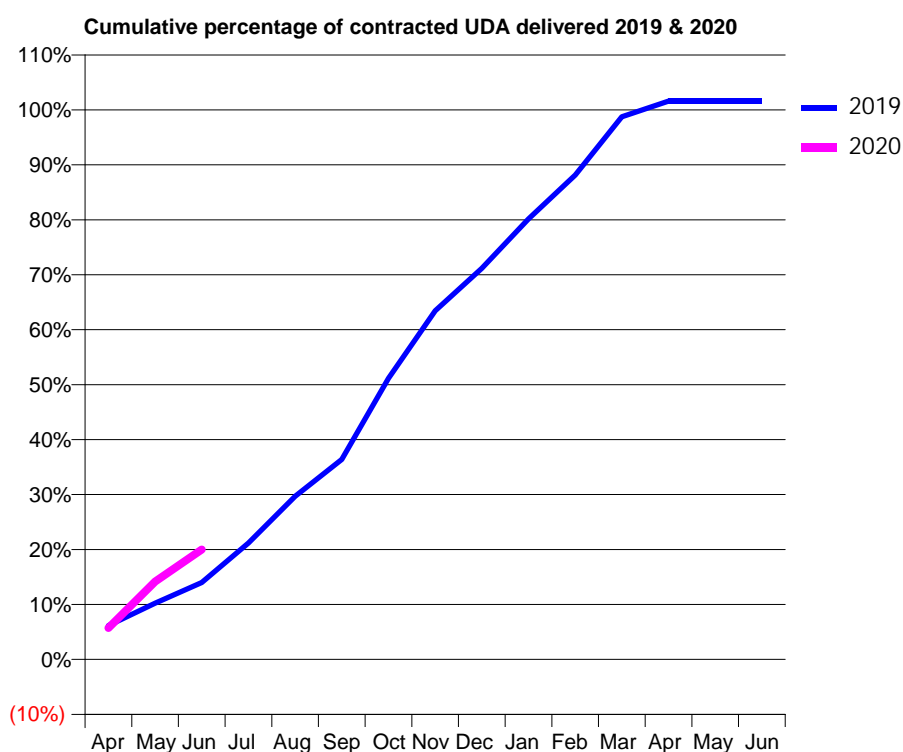
19/20 Contracted general activity (UDA)	1,828
Carry forward general activity (UDA)	0
19/20 Contracted orthodontic activity (UOA)	0
Carry forward orthodontic activity (UOA)	0
Baseline contract value	£46,257.10

ACCESS*

Patients seen in 24 months	Total	Change since previous quarter
Quarter ending June 2018	761	
Quarter ending September 2018	761	→
Quarter ending December 2018	758	→
Quarter ending March 2019	730	↓
Quarter ending June 2019	733	→
Variance since June 2018	(3.7%)	↓



ACTIVITY



Month	2019	2020
April	113	105
May	187	259
June	256	365
July	387	
August	543	
September	665	
October	935	
November	1,160	
December	1,301	
January	1,466	
February	1,611	
March	1,805	
April	1,857	
May	1,857	
June	1,857	

QUALITY

	Quantity	Base Number	Contract	AT	Region	England
% of FP17s for the same patient ID Re-attending within 3 months - Children	29	185	15.7%	11.4%	12.1%	11.4%
% of FP17s for the same patient ID Re-attending within 3 months - Adults	10	75	13.3%	16.1%	15.6%	15.4%
% of FP17s for the same patient ID Re-attending between 3 & 9 months - Children	116	185	62.7%	59.4%	61.2%	59.8%
% of FP17s for the same patient ID Re-attending between 3 & 9 months - Adults	41	75	54.7%	52.1%	54.5%	52.1%
% of FP17s for Band 1 Urgent Courses	26	229	11.4%	10.5%	9.1%	9.2%
% of FP17s Relating to Free Repair or Replacements	0	229	0.0%	0.8%	1.0%	0.7%
% of FP17s Relating to Continuations	0	229	0.0%	0.9%	1.0%	0.8%
% of Patients satisfied with the dentistry they have received	0	0	N/A	93.0%	94.2%	93.4%
% of Patients satisfied with the time they had to wait for an appointment	0	0	N/A	87.4%	88.4%	87.6%

* This is based on patients treated on this contract for their most recent course of treatment. Figures in italics indicate the base number of FP17s or Patient Questionnaire responses are less than 100. N/A is shown where the base number of responses is less than 10 during the period. % is calculated as Quantity/Base number*100

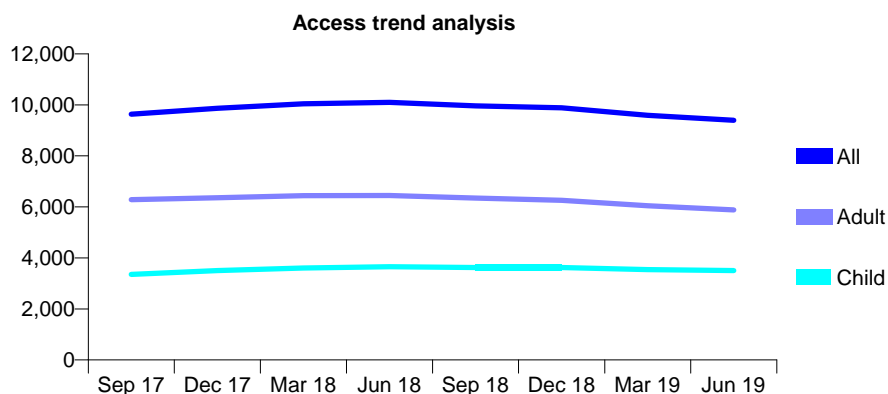
Q46 - Vital Signs At a Glance Contract Report for 190322/0001 - June 2019

Name or company name	Moston Dental Surgery
Contract type name	GDS Contract
Purpose of contract	General
Contract start date	08/10/2010
Contract end date	

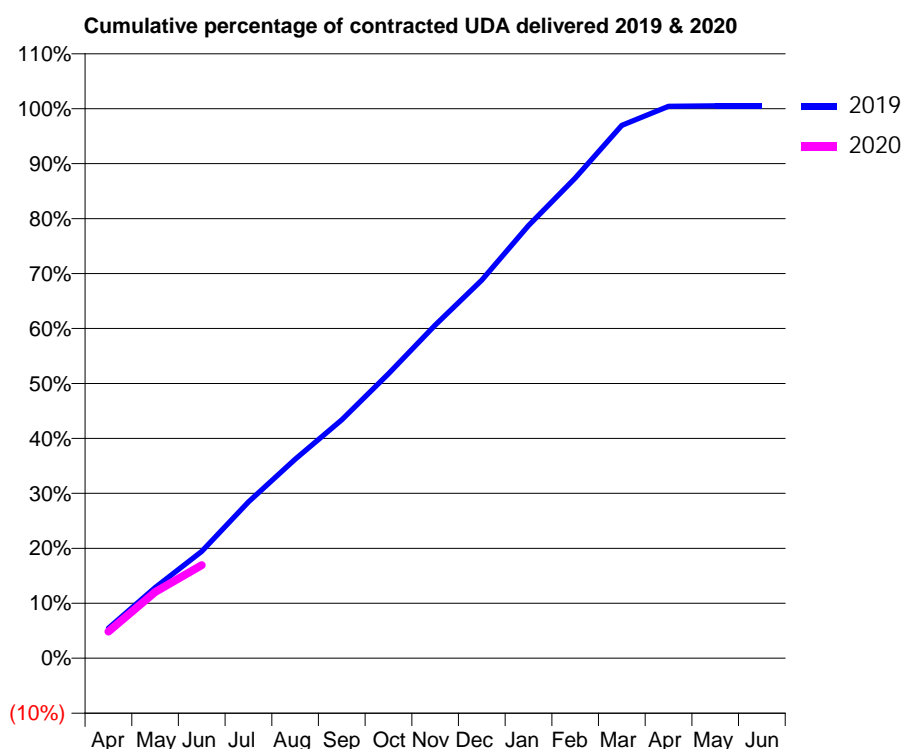
19/20 Contracted general activity (UDA)	30,673
Carry forward general activity (UDA)	0
19/20 Contracted orthodontic activity (UOA)	0
Carry forward orthodontic activity (UOA)	0
Baseline contract value	£768,469.23

ACCESS*

Patients seen in 24 months	Total	Change since previous quarter
Quarter ending June 2018	10,097	
Quarter ending September 2018	9,962	↓
Quarter ending December 2018	9,883	→
Quarter ending March 2019	9,593	↓
Quarter ending June 2019	9,391	↓
Variance since June 2018	(7.0%)	↓



ACTIVITY



Month	2019	2020
April	1,681	1,487
May	3,943	3,698
June	5,969	5,188
July	8,724	
August	11,110	
September	13,305	
October	15,881	
November	18,590	
December	21,104	
January	24,150	
February	26,798	
March	29,738	
April	30,808	
May	30,824	
June	30,824	

QUALITY

	Quantity	Base Number	Contract	AT	Region	England
% of FP17s for the same patient ID Re-attending within 3 months - Children	38	785	4.8%	11.4%	12.1%	11.4%
% of FP17s for the same patient ID Re-attending within 3 months - Adults	94	1,093	8.6%	16.1%	15.6%	15.4%
% of FP17s for the same patient ID Re-attending between 3 & 9 months - Children	340	785	43.3%	59.4%	61.2%	59.8%
% of FP17s for the same patient ID Re-attending between 3 & 9 months - Adults	457	1,093	41.8%	52.1%	54.5%	52.1%
% of FP17s for Band 1 Urgent Courses	21	1,557	1.3%	10.5%	9.1%	9.2%
% of FP17s Relating to Free Repair or Replacements	17	1,557	1.1%	0.8%	1.0%	0.7%
% of FP17s Relating to Continuations	21	1,557	1.3%	0.9%	1.0%	0.8%
% of Patients satisfied with the dentistry they have received	1	1	N/A	93.0%	94.2%	93.4%
% of Patients satisfied with the time they had to wait for an appointment	1	1	N/A	87.4%	88.4%	87.6%

* This is based on patients treated on this contract for their most recent course of treatment.

Figures in italics indicate the base number of FP17s or Patient Questionnaire responses are less than 100. N/A is shown where the base number of responses is less than 10 during the period. % is calculated as Quantity/Base number*100

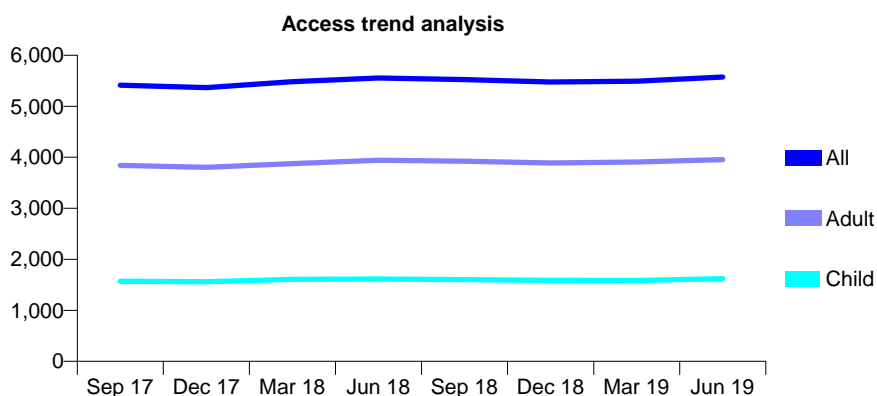
Q46 - Vital Signs At a Glance Contract Report for 190470/0004 - June 2019

Name or company name	G.k.A (1996) Ltd
Contract type name	GDS Contract
Purpose of contract	General
Contract start date	01/04/2008
Contract end date	

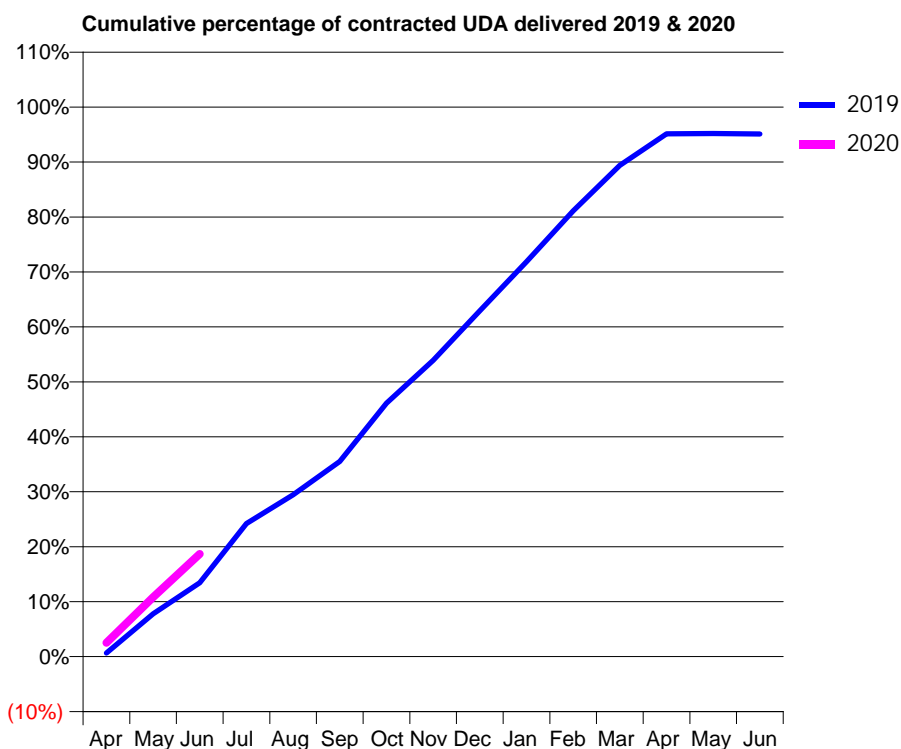
19/20 Contracted general activity (UDA)	15,529
Carry forward general activity (UDA)	0
19/20 Contracted orthodontic activity (UOA)	0
Carry forward orthodontic activity (UOA)	0
Baseline contract value	£489,645.78

ACCESS*

Patients seen in 24 months	Total	Change since previous quarter
Quarter ending June 2018	5,554	
Quarter ending September 2018	5,524	→
Quarter ending December 2018	5,477	→
Quarter ending March 2019	5,492	→
Quarter ending June 2019	5,573	→
Variance since June 2018	0.3%	→



ACTIVITY



Month	Adjusted Scheduled Activity (UDA)	
	2019	2020
April	105	391
May	1,211	1,678
June	2,088	2,901
July	3,763	
August	4,576	
September	5,516	
October	7,161	
November	8,372	
December	9,769	
January	11,160	
February	12,595	
March	13,881	
April	14,772	
May	14,780	
June	14,767	

QUALITY

	Quantity	Base Number	Contract	AT	Region	England
% of FP17s for the same patient ID Re-attending within 3 months - Children	42	554	7.6%	11.4%	12.1%	11.4%
% of FP17s for the same patient ID Re-attending within 3 months - Adults	161	1,216	13.2%	16.1%	15.6%	15.4%
% of FP17s for the same patient ID Re-attending between 3 & 9 months - Children	275	554	49.6%	59.4%	61.2%	59.8%
% of FP17s for the same patient ID Re-attending between 3 & 9 months - Adults	554	1,216	45.6%	52.1%	54.5%	52.1%
% of FP17s for Band 1 Urgent Courses	142	1,412	10.1%	10.5%	9.1%	9.2%
% of FP17s Relating to Free Repair or Replacements	20	1,412	1.4%	0.8%	1.0%	0.7%
% of FP17s Relating to Continuations	12	1,412	0.8%	0.9%	1.0%	0.8%
% of Patients satisfied with the dentistry they have received	5	5	N/A	93.0%	94.2%	93.4%
% of Patients satisfied with the time they had to wait for an appointment	5	5	N/A	87.4%	88.4%	87.6%

* This is based on patients treated on this contract for their most recent course of treatment. Figures in italics indicate the base number of FP17s or Patient Questionnaire responses are less than 100. N/A is shown where the base number of responses is less than 10 during the period. % is calculated as Quantity/Base number*100

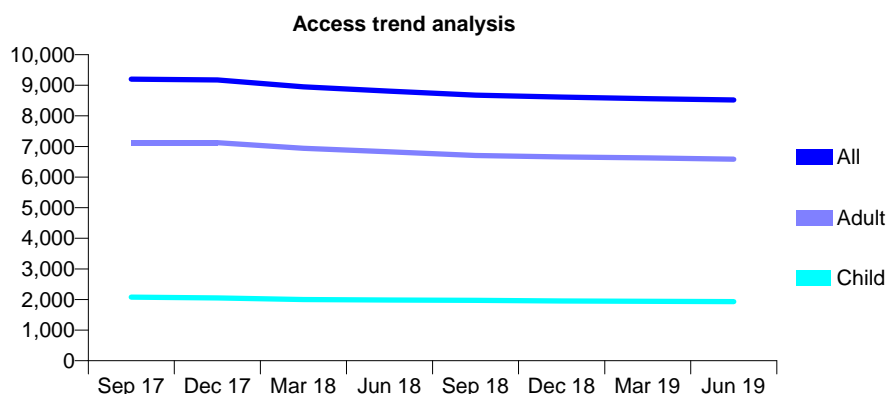
Q46 - Vital Signs At a Glance Contract Report for 190470/0005 - June 2019

Name or company name	G.k.A (1996) Ltd
Contract type name	GDS Contract
Purpose of contract	General
Contract start date	01/04/2008
Contract end date	

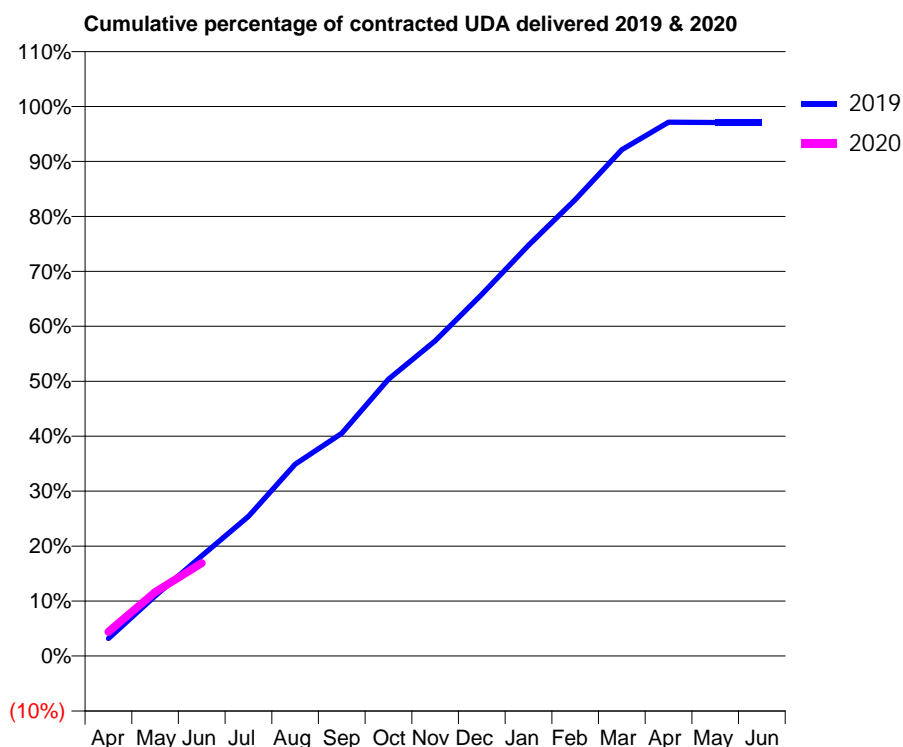
19/20 Contracted general activity (UDA)	23,132
Carry forward general activity (UDA)	0
19/20 Contracted orthodontic activity (UOA)	0
Carry forward orthodontic activity (UOA)	0
Baseline contract value	£703,015.38

ACCESS*

Patients seen in 24 months	Total	Change since previous quarter
Quarter ending June 2018	8,808	
Quarter ending September 2018	8,676	↓
Quarter ending December 2018	8,612	→
Quarter ending March 2019	8,566	→
Quarter ending June 2019	8,519	→
Variance since June 2018	(3.3%)	↓



ACTIVITY



Month	Adjusted Scheduled Activity (UDA)	
	2019	2020
April	740	1,019
May	2,527	2,693
June	4,214	3,907
July	5,880	
August	8,075	
September	9,376	
October	11,653	
November	13,269	
December	15,224	
January	17,292	
February	19,207	
March	21,310	
April	22,467	
May	22,457	
June	22,455	

QUALITY

	Quantity	Base Number	Contract	AT	Region	England
% of FP17s for the same patient ID Re-attending within 3 months - Children	57	676	8.4%	11.4%	12.1%	11.4%
% of FP17s for the same patient ID Re-attending within 3 months - Adults	305	2,163	14.1%	16.1%	15.6%	15.4%
% of FP17s for the same patient ID Re-attending between 3 & 9 months - Children	423	676	62.6%	59.4%	61.2%	59.8%
% of FP17s for the same patient ID Re-attending between 3 & 9 months - Adults	1,211	2,163	56.0%	52.1%	54.5%	52.1%
% of FP17s for Band 1 Urgent Courses	106	2,265	4.7%	10.5%	9.1%	9.2%
% of FP17s Relating to Free Repair or Replacements	37	2,265	1.6%	0.8%	1.0%	0.7%
% of FP17s Relating to Continuations	22	2,265	1.0%	0.9%	1.0%	0.8%
% of Patients satisfied with the dentistry they have received	0	0	N/A	93.0%	94.2%	93.4%
% of Patients satisfied with the time they had to wait for an appointment	0	0	N/A	87.4%	88.4%	87.6%

* This is based on patients treated on this contract for their most recent course of treatment. Figures in italics indicate the base number of FP17s or Patient Questionnaire responses are less than 100. N/A is shown where the base number of responses is less than 10 during the period. % is calculated as Quantity/Base number*100

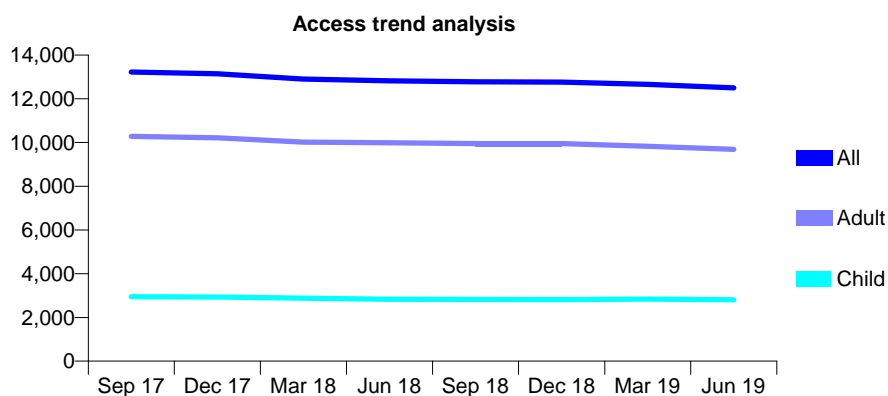
Q46 - Vital Signs At a Glance Contract Report for 190470/0007 - June 2019

Name or company name	G.k.A (1996) Ltd
Contract type name	GDS Contract
Purpose of contract	General and Orthodontic
Contract start date	01/05/2009
Contract end date	

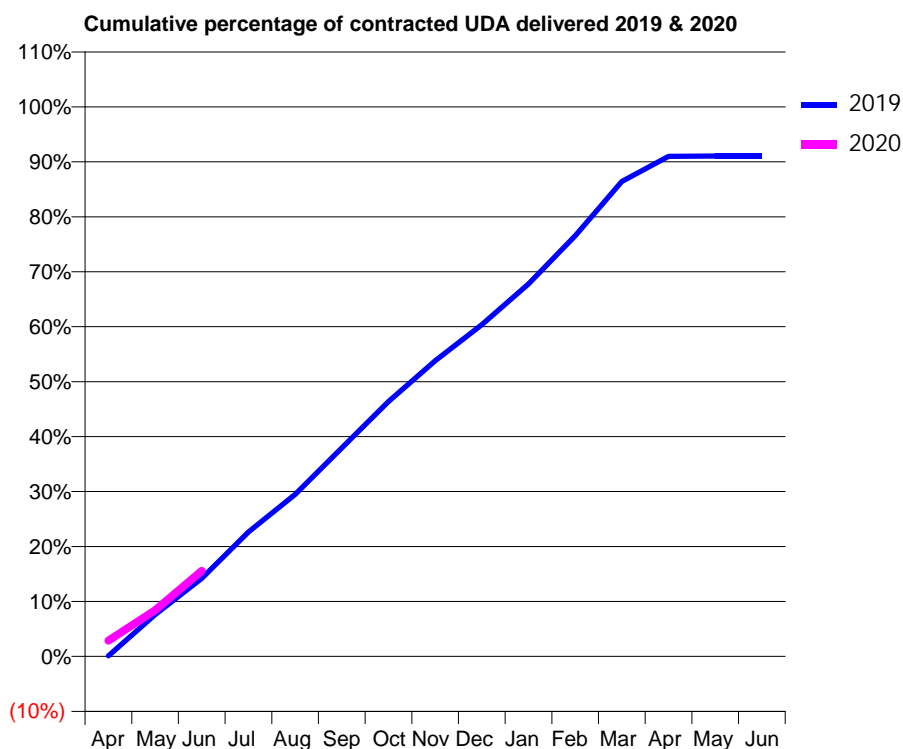
19/20 Contracted general activity (UDA)	40,268
Carry forward general activity (UDA)	0
19/20 Contracted orthodontic activity (UOA)	2,541
Carry forward orthodontic activity (UOA)	0
Baseline contract value	£1,323,028.47

ACCESS*

Patients seen in 24 months	Total	Change since previous quarter
Quarter ending June 2018	12,820	
Quarter ending September 2018	12,778	→
Quarter ending December 2018	12,763	→
Quarter ending March 2019	12,658	→
Quarter ending June 2019	12,499	↓
Variance since June 2018	(2.5%)	↓



ACTIVITY



Month	Adjusted Scheduled Activity (UDA)	
	2019	2020
April	48	1,155
May	3,074	3,382
June	5,722	6,273
July	9,122	
August	11,876	
September	15,278	
October	18,679	
November	21,665	
December	24,304	
January	27,295	
February	30,822	
March	34,805	
April	36,641	
May	36,659	
June	36,658	

QUALITY

	Quantity	Base Number	Contract	AT	Region	England
% of FP17s for the same patient ID Re-attending within 3 months - Children	98	822	11.9%	11.4%	12.1%	11.4%
% of FP17s for the same patient ID Re-attending within 3 months - Adults	496	2,949	16.8%	16.1%	15.6%	15.4%
% of FP17s for the same patient ID Re-attending between 3 & 9 months - Children	446	822	54.3%	59.4%	61.2%	59.8%
% of FP17s for the same patient ID Re-attending between 3 & 9 months - Adults	1,496	2,949	50.7%	52.1%	54.5%	52.1%
% of FP17s for Band 1 Urgent Courses	283	3,021	9.4%	10.5%	9.1%	9.2%
% of FP17s Relating to Free Repair or Replacements	47	3,021	1.6%	0.8%	1.0%	0.7%
% of FP17s Relating to Continuations	24	3,021	0.8%	0.9%	1.0%	0.8%
% of Patients satisfied with the dentistry they have received	1	1	N/A	93.0%	94.2%	93.4%
% of Patients satisfied with the time they had to wait for an appointment	1	1	N/A	87.4%	88.4%	87.6%

* This is based on patients treated on this contract for their most recent course of treatment. Figures in italics indicate the base number of FP17s or Patient Questionnaire responses are less than 100. N/A is shown where the base number of responses is less than 10 during the period. % is calculated as Quantity/Base number*100

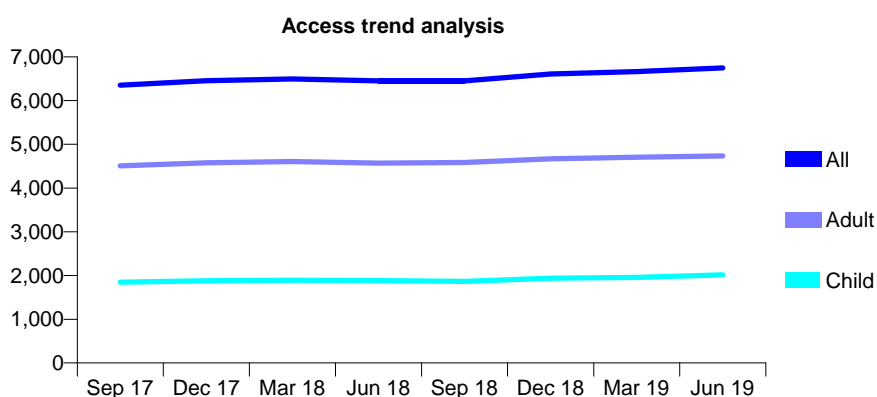
Q46 - Vital Signs At a Glance Contract Report for 191515/0001 - June 2019

Name or company name	Birch Dental Practice
Contract type name	GDS Contract
Purpose of contract	General
Contract start date	01/05/2014
Contract end date	

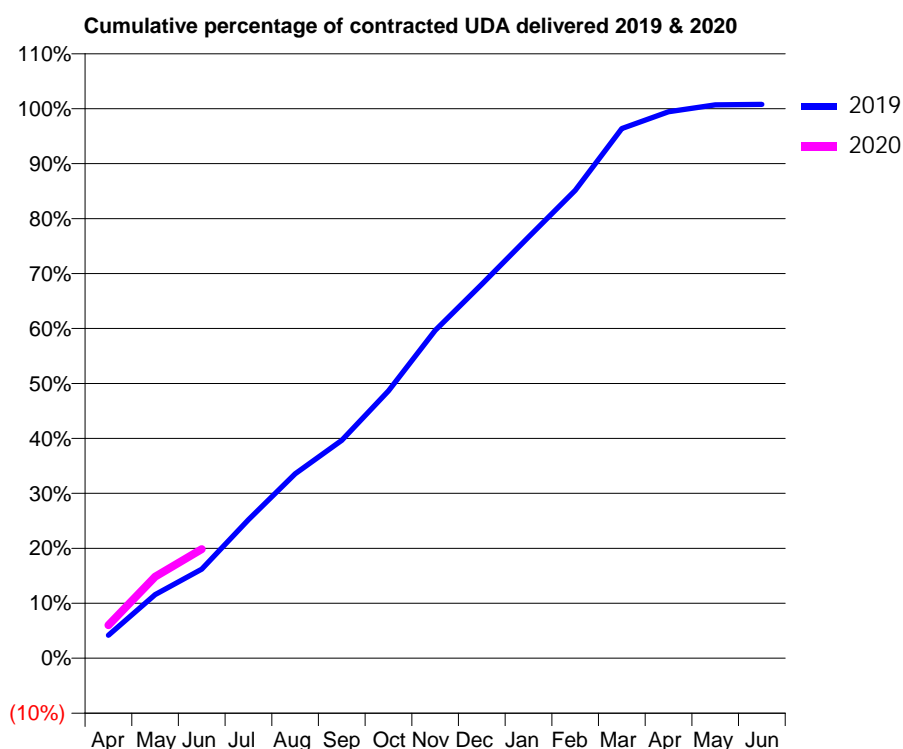
19/20 Contracted general activity (UDA)	20,344
Carry forward general activity (UDA)	0
19/20 Contracted orthodontic activity (UOA)	0
Carry forward orthodontic activity (UOA)	0
Baseline contract value	£645,774.13

ACCESS*

Patients seen in 24 months	Total	Change since previous quarter
Quarter ending June 2018	6,454	
Quarter ending September 2018	6,451	→
Quarter ending December 2018	6,607	↑
Quarter ending March 2019	6,663	→
Quarter ending June 2019	6,749	→
Variance since June 2018	4.6%	↑



ACTIVITY



Month	2019	2020
April	853	1,229
May	2,359	3,019
June	3,300	4,036
July	5,127	
August	6,829	
September	8,070	
October	9,896	
November	12,136	
December	13,838	
January	15,592	
February	17,323	
March	19,607	
April	20,231	
May	20,486	
June	20,498	

QUALITY

	Quantity	Base Number	Contract	AT	Region	England
% of FP17s for the same patient ID Re-attending within 3 months - Children	54	503	10.7%	11.4%	12.1%	11.4%
% of FP17s for the same patient ID Re-attending within 3 months - Adults	187	1,038	18.0%	16.1%	15.6%	15.4%
% of FP17s for the same patient ID Re-attending between 3 & 9 months - Children	164	503	32.6%	59.4%	61.2%	59.8%
% of FP17s for the same patient ID Re-attending between 3 & 9 months - Adults	302	1,038	29.1%	52.1%	54.5%	52.1%
% of FP17s for Band 1 Urgent Courses	110	1,142	9.6%	10.5%	9.1%	9.2%
% of FP17s Relating to Free Repair or Replacements	8	1,142	0.7%	0.8%	1.0%	0.7%
% of FP17s Relating to Continuations	25	1,142	2.2%	0.9%	1.0%	0.8%
% of Patients satisfied with the dentistry they have received	2	2	N/A	93.0%	94.2%	93.4%
% of Patients satisfied with the time they had to wait for an appointment	2	2	N/A	87.4%	88.4%	87.6%

* This is based on patients treated on this contract for their most recent course of treatment. Figures in italics indicate the base number of FP17s or Patient Questionnaire responses are less than 100. N/A is shown where the base number of responses is less than 10 during the period. % is calculated as Quantity/Base number*100

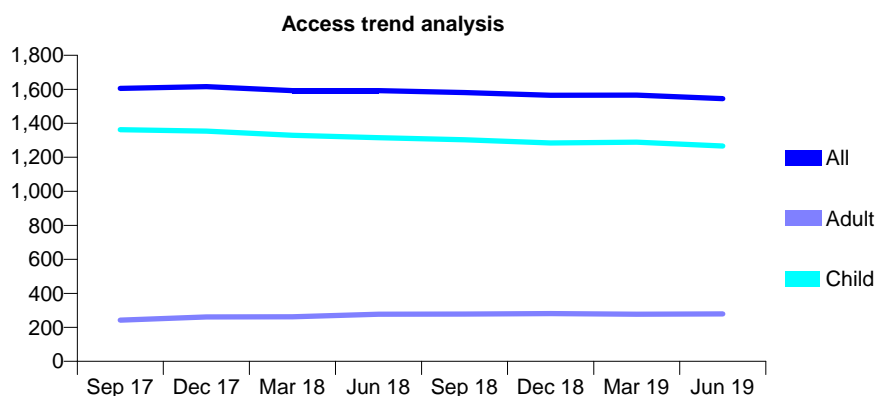
Q46 - Vital Signs At a Glance Contract Report for 191574/0001 - June 2019

Name or company name	Steven Bate
Contract type name	GDS Contract
Purpose of contract	General
Contract start date	01/08/2015
Contract end date	

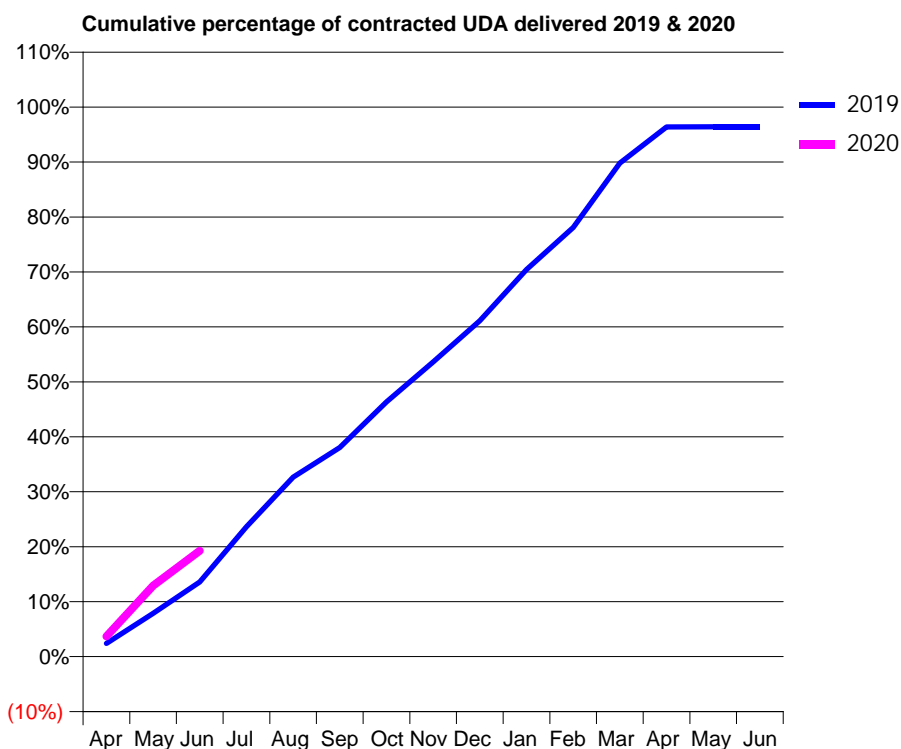
19/20 Contracted general activity (UDA)	4,200
Carry forward general activity (UDA)	0
19/20 Contracted orthodontic activity (UOA)	0
Carry forward orthodontic activity (UOA)	0
Baseline contract value	£121,926.30

ACCESS*

Patients seen in 24 months	Total	Change since previous quarter
Quarter ending June 2018	1,592	
Quarter ending September 2018	1,581	→
Quarter ending December 2018	1,565	↓
Quarter ending March 2019	1,566	→
Quarter ending June 2019	1,545	↓
Variance since June 2018	(3.0%)	↓



ACTIVITY



Month	Adjusted Scheduled Activity (UDA)	
	2019	2020
April	102	155
May	331	543
June	571	809
July	993	
August	1,371	
September	1,597	
October	1,947	
November	2,252	
December	2,567	
January	2,958	
February	3,281	
March	3,772	
April	4,048	
May	4,049	
June	4,049	

QUALITY

	Quantity	Base Number	Contract	AT	Region	England
% of FP17s for the same patient ID Re-attending within 3 months - Children	185	744	24.9%	11.4%	12.1%	11.4%
% of FP17s for the same patient ID Re-attending within 3 months - Adults	8	60	13.3%	16.1%	15.6%	15.4%
% of FP17s for the same patient ID Re-attending between 3 & 9 months - Children	479	744	64.4%	59.4%	61.2%	59.8%
% of FP17s for the same patient ID Re-attending between 3 & 9 months - Adults	43	60	71.7%	52.1%	54.5%	52.1%
% of FP17s for Band 1 Urgent Courses	12	619	1.9%	10.5%	9.1%	9.2%
% of FP17s Relating to Free Repair or Replacements	0	619	0.0%	0.8%	1.0%	0.7%
% of FP17s Relating to Continuations	0	619	0.0%	0.9%	1.0%	0.8%
% of Patients satisfied with the dentistry they have received	0	0	N/A	93.0%	94.2%	93.4%
% of Patients satisfied with the time they had to wait for an appointment	0	0	N/A	87.4%	88.4%	87.6%

* This is based on patients treated on this contract for their most recent course of treatment. Figures in italics indicate the base number of FP17s or Patient Questionnaire responses are less than 100. N/A is shown where the base number of responses is less than 10 during the period. % is calculated as Quantity/Base number*100

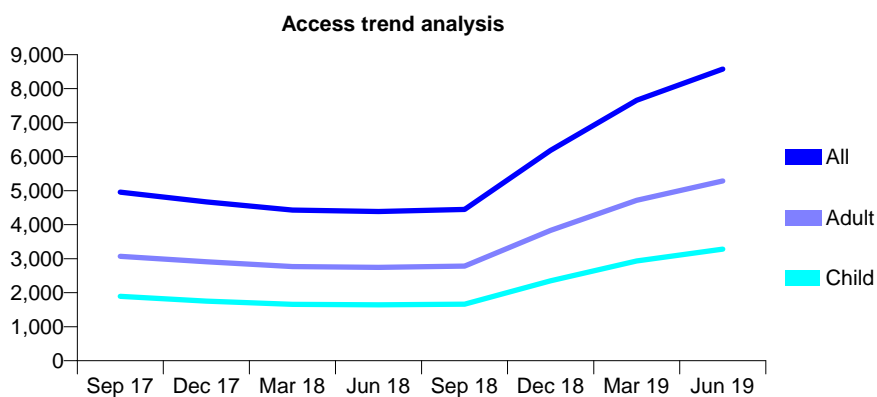
Q46 - Vital Signs At a Glance Contract Report for 191809/0002 - June 2019

Name or company name	Swinton Practice Ltd
Contract type name	GDS Contract
Purpose of contract	General
Contract start date	01/07/2010
Contract end date	

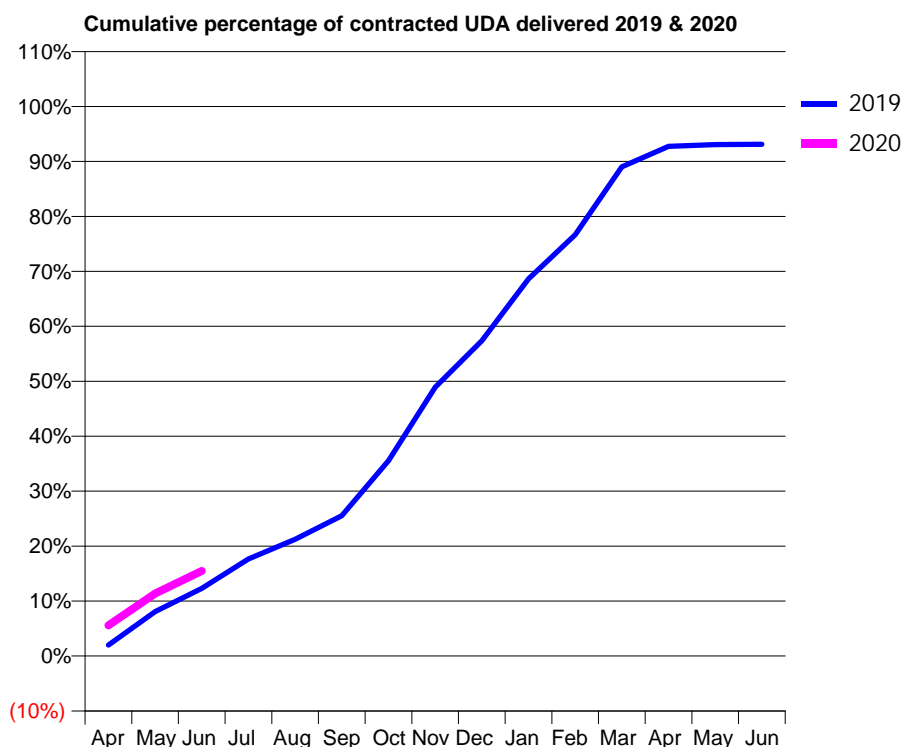
19/20 Contracted general activity (UDA)	34,627
Carry forward general activity (UDA)	0
19/20 Contracted orthodontic activity (UOA)	0
Carry forward orthodontic activity (UOA)	0
Baseline contract value	£842,025.00

ACCESS*

Patients seen in 24 months	Total	Change since previous quarter
Quarter ending June 2018	4,391	
Quarter ending September 2018	4,448	→
Quarter ending December 2018	6,186	↑
Quarter ending March 2019	7,655	↑
Quarter ending June 2019	8,573	↑
Variance since June 2018	95.2%	↑



ACTIVITY



Month	Adjusted Scheduled Activity (UDA)	
	2019	2020
April	467	1,941
May	1,889	3,933
June	2,872	5,356
July	4,118	
August	4,958	
September	5,956	
October	8,290	
November	11,412	
December	13,382	
January	16,008	
February	17,888	
March	20,765	
April	21,637	
May	21,710	
June	21,728	

QUALITY

	Quantity	Base Number	Contract	AT	Region	England
% of FP17s for the same patient ID Re-attending within 3 months - Children	110	1,168	9.4%	11.4%	12.1%	11.4%
% of FP17s for the same patient ID Re-attending within 3 months - Adults	231	1,742	13.3%	16.1%	15.6%	15.4%
% of FP17s for the same patient ID Re-attending between 3 & 9 months - Children	497	1,168	42.6%	59.4%	61.2%	59.8%
% of FP17s for the same patient ID Re-attending between 3 & 9 months - Adults	598	1,742	34.3%	52.1%	54.5%	52.1%
% of FP17s for Band 1 Urgent Courses	291	2,506	11.6%	10.5%	9.1%	9.2%
% of FP17s Relating to Free Repair or Replacements	3	2,506	0.1%	0.8%	1.0%	0.7%
% of FP17s Relating to Continuations	7	2,506	0.3%	0.9%	1.0%	0.8%
% of Patients satisfied with the dentistry they have received	1	1	N/A	93.0%	94.2%	93.4%
% of Patients satisfied with the time they had to wait for an appointment	1	1	N/A	87.4%	88.4%	87.6%

* This is based on patients treated on this contract for their most recent course of treatment. Figures in italics indicate the base number of FP17s or Patient Questionnaire responses are less than 100. N/A is shown where the base number of responses is less than 10 during the period. % is calculated as Quantity/Base number*100

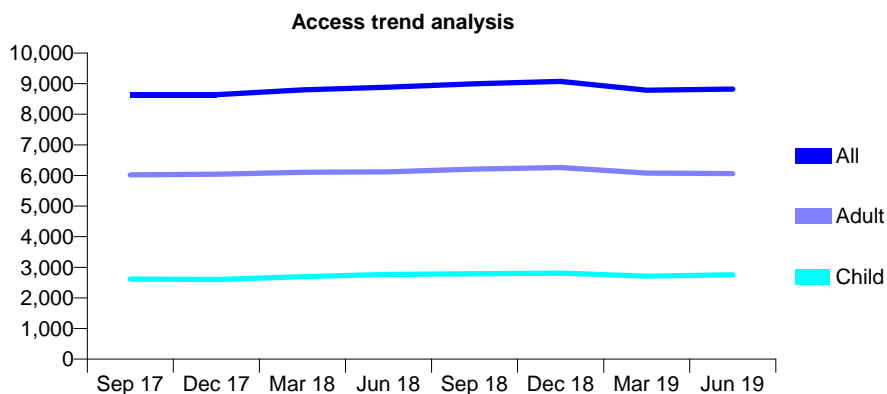
Q46 - Vital Signs At a Glance Contract Report for 192007/0001 - June 2019

Name or company name	M60 Dental Care, Mrs D Doyle
Contract type name	GDS Contract
Purpose of contract	General
Contract start date	01/10/2014
Contract end date	

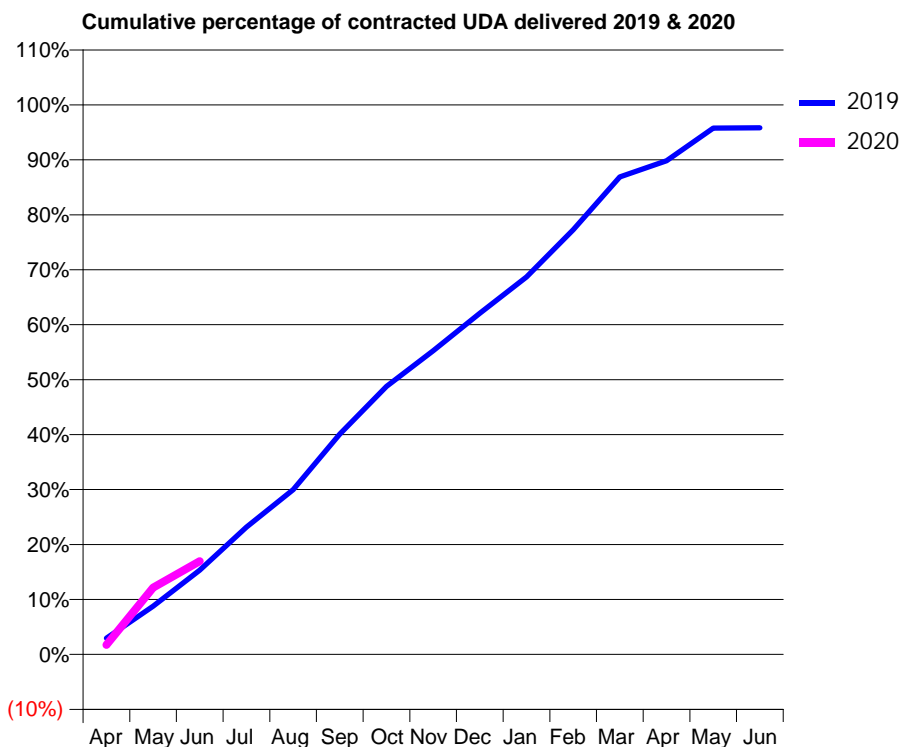
19/20 Contracted general activity (UDA)	24,397
Carry forward general activity (UDA)	0
19/20 Contracted orthodontic activity (UOA)	0
Carry forward orthodontic activity (UOA)	0
Baseline contract value	£680,262.82

ACCESS*

Patients seen in 24 months	Total	Change since previous quarter
Quarter ending June 2018	8,887	
Quarter ending September 2018	8,995	→
Quarter ending December 2018	9,072	→
Quarter ending March 2019	8,788	↓
Quarter ending June 2019	8,820	→
Variance since June 2018	(0.8%)	→



ACTIVITY



Month	Adjusted Scheduled Activity (UDA)	
	2019	2020
April	728	423
May	2,142	2,971
June	3,738	4,138
July	5,651	
August	7,317	
September	9,781	
October	11,895	
November	13,483	
December	15,145	
January	16,758	
February	18,854	
March	21,199	
April	21,914	
May	23,363	
June	23,377	

QUALITY

	Quantity	Base Number	Contract	AT	Region	England
% of FP17s for the same patient ID Re-attending within 3 months - Children	72	1,007	7.1%	11.4%	12.1%	11.4%
% of FP17s for the same patient ID Re-attending within 3 months - Adults	353	2,033	17.4%	16.1%	15.6%	15.4%
% of FP17s for the same patient ID Re-attending between 3 & 9 months - Children	523	1,007	51.9%	59.4%	61.2%	59.8%
% of FP17s for the same patient ID Re-attending between 3 & 9 months - Adults	903	2,033	44.4%	52.1%	54.5%	52.1%
% of FP17s for Band 1 Urgent Courses	272	2,066	13.2%	10.5%	9.1%	9.2%
% of FP17s Relating to Free Repair or Replacements	21	2,066	1.0%	0.8%	1.0%	0.7%
% of FP17s Relating to Continuations	36	2,066	1.7%	0.9%	1.0%	0.8%
% of Patients satisfied with the dentistry they have received	4	5	N/A	93.0%	94.2%	93.4%
% of Patients satisfied with the time they had to wait for an appointment	4	5	N/A	87.4%	88.4%	87.6%

* This is based on patients treated on this contract for their most recent course of treatment. Figures in italics indicate the base number of FP17s or Patient Questionnaire responses are less than 100. N/A is shown where the base number of responses is less than 10 during the period. % is calculated as Quantity/Base number*100

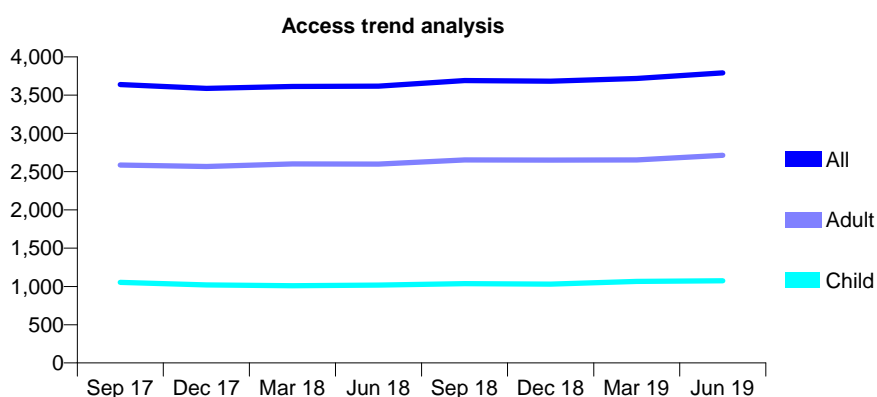
Q46 - Vital Signs At a Glance Contract Report for 193453/0001 - June 2019

Name or company name	ICS Dental Ltd
Contract type name	GDS Contract
Purpose of contract	General
Contract start date	01/12/2013
Contract end date	

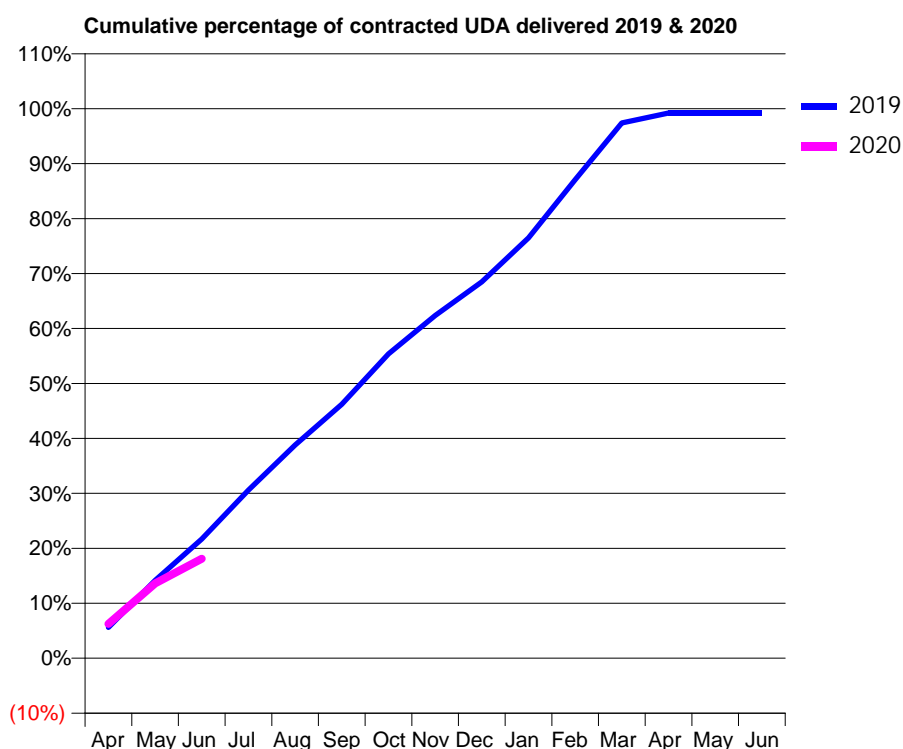
19/20 Contracted general activity (UDA)	8,000
Carry forward general activity (UDA)	0
19/20 Contracted orthodontic activity (UOA)	0
Carry forward orthodontic activity (UOA)	0
Baseline contract value	£229,099.90

ACCESS*

Patients seen in 24 months	Total	Change since previous quarter
Quarter ending June 2018	3,617	
Quarter ending September 2018	3,690	↑
Quarter ending December 2018	3,682	→
Quarter ending March 2019	3,719	→
Quarter ending June 2019	3,790	→
Variance since June 2018	4.8%	↑



ACTIVITY



Month	2019	2020
April	449	500
May	1,133	1,089
June	1,735	1,447
July	2,447	
August	3,105	
September	3,696	
October	4,431	
November	4,988	
December	5,479	
January	6,121	
February	6,967	
March	7,791	
April	7,935	
May	7,934	
June	7,934	

QUALITY

	Quantity	Base Number	Contract	AT	Region	England
% of FP17s for the same patient ID Re-attending within 3 months - Children	35	424	8.3%	11.4%	12.1%	11.4%
% of FP17s for the same patient ID Re-attending within 3 months - Adults	119	864	13.8%	16.1%	15.6%	15.4%
% of FP17s for the same patient ID Re-attending between 3 & 9 months - Children	296	424	69.8%	59.4%	61.2%	59.8%
% of FP17s for the same patient ID Re-attending between 3 & 9 months - Adults	450	864	52.1%	52.1%	54.5%	52.1%
% of FP17s for Band 1 Urgent Courses	77	802	9.6%	10.5%	9.1%	9.2%
% of FP17s Relating to Free Repair or Replacements	8	802	1.0%	0.8%	1.0%	0.7%
% of FP17s Relating to Continuations	1	802	0.1%	0.9%	1.0%	0.8%
% of Patients satisfied with the dentistry they have received	2	3	N/A	93.0%	94.2%	93.4%
% of Patients satisfied with the time they had to wait for an appointment	1	3	N/A	87.4%	88.4%	87.6%

* This is based on patients treated on this contract for their most recent course of treatment.

Figures in italics indicate the base number of FP17s or Patient Questionnaire responses are less than 100. N/A is shown where the base number of responses is less than 10 during the period. % is calculated as Quantity/Base number*100

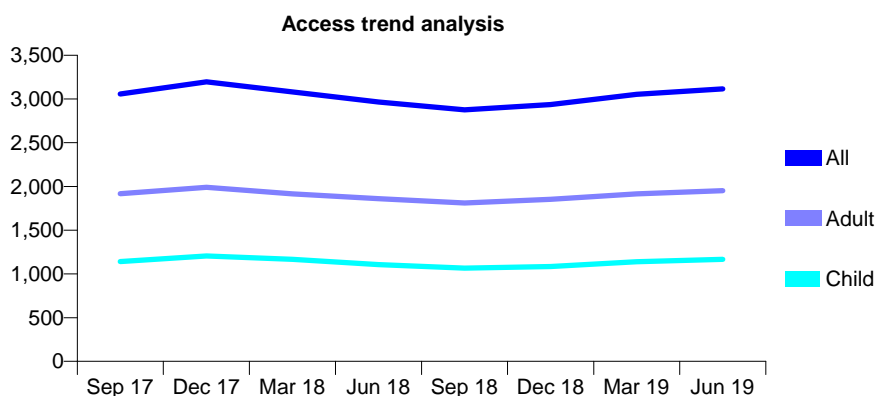
Q46 - Vital Signs At a Glance Contract Report for 194093/0001 - June 2019

Name or company name	Ravat and Ray Dental Care (Fitton Hill) Ltd
Contract type name	GDS Contract
Purpose of contract	General
Contract start date	01/10/2013
Contract end date	

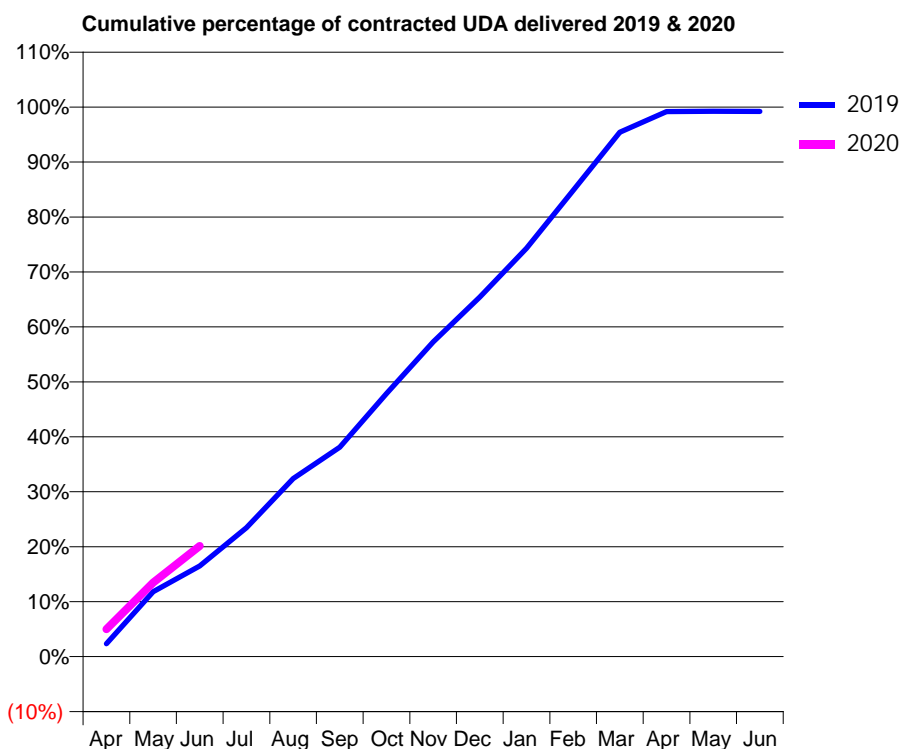
19/20 Contracted general activity (UDA)	10,000
Carry forward general activity (UDA)	0
19/20 Contracted orthodontic activity (UOA)	0
Carry forward orthodontic activity (UOA)	0
Baseline contract value	£310,830.55

ACCESS*

Patients seen in 24 months	Total	Change since previous quarter
Quarter ending June 2018	2,966	
Quarter ending September 2018	2,876	↓
Quarter ending December 2018	2,937	↑
Quarter ending March 2019	3,054	↑
Quarter ending June 2019	3,117	↑
Variance since June 2018	5.1%	↑



ACTIVITY



Month	Adjusted Scheduled Activity (UDA)	
	2019	2020
April	233	501
May	1,181	1,347
June	1,651	2,016
July	2,344	
August	3,240	
September	3,811	
October	4,787	
November	5,726	
December	6,544	
January	7,430	
February	8,485	
March	9,539	
April	9,918	
May	9,925	
June	9,920	

QUALITY

	Quantity	Base Number	Contract	AT	Region	England
% of FP17s for the same patient ID Re-attending within 3 months - Children	47	562	8.4%	11.4%	12.1%	11.4%
% of FP17s for the same patient ID Re-attending within 3 months - Adults	88	713	12.3%	16.1%	15.6%	15.4%
% of FP17s for the same patient ID Re-attending between 3 & 9 months - Children	348	562	61.9%	59.4%	61.2%	59.8%
% of FP17s for the same patient ID Re-attending between 3 & 9 months - Adults	389	713	54.6%	52.1%	54.5%	52.1%
% of FP17s for Band 1 Urgent Courses	114	1,138	10.0%	10.5%	9.1%	9.2%
% of FP17s Relating to Free Repair or Replacements	10	1,138	0.9%	0.8%	1.0%	0.7%
% of FP17s Relating to Continuations	1	1,138	0.1%	0.9%	1.0%	0.8%
% of Patients satisfied with the dentistry they have received	1	2	N/A	93.0%	94.2%	93.4%
% of Patients satisfied with the time they had to wait for an appointment	2	2	N/A	87.4%	88.4%	87.6%

* This is based on patients treated on this contract for their most recent course of treatment. Figures in italics indicate the base number of FP17s or Patient Questionnaire responses are less than 100. N/A is shown where the base number of responses is less than 10 during the period. % is calculated as Quantity/Base number*100

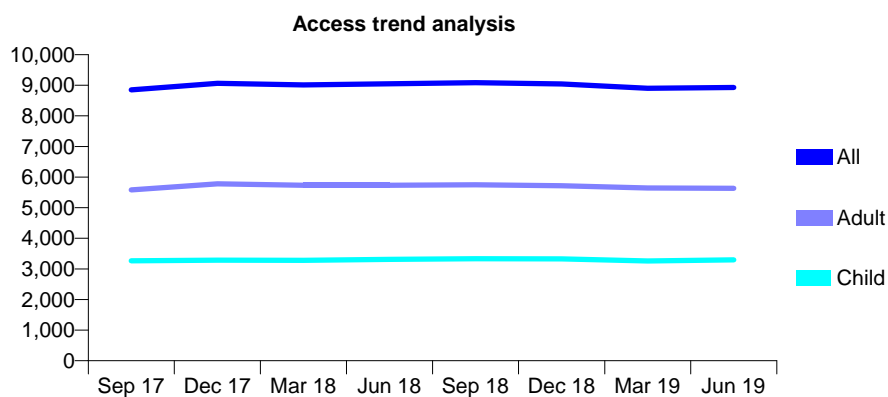
Q46 - Vital Signs At a Glance Contract Report for 194875/0001 - June 2019

Name or company name	Park House Dental Practice
Contract type name	GDS Contract
Purpose of contract	General
Contract start date	01/09/2012
Contract end date	

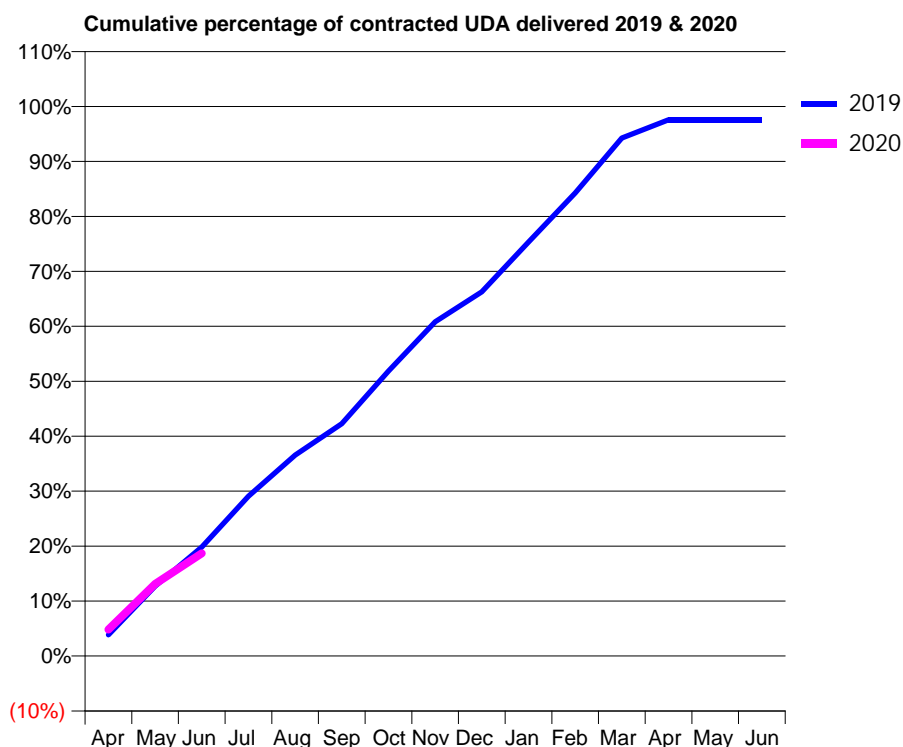
19/20 Contracted general activity (UDA)	24,208
Carry forward general activity (UDA)	0
19/20 Contracted orthodontic activity (UOA)	0
Carry forward orthodontic activity (UOA)	0
Baseline contract value	£731,689.41

ACCESS*

Patients seen in 24 months	Total	Change since previous quarter
Quarter ending June 2018	9,048	
Quarter ending September 2018	9,081	→
Quarter ending December 2018	9,043	→
Quarter ending March 2019	8,906	↓
Quarter ending June 2019	8,929	→
Variance since June 2018	(1.3%)	↓



ACTIVITY



Month	Adjusted Scheduled Activity (UDA)	
	2019	2020
April	937	1,165
May	3,080	3,175
June	4,794	4,522
July	7,039	
August	8,850	
September	10,237	
October	12,553	
November	14,725	
December	16,039	
January	18,232	
February	20,398	
March	22,820	
April	23,621	
May	23,618	
June	23,618	

QUALITY

	Quantity	Base Number	Contract	AT	Region	England
% of FP17s for the same patient ID Re-attending within 3 months - Children	103	996	10.3%	11.4%	12.1%	11.4%
% of FP17s for the same patient ID Re-attending within 3 months - Adults	327	1,477	22.1%	16.1%	15.6%	15.4%
% of FP17s for the same patient ID Re-attending between 3 & 9 months - Children	480	996	48.2%	59.4%	61.2%	59.8%
% of FP17s for the same patient ID Re-attending between 3 & 9 months - Adults	509	1,477	34.5%	52.1%	54.5%	52.1%
% of FP17s for Band 1 Urgent Courses	308	2,080	14.8%	10.5%	9.1%	9.2%
% of FP17s Relating to Free Repair or Replacements	11	2,080	0.5%	0.8%	1.0%	0.7%
% of FP17s Relating to Continuations	35	2,080	1.7%	0.9%	1.0%	0.8%
% of Patients satisfied with the dentistry they have received	0	0	N/A	93.0%	94.2%	93.4%
% of Patients satisfied with the time they had to wait for an appointment	0	0	N/A	87.4%	88.4%	87.6%

* This is based on patients treated on this contract for their most recent course of treatment. Figures in italics indicate the base number of FP17s or Patient Questionnaire responses are less than 100. N/A is shown where the base number of responses is less than 10 during the period. % is calculated as Quantity/Base number*100

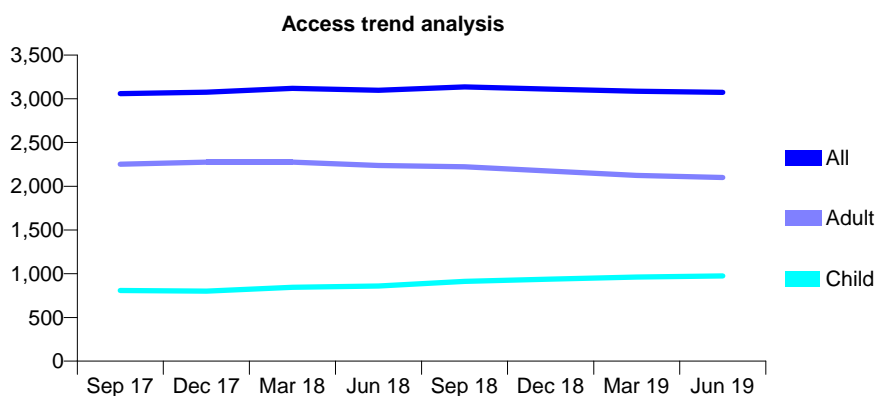
Q46 - Vital Signs At a Glance Contract Report for 194964/0001 - June 2019

Name or company name	Atherton Dental Centre
Contract type name	GDS Contract
Purpose of contract	General
Contract start date	01/11/2013
Contract end date	

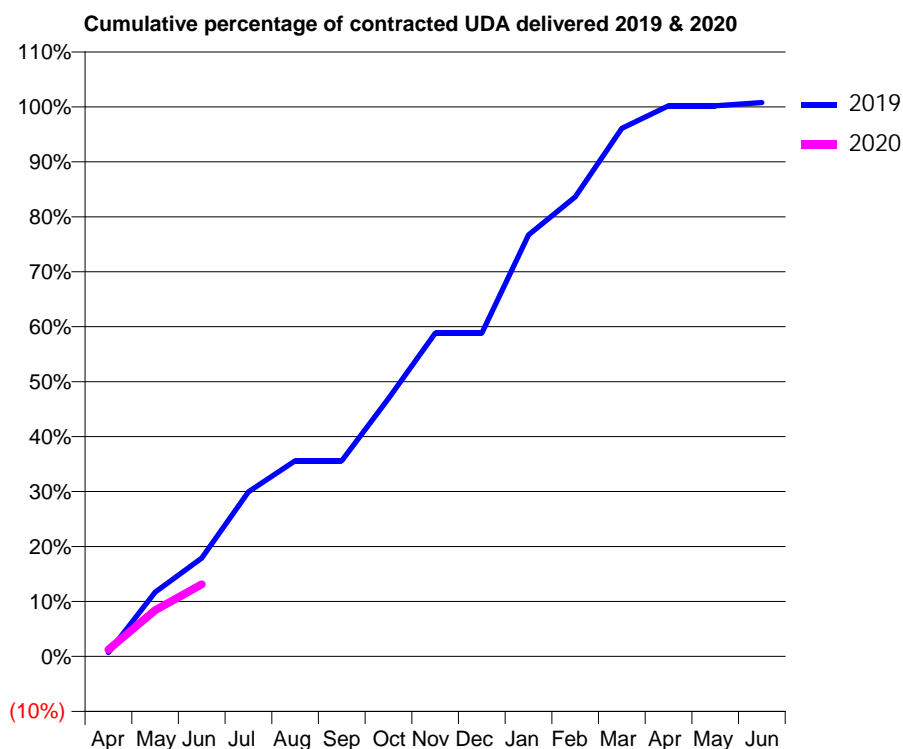
19/20 Contracted general activity (UDA)	8,583
Carry forward general activity (UDA)	0
19/20 Contracted orthodontic activity (UOA)	0
Carry forward orthodontic activity (UOA)	0
Baseline contract value	£254,439.72

ACCESS*

Patients seen in 24 months	Total	Change since previous quarter
Quarter ending June 2018	3,096	
Quarter ending September 2018	3,136	→
Quarter ending December 2018	3,111	→
Quarter ending March 2019	3,086	→
Quarter ending June 2019	3,074	→
Variance since June 2018	(0.7%)	→



ACTIVITY



Adjusted Scheduled Activity (UDA)		
Month	2019	2020
April	61	106
May	1,004	721
June	1,535	1,126
July	2,571	
August	3,056	
September	3,056	
October	4,029	
November	5,049	
December	5,049	
January	6,583	
February	7,177	
March	8,246	
April	8,598	
May	8,598	
June	8,649	

QUALITY

	Quantity	Base Number	Contract	AT	Region	England
% of FP17s for the same patient ID Re-attending within 3 months - Children	24	238	10.1%	11.4%	12.1%	11.4%
% of FP17s for the same patient ID Re-attending within 3 months - Adults	56	462	12.1%	16.1%	15.6%	15.4%
% of FP17s for the same patient ID Re-attending between 3 & 9 months - Children	120	238	50.4%	59.4%	61.2%	59.8%
% of FP17s for the same patient ID Re-attending between 3 & 9 months - Adults	200	462	43.3%	52.1%	54.5%	52.1%
% of FP17s for Band 1 Urgent Courses	119	529	22.5%	10.5%	9.1%	9.2%
% of FP17s Relating to Free Repair or Replacements	0	529	0.0%	0.8%	1.0%	0.7%
% of FP17s Relating to Continuations	4	529	0.8%	0.9%	1.0%	0.8%
% of Patients satisfied with the dentistry they have received	0	0	N/A	93.0%	94.2%	93.4%
% of Patients satisfied with the time they had to wait for an appointment	0	0	N/A	87.4%	88.4%	87.6%

* This is based on patients treated on this contract for their most recent course of treatment. Figures in italics indicate the base number of FP17s or Patient Questionnaire responses are less than 100. N/A is shown where the base number of responses is less than 10 during the period. % is calculated as Quantity/Base number*100

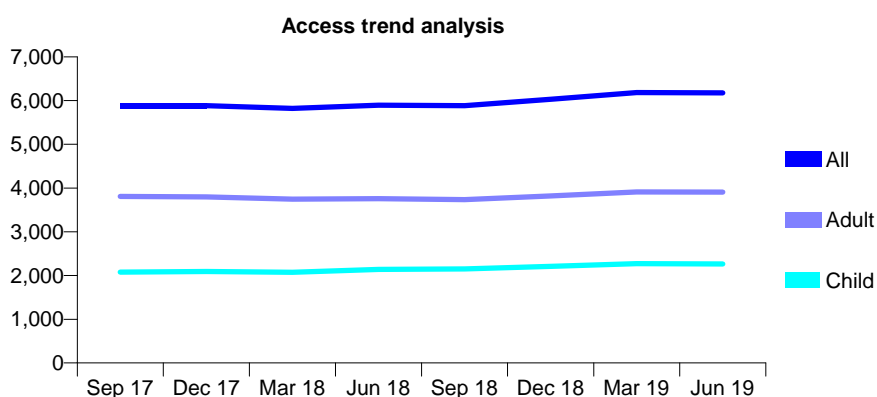
Q46 - Vital Signs At a Glance Contract Report for 195839/0004 - June 2019

Name or company name	Derby St Dentist Ltd
Contract type name	GDS Contract
Purpose of contract	General
Contract start date	01/07/2013
Contract end date	

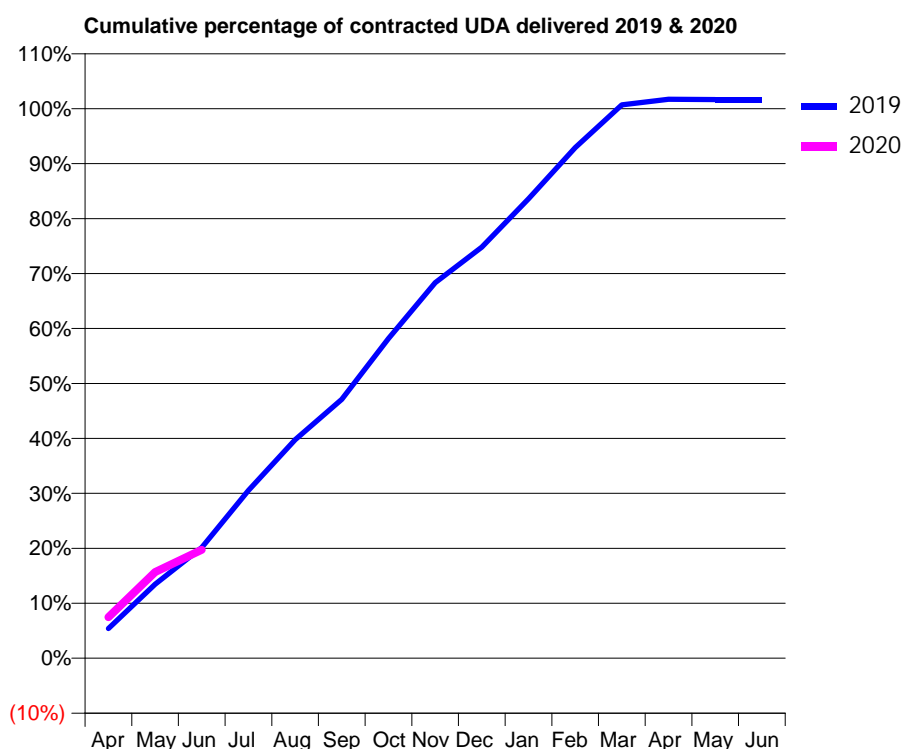
19/20 Contracted general activity (UDA)	18,033
Carry forward general activity (UDA)	0
19/20 Contracted orthodontic activity (UOA)	0
Carry forward orthodontic activity (UOA)	0
Baseline contract value	£476,103.32

ACCESS*

Patients seen in 24 months	Total	Change since previous quarter
Quarter ending June 2018	5,894	
Quarter ending September 2018	5,884	→
Quarter ending December 2018	6,028	↑
Quarter ending March 2019	6,183	↑
Quarter ending June 2019	6,175	→
Variance since June 2018	4.8%	↑



ACTIVITY



Month	2019	2020
April	972	1,347
May	2,431	2,828
June	3,630	3,558
July	5,506	
August	7,169	
September	8,496	
October	10,493	
November	12,326	
December	13,487	
January	15,072	
February	16,753	
March	18,160	
April	18,342	
May	18,330	
June	18,330	

QUALITY

	Quantity	Base Number	Contract	AT	Region	England
% of FP17s for the same patient ID Re-attending within 3 months - Children	35	961	3.6%	11.4%	12.1%	11.4%
% of FP17s for the same patient ID Re-attending within 3 months - Adults	60	1,094	5.5%	16.1%	15.6%	15.4%
% of FP17s for the same patient ID Re-attending between 3 & 9 months - Children	726	961	75.5%	59.4%	61.2%	59.8%
% of FP17s for the same patient ID Re-attending between 3 & 9 months - Adults	759	1,094	69.4%	52.1%	54.5%	52.1%
% of FP17s for Band 1 Urgent Courses	87	1,903	4.6%	10.5%	9.1%	9.2%
% of FP17s Relating to Free Repair or Replacements	2	1,903	0.1%	0.8%	1.0%	0.7%
% of FP17s Relating to Continuations	5	1,903	0.3%	0.9%	1.0%	0.8%
% of Patients satisfied with the dentistry they have received	1	1	N/A	93.0%	94.2%	93.4%
% of Patients satisfied with the time they had to wait for an appointment	1	1	N/A	87.4%	88.4%	87.6%

* This is based on patients treated on this contract for their most recent course of treatment.

Figures in italics indicate the base number of FP17s or Patient Questionnaire responses are less than 100. N/A is shown where the base number of responses is less than 10 during the period. % is calculated as Quantity/Base number*100

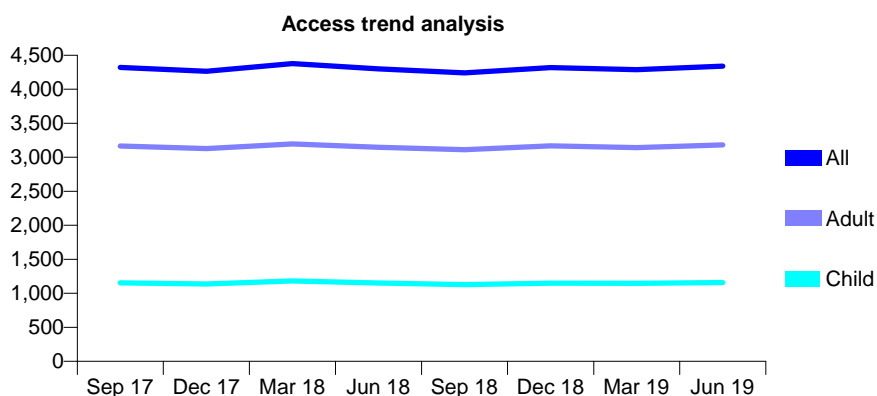
Q46 - Vital Signs At a Glance Contract Report for 197858/0001 - June 2019

Name or company name	Ram Dental Ltd
Contract type name	GDS Contract
Purpose of contract	General
Contract start date	01/07/2015
Contract end date	

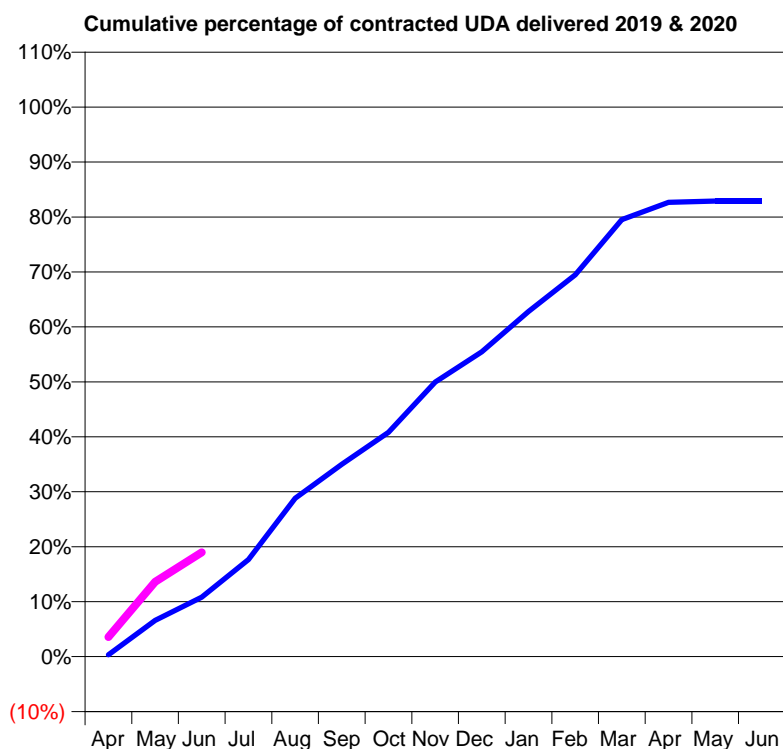
19/20 Contracted general activity (UDA)	15,554
Carry forward general activity (UDA)	0
19/20 Contracted orthodontic activity (UOA)	0
Carry forward orthodontic activity (UOA)	0
Baseline contract value	£489,717.52

ACCESS*

Patients seen in 24 months	Total	Change since previous quarter
Quarter ending June 2018	4,301	
Quarter ending September 2018	4,242	↓
Quarter ending December 2018	4,318	→
Quarter ending March 2019	4,289	→
Quarter ending June 2019	4,340	→
Variance since June 2018	0.9%	→



ACTIVITY



Month	Adjusted Scheduled Activity (UDA)	
	2019	2020
April	55	556
May	1,023	2,121
June	1,681	2,952
July	2,750	
August	4,481	
September	5,445	
October	6,352	
November	7,770	
December	8,626	
January	9,772	
February	10,803	
March	12,367	
April	12,856	
May	12,892	
June	12,892	

QUALITY

	Quantity	Base Number	Contract	AT	Region	England
% of FP17s for the same patient ID Re-attending within 3 months - Children	35	406	8.6%	11.4%	12.1%	11.4%
% of FP17s for the same patient ID Re-attending within 3 months - Adults	179	1,020	17.5%	16.1%	15.6%	15.4%
% of FP17s for the same patient ID Re-attending between 3 & 9 months - Children	277	406	68.2%	59.4%	61.2%	59.8%
% of FP17s for the same patient ID Re-attending between 3 & 9 months - Adults	519	1,020	50.9%	52.1%	54.5%	52.1%
% of FP17s for Band 1 Urgent Courses	184	1,179	15.6%	10.5%	9.1%	9.2%
% of FP17s Relating to Free Repair or Replacements	2	1,179	0.2%	0.8%	1.0%	0.7%
% of FP17s Relating to Continuations	6	1,179	0.5%	0.9%	1.0%	0.8%
% of Patients satisfied with the dentistry they have received	0	0	N/A	93.0%	94.2%	93.4%
% of Patients satisfied with the time they had to wait for an appointment	0	0	N/A	87.4%	88.4%	87.6%

* This is based on patients treated on this contract for their most recent course of treatment. Figures in italics indicate the base number of FP17s or Patient Questionnaire responses are less than 100. N/A is shown where the base number of responses is less than 10 during the period. % is calculated as Quantity/Base number*100

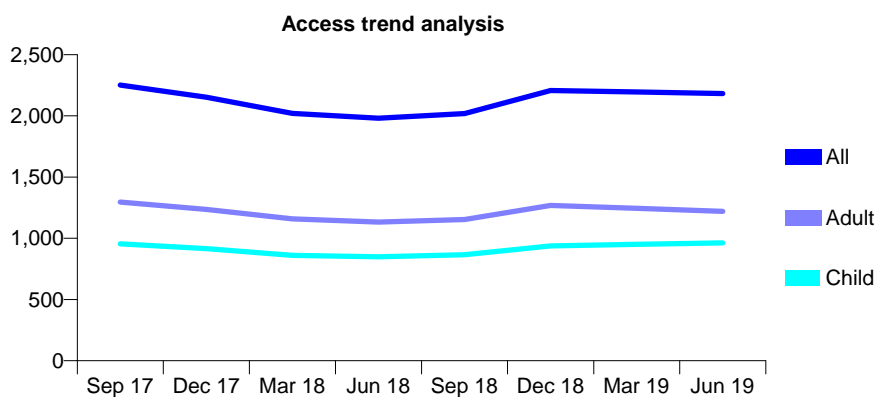
Q46 - Vital Signs At a Glance Contract Report for 198129/0001 - June 2019

Name or company name	Synergy Dental Clinic Bolton Ltd
Contract type name	GDS Contract
Purpose of contract	General
Contract start date	01/09/2013
Contract end date	

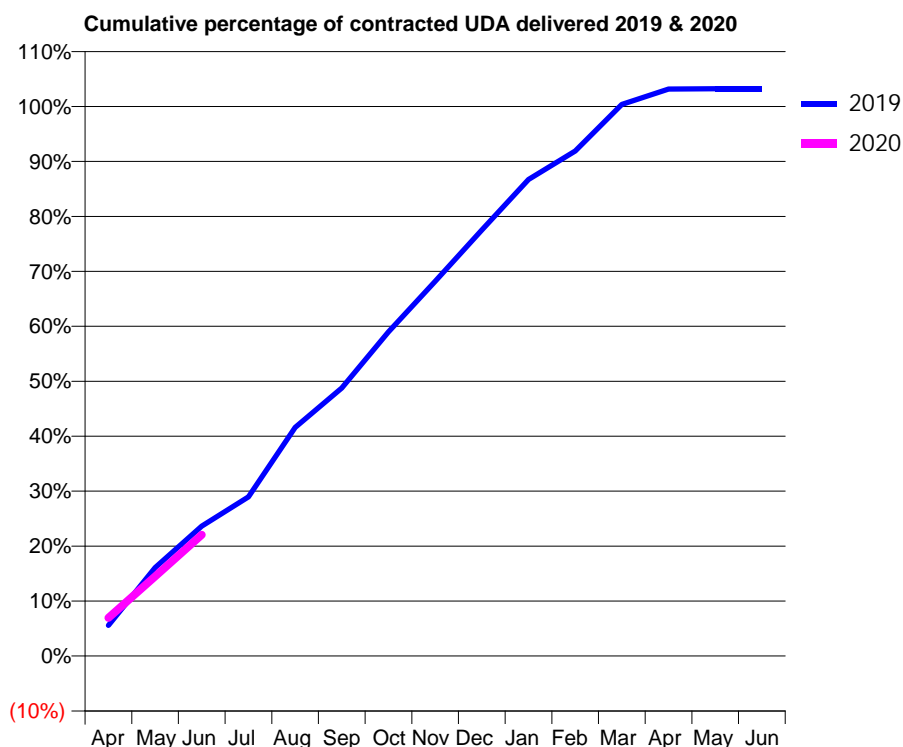
19/20 Contracted general activity (UDA)	5,890
Carry forward general activity (UDA)	0
19/20 Contracted orthodontic activity (UOA)	0
Carry forward orthodontic activity (UOA)	0
Baseline contract value	£149,575.56

ACCESS*

Patients seen in 24 months	Total	Change since previous quarter
Quarter ending June 2018	1,981	
Quarter ending September 2018	2,019	→
Quarter ending December 2018	2,207	↑
Quarter ending March 2019	2,196	→
Quarter ending June 2019	2,183	→
Variance since June 2018	10.2%	↑



ACTIVITY



Month	Adjusted Scheduled Activity (UDA)	
	2019	2020
April	330	410
May	949	854
June	1,392	1,300
July	1,705	
August	2,450	
September	2,872	
October	3,474	
November	4,018	
December	4,566	
January	5,108	
February	5,413	
March	5,911	
April	6,077	
May	6,080	
June	6,080	

QUALITY

	Quantity	Base Number	Contract	AT	Region	England
% of FP17s for the same patient ID Re-attending within 3 months - Children	23	390	5.9%	11.4%	12.1%	11.4%
% of FP17s for the same patient ID Re-attending within 3 months - Adults	36	328	11.0%	16.1%	15.6%	15.4%
% of FP17s for the same patient ID Re-attending between 3 & 9 months - Children	263	390	67.4%	59.4%	61.2%	59.8%
% of FP17s for the same patient ID Re-attending between 3 & 9 months - Adults	221	328	67.4%	52.1%	54.5%	52.1%
% of FP17s for Band 1 Urgent Courses	38	644	5.9%	10.5%	9.1%	9.2%
% of FP17s Relating to Free Repair or Replacements	1	644	0.2%	0.8%	1.0%	0.7%
% of FP17s Relating to Continuations	1	644	0.2%	0.9%	1.0%	0.8%
% of Patients satisfied with the dentistry they have received	0	0	N/A	93.0%	94.2%	93.4%
% of Patients satisfied with the time they had to wait for an appointment	0	0	N/A	87.4%	88.4%	87.6%

* This is based on patients treated on this contract for their most recent course of treatment. Figures in italics indicate the base number of FP17s or Patient Questionnaire responses are less than 100. N/A is shown where the base number of responses is less than 10 during the period. % is calculated as Quantity/Base number*100

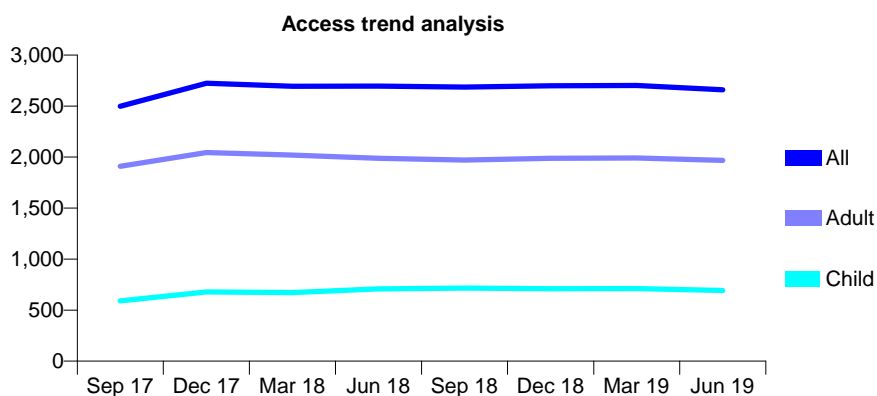
Q46 - Vital Signs At a Glance Contract Report for 198315/0001 - June 2019

Name or company name	Mrs S Riaz
Contract type name	GDS Contract
Purpose of contract	General
Contract start date	18/01/2016
Contract end date	

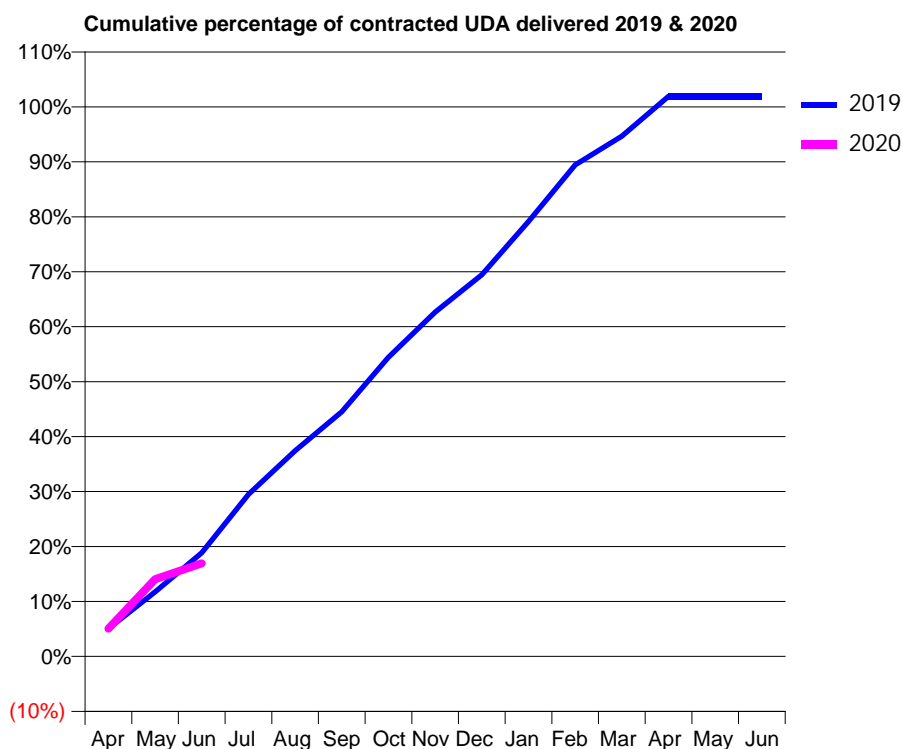
19/20 Contracted general activity (UDA)	7,201
Carry forward general activity (UDA)	0
19/20 Contracted orthodontic activity (UOA)	0
Carry forward orthodontic activity (UOA)	0
Baseline contract value	£199,836.41

ACCESS*

Patients seen in 24 months	Total	Change since previous quarter
Quarter ending June 2018	2,696	
Quarter ending September 2018	2,686	→
Quarter ending December 2018	2,699	→
Quarter ending March 2019	2,703	→
Quarter ending June 2019	2,660	↓
Variance since June 2018	(1.3%)	↓



ACTIVITY



Adjusted Scheduled Activity (UDA)		
Month	2019	2020
April	364	365
May	846	1,013
June	1,359	1,218
July	2,124	
August	2,695	
September	3,205	
October	3,920	
November	4,511	
December	5,001	
January	5,699	
February	6,443	
March	6,817	
April	7,338	
May	7,339	
June	7,339	

QUALITY

	Quantity	Base Number	Contract	AT	Region	England
% of FP17s for the same patient ID Re-attending within 3 months - Children	28	249	11.2%	11.4%	12.1%	11.4%
% of FP17s for the same patient ID Re-attending within 3 months - Adults	114	718	15.9%	16.1%	15.6%	15.4%
% of FP17s for the same patient ID Re-attending between 3 & 9 months - Children	150	249	60.2%	59.4%	61.2%	59.8%
% of FP17s for the same patient ID Re-attending between 3 & 9 months - Adults	428	718	59.6%	52.1%	54.5%	52.1%
% of FP17s for Band 1 Urgent Courses	41	624	6.6%	10.5%	9.1%	9.2%
% of FP17s Relating to Free Repair or Replacements	1	624	0.2%	0.8%	1.0%	0.7%
% of FP17s Relating to Continuations	3	624	0.5%	0.9%	1.0%	0.8%
% of Patients satisfied with the dentistry they have received	0	0	N/A	93.0%	94.2%	93.4%
% of Patients satisfied with the time they had to wait for an appointment	0	0	N/A	87.4%	88.4%	87.6%

* This is based on patients treated on this contract for their most recent course of treatment.

Figures in italics indicate the base number of FP17s or Patient Questionnaire responses are less than 100. N/A is shown where the base number of responses is less than 10 during the period. % is calculated as Quantity/Base number*100

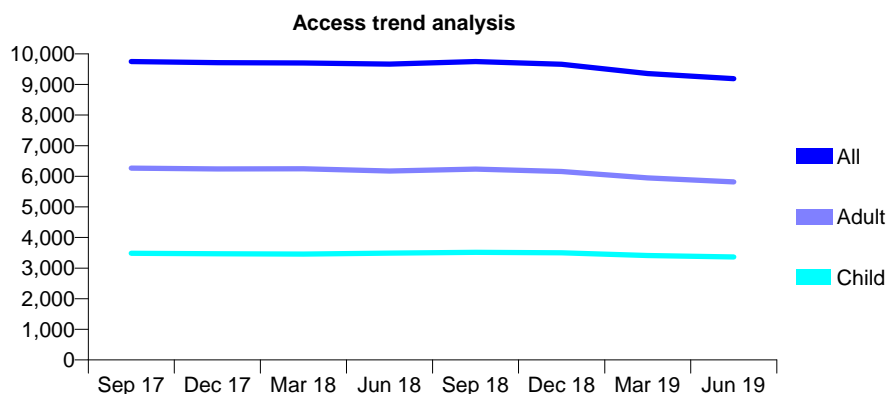
Q46 - Vital Signs At a Glance Contract Report for 198889/0001 - June 2019

Name or company name	Kings Dental Centre
Contract type name	GDS Contract
Purpose of contract	General
Contract start date	15/04/2014
Contract end date	

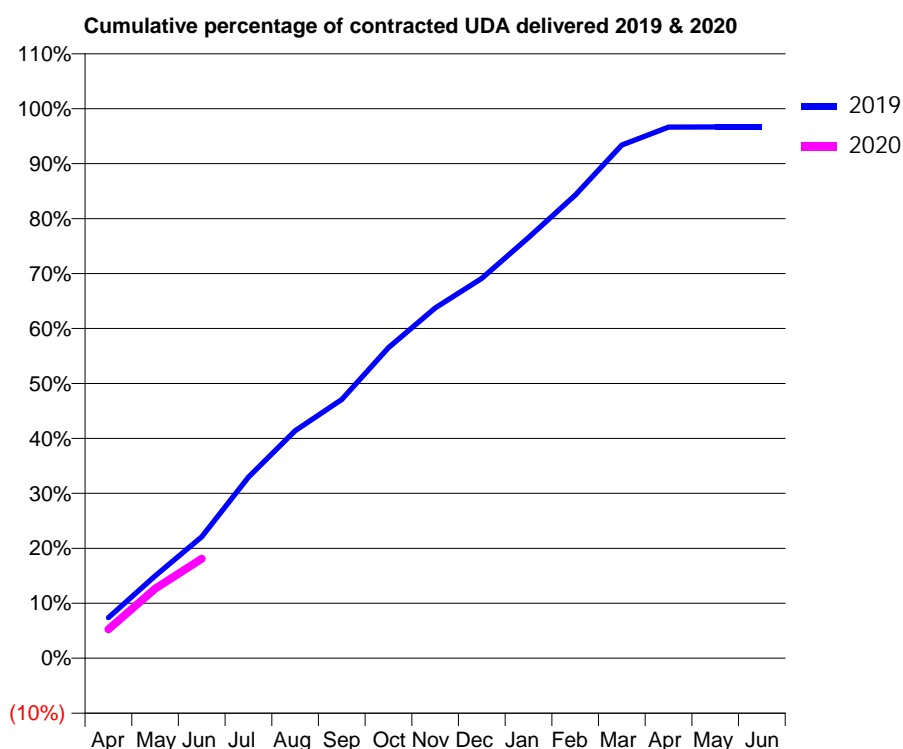
19/20 Contracted general activity (UDA)	24,916
Carry forward general activity (UDA)	0
19/20 Contracted orthodontic activity (UOA)	0
Carry forward orthodontic activity (UOA)	0
Baseline contract value	£826,168.28

ACCESS*

Patients seen in 24 months	Total	Change since previous quarter
Quarter ending June 2018	9,668	
Quarter ending September 2018	9,750	→
Quarter ending December 2018	9,660	→
Quarter ending March 2019	9,357	↓
Quarter ending June 2019	9,186	↓
Variance since June 2018	(5.0%)	↓



ACTIVITY



Month	2019	2020
April	1,842	1,310
May	3,731	3,156
June	5,507	4,515
July	8,215	
August	10,317	
September	11,732	
October	14,079	
November	15,882	
December	17,226	
January	19,076	
February	20,994	
March	23,261	
April	24,078	
May	24,087	
June	24,088	

QUALITY

	Quantity	Base Number	Contract	AT	Region	England
% of FP17s for the same patient ID Re-attending within 3 months - Children	91	949	9.6%	11.4%	12.1%	11.4%
% of FP17s for the same patient ID Re-attending within 3 months - Adults	245	1,395	17.6%	16.1%	15.6%	15.4%
% of FP17s for the same patient ID Re-attending between 3 & 9 months - Children	352	949	37.1%	59.4%	61.2%	59.8%
% of FP17s for the same patient ID Re-attending between 3 & 9 months - Adults	490	1,395	35.1%	52.1%	54.5%	52.1%
% of FP17s for Band 1 Urgent Courses	283	2,018	14.0%	10.5%	9.1%	9.2%
% of FP17s Relating to Free Repair or Replacements	7	2,018	0.3%	0.8%	1.0%	0.7%
% of FP17s Relating to Continuations	9	2,018	0.4%	0.9%	1.0%	0.8%
% of Patients satisfied with the dentistry they have received	2	2	N/A	93.0%	94.2%	93.4%
% of Patients satisfied with the time they had to wait for an appointment	2	2	N/A	87.4%	88.4%	87.6%

* This is based on patients treated on this contract for their most recent course of treatment.

Figures in italics indicate the base number of FP17s or Patient Questionnaire responses are less than 100. N/A is shown where the base number of responses is less than 10 during the period. % is calculated as Quantity/Base number*100

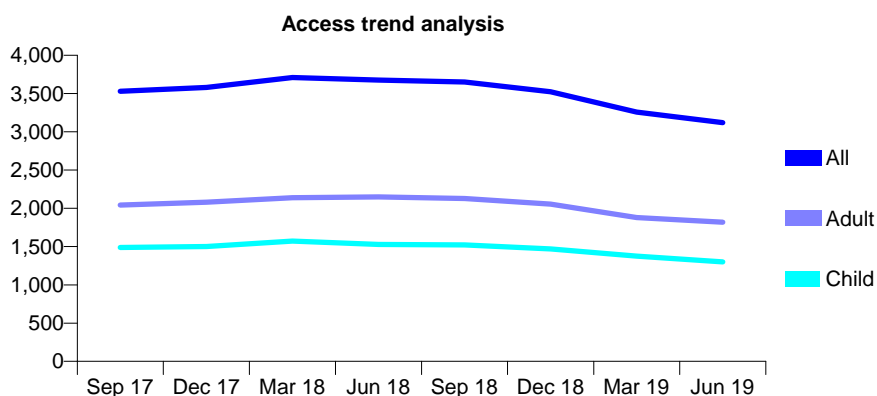
Q46 - Vital Signs At a Glance Contract Report for 199664/0001 - June 2019

Name or company name	Charlestown Dental Practice Ltd
Contract type name	GDS Contract
Purpose of contract	General
Contract start date	01/10/2010
Contract end date	

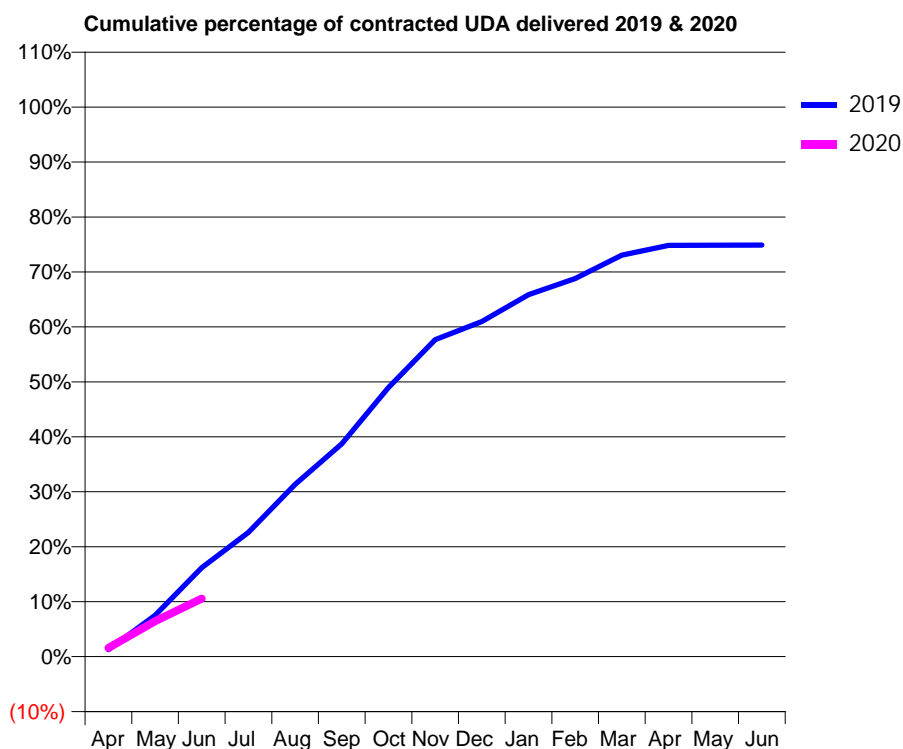
19/20 Contracted general activity (UDA)	10,000
Carry forward general activity (UDA)	0
19/20 Contracted orthodontic activity (UOA)	0
Carry forward orthodontic activity (UOA)	0
Baseline contract value	£286,053.89

ACCESS*

Patients seen in 24 months	Total	Change since previous quarter
Quarter ending June 2018	3,676	
Quarter ending September 2018	3,650	→
Quarter ending December 2018	3,523	↓
Quarter ending March 2019	3,256	↓
Quarter ending June 2019	3,119	↓
Variance since June 2018	(15.2%)	↓



ACTIVITY



Month	Adjusted Scheduled Activity (UDA)	
	2019	2020
April	128	159
May	754	645
June	1,617	1,057
July	2,263	
August	3,134	
September	3,871	
October	4,897	
November	5,767	
December	6,098	
January	6,587	
February	6,880	
March	7,306	
April	7,482	
May	7,486	
June	7,487	

QUALITY

	Quantity	Base Number	Contract	AT	Region	England
% of FP17s for the same patient ID Re-attending within 3 months - Children	20	322	6.2%	11.4%	12.1%	11.4%
% of FP17s for the same patient ID Re-attending within 3 months - Adults	45	296	15.2%	16.1%	15.6%	15.4%
% of FP17s for the same patient ID Re-attending between 3 & 9 months - Children	178	322	55.3%	59.4%	61.2%	59.8%
% of FP17s for the same patient ID Re-attending between 3 & 9 months - Adults	118	296	39.9%	52.1%	54.5%	52.1%
% of FP17s for Band 1 Urgent Courses	98	514	19.1%	10.5%	9.1%	9.2%
% of FP17s Relating to Free Repair or Replacements	0	514	0.0%	0.8%	1.0%	0.7%
% of FP17s Relating to Continuations	0	514	0.0%	0.9%	1.0%	0.8%
% of Patients satisfied with the dentistry they have received	0	1	N/A	93.0%	94.2%	93.4%
% of Patients satisfied with the time they had to wait for an appointment	0	1	N/A	87.4%	88.4%	87.6%

* This is based on patients treated on this contract for their most recent course of treatment. Figures in italics indicate the base number of FP17s or Patient Questionnaire responses are less than 100. N/A is shown where the base number of responses is less than 10 during the period. % is calculated as Quantity/Base number*100

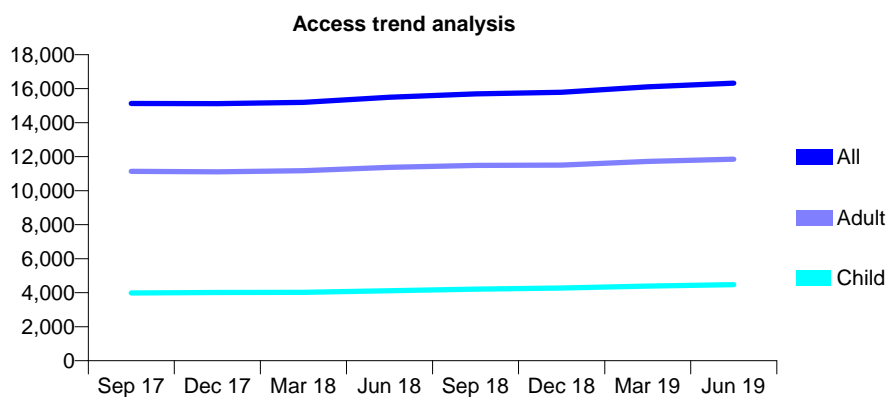
Q46 - Vital Signs At a Glance Contract Report for 199893/0001 - June 2019

Name or company name	Wallace, Thomas, Hobson & Emmett Ltd
Contract type name	GDS Contract
Purpose of contract	General
Contract start date	01/04/2008
Contract end date	

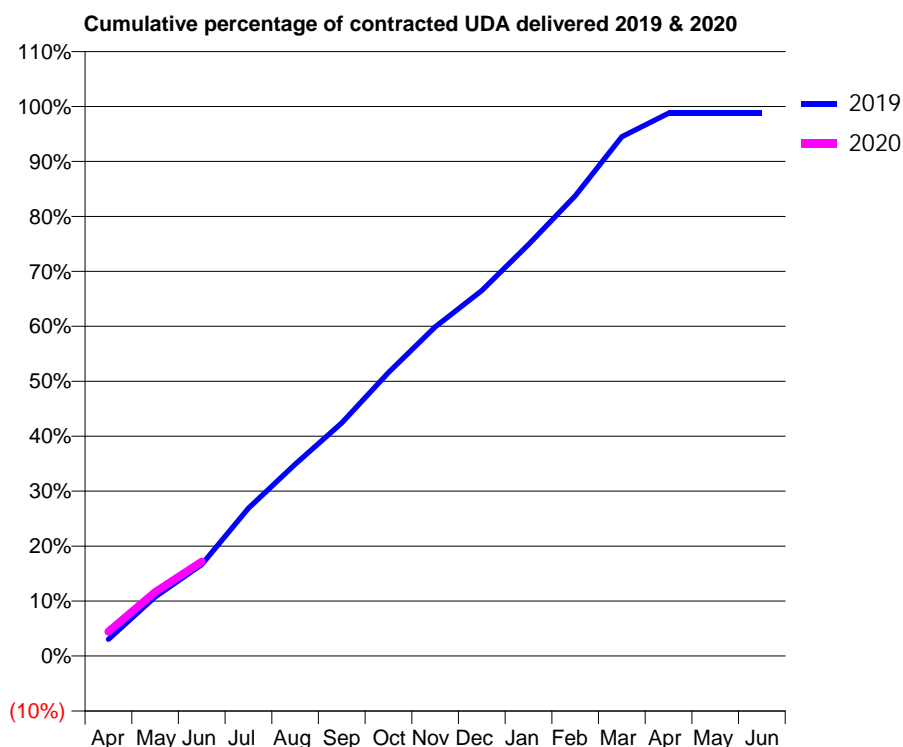
19/20 Contracted general activity (UDA)	43,279
Carry forward general activity (UDA)	0
19/20 Contracted orthodontic activity (UOA)	0
Carry forward orthodontic activity (UOA)	0
Baseline contract value	£1,474,501.64

ACCESS*

Patients seen in 24 months	Total	Change since previous quarter
Quarter ending June 2018	15,496	
Quarter ending September 2018	15,693	→
Quarter ending December 2018	15,788	→
Quarter ending March 2019	16,109	↑
Quarter ending June 2019	16,329	→
Variance since June 2018	5.4%	↑



ACTIVITY



Month	Adjusted Scheduled Activity (UDA)	
	2019	2020
April	1,313	1,926
May	4,657	5,031
June	7,200	7,429
July	11,642	
August	15,107	
September	18,364	
October	22,336	
November	25,919	
December	28,785	
January	32,420	
February	36,240	
March	40,889	
April	42,740	
May	42,740	
June	42,745	

QUALITY

	Quantity	Base Number	Contract	AT	Region	England
% of FP17s for the same patient ID Re-attending within 3 months - Children	128	1,580	8.1%	11.4%	12.1%	11.4%
% of FP17s for the same patient ID Re-attending within 3 months - Adults	389	3,826	10.2%	16.1%	15.6%	15.4%
% of FP17s for the same patient ID Re-attending between 3 & 9 months - Children	968	1,580	61.3%	59.4%	61.2%	59.8%
% of FP17s for the same patient ID Re-attending between 3 & 9 months - Adults	2,301	3,826	60.1%	52.1%	54.5%	52.1%
% of FP17s for Band 1 Urgent Courses	441	4,575	9.6%	10.5%	9.1%	9.2%
% of FP17s Relating to Free Repair or Replacements	19	4,575	0.4%	0.8%	1.0%	0.7%
% of FP17s Relating to Continuations	11	4,575	0.2%	0.9%	1.0%	0.8%
% of Patients satisfied with the dentistry they have received	5	6	N/A	93.0%	94.2%	93.4%
% of Patients satisfied with the time they had to wait for an appointment	5	6	N/A	87.4%	88.4%	87.6%

* This is based on patients treated on this contract for their most recent course of treatment. Figures in italics indicate the base number of FP17s or Patient Questionnaire responses are less than 100. N/A is shown where the base number of responses is less than 10 during the period. % is calculated as Quantity/Base number*100

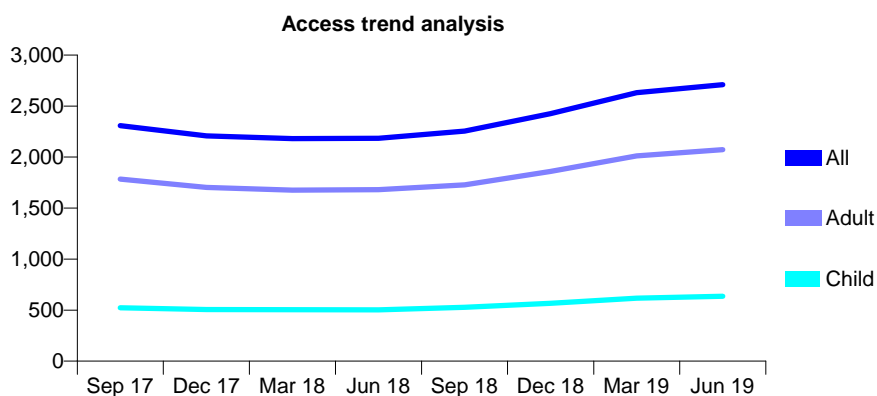
Q46 - Vital Signs At a Glance Contract Report for 213497/0001 - June 2019

Name or company name	Mr Viqar Ashraf
Contract type name	GDS Contract
Purpose of contract	General
Contract start date	01/04/2006
Contract end date	

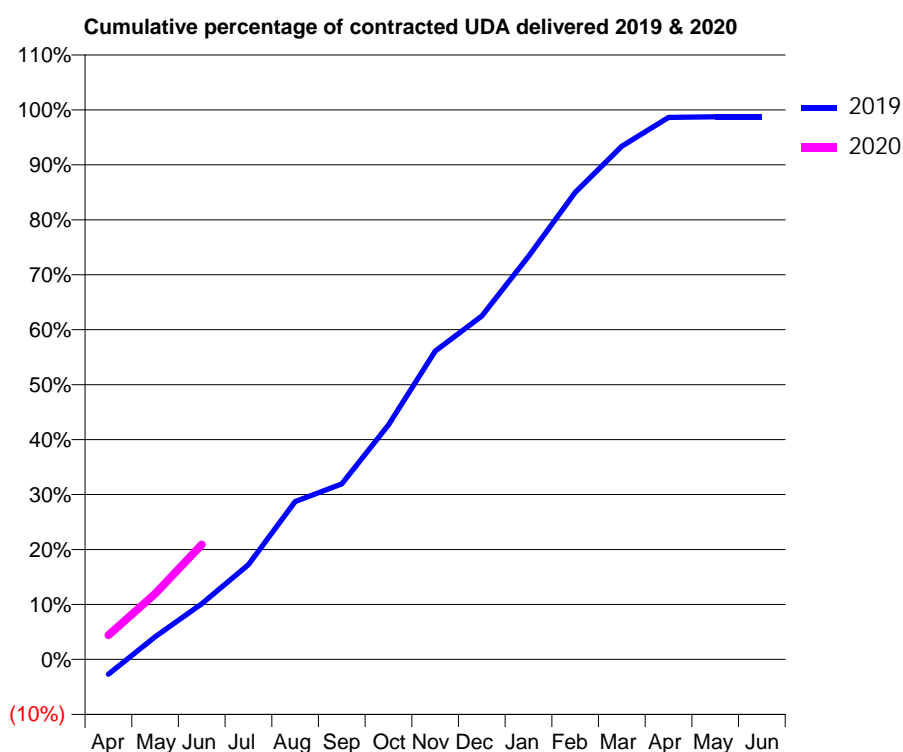
19/20 Contracted general activity (UDA)	8,800
Carry forward general activity (UDA)	0
19/20 Contracted orthodontic activity (UOA)	0
Carry forward orthodontic activity (UOA)	0
Baseline contract value	£234,947.41

ACCESS*

Patients seen in 24 months	Total	Change since previous quarter
Quarter ending June 2018	2,184	
Quarter ending September 2018	2,255	↑
Quarter ending December 2018	2,426	↑
Quarter ending March 2019	2,631	↑
Quarter ending June 2019	2,709	↑
Variance since June 2018	24.0%	↑



ACTIVITY



Month	2019	2020
April	-238	389
May	364	1,051
June	891	1,839
July	1,520	
August	2,530	
September	2,810	
October	3,755	
November	4,936	
December	5,497	
January	6,455	
February	7,480	
March	8,219	
April	8,679	
May	8,688	
June	8,688	

QUALITY

	Quantity	Base Number	Contract	AT	Region	England
% of FP17s for the same patient ID Re-attending within 3 months - Children	15	226	6.6%	11.4%	12.1%	11.4%
% of FP17s for the same patient ID Re-attending within 3 months - Adults	97	710	13.7%	16.1%	15.6%	15.4%
% of FP17s for the same patient ID Re-attending between 3 & 9 months - Children	125	226	55.3%	59.4%	61.2%	59.8%
% of FP17s for the same patient ID Re-attending between 3 & 9 months - Adults	394	710	55.5%	52.1%	54.5%	52.1%
% of FP17s for Band 1 Urgent Courses	37	750	4.9%	10.5%	9.1%	9.2%
% of FP17s Relating to Free Repair or Replacements	5	750	0.7%	0.8%	1.0%	0.7%
% of FP17s Relating to Continuations	14	750	1.9%	0.9%	1.0%	0.8%
% of Patients satisfied with the dentistry they have received	5	5	N/A	93.0%	94.2%	93.4%
% of Patients satisfied with the time they had to wait for an appointment	5	5	N/A	87.4%	88.4%	87.6%

* This is based on patients treated on this contract for their most recent course of treatment. Figures in italics indicate the base number of FP17s or Patient Questionnaire responses are less than 100. N/A is shown where the base number of responses is less than 10 during the period. % is calculated as Quantity/Base number*100

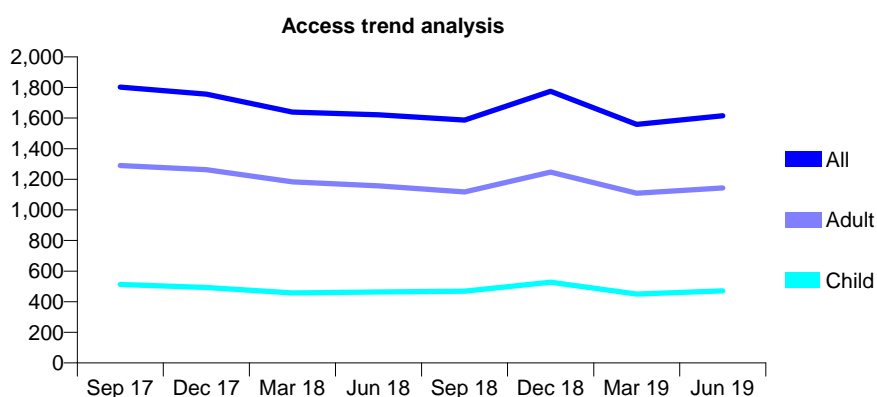
Q46 - Vital Signs At a Glance Contract Report for 214043/0001 - June 2019

Name or company name	Mr M Mahmood
Contract type name	GDS Contract
Purpose of contract	General
Contract start date	01/04/2006
Contract end date	

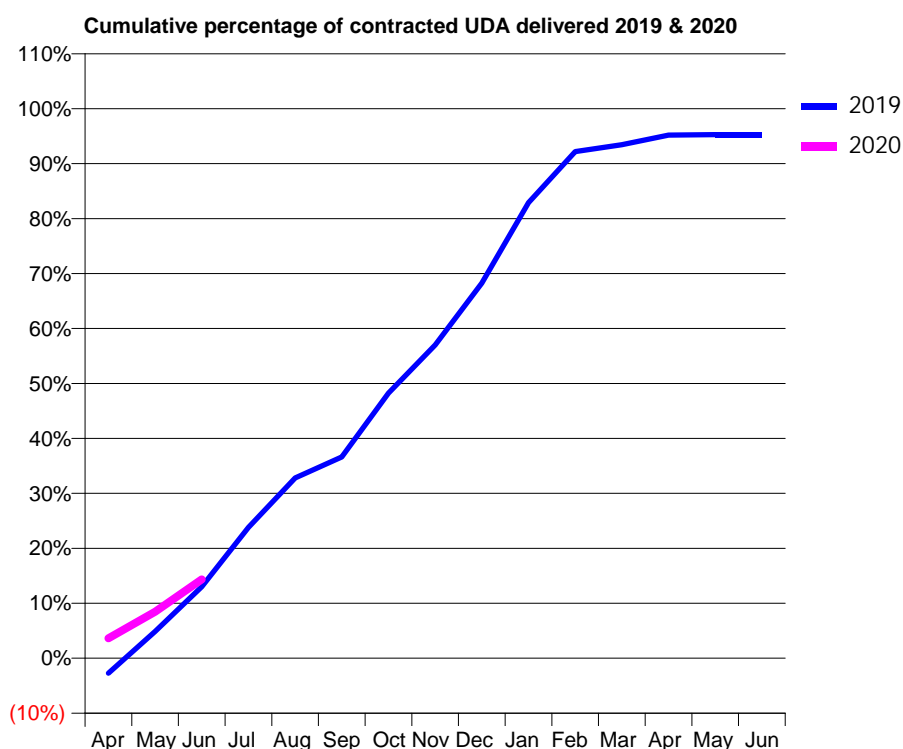
19/20 Contracted general activity (UDA)	5,526
Carry forward general activity (UDA)	0
19/20 Contracted orthodontic activity (UOA)	0
Carry forward orthodontic activity (UOA)	0
Baseline contract value	£170,064.99

ACCESS*

Patients seen in 24 months	Total	Change since previous quarter
Quarter ending June 2018	1,621	
Quarter ending September 2018	1,587	↓
Quarter ending December 2018	1,775	↑
Quarter ending March 2019	1,559	↓
Quarter ending June 2019	1,615	↑
Variance since June 2018	(0.4%)	→



ACTIVITY



Month	2019	2020
April	-153	201
May	270	467
June	719	793
July	1,316	
August	1,814	
September	2,024	
October	2,667	
November	3,151	
December	3,772	
January	4,581	
February	5,094	
March	5,164	
April	5,260	
May	5,263	
June	5,263	

QUALITY

	Quantity	Base Number	Contract	AT	Region	England
% of FP17s for the same patient ID Re-attending within 3 months - Children	7	139	5.0%	11.4%	12.1%	11.4%
% of FP17s for the same patient ID Re-attending within 3 months - Adults	12	331	3.6%	16.1%	15.6%	15.4%
% of FP17s for the same patient ID Re-attending between 3 & 9 months - Children	56	139	40.3%	59.4%	61.2%	59.8%
% of FP17s for the same patient ID Re-attending between 3 & 9 months - Adults	148	331	44.7%	52.1%	54.5%	52.1%
% of FP17s for Band 1 Urgent Courses	47	414	11.4%	10.5%	9.1%	9.2%
% of FP17s Relating to Free Repair or Replacements	3	414	0.7%	0.8%	1.0%	0.7%
% of FP17s Relating to Continuations	1	414	0.2%	0.9%	1.0%	0.8%
% of Patients satisfied with the dentistry they have received	0	0	N/A	93.0%	94.2%	93.4%
% of Patients satisfied with the time they had to wait for an appointment	0	0	N/A	87.4%	88.4%	87.6%

* This is based on patients treated on this contract for their most recent course of treatment.

Figures in italics indicate the base number of FP17s or Patient Questionnaire responses are less than 100. N/A is shown where the base number of responses is less than 10 during the period. % is calculated as Quantity/Base number*100

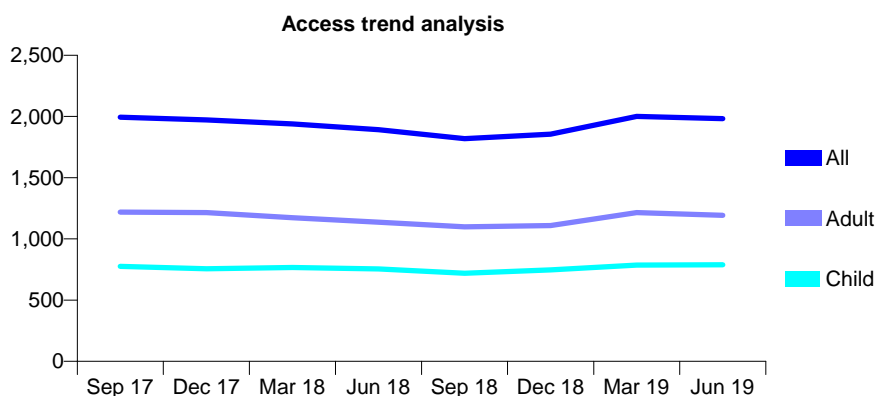
Q46 - Vital Signs At a Glance Contract Report for 214361/0001 - June 2019

Name or company name	Ms Archana Prasad
Contract type name	GDS Contract
Purpose of contract	General
Contract start date	01/04/2006
Contract end date	

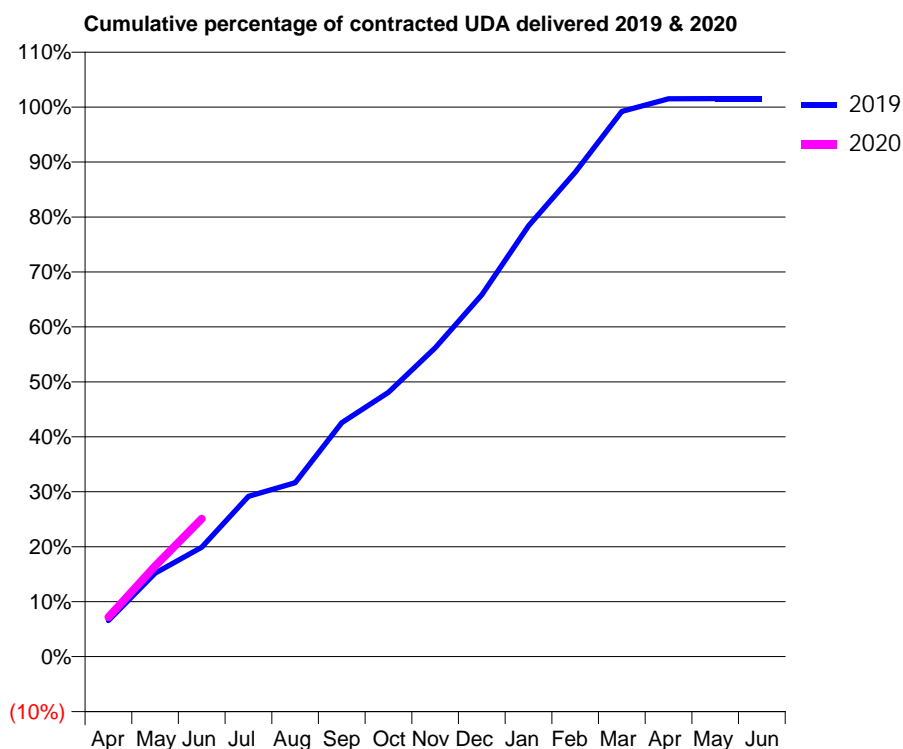
19/20 Contracted general activity (UDA)	4,825
Carry forward general activity (UDA)	0
19/20 Contracted orthodontic activity (UOA)	0
Carry forward orthodontic activity (UOA)	0
Baseline contract value	£142,994.93

ACCESS*

Patients seen in 24 months	Total	Change since previous quarter
Quarter ending June 2018	1,892	
Quarter ending September 2018	1,819	↓
Quarter ending December 2018	1,856	↑
Quarter ending March 2019	2,001	↑
Quarter ending June 2019	1,982	→
Variance since June 2018	4.8%	↑



ACTIVITY



Month	Adjusted Scheduled Activity (UDA)	
	2019	2020
April	316	346
May	734	797
June	961	1,211
July	1,406	
August	1,528	
September	2,054	
October	2,321	
November	2,711	
December	3,176	
January	3,782	
February	4,253	
March	4,787	
April	4,898	
May	4,899	
June	4,900	

QUALITY

	Quantity	Base Number	Contract	AT	Region	England
% of FP17s for the same patient ID Re-attending within 3 months - Children	29	284	10.2%	11.4%	12.1%	11.4%
% of FP17s for the same patient ID Re-attending within 3 months - Adults	87	414	21.0%	16.1%	15.6%	15.4%
% of FP17s for the same patient ID Re-attending between 3 & 9 months - Children	163	284	57.4%	59.4%	61.2%	59.8%
% of FP17s for the same patient ID Re-attending between 3 & 9 months - Adults	204	414	49.3%	52.1%	54.5%	52.1%
% of FP17s for Band 1 Urgent Courses	66	629	10.5%	10.5%	9.1%	9.2%
% of FP17s Relating to Free Repair or Replacements	4	629	0.6%	0.8%	1.0%	0.7%
% of FP17s Relating to Continuations	32	629	5.1%	0.9%	1.0%	0.8%
% of Patients satisfied with the dentistry they have received	1	2	N/A	93.0%	94.2%	93.4%
% of Patients satisfied with the time they had to wait for an appointment	1	2	N/A	87.4%	88.4%	87.6%

* This is based on patients treated on this contract for their most recent course of treatment. Figures in italics indicate the base number of FP17s or Patient Questionnaire responses are less than 100. N/A is shown where the base number of responses is less than 10 during the period. % is calculated as Quantity/Base number*100

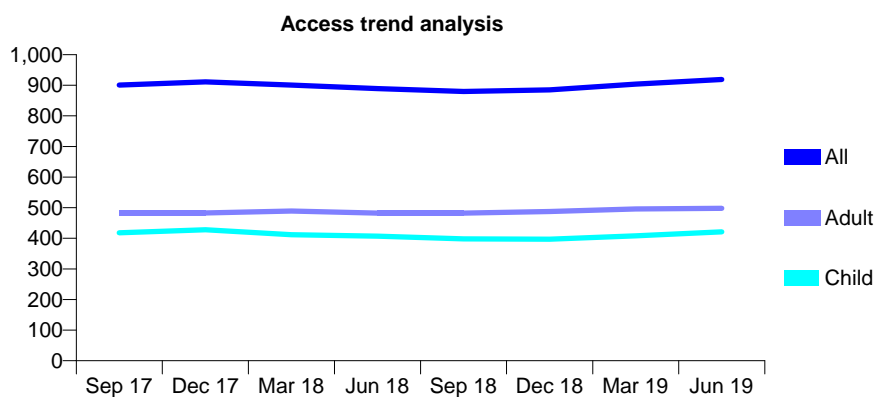
Q46 - Vital Signs At a Glance Contract Report for 215597/0001 - June 2019

Name or company name	MR S LAZARUS
Contract type name	GDS Contract
Purpose of contract	General
Contract start date	01/04/2006
Contract end date	

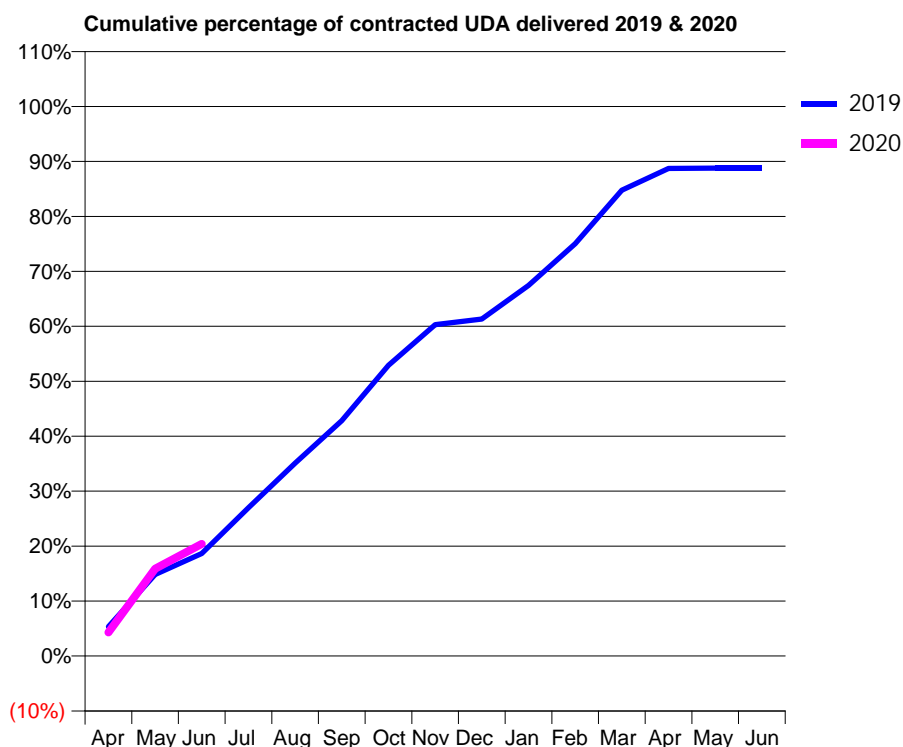
19/20 Contracted general activity (UDA)	2,420
Carry forward general activity (UDA)	0
19/20 Contracted orthodontic activity (UOA)	0
Carry forward orthodontic activity (UOA)	0
Baseline contract value	£59,558.88

ACCESS*

Patients seen in 24 months	Total	Change since previous quarter
Quarter ending June 2018	889	
Quarter ending September 2018	880	↓
Quarter ending December 2018	885	→
Quarter ending March 2019	904	↑
Quarter ending June 2019	919	→
Variance since June 2018	3.4%	↑



ACTIVITY



Month	Adjusted Scheduled Activity (UDA)	
	2019	2020
April	129	104
May	359	384
June	452	494
July	653	
August	849	
September	1,036	
October	1,280	
November	1,459	
December	1,484	
January	1,632	
February	1,816	
March	2,051	
April	2,147	
May	2,148	
June	2,148	

QUALITY

	Quantity	Base Number	Contract	AT	Region	England
% of FP17s for the same patient ID Re-attending within 3 months - Children	10	178	5.6%	11.4%	12.1%	11.4%
% of FP17s for the same patient ID Re-attending within 3 months - Adults	21	170	12.4%	16.1%	15.6%	15.4%
% of FP17s for the same patient ID Re-attending between 3 & 9 months - Children	104	178	58.4%	59.4%	61.2%	59.8%
% of FP17s for the same patient ID Re-attending between 3 & 9 months - Adults	103	170	60.6%	52.1%	54.5%	52.1%
% of FP17s for Band 1 Urgent Courses	8	297	2.7%	10.5%	9.1%	9.2%
% of FP17s Relating to Free Repair or Replacements	0	297	0.0%	0.8%	1.0%	0.7%
% of FP17s Relating to Continuations	2	297	0.7%	0.9%	1.0%	0.8%
% of Patients satisfied with the dentistry they have received	0	0	N/A	93.0%	94.2%	93.4%
% of Patients satisfied with the time they had to wait for an appointment	0	0	N/A	87.4%	88.4%	87.6%

* This is based on patients treated on this contract for their most recent course of treatment. Figures in italics indicate the base number of FP17s or Patient Questionnaire responses are less than 100. N/A is shown where the base number of responses is less than 10 during the period. % is calculated as Quantity/Base number*100

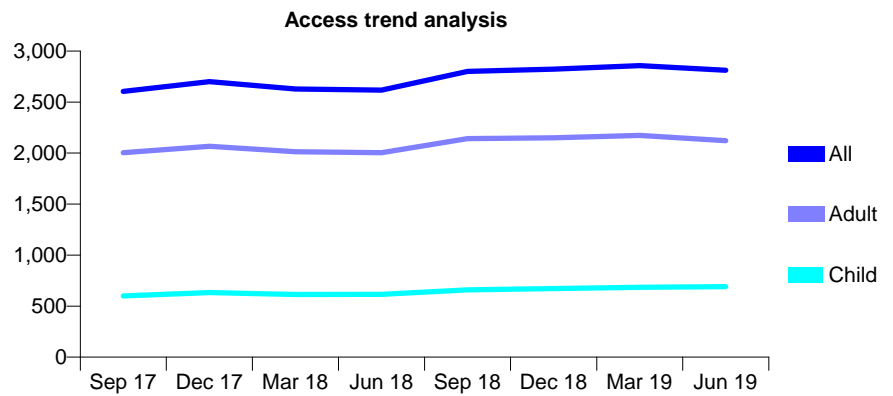
Q46 - Vital Signs At a Glance Contract Report for 215643/0001 - June 2019

Name or company name	MR MOHAMMED AL-HIMDANI
Contract type name	GDS Contract
Purpose of contract	General
Contract start date	01/04/2006
Contract end date	

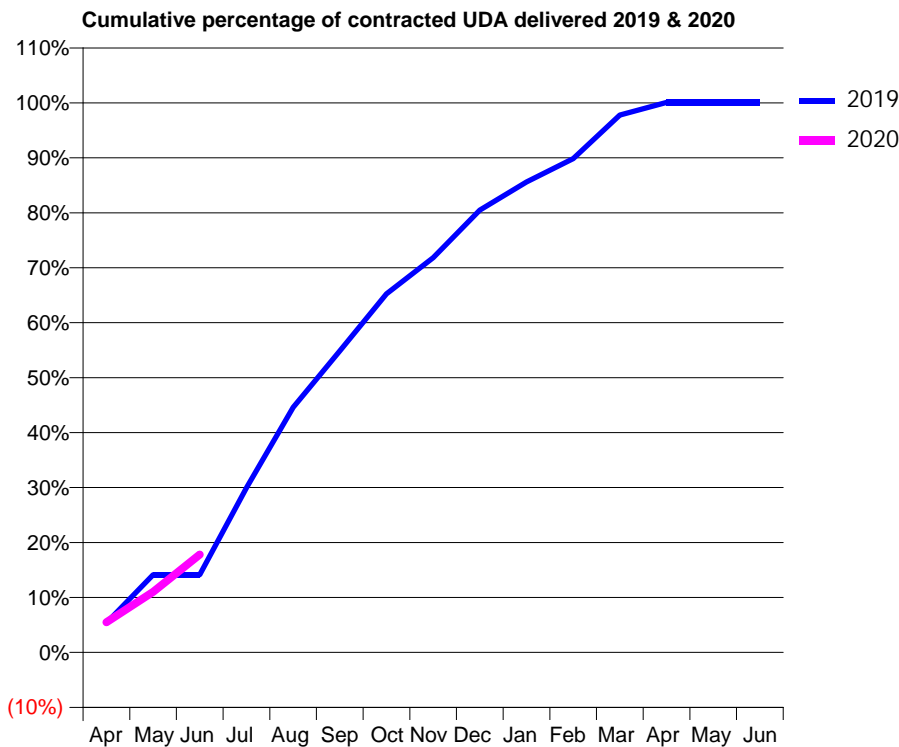
19/20 Contracted general activity (UDA)	7,422
Carry forward general activity (UDA)	0
19/20 Contracted orthodontic activity (UOA)	0
Carry forward orthodontic activity (UOA)	0
Baseline contract value	£249,297.85

ACCESS*

Patients seen in 24 months	Total	Change since previous quarter
Quarter ending June 2018	2,618	
Quarter ending September 2018	2,801	↑
Quarter ending December 2018	2,823	→
Quarter ending March 2019	2,857	→
Quarter ending June 2019	2,813	↓
Variance since June 2018	7.4%	↑



ACTIVITY



Month	2019	2020
April	399	409
May	1,050	819
June	1,050	1,323
July	2,223	
August	3,310	
September	4,071	
October	4,842	
November	5,330	
December	5,973	
January	6,353	
February	6,668	
March	7,257	
April	7,427	
May	7,427	
June	7,427	

QUALITY

	Quantity	Base Number	Contract	AT	Region	England
% of FP17s for the same patient ID Re-attending within 3 months - Children	8	203	3.9%	11.4%	12.1%	11.4%
% of FP17s for the same patient ID Re-attending within 3 months - Adults	34	538	6.3%	16.1%	15.6%	15.4%
% of FP17s for the same patient ID Re-attending between 3 & 9 months - Children	75	203	36.9%	59.4%	61.2%	59.8%
% of FP17s for the same patient ID Re-attending between 3 & 9 months - Adults	284	538	52.8%	52.1%	54.5%	52.1%
% of FP17s for Band 1 Urgent Courses	21	672	3.1%	10.5%	9.1%	9.2%
% of FP17s Relating to Free Repair or Replacements	2	672	0.3%	0.8%	1.0%	0.7%
% of FP17s Relating to Continuations	5	672	0.7%	0.9%	1.0%	0.8%
% of Patients satisfied with the dentistry they have received	0	0	N/A	93.0%	94.2%	93.4%
% of Patients satisfied with the time they had to wait for an appointment	0	0	N/A	87.4%	88.4%	87.6%

* This is based on patients treated on this contract for their most recent course of treatment. Figures in italics indicate the base number of FP17s or Patient Questionnaire responses are less than 100. N/A is shown where the base number of responses is less than 10 during the period. % is calculated as Quantity/Base number*100

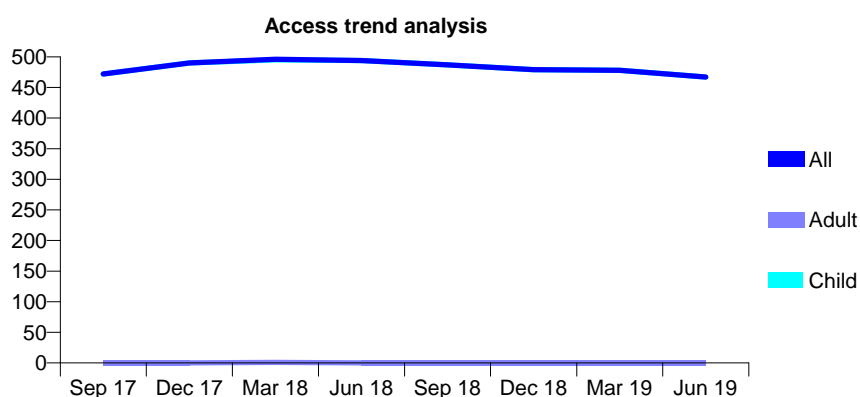
Q46 - Vital Signs At a Glance Contract Report for 222402/0001 - June 2019

Name or company name	MR P PONG
Contract type name	GDS Contract
Purpose of contract	General
Contract start date	01/04/2006
Contract end date	

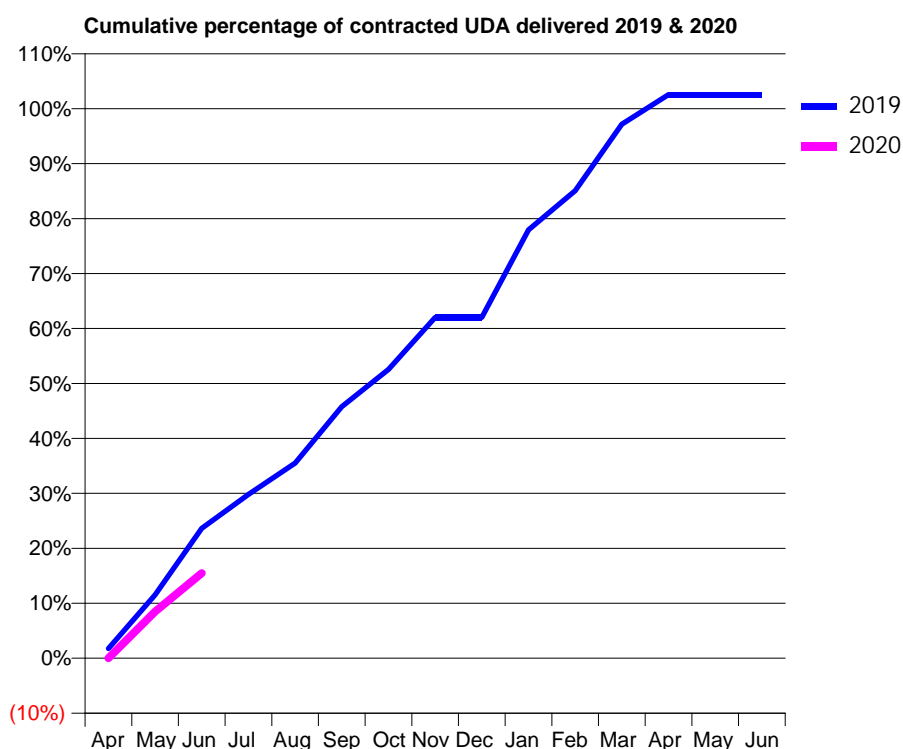
19/20 Contracted general activity (UDA)	1,756
Carry forward general activity (UDA)	0
19/20 Contracted orthodontic activity (UOA)	0
Carry forward orthodontic activity (UOA)	0
Baseline contract value	£41,025.29

ACCESS*

Patients seen in 24 months	Total	Change since previous quarter
Quarter ending June 2018	494	
Quarter ending September 2018	487	↓
Quarter ending December 2018	479	↓
Quarter ending March 2019	478	→
Quarter ending June 2019	467	↓
Variance since June 2018	(5.5%)	↓



ACTIVITY



Month	2019	2020
April	31	0
May	203	149
June	415	272
July	524	
August	624	
September	804	
October	923	
November	1,089	
December	1,089	
January	1,369	
February	1,494	
March	1,706	
April	1,801	
May	1,801	
June	1,801	

QUALITY

	Quantity	Base Number	Contract	AT	Region	England
% of FP17s for the same patient ID Re-attending within 3 months - Children	3	186	1.6%	11.4%	12.1%	11.4%
% of FP17s for the same patient ID Re-attending within 3 months - Adults	0	0	N/A	16.1%	15.6%	15.4%
% of FP17s for the same patient ID Re-attending between 3 & 9 months - Children	151	186	81.2%	59.4%	61.2%	59.8%
% of FP17s for the same patient ID Re-attending between 3 & 9 months - Adults	0	0	N/A	52.1%	54.5%	52.1%
% of FP17s for Band 1 Urgent Courses	3	135	2.2%	10.5%	9.1%	9.2%
% of FP17s Relating to Free Repair or Replacements	0	135	0.0%	0.8%	1.0%	0.7%
% of FP17s Relating to Continuations	0	135	0.0%	0.9%	1.0%	0.8%
% of Patients satisfied with the dentistry they have received	0	0	N/A	93.0%	94.2%	93.4%
% of Patients satisfied with the time they had to wait for an appointment	0	0	N/A	87.4%	88.4%	87.6%

* This is based on patients treated on this contract for their most recent course of treatment.

Figures in italics indicate the base number of FP17s or Patient Questionnaire responses are less than 100. N/A is shown where the base number of responses is less than 10 during the period. % is calculated as Quantity/Base number*100

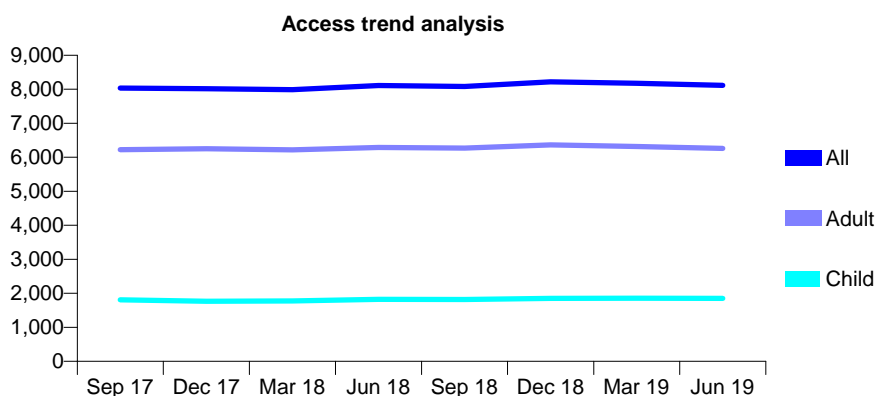
Q46 - Vital Signs At a Glance Contract Report for 224944/0003 - June 2019

Name or company name	MR DF MCGRATH
Contract type name	GDS Contract
Purpose of contract	General
Contract start date	01/06/2011
Contract end date	

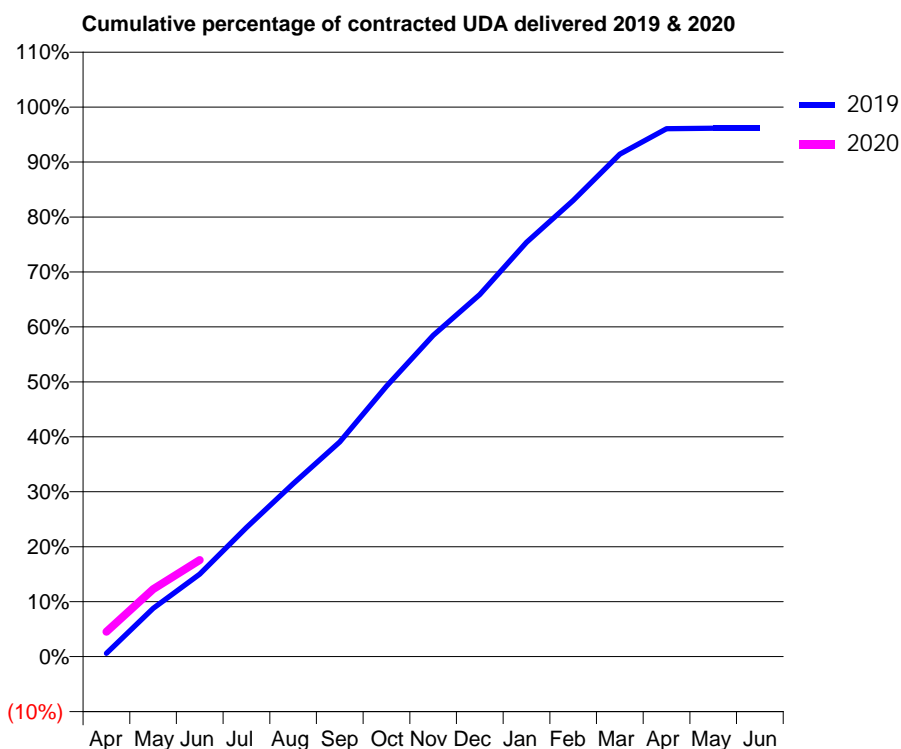
19/20 Contracted general activity (UDA)	27,600
Carry forward general activity (UDA)	0
19/20 Contracted orthodontic activity (UOA)	0
Carry forward orthodontic activity (UOA)	0
Baseline contract value	£917,414.54

ACCESS*

Patients seen in 24 months	Total	Change since previous quarter
Quarter ending June 2018	8,113	
Quarter ending September 2018	8,085	→
Quarter ending December 2018	8,216	→
Quarter ending March 2019	8,175	→
Quarter ending June 2019	8,114	→
Variance since June 2018	0.0%	→



ACTIVITY



Month	Adjusted Scheduled Activity (UDA)	
	2019	2020
April	162	1,248
May	2,421	3,386
June	4,142	4,854
July	6,484	
August	8,687	
September	10,788	
October	13,577	
November	16,141	
December	18,186	
January	20,808	
February	22,907	
March	25,235	
April	26,514	
May	26,543	
June	26,543	

QUALITY

	Quantity	Base Number	Contract	AT	Region	England
% of FP17s for the same patient ID Re-attending within 3 months - Children	63	683	9.2%	11.4%	12.1%	11.4%
% of FP17s for the same patient ID Re-attending within 3 months - Adults	350	2,291	15.3%	16.1%	15.6%	15.4%
% of FP17s for the same patient ID Re-attending between 3 & 9 months - Children	453	683	66.3%	59.4%	61.2%	59.8%
% of FP17s for the same patient ID Re-attending between 3 & 9 months - Adults	1,521	2,291	66.4%	52.1%	54.5%	52.1%
% of FP17s for Band 1 Urgent Courses	183	2,453	7.5%	10.5%	9.1%	9.2%
% of FP17s Relating to Free Repair or Replacements	11	2,453	0.4%	0.8%	1.0%	0.7%
% of FP17s Relating to Continuations	23	2,453	0.9%	0.9%	1.0%	0.8%
% of Patients satisfied with the dentistry they have received	2	2	N/A	93.0%	94.2%	93.4%
% of Patients satisfied with the time they had to wait for an appointment	2	2	N/A	87.4%	88.4%	87.6%

* This is based on patients treated on this contract for their most recent course of treatment. Figures in italics indicate the base number of FP17s or Patient Questionnaire responses are less than 100. N/A is shown where the base number of responses is less than 10 during the period. % is calculated as Quantity/Base number*100

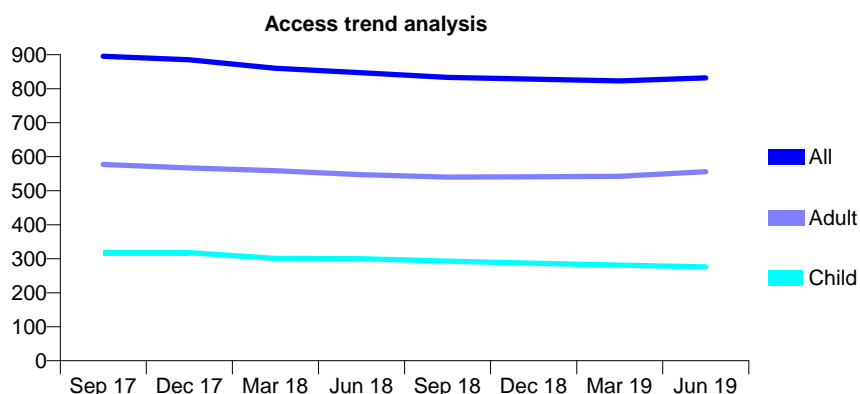
Q46 - Vital Signs At a Glance Contract Report for 226815/0001 - June 2019

Name or company name	Mr Bilal Sheikh
Contract type name	GDS Contract
Purpose of contract	General
Contract start date	01/04/2006
Contract end date	

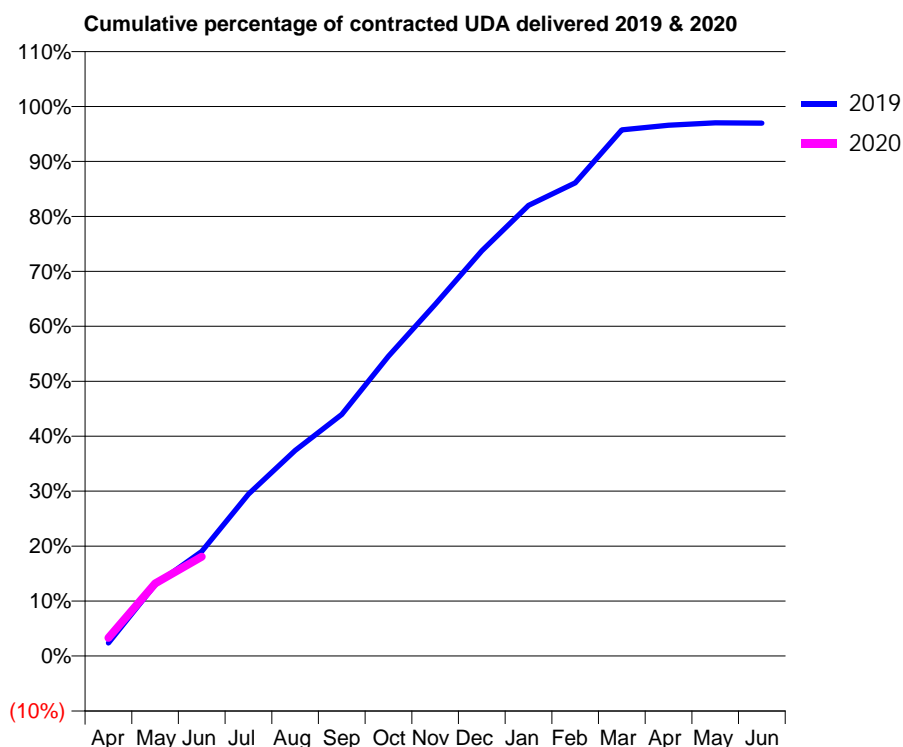
19/20 Contracted general activity (UDA)	3,367
Carry forward general activity (UDA)	0
19/20 Contracted orthodontic activity (UOA)	0
Carry forward orthodontic activity (UOA)	0
Baseline contract value	£138,021.87

ACCESS*

Patients seen in 24 months	Total	Change since previous quarter
Quarter ending June 2018	847	
Quarter ending September 2018	833	↓
Quarter ending December 2018	828	→
Quarter ending March 2019	823	→
Quarter ending June 2019	832	→
Variance since June 2018	(1.8%)	↓



ACTIVITY



Month	Adjusted Scheduled Activity (UDA)	
	2019	2020
April	66	111
May	360	445
June	528	608
July	816	
August	1,037	
September	1,219	
October	1,513	
November	1,774	
December	2,044	
January	2,273	
February	2,387	
March	2,654	
April	2,677	
May	2,689	
June	2,688	

QUALITY

	Quantity	Base Number	Contract	AT	Region	England
% of FP17s for the same patient ID Re-attending within 3 months - Children	10	137	7.3%	11.4%	12.1%	11.4%
% of FP17s for the same patient ID Re-attending within 3 months - Adults	22	205	10.7%	16.1%	15.6%	15.4%
% of FP17s for the same patient ID Re-attending between 3 & 9 months - Children	86	137	62.8%	59.4%	61.2%	59.8%
% of FP17s for the same patient ID Re-attending between 3 & 9 months - Adults	129	205	62.9%	52.1%	54.5%	52.1%
% of FP17s for Band 1 Urgent Courses	17	329	5.2%	10.5%	9.1%	9.2%
% of FP17s Relating to Free Repair or Replacements	1	329	0.3%	0.8%	1.0%	0.7%
% of FP17s Relating to Continuations	0	329	0.0%	0.9%	1.0%	0.8%
% of Patients satisfied with the dentistry they have received	1	1	N/A	93.0%	94.2%	93.4%
% of Patients satisfied with the time they had to wait for an appointment	1	1	N/A	87.4%	88.4%	87.6%

* This is based on patients treated on this contract for their most recent course of treatment. Figures in italics indicate the base number of FP17s or Patient Questionnaire responses are less than 100. N/A is shown where the base number of responses is less than 10 during the period. % is calculated as Quantity/Base number*100

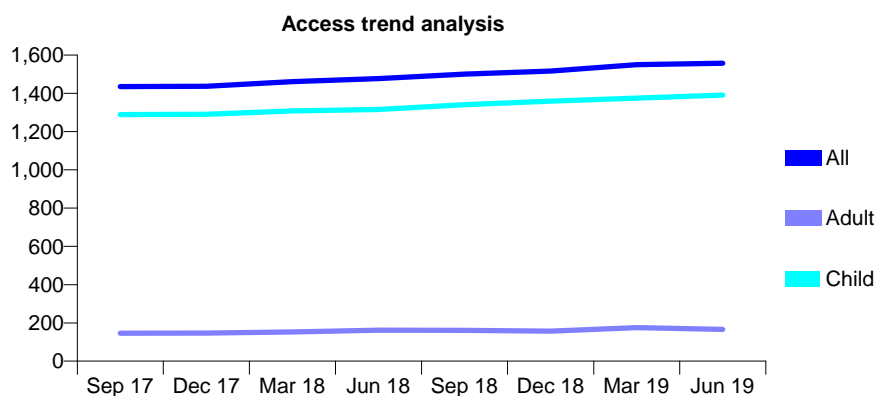
Q46 - Vital Signs At a Glance Contract Report for 232971/0001 - June 2019

Name or company name	MISS S HODGSON
Contract type name	GDS Contract
Purpose of contract	General
Contract start date	01/04/2006
Contract end date	

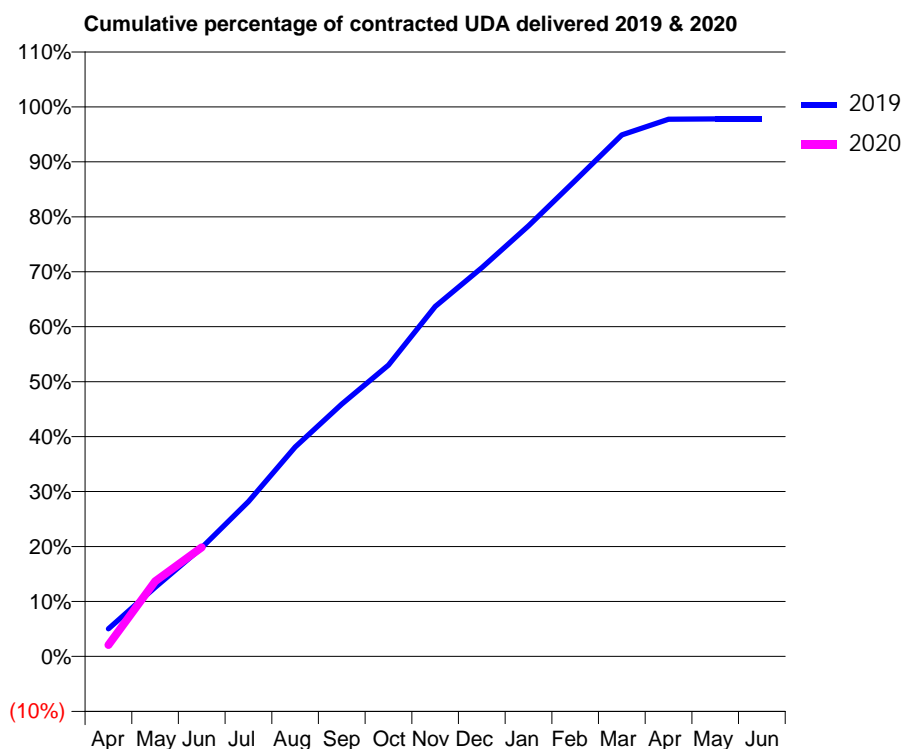
19/20 Contracted general activity (UDA)	3,396
Carry forward general activity (UDA)	0
19/20 Contracted orthodontic activity (UOA)	0
Carry forward orthodontic activity (UOA)	0
Baseline contract value	£85,934.98

ACCESS*

Patients seen in 24 months	Total	Change since previous quarter
Quarter ending June 2018	1,477	
Quarter ending September 2018	1,501	→
Quarter ending December 2018	1,516	→
Quarter ending March 2019	1,550	↑
Quarter ending June 2019	1,557	→
Variance since June 2018	5.4%	↑



ACTIVITY



Month	2019	2020
April	171	71
May	427	464
June	672	674
July	958	
August	1,294	
September	1,559	
October	1,800	
November	2,162	
December	2,402	
January	2,661	
February	2,941	
March	3,223	
April	3,319	
May	3,321	
June	3,321	

QUALITY

	Quantity	Base Number	Contract	AT	Region	England
% of FP17s for the same patient ID Re-attending within 3 months - Children	45	549	8.2%	11.4%	12.1%	11.4%
% of FP17s for the same patient ID Re-attending within 3 months - Adults	1	17	5.9%	16.1%	15.6%	15.4%
% of FP17s for the same patient ID Re-attending between 3 & 9 months - Children	378	549	68.9%	59.4%	61.2%	59.8%
% of FP17s for the same patient ID Re-attending between 3 & 9 months - Adults	14	17	82.4%	52.1%	54.5%	52.1%
% of FP17s for Band 1 Urgent Courses	20	493	4.1%	10.5%	9.1%	9.2%
% of FP17s Relating to Free Repair or Replacements	0	493	0.0%	0.8%	1.0%	0.7%
% of FP17s Relating to Continuations	0	493	0.0%	0.9%	1.0%	0.8%
% of Patients satisfied with the dentistry they have received	0	1	N/A	93.0%	94.2%	93.4%
% of Patients satisfied with the time they had to wait for an appointment	1	1	N/A	87.4%	88.4%	87.6%

* This is based on patients treated on this contract for their most recent course of treatment. Figures in italics indicate the base number of FP17s or Patient Questionnaire responses are less than 100. N/A is shown where the base number of responses is less than 10 during the period. % is calculated as Quantity/Base number*100

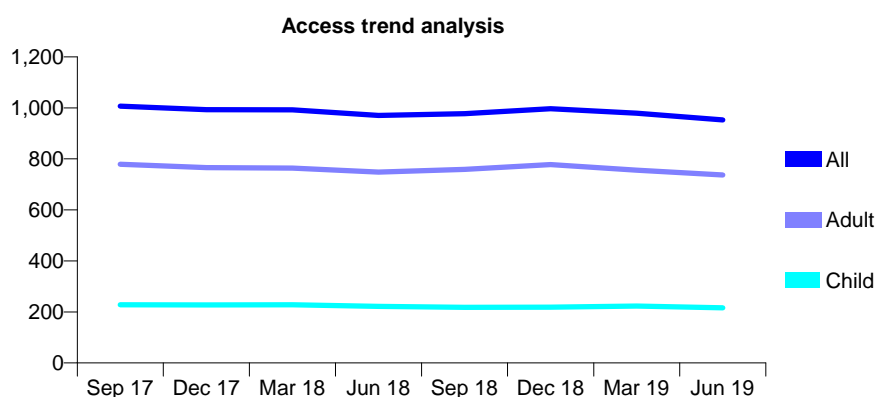
Q46 - Vital Signs At a Glance Contract Report for 235881/0001 - June 2019

Name or company name	MR S HELM
Contract type name	GDS Contract
Purpose of contract	General
Contract start date	01/04/2006
Contract end date	

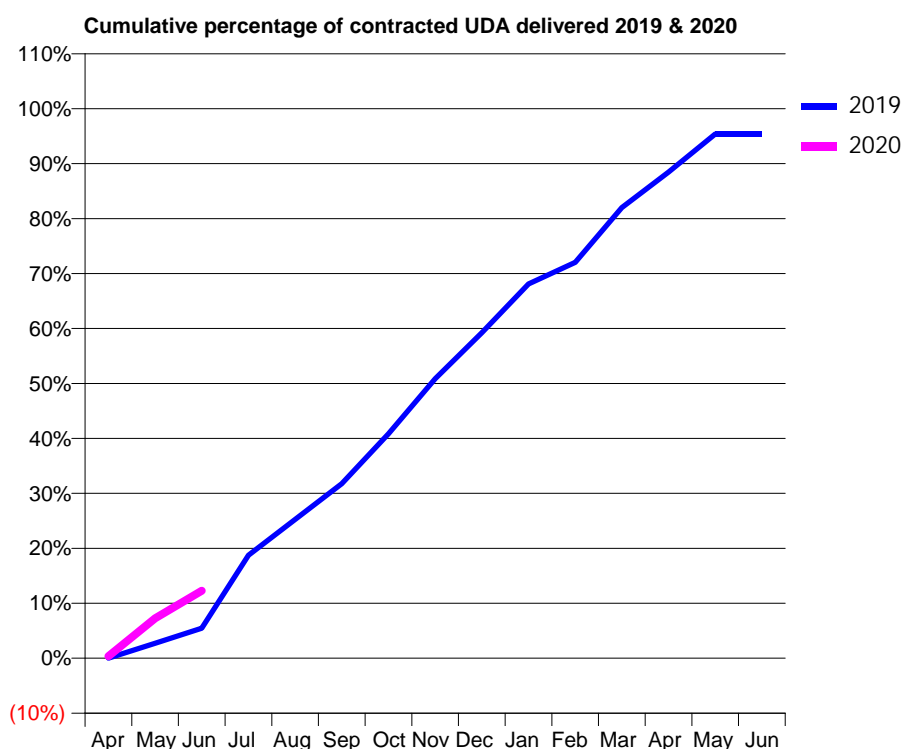
19/20 Contracted general activity (UDA)	4,200
Carry forward general activity (UDA)	0
19/20 Contracted orthodontic activity (UOA)	0
Carry forward orthodontic activity (UOA)	0
Baseline contract value	£139,974.23

ACCESS*

Patients seen in 24 months	Total	Change since previous quarter
Quarter ending June 2018	970	
Quarter ending September 2018	977	→
Quarter ending December 2018	997	↑
Quarter ending March 2019	979	↓
Quarter ending June 2019	953	↓
Variance since June 2018	(1.8%)	↓



ACTIVITY



Month	2019	2020
April	0	16
May	115	306
June	229	515
July	787	
August	1,062	
September	1,333	
October	1,716	
November	2,136	
December	2,488	
January	2,861	
February	3,026	
March	3,444	
April	3,716	
May	4,006	
June	4,006	

QUALITY

	Quantity	Base Number	Contract	AT	Region	England
% of FP17s for the same patient ID Re-attending within 3 months - Children	8	60	13.3%	11.4%	12.1%	11.4%
% of FP17s for the same patient ID Re-attending within 3 months - Adults	50	256	19.5%	16.1%	15.6%	15.4%
% of FP17s for the same patient ID Re-attending between 3 & 9 months - Children	33	60	55.0%	59.4%	61.2%	59.8%
% of FP17s for the same patient ID Re-attending between 3 & 9 months - Adults	118	256	46.1%	52.1%	54.5%	52.1%
% of FP17s for Band 1 Urgent Courses	35	185	18.9%	10.5%	9.1%	9.2%
% of FP17s Relating to Free Repair or Replacements	7	185	3.8%	0.8%	1.0%	0.7%
% of FP17s Relating to Continuations	1	185	0.5%	0.9%	1.0%	0.8%
% of Patients satisfied with the dentistry they have received	0	0	N/A	93.0%	94.2%	93.4%
% of Patients satisfied with the time they had to wait for an appointment	0	0	N/A	87.4%	88.4%	87.6%

* This is based on patients treated on this contract for their most recent course of treatment.

Figures in italics indicate the base number of FP17s or Patient Questionnaire responses are less than 100. N/A is shown where the base number of responses is less than 10 during the period. % is calculated as Quantity/Base number*100

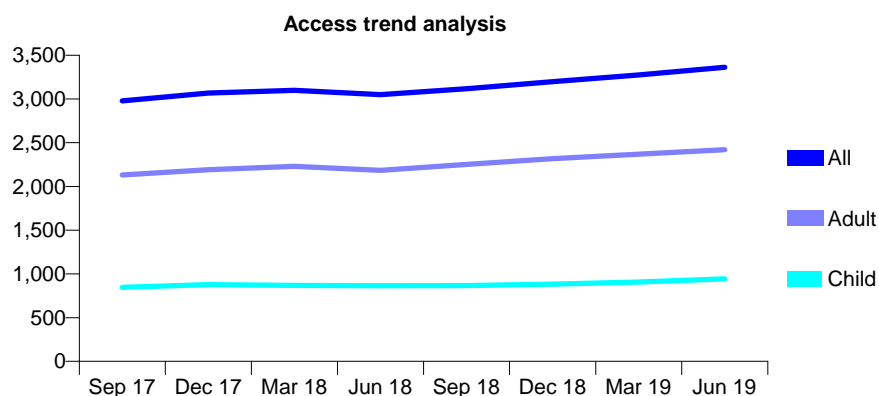
Q46 - Vital Signs At a Glance Contract Report for 238422/0002 - June 2019

Name or company name	MR A HOLLAND
Contract type name	GDS Contract
Purpose of contract	General
Contract start date	01/04/2006
Contract end date	

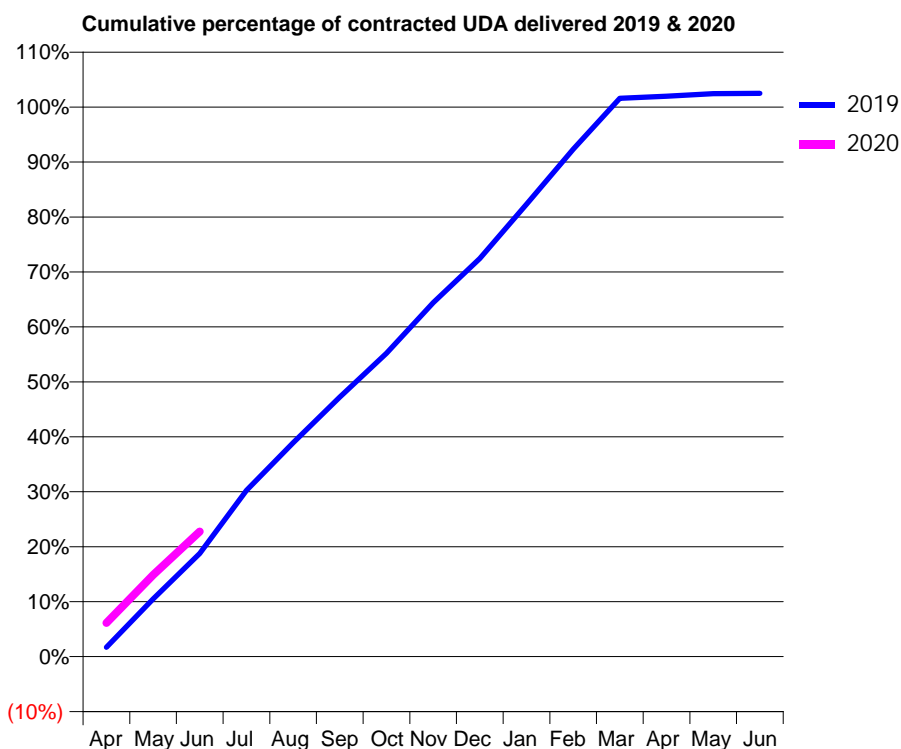
19/20 Contracted general activity (UDA)	8,912
Carry forward general activity (UDA)	0
19/20 Contracted orthodontic activity (UOA)	0
Carry forward orthodontic activity (UOA)	0
Baseline contract value	£272,553.86

ACCESS*

Patients seen in 24 months	Total	Change since previous quarter
Quarter ending June 2018	3,050	
Quarter ending September 2018	3,118	↑
Quarter ending December 2018	3,199	↑
Quarter ending March 2019	3,275	↑
Quarter ending June 2019	3,364	↑
Variance since June 2018	10.3%	↑



ACTIVITY



Month	Adjusted Scheduled Activity (UDA)	
	2019	2020
April	152	546
May	935	1,324
June	1,673	2,029
July	2,696	
August	3,467	
September	4,210	
October	4,919	
November	5,740	
December	6,456	
January	7,334	
February	8,228	
March	9,053	
April	9,089	
May	9,130	
June	9,133	

QUALITY

	Quantity	Base Number	Contract	AT	Region	England
% of FP17s for the same patient ID Re-attending within 3 months - Children	25	280	8.9%	11.4%	12.1%	11.4%
% of FP17s for the same patient ID Re-attending within 3 months - Adults	91	591	15.4%	16.1%	15.6%	15.4%
% of FP17s for the same patient ID Re-attending between 3 & 9 months - Children	135	280	48.2%	59.4%	61.2%	59.8%
% of FP17s for the same patient ID Re-attending between 3 & 9 months - Adults	224	591	37.9%	52.1%	54.5%	52.1%
% of FP17s for Band 1 Urgent Courses	132	839	15.7%	10.5%	9.1%	9.2%
% of FP17s Relating to Free Repair or Replacements	4	839	0.5%	0.8%	1.0%	0.7%
% of FP17s Relating to Continuations	10	839	1.2%	0.9%	1.0%	0.8%
% of Patients satisfied with the dentistry they have received	0	0	N/A	93.0%	94.2%	93.4%
% of Patients satisfied with the time they had to wait for an appointment	0	0	N/A	87.4%	88.4%	87.6%

* This is based on patients treated on this contract for their most recent course of treatment. Figures in italics indicate the base number of FP17s or Patient Questionnaire responses are less than 100. N/A is shown where the base number of responses is less than 10 during the period. % is calculated as Quantity/Base number*100

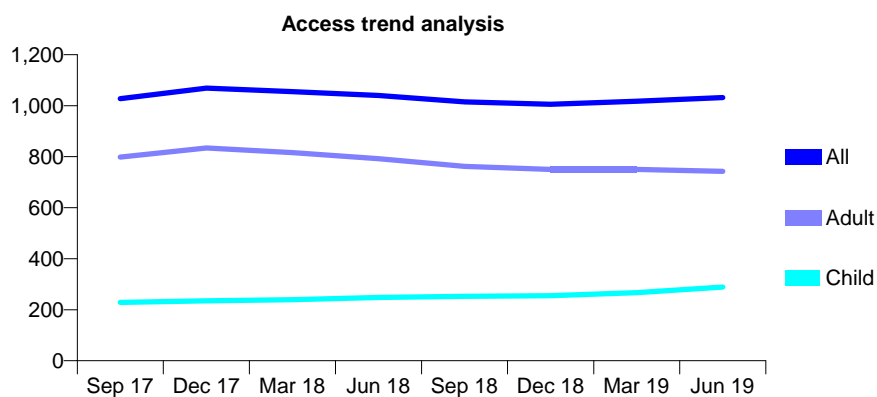
Q46 - Vital Signs At a Glance Contract Report for 238422/0003 - June 2019

Name or company name	MR A HOLLAND
Contract type name	GDS Contract
Purpose of contract	General
Contract start date	01/04/2006
Contract end date	

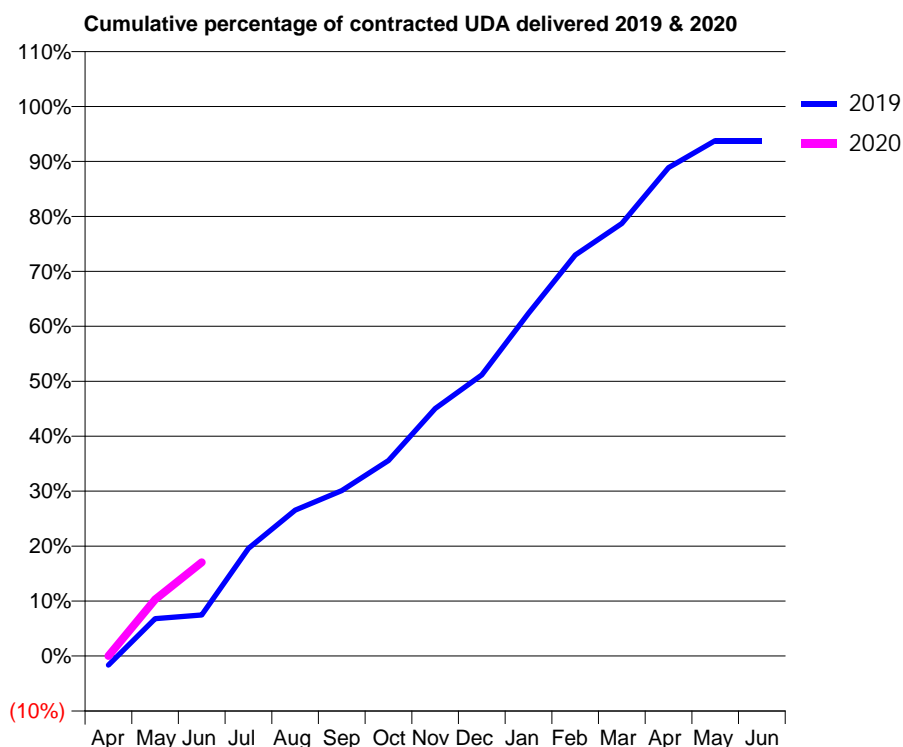
19/20 Contracted general activity (UDA)	2,713
Carry forward general activity (UDA)	0
19/20 Contracted orthodontic activity (UOA)	0
Carry forward orthodontic activity (UOA)	0
Baseline contract value	£90,396.28

ACCESS*

Patients seen in 24 months	Total	Change since previous quarter
Quarter ending June 2018	1,040	
Quarter ending September 2018	1,015	↓
Quarter ending December 2018	1,005	→
Quarter ending March 2019	1,017	→
Quarter ending June 2019	1,032	→
Variance since June 2018	(0.8%)	→



ACTIVITY



Month	Adjusted Scheduled Activity (UDA)	
	2019	2020
April	-45	0
May	185	280
June	202	463
July	532	
August	720	
September	817	
October	965	
November	1,222	
December	1,388	
January	1,692	
February	1,979	
March	2,135	
April	2,411	
May	2,544	
June	2,544	

QUALITY

	Quantity	Base Number	Contract	AT	Region	England
% of FP17s for the same patient ID Re-attending within 3 months - Children	4	107	3.7%	11.4%	12.1%	11.4%
% of FP17s for the same patient ID Re-attending within 3 months - Adults	25	245	10.2%	16.1%	15.6%	15.4%
% of FP17s for the same patient ID Re-attending between 3 & 9 months - Children	41	107	38.3%	59.4%	61.2%	59.8%
% of FP17s for the same patient ID Re-attending between 3 & 9 months - Adults	72	245	29.4%	52.1%	54.5%	52.1%
% of FP17s for Band 1 Urgent Courses	33	190	17.4%	10.5%	9.1%	9.2%
% of FP17s Relating to Free Repair or Replacements	0	190	0.0%	0.8%	1.0%	0.7%
% of FP17s Relating to Continuations	0	190	0.0%	0.9%	1.0%	0.8%
% of Patients satisfied with the dentistry they have received	1	1	N/A	93.0%	94.2%	93.4%
% of Patients satisfied with the time they had to wait for an appointment	1	1	N/A	87.4%	88.4%	87.6%

* This is based on patients treated on this contract for their most recent course of treatment. Figures in italics indicate the base number of FP17s or Patient Questionnaire responses are less than 100. N/A is shown where the base number of responses is less than 10 during the period. % is calculated as Quantity/Base number*100

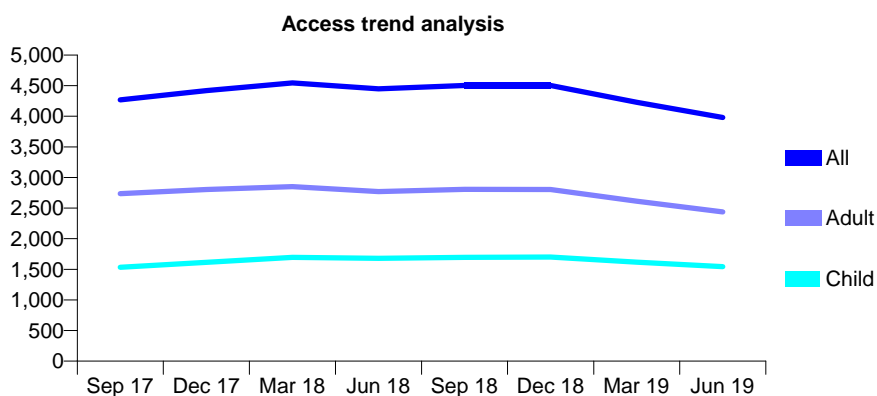
Q46 - Vital Signs At a Glance Contract Report for 238821/0001 - June 2019

Name or company name	MR AS HASNAIN
Contract type name	GDS Contract
Purpose of contract	General
Contract start date	01/04/2006
Contract end date	

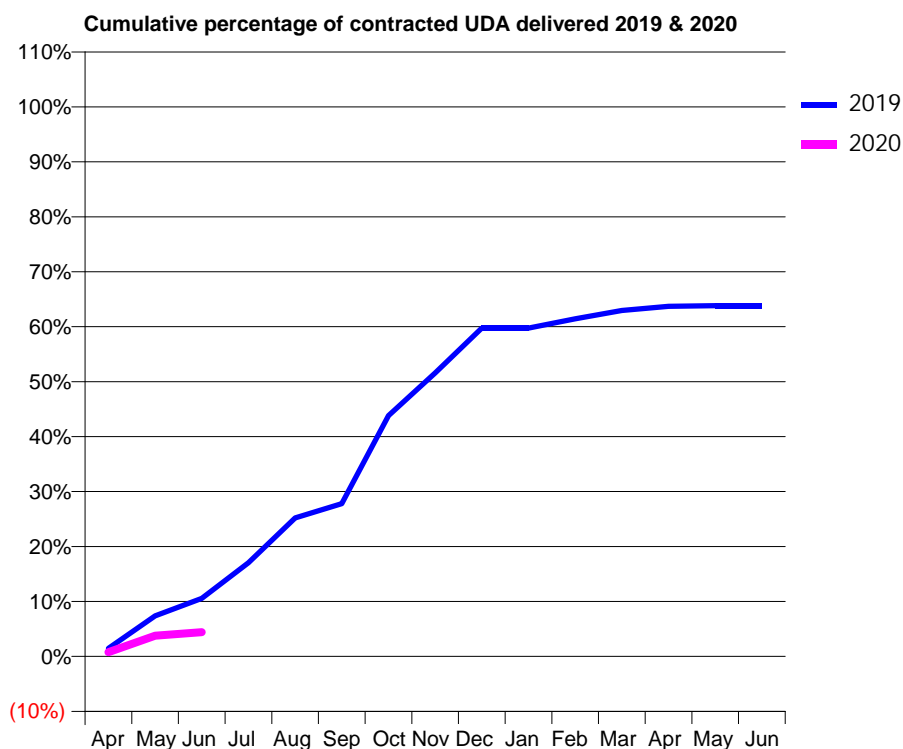
19/20 Contracted general activity (UDA)	13,879
Carry forward general activity (UDA)	0
19/20 Contracted orthodontic activity (UOA)	0
Carry forward orthodontic activity (UOA)	0
Baseline contract value	£472,068.36

ACCESS*

Patients seen in 24 months	Total	Change since previous quarter
Quarter ending June 2018	4,448	
Quarter ending September 2018	4,504	→
Quarter ending December 2018	4,504	→
Quarter ending March 2019	4,230	↓
Quarter ending June 2019	3,981	↓
Variance since June 2018	(10.5%)	↓



ACTIVITY



Month	2019	2020
April	203	110
May	1,027	524
June	1,466	610
July	2,368	
August	3,498	
September	3,858	
October	6,080	
November	7,162	
December	8,294	
January	8,294	
February	8,528	
March	8,734	
April	8,843	
May	8,856	
June	8,857	

QUALITY

	Quantity	Base Number	Contract	AT	Region	England
% of FP17s for the same patient ID Re-attending within 3 months - Children	25	238	10.5%	11.4%	12.1%	11.4%
% of FP17s for the same patient ID Re-attending within 3 months - Adults	23	286	8.0%	16.1%	15.6%	15.4%
% of FP17s for the same patient ID Re-attending between 3 & 9 months - Children	77	238	32.4%	59.4%	61.2%	59.8%
% of FP17s for the same patient ID Re-attending between 3 & 9 months - Adults	103	286	36.0%	52.1%	54.5%	52.1%
% of FP17s for Band 1 Urgent Courses	44	293	15.0%	10.5%	9.1%	9.2%
% of FP17s Relating to Free Repair or Replacements	0	293	0.0%	0.8%	1.0%	0.7%
% of FP17s Relating to Continuations	0	293	0.0%	0.9%	1.0%	0.8%
% of Patients satisfied with the dentistry they have received	0	0	N/A	93.0%	94.2%	93.4%
% of Patients satisfied with the time they had to wait for an appointment	0	0	N/A	87.4%	88.4%	87.6%

* This is based on patients treated on this contract for their most recent course of treatment. Figures in italics indicate the base number of FP17s or Patient Questionnaire responses are less than 100. N/A is shown where the base number of responses is less than 10 during the period. % is calculated as Quantity/Base number*100

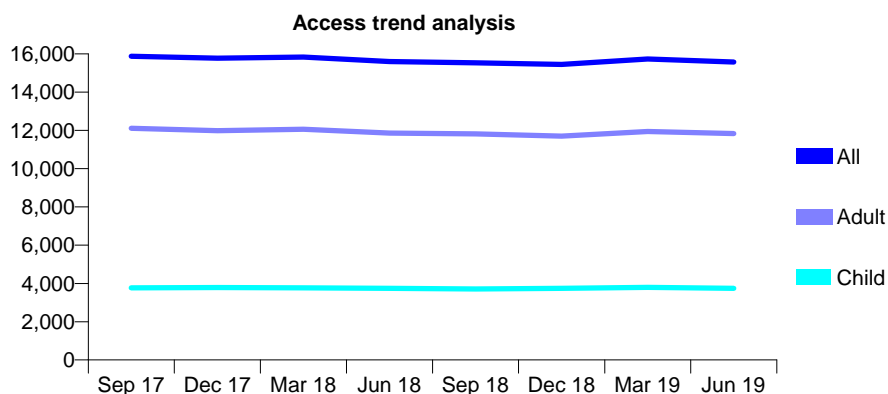
Q46 - Vital Signs At a Glance Contract Report for 239615/0001 - June 2019

Name or company name	MR RS SINGH
Contract type name	GDS Contract
Purpose of contract	General and Orthodontic
Contract start date	01/04/2006
Contract end date	

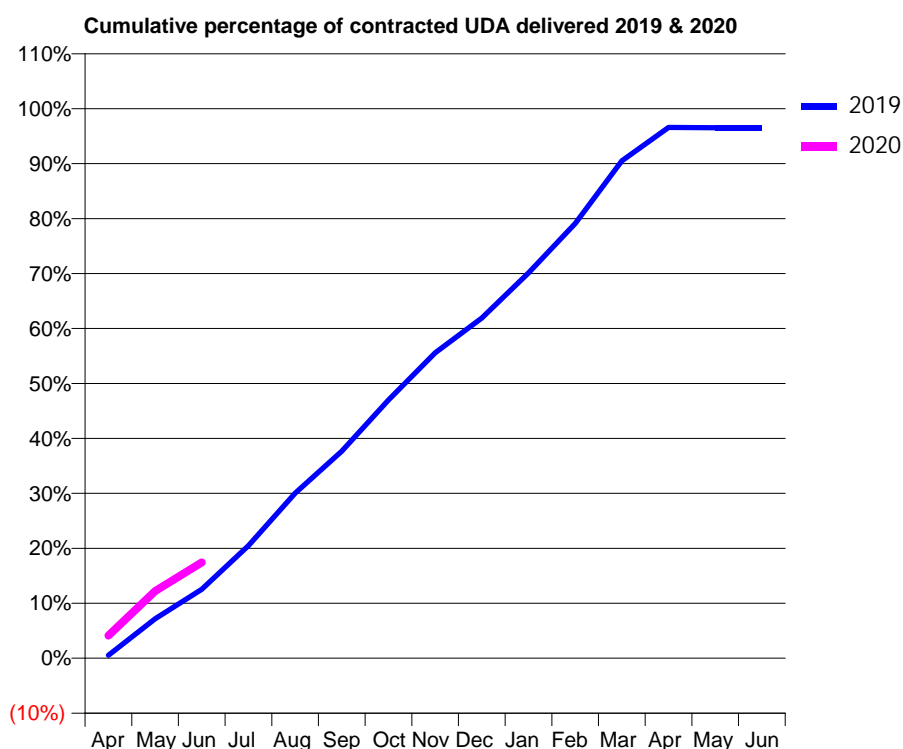
19/20 Contracted general activity (UDA)	39,521
Carry forward general activity (UDA)	0
19/20 Contracted orthodontic activity (UOA)	1,091
Carry forward orthodontic activity (UOA)	0
Baseline contract value	£1,420,074.06

ACCESS*

Patients seen in 24 months	Total	Change since previous quarter
Quarter ending June 2018	15,599	
Quarter ending September 2018	15,526	→
Quarter ending December 2018	15,443	→
Quarter ending March 2019	15,734	→
Quarter ending June 2019	15,572	↓
Variance since June 2018	(0.2%)	→



ACTIVITY



Month	2019	2020
April	218	1,629
May	2,840	4,826
June	4,951	6,887
July	8,099	
August	11,864	
September	14,886	
October	18,571	
November	21,963	
December	24,462	
January	27,708	
February	31,268	
March	35,765	
April	38,170	
May	38,142	
June	38,149	

QUALITY

	Quantity	Base Number	Contract	AT	Region	England
% of FP17s for the same patient ID Re-attending within 3 months - Children	102	967	10.5%	11.4%	12.1%	11.4%
% of FP17s for the same patient ID Re-attending within 3 months - Adults	703	3,695	19.0%	16.1%	15.6%	15.4%
% of FP17s for the same patient ID Re-attending between 3 & 9 months - Children	438	967	45.3%	59.4%	61.2%	59.8%
% of FP17s for the same patient ID Re-attending between 3 & 9 months - Adults	1,662	3,695	45.0%	52.1%	54.5%	52.1%
% of FP17s for Band 1 Urgent Courses	498	3,468	14.4%	10.5%	9.1%	9.2%
% of FP17s Relating to Free Repair or Replacements	38	3,468	1.1%	0.8%	1.0%	0.7%
% of FP17s Relating to Continuations	7	3,468	0.2%	0.9%	1.0%	0.8%
% of Patients satisfied with the dentistry they have received	5	5	N/A	93.0%	94.2%	93.4%
% of Patients satisfied with the time they had to wait for an appointment	4	5	N/A	87.4%	88.4%	87.6%

* This is based on patients treated on this contract for their most recent course of treatment.

Figures in italics indicate the base number of FP17s or Patient Questionnaire responses are less than 100. N/A is shown where the base number of responses is less than 10 during the period. % is calculated as Quantity/Base number*100

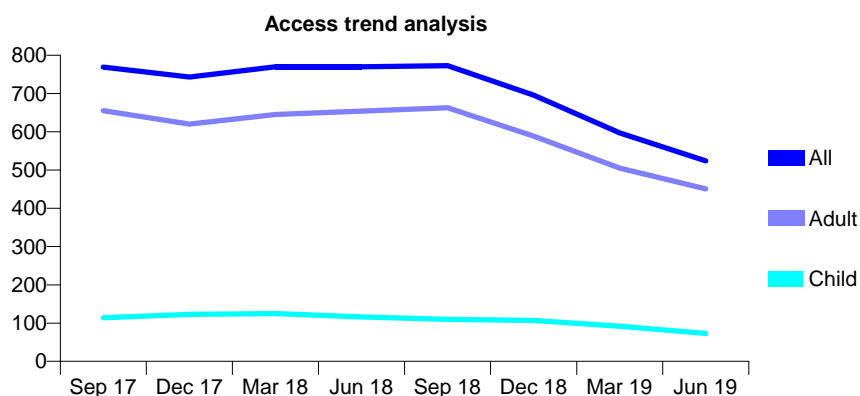
Q46 - Vital Signs At a Glance Contract Report for 239615/0006 - June 2019

Name or company name	MR RS SINGH
Contract type name	PDS Contract
Purpose of contract	General
Contract start date	01/05/2010
Contract end date	31/03/2020

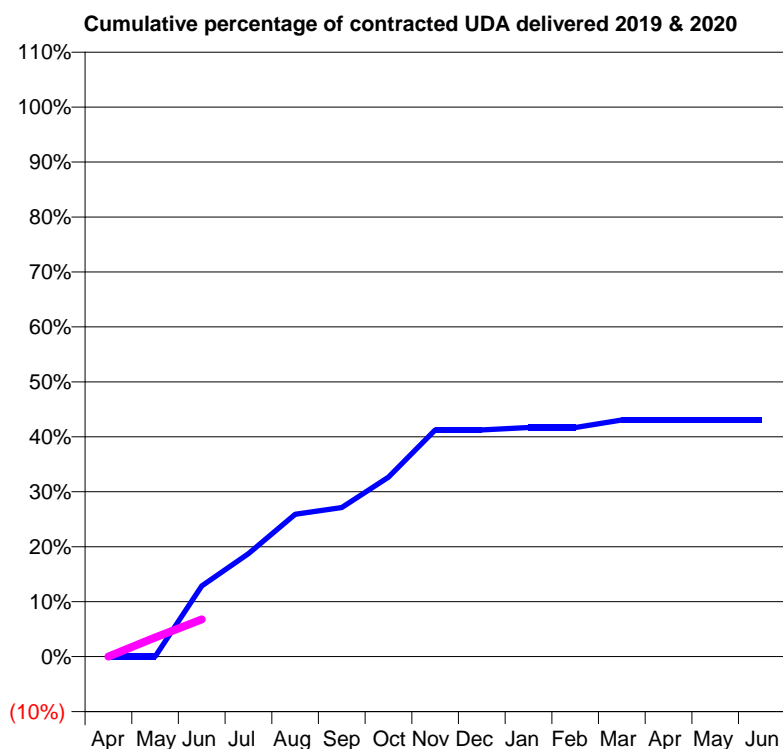
19/20 Contracted general activity (UDA)	1,344
Carry forward general activity (UDA)	0
19/20 Contracted orthodontic activity (UOA)	0
Carry forward orthodontic activity (UOA)	0
Baseline contract value	£92,449.52

ACCESS*

Patients seen in 24 months	Total	Change since previous quarter
Quarter ending June 2018	770	
Quarter ending September 2018	773	→
Quarter ending December 2018	696	↓
Quarter ending March 2019	597	↓
Quarter ending June 2019	524	↓
Variance since June 2018	(31.9%)	↓



ACTIVITY



Month	Adjusted Scheduled Activity (UDA)	
	2019	2020
April	0	0
May	0	47
June	173	91
July	252	
August	348	
September	365	
October	439	
November	555	
December	555	
January	561	
February	561	
March	579	
April	579	
May	579	
June	579	

QUALITY

	Quantity	Base Number	Contract	AT	Region	England
% of FP17s for the same patient ID Re-attending within 3 months - Children	0	11	0.0%	11.4%	12.1%	11.4%
% of FP17s for the same patient ID Re-attending within 3 months - Adults	0	65	0.0%	16.1%	15.6%	15.4%
% of FP17s for the same patient ID Re-attending between 3 & 9 months - Children	0	11	0.0%	59.4%	61.2%	59.8%
% of FP17s for the same patient ID Re-attending between 3 & 9 months - Adults	0	65	0.0%	52.1%	54.5%	52.1%
% of FP17s for Band 1 Urgent Courses	76	76	100.0%	10.5%	9.1%	9.2%
% of FP17s Relating to Free Repair or Replacements	0	76	0.0%	0.8%	1.0%	0.7%
% of FP17s Relating to Continuations	0	76	0.0%	0.9%	1.0%	0.8%
% of Patients satisfied with the dentistry they have received	0	0	N/A	93.0%	94.2%	93.4%
% of Patients satisfied with the time they had to wait for an appointment	0	0	N/A	87.4%	88.4%	87.6%

* This is based on patients treated on this contract for their most recent course of treatment. Figures in italics indicate the base number of FP17s or Patient Questionnaire responses are less than 100. N/A is shown where the base number of responses is less than 10 during the period. % is calculated as Quantity/Base number*100

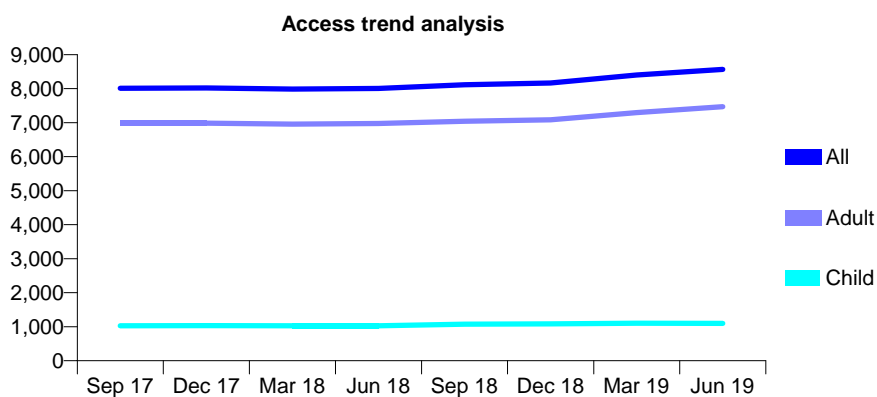
Q46 - Vital Signs At a Glance Contract Report for 243698/0001 - June 2019

Name or company name	Manchester DP Ltd
Contract type name	GDS Contract
Purpose of contract	General
Contract start date	01/04/2006
Contract end date	

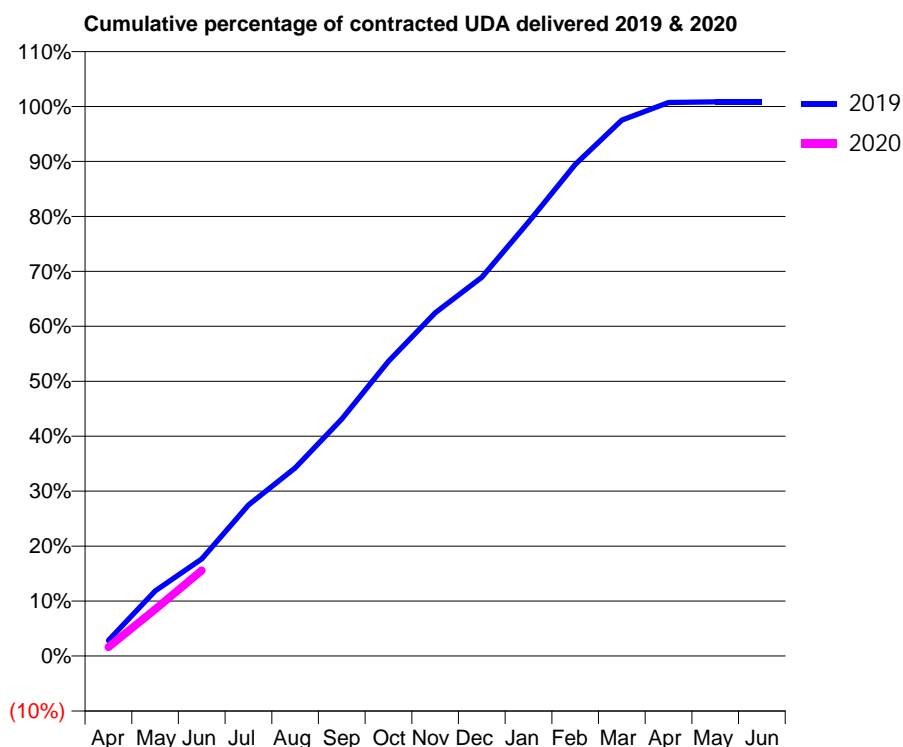
19/20 Contracted general activity (UDA)	26,900
Carry forward general activity (UDA)	0
19/20 Contracted orthodontic activity (UOA)	0
Carry forward orthodontic activity (UOA)	0
Baseline contract value	£820,448.62

ACCESS*

Patients seen in 24 months	Total	Change since previous quarter
Quarter ending June 2018	8,006	
Quarter ending September 2018	8,116	→
Quarter ending December 2018	8,168	→
Quarter ending March 2019	8,401	↑
Quarter ending June 2019	8,566	→
Variance since June 2018	7.0%	↑



ACTIVITY



Month	Adjusted Scheduled Activity (UDA)	
	2019	2020
April	768	435
May	3,190	2,285
June	4,750	4,186
July	7,390	
August	9,208	
September	11,597	
October	14,432	
November	16,796	
December	18,533	
January	21,242	
February	24,061	
March	26,234	
April	27,092	
May	27,125	
June	27,125	

QUALITY

	Quantity	Base Number	Contract	AT	Region	England
% of FP17s for the same patient ID Re-attending within 3 months - Children	29	336	8.6%	11.4%	12.1%	11.4%
% of FP17s for the same patient ID Re-attending within 3 months - Adults	244	2,073	11.8%	16.1%	15.6%	15.4%
% of FP17s for the same patient ID Re-attending between 3 & 9 months - Children	193	336	57.4%	59.4%	61.2%	59.8%
% of FP17s for the same patient ID Re-attending between 3 & 9 months - Adults	974	2,073	47.0%	52.1%	54.5%	52.1%
% of FP17s for Band 1 Urgent Courses	155	1,769	8.8%	10.5%	9.1%	9.2%
% of FP17s Relating to Free Repair or Replacements	12	1,769	0.7%	0.8%	1.0%	0.7%
% of FP17s Relating to Continuations	17	1,769	1.0%	0.9%	1.0%	0.8%
% of Patients satisfied with the dentistry they have received	0	1	N/A	93.0%	94.2%	93.4%
% of Patients satisfied with the time they had to wait for an appointment	0	1	N/A	87.4%	88.4%	87.6%

* This is based on patients treated on this contract for their most recent course of treatment. Figures in italics indicate the base number of FP17s or Patient Questionnaire responses are less than 100. N/A is shown where the base number of responses is less than 10 during the period. % is calculated as Quantity/Base number*100

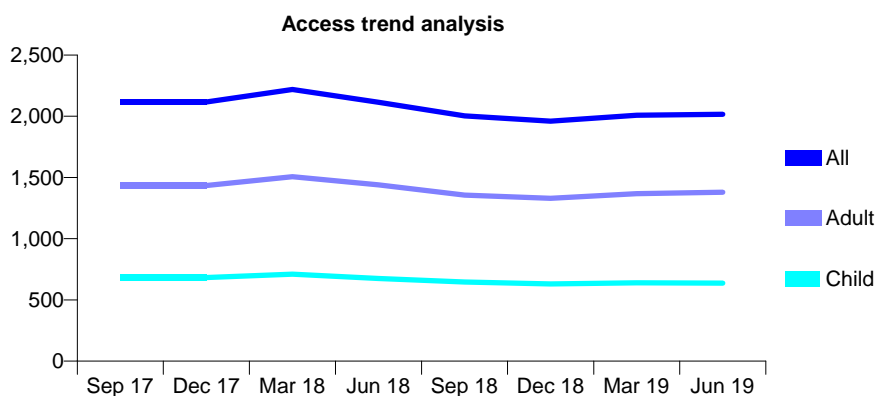
Q46 - Vital Signs At a Glance Contract Report for 243698/0002 - June 2019

Name or company name	MR A SALEEM PARTNERSHIP
Contract type name	GDS Contract
Purpose of contract	General
Contract start date	10/10/2008
Contract end date	

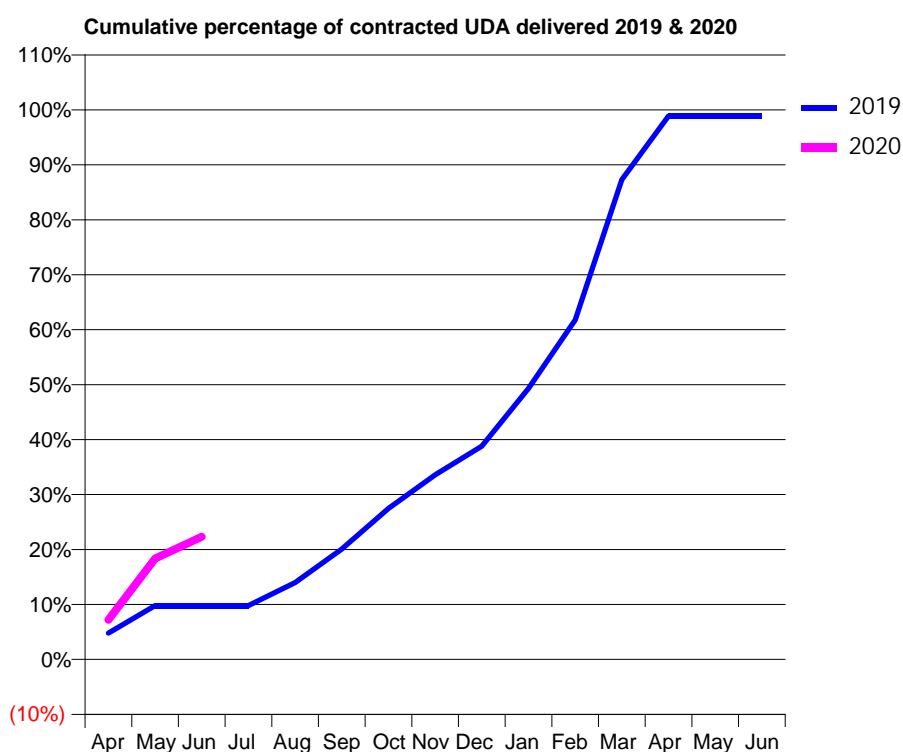
19/20 Contracted general activity (UDA)	6,803
Carry forward general activity (UDA)	0
19/20 Contracted orthodontic activity (UOA)	0
Carry forward orthodontic activity (UOA)	0
Baseline contract value	£185,401.49

ACCESS*

Patients seen in 24 months	Total	Change since previous quarter
Quarter ending June 2018	2,115	
Quarter ending September 2018	2,003	↓
Quarter ending December 2018	1,960	↓
Quarter ending March 2019	2,008	↑
Quarter ending June 2019	2,017	→
Variance since June 2018	(4.6%)	↓



ACTIVITY



Month	2019	2020
April	325	491
May	668	1,249
June	668	1,519
July	668	
August	952	
September	1,366	
October	1,869	
November	2,286	
December	2,641	
January	3,355	
February	4,202	
March	5,939	
April	6,727	
May	6,727	
June	6,726	

QUALITY

	Quantity	Base Number	Contract	AT	Region	England
% of FP17s for the same patient ID Re-attending within 3 months - Children	10	191	5.2%	11.4%	12.1%	11.4%
% of FP17s for the same patient ID Re-attending within 3 months - Adults	69	449	15.4%	16.1%	15.6%	15.4%
% of FP17s for the same patient ID Re-attending between 3 & 9 months - Children	115	191	60.2%	59.4%	61.2%	59.8%
% of FP17s for the same patient ID Re-attending between 3 & 9 months - Adults	221	449	49.2%	52.1%	54.5%	52.1%
% of FP17s for Band 1 Urgent Courses	15	472	3.2%	10.5%	9.1%	9.2%
% of FP17s Relating to Free Repair or Replacements	1	472	0.2%	0.8%	1.0%	0.7%
% of FP17s Relating to Continuations	10	472	2.1%	0.9%	1.0%	0.8%
% of Patients satisfied with the dentistry they have received	0	0	N/A	93.0%	94.2%	93.4%
% of Patients satisfied with the time they had to wait for an appointment	0	0	N/A	87.4%	88.4%	87.6%

* This is based on patients treated on this contract for their most recent course of treatment. Figures in italics indicate the base number of FP17s or Patient Questionnaire responses are less than 100. N/A is shown where the base number of responses is less than 10 during the period. % is calculated as Quantity/Base number*100

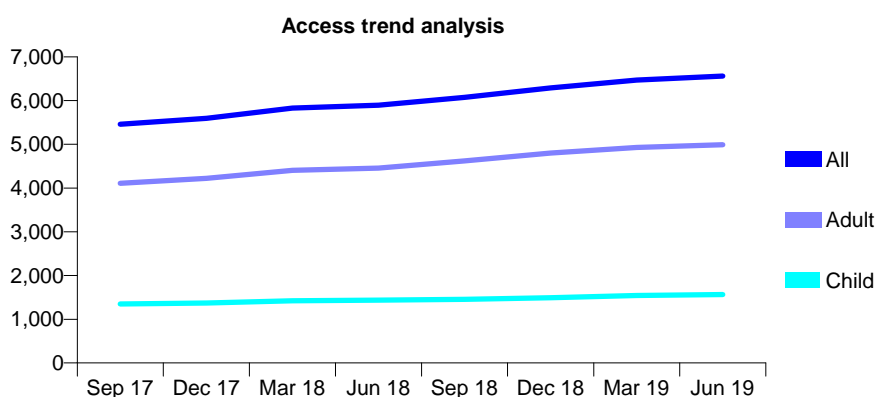
Q46 - Vital Signs At a Glance Contract Report for 245372/0005 - June 2019

Name or company name	Smile Manchester
Contract type name	GDS Contract
Purpose of contract	General
Contract start date	18/12/2008
Contract end date	

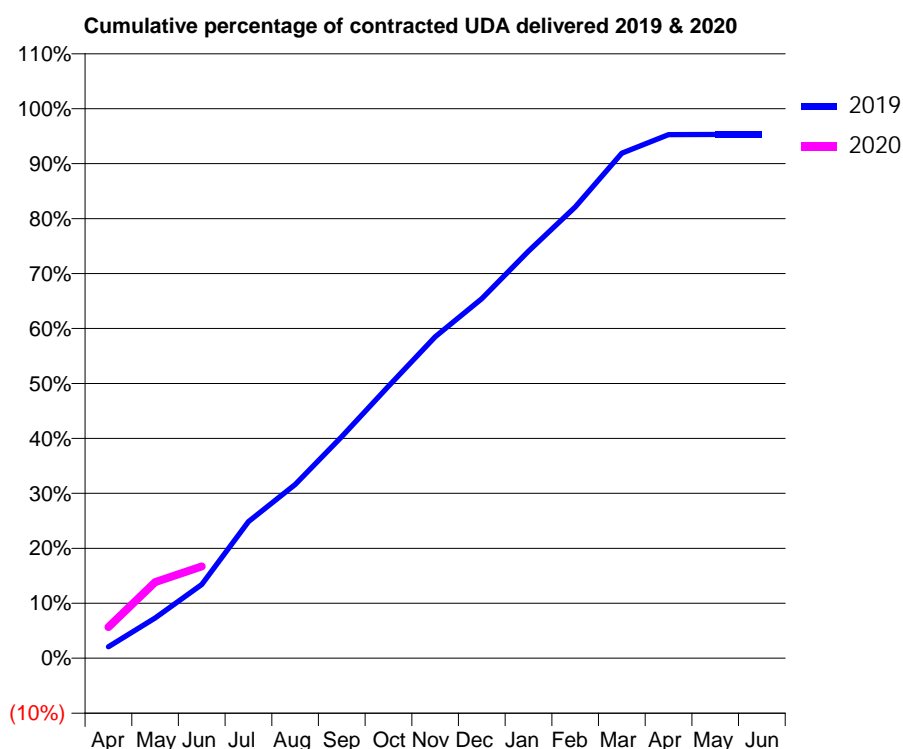
19/20 Contracted general activity (UDA)	20,000
Carry forward general activity (UDA)	0
19/20 Contracted orthodontic activity (UOA)	0
Carry forward orthodontic activity (UOA)	0
Baseline contract value	£506,095.34

ACCESS*

Patients seen in 24 months	Total	Change since previous quarter
Quarter ending June 2018	5,895	
Quarter ending September 2018	6,075	↑
Quarter ending December 2018	6,292	↑
Quarter ending March 2019	6,467	↑
Quarter ending June 2019	6,560	→
Variance since June 2018	11.3%	↑



ACTIVITY



Month	2019	2020
April	415	1,136
May	1,463	2,768
June	2,682	3,341
July	4,973	
August	6,322	
September	8,065	
October	9,899	
November	11,698	
December	13,086	
January	14,815	
February	16,422	
March	18,378	
April	19,052	
May	19,060	
June	19,063	

QUALITY

	Quantity	Base Number	Contract	AT	Region	England
% of FP17s for the same patient ID Re-attending within 3 months - Children	28	507	5.5%	11.4%	12.1%	11.4%
% of FP17s for the same patient ID Re-attending within 3 months - Adults	205	1,454	14.1%	16.1%	15.6%	15.4%
% of FP17s for the same patient ID Re-attending between 3 & 9 months - Children	357	507	70.4%	59.4%	61.2%	59.8%
% of FP17s for the same patient ID Re-attending between 3 & 9 months - Adults	909	1,454	62.5%	52.1%	54.5%	52.1%
% of FP17s for Band 1 Urgent Courses	179	1,700	10.5%	10.5%	9.1%	9.2%
% of FP17s Relating to Free Repair or Replacements	18	1,700	1.1%	0.8%	1.0%	0.7%
% of FP17s Relating to Continuations	6	1,700	0.4%	0.9%	1.0%	0.8%
% of Patients satisfied with the dentistry they have received	1	1	N/A	93.0%	94.2%	93.4%
% of Patients satisfied with the time they had to wait for an appointment	1	1	N/A	87.4%	88.4%	87.6%

* This is based on patients treated on this contract for their most recent course of treatment.

Figures in italics indicate the base number of FP17s or Patient Questionnaire responses are less than 100. N/A is shown where the base number of responses is less than 10 during the period. % is calculated as Quantity/Base number*100

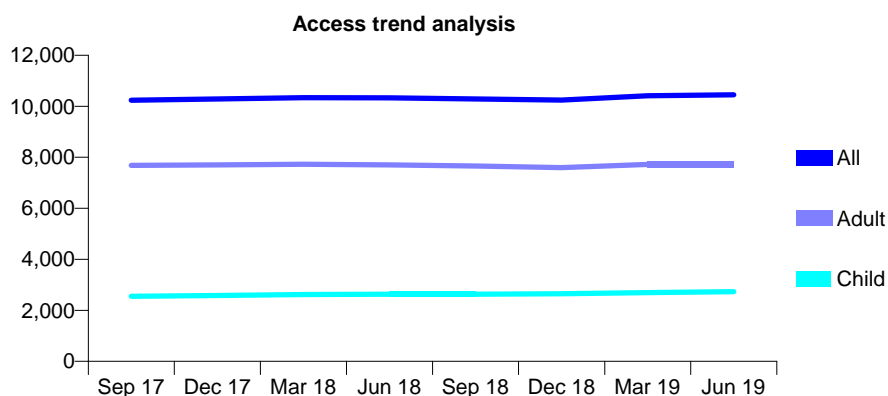
Q46 - Vital Signs At a Glance Contract Report for 245372/0006 - June 2019

Name or company name	MR KK SARANGI
Contract type name	GDS Contract
Purpose of contract	General
Contract start date	01/04/2011
Contract end date	

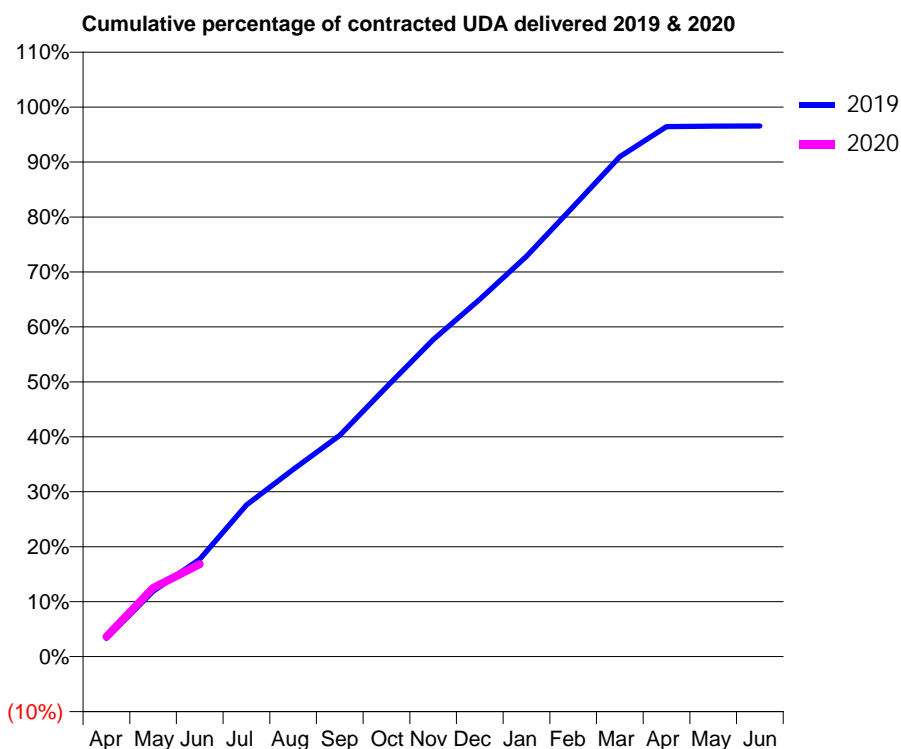
19/20 Contracted general activity (UDA)	29,210
Carry forward general activity (UDA)	0
19/20 Contracted orthodontic activity (UOA)	0
Carry forward orthodontic activity (UOA)	0
Baseline contract value	£739,153.06

ACCESS*

Patients seen in 24 months	Total	Change since previous quarter
Quarter ending June 2018	10,331	
Quarter ending September 2018	10,290	→
Quarter ending December 2018	10,245	→
Quarter ending March 2019	10,413	→
Quarter ending June 2019	10,450	→
Variance since June 2018	1.2%	→



ACTIVITY



Month	Adjusted Scheduled Activity (UDA)	
	2019	2020
April	971	1,061
May	3,475	3,651
June	5,179	4,918
July	8,063	
August	9,951	
September	11,762	
October	14,329	
November	16,848	
December	18,992	
January	21,279	
February	23,918	
March	26,568	
April	28,167	
May	28,197	
June	28,198	

QUALITY

	Quantity	Base Number	Contract	AT	Region	England
% of FP17s for the same patient ID Re-attending within 3 months - Children	67	1,014	6.6%	11.4%	12.1%	11.4%
% of FP17s for the same patient ID Re-attending within 3 months - Adults	326	2,688	12.1%	16.1%	15.6%	15.4%
% of FP17s for the same patient ID Re-attending between 3 & 9 months - Children	673	1,014	66.4%	59.4%	61.2%	59.8%
% of FP17s for the same patient ID Re-attending between 3 & 9 months - Adults	1,706	2,688	63.5%	52.1%	54.5%	52.1%
% of FP17s for Band 1 Urgent Courses	111	2,983	3.7%	10.5%	9.1%	9.2%
% of FP17s Relating to Free Repair or Replacements	35	2,983	1.2%	0.8%	1.0%	0.7%
% of FP17s Relating to Continuations	60	2,983	2.0%	0.9%	1.0%	0.8%
% of Patients satisfied with the dentistry they have received	0	0	N/A	93.0%	94.2%	93.4%
% of Patients satisfied with the time they had to wait for an appointment	0	0	N/A	87.4%	88.4%	87.6%

* This is based on patients treated on this contract for their most recent course of treatment. Figures in italics indicate the base number of FP17s or Patient Questionnaire responses are less than 100. N/A is shown where the base number of responses is less than 10 during the period. % is calculated as Quantity/Base number*100

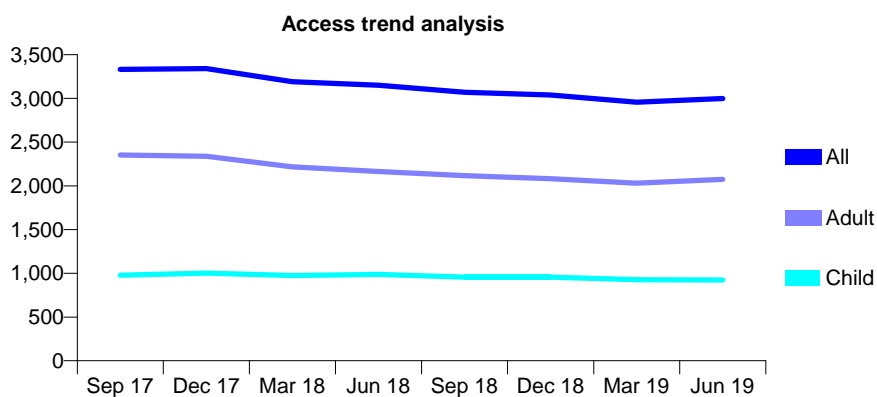
Q46 - Vital Signs At a Glance Contract Report for 245658/0001 - June 2019

Name or company name	MR K HAMEED
Contract type name	GDS Contract
Purpose of contract	General
Contract start date	01/04/2006
Contract end date	

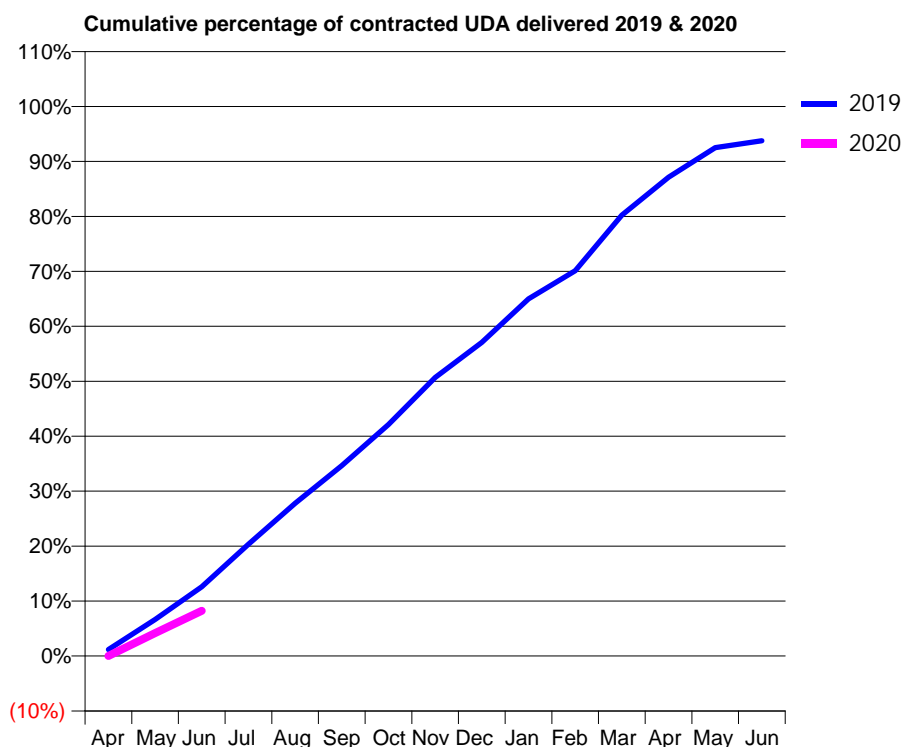
19/20 Contracted general activity (UDA)	8,433
Carry forward general activity (UDA)	0
19/20 Contracted orthodontic activity (UOA)	0
Carry forward orthodontic activity (UOA)	0
Baseline contract value	£236,071.82

ACCESS*

Patients seen in 24 months	Total	Change since previous quarter
Quarter ending June 2018	3,150	
Quarter ending September 2018	3,071	↓
Quarter ending December 2018	3,038	↓
Quarter ending March 2019	2,957	↓
Quarter ending June 2019	2,999	→
Variance since June 2018	(4.8%)	↓



ACTIVITY



Month	Adjusted Scheduled Activity (UDA)	
	2019	2020
April	99	0
May	562	352
June	1,064	696
July	1,715	
August	2,344	
September	2,921	
October	3,553	
November	4,274	
December	4,812	
January	5,481	
February	5,912	
March	6,765	
April	7,348	
May	7,800	
June	7,907	

QUALITY

	Quantity	Base Number	Contract	AT	Region	England
% of FP17s for the same patient ID Re-attending within 3 months - Children	44	386	11.4%	11.4%	12.1%	11.4%
% of FP17s for the same patient ID Re-attending within 3 months - Adults	100	639	15.6%	16.1%	15.6%	15.4%
% of FP17s for the same patient ID Re-attending between 3 & 9 months - Children	231	386	59.8%	59.4%	61.2%	59.8%
% of FP17s for the same patient ID Re-attending between 3 & 9 months - Adults	293	639	45.9%	52.1%	54.5%	52.1%
% of FP17s for Band 1 Urgent Courses	33	383	8.6%	10.5%	9.1%	9.2%
% of FP17s Relating to Free Repair or Replacements	0	383	0.0%	0.8%	1.0%	0.7%
% of FP17s Relating to Continuations	8	383	2.1%	0.9%	1.0%	0.8%
% of Patients satisfied with the dentistry they have received	0	0	N/A	93.0%	94.2%	93.4%
% of Patients satisfied with the time they had to wait for an appointment	0	0	N/A	87.4%	88.4%	87.6%

* This is based on patients treated on this contract for their most recent course of treatment. Figures in italics indicate the base number of FP17s or Patient Questionnaire responses are less than 100. N/A is shown where the base number of responses is less than 10 during the period. % is calculated as Quantity/Base number*100

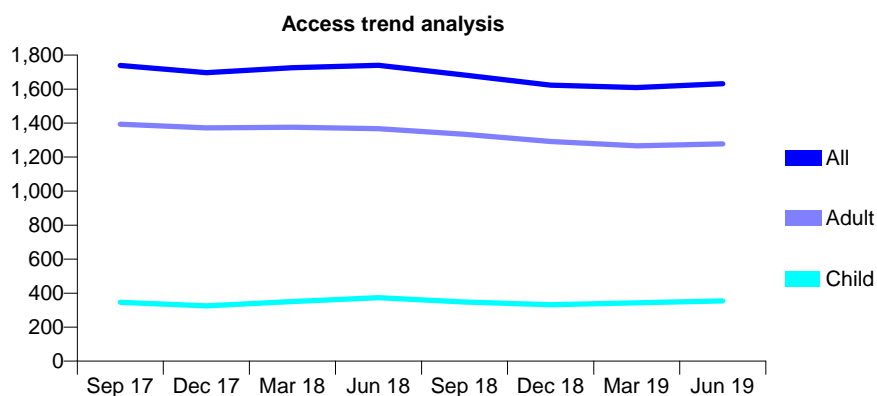
Q46 - Vital Signs At a Glance Contract Report for 246441/0001 - June 2019

Name or company name	MR R KEIGHOBADI
Contract type name	GDS Contract
Purpose of contract	General
Contract start date	01/04/2006
Contract end date	

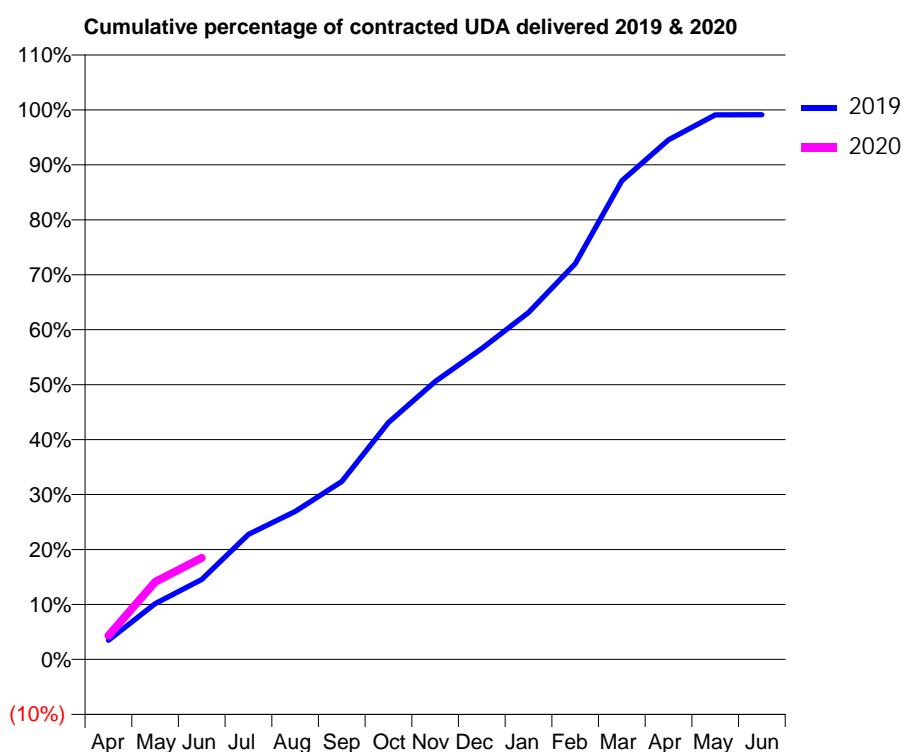
19/20 Contracted general activity (UDA)	5,431
Carry forward general activity (UDA)	0
19/20 Contracted orthodontic activity (UOA)	0
Carry forward orthodontic activity (UOA)	0
Baseline contract value	£146,599.26

ACCESS*

Patients seen in 24 months	Total	Change since previous quarter
Quarter ending June 2018	1,740	
Quarter ending September 2018	1,682	↓
Quarter ending December 2018	1,623	↓
Quarter ending March 2019	1,609	→
Quarter ending June 2019	1,632	→
Variance since June 2018	(6.2%)	↓



ACTIVITY



Month	2019	2020
April	189	235
May	552	766
June	790	1,004
July	1,236	
August	1,463	
September	1,759	
October	2,342	
November	2,746	
December	3,073	
January	3,428	
February	3,911	
March	4,729	
April	5,135	
May	5,382	
June	5,383	

QUALITY

	Quantity	Base Number	Contract	AT	Region	England
% of FP17s for the same patient ID Re-attending within 3 months - Children	6	127	4.7%	11.4%	12.1%	11.4%
% of FP17s for the same patient ID Re-attending within 3 months - Adults	45	425	10.6%	16.1%	15.6%	15.4%
% of FP17s for the same patient ID Re-attending between 3 & 9 months - Children	60	127	47.2%	59.4%	61.2%	59.8%
% of FP17s for the same patient ID Re-attending between 3 & 9 months - Adults	171	425	40.2%	52.1%	54.5%	52.1%
% of FP17s for Band 1 Urgent Courses	13	346	3.8%	10.5%	9.1%	9.2%
% of FP17s Relating to Free Repair or Replacements	0	346	0.0%	0.8%	1.0%	0.7%
% of FP17s Relating to Continuations	8	346	2.3%	0.9%	1.0%	0.8%
% of Patients satisfied with the dentistry they have received	4	4	N/A	93.0%	94.2%	93.4%
% of Patients satisfied with the time they had to wait for an appointment	4	4	N/A	87.4%	88.4%	87.6%

* This is based on patients treated on this contract for their most recent course of treatment. Figures in italics indicate the base number of FP17s or Patient Questionnaire responses are less than 100. N/A is shown where the base number of responses is less than 10 during the period. % is calculated as Quantity/Base number*100

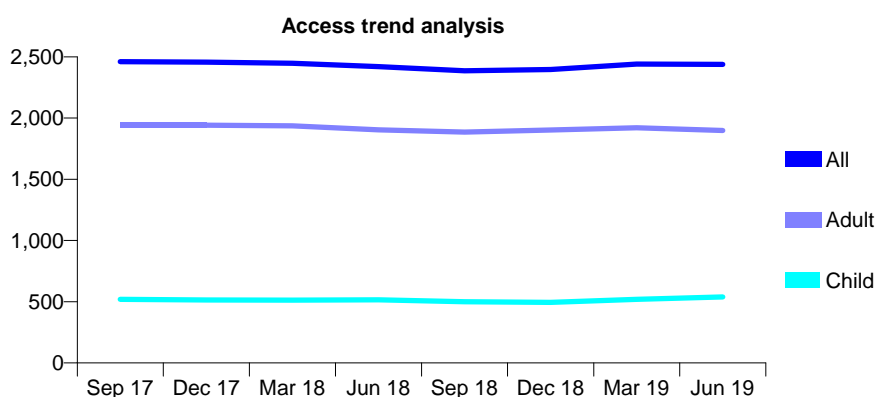
Q46 - Vital Signs At a Glance Contract Report for 253081/0001 - June 2019

Name or company name	MISS GM Zverblis
Contract type name	GDS Contract
Purpose of contract	General
Contract start date	01/04/2006
Contract end date	

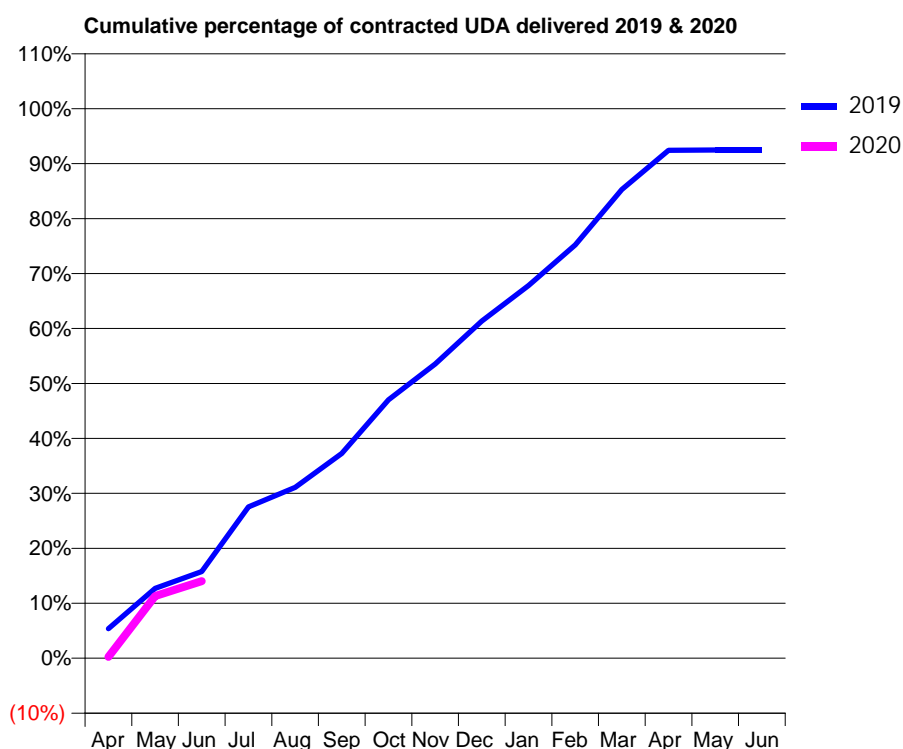
19/20 Contracted general activity (UDA)	8,542
Carry forward general activity (UDA)	0
19/20 Contracted orthodontic activity (UOA)	0
Carry forward orthodontic activity (UOA)	0
Baseline contract value	£216,153.30

ACCESS*

Patients seen in 24 months	Total	Change since previous quarter
Quarter ending June 2018	2,420	
Quarter ending September 2018	2,386	↓
Quarter ending December 2018	2,397	→
Quarter ending March 2019	2,441	→
Quarter ending June 2019	2,438	→
Variance since June 2018	0.7%	→



ACTIVITY



Month	2019	2020
April	460	21
May	1,088	966
June	1,348	1,197
July	2,351	
August	2,657	
September	3,184	
October	4,016	
November	4,573	
December	5,240	
January	5,793	
February	6,426	
March	7,284	
April	7,895	
May	7,898	
June	7,898	

QUALITY

	Quantity	Base Number	Contract	AT	Region	England
% of FP17s for the same patient ID Re-attending within 3 months - Children	4	174	2.3%	11.4%	12.1%	11.4%
% of FP17s for the same patient ID Re-attending within 3 months - Adults	138	773	17.9%	16.1%	15.6%	15.4%
% of FP17s for the same patient ID Re-attending between 3 & 9 months - Children	113	174	64.9%	59.4%	61.2%	59.8%
% of FP17s for the same patient ID Re-attending between 3 & 9 months - Adults	430	773	55.6%	52.1%	54.5%	52.1%
% of FP17s for Band 1 Urgent Courses	96	693	13.9%	10.5%	9.1%	9.2%
% of FP17s Relating to Free Repair or Replacements	8	693	1.2%	0.8%	1.0%	0.7%
% of FP17s Relating to Continuations	2	693	0.3%	0.9%	1.0%	0.8%
% of Patients satisfied with the dentistry they have received	0	0	N/A	93.0%	94.2%	93.4%
% of Patients satisfied with the time they had to wait for an appointment	0	0	N/A	87.4%	88.4%	87.6%

* This is based on patients treated on this contract for their most recent course of treatment.

Figures in italics indicate the base number of FP17s or Patient Questionnaire responses are less than 100. N/A is shown where the base number of responses is less than 10 during the period. % is calculated as Quantity/Base number*100

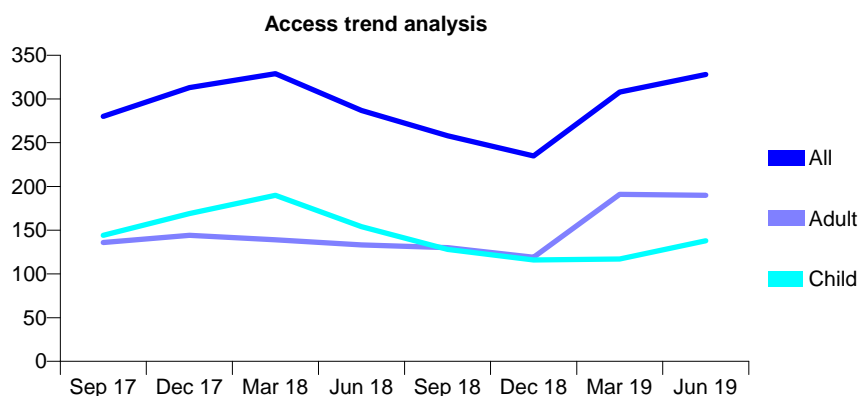
Q46 - Vital Signs At a Glance Contract Report for 253081/0003 - June 2019

Name or company name	MISS GM Zverblis
Contract type name	GDS Contract
Purpose of contract	General
Contract start date	14/09/2015
Contract end date	

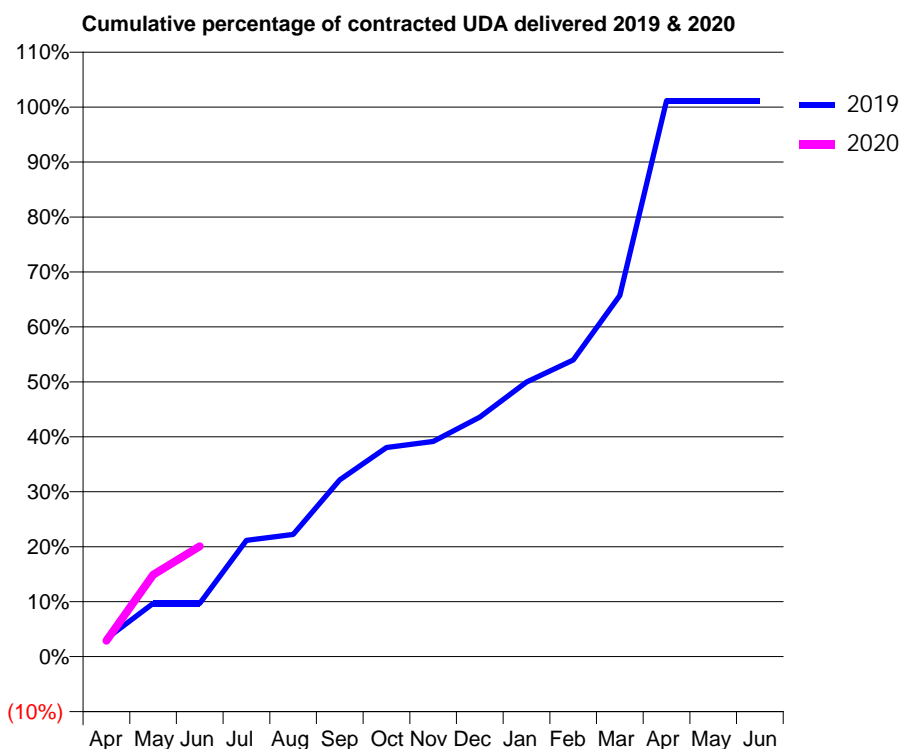
19/20 Contracted general activity (UDA)	730
Carry forward general activity (UDA)	0
19/20 Contracted orthodontic activity (UOA)	0
Carry forward orthodontic activity (UOA)	0
Baseline contract value	£18,472.48

ACCESS*

Patients seen in 24 months	Total	Change since previous quarter
Quarter ending June 2018	287	
Quarter ending September 2018	258	↓
Quarter ending December 2018	235	↓
Quarter ending March 2019	308	↑
Quarter ending June 2019	328	↑
Variance since June 2018	14.3%	↑



ACTIVITY



Month	Adjusted Scheduled Activity (UDA)	
	2019	2020
April	24	21
May	71	109
June	71	147
July	154	
August	162	
September	235	
October	278	
November	286	
December	318	
January	365	
February	394	
March	480	
April	738	
May	738	
June	738	

QUALITY

	Quantity	Base Number	Contract	AT	Region	England
% of FP17s for the same patient ID Re-attending within 3 months - Children	4	63	6.3%	11.4%	12.1%	11.4%
% of FP17s for the same patient ID Re-attending within 3 months - Adults	4	130	3.1%	16.1%	15.6%	15.4%
% of FP17s for the same patient ID Re-attending between 3 & 9 months - Children	16	63	25.4%	59.4%	61.2%	59.8%
% of FP17s for the same patient ID Re-attending between 3 & 9 months - Adults	7	130	5.4%	52.1%	54.5%	52.1%
% of FP17s for Band 1 Urgent Courses	8	87	9.2%	10.5%	9.1%	9.2%
% of FP17s Relating to Free Repair or Replacements	0	87	0.0%	0.8%	1.0%	0.7%
% of FP17s Relating to Continuations	0	87	0.0%	0.9%	1.0%	0.8%
% of Patients satisfied with the dentistry they have received	0	0	N/A	93.0%	94.2%	93.4%
% of Patients satisfied with the time they had to wait for an appointment	0	0	N/A	87.4%	88.4%	87.6%

* This is based on patients treated on this contract for their most recent course of treatment. Figures in italics indicate the base number of FP17s or Patient Questionnaire responses are less than 100. N/A is shown where the base number of responses is less than 10 during the period. % is calculated as Quantity/Base number*100

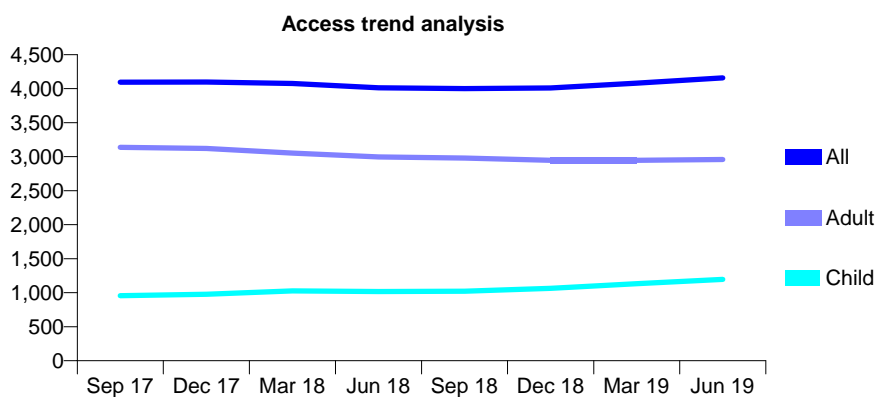
Q46 - Vital Signs At a Glance Contract Report for 258873/0001 - June 2019

Name or company name	MR VK AGGARWAL
Contract type name	GDS Contract
Purpose of contract	General
Contract start date	01/04/2012
Contract end date	

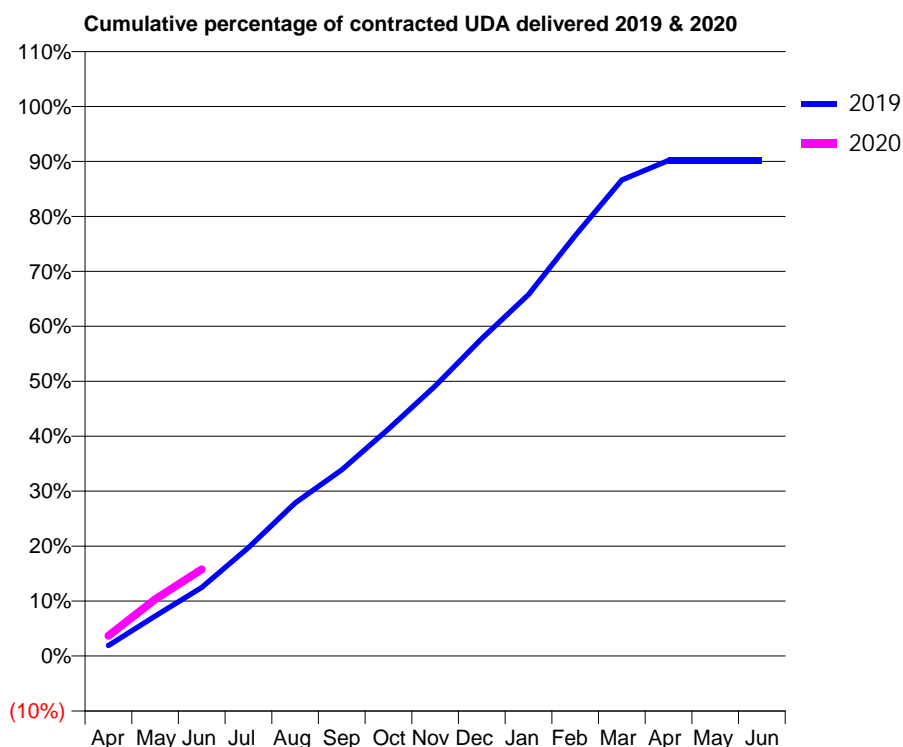
19/20 Contracted general activity (UDA)	13,233
Carry forward general activity (UDA)	0
19/20 Contracted orthodontic activity (UOA)	0
Carry forward orthodontic activity (UOA)	0
Baseline contract value	£334,857.97

ACCESS*

Patients seen in 24 months	Total	Change since previous quarter
Quarter ending June 2018	4,013	
Quarter ending September 2018	4,001	→
Quarter ending December 2018	4,010	→
Quarter ending March 2019	4,081	→
Quarter ending June 2019	4,158	→
Variance since June 2018	3.6%	↑



ACTIVITY



Month	Adjusted Scheduled Activity (UDA)	
	2019	2020
April	252	490
May	963	1,367
June	1,651	2,088
July	2,611	
August	3,688	
September	4,485	
October	5,467	
November	6,505	
December	7,645	
January	8,705	
February	10,128	
March	11,464	
April	11,933	
May	11,932	
June	11,932	

QUALITY

	Quantity	Base Number	Contract	AT	Region	England
% of FP17s for the same patient ID Re-attending within 3 months - Children	46	444	10.4%	11.4%	12.1%	11.4%
% of FP17s for the same patient ID Re-attending within 3 months - Adults	128	1,043	12.3%	16.1%	15.6%	15.4%
% of FP17s for the same patient ID Re-attending between 3 & 9 months - Children	267	444	60.1%	59.4%	61.2%	59.8%
% of FP17s for the same patient ID Re-attending between 3 & 9 months - Adults	693	1,043	66.4%	52.1%	54.5%	52.1%
% of FP17s for Band 1 Urgent Courses	105	1,238	8.5%	10.5%	9.1%	9.2%
% of FP17s Relating to Free Repair or Replacements	13	1,238	1.1%	0.8%	1.0%	0.7%
% of FP17s Relating to Continuations	1	1,238	0.1%	0.9%	1.0%	0.8%
% of Patients satisfied with the dentistry they have received	12	13	92.3%	93.0%	94.2%	93.4%
% of Patients satisfied with the time they had to wait for an appointment	9	13	69.2%	87.4%	88.4%	87.6%

* This is based on patients treated on this contract for their most recent course of treatment. Figures in italics indicate the base number of FP17s or Patient Questionnaire responses are less than 100. N/A is shown where the base number of responses is less than 10 during the period. % is calculated as Quantity/Base number*100

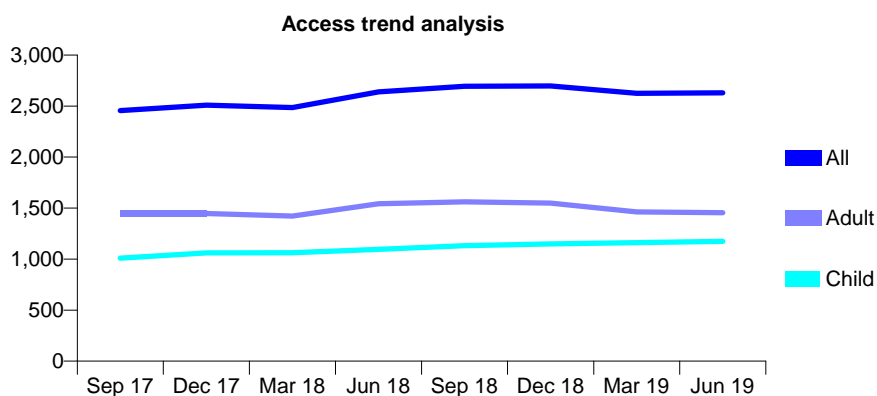
Q46 - Vital Signs At a Glance Contract Report for 261963/0001 - June 2019

Name or company name	MISS A AHMED
Contract type name	GDS Contract
Purpose of contract	General
Contract start date	01/04/2006
Contract end date	

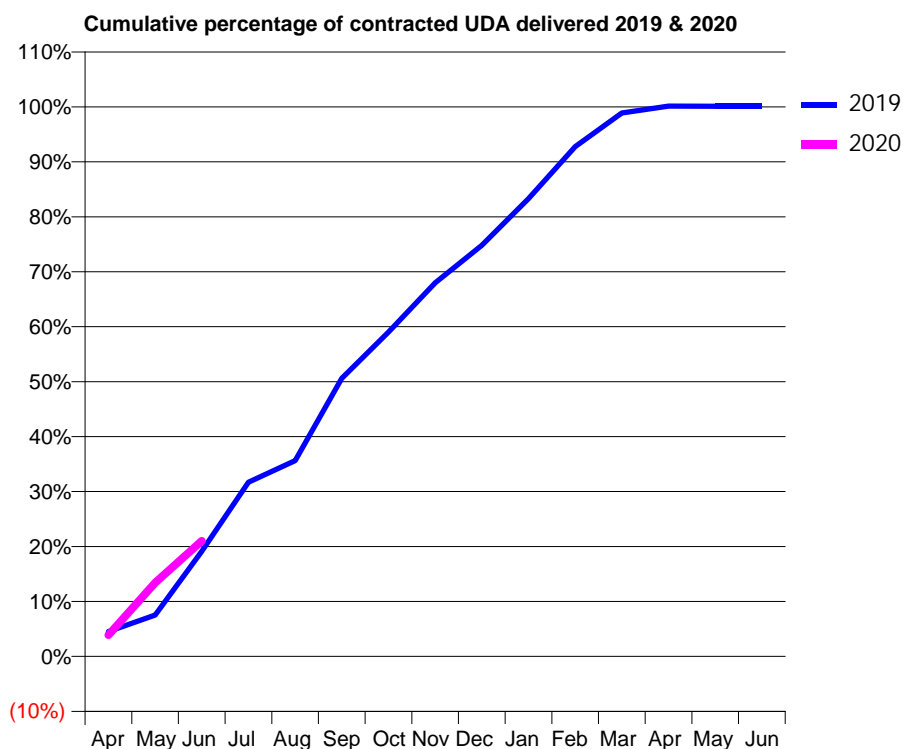
19/20 Contracted general activity (UDA)	6,625
Carry forward general activity (UDA)	0
19/20 Contracted orthodontic activity (UOA)	0
Carry forward orthodontic activity (UOA)	0
Baseline contract value	£205,013.46

ACCESS*

Patients seen in 24 months	Total	Change since previous quarter
Quarter ending June 2018	2,639	
Quarter ending September 2018	2,693	↑
Quarter ending December 2018	2,697	→
Quarter ending March 2019	2,625	↓
Quarter ending June 2019	2,630	→
Variance since June 2018	(0.3%)	→



ACTIVITY



Month	2019	2020
April	299	258
May	498	888
June	1,267	1,393
July	2,100	
August	2,362	
September	3,353	
October	3,909	
November	4,503	
December	4,955	
January	5,519	
February	6,145	
March	6,550	
April	6,634	
May	6,632	
June	6,633	

QUALITY

	Quantity	Base Number	Contract	AT	Region	England
% of FP17s for the same patient ID Re-attending within 3 months - Children	48	442	10.9%	11.4%	12.1%	11.4%
% of FP17s for the same patient ID Re-attending within 3 months - Adults	39	401	9.7%	16.1%	15.6%	15.4%
% of FP17s for the same patient ID Re-attending between 3 & 9 months - Children	272	442	61.5%	59.4%	61.2%	59.8%
% of FP17s for the same patient ID Re-attending between 3 & 9 months - Adults	245	401	61.1%	52.1%	54.5%	52.1%
% of FP17s for Band 1 Urgent Courses	52	815	6.4%	10.5%	9.1%	9.2%
% of FP17s Relating to Free Repair or Replacements	1	815	0.1%	0.8%	1.0%	0.7%
% of FP17s Relating to Continuations	0	815	0.0%	0.9%	1.0%	0.8%
% of Patients satisfied with the dentistry they have received	1	1	N/A	93.0%	94.2%	93.4%
% of Patients satisfied with the time they had to wait for an appointment	1	1	N/A	87.4%	88.4%	87.6%

* This is based on patients treated on this contract for their most recent course of treatment. Figures in italics indicate the base number of FP17s or Patient Questionnaire responses are less than 100. N/A is shown where the base number of responses is less than 10 during the period. % is calculated as Quantity/Base number*100

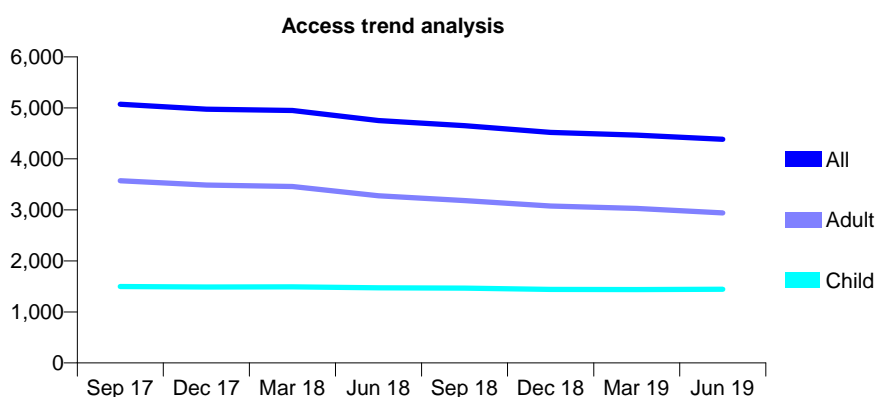
Q46 - Vital Signs At a Glance Contract Report for 295183/0001 - June 2019

Name or company name	MR CC LIU
Contract type name	GDS Contract
Purpose of contract	General
Contract start date	01/03/2014
Contract end date	

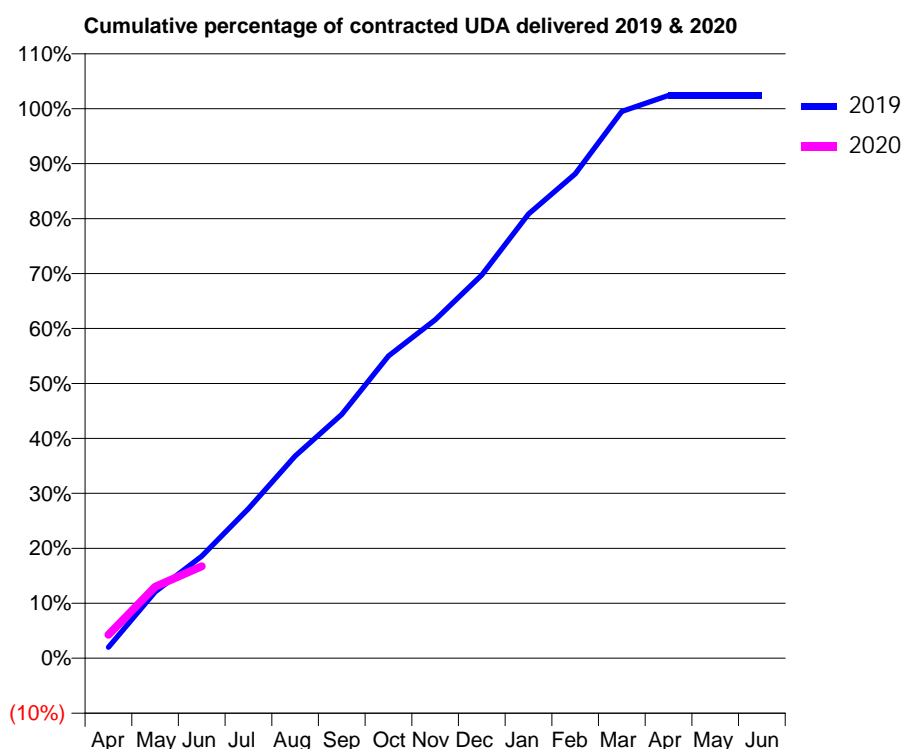
19/20 Contracted general activity (UDA)	15,034
Carry forward general activity (UDA)	0
19/20 Contracted orthodontic activity (UOA)	0
Carry forward orthodontic activity (UOA)	0
Baseline contract value	£446,885.44

ACCESS*

Patients seen in 24 months	Total	Change since previous quarter
Quarter ending June 2018	4,751	
Quarter ending September 2018	4,651	↓
Quarter ending December 2018	4,518	↓
Quarter ending March 2019	4,467	↓
Quarter ending June 2019	4,386	↓
Variance since June 2018	(7.7%)	↓



ACTIVITY



Adjusted Scheduled Activity (UDA)		
Month	2019	2020
April	301	639
May	1,814	1,954
June	2,791	2,517
July	4,091	
August	5,533	
September	6,670	
October	8,268	
November	9,257	
December	10,483	
January	12,151	
February	13,251	
March	14,956	
April	15,396	
May	15,396	
June	15,396	

QUALITY

	Quantity	Base Number	Contract	AT	Region	England
% of FP17s for the same patient ID Re-attending within 3 months - Children	17	453	3.8%	11.4%	12.1%	11.4%
% of FP17s for the same patient ID Re-attending within 3 months - Adults	57	722	7.9%	16.1%	15.6%	15.4%
% of FP17s for the same patient ID Re-attending between 3 & 9 months - Children	299	453	66.0%	59.4%	61.2%	59.8%
% of FP17s for the same patient ID Re-attending between 3 & 9 months - Adults	457	722	63.3%	52.1%	54.5%	52.1%
% of FP17s for Band 1 Urgent Courses	73	1,021	7.1%	10.5%	9.1%	9.2%
% of FP17s Relating to Free Repair or Replacements	3	1,021	0.3%	0.8%	1.0%	0.7%
% of FP17s Relating to Continuations	0	1,021	0.0%	0.9%	1.0%	0.8%
% of Patients satisfied with the dentistry they have received	0	0	N/A	93.0%	94.2%	93.4%
% of Patients satisfied with the time they had to wait for an appointment	0	0	N/A	87.4%	88.4%	87.6%

* This is based on patients treated on this contract for their most recent course of treatment.

Figures in italics indicate the base number of FP17s or Patient Questionnaire responses are less than 100. N/A is shown where the base number of responses is less than 10 during the period. % is calculated as Quantity/Base number*100

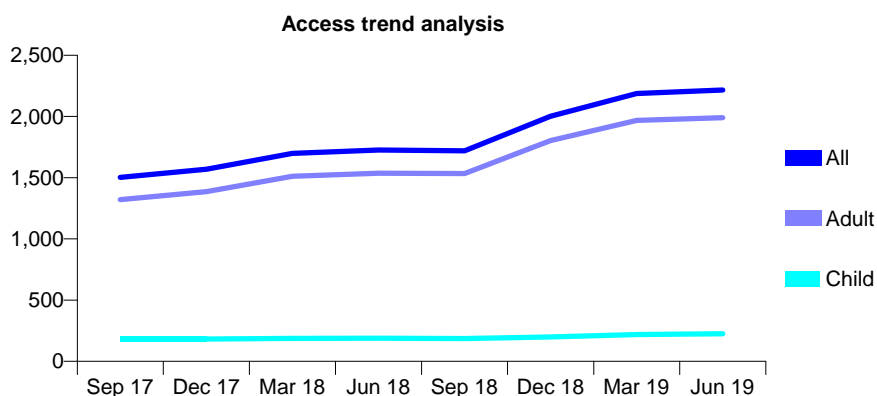
Q46 - Vital Signs At a Glance Contract Report for 305294/0001 - June 2019

Name or company name	City Centre Dentists
Contract type name	GDS Contract
Purpose of contract	General
Contract start date	01/04/2006
Contract end date	

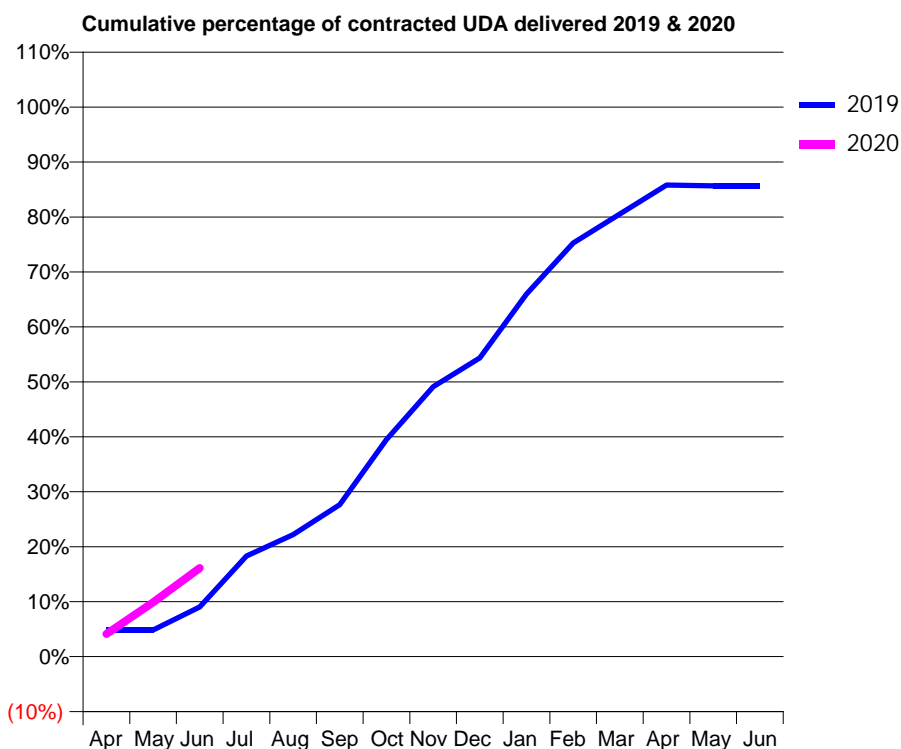
19/20 Contracted general activity (UDA)	6,720
Carry forward general activity (UDA)	0
19/20 Contracted orthodontic activity (UOA)	0
Carry forward orthodontic activity (UOA)	0
Baseline contract value	£189,399.82

ACCESS*

Patients seen in 24 months	Total	Change since previous quarter
Quarter ending June 2018	1,726	
Quarter ending September 2018	1,720	→
Quarter ending December 2018	2,002	↑
Quarter ending March 2019	2,188	↑
Quarter ending June 2019	2,216	→
Variance since June 2018	28.4%	↑



ACTIVITY



Month	Adjusted Scheduled Activity (UDA)	
	2019	2020
April	325	277
May	325	664
June	607	1,083
July	1,231	
August	1,493	
September	1,859	
October	2,656	
November	3,302	
December	3,654	
January	4,432	
February	5,057	
March	5,411	
April	5,765	
May	5,755	
June	5,755	

QUALITY

	Quantity	Base Number	Contract	AT	Region	England
% of FP17s for the same patient ID Re-attending within 3 months - Children	4	73	5.5%	11.4%	12.1%	11.4%
% of FP17s for the same patient ID Re-attending within 3 months - Adults	87	535	16.3%	16.1%	15.6%	15.4%
% of FP17s for the same patient ID Re-attending between 3 & 9 months - Children	27	73	37.0%	59.4%	61.2%	59.8%
% of FP17s for the same patient ID Re-attending between 3 & 9 months - Adults	202	535	37.8%	52.1%	54.5%	52.1%
% of FP17s for Band 1 Urgent Courses	85	457	18.6%	10.5%	9.1%	9.2%
% of FP17s Relating to Free Repair or Replacements	5	457	1.1%	0.8%	1.0%	0.7%
% of FP17s Relating to Continuations	6	457	1.3%	0.9%	1.0%	0.8%
% of Patients satisfied with the dentistry they have received	0	0	N/A	93.0%	94.2%	93.4%
% of Patients satisfied with the time they had to wait for an appointment	0	0	N/A	87.4%	88.4%	87.6%

* This is based on patients treated on this contract for their most recent course of treatment. Figures in italics indicate the base number of FP17s or Patient Questionnaire responses are less than 100. N/A is shown where the base number of responses is less than 10 during the period. % is calculated as Quantity/Base number*100

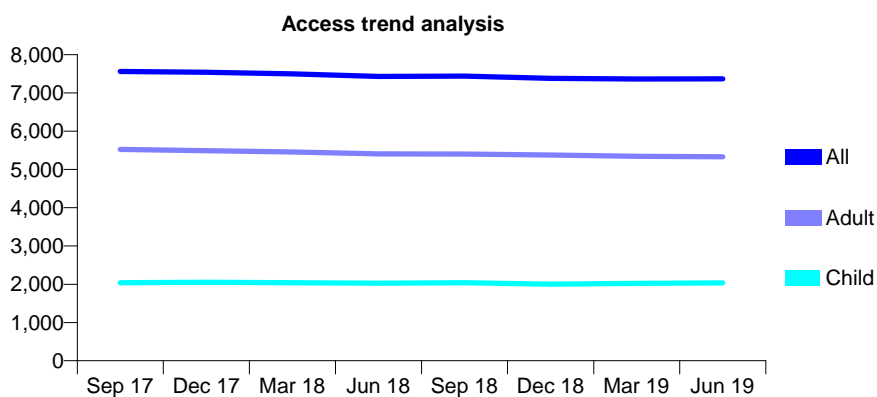
Q46 - Vital Signs At a Glance Contract Report for 309788/0001 - June 2019

Name or company name	Crown Dental Practice Partnership
Contract type name	GDS Contract
Purpose of contract	General
Contract start date	01/04/2006
Contract end date	

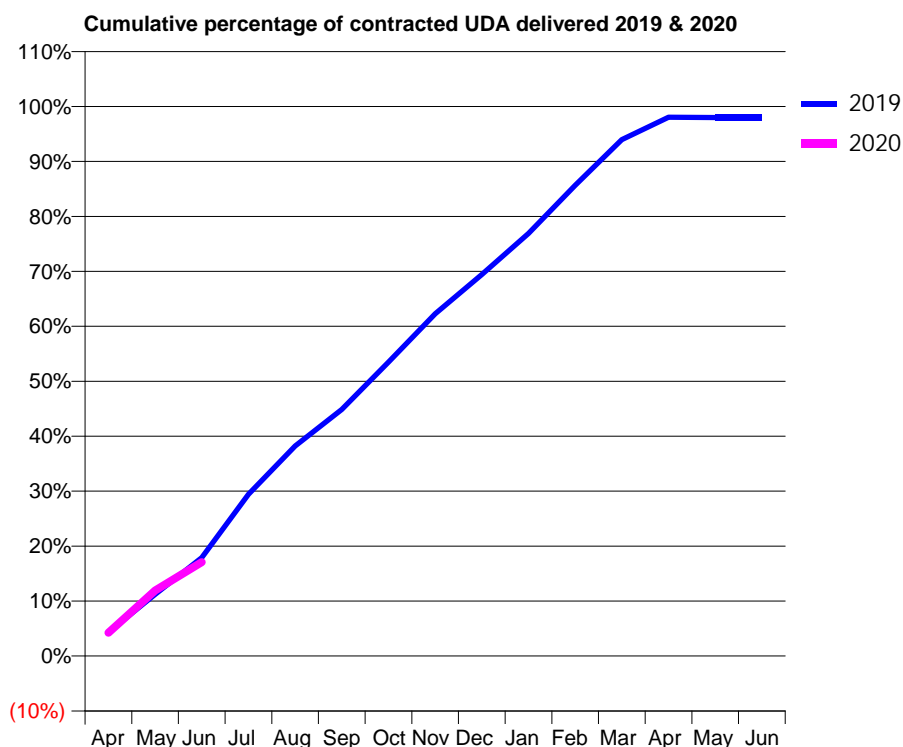
19/20 Contracted general activity (UDA)	22,972
Carry forward general activity (UDA)	0
19/20 Contracted orthodontic activity (UOA)	0
Carry forward orthodontic activity (UOA)	0
Baseline contract value	£791,371.30

ACCESS*

Patients seen in 24 months	Total	Change since previous quarter
Quarter ending June 2018	7,430	
Quarter ending September 2018	7,439	→
Quarter ending December 2018	7,382	→
Quarter ending March 2019	7,365	→
Quarter ending June 2019	7,367	→
Variance since June 2018	(0.8%)	→



ACTIVITY



Month	Adjusted Scheduled Activity (UDA)	
	2019	2020
April	997	973
May	2,577	2,742
June	4,110	3,927
July	6,758	
August	8,781	
September	10,307	
October	12,288	
November	14,307	
December	15,943	
January	17,665	
February	19,675	
March	21,589	
April	22,524	
May	22,507	
June	22,507	

QUALITY

	Quantity	Base Number	Contract	AT	Region	England
% of FP17s for the same patient ID Re-attending within 3 months - Children	53	561	9.4%	11.4%	12.1%	11.4%
% of FP17s for the same patient ID Re-attending within 3 months - Adults	202	1,464	13.8%	16.1%	15.6%	15.4%
% of FP17s for the same patient ID Re-attending between 3 & 9 months - Children	255	561	45.5%	59.4%	61.2%	59.8%
% of FP17s for the same patient ID Re-attending between 3 & 9 months - Adults	690	1,464	47.1%	52.1%	54.5%	52.1%
% of FP17s for Band 1 Urgent Courses	205	1,709	12.0%	10.5%	9.1%	9.2%
% of FP17s Relating to Free Repair or Replacements	14	1,709	0.8%	0.8%	1.0%	0.7%
% of FP17s Relating to Continuations	36	1,709	2.1%	0.9%	1.0%	0.8%
% of Patients satisfied with the dentistry they have received	0	0	N/A	93.0%	94.2%	93.4%
% of Patients satisfied with the time they had to wait for an appointment	0	0	N/A	87.4%	88.4%	87.6%

* This is based on patients treated on this contract for their most recent course of treatment. Figures in italics indicate the base number of FP17s or Patient Questionnaire responses are less than 100. N/A is shown where the base number of responses is less than 10 during the period. % is calculated as Quantity/Base number*100

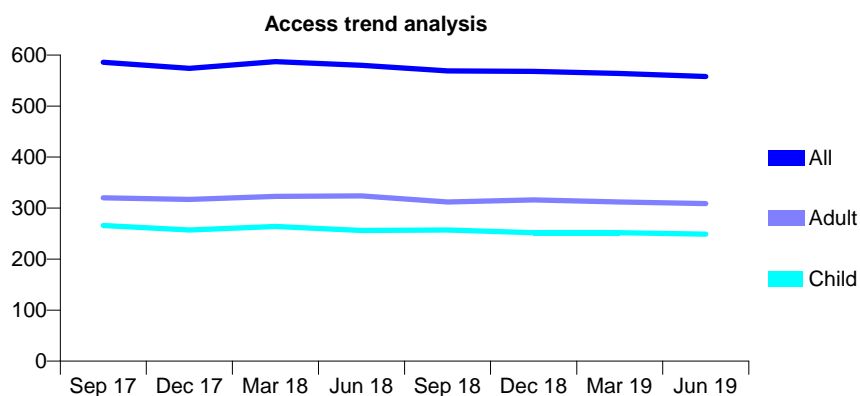
Q46 - Vital Signs At a Glance Contract Report for 319546/0001 - June 2019

Name or company name	MR PA HIND
Contract type name	GDS Contract
Purpose of contract	General
Contract start date	01/04/2006
Contract end date	

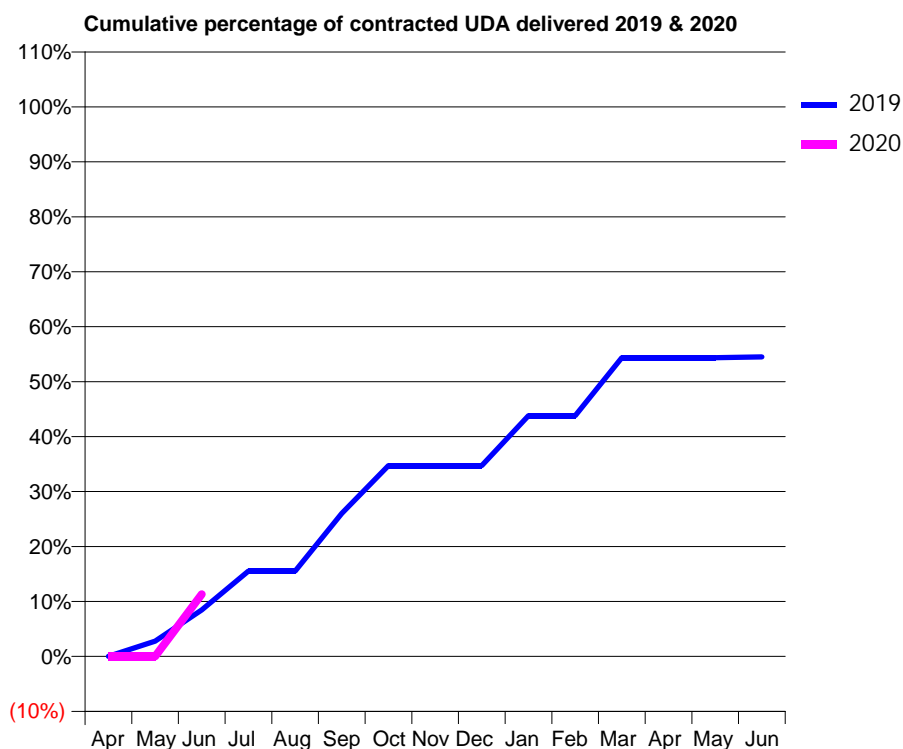
19/20 Contracted general activity (UDA)	2,260
Carry forward general activity (UDA)	0
19/20 Contracted orthodontic activity (UOA)	0
Carry forward orthodontic activity (UOA)	0
Baseline contract value	£52,462.60

ACCESS*

Patients seen in 24 months	Total	Change since previous quarter
Quarter ending June 2018	580	
Quarter ending September 2018	569	↓
Quarter ending December 2018	568	→
Quarter ending March 2019	564	→
Quarter ending June 2019	558	↓
Variance since June 2018	(3.8%)	↓



ACTIVITY



Month	Adjusted Scheduled Activity (UDA)	
	2019	2020
April	0	0
May	63	0
June	191	256
July	351	
August	351	
September	588	
October	785	
November	785	
December	785	
January	990	
February	990	
March	1,229	
April	1,229	
May	1,229	
June	1,232	

QUALITY

	Quantity	Base Number	Contract	AT	Region	England
% of FP17s for the same patient ID Re-attending within 3 months - Children	5	93	5.4%	11.4%	12.1%	11.4%
% of FP17s for the same patient ID Re-attending within 3 months - Adults	13	86	15.1%	16.1%	15.6%	15.4%
% of FP17s for the same patient ID Re-attending between 3 & 9 months - Children	59	93	63.4%	59.4%	61.2%	59.8%
% of FP17s for the same patient ID Re-attending between 3 & 9 months - Adults	46	86	53.5%	52.1%	54.5%	52.1%
% of FP17s for Band 1 Urgent Courses	0	126	0.0%	10.5%	9.1%	9.2%
% of FP17s Relating to Free Repair or Replacements	0	126	0.0%	0.8%	1.0%	0.7%
% of FP17s Relating to Continuations	0	126	0.0%	0.9%	1.0%	0.8%
% of Patients satisfied with the dentistry they have received	0	0	N/A	93.0%	94.2%	93.4%
% of Patients satisfied with the time they had to wait for an appointment	0	0	N/A	87.4%	88.4%	87.6%

* This is based on patients treated on this contract for their most recent course of treatment. Figures in italics indicate the base number of FP17s or Patient Questionnaire responses are less than 100. N/A is shown where the base number of responses is less than 10 during the period. % is calculated as Quantity/Base number*100

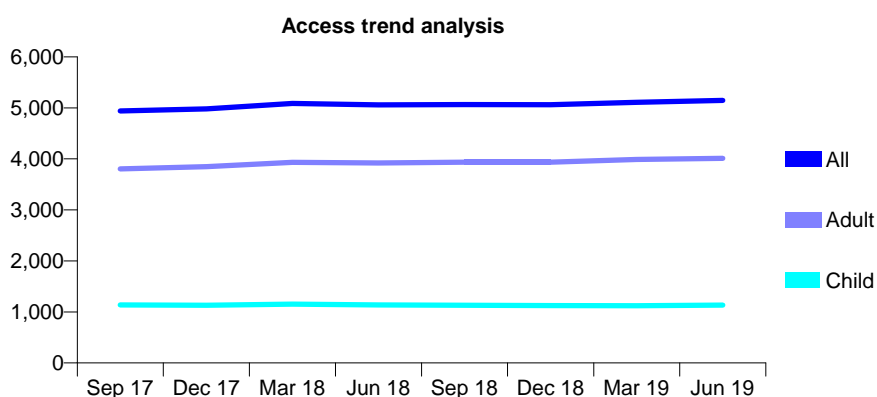
Q46 - Vital Signs At a Glance Contract Report for 321508/0001 - June 2019

Name or company name	Ainsworth Milne
Contract type name	GDS Contract
Purpose of contract	General
Contract start date	01/04/2006
Contract end date	

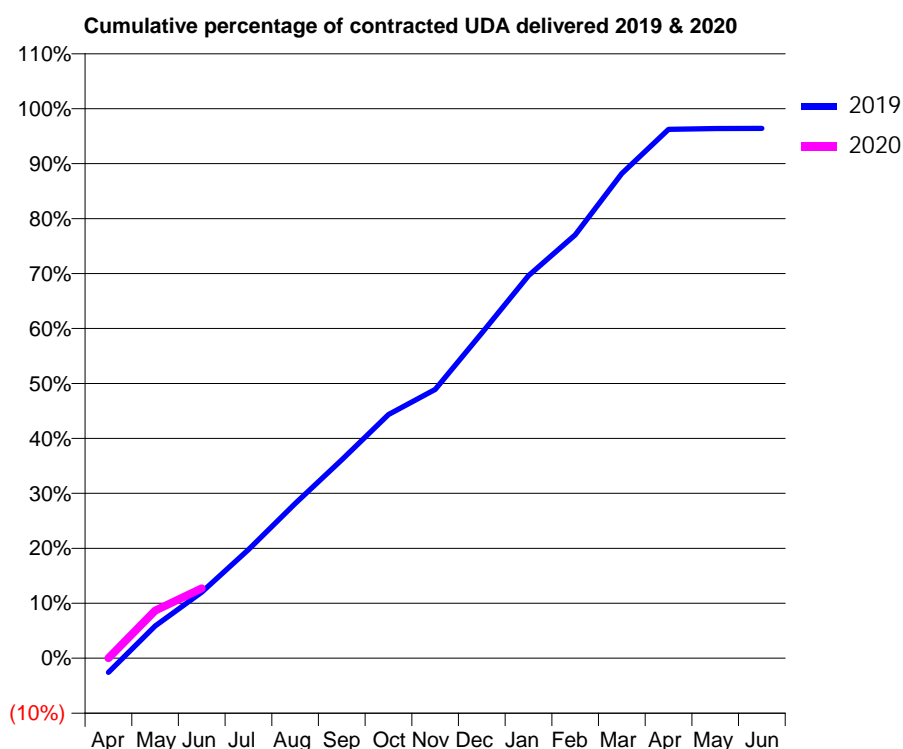
19/20 Contracted general activity (UDA)	16,065
Carry forward general activity (UDA)	0
19/20 Contracted orthodontic activity (UOA)	0
Carry forward orthodontic activity (UOA)	0
Baseline contract value	£569,183.51

ACCESS*

Patients seen in 24 months	Total	Change since previous quarter
Quarter ending June 2018	5,058	
Quarter ending September 2018	5,066	→
Quarter ending December 2018	5,062	→
Quarter ending March 2019	5,110	→
Quarter ending June 2019	5,147	→
Variance since June 2018	1.8%	→



ACTIVITY



Month	2019	2020
April	-402	0
May	908	1,393
June	1,860	2,043
July	3,056	
August	4,358	
September	5,583	
October	6,859	
November	7,565	
December	9,150	
January	10,769	
February	11,916	
March	13,642	
April	14,887	
May	14,910	
June	14,911	

QUALITY

	Quantity	Base Number	Contract	AT	Region	England
% of FP17s for the same patient ID Re-attending within 3 months - Children	42	358	11.7%	11.4%	12.1%	11.4%
% of FP17s for the same patient ID Re-attending within 3 months - Adults	236	1,250	18.9%	16.1%	15.6%	15.4%
% of FP17s for the same patient ID Re-attending between 3 & 9 months - Children	190	358	53.1%	59.4%	61.2%	59.8%
% of FP17s for the same patient ID Re-attending between 3 & 9 months - Adults	598	1,250	47.8%	52.1%	54.5%	52.1%
% of FP17s for Band 1 Urgent Courses	126	1,040	12.1%	10.5%	9.1%	9.2%
% of FP17s Relating to Free Repair or Replacements	8	1,040	0.8%	0.8%	1.0%	0.7%
% of FP17s Relating to Continuations	18	1,040	1.7%	0.9%	1.0%	0.8%
% of Patients satisfied with the dentistry they have received	4	4	N/A	93.0%	94.2%	93.4%
% of Patients satisfied with the time they had to wait for an appointment	3	4	N/A	87.4%	88.4%	87.6%

* This is based on patients treated on this contract for their most recent course of treatment.

Figures in italics indicate the base number of FP17s or Patient Questionnaire responses are less than 100. N/A is shown where the base number of responses is less than 10 during the period. % is calculated as Quantity/Base number*100

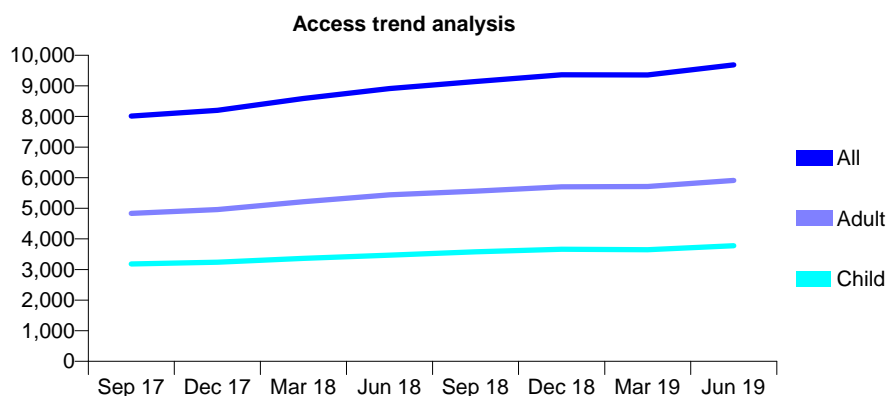
Q46 - Vital Signs At a Glance Contract Report for 322946/0001 - June 2019

Name or company name	MR MA SOMERVILLE
Contract type name	GDS Contract
Purpose of contract	General
Contract start date	01/04/2006
Contract end date	

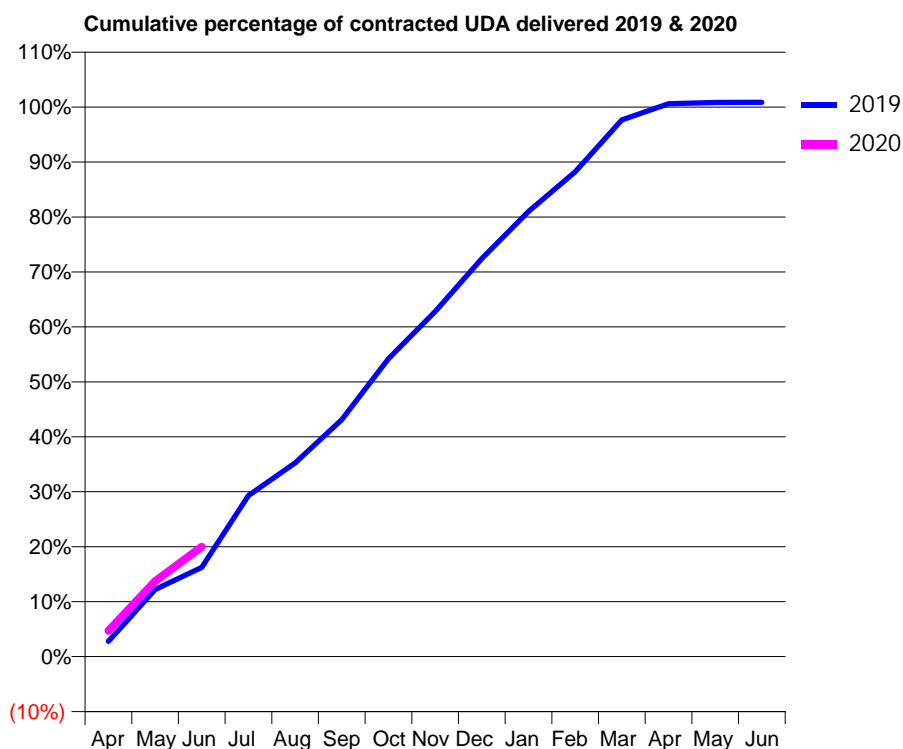
19/20 Contracted general activity (UDA)	22,740
Carry forward general activity (UDA)	0
19/20 Contracted orthodontic activity (UOA)	0
Carry forward orthodontic activity (UOA)	0
Baseline contract value	£691,513.46

ACCESS*

Patients seen in 24 months	Total	Change since previous quarter
Quarter ending June 2018	8,911	
Quarter ending September 2018	9,142	↑
Quarter ending December 2018	9,362	↑
Quarter ending March 2019	9,359	→
Quarter ending June 2019	9,689	↑
Variance since June 2018	8.7%	↑



ACTIVITY



Month	Adjusted Scheduled Activity (UDA)	
	2019	2020
April	634	1,068
May	2,780	3,124
June	3,692	4,549
July	6,669	
August	8,015	
September	9,801	
October	12,323	
November	14,278	
December	16,471	
January	18,420	
February	20,061	
March	22,210	
April	22,875	
May	22,932	
June	22,934	

QUALITY

	Quantity	Base Number	Contract	AT	Region	England
% of FP17s for the same patient ID Re-attending within 3 months - Children	132	1,271	10.4%	11.4%	12.1%	11.4%
% of FP17s for the same patient ID Re-attending within 3 months - Adults	404	1,723	23.4%	16.1%	15.6%	15.4%
% of FP17s for the same patient ID Re-attending between 3 & 9 months - Children	640	1,271	50.4%	59.4%	61.2%	59.8%
% of FP17s for the same patient ID Re-attending between 3 & 9 months - Adults	656	1,723	38.1%	52.1%	54.5%	52.1%
% of FP17s for Band 1 Urgent Courses	279	2,048	13.6%	10.5%	9.1%	9.2%
% of FP17s Relating to Free Repair or Replacements	17	2,048	0.8%	0.8%	1.0%	0.7%
% of FP17s Relating to Continuations	7	2,048	0.3%	0.9%	1.0%	0.8%
% of Patients satisfied with the dentistry they have received	1	1	N/A	93.0%	94.2%	93.4%
% of Patients satisfied with the time they had to wait for an appointment	1	1	N/A	87.4%	88.4%	87.6%

* This is based on patients treated on this contract for their most recent course of treatment. Figures in italics indicate the base number of FP17s or Patient Questionnaire responses are less than 100. N/A is shown where the base number of responses is less than 10 during the period. % is calculated as Quantity/Base number*100

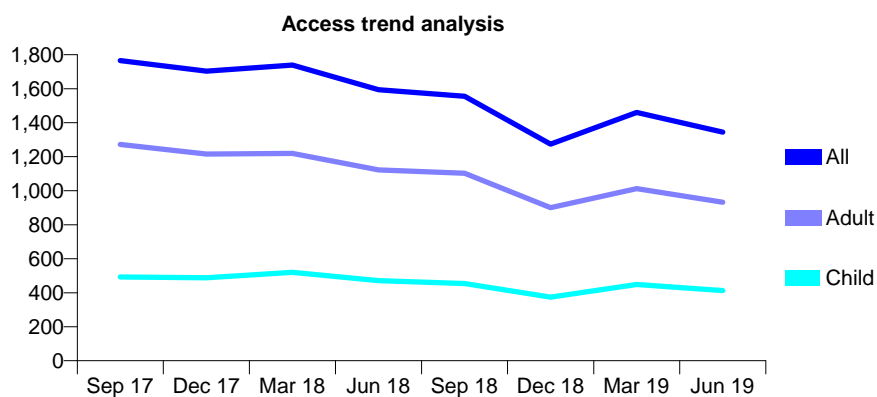
Q46 - Vital Signs At a Glance Contract Report for 323756/0001 - June 2019

Name or company name	Mr M Mahmood
Contract type name	GDS Contract
Purpose of contract	General
Contract start date	01/04/2006
Contract end date	

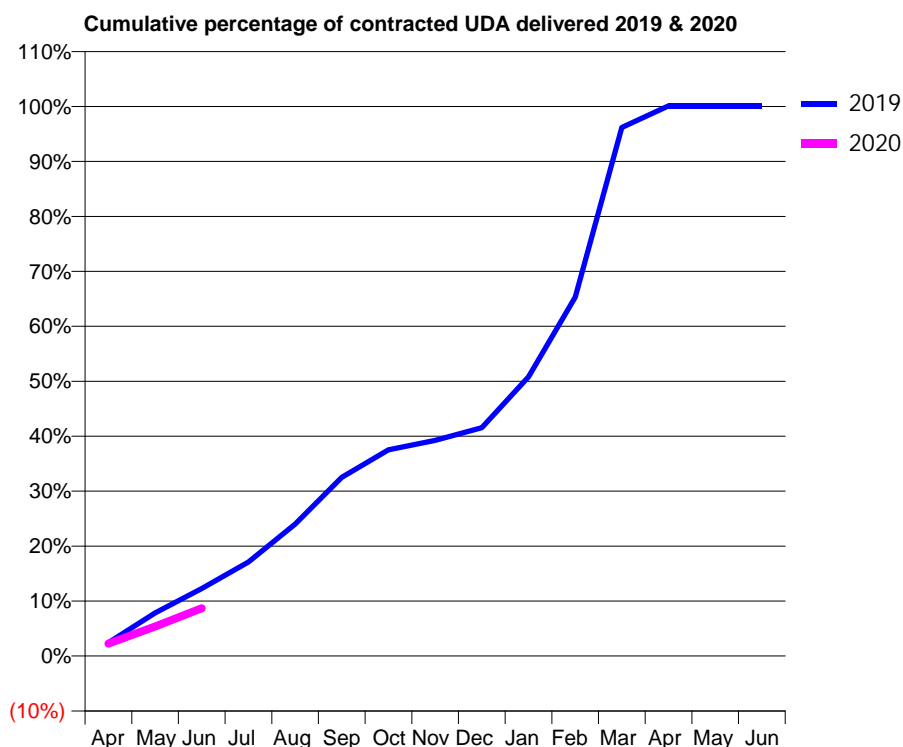
19/20 Contracted general activity (UDA)	4,610
Carry forward general activity (UDA)	0
19/20 Contracted orthodontic activity (UOA)	0
Carry forward orthodontic activity (UOA)	0
Baseline contract value	£117,227.08

ACCESS*

Patients seen in 24 months	Total	Change since previous quarter
Quarter ending June 2018	1,594	
Quarter ending September 2018	1,556	↓
Quarter ending December 2018	1,274	↓
Quarter ending March 2019	1,460	↑
Quarter ending June 2019	1,345	↓
Variance since June 2018	(15.6%)	↓



ACTIVITY



Month	Adjusted Scheduled Activity (UDA)	
	2019	2020
April	113	105
May	362	248
June	566	401
July	790	
August	1,107	
September	1,498	
October	1,730	
November	1,809	
December	1,916	
January	2,342	
February	3,011	
March	4,434	
April	4,615	
May	4,615	
June	4,615	

QUALITY

	Quantity	Base Number	Contract	AT	Region	England
% of FP17s for the same patient ID Re-attending within 3 months - Children	4	52	7.7%	11.4%	12.1%	11.4%
% of FP17s for the same patient ID Re-attending within 3 months - Adults	15	148	10.1%	16.1%	15.6%	15.4%
% of FP17s for the same patient ID Re-attending between 3 & 9 months - Children	9	52	17.3%	59.4%	61.2%	59.8%
% of FP17s for the same patient ID Re-attending between 3 & 9 months - Adults	15	148	10.1%	52.1%	54.5%	52.1%
% of FP17s for Band 1 Urgent Courses	19	157	12.1%	10.5%	9.1%	9.2%
% of FP17s Relating to Free Repair or Replacements	2	157	1.3%	0.8%	1.0%	0.7%
% of FP17s Relating to Continuations	3	157	1.9%	0.9%	1.0%	0.8%
% of Patients satisfied with the dentistry they have received	0	0	N/A	93.0%	94.2%	93.4%
% of Patients satisfied with the time they had to wait for an appointment	0	0	N/A	87.4%	88.4%	87.6%

* This is based on patients treated on this contract for their most recent course of treatment. Figures in italics indicate the base number of FP17s or Patient Questionnaire responses are less than 100. N/A is shown where the base number of responses is less than 10 during the period. % is calculated as Quantity/Base number*100

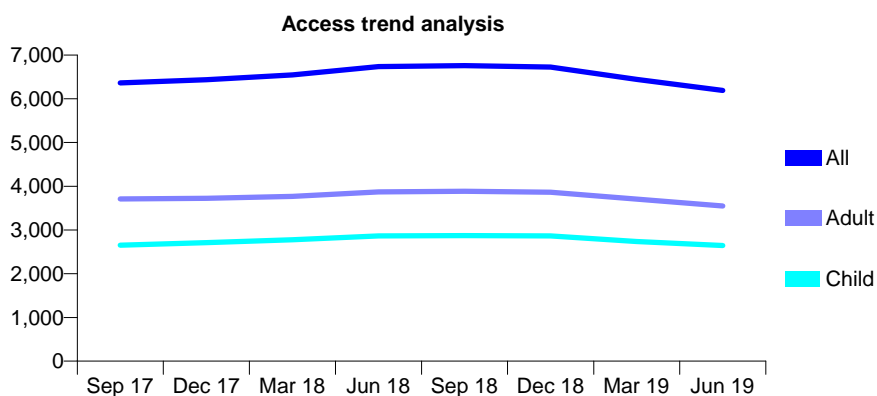
Q46 - Vital Signs At a Glance Contract Report for 323772/0001 - June 2019

Name or company name	MRS S KAYANI
Contract type name	GDS Contract
Purpose of contract	General
Contract start date	01/04/2006
Contract end date	

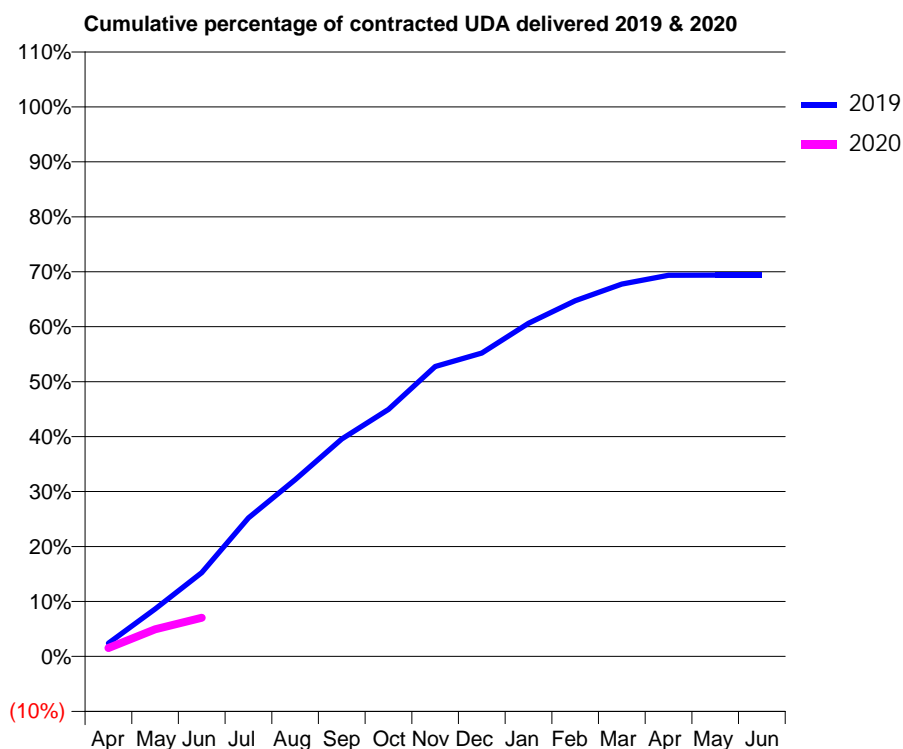
19/20 Contracted general activity (UDA)	25,832
Carry forward general activity (UDA)	0
19/20 Contracted orthodontic activity (UOA)	0
Carry forward orthodontic activity (UOA)	0
Baseline contract value	£647,184.71

ACCESS*

Patients seen in 24 months	Total	Change since previous quarter
Quarter ending June 2018	6,736	
Quarter ending September 2018	6,756	→
Quarter ending December 2018	6,727	→
Quarter ending March 2019	6,442	↓
Quarter ending June 2019	6,191	↓
Variance since June 2018	(8.1%)	↓



ACTIVITY



Month	2019	2020
April	622	395
May	2,227	1,276
June	3,937	1,823
July	6,509	
August	8,311	
September	10,221	
October	11,610	
November	13,624	
December	14,260	
January	15,660	
February	16,722	
March	17,502	
April	17,913	
May	17,926	
June	17,926	

QUALITY

	Quantity	Base Number	Contract	AT	Region	England
% of FP17s for the same patient ID Re-attending within 3 months - Children	38	524	7.3%	11.4%	12.1%	11.4%
% of FP17s for the same patient ID Re-attending within 3 months - Adults	146	708	20.6%	16.1%	15.6%	15.4%
% of FP17s for the same patient ID Re-attending between 3 & 9 months - Children	307	524	58.6%	59.4%	61.2%	59.8%
% of FP17s for the same patient ID Re-attending between 3 & 9 months - Adults	345	708	48.7%	52.1%	54.5%	52.1%
% of FP17s for Band 1 Urgent Courses	175	976	17.9%	10.5%	9.1%	9.2%
% of FP17s Relating to Free Repair or Replacements	4	976	0.4%	0.8%	1.0%	0.7%
% of FP17s Relating to Continuations	0	976	0.0%	0.9%	1.0%	0.8%
% of Patients satisfied with the dentistry they have received	0	0	N/A	93.0%	94.2%	93.4%
% of Patients satisfied with the time they had to wait for an appointment	0	0	N/A	87.4%	88.4%	87.6%

* This is based on patients treated on this contract for their most recent course of treatment. Figures in italics indicate the base number of FP17s or Patient Questionnaire responses are less than 100. N/A is shown where the base number of responses is less than 10 during the period. % is calculated as Quantity/Base number*100

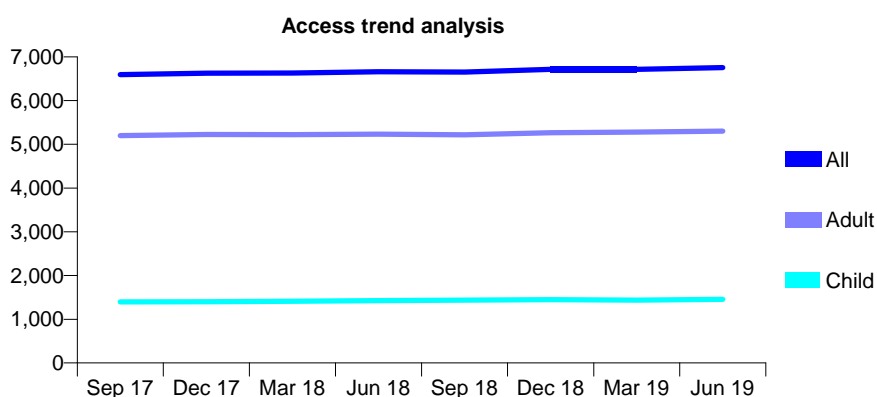
Q46 - Vital Signs At a Glance Contract Report for 324264/0001 - June 2019

Name or company name	Mr CM Burke
Contract type name	GDS Contract
Purpose of contract	General
Contract start date	01/04/2006
Contract end date	

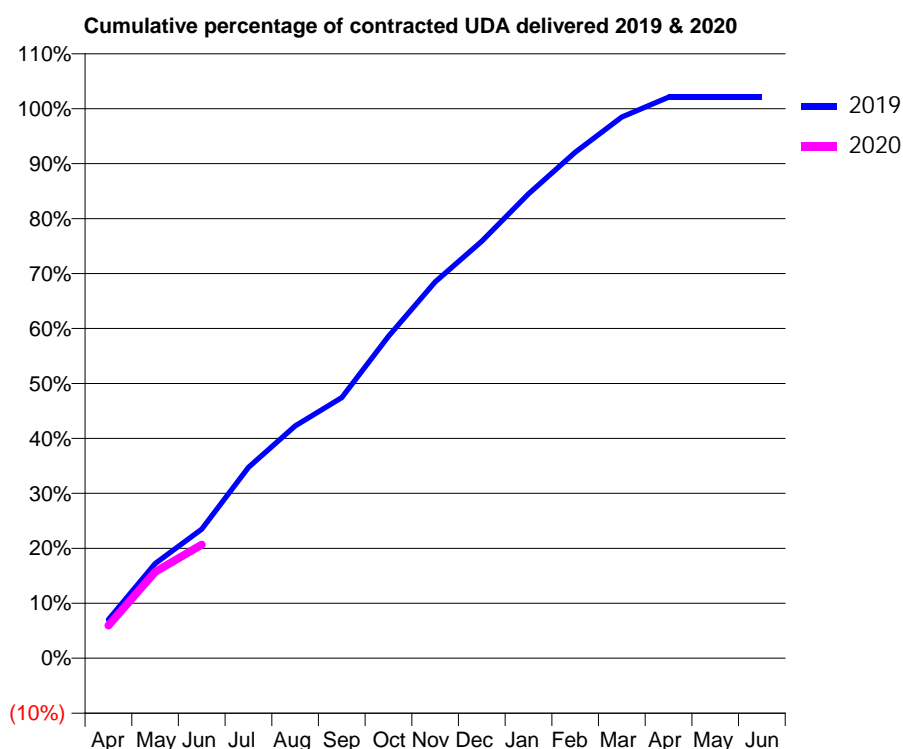
19/20 Contracted general activity (UDA)	19,026
Carry forward general activity (UDA)	0
19/20 Contracted orthodontic activity (UOA)	0
Carry forward orthodontic activity (UOA)	0
Baseline contract value	£555,404.26

ACCESS*

Patients seen in 24 months	Total	Change since previous quarter
Quarter ending June 2018	6,660	
Quarter ending September 2018	6,651	→
Quarter ending December 2018	6,714	→
Quarter ending March 2019	6,716	→
Quarter ending June 2019	6,755	→
Variance since June 2018	1.4%	→



ACTIVITY



Month	2019	2020
April	1,339	1,133
May	3,281	2,991
June	4,470	3,930
July	6,609	
August	8,041	
September	9,023	
October	11,141	
November	13,032	
December	14,435	
January	16,076	
February	17,521	
March	18,738	
April	19,420	
May	19,421	
June	19,421	

QUALITY

	Quantity	Base Number	Contract	AT	Region	England
% of FP17s for the same patient ID Re-attending within 3 months - Children	54	617	8.8%	11.4%	12.1%	11.4%
% of FP17s for the same patient ID Re-attending within 3 months - Adults	237	2,148	11.0%	16.1%	15.6%	15.4%
% of FP17s for the same patient ID Re-attending between 3 & 9 months - Children	440	617	71.3%	59.4%	61.2%	59.8%
% of FP17s for the same patient ID Re-attending between 3 & 9 months - Adults	1,516	2,148	70.6%	52.1%	54.5%	52.1%
% of FP17s for Band 1 Urgent Courses	97	2,311	4.2%	10.5%	9.1%	9.2%
% of FP17s Relating to Free Repair or Replacements	11	2,311	0.5%	0.8%	1.0%	0.7%
% of FP17s Relating to Continuations	22	2,311	1.0%	0.9%	1.0%	0.8%
% of Patients satisfied with the dentistry they have received	2	2	N/A	93.0%	94.2%	93.4%
% of Patients satisfied with the time they had to wait for an appointment	2	2	N/A	87.4%	88.4%	87.6%

* This is based on patients treated on this contract for their most recent course of treatment.

Figures in italics indicate the base number of FP17s or Patient Questionnaire responses are less than 100. N/A is shown where the base number of responses is less than 10 during the period. % is calculated as Quantity/Base number*100

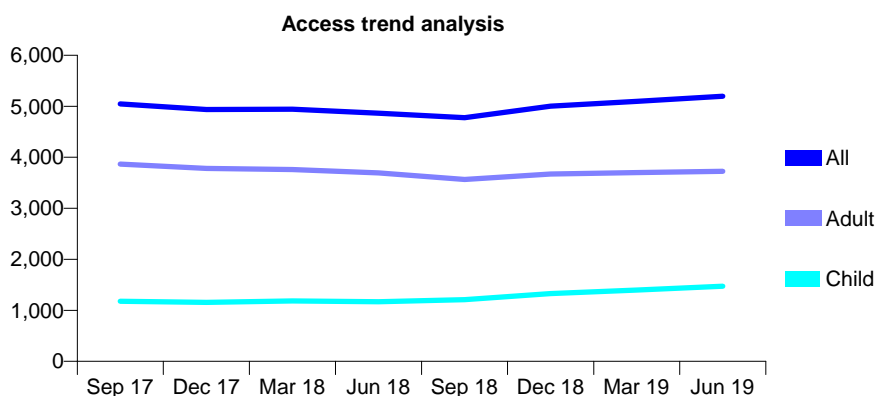
Q46 - Vital Signs At a Glance Contract Report for 324582/0001 - June 2019

Name or company name	Mushtaq and Uddin
Contract type name	GDS Contract
Purpose of contract	General
Contract start date	01/04/2006
Contract end date	

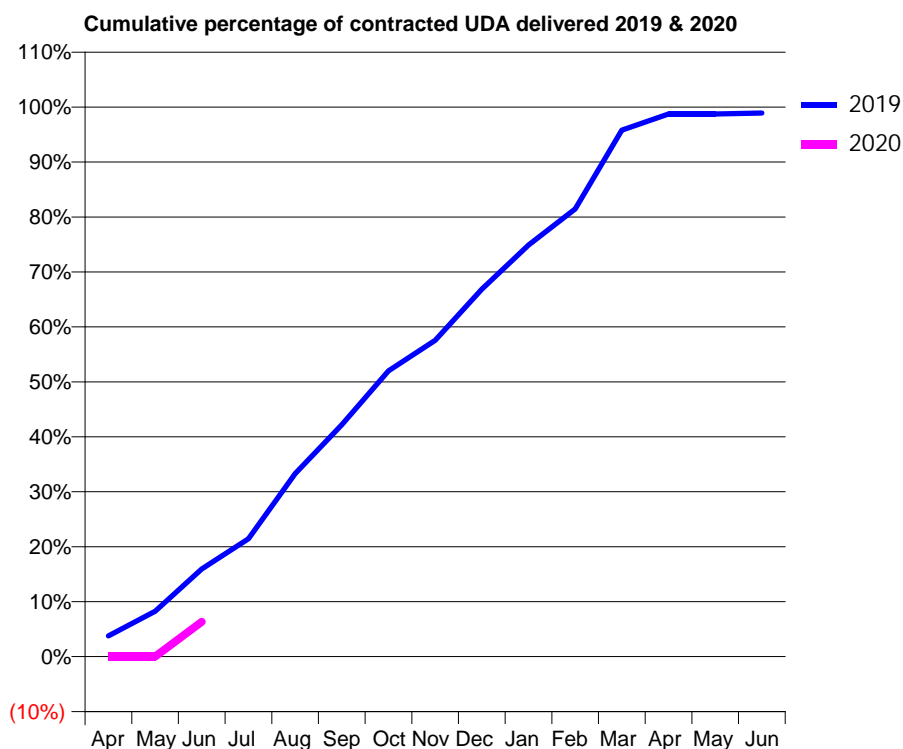
19/20 Contracted general activity (UDA)	15,979
Carry forward general activity (UDA)	0
19/20 Contracted orthodontic activity (UOA)	0
Carry forward orthodontic activity (UOA)	0
Baseline contract value	£477,636.22

ACCESS*

Patients seen in 24 months	Total	Change since previous quarter
Quarter ending June 2018	4,863	
Quarter ending September 2018	4,774	↓
Quarter ending December 2018	5,002	↑
Quarter ending March 2019	5,097	→
Quarter ending June 2019	5,197	→
Variance since June 2018	6.9%	↑



ACTIVITY



Month	Adjusted Scheduled Activity (UDA)	
	2019	2020
April	603	0
May	1,321	0
June	2,550	1,015
July	3,428	
August	5,322	
September	6,743	
October	8,308	
November	9,200	
December	10,681	
January	11,969	
February	13,021	
March	15,307	
April	15,776	
May	15,776	
June	15,805	

QUALITY

	Quantity	Base Number	Contract	AT	Region	England
% of FP17s for the same patient ID Re-attending within 3 months - Children	14	297	4.7%	11.4%	12.1%	11.4%
% of FP17s for the same patient ID Re-attending within 3 months - Adults	82	675	12.1%	16.1%	15.6%	15.4%
% of FP17s for the same patient ID Re-attending between 3 & 9 months - Children	177	297	59.6%	59.4%	61.2%	59.8%
% of FP17s for the same patient ID Re-attending between 3 & 9 months - Adults	418	675	61.9%	52.1%	54.5%	52.1%
% of FP17s for Band 1 Urgent Courses	39	498	7.8%	10.5%	9.1%	9.2%
% of FP17s Relating to Free Repair or Replacements	6	498	1.2%	0.8%	1.0%	0.7%
% of FP17s Relating to Continuations	0	498	0.0%	0.9%	1.0%	0.8%
% of Patients satisfied with the dentistry they have received	2	2	N/A	93.0%	94.2%	93.4%
% of Patients satisfied with the time they had to wait for an appointment	2	2	N/A	87.4%	88.4%	87.6%

* This is based on patients treated on this contract for their most recent course of treatment. Figures in italics indicate the base number of FP17s or Patient Questionnaire responses are less than 100. N/A is shown where the base number of responses is less than 10 during the period. % is calculated as Quantity/Base number*100

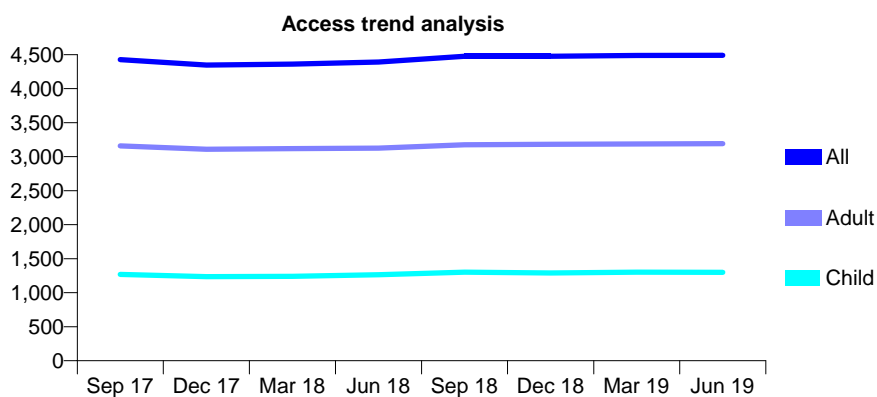
Q46 - Vital Signs At a Glance Contract Report for 325120/0001 - June 2019

Name or company name	MR JC SLATTERY
Contract type name	GDS Contract
Purpose of contract	General
Contract start date	01/04/2006
Contract end date	

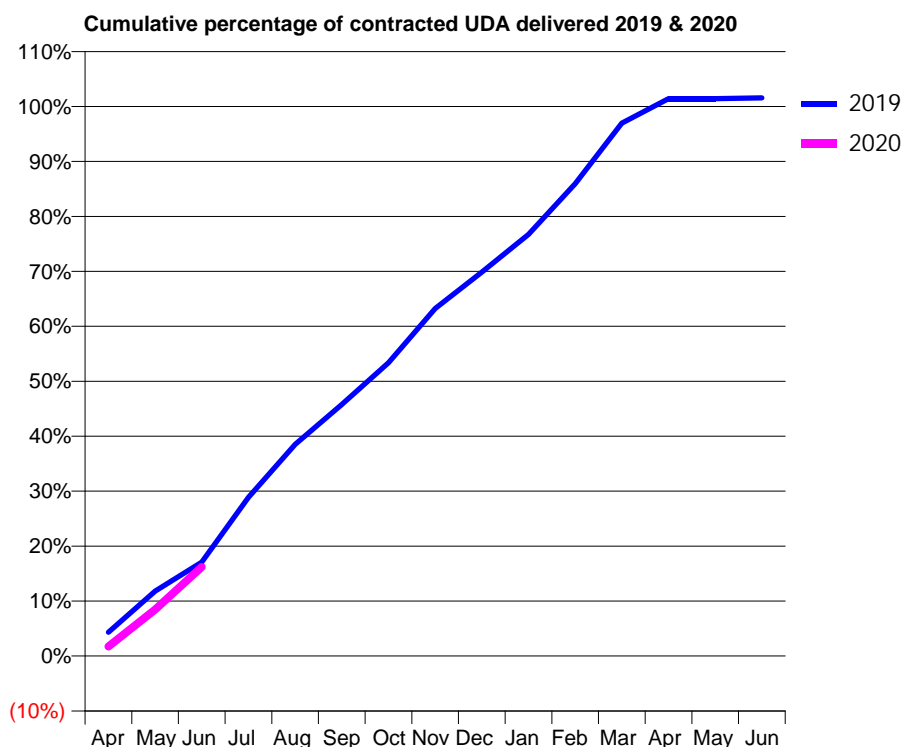
19/20 Contracted general activity (UDA)	14,365
Carry forward general activity (UDA)	0
19/20 Contracted orthodontic activity (UOA)	0
Carry forward orthodontic activity (UOA)	0
Baseline contract value	£387,512.24

ACCESS*

Patients seen in 24 months	Total	Change since previous quarter
Quarter ending June 2018	4,392	
Quarter ending September 2018	4,477	→
Quarter ending December 2018	4,475	→
Quarter ending March 2019	4,489	→
Quarter ending June 2019	4,492	→
Variance since June 2018	2.3%	↑



ACTIVITY



Month	Adjusted Scheduled Activity (UDA)	
	2019	2020
April	624	249
May	1,694	1,214
June	2,451	2,327
July	4,146	
August	5,534	
September	6,571	
October	7,666	
November	9,082	
December	10,034	
January	11,020	
February	12,347	
March	13,927	
April	14,571	
May	14,571	
June	14,591	

QUALITY

	Quantity	Base Number	Contract	AT	Region	England
% of FP17s for the same patient ID Re-attending within 3 months - Children	30	367	8.2%	11.4%	12.1%	11.4%
% of FP17s for the same patient ID Re-attending within 3 months - Adults	114	840	13.6%	16.1%	15.6%	15.4%
% of FP17s for the same patient ID Re-attending between 3 & 9 months - Children	175	367	47.7%	59.4%	61.2%	59.8%
% of FP17s for the same patient ID Re-attending between 3 & 9 months - Adults	403	840	48.0%	52.1%	54.5%	52.1%
% of FP17s for Band 1 Urgent Courses	131	936	14.0%	10.5%	9.1%	9.2%
% of FP17s Relating to Free Repair or Replacements	9	936	1.0%	0.8%	1.0%	0.7%
% of FP17s Relating to Continuations	14	936	1.5%	0.9%	1.0%	0.8%
% of Patients satisfied with the dentistry they have received	0	0	N/A	93.0%	94.2%	93.4%
% of Patients satisfied with the time they had to wait for an appointment	0	0	N/A	87.4%	88.4%	87.6%

* This is based on patients treated on this contract for their most recent course of treatment. Figures in italics indicate the base number of FP17s or Patient Questionnaire responses are less than 100. N/A is shown where the base number of responses is less than 10 during the period. % is calculated as Quantity/Base number*100

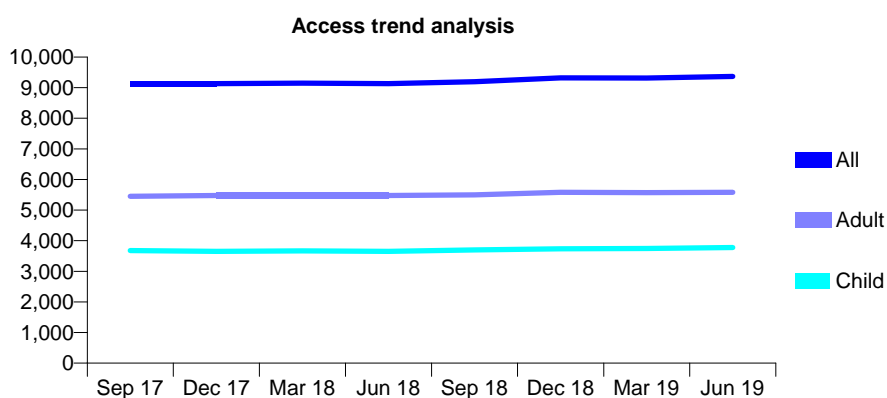
Q46 - Vital Signs At a Glance Contract Report for 326453/0001 - June 2019

Name or company name	Dr I Saleem & Colleagues Dental Practice
Contract type name	GDS Contract
Purpose of contract	General
Contract start date	01/04/2006
Contract end date	

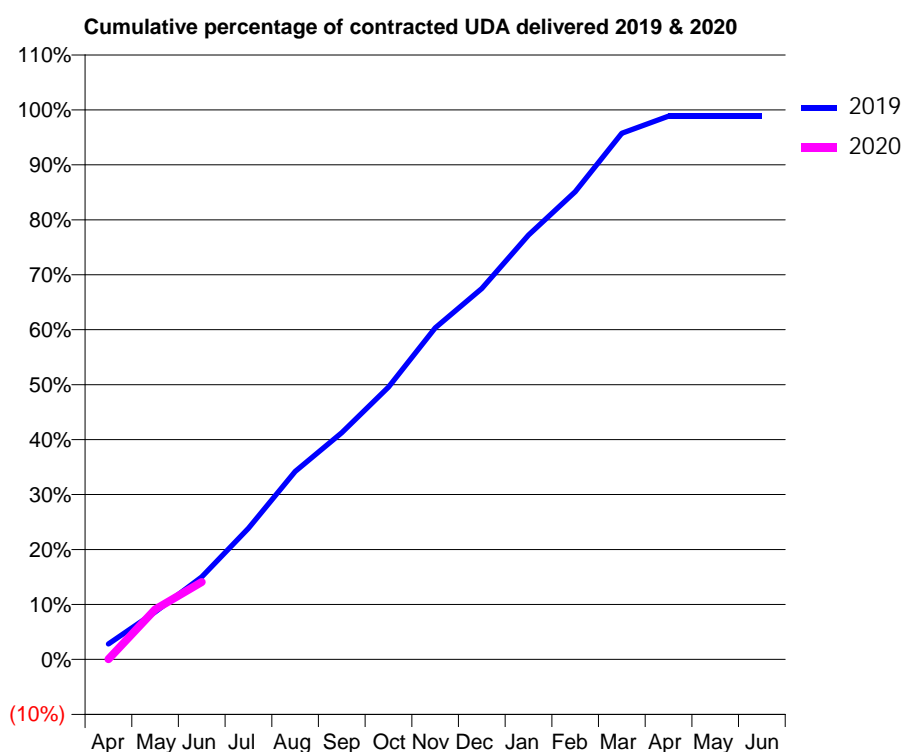
19/20 Contracted general activity (UDA)	20,139
Carry forward general activity (UDA)	0
19/20 Contracted orthodontic activity (UOA)	0
Carry forward orthodontic activity (UOA)	0
Baseline contract value	£691,110.82

ACCESS*

Patients seen in 24 months	Total	Change since previous quarter
Quarter ending June 2018	9,131	
Quarter ending September 2018	9,195	→
Quarter ending December 2018	9,318	→
Quarter ending March 2019	9,315	→
Quarter ending June 2019	9,366	→
Variance since June 2018	2.6%	↑



ACTIVITY



Adjusted Scheduled Activity (UDA)		
Month	2019	2020
April	568	7
May	1,738	1,834
June	3,023	2,838
July	4,806	
August	6,887	
September	8,308	
October	9,979	
November	12,146	
December	13,596	
January	15,550	
February	17,141	
March	19,281	
April	19,906	
May	19,906	
June	19,906	

QUALITY

	Quantity	Base Number	Contract	AT	Region	England
% of FP17s for the same patient ID Re-attending within 3 months - Children	15	969	1.5%	11.4%	12.1%	11.4%
% of FP17s for the same patient ID Re-attending within 3 months - Adults	62	1,047	5.9%	16.1%	15.6%	15.4%
% of FP17s for the same patient ID Re-attending between 3 & 9 months - Children	518	969	53.5%	59.4%	61.2%	59.8%
% of FP17s for the same patient ID Re-attending between 3 & 9 months - Adults	465	1,047	44.4%	52.1%	54.5%	52.1%
% of FP17s for Band 1 Urgent Courses	44	1,470	3.0%	10.5%	9.1%	9.2%
% of FP17s Relating to Free Repair or Replacements	0	1,470	0.0%	0.8%	1.0%	0.7%
% of FP17s Relating to Continuations	4	1,470	0.3%	0.9%	1.0%	0.8%
% of Patients satisfied with the dentistry they have received	0	0	N/A	93.0%	94.2%	93.4%
% of Patients satisfied with the time they had to wait for an appointment	0	0	N/A	87.4%	88.4%	87.6%

* This is based on patients treated on this contract for their most recent course of treatment. Figures in italics indicate the base number of FP17s or Patient Questionnaire responses are less than 100. N/A is shown where the base number of responses is less than 10 during the period. % is calculated as Quantity/Base number*100

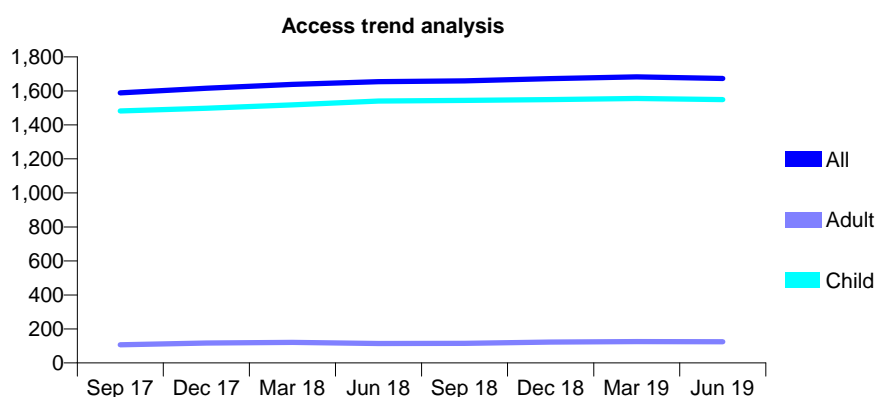
Q46 - Vital Signs At a Glance Contract Report for 329622/0001 - June 2019

Name or company name	MR SD HOWARTH
Contract type name	GDS Contract
Purpose of contract	General
Contract start date	01/04/2006
Contract end date	

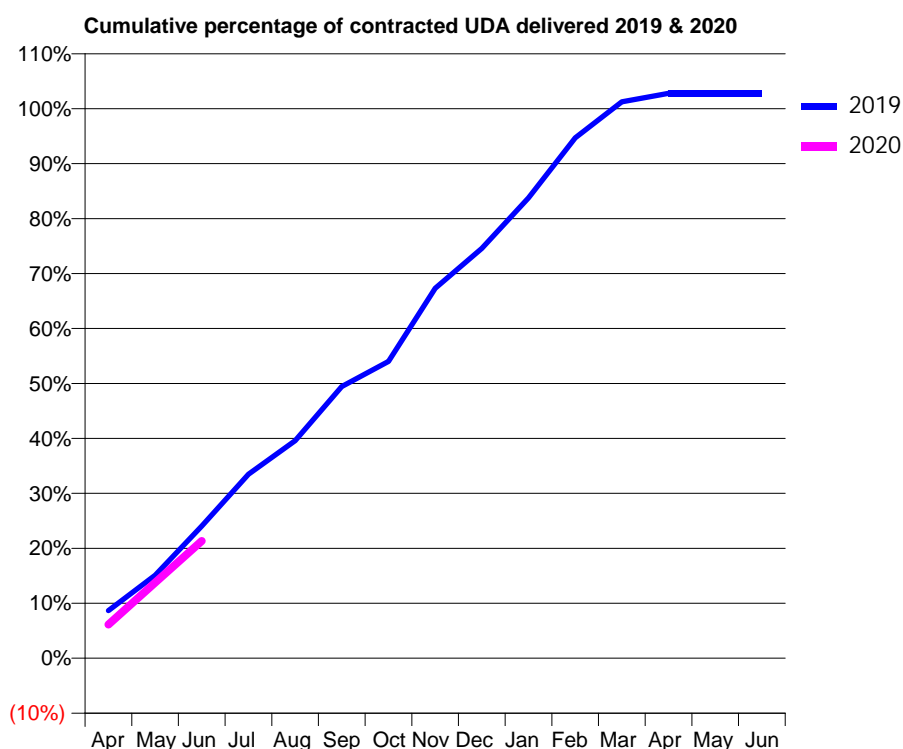
19/20 Contracted general activity (UDA)	3,000
Carry forward general activity (UDA)	0
19/20 Contracted orthodontic activity (UOA)	0
Carry forward orthodontic activity (UOA)	0
Baseline contract value	£75,914.31

ACCESS*

Patients seen in 24 months	Total	Change since previous quarter
Quarter ending June 2018	1,654	
Quarter ending September 2018	1,659	→
Quarter ending December 2018	1,672	→
Quarter ending March 2019	1,682	→
Quarter ending June 2019	1,673	→
Variance since June 2018	1.1%	→



ACTIVITY



Month	2019	2020
April	260	184
May	453	413
June	721	641
July	1,005	
August	1,188	
September	1,484	
October	1,620	
November	2,020	
December	2,237	
January	2,512	
February	2,840	
March	3,037	
April	3,083	
May	3,083	
June	3,083	

QUALITY

	Quantity	Base Number	Contract	AT	Region	England
% of FP17s for the same patient ID Re-attending within 3 months - Children	48	568	8.5%	11.4%	12.1%	11.4%
% of FP17s for the same patient ID Re-attending within 3 months - Adults	0	0	N/A	16.1%	15.6%	15.4%
% of FP17s for the same patient ID Re-attending between 3 & 9 months - Children	383	568	67.4%	59.4%	61.2%	59.8%
% of FP17s for the same patient ID Re-attending between 3 & 9 months - Adults	0	0	N/A	52.1%	54.5%	52.1%
% of FP17s for Band 1 Urgent Courses	23	534	4.3%	10.5%	9.1%	9.2%
% of FP17s Relating to Free Repair or Replacements	0	534	0.0%	0.8%	1.0%	0.7%
% of FP17s Relating to Continuations	0	534	0.0%	0.9%	1.0%	0.8%
% of Patients satisfied with the dentistry they have received	0	0	N/A	93.0%	94.2%	93.4%
% of Patients satisfied with the time they had to wait for an appointment	0	0	N/A	87.4%	88.4%	87.6%

* This is based on patients treated on this contract for their most recent course of treatment. Figures in italics indicate the base number of FP17s or Patient Questionnaire responses are less than 100. N/A is shown where the base number of responses is less than 10 during the period. % is calculated as Quantity/Base number*100

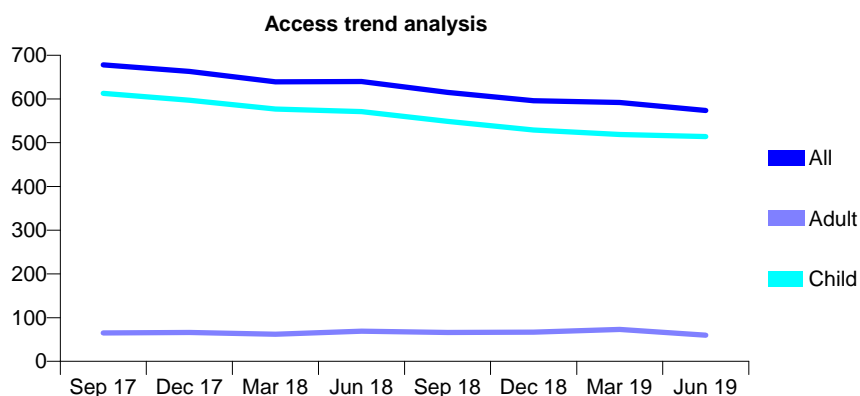
Q46 - Vital Signs At a Glance Contract Report for 333379/0001 - June 2019

Name or company name	MR AK JAIN
Contract type name	GDS Contract
Purpose of contract	General
Contract start date	01/04/2006
Contract end date	

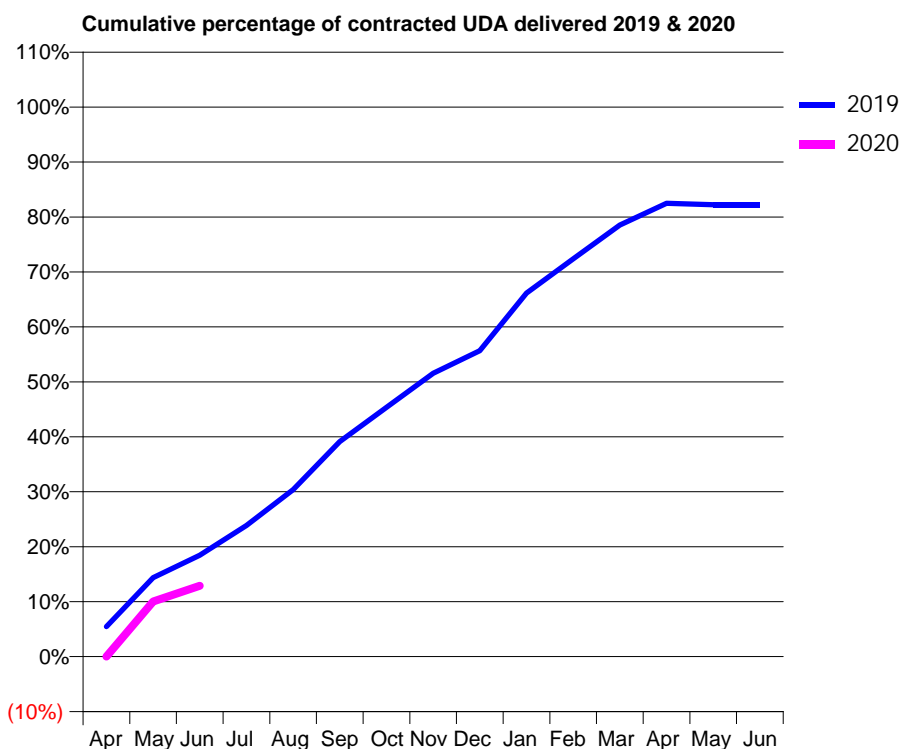
19/20 Contracted general activity (UDA)	1,535
Carry forward general activity (UDA)	0
19/20 Contracted orthodontic activity (UOA)	0
Carry forward orthodontic activity (UOA)	0
Baseline contract value	£38,842.82

ACCESS*

Patients seen in 24 months	Total	Change since previous quarter
Quarter ending June 2018	640	
Quarter ending September 2018	615	↓
Quarter ending December 2018	596	↓
Quarter ending March 2019	592	→
Quarter ending June 2019	574	↓
Variance since June 2018	(10.3%)	↓



ACTIVITY



Month	Adjusted Scheduled Activity (UDA)	
	2019	2020
April	84	0
May	221	154
June	283	198
July	366	
August	467	
September	601	
October	696	
November	791	
December	854	
January	1,016	
February	1,111	
March	1,205	
April	1,266	
May	1,262	
June	1,262	

QUALITY

	Quantity	Base Number	Contract	AT	Region	England
% of FP17s for the same patient ID Re-attending within 3 months - Children	4	156	2.6%	11.4%	12.1%	11.4%
% of FP17s for the same patient ID Re-attending within 3 months - Adults	0	4	0.0%	16.1%	15.6%	15.4%
% of FP17s for the same patient ID Re-attending between 3 & 9 months - Children	116	156	74.4%	59.4%	61.2%	59.8%
% of FP17s for the same patient ID Re-attending between 3 & 9 months - Adults	4	4	100.0%	52.1%	54.5%	52.1%
% of FP17s for Band 1 Urgent Courses	0	129	0.0%	10.5%	9.1%	9.2%
% of FP17s Relating to Free Repair or Replacements	0	129	0.0%	0.8%	1.0%	0.7%
% of FP17s Relating to Continuations	0	129	0.0%	0.9%	1.0%	0.8%
% of Patients satisfied with the dentistry they have received	0	0	N/A	93.0%	94.2%	93.4%
% of Patients satisfied with the time they had to wait for an appointment	0	0	N/A	87.4%	88.4%	87.6%

* This is based on patients treated on this contract for their most recent course of treatment. Figures in italics indicate the base number of FP17s or Patient Questionnaire responses are less than 100. N/A is shown where the base number of responses is less than 10 during the period. % is calculated as Quantity/Base number*100

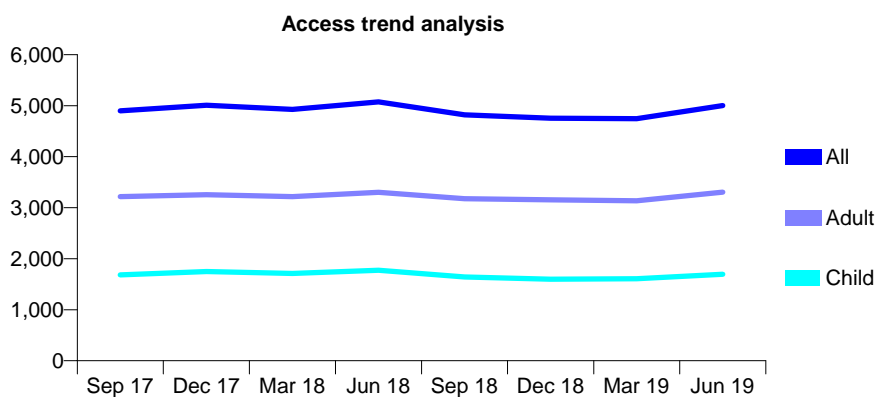
Q46 - Vital Signs At a Glance Contract Report for 336815/0001 - June 2019

Name or company name	MR S PATEL
Contract type name	GDS Contract
Purpose of contract	General
Contract start date	18/03/2010
Contract end date	

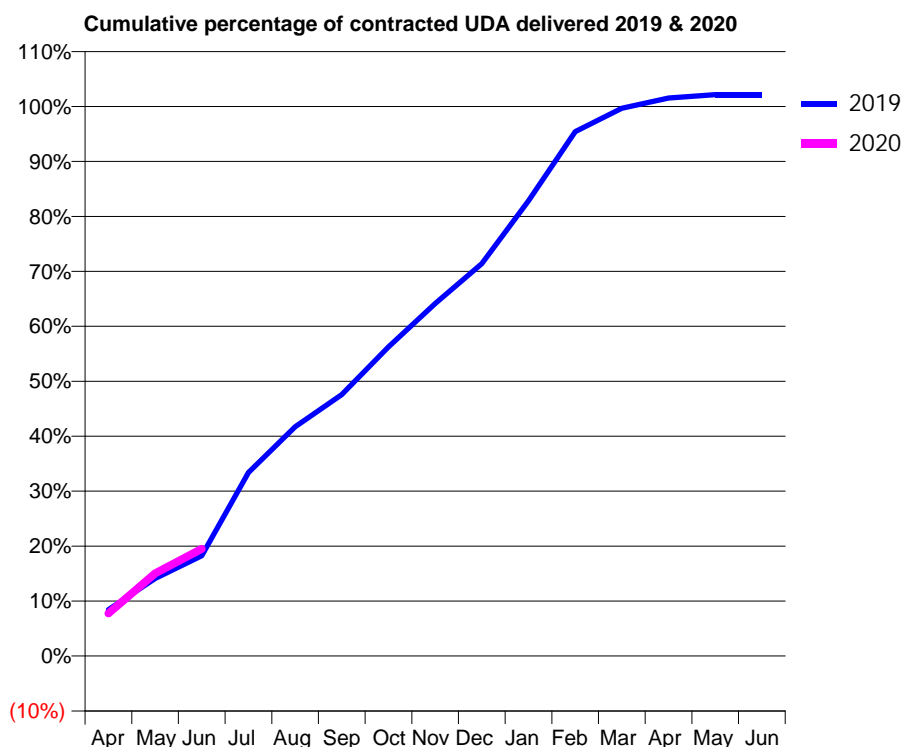
19/20 Contracted general activity (UDA)	11,938
Carry forward general activity (UDA)	0
19/20 Contracted orthodontic activity (UOA)	0
Carry forward orthodontic activity (UOA)	0
Baseline contract value	£338,646.87

ACCESS*

Patients seen in 24 months	Total	Change since previous quarter
Quarter ending June 2018	5,074	
Quarter ending September 2018	4,820	↓
Quarter ending December 2018	4,753	↓
Quarter ending March 2019	4,744	→
Quarter ending June 2019	5,002	↑
Variance since June 2018	(1.4%)	↓



ACTIVITY



Month	Adjusted Scheduled Activity (UDA)	
	2019	2020
April	1,007	928
May	1,683	1,798
June	2,176	2,326
July	3,987	
August	4,980	
September	5,679	
October	6,717	
November	7,657	
December	8,522	
January	9,888	
February	11,393	
March	11,898	
April	12,122	
May	12,195	
June	12,195	

QUALITY

	Quantity	Base Number	Contract	AT	Region	England
% of FP17s for the same patient ID Re-attending within 3 months - Children	61	664	9.2%	11.4%	12.1%	11.4%
% of FP17s for the same patient ID Re-attending within 3 months - Adults	201	1,166	17.2%	16.1%	15.6%	15.4%
% of FP17s for the same patient ID Re-attending between 3 & 9 months - Children	393	664	59.2%	59.4%	61.2%	59.8%
% of FP17s for the same patient ID Re-attending between 3 & 9 months - Adults	627	1,166	53.8%	52.1%	54.5%	52.1%
% of FP17s for Band 1 Urgent Courses	162	1,286	12.6%	10.5%	9.1%	9.2%
% of FP17s Relating to Free Repair or Replacements	6	1,286	0.5%	0.8%	1.0%	0.7%
% of FP17s Relating to Continuations	3	1,286	0.2%	0.9%	1.0%	0.8%
% of Patients satisfied with the dentistry they have received	1	1	N/A	93.0%	94.2%	93.4%
% of Patients satisfied with the time they had to wait for an appointment	1	1	N/A	87.4%	88.4%	87.6%

* This is based on patients treated on this contract for their most recent course of treatment. Figures in italics indicate the base number of FP17s or Patient Questionnaire responses are less than 100. N/A is shown where the base number of responses is less than 10 during the period. % is calculated as Quantity/Base number*100

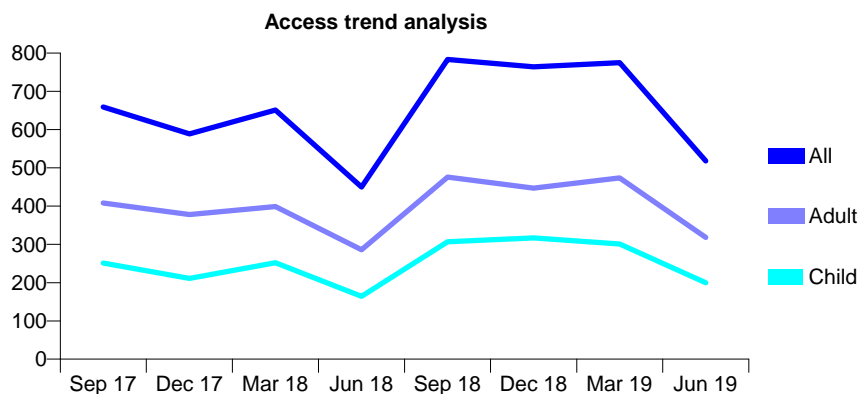
Q46 - Vital Signs At a Glance Contract Report for 336815/0002 - June 2019

Name or company name	MR S PATEL
Contract type name	GDS Contract
Purpose of contract	General
Contract start date	18/03/2010
Contract end date	

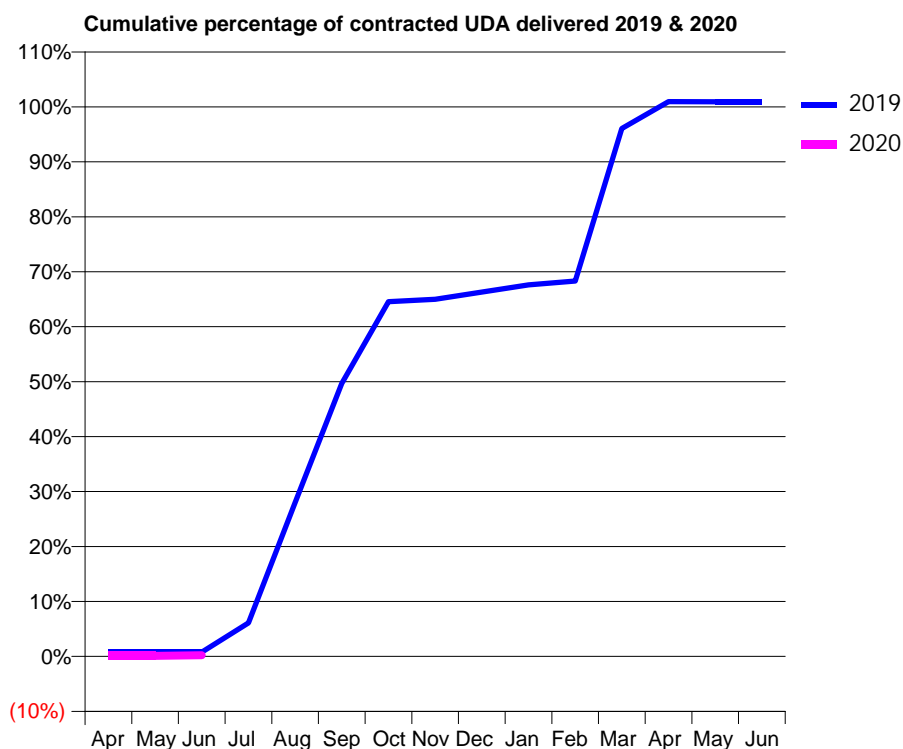
19/20 Contracted general activity (UDA)	1,900
Carry forward general activity (UDA)	0
19/20 Contracted orthodontic activity (UOA)	0
Carry forward orthodontic activity (UOA)	0
Baseline contract value	£46,010.55

ACCESS*

Patients seen in 24 months	Total	Change since previous quarter
Quarter ending June 2018	450	
Quarter ending September 2018	783	↑
Quarter ending December 2018	764	↓
Quarter ending March 2019	775	→
Quarter ending June 2019	518	↓
Variance since June 2018	15.1%	↑



ACTIVITY



Month	2019	2020
April	15	2
May	15	2
June	15	4
July	116	
August	533	
September	944	
October	1,226	
November	1,235	
December	1,259	
January	1,285	
February	1,298	
March	1,825	
April	1,918	
May	1,917	
June	1,917	

QUALITY

	Quantity	Base Number	Contract	AT	Region	England
% of FP17s for the same patient ID Re-attending within 3 months - Children	0	19	0.0%	11.4%	12.1%	11.4%
% of FP17s for the same patient ID Re-attending within 3 months - Adults	0	36	0.0%	16.1%	15.6%	15.4%
% of FP17s for the same patient ID Re-attending between 3 & 9 months - Children	1	19	5.3%	59.4%	61.2%	59.8%
% of FP17s for the same patient ID Re-attending between 3 & 9 months - Adults	2	36	5.6%	52.1%	54.5%	52.1%
% of FP17s for Band 1 Urgent Courses	1	4	25.0%	10.5%	9.1%	9.2%
% of FP17s Relating to Free Repair or Replacements	0	4	0.0%	0.8%	1.0%	0.7%
% of FP17s Relating to Continuations	0	4	0.0%	0.9%	1.0%	0.8%
% of Patients satisfied with the dentistry they have received	0	0	N/A	93.0%	94.2%	93.4%
% of Patients satisfied with the time they had to wait for an appointment	0	0	N/A	87.4%	88.4%	87.6%

* This is based on patients treated on this contract for their most recent course of treatment. Figures in italics indicate the base number of FP17s or Patient Questionnaire responses are less than 100. N/A is shown where the base number of responses is less than 10 during the period. % is calculated as Quantity/Base number*100

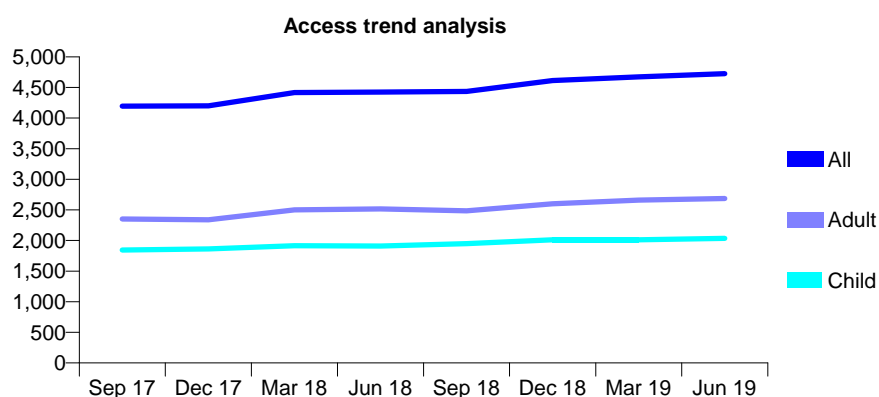
Q46 - Vital Signs At a Glance Contract Report for 339881/0001 - June 2019

Name or company name	MR S MIRTORABI
Contract type name	GDS Contract
Purpose of contract	General
Contract start date	01/04/2006
Contract end date	

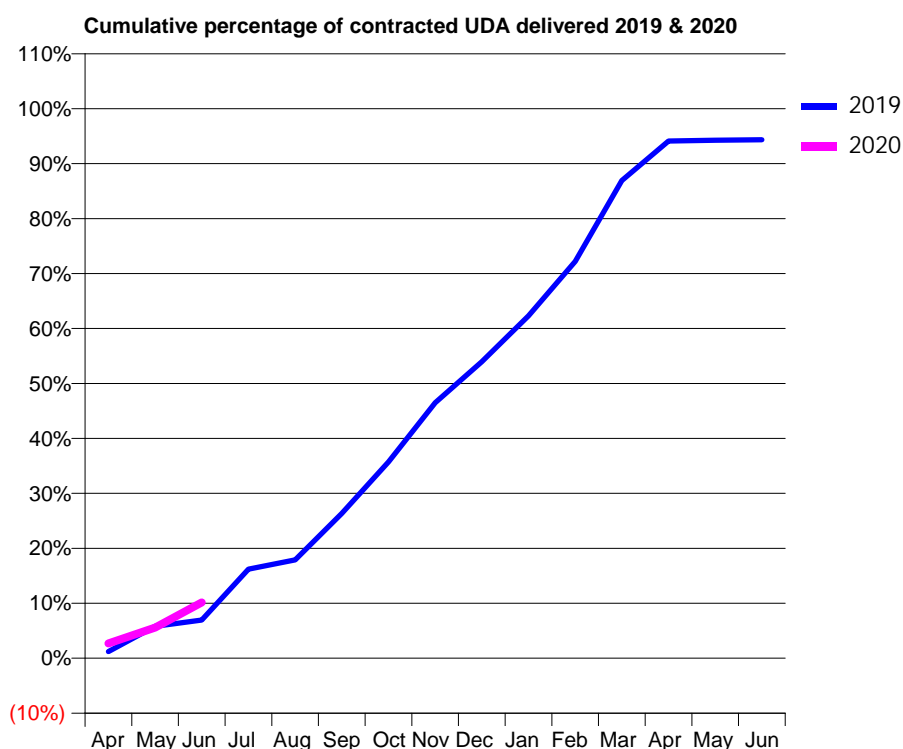
19/20 Contracted general activity (UDA)	10,570
Carry forward general activity (UDA)	0
19/20 Contracted orthodontic activity (UOA)	0
Carry forward orthodontic activity (UOA)	0
Baseline contract value	£346,126.19

ACCESS*

Patients seen in 24 months	Total	Change since previous quarter
Quarter ending June 2018	4,426	
Quarter ending September 2018	4,434	→
Quarter ending December 2018	4,614	↑
Quarter ending March 2019	4,673	→
Quarter ending June 2019	4,724	→
Variance since June 2018	6.7%	↑



ACTIVITY



Adjusted Scheduled Activity (UDA)		
Month	2019	2020
April	126	285
May	613	590
June	734	1,072
July	1,713	
August	1,893	
September	2,785	
October	3,776	
November	4,917	
December	5,704	
January	6,585	
February	7,631	
March	9,187	
April	9,949	
May	9,965	
June	9,972	

QUALITY

	Quantity	Base Number	Contract	AT	Region	England
% of FP17s for the same patient ID Re-attending within 3 months - Children	54	621	8.7%	11.4%	12.1%	11.4%
% of FP17s for the same patient ID Re-attending within 3 months - Adults	44	531	8.3%	16.1%	15.6%	15.4%
% of FP17s for the same patient ID Re-attending between 3 & 9 months - Children	342	621	55.1%	59.4%	61.2%	59.8%
% of FP17s for the same patient ID Re-attending between 3 & 9 months - Adults	188	531	35.4%	52.1%	54.5%	52.1%
% of FP17s for Band 1 Urgent Courses	37	574	6.4%	10.5%	9.1%	9.2%
% of FP17s Relating to Free Repair or Replacements	0	574	0.0%	0.8%	1.0%	0.7%
% of FP17s Relating to Continuations	4	574	0.7%	0.9%	1.0%	0.8%
% of Patients satisfied with the dentistry they have received	1	1	N/A	93.0%	94.2%	93.4%
% of Patients satisfied with the time they had to wait for an appointment	1	1	N/A	87.4%	88.4%	87.6%

* This is based on patients treated on this contract for their most recent course of treatment.

Figures in italics indicate the base number of FP17s or Patient Questionnaire responses are less than 100. N/A is shown where the base number of responses is less than 10 during the period. % is calculated as Quantity/Base number*100

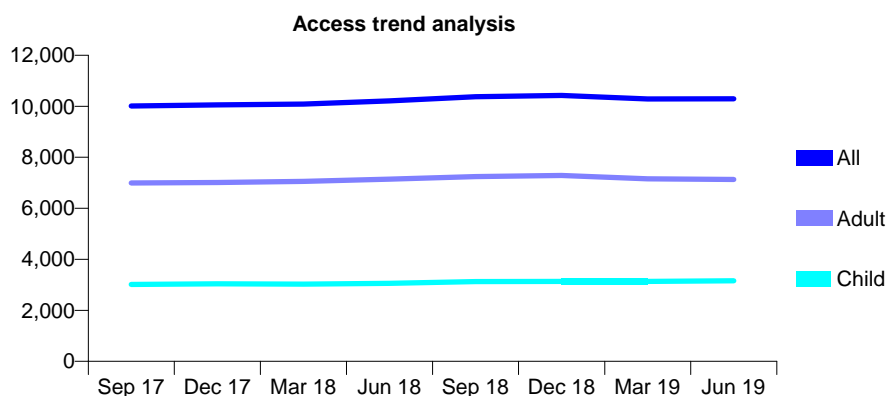
Q46 - Vital Signs At a Glance Contract Report for 342327/0001 - June 2019

Name or company name	MR MK MUSHTAQ
Contract type name	GDS Contract
Purpose of contract	General
Contract start date	01/04/2006
Contract end date	

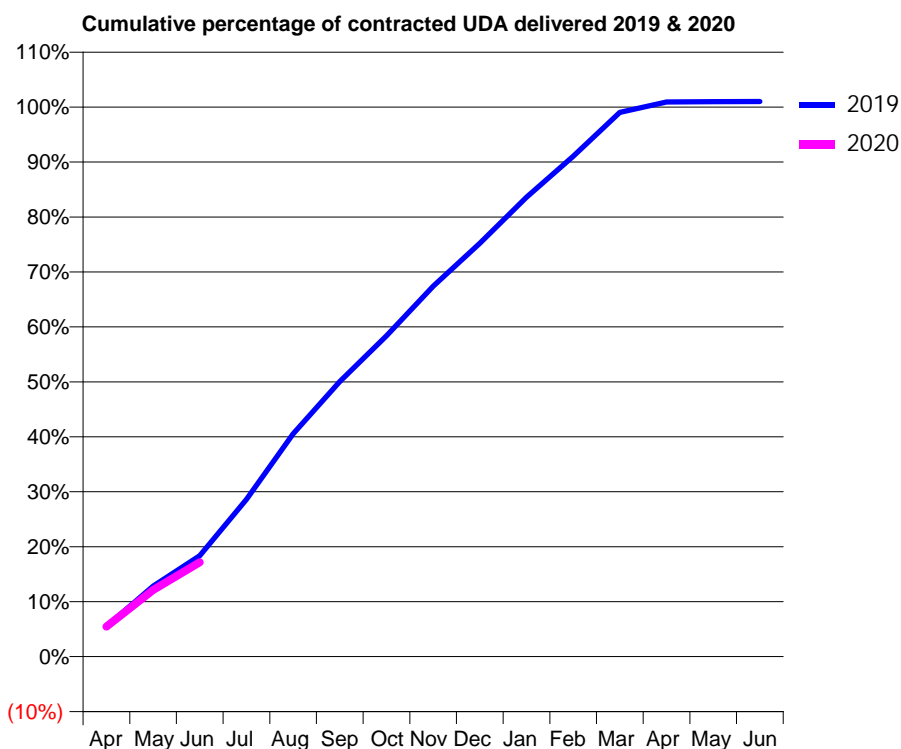
19/20 Contracted general activity (UDA)	22,660
Carry forward general activity (UDA)	0
19/20 Contracted orthodontic activity (UOA)	0
Carry forward orthodontic activity (UOA)	0
Baseline contract value	£621,386.31

ACCESS*

Patients seen in 24 months	Total	Change since previous quarter
Quarter ending June 2018	10,210	
Quarter ending September 2018	10,374	→
Quarter ending December 2018	10,421	→
Quarter ending March 2019	10,290	↓
Quarter ending June 2019	10,291	→
Variance since June 2018	0.8%	→



ACTIVITY



Month	Adjusted Scheduled Activity (UDA)	
	2019	2020
April	1,250	1,238
May	2,907	2,747
June	4,160	3,889
July	6,486	
August	9,194	
September	11,344	
October	13,227	
November	15,272	
December	17,043	
January	18,942	
February	20,635	
March	22,437	
April	22,866	
May	22,885	
June	22,888	

QUALITY

	Quantity	Base Number	Contract	AT	Region	England
% of FP17s for the same patient ID Re-attending within 3 months - Children	52	914	5.7%	11.4%	12.1%	11.4%
% of FP17s for the same patient ID Re-attending within 3 months - Adults	241	1,647	14.6%	16.1%	15.6%	15.4%
% of FP17s for the same patient ID Re-attending between 3 & 9 months - Children	510	914	55.8%	59.4%	61.2%	59.8%
% of FP17s for the same patient ID Re-attending between 3 & 9 months - Adults	731	1,647	44.4%	52.1%	54.5%	52.1%
% of FP17s for Band 1 Urgent Courses	153	2,000	7.7%	10.5%	9.1%	9.2%
% of FP17s Relating to Free Repair or Replacements	43	2,000	2.2%	0.8%	1.0%	0.7%
% of FP17s Relating to Continuations	4	2,000	0.2%	0.9%	1.0%	0.8%
% of Patients satisfied with the dentistry they have received	3	3	N/A	93.0%	94.2%	93.4%
% of Patients satisfied with the time they had to wait for an appointment	1	3	N/A	87.4%	88.4%	87.6%

* This is based on patients treated on this contract for their most recent course of treatment. Figures in italics indicate the base number of FP17s or Patient Questionnaire responses are less than 100. N/A is shown where the base number of responses is less than 10 during the period. % is calculated as Quantity/Base number*100

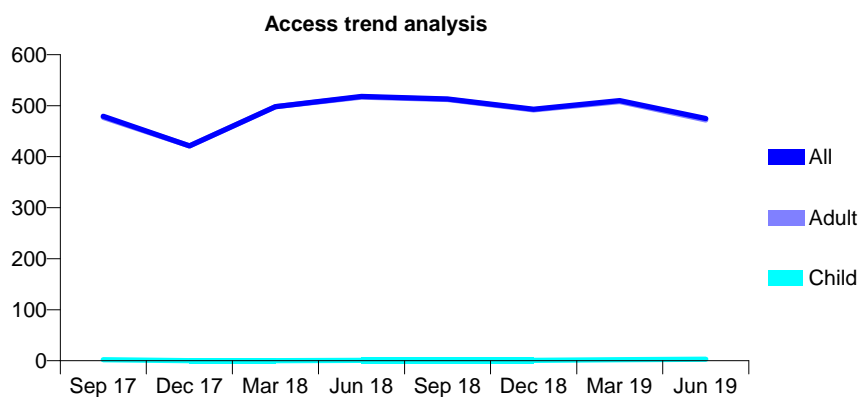
Q46 - Vital Signs At a Glance Contract Report for 342327/0002 - June 2019

Name or company name	MR MK MUSHTAQ
Contract type name	PDS Contract
Purpose of contract	General
Contract start date	01/04/2013
Contract end date	31/03/2020

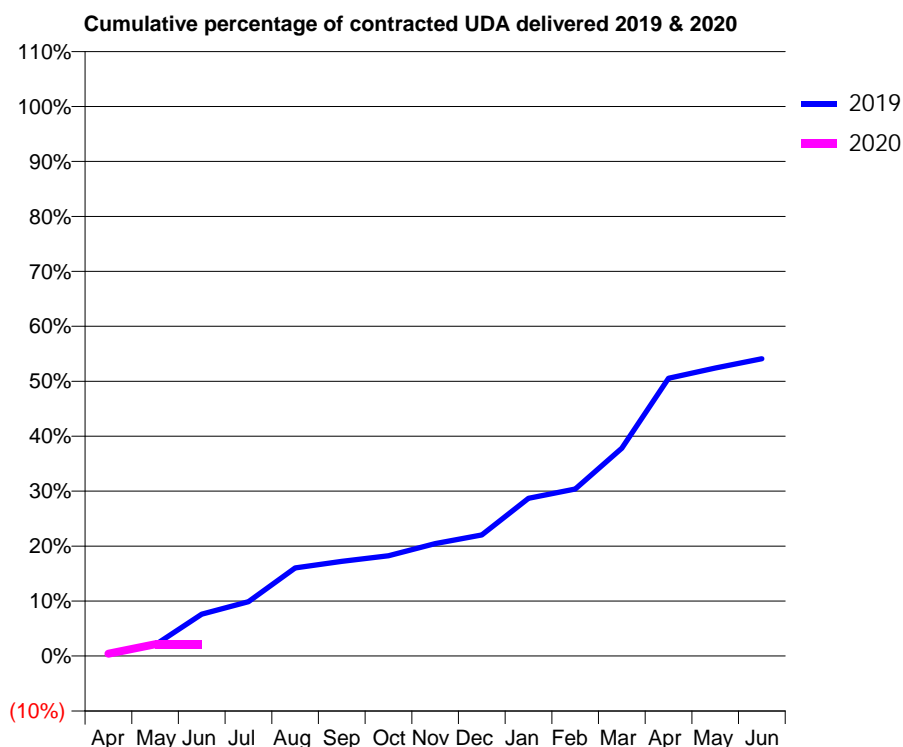
19/20 Contracted general activity (UDA)	700
Carry forward general activity (UDA)	0
19/20 Contracted orthodontic activity (UOA)	0
Carry forward orthodontic activity (UOA)	0
Baseline contract value	£60,777.78

ACCESS*

Patients seen in 24 months	Total	Change since previous quarter
Quarter ending June 2018	518	
Quarter ending September 2018	513	→
Quarter ending December 2018	493	↓
Quarter ending March 2019	510	↑
Quarter ending June 2019	475	↓
Variance since June 2018	(8.3%)	↓



ACTIVITY



Month	Adjusted Scheduled Activity (UDA)	
	2019	2020
April	3	3
May	14	15
June	53	15
July	69	
August	112	
September	121	
October	128	
November	143	
December	154	
January	201	
February	213	
March	265	
April	354	
May	367	
June	379	

QUALITY

	Quantity	Base Number	Contract	AT	Region	England
% of FP17s for the same patient ID Re-attending within 3 months - Children	0	1	0.0%	11.4%	12.1%	11.4%
% of FP17s for the same patient ID Re-attending within 3 months - Adults	1	102	1.0%	16.1%	15.6%	15.4%
% of FP17s for the same patient ID Re-attending between 3 & 9 months - Children	0	1	0.0%	59.4%	61.2%	59.8%
% of FP17s for the same patient ID Re-attending between 3 & 9 months - Adults	2	102	2.0%	52.1%	54.5%	52.1%
% of FP17s for Band 1 Urgent Courses	0	2	0.0%	10.5%	9.1%	9.2%
% of FP17s Relating to Free Repair or Replacements	0	2	0.0%	0.8%	1.0%	0.7%
% of FP17s Relating to Continuations	0	2	0.0%	0.9%	1.0%	0.8%
% of Patients satisfied with the dentistry they have received	0	0	N/A	93.0%	94.2%	93.4%
% of Patients satisfied with the time they had to wait for an appointment	0	0	N/A	87.4%	88.4%	87.6%

* This is based on patients treated on this contract for their most recent course of treatment. Figures in italics indicate the base number of FP17s or Patient Questionnaire responses are less than 100. N/A is shown where the base number of responses is less than 10 during the period. % is calculated as Quantity/Base number*100

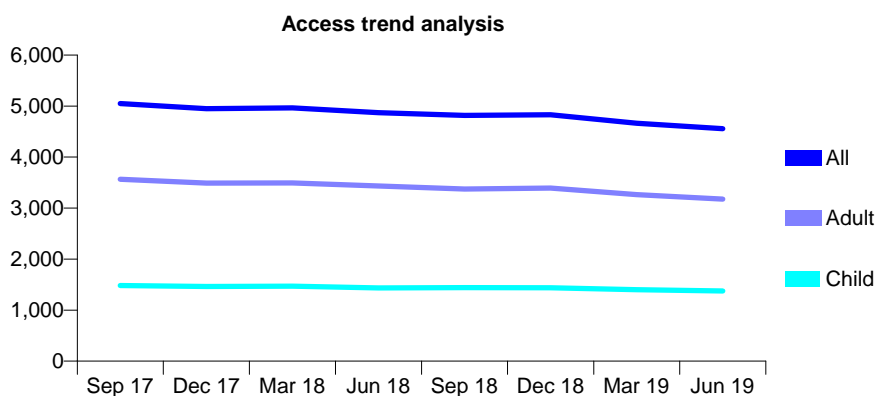
Q46 - Vital Signs At a Glance Contract Report for 356956/0001 - June 2019

Name or company name	MF Dental Partners
Contract type name	GDS Contract
Purpose of contract	General
Contract start date	18/09/2007
Contract end date	

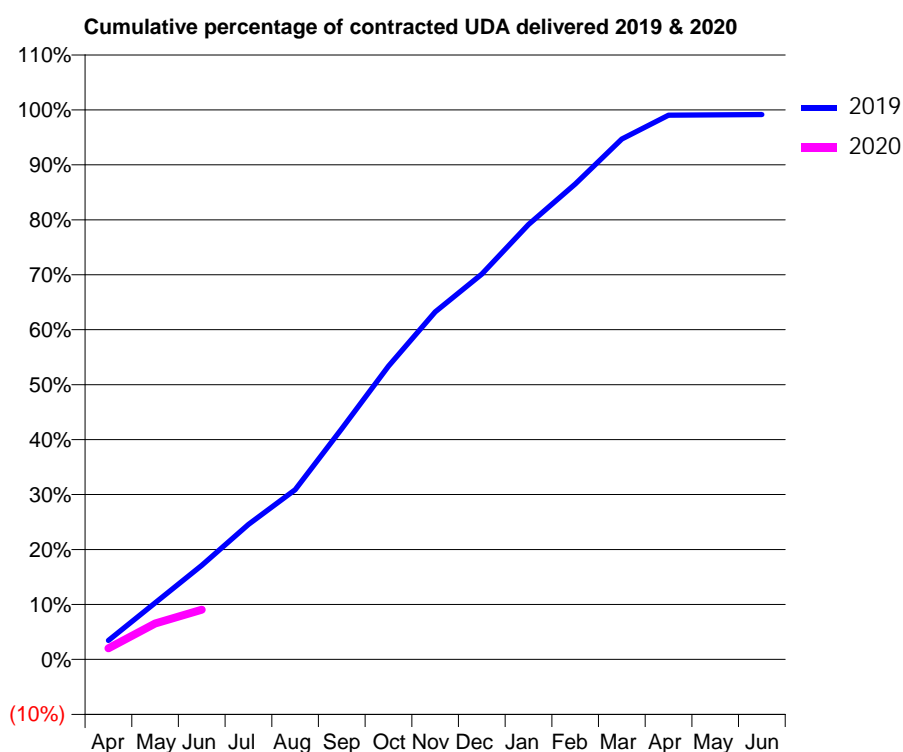
19/20 Contracted general activity (UDA)	10,000
Carry forward general activity (UDA)	0
19/20 Contracted orthodontic activity (UOA)	0
Carry forward orthodontic activity (UOA)	0
Baseline contract value	£262,734.99

ACCESS*

Patients seen in 24 months	Total	Change since previous quarter
Quarter ending June 2018	4,868	
Quarter ending September 2018	4,816	↓
Quarter ending December 2018	4,831	→
Quarter ending March 2019	4,664	↓
Quarter ending June 2019	4,555	↓
Variance since June 2018	(6.4%)	↓



ACTIVITY



Month	2019	2020
April	345	203
May	1,030	654
June	1,712	904
July	2,457	
August	3,087	
September	4,197	
October	5,338	
November	6,324	
December	7,012	
January	7,915	
February	8,650	
March	9,470	
April	9,902	
May	9,908	
June	9,913	

QUALITY

	Quantity	Base Number	Contract	AT	Region	England
% of FP17s for the same patient ID Re-attending within 3 months - Children	26	310	8.4%	11.4%	12.1%	11.4%
% of FP17s for the same patient ID Re-attending within 3 months - Adults	80	617	13.0%	16.1%	15.6%	15.4%
% of FP17s for the same patient ID Re-attending between 3 & 9 months - Children	208	310	67.1%	59.4%	61.2%	59.8%
% of FP17s for the same patient ID Re-attending between 3 & 9 months - Adults	390	617	63.2%	52.1%	54.5%	52.1%
% of FP17s for Band 1 Urgent Courses	50	448	11.2%	10.5%	9.1%	9.2%
% of FP17s Relating to Free Repair or Replacements	5	448	1.1%	0.8%	1.0%	0.7%
% of FP17s Relating to Continuations	0	448	0.0%	0.9%	1.0%	0.8%
% of Patients satisfied with the dentistry they have received	0	0	N/A	93.0%	94.2%	93.4%
% of Patients satisfied with the time they had to wait for an appointment	0	0	N/A	87.4%	88.4%	87.6%

* This is based on patients treated on this contract for their most recent course of treatment.

Figures in italics indicate the base number of FP17s or Patient Questionnaire responses are less than 100. N/A is shown where the base number of responses is less than 10 during the period. % is calculated as Quantity/Base number*100

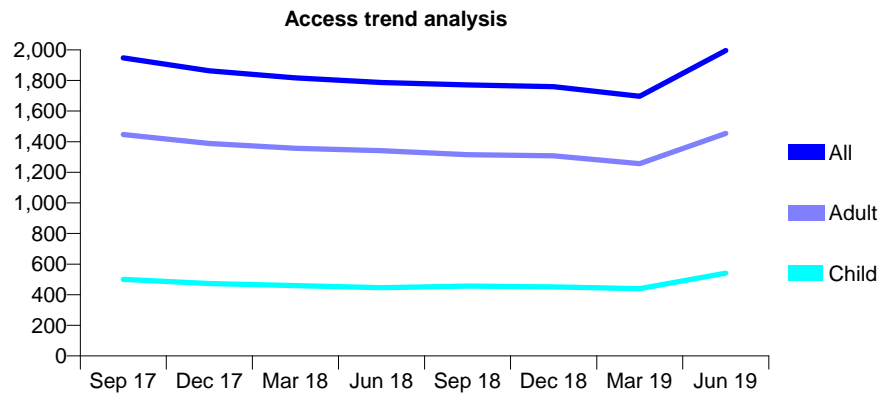
Q46 - Vital Signs At a Glance Contract Report for 356956/0002 - June 2019

Name or company name	MF Dental Partners
Contract type name	GDS Contract
Purpose of contract	General
Contract start date	01/08/2013
Contract end date	

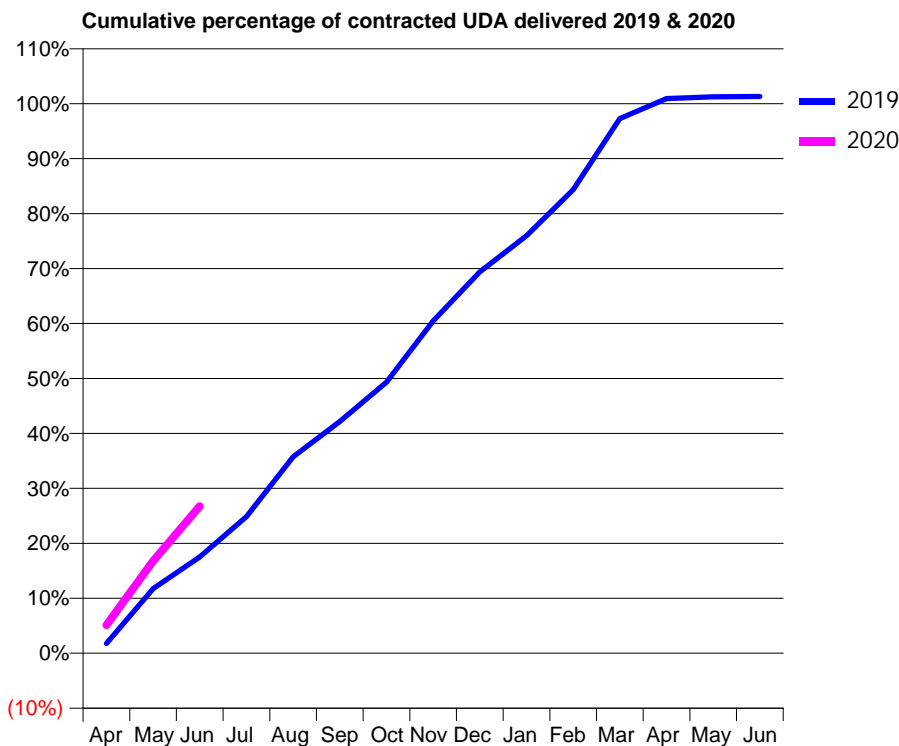
19/20 Contracted general activity (UDA)	5,388
Carry forward general activity (UDA)	0
19/20 Contracted orthodontic activity (UOA)	0
Carry forward orthodontic activity (UOA)	0
Baseline contract value	£152,452.55

ACCESS*

Patients seen in 24 months	Total	Change since previous quarter
Quarter ending June 2018	1,787	
Quarter ending September 2018	1,771	→
Quarter ending December 2018	1,759	→
Quarter ending March 2019	1,696	↓
Quarter ending June 2019	1,996	↑
Variance since June 2018	11.7%	↑



ACTIVITY



Month	2019	2020
April	94	276
May	634	905
June	945	1,441
July	1,340	
August	1,926	
September	2,272	
October	2,658	
November	3,259	
December	3,738	
January	4,093	
February	4,545	
March	5,241	
April	5,437	
May	5,455	
June	5,458	

QUALITY

	Quantity	Base Number	Contract	AT	Region	England
% of FP17s for the same patient ID Re-attending within 3 months - Children	9	241	3.7%	11.4%	12.1%	11.4%
% of FP17s for the same patient ID Re-attending within 3 months - Adults	71	545	13.0%	16.1%	15.6%	15.4%
% of FP17s for the same patient ID Re-attending between 3 & 9 months - Children	88	241	36.5%	59.4%	61.2%	59.8%
% of FP17s for the same patient ID Re-attending between 3 & 9 months - Adults	221	545	40.6%	52.1%	54.5%	52.1%
% of FP17s for Band 1 Urgent Courses	52	702	7.4%	10.5%	9.1%	9.2%
% of FP17s Relating to Free Repair or Replacements	7	702	1.0%	0.8%	1.0%	0.7%
% of FP17s Relating to Continuations	1	702	0.1%	0.9%	1.0%	0.8%
% of Patients satisfied with the dentistry they have received	1	1	N/A	93.0%	94.2%	93.4%
% of Patients satisfied with the time they had to wait for an appointment	1	1	N/A	87.4%	88.4%	87.6%

* This is based on patients treated on this contract for their most recent course of treatment. Figures in italics indicate the base number of FP17s or Patient Questionnaire responses are less than 100. N/A is shown where the base number of responses is less than 10 during the period. % is calculated as Quantity/Base number*100

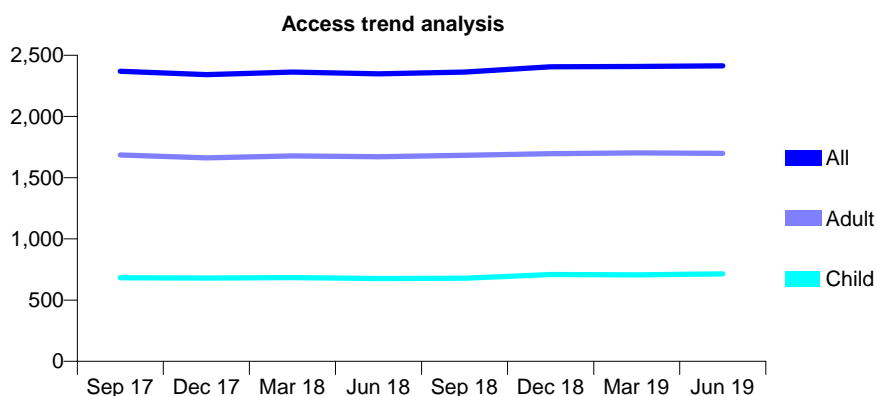
Q46 - Vital Signs At a Glance Contract Report for 358975/0001 - June 2019

Name or company name	MISS P STOREY
Contract type name	GDS Contract
Purpose of contract	General
Contract start date	06/05/2011
Contract end date	

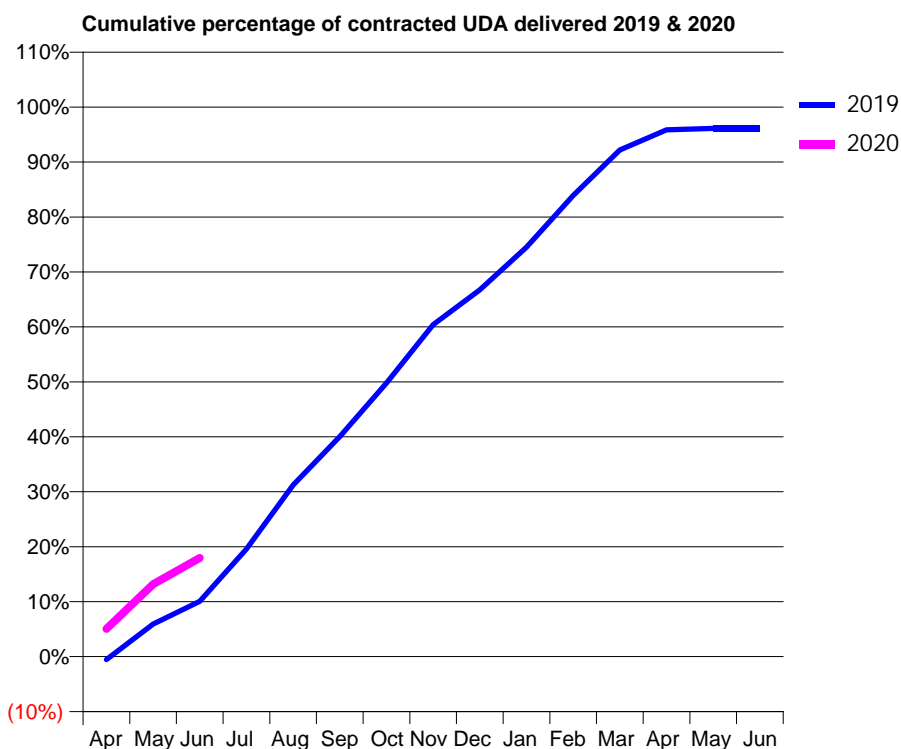
19/20 Contracted general activity (UDA)	6,504
Carry forward general activity (UDA)	0
19/20 Contracted orthodontic activity (UOA)	0
Carry forward orthodontic activity (UOA)	0
Baseline contract value	£187,406.31

ACCESS*

Patients seen in 24 months	Total	Change since previous quarter
Quarter ending June 2018	2,348	
Quarter ending September 2018	2,363	→
Quarter ending December 2018	2,406	→
Quarter ending March 2019	2,409	→
Quarter ending June 2019	2,413	→
Variance since June 2018	2.8%	↑



ACTIVITY



Month	Adjusted Scheduled Activity (UDA)	
	2019	2020
April	-36	328
May	387	858
June	655	1,168
July	1,275	
August	2,032	
September	2,604	
October	3,237	
November	3,929	
December	4,340	
January	4,846	
February	5,457	
March	5,995	
April	6,235	
May	6,252	
June	6,252	

QUALITY

	Quantity	Base Number	Contract	AT	Region	England
% of FP17s for the same patient ID Re-attending within 3 months - Children	21	246	8.5%	11.4%	12.1%	11.4%
% of FP17s for the same patient ID Re-attending within 3 months - Adults	69	616	11.2%	16.1%	15.6%	15.4%
% of FP17s for the same patient ID Re-attending between 3 & 9 months - Children	164	246	66.7%	59.4%	61.2%	59.8%
% of FP17s for the same patient ID Re-attending between 3 & 9 months - Adults	444	616	72.1%	52.1%	54.5%	52.1%
% of FP17s for Band 1 Urgent Courses	70	715	9.8%	10.5%	9.1%	9.2%
% of FP17s Relating to Free Repair or Replacements	2	715	0.3%	0.8%	1.0%	0.7%
% of FP17s Relating to Continuations	0	715	0.0%	0.9%	1.0%	0.8%
% of Patients satisfied with the dentistry they have received	1	1	N/A	93.0%	94.2%	93.4%
% of Patients satisfied with the time they had to wait for an appointment	1	1	N/A	87.4%	88.4%	87.6%

* This is based on patients treated on this contract for their most recent course of treatment. Figures in italics indicate the base number of FP17s or Patient Questionnaire responses are less than 100. N/A is shown where the base number of responses is less than 10 during the period. % is calculated as Quantity/Base number*100

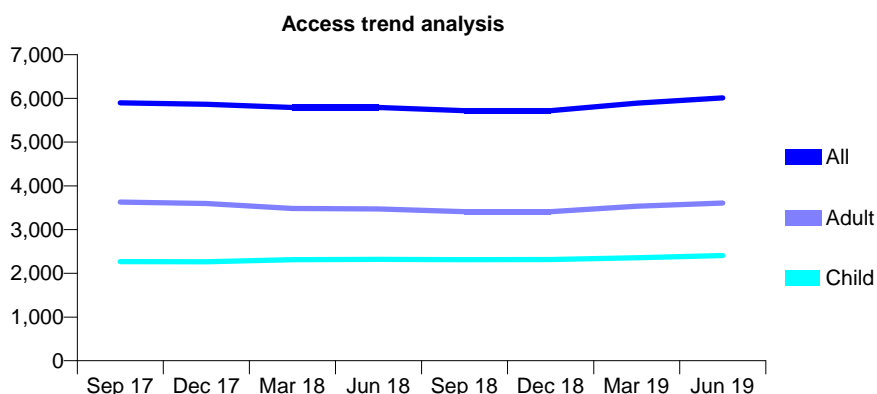
Q46 - Vital Signs At a Glance Contract Report for 367931/0001 - June 2019

Name or company name	MS T KHAN
Contract type name	GDS Contract
Purpose of contract	General
Contract start date	01/08/2007
Contract end date	

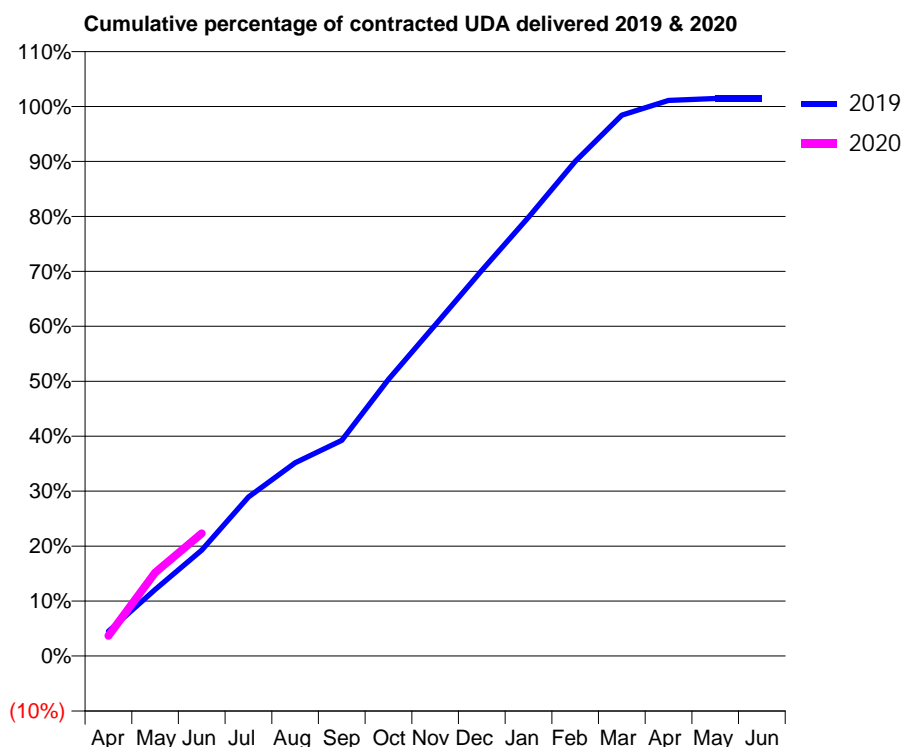
19/20 Contracted general activity (UDA)	15,309
Carry forward general activity (UDA)	0
19/20 Contracted orthodontic activity (UOA)	0
Carry forward orthodontic activity (UOA)	0
Baseline contract value	£428,557.00

ACCESS*

Patients seen in 24 months	Total	Change since previous quarter
Quarter ending June 2018	5,794	
Quarter ending September 2018	5,721	↓
Quarter ending December 2018	5,722	→
Quarter ending March 2019	5,891	↑
Quarter ending June 2019	6,014	↑
Variance since June 2018	3.8%	↑



ACTIVITY



Month	Adjusted Scheduled Activity (UDA)	
	2019	2020
April	689	567
May	1,853	2,329
June	2,951	3,416
July	4,429	
August	5,387	
September	6,009	
October	7,705	
November	9,221	
December	10,743	
January	12,221	
February	13,778	
March	15,065	
April	15,476	
May	15,531	
June	15,530	

QUALITY

	Quantity	Base Number	Contract	AT	Region	England
% of FP17s for the same patient ID Re-attending within 3 months - Children	134	813	16.5%	11.4%	12.1%	11.4%
% of FP17s for the same patient ID Re-attending within 3 months - Adults	242	1,243	19.5%	16.1%	15.6%	15.4%
% of FP17s for the same patient ID Re-attending between 3 & 9 months - Children	383	813	47.1%	59.4%	61.2%	59.8%
% of FP17s for the same patient ID Re-attending between 3 & 9 months - Adults	567	1,243	45.6%	52.1%	54.5%	52.1%
% of FP17s for Band 1 Urgent Courses	197	1,767	11.1%	10.5%	9.1%	9.2%
% of FP17s Relating to Free Repair or Replacements	31	1,767	1.8%	0.8%	1.0%	0.7%
% of FP17s Relating to Continuations	2	1,767	0.1%	0.9%	1.0%	0.8%
% of Patients satisfied with the dentistry they have received	1	1	N/A	93.0%	94.2%	93.4%
% of Patients satisfied with the time they had to wait for an appointment	1	1	N/A	87.4%	88.4%	87.6%

* This is based on patients treated on this contract for their most recent course of treatment. Figures in italics indicate the base number of FP17s or Patient Questionnaire responses are less than 100. N/A is shown where the base number of responses is less than 10 during the period. % is calculated as Quantity/Base number*100

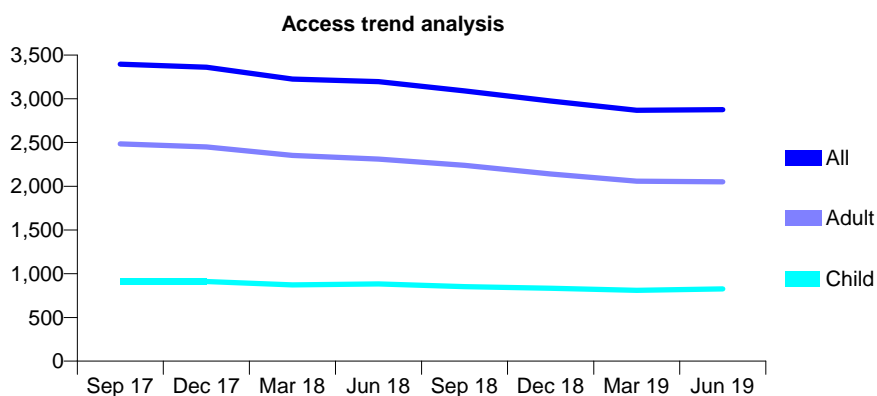
Q46 - Vital Signs At a Glance Contract Report for 367931/0003 - June 2019

Name or company name	MS T KHAN
Contract type name	GDS Contract
Purpose of contract	General
Contract start date	01/06/2015
Contract end date	

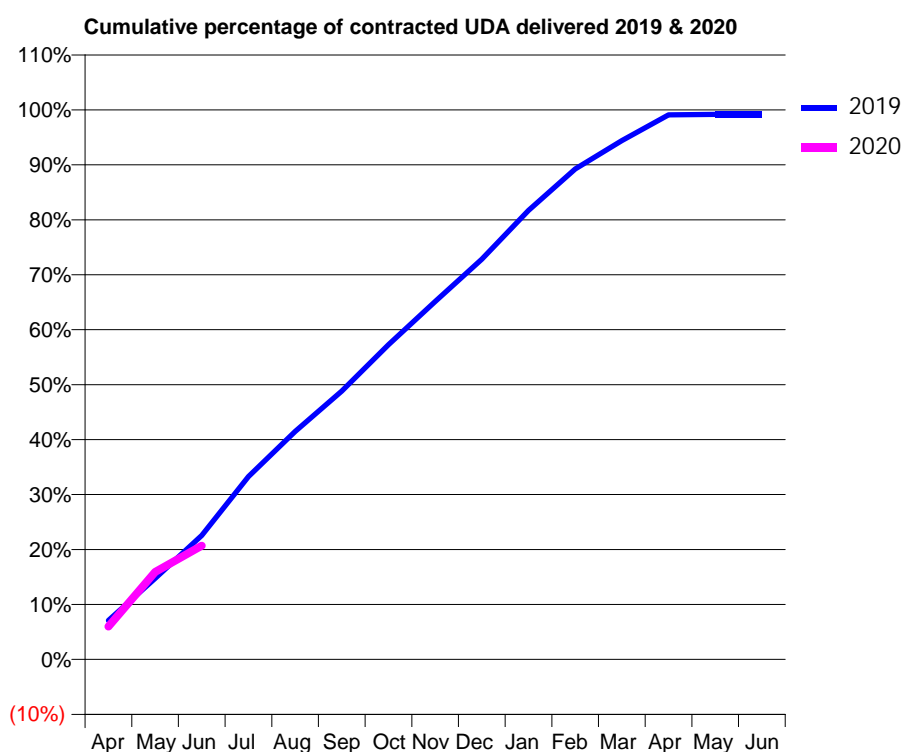
19/20 Contracted general activity (UDA)	8,521
Carry forward general activity (UDA)	0
19/20 Contracted orthodontic activity (UOA)	0
Carry forward orthodontic activity (UOA)	0
Baseline contract value	£213,481.77

ACCESS*

Patients seen in 24 months	Total	Change since previous quarter
Quarter ending June 2018	3,195	
Quarter ending September 2018	3,091	↓
Quarter ending December 2018	2,974	↓
Quarter ending March 2019	2,869	↓
Quarter ending June 2019	2,876	→
Variance since June 2018	(10.0%)	↓



ACTIVITY



Month	2019	2020
April	605	510
May	1,256	1,358
June	1,923	1,763
July	2,835	
August	3,536	
September	4,161	
October	4,880	
November	5,548	
December	6,205	
January	6,962	
February	7,605	
March	8,042	
April	8,443	
May	8,451	
June	8,451	

QUALITY

	Quantity	Base Number	Contract	AT	Region	England
% of FP17s for the same patient ID Re-attending within 3 months - Children	32	275	11.6%	11.4%	12.1%	11.4%
% of FP17s for the same patient ID Re-attending within 3 months - Adults	113	752	15.0%	16.1%	15.6%	15.4%
% of FP17s for the same patient ID Re-attending between 3 & 9 months - Children	166	275	60.4%	59.4%	61.2%	59.8%
% of FP17s for the same patient ID Re-attending between 3 & 9 months - Adults	333	752	44.3%	52.1%	54.5%	52.1%
% of FP17s for Band 1 Urgent Courses	46	838	5.5%	10.5%	9.1%	9.2%
% of FP17s Relating to Free Repair or Replacements	4	838	0.5%	0.8%	1.0%	0.7%
% of FP17s Relating to Continuations	0	838	0.0%	0.9%	1.0%	0.8%
% of Patients satisfied with the dentistry they have received	0	0	N/A	93.0%	94.2%	93.4%
% of Patients satisfied with the time they had to wait for an appointment	0	0	N/A	87.4%	88.4%	87.6%

* This is based on patients treated on this contract for their most recent course of treatment. Figures in italics indicate the base number of FP17s or Patient Questionnaire responses are less than 100. N/A is shown where the base number of responses is less than 10 during the period. % is calculated as Quantity/Base number*100

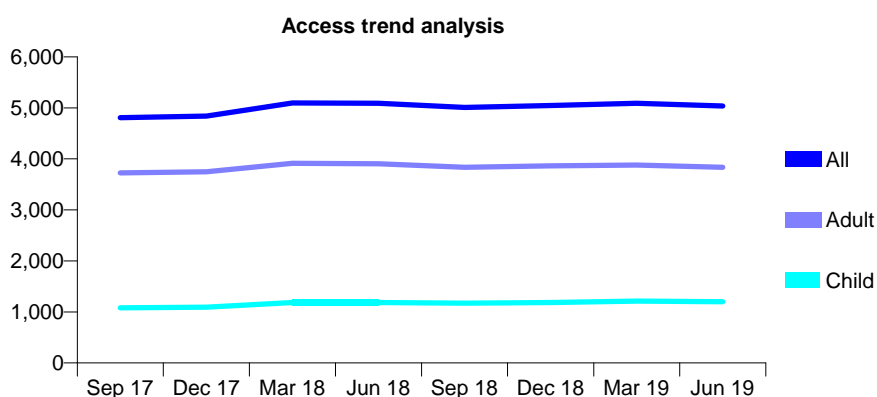
Q46 - Vital Signs At a Glance Contract Report for 383392/0001 - June 2019

Name or company name	MR BS GREWAL
Contract type name	GDS Contract
Purpose of contract	General
Contract start date	01/09/2013
Contract end date	

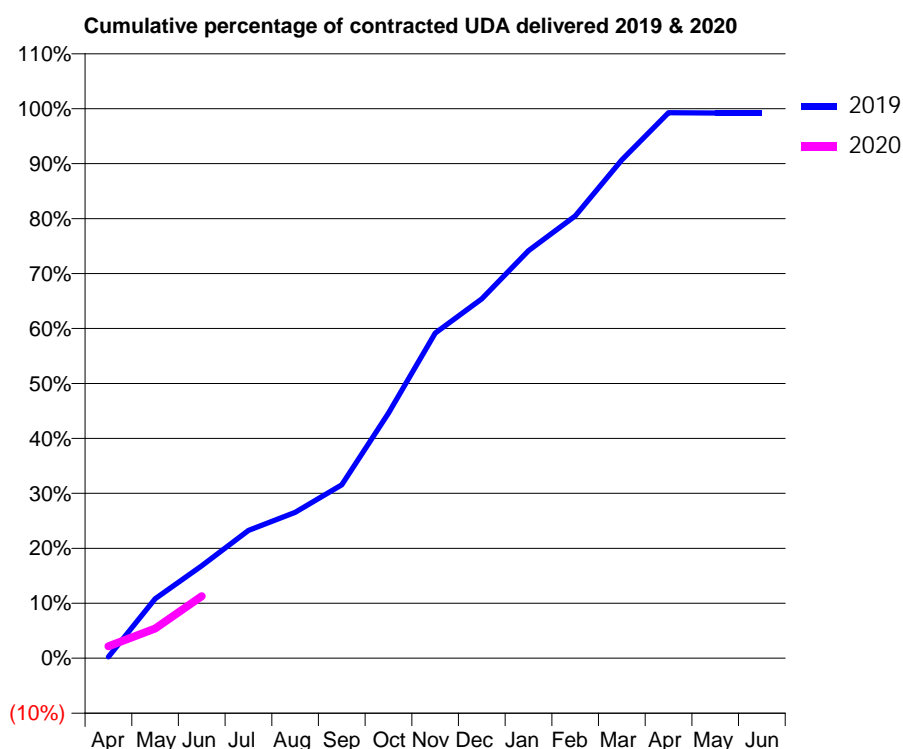
19/20 Contracted general activity (UDA)	11,195
Carry forward general activity (UDA)	0
19/20 Contracted orthodontic activity (UOA)	0
Carry forward orthodontic activity (UOA)	0
Baseline contract value	£403,748.41

ACCESS*

Patients seen in 24 months	Total	Change since previous quarter
Quarter ending June 2018	5,090	
Quarter ending September 2018	5,008	↓
Quarter ending December 2018	5,046	→
Quarter ending March 2019	5,089	→
Quarter ending June 2019	5,036	↓
Variance since June 2018	(1.1%)	↓



ACTIVITY



Month	2019	2020
April	28	243
May	1,210	605
June	1,883	1,264
July	2,604	
August	2,970	
September	3,532	
October	4,995	
November	6,622	
December	7,319	
January	8,302	
February	9,011	
March	10,151	
April	11,111	
May	11,107	
June	11,107	

QUALITY

	Quantity	Base Number	Contract	AT	Region	England
% of FP17s for the same patient ID Re-attending within 3 months - Children	25	394	6.3%	11.4%	12.1%	11.4%
% of FP17s for the same patient ID Re-attending within 3 months - Adults	99	1,123	8.8%	16.1%	15.6%	15.4%
% of FP17s for the same patient ID Re-attending between 3 & 9 months - Children	280	394	71.1%	59.4%	61.2%	59.8%
% of FP17s for the same patient ID Re-attending between 3 & 9 months - Adults	720	1,123	64.1%	52.1%	54.5%	52.1%
% of FP17s for Band 1 Urgent Courses	44	862	5.1%	10.5%	9.1%	9.2%
% of FP17s Relating to Free Repair or Replacements	2	862	0.2%	0.8%	1.0%	0.7%
% of FP17s Relating to Continuations	1	862	0.1%	0.9%	1.0%	0.8%
% of Patients satisfied with the dentistry they have received	0	0	N/A	93.0%	94.2%	93.4%
% of Patients satisfied with the time they had to wait for an appointment	0	0	N/A	87.4%	88.4%	87.6%

* This is based on patients treated on this contract for their most recent course of treatment.

Figures in italics indicate the base number of FP17s or Patient Questionnaire responses are less than 100. N/A is shown where the base number of responses is less than 10 during the period. % is calculated as Quantity/Base number*100

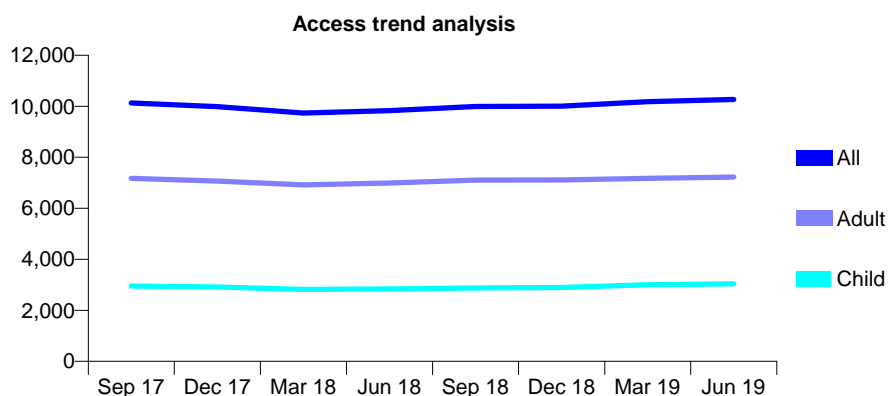
Q46 - Vital Signs At a Glance Contract Report for 392286/0003 - June 2019

Name or company name	MR HL SHOWMAN
Contract type name	GDS Contract
Purpose of contract	General
Contract start date	04/06/2012
Contract end date	

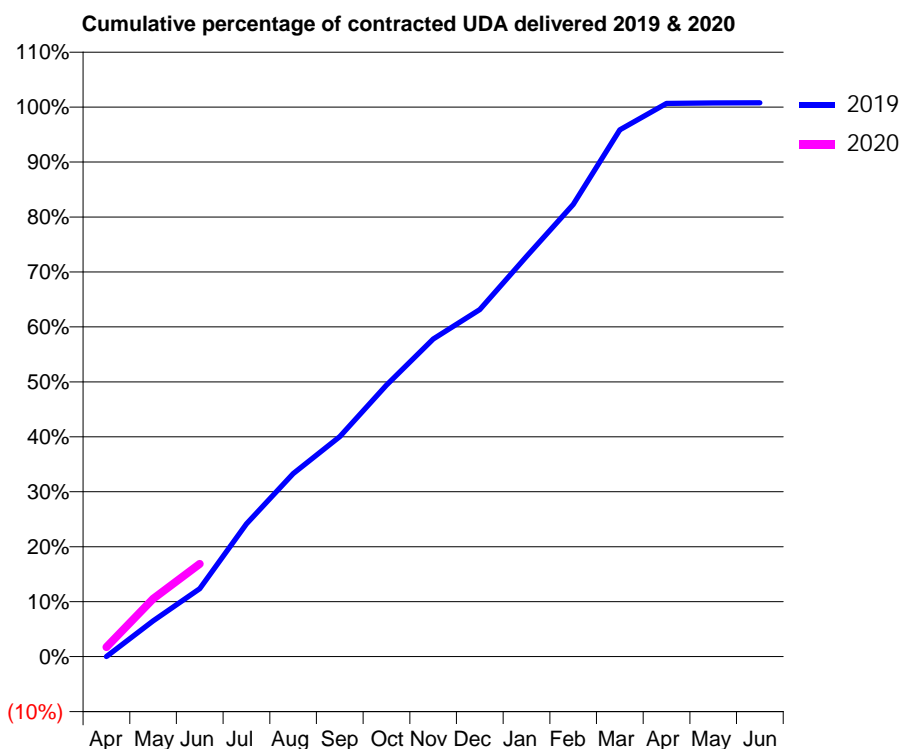
19/20 Contracted general activity (UDA)	30,792
Carry forward general activity (UDA)	688
19/20 Contracted orthodontic activity (UOA)	0
Carry forward orthodontic activity (UOA)	0
Baseline contract value	£854,558.85

ACCESS*

Patients seen in 24 months	Total	Change since previous quarter
Quarter ending June 2018	9,830	
Quarter ending September 2018	9,988	→
Quarter ending December 2018	10,006	→
Quarter ending March 2019	10,180	→
Quarter ending June 2019	10,267	→
Variance since June 2018	4.4%	↑



ACTIVITY



Month	Adjusted Scheduled Activity (UDA)	
	2019	2020
April	5	531
May	2,010	3,242
June	3,810	5,193
July	7,436	
August	10,259	
September	12,324	
October	15,209	
November	17,792	
December	19,448	
January	22,421	
February	25,333	
March	29,518	
April	30,997	
May	31,023	
June	31,027	

QUALITY

	Quantity	Base Number	Contract	AT	Region	England
% of FP17s for the same patient ID Re-attending within 3 months - Children	55	899	6.1%	11.4%	12.1%	11.4%
% of FP17s for the same patient ID Re-attending within 3 months - Adults	290	1,984	14.6%	16.1%	15.6%	15.4%
% of FP17s for the same patient ID Re-attending between 3 & 9 months - Children	507	899	56.4%	59.4%	61.2%	59.8%
% of FP17s for the same patient ID Re-attending between 3 & 9 months - Adults	986	1,984	49.7%	52.1%	54.5%	52.1%
% of FP17s for Band 1 Urgent Courses	248	2,402	10.3%	10.5%	9.1%	9.2%
% of FP17s Relating to Free Repair or Replacements	38	2,402	1.6%	0.8%	1.0%	0.7%
% of FP17s Relating to Continuations	5	2,402	0.2%	0.9%	1.0%	0.8%
% of Patients satisfied with the dentistry they have received	11	12	91.7%	93.0%	94.2%	93.4%
% of Patients satisfied with the time they had to wait for an appointment	12	12	100.0%	87.4%	88.4%	87.6%

* This is based on patients treated on this contract for their most recent course of treatment. Figures in italics indicate the base number of FP17s or Patient Questionnaire responses are less than 100. N/A is shown where the base number of responses is less than 10 during the period. % is calculated as Quantity/Base number*100

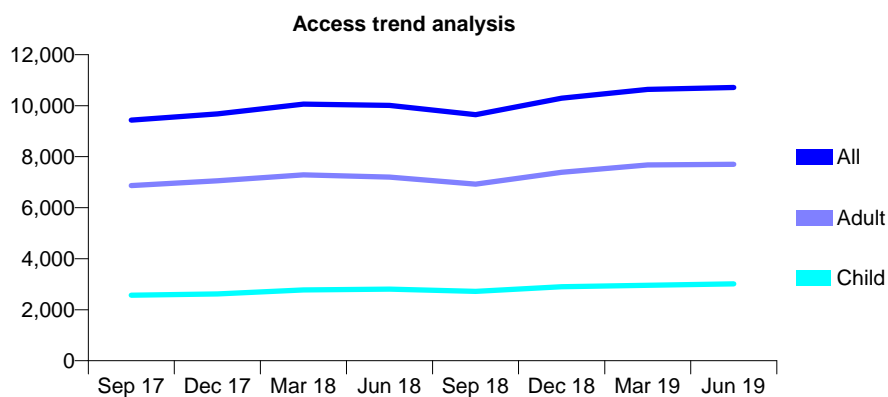
Q46 - Vital Signs At a Glance Contract Report for 392286/0004 - June 2019

Name or company name	SimplyOne Dental Droylsden
Contract type name	GDS Contract
Purpose of contract	General
Contract start date	04/06/2012
Contract end date	

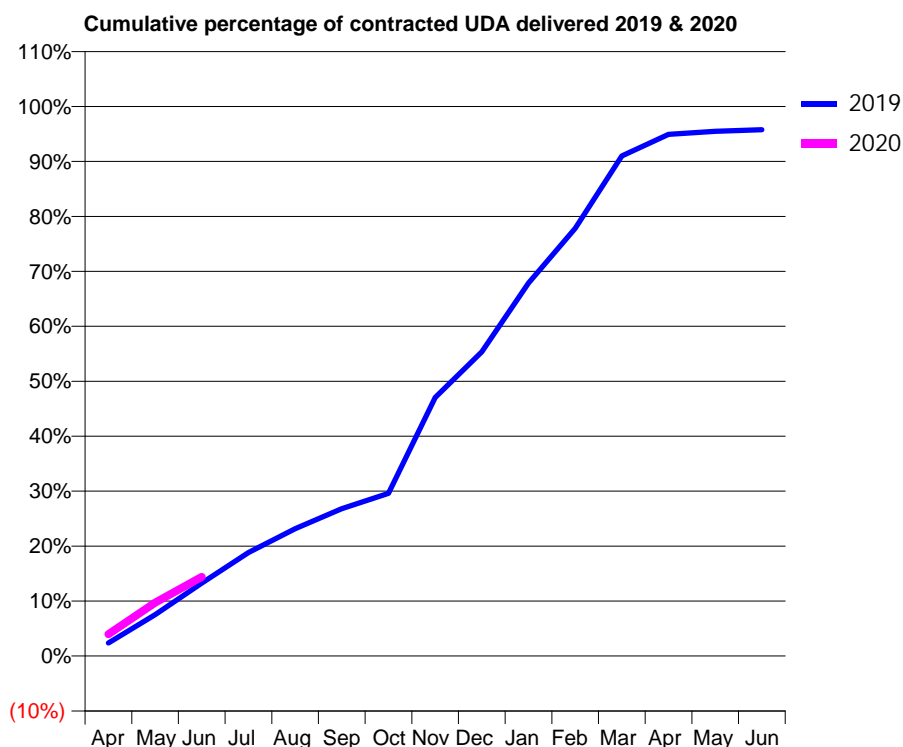
19/20 Contracted general activity (UDA)	29,530
Carry forward general activity (UDA)	0
19/20 Contracted orthodontic activity (UOA)	0
Carry forward orthodontic activity (UOA)	0
Baseline contract value	£850,457.45

ACCESS*

Patients seen in 24 months	Total	Change since previous quarter
Quarter ending June 2018	10,009	
Quarter ending September 2018	9,644	↓
Quarter ending December 2018	10,295	↑
Quarter ending March 2019	10,637	↑
Quarter ending June 2019	10,716	→
Variance since June 2018	7.1%	↑



ACTIVITY



Month	Adjusted Scheduled Activity (UDA)	
	2019	2020
April	697	1,174
May	2,226	2,873
June	3,913	4,250
July	5,561	
August	6,843	
September	7,914	
October	8,738	
November	13,891	
December	16,340	
January	20,038	
February	22,986	
March	26,867	
April	28,033	
May	28,196	
June	28,282	

QUALITY

	Quantity	Base Number	Contract	AT	Region	England
% of FP17s for the same patient ID Re-attending within 3 months - Children	66	622	10.6%	11.4%	12.1%	11.4%
% of FP17s for the same patient ID Re-attending within 3 months - Adults	312	1,687	18.5%	16.1%	15.6%	15.4%
% of FP17s for the same patient ID Re-attending between 3 & 9 months - Children	247	622	39.7%	59.4%	61.2%	59.8%
% of FP17s for the same patient ID Re-attending between 3 & 9 months - Adults	575	1,687	34.1%	52.1%	54.5%	52.1%
% of FP17s for Band 1 Urgent Courses	347	1,791	19.4%	10.5%	9.1%	9.2%
% of FP17s Relating to Free Repair or Replacements	16	1,791	0.9%	0.8%	1.0%	0.7%
% of FP17s Relating to Continuations	30	1,791	1.7%	0.9%	1.0%	0.8%
% of Patients satisfied with the dentistry they have received	3	4	N/A	93.0%	94.2%	93.4%
% of Patients satisfied with the time they had to wait for an appointment	4	4	N/A	87.4%	88.4%	87.6%

* This is based on patients treated on this contract for their most recent course of treatment. Figures in italics indicate the base number of FP17s or Patient Questionnaire responses are less than 100. N/A is shown where the base number of responses is less than 10 during the period. % is calculated as Quantity/Base number*100

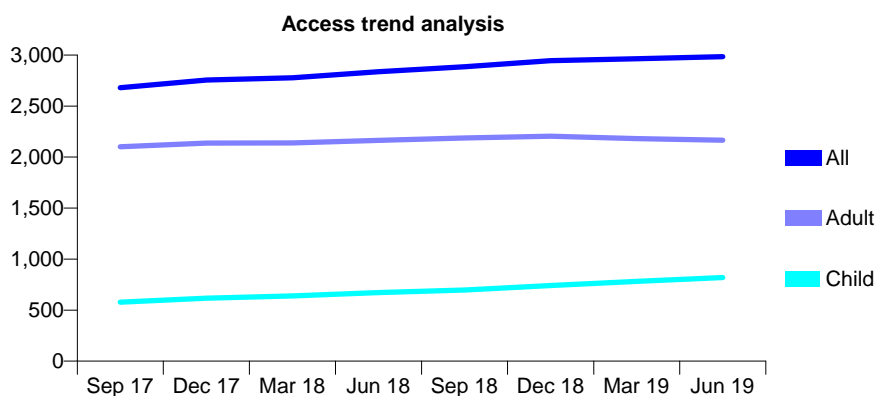
Q46 - Vital Signs At a Glance Contract Report for 398144/0001 - June 2019

Name or company name	Mr G Harper
Contract type name	GDS Contract
Purpose of contract	General
Contract start date	16/01/2015
Contract end date	

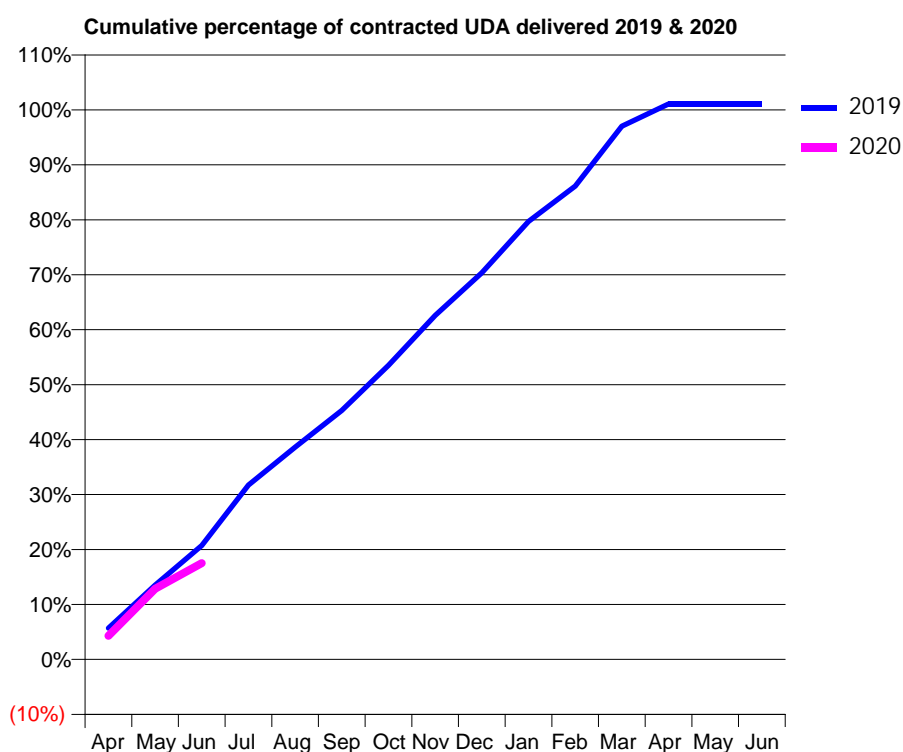
19/20 Contracted general activity (UDA)	6,319
Carry forward general activity (UDA)	0
19/20 Contracted orthodontic activity (UOA)	0
Carry forward orthodontic activity (UOA)	0
Baseline contract value	£181,217.27

ACCESS*

Patients seen in 24 months	Total	Change since previous quarter
Quarter ending June 2018	2,837	
Quarter ending September 2018	2,885	→
Quarter ending December 2018	2,945	↑
Quarter ending March 2019	2,964	→
Quarter ending June 2019	2,985	→
Variance since June 2018	5.2%	↑



ACTIVITY



Month	Adjusted Scheduled Activity (UDA)	
	2019	2020
April	360	272
May	855	814
June	1,309	1,108
July	2,004	
August	2,440	
September	2,862	
October	3,382	
November	3,955	
December	4,445	
January	5,035	
February	5,443	
March	6,130	
April	6,385	
May	6,386	
June	6,386	

QUALITY

	Quantity	Base Number	Contract	AT	Region	England
% of FP17s for the same patient ID Re-attending within 3 months - Children	16	304	5.3%	11.4%	12.1%	11.4%
% of FP17s for the same patient ID Re-attending within 3 months - Adults	83	726	11.4%	16.1%	15.6%	15.4%
% of FP17s for the same patient ID Re-attending between 3 & 9 months - Children	199	304	65.5%	59.4%	61.2%	59.8%
% of FP17s for the same patient ID Re-attending between 3 & 9 months - Adults	441	726	60.7%	52.1%	54.5%	52.1%
% of FP17s for Band 1 Urgent Courses	56	712	7.9%	10.5%	9.1%	9.2%
% of FP17s Relating to Free Repair or Replacements	7	712	1.0%	0.8%	1.0%	0.7%
% of FP17s Relating to Continuations	0	712	0.0%	0.9%	1.0%	0.8%
% of Patients satisfied with the dentistry they have received	3	3	N/A	93.0%	94.2%	93.4%
% of Patients satisfied with the time they had to wait for an appointment	3	3	N/A	87.4%	88.4%	87.6%

* This is based on patients treated on this contract for their most recent course of treatment. Figures in italics indicate the base number of FP17s or Patient Questionnaire responses are less than 100. N/A is shown where the base number of responses is less than 10 during the period. % is calculated as Quantity/Base number*100

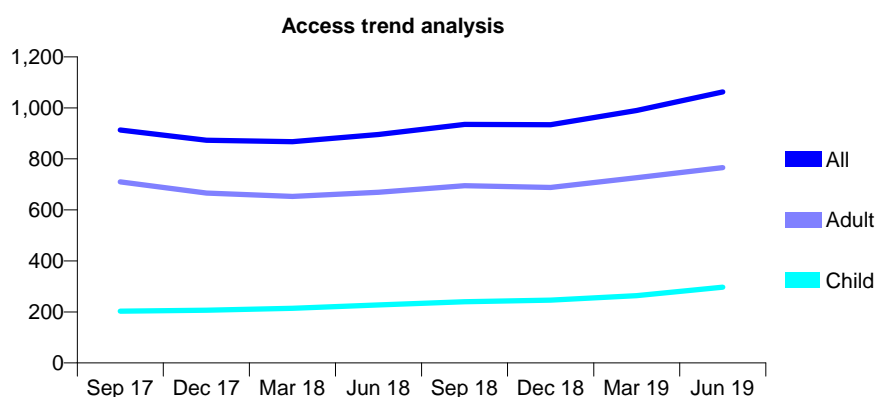
Q46 - Vital Signs At a Glance Contract Report for 560197/0003 - June 2019

Name or company name	MR GT PHILOBBOS
Contract type name	GDS Contract
Purpose of contract	General
Contract start date	14/07/2008
Contract end date	

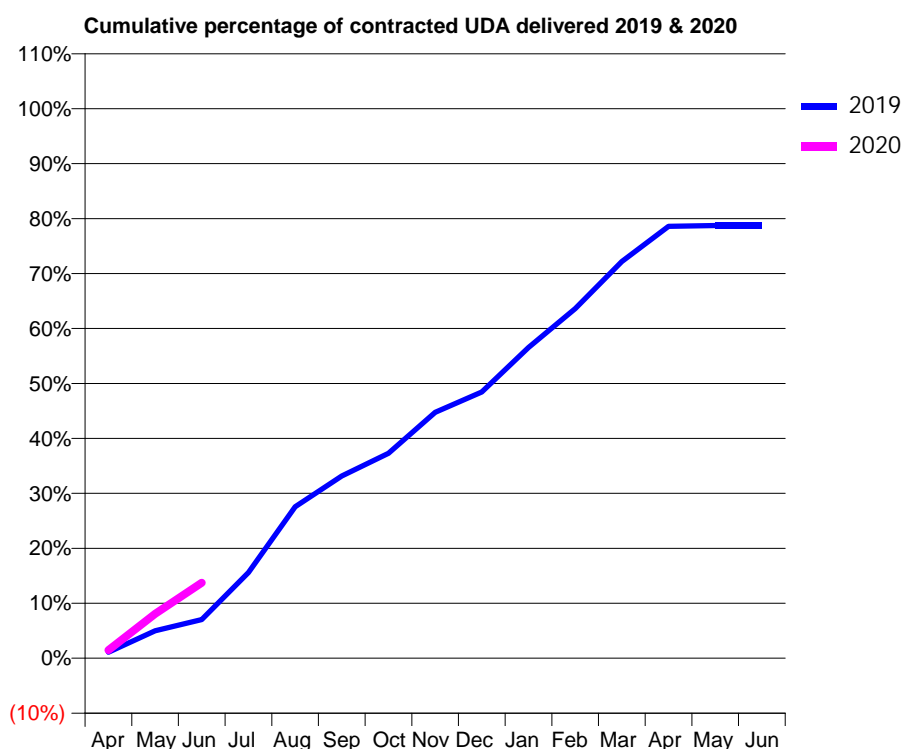
19/20 Contracted general activity (UDA)	4,314
Carry forward general activity (UDA)	0
19/20 Contracted orthodontic activity (UOA)	0
Carry forward orthodontic activity (UOA)	0
Baseline contract value	£124,117.69

ACCESS*

Patients seen in 24 months	Total	Change since previous quarter
Quarter ending June 2018	896	
Quarter ending September 2018	935	↑
Quarter ending December 2018	934	→
Quarter ending March 2019	990	↑
Quarter ending June 2019	1,063	↑
Variance since June 2018	18.6%	↑



ACTIVITY



Month	2019	2020
April	48	64
May	216	349
June	304	593
July	672	
August	1,190	
September	1,431	
October	1,609	
November	1,931	
December	2,090	
January	2,439	
February	2,744	
March	3,114	
April	3,390	
May	3,397	
June	3,397	

QUALITY

	Quantity	Base Number	Contract	AT	Region	England
% of FP17s for the same patient ID Re-attending within 3 months - Children	13	96	13.5%	11.4%	12.1%	11.4%
% of FP17s for the same patient ID Re-attending within 3 months - Adults	22	190	11.6%	16.1%	15.6%	15.4%
% of FP17s for the same patient ID Re-attending between 3 & 9 months - Children	20	96	20.8%	59.4%	61.2%	59.8%
% of FP17s for the same patient ID Re-attending between 3 & 9 months - Adults	50	190	26.3%	52.1%	54.5%	52.1%
% of FP17s for Band 1 Urgent Courses	3	225	1.3%	10.5%	9.1%	9.2%
% of FP17s Relating to Free Repair or Replacements	0	225	0.0%	0.8%	1.0%	0.7%
% of FP17s Relating to Continuations	6	225	2.7%	0.9%	1.0%	0.8%
% of Patients satisfied with the dentistry they have received	1	1	N/A	93.0%	94.2%	93.4%
% of Patients satisfied with the time they had to wait for an appointment	1	1	N/A	87.4%	88.4%	87.6%

* This is based on patients treated on this contract for their most recent course of treatment.

Figures in italics indicate the base number of FP17s or Patient Questionnaire responses are less than 100. N/A is shown where the base number of responses is less than 10 during the period. % is calculated as Quantity/Base number*100

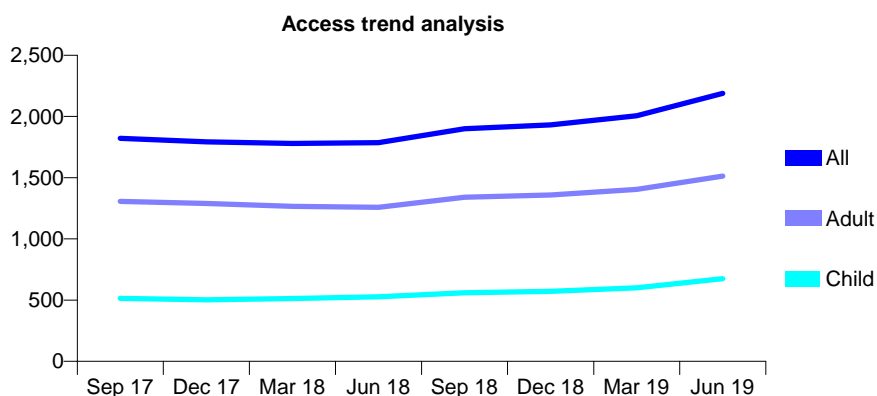
Q46 - Vital Signs At a Glance Contract Report for 565121/0001 - June 2019

Name or company name	MR C POTTS
Contract type name	GDS Contract
Purpose of contract	General
Contract start date	01/04/2006
Contract end date	

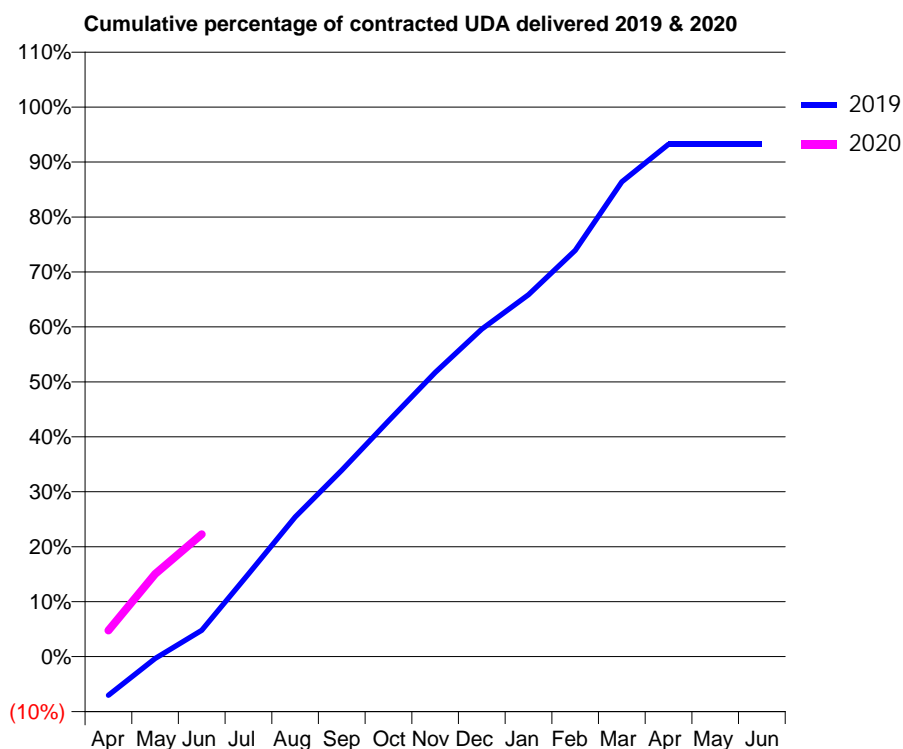
19/20 Contracted general activity (UDA)	8,118
Carry forward general activity (UDA)	0
19/20 Contracted orthodontic activity (UOA)	0
Carry forward orthodontic activity (UOA)	0
Baseline contract value	£274,051.77

ACCESS*

Patients seen in 24 months	Total	Change since previous quarter
Quarter ending June 2018	1,786	
Quarter ending September 2018	1,900	↑
Quarter ending December 2018	1,931	→
Quarter ending March 2019	2,006	↑
Quarter ending June 2019	2,189	↑
Variance since June 2018	22.6%	↑



ACTIVITY



Month	Adjusted Scheduled Activity (UDA)	
	2019	2020
April	-573	388
May	-29	1,222
June	389	1,808
July	1,220	
August	2,063	
September	2,754	
October	3,481	
November	4,198	
December	4,839	
January	5,345	
February	6,002	
March	7,013	
April	7,567	
May	7,567	
June	7,569	

QUALITY

	Quantity	Base Number	Contract	AT	Region	England
% of FP17s for the same patient ID Re-attending within 3 months - Children	52	352	14.8%	11.4%	12.1%	11.4%
% of FP17s for the same patient ID Re-attending within 3 months - Adults	136	689	19.7%	16.1%	15.6%	15.4%
% of FP17s for the same patient ID Re-attending between 3 & 9 months - Children	191	352	54.3%	59.4%	61.2%	59.8%
% of FP17s for the same patient ID Re-attending between 3 & 9 months - Adults	385	689	55.9%	52.1%	54.5%	52.1%
% of FP17s for Band 1 Urgent Courses	43	819	5.3%	10.5%	9.1%	9.2%
% of FP17s Relating to Free Repair or Replacements	10	819	1.2%	0.8%	1.0%	0.7%
% of FP17s Relating to Continuations	0	819	0.0%	0.9%	1.0%	0.8%
% of Patients satisfied with the dentistry they have received	0	0	N/A	93.0%	94.2%	93.4%
% of Patients satisfied with the time they had to wait for an appointment	0	0	N/A	87.4%	88.4%	87.6%

* This is based on patients treated on this contract for their most recent course of treatment. Figures in italics indicate the base number of FP17s or Patient Questionnaire responses are less than 100. N/A is shown where the base number of responses is less than 10 during the period. % is calculated as Quantity/Base number*100

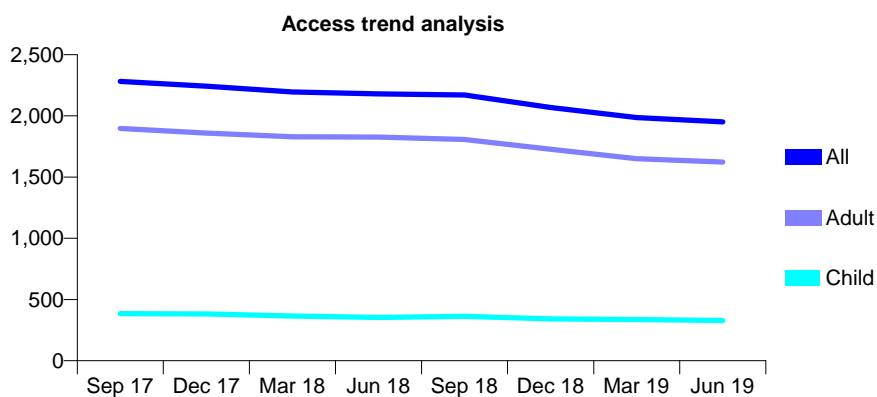
Q46 - Vital Signs At a Glance Contract Report for 566896/0001 - June 2019

Name or company name	Heyside Dental Practice Partnership
Contract type name	GDS Contract
Purpose of contract	General
Contract start date	01/04/2006
Contract end date	

19/20 Contracted general activity (UDA)	7,830
Carry forward general activity (UDA)	0
19/20 Contracted orthodontic activity (UOA)	0
Carry forward orthodontic activity (UOA)	0
Baseline contract value	£217,295.13

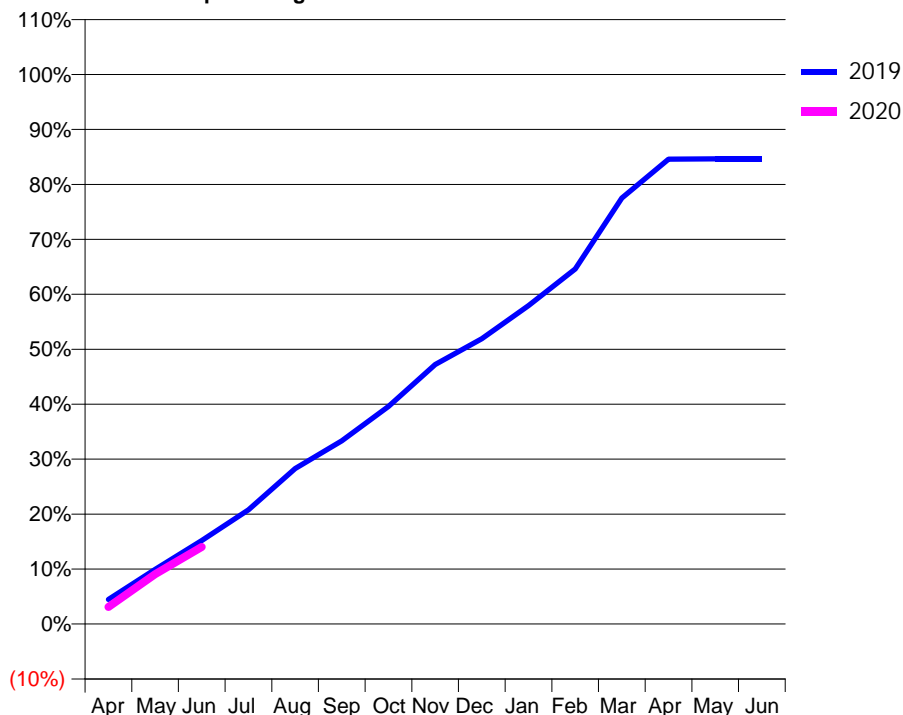
ACCESS*

Patients seen in 24 months	Total	Change since previous quarter
Quarter ending June 2018	2,180	
Quarter ending September 2018	2,170	→
Quarter ending December 2018	2,068	↓
Quarter ending March 2019	1,986	↓
Quarter ending June 2019	1,951	↓
Variance since June 2018	(10.5%)	↓



ACTIVITY

Cumulative percentage of contracted UDA delivered 2019 & 2020



Adjusted Scheduled Activity (UDA)

Month	2019	2020
April	351	243
May	780	709
June	1,190	1,098
July	1,628	
August	2,217	
September	2,610	
October	3,100	
November	3,697	
December	4,064	
January	4,536	
February	5,059	
March	6,068	
April	6,623	
May	6,627	
June	6,628	

QUALITY

	Quantity	Base Number	Contract	AT	Region	England
% of FP17s for the same patient ID Re-attending within 3 months - Children	11	149	7.4%	11.4%	12.1%	11.4%
% of FP17s for the same patient ID Re-attending within 3 months - Adults	42	567	7.4%	16.1%	15.6%	15.4%
% of FP17s for the same patient ID Re-attending between 3 & 9 months - Children	104	149	69.8%	59.4%	61.2%	59.8%
% of FP17s for the same patient ID Re-attending between 3 & 9 months - Adults	384	567	67.7%	52.1%	54.5%	52.1%
% of FP17s for Band 1 Urgent Courses	9	576	1.6%	10.5%	9.1%	9.2%
% of FP17s Relating to Free Repair or Replacements	0	576	0.0%	0.8%	1.0%	0.7%
% of FP17s Relating to Continuations	3	576	0.5%	0.9%	1.0%	0.8%
% of Patients satisfied with the dentistry they have received	1	1	N/A	93.0%	94.2%	93.4%
% of Patients satisfied with the time they had to wait for an appointment	1	1	N/A	87.4%	88.4%	87.6%

* This is based on patients treated on this contract for their most recent course of treatment.

Figures in italics indicate the base number of FP17s or Patient Questionnaire responses are less than 100. N/A is shown where the base number of responses is less than 10 during the period. % is calculated as Quantity/Base number*100

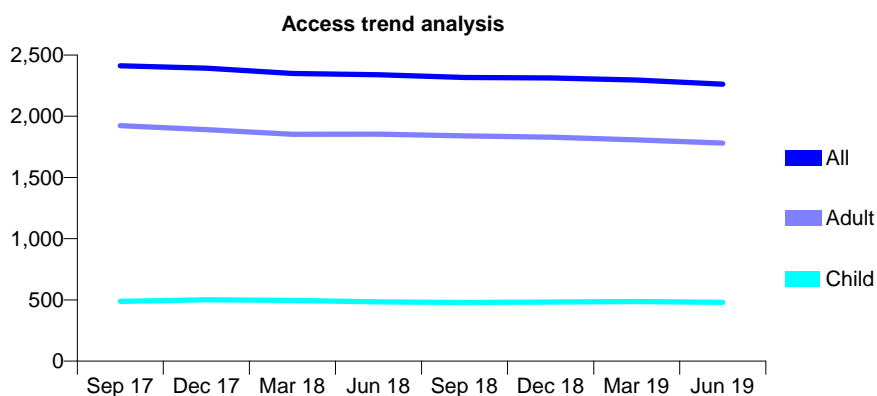
Q46 - Vital Signs At a Glance Contract Report for 567450/0002 - June 2019

Name or company name	Brooklands Dental Surgery
Contract type name	GDS Contract
Purpose of contract	General
Contract start date	01/04/2006
Contract end date	

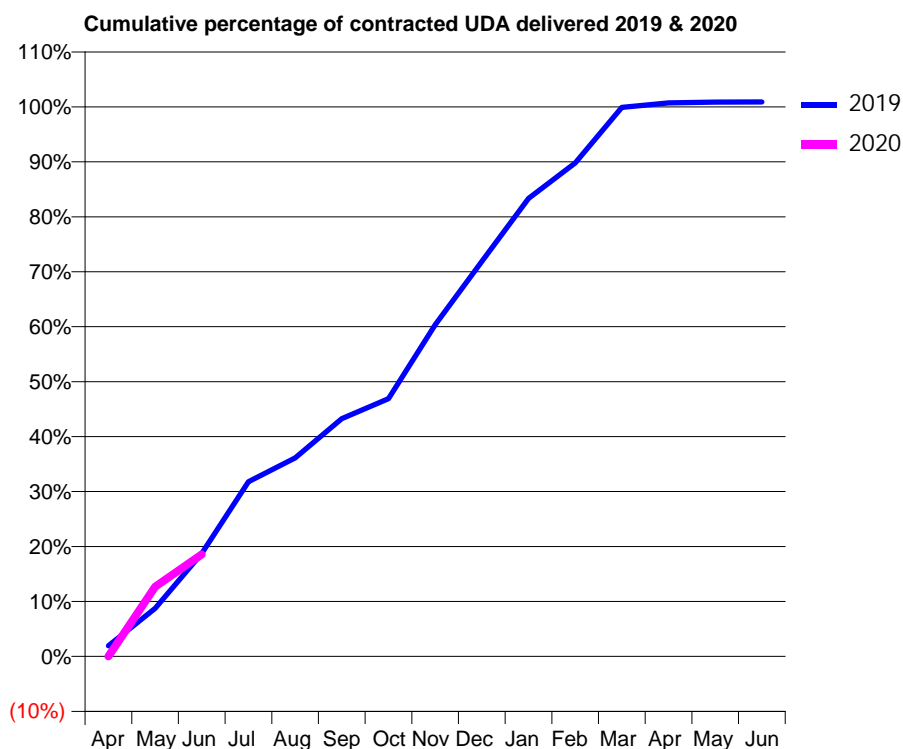
19/20 Contracted general activity (UDA)	6,150
Carry forward general activity (UDA)	0
19/20 Contracted orthodontic activity (UOA)	0
Carry forward orthodontic activity (UOA)	0
Baseline contract value	£155,624.34

ACCESS*

Patients seen in 24 months	Total	Change since previous quarter
Quarter ending June 2018	2,339	
Quarter ending September 2018	2,318	→
Quarter ending December 2018	2,313	→
Quarter ending March 2019	2,296	→
Quarter ending June 2019	2,262	↓
Variance since June 2018	(3.3%)	↓



ACTIVITY



Month	Adjusted Scheduled Activity (UDA)	
	2019	2020
April	118	0
May	538	780
June	1,154	1,142
July	1,954	
August	2,222	
September	2,660	
October	2,885	
November	3,713	
December	4,420	
January	5,125	
February	5,522	
March	6,144	
April	6,194	
May	6,204	
June	6,205	

QUALITY

	Quantity	Base Number	Contract	AT	Region	England
% of FP17s for the same patient ID Re-attending within 3 months - Children	7	148	4.7%	11.4%	12.1%	11.4%
% of FP17s for the same patient ID Re-attending within 3 months - Adults	78	529	14.7%	16.1%	15.6%	15.4%
% of FP17s for the same patient ID Re-attending between 3 & 9 months - Children	110	148	74.3%	59.4%	61.2%	59.8%
% of FP17s for the same patient ID Re-attending between 3 & 9 months - Adults	340	529	64.3%	52.1%	54.5%	52.1%
% of FP17s for Band 1 Urgent Courses	66	652	10.1%	10.5%	9.1%	9.2%
% of FP17s Relating to Free Repair or Replacements	9	652	1.4%	0.8%	1.0%	0.7%
% of FP17s Relating to Continuations	0	652	0.0%	0.9%	1.0%	0.8%
% of Patients satisfied with the dentistry they have received	0	0	N/A	93.0%	94.2%	93.4%
% of Patients satisfied with the time they had to wait for an appointment	0	0	N/A	87.4%	88.4%	87.6%

* This is based on patients treated on this contract for their most recent course of treatment. Figures in italics indicate the base number of FP17s or Patient Questionnaire responses are less than 100. N/A is shown where the base number of responses is less than 10 during the period. % is calculated as Quantity/Base number*100

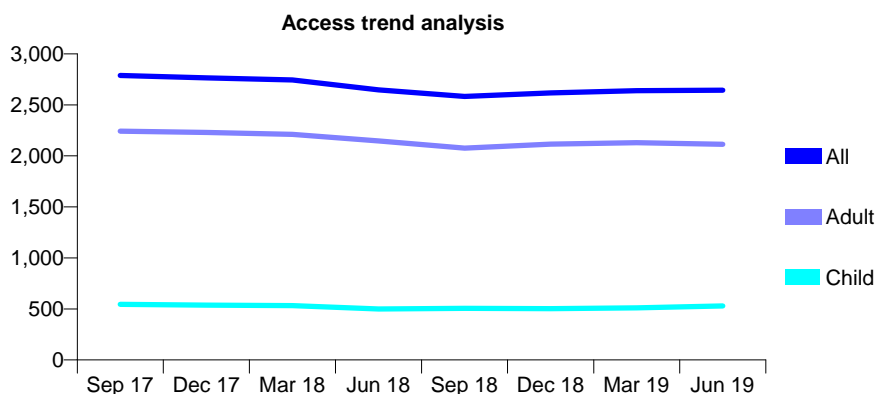
Q46 - Vital Signs At a Glance Contract Report for 568139/0001 - June 2019

Name or company name	Michael John Fern
Contract type name	GDS Contract
Purpose of contract	General
Contract start date	01/04/2006
Contract end date	

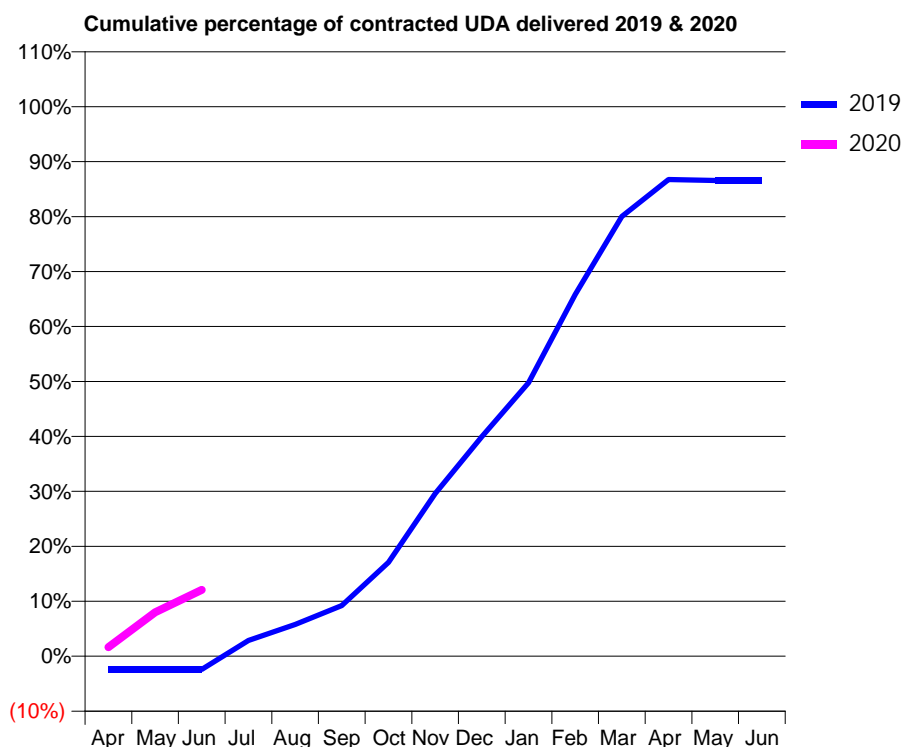
19/20 Contracted general activity (UDA)	10,585
Carry forward general activity (UDA)	0
19/20 Contracted orthodontic activity (UOA)	0
Carry forward orthodontic activity (UOA)	0
Baseline contract value	£248,482.42

ACCESS*

Patients seen in 24 months	Total	Change since previous quarter
Quarter ending June 2018	2,647	
Quarter ending September 2018	2,583	↓
Quarter ending December 2018	2,618	→
Quarter ending March 2019	2,640	→
Quarter ending June 2019	2,644	→
Variance since June 2018	(0.1%)	→



ACTIVITY



Month	2019	2020
April	-256	174
May	-256	846
June	-256	1,278
July	306	
August	612	
September	975	
October	1,808	
November	3,133	
December	4,228	
January	5,268	
February	6,967	
March	8,469	
April	9,182	
May	9,163	
June	9,163	

QUALITY

	Quantity	Base Number	Contract	AT	Region	England
% of FP17s for the same patient ID Re-attending within 3 months - Children	56	218	25.7%	11.4%	12.1%	11.4%
% of FP17s for the same patient ID Re-attending within 3 months - Adults	136	613	22.2%	16.1%	15.6%	15.4%
% of FP17s for the same patient ID Re-attending between 3 & 9 months - Children	104	218	47.7%	59.4%	61.2%	59.8%
% of FP17s for the same patient ID Re-attending between 3 & 9 months - Adults	325	613	53.0%	52.1%	54.5%	52.1%
% of FP17s for Band 1 Urgent Courses	60	650	9.2%	10.5%	9.1%	9.2%
% of FP17s Relating to Free Repair or Replacements	8	650	1.2%	0.8%	1.0%	0.7%
% of FP17s Relating to Continuations	1	650	0.2%	0.9%	1.0%	0.8%
% of Patients satisfied with the dentistry they have received	0	1	N/A	93.0%	94.2%	93.4%
% of Patients satisfied with the time they had to wait for an appointment	0	1	N/A	87.4%	88.4%	87.6%

* This is based on patients treated on this contract for their most recent course of treatment. Figures in italics indicate the base number of FP17s or Patient Questionnaire responses are less than 100. N/A is shown where the base number of responses is less than 10 during the period. % is calculated as Quantity/Base number*100

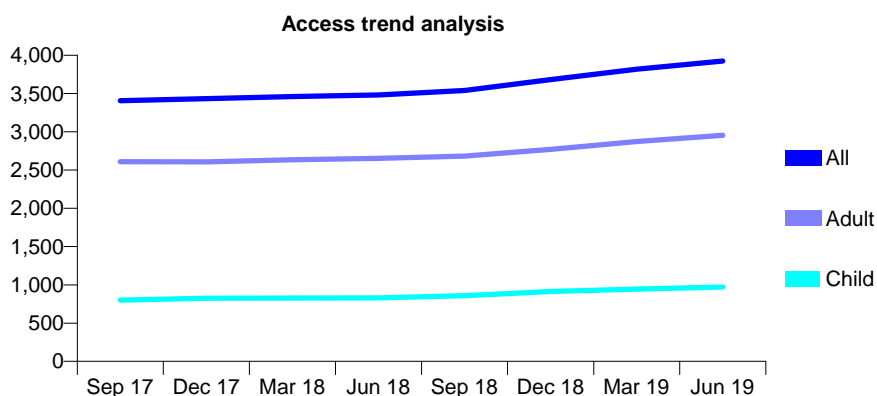
Q46 - Vital Signs At a Glance Contract Report for 571261/0001 - June 2019

Name or company name	Khan & Woodier
Contract type name	GDS Contract
Purpose of contract	General
Contract start date	01/04/2006
Contract end date	

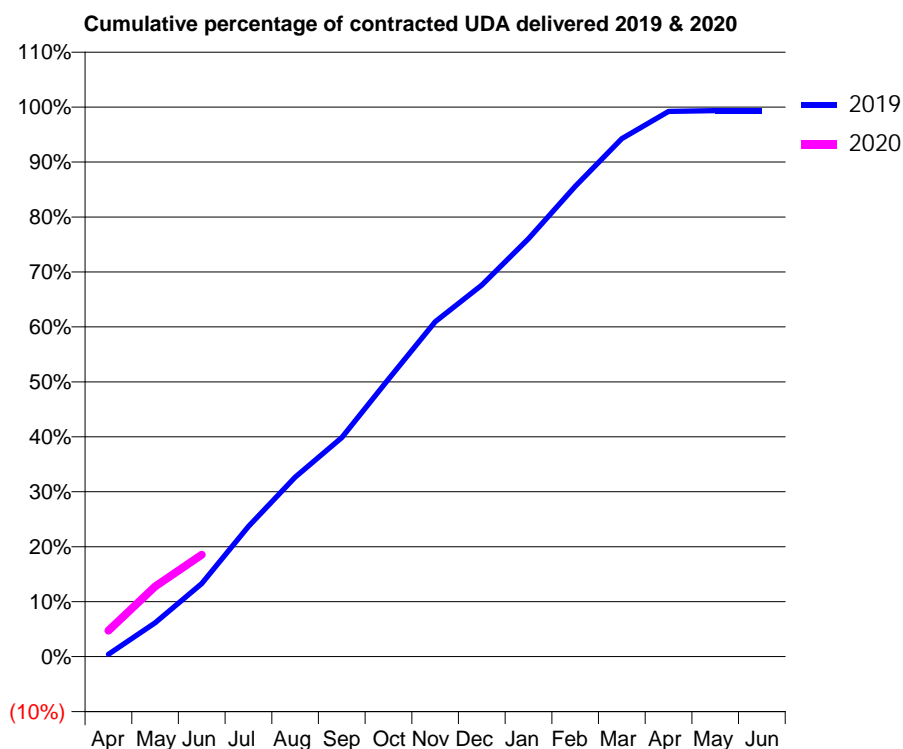
19/20 Contracted general activity (UDA)	12,668
Carry forward general activity (UDA)	0
19/20 Contracted orthodontic activity (UOA)	0
Carry forward orthodontic activity (UOA)	0
Baseline contract value	£386,019.86

ACCESS*

Patients seen in 24 months	Total	Change since previous quarter
Quarter ending June 2018	3,481	
Quarter ending September 2018	3,541	→
Quarter ending December 2018	3,682	↑
Quarter ending March 2019	3,817	↑
Quarter ending June 2019	3,925	↑
Variance since June 2018	12.8%	↑



ACTIVITY



Month	Adjusted Scheduled Activity (UDA)	
	2019	2020
April	55	601
May	779	1,618
June	1,682	2,348
July	3,001	
August	4,138	
September	5,048	
October	6,395	
November	7,721	
December	8,564	
January	9,637	
February	10,840	
March	11,939	
April	12,566	
May	12,583	
June	12,583	

QUALITY

	Quantity	Base Number	Contract	AT	Region	England
% of FP17s for the same patient ID Re-attending within 3 months - Children	27	276	9.8%	11.4%	12.1%	11.4%
% of FP17s for the same patient ID Re-attending within 3 months - Adults	125	817	15.3%	16.1%	15.6%	15.4%
% of FP17s for the same patient ID Re-attending between 3 & 9 months - Children	71	276	25.7%	59.4%	61.2%	59.8%
% of FP17s for the same patient ID Re-attending between 3 & 9 months - Adults	323	817	39.5%	52.1%	54.5%	52.1%
% of FP17s for Band 1 Urgent Courses	61	908	6.7%	10.5%	9.1%	9.2%
% of FP17s Relating to Free Repair or Replacements	23	908	2.5%	0.8%	1.0%	0.7%
% of FP17s Relating to Continuations	25	908	2.8%	0.9%	1.0%	0.8%
% of Patients satisfied with the dentistry they have received	1	1	N/A	93.0%	94.2%	93.4%
% of Patients satisfied with the time they had to wait for an appointment	1	1	N/A	87.4%	88.4%	87.6%

* This is based on patients treated on this contract for their most recent course of treatment. Figures in italics indicate the base number of FP17s or Patient Questionnaire responses are less than 100. N/A is shown where the base number of responses is less than 10 during the period. % is calculated as Quantity/Base number*100

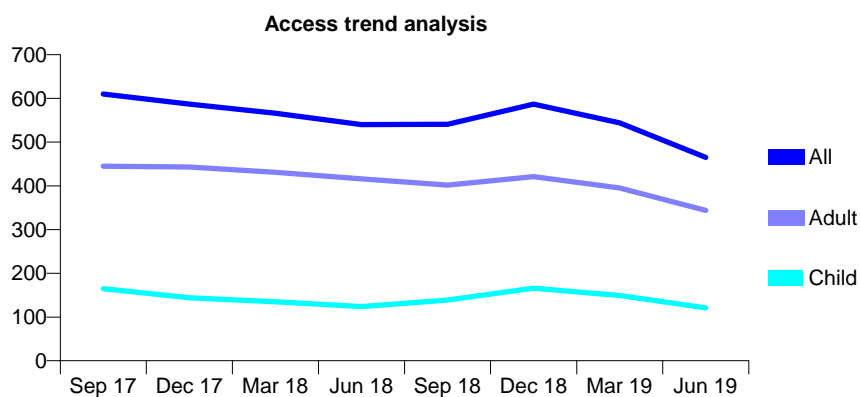
Q46 - Vital Signs At a Glance Contract Report for 571938/0001 - June 2019

Name or company name	MR DT BADROCK
Contract type name	GDS Contract
Purpose of contract	General
Contract start date	01/04/2006
Contract end date	

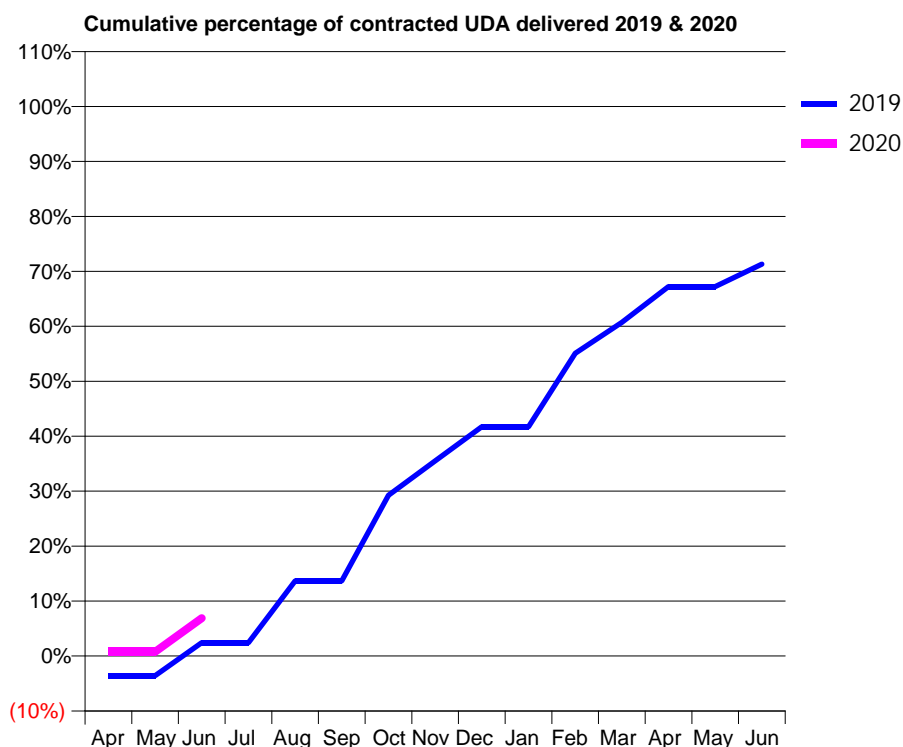
19/20 Contracted general activity (UDA)	2,062
Carry forward general activity (UDA)	0
19/20 Contracted orthodontic activity (UOA)	0
Carry forward orthodontic activity (UOA)	0
Baseline contract value	£52,768.97

ACCESS*

Patients seen in 24 months	Total	Change since previous quarter
Quarter ending June 2018	540	
Quarter ending September 2018	541	→
Quarter ending December 2018	587	↑
Quarter ending March 2019	544	↓
Quarter ending June 2019	465	↓
Variance since June 2018	(13.9%)	↓



ACTIVITY



Month	Adjusted Scheduled Activity (UDA)	
	2019	2020
April	-74	16
May	-74	16
June	50	142
July	50	
August	282	
September	282	
October	603	
November	732	
December	860	
January	860	
February	1,135	
March	1,252	
April	1,386	
May	1,386	
June	1,470	

QUALITY

	Quantity	Base Number	Contract	AT	Region	England
% of FP17s for the same patient ID Re-attending within 3 months - Children	3	22	13.6%	11.4%	12.1%	11.4%
% of FP17s for the same patient ID Re-attending within 3 months - Adults	16	84	19.0%	16.1%	15.6%	15.4%
% of FP17s for the same patient ID Re-attending between 3 & 9 months - Children	3	22	13.6%	59.4%	61.2%	59.8%
% of FP17s for the same patient ID Re-attending between 3 & 9 months - Adults	18	84	21.4%	52.1%	54.5%	52.1%
% of FP17s for Band 1 Urgent Courses	5	42	11.9%	10.5%	9.1%	9.2%
% of FP17s Relating to Free Repair or Replacements	1	42	2.4%	0.8%	1.0%	0.7%
% of FP17s Relating to Continuations	1	42	2.4%	0.9%	1.0%	0.8%
% of Patients satisfied with the dentistry they have received	0	0	N/A	93.0%	94.2%	93.4%
% of Patients satisfied with the time they had to wait for an appointment	0	0	N/A	87.4%	88.4%	87.6%

* This is based on patients treated on this contract for their most recent course of treatment. Figures in italics indicate the base number of FP17s or Patient Questionnaire responses are less than 100. N/A is shown where the base number of responses is less than 10 during the period. % is calculated as Quantity/Base number*100

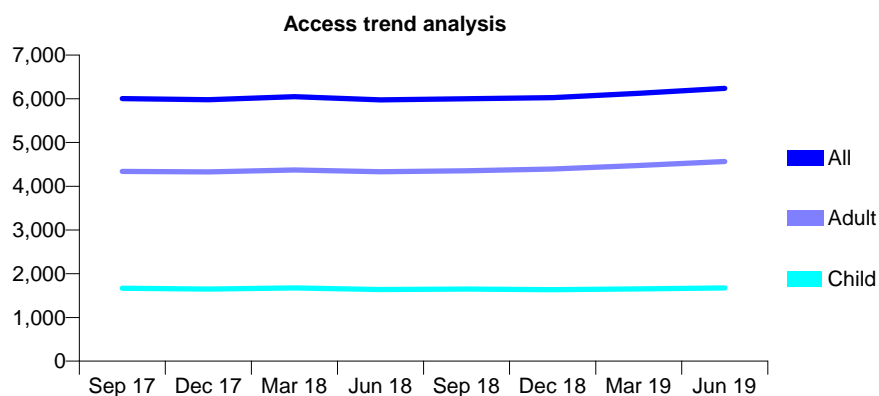
Q46 - Vital Signs At a Glance Contract Report for 572411/0001 - June 2019

Name or company name	MR DM VALLANCE
Contract type name	GDS Contract
Purpose of contract	General
Contract start date	01/04/2006
Contract end date	

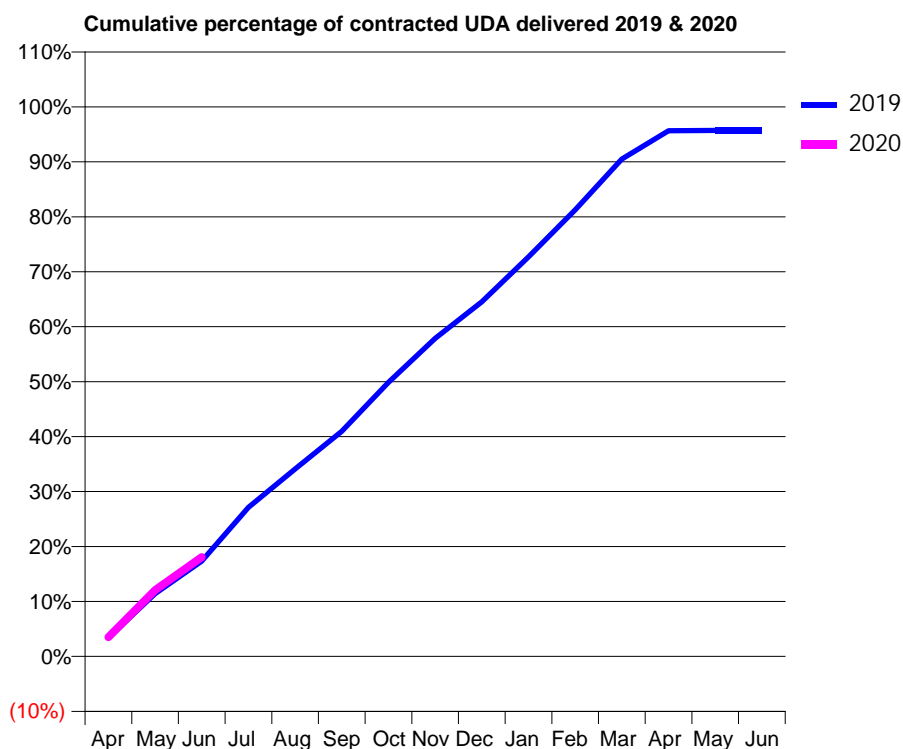
19/20 Contracted general activity (UDA)	20,324
Carry forward general activity (UDA)	0
19/20 Contracted orthodontic activity (UOA)	0
Carry forward orthodontic activity (UOA)	0
Baseline contract value	£573,213.45

ACCESS*

Patients seen in 24 months	Total	Change since previous quarter
Quarter ending June 2018	5,974	
Quarter ending September 2018	6,002	→
Quarter ending December 2018	6,026	→
Quarter ending March 2019	6,125	→
Quarter ending June 2019	6,240	→
Variance since June 2018	4.5%	↑



ACTIVITY



Month	2019	2020
April	693	713
May	2,326	2,454
June	3,522	3,670
July	5,514	
August	6,935	
September	8,327	
October	10,137	
November	11,765	
December	13,110	
January	14,773	
February	16,517	
March	18,395	
April	19,441	
May	19,448	
June	19,448	

QUALITY

	Quantity	Base Number	Contract	AT	Region	England
% of FP17s for the same patient ID Re-attending within 3 months - Children	35	674	5.2%	11.4%	12.1%	11.4%
% of FP17s for the same patient ID Re-attending within 3 months - Adults	176	1,539	11.4%	16.1%	15.6%	15.4%
% of FP17s for the same patient ID Re-attending between 3 & 9 months - Children	446	674	66.2%	59.4%	61.2%	59.8%
% of FP17s for the same patient ID Re-attending between 3 & 9 months - Adults	810	1,539	52.6%	52.1%	54.5%	52.1%
% of FP17s for Band 1 Urgent Courses	131	1,819	7.2%	10.5%	9.1%	9.2%
% of FP17s Relating to Free Repair or Replacements	10	1,819	0.5%	0.8%	1.0%	0.7%
% of FP17s Relating to Continuations	21	1,819	1.2%	0.9%	1.0%	0.8%
% of Patients satisfied with the dentistry they have received	0	0	N/A	93.0%	94.2%	93.4%
% of Patients satisfied with the time they had to wait for an appointment	0	0	N/A	87.4%	88.4%	87.6%

* This is based on patients treated on this contract for their most recent course of treatment. Figures in italics indicate the base number of FP17s or Patient Questionnaire responses are less than 100. N/A is shown where the base number of responses is less than 10 during the period. % is calculated as Quantity/Base number*100

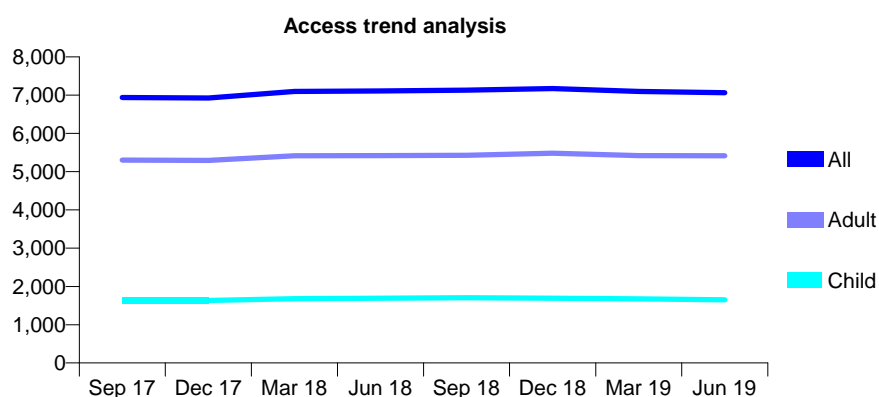
Q46 - Vital Signs At a Glance Contract Report for 572411/0002 - June 2019

Name or company name	MR DM VALLANCE
Contract type name	GDS Contract
Purpose of contract	General
Contract start date	01/04/2006
Contract end date	

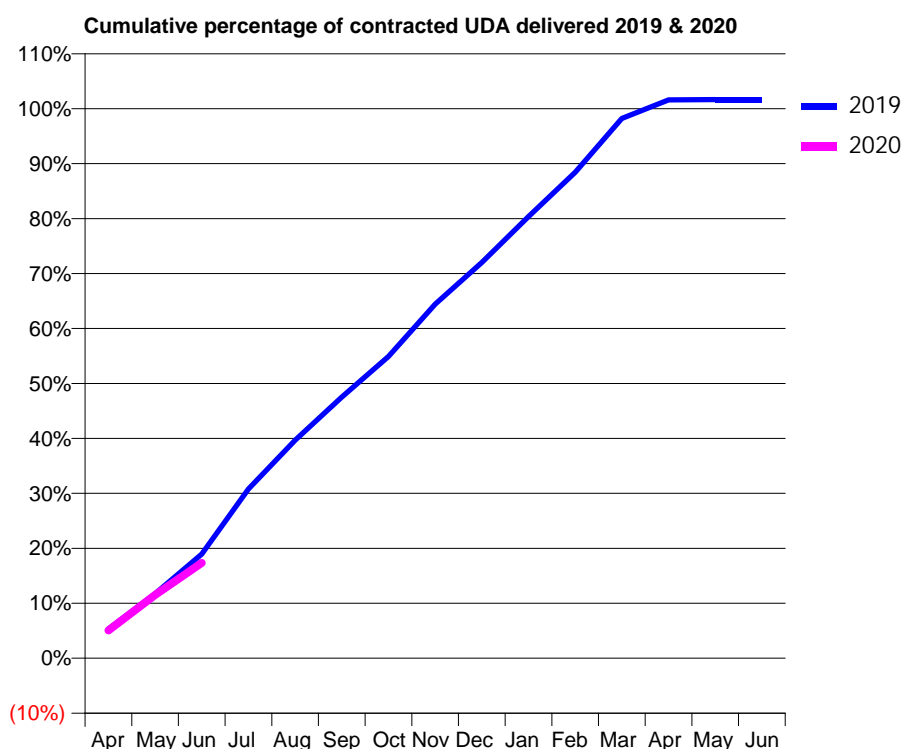
19/20 Contracted general activity (UDA)	20,269
Carry forward general activity (UDA)	0
19/20 Contracted orthodontic activity (UOA)	0
Carry forward orthodontic activity (UOA)	0
Baseline contract value	£569,564.36

ACCESS*

Patients seen in 24 months	Total	Change since previous quarter
Quarter ending June 2018	7,111	
Quarter ending September 2018	7,132	→
Quarter ending December 2018	7,172	→
Quarter ending March 2019	7,094	↓
Quarter ending June 2019	7,064	→
Variance since June 2018	(0.7%)	→



ACTIVITY



Adjusted Scheduled Activity (UDA)		
Month	2019	2020
April	1,081	1,027
May	2,384	2,333
June	3,840	3,514
July	6,246	
August	8,044	
September	9,635	
October	11,129	
November	13,061	
December	14,595	
January	16,289	
February	17,924	
March	19,911	
April	20,591	
May	20,602	
June	20,603	

QUALITY

	Quantity	Base Number	Contract	AT	Region	England
% of FP17s for the same patient ID Re-attending within 3 months - Children	41	531	7.7%	11.4%	12.1%	11.4%
% of FP17s for the same patient ID Re-attending within 3 months - Adults	239	1,503	15.9%	16.1%	15.6%	15.4%
% of FP17s for the same patient ID Re-attending between 3 & 9 months - Children	349	531	65.7%	59.4%	61.2%	59.8%
% of FP17s for the same patient ID Re-attending between 3 & 9 months - Adults	729	1,503	48.5%	52.1%	54.5%	52.1%
% of FP17s for Band 1 Urgent Courses	200	1,761	11.4%	10.5%	9.1%	9.2%
% of FP17s Relating to Free Repair or Replacements	16	1,761	0.9%	0.8%	1.0%	0.7%
% of FP17s Relating to Continuations	21	1,761	1.2%	0.9%	1.0%	0.8%
% of Patients satisfied with the dentistry they have received	2	2	N/A	93.0%	94.2%	93.4%
% of Patients satisfied with the time they had to wait for an appointment	2	2	N/A	87.4%	88.4%	87.6%

* This is based on patients treated on this contract for their most recent course of treatment.

Figures in italics indicate the base number of FP17s or Patient Questionnaire responses are less than 100. N/A is shown where the base number of responses is less than 10 during the period. % is calculated as Quantity/Base number*100

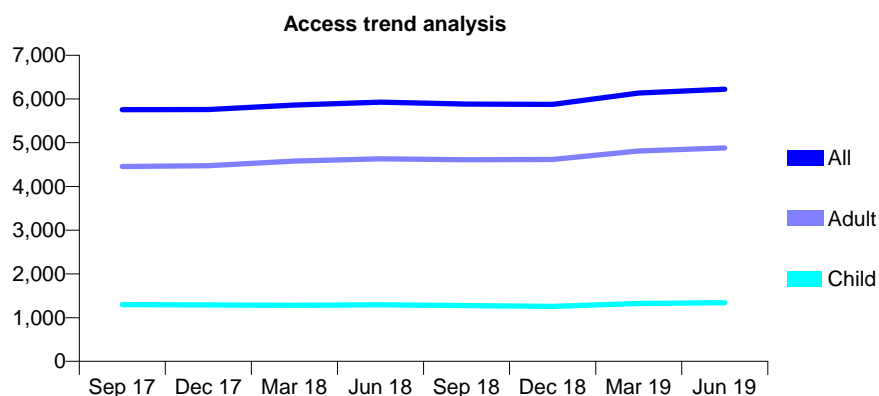
Q46 - Vital Signs At a Glance Contract Report for 572713/0001 - June 2019

Name or company name	Ward & Malik
Contract type name	GDS Contract
Purpose of contract	General
Contract start date	01/04/2006
Contract end date	

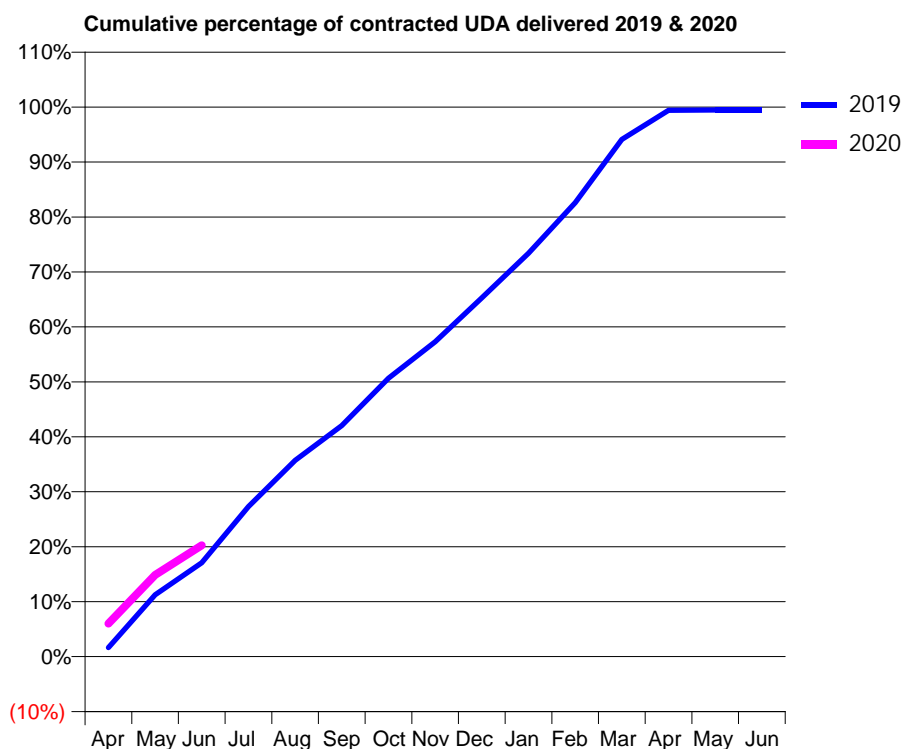
19/20 Contracted general activity (UDA)	17,573
Carry forward general activity (UDA)	0
19/20 Contracted orthodontic activity (UOA)	0
Carry forward orthodontic activity (UOA)	0
Baseline contract value	£593,663.73

ACCESS*

Patients seen in 24 months	Total	Change since previous quarter
Quarter ending June 2018	5,927	
Quarter ending September 2018	5,885	→
Quarter ending December 2018	5,875	→
Quarter ending March 2019	6,134	↑
Quarter ending June 2019	6,223	→
Variance since June 2018	5.0%	↑



ACTIVITY



Month	Adjusted Scheduled Activity (UDA)	
	2019	2020
April	291	1,054
May	1,975	2,613
June	3,000	3,559
July	4,799	
August	6,277	
September	7,386	
October	8,901	
November	10,070	
December	11,468	
January	12,897	
February	14,518	
March	16,541	
April	17,471	
May	17,478	
June	17,478	

QUALITY

	Quantity	Base Number	Contract	AT	Region	England
% of FP17s for the same patient ID Re-attending within 3 months - Children	34	506	6.7%	11.4%	12.1%	11.4%
% of FP17s for the same patient ID Re-attending within 3 months - Adults	264	1,603	16.5%	16.1%	15.6%	15.4%
% of FP17s for the same patient ID Re-attending between 3 & 9 months - Children	229	506	45.3%	59.4%	61.2%	59.8%
% of FP17s for the same patient ID Re-attending between 3 & 9 months - Adults	675	1,603	42.1%	52.1%	54.5%	52.1%
% of FP17s for Band 1 Urgent Courses	177	1,753	10.1%	10.5%	9.1%	9.2%
% of FP17s Relating to Free Repair or Replacements	27	1,753	1.5%	0.8%	1.0%	0.7%
% of FP17s Relating to Continuations	36	1,753	2.1%	0.9%	1.0%	0.8%
% of Patients satisfied with the dentistry they have received	3	3	N/A	93.0%	94.2%	93.4%
% of Patients satisfied with the time they had to wait for an appointment	3	3	N/A	87.4%	88.4%	87.6%

* This is based on patients treated on this contract for their most recent course of treatment. Figures in italics indicate the base number of FP17s or Patient Questionnaire responses are less than 100. N/A is shown where the base number of responses is less than 10 during the period. % is calculated as Quantity/Base number*100

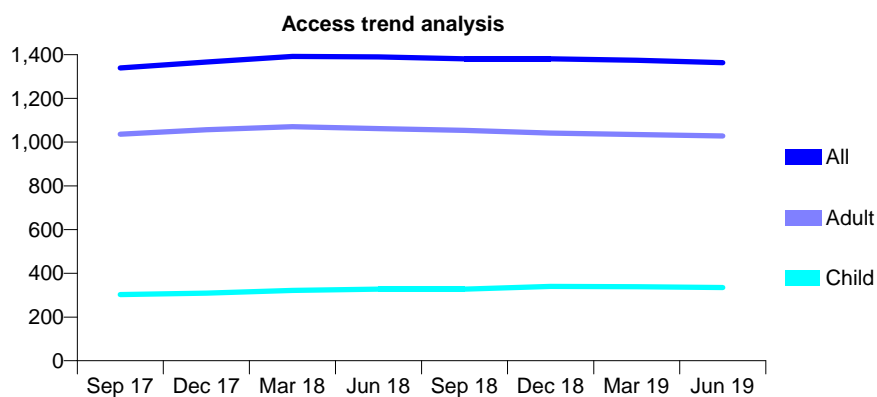
Q46 - Vital Signs At a Glance Contract Report for 576050/0001 - June 2019

Name or company name	MR AJ STOGGALL
Contract type name	GDS Contract
Purpose of contract	General
Contract start date	01/04/2006
Contract end date	

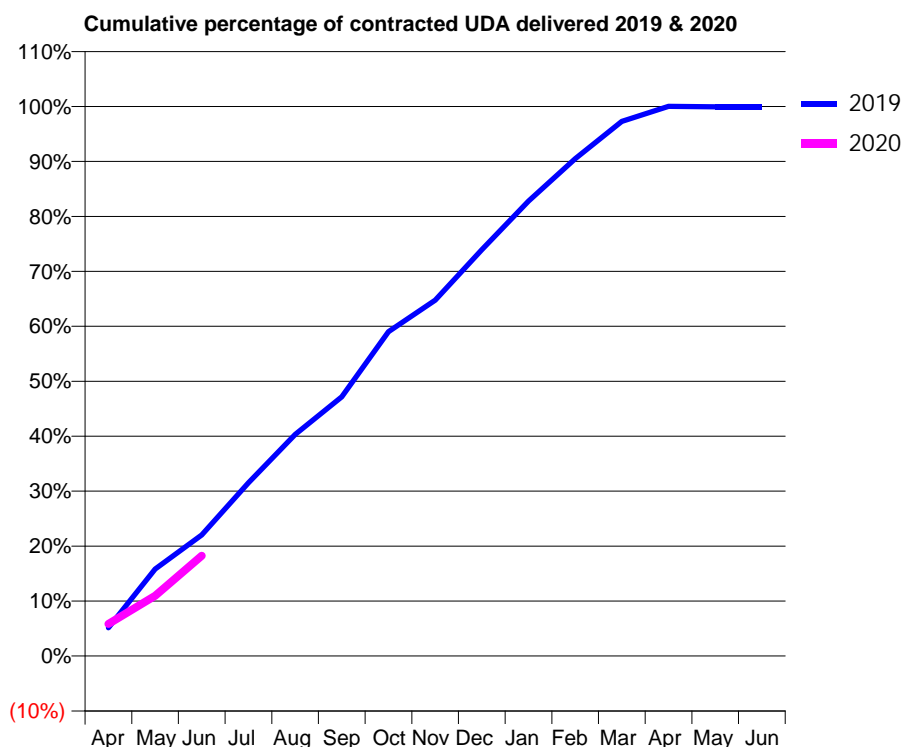
19/20 Contracted general activity (UDA)	4,712
Carry forward general activity (UDA)	0
19/20 Contracted orthodontic activity (UOA)	0
Carry forward orthodontic activity (UOA)	0
Baseline contract value	£184,924.60

ACCESS*

Patients seen in 24 months	Total	Change since previous quarter
Quarter ending June 2018	1,390	
Quarter ending September 2018	1,381	→
Quarter ending December 2018	1,381	→
Quarter ending March 2019	1,374	→
Quarter ending June 2019	1,363	→
Variance since June 2018	(1.9%)	↓



ACTIVITY



Month	Adjusted Scheduled Activity (UDA)	
	2019	2020
April	242	275
May	746	517
June	1,039	859
July	1,486	
August	1,900	
September	2,222	
October	2,781	
November	3,051	
December	3,483	
January	3,901	
February	4,265	
March	4,584	
April	4,713	
May	4,710	
June	4,710	

QUALITY

	Quantity	Base Number	Contract	AT	Region	England
% of FP17s for the same patient ID Re-attending within 3 months - Children	17	146	11.6%	11.4%	12.1%	11.4%
% of FP17s for the same patient ID Re-attending within 3 months - Adults	30	356	8.4%	16.1%	15.6%	15.4%
% of FP17s for the same patient ID Re-attending between 3 & 9 months - Children	107	146	73.3%	59.4%	61.2%	59.8%
% of FP17s for the same patient ID Re-attending between 3 & 9 months - Adults	267	356	75.0%	52.1%	54.5%	52.1%
% of FP17s for Band 1 Urgent Courses	15	443	3.4%	10.5%	9.1%	9.2%
% of FP17s Relating to Free Repair or Replacements	3	443	0.7%	0.8%	1.0%	0.7%
% of FP17s Relating to Continuations	0	443	0.0%	0.9%	1.0%	0.8%
% of Patients satisfied with the dentistry they have received	0	0	N/A	93.0%	94.2%	93.4%
% of Patients satisfied with the time they had to wait for an appointment	0	0	N/A	87.4%	88.4%	87.6%

* This is based on patients treated on this contract for their most recent course of treatment. Figures in italics indicate the base number of FP17s or Patient Questionnaire responses are less than 100. N/A is shown where the base number of responses is less than 10 during the period. % is calculated as Quantity/Base number*100

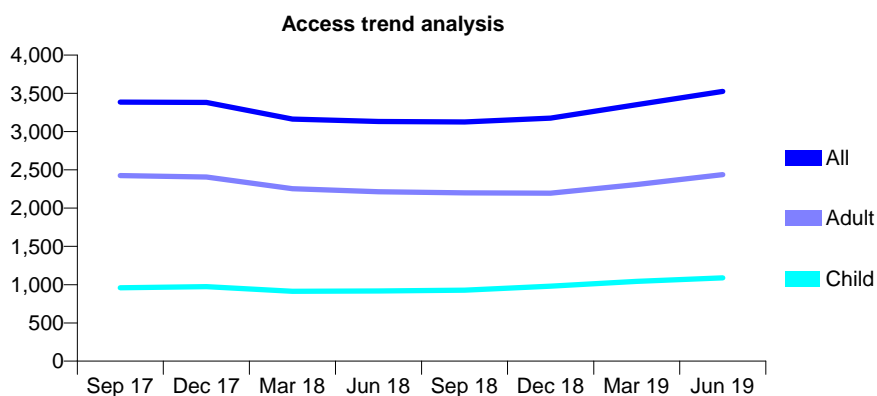
Q46 - Vital Signs At a Glance Contract Report for 610801/0001 - June 2019

Name or company name	Rauf Wellington Healthcare Ltd
Contract type name	GDS Contract
Purpose of contract	General
Contract start date	21/10/2010
Contract end date	

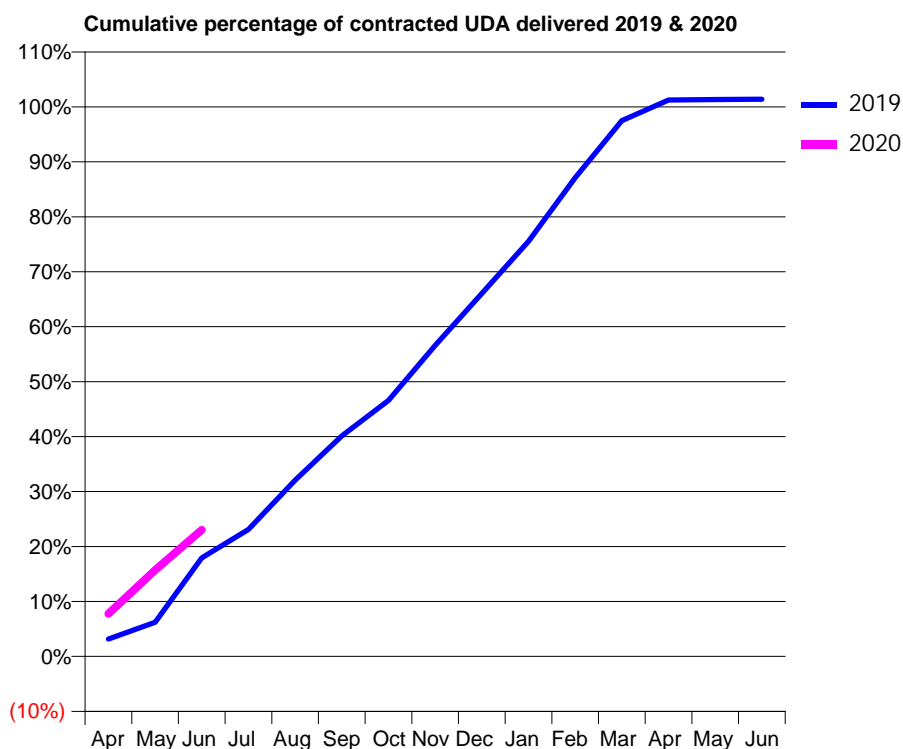
19/20 Contracted general activity (UDA)	10,334
Carry forward general activity (UDA)	0
19/20 Contracted orthodontic activity (UOA)	0
Carry forward orthodontic activity (UOA)	0
Baseline contract value	£260,952.53

ACCESS*

Patients seen in 24 months	Total	Change since previous quarter
Quarter ending June 2018	3,132	
Quarter ending September 2018	3,126	→
Quarter ending December 2018	3,177	→
Quarter ending March 2019	3,351	↑
Quarter ending June 2019	3,525	↑
Variance since June 2018	12.5%	↑



ACTIVITY



Month	2019	2020
April	326	802
May	643	1,625
June	1,853	2,379
July	2,390	
August	3,314	
September	4,146	
October	4,814	
November	5,850	
December	6,825	
January	7,806	
February	9,003	
March	10,074	
April	10,463	
May	10,470	
June	10,475	

QUALITY

	Quantity	Base Number	Contract	AT	Region	England
% of FP17s for the same patient ID Re-attending within 3 months - Children	47	396	11.9%	11.4%	12.1%	11.4%
% of FP17s for the same patient ID Re-attending within 3 months - Adults	143	900	15.9%	16.1%	15.6%	15.4%
% of FP17s for the same patient ID Re-attending between 3 & 9 months - Children	245	396	61.9%	59.4%	61.2%	59.8%
% of FP17s for the same patient ID Re-attending between 3 & 9 months - Adults	475	900	52.8%	52.1%	54.5%	52.1%
% of FP17s for Band 1 Urgent Courses	103	1,087	9.5%	10.5%	9.1%	9.2%
% of FP17s Relating to Free Repair or Replacements	10	1,087	0.9%	0.8%	1.0%	0.7%
% of FP17s Relating to Continuations	22	1,087	2.0%	0.9%	1.0%	0.8%
% of Patients satisfied with the dentistry they have received	1	1	N/A	93.0%	94.2%	93.4%
% of Patients satisfied with the time they had to wait for an appointment	1	1	N/A	87.4%	88.4%	87.6%

* This is based on patients treated on this contract for their most recent course of treatment. Figures in italics indicate the base number of FP17s or Patient Questionnaire responses are less than 100. N/A is shown where the base number of responses is less than 10 during the period. % is calculated as Quantity/Base number*100

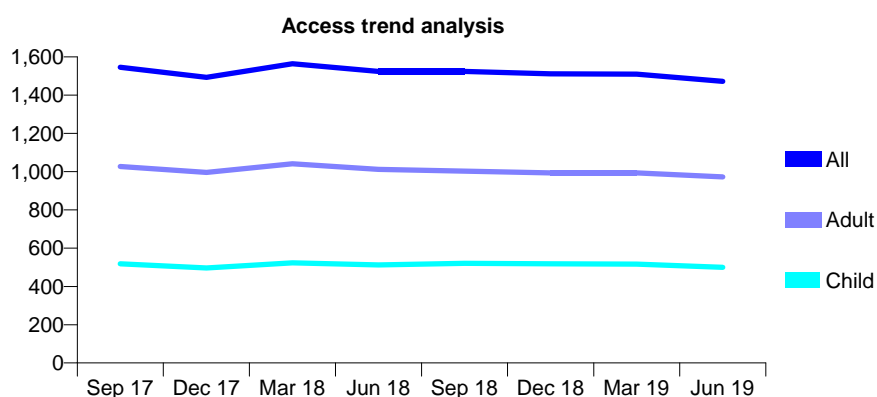
Q46 - Vital Signs At a Glance Contract Report for 613347/0001 - June 2019

Name or company name	MISS AT SARWAR
Contract type name	GDS Contract
Purpose of contract	General
Contract start date	30/06/2014
Contract end date	

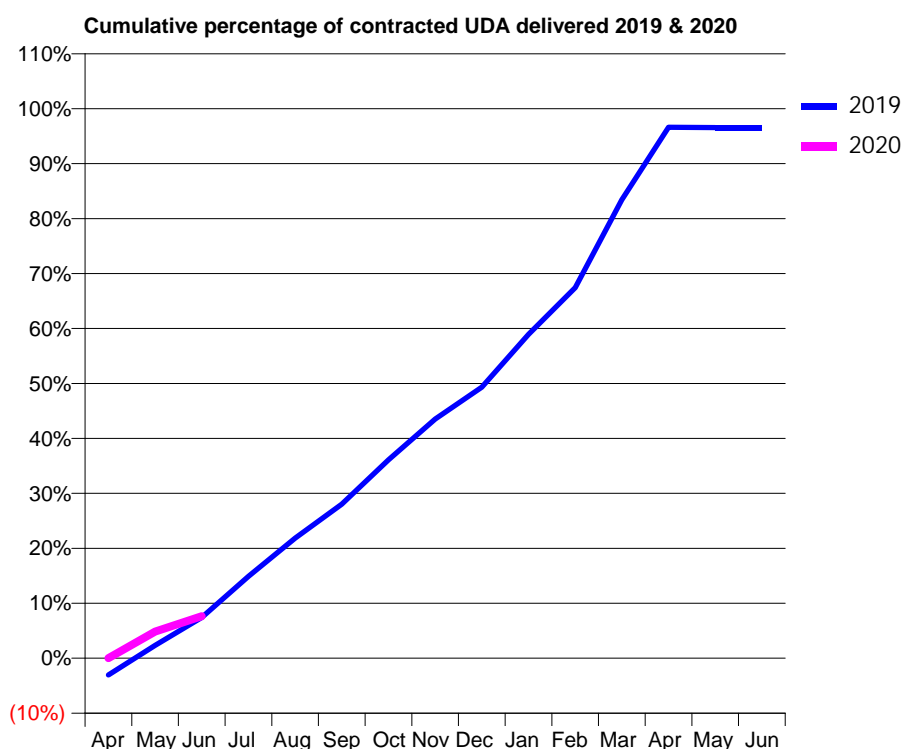
19/20 Contracted general activity (UDA)	5,753
Carry forward general activity (UDA)	0
19/20 Contracted orthodontic activity (UOA)	0
Carry forward orthodontic activity (UOA)	0
Baseline contract value	£144,133.40

ACCESS*

Patients seen in 24 months	Total	Change since previous quarter
Quarter ending June 2018	1,524	
Quarter ending September 2018	1,524	→
Quarter ending December 2018	1,511	→
Quarter ending March 2019	1,510	→
Quarter ending June 2019	1,472	↓
Variance since June 2018	(3.4%)	↓



ACTIVITY



Month	2019	2020
April	-177	1
May	135	279
June	427	441
July	856	
August	1,257	
September	1,613	
October	2,076	
November	2,503	
December	2,838	
January	3,390	
February	3,879	
March	4,799	
April	5,558	
May	5,555	
June	5,555	

QUALITY

	Quantity	Base Number	Contract	AT	Region	England
% of FP17s for the same patient ID Re-attending within 3 months - Children	31	129	24.0%	11.4%	12.1%	11.4%
% of FP17s for the same patient ID Re-attending within 3 months - Adults	63	286	22.0%	16.1%	15.6%	15.4%
% of FP17s for the same patient ID Re-attending between 3 & 9 months - Children	73	129	56.6%	59.4%	61.2%	59.8%
% of FP17s for the same patient ID Re-attending between 3 & 9 months - Adults	153	286	53.5%	52.1%	54.5%	52.1%
% of FP17s for Band 1 Urgent Courses	44	252	17.5%	10.5%	9.1%	9.2%
% of FP17s Relating to Free Repair or Replacements	5	252	2.0%	0.8%	1.0%	0.7%
% of FP17s Relating to Continuations	0	252	0.0%	0.9%	1.0%	0.8%
% of Patients satisfied with the dentistry they have received	0	0	N/A	93.0%	94.2%	93.4%
% of Patients satisfied with the time they had to wait for an appointment	0	0	N/A	87.4%	88.4%	87.6%

* This is based on patients treated on this contract for their most recent course of treatment. Figures in italics indicate the base number of FP17s or Patient Questionnaire responses are less than 100. N/A is shown where the base number of responses is less than 10 during the period. % is calculated as Quantity/Base number*100

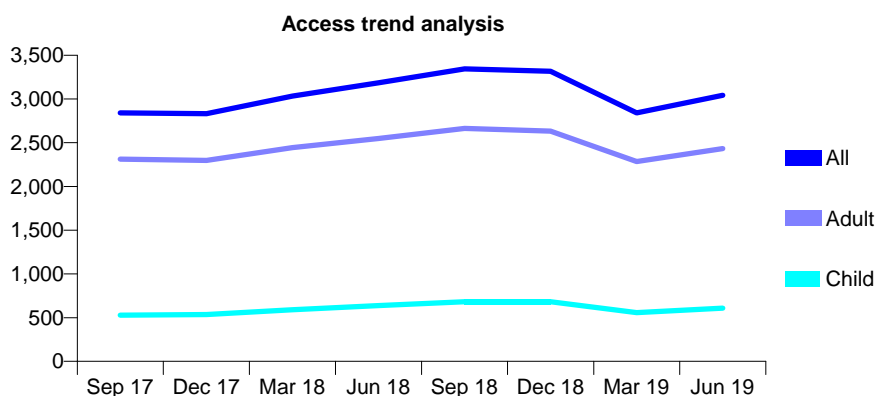
Q46 - Vital Signs At a Glance Contract Report for 620319/0001 - June 2019

Name or company name	Mr A Joubert
Contract type name	GDS Contract
Purpose of contract	General
Contract start date	01/04/2006
Contract end date	

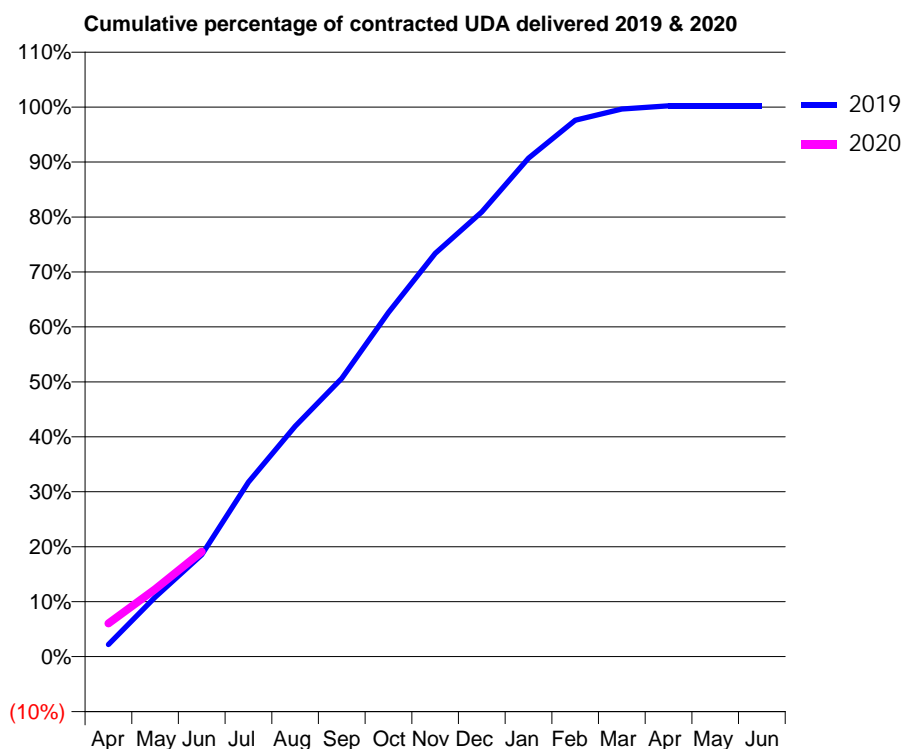
19/20 Contracted general activity (UDA)	10,949
Carry forward general activity (UDA)	0
19/20 Contracted orthodontic activity (UOA)	0
Carry forward orthodontic activity (UOA)	0
Baseline contract value	£229,625.07

ACCESS*

Patients seen in 24 months	Total	Change since previous quarter
Quarter ending June 2018	3,185	
Quarter ending September 2018	3,345	↑
Quarter ending December 2018	3,316	→
Quarter ending March 2019	2,842	↓
Quarter ending June 2019	3,043	↑
Variance since June 2018	(4.5%)	↓



ACTIVITY



Month	Adjusted Scheduled Activity (UDA)	
	2019	2020
April	227	662
May	1,119	1,344
June	1,919	2,090
July	3,288	
August	4,341	
September	5,242	
October	6,485	
November	7,596	
December	8,377	
January	9,391	
February	10,104	
March	10,315	
April	10,376	
May	10,376	
June	10,376	

QUALITY

	Quantity	Base Number	Contract	AT	Region	England
% of FP17s for the same patient ID Re-attending within 3 months - Children	11	272	4.0%	11.4%	12.1%	11.4%
% of FP17s for the same patient ID Re-attending within 3 months - Adults	102	929	11.0%	16.1%	15.6%	15.4%
% of FP17s for the same patient ID Re-attending between 3 & 9 months - Children	165	272	60.7%	59.4%	61.2%	59.8%
% of FP17s for the same patient ID Re-attending between 3 & 9 months - Adults	547	929	58.9%	52.1%	54.5%	52.1%
% of FP17s for Band 1 Urgent Courses	110	1,172	9.4%	10.5%	9.1%	9.2%
% of FP17s Relating to Free Repair or Replacements	19	1,172	1.6%	0.8%	1.0%	0.7%
% of FP17s Relating to Continuations	8	1,172	0.7%	0.9%	1.0%	0.8%
% of Patients satisfied with the dentistry they have received	0	0	N/A	93.0%	94.2%	93.4%
% of Patients satisfied with the time they had to wait for an appointment	0	0	N/A	87.4%	88.4%	87.6%

* This is based on patients treated on this contract for their most recent course of treatment. Figures in italics indicate the base number of FP17s or Patient Questionnaire responses are less than 100. N/A is shown where the base number of responses is less than 10 during the period. % is calculated as Quantity/Base number*100

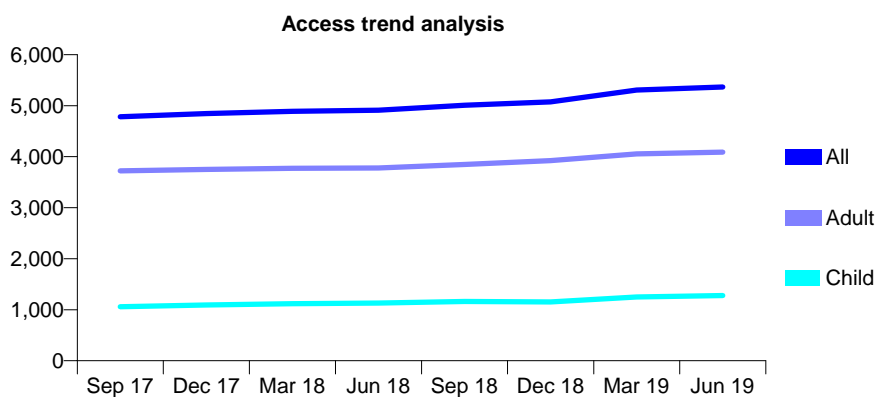
Q46 - Vital Signs At a Glance Contract Report for 620343/0001 - June 2019

Name or company name	MR SD WALMSLEY
Contract type name	GDS Contract
Purpose of contract	General
Contract start date	01/04/2006
Contract end date	

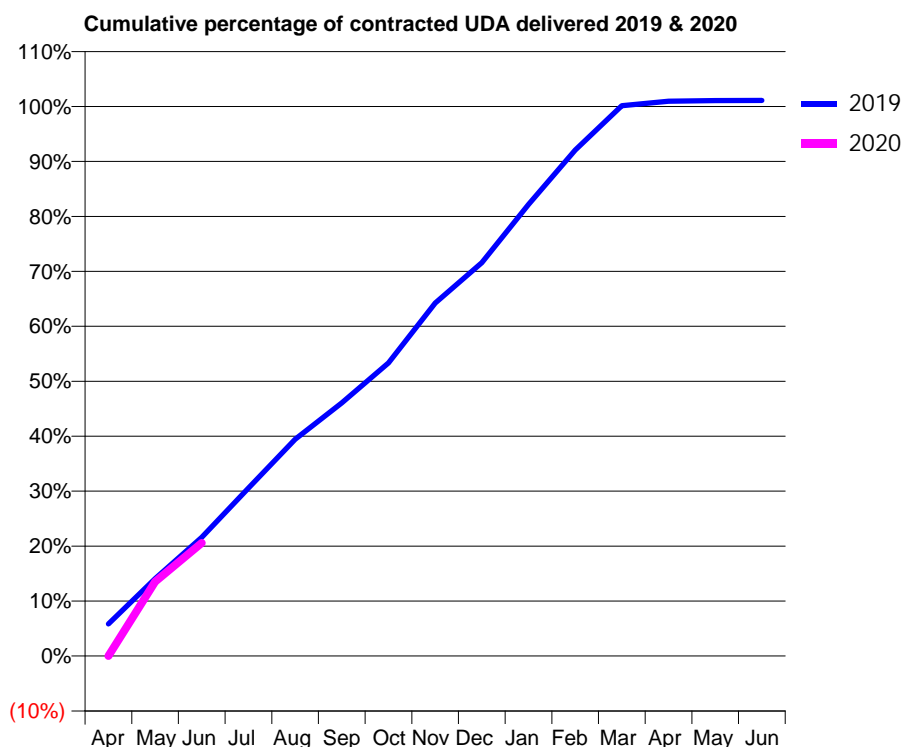
19/20 Contracted general activity (UDA)	13,145
Carry forward general activity (UDA)	0
19/20 Contracted orthodontic activity (UOA)	0
Carry forward orthodontic activity (UOA)	0
Baseline contract value	£378,005.30

ACCESS*

Patients seen in 24 months	Total	Change since previous quarter
Quarter ending June 2018	4,912	
Quarter ending September 2018	5,009	→
Quarter ending December 2018	5,077	→
Quarter ending March 2019	5,306	↑
Quarter ending June 2019	5,367	→
Variance since June 2018	9.3%	↑



ACTIVITY



Month	Adjusted Scheduled Activity (UDA)	
	2019	2020
April	766	0
May	1,850	1,779
June	2,840	2,703
July	4,019	
August	5,184	
September	6,056	
October	7,014	
November	8,441	
December	9,407	
January	10,798	
February	12,105	
March	13,164	
April	13,270	
May	13,284	
June	13,290	

QUALITY

	Quantity	Base Number	Contract	AT	Region	England
% of FP17s for the same patient ID Re-attending within 3 months - Children	18	396	4.5%	11.4%	12.1%	11.4%
% of FP17s for the same patient ID Re-attending within 3 months - Adults	124	1,046	11.9%	16.1%	15.6%	15.4%
% of FP17s for the same patient ID Re-attending between 3 & 9 months - Children	203	396	51.3%	59.4%	61.2%	59.8%
% of FP17s for the same patient ID Re-attending between 3 & 9 months - Adults	518	1,046	49.5%	52.1%	54.5%	52.1%
% of FP17s for Band 1 Urgent Courses	64	1,382	4.6%	10.5%	9.1%	9.2%
% of FP17s Relating to Free Repair or Replacements	4	1,382	0.3%	0.8%	1.0%	0.7%
% of FP17s Relating to Continuations	9	1,382	0.7%	0.9%	1.0%	0.8%
% of Patients satisfied with the dentistry they have received	4	4	N/A	93.0%	94.2%	93.4%
% of Patients satisfied with the time they had to wait for an appointment	4	4	N/A	87.4%	88.4%	87.6%

* This is based on patients treated on this contract for their most recent course of treatment. Figures in italics indicate the base number of FP17s or Patient Questionnaire responses are less than 100. N/A is shown where the base number of responses is less than 10 during the period. % is calculated as Quantity/Base number*100

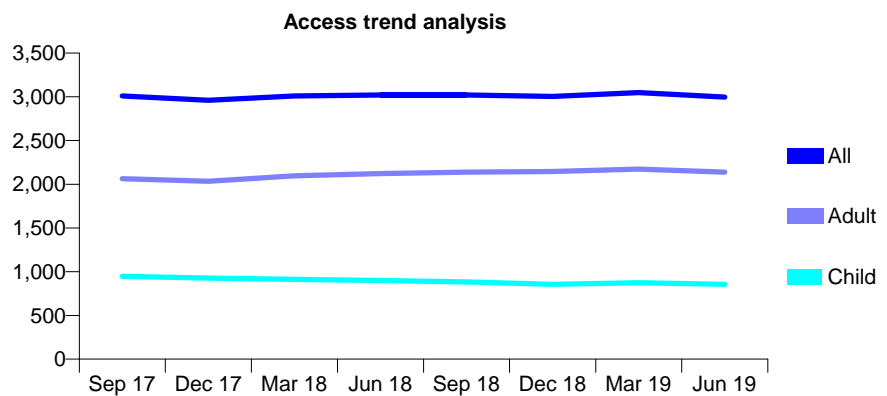
Q46 - Vital Signs At a Glance Contract Report for 628549/0002 - June 2019

Name or company name	Taylor and Gibb
Contract type name	GDS Contract
Purpose of contract	General
Contract start date	02/03/2012
Contract end date	

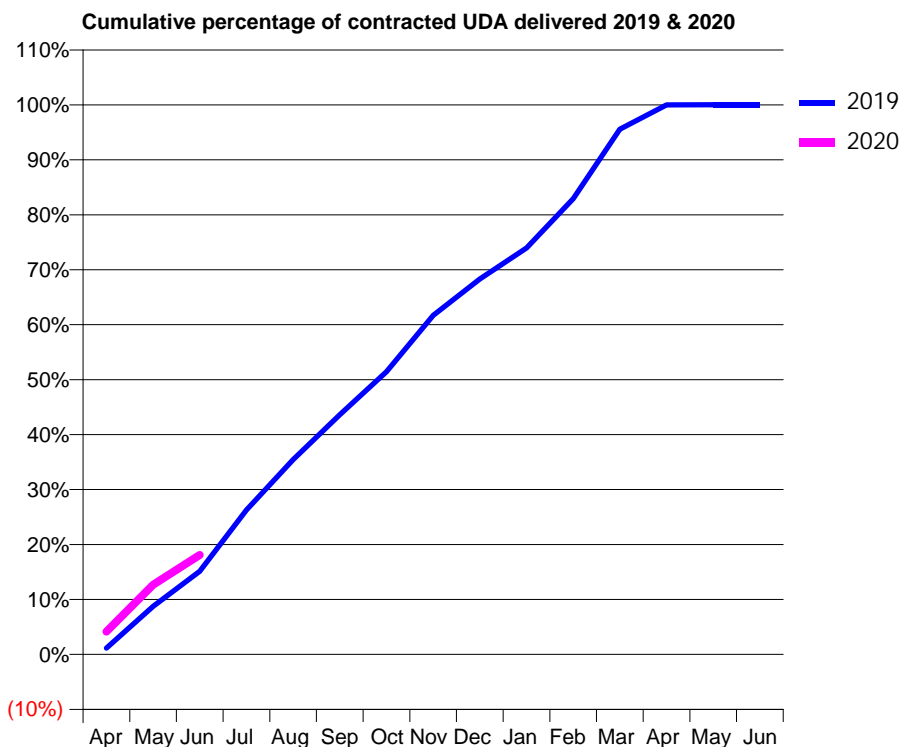
19/20 Contracted general activity (UDA)	8,698
Carry forward general activity (UDA)	0
19/20 Contracted orthodontic activity (UOA)	0
Carry forward orthodontic activity (UOA)	0
Baseline contract value	£222,534.74

ACCESS*

Patients seen in 24 months	Total	Change since previous quarter
Quarter ending June 2018	3,021	
Quarter ending September 2018	3,021	→
Quarter ending December 2018	3,004	→
Quarter ending March 2019	3,048	→
Quarter ending June 2019	2,996	↓
Variance since June 2018	(0.8%)	→



ACTIVITY



Month	2019	2020
April	100	363
May	760	1,103
June	1,316	1,575
July	2,287	
August	3,086	
September	3,795	
October	4,475	
November	5,367	
December	5,941	
January	6,432	
February	7,214	
March	8,312	
April	8,696	
May	8,699	
June	8,700	

QUALITY

	Quantity	Base Number	Contract	AT	Region	England
% of FP17s for the same patient ID Re-attending within 3 months - Children	37	314	11.8%	11.4%	12.1%	11.4%
% of FP17s for the same patient ID Re-attending within 3 months - Adults	101	650	15.5%	16.1%	15.6%	15.4%
% of FP17s for the same patient ID Re-attending between 3 & 9 months - Children	170	314	54.1%	59.4%	61.2%	59.8%
% of FP17s for the same patient ID Re-attending between 3 & 9 months - Adults	360	650	55.4%	52.1%	54.5%	52.1%
% of FP17s for Band 1 Urgent Courses	75	830	9.0%	10.5%	9.1%	9.2%
% of FP17s Relating to Free Repair or Replacements	16	830	1.9%	0.8%	1.0%	0.7%
% of FP17s Relating to Continuations	2	830	0.2%	0.9%	1.0%	0.8%
% of Patients satisfied with the dentistry they have received	0	0	N/A	93.0%	94.2%	93.4%
% of Patients satisfied with the time they had to wait for an appointment	0	0	N/A	87.4%	88.4%	87.6%

* This is based on patients treated on this contract for their most recent course of treatment. Figures in italics indicate the base number of FP17s or Patient Questionnaire responses are less than 100. N/A is shown where the base number of responses is less than 10 during the period. % is calculated as Quantity/Base number*100

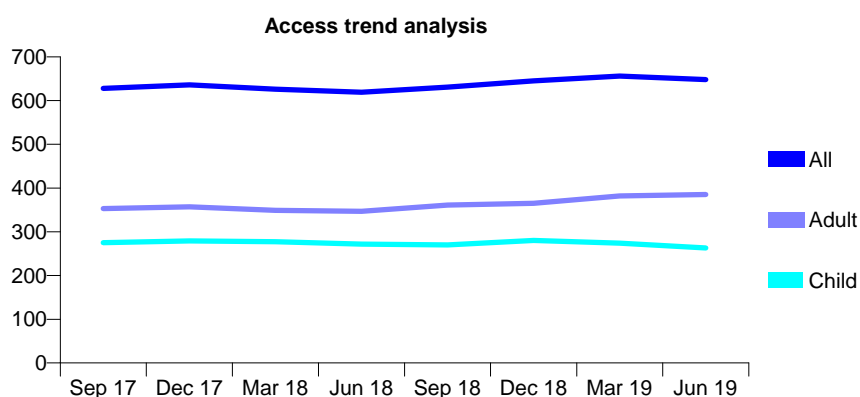
Q46 - Vital Signs At a Glance Contract Report for 632015/0001 - June 2019

Name or company name	Dr M Kapenda
Contract type name	GDS Contract
Purpose of contract	General
Contract start date	01/04/2006
Contract end date	

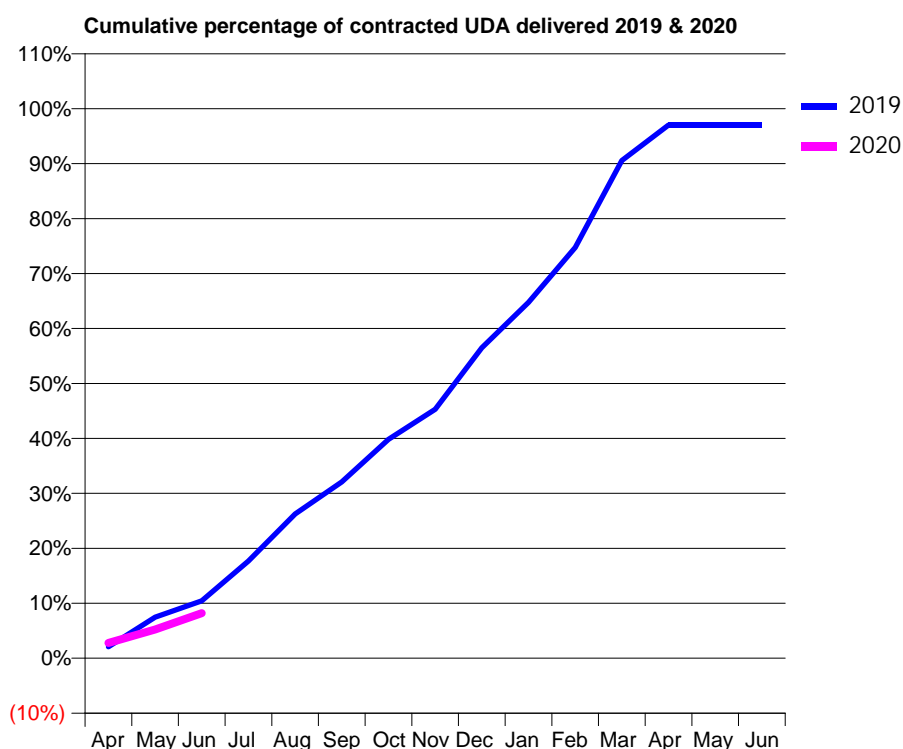
19/20 Contracted general activity (UDA)	1,880
Carry forward general activity (UDA)	0
19/20 Contracted orthodontic activity (UOA)	0
Carry forward orthodontic activity (UOA)	0
Baseline contract value	£54,056.43

ACCESS*

Patients seen in 24 months	Total	Change since previous quarter
Quarter ending June 2018	619	
Quarter ending September 2018	631	→
Quarter ending December 2018	645	↑
Quarter ending March 2019	656	→
Quarter ending June 2019	648	↓
Variance since June 2018	4.7%	↑



ACTIVITY



Month	2019	2020
April	39	52
May	140	98
June	197	154
July	333	
August	494	
September	603	
October	749	
November	852	
December	1,062	
January	1,218	
February	1,405	
March	1,702	
April	1,824	
May	1,824	
June	1,824	

QUALITY

	Quantity	Base Number	Contract	AT	Region	England
% of FP17s for the same patient ID Re-attending within 3 months - Children	7	56	12.5%	11.4%	12.1%	11.4%
% of FP17s for the same patient ID Re-attending within 3 months - Adults	8	78	10.3%	16.1%	15.6%	15.4%
% of FP17s for the same patient ID Re-attending between 3 & 9 months - Children	25	56	44.6%	59.4%	61.2%	59.8%
% of FP17s for the same patient ID Re-attending between 3 & 9 months - Adults	29	78	37.2%	52.1%	54.5%	52.1%
% of FP17s for Band 1 Urgent Courses	4	79	5.1%	10.5%	9.1%	9.2%
% of FP17s Relating to Free Repair or Replacements	1	79	1.3%	0.8%	1.0%	0.7%
% of FP17s Relating to Continuations	0	79	0.0%	0.9%	1.0%	0.8%
% of Patients satisfied with the dentistry they have received	0	0	N/A	93.0%	94.2%	93.4%
% of Patients satisfied with the time they had to wait for an appointment	0	0	N/A	87.4%	88.4%	87.6%

* This is based on patients treated on this contract for their most recent course of treatment.

Figures in italics indicate the base number of FP17s or Patient Questionnaire responses are less than 100. N/A is shown where the base number of responses is less than 10 during the period. % is calculated as Quantity/Base number*100

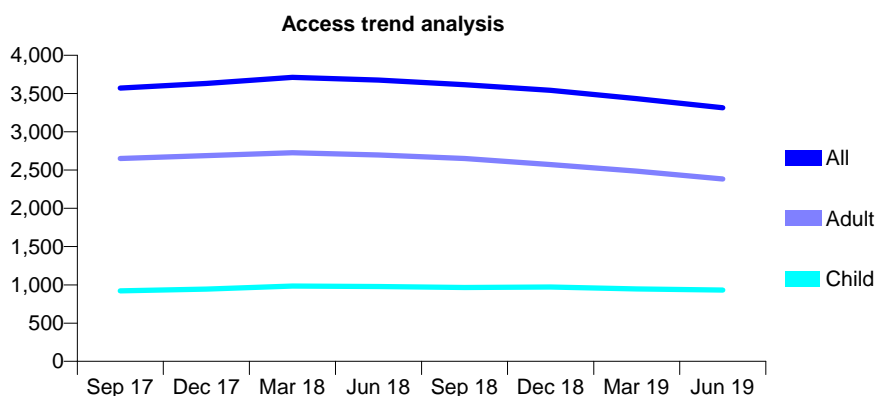
Q46 - Vital Signs At a Glance Contract Report for 632279/0001 - June 2019

Name or company name	Mr U Sharif
Contract type name	GDS Contract
Purpose of contract	General
Contract start date	01/04/2006
Contract end date	

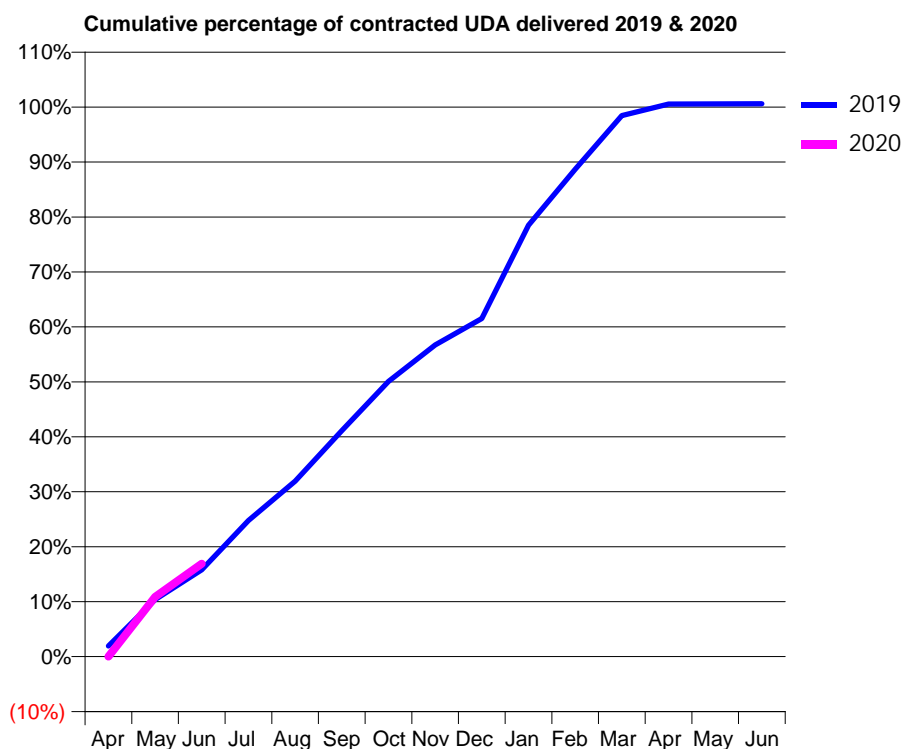
19/20 Contracted general activity (UDA)	12,087
Carry forward general activity (UDA)	0
19/20 Contracted orthodontic activity (UOA)	0
Carry forward orthodontic activity (UOA)	0
Baseline contract value	£419,851.73

ACCESS*

Patients seen in 24 months	Total	Change since previous quarter
Quarter ending June 2018	3,675	
Quarter ending September 2018	3,616	↓
Quarter ending December 2018	3,542	↓
Quarter ending March 2019	3,433	↓
Quarter ending June 2019	3,315	↓
Variance since June 2018	(9.8%)	↓



ACTIVITY



Month	Adjusted Scheduled Activity (UDA)	
	2019	2020
April	237	0
May	1,256	1,316
June	1,910	2,043
July	2,994	
August	3,858	
September	4,968	
October	6,053	
November	6,856	
December	7,436	
January	9,487	
February	10,719	
March	11,897	
April	12,152	
May	12,157	
June	12,158	

QUALITY

	Quantity	Base Number	Contract	AT	Region	England
% of FP17s for the same patient ID Re-attending within 3 months - Children	34	335	10.1%	11.4%	12.1%	11.4%
% of FP17s for the same patient ID Re-attending within 3 months - Adults	122	676	18.0%	16.1%	15.6%	15.4%
% of FP17s for the same patient ID Re-attending between 3 & 9 months - Children	214	335	63.9%	59.4%	61.2%	59.8%
% of FP17s for the same patient ID Re-attending between 3 & 9 months - Adults	404	676	59.8%	52.1%	54.5%	52.1%
% of FP17s for Band 1 Urgent Courses	97	908	10.7%	10.5%	9.1%	9.2%
% of FP17s Relating to Free Repair or Replacements	23	908	2.5%	0.8%	1.0%	0.7%
% of FP17s Relating to Continuations	17	908	1.9%	0.9%	1.0%	0.8%
% of Patients satisfied with the dentistry they have received	3	3	N/A	93.0%	94.2%	93.4%
% of Patients satisfied with the time they had to wait for an appointment	2	3	N/A	87.4%	88.4%	87.6%

* This is based on patients treated on this contract for their most recent course of treatment. Figures in italics indicate the base number of FP17s or Patient Questionnaire responses are less than 100. N/A is shown where the base number of responses is less than 10 during the period. % is calculated as Quantity/Base number*100

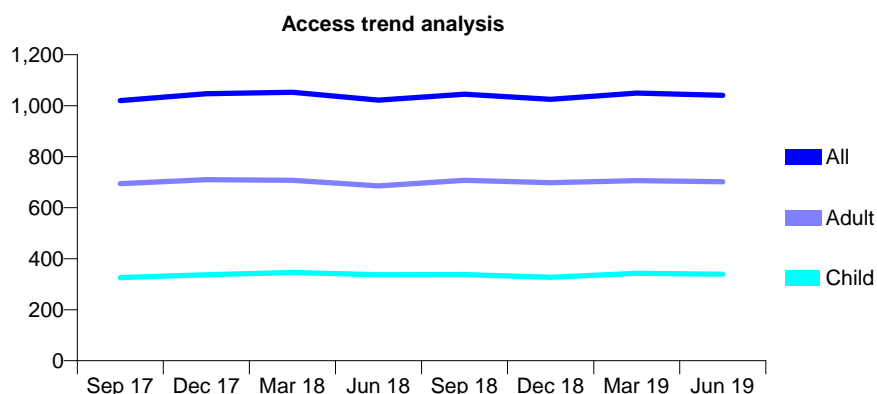
Q46 - Vital Signs At a Glance Contract Report for 635529/0001 - June 2019

Name or company name	MR DI LLEWELLYN
Contract type name	GDS Contract
Purpose of contract	General
Contract start date	01/04/2006
Contract end date	

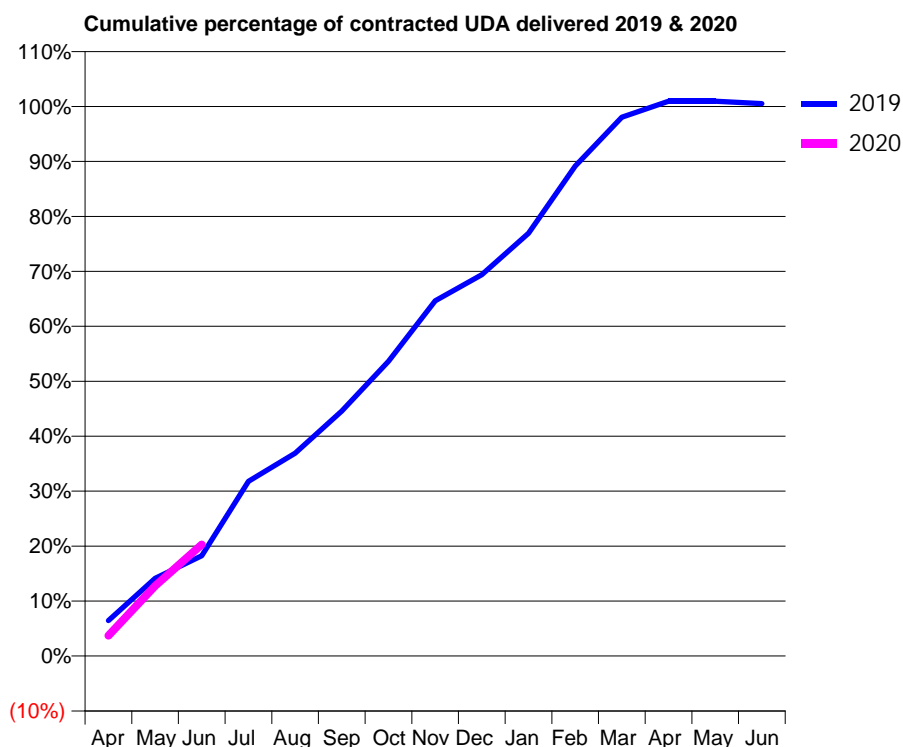
19/20 Contracted general activity (UDA)	3,000
Carry forward general activity (UDA)	0
19/20 Contracted orthodontic activity (UOA)	0
Carry forward orthodontic activity (UOA)	0
Baseline contract value	£100,544.46

ACCESS*

Patients seen in 24 months	Total	Change since previous quarter
Quarter ending June 2018	1,022	
Quarter ending September 2018	1,045	↑
Quarter ending December 2018	1,025	↓
Quarter ending March 2019	1,049	↑
Quarter ending June 2019	1,041	→
Variance since June 2018	1.9%	→



ACTIVITY



Month	Adjusted Scheduled Activity (UDA)	
	2019	2020
April	194	112
May	424	384
June	548	609
July	954	
August	1,108	
September	1,337	
October	1,609	
November	1,939	
December	2,081	
January	2,308	
February	2,674	
March	2,941	
April	3,028	
May	3,028	
June	3,016	

QUALITY

	Quantity	Base Number	Contract	AT	Region	England
% of FP17s for the same patient ID Re-attending within 3 months - Children	5	90	5.6%	11.4%	12.1%	11.4%
% of FP17s for the same patient ID Re-attending within 3 months - Adults	29	184	15.8%	16.1%	15.6%	15.4%
% of FP17s for the same patient ID Re-attending between 3 & 9 months - Children	58	90	64.4%	59.4%	61.2%	59.8%
% of FP17s for the same patient ID Re-attending between 3 & 9 months - Adults	73	184	39.7%	52.1%	54.5%	52.1%
% of FP17s for Band 1 Urgent Courses	8	225	3.6%	10.5%	9.1%	9.2%
% of FP17s Relating to Free Repair or Replacements	0	225	0.0%	0.8%	1.0%	0.7%
% of FP17s Relating to Continuations	3	225	1.3%	0.9%	1.0%	0.8%
% of Patients satisfied with the dentistry they have received	0	0	N/A	93.0%	94.2%	93.4%
% of Patients satisfied with the time they had to wait for an appointment	0	0	N/A	87.4%	88.4%	87.6%

* This is based on patients treated on this contract for their most recent course of treatment. Figures in italics indicate the base number of FP17s or Patient Questionnaire responses are less than 100. N/A is shown where the base number of responses is less than 10 during the period. % is calculated as Quantity/Base number*100

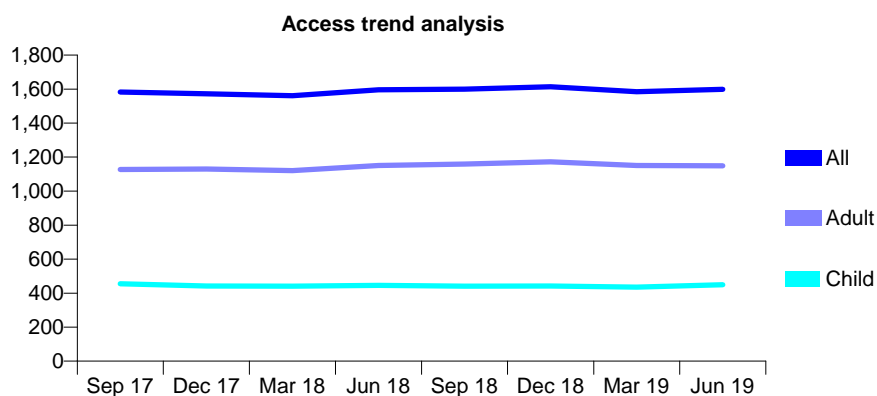
Q46 - Vital Signs At a Glance Contract Report for 638927/0001 - June 2019

Name or company name	MR IA MIRZA
Contract type name	GDS Contract
Purpose of contract	General
Contract start date	01/04/2006
Contract end date	

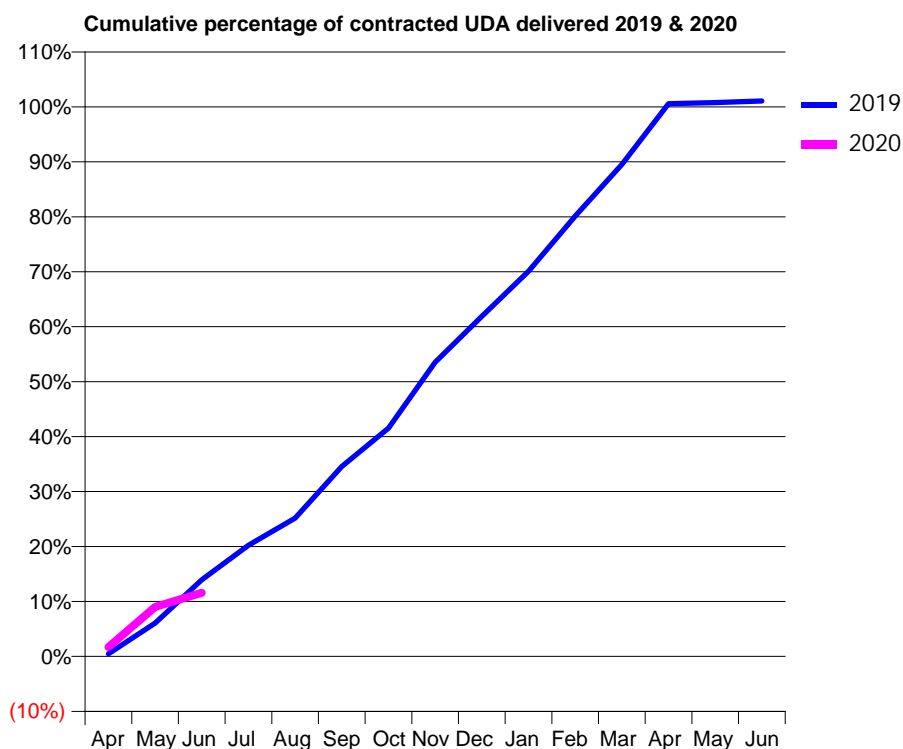
19/20 Contracted general activity (UDA)	6,277
Carry forward general activity (UDA)	0
19/20 Contracted orthodontic activity (UOA)	0
Carry forward orthodontic activity (UOA)	0
Baseline contract value	£206,617.21

ACCESS*

Patients seen in 24 months	Total	Change since previous quarter
Quarter ending June 2018	1,596	
Quarter ending September 2018	1,600	→
Quarter ending December 2018	1,614	→
Quarter ending March 2019	1,585	↓
Quarter ending June 2019	1,599	→
Variance since June 2018	0.2%	→



ACTIVITY



Month	Adjusted Scheduled Activity (UDA)	
	2019	2020
April	30	107
May	382	566
June	875	727
July	1,270	
August	1,580	
September	2,168	
October	2,608	
November	3,361	
December	3,884	
January	4,398	
February	5,031	
March	5,618	
April	6,312	
May	6,325	
June	6,343	

QUALITY

	Quantity	Base Number	Contract	AT	Region	England
% of FP17s for the same patient ID Re-attending within 3 months - Children	16	179	8.9%	11.4%	12.1%	11.4%
% of FP17s for the same patient ID Re-attending within 3 months - Adults	72	397	18.1%	16.1%	15.6%	15.4%
% of FP17s for the same patient ID Re-attending between 3 & 9 months - Children	92	179	51.4%	59.4%	61.2%	59.8%
% of FP17s for the same patient ID Re-attending between 3 & 9 months - Adults	179	397	45.1%	52.1%	54.5%	52.1%
% of FP17s for Band 1 Urgent Courses	37	337	11.0%	10.5%	9.1%	9.2%
% of FP17s Relating to Free Repair or Replacements	8	337	2.4%	0.8%	1.0%	0.7%
% of FP17s Relating to Continuations	1	337	0.3%	0.9%	1.0%	0.8%
% of Patients satisfied with the dentistry they have received	1	1	N/A	93.0%	94.2%	93.4%
% of Patients satisfied with the time they had to wait for an appointment	1	1	N/A	87.4%	88.4%	87.6%

* This is based on patients treated on this contract for their most recent course of treatment. Figures in italics indicate the base number of FP17s or Patient Questionnaire responses are less than 100. N/A is shown where the base number of responses is less than 10 during the period. % is calculated as Quantity/Base number*100

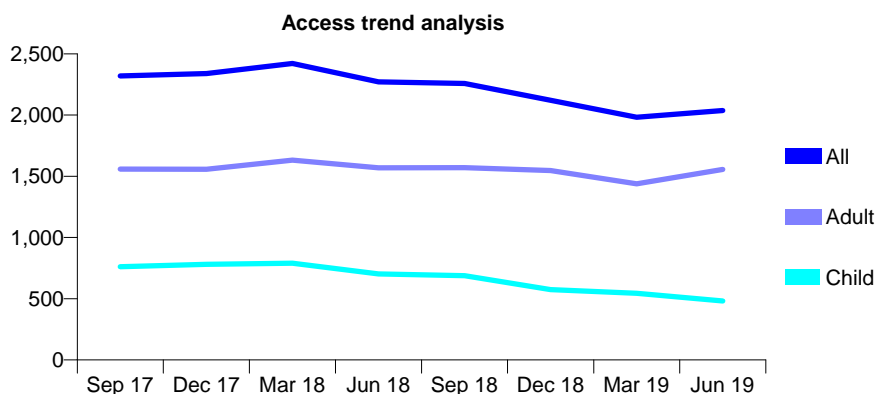
Q46 - Vital Signs At a Glance Contract Report for 639125/0001 - June 2019

Name or company name	MR ND SLATTERY
Contract type name	GDS Contract
Purpose of contract	General
Contract start date	01/04/2006
Contract end date	

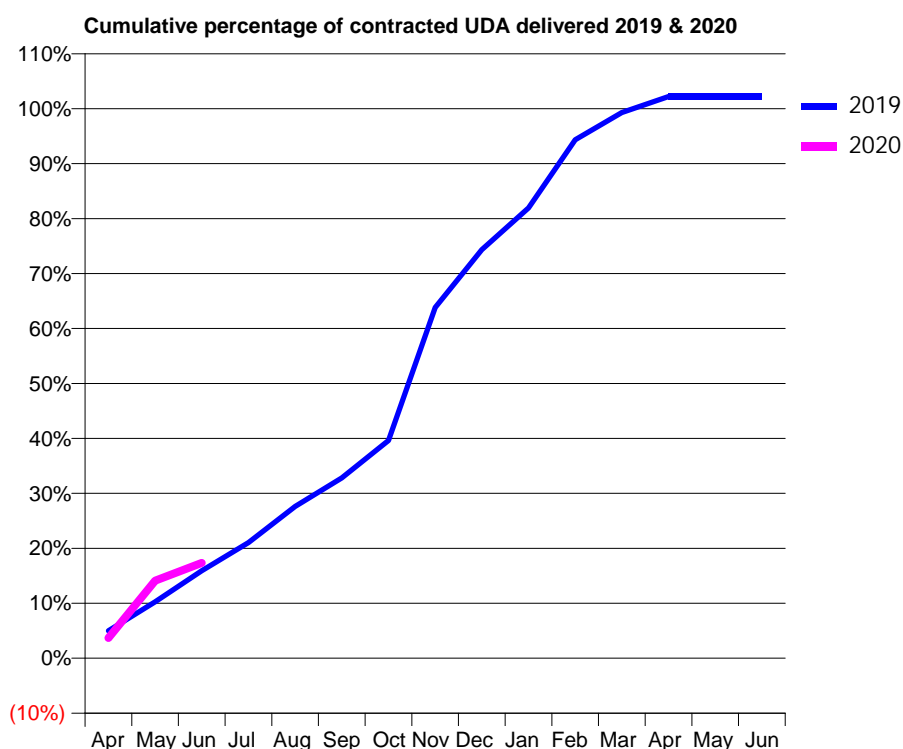
19/20 Contracted general activity (UDA)	9,042
Carry forward general activity (UDA)	0
19/20 Contracted orthodontic activity (UOA)	0
Carry forward orthodontic activity (UOA)	0
Baseline contract value	£415,383.24

ACCESS*

Patients seen in 24 months	Total	Change since previous quarter
Quarter ending June 2018	2,272	
Quarter ending September 2018	2,258	→
Quarter ending December 2018	2,122	↓
Quarter ending March 2019	1,982	↓
Quarter ending June 2019	2,038	↑
Variance since June 2018	(10.3%)	↓



ACTIVITY



Month	2019	2020
April	451	332
May	928	1,276
June	1,438	1,568
July	1,904	
August	2,498	
September	2,965	
October	3,582	
November	5,770	
December	6,722	
January	7,408	
February	8,531	
March	8,978	
April	9,240	
May	9,240	
June	9,240	

QUALITY

	Quantity	Base Number	Contract	AT	Region	England
% of FP17s for the same patient ID Re-attending within 3 months - Children	14	192	7.3%	11.4%	12.1%	11.4%
% of FP17s for the same patient ID Re-attending within 3 months - Adults	52	634	8.2%	16.1%	15.6%	15.4%
% of FP17s for the same patient ID Re-attending between 3 & 9 months - Children	81	192	42.2%	59.4%	61.2%	59.8%
% of FP17s for the same patient ID Re-attending between 3 & 9 months - Adults	274	634	43.2%	52.1%	54.5%	52.1%
% of FP17s for Band 1 Urgent Courses	23	743	3.1%	10.5%	9.1%	9.2%
% of FP17s Relating to Free Repair or Replacements	9	743	1.2%	0.8%	1.0%	0.7%
% of FP17s Relating to Continuations	6	743	0.8%	0.9%	1.0%	0.8%
% of Patients satisfied with the dentistry they have received	0	0	N/A	93.0%	94.2%	93.4%
% of Patients satisfied with the time they had to wait for an appointment	0	0	N/A	87.4%	88.4%	87.6%

* This is based on patients treated on this contract for their most recent course of treatment. Figures in italics indicate the base number of FP17s or Patient Questionnaire responses are less than 100. N/A is shown where the base number of responses is less than 10 during the period. % is calculated as Quantity/Base number*100

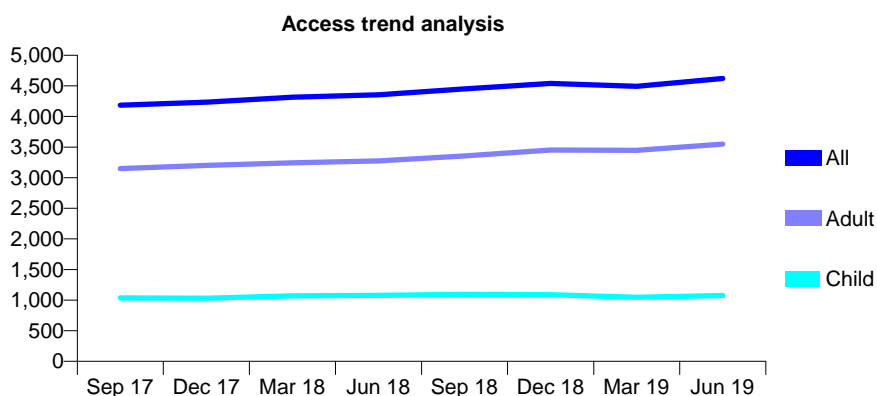
Q46 - Vital Signs At a Glance Contract Report for 643394/0001 - June 2019

Name or company name	MR M GREEN
Contract type name	GDS Contract
Purpose of contract	General
Contract start date	01/04/2006
Contract end date	

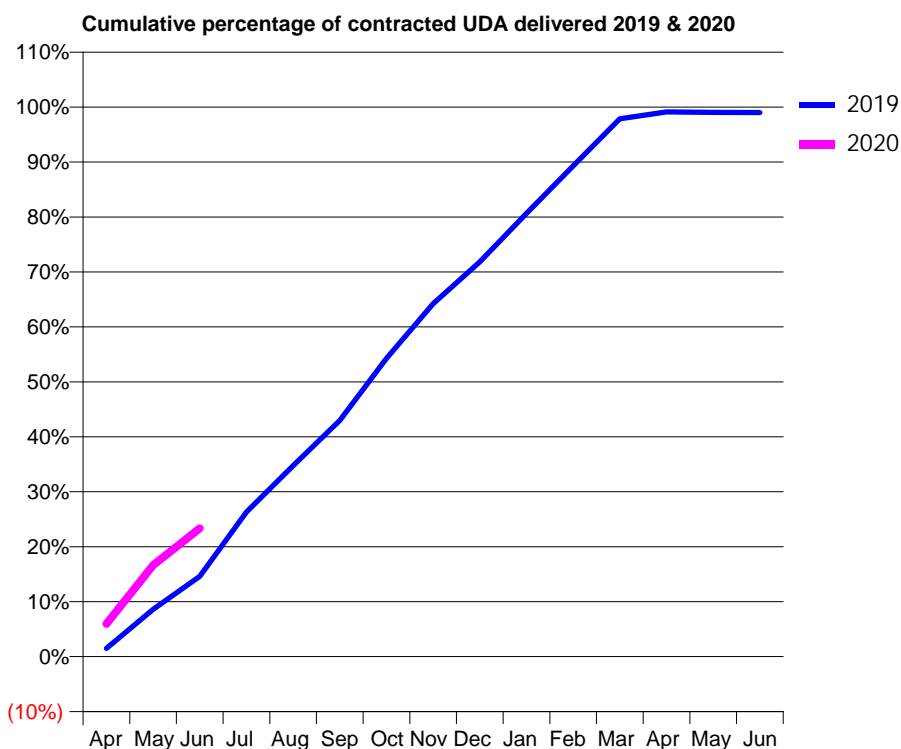
19/20 Contracted general activity (UDA)	11,651
Carry forward general activity (UDA)	0
19/20 Contracted orthodontic activity (UOA)	0
Carry forward orthodontic activity (UOA)	0
Baseline contract value	£342,368.48

ACCESS*

Patients seen in 24 months	Total	Change since previous quarter
Quarter ending June 2018	4,354	
Quarter ending September 2018	4,452	↑
Quarter ending December 2018	4,539	→
Quarter ending March 2019	4,493	↓
Quarter ending June 2019	4,623	↑
Variance since June 2018	6.2%	↑



ACTIVITY



Month	Adjusted Scheduled Activity (UDA)	
	2019	2020
April	177	694
May	1,001	1,937
June	1,700	2,720
July	3,066	
August	4,050	
September	5,007	
October	6,322	
November	7,484	
December	8,369	
January	9,397	
February	10,405	
March	11,400	
April	11,548	
May	11,536	
June	11,535	

QUALITY

	Quantity	Base Number	Contract	AT	Region	England
% of FP17s for the same patient ID Re-attending within 3 months - Children	34	461	7.4%	11.4%	12.1%	11.4%
% of FP17s for the same patient ID Re-attending within 3 months - Adults	121	1,069	11.3%	16.1%	15.6%	15.4%
% of FP17s for the same patient ID Re-attending between 3 & 9 months - Children	233	461	50.5%	59.4%	61.2%	59.8%
% of FP17s for the same patient ID Re-attending between 3 & 9 months - Adults	343	1,069	32.1%	52.1%	54.5%	52.1%
% of FP17s for Band 1 Urgent Courses	138	1,432	9.6%	10.5%	9.1%	9.2%
% of FP17s Relating to Free Repair or Replacements	4	1,432	0.3%	0.8%	1.0%	0.7%
% of FP17s Relating to Continuations	21	1,432	1.5%	0.9%	1.0%	0.8%
% of Patients satisfied with the dentistry they have received	1	1	N/A	93.0%	94.2%	93.4%
% of Patients satisfied with the time they had to wait for an appointment	1	1	N/A	87.4%	88.4%	87.6%

* This is based on patients treated on this contract for their most recent course of treatment. Figures in italics indicate the base number of FP17s or Patient Questionnaire responses are less than 100. N/A is shown where the base number of responses is less than 10 during the period. % is calculated as Quantity/Base number*100

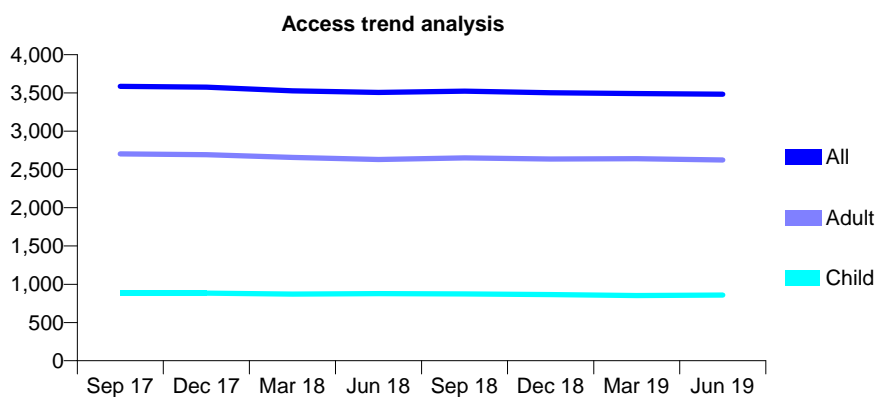
Q46 - Vital Signs At a Glance Contract Report for 643408/0001 - June 2019

Name or company name	MR DP LUSTMAN
Contract type name	GDS Contract
Purpose of contract	General
Contract start date	01/04/2006
Contract end date	

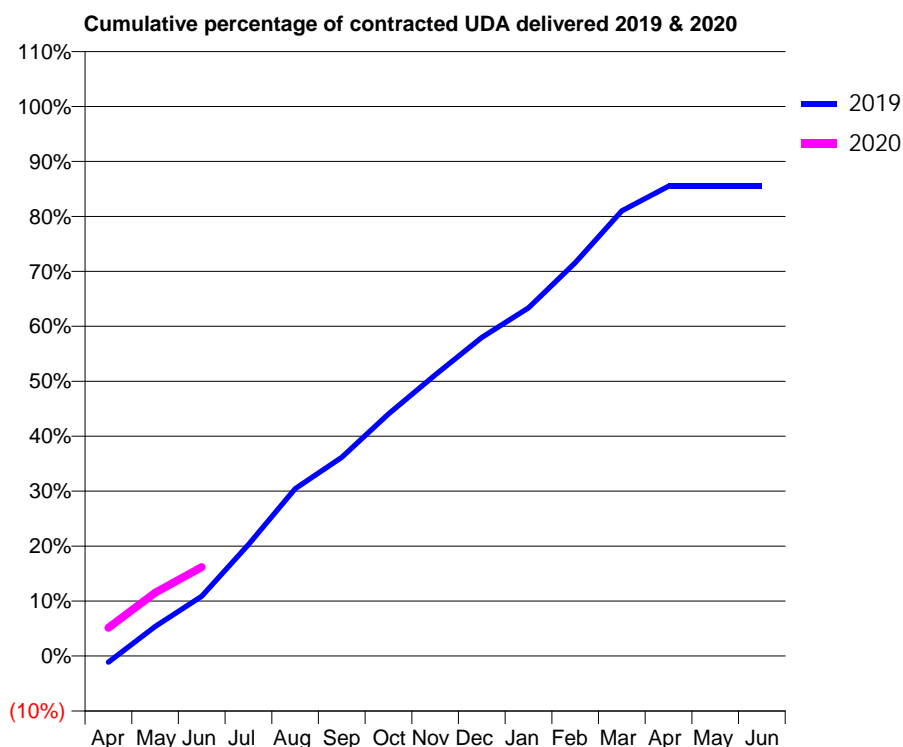
19/20 Contracted general activity (UDA)	11,485
Carry forward general activity (UDA)	0
19/20 Contracted orthodontic activity (UOA)	0
Carry forward orthodontic activity (UOA)	0
Baseline contract value	£293,891.68

ACCESS*

Patients seen in 24 months	Total	Change since previous quarter
Quarter ending June 2018	3,506	
Quarter ending September 2018	3,523	→
Quarter ending December 2018	3,503	→
Quarter ending March 2019	3,492	→
Quarter ending June 2019	3,483	→
Variance since June 2018	(0.7%)	→



ACTIVITY



Month	Adjusted Scheduled Activity (UDA)	
	2019	2020
April	-133	591
May	616	1,322
June	1,250	1,857
July	2,332	
August	3,497	
September	4,155	
October	5,059	
November	5,876	
December	6,657	
January	7,276	
February	8,220	
March	9,301	
April	9,817	
May	9,817	
June	9,817	

QUALITY

	Quantity	Base Number	Contract	AT	Region	England
% of FP17s for the same patient ID Re-attending within 3 months - Children	27	322	8.4%	11.4%	12.1%	11.4%
% of FP17s for the same patient ID Re-attending within 3 months - Adults	152	904	16.8%	16.1%	15.6%	15.4%
% of FP17s for the same patient ID Re-attending between 3 & 9 months - Children	187	322	58.1%	59.4%	61.2%	59.8%
% of FP17s for the same patient ID Re-attending between 3 & 9 months - Adults	569	904	62.9%	52.1%	54.5%	52.1%
% of FP17s for Band 1 Urgent Courses	57	1,006	5.7%	10.5%	9.1%	9.2%
% of FP17s Relating to Free Repair or Replacements	2	1,006	0.2%	0.8%	1.0%	0.7%
% of FP17s Relating to Continuations	29	1,006	2.9%	0.9%	1.0%	0.8%
% of Patients satisfied with the dentistry they have received	4	4	N/A	93.0%	94.2%	93.4%
% of Patients satisfied with the time they had to wait for an appointment	4	4	N/A	87.4%	88.4%	87.6%

* This is based on patients treated on this contract for their most recent course of treatment. Figures in italics indicate the base number of FP17s or Patient Questionnaire responses are less than 100. N/A is shown where the base number of responses is less than 10 during the period. % is calculated as Quantity/Base number*100

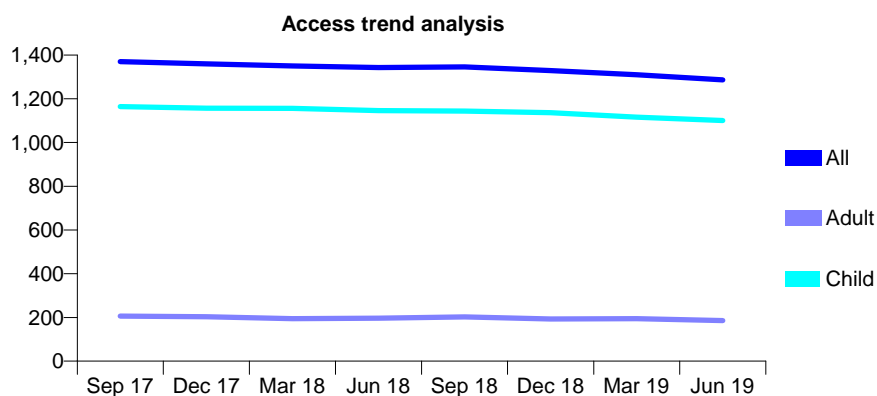
Q46 - Vital Signs At a Glance Contract Report for 643548/0001 - June 2019

Name or company name	MR RW SIMKINS
Contract type name	GDS Contract
Purpose of contract	General
Contract start date	01/04/2006
Contract end date	

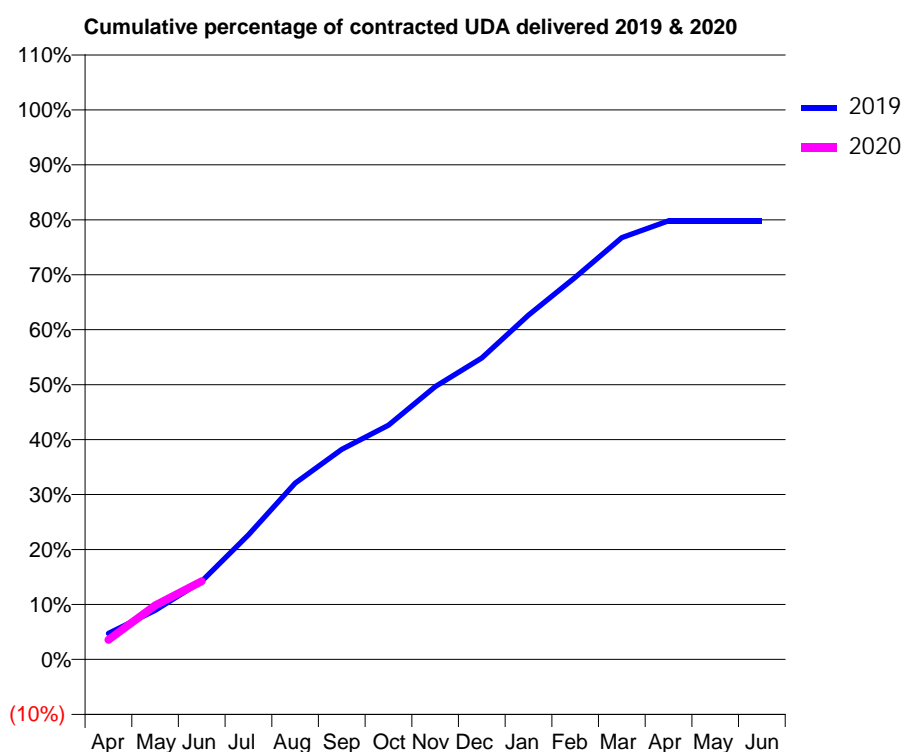
19/20 Contracted general activity (UDA)	3,600
Carry forward general activity (UDA)	0
19/20 Contracted orthodontic activity (UOA)	0
Carry forward orthodontic activity (UOA)	0
Baseline contract value	£135,757.26

ACCESS*

Patients seen in 24 months	Total	Change since previous quarter
Quarter ending June 2018	1,343	
Quarter ending September 2018	1,346	→
Quarter ending December 2018	1,329	↓
Quarter ending March 2019	1,310	↓
Quarter ending June 2019	1,287	↓
Variance since June 2018	(4.2%)	↓



ACTIVITY



Month	2019	2020
April	171	129
May	322	355
June	512	513
July	816	
August	1,154	
September	1,376	
October	1,535	
November	1,787	
December	1,975	
January	2,256	
February	2,503	
March	2,763	
April	2,873	
May	2,873	
June	2,873	

QUALITY

	Quantity	Base Number	Contract	AT	Region	England
% of FP17s for the same patient ID Re-attending within 3 months - Children	46	441	10.4%	11.4%	12.1%	11.4%
% of FP17s for the same patient ID Re-attending within 3 months - Adults	2	15	13.3%	16.1%	15.6%	15.4%
% of FP17s for the same patient ID Re-attending between 3 & 9 months - Children	284	441	64.4%	59.4%	61.2%	59.8%
% of FP17s for the same patient ID Re-attending between 3 & 9 months - Adults	7	15	46.7%	52.1%	54.5%	52.1%
% of FP17s for Band 1 Urgent Courses	19	371	5.1%	10.5%	9.1%	9.2%
% of FP17s Relating to Free Repair or Replacements	0	371	0.0%	0.8%	1.0%	0.7%
% of FP17s Relating to Continuations	0	371	0.0%	0.9%	1.0%	0.8%
% of Patients satisfied with the dentistry they have received	0	0	N/A	93.0%	94.2%	93.4%
% of Patients satisfied with the time they had to wait for an appointment	0	0	N/A	87.4%	88.4%	87.6%

* This is based on patients treated on this contract for their most recent course of treatment. Figures in italics indicate the base number of FP17s or Patient Questionnaire responses are less than 100. N/A is shown where the base number of responses is less than 10 during the period. % is calculated as Quantity/Base number*100

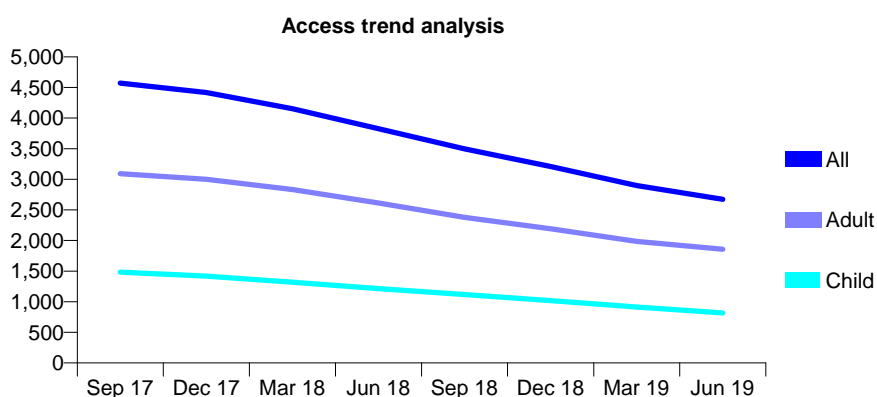
Q46 - Vital Signs At a Glance Contract Report for 643602/0001 - June 2019

Name or company name	MR EF FISHER
Contract type name	GDS Contract
Purpose of contract	General
Contract start date	30/10/2006
Contract end date	

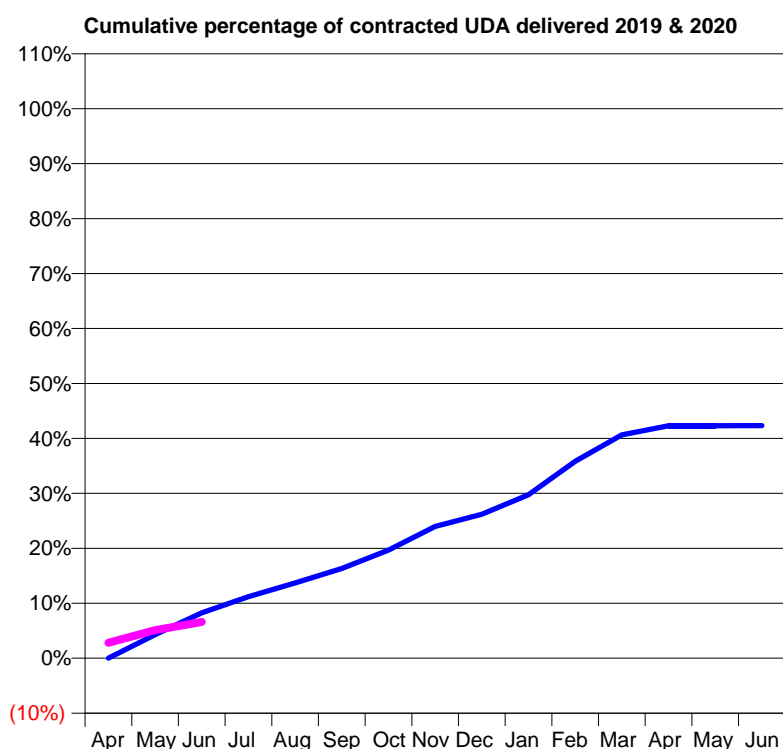
19/20 Contracted general activity (UDA)	15,273
Carry forward general activity (UDA)	0
19/20 Contracted orthodontic activity (UOA)	0
Carry forward orthodontic activity (UOA)	0
Baseline contract value	£404,167.40

ACCESS*

Patients seen in 24 months	Total	Change since previous quarter
Quarter ending June 2018	3,827	
Quarter ending September 2018	3,496	↓
Quarter ending December 2018	3,211	↓
Quarter ending March 2019	2,899	↓
Quarter ending June 2019	2,672	↓
Variance since June 2018	(30.2%)	↓



ACTIVITY



Month	Adjusted Scheduled Activity (UDA)	
	2019	2020
April	0	433
May	657	780
June	1,260	1,008
July	1,710	
August	2,091	
September	2,494	
October	3,002	
November	3,665	
December	4,000	
January	4,541	
February	5,473	
March	6,206	
April	6,463	
May	6,463	
June	6,465	

QUALITY

	Quantity	Base Number	Contract	AT	Region	England
% of FP17s for the same patient ID Re-attending within 3 months - Children	13	177	7.3%	11.4%	12.1%	11.4%
% of FP17s for the same patient ID Re-attending within 3 months - Adults	93	457	20.4%	16.1%	15.6%	15.4%
% of FP17s for the same patient ID Re-attending between 3 & 9 months - Children	90	177	50.8%	59.4%	61.2%	59.8%
% of FP17s for the same patient ID Re-attending between 3 & 9 months - Adults	257	457	56.2%	52.1%	54.5%	52.1%
% of FP17s for Band 1 Urgent Courses	71	500	14.2%	10.5%	9.1%	9.2%
% of FP17s Relating to Free Repair or Replacements	4	500	0.8%	0.8%	1.0%	0.7%
% of FP17s Relating to Continuations	2	500	0.4%	0.9%	1.0%	0.8%
% of Patients satisfied with the dentistry they have received	0	0	N/A	93.0%	94.2%	93.4%
% of Patients satisfied with the time they had to wait for an appointment	0	0	N/A	87.4%	88.4%	87.6%

* This is based on patients treated on this contract for their most recent course of treatment.

Figures in italics indicate the base number of FP17s or Patient Questionnaire responses are less than 100. N/A is shown where the base number of responses is less than 10 during the period. % is calculated as Quantity/Base number*100

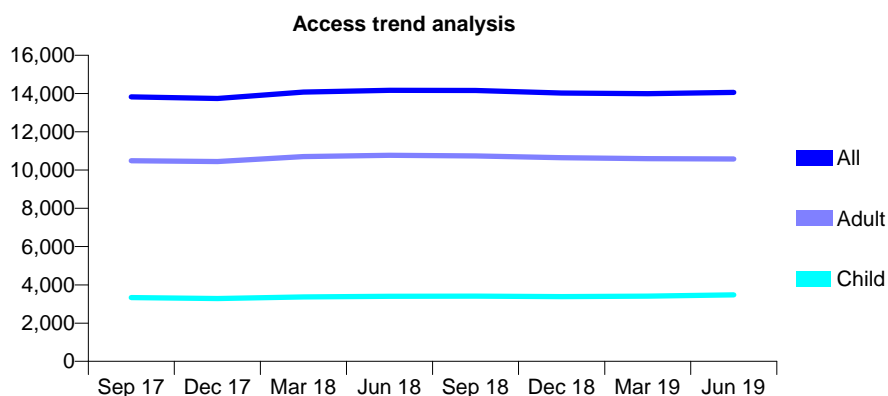
Q46 - Vital Signs At a Glance Contract Report for 649864/0001 - June 2019

Name or company name	Tyldesley Dental Centre Partnership
Contract type name	GDS Contract
Purpose of contract	General
Contract start date	01/04/2006
Contract end date	

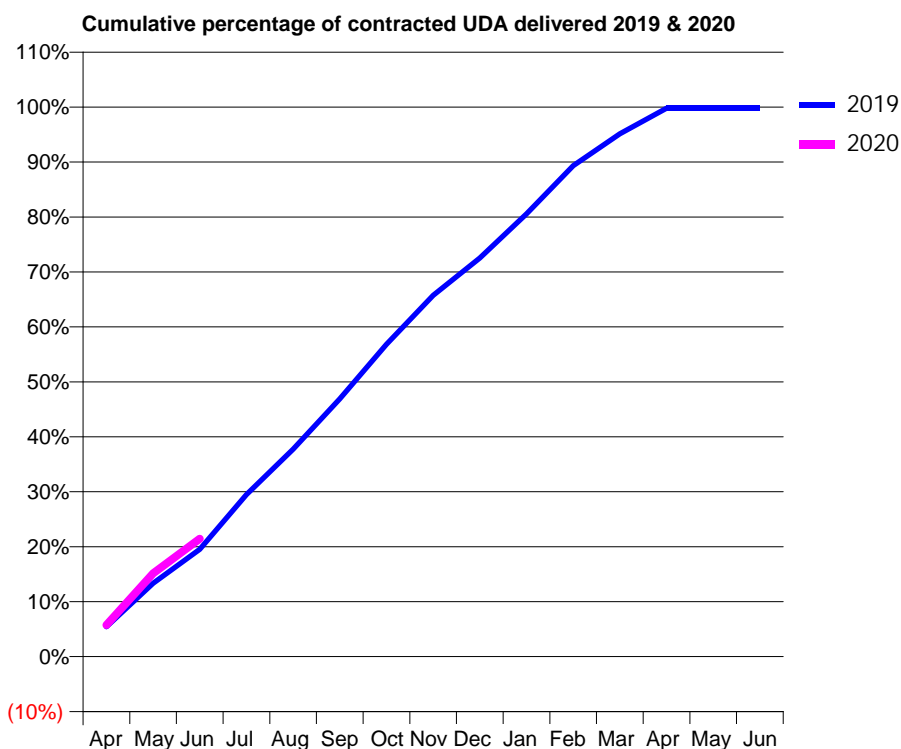
19/20 Contracted general activity (UDA)	36,956
Carry forward general activity (UDA)	0
19/20 Contracted orthodontic activity (UOA)	0
Carry forward orthodontic activity (UOA)	0
Baseline contract value	£1,146,434.38

ACCESS*

Patients seen in 24 months	Total	Change since previous quarter
Quarter ending June 2018	14,167	
Quarter ending September 2018	14,154	→
Quarter ending December 2018	14,027	→
Quarter ending March 2019	13,998	→
Quarter ending June 2019	14,056	→
Variance since June 2018	(0.8%)	→



ACTIVITY



Month	Adjusted Scheduled Activity (UDA)	
	2019	2020
April	2,012	2,133
May	4,937	5,597
June	7,213	7,931
July	10,898	
August	13,946	
September	17,332	
October	20,995	
November	24,300	
December	26,803	
January	29,780	
February	33,018	
March	35,155	
April	36,876	
May	36,875	
June	36,875	

QUALITY

	Quantity	Base Number	Contract	AT	Region	England
% of FP17s for the same patient ID Re-attending within 3 months - Children	135	1,345	10.0%	11.4%	12.1%	11.4%
% of FP17s for the same patient ID Re-attending within 3 months - Adults	513	3,618	14.2%	16.1%	15.6%	15.4%
% of FP17s for the same patient ID Re-attending between 3 & 9 months - Children	776	1,345	57.7%	59.4%	61.2%	59.8%
% of FP17s for the same patient ID Re-attending between 3 & 9 months - Adults	1,876	3,618	51.9%	52.1%	54.5%	52.1%
% of FP17s for Band 1 Urgent Courses	318	3,952	8.0%	10.5%	9.1%	9.2%
% of FP17s Relating to Free Repair or Replacements	48	3,952	1.2%	0.8%	1.0%	0.7%
% of FP17s Relating to Continuations	76	3,952	1.9%	0.9%	1.0%	0.8%
% of Patients satisfied with the dentistry they have received	1	1	N/A	93.0%	94.2%	93.4%
% of Patients satisfied with the time they had to wait for an appointment	0	1	N/A	87.4%	88.4%	87.6%

* This is based on patients treated on this contract for their most recent course of treatment. Figures in italics indicate the base number of FP17s or Patient Questionnaire responses are less than 100. N/A is shown where the base number of responses is less than 10 during the period. % is calculated as Quantity/Base number*100

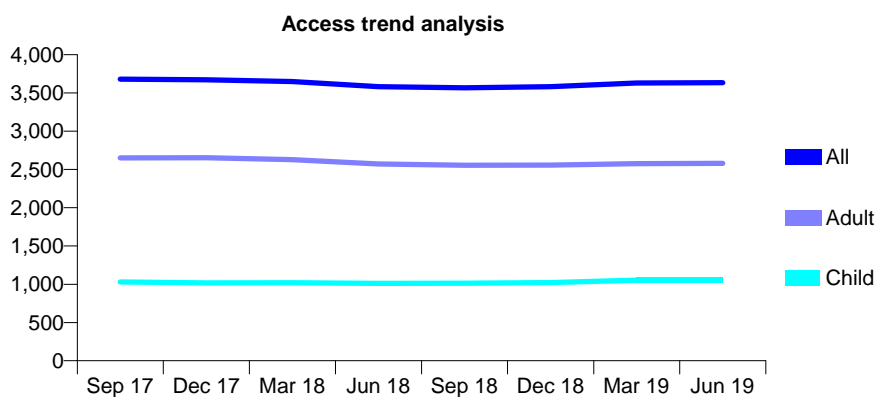
Q46 - Vital Signs At a Glance Contract Report for 653675/0001 - June 2019

Name or company name	MR WA JACK
Contract type name	GDS Contract
Purpose of contract	General
Contract start date	01/04/2006
Contract end date	

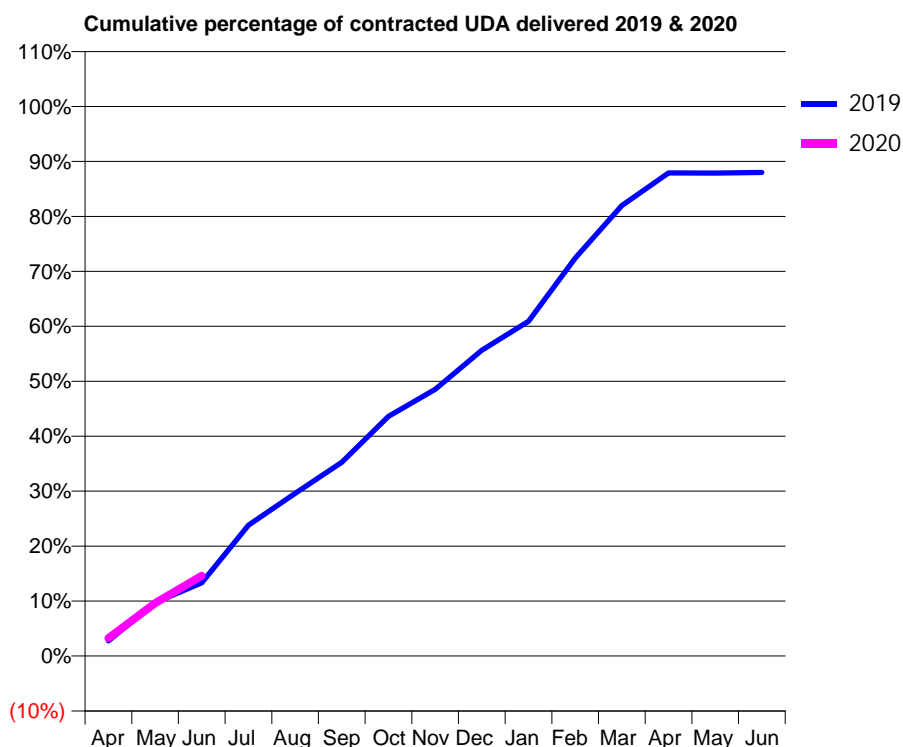
19/20 Contracted general activity (UDA)	9,559
Carry forward general activity (UDA)	0
19/20 Contracted orthodontic activity (UOA)	0
Carry forward orthodontic activity (UOA)	0
Baseline contract value	£304,315.85

ACCESS*

Patients seen in 24 months	Total	Change since previous quarter
Quarter ending June 2018	3,583	
Quarter ending September 2018	3,567	→
Quarter ending December 2018	3,581	→
Quarter ending March 2019	3,629	→
Quarter ending June 2019	3,635	→
Variance since June 2018	1.5%	→



ACTIVITY



Month	Adjusted Scheduled Activity (UDA)	
	2019	2020
April	263	313
May	928	921
June	1,275	1,394
July	2,277	
August	2,831	
September	3,370	
October	4,171	
November	4,640	
December	5,317	
January	5,823	
February	6,924	
March	7,834	
April	8,404	
May	8,400	
June	8,413	

QUALITY

	Quantity	Base Number	Contract	AT	Region	England
% of FP17s for the same patient ID Re-attending within 3 months - Children	42	297	14.1%	11.4%	12.1%	11.4%
% of FP17s for the same patient ID Re-attending within 3 months - Adults	173	809	21.4%	16.1%	15.6%	15.4%
% of FP17s for the same patient ID Re-attending between 3 & 9 months - Children	118	297	39.7%	59.4%	61.2%	59.8%
% of FP17s for the same patient ID Re-attending between 3 & 9 months - Adults	307	809	37.9%	52.1%	54.5%	52.1%
% of FP17s for Band 1 Urgent Courses	131	656	20.0%	10.5%	9.1%	9.2%
% of FP17s Relating to Free Repair or Replacements	6	656	0.9%	0.8%	1.0%	0.7%
% of FP17s Relating to Continuations	4	656	0.6%	0.9%	1.0%	0.8%
% of Patients satisfied with the dentistry they have received	0	0	N/A	93.0%	94.2%	93.4%
% of Patients satisfied with the time they had to wait for an appointment	0	0	N/A	87.4%	88.4%	87.6%

* This is based on patients treated on this contract for their most recent course of treatment. Figures in italics indicate the base number of FP17s or Patient Questionnaire responses are less than 100. N/A is shown where the base number of responses is less than 10 during the period. % is calculated as Quantity/Base number*100

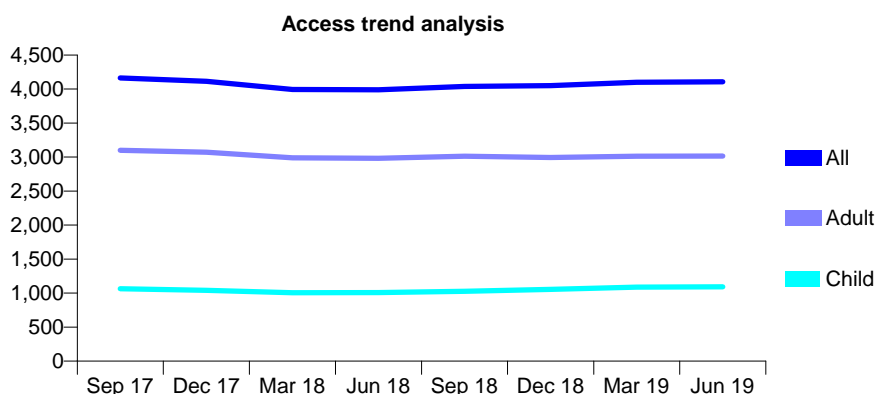
Q46 - Vital Signs At a Glance Contract Report for 654159/0001 - June 2019

Name or company name	MISS SA GREEN
Contract type name	GDS Contract
Purpose of contract	General
Contract start date	01/04/2006
Contract end date	

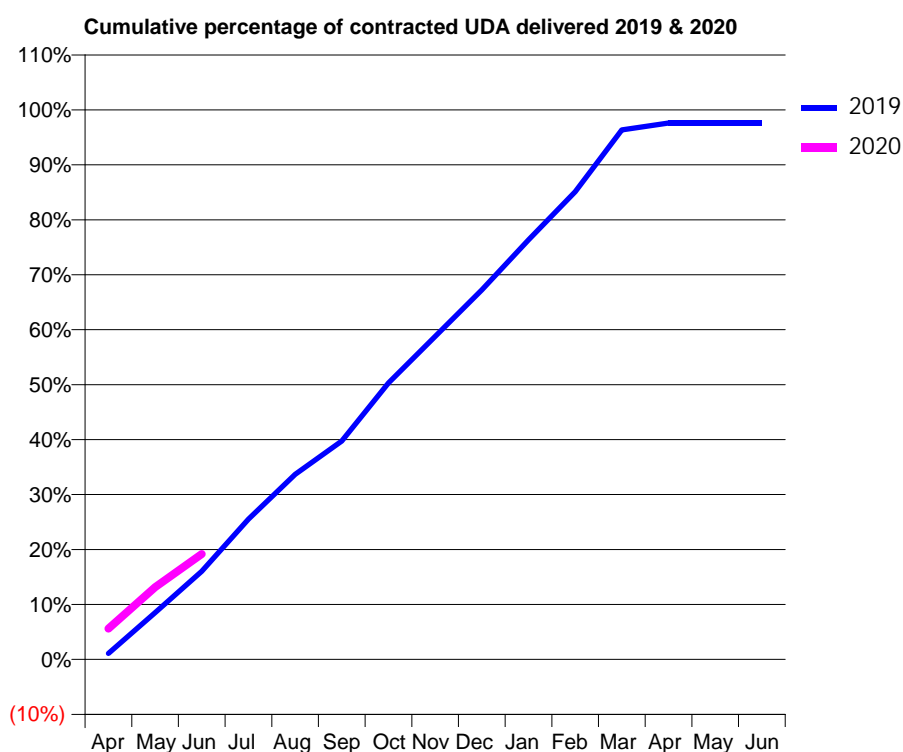
19/20 Contracted general activity (UDA)	11,993
Carry forward general activity (UDA)	0
19/20 Contracted orthodontic activity (UOA)	0
Carry forward orthodontic activity (UOA)	0
Baseline contract value	£339,284.52

ACCESS*

Patients seen in 24 months	Total	Change since previous quarter
Quarter ending June 2018	3,990	
Quarter ending September 2018	4,038	→
Quarter ending December 2018	4,050	→
Quarter ending March 2019	4,100	→
Quarter ending June 2019	4,107	→
Variance since June 2018	2.9%	↑



ACTIVITY



Month	Adjusted Scheduled Activity (UDA)	
	2019	2020
April	132	672
May	1,024	1,580
June	1,922	2,300
July	3,063	
August	4,039	
September	4,765	
October	6,035	
November	7,049	
December	8,062	
January	9,158	
February	10,208	
March	11,555	
April	11,707	
May	11,707	
June	11,707	

QUALITY

	Quantity	Base Number	Contract	AT	Region	England
% of FP17s for the same patient ID Re-attending within 3 months - Children	29	390	7.4%	11.4%	12.1%	11.4%
% of FP17s for the same patient ID Re-attending within 3 months - Adults	141	862	16.4%	16.1%	15.6%	15.4%
% of FP17s for the same patient ID Re-attending between 3 & 9 months - Children	209	390	53.6%	59.4%	61.2%	59.8%
% of FP17s for the same patient ID Re-attending between 3 & 9 months - Adults	339	862	39.3%	52.1%	54.5%	52.1%
% of FP17s for Band 1 Urgent Courses	149	1,166	12.8%	10.5%	9.1%	9.2%
% of FP17s Relating to Free Repair or Replacements	14	1,166	1.2%	0.8%	1.0%	0.7%
% of FP17s Relating to Continuations	24	1,166	2.1%	0.9%	1.0%	0.8%
% of Patients satisfied with the dentistry they have received	1	1	N/A	93.0%	94.2%	93.4%
% of Patients satisfied with the time they had to wait for an appointment	1	1	N/A	87.4%	88.4%	87.6%

* This is based on patients treated on this contract for their most recent course of treatment. Figures in italics indicate the base number of FP17s or Patient Questionnaire responses are less than 100. N/A is shown where the base number of responses is less than 10 during the period. % is calculated as Quantity/Base number*100

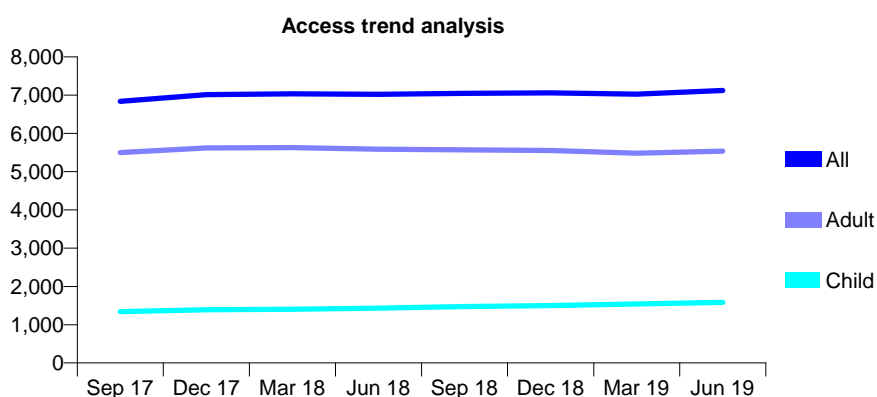
Q46 - Vital Signs At a Glance Contract Report for 654388/0001 - June 2019

Name or company name	MR RJ DUNCALF
Contract type name	GDS Contract
Purpose of contract	General
Contract start date	01/04/2006
Contract end date	

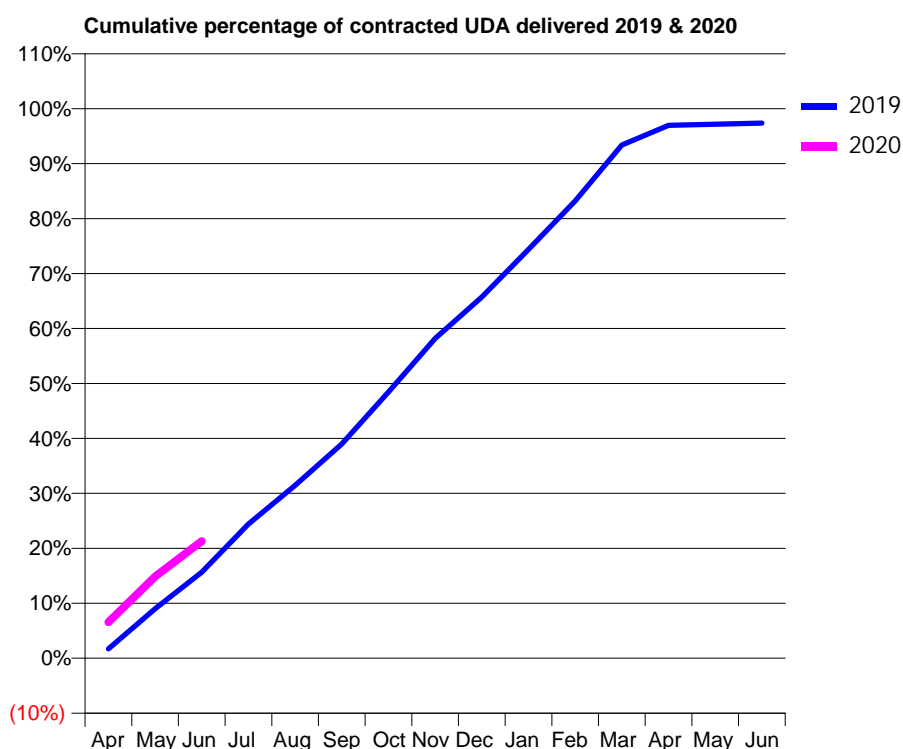
19/20 Contracted general activity (UDA)	18,070
Carry forward general activity (UDA)	0
19/20 Contracted orthodontic activity (UOA)	0
Carry forward orthodontic activity (UOA)	0
Baseline contract value	£463,659.30

ACCESS*

Patients seen in 24 months	Total	Change since previous quarter
Quarter ending June 2018	7,021	
Quarter ending September 2018	7,046	→
Quarter ending December 2018	7,057	→
Quarter ending March 2019	7,024	→
Quarter ending June 2019	7,122	→
Variance since June 2018	1.4%	→



ACTIVITY



Month	2019	2020
April	308	1,184
May	1,631	2,687
June	2,830	3,849
July	4,413	
August	5,683	
September	7,044	
October	8,756	
November	10,517	
December	11,873	
January	13,443	
February	15,038	
March	16,873	
April	17,520	
May	17,556	
June	17,596	

QUALITY

	Quantity	Base Number	Contract	AT	Region	England
% of FP17s for the same patient ID Re-attending within 3 months - Children	71	662	10.7%	11.4%	12.1%	11.4%
% of FP17s for the same patient ID Re-attending within 3 months - Adults	200	1,998	10.0%	16.1%	15.6%	15.4%
% of FP17s for the same patient ID Re-attending between 3 & 9 months - Children	419	662	63.3%	59.4%	61.2%	59.8%
% of FP17s for the same patient ID Re-attending between 3 & 9 months - Adults	1,355	1,998	67.8%	52.1%	54.5%	52.1%
% of FP17s for Band 1 Urgent Courses	119	2,322	5.1%	10.5%	9.1%	9.2%
% of FP17s Relating to Free Repair or Replacements	24	2,322	1.0%	0.8%	1.0%	0.7%
% of FP17s Relating to Continuations	50	2,322	2.2%	0.9%	1.0%	0.8%
% of Patients satisfied with the dentistry they have received	6	6	N/A	93.0%	94.2%	93.4%
% of Patients satisfied with the time they had to wait for an appointment	6	6	N/A	87.4%	88.4%	87.6%

* This is based on patients treated on this contract for their most recent course of treatment.

Figures in italics indicate the base number of FP17s or Patient Questionnaire responses are less than 100. N/A is shown where the base number of responses is less than 10 during the period. % is calculated as Quantity/Base number*100

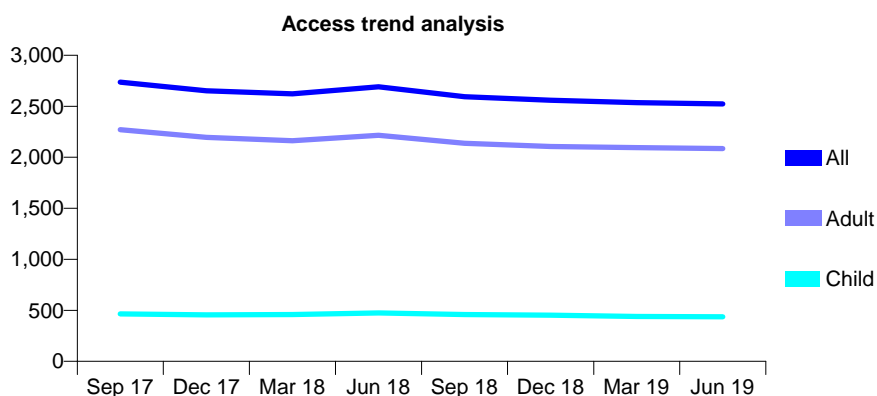
Q46 - Vital Signs At a Glance Contract Report for 656577/0001 - June 2019

Name or company name	MR C CARRE
Contract type name	GDS Contract
Purpose of contract	General
Contract start date	01/04/2006
Contract end date	

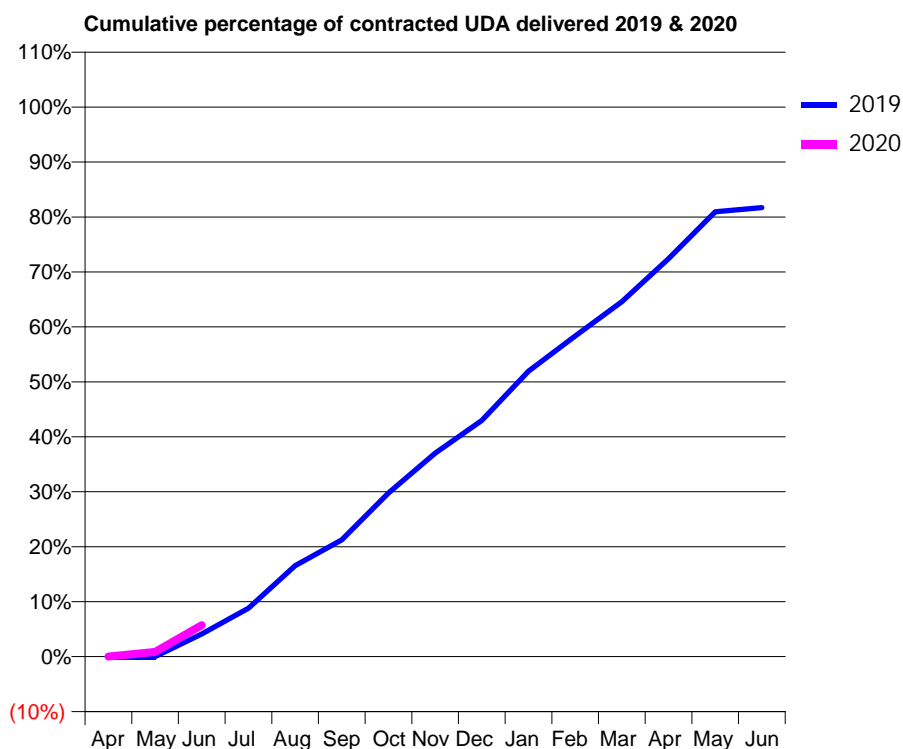
19/20 Contracted general activity (UDA)	9,963
Carry forward general activity (UDA)	0
19/20 Contracted orthodontic activity (UOA)	0
Carry forward orthodontic activity (UOA)	0
Baseline contract value	£252,111.40

ACCESS*

Patients seen in 24 months	Total	Change since previous quarter
Quarter ending June 2018	2,691	
Quarter ending September 2018	2,594	↓
Quarter ending December 2018	2,559	↓
Quarter ending March 2019	2,535	→
Quarter ending June 2019	2,523	→
Variance since June 2018	(6.2%)	↓



ACTIVITY



Month	Adjusted Scheduled Activity (UDA)	
	2019	2020
April	1	0
May	1	86
June	410	569
July	878	
August	1,651	
September	2,117	
October	2,967	
November	3,688	
December	4,281	
January	5,176	
February	5,813	
March	6,434	
April	7,213	
May	8,065	
June	8,139	

QUALITY

	Quantity	Base Number	Contract	AT	Region	England
% of FP17s for the same patient ID Re-attending within 3 months - Children	1	102	1.0%	11.4%	12.1%	11.4%
% of FP17s for the same patient ID Re-attending within 3 months - Adults	76	638	11.9%	16.1%	15.6%	15.4%
% of FP17s for the same patient ID Re-attending between 3 & 9 months - Children	29	102	28.4%	59.4%	61.2%	59.8%
% of FP17s for the same patient ID Re-attending between 3 & 9 months - Adults	235	638	36.8%	52.1%	54.5%	52.1%
% of FP17s for Band 1 Urgent Courses	7	206	3.4%	10.5%	9.1%	9.2%
% of FP17s Relating to Free Repair or Replacements	2	206	1.0%	0.8%	1.0%	0.7%
% of FP17s Relating to Continuations	3	206	1.5%	0.9%	1.0%	0.8%
% of Patients satisfied with the dentistry they have received	5	5	N/A	93.0%	94.2%	93.4%
% of Patients satisfied with the time they had to wait for an appointment	5	5	N/A	87.4%	88.4%	87.6%

* This is based on patients treated on this contract for their most recent course of treatment. Figures in italics indicate the base number of FP17s or Patient Questionnaire responses are less than 100. N/A is shown where the base number of responses is less than 10 during the period. % is calculated as Quantity/Base number*100

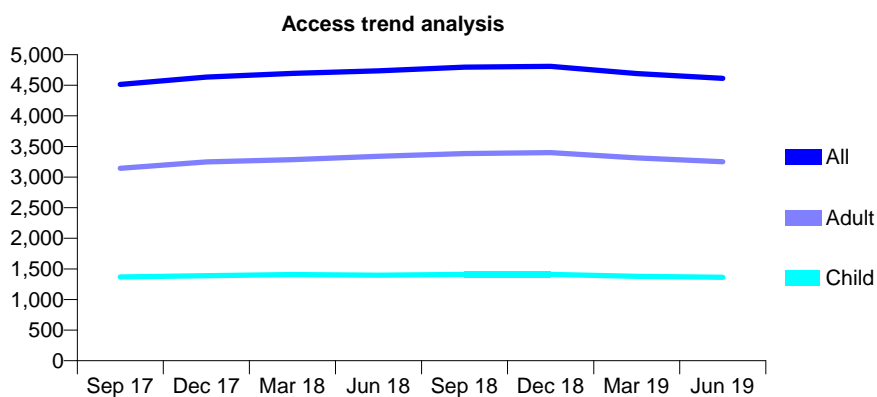
Q46 - Vital Signs At a Glance Contract Report for 676616/0001 - June 2019

Name or company name	MR RJ DORRINGTON
Contract type name	Pilot Contract
Purpose of contract	General and Orthodontic
Contract start date	01/04/2006
Contract end date	

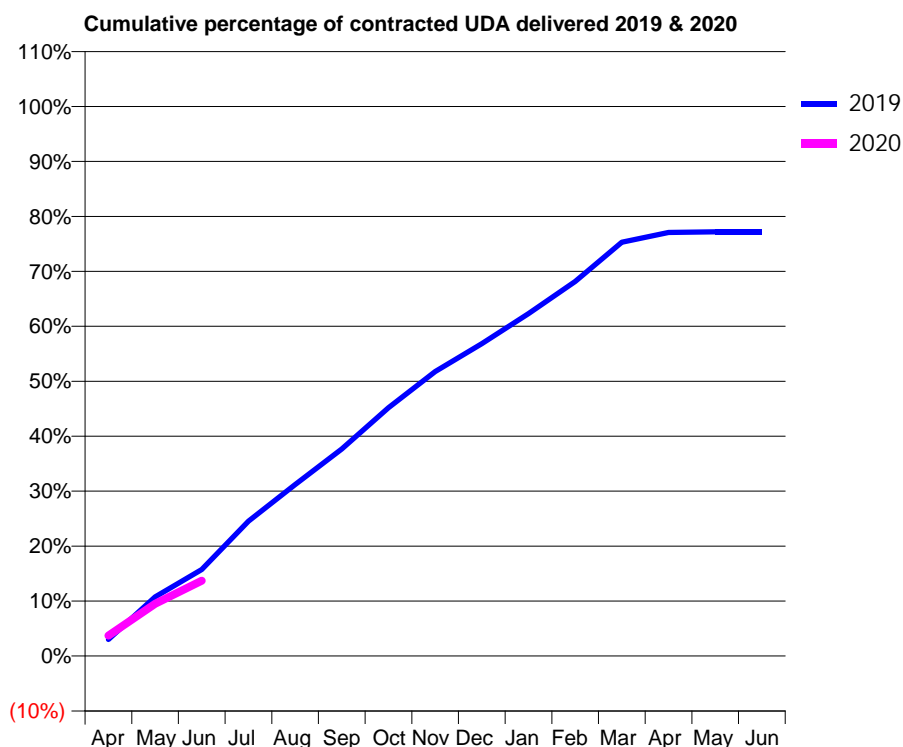
19/20 Contracted general activity (UDA)	13,620
Carry forward general activity (UDA)	0
19/20 Contracted orthodontic activity (UOA)	1,482
Carry forward orthodontic activity (UOA)	0
Baseline contract value	£414,752.22

ACCESS*

Patients seen in 24 months	Total	Change since previous quarter
Quarter ending June 2018	4,736	
Quarter ending September 2018	4,796	→
Quarter ending December 2018	4,809	→
Quarter ending March 2019	4,691	↓
Quarter ending June 2019	4,614	↓
Variance since June 2018	(2.6%)	↓



ACTIVITY



Month	Adjusted Scheduled Activity (UDA)	
	2019	2020
April	412	509
May	1,466	1,294
June	2,142	1,867
July	3,342	
August	4,252	
September	5,132	
October	6,157	
November	7,051	
December	7,739	
January	8,487	
February	9,282	
March	10,253	
April	10,494	
May	10,514	
June	10,514	

QUALITY

	Quantity	Base Number	Contract	AT	Region	England
% of FP17s for the same patient ID Re-attending within 3 months - Children	35	366	9.6%	11.4%	12.1%	11.4%
% of FP17s for the same patient ID Re-attending within 3 months - Adults	141	802	17.6%	16.1%	15.6%	15.4%
% of FP17s for the same patient ID Re-attending between 3 & 9 months - Children	121	366	33.1%	59.4%	61.2%	59.8%
% of FP17s for the same patient ID Re-attending between 3 & 9 months - Adults	261	802	32.5%	52.1%	54.5%	52.1%
% of FP17s for Band 1 Urgent Courses	46	958	4.8%	10.5%	9.1%	9.2%
% of FP17s Relating to Free Repair or Replacements	15	958	1.6%	0.8%	1.0%	0.7%
% of FP17s Relating to Continuations	1	958	0.1%	0.9%	1.0%	0.8%
% of Patients satisfied with the dentistry they have received	3	3	N/A	93.0%	94.2%	93.4%
% of Patients satisfied with the time they had to wait for an appointment	2	3	N/A	87.4%	88.4%	87.6%

* This is based on patients treated on this contract for their most recent course of treatment. Figures in italics indicate the base number of FP17s or Patient Questionnaire responses are less than 100. N/A is shown where the base number of responses is less than 10 during the period. % is calculated as Quantity/Base number*100

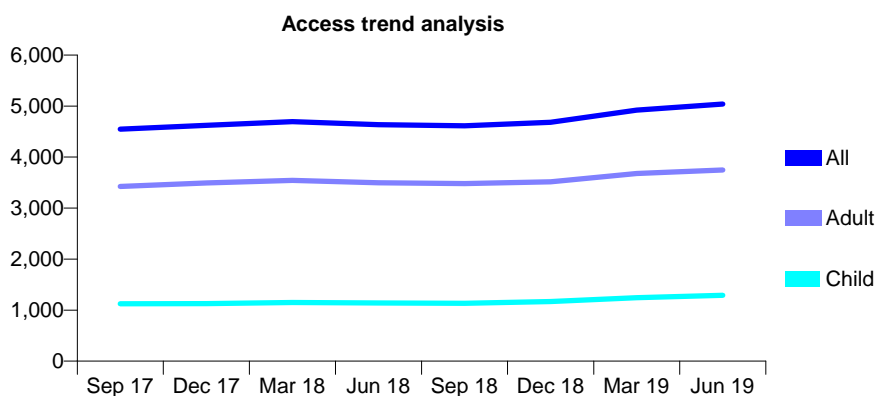
Q46 - Vital Signs At a Glance Contract Report for 678821/0001 - June 2019

Name or company name	MR DB SINGH
Contract type name	GDS Contract
Purpose of contract	General
Contract start date	01/04/2006
Contract end date	

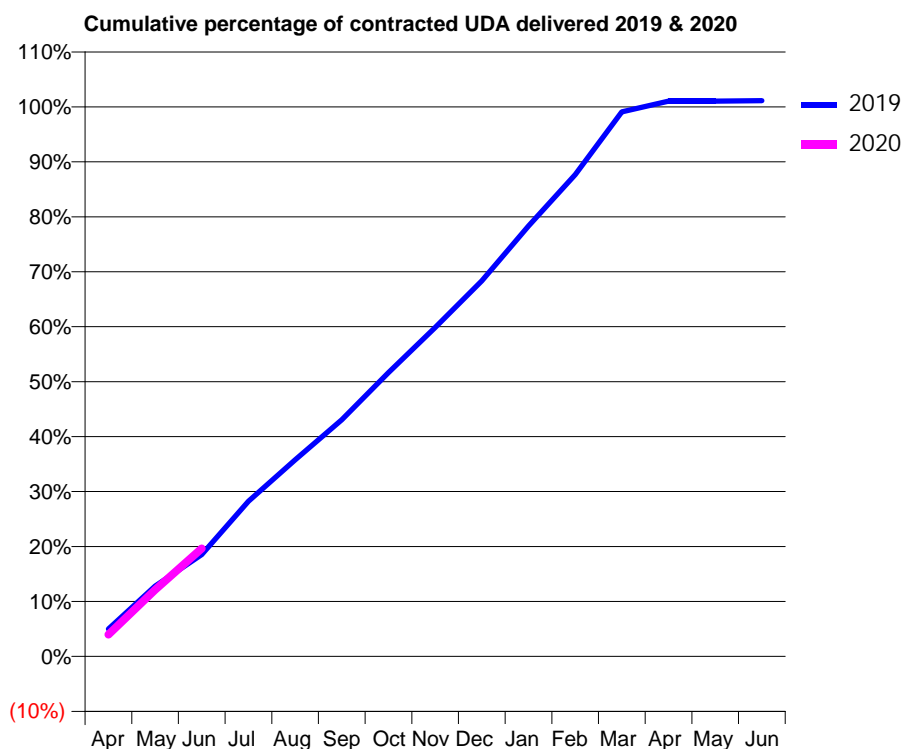
19/20 Contracted general activity (UDA)	16,876
Carry forward general activity (UDA)	0
19/20 Contracted orthodontic activity (UOA)	0
Carry forward orthodontic activity (UOA)	0
Baseline contract value	£556,589.01

ACCESS*

Patients seen in 24 months	Total	Change since previous quarter
Quarter ending June 2018	4,637	
Quarter ending September 2018	4,613	→
Quarter ending December 2018	4,681	→
Quarter ending March 2019	4,922	↑
Quarter ending June 2019	5,039	↑
Variance since June 2018	8.7%	↑



ACTIVITY



Month	2019	2020
April	843	673
May	2,160	2,048
June	3,131	3,316
July	4,766	
August	6,040	
September	7,266	
October	8,716	
November	10,101	
December	11,535	
January	13,218	
February	14,795	
March	16,723	
April	17,051	
May	17,053	
June	17,067	

QUALITY

	Quantity	Base Number	Contract	AT	Region	England
% of FP17s for the same patient ID Re-attending within 3 months - Children	26	465	5.6%	11.4%	12.1%	11.4%
% of FP17s for the same patient ID Re-attending within 3 months - Adults	123	1,200	10.3%	16.1%	15.6%	15.4%
% of FP17s for the same patient ID Re-attending between 3 & 9 months - Children	298	465	64.1%	59.4%	61.2%	59.8%
% of FP17s for the same patient ID Re-attending between 3 & 9 months - Adults	765	1,200	63.7%	52.1%	54.5%	52.1%
% of FP17s for Band 1 Urgent Courses	93	1,503	6.2%	10.5%	9.1%	9.2%
% of FP17s Relating to Free Repair or Replacements	9	1,503	0.6%	0.8%	1.0%	0.7%
% of FP17s Relating to Continuations	3	1,503	0.2%	0.9%	1.0%	0.8%
% of Patients satisfied with the dentistry they have received	1	1	N/A	93.0%	94.2%	93.4%
% of Patients satisfied with the time they had to wait for an appointment	1	1	N/A	87.4%	88.4%	87.6%

* This is based on patients treated on this contract for their most recent course of treatment. Figures in italics indicate the base number of FP17s or Patient Questionnaire responses are less than 100. N/A is shown where the base number of responses is less than 10 during the period. % is calculated as Quantity/Base number*100

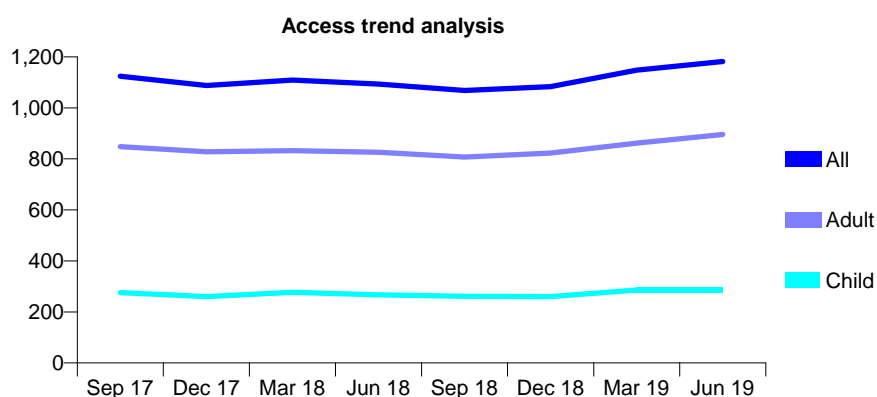
Q46 - Vital Signs At a Glance Contract Report for 679224/0001 - June 2019

Name or company name	Mr V Singla
Contract type name	GDS Contract
Purpose of contract	General and Orthodontic
Contract start date	01/04/2006
Contract end date	

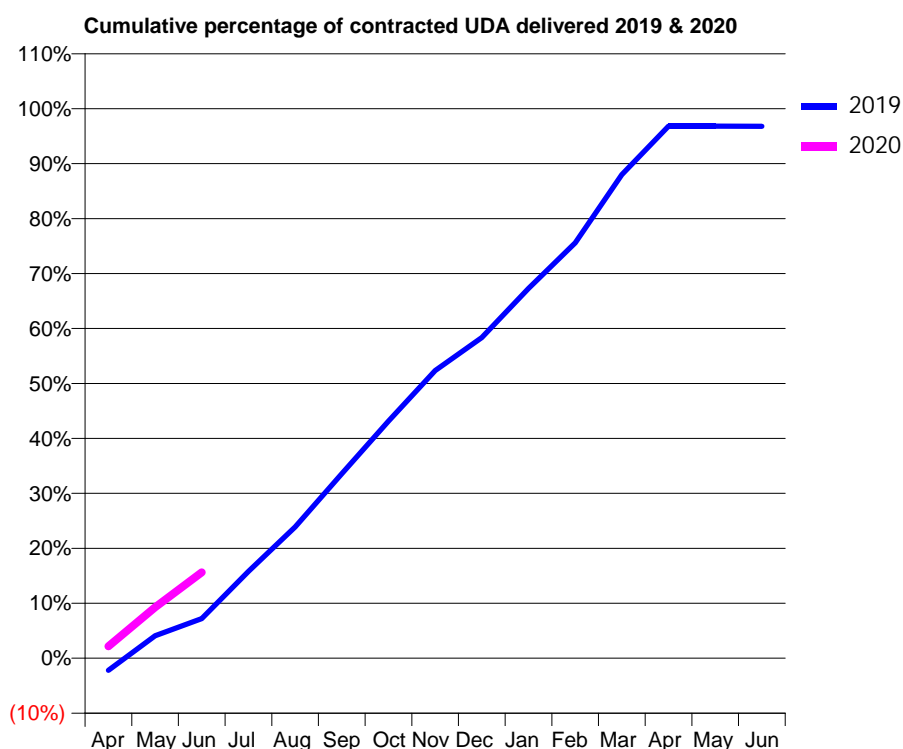
19/20 Contracted general activity (UDA)	3,916
Carry forward general activity (UDA)	0
19/20 Contracted orthodontic activity (UOA)	523
Carry forward orthodontic activity (UOA)	0
Baseline contract value	£156,344.38

ACCESS*

Patients seen in 24 months	Total	Change since previous quarter
Quarter ending June 2018	1,093	
Quarter ending September 2018	1,068	↓
Quarter ending December 2018	1,083	→
Quarter ending March 2019	1,148	↑
Quarter ending June 2019	1,182	↑
Variance since June 2018	8.1%	↑



ACTIVITY



Month	2019	2020
April	-87	85
May	160	363
June	283	612
July	619	
August	936	
September	1,315	
October	1,689	
November	2,051	
December	2,285	
January	2,635	
February	2,960	
March	3,445	
April	3,791	
May	3,791	
June	3,790	

QUALITY

	Quantity	Base Number	Contract	AT	Region	England
% of FP17s for the same patient ID Re-attending within 3 months - Children	21	134	15.7%	11.4%	12.1%	11.4%
% of FP17s for the same patient ID Re-attending within 3 months - Adults	37	334	11.1%	16.1%	15.6%	15.4%
% of FP17s for the same patient ID Re-attending between 3 & 9 months - Children	63	134	47.0%	59.4%	61.2%	59.8%
% of FP17s for the same patient ID Re-attending between 3 & 9 months - Adults	186	334	55.7%	52.1%	54.5%	52.1%
% of FP17s for Band 1 Urgent Courses	38	358	10.6%	10.5%	9.1%	9.2%
% of FP17s Relating to Free Repair or Replacements	0	358	0.0%	0.8%	1.0%	0.7%
% of FP17s Relating to Continuations	0	358	0.0%	0.9%	1.0%	0.8%
% of Patients satisfied with the dentistry they have received	0	0	N/A	93.0%	94.2%	93.4%
% of Patients satisfied with the time they had to wait for an appointment	0	0	N/A	87.4%	88.4%	87.6%

* This is based on patients treated on this contract for their most recent course of treatment.

Figures in italics indicate the base number of FP17s or Patient Questionnaire responses are less than 100. N/A is shown where the base number of responses is less than 10 during the period. % is calculated as Quantity/Base number*100

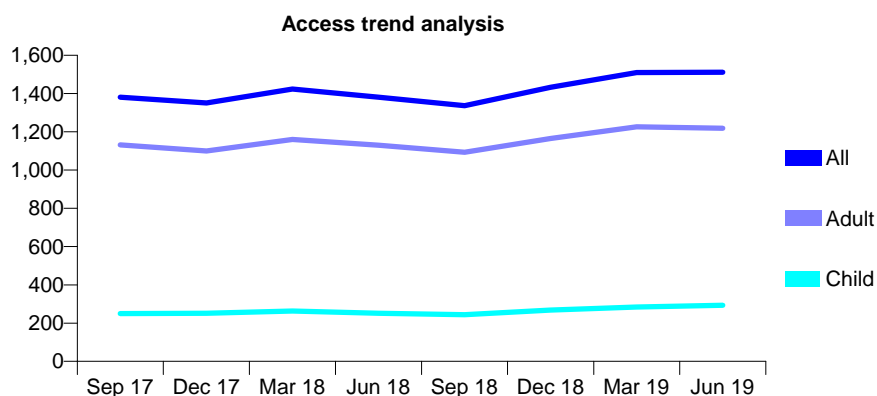
Q46 - Vital Signs At a Glance Contract Report for 682365/0013 - June 2019

Name or company name	MR QM JAFFRI
Contract type name	GDS Contract
Purpose of contract	General
Contract start date	01/01/2015
Contract end date	

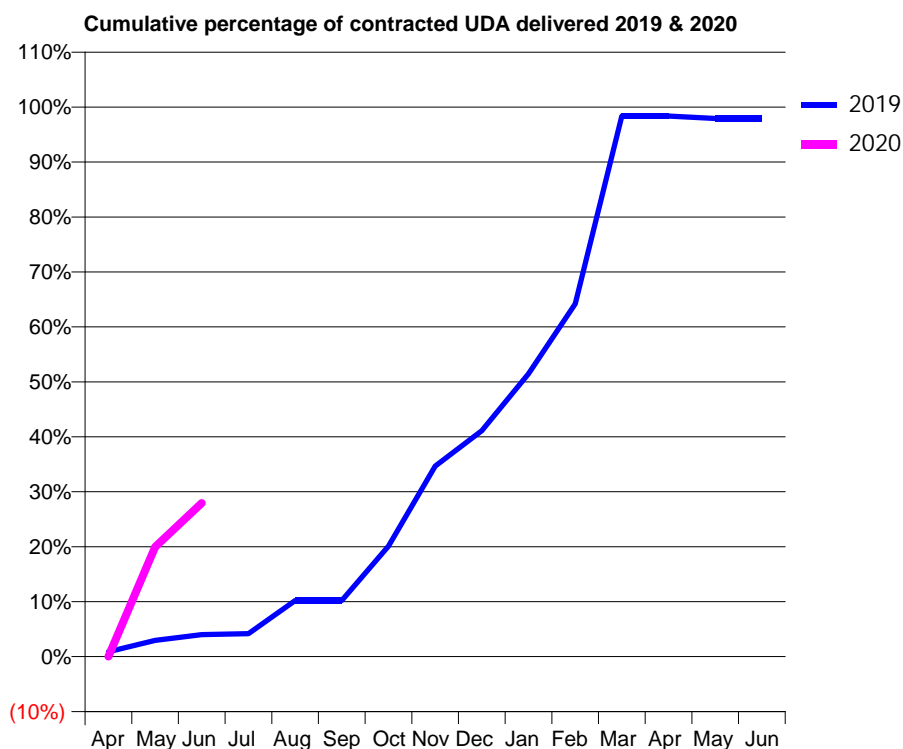
19/20 Contracted general activity (UDA)	4,694
Carry forward general activity (UDA)	0
19/20 Contracted orthodontic activity (UOA)	0
Carry forward orthodontic activity (UOA)	0
Baseline contract value	£115,481.16

ACCESS*

Patients seen in 24 months	Total	Change since previous quarter
Quarter ending June 2018	1,381	
Quarter ending September 2018	1,337	↓
Quarter ending December 2018	1,433	↑
Quarter ending March 2019	1,510	↑
Quarter ending June 2019	1,511	→
Variance since June 2018	9.4%	↑



ACTIVITY



Month	Adjusted Scheduled Activity (UDA)	
	2019	2020
April	42	0
May	138	937
June	189	1,312
July	196	
August	479	
September	479	
October	944	
November	1,628	
December	1,931	
January	2,417	
February	3,014	
March	4,617	
April	4,617	
May	4,597	
June	4,597	

QUALITY

	Quantity	Base Number	Contract	AT	Region	England
% of FP17s for the same patient ID Re-attending within 3 months - Children	25	134	18.7%	11.4%	12.1%	11.4%
% of FP17s for the same patient ID Re-attending within 3 months - Adults	42	472	8.9%	16.1%	15.6%	15.4%
% of FP17s for the same patient ID Re-attending between 3 & 9 months - Children	68	134	50.7%	59.4%	61.2%	59.8%
% of FP17s for the same patient ID Re-attending between 3 & 9 months - Adults	328	472	69.5%	52.1%	54.5%	52.1%
% of FP17s for Band 1 Urgent Courses	10	611	1.6%	10.5%	9.1%	9.2%
% of FP17s Relating to Free Repair or Replacements	3	611	0.5%	0.8%	1.0%	0.7%
% of FP17s Relating to Continuations	1	611	0.2%	0.9%	1.0%	0.8%
% of Patients satisfied with the dentistry they have received	0	0	N/A	93.0%	94.2%	93.4%
% of Patients satisfied with the time they had to wait for an appointment	0	0	N/A	87.4%	88.4%	87.6%

* This is based on patients treated on this contract for their most recent course of treatment. Figures in italics indicate the base number of FP17s or Patient Questionnaire responses are less than 100. N/A is shown where the base number of responses is less than 10 during the period. % is calculated as Quantity/Base number*100

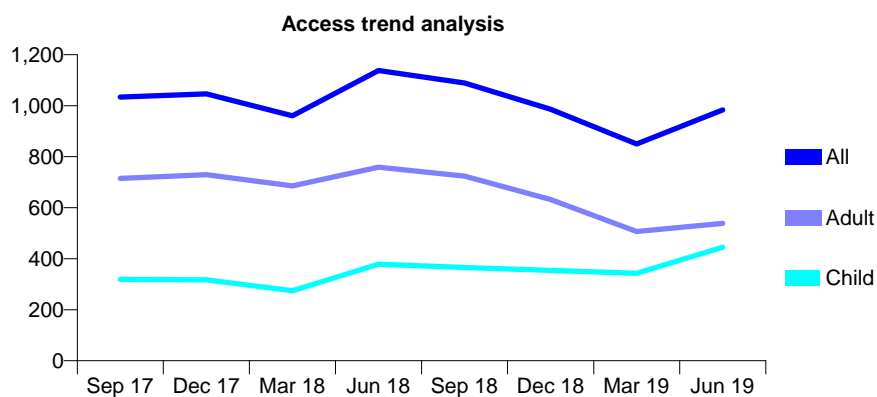
Q46 - Vital Signs At a Glance Contract Report for 683728/0001 - June 2019

Name or company name	MR N KHALID
Contract type name	GDS Contract
Purpose of contract	General
Contract start date	01/11/2014
Contract end date	

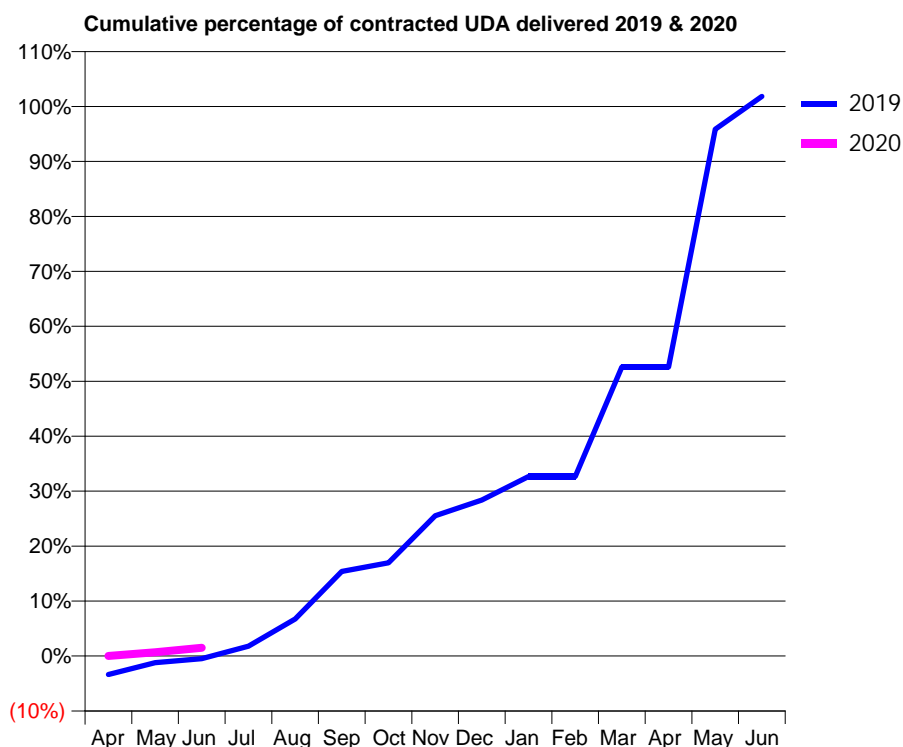
19/20 Contracted general activity (UDA)	4,751
Carry forward general activity (UDA)	0
19/20 Contracted orthodontic activity (UOA)	0
Carry forward orthodontic activity (UOA)	0
Baseline contract value	£162,546.88

ACCESS*

Patients seen in 24 months	Total	Change since previous quarter
Quarter ending June 2018	1,138	
Quarter ending September 2018	1,089	↓
Quarter ending December 2018	986	↓
Quarter ending March 2019	850	↓
Quarter ending June 2019	984	↑
Variance since June 2018	(13.5%)	↓



ACTIVITY



Month	Adjusted Scheduled Activity (UDA)	
	2019	2020
April	-161	0
May	-58	33
June	-24	72
July	85	
August	321	
September	731	
October	806	
November	1,212	
December	1,348	
January	1,552	
February	1,552	
March	2,498	
April	2,498	
May	4,553	
June	4,838	

QUALITY

	Quantity	Base Number	Contract	AT	Region	England
% of FP17s for the same patient ID Re-attending within 3 months - Children	4	321	1.2%	11.4%	12.1%	11.4%
% of FP17s for the same patient ID Re-attending within 3 months - Adults	18	238	7.6%	16.1%	15.6%	15.4%
% of FP17s for the same patient ID Re-attending between 3 & 9 months - Children	79	321	24.6%	59.4%	61.2%	59.8%
% of FP17s for the same patient ID Re-attending between 3 & 9 months - Adults	85	238	35.7%	52.1%	54.5%	52.1%
% of FP17s for Band 1 Urgent Courses	1	16	6.3%	10.5%	9.1%	9.2%
% of FP17s Relating to Free Repair or Replacements	0	16	0.0%	0.8%	1.0%	0.7%
% of FP17s Relating to Continuations	0	16	0.0%	0.9%	1.0%	0.8%
% of Patients satisfied with the dentistry they have received	0	0	N/A	93.0%	94.2%	93.4%
% of Patients satisfied with the time they had to wait for an appointment	0	0	N/A	87.4%	88.4%	87.6%

* This is based on patients treated on this contract for their most recent course of treatment. Figures in italics indicate the base number of FP17s or Patient Questionnaire responses are less than 100. N/A is shown where the base number of responses is less than 10 during the period. % is calculated as Quantity/Base number*100

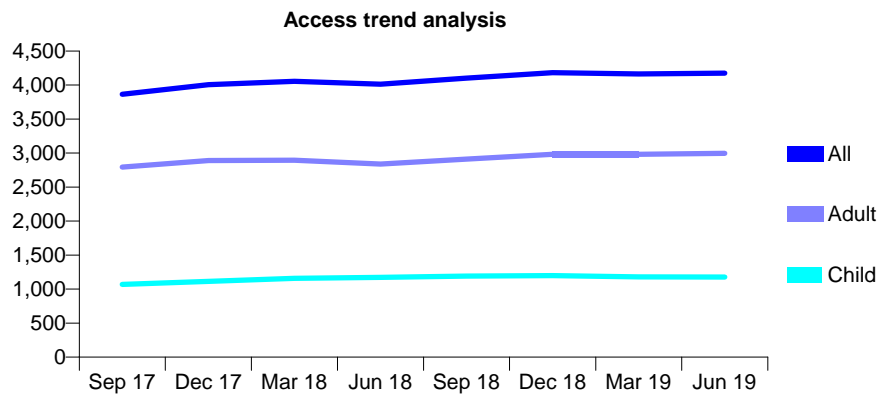
Q46 - Vital Signs At a Glance Contract Report for 683833/0001 - June 2019

Name or company name	MR N ARIF
Contract type name	GDS Contract
Purpose of contract	General
Contract start date	19/12/2012
Contract end date	

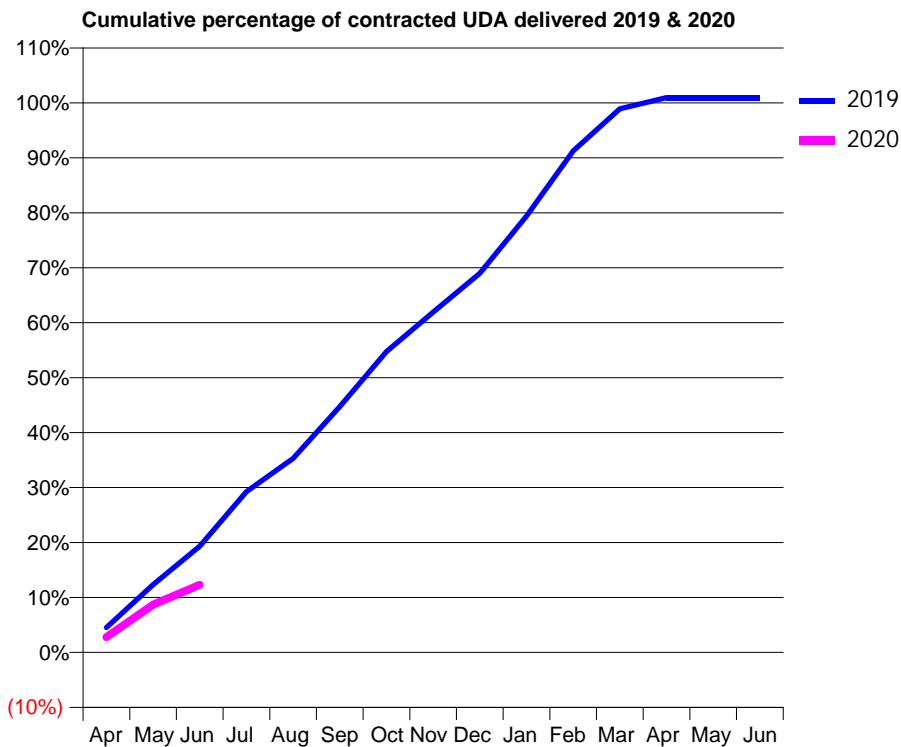
19/20 Contracted general activity (UDA)	9,892
Carry forward general activity (UDA)	0
19/20 Contracted orthodontic activity (UOA)	0
Carry forward orthodontic activity (UOA)	0
Baseline contract value	£242,093.70

ACCESS*

Patients seen in 24 months	Total	Change since previous quarter
Quarter ending June 2018	4,012	
Quarter ending September 2018	4,102	↑
Quarter ending December 2018	4,183	→
Quarter ending March 2019	4,163	→
Quarter ending June 2019	4,175	→
Variance since June 2018	4.1%	↑



ACTIVITY



Adjusted Scheduled Activity (UDA)		
Month	2019	2020
April	447	275
May	1,221	860
June	1,912	1,218
July	2,894	
August	3,493	
September	4,423	
October	5,414	
November	6,125	
December	6,822	
January	7,852	
February	9,027	
March	9,784	
April	9,986	
May	9,986	
June	9,986	

QUALITY

	Quantity	Base Number	Contract	AT	Region	England
% of FP17s for the same patient ID Re-attending within 3 months - Children	6	227	2.6%	11.4%	12.1%	11.4%
% of FP17s for the same patient ID Re-attending within 3 months - Adults	47	621	7.6%	16.1%	15.6%	15.4%
% of FP17s for the same patient ID Re-attending between 3 & 9 months - Children	152	227	67.0%	59.4%	61.2%	59.8%
% of FP17s for the same patient ID Re-attending between 3 & 9 months - Adults	260	621	41.9%	52.1%	54.5%	52.1%
% of FP17s for Band 1 Urgent Courses	37	753	4.9%	10.5%	9.1%	9.2%
% of FP17s Relating to Free Repair or Replacements	3	753	0.4%	0.8%	1.0%	0.7%
% of FP17s Relating to Continuations	8	753	1.1%	0.9%	1.0%	0.8%
% of Patients satisfied with the dentistry they have received	0	0	N/A	93.0%	94.2%	93.4%
% of Patients satisfied with the time they had to wait for an appointment	0	0	N/A	87.4%	88.4%	87.6%

* This is based on patients treated on this contract for their most recent course of treatment. Figures in italics indicate the base number of FP17s or Patient Questionnaire responses are less than 100. N/A is shown where the base number of responses is less than 10 during the period. % is calculated as Quantity/Base number*100

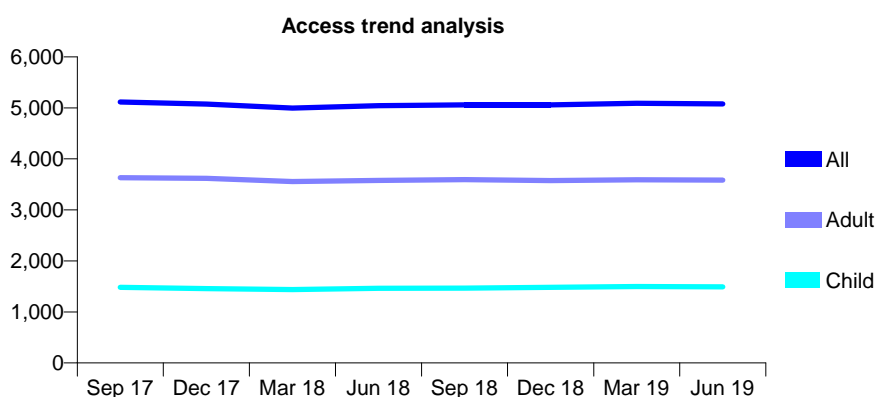
Q46 - Vital Signs At a Glance Contract Report for 684422/0001 - June 2019

Name or company name	MISS R AGGARWAL
Contract type name	GDS Contract
Purpose of contract	General
Contract start date	01/04/2006
Contract end date	

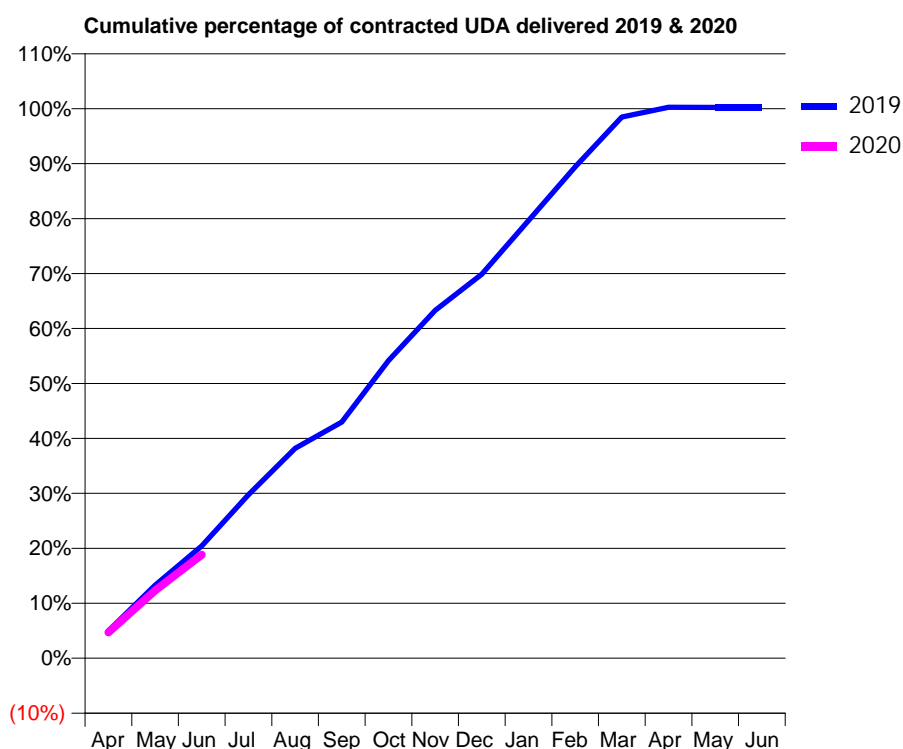
19/20 Contracted general activity (UDA)	16,100
Carry forward general activity (UDA)	0
19/20 Contracted orthodontic activity (UOA)	0
Carry forward orthodontic activity (UOA)	0
Baseline contract value	£464,706.38

ACCESS*

Patients seen in 24 months	Total	Change since previous quarter
Quarter ending June 2018	5,041	
Quarter ending September 2018	5,059	→
Quarter ending December 2018	5,057	→
Quarter ending March 2019	5,088	→
Quarter ending June 2019	5,078	→
Variance since June 2018	0.7%	→



ACTIVITY



Month	2019	2020
April	805	755
May	2,144	1,985
June	3,289	3,034
July	4,790	
August	6,146	
September	6,918	
October	8,718	
November	10,191	
December	11,248	
January	12,821	
February	14,395	
March	15,855	
April	16,142	
May	16,134	
June	16,135	

QUALITY

	Quantity	Base Number	Contract	AT	Region	England
% of FP17s for the same patient ID Re-attending within 3 months - Children	52	550	9.5%	11.4%	12.1%	11.4%
% of FP17s for the same patient ID Re-attending within 3 months - Adults	127	1,188	10.7%	16.1%	15.6%	15.4%
% of FP17s for the same patient ID Re-attending between 3 & 9 months - Children	352	550	64.0%	59.4%	61.2%	59.8%
% of FP17s for the same patient ID Re-attending between 3 & 9 months - Adults	813	1,188	68.4%	52.1%	54.5%	52.1%
% of FP17s for Band 1 Urgent Courses	57	1,583	3.6%	10.5%	9.1%	9.2%
% of FP17s Relating to Free Repair or Replacements	24	1,583	1.5%	0.8%	1.0%	0.7%
% of FP17s Relating to Continuations	4	1,583	0.3%	0.9%	1.0%	0.8%
% of Patients satisfied with the dentistry they have received	1	1	N/A	93.0%	94.2%	93.4%
% of Patients satisfied with the time they had to wait for an appointment	1	1	N/A	87.4%	88.4%	87.6%

* This is based on patients treated on this contract for their most recent course of treatment. Figures in italics indicate the base number of FP17s or Patient Questionnaire responses are less than 100. N/A is shown where the base number of responses is less than 10 during the period. % is calculated as Quantity/Base number*100

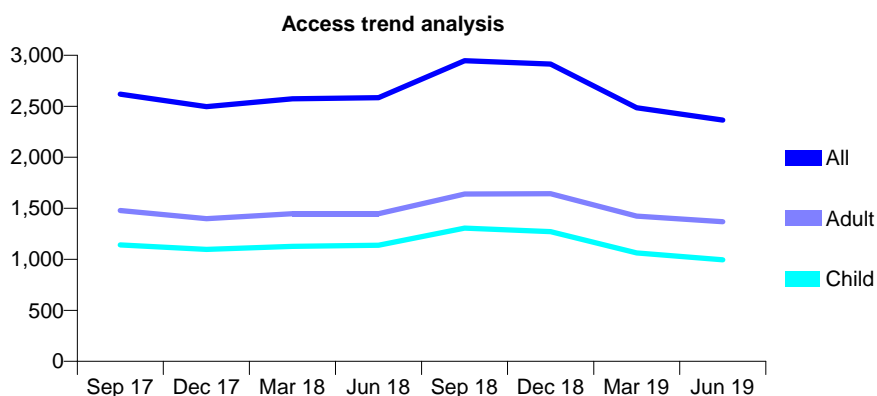
Q46 - Vital Signs At a Glance Contract Report for 685259/0001 - June 2019

Name or company name	MR N MOHAMMAD
Contract type name	GDS Contract
Purpose of contract	General
Contract start date	01/04/2006
Contract end date	

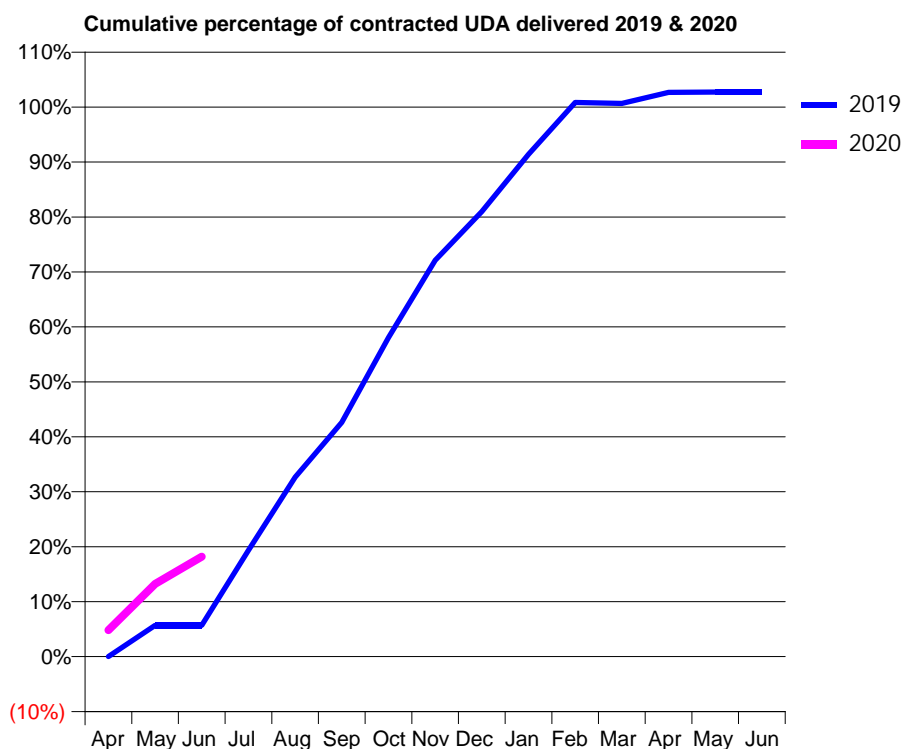
19/20 Contracted general activity (UDA)	6,949
Carry forward general activity (UDA)	0
19/20 Contracted orthodontic activity (UOA)	0
Carry forward orthodontic activity (UOA)	0
Baseline contract value	£196,471.25

ACCESS*

Patients seen in 24 months	Total	Change since previous quarter
Quarter ending June 2018	2,584	
Quarter ending September 2018	2,947	↑
Quarter ending December 2018	2,914	↓
Quarter ending March 2019	2,486	↓
Quarter ending June 2019	2,365	↓
Variance since June 2018	(8.5%)	↓



ACTIVITY



Month	Adjusted Scheduled Activity (UDA)	
	2019	2020
April	0	335
May	395	920
June	395	1,265
July	1,345	
August	2,270	
September	2,962	
October	4,034	
November	5,010	
December	5,627	
January	6,352	
February	7,007	
March	6,996	
April	7,134	
May	7,139	
June	7,139	

QUALITY

	Quantity	Base Number	Contract	AT	Region	England
% of FP17s for the same patient ID Re-attending within 3 months - Children	17	381	4.5%	11.4%	12.1%	11.4%
% of FP17s for the same patient ID Re-attending within 3 months - Adults	24	338	7.1%	16.1%	15.6%	15.4%
% of FP17s for the same patient ID Re-attending between 3 & 9 months - Children	228	381	59.8%	59.4%	61.2%	59.8%
% of FP17s for the same patient ID Re-attending between 3 & 9 months - Adults	185	338	54.7%	52.1%	54.5%	52.1%
% of FP17s for Band 1 Urgent Courses	68	671	10.1%	10.5%	9.1%	9.2%
% of FP17s Relating to Free Repair or Replacements	2	671	0.3%	0.8%	1.0%	0.7%
% of FP17s Relating to Continuations	1	671	0.1%	0.9%	1.0%	0.8%
% of Patients satisfied with the dentistry they have received	0	0	N/A	93.0%	94.2%	93.4%
% of Patients satisfied with the time they had to wait for an appointment	0	0	N/A	87.4%	88.4%	87.6%

* This is based on patients treated on this contract for their most recent course of treatment. Figures in italics indicate the base number of FP17s or Patient Questionnaire responses are less than 100. N/A is shown where the base number of responses is less than 10 during the period. % is calculated as Quantity/Base number*100

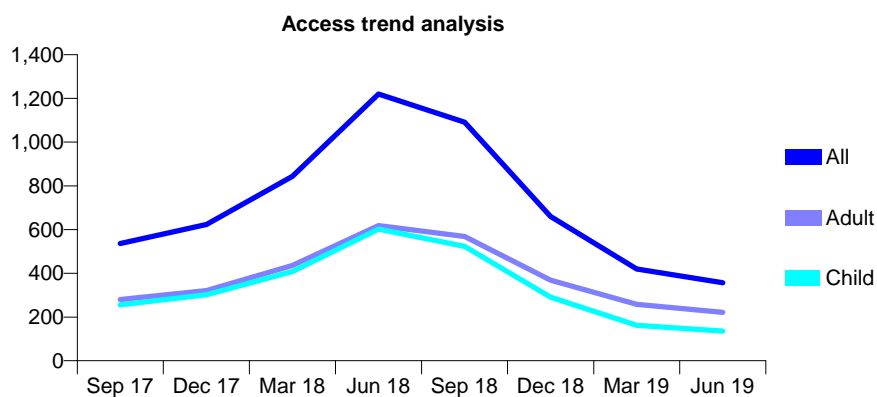
Q46 - Vital Signs At a Glance Contract Report for 685259/0002 - June 2019

Name or company name	MR N MOHAMMAD
Contract type name	GDS Contract
Purpose of contract	General
Contract start date	04/02/2008
Contract end date	

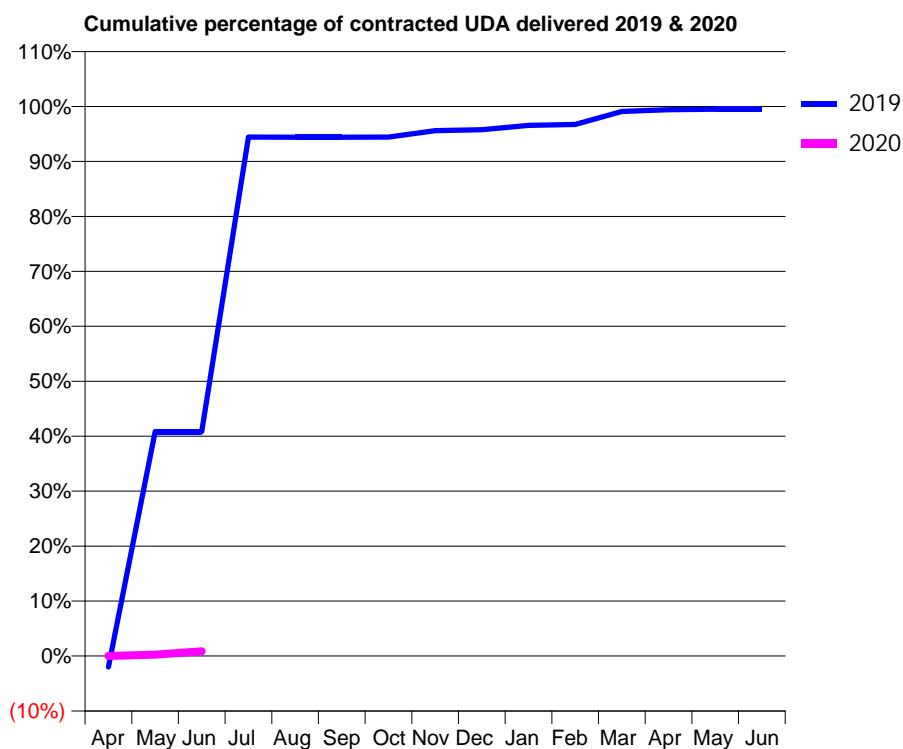
19/20 Contracted general activity (UDA)	1,900
Carry forward general activity (UDA)	0
19/20 Contracted orthodontic activity (UOA)	0
Carry forward orthodontic activity (UOA)	0
Baseline contract value	£46,010.55

ACCESS*

Patients seen in 24 months	Total	Change since previous quarter
Quarter ending June 2018	1,220	
Quarter ending September 2018	1,091	↓
Quarter ending December 2018	660	↓
Quarter ending March 2019	420	↓
Quarter ending June 2019	357	↓
Variance since June 2018	(70.7%)	↓



ACTIVITY



Month	Adjusted Scheduled Activity (UDA)	
	2019	2020
April	-38	0
May	776	5
June	776	16
July	1,794	
August	1,793	
September	1,793	
October	1,794	
November	1,816	
December	1,819	
January	1,835	
February	1,838	
March	1,883	
April	1,889	
May	1,890	
June	1,890	

QUALITY

	Quantity	Base Number	Contract	AT	Region	England
% of FP17s for the same patient ID Re-attending within 3 months - Children	3	16	18.8%	11.4%	12.1%	11.4%
% of FP17s for the same patient ID Re-attending within 3 months - Adults	0	5	0.0%	16.1%	15.6%	15.4%
% of FP17s for the same patient ID Re-attending between 3 & 9 months - Children	3	16	18.8%	59.4%	61.2%	59.8%
% of FP17s for the same patient ID Re-attending between 3 & 9 months - Adults	0	5	0.0%	52.1%	54.5%	52.1%
% of FP17s for Band 1 Urgent Courses	1	12	8.3%	10.5%	9.1%	9.2%
% of FP17s Relating to Free Repair or Replacements	0	12	0.0%	0.8%	1.0%	0.7%
% of FP17s Relating to Continuations	0	12	0.0%	0.9%	1.0%	0.8%
% of Patients satisfied with the dentistry they have received	0	0	N/A	93.0%	94.2%	93.4%
% of Patients satisfied with the time they had to wait for an appointment	0	0	N/A	87.4%	88.4%	87.6%

* This is based on patients treated on this contract for their most recent course of treatment. Figures in italics indicate the base number of FP17s or Patient Questionnaire responses are less than 100. N/A is shown where the base number of responses is less than 10 during the period. % is calculated as Quantity/Base number*100

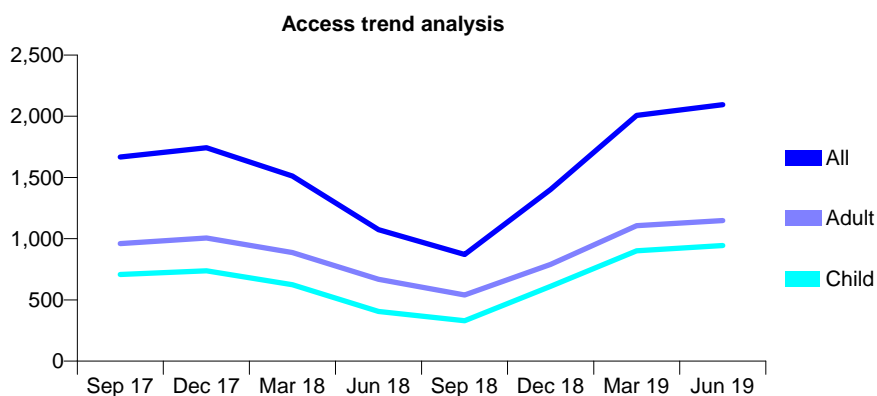
Q46 - Vital Signs At a Glance Contract Report for 685259/0003 - June 2019

Name or company name	MR N MOHAMMAD
Contract type name	GDS Contract
Purpose of contract	General
Contract start date	01/08/2008
Contract end date	

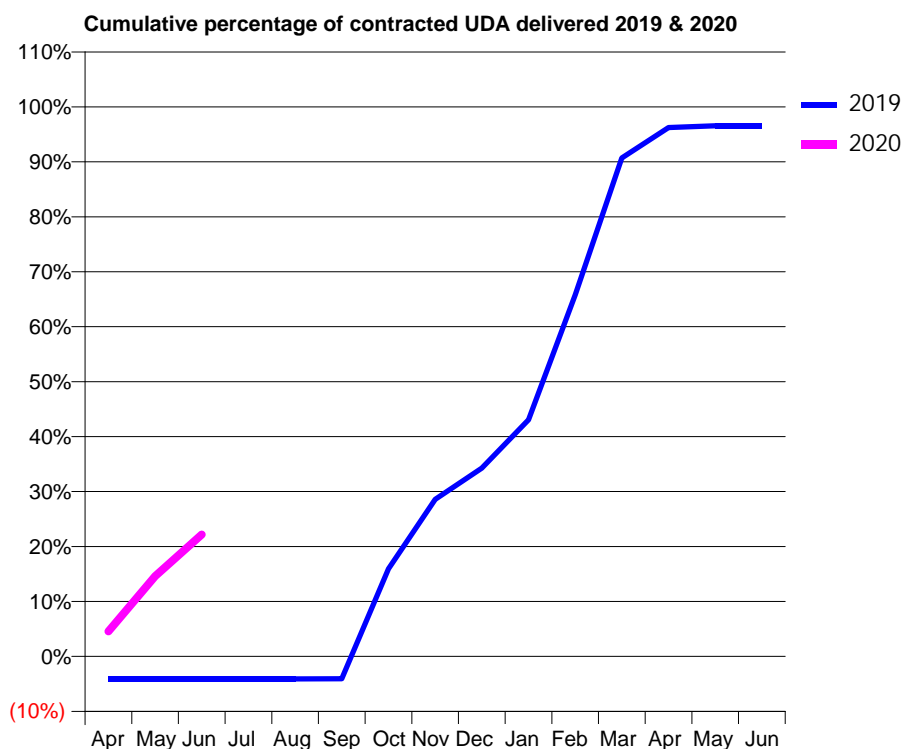
19/20 Contracted general activity (UDA)	4,000
Carry forward general activity (UDA)	0
19/20 Contracted orthodontic activity (UOA)	0
Carry forward orthodontic activity (UOA)	0
Baseline contract value	£111,244.03

ACCESS*

Patients seen in 24 months	Total	Change since previous quarter
Quarter ending June 2018	1,074	
Quarter ending September 2018	871	↓
Quarter ending December 2018	1,401	↑
Quarter ending March 2019	2,007	↑
Quarter ending June 2019	2,094	↑
Variance since June 2018	95.0%	↑



ACTIVITY



Month	2019	2020
April	-165	182
May	-165	583
June	-165	888
July	-165	
August	-165	
September	-164	
October	638	
November	1,144	
December	1,371	
January	1,722	
February	2,632	
March	3,628	
April	3,850	
May	3,862	
June	3,862	

QUALITY

	Quantity	Base Number	Contract	AT	Region	England
% of FP17s for the same patient ID Re-attending within 3 months - Children	27	277	9.7%	11.4%	12.1%	11.4%
% of FP17s for the same patient ID Re-attending within 3 months - Adults	15	286	5.2%	16.1%	15.6%	15.4%
% of FP17s for the same patient ID Re-attending between 3 & 9 months - Children	104	277	37.5%	59.4%	61.2%	59.8%
% of FP17s for the same patient ID Re-attending between 3 & 9 months - Adults	117	286	40.9%	52.1%	54.5%	52.1%
% of FP17s for Band 1 Urgent Courses	23	452	5.1%	10.5%	9.1%	9.2%
% of FP17s Relating to Free Repair or Replacements	5	452	1.1%	0.8%	1.0%	0.7%
% of FP17s Relating to Continuations	0	452	0.0%	0.9%	1.0%	0.8%
% of Patients satisfied with the dentistry they have received	0	0	N/A	93.0%	94.2%	93.4%
% of Patients satisfied with the time they had to wait for an appointment	0	0	N/A	87.4%	88.4%	87.6%

* This is based on patients treated on this contract for their most recent course of treatment. Figures in italics indicate the base number of FP17s or Patient Questionnaire responses are less than 100. N/A is shown where the base number of responses is less than 10 during the period. % is calculated as Quantity/Base number*100

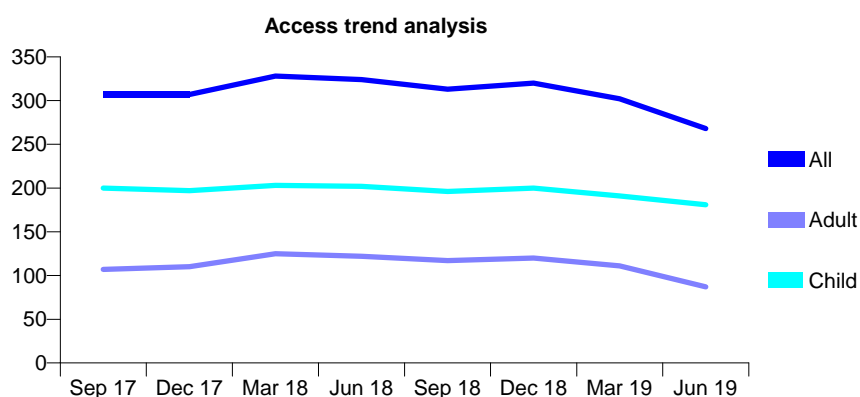
Q46 - Vital Signs At a Glance Contract Report for 686522/0001 - June 2019

Name or company name	MR AC BRISTOW
Contract type name	GDS Contract
Purpose of contract	General
Contract start date	01/04/2006
Contract end date	

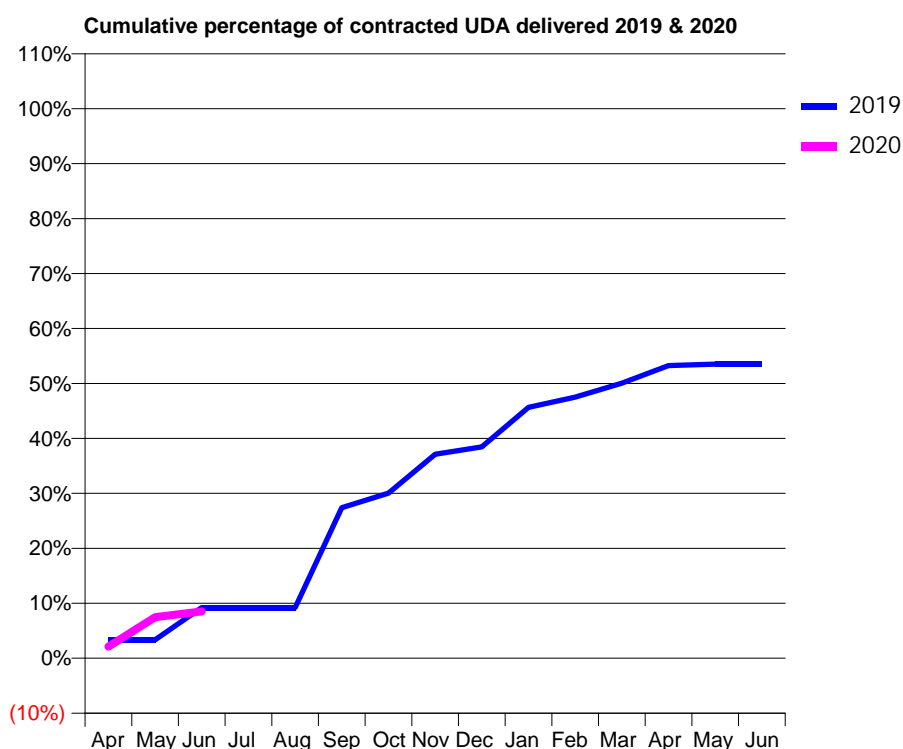
19/20 Contracted general activity (UDA)	750
Carry forward general activity (UDA)	0
19/20 Contracted orthodontic activity (UOA)	0
Carry forward orthodontic activity (UOA)	0
Baseline contract value	£15,548.06

ACCESS*

Patients seen in 24 months	Total	Change since previous quarter
Quarter ending June 2018	324	
Quarter ending September 2018	313	↓
Quarter ending December 2018	320	↑
Quarter ending March 2019	302	↓
Quarter ending June 2019	268	↓
Variance since June 2018	(17.3%)	↓



ACTIVITY



Month	2019	2020
April	25	16
May	25	56
June	69	64
July	69	
August	69	
September	205	
October	225	
November	278	
December	288	
January	342	
February	356	
March	375	
April	399	
May	401	
June	401	

QUALITY

	Quantity	Base Number	Contract	AT	Region	England
% of FP17s for the same patient ID Re-attending within 3 months - Children	0	51	0.0%	11.4%	12.1%	11.4%
% of FP17s for the same patient ID Re-attending within 3 months - Adults	0	8	0.0%	16.1%	15.6%	15.4%
% of FP17s for the same patient ID Re-attending between 3 & 9 months - Children	29	51	56.9%	59.4%	61.2%	59.8%
% of FP17s for the same patient ID Re-attending between 3 & 9 months - Adults	3	8	37.5%	52.1%	54.5%	52.1%
% of FP17s for Band 1 Urgent Courses	0	41	0.0%	10.5%	9.1%	9.2%
% of FP17s Relating to Free Repair or Replacements	0	41	0.0%	0.8%	1.0%	0.7%
% of FP17s Relating to Continuations	0	41	0.0%	0.9%	1.0%	0.8%
% of Patients satisfied with the dentistry they have received	0	0	N/A	93.0%	94.2%	93.4%
% of Patients satisfied with the time they had to wait for an appointment	0	0	N/A	87.4%	88.4%	87.6%

* This is based on patients treated on this contract for their most recent course of treatment.

Figures in italics indicate the base number of FP17s or Patient Questionnaire responses are less than 100. N/A is shown where the base number of responses is less than 10 during the period. % is calculated as Quantity/Base number*100

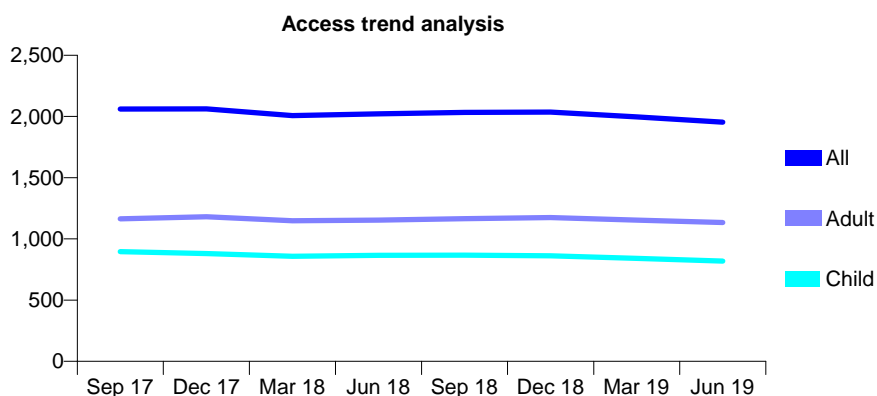
Q46 - Vital Signs At a Glance Contract Report for 688673/0001 - June 2019

Name or company name	MRS S CHOUDHURY
Contract type name	GDS Contract
Purpose of contract	General
Contract start date	01/02/2015
Contract end date	

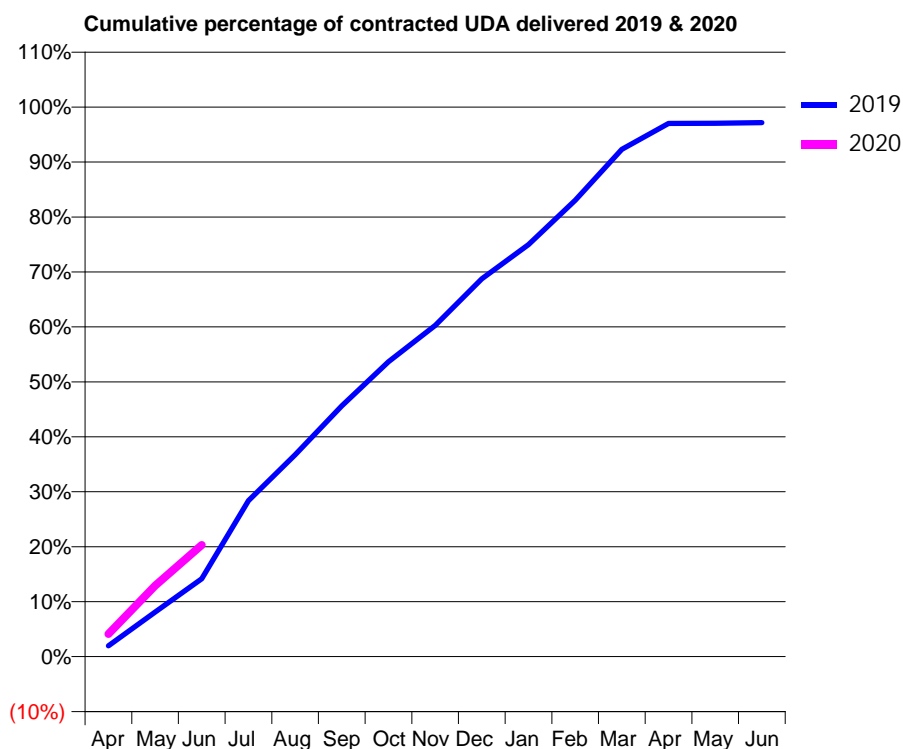
19/20 Contracted general activity (UDA)	6,323
Carry forward general activity (UDA)	0
19/20 Contracted orthodontic activity (UOA)	0
Carry forward orthodontic activity (UOA)	0
Baseline contract value	£170,844.56

ACCESS*

Patients seen in 24 months	Total	Change since previous quarter
Quarter ending June 2018	2,021	
Quarter ending September 2018	2,033	→
Quarter ending December 2018	2,037	→
Quarter ending March 2019	1,996	↓
Quarter ending June 2019	1,954	↓
Variance since June 2018	(3.3%)	↓



ACTIVITY



Month	Adjusted Scheduled Activity (UDA)	
	2019	2020
April	125	260
May	514	817
June	895	1,285
July	1,795	
August	2,323	
September	2,884	
October	3,394	
November	3,810	
December	4,346	
January	4,741	
February	5,250	
March	5,836	
April	6,134	
May	6,137	
June	6,145	

QUALITY

	Quantity	Base Number	Contract	AT	Region	England
% of FP17s for the same patient ID Re-attending within 3 months - Children	20	281	7.1%	11.4%	12.1%	11.4%
% of FP17s for the same patient ID Re-attending within 3 months - Adults	96	397	24.2%	16.1%	15.6%	15.4%
% of FP17s for the same patient ID Re-attending between 3 & 9 months - Children	199	281	70.8%	59.4%	61.2%	59.8%
% of FP17s for the same patient ID Re-attending between 3 & 9 months - Adults	205	397	51.6%	52.1%	54.5%	52.1%
% of FP17s for Band 1 Urgent Courses	42	537	7.8%	10.5%	9.1%	9.2%
% of FP17s Relating to Free Repair or Replacements	1	537	0.2%	0.8%	1.0%	0.7%
% of FP17s Relating to Continuations	18	537	3.4%	0.9%	1.0%	0.8%
% of Patients satisfied with the dentistry they have received	2	2	N/A	93.0%	94.2%	93.4%
% of Patients satisfied with the time they had to wait for an appointment	1	2	N/A	87.4%	88.4%	87.6%

* This is based on patients treated on this contract for their most recent course of treatment. Figures in italics indicate the base number of FP17s or Patient Questionnaire responses are less than 100. N/A is shown where the base number of responses is less than 10 during the period. % is calculated as Quantity/Base number*100

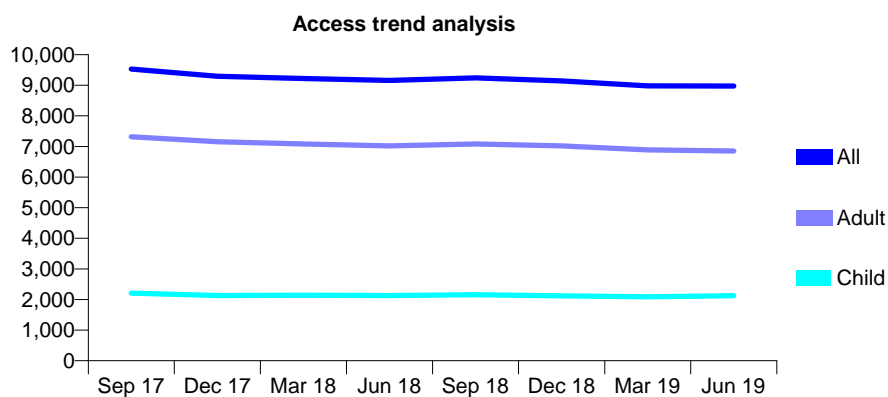
Q46 - Vital Signs At a Glance Contract Report for 709522/0001 - June 2019

Name or company name	MR SJ PATEL
Contract type name	GDS Contract
Purpose of contract	General
Contract start date	01/02/2015
Contract end date	

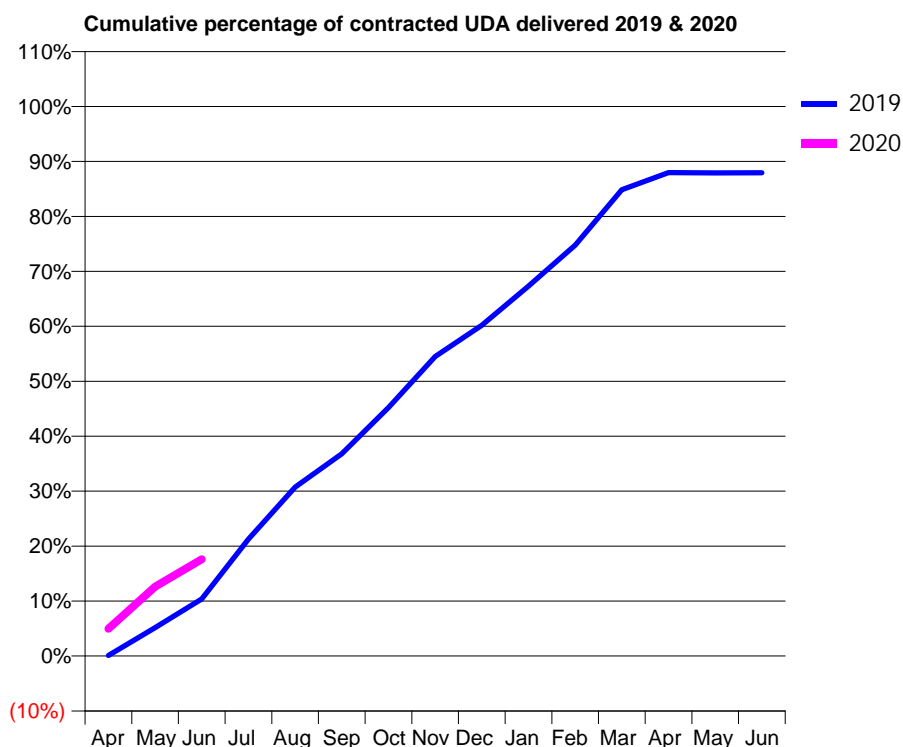
19/20 Contracted general activity (UDA)	27,224
Carry forward general activity (UDA)	0
19/20 Contracted orthodontic activity (UOA)	0
Carry forward orthodontic activity (UOA)	0
Baseline contract value	£837,979.23

ACCESS*

Patients seen in 24 months	Total	Change since previous quarter
Quarter ending June 2018	9,157	
Quarter ending September 2018	9,239	→
Quarter ending December 2018	9,142	↓
Quarter ending March 2019	8,977	↓
Quarter ending June 2019	8,975	→
Variance since June 2018	(2.0%)	↓



ACTIVITY



Month	Adjusted Scheduled Activity (UDA)	
	2019	2020
April	32	1,350
May	1,413	3,439
June	2,826	4,790
July	5,787	
August	8,368	
September	10,021	
October	12,313	
November	14,844	
December	16,379	
January	18,326	
February	20,360	
March	23,102	
April	23,948	
May	23,931	
June	23,940	

QUALITY

	Quantity	Base Number	Contract	AT	Region	England
% of FP17s for the same patient ID Re-attending within 3 months - Children	48	653	7.4%	11.4%	12.1%	11.4%
% of FP17s for the same patient ID Re-attending within 3 months - Adults	279	1,951	14.3%	16.1%	15.6%	15.4%
% of FP17s for the same patient ID Re-attending between 3 & 9 months - Children	332	653	50.8%	59.4%	61.2%	59.8%
% of FP17s for the same patient ID Re-attending between 3 & 9 months - Adults	886	1,951	45.4%	52.1%	54.5%	52.1%
% of FP17s for Band 1 Urgent Courses	230	2,264	10.2%	10.5%	9.1%	9.2%
% of FP17s Relating to Free Repair or Replacements	17	2,264	0.8%	0.8%	1.0%	0.7%
% of FP17s Relating to Continuations	30	2,264	1.3%	0.9%	1.0%	0.8%
% of Patients satisfied with the dentistry they have received	1	1	N/A	93.0%	94.2%	93.4%
% of Patients satisfied with the time they had to wait for an appointment	1	1	N/A	87.4%	88.4%	87.6%

* This is based on patients treated on this contract for their most recent course of treatment. Figures in italics indicate the base number of FP17s or Patient Questionnaire responses are less than 100. N/A is shown where the base number of responses is less than 10 during the period. % is calculated as Quantity/Base number*100

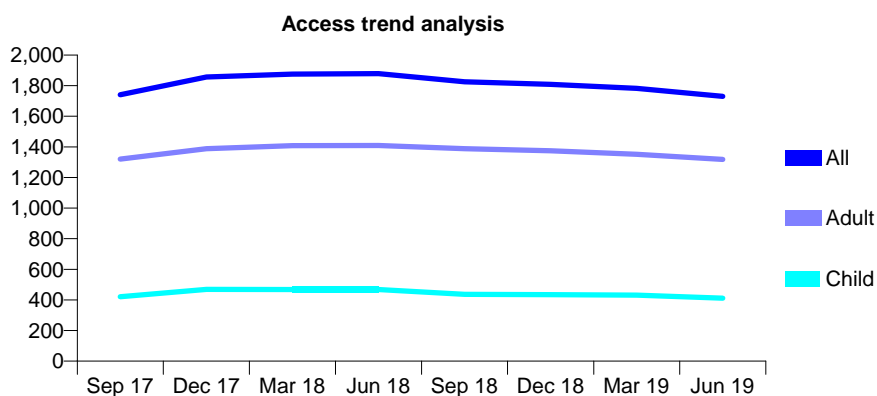
Q46 - Vital Signs At a Glance Contract Report for 709522/0002 - June 2019

Name or company name	MR SJ PATEL
Contract type name	GDS Contract
Purpose of contract	General
Contract start date	01/02/2015
Contract end date	

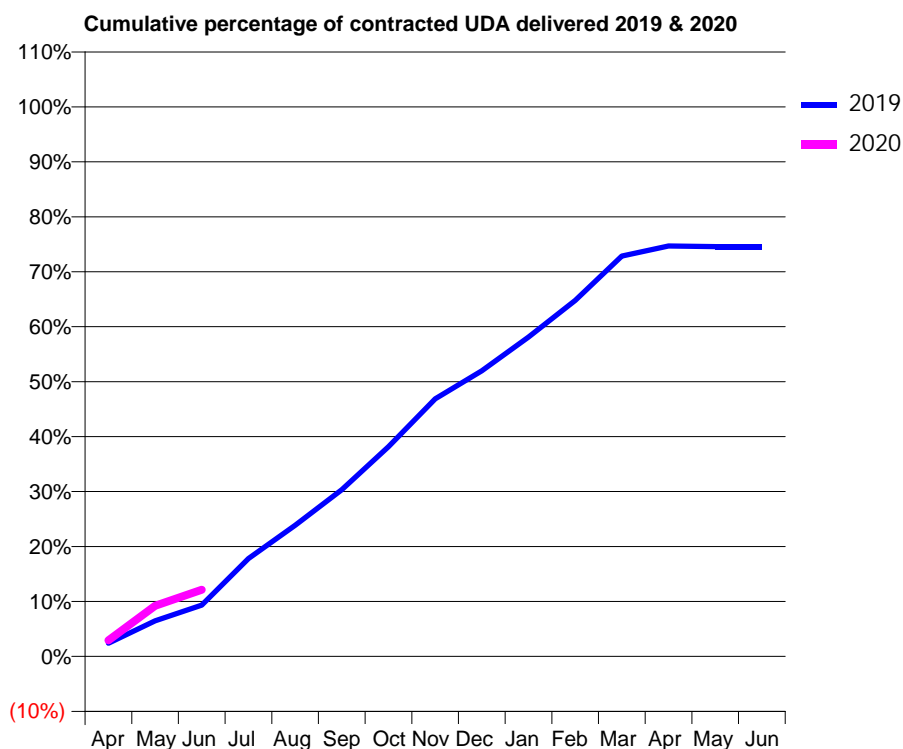
19/20 Contracted general activity (UDA)	6,300
Carry forward general activity (UDA)	0
19/20 Contracted orthodontic activity (UOA)	0
Carry forward orthodontic activity (UOA)	0
Baseline contract value	£159,420.03

ACCESS*

Patients seen in 24 months	Total	Change since previous quarter
Quarter ending June 2018	1,878	
Quarter ending September 2018	1,825	↓
Quarter ending December 2018	1,809	→
Quarter ending March 2019	1,783	↓
Quarter ending June 2019	1,730	↓
Variance since June 2018	(7.9%)	↓



ACTIVITY



Month	2019	2020
April	152	184
May	408	581
June	588	763
July	1,122	
August	1,504	
September	1,910	
October	2,404	
November	2,952	
December	3,274	
January	3,661	
February	4,082	
March	4,590	
April	4,706	
May	4,697	
June	4,697	

QUALITY

	Quantity	Base Number	Contract	AT	Region	England
% of FP17s for the same patient ID Re-attending within 3 months - Children	5	117	4.3%	11.4%	12.1%	11.4%
% of FP17s for the same patient ID Re-attending within 3 months - Adults	30	293	10.2%	16.1%	15.6%	15.4%
% of FP17s for the same patient ID Re-attending between 3 & 9 months - Children	56	117	47.9%	59.4%	61.2%	59.8%
% of FP17s for the same patient ID Re-attending between 3 & 9 months - Adults	122	293	41.6%	52.1%	54.5%	52.1%
% of FP17s for Band 1 Urgent Courses	22	358	6.1%	10.5%	9.1%	9.2%
% of FP17s Relating to Free Repair or Replacements	5	358	1.4%	0.8%	1.0%	0.7%
% of FP17s Relating to Continuations	8	358	2.2%	0.9%	1.0%	0.8%
% of Patients satisfied with the dentistry they have received	0	0	N/A	93.0%	94.2%	93.4%
% of Patients satisfied with the time they had to wait for an appointment	0	0	N/A	87.4%	88.4%	87.6%

* This is based on patients treated on this contract for their most recent course of treatment. Figures in italics indicate the base number of FP17s or Patient Questionnaire responses are less than 100. N/A is shown where the base number of responses is less than 10 during the period. % is calculated as Quantity/Base number*100

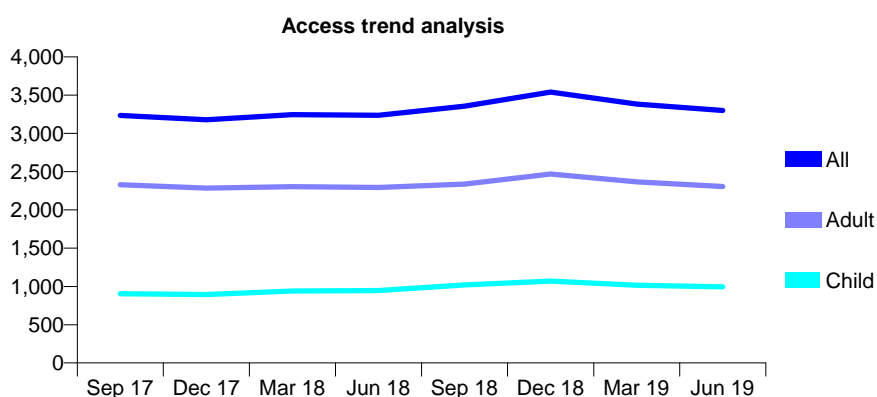
Q46 - Vital Signs At a Glance Contract Report for 718483/0001 - June 2019

Name or company name	MRS R MEHRA
Contract type name	GDS Contract
Purpose of contract	General
Contract start date	01/11/2015
Contract end date	

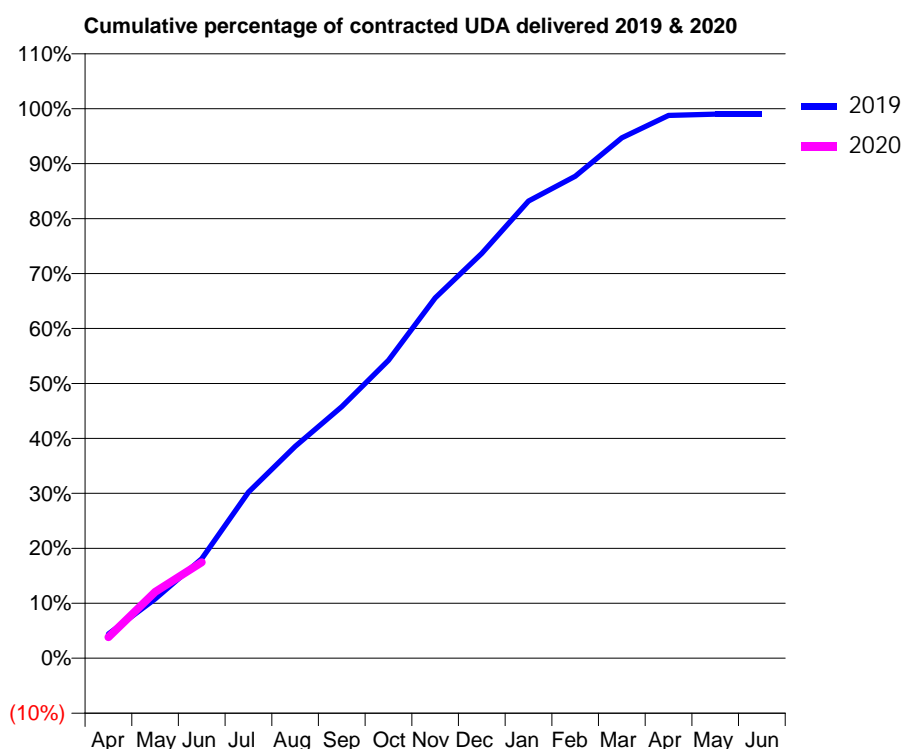
19/20 Contracted general activity (UDA)	9,767
Carry forward general activity (UDA)	0
19/20 Contracted orthodontic activity (UOA)	0
Carry forward orthodontic activity (UOA)	0
Baseline contract value	£280,865.57

ACCESS*

Patients seen in 24 months	Total	Change since previous quarter
Quarter ending June 2018	3,238	
Quarter ending September 2018	3,356	↑
Quarter ending December 2018	3,539	↑
Quarter ending March 2019	3,382	↓
Quarter ending June 2019	3,300	↓
Variance since June 2018	1.9%	→



ACTIVITY



Month	2019	2020
April	431	375
May	1,053	1,180
June	1,769	1,704
July	2,952	
August	3,765	
September	4,471	
October	5,296	
November	6,406	
December	7,194	
January	8,127	
February	8,566	
March	9,250	
April	9,647	
May	9,669	
June	9,669	

QUALITY

	Quantity	Base Number	Contract	AT	Region	England
% of FP17s for the same patient ID Re-attending within 3 months - Children	42	323	13.0%	11.4%	12.1%	11.4%
% of FP17s for the same patient ID Re-attending within 3 months - Adults	170	720	23.6%	16.1%	15.6%	15.4%
% of FP17s for the same patient ID Re-attending between 3 & 9 months - Children	169	323	52.3%	59.4%	61.2%	59.8%
% of FP17s for the same patient ID Re-attending between 3 & 9 months - Adults	338	720	46.9%	52.1%	54.5%	52.1%
% of FP17s for Band 1 Urgent Courses	161	872	18.5%	10.5%	9.1%	9.2%
% of FP17s Relating to Free Repair or Replacements	12	872	1.4%	0.8%	1.0%	0.7%
% of FP17s Relating to Continuations	12	872	1.4%	0.9%	1.0%	0.8%
% of Patients satisfied with the dentistry they have received	1	1	N/A	93.0%	94.2%	93.4%
% of Patients satisfied with the time they had to wait for an appointment	0	1	N/A	87.4%	88.4%	87.6%

* This is based on patients treated on this contract for their most recent course of treatment.

Figures in italics indicate the base number of FP17s or Patient Questionnaire responses are less than 100. N/A is shown where the base number of responses is less than 10 during the period. % is calculated as Quantity/Base number*100

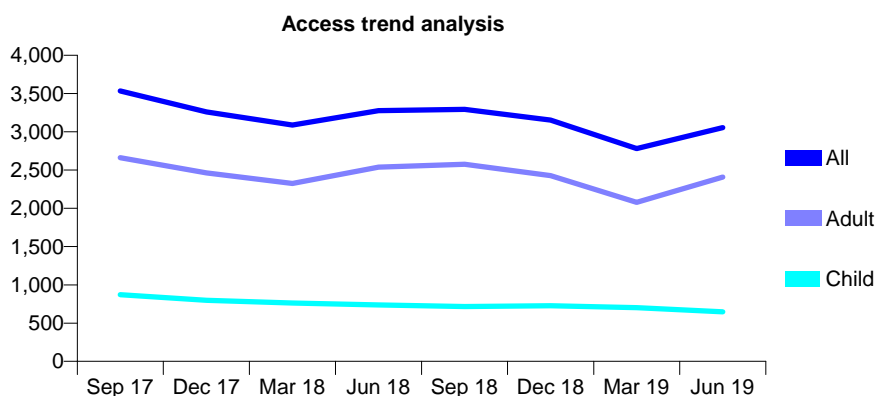
Q46 - Vital Signs At a Glance Contract Report for 729930/0001 - June 2019

Name or company name	MR RW BROWN
Contract type name	GDS Contract
Purpose of contract	General
Contract start date	01/04/2006
Contract end date	

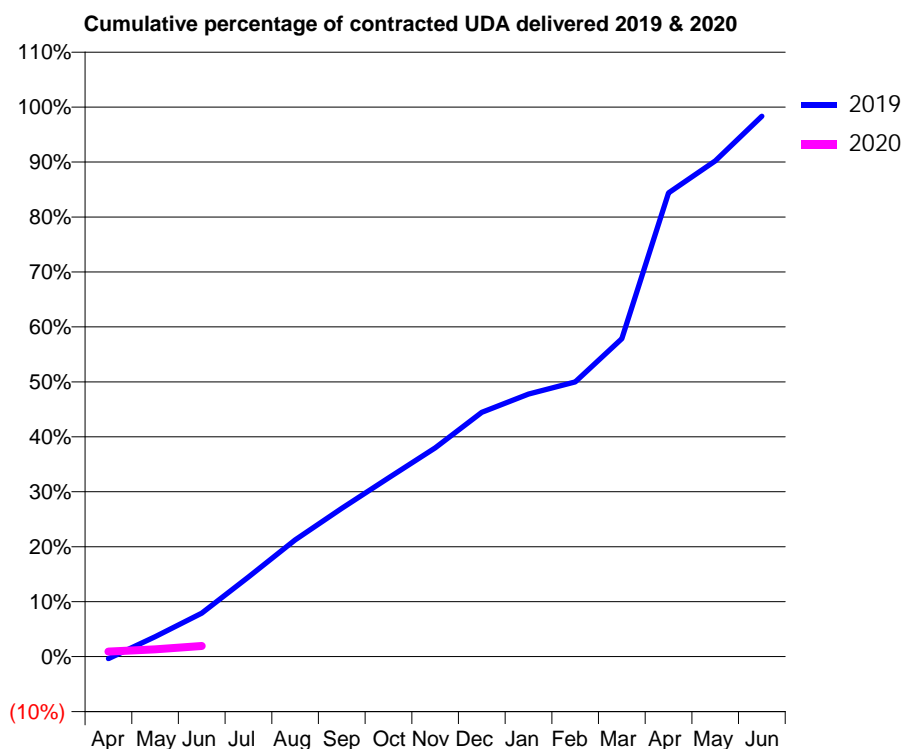
19/20 Contracted general activity (UDA)	11,431
Carry forward general activity (UDA)	0
19/20 Contracted orthodontic activity (UOA)	0
Carry forward orthodontic activity (UOA)	0
Baseline contract value	£445,077.34

ACCESS*

Patients seen in 24 months	Total	Change since previous quarter
Quarter ending June 2018	3,275	
Quarter ending September 2018	3,293	→
Quarter ending December 2018	3,154	↓
Quarter ending March 2019	2,781	↓
Quarter ending June 2019	3,055	↑
Variance since June 2018	(6.7%)	↓



ACTIVITY



Month	Adjusted Scheduled Activity (UDA)	
	2019	2020
April	-44	105
May	414	151
June	903	220
July	1,656	
August	2,429	
September	3,082	
October	3,716	
November	4,343	
December	5,083	
January	5,462	
February	5,716	
March	6,611	
April	9,647	
May	10,312	
June	11,242	

QUALITY

	Quantity	Base Number	Contract	AT	Region	England
% of FP17s for the same patient ID Re-attending within 3 months - Children	2	80	2.5%	11.4%	12.1%	11.4%
% of FP17s for the same patient ID Re-attending within 3 months - Adults	6	608	1.0%	16.1%	15.6%	15.4%
% of FP17s for the same patient ID Re-attending between 3 & 9 months - Children	24	80	30.0%	59.4%	61.2%	59.8%
% of FP17s for the same patient ID Re-attending between 3 & 9 months - Adults	35	608	5.8%	52.1%	54.5%	52.1%
% of FP17s for Band 1 Urgent Courses	0	71	0.0%	10.5%	9.1%	9.2%
% of FP17s Relating to Free Repair or Replacements	0	71	0.0%	0.8%	1.0%	0.7%
% of FP17s Relating to Continuations	0	71	0.0%	0.9%	1.0%	0.8%
% of Patients satisfied with the dentistry they have received	0	0	N/A	93.0%	94.2%	93.4%
% of Patients satisfied with the time they had to wait for an appointment	0	0	N/A	87.4%	88.4%	87.6%

* This is based on patients treated on this contract for their most recent course of treatment. Figures in italics indicate the base number of FP17s or Patient Questionnaire responses are less than 100. N/A is shown where the base number of responses is less than 10 during the period. % is calculated as Quantity/Base number*100

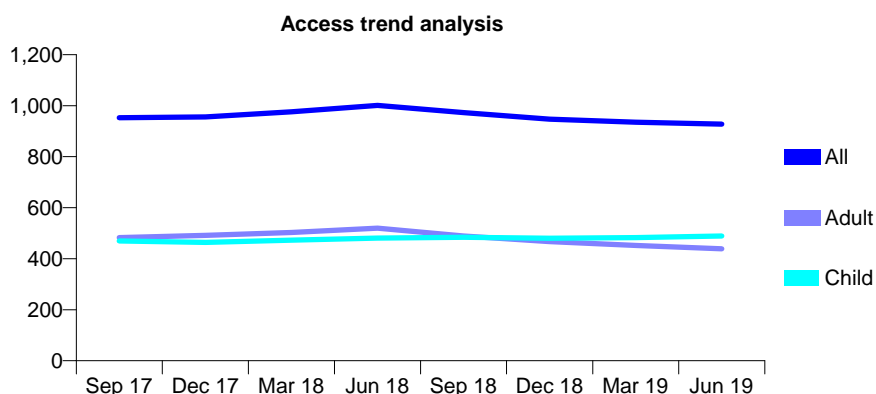
Q46 - Vital Signs At a Glance Contract Report for 731005/0001 - June 2019

Name or company name	MR JA COOPER
Contract type name	GDS Contract
Purpose of contract	General
Contract start date	01/04/2006
Contract end date	

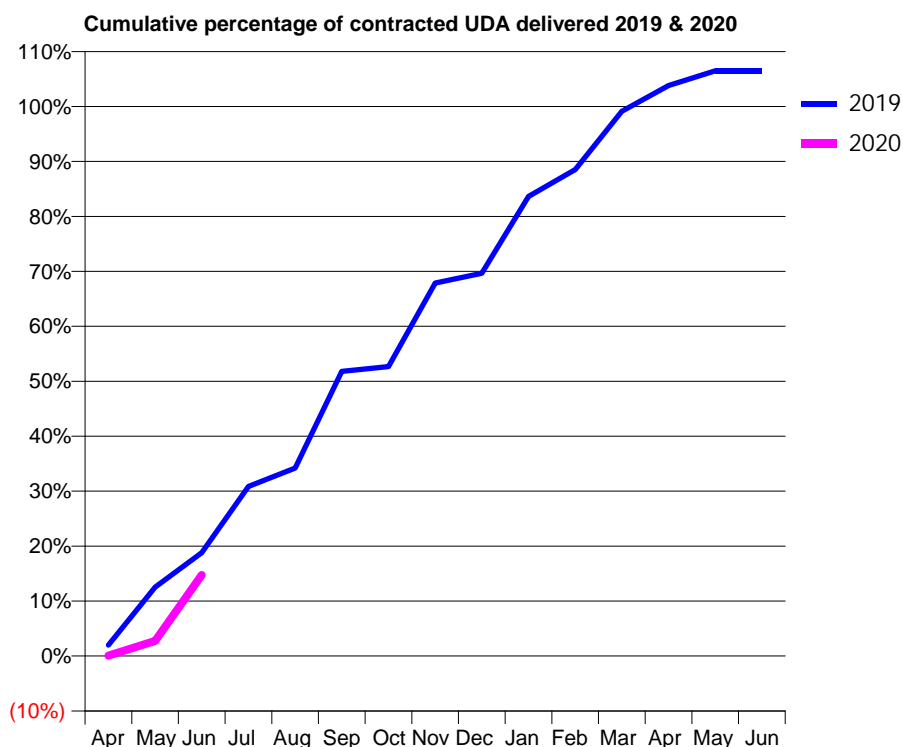
19/20 Contracted general activity (UDA)	3,737
Carry forward general activity (UDA)	0
19/20 Contracted orthodontic activity (UOA)	0
Carry forward orthodontic activity (UOA)	0
Baseline contract value	£120,123.53

ACCESS*

Patients seen in 24 months	Total	Change since previous quarter
Quarter ending June 2018	1,001	
Quarter ending September 2018	973	↓
Quarter ending December 2018	947	↓
Quarter ending March 2019	935	↓
Quarter ending June 2019	928	→
Variance since June 2018	(7.3%)	↓



ACTIVITY



Month	Adjusted Scheduled Activity (UDA)	
	2019	2020
April	75	3
May	469	103
June	702	552
July	1,153	
August	1,279	
September	1,936	
October	1,968	
November	2,536	
December	2,603	
January	3,126	
February	3,308	
March	3,704	
April	3,879	
May	3,979	
June	3,979	

QUALITY

	Quantity	Base Number	Contract	AT	Region	England
% of FP17s for the same patient ID Re-attending within 3 months - Children	31	210	14.8%	11.4%	12.1%	11.4%
% of FP17s for the same patient ID Re-attending within 3 months - Adults	23	113	20.4%	16.1%	15.6%	15.4%
% of FP17s for the same patient ID Re-attending between 3 & 9 months - Children	143	210	68.1%	59.4%	61.2%	59.8%
% of FP17s for the same patient ID Re-attending between 3 & 9 months - Adults	44	113	38.9%	52.1%	54.5%	52.1%
% of FP17s for Band 1 Urgent Courses	29	208	13.9%	10.5%	9.1%	9.2%
% of FP17s Relating to Free Repair or Replacements	0	208	0.0%	0.8%	1.0%	0.7%
% of FP17s Relating to Continuations	0	208	0.0%	0.9%	1.0%	0.8%
% of Patients satisfied with the dentistry they have received	0	0	N/A	93.0%	94.2%	93.4%
% of Patients satisfied with the time they had to wait for an appointment	0	0	N/A	87.4%	88.4%	87.6%

* This is based on patients treated on this contract for their most recent course of treatment. Figures in italics indicate the base number of FP17s or Patient Questionnaire responses are less than 100. N/A is shown where the base number of responses is less than 10 during the period. % is calculated as Quantity/Base number*100

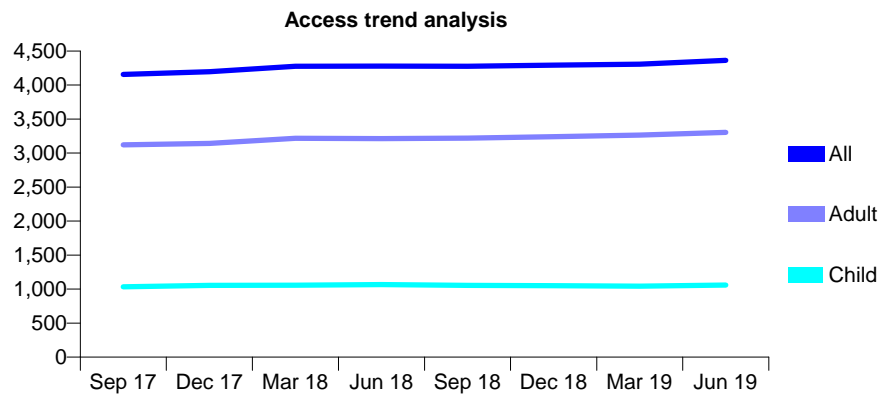
Q46 - Vital Signs At a Glance Contract Report for 732192/0003 - June 2019

Name or company name	Red Rose Dental Group
Contract type name	GDS Contract
Purpose of contract	General
Contract start date	01/04/2006
Contract end date	

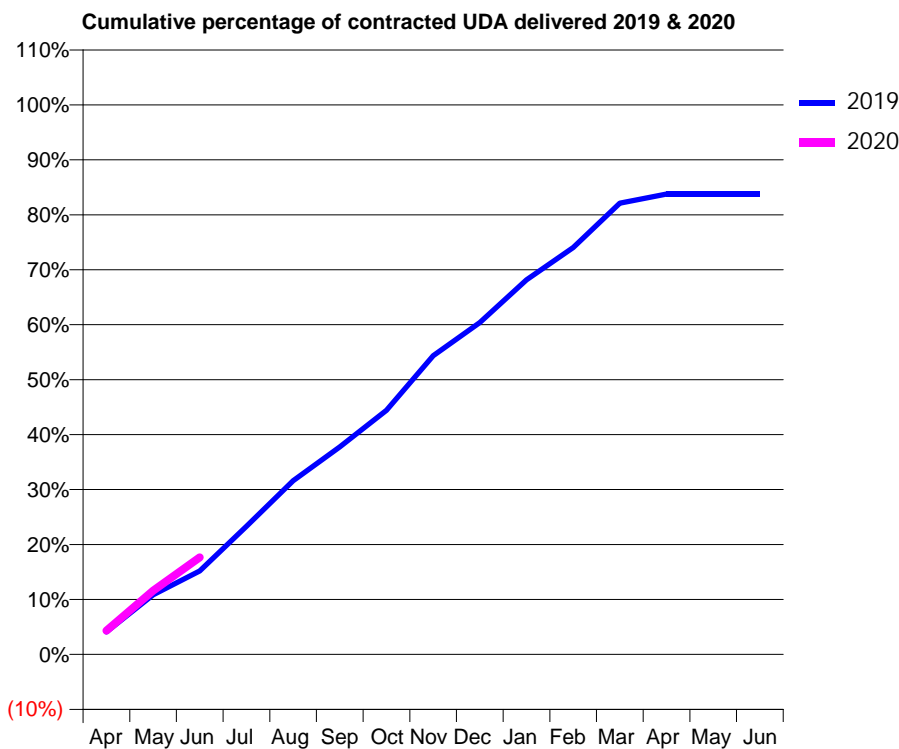
19/20 Contracted general activity (UDA)	11,959
Carry forward general activity (UDA)	0
19/20 Contracted orthodontic activity (UOA)	0
Carry forward orthodontic activity (UOA)	0
Baseline contract value	£366,373.95

ACCESS*

Patients seen in 24 months	Total	Change since previous quarter
Quarter ending June 2018	4,279	
Quarter ending September 2018	4,276	→
Quarter ending December 2018	4,293	→
Quarter ending March 2019	4,307	→
Quarter ending June 2019	4,364	→
Variance since June 2018	2.0%	→



ACTIVITY



Month	Adjusted Scheduled Activity (UDA)	
	2019	2020
April	488	519
May	1,300	1,389
June	1,815	2,114
July	2,788	
August	3,779	
September	4,516	
October	5,312	
November	6,498	
December	7,222	
January	8,151	
February	8,856	
March	9,819	
April	10,020	
May	10,020	
June	10,020	

QUALITY

	Quantity	Base Number	Contract	AT	Region	England
% of FP17s for the same patient ID Re-attending within 3 months - Children	13	315	4.1%	11.4%	12.1%	11.4%
% of FP17s for the same patient ID Re-attending within 3 months - Adults	87	844	10.3%	16.1%	15.6%	15.4%
% of FP17s for the same patient ID Re-attending between 3 & 9 months - Children	193	315	61.3%	59.4%	61.2%	59.8%
% of FP17s for the same patient ID Re-attending between 3 & 9 months - Adults	242	844	28.7%	52.1%	54.5%	52.1%
% of FP17s for Band 1 Urgent Courses	77	1,065	7.2%	10.5%	9.1%	9.2%
% of FP17s Relating to Free Repair or Replacements	11	1,065	1.0%	0.8%	1.0%	0.7%
% of FP17s Relating to Continuations	12	1,065	1.1%	0.9%	1.0%	0.8%
% of Patients satisfied with the dentistry they have received	1	1	N/A	93.0%	94.2%	93.4%
% of Patients satisfied with the time they had to wait for an appointment	1	1	N/A	87.4%	88.4%	87.6%

* This is based on patients treated on this contract for their most recent course of treatment. Figures in italics indicate the base number of FP17s or Patient Questionnaire responses are less than 100. N/A is shown where the base number of responses is less than 10 during the period. % is calculated as Quantity/Base number*100

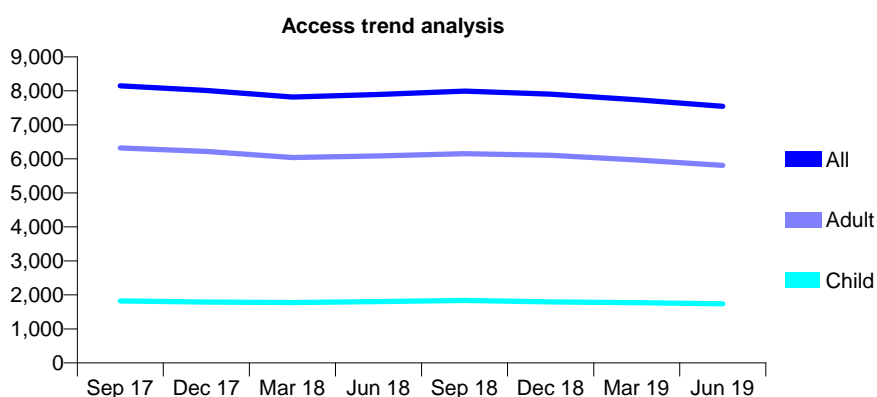
Q46 - Vital Signs At a Glance Contract Report for 732192/0004 - June 2019

Name or company name	Red Rose Dental Group
Contract type name	GDS Contract
Purpose of contract	General
Contract start date	01/10/2007
Contract end date	

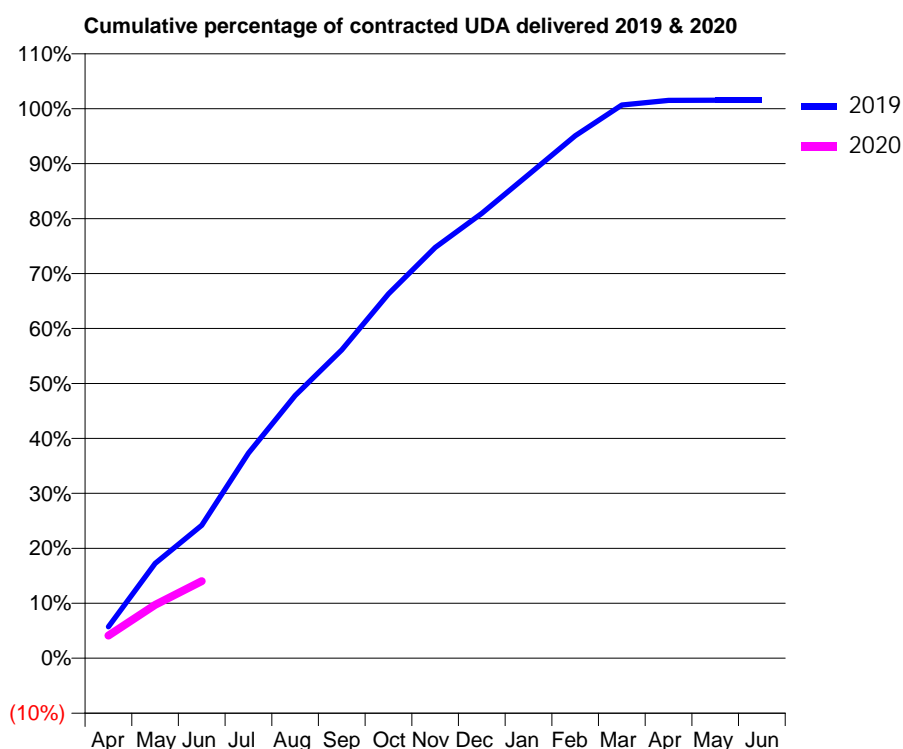
19/20 Contracted general activity (UDA)	21,384
Carry forward general activity (UDA)	0
19/20 Contracted orthodontic activity (UOA)	0
Carry forward orthodontic activity (UOA)	0
Baseline contract value	£655,116.31

ACCESS*

Patients seen in 24 months	Total	Change since previous quarter
Quarter ending June 2018	7,891	
Quarter ending September 2018	7,993	→
Quarter ending December 2018	7,903	↓
Quarter ending March 2019	7,741	↓
Quarter ending June 2019	7,547	↓
Variance since June 2018	(4.4%)	↓



ACTIVITY



Month	2019	2020
April	1,221	882
May	3,694	2,076
June	5,174	3,004
July	7,981	
August	10,220	
September	11,998	
October	14,173	
November	15,988	
December	17,308	
January	18,817	
February	20,328	
March	21,527	
April	21,706	
May	21,714	
June	21,715	

QUALITY

	Quantity	Base Number	Contract	AT	Region	England
% of FP17s for the same patient ID Re-attending within 3 months - Children	37	448	8.3%	11.4%	12.1%	11.4%
% of FP17s for the same patient ID Re-attending within 3 months - Adults	205	1,264	16.2%	16.1%	15.6%	15.4%
% of FP17s for the same patient ID Re-attending between 3 & 9 months - Children	214	448	47.8%	59.4%	61.2%	59.8%
% of FP17s for the same patient ID Re-attending between 3 & 9 months - Adults	647	1,264	51.2%	52.1%	54.5%	52.1%
% of FP17s for Band 1 Urgent Courses	204	1,593	12.8%	10.5%	9.1%	9.2%
% of FP17s Relating to Free Repair or Replacements	27	1,593	1.7%	0.8%	1.0%	0.7%
% of FP17s Relating to Continuations	42	1,593	2.6%	0.9%	1.0%	0.8%
% of Patients satisfied with the dentistry they have received	0	0	N/A	93.0%	94.2%	93.4%
% of Patients satisfied with the time they had to wait for an appointment	0	0	N/A	87.4%	88.4%	87.6%

* This is based on patients treated on this contract for their most recent course of treatment.

Figures in italics indicate the base number of FP17s or Patient Questionnaire responses are less than 100. N/A is shown where the base number of responses is less than 10 during the period. % is calculated as Quantity/Base number*100

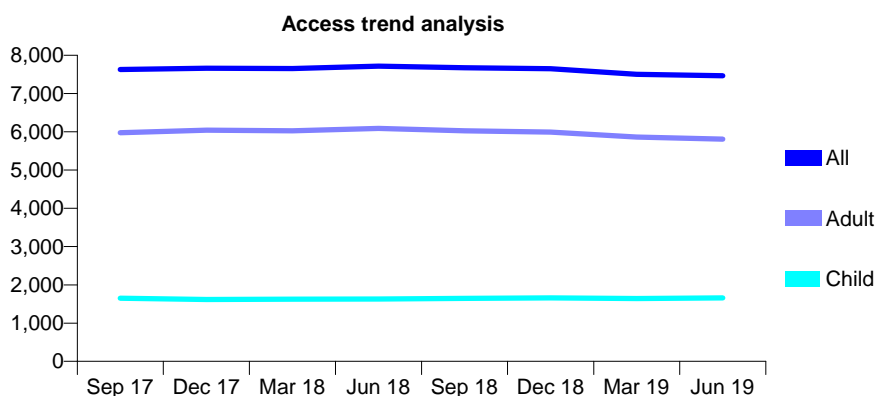
Q46 - Vital Signs At a Glance Contract Report for 732494/0001 - June 2019

Name or company name	518 Dental
Contract type name	GDS Contract
Purpose of contract	General
Contract start date	01/04/2006
Contract end date	

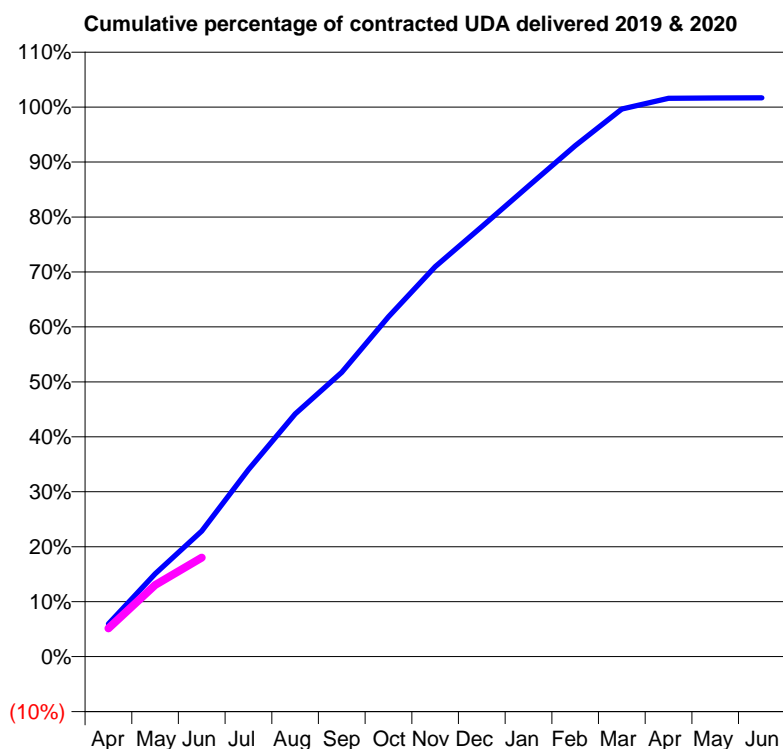
19/20 Contracted general activity (UDA)	21,547
Carry forward general activity (UDA)	0
19/20 Contracted orthodontic activity (UOA)	0
Carry forward orthodontic activity (UOA)	0
Baseline contract value	£556,822.01

ACCESS*

Patients seen in 24 months	Total	Change since previous quarter
Quarter ending June 2018	7,717	
Quarter ending September 2018	7,673	→
Quarter ending December 2018	7,649	→
Quarter ending March 2019	7,503	↓
Quarter ending June 2019	7,466	→
Variance since June 2018	(3.3%)	↓



ACTIVITY



Month	Adjusted Scheduled Activity (UDA)	
	2019	2020
April	1,282	1,113
May	3,252	2,812
June	4,925	3,881
July	7,332	
August	9,517	
September	11,153	
October	13,325	
November	15,294	
December	16,862	
January	18,451	
February	20,034	
March	21,473	
April	21,889	
May	21,901	
June	21,904	

QUALITY

	Quantity	Base Number	Contract	AT	Region	England
% of FP17s for the same patient ID Re-attending within 3 months - Children	221	976	22.6%	11.4%	12.1%	11.4%
% of FP17s for the same patient ID Re-attending within 3 months - Adults	140	1,683	8.3%	16.1%	15.6%	15.4%
% of FP17s for the same patient ID Re-attending between 3 & 9 months - Children	639	976	65.5%	59.4%	61.2%	59.8%
% of FP17s for the same patient ID Re-attending between 3 & 9 months - Adults	1,222	1,683	72.6%	52.1%	54.5%	52.1%
% of FP17s for Band 1 Urgent Courses	55	2,422	2.3%	10.5%	9.1%	9.2%
% of FP17s Relating to Free Repair or Replacements	12	2,422	0.5%	0.8%	1.0%	0.7%
% of FP17s Relating to Continuations	0	2,422	0.0%	0.9%	1.0%	0.8%
% of Patients satisfied with the dentistry they have received	2	3	N/A	93.0%	94.2%	93.4%
% of Patients satisfied with the time they had to wait for an appointment	1	3	N/A	87.4%	88.4%	87.6%

* This is based on patients treated on this contract for their most recent course of treatment. Figures in italics indicate the base number of FP17s or Patient Questionnaire responses are less than 100. N/A is shown where the base number of responses is less than 10 during the period. % is calculated as Quantity/Base number*100

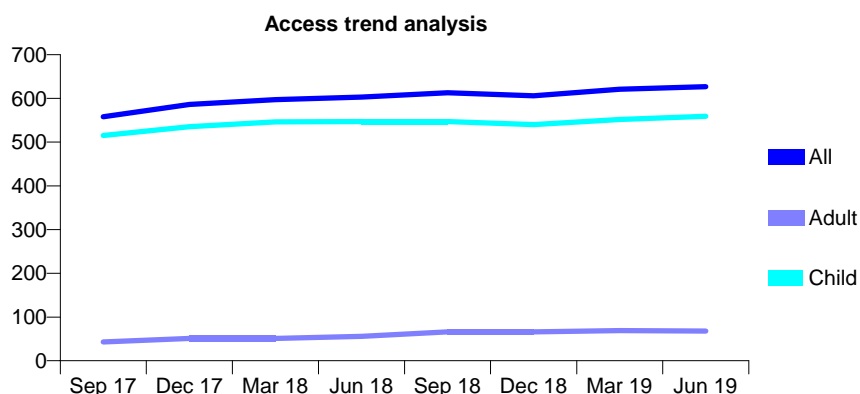
Q46 - Vital Signs At a Glance Contract Report for 732710/0001 - June 2019

Name or company name	MRS DE SLOANE
Contract type name	GDS Contract
Purpose of contract	General
Contract start date	01/04/2006
Contract end date	

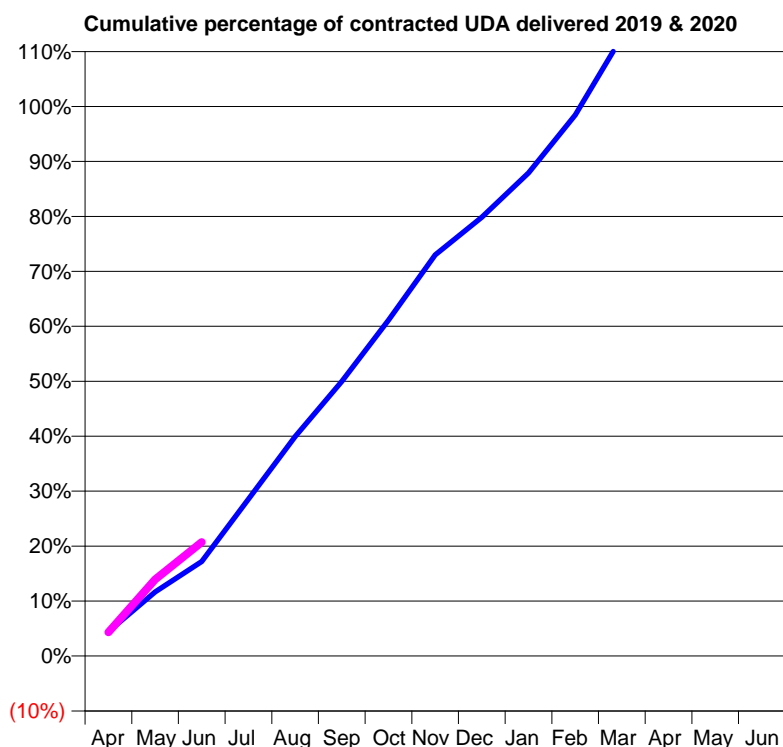
19/20 Contracted general activity (UDA)	923
Carry forward general activity (UDA)	0
19/20 Contracted orthodontic activity (UOA)	0
Carry forward orthodontic activity (UOA)	0
Baseline contract value	£23,627.11

ACCESS*

Patients seen in 24 months	Total	Change since previous quarter
Quarter ending June 2018	603	
Quarter ending September 2018	613	→
Quarter ending December 2018	606	↓
Quarter ending March 2019	621	↑
Quarter ending June 2019	627	→
Variance since June 2018	4.0%	↑



ACTIVITY



Month	Adjusted Scheduled Activity (UDA)	
	2019	2020
April	41	40
May	108	129
June	159	191
July	264	
August	369	
September	461	
October	564	
November	674	
December	737	
January	811	
February	909	
March	1,039	
April	1,092	
May	1,092	
June	1,092	

QUALITY

	Quantity	Base Number	Contract	AT	Region	England
% of FP17s for the same patient ID Re-attending within 3 months - Children	12	201	6.0%	11.4%	12.1%	11.4%
% of FP17s for the same patient ID Re-attending within 3 months - Adults	0	8	0.0%	16.1%	15.6%	15.4%
% of FP17s for the same patient ID Re-attending between 3 & 9 months - Children	134	201	66.7%	59.4%	61.2%	59.8%
% of FP17s for the same patient ID Re-attending between 3 & 9 months - Adults	7	8	87.5%	52.1%	54.5%	52.1%
% of FP17s for Band 1 Urgent Courses	7	160	4.4%	10.5%	9.1%	9.2%
% of FP17s Relating to Free Repair or Replacements	0	160	0.0%	0.8%	1.0%	0.7%
% of FP17s Relating to Continuations	0	160	0.0%	0.9%	1.0%	0.8%
% of Patients satisfied with the dentistry they have received	0	0	N/A	93.0%	94.2%	93.4%
% of Patients satisfied with the time they had to wait for an appointment	0	0	N/A	87.4%	88.4%	87.6%

* This is based on patients treated on this contract for their most recent course of treatment. Figures in italics indicate the base number of FP17s or Patient Questionnaire responses are less than 100. N/A is shown where the base number of responses is less than 10 during the period. % is calculated as Quantity/Base number*100

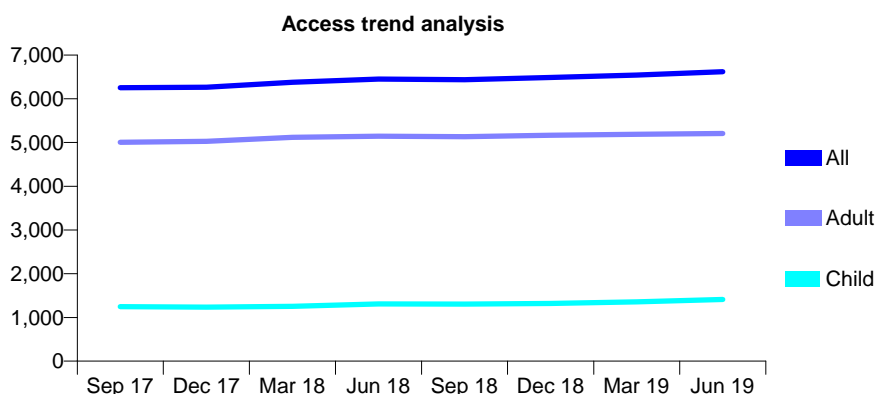
Q46 - Vital Signs At a Glance Contract Report for 738395/0001 - June 2019

Name or company name	MR DM HARPER
Contract type name	GDS Contract
Purpose of contract	General and Orthodontic
Contract start date	01/04/2006
Contract end date	

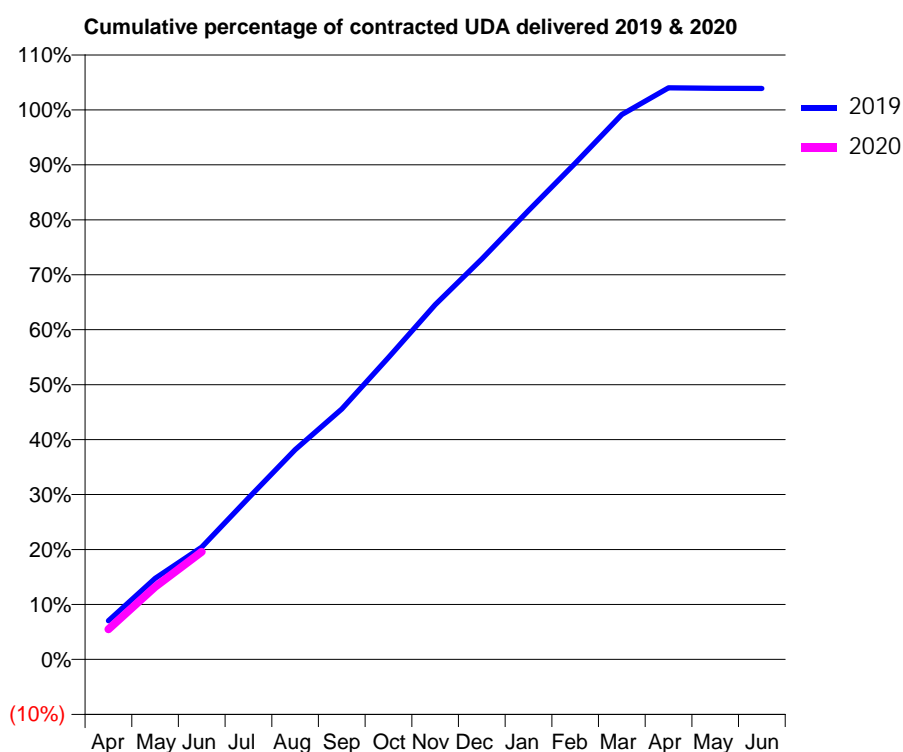
19/20 Contracted general activity (UDA)	18,039
Carry forward general activity (UDA)	0
19/20 Contracted orthodontic activity (UOA)	0
Carry forward orthodontic activity (UOA)	0
Baseline contract value	£584,110.42

ACCESS*

Patients seen in 24 months	Total	Change since previous quarter
Quarter ending June 2018	6,451	
Quarter ending September 2018	6,437	→
Quarter ending December 2018	6,486	→
Quarter ending March 2019	6,544	→
Quarter ending June 2019	6,621	→
Variance since June 2018	2.6%	↑



ACTIVITY



Adjusted Scheduled Activity (UDA)		
Month	2019	2020
April	1,273	992
May	2,661	2,383
June	3,683	3,536
July	5,298	
August	6,882	
September	8,217	
October	9,910	
November	11,644	
December	13,140	
January	14,733	
February	16,288	
March	17,883	
April	18,760	
May	18,745	
June	18,742	

QUALITY

	Quantity	Base Number	Contract	AT	Region	England
% of FP17s for the same patient ID Re-attending within 3 months - Children	31	555	5.6%	11.4%	12.1%	11.4%
% of FP17s for the same patient ID Re-attending within 3 months - Adults	250	1,895	13.2%	16.1%	15.6%	15.4%
% of FP17s for the same patient ID Re-attending between 3 & 9 months - Children	347	555	62.5%	59.4%	61.2%	59.8%
% of FP17s for the same patient ID Re-attending between 3 & 9 months - Adults	1,202	1,895	63.4%	52.1%	54.5%	52.1%
% of FP17s for Band 1 Urgent Courses	247	2,024	12.2%	10.5%	9.1%	9.2%
% of FP17s Relating to Free Repair or Replacements	15	2,024	0.7%	0.8%	1.0%	0.7%
% of FP17s Relating to Continuations	10	2,024	0.5%	0.9%	1.0%	0.8%
% of Patients satisfied with the dentistry they have received	3	3	N/A	93.0%	94.2%	93.4%
% of Patients satisfied with the time they had to wait for an appointment	3	3	N/A	87.4%	88.4%	87.6%

* This is based on patients treated on this contract for their most recent course of treatment. Figures in italics indicate the base number of FP17s or Patient Questionnaire responses are less than 100. N/A is shown where the base number of responses is less than 10 during the period. % is calculated as Quantity/Base number*100

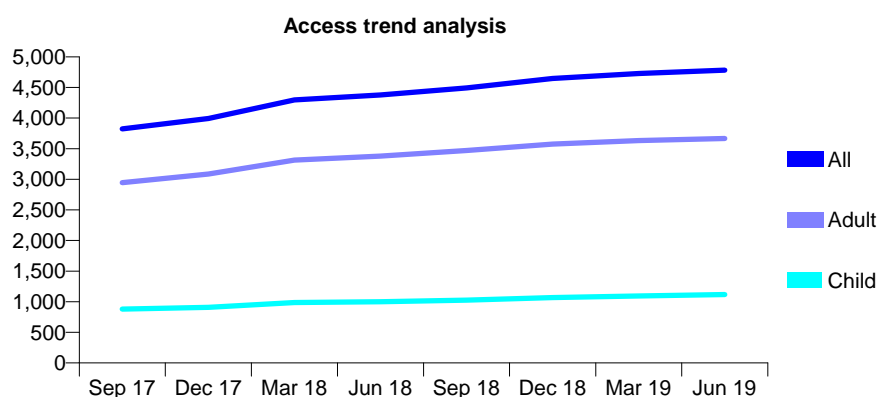
Q46 - Vital Signs At a Glance Contract Report for 739650/0001 - June 2019

Name or company name	Ms G Midha
Contract type name	GDS Contract
Purpose of contract	General
Contract start date	01/04/2006
Contract end date	

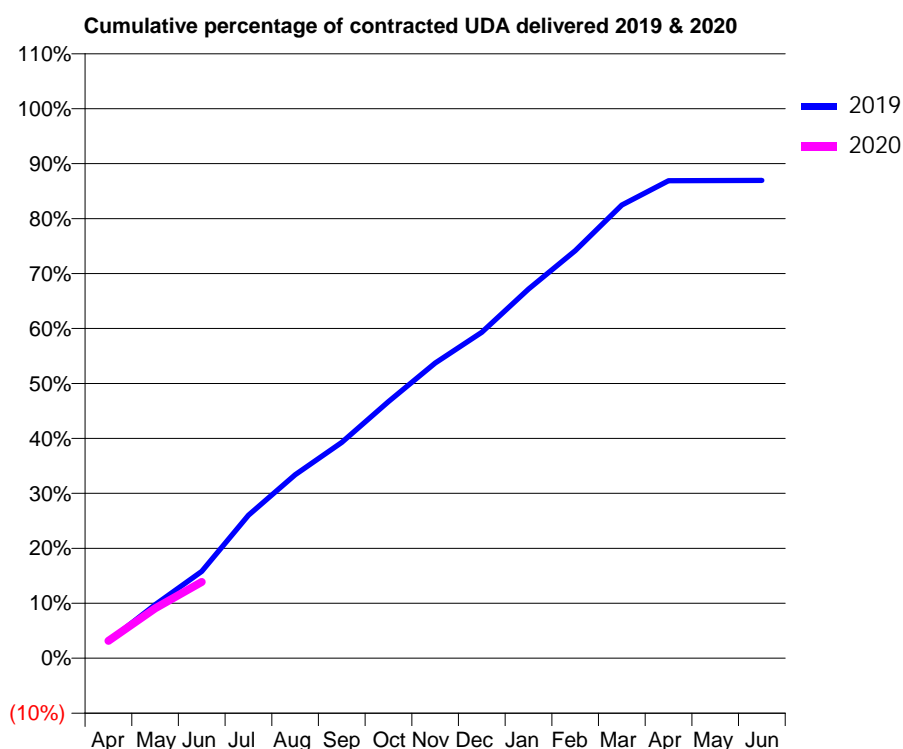
19/20 Contracted general activity (UDA)	16,034
Carry forward general activity (UDA)	0
19/20 Contracted orthodontic activity (UOA)	0
Carry forward orthodontic activity (UOA)	0
Baseline contract value	£382,108.02

ACCESS*

Patients seen in 24 months	Total	Change since previous quarter
Quarter ending June 2018	4,378	
Quarter ending September 2018	4,493	↑
Quarter ending December 2018	4,646	↑
Quarter ending March 2019	4,728	→
Quarter ending June 2019	4,784	→
Variance since June 2018	9.3%	↑



ACTIVITY



Month	2019	2020
April	497	509
May	1,563	1,452
June	2,536	2,222
July	4,175	
August	5,353	
September	6,299	
October	7,489	
November	8,613	
December	9,512	
January	10,772	
February	11,890	
March	13,224	
April	13,933	
May	13,937	
June	13,938	

QUALITY

	Quantity	Base Number	Contract	AT	Region	England
% of FP17s for the same patient ID Re-attending within 3 months - Children	32	354	9.0%	11.4%	12.1%	11.4%
% of FP17s for the same patient ID Re-attending within 3 months - Adults	284	1,255	22.6%	16.1%	15.6%	15.4%
% of FP17s for the same patient ID Re-attending between 3 & 9 months - Children	202	354	57.1%	59.4%	61.2%	59.8%
% of FP17s for the same patient ID Re-attending between 3 & 9 months - Adults	558	1,255	44.5%	52.1%	54.5%	52.1%
% of FP17s for Band 1 Urgent Courses	179	1,072	16.7%	10.5%	9.1%	9.2%
% of FP17s Relating to Free Repair or Replacements	5	1,072	0.5%	0.8%	1.0%	0.7%
% of FP17s Relating to Continuations	4	1,072	0.4%	0.9%	1.0%	0.8%
% of Patients satisfied with the dentistry they have received	0	0	N/A	93.0%	94.2%	93.4%
% of Patients satisfied with the time they had to wait for an appointment	0	0	N/A	87.4%	88.4%	87.6%

* This is based on patients treated on this contract for their most recent course of treatment.

Figures in italics indicate the base number of FP17s or Patient Questionnaire responses are less than 100. N/A is shown where the base number of responses is less than 10 during the period. % is calculated as Quantity/Base number*100

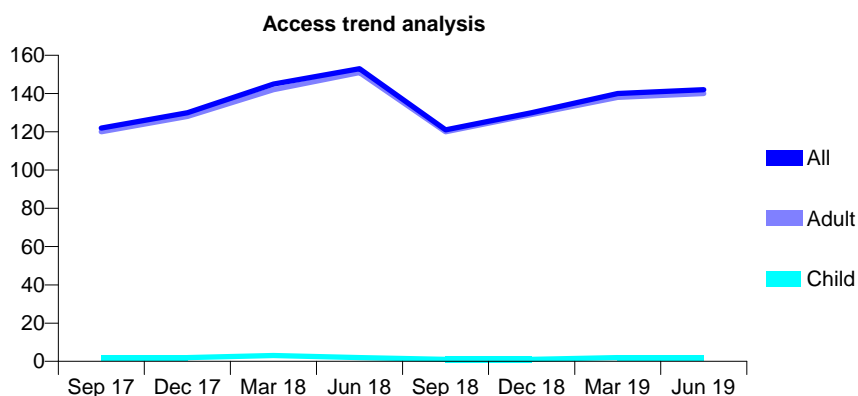
Q46 - Vital Signs At a Glance Contract Report for 741582/0001 - June 2019

Name or company name	Red Rose Dental Group
Contract type name	PDS Contract
Purpose of contract	General
Contract start date	01/09/2007
Contract end date	30/09/2019

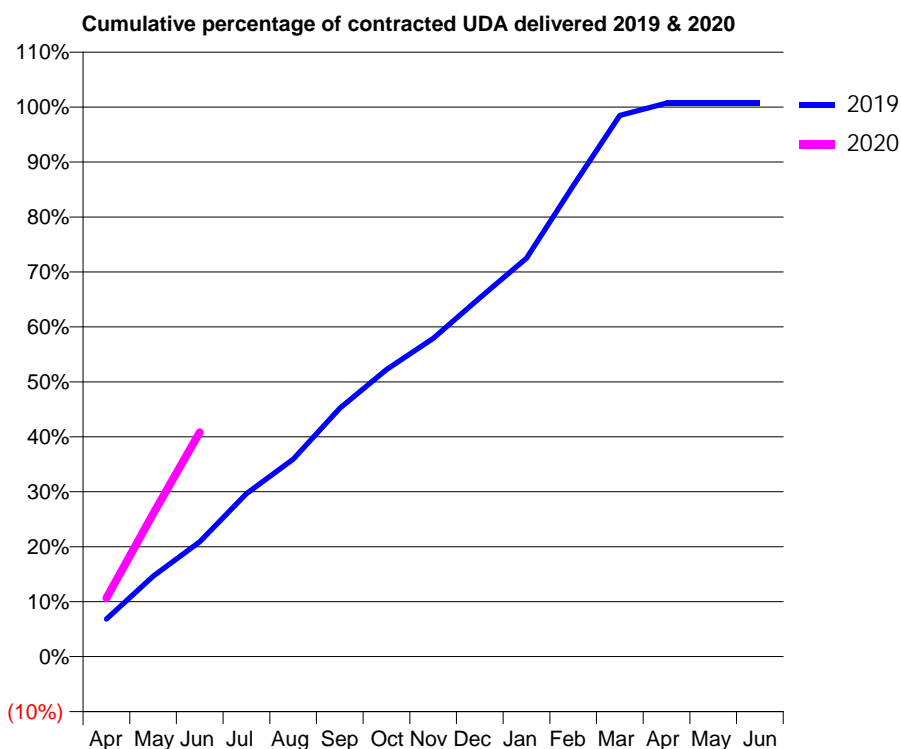
19/20 Contracted general activity (UDA)	696
Carry forward general activity (UDA)	0
19/20 Contracted orthodontic activity (UOA)	0
Carry forward orthodontic activity (UOA)	0
Baseline contract value	£129,729.54

ACCESS*

Patients seen in 24 months	Total	Change since previous quarter
Quarter ending June 2018	153	
Quarter ending September 2018	121	↓
Quarter ending December 2018	130	↑
Quarter ending March 2019	140	↑
Quarter ending June 2019	142	→
Variance since June 2018	(7.2%)	↓



ACTIVITY



Month	Adjusted Scheduled Activity (UDA)	
	2019	2020
April	95	74
May	204	181
June	291	284
July	413	
August	500	
September	629	
October	727	
November	806	
December	909	
January	1,009	
February	1,193	
March	1,371	
April	1,402	
May	1,402	
June	1,402	

QUALITY

	Quantity	Base Number	Contract	AT	Region	England
% of FP17s for the same patient ID Re-attending within 3 months - Children	0	1	0.0%	11.4%	12.1%	11.4%
% of FP17s for the same patient ID Re-attending within 3 months - Adults	2	116	1.7%	16.1%	15.6%	15.4%
% of FP17s for the same patient ID Re-attending between 3 & 9 months - Children	0	1	0.0%	59.4%	61.2%	59.8%
% of FP17s for the same patient ID Re-attending between 3 & 9 months - Adults	1	116	0.9%	52.1%	54.5%	52.1%
% of FP17s for Band 1 Urgent Courses	0	106	0.0%	10.5%	9.1%	9.2%
% of FP17s Relating to Free Repair or Replacements	0	106	0.0%	0.8%	1.0%	0.7%
% of FP17s Relating to Continuations	0	106	0.0%	0.9%	1.0%	0.8%
% of Patients satisfied with the dentistry they have received	0	0	N/A	93.0%	94.2%	93.4%
% of Patients satisfied with the time they had to wait for an appointment	0	0	N/A	87.4%	88.4%	87.6%

* This is based on patients treated on this contract for their most recent course of treatment. Figures in italics indicate the base number of FP17s or Patient Questionnaire responses are less than 100. N/A is shown where the base number of responses is less than 10 during the period. % is calculated as Quantity/Base number*100

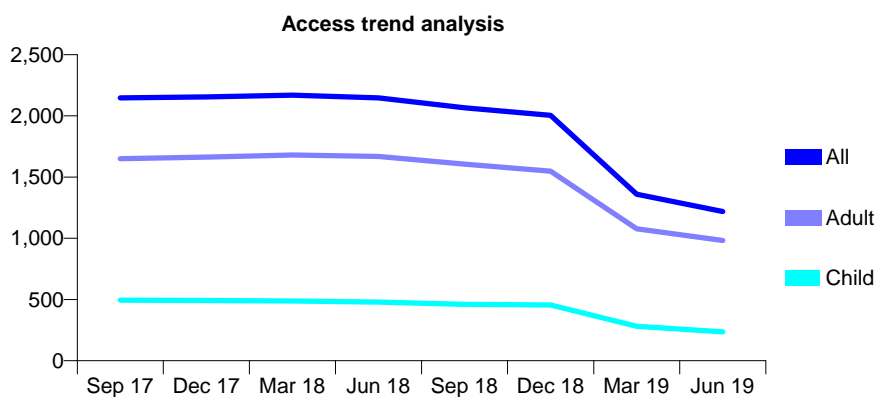
Q46 - Vital Signs At a Glance Contract Report for 742422/0001 - June 2019

Name or company name	Jayne Mason & Shaikh Farouk Ahmed
Contract type name	GDS Contract
Purpose of contract	General
Contract start date	01/04/2006
Contract end date	

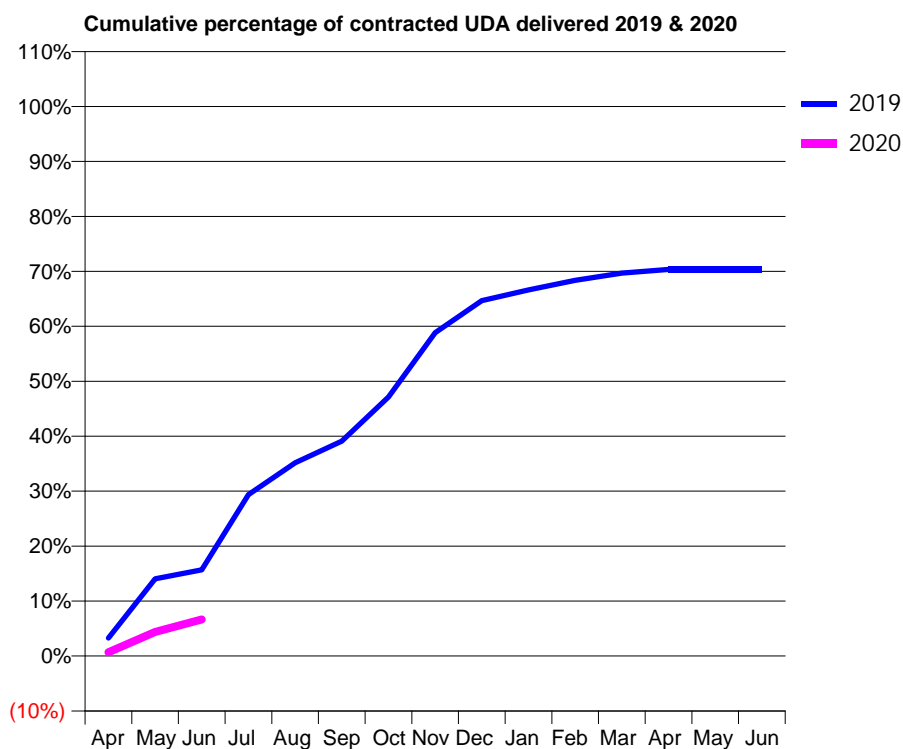
19/20 Contracted general activity (UDA)	7,226
Carry forward general activity (UDA)	0
19/20 Contracted orthodontic activity (UOA)	0
Carry forward orthodontic activity (UOA)	0
Baseline contract value	£178,454.55

ACCESS*

Patients seen in 24 months	Total	Change since previous quarter
Quarter ending June 2018	2,147	
Quarter ending September 2018	2,066	↓
Quarter ending December 2018	2,005	↓
Quarter ending March 2019	1,360	↓
Quarter ending June 2019	1,218	↓
Variance since June 2018	(43.3%)	↓



ACTIVITY



Month	Adjusted Scheduled Activity (UDA)	
	2019	2020
April	238	50
May	1,016	317
June	1,133	481
July	2,123	
August	2,542	
September	2,826	
October	3,407	
November	4,252	
December	4,672	
January	4,814	
February	4,940	
March	5,036	
April	5,082	
May	5,082	
June	5,082	

QUALITY

	Quantity	Base Number	Contract	AT	Region	England
% of FP17s for the same patient ID Re-attending within 3 months - Children	1	54	1.9%	11.4%	12.1%	11.4%
% of FP17s for the same patient ID Re-attending within 3 months - Adults	6	234	2.6%	16.1%	15.6%	15.4%
% of FP17s for the same patient ID Re-attending between 3 & 9 months - Children	30	54	55.6%	59.4%	61.2%	59.8%
% of FP17s for the same patient ID Re-attending between 3 & 9 months - Adults	103	234	44.0%	52.1%	54.5%	52.1%
% of FP17s for Band 1 Urgent Courses	30	267	11.2%	10.5%	9.1%	9.2%
% of FP17s Relating to Free Repair or Replacements	6	267	2.2%	0.8%	1.0%	0.7%
% of FP17s Relating to Continuations	0	267	0.0%	0.9%	1.0%	0.8%
% of Patients satisfied with the dentistry they have received	0	0	N/A	93.0%	94.2%	93.4%
% of Patients satisfied with the time they had to wait for an appointment	0	0	N/A	87.4%	88.4%	87.6%

* This is based on patients treated on this contract for their most recent course of treatment. Figures in italics indicate the base number of FP17s or Patient Questionnaire responses are less than 100. N/A is shown where the base number of responses is less than 10 during the period. % is calculated as Quantity/Base number*100

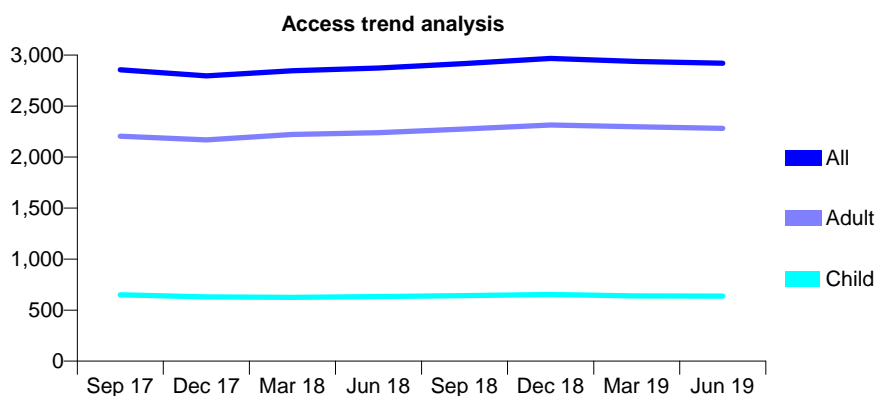
Q46 - Vital Signs At a Glance Contract Report for 746428/0001 - June 2019

Name or company name	MR EH BURKE
Contract type name	GDS Contract
Purpose of contract	General
Contract start date	01/03/2015
Contract end date	

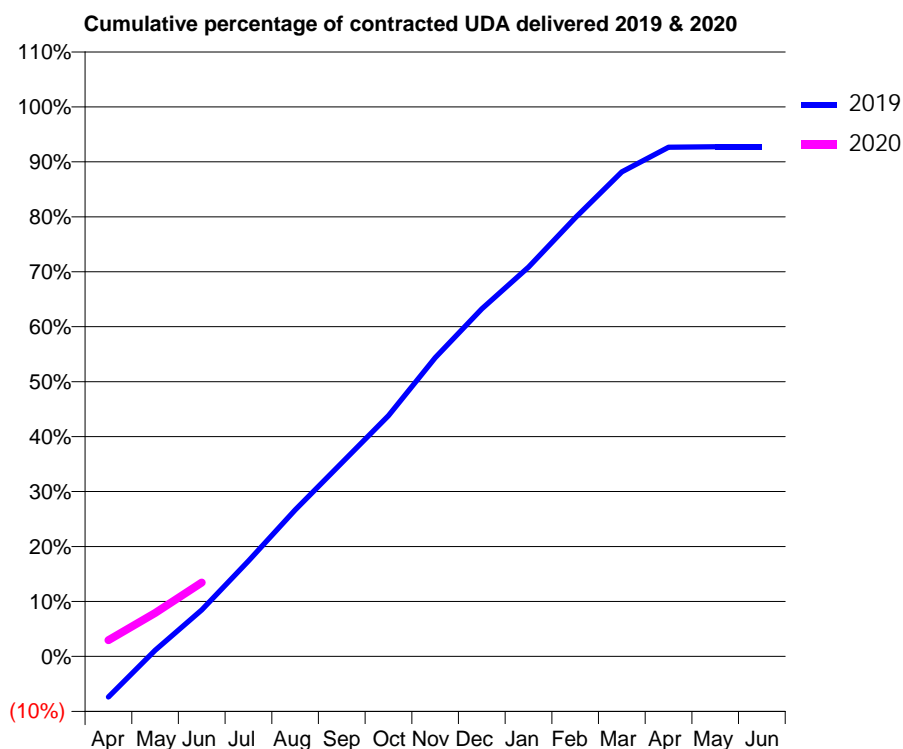
19/20 Contracted general activity (UDA)	8,718
Carry forward general activity (UDA)	0
19/20 Contracted orthodontic activity (UOA)	0
Carry forward orthodontic activity (UOA)	0
Baseline contract value	£283,907.03

ACCESS*

Patients seen in 24 months	Total	Change since previous quarter
Quarter ending June 2018	2,872	
Quarter ending September 2018	2,917	→
Quarter ending December 2018	2,967	→
Quarter ending March 2019	2,938	→
Quarter ending June 2019	2,919	→
Variance since June 2018	1.6%	→



ACTIVITY



Month	2019	2020
April	-644	258
May	99	688
June	737	1,174
July	1,514	
August	2,324	
September	3,072	
October	3,819	
November	4,740	
December	5,513	
January	6,177	
February	6,958	
March	7,688	
April	8,079	
May	8,085	
June	8,085	

QUALITY

	Quantity	Base Number	Contract	AT	Region	England
% of FP17s for the same patient ID Re-attending within 3 months - Children	12	216	5.6%	11.4%	12.1%	11.4%
% of FP17s for the same patient ID Re-attending within 3 months - Adults	120	766	15.7%	16.1%	15.6%	15.4%
% of FP17s for the same patient ID Re-attending between 3 & 9 months - Children	163	216	75.5%	59.4%	61.2%	59.8%
% of FP17s for the same patient ID Re-attending between 3 & 9 months - Adults	505	766	65.9%	52.1%	54.5%	52.1%
% of FP17s for Band 1 Urgent Courses	29	813	3.6%	10.5%	9.1%	9.2%
% of FP17s Relating to Free Repair or Replacements	5	813	0.6%	0.8%	1.0%	0.7%
% of FP17s Relating to Continuations	5	813	0.6%	0.9%	1.0%	0.8%
% of Patients satisfied with the dentistry they have received	1	1	N/A	93.0%	94.2%	93.4%
% of Patients satisfied with the time they had to wait for an appointment	1	1	N/A	87.4%	88.4%	87.6%

* This is based on patients treated on this contract for their most recent course of treatment. Figures in italics indicate the base number of FP17s or Patient Questionnaire responses are less than 100. N/A is shown where the base number of responses is less than 10 during the period. % is calculated as Quantity/Base number*100

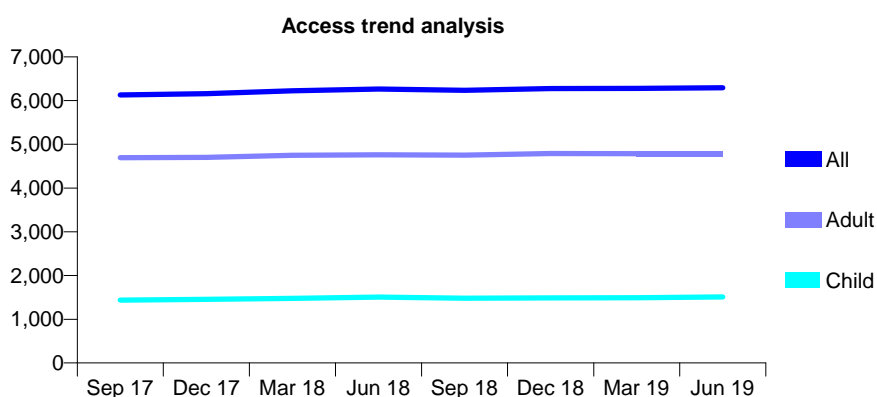
Q46 - Vital Signs At a Glance Contract Report for 749389/0001 - June 2019

Name or company name	MR PJ HUGHES
Contract type name	GDS Contract
Purpose of contract	General
Contract start date	01/02/2008
Contract end date	

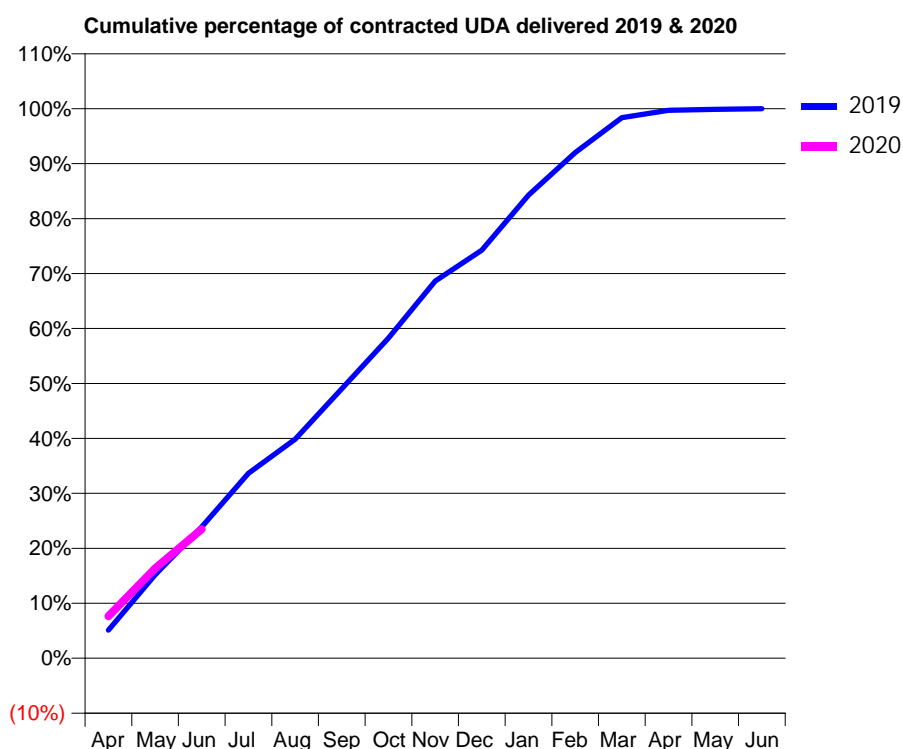
19/20 Contracted general activity (UDA)	15,643
Carry forward general activity (UDA)	0
19/20 Contracted orthodontic activity (UOA)	0
Carry forward orthodontic activity (UOA)	0
Baseline contract value	£434,143.31

ACCESS*

Patients seen in 24 months	Total	Change since previous quarter
Quarter ending June 2018	6,264	
Quarter ending September 2018	6,237	→
Quarter ending December 2018	6,277	→
Quarter ending March 2019	6,280	→
Quarter ending June 2019	6,294	→
Variance since June 2018	0.5%	→



ACTIVITY



Month	2019	2020
April	801	1,196
May	2,376	2,556
June	3,736	3,678
July	5,265	
August	6,235	
September	7,669	
October	9,112	
November	10,734	
December	11,613	
January	13,183	
February	14,392	
March	15,386	
April	15,597	
May	15,624	
June	15,641	

QUALITY

	Quantity	Base Number	Contract	AT	Region	England
% of FP17s for the same patient ID Re-attending within 3 months - Children	49	678	7.2%	11.4%	12.1%	11.4%
% of FP17s for the same patient ID Re-attending within 3 months - Adults	240	1,799	13.3%	16.1%	15.6%	15.4%
% of FP17s for the same patient ID Re-attending between 3 & 9 months - Children	447	678	65.9%	59.4%	61.2%	59.8%
% of FP17s for the same patient ID Re-attending between 3 & 9 months - Adults	897	1,799	49.9%	52.1%	54.5%	52.1%
% of FP17s for Band 1 Urgent Courses	134	2,250	6.0%	10.5%	9.1%	9.2%
% of FP17s Relating to Free Repair or Replacements	37	2,250	1.6%	0.8%	1.0%	0.7%
% of FP17s Relating to Continuations	21	2,250	0.9%	0.9%	1.0%	0.8%
% of Patients satisfied with the dentistry they have received	2	2	N/A	93.0%	94.2%	93.4%
% of Patients satisfied with the time they had to wait for an appointment	1	2	N/A	87.4%	88.4%	87.6%

* This is based on patients treated on this contract for their most recent course of treatment.

Figures in italics indicate the base number of FP17s or Patient Questionnaire responses are less than 100. N/A is shown where the base number of responses is less than 10 during the period. % is calculated as Quantity/Base number*100

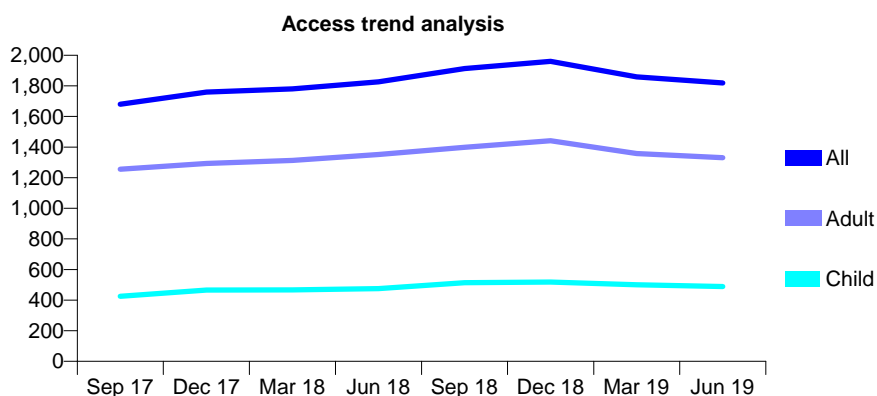
Q46 - Vital Signs At a Glance Contract Report for 749656/0004 - June 2019

Name or company name	MR R HUNTER-JAMES
Contract type name	GDS Contract
Purpose of contract	General
Contract start date	01/04/2006
Contract end date	

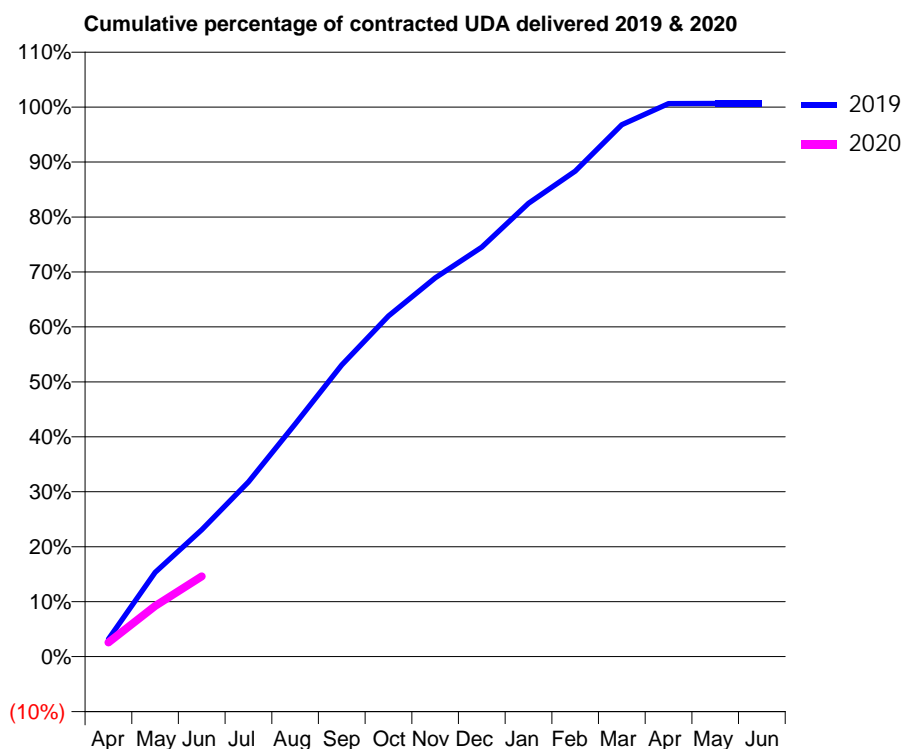
19/20 Contracted general activity (UDA)	5,777
Carry forward general activity (UDA)	0
19/20 Contracted orthodontic activity (UOA)	0
Carry forward orthodontic activity (UOA)	0
Baseline contract value	£159,893.70

ACCESS*

Patients seen in 24 months	Total	Change since previous quarter
Quarter ending June 2018	1,826	
Quarter ending September 2018	1,913	↑
Quarter ending December 2018	1,960	↑
Quarter ending March 2019	1,859	↓
Quarter ending June 2019	1,819	↓
Variance since June 2018	(0.4%)	→



ACTIVITY



Month	Adjusted Scheduled Activity (UDA)	
	2019	2020
April	185	149
May	885	532
June	1,334	844
July	1,837	
August	2,446	
September	3,067	
October	3,581	
November	3,982	
December	4,304	
January	4,765	
February	5,104	
March	5,592	
April	5,813	
May	5,816	
June	5,816	

QUALITY

	Quantity	Base Number	Contract	AT	Region	England
% of FP17s for the same patient ID Re-attending within 3 months - Children	30	142	21.1%	11.4%	12.1%	11.4%
% of FP17s for the same patient ID Re-attending within 3 months - Adults	96	393	24.4%	16.1%	15.6%	15.4%
% of FP17s for the same patient ID Re-attending between 3 & 9 months - Children	74	142	52.1%	59.4%	61.2%	59.8%
% of FP17s for the same patient ID Re-attending between 3 & 9 months - Adults	166	393	42.2%	52.1%	54.5%	52.1%
% of FP17s for Band 1 Urgent Courses	130	446	29.1%	10.5%	9.1%	9.2%
% of FP17s Relating to Free Repair or Replacements	5	446	1.1%	0.8%	1.0%	0.7%
% of FP17s Relating to Continuations	0	446	0.0%	0.9%	1.0%	0.8%
% of Patients satisfied with the dentistry they have received	0	0	N/A	93.0%	94.2%	93.4%
% of Patients satisfied with the time they had to wait for an appointment	0	0	N/A	87.4%	88.4%	87.6%

* This is based on patients treated on this contract for their most recent course of treatment. Figures in italics indicate the base number of FP17s or Patient Questionnaire responses are less than 100. N/A is shown where the base number of responses is less than 10 during the period. % is calculated as Quantity/Base number*100

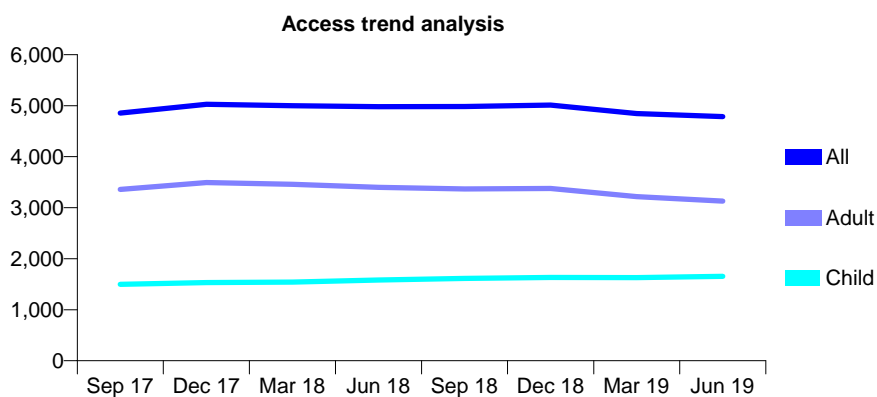
Q46 - Vital Signs At a Glance Contract Report for 755931/0003 - June 2019

Name or company name	MISS R DHARIWAL
Contract type name	GDS Contract
Purpose of contract	General
Contract start date	07/12/2009
Contract end date	

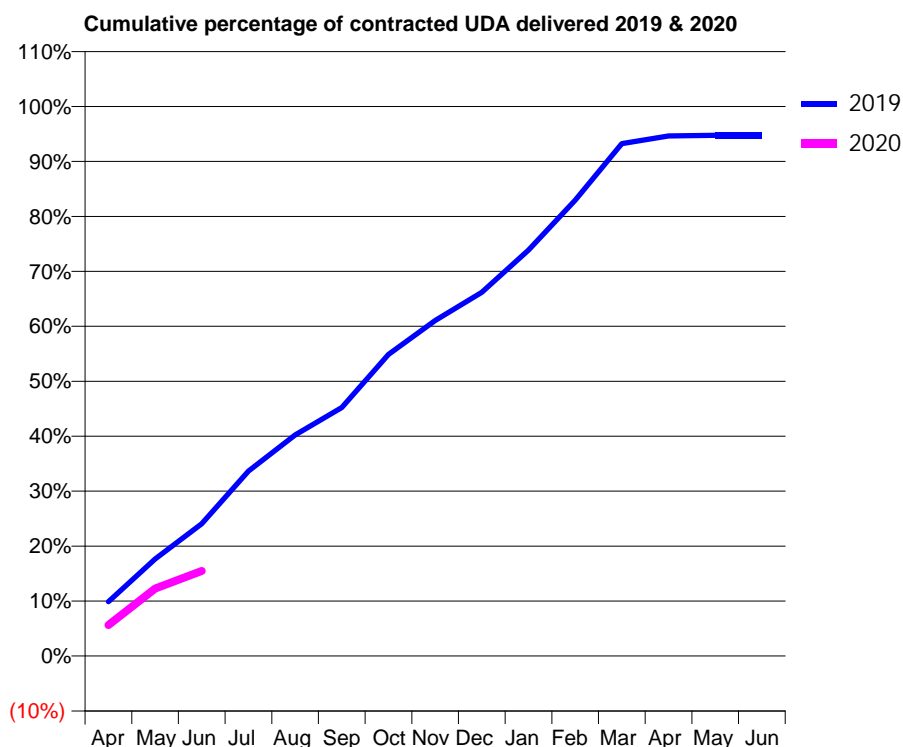
19/20 Contracted general activity (UDA)	13,345
Carry forward general activity (UDA)	0
19/20 Contracted orthodontic activity (UOA)	0
Carry forward orthodontic activity (UOA)	0
Baseline contract value	£337,692.13

ACCESS*

Patients seen in 24 months	Total	Change since previous quarter
Quarter ending June 2018	4,982	
Quarter ending September 2018	4,984	→
Quarter ending December 2018	5,010	→
Quarter ending March 2019	4,847	↓
Quarter ending June 2019	4,785	↓
Variance since June 2018	(4.0%)	↓



ACTIVITY



Month	Adjusted Scheduled Activity (UDA)	
	2019	2020
April	1,321	754
May	2,355	1,638
June	3,211	2,065
July	4,489	
August	5,368	
September	6,036	
October	7,323	
November	8,146	
December	8,834	
January	9,858	
February	11,070	
March	12,440	
April	12,629	
May	12,645	
June	12,645	

QUALITY

	Quantity	Base Number	Contract	AT	Region	England
% of FP17s for the same patient ID Re-attending within 3 months - Children	146	631	23.1%	11.4%	12.1%	11.4%
% of FP17s for the same patient ID Re-attending within 3 months - Adults	72	483	14.9%	16.1%	15.6%	15.4%
% of FP17s for the same patient ID Re-attending between 3 & 9 months - Children	348	631	55.2%	59.4%	61.2%	59.8%
% of FP17s for the same patient ID Re-attending between 3 & 9 months - Adults	179	483	37.1%	52.1%	54.5%	52.1%
% of FP17s for Band 1 Urgent Courses	73	993	7.4%	10.5%	9.1%	9.2%
% of FP17s Relating to Free Repair or Replacements	2	993	0.2%	0.8%	1.0%	0.7%
% of FP17s Relating to Continuations	13	993	1.3%	0.9%	1.0%	0.8%
% of Patients satisfied with the dentistry they have received	1	1	N/A	93.0%	94.2%	93.4%
% of Patients satisfied with the time they had to wait for an appointment	1	1	N/A	87.4%	88.4%	87.6%

* This is based on patients treated on this contract for their most recent course of treatment. Figures in italics indicate the base number of FP17s or Patient Questionnaire responses are less than 100. N/A is shown where the base number of responses is less than 10 during the period. % is calculated as Quantity/Base number*100

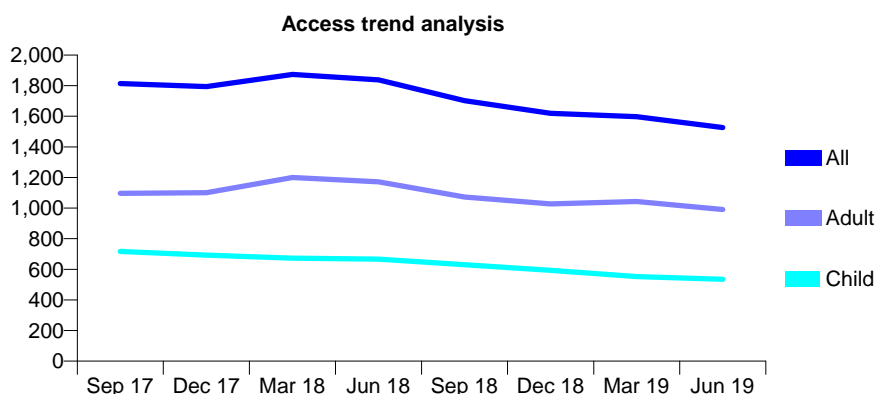
Q46 - Vital Signs At a Glance Contract Report for 755931/0006 - June 2019

Name or company name	MISS R DHARIWAL
Contract type name	GDS Contract
Purpose of contract	General
Contract start date	01/02/2012
Contract end date	

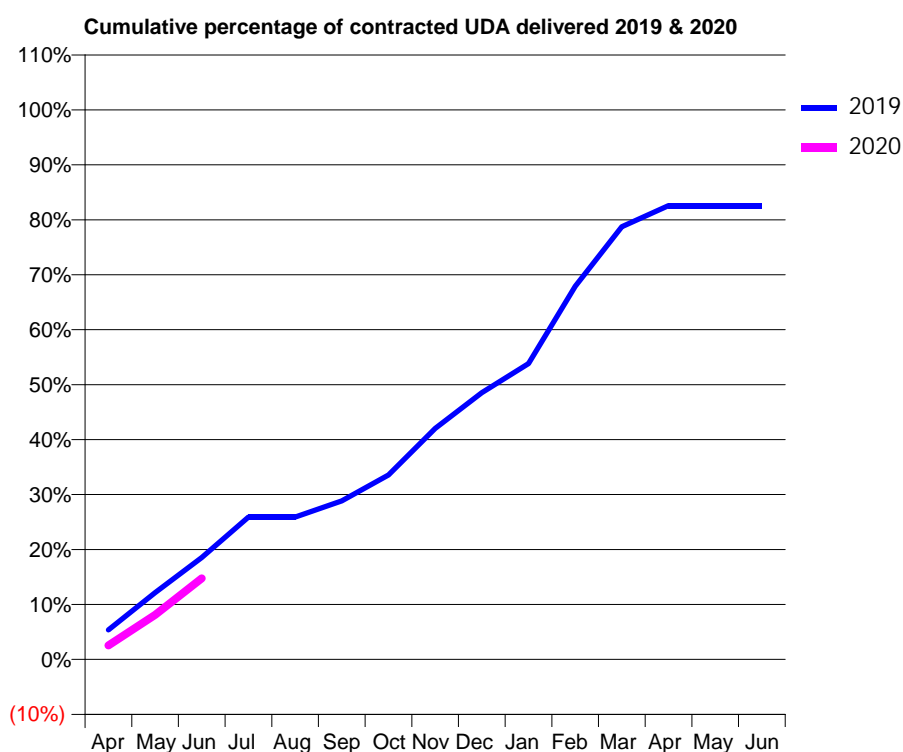
19/20 Contracted general activity (UDA)	4,340
Carry forward general activity (UDA)	0
19/20 Contracted orthodontic activity (UOA)	0
Carry forward orthodontic activity (UOA)	0
Baseline contract value	£109,828.66

ACCESS*

Patients seen in 24 months	Total	Change since previous quarter
Quarter ending June 2018	1,838	
Quarter ending September 2018	1,702	↓
Quarter ending December 2018	1,620	↓
Quarter ending March 2019	1,597	↓
Quarter ending June 2019	1,526	↓
Variance since June 2018	(17.0%)	↓



ACTIVITY



Month	2019	2020
April	234	112
May	528	352
June	805	640
July	1,125	
August	1,125	
September	1,252	
October	1,457	
November	1,825	
December	2,106	
January	2,336	
February	2,947	
March	3,417	
April	3,583	
May	3,583	
June	3,583	

QUALITY

	Quantity	Base Number	Contract	AT	Region	England
% of FP17s for the same patient ID Re-attending within 3 months - Children	17	161	10.6%	11.4%	12.1%	11.4%
% of FP17s for the same patient ID Re-attending within 3 months - Adults	49	205	23.9%	16.1%	15.6%	15.4%
% of FP17s for the same patient ID Re-attending between 3 & 9 months - Children	73	161	45.3%	59.4%	61.2%	59.8%
% of FP17s for the same patient ID Re-attending between 3 & 9 months - Adults	70	205	34.1%	52.1%	54.5%	52.1%
% of FP17s for Band 1 Urgent Courses	36	301	12.0%	10.5%	9.1%	9.2%
% of FP17s Relating to Free Repair or Replacements	2	301	0.7%	0.8%	1.0%	0.7%
% of FP17s Relating to Continuations	5	301	1.7%	0.9%	1.0%	0.8%
% of Patients satisfied with the dentistry they have received	1	1	N/A	93.0%	94.2%	93.4%
% of Patients satisfied with the time they had to wait for an appointment	1	1	N/A	87.4%	88.4%	87.6%

* This is based on patients treated on this contract for their most recent course of treatment. Figures in italics indicate the base number of FP17s or Patient Questionnaire responses are less than 100. N/A is shown where the base number of responses is less than 10 during the period. % is calculated as Quantity/Base number*100

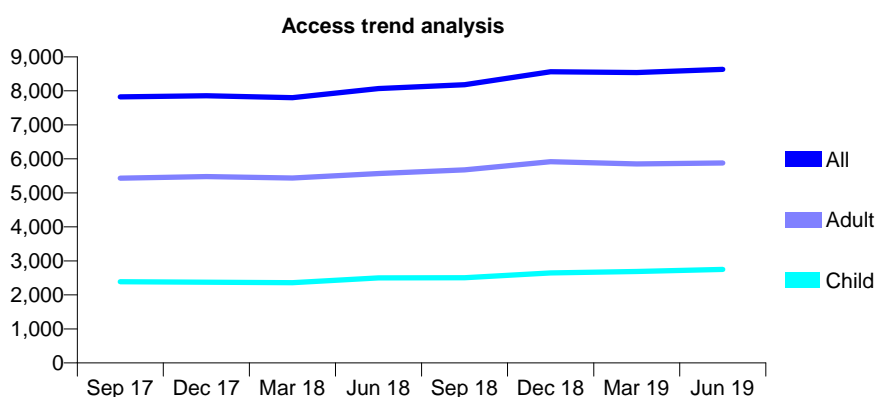
Q46 - Vital Signs At a Glance Contract Report for 755931/0008 - June 2019

Name or company name	MISS R DHARIWAL
Contract type name	GDS Contract
Purpose of contract	General
Contract start date	01/02/2014
Contract end date	

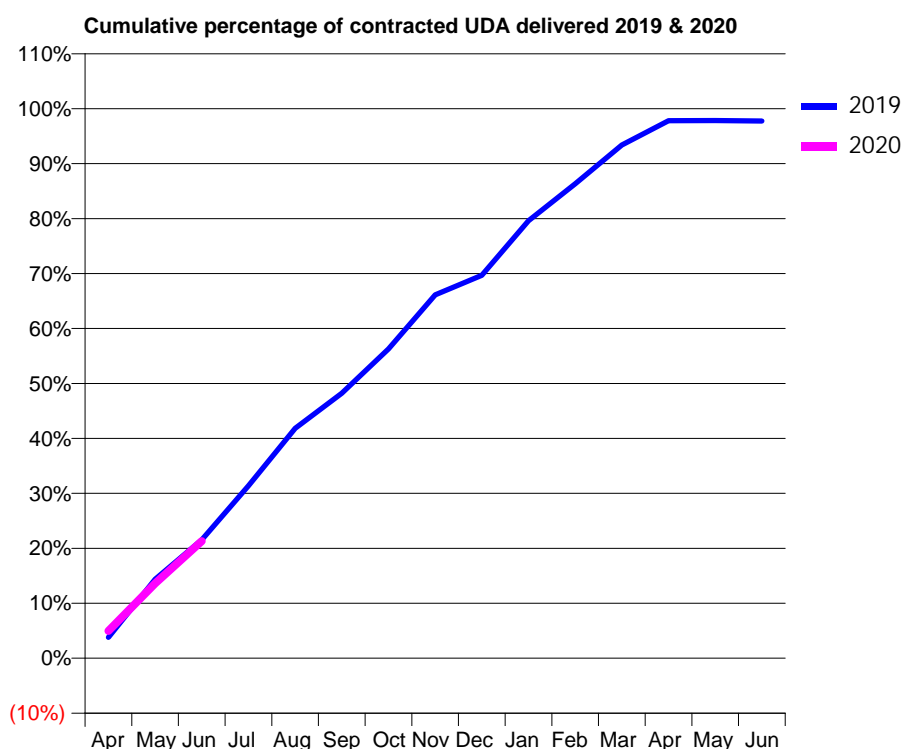
19/20 Contracted general activity (UDA)	22,713
Carry forward general activity (UDA)	0
19/20 Contracted orthodontic activity (UOA)	0
Carry forward orthodontic activity (UOA)	0
Baseline contract value	£653,288.20

ACCESS*

Patients seen in 24 months	Total	Change since previous quarter
Quarter ending June 2018	8,068	
Quarter ending September 2018	8,182	→
Quarter ending December 2018	8,562	↑
Quarter ending March 2019	8,540	→
Quarter ending June 2019	8,634	→
Variance since June 2018	7.0%	↑



ACTIVITY



Month	2019	2020
April	860	1,129
May	3,265	3,095
June	4,890	4,835
July	7,129	
August	9,502	
September	10,946	
October	12,785	
November	15,018	
December	15,824	
January	18,080	
February	19,606	
March	21,208	
April	22,217	
May	22,218	
June	22,204	

QUALITY

	Quantity	Base Number	Contract	AT	Region	England
% of FP17s for the same patient ID Re-attending within 3 months - Children	84	1,215	6.9%	11.4%	12.1%	11.4%
% of FP17s for the same patient ID Re-attending within 3 months - Adults	201	1,635	12.3%	16.1%	15.6%	15.4%
% of FP17s for the same patient ID Re-attending between 3 & 9 months - Children	738	1,215	60.7%	59.4%	61.2%	59.8%
% of FP17s for the same patient ID Re-attending between 3 & 9 months - Adults	786	1,635	48.1%	52.1%	54.5%	52.1%
% of FP17s for Band 1 Urgent Courses	242	2,501	9.7%	10.5%	9.1%	9.2%
% of FP17s Relating to Free Repair or Replacements	4	2,501	0.2%	0.8%	1.0%	0.7%
% of FP17s Relating to Continuations	7	2,501	0.3%	0.9%	1.0%	0.8%
% of Patients satisfied with the dentistry they have received	2	2	N/A	93.0%	94.2%	93.4%
% of Patients satisfied with the time they had to wait for an appointment	2	2	N/A	87.4%	88.4%	87.6%

* This is based on patients treated on this contract for their most recent course of treatment.

Figures in italics indicate the base number of FP17s or Patient Questionnaire responses are less than 100. N/A is shown where the base number of responses is less than 10 during the period. % is calculated as Quantity/Base number*100

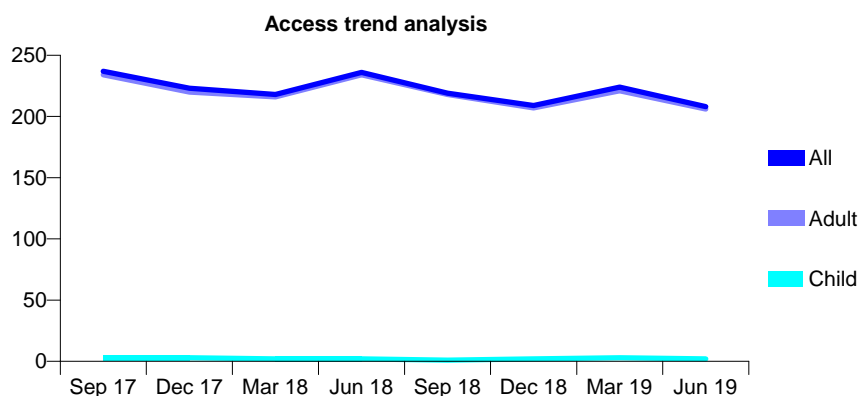
Q46 - Vital Signs At a Glance Contract Report for 755982/0001 - June 2019

Name or company name	Al-Kassab / Sapong
Contract type name	GDS Contract
Purpose of contract	General
Contract start date	01/04/2006
Contract end date	

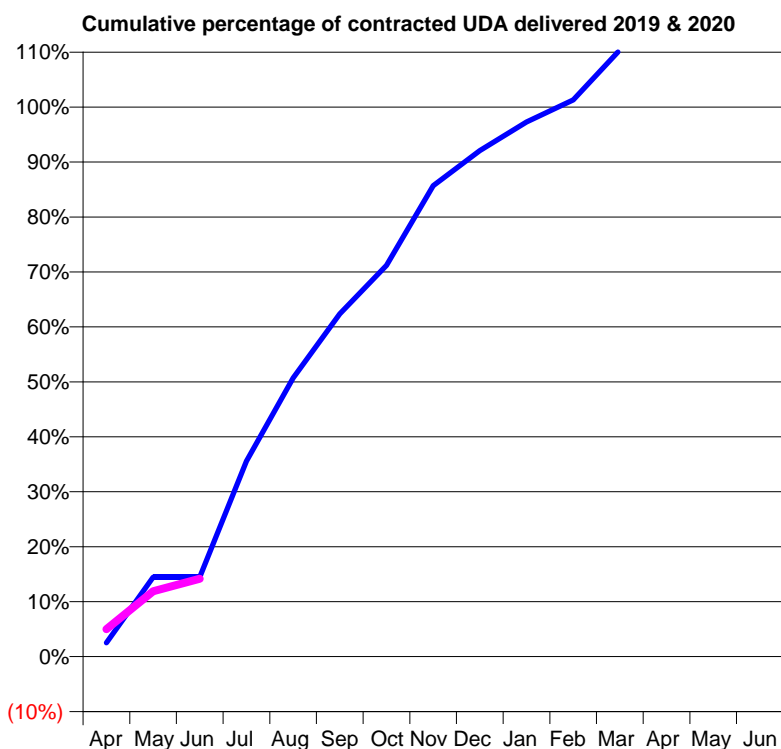
19/20 Contracted general activity (UDA)	1,461
Carry forward general activity (UDA)	0
19/20 Contracted orthodontic activity (UOA)	0
Carry forward orthodontic activity (UOA)	0
Baseline contract value	£85,506.47

ACCESS*

Patients seen in 24 months	Total	Change since previous quarter
Quarter ending June 2018	236	
Quarter ending September 2018	219	↓
Quarter ending December 2018	209	↓
Quarter ending March 2019	224	↑
Quarter ending June 2019	208	↓
Variance since June 2018	(11.9%)	↓



ACTIVITY



Month	Adjusted Scheduled Activity (UDA)	
	2019	2020
April	37	73
May	211	174
June	211	207
July	520	
August	741	
September	911	
October	1,040	
November	1,252	
December	1,345	
January	1,421	
February	1,480	
March	1,613	
April	1,676	
May	1,676	
June	1,676	

QUALITY

	Quantity	Base Number	Contract	AT	Region	England
% of FP17s for the same patient ID Re-attending within 3 months - Children	0	0	N/A	11.4%	12.1%	11.4%
% of FP17s for the same patient ID Re-attending within 3 months - Adults	0	100	0.0%	16.1%	15.6%	15.4%
% of FP17s for the same patient ID Re-attending between 3 & 9 months - Children	0	0	N/A	59.4%	61.2%	59.8%
% of FP17s for the same patient ID Re-attending between 3 & 9 months - Adults	0	100	0.0%	52.1%	54.5%	52.1%
% of FP17s for Band 1 Urgent Courses	0	73	0.0%	10.5%	9.1%	9.2%
% of FP17s Relating to Free Repair or Replacements	0	73	0.0%	0.8%	1.0%	0.7%
% of FP17s Relating to Continuations	0	73	0.0%	0.9%	1.0%	0.8%
% of Patients satisfied with the dentistry they have received	0	0	N/A	93.0%	94.2%	93.4%
% of Patients satisfied with the time they had to wait for an appointment	0	0	N/A	87.4%	88.4%	87.6%

* This is based on patients treated on this contract for their most recent course of treatment. Figures in italics indicate the base number of FP17s or Patient Questionnaire responses are less than 100. N/A is shown where the base number of responses is less than 10 during the period. % is calculated as Quantity/Base number*100

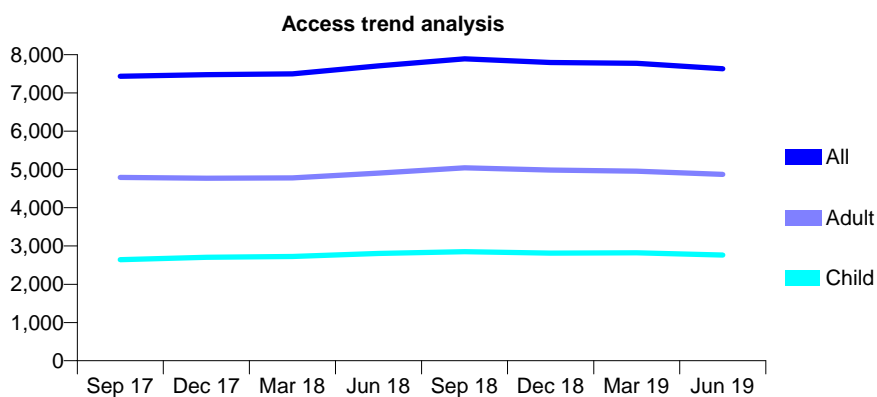
Q46 - Vital Signs At a Glance Contract Report for 757799/0001 - June 2019

Name or company name	MR N JAVEID
Contract type name	GDS Contract
Purpose of contract	General
Contract start date	02/06/2010
Contract end date	

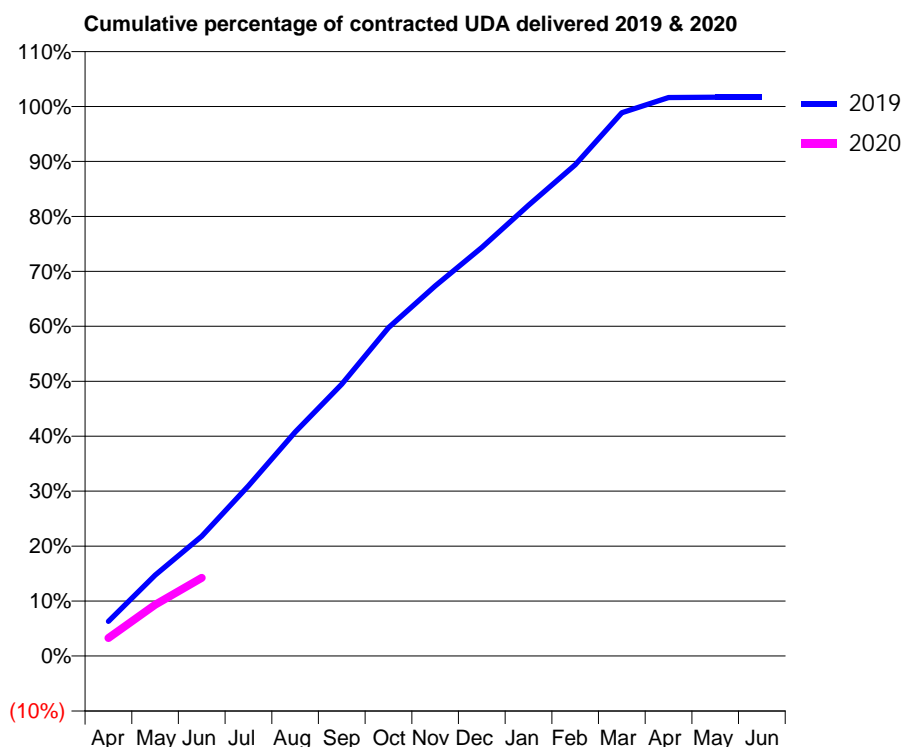
19/20 Contracted general activity (UDA)	31,087
Carry forward general activity (UDA)	0
19/20 Contracted orthodontic activity (UOA)	0
Carry forward orthodontic activity (UOA)	0
Baseline contract value	£1,075,385.77

ACCESS*

Patients seen in 24 months	Total	Change since previous quarter
Quarter ending June 2018	7,710	
Quarter ending September 2018	7,890	↑
Quarter ending December 2018	7,797	↓
Quarter ending March 2019	7,775	→
Quarter ending June 2019	7,631	↓
Variance since June 2018	(1.0%)	↓



ACTIVITY



Month	Adjusted Scheduled Activity (UDA)	
	2019	2020
April	1,956	1,022
May	4,576	2,904
June	6,776	4,424
July	9,631	
August	12,673	
September	15,378	
October	18,567	
November	20,940	
December	23,110	
January	25,502	
February	27,791	
March	30,729	
April	31,589	
May	31,607	
June	31,613	

QUALITY

	Quantity	Base Number	Contract	AT	Region	England
% of FP17s for the same patient ID Re-attending within 3 months - Children	53	763	6.9%	11.4%	12.1%	11.4%
% of FP17s for the same patient ID Re-attending within 3 months - Adults	193	905	21.3%	16.1%	15.6%	15.4%
% of FP17s for the same patient ID Re-attending between 3 & 9 months - Children	475	763	62.3%	59.4%	61.2%	59.8%
% of FP17s for the same patient ID Re-attending between 3 & 9 months - Adults	388	905	42.9%	52.1%	54.5%	52.1%
% of FP17s for Band 1 Urgent Courses	217	1,415	15.3%	10.5%	9.1%	9.2%
% of FP17s Relating to Free Repair or Replacements	4	1,415	0.3%	0.8%	1.0%	0.7%
% of FP17s Relating to Continuations	5	1,415	0.4%	0.9%	1.0%	0.8%
% of Patients satisfied with the dentistry they have received	4	4	N/A	93.0%	94.2%	93.4%
% of Patients satisfied with the time they had to wait for an appointment	3	4	N/A	87.4%	88.4%	87.6%

* This is based on patients treated on this contract for their most recent course of treatment. Figures in italics indicate the base number of FP17s or Patient Questionnaire responses are less than 100. N/A is shown where the base number of responses is less than 10 during the period. % is calculated as Quantity/Base number*100

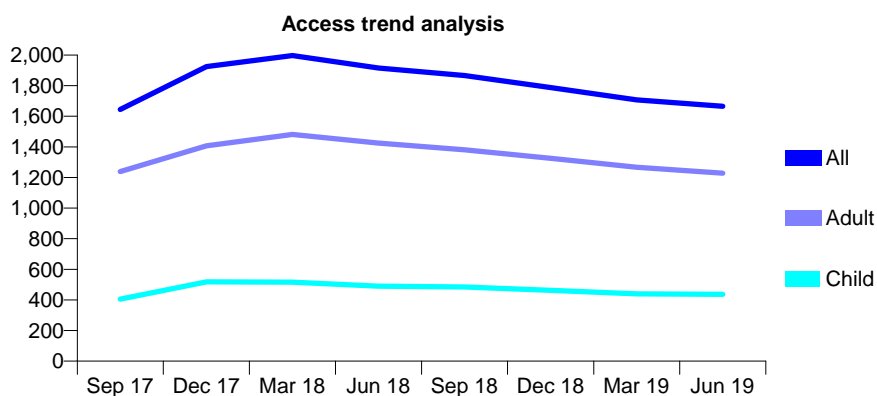
Q46 - Vital Signs At a Glance Contract Report for 760927/0002 - June 2019

Name or company name	MRS DL CAIL
Contract type name	GDS Contract
Purpose of contract	General
Contract start date	01/04/2006
Contract end date	

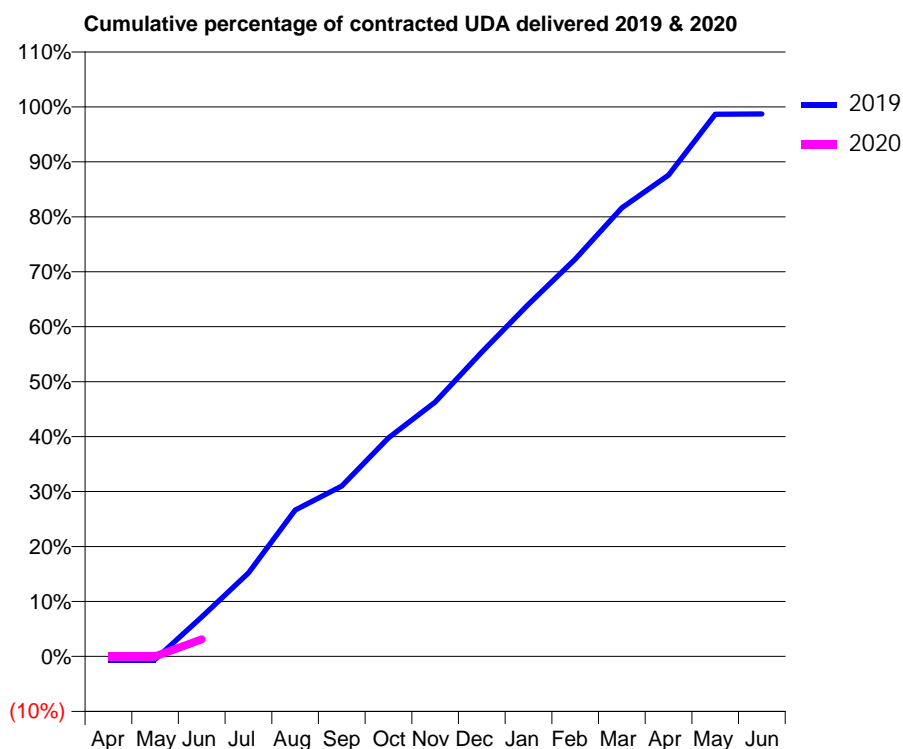
19/20 Contracted general activity (UDA)	5,376
Carry forward general activity (UDA)	0
19/20 Contracted orthodontic activity (UOA)	0
Carry forward orthodontic activity (UOA)	0
Baseline contract value	£122,098.96

ACCESS*

Patients seen in 24 months	Total	Change since previous quarter
Quarter ending June 2018	1,915	
Quarter ending September 2018	1,866	↓
Quarter ending December 2018	1,788	↓
Quarter ending March 2019	1,707	↓
Quarter ending June 2019	1,665	↓
Variance since June 2018	(13.1%)	↓



ACTIVITY



Month	Adjusted Scheduled Activity (UDA)	
	2019	2020
April	-29	0
May	-29	0
June	385	167
July	815	
August	1,432	
September	1,666	
October	2,138	
November	2,489	
December	2,977	
January	3,444	
February	3,887	
March	4,388	
April	4,709	
May	5,304	
June	5,306	

QUALITY

	Quantity	Base Number	Contract	AT	Region	England
% of FP17s for the same patient ID Re-attending within 3 months - Children	9	147	6.1%	11.4%	12.1%	11.4%
% of FP17s for the same patient ID Re-attending within 3 months - Adults	30	362	8.3%	16.1%	15.6%	15.4%
% of FP17s for the same patient ID Re-attending between 3 & 9 months - Children	77	147	52.4%	59.4%	61.2%	59.8%
% of FP17s for the same patient ID Re-attending between 3 & 9 months - Adults	185	362	51.1%	52.1%	54.5%	52.1%
% of FP17s for Band 1 Urgent Courses	6	112	5.4%	10.5%	9.1%	9.2%
% of FP17s Relating to Free Repair or Replacements	2	112	1.8%	0.8%	1.0%	0.7%
% of FP17s Relating to Continuations	0	112	0.0%	0.9%	1.0%	0.8%
% of Patients satisfied with the dentistry they have received	2	2	N/A	93.0%	94.2%	93.4%
% of Patients satisfied with the time they had to wait for an appointment	2	2	N/A	87.4%	88.4%	87.6%

* This is based on patients treated on this contract for their most recent course of treatment. Figures in italics indicate the base number of FP17s or Patient Questionnaire responses are less than 100. N/A is shown where the base number of responses is less than 10 during the period. % is calculated as Quantity/Base number*100

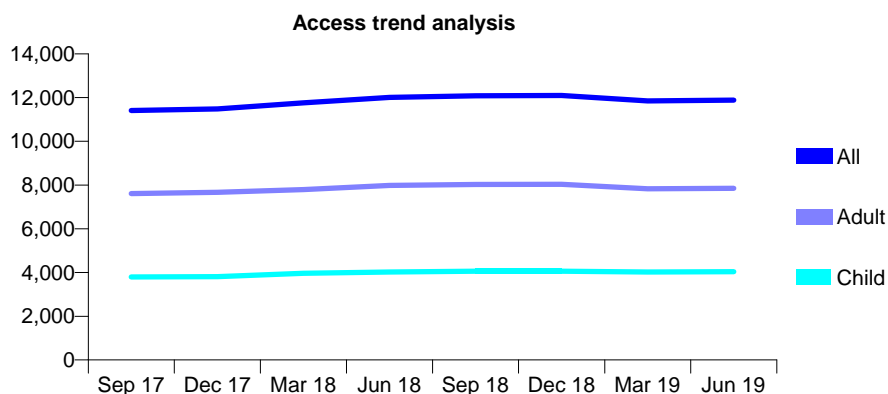
Q46 - Vital Signs At a Glance Contract Report for 764582/0001 - June 2019

Name or company name	MRS SC ROCHFORD
Contract type name	GDS Contract
Purpose of contract	General
Contract start date	01/04/2006
Contract end date	

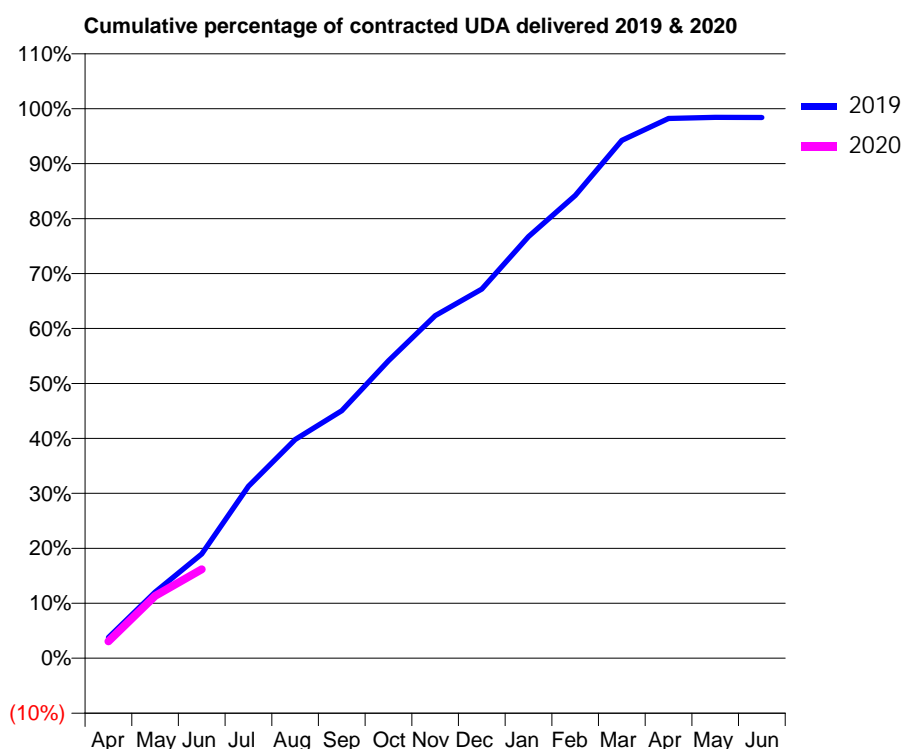
19/20 Contracted general activity (UDA)	33,775
Carry forward general activity (UDA)	0
19/20 Contracted orthodontic activity (UOA)	0
Carry forward orthodontic activity (UOA)	0
Baseline contract value	£853,678.67

ACCESS*

Patients seen in 24 months	Total	Change since previous quarter
Quarter ending June 2018	12,009	
Quarter ending September 2018	12,081	→
Quarter ending December 2018	12,092	→
Quarter ending March 2019	11,852	↓
Quarter ending June 2019	11,889	→
Variance since June 2018	(1.0%)	→



ACTIVITY



Month	2019	2020
April	1,255	1,040
May	4,000	3,828
June	6,298	5,466
July	10,380	
August	13,208	
September	14,944	
October	17,959	
November	20,677	
December	22,289	
January	25,456	
February	27,944	
March	31,260	
April	32,591	
May	32,652	
June	32,650	

QUALITY

	Quantity	Base Number	Contract	AT	Region	England
% of FP17s for the same patient ID Re-attending within 3 months - Children	99	1,267	7.8%	11.4%	12.1%	11.4%
% of FP17s for the same patient ID Re-attending within 3 months - Adults	303	2,053	14.8%	16.1%	15.6%	15.4%
% of FP17s for the same patient ID Re-attending between 3 & 9 months - Children	747	1,267	59.0%	59.4%	61.2%	59.8%
% of FP17s for the same patient ID Re-attending between 3 & 9 months - Adults	946	2,053	46.1%	52.1%	54.5%	52.1%
% of FP17s for Band 1 Urgent Courses	281	2,696	10.4%	10.5%	9.1%	9.2%
% of FP17s Relating to Free Repair or Replacements	27	2,696	1.0%	0.8%	1.0%	0.7%
% of FP17s Relating to Continuations	11	2,696	0.4%	0.9%	1.0%	0.8%
% of Patients satisfied with the dentistry they have received	2	2	N/A	93.0%	94.2%	93.4%
% of Patients satisfied with the time they had to wait for an appointment	2	2	N/A	87.4%	88.4%	87.6%

* This is based on patients treated on this contract for their most recent course of treatment. Figures in italics indicate the base number of FP17s or Patient Questionnaire responses are less than 100. N/A is shown where the base number of responses is less than 10 during the period. % is calculated as Quantity/Base number*100

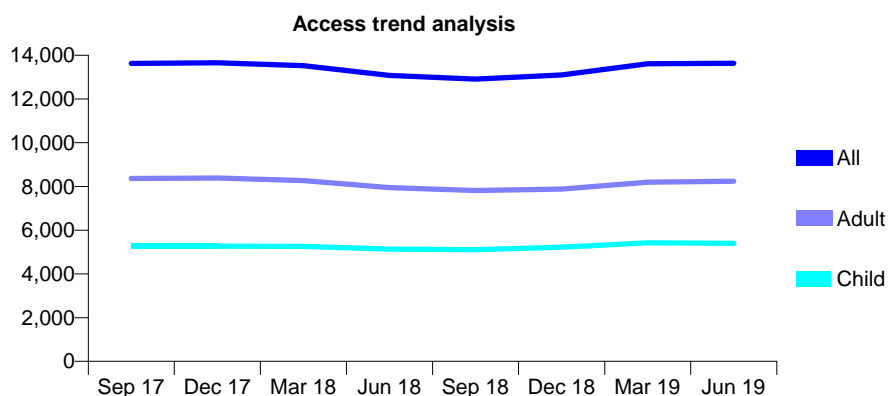
Q46 - Vital Signs At a Glance Contract Report for 764582/0002 - June 2019

Name or company name	MRS SC ROCHFORD
Contract type name	GDS Contract
Purpose of contract	General
Contract start date	01/04/2006
Contract end date	

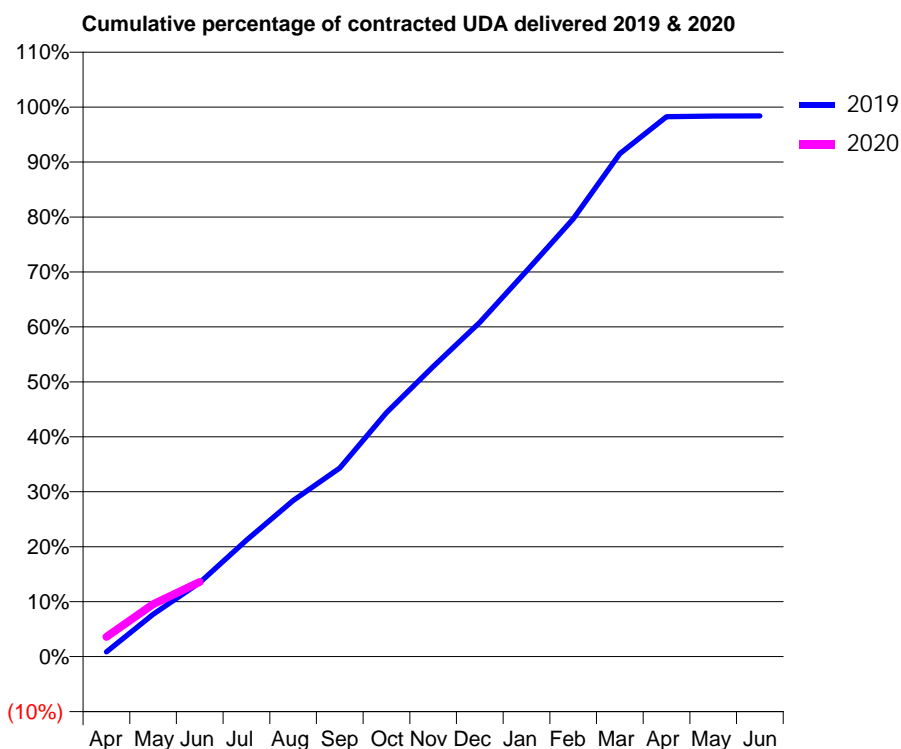
19/20 Contracted general activity (UDA)	41,734
Carry forward general activity (UDA)	0
19/20 Contracted orthodontic activity (UOA)	0
Carry forward orthodontic activity (UOA)	0
Baseline contract value	£1,112,767.52

ACCESS*

Patients seen in 24 months	Total	Change since previous quarter
Quarter ending June 2018	13,077	
Quarter ending September 2018	12,913	↓
Quarter ending December 2018	13,102	→
Quarter ending March 2019	13,615	↑
Quarter ending June 2019	13,635	→
Variance since June 2018	4.3%	↑



ACTIVITY



Month	Adjusted Scheduled Activity (UDA)	
	2019	2020
April	362	1,501
May	3,211	3,984
June	5,622	5,677
July	8,851	
August	11,858	
September	14,321	
October	18,524	
November	22,033	
December	25,383	
January	29,285	
February	33,240	
March	38,201	
April	41,000	
May	41,054	
June	41,057	

QUALITY

	Quantity	Base Number	Contract	AT	Region	England
% of FP17s for the same patient ID Re-attending within 3 months - Children	150	1,447	10.4%	11.4%	12.1%	11.4%
% of FP17s for the same patient ID Re-attending within 3 months - Adults	409	2,190	18.7%	16.1%	15.6%	15.4%
% of FP17s for the same patient ID Re-attending between 3 & 9 months - Children	789	1,447	54.5%	59.4%	61.2%	59.8%
% of FP17s for the same patient ID Re-attending between 3 & 9 months - Adults	916	2,190	41.8%	52.1%	54.5%	52.1%
% of FP17s for Band 1 Urgent Courses	408	2,632	15.5%	10.5%	9.1%	9.2%
% of FP17s Relating to Free Repair or Replacements	22	2,632	0.8%	0.8%	1.0%	0.7%
% of FP17s Relating to Continuations	17	2,632	0.6%	0.9%	1.0%	0.8%
% of Patients satisfied with the dentistry they have received	1	2	N/A	93.0%	94.2%	93.4%
% of Patients satisfied with the time they had to wait for an appointment	1	2	N/A	87.4%	88.4%	87.6%

* This is based on patients treated on this contract for their most recent course of treatment. Figures in italics indicate the base number of FP17s or Patient Questionnaire responses are less than 100. N/A is shown where the base number of responses is less than 10 during the period. % is calculated as Quantity/Base number*100

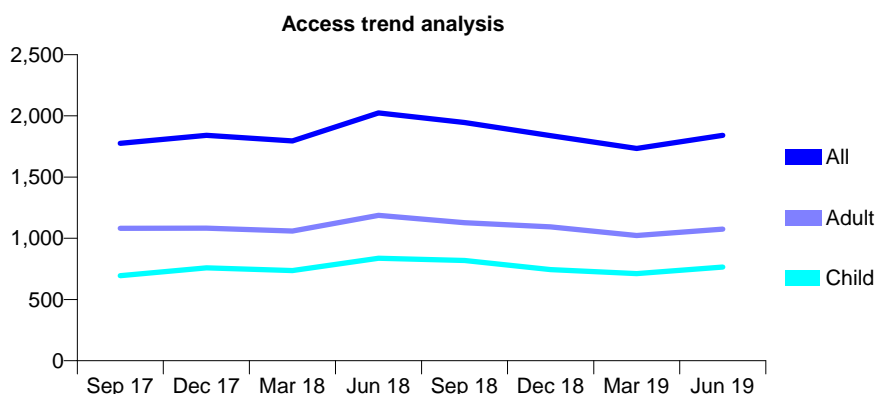
Q46 - Vital Signs At a Glance Contract Report for 764582/0005 - June 2019

Name or company name	MRS SC ROCHFORD
Contract type name	GDS Contract
Purpose of contract	General
Contract start date	01/12/2015
Contract end date	

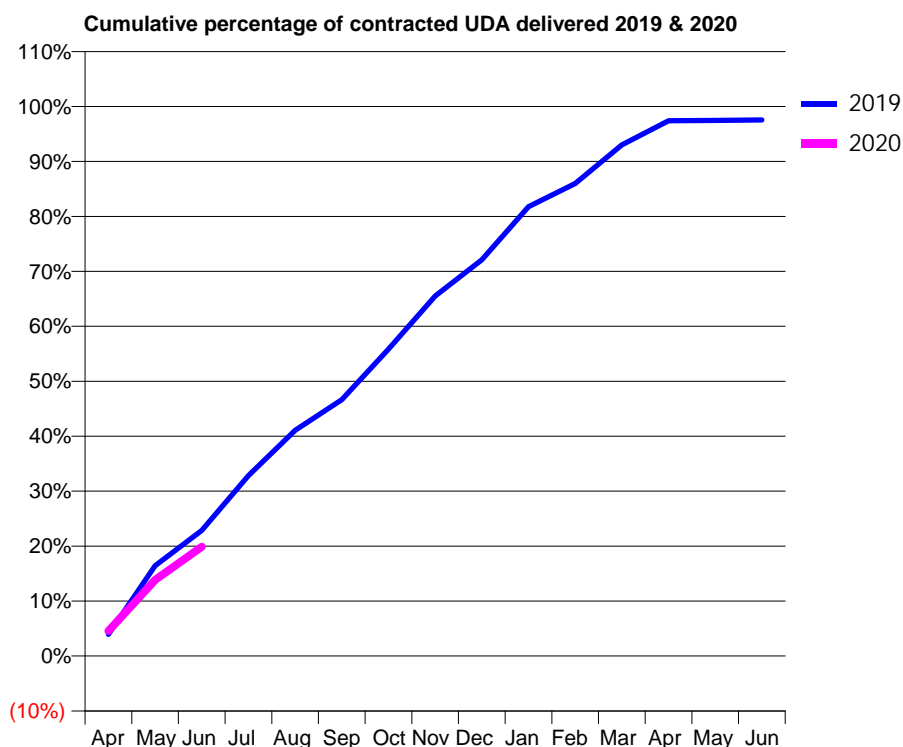
19/20 Contracted general activity (UDA)	5,611
Carry forward general activity (UDA)	0
19/20 Contracted orthodontic activity (UOA)	0
Carry forward orthodontic activity (UOA)	0
Baseline contract value	£188,374.45

ACCESS*

Patients seen in 24 months	Total	Change since previous quarter
Quarter ending June 2018	2,025	
Quarter ending September 2018	1,946	↓
Quarter ending December 2018	1,838	↓
Quarter ending March 2019	1,734	↓
Quarter ending June 2019	1,841	↑
Variance since June 2018	(9.1%)	↓



ACTIVITY



Month	Adjusted Scheduled Activity (UDA)	
	2019	2020
April	221	255
May	922	776
June	1,282	1,115
July	1,843	
August	2,305	
September	2,617	
October	3,134	
November	3,676	
December	4,045	
January	4,588	
February	4,825	
March	5,218	
April	5,465	
May	5,469	
June	5,472	

QUALITY

	Quantity	Base Number	Contract	AT	Region	England
% of FP17s for the same patient ID Re-attending within 3 months - Children	13	281	4.6%	11.4%	12.1%	11.4%
% of FP17s for the same patient ID Re-attending within 3 months - Adults	39	357	10.9%	16.1%	15.6%	15.4%
% of FP17s for the same patient ID Re-attending between 3 & 9 months - Children	101	281	35.9%	59.4%	61.2%	59.8%
% of FP17s for the same patient ID Re-attending between 3 & 9 months - Adults	123	357	34.5%	52.1%	54.5%	52.1%
% of FP17s for Band 1 Urgent Courses	71	516	13.8%	10.5%	9.1%	9.2%
% of FP17s Relating to Free Repair or Replacements	3	516	0.6%	0.8%	1.0%	0.7%
% of FP17s Relating to Continuations	1	516	0.2%	0.9%	1.0%	0.8%
% of Patients satisfied with the dentistry they have received	1	1	N/A	93.0%	94.2%	93.4%
% of Patients satisfied with the time they had to wait for an appointment	1	1	N/A	87.4%	88.4%	87.6%

* This is based on patients treated on this contract for their most recent course of treatment. Figures in italics indicate the base number of FP17s or Patient Questionnaire responses are less than 100. N/A is shown where the base number of responses is less than 10 during the period. % is calculated as Quantity/Base number*100

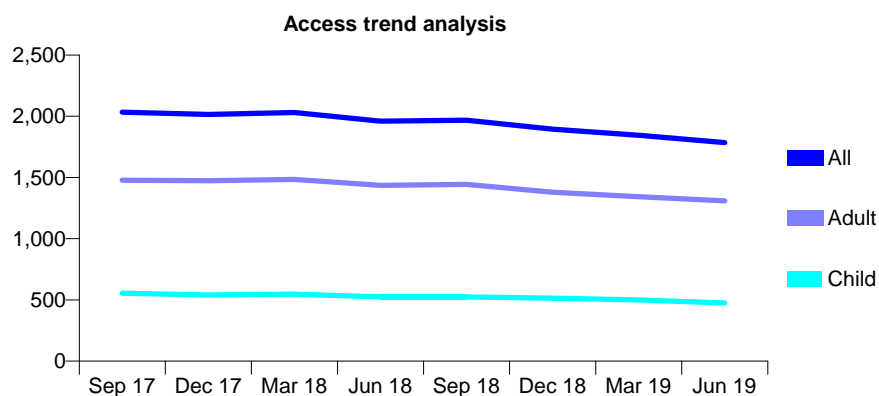
Q46 - Vital Signs At a Glance Contract Report for 765635/0001 - June 2019

Name or company name	MR R ROKNI
Contract type name	GDS Contract
Purpose of contract	General
Contract start date	01/04/2006
Contract end date	

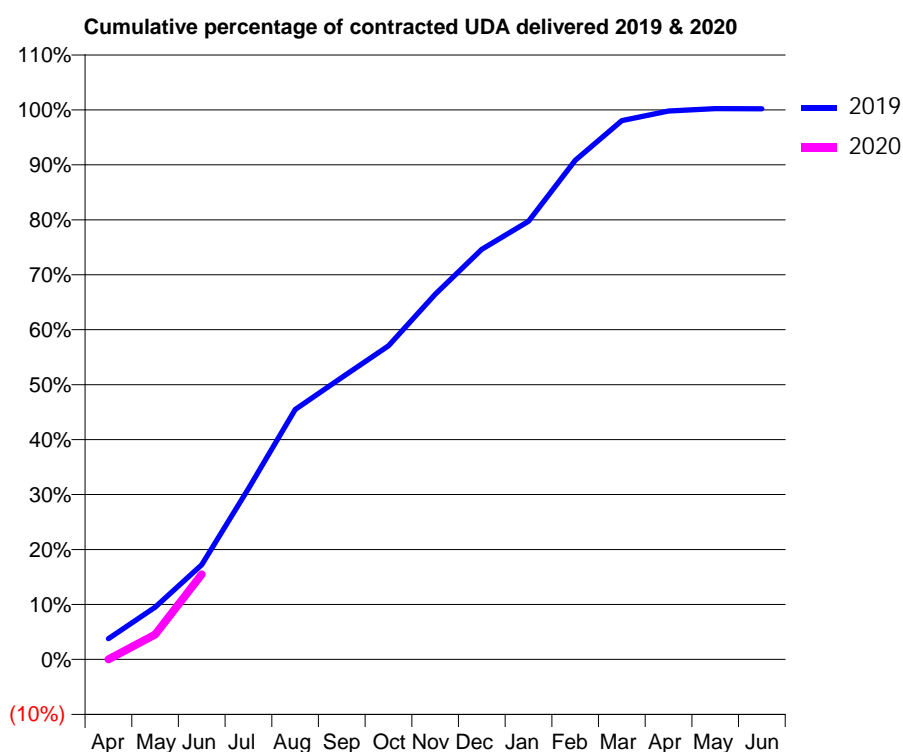
19/20 Contracted general activity (UDA)	11,289
Carry forward general activity (UDA)	0
19/20 Contracted orthodontic activity (UOA)	0
Carry forward orthodontic activity (UOA)	0
Baseline contract value	£298,450.78

ACCESS*

Patients seen in 24 months	Total	Change since previous quarter
Quarter ending June 2018	1,960	
Quarter ending September 2018	1,968	→
Quarter ending December 2018	1,895	↓
Quarter ending March 2019	1,845	↓
Quarter ending June 2019	1,785	↓
Variance since June 2018	(8.9%)	↓



ACTIVITY



Month	2019	2020
April	425	0
May	1,076	510
June	1,943	1,746
July	3,509	
August	5,133	
September	5,793	
October	6,442	
November	7,503	
December	8,424	
January	9,001	
February	10,253	
March	11,066	
April	11,266	
May	11,312	
June	11,311	

QUALITY

	Quantity	Base Number	Contract	AT	Region	England
% of FP17s for the same patient ID Re-attending within 3 months - Children	28	129	21.7%	11.4%	12.1%	11.4%
% of FP17s for the same patient ID Re-attending within 3 months - Adults	83	361	23.0%	16.1%	15.6%	15.4%
% of FP17s for the same patient ID Re-attending between 3 & 9 months - Children	50	129	38.8%	59.4%	61.2%	59.8%
% of FP17s for the same patient ID Re-attending between 3 & 9 months - Adults	146	361	40.4%	52.1%	54.5%	52.1%
% of FP17s for Band 1 Urgent Courses	66	382	17.3%	10.5%	9.1%	9.2%
% of FP17s Relating to Free Repair or Replacements	0	382	0.0%	0.8%	1.0%	0.7%
% of FP17s Relating to Continuations	1	382	0.3%	0.9%	1.0%	0.8%
% of Patients satisfied with the dentistry they have received	5	6	N/A	93.0%	94.2%	93.4%
% of Patients satisfied with the time they had to wait for an appointment	5	6	N/A	87.4%	88.4%	87.6%

* This is based on patients treated on this contract for their most recent course of treatment. Figures in italics indicate the base number of FP17s or Patient Questionnaire responses are less than 100. N/A is shown where the base number of responses is less than 10 during the period. % is calculated as Quantity/Base number*100

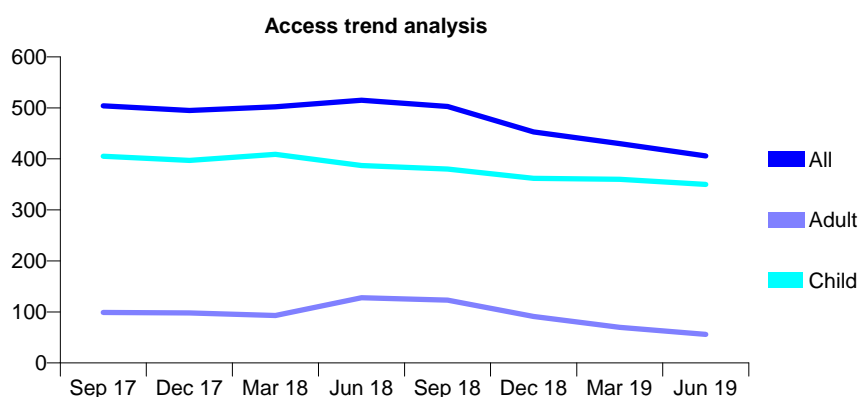
Q46 - Vital Signs At a Glance Contract Report for 766224/0001 - June 2019

Name or company name	MR SM KHONSARY
Contract type name	GDS Contract
Purpose of contract	General
Contract start date	01/04/2006
Contract end date	

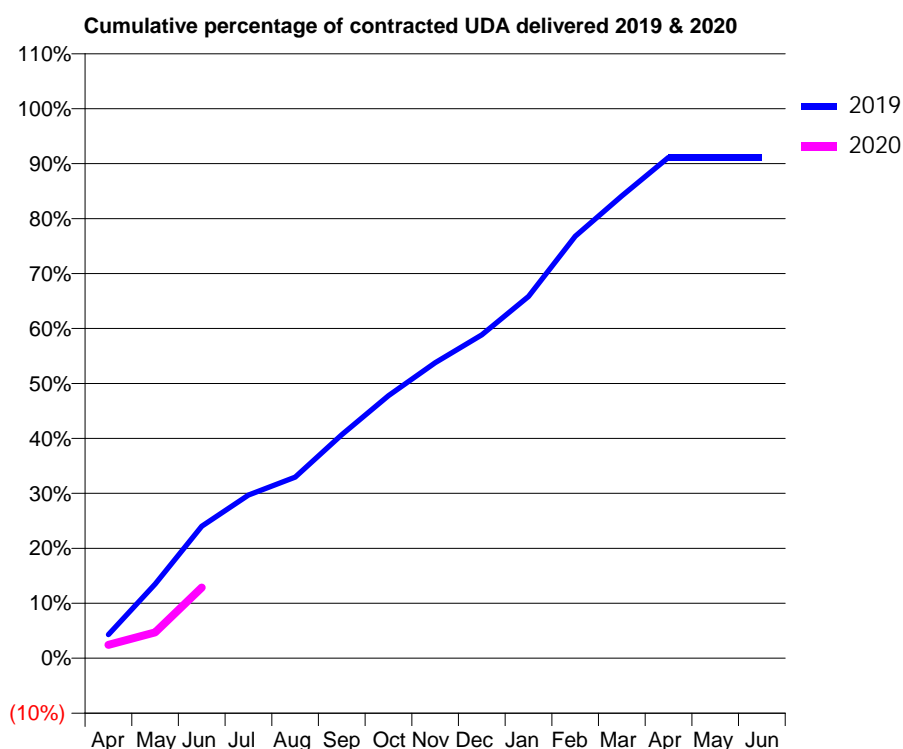
19/20 Contracted general activity (UDA)	1,720
Carry forward general activity (UDA)	0
19/20 Contracted orthodontic activity (UOA)	0
Carry forward orthodontic activity (UOA)	0
Baseline contract value	£44,021.49

ACCESS*

Patients seen in 24 months	Total	Change since previous quarter
Quarter ending June 2018	515	
Quarter ending September 2018	503	↓
Quarter ending December 2018	453	↓
Quarter ending March 2019	430	↓
Quarter ending June 2019	406	↓
Variance since June 2018	(21.2%)	↓



ACTIVITY



Month	2019	2020
April	74	42
May	232	81
June	413	221
July	511	
August	567	
September	700	
October	822	
November	925	
December	1,012	
January	1,132	
February	1,321	
March	1,447	
April	1,567	
May	1,567	
June	1,567	

QUALITY

	Quantity	Base Number	Contract	AT	Region	England
% of FP17s for the same patient ID Re-attending within 3 months - Children	16	154	10.4%	11.4%	12.1%	11.4%
% of FP17s for the same patient ID Re-attending within 3 months - Adults	1	8	12.5%	16.1%	15.6%	15.4%
% of FP17s for the same patient ID Re-attending between 3 & 9 months - Children	107	154	69.5%	59.4%	61.2%	59.8%
% of FP17s for the same patient ID Re-attending between 3 & 9 months - Adults	7	8	87.5%	52.1%	54.5%	52.1%
% of FP17s for Band 1 Urgent Courses	2	114	1.8%	10.5%	9.1%	9.2%
% of FP17s Relating to Free Repair or Replacements	0	114	0.0%	0.8%	1.0%	0.7%
% of FP17s Relating to Continuations	4	114	3.5%	0.9%	1.0%	0.8%
% of Patients satisfied with the dentistry they have received	0	0	N/A	93.0%	94.2%	93.4%
% of Patients satisfied with the time they had to wait for an appointment	0	0	N/A	87.4%	88.4%	87.6%

* This is based on patients treated on this contract for their most recent course of treatment.

Figures in italics indicate the base number of FP17s or Patient Questionnaire responses are less than 100. N/A is shown where the base number of responses is less than 10 during the period. % is calculated as Quantity/Base number*100

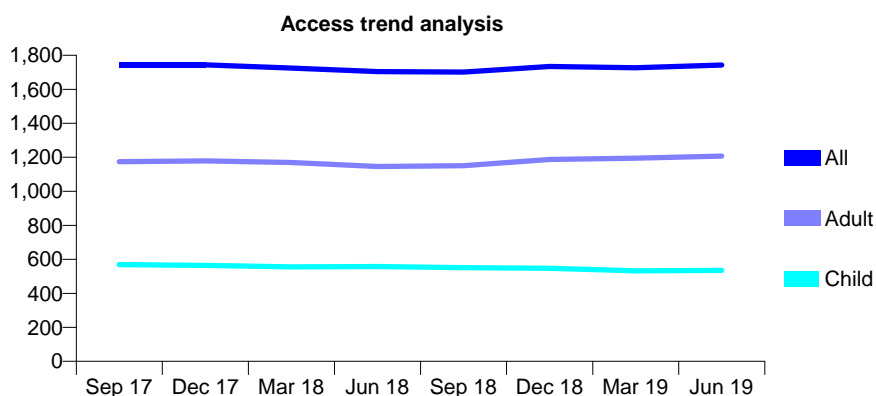
Q46 - Vital Signs At a Glance Contract Report for 766224/0002 - June 2019

Name or company name	MR SM KHONSARY
Contract type name	GDS Contract
Purpose of contract	General
Contract start date	01/07/2012
Contract end date	

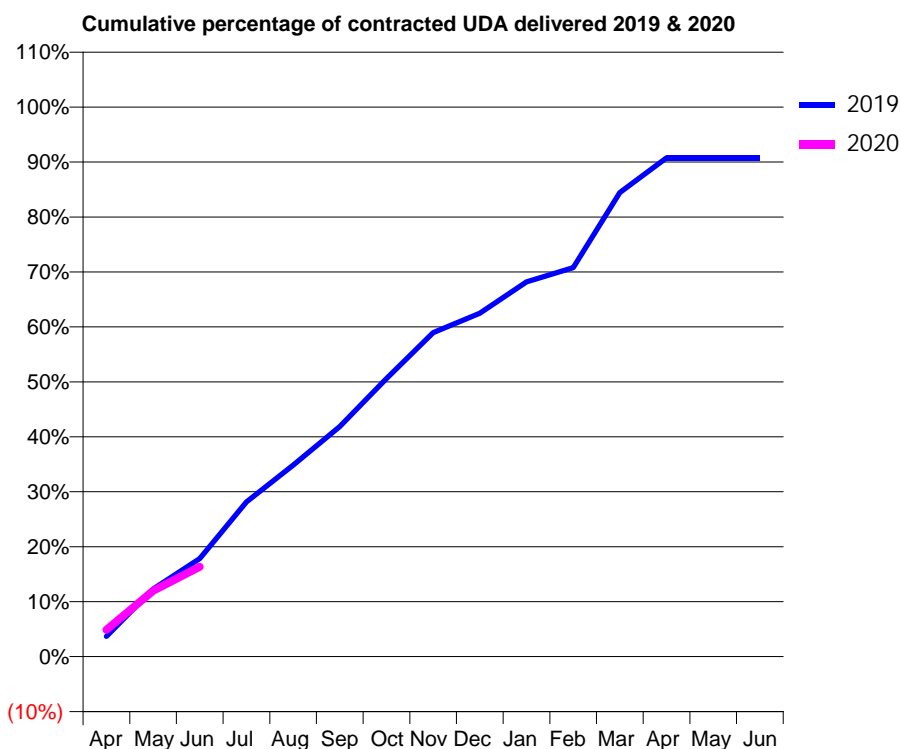
19/20 Contracted general activity (UDA)	5,633
Carry forward general activity (UDA)	0
19/20 Contracted orthodontic activity (UOA)	0
Carry forward orthodontic activity (UOA)	0
Baseline contract value	£161,542.05

ACCESS*

Patients seen in 24 months	Total	Change since previous quarter
Quarter ending June 2018	1,704	
Quarter ending September 2018	1,701	→
Quarter ending December 2018	1,734	→
Quarter ending March 2019	1,727	→
Quarter ending June 2019	1,742	→
Variance since June 2018	2.2%	↑



ACTIVITY



Month	Adjusted Scheduled Activity (UDA)	
	2019	2020
April	208	276
May	694	676
June	1,006	920
July	1,587	
August	1,963	
September	2,359	
October	2,850	
November	3,321	
December	3,520	
January	3,840	
February	3,987	
March	4,757	
April	5,111	
May	5,112	
June	5,112	

QUALITY

	Quantity	Base Number	Contract	AT	Region	England
% of FP17s for the same patient ID Re-attending within 3 months - Children	16	217	7.4%	11.4%	12.1%	11.4%
% of FP17s for the same patient ID Re-attending within 3 months - Adults	45	454	9.9%	16.1%	15.6%	15.4%
% of FP17s for the same patient ID Re-attending between 3 & 9 months - Children	133	217	61.3%	59.4%	61.2%	59.8%
% of FP17s for the same patient ID Re-attending between 3 & 9 months - Adults	287	454	63.2%	52.1%	54.5%	52.1%
% of FP17s for Band 1 Urgent Courses	41	505	8.1%	10.5%	9.1%	9.2%
% of FP17s Relating to Free Repair or Replacements	0	505	0.0%	0.8%	1.0%	0.7%
% of FP17s Relating to Continuations	6	505	1.2%	0.9%	1.0%	0.8%
% of Patients satisfied with the dentistry they have received	0	0	N/A	93.0%	94.2%	93.4%
% of Patients satisfied with the time they had to wait for an appointment	0	0	N/A	87.4%	88.4%	87.6%

* This is based on patients treated on this contract for their most recent course of treatment. Figures in italics indicate the base number of FP17s or Patient Questionnaire responses are less than 100. N/A is shown where the base number of responses is less than 10 during the period. % is calculated as Quantity/Base number*100

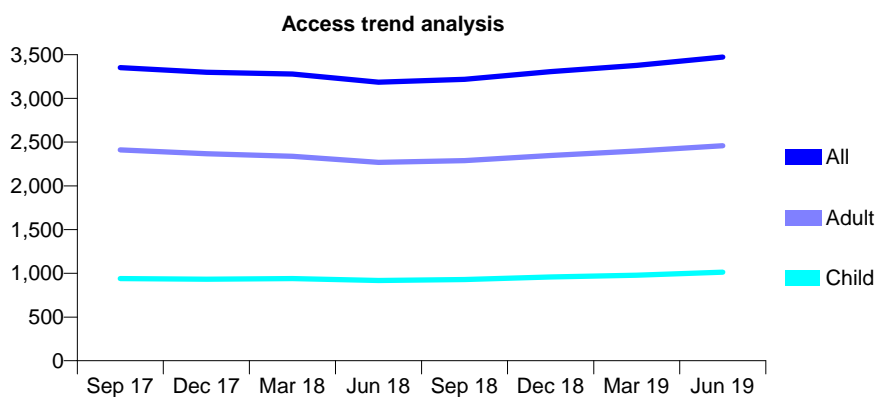
Q46 - Vital Signs At a Glance Contract Report for 769126/0001 - June 2019

Name or company name	Mr Q Iqbal
Contract type name	GDS Contract
Purpose of contract	General
Contract start date	10/09/2012
Contract end date	

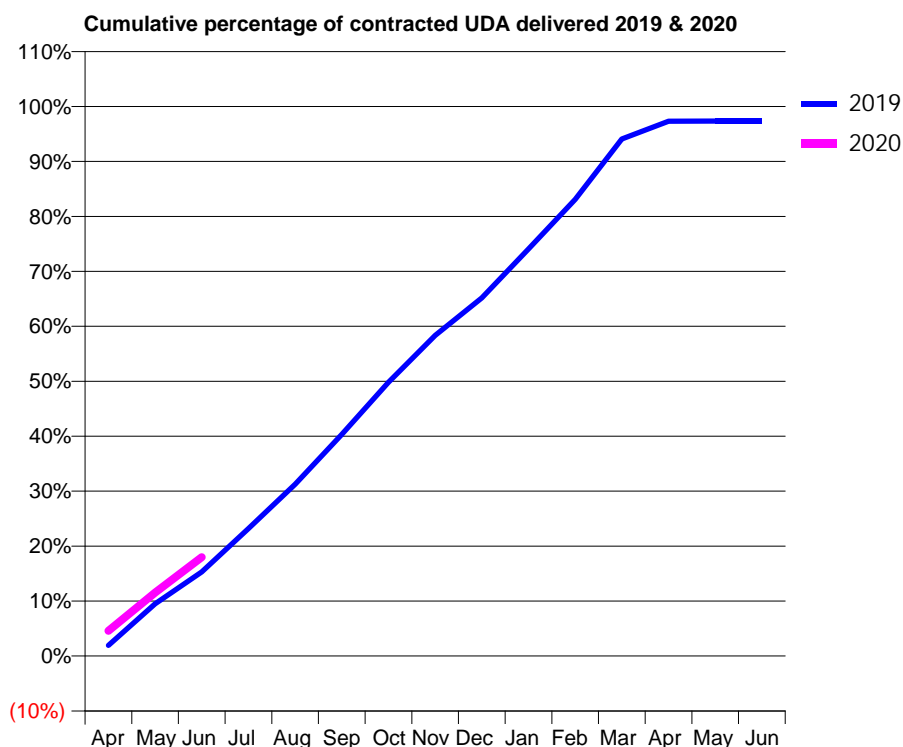
19/20 Contracted general activity (UDA)	10,336
Carry forward general activity (UDA)	0
19/20 Contracted orthodontic activity (UOA)	0
Carry forward orthodontic activity (UOA)	0
Baseline contract value	£287,311.76

ACCESS*

Patients seen in 24 months	Total	Change since previous quarter
Quarter ending June 2018	3,185	
Quarter ending September 2018	3,218	→
Quarter ending December 2018	3,306	↑
Quarter ending March 2019	3,377	↑
Quarter ending June 2019	3,473	↑
Variance since June 2018	9.0%	↑



ACTIVITY



Month	Adjusted Scheduled Activity (UDA)	
	2019	2020
April	200	476
May	983	1,195
June	1,582	1,860
July	2,395	
August	3,233	
September	4,167	
October	5,148	
November	6,032	
December	6,736	
January	7,657	
February	8,589	
March	9,722	
April	10,058	
May	10,061	
June	10,061	

QUALITY

	Quantity	Base Number	Contract	AT	Region	England
% of FP17s for the same patient ID Re-attending within 3 months - Children	29	427	6.8%	11.4%	12.1%	11.4%
% of FP17s for the same patient ID Re-attending within 3 months - Adults	63	809	7.8%	16.1%	15.6%	15.4%
% of FP17s for the same patient ID Re-attending between 3 & 9 months - Children	297	427	69.6%	59.4%	61.2%	59.8%
% of FP17s for the same patient ID Re-attending between 3 & 9 months - Adults	494	809	61.1%	52.1%	54.5%	52.1%
% of FP17s for Band 1 Urgent Courses	85	1,073	7.9%	10.5%	9.1%	9.2%
% of FP17s Relating to Free Repair or Replacements	2	1,073	0.2%	0.8%	1.0%	0.7%
% of FP17s Relating to Continuations	2	1,073	0.2%	0.9%	1.0%	0.8%
% of Patients satisfied with the dentistry they have received	1	1	N/A	93.0%	94.2%	93.4%
% of Patients satisfied with the time they had to wait for an appointment	1	1	N/A	87.4%	88.4%	87.6%

* This is based on patients treated on this contract for their most recent course of treatment. Figures in italics indicate the base number of FP17s or Patient Questionnaire responses are less than 100. N/A is shown where the base number of responses is less than 10 during the period. % is calculated as Quantity/Base number*100

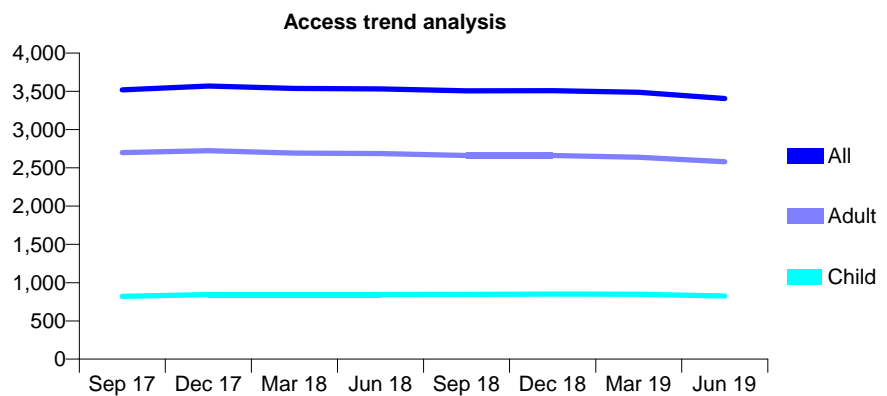
Q46 - Vital Signs At a Glance Contract Report for 769126/0002 - June 2019

Name or company name	MISS S AHMAD
Contract type name	GDS Contract
Purpose of contract	General
Contract start date	15/07/2013
Contract end date	

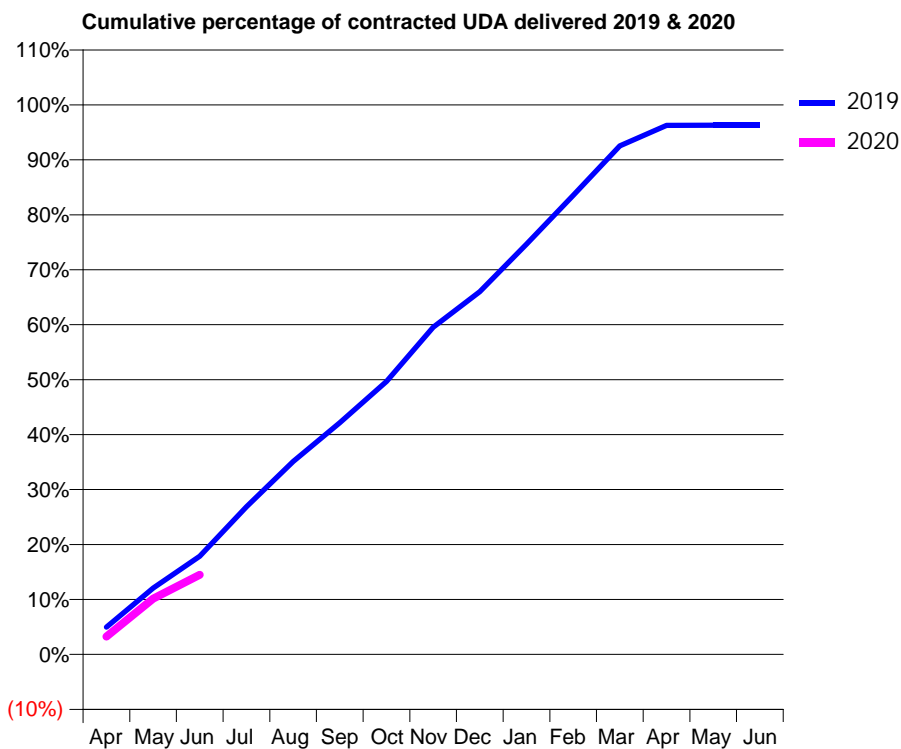
19/20 Contracted general activity (UDA)	13,017
Carry forward general activity (UDA)	0
19/20 Contracted orthodontic activity (UOA)	0
Carry forward orthodontic activity (UOA)	0
Baseline contract value	£332,972.41

ACCESS*

Patients seen in 24 months	Total	Change since previous quarter
Quarter ending June 2018	3,532	
Quarter ending September 2018	3,506	→
Quarter ending December 2018	3,510	→
Quarter ending March 2019	3,486	→
Quarter ending June 2019	3,407	↓
Variance since June 2018	(3.5%)	↓



ACTIVITY



Month	2019	2020
April	647	424
May	1,571	1,322
June	2,328	1,888
July	3,499	
August	4,571	
September	5,488	
October	6,466	
November	7,750	
December	8,592	
January	9,718	
February	10,874	
March	12,045	
April	12,529	
May	12,536	
June	12,536	

QUALITY

	Quantity	Base Number	Contract	AT	Region	England
% of FP17s for the same patient ID Re-attending within 3 months - Children	31	288	10.8%	11.4%	12.1%	11.4%
% of FP17s for the same patient ID Re-attending within 3 months - Adults	164	968	16.9%	16.1%	15.6%	15.4%
% of FP17s for the same patient ID Re-attending between 3 & 9 months - Children	218	288	75.7%	59.4%	61.2%	59.8%
% of FP17s for the same patient ID Re-attending between 3 & 9 months - Adults	679	968	70.1%	52.1%	54.5%	52.1%
% of FP17s for Band 1 Urgent Courses	131	1,066	12.3%	10.5%	9.1%	9.2%
% of FP17s Relating to Free Repair or Replacements	14	1,066	1.3%	0.8%	1.0%	0.7%
% of FP17s Relating to Continuations	19	1,066	1.8%	0.9%	1.0%	0.8%
% of Patients satisfied with the dentistry they have received	4	4	N/A	93.0%	94.2%	93.4%
% of Patients satisfied with the time they had to wait for an appointment	4	4	N/A	87.4%	88.4%	87.6%

* This is based on patients treated on this contract for their most recent course of treatment. Figures in italics indicate the base number of FP17s or Patient Questionnaire responses are less than 100. N/A is shown where the base number of responses is less than 10 during the period. % is calculated as Quantity/Base number*100

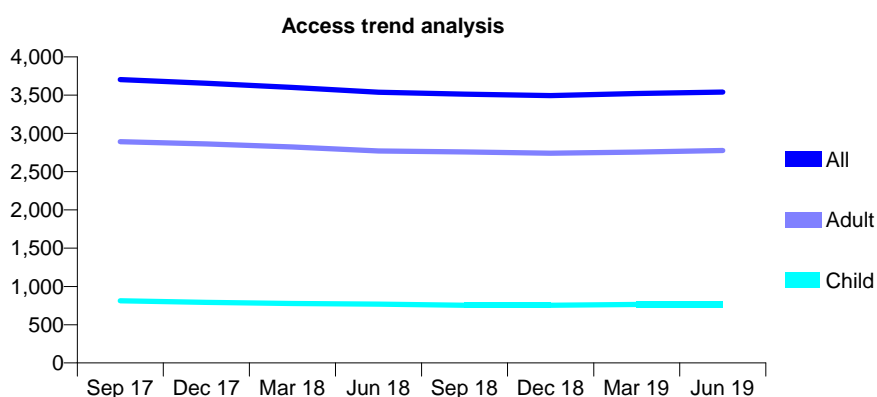
Q46 - Vital Signs At a Glance Contract Report for 769339/0001 - June 2019

Name or company name	MS H LUPSON
Contract type name	GDS Contract
Purpose of contract	General
Contract start date	01/04/2006
Contract end date	

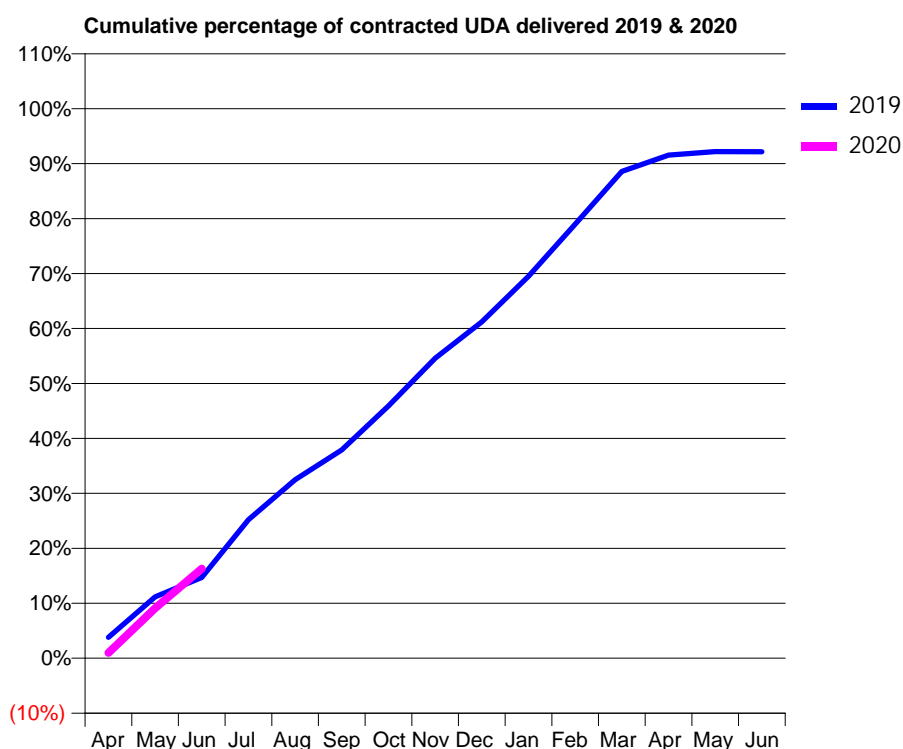
19/20 Contracted general activity (UDA)	12,042
Carry forward general activity (UDA)	0
19/20 Contracted orthodontic activity (UOA)	0
Carry forward orthodontic activity (UOA)	0
Baseline contract value	£298,294.26

ACCESS*

Patients seen in 24 months	Total	Change since previous quarter
Quarter ending June 2018	3,538	
Quarter ending September 2018	3,512	→
Quarter ending December 2018	3,494	→
Quarter ending March 2019	3,521	→
Quarter ending June 2019	3,540	→
Variance since June 2018	0.1%	→



ACTIVITY



Month	2019	2020
April	458	119
May	1,346	1,098
June	1,769	1,962
July	3,034	
August	3,911	
September	4,566	
October	5,531	
November	6,574	
December	7,372	
January	8,368	
February	9,513	
March	10,666	
April	11,025	
May	11,099	
June	11,098	

QUALITY

	Quantity	Base Number	Contract	AT	Region	England
% of FP17s for the same patient ID Re-attending within 3 months - Children	20	306	6.5%	11.4%	12.1%	11.4%
% of FP17s for the same patient ID Re-attending within 3 months - Adults	192	1,071	17.9%	16.1%	15.6%	15.4%
% of FP17s for the same patient ID Re-attending between 3 & 9 months - Children	223	306	72.9%	59.4%	61.2%	59.8%
% of FP17s for the same patient ID Re-attending between 3 & 9 months - Adults	659	1,071	61.5%	52.1%	54.5%	52.1%
% of FP17s for Band 1 Urgent Courses	91	1,180	7.7%	10.5%	9.1%	9.2%
% of FP17s Relating to Free Repair or Replacements	14	1,180	1.2%	0.8%	1.0%	0.7%
% of FP17s Relating to Continuations	19	1,180	1.6%	0.9%	1.0%	0.8%
% of Patients satisfied with the dentistry they have received	1	1	N/A	93.0%	94.2%	93.4%
% of Patients satisfied with the time they had to wait for an appointment	1	1	N/A	87.4%	88.4%	87.6%

* This is based on patients treated on this contract for their most recent course of treatment. Figures in italics indicate the base number of FP17s or Patient Questionnaire responses are less than 100. N/A is shown where the base number of responses is less than 10 during the period. % is calculated as Quantity/Base number*100

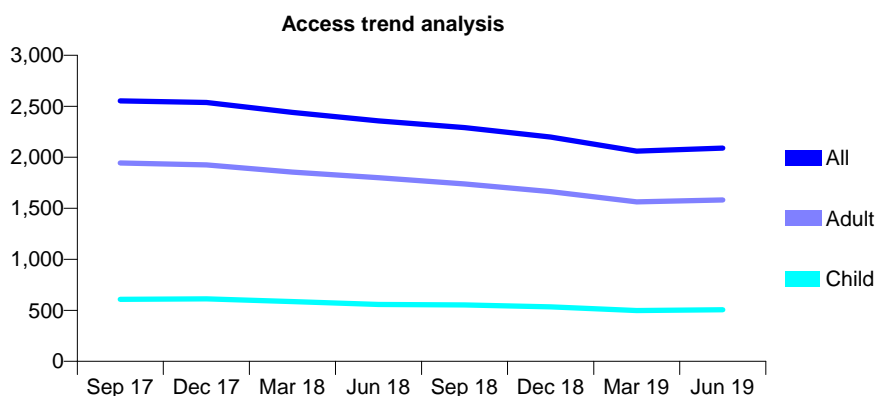
Q46 - Vital Signs At a Glance Contract Report for 770795/0001 - June 2019

Name or company name	MR AR ULLATHORNE
Contract type name	GDS Contract
Purpose of contract	General
Contract start date	01/12/2013
Contract end date	

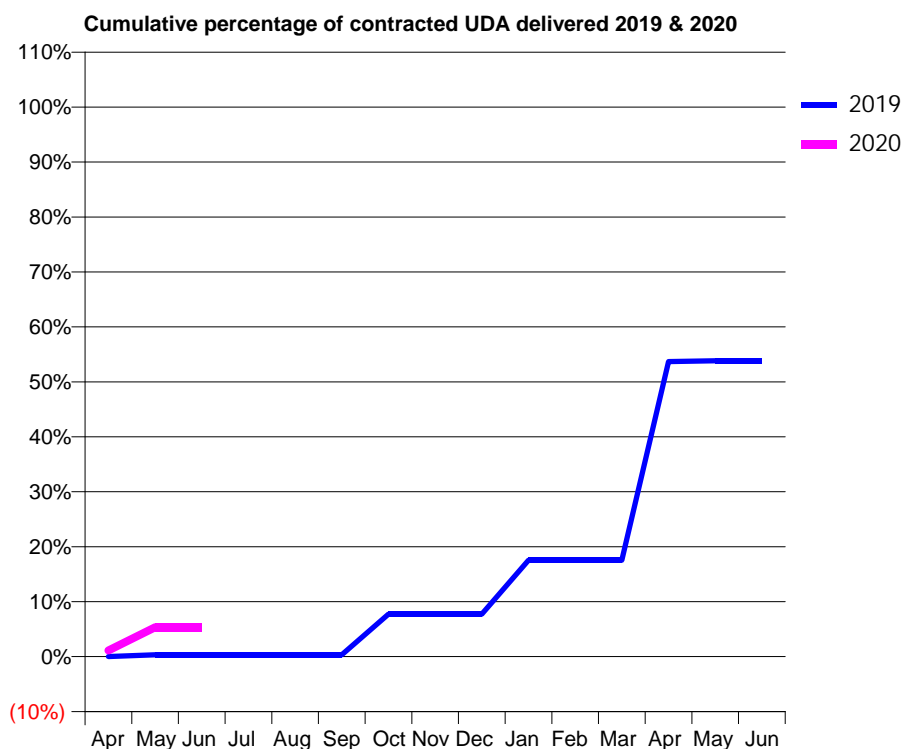
19/20 Contracted general activity (UDA)	8,000
Carry forward general activity (UDA)	0
19/20 Contracted orthodontic activity (UOA)	0
Carry forward orthodontic activity (UOA)	0
Baseline contract value	£210,013.03

ACCESS*

Patients seen in 24 months	Total	Change since previous quarter
Quarter ending June 2018	2,357	
Quarter ending September 2018	2,291	↓
Quarter ending December 2018	2,198	↓
Quarter ending March 2019	2,061	↓
Quarter ending June 2019	2,090	→
Variance since June 2018	(11.3%)	↓



ACTIVITY



Month	Adjusted Scheduled Activity (UDA)	
	2019	2020
April	0	91
May	20	428
June	20	428
July	20	
August	20	
September	20	
October	484	
November	484	
December	484	
January	1,101	
February	1,101	
March	1,101	
April	3,366	
May	3,374	
June	3,374	

QUALITY

	Quantity	Base Number	Contract	AT	Region	England
% of FP17s for the same patient ID Re-attending within 3 months - Children	26	333	7.8%	11.4%	12.1%	11.4%
% of FP17s for the same patient ID Re-attending within 3 months - Adults	82	994	8.2%	16.1%	15.6%	15.4%
% of FP17s for the same patient ID Re-attending between 3 & 9 months - Children	69	333	20.7%	59.4%	61.2%	59.8%
% of FP17s for the same patient ID Re-attending between 3 & 9 months - Adults	290	994	29.2%	52.1%	54.5%	52.1%
% of FP17s for Band 1 Urgent Courses	18	233	7.7%	10.5%	9.1%	9.2%
% of FP17s Relating to Free Repair or Replacements	3	233	1.3%	0.8%	1.0%	0.7%
% of FP17s Relating to Continuations	1	233	0.4%	0.9%	1.0%	0.8%
% of Patients satisfied with the dentistry they have received	0	0	N/A	93.0%	94.2%	93.4%
% of Patients satisfied with the time they had to wait for an appointment	0	0	N/A	87.4%	88.4%	87.6%

* This is based on patients treated on this contract for their most recent course of treatment. Figures in italics indicate the base number of FP17s or Patient Questionnaire responses are less than 100. N/A is shown where the base number of responses is less than 10 during the period. % is calculated as Quantity/Base number*100

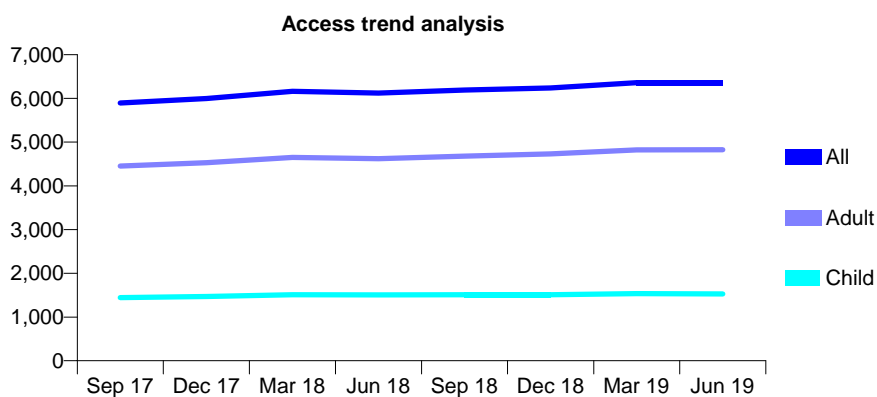
Q46 - Vital Signs At a Glance Contract Report for 770973/0001 - June 2019

Name or company name	MR CD AINSWORTH
Contract type name	GDS Contract
Purpose of contract	General
Contract start date	01/04/2006
Contract end date	

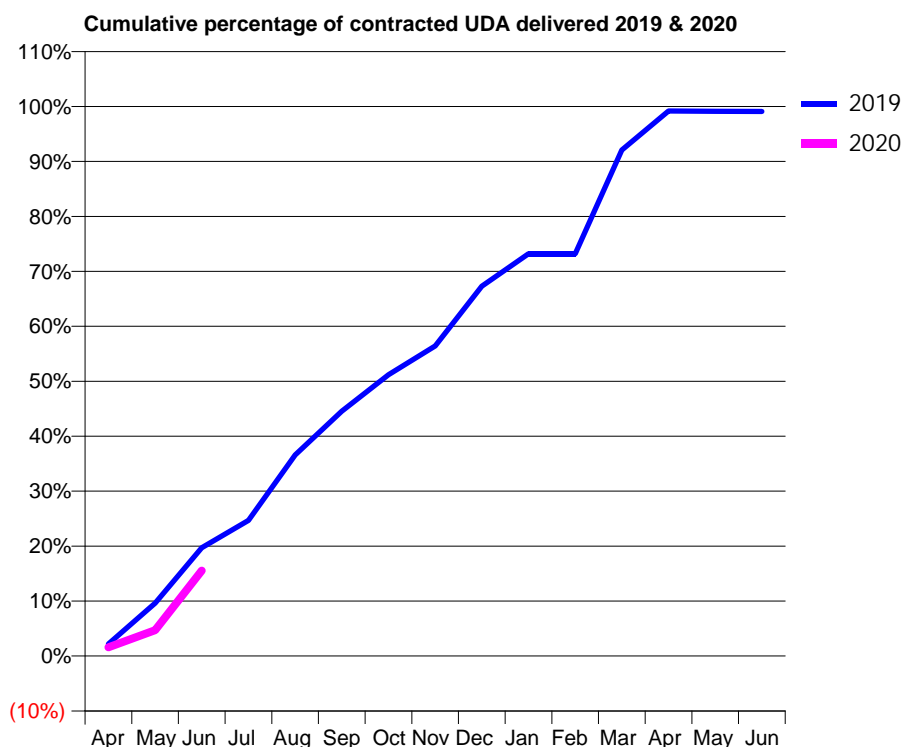
19/20 Contracted general activity (UDA)	20,430
Carry forward general activity (UDA)	0
19/20 Contracted orthodontic activity (UOA)	0
Carry forward orthodontic activity (UOA)	0
Baseline contract value	£637,159.24

ACCESS*

Patients seen in 24 months	Total	Change since previous quarter
Quarter ending June 2018	6,122	
Quarter ending September 2018	6,191	→
Quarter ending December 2018	6,238	→
Quarter ending March 2019	6,360	→
Quarter ending June 2019	6,357	→
Variance since June 2018	3.8%	↑



ACTIVITY



Month	Adjusted Scheduled Activity (UDA)	
	2019	2020
April	450	324
May	1,965	958
June	4,021	3,173
July	5,046	
August	7,474	
September	9,101	
October	10,458	
November	11,527	
December	13,746	
January	14,957	
February	14,957	
March	18,806	
April	20,258	
May	20,251	
June	20,247	

QUALITY

	Quantity	Base Number	Contract	AT	Region	England
% of FP17s for the same patient ID Re-attending within 3 months - Children	48	552	8.7%	11.4%	12.1%	11.4%
% of FP17s for the same patient ID Re-attending within 3 months - Adults	264	1,656	15.9%	16.1%	15.6%	15.4%
% of FP17s for the same patient ID Re-attending between 3 & 9 months - Children	360	552	65.2%	59.4%	61.2%	59.8%
% of FP17s for the same patient ID Re-attending between 3 & 9 months - Adults	959	1,656	57.9%	52.1%	54.5%	52.1%
% of FP17s for Band 1 Urgent Courses	240	1,593	15.1%	10.5%	9.1%	9.2%
% of FP17s Relating to Free Repair or Replacements	16	1,593	1.0%	0.8%	1.0%	0.7%
% of FP17s Relating to Continuations	3	1,593	0.2%	0.9%	1.0%	0.8%
% of Patients satisfied with the dentistry they have received	1	1	N/A	93.0%	94.2%	93.4%
% of Patients satisfied with the time they had to wait for an appointment	1	1	N/A	87.4%	88.4%	87.6%

* This is based on patients treated on this contract for their most recent course of treatment. Figures in italics indicate the base number of FP17s or Patient Questionnaire responses are less than 100. N/A is shown where the base number of responses is less than 10 during the period. % is calculated as Quantity/Base number*100

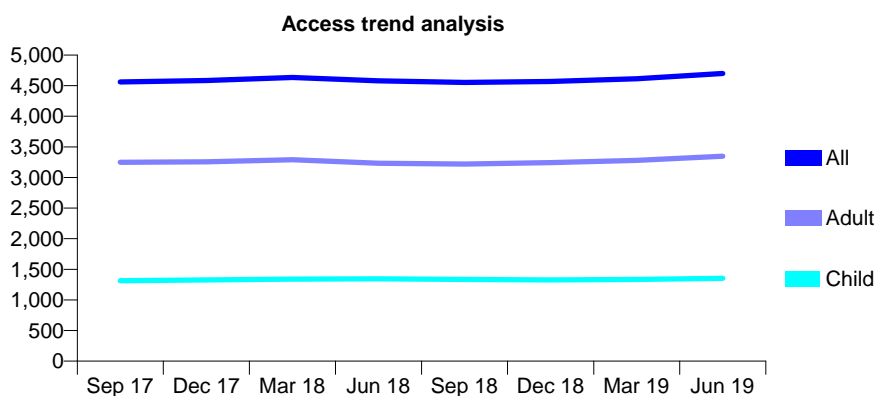
Q46 - Vital Signs At a Glance Contract Report for 772194/0002 - June 2019

Name or company name	MR B AMOZANDEH
Contract type name	GDS Contract
Purpose of contract	General
Contract start date	01/06/2008
Contract end date	

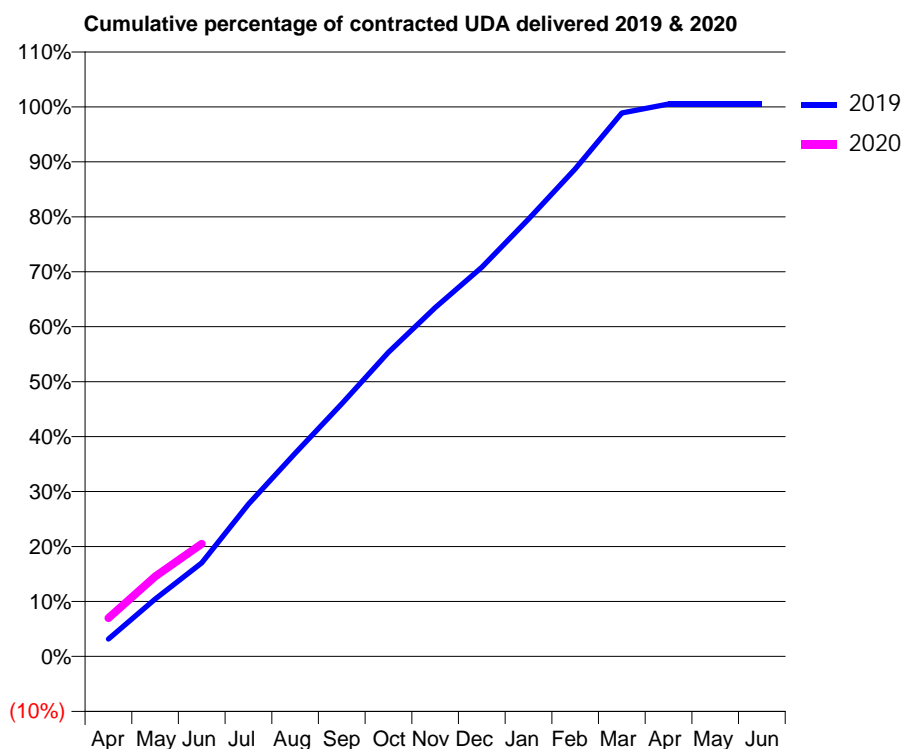
19/20 Contracted general activity (UDA)	19,610
Carry forward general activity (UDA)	0
19/20 Contracted orthodontic activity (UOA)	0
Carry forward orthodontic activity (UOA)	0
Baseline contract value	£564,543.05

ACCESS*

Patients seen in 24 months	Total	Change since previous quarter
Quarter ending June 2018	4,578	
Quarter ending September 2018	4,553	→
Quarter ending December 2018	4,570	→
Quarter ending March 2019	4,614	→
Quarter ending June 2019	4,700	→
Variance since June 2018	2.7%	↑



ACTIVITY



Month	2019	2020
April	623	1,368
May	2,050	2,851
June	3,337	4,018
July	5,436	
August	7,248	
September	9,013	
October	10,852	
November	12,447	
December	13,886	
January	15,606	
February	17,400	
March	19,389	
April	19,710	
May	19,710	
June	19,710	

QUALITY

	Quantity	Base Number	Contract	AT	Region	England
% of FP17s for the same patient ID Re-attending within 3 months - Children	51	536	9.5%	11.4%	12.1%	11.4%
% of FP17s for the same patient ID Re-attending within 3 months - Adults	242	1,216	19.9%	16.1%	15.6%	15.4%
% of FP17s for the same patient ID Re-attending between 3 & 9 months - Children	333	536	62.1%	59.4%	61.2%	59.8%
% of FP17s for the same patient ID Re-attending between 3 & 9 months - Adults	635	1,216	52.2%	52.1%	54.5%	52.1%
% of FP17s for Band 1 Urgent Courses	185	1,634	11.3%	10.5%	9.1%	9.2%
% of FP17s Relating to Free Repair or Replacements	15	1,634	0.9%	0.8%	1.0%	0.7%
% of FP17s Relating to Continuations	16	1,634	1.0%	0.9%	1.0%	0.8%
% of Patients satisfied with the dentistry they have received	1	1	N/A	93.0%	94.2%	93.4%
% of Patients satisfied with the time they had to wait for an appointment	1	1	N/A	87.4%	88.4%	87.6%

* This is based on patients treated on this contract for their most recent course of treatment. Figures in italics indicate the base number of FP17s or Patient Questionnaire responses are less than 100. N/A is shown where the base number of responses is less than 10 during the period. % is calculated as Quantity/Base number*100

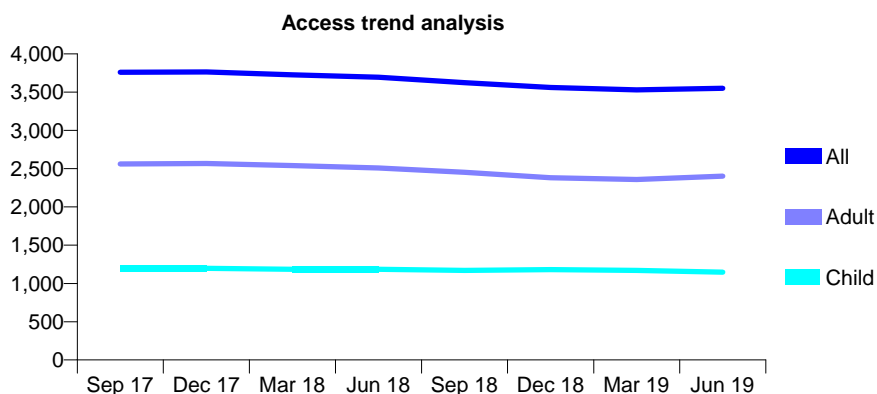
Q46 - Vital Signs At a Glance Contract Report for 772895/0001 - June 2019

Name or company name	MR CE CRAWFORD
Contract type name	GDS Contract
Purpose of contract	General
Contract start date	13/10/2009
Contract end date	

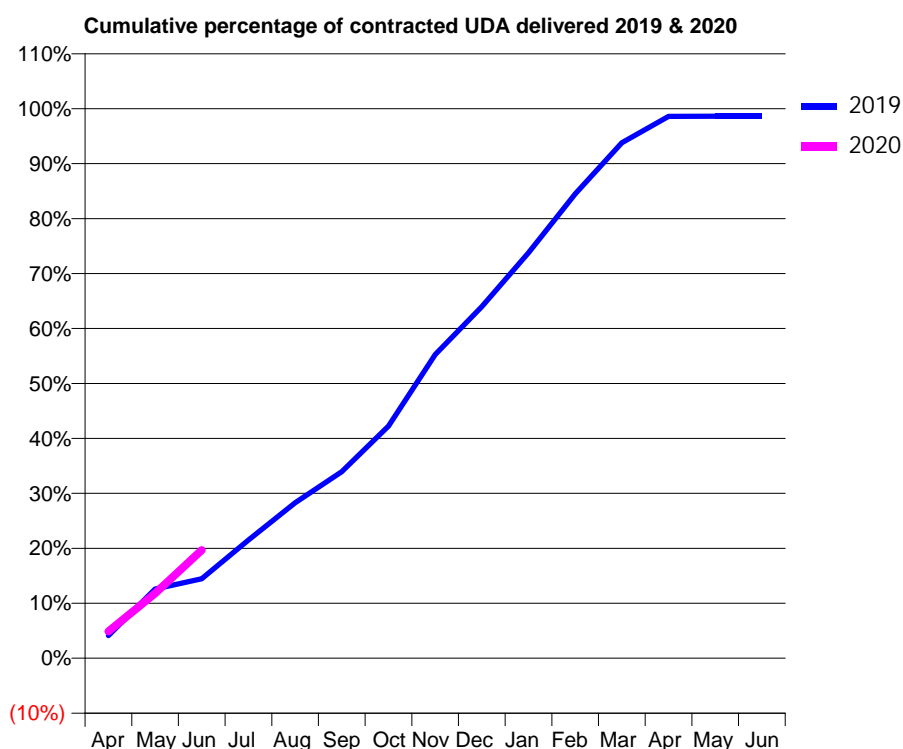
19/20 Contracted general activity (UDA)	6,773
Carry forward general activity (UDA)	0
19/20 Contracted orthodontic activity (UOA)	0
Carry forward orthodontic activity (UOA)	0
Baseline contract value	£171,389.20

ACCESS*

Patients seen in 24 months	Total	Change since previous quarter
Quarter ending June 2018	3,694	
Quarter ending September 2018	3,624	↓
Quarter ending December 2018	3,561	↓
Quarter ending March 2019	3,528	→
Quarter ending June 2019	3,550	→
Variance since June 2018	(3.9%)	↓



ACTIVITY



Month	2019	2020
April	279	332
May	854	799
June	978	1,331
July	1,456	
August	1,917	
September	2,298	
October	2,860	
November	3,744	
December	4,332	
January	4,997	
February	5,724	
March	6,352	
April	6,676	
May	6,679	
June	6,679	

QUALITY

	Quantity	Base Number	Contract	AT	Region	England
% of FP17s for the same patient ID Re-attending within 3 months - Children	34	446	7.6%	11.4%	12.1%	11.4%
% of FP17s for the same patient ID Re-attending within 3 months - Adults	83	874	9.5%	16.1%	15.6%	15.4%
% of FP17s for the same patient ID Re-attending between 3 & 9 months - Children	317	446	71.1%	59.4%	61.2%	59.8%
% of FP17s for the same patient ID Re-attending between 3 & 9 months - Adults	467	874	53.4%	52.1%	54.5%	52.1%
% of FP17s for Band 1 Urgent Courses	46	771	6.0%	10.5%	9.1%	9.2%
% of FP17s Relating to Free Repair or Replacements	2	771	0.3%	0.8%	1.0%	0.7%
% of FP17s Relating to Continuations	6	771	0.8%	0.9%	1.0%	0.8%
% of Patients satisfied with the dentistry they have received	0	0	N/A	93.0%	94.2%	93.4%
% of Patients satisfied with the time they had to wait for an appointment	0	0	N/A	87.4%	88.4%	87.6%

* This is based on patients treated on this contract for their most recent course of treatment. Figures in italics indicate the base number of FP17s or Patient Questionnaire responses are less than 100. N/A is shown where the base number of responses is less than 10 during the period. % is calculated as Quantity/Base number*100

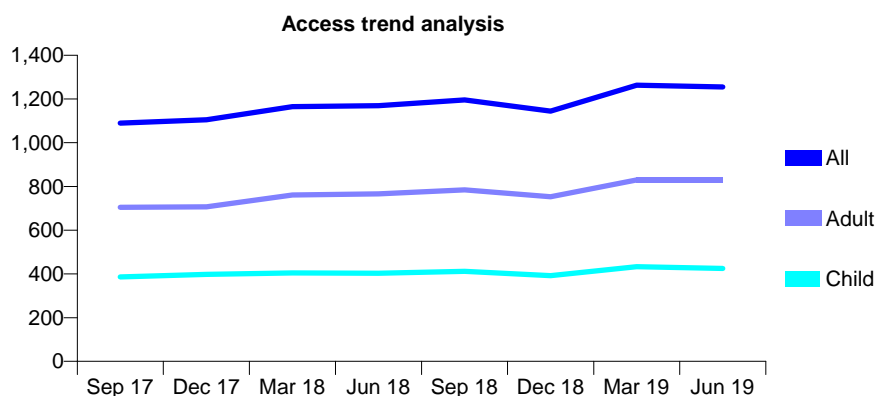
Q46 - Vital Signs At a Glance Contract Report for 772968/0003 - June 2019

Name or company name	MISS SN HUSSAIN
Contract type name	GDS Contract
Purpose of contract	General
Contract start date	01/01/2015
Contract end date	

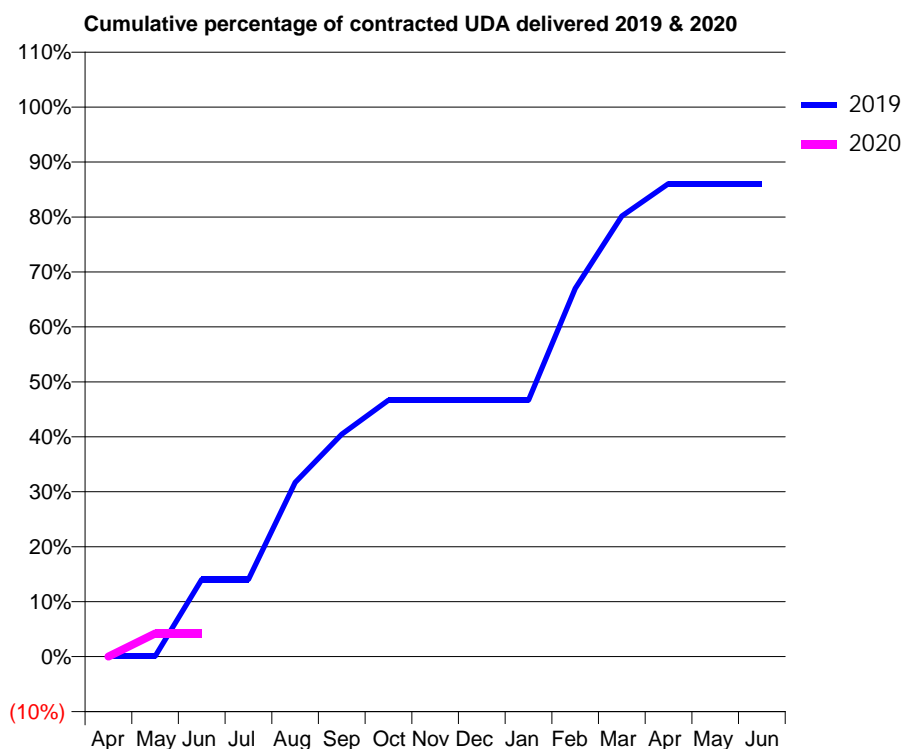
19/20 Contracted general activity (UDA)	2,213
Carry forward general activity (UDA)	0
19/20 Contracted orthodontic activity (UOA)	0
Carry forward orthodontic activity (UOA)	0
Baseline contract value	£62,425.87

ACCESS*

Patients seen in 24 months	Total	Change since previous quarter
Quarter ending June 2018	1,169	
Quarter ending September 2018	1,196	↑
Quarter ending December 2018	1,145	↓
Quarter ending March 2019	1,263	↑
Quarter ending June 2019	1,255	→
Variance since June 2018	7.4%	↑



ACTIVITY



Month	Adjusted Scheduled Activity (UDA)	
	2019	2020
April	2	0
May	2	93
June	311	93
July	311	
August	702	
September	895	
October	1,033	
November	1,033	
December	1,033	
January	1,033	
February	1,483	
March	1,774	
April	1,905	
May	1,905	
June	1,905	

QUALITY

	Quantity	Base Number	Contract	AT	Region	England
% of FP17s for the same patient ID Re-attending within 3 months - Children	15	97	15.5%	11.4%	12.1%	11.4%
% of FP17s for the same patient ID Re-attending within 3 months - Adults	35	187	18.7%	16.1%	15.6%	15.4%
% of FP17s for the same patient ID Re-attending between 3 & 9 months - Children	60	97	61.9%	59.4%	61.2%	59.8%
% of FP17s for the same patient ID Re-attending between 3 & 9 months - Adults	101	187	54.0%	52.1%	54.5%	52.1%
% of FP17s for Band 1 Urgent Courses	6	55	10.9%	10.5%	9.1%	9.2%
% of FP17s Relating to Free Repair or Replacements	2	55	3.6%	0.8%	1.0%	0.7%
% of FP17s Relating to Continuations	1	55	1.8%	0.9%	1.0%	0.8%
% of Patients satisfied with the dentistry they have received	1	1	N/A	93.0%	94.2%	93.4%
% of Patients satisfied with the time they had to wait for an appointment	1	1	N/A	87.4%	88.4%	87.6%

* This is based on patients treated on this contract for their most recent course of treatment. Figures in italics indicate the base number of FP17s or Patient Questionnaire responses are less than 100. N/A is shown where the base number of responses is less than 10 during the period. % is calculated as Quantity/Base number*100

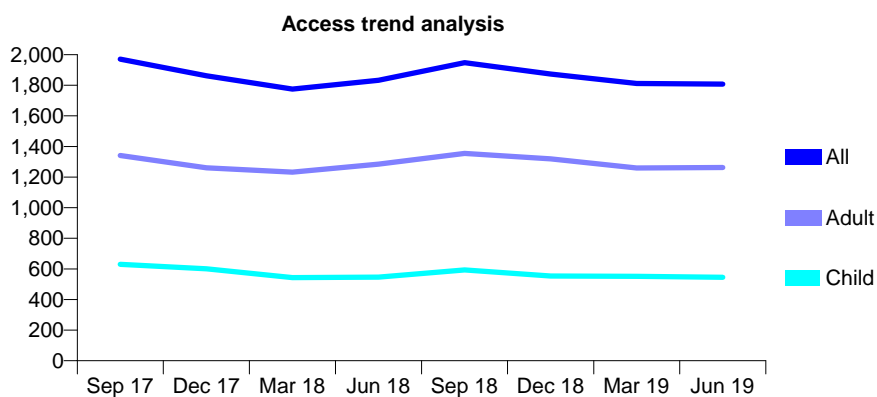
Q46 - Vital Signs At a Glance Contract Report for 773174/0001 - June 2019

Name or company name	MR S AHMED
Contract type name	GDS Contract
Purpose of contract	General
Contract start date	01/04/2006
Contract end date	

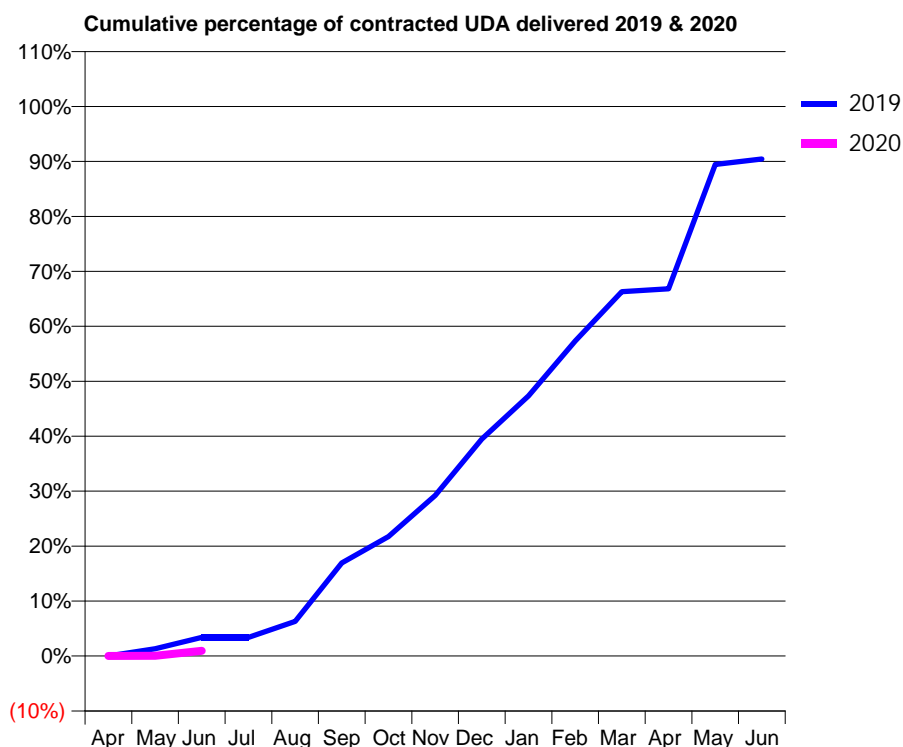
19/20 Contracted general activity (UDA)	8,304
Carry forward general activity (UDA)	0
19/20 Contracted orthodontic activity (UOA)	0
Carry forward orthodontic activity (UOA)	0
Baseline contract value	£285,388.58

ACCESS*

Patients seen in 24 months	Total	Change since previous quarter
Quarter ending June 2018	1,832	
Quarter ending September 2018	1,948	↑
Quarter ending December 2018	1,873	↓
Quarter ending March 2019	1,812	↓
Quarter ending June 2019	1,808	→
Variance since June 2018	(1.3%)	↓



ACTIVITY



Month	Adjusted Scheduled Activity (UDA)	
	2019	2020
April	0	0
May	111	2
June	284	79
July	284	
August	525	
September	1,408	
October	1,807	
November	2,427	
December	3,278	
January	3,931	
February	4,760	
March	5,506	
April	5,548	
May	7,429	
June	7,510	

QUALITY

	Quantity	Base Number	Contract	AT	Region	England
% of FP17s for the same patient ID Re-attending within 3 months - Children	4	77	5.2%	11.4%	12.1%	11.4%
% of FP17s for the same patient ID Re-attending within 3 months - Adults	38	255	14.9%	16.1%	15.6%	15.4%
% of FP17s for the same patient ID Re-attending between 3 & 9 months - Children	18	77	23.4%	59.4%	61.2%	59.8%
% of FP17s for the same patient ID Re-attending between 3 & 9 months - Adults	61	255	23.9%	52.1%	54.5%	52.1%
% of FP17s for Band 1 Urgent Courses	4	32	12.5%	10.5%	9.1%	9.2%
% of FP17s Relating to Free Repair or Replacements	1	32	3.1%	0.8%	1.0%	0.7%
% of FP17s Relating to Continuations	0	32	0.0%	0.9%	1.0%	0.8%
% of Patients satisfied with the dentistry they have received	2	3	N/A	93.0%	94.2%	93.4%
% of Patients satisfied with the time they had to wait for an appointment	2	3	N/A	87.4%	88.4%	87.6%

* This is based on patients treated on this contract for their most recent course of treatment. Figures in italics indicate the base number of FP17s or Patient Questionnaire responses are less than 100. N/A is shown where the base number of responses is less than 10 during the period. % is calculated as Quantity/Base number*100

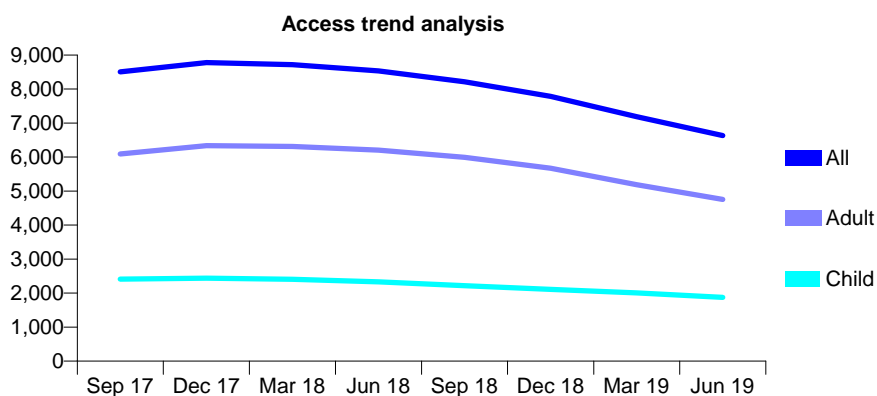
Q46 - Vital Signs At a Glance Contract Report for 780871/0001 - June 2019

Name or company name	MR R KHAN
Contract type name	GDS Contract
Purpose of contract	General
Contract start date	01/04/2006
Contract end date	

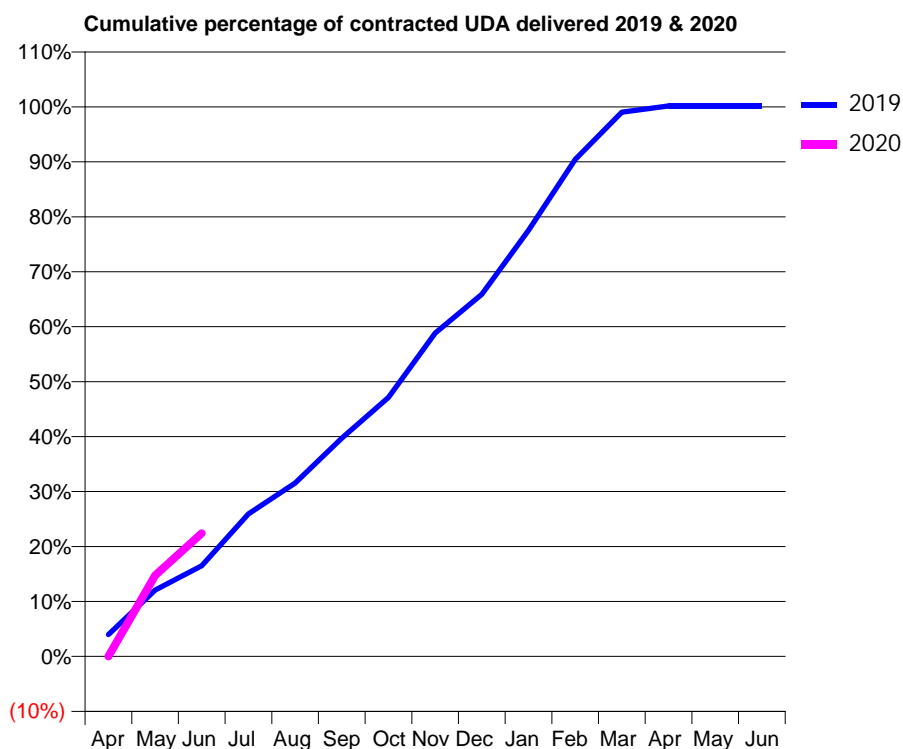
19/20 Contracted general activity (UDA)	13,263
Carry forward general activity (UDA)	0
19/20 Contracted orthodontic activity (UOA)	0
Carry forward orthodontic activity (UOA)	0
Baseline contract value	£394,956.31

ACCESS*

Patients seen in 24 months	Total	Change since previous quarter
Quarter ending June 2018	8,535	
Quarter ending September 2018	8,213	↓
Quarter ending December 2018	7,785	↓
Quarter ending March 2019	7,192	↓
Quarter ending June 2019	6,633	↓
Variance since June 2018	(22.3%)	↓



ACTIVITY



Adjusted Scheduled Activity (UDA)		
Month	2019	2020
April	531	0
May	1,602	1,956
June	2,190	2,971
July	3,440	
August	4,186	
September	5,268	
October	6,251	
November	7,803	
December	8,739	
January	10,286	
February	11,993	
March	13,132	
April	13,283	
May	13,284	
June	13,284	

QUALITY

	Quantity	Base Number	Contract	AT	Region	England
% of FP17s for the same patient ID Re-attending within 3 months - Children	33	436	7.6%	11.4%	12.1%	11.4%
% of FP17s for the same patient ID Re-attending within 3 months - Adults	114	987	11.6%	16.1%	15.6%	15.4%
% of FP17s for the same patient ID Re-attending between 3 & 9 months - Children	143	436	32.8%	59.4%	61.2%	59.8%
% of FP17s for the same patient ID Re-attending between 3 & 9 months - Adults	380	987	38.5%	52.1%	54.5%	52.1%
% of FP17s for Band 1 Urgent Courses	202	1,326	15.2%	10.5%	9.1%	9.2%
% of FP17s Relating to Free Repair or Replacements	15	1,326	1.1%	0.8%	1.0%	0.7%
% of FP17s Relating to Continuations	3	1,326	0.2%	0.9%	1.0%	0.8%
% of Patients satisfied with the dentistry they have received	2	2	N/A	93.0%	94.2%	93.4%
% of Patients satisfied with the time they had to wait for an appointment	2	2	N/A	87.4%	88.4%	87.6%

* This is based on patients treated on this contract for their most recent course of treatment. Figures in italics indicate the base number of FP17s or Patient Questionnaire responses are less than 100. N/A is shown where the base number of responses is less than 10 during the period. % is calculated as Quantity/Base number*100

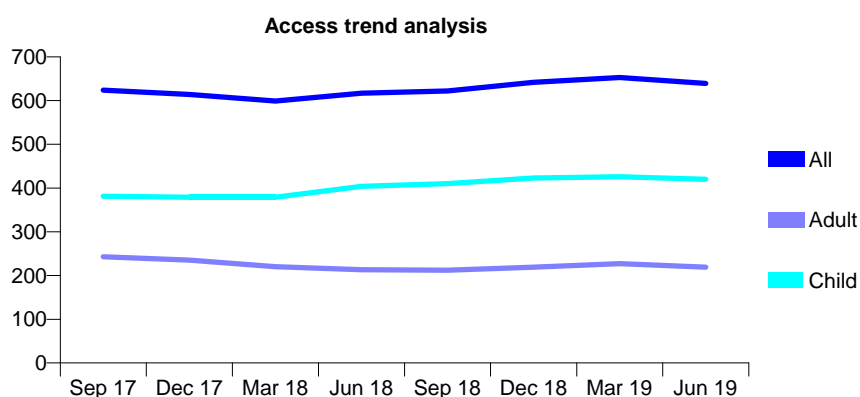
Q46 - Vital Signs At a Glance Contract Report for 803375/0001 - June 2019

Name or company name	MISS SR WOOLF
Contract type name	GDS Contract
Purpose of contract	General
Contract start date	01/04/2006
Contract end date	

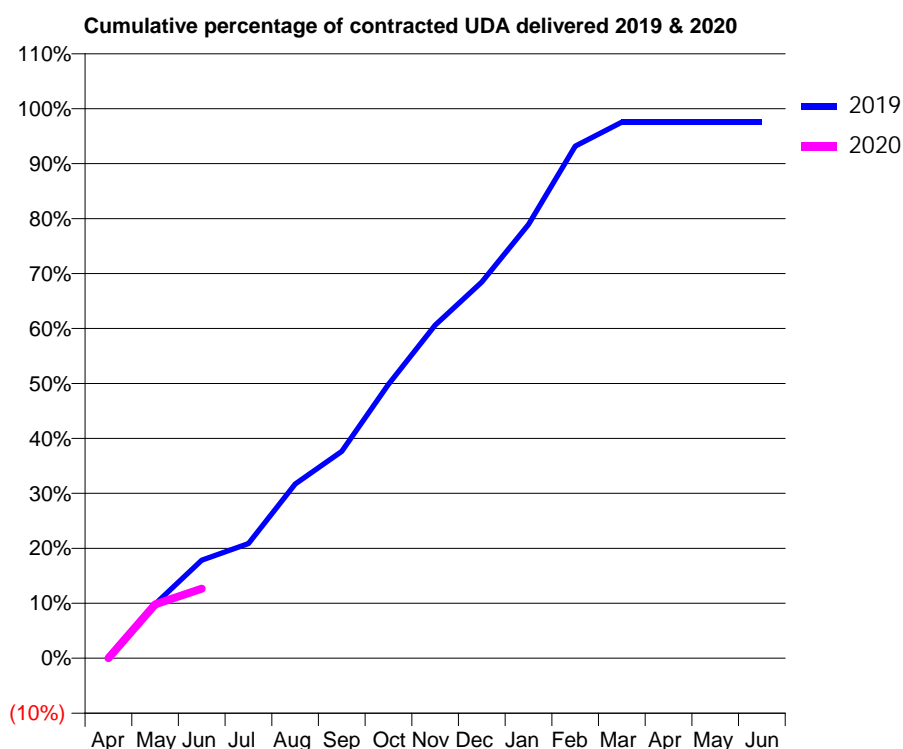
19/20 Contracted general activity (UDA)	1,715
Carry forward general activity (UDA)	0
19/20 Contracted orthodontic activity (UOA)	0
Carry forward orthodontic activity (UOA)	0
Baseline contract value	£66,569.55

ACCESS*

Patients seen in 24 months	Total	Change since previous quarter
Quarter ending June 2018	617	
Quarter ending September 2018	622	→
Quarter ending December 2018	642	↑
Quarter ending March 2019	653	→
Quarter ending June 2019	639	↓
Variance since June 2018	3.6%	↑



ACTIVITY



Month	Adjusted Scheduled Activity (UDA)	
	2019	2020
April	4	0
May	169	168
June	306	217
July	358	
August	544	
September	646	
October	855	
November	1,040	
December	1,174	
January	1,354	
February	1,598	
March	1,673	
April	1,673	
May	1,673	
June	1,673	

QUALITY

	Quantity	Base Number	Contract	AT	Region	England
% of FP17s for the same patient ID Re-attending within 3 months - Children	5	74	6.8%	11.4%	12.1%	11.4%
% of FP17s for the same patient ID Re-attending within 3 months - Adults	4	18	22.2%	16.1%	15.6%	15.4%
% of FP17s for the same patient ID Re-attending between 3 & 9 months - Children	44	74	59.5%	59.4%	61.2%	59.8%
% of FP17s for the same patient ID Re-attending between 3 & 9 months - Adults	1	18	5.6%	52.1%	54.5%	52.1%
% of FP17s for Band 1 Urgent Courses	0	92	0.0%	10.5%	9.1%	9.2%
% of FP17s Relating to Free Repair or Replacements	0	92	0.0%	0.8%	1.0%	0.7%
% of FP17s Relating to Continuations	0	92	0.0%	0.9%	1.0%	0.8%
% of Patients satisfied with the dentistry they have received	7	7	N/A	93.0%	94.2%	93.4%
% of Patients satisfied with the time they had to wait for an appointment	7	7	N/A	87.4%	88.4%	87.6%

* This is based on patients treated on this contract for their most recent course of treatment.

Figures in italics indicate the base number of FP17s or Patient Questionnaire responses are less than 100. N/A is shown where the base number of responses is less than 10 during the period. % is calculated as Quantity/Base number*100

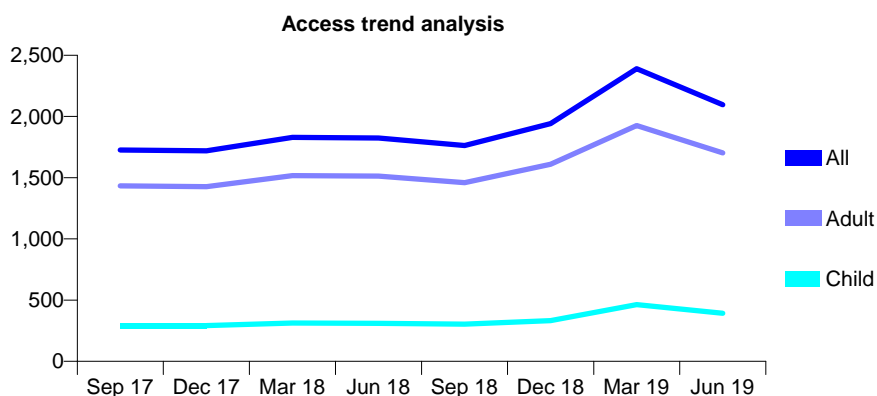
Q46 - Vital Signs At a Glance Contract Report for 819883/0002 - June 2019

Name or company name	Joubert & Taylor
Contract type name	GDS Contract
Purpose of contract	General
Contract start date	01/04/2006
Contract end date	

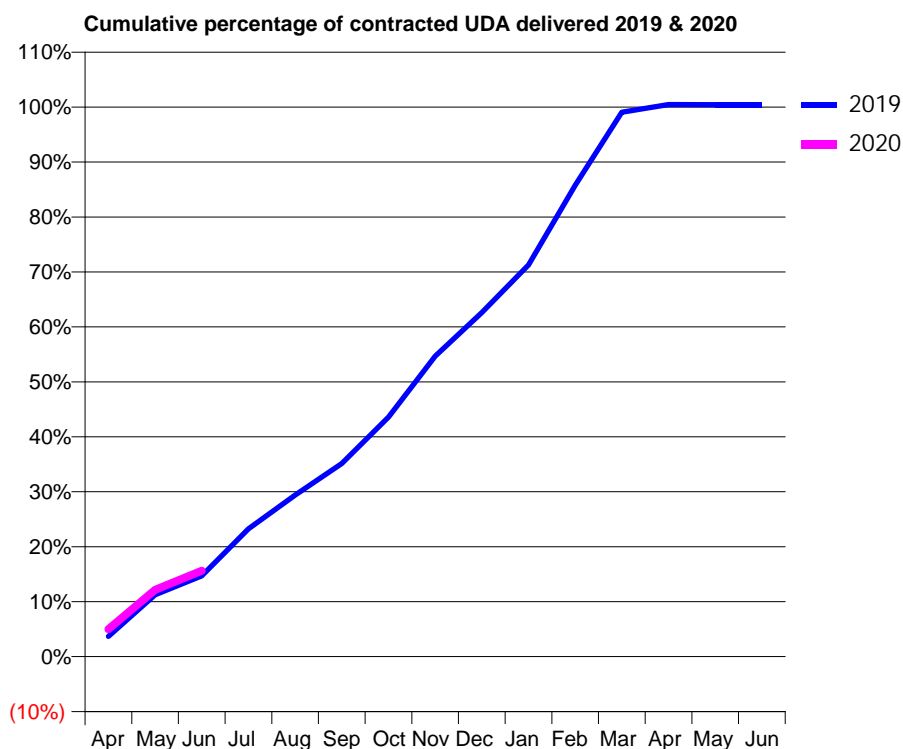
19/20 Contracted general activity (UDA)	6,065
Carry forward general activity (UDA)	0
19/20 Contracted orthodontic activity (UOA)	0
Carry forward orthodontic activity (UOA)	0
Baseline contract value	£143,782.79

ACCESS*

Patients seen in 24 months	Total	Change since previous quarter
Quarter ending June 2018	1,824	
Quarter ending September 2018	1,763	↓
Quarter ending December 2018	1,942	↑
Quarter ending March 2019	2,391	↑
Quarter ending June 2019	2,096	↓
Variance since June 2018	14.9%	↑



ACTIVITY



Month	Adjusted Scheduled Activity (UDA)	
	2019	2020
April	223	305
May	683	738
June	891	946
July	1,410	
August	1,782	
September	2,133	
October	2,642	
November	3,317	
December	3,797	
January	4,323	
February	5,202	
March	6,007	
April	6,092	
May	6,091	
June	6,091	

QUALITY

	Quantity	Base Number	Contract	AT	Region	England
% of FP17s for the same patient ID Re-attending within 3 months - Children	9	101	8.9%	11.4%	12.1%	11.4%
% of FP17s for the same patient ID Re-attending within 3 months - Adults	76	521	14.6%	16.1%	15.6%	15.4%
% of FP17s for the same patient ID Re-attending between 3 & 9 months - Children	58	101	57.4%	59.4%	61.2%	59.8%
% of FP17s for the same patient ID Re-attending between 3 & 9 months - Adults	359	521	68.9%	52.1%	54.5%	52.1%
% of FP17s for Band 1 Urgent Courses	42	573	7.3%	10.5%	9.1%	9.2%
% of FP17s Relating to Free Repair or Replacements	0	573	0.0%	0.8%	1.0%	0.7%
% of FP17s Relating to Continuations	6	573	1.0%	0.9%	1.0%	0.8%
% of Patients satisfied with the dentistry they have received	1	1	N/A	93.0%	94.2%	93.4%
% of Patients satisfied with the time they had to wait for an appointment	1	1	N/A	87.4%	88.4%	87.6%

* This is based on patients treated on this contract for their most recent course of treatment. Figures in italics indicate the base number of FP17s or Patient Questionnaire responses are less than 100. N/A is shown where the base number of responses is less than 10 during the period. % is calculated as Quantity/Base number*100

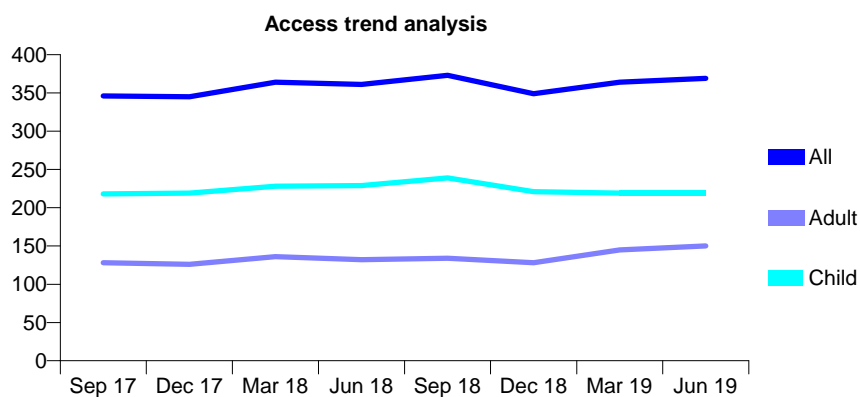
Q46 - Vital Signs At a Glance Contract Report for 824372/0001 - June 2019

Name or company name	MRS LR DOVER
Contract type name	GDS Contract
Purpose of contract	General and Orthodontic
Contract start date	01/04/2006
Contract end date	

19/20 Contracted general activity (UDA)	760
Carry forward general activity (UDA)	0
19/20 Contracted orthodontic activity (UOA)	376
Carry forward orthodontic activity (UOA)	0
Baseline contract value	£35,714.27

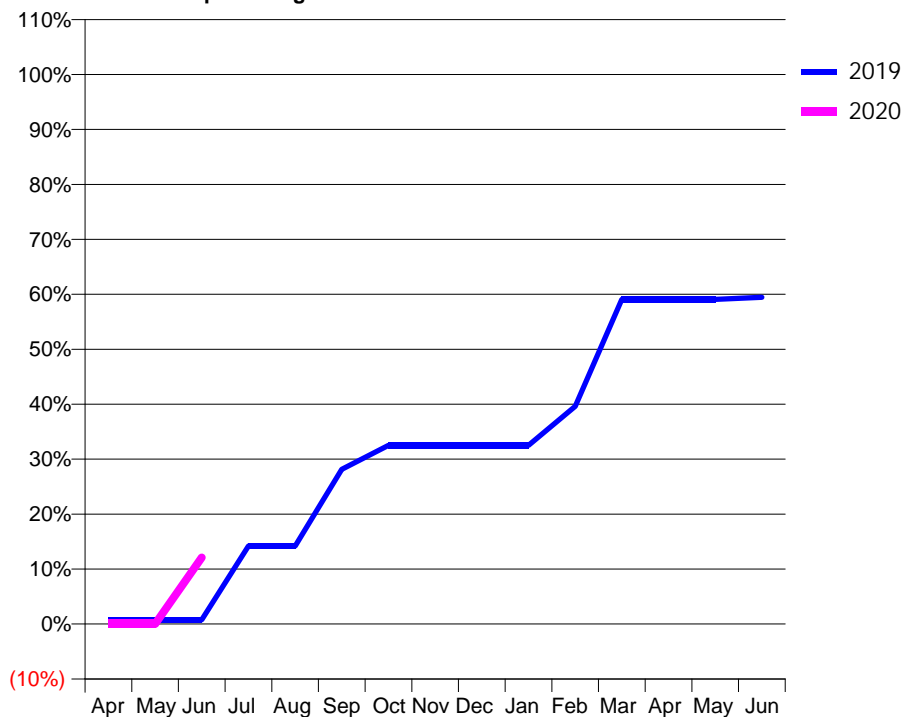
ACCESS*

Patients seen in 24 months	Total	Change since previous quarter
Quarter ending June 2018	361	
Quarter ending September 2018	373	↑
Quarter ending December 2018	349	↓
Quarter ending March 2019	364	↑
Quarter ending June 2019	369	→
Variance since June 2018	2.2%	↑



ACTIVITY

Cumulative percentage of contracted UDA delivered 2019 & 2020



Adjusted Scheduled Activity (UDA)

Month	2019	2020
April	6	0
May	6	0
June	6	92
July	108	
August	108	
September	214	
October	247	
November	247	
December	247	
January	247	
February	301	
March	449	
April	449	
May	449	
June	452	

QUALITY

	Quantity	Base Number	Contract	AT	Region	England
% of FP17s for the same patient ID Re-attending within 3 months - Children	3	43	7.0%	11.4%	12.1%	11.4%
% of FP17s for the same patient ID Re-attending within 3 months - Adults	2	24	8.3%	16.1%	15.6%	15.4%
% of FP17s for the same patient ID Re-attending between 3 & 9 months - Children	14	43	32.6%	59.4%	61.2%	59.8%
% of FP17s for the same patient ID Re-attending between 3 & 9 months - Adults	11	24	45.8%	52.1%	54.5%	52.1%
% of FP17s for Band 1 Urgent Courses	0	52	0.0%	10.5%	9.1%	9.2%
% of FP17s Relating to Free Repair or Replacements	0	52	0.0%	0.8%	1.0%	0.7%
% of FP17s Relating to Continuations	2	52	3.8%	0.9%	1.0%	0.8%
% of Patients satisfied with the dentistry they have received	0	0	N/A	93.0%	94.2%	93.4%
% of Patients satisfied with the time they had to wait for an appointment	0	0	N/A	87.4%	88.4%	87.6%

* This is based on patients treated on this contract for their most recent course of treatment.

Figures in italics indicate the base number of FP17s or Patient Questionnaire responses are less than 100. N/A is shown where the base number of responses is less than 10 during the period. % is calculated as Quantity/Base number*100

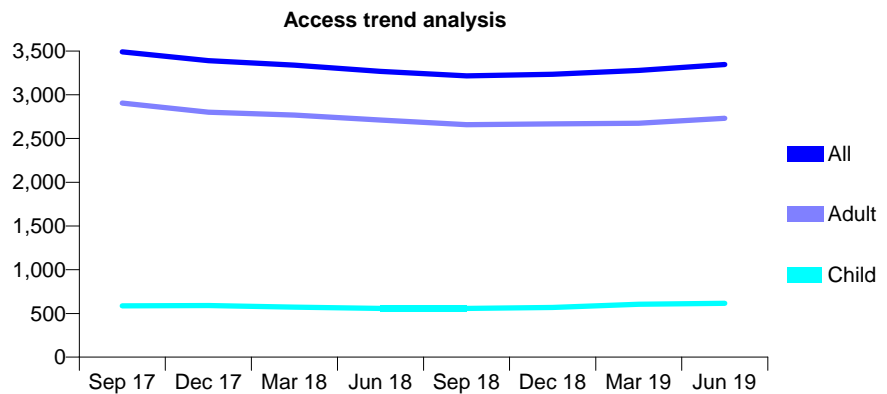
Q46 - Vital Signs At a Glance Contract Report for 825093/0002 - June 2019

Name or company name	MR MA NASEEM
Contract type name	GDS Contract
Purpose of contract	General
Contract start date	01/04/2006
Contract end date	

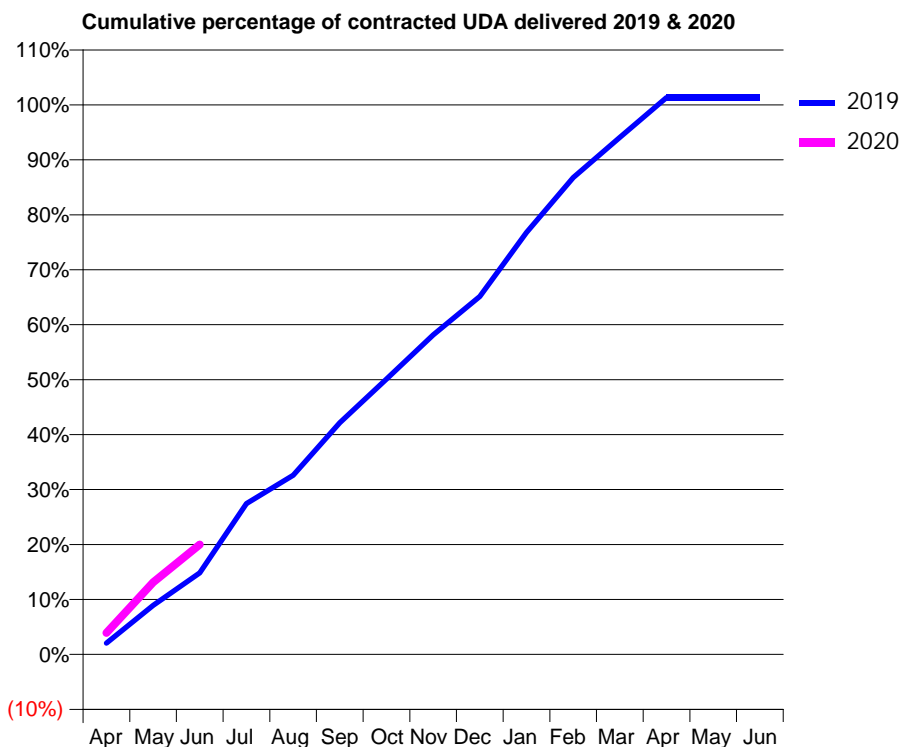
19/20 Contracted general activity (UDA)	13,932
Carry forward general activity (UDA)	0
19/20 Contracted orthodontic activity (UOA)	0
Carry forward orthodontic activity (UOA)	0
Baseline contract value	£334,768.69

ACCESS*

Patients seen in 24 months	Total	Change since previous quarter
Quarter ending June 2018	3,268	
Quarter ending September 2018	3,216	↓
Quarter ending December 2018	3,236	→
Quarter ending March 2019	3,278	→
Quarter ending June 2019	3,346	↑
Variance since June 2018	2.4%	↑



ACTIVITY



Month	2019	2020
April	287	546
May	1,242	1,827
June	2,066	2,783
July	3,824	
August	4,541	
September	5,873	
October	6,980	
November	8,100	
December	9,071	
January	10,697	
February	12,087	
March	13,106	
April	14,115	
May	14,115	
June	14,115	

QUALITY

	Quantity	Base Number	Contract	AT	Region	England
% of FP17s for the same patient ID Re-attending within 3 months - Children	26	241	10.8%	11.4%	12.1%	11.4%
% of FP17s for the same patient ID Re-attending within 3 months - Adults	191	1,154	16.6%	16.1%	15.6%	15.4%
% of FP17s for the same patient ID Re-attending between 3 & 9 months - Children	151	241	62.7%	59.4%	61.2%	59.8%
% of FP17s for the same patient ID Re-attending between 3 & 9 months - Adults	697	1,154	60.4%	52.1%	54.5%	52.1%
% of FP17s for Band 1 Urgent Courses	9	1,064	0.8%	10.5%	9.1%	9.2%
% of FP17s Relating to Free Repair or Replacements	12	1,064	1.1%	0.8%	1.0%	0.7%
% of FP17s Relating to Continuations	27	1,064	2.5%	0.9%	1.0%	0.8%
% of Patients satisfied with the dentistry they have received	13	14	92.9%	93.0%	94.2%	93.4%
% of Patients satisfied with the time they had to wait for an appointment	13	14	92.9%	87.4%	88.4%	87.6%

* This is based on patients treated on this contract for their most recent course of treatment. Figures in italics indicate the base number of FP17s or Patient Questionnaire responses are less than 100. N/A is shown where the base number of responses is less than 10 during the period. % is calculated as Quantity/Base number*100

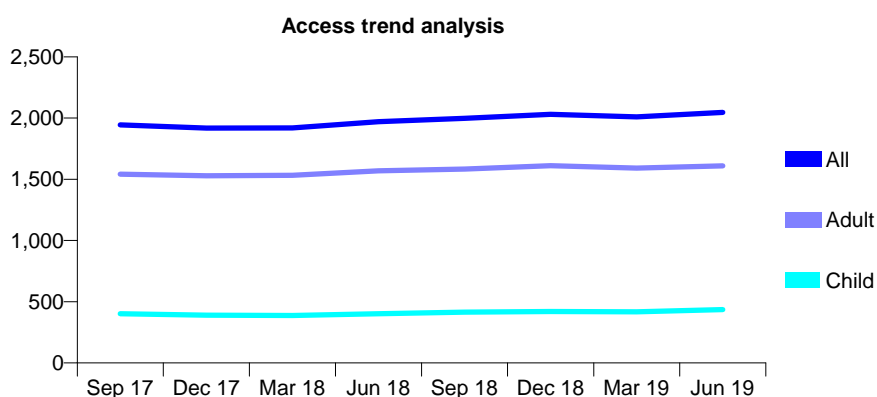
Q46 - Vital Signs At a Glance Contract Report for 830690/0001 - June 2019

Name or company name	MR MF MOHAMMED
Contract type name	GDS Contract
Purpose of contract	General
Contract start date	07/04/2006
Contract end date	

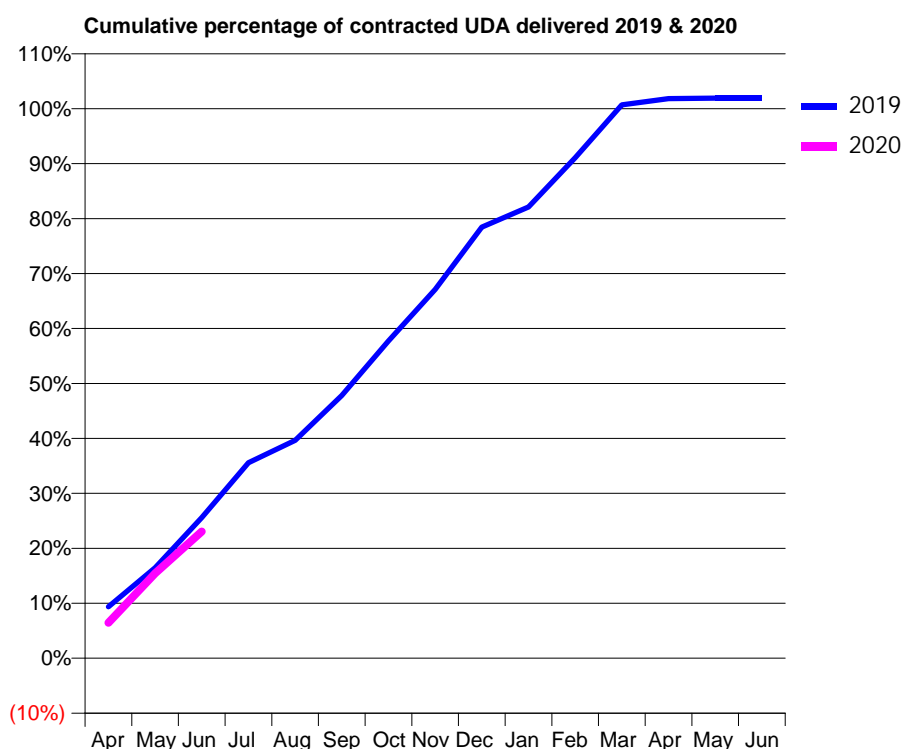
19/20 Contracted general activity (UDA)	5,878
Carry forward general activity (UDA)	0
19/20 Contracted orthodontic activity (UOA)	0
Carry forward orthodontic activity (UOA)	0
Baseline contract value	£189,180.15

ACCESS*

Patients seen in 24 months	Total	Change since previous quarter
Quarter ending June 2018	1,971	
Quarter ending September 2018	1,998	→
Quarter ending December 2018	2,031	→
Quarter ending March 2019	2,010	↓
Quarter ending June 2019	2,046	→
Variance since June 2018	3.8%	↑



ACTIVITY



Month	2019	2020
April	550	379
May	968	907
June	1,505	1,356
July	2,091	
August	2,331	
September	2,809	
October	3,394	
November	3,945	
December	4,611	
January	4,826	
February	5,353	
March	5,919	
April	5,986	
May	5,991	
June	5,991	

QUALITY

	Quantity	Base Number	Contract	AT	Region	England
% of FP17s for the same patient ID Re-attending within 3 months - Children	30	174	17.2%	11.4%	12.1%	11.4%
% of FP17s for the same patient ID Re-attending within 3 months - Adults	72	499	14.4%	16.1%	15.6%	15.4%
% of FP17s for the same patient ID Re-attending between 3 & 9 months - Children	75	174	43.1%	59.4%	61.2%	59.8%
% of FP17s for the same patient ID Re-attending between 3 & 9 months - Adults	239	499	47.9%	52.1%	54.5%	52.1%
% of FP17s for Band 1 Urgent Courses	27	635	4.3%	10.5%	9.1%	9.2%
% of FP17s Relating to Free Repair or Replacements	9	635	1.4%	0.8%	1.0%	0.7%
% of FP17s Relating to Continuations	15	635	2.4%	0.9%	1.0%	0.8%
% of Patients satisfied with the dentistry they have received	1	1	N/A	93.0%	94.2%	93.4%
% of Patients satisfied with the time they had to wait for an appointment	1	1	N/A	87.4%	88.4%	87.6%

* This is based on patients treated on this contract for their most recent course of treatment.

Figures in italics indicate the base number of FP17s or Patient Questionnaire responses are less than 100. N/A is shown where the base number of responses is less than 10 during the period. % is calculated as Quantity/Base number*100

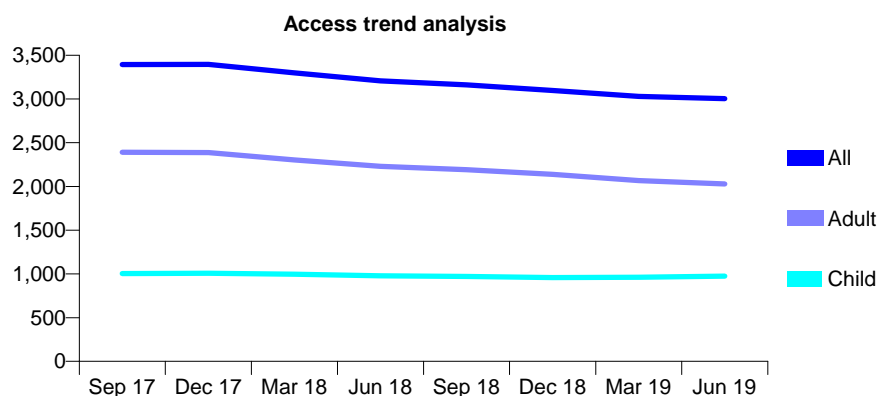
Q46 - Vital Signs At a Glance Contract Report for 830690/0002 - June 2019

Name or company name	MR MF MOHAMMED
Contract type name	GDS Contract
Purpose of contract	General
Contract start date	01/10/2008
Contract end date	

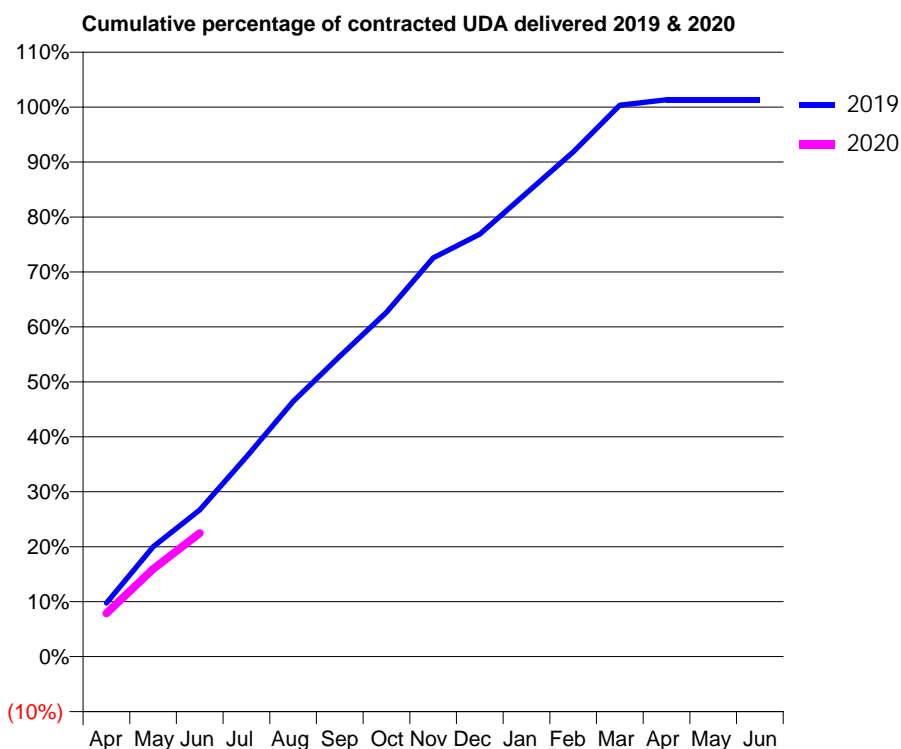
19/20 Contracted general activity (UDA)	8,000
Carry forward general activity (UDA)	0
19/20 Contracted orthodontic activity (UOA)	0
Carry forward orthodontic activity (UOA)	0
Baseline contract value	£222,488.07

ACCESS*

Patients seen in 24 months	Total	Change since previous quarter
Quarter ending June 2018	3,208	
Quarter ending September 2018	3,160	↓
Quarter ending December 2018	3,097	↓
Quarter ending March 2019	3,029	↓
Quarter ending June 2019	3,003	→
Variance since June 2018	(6.4%)	↓



ACTIVITY



Month	Adjusted Scheduled Activity (UDA)	
	2019	2020
April	779	630
May	1,600	1,277
June	2,136	1,796
July	2,909	
August	3,714	
September	4,371	
October	5,011	
November	5,804	
December	6,149	
January	6,748	
February	7,347	
March	8,027	
April	8,106	
May	8,106	
June	8,106	

QUALITY

	Quantity	Base Number	Contract	AT	Region	England
% of FP17s for the same patient ID Re-attending within 3 months - Children	35	443	7.9%	11.4%	12.1%	11.4%
% of FP17s for the same patient ID Re-attending within 3 months - Adults	82	613	13.4%	16.1%	15.6%	15.4%
% of FP17s for the same patient ID Re-attending between 3 & 9 months - Children	284	443	64.1%	59.4%	61.2%	59.8%
% of FP17s for the same patient ID Re-attending between 3 & 9 months - Adults	332	613	54.2%	52.1%	54.5%	52.1%
% of FP17s for Band 1 Urgent Courses	77	986	7.8%	10.5%	9.1%	9.2%
% of FP17s Relating to Free Repair or Replacements	16	986	1.6%	0.8%	1.0%	0.7%
% of FP17s Relating to Continuations	3	986	0.3%	0.9%	1.0%	0.8%
% of Patients satisfied with the dentistry they have received	2	2	N/A	93.0%	94.2%	93.4%
% of Patients satisfied with the time they had to wait for an appointment	2	2	N/A	87.4%	88.4%	87.6%

* This is based on patients treated on this contract for their most recent course of treatment. Figures in italics indicate the base number of FP17s or Patient Questionnaire responses are less than 100. N/A is shown where the base number of responses is less than 10 during the period. % is calculated as Quantity/Base number*100

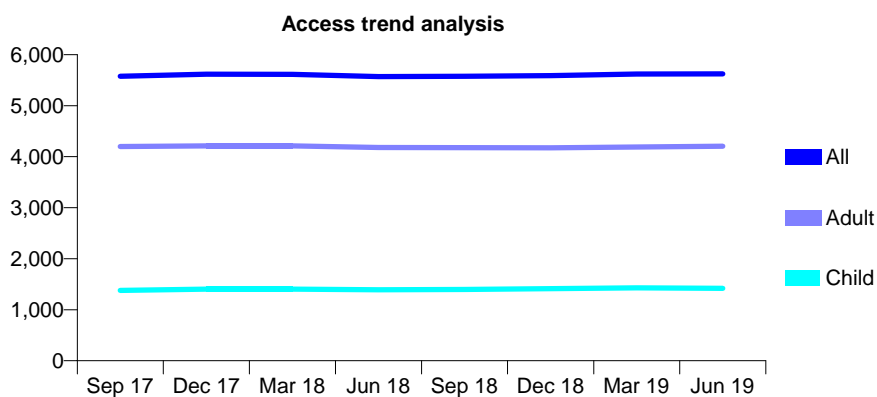
Q46 - Vital Signs At a Glance Contract Report for 830739/0001 - June 2019

Name or company name	MR AC MOSS
Contract type name	GDS Contract
Purpose of contract	General
Contract start date	01/04/2006
Contract end date	

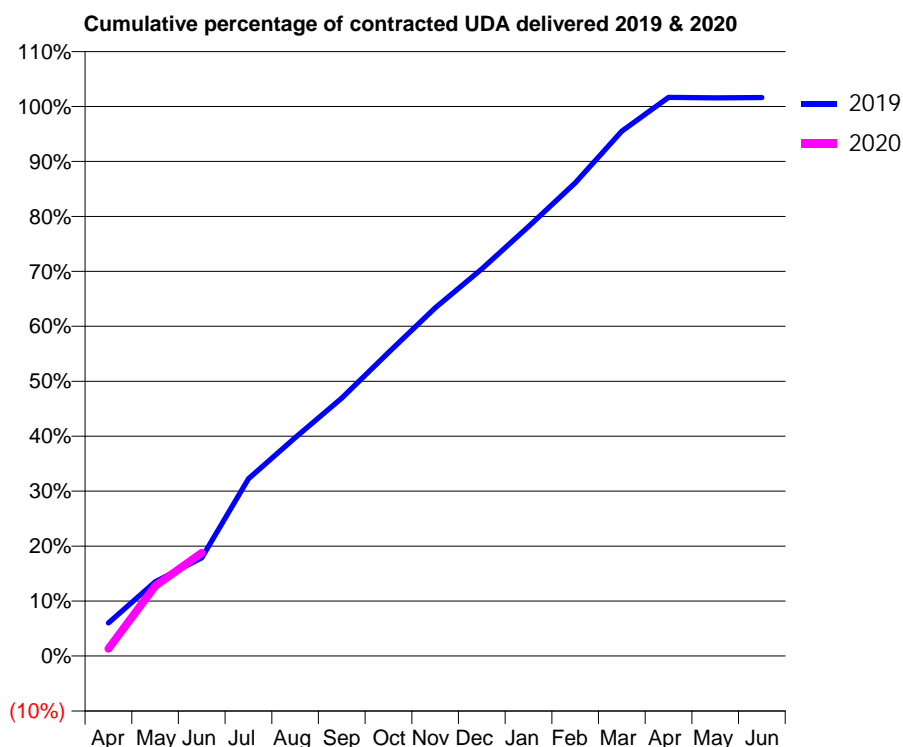
19/20 Contracted general activity (UDA)	15,000
Carry forward general activity (UDA)	0
19/20 Contracted orthodontic activity (UOA)	0
Carry forward orthodontic activity (UOA)	0
Baseline contract value	£415,906.54

ACCESS*

Patients seen in 24 months	Total	Change since previous quarter
Quarter ending June 2018	5,571	
Quarter ending September 2018	5,574	→
Quarter ending December 2018	5,588	→
Quarter ending March 2019	5,619	→
Quarter ending June 2019	5,625	→
Variance since June 2018	1.0%	→



ACTIVITY



Month	Adjusted Scheduled Activity (UDA)	
	2019	2020
April	903	198
May	2,025	1,912
June	2,679	2,814
July	4,840	
August	5,962	
September	7,036	
October	8,285	
November	9,501	
December	10,565	
January	11,721	
February	12,912	
March	14,324	
April	15,247	
May	15,236	
June	15,242	

QUALITY

	Quantity	Base Number	Contract	AT	Region	England
% of FP17s for the same patient ID Re-attending within 3 months - Children	27	559	4.8%	11.4%	12.1%	11.4%
% of FP17s for the same patient ID Re-attending within 3 months - Adults	187	1,521	12.3%	16.1%	15.6%	15.4%
% of FP17s for the same patient ID Re-attending between 3 & 9 months - Children	375	559	67.1%	59.4%	61.2%	59.8%
% of FP17s for the same patient ID Re-attending between 3 & 9 months - Adults	874	1,521	57.5%	52.1%	54.5%	52.1%
% of FP17s for Band 1 Urgent Courses	87	1,563	5.6%	10.5%	9.1%	9.2%
% of FP17s Relating to Free Repair or Replacements	8	1,563	0.5%	0.8%	1.0%	0.7%
% of FP17s Relating to Continuations	4	1,563	0.3%	0.9%	1.0%	0.8%
% of Patients satisfied with the dentistry they have received	2	2	N/A	93.0%	94.2%	93.4%
% of Patients satisfied with the time they had to wait for an appointment	2	2	N/A	87.4%	88.4%	87.6%

* This is based on patients treated on this contract for their most recent course of treatment. Figures in italics indicate the base number of FP17s or Patient Questionnaire responses are less than 100. N/A is shown where the base number of responses is less than 10 during the period. % is calculated as Quantity/Base number*100

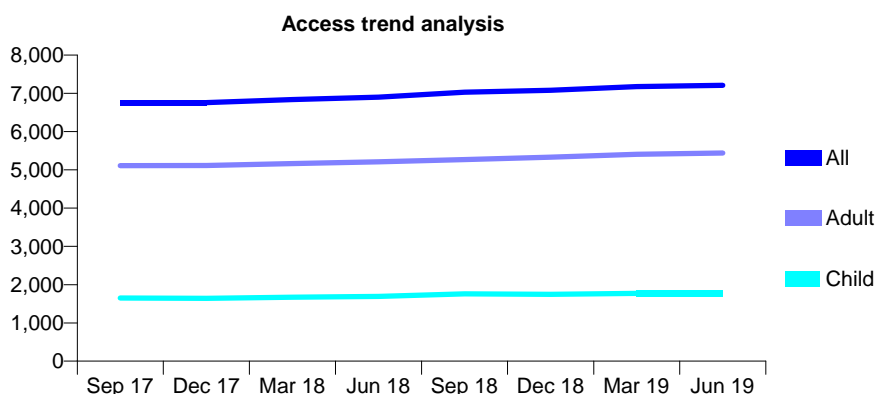
Q46 - Vital Signs At a Glance Contract Report for 839183/0001 - June 2019

Name or company name	MR TP BARNETT
Contract type name	GDS Contract
Purpose of contract	General
Contract start date	01/04/2006
Contract end date	

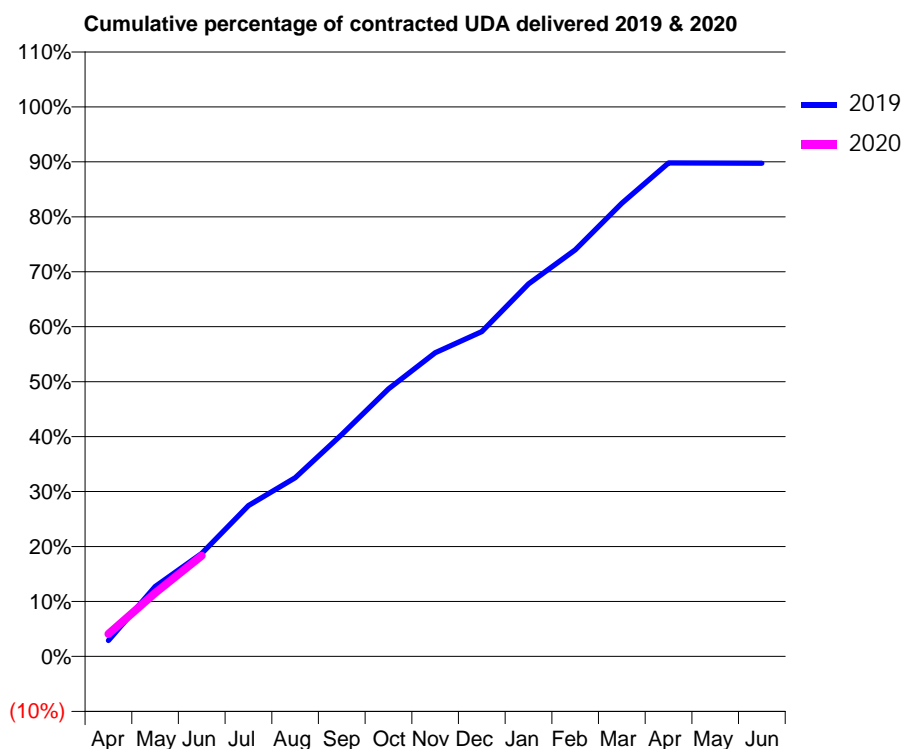
19/20 Contracted general activity (UDA)	25,728
Carry forward general activity (UDA)	0
19/20 Contracted orthodontic activity (UOA)	0
Carry forward orthodontic activity (UOA)	0
Baseline contract value	£756,984.40

ACCESS*

Patients seen in 24 months	Total	Change since previous quarter
Quarter ending June 2018	6,901	
Quarter ending September 2018	7,029	→
Quarter ending December 2018	7,079	→
Quarter ending March 2019	7,177	→
Quarter ending June 2019	7,212	→
Variance since June 2018	4.5%	↑



ACTIVITY



Month	2019	2020
April	743	1,051
May	3,273	2,969
June	4,825	4,716
July	7,065	
August	8,360	
September	10,387	
October	12,520	
November	14,220	
December	15,209	
January	17,443	
February	19,030	
March	21,217	
April	23,102	
May	23,096	
June	23,093	

QUALITY

	Quantity	Base Number	Contract	AT	Region	England
% of FP17s for the same patient ID Re-attending within 3 months - Children	150	948	15.8%	11.4%	12.1%	11.4%
% of FP17s for the same patient ID Re-attending within 3 months - Adults	404	2,542	15.9%	16.1%	15.6%	15.4%
% of FP17s for the same patient ID Re-attending between 3 & 9 months - Children	570	948	60.1%	59.4%	61.2%	59.8%
% of FP17s for the same patient ID Re-attending between 3 & 9 months - Adults	1,624	2,542	63.9%	52.1%	54.5%	52.1%
% of FP17s for Band 1 Urgent Courses	175	2,278	7.7%	10.5%	9.1%	9.2%
% of FP17s Relating to Free Repair or Replacements	29	2,278	1.3%	0.8%	1.0%	0.7%
% of FP17s Relating to Continuations	28	2,278	1.2%	0.9%	1.0%	0.8%
% of Patients satisfied with the dentistry they have received	1	1	N/A	93.0%	94.2%	93.4%
% of Patients satisfied with the time they had to wait for an appointment	0	1	N/A	87.4%	88.4%	87.6%

* This is based on patients treated on this contract for their most recent course of treatment. Figures in italics indicate the base number of FP17s or Patient Questionnaire responses are less than 100. N/A is shown where the base number of responses is less than 10 during the period. % is calculated as Quantity/Base number*100

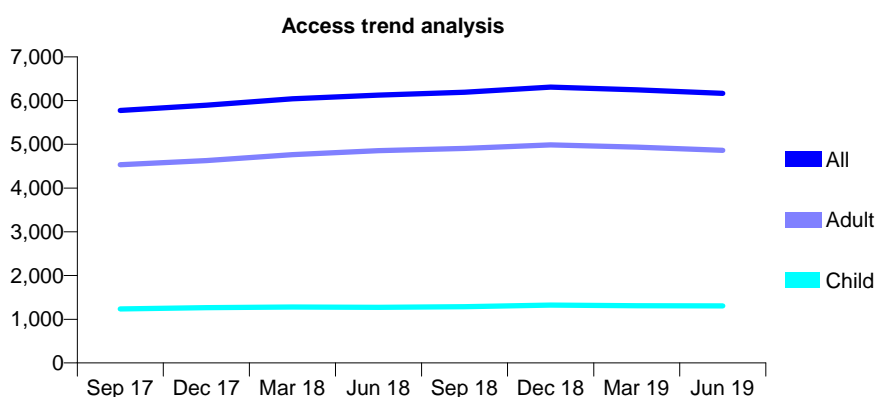
Q46 - Vital Signs At a Glance Contract Report for 839191/0001 - June 2019

Name or company name	Mr S Karim-Shoshtari
Contract type name	GDS Contract
Purpose of contract	General
Contract start date	01/04/2006
Contract end date	

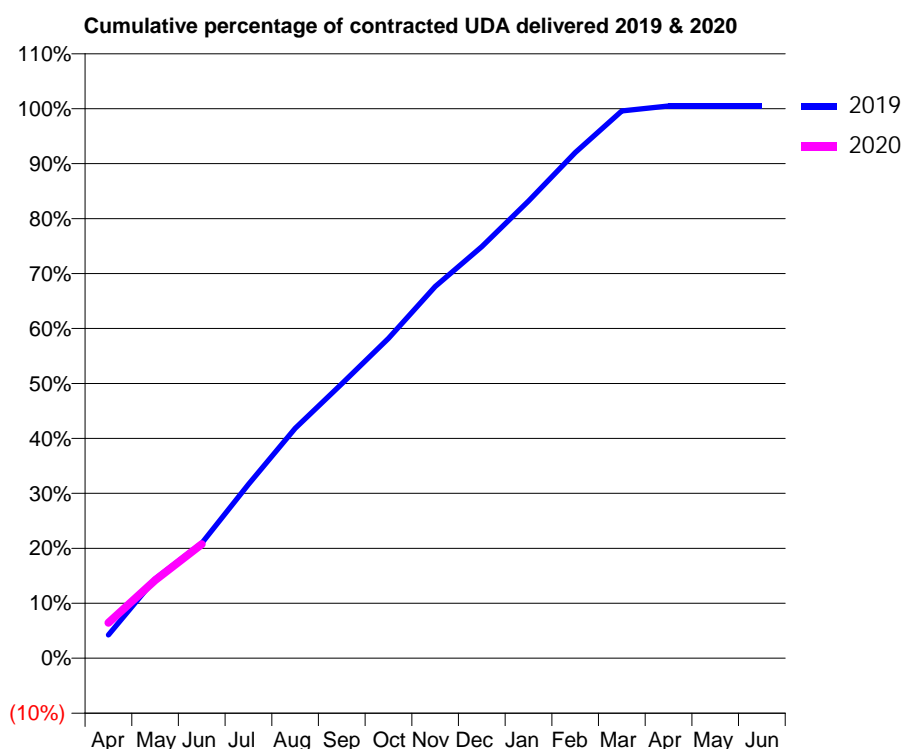
19/20 Contracted general activity (UDA)	17,403
Carry forward general activity (UDA)	0
19/20 Contracted orthodontic activity (UOA)	0
Carry forward orthodontic activity (UOA)	0
Baseline contract value	£400,276.63

ACCESS*

Patients seen in 24 months	Total	Change since previous quarter
Quarter ending June 2018	6,125	
Quarter ending September 2018	6,191	→
Quarter ending December 2018	6,308	→
Quarter ending March 2019	6,244	↓
Quarter ending June 2019	6,166	↓
Variance since June 2018	0.7%	→



ACTIVITY



Month	2019	2020
April	739	1,126
May	2,512	2,474
June	3,644	3,612
July	5,505	
August	7,281	
September	8,687	
October	10,128	
November	11,773	
December	13,029	
January	14,477	
February	16,011	
March	17,328	
April	17,488	
May	17,487	
June	17,487	

QUALITY

	Quantity	Base Number	Contract	AT	Region	England
% of FP17s for the same patient ID Re-attending within 3 months - Children	80	522	15.3%	11.4%	12.1%	11.4%
% of FP17s for the same patient ID Re-attending within 3 months - Adults	156	1,480	10.5%	16.1%	15.6%	15.4%
% of FP17s for the same patient ID Re-attending between 3 & 9 months - Children	322	522	61.7%	59.4%	61.2%	59.8%
% of FP17s for the same patient ID Re-attending between 3 & 9 months - Adults	845	1,480	57.1%	52.1%	54.5%	52.1%
% of FP17s for Band 1 Urgent Courses	63	1,937	3.3%	10.5%	9.1%	9.2%
% of FP17s Relating to Free Repair or Replacements	20	1,937	1.0%	0.8%	1.0%	0.7%
% of FP17s Relating to Continuations	10	1,937	0.5%	0.9%	1.0%	0.8%
% of Patients satisfied with the dentistry they have received	3	3	N/A	93.0%	94.2%	93.4%
% of Patients satisfied with the time they had to wait for an appointment	3	3	N/A	87.4%	88.4%	87.6%

* This is based on patients treated on this contract for their most recent course of treatment.

Figures in italics indicate the base number of FP17s or Patient Questionnaire responses are less than 100. N/A is shown where the base number of responses is less than 10 during the period. % is calculated as Quantity/Base number*100

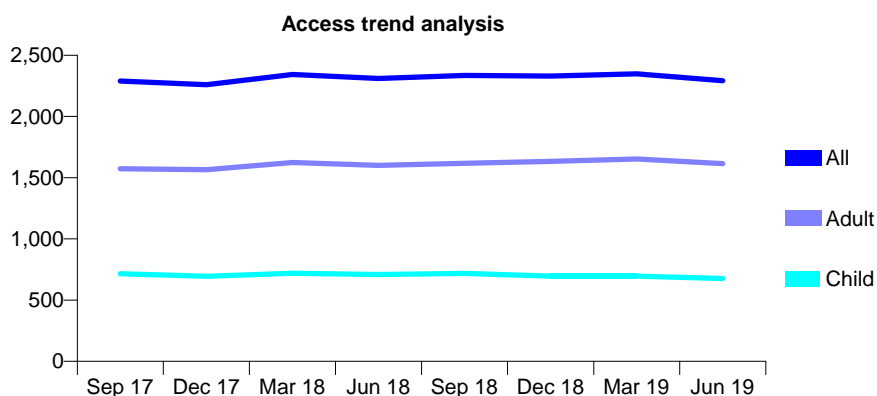
Q46 - Vital Signs At a Glance Contract Report for 840068/0001 - June 2019

Name or company name	MR S LOMAS
Contract type name	GDS Contract
Purpose of contract	General
Contract start date	01/04/2006
Contract end date	

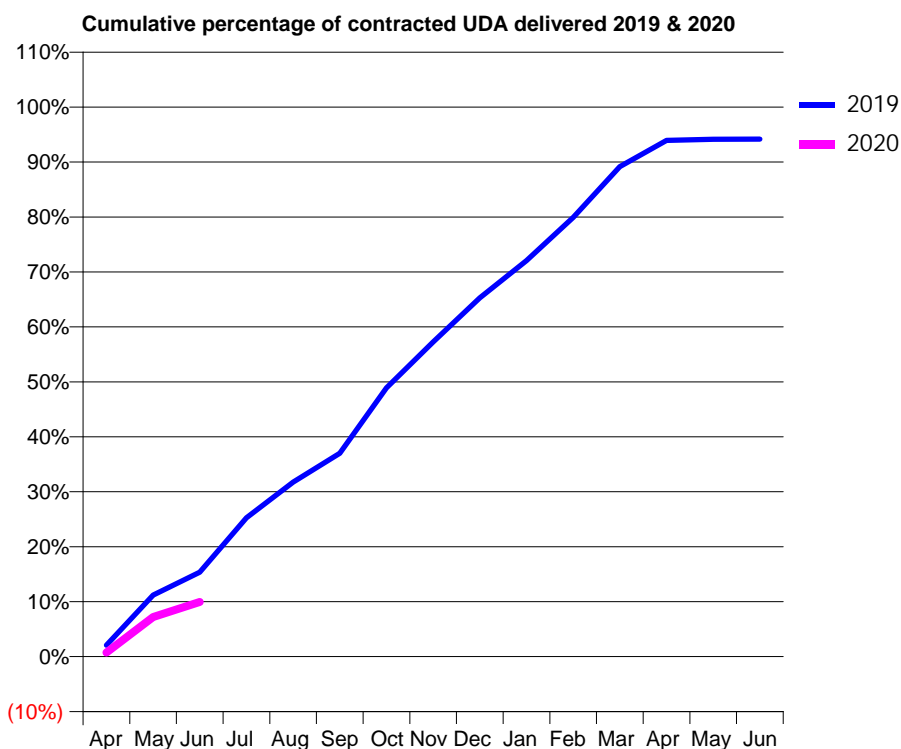
19/20 Contracted general activity (UDA)	7,003
Carry forward general activity (UDA)	0
19/20 Contracted orthodontic activity (UOA)	0
Carry forward orthodontic activity (UOA)	0
Baseline contract value	£189,258.99

ACCESS*

Patients seen in 24 months	Total	Change since previous quarter
Quarter ending June 2018	2,310	
Quarter ending September 2018	2,335	→
Quarter ending December 2018	2,329	→
Quarter ending March 2019	2,348	→
Quarter ending June 2019	2,292	↓
Variance since June 2018	(0.8%)	→



ACTIVITY



Month	Adjusted Scheduled Activity (UDA)	
	2019	2020
April	147	51
May	785	506
June	1,077	698
July	1,771	
August	2,223	
September	2,590	
October	3,424	
November	4,012	
December	4,571	
January	5,047	
February	5,598	
March	6,243	
April	6,578	
May	6,593	
June	6,594	

QUALITY

	Quantity	Base Number	Contract	AT	Region	England
% of FP17s for the same patient ID Re-attending within 3 months - Children	8	217	3.7%	11.4%	12.1%	11.4%
% of FP17s for the same patient ID Re-attending within 3 months - Adults	50	450	11.1%	16.1%	15.6%	15.4%
% of FP17s for the same patient ID Re-attending between 3 & 9 months - Children	161	217	74.2%	59.4%	61.2%	59.8%
% of FP17s for the same patient ID Re-attending between 3 & 9 months - Adults	339	450	75.3%	52.1%	54.5%	52.1%
% of FP17s for Band 1 Urgent Courses	42	483	8.7%	10.5%	9.1%	9.2%
% of FP17s Relating to Free Repair or Replacements	4	483	0.8%	0.8%	1.0%	0.7%
% of FP17s Relating to Continuations	10	483	2.1%	0.9%	1.0%	0.8%
% of Patients satisfied with the dentistry they have received	1	1	N/A	93.0%	94.2%	93.4%
% of Patients satisfied with the time they had to wait for an appointment	1	1	N/A	87.4%	88.4%	87.6%

* This is based on patients treated on this contract for their most recent course of treatment. Figures in italics indicate the base number of FP17s or Patient Questionnaire responses are less than 100. N/A is shown where the base number of responses is less than 10 during the period. % is calculated as Quantity/Base number*100

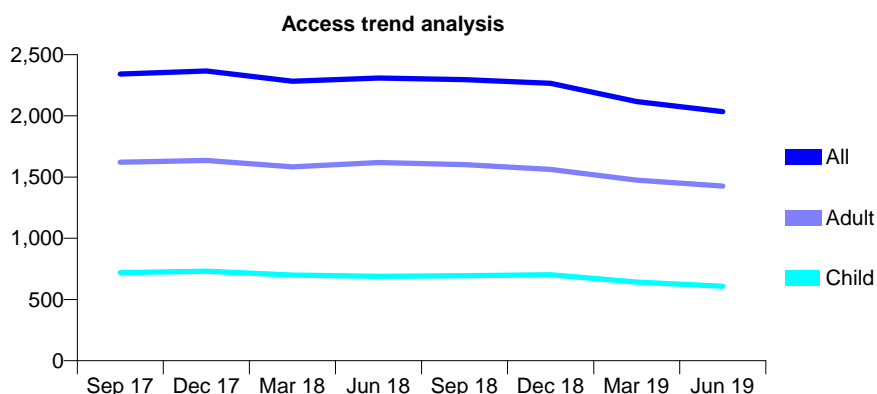
Q46 - Vital Signs At a Glance Contract Report for 840696/0001 - June 2019

Name or company name	MR MJ KELLY
Contract type name	GDS Contract
Purpose of contract	General and Orthodontic
Contract start date	01/04/2006
Contract end date	

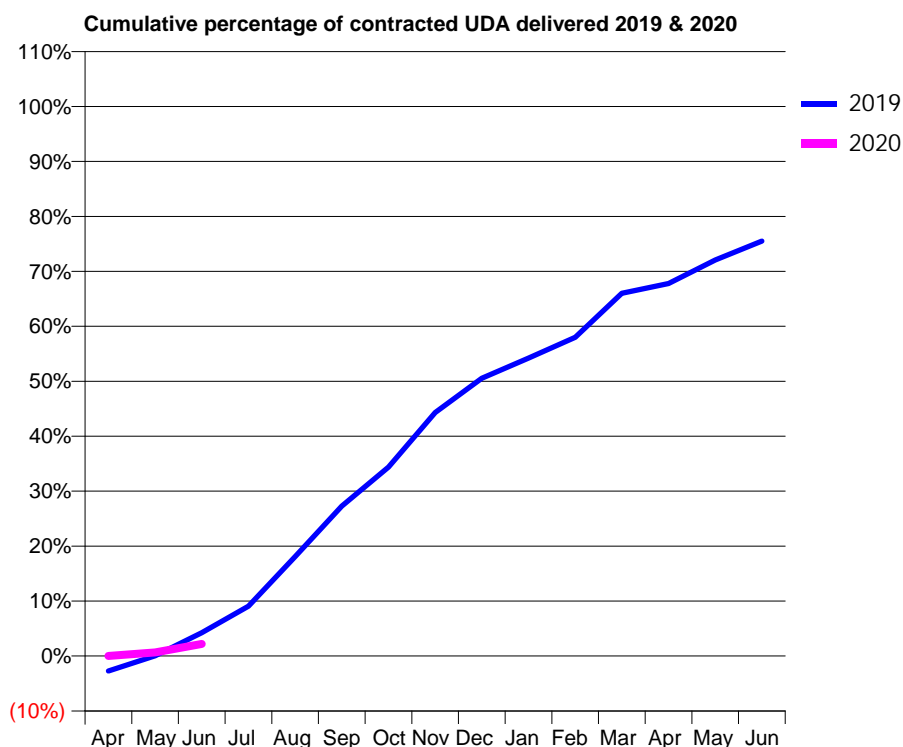
19/20 Contracted general activity (UDA)	7,750
Carry forward general activity (UDA)	0
19/20 Contracted orthodontic activity (UOA)	3,035
Carry forward orthodontic activity (UOA)	0
Baseline contract value	£422,728.48

ACCESS*

Patients seen in 24 months	Total	Change since previous quarter
Quarter ending June 2018	2,309	
Quarter ending September 2018	2,296	→
Quarter ending December 2018	2,266	↓
Quarter ending March 2019	2,117	↓
Quarter ending June 2019	2,034	↓
Variance since June 2018	(11.9%)	↓



ACTIVITY



Month	Adjusted Scheduled Activity (UDA)	
	2019	2020
April	-213	0
May	2	52
June	328	170
July	703	
August	1,401	
September	2,113	
October	2,665	
November	3,433	
December	3,916	
January	4,202	
February	4,495	
March	5,116	
April	5,253	
May	5,586	
June	5,853	

QUALITY

	Quantity	Base Number	Contract	AT	Region	England
% of FP17s for the same patient ID Re-attending within 3 months - Children	15	150	10.0%	11.4%	12.1%	11.4%
% of FP17s for the same patient ID Re-attending within 3 months - Adults	47	255	18.4%	16.1%	15.6%	15.4%
% of FP17s for the same patient ID Re-attending between 3 & 9 months - Children	55	150	36.7%	59.4%	61.2%	59.8%
% of FP17s for the same patient ID Re-attending between 3 & 9 months - Adults	144	255	56.5%	52.1%	54.5%	52.1%
% of FP17s for Band 1 Urgent Courses	3	109	2.8%	10.5%	9.1%	9.2%
% of FP17s Relating to Free Repair or Replacements	0	109	0.0%	0.8%	1.0%	0.7%
% of FP17s Relating to Continuations	5	109	4.6%	0.9%	1.0%	0.8%
% of Patients satisfied with the dentistry they have received	1	2	N/A	93.0%	94.2%	93.4%
% of Patients satisfied with the time they had to wait for an appointment	2	2	N/A	87.4%	88.4%	87.6%

* This is based on patients treated on this contract for their most recent course of treatment. Figures in italics indicate the base number of FP17s or Patient Questionnaire responses are less than 100. N/A is shown where the base number of responses is less than 10 during the period. % is calculated as Quantity/Base number*100

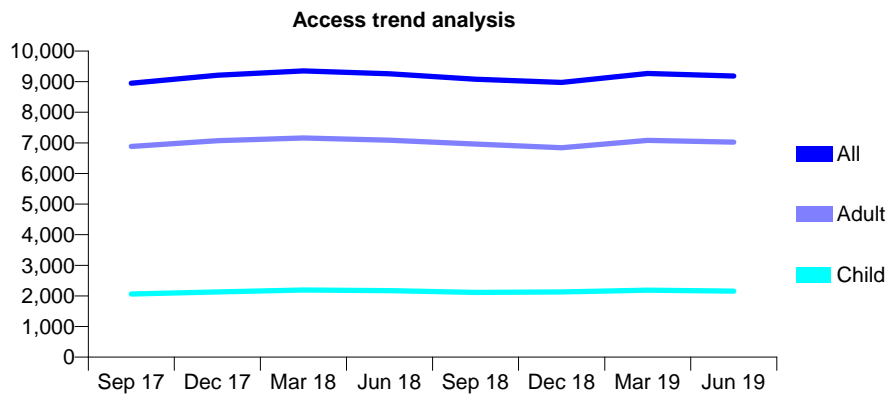
Q46 - Vital Signs At a Glance Contract Report for 847216/0003 - June 2019

Name or company name	MR AJ JOUBERT
Contract type name	GDS Contract
Purpose of contract	General
Contract start date	01/12/2015
Contract end date	

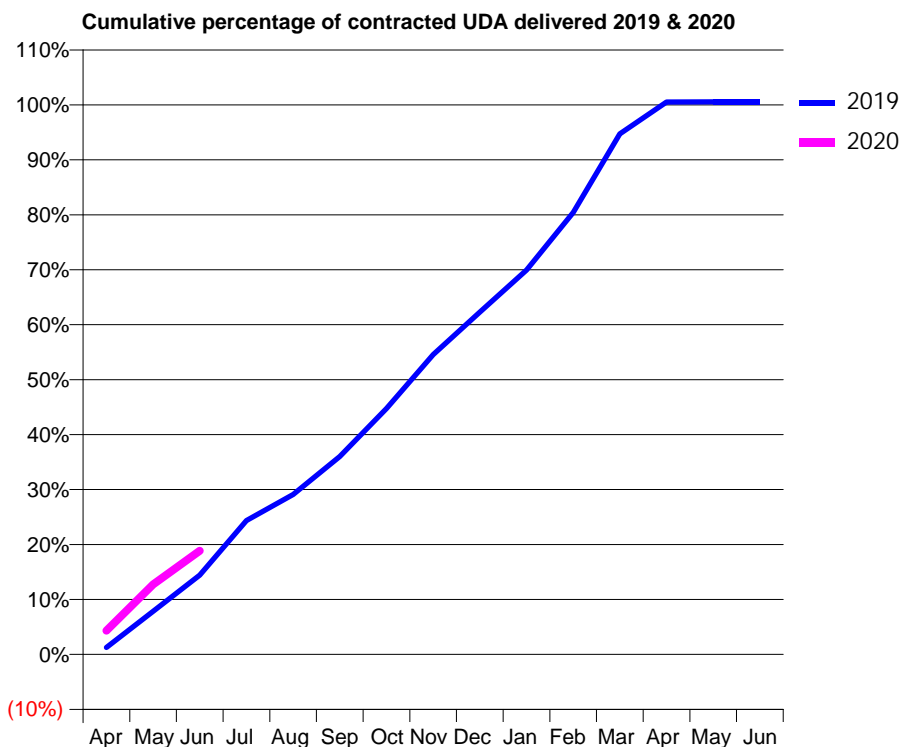
19/20 Contracted general activity (UDA)	27,629
Carry forward general activity (UDA)	0
19/20 Contracted orthodontic activity (UOA)	0
Carry forward orthodontic activity (UOA)	0
Baseline contract value	£763,240.75

ACCESS*

Patients seen in 24 months	Total	Change since previous quarter
Quarter ending June 2018	9,258	
Quarter ending September 2018	9,077	↓
Quarter ending December 2018	8,972	↓
Quarter ending March 2019	9,271	↑
Quarter ending June 2019	9,184	→
Variance since June 2018	(0.8%)	→



ACTIVITY



Month	2019	2020
April	350	1,196
May	2,172	3,521
June	3,987	5,216
July	6,729	
August	8,040	
September	9,946	
October	12,366	
November	15,076	
December	17,210	
January	19,326	
February	22,216	
March	26,174	
April	27,773	
May	27,782	
June	27,784	

QUALITY

	Quantity	Base Number	Contract	AT	Region	England
% of FP17s for the same patient ID Re-attending within 3 months - Children	61	712	8.6%	11.4%	12.1%	11.4%
% of FP17s for the same patient ID Re-attending within 3 months - Adults	454	2,420	18.8%	16.1%	15.6%	15.4%
% of FP17s for the same patient ID Re-attending between 3 & 9 months - Children	441	712	61.9%	59.4%	61.2%	59.8%
% of FP17s for the same patient ID Re-attending between 3 & 9 months - Adults	1,318	2,420	54.5%	52.1%	54.5%	52.1%
% of FP17s for Band 1 Urgent Courses	370	2,535	14.6%	10.5%	9.1%	9.2%
% of FP17s Relating to Free Repair or Replacements	37	2,535	1.5%	0.8%	1.0%	0.7%
% of FP17s Relating to Continuations	39	2,535	1.5%	0.9%	1.0%	0.8%
% of Patients satisfied with the dentistry they have received	1	1	N/A	93.0%	94.2%	93.4%
% of Patients satisfied with the time they had to wait for an appointment	1	1	N/A	87.4%	88.4%	87.6%

* This is based on patients treated on this contract for their most recent course of treatment. Figures in italics indicate the base number of FP17s or Patient Questionnaire responses are less than 100. N/A is shown where the base number of responses is less than 10 during the period. % is calculated as Quantity/Base number*100

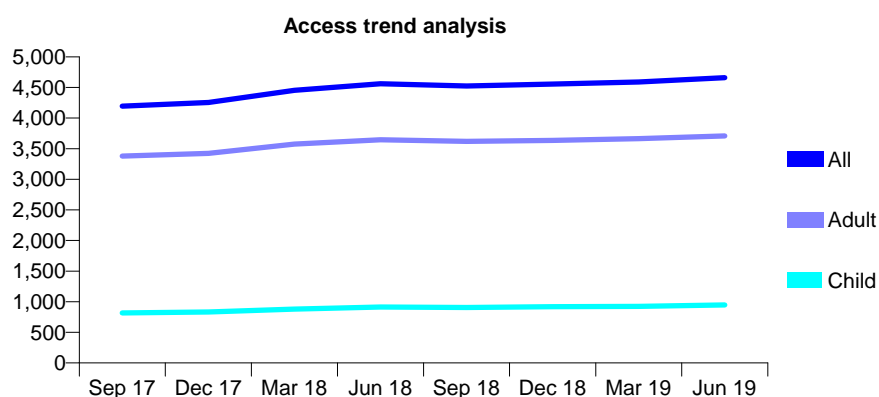
Q46 - Vital Signs At a Glance Contract Report for 856916/0001 - June 2019

Name or company name	MR MA BUTT
Contract type name	GDS Contract
Purpose of contract	General
Contract start date	01/11/2009
Contract end date	

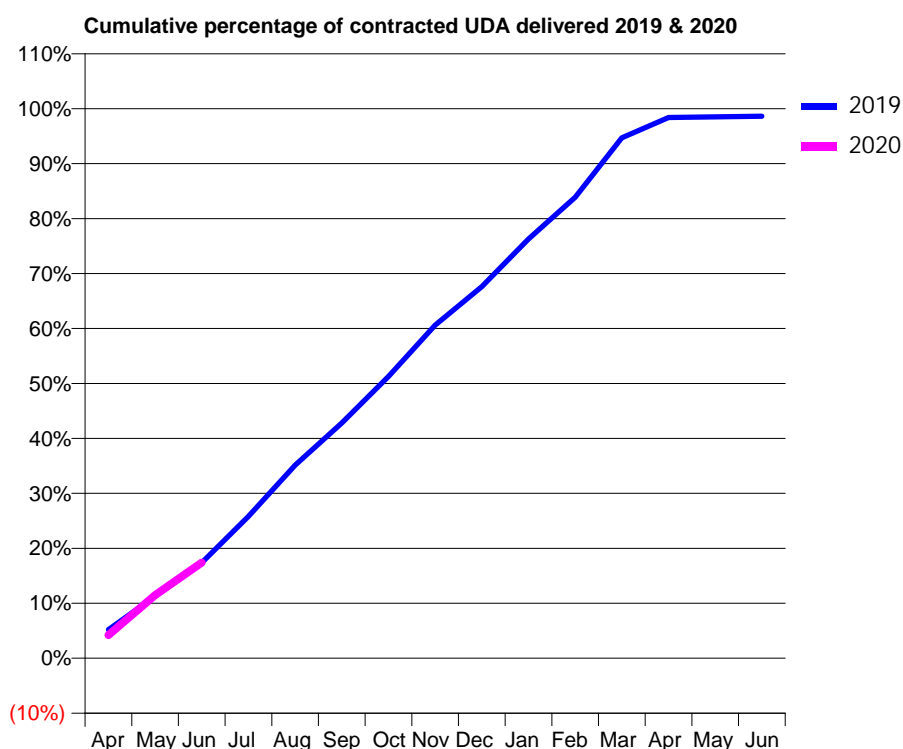
19/20 Contracted general activity (UDA)	10,518
Carry forward general activity (UDA)	0
19/20 Contracted orthodontic activity (UOA)	0
Carry forward orthodontic activity (UOA)	0
Baseline contract value	£314,832.68

ACCESS*

Patients seen in 24 months	Total	Change since previous quarter
Quarter ending June 2018	4,560	
Quarter ending September 2018	4,524	→
Quarter ending December 2018	4,554	→
Quarter ending March 2019	4,589	→
Quarter ending June 2019	4,658	→
Variance since June 2018	2.1%	↑



ACTIVITY



Adjusted Scheduled Activity (UDA)		
Month	2019	2020
April	547	443
May	1,189	1,207
June	1,829	1,831
July	2,716	
August	3,697	
September	4,501	
October	5,393	
November	6,377	
December	7,111	
January	8,023	
February	8,823	
March	9,958	
April	10,348	
May	10,360	
June	10,374	

QUALITY

	Quantity	Base Number	Contract	AT	Region	England
% of FP17s for the same patient ID Re-attending within 3 months - Children	30	319	9.4%	11.4%	12.1%	11.4%
% of FP17s for the same patient ID Re-attending within 3 months - Adults	156	1,072	14.6%	16.1%	15.6%	15.4%
% of FP17s for the same patient ID Re-attending between 3 & 9 months - Children	165	319	51.7%	59.4%	61.2%	59.8%
% of FP17s for the same patient ID Re-attending between 3 & 9 months - Adults	428	1,072	39.9%	52.1%	54.5%	52.1%
% of FP17s for Band 1 Urgent Courses	203	1,014	20.0%	10.5%	9.1%	9.2%
% of FP17s Relating to Free Repair or Replacements	10	1,014	1.0%	0.8%	1.0%	0.7%
% of FP17s Relating to Continuations	5	1,014	0.5%	0.9%	1.0%	0.8%
% of Patients satisfied with the dentistry they have received	4	4	N/A	93.0%	94.2%	93.4%
% of Patients satisfied with the time they had to wait for an appointment	4	4	N/A	87.4%	88.4%	87.6%

* This is based on patients treated on this contract for their most recent course of treatment.

Figures in italics indicate the base number of FP17s or Patient Questionnaire responses are less than 100. N/A is shown where the base number of responses is less than 10 during the period. % is calculated as Quantity/Base number*100

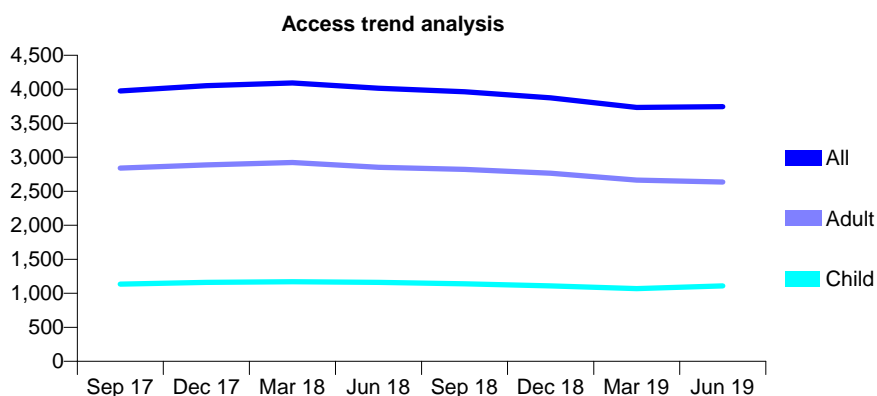
Q46 - Vital Signs At a Glance Contract Report for 859273/0001 - June 2019

Name or company name	MR R JOYE
Contract type name	GDS Contract
Purpose of contract	General
Contract start date	11/12/2012
Contract end date	

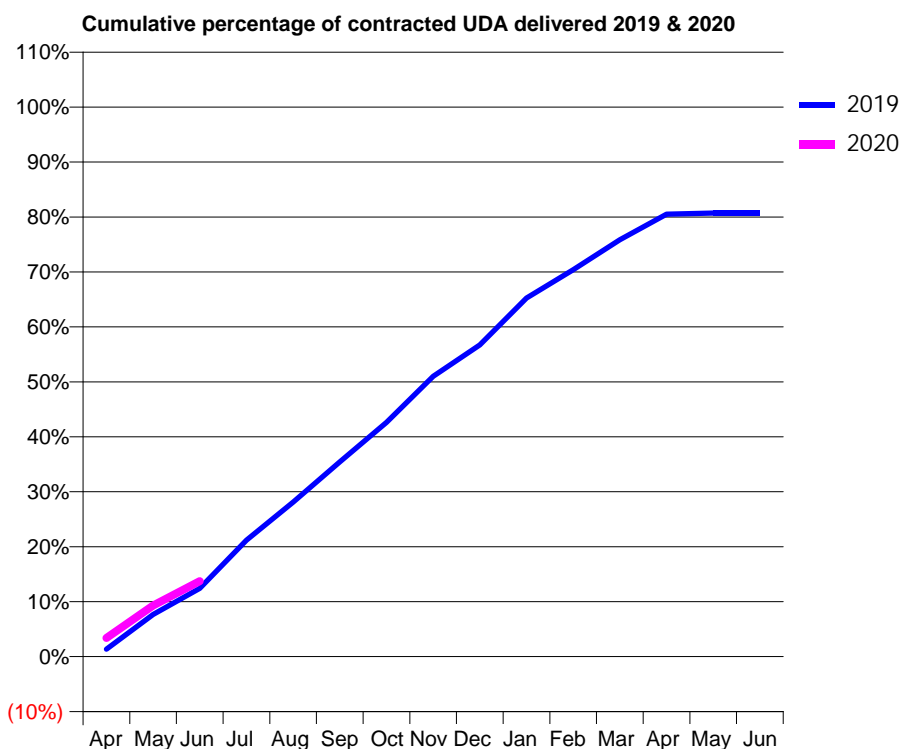
19/20 Contracted general activity (UDA)	11,795
Carry forward general activity (UDA)	0
19/20 Contracted orthodontic activity (UOA)	0
Carry forward orthodontic activity (UOA)	0
Baseline contract value	£342,401.23

ACCESS*

Patients seen in 24 months	Total	Change since previous quarter
Quarter ending June 2018	4,015	
Quarter ending September 2018	3,963	↓
Quarter ending December 2018	3,873	↓
Quarter ending March 2019	3,733	↓
Quarter ending June 2019	3,745	→
Variance since June 2018	(6.7%)	↓



ACTIVITY



Month	Adjusted Scheduled Activity (UDA)	
	2019	2020
April	161	398
May	907	1,097
June	1,465	1,617
July	2,499	
August	3,317	
September	4,178	
October	5,026	
November	6,015	
December	6,690	
January	7,696	
February	8,304	
March	8,946	
April	9,494	
May	9,520	
June	9,523	

QUALITY

	Quantity	Base Number	Contract	AT	Region	England
% of FP17s for the same patient ID Re-attending within 3 months - Children	16	389	4.1%	11.4%	12.1%	11.4%
% of FP17s for the same patient ID Re-attending within 3 months - Adults	74	741	10.0%	16.1%	15.6%	15.4%
% of FP17s for the same patient ID Re-attending between 3 & 9 months - Children	206	389	53.0%	59.4%	61.2%	59.8%
% of FP17s for the same patient ID Re-attending between 3 & 9 months - Adults	373	741	50.3%	52.1%	54.5%	52.1%
% of FP17s for Band 1 Urgent Courses	56	828	6.8%	10.5%	9.1%	9.2%
% of FP17s Relating to Free Repair or Replacements	5	828	0.6%	0.8%	1.0%	0.7%
% of FP17s Relating to Continuations	6	828	0.7%	0.9%	1.0%	0.8%
% of Patients satisfied with the dentistry they have received	1	1	N/A	93.0%	94.2%	93.4%
% of Patients satisfied with the time they had to wait for an appointment	1	1	N/A	87.4%	88.4%	87.6%

* This is based on patients treated on this contract for their most recent course of treatment. Figures in italics indicate the base number of FP17s or Patient Questionnaire responses are less than 100. N/A is shown where the base number of responses is less than 10 during the period. % is calculated as Quantity/Base number*100

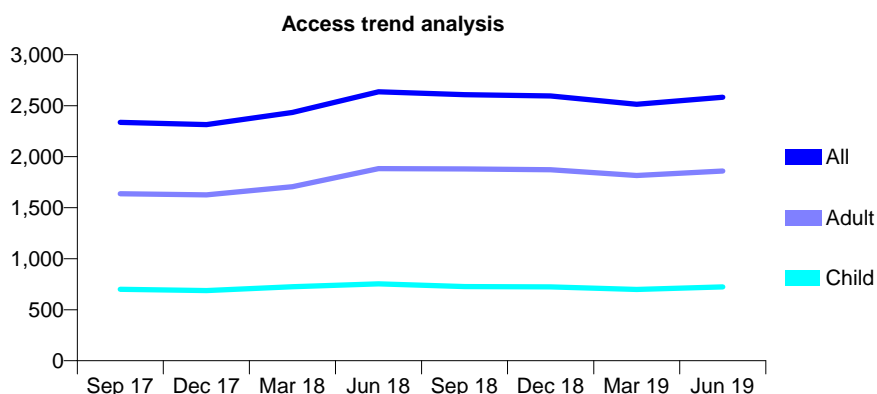
Q46 - Vital Signs At a Glance Contract Report for 860441/0001 - June 2019

Name or company name	Deansgate Dental
Contract type name	GDS Contract
Purpose of contract	General
Contract start date	21/10/2011
Contract end date	

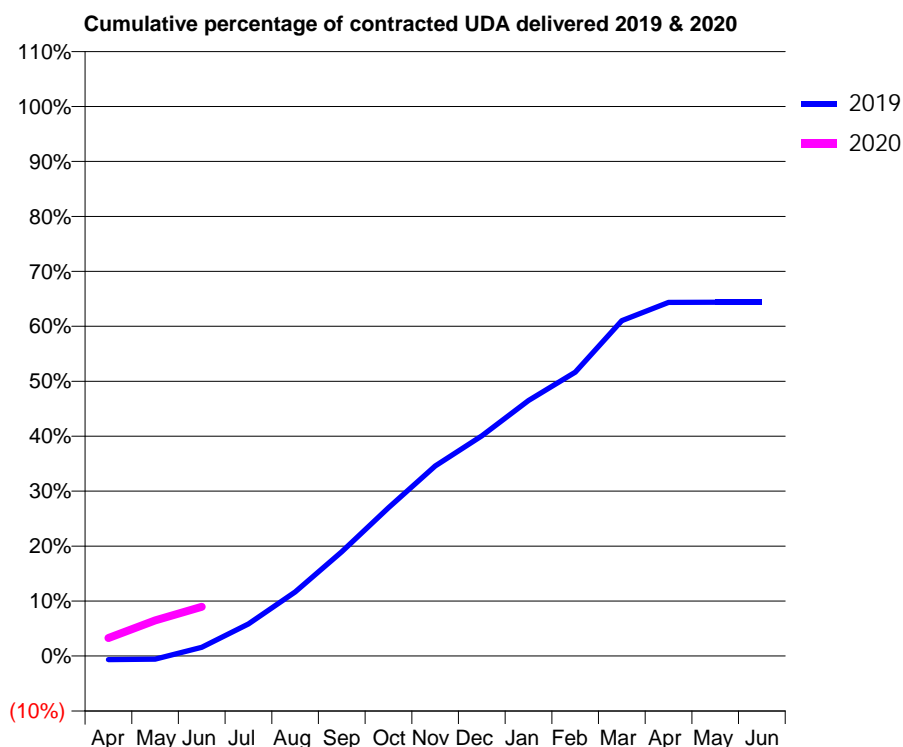
19/20 Contracted general activity (UDA)	9,756
Carry forward general activity (UDA)	0
19/20 Contracted orthodontic activity (UOA)	0
Carry forward orthodontic activity (UOA)	0
Baseline contract value	£286,774.82

ACCESS*

Patients seen in 24 months	Total	Change since previous quarter
Quarter ending June 2018	2,636	
Quarter ending September 2018	2,608	↓
Quarter ending December 2018	2,595	→
Quarter ending March 2019	2,515	↓
Quarter ending June 2019	2,582	↑
Variance since June 2018	(2.0%)	↓



ACTIVITY



Month	Adjusted Scheduled Activity (UDA)	
	2019	2020
April	-64	322
May	-58	634
June	155	875
July	569	
August	1,137	
September	1,852	
October	2,635	
November	3,375	
December	3,906	
January	4,534	
February	5,040	
March	5,954	
April	6,278	
May	6,280	
June	6,280	

QUALITY

	Quantity	Base Number	Contract	AT	Region	England
% of FP17s for the same patient ID Re-attending within 3 months - Children	17	241	7.1%	11.4%	12.1%	11.4%
% of FP17s for the same patient ID Re-attending within 3 months - Adults	37	450	8.2%	16.1%	15.6%	15.4%
% of FP17s for the same patient ID Re-attending between 3 & 9 months - Children	118	241	49.0%	59.4%	61.2%	59.8%
% of FP17s for the same patient ID Re-attending between 3 & 9 months - Adults	252	450	56.0%	52.1%	54.5%	52.1%
% of FP17s for Band 1 Urgent Courses	15	450	3.3%	10.5%	9.1%	9.2%
% of FP17s Relating to Free Repair or Replacements	1	450	0.2%	0.8%	1.0%	0.7%
% of FP17s Relating to Continuations	0	450	0.0%	0.9%	1.0%	0.8%
% of Patients satisfied with the dentistry they have received	1	1	N/A	93.0%	94.2%	93.4%
% of Patients satisfied with the time they had to wait for an appointment	1	1	N/A	87.4%	88.4%	87.6%

* This is based on patients treated on this contract for their most recent course of treatment. Figures in italics indicate the base number of FP17s or Patient Questionnaire responses are less than 100. N/A is shown where the base number of responses is less than 10 during the period. % is calculated as Quantity/Base number*100

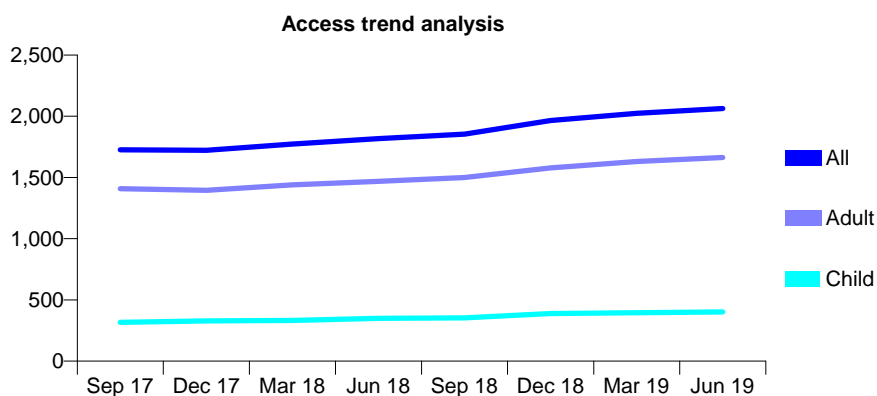
Q46 - Vital Signs At a Glance Contract Report for 867128/0001 - June 2019

Name or company name	MRS A PATIL
Contract type name	GDS Contract
Purpose of contract	General
Contract start date	01/10/2013
Contract end date	

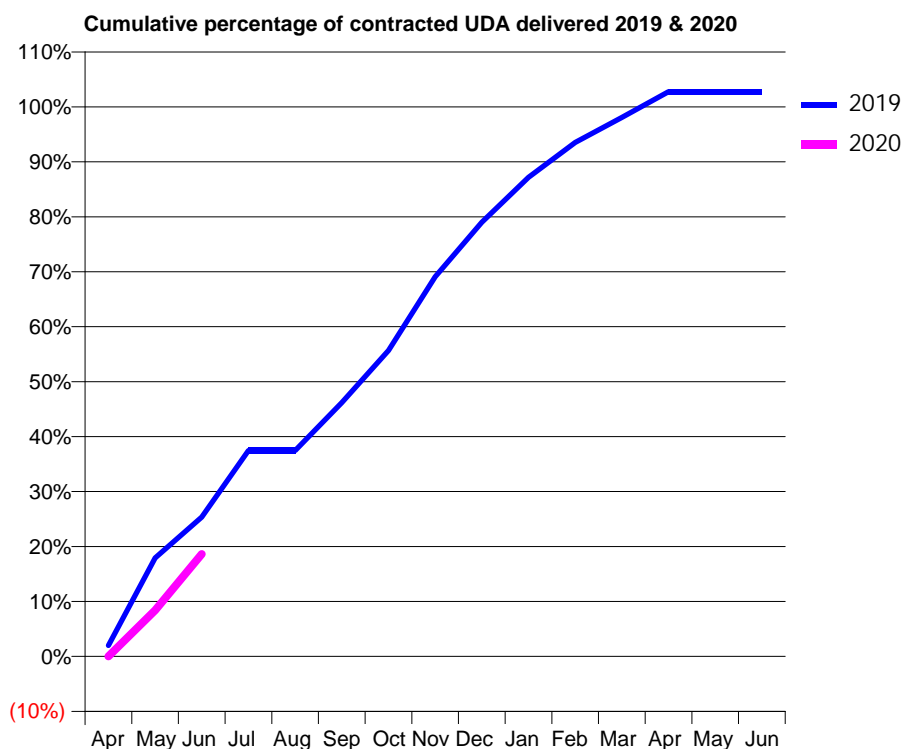
19/20 Contracted general activity (UDA)	6,207
Carry forward general activity (UDA)	0
19/20 Contracted orthodontic activity (UOA)	0
Carry forward orthodontic activity (UOA)	0
Baseline contract value	£202,895.01

ACCESS*

Patients seen in 24 months	Total	Change since previous quarter
Quarter ending June 2018	1,818	
Quarter ending September 2018	1,855	↑
Quarter ending December 2018	1,966	↑
Quarter ending March 2019	2,025	↑
Quarter ending June 2019	2,064	→
Variance since June 2018	13.5%	↑



ACTIVITY



Month	2019	2020
April	124	0
May	1,113	522
June	1,574	1,156
July	2,326	
August	2,326	
September	2,866	
October	3,454	
November	4,288	
December	4,904	
January	5,411	
February	5,806	
March	6,087	
April	6,378	
May	6,378	
June	6,378	

QUALITY

	Quantity	Base Number	Contract	AT	Region	England
% of FP17s for the same patient ID Re-attending within 3 months - Children	7	148	4.7%	11.4%	12.1%	11.4%
% of FP17s for the same patient ID Re-attending within 3 months - Adults	61	647	9.4%	16.1%	15.6%	15.4%
% of FP17s for the same patient ID Re-attending between 3 & 9 months - Children	101	148	68.2%	59.4%	61.2%	59.8%
% of FP17s for the same patient ID Re-attending between 3 & 9 months - Adults	413	647	63.8%	52.1%	54.5%	52.1%
% of FP17s for Band 1 Urgent Courses	37	625	5.9%	10.5%	9.1%	9.2%
% of FP17s Relating to Free Repair or Replacements	9	625	1.4%	0.8%	1.0%	0.7%
% of FP17s Relating to Continuations	2	625	0.3%	0.9%	1.0%	0.8%
% of Patients satisfied with the dentistry they have received	0	0	N/A	93.0%	94.2%	93.4%
% of Patients satisfied with the time they had to wait for an appointment	0	0	N/A	87.4%	88.4%	87.6%

* This is based on patients treated on this contract for their most recent course of treatment. Figures in italics indicate the base number of FP17s or Patient Questionnaire responses are less than 100. N/A is shown where the base number of responses is less than 10 during the period. % is calculated as Quantity/Base number*100

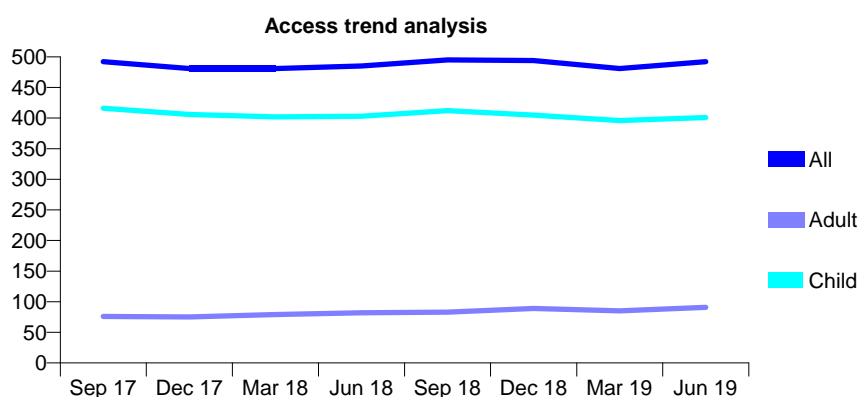
Q46 - Vital Signs At a Glance Contract Report for 869651/0001 - June 2019

Name or company name	Dr N Shah
Contract type name	GDS Contract
Purpose of contract	General
Contract start date	01/04/2006
Contract end date	

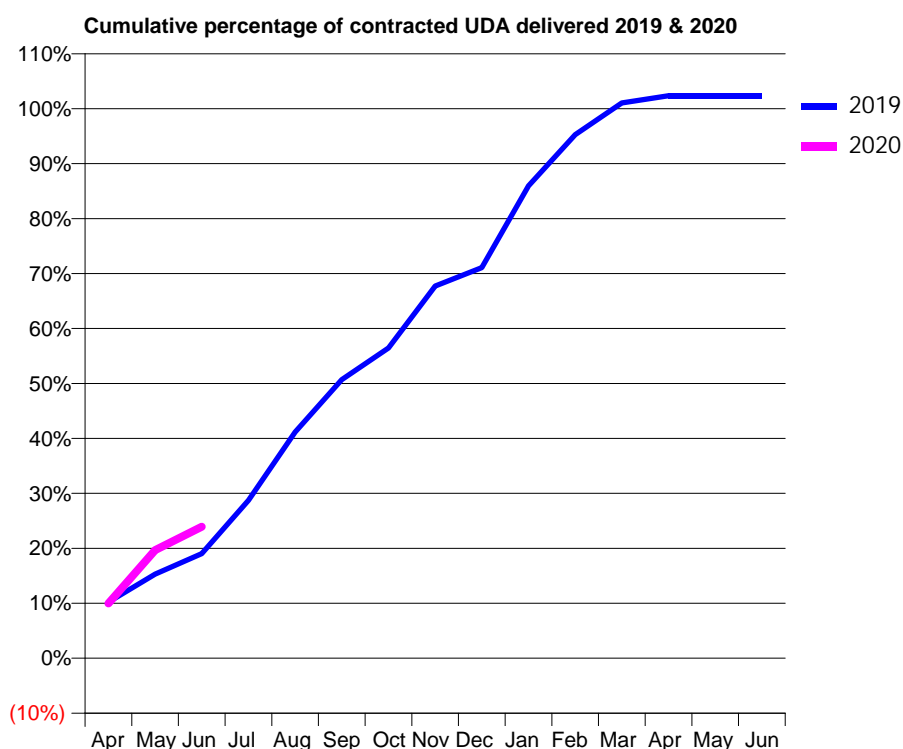
19/20 Contracted general activity (UDA)	1,147
Carry forward general activity (UDA)	0
19/20 Contracted orthodontic activity (UOA)	0
Carry forward orthodontic activity (UOA)	0
Baseline contract value	£25,460.74

ACCESS*

Patients seen in 24 months	Total	Change since previous quarter
Quarter ending June 2018	485	
Quarter ending September 2018	495	↑
Quarter ending December 2018	494	→
Quarter ending March 2019	481	↓
Quarter ending June 2019	492	↑
Variance since June 2018	1.4%	→



ACTIVITY



Month	2019	2020
April	117	114
May	175	226
June	218	275
July	330	
August	472	
September	581	
October	648	
November	777	
December	815	
January	986	
February	1,093	
March	1,159	
April	1,174	
May	1,174	
June	1,174	

QUALITY

	Quantity	Base Number	Contract	AT	Region	England
% of FP17s for the same patient ID Re-attending within 3 months - Children	7	191	3.7%	11.4%	12.1%	11.4%
% of FP17s for the same patient ID Re-attending within 3 months - Adults	1	15	6.7%	16.1%	15.6%	15.4%
% of FP17s for the same patient ID Re-attending between 3 & 9 months - Children	139	191	72.8%	59.4%	61.2%	59.8%
% of FP17s for the same patient ID Re-attending between 3 & 9 months - Adults	7	15	46.7%	52.1%	54.5%	52.1%
% of FP17s for Band 1 Urgent Courses	3	191	1.6%	10.5%	9.1%	9.2%
% of FP17s Relating to Free Repair or Replacements	0	191	0.0%	0.8%	1.0%	0.7%
% of FP17s Relating to Continuations	0	191	0.0%	0.9%	1.0%	0.8%
% of Patients satisfied with the dentistry they have received	0	0	N/A	93.0%	94.2%	93.4%
% of Patients satisfied with the time they had to wait for an appointment	0	0	N/A	87.4%	88.4%	87.6%

* This is based on patients treated on this contract for their most recent course of treatment.

Figures in italics indicate the base number of FP17s or Patient Questionnaire responses are less than 100. N/A is shown where the base number of responses is less than 10 during the period. % is calculated as Quantity/Base number*100

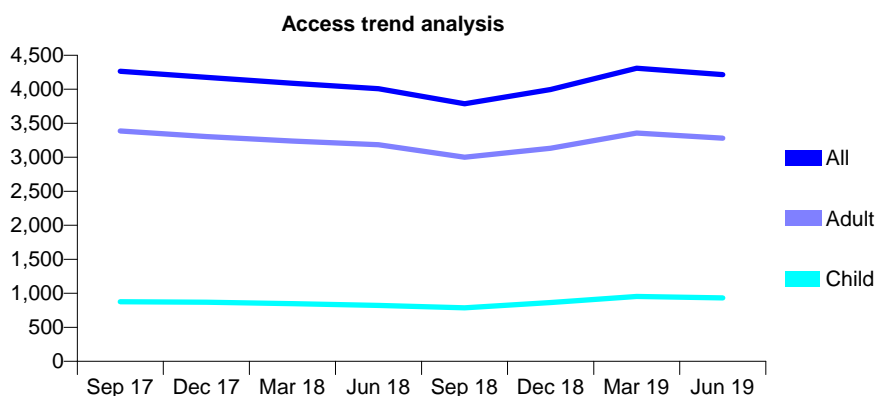
Q46 - Vital Signs At a Glance Contract Report for 869813/0001 - June 2019

Name or company name	MR MOHAMMED AL-HIMDANI
Contract type name	GDS Contract
Purpose of contract	General
Contract start date	01/04/2006
Contract end date	

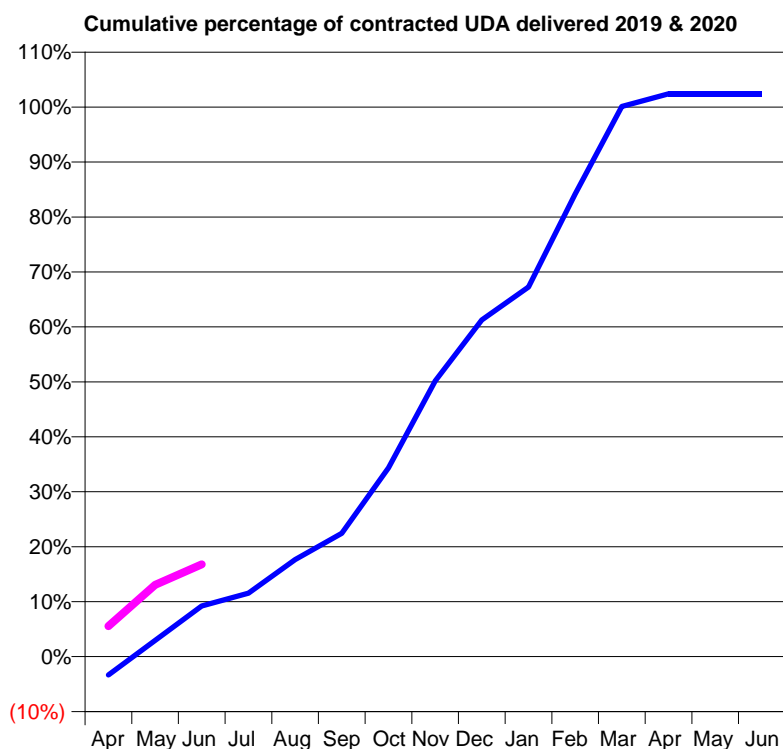
19/20 Contracted general activity (UDA)	9,049
Carry forward general activity (UDA)	0
19/20 Contracted orthodontic activity (UOA)	0
Carry forward orthodontic activity (UOA)	0
Baseline contract value	£231,860.48

ACCESS*

Patients seen in 24 months	Total	Change since previous quarter
Quarter ending June 2018	4,008	
Quarter ending September 2018	3,788	↓
Quarter ending December 2018	3,998	↑
Quarter ending March 2019	4,308	↑
Quarter ending June 2019	4,215	↓
Variance since June 2018	5.2%	↑



ACTIVITY



Month	Adjusted Scheduled Activity (UDA)	
	2019	2020
April	-305	502
May	269	1,182
June	834	1,520
July	1,047	
August	1,599	
September	2,030	
October	3,109	
November	4,539	
December	5,543	
January	6,085	
February	7,620	
March	9,060	
April	9,268	
May	9,268	
June	9,268	

QUALITY

	Quantity	Base Number	Contract	AT	Region	England
% of FP17s for the same patient ID Re-attending within 3 months - Children	8	165	4.8%	11.4%	12.1%	11.4%
% of FP17s for the same patient ID Re-attending within 3 months - Adults	69	640	10.8%	16.1%	15.6%	15.4%
% of FP17s for the same patient ID Re-attending between 3 & 9 months - Children	53	165	32.1%	59.4%	61.2%	59.8%
% of FP17s for the same patient ID Re-attending between 3 & 9 months - Adults	186	640	29.1%	52.1%	54.5%	52.1%
% of FP17s for Band 1 Urgent Courses	61	683	8.9%	10.5%	9.1%	9.2%
% of FP17s Relating to Free Repair or Replacements	14	683	2.0%	0.8%	1.0%	0.7%
% of FP17s Relating to Continuations	17	683	2.5%	0.9%	1.0%	0.8%
% of Patients satisfied with the dentistry they have received	0	0	N/A	93.0%	94.2%	93.4%
% of Patients satisfied with the time they had to wait for an appointment	0	0	N/A	87.4%	88.4%	87.6%

* This is based on patients treated on this contract for their most recent course of treatment. Figures in italics indicate the base number of FP17s or Patient Questionnaire responses are less than 100. N/A is shown where the base number of responses is less than 10 during the period. % is calculated as Quantity/Base number*100

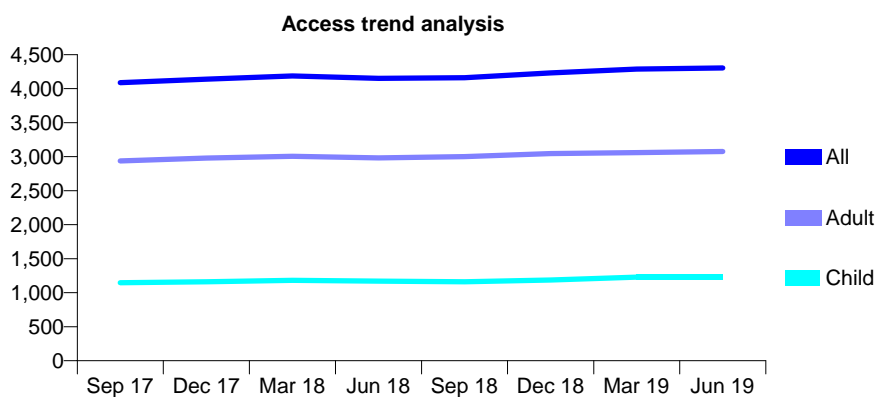
Q46 - Vital Signs At a Glance Contract Report for 886483/0001 - June 2019

Name or company name	194 Oldham Road Partnership
Contract type name	GDS Contract
Purpose of contract	General
Contract start date	01/04/2012
Contract end date	

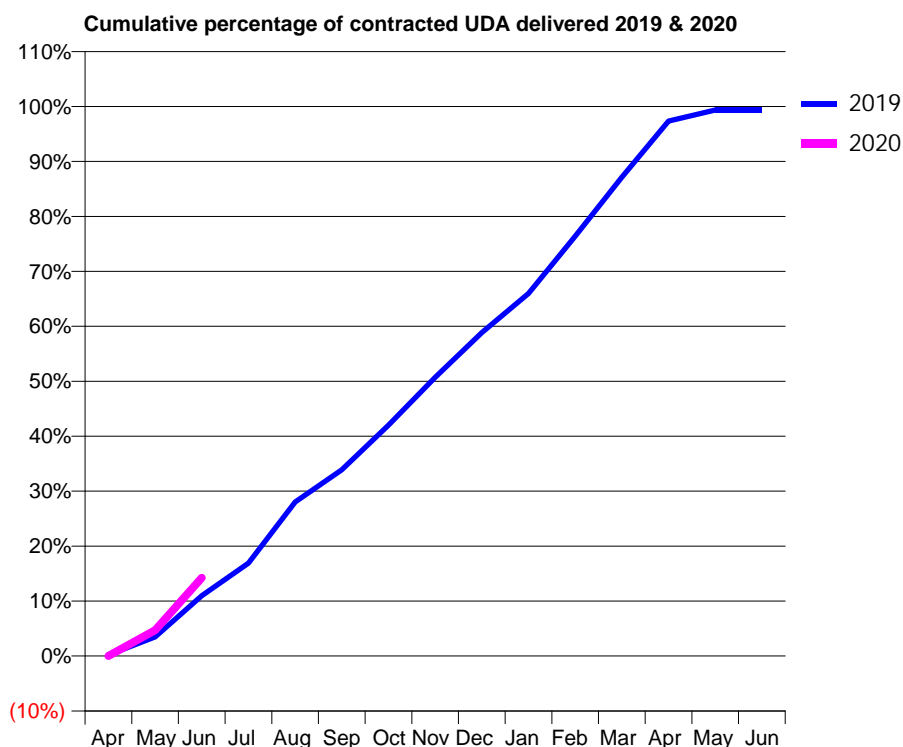
19/20 Contracted general activity (UDA)	11,970
Carry forward general activity (UDA)	0
19/20 Contracted orthodontic activity (UOA)	0
Carry forward orthodontic activity (UOA)	0
Baseline contract value	£407,030.19

ACCESS*

Patients seen in 24 months	Total	Change since previous quarter
Quarter ending June 2018	4,151	
Quarter ending September 2018	4,162	→
Quarter ending December 2018	4,233	→
Quarter ending March 2019	4,288	→
Quarter ending June 2019	4,305	→
Variance since June 2018	3.7%	↑



ACTIVITY



Month	Adjusted Scheduled Activity (UDA)	
	2019	2020
April	26	0
May	417	566
June	1,315	1,703
July	2,022	
August	3,356	
September	4,056	
October	5,030	
November	6,072	
December	7,044	
January	7,896	
February	9,146	
March	10,429	
April	11,653	
May	11,894	
June	11,894	

QUALITY

	Quantity	Base Number	Contract	AT	Region	England
% of FP17s for the same patient ID Re-attending within 3 months - Children	44	459	9.6%	11.4%	12.1%	11.4%
% of FP17s for the same patient ID Re-attending within 3 months - Adults	95	1,061	9.0%	16.1%	15.6%	15.4%
% of FP17s for the same patient ID Re-attending between 3 & 9 months - Children	224	459	48.8%	59.4%	61.2%	59.8%
% of FP17s for the same patient ID Re-attending between 3 & 9 months - Adults	544	1,061	51.3%	52.1%	54.5%	52.1%
% of FP17s for Band 1 Urgent Courses	43	917	4.7%	10.5%	9.1%	9.2%
% of FP17s Relating to Free Repair or Replacements	2	917	0.2%	0.8%	1.0%	0.7%
% of FP17s Relating to Continuations	19	917	2.1%	0.9%	1.0%	0.8%
% of Patients satisfied with the dentistry they have received	1	1	N/A	93.0%	94.2%	93.4%
% of Patients satisfied with the time they had to wait for an appointment	1	1	N/A	87.4%	88.4%	87.6%

* This is based on patients treated on this contract for their most recent course of treatment. Figures in italics indicate the base number of FP17s or Patient Questionnaire responses are less than 100. N/A is shown where the base number of responses is less than 10 during the period. % is calculated as Quantity/Base number*100

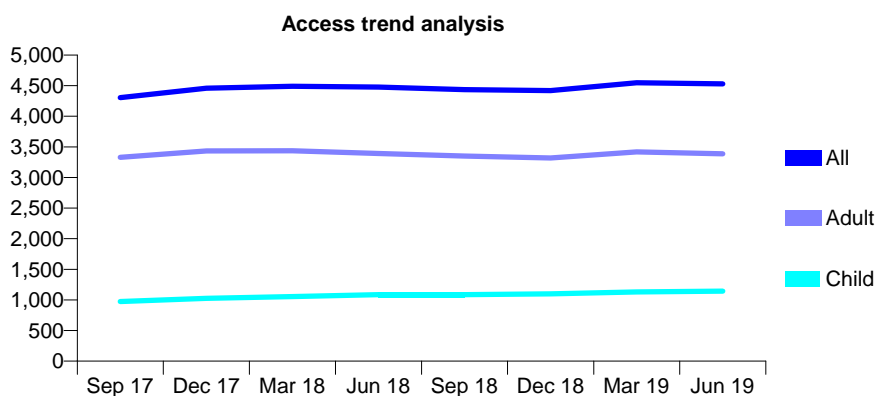
Q46 - Vital Signs At a Glance Contract Report for 897515/0001 - June 2019

Name or company name	MR SW LAI
Contract type name	GDS Contract
Purpose of contract	General
Contract start date	01/12/2015
Contract end date	

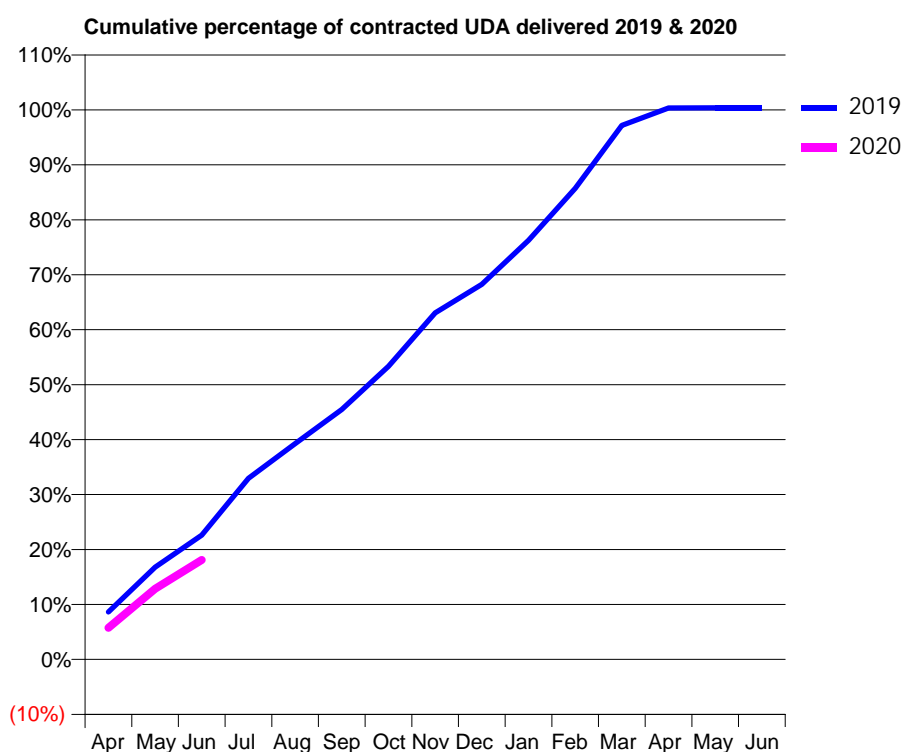
19/20 Contracted general activity (UDA)	13,768
Carry forward general activity (UDA)	0
19/20 Contracted orthodontic activity (UOA)	0
Carry forward orthodontic activity (UOA)	0
Baseline contract value	£353,218.70

ACCESS*

Patients seen in 24 months	Total	Change since previous quarter
Quarter ending June 2018	4,479	
Quarter ending September 2018	4,435	→
Quarter ending December 2018	4,420	→
Quarter ending March 2019	4,547	↑
Quarter ending June 2019	4,530	→
Variance since June 2018	1.1%	→



ACTIVITY



Month	Adjusted Scheduled Activity (UDA)	
	2019	2020
April	1,190	794
May	2,309	1,773
June	3,113	2,495
July	4,538	
August	5,409	
September	6,259	
October	7,346	
November	8,680	
December	9,397	
January	10,500	
February	11,802	
March	13,376	
April	13,814	
May	13,817	
June	13,817	

QUALITY

	Quantity	Base Number	Contract	AT	Region	England
% of FP17s for the same patient ID Re-attending within 3 months - Children	18	468	3.8%	11.4%	12.1%	11.4%
% of FP17s for the same patient ID Re-attending within 3 months - Adults	120	1,159	10.4%	16.1%	15.6%	15.4%
% of FP17s for the same patient ID Re-attending between 3 & 9 months - Children	316	468	67.5%	59.4%	61.2%	59.8%
% of FP17s for the same patient ID Re-attending between 3 & 9 months - Adults	770	1,159	66.4%	52.1%	54.5%	52.1%
% of FP17s for Band 1 Urgent Courses	44	1,415	3.1%	10.5%	9.1%	9.2%
% of FP17s Relating to Free Repair or Replacements	12	1,415	0.8%	0.8%	1.0%	0.7%
% of FP17s Relating to Continuations	8	1,415	0.6%	0.9%	1.0%	0.8%
% of Patients satisfied with the dentistry they have received	3	3	N/A	93.0%	94.2%	93.4%
% of Patients satisfied with the time they had to wait for an appointment	3	3	N/A	87.4%	88.4%	87.6%

* This is based on patients treated on this contract for their most recent course of treatment. Figures in italics indicate the base number of FP17s or Patient Questionnaire responses are less than 100. N/A is shown where the base number of responses is less than 10 during the period. % is calculated as Quantity/Base number*100

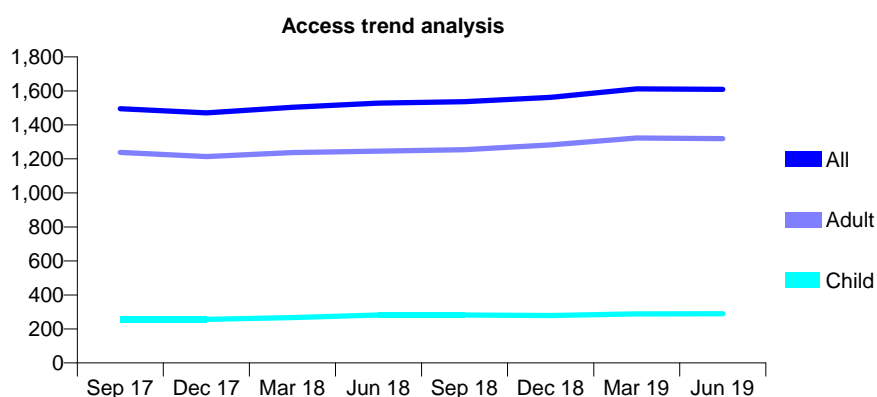
Q46 - Vital Signs At a Glance Contract Report for 898457/0002 - June 2019

Name or company name	MR ND MCLEAN
Contract type name	GDS Contract
Purpose of contract	General
Contract start date	01/04/2006
Contract end date	

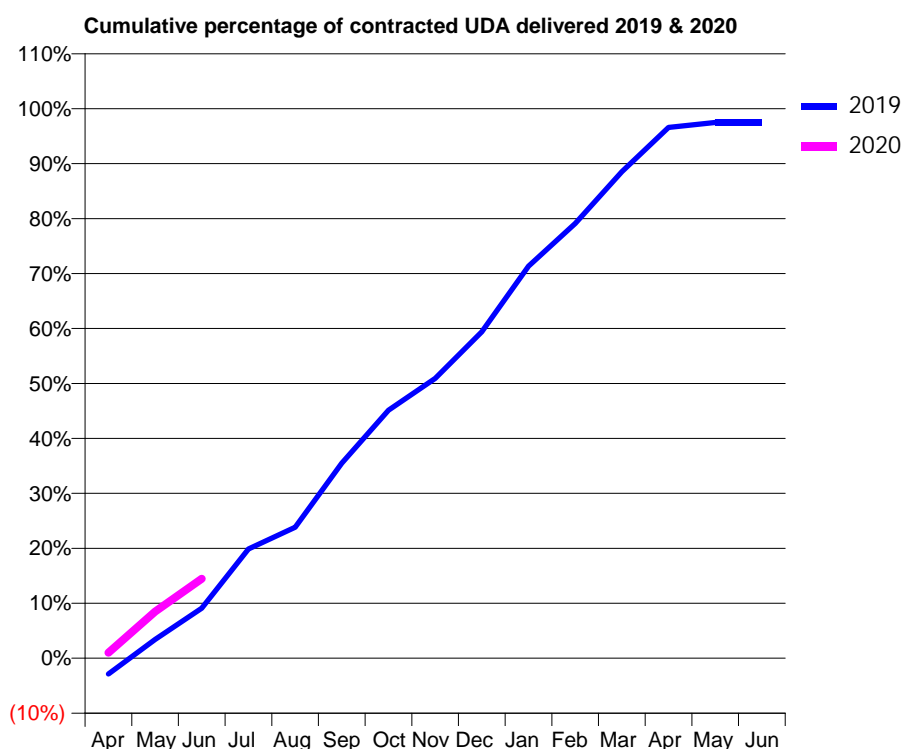
19/20 Contracted general activity (UDA)	5,215
Carry forward general activity (UDA)	0
19/20 Contracted orthodontic activity (UOA)	0
Carry forward orthodontic activity (UOA)	0
Baseline contract value	£131,964.35

ACCESS*

Patients seen in 24 months	Total	Change since previous quarter
Quarter ending June 2018	1,528	
Quarter ending September 2018	1,536	→
Quarter ending December 2018	1,562	→
Quarter ending March 2019	1,611	↑
Quarter ending June 2019	1,609	→
Variance since June 2018	5.3%	↑



ACTIVITY



Month	2019	2020
April	-152	53
May	179	443
June	475	755
July	1,037	
August	1,243	
September	1,850	
October	2,353	
November	2,655	
December	3,098	
January	3,720	
February	4,126	
March	4,616	
April	5,038	
May	5,085	
June	5,085	

QUALITY

	Quantity	Base Number	Contract	AT	Region	England
% of FP17s for the same patient ID Re-attending within 3 months - Children	8	106	7.5%	11.4%	12.1%	11.4%
% of FP17s for the same patient ID Re-attending within 3 months - Adults	146	597	24.5%	16.1%	15.6%	15.4%
% of FP17s for the same patient ID Re-attending between 3 & 9 months - Children	66	106	62.3%	59.4%	61.2%	59.8%
% of FP17s for the same patient ID Re-attending between 3 & 9 months - Adults	372	597	62.3%	52.1%	54.5%	52.1%
% of FP17s for Band 1 Urgent Courses	98	494	19.8%	10.5%	9.1%	9.2%
% of FP17s Relating to Free Repair or Replacements	30	494	6.1%	0.8%	1.0%	0.7%
% of FP17s Relating to Continuations	13	494	2.6%	0.9%	1.0%	0.8%
% of Patients satisfied with the dentistry they have received	2	2	N/A	93.0%	94.2%	93.4%
% of Patients satisfied with the time they had to wait for an appointment	2	2	N/A	87.4%	88.4%	87.6%

* This is based on patients treated on this contract for their most recent course of treatment. Figures in italics indicate the base number of FP17s or Patient Questionnaire responses are less than 100. N/A is shown where the base number of responses is less than 10 during the period. % is calculated as Quantity/Base number*100

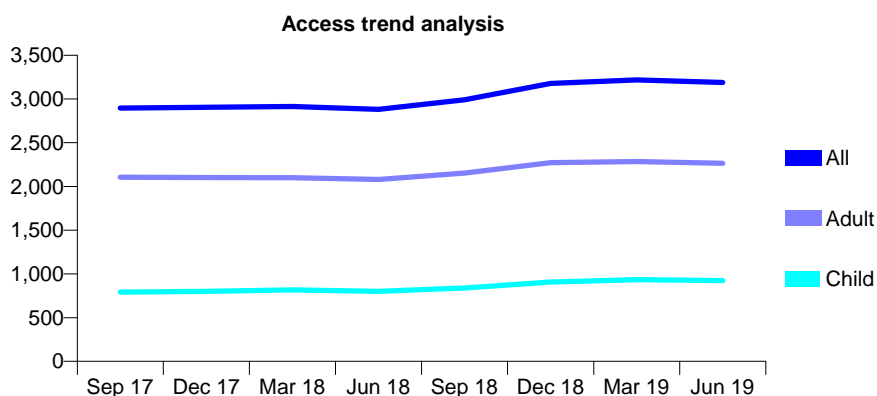
Q46 - Vital Signs At a Glance Contract Report for 907359/0001 - June 2019

Name or company name	MR MP GEORGESON
Contract type name	GDS Contract
Purpose of contract	General and Orthodontic
Contract start date	01/04/2006
Contract end date	

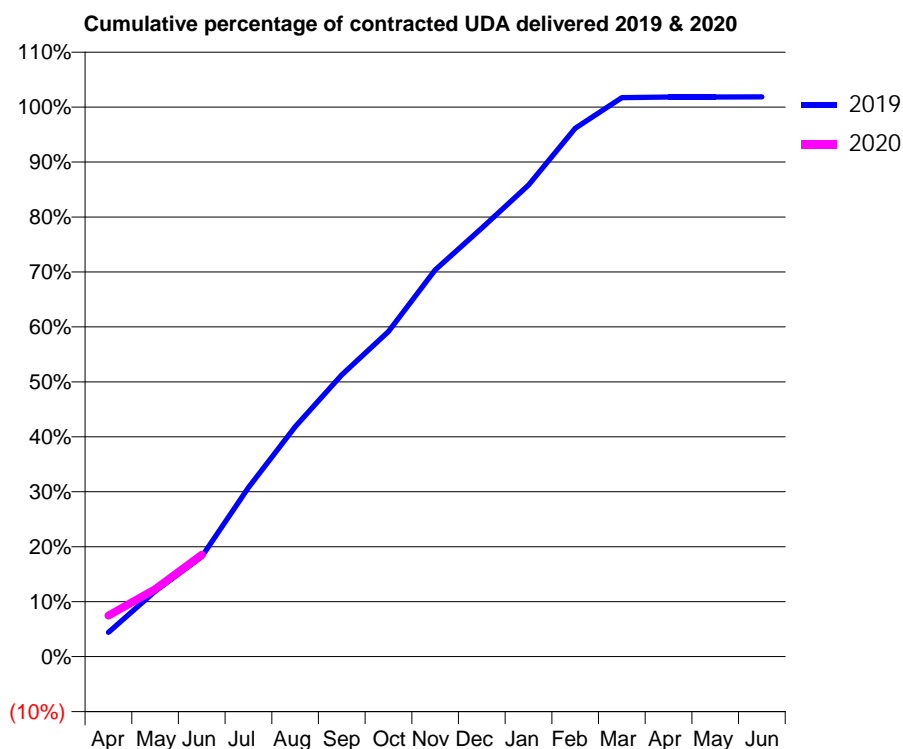
19/20 Contracted general activity (UDA)	8,950
Carry forward general activity (UDA)	0
19/20 Contracted orthodontic activity (UOA)	1,361
Carry forward orthodontic activity (UOA)	0
Baseline contract value	£304,789.23

ACCESS*

Patients seen in 24 months	Total	Change since previous quarter
Quarter ending June 2018	2,881	
Quarter ending September 2018	2,991	↑
Quarter ending December 2018	3,177	↑
Quarter ending March 2019	3,219	→
Quarter ending June 2019	3,190	→
Variance since June 2018	10.7%	↑



ACTIVITY



Month	Adjusted Scheduled Activity (UDA)	
	2019	2020
April	396	667
May	1,065	1,098
June	1,628	1,661
July	2,753	
August	3,743	
September	4,588	
October	5,297	
November	6,299	
December	6,980	
January	7,682	
February	8,606	
March	9,104	
April	9,113	
May	9,114	
June	9,116	

QUALITY

	Quantity	Base Number	Contract	AT	Region	England
% of FP17s for the same patient ID Re-attending within 3 months - Children	38	292	13.0%	11.4%	12.1%	11.4%
% of FP17s for the same patient ID Re-attending within 3 months - Adults	70	530	13.2%	16.1%	15.6%	15.4%
% of FP17s for the same patient ID Re-attending between 3 & 9 months - Children	166	292	56.8%	59.4%	61.2%	59.8%
% of FP17s for the same patient ID Re-attending between 3 & 9 months - Adults	304	530	57.4%	52.1%	54.5%	52.1%
% of FP17s for Band 1 Urgent Courses	83	782	10.6%	10.5%	9.1%	9.2%
% of FP17s Relating to Free Repair or Replacements	1	782	0.1%	0.8%	1.0%	0.7%
% of FP17s Relating to Continuations	0	782	0.0%	0.9%	1.0%	0.8%
% of Patients satisfied with the dentistry they have received	1	1	N/A	93.0%	94.2%	93.4%
% of Patients satisfied with the time they had to wait for an appointment	1	1	N/A	87.4%	88.4%	87.6%

* This is based on patients treated on this contract for their most recent course of treatment. Figures in italics indicate the base number of FP17s or Patient Questionnaire responses are less than 100. N/A is shown where the base number of responses is less than 10 during the period. % is calculated as Quantity/Base number*100

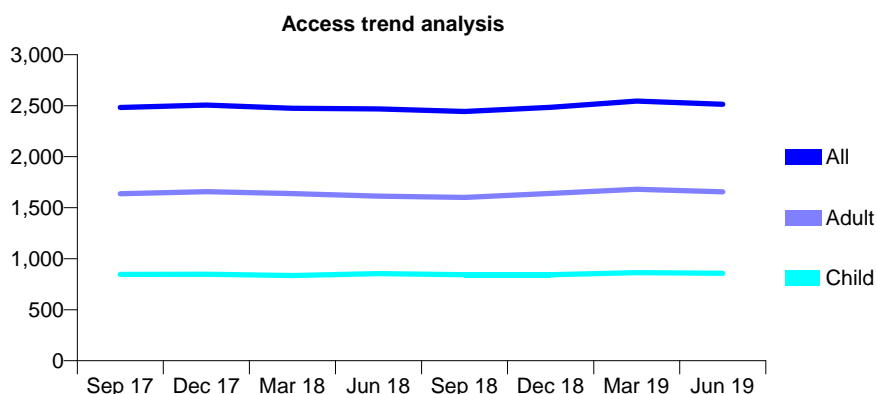
Q46 - Vital Signs At a Glance Contract Report for 908673/0001 - June 2019

Name or company name	DR PV MCCRORY
Contract type name	GDS Contract
Purpose of contract	General
Contract start date	01/04/2006
Contract end date	

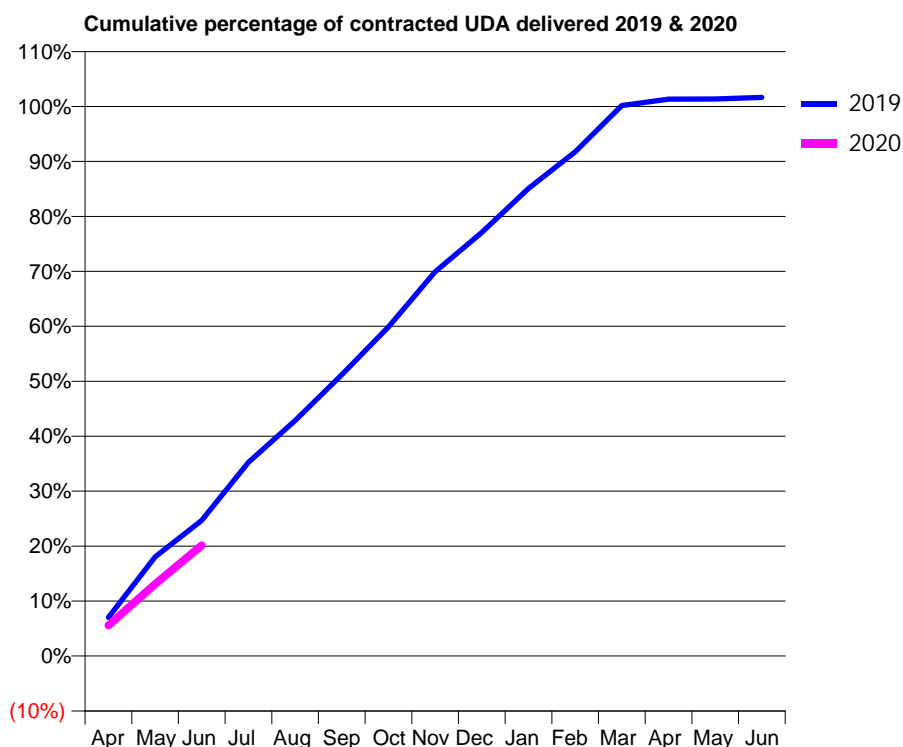
19/20 Contracted general activity (UDA)	7,000
Carry forward general activity (UDA)	0
19/20 Contracted orthodontic activity (UOA)	0
Carry forward orthodontic activity (UOA)	0
Baseline contract value	£218,972.75

ACCESS*

Patients seen in 24 months	Total	Change since previous quarter
Quarter ending June 2018	2,468	
Quarter ending September 2018	2,444	→
Quarter ending December 2018	2,484	→
Quarter ending March 2019	2,545	↑
Quarter ending June 2019	2,513	↓
Variance since June 2018	1.8%	→



ACTIVITY



Month	Adjusted Scheduled Activity (UDA)	
	2019	2020
April	492	392
May	1,263	917
June	1,729	1,410
July	2,467	
August	3,000	
September	3,583	
October	4,192	
November	4,896	
December	5,396	
January	5,957	
February	6,422	
March	7,011	
April	7,092	
May	7,094	
June	7,115	

QUALITY

	Quantity	Base Number	Contract	AT	Region	England
% of FP17s for the same patient ID Re-attending within 3 months - Children	10	242	4.1%	11.4%	12.1%	11.4%
% of FP17s for the same patient ID Re-attending within 3 months - Adults	43	431	10.0%	16.1%	15.6%	15.4%
% of FP17s for the same patient ID Re-attending between 3 & 9 months - Children	147	242	60.7%	59.4%	61.2%	59.8%
% of FP17s for the same patient ID Re-attending between 3 & 9 months - Adults	220	431	51.0%	52.1%	54.5%	52.1%
% of FP17s for Band 1 Urgent Courses	65	619	10.5%	10.5%	9.1%	9.2%
% of FP17s Relating to Free Repair or Replacements	1	619	0.2%	0.8%	1.0%	0.7%
% of FP17s Relating to Continuations	3	619	0.5%	0.9%	1.0%	0.8%
% of Patients satisfied with the dentistry they have received	1	1	N/A	93.0%	94.2%	93.4%
% of Patients satisfied with the time they had to wait for an appointment	1	1	N/A	87.4%	88.4%	87.6%

* This is based on patients treated on this contract for their most recent course of treatment. Figures in italics indicate the base number of FP17s or Patient Questionnaire responses are less than 100. N/A is shown where the base number of responses is less than 10 during the period. % is calculated as Quantity/Base number*100

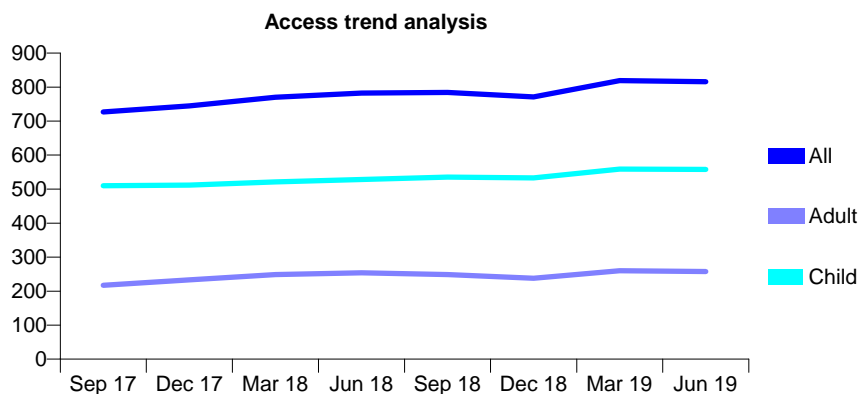
Q46 - Vital Signs At a Glance Contract Report for 909580/0002 - June 2019

Name or company name	P&J Noble Dental Practice
Contract type name	GDS Contract
Purpose of contract	General and Orthodontic
Contract start date	01/04/2007
Contract end date	

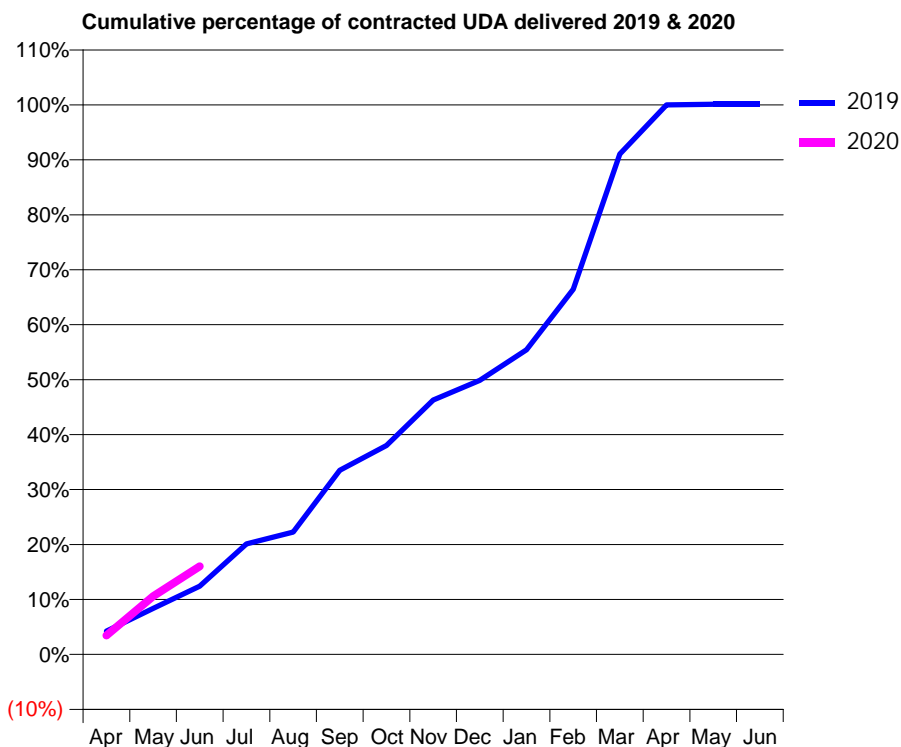
19/20 Contracted general activity (UDA)	1,706
Carry forward general activity (UDA)	0
19/20 Contracted orthodontic activity (UOA)	293
Carry forward orthodontic activity (UOA)	0
Baseline contract value	£67,961.86

ACCESS*

Patients seen in 24 months	Total	Change since previous quarter
Quarter ending June 2018	782	
Quarter ending September 2018	784	→
Quarter ending December 2018	771	↓
Quarter ending March 2019	819	↑
Quarter ending June 2019	816	→
Variance since June 2018	4.3%	↑



ACTIVITY



Month	2019	2020
April	72	59
May	143	181
June	212	273
July	343	
August	380	
September	571	
October	648	
November	790	
December	851	
January	946	
February	1,133	
March	1,553	
April	1,706	
May	1,708	
June	1,708	

QUALITY

	Quantity	Base Number	Contract	AT	Region	England
% of FP17s for the same patient ID Re-attending within 3 months - Children	46	247	18.6%	11.4%	12.1%	11.4%
% of FP17s for the same patient ID Re-attending within 3 months - Adults	6	59	10.2%	16.1%	15.6%	15.4%
% of FP17s for the same patient ID Re-attending between 3 & 9 months - Children	151	247	61.1%	59.4%	61.2%	59.8%
% of FP17s for the same patient ID Re-attending between 3 & 9 months - Adults	26	59	44.1%	52.1%	54.5%	52.1%
% of FP17s for Band 1 Urgent Courses	12	209	5.7%	10.5%	9.1%	9.2%
% of FP17s Relating to Free Repair or Replacements	0	209	0.0%	0.8%	1.0%	0.7%
% of FP17s Relating to Continuations	0	209	0.0%	0.9%	1.0%	0.8%
% of Patients satisfied with the dentistry they have received	0	0	N/A	93.0%	94.2%	93.4%
% of Patients satisfied with the time they had to wait for an appointment	0	0	N/A	87.4%	88.4%	87.6%

* This is based on patients treated on this contract for their most recent course of treatment. Figures in italics indicate the base number of FP17s or Patient Questionnaire responses are less than 100. N/A is shown where the base number of responses is less than 10 during the period. % is calculated as Quantity/Base number*100

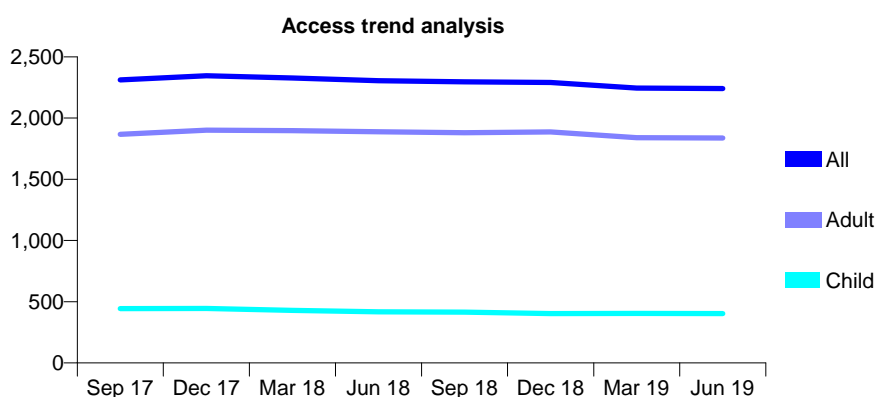
Q46 - Vital Signs At a Glance Contract Report for 910104/0002 - June 2019

Name or company name	MR DJ GRIFFITHS
Contract type name	GDS Contract
Purpose of contract	General
Contract start date	02/01/2007
Contract end date	

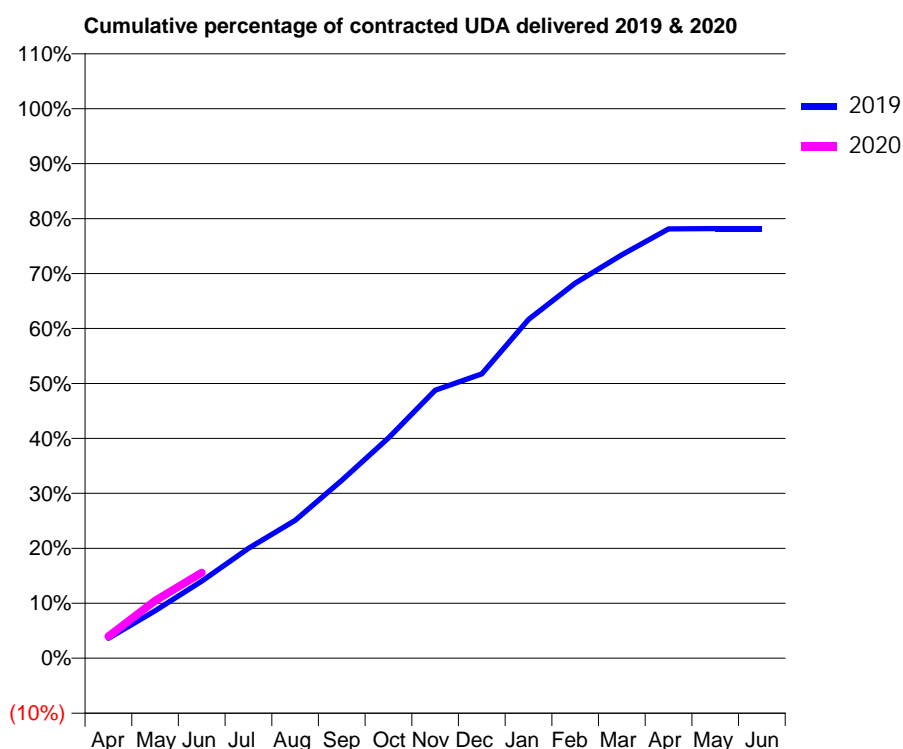
19/20 Contracted general activity (UDA)	8,178
Carry forward general activity (UDA)	0
19/20 Contracted orthodontic activity (UOA)	0
Carry forward orthodontic activity (UOA)	0
Baseline contract value	£183,073.61

ACCESS*

Patients seen in 24 months	Total	Change since previous quarter
Quarter ending June 2018	2,306	
Quarter ending September 2018	2,296	→
Quarter ending December 2018	2,291	→
Quarter ending March 2019	2,245	↓
Quarter ending June 2019	2,241	→
Variance since June 2018	(2.8%)	↓



ACTIVITY



Month	2019	2020
April	297	327
May	706	856
June	1,147	1,273
July	1,636	
August	2,054	
September	2,646	
October	3,278	
November	3,989	
December	4,232	
January	5,040	
February	5,582	
March	6,003	
April	6,389	
May	6,394	
June	6,394	

QUALITY

	Quantity	Base Number	Contract	AT	Region	England
% of FP17s for the same patient ID Re-attending within 3 months - Children	12	150	8.0%	11.4%	12.1%	11.4%
% of FP17s for the same patient ID Re-attending within 3 months - Adults	87	668	13.0%	16.1%	15.6%	15.4%
% of FP17s for the same patient ID Re-attending between 3 & 9 months - Children	90	150	60.0%	59.4%	61.2%	59.8%
% of FP17s for the same patient ID Re-attending between 3 & 9 months - Adults	368	668	55.1%	52.1%	54.5%	52.1%
% of FP17s for Band 1 Urgent Courses	35	660	5.3%	10.5%	9.1%	9.2%
% of FP17s Relating to Free Repair or Replacements	23	660	3.5%	0.8%	1.0%	0.7%
% of FP17s Relating to Continuations	1	660	0.2%	0.9%	1.0%	0.8%
% of Patients satisfied with the dentistry they have received	2	2	N/A	93.0%	94.2%	93.4%
% of Patients satisfied with the time they had to wait for an appointment	2	2	N/A	87.4%	88.4%	87.6%

* This is based on patients treated on this contract for their most recent course of treatment.

Figures in italics indicate the base number of FP17s or Patient Questionnaire responses are less than 100. N/A is shown where the base number of responses is less than 10 during the period. % is calculated as Quantity/Base number*100

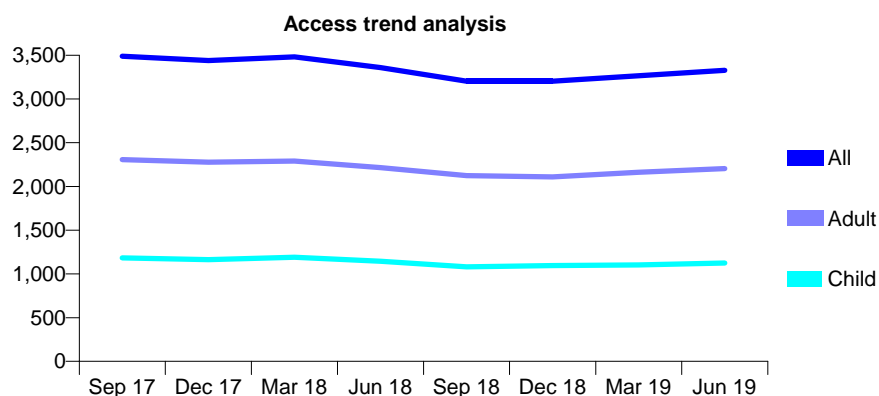
Q46 - Vital Signs At a Glance Contract Report for 910864/0001 - June 2019

Name or company name	MR D END
Contract type name	GDS Contract
Purpose of contract	General and Orthodontic
Contract start date	01/04/2006
Contract end date	

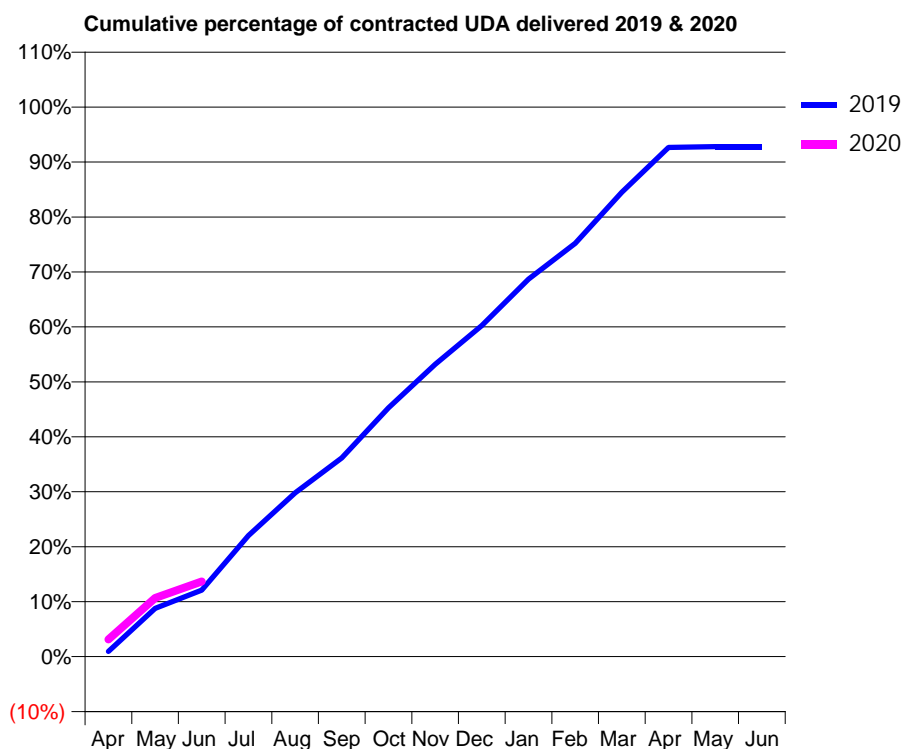
19/20 Contracted general activity (UDA)	9,584
Carry forward general activity (UDA)	0
19/20 Contracted orthodontic activity (UOA)	400
Carry forward orthodontic activity (UOA)	0
Baseline contract value	£338,476.49

ACCESS*

Patients seen in 24 months	Total	Change since previous quarter
Quarter ending June 2018	3,359	
Quarter ending September 2018	3,204	↓
Quarter ending December 2018	3,204	→
Quarter ending March 2019	3,266	→
Quarter ending June 2019	3,328	→
Variance since June 2018	(0.9%)	→



ACTIVITY



Month	Adjusted Scheduled Activity (UDA)	
	2019	2020
April	92	302
May	844	1,024
June	1,159	1,311
July	2,110	
August	2,857	
September	3,464	
October	4,339	
November	5,099	
December	5,774	
January	6,584	
February	7,208	
March	8,100	
April	8,881	
May	8,893	
June	8,893	

QUALITY

	Quantity	Base Number	Contract	AT	Region	England
% of FP17s for the same patient ID Re-attending within 3 months - Children	7	262	2.7%	11.4%	12.1%	11.4%
% of FP17s for the same patient ID Re-attending within 3 months - Adults	19	462	4.1%	16.1%	15.6%	15.4%
% of FP17s for the same patient ID Re-attending between 3 & 9 months - Children	115	262	43.9%	59.4%	61.2%	59.8%
% of FP17s for the same patient ID Re-attending between 3 & 9 months - Adults	188	462	40.7%	52.1%	54.5%	52.1%
% of FP17s for Band 1 Urgent Courses	3	525	0.6%	10.5%	9.1%	9.2%
% of FP17s Relating to Free Repair or Replacements	0	525	0.0%	0.8%	1.0%	0.7%
% of FP17s Relating to Continuations	0	525	0.0%	0.9%	1.0%	0.8%
% of Patients satisfied with the dentistry they have received	0	0	N/A	93.0%	94.2%	93.4%
% of Patients satisfied with the time they had to wait for an appointment	0	0	N/A	87.4%	88.4%	87.6%

* This is based on patients treated on this contract for their most recent course of treatment. Figures in italics indicate the base number of FP17s or Patient Questionnaire responses are less than 100. N/A is shown where the base number of responses is less than 10 during the period. % is calculated as Quantity/Base number*100

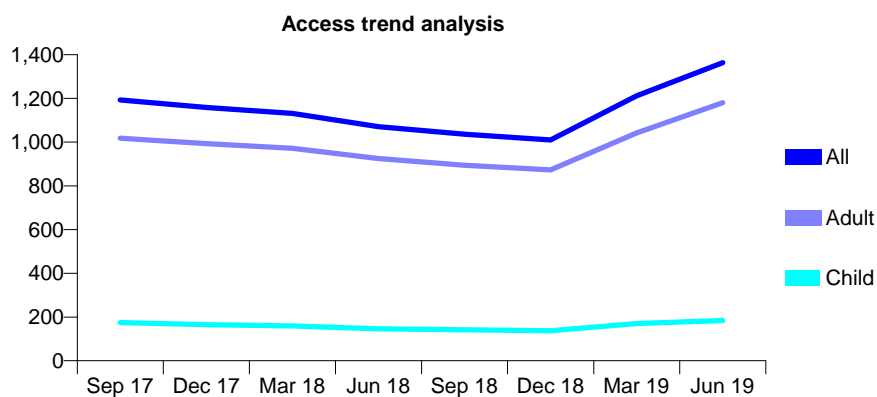
Q46 - Vital Signs At a Glance Contract Report for 913995/0001 - June 2019

Name or company name	Clarity Dental Clinic
Contract type name	GDS Contract
Purpose of contract	General
Contract start date	01/04/2006
Contract end date	

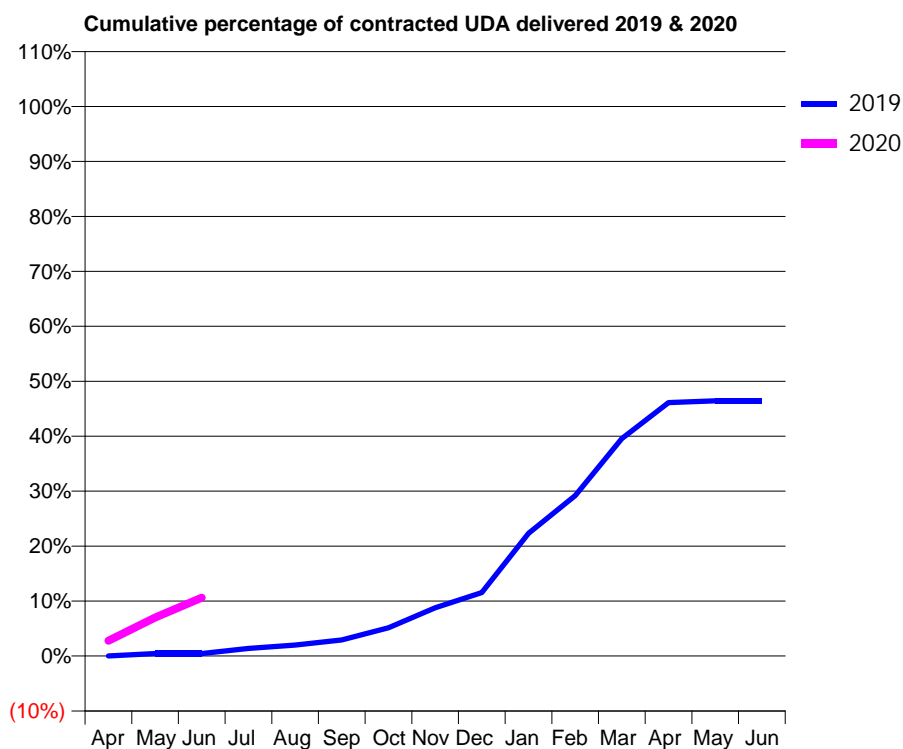
19/20 Contracted general activity (UDA)	7,018
Carry forward general activity (UDA)	0
19/20 Contracted orthodontic activity (UOA)	0
Carry forward orthodontic activity (UOA)	0
Baseline contract value	£236,965.31

ACCESS*

Patients seen in 24 months	Total	Change since previous quarter
Quarter ending June 2018	1,071	
Quarter ending September 2018	1,036	↓
Quarter ending December 2018	1,010	↓
Quarter ending March 2019	1,212	↑
Quarter ending June 2019	1,364	↑
Variance since June 2018	27.4%	↑



ACTIVITY



Month	Adjusted Scheduled Activity (UDA)	
	2019	2020
April	0	194
May	31	492
June	31	745
July	97	
August	141	
September	206	
October	361	
November	615	
December	809	
January	1,567	
February	2,049	
March	2,777	
April	3,236	
May	3,258	
June	3,258	

QUALITY

	Quantity	Base Number	Contract	AT	Region	England
% of FP17s for the same patient ID Re-attending within 3 months - Children	6	79	7.6%	11.4%	12.1%	11.4%
% of FP17s for the same patient ID Re-attending within 3 months - Adults	38	406	9.4%	16.1%	15.6%	15.4%
% of FP17s for the same patient ID Re-attending between 3 & 9 months - Children	16	79	20.3%	59.4%	61.2%	59.8%
% of FP17s for the same patient ID Re-attending between 3 & 9 months - Adults	115	406	28.3%	52.1%	54.5%	52.1%
% of FP17s for Band 1 Urgent Courses	4	340	1.2%	10.5%	9.1%	9.2%
% of FP17s Relating to Free Repair or Replacements	0	340	0.0%	0.8%	1.0%	0.7%
% of FP17s Relating to Continuations	1	340	0.3%	0.9%	1.0%	0.8%
% of Patients satisfied with the dentistry they have received	1	1	N/A	93.0%	94.2%	93.4%
% of Patients satisfied with the time they had to wait for an appointment	1	1	N/A	87.4%	88.4%	87.6%

* This is based on patients treated on this contract for their most recent course of treatment. Figures in italics indicate the base number of FP17s or Patient Questionnaire responses are less than 100. N/A is shown where the base number of responses is less than 10 during the period. % is calculated as Quantity/Base number*100

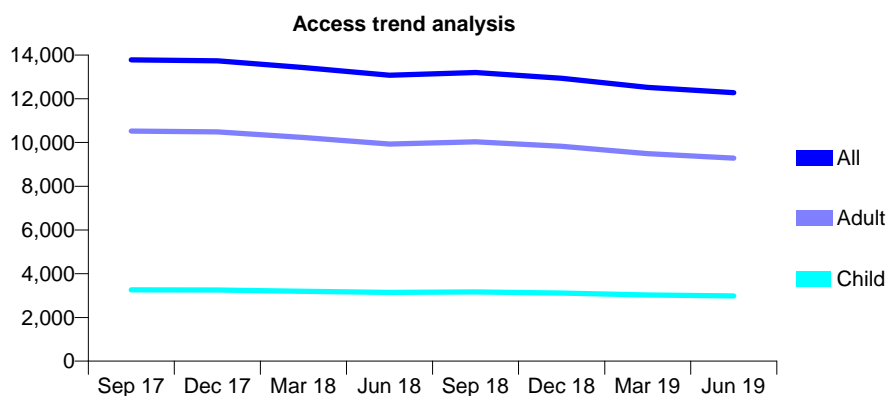
Q46 - Vital Signs At a Glance Contract Report for 918059/0001 - June 2019

Name or company name	MR JP BECKER-LE CERF
Contract type name	GDS Contract
Purpose of contract	General
Contract start date	01/04/2006
Contract end date	

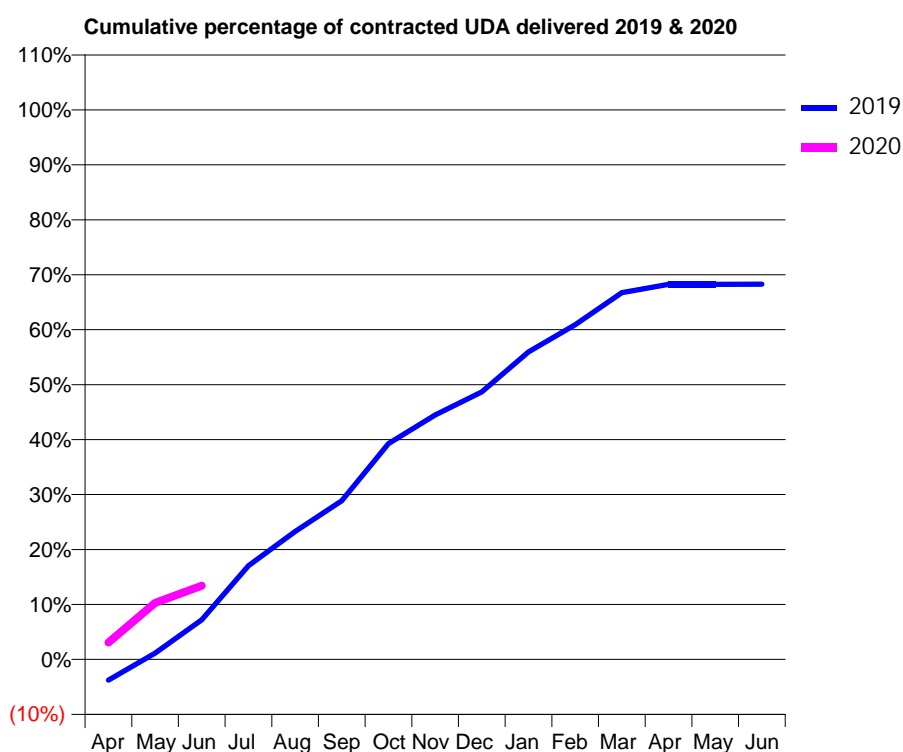
19/20 Contracted general activity (UDA)	39,600
Carry forward general activity (UDA)	0
19/20 Contracted orthodontic activity (UOA)	0
Carry forward orthodontic activity (UOA)	0
Baseline contract value	£1,200,007.44

ACCESS*

Patients seen in 24 months	Total	Change since previous quarter
Quarter ending June 2018	13,076	
Quarter ending September 2018	13,204	→
Quarter ending December 2018	12,940	↓
Quarter ending March 2019	12,518	↓
Quarter ending June 2019	12,276	↓
Variance since June 2018	(6.1%)	↓



ACTIVITY



Month	Adjusted Scheduled Activity (UDA)	
	2019	2020
April	-1,508	1,220
May	453	4,081
June	2,863	5,309
July	6,750	
August	9,222	
September	11,429	
October	15,554	
November	17,624	
December	19,284	
January	22,152	
February	24,123	
March	26,435	
April	27,023	
May	27,024	
June	27,036	

QUALITY

	Quantity	Base Number	Contract	AT	Region	England
% of FP17s for the same patient ID Re-attending within 3 months - Children	81	936	8.7%	11.4%	12.1%	11.4%
% of FP17s for the same patient ID Re-attending within 3 months - Adults	145	1,840	7.9%	16.1%	15.6%	15.4%
% of FP17s for the same patient ID Re-attending between 3 & 9 months - Children	529	936	56.5%	59.4%	61.2%	59.8%
% of FP17s for the same patient ID Re-attending between 3 & 9 months - Adults	728	1,840	39.6%	52.1%	54.5%	52.1%
% of FP17s for Band 1 Urgent Courses	146	2,481	5.9%	10.5%	9.1%	9.2%
% of FP17s Relating to Free Repair or Replacements	11	2,481	0.4%	0.8%	1.0%	0.7%
% of FP17s Relating to Continuations	31	2,481	1.2%	0.9%	1.0%	0.8%
% of Patients satisfied with the dentistry they have received	2	2	N/A	93.0%	94.2%	93.4%
% of Patients satisfied with the time they had to wait for an appointment	2	2	N/A	87.4%	88.4%	87.6%

* This is based on patients treated on this contract for their most recent course of treatment. Figures in italics indicate the base number of FP17s or Patient Questionnaire responses are less than 100. N/A is shown where the base number of responses is less than 10 during the period. % is calculated as Quantity/Base number*100

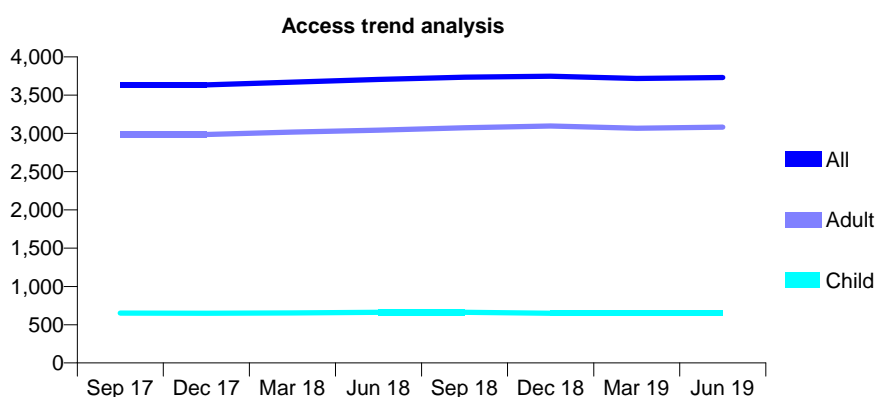
Q46 - Vital Signs At a Glance Contract Report for 918113/0001 - June 2019

Name or company name	MR JA LEE
Contract type name	GDS Contract
Purpose of contract	General
Contract start date	01/04/2006
Contract end date	

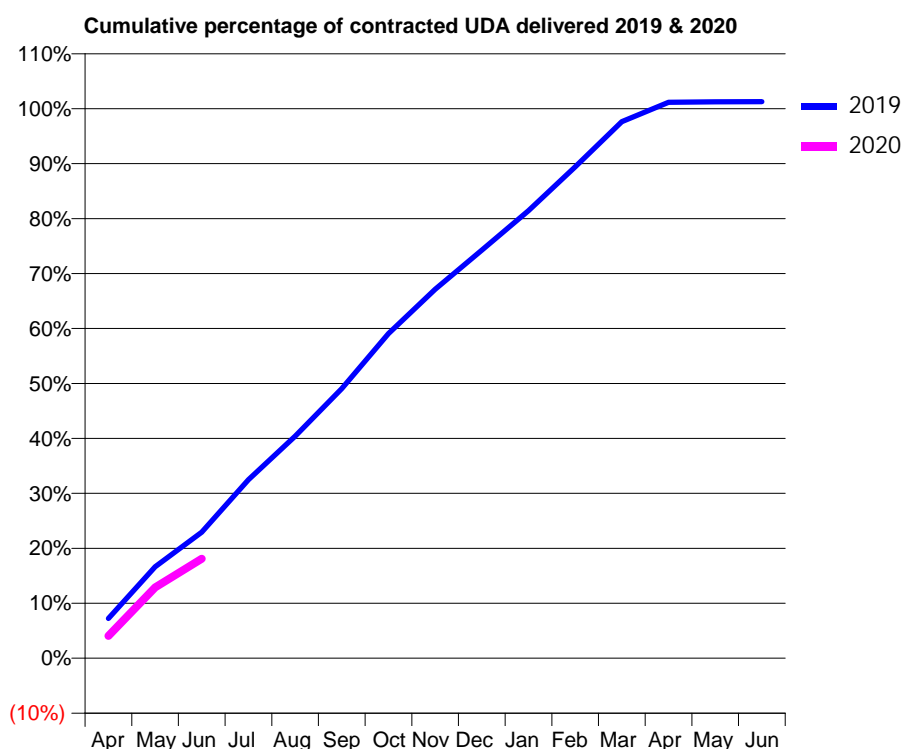
19/20 Contracted general activity (UDA)	10,653
Carry forward general activity (UDA)	0
19/20 Contracted orthodontic activity (UOA)	0
Carry forward orthodontic activity (UOA)	0
Baseline contract value	£339,082.52

ACCESS*

Patients seen in 24 months	Total	Change since previous quarter
Quarter ending June 2018	3,705	
Quarter ending September 2018	3,735	→
Quarter ending December 2018	3,747	→
Quarter ending March 2019	3,717	→
Quarter ending June 2019	3,731	→
Variance since June 2018	0.7%	→



ACTIVITY



Month	2019	2020
April	771	432
May	1,774	1,373
June	2,444	1,926
July	3,461	
August	4,306	
September	5,226	
October	6,294	
November	7,151	
December	7,910	
January	8,678	
February	9,526	
March	10,402	
April	10,777	
May	10,786	
June	10,789	

QUALITY

	Quantity	Base Number	Contract	AT	Region	England
% of FP17s for the same patient ID Re-attending within 3 months - Children	26	255	10.2%	11.4%	12.1%	11.4%
% of FP17s for the same patient ID Re-attending within 3 months - Adults	159	971	16.4%	16.1%	15.6%	15.4%
% of FP17s for the same patient ID Re-attending between 3 & 9 months - Children	158	255	62.0%	59.4%	61.2%	59.8%
% of FP17s for the same patient ID Re-attending between 3 & 9 months - Adults	433	971	44.6%	52.1%	54.5%	52.1%
% of FP17s for Band 1 Urgent Courses	145	1,038	14.0%	10.5%	9.1%	9.2%
% of FP17s Relating to Free Repair or Replacements	20	1,038	1.9%	0.8%	1.0%	0.7%
% of FP17s Relating to Continuations	7	1,038	0.7%	0.9%	1.0%	0.8%
% of Patients satisfied with the dentistry they have received	3	3	N/A	93.0%	94.2%	93.4%
% of Patients satisfied with the time they had to wait for an appointment	3	3	N/A	87.4%	88.4%	87.6%

* This is based on patients treated on this contract for their most recent course of treatment.

Figures in italics indicate the base number of FP17s or Patient Questionnaire responses are less than 100. N/A is shown where the base number of responses is less than 10 during the period. % is calculated as Quantity/Base number*100

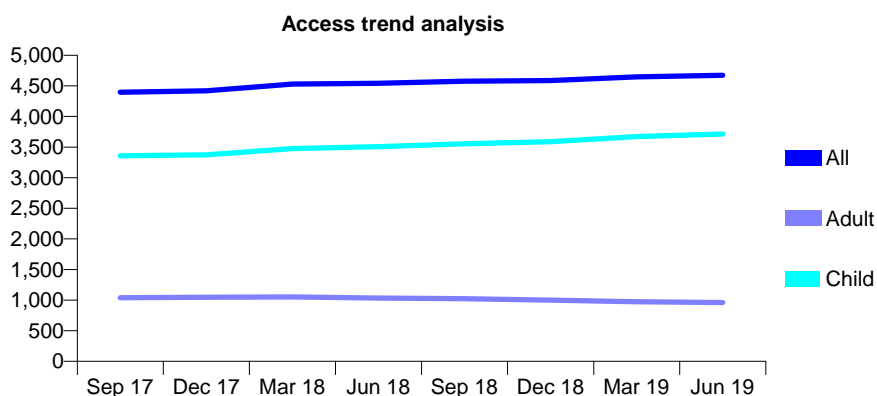
Q46 - Vital Signs At a Glance Contract Report for 919160/0002 - June 2019

Name or company name	MR CH HEWITT
Contract type name	GDS Contract
Purpose of contract	General and Orthodontic
Contract start date	01/02/2011
Contract end date	

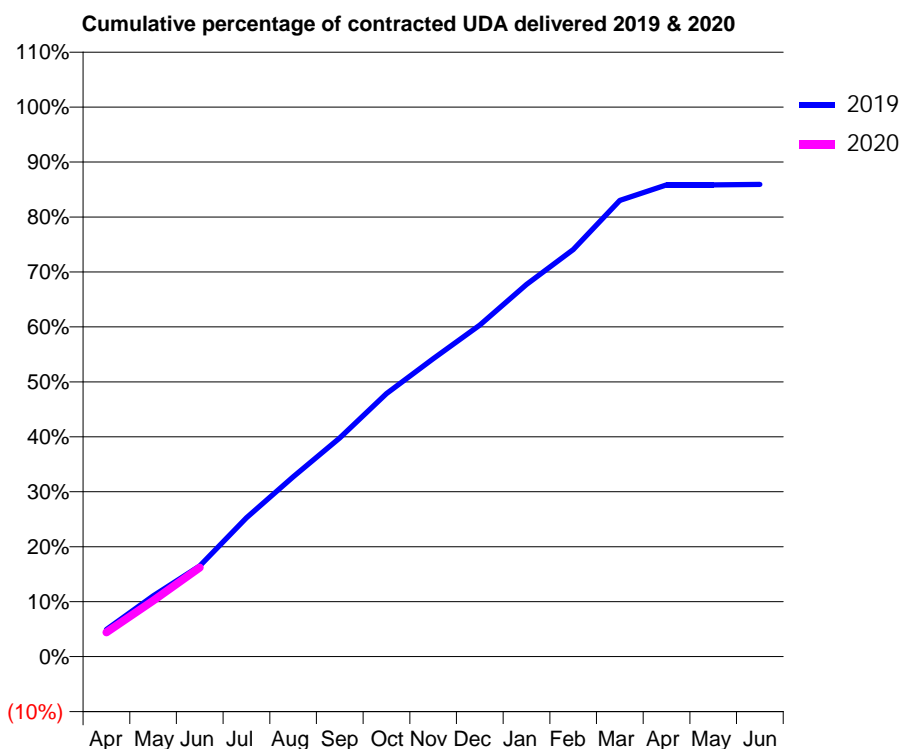
19/20 Contracted general activity (UDA)	14,632
Carry forward general activity (UDA)	0
19/20 Contracted orthodontic activity (UOA)	1,564
Carry forward orthodontic activity (UOA)	0
Baseline contract value	£478,563.52

ACCESS*

Patients seen in 24 months	Total	Change since previous quarter
Quarter ending June 2018	4,541	
Quarter ending September 2018	4,577	→
Quarter ending December 2018	4,588	→
Quarter ending March 2019	4,645	→
Quarter ending June 2019	4,675	→
Variance since June 2018	3.0%	↑



ACTIVITY



Month	Adjusted Scheduled Activity (UDA)	
	2019	2020
April	723	645
May	1,616	1,490
June	2,415	2,371
July	3,698	
August	4,787	
September	5,821	
October	7,003	
November	7,929	
December	8,829	
January	9,908	
February	10,840	
March	12,145	
April	12,561	
May	12,562	
June	12,572	

QUALITY

	Quantity	Base Number	Contract	AT	Region	England
% of FP17s for the same patient ID Re-attending within 3 months - Children	212	1,630	13.0%	11.4%	12.1%	11.4%
% of FP17s for the same patient ID Re-attending within 3 months - Adults	42	234	17.9%	16.1%	15.6%	15.4%
% of FP17s for the same patient ID Re-attending between 3 & 9 months - Children	1,050	1,630	64.4%	59.4%	61.2%	59.8%
% of FP17s for the same patient ID Re-attending between 3 & 9 months - Adults	138	234	59.0%	52.1%	54.5%	52.1%
% of FP17s for Band 1 Urgent Courses	110	1,552	7.1%	10.5%	9.1%	9.2%
% of FP17s Relating to Free Repair or Replacements	0	1,552	0.0%	0.8%	1.0%	0.7%
% of FP17s Relating to Continuations	0	1,552	0.0%	0.9%	1.0%	0.8%
% of Patients satisfied with the dentistry they have received	0	0	N/A	93.0%	94.2%	93.4%
% of Patients satisfied with the time they had to wait for an appointment	0	0	N/A	87.4%	88.4%	87.6%

* This is based on patients treated on this contract for their most recent course of treatment. Figures in italics indicate the base number of FP17s or Patient Questionnaire responses are less than 100. N/A is shown where the base number of responses is less than 10 during the period. % is calculated as Quantity/Base number*100

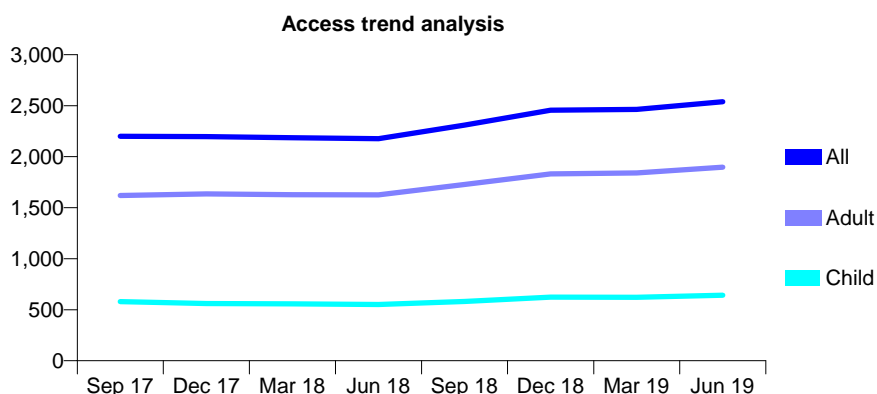
Q46 - Vital Signs At a Glance Contract Report for 919926/0001 - June 2019

Name or company name	MR DP FLATTERY
Contract type name	GDS Contract
Purpose of contract	General
Contract start date	29/04/2010
Contract end date	

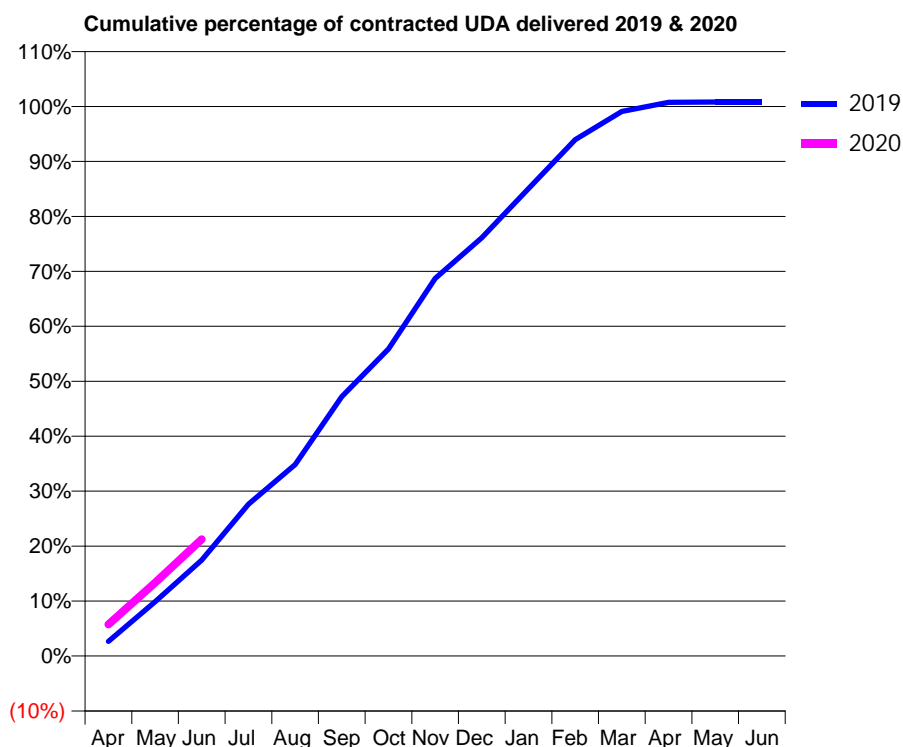
19/20 Contracted general activity (UDA)	5,922
Carry forward general activity (UDA)	0
19/20 Contracted orthodontic activity (UOA)	0
Carry forward orthodontic activity (UOA)	0
Baseline contract value	£149,854.84

ACCESS*

Patients seen in 24 months	Total	Change since previous quarter
Quarter ending June 2018	2,177	
Quarter ending September 2018	2,309	↑
Quarter ending December 2018	2,455	↑
Quarter ending March 2019	2,463	→
Quarter ending June 2019	2,539	↑
Variance since June 2018	16.6%	↑



ACTIVITY



Month	Adjusted Scheduled Activity (UDA)	
	2019	2020
April	159	341
May	586	790
June	1,035	1,259
July	1,636	
August	2,063	
September	2,794	
October	3,308	
November	4,069	
December	4,507	
January	5,037	
February	5,564	
March	5,868	
April	5,966	
May	5,969	
June	5,969	

QUALITY

	Quantity	Base Number	Contract	AT	Region	England
% of FP17s for the same patient ID Re-attending within 3 months - Children	15	221	6.8%	11.4%	12.1%	11.4%
% of FP17s for the same patient ID Re-attending within 3 months - Adults	71	597	11.9%	16.1%	15.6%	15.4%
% of FP17s for the same patient ID Re-attending between 3 & 9 months - Children	132	221	59.7%	59.4%	61.2%	59.8%
% of FP17s for the same patient ID Re-attending between 3 & 9 months - Adults	364	597	61.0%	52.1%	54.5%	52.1%
% of FP17s for Band 1 Urgent Courses	43	767	5.6%	10.5%	9.1%	9.2%
% of FP17s Relating to Free Repair or Replacements	2	767	0.3%	0.8%	1.0%	0.7%
% of FP17s Relating to Continuations	9	767	1.2%	0.9%	1.0%	0.8%
% of Patients satisfied with the dentistry they have received	1	1	N/A	93.0%	94.2%	93.4%
% of Patients satisfied with the time they had to wait for an appointment	1	1	N/A	87.4%	88.4%	87.6%

* This is based on patients treated on this contract for their most recent course of treatment. Figures in italics indicate the base number of FP17s or Patient Questionnaire responses are less than 100. N/A is shown where the base number of responses is less than 10 during the period. % is calculated as Quantity/Base number*100

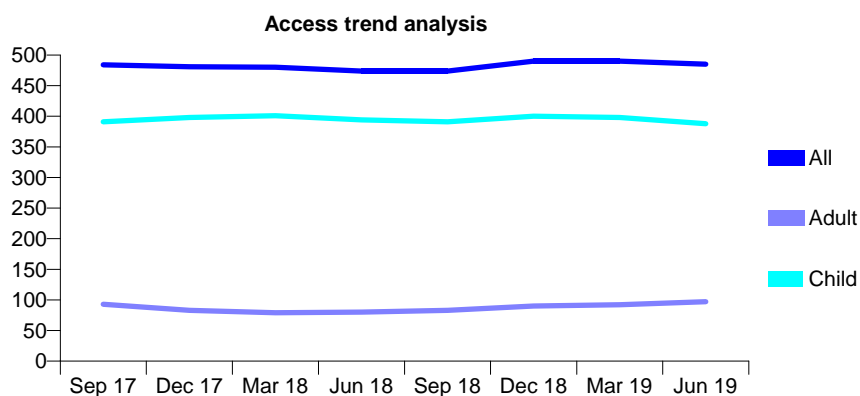
Q46 - Vital Signs At a Glance Contract Report for 919942/0001 - June 2019

Name or company name	MR N NAEEM
Contract type name	GDS Contract
Purpose of contract	General
Contract start date	01/04/2006
Contract end date	

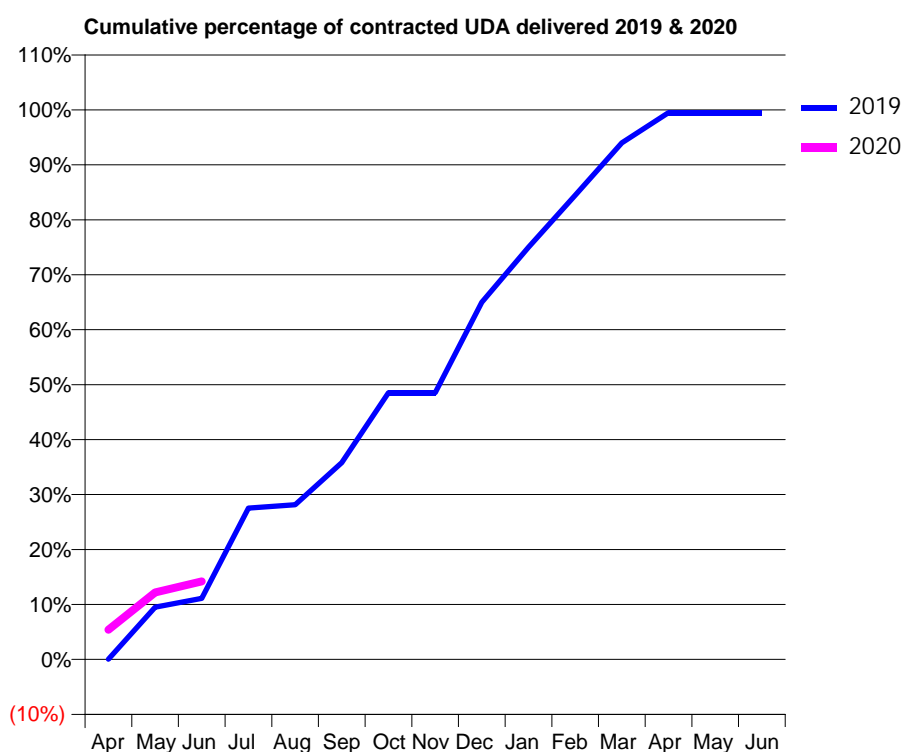
19/20 Contracted general activity (UDA)	1,500
Carry forward general activity (UDA)	0
19/20 Contracted orthodontic activity (UOA)	0
Carry forward orthodontic activity (UOA)	0
Baseline contract value	£36,608.27

ACCESS*

Patients seen in 24 months	Total	Change since previous quarter
Quarter ending June 2018	474	
Quarter ending September 2018	474	→
Quarter ending December 2018	490	↑
Quarter ending March 2019	490	→
Quarter ending June 2019	485	↓
Variance since June 2018	2.3%	↑



ACTIVITY



Adjusted Scheduled Activity (UDA)		
Month	2019	2020
April	1	81
May	143	183
June	167	213
July	413	
August	422	
September	537	
October	728	
November	728	
December	975	
January	1,125	
February	1,267	
March	1,410	
April	1,492	
May	1,492	
June	1,492	

QUALITY

	Quantity	Base Number	Contract	AT	Region	England
% of FP17s for the same patient ID Re-attending within 3 months - Children	16	180	8.9%	11.4%	12.1%	11.4%
% of FP17s for the same patient ID Re-attending within 3 months - Adults	4	18	22.2%	16.1%	15.6%	15.4%
% of FP17s for the same patient ID Re-attending between 3 & 9 months - Children	139	180	77.2%	59.4%	61.2%	59.8%
% of FP17s for the same patient ID Re-attending between 3 & 9 months - Adults	9	18	50.0%	52.1%	54.5%	52.1%
% of FP17s for Band 1 Urgent Courses	0	153	0.0%	10.5%	9.1%	9.2%
% of FP17s Relating to Free Repair or Replacements	0	153	0.0%	0.8%	1.0%	0.7%
% of FP17s Relating to Continuations	0	153	0.0%	0.9%	1.0%	0.8%
% of Patients satisfied with the dentistry they have received	0	0	N/A	93.0%	94.2%	93.4%
% of Patients satisfied with the time they had to wait for an appointment	0	0	N/A	87.4%	88.4%	87.6%

* This is based on patients treated on this contract for their most recent course of treatment.

Figures in italics indicate the base number of FP17s or Patient Questionnaire responses are less than 100. N/A is shown where the base number of responses is less than 10 during the period. % is calculated as Quantity/Base number*100

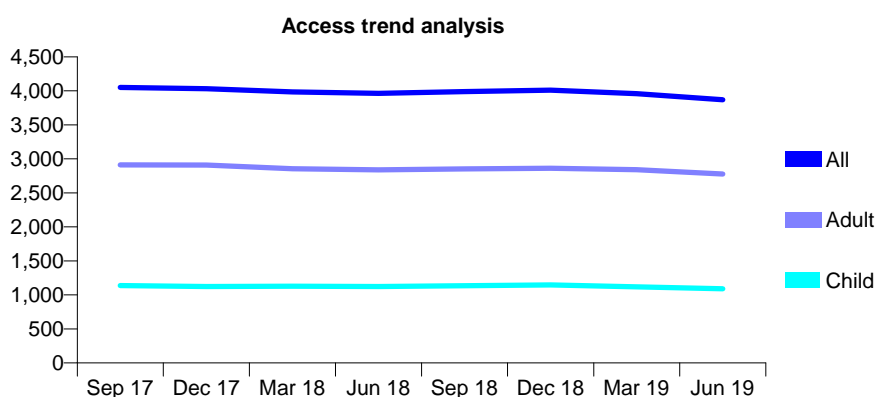
Q46 - Vital Signs At a Glance Contract Report for 920037/0001 - June 2019

Name or company name	MR C EDWARDS
Contract type name	GDS Contract
Purpose of contract	General
Contract start date	01/04/2012
Contract end date	

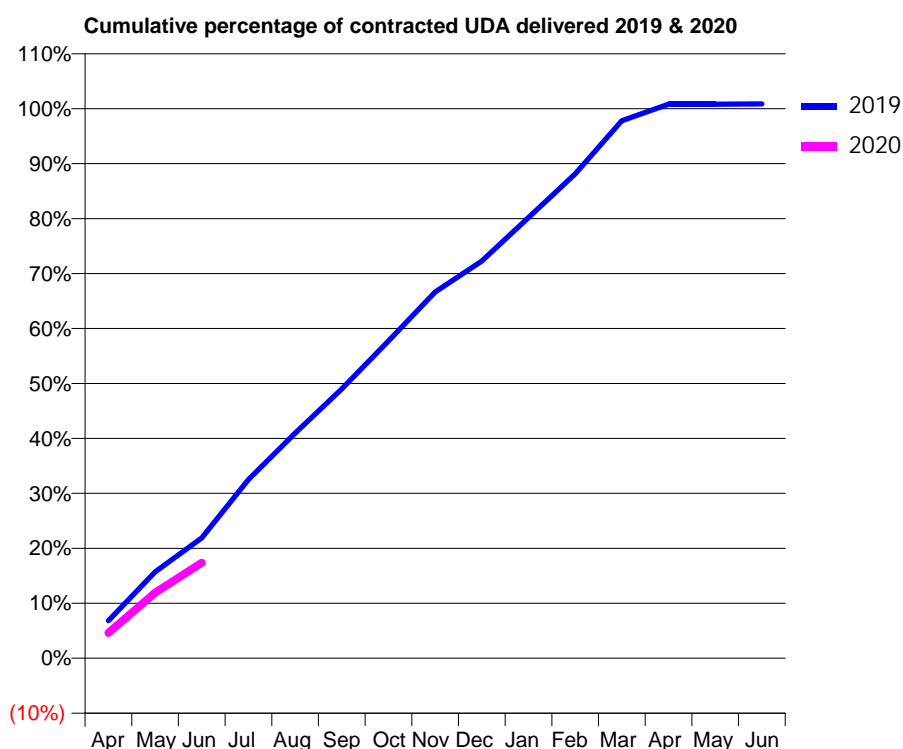
19/20 Contracted general activity (UDA)	12,979
Carry forward general activity (UDA)	0
19/20 Contracted orthodontic activity (UOA)	0
Carry forward orthodontic activity (UOA)	0
Baseline contract value	£401,649.47

ACCESS*

Patients seen in 24 months	Total	Change since previous quarter
Quarter ending June 2018	3,964	
Quarter ending September 2018	3,990	→
Quarter ending December 2018	4,010	→
Quarter ending March 2019	3,959	↓
Quarter ending June 2019	3,869	↓
Variance since June 2018	(2.4%)	↓



ACTIVITY



Month	2019	2020
April	885	599
May	2,039	1,547
June	2,842	2,252
July	4,220	
August	5,316	
September	6,362	
October	7,494	
November	8,650	
December	9,378	
January	10,407	
February	11,440	
March	12,694	
April	13,085	
May	13,082	
June	13,090	

QUALITY

	Quantity	Base Number	Contract	AT	Region	England
% of FP17s for the same patient ID Re-attending within 3 months - Children	36	414	8.7%	11.4%	12.1%	11.4%
% of FP17s for the same patient ID Re-attending within 3 months - Adults	138	885	15.6%	16.1%	15.6%	15.4%
% of FP17s for the same patient ID Re-attending between 3 & 9 months - Children	320	414	77.3%	59.4%	61.2%	59.8%
% of FP17s for the same patient ID Re-attending between 3 & 9 months - Adults	559	885	63.2%	52.1%	54.5%	52.1%
% of FP17s for Band 1 Urgent Courses	110	1,109	9.9%	10.5%	9.1%	9.2%
% of FP17s Relating to Free Repair or Replacements	9	1,109	0.8%	0.8%	1.0%	0.7%
% of FP17s Relating to Continuations	6	1,109	0.5%	0.9%	1.0%	0.8%
% of Patients satisfied with the dentistry they have received	1	1	N/A	93.0%	94.2%	93.4%
% of Patients satisfied with the time they had to wait for an appointment	1	1	N/A	87.4%	88.4%	87.6%

* This is based on patients treated on this contract for their most recent course of treatment. Figures in italics indicate the base number of FP17s or Patient Questionnaire responses are less than 100. N/A is shown where the base number of responses is less than 10 during the period. % is calculated as Quantity/Base number*100

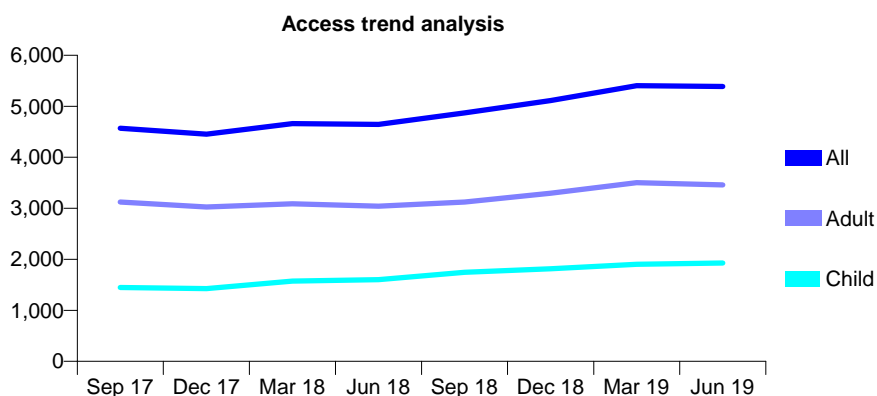
Q46 - Vital Signs At a Glance Contract Report for 920932/0001 - June 2019

Name or company name	272 Dental Care
Contract type name	GDS Contract
Purpose of contract	General
Contract start date	01/04/2006
Contract end date	

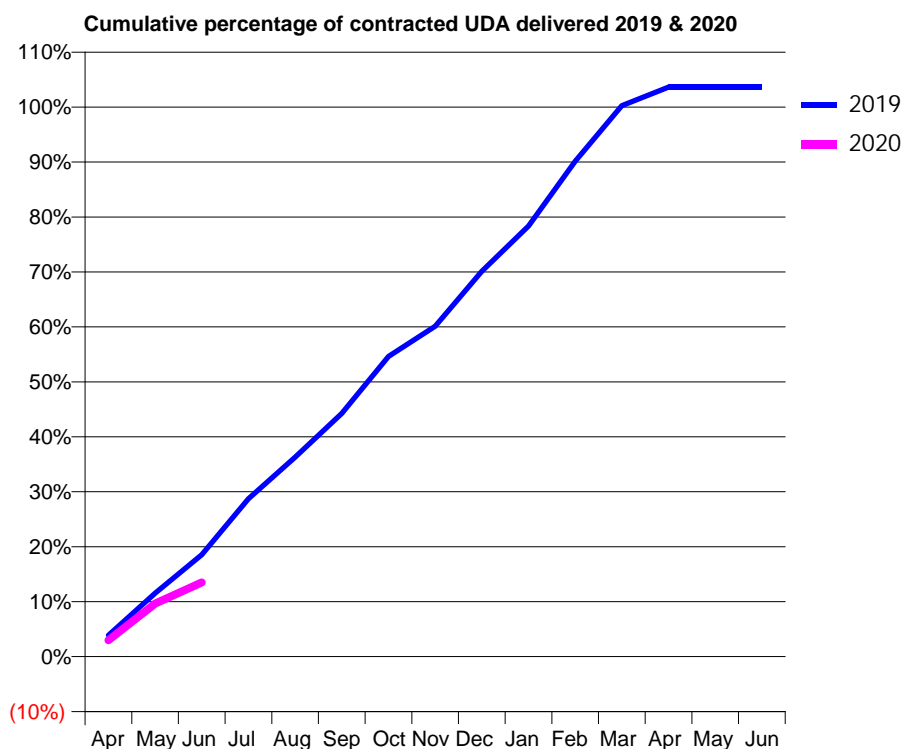
19/20 Contracted general activity (UDA)	16,128
Carry forward general activity (UDA)	0
19/20 Contracted orthodontic activity (UOA)	0
Carry forward orthodontic activity (UOA)	0
Baseline contract value	£402,051.77

ACCESS*

Patients seen in 24 months	Total	Change since previous quarter
Quarter ending June 2018	4,644	
Quarter ending September 2018	4,870	↑
Quarter ending December 2018	5,112	↑
Quarter ending March 2019	5,402	↑
Quarter ending June 2019	5,387	→
Variance since June 2018	16.0%	↑



ACTIVITY



Month	Adjusted Scheduled Activity (UDA)	
	2019	2020
April	628	483
May	1,859	1,555
June	2,989	2,179
July	4,630	
August	5,854	
September	7,136	
October	8,807	
November	9,698	
December	11,310	
January	12,637	
February	14,539	
March	16,168	
April	16,715	
May	16,715	
June	16,715	

QUALITY

	Quantity	Base Number	Contract	AT	Region	England
% of FP17s for the same patient ID Re-attending within 3 months - Children	32	593	5.4%	11.4%	12.1%	11.4%
% of FP17s for the same patient ID Re-attending within 3 months - Adults	148	889	16.6%	16.1%	15.6%	15.4%
% of FP17s for the same patient ID Re-attending between 3 & 9 months - Children	329	593	55.5%	59.4%	61.2%	59.8%
% of FP17s for the same patient ID Re-attending between 3 & 9 months - Adults	459	889	51.6%	52.1%	54.5%	52.1%
% of FP17s for Band 1 Urgent Courses	120	1,241	9.7%	10.5%	9.1%	9.2%
% of FP17s Relating to Free Repair or Replacements	10	1,241	0.8%	0.8%	1.0%	0.7%
% of FP17s Relating to Continuations	18	1,241	1.5%	0.9%	1.0%	0.8%
% of Patients satisfied with the dentistry they have received	1	1	N/A	93.0%	94.2%	93.4%
% of Patients satisfied with the time they had to wait for an appointment	1	1	N/A	87.4%	88.4%	87.6%

* This is based on patients treated on this contract for their most recent course of treatment. Figures in italics indicate the base number of FP17s or Patient Questionnaire responses are less than 100. N/A is shown where the base number of responses is less than 10 during the period. % is calculated as Quantity/Base number*100

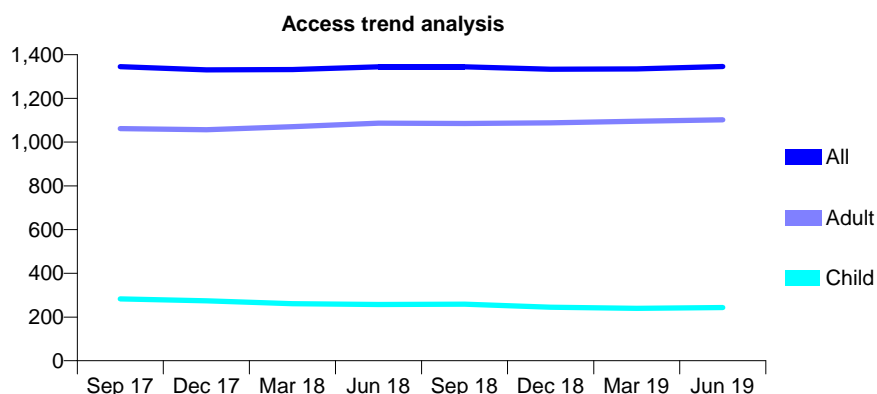
Q46 - Vital Signs At a Glance Contract Report for 921203/0001 - June 2019

Name or company name	MRS KV DISS
Contract type name	GDS Contract
Purpose of contract	General
Contract start date	01/04/2006
Contract end date	

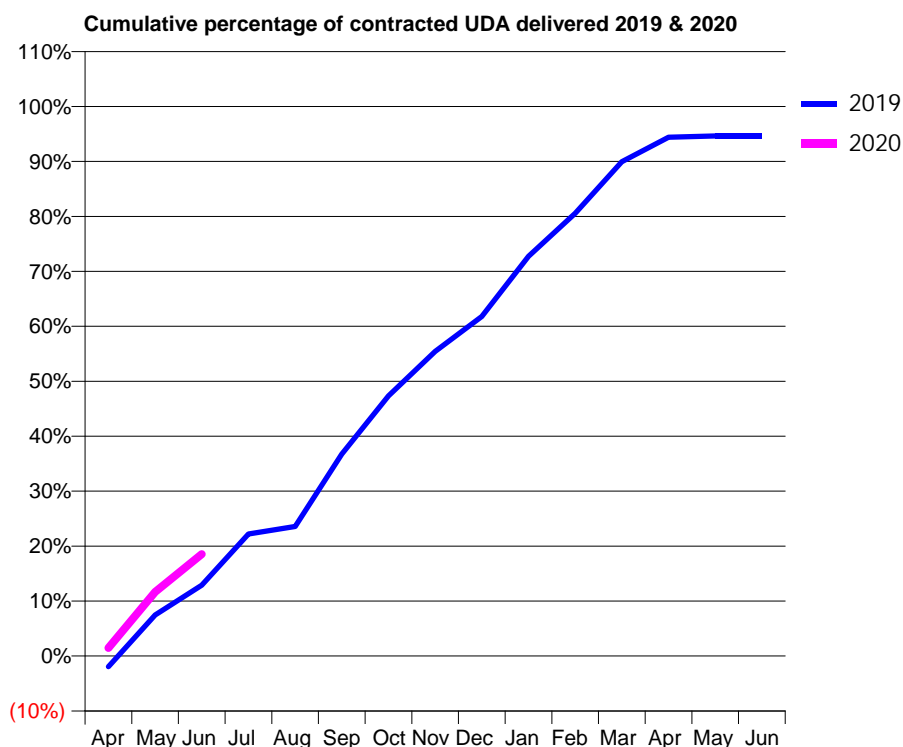
19/20 Contracted general activity (UDA)	3,718
Carry forward general activity (UDA)	0
19/20 Contracted orthodontic activity (UOA)	0
Carry forward orthodontic activity (UOA)	0
Baseline contract value	£94,083.12

ACCESS*

Patients seen in 24 months	Total	Change since previous quarter
Quarter ending June 2018	1,344	
Quarter ending September 2018	1,344	→
Quarter ending December 2018	1,333	→
Quarter ending March 2019	1,335	→
Quarter ending June 2019	1,346	→
Variance since June 2018	0.1%	→



ACTIVITY



Month	Adjusted Scheduled Activity (UDA)	
	2019	2020
April	-73	54
May	277	433
June	479	689
July	826	
August	876	
September	1,366	
October	1,760	
November	2,061	
December	2,298	
January	2,704	
February	2,996	
March	3,344	
April	3,510	
May	3,518	
June	3,518	

QUALITY

	Quantity	Base Number	Contract	AT	Region	England
% of FP17s for the same patient ID Re-attending within 3 months - Children	9	105	8.6%	11.4%	12.1%	11.4%
% of FP17s for the same patient ID Re-attending within 3 months - Adults	78	448	17.4%	16.1%	15.6%	15.4%
% of FP17s for the same patient ID Re-attending between 3 & 9 months - Children	74	105	70.5%	59.4%	61.2%	59.8%
% of FP17s for the same patient ID Re-attending between 3 & 9 months - Adults	302	448	67.4%	52.1%	54.5%	52.1%
% of FP17s for Band 1 Urgent Courses	41	447	9.2%	10.5%	9.1%	9.2%
% of FP17s Relating to Free Repair or Replacements	5	447	1.1%	0.8%	1.0%	0.7%
% of FP17s Relating to Continuations	3	447	0.7%	0.9%	1.0%	0.8%
% of Patients satisfied with the dentistry they have received	3	3	N/A	93.0%	94.2%	93.4%
% of Patients satisfied with the time they had to wait for an appointment	3	3	N/A	87.4%	88.4%	87.6%

* This is based on patients treated on this contract for their most recent course of treatment. Figures in italics indicate the base number of FP17s or Patient Questionnaire responses are less than 100. N/A is shown where the base number of responses is less than 10 during the period. % is calculated as Quantity/Base number*100

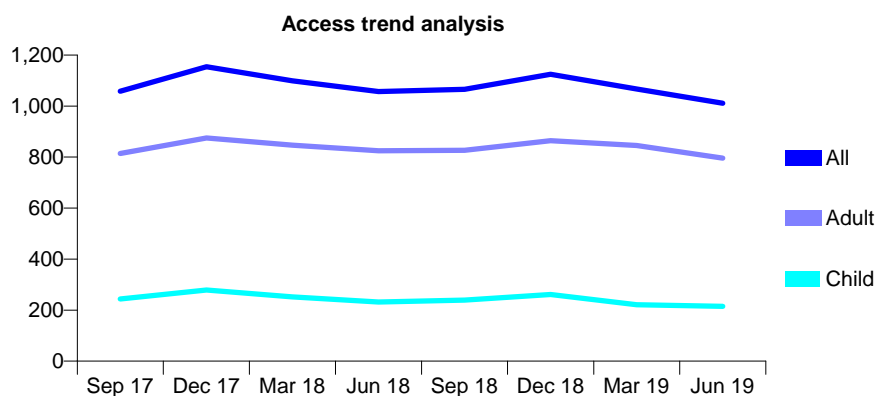
Q46 - Vital Signs At a Glance Contract Report for 927066/0001 - June 2019

Name or company name	MR K SEDEHIZADEH
Contract type name	GDS Contract
Purpose of contract	General
Contract start date	01/04/2006
Contract end date	

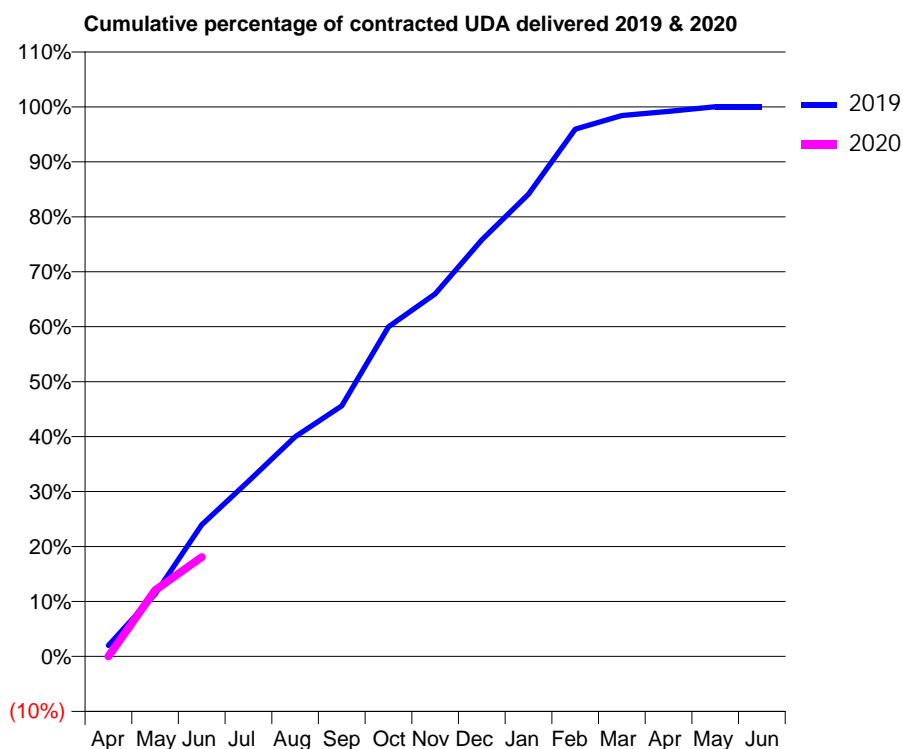
19/20 Contracted general activity (UDA)	4,078
Carry forward general activity (UDA)	0
19/20 Contracted orthodontic activity (UOA)	0
Carry forward orthodontic activity (UOA)	0
Baseline contract value	£132,377.72

ACCESS*

Patients seen in 24 months	Total	Change since previous quarter
Quarter ending June 2018	1,057	
Quarter ending September 2018	1,066	→
Quarter ending December 2018	1,125	↑
Quarter ending March 2019	1,067	↓
Quarter ending June 2019	1,011	↓
Variance since June 2018	(4.4%)	↓



ACTIVITY



Month	Adjusted Scheduled Activity (UDA)	
	2019	2020
April	82	0
May	463	491
June	977	737
July	1,300	
August	1,630	
September	1,859	
October	2,446	
November	2,690	
December	3,091	
January	3,431	
February	3,913	
March	4,013	
April	4,044	
May	4,079	
June	4,079	

QUALITY

	Quantity	Base Number	Contract	AT	Region	England
% of FP17s for the same patient ID Re-attending within 3 months - Children	1	69	1.4%	11.4%	12.1%	11.4%
% of FP17s for the same patient ID Re-attending within 3 months - Adults	41	231	17.7%	16.1%	15.6%	15.4%
% of FP17s for the same patient ID Re-attending between 3 & 9 months - Children	41	69	59.4%	59.4%	61.2%	59.8%
% of FP17s for the same patient ID Re-attending between 3 & 9 months - Adults	113	231	48.9%	52.1%	54.5%	52.1%
% of FP17s for Band 1 Urgent Courses	33	279	11.8%	10.5%	9.1%	9.2%
% of FP17s Relating to Free Repair or Replacements	0	279	0.0%	0.8%	1.0%	0.7%
% of FP17s Relating to Continuations	5	279	1.8%	0.9%	1.0%	0.8%
% of Patients satisfied with the dentistry they have received	2	2	N/A	93.0%	94.2%	93.4%
% of Patients satisfied with the time they had to wait for an appointment	2	2	N/A	87.4%	88.4%	87.6%

* This is based on patients treated on this contract for their most recent course of treatment. Figures in italics indicate the base number of FP17s or Patient Questionnaire responses are less than 100. N/A is shown where the base number of responses is less than 10 during the period. % is calculated as Quantity/Base number*100

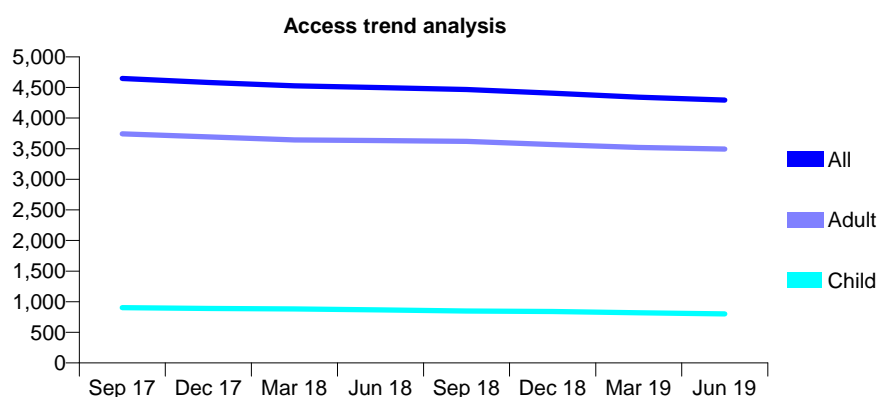
Q46 - Vital Signs At a Glance Contract Report for 931594/0001 - June 2019

Name or company name	MISS SL WATSON
Contract type name	GDS Contract
Purpose of contract	General
Contract start date	01/04/2006
Contract end date	

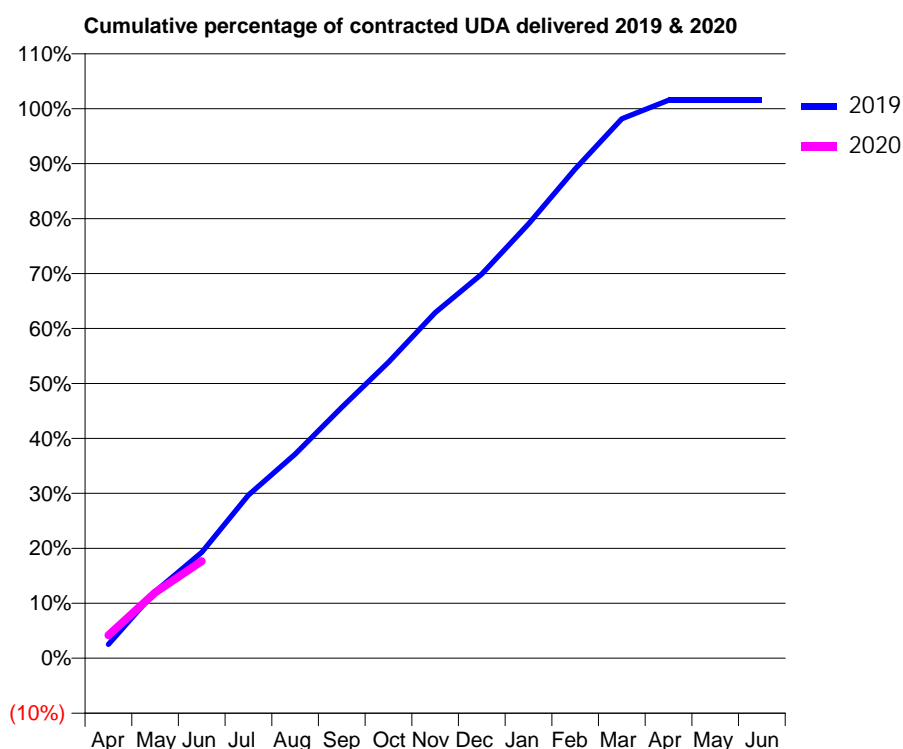
19/20 Contracted general activity (UDA)	14,492
Carry forward general activity (UDA)	0
19/20 Contracted orthodontic activity (UOA)	0
Carry forward orthodontic activity (UOA)	0
Baseline contract value	£350,964.72

ACCESS*

Patients seen in 24 months	Total	Change since previous quarter
Quarter ending June 2018	4,498	
Quarter ending September 2018	4,468	→
Quarter ending December 2018	4,407	↓
Quarter ending March 2019	4,341	↓
Quarter ending June 2019	4,295	↓
Variance since June 2018	(4.5%)	↓



ACTIVITY



Month	Adjusted Scheduled Activity (UDA)	
	2019	2020
April	366	605
May	1,761	1,732
June	2,792	2,560
July	4,302	
August	5,382	
September	6,617	
October	7,807	
November	9,113	
December	10,128	
January	11,453	
February	12,906	
March	14,223	
April	14,712	
May	14,715	
June	14,715	

QUALITY

	Quantity	Base Number	Contract	AT	Region	England
% of FP17s for the same patient ID Re-attending within 3 months - Children	23	311	7.4%	11.4%	12.1%	11.4%
% of FP17s for the same patient ID Re-attending within 3 months - Adults	213	1,294	16.5%	16.1%	15.6%	15.4%
% of FP17s for the same patient ID Re-attending between 3 & 9 months - Children	164	311	52.7%	59.4%	61.2%	59.8%
% of FP17s for the same patient ID Re-attending between 3 & 9 months - Adults	639	1,294	49.4%	52.1%	54.5%	52.1%
% of FP17s for Band 1 Urgent Courses	95	1,399	6.8%	10.5%	9.1%	9.2%
% of FP17s Relating to Free Repair or Replacements	29	1,399	2.1%	0.8%	1.0%	0.7%
% of FP17s Relating to Continuations	33	1,399	2.4%	0.9%	1.0%	0.8%
% of Patients satisfied with the dentistry they have received	2	2	N/A	93.0%	94.2%	93.4%
% of Patients satisfied with the time they had to wait for an appointment	1	2	N/A	87.4%	88.4%	87.6%

* This is based on patients treated on this contract for their most recent course of treatment.

Figures in italics indicate the base number of FP17s or Patient Questionnaire responses are less than 100. N/A is shown where the base number of responses is less than 10 during the period. % is calculated as Quantity/Base number*100

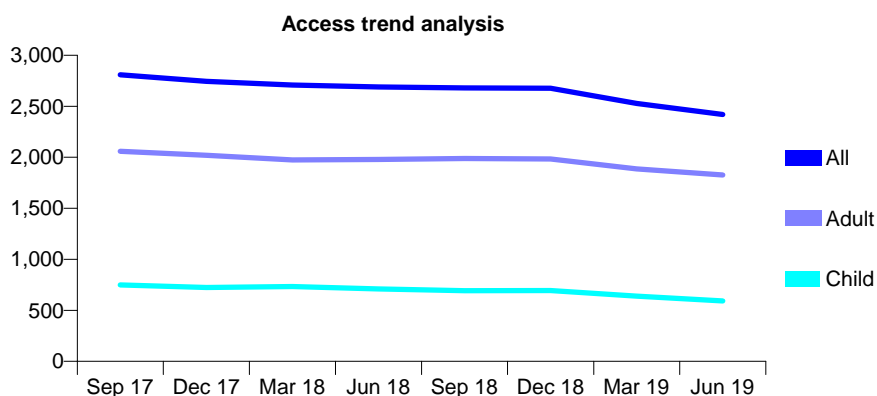
Q46 - Vital Signs At a Glance Contract Report for 932841/0001 - June 2019

Name or company name	MR HR HABIBI
Contract type name	GDS Contract
Purpose of contract	General
Contract start date	01/04/2006
Contract end date	

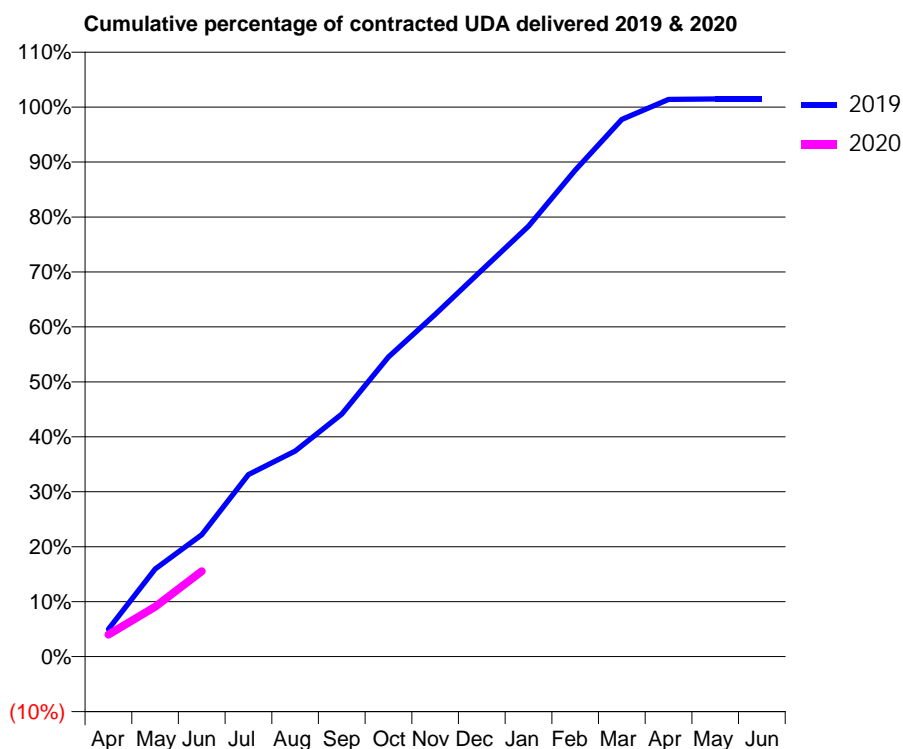
19/20 Contracted general activity (UDA)	9,416
Carry forward general activity (UDA)	0
19/20 Contracted orthodontic activity (UOA)	0
Carry forward orthodontic activity (UOA)	0
Baseline contract value	£314,062.27

ACCESS*

Patients seen in 24 months	Total	Change since previous quarter
Quarter ending June 2018	2,689	
Quarter ending September 2018	2,681	→
Quarter ending December 2018	2,677	→
Quarter ending March 2019	2,527	↓
Quarter ending June 2019	2,420	↓
Variance since June 2018	(10.0%)	↓



ACTIVITY



Month	Adjusted Scheduled Activity (UDA)	
	2019	2020
April	472	379
May	1,501	855
June	2,089	1,463
July	3,121	
August	3,522	
September	4,155	
October	5,136	
November	5,865	
December	6,621	
January	7,374	
February	8,333	
March	9,202	
April	9,545	
May	9,554	
June	9,554	

QUALITY

	Quantity	Base Number	Contract	AT	Region	England
% of FP17s for the same patient ID Re-attending within 3 months - Children	19	157	12.1%	11.4%	12.1%	11.4%
% of FP17s for the same patient ID Re-attending within 3 months - Adults	115	581	19.8%	16.1%	15.6%	15.4%
% of FP17s for the same patient ID Re-attending between 3 & 9 months - Children	86	157	54.8%	59.4%	61.2%	59.8%
% of FP17s for the same patient ID Re-attending between 3 & 9 months - Adults	327	581	56.3%	52.1%	54.5%	52.1%
% of FP17s for Band 1 Urgent Courses	79	608	13.0%	10.5%	9.1%	9.2%
% of FP17s Relating to Free Repair or Replacements	10	608	1.6%	0.8%	1.0%	0.7%
% of FP17s Relating to Continuations	22	608	3.6%	0.9%	1.0%	0.8%
% of Patients satisfied with the dentistry they have received	0	0	N/A	93.0%	94.2%	93.4%
% of Patients satisfied with the time they had to wait for an appointment	0	0	N/A	87.4%	88.4%	87.6%

* This is based on patients treated on this contract for their most recent course of treatment. Figures in italics indicate the base number of FP17s or Patient Questionnaire responses are less than 100. N/A is shown where the base number of responses is less than 10 during the period. % is calculated as Quantity/Base number*100

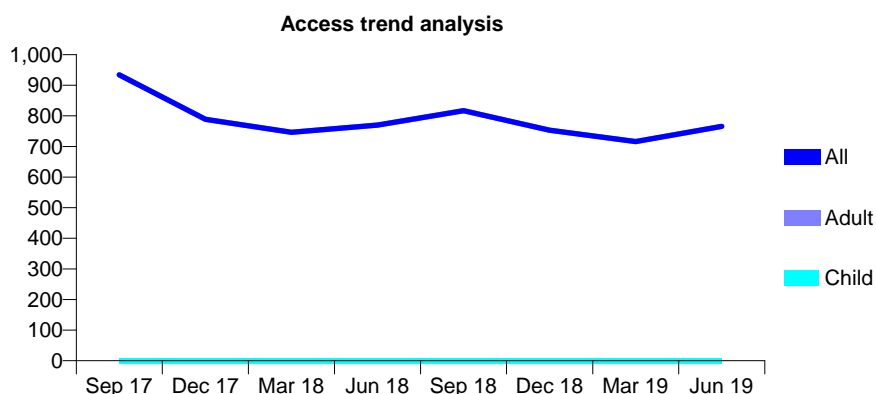
Q46 - Vital Signs At a Glance Contract Report for 935581/0001 - June 2019

Name or company name	MR MH AL-SHARKAWI
Contract type name	GDS Contract
Purpose of contract	General
Contract start date	01/04/2006
Contract end date	

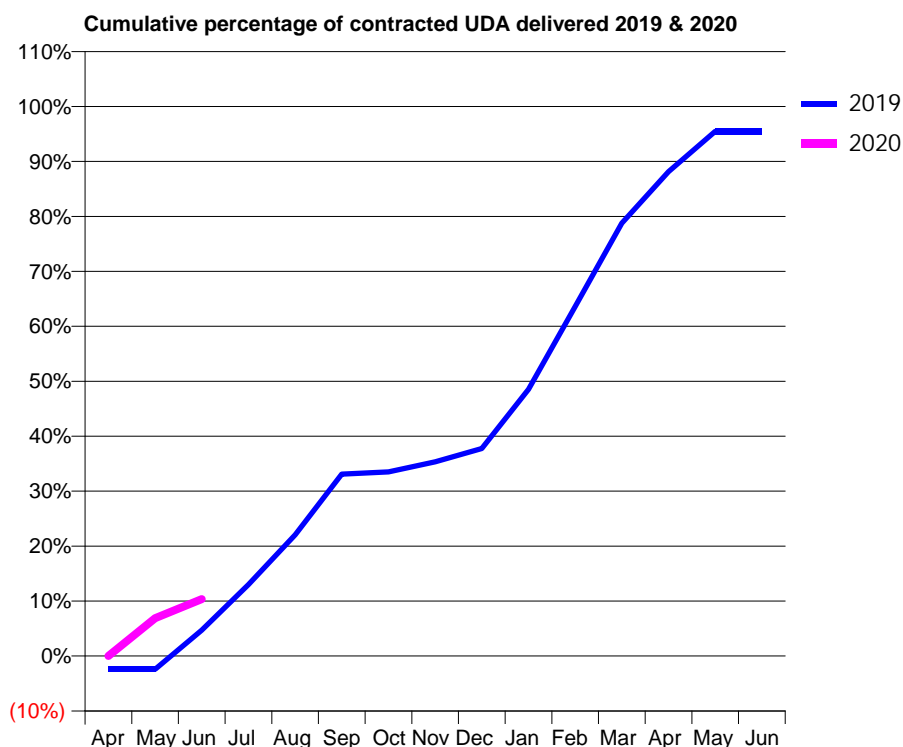
19/20 Contracted general activity (UDA)	2,987
Carry forward general activity (UDA)	0
19/20 Contracted orthodontic activity (UOA)	0
Carry forward orthodontic activity (UOA)	0
Baseline contract value	£101,701.33

ACCESS*

Patients seen in 24 months	Total	Change since previous quarter
Quarter ending June 2018	770	
Quarter ending September 2018	817	↑
Quarter ending December 2018	753	↓
Quarter ending March 2019	716	↓
Quarter ending June 2019	766	↑
Variance since June 2018	(0.5%)	→



ACTIVITY



Month	Adjusted Scheduled Activity (UDA)	
	2019	2020
April	-72	0
May	-72	206
June	141	309
July	388	
August	659	
September	988	
October	1,001	
November	1,056	
December	1,128	
January	1,450	
February	1,900	
March	2,353	
April	2,633	
May	2,852	
June	2,852	

QUALITY

	Quantity	Base Number	Contract	AT	Region	England
% of FP17s for the same patient ID Re-attending within 3 months - Children	0	0	N/A	11.4%	12.1%	11.4%
% of FP17s for the same patient ID Re-attending within 3 months - Adults	10	177	5.6%	16.1%	15.6%	15.4%
% of FP17s for the same patient ID Re-attending between 3 & 9 months - Children	0	0	N/A	59.4%	61.2%	59.8%
% of FP17s for the same patient ID Re-attending between 3 & 9 months - Adults	9	177	5.1%	52.1%	54.5%	52.1%
% of FP17s for Band 1 Urgent Courses	9	84	10.7%	10.5%	9.1%	9.2%
% of FP17s Relating to Free Repair or Replacements	0	84	0.0%	0.8%	1.0%	0.7%
% of FP17s Relating to Continuations	0	84	0.0%	0.9%	1.0%	0.8%
% of Patients satisfied with the dentistry they have received	0	0	N/A	93.0%	94.2%	93.4%
% of Patients satisfied with the time they had to wait for an appointment	0	0	N/A	87.4%	88.4%	87.6%

* This is based on patients treated on this contract for their most recent course of treatment. Figures in italics indicate the base number of FP17s or Patient Questionnaire responses are less than 100. N/A is shown where the base number of responses is less than 10 during the period. % is calculated as Quantity/Base number*100

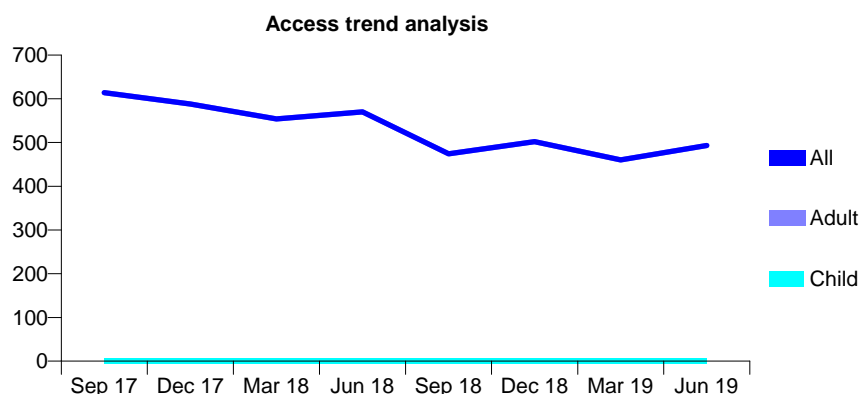
Q46 - Vital Signs At a Glance Contract Report for 935581/0004 - June 2019

Name or company name	MR MH AL-SHARKAWI
Contract type name	GDS Contract
Purpose of contract	General
Contract start date	01/05/2010
Contract end date	

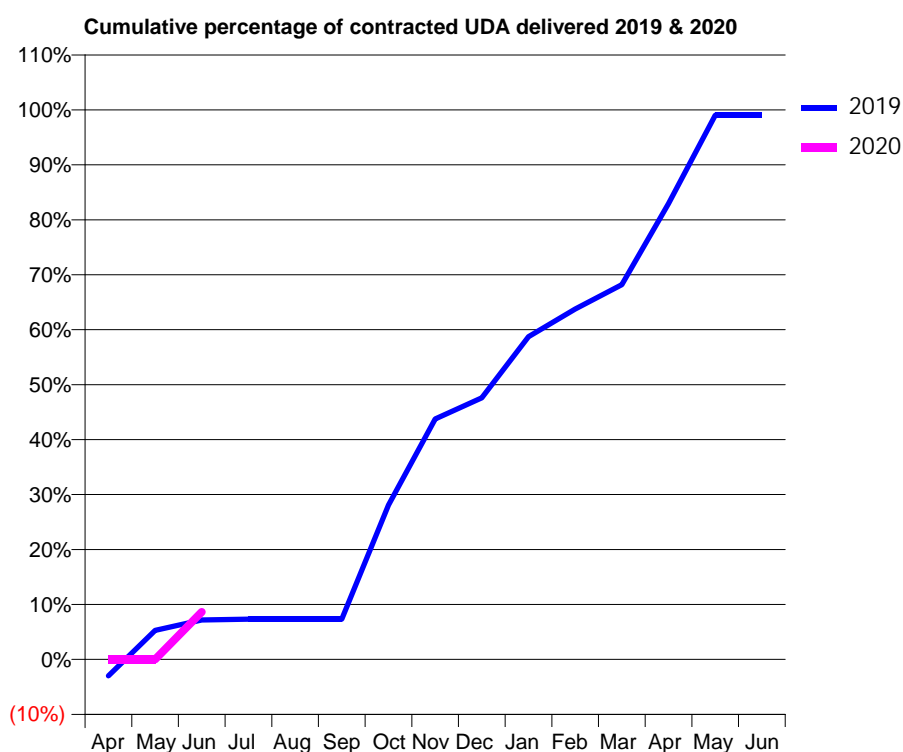
19/20 Contracted general activity (UDA)	2,000
Carry forward general activity (UDA)	0
19/20 Contracted orthodontic activity (UOA)	0
Carry forward orthodontic activity (UOA)	0
Baseline contract value	£55,701.02

ACCESS*

Patients seen in 24 months	Total	Change since previous quarter
Quarter ending June 2018	570	
Quarter ending September 2018	474	↓
Quarter ending December 2018	502	↑
Quarter ending March 2019	460	↓
Quarter ending June 2019	493	↑
Variance since June 2018	(13.5%)	↓



ACTIVITY



Month	2019	2020
April	-60	0
May	106	0
June	143	173
July	146	
August	146	
September	146	
October	562	
November	875	
December	952	
January	1,175	
February	1,275	
March	1,364	
April	1,659	
May	1,981	
June	1,981	

QUALITY

	Quantity	Base Number	Contract	AT	Region	England
% of FP17s for the same patient ID Re-attending within 3 months - Children	0	0	N/A	11.4%	12.1%	11.4%
% of FP17s for the same patient ID Re-attending within 3 months - Adults	3	127	2.4%	16.1%	15.6%	15.4%
% of FP17s for the same patient ID Re-attending between 3 & 9 months - Children	0	0	N/A	59.4%	61.2%	59.8%
% of FP17s for the same patient ID Re-attending between 3 & 9 months - Adults	7	127	5.5%	52.1%	54.5%	52.1%
% of FP17s for Band 1 Urgent Courses	4	35	11.4%	10.5%	9.1%	9.2%
% of FP17s Relating to Free Repair or Replacements	0	35	0.0%	0.8%	1.0%	0.7%
% of FP17s Relating to Continuations	0	35	0.0%	0.9%	1.0%	0.8%
% of Patients satisfied with the dentistry they have received	0	0	N/A	93.0%	94.2%	93.4%
% of Patients satisfied with the time they had to wait for an appointment	0	0	N/A	87.4%	88.4%	87.6%

* This is based on patients treated on this contract for their most recent course of treatment. Figures in italics indicate the base number of FP17s or Patient Questionnaire responses are less than 100. N/A is shown where the base number of responses is less than 10 during the period. % is calculated as Quantity/Base number*100

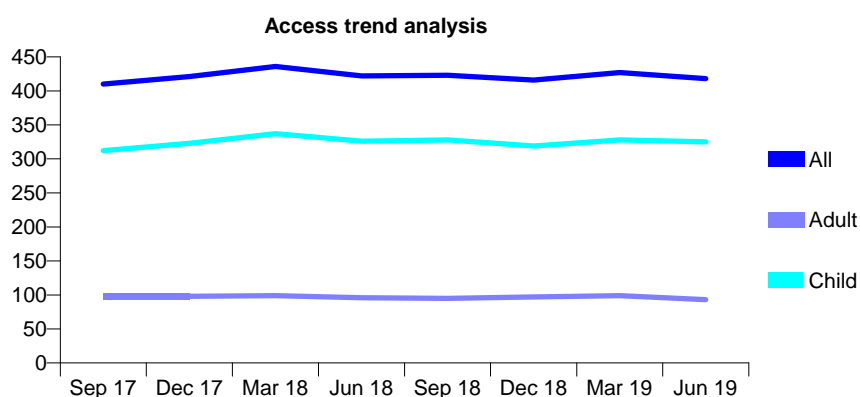
Q46 - Vital Signs At a Glance Contract Report for 951366/0001 - June 2019

Name or company name	MR T IDREES
Contract type name	GDS Contract
Purpose of contract	General
Contract start date	01/10/2009
Contract end date	

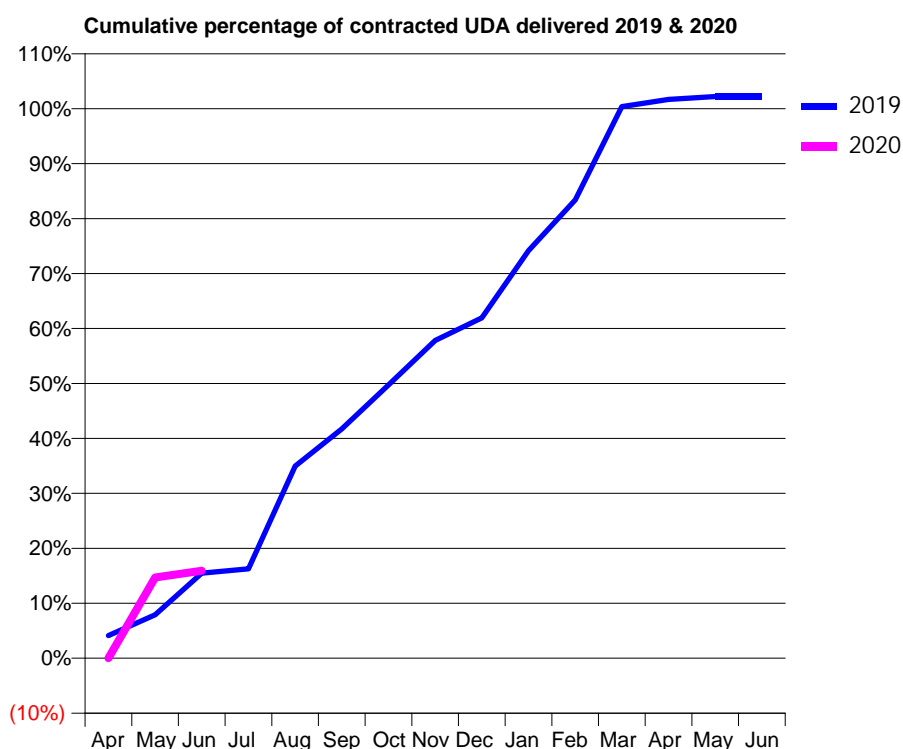
19/20 Contracted general activity (UDA)	1,140
Carry forward general activity (UDA)	0
19/20 Contracted orthodontic activity (UOA)	0
Carry forward orthodontic activity (UOA)	0
Baseline contract value	£29,107.06

ACCESS*

Patients seen in 24 months	Total	Change since previous quarter
Quarter ending June 2018	422	
Quarter ending September 2018	423	→
Quarter ending December 2018	416	↓
Quarter ending March 2019	427	↑
Quarter ending June 2019	418	↓
Variance since June 2018	(0.9%)	→



ACTIVITY



Month	Adjusted Scheduled Activity (UDA)	
	2019	2020
April	47	0
May	90	167
June	176	182
July	185	
August	398	
September	476	
October	567	
November	659	
December	706	
January	846	
February	951	
March	1,144	
April	1,159	
May	1,165	
June	1,165	

QUALITY

	Quantity	Base Number	Contract	AT	Region	England
% of FP17s for the same patient ID Re-attending within 3 months - Children	3	99	3.0%	11.4%	12.1%	11.4%
% of FP17s for the same patient ID Re-attending within 3 months - Adults	0	18	0.0%	16.1%	15.6%	15.4%
% of FP17s for the same patient ID Re-attending between 3 & 9 months - Children	63	99	63.6%	59.4%	61.2%	59.8%
% of FP17s for the same patient ID Re-attending between 3 & 9 months - Adults	14	18	77.8%	52.1%	54.5%	52.1%
% of FP17s for Band 1 Urgent Courses	3	100	3.0%	10.5%	9.1%	9.2%
% of FP17s Relating to Free Repair or Replacements	0	100	0.0%	0.8%	1.0%	0.7%
% of FP17s Relating to Continuations	0	100	0.0%	0.9%	1.0%	0.8%
% of Patients satisfied with the dentistry they have received	0	0	N/A	93.0%	94.2%	93.4%
% of Patients satisfied with the time they had to wait for an appointment	0	0	N/A	87.4%	88.4%	87.6%

* This is based on patients treated on this contract for their most recent course of treatment.

Figures in italics indicate the base number of FP17s or Patient Questionnaire responses are less than 100. N/A is shown where the base number of responses is less than 10 during the period. % is calculated as Quantity/Base number*100

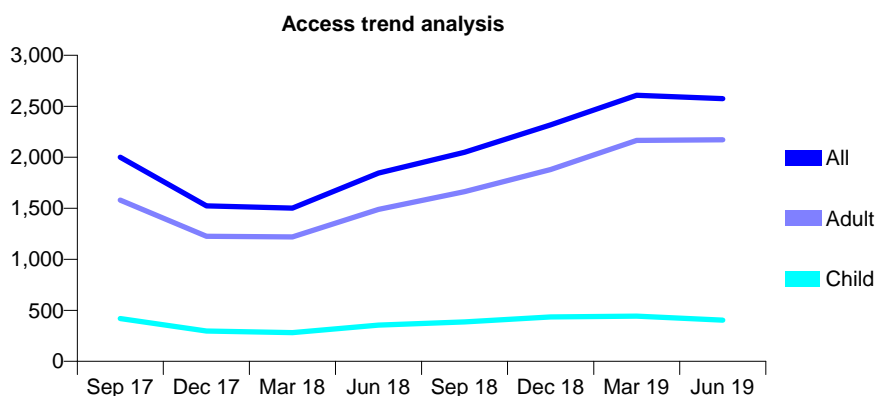
Q46 - Vital Signs At a Glance Contract Report for 951404/0001 - June 2019

Name or company name	St Ann Partnership
Contract type name	GDS Contract
Purpose of contract	General
Contract start date	01/04/2006
Contract end date	

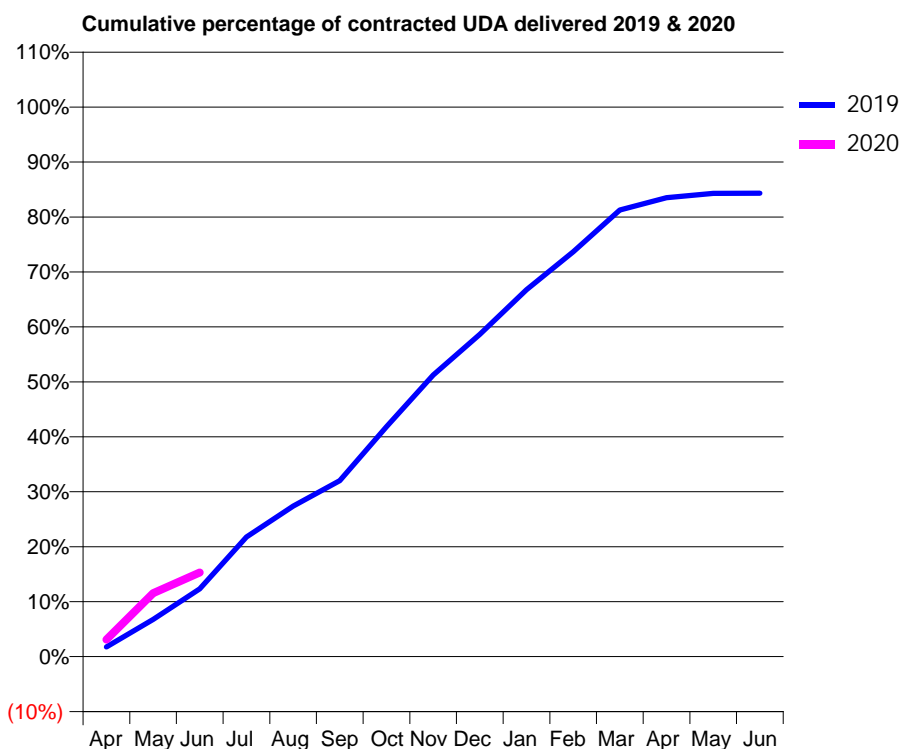
19/20 Contracted general activity (UDA)	7,792
Carry forward general activity (UDA)	0
19/20 Contracted orthodontic activity (UOA)	0
Carry forward orthodontic activity (UOA)	0
Baseline contract value	£195,217.70

ACCESS*

Patients seen in 24 months	Total	Change since previous quarter
Quarter ending June 2018	1,845	
Quarter ending September 2018	2,049	↑
Quarter ending December 2018	2,317	↑
Quarter ending March 2019	2,609	↑
Quarter ending June 2019	2,575	↓
Variance since June 2018	39.6%	↑



ACTIVITY



Month	Adjusted Scheduled Activity (UDA)	
	2019	2020
April	136	244
May	529	899
June	961	1,192
July	1,698	
August	2,134	
September	2,495	
October	3,259	
November	3,993	
December	4,570	
January	5,202	
February	5,739	
March	6,332	
April	6,508	
May	6,567	
June	6,570	

QUALITY

	Quantity	Base Number	Contract	AT	Region	England
% of FP17s for the same patient ID Re-attending within 3 months - Children	11	116	9.5%	11.4%	12.1%	11.4%
% of FP17s for the same patient ID Re-attending within 3 months - Adults	61	574	10.6%	16.1%	15.6%	15.4%
% of FP17s for the same patient ID Re-attending between 3 & 9 months - Children	63	116	54.3%	59.4%	61.2%	59.8%
% of FP17s for the same patient ID Re-attending between 3 & 9 months - Adults	241	574	42.0%	52.1%	54.5%	52.1%
% of FP17s for Band 1 Urgent Courses	72	570	12.6%	10.5%	9.1%	9.2%
% of FP17s Relating to Free Repair or Replacements	8	570	1.4%	0.8%	1.0%	0.7%
% of FP17s Relating to Continuations	0	570	0.0%	0.9%	1.0%	0.8%
% of Patients satisfied with the dentistry they have received	1	1	N/A	93.0%	94.2%	93.4%
% of Patients satisfied with the time they had to wait for an appointment	1	1	N/A	87.4%	88.4%	87.6%

* This is based on patients treated on this contract for their most recent course of treatment. Figures in italics indicate the base number of FP17s or Patient Questionnaire responses are less than 100. N/A is shown where the base number of responses is less than 10 during the period. % is calculated as Quantity/Base number*100

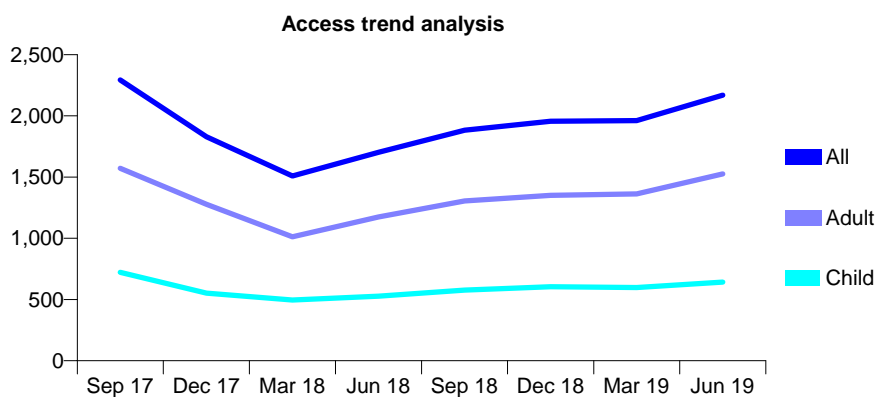
Q46 - Vital Signs At a Glance Contract Report for 959588/0001 - June 2019

Name or company name	MR A KHAN
Contract type name	GDS Contract
Purpose of contract	General
Contract start date	01/04/2006
Contract end date	

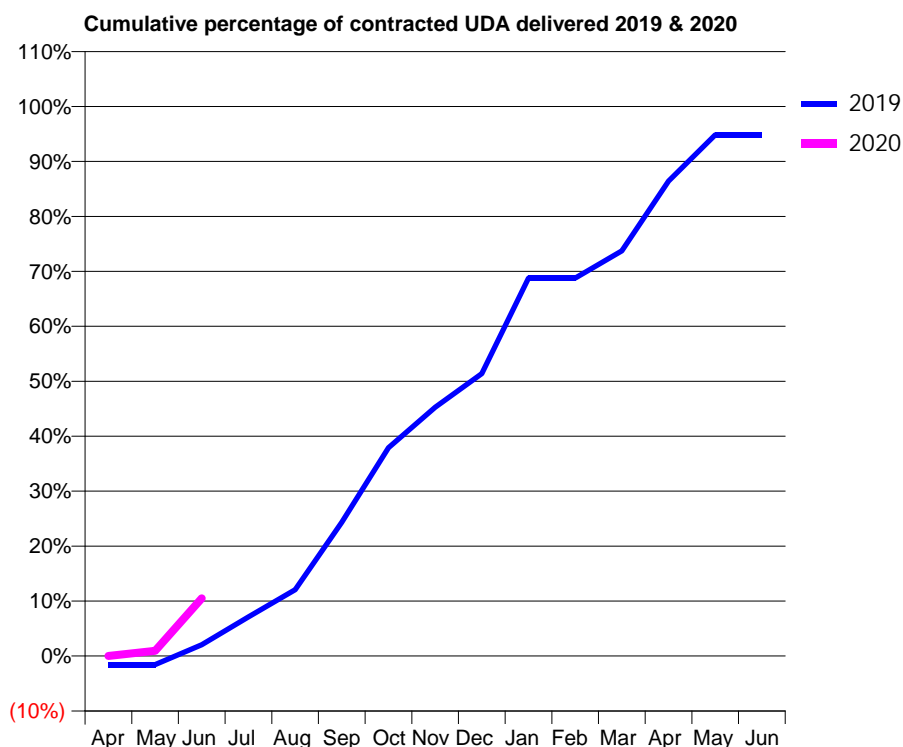
19/20 Contracted general activity (UDA)	7,081
Carry forward general activity (UDA)	0
19/20 Contracted orthodontic activity (UOA)	0
Carry forward orthodontic activity (UOA)	0
Baseline contract value	£216,266.03

ACCESS*

Patients seen in 24 months	Total	Change since previous quarter
Quarter ending June 2018	1,703	
Quarter ending September 2018	1,883	↑
Quarter ending December 2018	1,956	↑
Quarter ending March 2019	1,961	→
Quarter ending June 2019	2,169	↑
Variance since June 2018	27.4%	↑



ACTIVITY



Month	Adjusted Scheduled Activity (UDA)	
	2019	2020
April	-113	0
May	-113	67
June	145	743
July	505	
August	855	
September	1,723	
October	2,685	
November	3,205	
December	3,639	
January	4,871	
February	4,871	
March	5,219	
April	6,120	
May	6,714	
June	6,714	

QUALITY

	Quantity	Base Number	Contract	AT	Region	England
% of FP17s for the same patient ID Re-attending within 3 months - Children	31	328	9.5%	11.4%	12.1%	11.4%
% of FP17s for the same patient ID Re-attending within 3 months - Adults	96	711	13.5%	16.1%	15.6%	15.4%
% of FP17s for the same patient ID Re-attending between 3 & 9 months - Children	166	328	50.6%	59.4%	61.2%	59.8%
% of FP17s for the same patient ID Re-attending between 3 & 9 months - Adults	266	711	37.4%	52.1%	54.5%	52.1%
% of FP17s for Band 1 Urgent Courses	16	391	4.1%	10.5%	9.1%	9.2%
% of FP17s Relating to Free Repair or Replacements	0	391	0.0%	0.8%	1.0%	0.7%
% of FP17s Relating to Continuations	1	391	0.3%	0.9%	1.0%	0.8%
% of Patients satisfied with the dentistry they have received	3	3	N/A	93.0%	94.2%	93.4%
% of Patients satisfied with the time they had to wait for an appointment	3	3	N/A	87.4%	88.4%	87.6%

* This is based on patients treated on this contract for their most recent course of treatment. Figures in italics indicate the base number of FP17s or Patient Questionnaire responses are less than 100. N/A is shown where the base number of responses is less than 10 during the period. % is calculated as Quantity/Base number*100

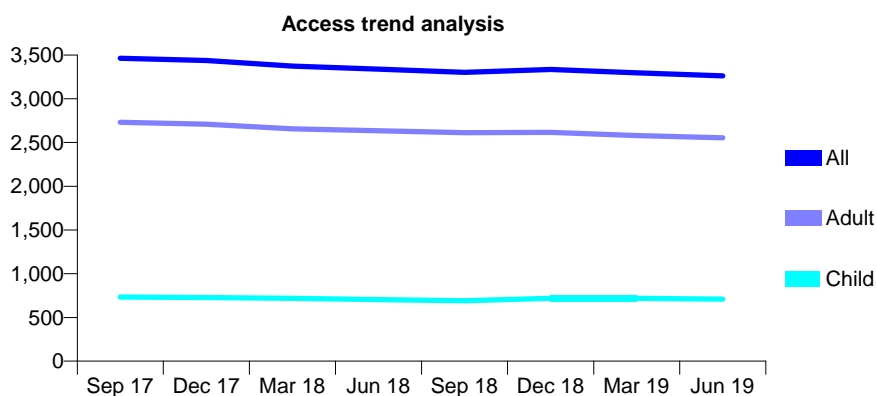
Q46 - Vital Signs At a Glance Contract Report for 959782/0003 - June 2019

Name or company name	MR J MUSA
Contract type name	GDS Contract
Purpose of contract	General
Contract start date	01/09/2013
Contract end date	

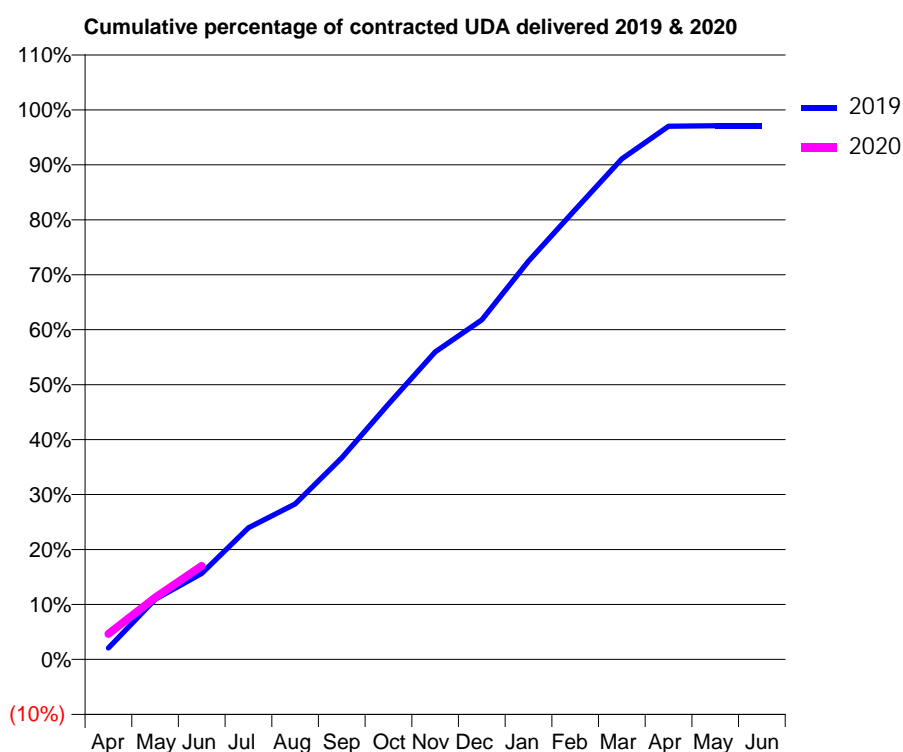
19/20 Contracted general activity (UDA)	14,431
Carry forward general activity (UDA)	0
19/20 Contracted orthodontic activity (UOA)	0
Carry forward orthodontic activity (UOA)	0
Baseline contract value	£371,021.00

ACCESS*

Patients seen in 24 months	Total	Change since previous quarter
Quarter ending June 2018	3,339	
Quarter ending September 2018	3,303	↓
Quarter ending December 2018	3,334	→
Quarter ending March 2019	3,297	↓
Quarter ending June 2019	3,261	↓
Variance since June 2018	(2.3%)	↓



ACTIVITY



Month	2019	2020
April	281	669
May	1,475	1,622
June	2,115	2,457
July	3,235	
August	3,821	
September	4,950	
October	6,273	
November	7,552	
December	8,340	
January	9,783	
February	11,049	
March	12,298	
April	13,097	
May	13,109	
June	13,109	

QUALITY

	Quantity	Base Number	Contract	AT	Region	England
% of FP17s for the same patient ID Re-attending within 3 months - Children	8	234	3.4%	11.4%	12.1%	11.4%
% of FP17s for the same patient ID Re-attending within 3 months - Adults	191	1,030	18.5%	16.1%	15.6%	15.4%
% of FP17s for the same patient ID Re-attending between 3 & 9 months - Children	172	234	73.5%	59.4%	61.2%	59.8%
% of FP17s for the same patient ID Re-attending between 3 & 9 months - Adults	619	1,030	60.1%	52.1%	54.5%	52.1%
% of FP17s for Band 1 Urgent Courses	75	1,013	7.4%	10.5%	9.1%	9.2%
% of FP17s Relating to Free Repair or Replacements	41	1,013	4.0%	0.8%	1.0%	0.7%
% of FP17s Relating to Continuations	11	1,013	1.1%	0.9%	1.0%	0.8%
% of Patients satisfied with the dentistry they have received	6	6	N/A	93.0%	94.2%	93.4%
% of Patients satisfied with the time they had to wait for an appointment	5	6	N/A	87.4%	88.4%	87.6%

* This is based on patients treated on this contract for their most recent course of treatment. Figures in italics indicate the base number of FP17s or Patient Questionnaire responses are less than 100. N/A is shown where the base number of responses is less than 10 during the period. % is calculated as Quantity/Base number*100

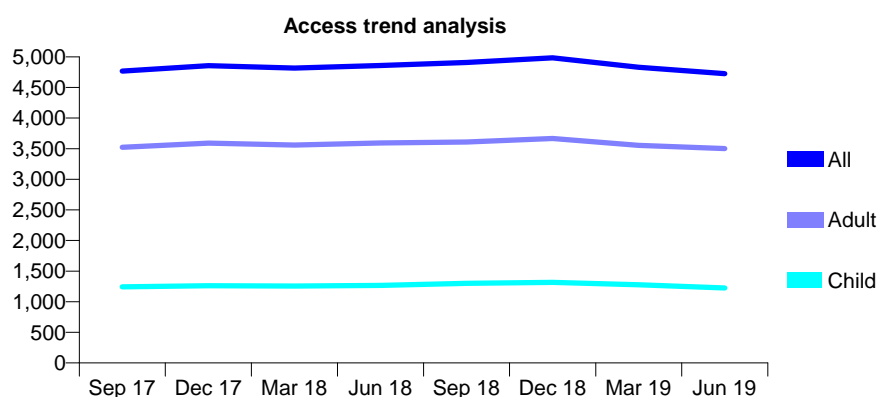
Q46 - Vital Signs At a Glance Contract Report for 959782/0004 - June 2019

Name or company name	MR J MUSA
Contract type name	GDS Contract
Purpose of contract	General
Contract start date	01/09/2013
Contract end date	

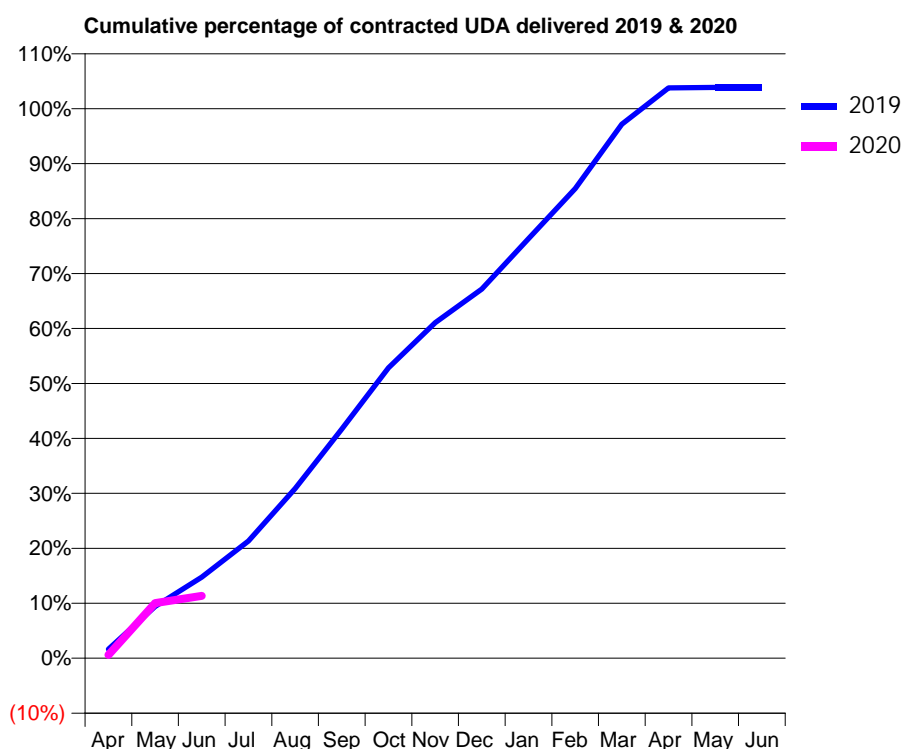
19/20 Contracted general activity (UDA)	16,900
Carry forward general activity (UDA)	0
19/20 Contracted orthodontic activity (UOA)	0
Carry forward orthodontic activity (UOA)	0
Baseline contract value	£421,993.00

ACCESS*

Patients seen in 24 months	Total	Change since previous quarter
Quarter ending June 2018	4,859	
Quarter ending September 2018	4,907	→
Quarter ending December 2018	4,984	→
Quarter ending March 2019	4,832	↓
Quarter ending June 2019	4,727	↓
Variance since June 2018	(2.7%)	↓



ACTIVITY



Month	2019	2020
April	200	102
May	1,132	1,695
June	1,768	1,918
July	2,560	
August	3,704	
September	5,000	
October	6,342	
November	7,327	
December	8,059	
January	9,161	
February	10,255	
March	11,662	
April	12,455	
May	12,466	
June	12,466	

QUALITY

	Quantity	Base Number	Contract	AT	Region	England
% of FP17s for the same patient ID Re-attending within 3 months - Children	18	370	4.9%	11.4%	12.1%	11.4%
% of FP17s for the same patient ID Re-attending within 3 months - Adults	99	1,127	8.8%	16.1%	15.6%	15.4%
% of FP17s for the same patient ID Re-attending between 3 & 9 months - Children	259	370	70.0%	59.4%	61.2%	59.8%
% of FP17s for the same patient ID Re-attending between 3 & 9 months - Adults	771	1,127	68.4%	52.1%	54.5%	52.1%
% of FP17s for Band 1 Urgent Courses	77	1,097	7.0%	10.5%	9.1%	9.2%
% of FP17s Relating to Free Repair or Replacements	10	1,097	0.9%	0.8%	1.0%	0.7%
% of FP17s Relating to Continuations	0	1,097	0.0%	0.9%	1.0%	0.8%
% of Patients satisfied with the dentistry they have received	1	1	N/A	93.0%	94.2%	93.4%
% of Patients satisfied with the time they had to wait for an appointment	1	1	N/A	87.4%	88.4%	87.6%

* This is based on patients treated on this contract for their most recent course of treatment.

Figures in italics indicate the base number of FP17s or Patient Questionnaire responses are less than 100. N/A is shown where the base number of responses is less than 10 during the period. % is calculated as Quantity/Base number*100

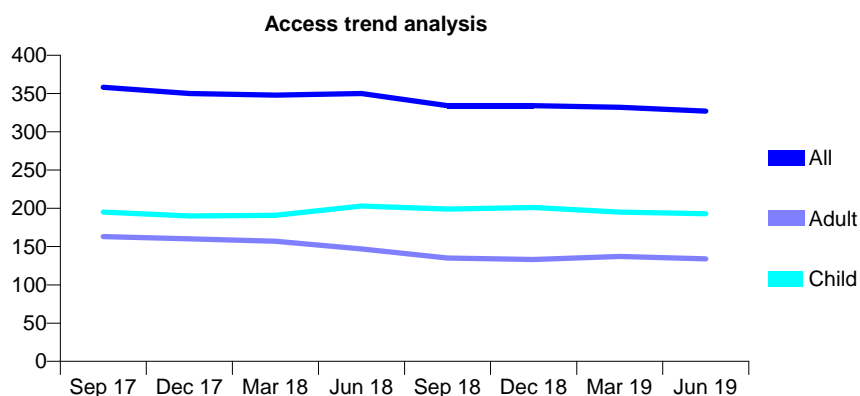
Q46 - Vital Signs At a Glance Contract Report for 960888/0001 - June 2019

Name or company name	MR SW ANDERTON
Contract type name	GDS Contract
Purpose of contract	General
Contract start date	01/12/2007
Contract end date	

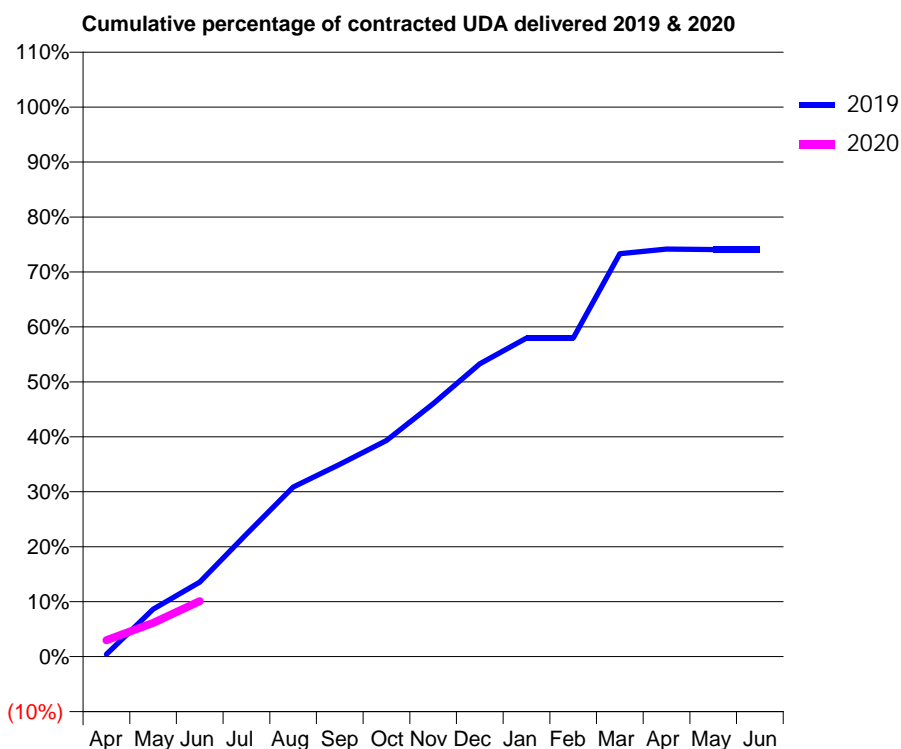
19/20 Contracted general activity (UDA)	1,200
Carry forward general activity (UDA)	0
19/20 Contracted orthodontic activity (UOA)	0
Carry forward orthodontic activity (UOA)	0
Baseline contract value	£25,839.04

ACCESS*

Patients seen in 24 months	Total	Change since previous quarter
Quarter ending June 2018	350	
Quarter ending September 2018	334	↓
Quarter ending December 2018	334	→
Quarter ending March 2019	332	→
Quarter ending June 2019	327	↓
Variance since June 2018	(6.6%)	↓



ACTIVITY



Month	Adjusted Scheduled Activity (UDA)	
	2019	2020
April	5	36
May	103	73
June	163	121
July	267	
August	370	
September	420	
October	472	
November	552	
December	639	
January	695	
February	695	
March	880	
April	890	
May	889	
June	889	

QUALITY

	Quantity	Base Number	Contract	AT	Region	England
% of FP17s for the same patient ID Re-attending within 3 months - Children	2	78	2.6%	11.4%	12.1%	11.4%
% of FP17s for the same patient ID Re-attending within 3 months - Adults	5	26	19.2%	16.1%	15.6%	15.4%
% of FP17s for the same patient ID Re-attending between 3 & 9 months - Children	63	78	80.8%	59.4%	61.2%	59.8%
% of FP17s for the same patient ID Re-attending between 3 & 9 months - Adults	20	26	76.9%	52.1%	54.5%	52.1%
% of FP17s for Band 1 Urgent Courses	5	97	5.2%	10.5%	9.1%	9.2%
% of FP17s Relating to Free Repair or Replacements	0	97	0.0%	0.8%	1.0%	0.7%
% of FP17s Relating to Continuations	0	97	0.0%	0.9%	1.0%	0.8%
% of Patients satisfied with the dentistry they have received	0	0	N/A	93.0%	94.2%	93.4%
% of Patients satisfied with the time they had to wait for an appointment	0	0	N/A	87.4%	88.4%	87.6%

* This is based on patients treated on this contract for their most recent course of treatment. Figures in italics indicate the base number of FP17s or Patient Questionnaire responses are less than 100. N/A is shown where the base number of responses is less than 10 during the period. % is calculated as Quantity/Base number*100

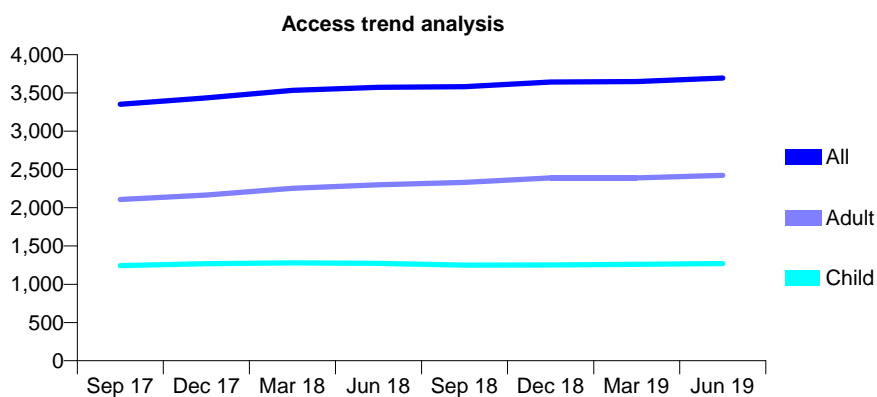
Q46 - Vital Signs At a Glance Contract Report for 962872/0001 - June 2019

Name or company name	MR SC LI
Contract type name	GDS Contract
Purpose of contract	General
Contract start date	01/10/2011
Contract end date	

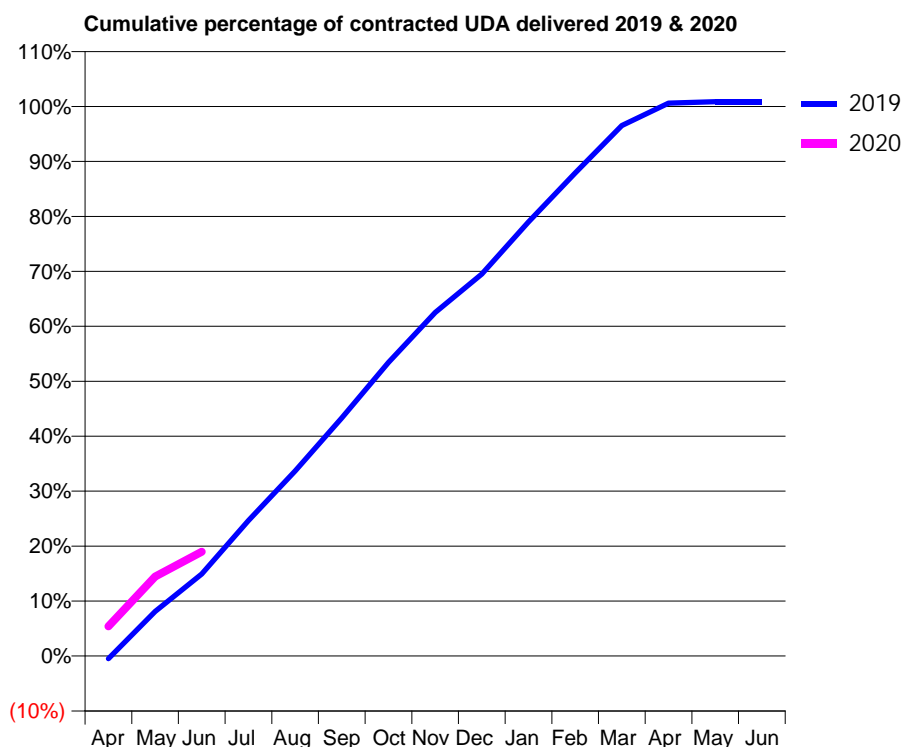
19/20 Contracted general activity (UDA)	10,303
Carry forward general activity (UDA)	0
19/20 Contracted orthodontic activity (UOA)	0
Carry forward orthodontic activity (UOA)	0
Baseline contract value	£378,328.83

ACCESS*

Patients seen in 24 months	Total	Change since previous quarter
Quarter ending June 2018	3,573	
Quarter ending September 2018	3,580	→
Quarter ending December 2018	3,642	→
Quarter ending March 2019	3,649	→
Quarter ending June 2019	3,694	→
Variance since June 2018	3.4%	↑



ACTIVITY



Month	Adjusted Scheduled Activity (UDA)	
	2019	2020
April	-50	557
May	837	1,489
June	1,540	1,955
July	2,540	
August	3,468	
September	4,463	
October	5,504	
November	6,442	
December	7,162	
January	8,139	
February	9,056	
March	9,944	
April	10,364	
May	10,393	
June	10,391	

QUALITY

	Quantity	Base Number	Contract	AT	Region	England
% of FP17s for the same patient ID Re-attending within 3 months - Children	34	474	7.2%	11.4%	12.1%	11.4%
% of FP17s for the same patient ID Re-attending within 3 months - Adults	98	855	11.5%	16.1%	15.6%	15.4%
% of FP17s for the same patient ID Re-attending between 3 & 9 months - Children	324	474	68.4%	59.4%	61.2%	59.8%
% of FP17s for the same patient ID Re-attending between 3 & 9 months - Adults	526	855	61.5%	52.1%	54.5%	52.1%
% of FP17s for Band 1 Urgent Courses	93	1,130	8.2%	10.5%	9.1%	9.2%
% of FP17s Relating to Free Repair or Replacements	10	1,130	0.9%	0.8%	1.0%	0.7%
% of FP17s Relating to Continuations	3	1,130	0.3%	0.9%	1.0%	0.8%
% of Patients satisfied with the dentistry they have received	0	0	N/A	93.0%	94.2%	93.4%
% of Patients satisfied with the time they had to wait for an appointment	0	0	N/A	87.4%	88.4%	87.6%

* This is based on patients treated on this contract for their most recent course of treatment. Figures in italics indicate the base number of FP17s or Patient Questionnaire responses are less than 100. N/A is shown where the base number of responses is less than 10 during the period. % is calculated as Quantity/Base number*100

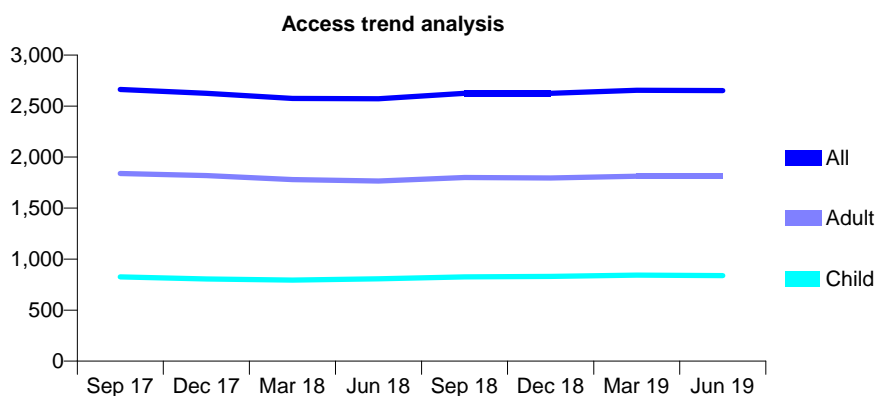
Q46 - Vital Signs At a Glance Contract Report for 967378/0001 - June 2019

Name or company name	MRS A VITKUNIENE
Contract type name	GDS Contract
Purpose of contract	General
Contract start date	01/04/2006
Contract end date	

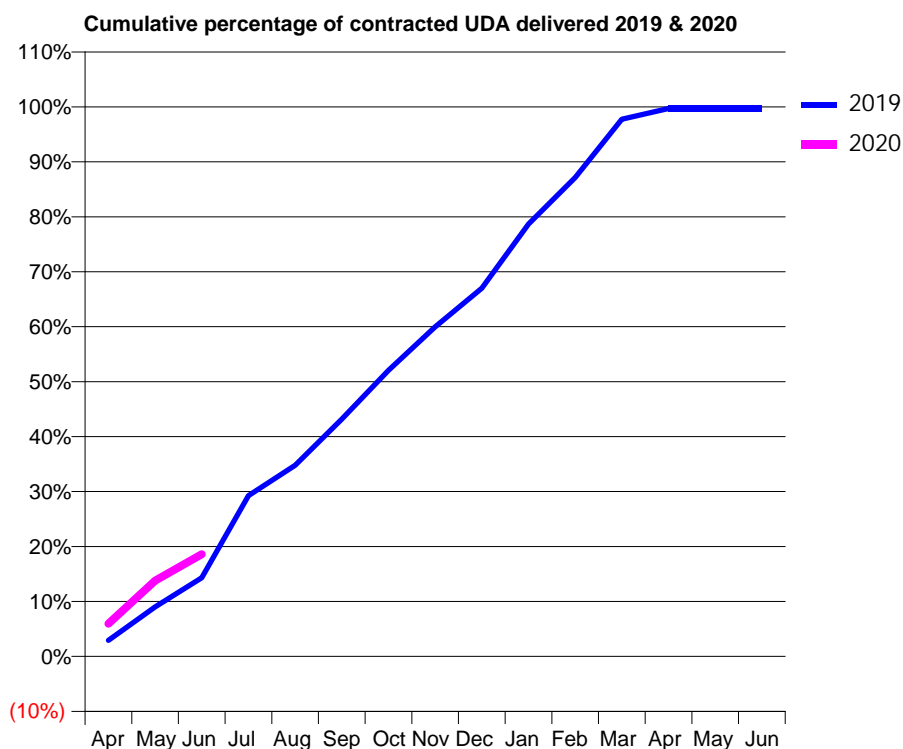
19/20 Contracted general activity (UDA)	8,185
Carry forward general activity (UDA)	0
19/20 Contracted orthodontic activity (UOA)	0
Carry forward orthodontic activity (UOA)	0
Baseline contract value	£215,248.93

ACCESS*

Patients seen in 24 months	Total	Change since previous quarter
Quarter ending June 2018	2,572	
Quarter ending September 2018	2,625	↑
Quarter ending December 2018	2,626	→
Quarter ending March 2019	2,655	→
Quarter ending June 2019	2,651	→
Variance since June 2018	3.1%	↑



ACTIVITY



Adjusted Scheduled Activity (UDA)		
Month	2019	2020
April	239	487
May	739	1,128
June	1,171	1,523
July	2,394	
August	2,846	
September	3,535	
October	4,261	
November	4,909	
December	5,483	
January	6,441	
February	7,134	
March	8,000	
April	8,161	
May	8,161	
June	8,161	

QUALITY

	Quantity	Base Number	Contract	AT	Region	England
% of FP17s for the same patient ID Re-attending within 3 months - Children	43	210	20.5%	11.4%	12.1%	11.4%
% of FP17s for the same patient ID Re-attending within 3 months - Adults	114	402	28.4%	16.1%	15.6%	15.4%
% of FP17s for the same patient ID Re-attending between 3 & 9 months - Children	48	210	22.9%	59.4%	61.2%	59.8%
% of FP17s for the same patient ID Re-attending between 3 & 9 months - Adults	83	402	20.6%	52.1%	54.5%	52.1%
% of FP17s for Band 1 Urgent Courses	174	555	31.4%	10.5%	9.1%	9.2%
% of FP17s Relating to Free Repair or Replacements	6	555	1.1%	0.8%	1.0%	0.7%
% of FP17s Relating to Continuations	4	555	0.7%	0.9%	1.0%	0.8%
% of Patients satisfied with the dentistry they have received	0	0	N/A	93.0%	94.2%	93.4%
% of Patients satisfied with the time they had to wait for an appointment	0	0	N/A	87.4%	88.4%	87.6%

* This is based on patients treated on this contract for their most recent course of treatment. Figures in italics indicate the base number of FP17s or Patient Questionnaire responses are less than 100. N/A is shown where the base number of responses is less than 10 during the period. % is calculated as Quantity/Base number*100

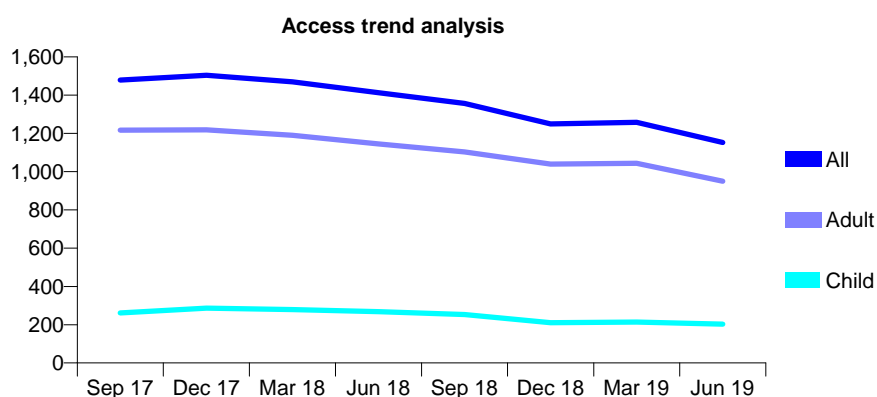
Q46 - Vital Signs At a Glance Contract Report for 982830/0001 - June 2019

Name or company name	MR GT BENNETT
Contract type name	GDS Contract
Purpose of contract	General
Contract start date	01/04/2006
Contract end date	

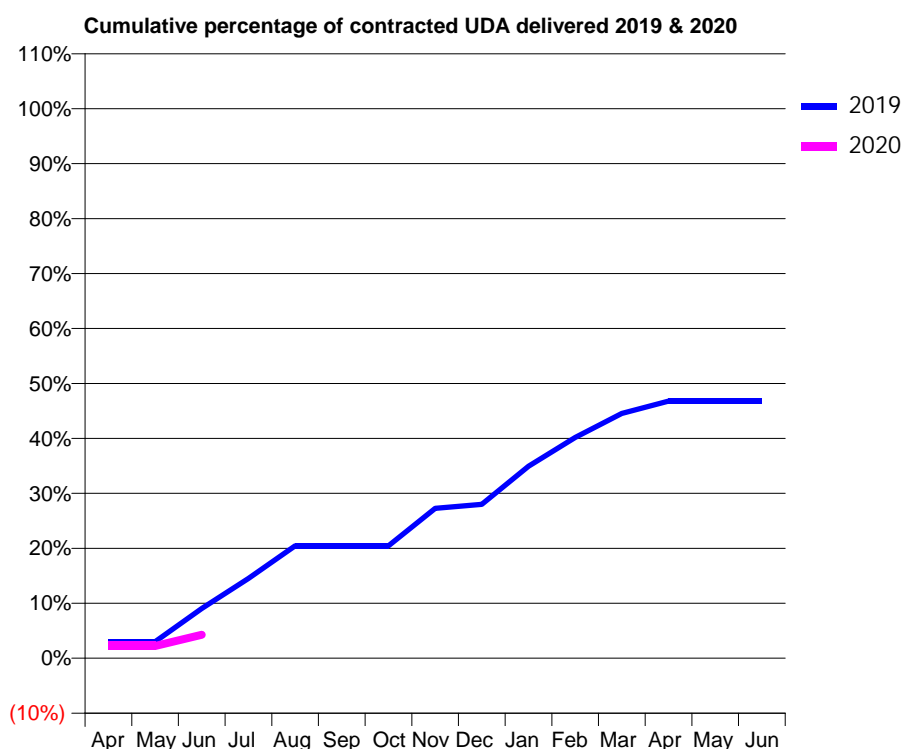
19/20 Contracted general activity (UDA)	6,562
Carry forward general activity (UDA)	0
19/20 Contracted orthodontic activity (UOA)	0
Carry forward orthodontic activity (UOA)	0
Baseline contract value	£167,910.74

ACCESS*

Patients seen in 24 months	Total	Change since previous quarter
Quarter ending June 2018	1,413	
Quarter ending September 2018	1,356	↓
Quarter ending December 2018	1,250	↓
Quarter ending March 2019	1,258	→
Quarter ending June 2019	1,153	↓
Variance since June 2018	(18.4%)	↓



ACTIVITY



Month	2019	2020
April	199	147
May	199	147
June	594	279
July	952	
August	1,343	
September	1,343	
October	1,343	
November	1,790	
December	1,839	
January	2,292	
February	2,636	
March	2,923	
April	3,069	
May	3,069	
June	3,070	

QUALITY

	Quantity	Base Number	Contract	AT	Region	England
% of FP17s for the same patient ID Re-attending within 3 months - Children	1	39	2.6%	11.4%	12.1%	11.4%
% of FP17s for the same patient ID Re-attending within 3 months - Adults	5	122	4.1%	16.1%	15.6%	15.4%
% of FP17s for the same patient ID Re-attending between 3 & 9 months - Children	6	39	15.4%	59.4%	61.2%	59.8%
% of FP17s for the same patient ID Re-attending between 3 & 9 months - Adults	32	122	26.2%	52.1%	54.5%	52.1%
% of FP17s for Band 1 Urgent Courses	10	100	10.0%	10.5%	9.1%	9.2%
% of FP17s Relating to Free Repair or Replacements	0	100	0.0%	0.8%	1.0%	0.7%
% of FP17s Relating to Continuations	0	100	0.0%	0.9%	1.0%	0.8%
% of Patients satisfied with the dentistry they have received	1	1	N/A	93.0%	94.2%	93.4%
% of Patients satisfied with the time they had to wait for an appointment	1	1	N/A	87.4%	88.4%	87.6%

* This is based on patients treated on this contract for their most recent course of treatment.

Figures in italics indicate the base number of FP17s or Patient Questionnaire responses are less than 100. N/A is shown where the base number of responses is less than 10 during the period. % is calculated as Quantity/Base number*100

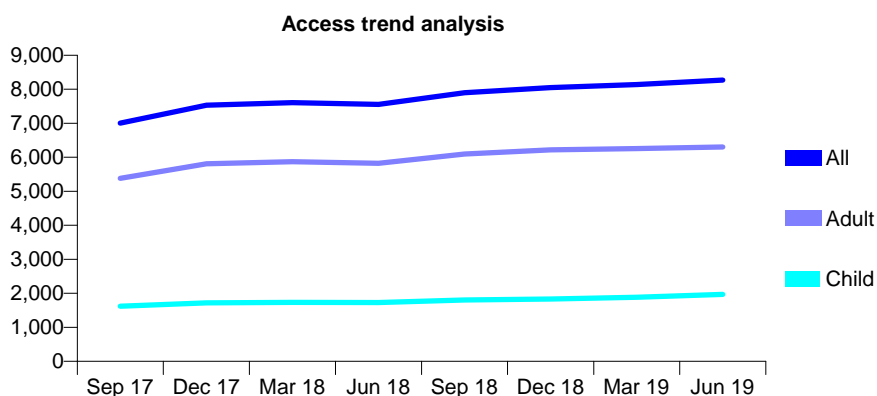
Q46 - Vital Signs At a Glance Contract Report for 990744/0002 - June 2019

Name or company name	Griffin Dental Partnership Ltd
Contract type name	GDS Contract
Purpose of contract	General
Contract start date	01/01/2016
Contract end date	

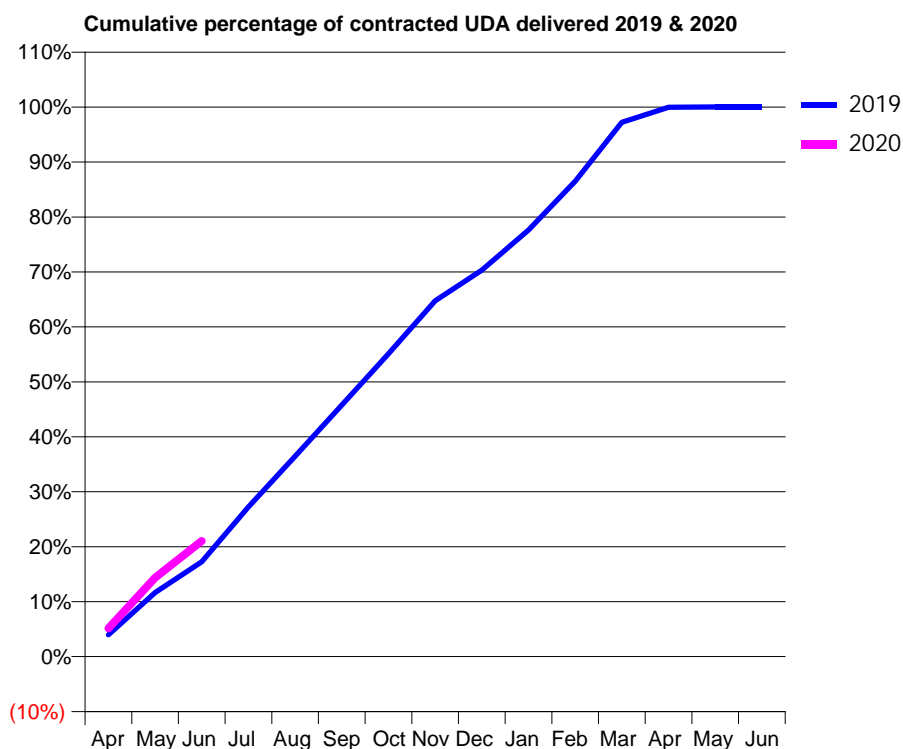
19/20 Contracted general activity (UDA)	23,529
Carry forward general activity (UDA)	0
19/20 Contracted orthodontic activity (UOA)	0
Carry forward orthodontic activity (UOA)	0
Baseline contract value	£819,413.10

ACCESS*

Patients seen in 24 months	Total	Change since previous quarter
Quarter ending June 2018	7,553	
Quarter ending September 2018	7,901	↑
Quarter ending December 2018	8,050	→
Quarter ending March 2019	8,141	→
Quarter ending June 2019	8,273	→
Variance since June 2018	9.5%	↑



ACTIVITY



Month	Adjusted Scheduled Activity (UDA)	
	2019	2020
April	931	1,209
May	2,742	3,382
June	4,063	4,951
July	6,407	
August	8,583	
September	10,771	
October	12,968	
November	15,237	
December	16,547	
January	18,260	
February	20,354	
March	22,876	
April	23,521	
May	23,533	
June	23,533	

QUALITY

	Quantity	Base Number	Contract	AT	Region	England
% of FP17s for the same patient ID Re-attending within 3 months - Children	87	586	14.8%	11.4%	12.1%	11.4%
% of FP17s for the same patient ID Re-attending within 3 months - Adults	381	1,741	21.9%	16.1%	15.6%	15.4%
% of FP17s for the same patient ID Re-attending between 3 & 9 months - Children	184	586	31.4%	59.4%	61.2%	59.8%
% of FP17s for the same patient ID Re-attending between 3 & 9 months - Adults	504	1,741	28.9%	52.1%	54.5%	52.1%
% of FP17s for Band 1 Urgent Courses	659	2,094	31.5%	10.5%	9.1%	9.2%
% of FP17s Relating to Free Repair or Replacements	17	2,094	0.8%	0.8%	1.0%	0.7%
% of FP17s Relating to Continuations	5	2,094	0.2%	0.9%	1.0%	0.8%
% of Patients satisfied with the dentistry they have received	1	1	N/A	93.0%	94.2%	93.4%
% of Patients satisfied with the time they had to wait for an appointment	1	1	N/A	87.4%	88.4%	87.6%

* This is based on patients treated on this contract for their most recent course of treatment. Figures in italics indicate the base number of FP17s or Patient Questionnaire responses are less than 100. N/A is shown where the base number of responses is less than 10 during the period. % is calculated as Quantity/Base number*100

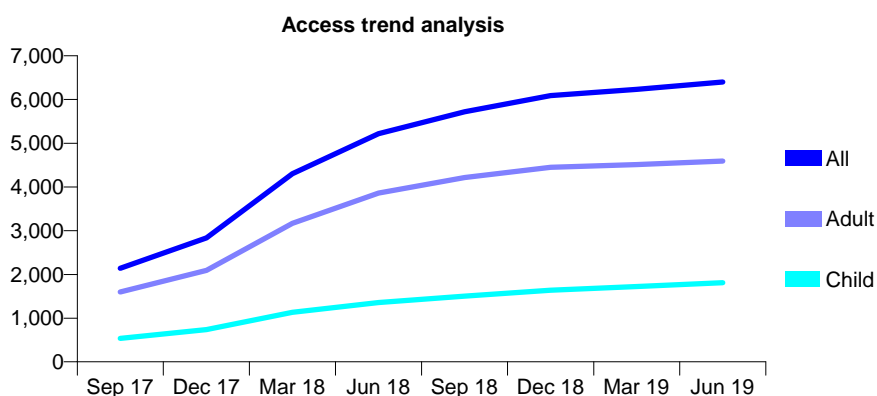
Q47 - Vital Signs At a Glance Contract Report for 100206/0000 - June 2019

Name or company name	Genix Healthcare Ltd
Contract type name	PDS Contract
Purpose of contract	General
Contract start date	10/10/2016
Contract end date	31/07/2026

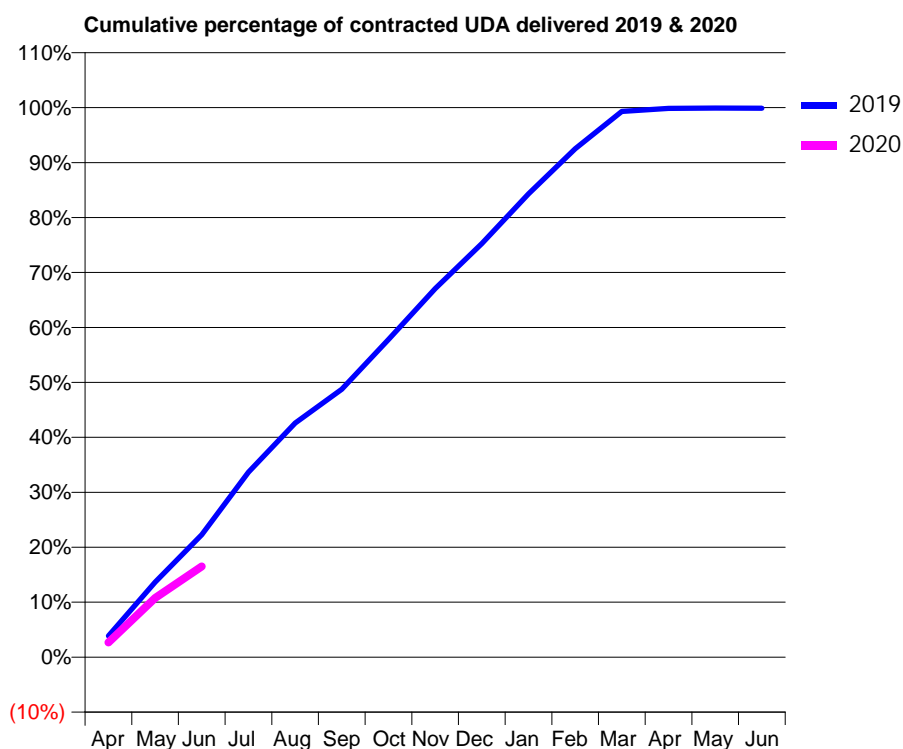
19/20 Contracted general activity (UDA)	19,500
Carry forward general activity (UDA)	0
19/20 Contracted orthodontic activity (UOA)	0
Carry forward orthodontic activity (UOA)	0
Baseline contract value	£480,855.37

ACCESS*

Patients seen in 24 months	Total	Change since previous quarter
Quarter ending June 2018	5,219	
Quarter ending September 2018	5,721	↑
Quarter ending December 2018	6,090	↑
Quarter ending March 2019	6,233	↑
Quarter ending June 2019	6,402	↑
Variance since June 2018	22.7%	↑



ACTIVITY



Month	Adjusted Scheduled Activity (UDA)	
	2019	2020
April	660	522
May	2,327	2,101
June	3,798	3,221
July	5,743	
August	7,267	
September	8,316	
October	9,864	
November	11,443	
December	12,840	
January	14,381	
February	15,786	
March	16,944	
April	17,037	
May	17,048	
June	17,041	

QUALITY

	Quantity	Base Number	Contract	AT	Region	England
% of FP17s for the same patient ID Re-attending within 3 months - Children	29	528	5.5%	11.3%	12.1%	11.4%
% of FP17s for the same patient ID Re-attending within 3 months - Adults	124	1,295	9.6%	14.9%	15.6%	15.4%
% of FP17s for the same patient ID Re-attending between 3 & 9 months - Children	329	528	62.3%	60.2%	61.2%	59.8%
% of FP17s for the same patient ID Re-attending between 3 & 9 months - Adults	839	1,295	64.8%	52.9%	54.5%	52.1%
% of FP17s for Band 1 Urgent Courses	146	1,786	8.2%	9.7%	9.1%	9.2%
% of FP17s Relating to Free Repair or Replacements	14	1,786	0.8%	0.9%	1.0%	0.7%
% of FP17s Relating to Continuations	2	1,786	0.1%	0.9%	1.0%	0.8%
% of Patients satisfied with the dentistry they have received	5	5	N/A	94.6%	94.2%	93.4%
% of Patients satisfied with the time they had to wait for an appointment	5	5	N/A	86.1%	88.4%	87.6%

* This is based on patients treated on this contract for their most recent course of treatment. Figures in italics indicate the base number of FP17s or Patient Questionnaire responses are less than 100. N/A is shown where the base number of responses is less than 10 during the period. % is calculated as Quantity/Base number*100

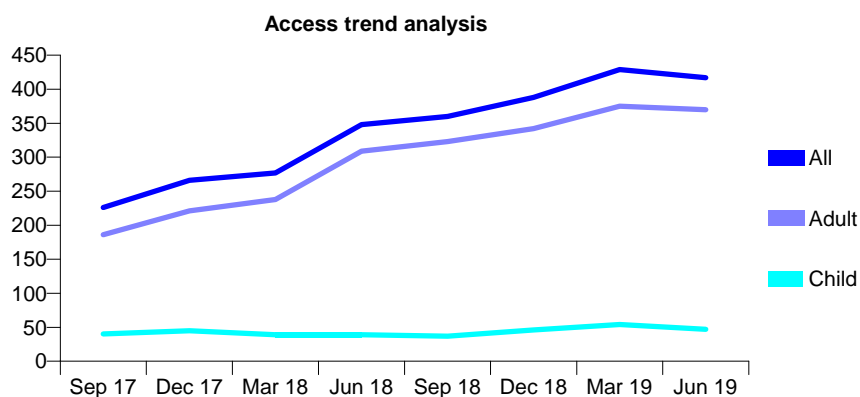
Q47 - Vital Signs At a Glance Contract Report for 100220/0000 - June 2019

Name or company name	Genix Healthcare Ltd
Contract type name	PDS Contract
Purpose of contract	General
Contract start date	10/10/2016
Contract end date	01/09/2026

19/20 Contracted general activity (UDA)	9,780
Carry forward general activity (UDA)	0
19/20 Contracted orthodontic activity (UOA)	0
Carry forward orthodontic activity (UOA)	0
Baseline contract value	£241,167.46

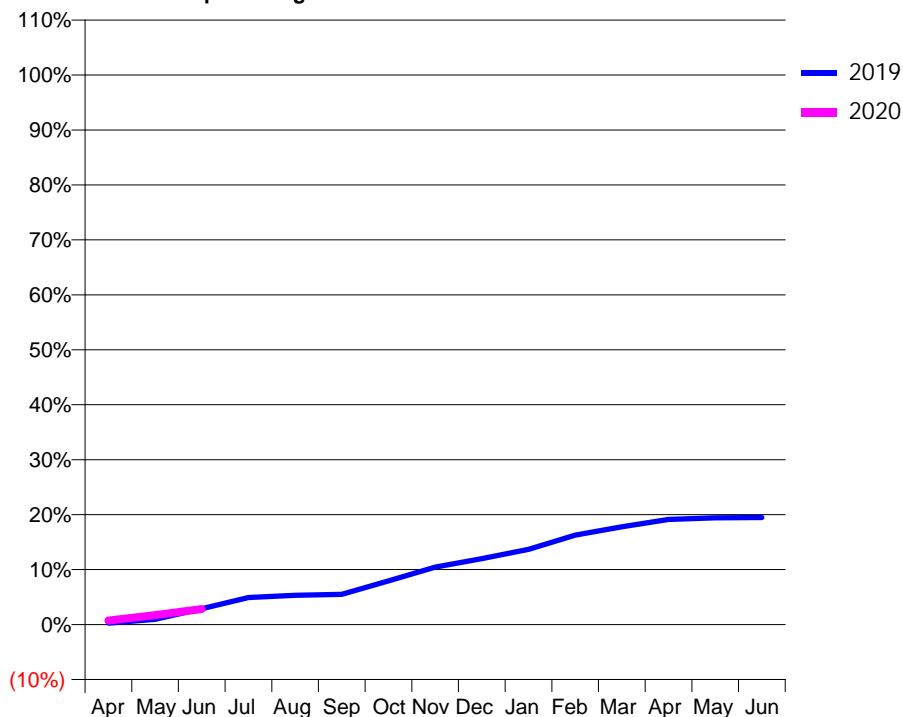
ACCESS*

Patients seen in 24 months	Total	Change since previous quarter
Quarter ending June 2018	348	
Quarter ending September 2018	360	↑
Quarter ending December 2018	388	↑
Quarter ending March 2019	429	↑
Quarter ending June 2019	417	↓
Variance since June 2018	19.8%	↑



ACTIVITY

Cumulative percentage of contracted UDA delivered 2019 & 2020



Adjusted Scheduled Activity (UDA)

Month	2019	2020
April	21	72
May	81	167
June	246	277
July	420	
August	456	
September	469	
October	679	
November	894	
December	1,027	
January	1,172	
February	1,393	
March	1,523	
April	1,637	
May	1,663	
June	1,667	

QUALITY

	Quantity	Base Number	Contract	AT	Region	England
% of FP17s for the same patient ID Re-attending within 3 months - Children	5	25	20.0%	11.3%	12.1%	11.4%
% of FP17s for the same patient ID Re-attending within 3 months - Adults	10	133	7.5%	14.9%	15.6%	15.4%
% of FP17s for the same patient ID Re-attending between 3 & 9 months - Children	5	25	20.0%	60.2%	61.2%	59.8%
% of FP17s for the same patient ID Re-attending between 3 & 9 months - Adults	35	133	26.3%	52.9%	54.5%	52.1%
% of FP17s for Band 1 Urgent Courses	19	109	17.4%	9.7%	9.1%	9.2%
% of FP17s Relating to Free Repair or Replacements	1	109	0.9%	0.9%	1.0%	0.7%
% of FP17s Relating to Continuations	2	109	1.8%	0.9%	1.0%	0.8%
% of Patients satisfied with the dentistry they have received	0	0	N/A	94.6%	94.2%	93.4%
% of Patients satisfied with the time they had to wait for an appointment	0	0	N/A	86.1%	88.4%	87.6%

* This is based on patients treated on this contract for their most recent course of treatment. Figures in italics indicate the base number of FP17s or Patient Questionnaire responses are less than 100. N/A is shown where the base number of responses is less than 10 during the period. % is calculated as Quantity/Base number*100

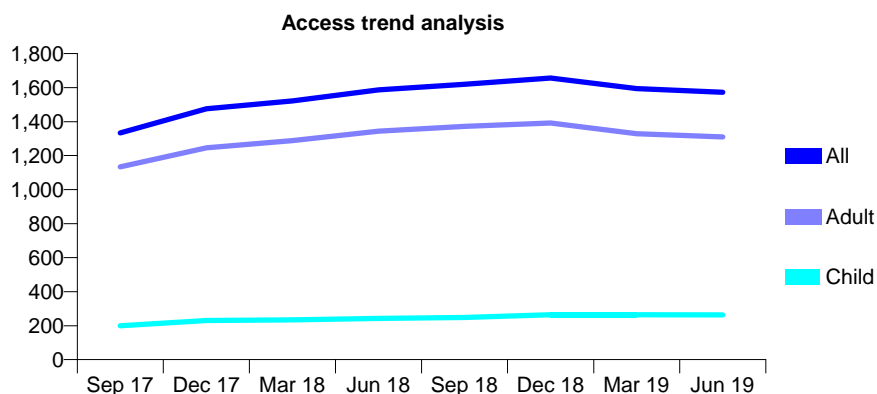
Q47 - Vital Signs At a Glance Contract Report for 100235/0000 - June 2019

Name or company name	Blackpool PCT
Contract type name	PDS Contract
Purpose of contract	General
Contract start date	01/04/2016
Contract end date	31/03/2020

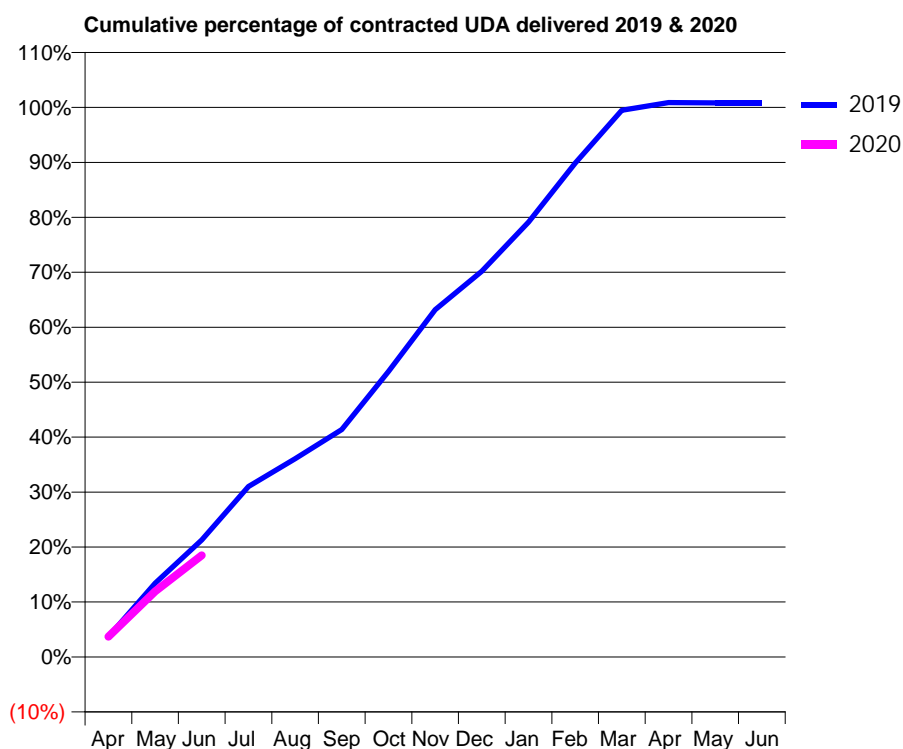
19/20 Contracted general activity (UDA)	6,200
Carry forward general activity (UDA)	0
19/20 Contracted orthodontic activity (UOA)	0
Carry forward orthodontic activity (UOA)	0
Baseline contract value	£0.00

ACCESS*

Patients seen in 24 months	Total	Change since previous quarter
Quarter ending June 2018	1,587	
Quarter ending September 2018	1,620	↑
Quarter ending December 2018	1,656	↑
Quarter ending March 2019	1,594	↓
Quarter ending June 2019	1,573	↓
Variance since June 2018	(0.9%)	→



ACTIVITY



Adjusted Scheduled Activity (UDA)		
Month	2019	2020
April	230	230
May	833	739
June	1,320	1,146
July	1,922	
August	2,237	
September	2,566	
October	3,220	
November	3,919	
December	4,352	
January	4,906	
February	5,572	
March	6,168	
April	6,254	
May	6,251	
June	6,251	

QUALITY

	Quantity	Base Number	Contract	AT	Region	England
% of FP17s for the same patient ID Re-attending within 3 months - Children	11	76	14.5%	11.3%	12.1%	11.4%
% of FP17s for the same patient ID Re-attending within 3 months - Adults	69	321	21.5%	14.9%	15.6%	15.4%
% of FP17s for the same patient ID Re-attending between 3 & 9 months - Children	32	76	42.1%	60.2%	61.2%	59.8%
% of FP17s for the same patient ID Re-attending between 3 & 9 months - Adults	151	321	47.0%	52.9%	54.5%	52.1%
% of FP17s for Band 1 Urgent Courses	16	357	4.5%	9.7%	9.1%	9.2%
% of FP17s Relating to Free Repair or Replacements	8	357	2.2%	0.9%	1.0%	0.7%
% of FP17s Relating to Continuations	14	357	3.9%	0.9%	1.0%	0.8%
% of Patients satisfied with the dentistry they have received	3	3	N/A	94.6%	94.2%	93.4%
% of Patients satisfied with the time they had to wait for an appointment	3	3	N/A	86.1%	88.4%	87.6%

* This is based on patients treated on this contract for their most recent course of treatment.

Figures in italics indicate the base number of FP17s or Patient Questionnaire responses are less than 100. N/A is shown where the base number of responses is less than 10 during the period. % is calculated as Quantity/Base number*100

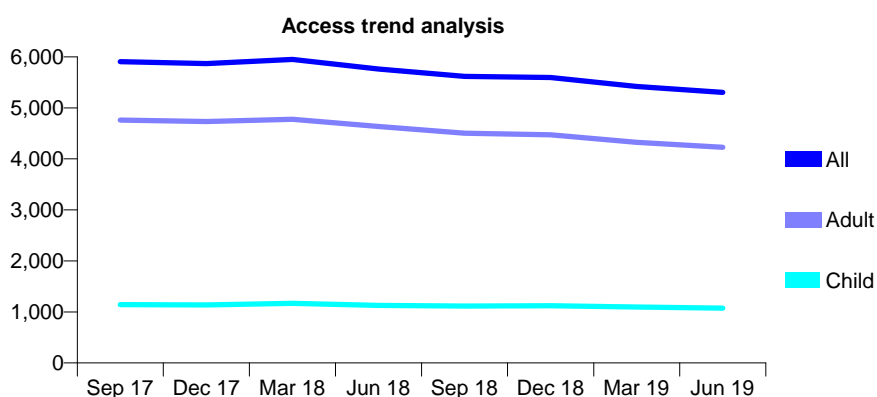
Q47 - Vital Signs At a Glance Contract Report for 101281/0014 - June 2019

Name or company name	OASIS DENTAL CARE LTD
Contract type name	Pilot Contract
Purpose of contract	General
Contract start date	01/04/2006
Contract end date	

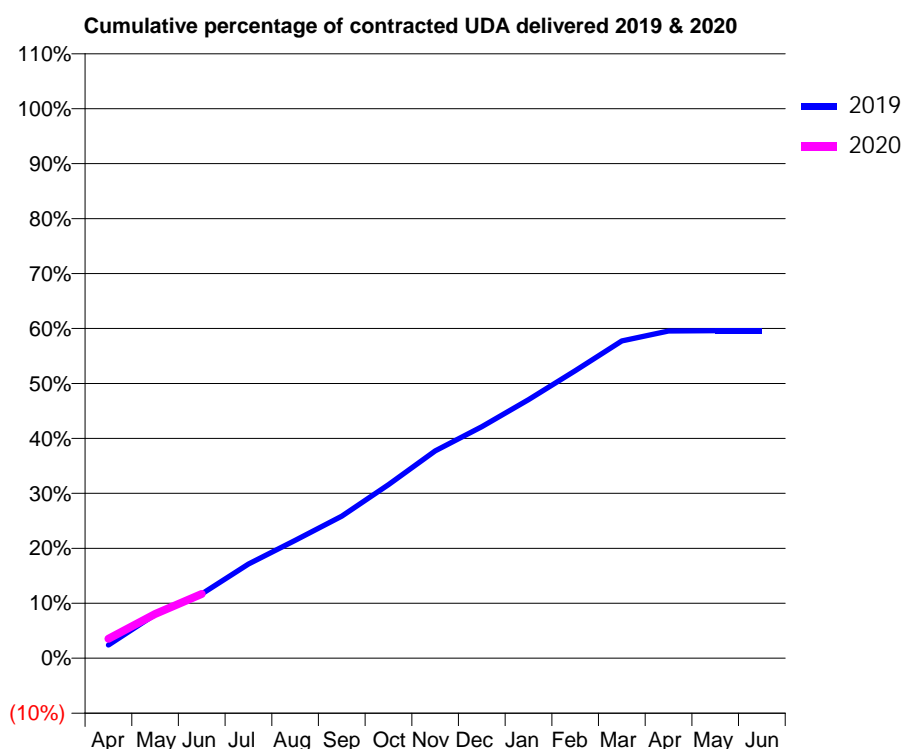
19/20 Contracted general activity (UDA)	23,097
Carry forward general activity (UDA)	0
19/20 Contracted orthodontic activity (UOA)	0
Carry forward orthodontic activity (UOA)	0
Baseline contract value	£701,755.26

ACCESS*

Patients seen in 24 months	Total	Change since previous quarter
Quarter ending June 2018	5,762	
Quarter ending September 2018	5,617	↓
Quarter ending December 2018	5,595	→
Quarter ending March 2019	5,421	↓
Quarter ending June 2019	5,303	↓
Variance since June 2018	(8.0%)	↓



ACTIVITY



Month	Adjusted Scheduled Activity (UDA)	
	2019	2020
April	560	821
May	1,843	1,857
June	2,701	2,701
July	3,960	
August	4,951	
September	5,975	
October	7,293	
November	8,714	
December	9,726	
January	10,866	
February	12,088	
March	13,336	
April	13,754	
May	13,760	
June	13,764	

QUALITY

	Quantity	Base Number	Contract	AT	Region	England
% of FP17s for the same patient ID Re-attending within 3 months - Children	10	334	3.0%	11.3%	12.1%	11.4%
% of FP17s for the same patient ID Re-attending within 3 months - Adults	111	1,225	9.1%	14.9%	15.6%	15.4%
% of FP17s for the same patient ID Re-attending between 3 & 9 months - Children	220	334	65.9%	60.2%	61.2%	59.8%
% of FP17s for the same patient ID Re-attending between 3 & 9 months - Adults	736	1,225	60.1%	52.9%	54.5%	52.1%
% of FP17s for Band 1 Urgent Courses	40	1,384	2.9%	9.7%	9.1%	9.2%
% of FP17s Relating to Free Repair or Replacements	17	1,384	1.2%	0.9%	1.0%	0.7%
% of FP17s Relating to Continuations	0	1,384	0.0%	0.9%	1.0%	0.8%
% of Patients satisfied with the dentistry they have received	2	3	N/A	94.6%	94.2%	93.4%
% of Patients satisfied with the time they had to wait for an appointment	2	3	N/A	86.1%	88.4%	87.6%

* This is based on patients treated on this contract for their most recent course of treatment.

Figures in italics indicate the base number of FP17s or Patient Questionnaire responses are less than 100. N/A is shown where the base number of responses is less than 10 during the period. % is calculated as Quantity/Base number*100

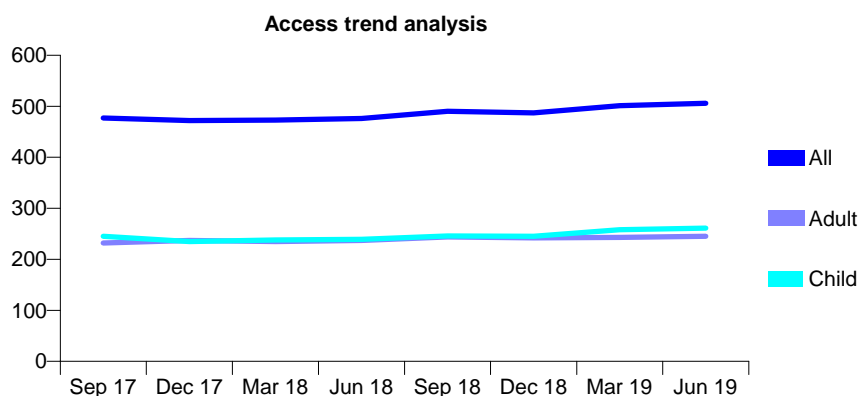
Q47 - Vital Signs At a Glance Contract Report for 101281/0020 - June 2019

Name or company name	OASIS DENTAL CARE LTD
Contract type name	GDS Contract
Purpose of contract	General
Contract start date	01/04/2006
Contract end date	

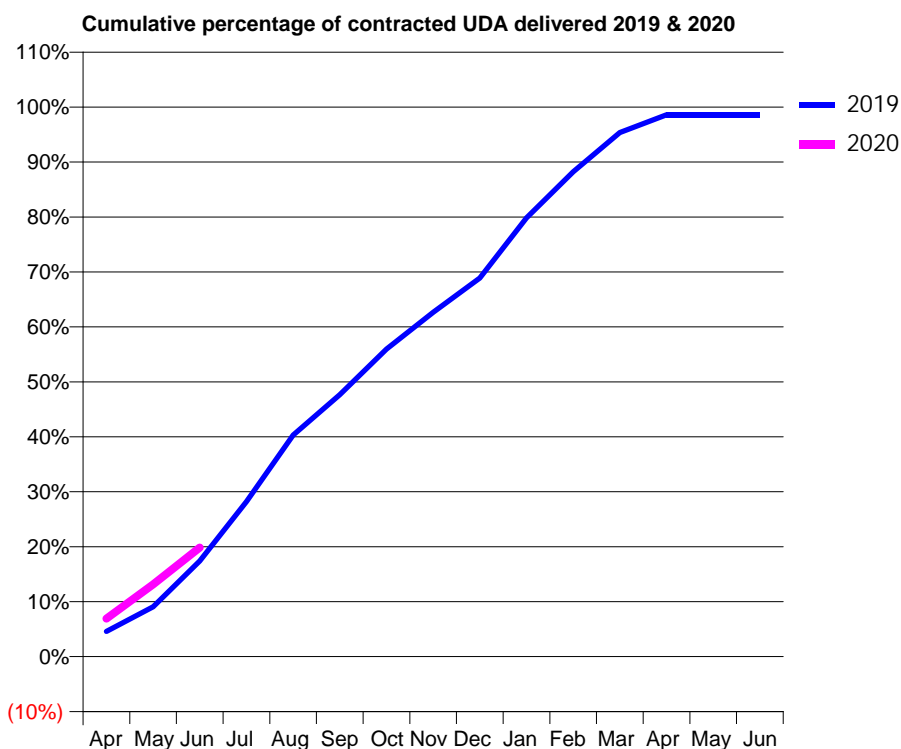
19/20 Contracted general activity (UDA)	1,000
Carry forward general activity (UDA)	0
19/20 Contracted orthodontic activity (UOA)	0
Carry forward orthodontic activity (UOA)	0
Baseline contract value	£34,027.89

ACCESS*

Patients seen in 24 months	Total	Change since previous quarter
Quarter ending June 2018	476	
Quarter ending September 2018	490	↑
Quarter ending December 2018	487	→
Quarter ending March 2019	501	↑
Quarter ending June 2019	506	→
Variance since June 2018	6.3%	↑



ACTIVITY



Month	Adjusted Scheduled Activity (UDA)	
	2019	2020
April	46	69
May	91	131
June	174	198
July	282	
August	403	
September	476	
October	560	
November	627	
December	689	
January	798	
February	882	
March	954	
April	986	
May	986	
June	986	

QUALITY

	Quantity	Base Number	Contract	AT	Region	England
% of FP17s for the same patient ID Re-attending within 3 months - Children	5	93	5.4%	11.3%	12.1%	11.4%
% of FP17s for the same patient ID Re-attending within 3 months - Adults	2	65	3.1%	14.9%	15.6%	15.4%
% of FP17s for the same patient ID Re-attending between 3 & 9 months - Children	72	93	77.4%	60.2%	61.2%	59.8%
% of FP17s for the same patient ID Re-attending between 3 & 9 months - Adults	31	65	47.7%	52.9%	54.5%	52.1%
% of FP17s for Band 1 Urgent Courses	2	141	1.4%	9.7%	9.1%	9.2%
% of FP17s Relating to Free Repair or Replacements	0	141	0.0%	0.9%	1.0%	0.7%
% of FP17s Relating to Continuations	0	141	0.0%	0.9%	1.0%	0.8%
% of Patients satisfied with the dentistry they have received	0	0	N/A	94.6%	94.2%	93.4%
% of Patients satisfied with the time they had to wait for an appointment	0	0	N/A	86.1%	88.4%	87.6%

* This is based on patients treated on this contract for their most recent course of treatment. Figures in italics indicate the base number of FP17s or Patient Questionnaire responses are less than 100. N/A is shown where the base number of responses is less than 10 during the period. % is calculated as Quantity/Base number*100

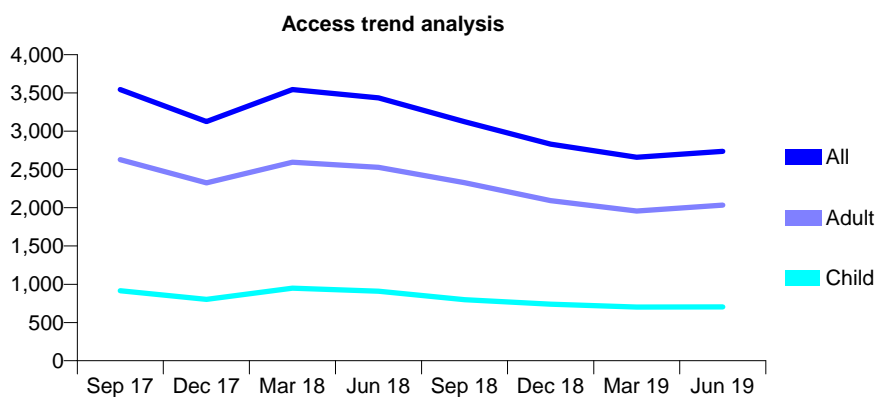
Q47 - Vital Signs At a Glance Contract Report for 101281/0021 - June 2019

Name or company name	OASIS DENTAL CARE LTD
Contract type name	GDS Contract
Purpose of contract	General
Contract start date	01/04/2006
Contract end date	

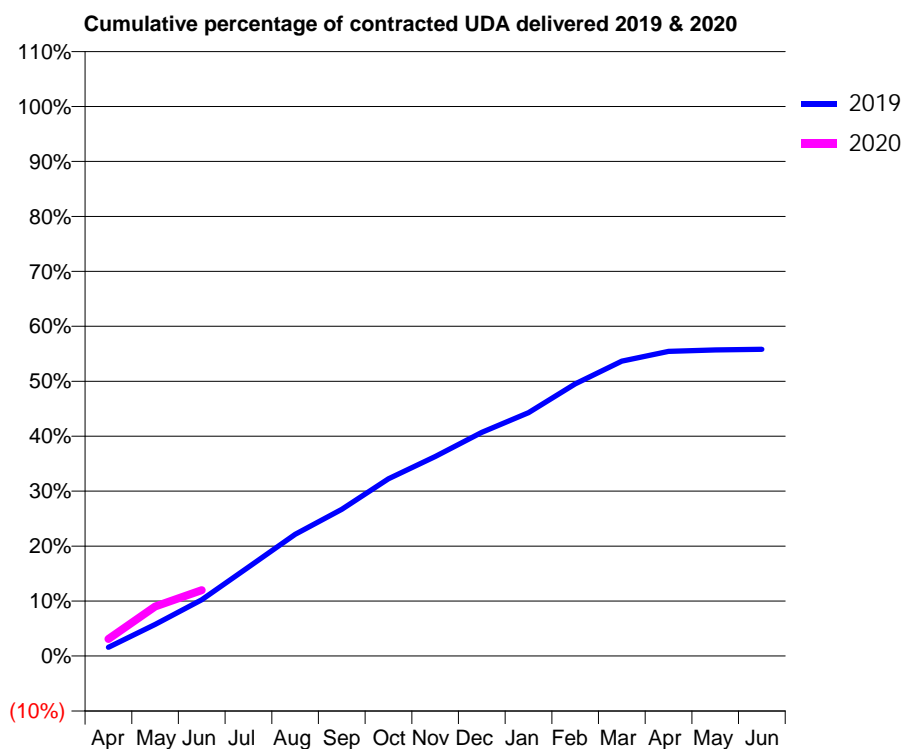
19/20 Contracted general activity (UDA)	12,500
Carry forward general activity (UDA)	0
19/20 Contracted orthodontic activity (UOA)	0
Carry forward orthodontic activity (UOA)	0
Baseline contract value	£304,252.42

ACCESS*

Patients seen in 24 months	Total	Change since previous quarter
Quarter ending June 2018	3,437	
Quarter ending September 2018	3,124	↓
Quarter ending December 2018	2,832	↓
Quarter ending March 2019	2,659	↓
Quarter ending June 2019	2,738	↑
Variance since June 2018	(20.3%)	↓



ACTIVITY



Month	Adjusted Scheduled Activity (UDA)	
	2019	2020
April	198	386
May	722	1,127
June	1,279	1,498
July	2,022	
August	2,769	
September	3,336	
October	4,032	
November	4,536	
December	5,087	
January	5,534	
February	6,190	
March	6,707	
April	6,931	
May	6,963	
June	6,977	

QUALITY

	Quantity	Base Number	Contract	AT	Region	England
% of FP17s for the same patient ID Re-attending within 3 months - Children	9	179	5.0%	11.3%	12.1%	11.4%
% of FP17s for the same patient ID Re-attending within 3 months - Adults	80	604	13.2%	14.9%	15.6%	15.4%
% of FP17s for the same patient ID Re-attending between 3 & 9 months - Children	82	179	45.8%	60.2%	61.2%	59.8%
% of FP17s for the same patient ID Re-attending between 3 & 9 months - Adults	219	604	36.3%	52.9%	54.5%	52.1%
% of FP17s for Band 1 Urgent Courses	68	655	10.4%	9.7%	9.1%	9.2%
% of FP17s Relating to Free Repair or Replacements	12	655	1.8%	0.9%	1.0%	0.7%
% of FP17s Relating to Continuations	23	655	3.5%	0.9%	1.0%	0.8%
% of Patients satisfied with the dentistry they have received	2	3	N/A	94.6%	94.2%	93.4%
% of Patients satisfied with the time they had to wait for an appointment	2	3	N/A	86.1%	88.4%	87.6%

* This is based on patients treated on this contract for their most recent course of treatment. Figures in italics indicate the base number of FP17s or Patient Questionnaire responses are less than 100. N/A is shown where the base number of responses is less than 10 during the period. % is calculated as Quantity/Base number*100

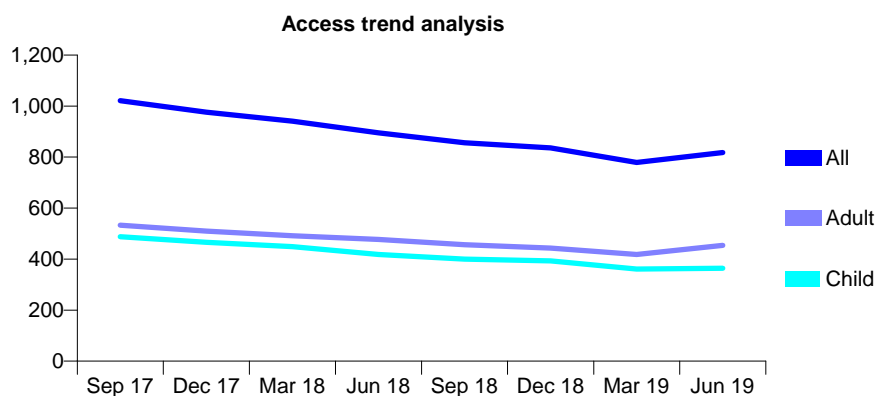
Q47 - Vital Signs At a Glance Contract Report for 101281/0066 - June 2019

Name or company name	OASIS DENTAL CARE LTD
Contract type name	GDS Contract
Purpose of contract	General
Contract start date	01/04/2006
Contract end date	

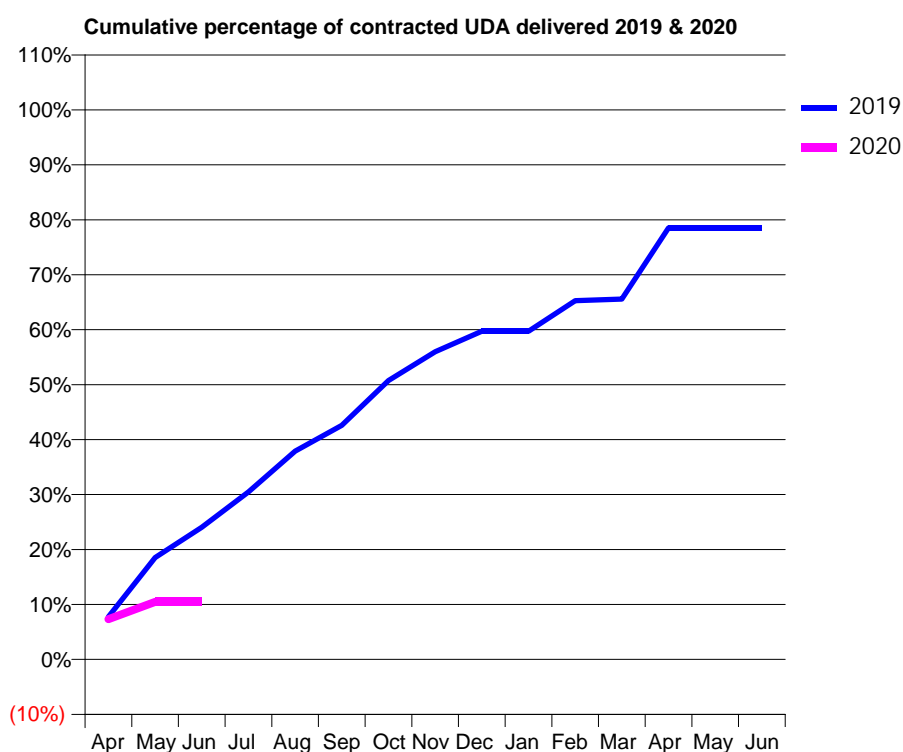
19/20 Contracted general activity (UDA)	2,200
Carry forward general activity (UDA)	0
19/20 Contracted orthodontic activity (UOA)	0
Carry forward orthodontic activity (UOA)	0
Baseline contract value	£57,366.31

ACCESS*

Patients seen in 24 months	Total	Change since previous quarter
Quarter ending June 2018	895	
Quarter ending September 2018	856	↓
Quarter ending December 2018	836	↓
Quarter ending March 2019	779	↓
Quarter ending June 2019	818	↑
Variance since June 2018	(8.6%)	↓



ACTIVITY



Month	2019	2020
April	171	161
May	407	230
June	529	230
July	670	
August	834	
September	937	
October	1,117	
November	1,232	
December	1,314	
January	1,314	
February	1,436	
March	1,442	
April	1,728	
May	1,728	
June	1,728	

QUALITY

	Quantity	Base Number	Contract	AT	Region	England
% of FP17s for the same patient ID Re-attending within 3 months - Children	7	175	4.0%	11.3%	12.1%	11.4%
% of FP17s for the same patient ID Re-attending within 3 months - Adults	7	156	4.5%	14.9%	15.6%	15.4%
% of FP17s for the same patient ID Re-attending between 3 & 9 months - Children	82	175	46.9%	60.2%	61.2%	59.8%
% of FP17s for the same patient ID Re-attending between 3 & 9 months - Adults	50	156	32.1%	52.9%	54.5%	52.1%
% of FP17s for Band 1 Urgent Courses	7	110	6.4%	9.7%	9.1%	9.2%
% of FP17s Relating to Free Repair or Replacements	1	110	0.9%	0.9%	1.0%	0.7%
% of FP17s Relating to Continuations	0	110	0.0%	0.9%	1.0%	0.8%
% of Patients satisfied with the dentistry they have received	0	0	N/A	94.6%	94.2%	93.4%
% of Patients satisfied with the time they had to wait for an appointment	0	0	N/A	86.1%	88.4%	87.6%

* This is based on patients treated on this contract for their most recent course of treatment. Figures in italics indicate the base number of FP17s or Patient Questionnaire responses are less than 100. N/A is shown where the base number of responses is less than 10 during the period. % is calculated as Quantity/Base number*100

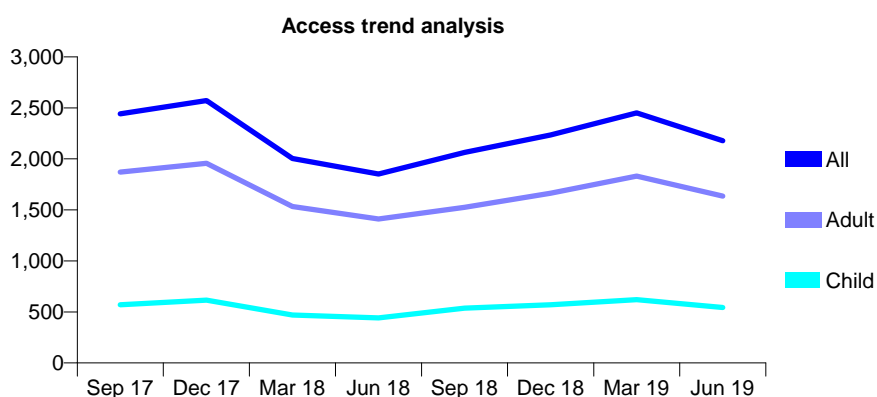
Q47 - Vital Signs At a Glance Contract Report for 101281/0101 - June 2019

Name or company name	OASIS DENTAL CARE LTD
Contract type name	GDS Contract
Purpose of contract	General
Contract start date	01/04/2006
Contract end date	

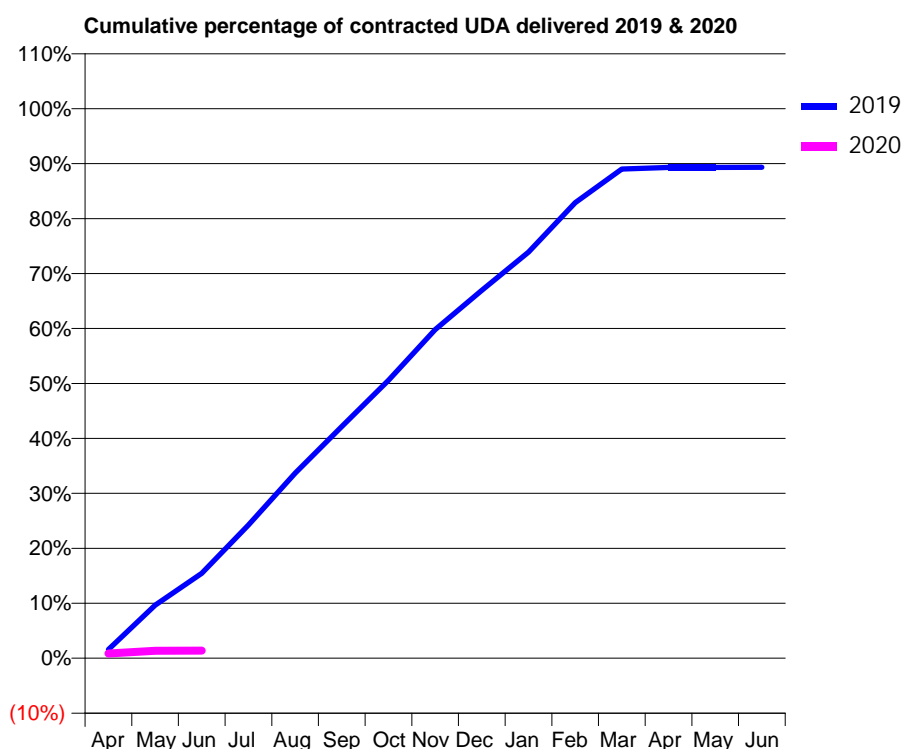
19/20 Contracted general activity (UDA)	6,721
Carry forward general activity (UDA)	0
19/20 Contracted orthodontic activity (UOA)	0
Carry forward orthodontic activity (UOA)	0
Baseline contract value	£165,912.03

ACCESS*

Patients seen in 24 months	Total	Change since previous quarter
Quarter ending June 2018	1,852	
Quarter ending September 2018	2,063	↑
Quarter ending December 2018	2,235	↑
Quarter ending March 2019	2,452	↑
Quarter ending June 2019	2,179	↓
Variance since June 2018	17.7%	↑



ACTIVITY



Month	2019	2020
April	106	58
May	650	92
June	1,038	94
July	1,631	
August	2,264	
September	2,834	
October	3,399	
November	4,019	
December	4,499	
January	4,968	
February	5,572	
March	5,981	
April	6,002	
May	6,003	
June	6,004	

QUALITY

	Quantity	Base Number	Contract	AT	Region	England
% of FP17s for the same patient ID Re-attending within 3 months - Children	0	4	0.0%	11.3%	12.1%	11.4%
% of FP17s for the same patient ID Re-attending within 3 months - Adults	2	29	6.9%	14.9%	15.6%	15.4%
% of FP17s for the same patient ID Re-attending between 3 & 9 months - Children	3	4	75.0%	60.2%	61.2%	59.8%
% of FP17s for the same patient ID Re-attending between 3 & 9 months - Adults	11	29	37.9%	52.9%	54.5%	52.1%
% of FP17s for Band 1 Urgent Courses	0	22	0.0%	9.7%	9.1%	9.2%
% of FP17s Relating to Free Repair or Replacements	0	22	0.0%	0.9%	1.0%	0.7%
% of FP17s Relating to Continuations	0	22	0.0%	0.9%	1.0%	0.8%
% of Patients satisfied with the dentistry they have received	2	2	N/A	94.6%	94.2%	93.4%
% of Patients satisfied with the time they had to wait for an appointment	1	2	N/A	86.1%	88.4%	87.6%

* This is based on patients treated on this contract for their most recent course of treatment. Figures in italics indicate the base number of FP17s or Patient Questionnaire responses are less than 100. N/A is shown where the base number of responses is less than 10 during the period. % is calculated as Quantity/Base number*100

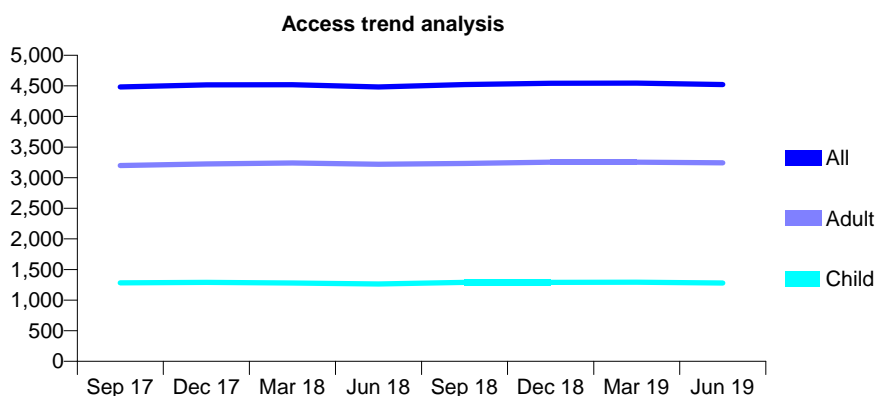
Q47 - Vital Signs At a Glance Contract Report for 101281/0150 - June 2019

Name or company name	OASIS DENTAL CARE LTD
Contract type name	GDS Contract
Purpose of contract	General
Contract start date	01/04/2006
Contract end date	

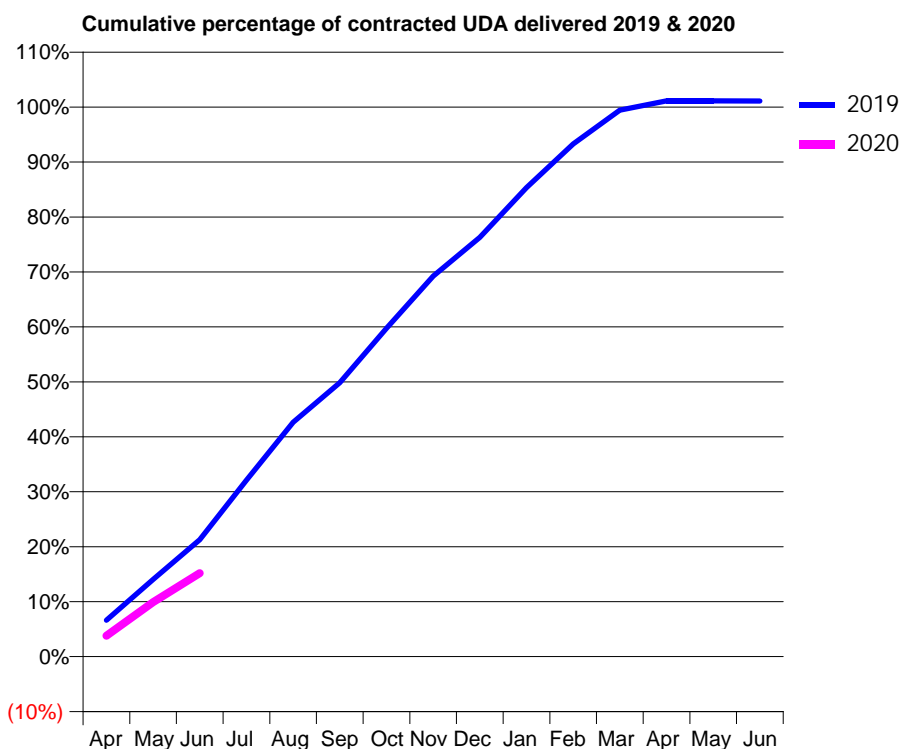
19/20 Contracted general activity (UDA)	13,814
Carry forward general activity (UDA)	0
19/20 Contracted orthodontic activity (UOA)	0
Carry forward orthodontic activity (UOA)	0
Baseline contract value	£382,737.76

ACCESS*

Patients seen in 24 months	Total	Change since previous quarter
Quarter ending June 2018	4,483	
Quarter ending September 2018	4,522	→
Quarter ending December 2018	4,543	→
Quarter ending March 2019	4,546	→
Quarter ending June 2019	4,522	→
Variance since June 2018	0.9%	→



ACTIVITY



Month	Adjusted Scheduled Activity (UDA)	
	2019	2020
April	917	525
May	1,944	1,369
June	2,938	2,098
July	4,437	
August	5,890	
September	6,887	
October	8,254	
November	9,564	
December	10,539	
January	11,790	
February	12,888	
March	13,735	
April	13,969	
May	13,969	
June	13,968	

QUALITY

	Quantity	Base Number	Contract	AT	Region	England
% of FP17s for the same patient ID Re-attending within 3 months - Children	25	357	7.0%	11.3%	12.1%	11.4%
% of FP17s for the same patient ID Re-attending within 3 months - Adults	125	905	13.8%	14.9%	15.6%	15.4%
% of FP17s for the same patient ID Re-attending between 3 & 9 months - Children	223	357	62.5%	60.2%	61.2%	59.8%
% of FP17s for the same patient ID Re-attending between 3 & 9 months - Adults	569	905	62.9%	52.9%	54.5%	52.1%
% of FP17s for Band 1 Urgent Courses	72	1,143	6.3%	9.7%	9.1%	9.2%
% of FP17s Relating to Free Repair or Replacements	13	1,143	1.1%	0.9%	1.0%	0.7%
% of FP17s Relating to Continuations	21	1,143	1.8%	0.9%	1.0%	0.8%
% of Patients satisfied with the dentistry they have received	2	2	N/A	94.6%	94.2%	93.4%
% of Patients satisfied with the time they had to wait for an appointment	2	2	N/A	86.1%	88.4%	87.6%

* This is based on patients treated on this contract for their most recent course of treatment. Figures in italics indicate the base number of FP17s or Patient Questionnaire responses are less than 100. N/A is shown where the base number of responses is less than 10 during the period. % is calculated as Quantity/Base number*100

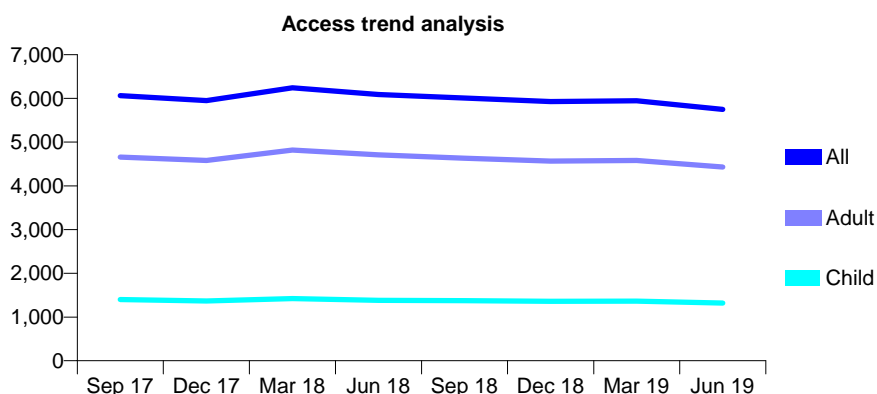
Q47 - Vital Signs At a Glance Contract Report for 101281/0204 - June 2019

Name or company name	OASIS DENTAL CARE LTD
Contract type name	GDS Contract
Purpose of contract	General
Contract start date	08/07/2009
Contract end date	

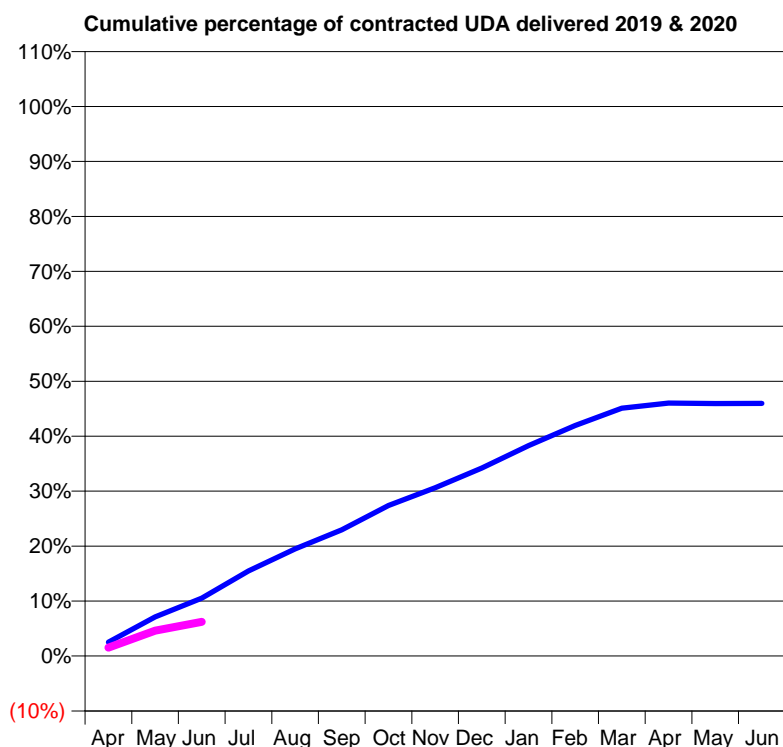
19/20 Contracted general activity (UDA)	21,000
Carry forward general activity (UDA)	0
19/20 Contracted orthodontic activity (UOA)	0
Carry forward orthodontic activity (UOA)	0
Baseline contract value	£485,191.42

ACCESS*

Patients seen in 24 months	Total	Change since previous quarter
Quarter ending June 2018	6,091	
Quarter ending September 2018	6,006	↓
Quarter ending December 2018	5,927	↓
Quarter ending March 2019	5,945	→
Quarter ending June 2019	5,749	↓
Variance since June 2018	(5.6%)	↓



ACTIVITY



Month	Adjusted Scheduled Activity (UDA)	
	2019	2020
April	531	323
May	1,497	973
June	2,214	1,306
July	3,248	
August	4,096	
September	4,824	
October	5,751	
November	6,427	
December	7,183	
January	8,040	
February	8,809	
March	9,473	
April	9,662	
May	9,651	
June	9,652	

QUALITY

	Quantity	Base Number	Contract	AT	Region	England
% of FP17s for the same patient ID Re-attending within 3 months - Children	7	204	3.4%	11.3%	12.1%	11.4%
% of FP17s for the same patient ID Re-attending within 3 months - Adults	102	731	14.0%	14.9%	15.6%	15.4%
% of FP17s for the same patient ID Re-attending between 3 & 9 months - Children	55	204	27.0%	60.2%	61.2%	59.8%
% of FP17s for the same patient ID Re-attending between 3 & 9 months - Adults	200	731	27.4%	52.9%	54.5%	52.1%
% of FP17s for Band 1 Urgent Courses	107	798	13.4%	9.7%	9.1%	9.2%
% of FP17s Relating to Free Repair or Replacements	5	798	0.6%	0.9%	1.0%	0.7%
% of FP17s Relating to Continuations	5	798	0.6%	0.9%	1.0%	0.8%
% of Patients satisfied with the dentistry they have received	2	2	N/A	94.6%	94.2%	93.4%
% of Patients satisfied with the time they had to wait for an appointment	2	2	N/A	86.1%	88.4%	87.6%

* This is based on patients treated on this contract for their most recent course of treatment. Figures in italics indicate the base number of FP17s or Patient Questionnaire responses are less than 100. N/A is shown where the base number of responses is less than 10 during the period. % is calculated as Quantity/Base number*100

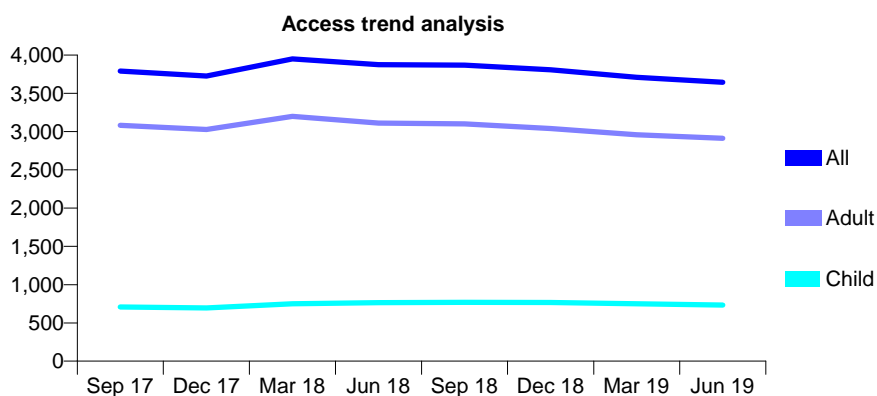
Q47 - Vital Signs At a Glance Contract Report for 101281/0224 - June 2019

Name or company name	OASIS DENTAL CARE LTD
Contract type name	PDS Plus Contract
Purpose of contract	General
Contract start date	18/08/2010
Contract end date	31/03/2020

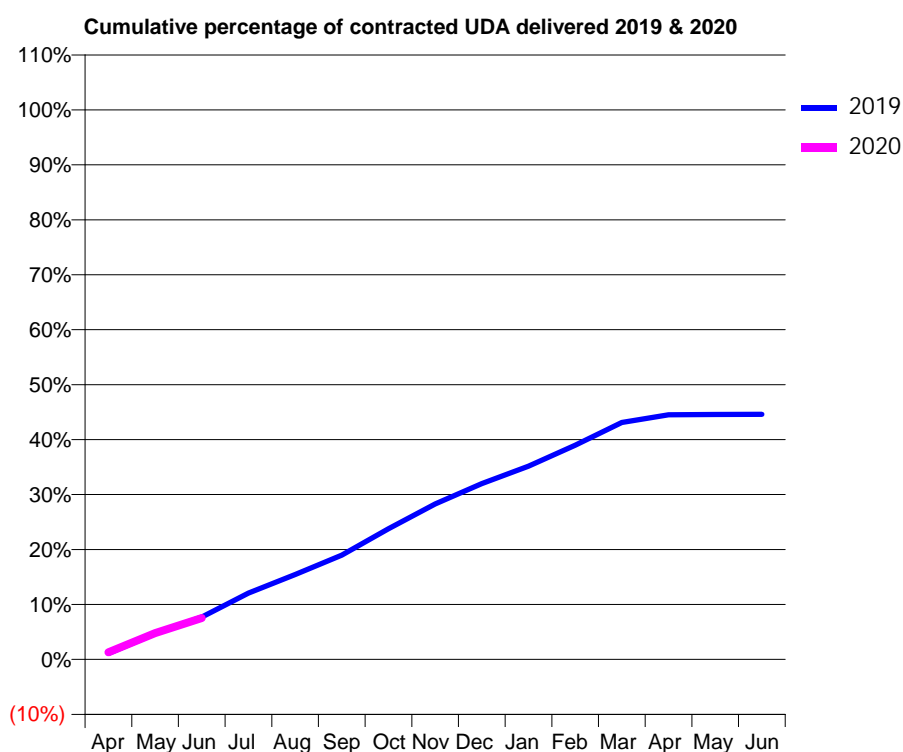
19/20 Contracted general activity (UDA)	14,000
Carry forward general activity (UDA)	0
19/20 Contracted orthodontic activity (UOA)	0
Carry forward orthodontic activity (UOA)	0
Baseline contract value	£177,750.79

ACCESS*

Patients seen in 24 months	Total	Change since previous quarter
Quarter ending June 2018	3,876	
Quarter ending September 2018	3,868	→
Quarter ending December 2018	3,807	↓
Quarter ending March 2019	3,710	↓
Quarter ending June 2019	3,646	↓
Variance since June 2018	(5.9%)	↓



ACTIVITY



Month	Adjusted Scheduled Activity (UDA)	
	2019	2020
April	154	182
May	661	670
June	1,079	1,055
July	1,690	
August	2,164	
September	2,659	
October	3,327	
November	3,962	
December	4,478	
January	4,923	
February	5,458	
March	6,035	
April	6,232	
May	6,238	
June	6,243	

QUALITY

	Quantity	Base Number	Contract	AT	Region	England
% of FP17s for the same patient ID Re-attending within 3 months - Children	9	218	4.1%	11.3%	12.1%	11.4%
% of FP17s for the same patient ID Re-attending within 3 months - Adults	44	535	8.2%	14.9%	15.6%	15.4%
% of FP17s for the same patient ID Re-attending between 3 & 9 months - Children	123	218	56.4%	60.2%	61.2%	59.8%
% of FP17s for the same patient ID Re-attending between 3 & 9 months - Adults	132	535	24.7%	52.9%	54.5%	52.1%
% of FP17s for Band 1 Urgent Courses	56	644	8.7%	9.7%	9.1%	9.2%
% of FP17s Relating to Free Repair or Replacements	1	644	0.2%	0.9%	1.0%	0.7%
% of FP17s Relating to Continuations	3	644	0.5%	0.9%	1.0%	0.8%
% of Patients satisfied with the dentistry they have received	3	3	N/A	94.6%	94.2%	93.4%
% of Patients satisfied with the time they had to wait for an appointment	1	3	N/A	86.1%	88.4%	87.6%

* This is based on patients treated on this contract for their most recent course of treatment. Figures in italics indicate the base number of FP17s or Patient Questionnaire responses are less than 100. N/A is shown where the base number of responses is less than 10 during the period. % is calculated as Quantity/Base number*100

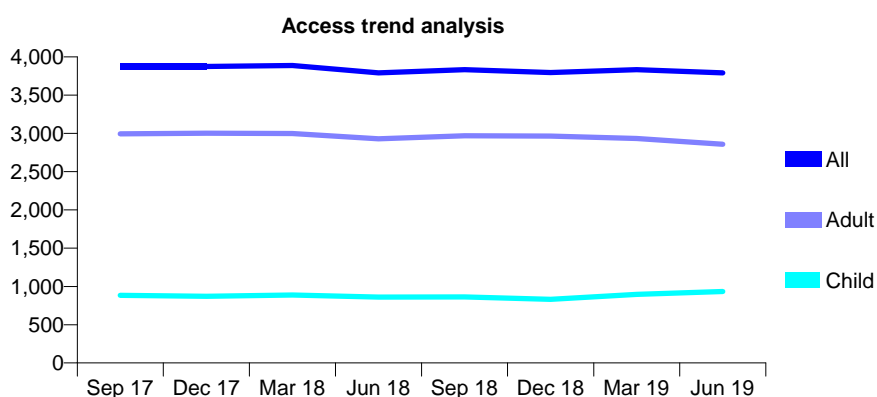
Q47 - Vital Signs At a Glance Contract Report for 101281/0227 - June 2019

Name or company name	OASIS DENTAL CARE LTD
Contract type name	PDS Plus Contract
Purpose of contract	General
Contract start date	04/10/2010
Contract end date	31/03/2020

19/20 Contracted general activity (UDA)	14,000
Carry forward general activity (UDA)	0
19/20 Contracted orthodontic activity (UOA)	0
Carry forward orthodontic activity (UOA)	0
Baseline contract value	£179,777.15

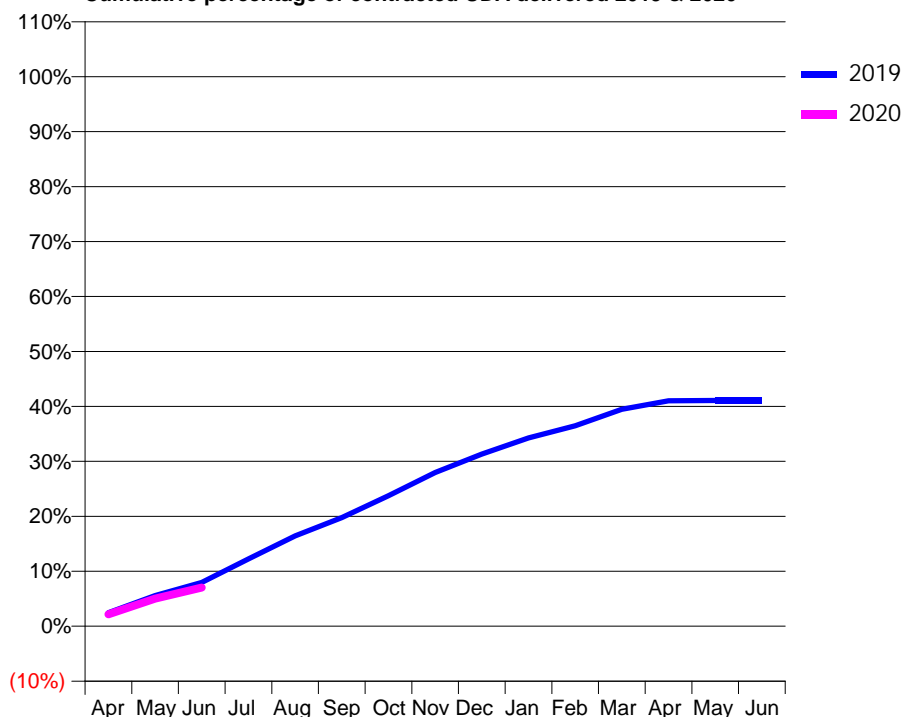
ACCESS*

Patients seen in 24 months	Total	Change since previous quarter
Quarter ending June 2018	3,790	
Quarter ending September 2018	3,832	→
Quarter ending December 2018	3,796	→
Quarter ending March 2019	3,832	→
Quarter ending June 2019	3,791	↓
Variance since June 2018	0.0%	→



ACTIVITY

Cumulative percentage of contracted UDA delivered 2019 & 2020



Adjusted Scheduled Activity (UDA)

Month	2019	2020
April	343	304
May	778	703
June	1,117	986
July	1,716	
August	2,300	
September	2,769	
October	3,325	
November	3,917	
December	4,386	
January	4,794	
February	5,108	
March	5,525	
April	5,744	
May	5,751	
June	5,751	

QUALITY

	Quantity	Base Number	Contract	AT	Region	England
% of FP17s for the same patient ID Re-attending within 3 months - Children	14	214	6.5%	11.3%	12.1%	11.4%
% of FP17s for the same patient ID Re-attending within 3 months - Adults	78	563	13.9%	14.9%	15.6%	15.4%
% of FP17s for the same patient ID Re-attending between 3 & 9 months - Children	30	214	14.0%	60.2%	61.2%	59.8%
% of FP17s for the same patient ID Re-attending between 3 & 9 months - Adults	91	563	16.2%	52.9%	54.5%	52.1%
% of FP17s for Band 1 Urgent Courses	212	640	33.1%	9.7%	9.1%	9.2%
% of FP17s Relating to Free Repair or Replacements	6	640	0.9%	0.9%	1.0%	0.7%
% of FP17s Relating to Continuations	2	640	0.3%	0.9%	1.0%	0.8%
% of Patients satisfied with the dentistry they have received	3	3	N/A	94.6%	94.2%	93.4%
% of Patients satisfied with the time they had to wait for an appointment	1	3	N/A	86.1%	88.4%	87.6%

* This is based on patients treated on this contract for their most recent course of treatment.

Figures in italics indicate the base number of FP17s or Patient Questionnaire responses are less than 100. N/A is shown where the base number of responses is less than 10 during the period. % is calculated as Quantity/Base number*100

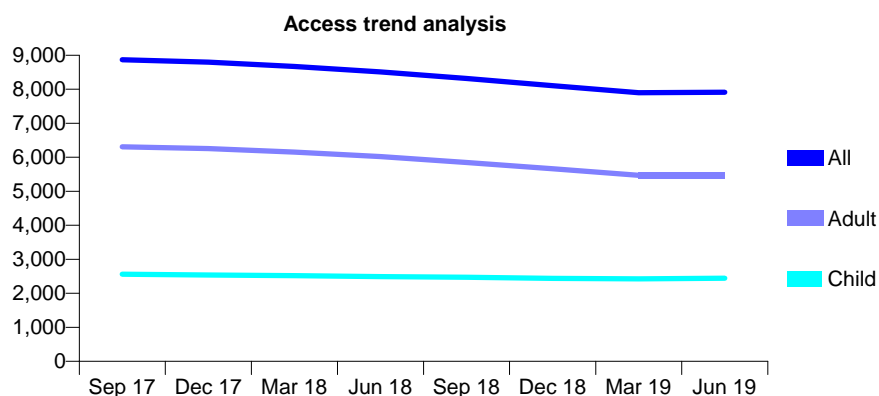
Q47 - Vital Signs At a Glance Contract Report for 101338/0017 - June 2019

Name or company name	Whitecross Dental Care Limited
Contract type name	GDS Contract
Purpose of contract	General
Contract start date	01/04/2006
Contract end date	

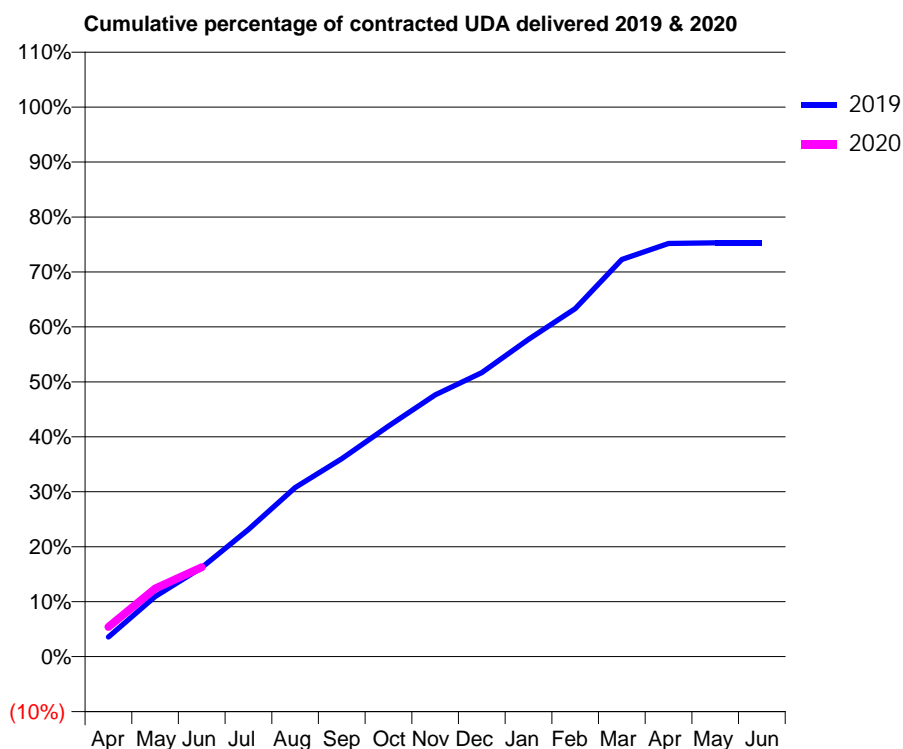
19/20 Contracted general activity (UDA)	30,208
Carry forward general activity (UDA)	0
19/20 Contracted orthodontic activity (UOA)	0
Carry forward orthodontic activity (UOA)	0
Baseline contract value	£964,127.28

ACCESS*

Patients seen in 24 months	Total	Change since previous quarter
Quarter ending June 2018	8,513	
Quarter ending September 2018	8,319	↓
Quarter ending December 2018	8,105	↓
Quarter ending March 2019	7,899	↓
Quarter ending June 2019	7,912	→
Variance since June 2018	(7.1%)	↓



ACTIVITY



Month	Adjusted Scheduled Activity (UDA)	
	2019	2020
April	1,078	1,628
May	3,299	3,745
June	4,890	4,917
July	6,993	
August	9,302	
September	10,885	
October	12,674	
November	14,385	
December	15,614	
January	17,441	
February	19,130	
March	21,827	
April	22,711	
May	22,740	
June	22,743	

QUALITY

	Quantity	Base Number	Contract	AT	Region	England
% of FP17s for the same patient ID Re-attending within 3 months - Children	37	862	4.3%	11.3%	12.1%	11.4%
% of FP17s for the same patient ID Re-attending within 3 months - Adults	156	1,667	9.4%	14.9%	15.6%	15.4%
% of FP17s for the same patient ID Re-attending between 3 & 9 months - Children	441	862	51.2%	60.2%	61.2%	59.8%
% of FP17s for the same patient ID Re-attending between 3 & 9 months - Adults	768	1,667	46.1%	52.9%	54.5%	52.1%
% of FP17s for Band 1 Urgent Courses	117	2,174	5.4%	9.7%	9.1%	9.2%
% of FP17s Relating to Free Repair or Replacements	5	2,174	0.2%	0.9%	1.0%	0.7%
% of FP17s Relating to Continuations	23	2,174	1.1%	0.9%	1.0%	0.8%
% of Patients satisfied with the dentistry they have received	1	2	N/A	94.6%	94.2%	93.4%
% of Patients satisfied with the time they had to wait for an appointment	2	2	N/A	86.1%	88.4%	87.6%

* This is based on patients treated on this contract for their most recent course of treatment. Figures in italics indicate the base number of FP17s or Patient Questionnaire responses are less than 100. N/A is shown where the base number of responses is less than 10 during the period. % is calculated as Quantity/Base number*100

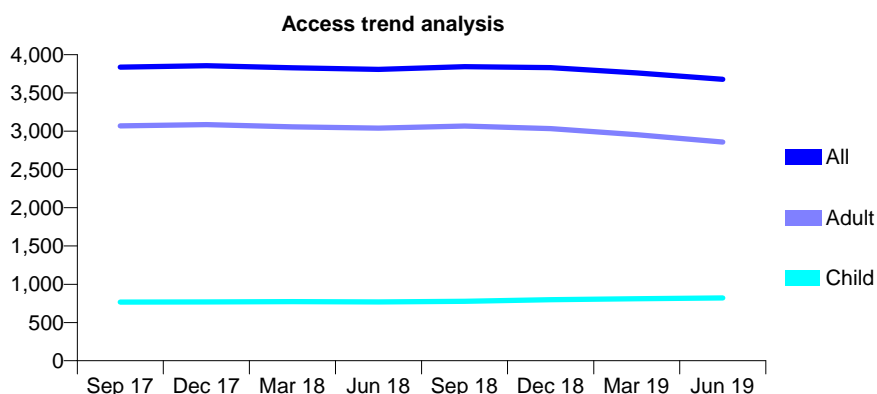
Q47 - Vital Signs At a Glance Contract Report for 101338/0023 - June 2019

Name or company name	Whitecross Dental Care Limited
Contract type name	GDS Contract
Purpose of contract	General
Contract start date	01/04/2006
Contract end date	

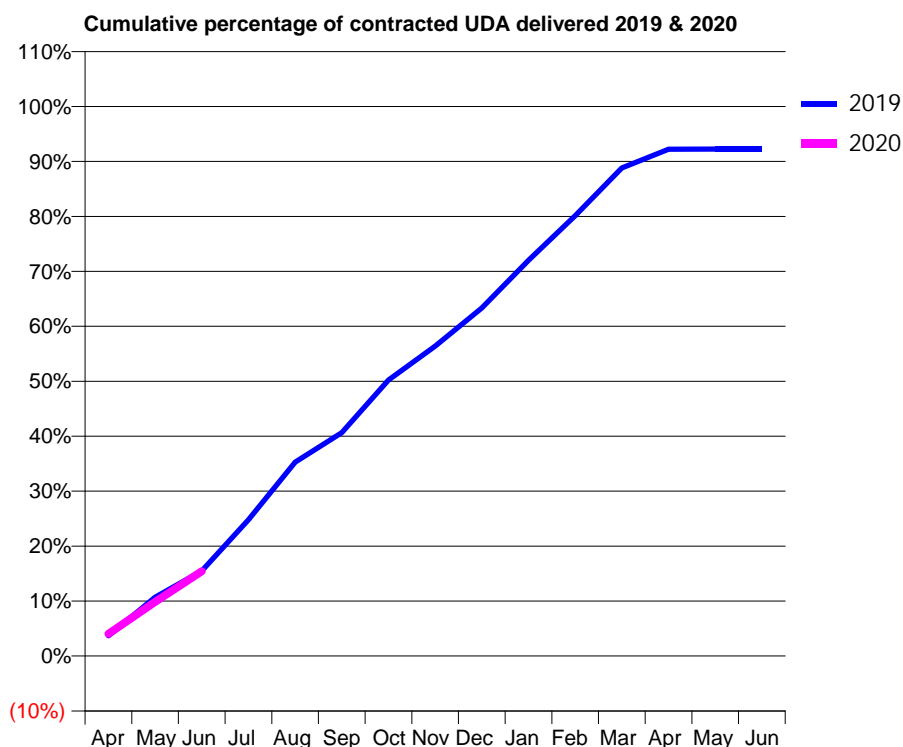
19/20 Contracted general activity (UDA)	11,500
Carry forward general activity (UDA)	0
19/20 Contracted orthodontic activity (UOA)	0
Carry forward orthodontic activity (UOA)	0
Baseline contract value	£287,240.75

ACCESS*

Patients seen in 24 months	Total	Change since previous quarter
Quarter ending June 2018	3,808	
Quarter ending September 2018	3,844	→
Quarter ending December 2018	3,830	→
Quarter ending March 2019	3,762	↓
Quarter ending June 2019	3,679	↓
Variance since June 2018	(3.4%)	↓



ACTIVITY



Month	Adjusted Scheduled Activity (UDA)	
	2019	2020
April	422	465
May	1,233	1,135
June	1,778	1,774
July	2,852	
August	4,055	
September	4,673	
October	5,776	
November	6,483	
December	7,282	
January	8,280	
February	9,212	
March	10,213	
April	10,604	
May	10,608	
June	10,608	

QUALITY

	Quantity	Base Number	Contract	AT	Region	England
% of FP17s for the same patient ID Re-attending within 3 months - Children	20	252	7.9%	11.3%	12.1%	11.4%
% of FP17s for the same patient ID Re-attending within 3 months - Adults	105	732	14.3%	14.9%	15.6%	15.4%
% of FP17s for the same patient ID Re-attending between 3 & 9 months - Children	142	252	56.3%	60.2%	61.2%	59.8%
% of FP17s for the same patient ID Re-attending between 3 & 9 months - Adults	350	732	47.8%	52.9%	54.5%	52.1%
% of FP17s for Band 1 Urgent Courses	65	821	7.9%	9.7%	9.1%	9.2%
% of FP17s Relating to Free Repair or Replacements	14	821	1.7%	0.9%	1.0%	0.7%
% of FP17s Relating to Continuations	25	821	3.0%	0.9%	1.0%	0.8%
% of Patients satisfied with the dentistry they have received	3	3	N/A	94.6%	94.2%	93.4%
% of Patients satisfied with the time they had to wait for an appointment	3	3	N/A	86.1%	88.4%	87.6%

* This is based on patients treated on this contract for their most recent course of treatment. Figures in italics indicate the base number of FP17s or Patient Questionnaire responses are less than 100. N/A is shown where the base number of responses is less than 10 during the period. % is calculated as Quantity/Base number*100

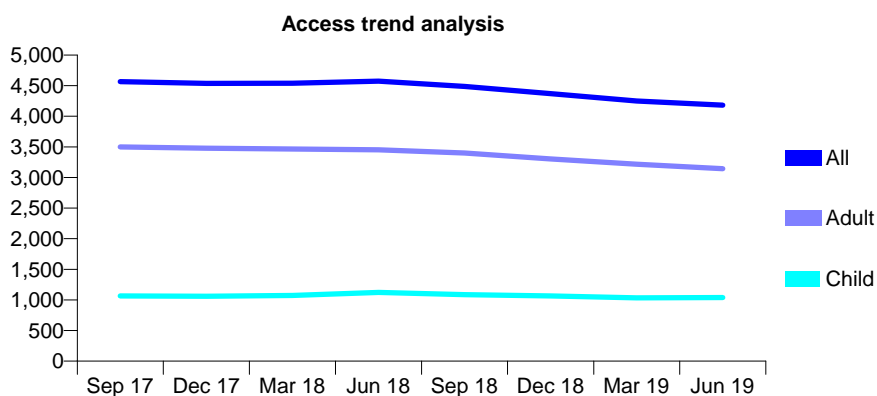
Q47 - Vital Signs At a Glance Contract Report for 101338/0044 - June 2019

Name or company name	Whitecross Dental Care Limited
Contract type name	GDS Contract
Purpose of contract	General
Contract start date	01/10/2006
Contract end date	

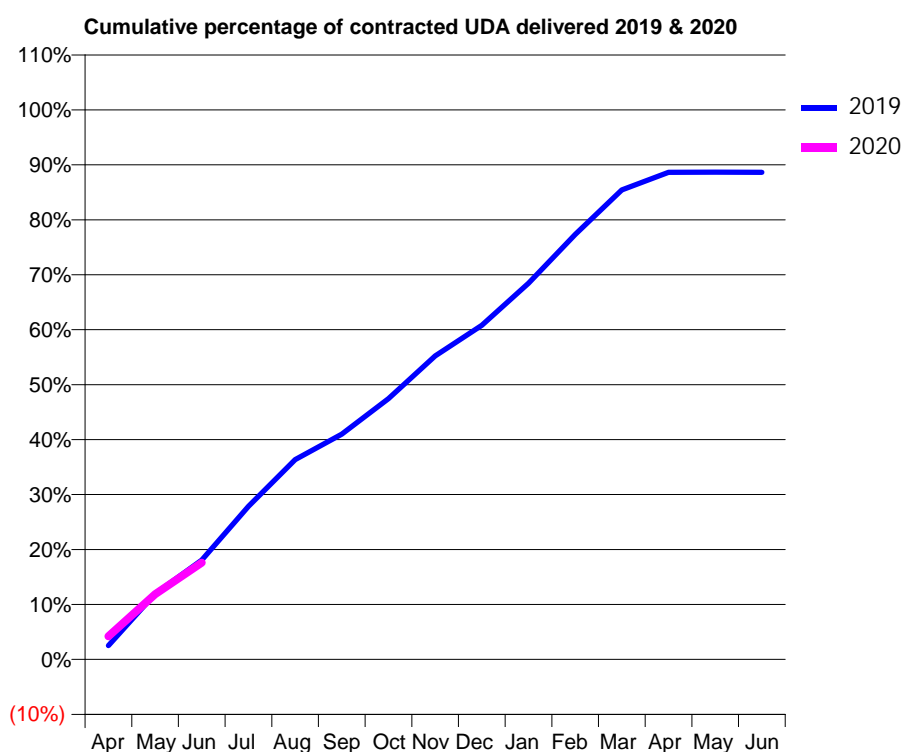
19/20 Contracted general activity (UDA)	12,726
Carry forward general activity (UDA)	0
19/20 Contracted orthodontic activity (UOA)	0
Carry forward orthodontic activity (UOA)	0
Baseline contract value	£364,661.91

ACCESS*

Patients seen in 24 months	Total	Change since previous quarter
Quarter ending June 2018	4,574	
Quarter ending September 2018	4,486	↓
Quarter ending December 2018	4,370	↓
Quarter ending March 2019	4,250	↓
Quarter ending June 2019	4,183	↓
Variance since June 2018	(8.5%)	↓



ACTIVITY



Month	Adjusted Scheduled Activity (UDA)	
	2019	2020
April	319	536
May	1,520	1,510
June	2,298	2,240
July	3,543	
August	4,626	
September	5,216	
October	6,038	
November	7,027	
December	7,739	
January	8,711	
February	9,841	
March	10,873	
April	11,279	
May	11,283	
June	11,280	

QUALITY

	Quantity	Base Number	Contract	AT	Region	England
% of FP17s for the same patient ID Re-attending within 3 months - Children	14	358	3.9%	11.3%	12.1%	11.4%
% of FP17s for the same patient ID Re-attending within 3 months - Adults	110	899	12.2%	14.9%	15.6%	15.4%
% of FP17s for the same patient ID Re-attending between 3 & 9 months - Children	118	358	33.0%	60.2%	61.2%	59.8%
% of FP17s for the same patient ID Re-attending between 3 & 9 months - Adults	446	899	49.6%	52.9%	54.5%	52.1%
% of FP17s for Band 1 Urgent Courses	83	1,071	7.7%	9.7%	9.1%	9.2%
% of FP17s Relating to Free Repair or Replacements	12	1,071	1.1%	0.9%	1.0%	0.7%
% of FP17s Relating to Continuations	16	1,071	1.5%	0.9%	1.0%	0.8%
% of Patients satisfied with the dentistry they have received	2	2	N/A	94.6%	94.2%	93.4%
% of Patients satisfied with the time they had to wait for an appointment	2	2	N/A	86.1%	88.4%	87.6%

* This is based on patients treated on this contract for their most recent course of treatment. Figures in italics indicate the base number of FP17s or Patient Questionnaire responses are less than 100. N/A is shown where the base number of responses is less than 10 during the period. % is calculated as Quantity/Base number*100

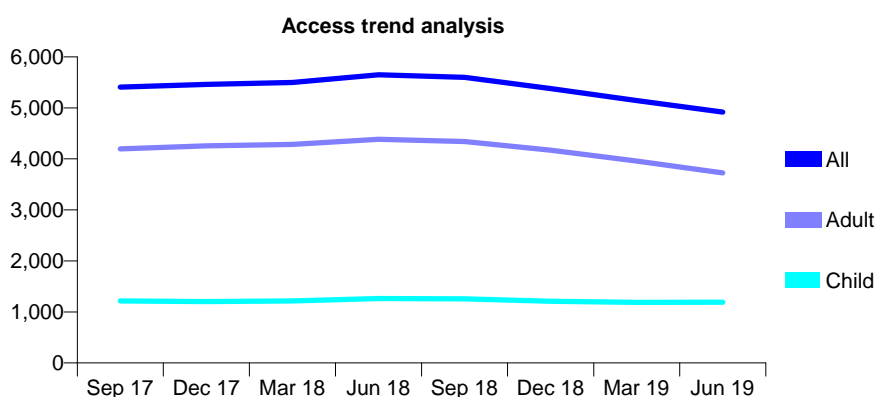
Q47 - Vital Signs At a Glance Contract Report for 101338/0123 - June 2019

Name or company name	Whitecross Dental Care Limited
Contract type name	GDS Contract
Purpose of contract	General
Contract start date	19/05/2010
Contract end date	

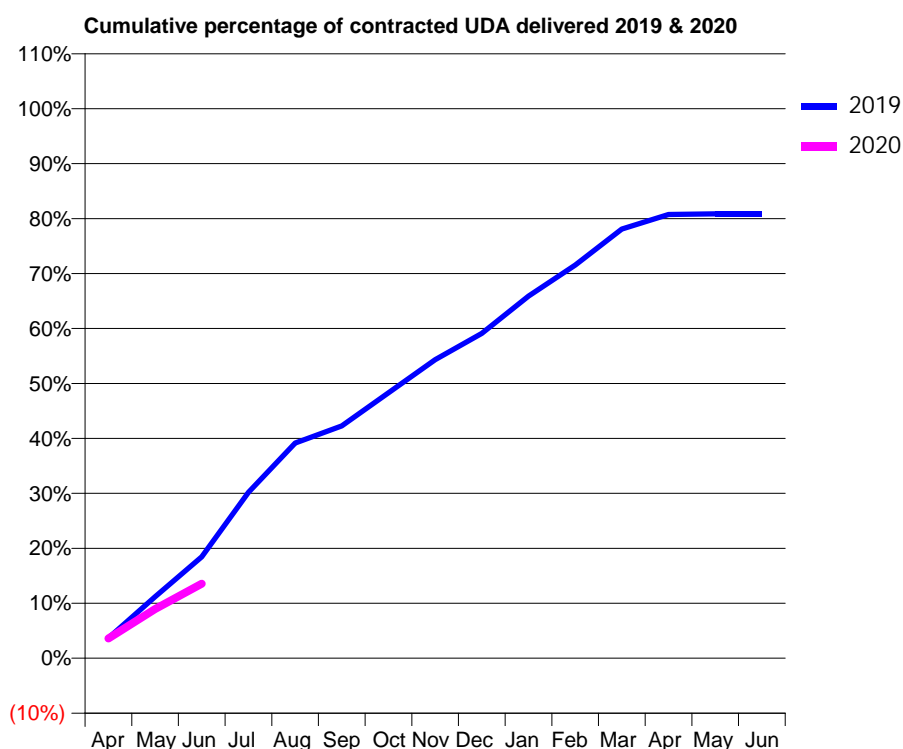
19/20 Contracted general activity (UDA)	17,100
Carry forward general activity (UDA)	0
19/20 Contracted orthodontic activity (UOA)	0
Carry forward orthodontic activity (UOA)	0
Baseline contract value	£529,787.65

ACCESS*

Patients seen in 24 months	Total	Change since previous quarter
Quarter ending June 2018	5,648	
Quarter ending September 2018	5,599	→
Quarter ending December 2018	5,380	↓
Quarter ending March 2019	5,145	↓
Quarter ending June 2019	4,917	↓
Variance since June 2018	(12.9%)	↓



ACTIVITY



Month	2019	2020
April	634	615
May	1,917	1,534
June	3,155	2,318
July	5,166	
August	6,696	
September	7,228	
October	8,261	
November	9,290	
December	10,108	
January	11,269	
February	12,236	
March	13,353	
April	13,807	
May	13,825	
June	13,829	

QUALITY

	Quantity	Base Number	Contract	AT	Region	England
% of FP17s for the same patient ID Re-attending within 3 months - Children	13	416	3.1%	11.3%	12.1%	11.4%
% of FP17s for the same patient ID Re-attending within 3 months - Adults	77	948	8.1%	14.9%	15.6%	15.4%
% of FP17s for the same patient ID Re-attending between 3 & 9 months - Children	202	416	48.6%	60.2%	61.2%	59.8%
% of FP17s for the same patient ID Re-attending between 3 & 9 months - Adults	482	948	50.8%	52.9%	54.5%	52.1%
% of FP17s for Band 1 Urgent Courses	39	1,168	3.3%	9.7%	9.1%	9.2%
% of FP17s Relating to Free Repair or Replacements	16	1,168	1.4%	0.9%	1.0%	0.7%
% of FP17s Relating to Continuations	14	1,168	1.2%	0.9%	1.0%	0.8%
% of Patients satisfied with the dentistry they have received	7	7	N/A	94.6%	94.2%	93.4%
% of Patients satisfied with the time they had to wait for an appointment	7	7	N/A	86.1%	88.4%	87.6%

* This is based on patients treated on this contract for their most recent course of treatment.

Figures in italics indicate the base number of FP17s or Patient Questionnaire responses are less than 100. N/A is shown where the base number of responses is less than 10 during the period. % is calculated as Quantity/Base number*100

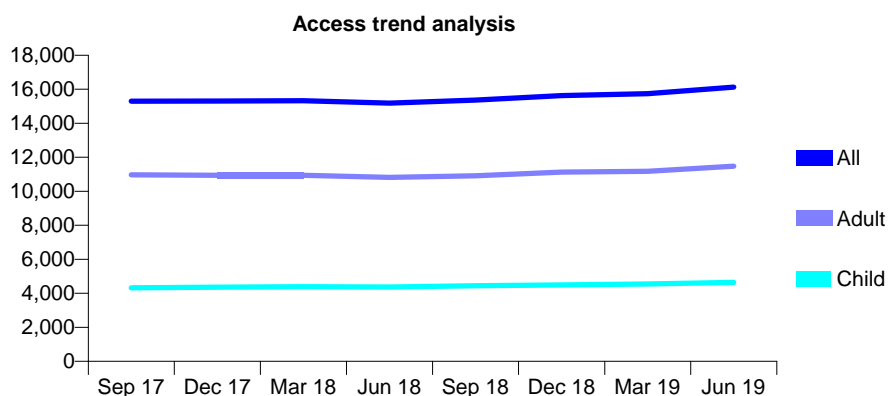
Q47 - Vital Signs At a Glance Contract Report for 101370/0021 - June 2019

Name or company name	Petrie Tucker & Partners Ltd
Contract type name	GDS Contract
Purpose of contract	General
Contract start date	01/04/2006
Contract end date	

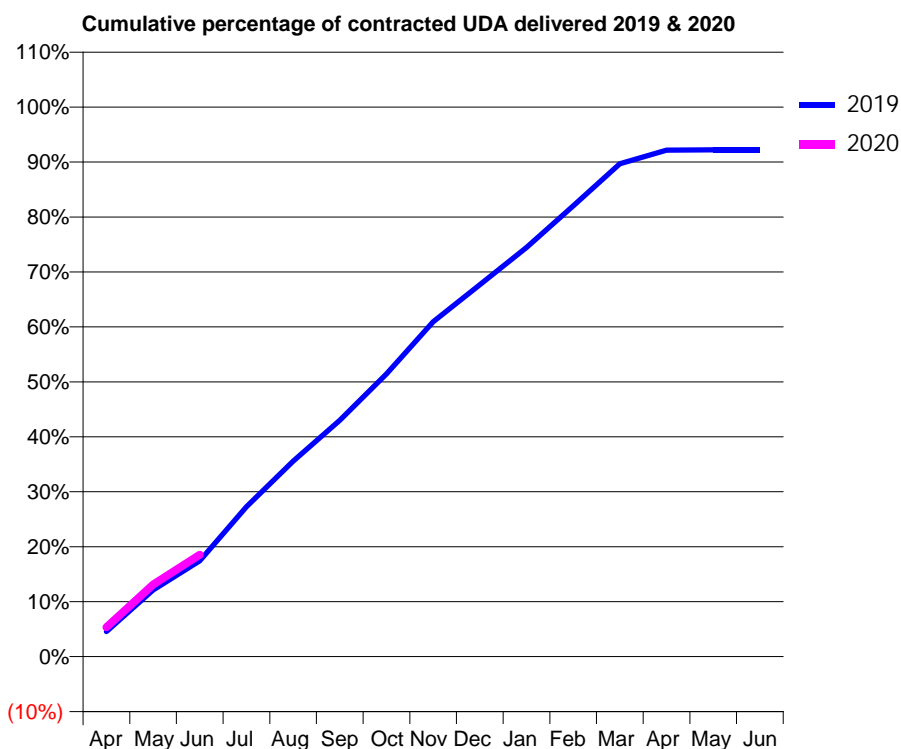
19/20 Contracted general activity (UDA)	47,600
Carry forward general activity (UDA)	0
19/20 Contracted orthodontic activity (UOA)	0
Carry forward orthodontic activity (UOA)	0
Baseline contract value	£1,306,354.57

ACCESS*

Patients seen in 24 months	Total	Change since previous quarter
Quarter ending June 2018	15,192	
Quarter ending September 2018	15,360	→
Quarter ending December 2018	15,629	→
Quarter ending March 2019	15,739	→
Quarter ending June 2019	16,128	↑
Variance since June 2018	6.2%	↑



ACTIVITY



Month	Adjusted Scheduled Activity (UDA)	
	2019	2020
April	2,168	2,545
May	5,764	6,248
June	8,294	8,823
July	12,985	
August	16,938	
September	20,474	
October	24,484	
November	29,015	
December	32,213	
January	35,449	
February	39,040	
March	42,688	
April	43,868	
May	43,885	
June	43,886	

QUALITY

	Quantity	Base Number	Contract	AT	Region	England
% of FP17s for the same patient ID Re-attending within 3 months - Children	89	1,432	6.2%	11.3%	12.1%	11.4%
% of FP17s for the same patient ID Re-attending within 3 months - Adults	303	3,053	9.9%	14.9%	15.6%	15.4%
% of FP17s for the same patient ID Re-attending between 3 & 9 months - Children	765	1,432	53.4%	60.2%	61.2%	59.8%
% of FP17s for the same patient ID Re-attending between 3 & 9 months - Adults	1,371	3,053	44.9%	52.9%	54.5%	52.1%
% of FP17s for Band 1 Urgent Courses	282	4,003	7.0%	9.7%	9.1%	9.2%
% of FP17s Relating to Free Repair or Replacements	19	4,003	0.5%	0.9%	1.0%	0.7%
% of FP17s Relating to Continuations	44	4,003	1.1%	0.9%	1.0%	0.8%
% of Patients satisfied with the dentistry they have received	3	4	N/A	94.6%	94.2%	93.4%
% of Patients satisfied with the time they had to wait for an appointment	4	4	N/A	86.1%	88.4%	87.6%

* This is based on patients treated on this contract for their most recent course of treatment. Figures in italics indicate the base number of FP17s or Patient Questionnaire responses are less than 100. N/A is shown where the base number of responses is less than 10 during the period. % is calculated as Quantity/Base number*100

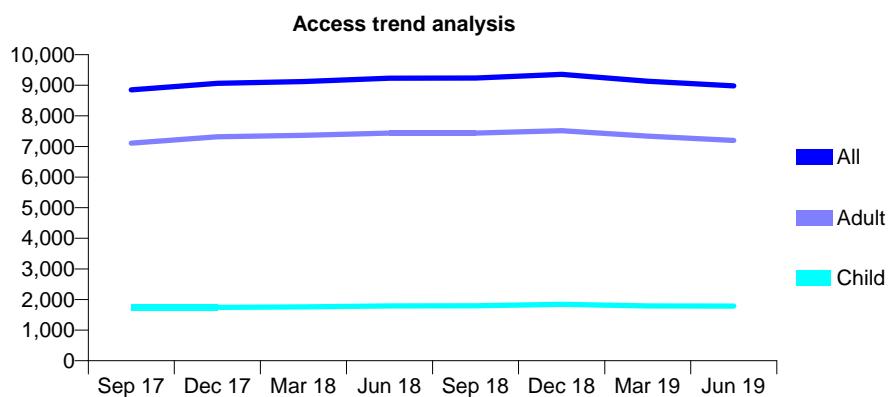
Q47 - Vital Signs At a Glance Contract Report for 101370/0043 - June 2019

Name or company name	Petrie Tucker & Partners Ltd
Contract type name	GDS Contract
Purpose of contract	General
Contract start date	01/04/2006
Contract end date	

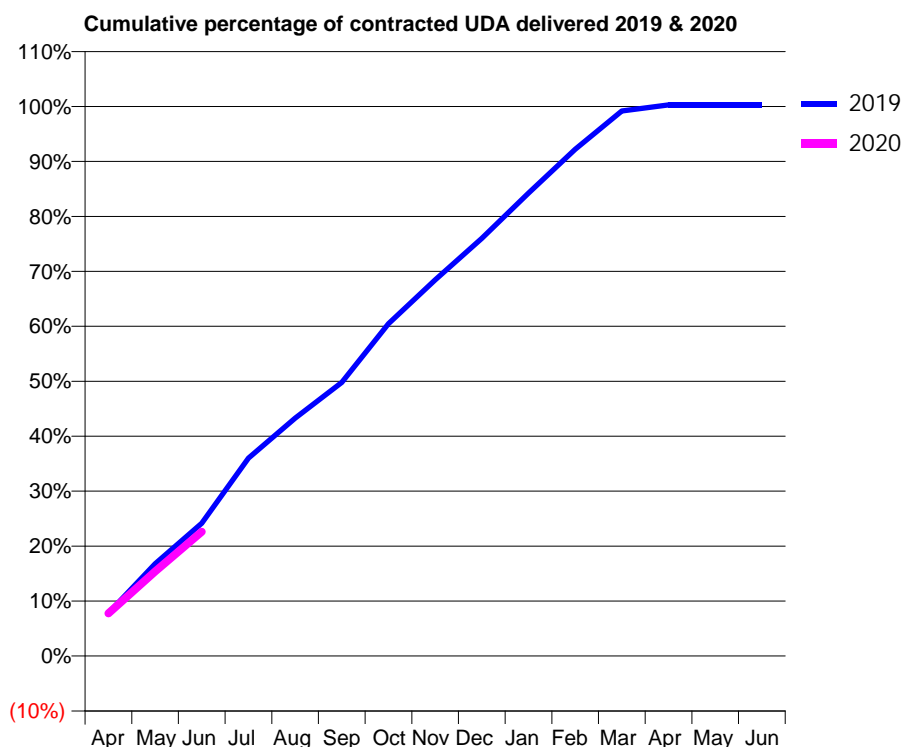
19/20 Contracted general activity (UDA)	27,015
Carry forward general activity (UDA)	0
19/20 Contracted orthodontic activity (UOA)	0
Carry forward orthodontic activity (UOA)	0
Baseline contract value	£789,550.99

ACCESS*

Patients seen in 24 months	Total	Change since previous quarter
Quarter ending June 2018	9,231	
Quarter ending September 2018	9,236	→
Quarter ending December 2018	9,359	→
Quarter ending March 2019	9,131	↓
Quarter ending June 2019	8,981	↓
Variance since June 2018	(2.7%)	↓



ACTIVITY



Month	Adjusted Scheduled Activity (UDA)	
	2019	2020
April	2,112	2,098
May	4,533	4,158
June	6,526	6,105
July	9,730	
August	11,697	
September	13,450	
October	16,340	
November	18,492	
December	20,530	
January	22,759	
February	24,916	
March	26,789	
April	27,093	
May	27,091	
June	27,091	

QUALITY

	Quantity	Base Number	Contract	AT	Region	England
% of FP17s for the same patient ID Re-attending within 3 months - Children	30	602	5.0%	11.3%	12.1%	11.4%
% of FP17s for the same patient ID Re-attending within 3 months - Adults	292	2,394	12.2%	14.9%	15.6%	15.4%
% of FP17s for the same patient ID Re-attending between 3 & 9 months - Children	304	602	50.5%	60.2%	61.2%	59.8%
% of FP17s for the same patient ID Re-attending between 3 & 9 months - Adults	1,250	2,394	52.2%	52.9%	54.5%	52.1%
% of FP17s for Band 1 Urgent Courses	152	2,859	5.3%	9.7%	9.1%	9.2%
% of FP17s Relating to Free Repair or Replacements	15	2,859	0.5%	0.9%	1.0%	0.7%
% of FP17s Relating to Continuations	42	2,859	1.5%	0.9%	1.0%	0.8%
% of Patients satisfied with the dentistry they have received	7	7	N/A	94.6%	94.2%	93.4%
% of Patients satisfied with the time they had to wait for an appointment	7	7	N/A	86.1%	88.4%	87.6%

* This is based on patients treated on this contract for their most recent course of treatment. Figures in italics indicate the base number of FP17s or Patient Questionnaire responses are less than 100. N/A is shown where the base number of responses is less than 10 during the period. % is calculated as Quantity/Base number*100

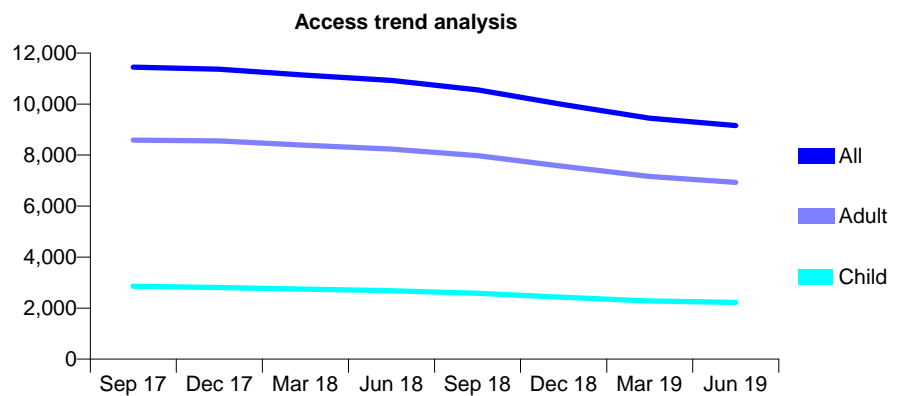
Q47 - Vital Signs At a Glance Contract Report for 101370/0084 - June 2019

Name or company name	Petrie Tucker & Partners Ltd
Contract type name	GDS Contract
Purpose of contract	General
Contract start date	01/04/2007
Contract end date	

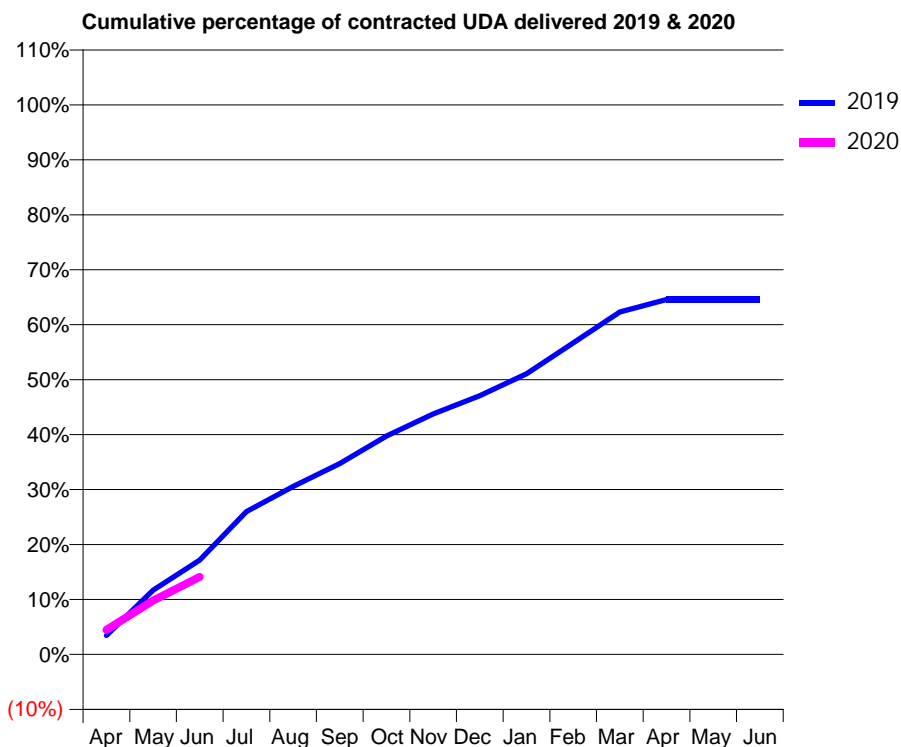
19/20 Contracted general activity (UDA)	33,780
Carry forward general activity (UDA)	0
19/20 Contracted orthodontic activity (UOA)	0
Carry forward orthodontic activity (UOA)	0
Baseline contract value	£1,057,297.57

ACCESS*

Patients seen in 24 months	Total	Change since previous quarter
Quarter ending June 2018	10,926	
Quarter ending September 2018	10,558	↓
Quarter ending December 2018	9,980	↓
Quarter ending March 2019	9,445	↓
Quarter ending June 2019	9,158	↓
Variance since June 2018	(16.2%)	↓



ACTIVITY



Adjusted Scheduled Activity (UDA)		
Month	2019	2020
April	1,167	1,514
May	3,946	3,311
June	5,801	4,770
July	8,785	
August	10,324	
September	11,737	
October	13,426	
November	14,781	
December	15,907	
January	17,253	
February	19,157	
March	21,048	
April	21,821	
May	21,821	
June	21,820	

QUALITY

	Quantity	Base Number	Contract	AT	Region	England
% of FP17s for the same patient ID Re-attending within 3 months - Children	44	650	6.8%	11.3%	12.1%	11.4%
% of FP17s for the same patient ID Re-attending within 3 months - Adults	219	1,846	11.9%	14.9%	15.6%	15.4%
% of FP17s for the same patient ID Re-attending between 3 & 9 months - Children	158	650	24.3%	60.2%	61.2%	59.8%
% of FP17s for the same patient ID Re-attending between 3 & 9 months - Adults	570	1,846	30.9%	52.9%	54.5%	52.1%
% of FP17s for Band 1 Urgent Courses	153	2,119	7.2%	9.7%	9.1%	9.2%
% of FP17s Relating to Free Repair or Replacements	20	2,119	0.9%	0.9%	1.0%	0.7%
% of FP17s Relating to Continuations	44	2,119	2.1%	0.9%	1.0%	0.8%
% of Patients satisfied with the dentistry they have received	1	1	N/A	94.6%	94.2%	93.4%
% of Patients satisfied with the time they had to wait for an appointment	1	1	N/A	86.1%	88.4%	87.6%

* This is based on patients treated on this contract for their most recent course of treatment. Figures in italics indicate the base number of FP17s or Patient Questionnaire responses are less than 100. N/A is shown where the base number of responses is less than 10 during the period. % is calculated as Quantity/Base number*100

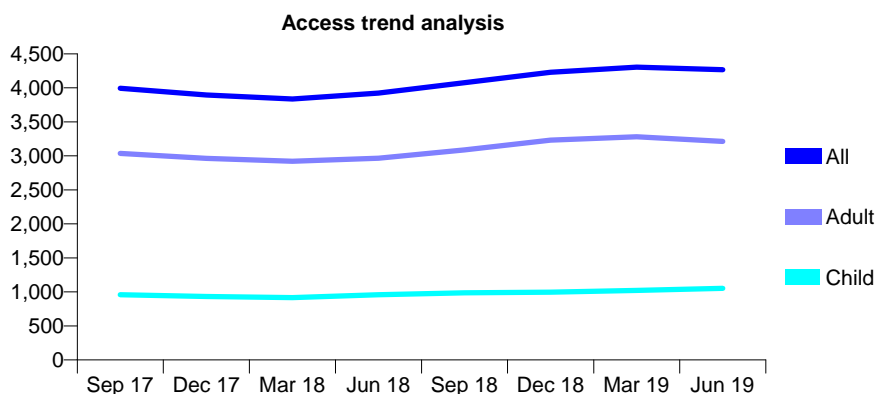
Q47 - Vital Signs At a Glance Contract Report for 101435/0096 - June 2019

Name or company name	IDH Limited
Contract type name	GDS Contract
Purpose of contract	General
Contract start date	25/04/2008
Contract end date	

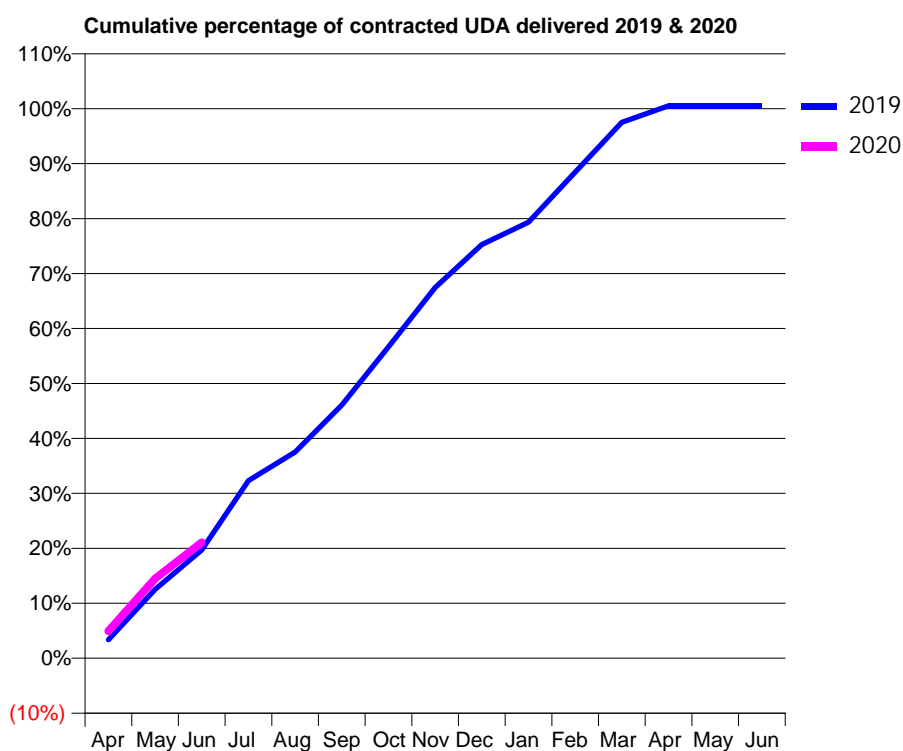
19/20 Contracted general activity (UDA)	14,432
Carry forward general activity (UDA)	0
19/20 Contracted orthodontic activity (UOA)	0
Carry forward orthodontic activity (UOA)	0
Baseline contract value	£364,800.34

ACCESS*

Patients seen in 24 months	Total	Change since previous quarter
Quarter ending June 2018	3,923	
Quarter ending September 2018	4,076	↑
Quarter ending December 2018	4,230	↑
Quarter ending March 2019	4,304	→
Quarter ending June 2019	4,267	→
Variance since June 2018	8.8%	↑



ACTIVITY



Month	2019	2020
April	484	711
May	1,810	2,094
June	2,841	3,043
July	4,662	
August	5,416	
September	6,647	
October	8,175	
November	9,738	
December	10,864	
January	11,451	
February	12,768	
March	14,074	
April	14,505	
May	14,507	
June	14,507	

QUALITY

	Quantity	Base Number	Contract	AT	Region	England
% of FP17s for the same patient ID Re-attending within 3 months - Children	26	356	7.3%	11.3%	12.1%	11.4%
% of FP17s for the same patient ID Re-attending within 3 months - Adults	133	1,021	13.0%	14.9%	15.6%	15.4%
% of FP17s for the same patient ID Re-attending between 3 & 9 months - Children	161	356	45.2%	60.2%	61.2%	59.8%
% of FP17s for the same patient ID Re-attending between 3 & 9 months - Adults	427	1,021	41.8%	52.9%	54.5%	52.1%
% of FP17s for Band 1 Urgent Courses	63	1,193	5.3%	9.7%	9.1%	9.2%
% of FP17s Relating to Free Repair or Replacements	10	1,193	0.8%	0.9%	1.0%	0.7%
% of FP17s Relating to Continuations	35	1,193	2.9%	0.9%	1.0%	0.8%
% of Patients satisfied with the dentistry they have received	1	1	N/A	94.6%	94.2%	93.4%
% of Patients satisfied with the time they had to wait for an appointment	1	1	N/A	86.1%	88.4%	87.6%

* This is based on patients treated on this contract for their most recent course of treatment. Figures in italics indicate the base number of FP17s or Patient Questionnaire responses are less than 100. N/A is shown where the base number of responses is less than 10 during the period. % is calculated as Quantity/Base number*100

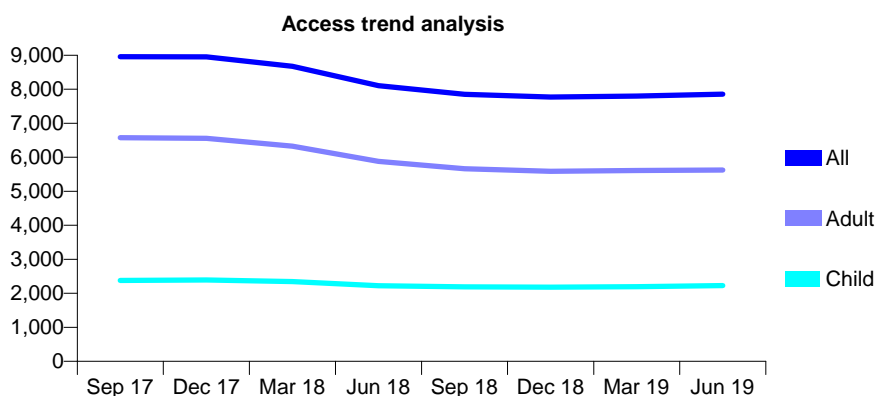
Q47 - Vital Signs At a Glance Contract Report for 101435/0097 - June 2019

Name or company name	Towngate Leyland Dental Practice Partners
Contract type name	GDS Contract
Purpose of contract	General
Contract start date	07/05/2008
Contract end date	

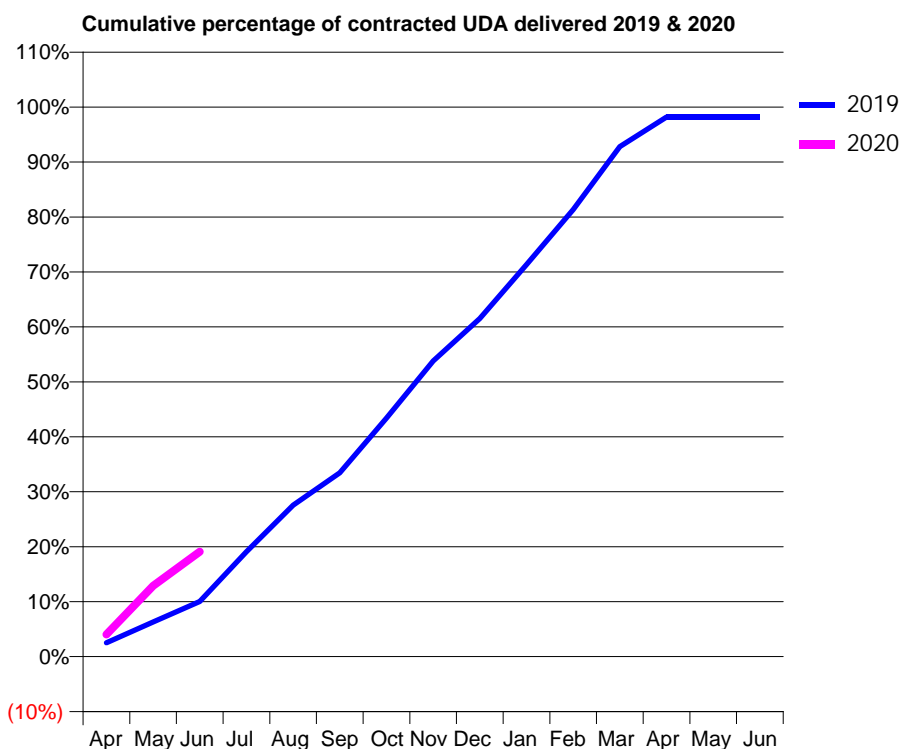
19/20 Contracted general activity (UDA)	25,500
Carry forward general activity (UDA)	0
19/20 Contracted orthodontic activity (UOA)	0
Carry forward orthodontic activity (UOA)	0
Baseline contract value	£583,313.28

ACCESS*

Patients seen in 24 months	Total	Change since previous quarter
Quarter ending June 2018	8,103	
Quarter ending September 2018	7,854	↓
Quarter ending December 2018	7,769	↓
Quarter ending March 2019	7,801	→
Quarter ending June 2019	7,855	→
Variance since June 2018	(3.1%)	↓



ACTIVITY



Month	Adjusted Scheduled Activity (UDA)	
	2019	2020
April	643	1,030
May	1,603	3,288
June	2,559	4,865
July	4,869	
August	7,027	
September	8,532	
October	11,066	
November	13,720	
December	15,692	
January	18,190	
February	20,746	
March	23,669	
April	25,040	
May	25,039	
June	25,039	

QUALITY

	Quantity	Base Number	Contract	AT	Region	England
% of FP17s for the same patient ID Re-attending within 3 months - Children	56	759	7.4%	11.3%	12.1%	11.4%
% of FP17s for the same patient ID Re-attending within 3 months - Adults	261	1,809	14.4%	14.9%	15.6%	15.4%
% of FP17s for the same patient ID Re-attending between 3 & 9 months - Children	455	759	59.9%	60.2%	61.2%	59.8%
% of FP17s for the same patient ID Re-attending between 3 & 9 months - Adults	883	1,809	48.8%	52.9%	54.5%	52.1%
% of FP17s for Band 1 Urgent Courses	197	2,121	9.3%	9.7%	9.1%	9.2%
% of FP17s Relating to Free Repair or Replacements	14	2,121	0.7%	0.9%	1.0%	0.7%
% of FP17s Relating to Continuations	58	2,121	2.7%	0.9%	1.0%	0.8%
% of Patients satisfied with the dentistry they have received	10	10	100.0%	94.6%	94.2%	93.4%
% of Patients satisfied with the time they had to wait for an appointment	9	10	90.0%	86.1%	88.4%	87.6%

* This is based on patients treated on this contract for their most recent course of treatment. Figures in italics indicate the base number of FP17s or Patient Questionnaire responses are less than 100. N/A is shown where the base number of responses is less than 10 during the period. % is calculated as Quantity/Base number*100

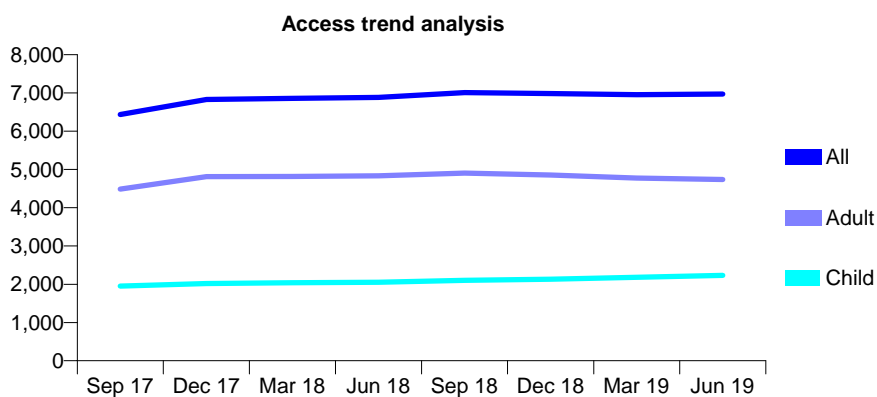
Q47 - Vital Signs At a Glance Contract Report for 101435/0144 - June 2019

Name or company name	IDH Limited
Contract type name	GDS Contract
Purpose of contract	General
Contract start date	01/12/2012
Contract end date	

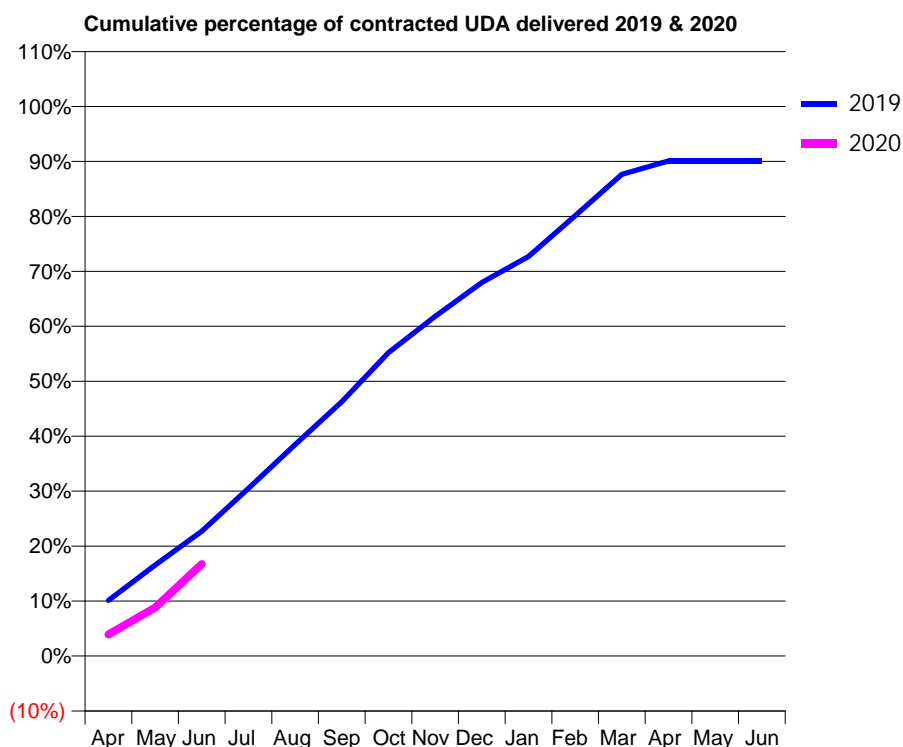
19/20 Contracted general activity (UDA)	17,890
Carry forward general activity (UDA)	0
19/20 Contracted orthodontic activity (UOA)	0
Carry forward orthodontic activity (UOA)	0
Baseline contract value	£532,454.89

ACCESS*

Patients seen in 24 months	Total	Change since previous quarter
Quarter ending June 2018	6,883	
Quarter ending September 2018	7,007	→
Quarter ending December 2018	6,983	→
Quarter ending March 2019	6,954	→
Quarter ending June 2019	6,970	→
Variance since June 2018	1.3%	→



ACTIVITY



Month	Adjusted Scheduled Activity (UDA)	
	2019	2020
April	1,811	702
May	2,964	1,579
June	4,059	2,992
July	5,459	
August	6,887	
September	8,279	
October	9,875	
November	11,058	
December	12,159	
January	13,008	
February	14,337	
March	15,681	
April	16,118	
May	16,118	
June	16,118	

QUALITY

	Quantity	Base Number	Contract	AT	Region	England
% of FP17s for the same patient ID Re-attending within 3 months - Children	31	739	4.2%	11.3%	12.1%	11.4%
% of FP17s for the same patient ID Re-attending within 3 months - Adults	102	1,130	9.0%	14.9%	15.6%	15.4%
% of FP17s for the same patient ID Re-attending between 3 & 9 months - Children	358	739	48.4%	60.2%	61.2%	59.8%
% of FP17s for the same patient ID Re-attending between 3 & 9 months - Adults	452	1,130	40.0%	52.9%	54.5%	52.1%
% of FP17s for Band 1 Urgent Courses	86	1,630	5.3%	9.7%	9.1%	9.2%
% of FP17s Relating to Free Repair or Replacements	8	1,630	0.5%	0.9%	1.0%	0.7%
% of FP17s Relating to Continuations	13	1,630	0.8%	0.9%	1.0%	0.8%
% of Patients satisfied with the dentistry they have received	5	5	N/A	94.6%	94.2%	93.4%
% of Patients satisfied with the time they had to wait for an appointment	5	5	N/A	86.1%	88.4%	87.6%

* This is based on patients treated on this contract for their most recent course of treatment. Figures in italics indicate the base number of FP17s or Patient Questionnaire responses are less than 100. N/A is shown where the base number of responses is less than 10 during the period. % is calculated as Quantity/Base number*100

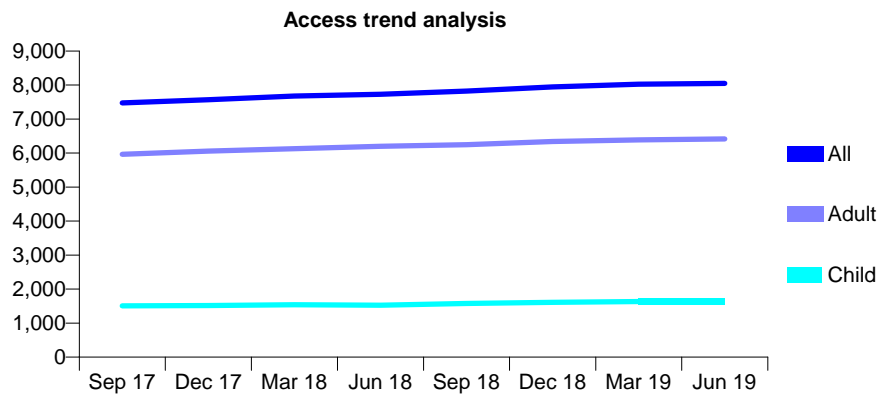
Q47 - Vital Signs At a Glance Contract Report for 102350/0001 - June 2019

Name or company name	Thandi, Chana and Dehal
Contract type name	GDS Contract
Purpose of contract	General
Contract start date	01/04/2006
Contract end date	

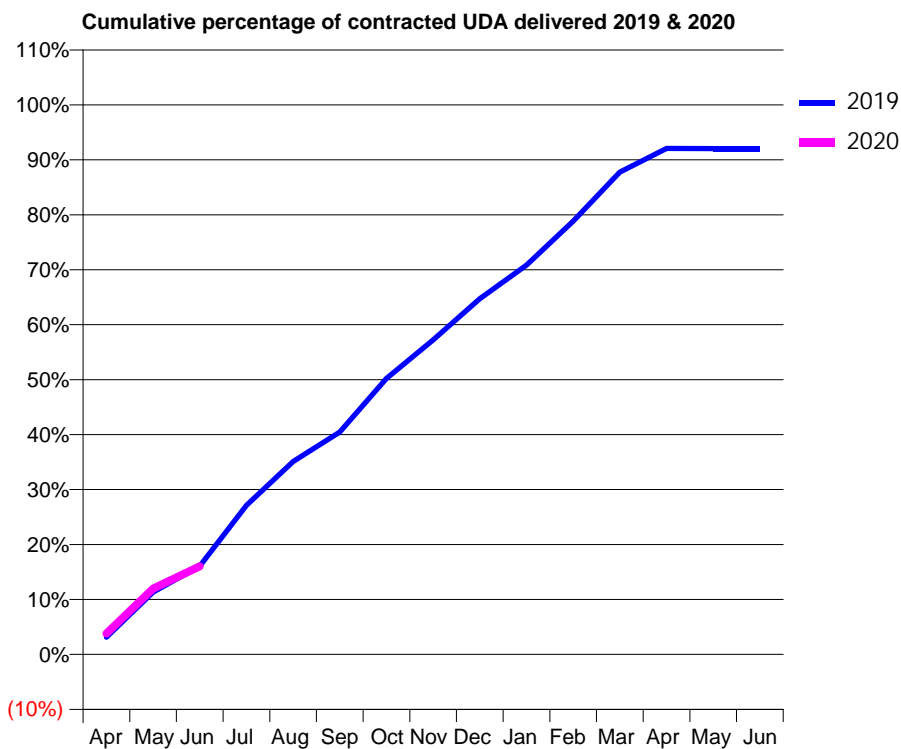
19/20 Contracted general activity (UDA)	24,000
Carry forward general activity (UDA)	0
19/20 Contracted orthodontic activity (UOA)	0
Carry forward orthodontic activity (UOA)	0
Baseline contract value	£596,083.84

ACCESS*

Patients seen in 24 months	Total	Change since previous quarter
Quarter ending June 2018	7,730	
Quarter ending September 2018	7,824	→
Quarter ending December 2018	7,948	→
Quarter ending March 2019	8,025	→
Quarter ending June 2019	8,049	→
Variance since June 2018	4.1%	↑



ACTIVITY



Month	2019	2020
April	753	911
May	2,723	2,880
June	3,859	3,849
July	6,509	
August	8,427	
September	9,713	
October	12,053	
November	13,734	
December	15,538	
January	17,002	
February	18,927	
March	21,063	
April	22,095	
May	22,089	
June	22,086	

QUALITY

	Quantity	Base Number	Contract	AT	Region	England
% of FP17s for the same patient ID Re-attending within 3 months - Children	52	566	9.2%	11.3%	12.1%	11.4%
% of FP17s for the same patient ID Re-attending within 3 months - Adults	267	2,128	12.5%	14.9%	15.6%	15.4%
% of FP17s for the same patient ID Re-attending between 3 & 9 months - Children	368	566	65.0%	60.2%	61.2%	59.8%
% of FP17s for the same patient ID Re-attending between 3 & 9 months - Adults	1,210	2,128	56.9%	52.9%	54.5%	52.1%
% of FP17s for Band 1 Urgent Courses	145	2,197	6.6%	9.7%	9.1%	9.2%
% of FP17s Relating to Free Repair or Replacements	37	2,197	1.7%	0.9%	1.0%	0.7%
% of FP17s Relating to Continuations	13	2,197	0.6%	0.9%	1.0%	0.8%
% of Patients satisfied with the dentistry they have received	11	11	100.0%	94.6%	94.2%	93.4%
% of Patients satisfied with the time they had to wait for an appointment	10	11	90.9%	86.1%	88.4%	87.6%

* This is based on patients treated on this contract for their most recent course of treatment. Figures in italics indicate the base number of FP17s or Patient Questionnaire responses are less than 100. N/A is shown where the base number of responses is less than 10 during the period. % is calculated as Quantity/Base number*100

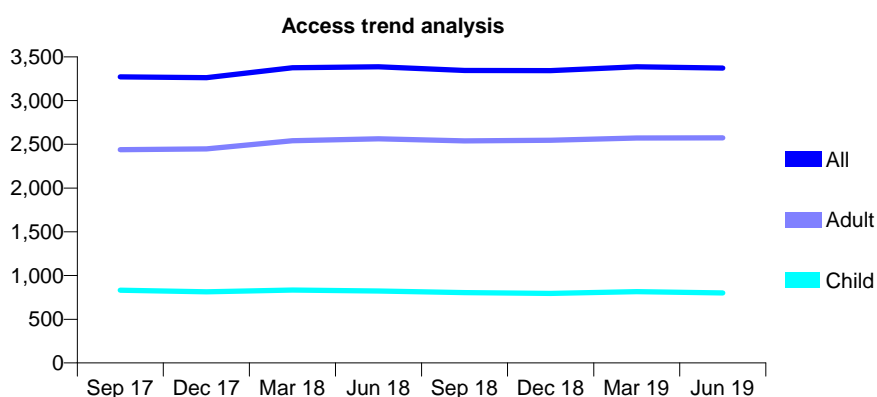
Q47 - Vital Signs At a Glance Contract Report for 103578/0001 - June 2019

Name or company name	Lostock Hall Dental Care Ltd
Contract type name	GDS Contract
Purpose of contract	General
Contract start date	01/11/2009
Contract end date	

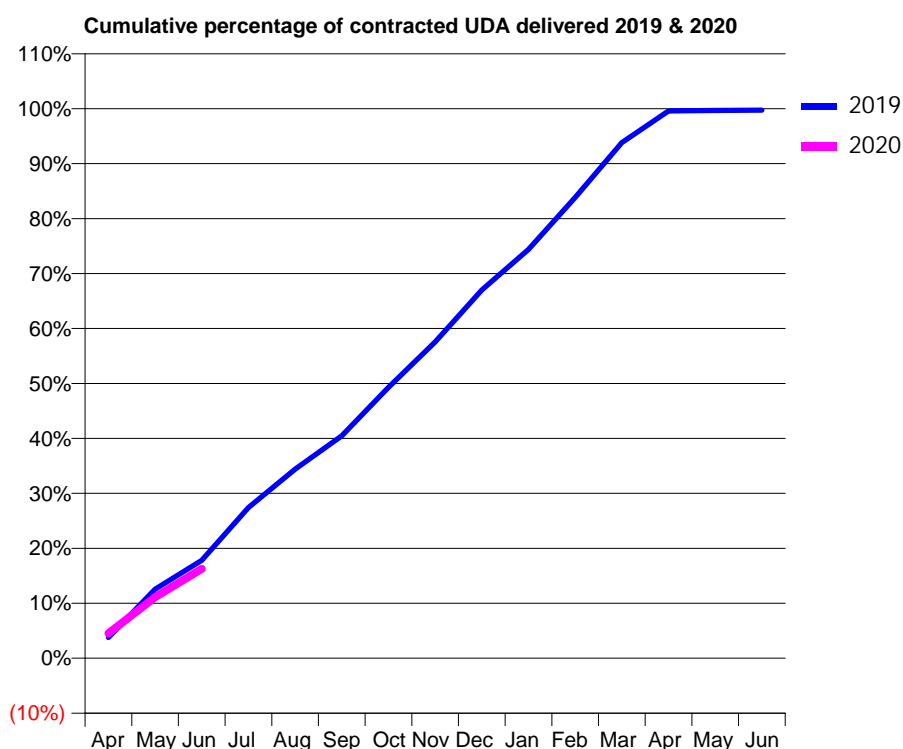
19/20 Contracted general activity (UDA)	9,683
Carry forward general activity (UDA)	0
19/20 Contracted orthodontic activity (UOA)	0
Carry forward orthodontic activity (UOA)	0
Baseline contract value	£269,092.39

ACCESS*

Patients seen in 24 months	Total	Change since previous quarter
Quarter ending June 2018	3,386	
Quarter ending September 2018	3,345	↓
Quarter ending December 2018	3,342	→
Quarter ending March 2019	3,387	→
Quarter ending June 2019	3,373	→
Variance since June 2018	(0.4%)	→



ACTIVITY



Month	2019	2020
April	366	438
May	1,219	1,077
June	1,723	1,577
July	2,655	
August	3,330	
September	3,919	
October	4,773	
November	5,575	
December	6,488	
January	7,203	
February	8,120	
March	9,084	
April	9,643	
May	9,653	
June	9,656	

QUALITY

	Quantity	Base Number	Contract	AT	Region	England
% of FP17s for the same patient ID Re-attending within 3 months - Children	25	308	8.1%	11.3%	12.1%	11.4%
% of FP17s for the same patient ID Re-attending within 3 months - Adults	136	946	14.4%	14.9%	15.6%	15.4%
% of FP17s for the same patient ID Re-attending between 3 & 9 months - Children	208	308	67.5%	60.2%	61.2%	59.8%
% of FP17s for the same patient ID Re-attending between 3 & 9 months - Adults	645	946	68.2%	52.9%	54.5%	52.1%
% of FP17s for Band 1 Urgent Courses	68	983	6.9%	9.7%	9.1%	9.2%
% of FP17s Relating to Free Repair or Replacements	17	983	1.7%	0.9%	1.0%	0.7%
% of FP17s Relating to Continuations	7	983	0.7%	0.9%	1.0%	0.8%
% of Patients satisfied with the dentistry they have received	2	2	N/A	94.6%	94.2%	93.4%
% of Patients satisfied with the time they had to wait for an appointment	2	2	N/A	86.1%	88.4%	87.6%

* This is based on patients treated on this contract for their most recent course of treatment.

Figures in italics indicate the base number of FP17s or Patient Questionnaire responses are less than 100. N/A is shown where the base number of responses is less than 10 during the period. % is calculated as Quantity/Base number*100

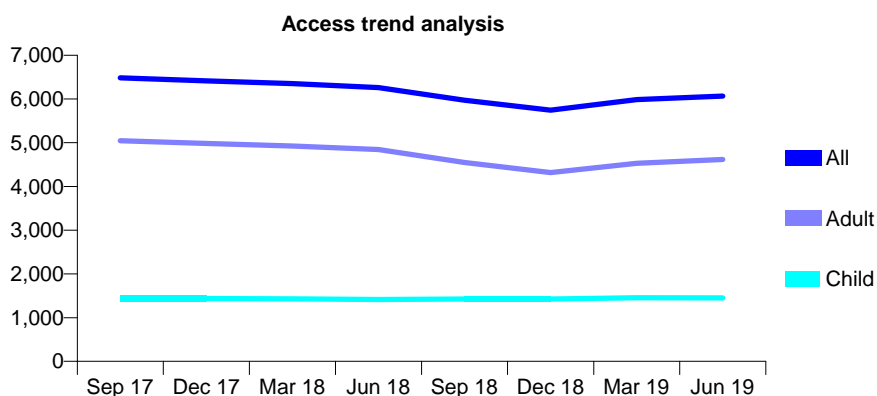
Q47 - Vital Signs At a Glance Contract Report for 105198/0001 - June 2019

Name or company name	Stacksteads Dental Practice
Contract type name	GDS Contract
Purpose of contract	General
Contract start date	01/04/2009
Contract end date	

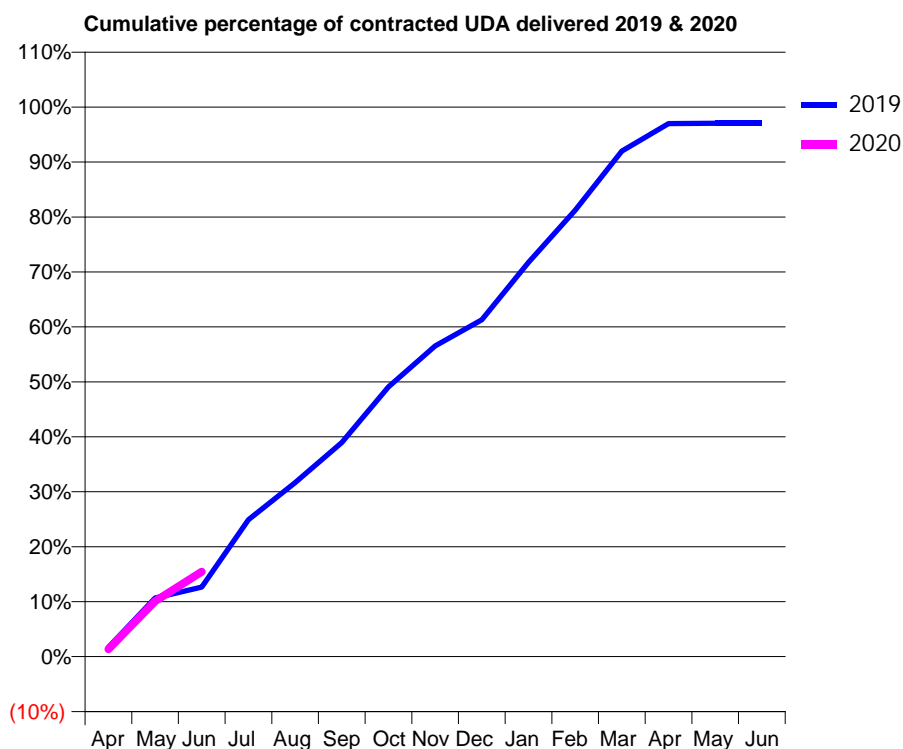
19/20 Contracted general activity (UDA)	18,100
Carry forward general activity (UDA)	0
19/20 Contracted orthodontic activity (UOA)	0
Carry forward orthodontic activity (UOA)	0
Baseline contract value	£566,375.12

ACCESS*

Patients seen in 24 months	Total	Change since previous quarter
Quarter ending June 2018	6,259	
Quarter ending September 2018	5,971	↓
Quarter ending December 2018	5,744	↓
Quarter ending March 2019	5,985	↑
Quarter ending June 2019	6,066	→
Variance since June 2018	(3.1%)	↓



ACTIVITY



Month	Adjusted Scheduled Activity (UDA)	
	2019	2020
April	310	248
May	1,937	1,828
June	2,291	2,798
July	4,507	
August	5,732	
September	7,053	
October	8,883	
November	10,236	
December	11,094	
January	12,986	
February	14,703	
March	16,649	
April	17,554	
May	17,569	
June	17,569	

QUALITY

	Quantity	Base Number	Contract	AT	Region	England
% of FP17s for the same patient ID Re-attending within 3 months - Children	46	545	8.4%	11.3%	12.1%	11.4%
% of FP17s for the same patient ID Re-attending within 3 months - Adults	234	1,655	14.1%	14.9%	15.6%	15.4%
% of FP17s for the same patient ID Re-attending between 3 & 9 months - Children	368	545	67.5%	60.2%	61.2%	59.8%
% of FP17s for the same patient ID Re-attending between 3 & 9 months - Adults	967	1,655	58.4%	52.9%	54.5%	52.1%
% of FP17s for Band 1 Urgent Courses	139	1,675	8.3%	9.7%	9.1%	9.2%
% of FP17s Relating to Free Repair or Replacements	9	1,675	0.5%	0.9%	1.0%	0.7%
% of FP17s Relating to Continuations	14	1,675	0.8%	0.9%	1.0%	0.8%
% of Patients satisfied with the dentistry they have received	4	4	N/A	94.6%	94.2%	93.4%
% of Patients satisfied with the time they had to wait for an appointment	4	4	N/A	86.1%	88.4%	87.6%

* This is based on patients treated on this contract for their most recent course of treatment. Figures in italics indicate the base number of FP17s or Patient Questionnaire responses are less than 100. N/A is shown where the base number of responses is less than 10 during the period. % is calculated as Quantity/Base number*100

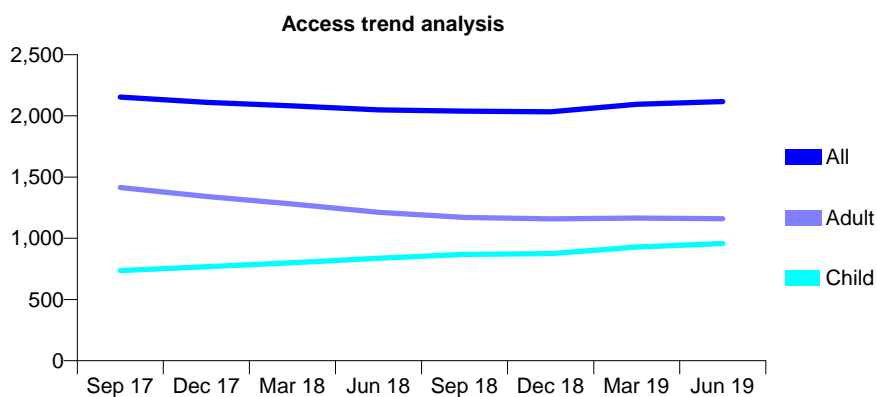
Q47 - Vital Signs At a Glance Contract Report for 105406/0001 - June 2019

Name or company name	Clayton Brook Dental Surgery
Contract type name	GDS Contract
Purpose of contract	General
Contract start date	01/06/2010
Contract end date	

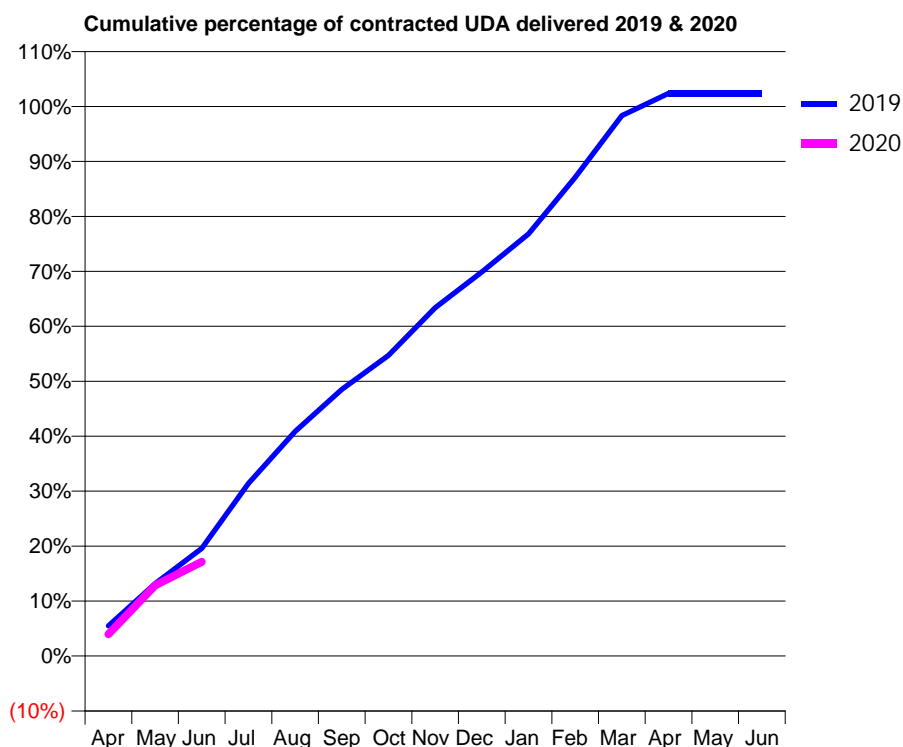
19/20 Contracted general activity (UDA)	7,000
Carry forward general activity (UDA)	0
19/20 Contracted orthodontic activity (UOA)	0
Carry forward orthodontic activity (UOA)	0
Baseline contract value	£143,836.84

ACCESS*

Patients seen in 24 months	Total	Change since previous quarter
Quarter ending June 2018	2,049	
Quarter ending September 2018	2,039	→
Quarter ending December 2018	2,033	→
Quarter ending March 2019	2,094	↑
Quarter ending June 2019	2,117	→
Variance since June 2018	3.3%	↑



ACTIVITY



Month	Adjusted Scheduled Activity (UDA)	
	2019	2020
April	384	278
May	923	899
June	1,371	1,200
July	2,200	
August	2,862	
September	3,394	
October	3,830	
November	4,435	
December	4,891	
January	5,378	
February	6,099	
March	6,884	
April	7,166	
May	7,166	
June	7,166	

QUALITY

	Quantity	Base Number	Contract	AT	Region	England
% of FP17s for the same patient ID Re-attending within 3 months - Children	56	384	14.6%	11.3%	12.1%	11.4%
% of FP17s for the same patient ID Re-attending within 3 months - Adults	90	343	26.2%	14.9%	15.6%	15.4%
% of FP17s for the same patient ID Re-attending between 3 & 9 months - Children	247	384	64.3%	60.2%	61.2%	59.8%
% of FP17s for the same patient ID Re-attending between 3 & 9 months - Adults	160	343	46.6%	52.9%	54.5%	52.1%
% of FP17s for Band 1 Urgent Courses	28	593	4.7%	9.7%	9.1%	9.2%
% of FP17s Relating to Free Repair or Replacements	12	593	2.0%	0.9%	1.0%	0.7%
% of FP17s Relating to Continuations	33	593	5.6%	0.9%	1.0%	0.8%
% of Patients satisfied with the dentistry they have received	0	0	N/A	94.6%	94.2%	93.4%
% of Patients satisfied with the time they had to wait for an appointment	0	0	N/A	86.1%	88.4%	87.6%

* This is based on patients treated on this contract for their most recent course of treatment. Figures in italics indicate the base number of FP17s or Patient Questionnaire responses are less than 100. N/A is shown where the base number of responses is less than 10 during the period. % is calculated as Quantity/Base number*100

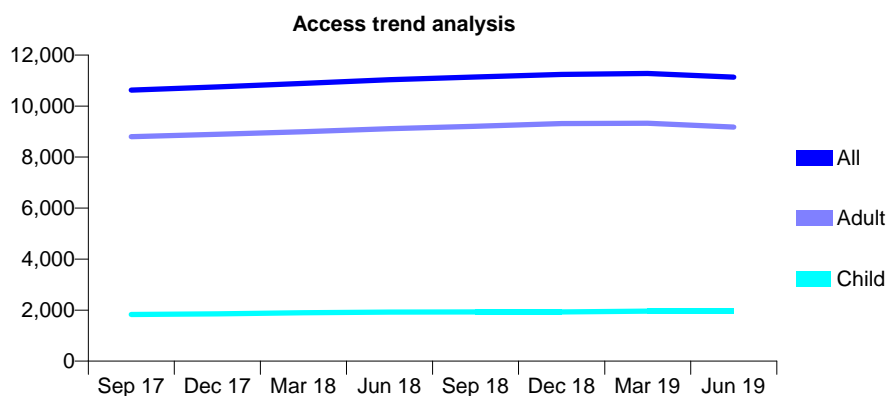
Q47 - Vital Signs At a Glance Contract Report for 106984/0002 - June 2019

Name or company name	Ravat & Ray Dental Care
Contract type name	GDS Contract
Purpose of contract	General
Contract start date	01/09/2009
Contract end date	

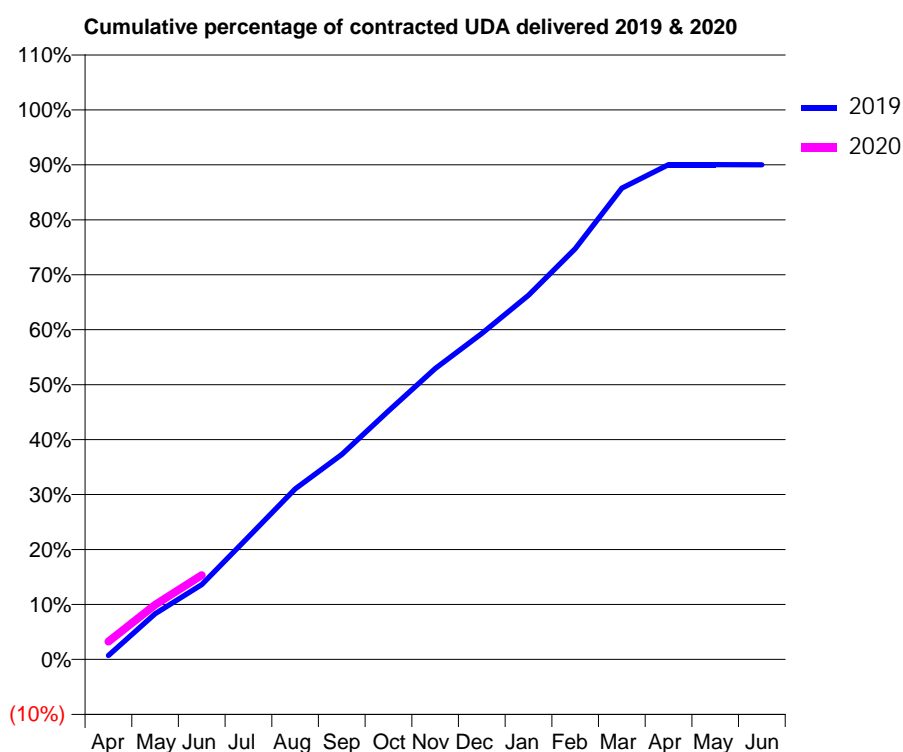
19/20 Contracted general activity (UDA)	31,670
Carry forward general activity (UDA)	0
19/20 Contracted orthodontic activity (UOA)	0
Carry forward orthodontic activity (UOA)	0
Baseline contract value	£1,172,515.85

ACCESS*

Patients seen in 24 months	Total	Change since previous quarter
Quarter ending June 2018	11,033	
Quarter ending September 2018	11,138	→
Quarter ending December 2018	11,241	→
Quarter ending March 2019	11,281	→
Quarter ending June 2019	11,137	↓
Variance since June 2018	0.9%	→



ACTIVITY



Month	2019	2020
April	223	1,030
May	2,632	3,158
June	4,316	4,852
July	7,062	
August	9,828	
September	11,810	
October	14,321	
November	16,766	
December	18,785	
January	20,984	
February	23,677	
March	27,158	
April	28,513	
May	28,516	
June	28,500	

QUALITY

	Quantity	Base Number	Contract	AT	Region	England
% of FP17s for the same patient ID Re-attending within 3 months - Children	49	626	7.8%	11.3%	12.1%	11.4%
% of FP17s for the same patient ID Re-attending within 3 months - Adults	481	3,012	16.0%	14.9%	15.6%	15.4%
% of FP17s for the same patient ID Re-attending between 3 & 9 months - Children	373	626	59.6%	60.2%	61.2%	59.8%
% of FP17s for the same patient ID Re-attending between 3 & 9 months - Adults	1,419	3,012	47.1%	52.9%	54.5%	52.1%
% of FP17s for Band 1 Urgent Courses	675	2,975	22.7%	9.7%	9.1%	9.2%
% of FP17s Relating to Free Repair or Replacements	43	2,975	1.4%	0.9%	1.0%	0.7%
% of FP17s Relating to Continuations	7	2,975	0.2%	0.9%	1.0%	0.8%
% of Patients satisfied with the dentistry they have received	6	7	N/A	94.6%	94.2%	93.4%
% of Patients satisfied with the time they had to wait for an appointment	6	7	N/A	86.1%	88.4%	87.6%

* This is based on patients treated on this contract for their most recent course of treatment. Figures in italics indicate the base number of FP17s or Patient Questionnaire responses are less than 100. N/A is shown where the base number of responses is less than 10 during the period. % is calculated as Quantity/Base number*100

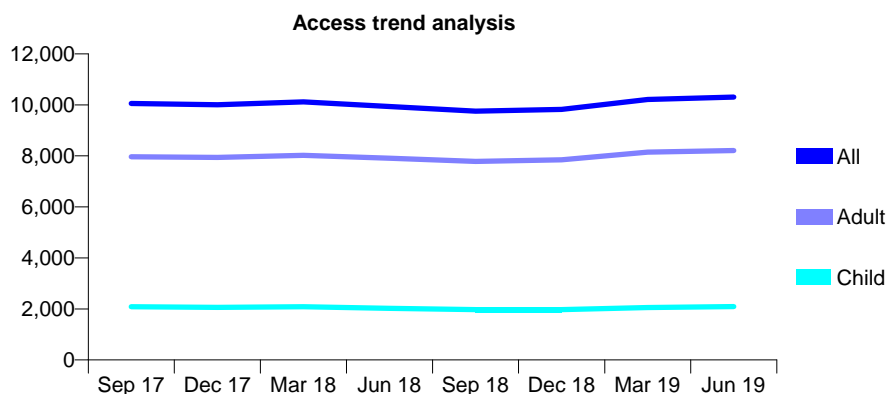
Q47 - Vital Signs At a Glance Contract Report for 106984/0003 - June 2019

Name or company name	Ravat & Ray Dental Care
Contract type name	GDS Contract
Purpose of contract	General
Contract start date	01/09/2009
Contract end date	

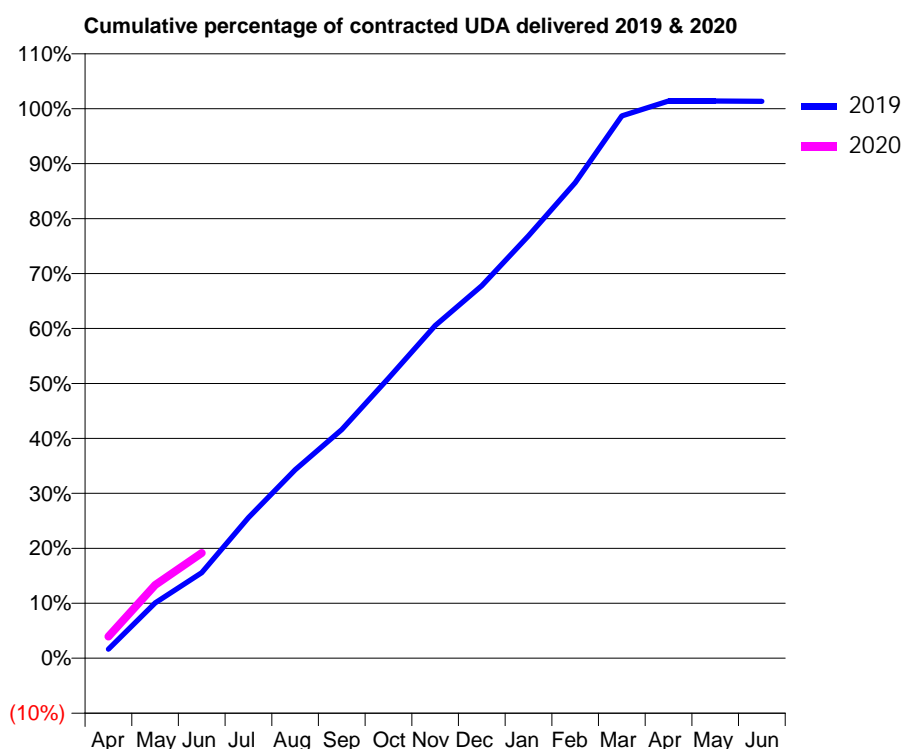
19/20 Contracted general activity (UDA)	24,300
Carry forward general activity (UDA)	0
19/20 Contracted orthodontic activity (UOA)	0
Carry forward orthodontic activity (UOA)	0
Baseline contract value	£820,174.81

ACCESS*

Patients seen in 24 months	Total	Change since previous quarter
Quarter ending June 2018	9,935	
Quarter ending September 2018	9,753	↓
Quarter ending December 2018	9,821	→
Quarter ending March 2019	10,207	↑
Quarter ending June 2019	10,308	→
Variance since June 2018	3.8%	↑



ACTIVITY



Month	2019	2020
April	399	961
May	2,446	3,239
June	3,783	4,658
July	6,219	
August	8,333	
September	10,110	
October	12,382	
November	14,708	
December	16,475	
January	18,681	
February	21,028	
March	23,978	
April	24,635	
May	24,641	
June	24,625	

QUALITY

	Quantity	Base Number	Contract	AT	Region	England
% of FP17s for the same patient ID Re-attending within 3 months - Children	80	866	9.2%	11.3%	12.1%	11.4%
% of FP17s for the same patient ID Re-attending within 3 months - Adults	316	2,481	12.7%	14.9%	15.6%	15.4%
% of FP17s for the same patient ID Re-attending between 3 & 9 months - Children	561	866	64.8%	60.2%	61.2%	59.8%
% of FP17s for the same patient ID Re-attending between 3 & 9 months - Adults	962	2,481	38.8%	52.9%	54.5%	52.1%
% of FP17s for Band 1 Urgent Courses	1,050	2,944	35.7%	9.7%	9.1%	9.2%
% of FP17s Relating to Free Repair or Replacements	16	2,944	0.5%	0.9%	1.0%	0.7%
% of FP17s Relating to Continuations	2	2,944	0.1%	0.9%	1.0%	0.8%
% of Patients satisfied with the dentistry they have received	5	5	N/A	94.6%	94.2%	93.4%
% of Patients satisfied with the time they had to wait for an appointment	4	5	N/A	86.1%	88.4%	87.6%

* This is based on patients treated on this contract for their most recent course of treatment.

Figures in italics indicate the base number of FP17s or Patient Questionnaire responses are less than 100. N/A is shown where the base number of responses is less than 10 during the period. % is calculated as Quantity/Base number*100

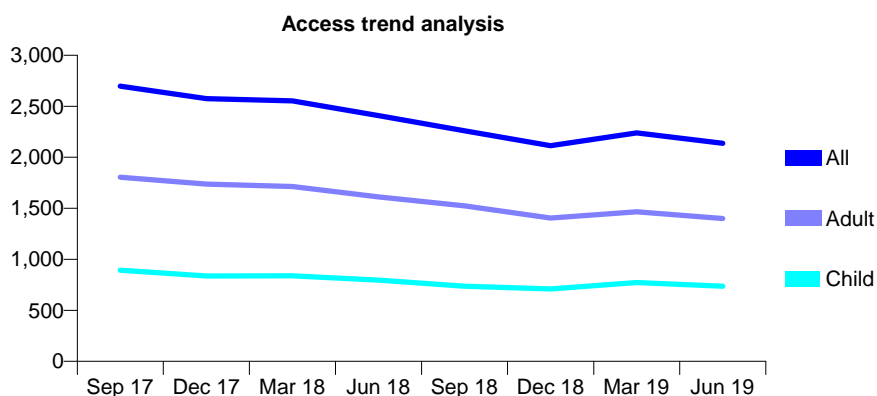
Q47 - Vital Signs At a Glance Contract Report for 106984/0005 - June 2019

Name or company name	Ravat & Ray Dental Care
Contract type name	GDS Contract
Purpose of contract	General
Contract start date	01/10/2011
Contract end date	

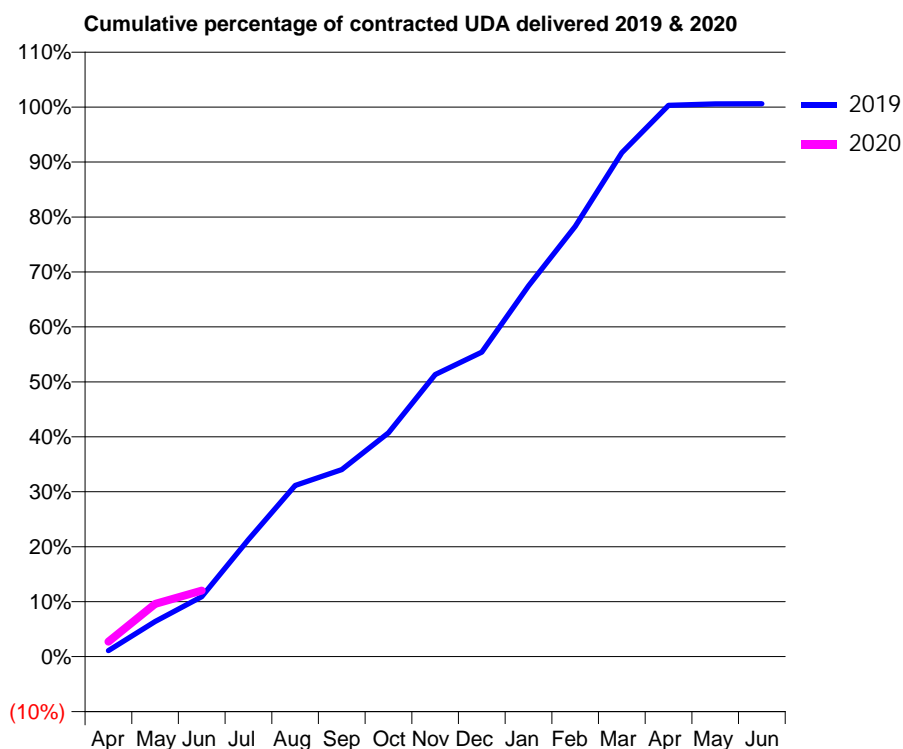
19/20 Contracted general activity (UDA)	7,250
Carry forward general activity (UDA)	0
19/20 Contracted orthodontic activity (UOA)	0
Carry forward orthodontic activity (UOA)	0
Baseline contract value	£403,916.64

ACCESS*

Patients seen in 24 months	Total	Change since previous quarter
Quarter ending June 2018	2,408	
Quarter ending September 2018	2,259	↓
Quarter ending December 2018	2,114	↓
Quarter ending March 2019	2,238	↑
Quarter ending June 2019	2,138	↓
Variance since June 2018	(11.2%)	↓



ACTIVITY



Month	Adjusted Scheduled Activity (UDA)	
	2019	2020
April	81	198
May	464	696
June	790	872
July	1,545	
August	2,259	
September	2,468	
October	2,954	
November	3,722	
December	4,018	
January	4,892	
February	5,677	
March	6,648	
April	7,272	
May	7,292	
June	7,294	

QUALITY

	Quantity	Base Number	Contract	AT	Region	England
% of FP17s for the same patient ID Re-attending within 3 months - Children	39	216	18.1%	11.3%	12.1%	11.4%
% of FP17s for the same patient ID Re-attending within 3 months - Adults	95	411	23.1%	14.9%	15.6%	15.4%
% of FP17s for the same patient ID Re-attending between 3 & 9 months - Children	107	216	49.5%	60.2%	61.2%	59.8%
% of FP17s for the same patient ID Re-attending between 3 & 9 months - Adults	171	411	41.6%	52.9%	54.5%	52.1%
% of FP17s for Band 1 Urgent Courses	70	426	16.4%	9.7%	9.1%	9.2%
% of FP17s Relating to Free Repair or Replacements	3	426	0.7%	0.9%	1.0%	0.7%
% of FP17s Relating to Continuations	0	426	0.0%	0.9%	1.0%	0.8%
% of Patients satisfied with the dentistry they have received	1	1	N/A	94.6%	94.2%	93.4%
% of Patients satisfied with the time they had to wait for an appointment	1	1	N/A	86.1%	88.4%	87.6%

* This is based on patients treated on this contract for their most recent course of treatment. Figures in italics indicate the base number of FP17s or Patient Questionnaire responses are less than 100. N/A is shown where the base number of responses is less than 10 during the period. % is calculated as Quantity/Base number*100

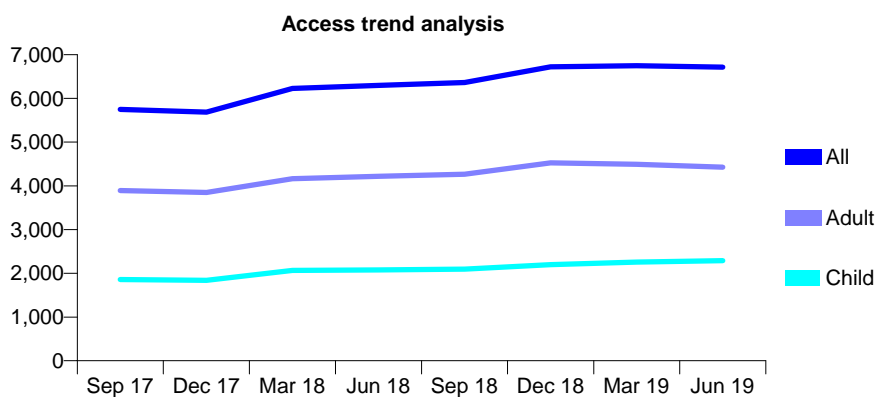
Q47 - Vital Signs At a Glance Contract Report for 107611/0001 - June 2019

Name or company name	Synergy Dental CLinic Ltd
Contract type name	GDS Contract
Purpose of contract	General
Contract start date	01/04/2008
Contract end date	

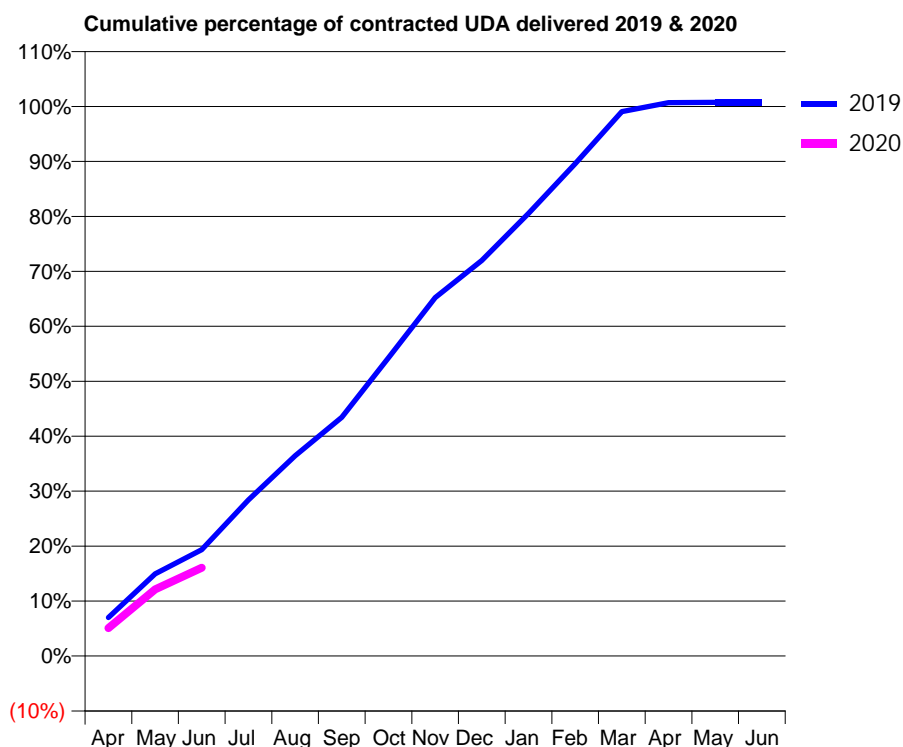
19/20 Contracted general activity (UDA)	26,552
Carry forward general activity (UDA)	0
19/20 Contracted orthodontic activity (UOA)	0
Carry forward orthodontic activity (UOA)	0
Baseline contract value	£688,273.19

ACCESS*

Patients seen in 24 months	Total	Change since previous quarter
Quarter ending June 2018	6,297	
Quarter ending September 2018	6,364	→
Quarter ending December 2018	6,722	↑
Quarter ending March 2019	6,748	→
Quarter ending June 2019	6,715	→
Variance since June 2018	6.6%	↑



ACTIVITY



Month	Adjusted Scheduled Activity (UDA)	
	2019	2020
April	1,441	1,350
May	3,076	3,222
June	3,976	4,272
July	5,837	
August	7,494	
September	8,931	
October	11,153	
November	13,401	
December	14,790	
January	16,551	
February	18,411	
March	20,356	
April	20,693	
May	20,704	
June	20,704	

QUALITY

	Quantity	Base Number	Contract	AT	Region	England
% of FP17s for the same patient ID Re-attending within 3 months - Children	37	723	5.1%	11.3%	12.1%	11.4%
% of FP17s for the same patient ID Re-attending within 3 months - Adults	179	1,341	13.3%	14.9%	15.6%	15.4%
% of FP17s for the same patient ID Re-attending between 3 & 9 months - Children	404	723	55.9%	60.2%	61.2%	59.8%
% of FP17s for the same patient ID Re-attending between 3 & 9 months - Adults	795	1,341	59.3%	52.9%	54.5%	52.1%
% of FP17s for Band 1 Urgent Courses	58	1,933	3.0%	9.7%	9.1%	9.2%
% of FP17s Relating to Free Repair or Replacements	14	1,933	0.7%	0.9%	1.0%	0.7%
% of FP17s Relating to Continuations	6	1,933	0.3%	0.9%	1.0%	0.8%
% of Patients satisfied with the dentistry they have received	8	8	N/A	94.6%	94.2%	93.4%
% of Patients satisfied with the time they had to wait for an appointment	6	8	N/A	86.1%	88.4%	87.6%

* This is based on patients treated on this contract for their most recent course of treatment. Figures in italics indicate the base number of FP17s or Patient Questionnaire responses are less than 100. N/A is shown where the base number of responses is less than 10 during the period. % is calculated as Quantity/Base number*100

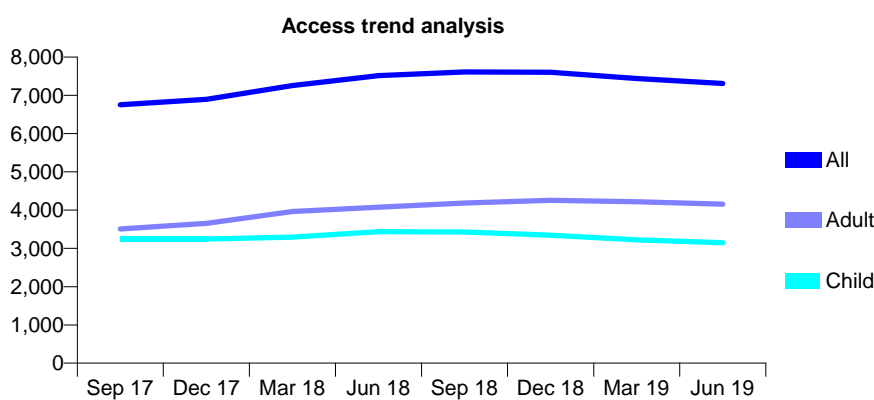
Q47 - Vital Signs At a Glance Contract Report for 108006/0001 - June 2019

Name or company name	Redbridge Associates Ltd
Contract type name	GDS Contract
Purpose of contract	General
Contract start date	06/09/2010
Contract end date	

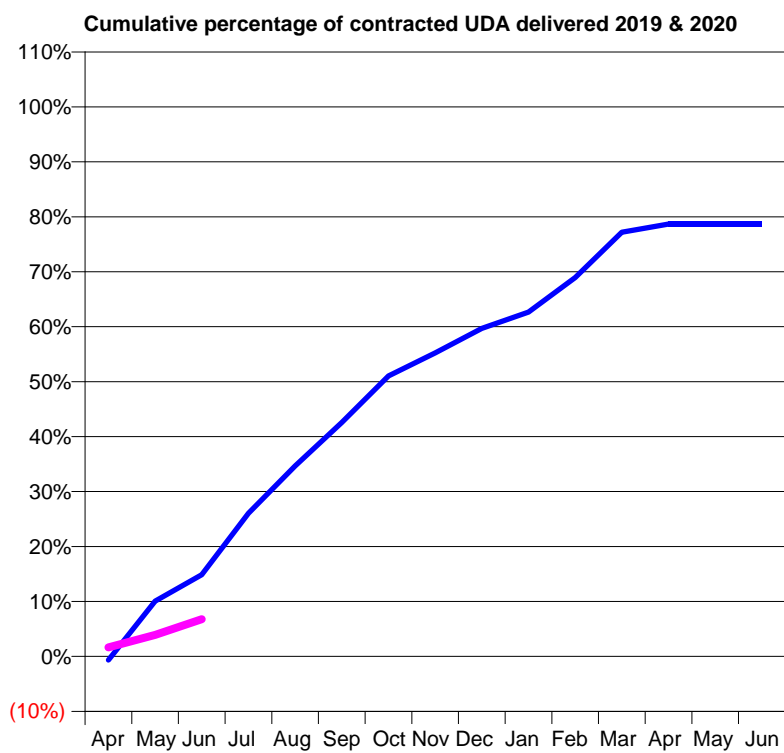
19/20 Contracted general activity (UDA)	26,020
Carry forward general activity (UDA)	0
19/20 Contracted orthodontic activity (UOA)	0
Carry forward orthodontic activity (UOA)	0
Baseline contract value	£656,016.50

ACCESS*

Patients seen in 24 months	Total	Change since previous quarter
Quarter ending June 2018	7,513	
Quarter ending September 2018	7,612	→
Quarter ending December 2018	7,601	→
Quarter ending March 2019	7,442	↓
Quarter ending June 2019	7,307	↓
Variance since June 2018	(2.7%)	↓



ACTIVITY



Month	2019	2020
April	-172	435
May	2,618	1,017
June	3,865	1,763
July	6,779	
August	9,020	
September	11,076	
October	13,280	
November	14,377	
December	15,533	
January	16,309	
February	17,944	
March	20,081	
April	20,466	
May	20,476	
June	20,476	

QUALITY

	Quantity	Base Number	Contract	AT	Region	England
% of FP17s for the same patient ID Re-attending within 3 months - Children	70	587	11.9%	11.3%	12.1%	11.4%
% of FP17s for the same patient ID Re-attending within 3 months - Adults	100	600	16.7%	14.9%	15.6%	15.4%
% of FP17s for the same patient ID Re-attending between 3 & 9 months - Children	278	587	47.4%	60.2%	61.2%	59.8%
% of FP17s for the same patient ID Re-attending between 3 & 9 months - Adults	276	600	46.0%	52.9%	54.5%	52.1%
% of FP17s for Band 1 Urgent Courses	153	972	15.7%	9.7%	9.1%	9.2%
% of FP17s Relating to Free Repair or Replacements	0	972	0.0%	0.9%	1.0%	0.7%
% of FP17s Relating to Continuations	11	972	1.1%	0.9%	1.0%	0.8%
% of Patients satisfied with the dentistry they have received	1	1	N/A	94.6%	94.2%	93.4%
% of Patients satisfied with the time they had to wait for an appointment	1	1	N/A	86.1%	88.4%	87.6%

* This is based on patients treated on this contract for their most recent course of treatment. Figures in italics indicate the base number of FP17s or Patient Questionnaire responses are less than 100. N/A is shown where the base number of responses is less than 10 during the period. % is calculated as Quantity/Base number*100

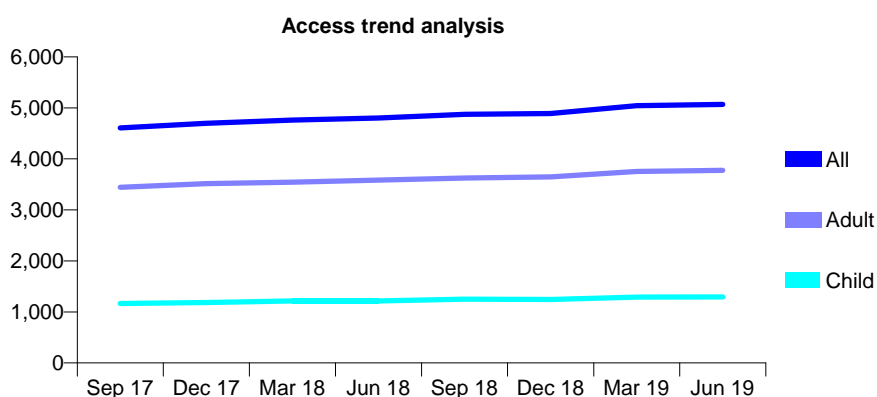
Q47 - Vital Signs At a Glance Contract Report for 109304/0001 - June 2019

Name or company name	St Raphael's Dental Practice Limited
Contract type name	GDS Contract
Purpose of contract	General
Contract start date	01/10/2009
Contract end date	

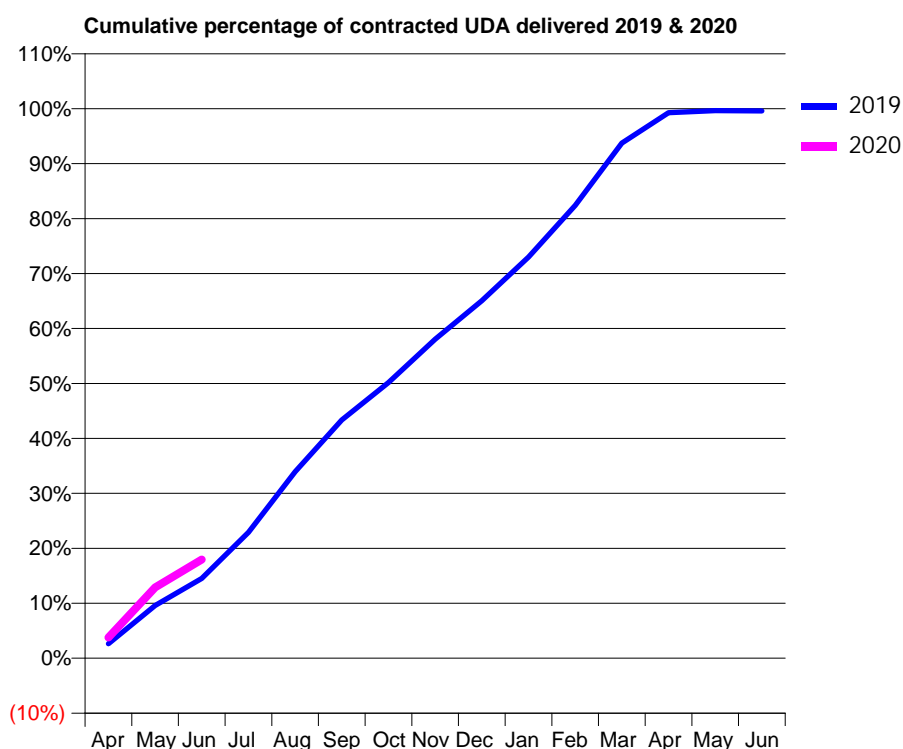
19/20 Contracted general activity (UDA)	14,000
Carry forward general activity (UDA)	0
19/20 Contracted orthodontic activity (UOA)	0
Carry forward orthodontic activity (UOA)	0
Baseline contract value	£402,525.58

ACCESS*

Patients seen in 24 months	Total	Change since previous quarter
Quarter ending June 2018	4,800	
Quarter ending September 2018	4,875	→
Quarter ending December 2018	4,889	→
Quarter ending March 2019	5,042	↑
Quarter ending June 2019	5,069	→
Variance since June 2018	5.6%	↑



ACTIVITY



Month	2019	2020
April	368	528
May	1,342	1,806
June	2,034	2,517
July	3,210	
August	4,752	
September	6,069	
October	7,023	
November	8,128	
December	9,108	
January	10,219	
February	11,536	
March	13,122	
April	13,896	
May	13,946	
June	13,942	

QUALITY

	Quantity	Base Number	Contract	AT	Region	England
% of FP17s for the same patient ID Re-attending within 3 months - Children	37	357	10.4%	11.3%	12.1%	11.4%
% of FP17s for the same patient ID Re-attending within 3 months - Adults	195	1,079	18.1%	14.9%	15.6%	15.4%
% of FP17s for the same patient ID Re-attending between 3 & 9 months - Children	184	357	51.5%	60.2%	61.2%	59.8%
% of FP17s for the same patient ID Re-attending between 3 & 9 months - Adults	460	1,079	42.6%	52.9%	54.5%	52.1%
% of FP17s for Band 1 Urgent Courses	121	1,117	10.8%	9.7%	9.1%	9.2%
% of FP17s Relating to Free Repair or Replacements	30	1,117	2.7%	0.9%	1.0%	0.7%
% of FP17s Relating to Continuations	10	1,117	0.9%	0.9%	1.0%	0.8%
% of Patients satisfied with the dentistry they have received	2	2	N/A	94.6%	94.2%	93.4%
% of Patients satisfied with the time they had to wait for an appointment	2	2	N/A	86.1%	88.4%	87.6%

* This is based on patients treated on this contract for their most recent course of treatment.

Figures in italics indicate the base number of FP17s or Patient Questionnaire responses are less than 100. N/A is shown where the base number of responses is less than 10 during the period. % is calculated as Quantity/Base number*100

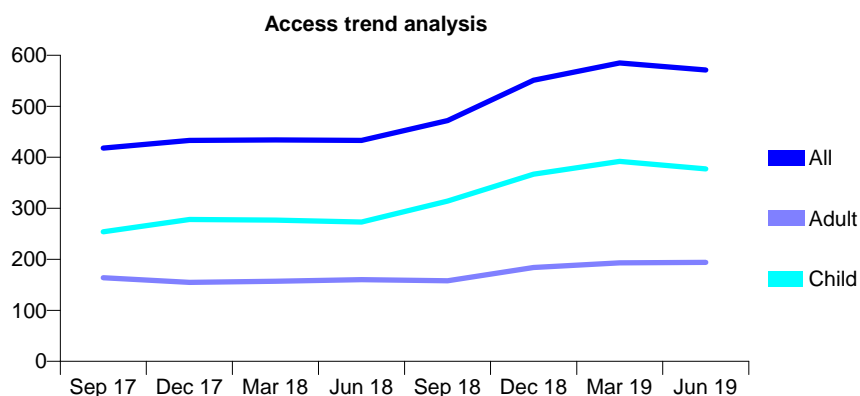
Q47 - Vital Signs At a Glance Contract Report for 110302/0001 - June 2019

Name or company name	Kirkham Dental Care
Contract type name	GDS Contract
Purpose of contract	General
Contract start date	01/08/2014
Contract end date	

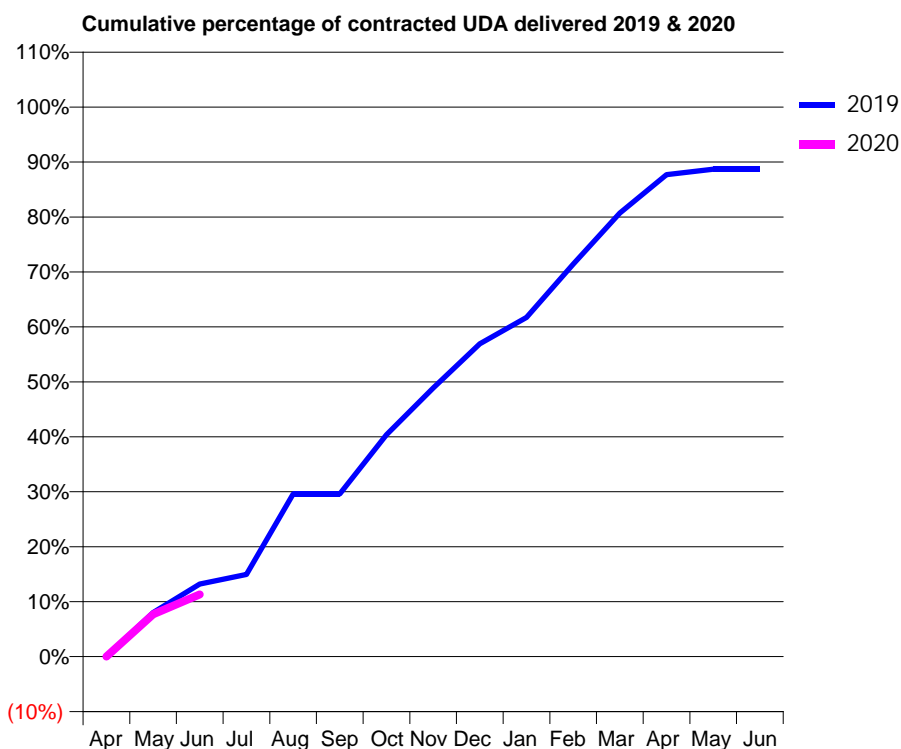
19/20 Contracted general activity (UDA)	1,500
Carry forward general activity (UDA)	0
19/20 Contracted orthodontic activity (UOA)	0
Carry forward orthodontic activity (UOA)	0
Baseline contract value	£49,420.26

ACCESS*

Patients seen in 24 months	Total	Change since previous quarter
Quarter ending June 2018	433	
Quarter ending September 2018	472	↑
Quarter ending December 2018	551	↑
Quarter ending March 2019	585	↑
Quarter ending June 2019	571	↓
Variance since June 2018	31.9%	↑



ACTIVITY



Month	Adjusted Scheduled Activity (UDA)	
	2019	2020
April	0	0
May	120	116
June	198	170
July	224	
August	444	
September	444	
October	606	
November	733	
December	854	
January	926	
February	1,071	
March	1,210	
April	1,315	
May	1,330	
June	1,330	

QUALITY

	Quantity	Base Number	Contract	AT	Region	England
% of FP17s for the same patient ID Re-attending within 3 months - Children	7	130	5.4%	11.3%	12.1%	11.4%
% of FP17s for the same patient ID Re-attending within 3 months - Adults	3	51	5.9%	14.9%	15.6%	15.4%
% of FP17s for the same patient ID Re-attending between 3 & 9 months - Children	93	130	71.5%	60.2%	61.2%	59.8%
% of FP17s for the same patient ID Re-attending between 3 & 9 months - Adults	30	51	58.8%	52.9%	54.5%	52.1%
% of FP17s for Band 1 Urgent Courses	4	111	3.6%	9.7%	9.1%	9.2%
% of FP17s Relating to Free Repair or Replacements	0	111	0.0%	0.9%	1.0%	0.7%
% of FP17s Relating to Continuations	2	111	1.8%	0.9%	1.0%	0.8%
% of Patients satisfied with the dentistry they have received	0	0	N/A	94.6%	94.2%	93.4%
% of Patients satisfied with the time they had to wait for an appointment	0	0	N/A	86.1%	88.4%	87.6%

* This is based on patients treated on this contract for their most recent course of treatment. Figures in italics indicate the base number of FP17s or Patient Questionnaire responses are less than 100. N/A is shown where the base number of responses is less than 10 during the period. % is calculated as Quantity/Base number*100

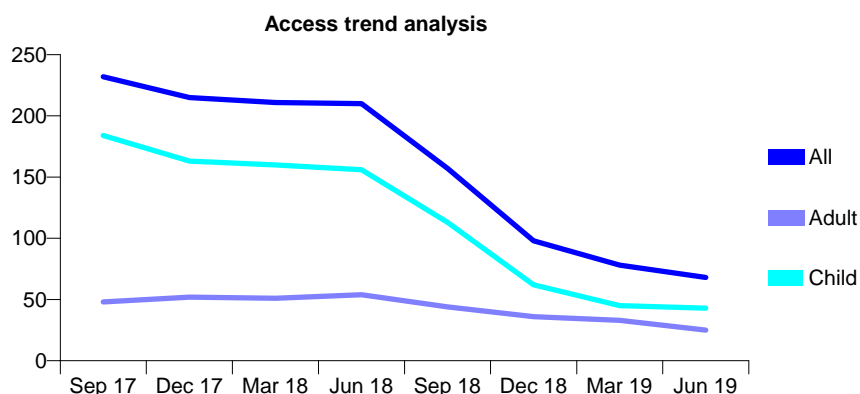
Q47 - Vital Signs At a Glance Contract Report for 110302/0002 - June 2019

Name or company name	Kirkham Dental Care
Contract type name	GDS Contract
Purpose of contract	General
Contract start date	01/08/2014
Contract end date	

19/20 Contracted general activity (UDA)	850
Carry forward general activity (UDA)	0
19/20 Contracted orthodontic activity (UOA)	0
Carry forward orthodontic activity (UOA)	0
Baseline contract value	£19,696.42

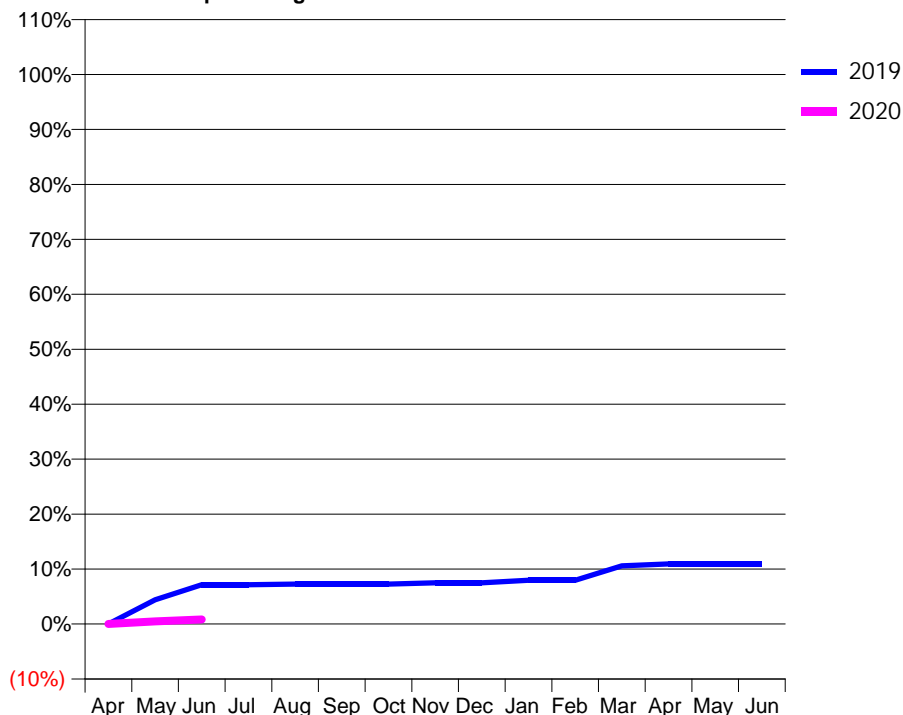
ACCESS*

Patients seen in 24 months	Total	Change since previous quarter
Quarter ending June 2018	210	
Quarter ending September 2018	157	↓
Quarter ending December 2018	98	↓
Quarter ending March 2019	78	↓
Quarter ending June 2019	68	↓
Variance since June 2018	(67.6%)	↓



ACTIVITY

Cumulative percentage of contracted UDA delivered 2019 & 2020



Adjusted Scheduled Activity (UDA)

Month	2019	2020
April	0	0
May	37	4
June	61	7
July	61	
August	62	
September	62	
October	62	
November	64	
December	64	
January	68	
February	68	
March	90	
April	93	
May	93	
June	93	

QUALITY

	Quantity	Base Number	Contract	AT	Region	England
% of FP17s for the same patient ID Re-attending within 3 months - Children	0	3	0.0%	11.3%	12.1%	11.4%
% of FP17s for the same patient ID Re-attending within 3 months - Adults	0	3	0.0%	14.9%	15.6%	15.4%
% of FP17s for the same patient ID Re-attending between 3 & 9 months - Children	0	3	0.0%	60.2%	61.2%	59.8%
% of FP17s for the same patient ID Re-attending between 3 & 9 months - Adults	0	3	0.0%	52.9%	54.5%	52.1%
% of FP17s for Band 1 Urgent Courses	1	5	20.0%	9.7%	9.1%	9.2%
% of FP17s Relating to Free Repair or Replacements	0	5	0.0%	0.9%	1.0%	0.7%
% of FP17s Relating to Continuations	0	5	0.0%	0.9%	1.0%	0.8%
% of Patients satisfied with the dentistry they have received	0	0	N/A	94.6%	94.2%	93.4%
% of Patients satisfied with the time they had to wait for an appointment	0	0	N/A	86.1%	88.4%	87.6%

* This is based on patients treated on this contract for their most recent course of treatment.

Figures in italics indicate the base number of FP17s or Patient Questionnaire responses are less than 100. N/A is shown where the base number of responses is less than 10 during the period. % is calculated as Quantity/Base number*100

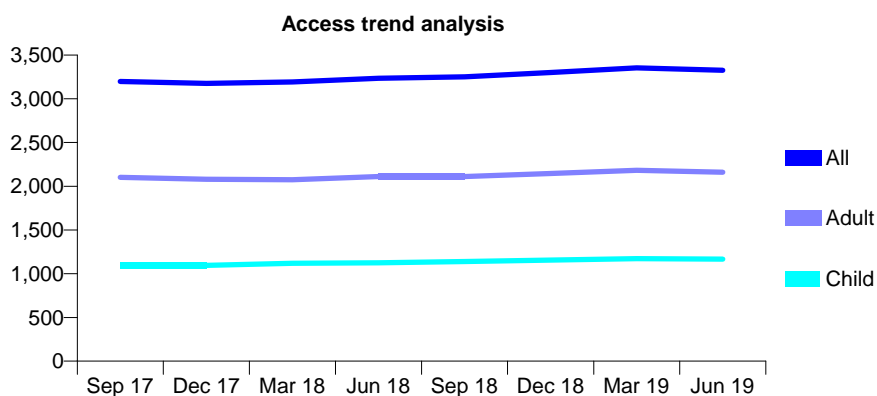
Q47 - Vital Signs At a Glance Contract Report for 11198/0001 - June 2019

Name or company name	Barrowford Dental Practice
Contract type name	GDS Contract
Purpose of contract	General
Contract start date	01/08/2009
Contract end date	

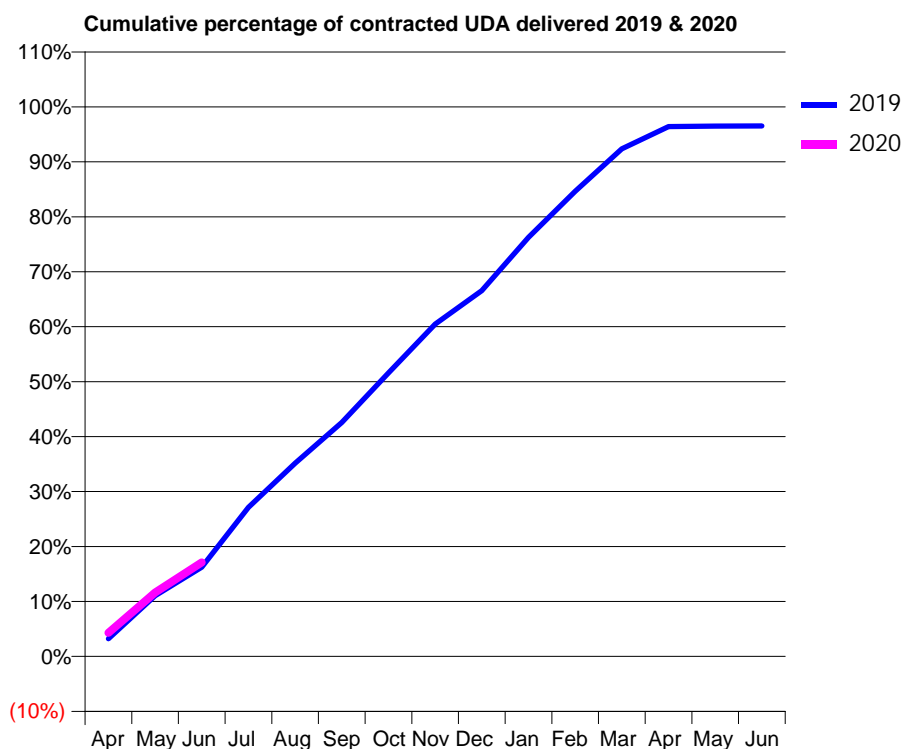
19/20 Contracted general activity (UDA)	8,000
Carry forward general activity (UDA)	0
19/20 Contracted orthodontic activity (UOA)	0
Carry forward orthodontic activity (UOA)	0
Baseline contract value	£241,581.08

ACCESS*

Patients seen in 24 months	Total	Change since previous quarter
Quarter ending June 2018	3,235	
Quarter ending September 2018	3,251	→
Quarter ending December 2018	3,301	→
Quarter ending March 2019	3,354	→
Quarter ending June 2019	3,327	→
Variance since June 2018	2.8%	↑



ACTIVITY



Adjusted Scheduled Activity (UDA)		
Month	2019	2020
April	258	344
May	884	931
June	1,299	1,370
July	2,170	
August	2,814	
September	3,406	
October	4,128	
November	4,838	
December	5,323	
January	6,100	
February	6,773	
March	7,388	
April	7,712	
May	7,720	
June	7,721	

QUALITY

	Quantity	Base Number	Contract	AT	Region	England
% of FP17s for the same patient ID Re-attending within 3 months - Children	35	394	8.9%	11.3%	12.1%	11.4%
% of FP17s for the same patient ID Re-attending within 3 months - Adults	128	675	19.0%	14.9%	15.6%	15.4%
% of FP17s for the same patient ID Re-attending between 3 & 9 months - Children	234	394	59.4%	60.2%	61.2%	59.8%
% of FP17s for the same patient ID Re-attending between 3 & 9 months - Adults	372	675	55.1%	52.9%	54.5%	52.1%
% of FP17s for Band 1 Urgent Courses	67	678	9.9%	9.7%	9.1%	9.2%
% of FP17s Relating to Free Repair or Replacements	5	678	0.7%	0.9%	1.0%	0.7%
% of FP17s Relating to Continuations	4	678	0.6%	0.9%	1.0%	0.8%
% of Patients satisfied with the dentistry they have received	0	0	N/A	94.6%	94.2%	93.4%
% of Patients satisfied with the time they had to wait for an appointment	0	0	N/A	86.1%	88.4%	87.6%

* This is based on patients treated on this contract for their most recent course of treatment. Figures in italics indicate the base number of FP17s or Patient Questionnaire responses are less than 100. N/A is shown where the base number of responses is less than 10 during the period. % is calculated as Quantity/Base number*100

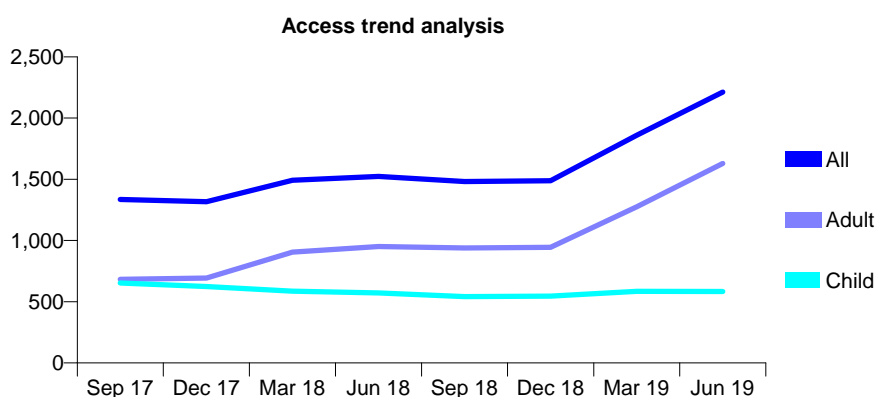
Q47 - Vital Signs At a Glance Contract Report for 111228/0001 - June 2019

Name or company name	Deepdale Dental
Contract type name	GDS Contract
Purpose of contract	General
Contract start date	01/07/2010
Contract end date	

19/20 Contracted general activity (UDA)	10,471
Carry forward general activity (UDA)	0
19/20 Contracted orthodontic activity (UOA)	0
Carry forward orthodontic activity (UOA)	0
Baseline contract value	£260,488.20

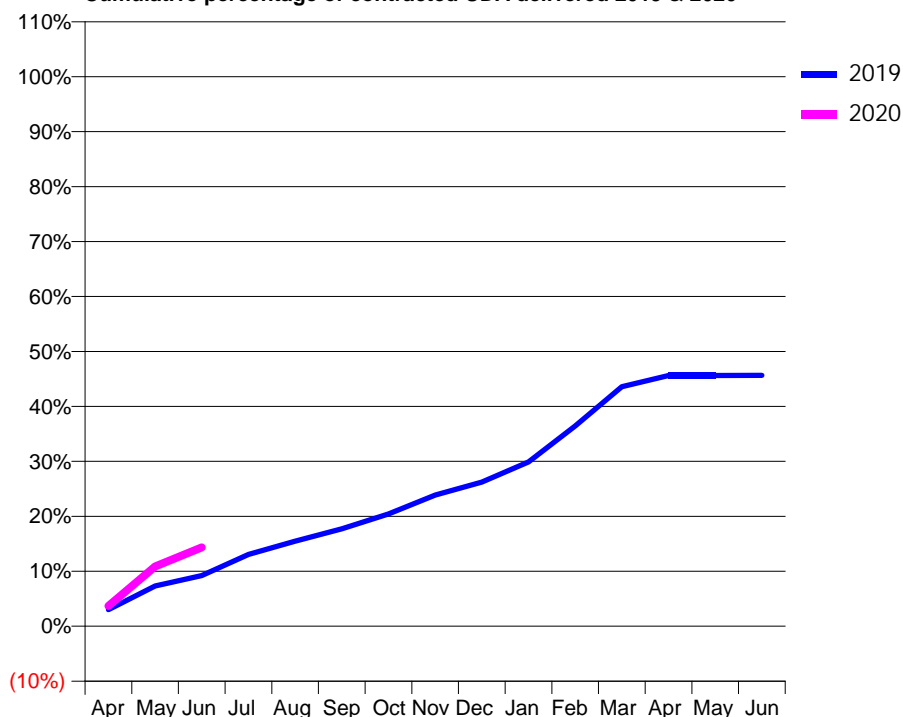
ACCESS*

Patients seen in 24 months	Total	Change since previous quarter
Quarter ending June 2018	1,523	
Quarter ending September 2018	1,482	↓
Quarter ending December 2018	1,489	→
Quarter ending March 2019	1,859	↑
Quarter ending June 2019	2,212	↑
Variance since June 2018	45.2%	↑



ACTIVITY

Cumulative percentage of contracted UDA delivered 2019 & 2020



Adjusted Scheduled Activity (UDA)

Month	2019	2020
April	318	387
May	767	1,139
June	967	1,502
July	1,369	
August	1,623	
September	1,856	
October	2,141	
November	2,499	
December	2,744	
January	3,132	
February	3,815	
March	4,564	
April	4,779	
May	4,779	
June	4,782	

QUALITY

	Quantity	Base Number	Contract	AT	Region	England
% of FP17s for the same patient ID Re-attending within 3 months - Children	24	213	11.3%	11.3%	12.1%	11.4%
% of FP17s for the same patient ID Re-attending within 3 months - Adults	109	746	14.6%	14.9%	15.6%	15.4%
% of FP17s for the same patient ID Re-attending between 3 & 9 months - Children	115	213	54.0%	60.2%	61.2%	59.8%
% of FP17s for the same patient ID Re-attending between 3 & 9 months - Adults	118	746	15.8%	52.9%	54.5%	52.1%
% of FP17s for Band 1 Urgent Courses	66	844	7.8%	9.7%	9.1%	9.2%
% of FP17s Relating to Free Repair or Replacements	0	844	0.0%	0.9%	1.0%	0.7%
% of FP17s Relating to Continuations	12	844	1.4%	0.9%	1.0%	0.8%
% of Patients satisfied with the dentistry they have received	0	0	N/A	94.6%	94.2%	93.4%
% of Patients satisfied with the time they had to wait for an appointment	0	0	N/A	86.1%	88.4%	87.6%

* This is based on patients treated on this contract for their most recent course of treatment.

Figures in italics indicate the base number of FP17s or Patient Questionnaire responses are less than 100. N/A is shown where the base number of responses is less than 10 during the period. % is calculated as Quantity/Base number*100

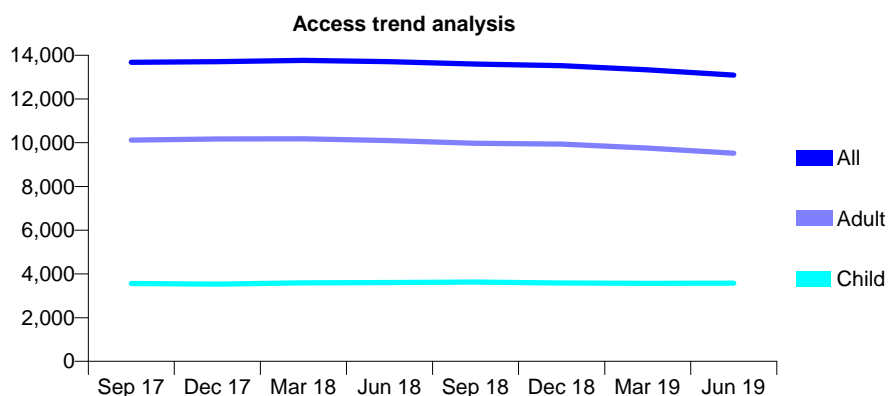
Q47 - Vital Signs At a Glance Contract Report for 111341/0001 - June 2019

Name or company name	Quest Dental
Contract type name	GDS Contract
Purpose of contract	General
Contract start date	01/12/2009
Contract end date	

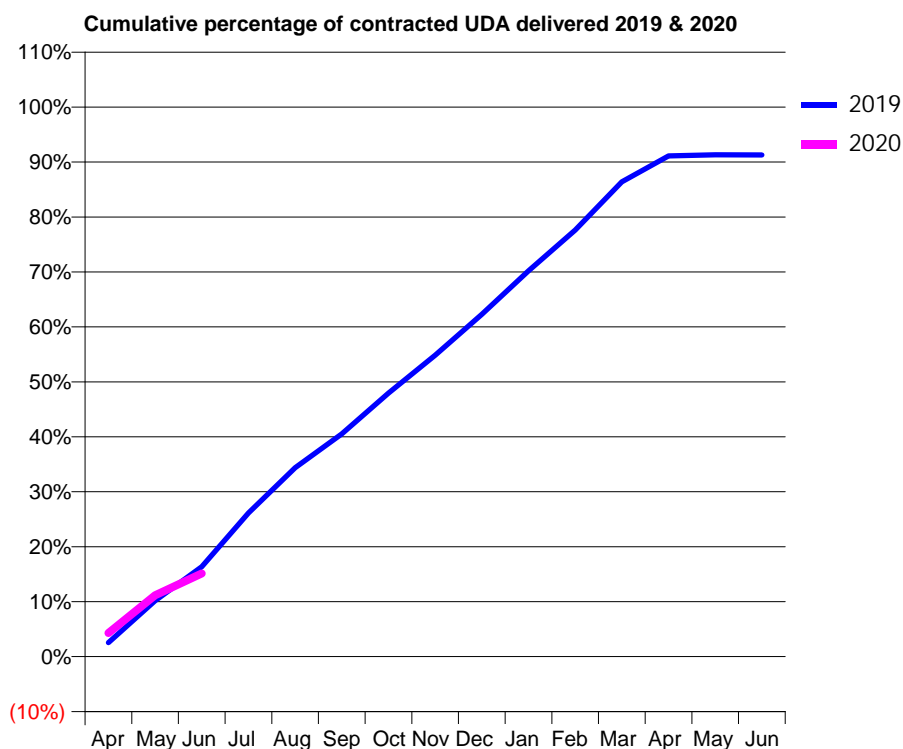
19/20 Contracted general activity (UDA)	39,000
Carry forward general activity (UDA)	0
19/20 Contracted orthodontic activity (UOA)	0
Carry forward orthodontic activity (UOA)	0
Baseline contract value	£1,658,322.03

ACCESS*

Patients seen in 24 months	Total	Change since previous quarter
Quarter ending June 2018	13,704	
Quarter ending September 2018	13,601	→
Quarter ending December 2018	13,527	→
Quarter ending March 2019	13,331	↓
Quarter ending June 2019	13,096	↓
Variance since June 2018	(4.4%)	↓



ACTIVITY



Month	Adjusted Scheduled Activity (UDA)	
	2019	2020
April	998	1,676
May	3,973	4,362
June	6,386	5,902
July	10,195	
August	13,410	
September	15,803	
October	18,702	
November	21,392	
December	24,286	
January	27,373	
February	30,272	
March	33,701	
April	35,536	
May	35,609	
June	35,603	

QUALITY

	Quantity	Base Number	Contract	AT	Region	England
% of FP17s for the same patient ID Re-attending within 3 months - Children	67	1,172	5.7%	11.3%	12.1%	11.4%
% of FP17s for the same patient ID Re-attending within 3 months - Adults	533	2,949	18.1%	14.9%	15.6%	15.4%
% of FP17s for the same patient ID Re-attending between 3 & 9 months - Children	656	1,172	56.0%	60.2%	61.2%	59.8%
% of FP17s for the same patient ID Re-attending between 3 & 9 months - Adults	1,567	2,949	53.1%	52.9%	54.5%	52.1%
% of FP17s for Band 1 Urgent Courses	401	3,334	12.0%	9.7%	9.1%	9.2%
% of FP17s Relating to Free Repair or Replacements	44	3,334	1.3%	0.9%	1.0%	0.7%
% of FP17s Relating to Continuations	10	3,334	0.3%	0.9%	1.0%	0.8%
% of Patients satisfied with the dentistry they have received	5	5	N/A	94.6%	94.2%	93.4%
% of Patients satisfied with the time they had to wait for an appointment	5	5	N/A	86.1%	88.4%	87.6%

* This is based on patients treated on this contract for their most recent course of treatment. Figures in italics indicate the base number of FP17s or Patient Questionnaire responses are less than 100. N/A is shown where the base number of responses is less than 10 during the period. % is calculated as Quantity/Base number*100

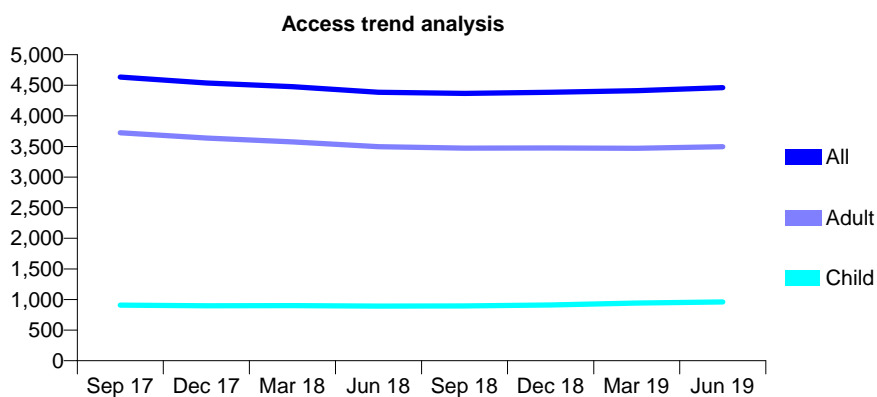
Q47 - Vital Signs At a Glance Contract Report for 113107/0001 - June 2019

Name or company name	Moor Park Dental Surgery
Contract type name	GDS Contract
Purpose of contract	General
Contract start date	01/04/2013
Contract end date	

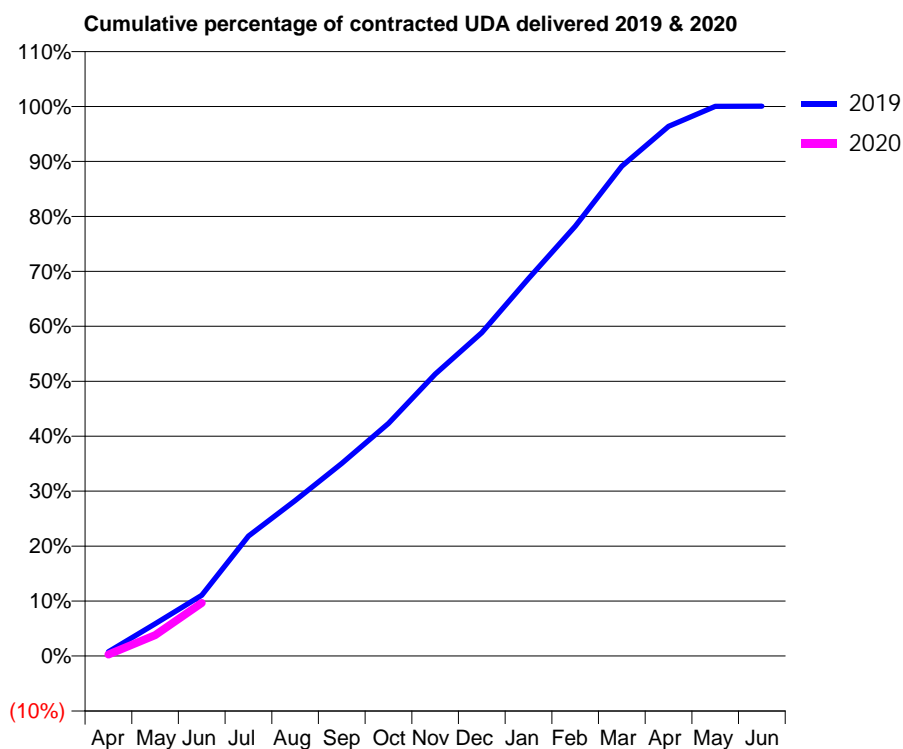
19/20 Contracted general activity (UDA)	15,830
Carry forward general activity (UDA)	0
19/20 Contracted orthodontic activity (UOA)	0
Carry forward orthodontic activity (UOA)	0
Baseline contract value	£367,623.66

ACCESS*

Patients seen in 24 months	Total	Change since previous quarter
Quarter ending June 2018	4,387	
Quarter ending September 2018	4,368	→
Quarter ending December 2018	4,387	→
Quarter ending March 2019	4,412	→
Quarter ending June 2019	4,460	→
Variance since June 2018	1.7%	→



ACTIVITY



Month	Adjusted Scheduled Activity (UDA)	
	2019	2020
April	126	43
May	932	599
June	1,748	1,528
July	3,457	
August	4,476	
September	5,551	
October	6,702	
November	8,119	
December	9,315	
January	10,872	
February	12,378	
March	14,109	
April	15,255	
May	15,834	
June	15,836	

QUALITY

	Quantity	Base Number	Contract	AT	Region	England
% of FP17s for the same patient ID Re-attending within 3 months - Children	123	348	35.3%	11.3%	12.1%	11.4%
% of FP17s for the same patient ID Re-attending within 3 months - Adults	171	864	19.8%	14.9%	15.6%	15.4%
% of FP17s for the same patient ID Re-attending between 3 & 9 months - Children	132	348	37.9%	60.2%	61.2%	59.8%
% of FP17s for the same patient ID Re-attending between 3 & 9 months - Adults	378	864	43.8%	52.9%	54.5%	52.1%
% of FP17s for Band 1 Urgent Courses	138	688	20.1%	9.7%	9.1%	9.2%
% of FP17s Relating to Free Repair or Replacements	20	688	2.9%	0.9%	1.0%	0.7%
% of FP17s Relating to Continuations	0	688	0.0%	0.9%	1.0%	0.8%
% of Patients satisfied with the dentistry they have received	5	5	N/A	94.6%	94.2%	93.4%
% of Patients satisfied with the time they had to wait for an appointment	5	5	N/A	86.1%	88.4%	87.6%

* This is based on patients treated on this contract for their most recent course of treatment. Figures in italics indicate the base number of FP17s or Patient Questionnaire responses are less than 100. N/A is shown where the base number of responses is less than 10 during the period. % is calculated as Quantity/Base number*100

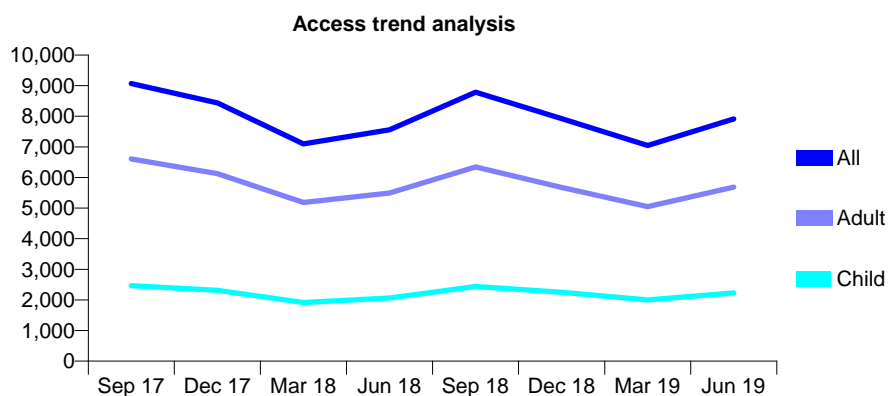
Q47 - Vital Signs At a Glance Contract Report for 117382/0001 - June 2019

Name or company name	Drakes Dental Care
Contract type name	GDS Contract
Purpose of contract	General
Contract start date	01/08/2015
Contract end date	

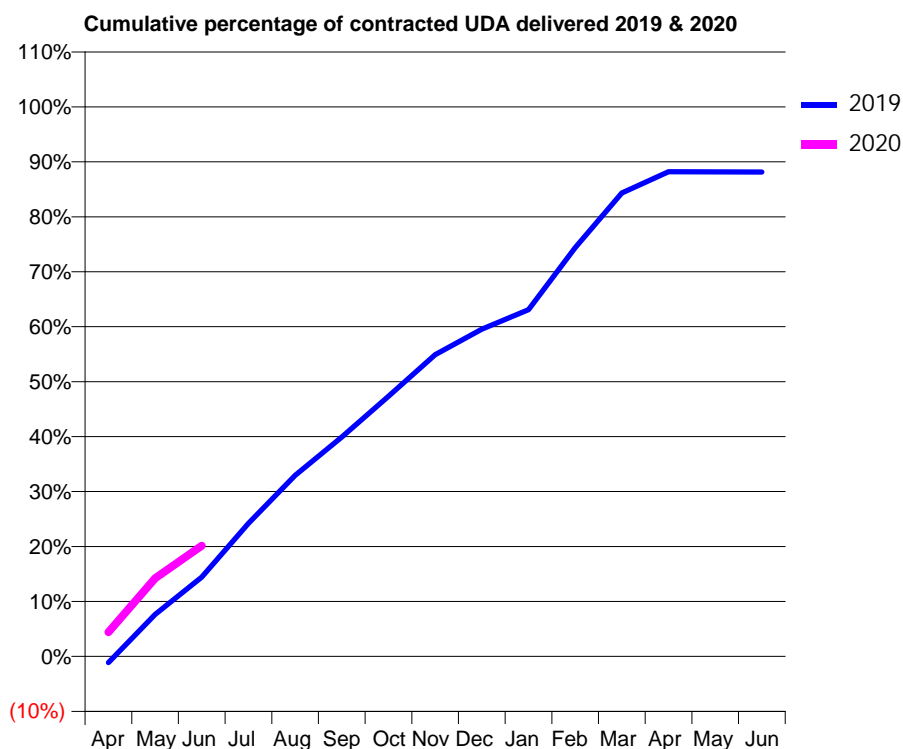
19/20 Contracted general activity (UDA)	28,636
Carry forward general activity (UDA)	0
19/20 Contracted orthodontic activity (UOA)	0
Carry forward orthodontic activity (UOA)	0
Baseline contract value	£677,914.77

ACCESS*

Patients seen in 24 months	Total	Change since previous quarter
Quarter ending June 2018	7,556	
Quarter ending September 2018	8,787	↑
Quarter ending December 2018	7,923	↓
Quarter ending March 2019	7,048	↓
Quarter ending June 2019	7,913	↑
Variance since June 2018	4.7%	↑



ACTIVITY



Month	2019	2020
April	-325	1,260
May	2,192	4,074
June	4,131	5,761
July	6,930	
August	9,441	
September	11,428	
October	13,554	
November	15,722	
December	17,047	
January	18,071	
February	21,304	
March	24,145	
April	25,255	
May	25,248	
June	25,240	

QUALITY

	Quantity	Base Number	Contract	AT	Region	England
% of FP17s for the same patient ID Re-attending within 3 months - Children	85	954	8.9%	11.3%	12.1%	11.4%
% of FP17s for the same patient ID Re-attending within 3 months - Adults	250	2,325	10.8%	14.9%	15.6%	15.4%
% of FP17s for the same patient ID Re-attending between 3 & 9 months - Children	453	954	47.5%	60.2%	61.2%	59.8%
% of FP17s for the same patient ID Re-attending between 3 & 9 months - Adults	1,063	2,325	45.7%	52.9%	54.5%	52.1%
% of FP17s for Band 1 Urgent Courses	189	2,855	6.6%	9.7%	9.1%	9.2%
% of FP17s Relating to Free Repair or Replacements	44	2,855	1.5%	0.9%	1.0%	0.7%
% of FP17s Relating to Continuations	6	2,855	0.2%	0.9%	1.0%	0.8%
% of Patients satisfied with the dentistry they have received	1	1	N/A	94.6%	94.2%	93.4%
% of Patients satisfied with the time they had to wait for an appointment	1	1	N/A	86.1%	88.4%	87.6%

* This is based on patients treated on this contract for their most recent course of treatment. Figures in italics indicate the base number of FP17s or Patient Questionnaire responses are less than 100. N/A is shown where the base number of responses is less than 10 during the period. % is calculated as Quantity/Base number*100

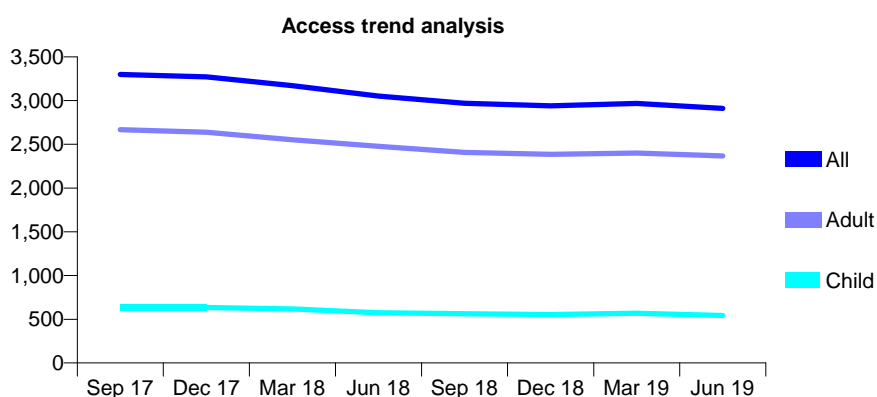
Q47 - Vital Signs At a Glance Contract Report for 117730/0001 - June 2019

Name or company name	Synergy Dental Clinic Ormskirk Ltd
Contract type name	GDS Contract
Purpose of contract	General
Contract start date	01/08/2015
Contract end date	

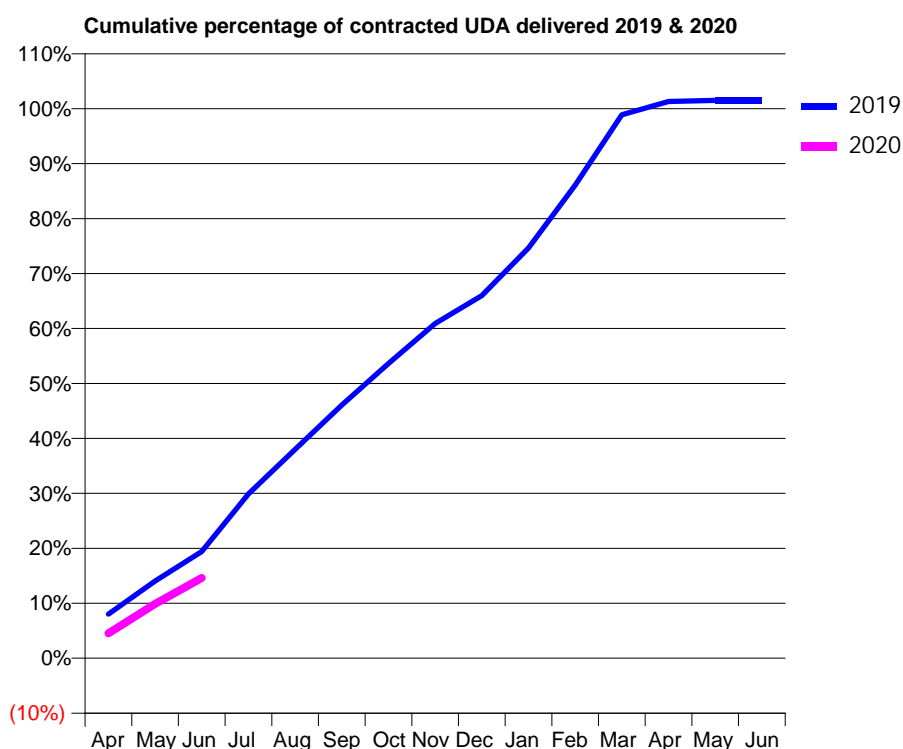
19/20 Contracted general activity (UDA)	10,500
Carry forward general activity (UDA)	0
19/20 Contracted orthodontic activity (UOA)	0
Carry forward orthodontic activity (UOA)	0
Baseline contract value	£306,435.54

ACCESS*

Patients seen in 24 months	Total	Change since previous quarter
Quarter ending June 2018	3,052	
Quarter ending September 2018	2,970	↓
Quarter ending December 2018	2,939	↓
Quarter ending March 2019	2,967	→
Quarter ending June 2019	2,910	↓
Variance since June 2018	(4.7%)	↓



ACTIVITY



Adjusted Scheduled Activity (UDA)		
Month	2019	2020
April	842	474
May	1,477	1,038
June	2,038	1,536
July	3,141	
August	3,991	
September	4,837	
October	5,629	
November	6,395	
December	6,926	
January	7,838	
February	9,042	
March	10,382	
April	10,636	
May	10,658	
June	10,658	

QUALITY

	Quantity	Base Number	Contract	AT	Region	England
% of FP17s for the same patient ID Re-attending within 3 months - Children	10	177	5.6%	11.3%	12.1%	11.4%
% of FP17s for the same patient ID Re-attending within 3 months - Adults	72	656	11.0%	14.9%	15.6%	15.4%
% of FP17s for the same patient ID Re-attending between 3 & 9 months - Children	121	177	68.4%	60.2%	61.2%	59.8%
% of FP17s for the same patient ID Re-attending between 3 & 9 months - Adults	431	656	65.7%	52.9%	54.5%	52.1%
% of FP17s for Band 1 Urgent Courses	42	715	5.9%	9.7%	9.1%	9.2%
% of FP17s Relating to Free Repair or Replacements	9	715	1.3%	0.9%	1.0%	0.7%
% of FP17s Relating to Continuations	4	715	0.6%	0.9%	1.0%	0.8%
% of Patients satisfied with the dentistry they have received	1	1	N/A	94.6%	94.2%	93.4%
% of Patients satisfied with the time they had to wait for an appointment	1	1	N/A	86.1%	88.4%	87.6%

* This is based on patients treated on this contract for their most recent course of treatment.

Figures in italics indicate the base number of FP17s or Patient Questionnaire responses are less than 100. N/A is shown where the base number of responses is less than 10 during the period. % is calculated as Quantity/Base number*100

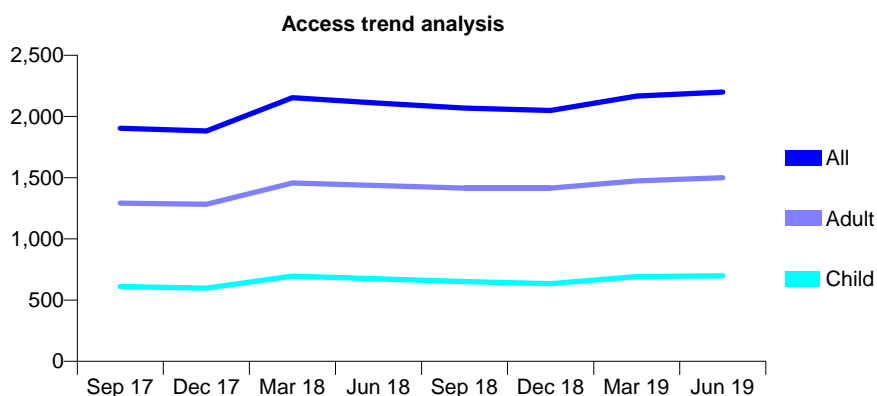
Q47 - Vital Signs At a Glance Contract Report for 118060/0021 - June 2019

Name or company name	Genix Healthcare Ltd
Contract type name	PDS Contract
Purpose of contract	General
Contract start date	20/09/2010
Contract end date	19/09/2020

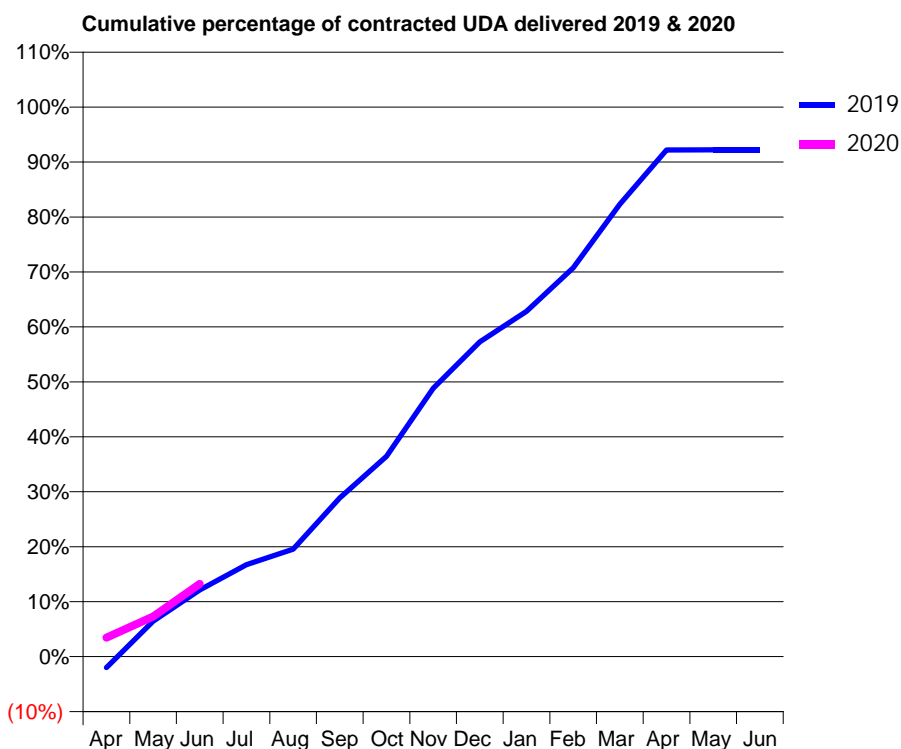
19/20 Contracted general activity (UDA)	5,940
Carry forward general activity (UDA)	0
19/20 Contracted orthodontic activity (UOA)	0
Carry forward orthodontic activity (UOA)	0
Baseline contract value	£315,424.63

ACCESS*

Patients seen in 24 months	Total	Change since previous quarter
Quarter ending June 2018	2,110	
Quarter ending September 2018	2,068	↓
Quarter ending December 2018	2,049	→
Quarter ending March 2019	2,166	↑
Quarter ending June 2019	2,199	→
Variance since June 2018	4.2%	↑



ACTIVITY



Month	Adjusted Scheduled Activity (UDA)	
	2019	2020
April	-121	206
May	384	433
June	721	786
July	994	
August	1,162	
September	1,716	
October	2,166	
November	2,902	
December	3,400	
January	3,732	
February	4,202	
March	4,889	
April	5,475	
May	5,477	
June	5,477	

QUALITY

	Quantity	Base Number	Contract	AT	Region	England
% of FP17s for the same patient ID Re-attending within 3 months - Children	20	237	8.4%	11.3%	12.1%	11.4%
% of FP17s for the same patient ID Re-attending within 3 months - Adults	62	482	12.9%	14.9%	15.6%	15.4%
% of FP17s for the same patient ID Re-attending between 3 & 9 months - Children	108	237	45.6%	60.2%	61.2%	59.8%
% of FP17s for the same patient ID Re-attending between 3 & 9 months - Adults	203	482	42.1%	52.9%	54.5%	52.1%
% of FP17s for Band 1 Urgent Courses	19	429	4.4%	9.7%	9.1%	9.2%
% of FP17s Relating to Free Repair or Replacements	6	429	1.4%	0.9%	1.0%	0.7%
% of FP17s Relating to Continuations	1	429	0.2%	0.9%	1.0%	0.8%
% of Patients satisfied with the dentistry they have received	2	2	N/A	94.6%	94.2%	93.4%
% of Patients satisfied with the time they had to wait for an appointment	2	2	N/A	86.1%	88.4%	87.6%

* This is based on patients treated on this contract for their most recent course of treatment. Figures in italics indicate the base number of FP17s or Patient Questionnaire responses are less than 100. N/A is shown where the base number of responses is less than 10 during the period. % is calculated as Quantity/Base number*100

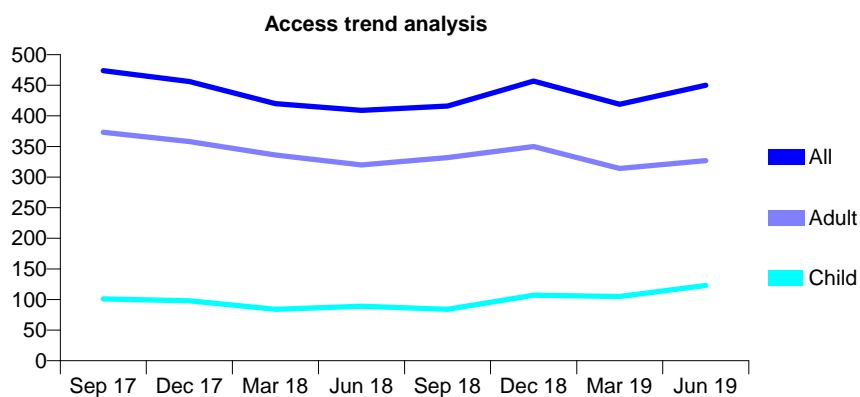
Q47 - Vital Signs At a Glance Contract Report for 118060/0022 - June 2019

Name or company name	Genix Healthcare Ltd
Contract type name	PDS Contract
Purpose of contract	General
Contract start date	20/09/2010
Contract end date	

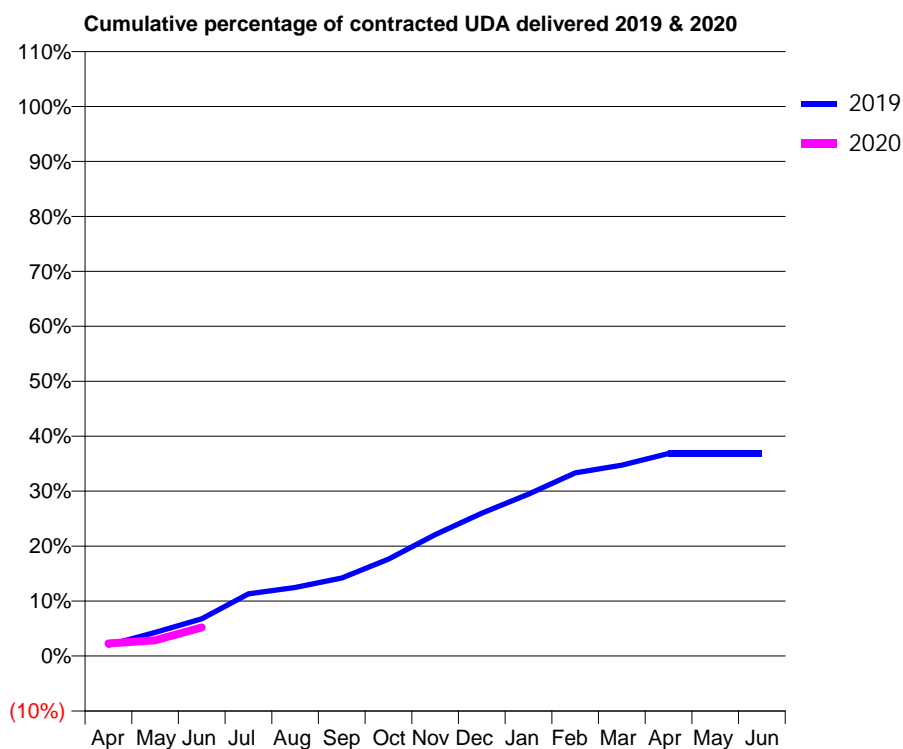
19/20 Contracted general activity (UDA)	4,100
Carry forward general activity (UDA)	0
19/20 Contracted orthodontic activity (UOA)	0
Carry forward orthodontic activity (UOA)	0
Baseline contract value	£221,031.63

ACCESS*

Patients seen in 24 months	Total	Change since previous quarter
Quarter ending June 2018	409	
Quarter ending September 2018	416	→
Quarter ending December 2018	457	↑
Quarter ending March 2019	419	↓
Quarter ending June 2019	450	↑
Variance since June 2018	10.0%	↑



ACTIVITY



Month	Adjusted Scheduled Activity (UDA)	
	2019	2020
April	82	94
May	176	118
June	278	214
July	464	
August	512	
September	582	
October	723	
November	906	
December	1,066	
January	1,207	
February	1,367	
March	1,424	
April	1,511	
May	1,511	
June	1,511	

QUALITY

	Quantity	Base Number	Contract	AT	Region	England
% of FP17s for the same patient ID Re-attending within 3 months - Children	11	52	21.2%	11.3%	12.1%	11.4%
% of FP17s for the same patient ID Re-attending within 3 months - Adults	8	79	10.1%	14.9%	15.6%	15.4%
% of FP17s for the same patient ID Re-attending between 3 & 9 months - Children	9	52	17.3%	60.2%	61.2%	59.8%
% of FP17s for the same patient ID Re-attending between 3 & 9 months - Adults	25	79	31.6%	52.9%	54.5%	52.1%
% of FP17s for Band 1 Urgent Courses	9	89	10.1%	9.7%	9.1%	9.2%
% of FP17s Relating to Free Repair or Replacements	2	89	2.2%	0.9%	1.0%	0.7%
% of FP17s Relating to Continuations	2	89	2.2%	0.9%	1.0%	0.8%
% of Patients satisfied with the dentistry they have received	0	0	N/A	94.6%	94.2%	93.4%
% of Patients satisfied with the time they had to wait for an appointment	0	0	N/A	86.1%	88.4%	87.6%

* This is based on patients treated on this contract for their most recent course of treatment. Figures in italics indicate the base number of FP17s or Patient Questionnaire responses are less than 100. N/A is shown where the base number of responses is less than 10 during the period. % is calculated as Quantity/Base number*100

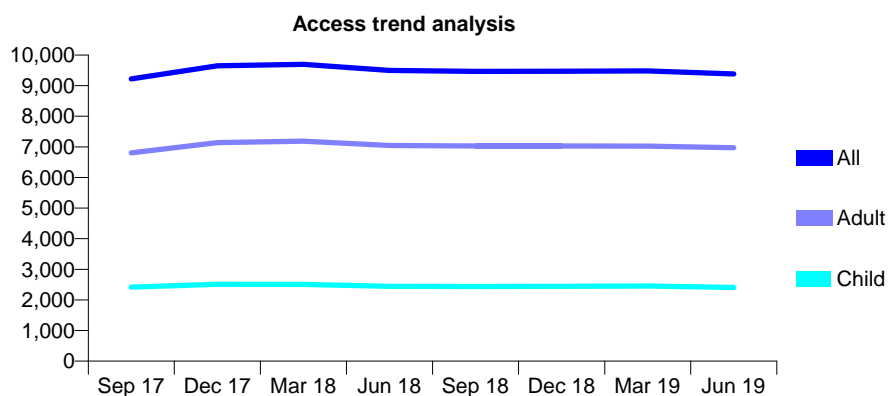
Q47 - Vital Signs At a Glance Contract Report for 121282/0001 - June 2019

Name or company name	Sandy Lane Dental Practice
Contract type name	GDS Contract
Purpose of contract	General and Orthodontic
Contract start date	19/01/2016
Contract end date	

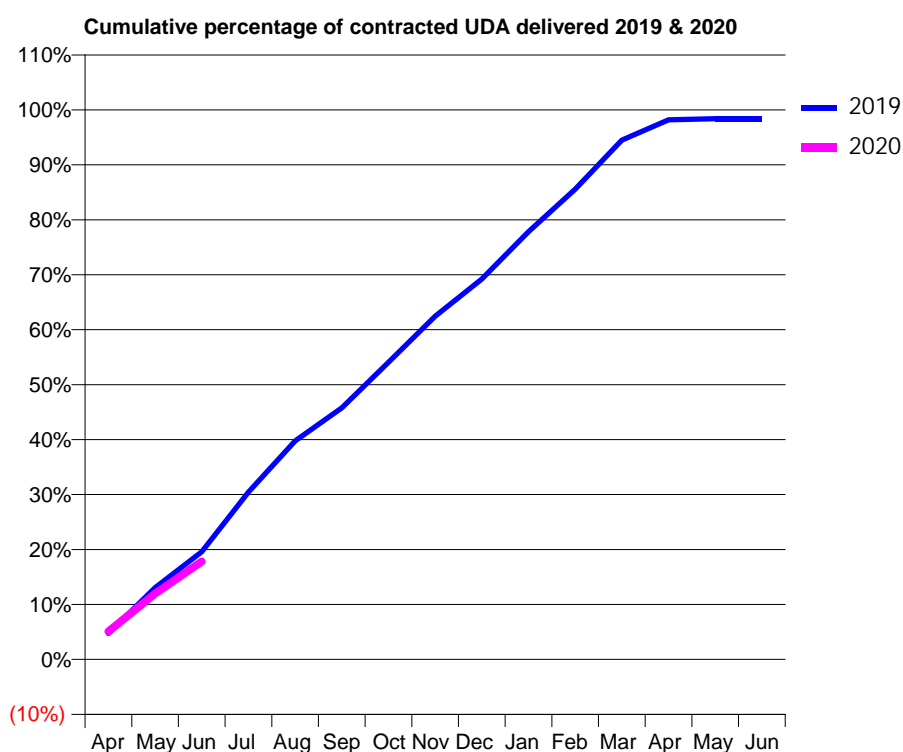
19/20 Contracted general activity (UDA)	26,185
Carry forward general activity (UDA)	0
19/20 Contracted orthodontic activity (UOA)	0
Carry forward orthodontic activity (UOA)	0
Baseline contract value	£782,481.65

ACCESS*

Patients seen in 24 months	Total	Change since previous quarter
Quarter ending June 2018	9,498	
Quarter ending September 2018	9,465	→
Quarter ending December 2018	9,472	→
Quarter ending March 2019	9,482	→
Quarter ending June 2019	9,382	↓
Variance since June 2018	(1.2%)	↓



ACTIVITY



Month	2019	2020
April	1,240	1,329
May	3,420	3,138
June	5,132	4,662
July	7,972	
August	10,409	
September	11,986	
October	14,157	
November	16,352	
December	18,127	
January	20,382	
February	22,411	
March	24,740	
April	25,707	
May	25,765	
June	25,764	

QUALITY

	Quantity	Base Number	Contract	AT	Region	England
% of FP17s for the same patient ID Re-attending within 3 months - Children	153	894	17.1%	11.3%	12.1%	11.4%
% of FP17s for the same patient ID Re-attending within 3 months - Adults	435	2,324	18.7%	14.9%	15.6%	15.4%
% of FP17s for the same patient ID Re-attending between 3 & 9 months - Children	576	894	64.4%	60.2%	61.2%	59.8%
% of FP17s for the same patient ID Re-attending between 3 & 9 months - Adults	1,338	2,324	57.6%	52.9%	54.5%	52.1%
% of FP17s for Band 1 Urgent Courses	142	2,595	5.5%	9.7%	9.1%	9.2%
% of FP17s Relating to Free Repair or Replacements	29	2,595	1.1%	0.9%	1.0%	0.7%
% of FP17s Relating to Continuations	31	2,595	1.2%	0.9%	1.0%	0.8%
% of Patients satisfied with the dentistry they have received	4	4	N/A	94.6%	94.2%	93.4%
% of Patients satisfied with the time they had to wait for an appointment	4	4	N/A	86.1%	88.4%	87.6%

* This is based on patients treated on this contract for their most recent course of treatment. Figures in italics indicate the base number of FP17s or Patient Questionnaire responses are less than 100. N/A is shown where the base number of responses is less than 10 during the period. % is calculated as Quantity/Base number*100

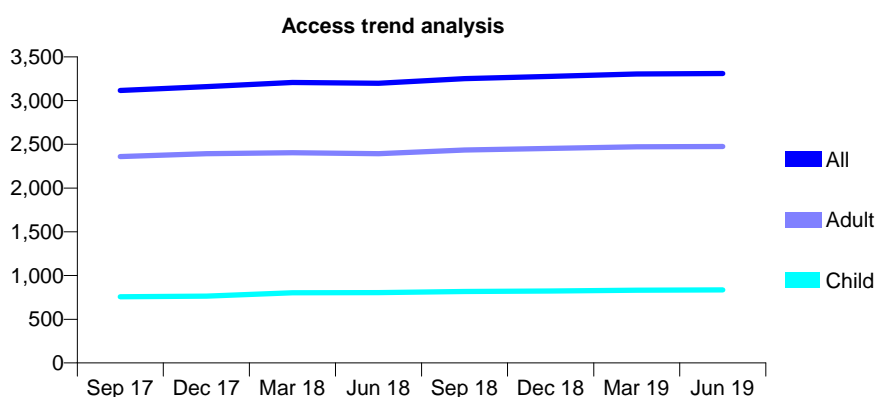
Q47 - Vital Signs At a Glance Contract Report for 122181/0001 - June 2019

Name or company name	Sedbergh Dental Practice
Contract type name	GDS Contract
Purpose of contract	General
Contract start date	01/04/2010
Contract end date	

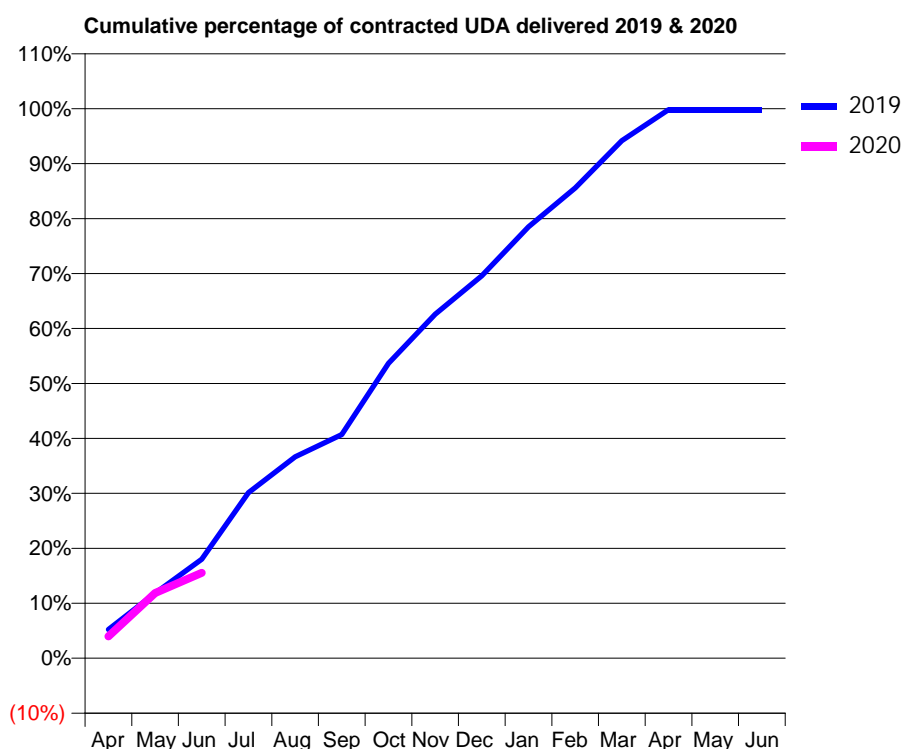
19/20 Contracted general activity (UDA)	8,754
Carry forward general activity (UDA)	0
19/20 Contracted orthodontic activity (UOA)	0
Carry forward orthodontic activity (UOA)	0
Baseline contract value	£226,695.47

ACCESS*

Patients seen in 24 months	Total	Change since previous quarter
Quarter ending June 2018	3,197	
Quarter ending September 2018	3,251	→
Quarter ending December 2018	3,276	→
Quarter ending March 2019	3,304	→
Quarter ending June 2019	3,310	→
Variance since June 2018	3.5%	↑



ACTIVITY



Month	2019	2020
April	458	350
May	1,035	1,041
June	1,576	1,361
July	2,637	
August	3,209	
September	3,564	
October	4,699	
November	5,480	
December	6,091	
January	6,872	
February	7,492	
March	8,242	
April	8,737	
May	8,739	
June	8,739	

QUALITY

	Quantity	Base Number	Contract	AT	Region	England
% of FP17s for the same patient ID Re-attending within 3 months - Children	29	342	8.5%	11.3%	12.1%	11.4%
% of FP17s for the same patient ID Re-attending within 3 months - Adults	131	926	14.1%	14.9%	15.6%	15.4%
% of FP17s for the same patient ID Re-attending between 3 & 9 months - Children	259	342	75.7%	60.2%	61.2%	59.8%
% of FP17s for the same patient ID Re-attending between 3 & 9 months - Adults	658	926	71.1%	52.9%	54.5%	52.1%
% of FP17s for Band 1 Urgent Courses	67	845	7.9%	9.7%	9.1%	9.2%
% of FP17s Relating to Free Repair or Replacements	10	845	1.2%	0.9%	1.0%	0.7%
% of FP17s Relating to Continuations	21	845	2.5%	0.9%	1.0%	0.8%
% of Patients satisfied with the dentistry they have received	1	1	N/A	94.6%	94.2%	93.4%
% of Patients satisfied with the time they had to wait for an appointment	1	1	N/A	86.1%	88.4%	87.6%

* This is based on patients treated on this contract for their most recent course of treatment.

Figures in italics indicate the base number of FP17s or Patient Questionnaire responses are less than 100. N/A is shown where the base number of responses is less than 10 during the period. % is calculated as Quantity/Base number*100

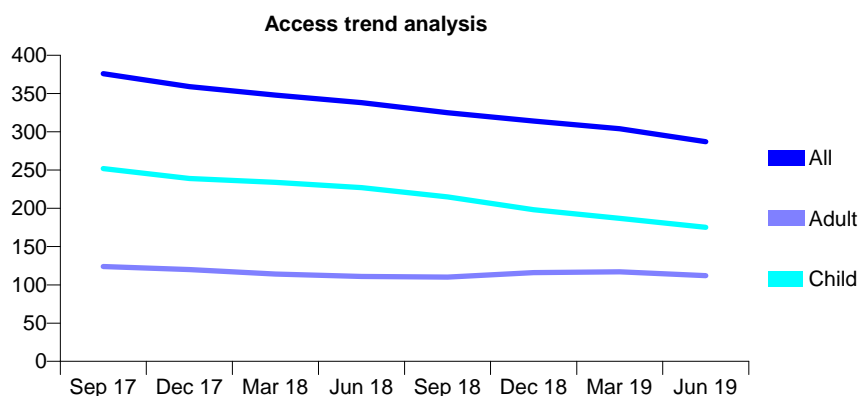
Q47 - Vital Signs At a Glance Contract Report for 123188/0001 - June 2019

Name or company name	Cramond House Dental Practice
Contract type name	GDS Contract
Purpose of contract	General and Orthodontic
Contract start date	01/04/2011
Contract end date	

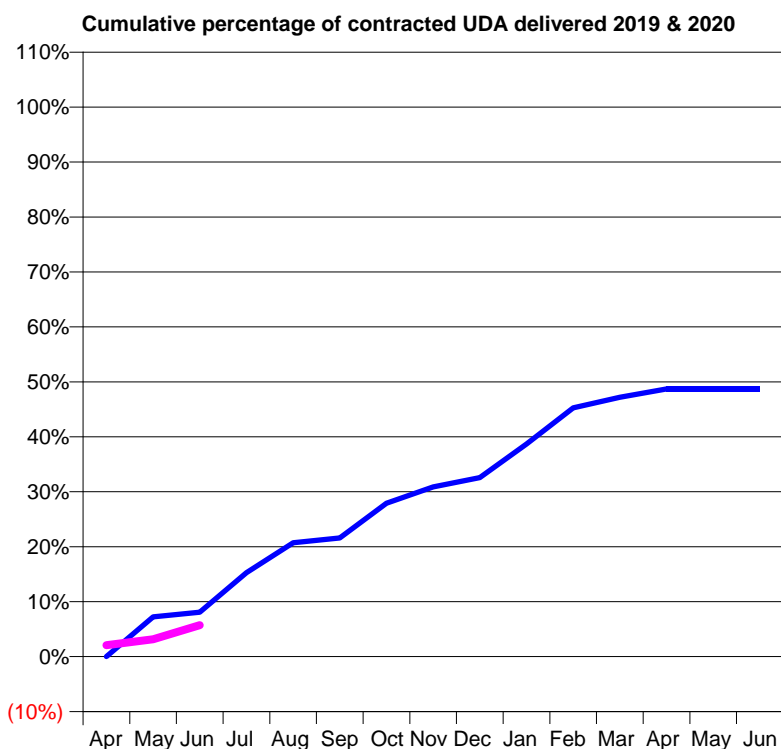
19/20 Contracted general activity (UDA)	1,520
Carry forward general activity (UDA)	0
19/20 Contracted orthodontic activity (UOA)	340
Carry forward orthodontic activity (UOA)	0
Baseline contract value	£58,352.08

ACCESS*

Patients seen in 24 months	Total	Change since previous quarter
Quarter ending June 2018	338	
Quarter ending September 2018	325	↓
Quarter ending December 2018	314	↓
Quarter ending March 2019	304	↓
Quarter ending June 2019	287	↓
Variance since June 2018	(15.1%)	↓



ACTIVITY



Month	Adjusted Scheduled Activity (UDA)	
	2019	2020
April	0	32
May	110	48
June	123	87
July	232	
August	315	
September	328	
October	424	
November	469	
December	495	
January	588	
February	688	
March	717	
April	741	
May	741	
June	741	

QUALITY

	Quantity	Base Number	Contract	AT	Region	England
% of FP17s for the same patient ID Re-attending within 3 months - Children	4	59	6.8%	11.3%	12.1%	11.4%
% of FP17s for the same patient ID Re-attending within 3 months - Adults	1	13	7.7%	14.9%	15.6%	15.4%
% of FP17s for the same patient ID Re-attending between 3 & 9 months - Children	46	59	78.0%	60.2%	61.2%	59.8%
% of FP17s for the same patient ID Re-attending between 3 & 9 months - Adults	11	13	84.6%	52.9%	54.5%	52.1%
% of FP17s for Band 1 Urgent Courses	1	54	1.9%	9.7%	9.1%	9.2%
% of FP17s Relating to Free Repair or Replacements	0	54	0.0%	0.9%	1.0%	0.7%
% of FP17s Relating to Continuations	0	54	0.0%	0.9%	1.0%	0.8%
% of Patients satisfied with the dentistry they have received	0	0	N/A	94.6%	94.2%	93.4%
% of Patients satisfied with the time they had to wait for an appointment	0	0	N/A	86.1%	88.4%	87.6%

* This is based on patients treated on this contract for their most recent course of treatment. Figures in italics indicate the base number of FP17s or Patient Questionnaire responses are less than 100. N/A is shown where the base number of responses is less than 10 during the period. % is calculated as Quantity/Base number*100

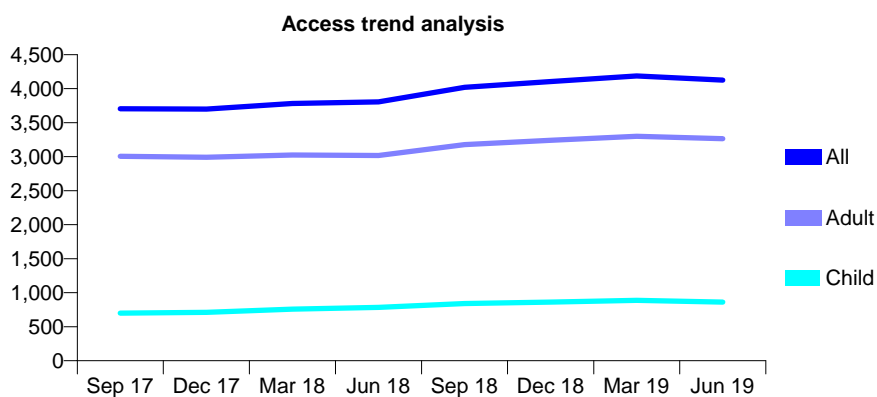
Q47 - Vital Signs At a Glance Contract Report for 123234/0001 - June 2019

Name or company name	Mr N. Gokul
Contract type name	GDS Contract
Purpose of contract	General
Contract start date	05/01/2009
Contract end date	

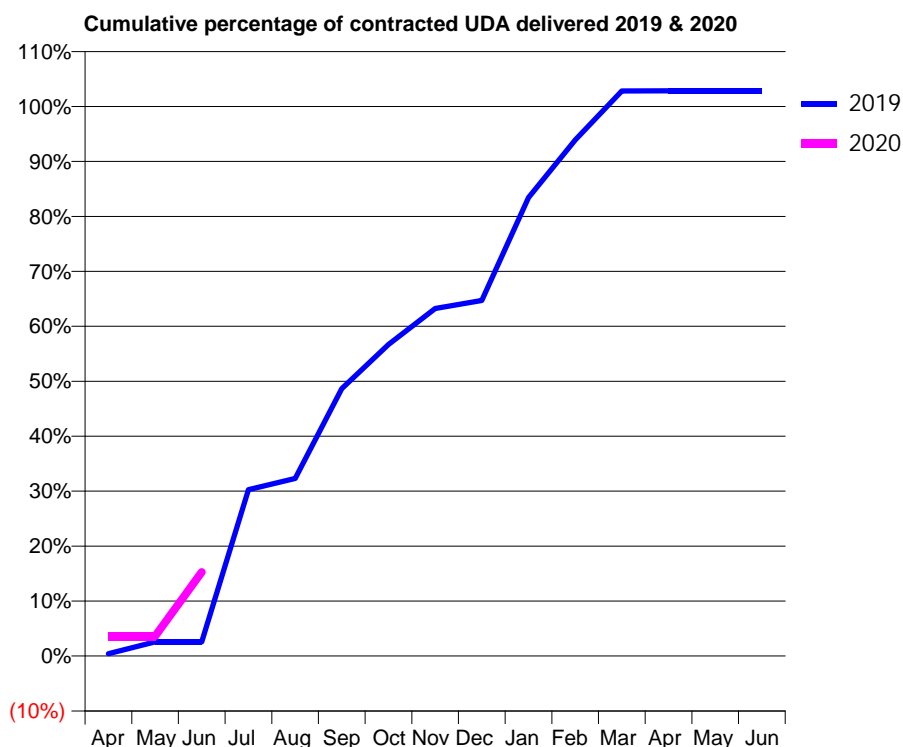
19/20 Contracted general activity (UDA)	13,136
Carry forward general activity (UDA)	0
19/20 Contracted orthodontic activity (UOA)	0
Carry forward orthodontic activity (UOA)	0
Baseline contract value	£304,023.12

ACCESS*

Patients seen in 24 months	Total	Change since previous quarter
Quarter ending June 2018	3,805	
Quarter ending September 2018	4,020	↑
Quarter ending December 2018	4,104	↑
Quarter ending March 2019	4,187	↑
Quarter ending June 2019	4,127	↓
Variance since June 2018	8.5%	↑



ACTIVITY



Month	Adjusted Scheduled Activity (UDA)	
	2019	2020
April	56	475
May	341	475
June	341	2,006
July	3,976	
August	4,245	
September	6,391	
October	7,445	
November	8,309	
December	8,501	
January	10,957	
February	12,334	
March	13,506	
April	13,507	
May	13,507	
June	13,507	

QUALITY

	Quantity	Base Number	Contract	AT	Region	England
% of FP17s for the same patient ID Re-attending within 3 months - Children	20	165	12.1%	11.3%	12.1%	11.4%
% of FP17s for the same patient ID Re-attending within 3 months - Adults	86	720	11.9%	14.9%	15.6%	15.4%
% of FP17s for the same patient ID Re-attending between 3 & 9 months - Children	97	165	58.8%	60.2%	61.2%	59.8%
% of FP17s for the same patient ID Re-attending between 3 & 9 months - Adults	475	720	66.0%	52.9%	54.5%	52.1%
% of FP17s for Band 1 Urgent Courses	35	881	4.0%	9.7%	9.1%	9.2%
% of FP17s Relating to Free Repair or Replacements	17	881	1.9%	0.9%	1.0%	0.7%
% of FP17s Relating to Continuations	14	881	1.6%	0.9%	1.0%	0.8%
% of Patients satisfied with the dentistry they have received	11	11	100.0%	94.6%	94.2%	93.4%
% of Patients satisfied with the time they had to wait for an appointment	8	11	72.7%	86.1%	88.4%	87.6%

* This is based on patients treated on this contract for their most recent course of treatment. Figures in italics indicate the base number of FP17s or Patient Questionnaire responses are less than 100. N/A is shown where the base number of responses is less than 10 during the period. % is calculated as Quantity/Base number*100

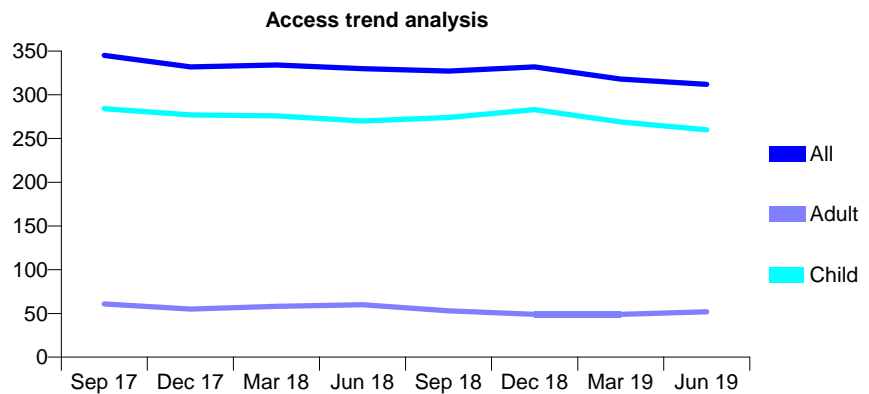
Q47 - Vital Signs At a Glance Contract Report for 123730/0001 - June 2019

Name or company name	J B Jefferies The Dental Surgery Ltd
Contract type name	GDS Contract
Purpose of contract	General
Contract start date	01/04/2010
Contract end date	

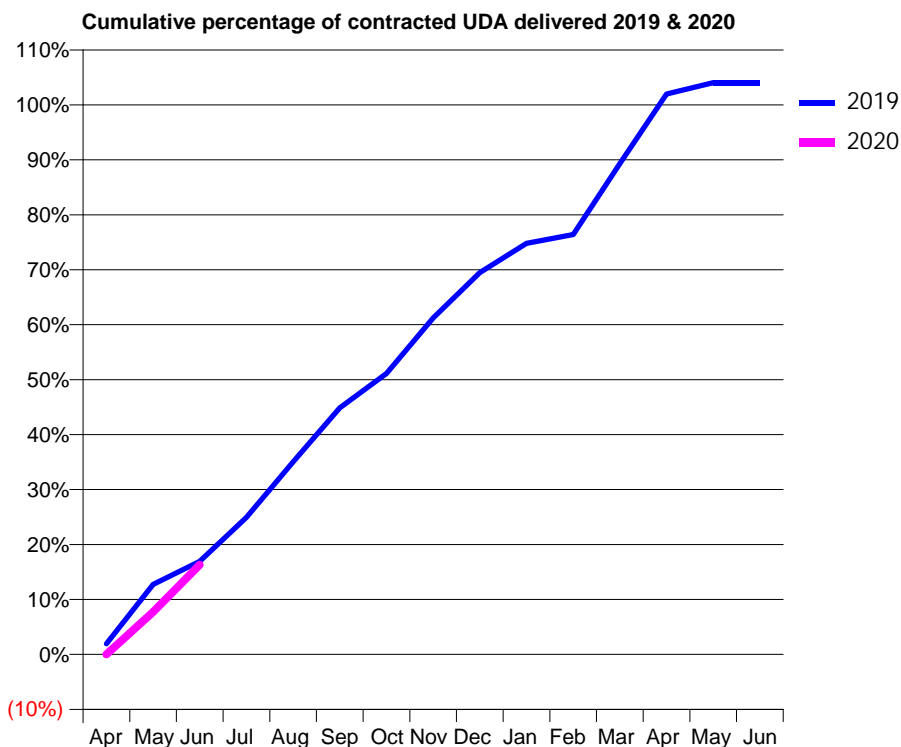
19/20 Contracted general activity (UDA)	815
Carry forward general activity (UDA)	0
19/20 Contracted orthodontic activity (UOA)	0
Carry forward orthodontic activity (UOA)	0
Baseline contract value	£19,946.07

ACCESS*

Patients seen in 24 months	Total	Change since previous quarter
Quarter ending June 2018	330	
Quarter ending September 2018	327	→
Quarter ending December 2018	332	→
Quarter ending March 2019	318	↓
Quarter ending June 2019	312	↓
Variance since June 2018	(5.5%)	↓



ACTIVITY



Month	Adjusted Scheduled Activity (UDA)	
	2019	2020
April	16	0
May	104	63
June	138	133
July	203	
August	286	
September	366	
October	417	
November	499	
December	566	
January	610	
February	623	
March	728	
April	831	
May	848	
June	848	

QUALITY

	Quantity	Base Number	Contract	AT	Region	England
% of FP17s for the same patient ID Re-attending within 3 months - Children	13	159	8.2%	11.3%	12.1%	11.4%
% of FP17s for the same patient ID Re-attending within 3 months - Adults	0	1	0.0%	14.9%	15.6%	15.4%
% of FP17s for the same patient ID Re-attending between 3 & 9 months - Children	110	159	69.2%	60.2%	61.2%	59.8%
% of FP17s for the same patient ID Re-attending between 3 & 9 months - Adults	0	1	0.0%	52.9%	54.5%	52.1%
% of FP17s for Band 1 Urgent Courses	0	97	0.0%	9.7%	9.1%	9.2%
% of FP17s Relating to Free Repair or Replacements	0	97	0.0%	0.9%	1.0%	0.7%
% of FP17s Relating to Continuations	0	97	0.0%	0.9%	1.0%	0.8%
% of Patients satisfied with the dentistry they have received	0	0	N/A	94.6%	94.2%	93.4%
% of Patients satisfied with the time they had to wait for an appointment	0	0	N/A	86.1%	88.4%	87.6%

* This is based on patients treated on this contract for their most recent course of treatment. Figures in italics indicate the base number of FP17s or Patient Questionnaire responses are less than 100. N/A is shown where the base number of responses is less than 10 during the period. % is calculated as Quantity/Base number*100

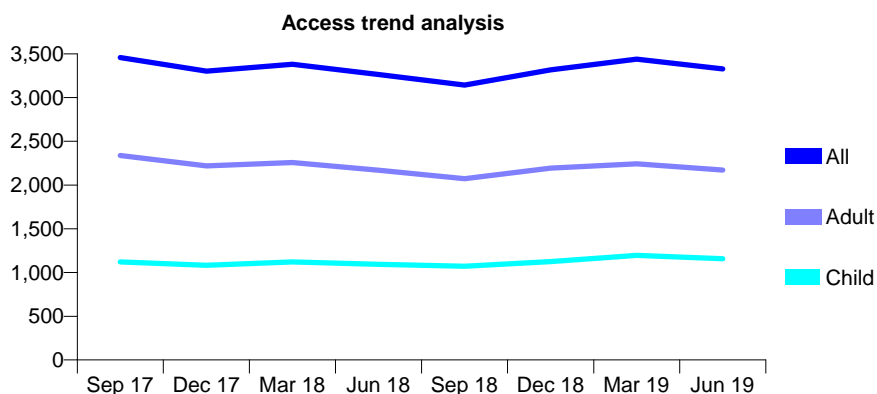
Q47 - Vital Signs At a Glance Contract Report for 123935/0001 - June 2019

Name or company name	The Smile Clinic Ltd
Contract type name	GDS Contract
Purpose of contract	General
Contract start date	01/04/2012
Contract end date	

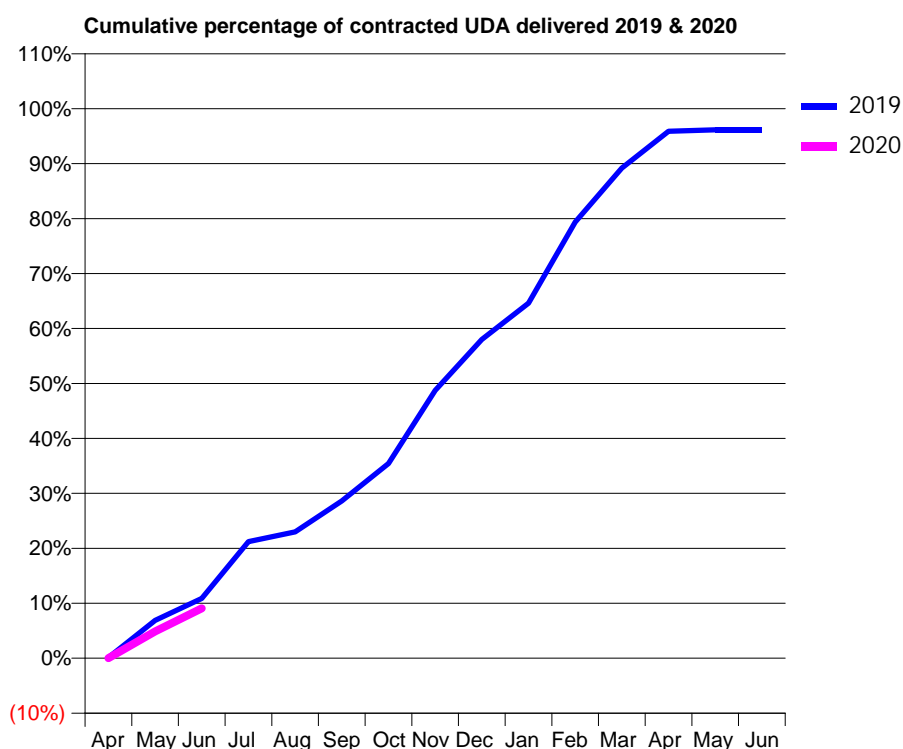
19/20 Contracted general activity (UDA)	12,250
Carry forward general activity (UDA)	0
19/20 Contracted orthodontic activity (UOA)	0
Carry forward orthodontic activity (UOA)	0
Baseline contract value	£281,814.52

ACCESS*

Patients seen in 24 months	Total	Change since previous quarter
Quarter ending June 2018	3,264	
Quarter ending September 2018	3,143	↓
Quarter ending December 2018	3,318	↑
Quarter ending March 2019	3,439	↑
Quarter ending June 2019	3,329	↓
Variance since June 2018	2.0%	→



ACTIVITY



Month	2019	2020
April	16	0
May	846	600
June	1,334	1,112
July	2,599	
August	2,816	
September	3,506	
October	4,342	
November	5,971	
December	7,104	
January	7,915	
February	9,722	
March	10,925	
April	11,746	
May	11,778	
June	11,778	

QUALITY

	Quantity	Base Number	Contract	AT	Region	England
% of FP17s for the same patient ID Re-attending within 3 months - Children	22	301	7.3%	11.3%	12.1%	11.4%
% of FP17s for the same patient ID Re-attending within 3 months - Adults	102	508	20.1%	14.9%	15.6%	15.4%
% of FP17s for the same patient ID Re-attending between 3 & 9 months - Children	215	301	71.4%	60.2%	61.2%	59.8%
% of FP17s for the same patient ID Re-attending between 3 & 9 months - Adults	267	508	52.6%	52.9%	54.5%	52.1%
% of FP17s for Band 1 Urgent Courses	61	514	11.9%	9.7%	9.1%	9.2%
% of FP17s Relating to Free Repair or Replacements	10	514	1.9%	0.9%	1.0%	0.7%
% of FP17s Relating to Continuations	6	514	1.2%	0.9%	1.0%	0.8%
% of Patients satisfied with the dentistry they have received	1	1	N/A	94.6%	94.2%	93.4%
% of Patients satisfied with the time they had to wait for an appointment	1	1	N/A	86.1%	88.4%	87.6%

* This is based on patients treated on this contract for their most recent course of treatment. Figures in italics indicate the base number of FP17s or Patient Questionnaire responses are less than 100. N/A is shown where the base number of responses is less than 10 during the period. % is calculated as Quantity/Base number*100

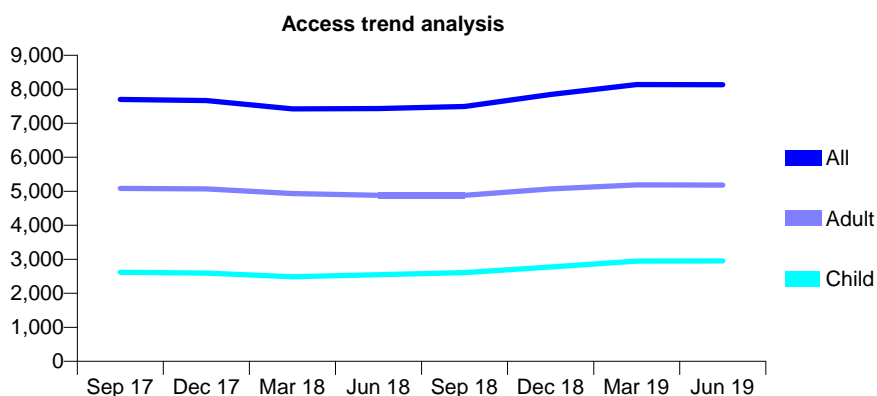
Q47 - Vital Signs At a Glance Contract Report for 125652/0001 - June 2019

Name or company name	Park House Dental Practice
Contract type name	GDS Contract
Purpose of contract	General
Contract start date	01/04/2014
Contract end date	

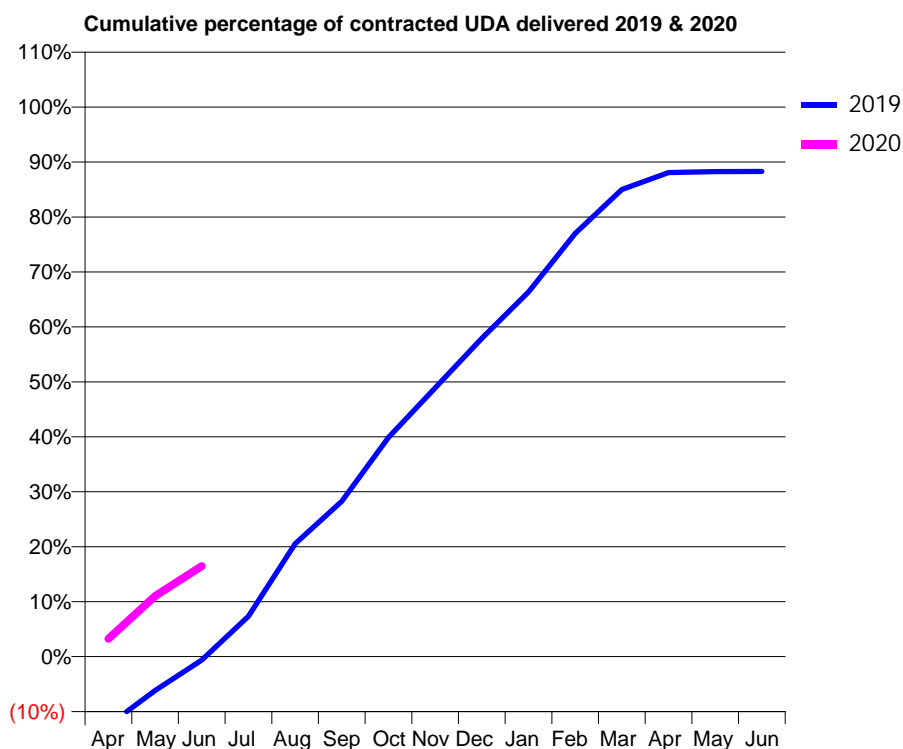
19/20 Contracted general activity (UDA)	25,000
Carry forward general activity (UDA)	0
19/20 Contracted orthodontic activity (UOA)	0
Carry forward orthodontic activity (UOA)	0
Baseline contract value	£690,865.64

ACCESS*

Patients seen in 24 months	Total	Change since previous quarter
Quarter ending June 2018	7,432	
Quarter ending September 2018	7,491	→
Quarter ending December 2018	7,844	↑
Quarter ending March 2019	8,138	↑
Quarter ending June 2019	8,135	→
Variance since June 2018	9.5%	↑



ACTIVITY



Month	Adjusted Scheduled Activity (UDA)	
	2019	2020
April	-3,122	810
May	-1,546	2,759
June	-162	4,117
July	1,844	
August	5,138	
September	7,062	
October	9,969	
November	12,228	
December	14,477	
January	16,587	
February	19,254	
March	21,250	
April	22,020	
May	22,065	
June	22,069	

QUALITY

	Quantity	Base Number	Contract	AT	Region	England
% of FP17s for the same patient ID Re-attending within 3 months - Children	343	1,690	20.3%	11.3%	12.1%	11.4%
% of FP17s for the same patient ID Re-attending within 3 months - Adults	152	1,016	15.0%	14.9%	15.6%	15.4%
% of FP17s for the same patient ID Re-attending between 3 & 9 months - Children	1,075	1,690	63.6%	60.2%	61.2%	59.8%
% of FP17s for the same patient ID Re-attending between 3 & 9 months - Adults	498	1,016	49.0%	52.9%	54.5%	52.1%
% of FP17s for Band 1 Urgent Courses	64	2,215	2.9%	9.7%	9.1%	9.2%
% of FP17s Relating to Free Repair or Replacements	2	2,215	0.1%	0.9%	1.0%	0.7%
% of FP17s Relating to Continuations	2	2,215	0.1%	0.9%	1.0%	0.8%
% of Patients satisfied with the dentistry they have received	3	4	N/A	94.6%	94.2%	93.4%
% of Patients satisfied with the time they had to wait for an appointment	3	4	N/A	86.1%	88.4%	87.6%

* This is based on patients treated on this contract for their most recent course of treatment. Figures in italics indicate the base number of FP17s or Patient Questionnaire responses are less than 100. N/A is shown where the base number of responses is less than 10 during the period. % is calculated as Quantity/Base number*100

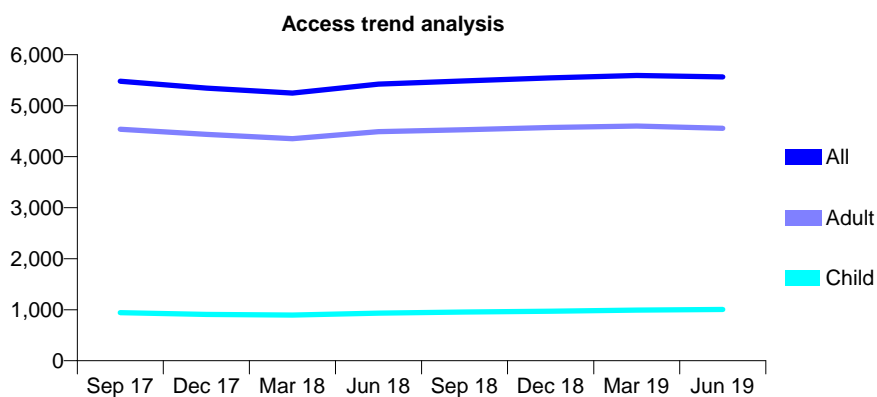
Q47 - Vital Signs At a Glance Contract Report for 125989/0001 - June 2019

Name or company name	Cottage Dental Practice
Contract type name	GDS Contract
Purpose of contract	General
Contract start date	01/04/2013
Contract end date	

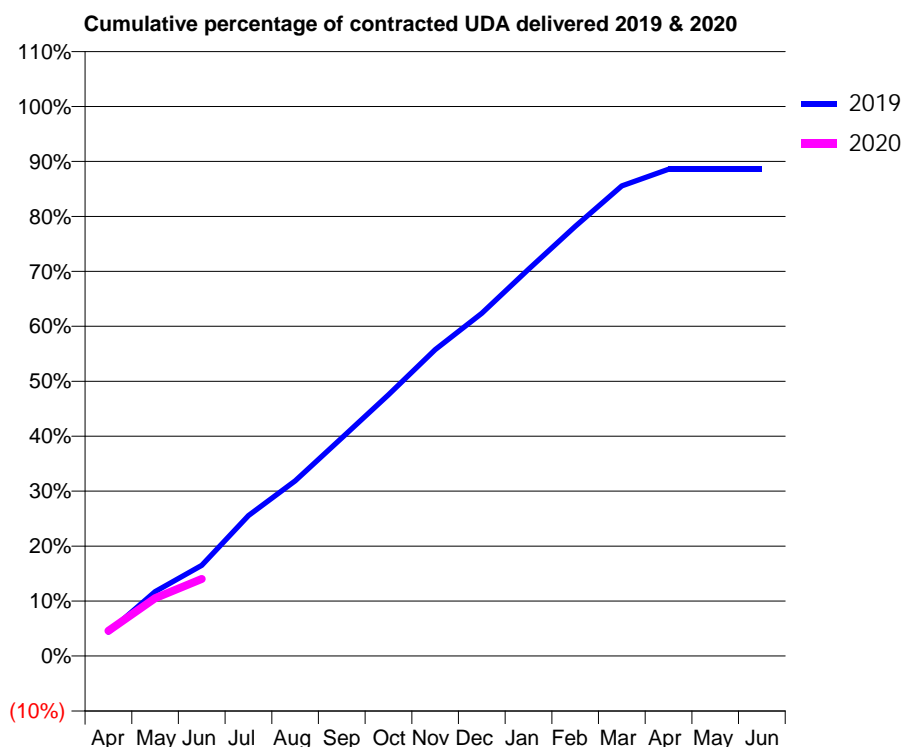
19/20 Contracted general activity (UDA)	18,141
Carry forward general activity (UDA)	0
19/20 Contracted orthodontic activity (UOA)	0
Carry forward orthodontic activity (UOA)	0
Baseline contract value	£470,305.10

ACCESS*

Patients seen in 24 months	Total	Change since previous quarter
Quarter ending June 2018	5,424	
Quarter ending September 2018	5,485	→
Quarter ending December 2018	5,544	→
Quarter ending March 2019	5,592	→
Quarter ending June 2019	5,564	→
Variance since June 2018	2.6%	↑



ACTIVITY



Month	Adjusted Scheduled Activity (UDA)	
	2019	2020
April	789	835
May	2,131	1,913
June	2,995	2,549
July	4,638	
August	5,783	
September	7,199	
October	8,628	
November	10,116	
December	11,311	
January	12,769	
February	14,183	
March	15,519	
April	16,070	
May	16,072	
June	16,072	

QUALITY

	Quantity	Base Number	Contract	AT	Region	England
% of FP17s for the same patient ID Re-attending within 3 months - Children	29	399	7.3%	11.3%	12.1%	11.4%
% of FP17s for the same patient ID Re-attending within 3 months - Adults	142	1,412	10.1%	14.9%	15.6%	15.4%
% of FP17s for the same patient ID Re-attending between 3 & 9 months - Children	272	399	68.2%	60.2%	61.2%	59.8%
% of FP17s for the same patient ID Re-attending between 3 & 9 months - Adults	933	1,412	66.1%	52.9%	54.5%	52.1%
% of FP17s for Band 1 Urgent Courses	98	1,528	6.4%	9.7%	9.1%	9.2%
% of FP17s Relating to Free Repair or Replacements	9	1,528	0.6%	0.9%	1.0%	0.7%
% of FP17s Relating to Continuations	26	1,528	1.7%	0.9%	1.0%	0.8%
% of Patients satisfied with the dentistry they have received	2	3	N/A	94.6%	94.2%	93.4%
% of Patients satisfied with the time they had to wait for an appointment	2	3	N/A	86.1%	88.4%	87.6%

* This is based on patients treated on this contract for their most recent course of treatment. Figures in italics indicate the base number of FP17s or Patient Questionnaire responses are less than 100. N/A is shown where the base number of responses is less than 10 during the period. % is calculated as Quantity/Base number*100

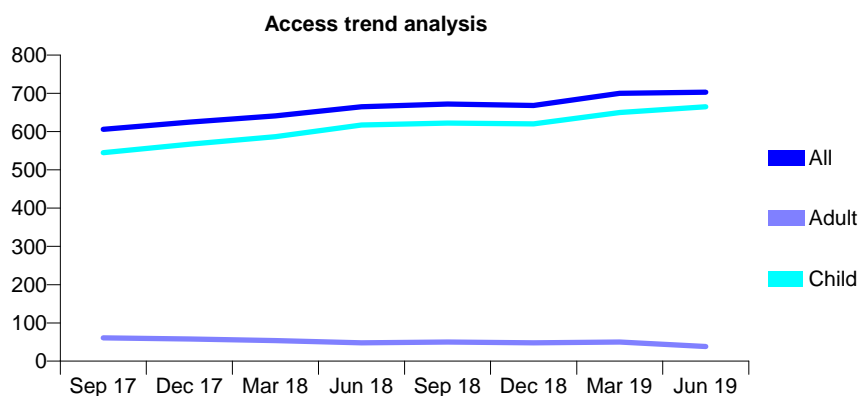
Q47 - Vital Signs At a Glance Contract Report for 126152/0001 - June 2019

Name or company name	Debra Jones
Contract type name	GDS Contract
Purpose of contract	General
Contract start date	01/04/2011
Contract end date	

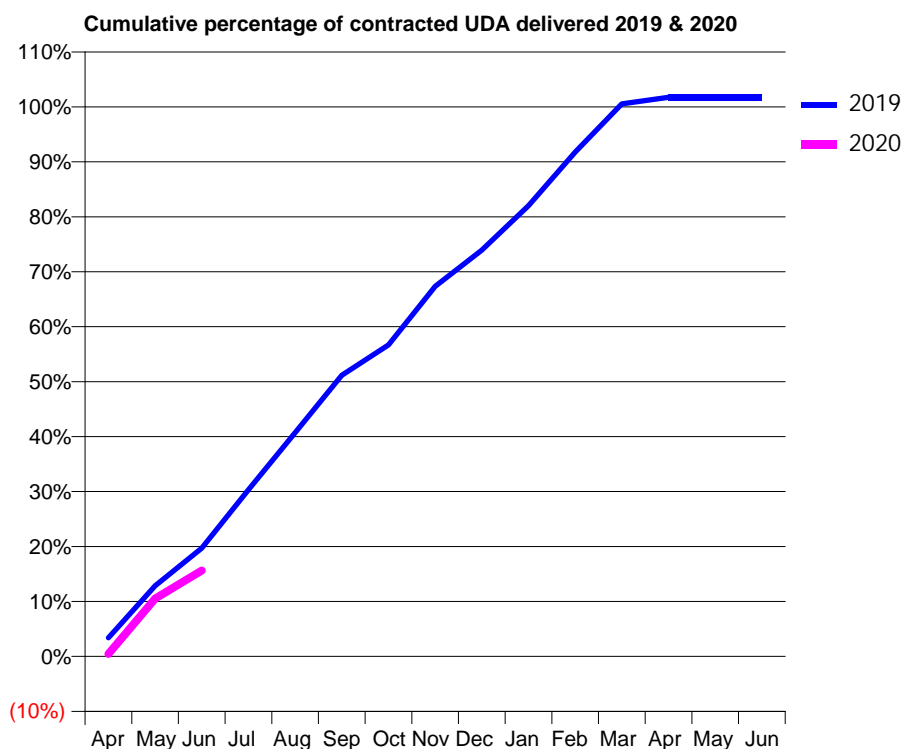
19/20 Contracted general activity (UDA)	2,000
Carry forward general activity (UDA)	0
19/20 Contracted orthodontic activity (UOA)	0
Carry forward orthodontic activity (UOA)	0
Baseline contract value	£44,868.59

ACCESS*

Patients seen in 24 months	Total	Change since previous quarter
Quarter ending June 2018	665	
Quarter ending September 2018	672	→
Quarter ending December 2018	668	→
Quarter ending March 2019	700	↑
Quarter ending June 2019	703	→
Variance since June 2018	5.7%	↑



ACTIVITY



Month	2019	2020
April	68	9
May	257	210
June	394	312
July	607	
August	815	
September	1,023	
October	1,134	
November	1,347	
December	1,478	
January	1,641	
February	1,836	
March	2,011	
April	2,035	
May	2,035	
June	2,035	

QUALITY

	Quantity	Base Number	Contract	AT	Region	England
% of FP17s for the same patient ID Re-attending within 3 months - Children	30	242	12.4%	11.3%	12.1%	11.4%
% of FP17s for the same patient ID Re-attending within 3 months - Adults	0	0	N/A	14.9%	15.6%	15.4%
% of FP17s for the same patient ID Re-attending between 3 & 9 months - Children	152	242	62.8%	60.2%	61.2%	59.8%
% of FP17s for the same patient ID Re-attending between 3 & 9 months - Adults	0	0	N/A	52.9%	54.5%	52.1%
% of FP17s for Band 1 Urgent Courses	1	228	0.4%	9.7%	9.1%	9.2%
% of FP17s Relating to Free Repair or Replacements	0	228	0.0%	0.9%	1.0%	0.7%
% of FP17s Relating to Continuations	6	228	2.6%	0.9%	1.0%	0.8%
% of Patients satisfied with the dentistry they have received	0	0	N/A	94.6%	94.2%	93.4%
% of Patients satisfied with the time they had to wait for an appointment	0	0	N/A	86.1%	88.4%	87.6%

* This is based on patients treated on this contract for their most recent course of treatment. Figures in italics indicate the base number of FP17s or Patient Questionnaire responses are less than 100. N/A is shown where the base number of responses is less than 10 during the period. % is calculated as Quantity/Base number*100

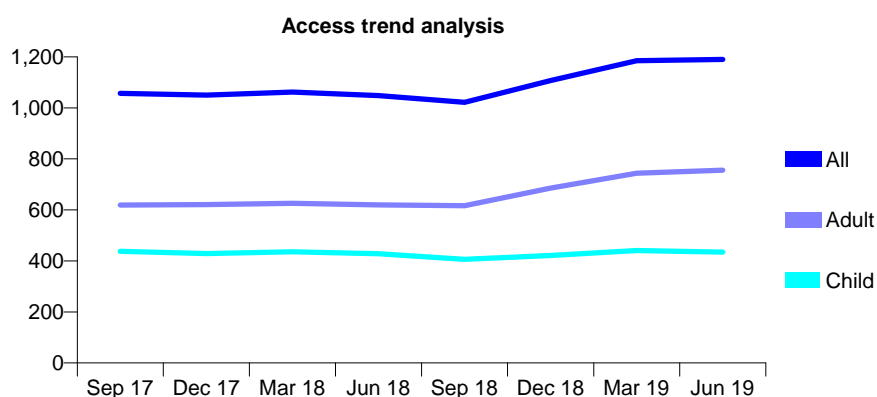
Q47 - Vital Signs At a Glance Contract Report for 126691/0001 - June 2019

Name or company name	Diamond Smiles Dental Centre
Contract type name	GDS Contract
Purpose of contract	General and Orthodontic
Contract start date	01/07/2009
Contract end date	

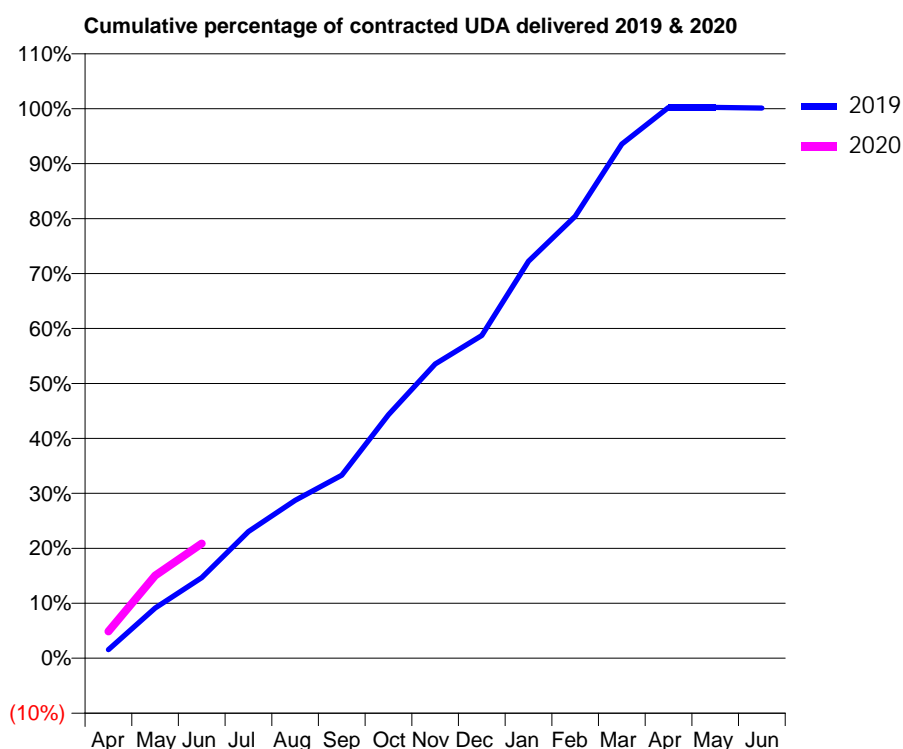
19/20 Contracted general activity (UDA)	3,299
Carry forward general activity (UDA)	0
19/20 Contracted orthodontic activity (UOA)	438
Carry forward orthodontic activity (UOA)	0
Baseline contract value	£108,666.58

ACCESS*

Patients seen in 24 months	Total	Change since previous quarter
Quarter ending June 2018	1,048	
Quarter ending September 2018	1,022	↓
Quarter ending December 2018	1,107	↑
Quarter ending March 2019	1,185	↑
Quarter ending June 2019	1,190	→
Variance since June 2018	13.5%	↑



ACTIVITY



Month	2019	2020
April	52	162
May	301	496
June	484	689
July	761	
August	947	
September	1,099	
October	1,461	
November	1,767	
December	1,937	
January	2,383	
February	2,653	
March	3,086	
April	3,307	
May	3,306	
June	3,303	

QUALITY

	Quantity	Base Number	Contract	AT	Region	England
% of FP17s for the same patient ID Re-attending within 3 months - Children	10	148	6.8%	11.3%	12.1%	11.4%
% of FP17s for the same patient ID Re-attending within 3 months - Adults	34	237	14.3%	14.9%	15.6%	15.4%
% of FP17s for the same patient ID Re-attending between 3 & 9 months - Children	90	148	60.8%	60.2%	61.2%	59.8%
% of FP17s for the same patient ID Re-attending between 3 & 9 months - Adults	133	237	56.1%	52.9%	54.5%	52.1%
% of FP17s for Band 1 Urgent Courses	18	296	6.1%	9.7%	9.1%	9.2%
% of FP17s Relating to Free Repair or Replacements	5	296	1.7%	0.9%	1.0%	0.7%
% of FP17s Relating to Continuations	0	296	0.0%	0.9%	1.0%	0.8%
% of Patients satisfied with the dentistry they have received	1	1	N/A	94.6%	94.2%	93.4%
% of Patients satisfied with the time they had to wait for an appointment	1	1	N/A	86.1%	88.4%	87.6%

* This is based on patients treated on this contract for their most recent course of treatment.

Figures in italics indicate the base number of FP17s or Patient Questionnaire responses are less than 100. N/A is shown where the base number of responses is less than 10 during the period. % is calculated as Quantity/Base number*100

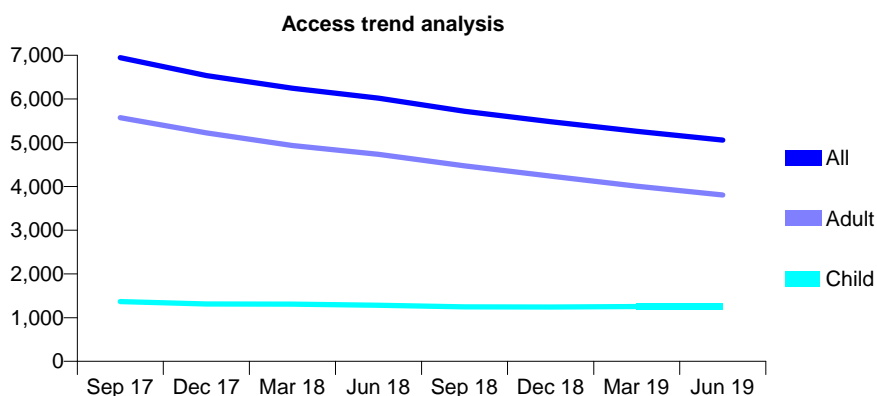
Q47 - Vital Signs At a Glance Contract Report for 127345/0001 - June 2019

Name or company name	Red Rose Dental
Contract type name	GDS Contract
Purpose of contract	General
Contract start date	01/09/2010
Contract end date	

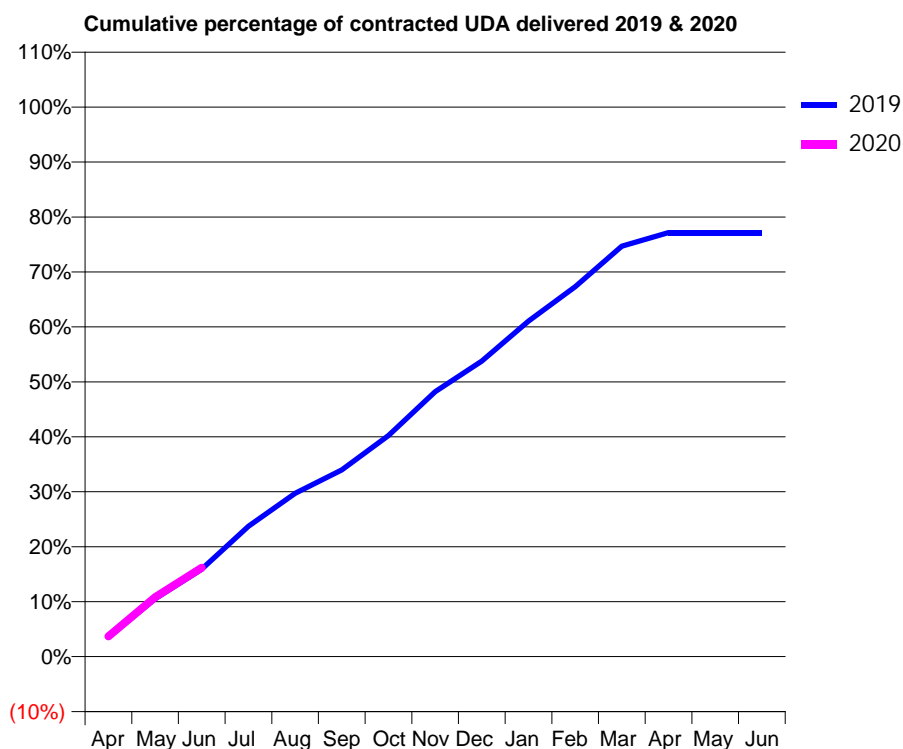
19/20 Contracted general activity (UDA)	17,301
Carry forward general activity (UDA)	0
19/20 Contracted orthodontic activity (UOA)	0
Carry forward orthodontic activity (UOA)	0
Baseline contract value	£481,789.42

ACCESS*

Patients seen in 24 months	Total	Change since previous quarter
Quarter ending June 2018	6,018	
Quarter ending September 2018	5,716	↓
Quarter ending December 2018	5,480	↓
Quarter ending March 2019	5,260	↓
Quarter ending June 2019	5,059	↓
Variance since June 2018	(15.9%)	↓



ACTIVITY



Month	Adjusted Scheduled Activity (UDA)	
	2019	2020
April	622	636
May	1,826	1,870
June	2,755	2,796
July	4,105	
August	5,141	
September	5,875	
October	6,959	
November	8,342	
December	9,305	
January	10,564	
February	11,648	
March	12,919	
April	13,347	
May	13,350	
June	13,350	

QUALITY

	Quantity	Base Number	Contract	AT	Region	England
% of FP17s for the same patient ID Re-attending within 3 months - Children	37	458	8.1%	11.3%	12.1%	11.4%
% of FP17s for the same patient ID Re-attending within 3 months - Adults	154	1,350	11.4%	14.9%	15.6%	15.4%
% of FP17s for the same patient ID Re-attending between 3 & 9 months - Children	263	458	57.4%	60.2%	61.2%	59.8%
% of FP17s for the same patient ID Re-attending between 3 & 9 months - Adults	802	1,350	59.4%	52.9%	54.5%	52.1%
% of FP17s for Band 1 Urgent Courses	107	1,573	6.8%	9.7%	9.1%	9.2%
% of FP17s Relating to Free Repair or Replacements	3	1,573	0.2%	0.9%	1.0%	0.7%
% of FP17s Relating to Continuations	8	1,573	0.5%	0.9%	1.0%	0.8%
% of Patients satisfied with the dentistry they have received	4	4	N/A	94.6%	94.2%	93.4%
% of Patients satisfied with the time they had to wait for an appointment	3	4	N/A	86.1%	88.4%	87.6%

* This is based on patients treated on this contract for their most recent course of treatment. Figures in italics indicate the base number of FP17s or Patient Questionnaire responses are less than 100. N/A is shown where the base number of responses is less than 10 during the period. % is calculated as Quantity/Base number*100

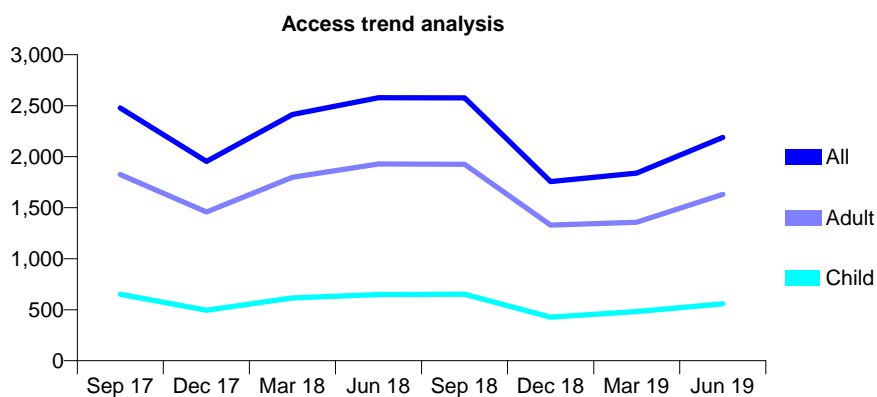
Q47 - Vital Signs At a Glance Contract Report for 129003/0001 - June 2019

Name or company name	Mr Assim Ghaffoor
Contract type name	GDS Contract
Purpose of contract	General
Contract start date	01/04/2015
Contract end date	

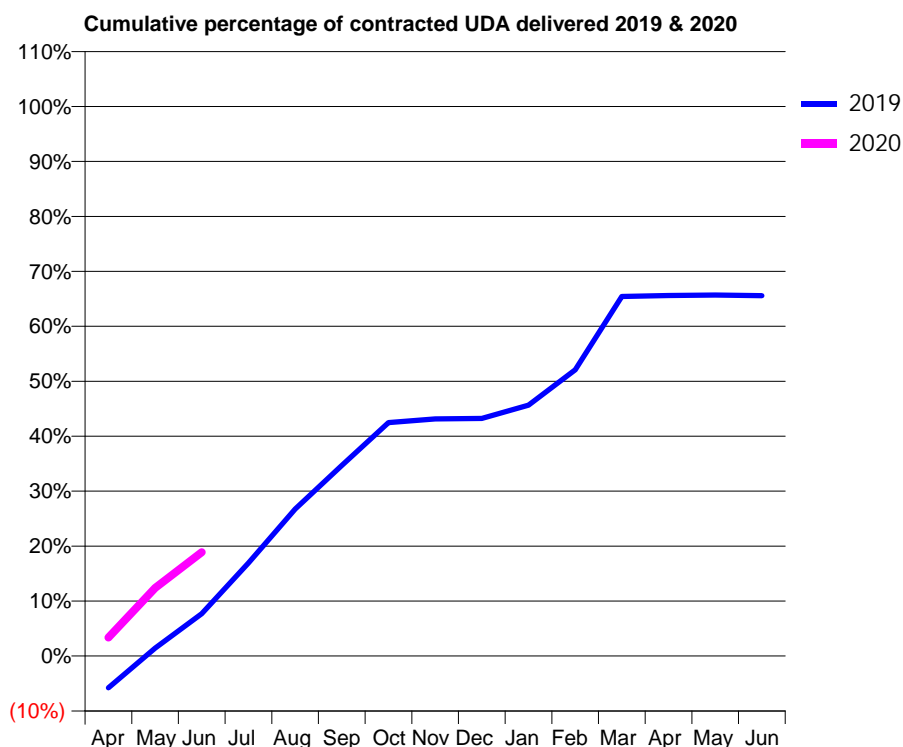
19/20 Contracted general activity (UDA)	8,874
Carry forward general activity (UDA)	0
19/20 Contracted orthodontic activity (UOA)	0
Carry forward orthodontic activity (UOA)	0
Baseline contract value	£170,865.07

ACCESS*

Patients seen in 24 months	Total	Change since previous quarter
Quarter ending June 2018	2,578	
Quarter ending September 2018	2,577	→
Quarter ending December 2018	1,756	↓
Quarter ending March 2019	1,839	↑
Quarter ending June 2019	2,189	↑
Variance since June 2018	(15.1%)	↓



ACTIVITY



Month	Adjusted Scheduled Activity (UDA)	
	2019	2020
April	-514	299
May	127	1,099
June	684	1,676
July	1,502	
August	2,375	
September	3,077	
October	3,770	
November	3,827	
December	3,836	
January	4,051	
February	4,623	
March	5,807	
April	5,822	
May	5,828	
June	5,818	

QUALITY

	Quantity	Base Number	Contract	AT	Region	England
% of FP17s for the same patient ID Re-attending within 3 months - Children	13	235	5.5%	11.3%	12.1%	11.4%
% of FP17s for the same patient ID Re-attending within 3 months - Adults	44	712	6.2%	14.9%	15.6%	15.4%
% of FP17s for the same patient ID Re-attending between 3 & 9 months - Children	76	235	32.3%	60.2%	61.2%	59.8%
% of FP17s for the same patient ID Re-attending between 3 & 9 months - Adults	210	712	29.5%	52.9%	54.5%	52.1%
% of FP17s for Band 1 Urgent Courses	48	940	5.1%	9.7%	9.1%	9.2%
% of FP17s Relating to Free Repair or Replacements	7	940	0.7%	0.9%	1.0%	0.7%
% of FP17s Relating to Continuations	1	940	0.1%	0.9%	1.0%	0.8%
% of Patients satisfied with the dentistry they have received	1	1	N/A	94.6%	94.2%	93.4%
% of Patients satisfied with the time they had to wait for an appointment	1	1	N/A	86.1%	88.4%	87.6%

* This is based on patients treated on this contract for their most recent course of treatment. Figures in italics indicate the base number of FP17s or Patient Questionnaire responses are less than 100. N/A is shown where the base number of responses is less than 10 during the period. % is calculated as Quantity/Base number*100

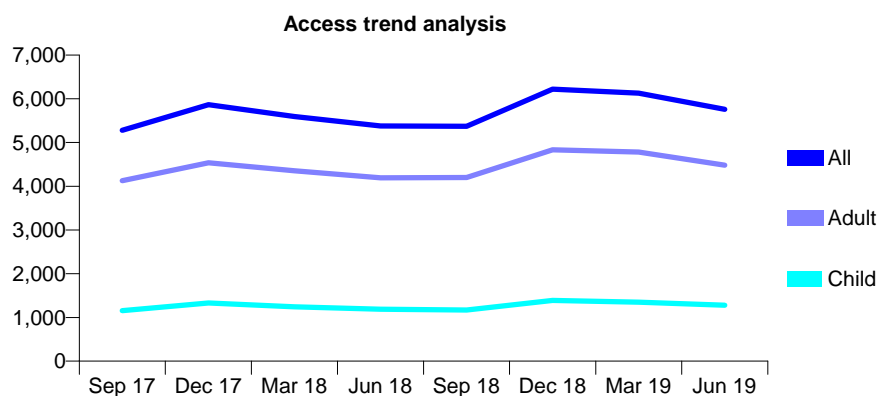
Q47 - Vital Signs At a Glance Contract Report for 129003/0002 - June 2019

Name or company name	Mr Assim Ghaffoor
Contract type name	GDS Contract
Purpose of contract	General
Contract start date	01/04/2015
Contract end date	

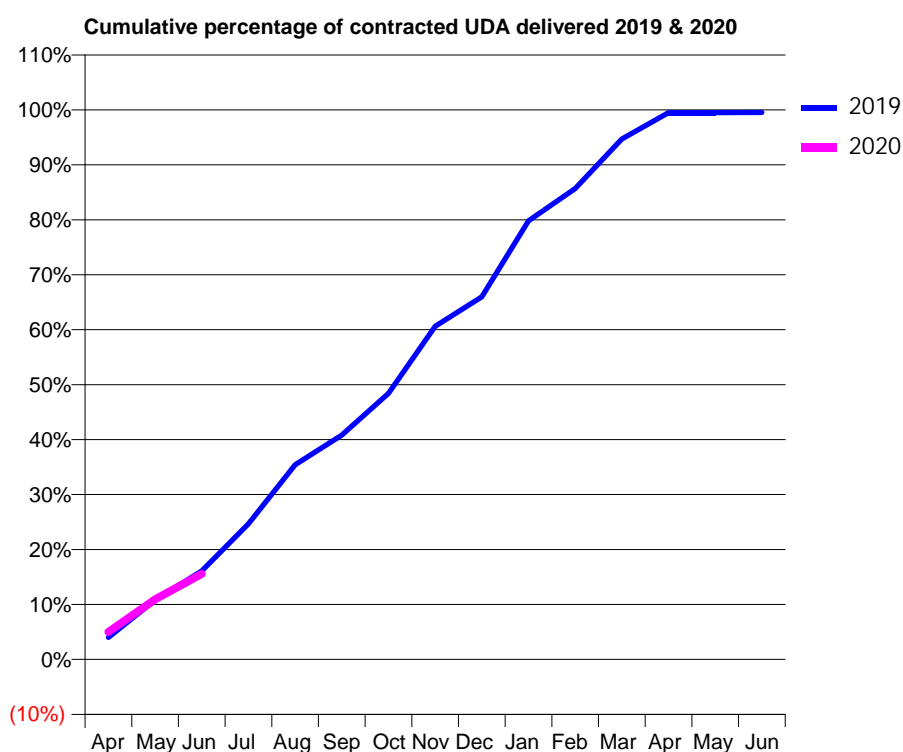
19/20 Contracted general activity (UDA)	19,250
Carry forward general activity (UDA)	0
19/20 Contracted orthodontic activity (UOA)	0
Carry forward orthodontic activity (UOA)	0
Baseline contract value	£440,520.21

ACCESS*

Patients seen in 24 months	Total	Change since previous quarter
Quarter ending June 2018	5,380	
Quarter ending September 2018	5,369	→
Quarter ending December 2018	6,222	↑
Quarter ending March 2019	6,129	↓
Quarter ending June 2019	5,760	↓
Variance since June 2018	7.1%	↑



ACTIVITY



Month	2019	2020
April	771	966
May	2,080	2,106
June	3,100	2,998
July	4,754	
August	6,819	
September	7,860	
October	9,320	
November	11,669	
December	12,700	
January	15,362	
February	16,499	
March	18,228	
April	19,154	
May	19,151	
June	19,158	

QUALITY

	Quantity	Base Number	Contract	AT	Region	England
% of FP17s for the same patient ID Re-attending within 3 months - Children	34	540	6.3%	11.3%	12.1%	11.4%
% of FP17s for the same patient ID Re-attending within 3 months - Adults	168	1,740	9.7%	14.9%	15.6%	15.4%
% of FP17s for the same patient ID Re-attending between 3 & 9 months - Children	347	540	64.3%	60.2%	61.2%	59.8%
% of FP17s for the same patient ID Re-attending between 3 & 9 months - Adults	1,122	1,740	64.5%	52.9%	54.5%	52.1%
% of FP17s for Band 1 Urgent Courses	93	1,817	5.1%	9.7%	9.1%	9.2%
% of FP17s Relating to Free Repair or Replacements	11	1,817	0.6%	0.9%	1.0%	0.7%
% of FP17s Relating to Continuations	12	1,817	0.7%	0.9%	1.0%	0.8%
% of Patients satisfied with the dentistry they have received	3	3	N/A	94.6%	94.2%	93.4%
% of Patients satisfied with the time they had to wait for an appointment	3	3	N/A	86.1%	88.4%	87.6%

* This is based on patients treated on this contract for their most recent course of treatment. Figures in italics indicate the base number of FP17s or Patient Questionnaire responses are less than 100. N/A is shown where the base number of responses is less than 10 during the period. % is calculated as Quantity/Base number*100

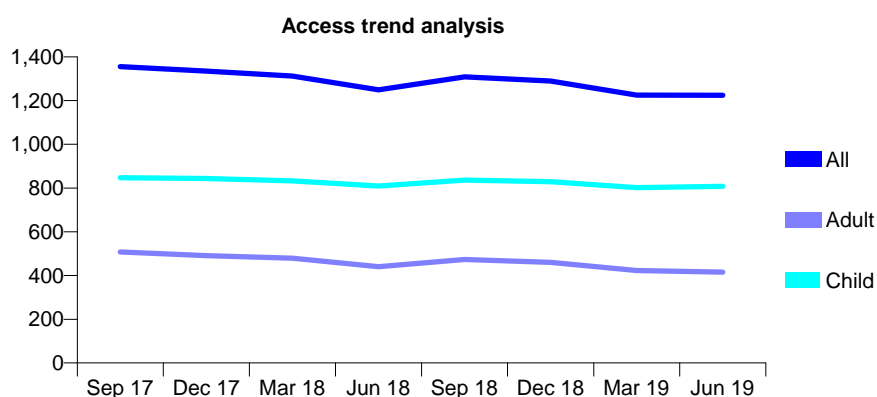
Q47 - Vital Signs At a Glance Contract Report for 129593/0002 - June 2019

Name or company name	Horn Hill Care Services Limited
Contract type name	GDS Contract
Purpose of contract	General and Orthodontic
Contract start date	01/08/2012
Contract end date	

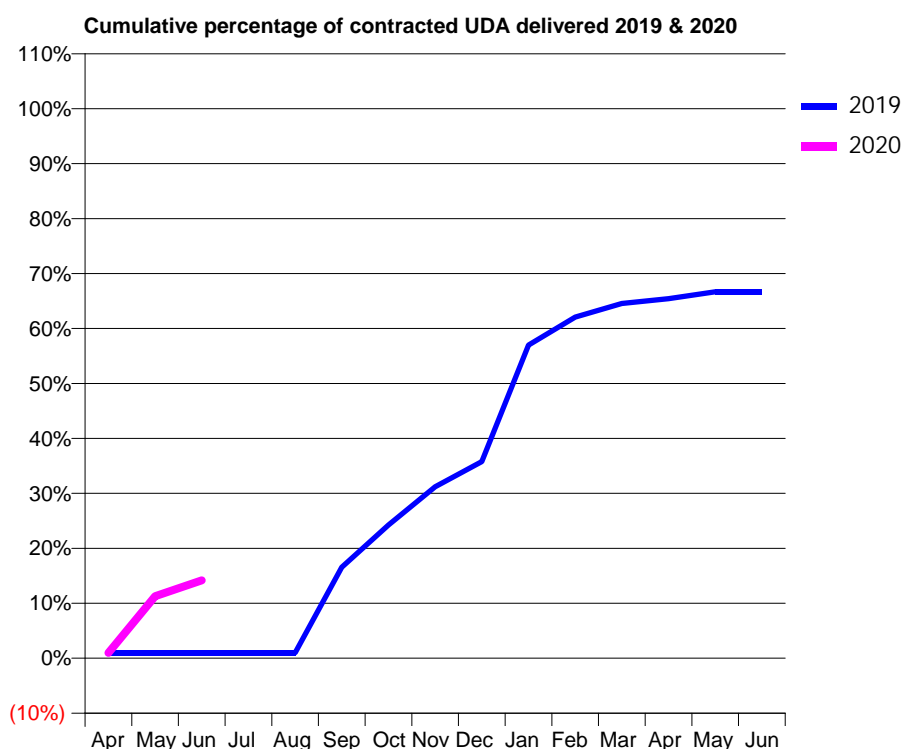
19/20 Contracted general activity (UDA)	5,064
Carry forward general activity (UDA)	0
19/20 Contracted orthodontic activity (UOA)	0
Carry forward orthodontic activity (UOA)	0
Baseline contract value	£150,172.66

ACCESS*

Patients seen in 24 months	Total	Change since previous quarter
Quarter ending June 2018	1,249	
Quarter ending September 2018	1,309	↑
Quarter ending December 2018	1,289	↓
Quarter ending March 2019	1,225	↓
Quarter ending June 2019	1,224	→
Variance since June 2018	(2.0%)	↓



ACTIVITY



Month	2019	2020
April	51	49
May	51	572
June	51	718
July	51	
August	51	
September	839	
October	1,229	
November	1,580	
December	1,812	
January	2,884	
February	3,145	
March	3,269	
April	3,312	
May	3,376	
June	3,376	

QUALITY

	Quantity	Base Number	Contract	AT	Region	England
% of FP17s for the same patient ID Re-attending within 3 months - Children	18	407	4.4%	11.3%	12.1%	11.4%
% of FP17s for the same patient ID Re-attending within 3 months - Adults	17	149	11.4%	14.9%	15.6%	15.4%
% of FP17s for the same patient ID Re-attending between 3 & 9 months - Children	275	407	67.6%	60.2%	61.2%	59.8%
% of FP17s for the same patient ID Re-attending between 3 & 9 months - Adults	98	149	65.8%	52.9%	54.5%	52.1%
% of FP17s for Band 1 Urgent Courses	30	490	6.1%	9.7%	9.1%	9.2%
% of FP17s Relating to Free Repair or Replacements	0	490	0.0%	0.9%	1.0%	0.7%
% of FP17s Relating to Continuations	0	490	0.0%	0.9%	1.0%	0.8%
% of Patients satisfied with the dentistry they have received	0	0	N/A	94.6%	94.2%	93.4%
% of Patients satisfied with the time they had to wait for an appointment	0	0	N/A	86.1%	88.4%	87.6%

* This is based on patients treated on this contract for their most recent course of treatment.

Figures in italics indicate the base number of FP17s or Patient Questionnaire responses are less than 100. N/A is shown where the base number of responses is less than 10 during the period. % is calculated as Quantity/Base number*100

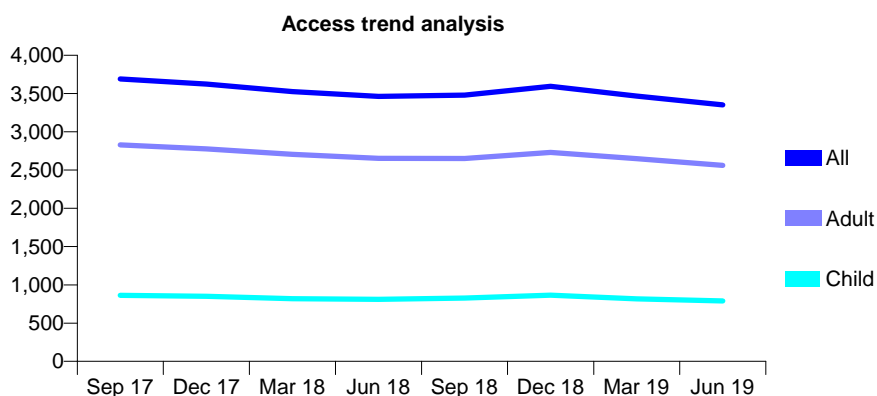
Q47 - Vital Signs At a Glance Contract Report for 129623/0002 - June 2019

Name or company name	Diamond Dental Care
Contract type name	GDS Contract
Purpose of contract	General
Contract start date	01/12/2013
Contract end date	

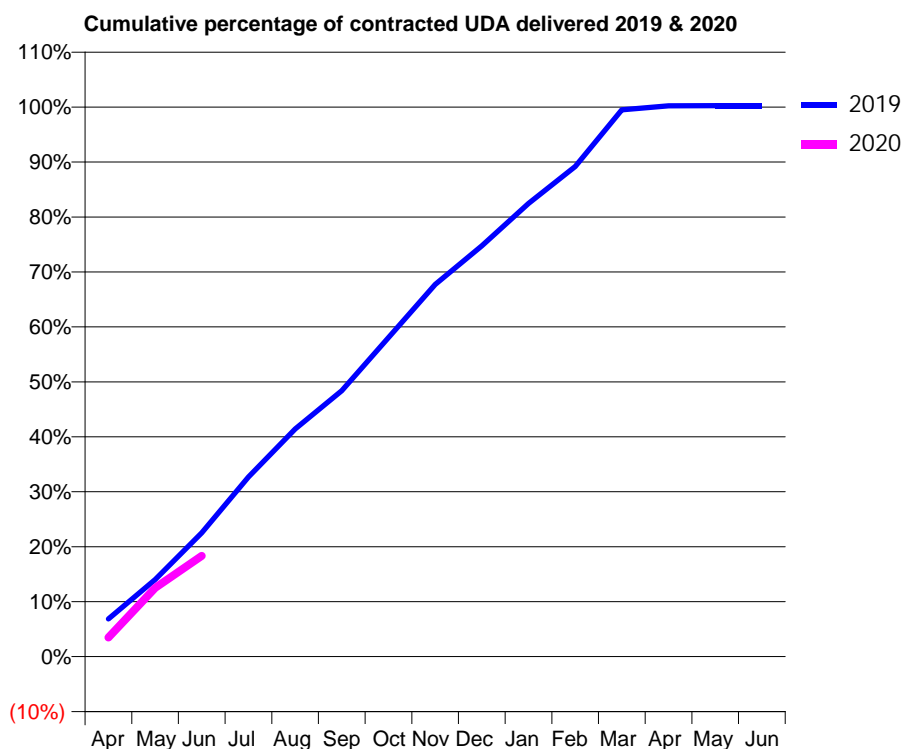
19/20 Contracted general activity (UDA)	10,465
Carry forward general activity (UDA)	0
19/20 Contracted orthodontic activity (UOA)	0
Carry forward orthodontic activity (UOA)	0
Baseline contract value	£232,354.95

ACCESS*

Patients seen in 24 months	Total	Change since previous quarter
Quarter ending June 2018	3,462	
Quarter ending September 2018	3,479	→
Quarter ending December 2018	3,595	↑
Quarter ending March 2019	3,466	↓
Quarter ending June 2019	3,351	↓
Variance since June 2018	(3.2%)	↓



ACTIVITY



Month	Adjusted Scheduled Activity (UDA)	
	2019	2020
April	718	364
May	1,466	1,310
June	2,357	1,918
July	3,421	
August	4,336	
September	5,063	
October	6,075	
November	7,086	
December	7,823	
January	8,631	
February	9,335	
March	10,410	
April	10,490	
May	10,493	
June	10,493	

QUALITY

	Quantity	Base Number	Contract	AT	Region	England
% of FP17s for the same patient ID Re-attending within 3 months - Children	23	274	8.4%	11.3%	12.1%	11.4%
% of FP17s for the same patient ID Re-attending within 3 months - Adults	112	817	13.7%	14.9%	15.6%	15.4%
% of FP17s for the same patient ID Re-attending between 3 & 9 months - Children	193	274	70.4%	60.2%	61.2%	59.8%
% of FP17s for the same patient ID Re-attending between 3 & 9 months - Adults	588	817	72.0%	52.9%	54.5%	52.1%
% of FP17s for Band 1 Urgent Courses	81	1,072	7.6%	9.7%	9.1%	9.2%
% of FP17s Relating to Free Repair or Replacements	13	1,072	1.2%	0.9%	1.0%	0.7%
% of FP17s Relating to Continuations	20	1,072	1.9%	0.9%	1.0%	0.8%
% of Patients satisfied with the dentistry they have received	4	5	N/A	94.6%	94.2%	93.4%
% of Patients satisfied with the time they had to wait for an appointment	4	5	N/A	86.1%	88.4%	87.6%

* This is based on patients treated on this contract for their most recent course of treatment. Figures in italics indicate the base number of FP17s or Patient Questionnaire responses are less than 100. N/A is shown where the base number of responses is less than 10 during the period. % is calculated as Quantity/Base number*100

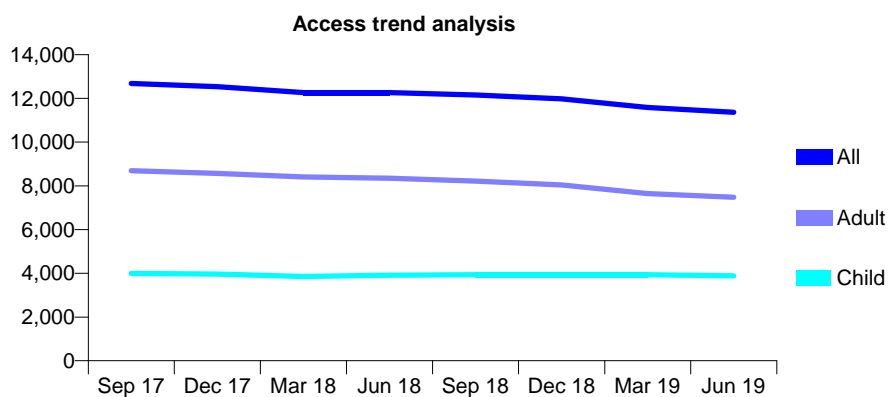
Q47 - Vital Signs At a Glance Contract Report for 131423/0001 - June 2019

Name or company name	Railway Road Dental Practice Partnership
Contract type name	GDS Contract
Purpose of contract	General
Contract start date	01/04/2010
Contract end date	

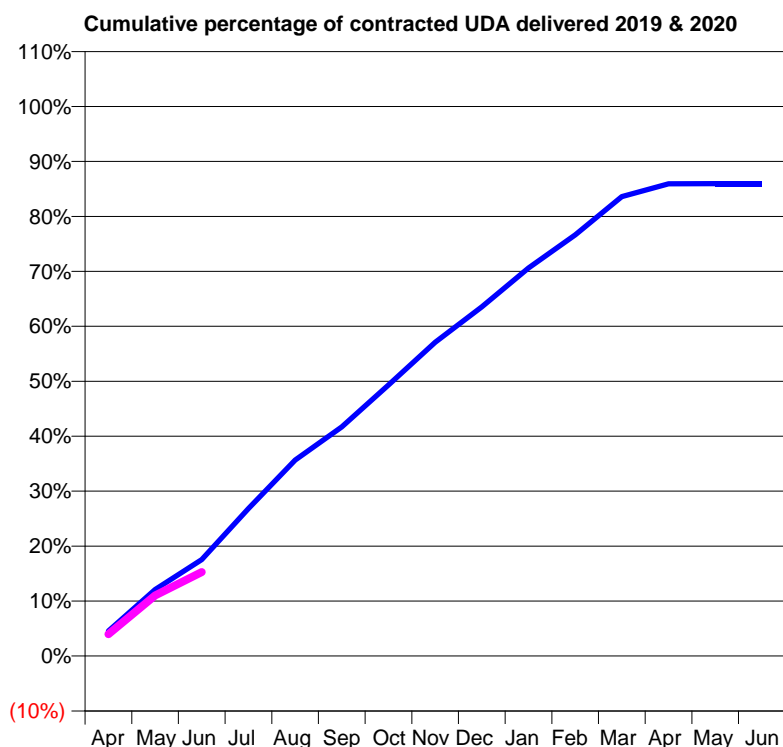
19/20 Contracted general activity (UDA)	39,500
Carry forward general activity (UDA)	0
19/20 Contracted orthodontic activity (UOA)	0
Carry forward orthodontic activity (UOA)	0
Baseline contract value	£1,151,063.92

ACCESS*

Patients seen in 24 months	Total	Change since previous quarter
Quarter ending June 2018	12,262	
Quarter ending September 2018	12,152	→
Quarter ending December 2018	11,976	↓
Quarter ending March 2019	11,584	↓
Quarter ending June 2019	11,359	↓
Variance since June 2018	(7.4%)	↓



ACTIVITY



Month	Adjusted Scheduled Activity (UDA)	
	2019	2020
April	1,797	1,566
May	4,779	4,360
June	6,939	6,032
July	10,597	
August	14,081	
September	16,459	
October	19,479	
November	22,547	
December	25,092	
January	27,885	
February	30,269	
March	33,016	
April	33,942	
May	33,945	
June	33,946	

QUALITY

	Quantity	Base Number	Contract	AT	Region	England
% of FP17s for the same patient ID Re-attending within 3 months - Children	50	1,130	4.4%	11.3%	12.1%	11.4%
% of FP17s for the same patient ID Re-attending within 3 months - Adults	188	1,771	10.6%	14.9%	15.6%	15.4%
% of FP17s for the same patient ID Re-attending between 3 & 9 months - Children	630	1,130	55.8%	60.2%	61.2%	59.8%
% of FP17s for the same patient ID Re-attending between 3 & 9 months - Adults	950	1,771	53.6%	52.9%	54.5%	52.1%
% of FP17s for Band 1 Urgent Courses	121	2,567	4.7%	9.7%	9.1%	9.2%
% of FP17s Relating to Free Repair or Replacements	15	2,567	0.6%	0.9%	1.0%	0.7%
% of FP17s Relating to Continuations	27	2,567	1.1%	0.9%	1.0%	0.8%
% of Patients satisfied with the dentistry they have received	3	3	N/A	94.6%	94.2%	93.4%
% of Patients satisfied with the time they had to wait for an appointment	3	3	N/A	86.1%	88.4%	87.6%

* This is based on patients treated on this contract for their most recent course of treatment. Figures in italics indicate the base number of FP17s or Patient Questionnaire responses are less than 100. N/A is shown where the base number of responses is less than 10 during the period. % is calculated as Quantity/Base number*100

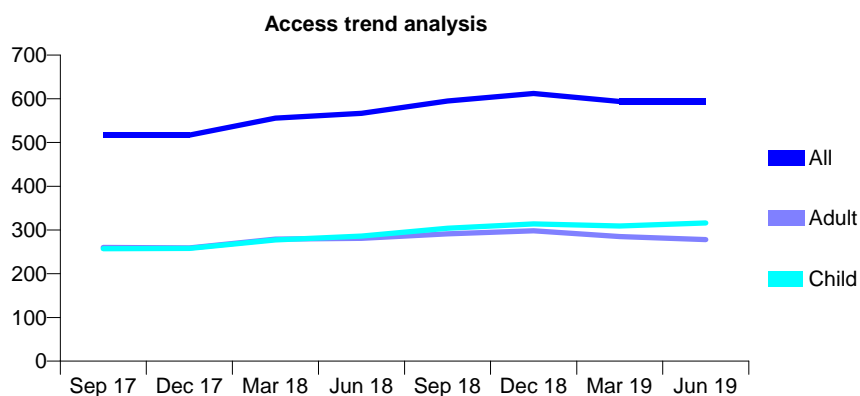
Q47 - Vital Signs At a Glance Contract Report for 131555/0001 - June 2019

Name or company name	Station House Dental Practice
Contract type name	GDS Contract
Purpose of contract	General
Contract start date	07/02/2011
Contract end date	

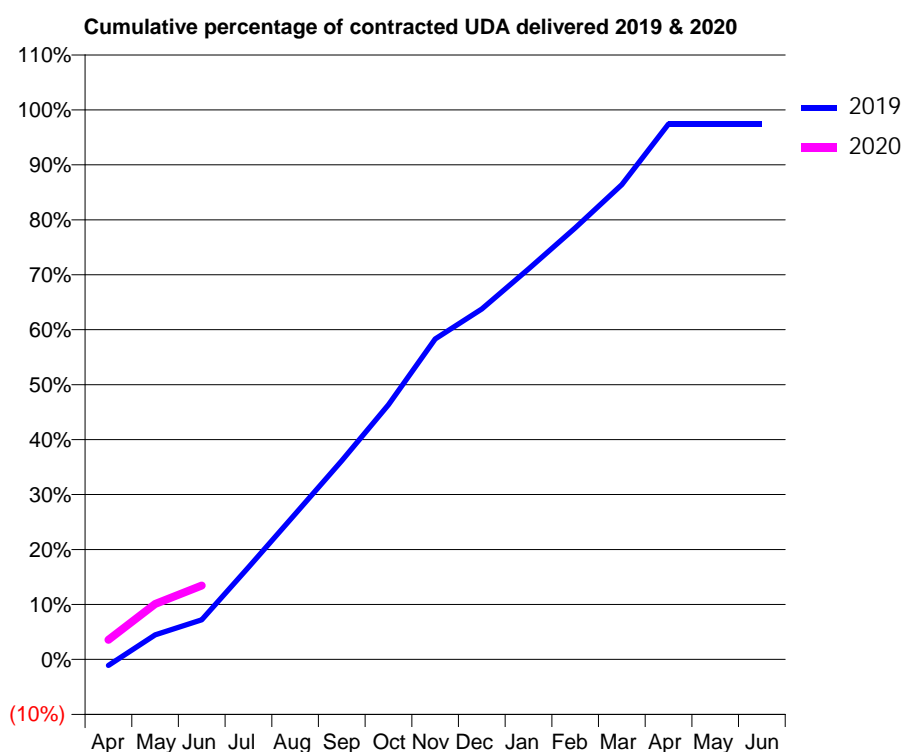
19/20 Contracted general activity (UDA)	1,600
Carry forward general activity (UDA)	0
19/20 Contracted orthodontic activity (UOA)	0
Carry forward orthodontic activity (UOA)	0
Baseline contract value	£41,114.06

ACCESS*

Patients seen in 24 months	Total	Change since previous quarter
Quarter ending June 2018	567	
Quarter ending September 2018	595	↑
Quarter ending December 2018	612	↑
Quarter ending March 2019	594	↓
Quarter ending June 2019	594	→
Variance since June 2018	4.8%	↑



ACTIVITY



Month	2019	2020
April	-18	57
May	72	161
June	115	215
July	268	
August	424	
September	579	
October	742	
November	933	
December	1,020	
January	1,137	
February	1,256	
March	1,382	
April	1,559	
May	1,559	
June	1,559	

QUALITY

	Quantity	Base Number	Contract	AT	Region	England
% of FP17s for the same patient ID Re-attending within 3 months - Children	14	120	11.7%	11.3%	12.1%	11.4%
% of FP17s for the same patient ID Re-attending within 3 months - Adults	14	85	16.5%	14.9%	15.6%	15.4%
% of FP17s for the same patient ID Re-attending between 3 & 9 months - Children	69	120	57.5%	60.2%	61.2%	59.8%
% of FP17s for the same patient ID Re-attending between 3 & 9 months - Adults	52	85	61.2%	52.9%	54.5%	52.1%
% of FP17s for Band 1 Urgent Courses	9	149	6.0%	9.7%	9.1%	9.2%
% of FP17s Relating to Free Repair or Replacements	0	149	0.0%	0.9%	1.0%	0.7%
% of FP17s Relating to Continuations	0	149	0.0%	0.9%	1.0%	0.8%
% of Patients satisfied with the dentistry they have received	0	0	N/A	94.6%	94.2%	93.4%
% of Patients satisfied with the time they had to wait for an appointment	0	0	N/A	86.1%	88.4%	87.6%

* This is based on patients treated on this contract for their most recent course of treatment. Figures in italics indicate the base number of FP17s or Patient Questionnaire responses are less than 100. N/A is shown where the base number of responses is less than 10 during the period. % is calculated as Quantity/Base number*100

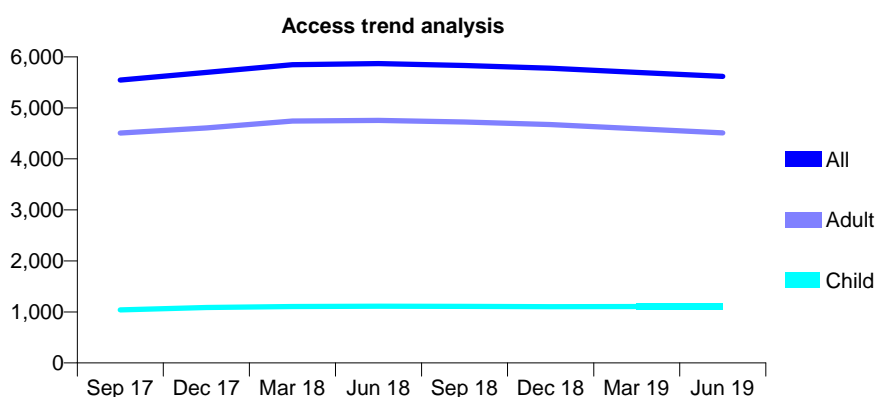
Q47 - Vital Signs At a Glance Contract Report for 133027/0001 - June 2019

Name or company name	Dalton Dental Surgery Partnership
Contract type name	GDS Contract
Purpose of contract	General
Contract start date	01/11/2013
Contract end date	

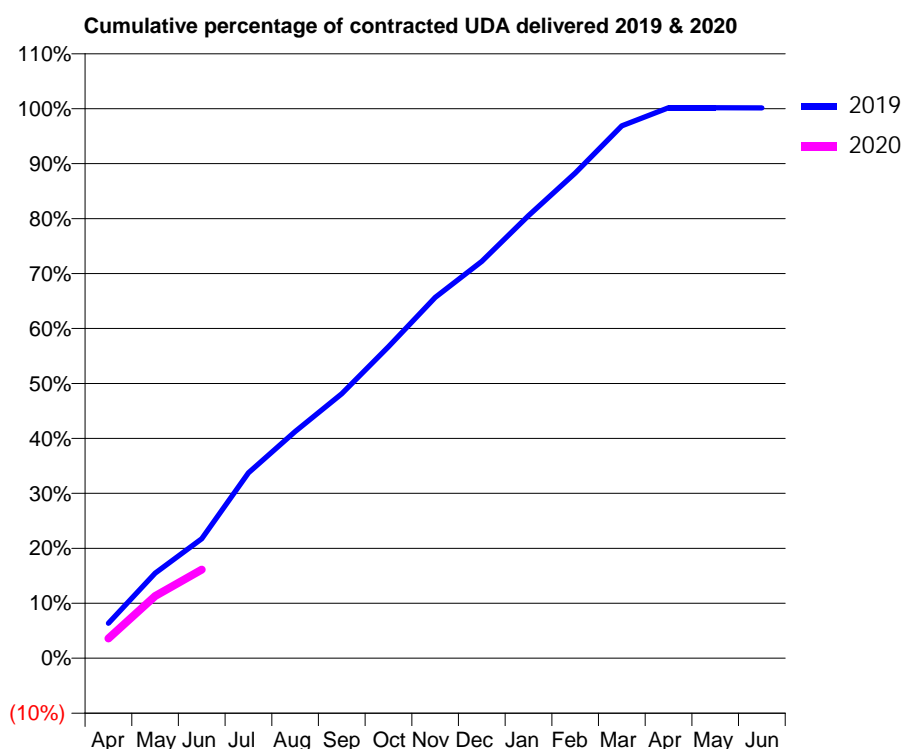
19/20 Contracted general activity (UDA)	16,000
Carry forward general activity (UDA)	0
19/20 Contracted orthodontic activity (UOA)	0
Carry forward orthodontic activity (UOA)	0
Baseline contract value	£455,599.08

ACCESS*

Patients seen in 24 months	Total	Change since previous quarter
Quarter ending June 2018	5,868	
Quarter ending September 2018	5,832	→
Quarter ending December 2018	5,776	→
Quarter ending March 2019	5,695	↓
Quarter ending June 2019	5,616	↓
Variance since June 2018	(4.3%)	↓



ACTIVITY



Month	2019	2020
April	1,020	577
May	2,478	1,810
June	3,481	2,581
July	5,400	
August	6,601	
September	7,700	
October	9,070	
November	10,505	
December	11,554	
January	12,886	
February	14,124	
March	15,504	
April	16,026	
May	16,024	
June	16,023	

QUALITY

	Quantity	Base Number	Contract	AT	Region	England
% of FP17s for the same patient ID Re-attending within 3 months - Children	15	370	4.1%	11.3%	12.1%	11.4%
% of FP17s for the same patient ID Re-attending within 3 months - Adults	138	1,442	9.6%	14.9%	15.6%	15.4%
% of FP17s for the same patient ID Re-attending between 3 & 9 months - Children	258	370	69.7%	60.2%	61.2%	59.8%
% of FP17s for the same patient ID Re-attending between 3 & 9 months - Adults	884	1,442	61.3%	52.9%	54.5%	52.1%
% of FP17s for Band 1 Urgent Courses	134	1,546	8.7%	9.7%	9.1%	9.2%
% of FP17s Relating to Free Repair or Replacements	19	1,546	1.2%	0.9%	1.0%	0.7%
% of FP17s Relating to Continuations	10	1,546	0.6%	0.9%	1.0%	0.8%
% of Patients satisfied with the dentistry they have received	2	2	N/A	94.6%	94.2%	93.4%
% of Patients satisfied with the time they had to wait for an appointment	1	2	N/A	86.1%	88.4%	87.6%

* This is based on patients treated on this contract for their most recent course of treatment.

Figures in italics indicate the base number of FP17s or Patient Questionnaire responses are less than 100. N/A is shown where the base number of responses is less than 10 during the period. % is calculated as Quantity/Base number*100

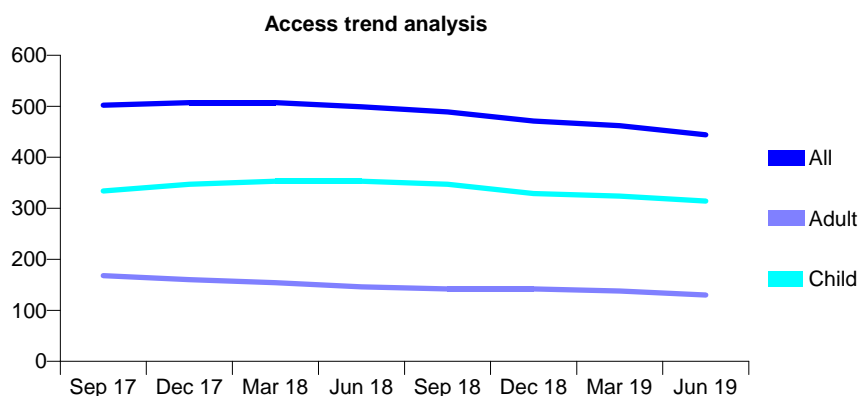
Q47 - Vital Signs At a Glance Contract Report for 134015/0001 - June 2019

Name or company name	Alistair Morgan and Associates Limited
Contract type name	GDS Contract
Purpose of contract	General
Contract start date	01/02/2015
Contract end date	

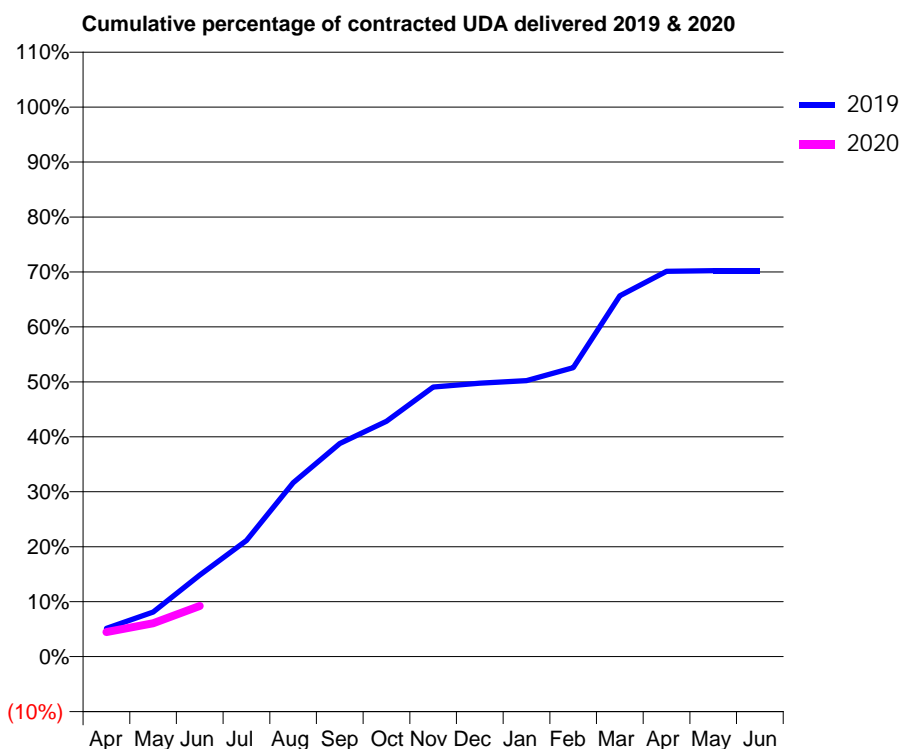
19/20 Contracted general activity (UDA)	1,700
Carry forward general activity (UDA)	0
19/20 Contracted orthodontic activity (UOA)	0
Carry forward orthodontic activity (UOA)	0
Baseline contract value	£44,144.03

ACCESS*

Patients seen in 24 months	Total	Change since previous quarter
Quarter ending June 2018	499	
Quarter ending September 2018	489	↓
Quarter ending December 2018	471	↓
Quarter ending March 2019	462	↓
Quarter ending June 2019	444	↓
Variance since June 2018	(11.0%)	↓



ACTIVITY



Month	Adjusted Scheduled Activity (UDA)	
	2019	2020
April	87	76
May	138	103
June	252	157
July	359	
August	538	
September	659	
October	728	
November	834	
December	846	
January	854	
February	894	
March	1,116	
April	1,192	
May	1,194	
June	1,194	

QUALITY

	Quantity	Base Number	Contract	AT	Region	England
% of FP17s for the same patient ID Re-attending within 3 months - Children	10	125	8.0%	11.3%	12.1%	11.4%
% of FP17s for the same patient ID Re-attending within 3 months - Adults	5	36	13.9%	14.9%	15.6%	15.4%
% of FP17s for the same patient ID Re-attending between 3 & 9 months - Children	88	125	70.4%	60.2%	61.2%	59.8%
% of FP17s for the same patient ID Re-attending between 3 & 9 months - Adults	25	36	69.4%	52.9%	54.5%	52.1%
% of FP17s for Band 1 Urgent Courses	5	102	4.9%	9.7%	9.1%	9.2%
% of FP17s Relating to Free Repair or Replacements	0	102	0.0%	0.9%	1.0%	0.7%
% of FP17s Relating to Continuations	1	102	1.0%	0.9%	1.0%	0.8%
% of Patients satisfied with the dentistry they have received	0	0	N/A	94.6%	94.2%	93.4%
% of Patients satisfied with the time they had to wait for an appointment	0	0	N/A	86.1%	88.4%	87.6%

* This is based on patients treated on this contract for their most recent course of treatment. Figures in italics indicate the base number of FP17s or Patient Questionnaire responses are less than 100. N/A is shown where the base number of responses is less than 10 during the period. % is calculated as Quantity/Base number*100

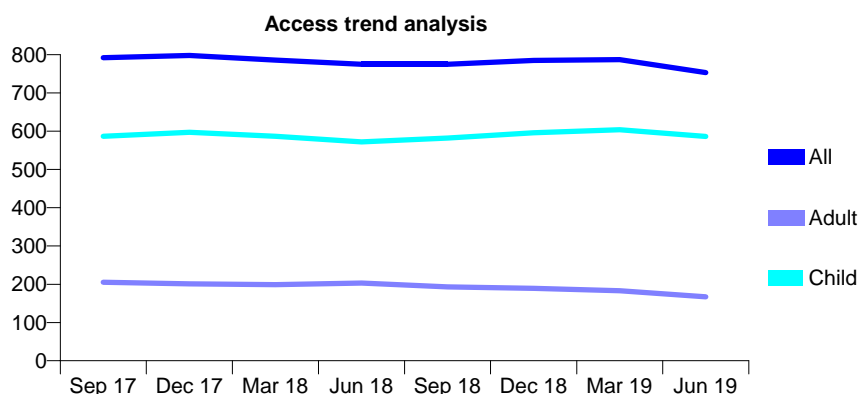
Q47 - Vital Signs At a Glance Contract Report for 134341/0001 - June 2019

Name or company name	The Macfarlane Dental Partnership
Contract type name	GDS Contract
Purpose of contract	General and Orthodontic
Contract start date	01/01/2012
Contract end date	

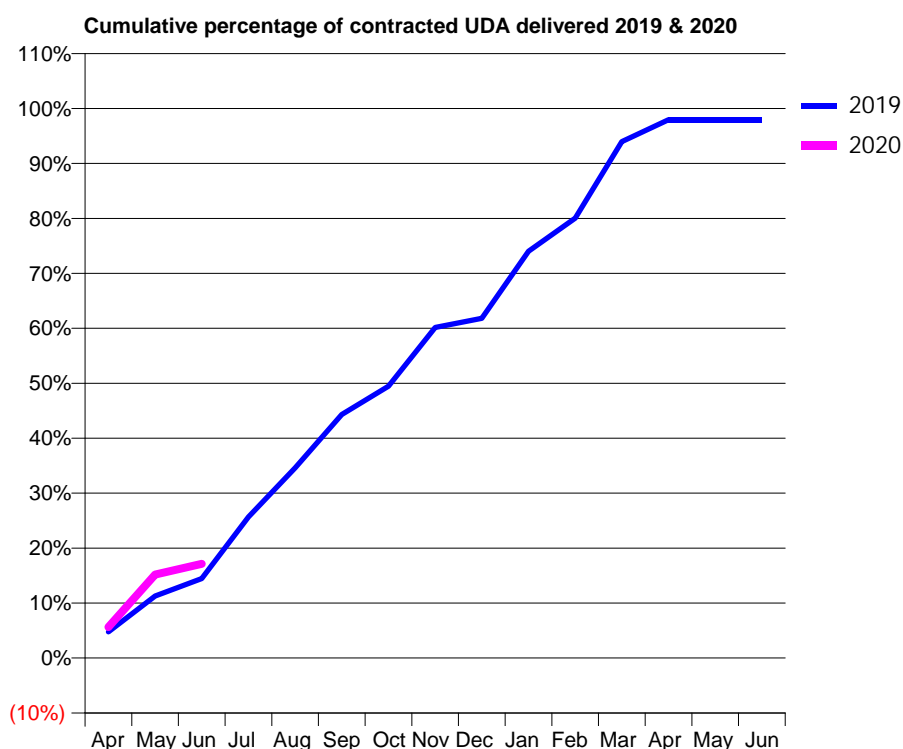
19/20 Contracted general activity (UDA)	1,926
Carry forward general activity (UDA)	0
19/20 Contracted orthodontic activity (UOA)	618
Carry forward orthodontic activity (UOA)	0
Baseline contract value	£97,558.36

ACCESS*

Patients seen in 24 months	Total	Change since previous quarter
Quarter ending June 2018	775	
Quarter ending September 2018	775	→
Quarter ending December 2018	785	→
Quarter ending March 2019	787	→
Quarter ending June 2019	753	↓
Variance since June 2018	(2.8%)	↓



ACTIVITY



Month	Adjusted Scheduled Activity (UDA)	
	2019	2020
April	92	109
May	218	292
June	278	330
July	494	
August	667	
September	854	
October	953	
November	1,158	
December	1,191	
January	1,425	
February	1,542	
March	1,810	
April	1,887	
May	1,887	
June	1,887	

QUALITY

	Quantity	Base Number	Contract	AT	Region	England
% of FP17s for the same patient ID Re-attending within 3 months - Children	47	240	19.6%	11.3%	12.1%	11.4%
% of FP17s for the same patient ID Re-attending within 3 months - Adults	1	21	4.8%	14.9%	15.6%	15.4%
% of FP17s for the same patient ID Re-attending between 3 & 9 months - Children	150	240	62.5%	60.2%	61.2%	59.8%
% of FP17s for the same patient ID Re-attending between 3 & 9 months - Adults	16	21	76.2%	52.9%	54.5%	52.1%
% of FP17s for Band 1 Urgent Courses	15	212	7.1%	9.7%	9.1%	9.2%
% of FP17s Relating to Free Repair or Replacements	0	212	0.0%	0.9%	1.0%	0.7%
% of FP17s Relating to Continuations	4	212	1.9%	0.9%	1.0%	0.8%
% of Patients satisfied with the dentistry they have received	0	0	N/A	94.6%	94.2%	93.4%
% of Patients satisfied with the time they had to wait for an appointment	0	0	N/A	86.1%	88.4%	87.6%

* This is based on patients treated on this contract for their most recent course of treatment. Figures in italics indicate the base number of FP17s or Patient Questionnaire responses are less than 100. N/A is shown where the base number of responses is less than 10 during the period. % is calculated as Quantity/Base number*100

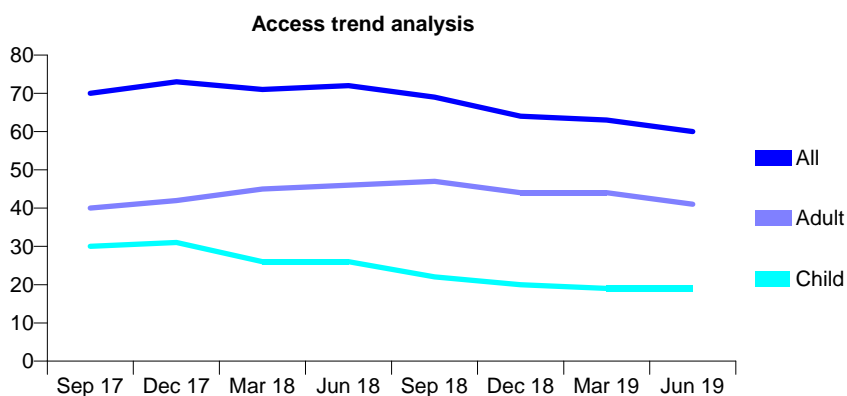
Q47 - Vital Signs At a Glance Contract Report for 135836/0001 - June 2019

Name or company name	N M Ward Associates Ltd
Contract type name	GDS Contract
Purpose of contract	General
Contract start date	01/12/2015
Contract end date	

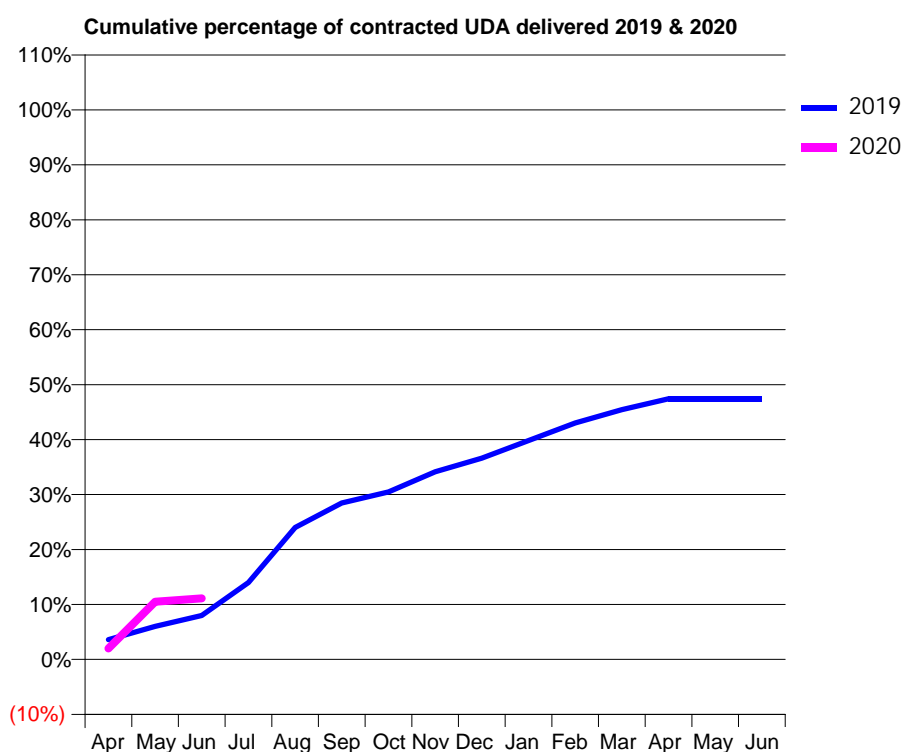
19/20 Contracted general activity (UDA)	200
Carry forward general activity (UDA)	0
19/20 Contracted orthodontic activity (UOA)	0
Carry forward orthodontic activity (UOA)	0
Baseline contract value	£6,432.47

ACCESS*

Patients seen in 24 months	Total	Change since previous quarter
Quarter ending June 2018	72	
Quarter ending September 2018	69	↓
Quarter ending December 2018	64	↓
Quarter ending March 2019	63	↓
Quarter ending June 2019	60	↓
Variance since June 2018	(16.7%)	↓



ACTIVITY



Month	Adjusted Scheduled Activity (UDA)	
	2019	2020
April	9	4
May	15	21
June	20	22
July	35	
August	60	
September	71	
October	76	
November	85	
December	92	
January	100	
February	108	
March	114	
April	119	
May	119	
June	119	

QUALITY

	Quantity	Base Number	Contract	AT	Region	England
% of FP17s for the same patient ID Re-attending within 3 months - Children	0	8	0.0%	11.3%	12.1%	11.4%
% of FP17s for the same patient ID Re-attending within 3 months - Adults	0	13	0.0%	14.9%	15.6%	15.4%
% of FP17s for the same patient ID Re-attending between 3 & 9 months - Children	7	8	87.5%	60.2%	61.2%	59.8%
% of FP17s for the same patient ID Re-attending between 3 & 9 months - Adults	10	13	76.9%	52.9%	54.5%	52.1%
% of FP17s for Band 1 Urgent Courses	1	18	5.6%	9.7%	9.1%	9.2%
% of FP17s Relating to Free Repair or Replacements	0	18	0.0%	0.9%	1.0%	0.7%
% of FP17s Relating to Continuations	0	18	0.0%	0.9%	1.0%	0.8%
% of Patients satisfied with the dentistry they have received	0	0	N/A	94.6%	94.2%	93.4%
% of Patients satisfied with the time they had to wait for an appointment	0	0	N/A	86.1%	88.4%	87.6%

* This is based on patients treated on this contract for their most recent course of treatment. Figures in italics indicate the base number of FP17s or Patient Questionnaire responses are less than 100. N/A is shown where the base number of responses is less than 10 during the period. % is calculated as Quantity/Base number*100

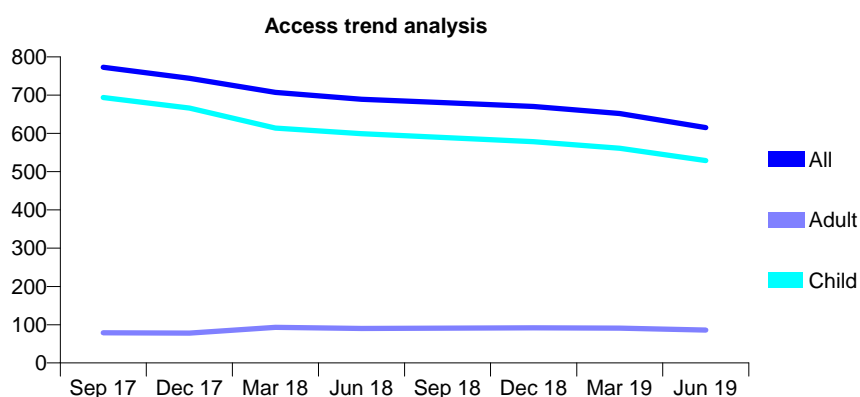
Q47 - Vital Signs At a Glance Contract Report for 137162/0001 - June 2019

Name or company name	Oakland Family Dental Practice
Contract type name	GDS Contract
Purpose of contract	General and Orthodontic
Contract start date	01/04/2014
Contract end date	

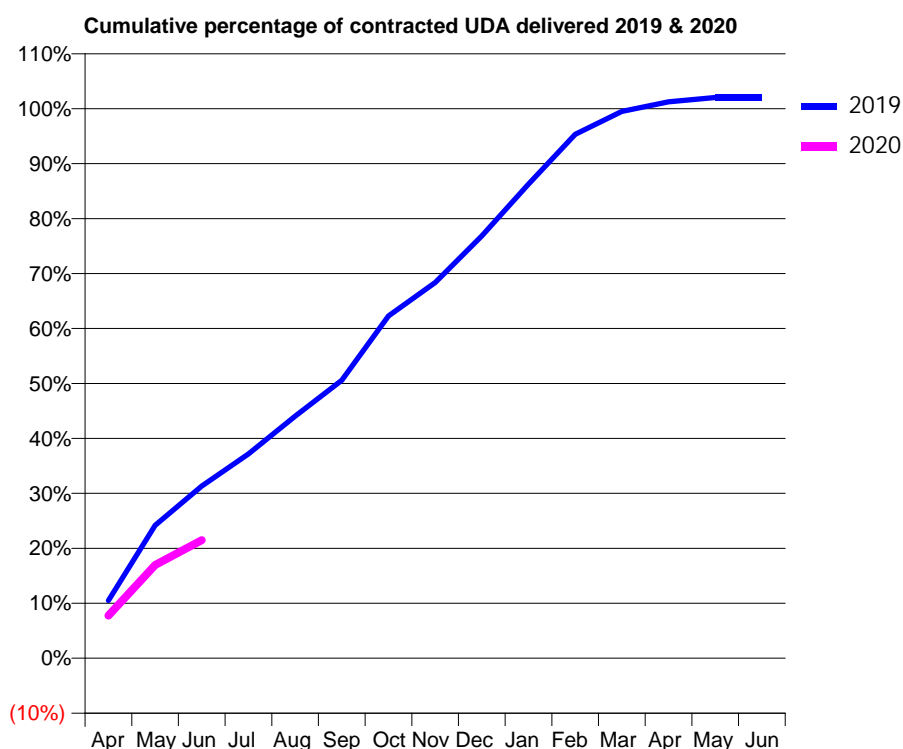
19/20 Contracted general activity (UDA)	1,800
Carry forward general activity (UDA)	0
19/20 Contracted orthodontic activity (UOA)	877
Carry forward orthodontic activity (UOA)	0
Baseline contract value	£107,132.56

ACCESS*

Patients seen in 24 months	Total	Change since previous quarter
Quarter ending June 2018	689	
Quarter ending September 2018	680	↓
Quarter ending December 2018	670	↓
Quarter ending March 2019	652	↓
Quarter ending June 2019	615	↓
Variance since June 2018	(10.7%)	↓



ACTIVITY



Month	2019	2020
April	189	140
May	435	306
June	564	387
July	669	
August	793	
September	911	
October	1,121	
November	1,231	
December	1,383	
January	1,553	
February	1,716	
March	1,791	
April	1,822	
May	1,836	
June	1,836	

QUALITY

	Quantity	Base Number	Contract	AT	Region	England
% of FP17s for the same patient ID Re-attending within 3 months - Children	32	288	11.1%	11.3%	12.1%	11.4%
% of FP17s for the same patient ID Re-attending within 3 months - Adults	3	15	20.0%	14.9%	15.6%	15.4%
% of FP17s for the same patient ID Re-attending between 3 & 9 months - Children	210	288	72.9%	60.2%	61.2%	59.8%
% of FP17s for the same patient ID Re-attending between 3 & 9 months - Adults	6	15	40.0%	52.9%	54.5%	52.1%
% of FP17s for Band 1 Urgent Courses	14	256	5.5%	9.7%	9.1%	9.2%
% of FP17s Relating to Free Repair or Replacements	0	256	0.0%	0.9%	1.0%	0.7%
% of FP17s Relating to Continuations	0	256	0.0%	0.9%	1.0%	0.8%
% of Patients satisfied with the dentistry they have received	0	0	N/A	94.6%	94.2%	93.4%
% of Patients satisfied with the time they had to wait for an appointment	0	0	N/A	86.1%	88.4%	87.6%

* This is based on patients treated on this contract for their most recent course of treatment.

Figures in italics indicate the base number of FP17s or Patient Questionnaire responses are less than 100. N/A is shown where the base number of responses is less than 10 during the period. % is calculated as Quantity/Base number*100

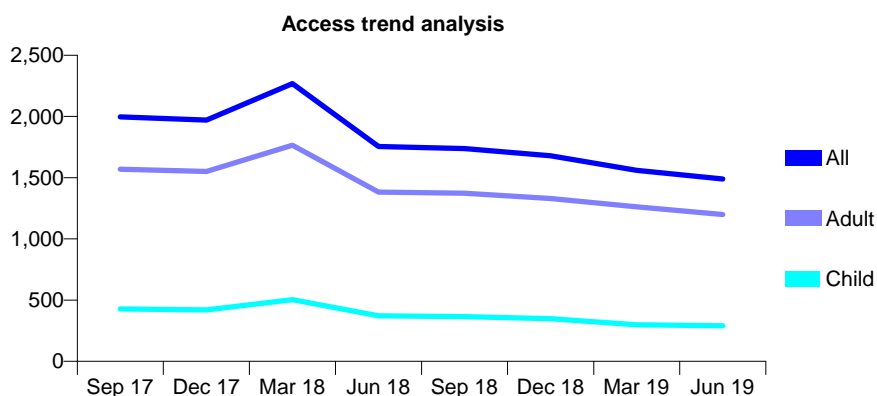
Q47 - Vital Signs At a Glance Contract Report for 138576/0001 - June 2019

Name or company name	Dr J A Richards Limited
Contract type name	GDS Contract
Purpose of contract	General
Contract start date	01/04/2009
Contract end date	

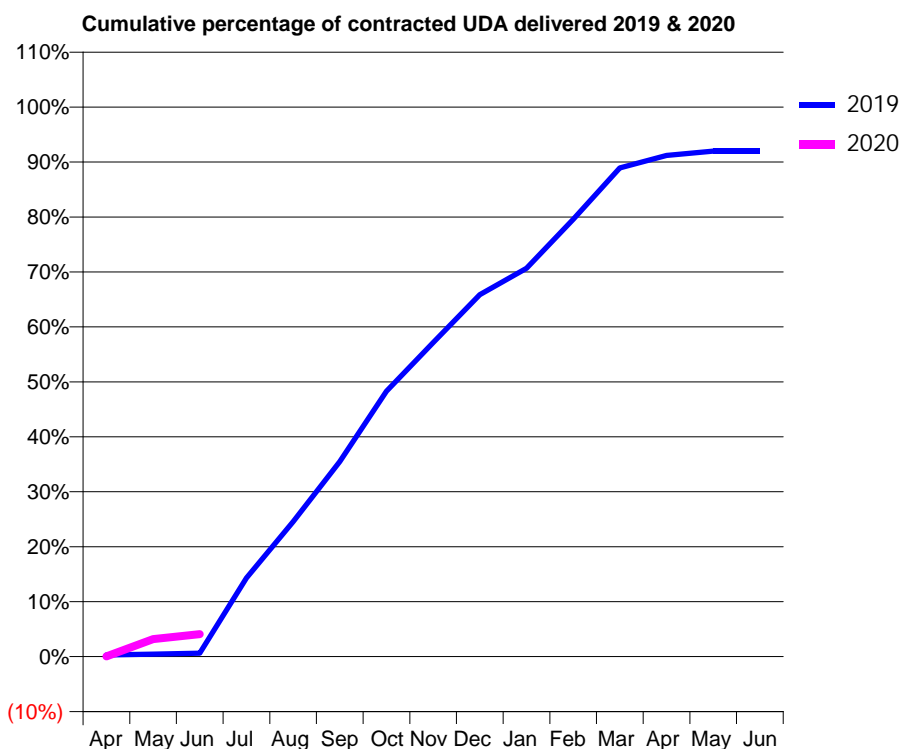
19/20 Contracted general activity (UDA)	7,000
Carry forward general activity (UDA)	0
19/20 Contracted orthodontic activity (UOA)	0
Carry forward orthodontic activity (UOA)	0
Baseline contract value	£171,315.81

ACCESS*

Patients seen in 24 months	Total	Change since previous quarter
Quarter ending June 2018	1,755	
Quarter ending September 2018	1,738	→
Quarter ending December 2018	1,679	↓
Quarter ending March 2019	1,561	↓
Quarter ending June 2019	1,490	↓
Variance since June 2018	(15.1%)	↓



ACTIVITY



Month	Adjusted Scheduled Activity (UDA)	
	2019	2020
April	12	3
May	18	223
June	25	287
July	573	
August	982	
September	1,419	
October	1,932	
November	2,287	
December	2,634	
January	2,827	
February	3,184	
March	3,557	
April	3,648	
May	3,680	
June	3,680	

QUALITY

	Quantity	Base Number	Contract	AT	Region	England
% of FP17s for the same patient ID Re-attending within 3 months - Children	6	96	6.3%	11.3%	12.1%	11.4%
% of FP17s for the same patient ID Re-attending within 3 months - Adults	7	109	6.4%	14.9%	15.6%	15.4%
% of FP17s for the same patient ID Re-attending between 3 & 9 months - Children	32	96	33.3%	60.2%	61.2%	59.8%
% of FP17s for the same patient ID Re-attending between 3 & 9 months - Adults	41	109	37.6%	52.9%	54.5%	52.1%
% of FP17s for Band 1 Urgent Courses	8	155	5.2%	9.7%	9.1%	9.2%
% of FP17s Relating to Free Repair or Replacements	3	155	1.9%	0.9%	1.0%	0.7%
% of FP17s Relating to Continuations	0	155	0.0%	0.9%	1.0%	0.8%
% of Patients satisfied with the dentistry they have received	1	1	N/A	94.6%	94.2%	93.4%
% of Patients satisfied with the time they had to wait for an appointment	1	1	N/A	86.1%	88.4%	87.6%

* This is based on patients treated on this contract for their most recent course of treatment. Figures in italics indicate the base number of FP17s or Patient Questionnaire responses are less than 100. N/A is shown where the base number of responses is less than 10 during the period. % is calculated as Quantity/Base number*100

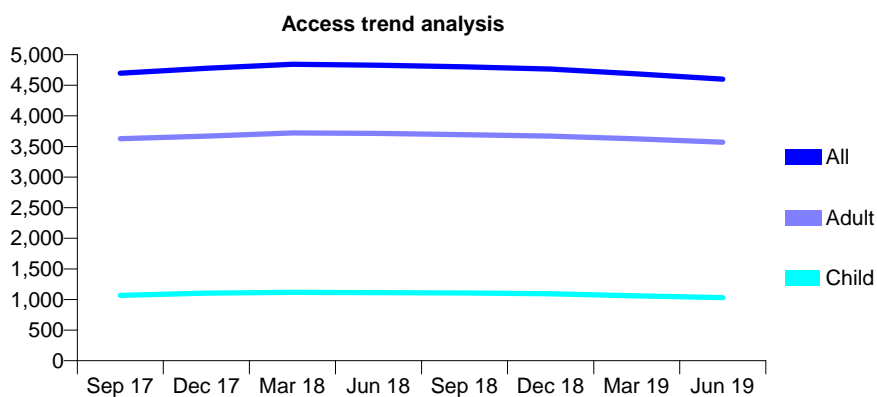
Q47 - Vital Signs At a Glance Contract Report for 140104/0001 - June 2019

Name or company name	York Dental Practice
Contract type name	GDS Contract
Purpose of contract	General
Contract start date	01/04/2013
Contract end date	

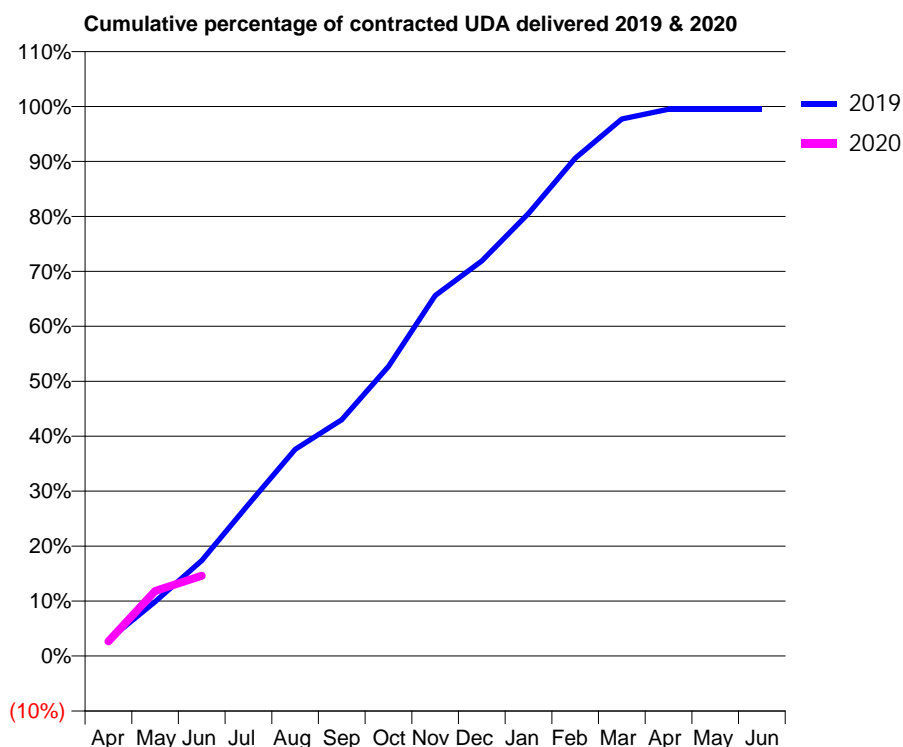
19/20 Contracted general activity (UDA)	13,865
Carry forward general activity (UDA)	0
19/20 Contracted orthodontic activity (UOA)	0
Carry forward orthodontic activity (UOA)	0
Baseline contract value	£411,053.40

ACCESS*

Patients seen in 24 months	Total	Change since previous quarter
Quarter ending June 2018	4,826	
Quarter ending September 2018	4,800	→
Quarter ending December 2018	4,764	→
Quarter ending March 2019	4,685	↓
Quarter ending June 2019	4,601	↓
Variance since June 2018	(4.7%)	↓



ACTIVITY



Month	Adjusted Scheduled Activity (UDA)	
	2019	2020
April	405	369
May	1,370	1,644
June	2,406	2,024
July	3,829	
August	5,212	
September	5,960	
October	7,306	
November	9,097	
December	9,966	
January	11,165	
February	12,559	
March	13,548	
April	13,798	
May	13,794	
June	13,794	

QUALITY

	Quantity	Base Number	Contract	AT	Region	England
% of FP17s for the same patient ID Re-attending within 3 months - Children	20	267	7.5%	11.3%	12.1%	11.4%
% of FP17s for the same patient ID Re-attending within 3 months - Adults	103	910	11.3%	14.9%	15.6%	15.4%
% of FP17s for the same patient ID Re-attending between 3 & 9 months - Children	179	267	67.0%	60.2%	61.2%	59.8%
% of FP17s for the same patient ID Re-attending between 3 & 9 months - Adults	599	910	65.8%	52.9%	54.5%	52.1%
% of FP17s for Band 1 Urgent Courses	74	1,063	7.0%	9.7%	9.1%	9.2%
% of FP17s Relating to Free Repair or Replacements	6	1,063	0.6%	0.9%	1.0%	0.7%
% of FP17s Relating to Continuations	3	1,063	0.3%	0.9%	1.0%	0.8%
% of Patients satisfied with the dentistry they have received	6	6	N/A	94.6%	94.2%	93.4%
% of Patients satisfied with the time they had to wait for an appointment	4	6	N/A	86.1%	88.4%	87.6%

* This is based on patients treated on this contract for their most recent course of treatment. Figures in italics indicate the base number of FP17s or Patient Questionnaire responses are less than 100. N/A is shown where the base number of responses is less than 10 during the period. % is calculated as Quantity/Base number*100

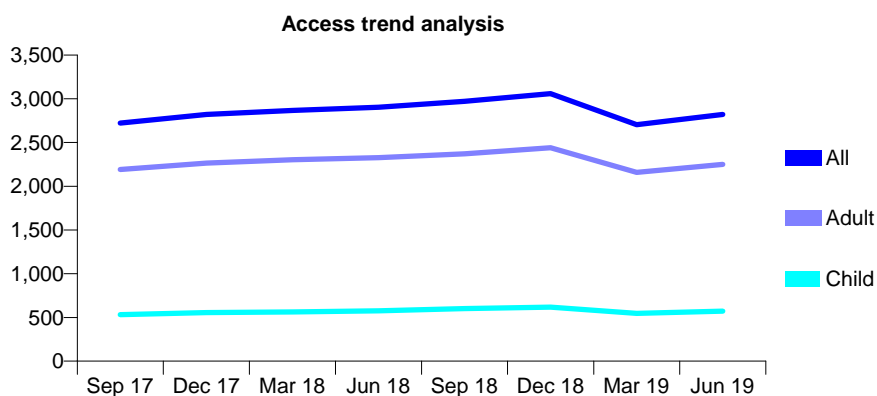
Q47 - Vital Signs At a Glance Contract Report for 141674/0001 - June 2019

Name or company name	Aesthetic Dental Solutions
Contract type name	GDS Contract
Purpose of contract	General
Contract start date	18/11/2009
Contract end date	

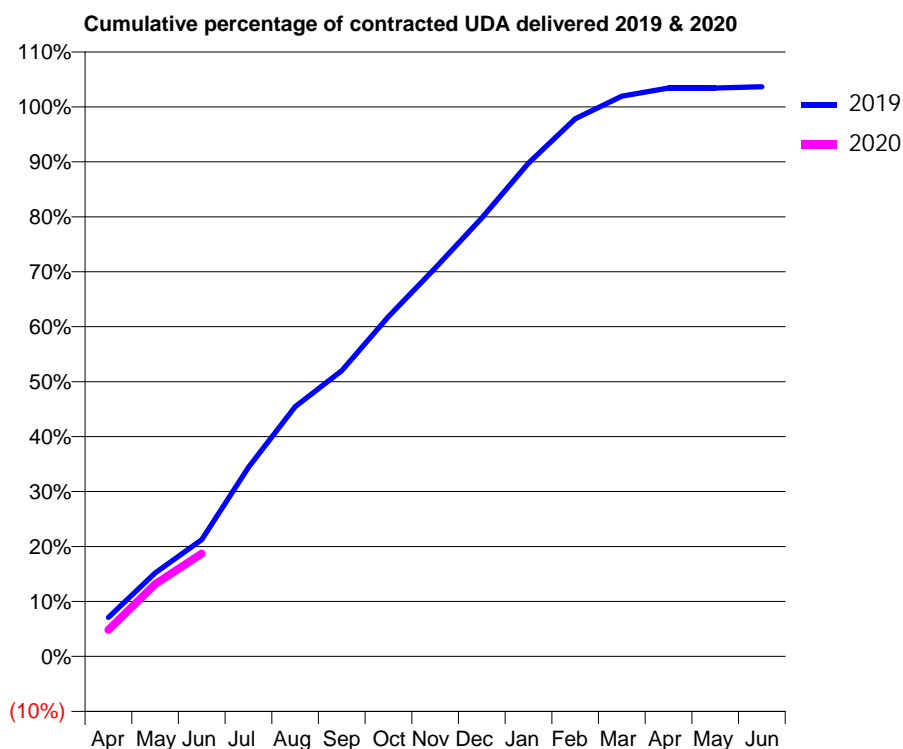
19/20 Contracted general activity (UDA)	12,841
Carry forward general activity (UDA)	0
19/20 Contracted orthodontic activity (UOA)	0
Carry forward orthodontic activity (UOA)	0
Baseline contract value	£329,916.43

ACCESS*

Patients seen in 24 months	Total	Change since previous quarter
Quarter ending June 2018	2,903	
Quarter ending September 2018	2,972	↑
Quarter ending December 2018	3,058	↑
Quarter ending March 2019	2,704	↓
Quarter ending June 2019	2,821	↑
Variance since June 2018	(2.8%)	↓



ACTIVITY



Adjusted Scheduled Activity (UDA)		
Month	2019	2020
April	751	617
May	1,607	1,690
June	2,250	2,405
July	3,643	
August	4,812	
September	5,507	
October	6,549	
November	7,482	
December	8,449	
January	9,507	
February	10,361	
March	10,796	
April	10,953	
May	10,954	
June	10,977	

QUALITY

	Quantity	Base Number	Contract	AT	Region	England
% of FP17s for the same patient ID Re-attending within 3 months - Children	11	215	5.1%	11.3%	12.1%	11.4%
% of FP17s for the same patient ID Re-attending within 3 months - Adults	80	829	9.7%	14.9%	15.6%	15.4%
% of FP17s for the same patient ID Re-attending between 3 & 9 months - Children	134	215	62.3%	60.2%	61.2%	59.8%
% of FP17s for the same patient ID Re-attending between 3 & 9 months - Adults	430	829	51.9%	52.9%	54.5%	52.1%
% of FP17s for Band 1 Urgent Courses	63	950	6.6%	9.7%	9.1%	9.2%
% of FP17s Relating to Free Repair or Replacements	3	950	0.3%	0.9%	1.0%	0.7%
% of FP17s Relating to Continuations	2	950	0.2%	0.9%	1.0%	0.8%
% of Patients satisfied with the dentistry they have received	1	1	N/A	94.6%	94.2%	93.4%
% of Patients satisfied with the time they had to wait for an appointment	1	1	N/A	86.1%	88.4%	87.6%

* This is based on patients treated on this contract for their most recent course of treatment. Figures in italics indicate the base number of FP17s or Patient Questionnaire responses are less than 100. N/A is shown where the base number of responses is less than 10 during the period. % is calculated as Quantity/Base number*100

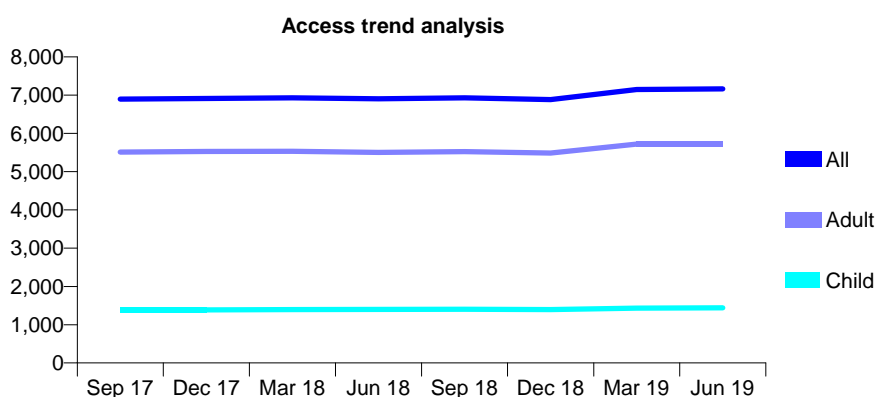
Q47 - Vital Signs At a Glance Contract Report for 144835/0001 - June 2019

Name or company name	Skipton Road Dental Practice
Contract type name	Pilot Contract
Purpose of contract	General
Contract start date	01/04/2013
Contract end date	

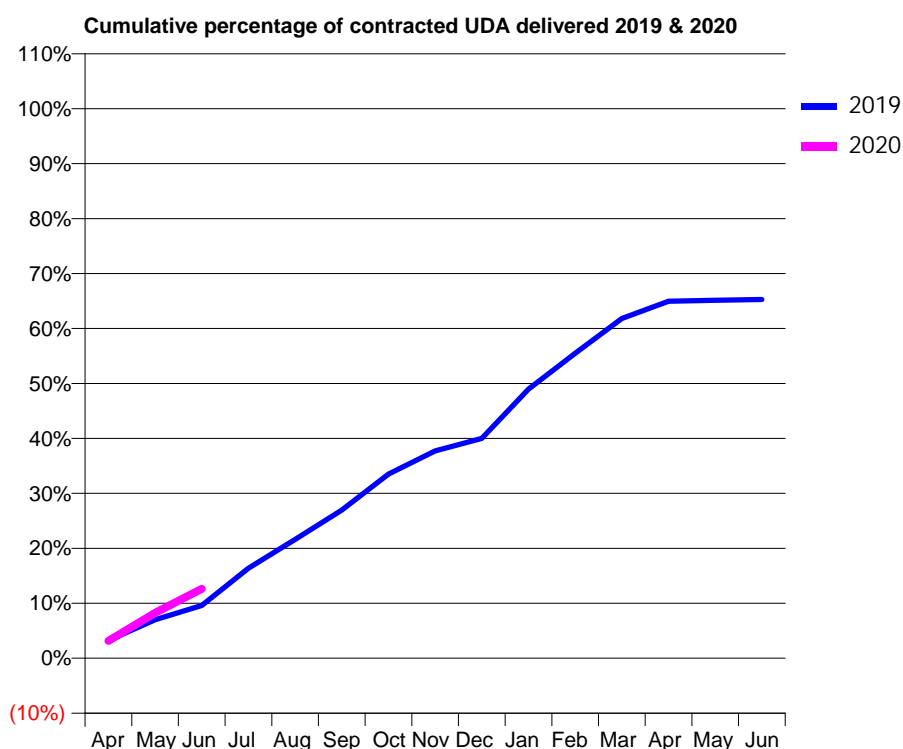
19/20 Contracted general activity (UDA)	22,500
Carry forward general activity (UDA)	0
19/20 Contracted orthodontic activity (UOA)	0
Carry forward orthodontic activity (UOA)	0
Baseline contract value	£768,233.19

ACCESS*

Patients seen in 24 months	Total	Change since previous quarter
Quarter ending June 2018	6,903	
Quarter ending September 2018	6,927	→
Quarter ending December 2018	6,883	→
Quarter ending March 2019	7,147	↑
Quarter ending June 2019	7,162	→
Variance since June 2018	3.8%	↑



ACTIVITY



Month	2019	2020
April	722	714
May	1,573	1,857
June	2,157	2,843
July	3,686	
August	4,867	
September	6,065	
October	7,536	
November	8,490	
December	9,000	
January	11,015	
February	12,484	
March	13,910	
April	14,611	
May	14,657	
June	14,689	

QUALITY

	Quantity	Base Number	Contract	AT	Region	England
% of FP17s for the same patient ID Re-attending within 3 months - Children	44	501	8.8%	11.3%	12.1%	11.4%
% of FP17s for the same patient ID Re-attending within 3 months - Adults	263	1,699	15.5%	14.9%	15.6%	15.4%
% of FP17s for the same patient ID Re-attending between 3 & 9 months - Children	231	501	46.1%	60.2%	61.2%	59.8%
% of FP17s for the same patient ID Re-attending between 3 & 9 months - Adults	515	1,699	30.3%	52.9%	54.5%	52.1%
% of FP17s for Band 1 Urgent Courses	200	1,487	13.4%	9.7%	9.1%	9.2%
% of FP17s Relating to Free Repair or Replacements	19	1,487	1.3%	0.9%	1.0%	0.7%
% of FP17s Relating to Continuations	9	1,487	0.6%	0.9%	1.0%	0.8%
% of Patients satisfied with the dentistry they have received	3	4	N/A	94.6%	94.2%	93.4%
% of Patients satisfied with the time they had to wait for an appointment	3	4	N/A	86.1%	88.4%	87.6%

* This is based on patients treated on this contract for their most recent course of treatment.

Figures in italics indicate the base number of FP17s or Patient Questionnaire responses are less than 100. N/A is shown where the base number of responses is less than 10 during the period. % is calculated as Quantity/Base number*100

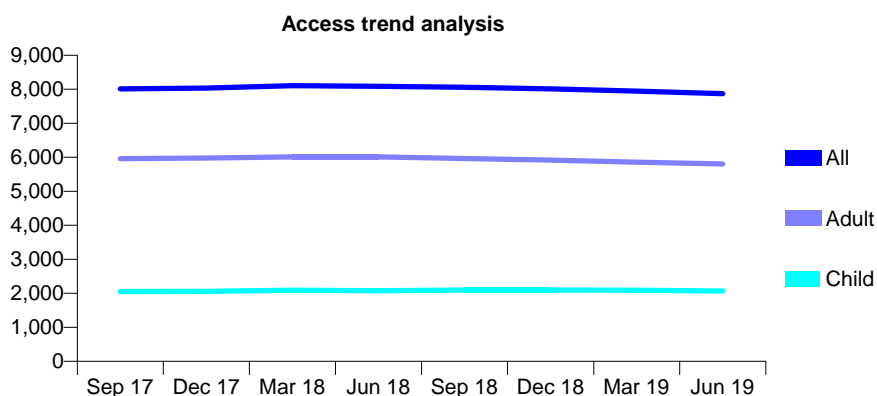
Q47 - Vital Signs At a Glance Contract Report for 145432/0001 - June 2019

Name or company name	Oaklands Dental Surgery
Contract type name	GDS Contract
Purpose of contract	General
Contract start date	01/11/2013
Contract end date	

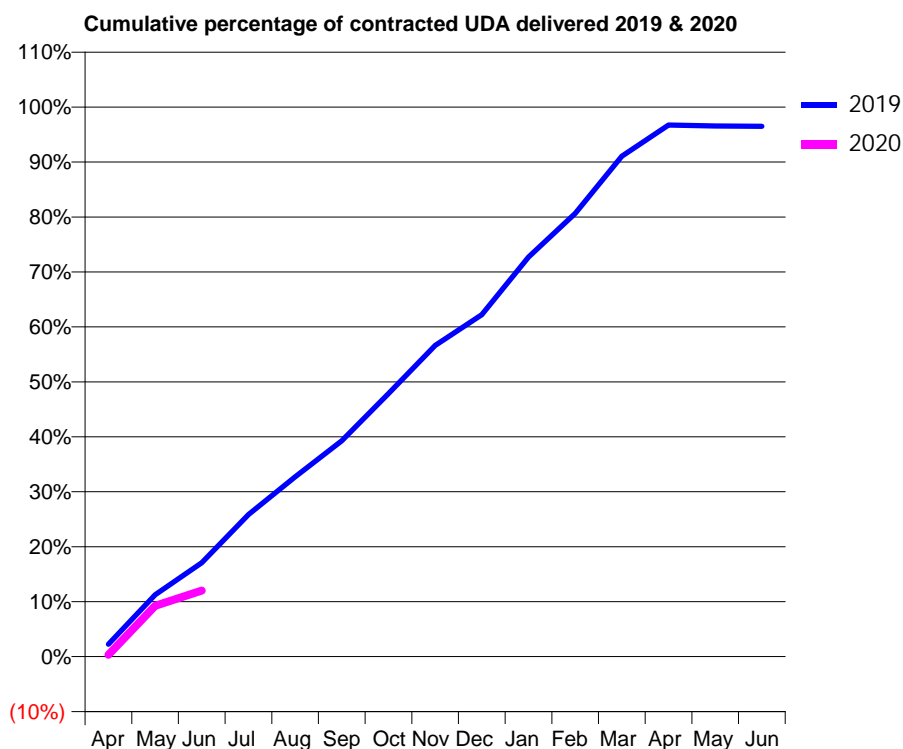
19/20 Contracted general activity (UDA)	26,088
Carry forward general activity (UDA)	0
19/20 Contracted orthodontic activity (UOA)	0
Carry forward orthodontic activity (UOA)	0
Baseline contract value	£804,904.57

ACCESS*

Patients seen in 24 months	Total	Change since previous quarter
Quarter ending June 2018	8,090	
Quarter ending September 2018	8,057	→
Quarter ending December 2018	8,012	→
Quarter ending March 2019	7,947	→
Quarter ending June 2019	7,871	→
Variance since June 2018	(2.7%)	↓



ACTIVITY



Month	Adjusted Scheduled Activity (UDA)	
	2019	2020
April	589	84
May	2,943	2,415
June	4,460	3,139
July	6,745	
August	8,537	
September	10,249	
October	12,490	
November	14,772	
December	16,234	
January	18,966	
February	21,043	
March	23,748	
April	25,228	
May	25,185	
June	25,176	

QUALITY

	Quantity	Base Number	Contract	AT	Region	England
% of FP17s for the same patient ID Re-attending within 3 months - Children	72	684	10.5%	11.3%	12.1%	11.4%
% of FP17s for the same patient ID Re-attending within 3 months - Adults	247	1,804	13.7%	14.9%	15.6%	15.4%
% of FP17s for the same patient ID Re-attending between 3 & 9 months - Children	533	684	77.9%	60.2%	61.2%	59.8%
% of FP17s for the same patient ID Re-attending between 3 & 9 months - Adults	1,310	1,804	72.6%	52.9%	54.5%	52.1%
% of FP17s for Band 1 Urgent Courses	115	1,912	6.0%	9.7%	9.1%	9.2%
% of FP17s Relating to Free Repair or Replacements	3	1,912	0.2%	0.9%	1.0%	0.7%
% of FP17s Relating to Continuations	56	1,912	2.9%	0.9%	1.0%	0.8%
% of Patients satisfied with the dentistry they have received	11	11	100.0%	94.6%	94.2%	93.4%
% of Patients satisfied with the time they had to wait for an appointment	11	11	100.0%	86.1%	88.4%	87.6%

* This is based on patients treated on this contract for their most recent course of treatment. Figures in italics indicate the base number of FP17s or Patient Questionnaire responses are less than 100. N/A is shown where the base number of responses is less than 10 during the period. % is calculated as Quantity/Base number*100

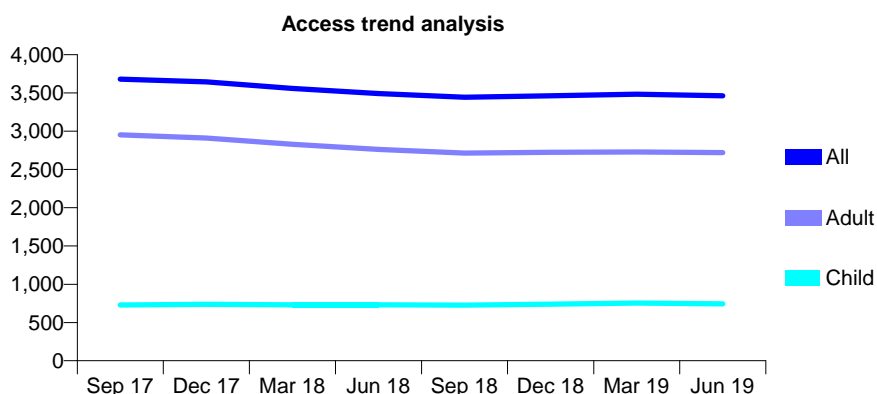
Q47 - Vital Signs At a Glance Contract Report for 146412/0001 - June 2019

Name or company name	Taghi Khodarahmi
Contract type name	GDS Contract
Purpose of contract	General
Contract start date	01/04/2015
Contract end date	

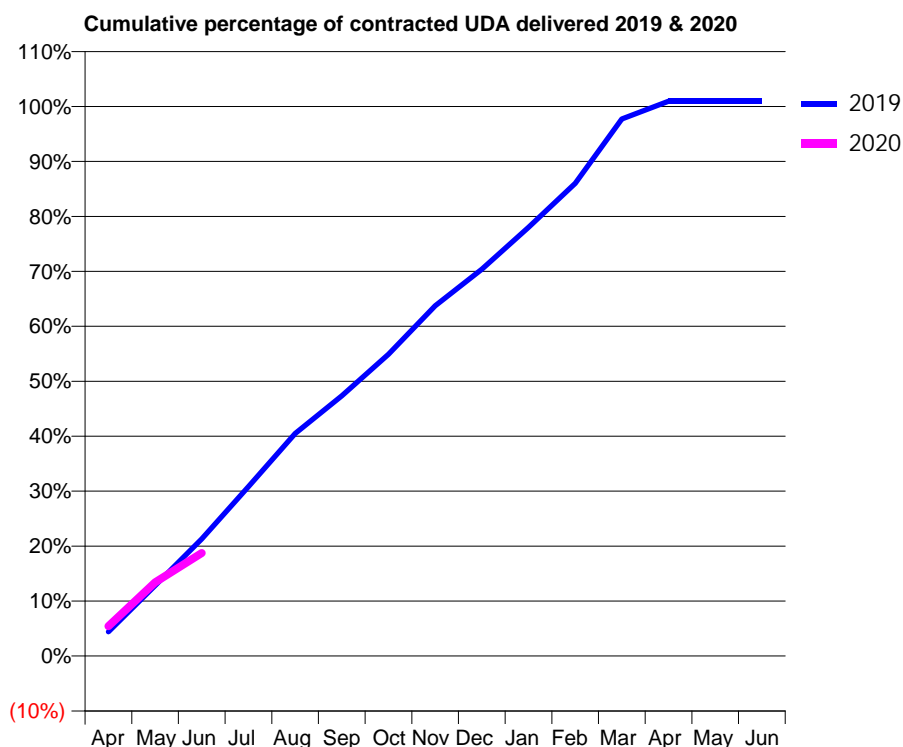
19/20 Contracted general activity (UDA)	12,500
Carry forward general activity (UDA)	0
19/20 Contracted orthodontic activity (UOA)	0
Carry forward orthodontic activity (UOA)	0
Baseline contract value	£279,648.07

ACCESS*

Patients seen in 24 months	Total	Change since previous quarter
Quarter ending June 2018	3,492	
Quarter ending September 2018	3,443	↓
Quarter ending December 2018	3,462	→
Quarter ending March 2019	3,483	→
Quarter ending June 2019	3,463	→
Variance since June 2018	(0.8%)	→



ACTIVITY



Month	Adjusted Scheduled Activity (UDA)	
	2019	2020
April	554	681
May	1,604	1,677
June	2,663	2,343
July	3,853	
August	5,062	
September	5,917	
October	6,863	
November	7,968	
December	8,798	
January	9,751	
February	10,753	
March	12,215	
April	12,621	
May	12,621	
June	12,621	

QUALITY

	Quantity	Base Number	Contract	AT	Region	England
% of FP17s for the same patient ID Re-attending within 3 months - Children	10	215	4.7%	11.3%	12.1%	11.4%
% of FP17s for the same patient ID Re-attending within 3 months - Adults	98	941	10.4%	14.9%	15.6%	15.4%
% of FP17s for the same patient ID Re-attending between 3 & 9 months - Children	151	215	70.2%	60.2%	61.2%	59.8%
% of FP17s for the same patient ID Re-attending between 3 & 9 months - Adults	634	941	67.4%	52.9%	54.5%	52.1%
% of FP17s for Band 1 Urgent Courses	57	994	5.7%	9.7%	9.1%	9.2%
% of FP17s Relating to Free Repair or Replacements	2	994	0.2%	0.9%	1.0%	0.7%
% of FP17s Relating to Continuations	6	994	0.6%	0.9%	1.0%	0.8%
% of Patients satisfied with the dentistry they have received	3	3	N/A	94.6%	94.2%	93.4%
% of Patients satisfied with the time they had to wait for an appointment	3	3	N/A	86.1%	88.4%	87.6%

* This is based on patients treated on this contract for their most recent course of treatment. Figures in italics indicate the base number of FP17s or Patient Questionnaire responses are less than 100. N/A is shown where the base number of responses is less than 10 during the period. % is calculated as Quantity/Base number*100

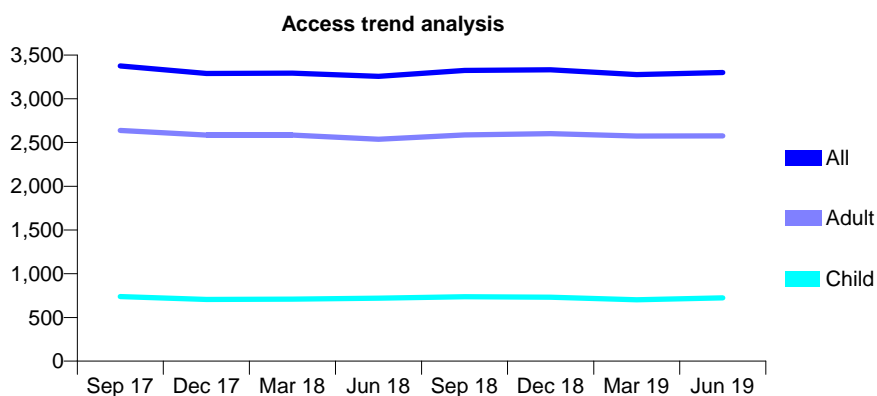
Q47 - Vital Signs At a Glance Contract Report for 147125/0001 - June 2019

Name or company name	Piotr Drozynski and Grazyna Barbara Drozy
Contract type name	GDS Contract
Purpose of contract	General
Contract start date	07/12/2008
Contract end date	

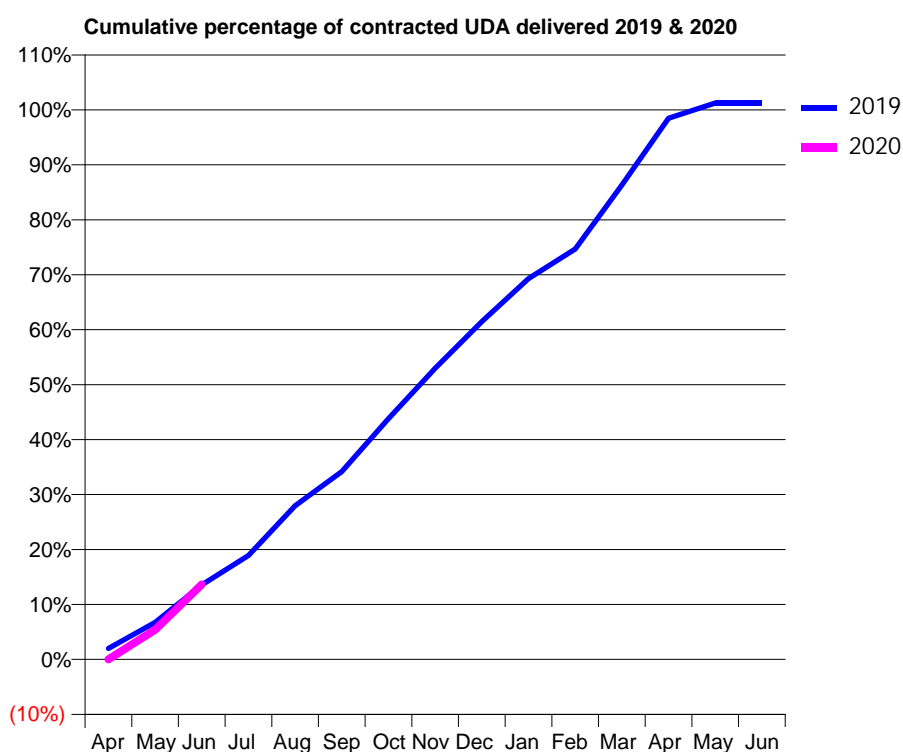
19/20 Contracted general activity (UDA)	12,076
Carry forward general activity (UDA)	0
19/20 Contracted orthodontic activity (UOA)	0
Carry forward orthodontic activity (UOA)	0
Baseline contract value	£375,858.03

ACCESS*

Patients seen in 24 months	Total	Change since previous quarter
Quarter ending June 2018	3,257	
Quarter ending September 2018	3,324	↑
Quarter ending December 2018	3,332	→
Quarter ending March 2019	3,276	↓
Quarter ending June 2019	3,301	→
Variance since June 2018	1.4%	→



ACTIVITY



Adjusted Scheduled Activity (UDA)		
Month	2019	2020
April	242	0
May	816	651
June	1,637	1,649
July	2,285	
August	3,378	
September	4,128	
October	5,290	
November	6,398	
December	7,421	
January	8,367	
February	9,019	
March	10,422	
April	11,893	
May	12,225	
June	12,225	

QUALITY

	Quantity	Base Number	Contract	AT	Region	England
% of FP17s for the same patient ID Re-attending within 3 months - Children	41	326	12.6%	11.3%	12.1%	11.4%
% of FP17s for the same patient ID Re-attending within 3 months - Adults	250	1,195	20.9%	14.9%	15.6%	15.4%
% of FP17s for the same patient ID Re-attending between 3 & 9 months - Children	197	326	60.4%	60.2%	61.2%	59.8%
% of FP17s for the same patient ID Re-attending between 3 & 9 months - Adults	722	1,195	60.4%	52.9%	54.5%	52.1%
% of FP17s for Band 1 Urgent Courses	103	855	12.0%	9.7%	9.1%	9.2%
% of FP17s Relating to Free Repair or Replacements	5	855	0.6%	0.9%	1.0%	0.7%
% of FP17s Relating to Continuations	15	855	1.8%	0.9%	1.0%	0.8%
% of Patients satisfied with the dentistry they have received	5	6	N/A	94.6%	94.2%	93.4%
% of Patients satisfied with the time they had to wait for an appointment	5	6	N/A	86.1%	88.4%	87.6%

* This is based on patients treated on this contract for their most recent course of treatment. Figures in italics indicate the base number of FP17s or Patient Questionnaire responses are less than 100. N/A is shown where the base number of responses is less than 10 during the period. % is calculated as Quantity/Base number*100

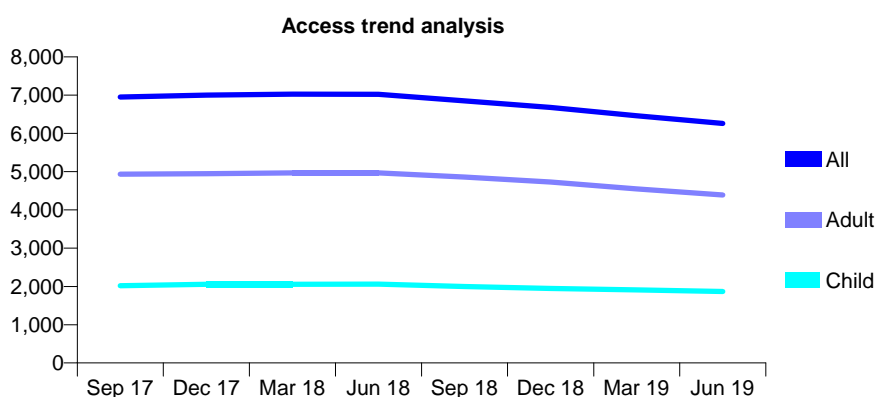
Q47 - Vital Signs At a Glance Contract Report for 148253/0001 - June 2019

Name or company name	Haslingden Dental Practice Partnership
Contract type name	GDS Contract
Purpose of contract	General
Contract start date	01/12/2009
Contract end date	

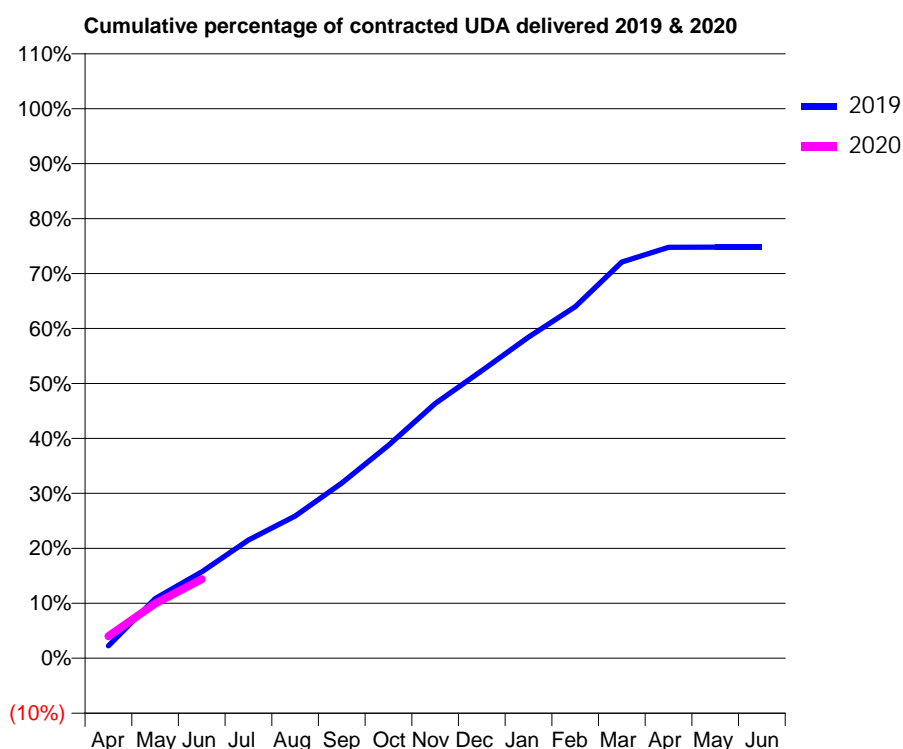
19/20 Contracted general activity (UDA)	21,743
Carry forward general activity (UDA)	0
19/20 Contracted orthodontic activity (UOA)	0
Carry forward orthodontic activity (UOA)	0
Baseline contract value	£536,974.03

ACCESS*

Patients seen in 24 months	Total	Change since previous quarter
Quarter ending June 2018	7,021	
Quarter ending September 2018	6,851	↓
Quarter ending December 2018	6,677	↓
Quarter ending March 2019	6,460	↓
Quarter ending June 2019	6,258	↓
Variance since June 2018	(10.9%)	↓



ACTIVITY



Month	Adjusted Scheduled Activity (UDA)	
	2019	2020
April	495	875
May	2,361	2,166
June	3,417	3,125
July	4,676	
August	5,626	
September	6,930	
October	8,426	
November	10,083	
December	11,371	
January	12,705	
February	13,908	
March	15,676	
April	16,258	
May	16,263	
June	16,264	

QUALITY

	Quantity	Base Number	Contract	AT	Region	England
% of FP17s for the same patient ID Re-attending within 3 months - Children	51	633	8.1%	11.3%	12.1%	11.4%
% of FP17s for the same patient ID Re-attending within 3 months - Adults	124	1,163	10.7%	14.9%	15.6%	15.4%
% of FP17s for the same patient ID Re-attending between 3 & 9 months - Children	385	633	60.8%	60.2%	61.2%	59.8%
% of FP17s for the same patient ID Re-attending between 3 & 9 months - Adults	705	1,163	60.6%	52.9%	54.5%	52.1%
% of FP17s for Band 1 Urgent Courses	94	1,526	6.2%	9.7%	9.1%	9.2%
% of FP17s Relating to Free Repair or Replacements	2	1,526	0.1%	0.9%	1.0%	0.7%
% of FP17s Relating to Continuations	17	1,526	1.1%	0.9%	1.0%	0.8%
% of Patients satisfied with the dentistry they have received	3	4	N/A	94.6%	94.2%	93.4%
% of Patients satisfied with the time they had to wait for an appointment	3	4	N/A	86.1%	88.4%	87.6%

* This is based on patients treated on this contract for their most recent course of treatment.

Figures in italics indicate the base number of FP17s or Patient Questionnaire responses are less than 100. N/A is shown where the base number of responses is less than 10 during the period. % is calculated as Quantity/Base number*100

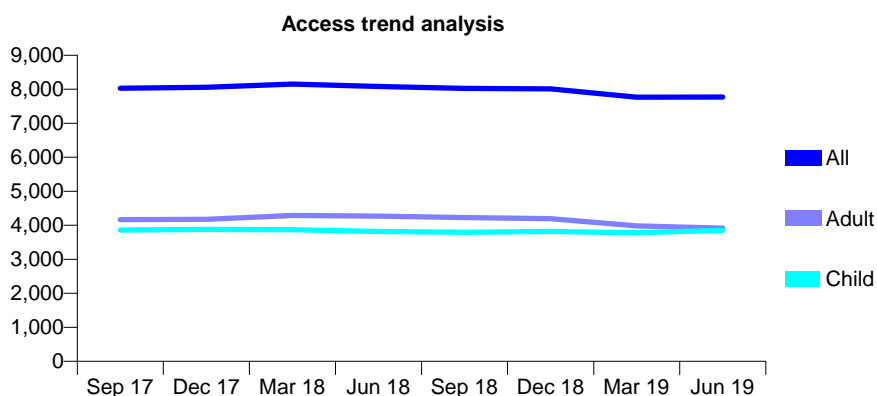
Q47 - Vital Signs At a Glance Contract Report for 148601/0001 - June 2019

Name or company name	Redbridge Associates Ltd.
Contract type name	GDS Contract
Purpose of contract	General
Contract start date	01/04/2007
Contract end date	

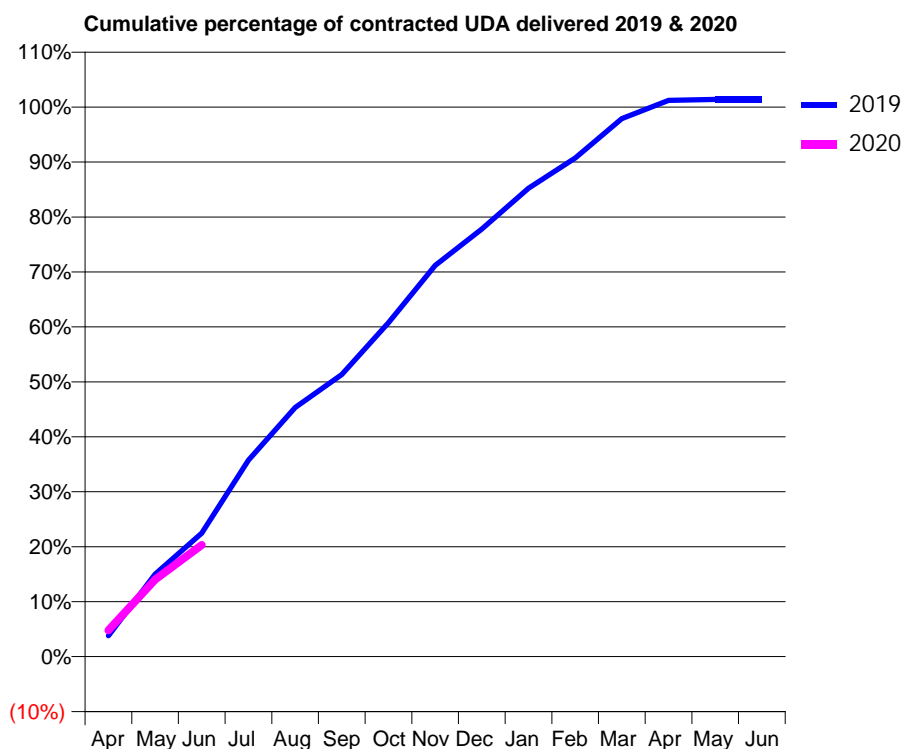
19/20 Contracted general activity (UDA)	28,527
Carry forward general activity (UDA)	0
19/20 Contracted orthodontic activity (UOA)	0
Carry forward orthodontic activity (UOA)	0
Baseline contract value	£809,074.77

ACCESS*

Patients seen in 24 months	Total	Change since previous quarter
Quarter ending June 2018	8,085	
Quarter ending September 2018	8,026	→
Quarter ending December 2018	8,013	→
Quarter ending March 2019	7,765	↓
Quarter ending June 2019	7,772	→
Variance since June 2018	(3.9%)	↓



ACTIVITY



Month	Adjusted Scheduled Activity (UDA)	
	2019	2020
April	1,082	1,369
May	4,280	4,001
June	6,405	5,799
July	10,200	
August	12,937	
September	14,642	
October	17,334	
November	20,309	
December	22,192	
January	24,308	
February	25,877	
March	27,922	
April	28,870	
May	28,924	
June	28,923	

QUALITY

	Quantity	Base Number	Contract	AT	Region	England
% of FP17s for the same patient ID Re-attending within 3 months - Children	86	1,227	7.0%	11.3%	12.1%	11.4%
% of FP17s for the same patient ID Re-attending within 3 months - Adults	134	824	16.3%	14.9%	15.6%	15.4%
% of FP17s for the same patient ID Re-attending between 3 & 9 months - Children	683	1,227	55.7%	60.2%	61.2%	59.8%
% of FP17s for the same patient ID Re-attending between 3 & 9 months - Adults	356	824	43.2%	52.9%	54.5%	52.1%
% of FP17s for Band 1 Urgent Courses	137	1,751	7.8%	9.7%	9.1%	9.2%
% of FP17s Relating to Free Repair or Replacements	0	1,751	0.0%	0.9%	1.0%	0.7%
% of FP17s Relating to Continuations	11	1,751	0.6%	0.9%	1.0%	0.8%
% of Patients satisfied with the dentistry they have received	4	4	N/A	94.6%	94.2%	93.4%
% of Patients satisfied with the time they had to wait for an appointment	2	4	N/A	86.1%	88.4%	87.6%

* This is based on patients treated on this contract for their most recent course of treatment. Figures in italics indicate the base number of FP17s or Patient Questionnaire responses are less than 100. N/A is shown where the base number of responses is less than 10 during the period. % is calculated as Quantity/Base number*100

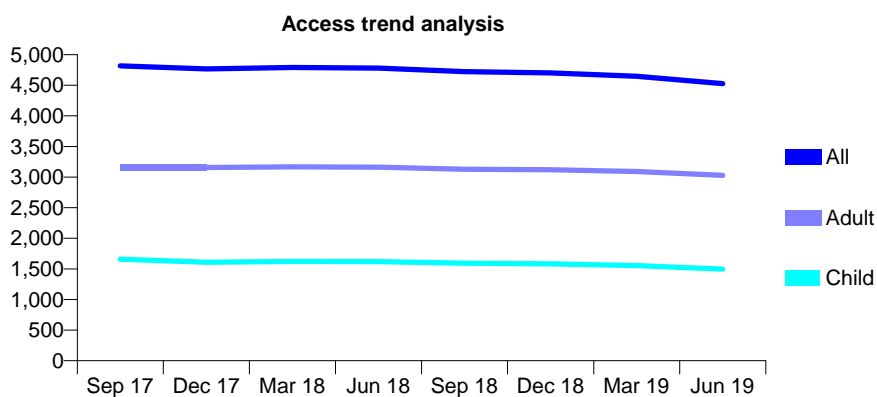
Q47 - Vital Signs At a Glance Contract Report for 149276/0001 - June 2019

Name or company name	Ivory DentalCare
Contract type name	GDS Contract
Purpose of contract	General
Contract start date	01/04/2012
Contract end date	

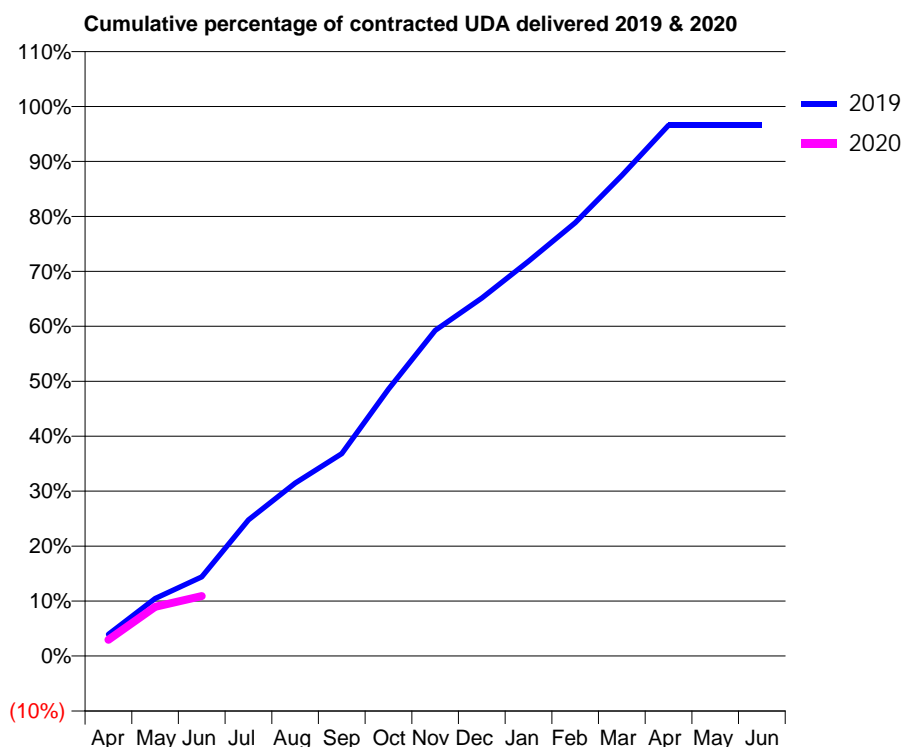
19/20 Contracted general activity (UDA)	14,200
Carry forward general activity (UDA)	0
19/20 Contracted orthodontic activity (UOA)	0
Carry forward orthodontic activity (UOA)	0
Baseline contract value	£447,277.94

ACCESS*

Patients seen in 24 months	Total	Change since previous quarter
Quarter ending June 2018	4,782	
Quarter ending September 2018	4,722	↓
Quarter ending December 2018	4,703	→
Quarter ending March 2019	4,646	↓
Quarter ending June 2019	4,527	↓
Variance since June 2018	(5.3%)	↓



ACTIVITY



Month	Adjusted Scheduled Activity (UDA)	
	2019	2020
April	558	423
May	1,488	1,272
June	2,045	1,548
July	3,516	
August	4,469	
September	5,229	
October	6,898	
November	8,415	
December	9,247	
January	10,200	
February	11,196	
March	12,417	
April	13,717	
May	13,717	
June	13,717	

QUALITY

	Quantity	Base Number	Contract	AT	Region	England
% of FP17s for the same patient ID Re-attending within 3 months - Children	31	479	6.5%	11.3%	12.1%	11.4%
% of FP17s for the same patient ID Re-attending within 3 months - Adults	174	1,069	16.3%	14.9%	15.6%	15.4%
% of FP17s for the same patient ID Re-attending between 3 & 9 months - Children	318	479	66.4%	60.2%	61.2%	59.8%
% of FP17s for the same patient ID Re-attending between 3 & 9 months - Adults	661	1,069	61.8%	52.9%	54.5%	52.1%
% of FP17s for Band 1 Urgent Courses	90	883	10.2%	9.7%	9.1%	9.2%
% of FP17s Relating to Free Repair or Replacements	1	883	0.1%	0.9%	1.0%	0.7%
% of FP17s Relating to Continuations	5	883	0.6%	0.9%	1.0%	0.8%
% of Patients satisfied with the dentistry they have received	0	0	N/A	94.6%	94.2%	93.4%
% of Patients satisfied with the time they had to wait for an appointment	0	0	N/A	86.1%	88.4%	87.6%

* This is based on patients treated on this contract for their most recent course of treatment. Figures in italics indicate the base number of FP17s or Patient Questionnaire responses are less than 100. N/A is shown where the base number of responses is less than 10 during the period. % is calculated as Quantity/Base number*100

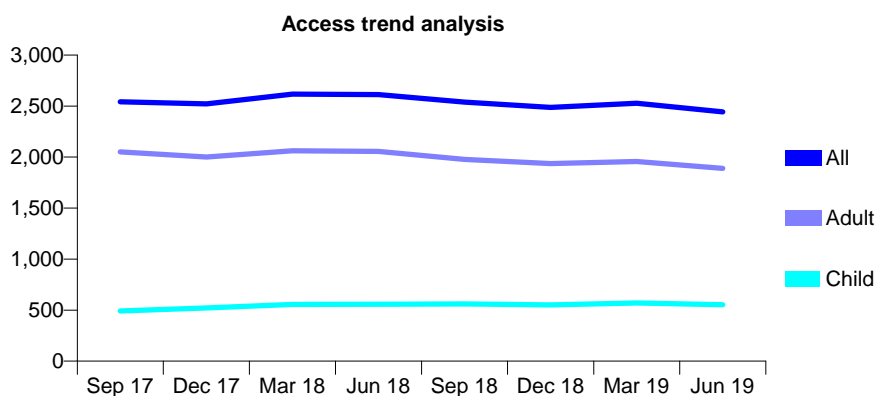
Q47 - Vital Signs At a Glance Contract Report for 151238/0001 - June 2019

Name or company name	Synergy Dental Clinic Preston Ltd
Contract type name	GDS Contract
Purpose of contract	General
Contract start date	01/09/2015
Contract end date	

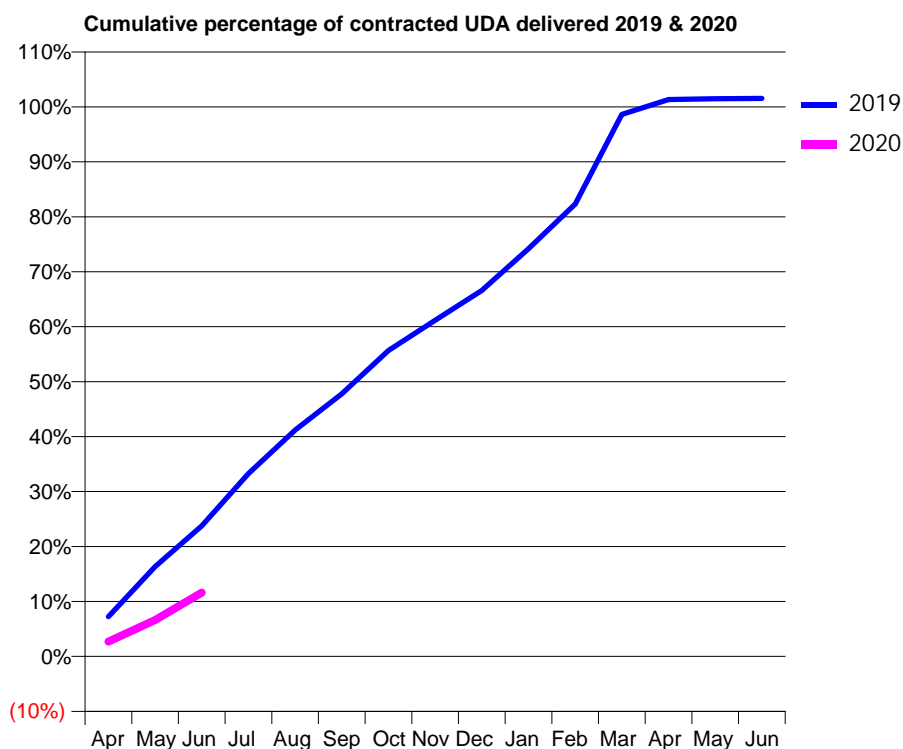
19/20 Contracted general activity (UDA)	10,652
Carry forward general activity (UDA)	0
19/20 Contracted orthodontic activity (UOA)	0
Carry forward orthodontic activity (UOA)	0
Baseline contract value	£224,894.97

ACCESS*

Patients seen in 24 months	Total	Change since previous quarter
Quarter ending June 2018	2,613	
Quarter ending September 2018	2,539	↓
Quarter ending December 2018	2,487	↓
Quarter ending March 2019	2,527	→
Quarter ending June 2019	2,444	↓
Variance since June 2018	(6.5%)	↓



ACTIVITY



Month	2019	2020
April	771	289
May	1,741	706
June	2,530	1,238
July	3,544	
August	4,388	
September	5,089	
October	5,930	
November	6,516	
December	7,092	
January	7,903	
February	8,770	
March	10,506	
April	10,793	
May	10,810	
June	10,813	

QUALITY

	Quantity	Base Number	Contract	AT	Region	England
% of FP17s for the same patient ID Re-attending within 3 months - Children	15	167	9.0%	11.3%	12.1%	11.4%
% of FP17s for the same patient ID Re-attending within 3 months - Adults	66	529	12.5%	14.9%	15.6%	15.4%
% of FP17s for the same patient ID Re-attending between 3 & 9 months - Children	115	167	68.9%	60.2%	61.2%	59.8%
% of FP17s for the same patient ID Re-attending between 3 & 9 months - Adults	354	529	66.9%	52.9%	54.5%	52.1%
% of FP17s for Band 1 Urgent Courses	45	592	7.6%	9.7%	9.1%	9.2%
% of FP17s Relating to Free Repair or Replacements	1	592	0.2%	0.9%	1.0%	0.7%
% of FP17s Relating to Continuations	2	592	0.3%	0.9%	1.0%	0.8%
% of Patients satisfied with the dentistry they have received	1	1	N/A	94.6%	94.2%	93.4%
% of Patients satisfied with the time they had to wait for an appointment	0	1	N/A	86.1%	88.4%	87.6%

* This is based on patients treated on this contract for their most recent course of treatment. Figures in italics indicate the base number of FP17s or Patient Questionnaire responses are less than 100. N/A is shown where the base number of responses is less than 10 during the period. % is calculated as Quantity/Base number*100

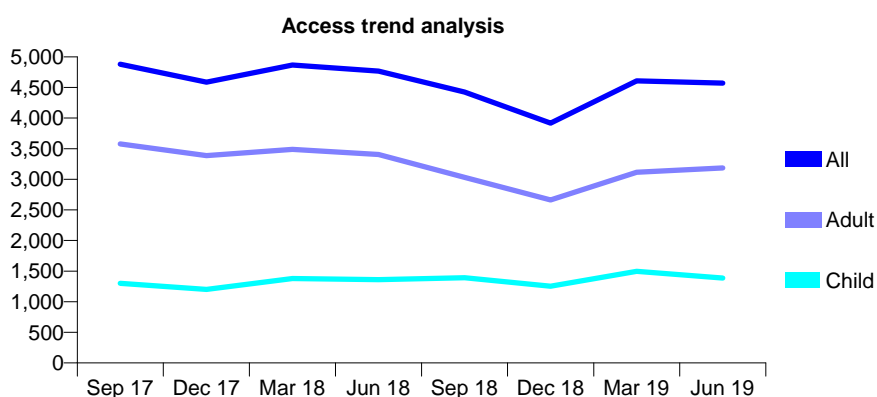
Q47 - Vital Signs At a Glance Contract Report for 151831/0001 - June 2019

Name or company name	Whitworth Dental Care Limited
Contract type name	GDS Contract
Purpose of contract	General
Contract start date	26/08/2011
Contract end date	

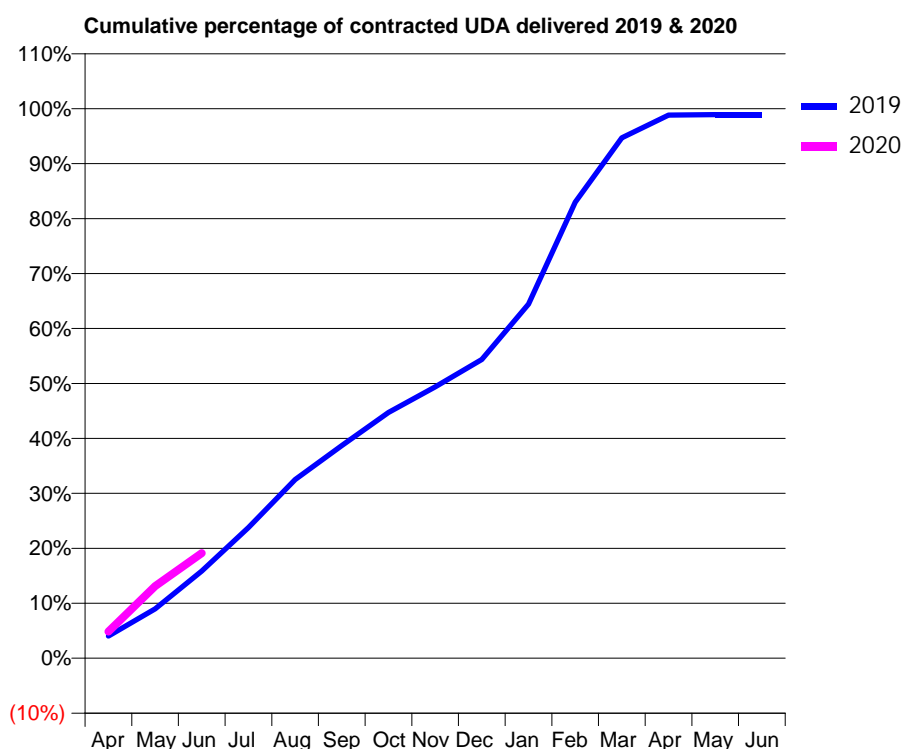
19/20 Contracted general activity (UDA)	10,612
Carry forward general activity (UDA)	0
19/20 Contracted orthodontic activity (UOA)	0
Carry forward orthodontic activity (UOA)	0
Baseline contract value	£354,126.59

ACCESS*

Patients seen in 24 months	Total	Change since previous quarter
Quarter ending June 2018	4,767	
Quarter ending September 2018	4,425	↓
Quarter ending December 2018	3,918	↓
Quarter ending March 2019	4,610	↑
Quarter ending June 2019	4,572	→
Variance since June 2018	(4.1%)	↓



ACTIVITY



Month	2019	2020
April	429	513
May	954	1,391
June	1,682	2,030
July	2,523	
August	3,453	
September	4,106	
October	4,745	
November	5,240	
December	5,767	
January	6,837	
February	8,805	
March	10,046	
April	10,487	
May	10,494	
June	10,496	

QUALITY

	Quantity	Base Number	Contract	AT	Region	England
% of FP17s for the same patient ID Re-attending within 3 months - Children	117	657	17.8%	11.3%	12.1%	11.4%
% of FP17s for the same patient ID Re-attending within 3 months - Adults	65	670	9.7%	14.9%	15.6%	15.4%
% of FP17s for the same patient ID Re-attending between 3 & 9 months - Children	279	657	42.5%	60.2%	61.2%	59.8%
% of FP17s for the same patient ID Re-attending between 3 & 9 months - Adults	126	670	18.8%	52.9%	54.5%	52.1%
% of FP17s for Band 1 Urgent Courses	61	996	6.1%	9.7%	9.1%	9.2%
% of FP17s Relating to Free Repair or Replacements	0	996	0.0%	0.9%	1.0%	0.7%
% of FP17s Relating to Continuations	4	996	0.4%	0.9%	1.0%	0.8%
% of Patients satisfied with the dentistry they have received	1	1	N/A	94.6%	94.2%	93.4%
% of Patients satisfied with the time they had to wait for an appointment	1	1	N/A	86.1%	88.4%	87.6%

* This is based on patients treated on this contract for their most recent course of treatment.

Figures in italics indicate the base number of FP17s or Patient Questionnaire responses are less than 100. N/A is shown where the base number of responses is less than 10 during the period. % is calculated as Quantity/Base number*100

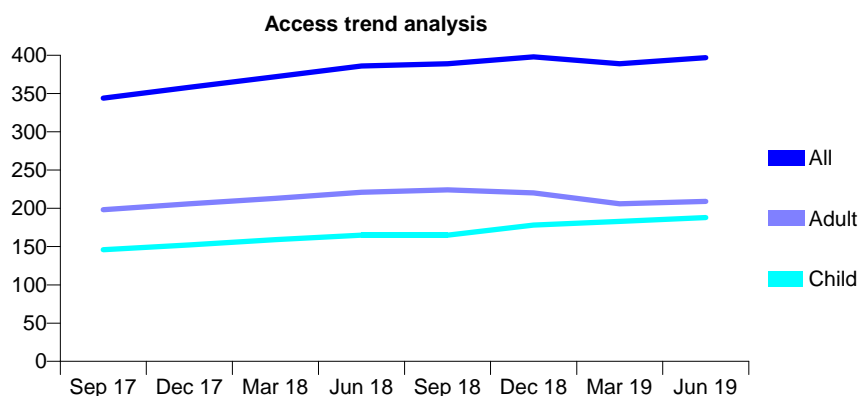
Q47 - Vital Signs At a Glance Contract Report for 152846/0001 - June 2019

Name or company name	Poulton Practice Ltd
Contract type name	GDS Contract
Purpose of contract	General
Contract start date	02/12/2009
Contract end date	

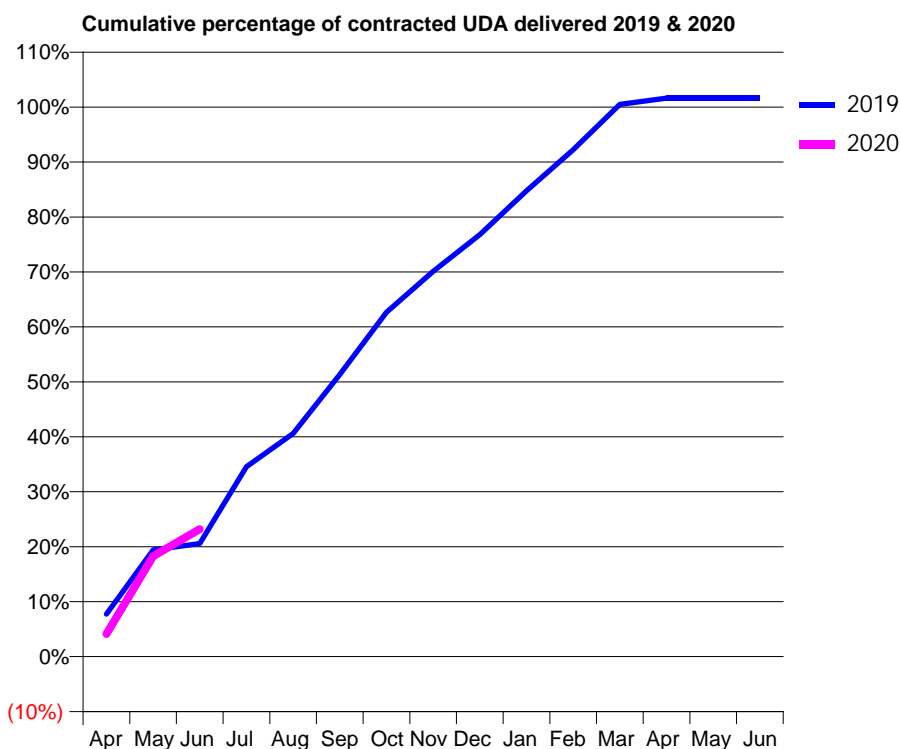
19/20 Contracted general activity (UDA)	900
Carry forward general activity (UDA)	0
19/20 Contracted orthodontic activity (UOA)	0
Carry forward orthodontic activity (UOA)	0
Baseline contract value	£26,307.47

ACCESS*

Patients seen in 24 months	Total	Change since previous quarter
Quarter ending June 2018	386	
Quarter ending September 2018	389	→
Quarter ending December 2018	398	↑
Quarter ending March 2019	389	↓
Quarter ending June 2019	397	↑
Variance since June 2018	2.8%	↑



ACTIVITY



Month	Adjusted Scheduled Activity (UDA)	
	2019	2020
April	70	37
May	175	165
June	185	209
July	311	
August	366	
September	462	
October	564	
November	631	
December	691	
January	763	
February	830	
March	904	
April	915	
May	915	
June	915	

QUALITY

	Quantity	Base Number	Contract	AT	Region	England
% of FP17s for the same patient ID Re-attending within 3 months - Children	0	63	0.0%	11.3%	12.1%	11.4%
% of FP17s for the same patient ID Re-attending within 3 months - Adults	4	72	5.6%	14.9%	15.6%	15.4%
% of FP17s for the same patient ID Re-attending between 3 & 9 months - Children	48	63	76.2%	60.2%	61.2%	59.8%
% of FP17s for the same patient ID Re-attending between 3 & 9 months - Adults	53	72	73.6%	52.9%	54.5%	52.1%
% of FP17s for Band 1 Urgent Courses	5	125	4.0%	9.7%	9.1%	9.2%
% of FP17s Relating to Free Repair or Replacements	1	125	0.8%	0.9%	1.0%	0.7%
% of FP17s Relating to Continuations	1	125	0.8%	0.9%	1.0%	0.8%
% of Patients satisfied with the dentistry they have received	0	0	N/A	94.6%	94.2%	93.4%
% of Patients satisfied with the time they had to wait for an appointment	0	0	N/A	86.1%	88.4%	87.6%

* This is based on patients treated on this contract for their most recent course of treatment. Figures in italics indicate the base number of FP17s or Patient Questionnaire responses are less than 100. N/A is shown where the base number of responses is less than 10 during the period. % is calculated as Quantity/Base number*100

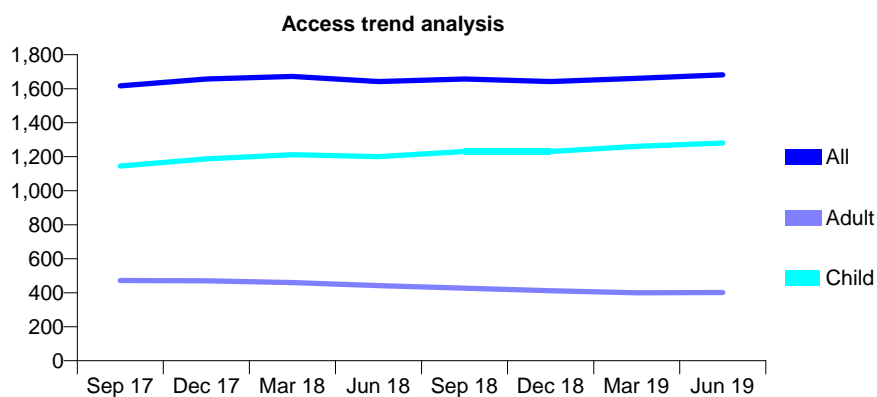
Q47 - Vital Signs At a Glance Contract Report for 155810/0001 - June 2019

Name or company name	Antley Villa Partnership
Contract type name	GDS Contract
Purpose of contract	General
Contract start date	01/04/2010
Contract end date	

19/20 Contracted general activity (UDA)	5,201
Carry forward general activity (UDA)	0
19/20 Contracted orthodontic activity (UOA)	0
Carry forward orthodontic activity (UOA)	0
Baseline contract value	£116,506.59

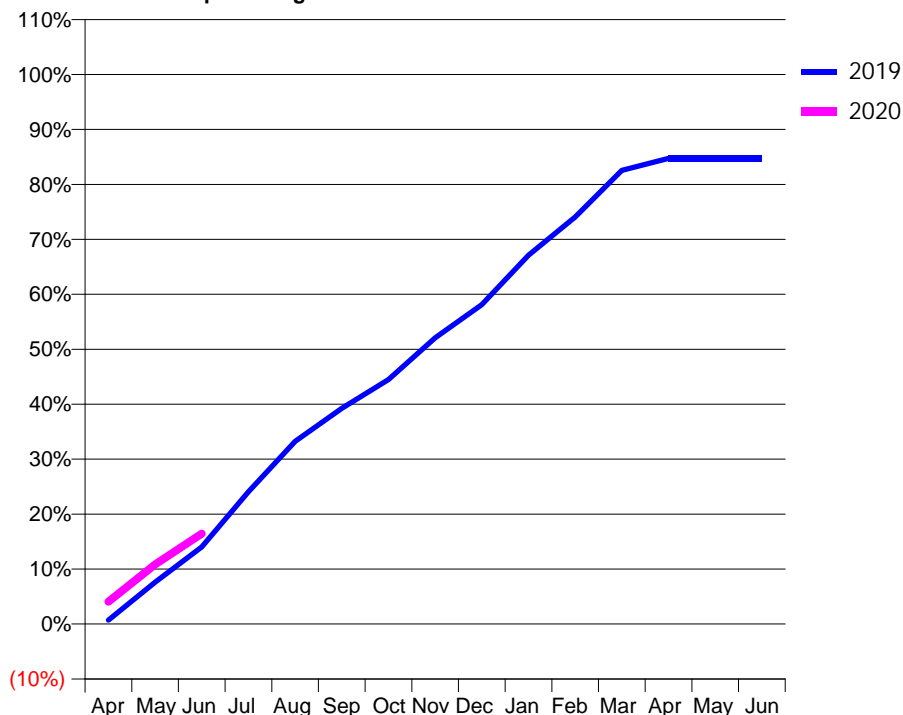
ACCESS*

Patients seen in 24 months	Total	Change since previous quarter
Quarter ending June 2018	1,642	
Quarter ending September 2018	1,657	→
Quarter ending December 2018	1,642	→
Quarter ending March 2019	1,661	→
Quarter ending June 2019	1,681	→
Variance since June 2018	2.4%	↑



ACTIVITY

Cumulative percentage of contracted UDA delivered 2019 & 2020



Adjusted Scheduled Activity (UDA)

Month	2019	2020
April	38	212
May	396	565
June	729	855
July	1,252	
August	1,730	
September	2,042	
October	2,314	
November	2,710	
December	3,022	
January	3,490	
February	3,853	
March	4,293	
April	4,406	
May	4,406	
June	4,406	

QUALITY

	Quantity	Base Number	Contract	AT	Region	England
% of FP17s for the same patient ID Re-attending within 3 months - Children	49	519	9.4%	11.3%	12.1%	11.4%
% of FP17s for the same patient ID Re-attending within 3 months - Adults	13	108	12.0%	14.9%	15.6%	15.4%
% of FP17s for the same patient ID Re-attending between 3 & 9 months - Children	317	519	61.1%	60.2%	61.2%	59.8%
% of FP17s for the same patient ID Re-attending between 3 & 9 months - Adults	71	108	65.7%	52.9%	54.5%	52.1%
% of FP17s for Band 1 Urgent Courses	16	558	2.9%	9.7%	9.1%	9.2%
% of FP17s Relating to Free Repair or Replacements	0	558	0.0%	0.9%	1.0%	0.7%
% of FP17s Relating to Continuations	5	558	0.9%	0.9%	1.0%	0.8%
% of Patients satisfied with the dentistry they have received	1	1	N/A	94.6%	94.2%	93.4%
% of Patients satisfied with the time they had to wait for an appointment	1	1	N/A	86.1%	88.4%	87.6%

* This is based on patients treated on this contract for their most recent course of treatment. Figures in italics indicate the base number of FP17s or Patient Questionnaire responses are less than 100. N/A is shown where the base number of responses is less than 10 during the period. % is calculated as Quantity/Base number*100

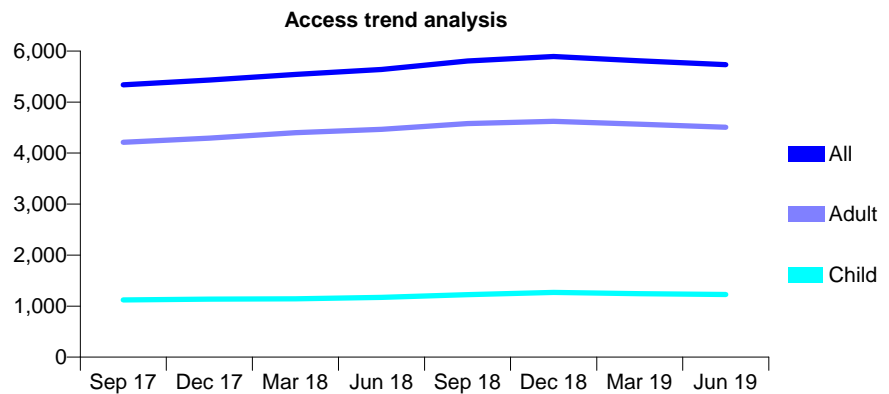
Q47 - Vital Signs At a Glance Contract Report for 156507/0001 - June 2019

Name or company name	Padiham Dental Practice
Contract type name	GDS Contract
Purpose of contract	General
Contract start date	01/11/2012
Contract end date	

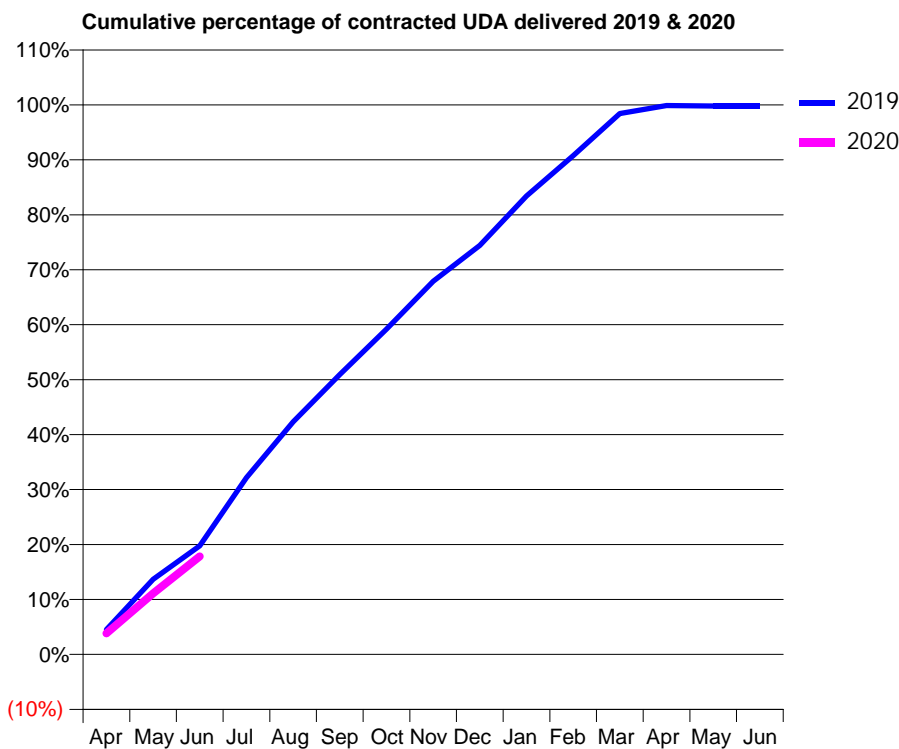
19/20 Contracted general activity (UDA)	18,384
Carry forward general activity (UDA)	0
19/20 Contracted orthodontic activity (UOA)	0
Carry forward orthodontic activity (UOA)	0
Baseline contract value	£549,077.32

ACCESS*

Patients seen in 24 months	Total	Change since previous quarter
Quarter ending June 2018	5,639	
Quarter ending September 2018	5,804	↑
Quarter ending December 2018	5,893	→
Quarter ending March 2019	5,809	↓
Quarter ending June 2019	5,734	↓
Variance since June 2018	1.7%	→



ACTIVITY



Month	2019	2020
April	833	707
May	2,515	2,042
June	3,633	3,282
July	5,914	
August	7,783	
September	9,360	
October	10,885	
November	12,487	
December	13,680	
January	15,334	
February	16,685	
March	18,094	
April	18,360	
May	18,344	
June	18,343	

QUALITY

	Quantity	Base Number	Contract	AT	Region	England
% of FP17s for the same patient ID Re-attending within 3 months - Children	40	433	9.2%	11.3%	12.1%	11.4%
% of FP17s for the same patient ID Re-attending within 3 months - Adults	183	1,448	12.6%	14.9%	15.6%	15.4%
% of FP17s for the same patient ID Re-attending between 3 & 9 months - Children	290	433	67.0%	60.2%	61.2%	59.8%
% of FP17s for the same patient ID Re-attending between 3 & 9 months - Adults	972	1,448	67.1%	52.9%	54.5%	52.1%
% of FP17s for Band 1 Urgent Courses	165	1,735	9.5%	9.7%	9.1%	9.2%
% of FP17s Relating to Free Repair or Replacements	21	1,735	1.2%	0.9%	1.0%	0.7%
% of FP17s Relating to Continuations	6	1,735	0.3%	0.9%	1.0%	0.8%
% of Patients satisfied with the dentistry they have received	2	2	N/A	94.6%	94.2%	93.4%
% of Patients satisfied with the time they had to wait for an appointment	2	2	N/A	86.1%	88.4%	87.6%

* This is based on patients treated on this contract for their most recent course of treatment. Figures in italics indicate the base number of FP17s or Patient Questionnaire responses are less than 100. N/A is shown where the base number of responses is less than 10 during the period. % is calculated as Quantity/Base number*100

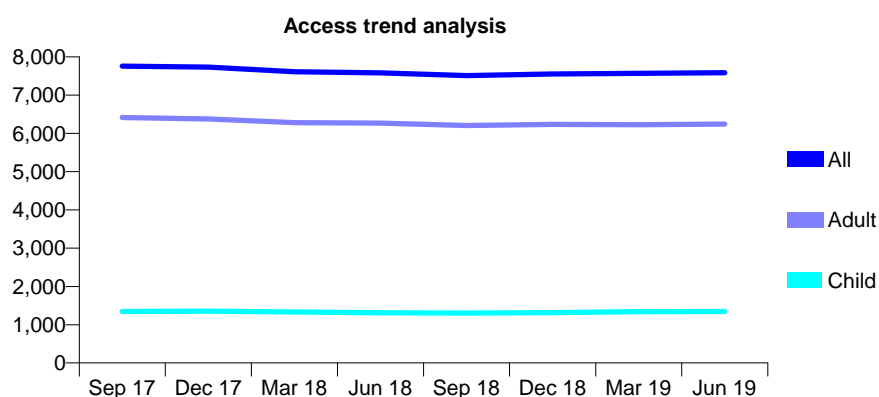
Q47 - Vital Signs At a Glance Contract Report for 157228/0001 - June 2019

Name or company name	Safehands Dental Care
Contract type name	GDS Contract
Purpose of contract	General
Contract start date	01/04/2013
Contract end date	

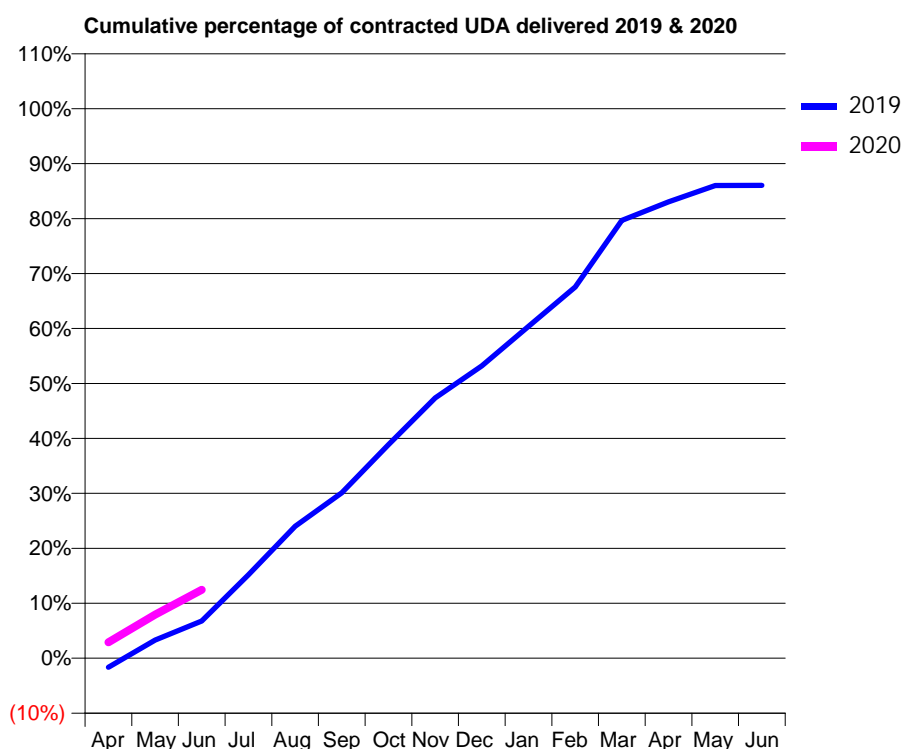
19/20 Contracted general activity (UDA)	24,091
Carry forward general activity (UDA)	0
19/20 Contracted orthodontic activity (UOA)	0
Carry forward orthodontic activity (UOA)	0
Baseline contract value	£549,160.47

ACCESS*

Patients seen in 24 months	Total	Change since previous quarter
Quarter ending June 2018	7,585	
Quarter ending September 2018	7,510	→
Quarter ending December 2018	7,552	→
Quarter ending March 2019	7,568	→
Quarter ending June 2019	7,587	→
Variance since June 2018	0.0%	→



ACTIVITY



Month	2019	2020
April	-402	698
May	798	1,916
June	1,637	2,999
July	3,665	
August	5,786	
September	7,251	
October	9,364	
November	11,410	
December	12,820	
January	14,548	
February	16,272	
March	19,191	
April	20,007	
May	20,722	
June	20,725	

QUALITY

	Quantity	Base Number	Contract	AT	Region	England
% of FP17s for the same patient ID Re-attending within 3 months - Children	28	423	6.6%	11.3%	12.1%	11.4%
% of FP17s for the same patient ID Re-attending within 3 months - Adults	231	1,818	12.7%	14.9%	15.6%	15.4%
% of FP17s for the same patient ID Re-attending between 3 & 9 months - Children	245	423	57.9%	60.2%	61.2%	59.8%
% of FP17s for the same patient ID Re-attending between 3 & 9 months - Adults	914	1,818	50.3%	52.9%	54.5%	52.1%
% of FP17s for Band 1 Urgent Courses	123	1,343	9.2%	9.7%	9.1%	9.2%
% of FP17s Relating to Free Repair or Replacements	9	1,343	0.7%	0.9%	1.0%	0.7%
% of FP17s Relating to Continuations	5	1,343	0.4%	0.9%	1.0%	0.8%
% of Patients satisfied with the dentistry they have received	3	3	N/A	94.6%	94.2%	93.4%
% of Patients satisfied with the time they had to wait for an appointment	2	3	N/A	86.1%	88.4%	87.6%

* This is based on patients treated on this contract for their most recent course of treatment.

Figures in italics indicate the base number of FP17s or Patient Questionnaire responses are less than 100. N/A is shown where the base number of responses is less than 10 during the period. % is calculated as Quantity/Base number*100

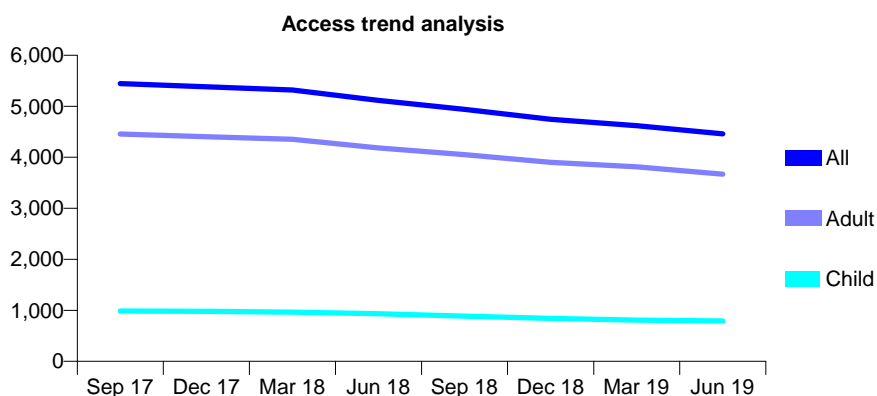
Q47 - Vital Signs At a Glance Contract Report for 157333/0001 - June 2019

Name or company name	West Lodge Dental Practice Partnership
Contract type name	GDS Contract
Purpose of contract	General
Contract start date	01/04/2013
Contract end date	

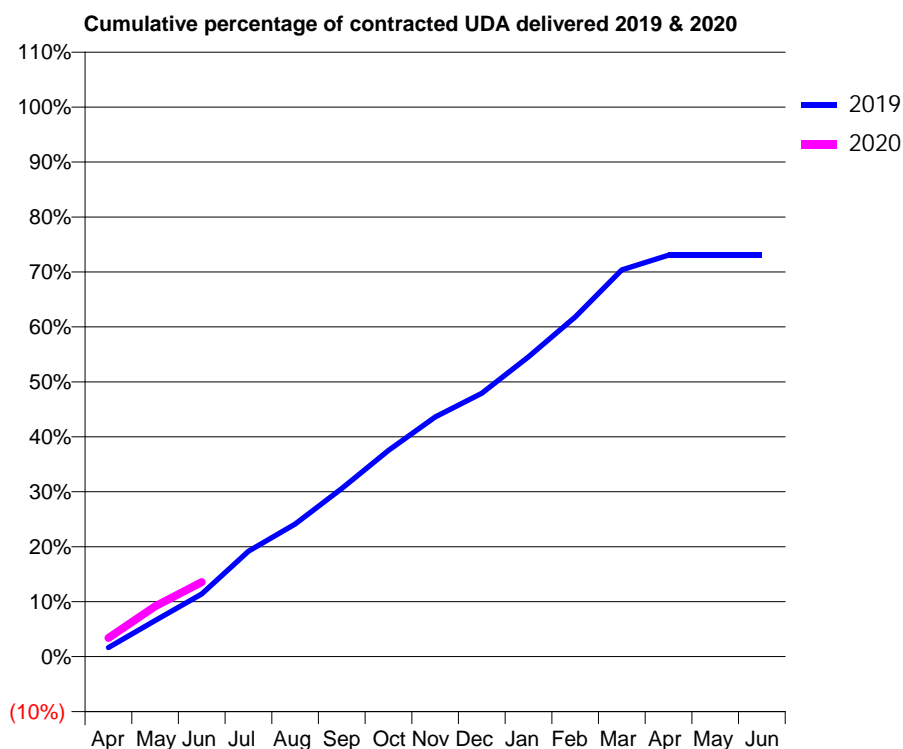
19/20 Contracted general activity (UDA)	15,064
Carry forward general activity (UDA)	0
19/20 Contracted orthodontic activity (UOA)	0
Carry forward orthodontic activity (UOA)	0
Baseline contract value	£340,436.46

ACCESS*

Patients seen in 24 months	Total	Change since previous quarter
Quarter ending June 2018	5,116	
Quarter ending September 2018	4,940	↓
Quarter ending December 2018	4,744	↓
Quarter ending March 2019	4,620	↓
Quarter ending June 2019	4,460	↓
Variance since June 2018	(12.8%)	↓



ACTIVITY



Month	Adjusted Scheduled Activity (UDA)	
	2019	2020
April	252	513
May	989	1,380
June	1,720	2,041
July	2,891	
August	3,636	
September	4,607	
October	5,652	
November	6,569	
December	7,218	
January	8,219	
February	9,312	
March	10,599	
April	11,005	
May	11,006	
June	11,006	

QUALITY

	Quantity	Base Number	Contract	AT	Region	England
% of FP17s for the same patient ID Re-attending within 3 months - Children	13	234	5.6%	11.3%	12.1%	11.4%
% of FP17s for the same patient ID Re-attending within 3 months - Adults	116	1,034	11.2%	14.9%	15.6%	15.4%
% of FP17s for the same patient ID Re-attending between 3 & 9 months - Children	139	234	59.4%	60.2%	61.2%	59.8%
% of FP17s for the same patient ID Re-attending between 3 & 9 months - Adults	573	1,034	55.4%	52.9%	54.5%	52.1%
% of FP17s for Band 1 Urgent Courses	89	1,087	8.2%	9.7%	9.1%	9.2%
% of FP17s Relating to Free Repair or Replacements	1	1,087	0.1%	0.9%	1.0%	0.7%
% of FP17s Relating to Continuations	14	1,087	1.3%	0.9%	1.0%	0.8%
% of Patients satisfied with the dentistry they have received	2	2	N/A	94.6%	94.2%	93.4%
% of Patients satisfied with the time they had to wait for an appointment	2	2	N/A	86.1%	88.4%	87.6%

* This is based on patients treated on this contract for their most recent course of treatment. Figures in italics indicate the base number of FP17s or Patient Questionnaire responses are less than 100. N/A is shown where the base number of responses is less than 10 during the period. % is calculated as Quantity/Base number*100

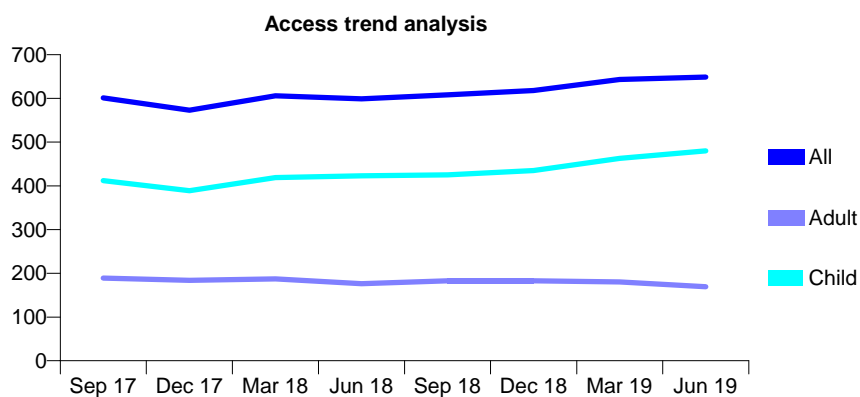
Q47 - Vital Signs At a Glance Contract Report for 158739/0001 - June 2019

Name or company name	Colne Dental Care
Contract type name	GDS Contract
Purpose of contract	General
Contract start date	01/04/2009
Contract end date	

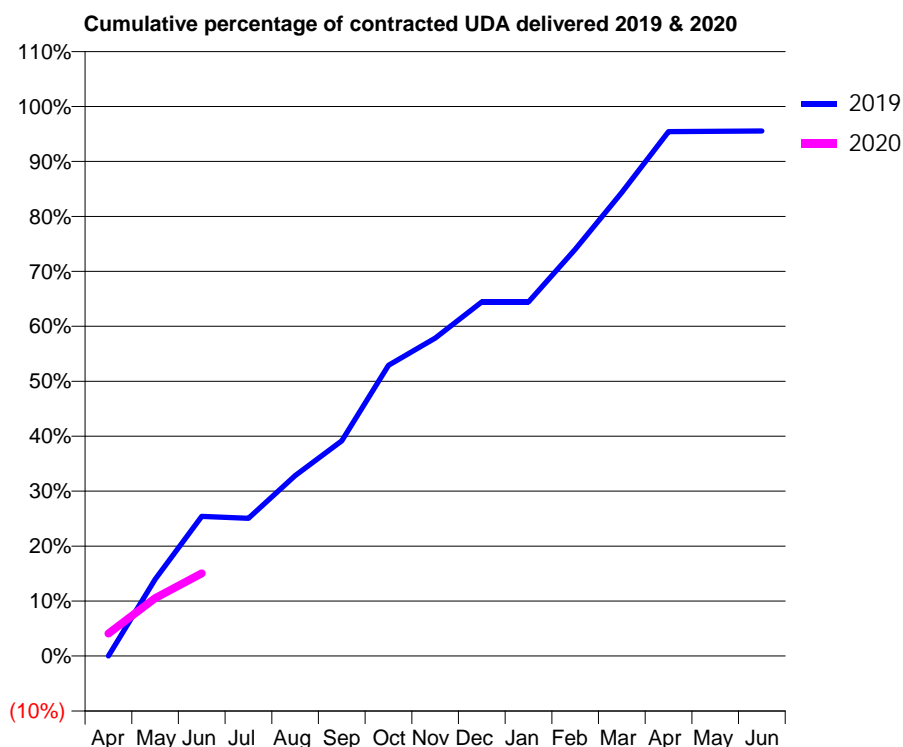
19/20 Contracted general activity (UDA)	2,150
Carry forward general activity (UDA)	0
19/20 Contracted orthodontic activity (UOA)	0
Carry forward orthodontic activity (UOA)	0
Baseline contract value	£50,839.86

ACCESS*

Patients seen in 24 months	Total	Change since previous quarter
Quarter ending June 2018	599	
Quarter ending September 2018	608	→
Quarter ending December 2018	618	→
Quarter ending March 2019	643	↑
Quarter ending June 2019	649	→
Variance since June 2018	8.3%	↑



ACTIVITY



Month	Adjusted Scheduled Activity (UDA)	
	2019	2020
April	0	88
May	300	227
June	546	324
July	539	
August	706	
September	842	
October	1,137	
November	1,244	
December	1,385	
January	1,385	
February	1,591	
March	1,814	
April	2,051	
May	2,053	
June	2,054	

QUALITY

	Quantity	Base Number	Contract	AT	Region	England
% of FP17s for the same patient ID Re-attending within 3 months - Children	49	261	18.8%	11.3%	12.1%	11.4%
% of FP17s for the same patient ID Re-attending within 3 months - Adults	13	65	20.0%	14.9%	15.6%	15.4%
% of FP17s for the same patient ID Re-attending between 3 & 9 months - Children	136	261	52.1%	60.2%	61.2%	59.8%
% of FP17s for the same patient ID Re-attending between 3 & 9 months - Adults	38	65	58.5%	52.9%	54.5%	52.1%
% of FP17s for Band 1 Urgent Courses	9	183	4.9%	9.7%	9.1%	9.2%
% of FP17s Relating to Free Repair or Replacements	0	183	0.0%	0.9%	1.0%	0.7%
% of FP17s Relating to Continuations	0	183	0.0%	0.9%	1.0%	0.8%
% of Patients satisfied with the dentistry they have received	0	0	N/A	94.6%	94.2%	93.4%
% of Patients satisfied with the time they had to wait for an appointment	0	0	N/A	86.1%	88.4%	87.6%

* This is based on patients treated on this contract for their most recent course of treatment. Figures in italics indicate the base number of FP17s or Patient Questionnaire responses are less than 100. N/A is shown where the base number of responses is less than 10 during the period. % is calculated as Quantity/Base number*100

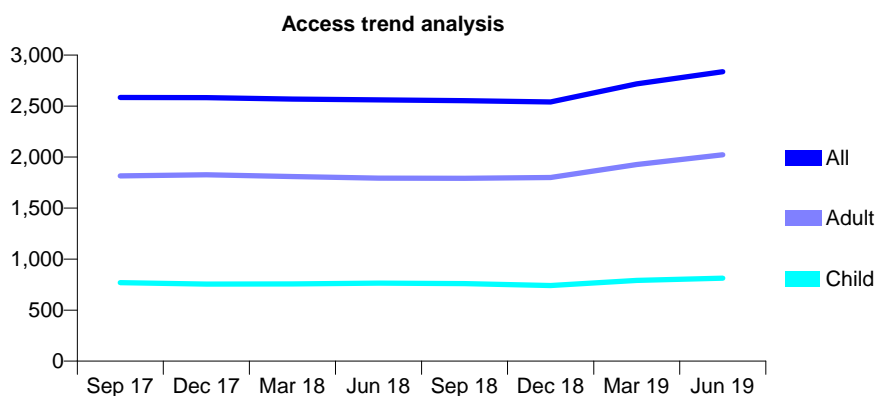
Q47 - Vital Signs At a Glance Contract Report for 159468/0001 - June 2019

Name or company name	Eccleston Dental Practice (Ltd)
Contract type name	GDS Contract
Purpose of contract	General
Contract start date	01/04/2008
Contract end date	

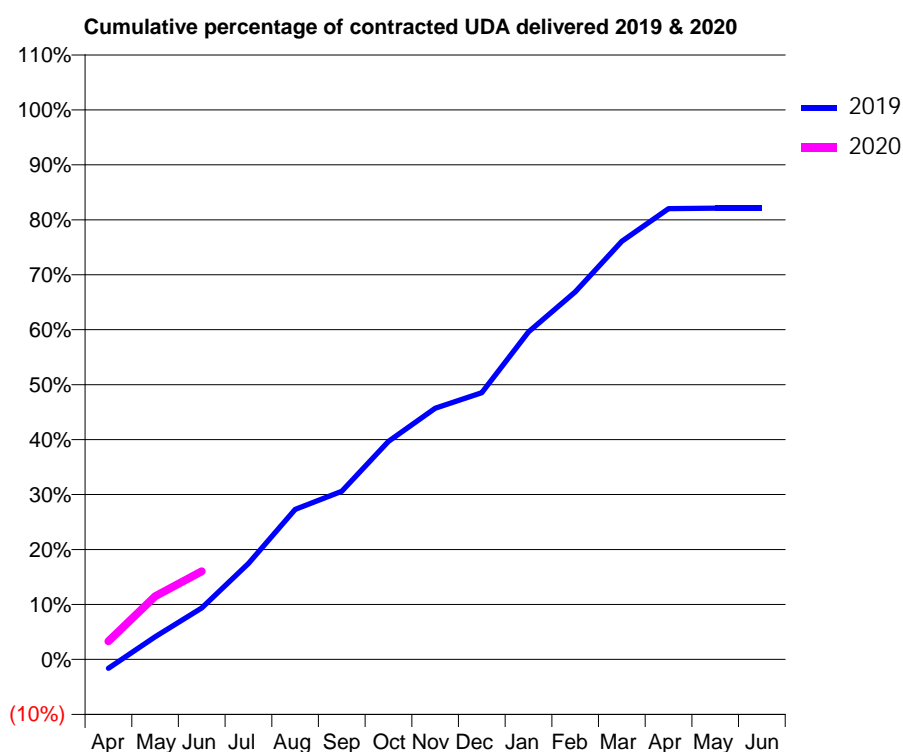
19/20 Contracted general activity (UDA)	10,559
Carry forward general activity (UDA)	0
19/20 Contracted orthodontic activity (UOA)	0
Carry forward orthodontic activity (UOA)	0
Baseline contract value	£297,199.77

ACCESS*

Patients seen in 24 months	Total	Change since previous quarter
Quarter ending June 2018	2,560	
Quarter ending September 2018	2,553	→
Quarter ending December 2018	2,541	→
Quarter ending March 2019	2,718	↑
Quarter ending June 2019	2,837	↑
Variance since June 2018	10.8%	↑



ACTIVITY



Month	2019	2020
April	-168	351
May	425	1,213
June	966	1,693
July	1,800	
August	2,815	
September	3,154	
October	4,091	
November	4,712	
December	5,003	
January	6,145	
February	6,894	
March	7,844	
April	8,455	
May	8,465	
June	8,465	

QUALITY

	Quantity	Base Number	Contract	AT	Region	England
% of FP17s for the same patient ID Re-attending within 3 months - Children	15	260	5.8%	11.3%	12.1%	11.4%
% of FP17s for the same patient ID Re-attending within 3 months - Adults	106	626	16.9%	14.9%	15.6%	15.4%
% of FP17s for the same patient ID Re-attending between 3 & 9 months - Children	111	260	42.7%	60.2%	61.2%	59.8%
% of FP17s for the same patient ID Re-attending between 3 & 9 months - Adults	257	626	41.1%	52.9%	54.5%	52.1%
% of FP17s for Band 1 Urgent Courses	88	696	12.6%	9.7%	9.1%	9.2%
% of FP17s Relating to Free Repair or Replacements	4	696	0.6%	0.9%	1.0%	0.7%
% of FP17s Relating to Continuations	1	696	0.1%	0.9%	1.0%	0.8%
% of Patients satisfied with the dentistry they have received	1	1	N/A	94.6%	94.2%	93.4%
% of Patients satisfied with the time they had to wait for an appointment	1	1	N/A	86.1%	88.4%	87.6%

* This is based on patients treated on this contract for their most recent course of treatment. Figures in italics indicate the base number of FP17s or Patient Questionnaire responses are less than 100. N/A is shown where the base number of responses is less than 10 during the period. % is calculated as Quantity/Base number*100

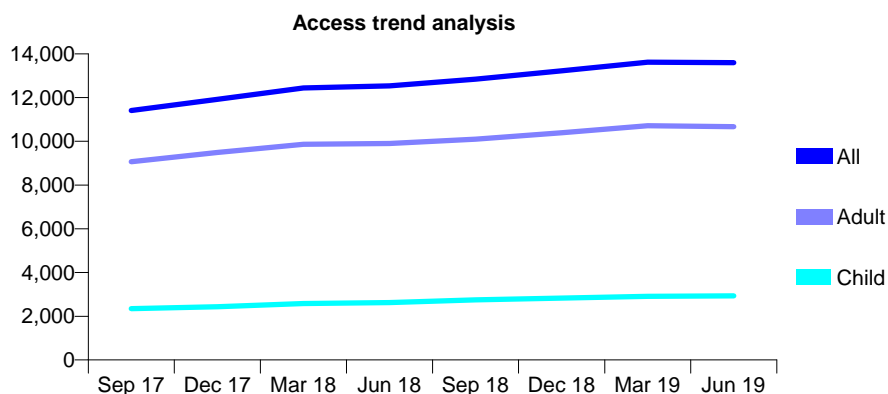
Q47 - Vital Signs At a Glance Contract Report for 159859/0001 - June 2019

Name or company name	Hardhorn Dental Practice
Contract type name	GDS Contract
Purpose of contract	General
Contract start date	01/04/2015
Contract end date	

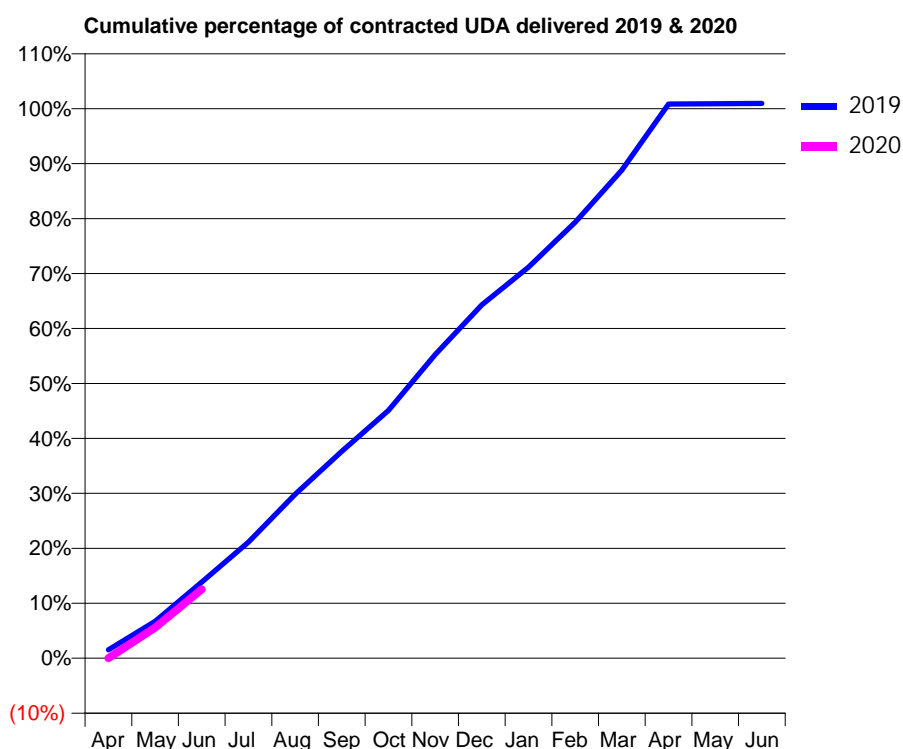
19/20 Contracted general activity (UDA)	39,516
Carry forward general activity (UDA)	0
19/20 Contracted orthodontic activity (UOA)	0
Carry forward orthodontic activity (UOA)	0
Baseline contract value	£1,177,109.98

ACCESS*

Patients seen in 24 months	Total	Change since previous quarter
Quarter ending June 2018	12,530	
Quarter ending September 2018	12,846	↑
Quarter ending December 2018	13,223	↑
Quarter ending March 2019	13,619	↑
Quarter ending June 2019	13,593	→
Variance since June 2018	8.5%	↑



ACTIVITY



Month	Adjusted Scheduled Activity (UDA)	
	2019	2020
April	611	0
May	2,648	2,215
June	5,472	4,949
July	8,346	
August	11,790	
September	14,881	
October	17,823	
November	21,836	
December	25,403	
January	28,124	
February	31,353	
March	35,097	
April	39,853	
May	39,872	
June	39,887	

QUALITY

	Quantity	Base Number	Contract	AT	Region	England
% of FP17s for the same patient ID Re-attending within 3 months - Children	89	1,249	7.1%	11.3%	12.1%	11.4%
% of FP17s for the same patient ID Re-attending within 3 months - Adults	521	3,835	13.6%	14.9%	15.6%	15.4%
% of FP17s for the same patient ID Re-attending between 3 & 9 months - Children	833	1,249	66.7%	60.2%	61.2%	59.8%
% of FP17s for the same patient ID Re-attending between 3 & 9 months - Adults	2,275	3,835	59.3%	52.9%	54.5%	52.1%
% of FP17s for Band 1 Urgent Courses	210	2,623	8.0%	9.7%	9.1%	9.2%
% of FP17s Relating to Free Repair or Replacements	15	2,623	0.6%	0.9%	1.0%	0.7%
% of FP17s Relating to Continuations	16	2,623	0.6%	0.9%	1.0%	0.8%
% of Patients satisfied with the dentistry they have received	4	6	N/A	94.6%	94.2%	93.4%
% of Patients satisfied with the time they had to wait for an appointment	3	6	N/A	86.1%	88.4%	87.6%

* This is based on patients treated on this contract for their most recent course of treatment.

Figures in italics indicate the base number of FP17s or Patient Questionnaire responses are less than 100. N/A is shown where the base number of responses is less than 10 during the period. % is calculated as Quantity/Base number*100

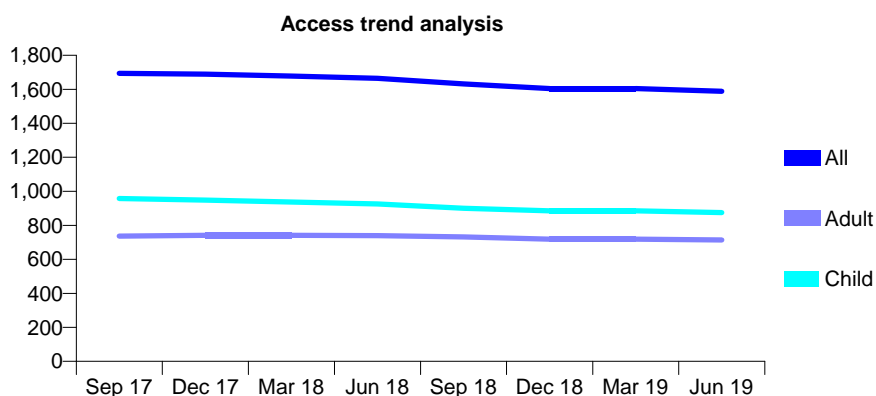
Q47 - Vital Signs At a Glance Contract Report for 161470/0001 - June 2019

Name or company name	Cottage Dental Ormskirk LLP
Contract type name	GDS Contract
Purpose of contract	General
Contract start date	01/01/2011
Contract end date	

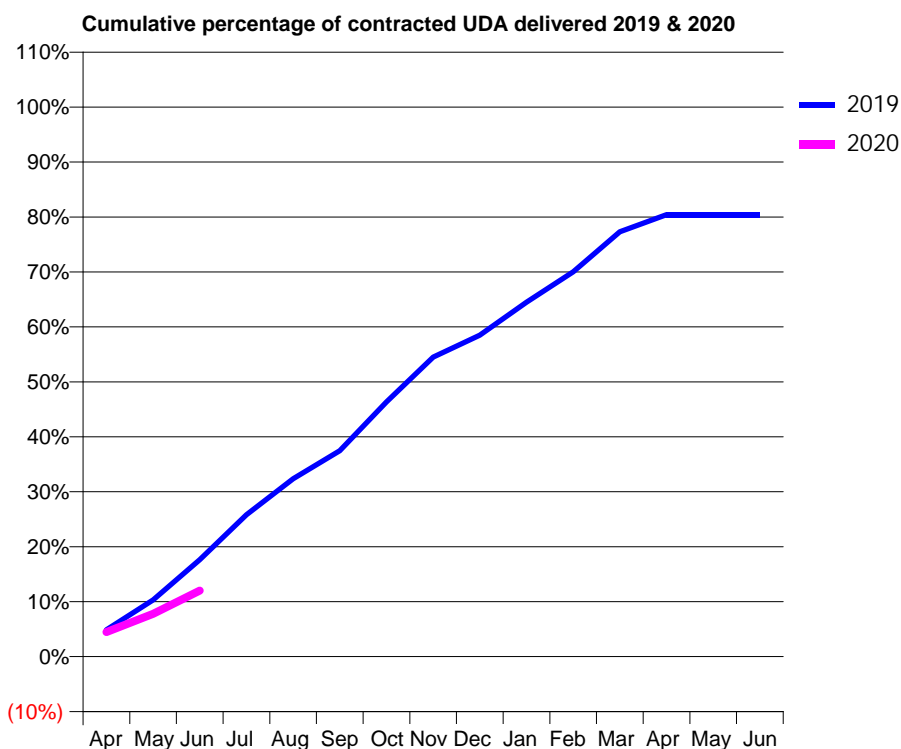
19/20 Contracted general activity (UDA)	5,004
Carry forward general activity (UDA)	0
19/20 Contracted orthodontic activity (UOA)	0
Carry forward orthodontic activity (UOA)	0
Baseline contract value	£150,926.54

ACCESS*

Patients seen in 24 months	Total	Change since previous quarter
Quarter ending June 2018	1,665	
Quarter ending September 2018	1,632	↓
Quarter ending December 2018	1,604	↓
Quarter ending March 2019	1,604	→
Quarter ending June 2019	1,589	→
Variance since June 2018	(4.6%)	↓



ACTIVITY



Month	Adjusted Scheduled Activity (UDA)	
	2019	2020
April	245	224
May	516	390
June	882	602
July	1,293	
August	1,621	
September	1,876	
October	2,320	
November	2,727	
December	2,927	
January	3,227	
February	3,504	
March	3,869	
April	4,024	
May	4,024	
June	4,025	

QUALITY

	Quantity	Base Number	Contract	AT	Region	England
% of FP17s for the same patient ID Re-attending within 3 months - Children	53	375	14.1%	11.3%	12.1%	11.4%
% of FP17s for the same patient ID Re-attending within 3 months - Adults	19	146	13.0%	14.9%	15.6%	15.4%
% of FP17s for the same patient ID Re-attending between 3 & 9 months - Children	256	375	68.3%	60.2%	61.2%	59.8%
% of FP17s for the same patient ID Re-attending between 3 & 9 months - Adults	101	146	69.2%	52.9%	54.5%	52.1%
% of FP17s for Band 1 Urgent Courses	26	407	6.4%	9.7%	9.1%	9.2%
% of FP17s Relating to Free Repair or Replacements	0	407	0.0%	0.9%	1.0%	0.7%
% of FP17s Relating to Continuations	1	407	0.2%	0.9%	1.0%	0.8%
% of Patients satisfied with the dentistry they have received	0	0	N/A	94.6%	94.2%	93.4%
% of Patients satisfied with the time they had to wait for an appointment	0	0	N/A	86.1%	88.4%	87.6%

* This is based on patients treated on this contract for their most recent course of treatment. Figures in italics indicate the base number of FP17s or Patient Questionnaire responses are less than 100. N/A is shown where the base number of responses is less than 10 during the period. % is calculated as Quantity/Base number*100

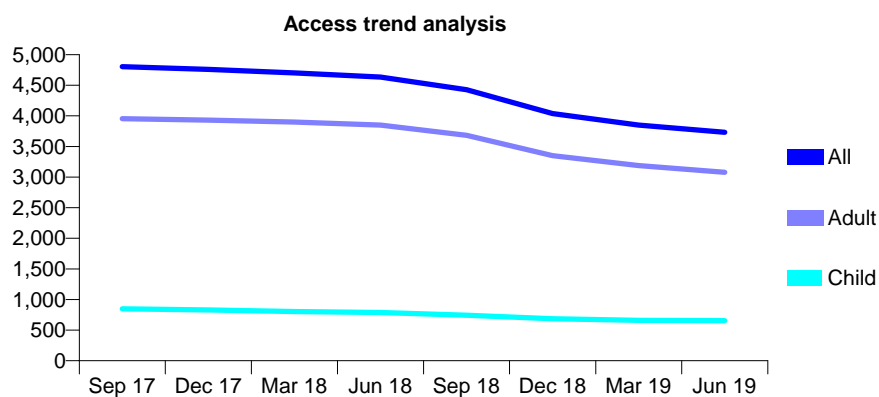
Q47 - Vital Signs At a Glance Contract Report for 164143/0001 - June 2019

Name or company name	Warner Dental Practice Partnership
Contract type name	GDS Contract
Purpose of contract	General
Contract start date	01/08/2013
Contract end date	

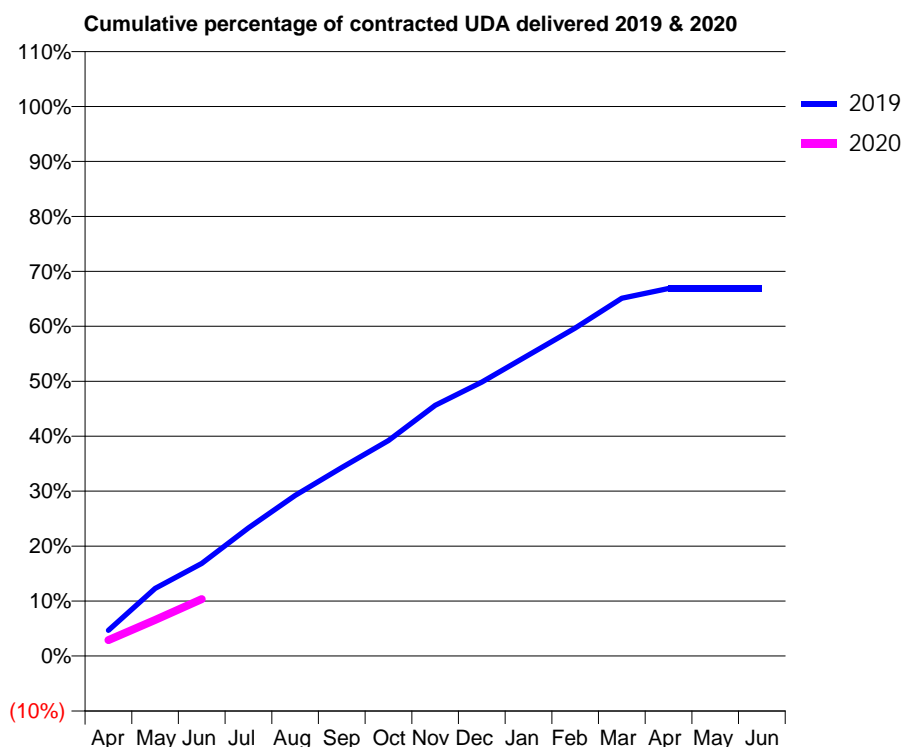
19/20 Contracted general activity (UDA)	15,296
Carry forward general activity (UDA)	0
19/20 Contracted orthodontic activity (UOA)	0
Carry forward orthodontic activity (UOA)	0
Baseline contract value	£414,838.86

ACCESS*

Patients seen in 24 months	Total	Change since previous quarter
Quarter ending June 2018	4,636	
Quarter ending September 2018	4,428	↓
Quarter ending December 2018	4,038	↓
Quarter ending March 2019	3,850	↓
Quarter ending June 2019	3,732	↓
Variance since June 2018	(19.5%)	↓



ACTIVITY



Month	Adjusted Scheduled Activity (UDA)	
	2019	2020
April	713	445
May	1,883	1,005
June	2,579	1,581
July	3,563	
August	4,470	
September	5,248	
October	5,995	
November	6,975	
December	7,626	
January	8,376	
February	9,130	
March	9,955	
April	10,229	
May	10,229	
June	10,229	

QUALITY

	Quantity	Base Number	Contract	AT	Region	England
% of FP17s for the same patient ID Re-attending within 3 months - Children	11	230	4.8%	11.3%	12.1%	11.4%
% of FP17s for the same patient ID Re-attending within 3 months - Adults	74	853	8.7%	14.9%	15.6%	15.4%
% of FP17s for the same patient ID Re-attending between 3 & 9 months - Children	150	230	65.2%	60.2%	61.2%	59.8%
% of FP17s for the same patient ID Re-attending between 3 & 9 months - Adults	515	853	60.4%	52.9%	54.5%	52.1%
% of FP17s for Band 1 Urgent Courses	52	939	5.5%	9.7%	9.1%	9.2%
% of FP17s Relating to Free Repair or Replacements	5	939	0.5%	0.9%	1.0%	0.7%
% of FP17s Relating to Continuations	4	939	0.4%	0.9%	1.0%	0.8%
% of Patients satisfied with the dentistry they have received	1	1	N/A	94.6%	94.2%	93.4%
% of Patients satisfied with the time they had to wait for an appointment	1	1	N/A	86.1%	88.4%	87.6%

* This is based on patients treated on this contract for their most recent course of treatment. Figures in italics indicate the base number of FP17s or Patient Questionnaire responses are less than 100. N/A is shown where the base number of responses is less than 10 during the period. % is calculated as Quantity/Base number*100

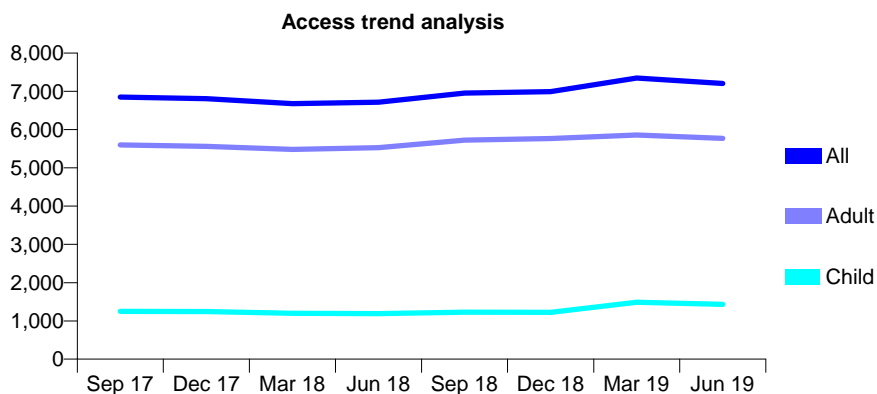
Q47 - Vital Signs At a Glance Contract Report for 165158/0001 - June 2019

Name or company name	The Haverflatts Lane Dental Practice
Contract type name	GDS Contract
Purpose of contract	General
Contract start date	25/11/2009
Contract end date	

19/20 Contracted general activity (UDA)	21,001
Carry forward general activity (UDA)	0
19/20 Contracted orthodontic activity (UOA)	0
Carry forward orthodontic activity (UOA)	0
Baseline contract value	£565,613.19

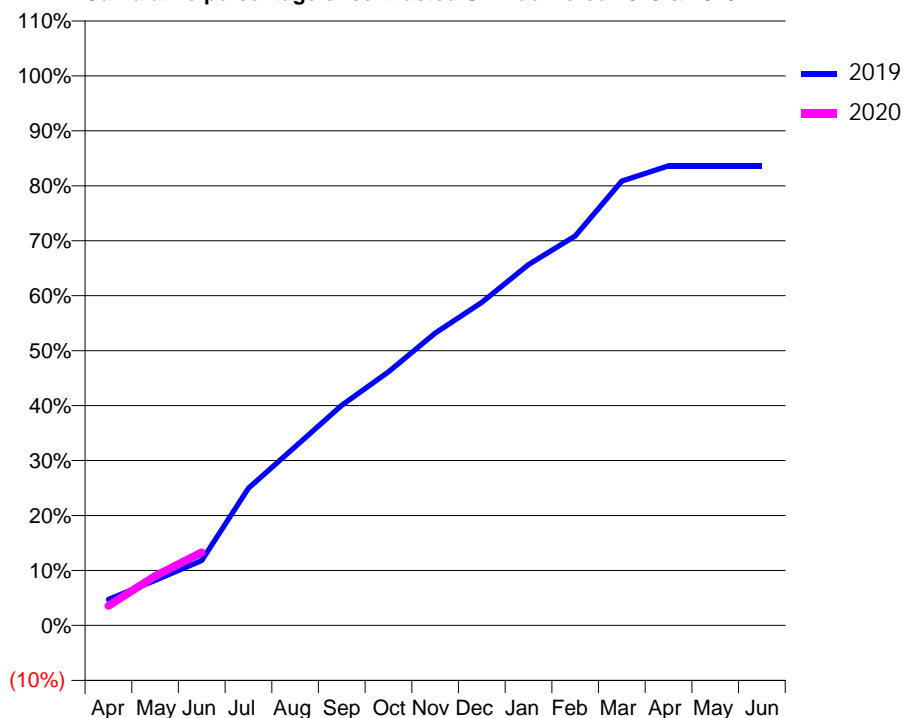
ACCESS*

Patients seen in 24 months	Total	Change since previous quarter
Quarter ending June 2018	6,717	
Quarter ending September 2018	6,956	↑
Quarter ending December 2018	6,990	→
Quarter ending March 2019	7,345	↑
Quarter ending June 2019	7,206	↓
Variance since June 2018	7.3%	↑



ACTIVITY

Cumulative percentage of contracted UDA delivered 2019 & 2020



Adjusted Scheduled Activity (UDA)

Month	2019	2020
April	998	752
May	1,722	1,888
June	2,479	2,791
July	5,247	
August	6,833	
September	8,412	
October	9,692	
November	11,169	
December	12,346	
January	13,787	
February	14,882	
March	16,984	
April	17,566	
May	17,564	
June	17,564	

QUALITY

	Quantity	Base Number	Contract	AT	Region	England
% of FP17s for the same patient ID Re-attending within 3 months - Children	15	436	3.4%	11.3%	12.1%	11.4%
% of FP17s for the same patient ID Re-attending within 3 months - Adults	142	1,423	10.0%	14.9%	15.6%	15.4%
% of FP17s for the same patient ID Re-attending between 3 & 9 months - Children	226	436	51.8%	60.2%	61.2%	59.8%
% of FP17s for the same patient ID Re-attending between 3 & 9 months - Adults	575	1,423	40.4%	52.9%	54.5%	52.1%
% of FP17s for Band 1 Urgent Courses	89	1,533	5.8%	9.7%	9.1%	9.2%
% of FP17s Relating to Free Repair or Replacements	16	1,533	1.0%	0.9%	1.0%	0.7%
% of FP17s Relating to Continuations	29	1,533	1.9%	0.9%	1.0%	0.8%
% of Patients satisfied with the dentistry they have received	4	5	N/A	94.6%	94.2%	93.4%
% of Patients satisfied with the time they had to wait for an appointment	3	5	N/A	86.1%	88.4%	87.6%

* This is based on patients treated on this contract for their most recent course of treatment.

Figures in italics indicate the base number of FP17s or Patient Questionnaire responses are less than 100. N/A is shown where the base number of responses is less than 10 during the period. % is calculated as Quantity/Base number*100

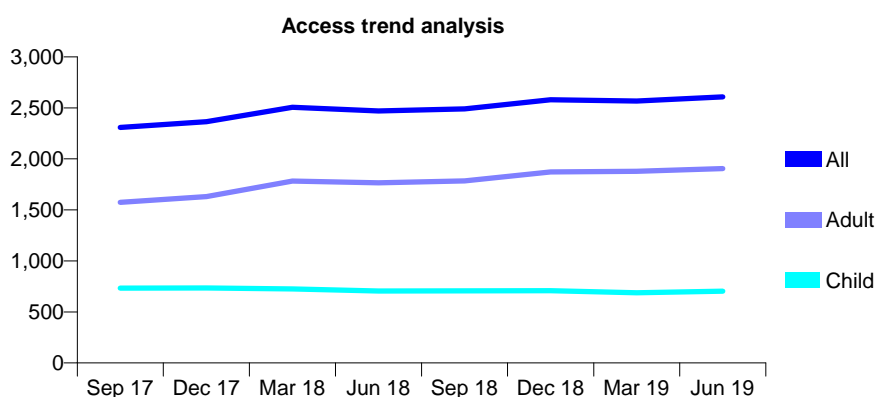
Q47 - Vital Signs At a Glance Contract Report for 166537/0001 - June 2019

Name or company name	Miss R Dhariwal
Contract type name	GDS Contract
Purpose of contract	General and Orthodontic
Contract start date	01/08/2010
Contract end date	

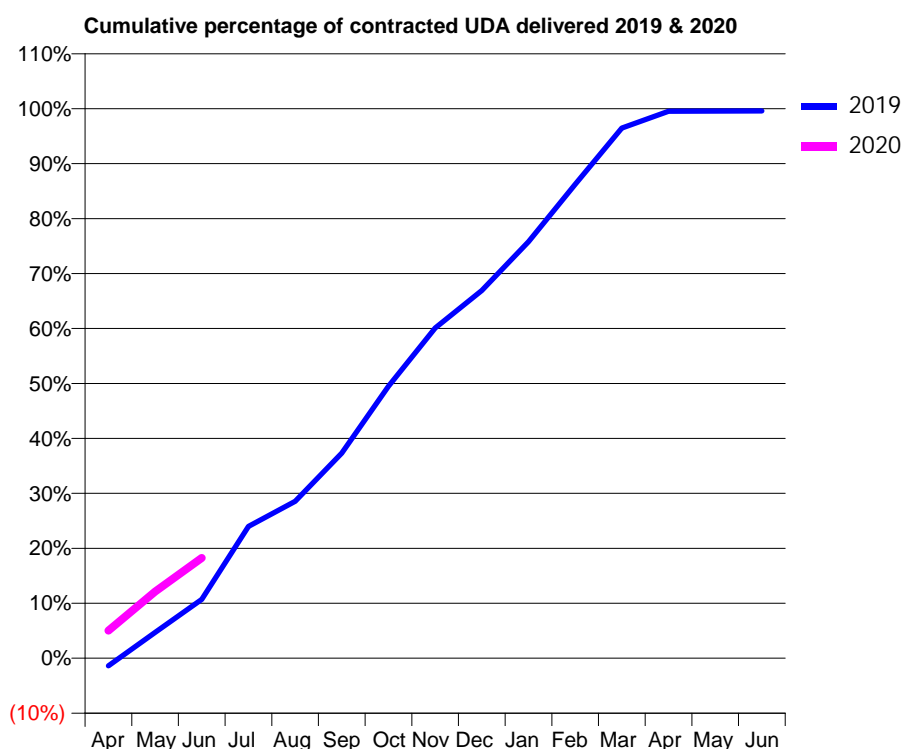
19/20 Contracted general activity (UDA)	6,200
Carry forward general activity (UDA)	0
19/20 Contracted orthodontic activity (UOA)	146
Carry forward orthodontic activity (UOA)	0
Baseline contract value	£207,538.11

ACCESS*

Patients seen in 24 months	Total	Change since previous quarter
Quarter ending June 2018	2,470	
Quarter ending September 2018	2,491	→
Quarter ending December 2018	2,580	↑
Quarter ending March 2019	2,567	→
Quarter ending June 2019	2,609	→
Variance since June 2018	5.6%	↑



ACTIVITY



Month	2019	2020
April	-86	312
May	293	753
June	664	1,133
July	1,487	
August	1,770	
September	2,313	
October	3,068	
November	3,727	
December	4,149	
January	4,699	
February	5,348	
March	5,981	
April	6,171	
May	6,172	
June	6,173	

QUALITY

	Quantity	Base Number	Contract	AT	Region	England
% of FP17s for the same patient ID Re-attending within 3 months - Children	13	251	5.2%	11.3%	12.1%	11.4%
% of FP17s for the same patient ID Re-attending within 3 months - Adults	31	463	6.7%	14.9%	15.6%	15.4%
% of FP17s for the same patient ID Re-attending between 3 & 9 months - Children	161	251	64.1%	60.2%	61.2%	59.8%
% of FP17s for the same patient ID Re-attending between 3 & 9 months - Adults	247	463	53.3%	52.9%	54.5%	52.1%
% of FP17s for Band 1 Urgent Courses	53	591	9.0%	9.7%	9.1%	9.2%
% of FP17s Relating to Free Repair or Replacements	6	591	1.0%	0.9%	1.0%	0.7%
% of FP17s Relating to Continuations	6	591	1.0%	0.9%	1.0%	0.8%
% of Patients satisfied with the dentistry they have received	1	1	N/A	94.6%	94.2%	93.4%
% of Patients satisfied with the time they had to wait for an appointment	1	1	N/A	86.1%	88.4%	87.6%

* This is based on patients treated on this contract for their most recent course of treatment.

Figures in italics indicate the base number of FP17s or Patient Questionnaire responses are less than 100. N/A is shown where the base number of responses is less than 10 during the period. % is calculated as Quantity/Base number*100

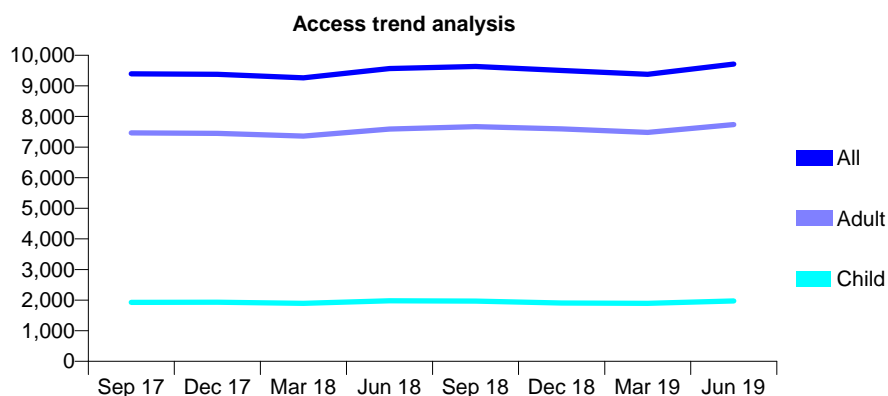
Q47 - Vital Signs At a Glance Contract Report for 167339/0001 - June 2019

Name or company name	St Annes Dental Clinic Ltd
Contract type name	GDS Contract
Purpose of contract	General
Contract start date	06/04/2013
Contract end date	

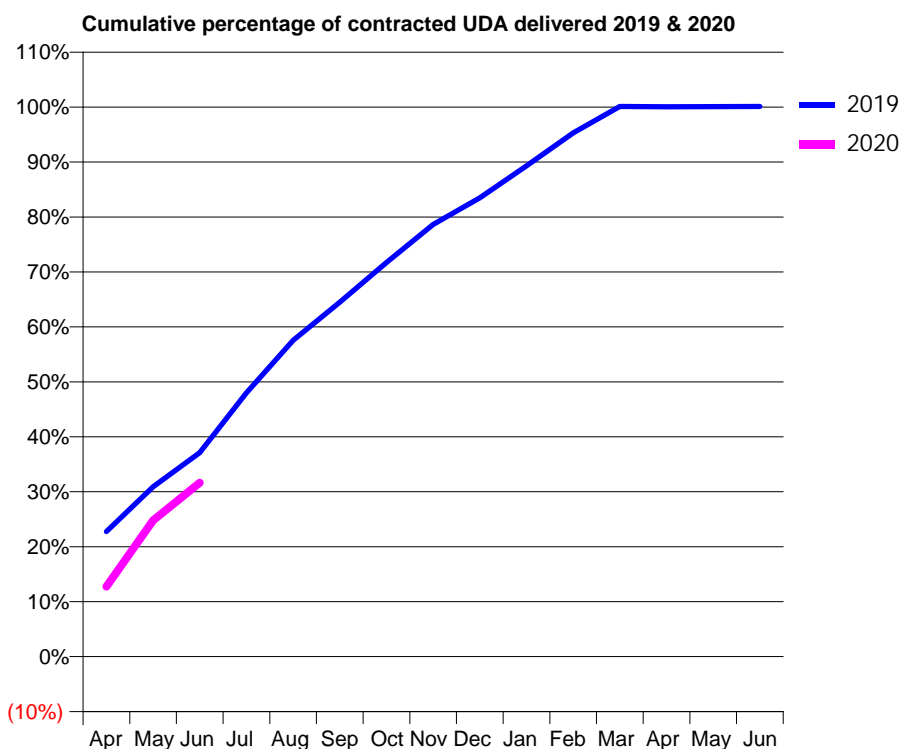
19/20 Contracted general activity (UDA)	30,321
Carry forward general activity (UDA)	0
19/20 Contracted orthodontic activity (UOA)	0
Carry forward orthodontic activity (UOA)	0
Baseline contract value	£991,263.25

ACCESS*

Patients seen in 24 months	Total	Change since previous quarter
Quarter ending June 2018	9,566	
Quarter ending September 2018	9,632	→
Quarter ending December 2018	9,499	↓
Quarter ending March 2019	9,377	↓
Quarter ending June 2019	9,709	↑
Variance since June 2018	1.5%	→



ACTIVITY



Month	Adjusted Scheduled Activity (UDA)	
	2019	2020
April	6,405	3,866
May	8,700	7,520
June	10,447	9,597
July	13,515	
August	16,204	
September	18,150	
October	20,189	
November	22,136	
December	23,500	
January	25,131	
February	26,826	
March	28,177	
April	28,157	
May	28,174	
June	28,176	

QUALITY

	Quantity	Base Number	Contract	AT	Region	England
% of FP17s for the same patient ID Re-attending within 3 months - Children	74	1,038	7.1%	11.3%	12.1%	11.4%
% of FP17s for the same patient ID Re-attending within 3 months - Adults	419	3,320	12.6%	14.9%	15.6%	15.4%
% of FP17s for the same patient ID Re-attending between 3 & 9 months - Children	590	1,038	56.8%	60.2%	61.2%	59.8%
% of FP17s for the same patient ID Re-attending between 3 & 9 months - Adults	1,748	3,320	52.7%	52.9%	54.5%	52.1%
% of FP17s for Band 1 Urgent Courses	274	4,358	6.3%	9.7%	9.1%	9.2%
% of FP17s Relating to Free Repair or Replacements	28	4,358	0.6%	0.9%	1.0%	0.7%
% of FP17s Relating to Continuations	48	4,358	1.1%	0.9%	1.0%	0.8%
% of Patients satisfied with the dentistry they have received	2	2	N/A	94.6%	94.2%	93.4%
% of Patients satisfied with the time they had to wait for an appointment	2	2	N/A	86.1%	88.4%	87.6%

* This is based on patients treated on this contract for their most recent course of treatment. Figures in italics indicate the base number of FP17s or Patient Questionnaire responses are less than 100. N/A is shown where the base number of responses is less than 10 during the period. % is calculated as Quantity/Base number*100

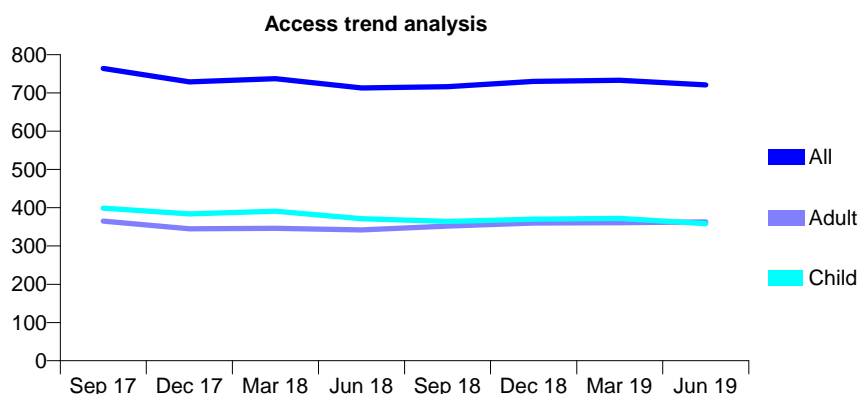
Q47 - Vital Signs At a Glance Contract Report for 167711/0001 - June 2019

Name or company name	Bridge Dental Practice
Contract type name	GDS Contract
Purpose of contract	General and Orthodontic
Contract start date	01/09/2014
Contract end date	

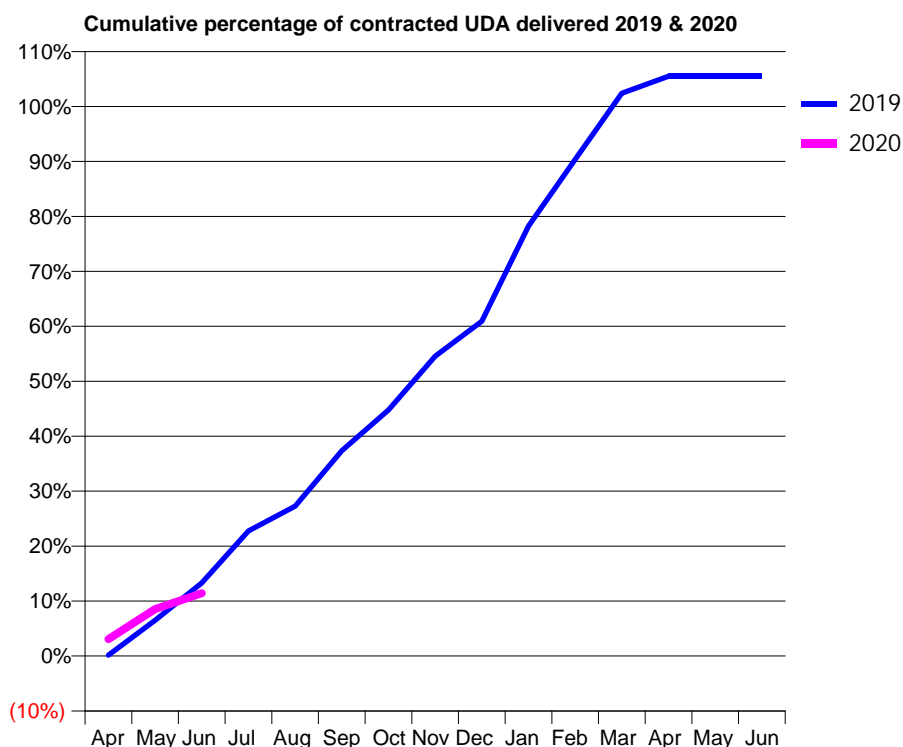
19/20 Contracted general activity (UDA)	2,000
Carry forward general activity (UDA)	0
19/20 Contracted orthodontic activity (UOA)	617
Carry forward orthodontic activity (UOA)	0
Baseline contract value	£83,724.41

ACCESS*

Patients seen in 24 months	Total	Change since previous quarter
Quarter ending June 2018	713	
Quarter ending September 2018	716	→
Quarter ending December 2018	730	→
Quarter ending March 2019	733	→
Quarter ending June 2019	721	↓
Variance since June 2018	1.1%	→



ACTIVITY



Month	Adjusted Scheduled Activity (UDA)	
	2019	2020
April	3	61
May	130	171
June	266	229
July	455	
August	546	
September	747	
October	896	
November	1,091	
December	1,219	
January	1,565	
February	1,808	
March	2,048	
April	2,110	
May	2,110	
June	2,110	

QUALITY

	Quantity	Base Number	Contract	AT	Region	England
% of FP17s for the same patient ID Re-attending within 3 months - Children	26	91	28.6%	11.3%	12.1%	11.4%
% of FP17s for the same patient ID Re-attending within 3 months - Adults	18	56	32.1%	14.9%	15.6%	15.4%
% of FP17s for the same patient ID Re-attending between 3 & 9 months - Children	34	91	37.4%	60.2%	61.2%	59.8%
% of FP17s for the same patient ID Re-attending between 3 & 9 months - Adults	21	56	37.5%	52.9%	54.5%	52.1%
% of FP17s for Band 1 Urgent Courses	13	118	11.0%	9.7%	9.1%	9.2%
% of FP17s Relating to Free Repair or Replacements	0	118	0.0%	0.9%	1.0%	0.7%
% of FP17s Relating to Continuations	0	118	0.0%	0.9%	1.0%	0.8%
% of Patients satisfied with the dentistry they have received	0	0	N/A	94.6%	94.2%	93.4%
% of Patients satisfied with the time they had to wait for an appointment	0	0	N/A	86.1%	88.4%	87.6%

* This is based on patients treated on this contract for their most recent course of treatment. Figures in italics indicate the base number of FP17s or Patient Questionnaire responses are less than 100. N/A is shown where the base number of responses is less than 10 during the period. % is calculated as Quantity/Base number*100

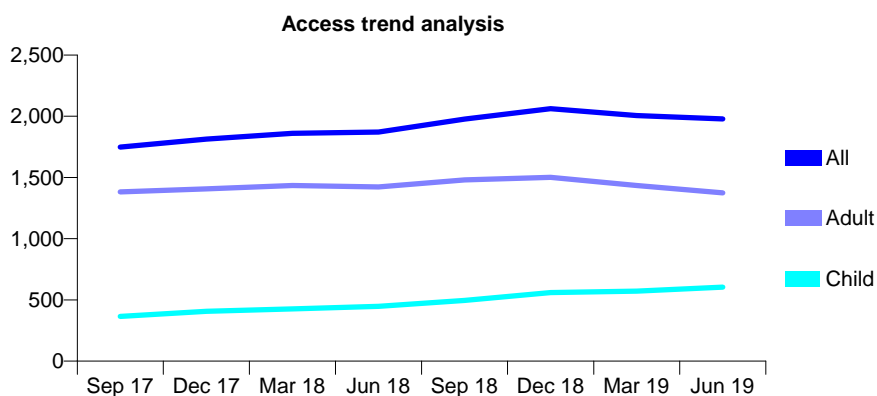
Q47 - Vital Signs At a Glance Contract Report for 168416/0001 - June 2019

Name or company name	Nelson Centre Dental Practice
Contract type name	GDS Contract
Purpose of contract	General
Contract start date	01/04/2013
Contract end date	

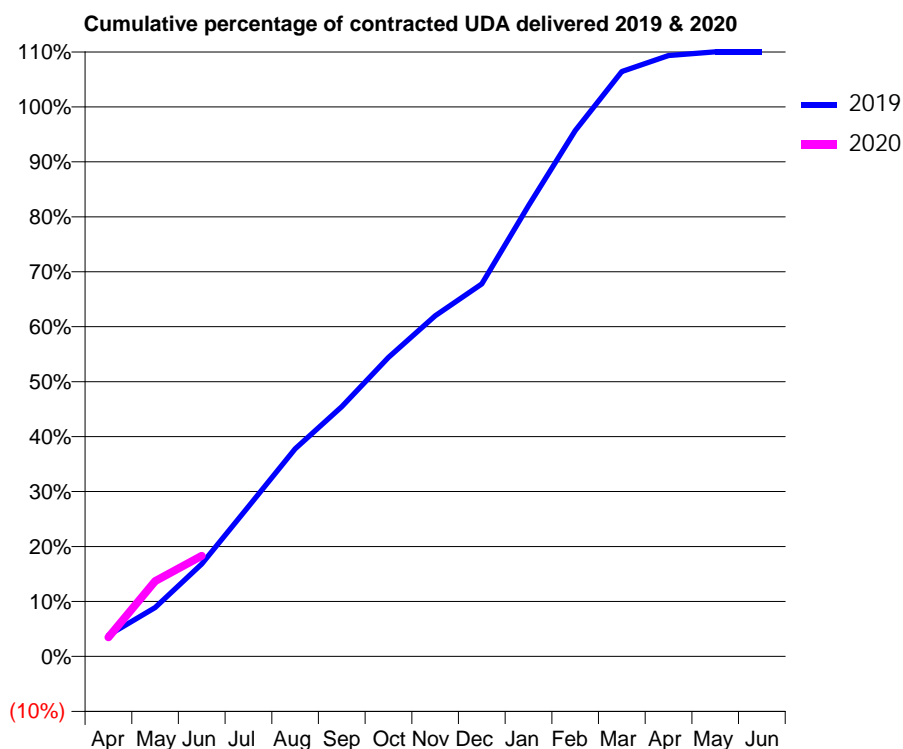
19/20 Contracted general activity (UDA)	5,750
Carry forward general activity (UDA)	0
19/20 Contracted orthodontic activity (UOA)	0
Carry forward orthodontic activity (UOA)	0
Baseline contract value	£191,873.40

ACCESS*

Patients seen in 24 months	Total	Change since previous quarter
Quarter ending June 2018	1,871	
Quarter ending September 2018	1,977	↑
Quarter ending December 2018	2,063	↑
Quarter ending March 2019	2,006	↓
Quarter ending June 2019	1,979	↓
Variance since June 2018	5.8%	↑



ACTIVITY



Month	2019	2020
April	223	200
May	512	788
June	968	1,052
July	1,568	
August	2,174	
September	2,613	
October	3,129	
November	3,565	
December	3,898	
January	4,717	
February	5,501	
March	6,119	
April	6,287	
May	6,326	
June	6,326	

QUALITY

	Quantity	Base Number	Contract	AT	Region	England
% of FP17s for the same patient ID Re-attending within 3 months - Children	49	306	16.0%	11.3%	12.1%	11.4%
% of FP17s for the same patient ID Re-attending within 3 months - Adults	80	291	27.5%	14.9%	15.6%	15.4%
% of FP17s for the same patient ID Re-attending between 3 & 9 months - Children	178	306	58.2%	60.2%	61.2%	59.8%
% of FP17s for the same patient ID Re-attending between 3 & 9 months - Adults	133	291	45.7%	52.9%	54.5%	52.1%
% of FP17s for Band 1 Urgent Courses	56	503	11.1%	9.7%	9.1%	9.2%
% of FP17s Relating to Free Repair or Replacements	0	503	0.0%	0.9%	1.0%	0.7%
% of FP17s Relating to Continuations	2	503	0.4%	0.9%	1.0%	0.8%
% of Patients satisfied with the dentistry they have received	2	2	N/A	94.6%	94.2%	93.4%
% of Patients satisfied with the time they had to wait for an appointment	2	2	N/A	86.1%	88.4%	87.6%

* This is based on patients treated on this contract for their most recent course of treatment. Figures in italics indicate the base number of FP17s or Patient Questionnaire responses are less than 100. N/A is shown where the base number of responses is less than 10 during the period. % is calculated as Quantity/Base number*100

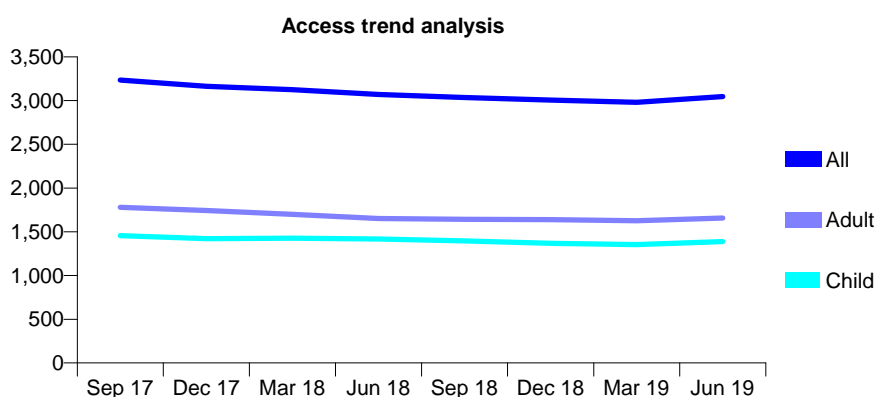
Q47 - Vital Signs At a Glance Contract Report for 168467/0001 - June 2019

Name or company name	Schofield & Pickup
Contract type name	GDS Contract
Purpose of contract	General
Contract start date	22/10/2012
Contract end date	

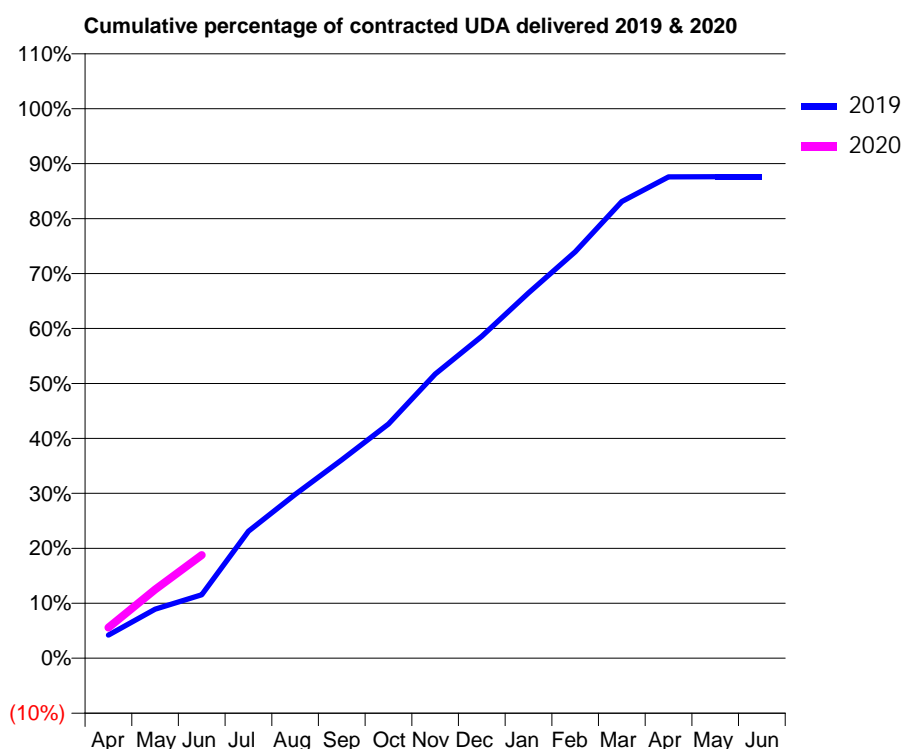
19/20 Contracted general activity (UDA)	9,500
Carry forward general activity (UDA)	0
19/20 Contracted orthodontic activity (UOA)	0
Carry forward orthodontic activity (UOA)	0
Baseline contract value	£262,409.39

ACCESS*

Patients seen in 24 months	Total	Change since previous quarter
Quarter ending June 2018	3,070	
Quarter ending September 2018	3,036	↓
Quarter ending December 2018	3,006	→
Quarter ending March 2019	2,981	→
Quarter ending June 2019	3,046	↑
Variance since June 2018	(0.8%)	→



ACTIVITY



Month	2019	2020
April	400	530
May	849	1,189
June	1,096	1,783
July	2,195	
August	2,833	
September	3,430	
October	4,049	
November	4,913	
December	5,563	
January	6,316	
February	7,026	
March	7,894	
April	8,321	
May	8,324	
June	8,324	

QUALITY

	Quantity	Base Number	Contract	AT	Region	England
% of FP17s for the same patient ID Re-attending within 3 months - Children	70	568	12.3%	11.3%	12.1%	11.4%
% of FP17s for the same patient ID Re-attending within 3 months - Adults	108	679	15.9%	14.9%	15.6%	15.4%
% of FP17s for the same patient ID Re-attending between 3 & 9 months - Children	364	568	64.1%	60.2%	61.2%	59.8%
% of FP17s for the same patient ID Re-attending between 3 & 9 months - Adults	426	679	62.7%	52.9%	54.5%	52.1%
% of FP17s for Band 1 Urgent Courses	51	1,014	5.0%	9.7%	9.1%	9.2%
% of FP17s Relating to Free Repair or Replacements	14	1,014	1.4%	0.9%	1.0%	0.7%
% of FP17s Relating to Continuations	3	1,014	0.3%	0.9%	1.0%	0.8%
% of Patients satisfied with the dentistry they have received	3	3	N/A	94.6%	94.2%	93.4%
% of Patients satisfied with the time they had to wait for an appointment	2	3	N/A	86.1%	88.4%	87.6%

* This is based on patients treated on this contract for their most recent course of treatment. Figures in italics indicate the base number of FP17s or Patient Questionnaire responses are less than 100. N/A is shown where the base number of responses is less than 10 during the period. % is calculated as Quantity/Base number*100

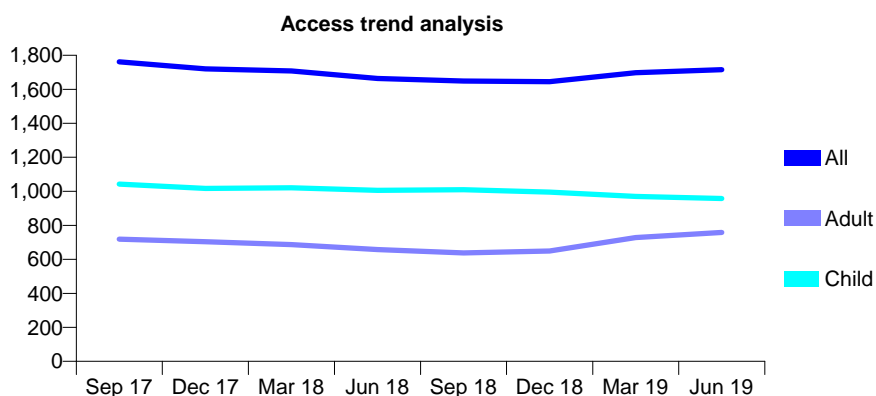
Q47 - Vital Signs At a Glance Contract Report for 171859/0004 - June 2019

Name or company name	Oak Dental Care Limited
Contract type name	GDS Contract
Purpose of contract	General and Orthodontic
Contract start date	01/04/2009
Contract end date	

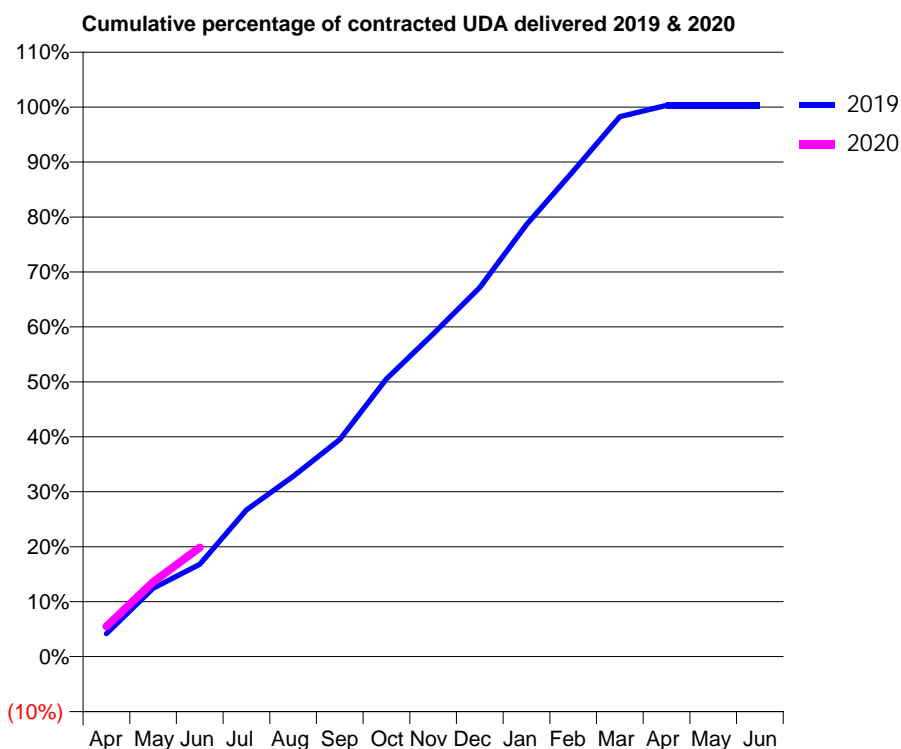
19/20 Contracted general activity (UDA)	4,600
Carry forward general activity (UDA)	0
19/20 Contracted orthodontic activity (UOA)	1,000
Carry forward orthodontic activity (UOA)	0
Baseline contract value	£206,733.11

ACCESS*

Patients seen in 24 months	Total	Change since previous quarter
Quarter ending June 2018	1,664	
Quarter ending September 2018	1,648	→
Quarter ending December 2018	1,644	→
Quarter ending March 2019	1,698	↑
Quarter ending June 2019	1,715	→
Variance since June 2018	3.1%	↑



ACTIVITY



Month	Adjusted Scheduled Activity (UDA)	
	2019	2020
April	193	253
May	573	625
June	771	913
July	1,227	
August	1,509	
September	1,817	
October	2,325	
November	2,701	
December	3,090	
January	3,616	
February	4,064	
March	4,519	
April	4,615	
May	4,615	
June	4,615	

QUALITY

	Quantity	Base Number	Contract	AT	Region	England
% of FP17s for the same patient ID Re-attending within 3 months - Children	26	308	8.4%	11.3%	12.1%	11.4%
% of FP17s for the same patient ID Re-attending within 3 months - Adults	34	190	17.9%	14.9%	15.6%	15.4%
% of FP17s for the same patient ID Re-attending between 3 & 9 months - Children	159	308	51.6%	60.2%	61.2%	59.8%
% of FP17s for the same patient ID Re-attending between 3 & 9 months - Adults	68	190	35.8%	52.9%	54.5%	52.1%
% of FP17s for Band 1 Urgent Courses	38	421	9.0%	9.7%	9.1%	9.2%
% of FP17s Relating to Free Repair or Replacements	0	421	0.0%	0.9%	1.0%	0.7%
% of FP17s Relating to Continuations	2	421	0.5%	0.9%	1.0%	0.8%
% of Patients satisfied with the dentistry they have received	2	2	N/A	94.6%	94.2%	93.4%
% of Patients satisfied with the time they had to wait for an appointment	2	2	N/A	86.1%	88.4%	87.6%

* This is based on patients treated on this contract for their most recent course of treatment. Figures in italics indicate the base number of FP17s or Patient Questionnaire responses are less than 100. N/A is shown where the base number of responses is less than 10 during the period. % is calculated as Quantity/Base number*100

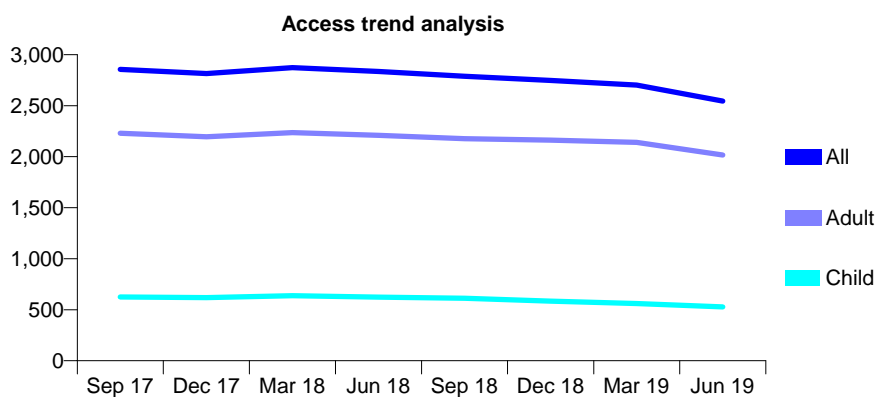
Q47 - Vital Signs At a Glance Contract Report for 175161/0001 - June 2019

Name or company name	Arena Dental Care Partnership
Contract type name	GDS Contract
Purpose of contract	General
Contract start date	01/04/2015
Contract end date	

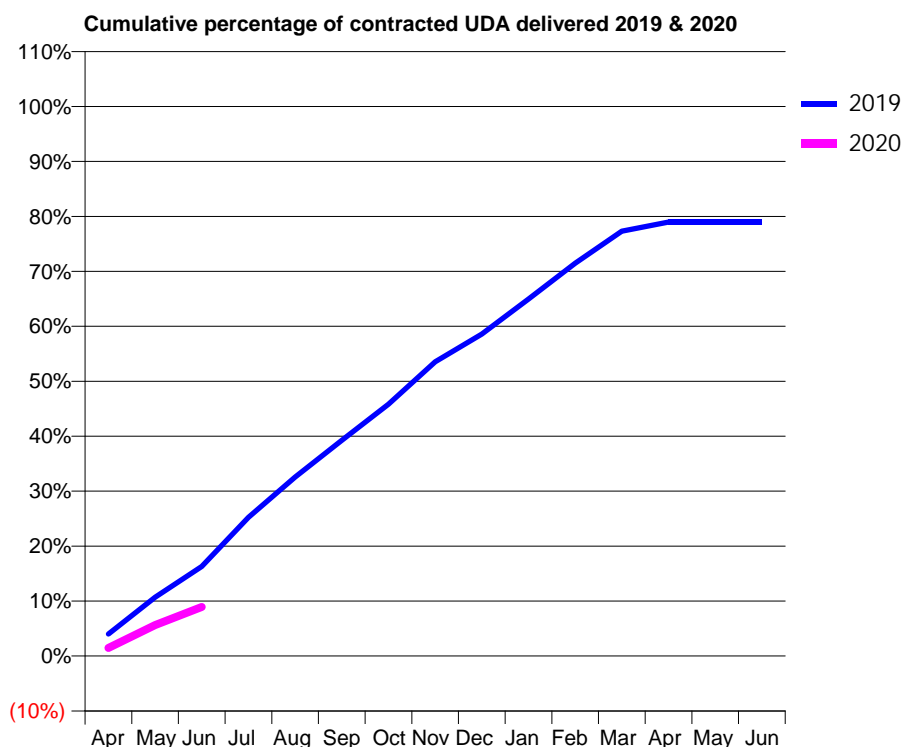
19/20 Contracted general activity (UDA)	10,034
Carry forward general activity (UDA)	0
19/20 Contracted orthodontic activity (UOA)	0
Carry forward orthodontic activity (UOA)	0
Baseline contract value	£253,077.39

ACCESS*

Patients seen in 24 months	Total	Change since previous quarter
Quarter ending June 2018	2,834	
Quarter ending September 2018	2,789	↓
Quarter ending December 2018	2,747	↓
Quarter ending March 2019	2,702	↓
Quarter ending June 2019	2,544	↓
Variance since June 2018	(10.2%)	↓



ACTIVITY



Month	Adjusted Scheduled Activity (UDA)	
	2019	2020
April	404	148
May	1,075	566
June	1,636	897
July	2,532	
August	3,269	
September	3,938	
October	4,599	
November	5,373	
December	5,880	
January	6,517	
February	7,171	
March	7,756	
April	7,926	
May	7,923	
June	7,924	

QUALITY

	Quantity	Base Number	Contract	AT	Region	England
% of FP17s for the same patient ID Re-attending within 3 months - Children	6	89	6.7%	11.3%	12.1%	11.4%
% of FP17s for the same patient ID Re-attending within 3 months - Adults	62	395	15.7%	14.9%	15.6%	15.4%
% of FP17s for the same patient ID Re-attending between 3 & 9 months - Children	60	89	67.4%	60.2%	61.2%	59.8%
% of FP17s for the same patient ID Re-attending between 3 & 9 months - Adults	236	395	59.7%	52.9%	54.5%	52.1%
% of FP17s for Band 1 Urgent Courses	51	407	12.5%	9.7%	9.1%	9.2%
% of FP17s Relating to Free Repair or Replacements	3	407	0.7%	0.9%	1.0%	0.7%
% of FP17s Relating to Continuations	5	407	1.2%	0.9%	1.0%	0.8%
% of Patients satisfied with the dentistry they have received	1	1	N/A	94.6%	94.2%	93.4%
% of Patients satisfied with the time they had to wait for an appointment	1	1	N/A	86.1%	88.4%	87.6%

* This is based on patients treated on this contract for their most recent course of treatment. Figures in italics indicate the base number of FP17s or Patient Questionnaire responses are less than 100. N/A is shown where the base number of responses is less than 10 during the period. % is calculated as Quantity/Base number*100

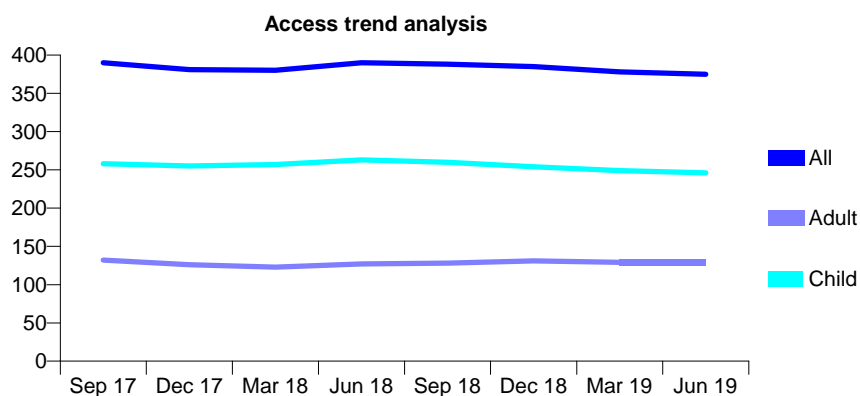
Q47 - Vital Signs At a Glance Contract Report for 176788/0001 - June 2019

Name or company name	Parbold Dental Practice
Contract type name	GDS Contract
Purpose of contract	General
Contract start date	01/04/2012
Contract end date	

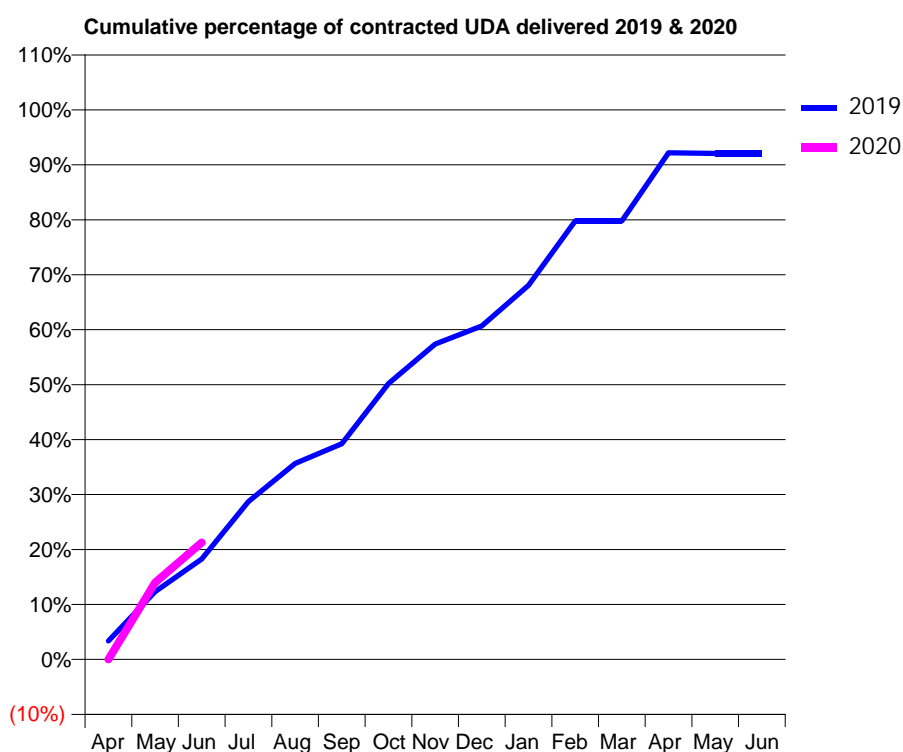
19/20 Contracted general activity (UDA)	950
Carry forward general activity (UDA)	0
19/20 Contracted orthodontic activity (UOA)	0
Carry forward orthodontic activity (UOA)	0
Baseline contract value	£24,441.52

ACCESS*

Patients seen in 24 months	Total	Change since previous quarter
Quarter ending June 2018	390	
Quarter ending September 2018	388	→
Quarter ending December 2018	385	→
Quarter ending March 2019	378	↓
Quarter ending June 2019	375	→
Variance since June 2018	(3.8%)	↓



ACTIVITY



Month	Adjusted Scheduled Activity (UDA)	
	2019	2020
April	40	0
May	148	133
June	219	202
July	345	
August	428	
September	471	
October	602	
November	689	
December	728	
January	817	
February	957	
March	957	
April	1,106	
May	1,105	
June	1,105	

QUALITY

	Quantity	Base Number	Contract	AT	Region	England
% of FP17s for the same patient ID Re-attending within 3 months - Children	14	146	9.6%	11.3%	12.1%	11.4%
% of FP17s for the same patient ID Re-attending within 3 months - Adults	7	45	15.6%	14.9%	15.6%	15.4%
% of FP17s for the same patient ID Re-attending between 3 & 9 months - Children	105	146	71.9%	60.2%	61.2%	59.8%
% of FP17s for the same patient ID Re-attending between 3 & 9 months - Adults	18	45	40.0%	52.9%	54.5%	52.1%
% of FP17s for Band 1 Urgent Courses	15	117	12.8%	9.7%	9.1%	9.2%
% of FP17s Relating to Free Repair or Replacements	0	117	0.0%	0.9%	1.0%	0.7%
% of FP17s Relating to Continuations	0	117	0.0%	0.9%	1.0%	0.8%
% of Patients satisfied with the dentistry they have received	0	0	N/A	94.6%	94.2%	93.4%
% of Patients satisfied with the time they had to wait for an appointment	0	0	N/A	86.1%	88.4%	87.6%

* This is based on patients treated on this contract for their most recent course of treatment. Figures in italics indicate the base number of FP17s or Patient Questionnaire responses are less than 100. N/A is shown where the base number of responses is less than 10 during the period. % is calculated as Quantity/Base number*100

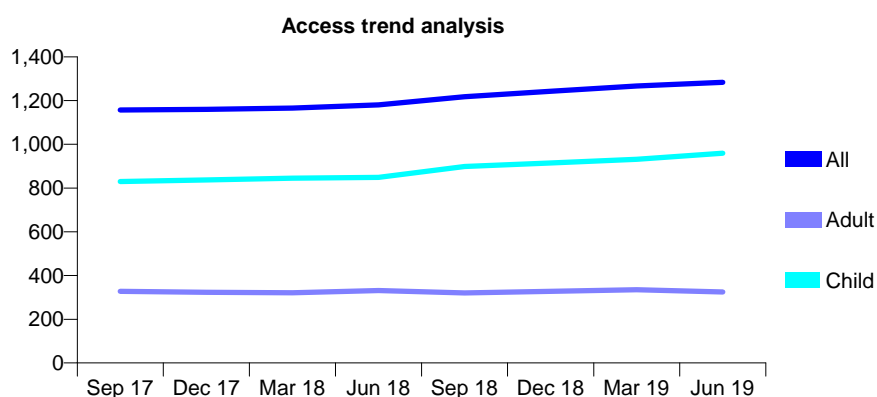
Q47 - Vital Signs At a Glance Contract Report for 177539/0001 - June 2019

Name or company name	Bank View Smile Studios
Contract type name	GDS Contract
Purpose of contract	General
Contract start date	01/02/2010
Contract end date	

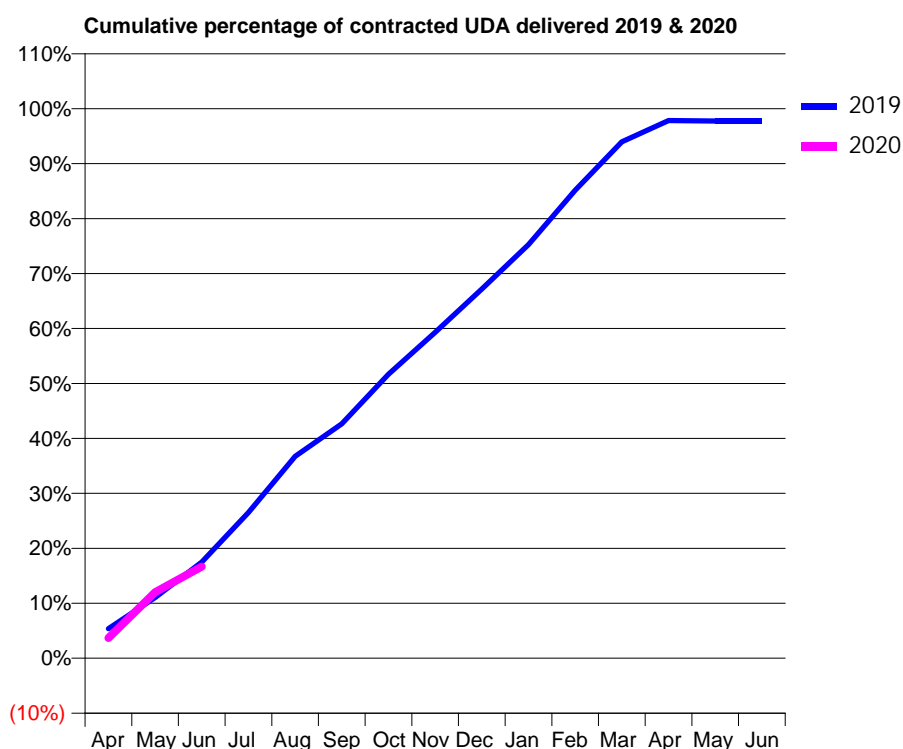
19/20 Contracted general activity (UDA)	3,600
Carry forward general activity (UDA)	0
19/20 Contracted orthodontic activity (UOA)	0
Carry forward orthodontic activity (UOA)	0
Baseline contract value	£87,859.12

ACCESS*

Patients seen in 24 months	Total	Change since previous quarter
Quarter ending June 2018	1,180	
Quarter ending September 2018	1,218	↑
Quarter ending December 2018	1,243	↑
Quarter ending March 2019	1,267	→
Quarter ending June 2019	1,284	→
Variance since June 2018	8.8%	↑



ACTIVITY



Month	2019	2020
April	194	132
May	398	433
June	630	601
July	955	
August	1,322	
September	1,535	
October	1,860	
November	2,135	
December	2,418	
January	2,709	
February	3,066	
March	3,383	
April	3,522	
May	3,519	
June	3,519	

QUALITY

	Quantity	Base Number	Contract	AT	Region	England
% of FP17s for the same patient ID Re-attending within 3 months - Children	54	417	12.9%	11.3%	12.1%	11.4%
% of FP17s for the same patient ID Re-attending within 3 months - Adults	11	91	12.1%	14.9%	15.6%	15.4%
% of FP17s for the same patient ID Re-attending between 3 & 9 months - Children	272	417	65.2%	60.2%	61.2%	59.8%
% of FP17s for the same patient ID Re-attending between 3 & 9 months - Adults	56	91	61.5%	52.9%	54.5%	52.1%
% of FP17s for Band 1 Urgent Courses	15	408	3.7%	9.7%	9.1%	9.2%
% of FP17s Relating to Free Repair or Replacements	0	408	0.0%	0.9%	1.0%	0.7%
% of FP17s Relating to Continuations	0	408	0.0%	0.9%	1.0%	0.8%
% of Patients satisfied with the dentistry they have received	4	4	N/A	94.6%	94.2%	93.4%
% of Patients satisfied with the time they had to wait for an appointment	3	4	N/A	86.1%	88.4%	87.6%

* This is based on patients treated on this contract for their most recent course of treatment.

Figures in italics indicate the base number of FP17s or Patient Questionnaire responses are less than 100. N/A is shown where the base number of responses is less than 10 during the period. % is calculated as Quantity/Base number*100

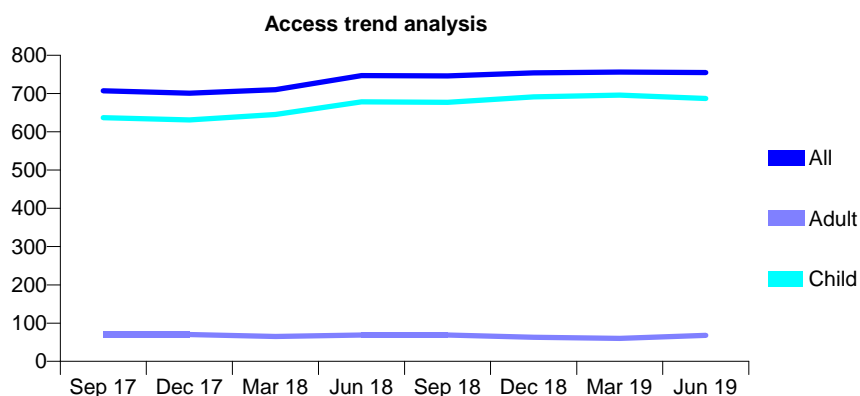
Q47 - Vital Signs At a Glance Contract Report for 177709/0001 - June 2019

Name or company name	Green Dental Partnership
Contract type name	GDS Contract
Purpose of contract	General and Orthodontic
Contract start date	01/04/2013
Contract end date	

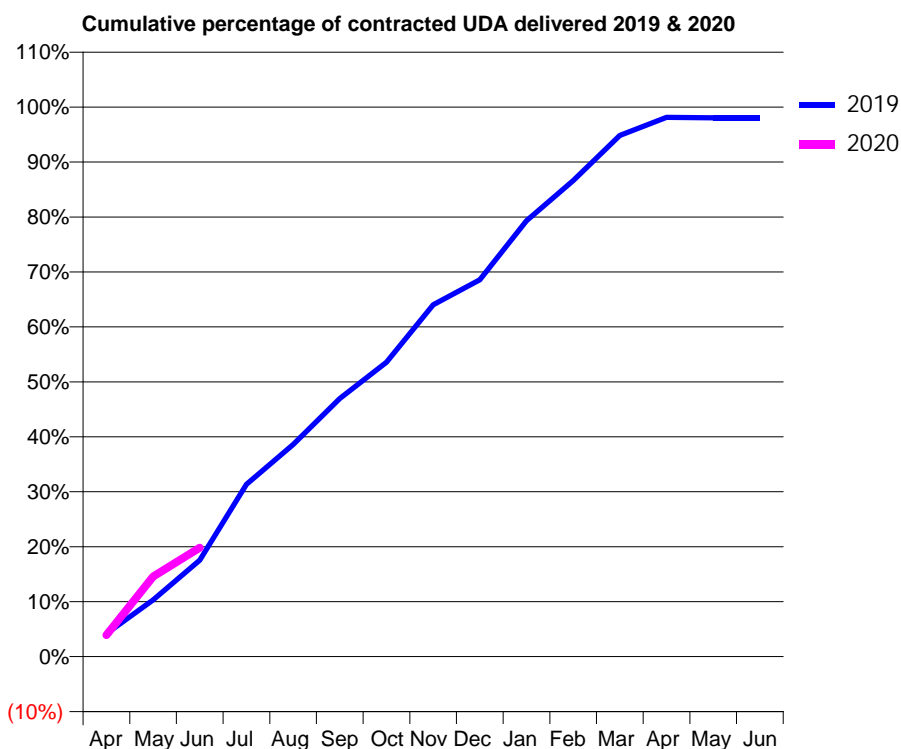
19/20 Contracted general activity (UDA)	1,466
Carry forward general activity (UDA)	0
19/20 Contracted orthodontic activity (UOA)	94
Carry forward orthodontic activity (UOA)	0
Baseline contract value	£38,263.46

ACCESS*

Patients seen in 24 months	Total	Change since previous quarter
Quarter ending June 2018	747	
Quarter ending September 2018	746	→
Quarter ending December 2018	754	→
Quarter ending March 2019	756	→
Quarter ending June 2019	755	→
Variance since June 2018	1.1%	→



ACTIVITY



Month	Adjusted Scheduled Activity (UDA)	
	2019	2020
April	78	57
May	193	214
June	327	291
July	585	
August	720	
September	876	
October	1,000	
November	1,195	
December	1,280	
January	1,480	
February	1,616	
March	1,770	
April	1,831	
May	1,830	
June	1,830	

QUALITY

	Quantity	Base Number	Contract	AT	Region	England
% of FP17s for the same patient ID Re-attending within 3 months - Children	24	262	9.2%	11.3%	12.1%	11.4%
% of FP17s for the same patient ID Re-attending within 3 months - Adults	1	1	100.0%	14.9%	15.6%	15.4%
% of FP17s for the same patient ID Re-attending between 3 & 9 months - Children	206	262	78.6%	60.2%	61.2%	59.8%
% of FP17s for the same patient ID Re-attending between 3 & 9 months - Adults	0	1	0.0%	52.9%	54.5%	52.1%
% of FP17s for Band 1 Urgent Courses	13	236	5.5%	9.7%	9.1%	9.2%
% of FP17s Relating to Free Repair or Replacements	0	236	0.0%	0.9%	1.0%	0.7%
% of FP17s Relating to Continuations	0	236	0.0%	0.9%	1.0%	0.8%
% of Patients satisfied with the dentistry they have received	0	0	N/A	94.6%	94.2%	93.4%
% of Patients satisfied with the time they had to wait for an appointment	0	0	N/A	86.1%	88.4%	87.6%

* This is based on patients treated on this contract for their most recent course of treatment. Figures in italics indicate the base number of FP17s or Patient Questionnaire responses are less than 100. N/A is shown where the base number of responses is less than 10 during the period. % is calculated as Quantity/Base number*100

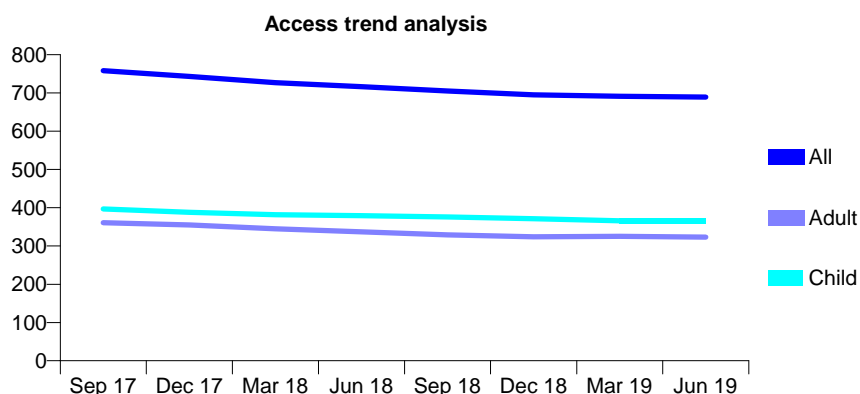
Q47 - Vital Signs At a Glance Contract Report for 181838/0001 - June 2019

Name or company name	Mansion House Dental Practice
Contract type name	GDS Contract
Purpose of contract	General
Contract start date	01/12/2014
Contract end date	

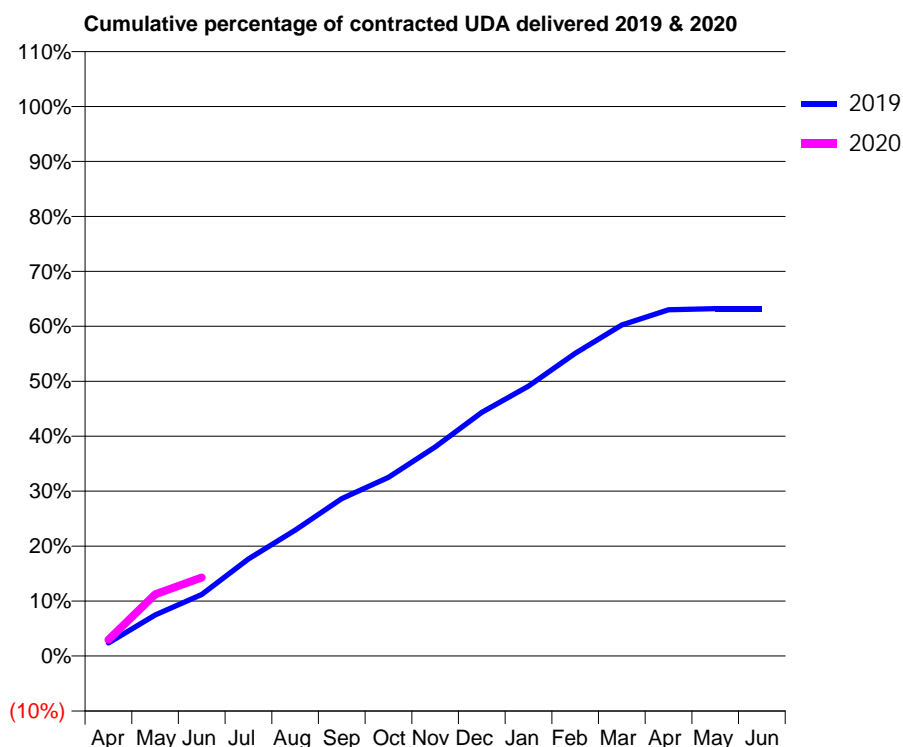
19/20 Contracted general activity (UDA)	2,250
Carry forward general activity (UDA)	0
19/20 Contracted orthodontic activity (UOA)	0
Carry forward orthodontic activity (UOA)	0
Baseline contract value	£64,718.72

ACCESS*

Patients seen in 24 months	Total	Change since previous quarter
Quarter ending June 2018	716	
Quarter ending September 2018	705	↓
Quarter ending December 2018	695	↓
Quarter ending March 2019	691	→
Quarter ending June 2019	689	→
Variance since June 2018	(3.8%)	↓



ACTIVITY



Month	Adjusted Scheduled Activity (UDA)	
	2019	2020
April	53	66
May	168	253
June	252	321
July	398	
August	515	
September	645	
October	731	
November	856	
December	998	
January	1,105	
February	1,240	
March	1,355	
April	1,418	
May	1,422	
June	1,422	

QUALITY

	Quantity	Base Number	Contract	AT	Region	England
% of FP17s for the same patient ID Re-attending within 3 months - Children	25	152	16.4%	11.3%	12.1%	11.4%
% of FP17s for the same patient ID Re-attending within 3 months - Adults	7	79	8.9%	14.9%	15.6%	15.4%
% of FP17s for the same patient ID Re-attending between 3 & 9 months - Children	95	152	62.5%	60.2%	61.2%	59.8%
% of FP17s for the same patient ID Re-attending between 3 & 9 months - Adults	47	79	59.5%	52.9%	54.5%	52.1%
% of FP17s for Band 1 Urgent Courses	11	187	5.9%	9.7%	9.1%	9.2%
% of FP17s Relating to Free Repair or Replacements	0	187	0.0%	0.9%	1.0%	0.7%
% of FP17s Relating to Continuations	4	187	2.1%	0.9%	1.0%	0.8%
% of Patients satisfied with the dentistry they have received	0	0	N/A	94.6%	94.2%	93.4%
% of Patients satisfied with the time they had to wait for an appointment	0	0	N/A	86.1%	88.4%	87.6%

* This is based on patients treated on this contract for their most recent course of treatment. Figures in italics indicate the base number of FP17s or Patient Questionnaire responses are less than 100. N/A is shown where the base number of responses is less than 10 during the period. % is calculated as Quantity/Base number*100

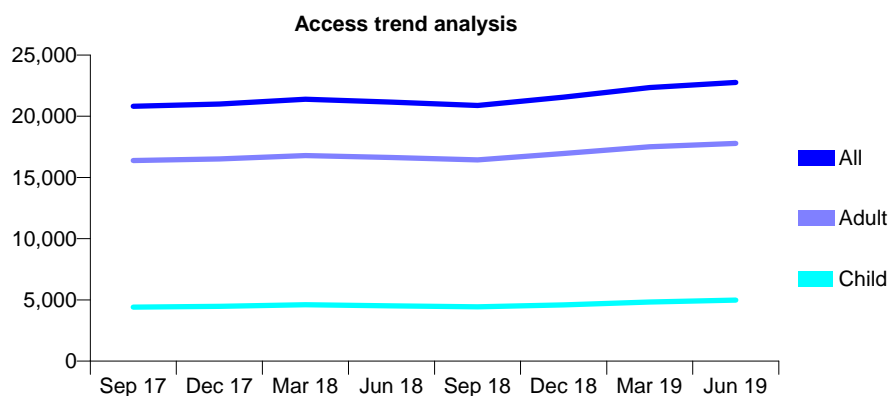
Q47 - Vital Signs At a Glance Contract Report for 182265/0001 - June 2019

Name or company name	King Street Dental Surgery
Contract type name	GDS Contract
Purpose of contract	General
Contract start date	01/04/2009
Contract end date	

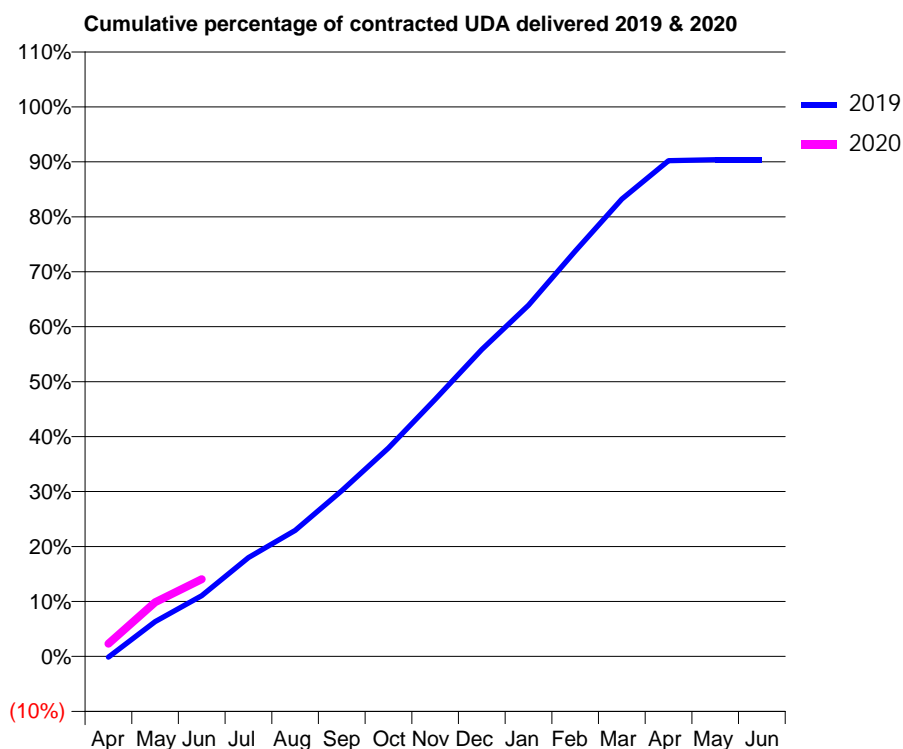
19/20 Contracted general activity (UDA)	89,660
Carry forward general activity (UDA)	0
19/20 Contracted orthodontic activity (UOA)	0
Carry forward orthodontic activity (UOA)	0
Baseline contract value	£2,681,331.40

ACCESS*

Patients seen in 24 months	Total	Change since previous quarter
Quarter ending June 2018	21,158	
Quarter ending September 2018	20,872	↓
Quarter ending December 2018	21,559	↑
Quarter ending March 2019	22,347	↑
Quarter ending June 2019	22,765	→
Variance since June 2018	7.6%	↑



ACTIVITY



Month	2019	2020
April	-132	2,075
May	5,049	8,837
June	8,809	12,617
July	14,337	
August	18,283	
September	24,012	
October	30,230	
November	37,255	
December	44,494	
January	50,910	
February	58,766	
March	66,297	
April	71,865	
May	71,998	
June	71,994	

QUALITY

	Quantity	Base Number	Contract	AT	Region	England
% of FP17s for the same patient ID Re-attending within 3 months - Children	96	1,562	6.1%	11.3%	12.1%	11.4%
% of FP17s for the same patient ID Re-attending within 3 months - Adults	996	5,863	17.0%	14.9%	15.6%	15.4%
% of FP17s for the same patient ID Re-attending between 3 & 9 months - Children	762	1,562	48.8%	60.2%	61.2%	59.8%
% of FP17s for the same patient ID Re-attending between 3 & 9 months - Adults	3,133	5,863	53.4%	52.9%	54.5%	52.1%
% of FP17s for Band 1 Urgent Courses	556	5,681	9.8%	9.7%	9.1%	9.2%
% of FP17s Relating to Free Repair or Replacements	75	5,681	1.3%	0.9%	1.0%	0.7%
% of FP17s Relating to Continuations	70	5,681	1.2%	0.9%	1.0%	0.8%
% of Patients satisfied with the dentistry they have received	19	19	100.0%	94.6%	94.2%	93.4%
% of Patients satisfied with the time they had to wait for an appointment	18	19	94.7%	86.1%	88.4%	87.6%

* This is based on patients treated on this contract for their most recent course of treatment. Figures in italics indicate the base number of FP17s or Patient Questionnaire responses are less than 100. N/A is shown where the base number of responses is less than 10 during the period. % is calculated as Quantity/Base number*100

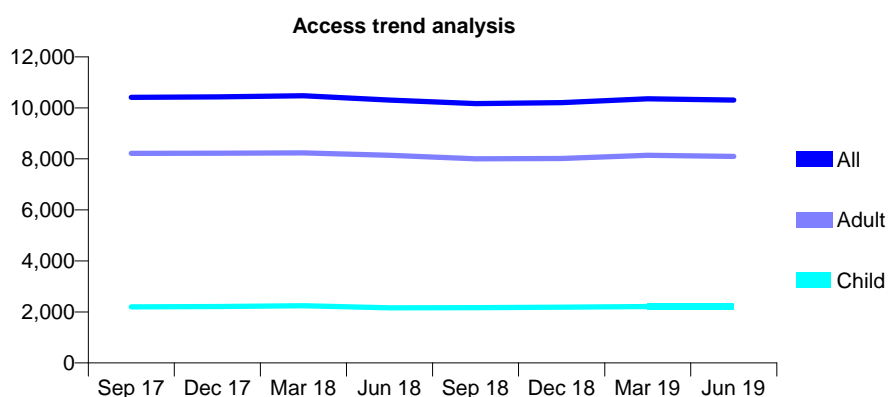
Q47 - Vital Signs At a Glance Contract Report for 183490/0001 - June 2019

Name or company name	MAINSTREAM DENTAL CARE LTD
Contract type name	GDS Contract
Purpose of contract	General
Contract start date	01/04/2010
Contract end date	

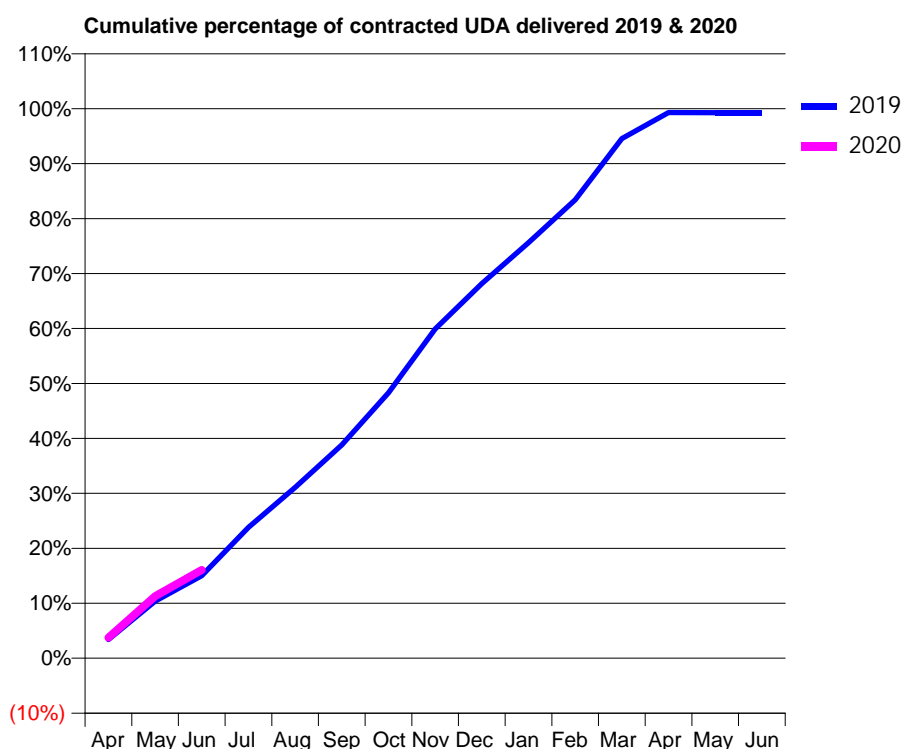
19/20 Contracted general activity (UDA)	31,462
Carry forward general activity (UDA)	0
19/20 Contracted orthodontic activity (UOA)	0
Carry forward orthodontic activity (UOA)	0
Baseline contract value	£947,120.75

ACCESS*

Patients seen in 24 months	Total	Change since previous quarter
Quarter ending June 2018	10,305	
Quarter ending September 2018	10,169	↓
Quarter ending December 2018	10,203	→
Quarter ending March 2019	10,353	→
Quarter ending June 2019	10,311	→
Variance since June 2018	0.1%	→



ACTIVITY



Month	2019	2020
April	1,064	1,177
May	3,273	3,554
June	4,720	5,051
July	7,495	
August	9,786	
September	12,209	
October	15,194	
November	18,852	
December	21,440	
January	23,786	
February	26,247	
March	29,741	
April	31,237	
May	31,234	
June	31,233	

QUALITY

	Quantity	Base Number	Contract	AT	Region	England
% of FP17s for the same patient ID Re-attending within 3 months - Children	35	745	4.7%	11.3%	12.1%	11.4%
% of FP17s for the same patient ID Re-attending within 3 months - Adults	336	2,689	12.5%	14.9%	15.6%	15.4%
% of FP17s for the same patient ID Re-attending between 3 & 9 months - Children	516	745	69.3%	60.2%	61.2%	59.8%
% of FP17s for the same patient ID Re-attending between 3 & 9 months - Adults	1,791	2,689	66.6%	52.9%	54.5%	52.1%
% of FP17s for Band 1 Urgent Courses	187	2,669	7.0%	9.7%	9.1%	9.2%
% of FP17s Relating to Free Repair or Replacements	43	2,669	1.6%	0.9%	1.0%	0.7%
% of FP17s Relating to Continuations	27	2,669	1.0%	0.9%	1.0%	0.8%
% of Patients satisfied with the dentistry they have received	8	8	N/A	94.6%	94.2%	93.4%
% of Patients satisfied with the time they had to wait for an appointment	8	8	N/A	86.1%	88.4%	87.6%

* This is based on patients treated on this contract for their most recent course of treatment.

Figures in italics indicate the base number of FP17s or Patient Questionnaire responses are less than 100. N/A is shown where the base number of responses is less than 10 during the period. % is calculated as Quantity/Base number*100

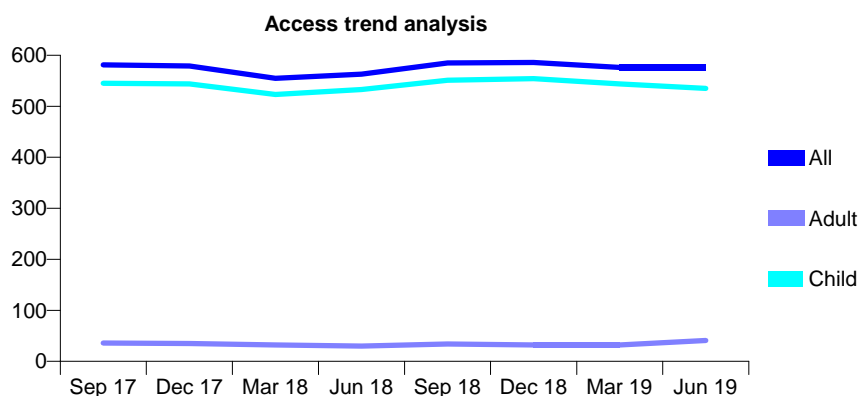
Q47 - Vital Signs At a Glance Contract Report for 183911/0001 - June 2019

Name or company name	Southport Road Dental Practice
Contract type name	GDS Contract
Purpose of contract	General
Contract start date	28/05/2010
Contract end date	

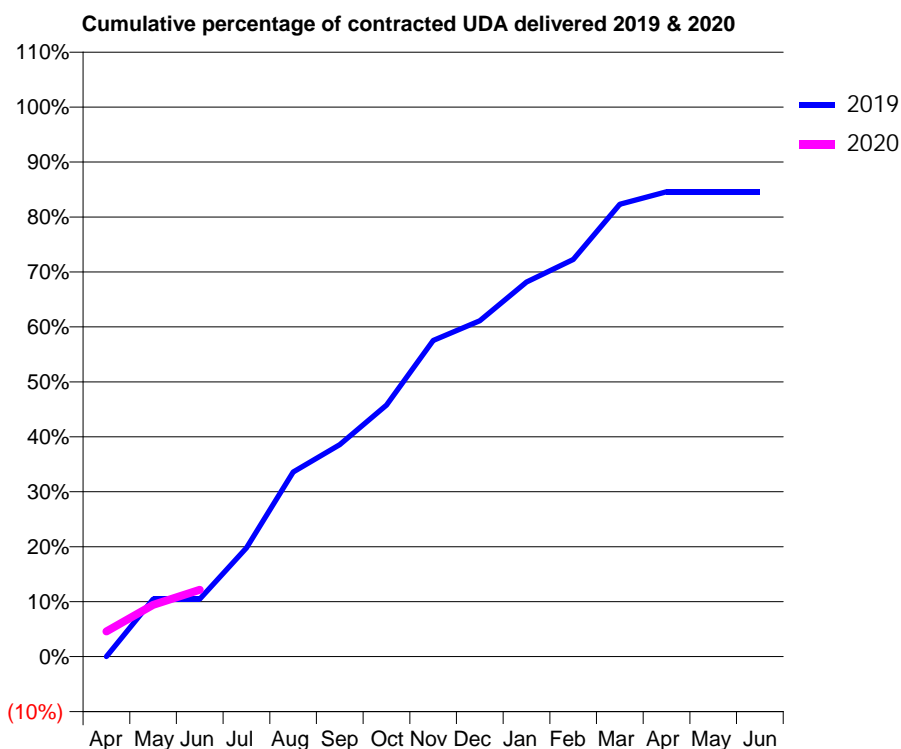
19/20 Contracted general activity (UDA)	1,367
Carry forward general activity (UDA)	0
19/20 Contracted orthodontic activity (UOA)	0
Carry forward orthodontic activity (UOA)	0
Baseline contract value	£33,760.42

ACCESS*

Patients seen in 24 months	Total	Change since previous quarter
Quarter ending June 2018	563	
Quarter ending September 2018	585	↑
Quarter ending December 2018	586	→
Quarter ending March 2019	576	↓
Quarter ending June 2019	576	→
Variance since June 2018	2.3%	↑



ACTIVITY



Month	Adjusted Scheduled Activity (UDA)	
	2019	2020
April	0	63
May	143	129
June	143	166
July	271	
August	459	
September	527	
October	626	
November	786	
December	835	
January	932	
February	988	
March	1,125	
April	1,156	
May	1,156	
June	1,156	

QUALITY

	Quantity	Base Number	Contract	AT	Region	England
% of FP17s for the same patient ID Re-attending within 3 months - Children	5	169	3.0%	11.3%	12.1%	11.4%
% of FP17s for the same patient ID Re-attending within 3 months - Adults	0	0	N/A	14.9%	15.6%	15.4%
% of FP17s for the same patient ID Re-attending between 3 & 9 months - Children	122	169	72.2%	60.2%	61.2%	59.8%
% of FP17s for the same patient ID Re-attending between 3 & 9 months - Adults	0	0	N/A	52.9%	54.5%	52.1%
% of FP17s for Band 1 Urgent Courses	6	143	4.2%	9.7%	9.1%	9.2%
% of FP17s Relating to Free Repair or Replacements	0	143	0.0%	0.9%	1.0%	0.7%
% of FP17s Relating to Continuations	0	143	0.0%	0.9%	1.0%	0.8%
% of Patients satisfied with the dentistry they have received	0	0	N/A	94.6%	94.2%	93.4%
% of Patients satisfied with the time they had to wait for an appointment	0	0	N/A	86.1%	88.4%	87.6%

* This is based on patients treated on this contract for their most recent course of treatment. Figures in italics indicate the base number of FP17s or Patient Questionnaire responses are less than 100. N/A is shown where the base number of responses is less than 10 during the period. % is calculated as Quantity/Base number*100

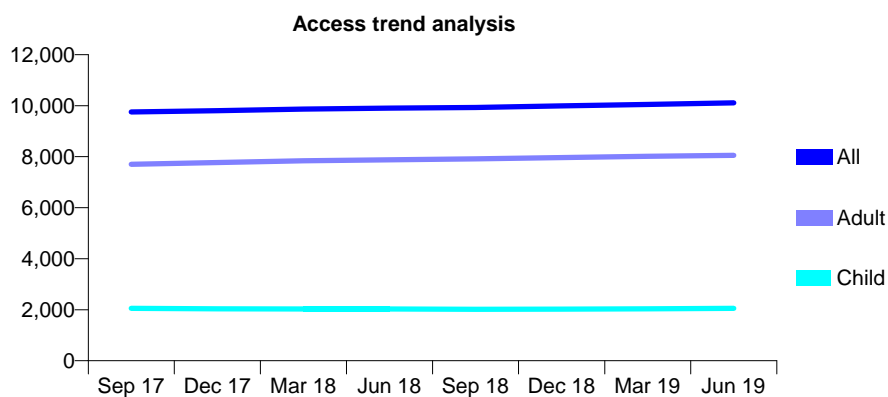
Q47 - Vital Signs At a Glance Contract Report for 184705/0001 - June 2019

Name or company name	Hesketh Lane Dental Practice
Contract type name	GDS Contract
Purpose of contract	General
Contract start date	01/04/2013
Contract end date	

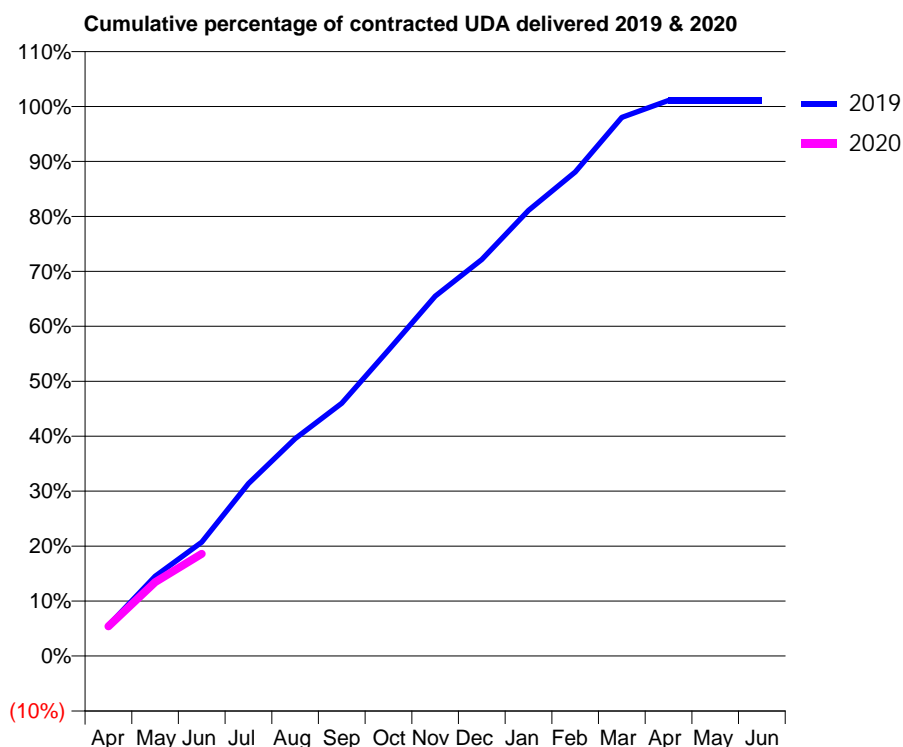
19/20 Contracted general activity (UDA)	27,309
Carry forward general activity (UDA)	0
19/20 Contracted orthodontic activity (UOA)	0
Carry forward orthodontic activity (UOA)	0
Baseline contract value	£793,713.99

ACCESS*

Patients seen in 24 months	Total	Change since previous quarter
Quarter ending June 2018	9,906	
Quarter ending September 2018	9,934	→
Quarter ending December 2018	9,990	→
Quarter ending March 2019	10,047	→
Quarter ending June 2019	10,111	→
Variance since June 2018	2.1%	↑



ACTIVITY



Month	Adjusted Scheduled Activity (UDA)	
	2019	2020
April	1,528	1,475
May	3,967	3,671
June	5,658	5,081
July	8,571	
August	10,807	
September	12,559	
October	15,208	
November	17,885	
December	19,703	
January	22,142	
February	24,055	
March	26,766	
April	27,606	
May	27,607	
June	27,610	

QUALITY

	Quantity	Base Number	Contract	AT	Region	England
% of FP17s for the same patient ID Re-attending within 3 months - Children	73	911	8.0%	11.3%	12.1%	11.4%
% of FP17s for the same patient ID Re-attending within 3 months - Adults	464	3,110	14.9%	14.9%	15.6%	15.4%
% of FP17s for the same patient ID Re-attending between 3 & 9 months - Children	619	911	67.9%	60.2%	61.2%	59.8%
% of FP17s for the same patient ID Re-attending between 3 & 9 months - Adults	1,872	3,110	60.2%	52.9%	54.5%	52.1%
% of FP17s for Band 1 Urgent Courses	281	3,281	8.6%	9.7%	9.1%	9.2%
% of FP17s Relating to Free Repair or Replacements	10	3,281	0.3%	0.9%	1.0%	0.7%
% of FP17s Relating to Continuations	28	3,281	0.9%	0.9%	1.0%	0.8%
% of Patients satisfied with the dentistry they have received	7	8	N/A	94.6%	94.2%	93.4%
% of Patients satisfied with the time they had to wait for an appointment	5	8	N/A	86.1%	88.4%	87.6%

* This is based on patients treated on this contract for their most recent course of treatment.

Figures in italics indicate the base number of FP17s or Patient Questionnaire responses are less than 100. N/A is shown where the base number of responses is less than 10 during the period. % is calculated as Quantity/Base number*100

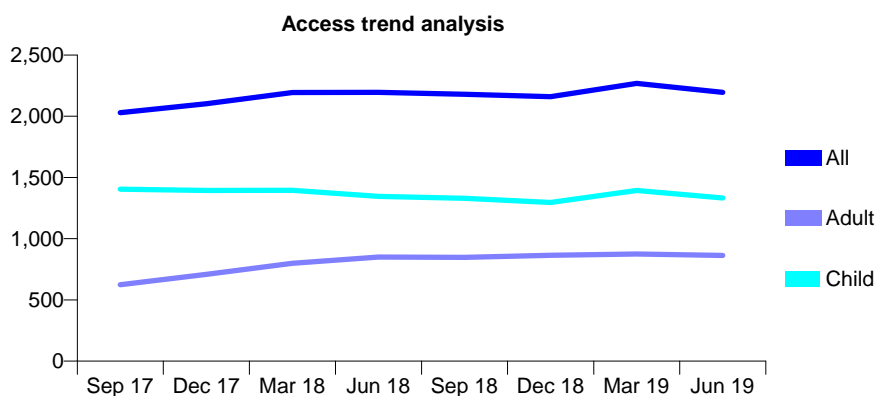
Q47 - Vital Signs At a Glance Contract Report for 185450/0001 - June 2019

Name or company name	Lancashire Dental Partners
Contract type name	GDS Contract
Purpose of contract	General and Orthodontic
Contract start date	01/01/2016
Contract end date	

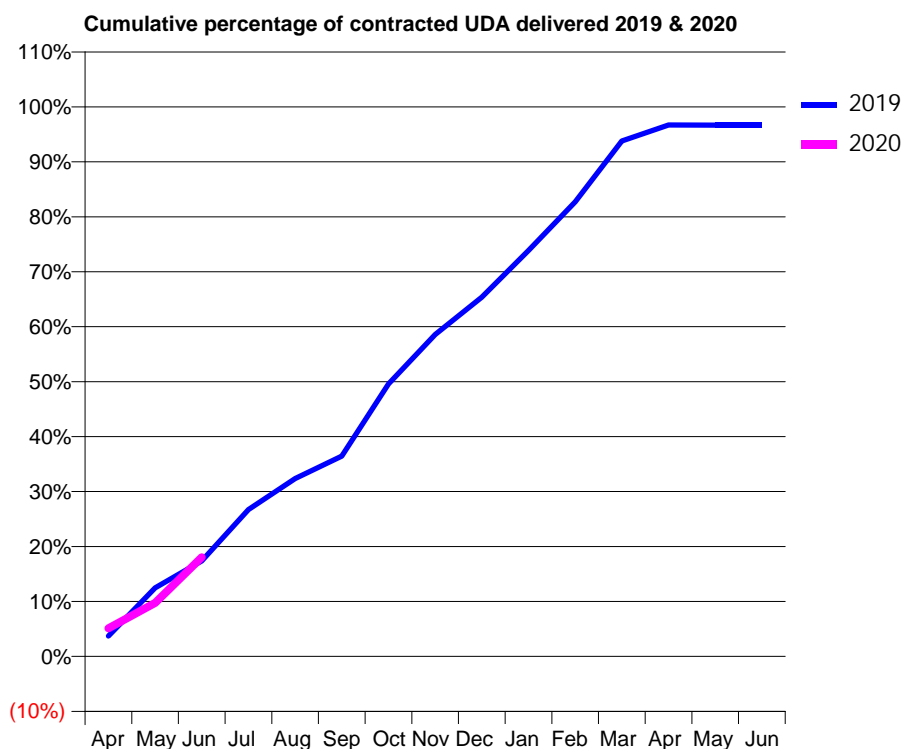
19/20 Contracted general activity (UDA)	5,600
Carry forward general activity (UDA)	0
19/20 Contracted orthodontic activity (UOA)	2,427
Carry forward orthodontic activity (UOA)	0
Baseline contract value	£311,091.03

ACCESS*

Patients seen in 24 months	Total	Change since previous quarter
Quarter ending June 2018	2,196	
Quarter ending September 2018	2,179	→
Quarter ending December 2018	2,160	→
Quarter ending March 2019	2,269	↑
Quarter ending June 2019	2,196	↓
Variance since June 2018	0.0%	→



ACTIVITY



Month	2019	2020
April	209	285
May	699	546
June	974	1,011
July	1,497	
August	1,813	
September	2,040	
October	2,777	
November	3,280	
December	3,661	
January	4,138	
February	4,632	
March	5,251	
April	5,415	
May	5,414	
June	5,414	

QUALITY

	Quantity	Base Number	Contract	AT	Region	England
% of FP17s for the same patient ID Re-attending within 3 months - Children	68	624	10.9%	11.3%	12.1%	11.4%
% of FP17s for the same patient ID Re-attending within 3 months - Adults	20	209	9.6%	14.9%	15.6%	15.4%
% of FP17s for the same patient ID Re-attending between 3 & 9 months - Children	346	624	55.4%	60.2%	61.2%	59.8%
% of FP17s for the same patient ID Re-attending between 3 & 9 months - Adults	122	209	58.4%	52.9%	54.5%	52.1%
% of FP17s for Band 1 Urgent Courses	34	652	5.2%	9.7%	9.1%	9.2%
% of FP17s Relating to Free Repair or Replacements	2	652	0.3%	0.9%	1.0%	0.7%
% of FP17s Relating to Continuations	0	652	0.0%	0.9%	1.0%	0.8%
% of Patients satisfied with the dentistry they have received	1	1	N/A	94.6%	94.2%	93.4%
% of Patients satisfied with the time they had to wait for an appointment	1	1	N/A	86.1%	88.4%	87.6%

* This is based on patients treated on this contract for their most recent course of treatment. Figures in italics indicate the base number of FP17s or Patient Questionnaire responses are less than 100. N/A is shown where the base number of responses is less than 10 during the period. % is calculated as Quantity/Base number*100

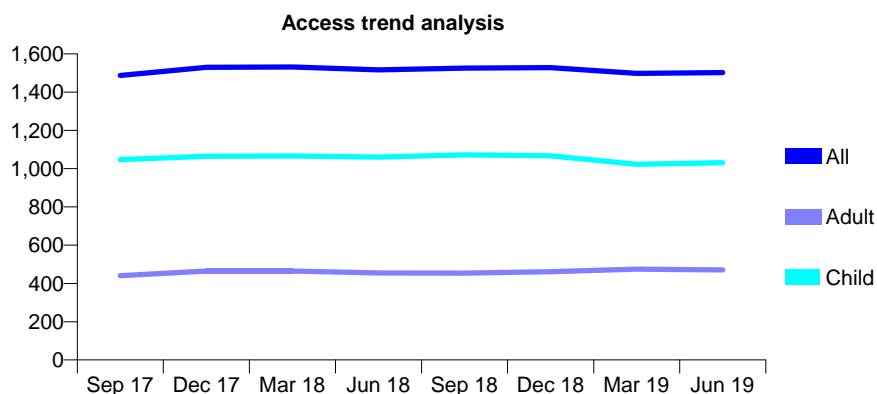
Q47 - Vital Signs At a Glance Contract Report for 185450/0002 - June 2019

Name or company name	Lancashire Dental Partners
Contract type name	GDS Contract
Purpose of contract	General and Orthodontic
Contract start date	01/01/2016
Contract end date	

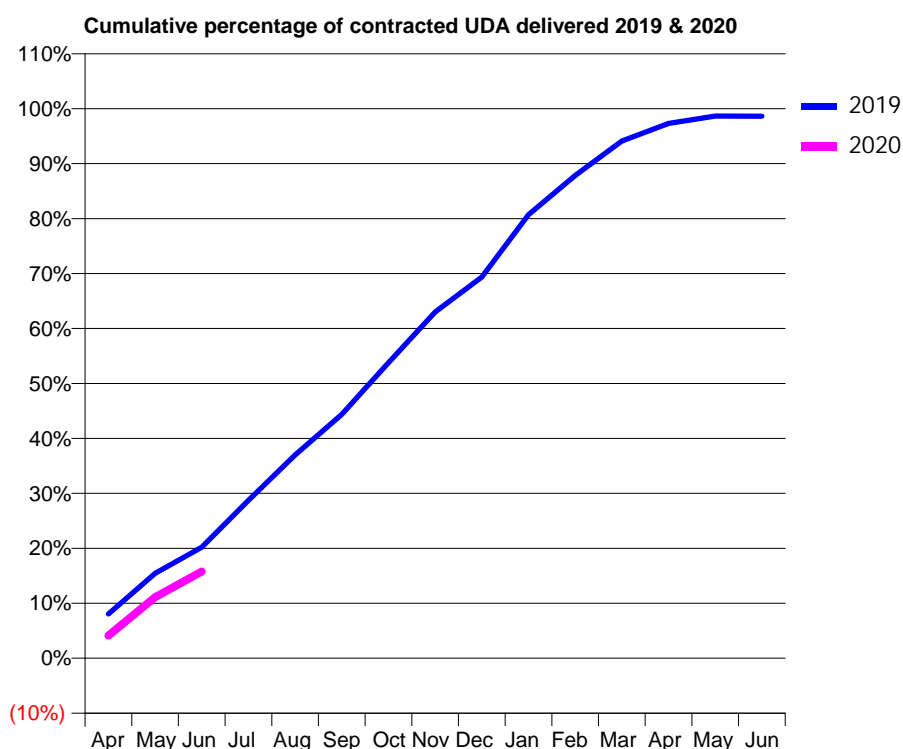
19/20 Contracted general activity (UDA)	3,700
Carry forward general activity (UDA)	0
19/20 Contracted orthodontic activity (UOA)	5,196
Carry forward orthodontic activity (UOA)	0
Baseline contract value	£454,606.45

ACCESS*

Patients seen in 24 months	Total	Change since previous quarter
Quarter ending June 2018	1,516	
Quarter ending September 2018	1,526	→
Quarter ending December 2018	1,528	→
Quarter ending March 2019	1,498	↓
Quarter ending June 2019	1,502	→
Variance since June 2018	(0.9%)	→



ACTIVITY



Month	2019	2020
April	298	152
May	572	411
June	747	583
July	1,063	
August	1,369	
September	1,642	
October	1,990	
November	2,331	
December	2,567	
January	2,986	
February	3,250	
March	3,482	
April	3,600	
May	3,650	
June	3,649	

QUALITY

	Quantity	Base Number	Contract	AT	Region	England
% of FP17s for the same patient ID Re-attending within 3 months - Children	38	549	6.9%	11.3%	12.1%	11.4%
% of FP17s for the same patient ID Re-attending within 3 months - Adults	15	116	12.9%	14.9%	15.6%	15.4%
% of FP17s for the same patient ID Re-attending between 3 & 9 months - Children	199	549	36.2%	60.2%	61.2%	59.8%
% of FP17s for the same patient ID Re-attending between 3 & 9 months - Adults	57	116	49.1%	52.9%	54.5%	52.1%
% of FP17s for Band 1 Urgent Courses	16	447	3.6%	9.7%	9.1%	9.2%
% of FP17s Relating to Free Repair or Replacements	0	447	0.0%	0.9%	1.0%	0.7%
% of FP17s Relating to Continuations	0	447	0.0%	0.9%	1.0%	0.8%
% of Patients satisfied with the dentistry they have received	1	1	N/A	94.6%	94.2%	93.4%
% of Patients satisfied with the time they had to wait for an appointment	1	1	N/A	86.1%	88.4%	87.6%

* This is based on patients treated on this contract for their most recent course of treatment.

Figures in italics indicate the base number of FP17s or Patient Questionnaire responses are less than 100. N/A is shown where the base number of responses is less than 10 during the period. % is calculated as Quantity/Base number*100

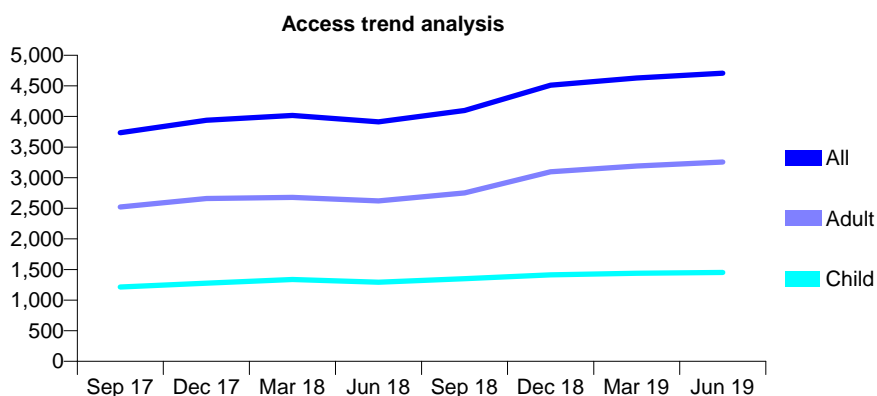
Q47 - Vital Signs At a Glance Contract Report for 185450/0003 - June 2019

Name or company name	Lancashire Dental Partners
Contract type name	GDS Contract
Purpose of contract	General
Contract start date	01/01/2016
Contract end date	

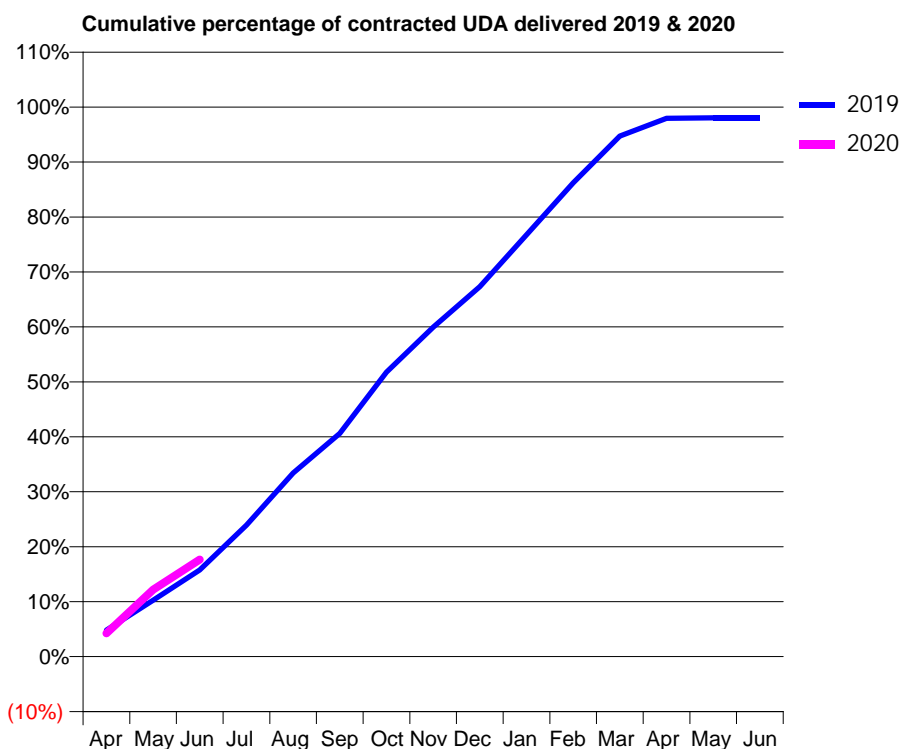
19/20 Contracted general activity (UDA)	15,166
Carry forward general activity (UDA)	0
19/20 Contracted orthodontic activity (UOA)	0
Carry forward orthodontic activity (UOA)	0
Baseline contract value	£431,550.16

ACCESS*

Patients seen in 24 months	Total	Change since previous quarter
Quarter ending June 2018	3,912	
Quarter ending September 2018	4,100	↑
Quarter ending December 2018	4,510	↑
Quarter ending March 2019	4,629	↑
Quarter ending June 2019	4,706	→
Variance since June 2018	20.3%	↑



ACTIVITY



Month	Adjusted Scheduled Activity (UDA)	
	2019	2020
April	731	642
May	1,559	1,850
June	2,391	2,677
July	3,627	
August	5,071	
September	6,159	
October	7,852	
November	9,090	
December	10,207	
January	11,640	
February	13,074	
March	14,366	
April	14,857	
May	14,865	
June	14,865	

QUALITY

	Quantity	Base Number	Contract	AT	Region	England
% of FP17s for the same patient ID Re-attending within 3 months - Children	38	483	7.9%	11.3%	12.1%	11.4%
% of FP17s for the same patient ID Re-attending within 3 months - Adults	144	1,114	12.9%	14.9%	15.6%	15.4%
% of FP17s for the same patient ID Re-attending between 3 & 9 months - Children	300	483	62.1%	60.2%	61.2%	59.8%
% of FP17s for the same patient ID Re-attending between 3 & 9 months - Adults	696	1,114	62.5%	52.9%	54.5%	52.1%
% of FP17s for Band 1 Urgent Courses	97	1,360	7.1%	9.7%	9.1%	9.2%
% of FP17s Relating to Free Repair or Replacements	11	1,360	0.8%	0.9%	1.0%	0.7%
% of FP17s Relating to Continuations	6	1,360	0.4%	0.9%	1.0%	0.8%
% of Patients satisfied with the dentistry they have received	1	1	N/A	94.6%	94.2%	93.4%
% of Patients satisfied with the time they had to wait for an appointment	1	1	N/A	86.1%	88.4%	87.6%

* This is based on patients treated on this contract for their most recent course of treatment. Figures in italics indicate the base number of FP17s or Patient Questionnaire responses are less than 100. N/A is shown where the base number of responses is less than 10 during the period. % is calculated as Quantity/Base number*100

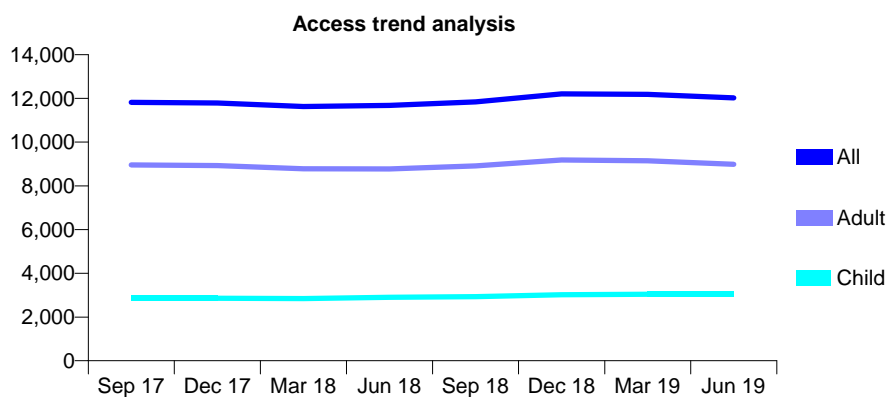
Q47 - Vital Signs At a Glance Contract Report for 188433/0002 - June 2019

Name or company name	Fleetwood Practice Ltd
Contract type name	GDS Contract
Purpose of contract	General
Contract start date	01/04/2013
Contract end date	

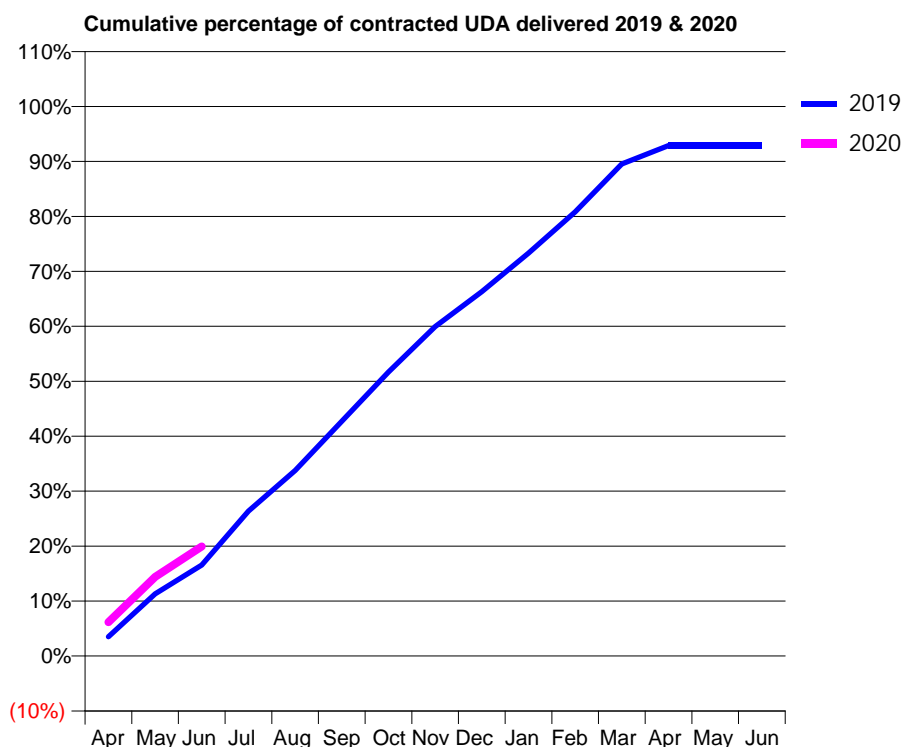
19/20 Contracted general activity (UDA)	44,423
Carry forward general activity (UDA)	0
19/20 Contracted orthodontic activity (UOA)	0
Carry forward orthodontic activity (UOA)	0
Baseline contract value	£1,321,452.49

ACCESS*

Patients seen in 24 months	Total	Change since previous quarter
Quarter ending June 2018	11,676	
Quarter ending September 2018	11,838	→
Quarter ending December 2018	12,210	↑
Quarter ending March 2019	12,183	→
Quarter ending June 2019	12,022	↓
Variance since June 2018	3.0%	↑



ACTIVITY



Month	Adjusted Scheduled Activity (UDA)	
	2019	2020
April	1,560	2,740
May	5,024	6,395
June	7,362	8,858
July	11,711	
August	14,999	
September	18,977	
October	22,961	
November	26,636	
December	29,454	
January	32,570	
February	35,898	
March	39,770	
April	41,262	
May	41,257	
June	41,257	

QUALITY

	Quantity	Base Number	Contract	AT	Region	England
% of FP17s for the same patient ID Re-attending within 3 months - Children	60	1,083	5.5%	11.3%	12.1%	11.4%
% of FP17s for the same patient ID Re-attending within 3 months - Adults	410	3,361	12.2%	14.9%	15.6%	15.4%
% of FP17s for the same patient ID Re-attending between 3 & 9 months - Children	690	1,083	63.7%	60.2%	61.2%	59.8%
% of FP17s for the same patient ID Re-attending between 3 & 9 months - Adults	2,271	3,361	67.6%	52.9%	54.5%	52.1%
% of FP17s for Band 1 Urgent Courses	300	3,830	7.8%	9.7%	9.1%	9.2%
% of FP17s Relating to Free Repair or Replacements	50	3,830	1.3%	0.9%	1.0%	0.7%
% of FP17s Relating to Continuations	37	3,830	1.0%	0.9%	1.0%	0.8%
% of Patients satisfied with the dentistry they have received	4	4	N/A	94.6%	94.2%	93.4%
% of Patients satisfied with the time they had to wait for an appointment	4	4	N/A	86.1%	88.4%	87.6%

* This is based on patients treated on this contract for their most recent course of treatment. Figures in italics indicate the base number of FP17s or Patient Questionnaire responses are less than 100. N/A is shown where the base number of responses is less than 10 during the period. % is calculated as Quantity/Base number*100

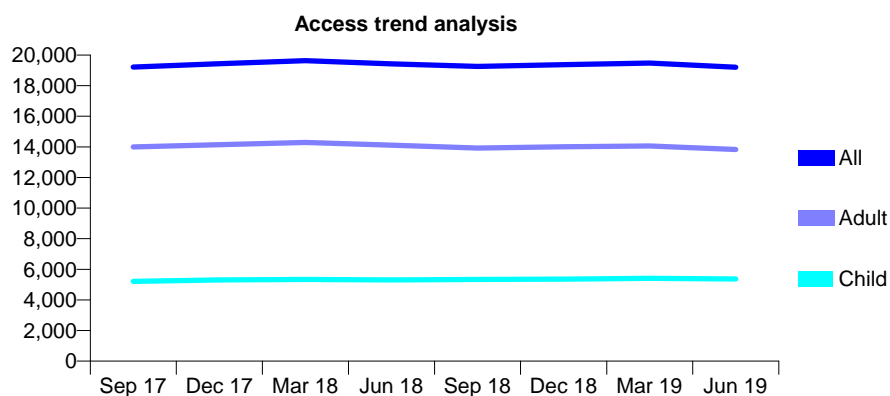
Q47 - Vital Signs At a Glance Contract Report for 189421/0002 - June 2019

Name or company name	Mayo Dental Clinic Partnership
Contract type name	GDS Contract
Purpose of contract	General
Contract start date	01/01/2012
Contract end date	

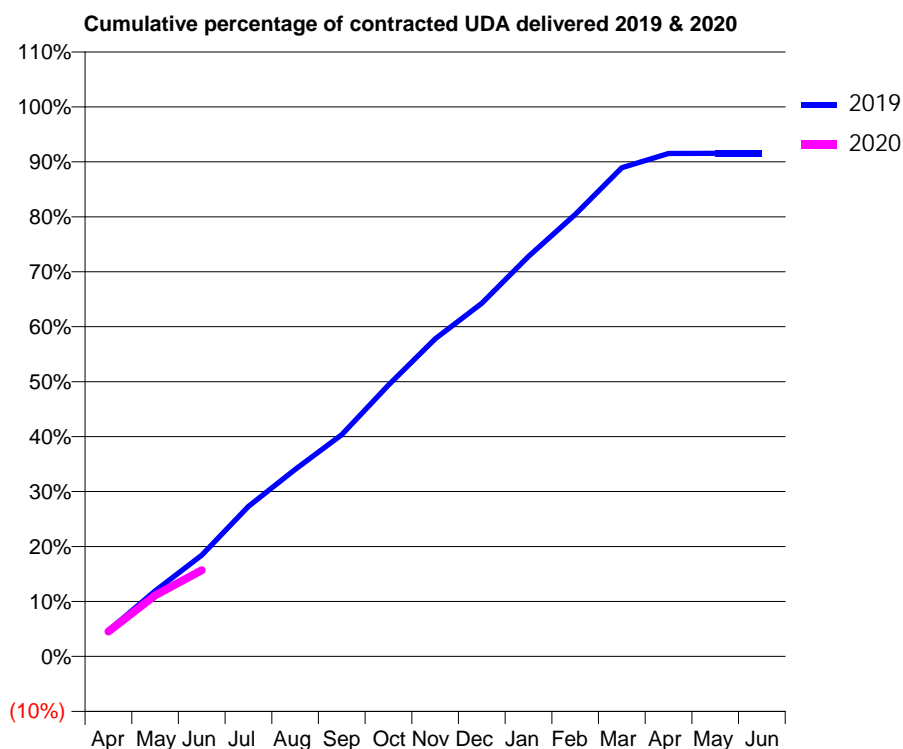
19/20 Contracted general activity (UDA)	61,000
Carry forward general activity (UDA)	0
19/20 Contracted orthodontic activity (UOA)	0
Carry forward orthodontic activity (UOA)	0
Baseline contract value	£1,620,652.14

ACCESS*

Patients seen in 24 months	Total	Change since previous quarter
Quarter ending June 2018	19,425	
Quarter ending September 2018	19,255	→
Quarter ending December 2018	19,374	→
Quarter ending March 2019	19,471	→
Quarter ending June 2019	19,202	↓
Variance since June 2018	(1.1%)	↓



ACTIVITY



Month	2019	2020
April	2,875	2,766
May	7,279	6,771
June	11,242	9,577
July	16,658	
August	20,755	
September	24,613	
October	30,114	
November	35,247	
December	39,198	
January	44,404	
February	49,055	
March	54,239	
April	55,830	
May	55,840	
June	55,842	

QUALITY

	Quantity	Base Number	Contract	AT	Region	England
% of FP17s for the same patient ID Re-attending within 3 months - Children	109	1,531	7.1%	11.3%	12.1%	11.4%
% of FP17s for the same patient ID Re-attending within 3 months - Adults	555	3,935	14.1%	14.9%	15.6%	15.4%
% of FP17s for the same patient ID Re-attending between 3 & 9 months - Children	971	1,531	63.4%	60.2%	61.2%	59.8%
% of FP17s for the same patient ID Re-attending between 3 & 9 months - Adults	2,323	3,935	59.0%	52.9%	54.5%	52.1%
% of FP17s for Band 1 Urgent Courses	605	4,734	12.8%	9.7%	9.1%	9.2%
% of FP17s Relating to Free Repair or Replacements	35	4,734	0.7%	0.9%	1.0%	0.7%
% of FP17s Relating to Continuations	39	4,734	0.8%	0.9%	1.0%	0.8%
% of Patients satisfied with the dentistry they have received	8	10	80.0%	94.6%	94.2%	93.4%
% of Patients satisfied with the time they had to wait for an appointment	7	10	70.0%	86.1%	88.4%	87.6%

* This is based on patients treated on this contract for their most recent course of treatment. Figures in italics indicate the base number of FP17s or Patient Questionnaire responses are less than 100. N/A is shown where the base number of responses is less than 10 during the period. % is calculated as Quantity/Base number*100

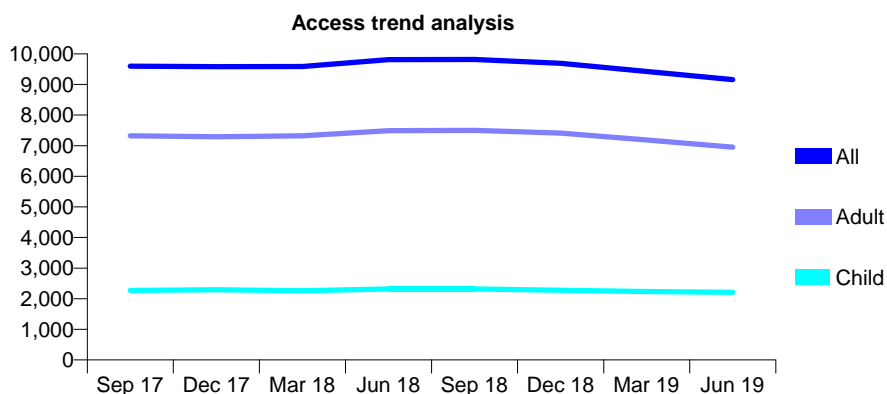
Q47 - Vital Signs At a Glance Contract Report for 191035/0001 - June 2019

Name or company name	Colne and Earby Dental Practice
Contract type name	GDS Contract
Purpose of contract	General
Contract start date	14/12/2009
Contract end date	

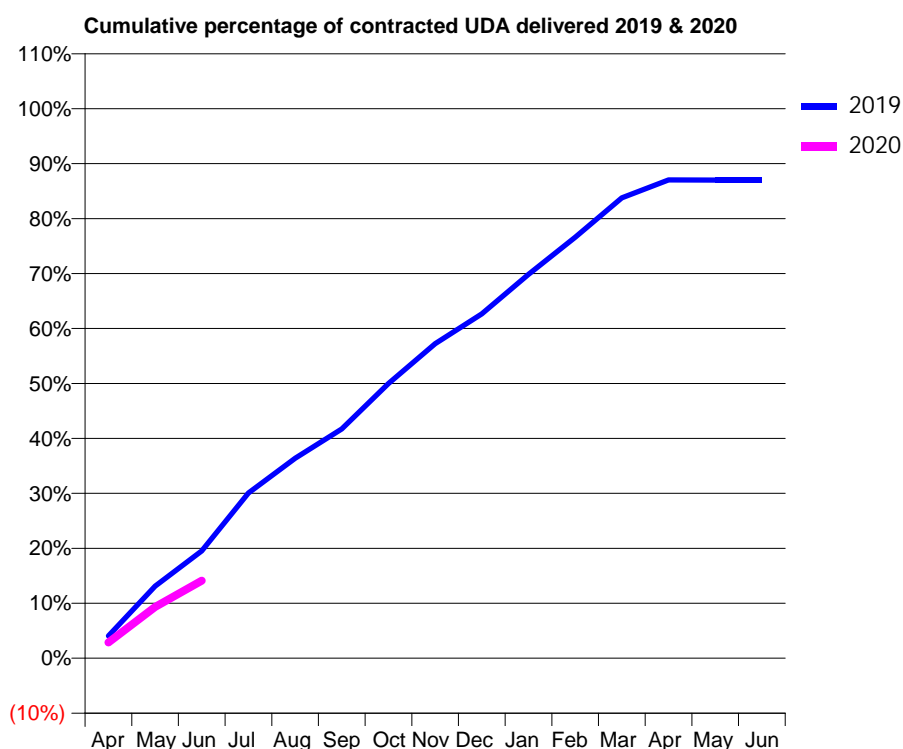
19/20 Contracted general activity (UDA)	27,500
Carry forward general activity (UDA)	0
19/20 Contracted orthodontic activity (UOA)	0
Carry forward orthodontic activity (UOA)	0
Baseline contract value	£884,146.96

ACCESS*

Patients seen in 24 months	Total	Change since previous quarter
Quarter ending June 2018	9,810	
Quarter ending September 2018	9,820	→
Quarter ending December 2018	9,691	↓
Quarter ending March 2019	9,424	↓
Quarter ending June 2019	9,157	↓
Variance since June 2018	(6.7%)	↓



ACTIVITY



Month	2019	2020
April	1,116	792
May	3,607	2,563
June	5,366	3,883
July	8,269	
August	10,005	
September	11,476	
October	13,743	
November	15,736	
December	17,233	
January	19,211	
February	21,061	
March	23,031	
April	23,933	
May	23,925	
June	23,925	

QUALITY

	Quantity	Base Number	Contract	AT	Region	England
% of FP17s for the same patient ID Re-attending within 3 months - Children	20	571	3.5%	11.3%	12.1%	11.4%
% of FP17s for the same patient ID Re-attending within 3 months - Adults	141	1,487	9.5%	14.9%	15.6%	15.4%
% of FP17s for the same patient ID Re-attending between 3 & 9 months - Children	172	571	30.1%	60.2%	61.2%	59.8%
% of FP17s for the same patient ID Re-attending between 3 & 9 months - Adults	482	1,487	32.4%	52.9%	54.5%	52.1%
% of FP17s for Band 1 Urgent Courses	99	1,732	5.7%	9.7%	9.1%	9.2%
% of FP17s Relating to Free Repair or Replacements	23	1,732	1.3%	0.9%	1.0%	0.7%
% of FP17s Relating to Continuations	26	1,732	1.5%	0.9%	1.0%	0.8%
% of Patients satisfied with the dentistry they have received	2	2	N/A	94.6%	94.2%	93.4%
% of Patients satisfied with the time they had to wait for an appointment	2	2	N/A	86.1%	88.4%	87.6%

* This is based on patients treated on this contract for their most recent course of treatment.

Figures in italics indicate the base number of FP17s or Patient Questionnaire responses are less than 100. N/A is shown where the base number of responses is less than 10 during the period. % is calculated as Quantity/Base number*100

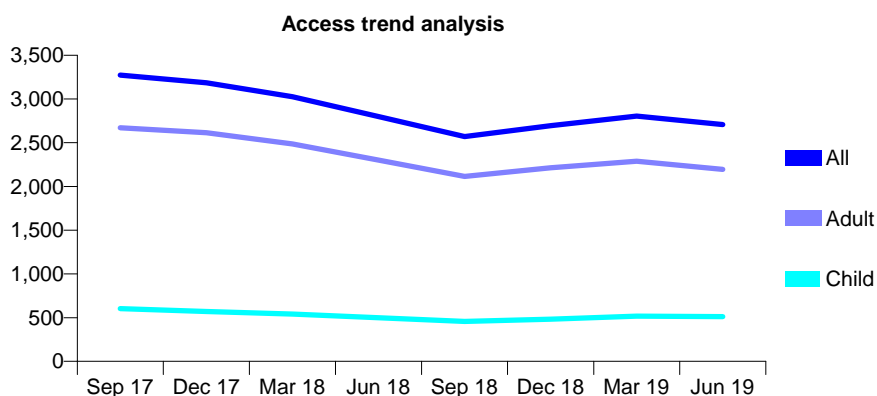
Q47 - Vital Signs At a Glance Contract Report for 191035/0002 - June 2019

Name or company name	Earby Dental Practice Partnership
Contract type name	GDS Contract
Purpose of contract	General
Contract start date	14/12/2009
Contract end date	

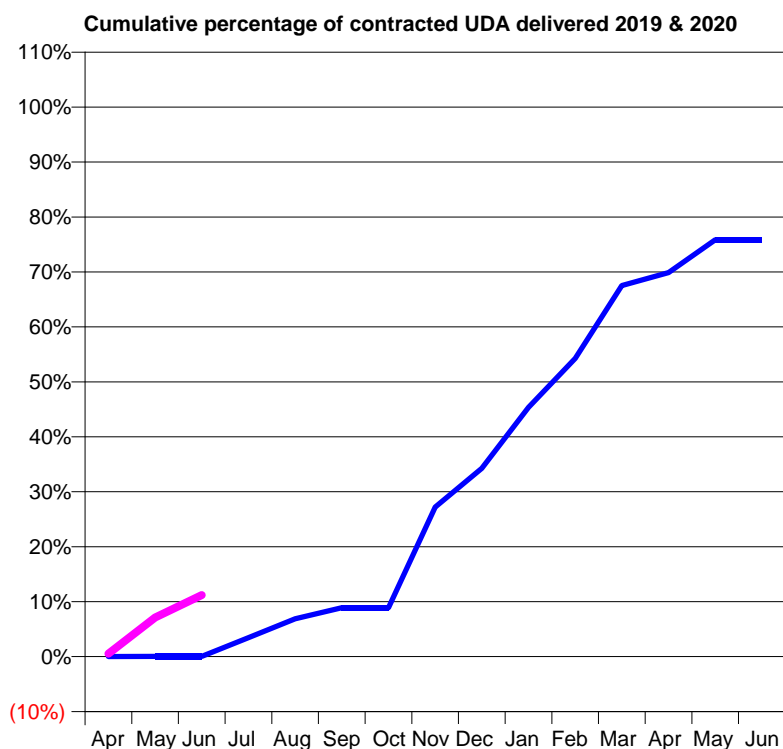
19/20 Contracted general activity (UDA)	10,200
Carry forward general activity (UDA)	0
19/20 Contracted orthodontic activity (UOA)	0
Carry forward orthodontic activity (UOA)	0
Baseline contract value	£263,181.06

ACCESS*

Patients seen in 24 months	Total	Change since previous quarter
Quarter ending June 2018	2,799	
Quarter ending September 2018	2,571	↓
Quarter ending December 2018	2,696	↑
Quarter ending March 2019	2,804	↑
Quarter ending June 2019	2,708	↓
Variance since June 2018	(3.3%)	↓



ACTIVITY



Month	Adjusted Scheduled Activity (UDA)	
	2019	2020
April	0	56
May	4	726
June	4	1,143
July	353	
August	701	
September	907	
October	907	
November	2,775	
December	3,495	
January	4,628	
February	5,536	
March	6,888	
April	7,127	
May	7,737	
June	7,737	

QUALITY

	Quantity	Base Number	Contract	AT	Region	England
% of FP17s for the same patient ID Re-attending within 3 months - Children	10	127	7.9%	11.3%	12.1%	11.4%
% of FP17s for the same patient ID Re-attending within 3 months - Adults	82	529	15.5%	14.9%	15.6%	15.4%
% of FP17s for the same patient ID Re-attending between 3 & 9 months - Children	48	127	37.8%	60.2%	61.2%	59.8%
% of FP17s for the same patient ID Re-attending between 3 & 9 months - Adults	195	529	36.9%	52.9%	54.5%	52.1%
% of FP17s for Band 1 Urgent Courses	11	395	2.8%	9.7%	9.1%	9.2%
% of FP17s Relating to Free Repair or Replacements	21	395	5.3%	0.9%	1.0%	0.7%
% of FP17s Relating to Continuations	16	395	4.1%	0.9%	1.0%	0.8%
% of Patients satisfied with the dentistry they have received	2	3	N/A	94.6%	94.2%	93.4%
% of Patients satisfied with the time they had to wait for an appointment	2	3	N/A	86.1%	88.4%	87.6%

* This is based on patients treated on this contract for their most recent course of treatment. Figures in italics indicate the base number of FP17s or Patient Questionnaire responses are less than 100. N/A is shown where the base number of responses is less than 10 during the period. % is calculated as Quantity/Base number*100

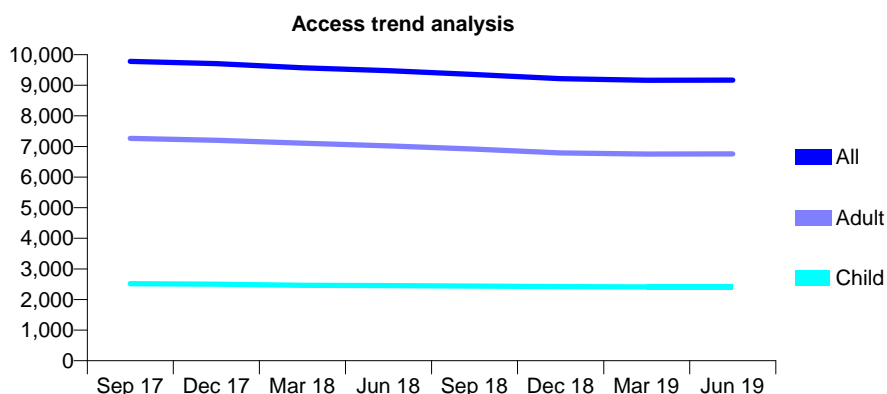
Q47 - Vital Signs At a Glance Contract Report for 191493/0001 - June 2019

Name or company name	Euxton (No1) Limited
Contract type name	GDS Contract
Purpose of contract	General
Contract start date	01/11/2007
Contract end date	

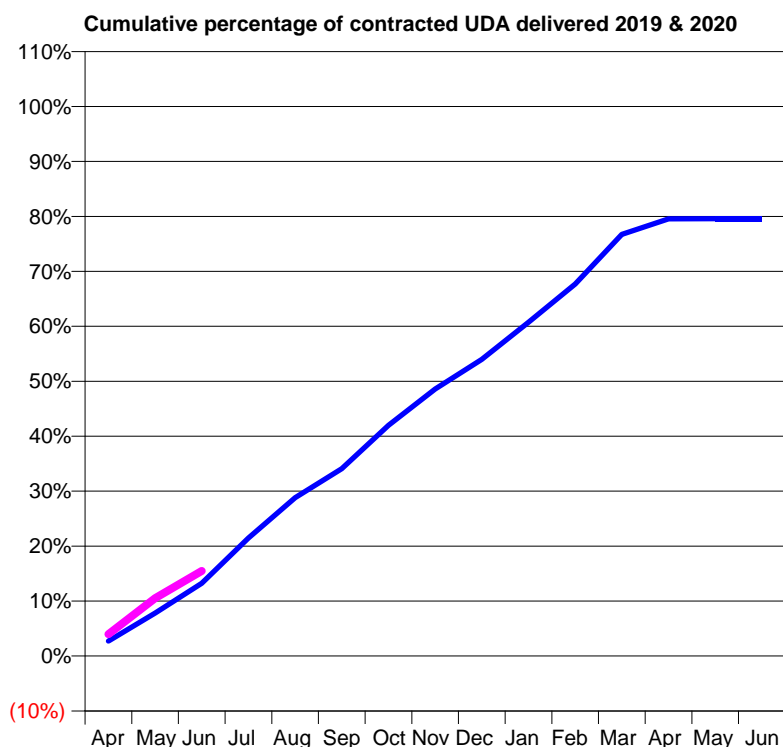
19/20 Contracted general activity (UDA)	28,458
Carry forward general activity (UDA)	0
19/20 Contracted orthodontic activity (UOA)	0
Carry forward orthodontic activity (UOA)	0
Baseline contract value	£790,292.47

ACCESS*

Patients seen in 24 months	Total	Change since previous quarter
Quarter ending June 2018	9,475	
Quarter ending September 2018	9,352	↓
Quarter ending December 2018	9,217	↓
Quarter ending March 2019	9,162	→
Quarter ending June 2019	9,171	→
Variance since June 2018	(3.2%)	↓



ACTIVITY



Month	Adjusted Scheduled Activity (UDA)	
	2019	2020
April	775	1,139
May	2,229	2,998
June	3,767	4,403
July	6,115	
August	8,200	
September	9,701	
October	11,947	
November	13,826	
December	15,361	
January	17,281	
February	19,266	
March	21,835	
April	22,644	
May	22,646	
June	22,646	

QUALITY

	Quantity	Base Number	Contract	AT	Region	England
% of FP17s for the same patient ID Re-attending within 3 months - Children	30	788	3.8%	11.3%	12.1%	11.4%
% of FP17s for the same patient ID Re-attending within 3 months - Adults	205	1,998	10.3%	14.9%	15.6%	15.4%
% of FP17s for the same patient ID Re-attending between 3 & 9 months - Children	504	788	64.0%	60.2%	61.2%	59.8%
% of FP17s for the same patient ID Re-attending between 3 & 9 months - Adults	1,166	1,998	58.4%	52.9%	54.5%	52.1%
% of FP17s for Band 1 Urgent Courses	112	2,384	4.7%	9.7%	9.1%	9.2%
% of FP17s Relating to Free Repair or Replacements	16	2,384	0.7%	0.9%	1.0%	0.7%
% of FP17s Relating to Continuations	30	2,384	1.3%	0.9%	1.0%	0.8%
% of Patients satisfied with the dentistry they have received	1	1	N/A	94.6%	94.2%	93.4%
% of Patients satisfied with the time they had to wait for an appointment	1	1	N/A	86.1%	88.4%	87.6%

* This is based on patients treated on this contract for their most recent course of treatment. Figures in italics indicate the base number of FP17s or Patient Questionnaire responses are less than 100. N/A is shown where the base number of responses is less than 10 during the period. % is calculated as Quantity/Base number*100

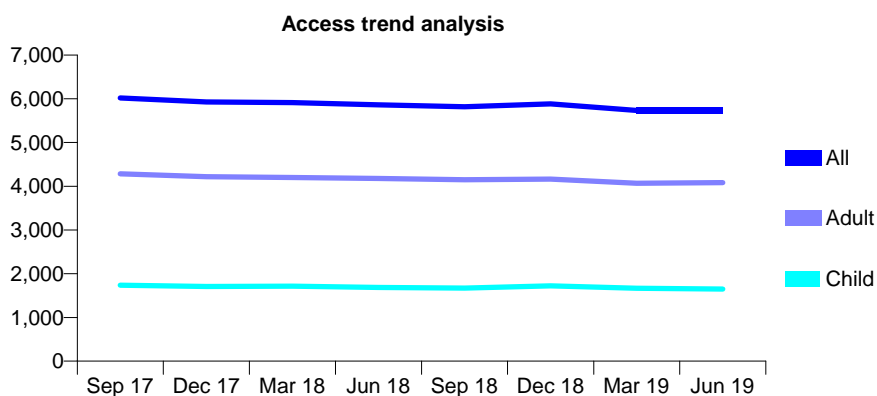
Q47 - Vital Signs At a Glance Contract Report for 194573/0001 - June 2019

Name or company name	Jones Dental Practice
Contract type name	GDS Contract
Purpose of contract	General
Contract start date	01/06/2010
Contract end date	

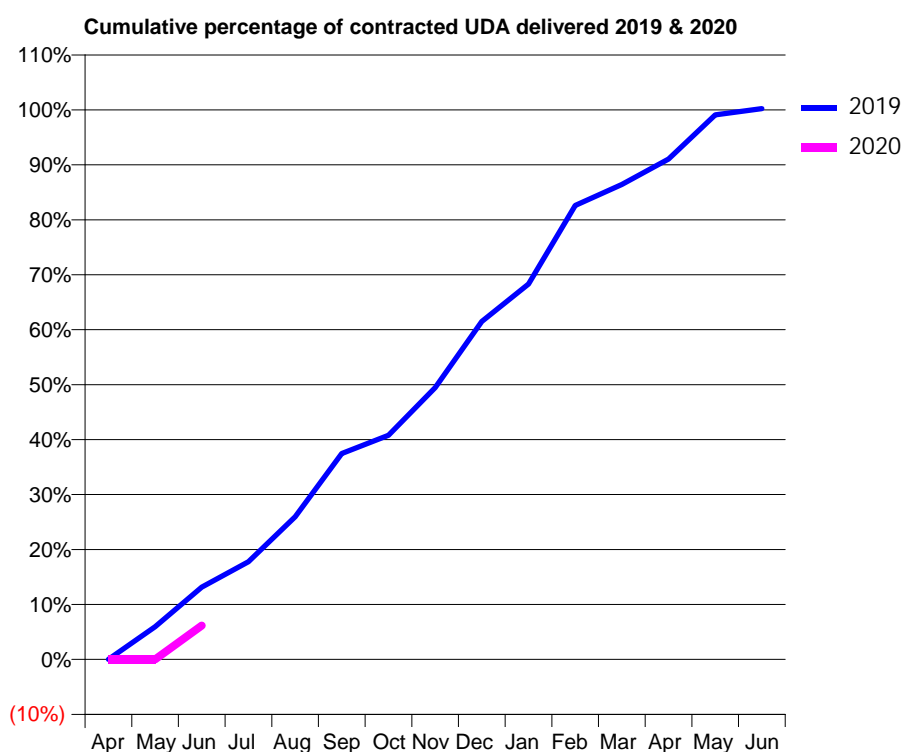
19/20 Contracted general activity (UDA)	16,357
Carry forward general activity (UDA)	0
19/20 Contracted orthodontic activity (UOA)	0
Carry forward orthodontic activity (UOA)	0
Baseline contract value	£453,478.81

ACCESS*

Patients seen in 24 months	Total	Change since previous quarter
Quarter ending June 2018	5,861	
Quarter ending September 2018	5,819	→
Quarter ending December 2018	5,885	→
Quarter ending March 2019	5,734	↓
Quarter ending June 2019	5,733	→
Variance since June 2018	(2.2%)	↓



ACTIVITY



Adjusted Scheduled Activity (UDA)		
Month	2019	2020
April	0	0
May	976	0
June	2,151	1,008
July	2,909	
August	4,249	
September	6,129	
October	6,670	
November	8,091	
December	10,058	
January	11,173	
February	13,508	
March	14,136	
April	14,893	
May	16,210	
June	16,397	

QUALITY

	Quantity	Base Number	Contract	AT	Region	England
% of FP17s for the same patient ID Re-attending within 3 months - Children	109	561	19.4%	11.3%	12.1%	11.4%
% of FP17s for the same patient ID Re-attending within 3 months - Adults	155	1,210	12.8%	14.9%	15.6%	15.4%
% of FP17s for the same patient ID Re-attending between 3 & 9 months - Children	336	561	59.9%	60.2%	61.2%	59.8%
% of FP17s for the same patient ID Re-attending between 3 & 9 months - Adults	734	1,210	60.7%	52.9%	54.5%	52.1%
% of FP17s for Band 1 Urgent Courses	23	494	4.7%	9.7%	9.1%	9.2%
% of FP17s Relating to Free Repair or Replacements	1	494	0.2%	0.9%	1.0%	0.7%
% of FP17s Relating to Continuations	2	494	0.4%	0.9%	1.0%	0.8%
% of Patients satisfied with the dentistry they have received	2	2	N/A	94.6%	94.2%	93.4%
% of Patients satisfied with the time they had to wait for an appointment	2	2	N/A	86.1%	88.4%	87.6%

* This is based on patients treated on this contract for their most recent course of treatment. Figures in italics indicate the base number of FP17s or Patient Questionnaire responses are less than 100. N/A is shown where the base number of responses is less than 10 during the period. % is calculated as Quantity/Base number*100

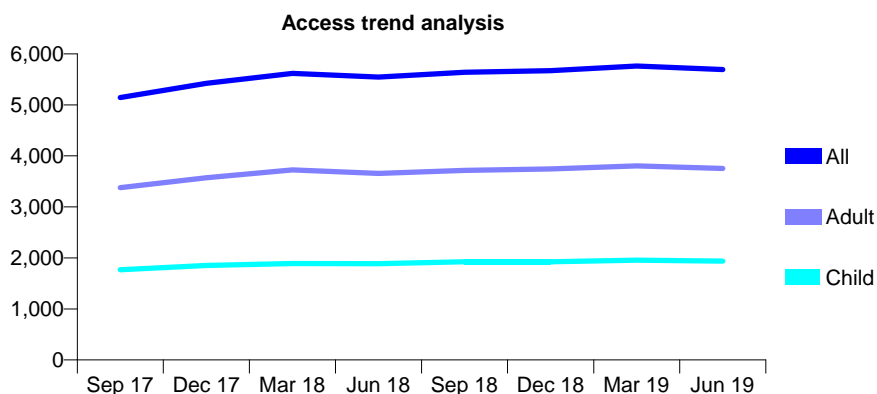
Q47 - Vital Signs At a Glance Contract Report for 197211/0001 - June 2019

Name or company name	Drakes Dental Care
Contract type name	GDS Contract
Purpose of contract	General
Contract start date	26/12/2012
Contract end date	

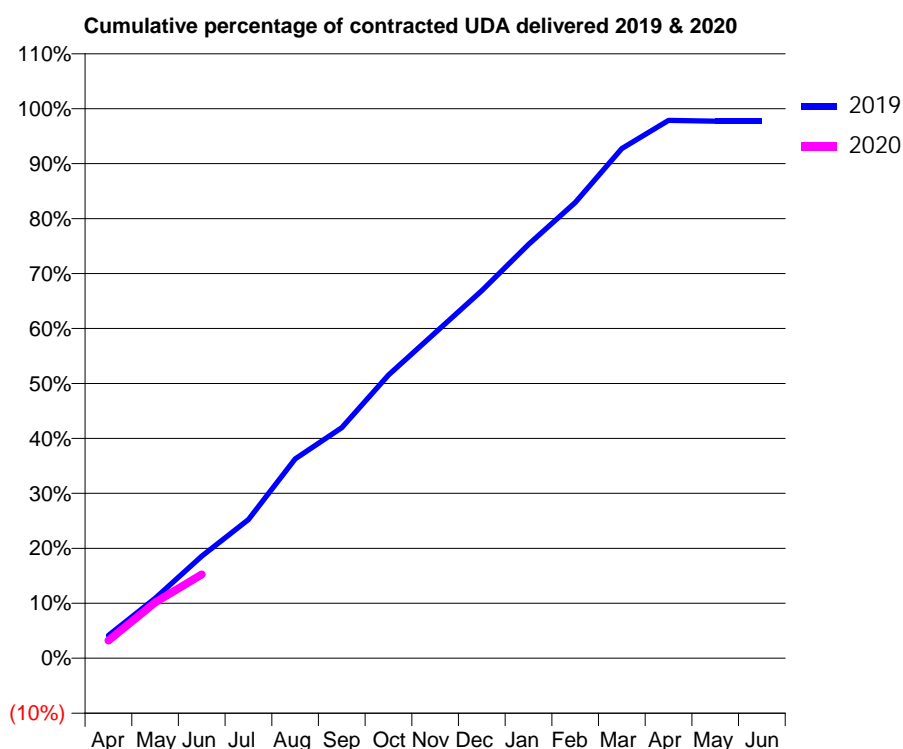
19/20 Contracted general activity (UDA)	15,403
Carry forward general activity (UDA)	0
19/20 Contracted orthodontic activity (UOA)	0
Carry forward orthodontic activity (UOA)	0
Baseline contract value	£417,227.01

ACCESS*

Patients seen in 24 months	Total	Change since previous quarter
Quarter ending June 2018	5,544	
Quarter ending September 2018	5,641	→
Quarter ending December 2018	5,670	→
Quarter ending March 2019	5,761	→
Quarter ending June 2019	5,692	↓
Variance since June 2018	2.7%	↑



ACTIVITY



Month	2019	2020
April	642	496
May	1,682	1,565
June	2,860	2,349
July	3,887	
August	5,587	
September	6,462	
October	7,938	
November	9,123	
December	10,299	
January	11,598	
February	12,775	
March	14,286	
April	15,073	
May	15,052	
June	15,052	

QUALITY

	Quantity	Base Number	Contract	AT	Region	England
% of FP17s for the same patient ID Re-attending within 3 months - Children	68	689	9.9%	11.3%	12.1%	11.4%
% of FP17s for the same patient ID Re-attending within 3 months - Adults	145	1,065	13.6%	14.9%	15.6%	15.4%
% of FP17s for the same patient ID Re-attending between 3 & 9 months - Children	406	689	58.9%	60.2%	61.2%	59.8%
% of FP17s for the same patient ID Re-attending between 3 & 9 months - Adults	569	1,065	53.4%	52.9%	54.5%	52.1%
% of FP17s for Band 1 Urgent Courses	173	1,270	13.6%	9.7%	9.1%	9.2%
% of FP17s Relating to Free Repair or Replacements	5	1,270	0.4%	0.9%	1.0%	0.7%
% of FP17s Relating to Continuations	3	1,270	0.2%	0.9%	1.0%	0.8%
% of Patients satisfied with the dentistry they have received	6	6	N/A	94.6%	94.2%	93.4%
% of Patients satisfied with the time they had to wait for an appointment	5	6	N/A	86.1%	88.4%	87.6%

* This is based on patients treated on this contract for their most recent course of treatment. Figures in italics indicate the base number of FP17s or Patient Questionnaire responses are less than 100. N/A is shown where the base number of responses is less than 10 during the period. % is calculated as Quantity/Base number*100

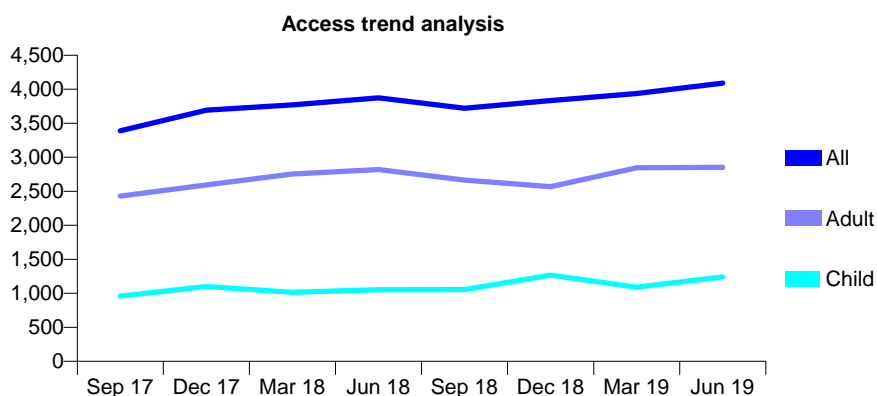
Q47 - Vital Signs At a Glance Contract Report for 197416/0002 - June 2019

Name or company name	Whitworth Dental Care Limited
Contract type name	GDS Contract
Purpose of contract	General
Contract start date	01/04/2013
Contract end date	

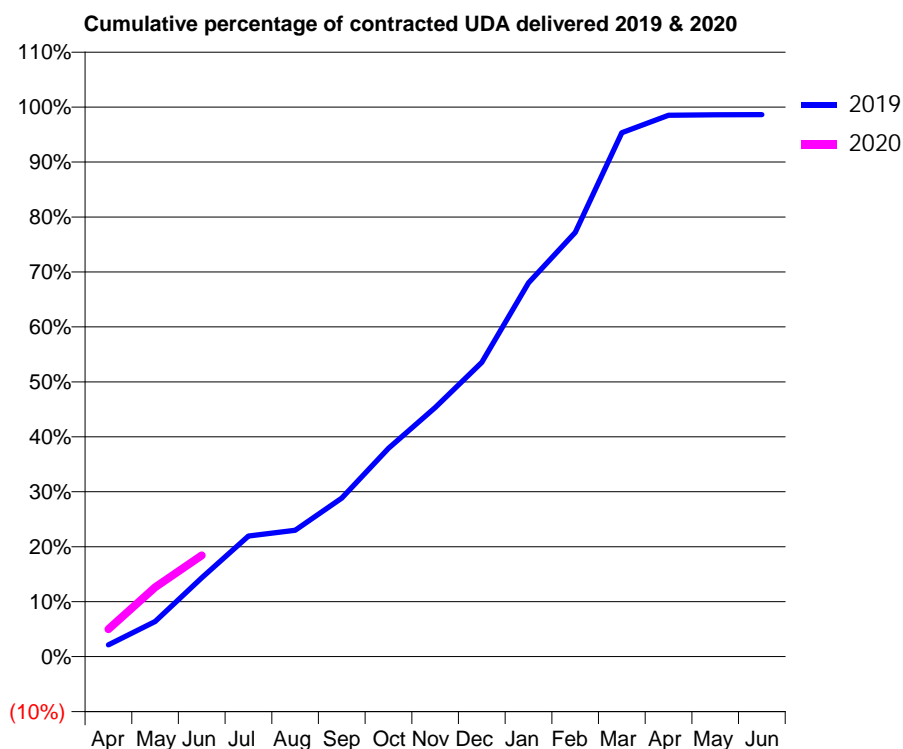
19/20 Contracted general activity (UDA)	9,000
Carry forward general activity (UDA)	0
19/20 Contracted orthodontic activity (UOA)	0
Carry forward orthodontic activity (UOA)	0
Baseline contract value	£300,358.89

ACCESS*

Patients seen in 24 months	Total	Change since previous quarter
Quarter ending June 2018	3,874	
Quarter ending September 2018	3,721	↓
Quarter ending December 2018	3,835	↑
Quarter ending March 2019	3,939	↑
Quarter ending June 2019	4,092	↑
Variance since June 2018	5.6%	↑



ACTIVITY



Month	Adjusted Scheduled Activity (UDA)	
	2019	2020
April	193	451
May	575	1,138
June	1,291	1,658
July	1,974	
August	2,070	
September	2,595	
October	3,410	
November	4,081	
December	4,818	
January	6,121	
February	6,947	
March	8,580	
April	8,866	
May	8,873	
June	8,875	

QUALITY

	Quantity	Base Number	Contract	AT	Region	England
% of FP17s for the same patient ID Re-attending within 3 months - Children	96	636	15.1%	11.3%	12.1%	11.4%
% of FP17s for the same patient ID Re-attending within 3 months - Adults	43	455	9.5%	14.9%	15.6%	15.4%
% of FP17s for the same patient ID Re-attending between 3 & 9 months - Children	251	636	39.5%	60.2%	61.2%	59.8%
% of FP17s for the same patient ID Re-attending between 3 & 9 months - Adults	113	455	24.8%	52.9%	54.5%	52.1%
% of FP17s for Band 1 Urgent Courses	60	930	6.5%	9.7%	9.1%	9.2%
% of FP17s Relating to Free Repair or Replacements	1	930	0.1%	0.9%	1.0%	0.7%
% of FP17s Relating to Continuations	4	930	0.4%	0.9%	1.0%	0.8%
% of Patients satisfied with the dentistry they have received	4	4	N/A	94.6%	94.2%	93.4%
% of Patients satisfied with the time they had to wait for an appointment	4	4	N/A	86.1%	88.4%	87.6%

* This is based on patients treated on this contract for their most recent course of treatment. Figures in italics indicate the base number of FP17s or Patient Questionnaire responses are less than 100. N/A is shown where the base number of responses is less than 10 during the period. % is calculated as Quantity/Base number*100

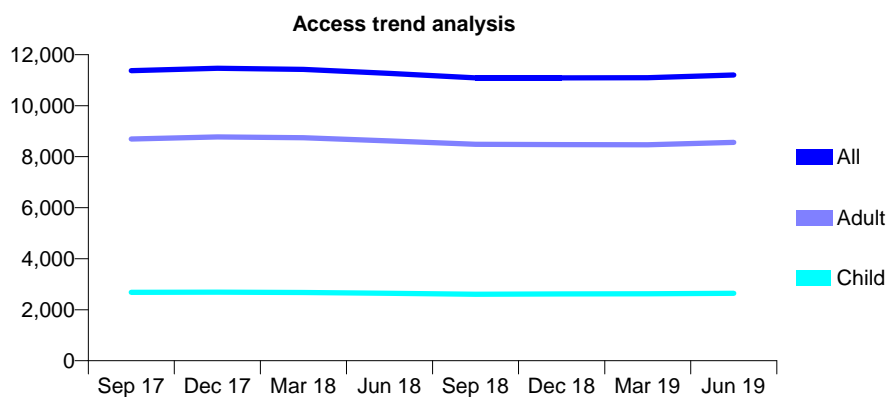
Q47 - Vital Signs At a Glance Contract Report for 198447/0001 - June 2019

Name or company name	Dentistry 4 All
Contract type name	Pilot Contract
Purpose of contract	General and Orthodontic
Contract start date	01/04/2009
Contract end date	

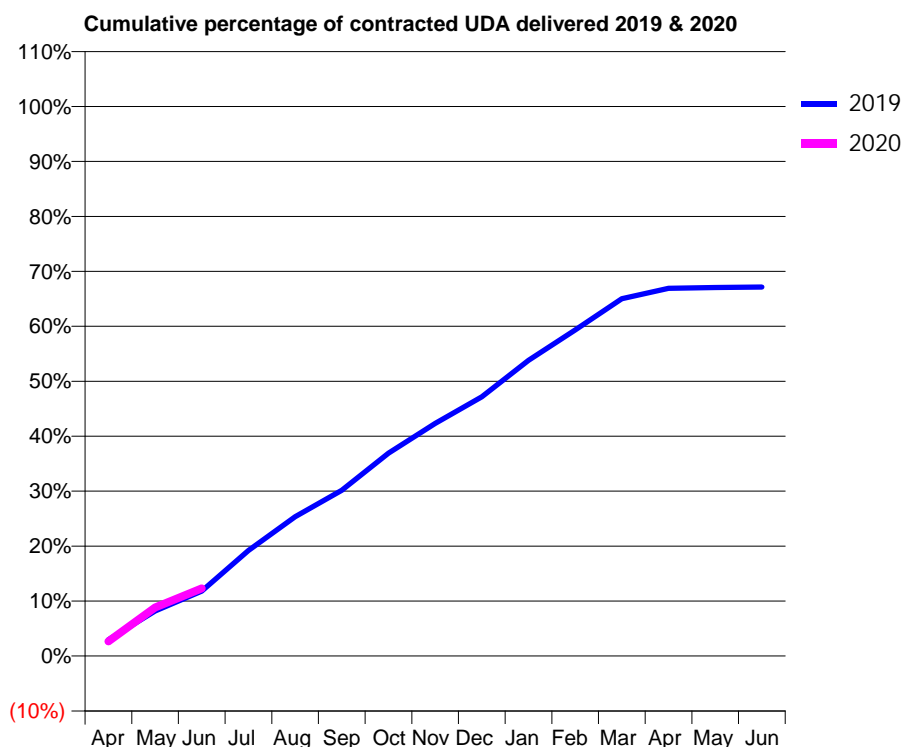
19/20 Contracted general activity (UDA)	34,000
Carry forward general activity (UDA)	0
19/20 Contracted orthodontic activity (UOA)	1,000
Carry forward orthodontic activity (UOA)	0
Baseline contract value	£1,186,464.41

ACCESS*

Patients seen in 24 months	Total	Change since previous quarter
Quarter ending June 2018	11,263	
Quarter ending September 2018	11,090	↓
Quarter ending December 2018	11,094	→
Quarter ending March 2019	11,099	→
Quarter ending June 2019	11,204	→
Variance since June 2018	(0.5%)	→



ACTIVITY



Month	Adjusted Scheduled Activity (UDA)	
	2019	2020
April	1,002	910
May	2,781	3,005
June	4,011	4,191
July	6,533	
August	8,620	
September	10,254	
October	12,552	
November	14,393	
December	16,033	
January	18,300	
February	20,179	
March	22,110	
April	22,752	
May	22,798	
June	22,827	

QUALITY

	Quantity	Base Number	Contract	AT	Region	England
% of FP17s for the same patient ID Re-attending within 3 months - Children	72	904	8.0%	11.3%	12.1%	11.4%
% of FP17s for the same patient ID Re-attending within 3 months - Adults	222	2,061	10.8%	14.9%	15.6%	15.4%
% of FP17s for the same patient ID Re-attending between 3 & 9 months - Children	480	904	53.1%	60.2%	61.2%	59.8%
% of FP17s for the same patient ID Re-attending between 3 & 9 months - Adults	633	2,061	30.7%	52.9%	54.5%	52.1%
% of FP17s for Band 1 Urgent Courses	65	2,141	3.0%	9.7%	9.1%	9.2%
% of FP17s Relating to Free Repair or Replacements	3	2,141	0.1%	0.9%	1.0%	0.7%
% of FP17s Relating to Continuations	6	2,141	0.3%	0.9%	1.0%	0.8%
% of Patients satisfied with the dentistry they have received	3	3	N/A	94.6%	94.2%	93.4%
% of Patients satisfied with the time they had to wait for an appointment	3	3	N/A	86.1%	88.4%	87.6%

* This is based on patients treated on this contract for their most recent course of treatment. Figures in italics indicate the base number of FP17s or Patient Questionnaire responses are less than 100. N/A is shown where the base number of responses is less than 10 during the period. % is calculated as Quantity/Base number*100

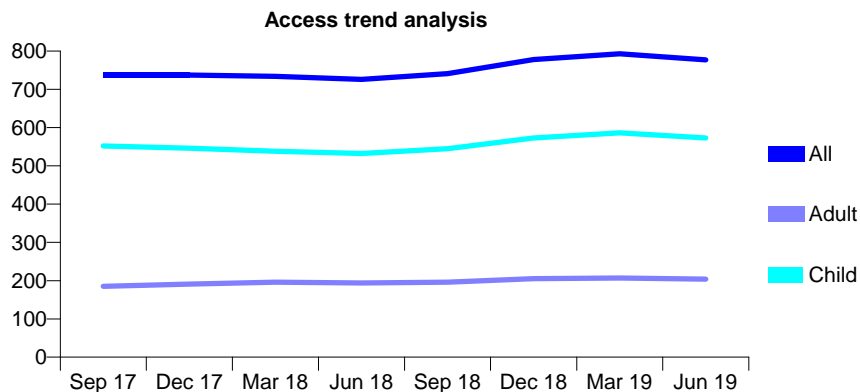
Q47 - Vital Signs At a Glance Contract Report for 199095/0001 - June 2019

Name or company name	Aughton Dental Practice
Contract type name	GDS Contract
Purpose of contract	General
Contract start date	31/08/2012
Contract end date	

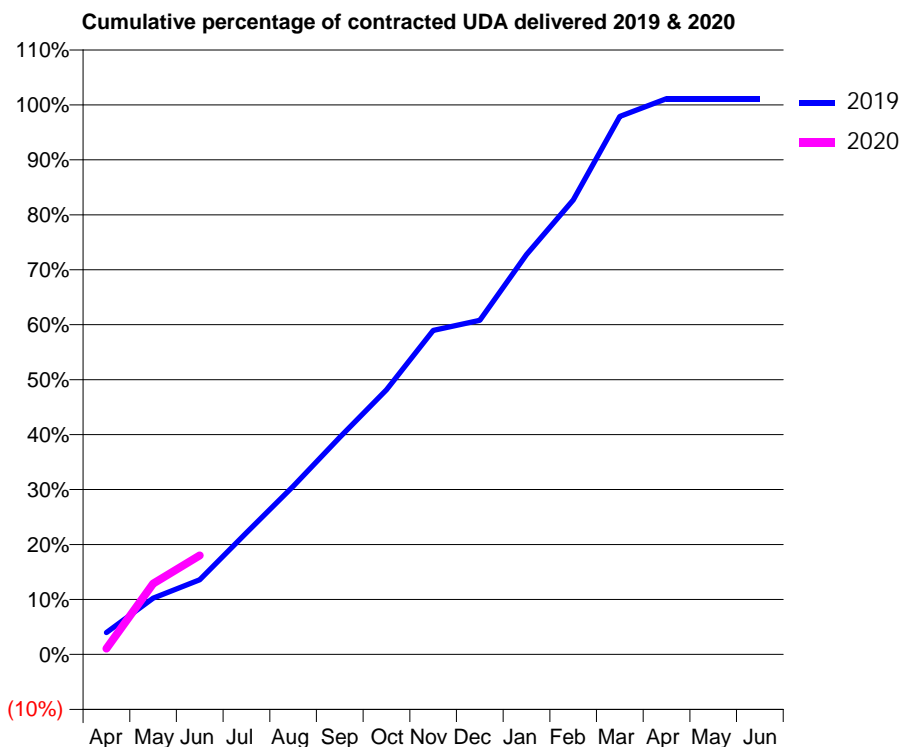
19/20 Contracted general activity (UDA)	2,000
Carry forward general activity (UDA)	0
19/20 Contracted orthodontic activity (UOA)	0
Carry forward orthodontic activity (UOA)	0
Baseline contract value	£59,917.45

ACCESS*

Patients seen in 24 months	Total	Change since previous quarter
Quarter ending June 2018	726	
Quarter ending September 2018	741	↑
Quarter ending December 2018	778	↑
Quarter ending March 2019	793	→
Quarter ending June 2019	777	↓
Variance since June 2018	7.0%	↑



ACTIVITY



Month	Adjusted Scheduled Activity (UDA)	
	2019	2020
April	80	21
May	205	258
June	272	360
July	443	
August	612	
September	790	
October	963	
November	1,179	
December	1,216	
January	1,455	
February	1,654	
March	1,958	
April	2,023	
May	2,023	
June	2,023	

QUALITY

	Quantity	Base Number	Contract	AT	Region	England
% of FP17s for the same patient ID Re-attending within 3 months - Children	36	247	14.6%	11.3%	12.1%	11.4%
% of FP17s for the same patient ID Re-attending within 3 months - Adults	6	48	12.5%	14.9%	15.6%	15.4%
% of FP17s for the same patient ID Re-attending between 3 & 9 months - Children	163	247	66.0%	60.2%	61.2%	59.8%
% of FP17s for the same patient ID Re-attending between 3 & 9 months - Adults	25	48	52.1%	52.9%	54.5%	52.1%
% of FP17s for Band 1 Urgent Courses	11	250	4.4%	9.7%	9.1%	9.2%
% of FP17s Relating to Free Repair or Replacements	0	250	0.0%	0.9%	1.0%	0.7%
% of FP17s Relating to Continuations	4	250	1.6%	0.9%	1.0%	0.8%
% of Patients satisfied with the dentistry they have received	0	0	N/A	94.6%	94.2%	93.4%
% of Patients satisfied with the time they had to wait for an appointment	0	0	N/A	86.1%	88.4%	87.6%

* This is based on patients treated on this contract for their most recent course of treatment. Figures in italics indicate the base number of FP17s or Patient Questionnaire responses are less than 100. N/A is shown where the base number of responses is less than 10 during the period. % is calculated as Quantity/Base number*100

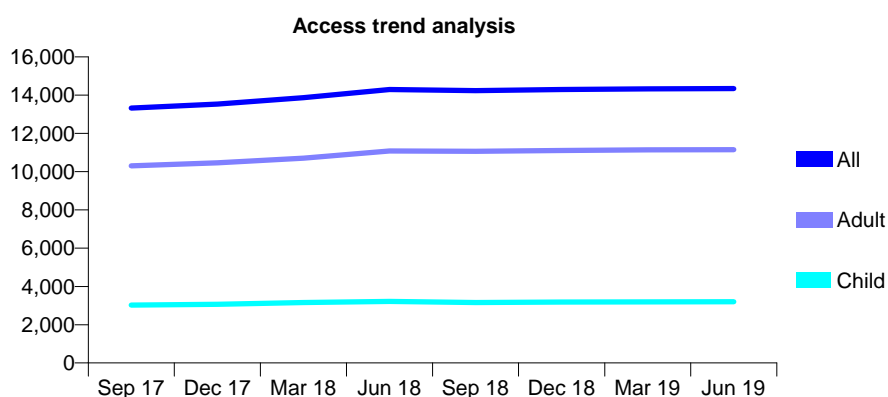
Q47 - Vital Signs At a Glance Contract Report for 199710/0001 - June 2019

Name or company name	BROCK STREET DENTAL PRACTICE LTC
Contract type name	GDS Contract
Purpose of contract	General
Contract start date	01/04/2010
Contract end date	

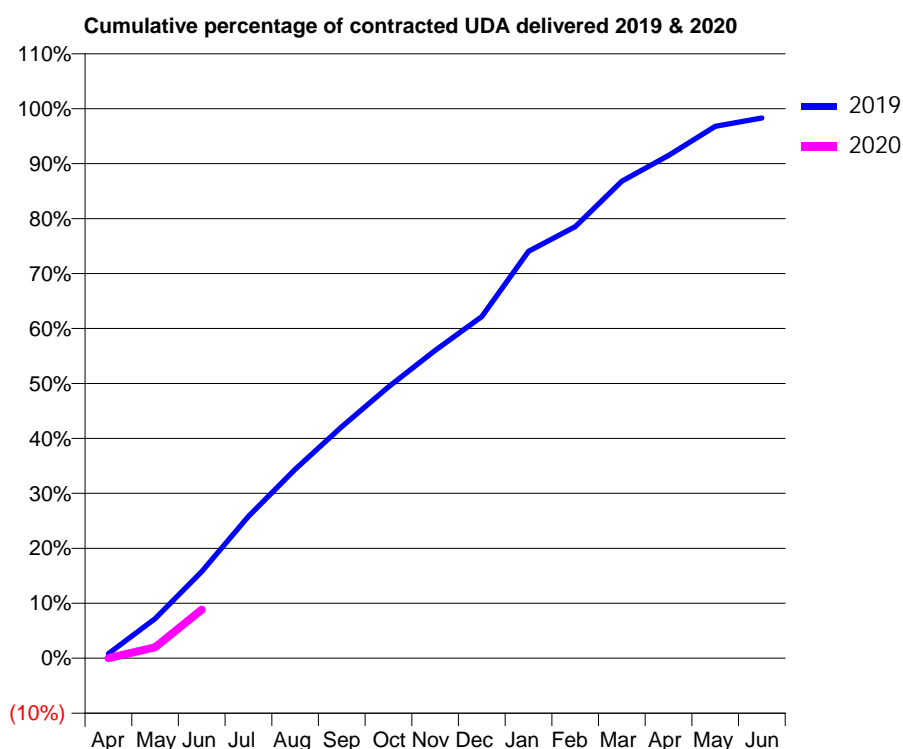
19/20 Contracted general activity (UDA)	36,251
Carry forward general activity (UDA)	0
19/20 Contracted orthodontic activity (UOA)	0
Carry forward orthodontic activity (UOA)	0
Baseline contract value	£1,079,630.40

ACCESS*

Patients seen in 24 months	Total	Change since previous quarter
Quarter ending June 2018	14,298	
Quarter ending September 2018	14,231	→
Quarter ending December 2018	14,293	→
Quarter ending March 2019	14,330	→
Quarter ending June 2019	14,344	→
Variance since June 2018	0.3%	→



ACTIVITY



Month	Adjusted Scheduled Activity (UDA)	
	2019	2020
April	299	0
May	2,613	726
June	5,714	3,203
July	9,367	
August	12,465	
September	15,266	
October	17,900	
November	20,309	
December	22,532	
January	26,841	
February	28,467	
March	31,464	
April	33,169	
May	35,090	
June	35,628	

QUALITY

	Quantity	Base Number	Contract	AT	Region	England
% of FP17s for the same patient ID Re-attending within 3 months - Children	74	1,124	6.6%	11.3%	12.1%	11.4%
% of FP17s for the same patient ID Re-attending within 3 months - Adults	563	3,179	17.7%	14.9%	15.6%	15.4%
% of FP17s for the same patient ID Re-attending between 3 & 9 months - Children	796	1,124	70.8%	60.2%	61.2%	59.8%
% of FP17s for the same patient ID Re-attending between 3 & 9 months - Adults	1,163	3,179	36.6%	52.9%	54.5%	52.1%
% of FP17s for Band 1 Urgent Courses	258	1,858	13.9%	9.7%	9.1%	9.2%
% of FP17s Relating to Free Repair or Replacements	20	1,858	1.1%	0.9%	1.0%	0.7%
% of FP17s Relating to Continuations	12	1,858	0.6%	0.9%	1.0%	0.8%
% of Patients satisfied with the dentistry they have received	18	18	100.0%	94.6%	94.2%	93.4%
% of Patients satisfied with the time they had to wait for an appointment	18	18	100.0%	86.1%	88.4%	87.6%

* This is based on patients treated on this contract for their most recent course of treatment.

Figures in italics indicate the base number of FP17s or Patient Questionnaire responses are less than 100. N/A is shown where the base number of responses is less than 10 during the period. % is calculated as Quantity/Base number*100

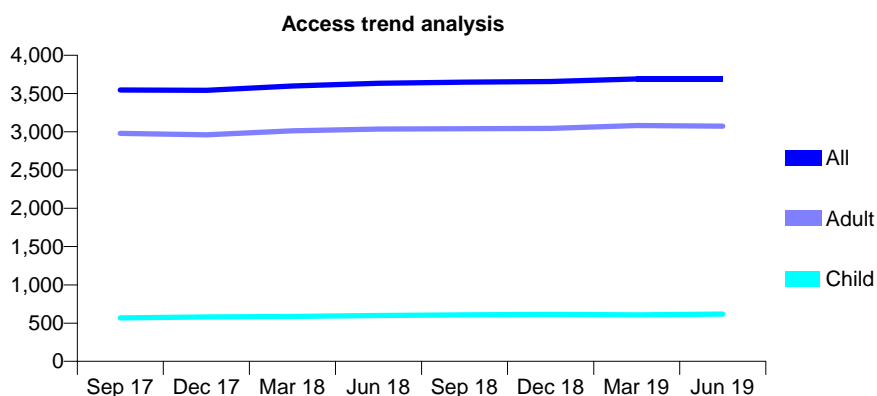
Q47 - Vital Signs At a Glance Contract Report for 208582/0001 - June 2019

Name or company name	MR S DITCHFIELD
Contract type name	GDS Contract
Purpose of contract	General
Contract start date	01/04/2006
Contract end date	

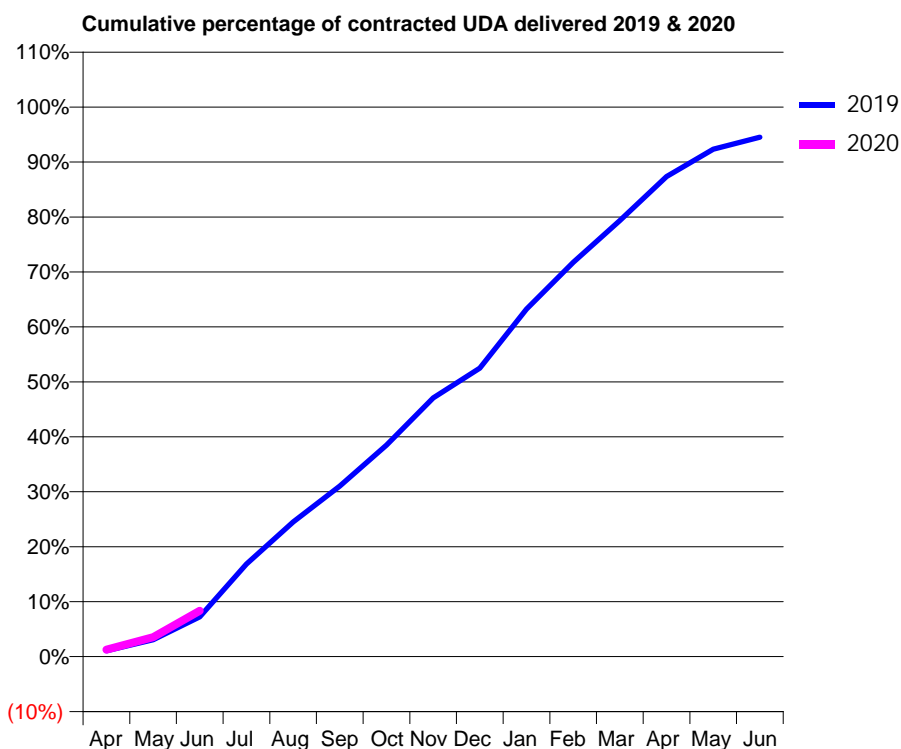
19/20 Contracted general activity (UDA)	11,235
Carry forward general activity (UDA)	0
19/20 Contracted orthodontic activity (UOA)	0
Carry forward orthodontic activity (UOA)	0
Baseline contract value	£374,952.56

ACCESS*

Patients seen in 24 months	Total	Change since previous quarter
Quarter ending June 2018	3,634	
Quarter ending September 2018	3,648	→
Quarter ending December 2018	3,658	→
Quarter ending March 2019	3,690	→
Quarter ending June 2019	3,691	→
Variance since June 2018	1.6%	→



ACTIVITY



Month	Adjusted Scheduled Activity (UDA)	
	2019	2020
April	122	143
May	344	400
June	814	940
July	1,894	
August	2,751	
September	3,486	
October	4,322	
November	5,290	
December	5,898	
January	7,102	
February	8,060	
March	8,913	
April	9,813	
May	10,372	
June	10,617	

QUALITY

	Quantity	Base Number	Contract	AT	Region	England
% of FP17s for the same patient ID Re-attending within 3 months - Children	13	173	7.5%	11.3%	12.1%	11.4%
% of FP17s for the same patient ID Re-attending within 3 months - Adults	174	1,140	15.3%	14.9%	15.6%	15.4%
% of FP17s for the same patient ID Re-attending between 3 & 9 months - Children	63	173	36.4%	60.2%	61.2%	59.8%
% of FP17s for the same patient ID Re-attending between 3 & 9 months - Adults	633	1,140	55.5%	52.9%	54.5%	52.1%
% of FP17s for Band 1 Urgent Courses	55	511	10.8%	9.7%	9.1%	9.2%
% of FP17s Relating to Free Repair or Replacements	3	511	0.6%	0.9%	1.0%	0.7%
% of FP17s Relating to Continuations	7	511	1.4%	0.9%	1.0%	0.8%
% of Patients satisfied with the dentistry they have received	8	8	N/A	94.6%	94.2%	93.4%
% of Patients satisfied with the time they had to wait for an appointment	8	8	N/A	86.1%	88.4%	87.6%

* This is based on patients treated on this contract for their most recent course of treatment. Figures in italics indicate the base number of FP17s or Patient Questionnaire responses are less than 100. N/A is shown where the base number of responses is less than 10 during the period. % is calculated as Quantity/Base number*100

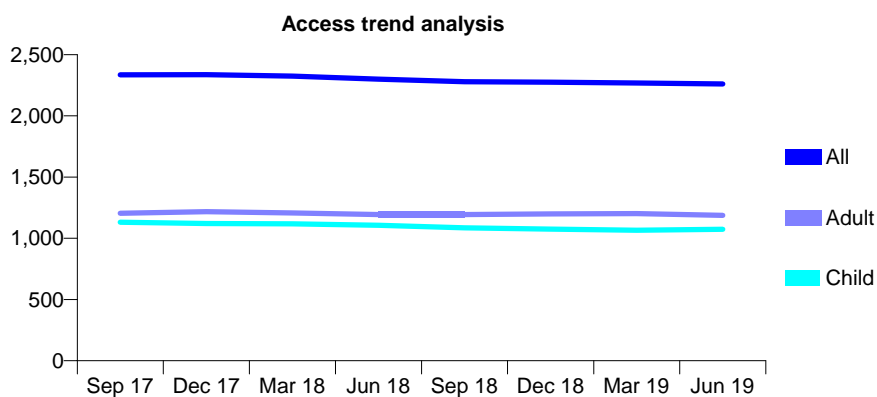
Q47 - Vital Signs At a Glance Contract Report for 208949/0001 - June 2019

Name or company name	Mr R Shimmin
Contract type name	GDS Contract
Purpose of contract	General
Contract start date	01/04/2006
Contract end date	

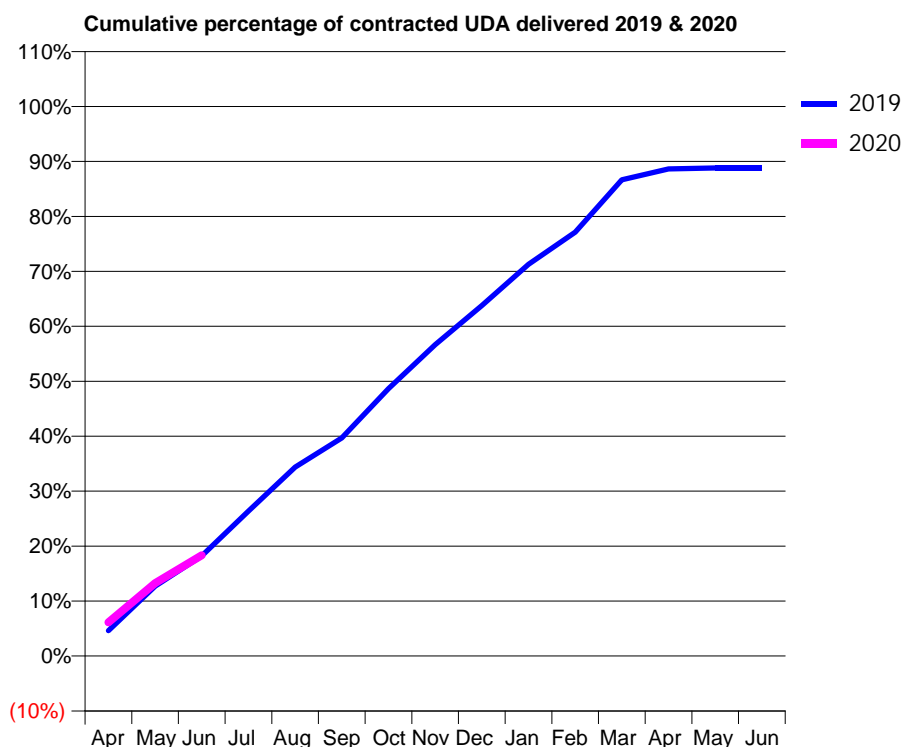
19/20 Contracted general activity (UDA)	6,500
Carry forward general activity (UDA)	0
19/20 Contracted orthodontic activity (UOA)	0
Carry forward orthodontic activity (UOA)	0
Baseline contract value	£144,629.57

ACCESS*

Patients seen in 24 months	Total	Change since previous quarter
Quarter ending June 2018	2,300	
Quarter ending September 2018	2,279	→
Quarter ending December 2018	2,275	→
Quarter ending March 2019	2,268	→
Quarter ending June 2019	2,261	→
Variance since June 2018	(1.7%)	↓



ACTIVITY



Month	Adjusted Scheduled Activity (UDA)	
	2019	2020
April	300	398
May	825	863
June	1,184	1,191
July	1,713	
August	2,235	
September	2,580	
October	3,161	
November	3,682	
December	4,144	
January	4,634	
February	5,013	
March	5,633	
April	5,761	
May	5,772	
June	5,772	

QUALITY

	Quantity	Base Number	Contract	AT	Region	England
% of FP17s for the same patient ID Re-attending within 3 months - Children	29	419	6.9%	11.3%	12.1%	11.4%
% of FP17s for the same patient ID Re-attending within 3 months - Adults	55	397	13.9%	14.9%	15.6%	15.4%
% of FP17s for the same patient ID Re-attending between 3 & 9 months - Children	291	419	69.5%	60.2%	61.2%	59.8%
% of FP17s for the same patient ID Re-attending between 3 & 9 months - Adults	266	397	67.0%	52.9%	54.5%	52.1%
% of FP17s for Band 1 Urgent Courses	20	715	2.8%	9.7%	9.1%	9.2%
% of FP17s Relating to Free Repair or Replacements	0	715	0.0%	0.9%	1.0%	0.7%
% of FP17s Relating to Continuations	0	715	0.0%	0.9%	1.0%	0.8%
% of Patients satisfied with the dentistry they have received	1	1	N/A	94.6%	94.2%	93.4%
% of Patients satisfied with the time they had to wait for an appointment	0	1	N/A	86.1%	88.4%	87.6%

* This is based on patients treated on this contract for their most recent course of treatment. Figures in italics indicate the base number of FP17s or Patient Questionnaire responses are less than 100. N/A is shown where the base number of responses is less than 10 during the period. % is calculated as Quantity/Base number*100

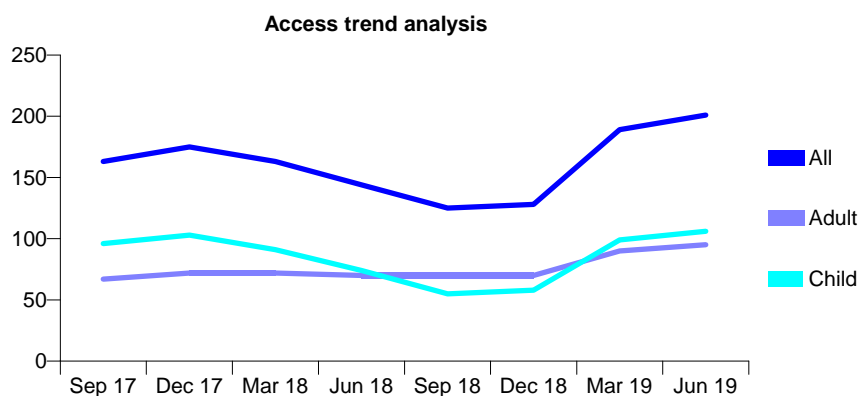
Q47 - Vital Signs At a Glance Contract Report for 215694/0001 - June 2019

Name or company name	MISS SL CARO
Contract type name	GDS Contract
Purpose of contract	General
Contract start date	01/04/2006
Contract end date	

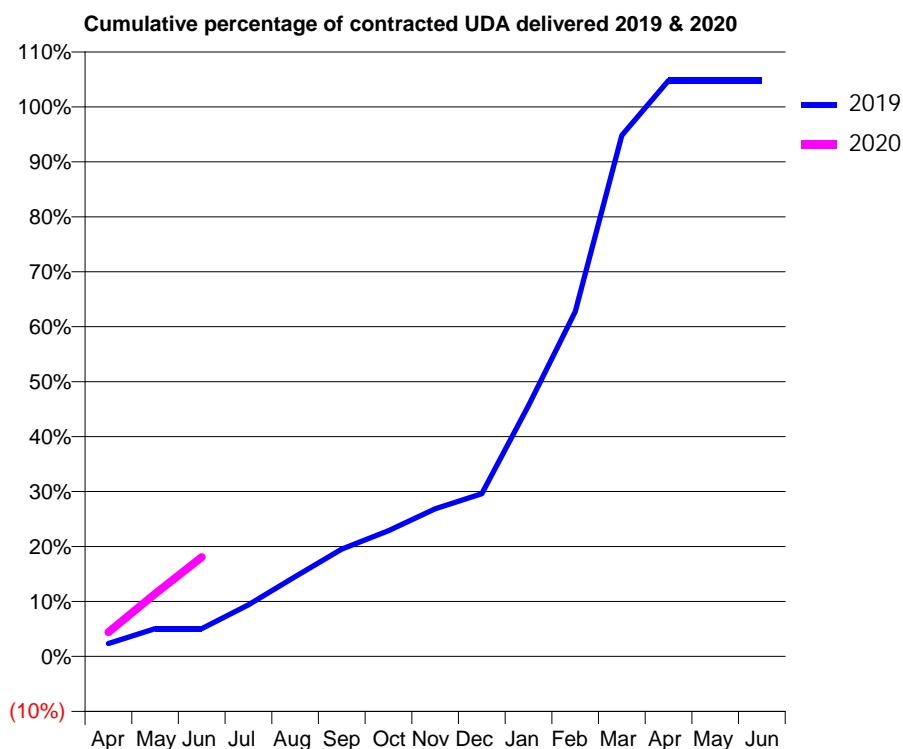
19/20 Contracted general activity (UDA)	300
Carry forward general activity (UDA)	0
19/20 Contracted orthodontic activity (UOA)	0
Carry forward orthodontic activity (UOA)	0
Baseline contract value	£6,609.58

ACCESS*

Patients seen in 24 months	Total	Change since previous quarter
Quarter ending June 2018	144	
Quarter ending September 2018	125	↓
Quarter ending December 2018	128	↑
Quarter ending March 2019	189	↑
Quarter ending June 2019	201	↑
Variance since June 2018	39.6%	↑



ACTIVITY



Month	Adjusted Scheduled Activity (UDA)	
	2019	2020
April	7	13
May	15	34
June	15	54
July	28	
August	44	
September	59	
October	69	
November	81	
December	89	
January	137	
February	188	
March	284	
April	314	
May	314	
June	314	

QUALITY

	Quantity	Base Number	Contract	AT	Region	England
% of FP17s for the same patient ID Re-attending within 3 months - Children	3	22	13.6%	11.3%	12.1%	11.4%
% of FP17s for the same patient ID Re-attending within 3 months - Adults	0	28	0.0%	14.9%	15.6%	15.4%
% of FP17s for the same patient ID Re-attending between 3 & 9 months - Children	8	22	36.4%	60.2%	61.2%	59.8%
% of FP17s for the same patient ID Re-attending between 3 & 9 months - Adults	8	28	28.6%	52.9%	54.5%	52.1%
% of FP17s for Band 1 Urgent Courses	1	42	2.4%	9.7%	9.1%	9.2%
% of FP17s Relating to Free Repair or Replacements	0	42	0.0%	0.9%	1.0%	0.7%
% of FP17s Relating to Continuations	0	42	0.0%	0.9%	1.0%	0.8%
% of Patients satisfied with the dentistry they have received	1	1	N/A	94.6%	94.2%	93.4%
% of Patients satisfied with the time they had to wait for an appointment	1	1	N/A	86.1%	88.4%	87.6%

* This is based on patients treated on this contract for their most recent course of treatment. Figures in italics indicate the base number of FP17s or Patient Questionnaire responses are less than 100. N/A is shown where the base number of responses is less than 10 during the period. % is calculated as Quantity/Base number*100

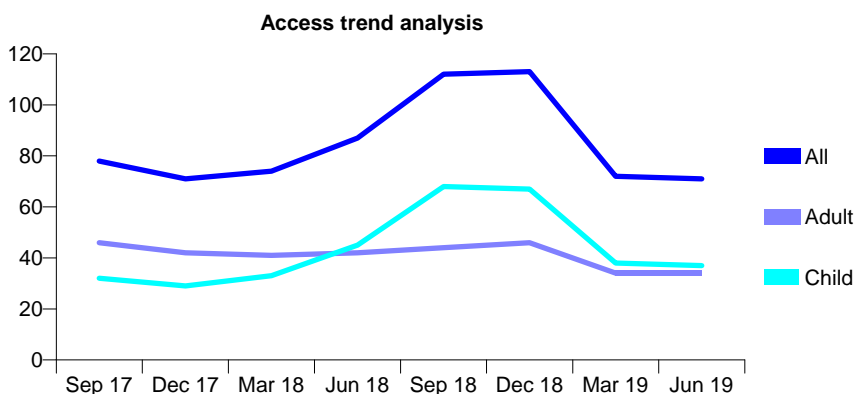
Q47 - Vital Signs At a Glance Contract Report for 215694/0002 - June 2019

Name or company name	MISS SL CARO
Contract type name	GDS Contract
Purpose of contract	General
Contract start date	01/01/2012
Contract end date	

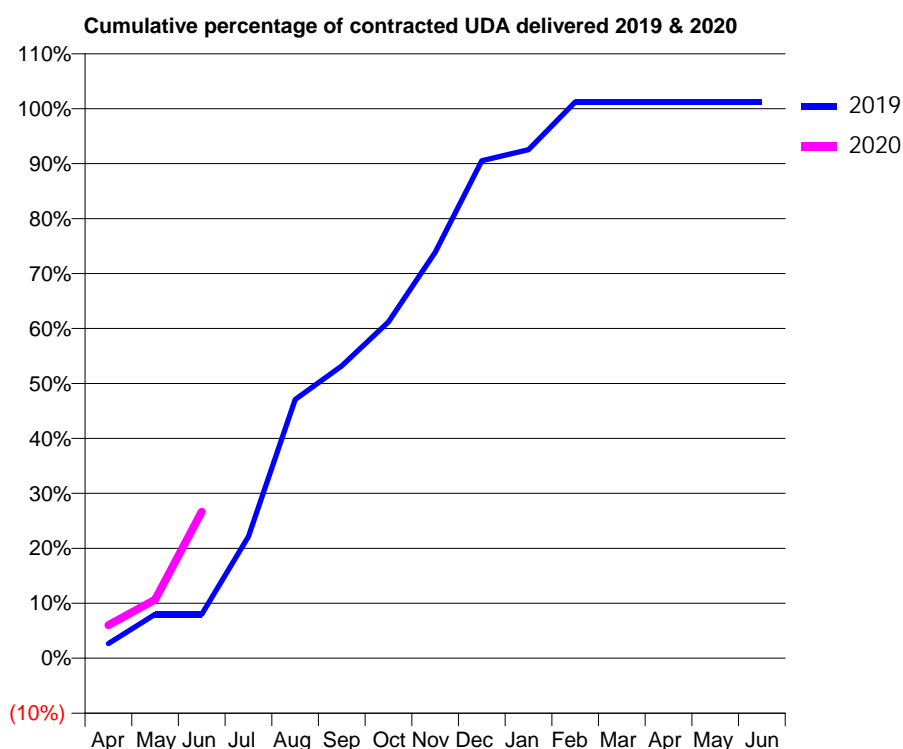
19/20 Contracted general activity (UDA)	150
Carry forward general activity (UDA)	0
19/20 Contracted orthodontic activity (UOA)	0
Carry forward orthodontic activity (UOA)	0
Baseline contract value	£3,063.90

ACCESS*

Patients seen in 24 months	Total	Change since previous quarter
Quarter ending June 2018	87	
Quarter ending September 2018	112	↑
Quarter ending December 2018	113	→
Quarter ending March 2019	72	↓
Quarter ending June 2019	71	↓
Variance since June 2018	(18.4%)	↓



ACTIVITY



Month	Adjusted Scheduled Activity (UDA)	
	2019	2020
April	4	9
May	12	16
June	12	40
July	33	
August	71	
September	80	
October	92	
November	111	
December	136	
January	139	
February	152	
March	152	
April	152	
May	152	
June	152	

QUALITY

	Quantity	Base Number	Contract	AT	Region	England
% of FP17s for the same patient ID Re-attending within 3 months - Children	0	17	0.0%	11.3%	12.1%	11.4%
% of FP17s for the same patient ID Re-attending within 3 months - Adults	0	9	0.0%	14.9%	15.6%	15.4%
% of FP17s for the same patient ID Re-attending between 3 & 9 months - Children	8	17	47.1%	60.2%	61.2%	59.8%
% of FP17s for the same patient ID Re-attending between 3 & 9 months - Adults	2	9	22.2%	52.9%	54.5%	52.1%
% of FP17s for Band 1 Urgent Courses	0	25	0.0%	9.7%	9.1%	9.2%
% of FP17s Relating to Free Repair or Replacements	0	25	0.0%	0.9%	1.0%	0.7%
% of FP17s Relating to Continuations	0	25	0.0%	0.9%	1.0%	0.8%
% of Patients satisfied with the dentistry they have received	0	0	N/A	94.6%	94.2%	93.4%
% of Patients satisfied with the time they had to wait for an appointment	0	0	N/A	86.1%	88.4%	87.6%

* This is based on patients treated on this contract for their most recent course of treatment.

Figures in italics indicate the base number of FP17s or Patient Questionnaire responses are less than 100. N/A is shown where the base number of responses is less than 10 during the period. % is calculated as Quantity/Base number*100

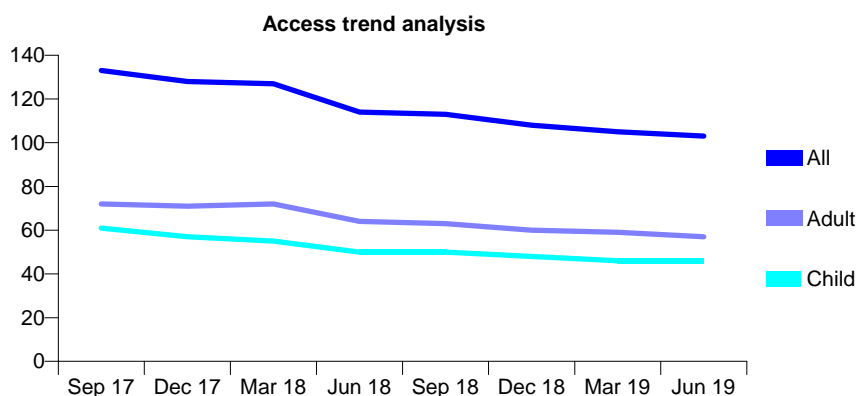
Q47 - Vital Signs At a Glance Contract Report for 221236/0002 - June 2019

Name or company name	MR PG WINSTANLEY
Contract type name	GDS Contract
Purpose of contract	General
Contract start date	01/05/2012
Contract end date	

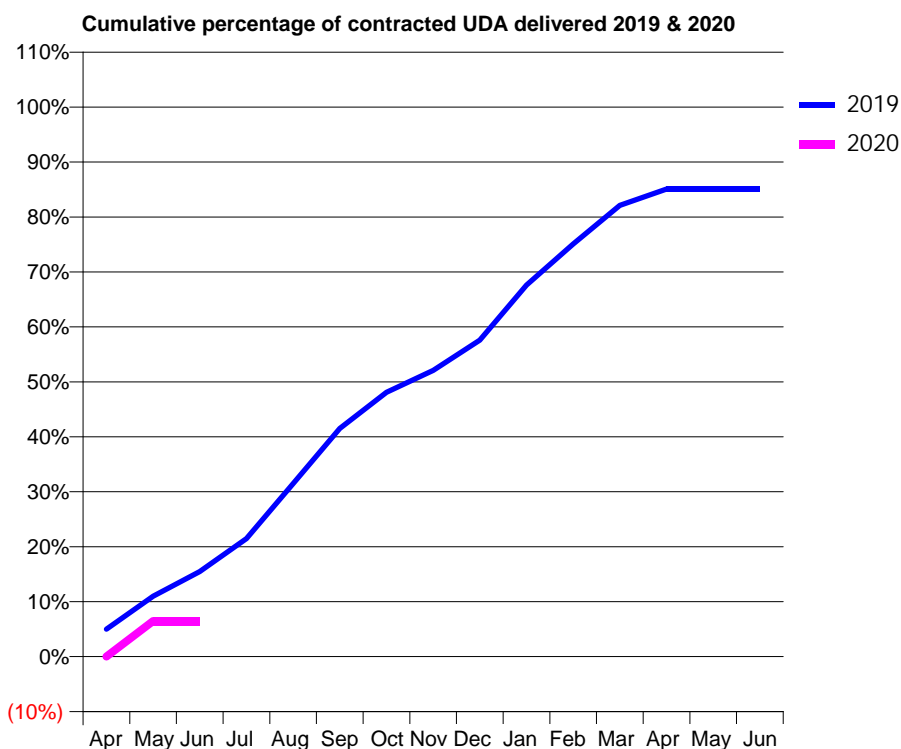
19/20 Contracted general activity (UDA)	200
Carry forward general activity (UDA)	0
19/20 Contracted orthodontic activity (UOA)	0
Carry forward orthodontic activity (UOA)	0
Baseline contract value	£8,706.71

ACCESS*

Patients seen in 24 months	Total	Change since previous quarter
Quarter ending June 2018	114	
Quarter ending September 2018	113	→
Quarter ending December 2018	108	↓
Quarter ending March 2019	105	↓
Quarter ending June 2019	103	↓
Variance since June 2018	(9.6%)	↓



ACTIVITY



Month	Adjusted Scheduled Activity (UDA)	
	2019	2020
April	10	0
May	22	13
June	31	13
July	43	
August	63	
September	83	
October	96	
November	104	
December	115	
January	135	
February	150	
March	164	
April	170	
May	170	
June	170	

QUALITY

	Quantity	Base Number	Contract	AT	Region	England
% of FP17s for the same patient ID Re-attending within 3 months - Children	0	8	0.0%	11.3%	12.1%	11.4%
% of FP17s for the same patient ID Re-attending within 3 months - Adults	1	11	9.1%	14.9%	15.6%	15.4%
% of FP17s for the same patient ID Re-attending between 3 & 9 months - Children	5	8	62.5%	60.2%	61.2%	59.8%
% of FP17s for the same patient ID Re-attending between 3 & 9 months - Adults	8	11	72.7%	52.9%	54.5%	52.1%
% of FP17s for Band 1 Urgent Courses	0	13	0.0%	9.7%	9.1%	9.2%
% of FP17s Relating to Free Repair or Replacements	0	13	0.0%	0.9%	1.0%	0.7%
% of FP17s Relating to Continuations	0	13	0.0%	0.9%	1.0%	0.8%
% of Patients satisfied with the dentistry they have received	0	0	N/A	94.6%	94.2%	93.4%
% of Patients satisfied with the time they had to wait for an appointment	0	0	N/A	86.1%	88.4%	87.6%

* This is based on patients treated on this contract for their most recent course of treatment. Figures in italics indicate the base number of FP17s or Patient Questionnaire responses are less than 100. N/A is shown where the base number of responses is less than 10 during the period. % is calculated as Quantity/Base number*100

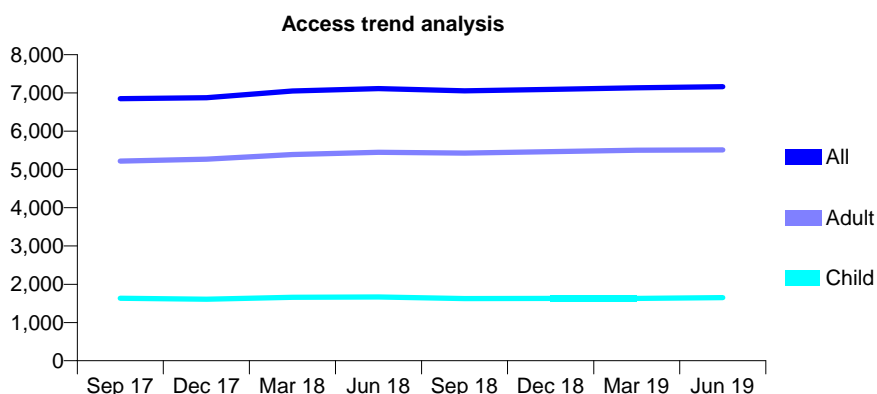
Q47 - Vital Signs At a Glance Contract Report for 222003/0001 - June 2019

Name or company name	Louise Southworth and Ritu Dhariwal
Contract type name	GDS Contract
Purpose of contract	General
Contract start date	01/04/2006
Contract end date	

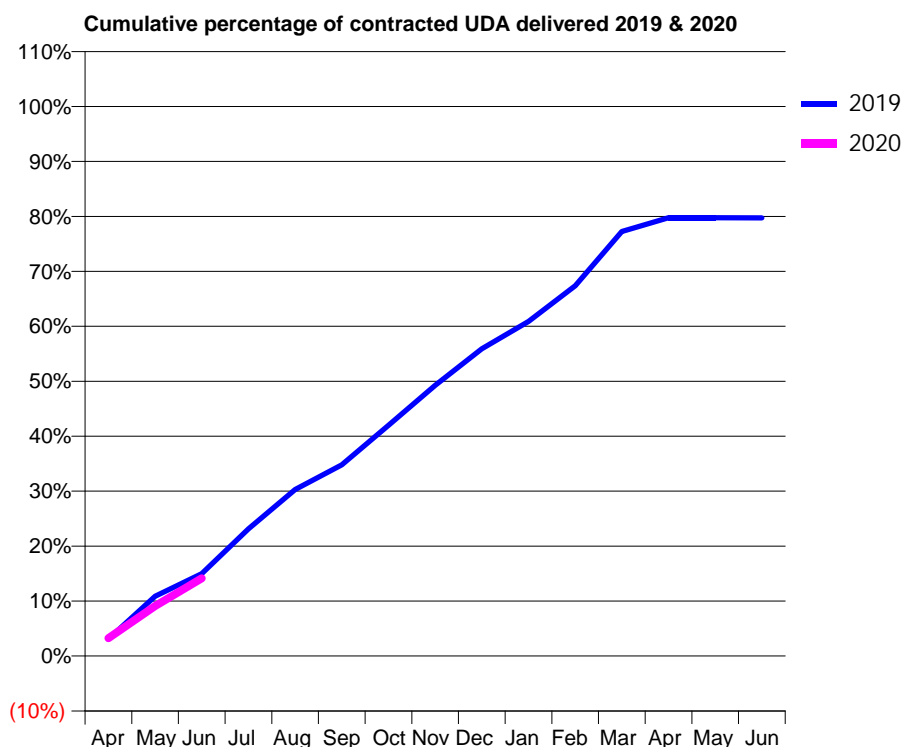
19/20 Contracted general activity (UDA)	24,250
Carry forward general activity (UDA)	0
19/20 Contracted orthodontic activity (UOA)	0
Carry forward orthodontic activity (UOA)	0
Baseline contract value	£608,368.28

ACCESS*

Patients seen in 24 months	Total	Change since previous quarter
Quarter ending June 2018	7,113	
Quarter ending September 2018	7,054	→
Quarter ending December 2018	7,093	→
Quarter ending March 2019	7,133	→
Quarter ending June 2019	7,166	→
Variance since June 2018	0.7%	→



ACTIVITY



Month	Adjusted Scheduled Activity (UDA)	
	2019	2020
April	758	790
May	2,640	2,211
June	3,631	3,430
July	5,610	
August	7,346	
September	8,435	
October	10,178	
November	11,948	
December	13,553	
January	14,764	
February	16,338	
March	18,737	
April	19,340	
May	19,340	
June	19,337	

QUALITY

	Quantity	Base Number	Contract	AT	Region	England
% of FP17s for the same patient ID Re-attending within 3 months - Children	45	675	6.7%	11.3%	12.1%	11.4%
% of FP17s for the same patient ID Re-attending within 3 months - Adults	255	1,700	15.0%	14.9%	15.6%	15.4%
% of FP17s for the same patient ID Re-attending between 3 & 9 months - Children	439	675	65.0%	60.2%	61.2%	59.8%
% of FP17s for the same patient ID Re-attending between 3 & 9 months - Adults	959	1,700	56.4%	52.9%	54.5%	52.1%
% of FP17s for Band 1 Urgent Courses	201	2,079	9.7%	9.7%	9.1%	9.2%
% of FP17s Relating to Free Repair or Replacements	17	2,079	0.8%	0.9%	1.0%	0.7%
% of FP17s Relating to Continuations	23	2,079	1.1%	0.9%	1.0%	0.8%
% of Patients satisfied with the dentistry they have received	7	7	N/A	94.6%	94.2%	93.4%
% of Patients satisfied with the time they had to wait for an appointment	6	7	N/A	86.1%	88.4%	87.6%

* This is based on patients treated on this contract for their most recent course of treatment. Figures in italics indicate the base number of FP17s or Patient Questionnaire responses are less than 100. N/A is shown where the base number of responses is less than 10 during the period. % is calculated as Quantity/Base number*100

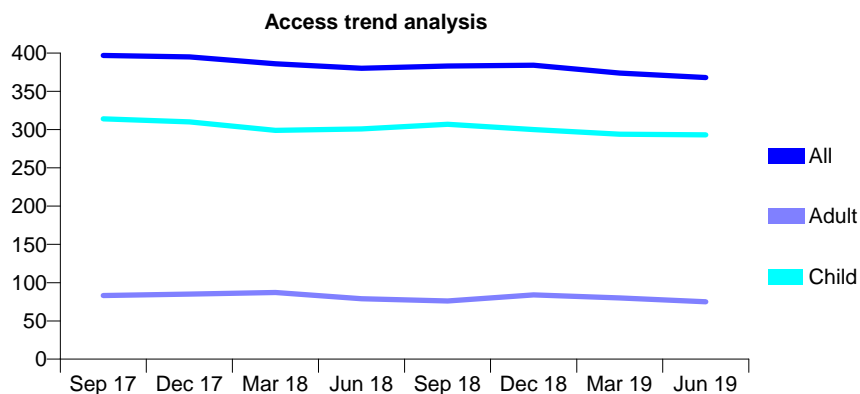
Q47 - Vital Signs At a Glance Contract Report for 229555/0001 - June 2019

Name or company name	MR D ALLEN
Contract type name	GDS Contract
Purpose of contract	General
Contract start date	01/04/2006
Contract end date	

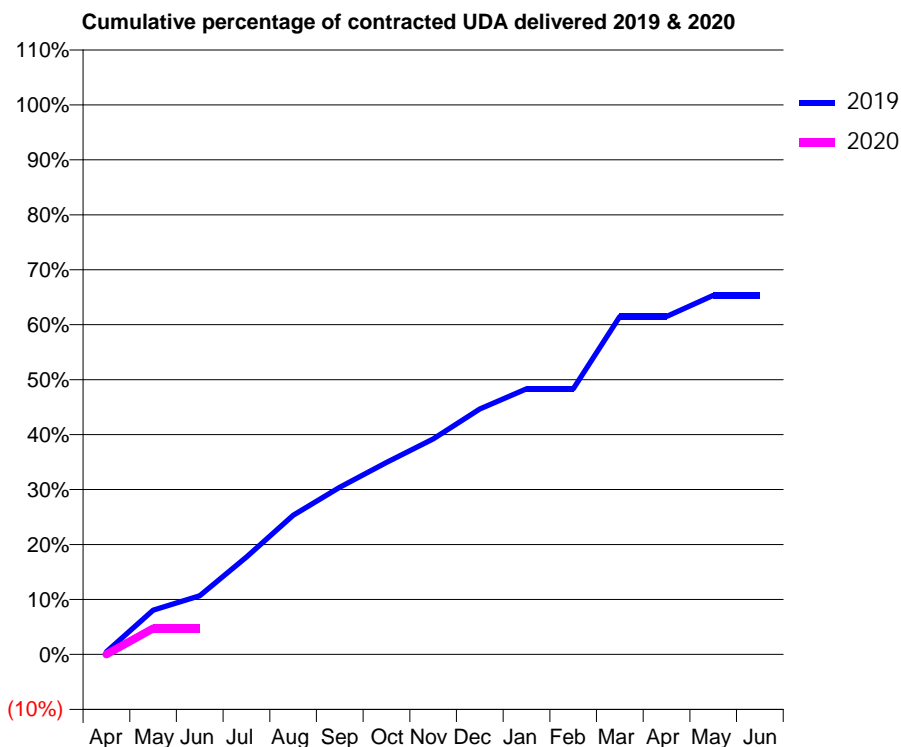
19/20 Contracted general activity (UDA)	1,200
Carry forward general activity (UDA)	0
19/20 Contracted orthodontic activity (UOA)	0
Carry forward orthodontic activity (UOA)	0
Baseline contract value	£27,374.42

ACCESS*

Patients seen in 24 months	Total	Change since previous quarter
Quarter ending June 2018	380	
Quarter ending September 2018	383	→
Quarter ending December 2018	384	→
Quarter ending March 2019	374	↓
Quarter ending June 2019	368	↓
Variance since June 2018	(3.2%)	↓



ACTIVITY



Month	Adjusted Scheduled Activity (UDA)	
	2019	2020
April	6	0
May	96	57
June	128	57
July	213	
August	304	
September	365	
October	419	
November	471	
December	536	
January	580	
February	580	
March	738	
April	738	
May	784	
June	784	

QUALITY

	Quantity	Base Number	Contract	AT	Region	England
% of FP17s for the same patient ID Re-attending within 3 months - Children	3	69	4.3%	11.3%	12.1%	11.4%
% of FP17s for the same patient ID Re-attending within 3 months - Adults	0	4	0.0%	14.9%	15.6%	15.4%
% of FP17s for the same patient ID Re-attending between 3 & 9 months - Children	51	69	73.9%	60.2%	61.2%	59.8%
% of FP17s for the same patient ID Re-attending between 3 & 9 months - Adults	4	4	100.0%	52.9%	54.5%	52.1%
% of FP17s for Band 1 Urgent Courses	4	46	8.7%	9.7%	9.1%	9.2%
% of FP17s Relating to Free Repair or Replacements	0	46	0.0%	0.9%	1.0%	0.7%
% of FP17s Relating to Continuations	0	46	0.0%	0.9%	1.0%	0.8%
% of Patients satisfied with the dentistry they have received	0	0	N/A	94.6%	94.2%	93.4%
% of Patients satisfied with the time they had to wait for an appointment	0	0	N/A	86.1%	88.4%	87.6%

* This is based on patients treated on this contract for their most recent course of treatment. Figures in italics indicate the base number of FP17s or Patient Questionnaire responses are less than 100. N/A is shown where the base number of responses is less than 10 during the period. % is calculated as Quantity/Base number*100

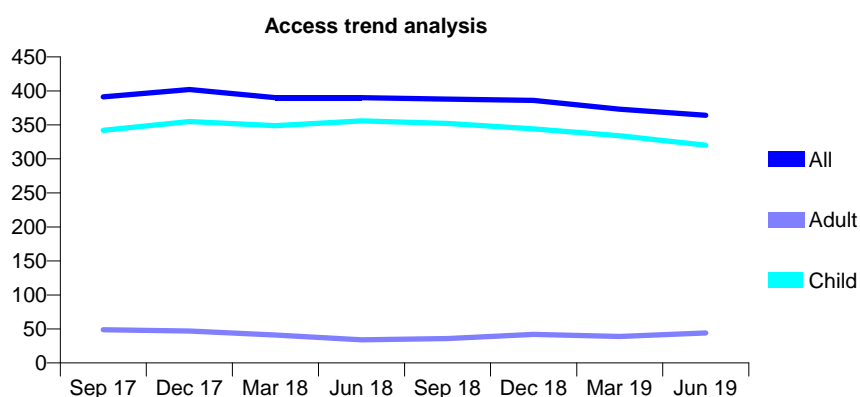
Q47 - Vital Signs At a Glance Contract Report for 230766/0001 - June 2019

Name or company name	MR CJ BROADBENT
Contract type name	GDS Contract
Purpose of contract	General
Contract start date	01/04/2006
Contract end date	

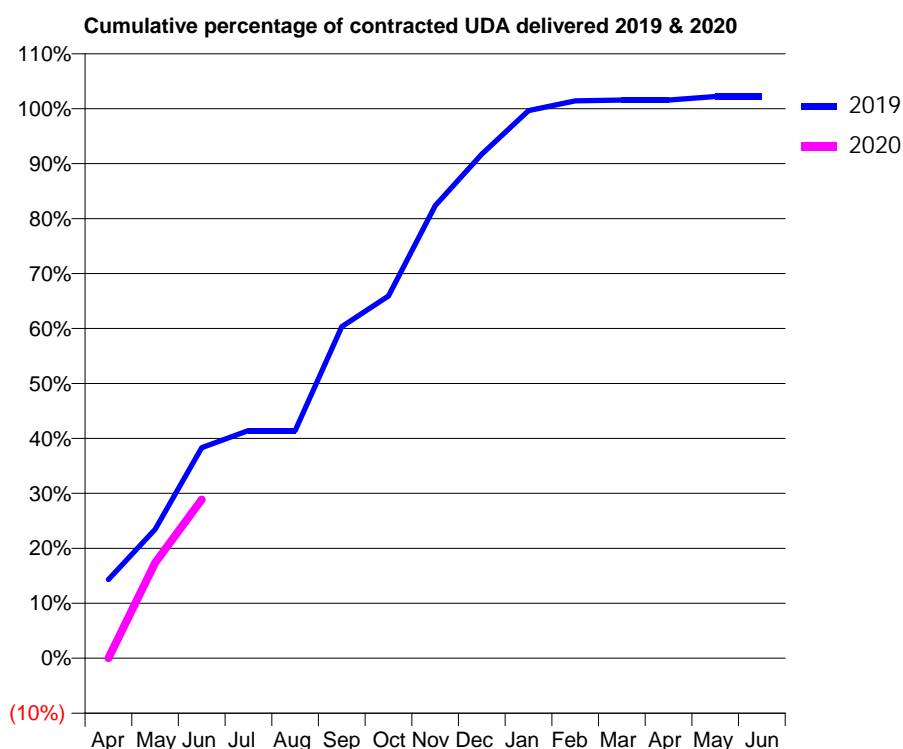
19/20 Contracted general activity (UDA)	800
Carry forward general activity (UDA)	0
19/20 Contracted orthodontic activity (UOA)	0
Carry forward orthodontic activity (UOA)	0
Baseline contract value	£16,210.49

ACCESS*

Patients seen in 24 months	Total	Change since previous quarter
Quarter ending June 2018	390	
Quarter ending September 2018	388	→
Quarter ending December 2018	386	→
Quarter ending March 2019	373	↓
Quarter ending June 2019	364	↓
Variance since June 2018	(6.7%)	↓



ACTIVITY



Adjusted Scheduled Activity (UDA)		
Month	2019	2020
April	114	0
May	188	139
June	306	231
July	331	
August	331	
September	483	
October	527	
November	659	
December	734	
January	797	
February	811	
March	813	
April	813	
May	818	
June	818	

QUALITY

	Quantity	Base Number	Contract	AT	Region	England
% of FP17s for the same patient ID Re-attending within 3 months - Children	5	180	2.8%	11.3%	12.1%	11.4%
% of FP17s for the same patient ID Re-attending within 3 months - Adults	0	1	0.0%	14.9%	15.6%	15.4%
% of FP17s for the same patient ID Re-attending between 3 & 9 months - Children	138	180	76.7%	60.2%	61.2%	59.8%
% of FP17s for the same patient ID Re-attending between 3 & 9 months - Adults	1	1	100.0%	52.9%	54.5%	52.1%
% of FP17s for Band 1 Urgent Courses	6	174	3.4%	9.7%	9.1%	9.2%
% of FP17s Relating to Free Repair or Replacements	0	174	0.0%	0.9%	1.0%	0.7%
% of FP17s Relating to Continuations	0	174	0.0%	0.9%	1.0%	0.8%
% of Patients satisfied with the dentistry they have received	1	1	N/A	94.6%	94.2%	93.4%
% of Patients satisfied with the time they had to wait for an appointment	0	1	N/A	86.1%	88.4%	87.6%

* This is based on patients treated on this contract for their most recent course of treatment.

Figures in italics indicate the base number of FP17s or Patient Questionnaire responses are less than 100. N/A is shown where the base number of responses is less than 10 during the period. % is calculated as Quantity/Base number*100

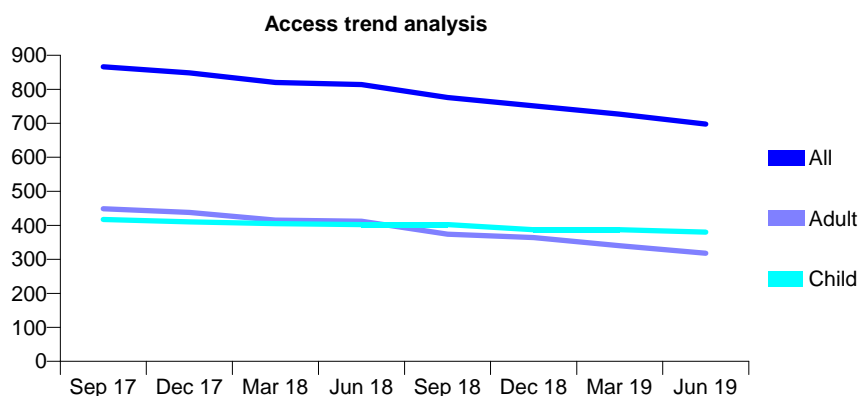
Q47 - Vital Signs At a Glance Contract Report for 235474/0001 - June 2019

Name or company name	MR MS COLLINSON
Contract type name	GDS Contract
Purpose of contract	General
Contract start date	01/04/2006
Contract end date	

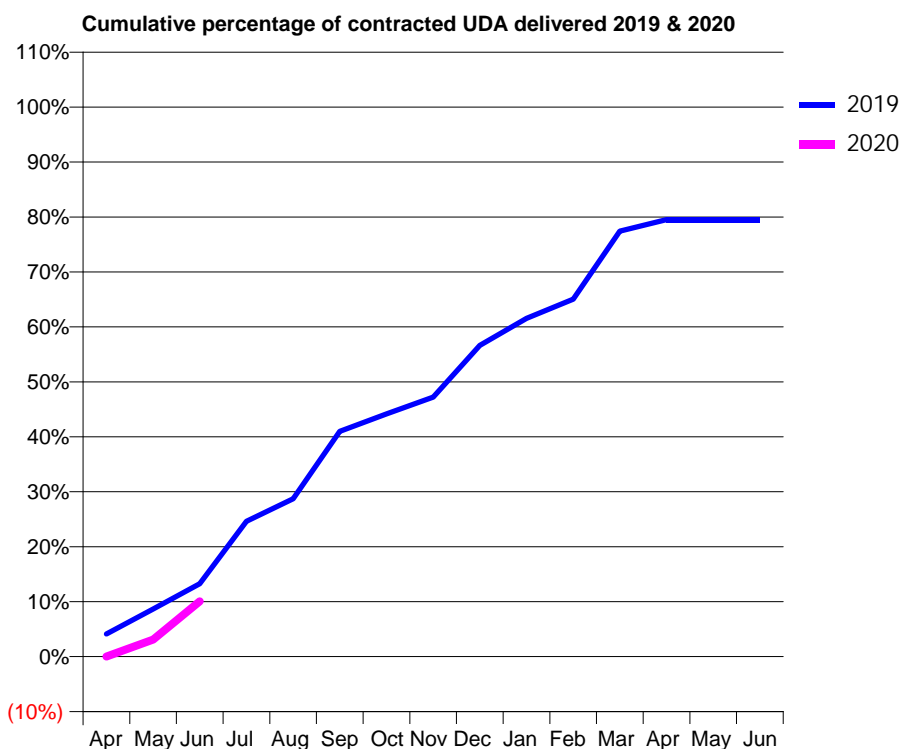
19/20 Contracted general activity (UDA)	1,770
Carry forward general activity (UDA)	0
19/20 Contracted orthodontic activity (UOA)	0
Carry forward orthodontic activity (UOA)	0
Baseline contract value	£40,758.40

ACCESS*

Patients seen in 24 months	Total	Change since previous quarter
Quarter ending June 2018	814	
Quarter ending September 2018	776	↓
Quarter ending December 2018	751	↓
Quarter ending March 2019	727	↓
Quarter ending June 2019	698	↓
Variance since June 2018	(14.3%)	↓



ACTIVITY



Month	Adjusted Scheduled Activity (UDA)	
	2019	2020
April	73	0
May	153	55
June	235	178
July	436	
August	509	
September	726	
October	782	
November	836	
December	1,002	
January	1,089	
February	1,151	
March	1,370	
April	1,407	
May	1,407	
June	1,407	

QUALITY

	Quantity	Base Number	Contract	AT	Region	England
% of FP17s for the same patient ID Re-attending within 3 months - Children	3	86	3.5%	11.3%	12.1%	11.4%
% of FP17s for the same patient ID Re-attending within 3 months - Adults	6	40	15.0%	14.9%	15.6%	15.4%
% of FP17s for the same patient ID Re-attending between 3 & 9 months - Children	60	86	69.8%	60.2%	61.2%	59.8%
% of FP17s for the same patient ID Re-attending between 3 & 9 months - Adults	30	40	75.0%	52.9%	54.5%	52.1%
% of FP17s for Band 1 Urgent Courses	0	99	0.0%	9.7%	9.1%	9.2%
% of FP17s Relating to Free Repair or Replacements	0	99	0.0%	0.9%	1.0%	0.7%
% of FP17s Relating to Continuations	2	99	2.0%	0.9%	1.0%	0.8%
% of Patients satisfied with the dentistry they have received	0	0	N/A	94.6%	94.2%	93.4%
% of Patients satisfied with the time they had to wait for an appointment	0	0	N/A	86.1%	88.4%	87.6%

* This is based on patients treated on this contract for their most recent course of treatment. Figures in italics indicate the base number of FP17s or Patient Questionnaire responses are less than 100. N/A is shown where the base number of responses is less than 10 during the period. % is calculated as Quantity/Base number*100

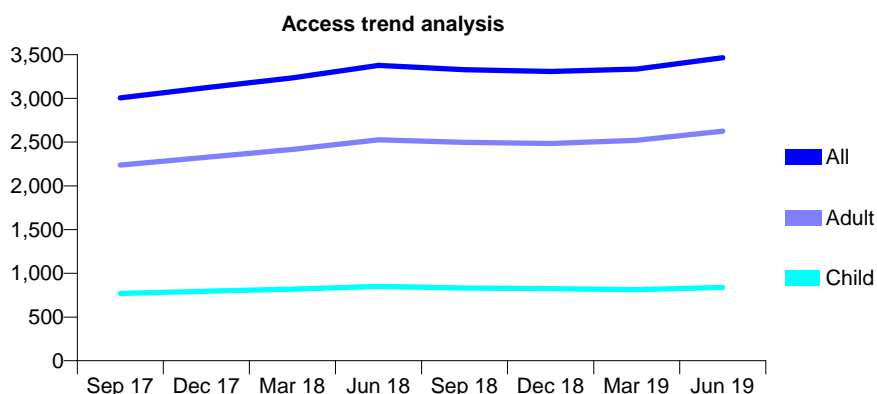
Q47 - Vital Signs At a Glance Contract Report for 235903/0001 - June 2019

Name or company name	MR J IKRAM
Contract type name	GDS Contract
Purpose of contract	General
Contract start date	02/11/2012
Contract end date	

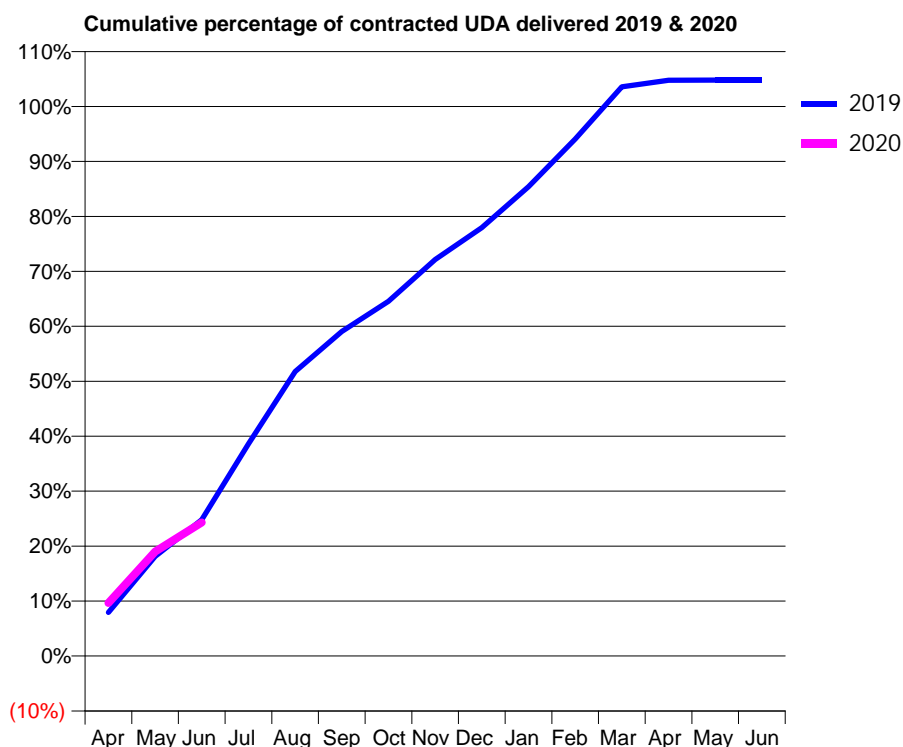
19/20 Contracted general activity (UDA)	11,193
Carry forward general activity (UDA)	0
19/20 Contracted orthodontic activity (UOA)	0
Carry forward orthodontic activity (UOA)	0
Baseline contract value	£261,407.39

ACCESS*

Patients seen in 24 months	Total	Change since previous quarter
Quarter ending June 2018	3,377	
Quarter ending September 2018	3,329	↓
Quarter ending December 2018	3,308	→
Quarter ending March 2019	3,335	→
Quarter ending June 2019	3,465	↑
Variance since June 2018	2.6%	↑



ACTIVITY



Month	Adjusted Scheduled Activity (UDA)	
	2019	2020
April	888	1,081
May	2,028	2,127
June	2,770	2,721
July	4,315	
August	5,789	
September	6,602	
October	7,218	
November	8,067	
December	8,712	
January	9,549	
February	10,517	
March	11,580	
April	11,715	
May	11,716	
June	11,717	

QUALITY

	Quantity	Base Number	Contract	AT	Region	England
% of FP17s for the same patient ID Re-attending within 3 months - Children	11	293	3.8%	11.3%	12.1%	11.4%
% of FP17s for the same patient ID Re-attending within 3 months - Adults	100	870	11.5%	14.9%	15.6%	15.4%
% of FP17s for the same patient ID Re-attending between 3 & 9 months - Children	172	293	58.7%	60.2%	61.2%	59.8%
% of FP17s for the same patient ID Re-attending between 3 & 9 months - Adults	519	870	59.7%	52.9%	54.5%	52.1%
% of FP17s for Band 1 Urgent Courses	71	1,083	6.6%	9.7%	9.1%	9.2%
% of FP17s Relating to Free Repair or Replacements	9	1,083	0.8%	0.9%	1.0%	0.7%
% of FP17s Relating to Continuations	2	1,083	0.2%	0.9%	1.0%	0.8%
% of Patients satisfied with the dentistry they have received	1	1	N/A	94.6%	94.2%	93.4%
% of Patients satisfied with the time they had to wait for an appointment	1	1	N/A	86.1%	88.4%	87.6%

* This is based on patients treated on this contract for their most recent course of treatment. Figures in italics indicate the base number of FP17s or Patient Questionnaire responses are less than 100. N/A is shown where the base number of responses is less than 10 during the period. % is calculated as Quantity/Base number*100

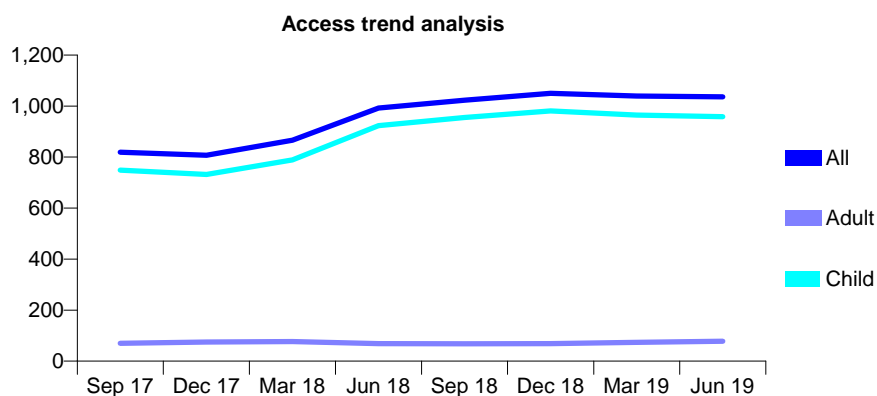
Q47 - Vital Signs At a Glance Contract Report for 245305/0001 - June 2019

Name or company name	MR DJ PATTISON
Contract type name	GDS Contract
Purpose of contract	General
Contract start date	01/04/2006
Contract end date	

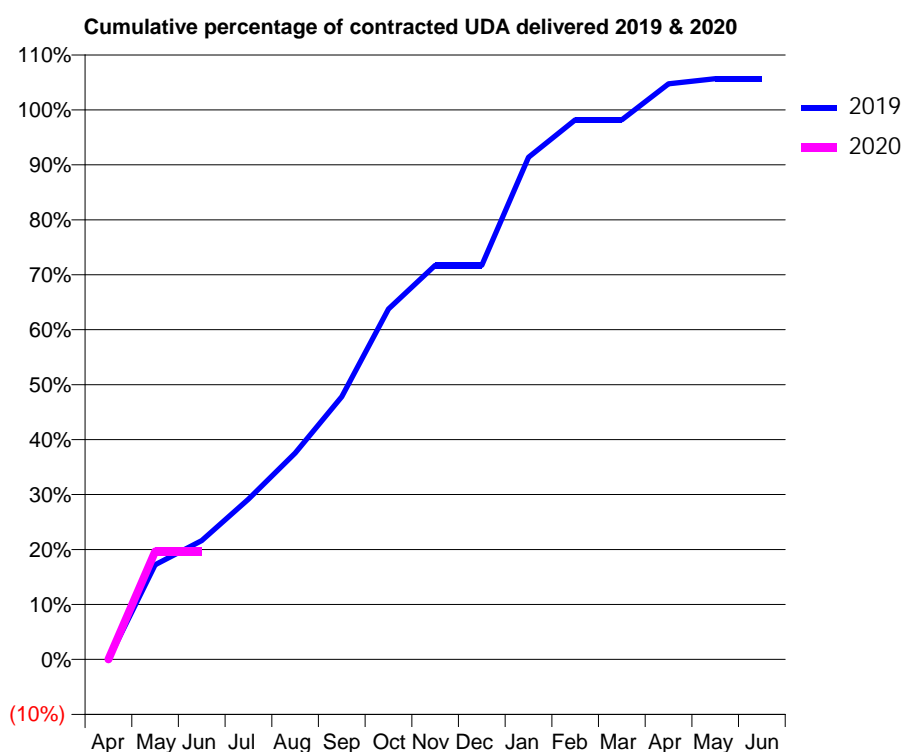
19/20 Contracted general activity (UDA)	1,800
Carry forward general activity (UDA)	0
19/20 Contracted orthodontic activity (UOA)	0
Carry forward orthodontic activity (UOA)	0
Baseline contract value	£44,749.26

ACCESS*

Patients seen in 24 months	Total	Change since previous quarter
Quarter ending June 2018	992	
Quarter ending September 2018	1,023	↑
Quarter ending December 2018	1,050	↑
Quarter ending March 2019	1,039	↓
Quarter ending June 2019	1,036	→
Variance since June 2018	4.4%	↑



ACTIVITY



Month	2019	2020
April	0	0
May	310	353
June	389	353
July	525	
August	676	
September	861	
October	1,148	
November	1,291	
December	1,291	
January	1,645	
February	1,767	
March	1,767	
April	1,885	
May	1,902	
June	1,902	

QUALITY

	Quantity	Base Number	Contract	AT	Region	England
% of FP17s for the same patient ID Re-attending within 3 months - Children	23	428	5.4%	11.3%	12.1%	11.4%
% of FP17s for the same patient ID Re-attending within 3 months - Adults	0	0	N/A	14.9%	15.6%	15.4%
% of FP17s for the same patient ID Re-attending between 3 & 9 months - Children	320	428	74.8%	60.2%	61.2%	59.8%
% of FP17s for the same patient ID Re-attending between 3 & 9 months - Adults	0	0	N/A	52.9%	54.5%	52.1%
% of FP17s for Band 1 Urgent Courses	2	295	0.7%	9.7%	9.1%	9.2%
% of FP17s Relating to Free Repair or Replacements	0	295	0.0%	0.9%	1.0%	0.7%
% of FP17s Relating to Continuations	0	295	0.0%	0.9%	1.0%	0.8%
% of Patients satisfied with the dentistry they have received	0	0	N/A	94.6%	94.2%	93.4%
% of Patients satisfied with the time they had to wait for an appointment	0	0	N/A	86.1%	88.4%	87.6%

* This is based on patients treated on this contract for their most recent course of treatment. Figures in italics indicate the base number of FP17s or Patient Questionnaire responses are less than 100. N/A is shown where the base number of responses is less than 10 during the period. % is calculated as Quantity/Base number*100

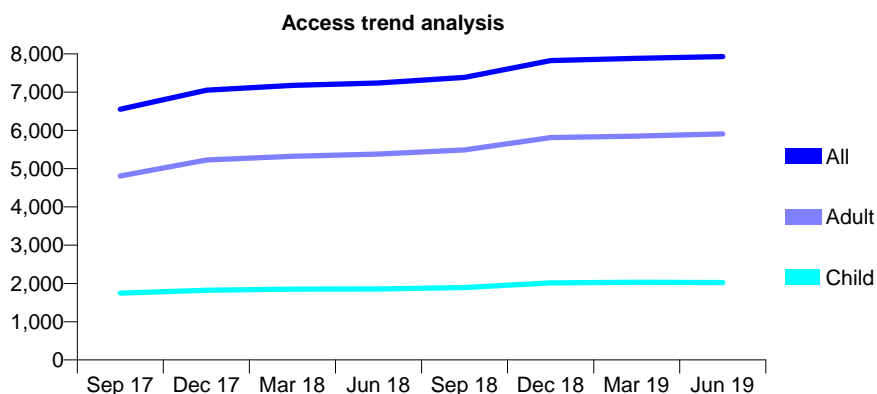
Q47 - Vital Signs At a Glance Contract Report for 258733/0001 - June 2019

Name or company name	MR A GHAFLOOR
Contract type name	GDS Contract
Purpose of contract	General
Contract start date	01/04/2006
Contract end date	

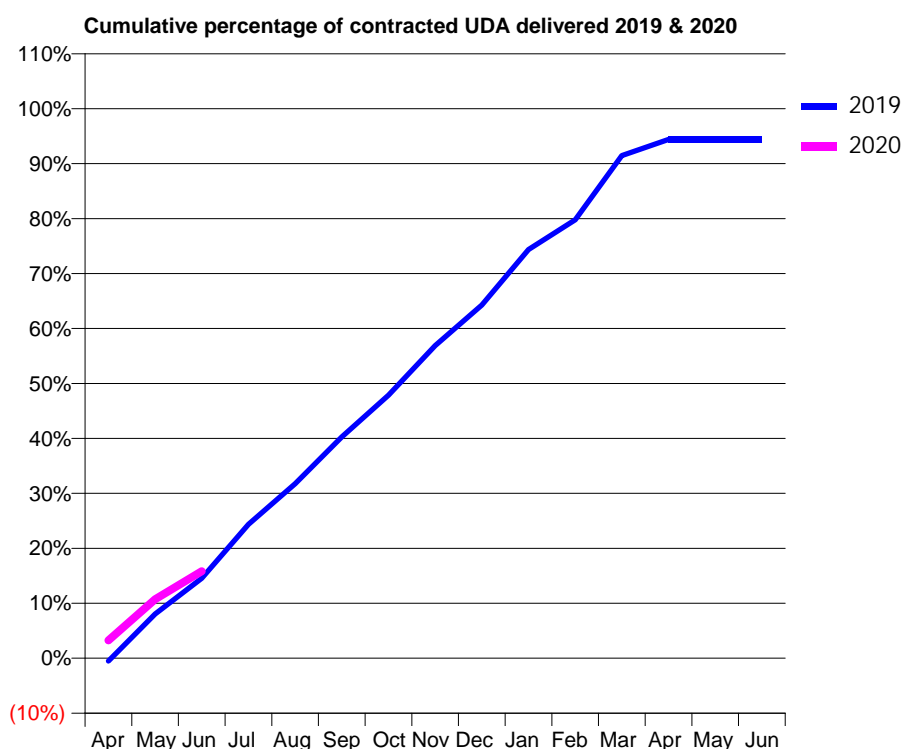
19/20 Contracted general activity (UDA)	19,515
Carry forward general activity (UDA)	0
19/20 Contracted orthodontic activity (UOA)	0
Carry forward orthodontic activity (UOA)	0
Baseline contract value	£619,484.09

ACCESS*

Patients seen in 24 months	Total	Change since previous quarter
Quarter ending June 2018	7,237	
Quarter ending September 2018	7,386	↑
Quarter ending December 2018	7,825	↑
Quarter ending March 2019	7,882	→
Quarter ending June 2019	7,929	→
Variance since June 2018	9.6%	↑



ACTIVITY



Month	2019	2020
April	-103	631
May	1,575	2,097
June	2,841	3,088
July	4,758	
August	6,198	
September	7,861	
October	9,339	
November	11,103	
December	12,540	
January	14,512	
February	15,568	
March	17,848	
April	18,426	
May	18,425	
June	18,422	

QUALITY

	Quantity	Base Number	Contract	AT	Region	England
% of FP17s for the same patient ID Re-attending within 3 months - Children	47	800	5.9%	11.3%	12.1%	11.4%
% of FP17s for the same patient ID Re-attending within 3 months - Adults	145	1,782	8.1%	14.9%	15.6%	15.4%
% of FP17s for the same patient ID Re-attending between 3 & 9 months - Children	631	800	78.9%	60.2%	61.2%	59.8%
% of FP17s for the same patient ID Re-attending between 3 & 9 months - Adults	1,229	1,782	69.0%	52.9%	54.5%	52.1%
% of FP17s for Band 1 Urgent Courses	66	2,040	3.2%	9.7%	9.1%	9.2%
% of FP17s Relating to Free Repair or Replacements	6	2,040	0.3%	0.9%	1.0%	0.7%
% of FP17s Relating to Continuations	17	2,040	0.8%	0.9%	1.0%	0.8%
% of Patients satisfied with the dentistry they have received	3	3	N/A	94.6%	94.2%	93.4%
% of Patients satisfied with the time they had to wait for an appointment	3	3	N/A	86.1%	88.4%	87.6%

* This is based on patients treated on this contract for their most recent course of treatment.

Figures in italics indicate the base number of FP17s or Patient Questionnaire responses are less than 100. N/A is shown where the base number of responses is less than 10 during the period. % is calculated as Quantity/Base number*100

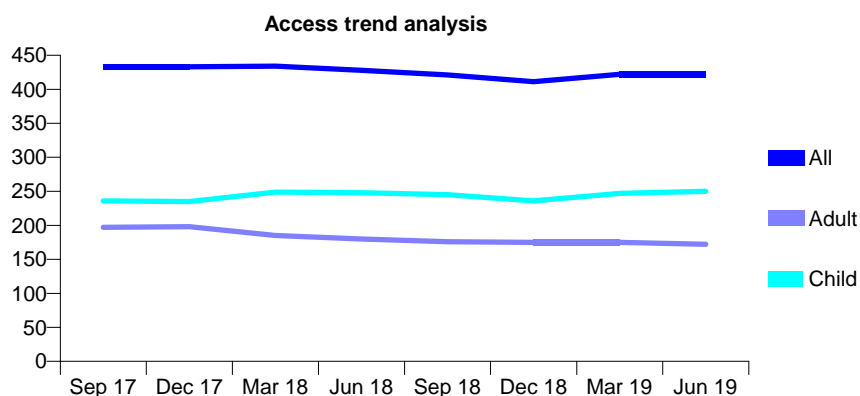
Q47 - Vital Signs At a Glance Contract Report for 293172/0002 - June 2019

Name or company name	MR DE BOWLES
Contract type name	GDS Contract
Purpose of contract	General
Contract start date	01/04/2006
Contract end date	

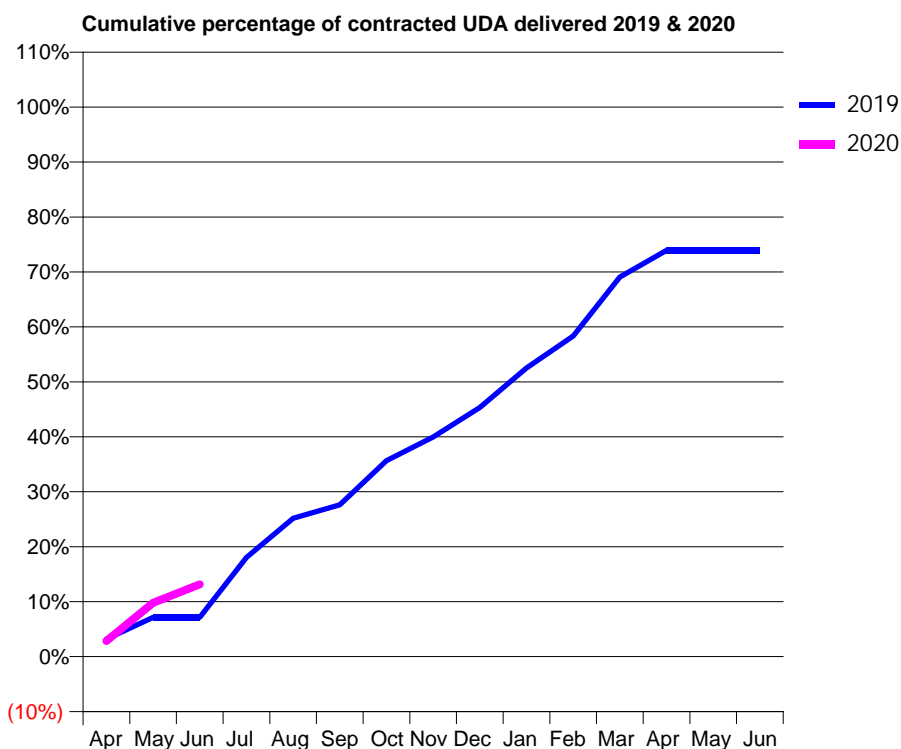
19/20 Contracted general activity (UDA)	1,830
Carry forward general activity (UDA)	0
19/20 Contracted orthodontic activity (UOA)	0
Carry forward orthodontic activity (UOA)	0
Baseline contract value	£37,150.16

ACCESS*

Patients seen in 24 months	Total	Change since previous quarter
Quarter ending June 2018	428	
Quarter ending September 2018	421	↓
Quarter ending December 2018	411	↓
Quarter ending March 2019	422	↑
Quarter ending June 2019	422	→
Variance since June 2018	(1.4%)	↓



ACTIVITY



Month	Adjusted Scheduled Activity (UDA)	
	2019	2020
April	58	52
May	131	180
June	131	241
July	330	
August	461	
September	506	
October	653	
November	732	
December	830	
January	961	
February	1,068	
March	1,264	
April	1,353	
May	1,353	
June	1,353	

QUALITY

	Quantity	Base Number	Contract	AT	Region	England
% of FP17s for the same patient ID Re-attending within 3 months - Children	13	97	13.4%	11.3%	12.1%	11.4%
% of FP17s for the same patient ID Re-attending within 3 months - Adults	13	65	20.0%	14.9%	15.6%	15.4%
% of FP17s for the same patient ID Re-attending between 3 & 9 months - Children	67	97	69.1%	60.2%	61.2%	59.8%
% of FP17s for the same patient ID Re-attending between 3 & 9 months - Adults	40	65	61.5%	52.9%	54.5%	52.1%
% of FP17s for Band 1 Urgent Courses	4	117	3.4%	9.7%	9.1%	9.2%
% of FP17s Relating to Free Repair or Replacements	0	117	0.0%	0.9%	1.0%	0.7%
% of FP17s Relating to Continuations	2	117	1.7%	0.9%	1.0%	0.8%
% of Patients satisfied with the dentistry they have received	0	0	N/A	94.6%	94.2%	93.4%
% of Patients satisfied with the time they had to wait for an appointment	0	0	N/A	86.1%	88.4%	87.6%

* This is based on patients treated on this contract for their most recent course of treatment. Figures in italics indicate the base number of FP17s or Patient Questionnaire responses are less than 100. N/A is shown where the base number of responses is less than 10 during the period. % is calculated as Quantity/Base number*100

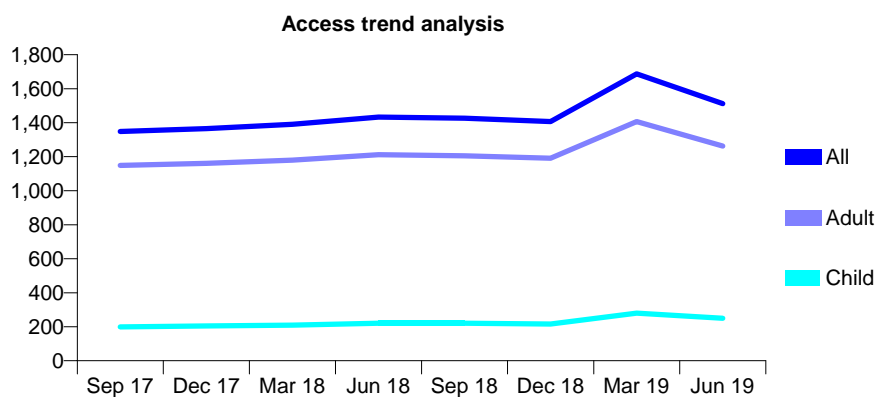
Q47 - Vital Signs At a Glance Contract Report for 310395/0001 - June 2019

Name or company name	Javed Ikram & Paul Mitchell
Contract type name	GDS Contract
Purpose of contract	General
Contract start date	01/04/2006
Contract end date	

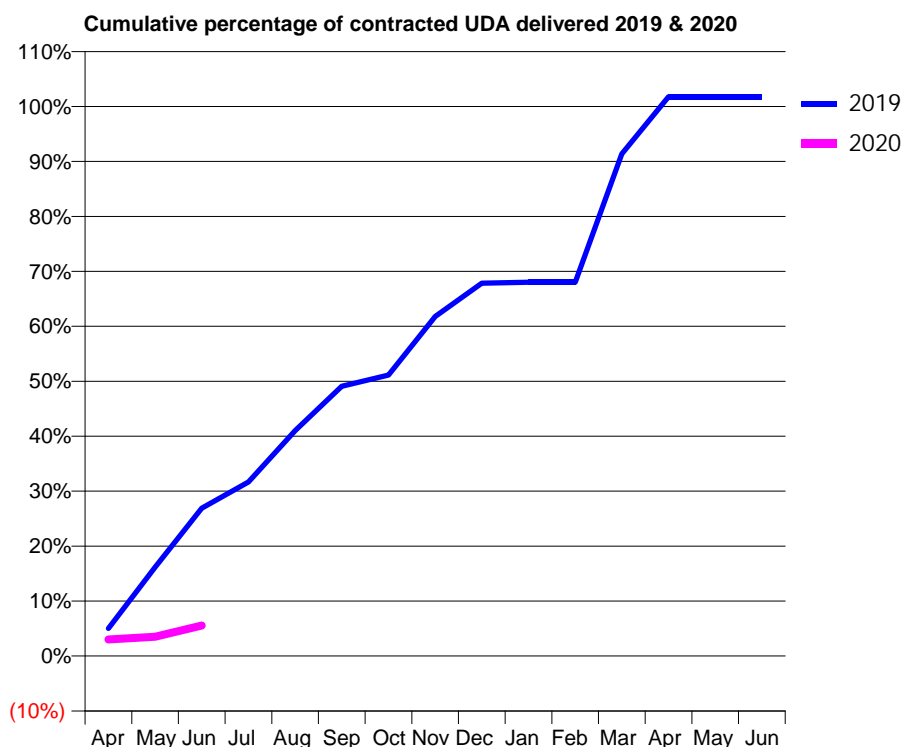
19/20 Contracted general activity (UDA)	4,491
Carry forward general activity (UDA)	0
19/20 Contracted orthodontic activity (UOA)	0
Carry forward orthodontic activity (UOA)	0
Baseline contract value	£109,987.30

ACCESS*

Patients seen in 24 months	Total	Change since previous quarter
Quarter ending June 2018	1,433	
Quarter ending September 2018	1,426	→
Quarter ending December 2018	1,407	↓
Quarter ending March 2019	1,687	↑
Quarter ending June 2019	1,512	↓
Variance since June 2018	5.5%	↑



ACTIVITY



Month	Adjusted Scheduled Activity (UDA)	
	2019	2020
April	226	136
May	726	158
June	1,208	249
July	1,423	
August	1,842	
September	2,204	
October	2,296	
November	2,774	
December	3,046	
January	3,054	
February	3,054	
March	4,104	
April	4,570	
May	4,570	
June	4,570	

QUALITY

	Quantity	Base Number	Contract	AT	Region	England
% of FP17s for the same patient ID Re-attending within 3 months - Children	0	43	0.0%	11.3%	12.1%	11.4%
% of FP17s for the same patient ID Re-attending within 3 months - Adults	4	214	1.9%	14.9%	15.6%	15.4%
% of FP17s for the same patient ID Re-attending between 3 & 9 months - Children	3	43	7.0%	60.2%	61.2%	59.8%
% of FP17s for the same patient ID Re-attending between 3 & 9 months - Adults	25	214	11.7%	52.9%	54.5%	52.1%
% of FP17s for Band 1 Urgent Courses	1	78	1.3%	9.7%	9.1%	9.2%
% of FP17s Relating to Free Repair or Replacements	0	78	0.0%	0.9%	1.0%	0.7%
% of FP17s Relating to Continuations	0	78	0.0%	0.9%	1.0%	0.8%
% of Patients satisfied with the dentistry they have received	1	1	N/A	94.6%	94.2%	93.4%
% of Patients satisfied with the time they had to wait for an appointment	1	1	N/A	86.1%	88.4%	87.6%

* This is based on patients treated on this contract for their most recent course of treatment. Figures in italics indicate the base number of FP17s or Patient Questionnaire responses are less than 100. N/A is shown where the base number of responses is less than 10 during the period. % is calculated as Quantity/Base number*100

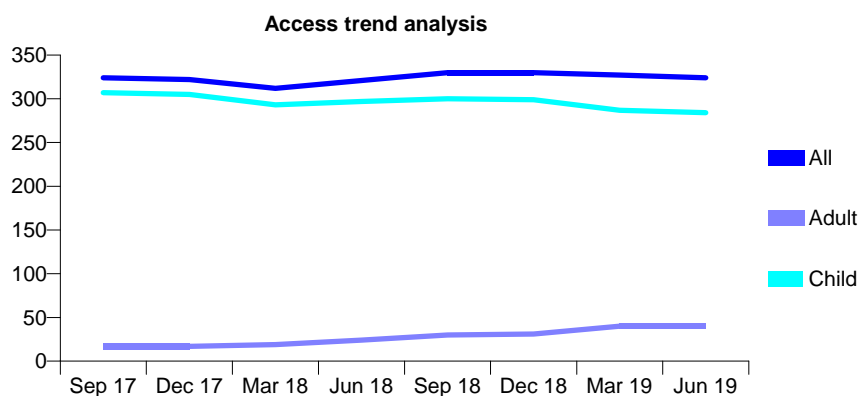
Q47 - Vital Signs At a Glance Contract Report for 322938/0001 - June 2019

Name or company name	MISS DE HASLEHURST
Contract type name	GDS Contract
Purpose of contract	General
Contract start date	01/04/2006
Contract end date	

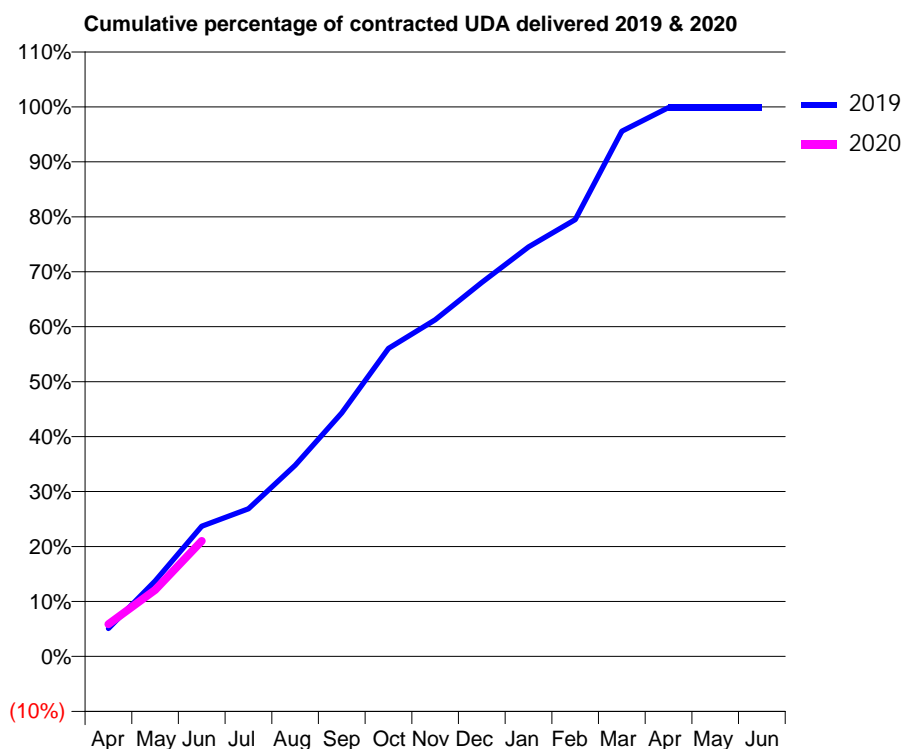
19/20 Contracted general activity (UDA)	785
Carry forward general activity (UDA)	0
19/20 Contracted orthodontic activity (UOA)	0
Carry forward orthodontic activity (UOA)	0
Baseline contract value	£18,697.73

ACCESS*

Patients seen in 24 months	Total	Change since previous quarter
Quarter ending June 2018	321	
Quarter ending September 2018	330	↑
Quarter ending December 2018	330	→
Quarter ending March 2019	327	→
Quarter ending June 2019	324	→
Variance since June 2018	0.9%	→



ACTIVITY



Month	Adjusted Scheduled Activity (UDA)	
	2019	2020
April	40	46
May	108	95
June	186	165
July	211	
August	273	
September	348	
October	440	
November	481	
December	534	
January	585	
February	624	
March	750	
April	784	
May	784	
June	784	

QUALITY

	Quantity	Base Number	Contract	AT	Region	England
% of FP17s for the same patient ID Re-attending within 3 months - Children	12	137	8.8%	11.3%	12.1%	11.4%
% of FP17s for the same patient ID Re-attending within 3 months - Adults	0	0	N/A	14.9%	15.6%	15.4%
% of FP17s for the same patient ID Re-attending between 3 & 9 months - Children	105	137	76.6%	60.2%	61.2%	59.8%
% of FP17s for the same patient ID Re-attending between 3 & 9 months - Adults	0	0	N/A	52.9%	54.5%	52.1%
% of FP17s for Band 1 Urgent Courses	0	119	0.0%	9.7%	9.1%	9.2%
% of FP17s Relating to Free Repair or Replacements	0	119	0.0%	0.9%	1.0%	0.7%
% of FP17s Relating to Continuations	2	119	1.7%	0.9%	1.0%	0.8%
% of Patients satisfied with the dentistry they have received	0	0	N/A	94.6%	94.2%	93.4%
% of Patients satisfied with the time they had to wait for an appointment	0	0	N/A	86.1%	88.4%	87.6%

* This is based on patients treated on this contract for their most recent course of treatment. Figures in italics indicate the base number of FP17s or Patient Questionnaire responses are less than 100. N/A is shown where the base number of responses is less than 10 during the period. % is calculated as Quantity/Base number*100

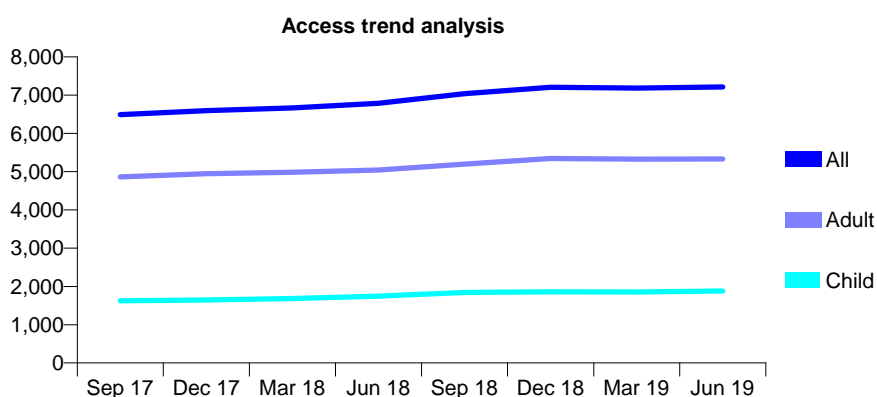
Q47 - Vital Signs At a Glance Contract Report for 323918/0001 - June 2019

Name or company name	Thomas and Thomas Dental Associates
Contract type name	GDS Contract
Purpose of contract	General
Contract start date	01/04/2006
Contract end date	

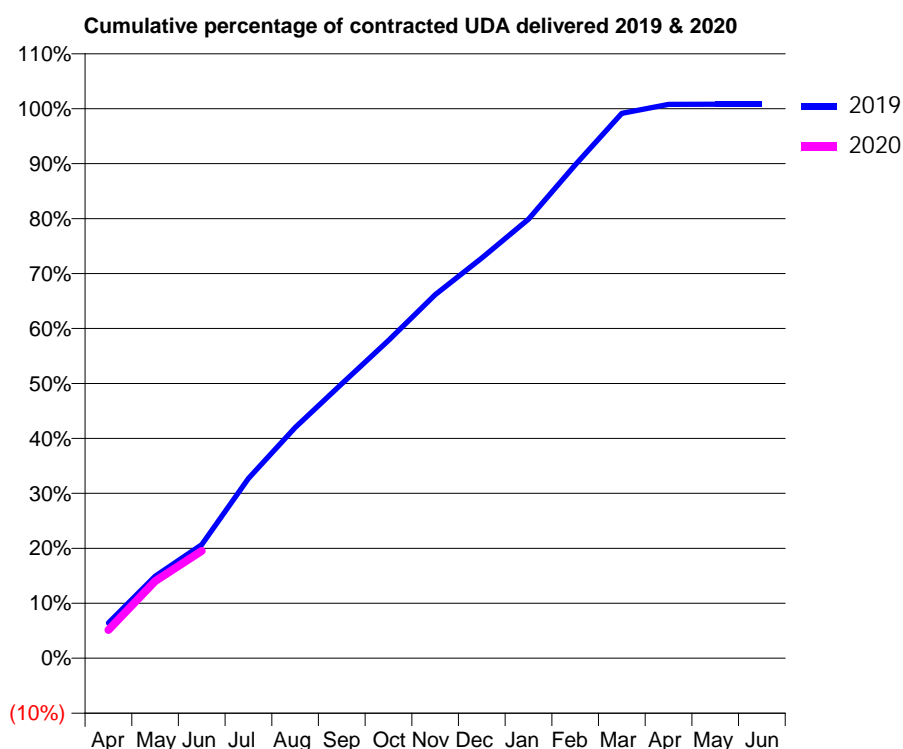
19/20 Contracted general activity (UDA)	23,517
Carry forward general activity (UDA)	0
19/20 Contracted orthodontic activity (UOA)	0
Carry forward orthodontic activity (UOA)	0
Baseline contract value	£681,808.23

ACCESS*

Patients seen in 24 months	Total	Change since previous quarter
Quarter ending June 2018	6,790	
Quarter ending September 2018	7,040	↑
Quarter ending December 2018	7,204	↑
Quarter ending March 2019	7,184	→
Quarter ending June 2019	7,213	→
Variance since June 2018	6.2%	↑



ACTIVITY



Month	2019	2020
April	1,510	1,215
May	3,515	3,298
June	4,862	4,591
July	7,696	
August	9,868	
September	11,743	
October	13,594	
November	15,559	
December	17,124	
January	18,790	
February	21,112	
March	23,317	
April	23,698	
May	23,704	
June	23,706	

QUALITY

	Quantity	Base Number	Contract	AT	Region	England
% of FP17s for the same patient ID Re-attending within 3 months - Children	29	564	5.1%	11.3%	12.1%	11.4%
% of FP17s for the same patient ID Re-attending within 3 months - Adults	138	1,430	9.7%	14.9%	15.6%	15.4%
% of FP17s for the same patient ID Re-attending between 3 & 9 months - Children	294	564	52.1%	60.2%	61.2%	59.8%
% of FP17s for the same patient ID Re-attending between 3 & 9 months - Adults	760	1,430	53.1%	52.9%	54.5%	52.1%
% of FP17s for Band 1 Urgent Courses	88	1,828	4.8%	9.7%	9.1%	9.2%
% of FP17s Relating to Free Repair or Replacements	18	1,828	1.0%	0.9%	1.0%	0.7%
% of FP17s Relating to Continuations	8	1,828	0.4%	0.9%	1.0%	0.8%
% of Patients satisfied with the dentistry they have received	1	1	N/A	94.6%	94.2%	93.4%
% of Patients satisfied with the time they had to wait for an appointment	1	1	N/A	86.1%	88.4%	87.6%

* This is based on patients treated on this contract for their most recent course of treatment.

Figures in italics indicate the base number of FP17s or Patient Questionnaire responses are less than 100. N/A is shown where the base number of responses is less than 10 during the period. % is calculated as Quantity/Base number*100

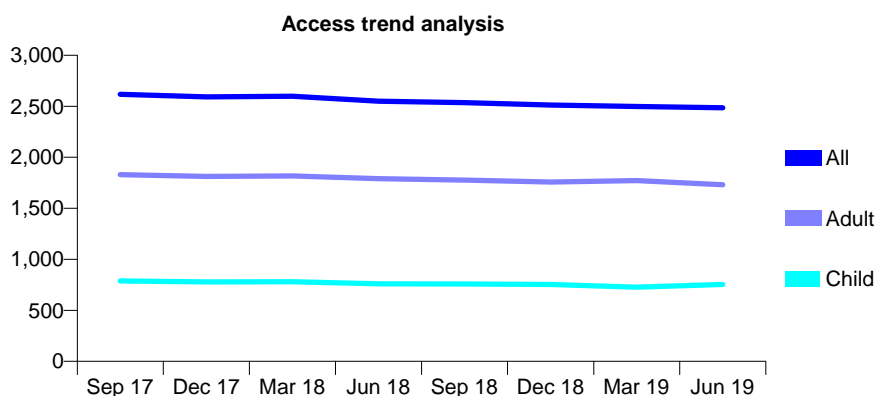
Q47 - Vital Signs At a Glance Contract Report for 330426/0001 - June 2019

Name or company name	MR P BARRAND
Contract type name	GDS Contract
Purpose of contract	General
Contract start date	01/04/2006
Contract end date	

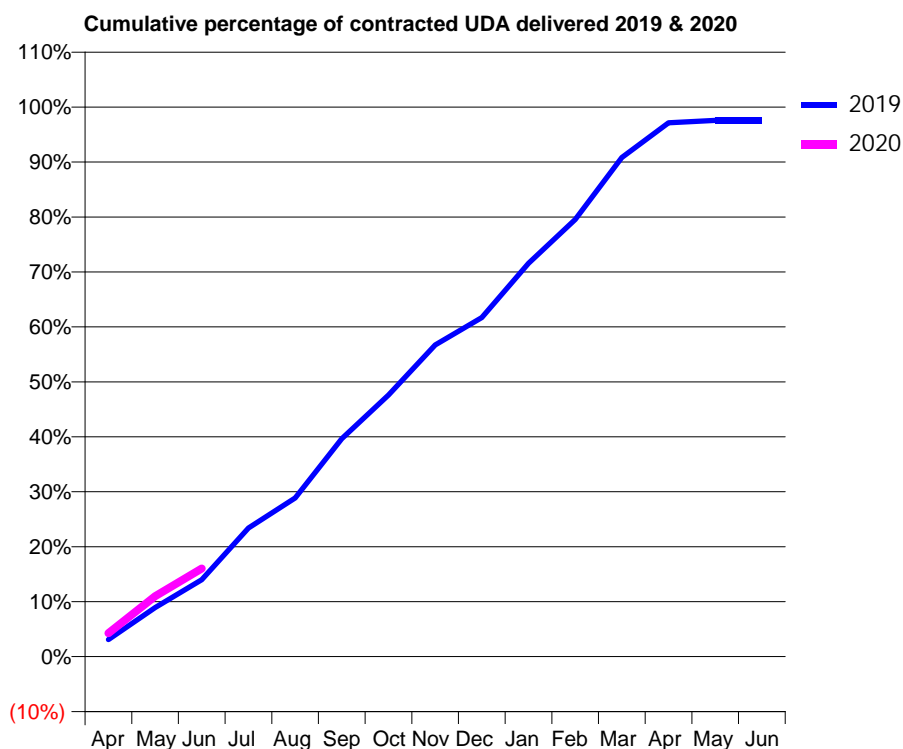
19/20 Contracted general activity (UDA)	7,666
Carry forward general activity (UDA)	0
19/20 Contracted orthodontic activity (UOA)	0
Carry forward orthodontic activity (UOA)	0
Baseline contract value	£222,510.82

ACCESS*

Patients seen in 24 months	Total	Change since previous quarter
Quarter ending June 2018	2,550	
Quarter ending September 2018	2,535	→
Quarter ending December 2018	2,512	→
Quarter ending March 2019	2,499	→
Quarter ending June 2019	2,485	→
Variance since June 2018	(2.5%)	↓



ACTIVITY



Month	Adjusted Scheduled Activity (UDA)	
	2019	2020
April	229	327
May	660	843
June	1,036	1,229
July	1,734	
August	2,140	
September	2,937	
October	3,524	
November	4,202	
December	4,569	
January	5,300	
February	5,893	
March	6,727	
April	7,193	
May	7,226	
June	7,226	

QUALITY

	Quantity	Base Number	Contract	AT	Region	England
% of FP17s for the same patient ID Re-attending within 3 months - Children	27	237	11.4%	11.3%	12.1%	11.4%
% of FP17s for the same patient ID Re-attending within 3 months - Adults	59	477	12.4%	14.9%	15.6%	15.4%
% of FP17s for the same patient ID Re-attending between 3 & 9 months - Children	116	237	48.9%	60.2%	61.2%	59.8%
% of FP17s for the same patient ID Re-attending between 3 & 9 months - Adults	162	477	34.0%	52.9%	54.5%	52.1%
% of FP17s for Band 1 Urgent Courses	42	533	7.9%	9.7%	9.1%	9.2%
% of FP17s Relating to Free Repair or Replacements	2	533	0.4%	0.9%	1.0%	0.7%
% of FP17s Relating to Continuations	8	533	1.5%	0.9%	1.0%	0.8%
% of Patients satisfied with the dentistry they have received	1	1	N/A	94.6%	94.2%	93.4%
% of Patients satisfied with the time they had to wait for an appointment	1	1	N/A	86.1%	88.4%	87.6%

* This is based on patients treated on this contract for their most recent course of treatment. Figures in italics indicate the base number of FP17s or Patient Questionnaire responses are less than 100. N/A is shown where the base number of responses is less than 10 during the period. % is calculated as Quantity/Base number*100

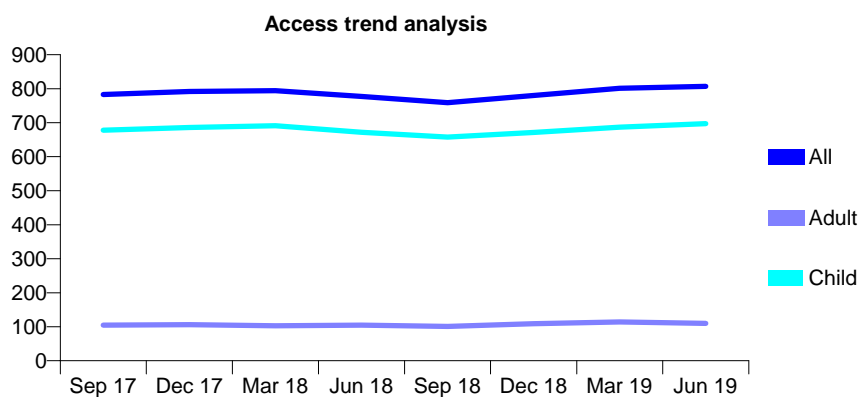
Q47 - Vital Signs At a Glance Contract Report for 330892/0001 - June 2019

Name or company name	MISS KG LAMB
Contract type name	GDS Contract
Purpose of contract	General
Contract start date	01/04/2006
Contract end date	

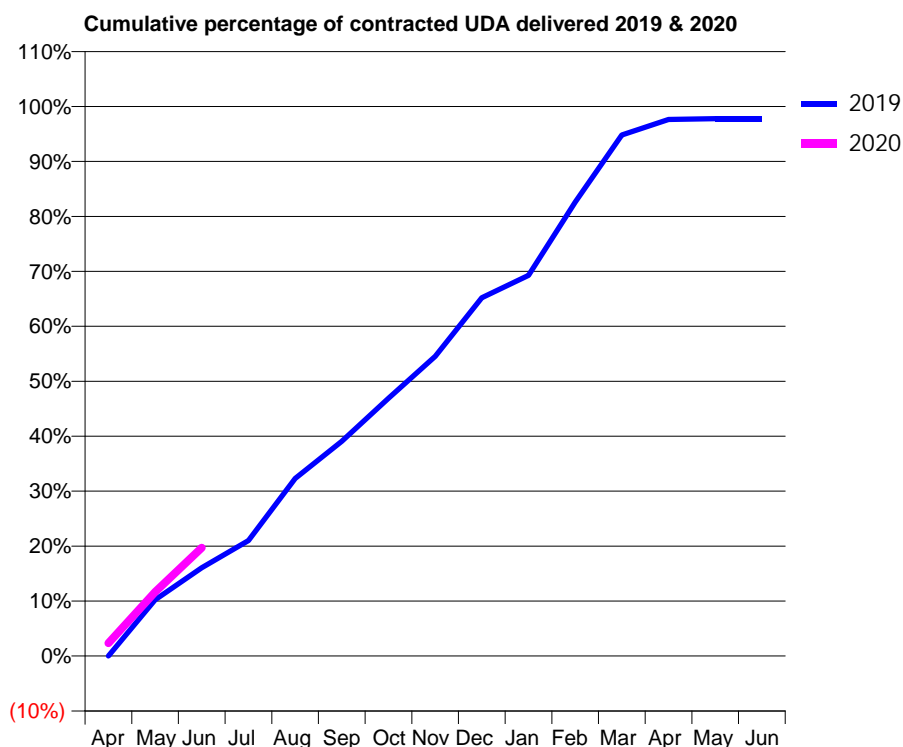
19/20 Contracted general activity (UDA)	1,500
Carry forward general activity (UDA)	0
19/20 Contracted orthodontic activity (UOA)	0
Carry forward orthodontic activity (UOA)	0
Baseline contract value	£36,609.58

ACCESS*

Patients seen in 24 months	Total	Change since previous quarter
Quarter ending June 2018	777	
Quarter ending September 2018	759	↓
Quarter ending December 2018	780	↑
Quarter ending March 2019	801	↑
Quarter ending June 2019	807	→
Variance since June 2018	3.9%	↑



ACTIVITY



Month	Adjusted Scheduled Activity (UDA)	
	2019	2020
April	0	35
May	154	175
June	241	295
July	315	
August	485	
September	586	
October	703	
November	818	
December	978	
January	1,039	
February	1,239	
March	1,422	
April	1,464	
May	1,467	
June	1,467	

QUALITY

	Quantity	Base Number	Contract	AT	Region	England
% of FP17s for the same patient ID Re-attending within 3 months - Children	13	234	5.6%	11.3%	12.1%	11.4%
% of FP17s for the same patient ID Re-attending within 3 months - Adults	0	18	0.0%	14.9%	15.6%	15.4%
% of FP17s for the same patient ID Re-attending between 3 & 9 months - Children	165	234	70.5%	60.2%	61.2%	59.8%
% of FP17s for the same patient ID Re-attending between 3 & 9 months - Adults	14	18	77.8%	52.9%	54.5%	52.1%
% of FP17s for Band 1 Urgent Courses	12	218	5.5%	9.7%	9.1%	9.2%
% of FP17s Relating to Free Repair or Replacements	0	218	0.0%	0.9%	1.0%	0.7%
% of FP17s Relating to Continuations	0	218	0.0%	0.9%	1.0%	0.8%
% of Patients satisfied with the dentistry they have received	0	0	N/A	94.6%	94.2%	93.4%
% of Patients satisfied with the time they had to wait for an appointment	0	0	N/A	86.1%	88.4%	87.6%

* This is based on patients treated on this contract for their most recent course of treatment. Figures in italics indicate the base number of FP17s or Patient Questionnaire responses are less than 100. N/A is shown where the base number of responses is less than 10 during the period. % is calculated as Quantity/Base number*100

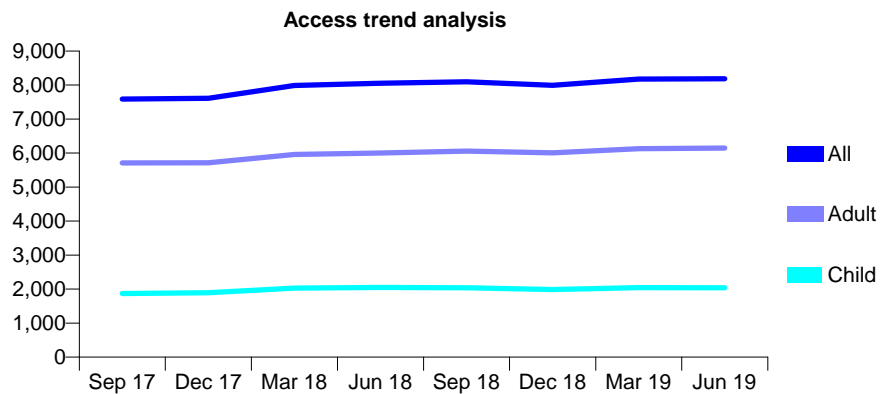
Q47 - Vital Signs At a Glance Contract Report for 339717/0001 - June 2019

Name or company name	MR IC WALSH
Contract type name	Pilot Contract
Purpose of contract	General
Contract start date	01/04/2006
Contract end date	

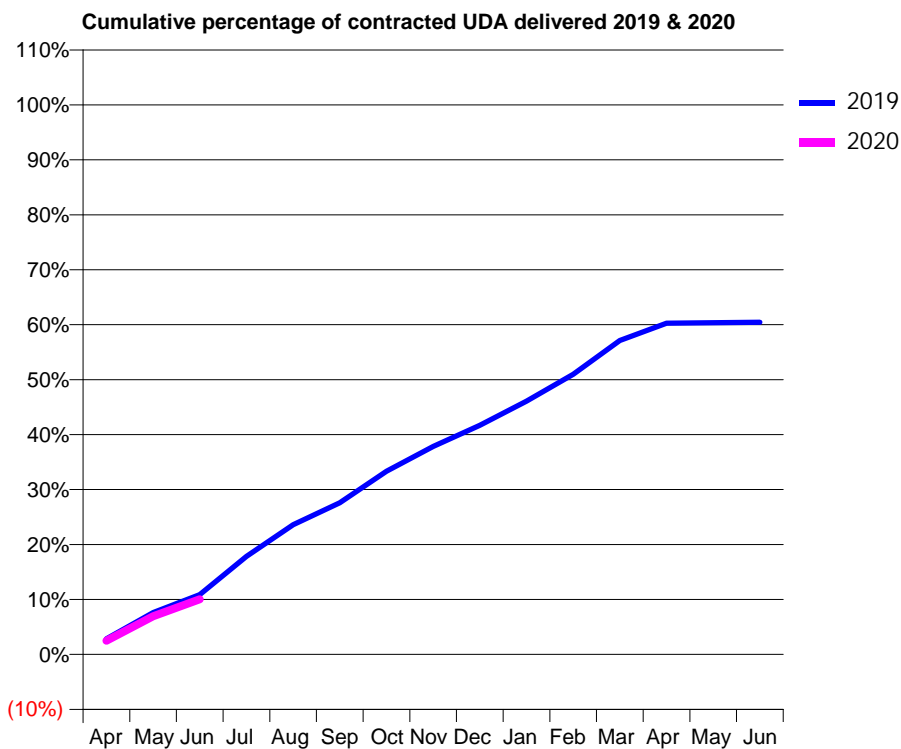
19/20 Contracted general activity (UDA)	29,894
Carry forward general activity (UDA)	0
19/20 Contracted orthodontic activity (UOA)	0
Carry forward orthodontic activity (UOA)	0
Baseline contract value	£858,653.97

ACCESS*

Patients seen in 24 months	Total	Change since previous quarter
Quarter ending June 2018	8,053	
Quarter ending September 2018	8,098	→
Quarter ending December 2018	7,995	↓
Quarter ending March 2019	8,180	↑
Quarter ending June 2019	8,186	→
Variance since June 2018	1.7%	→



ACTIVITY



Month	2019	2020
April	854	745
May	2,275	2,079
June	3,251	2,997
July	5,333	
August	7,057	
September	8,254	
October	9,962	
November	11,313	
December	12,459	
January	13,779	
February	15,237	
March	17,073	
April	18,020	
May	18,048	
June	18,064	

QUALITY

	Quantity	Base Number	Contract	AT	Region	England
% of FP17s for the same patient ID Re-attending within 3 months - Children	44	555	7.9%	11.3%	12.1%	11.4%
% of FP17s for the same patient ID Re-attending within 3 months - Adults	187	1,416	13.2%	14.9%	15.6%	15.4%
% of FP17s for the same patient ID Re-attending between 3 & 9 months - Children	193	555	34.8%	60.2%	61.2%	59.8%
% of FP17s for the same patient ID Re-attending between 3 & 9 months - Adults	395	1,416	27.9%	52.9%	54.5%	52.1%
% of FP17s for Band 1 Urgent Courses	128	1,543	8.3%	9.7%	9.1%	9.2%
% of FP17s Relating to Free Repair or Replacements	35	1,543	2.3%	0.9%	1.0%	0.7%
% of FP17s Relating to Continuations	17	1,543	1.1%	0.9%	1.0%	0.8%
% of Patients satisfied with the dentistry they have received	4	4	N/A	94.6%	94.2%	93.4%
% of Patients satisfied with the time they had to wait for an appointment	2	4	N/A	86.1%	88.4%	87.6%

* This is based on patients treated on this contract for their most recent course of treatment. Figures in italics indicate the base number of FP17s or Patient Questionnaire responses are less than 100. N/A is shown where the base number of responses is less than 10 during the period. % is calculated as Quantity/Base number*100

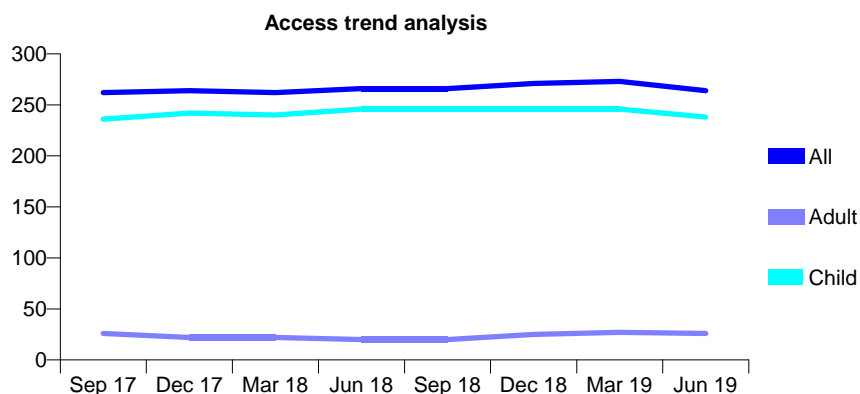
Q47 - Vital Signs At a Glance Contract Report for 356093/0001 - June 2019

Name or company name	MR K KHAN
Contract type name	GDS Contract
Purpose of contract	General
Contract start date	01/01/2010
Contract end date	

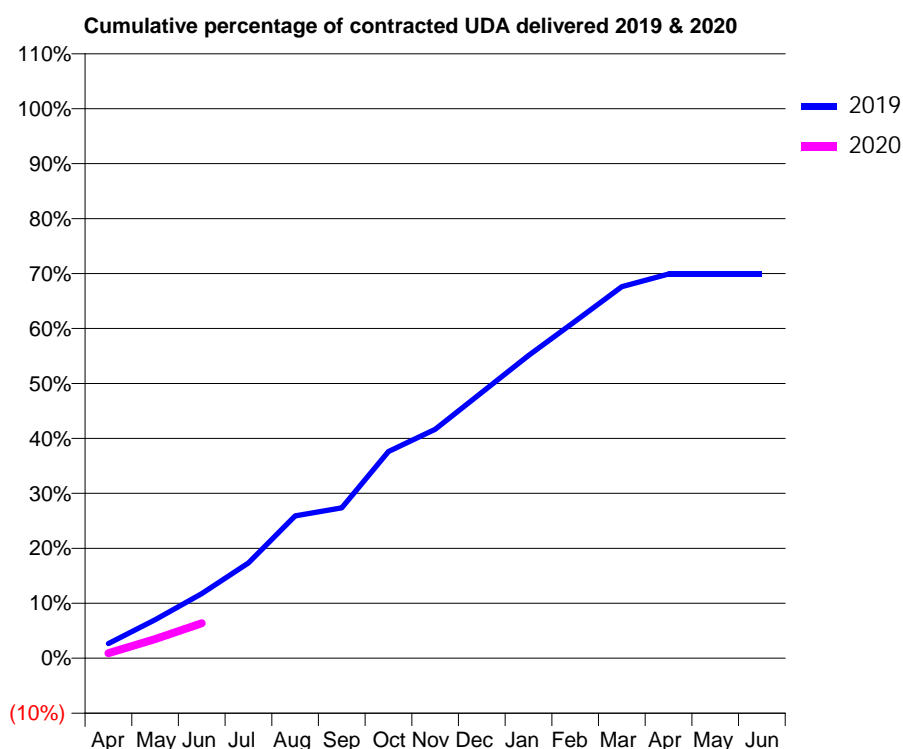
19/20 Contracted general activity (UDA)	1,091
Carry forward general activity (UDA)	0
19/20 Contracted orthodontic activity (UOA)	0
Carry forward orthodontic activity (UOA)	0
Baseline contract value	£26,819.81

ACCESS*

Patients seen in 24 months	Total	Change since previous quarter
Quarter ending June 2018	266	
Quarter ending September 2018	266	→
Quarter ending December 2018	271	→
Quarter ending March 2019	273	→
Quarter ending June 2019	264	↓
Variance since June 2018	(0.8%)	→



ACTIVITY



Month	2019	2020
April	29	10
May	76	38
June	128	69
July	189	
August	283	
September	299	
October	410	
November	454	
December	528	
January	601	
February	669	
March	738	
April	763	
May	763	
June	763	

QUALITY

	Quantity	Base Number	Contract	AT	Region	England
% of FP17s for the same patient ID Re-attending within 3 months - Children	1	72	1.4%	11.3%	12.1%	11.4%
% of FP17s for the same patient ID Re-attending within 3 months - Adults	0	0	N/A	14.9%	15.6%	15.4%
% of FP17s for the same patient ID Re-attending between 3 & 9 months - Children	54	72	75.0%	60.2%	61.2%	59.8%
% of FP17s for the same patient ID Re-attending between 3 & 9 months - Adults	0	0	N/A	52.9%	54.5%	52.1%
% of FP17s for Band 1 Urgent Courses	2	53	3.8%	9.7%	9.1%	9.2%
% of FP17s Relating to Free Repair or Replacements	0	53	0.0%	0.9%	1.0%	0.7%
% of FP17s Relating to Continuations	0	53	0.0%	0.9%	1.0%	0.8%
% of Patients satisfied with the dentistry they have received	0	0	N/A	94.6%	94.2%	93.4%
% of Patients satisfied with the time they had to wait for an appointment	0	0	N/A	86.1%	88.4%	87.6%

* This is based on patients treated on this contract for their most recent course of treatment.

Figures in italics indicate the base number of FP17s or Patient Questionnaire responses are less than 100. N/A is shown where the base number of responses is less than 10 during the period. % is calculated as Quantity/Base number*100

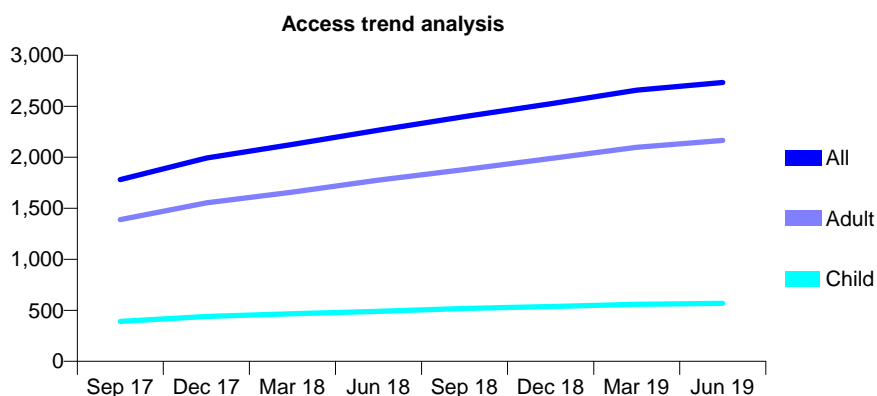
Q47 - Vital Signs At a Glance Contract Report for 364525/0001 - June 2019

Name or company name	Dr Sima Kothiwala
Contract type name	GDS Contract
Purpose of contract	General
Contract start date	01/07/2007
Contract end date	

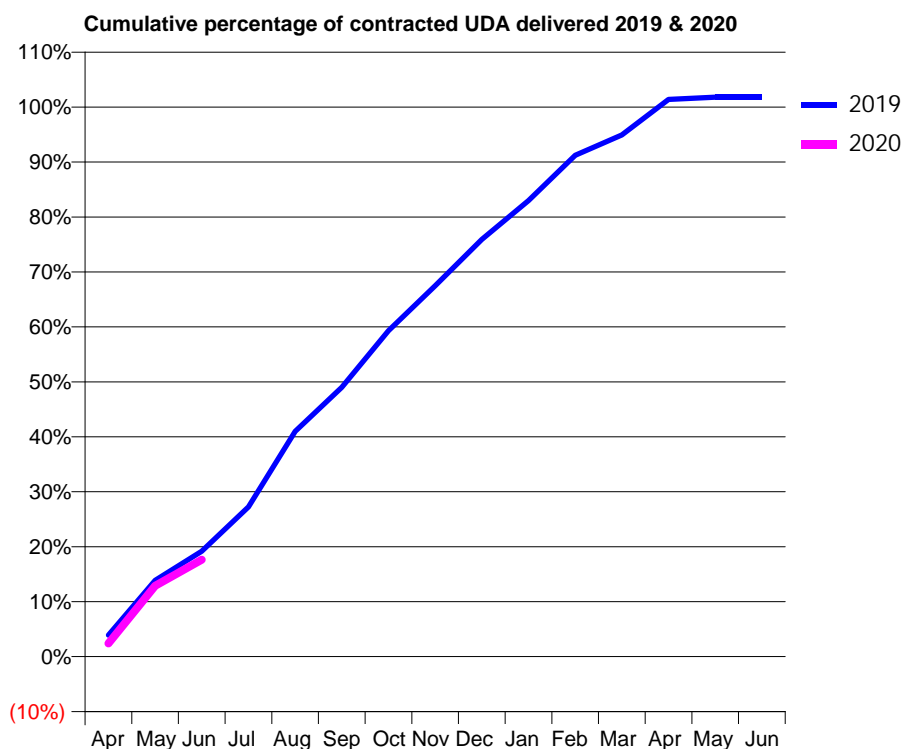
19/20 Contracted general activity (UDA)	10,662
Carry forward general activity (UDA)	0
19/20 Contracted orthodontic activity (UOA)	0
Carry forward orthodontic activity (UOA)	0
Baseline contract value	£310,766.50

ACCESS*

Patients seen in 24 months	Total	Change since previous quarter
Quarter ending June 2018	2,266	
Quarter ending September 2018	2,399	↑
Quarter ending December 2018	2,525	↑
Quarter ending March 2019	2,658	↑
Quarter ending June 2019	2,734	↑
Variance since June 2018	20.7%	↑



ACTIVITY



Month	Adjusted Scheduled Activity (UDA)	
	2019	2020
April	418	258
May	1,478	1,376
June	2,044	1,880
July	2,905	
August	4,372	
September	5,224	
October	6,326	
November	7,197	
December	8,092	
January	8,848	
February	9,728	
March	10,121	
April	10,812	
May	10,853	
June	10,853	

QUALITY

	Quantity	Base Number	Contract	AT	Region	England
% of FP17s for the same patient ID Re-attending within 3 months - Children	18	293	6.1%	11.3%	12.1%	11.4%
% of FP17s for the same patient ID Re-attending within 3 months - Adults	174	804	21.6%	14.9%	15.6%	15.4%
% of FP17s for the same patient ID Re-attending between 3 & 9 months - Children	209	293	71.3%	60.2%	61.2%	59.8%
% of FP17s for the same patient ID Re-attending between 3 & 9 months - Adults	431	804	53.6%	52.9%	54.5%	52.1%
% of FP17s for Band 1 Urgent Courses	83	793	10.5%	9.7%	9.1%	9.2%
% of FP17s Relating to Free Repair or Replacements	14	793	1.8%	0.9%	1.0%	0.7%
% of FP17s Relating to Continuations	40	793	5.0%	0.9%	1.0%	0.8%
% of Patients satisfied with the dentistry they have received	3	4	N/A	94.6%	94.2%	93.4%
% of Patients satisfied with the time they had to wait for an appointment	3	4	N/A	86.1%	88.4%	87.6%

* This is based on patients treated on this contract for their most recent course of treatment. Figures in italics indicate the base number of FP17s or Patient Questionnaire responses are less than 100. N/A is shown where the base number of responses is less than 10 during the period. % is calculated as Quantity/Base number*100

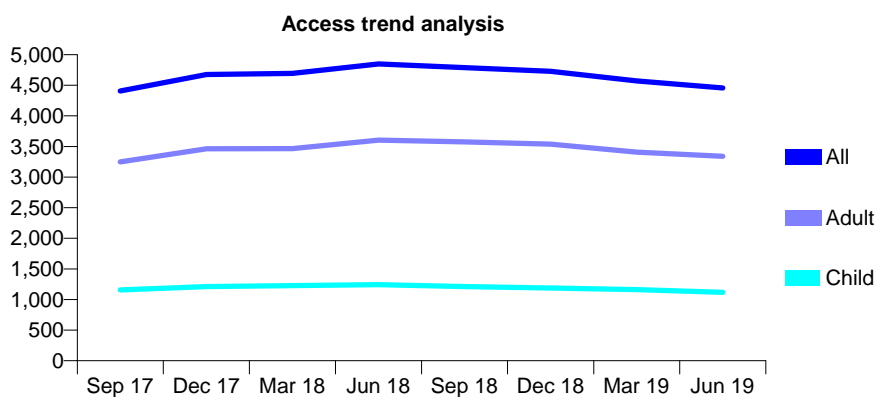
Q47 - Vital Signs At a Glance Contract Report for 366102/0001 - June 2019

Name or company name	MR A RAFIQ
Contract type name	GDS Contract
Purpose of contract	General
Contract start date	01/02/2008
Contract end date	

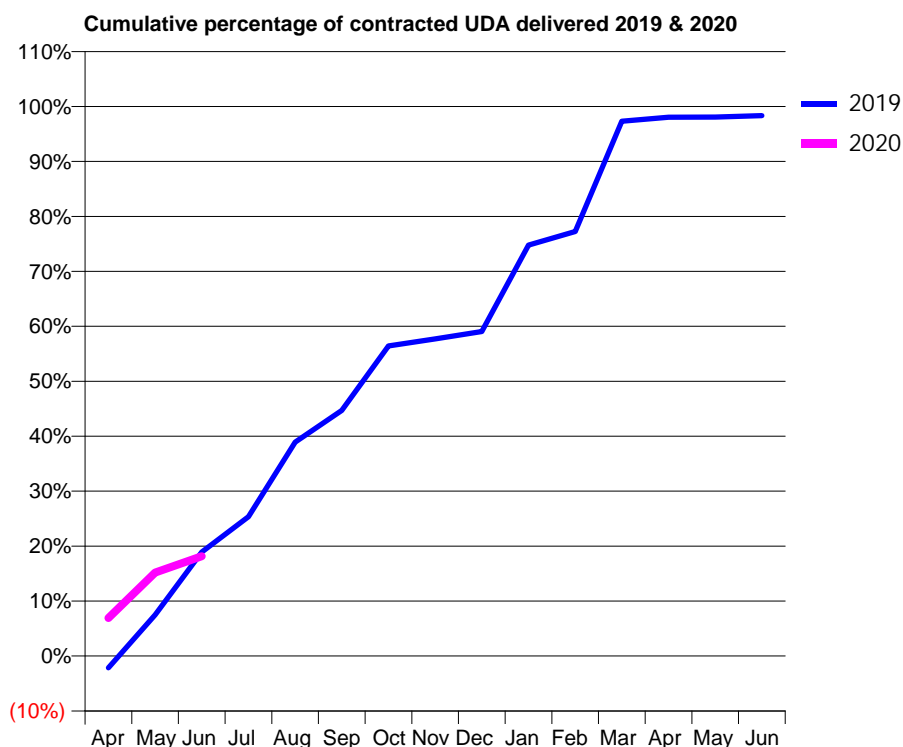
19/20 Contracted general activity (UDA)	10,412
Carry forward general activity (UDA)	0
19/20 Contracted orthodontic activity (UOA)	0
Carry forward orthodontic activity (UOA)	0
Baseline contract value	£298,789.49

ACCESS*

Patients seen in 24 months	Total	Change since previous quarter
Quarter ending June 2018	4,849	
Quarter ending September 2018	4,788	↓
Quarter ending December 2018	4,729	↓
Quarter ending March 2019	4,571	↓
Quarter ending June 2019	4,457	↓
Variance since June 2018	(8.1%)	↓



ACTIVITY



Month	Adjusted Scheduled Activity (UDA)	
	2019	2020
April	-227	722
May	783	1,579
June	1,971	1,891
July	2,639	
August	4,052	
September	4,652	
October	5,877	
November	6,007	
December	6,148	
January	7,787	
February	8,043	
March	10,132	
April	10,209	
May	10,212	
June	10,239	

QUALITY

	Quantity	Base Number	Contract	AT	Region	England
% of FP17s for the same patient ID Re-attending within 3 months - Children	18	249	7.2%	11.3%	12.1%	11.4%
% of FP17s for the same patient ID Re-attending within 3 months - Adults	62	737	8.4%	14.9%	15.6%	15.4%
% of FP17s for the same patient ID Re-attending between 3 & 9 months - Children	139	249	55.8%	60.2%	61.2%	59.8%
% of FP17s for the same patient ID Re-attending between 3 & 9 months - Adults	395	737	53.6%	52.9%	54.5%	52.1%
% of FP17s for Band 1 Urgent Courses	66	939	7.0%	9.7%	9.1%	9.2%
% of FP17s Relating to Free Repair or Replacements	21	939	2.2%	0.9%	1.0%	0.7%
% of FP17s Relating to Continuations	0	939	0.0%	0.9%	1.0%	0.8%
% of Patients satisfied with the dentistry they have received	1	1	N/A	94.6%	94.2%	93.4%
% of Patients satisfied with the time they had to wait for an appointment	1	1	N/A	86.1%	88.4%	87.6%

* This is based on patients treated on this contract for their most recent course of treatment. Figures in italics indicate the base number of FP17s or Patient Questionnaire responses are less than 100. N/A is shown where the base number of responses is less than 10 during the period. % is calculated as Quantity/Base number*100

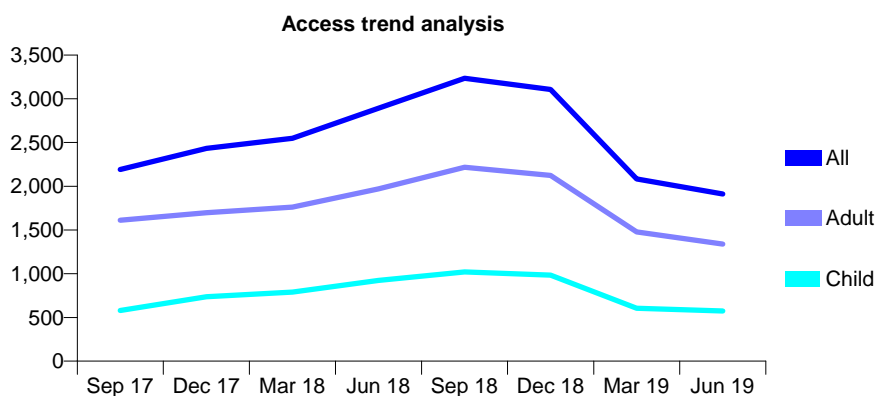
Q47 - Vital Signs At a Glance Contract Report for 366102/0002 - June 2019

Name or company name	MR A RAFIQ
Contract type name	GDS Contract
Purpose of contract	General
Contract start date	01/04/2008
Contract end date	

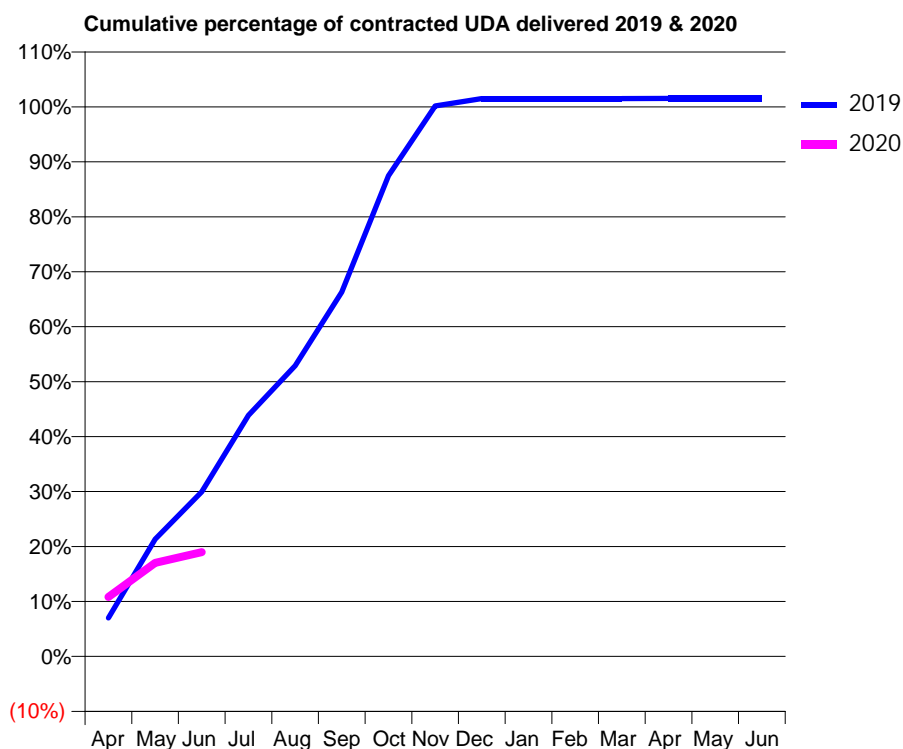
19/20 Contracted general activity (UDA)	7,521
Carry forward general activity (UDA)	0
19/20 Contracted orthodontic activity (UOA)	0
Carry forward orthodontic activity (UOA)	0
Baseline contract value	£200,490.12

ACCESS*

Patients seen in 24 months	Total	Change since previous quarter
Quarter ending June 2018	2,893	
Quarter ending September 2018	3,236	↑
Quarter ending December 2018	3,107	↓
Quarter ending March 2019	2,084	↓
Quarter ending June 2019	1,912	↓
Variance since June 2018	(33.9%)	↓



ACTIVITY



Month	2019	2020
April	527	813
May	1,605	1,280
June	2,253	1,428
July	3,299	
August	3,980	
September	4,985	
October	6,578	
November	7,534	
December	7,634	
January	7,633	
February	7,633	
March	7,633	
April	7,637	
May	7,637	
June	7,637	

QUALITY

	Quantity	Base Number	Contract	AT	Region	England
% of FP17s for the same patient ID Re-attending within 3 months - Children	7	286	2.4%	11.3%	12.1%	11.4%
% of FP17s for the same patient ID Re-attending within 3 months - Adults	13	470	2.8%	14.9%	15.6%	15.4%
% of FP17s for the same patient ID Re-attending between 3 & 9 months - Children	120	286	42.0%	60.2%	61.2%	59.8%
% of FP17s for the same patient ID Re-attending between 3 & 9 months - Adults	221	470	47.0%	52.9%	54.5%	52.1%
% of FP17s for Band 1 Urgent Courses	91	754	12.1%	9.7%	9.1%	9.2%
% of FP17s Relating to Free Repair or Replacements	10	754	1.3%	0.9%	1.0%	0.7%
% of FP17s Relating to Continuations	4	754	0.5%	0.9%	1.0%	0.8%
% of Patients satisfied with the dentistry they have received	1	1	N/A	94.6%	94.2%	93.4%
% of Patients satisfied with the time they had to wait for an appointment	1	1	N/A	86.1%	88.4%	87.6%

* This is based on patients treated on this contract for their most recent course of treatment. Figures in italics indicate the base number of FP17s or Patient Questionnaire responses are less than 100. N/A is shown where the base number of responses is less than 10 during the period. % is calculated as Quantity/Base number*100

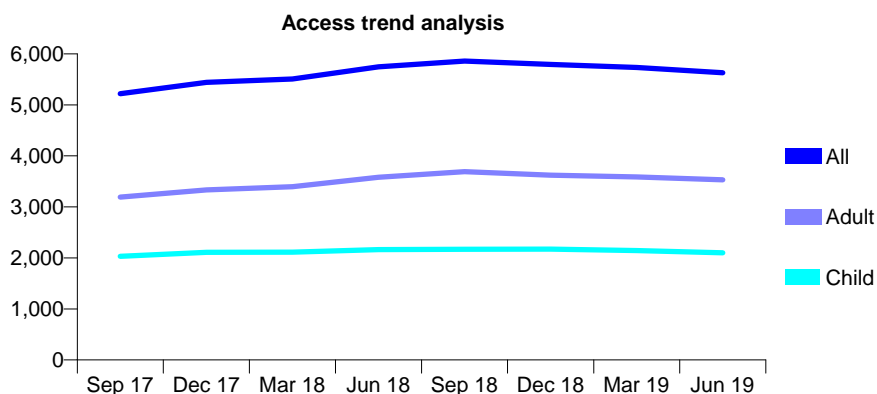
Q47 - Vital Signs At a Glance Contract Report for 366102/0003 - June 2019

Name or company name	MR A RAFIQ
Contract type name	GDS Contract
Purpose of contract	General
Contract start date	01/02/2010
Contract end date	

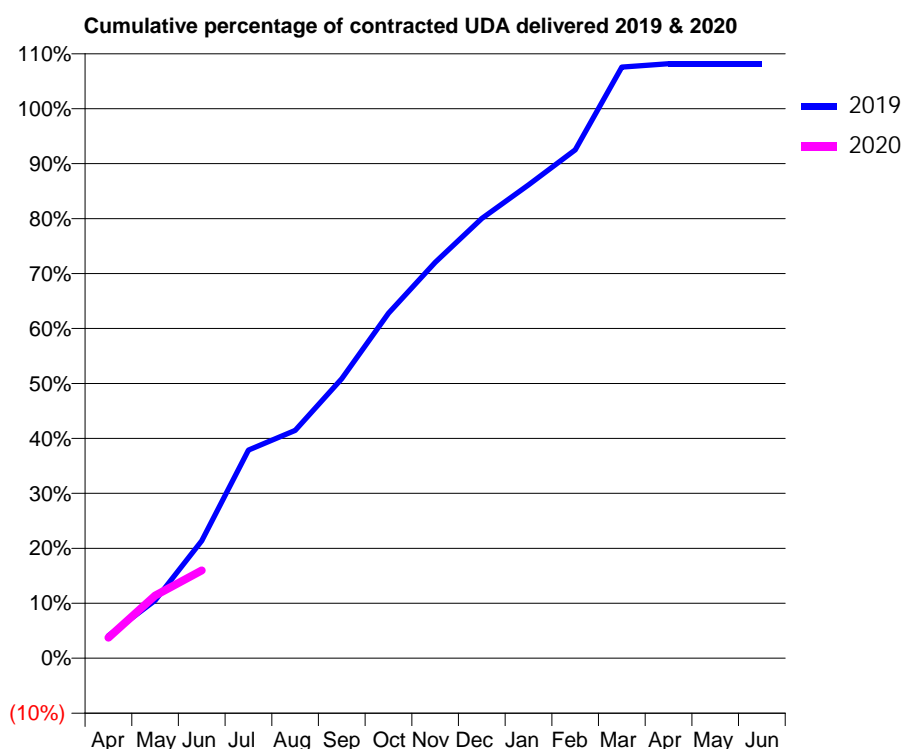
19/20 Contracted general activity (UDA)	15,000
Carry forward general activity (UDA)	0
19/20 Contracted orthodontic activity (UOA)	0
Carry forward orthodontic activity (UOA)	0
Baseline contract value	£423,959.73

ACCESS*

Patients seen in 24 months	Total	Change since previous quarter
Quarter ending June 2018	5,744	
Quarter ending September 2018	5,859	↑
Quarter ending December 2018	5,793	↓
Quarter ending March 2019	5,733	↓
Quarter ending June 2019	5,631	↓
Variance since June 2018	(2.0%)	↓



ACTIVITY



Month	Adjusted Scheduled Activity (UDA)	
	2019	2020
April	612	561
May	1,578	1,708
June	3,204	2,398
July	5,679	
August	6,219	
September	7,626	
October	9,414	
November	10,805	
December	12,001	
January	12,921	
February	13,876	
March	16,133	
April	16,225	
May	16,227	
June	16,225	

QUALITY

	Quantity	Base Number	Contract	AT	Region	England
% of FP17s for the same patient ID Re-attending within 3 months - Children	46	530	8.7%	11.3%	12.1%	11.4%
% of FP17s for the same patient ID Re-attending within 3 months - Adults	121	699	17.3%	14.9%	15.6%	15.4%
% of FP17s for the same patient ID Re-attending between 3 & 9 months - Children	306	530	57.7%	60.2%	61.2%	59.8%
% of FP17s for the same patient ID Re-attending between 3 & 9 months - Adults	364	699	52.1%	52.9%	54.5%	52.1%
% of FP17s for Band 1 Urgent Courses	108	1,182	9.1%	9.7%	9.1%	9.2%
% of FP17s Relating to Free Repair or Replacements	5	1,182	0.4%	0.9%	1.0%	0.7%
% of FP17s Relating to Continuations	2	1,182	0.2%	0.9%	1.0%	0.8%
% of Patients satisfied with the dentistry they have received	4	5	N/A	94.6%	94.2%	93.4%
% of Patients satisfied with the time they had to wait for an appointment	5	5	N/A	86.1%	88.4%	87.6%

* This is based on patients treated on this contract for their most recent course of treatment. Figures in italics indicate the base number of FP17s or Patient Questionnaire responses are less than 100. N/A is shown where the base number of responses is less than 10 during the period. % is calculated as Quantity/Base number*100

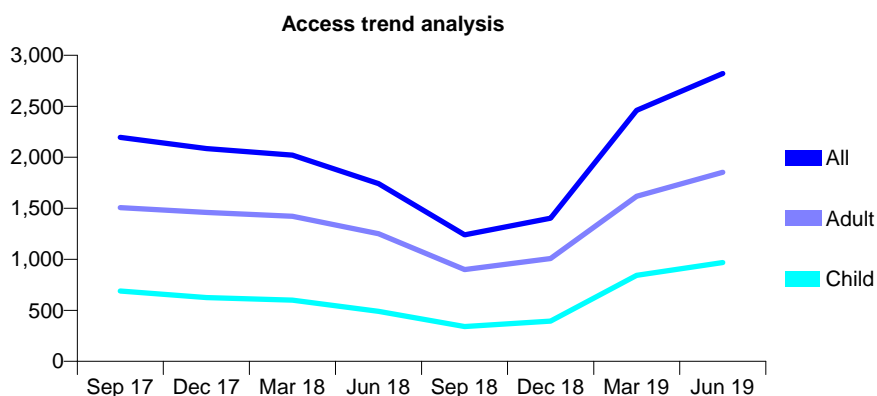
Q47 - Vital Signs At a Glance Contract Report for 366102/0004 - June 2019

Name or company name	MR A RAFIQ
Contract type name	GDS Contract
Purpose of contract	General
Contract start date	17/12/2010
Contract end date	

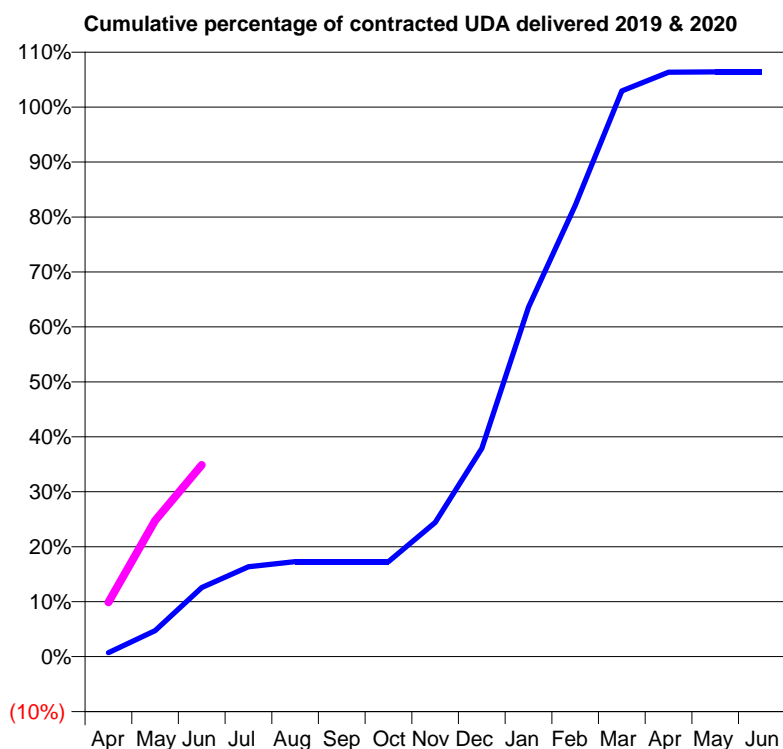
19/20 Contracted general activity (UDA)	5,754
Carry forward general activity (UDA)	0
19/20 Contracted orthodontic activity (UOA)	0
Carry forward orthodontic activity (UOA)	0
Baseline contract value	£141,258.81

ACCESS*

Patients seen in 24 months	Total	Change since previous quarter
Quarter ending June 2018	1,742	
Quarter ending September 2018	1,240	↓
Quarter ending December 2018	1,403	↑
Quarter ending March 2019	2,461	↑
Quarter ending June 2019	2,821	↑
Variance since June 2018	61.9%	↑



ACTIVITY



Month	Adjusted Scheduled Activity (UDA)	
	2019	2020
April	41	570
May	273	1,426
June	723	2,007
July	941	
August	995	
September	995	
October	995	
November	1,405	
December	2,179	
January	3,659	
February	4,724	
March	5,923	
April	6,119	
May	6,122	
June	6,122	

QUALITY

	Quantity	Base Number	Contract	AT	Region	England
% of FP17s for the same patient ID Re-attending within 3 months - Children	38	387	9.8%	11.3%	12.1%	11.4%
% of FP17s for the same patient ID Re-attending within 3 months - Adults	79	615	12.8%	14.9%	15.6%	15.4%
% of FP17s for the same patient ID Re-attending between 3 & 9 months - Children	75	387	19.4%	60.2%	61.2%	59.8%
% of FP17s for the same patient ID Re-attending between 3 & 9 months - Adults	111	615	18.0%	52.9%	54.5%	52.1%
% of FP17s for Band 1 Urgent Courses	30	904	3.3%	9.7%	9.1%	9.2%
% of FP17s Relating to Free Repair or Replacements	7	904	0.8%	0.9%	1.0%	0.7%
% of FP17s Relating to Continuations	4	904	0.4%	0.9%	1.0%	0.8%
% of Patients satisfied with the dentistry they have received	1	1	N/A	94.6%	94.2%	93.4%
% of Patients satisfied with the time they had to wait for an appointment	1	1	N/A	86.1%	88.4%	87.6%

* This is based on patients treated on this contract for their most recent course of treatment. Figures in italics indicate the base number of FP17s or Patient Questionnaire responses are less than 100. N/A is shown where the base number of responses is less than 10 during the period. % is calculated as Quantity/Base number*100

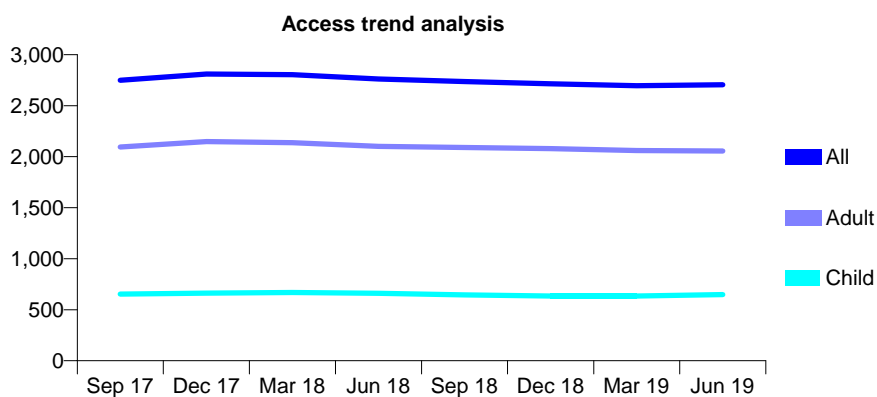
Q47 - Vital Signs At a Glance Contract Report for 565938/0001 - June 2019

Name or company name	MR SR BASS
Contract type name	GDS Contract
Purpose of contract	General
Contract start date	01/04/2006
Contract end date	

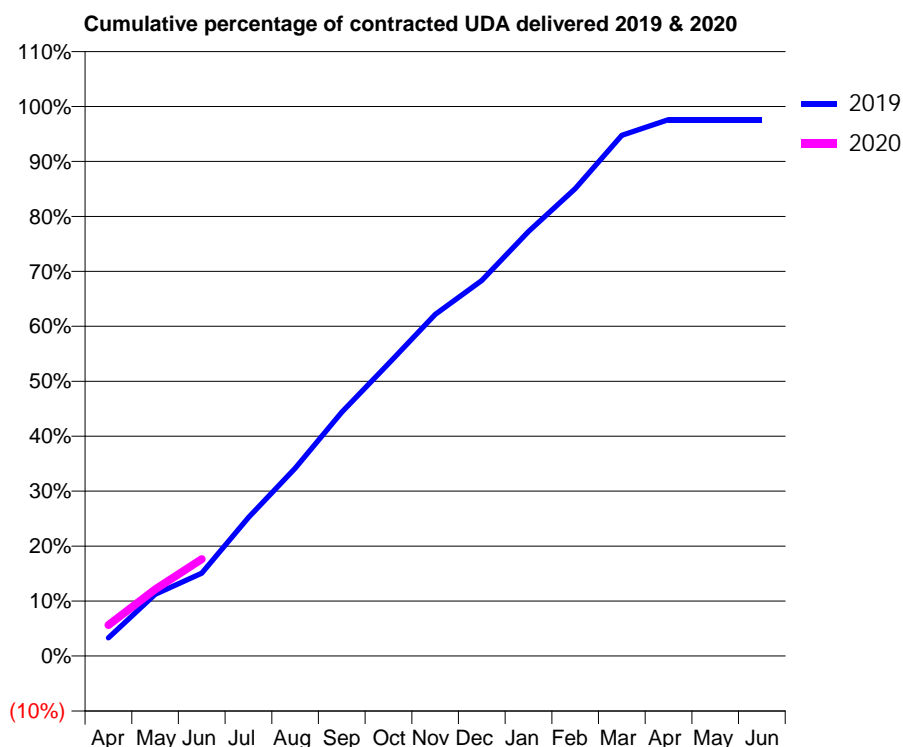
19/20 Contracted general activity (UDA)	8,759
Carry forward general activity (UDA)	0
19/20 Contracted orthodontic activity (UOA)	0
Carry forward orthodontic activity (UOA)	0
Baseline contract value	£256,860.03

ACCESS*

Patients seen in 24 months	Total	Change since previous quarter
Quarter ending June 2018	2,762	
Quarter ending September 2018	2,736	→
Quarter ending December 2018	2,714	→
Quarter ending March 2019	2,696	→
Quarter ending June 2019	2,705	→
Variance since June 2018	(2.1%)	↓



ACTIVITY



Month	Adjusted Scheduled Activity (UDA)	
	2019	2020
April	271	495
May	922	1,061
June	1,239	1,545
July	2,069	
August	2,807	
September	3,642	
October	4,366	
November	5,102	
December	5,611	
January	6,342	
February	6,982	
March	7,777	
April	8,013	
May	8,011	
June	8,011	

QUALITY

	Quantity	Base Number	Contract	AT	Region	England
% of FP17s for the same patient ID Re-attending within 3 months - Children	14	186	7.5%	11.3%	12.1%	11.4%
% of FP17s for the same patient ID Re-attending within 3 months - Adults	83	606	13.7%	14.9%	15.6%	15.4%
% of FP17s for the same patient ID Re-attending between 3 & 9 months - Children	81	186	43.5%	60.2%	61.2%	59.8%
% of FP17s for the same patient ID Re-attending between 3 & 9 months - Adults	282	606	46.5%	52.9%	54.5%	52.1%
% of FP17s for Band 1 Urgent Courses	41	710	5.8%	9.7%	9.1%	9.2%
% of FP17s Relating to Free Repair or Replacements	4	710	0.6%	0.9%	1.0%	0.7%
% of FP17s Relating to Continuations	14	710	2.0%	0.9%	1.0%	0.8%
% of Patients satisfied with the dentistry they have received	1	1	N/A	94.6%	94.2%	93.4%
% of Patients satisfied with the time they had to wait for an appointment	1	1	N/A	86.1%	88.4%	87.6%

* This is based on patients treated on this contract for their most recent course of treatment. Figures in italics indicate the base number of FP17s or Patient Questionnaire responses are less than 100. N/A is shown where the base number of responses is less than 10 during the period. % is calculated as Quantity/Base number*100

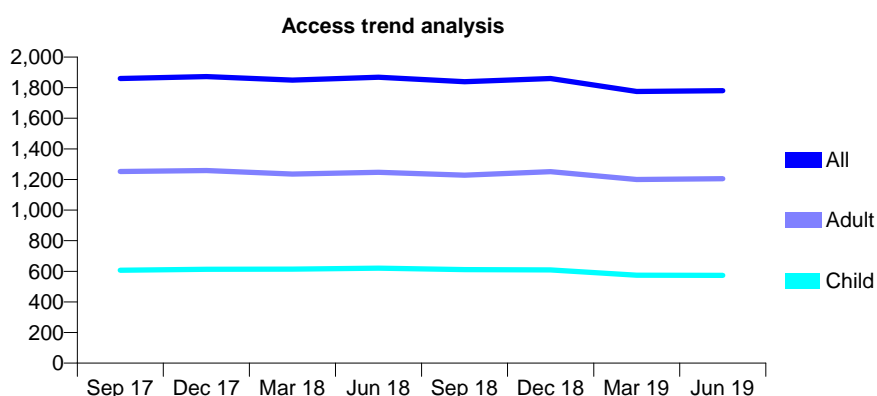
Q47 - Vital Signs At a Glance Contract Report for 565938/0002 - June 2019

Name or company name	MR SR BASS
Contract type name	GDS Contract
Purpose of contract	General
Contract start date	20/08/2007
Contract end date	

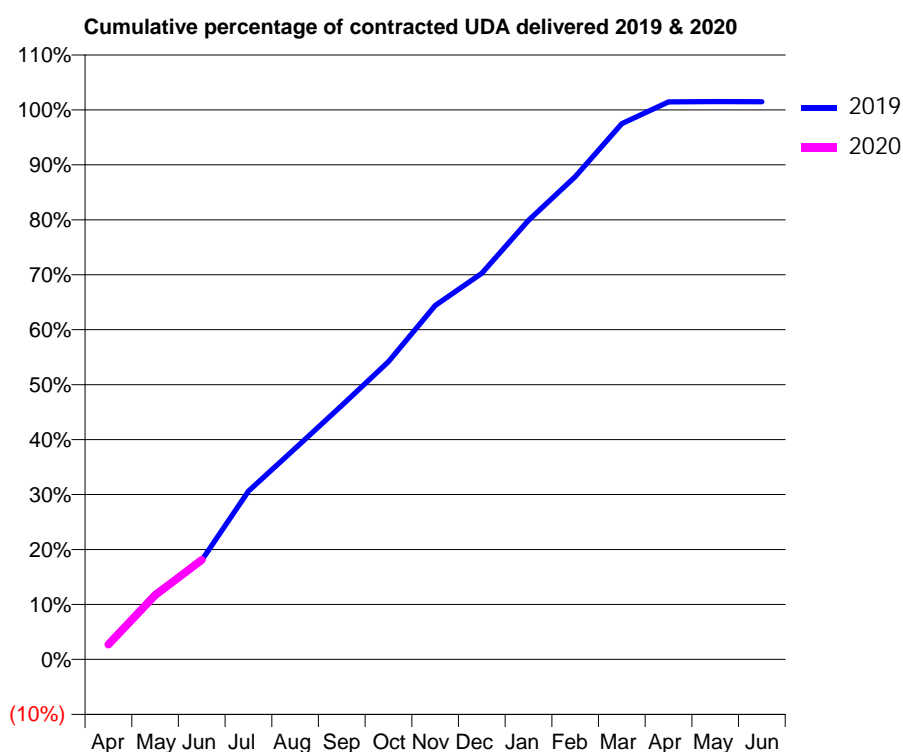
19/20 Contracted general activity (UDA)	6,003
Carry forward general activity (UDA)	0
19/20 Contracted orthodontic activity (UOA)	0
Carry forward orthodontic activity (UOA)	0
Baseline contract value	£161,405.63

ACCESS*

Patients seen in 24 months	Total	Change since previous quarter
Quarter ending June 2018	1,868	
Quarter ending September 2018	1,839	↓
Quarter ending December 2018	1,860	→
Quarter ending March 2019	1,775	↓
Quarter ending June 2019	1,780	→
Variance since June 2018	(4.7%)	↓



ACTIVITY



Month	Adjusted Scheduled Activity (UDA)	
	2019	2020
April	166	164
May	666	702
June	1,002	1,086
July	1,701	
August	2,132	
September	2,564	
October	3,008	
November	3,578	
December	3,901	
January	4,437	
February	4,879	
March	5,414	
April	5,634	
May	5,636	
June	5,635	

QUALITY

	Quantity	Base Number	Contract	AT	Region	England
% of FP17s for the same patient ID Re-attending within 3 months - Children	13	135	9.6%	11.3%	12.1%	11.4%
% of FP17s for the same patient ID Re-attending within 3 months - Adults	50	338	14.8%	14.9%	15.6%	15.4%
% of FP17s for the same patient ID Re-attending between 3 & 9 months - Children	59	135	43.7%	60.2%	61.2%	59.8%
% of FP17s for the same patient ID Re-attending between 3 & 9 months - Adults	139	338	41.1%	52.9%	54.5%	52.1%
% of FP17s for Band 1 Urgent Courses	27	405	6.7%	9.7%	9.1%	9.2%
% of FP17s Relating to Free Repair or Replacements	10	405	2.5%	0.9%	1.0%	0.7%
% of FP17s Relating to Continuations	8	405	2.0%	0.9%	1.0%	0.8%
% of Patients satisfied with the dentistry they have received	0	0	N/A	94.6%	94.2%	93.4%
% of Patients satisfied with the time they had to wait for an appointment	0	0	N/A	86.1%	88.4%	87.6%

* This is based on patients treated on this contract for their most recent course of treatment. Figures in italics indicate the base number of FP17s or Patient Questionnaire responses are less than 100. N/A is shown where the base number of responses is less than 10 during the period. % is calculated as Quantity/Base number*100

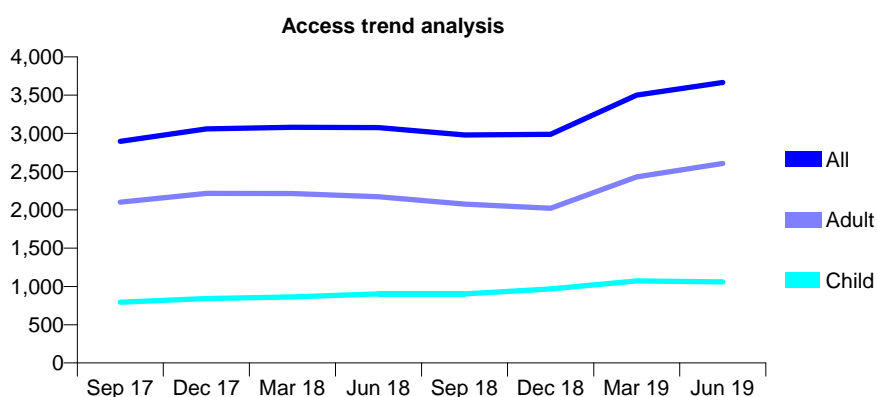
Q47 - Vital Signs At a Glance Contract Report for 567256/0001 - June 2019

Name or company name	Synergy Dental Clinic Blackburn Ltd
Contract type name	GDS Contract
Purpose of contract	General
Contract start date	01/04/2006
Contract end date	

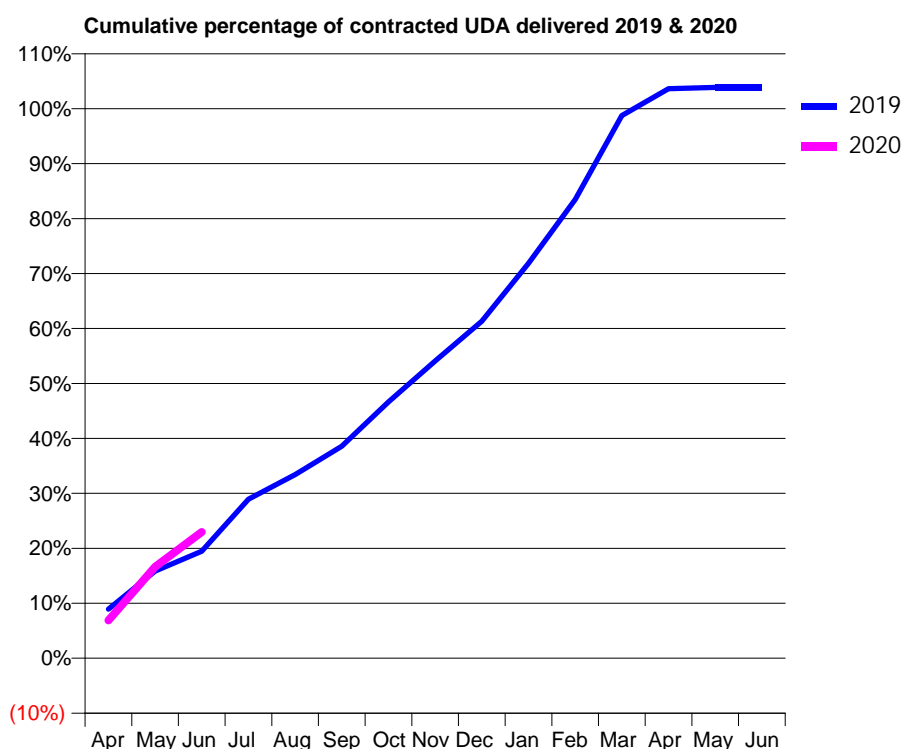
19/20 Contracted general activity (UDA)	7,600
Carry forward general activity (UDA)	0
19/20 Contracted orthodontic activity (UOA)	0
Carry forward orthodontic activity (UOA)	0
Baseline contract value	£193,528.49

ACCESS*

Patients seen in 24 months	Total	Change since previous quarter
Quarter ending June 2018	3,075	
Quarter ending September 2018	2,979	↓
Quarter ending December 2018	2,988	→
Quarter ending March 2019	3,501	↑
Quarter ending June 2019	3,665	↑
Variance since June 2018	19.2%	↑



ACTIVITY



Adjusted Scheduled Activity (UDA)		
Month	2019	2020
April	678	522
May	1,205	1,266
June	1,479	1,746
July	2,200	
August	2,541	
September	2,931	
October	3,543	
November	4,111	
December	4,659	
January	5,462	
February	6,343	
March	7,504	
April	7,876	
May	7,892	
June	7,892	

QUALITY

	Quantity	Base Number	Contract	AT	Region	England
% of FP17s for the same patient ID Re-attending within 3 months - Children	18	315	5.7%	11.3%	12.1%	11.4%
% of FP17s for the same patient ID Re-attending within 3 months - Adults	68	747	9.1%	14.9%	15.6%	15.4%
% of FP17s for the same patient ID Re-attending between 3 & 9 months - Children	180	315	57.1%	60.2%	61.2%	59.8%
% of FP17s for the same patient ID Re-attending between 3 & 9 months - Adults	192	747	25.7%	52.9%	54.5%	52.1%
% of FP17s for Band 1 Urgent Courses	41	926	4.4%	9.7%	9.1%	9.2%
% of FP17s Relating to Free Repair or Replacements	0	926	0.0%	0.9%	1.0%	0.7%
% of FP17s Relating to Continuations	3	926	0.3%	0.9%	1.0%	0.8%
% of Patients satisfied with the dentistry they have received	0	0	N/A	94.6%	94.2%	93.4%
% of Patients satisfied with the time they had to wait for an appointment	0	0	N/A	86.1%	88.4%	87.6%

* This is based on patients treated on this contract for their most recent course of treatment.

Figures in italics indicate the base number of FP17s or Patient Questionnaire responses are less than 100. N/A is shown where the base number of responses is less than 10 during the period. % is calculated as Quantity/Base number*100

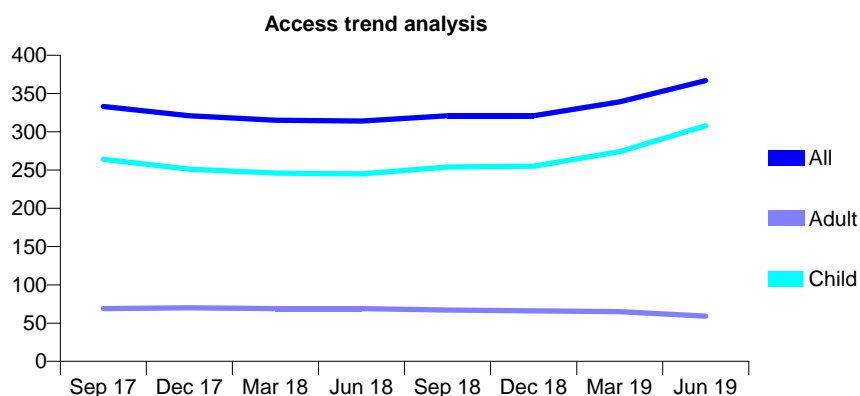
Q47 - Vital Signs At a Glance Contract Report for 570656/0001 - June 2019

Name or company name	MR M WILKINSON
Contract type name	GDS Contract
Purpose of contract	General
Contract start date	01/04/2006
Contract end date	

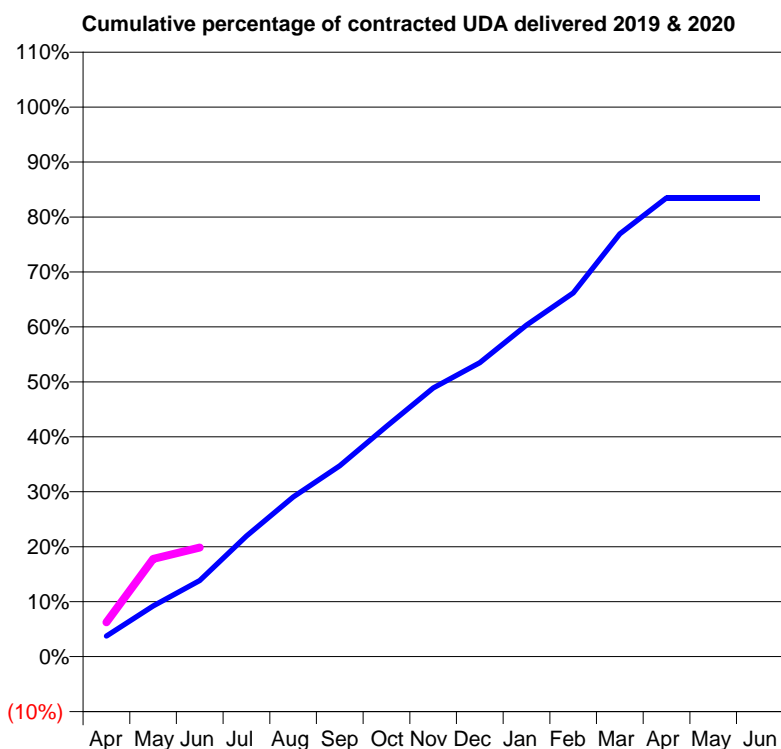
19/20 Contracted general activity (UDA)	720
Carry forward general activity (UDA)	0
19/20 Contracted orthodontic activity (UOA)	0
Carry forward orthodontic activity (UOA)	0
Baseline contract value	£16,876.16

ACCESS*

Patients seen in 24 months	Total	Change since previous quarter
Quarter ending June 2018	314	
Quarter ending September 2018	321	↑
Quarter ending December 2018	321	→
Quarter ending March 2019	339	↑
Quarter ending June 2019	367	↑
Variance since June 2018	16.9%	↑



ACTIVITY



Month	Adjusted Scheduled Activity (UDA)	
	2019	2020
April	27	45
May	66	128
June	100	143
July	158	
August	209	
September	250	
October	302	
November	352	
December	385	
January	434	
February	477	
March	554	
April	601	
May	601	
June	601	

QUALITY

	Quantity	Base Number	Contract	AT	Region	England
% of FP17s for the same patient ID Re-attending within 3 months - Children	4	124	3.2%	11.3%	12.1%	11.4%
% of FP17s for the same patient ID Re-attending within 3 months - Adults	1	14	7.1%	14.9%	15.6%	15.4%
% of FP17s for the same patient ID Re-attending between 3 & 9 months - Children	66	124	53.2%	60.2%	61.2%	59.8%
% of FP17s for the same patient ID Re-attending between 3 & 9 months - Adults	8	14	57.1%	52.9%	54.5%	52.1%
% of FP17s for Band 1 Urgent Courses	0	103	0.0%	9.7%	9.1%	9.2%
% of FP17s Relating to Free Repair or Replacements	0	103	0.0%	0.9%	1.0%	0.7%
% of FP17s Relating to Continuations	0	103	0.0%	0.9%	1.0%	0.8%
% of Patients satisfied with the dentistry they have received	0	0	N/A	94.6%	94.2%	93.4%
% of Patients satisfied with the time they had to wait for an appointment	0	0	N/A	86.1%	88.4%	87.6%

* This is based on patients treated on this contract for their most recent course of treatment. Figures in italics indicate the base number of FP17s or Patient Questionnaire responses are less than 100. N/A is shown where the base number of responses is less than 10 during the period. % is calculated as Quantity/Base number*100

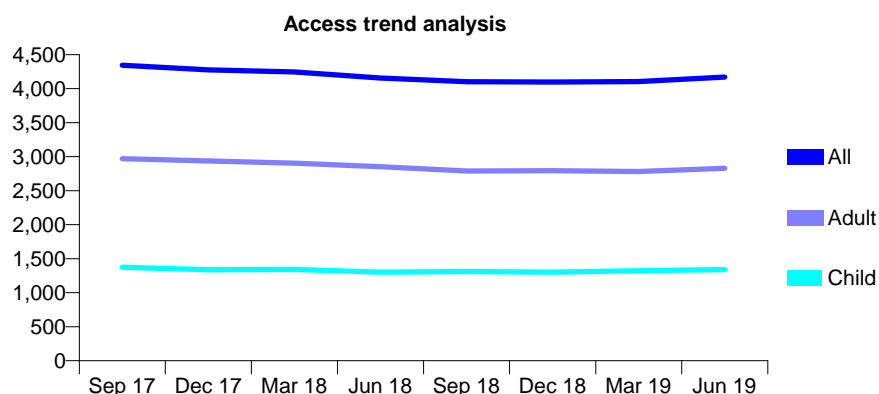
Q47 - Vital Signs At a Glance Contract Report for 572608/0001 - June 2019

Name or company name	Mr A Malik
Contract type name	GDS Contract
Purpose of contract	General
Contract start date	01/04/2006
Contract end date	

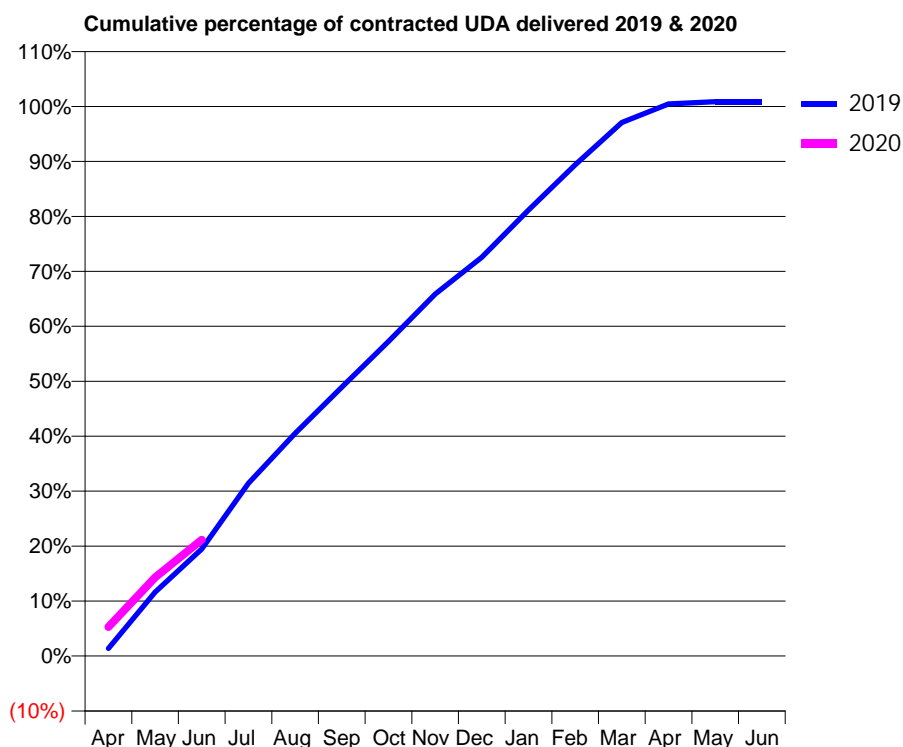
19/20 Contracted general activity (UDA)	12,946
Carry forward general activity (UDA)	0
19/20 Contracted orthodontic activity (UOA)	0
Carry forward orthodontic activity (UOA)	0
Baseline contract value	£382,617.76

ACCESS*

Patients seen in 24 months	Total	Change since previous quarter
Quarter ending June 2018	4,156	
Quarter ending September 2018	4,102	↓
Quarter ending December 2018	4,098	→
Quarter ending March 2019	4,104	→
Quarter ending June 2019	4,169	→
Variance since June 2018	0.3%	→



ACTIVITY



Month	Adjusted Scheduled Activity (UDA)	
	2019	2020
April	182	683
May	1,508	1,855
June	2,521	2,737
July	4,069	
August	5,249	
September	6,332	
October	7,408	
November	8,527	
December	9,395	
January	10,503	
February	11,573	
March	12,569	
April	13,003	
May	13,059	
June	13,058	

QUALITY

	Quantity	Base Number	Contract	AT	Region	England
% of FP17s for the same patient ID Re-attending within 3 months - Children	49	436	11.2%	11.3%	12.1%	11.4%
% of FP17s for the same patient ID Re-attending within 3 months - Adults	224	956	23.4%	14.9%	15.6%	15.4%
% of FP17s for the same patient ID Re-attending between 3 & 9 months - Children	202	436	46.3%	60.2%	61.2%	59.8%
% of FP17s for the same patient ID Re-attending between 3 & 9 months - Adults	377	956	39.4%	52.9%	54.5%	52.1%
% of FP17s for Band 1 Urgent Courses	204	1,157	17.6%	9.7%	9.1%	9.2%
% of FP17s Relating to Free Repair or Replacements	13	1,157	1.1%	0.9%	1.0%	0.7%
% of FP17s Relating to Continuations	19	1,157	1.6%	0.9%	1.0%	0.8%
% of Patients satisfied with the dentistry they have received	1	2	N/A	94.6%	94.2%	93.4%
% of Patients satisfied with the time they had to wait for an appointment	1	2	N/A	86.1%	88.4%	87.6%

* This is based on patients treated on this contract for their most recent course of treatment. Figures in italics indicate the base number of FP17s or Patient Questionnaire responses are less than 100. N/A is shown where the base number of responses is less than 10 during the period. % is calculated as Quantity/Base number*100

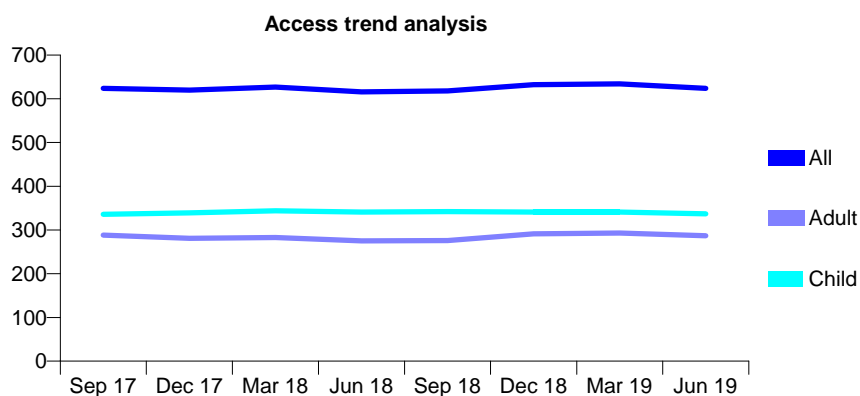
Q47 - Vital Signs At a Glance Contract Report for 574651/0001 - June 2019

Name or company name	MISS CL ALLEN
Contract type name	GDS Contract
Purpose of contract	General
Contract start date	01/04/2006
Contract end date	

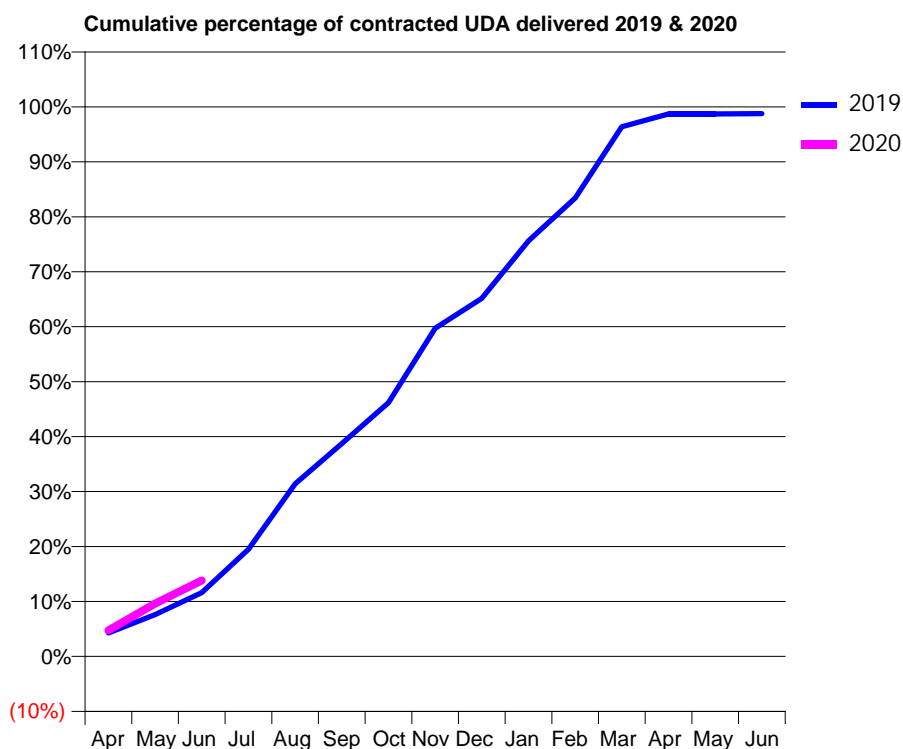
19/20 Contracted general activity (UDA)	1,561
Carry forward general activity (UDA)	0
19/20 Contracted orthodontic activity (UOA)	0
Carry forward orthodontic activity (UOA)	0
Baseline contract value	£43,581.94

ACCESS*

Patients seen in 24 months	Total	Change since previous quarter
Quarter ending June 2018	616	
Quarter ending September 2018	618	→
Quarter ending December 2018	632	↑
Quarter ending March 2019	634	→
Quarter ending June 2019	624	↓
Variance since June 2018	1.3%	→



ACTIVITY



Adjusted Scheduled Activity (UDA)		
Month	2019	2020
April	67	74
May	119	150
June	181	216
July	304	
August	490	
September	604	
October	721	
November	932	
December	1,017	
January	1,181	
February	1,302	
March	1,505	
April	1,541	
May	1,541	
June	1,542	

QUALITY

	Quantity	Base Number	Contract	AT	Region	England
% of FP17s for the same patient ID Re-attending within 3 months - Children	6	111	5.4%	11.3%	12.1%	11.4%
% of FP17s for the same patient ID Re-attending within 3 months - Adults	7	63	11.1%	14.9%	15.6%	15.4%
% of FP17s for the same patient ID Re-attending between 3 & 9 months - Children	87	111	78.4%	60.2%	61.2%	59.8%
% of FP17s for the same patient ID Re-attending between 3 & 9 months - Adults	44	63	69.8%	52.9%	54.5%	52.1%
% of FP17s for Band 1 Urgent Courses	4	156	2.6%	9.7%	9.1%	9.2%
% of FP17s Relating to Free Repair or Replacements	0	156	0.0%	0.9%	1.0%	0.7%
% of FP17s Relating to Continuations	0	156	0.0%	0.9%	1.0%	0.8%
% of Patients satisfied with the dentistry they have received	0	0	N/A	94.6%	94.2%	93.4%
% of Patients satisfied with the time they had to wait for an appointment	0	0	N/A	86.1%	88.4%	87.6%

* This is based on patients treated on this contract for their most recent course of treatment. Figures in italics indicate the base number of FP17s or Patient Questionnaire responses are less than 100. N/A is shown where the base number of responses is less than 10 during the period. % is calculated as Quantity/Base number*100

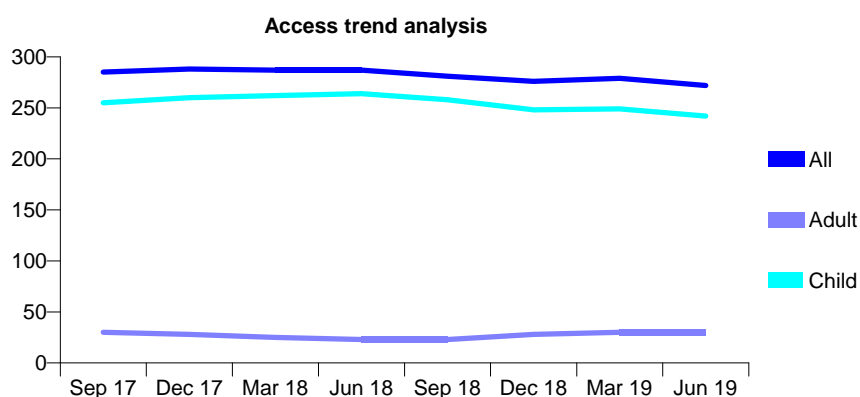
Q47 - Vital Signs At a Glance Contract Report for 575577/0001 - June 2019

Name or company name	MR JR VALENTINE
Contract type name	GDS Contract
Purpose of contract	General
Contract start date	01/04/2006
Contract end date	

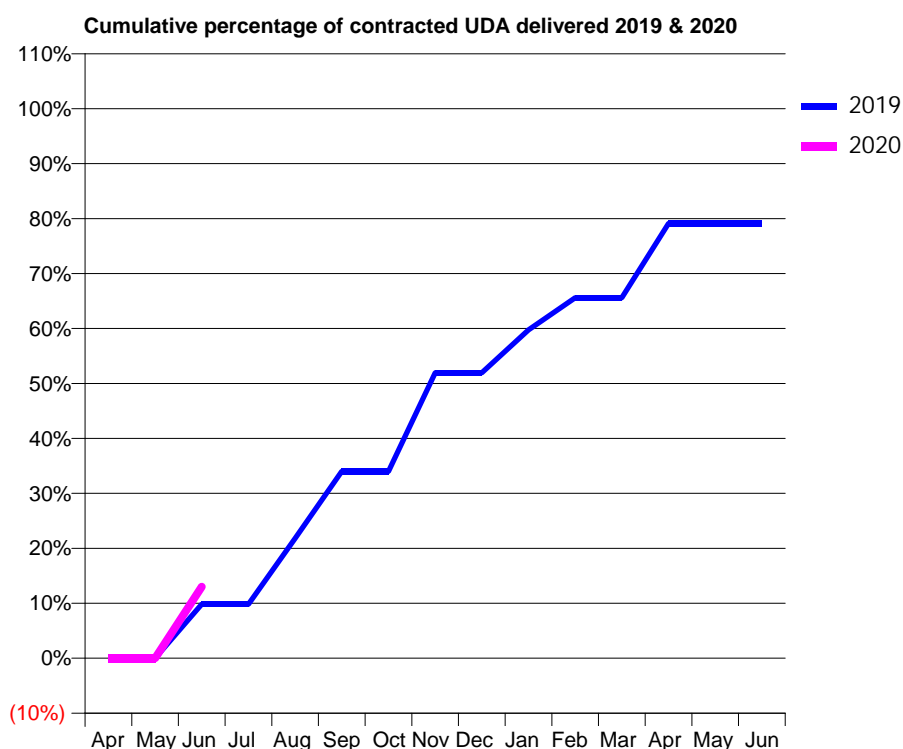
19/20 Contracted general activity (UDA)	600
Carry forward general activity (UDA)	0
19/20 Contracted orthodontic activity (UOA)	0
Carry forward orthodontic activity (UOA)	0
Baseline contract value	£11,440.12

ACCESS*

Patients seen in 24 months	Total	Change since previous quarter
Quarter ending June 2018	287	
Quarter ending September 2018	281	↓
Quarter ending December 2018	276	↓
Quarter ending March 2019	279	→
Quarter ending June 2019	272	↓
Variance since June 2018	(5.2%)	↓



ACTIVITY



Month	2019	2020
April	0	0
May	0	0
June	59	78
July	59	
August	131	
September	204	
October	204	
November	312	
December	312	
January	359	
February	394	
March	394	
April	475	
May	475	
June	475	

QUALITY

	Quantity	Base Number	Contract	AT	Region	England
% of FP17s for the same patient ID Re-attending within 3 months - Children	13	149	8.7%	11.3%	12.1%	11.4%
% of FP17s for the same patient ID Re-attending within 3 months - Adults	0	0	N/A	14.9%	15.6%	15.4%
% of FP17s for the same patient ID Re-attending between 3 & 9 months - Children	100	149	67.1%	60.2%	61.2%	59.8%
% of FP17s for the same patient ID Re-attending between 3 & 9 months - Adults	0	0	N/A	52.9%	54.5%	52.1%
% of FP17s for Band 1 Urgent Courses	0	72	0.0%	9.7%	9.1%	9.2%
% of FP17s Relating to Free Repair or Replacements	0	72	0.0%	0.9%	1.0%	0.7%
% of FP17s Relating to Continuations	0	72	0.0%	0.9%	1.0%	0.8%
% of Patients satisfied with the dentistry they have received	0	0	N/A	94.6%	94.2%	93.4%
% of Patients satisfied with the time they had to wait for an appointment	0	0	N/A	86.1%	88.4%	87.6%

* This is based on patients treated on this contract for their most recent course of treatment.

Figures in italics indicate the base number of FP17s or Patient Questionnaire responses are less than 100. N/A is shown where the base number of responses is less than 10 during the period. % is calculated as Quantity/Base number*100

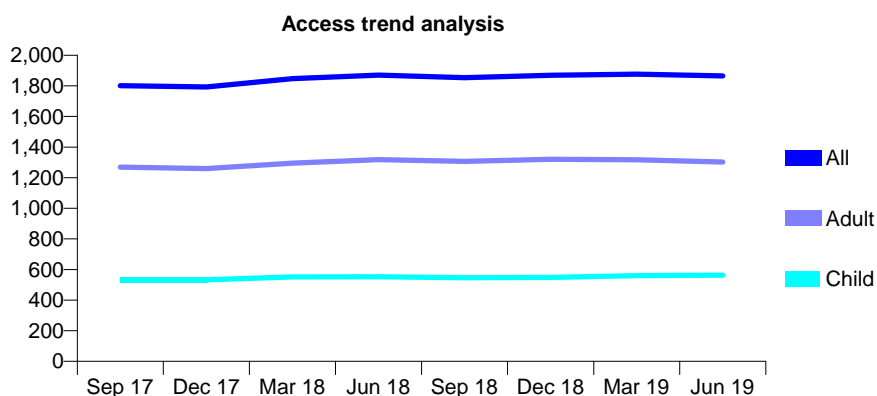
Q47 - Vital Signs At a Glance Contract Report for 604860/0001 - June 2019

Name or company name	MR SA BATE
Contract type name	GDS Contract
Purpose of contract	General
Contract start date	01/10/2010
Contract end date	

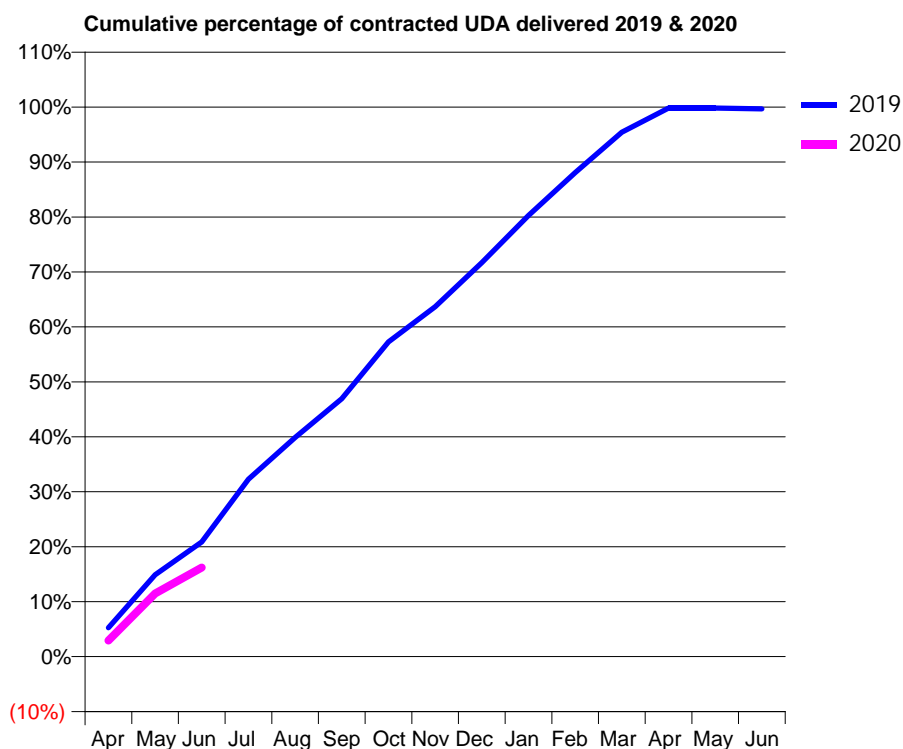
19/20 Contracted general activity (UDA)	7,000
Carry forward general activity (UDA)	0
19/20 Contracted orthodontic activity (UOA)	0
Carry forward orthodontic activity (UOA)	0
Baseline contract value	£177,133.37

ACCESS*

Patients seen in 24 months	Total	Change since previous quarter
Quarter ending June 2018	1,871	
Quarter ending September 2018	1,853	→
Quarter ending December 2018	1,869	→
Quarter ending March 2019	1,877	→
Quarter ending June 2019	1,865	→
Variance since June 2018	(0.3%)	→



ACTIVITY



Month	Adjusted Scheduled Activity (UDA)	
	2019	2020
April	367	205
May	1,043	805
June	1,462	1,136
July	2,261	
August	2,792	
September	3,284	
October	4,010	
November	4,456	
December	5,017	
January	5,618	
February	6,165	
March	6,680	
April	6,987	
May	6,987	
June	6,977	

QUALITY

	Quantity	Base Number	Contract	AT	Region	England
% of FP17s for the same patient ID Re-attending within 3 months - Children	22	246	8.9%	11.3%	12.1%	11.4%
% of FP17s for the same patient ID Re-attending within 3 months - Adults	76	510	14.9%	14.9%	15.6%	15.4%
% of FP17s for the same patient ID Re-attending between 3 & 9 months - Children	191	246	77.6%	60.2%	61.2%	59.8%
% of FP17s for the same patient ID Re-attending between 3 & 9 months - Adults	339	510	66.5%	52.9%	54.5%	52.1%
% of FP17s for Band 1 Urgent Courses	28	597	4.7%	9.7%	9.1%	9.2%
% of FP17s Relating to Free Repair or Replacements	11	597	1.8%	0.9%	1.0%	0.7%
% of FP17s Relating to Continuations	4	597	0.7%	0.9%	1.0%	0.8%
% of Patients satisfied with the dentistry they have received	7	7	N/A	94.6%	94.2%	93.4%
% of Patients satisfied with the time they had to wait for an appointment	7	7	N/A	86.1%	88.4%	87.6%

* This is based on patients treated on this contract for their most recent course of treatment. Figures in italics indicate the base number of FP17s or Patient Questionnaire responses are less than 100. N/A is shown where the base number of responses is less than 10 during the period. % is calculated as Quantity/Base number*100

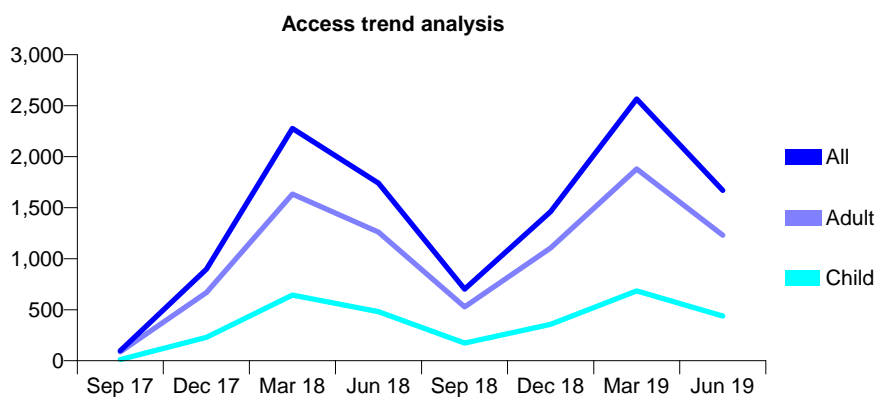
Q47 - Vital Signs At a Glance Contract Report for 629081/0001 - June 2019

Name or company name	Drakes Dental Care
Contract type name	GDS Contract
Purpose of contract	General
Contract start date	01/04/2006
Contract end date	

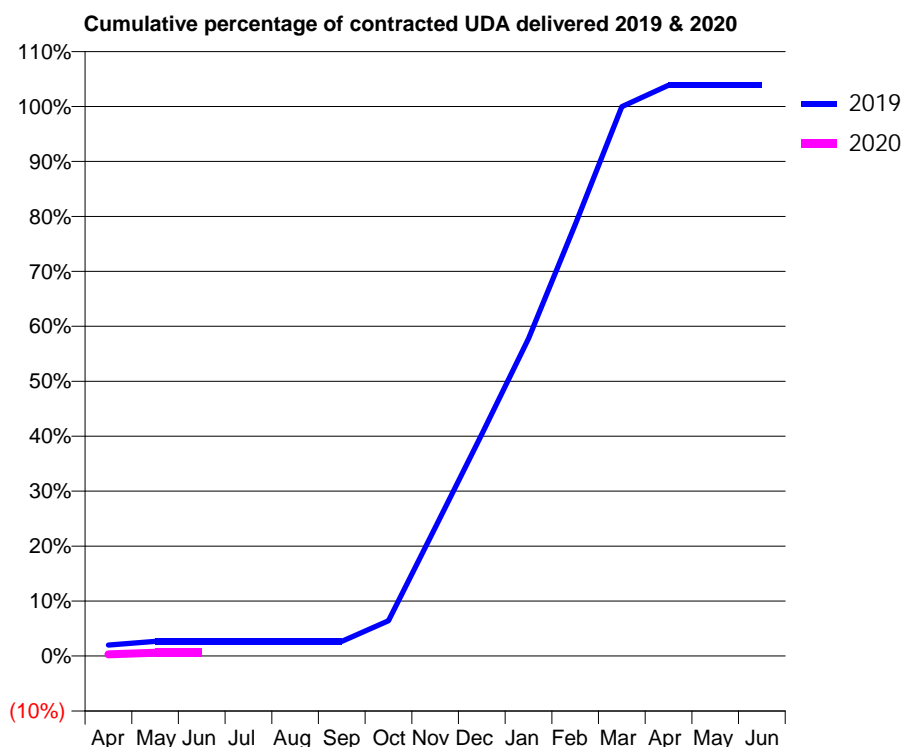
19/20 Contracted general activity (UDA)	5,275
Carry forward general activity (UDA)	0
19/20 Contracted orthodontic activity (UOA)	0
Carry forward orthodontic activity (UOA)	0
Baseline contract value	£122,788.77

ACCESS*

Patients seen in 24 months	Total	Change since previous quarter
Quarter ending June 2018	1,741	
Quarter ending September 2018	701	↓
Quarter ending December 2018	1,461	↑
Quarter ending March 2019	2,565	↑
Quarter ending June 2019	1,670	↓
Variance since June 2018	(4.1%)	↓



ACTIVITY



Month	Adjusted Scheduled Activity (UDA)	
	2019	2020
April	88	16
May	117	31
June	117	31
July	117	
August	117	
September	117	
October	281	
November	1,024	
December	1,767	
January	2,531	
February	3,440	
March	4,380	
April	4,551	
May	4,551	
June	4,551	

QUALITY

	Quantity	Base Number	Contract	AT	Region	England
% of FP17s for the same patient ID Re-attending within 3 months - Children	1	24	4.2%	11.3%	12.1%	11.4%
% of FP17s for the same patient ID Re-attending within 3 months - Adults	12	77	15.6%	14.9%	15.6%	15.4%
% of FP17s for the same patient ID Re-attending between 3 & 9 months - Children	5	24	20.8%	60.2%	61.2%	59.8%
% of FP17s for the same patient ID Re-attending between 3 & 9 months - Adults	4	77	5.2%	52.9%	54.5%	52.1%
% of FP17s for Band 1 Urgent Courses	0	5	0.0%	9.7%	9.1%	9.2%
% of FP17s Relating to Free Repair or Replacements	1	5	20.0%	0.9%	1.0%	0.7%
% of FP17s Relating to Continuations	0	5	0.0%	0.9%	1.0%	0.8%
% of Patients satisfied with the dentistry they have received	1	1	N/A	94.6%	94.2%	93.4%
% of Patients satisfied with the time they had to wait for an appointment	1	1	N/A	86.1%	88.4%	87.6%

* This is based on patients treated on this contract for their most recent course of treatment. Figures in italics indicate the base number of FP17s or Patient Questionnaire responses are less than 100. N/A is shown where the base number of responses is less than 10 during the period. % is calculated as Quantity/Base number*100

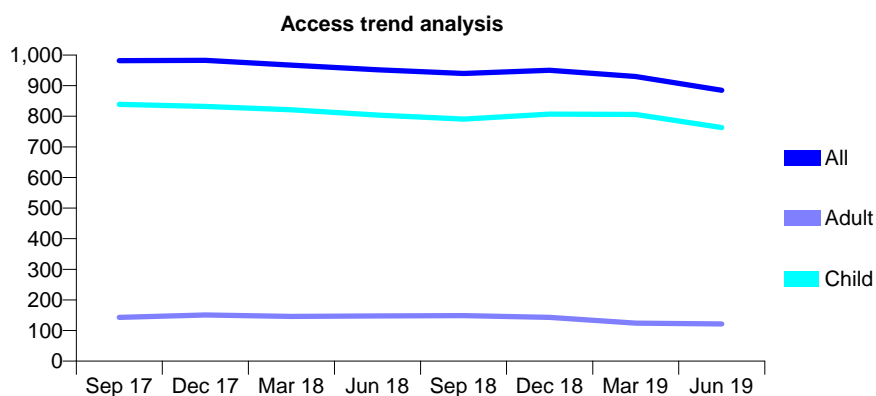
Q47 - Vital Signs At a Glance Contract Report for 629154/0003 - June 2019

Name or company name	Denpoint Dental Care
Contract type name	GDS Contract
Purpose of contract	General and Orthodontic
Contract start date	01/06/2008
Contract end date	

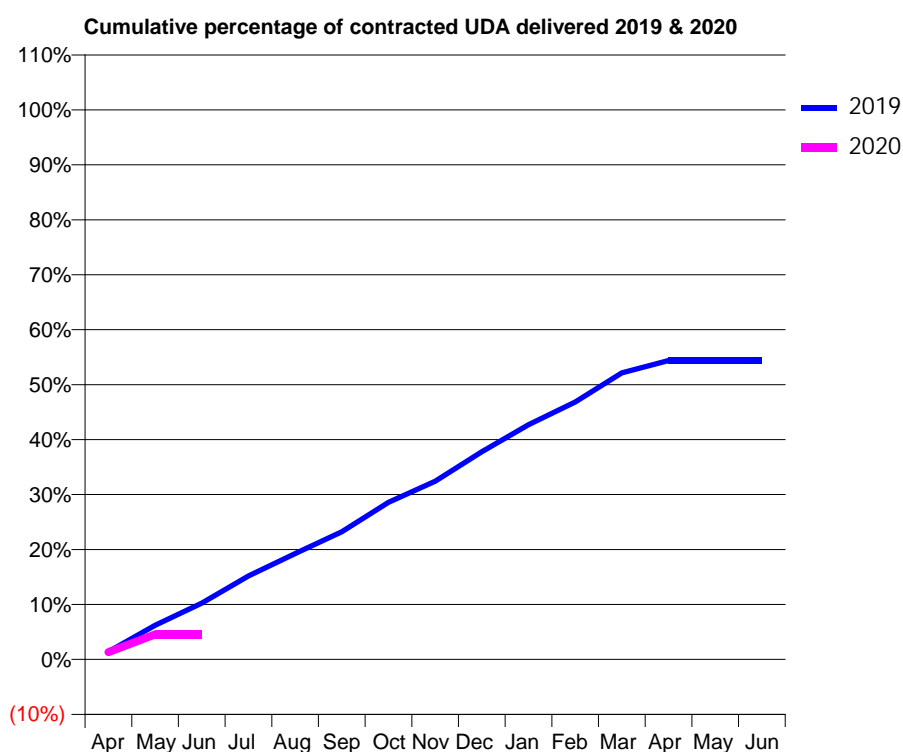
19/20 Contracted general activity (UDA)	3,050
Carry forward general activity (UDA)	0
19/20 Contracted orthodontic activity (UOA)	1,150
Carry forward orthodontic activity (UOA)	0
Baseline contract value	£159,855.81

ACCESS*

Patients seen in 24 months	Total	Change since previous quarter
Quarter ending June 2018	952	
Quarter ending September 2018	940	↓
Quarter ending December 2018	950	→
Quarter ending March 2019	930	↓
Quarter ending June 2019	885	↓
Variance since June 2018	(7.0%)	↓



ACTIVITY



Month	2019	2020
April	43	40
May	190	139
June	312	139
July	463	
August	588	
September	708	
October	872	
November	989	
December	1,153	
January	1,303	
February	1,429	
March	1,590	
April	1,659	
May	1,659	
June	1,659	

QUALITY

	Quantity	Base Number	Contract	AT	Region	England
% of FP17s for the same patient ID Re-attending within 3 months - Children	25	171	14.6%	11.3%	12.1%	11.4%
% of FP17s for the same patient ID Re-attending within 3 months - Adults	0	7	0.0%	14.9%	15.6%	15.4%
% of FP17s for the same patient ID Re-attending between 3 & 9 months - Children	88	171	51.5%	60.2%	61.2%	59.8%
% of FP17s for the same patient ID Re-attending between 3 & 9 months - Adults	2	7	28.6%	52.9%	54.5%	52.1%
% of FP17s for Band 1 Urgent Courses	1	110	0.9%	9.7%	9.1%	9.2%
% of FP17s Relating to Free Repair or Replacements	0	110	0.0%	0.9%	1.0%	0.7%
% of FP17s Relating to Continuations	0	110	0.0%	0.9%	1.0%	0.8%
% of Patients satisfied with the dentistry they have received	0	0	N/A	94.6%	94.2%	93.4%
% of Patients satisfied with the time they had to wait for an appointment	0	0	N/A	86.1%	88.4%	87.6%

* This is based on patients treated on this contract for their most recent course of treatment. Figures in italics indicate the base number of FP17s or Patient Questionnaire responses are less than 100. N/A is shown where the base number of responses is less than 10 during the period. % is calculated as Quantity/Base number*100

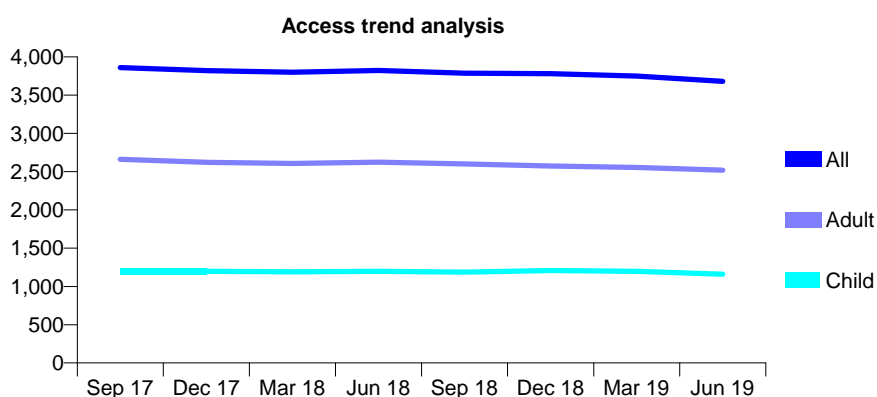
Q47 - Vital Signs At a Glance Contract Report for 629316/0001 - June 2019

Name or company name	Mr Waqar Mohammed
Contract type name	GDS Contract
Purpose of contract	General
Contract start date	01/04/2006
Contract end date	

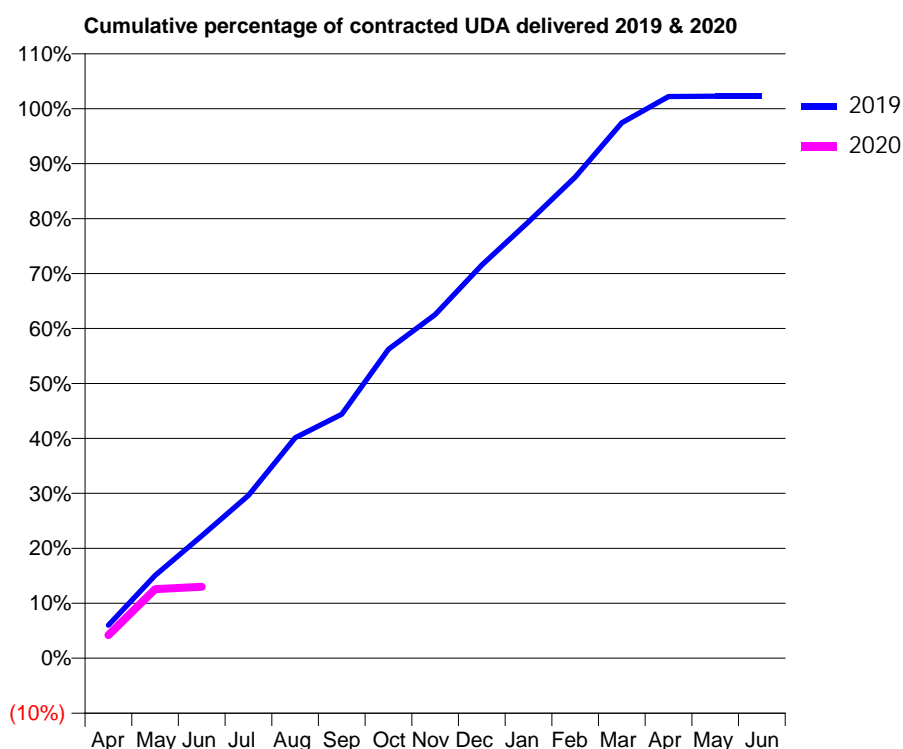
19/20 Contracted general activity (UDA)	13,319
Carry forward general activity (UDA)	0
19/20 Contracted orthodontic activity (UOA)	0
Carry forward orthodontic activity (UOA)	0
Baseline contract value	£411,163.21

ACCESS*

Patients seen in 24 months	Total	Change since previous quarter
Quarter ending June 2018	3,821	
Quarter ending September 2018	3,787	→
Quarter ending December 2018	3,781	→
Quarter ending March 2019	3,750	→
Quarter ending June 2019	3,680	↓
Variance since June 2018	(3.7%)	↓



ACTIVITY



Month	2019	2020
April	798	562
May	2,008	1,672
June	2,965	1,733
July	3,948	
August	5,345	
September	5,914	
October	7,488	
November	8,332	
December	9,531	
January	10,578	
February	11,660	
March	12,976	
April	13,611	
May	13,620	
June	13,620	

QUALITY

	Quantity	Base Number	Contract	AT	Region	England
% of FP17s for the same patient ID Re-attending within 3 months - Children	25	314	8.0%	11.3%	12.1%	11.4%
% of FP17s for the same patient ID Re-attending within 3 months - Adults	72	598	12.0%	14.9%	15.6%	15.4%
% of FP17s for the same patient ID Re-attending between 3 & 9 months - Children	174	314	55.4%	60.2%	61.2%	59.8%
% of FP17s for the same patient ID Re-attending between 3 & 9 months - Adults	308	598	51.5%	52.9%	54.5%	52.1%
% of FP17s for Band 1 Urgent Courses	32	667	4.8%	9.7%	9.1%	9.2%
% of FP17s Relating to Free Repair or Replacements	6	667	0.9%	0.9%	1.0%	0.7%
% of FP17s Relating to Continuations	0	667	0.0%	0.9%	1.0%	0.8%
% of Patients satisfied with the dentistry they have received	1	1	N/A	94.6%	94.2%	93.4%
% of Patients satisfied with the time they had to wait for an appointment	1	1	N/A	86.1%	88.4%	87.6%

* This is based on patients treated on this contract for their most recent course of treatment.

Figures in italics indicate the base number of FP17s or Patient Questionnaire responses are less than 100. N/A is shown where the base number of responses is less than 10 during the period. % is calculated as Quantity/Base number*100

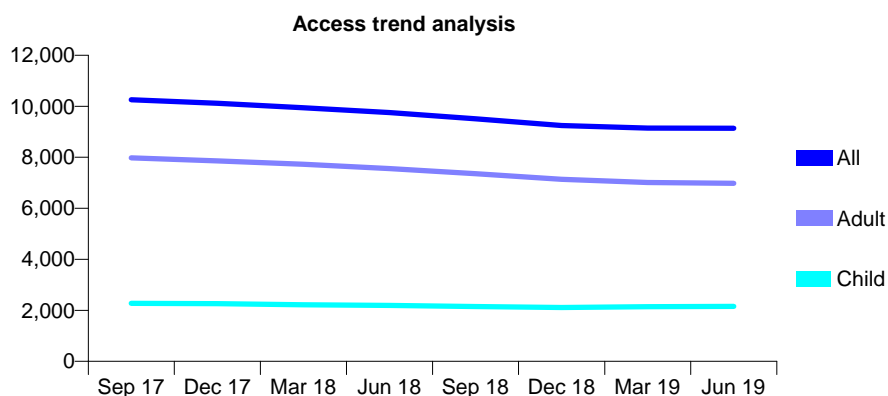
Q47 - Vital Signs At a Glance Contract Report for 635944/0001 - June 2019

Name or company name	Dr J E Cornall and Dr A Giaziri
Contract type name	GDS Contract
Purpose of contract	General
Contract start date	01/04/2006
Contract end date	

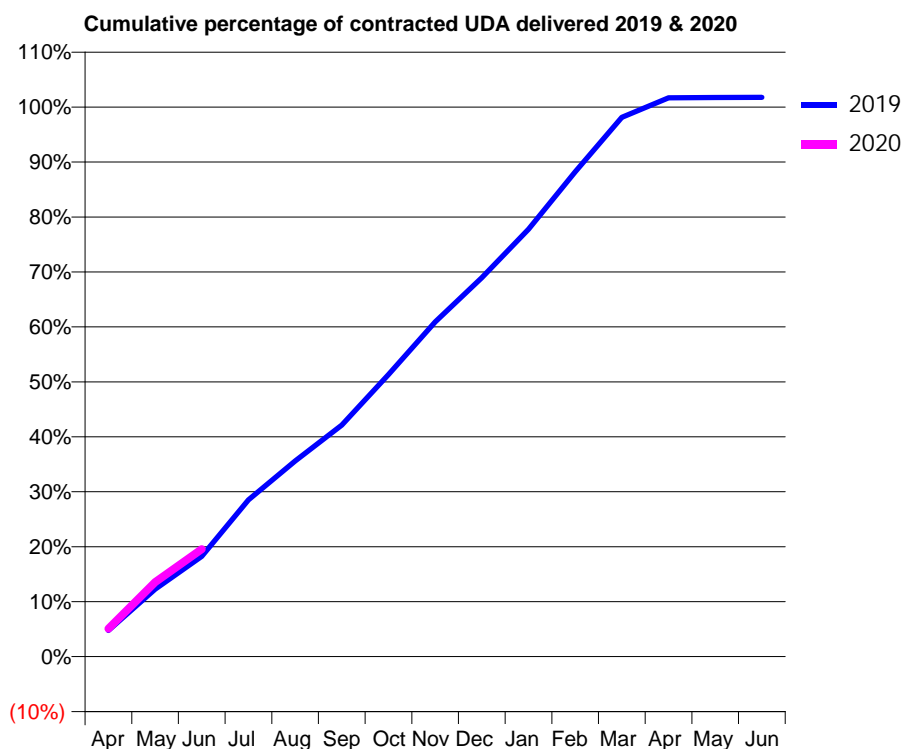
19/20 Contracted general activity (UDA)	23,341
Carry forward general activity (UDA)	0
19/20 Contracted orthodontic activity (UOA)	0
Carry forward orthodontic activity (UOA)	0
Baseline contract value	£603,476.70

ACCESS*

Patients seen in 24 months	Total	Change since previous quarter
Quarter ending June 2018	9,752	
Quarter ending September 2018	9,510	↓
Quarter ending December 2018	9,245	↓
Quarter ending March 2019	9,147	↓
Quarter ending June 2019	9,139	→
Variance since June 2018	(6.3%)	↓



ACTIVITY



Month	Adjusted Scheduled Activity (UDA)	
	2019	2020
April	1,116	1,187
May	2,865	3,162
June	4,264	4,568
July	6,657	
August	8,313	
September	9,831	
October	11,985	
November	14,213	
December	16,097	
January	18,148	
February	20,593	
March	22,902	
April	23,731	
May	23,747	
June	23,753	

QUALITY

	Quantity	Base Number	Contract	AT	Region	England
% of FP17s for the same patient ID Re-attending within 3 months - Children	58	748	7.8%	11.3%	12.1%	11.4%
% of FP17s for the same patient ID Re-attending within 3 months - Adults	305	2,242	13.6%	14.9%	15.6%	15.4%
% of FP17s for the same patient ID Re-attending between 3 & 9 months - Children	451	748	60.3%	60.2%	61.2%	59.8%
% of FP17s for the same patient ID Re-attending between 3 & 9 months - Adults	1,176	2,242	52.5%	52.9%	54.5%	52.1%
% of FP17s for Band 1 Urgent Courses	297	2,575	11.5%	9.7%	9.1%	9.2%
% of FP17s Relating to Free Repair or Replacements	8	2,575	0.3%	0.9%	1.0%	0.7%
% of FP17s Relating to Continuations	5	2,575	0.2%	0.9%	1.0%	0.8%
% of Patients satisfied with the dentistry they have received	4	4	N/A	94.6%	94.2%	93.4%
% of Patients satisfied with the time they had to wait for an appointment	4	4	N/A	86.1%	88.4%	87.6%

* This is based on patients treated on this contract for their most recent course of treatment. Figures in italics indicate the base number of FP17s or Patient Questionnaire responses are less than 100. N/A is shown where the base number of responses is less than 10 during the period. % is calculated as Quantity/Base number*100

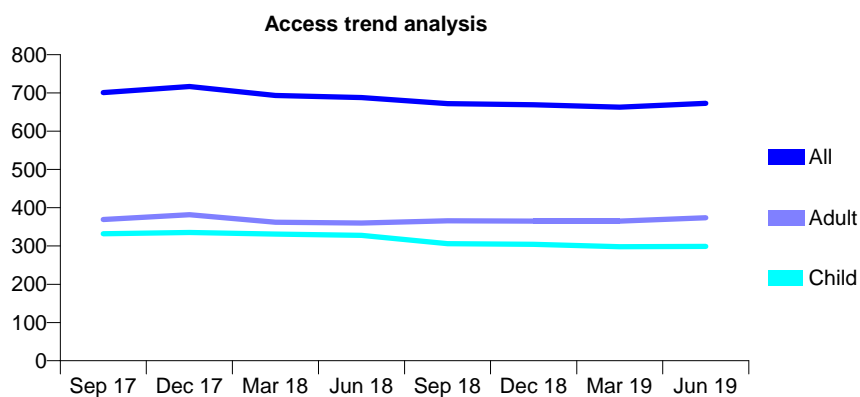
Q47 - Vital Signs At a Glance Contract Report for 635960/0001 - June 2019

Name or company name	MR AP OVENDEN
Contract type name	GDS Contract
Purpose of contract	General
Contract start date	01/04/2006
Contract end date	

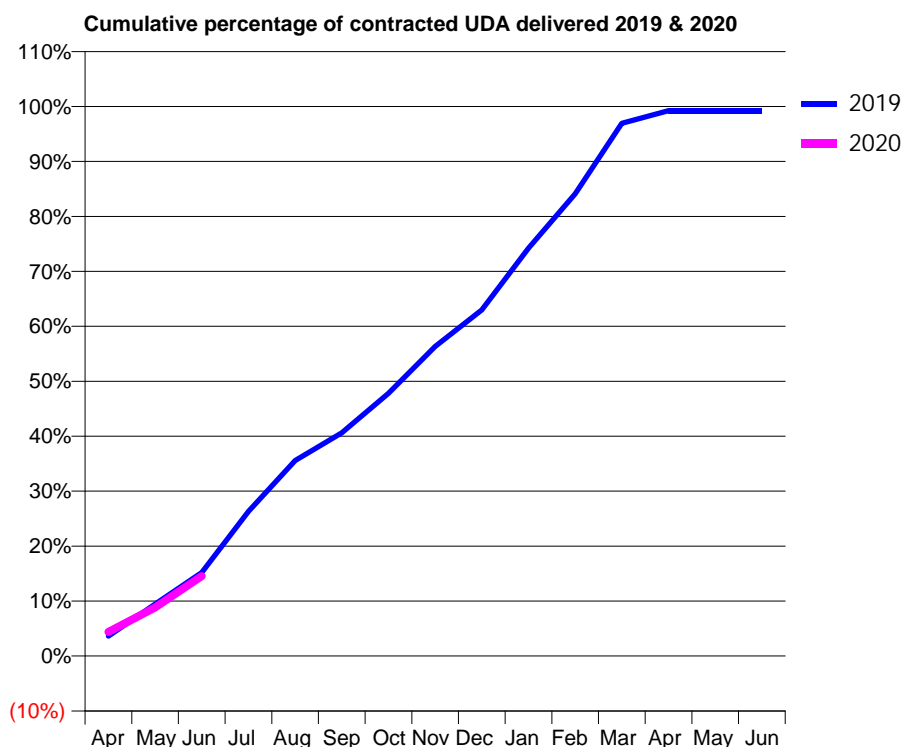
19/20 Contracted general activity (UDA)	1,600
Carry forward general activity (UDA)	0
19/20 Contracted orthodontic activity (UOA)	0
Carry forward orthodontic activity (UOA)	0
Baseline contract value	£44,585.49

ACCESS*

Patients seen in 24 months	Total	Change since previous quarter
Quarter ending June 2018	688	
Quarter ending September 2018	672	↓
Quarter ending December 2018	669	→
Quarter ending March 2019	663	→
Quarter ending June 2019	673	→
Variance since June 2018	(2.2%)	↓



ACTIVITY



Month	Adjusted Scheduled Activity (UDA)	
	2019	2020
April	58	70
May	151	141
June	243	233
July	421	
August	569	
September	650	
October	765	
November	901	
December	1,008	
January	1,188	
February	1,346	
March	1,551	
April	1,588	
May	1,588	
June	1,588	

QUALITY

	Quantity	Base Number	Contract	AT	Region	England
% of FP17s for the same patient ID Re-attending within 3 months - Children	3	86	3.5%	11.3%	12.1%	11.4%
% of FP17s for the same patient ID Re-attending within 3 months - Adults	12	96	12.5%	14.9%	15.6%	15.4%
% of FP17s for the same patient ID Re-attending between 3 & 9 months - Children	56	86	65.1%	60.2%	61.2%	59.8%
% of FP17s for the same patient ID Re-attending between 3 & 9 months - Adults	52	96	54.2%	52.9%	54.5%	52.1%
% of FP17s for Band 1 Urgent Courses	4	153	2.6%	9.7%	9.1%	9.2%
% of FP17s Relating to Free Repair or Replacements	0	153	0.0%	0.9%	1.0%	0.7%
% of FP17s Relating to Continuations	0	153	0.0%	0.9%	1.0%	0.8%
% of Patients satisfied with the dentistry they have received	0	0	N/A	94.6%	94.2%	93.4%
% of Patients satisfied with the time they had to wait for an appointment	0	0	N/A	86.1%	88.4%	87.6%

* This is based on patients treated on this contract for their most recent course of treatment. Figures in italics indicate the base number of FP17s or Patient Questionnaire responses are less than 100. N/A is shown where the base number of responses is less than 10 during the period. % is calculated as Quantity/Base number*100

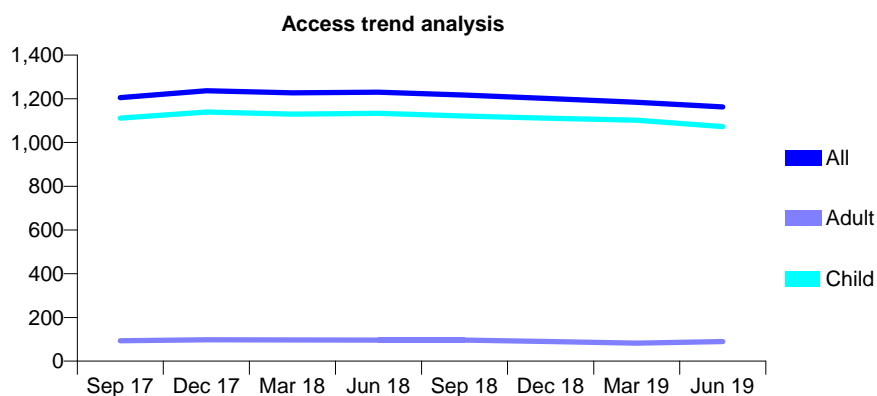
Q47 - Vital Signs At a Glance Contract Report for 638552/0001 - June 2019

Name or company name	MR PM BROOKS
Contract type name	GDS Contract
Purpose of contract	General
Contract start date	01/04/2006
Contract end date	

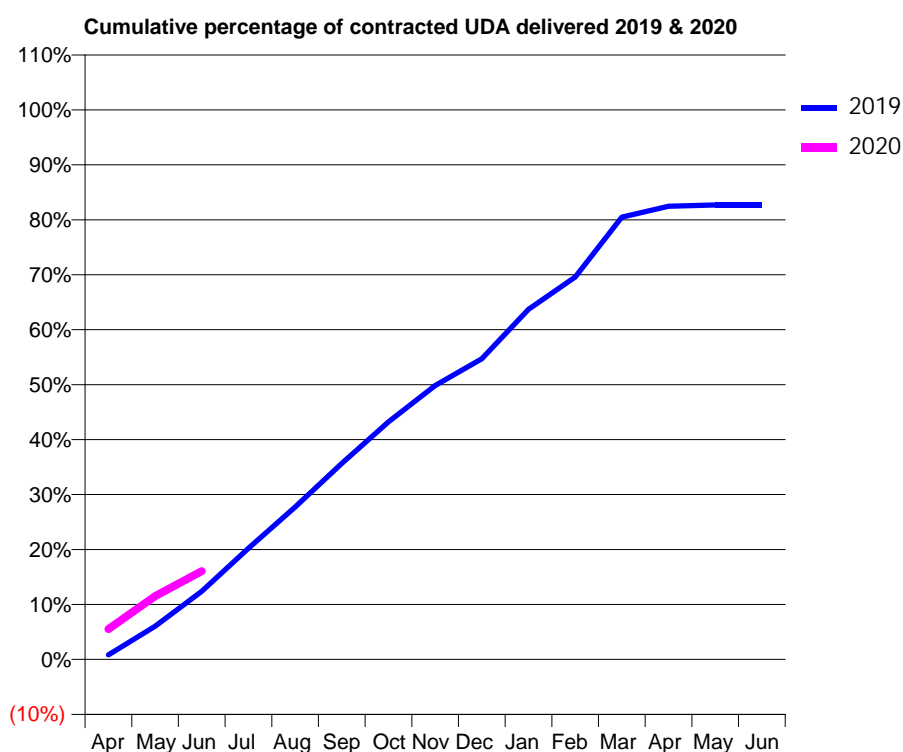
19/20 Contracted general activity (UDA)	2,300
Carry forward general activity (UDA)	0
19/20 Contracted orthodontic activity (UOA)	0
Carry forward orthodontic activity (UOA)	0
Baseline contract value	£51,117.18

ACCESS*

Patients seen in 24 months	Total	Change since previous quarter
Quarter ending June 2018	1,230	
Quarter ending September 2018	1,217	↓
Quarter ending December 2018	1,201	↓
Quarter ending March 2019	1,184	↓
Quarter ending June 2019	1,163	↓
Variance since June 2018	(5.4%)	↓



ACTIVITY



Month	2019	2020
April	19	127
May	139	265
June	285	369
July	465	
August	638	
September	820	
October	994	
November	1,147	
December	1,259	
January	1,466	
February	1,601	
March	1,851	
April	1,897	
May	1,902	
June	1,902	

QUALITY

	Quantity	Base Number	Contract	AT	Region	England
% of FP17s for the same patient ID Re-attending within 3 months - Children	14	323	4.3%	11.3%	12.1%	11.4%
% of FP17s for the same patient ID Re-attending within 3 months - Adults	0	0	N/A	14.9%	15.6%	15.4%
% of FP17s for the same patient ID Re-attending between 3 & 9 months - Children	196	323	60.7%	60.2%	61.2%	59.8%
% of FP17s for the same patient ID Re-attending between 3 & 9 months - Adults	0	0	N/A	52.9%	54.5%	52.1%
% of FP17s for Band 1 Urgent Courses	0	284	0.0%	9.7%	9.1%	9.2%
% of FP17s Relating to Free Repair or Replacements	0	284	0.0%	0.9%	1.0%	0.7%
% of FP17s Relating to Continuations	1	284	0.4%	0.9%	1.0%	0.8%
% of Patients satisfied with the dentistry they have received	1	1	N/A	94.6%	94.2%	93.4%
% of Patients satisfied with the time they had to wait for an appointment	1	1	N/A	86.1%	88.4%	87.6%

* This is based on patients treated on this contract for their most recent course of treatment. Figures in italics indicate the base number of FP17s or Patient Questionnaire responses are less than 100. N/A is shown where the base number of responses is less than 10 during the period. % is calculated as Quantity/Base number*100

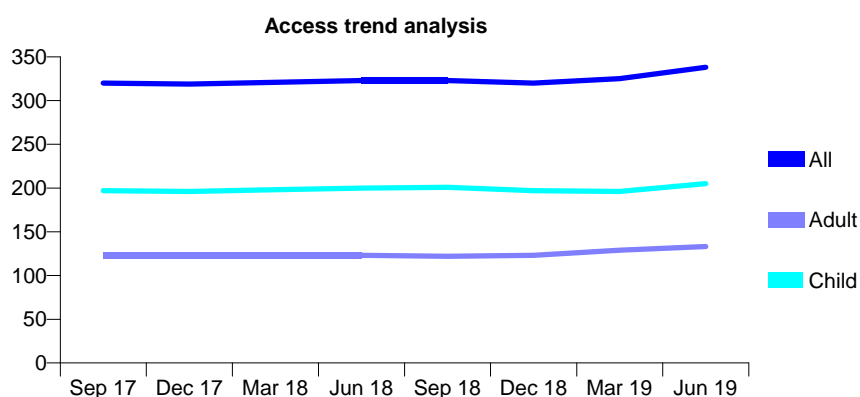
Q47 - Vital Signs At a Glance Contract Report for 641812/0001 - June 2019

Name or company name	MR C WOODALL
Contract type name	GDS Contract
Purpose of contract	General
Contract start date	01/04/2006
Contract end date	

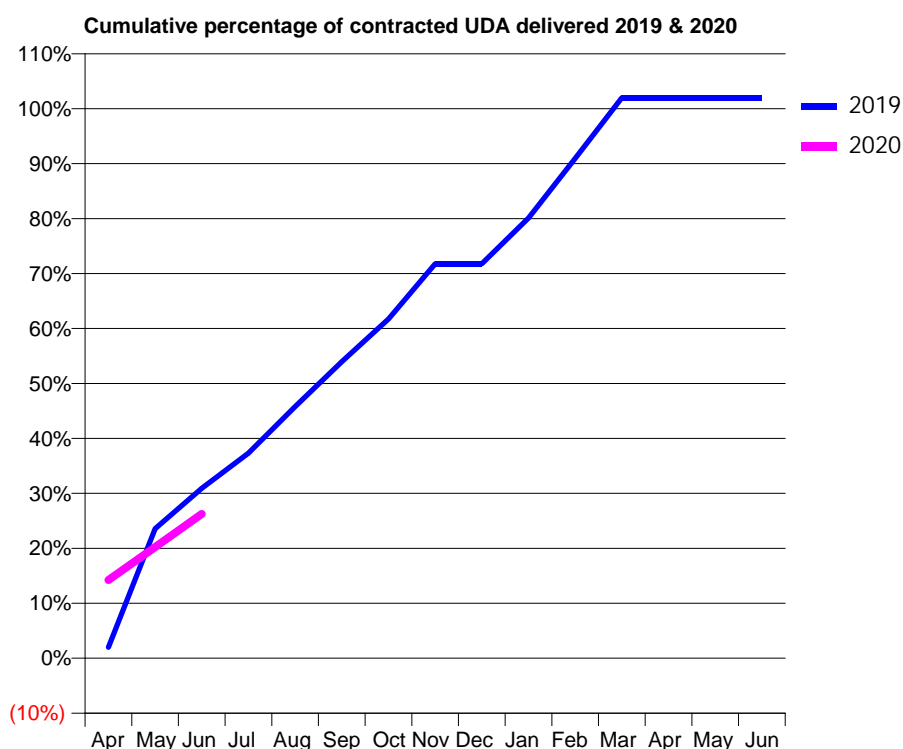
19/20 Contracted general activity (UDA)	600
Carry forward general activity (UDA)	0
19/20 Contracted orthodontic activity (UOA)	0
Carry forward orthodontic activity (UOA)	0
Baseline contract value	£16,855.63

ACCESS*

Patients seen in 24 months	Total	Change since previous quarter
Quarter ending June 2018	323	
Quarter ending September 2018	323	→
Quarter ending December 2018	320	→
Quarter ending March 2019	325	→
Quarter ending June 2019	338	↑
Variance since June 2018	4.6%	↑



ACTIVITY



Month	2019	2020
April	12	85
May	141	121
June	186	157
July	224	
August	275	
September	324	
October	370	
November	431	
December	431	
January	481	
February	546	
March	612	
April	612	
May	612	
June	612	

QUALITY

	Quantity	Base Number	Contract	AT	Region	England
% of FP17s for the same patient ID Re-attending within 3 months - Children	2	99	2.0%	11.3%	12.1%	11.4%
% of FP17s for the same patient ID Re-attending within 3 months - Adults	1	39	2.6%	14.9%	15.6%	15.4%
% of FP17s for the same patient ID Re-attending between 3 & 9 months - Children	73	99	73.7%	60.2%	61.2%	59.8%
% of FP17s for the same patient ID Re-attending between 3 & 9 months - Adults	27	39	69.2%	52.9%	54.5%	52.1%
% of FP17s for Band 1 Urgent Courses	2	138	1.4%	9.7%	9.1%	9.2%
% of FP17s Relating to Free Repair or Replacements	0	138	0.0%	0.9%	1.0%	0.7%
% of FP17s Relating to Continuations	0	138	0.0%	0.9%	1.0%	0.8%
% of Patients satisfied with the dentistry they have received	0	0	N/A	94.6%	94.2%	93.4%
% of Patients satisfied with the time they had to wait for an appointment	0	0	N/A	86.1%	88.4%	87.6%

* This is based on patients treated on this contract for their most recent course of treatment.

Figures in italics indicate the base number of FP17s or Patient Questionnaire responses are less than 100. N/A is shown where the base number of responses is less than 10 during the period. % is calculated as Quantity/Base number*100

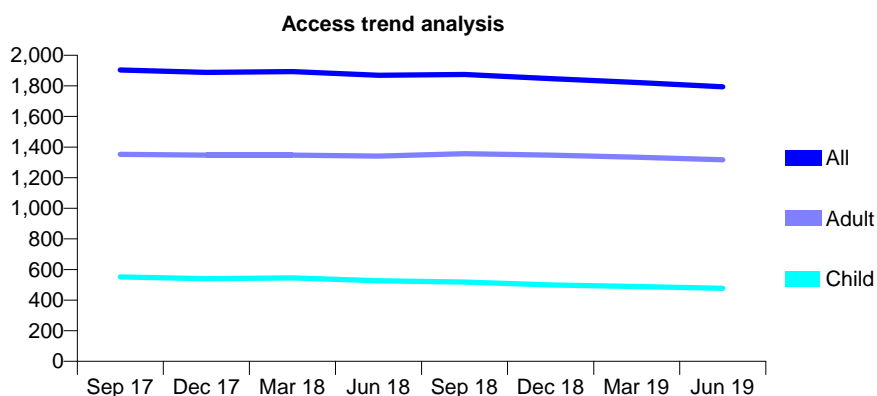
Q47 - Vital Signs At a Glance Contract Report for 643157/0001 - June 2019

Name or company name	MR AJ HARVEY
Contract type name	GDS Contract
Purpose of contract	General
Contract start date	01/04/2006
Contract end date	

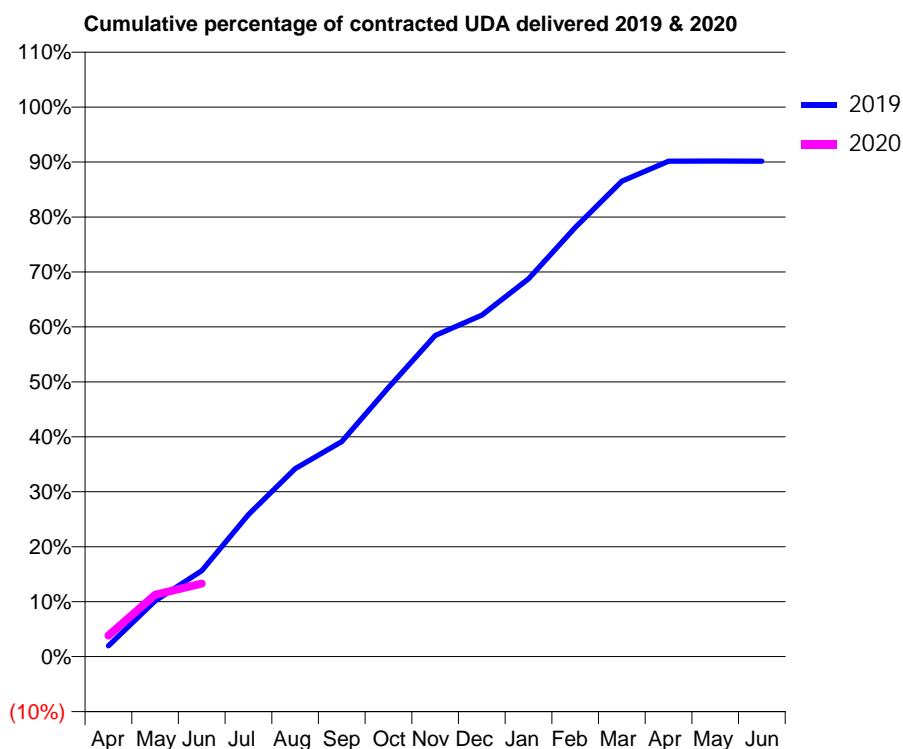
19/20 Contracted general activity (UDA)	6,780
Carry forward general activity (UDA)	0
19/20 Contracted orthodontic activity (UOA)	0
Carry forward orthodontic activity (UOA)	0
Baseline contract value	£219,251.33

ACCESS*

Patients seen in 24 months	Total	Change since previous quarter
Quarter ending June 2018	1,869	
Quarter ending September 2018	1,874	→
Quarter ending December 2018	1,847	↓
Quarter ending March 2019	1,823	↓
Quarter ending June 2019	1,794	↓
Variance since June 2018	(4.0%)	↓



ACTIVITY



Month	Adjusted Scheduled Activity (UDA)	
	2019	2020
April	134	260
May	689	763
June	1,059	902
July	1,752	
August	2,319	
September	2,653	
October	3,321	
November	3,962	
December	4,213	
January	4,660	
February	5,294	
March	5,865	
April	6,111	
May	6,114	
June	6,111	

QUALITY

	Quantity	Base Number	Contract	AT	Region	England
% of FP17s for the same patient ID Re-attending within 3 months - Children	17	131	13.0%	11.3%	12.1%	11.4%
% of FP17s for the same patient ID Re-attending within 3 months - Adults	62	324	19.1%	14.9%	15.6%	15.4%
% of FP17s for the same patient ID Re-attending between 3 & 9 months - Children	82	131	62.6%	60.2%	61.2%	59.8%
% of FP17s for the same patient ID Re-attending between 3 & 9 months - Adults	139	324	42.9%	52.9%	54.5%	52.1%
% of FP17s for Band 1 Urgent Courses	37	379	9.8%	9.7%	9.1%	9.2%
% of FP17s Relating to Free Repair or Replacements	1	379	0.3%	0.9%	1.0%	0.7%
% of FP17s Relating to Continuations	6	379	1.6%	0.9%	1.0%	0.8%
% of Patients satisfied with the dentistry they have received	1	1	N/A	94.6%	94.2%	93.4%
% of Patients satisfied with the time they had to wait for an appointment	1	1	N/A	86.1%	88.4%	87.6%

* This is based on patients treated on this contract for their most recent course of treatment. Figures in italics indicate the base number of FP17s or Patient Questionnaire responses are less than 100. N/A is shown where the base number of responses is less than 10 during the period. % is calculated as Quantity/Base number*100

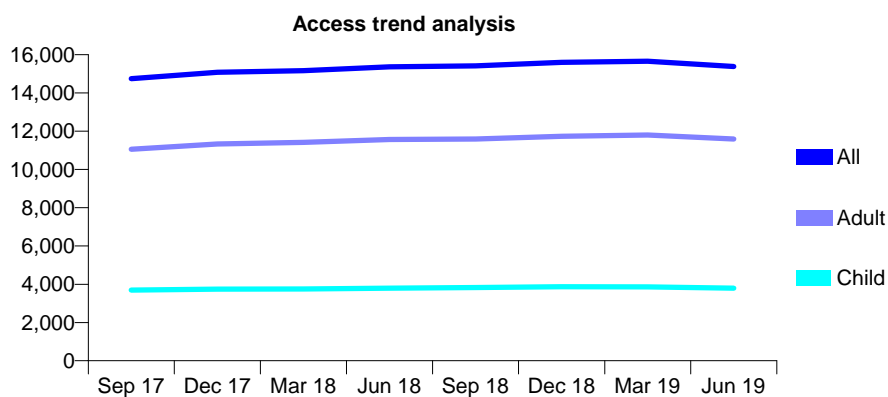
Q47 - Vital Signs At a Glance Contract Report for 649295/0001 - June 2019

Name or company name	St George's Dental Partnership
Contract type name	Pilot Contract
Purpose of contract	General and Orthodontic
Contract start date	01/04/2006
Contract end date	

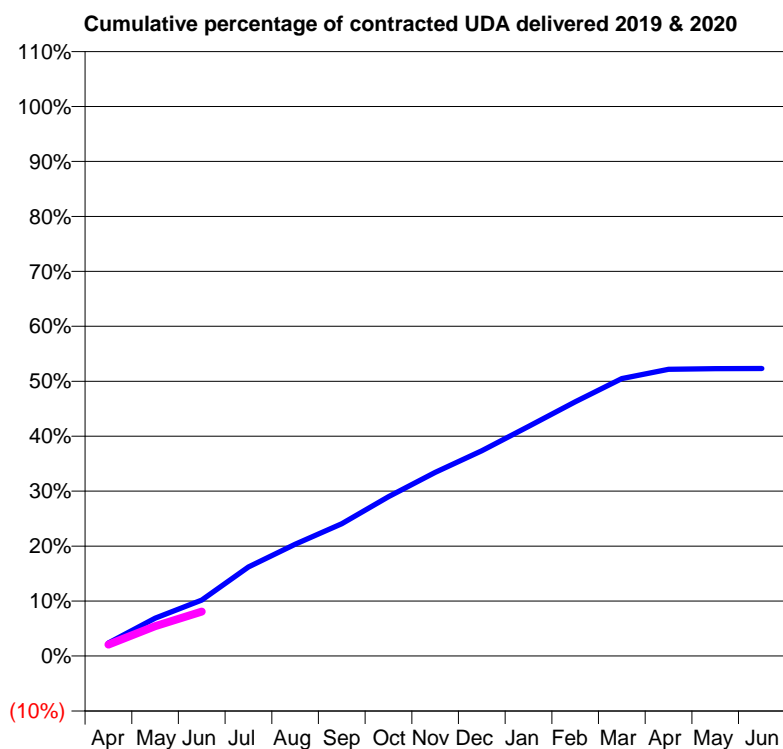
19/20 Contracted general activity (UDA)	55,732
Carry forward general activity (UDA)	0
19/20 Contracted orthodontic activity (UOA)	2,904
Carry forward orthodontic activity (UOA)	0
Baseline contract value	£1,569,109.25

ACCESS*

Patients seen in 24 months	Total	Change since previous quarter
Quarter ending June 2018	15,363	
Quarter ending September 2018	15,417	→
Quarter ending December 2018	15,599	→
Quarter ending March 2019	15,657	→
Quarter ending June 2019	15,384	↓
Variance since June 2018	0.1%	→



ACTIVITY



Month	Adjusted Scheduled Activity (UDA)	
	2019	2020
April	1,335	1,160
May	3,833	3,027
June	5,680	4,506
July	9,034	
August	11,336	
September	13,406	
October	16,149	
November	18,628	
December	20,816	
January	23,276	
February	25,788	
March	28,134	
April	29,069	
May	29,139	
June	29,153	

QUALITY

	Quantity	Base Number	Contract	AT	Region	England
% of FP17s for the same patient ID Re-attending within 3 months - Children	36	854	4.2%	11.3%	12.1%	11.4%
% of FP17s for the same patient ID Re-attending within 3 months - Adults	225	2,260	10.0%	14.9%	15.6%	15.4%
% of FP17s for the same patient ID Re-attending between 3 & 9 months - Children	282	854	33.0%	60.2%	61.2%	59.8%
% of FP17s for the same patient ID Re-attending between 3 & 9 months - Adults	796	2,260	35.2%	52.9%	54.5%	52.1%
% of FP17s for Band 1 Urgent Courses	345	2,523	13.7%	9.7%	9.1%	9.2%
% of FP17s Relating to Free Repair or Replacements	20	2,523	0.8%	0.9%	1.0%	0.7%
% of FP17s Relating to Continuations	7	2,523	0.3%	0.9%	1.0%	0.8%
% of Patients satisfied with the dentistry they have received	2	3	N/A	94.6%	94.2%	93.4%
% of Patients satisfied with the time they had to wait for an appointment	0	3	N/A	86.1%	88.4%	87.6%

* This is based on patients treated on this contract for their most recent course of treatment. Figures in italics indicate the base number of FP17s or Patient Questionnaire responses are less than 100. N/A is shown where the base number of responses is less than 10 during the period. % is calculated as Quantity/Base number*100

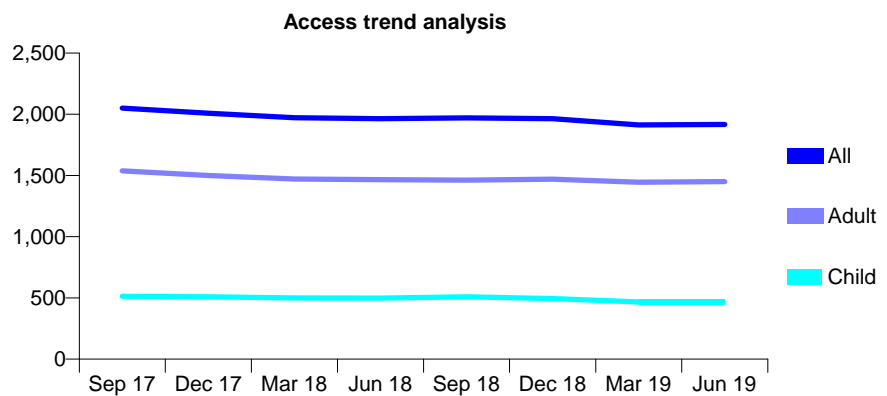
Q47 - Vital Signs At a Glance Contract Report for 652229/0001 - June 2019

Name or company name	MR AK RAO
Contract type name	GDS Contract
Purpose of contract	General
Contract start date	01/04/2006
Contract end date	

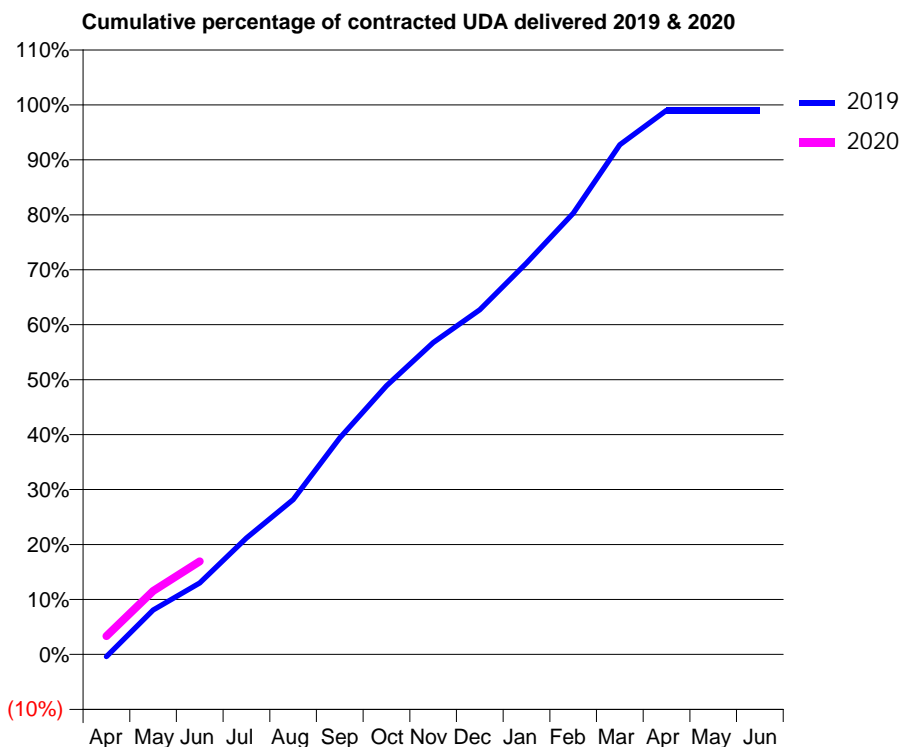
19/20 Contracted general activity (UDA)	7,598
Carry forward general activity (UDA)	0
19/20 Contracted orthodontic activity (UOA)	0
Carry forward orthodontic activity (UOA)	0
Baseline contract value	£221,305.58

ACCESS*

Patients seen in 24 months	Total	Change since previous quarter
Quarter ending June 2018	1,964	
Quarter ending September 2018	1,971	→
Quarter ending December 2018	1,965	→
Quarter ending March 2019	1,913	↓
Quarter ending June 2019	1,917	→
Variance since June 2018	(2.4%)	↓



ACTIVITY



Month	Adjusted Scheduled Activity (UDA)	
	2019	2020
April	-29	254
May	583	878
June	936	1,287
July	1,525	
August	2,029	
September	2,835	
October	3,519	
November	4,084	
December	4,515	
January	5,126	
February	5,779	
March	6,675	
April	7,126	
May	7,126	
June	7,126	

QUALITY

	Quantity	Base Number	Contract	AT	Region	England
% of FP17s for the same patient ID Re-attending within 3 months - Children	13	126	10.3%	11.3%	12.1%	11.4%
% of FP17s for the same patient ID Re-attending within 3 months - Adults	97	449	21.6%	14.9%	15.6%	15.4%
% of FP17s for the same patient ID Re-attending between 3 & 9 months - Children	46	126	36.5%	60.2%	61.2%	59.8%
% of FP17s for the same patient ID Re-attending between 3 & 9 months - Adults	163	449	36.3%	52.9%	54.5%	52.1%
% of FP17s for Band 1 Urgent Courses	43	447	9.6%	9.7%	9.1%	9.2%
% of FP17s Relating to Free Repair or Replacements	8	447	1.8%	0.9%	1.0%	0.7%
% of FP17s Relating to Continuations	18	447	4.0%	0.9%	1.0%	0.8%
% of Patients satisfied with the dentistry they have received	0	1	N/A	94.6%	94.2%	93.4%
% of Patients satisfied with the time they had to wait for an appointment	1	1	N/A	86.1%	88.4%	87.6%

* This is based on patients treated on this contract for their most recent course of treatment. Figures in italics indicate the base number of FP17s or Patient Questionnaire responses are less than 100. N/A is shown where the base number of responses is less than 10 during the period. % is calculated as Quantity/Base number*100

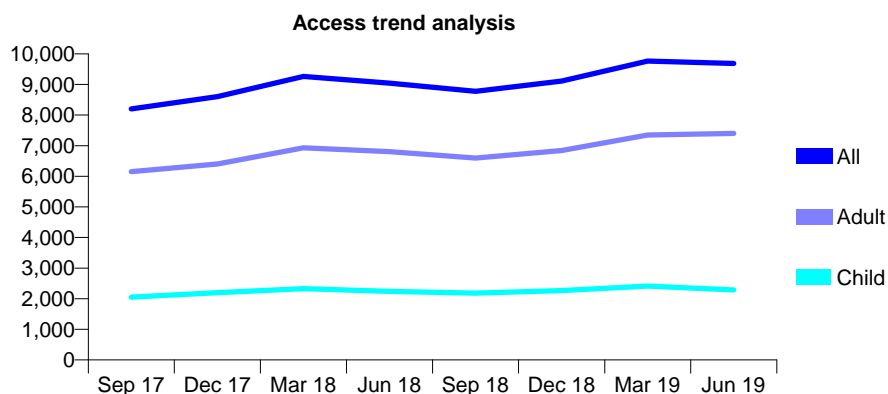
Q47 - Vital Signs At a Glance Contract Report for 653543/0001 - June 2019

Name or company name	Darwenside Limited
Contract type name	GDS Contract
Purpose of contract	General
Contract start date	10/07/2006
Contract end date	

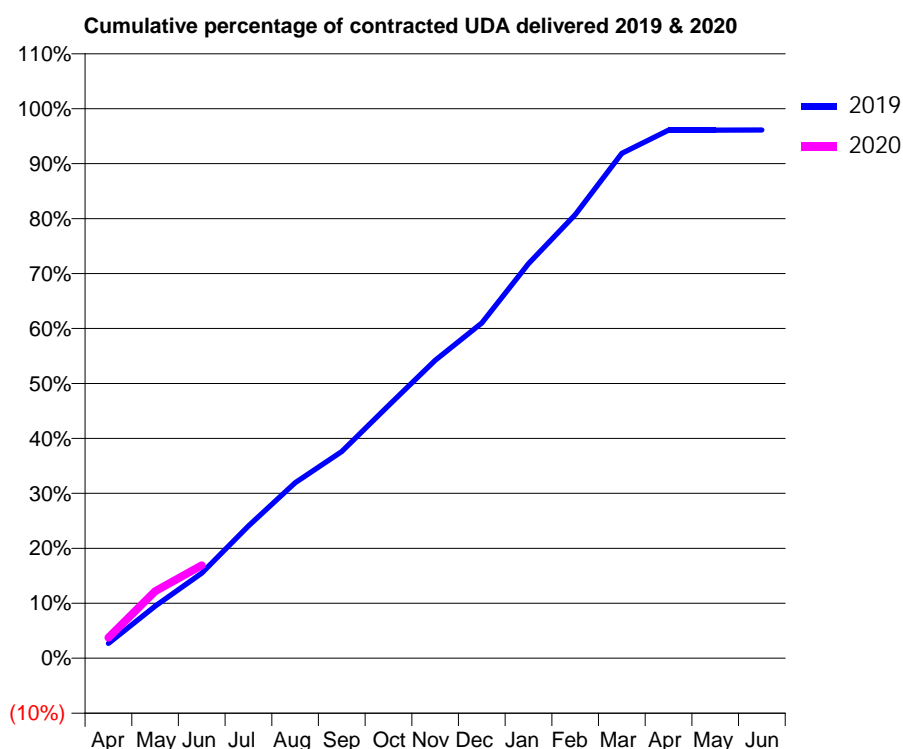
19/20 Contracted general activity (UDA)	30,800
Carry forward general activity (UDA)	0
19/20 Contracted orthodontic activity (UOA)	0
Carry forward orthodontic activity (UOA)	0
Baseline contract value	£859,685.06

ACCESS*

Patients seen in 24 months	Total	Change since previous quarter
Quarter ending June 2018	9,045	
Quarter ending September 2018	8,777	↓
Quarter ending December 2018	9,112	↑
Quarter ending March 2019	9,763	↑
Quarter ending June 2019	9,689	→
Variance since June 2018	7.1%	↑



ACTIVITY



Month	2019	2020
April	833	1,157
May	2,916	3,758
June	4,763	5,205
July	7,414	
August	9,839	
September	11,583	
October	14,157	
November	16,692	
December	18,789	
January	22,113	
February	24,853	
March	28,296	
April	29,592	
May	29,593	
June	29,598	

QUALITY

	Quantity	Base Number	Contract	AT	Region	England
% of FP17s for the same patient ID Re-attending within 3 months - Children	239	1,027	23.3%	11.3%	12.1%	11.4%
% of FP17s for the same patient ID Re-attending within 3 months - Adults	387	2,291	16.9%	14.9%	15.6%	15.4%
% of FP17s for the same patient ID Re-attending between 3 & 9 months - Children	585	1,027	57.0%	60.2%	61.2%	59.8%
% of FP17s for the same patient ID Re-attending between 3 & 9 months - Adults	1,079	2,291	47.1%	52.9%	54.5%	52.1%
% of FP17s for Band 1 Urgent Courses	157	2,714	5.8%	9.7%	9.1%	9.2%
% of FP17s Relating to Free Repair or Replacements	31	2,714	1.1%	0.9%	1.0%	0.7%
% of FP17s Relating to Continuations	88	2,714	3.2%	0.9%	1.0%	0.8%
% of Patients satisfied with the dentistry they have received	7	8	N/A	94.6%	94.2%	93.4%
% of Patients satisfied with the time they had to wait for an appointment	6	8	N/A	86.1%	88.4%	87.6%

* This is based on patients treated on this contract for their most recent course of treatment.

Figures in italics indicate the base number of FP17s or Patient Questionnaire responses are less than 100. N/A is shown where the base number of responses is less than 10 during the period. % is calculated as Quantity/Base number*100

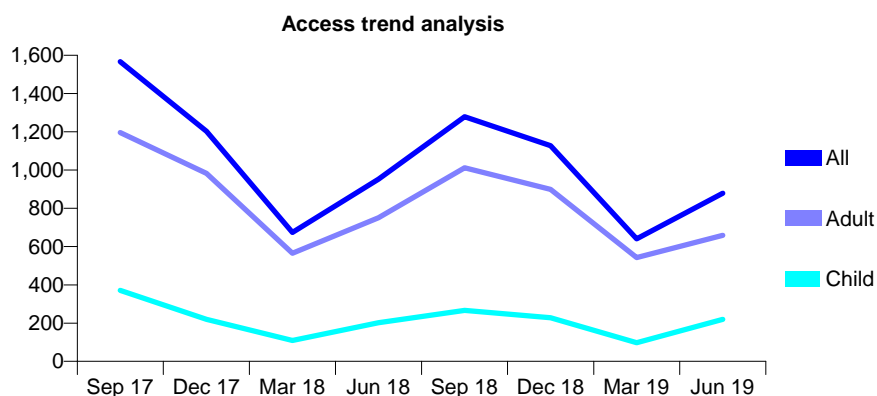
Q47 - Vital Signs At a Glance Contract Report for 653543/0002 - June 2019

Name or company name	Darwenside Limited
Contract type name	GDS Contract
Purpose of contract	General
Contract start date	01/06/2013
Contract end date	

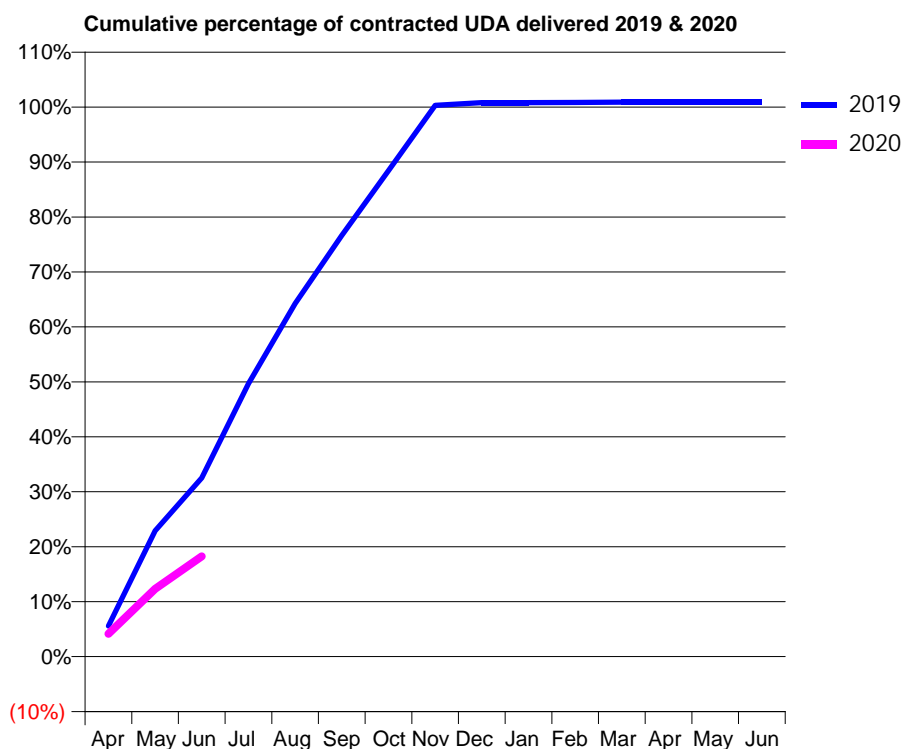
19/20 Contracted general activity (UDA)	4,240
Carry forward general activity (UDA)	0
19/20 Contracted orthodontic activity (UOA)	0
Carry forward orthodontic activity (UOA)	0
Baseline contract value	£120,437.40

ACCESS*

Patients seen in 24 months	Total	Change since previous quarter
Quarter ending June 2018	953	
Quarter ending September 2018	1,279	↑
Quarter ending December 2018	1,127	↓
Quarter ending March 2019	640	↓
Quarter ending June 2019	879	↑
Variance since June 2018	(7.8%)	↓



ACTIVITY



Month	Adjusted Scheduled Activity (UDA)	
	2019	2020
April	237	176
May	971	523
June	1,379	773
July	2,105	
August	2,724	
September	3,249	
October	3,749	
November	4,253	
December	4,274	
January	4,274	
February	4,276	
March	4,278	
April	4,278	
May	4,278	
June	4,278	

QUALITY

	Quantity	Base Number	Contract	AT	Region	England
% of FP17s for the same patient ID Re-attending within 3 months - Children	0	141	0.0%	11.3%	12.1%	11.4%
% of FP17s for the same patient ID Re-attending within 3 months - Adults	9	307	2.9%	14.9%	15.6%	15.4%
% of FP17s for the same patient ID Re-attending between 3 & 9 months - Children	0	141	0.0%	60.2%	61.2%	59.8%
% of FP17s for the same patient ID Re-attending between 3 & 9 months - Adults	2	307	0.7%	52.9%	54.5%	52.1%
% of FP17s for Band 1 Urgent Courses	25	447	5.6%	9.7%	9.1%	9.2%
% of FP17s Relating to Free Repair or Replacements	2	447	0.4%	0.9%	1.0%	0.7%
% of FP17s Relating to Continuations	8	447	1.8%	0.9%	1.0%	0.8%
% of Patients satisfied with the dentistry they have received	0	0	N/A	94.6%	94.2%	93.4%
% of Patients satisfied with the time they had to wait for an appointment	0	0	N/A	86.1%	88.4%	87.6%

* This is based on patients treated on this contract for their most recent course of treatment. Figures in italics indicate the base number of FP17s or Patient Questionnaire responses are less than 100. N/A is shown where the base number of responses is less than 10 during the period. % is calculated as Quantity/Base number*100

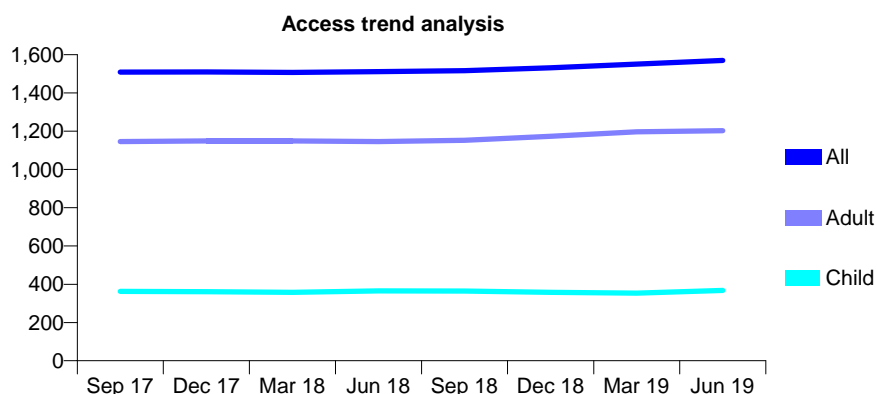
Q47 - Vital Signs At a Glance Contract Report for 674303/0001 - June 2019

Name or company name	MR JH NOWICKI
Contract type name	GDS Contract
Purpose of contract	General
Contract start date	01/04/2006
Contract end date	

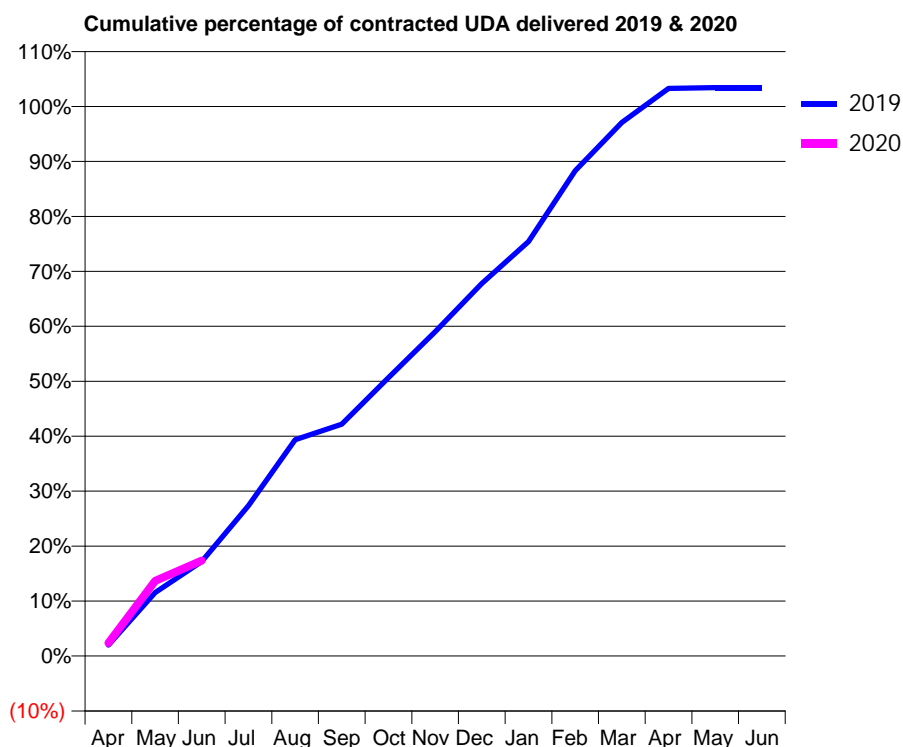
19/20 Contracted general activity (UDA)	3,602
Carry forward general activity (UDA)	0
19/20 Contracted orthodontic activity (UOA)	0
Carry forward orthodontic activity (UOA)	0
Baseline contract value	£88,157.71

ACCESS*

Patients seen in 24 months	Total	Change since previous quarter
Quarter ending June 2018	1,511	
Quarter ending September 2018	1,516	→
Quarter ending December 2018	1,531	→
Quarter ending March 2019	1,551	→
Quarter ending June 2019	1,570	→
Variance since June 2018	3.9%	↑



ACTIVITY



Month	Adjusted Scheduled Activity (UDA)	
	2019	2020
April	72	86
May	416	492
June	619	626
July	985	
August	1,417	
September	1,520	
October	1,825	
November	2,125	
December	2,442	
January	2,716	
February	3,181	
March	3,497	
April	3,720	
May	3,725	
June	3,725	

QUALITY

	Quantity	Base Number	Contract	AT	Region	England
% of FP17s for the same patient ID Re-attending within 3 months - Children	5	136	3.7%	11.3%	12.1%	11.4%
% of FP17s for the same patient ID Re-attending within 3 months - Adults	40	380	10.5%	14.9%	15.6%	15.4%
% of FP17s for the same patient ID Re-attending between 3 & 9 months - Children	72	136	52.9%	60.2%	61.2%	59.8%
% of FP17s for the same patient ID Re-attending between 3 & 9 months - Adults	186	380	48.9%	52.9%	54.5%	52.1%
% of FP17s for Band 1 Urgent Courses	34	392	8.7%	9.7%	9.1%	9.2%
% of FP17s Relating to Free Repair or Replacements	5	392	1.3%	0.9%	1.0%	0.7%
% of FP17s Relating to Continuations	3	392	0.8%	0.9%	1.0%	0.8%
% of Patients satisfied with the dentistry they have received	4	4	N/A	94.6%	94.2%	93.4%
% of Patients satisfied with the time they had to wait for an appointment	3	4	N/A	86.1%	88.4%	87.6%

* This is based on patients treated on this contract for their most recent course of treatment. Figures in italics indicate the base number of FP17s or Patient Questionnaire responses are less than 100. N/A is shown where the base number of responses is less than 10 during the period. % is calculated as Quantity/Base number*100

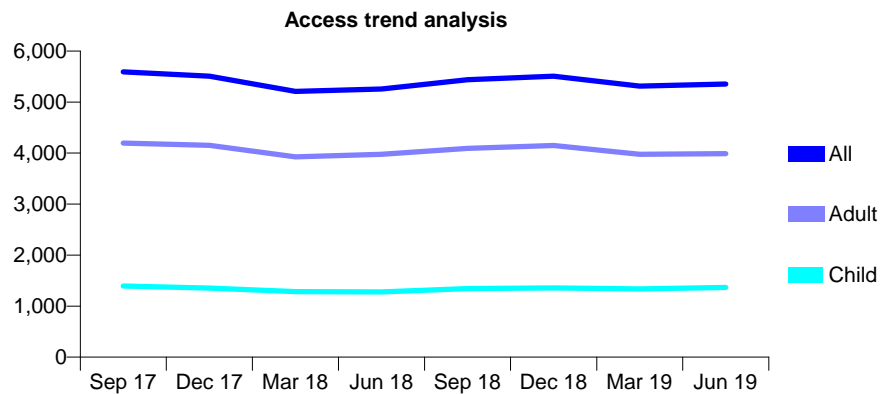
Q47 - Vital Signs At a Glance Contract Report for 675695/0001 - June 2019

Name or company name	MR F PATEL
Contract type name	GDS Contract
Purpose of contract	General
Contract start date	01/04/2006
Contract end date	

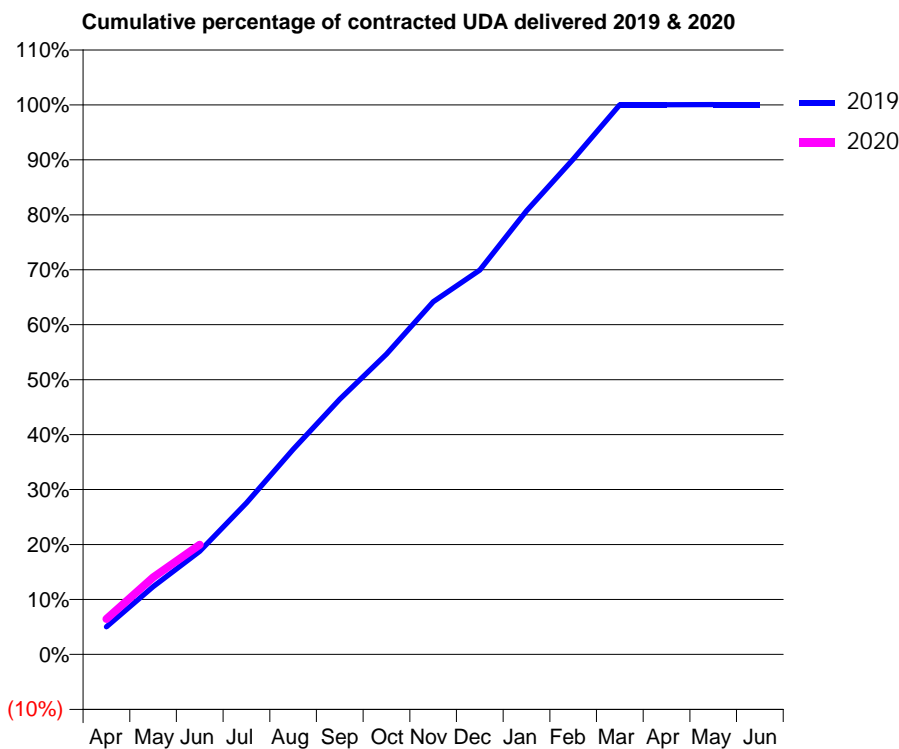
19/20 Contracted general activity (UDA)	16,658
Carry forward general activity (UDA)	0
19/20 Contracted orthodontic activity (UOA)	0
Carry forward orthodontic activity (UOA)	0
Baseline contract value	£397,359.78

ACCESS*

Patients seen in 24 months	Total	Change since previous quarter
Quarter ending June 2018	5,255	
Quarter ending September 2018	5,438	↑
Quarter ending December 2018	5,507	→
Quarter ending March 2019	5,314	↓
Quarter ending June 2019	5,354	→
Variance since June 2018	1.9%	→



ACTIVITY



Month	2019	2020
April	837	1,074
May	2,055	2,334
June	3,128	3,324
July	4,593	
August	6,217	
September	7,735	
October	9,103	
November	10,692	
December	11,654	
January	13,446	
February	15,013	
March	16,659	
April	16,662	
May	16,665	
June	16,665	

QUALITY

	Quantity	Base Number	Contract	AT	Region	England
% of FP17s for the same patient ID Re-attending within 3 months - Children	35	431	8.1%	11.3%	12.1%	11.4%
% of FP17s for the same patient ID Re-attending within 3 months - Adults	167	1,169	14.3%	14.9%	15.6%	15.4%
% of FP17s for the same patient ID Re-attending between 3 & 9 months - Children	257	431	59.6%	60.2%	61.2%	59.8%
% of FP17s for the same patient ID Re-attending between 3 & 9 months - Adults	633	1,169	54.1%	52.9%	54.5%	52.1%
% of FP17s for Band 1 Urgent Courses	159	1,597	10.0%	9.7%	9.1%	9.2%
% of FP17s Relating to Free Repair or Replacements	17	1,597	1.1%	0.9%	1.0%	0.7%
% of FP17s Relating to Continuations	2	1,597	0.1%	0.9%	1.0%	0.8%
% of Patients satisfied with the dentistry they have received	4	4	N/A	94.6%	94.2%	93.4%
% of Patients satisfied with the time they had to wait for an appointment	4	4	N/A	86.1%	88.4%	87.6%

* This is based on patients treated on this contract for their most recent course of treatment. Figures in italics indicate the base number of FP17s or Patient Questionnaire responses are less than 100. N/A is shown where the base number of responses is less than 10 during the period. % is calculated as Quantity/Base number*100

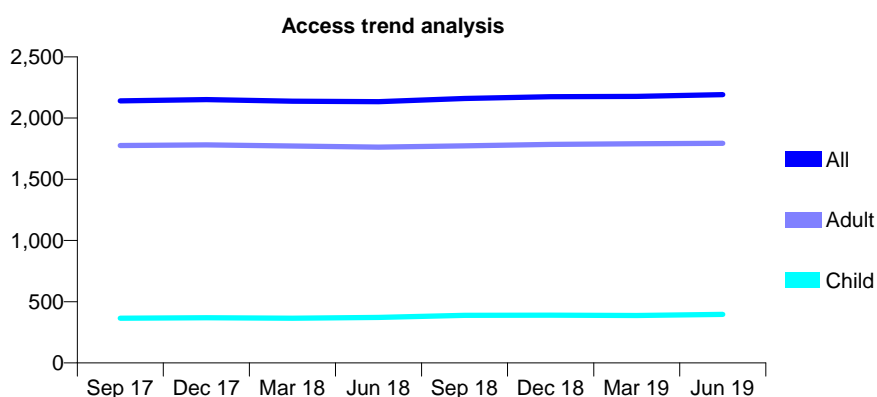
Q47 - Vital Signs At a Glance Contract Report for 675733/0001 - June 2019

Name or company name	MR M DUNKOW
Contract type name	GDS Contract
Purpose of contract	General
Contract start date	01/04/2006
Contract end date	

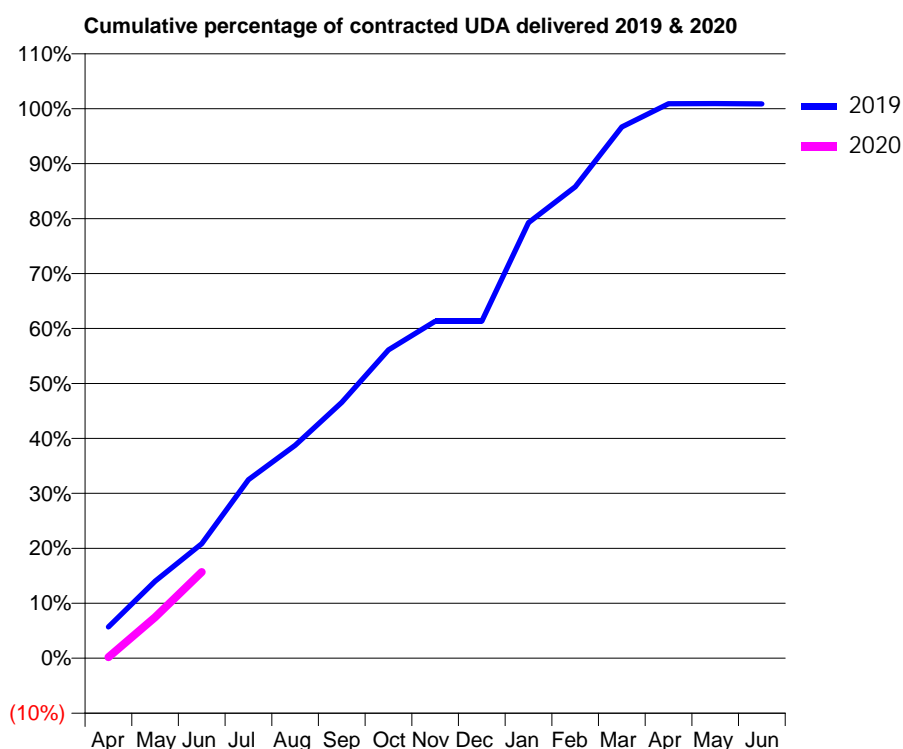
19/20 Contracted general activity (UDA)	7,200
Carry forward general activity (UDA)	0
19/20 Contracted orthodontic activity (UOA)	0
Carry forward orthodontic activity (UOA)	0
Baseline contract value	£261,858.99

ACCESS*

Patients seen in 24 months	Total	Change since previous quarter
Quarter ending June 2018	2,135	
Quarter ending September 2018	2,161	→
Quarter ending December 2018	2,175	→
Quarter ending March 2019	2,177	→
Quarter ending June 2019	2,191	→
Variance since June 2018	2.6%	↑



ACTIVITY



Month	2019	2020
April	410	13
May	1,011	536
June	1,500	1,130
July	2,338	
August	2,790	
September	3,353	
October	4,039	
November	4,414	
December	4,414	
January	5,708	
February	6,175	
March	6,960	
April	7,264	
May	7,266	
June	7,262	

QUALITY

	Quantity	Base Number	Contract	AT	Region	England
% of FP17s for the same patient ID Re-attending within 3 months - Children	0	114	0.0%	11.3%	12.1%	11.4%
% of FP17s for the same patient ID Re-attending within 3 months - Adults	48	560	8.6%	14.9%	15.6%	15.4%
% of FP17s for the same patient ID Re-attending between 3 & 9 months - Children	84	114	73.7%	60.2%	61.2%	59.8%
% of FP17s for the same patient ID Re-attending between 3 & 9 months - Adults	313	560	55.9%	52.9%	54.5%	52.1%
% of FP17s for Band 1 Urgent Courses	32	566	5.7%	9.7%	9.1%	9.2%
% of FP17s Relating to Free Repair or Replacements	6	566	1.1%	0.9%	1.0%	0.7%
% of FP17s Relating to Continuations	1	566	0.2%	0.9%	1.0%	0.8%
% of Patients satisfied with the dentistry they have received	5	5	N/A	94.6%	94.2%	93.4%
% of Patients satisfied with the time they had to wait for an appointment	5	5	N/A	86.1%	88.4%	87.6%

* This is based on patients treated on this contract for their most recent course of treatment.

Figures in italics indicate the base number of FP17s or Patient Questionnaire responses are less than 100. N/A is shown where the base number of responses is less than 10 during the period. % is calculated as Quantity/Base number*100

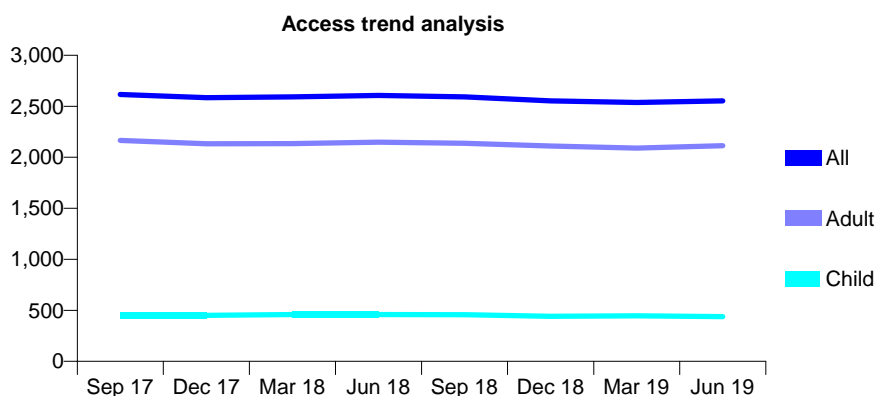
Q47 - Vital Signs At a Glance Contract Report for 675830/0001 - June 2019

Name or company name	MR JL COOPER
Contract type name	GDS Contract
Purpose of contract	General
Contract start date	01/04/2006
Contract end date	

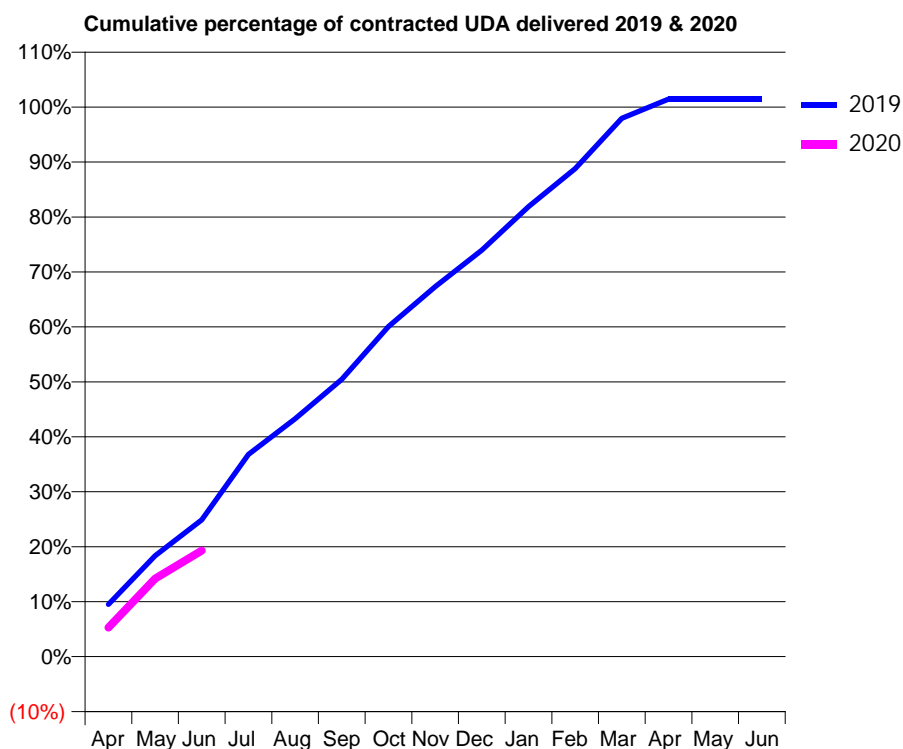
19/20 Contracted general activity (UDA)	7,034
Carry forward general activity (UDA)	0
19/20 Contracted orthodontic activity (UOA)	0
Carry forward orthodontic activity (UOA)	0
Baseline contract value	£261,858.99

ACCESS*

Patients seen in 24 months	Total	Change since previous quarter
Quarter ending June 2018	2,606	
Quarter ending September 2018	2,593	→
Quarter ending December 2018	2,552	↓
Quarter ending March 2019	2,536	→
Quarter ending June 2019	2,552	→
Variance since June 2018	(2.1%)	↓



ACTIVITY



Month	Adjusted Scheduled Activity (UDA)	
	2019	2020
April	671	374
May	1,291	999
June	1,751	1,358
July	2,589	
August	3,045	
September	3,549	
October	4,225	
November	4,736	
December	5,201	
January	5,761	
February	6,246	
March	6,891	
April	7,136	
May	7,136	
June	7,136	

QUALITY

	Quantity	Base Number	Contract	AT	Region	England
% of FP17s for the same patient ID Re-attending within 3 months - Children	6	142	4.2%	11.3%	12.1%	11.4%
% of FP17s for the same patient ID Re-attending within 3 months - Adults	61	722	8.4%	14.9%	15.6%	15.4%
% of FP17s for the same patient ID Re-attending between 3 & 9 months - Children	99	142	69.7%	60.2%	61.2%	59.8%
% of FP17s for the same patient ID Re-attending between 3 & 9 months - Adults	416	722	57.6%	52.9%	54.5%	52.1%
% of FP17s for Band 1 Urgent Courses	46	742	6.2%	9.7%	9.1%	9.2%
% of FP17s Relating to Free Repair or Replacements	2	742	0.3%	0.9%	1.0%	0.7%
% of FP17s Relating to Continuations	7	742	0.9%	0.9%	1.0%	0.8%
% of Patients satisfied with the dentistry they have received	0	0	N/A	94.6%	94.2%	93.4%
% of Patients satisfied with the time they had to wait for an appointment	0	0	N/A	86.1%	88.4%	87.6%

* This is based on patients treated on this contract for their most recent course of treatment. Figures in italics indicate the base number of FP17s or Patient Questionnaire responses are less than 100. N/A is shown where the base number of responses is less than 10 during the period. % is calculated as Quantity/Base number*100

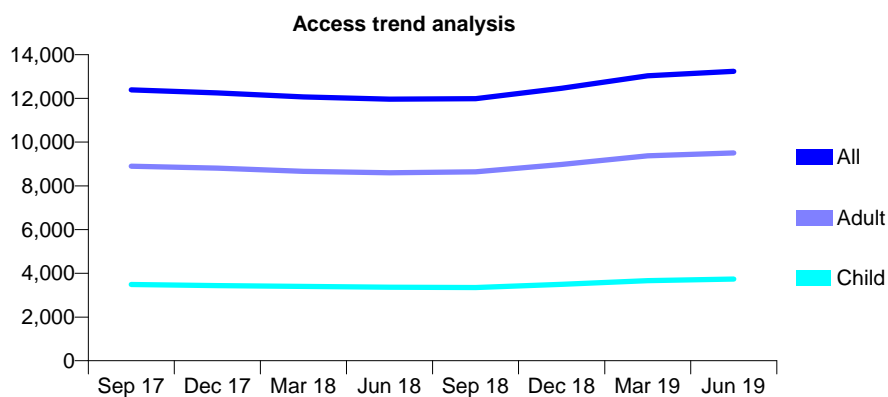
Q47 - Vital Signs At a Glance Contract Report for 676209/0001 - June 2019

Name or company name	MR SL MORGAN
Contract type name	GDS Contract
Purpose of contract	General and Orthodontic
Contract start date	01/04/2006
Contract end date	

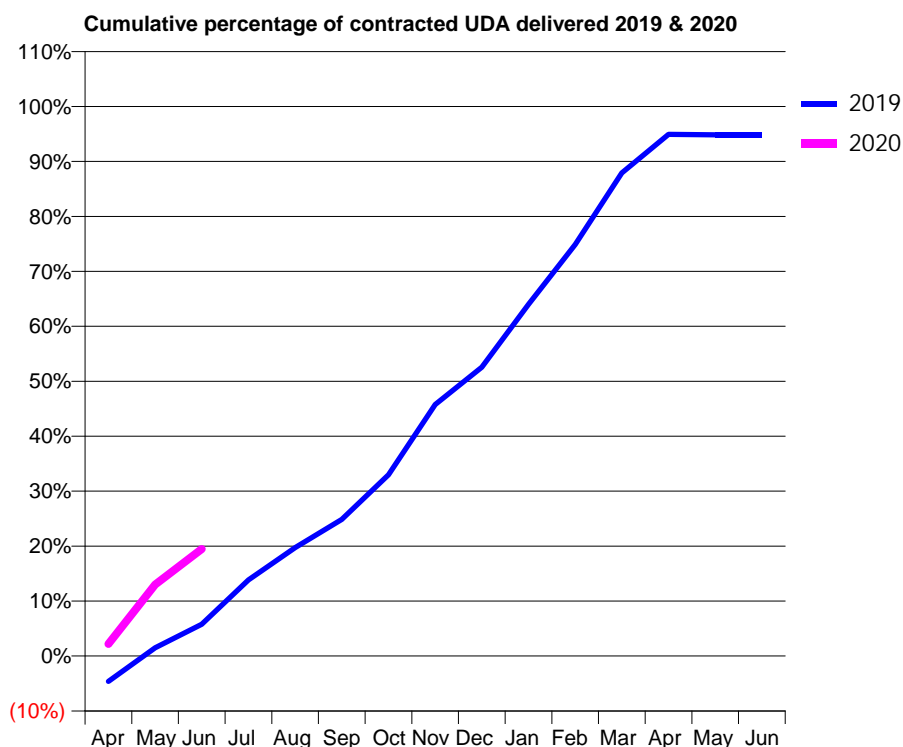
19/20 Contracted general activity (UDA)	38,336
Carry forward general activity (UDA)	0
19/20 Contracted orthodontic activity (UOA)	6,289
Carry forward orthodontic activity (UOA)	0
Baseline contract value	£1,432,165.36

ACCESS*

Patients seen in 24 months	Total	Change since previous quarter
Quarter ending June 2018	11,967	
Quarter ending September 2018	11,987	→
Quarter ending December 2018	12,468	↑
Quarter ending March 2019	13,033	↑
Quarter ending June 2019	13,243	→
Variance since June 2018	10.7%	↑



ACTIVITY



Month	Adjusted Scheduled Activity (UDA)	
	2019	2020
April	-1,772	841
May	570	4,984
June	2,219	7,462
July	5,303	
August	7,572	
September	9,535	
October	12,646	
November	17,543	
December	20,146	
January	24,537	
February	28,702	
March	33,699	
April	36,387	
May	36,363	
June	36,363	

QUALITY

	Quantity	Base Number	Contract	AT	Region	England
% of FP17s for the same patient ID Re-attending within 3 months - Children	147	1,637	9.0%	11.3%	12.1%	11.4%
% of FP17s for the same patient ID Re-attending within 3 months - Adults	506	3,522	14.4%	14.9%	15.6%	15.4%
% of FP17s for the same patient ID Re-attending between 3 & 9 months - Children	1,037	1,637	63.3%	60.2%	61.2%	59.8%
% of FP17s for the same patient ID Re-attending between 3 & 9 months - Adults	2,077	3,522	59.0%	52.9%	54.5%	52.1%
% of FP17s for Band 1 Urgent Courses	309	3,907	7.9%	9.7%	9.1%	9.2%
% of FP17s Relating to Free Repair or Replacements	54	3,907	1.4%	0.9%	1.0%	0.7%
% of FP17s Relating to Continuations	40	3,907	1.0%	0.9%	1.0%	0.8%
% of Patients satisfied with the dentistry they have received	5	6	N/A	94.6%	94.2%	93.4%
% of Patients satisfied with the time they had to wait for an appointment	2	6	N/A	86.1%	88.4%	87.6%

* This is based on patients treated on this contract for their most recent course of treatment. Figures in italics indicate the base number of FP17s or Patient Questionnaire responses are less than 100. N/A is shown where the base number of responses is less than 10 during the period. % is calculated as Quantity/Base number*100

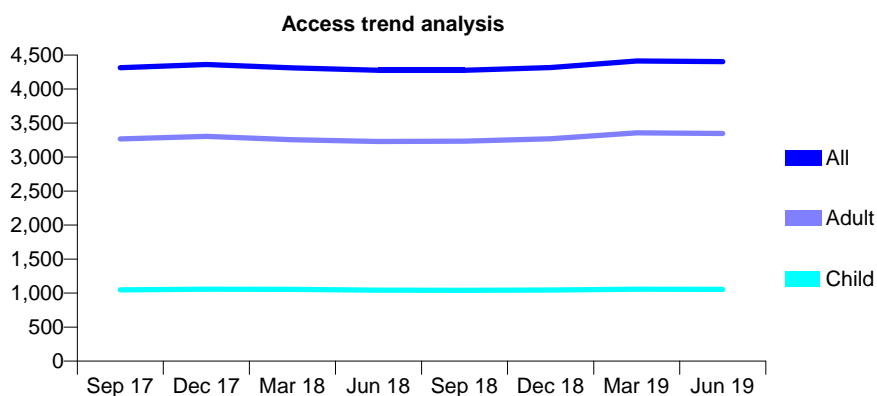
Q47 - Vital Signs At a Glance Contract Report for 676306/0001 - June 2019

Name or company name	MR BS AARON
Contract type name	GDS Contract
Purpose of contract	General
Contract start date	01/04/2006
Contract end date	

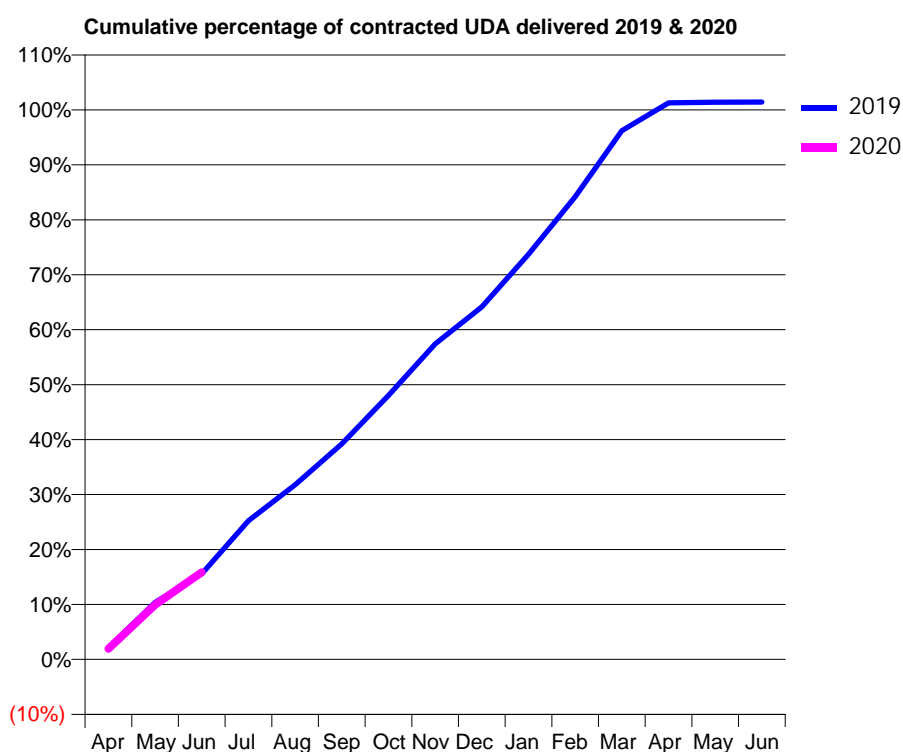
19/20 Contracted general activity (UDA)	12,200
Carry forward general activity (UDA)	0
19/20 Contracted orthodontic activity (UOA)	0
Carry forward orthodontic activity (UOA)	0
Baseline contract value	£392,392.45

ACCESS*

Patients seen in 24 months	Total	Change since previous quarter
Quarter ending June 2018	4,275	
Quarter ending September 2018	4,275	→
Quarter ending December 2018	4,316	→
Quarter ending March 2019	4,412	↑
Quarter ending June 2019	4,402	→
Variance since June 2018	3.0%	↑



ACTIVITY



Month	2019	2020
April	261	237
May	1,268	1,213
June	1,900	1,934
July	3,079	
August	3,881	
September	4,784	
October	5,860	
November	7,007	
December	7,825	
January	8,994	
February	10,274	
March	11,736	
April	12,355	
May	12,372	
June	12,373	

QUALITY

	Quantity	Base Number	Contract	AT	Region	England
% of FP17s for the same patient ID Re-attending within 3 months - Children	27	360	7.5%	11.3%	12.1%	11.4%
% of FP17s for the same patient ID Re-attending within 3 months - Adults	98	1,107	8.9%	14.9%	15.6%	15.4%
% of FP17s for the same patient ID Re-attending between 3 & 9 months - Children	263	360	73.1%	60.2%	61.2%	59.8%
% of FP17s for the same patient ID Re-attending between 3 & 9 months - Adults	809	1,107	73.1%	52.9%	54.5%	52.1%
% of FP17s for Band 1 Urgent Courses	96	1,171	8.2%	9.7%	9.1%	9.2%
% of FP17s Relating to Free Repair or Replacements	6	1,171	0.5%	0.9%	1.0%	0.7%
% of FP17s Relating to Continuations	1	1,171	0.1%	0.9%	1.0%	0.8%
% of Patients satisfied with the dentistry they have received	3	4	N/A	94.6%	94.2%	93.4%
% of Patients satisfied with the time they had to wait for an appointment	4	4	N/A	86.1%	88.4%	87.6%

* This is based on patients treated on this contract for their most recent course of treatment. Figures in italics indicate the base number of FP17s or Patient Questionnaire responses are less than 100. N/A is shown where the base number of responses is less than 10 during the period. % is calculated as Quantity/Base number*100

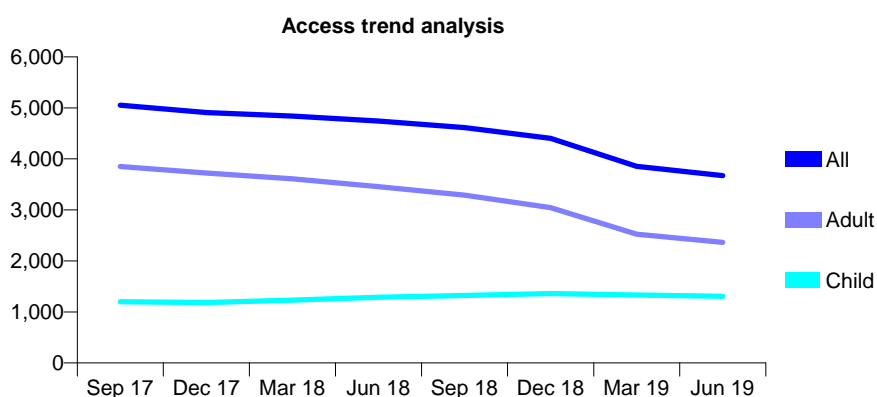
Q47 - Vital Signs At a Glance Contract Report for 676659/0001 - June 2019

Name or company name	Dr Abrahem Hussain Malik
Contract type name	GDS Contract
Purpose of contract	General
Contract start date	01/04/2006
Contract end date	

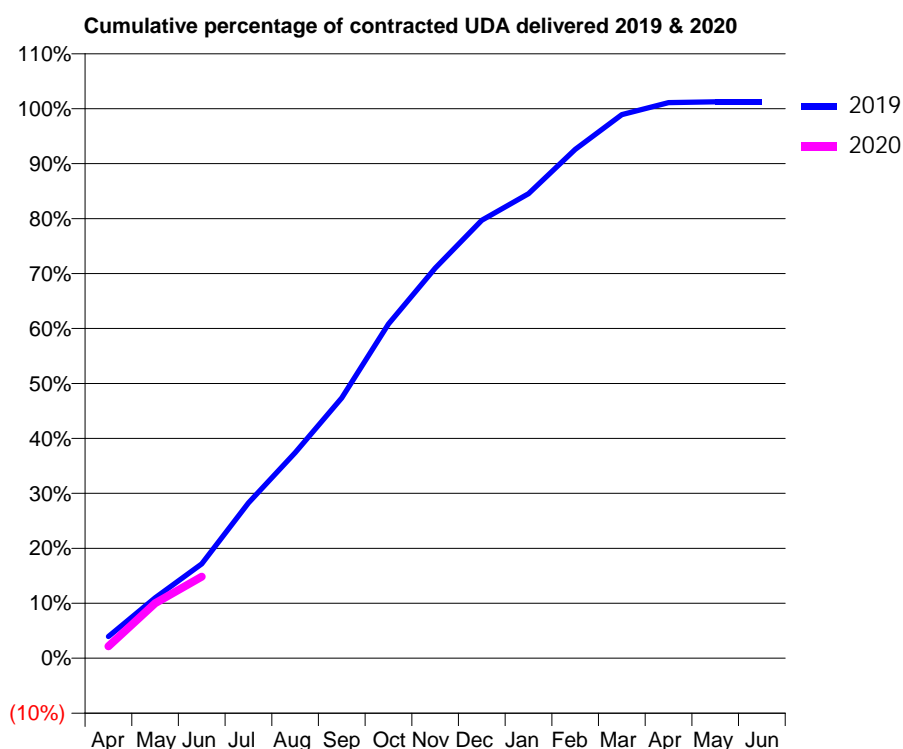
19/20 Contracted general activity (UDA)	14,620
Carry forward general activity (UDA)	0
19/20 Contracted orthodontic activity (UOA)	0
Carry forward orthodontic activity (UOA)	0
Baseline contract value	£430,828.77

ACCESS*

Patients seen in 24 months	Total	Change since previous quarter
Quarter ending June 2018	4,742	
Quarter ending September 2018	4,613	↓
Quarter ending December 2018	4,405	↓
Quarter ending March 2019	3,856	↓
Quarter ending June 2019	3,672	↓
Variance since June 2018	(22.6%)	↓



ACTIVITY



Month	2019	2020
April	576	319
May	1,610	1,464
June	2,512	2,169
July	4,133	
August	5,469	
September	6,927	
October	8,894	
November	10,378	
December	11,652	
January	12,360	
February	13,536	
March	14,459	
April	14,781	
May	14,800	
June	14,800	

QUALITY

	Quantity	Base Number	Contract	AT	Region	England
% of FP17s for the same patient ID Re-attending within 3 months - Children	42	432	9.7%	11.3%	12.1%	11.4%
% of FP17s for the same patient ID Re-attending within 3 months - Adults	117	482	24.3%	14.9%	15.6%	15.4%
% of FP17s for the same patient ID Re-attending between 3 & 9 months - Children	265	432	61.3%	60.2%	61.2%	59.8%
% of FP17s for the same patient ID Re-attending between 3 & 9 months - Adults	216	482	44.8%	52.9%	54.5%	52.1%
% of FP17s for Band 1 Urgent Courses	92	733	12.6%	9.7%	9.1%	9.2%
% of FP17s Relating to Free Repair or Replacements	1	733	0.1%	0.9%	1.0%	0.7%
% of FP17s Relating to Continuations	4	733	0.5%	0.9%	1.0%	0.8%
% of Patients satisfied with the dentistry they have received	4	4	N/A	94.6%	94.2%	93.4%
% of Patients satisfied with the time they had to wait for an appointment	3	4	N/A	86.1%	88.4%	87.6%

* This is based on patients treated on this contract for their most recent course of treatment. Figures in italics indicate the base number of FP17s or Patient Questionnaire responses are less than 100. N/A is shown where the base number of responses is less than 10 during the period. % is calculated as Quantity/Base number*100

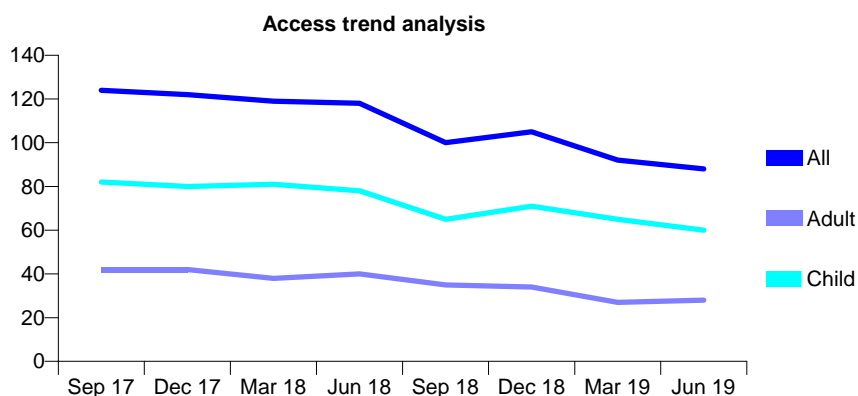
Q47 - Vital Signs At a Glance Contract Report for 677612/0001 - June 2019

Name or company name	MR S ALLAN
Contract type name	GDS Contract
Purpose of contract	General
Contract start date	01/04/2006
Contract end date	

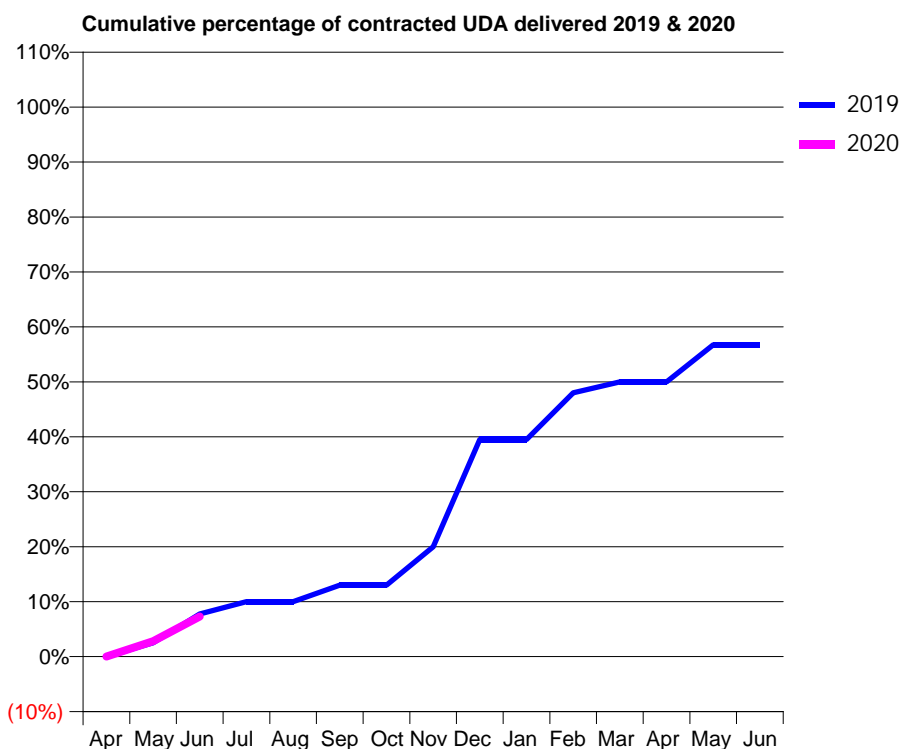
19/20 Contracted general activity (UDA)	400
Carry forward general activity (UDA)	0
19/20 Contracted orthodontic activity (UOA)	0
Carry forward orthodontic activity (UOA)	0
Baseline contract value	£9,320.84

ACCESS*

Patients seen in 24 months	Total	Change since previous quarter
Quarter ending June 2018	118	
Quarter ending September 2018	100	↓
Quarter ending December 2018	105	↑
Quarter ending March 2019	92	↓
Quarter ending June 2019	88	↓
Variance since June 2018	(25.4%)	↓



ACTIVITY



Month	Adjusted Scheduled Activity (UDA)	
	2019	2020
April	0	0
May	10	11
June	31	29
July	40	
August	40	
September	52	
October	52	
November	80	
December	158	
January	158	
February	192	
March	200	
April	200	
May	227	
June	227	

QUALITY

	Quantity	Base Number	Contract	AT	Region	England
% of FP17s for the same patient ID Re-attending within 3 months - Children	4	26	15.4%	11.3%	12.1%	11.4%
% of FP17s for the same patient ID Re-attending within 3 months - Adults	1	4	25.0%	14.9%	15.6%	15.4%
% of FP17s for the same patient ID Re-attending between 3 & 9 months - Children	12	26	46.2%	60.2%	61.2%	59.8%
% of FP17s for the same patient ID Re-attending between 3 & 9 months - Adults	3	4	75.0%	52.9%	54.5%	52.1%
% of FP17s for Band 1 Urgent Courses	1	18	5.6%	9.7%	9.1%	9.2%
% of FP17s Relating to Free Repair or Replacements	0	18	0.0%	0.9%	1.0%	0.7%
% of FP17s Relating to Continuations	0	18	0.0%	0.9%	1.0%	0.8%
% of Patients satisfied with the dentistry they have received	0	0	N/A	94.6%	94.2%	93.4%
% of Patients satisfied with the time they had to wait for an appointment	0	0	N/A	86.1%	88.4%	87.6%

* This is based on patients treated on this contract for their most recent course of treatment. Figures in italics indicate the base number of FP17s or Patient Questionnaire responses are less than 100. N/A is shown where the base number of responses is less than 10 during the period. % is calculated as Quantity/Base number*100

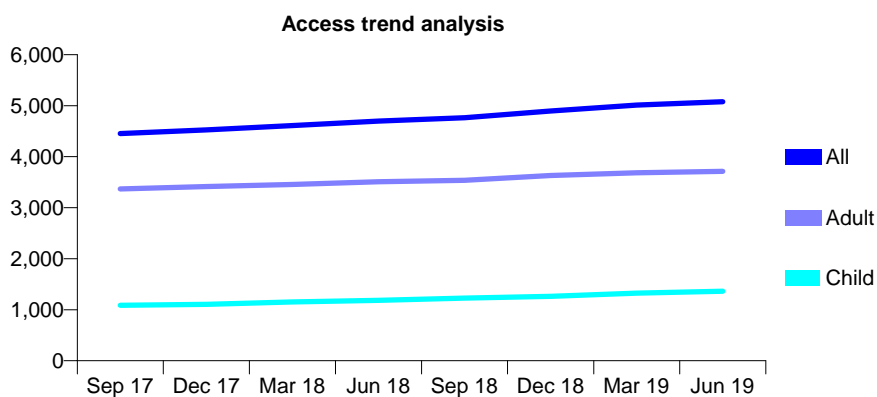
Q47 - Vital Signs At a Glance Contract Report for 679313/0001 - June 2019

Name or company name	MR CS WONG
Contract type name	GDS Contract
Purpose of contract	General
Contract start date	01/06/2008
Contract end date	

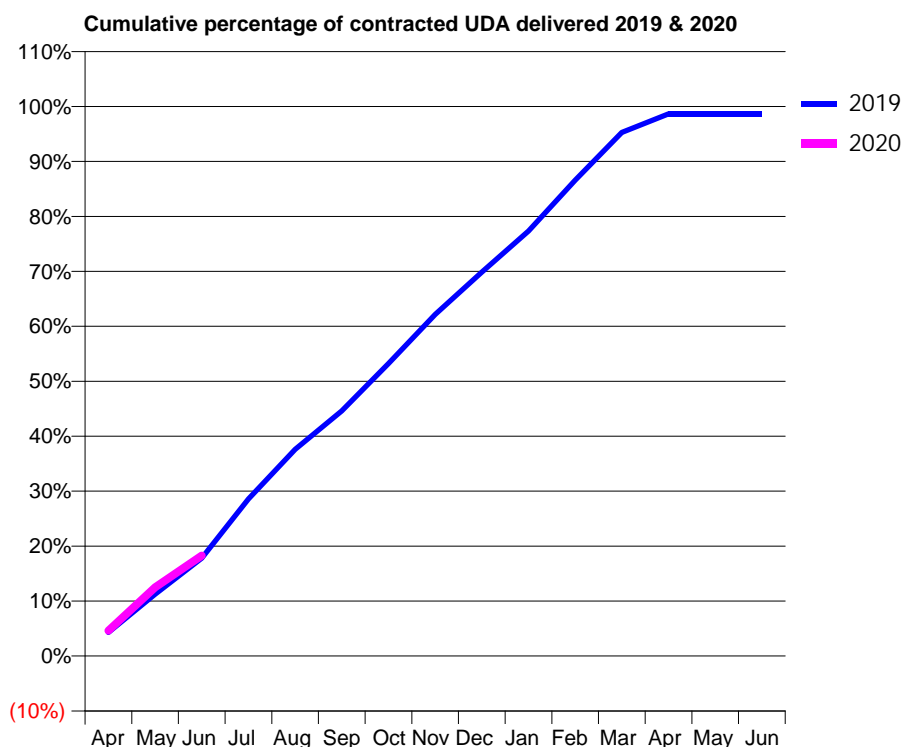
19/20 Contracted general activity (UDA)	16,856
Carry forward general activity (UDA)	0
19/20 Contracted orthodontic activity (UOA)	0
Carry forward orthodontic activity (UOA)	0
Baseline contract value	£523,512.27

ACCESS*

Patients seen in 24 months	Total	Change since previous quarter
Quarter ending June 2018	4,696	
Quarter ending September 2018	4,764	→
Quarter ending December 2018	4,896	↑
Quarter ending March 2019	5,012	↑
Quarter ending June 2019	5,078	→
Variance since June 2018	8.1%	↑



ACTIVITY



Month	Adjusted Scheduled Activity (UDA)	
	2019	2020
April	728	778
May	1,902	2,109
June	3,005	3,083
July	4,818	
August	6,338	
September	7,519	
October	8,973	
November	10,478	
December	11,776	
January	13,033	
February	14,599	
March	16,057	
April	16,630	
May	16,630	
June	16,630	

QUALITY

	Quantity	Base Number	Contract	AT	Region	England
% of FP17s for the same patient ID Re-attending within 3 months - Children	33	461	7.2%	11.3%	12.1%	11.4%
% of FP17s for the same patient ID Re-attending within 3 months - Adults	232	1,451	16.0%	14.9%	15.6%	15.4%
% of FP17s for the same patient ID Re-attending between 3 & 9 months - Children	278	461	60.3%	60.2%	61.2%	59.8%
% of FP17s for the same patient ID Re-attending between 3 & 9 months - Adults	913	1,451	62.9%	52.9%	54.5%	52.1%
% of FP17s for Band 1 Urgent Courses	129	1,631	7.9%	9.7%	9.1%	9.2%
% of FP17s Relating to Free Repair or Replacements	9	1,631	0.6%	0.9%	1.0%	0.7%
% of FP17s Relating to Continuations	35	1,631	2.1%	0.9%	1.0%	0.8%
% of Patients satisfied with the dentistry they have received	5	6	N/A	94.6%	94.2%	93.4%
% of Patients satisfied with the time they had to wait for an appointment	4	6	N/A	86.1%	88.4%	87.6%

* This is based on patients treated on this contract for their most recent course of treatment. Figures in italics indicate the base number of FP17s or Patient Questionnaire responses are less than 100. N/A is shown where the base number of responses is less than 10 during the period. % is calculated as Quantity/Base number*100

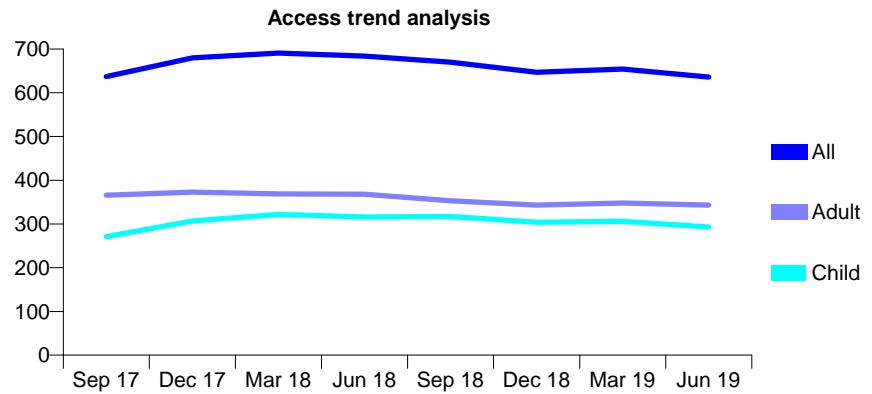
Q47 - Vital Signs At a Glance Contract Report for 696293/0001 - June 2019

Name or company name	MR V PATEL
Contract type name	GDS Contract
Purpose of contract	General
Contract start date	01/11/2015
Contract end date	

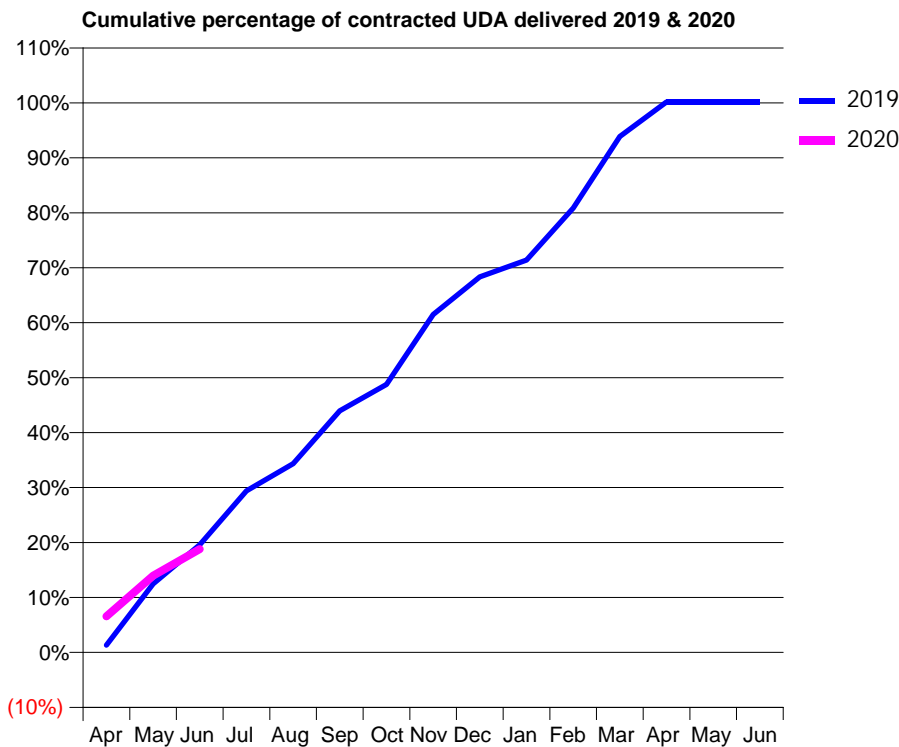
19/20 Contracted general activity (UDA)	2,790
Carry forward general activity (UDA)	0
19/20 Contracted orthodontic activity (UOA)	0
Carry forward orthodontic activity (UOA)	0
Baseline contract value	£62,828.15

ACCESS*

Patients seen in 24 months	Total	Change since previous quarter
Quarter ending June 2018	684	
Quarter ending September 2018	670	↓
Quarter ending December 2018	647	↓
Quarter ending March 2019	654	→
Quarter ending June 2019	636	↓
Variance since June 2018	(7.0%)	↓



ACTIVITY



Month	2019	2020
April	37	183
May	349	390
June	546	524
July	820	
August	958	
September	1,226	
October	1,360	
November	1,716	
December	1,907	
January	1,992	
February	2,256	
March	2,619	
April	2,794	
May	2,794	
June	2,794	

QUALITY

	Quantity	Base Number	Contract	AT	Region	England
% of FP17s for the same patient ID Re-attending within 3 months - Children	18	127	14.2%	11.3%	12.1%	11.4%
% of FP17s for the same patient ID Re-attending within 3 months - Adults	22	96	22.9%	14.9%	15.6%	15.4%
% of FP17s for the same patient ID Re-attending between 3 & 9 months - Children	85	127	66.9%	60.2%	61.2%	59.8%
% of FP17s for the same patient ID Re-attending between 3 & 9 months - Adults	40	96	41.7%	52.9%	54.5%	52.1%
% of FP17s for Band 1 Urgent Courses	7	186	3.8%	9.7%	9.1%	9.2%
% of FP17s Relating to Free Repair or Replacements	0	186	0.0%	0.9%	1.0%	0.7%
% of FP17s Relating to Continuations	0	186	0.0%	0.9%	1.0%	0.8%
% of Patients satisfied with the dentistry they have received	0	0	N/A	94.6%	94.2%	93.4%
% of Patients satisfied with the time they had to wait for an appointment	0	0	N/A	86.1%	88.4%	87.6%

* This is based on patients treated on this contract for their most recent course of treatment. Figures in italics indicate the base number of FP17s or Patient Questionnaire responses are less than 100. N/A is shown where the base number of responses is less than 10 during the period. % is calculated as Quantity/Base number*100

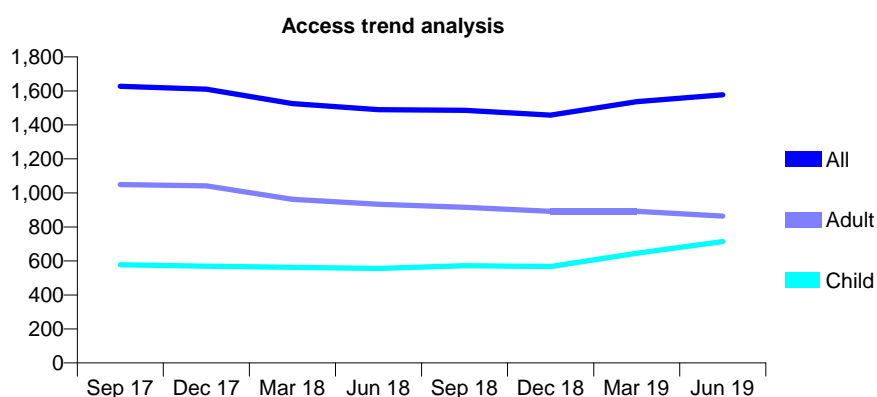
Q47 - Vital Signs At a Glance Contract Report for 723967/0002 - June 2019

Name or company name	Lowerbank Dental Practice
Contract type name	GDS Contract
Purpose of contract	General
Contract start date	21/12/2015
Contract end date	

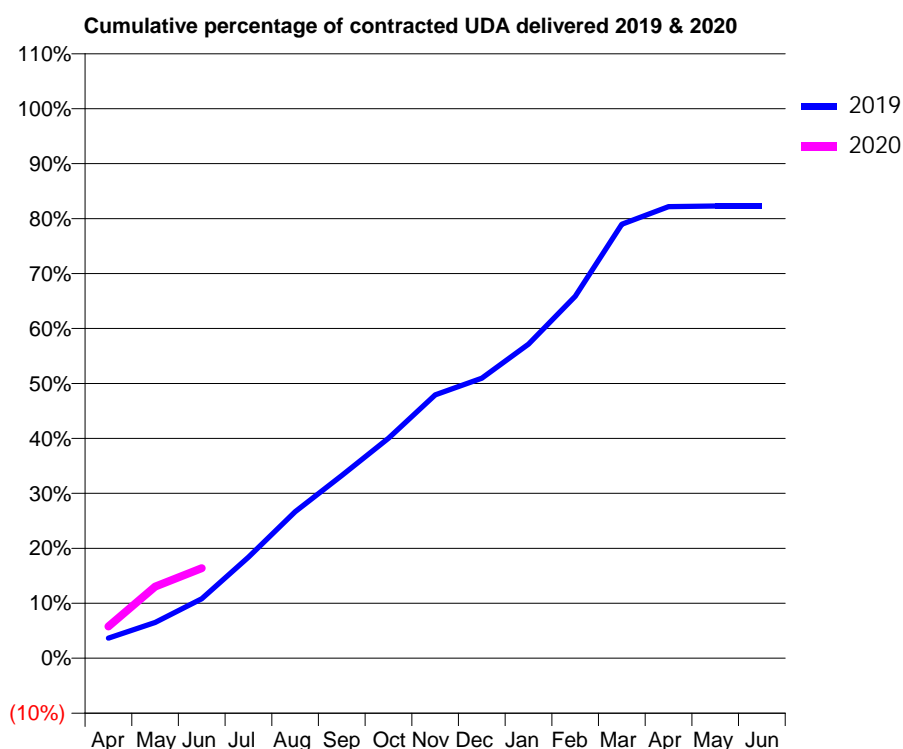
19/20 Contracted general activity (UDA)	4,446
Carry forward general activity (UDA)	0
19/20 Contracted orthodontic activity (UOA)	0
Carry forward orthodontic activity (UOA)	0
Baseline contract value	£123,418.13

ACCESS*

Patients seen in 24 months	Total	Change since previous quarter
Quarter ending June 2018	1,489	
Quarter ending September 2018	1,486	→
Quarter ending December 2018	1,458	↓
Quarter ending March 2019	1,536	↑
Quarter ending June 2019	1,577	↑
Variance since June 2018	5.9%	↑



ACTIVITY



Month	2019	2020
April	163	257
May	290	580
June	482	729
July	817	
August	1,185	
September	1,478	
October	1,780	
November	2,131	
December	2,265	
January	2,542	
February	2,928	
March	3,511	
April	3,654	
May	3,658	
June	3,658	

QUALITY

	Quantity	Base Number	Contract	AT	Region	England
% of FP17s for the same patient ID Re-attending within 3 months - Children	18	283	6.4%	11.3%	12.1%	11.4%
% of FP17s for the same patient ID Re-attending within 3 months - Adults	40	265	15.1%	14.9%	15.6%	15.4%
% of FP17s for the same patient ID Re-attending between 3 & 9 months - Children	149	283	52.7%	60.2%	61.2%	59.8%
% of FP17s for the same patient ID Re-attending between 3 & 9 months - Adults	151	265	57.0%	52.9%	54.5%	52.1%
% of FP17s for Band 1 Urgent Courses	23	439	5.2%	9.7%	9.1%	9.2%
% of FP17s Relating to Free Repair or Replacements	0	439	0.0%	0.9%	1.0%	0.7%
% of FP17s Relating to Continuations	4	439	0.9%	0.9%	1.0%	0.8%
% of Patients satisfied with the dentistry they have received	1	1	N/A	94.6%	94.2%	93.4%
% of Patients satisfied with the time they had to wait for an appointment	0	1	N/A	86.1%	88.4%	87.6%

* This is based on patients treated on this contract for their most recent course of treatment.

Figures in italics indicate the base number of FP17s or Patient Questionnaire responses are less than 100. N/A is shown where the base number of responses is less than 10 during the period. % is calculated as Quantity/Base number*100

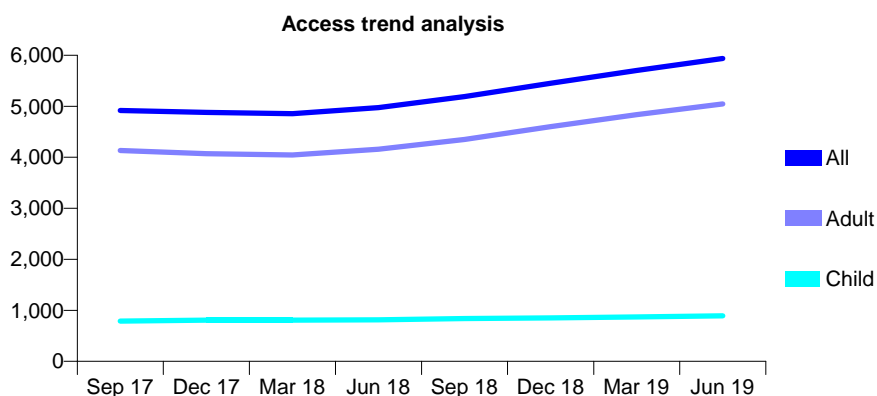
Q47 - Vital Signs At a Glance Contract Report for 724491/0002 - June 2019

Name or company name	Avondale Dental Practice
Contract type name	GDS Contract
Purpose of contract	General
Contract start date	01/04/2006
Contract end date	

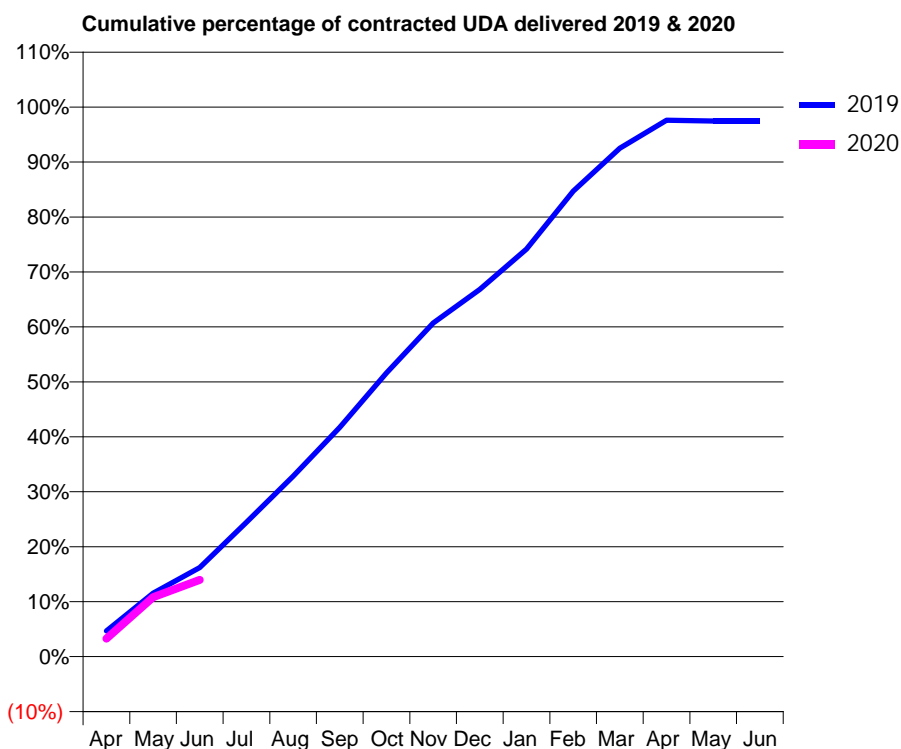
19/20 Contracted general activity (UDA)	15,203
Carry forward general activity (UDA)	0
19/20 Contracted orthodontic activity (UOA)	0
Carry forward orthodontic activity (UOA)	0
Baseline contract value	£371,996.27

ACCESS*

Patients seen in 24 months	Total	Change since previous quarter
Quarter ending June 2018	4,974	
Quarter ending September 2018	5,191	↑
Quarter ending December 2018	5,452	↑
Quarter ending March 2019	5,704	↑
Quarter ending June 2019	5,938	↑
Variance since June 2018	19.4%	↑



ACTIVITY



Month	Adjusted Scheduled Activity (UDA)	
	2019	2020
April	781	498
May	1,933	1,642
June	2,705	2,122
July	4,082	
August	5,488	
September	6,969	
October	8,622	
November	10,139	
December	11,162	
January	12,387	
February	14,148	
March	15,451	
April	16,300	
May	16,278	
June	16,278	

QUALITY

	Quantity	Base Number	Contract	AT	Region	England
% of FP17s for the same patient ID Re-attending within 3 months - Children	5	166	3.0%	11.3%	12.1%	11.4%
% of FP17s for the same patient ID Re-attending within 3 months - Adults	160	1,060	15.1%	14.9%	15.6%	15.4%
% of FP17s for the same patient ID Re-attending between 3 & 9 months - Children	56	166	33.7%	60.2%	61.2%	59.8%
% of FP17s for the same patient ID Re-attending between 3 & 9 months - Adults	360	1,060	34.0%	52.9%	54.5%	52.1%
% of FP17s for Band 1 Urgent Courses	144	914	15.8%	9.7%	9.1%	9.2%
% of FP17s Relating to Free Repair or Replacements	24	914	2.6%	0.9%	1.0%	0.7%
% of FP17s Relating to Continuations	19	914	2.1%	0.9%	1.0%	0.8%
% of Patients satisfied with the dentistry they have received	2	2	N/A	94.6%	94.2%	93.4%
% of Patients satisfied with the time they had to wait for an appointment	2	2	N/A	86.1%	88.4%	87.6%

* This is based on patients treated on this contract for their most recent course of treatment. Figures in italics indicate the base number of FP17s or Patient Questionnaire responses are less than 100. N/A is shown where the base number of responses is less than 10 during the period. % is calculated as Quantity/Base number*100

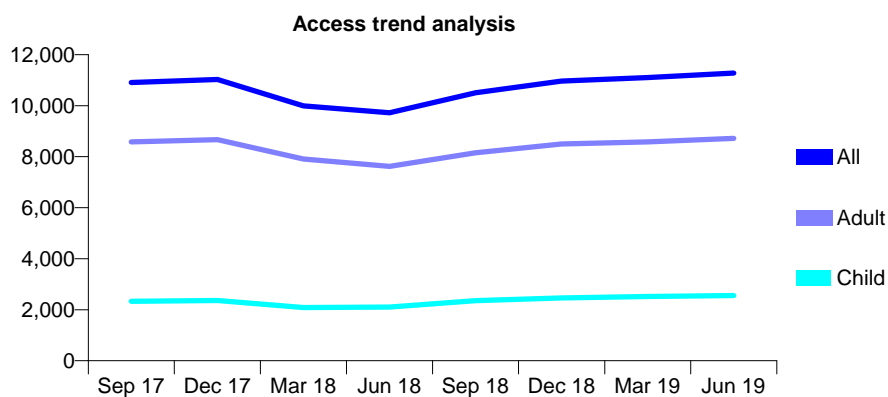
Q47 - Vital Signs At a Glance Contract Report for 724491/0003 - June 2019

Name or company name	Cavendish Dental Practice
Contract type name	GDS Contract
Purpose of contract	General
Contract start date	01/04/2006
Contract end date	

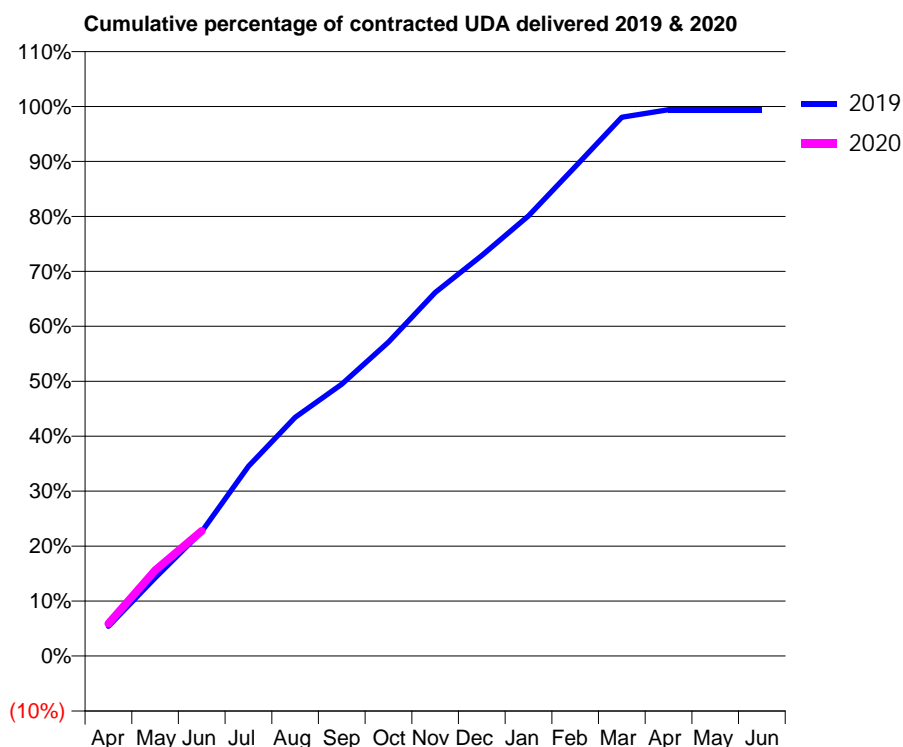
19/20 Contracted general activity (UDA)	33,996
Carry forward general activity (UDA)	0
19/20 Contracted orthodontic activity (UOA)	0
Carry forward orthodontic activity (UOA)	0
Baseline contract value	£844,553.88

ACCESS*

Patients seen in 24 months	Total	Change since previous quarter
Quarter ending June 2018	9,722	
Quarter ending September 2018	10,509	↑
Quarter ending December 2018	10,960	↑
Quarter ending March 2019	11,101	→
Quarter ending June 2019	11,277	→
Variance since June 2018	16.0%	↑



ACTIVITY



Month	Adjusted Scheduled Activity (UDA)	
	2019	2020
April	1,840	2,012
May	4,840	5,301
June	7,703	7,745
July	11,738	
August	14,760	
September	16,813	
October	19,425	
November	22,491	
December	24,782	
January	27,231	
February	30,271	
March	33,335	
April	33,798	
May	33,799	
June	33,798	

QUALITY

	Quantity	Base Number	Contract	AT	Region	England
% of FP17s for the same patient ID Re-attending within 3 months - Children	58	964	6.0%	11.3%	12.1%	11.4%
% of FP17s for the same patient ID Re-attending within 3 months - Adults	260	3,216	8.1%	14.9%	15.6%	15.4%
% of FP17s for the same patient ID Re-attending between 3 & 9 months - Children	623	964	64.6%	60.2%	61.2%	59.8%
% of FP17s for the same patient ID Re-attending between 3 & 9 months - Adults	1,875	3,216	58.3%	52.9%	54.5%	52.1%
% of FP17s for Band 1 Urgent Courses	183	3,922	4.7%	9.7%	9.1%	9.2%
% of FP17s Relating to Free Repair or Replacements	23	3,922	0.6%	0.9%	1.0%	0.7%
% of FP17s Relating to Continuations	15	3,922	0.4%	0.9%	1.0%	0.8%
% of Patients satisfied with the dentistry they have received	12	12	100.0%	94.6%	94.2%	93.4%
% of Patients satisfied with the time they had to wait for an appointment	11	12	91.7%	86.1%	88.4%	87.6%

* This is based on patients treated on this contract for their most recent course of treatment. Figures in italics indicate the base number of FP17s or Patient Questionnaire responses are less than 100. N/A is shown where the base number of responses is less than 10 during the period. % is calculated as Quantity/Base number*100

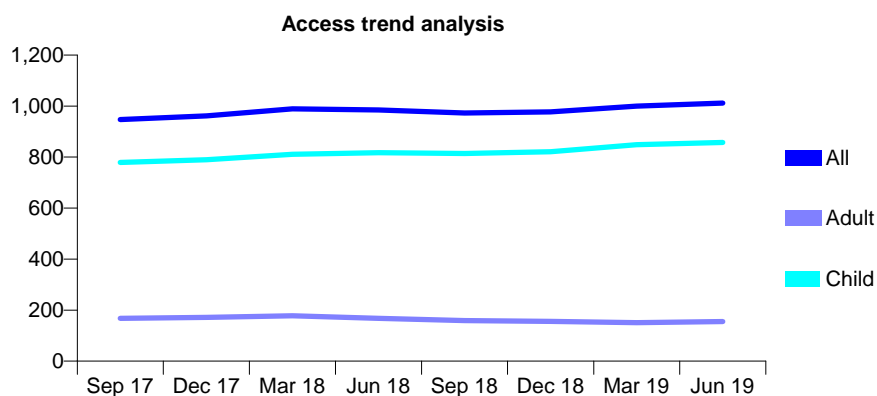
Q47 - Vital Signs At a Glance Contract Report for 729272/0001 - June 2019

Name or company name	Towngate Dental Surgery
Contract type name	GDS Contract
Purpose of contract	General
Contract start date	01/04/2006
Contract end date	

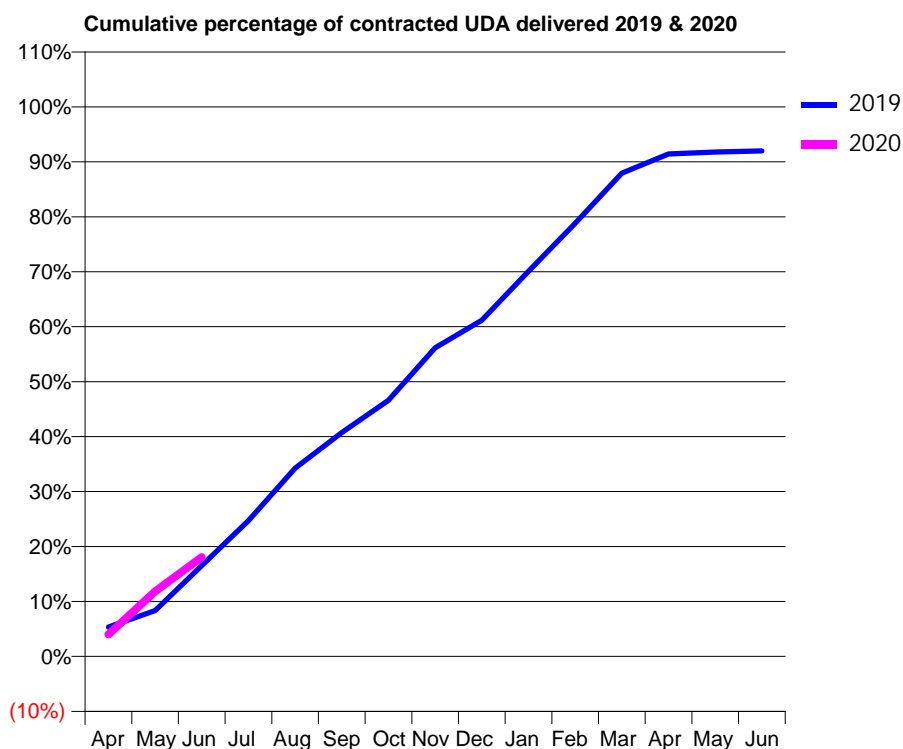
19/20 Contracted general activity (UDA)	2,485
Carry forward general activity (UDA)	0
19/20 Contracted orthodontic activity (UOA)	0
Carry forward orthodontic activity (UOA)	0
Baseline contract value	£57,757.66

ACCESS*

Patients seen in 24 months	Total	Change since previous quarter
Quarter ending June 2018	985	
Quarter ending September 2018	973	↓
Quarter ending December 2018	977	→
Quarter ending March 2019	1,000	↑
Quarter ending June 2019	1,012	→
Variance since June 2018	2.7%	↑



ACTIVITY



Month	2019	2020
April	133	100
May	207	294
June	411	449
July	614	
August	851	
September	1,012	
October	1,158	
November	1,396	
December	1,520	
January	1,742	
February	1,958	
March	2,185	
April	2,272	
May	2,281	
June	2,286	

QUALITY

	Quantity	Base Number	Contract	AT	Region	England
% of FP17s for the same patient ID Re-attending within 3 months - Children	35	316	11.1%	11.3%	12.1%	11.4%
% of FP17s for the same patient ID Re-attending within 3 months - Adults	4	33	12.1%	14.9%	15.6%	15.4%
% of FP17s for the same patient ID Re-attending between 3 & 9 months - Children	184	316	58.2%	60.2%	61.2%	59.8%
% of FP17s for the same patient ID Re-attending between 3 & 9 months - Adults	25	33	75.8%	52.9%	54.5%	52.1%
% of FP17s for Band 1 Urgent Courses	15	283	5.3%	9.7%	9.1%	9.2%
% of FP17s Relating to Free Repair or Replacements	0	283	0.0%	0.9%	1.0%	0.7%
% of FP17s Relating to Continuations	0	283	0.0%	0.9%	1.0%	0.8%
% of Patients satisfied with the dentistry they have received	0	0	N/A	94.6%	94.2%	93.4%
% of Patients satisfied with the time they had to wait for an appointment	0	0	N/A	86.1%	88.4%	87.6%

* This is based on patients treated on this contract for their most recent course of treatment. Figures in italics indicate the base number of FP17s or Patient Questionnaire responses are less than 100. N/A is shown where the base number of responses is less than 10 during the period. % is calculated as Quantity/Base number*100

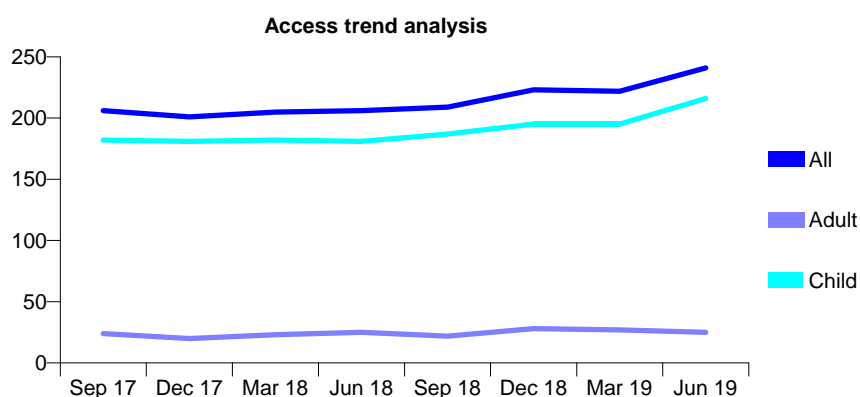
Q47 - Vital Signs At a Glance Contract Report for 731501/0001 - June 2019

Name or company name	MR MJ GLOVER
Contract type name	GDS Contract
Purpose of contract	General
Contract start date	01/04/2006
Contract end date	

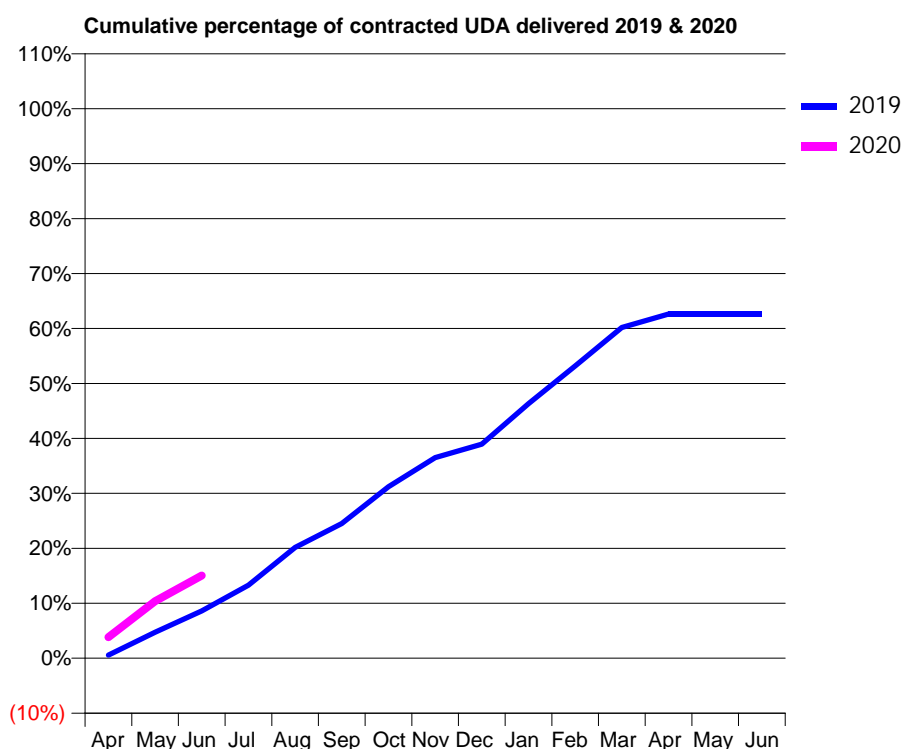
19/20 Contracted general activity (UDA)	700
Carry forward general activity (UDA)	0
19/20 Contracted orthodontic activity (UOA)	0
Carry forward orthodontic activity (UOA)	0
Baseline contract value	£14,934.43

ACCESS*

Patients seen in 24 months	Total	Change since previous quarter
Quarter ending June 2018	206	
Quarter ending September 2018	209	→
Quarter ending December 2018	223	↑
Quarter ending March 2019	222	→
Quarter ending June 2019	241	↑
Variance since June 2018	17.0%	↑



ACTIVITY



Month	2019	2020
April	4	27
May	33	73
June	60	105
July	93	
August	141	
September	171	
October	218	
November	256	
December	273	
January	324	
February	372	
March	421	
April	438	
May	438	
June	438	

QUALITY

	Quantity	Base Number	Contract	AT	Region	England
% of FP17s for the same patient ID Re-attending within 3 months - Children	8	82	9.8%	11.3%	12.1%	11.4%
% of FP17s for the same patient ID Re-attending within 3 months - Adults	0	0	N/A	14.9%	15.6%	15.4%
% of FP17s for the same patient ID Re-attending between 3 & 9 months - Children	37	82	45.1%	60.2%	61.2%	59.8%
% of FP17s for the same patient ID Re-attending between 3 & 9 months - Adults	0	0	N/A	52.9%	54.5%	52.1%
% of FP17s for Band 1 Urgent Courses	6	71	8.5%	9.7%	9.1%	9.2%
% of FP17s Relating to Free Repair or Replacements	0	71	0.0%	0.9%	1.0%	0.7%
% of FP17s Relating to Continuations	0	71	0.0%	0.9%	1.0%	0.8%
% of Patients satisfied with the dentistry they have received	0	0	N/A	94.6%	94.2%	93.4%
% of Patients satisfied with the time they had to wait for an appointment	0	0	N/A	86.1%	88.4%	87.6%

* This is based on patients treated on this contract for their most recent course of treatment.

Figures in italics indicate the base number of FP17s or Patient Questionnaire responses are less than 100. N/A is shown where the base number of responses is less than 10 during the period. % is calculated as Quantity/Base number*100

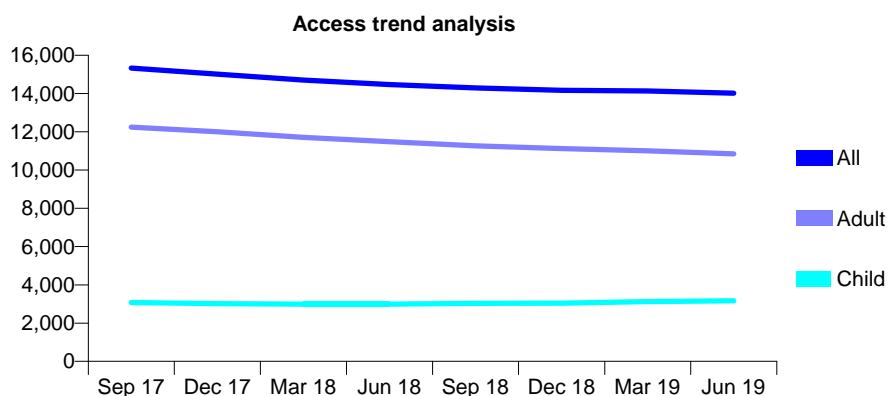
Q47 - Vital Signs At a Glance Contract Report for 732141/0001 - June 2019

Name or company name	Mr Martin Kenyon and Mr Peter Kenyon
Contract type name	GDS Contract
Purpose of contract	General
Contract start date	01/04/2006
Contract end date	

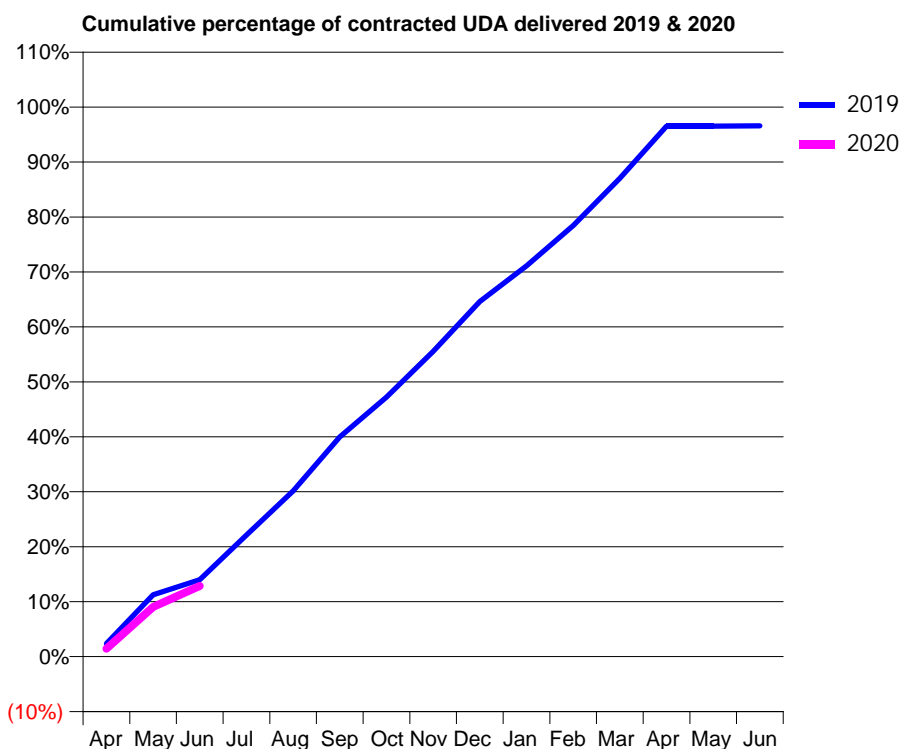
19/20 Contracted general activity (UDA)	48,868
Carry forward general activity (UDA)	0
19/20 Contracted orthodontic activity (UOA)	0
Carry forward orthodontic activity (UOA)	0
Baseline contract value	£1,828,032.31

ACCESS*

Patients seen in 24 months	Total	Change since previous quarter
Quarter ending June 2018	14,472	
Quarter ending September 2018	14,296	↓
Quarter ending December 2018	14,170	→
Quarter ending March 2019	14,134	→
Quarter ending June 2019	14,014	→
Variance since June 2018	(3.2%)	↓



ACTIVITY



Month	Adjusted Scheduled Activity (UDA)	
	2019	2020
April	1,108	707
May	5,255	4,420
June	6,533	6,281
July	10,327	
August	14,078	
September	18,669	
October	22,041	
November	25,945	
December	30,165	
January	33,191	
February	36,631	
March	40,635	
April	45,068	
May	45,071	
June	45,098	

QUALITY

	Quantity	Base Number	Contract	AT	Region	England
% of FP17s for the same patient ID Re-attending within 3 months - Children	71	1,214	5.8%	11.3%	12.1%	11.4%
% of FP17s for the same patient ID Re-attending within 3 months - Adults	355	3,820	9.3%	14.9%	15.6%	15.4%
% of FP17s for the same patient ID Re-attending between 3 & 9 months - Children	784	1,214	64.6%	60.2%	61.2%	59.8%
% of FP17s for the same patient ID Re-attending between 3 & 9 months - Adults	2,304	3,820	60.3%	52.9%	54.5%	52.1%
% of FP17s for Band 1 Urgent Courses	144	3,145	4.6%	9.7%	9.1%	9.2%
% of FP17s Relating to Free Repair or Replacements	12	3,145	0.4%	0.9%	1.0%	0.7%
% of FP17s Relating to Continuations	45	3,145	1.4%	0.9%	1.0%	0.8%
% of Patients satisfied with the dentistry they have received	25	26	96.2%	94.6%	94.2%	93.4%
% of Patients satisfied with the time they had to wait for an appointment	24	26	92.3%	86.1%	88.4%	87.6%

* This is based on patients treated on this contract for their most recent course of treatment. Figures in italics indicate the base number of FP17s or Patient Questionnaire responses are less than 100. N/A is shown where the base number of responses is less than 10 during the period. % is calculated as Quantity/Base number*100

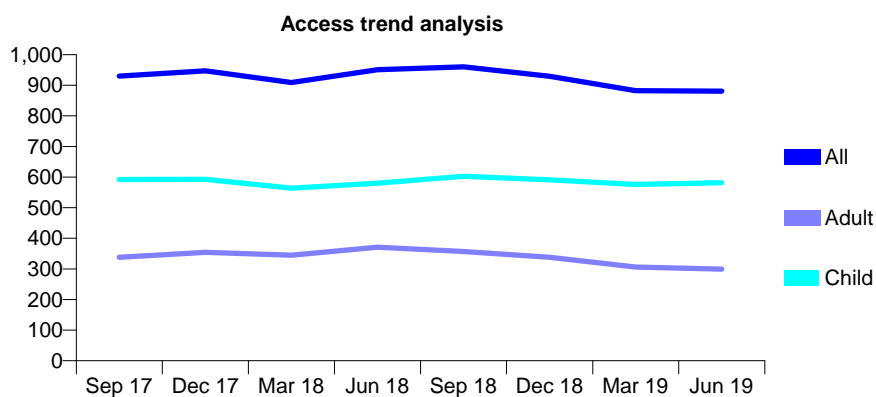
Q47 - Vital Signs At a Glance Contract Report for 736554/0001 - June 2019

Name or company name	Irfan Ahmed
Contract type name	GDS Contract
Purpose of contract	General
Contract start date	01/04/2006
Contract end date	

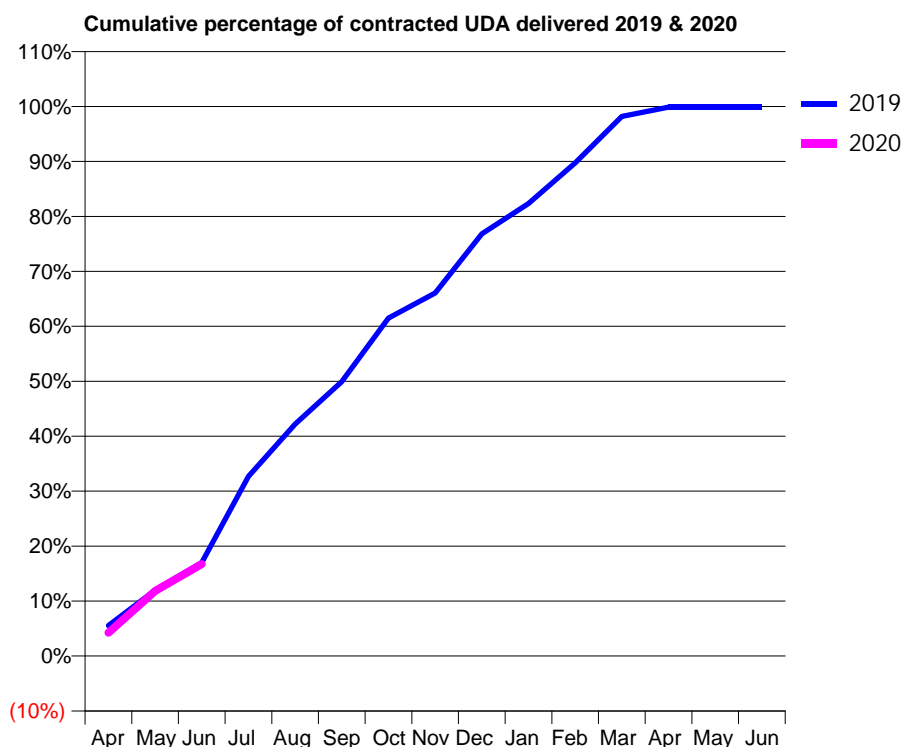
19/20 Contracted general activity (UDA)	3,000
Carry forward general activity (UDA)	0
19/20 Contracted orthodontic activity (UOA)	0
Carry forward orthodontic activity (UOA)	0
Baseline contract value	£73,289.69

ACCESS*

Patients seen in 24 months	Total	Change since previous quarter
Quarter ending June 2018	951	
Quarter ending September 2018	960	→
Quarter ending December 2018	929	↓
Quarter ending March 2019	882	↓
Quarter ending June 2019	881	→
Variance since June 2018	(7.4%)	↓



ACTIVITY



Month	Adjusted Scheduled Activity (UDA)	
	2019	2020
April	166	127
May	360	355
June	510	502
July	981	
August	1,266	
September	1,498	
October	1,844	
November	1,982	
December	2,304	
January	2,471	
February	2,692	
March	2,945	
April	2,996	
May	2,996	
June	2,996	

QUALITY

	Quantity	Base Number	Contract	AT	Region	England
% of FP17s for the same patient ID Re-attending within 3 months - Children	33	218	15.1%	11.3%	12.1%	11.4%
% of FP17s for the same patient ID Re-attending within 3 months - Adults	11	46	23.9%	14.9%	15.6%	15.4%
% of FP17s for the same patient ID Re-attending between 3 & 9 months - Children	138	218	63.3%	60.2%	61.2%	59.8%
% of FP17s for the same patient ID Re-attending between 3 & 9 months - Adults	22	46	47.8%	52.9%	54.5%	52.1%
% of FP17s for Band 1 Urgent Courses	14	240	5.8%	9.7%	9.1%	9.2%
% of FP17s Relating to Free Repair or Replacements	0	240	0.0%	0.9%	1.0%	0.7%
% of FP17s Relating to Continuations	0	240	0.0%	0.9%	1.0%	0.8%
% of Patients satisfied with the dentistry they have received	0	0	N/A	94.6%	94.2%	93.4%
% of Patients satisfied with the time they had to wait for an appointment	0	0	N/A	86.1%	88.4%	87.6%

* This is based on patients treated on this contract for their most recent course of treatment. Figures in italics indicate the base number of FP17s or Patient Questionnaire responses are less than 100. N/A is shown where the base number of responses is less than 10 during the period. % is calculated as Quantity/Base number*100

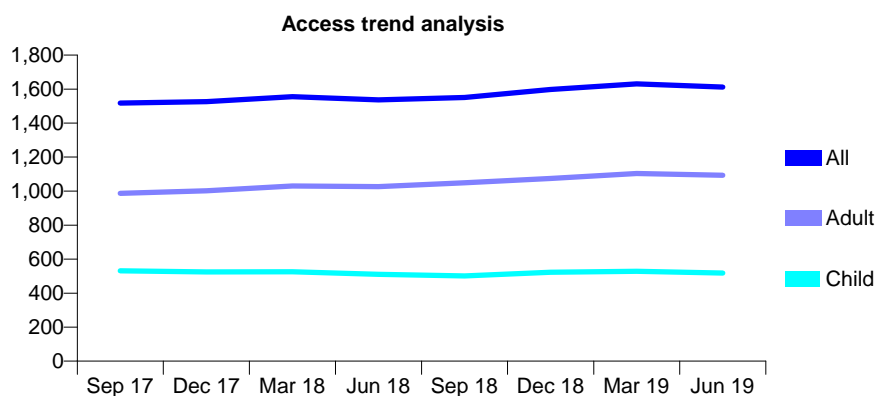
Q47 - Vital Signs At a Glance Contract Report for 739693/0001 - June 2019

Name or company name	MR JC LORD
Contract type name	GDS Contract
Purpose of contract	General
Contract start date	01/04/2006
Contract end date	

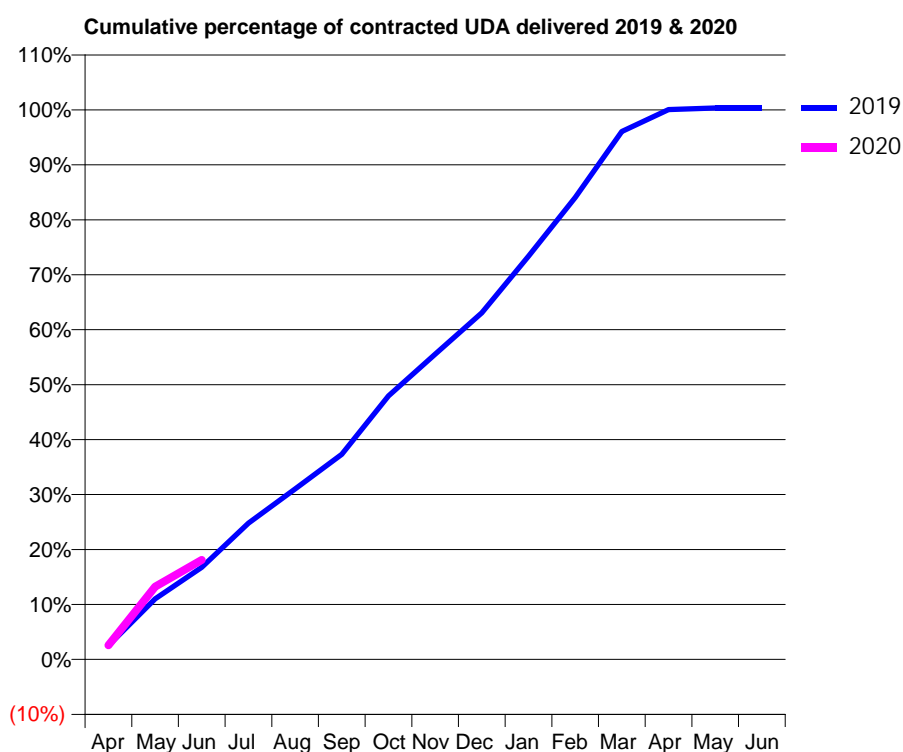
19/20 Contracted general activity (UDA)	1,760
Carry forward general activity (UDA)	0
19/20 Contracted orthodontic activity (UOA)	0
Carry forward orthodontic activity (UOA)	0
Baseline contract value	£43,160.49

ACCESS*

Patients seen in 24 months	Total	Change since previous quarter
Quarter ending June 2018	1,536	
Quarter ending September 2018	1,550	→
Quarter ending December 2018	1,597	↑
Quarter ending March 2019	1,631	↑
Quarter ending June 2019	1,611	↓
Variance since June 2018	4.9%	↑



ACTIVITY



Adjusted Scheduled Activity (UDA)		
Month	2019	2020
April	45	46
May	194	233
June	295	319
July	436	
August	546	
September	657	
October	844	
November	978	
December	1,110	
January	1,291	
February	1,480	
March	1,691	
April	1,761	
May	1,766	
June	1,766	

QUALITY

	Quantity	Base Number	Contract	AT	Region	England
% of FP17s for the same patient ID Re-attending within 3 months - Children	11	159	6.9%	11.3%	12.1%	11.4%
% of FP17s for the same patient ID Re-attending within 3 months - Adults	40	326	12.3%	14.9%	15.6%	15.4%
% of FP17s for the same patient ID Re-attending between 3 & 9 months - Children	78	159	49.1%	60.2%	61.2%	59.8%
% of FP17s for the same patient ID Re-attending between 3 & 9 months - Adults	154	326	47.2%	52.9%	54.5%	52.1%
% of FP17s for Band 1 Urgent Courses	13	186	7.0%	9.7%	9.1%	9.2%
% of FP17s Relating to Free Repair or Replacements	0	186	0.0%	0.9%	1.0%	0.7%
% of FP17s Relating to Continuations	2	186	1.1%	0.9%	1.0%	0.8%
% of Patients satisfied with the dentistry they have received	1	1	N/A	94.6%	94.2%	93.4%
% of Patients satisfied with the time they had to wait for an appointment	1	1	N/A	86.1%	88.4%	87.6%

* This is based on patients treated on this contract for their most recent course of treatment. Figures in italics indicate the base number of FP17s or Patient Questionnaire responses are less than 100. N/A is shown where the base number of responses is less than 10 during the period. % is calculated as Quantity/Base number*100

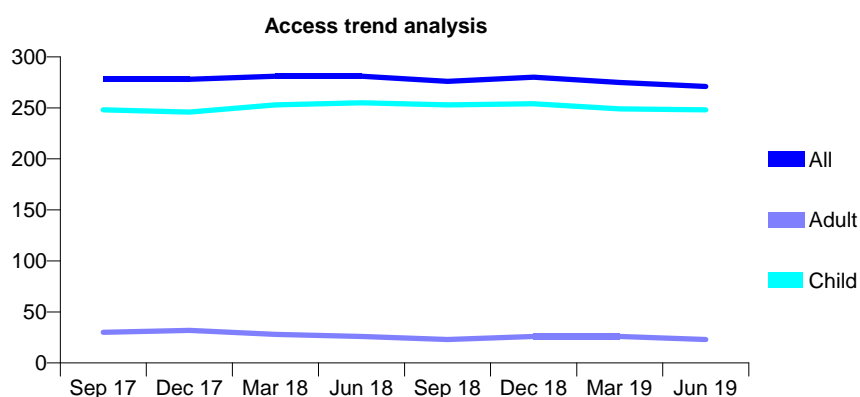
Q47 - Vital Signs At a Glance Contract Report for 740756/0002 - June 2019

Name or company name	MR MP COYLE
Contract type name	GDS Contract
Purpose of contract	General
Contract start date	01/04/2012
Contract end date	

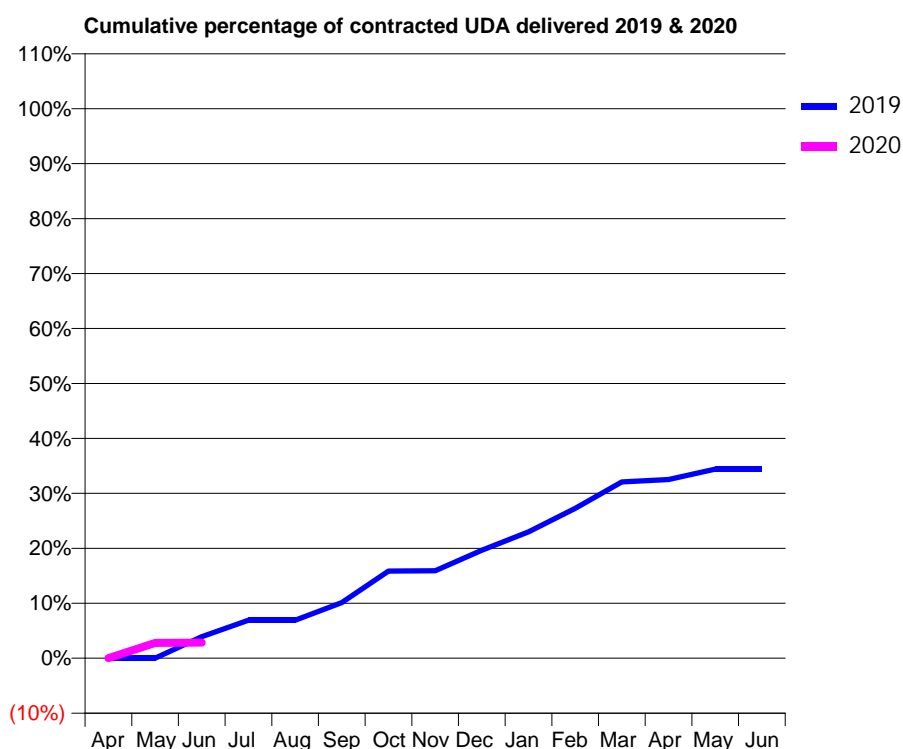
19/20 Contracted general activity (UDA)	1,400
Carry forward general activity (UDA)	0
19/20 Contracted orthodontic activity (UOA)	0
Carry forward orthodontic activity (UOA)	0
Baseline contract value	£32,837.47

ACCESS*

Patients seen in 24 months	Total	Change since previous quarter
Quarter ending June 2018	281	
Quarter ending September 2018	276	↓
Quarter ending December 2018	280	→
Quarter ending March 2019	275	↓
Quarter ending June 2019	271	↓
Variance since June 2018	(3.6%)	↓



ACTIVITY



Month	2019	2020
April	0	0
May	0	39
June	55	40
July	97	
August	97	
September	142	
October	222	
November	223	
December	275	
January	322	
February	382	
March	449	
April	455	
May	482	
June	482	

QUALITY

	Quantity	Base Number	Contract	AT	Region	England
% of FP17s for the same patient ID Re-attending within 3 months - Children	1	56	1.8%	11.3%	12.1%	11.4%
% of FP17s for the same patient ID Re-attending within 3 months - Adults	0	0	N/A	14.9%	15.6%	15.4%
% of FP17s for the same patient ID Re-attending between 3 & 9 months - Children	33	56	58.9%	60.2%	61.2%	59.8%
% of FP17s for the same patient ID Re-attending between 3 & 9 months - Adults	0	0	N/A	52.9%	54.5%	52.1%
% of FP17s for Band 1 Urgent Courses	0	34	0.0%	9.7%	9.1%	9.2%
% of FP17s Relating to Free Repair or Replacements	0	34	0.0%	0.9%	1.0%	0.7%
% of FP17s Relating to Continuations	0	34	0.0%	0.9%	1.0%	0.8%
% of Patients satisfied with the dentistry they have received	0	0	N/A	94.6%	94.2%	93.4%
% of Patients satisfied with the time they had to wait for an appointment	0	0	N/A	86.1%	88.4%	87.6%

* This is based on patients treated on this contract for their most recent course of treatment.

Figures in italics indicate the base number of FP17s or Patient Questionnaire responses are less than 100. N/A is shown where the base number of responses is less than 10 during the period. % is calculated as Quantity/Base number*100

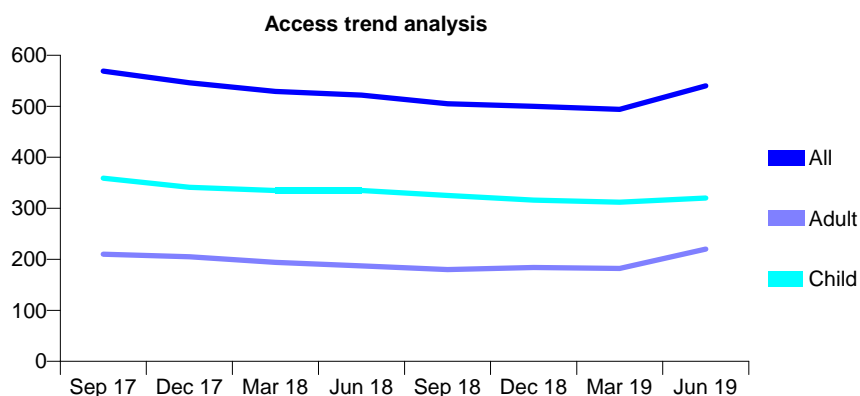
Q47 - Vital Signs At a Glance Contract Report for 741493/0001 - June 2019

Name or company name	MISS IE GOTT
Contract type name	GDS Contract
Purpose of contract	General
Contract start date	01/04/2006
Contract end date	

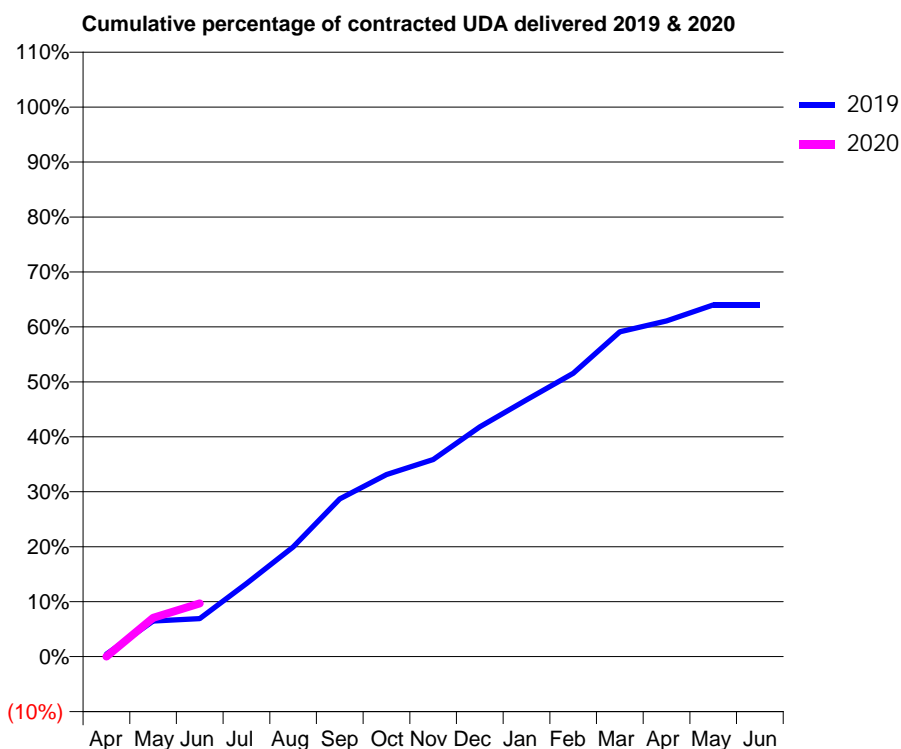
19/20 Contracted general activity (UDA)	1,370
Carry forward general activity (UDA)	0
19/20 Contracted orthodontic activity (UOA)	0
Carry forward orthodontic activity (UOA)	0
Baseline contract value	£29,764.56

ACCESS*

Patients seen in 24 months	Total	Change since previous quarter
Quarter ending June 2018	522	
Quarter ending September 2018	505	↓
Quarter ending December 2018	500	→
Quarter ending March 2019	494	↓
Quarter ending June 2019	540	↑
Variance since June 2018	3.4%	↑



ACTIVITY



Month	Adjusted Scheduled Activity (UDA)	
	2019	2020
April	6	0
May	89	97
June	95	133
July	182	
August	273	
September	393	
October	454	
November	492	
December	573	
January	640	
February	706	
March	810	
April	837	
May	877	
June	877	

QUALITY

	Quantity	Base Number	Contract	AT	Region	England
% of FP17s for the same patient ID Re-attending within 3 months - Children	9	90	10.0%	11.3%	12.1%	11.4%
% of FP17s for the same patient ID Re-attending within 3 months - Adults	3	49	6.1%	14.9%	15.6%	15.4%
% of FP17s for the same patient ID Re-attending between 3 & 9 months - Children	42	90	46.7%	60.2%	61.2%	59.8%
% of FP17s for the same patient ID Re-attending between 3 & 9 months - Adults	14	49	28.6%	52.9%	54.5%	52.1%
% of FP17s for Band 1 Urgent Courses	4	92	4.3%	9.7%	9.1%	9.2%
% of FP17s Relating to Free Repair or Replacements	0	92	0.0%	0.9%	1.0%	0.7%
% of FP17s Relating to Continuations	0	92	0.0%	0.9%	1.0%	0.8%
% of Patients satisfied with the dentistry they have received	0	0	N/A	94.6%	94.2%	93.4%
% of Patients satisfied with the time they had to wait for an appointment	0	0	N/A	86.1%	88.4%	87.6%

* This is based on patients treated on this contract for their most recent course of treatment. Figures in italics indicate the base number of FP17s or Patient Questionnaire responses are less than 100. N/A is shown where the base number of responses is less than 10 during the period. % is calculated as Quantity/Base number*100

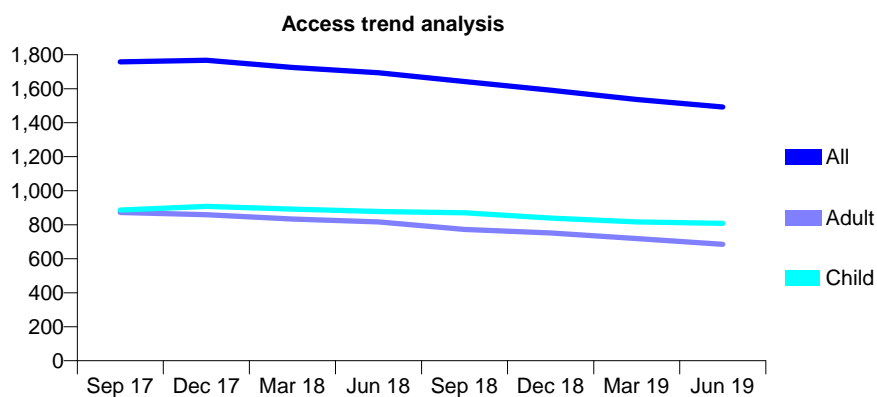
Q47 - Vital Signs At a Glance Contract Report for 743313/0002 - June 2019

Name or company name	Mr David Melia and Mr Christopher Reid
Contract type name	GDS Contract
Purpose of contract	General
Contract start date	15/06/2013
Contract end date	

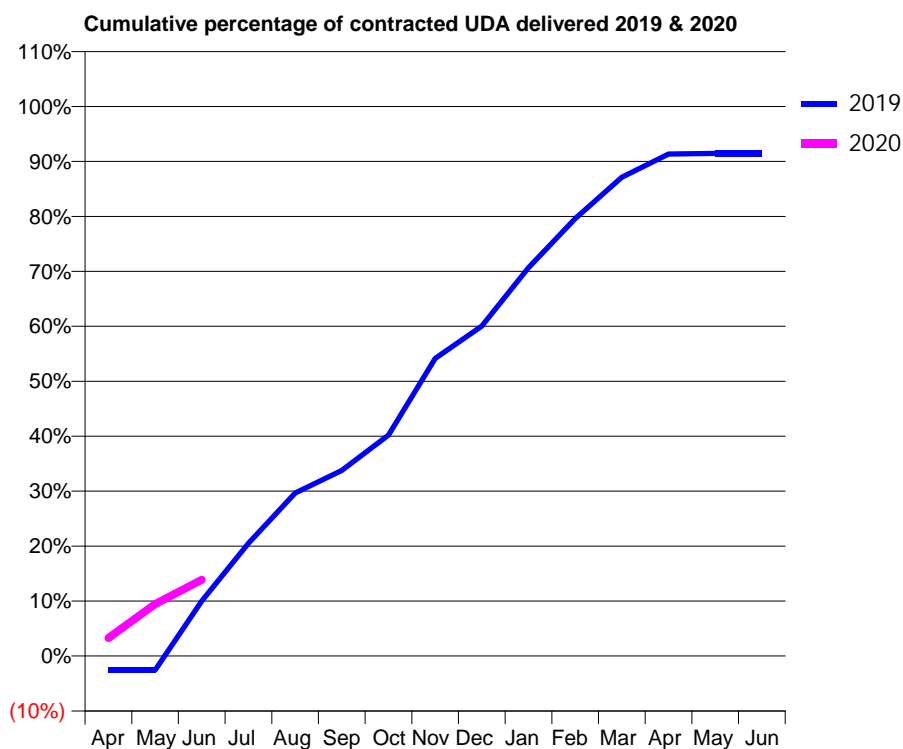
19/20 Contracted general activity (UDA)	3,246
Carry forward general activity (UDA)	0
19/20 Contracted orthodontic activity (UOA)	0
Carry forward orthodontic activity (UOA)	0
Baseline contract value	£76,949.63

ACCESS*

Patients seen in 24 months	Total	Change since previous quarter
Quarter ending June 2018	1,694	
Quarter ending September 2018	1,642	↓
Quarter ending December 2018	1,591	↓
Quarter ending March 2019	1,536	↓
Quarter ending June 2019	1,492	↓
Variance since June 2018	(11.9%)	↓



ACTIVITY



Month	Adjusted Scheduled Activity (UDA)	
	2019	2020
April	-83	107
May	-83	307
June	325	451
July	666	
August	963	
September	1,096	
October	1,305	
November	1,757	
December	1,949	
January	2,294	
February	2,584	
March	2,828	
April	2,965	
May	2,969	
June	2,969	

QUALITY

	Quantity	Base Number	Contract	AT	Region	England
% of FP17s for the same patient ID Re-attending within 3 months - Children	9	220	4.1%	11.3%	12.1%	11.4%
% of FP17s for the same patient ID Re-attending within 3 months - Adults	15	160	9.4%	14.9%	15.6%	15.4%
% of FP17s for the same patient ID Re-attending between 3 & 9 months - Children	120	220	54.5%	60.2%	61.2%	59.8%
% of FP17s for the same patient ID Re-attending between 3 & 9 months - Adults	93	160	58.1%	52.9%	54.5%	52.1%
% of FP17s for Band 1 Urgent Courses	13	292	4.5%	9.7%	9.1%	9.2%
% of FP17s Relating to Free Repair or Replacements	2	292	0.7%	0.9%	1.0%	0.7%
% of FP17s Relating to Continuations	0	292	0.0%	0.9%	1.0%	0.8%
% of Patients satisfied with the dentistry they have received	0	0	N/A	94.6%	94.2%	93.4%
% of Patients satisfied with the time they had to wait for an appointment	0	0	N/A	86.1%	88.4%	87.6%

* This is based on patients treated on this contract for their most recent course of treatment. Figures in italics indicate the base number of FP17s or Patient Questionnaire responses are less than 100. N/A is shown where the base number of responses is less than 10 during the period. % is calculated as Quantity/Base number*100

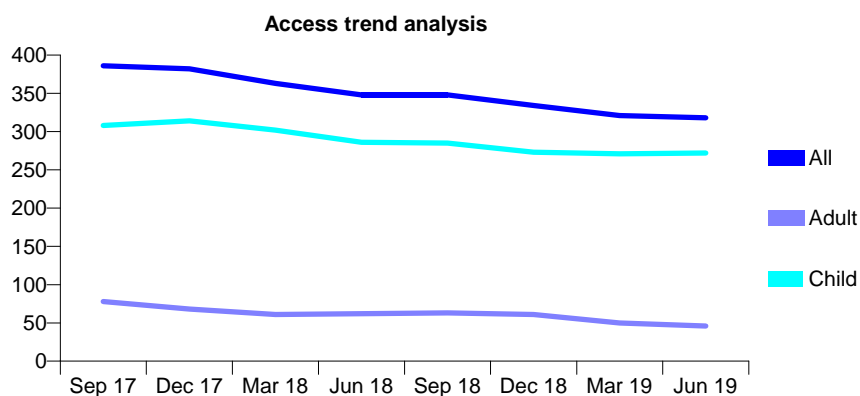
Q47 - Vital Signs At a Glance Contract Report for 745219/0001 - June 2019

Name or company name	MR BA M'CLOUGHLIN
Contract type name	GDS Contract
Purpose of contract	General
Contract start date	01/04/2006
Contract end date	

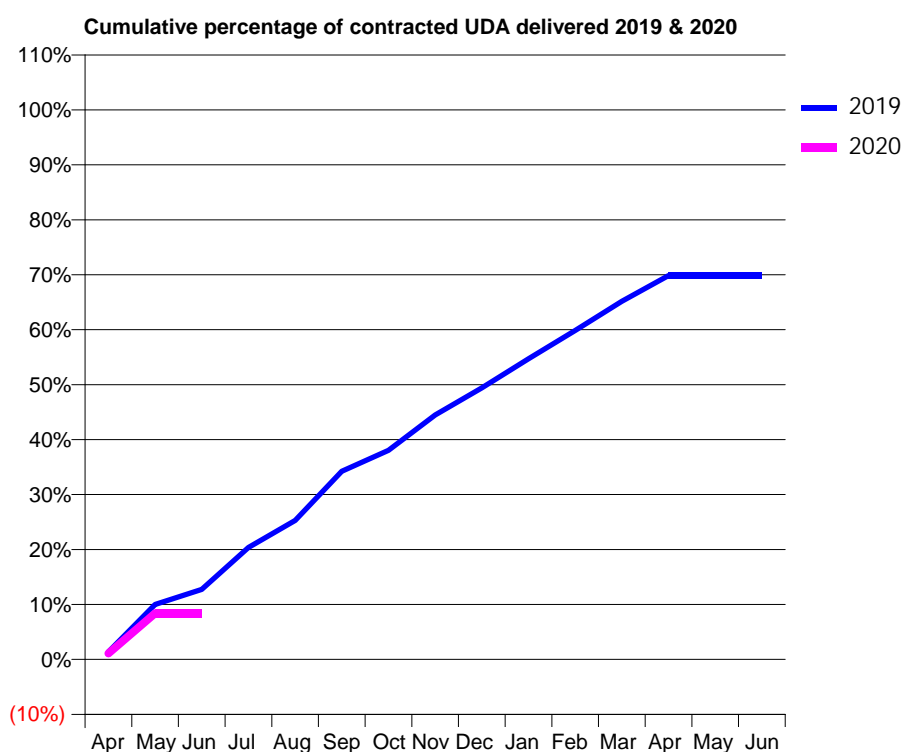
19/20 Contracted general activity (UDA)	1,000
Carry forward general activity (UDA)	0
19/20 Contracted orthodontic activity (UOA)	0
Carry forward orthodontic activity (UOA)	0
Baseline contract value	£24,467.91

ACCESS*

Patients seen in 24 months	Total	Change since previous quarter
Quarter ending June 2018	348	
Quarter ending September 2018	348	→
Quarter ending December 2018	334	↓
Quarter ending March 2019	321	↓
Quarter ending June 2019	318	→
Variance since June 2018	(8.6%)	↓



ACTIVITY



Month	Adjusted Scheduled Activity (UDA)	
	2019	2020
April	14	11
May	100	84
June	128	84
July	204	
August	253	
September	342	
October	381	
November	445	
December	494	
January	547	
February	599	
March	652	
April	699	
May	699	
June	699	

QUALITY

	Quantity	Base Number	Contract	AT	Region	England
% of FP17s for the same patient ID Re-attending within 3 months - Children	7	110	6.4%	11.3%	12.1%	11.4%
% of FP17s for the same patient ID Re-attending within 3 months - Adults	0	0	N/A	14.9%	15.6%	15.4%
% of FP17s for the same patient ID Re-attending between 3 & 9 months - Children	80	110	72.7%	60.2%	61.2%	59.8%
% of FP17s for the same patient ID Re-attending between 3 & 9 months - Adults	0	0	N/A	52.9%	54.5%	52.1%
% of FP17s for Band 1 Urgent Courses	1	60	1.7%	9.7%	9.1%	9.2%
% of FP17s Relating to Free Repair or Replacements	0	60	0.0%	0.9%	1.0%	0.7%
% of FP17s Relating to Continuations	0	60	0.0%	0.9%	1.0%	0.8%
% of Patients satisfied with the dentistry they have received	0	0	N/A	94.6%	94.2%	93.4%
% of Patients satisfied with the time they had to wait for an appointment	0	0	N/A	86.1%	88.4%	87.6%

* This is based on patients treated on this contract for their most recent course of treatment. Figures in italics indicate the base number of FP17s or Patient Questionnaire responses are less than 100. N/A is shown where the base number of responses is less than 10 during the period. % is calculated as Quantity/Base number*100

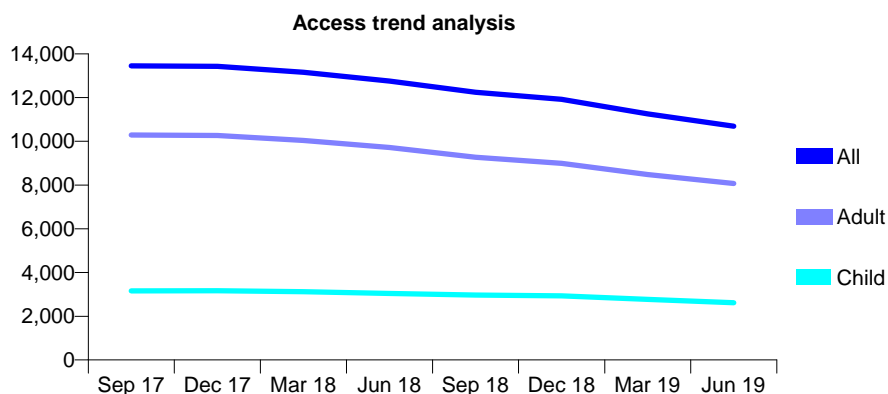
Q47 - Vital Signs At a Glance Contract Report for 746088/0001 - June 2019

Name or company name	MISS JM FORDE
Contract type name	GDS Contract
Purpose of contract	General
Contract start date	01/04/2006
Contract end date	

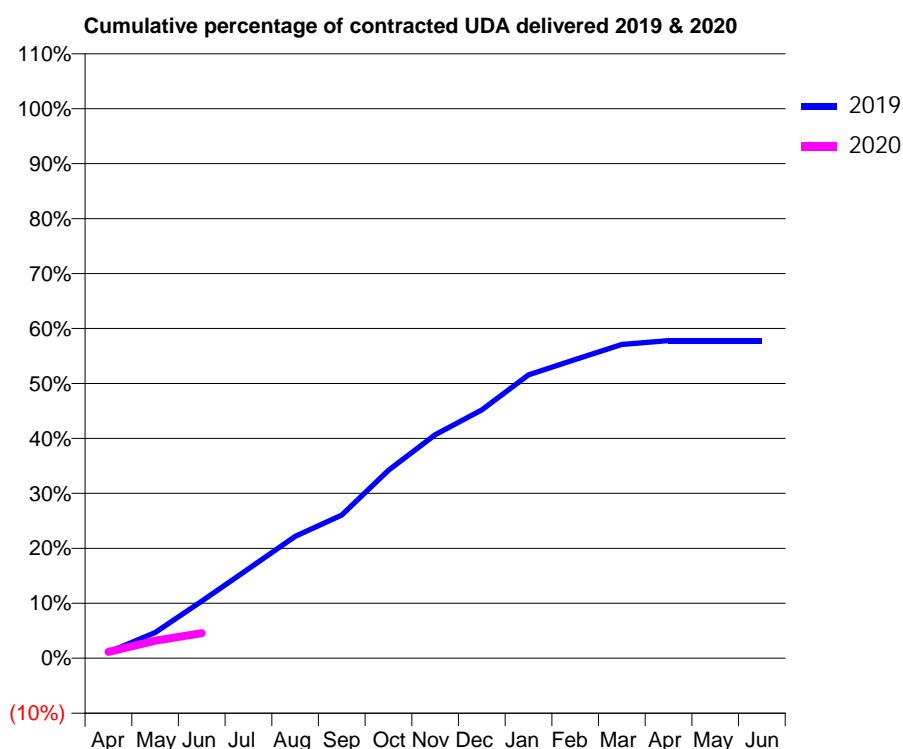
19/20 Contracted general activity (UDA)	37,842
Carry forward general activity (UDA)	0
19/20 Contracted orthodontic activity (UOA)	0
Carry forward orthodontic activity (UOA)	0
Baseline contract value	£947,938.51

ACCESS*

Patients seen in 24 months	Total	Change since previous quarter
Quarter ending June 2018	12,760	
Quarter ending September 2018	12,242	↓
Quarter ending December 2018	11,925	↓
Quarter ending March 2019	11,252	↓
Quarter ending June 2019	10,688	↓
Variance since June 2018	(16.2%)	↓



ACTIVITY



Month	Adjusted Scheduled Activity (UDA)	
	2019	2020
April	420	434
May	1,771	1,211
June	3,934	1,733
July	6,154	
August	8,386	
September	9,854	
October	12,947	
November	15,394	
December	17,105	
January	19,512	
February	20,574	
March	21,605	
April	21,867	
May	21,867	
June	21,867	

QUALITY

	Quantity	Base Number	Contract	AT	Region	England
% of FP17s for the same patient ID Re-attending within 3 months - Children	9	279	3.2%	11.3%	12.1%	11.4%
% of FP17s for the same patient ID Re-attending within 3 months - Adults	87	827	10.5%	14.9%	15.6%	15.4%
% of FP17s for the same patient ID Re-attending between 3 & 9 months - Children	96	279	34.4%	60.2%	61.2%	59.8%
% of FP17s for the same patient ID Re-attending between 3 & 9 months - Adults	317	827	38.3%	52.9%	54.5%	52.1%
% of FP17s for Band 1 Urgent Courses	74	949	7.8%	9.7%	9.1%	9.2%
% of FP17s Relating to Free Repair or Replacements	23	949	2.4%	0.9%	1.0%	0.7%
% of FP17s Relating to Continuations	14	949	1.5%	0.9%	1.0%	0.8%
% of Patients satisfied with the dentistry they have received	4	4	N/A	94.6%	94.2%	93.4%
% of Patients satisfied with the time they had to wait for an appointment	4	4	N/A	86.1%	88.4%	87.6%

* This is based on patients treated on this contract for their most recent course of treatment.

Figures in italics indicate the base number of FP17s or Patient Questionnaire responses are less than 100. N/A is shown where the base number of responses is less than 10 during the period. % is calculated as Quantity/Base number*100

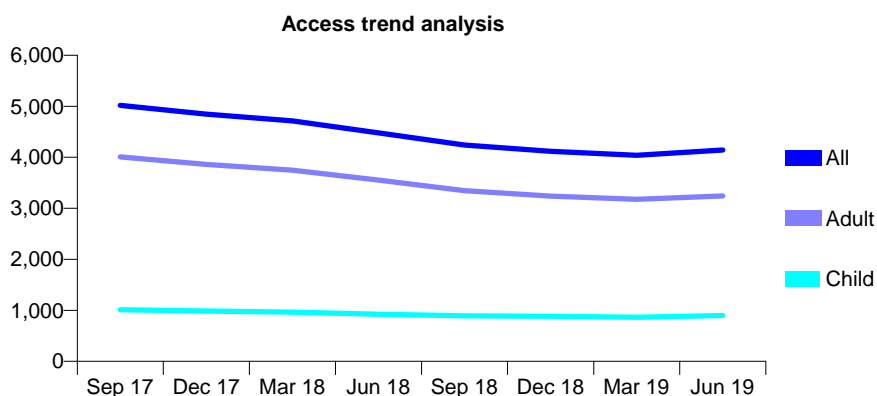
Q47 - Vital Signs At a Glance Contract Report for 746088/0002 - June 2019

Name or company name	MISS JM FORDE
Contract type name	GDS Contract
Purpose of contract	General
Contract start date	01/12/2006
Contract end date	

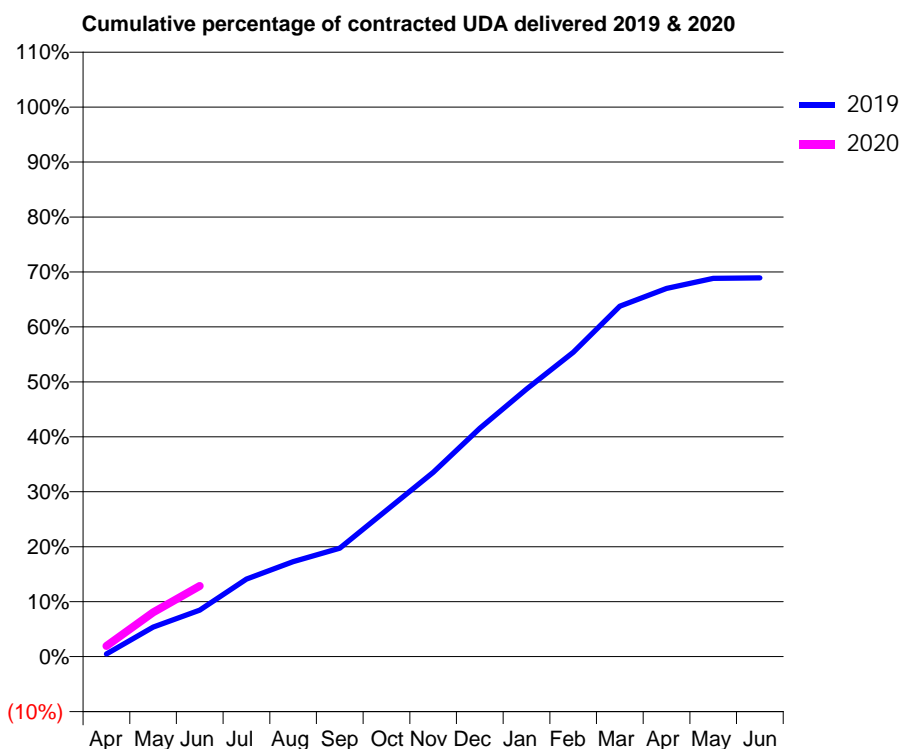
19/20 Contracted general activity (UDA)	14,000
Carry forward general activity (UDA)	0
19/20 Contracted orthodontic activity (UOA)	0
Carry forward orthodontic activity (UOA)	0
Baseline contract value	£342,631.64

ACCESS*

Patients seen in 24 months	Total	Change since previous quarter
Quarter ending June 2018	4,479	
Quarter ending September 2018	4,239	↓
Quarter ending December 2018	4,120	↓
Quarter ending March 2019	4,041	↓
Quarter ending June 2019	4,142	↑
Variance since June 2018	(7.5%)	↓



ACTIVITY



Month	Adjusted Scheduled Activity (UDA)	
	2019	2020
April	67	271
May	752	1,129
June	1,185	1,801
July	1,976	
August	2,421	
September	2,765	
October	3,729	
November	4,694	
December	5,815	
January	6,812	
February	7,751	
March	8,927	
April	9,380	
May	9,636	
June	9,647	

QUALITY

	Quantity	Base Number	Contract	AT	Region	England
% of FP17s for the same patient ID Re-attending within 3 months - Children	15	311	4.8%	11.3%	12.1%	11.4%
% of FP17s for the same patient ID Re-attending within 3 months - Adults	150	1,003	15.0%	14.9%	15.6%	15.4%
% of FP17s for the same patient ID Re-attending between 3 & 9 months - Children	168	311	54.0%	60.2%	61.2%	59.8%
% of FP17s for the same patient ID Re-attending between 3 & 9 months - Adults	469	1,003	46.8%	52.9%	54.5%	52.1%
% of FP17s for Band 1 Urgent Courses	83	1,081	7.7%	9.7%	9.1%	9.2%
% of FP17s Relating to Free Repair or Replacements	24	1,081	2.2%	0.9%	1.0%	0.7%
% of FP17s Relating to Continuations	27	1,081	2.5%	0.9%	1.0%	0.8%
% of Patients satisfied with the dentistry they have received	3	3	N/A	94.6%	94.2%	93.4%
% of Patients satisfied with the time they had to wait for an appointment	2	3	N/A	86.1%	88.4%	87.6%

* This is based on patients treated on this contract for their most recent course of treatment. Figures in italics indicate the base number of FP17s or Patient Questionnaire responses are less than 100. N/A is shown where the base number of responses is less than 10 during the period. % is calculated as Quantity/Base number*100

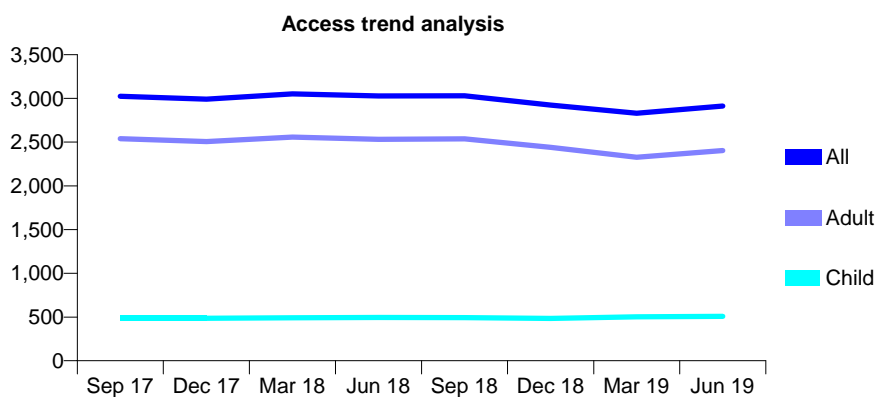
Q47 - Vital Signs At a Glance Contract Report for 746088/0003 - June 2019

Name or company name	MISS JM FORDE
Contract type name	GDS Contract
Purpose of contract	General
Contract start date	01/04/2008
Contract end date	

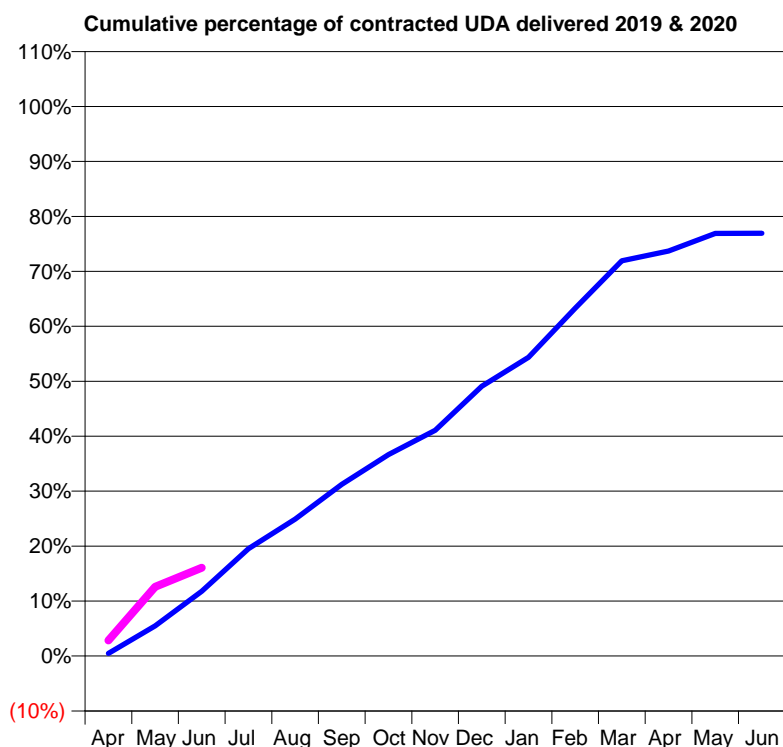
19/20 Contracted general activity (UDA)	8,000
Carry forward general activity (UDA)	0
19/20 Contracted orthodontic activity (UOA)	0
Carry forward orthodontic activity (UOA)	0
Baseline contract value	£235,177.29

ACCESS*

Patients seen in 24 months	Total	Change since previous quarter
Quarter ending June 2018	3,028	
Quarter ending September 2018	3,030	→
Quarter ending December 2018	2,925	↓
Quarter ending March 2019	2,829	↓
Quarter ending June 2019	2,912	↑
Variance since June 2018	(3.8%)	↓



ACTIVITY



Month	Adjusted Scheduled Activity (UDA)	
	2019	2020
April	40	229
May	439	1,009
June	943	1,285
July	1,561	
August	1,993	
September	2,500	
October	2,932	
November	3,285	
December	3,926	
January	4,347	
February	5,065	
March	5,752	
April	5,894	
May	6,151	
June	6,153	

QUALITY

	Quantity	Base Number	Contract	AT	Region	England
% of FP17s for the same patient ID Re-attending within 3 months - Children	11	157	7.0%	11.3%	12.1%	11.4%
% of FP17s for the same patient ID Re-attending within 3 months - Adults	82	747	11.0%	14.9%	15.6%	15.4%
% of FP17s for the same patient ID Re-attending between 3 & 9 months - Children	75	157	47.8%	60.2%	61.2%	59.8%
% of FP17s for the same patient ID Re-attending between 3 & 9 months - Adults	302	747	40.4%	52.9%	54.5%	52.1%
% of FP17s for Band 1 Urgent Courses	28	730	3.8%	9.7%	9.1%	9.2%
% of FP17s Relating to Free Repair or Replacements	19	730	2.6%	0.9%	1.0%	0.7%
% of FP17s Relating to Continuations	20	730	2.7%	0.9%	1.0%	0.8%
% of Patients satisfied with the dentistry they have received	0	0	N/A	94.6%	94.2%	93.4%
% of Patients satisfied with the time they had to wait for an appointment	0	0	N/A	86.1%	88.4%	87.6%

* This is based on patients treated on this contract for their most recent course of treatment. Figures in italics indicate the base number of FP17s or Patient Questionnaire responses are less than 100. N/A is shown where the base number of responses is less than 10 during the period. % is calculated as Quantity/Base number*100

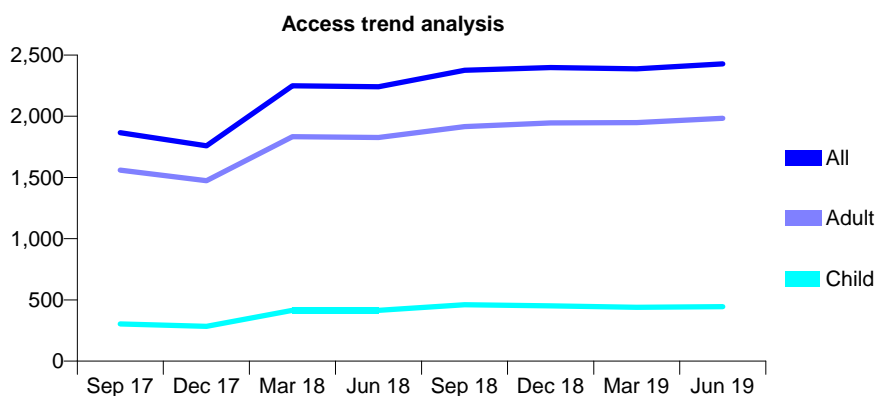
Q47 - Vital Signs At a Glance Contract Report for 748501/0001 - June 2019

Name or company name	Miss K Mayle and Mr J Tidswell
Contract type name	GDS Contract
Purpose of contract	General
Contract start date	01/04/2006
Contract end date	

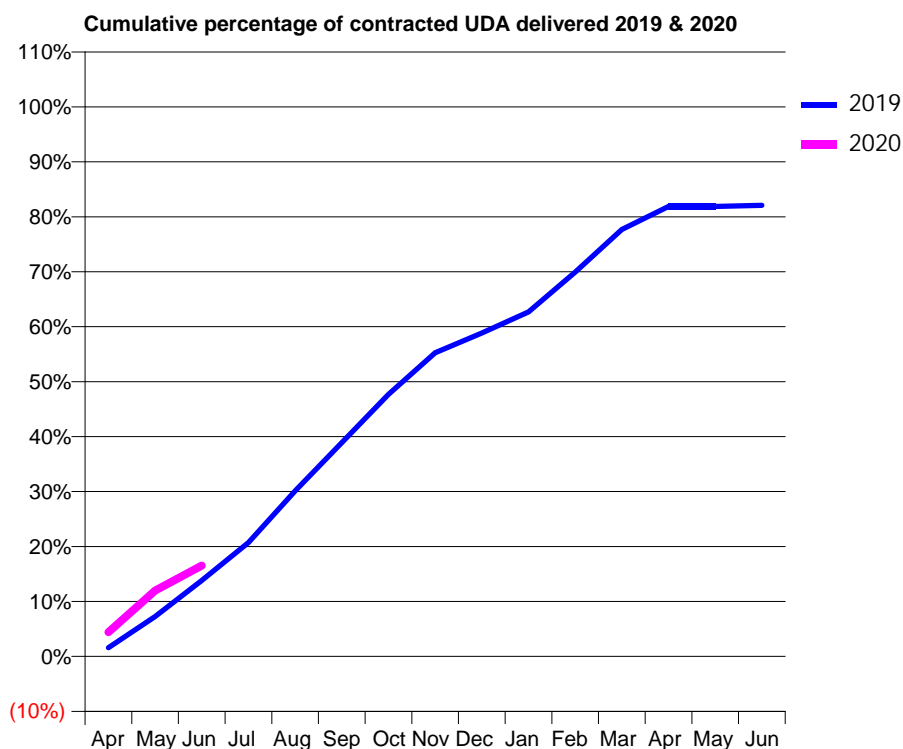
19/20 Contracted general activity (UDA)	6,998
Carry forward general activity (UDA)	0
19/20 Contracted orthodontic activity (UOA)	0
Carry forward orthodontic activity (UOA)	0
Baseline contract value	£167,008.92

ACCESS*

Patients seen in 24 months	Total	Change since previous quarter
Quarter ending June 2018	2,241	
Quarter ending September 2018	2,376	↑
Quarter ending December 2018	2,398	→
Quarter ending March 2019	2,387	→
Quarter ending June 2019	2,429	→
Variance since June 2018	8.4%	↑



ACTIVITY



Month	2019	2020
April	111	308
May	508	839
June	967	1,157
July	1,449	
August	2,108	
September	2,721	
October	3,337	
November	3,868	
December	4,118	
January	4,388	
February	4,893	
March	5,436	
April	5,728	
May	5,731	
June	5,743	

QUALITY

	Quantity	Base Number	Contract	AT	Region	England
% of FP17s for the same patient ID Re-attending within 3 months - Children	4	142	2.8%	11.3%	12.1%	11.4%
% of FP17s for the same patient ID Re-attending within 3 months - Adults	47	608	7.7%	14.9%	15.6%	15.4%
% of FP17s for the same patient ID Re-attending between 3 & 9 months - Children	37	142	26.1%	60.2%	61.2%	59.8%
% of FP17s for the same patient ID Re-attending between 3 & 9 months - Adults	203	608	33.4%	52.9%	54.5%	52.1%
% of FP17s for Band 1 Urgent Courses	24	634	3.8%	9.7%	9.1%	9.2%
% of FP17s Relating to Free Repair or Replacements	6	634	0.9%	0.9%	1.0%	0.7%
% of FP17s Relating to Continuations	13	634	2.1%	0.9%	1.0%	0.8%
% of Patients satisfied with the dentistry they have received	1	1	N/A	94.6%	94.2%	93.4%
% of Patients satisfied with the time they had to wait for an appointment	1	1	N/A	86.1%	88.4%	87.6%

* This is based on patients treated on this contract for their most recent course of treatment. Figures in italics indicate the base number of FP17s or Patient Questionnaire responses are less than 100. N/A is shown where the base number of responses is less than 10 during the period. % is calculated as Quantity/Base number*100

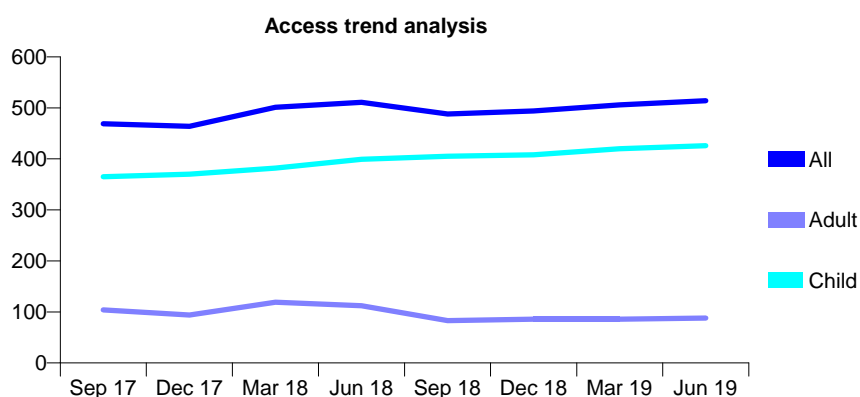
Q47 - Vital Signs At a Glance Contract Report for 751650/0001 - June 2019

Name or company name	MISS ST KHAN
Contract type name	GDS Contract
Purpose of contract	General
Contract start date	01/07/2010
Contract end date	

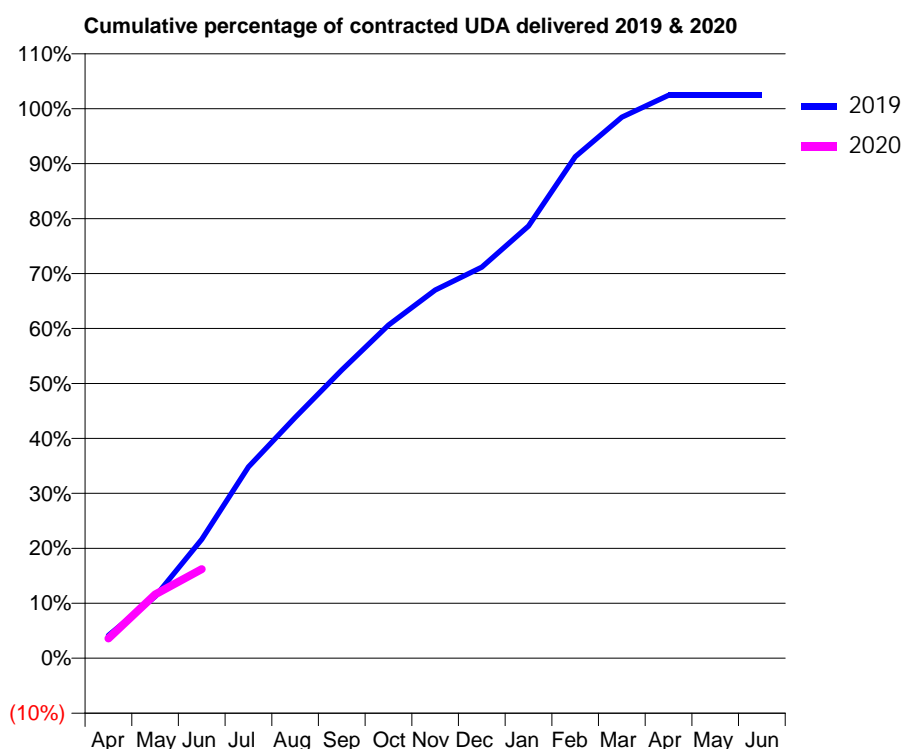
19/20 Contracted general activity (UDA)	1,235
Carry forward general activity (UDA)	0
19/20 Contracted orthodontic activity (UOA)	0
Carry forward orthodontic activity (UOA)	0
Baseline contract value	£44,898.34

ACCESS*

Patients seen in 24 months	Total	Change since previous quarter
Quarter ending June 2018	511	
Quarter ending September 2018	488	↓
Quarter ending December 2018	494	→
Quarter ending March 2019	506	↑
Quarter ending June 2019	514	→
Variance since June 2018	0.6%	→



ACTIVITY



Month	2019	2020
April	51	44
May	139	143
June	267	200
July	430	
August	541	
September	647	
October	748	
November	827	
December	879	
January	971	
February	1,127	
March	1,216	
April	1,265	
May	1,265	
June	1,265	

QUALITY

	Quantity	Base Number	Contract	AT	Region	England
% of FP17s for the same patient ID Re-attending within 3 months - Children	19	161	11.8%	11.3%	12.1%	11.4%
% of FP17s for the same patient ID Re-attending within 3 months - Adults	1	17	5.9%	14.9%	15.6%	15.4%
% of FP17s for the same patient ID Re-attending between 3 & 9 months - Children	111	161	68.9%	60.2%	61.2%	59.8%
% of FP17s for the same patient ID Re-attending between 3 & 9 months - Adults	1	17	5.9%	52.9%	54.5%	52.1%
% of FP17s for Band 1 Urgent Courses	7	145	4.8%	9.7%	9.1%	9.2%
% of FP17s Relating to Free Repair or Replacements	2	145	1.4%	0.9%	1.0%	0.7%
% of FP17s Relating to Continuations	0	145	0.0%	0.9%	1.0%	0.8%
% of Patients satisfied with the dentistry they have received	0	0	N/A	94.6%	94.2%	93.4%
% of Patients satisfied with the time they had to wait for an appointment	0	0	N/A	86.1%	88.4%	87.6%

* This is based on patients treated on this contract for their most recent course of treatment.

Figures in italics indicate the base number of FP17s or Patient Questionnaire responses are less than 100. N/A is shown where the base number of responses is less than 10 during the period. % is calculated as Quantity/Base number*100

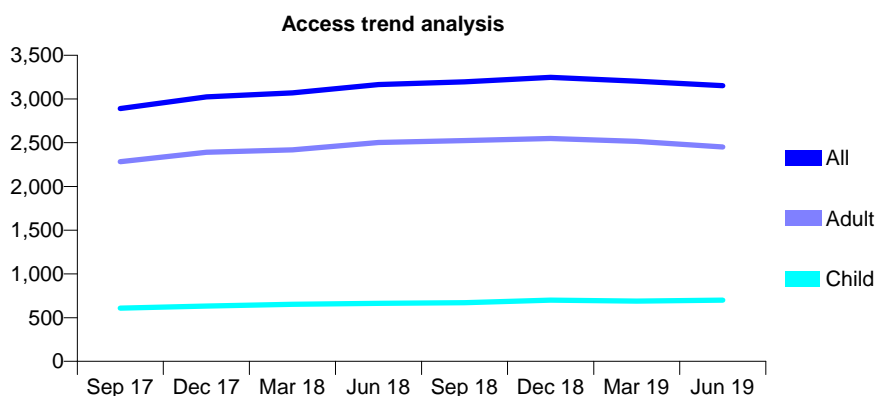
Q47 - Vital Signs At a Glance Contract Report for 751650/0002 - June 2019

Name or company name	MISS ST KHAN
Contract type name	GDS Contract
Purpose of contract	General
Contract start date	01/08/2010
Contract end date	

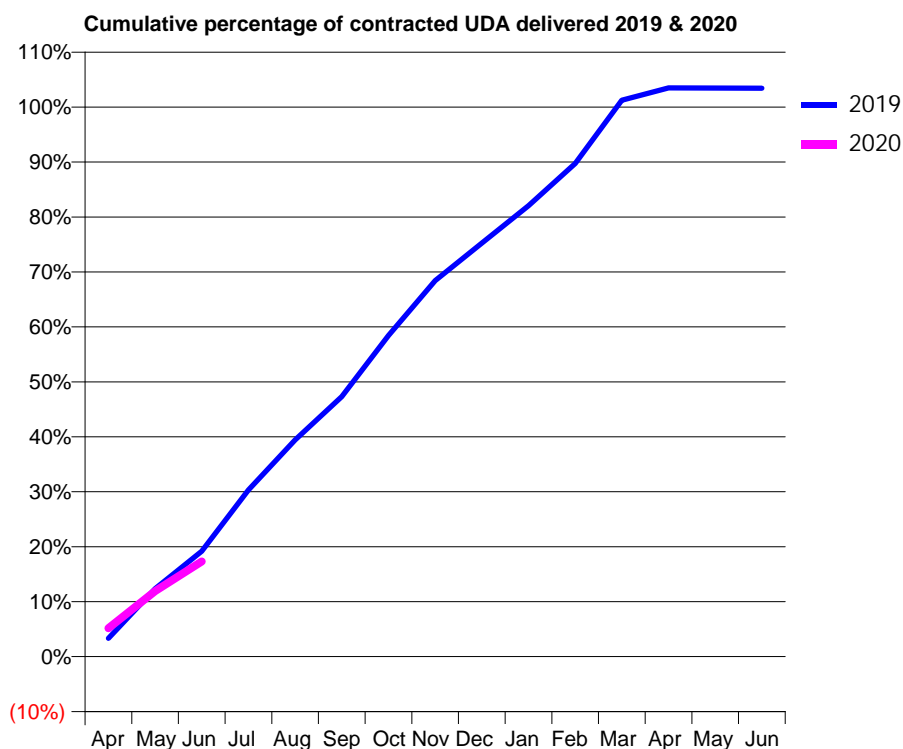
19/20 Contracted general activity (UDA)	9,458
Carry forward general activity (UDA)	0
19/20 Contracted orthodontic activity (UOA)	0
Carry forward orthodontic activity (UOA)	0
Baseline contract value	£240,622.68

ACCESS*

Patients seen in 24 months	Total	Change since previous quarter
Quarter ending June 2018	3,165	
Quarter ending September 2018	3,195	→
Quarter ending December 2018	3,247	→
Quarter ending March 2019	3,204	↓
Quarter ending June 2019	3,153	↓
Variance since June 2018	(0.4%)	→



ACTIVITY



Month	Adjusted Scheduled Activity (UDA)	
	2019	2020
April	315	489
May	1,169	1,129
June	1,814	1,638
July	2,870	
August	3,731	
September	4,475	
October	5,527	
November	6,471	
December	7,116	
January	7,761	
February	8,488	
March	9,577	
April	9,789	
May	9,786	
June	9,783	

QUALITY

	Quantity	Base Number	Contract	AT	Region	England
% of FP17s for the same patient ID Re-attending within 3 months - Children	11	254	4.3%	11.3%	12.1%	11.4%
% of FP17s for the same patient ID Re-attending within 3 months - Adults	88	791	11.1%	14.9%	15.6%	15.4%
% of FP17s for the same patient ID Re-attending between 3 & 9 months - Children	178	254	70.1%	60.2%	61.2%	59.8%
% of FP17s for the same patient ID Re-attending between 3 & 9 months - Adults	536	791	67.8%	52.9%	54.5%	52.1%
% of FP17s for Band 1 Urgent Courses	25	972	2.6%	9.7%	9.1%	9.2%
% of FP17s Relating to Free Repair or Replacements	9	972	0.9%	0.9%	1.0%	0.7%
% of FP17s Relating to Continuations	0	972	0.0%	0.9%	1.0%	0.8%
% of Patients satisfied with the dentistry they have received	2	2	N/A	94.6%	94.2%	93.4%
% of Patients satisfied with the time they had to wait for an appointment	2	2	N/A	86.1%	88.4%	87.6%

* This is based on patients treated on this contract for their most recent course of treatment. Figures in italics indicate the base number of FP17s or Patient Questionnaire responses are less than 100. N/A is shown where the base number of responses is less than 10 during the period. % is calculated as Quantity/Base number*100

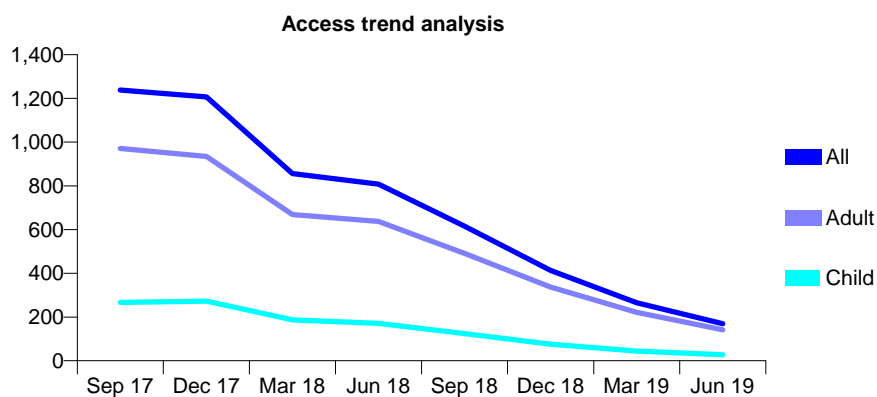
Q47 - Vital Signs At a Glance Contract Report for 752398/0002 - June 2019

Name or company name	MISS KE MAYLE
Contract type name	GDS Contract
Purpose of contract	General
Contract start date	01/04/2006
Contract end date	

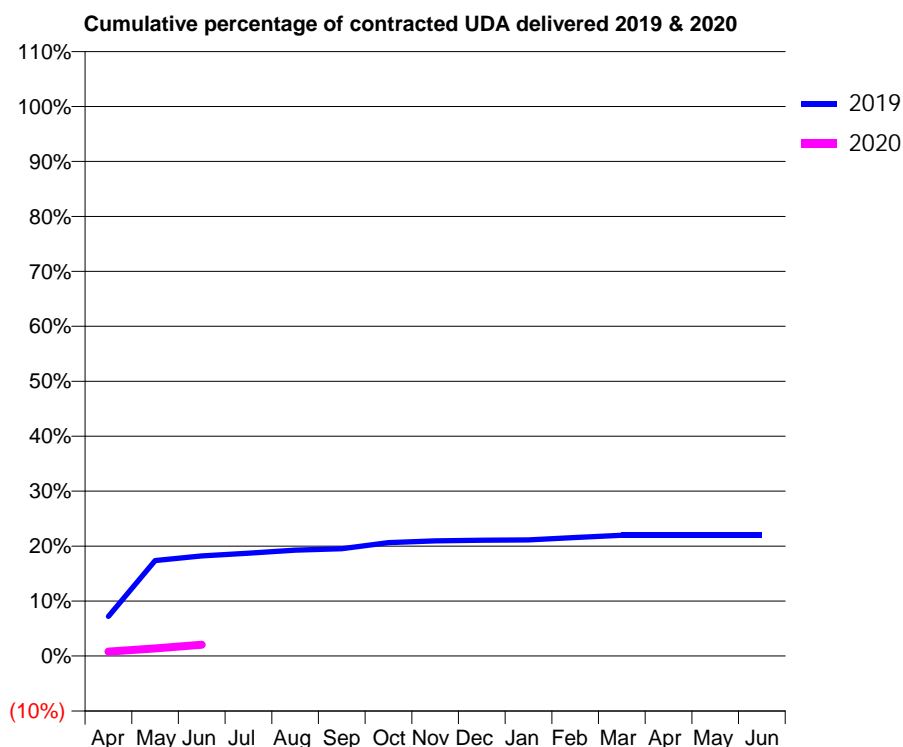
19/20 Contracted general activity (UDA)	2,409
Carry forward general activity (UDA)	0
19/20 Contracted orthodontic activity (UOA)	0
Carry forward orthodontic activity (UOA)	0
Baseline contract value	£55,581.92

ACCESS*

Patients seen in 24 months	Total	Change since previous quarter
Quarter ending June 2018	808	
Quarter ending September 2018	615	↓
Quarter ending December 2018	413	↓
Quarter ending March 2019	265	↓
Quarter ending June 2019	169	↓
Variance since June 2018	(79.1%)	↓



ACTIVITY



Month	Adjusted Scheduled Activity (UDA)	
	2019	2020
April	174	19
May	418	33
June	439	50
July	451	
August	464	
September	470	
October	497	
November	505	
December	508	
January	509	
February	519	
March	530	
April	530	
May	530	
June	530	

QUALITY

	Quantity	Base Number	Contract	AT	Region	England
% of FP17s for the same patient ID Re-attending within 3 months - Children	0	9	0.0%	11.3%	12.1%	11.4%
% of FP17s for the same patient ID Re-attending within 3 months - Adults	0	24	0.0%	14.9%	15.6%	15.4%
% of FP17s for the same patient ID Re-attending between 3 & 9 months - Children	0	9	0.0%	60.2%	61.2%	59.8%
% of FP17s for the same patient ID Re-attending between 3 & 9 months - Adults	0	24	0.0%	52.9%	54.5%	52.1%
% of FP17s for Band 1 Urgent Courses	13	33	39.4%	9.7%	9.1%	9.2%
% of FP17s Relating to Free Repair or Replacements	2	33	6.1%	0.9%	1.0%	0.7%
% of FP17s Relating to Continuations	0	33	0.0%	0.9%	1.0%	0.8%
% of Patients satisfied with the dentistry they have received	0	0	N/A	94.6%	94.2%	93.4%
% of Patients satisfied with the time they had to wait for an appointment	0	0	N/A	86.1%	88.4%	87.6%

* This is based on patients treated on this contract for their most recent course of treatment. Figures in italics indicate the base number of FP17s or Patient Questionnaire responses are less than 100. N/A is shown where the base number of responses is less than 10 during the period. % is calculated as Quantity/Base number*100

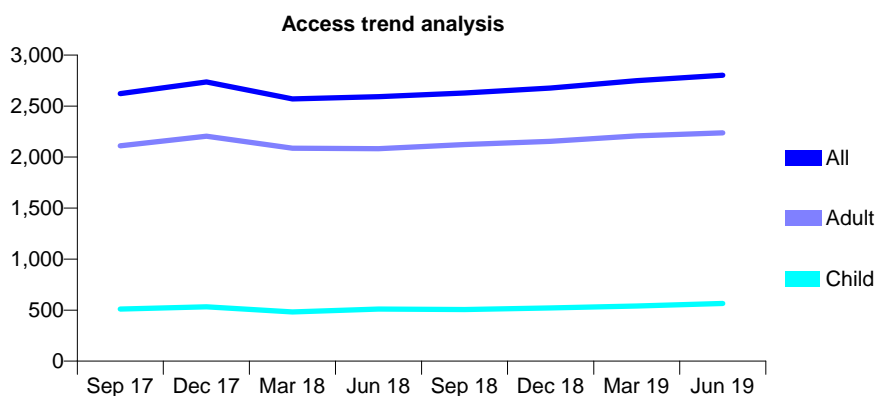
Q47 - Vital Signs At a Glance Contract Report for 752398/0003 - June 2019

Name or company name	MISS KE MAYLE
Contract type name	GDS Contract
Purpose of contract	General
Contract start date	31/08/2011
Contract end date	

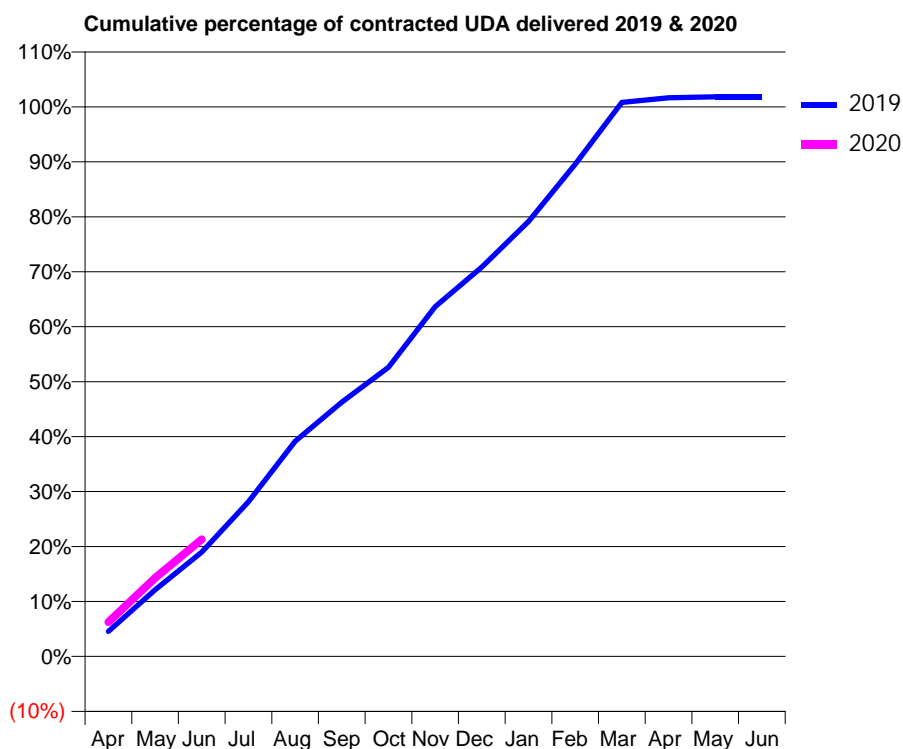
19/20 Contracted general activity (UDA)	4,800
Carry forward general activity (UDA)	0
19/20 Contracted orthodontic activity (UOA)	0
Carry forward orthodontic activity (UOA)	0
Baseline contract value	£130,777.83

ACCESS*

Patients seen in 24 months	Total	Change since previous quarter
Quarter ending June 2018	2,593	
Quarter ending September 2018	2,628	→
Quarter ending December 2018	2,676	→
Quarter ending March 2019	2,749	↑
Quarter ending June 2019	2,802	→
Variance since June 2018	8.1%	↑



ACTIVITY



Month	2019	2020
April	219	299
May	583	686
June	910	1,023
July	1,352	
August	1,880	
September	2,221	
October	2,525	
November	3,054	
December	3,401	
January	3,799	
February	4,298	
March	4,838	
April	4,879	
May	4,887	
June	4,888	

QUALITY

	Quantity	Base Number	Contract	AT	Region	England
% of FP17s for the same patient ID Re-attending within 3 months - Children	10	203	4.9%	11.3%	12.1%	11.4%
% of FP17s for the same patient ID Re-attending within 3 months - Adults	101	690	14.6%	14.9%	15.6%	15.4%
% of FP17s for the same patient ID Re-attending between 3 & 9 months - Children	96	203	47.3%	60.2%	61.2%	59.8%
% of FP17s for the same patient ID Re-attending between 3 & 9 months - Adults	244	690	35.4%	52.9%	54.5%	52.1%
% of FP17s for Band 1 Urgent Courses	34	571	6.0%	9.7%	9.1%	9.2%
% of FP17s Relating to Free Repair or Replacements	12	571	2.1%	0.9%	1.0%	0.7%
% of FP17s Relating to Continuations	17	571	3.0%	0.9%	1.0%	0.8%
% of Patients satisfied with the dentistry they have received	1	1	N/A	94.6%	94.2%	93.4%
% of Patients satisfied with the time they had to wait for an appointment	1	1	N/A	86.1%	88.4%	87.6%

* This is based on patients treated on this contract for their most recent course of treatment. Figures in italics indicate the base number of FP17s or Patient Questionnaire responses are less than 100. N/A is shown where the base number of responses is less than 10 during the period. % is calculated as Quantity/Base number*100

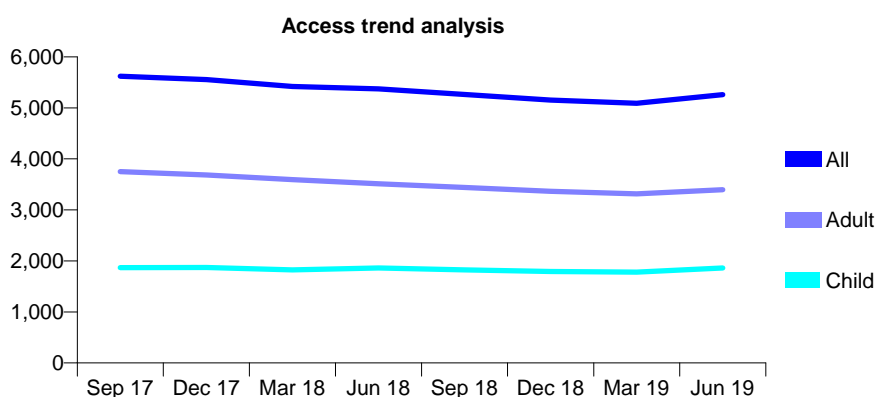
Q47 - Vital Signs At a Glance Contract Report for 755125/0003 - June 2019

Name or company name	MR AM MALIK
Contract type name	GDS Contract
Purpose of contract	General
Contract start date	01/04/2006
Contract end date	

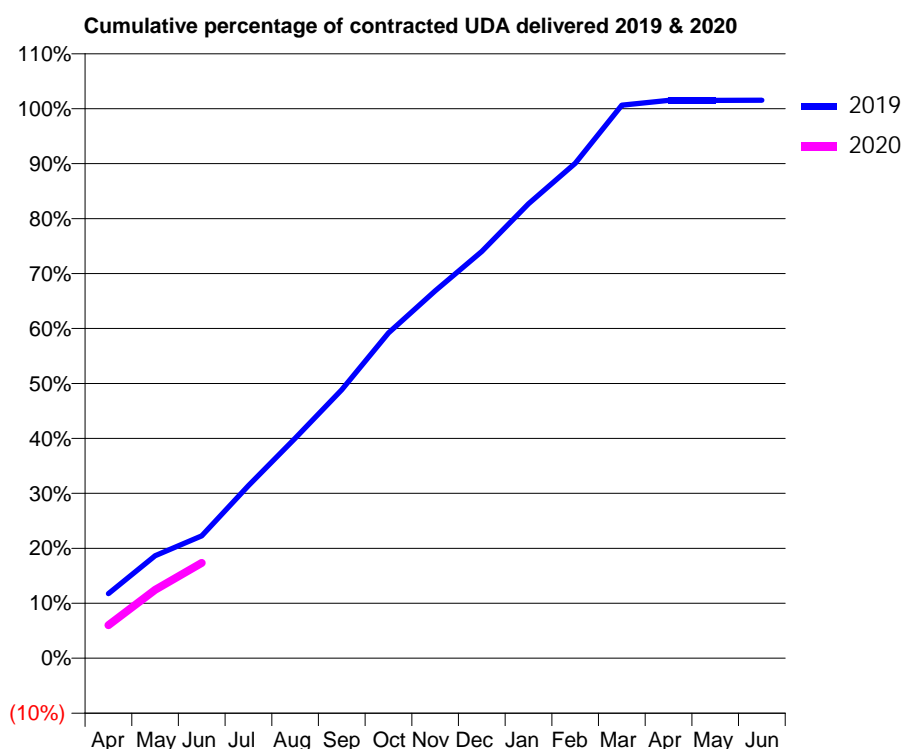
19/20 Contracted general activity (UDA)	15,265
Carry forward general activity (UDA)	0
19/20 Contracted orthodontic activity (UOA)	0
Carry forward orthodontic activity (UOA)	0
Baseline contract value	£410,793.68

ACCESS*

Patients seen in 24 months	Total	Change since previous quarter
Quarter ending June 2018	5,375	
Quarter ending September 2018	5,264	↓
Quarter ending December 2018	5,154	↓
Quarter ending March 2019	5,092	↓
Quarter ending June 2019	5,259	↑
Variance since June 2018	(2.2%)	↓



ACTIVITY



Adjusted Scheduled Activity (UDA)		
Month	2019	2020
April	1,794	918
May	2,846	1,902
June	3,399	2,647
July	4,794	
August	6,112	
September	7,458	
October	9,036	
November	10,204	
December	11,298	
January	12,624	
February	13,748	
March	15,360	
April	15,492	
May	15,494	
June	15,496	

QUALITY

	Quantity	Base Number	Contract	AT	Region	England
% of FP17s for the same patient ID Re-attending within 3 months - Children	33	591	5.6%	11.3%	12.1%	11.4%
% of FP17s for the same patient ID Re-attending within 3 months - Adults	136	814	16.7%	14.9%	15.6%	15.4%
% of FP17s for the same patient ID Re-attending between 3 & 9 months - Children	397	591	67.2%	60.2%	61.2%	59.8%
% of FP17s for the same patient ID Re-attending between 3 & 9 months - Adults	440	814	54.1%	52.9%	54.5%	52.1%
% of FP17s for Band 1 Urgent Courses	130	1,339	9.7%	9.7%	9.1%	9.2%
% of FP17s Relating to Free Repair or Replacements	3	1,339	0.2%	0.9%	1.0%	0.7%
% of FP17s Relating to Continuations	4	1,339	0.3%	0.9%	1.0%	0.8%
% of Patients satisfied with the dentistry they have received	0	0	N/A	94.6%	94.2%	93.4%
% of Patients satisfied with the time they had to wait for an appointment	0	0	N/A	86.1%	88.4%	87.6%

* This is based on patients treated on this contract for their most recent course of treatment.

Figures in italics indicate the base number of FP17s or Patient Questionnaire responses are less than 100. N/A is shown where the base number of responses is less than 10 during the period. % is calculated as Quantity/Base number*100

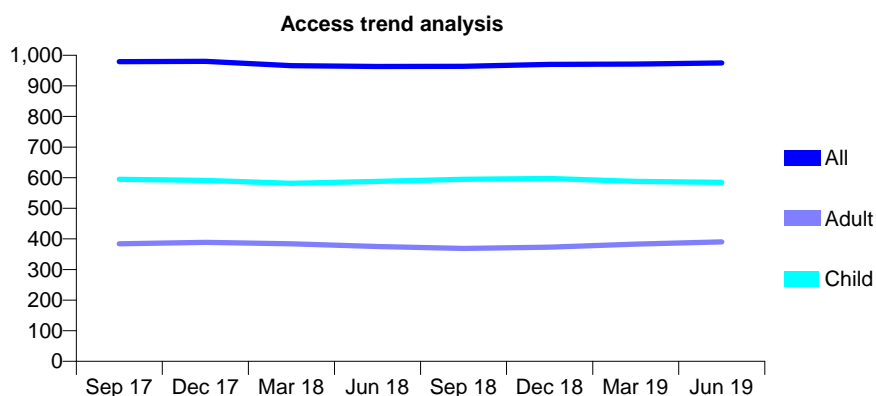
Q47 - Vital Signs At a Glance Contract Report for 75559/0001 - June 2019

Name or company name	MR SA DADABHAI
Contract type name	GDS Contract
Purpose of contract	General
Contract start date	01/04/2006
Contract end date	

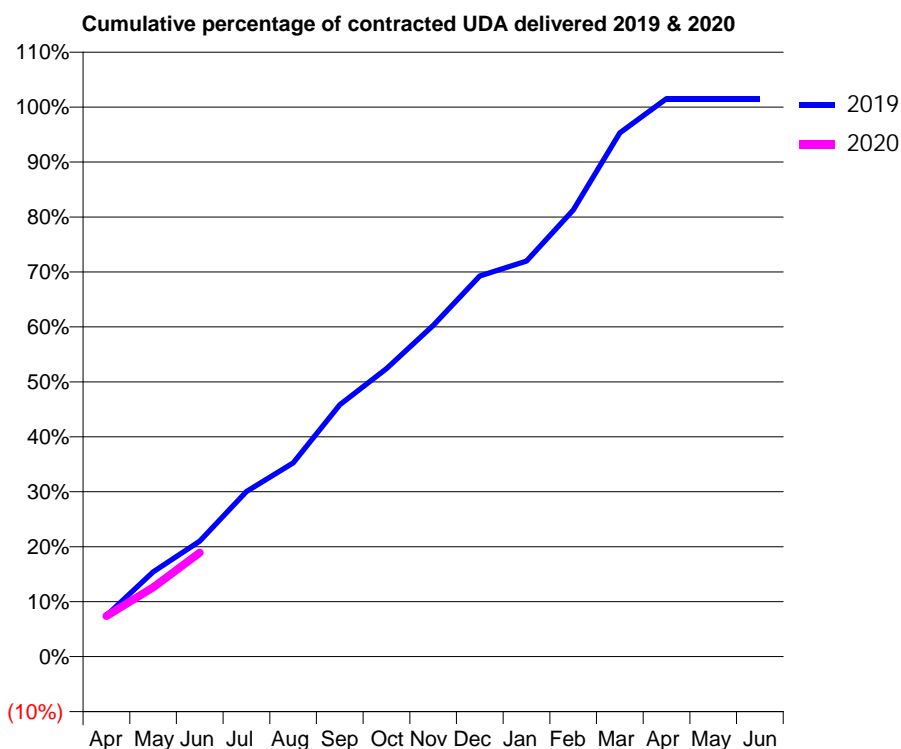
19/20 Contracted general activity (UDA)	3,006
Carry forward general activity (UDA)	0
19/20 Contracted orthodontic activity (UOA)	0
Carry forward orthodontic activity (UOA)	0
Baseline contract value	£78,351.56

ACCESS*

Patients seen in 24 months	Total	Change since previous quarter
Quarter ending June 2018	963	
Quarter ending September 2018	964	→
Quarter ending December 2018	970	→
Quarter ending March 2019	971	→
Quarter ending June 2019	975	→
Variance since June 2018	1.2%	→



ACTIVITY



Month	Adjusted Scheduled Activity (UDA)	
	2019	2020
April	225	222
May	464	379
June	631	568
July	903	
August	1,059	
September	1,377	
October	1,576	
November	1,812	
December	2,082	
January	2,163	
February	2,442	
March	2,865	
April	3,052	
May	3,052	
June	3,052	

QUALITY

	Quantity	Base Number	Contract	AT	Region	England
% of FP17s for the same patient ID Re-attending within 3 months - Children	37	284	13.0%	11.3%	12.1%	11.4%
% of FP17s for the same patient ID Re-attending within 3 months - Adults	15	139	10.8%	14.9%	15.6%	15.4%
% of FP17s for the same patient ID Re-attending between 3 & 9 months - Children	187	284	65.8%	60.2%	61.2%	59.8%
% of FP17s for the same patient ID Re-attending between 3 & 9 months - Adults	68	139	48.9%	52.9%	54.5%	52.1%
% of FP17s for Band 1 Urgent Courses	7	327	2.1%	9.7%	9.1%	9.2%
% of FP17s Relating to Free Repair or Replacements	0	327	0.0%	0.9%	1.0%	0.7%
% of FP17s Relating to Continuations	0	327	0.0%	0.9%	1.0%	0.8%
% of Patients satisfied with the dentistry they have received	0	0	N/A	94.6%	94.2%	93.4%
% of Patients satisfied with the time they had to wait for an appointment	0	0	N/A	86.1%	88.4%	87.6%

* This is based on patients treated on this contract for their most recent course of treatment. Figures in italics indicate the base number of FP17s or Patient Questionnaire responses are less than 100. N/A is shown where the base number of responses is less than 10 during the period. % is calculated as Quantity/Base number*100

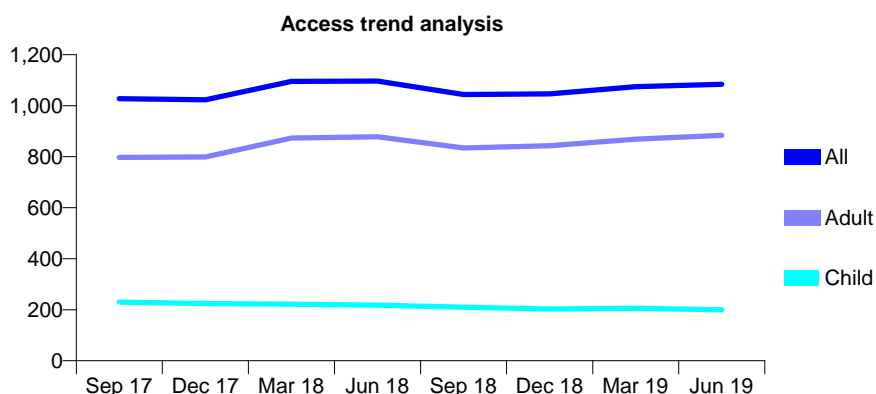
Q47 - Vital Signs At a Glance Contract Report for 779490/0001 - June 2019

Name or company name	MR M RADOVANOVICH
Contract type name	GDS Contract
Purpose of contract	General
Contract start date	05/05/2006
Contract end date	

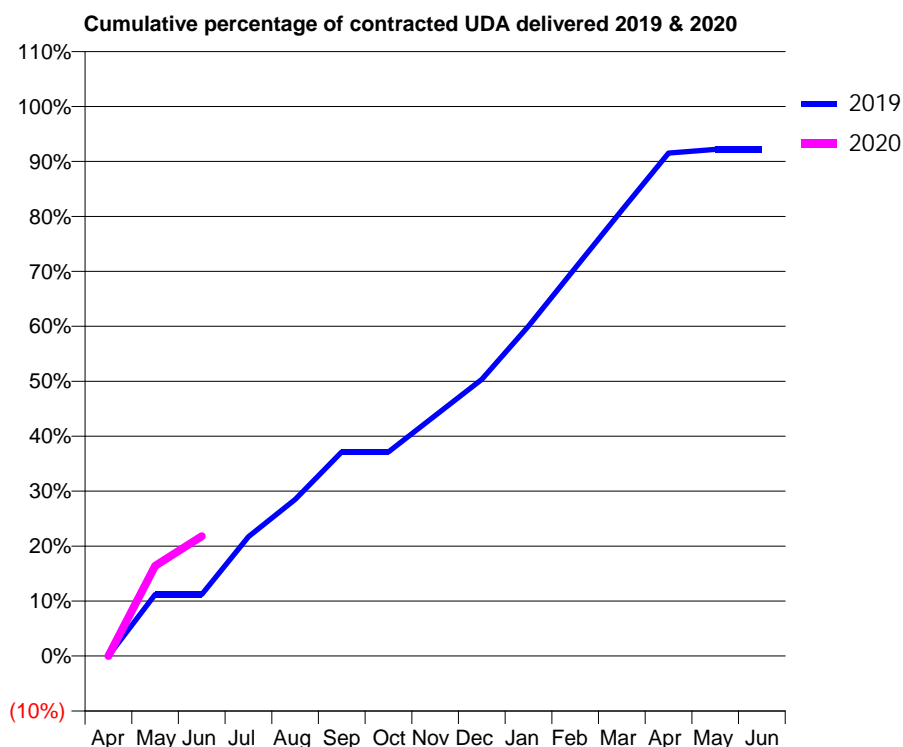
19/20 Contracted general activity (UDA)	2,315
Carry forward general activity (UDA)	0
19/20 Contracted orthodontic activity (UOA)	0
Carry forward orthodontic activity (UOA)	0
Baseline contract value	£52,929.80

ACCESS*

Patients seen in 24 months	Total	Change since previous quarter
Quarter ending June 2018	1,096	
Quarter ending September 2018	1,044	↓
Quarter ending December 2018	1,046	→
Quarter ending March 2019	1,074	↑
Quarter ending June 2019	1,084	→
Variance since June 2018	(1.1%)	↓



ACTIVITY



Month	Adjusted Scheduled Activity (UDA)	
	2019	2020
April	0	0
May	259	380
June	259	505
July	502	
August	660	
September	860	
October	860	
November	1,013	
December	1,165	
January	1,390	
February	1,634	
March	1,878	
April	2,119	
May	2,134	
June	2,134	

QUALITY

	Quantity	Base Number	Contract	AT	Region	England
% of FP17s for the same patient ID Re-attending within 3 months - Children	7	84	8.3%	11.3%	12.1%	11.4%
% of FP17s for the same patient ID Re-attending within 3 months - Adults	29	319	9.1%	14.9%	15.6%	15.4%
% of FP17s for the same patient ID Re-attending between 3 & 9 months - Children	56	84	66.7%	60.2%	61.2%	59.8%
% of FP17s for the same patient ID Re-attending between 3 & 9 months - Adults	122	319	38.2%	52.9%	54.5%	52.1%
% of FP17s for Band 1 Urgent Courses	3	274	1.1%	9.7%	9.1%	9.2%
% of FP17s Relating to Free Repair or Replacements	2	274	0.7%	0.9%	1.0%	0.7%
% of FP17s Relating to Continuations	0	274	0.0%	0.9%	1.0%	0.8%
% of Patients satisfied with the dentistry they have received	0	0	N/A	94.6%	94.2%	93.4%
% of Patients satisfied with the time they had to wait for an appointment	0	0	N/A	86.1%	88.4%	87.6%

* This is based on patients treated on this contract for their most recent course of treatment. Figures in italics indicate the base number of FP17s or Patient Questionnaire responses are less than 100. N/A is shown where the base number of responses is less than 10 during the period. % is calculated as Quantity/Base number*100

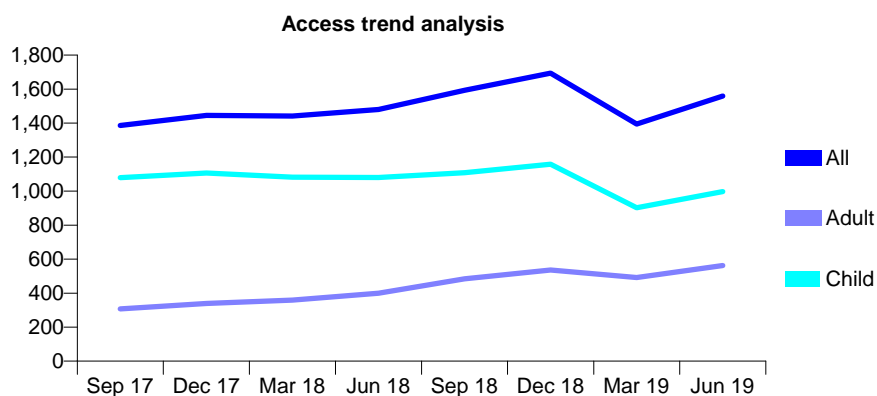
Q47 - Vital Signs At a Glance Contract Report for 781525/0001 - June 2019

Name or company name	Ardent Dental Care Practice Partnership
Contract type name	GDS Contract
Purpose of contract	General
Contract start date	01/07/2012
Contract end date	

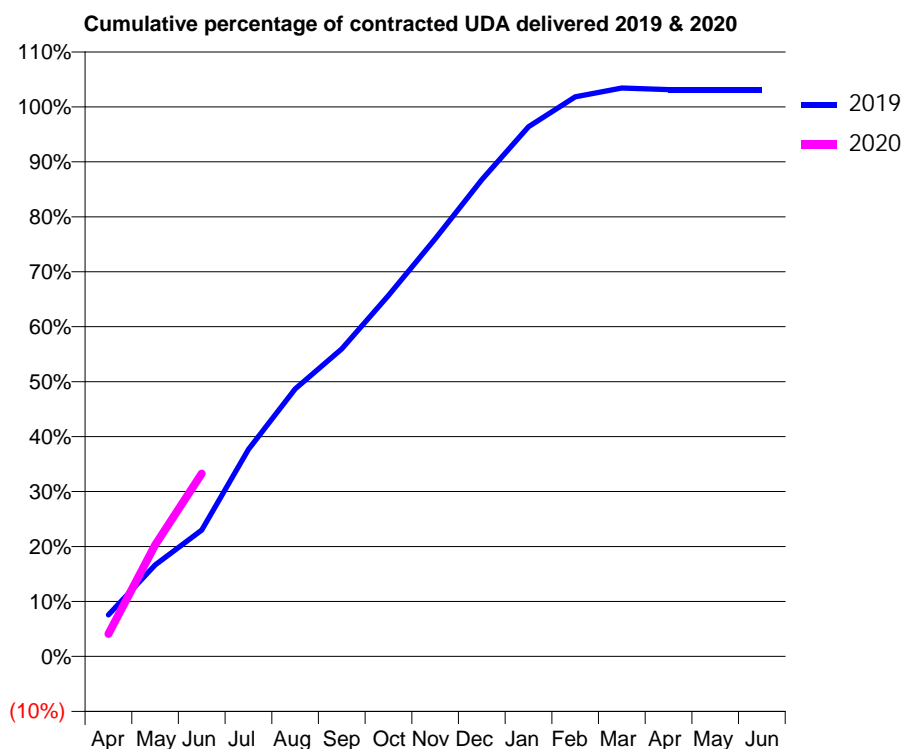
19/20 Contracted general activity (UDA)	3,404
Carry forward general activity (UDA)	0
19/20 Contracted orthodontic activity (UOA)	0
Carry forward orthodontic activity (UOA)	0
Baseline contract value	£83,308.43

ACCESS*

Patients seen in 24 months	Total	Change since previous quarter
Quarter ending June 2018	1,480	
Quarter ending September 2018	1,593	↑
Quarter ending December 2018	1,694	↑
Quarter ending March 2019	1,394	↓
Quarter ending June 2019	1,559	↑
Variance since June 2018	5.3%	↑



ACTIVITY



Month	Adjusted Scheduled Activity (UDA)	
	2019	2020
April	257	139
May	566	690
June	783	1,133
July	1,282	
August	1,656	
September	1,905	
October	2,235	
November	2,587	
December	2,953	
January	3,281	
February	3,466	
March	3,521	
April	3,510	
May	3,510	
June	3,510	

QUALITY

	Quantity	Base Number	Contract	AT	Region	England
% of FP17s for the same patient ID Re-attending within 3 months - Children	11	490	2.2%	11.3%	12.1%	11.4%
% of FP17s for the same patient ID Re-attending within 3 months - Adults	16	193	8.3%	14.9%	15.6%	15.4%
% of FP17s for the same patient ID Re-attending between 3 & 9 months - Children	303	490	61.8%	60.2%	61.2%	59.8%
% of FP17s for the same patient ID Re-attending between 3 & 9 months - Adults	76	193	39.4%	52.9%	54.5%	52.1%
% of FP17s for Band 1 Urgent Courses	30	689	4.4%	9.7%	9.1%	9.2%
% of FP17s Relating to Free Repair or Replacements	3	689	0.4%	0.9%	1.0%	0.7%
% of FP17s Relating to Continuations	3	689	0.4%	0.9%	1.0%	0.8%
% of Patients satisfied with the dentistry they have received	0	0	N/A	94.6%	94.2%	93.4%
% of Patients satisfied with the time they had to wait for an appointment	0	0	N/A	86.1%	88.4%	87.6%

* This is based on patients treated on this contract for their most recent course of treatment. Figures in italics indicate the base number of FP17s or Patient Questionnaire responses are less than 100. N/A is shown where the base number of responses is less than 10 during the period. % is calculated as Quantity/Base number*100

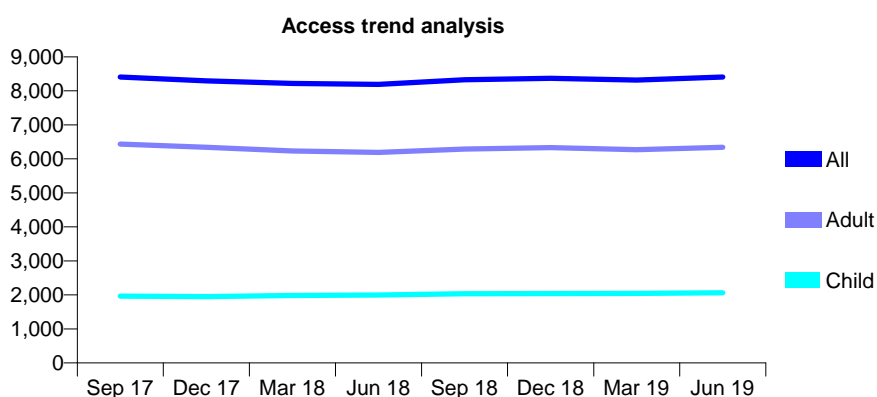
Q47 - Vital Signs At a Glance Contract Report for 788511/0001 - June 2019

Name or company name	MR MA BEST
Contract type name	Pilot Contract
Purpose of contract	General
Contract start date	01/09/2011
Contract end date	

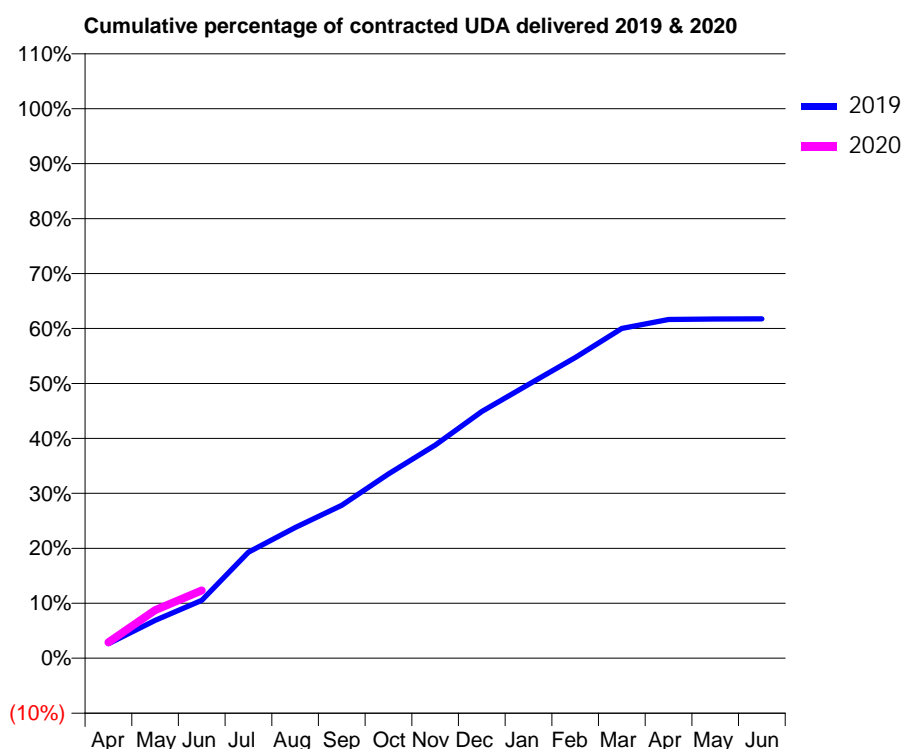
19/20 Contracted general activity (UDA)	26,540
Carry forward general activity (UDA)	0
19/20 Contracted orthodontic activity (UOA)	0
Carry forward orthodontic activity (UOA)	0
Baseline contract value	£890,547.45

ACCESS*

Patients seen in 24 months	Total	Change since previous quarter
Quarter ending June 2018	8,190	
Quarter ending September 2018	8,329	→
Quarter ending December 2018	8,372	→
Quarter ending March 2019	8,316	→
Quarter ending June 2019	8,407	→
Variance since June 2018	2.6%	↑



ACTIVITY



Month	2019	2020
April	696	772
May	1,834	2,325
June	2,791	3,277
July	5,126	
August	6,313	
September	7,382	
October	8,903	
November	10,287	
December	11,911	
January	13,220	
February	14,517	
March	15,924	
April	16,360	
May	16,383	
June	16,387	

QUALITY

	Quantity	Base Number	Contract	AT	Region	England
% of FP17s for the same patient ID Re-attending within 3 months - Children	79	663	11.9%	11.3%	12.1%	11.4%
% of FP17s for the same patient ID Re-attending within 3 months - Adults	246	1,492	16.5%	14.9%	15.6%	15.4%
% of FP17s for the same patient ID Re-attending between 3 & 9 months - Children	343	663	51.7%	60.2%	61.2%	59.8%
% of FP17s for the same patient ID Re-attending between 3 & 9 months - Adults	440	1,492	29.5%	52.9%	54.5%	52.1%
% of FP17s for Band 1 Urgent Courses	93	1,521	6.1%	9.7%	9.1%	9.2%
% of FP17s Relating to Free Repair or Replacements	11	1,521	0.7%	0.9%	1.0%	0.7%
% of FP17s Relating to Continuations	19	1,521	1.2%	0.9%	1.0%	0.8%
% of Patients satisfied with the dentistry they have received	4	5	N/A	94.6%	94.2%	93.4%
% of Patients satisfied with the time they had to wait for an appointment	4	5	N/A	86.1%	88.4%	87.6%

* This is based on patients treated on this contract for their most recent course of treatment. Figures in italics indicate the base number of FP17s or Patient Questionnaire responses are less than 100. N/A is shown where the base number of responses is less than 10 during the period. % is calculated as Quantity/Base number*100

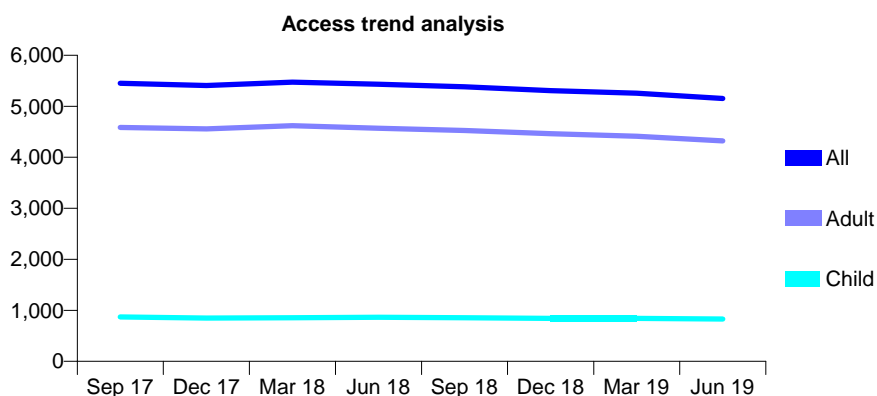
Q47 - Vital Signs At a Glance Contract Report for 801968/0001 - June 2019

Name or company name	MR J BENSON
Contract type name	GDS Contract
Purpose of contract	General
Contract start date	01/04/2006
Contract end date	

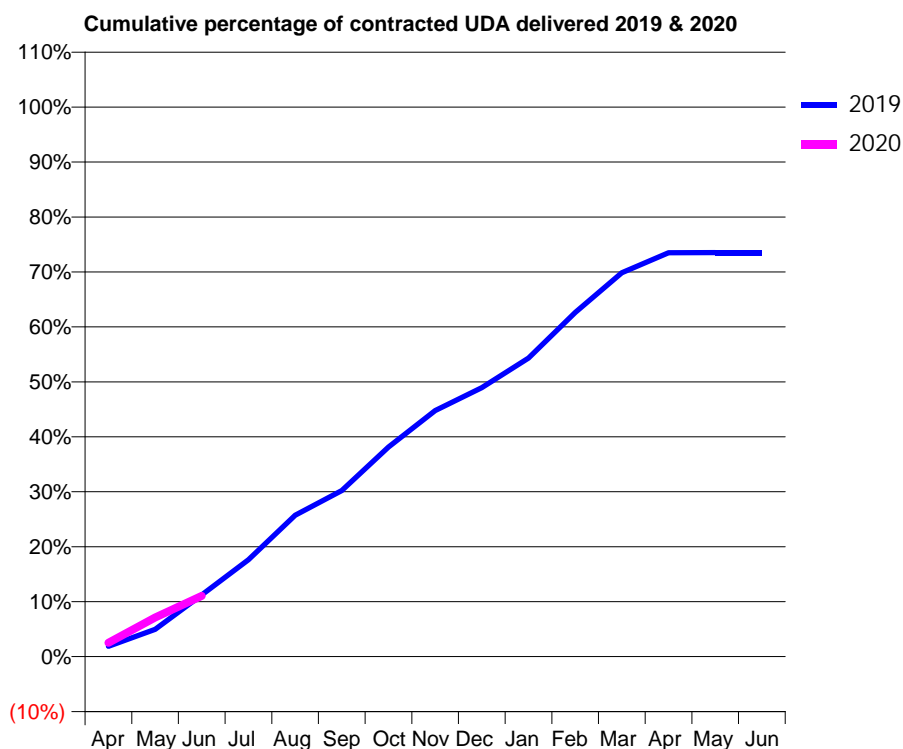
19/20 Contracted general activity (UDA)	18,391
Carry forward general activity (UDA)	0
19/20 Contracted orthodontic activity (UOA)	0
Carry forward orthodontic activity (UOA)	0
Baseline contract value	£464,872.70

ACCESS*

Patients seen in 24 months	Total	Change since previous quarter
Quarter ending June 2018	5,431	
Quarter ending September 2018	5,381	→
Quarter ending December 2018	5,307	↓
Quarter ending March 2019	5,255	→
Quarter ending June 2019	5,153	↓
Variance since June 2018	(5.1%)	↓



ACTIVITY



Month	Adjusted Scheduled Activity (UDA)	
	2019	2020
April	345	467
May	913	1,309
June	2,064	2,032
July	3,244	
August	4,734	
September	5,561	
October	7,014	
November	8,235	
December	8,999	
January	9,989	
February	11,517	
March	12,846	
April	13,516	
May	13,521	
June	13,521	

QUALITY

	Quantity	Base Number	Contract	AT	Region	England
% of FP17s for the same patient ID Re-attending within 3 months - Children	18	237	7.6%	11.3%	12.1%	11.4%
% of FP17s for the same patient ID Re-attending within 3 months - Adults	211	1,228	17.2%	14.9%	15.6%	15.4%
% of FP17s for the same patient ID Re-attending between 3 & 9 months - Children	142	237	59.9%	60.2%	61.2%	59.8%
% of FP17s for the same patient ID Re-attending between 3 & 9 months - Adults	716	1,228	58.3%	52.9%	54.5%	52.1%
% of FP17s for Band 1 Urgent Courses	97	1,242	7.8%	9.7%	9.1%	9.2%
% of FP17s Relating to Free Repair or Replacements	5	1,242	0.4%	0.9%	1.0%	0.7%
% of FP17s Relating to Continuations	24	1,242	1.9%	0.9%	1.0%	0.8%
% of Patients satisfied with the dentistry they have received	2	2	N/A	94.6%	94.2%	93.4%
% of Patients satisfied with the time they had to wait for an appointment	2	2	N/A	86.1%	88.4%	87.6%

* This is based on patients treated on this contract for their most recent course of treatment. Figures in italics indicate the base number of FP17s or Patient Questionnaire responses are less than 100. N/A is shown where the base number of responses is less than 10 during the period. % is calculated as Quantity/Base number*100

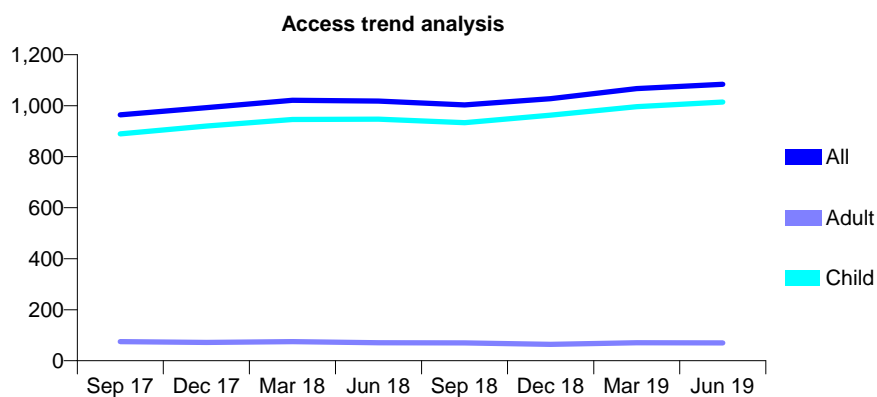
Q47 - Vital Signs At a Glance Contract Report for 814296/0001 - June 2019

Name or company name	MR AW ROBINSON
Contract type name	GDS Contract
Purpose of contract	General
Contract start date	01/04/2006
Contract end date	

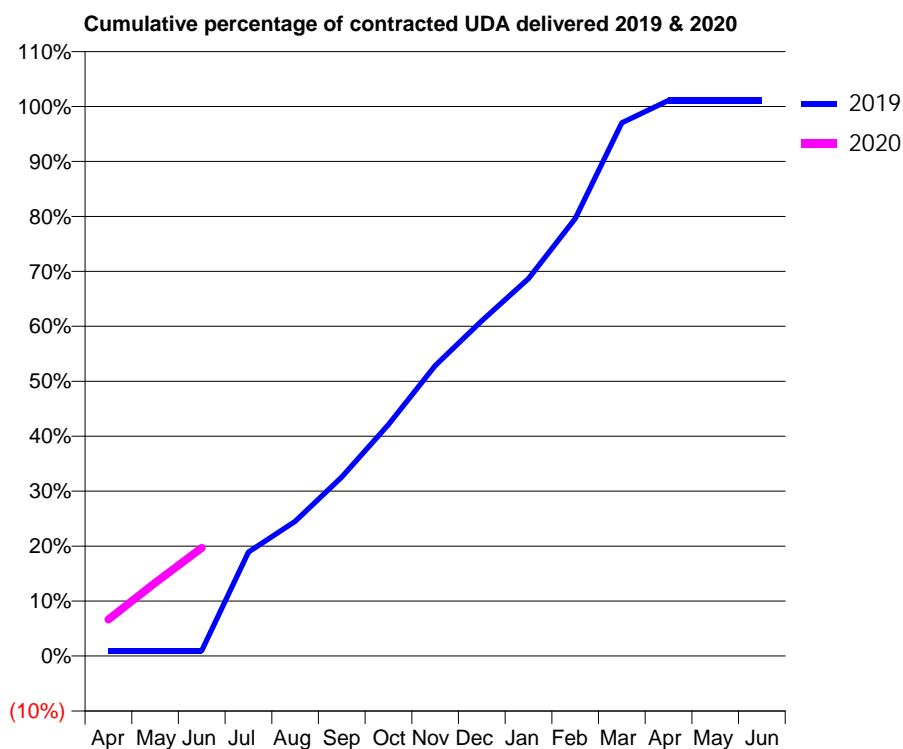
19/20 Contracted general activity (UDA)	1,500
Carry forward general activity (UDA)	0
19/20 Contracted orthodontic activity (UOA)	0
Carry forward orthodontic activity (UOA)	0
Baseline contract value	£45,392.05

ACCESS*

Patients seen in 24 months	Total	Change since previous quarter
Quarter ending June 2018	1,018	
Quarter ending September 2018	1,003	↓
Quarter ending December 2018	1,027	↑
Quarter ending March 2019	1,067	↑
Quarter ending June 2019	1,084	→
Variance since June 2018	6.5%	↑



ACTIVITY



Month	Adjusted Scheduled Activity (UDA)	
	2019	2020
April	15	100
May	15	200
June	15	295
July	284	
August	367	
September	489	
October	632	
November	793	
December	915	
January	1,030	
February	1,194	
March	1,456	
April	1,517	
May	1,517	
June	1,517	

QUALITY

	Quantity	Base Number	Contract	AT	Region	England
% of FP17s for the same patient ID Re-attending within 3 months - Children	38	260	14.6%	11.3%	12.1%	11.4%
% of FP17s for the same patient ID Re-attending within 3 months - Adults	0	0	N/A	14.9%	15.6%	15.4%
% of FP17s for the same patient ID Re-attending between 3 & 9 months - Children	94	260	36.2%	60.2%	61.2%	59.8%
% of FP17s for the same patient ID Re-attending between 3 & 9 months - Adults	0	0	N/A	52.9%	54.5%	52.1%
% of FP17s for Band 1 Urgent Courses	21	218	9.6%	9.7%	9.1%	9.2%
% of FP17s Relating to Free Repair or Replacements	0	218	0.0%	0.9%	1.0%	0.7%
% of FP17s Relating to Continuations	0	218	0.0%	0.9%	1.0%	0.8%
% of Patients satisfied with the dentistry they have received	0	0	N/A	94.6%	94.2%	93.4%
% of Patients satisfied with the time they had to wait for an appointment	0	0	N/A	86.1%	88.4%	87.6%

* This is based on patients treated on this contract for their most recent course of treatment. Figures in italics indicate the base number of FP17s or Patient Questionnaire responses are less than 100. N/A is shown where the base number of responses is less than 10 during the period. % is calculated as Quantity/Base number*100

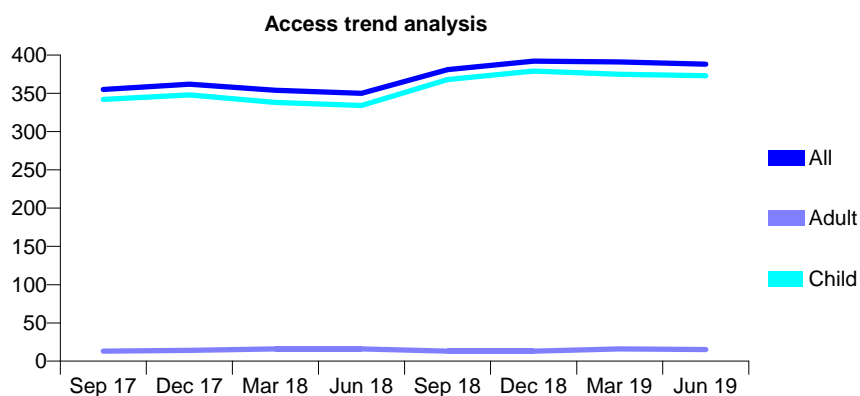
Q47 - Vital Signs At a Glance Contract Report for 814490/0001 - June 2019

Name or company name	MR MA POWELL
Contract type name	GDS Contract
Purpose of contract	General
Contract start date	01/04/2006
Contract end date	

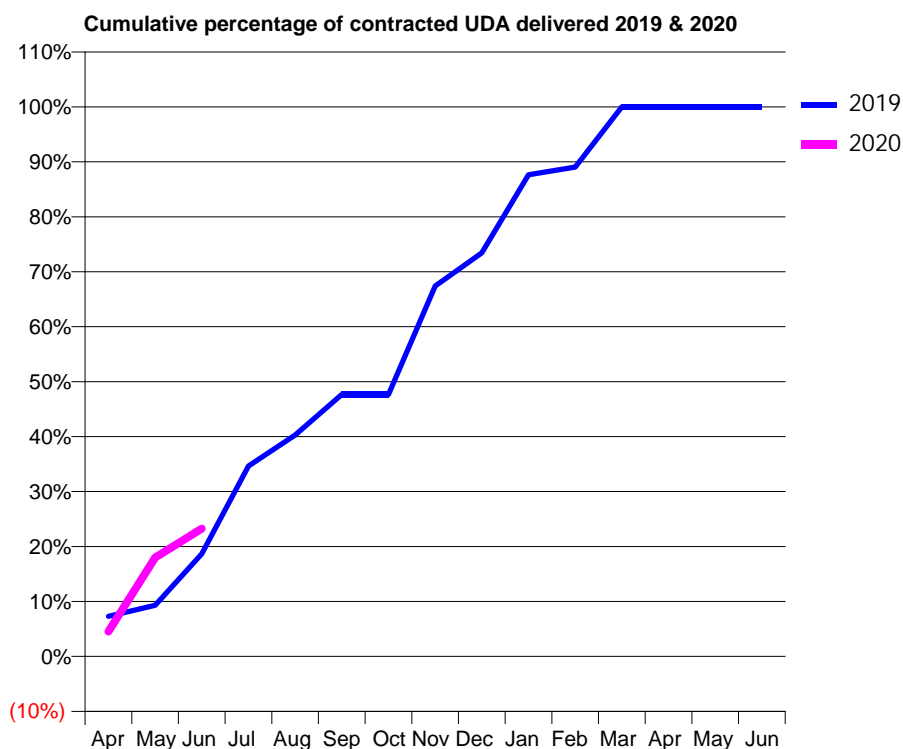
19/20 Contracted general activity (UDA)	795
Carry forward general activity (UDA)	0
19/20 Contracted orthodontic activity (UOA)	0
Carry forward orthodontic activity (UOA)	0
Baseline contract value	£19,475.72

ACCESS*

Patients seen in 24 months	Total	Change since previous quarter
Quarter ending June 2018	350	
Quarter ending September 2018	381	↑
Quarter ending December 2018	392	↑
Quarter ending March 2019	391	→
Quarter ending June 2019	388	→
Variance since June 2018	10.9%	↑



ACTIVITY



Month	2019	2020
April	58	36
May	74	143
June	148	185
July	275	
August	320	
September	379	
October	379	
November	536	
December	584	
January	697	
February	708	
March	795	
April	795	
May	795	
June	795	

QUALITY

	Quantity	Base Number	Contract	AT	Region	England
% of FP17s for the same patient ID Re-attending within 3 months - Children	1	131	0.8%	11.3%	12.1%	11.4%
% of FP17s for the same patient ID Re-attending within 3 months - Adults	0	0	N/A	14.9%	15.6%	15.4%
% of FP17s for the same patient ID Re-attending between 3 & 9 months - Children	94	131	71.8%	60.2%	61.2%	59.8%
% of FP17s for the same patient ID Re-attending between 3 & 9 months - Adults	0	0	N/A	52.9%	54.5%	52.1%
% of FP17s for Band 1 Urgent Courses	0	130	0.0%	9.7%	9.1%	9.2%
% of FP17s Relating to Free Repair or Replacements	0	130	0.0%	0.9%	1.0%	0.7%
% of FP17s Relating to Continuations	0	130	0.0%	0.9%	1.0%	0.8%
% of Patients satisfied with the dentistry they have received	0	0	N/A	94.6%	94.2%	93.4%
% of Patients satisfied with the time they had to wait for an appointment	0	0	N/A	86.1%	88.4%	87.6%

* This is based on patients treated on this contract for their most recent course of treatment. Figures in italics indicate the base number of FP17s or Patient Questionnaire responses are less than 100. N/A is shown where the base number of responses is less than 10 during the period. % is calculated as Quantity/Base number*100

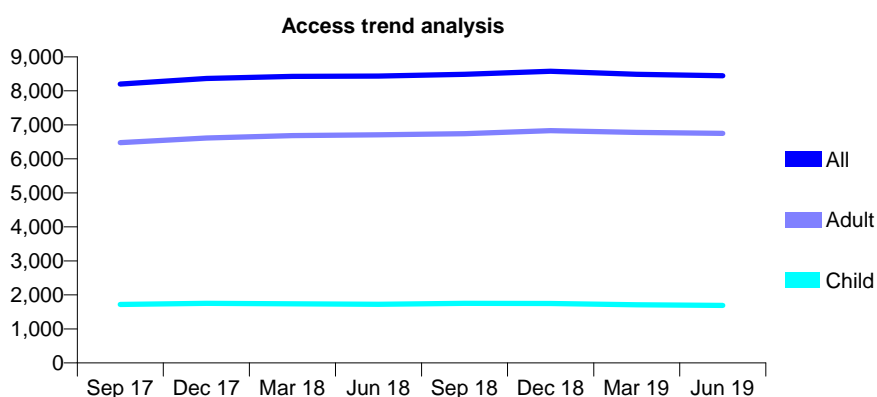
Q47 - Vital Signs At a Glance Contract Report for 819786/0001 - June 2019

Name or company name	MR CA TURNER
Contract type name	GDS Contract
Purpose of contract	General
Contract start date	01/10/2013
Contract end date	

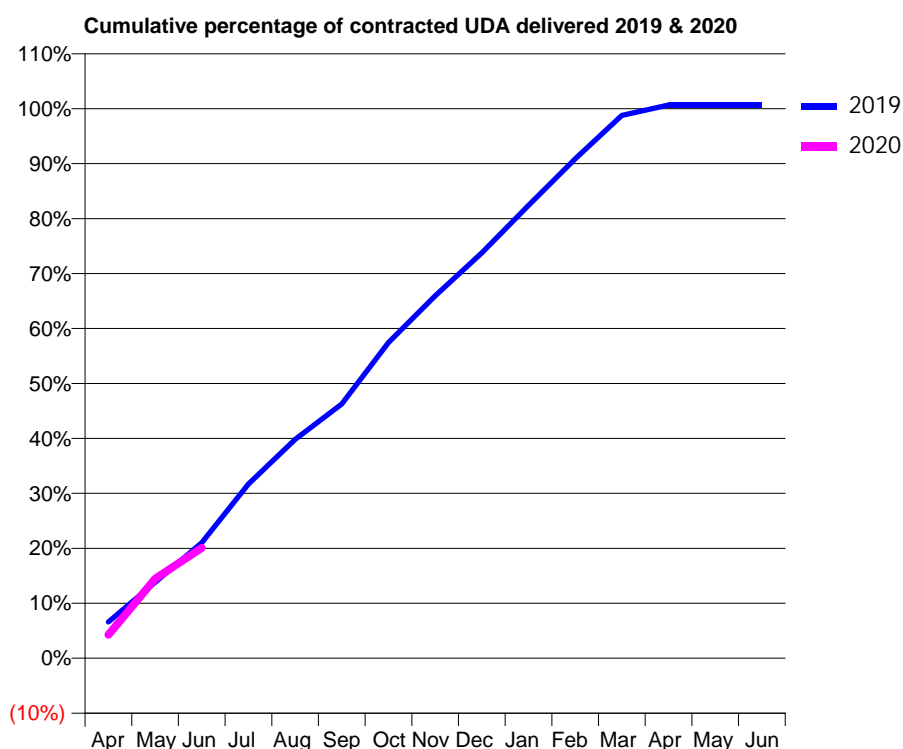
19/20 Contracted general activity (UDA)	22,621
Carry forward general activity (UDA)	0
19/20 Contracted orthodontic activity (UOA)	0
Carry forward orthodontic activity (UOA)	0
Baseline contract value	£857,505.78

ACCESS*

Patients seen in 24 months	Total	Change since previous quarter
Quarter ending June 2018	8,432	
Quarter ending September 2018	8,490	→
Quarter ending December 2018	8,577	→
Quarter ending March 2019	8,490	↓
Quarter ending June 2019	8,444	→
Variance since June 2018	0.1%	→



ACTIVITY



Month	Adjusted Scheduled Activity (UDA)	
	2019	2020
April	1,540	970
May	3,238	3,267
June	4,918	4,545
July	7,424	
August	9,329	
September	10,836	
October	13,457	
November	15,444	
December	17,274	
January	19,297	
February	21,282	
March	23,136	
April	23,576	
May	23,577	
June	23,580	

QUALITY

	Quantity	Base Number	Contract	AT	Region	England
% of FP17s for the same patient ID Re-attending within 3 months - Children	54	607	8.9%	11.3%	12.1%	11.4%
% of FP17s for the same patient ID Re-attending within 3 months - Adults	253	1,966	12.9%	14.9%	15.6%	15.4%
% of FP17s for the same patient ID Re-attending between 3 & 9 months - Children	409	607	67.4%	60.2%	61.2%	59.8%
% of FP17s for the same patient ID Re-attending between 3 & 9 months - Adults	977	1,966	49.7%	52.9%	54.5%	52.1%
% of FP17s for Band 1 Urgent Courses	204	2,344	8.7%	9.7%	9.1%	9.2%
% of FP17s Relating to Free Repair or Replacements	53	2,344	2.3%	0.9%	1.0%	0.7%
% of FP17s Relating to Continuations	19	2,344	0.8%	0.9%	1.0%	0.8%
% of Patients satisfied with the dentistry they have received	1	1	N/A	94.6%	94.2%	93.4%
% of Patients satisfied with the time they had to wait for an appointment	1	1	N/A	86.1%	88.4%	87.6%

* This is based on patients treated on this contract for their most recent course of treatment.

Figures in italics indicate the base number of FP17s or Patient Questionnaire responses are less than 100. N/A is shown where the base number of responses is less than 10 during the period. % is calculated as Quantity/Base number*100

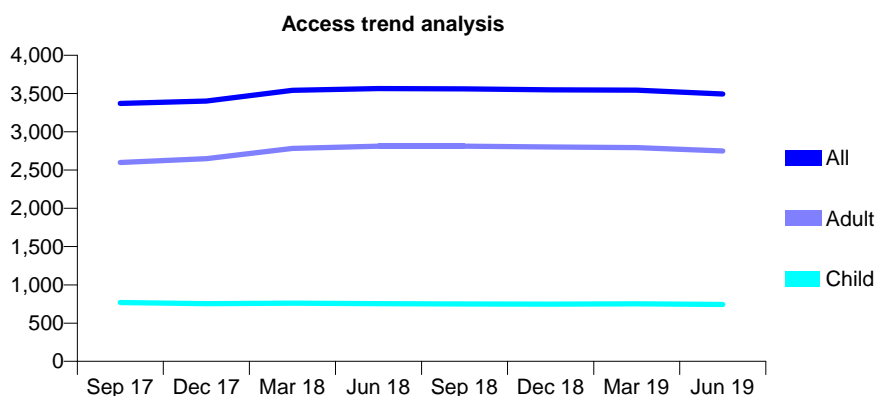
Q47 - Vital Signs At a Glance Contract Report for 819964/0001 - June 2019

Name or company name	MRS A KING
Contract type name	GDS Contract
Purpose of contract	General
Contract start date	01/04/2006
Contract end date	

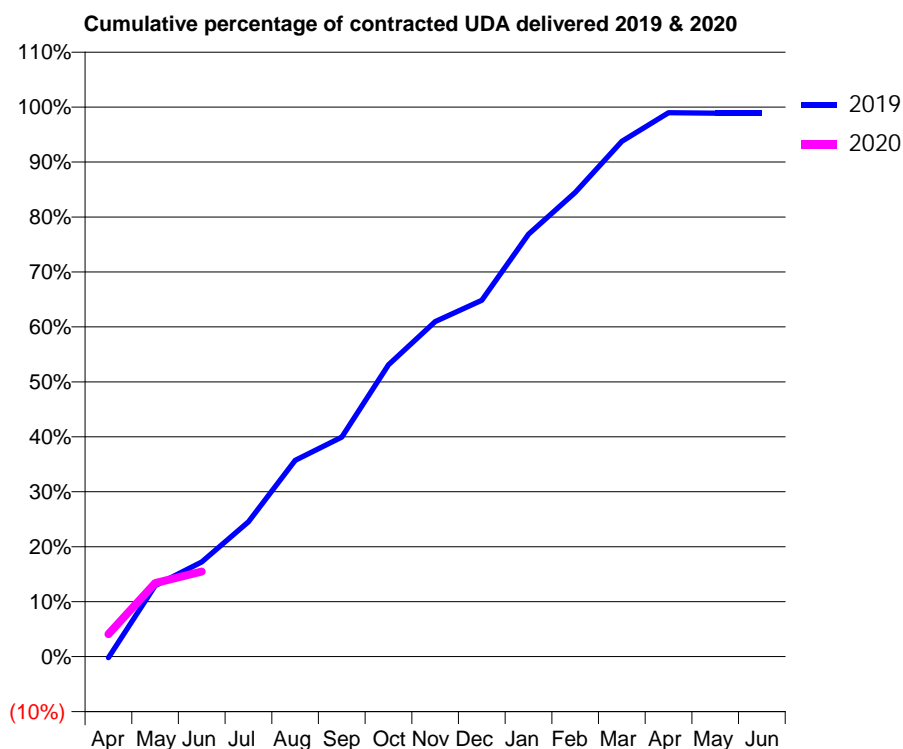
19/20 Contracted general activity (UDA)	10,098
Carry forward general activity (UDA)	0
19/20 Contracted orthodontic activity (UOA)	0
Carry forward orthodontic activity (UOA)	0
Baseline contract value	£297,432.68

ACCESS*

Patients seen in 24 months	Total	Change since previous quarter
Quarter ending June 2018	3,566	
Quarter ending September 2018	3,562	→
Quarter ending December 2018	3,547	→
Quarter ending March 2019	3,545	→
Quarter ending June 2019	3,493	↓
Variance since June 2018	(2.0%)	↓



ACTIVITY



Month	Adjusted Scheduled Activity (UDA)	
	2019	2020
April	-20	412
May	1,305	1,351
June	1,740	1,563
July	2,479	
August	3,608	
September	4,035	
October	5,362	
November	6,156	
December	6,550	
January	7,761	
February	8,529	
March	9,468	
April	9,993	
May	9,984	
June	9,984	

QUALITY

	Quantity	Base Number	Contract	AT	Region	England
% of FP17s for the same patient ID Re-attending within 3 months - Children	14	255	5.5%	11.3%	12.1%	11.4%
% of FP17s for the same patient ID Re-attending within 3 months - Adults	129	1,029	12.5%	14.9%	15.6%	15.4%
% of FP17s for the same patient ID Re-attending between 3 & 9 months - Children	194	255	76.1%	60.2%	61.2%	59.8%
% of FP17s for the same patient ID Re-attending between 3 & 9 months - Adults	769	1,029	74.7%	52.9%	54.5%	52.1%
% of FP17s for Band 1 Urgent Courses	53	995	5.3%	9.7%	9.1%	9.2%
% of FP17s Relating to Free Repair or Replacements	10	995	1.0%	0.9%	1.0%	0.7%
% of FP17s Relating to Continuations	18	995	1.8%	0.9%	1.0%	0.8%
% of Patients satisfied with the dentistry they have received	25	26	96.2%	94.6%	94.2%	93.4%
% of Patients satisfied with the time they had to wait for an appointment	21	26	80.8%	86.1%	88.4%	87.6%

* This is based on patients treated on this contract for their most recent course of treatment. Figures in italics indicate the base number of FP17s or Patient Questionnaire responses are less than 100. N/A is shown where the base number of responses is less than 10 during the period. % is calculated as Quantity/Base number*100

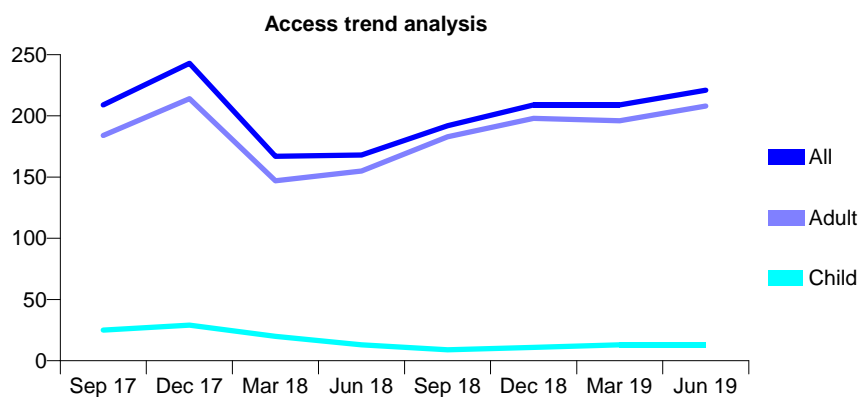
Q47 - Vital Signs At a Glance Contract Report for 819964/0003 - June 2019

Name or company name	MRS A KING
Contract type name	GDS Contract
Purpose of contract	General
Contract start date	01/04/2013
Contract end date	

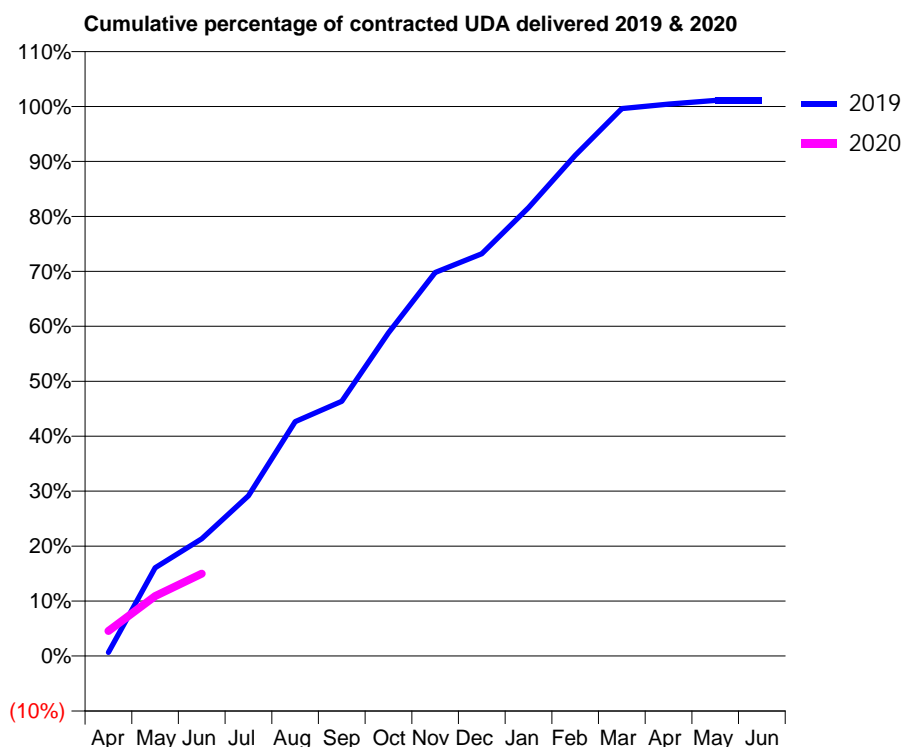
19/20 Contracted general activity (UDA)	594
Carry forward general activity (UDA)	0
19/20 Contracted orthodontic activity (UOA)	0
Carry forward orthodontic activity (UOA)	0
Baseline contract value	£58,290.10

ACCESS*

Patients seen in 24 months	Total	Change since previous quarter
Quarter ending June 2018	168	
Quarter ending September 2018	192	↑
Quarter ending December 2018	209	↑
Quarter ending March 2019	209	→
Quarter ending June 2019	221	↑
Variance since June 2018	31.5%	↑



ACTIVITY



Month	Adjusted Scheduled Activity (UDA)	
	2019	2020
April	4	27
May	95	65
June	127	89
July	173	
August	253	
September	275	
October	349	
November	415	
December	435	
January	485	
February	541	
March	592	
April	597	
May	601	
June	601	

QUALITY

	Quantity	Base Number	Contract	AT	Region	England
% of FP17s for the same patient ID Re-attending within 3 months - Children	1	5	20.0%	11.3%	12.1%	11.4%
% of FP17s for the same patient ID Re-attending within 3 months - Adults	9	59	15.3%	14.9%	15.6%	15.4%
% of FP17s for the same patient ID Re-attending between 3 & 9 months - Children	2	5	40.0%	60.2%	61.2%	59.8%
% of FP17s for the same patient ID Re-attending between 3 & 9 months - Adults	37	59	62.7%	52.9%	54.5%	52.1%
% of FP17s for Band 1 Urgent Courses	5	59	8.5%	9.7%	9.1%	9.2%
% of FP17s Relating to Free Repair or Replacements	0	59	0.0%	0.9%	1.0%	0.7%
% of FP17s Relating to Continuations	0	59	0.0%	0.9%	1.0%	0.8%
% of Patients satisfied with the dentistry they have received	0	0	N/A	94.6%	94.2%	93.4%
% of Patients satisfied with the time they had to wait for an appointment	0	0	N/A	86.1%	88.4%	87.6%

* This is based on patients treated on this contract for their most recent course of treatment. Figures in italics indicate the base number of FP17s or Patient Questionnaire responses are less than 100. N/A is shown where the base number of responses is less than 10 during the period. % is calculated as Quantity/Base number*100

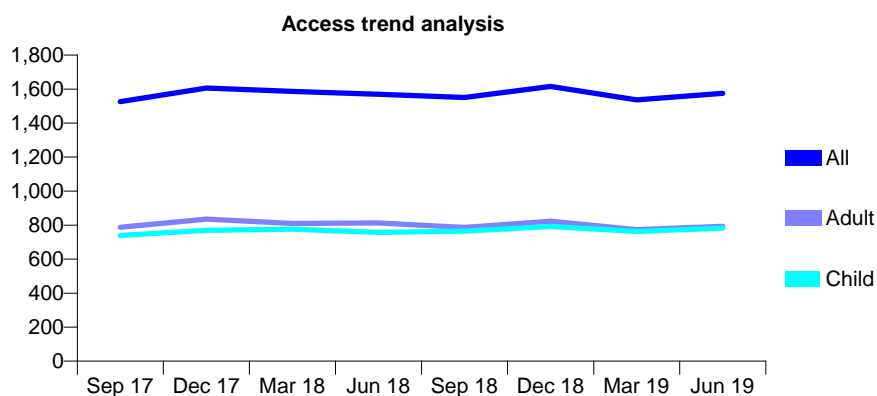
Q47 - Vital Signs At a Glance Contract Report for 821969/0003 - June 2019

Name or company name	MRS H BURNS
Contract type name	GDS Contract
Purpose of contract	General
Contract start date	04/05/2009
Contract end date	

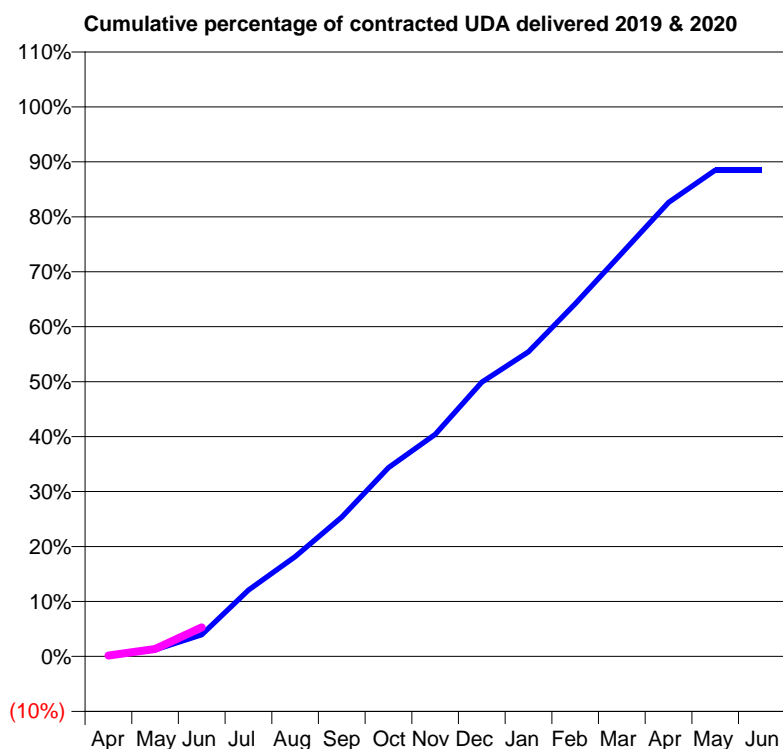
19/20 Contracted general activity (UDA)	6,025
Carry forward general activity (UDA)	0
19/20 Contracted orthodontic activity (UOA)	0
Carry forward orthodontic activity (UOA)	0
Baseline contract value	£113,938.69

ACCESS*

Patients seen in 24 months	Total	Change since previous quarter
Quarter ending June 2018	1,570	
Quarter ending September 2018	1,551	↓
Quarter ending December 2018	1,615	↑
Quarter ending March 2019	1,536	↓
Quarter ending June 2019	1,575	↑
Variance since June 2018	0.3%	→



ACTIVITY



Month	2019	2020
April	12	9
May	74	81
June	238	318
July	727	
August	1,094	
September	1,527	
October	2,069	
November	2,436	
December	3,007	
January	3,341	
February	3,866	
March	4,421	
April	4,977	
May	5,331	
June	5,332	

QUALITY

	Quantity	Base Number	Contract	AT	Region	England
% of FP17s for the same patient ID Re-attending within 3 months - Children	4	200	2.0%	11.3%	12.1%	11.4%
% of FP17s for the same patient ID Re-attending within 3 months - Adults	25	178	14.0%	14.9%	15.6%	15.4%
% of FP17s for the same patient ID Re-attending between 3 & 9 months - Children	99	200	49.5%	60.2%	61.2%	59.8%
% of FP17s for the same patient ID Re-attending between 3 & 9 months - Adults	63	178	35.4%	52.9%	54.5%	52.1%
% of FP17s for Band 1 Urgent Courses	6	131	4.6%	9.7%	9.1%	9.2%
% of FP17s Relating to Free Repair or Replacements	0	131	0.0%	0.9%	1.0%	0.7%
% of FP17s Relating to Continuations	0	131	0.0%	0.9%	1.0%	0.8%
% of Patients satisfied with the dentistry they have received	1	1	N/A	94.6%	94.2%	93.4%
% of Patients satisfied with the time they had to wait for an appointment	1	1	N/A	86.1%	88.4%	87.6%

* This is based on patients treated on this contract for their most recent course of treatment. Figures in italics indicate the base number of FP17s or Patient Questionnaire responses are less than 100. N/A is shown where the base number of responses is less than 10 during the period. % is calculated as Quantity/Base number*100

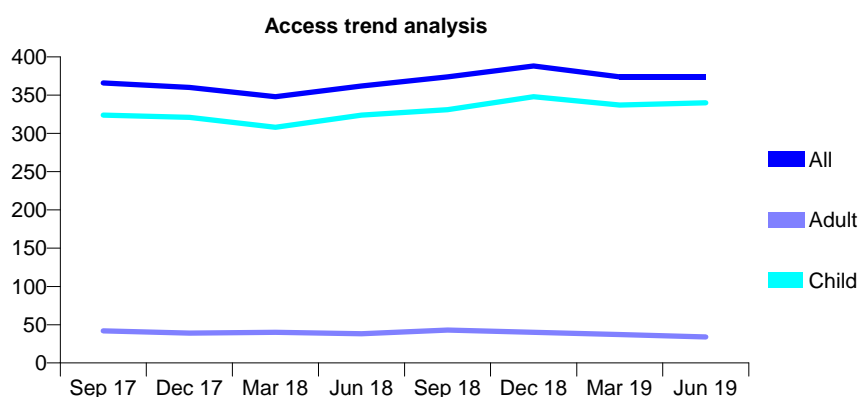
Q47 - Vital Signs At a Glance Contract Report for 826693/0001 - June 2019

Name or company name	MR JR MCHUGH
Contract type name	GDS Contract
Purpose of contract	General
Contract start date	01/04/2006
Contract end date	

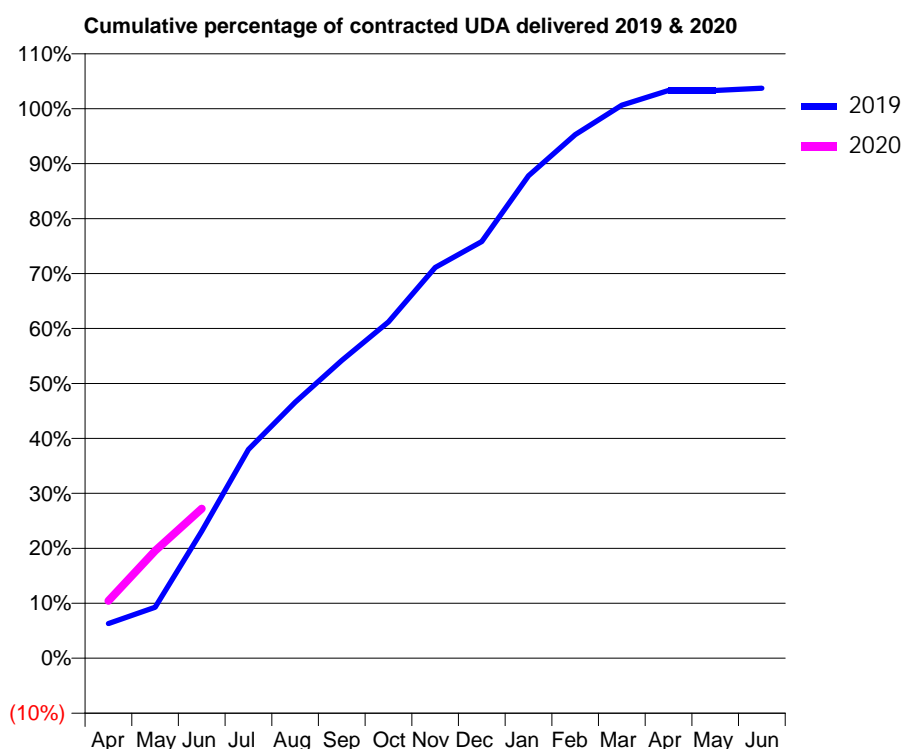
19/20 Contracted general activity (UDA)	750
Carry forward general activity (UDA)	0
19/20 Contracted orthodontic activity (UOA)	0
Carry forward orthodontic activity (UOA)	0
Baseline contract value	£18,355.25

ACCESS*

Patients seen in 24 months	Total	Change since previous quarter
Quarter ending June 2018	362	
Quarter ending September 2018	374	↑
Quarter ending December 2018	388	↑
Quarter ending March 2019	374	↓
Quarter ending June 2019	374	→
Variance since June 2018	3.3%	↑



ACTIVITY



Month	2019	2020
April	47	78
May	70	147
June	173	204
July	285	
August	349	
September	406	
October	459	
November	533	
December	569	
January	658	
February	715	
March	755	
April	775	
May	775	
June	778	

QUALITY

	Quantity	Base Number	Contract	AT	Region	England
% of FP17s for the same patient ID Re-attending within 3 months - Children	12	170	7.1%	11.3%	12.1%	11.4%
% of FP17s for the same patient ID Re-attending within 3 months - Adults	0	0	N/A	14.9%	15.6%	15.4%
% of FP17s for the same patient ID Re-attending between 3 & 9 months - Children	107	170	62.9%	60.2%	61.2%	59.8%
% of FP17s for the same patient ID Re-attending between 3 & 9 months - Adults	0	0	N/A	52.9%	54.5%	52.1%
% of FP17s for Band 1 Urgent Courses	6	153	3.9%	9.7%	9.1%	9.2%
% of FP17s Relating to Free Repair or Replacements	0	153	0.0%	0.9%	1.0%	0.7%
% of FP17s Relating to Continuations	0	153	0.0%	0.9%	1.0%	0.8%
% of Patients satisfied with the dentistry they have received	0	0	N/A	94.6%	94.2%	93.4%
% of Patients satisfied with the time they had to wait for an appointment	0	0	N/A	86.1%	88.4%	87.6%

* This is based on patients treated on this contract for their most recent course of treatment.

Figures in italics indicate the base number of FP17s or Patient Questionnaire responses are less than 100. N/A is shown where the base number of responses is less than 10 during the period. % is calculated as Quantity/Base number*100

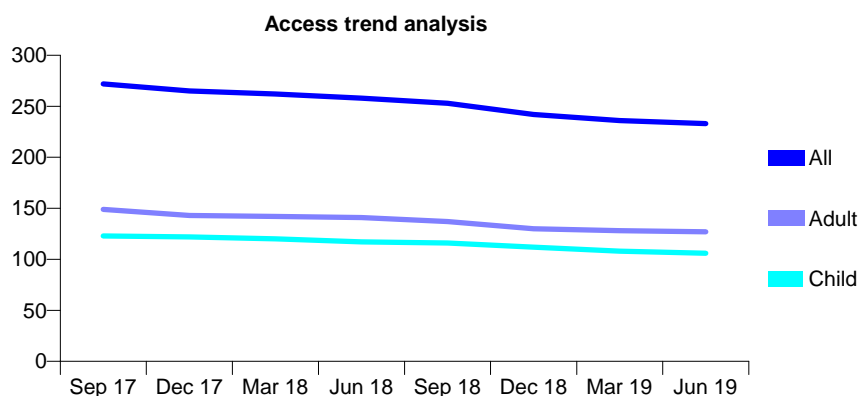
Q47 - Vital Signs At a Glance Contract Report for 836257/0001 - June 2019

Name or company name	MR TA KANJOO
Contract type name	GDS Contract
Purpose of contract	General
Contract start date	01/04/2006
Contract end date	

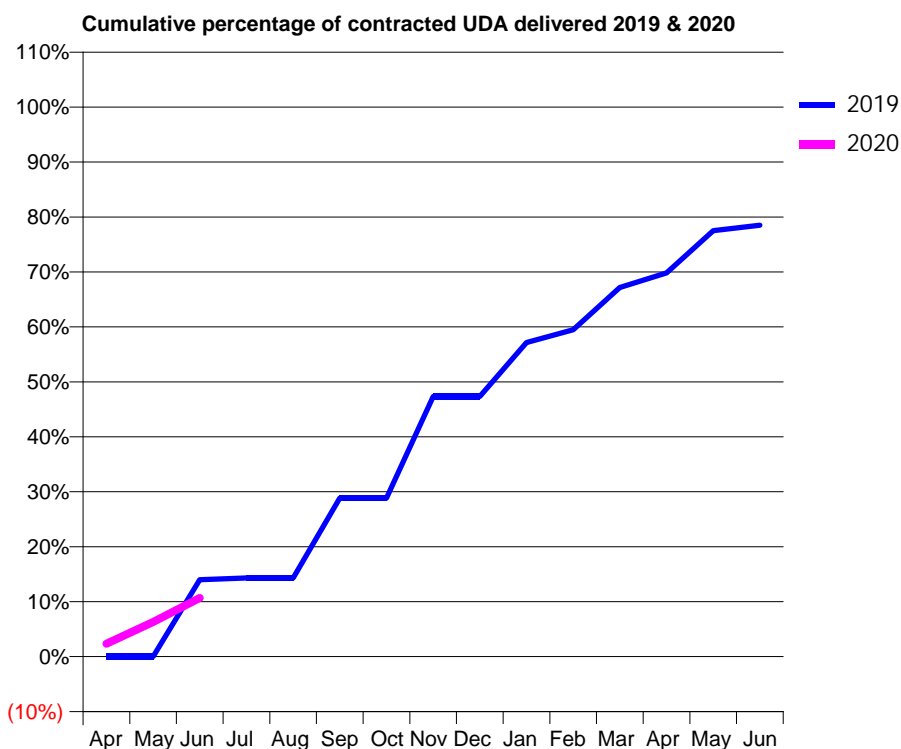
19/20 Contracted general activity (UDA)	600
Carry forward general activity (UDA)	0
19/20 Contracted orthodontic activity (UOA)	0
Carry forward orthodontic activity (UOA)	0
Baseline contract value	£14,686.74

ACCESS*

Patients seen in 24 months	Total	Change since previous quarter
Quarter ending June 2018	258	
Quarter ending September 2018	253	↓
Quarter ending December 2018	242	↓
Quarter ending March 2019	236	↓
Quarter ending June 2019	233	↓
Variance since June 2018	(9.7%)	↓



ACTIVITY



Month	Adjusted Scheduled Activity (UDA)	
	2019	2020
April	0	14
May	0	38
June	84	64
July	86	
August	86	
September	173	
October	173	
November	284	
December	284	
January	343	
February	357	
March	403	
April	419	
May	465	
June	471	

QUALITY

	Quantity	Base Number	Contract	AT	Region	England
% of FP17s for the same patient ID Re-attending within 3 months - Children	2	42	4.8%	11.3%	12.1%	11.4%
% of FP17s for the same patient ID Re-attending within 3 months - Adults	4	46	8.7%	14.9%	15.6%	15.4%
% of FP17s for the same patient ID Re-attending between 3 & 9 months - Children	22	42	52.4%	60.2%	61.2%	59.8%
% of FP17s for the same patient ID Re-attending between 3 & 9 months - Adults	27	46	58.7%	52.9%	54.5%	52.1%
% of FP17s for Band 1 Urgent Courses	0	46	0.0%	9.7%	9.1%	9.2%
% of FP17s Relating to Free Repair or Replacements	0	46	0.0%	0.9%	1.0%	0.7%
% of FP17s Relating to Continuations	0	46	0.0%	0.9%	1.0%	0.8%
% of Patients satisfied with the dentistry they have received	1	1	N/A	94.6%	94.2%	93.4%
% of Patients satisfied with the time they had to wait for an appointment	1	1	N/A	86.1%	88.4%	87.6%

* This is based on patients treated on this contract for their most recent course of treatment. Figures in italics indicate the base number of FP17s or Patient Questionnaire responses are less than 100. N/A is shown where the base number of responses is less than 10 during the period. % is calculated as Quantity/Base number*100

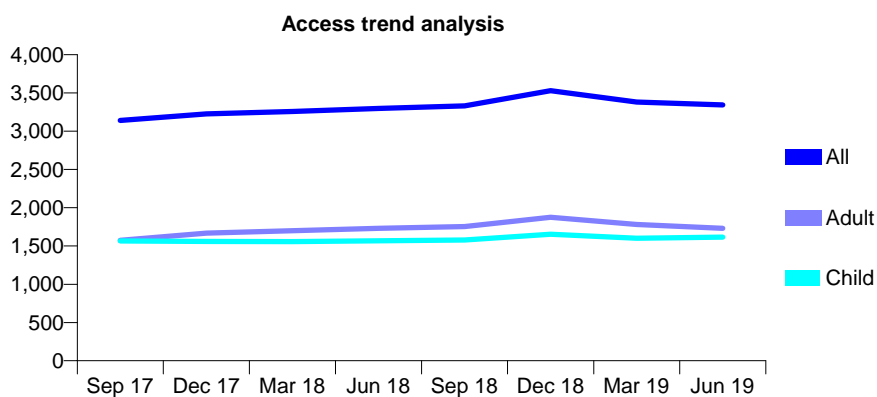
Q47 - Vital Signs At a Glance Contract Report for 842540/0006 - June 2019

Name or company name	MISS JS PRASAD
Contract type name	GDS Contract
Purpose of contract	General
Contract start date	01/04/2014
Contract end date	

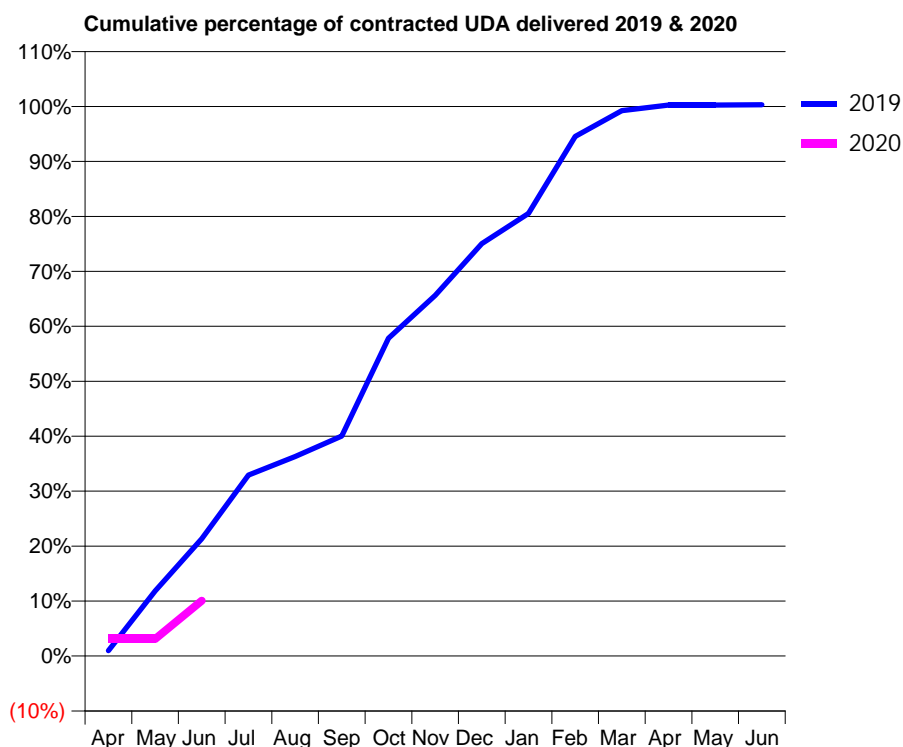
19/20 Contracted general activity (UDA)	11,007
Carry forward general activity (UDA)	0
19/20 Contracted orthodontic activity (UOA)	0
Carry forward orthodontic activity (UOA)	0
Baseline contract value	£285,130.69

ACCESS*

Patients seen in 24 months	Total	Change since previous quarter
Quarter ending June 2018	3,297	
Quarter ending September 2018	3,332	→
Quarter ending December 2018	3,528	↑
Quarter ending March 2019	3,380	↓
Quarter ending June 2019	3,344	↓
Variance since June 2018	1.4%	→



ACTIVITY



Month	Adjusted Scheduled Activity (UDA)	
	2019	2020
April	109	339
May	1,306	339
June	2,349	1,107
July	3,622	
August	3,994	
September	4,407	
October	6,364	
November	7,223	
December	8,258	
January	8,864	
February	10,405	
March	10,923	
April	11,035	
May	11,035	
June	11,040	

QUALITY

	Quantity	Base Number	Contract	AT	Region	England
% of FP17s for the same patient ID Re-attending within 3 months - Children	38	388	9.8%	11.3%	12.1%	11.4%
% of FP17s for the same patient ID Re-attending within 3 months - Adults	55	256	21.5%	14.9%	15.6%	15.4%
% of FP17s for the same patient ID Re-attending between 3 & 9 months - Children	259	388	66.8%	60.2%	61.2%	59.8%
% of FP17s for the same patient ID Re-attending between 3 & 9 months - Adults	154	256	60.2%	52.9%	54.5%	52.1%
% of FP17s for Band 1 Urgent Courses	21	587	3.6%	9.7%	9.1%	9.2%
% of FP17s Relating to Free Repair or Replacements	0	587	0.0%	0.9%	1.0%	0.7%
% of FP17s Relating to Continuations	0	587	0.0%	0.9%	1.0%	0.8%
% of Patients satisfied with the dentistry they have received	0	0	N/A	94.6%	94.2%	93.4%
% of Patients satisfied with the time they had to wait for an appointment	0	0	N/A	86.1%	88.4%	87.6%

* This is based on patients treated on this contract for their most recent course of treatment. Figures in italics indicate the base number of FP17s or Patient Questionnaire responses are less than 100. N/A is shown where the base number of responses is less than 10 during the period. % is calculated as Quantity/Base number*100

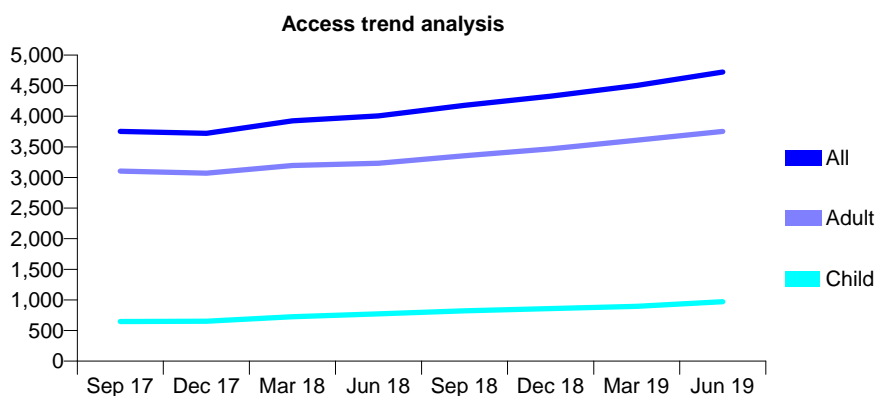
Q47 - Vital Signs At a Glance Contract Report for 865087/0001 - June 2019

Name or company name	Mr Imran Ahmed
Contract type name	GDS Contract
Purpose of contract	General
Contract start date	01/11/2013
Contract end date	

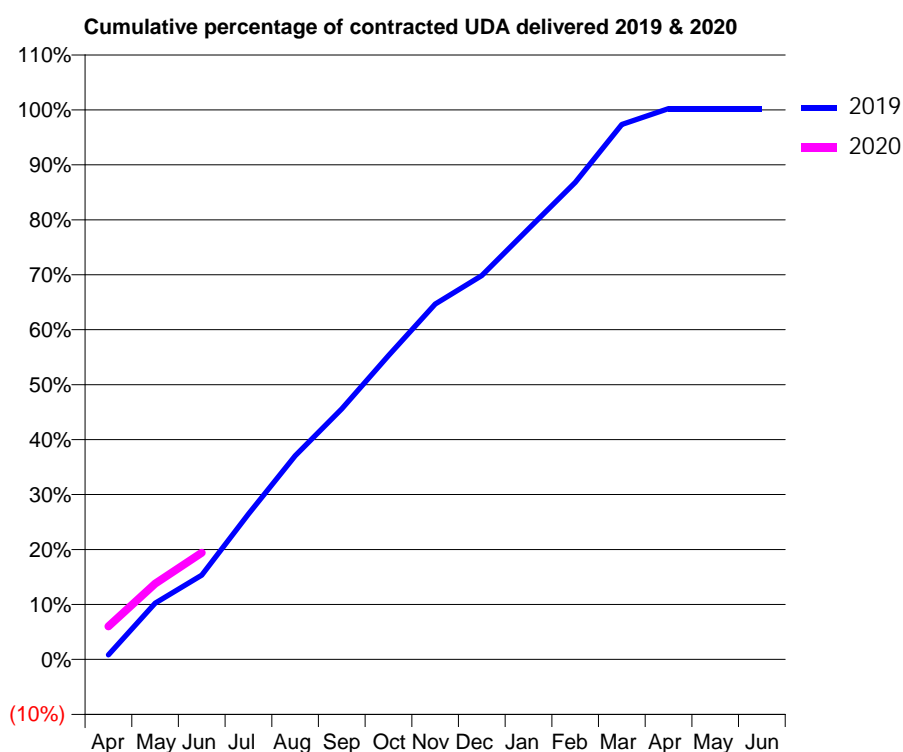
19/20 Contracted general activity (UDA)	15,000
Carry forward general activity (UDA)	0
19/20 Contracted orthodontic activity (UOA)	0
Carry forward orthodontic activity (UOA)	0
Baseline contract value	£425,358.35

ACCESS*

Patients seen in 24 months	Total	Change since previous quarter
Quarter ending June 2018	4,005	
Quarter ending September 2018	4,179	↑
Quarter ending December 2018	4,327	↑
Quarter ending March 2019	4,505	↑
Quarter ending June 2019	4,723	↑
Variance since June 2018	17.9%	↑



ACTIVITY



Month	2019	2020
April	125	901
May	1,534	2,069
June	2,302	2,912
July	3,971	
August	5,560	
September	6,838	
October	8,294	
November	9,698	
December	10,479	
January	11,750	
February	13,017	
March	14,601	
April	15,030	
May	15,036	
June	15,036	

QUALITY

	Quantity	Base Number	Contract	AT	Region	England
% of FP17s for the same patient ID Re-attending within 3 months - Children	25	359	7.0%	11.3%	12.1%	11.4%
% of FP17s for the same patient ID Re-attending within 3 months - Adults	159	1,264	12.6%	14.9%	15.6%	15.4%
% of FP17s for the same patient ID Re-attending between 3 & 9 months - Children	229	359	63.8%	60.2%	61.2%	59.8%
% of FP17s for the same patient ID Re-attending between 3 & 9 months - Adults	757	1,264	59.9%	52.9%	54.5%	52.1%
% of FP17s for Band 1 Urgent Courses	73	1,436	5.1%	9.7%	9.1%	9.2%
% of FP17s Relating to Free Repair or Replacements	24	1,436	1.7%	0.9%	1.0%	0.7%
% of FP17s Relating to Continuations	6	1,436	0.4%	0.9%	1.0%	0.8%
% of Patients satisfied with the dentistry they have received	2	2	N/A	94.6%	94.2%	93.4%
% of Patients satisfied with the time they had to wait for an appointment	2	2	N/A	86.1%	88.4%	87.6%

* This is based on patients treated on this contract for their most recent course of treatment. Figures in italics indicate the base number of FP17s or Patient Questionnaire responses are less than 100. N/A is shown where the base number of responses is less than 10 during the period. % is calculated as Quantity/Base number*100

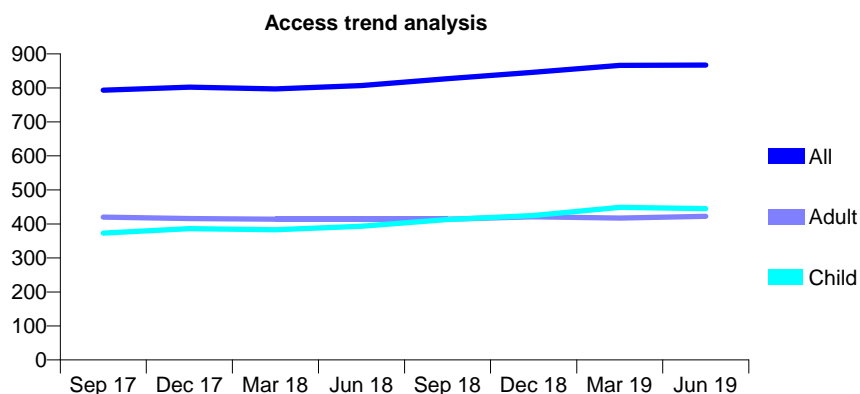
Q47 - Vital Signs At a Glance Contract Report for 908851/0002 - June 2019

Name or company name	Mrs Sima Kothiwala
Contract type name	GDS Contract
Purpose of contract	General
Contract start date	02/06/2009
Contract end date	

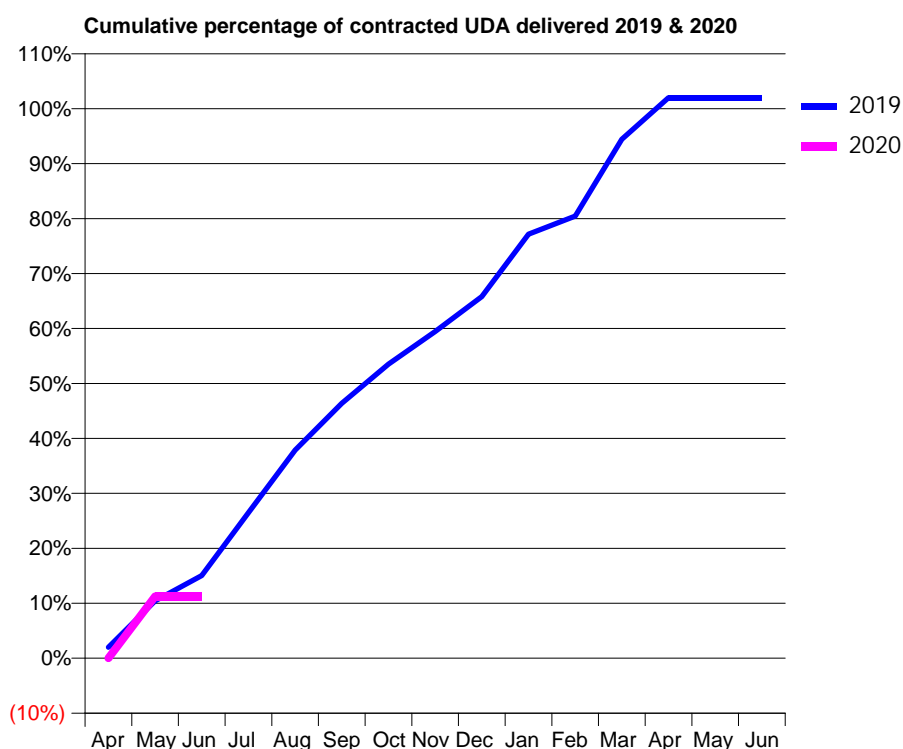
19/20 Contracted general activity (UDA)	3,550
Carry forward general activity (UDA)	0
19/20 Contracted orthodontic activity (UOA)	0
Carry forward orthodontic activity (UOA)	0
Baseline contract value	£105,588.95

ACCESS*

Patients seen in 24 months	Total	Change since previous quarter
Quarter ending June 2018	807	
Quarter ending September 2018	827	↑
Quarter ending December 2018	846	↑
Quarter ending March 2019	866	↑
Quarter ending June 2019	867	→
Variance since June 2018	7.4%	↑



ACTIVITY



Month	2019	2020
April	71	0
May	371	399
June	533	399
July	941	
August	1,344	
September	1,647	
October	1,900	
November	2,110	
December	2,336	
January	2,739	
February	2,856	
March	3,353	
April	3,621	
May	3,621	
June	3,621	

QUALITY

	Quantity	Base Number	Contract	AT	Region	England
% of FP17s for the same patient ID Re-attending within 3 months - Children	12	142	8.5%	11.3%	12.1%	11.4%
% of FP17s for the same patient ID Re-attending within 3 months - Adults	24	111	21.6%	14.9%	15.6%	15.4%
% of FP17s for the same patient ID Re-attending between 3 & 9 months - Children	80	142	56.3%	60.2%	61.2%	59.8%
% of FP17s for the same patient ID Re-attending between 3 & 9 months - Adults	46	111	41.4%	52.9%	54.5%	52.1%
% of FP17s for Band 1 Urgent Courses	11	169	6.5%	9.7%	9.1%	9.2%
% of FP17s Relating to Free Repair or Replacements	0	169	0.0%	0.9%	1.0%	0.7%
% of FP17s Relating to Continuations	3	169	1.8%	0.9%	1.0%	0.8%
% of Patients satisfied with the dentistry they have received	0	0	N/A	94.6%	94.2%	93.4%
% of Patients satisfied with the time they had to wait for an appointment	0	0	N/A	86.1%	88.4%	87.6%

* This is based on patients treated on this contract for their most recent course of treatment.

Figures in italics indicate the base number of FP17s or Patient Questionnaire responses are less than 100. N/A is shown where the base number of responses is less than 10 during the period. % is calculated as Quantity/Base number*100

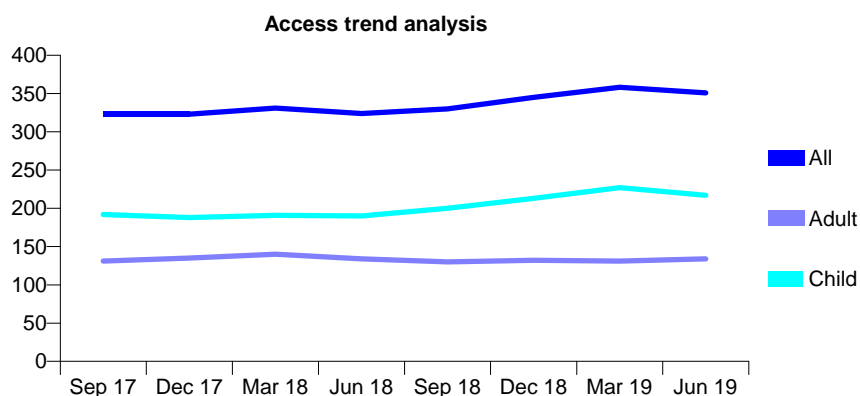
Q47 - Vital Signs At a Glance Contract Report for 911461/0001 - June 2019

Name or company name	MISS GM LAWSON
Contract type name	GDS Contract
Purpose of contract	General
Contract start date	01/04/2006
Contract end date	

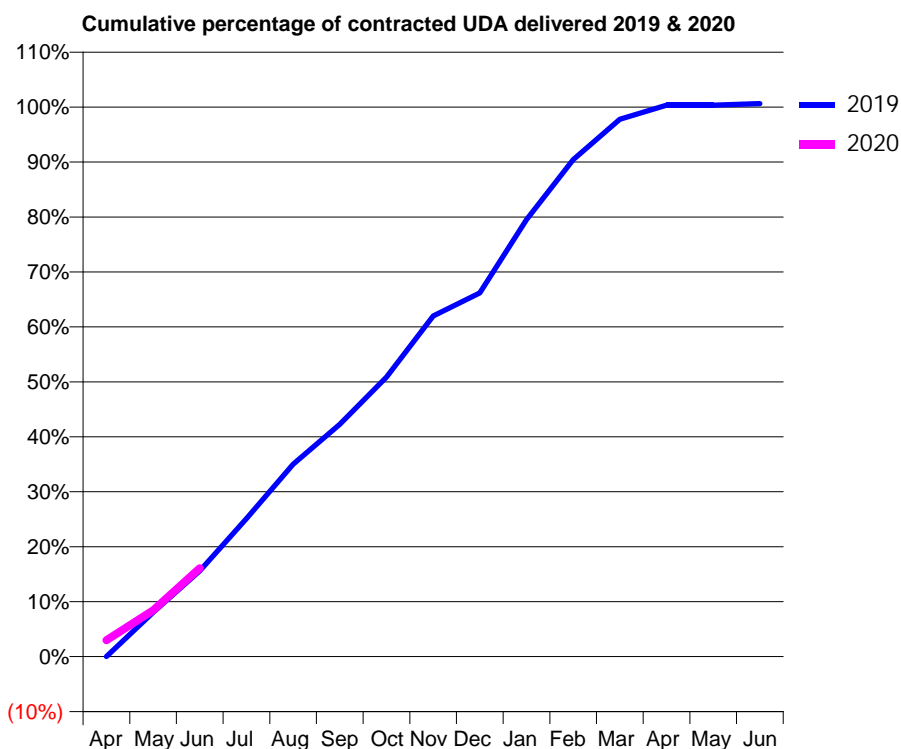
19/20 Contracted general activity (UDA)	1,000
Carry forward general activity (UDA)	0
19/20 Contracted orthodontic activity (UOA)	0
Carry forward orthodontic activity (UOA)	0
Baseline contract value	£22,838.40

ACCESS*

Patients seen in 24 months	Total	Change since previous quarter
Quarter ending June 2018	324	
Quarter ending September 2018	330	→
Quarter ending December 2018	345	↑
Quarter ending March 2019	358	↑
Quarter ending June 2019	351	↓
Variance since June 2018	8.3%	↑



ACTIVITY



Month	Adjusted Scheduled Activity (UDA)	
	2019	2020
April	0	30
May	81	84
June	156	161
July	251	
August	350	
September	423	
October	509	
November	620	
December	662	
January	795	
February	904	
March	978	
April	1,003	
May	1,003	
June	1,006	

QUALITY

	Quantity	Base Number	Contract	AT	Region	England
% of FP17s for the same patient ID Re-attending within 3 months - Children	9	89	10.1%	11.3%	12.1%	11.4%
% of FP17s for the same patient ID Re-attending within 3 months - Adults	0	38	0.0%	14.9%	15.6%	15.4%
% of FP17s for the same patient ID Re-attending between 3 & 9 months - Children	70	89	78.7%	60.2%	61.2%	59.8%
% of FP17s for the same patient ID Re-attending between 3 & 9 months - Adults	28	38	73.7%	52.9%	54.5%	52.1%
% of FP17s for Band 1 Urgent Courses	5	109	4.6%	9.7%	9.1%	9.2%
% of FP17s Relating to Free Repair or Replacements	0	109	0.0%	0.9%	1.0%	0.7%
% of FP17s Relating to Continuations	1	109	0.9%	0.9%	1.0%	0.8%
% of Patients satisfied with the dentistry they have received	0	0	N/A	94.6%	94.2%	93.4%
% of Patients satisfied with the time they had to wait for an appointment	0	0	N/A	86.1%	88.4%	87.6%

* This is based on patients treated on this contract for their most recent course of treatment. Figures in italics indicate the base number of FP17s or Patient Questionnaire responses are less than 100. N/A is shown where the base number of responses is less than 10 during the period. % is calculated as Quantity/Base number*100

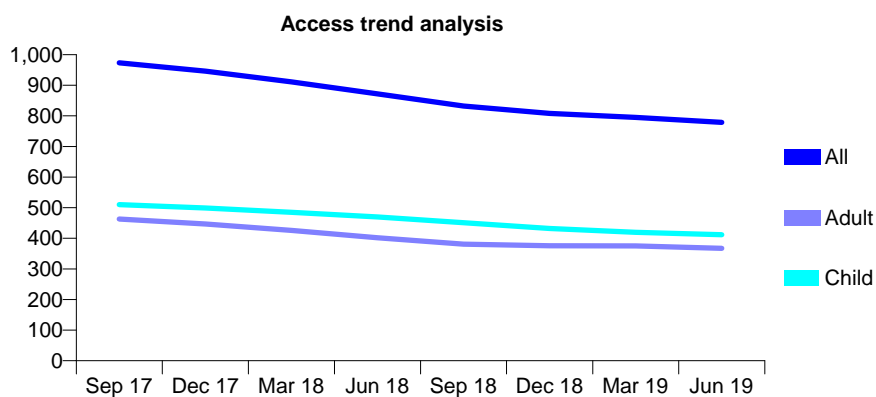
Q47 - Vital Signs At a Glance Contract Report for 913529/0002 - June 2019

Name or company name	Peter Thompson and Pui-Ling Tsoi
Contract type name	GDS Contract
Purpose of contract	General
Contract start date	01/12/2011
Contract end date	

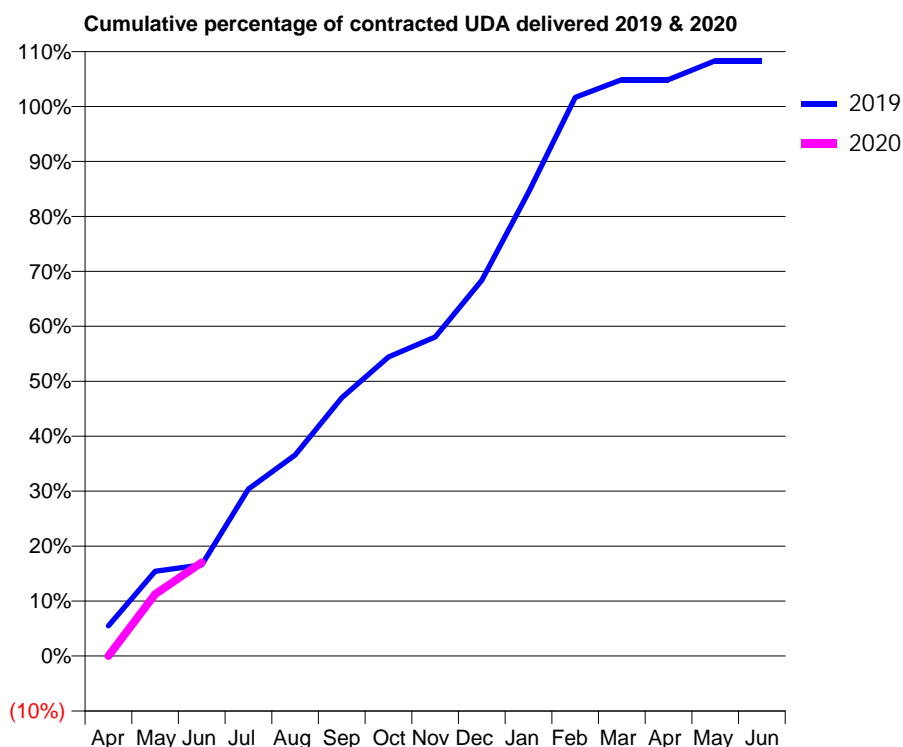
19/20 Contracted general activity (UDA)	2,500
Carry forward general activity (UDA)	0
19/20 Contracted orthodontic activity (UOA)	0
Carry forward orthodontic activity (UOA)	0
Baseline contract value	£74,359.79

ACCESS*

Patients seen in 24 months	Total	Change since previous quarter
Quarter ending June 2018	872	
Quarter ending September 2018	832	↓
Quarter ending December 2018	808	↓
Quarter ending March 2019	795	↓
Quarter ending June 2019	779	↓
Variance since June 2018	(10.7%)	↓



ACTIVITY



Month	Adjusted Scheduled Activity (UDA)	
	2019	2020
April	137	0
May	386	281
June	415	425
July	760	
August	914	
September	1,175	
October	1,360	
November	1,451	
December	1,709	
January	2,110	
February	2,541	
March	2,623	
April	2,623	
May	2,708	
June	2,708	

QUALITY

	Quantity	Base Number	Contract	AT	Region	England
% of FP17s for the same patient ID Re-attending within 3 months - Children	8	151	5.3%	11.3%	12.1%	11.4%
% of FP17s for the same patient ID Re-attending within 3 months - Adults	15	102	14.7%	14.9%	15.6%	15.4%
% of FP17s for the same patient ID Re-attending between 3 & 9 months - Children	114	151	75.5%	60.2%	61.2%	59.8%
% of FP17s for the same patient ID Re-attending between 3 & 9 months - Adults	69	102	67.6%	52.9%	54.5%	52.1%
% of FP17s for Band 1 Urgent Courses	12	228	5.3%	9.7%	9.1%	9.2%
% of FP17s Relating to Free Repair or Replacements	1	228	0.4%	0.9%	1.0%	0.7%
% of FP17s Relating to Continuations	0	228	0.0%	0.9%	1.0%	0.8%
% of Patients satisfied with the dentistry they have received	0	0	N/A	94.6%	94.2%	93.4%
% of Patients satisfied with the time they had to wait for an appointment	0	0	N/A	86.1%	88.4%	87.6%

* This is based on patients treated on this contract for their most recent course of treatment. Figures in italics indicate the base number of FP17s or Patient Questionnaire responses are less than 100. N/A is shown where the base number of responses is less than 10 during the period. % is calculated as Quantity/Base number*100

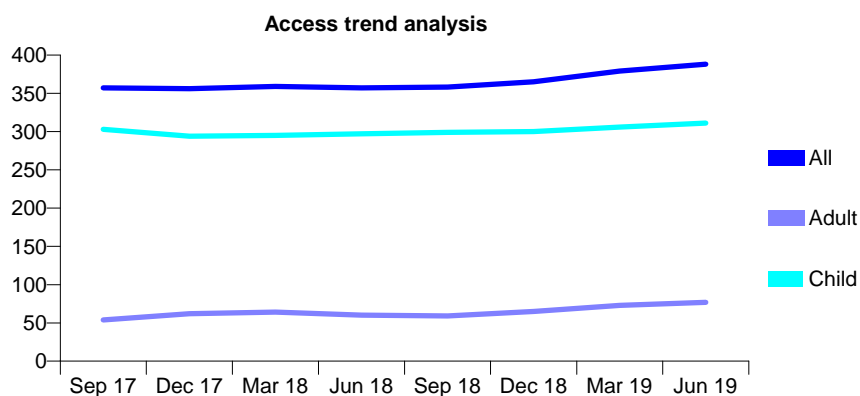
Q47 - Vital Signs At a Glance Contract Report for 913774/0001 - June 2019

Name or company name	MISS DE BROOKS
Contract type name	GDS Contract
Purpose of contract	General
Contract start date	01/04/2006
Contract end date	

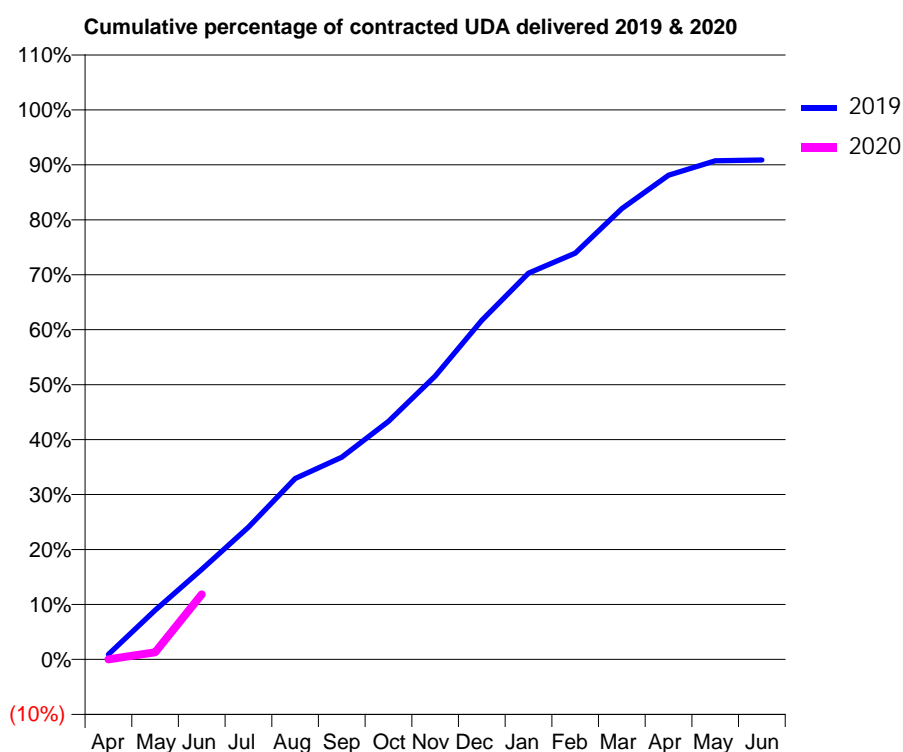
19/20 Contracted general activity (UDA)	770
Carry forward general activity (UDA)	0
19/20 Contracted orthodontic activity (UOA)	0
Carry forward orthodontic activity (UOA)	0
Baseline contract value	£18,502.12

ACCESS*

Patients seen in 24 months	Total	Change since previous quarter
Quarter ending June 2018	357	
Quarter ending September 2018	358	→
Quarter ending December 2018	365	→
Quarter ending March 2019	379	↑
Quarter ending June 2019	388	↑
Variance since June 2018	8.7%	↑



ACTIVITY



Month	2019	2020
April	7	0
May	69	10
June	126	91
July	185	
August	253	
September	283	
October	334	
November	397	
December	475	
January	541	
February	569	
March	631	
April	678	
May	699	
June	700	

QUALITY

	Quantity	Base Number	Contract	AT	Region	England
% of FP17s for the same patient ID Re-attending within 3 months - Children	1	107	0.9%	11.3%	12.1%	11.4%
% of FP17s for the same patient ID Re-attending within 3 months - Adults	2	11	18.2%	14.9%	15.6%	15.4%
% of FP17s for the same patient ID Re-attending between 3 & 9 months - Children	68	107	63.6%	60.2%	61.2%	59.8%
% of FP17s for the same patient ID Re-attending between 3 & 9 months - Adults	4	11	36.4%	52.9%	54.5%	52.1%
% of FP17s for Band 1 Urgent Courses	0	73	0.0%	9.7%	9.1%	9.2%
% of FP17s Relating to Free Repair or Replacements	0	73	0.0%	0.9%	1.0%	0.7%
% of FP17s Relating to Continuations	0	73	0.0%	0.9%	1.0%	0.8%
% of Patients satisfied with the dentistry they have received	1	1	N/A	94.6%	94.2%	93.4%
% of Patients satisfied with the time they had to wait for an appointment	1	1	N/A	86.1%	88.4%	87.6%

* This is based on patients treated on this contract for their most recent course of treatment. Figures in italics indicate the base number of FP17s or Patient Questionnaire responses are less than 100. N/A is shown where the base number of responses is less than 10 during the period. % is calculated as Quantity/Base number*100

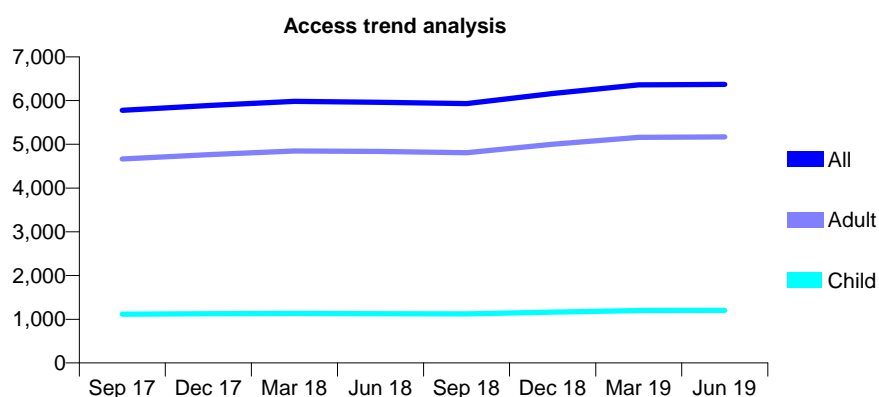
Q47 - Vital Signs At a Glance Contract Report for 916455/0001 - June 2019

Name or company name	Schonberg and Staneviciene
Contract type name	GDS Contract
Purpose of contract	General
Contract start date	01/04/2006
Contract end date	

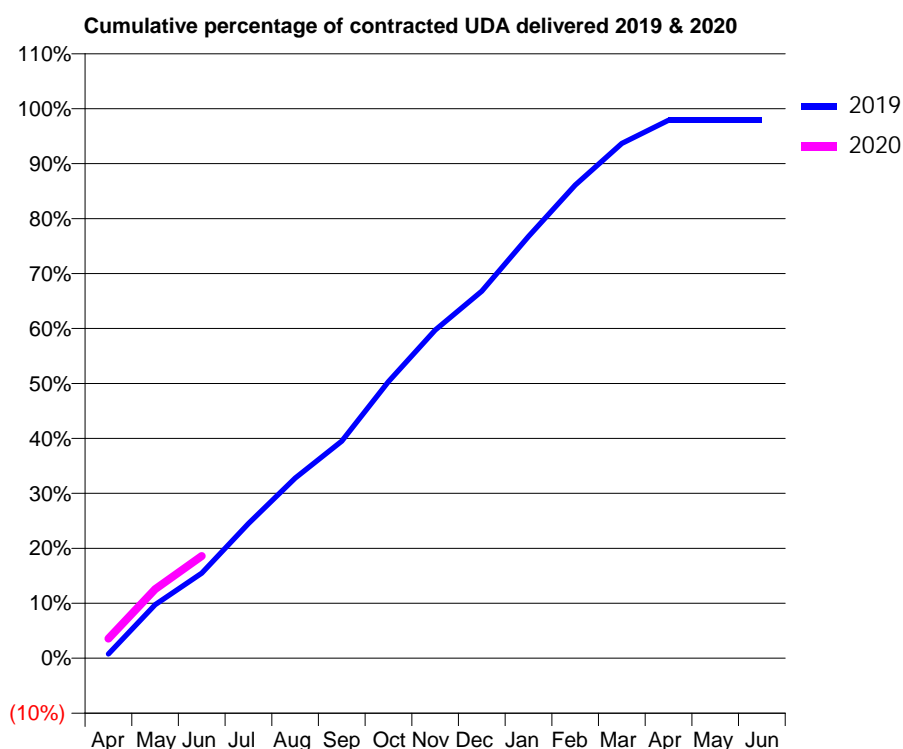
19/20 Contracted general activity (UDA)	18,751
Carry forward general activity (UDA)	0
19/20 Contracted orthodontic activity (UOA)	0
Carry forward orthodontic activity (UOA)	0
Baseline contract value	£593,813.28

ACCESS*

Patients seen in 24 months	Total	Change since previous quarter
Quarter ending June 2018	5,962	
Quarter ending September 2018	5,932	→
Quarter ending December 2018	6,162	↑
Quarter ending March 2019	6,357	↑
Quarter ending June 2019	6,369	→
Variance since June 2018	6.8%	↑



ACTIVITY



Month	2019	2020
April	143	670
May	1,825	2,358
June	2,900	3,487
July	4,596	
August	6,144	
September	7,405	
October	9,438	
November	11,195	
December	12,524	
January	14,392	
February	16,142	
March	17,564	
April	18,353	
May	18,355	
June	18,355	

QUALITY

	Quantity	Base Number	Contract	AT	Region	England
% of FP17s for the same patient ID Re-attending within 3 months - Children	39	456	8.6%	11.3%	12.1%	11.4%
% of FP17s for the same patient ID Re-attending within 3 months - Adults	353	1,969	17.9%	14.9%	15.6%	15.4%
% of FP17s for the same patient ID Re-attending between 3 & 9 months - Children	230	456	50.4%	60.2%	61.2%	59.8%
% of FP17s for the same patient ID Re-attending between 3 & 9 months - Adults	957	1,969	48.6%	52.9%	54.5%	52.1%
% of FP17s for Band 1 Urgent Courses	248	1,993	12.4%	9.7%	9.1%	9.2%
% of FP17s Relating to Free Repair or Replacements	73	1,993	3.7%	0.9%	1.0%	0.7%
% of FP17s Relating to Continuations	32	1,993	1.6%	0.9%	1.0%	0.8%
% of Patients satisfied with the dentistry they have received	3	3	N/A	94.6%	94.2%	93.4%
% of Patients satisfied with the time they had to wait for an appointment	2	3	N/A	86.1%	88.4%	87.6%

* This is based on patients treated on this contract for their most recent course of treatment.

Figures in italics indicate the base number of FP17s or Patient Questionnaire responses are less than 100. N/A is shown where the base number of responses is less than 10 during the period. % is calculated as Quantity/Base number*100

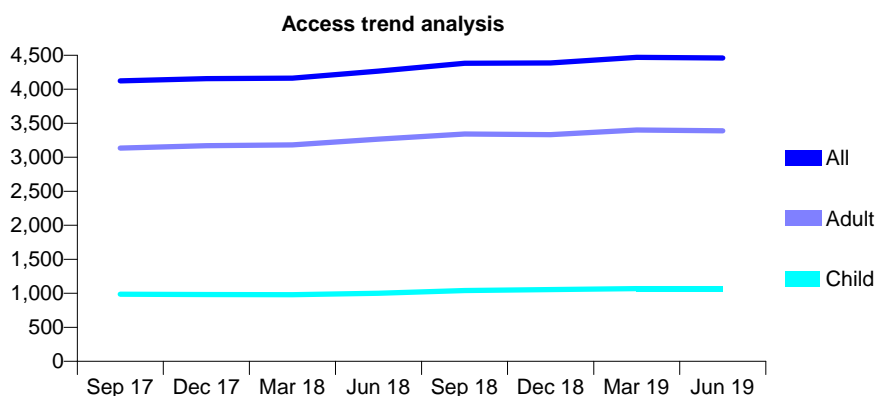
Q47 - Vital Signs At a Glance Contract Report for 917389/0002 - June 2019

Name or company name	MR GN BARLOW
Contract type name	GDS Contract
Purpose of contract	General
Contract start date	01/04/2006
Contract end date	

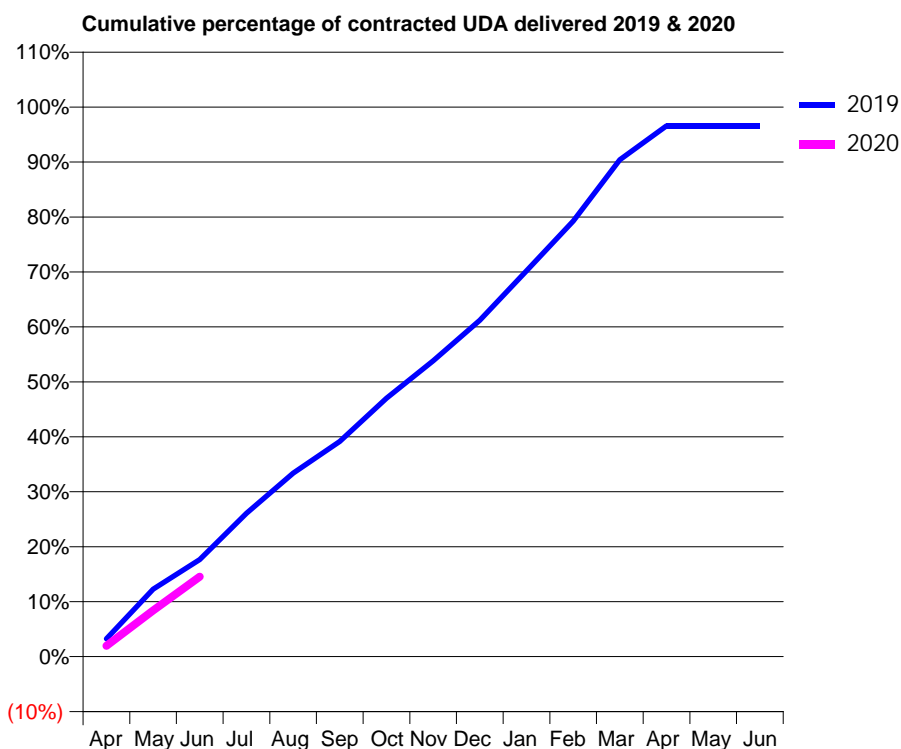
19/20 Contracted general activity (UDA)	13,141
Carry forward general activity (UDA)	0
19/20 Contracted orthodontic activity (UOA)	0
Carry forward orthodontic activity (UOA)	0
Baseline contract value	£378,095.55

ACCESS*

Patients seen in 24 months	Total	Change since previous quarter
Quarter ending June 2018	4,268	
Quarter ending September 2018	4,384	↑
Quarter ending December 2018	4,388	→
Quarter ending March 2019	4,470	→
Quarter ending June 2019	4,459	→
Variance since June 2018	4.5%	↑



ACTIVITY



Month	Adjusted Scheduled Activity (UDA)	
	2019	2020
April	425	259
May	1,612	1,106
June	2,322	1,911
July	3,426	
August	4,390	
September	5,145	
October	6,177	
November	7,075	
December	8,045	
January	9,222	
February	10,412	
March	11,880	
April	12,691	
May	12,690	
June	12,690	

QUALITY

	Quantity	Base Number	Contract	AT	Region	England
% of FP17s for the same patient ID Re-attending within 3 months - Children	20	333	6.0%	11.3%	12.1%	11.4%
% of FP17s for the same patient ID Re-attending within 3 months - Adults	103	867	11.9%	14.9%	15.6%	15.4%
% of FP17s for the same patient ID Re-attending between 3 & 9 months - Children	177	333	53.2%	60.2%	61.2%	59.8%
% of FP17s for the same patient ID Re-attending between 3 & 9 months - Adults	390	867	45.0%	52.9%	54.5%	52.1%
% of FP17s for Band 1 Urgent Courses	58	945	6.1%	9.7%	9.1%	9.2%
% of FP17s Relating to Free Repair or Replacements	12	945	1.3%	0.9%	1.0%	0.7%
% of FP17s Relating to Continuations	9	945	1.0%	0.9%	1.0%	0.8%
% of Patients satisfied with the dentistry they have received	1	1	N/A	94.6%	94.2%	93.4%
% of Patients satisfied with the time they had to wait for an appointment	1	1	N/A	86.1%	88.4%	87.6%

* This is based on patients treated on this contract for their most recent course of treatment. Figures in italics indicate the base number of FP17s or Patient Questionnaire responses are less than 100. N/A is shown where the base number of responses is less than 10 during the period. % is calculated as Quantity/Base number*100

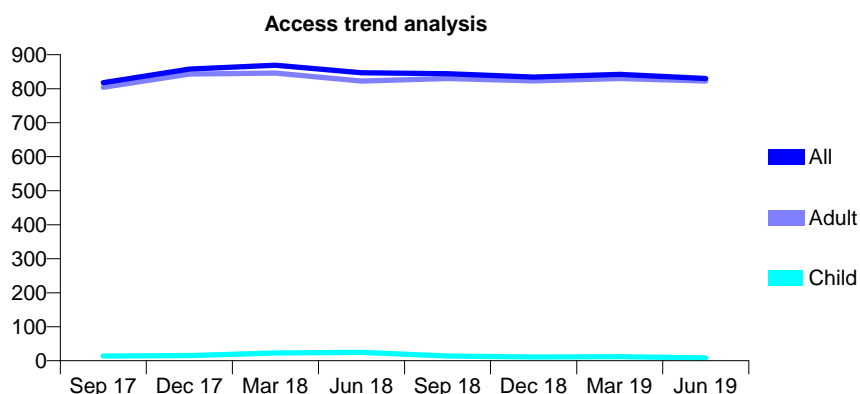
Q47 - Vital Signs At a Glance Contract Report for 917389/0003 - June 2019

Name or company name	MR GN BARLOW
Contract type name	GDS Contract
Purpose of contract	General
Contract start date	01/04/2014
Contract end date	

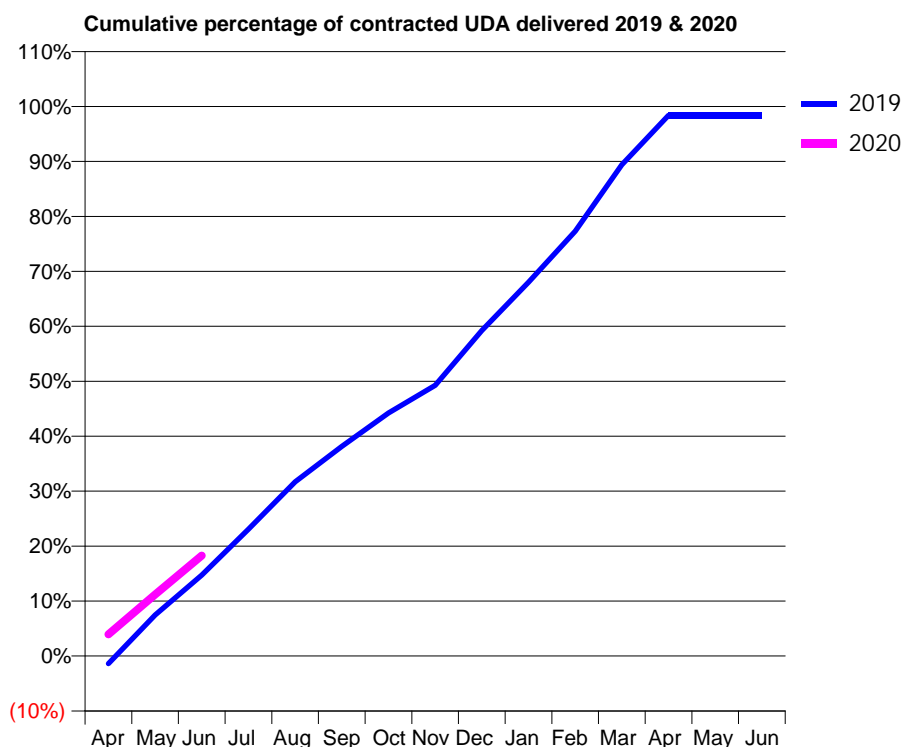
19/20 Contracted general activity (UDA)	3,124
Carry forward general activity (UDA)	0
19/20 Contracted orthodontic activity (UOA)	0
Carry forward orthodontic activity (UOA)	0
Baseline contract value	£305,507.87

ACCESS*

Patients seen in 24 months	Total	Change since previous quarter
Quarter ending June 2018	847	
Quarter ending September 2018	844	→
Quarter ending December 2018	834	↓
Quarter ending March 2019	842	→
Quarter ending June 2019	830	↓
Variance since June 2018	(2.0%)	↓



ACTIVITY



Month	Adjusted Scheduled Activity (UDA)	
	2019	2020
April	-44	123
May	234	350
June	460	571
July	721	
August	990	
September	1,191	
October	1,381	
November	1,539	
December	1,850	
January	2,125	
February	2,415	
March	2,792	
April	3,073	
May	3,073	
June	3,073	

QUALITY

	Quantity	Base Number	Contract	AT	Region	England
% of FP17s for the same patient ID Re-attending within 3 months - Children	0	4	0.0%	11.3%	12.1%	11.4%
% of FP17s for the same patient ID Re-attending within 3 months - Adults	39	257	15.2%	14.9%	15.6%	15.4%
% of FP17s for the same patient ID Re-attending between 3 & 9 months - Children	0	4	0.0%	60.2%	61.2%	59.8%
% of FP17s for the same patient ID Re-attending between 3 & 9 months - Adults	8	257	3.1%	52.9%	54.5%	52.1%
% of FP17s for Band 1 Urgent Courses	35	199	17.6%	9.7%	9.1%	9.2%
% of FP17s Relating to Free Repair or Replacements	0	199	0.0%	0.9%	1.0%	0.7%
% of FP17s Relating to Continuations	1	199	0.5%	0.9%	1.0%	0.8%
% of Patients satisfied with the dentistry they have received	0	0	N/A	94.6%	94.2%	93.4%
% of Patients satisfied with the time they had to wait for an appointment	0	0	N/A	86.1%	88.4%	87.6%

* This is based on patients treated on this contract for their most recent course of treatment. Figures in italics indicate the base number of FP17s or Patient Questionnaire responses are less than 100. N/A is shown where the base number of responses is less than 10 during the period. % is calculated as Quantity/Base number*100

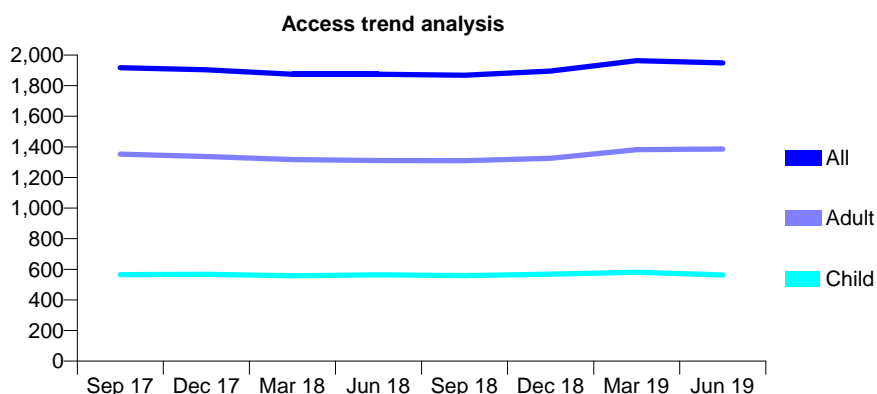
Q47 - Vital Signs At a Glance Contract Report for 917672/0001 - June 2019

Name or company name	MR MJ HOLYOAK
Contract type name	GDS Contract
Purpose of contract	General
Contract start date	01/04/2006
Contract end date	

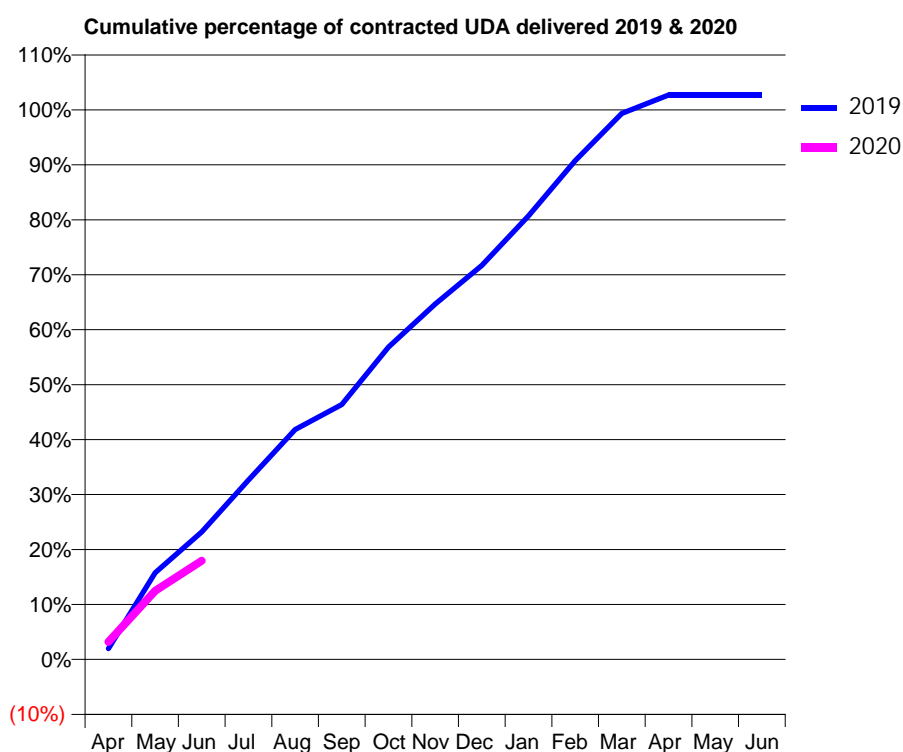
19/20 Contracted general activity (UDA)	5,200
Carry forward general activity (UDA)	0
19/20 Contracted orthodontic activity (UOA)	0
Carry forward orthodontic activity (UOA)	0
Baseline contract value	£111,239.59

ACCESS*

Patients seen in 24 months	Total	Change since previous quarter
Quarter ending June 2018	1,875	
Quarter ending September 2018	1,868	→
Quarter ending December 2018	1,895	→
Quarter ending March 2019	1,963	↑
Quarter ending June 2019	1,949	→
Variance since June 2018	3.9%	↑



ACTIVITY



Month	2019	2020
April	98	166
May	785	649
June	1,154	933
July	1,623	
August	2,081	
September	2,308	
October	2,828	
November	3,216	
December	3,565	
January	4,016	
February	4,516	
March	4,943	
April	5,109	
May	5,110	
June	5,110	

QUALITY

	Quantity	Base Number	Contract	AT	Region	England
% of FP17s for the same patient ID Re-attending within 3 months - Children	16	214	7.5%	11.3%	12.1%	11.4%
% of FP17s for the same patient ID Re-attending within 3 months - Adults	75	502	14.9%	14.9%	15.6%	15.4%
% of FP17s for the same patient ID Re-attending between 3 & 9 months - Children	148	214	69.2%	60.2%	61.2%	59.8%
% of FP17s for the same patient ID Re-attending between 3 & 9 months - Adults	328	502	65.3%	52.9%	54.5%	52.1%
% of FP17s for Band 1 Urgent Courses	10	627	1.6%	9.7%	9.1%	9.2%
% of FP17s Relating to Free Repair or Replacements	0	627	0.0%	0.9%	1.0%	0.7%
% of FP17s Relating to Continuations	25	627	4.0%	0.9%	1.0%	0.8%
% of Patients satisfied with the dentistry they have received	0	0	N/A	94.6%	94.2%	93.4%
% of Patients satisfied with the time they had to wait for an appointment	0	0	N/A	86.1%	88.4%	87.6%

* This is based on patients treated on this contract for their most recent course of treatment. Figures in italics indicate the base number of FP17s or Patient Questionnaire responses are less than 100. N/A is shown where the base number of responses is less than 10 during the period. % is calculated as Quantity/Base number*100

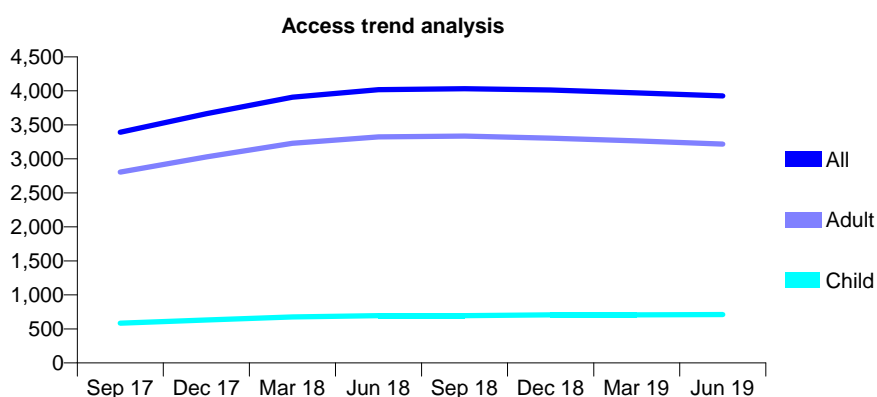
Q47 - Vital Signs At a Glance Contract Report for 920576/0001 - June 2019

Name or company name	MR G BAYTUG
Contract type name	GDS Contract
Purpose of contract	General
Contract start date	01/04/2006
Contract end date	

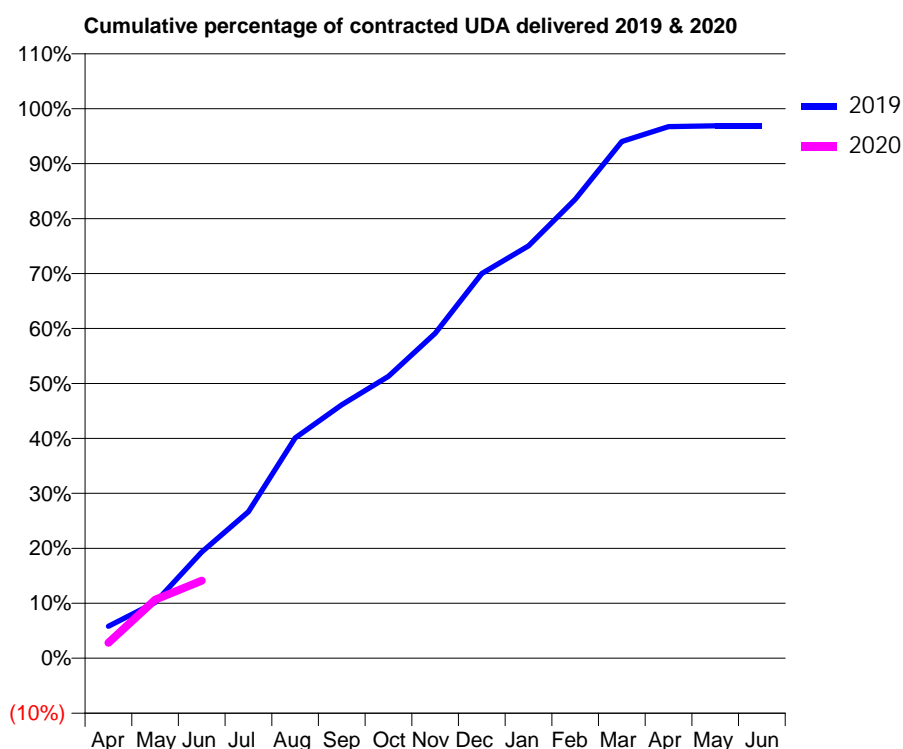
19/20 Contracted general activity (UDA)	15,354
Carry forward general activity (UDA)	0
19/20 Contracted orthodontic activity (UOA)	0
Carry forward orthodontic activity (UOA)	0
Baseline contract value	£709,587.42

ACCESS*

Patients seen in 24 months	Total	Change since previous quarter
Quarter ending June 2018	4,018	
Quarter ending September 2018	4,032	→
Quarter ending December 2018	4,012	→
Quarter ending March 2019	3,972	→
Quarter ending June 2019	3,927	↓
Variance since June 2018	(2.3%)	↓



ACTIVITY



Month	2019	2020
April	891	433
May	1,561	1,634
June	2,966	2,168
July	4,092	
August	6,156	
September	7,081	
October	7,877	
November	9,078	
December	10,749	
January	11,523	
February	12,822	
March	14,436	
April	14,855	
May	14,875	
June	14,875	

QUALITY

	Quantity	Base Number	Contract	AT	Region	England
% of FP17s for the same patient ID Re-attending within 3 months - Children	14	257	5.4%	11.3%	12.1%	11.4%
% of FP17s for the same patient ID Re-attending within 3 months - Adults	158	1,001	15.8%	14.9%	15.6%	15.4%
% of FP17s for the same patient ID Re-attending between 3 & 9 months - Children	177	257	68.9%	60.2%	61.2%	59.8%
% of FP17s for the same patient ID Re-attending between 3 & 9 months - Adults	681	1,001	68.0%	52.9%	54.5%	52.1%
% of FP17s for Band 1 Urgent Courses	56	1,009	5.6%	9.7%	9.1%	9.2%
% of FP17s Relating to Free Repair or Replacements	13	1,009	1.3%	0.9%	1.0%	0.7%
% of FP17s Relating to Continuations	15	1,009	1.5%	0.9%	1.0%	0.8%
% of Patients satisfied with the dentistry they have received	5	6	N/A	94.6%	94.2%	93.4%
% of Patients satisfied with the time they had to wait for an appointment	5	6	N/A	86.1%	88.4%	87.6%

* This is based on patients treated on this contract for their most recent course of treatment.

Figures in italics indicate the base number of FP17s or Patient Questionnaire responses are less than 100. N/A is shown where the base number of responses is less than 10 during the period. % is calculated as Quantity/Base number*100

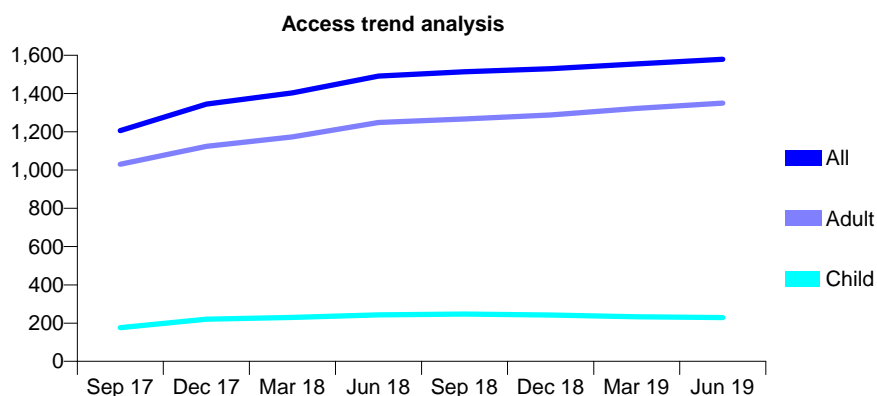
Q47 - Vital Signs At a Glance Contract Report for 928429/0001 - June 2019

Name or company name	Dr S Govind
Contract type name	GDS Contract
Purpose of contract	General
Contract start date	01/04/2006
Contract end date	

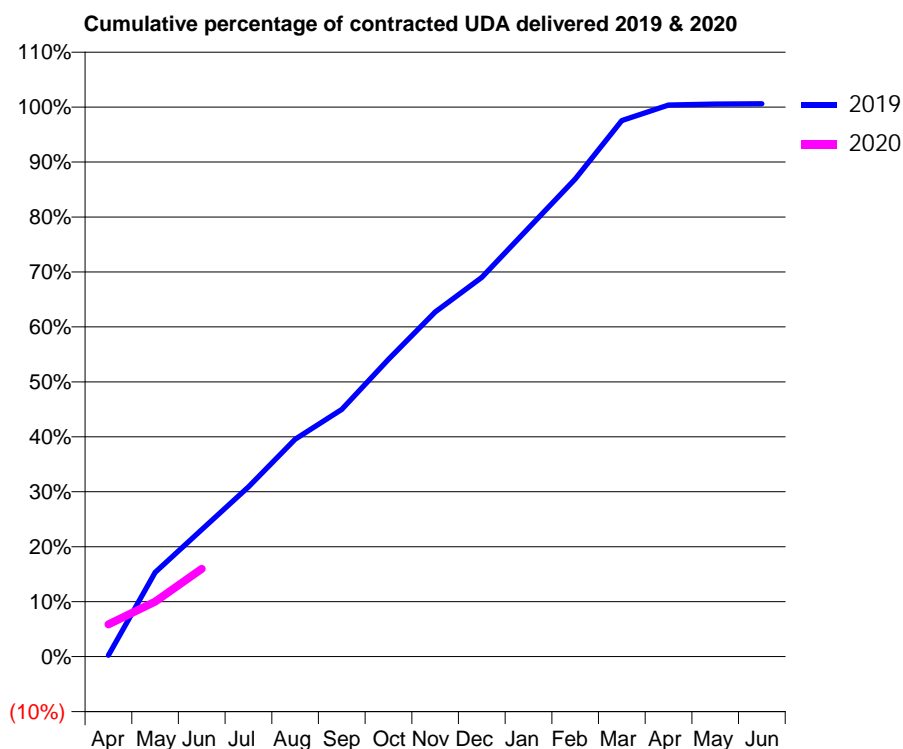
19/20 Contracted general activity (UDA)	6,000
Carry forward general activity (UDA)	0
19/20 Contracted orthodontic activity (UOA)	0
Carry forward orthodontic activity (UOA)	0
Baseline contract value	£133,492.84

ACCESS*

Patients seen in 24 months	Total	Change since previous quarter
Quarter ending June 2018	1,491	
Quarter ending September 2018	1,514	→
Quarter ending December 2018	1,530	→
Quarter ending March 2019	1,555	→
Quarter ending June 2019	1,579	→
Variance since June 2018	5.9%	↑



ACTIVITY



Month	Adjusted Scheduled Activity (UDA)	
	2019	2020
April	16	354
May	920	601
June	1,387	959
July	1,853	
August	2,373	
September	2,699	
October	3,246	
November	3,762	
December	4,140	
January	4,679	
February	5,215	
March	5,852	
April	6,021	
May	6,033	
June	6,036	

QUALITY

	Quantity	Base Number	Contract	AT	Region	England
% of FP17s for the same patient ID Re-attending within 3 months - Children	9	73	12.3%	11.3%	12.1%	11.4%
% of FP17s for the same patient ID Re-attending within 3 months - Adults	73	419	17.4%	14.9%	15.6%	15.4%
% of FP17s for the same patient ID Re-attending between 3 & 9 months - Children	43	73	58.9%	60.2%	61.2%	59.8%
% of FP17s for the same patient ID Re-attending between 3 & 9 months - Adults	236	419	56.3%	52.9%	54.5%	52.1%
% of FP17s for Band 1 Urgent Courses	20	438	4.6%	9.7%	9.1%	9.2%
% of FP17s Relating to Free Repair or Replacements	9	438	2.1%	0.9%	1.0%	0.7%
% of FP17s Relating to Continuations	8	438	1.8%	0.9%	1.0%	0.8%
% of Patients satisfied with the dentistry they have received	2	2	N/A	94.6%	94.2%	93.4%
% of Patients satisfied with the time they had to wait for an appointment	2	2	N/A	86.1%	88.4%	87.6%

* This is based on patients treated on this contract for their most recent course of treatment. Figures in italics indicate the base number of FP17s or Patient Questionnaire responses are less than 100. N/A is shown where the base number of responses is less than 10 during the period. % is calculated as Quantity/Base number*100

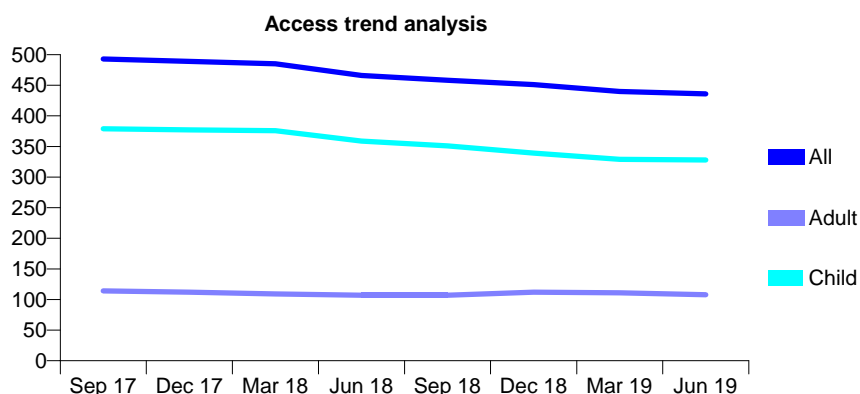
Q47 - Vital Signs At a Glance Contract Report for 931195/0001 - June 2019

Name or company name	MR DJ QUINN
Contract type name	GDS Contract
Purpose of contract	General
Contract start date	05/05/2009
Contract end date	

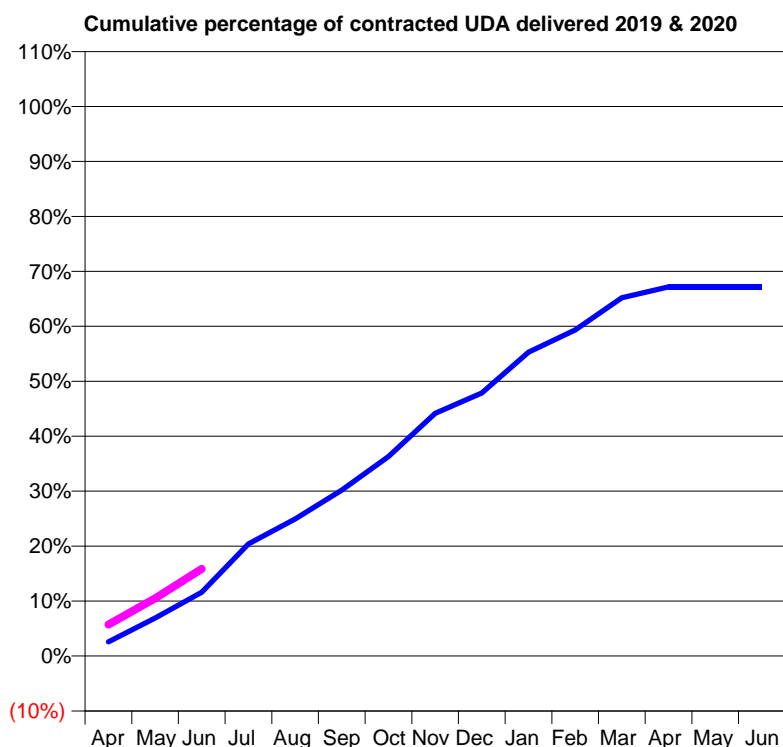
19/20 Contracted general activity (UDA)	1,281
Carry forward general activity (UDA)	0
19/20 Contracted orthodontic activity (UOA)	0
Carry forward orthodontic activity (UOA)	0
Baseline contract value	£35,822.44

ACCESS*

Patients seen in 24 months	Total	Change since previous quarter
Quarter ending June 2018	466	
Quarter ending September 2018	458	↓
Quarter ending December 2018	451	↓
Quarter ending March 2019	440	↓
Quarter ending June 2019	436	→
Variance since June 2018	(6.4%)	↓



ACTIVITY



Month	Adjusted Scheduled Activity (UDA)	
	2019	2020
April	33	73
May	89	135
June	149	203
July	261	
August	320	
September	387	
October	465	
November	566	
December	613	
January	708	
February	760	
March	835	
April	860	
May	860	
June	860	

QUALITY

	Quantity	Base Number	Contract	AT	Region	England
% of FP17s for the same patient ID Re-attending within 3 months - Children	3	138	2.2%	11.3%	12.1%	11.4%
% of FP17s for the same patient ID Re-attending within 3 months - Adults	4	18	22.2%	14.9%	15.6%	15.4%
% of FP17s for the same patient ID Re-attending between 3 & 9 months - Children	97	138	70.3%	60.2%	61.2%	59.8%
% of FP17s for the same patient ID Re-attending between 3 & 9 months - Adults	11	18	61.1%	52.9%	54.5%	52.1%
% of FP17s for Band 1 Urgent Courses	5	141	3.5%	9.7%	9.1%	9.2%
% of FP17s Relating to Free Repair or Replacements	0	141	0.0%	0.9%	1.0%	0.7%
% of FP17s Relating to Continuations	0	141	0.0%	0.9%	1.0%	0.8%
% of Patients satisfied with the dentistry they have received	0	0	N/A	94.6%	94.2%	93.4%
% of Patients satisfied with the time they had to wait for an appointment	0	0	N/A	86.1%	88.4%	87.6%

* This is based on patients treated on this contract for their most recent course of treatment. Figures in italics indicate the base number of FP17s or Patient Questionnaire responses are less than 100. N/A is shown where the base number of responses is less than 10 during the period. % is calculated as Quantity/Base number*100

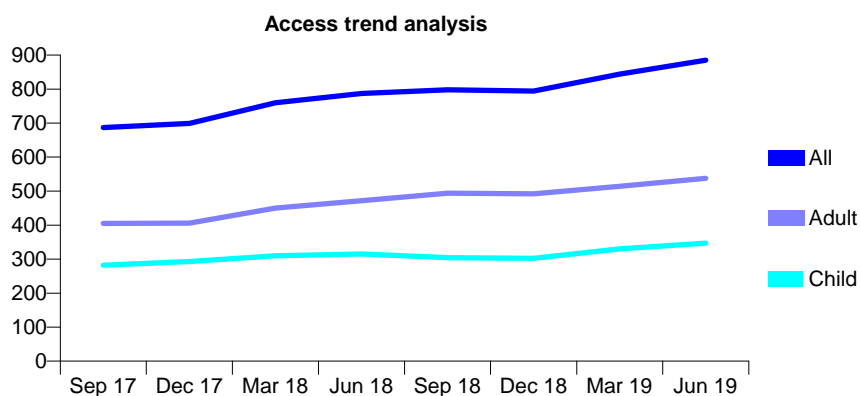
Q47 - Vital Signs At a Glance Contract Report for 934658/0001 - June 2019

Name or company name	Dr M Best
Contract type name	GDS Contract
Purpose of contract	General
Contract start date	01/04/2006
Contract end date	

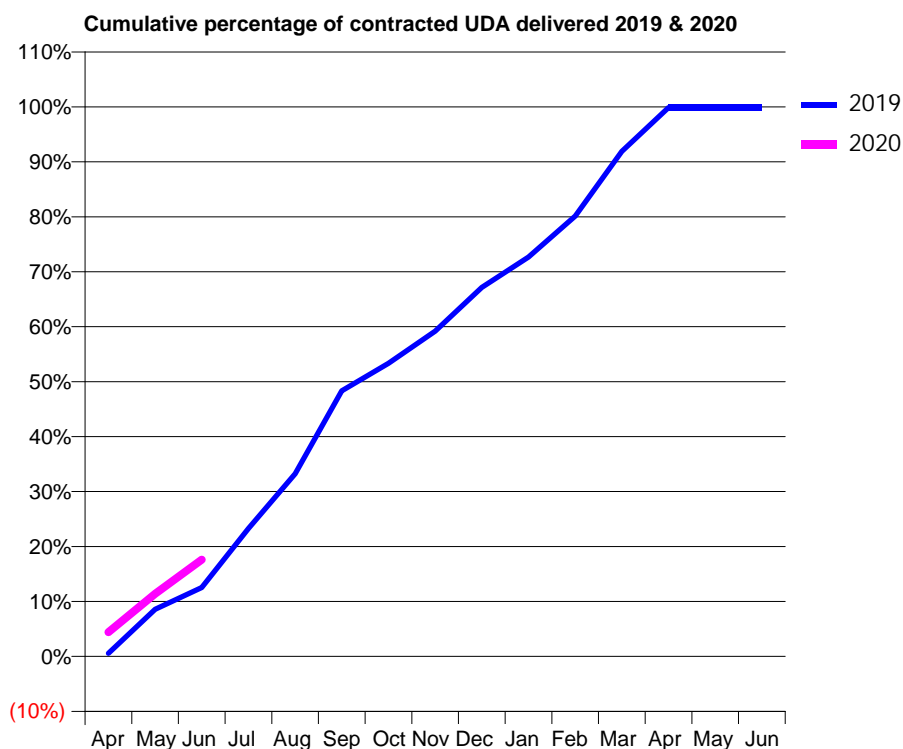
19/20 Contracted general activity (UDA)	2,544
Carry forward general activity (UDA)	0
19/20 Contracted orthodontic activity (UOA)	0
Carry forward orthodontic activity (UOA)	0
Baseline contract value	£70,751.20

ACCESS*

Patients seen in 24 months	Total	Change since previous quarter
Quarter ending June 2018	787	
Quarter ending September 2018	798	→
Quarter ending December 2018	794	→
Quarter ending March 2019	844	↑
Quarter ending June 2019	885	↑
Variance since June 2018	12.5%	↑



ACTIVITY



Month	2019	2020
April	15	112
May	218	290
June	319	448
July	592	
August	846	
September	1,229	
October	1,357	
November	1,506	
December	1,708	
January	1,848	
February	2,039	
March	2,338	
April	2,541	
May	2,541	
June	2,541	

QUALITY

	Quantity	Base Number	Contract	AT	Region	England
% of FP17s for the same patient ID Re-attending within 3 months - Children	5	129	3.9%	11.3%	12.1%	11.4%
% of FP17s for the same patient ID Re-attending within 3 months - Adults	31	154	20.1%	14.9%	15.6%	15.4%
% of FP17s for the same patient ID Re-attending between 3 & 9 months - Children	68	129	52.7%	60.2%	61.2%	59.8%
% of FP17s for the same patient ID Re-attending between 3 & 9 months - Adults	58	154	37.7%	52.9%	54.5%	52.1%
% of FP17s for Band 1 Urgent Courses	15	199	7.5%	9.7%	9.1%	9.2%
% of FP17s Relating to Free Repair or Replacements	0	199	0.0%	0.9%	1.0%	0.7%
% of FP17s Relating to Continuations	4	199	2.0%	0.9%	1.0%	0.8%
% of Patients satisfied with the dentistry they have received	0	0	N/A	94.6%	94.2%	93.4%
% of Patients satisfied with the time they had to wait for an appointment	0	0	N/A	86.1%	88.4%	87.6%

* This is based on patients treated on this contract for their most recent course of treatment. Figures in italics indicate the base number of FP17s or Patient Questionnaire responses are less than 100. N/A is shown where the base number of responses is less than 10 during the period. % is calculated as Quantity/Base number*100

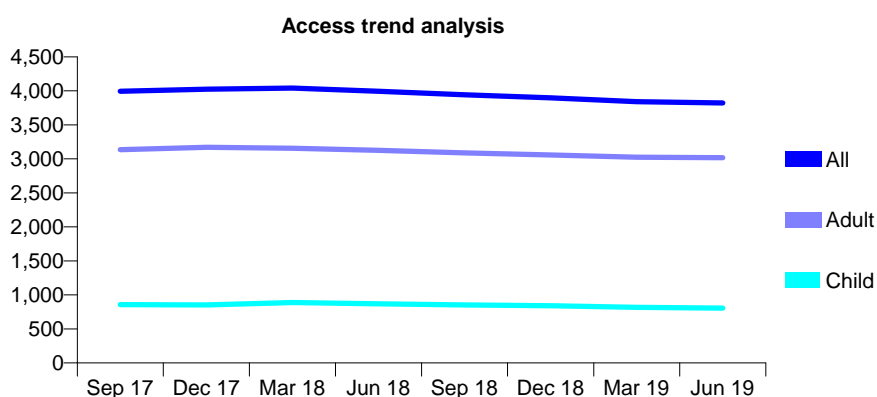
Q47 - Vital Signs At a Glance Contract Report for 942235/0001 - June 2019

Name or company name	MRS CA LEADBETTER
Contract type name	GDS Contract
Purpose of contract	General
Contract start date	01/04/2006
Contract end date	

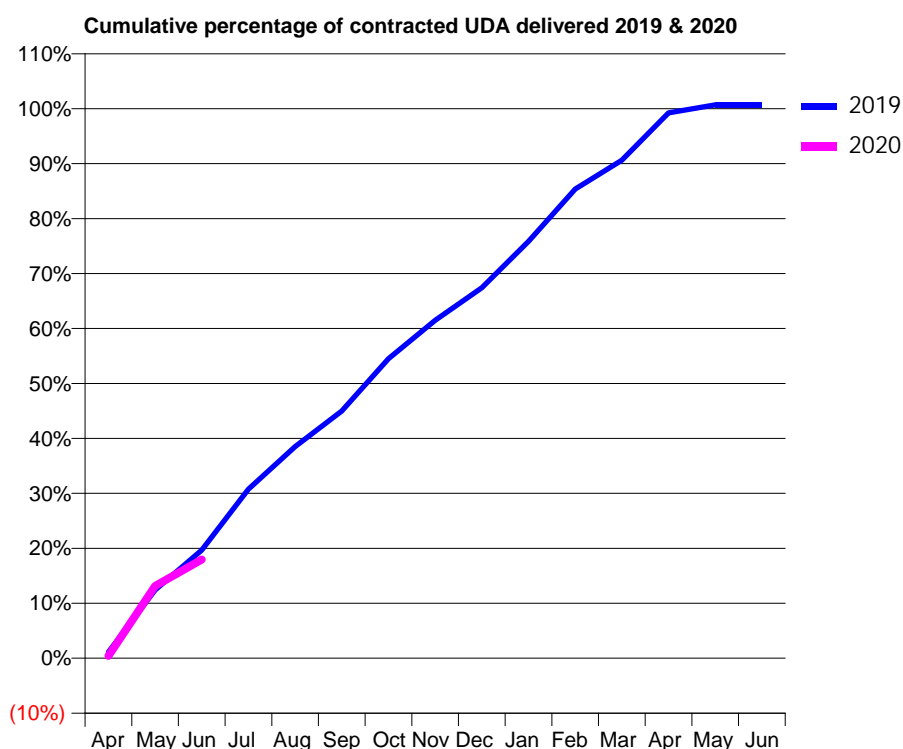
19/20 Contracted general activity (UDA)	10,453
Carry forward general activity (UDA)	0
19/20 Contracted orthodontic activity (UOA)	0
Carry forward orthodontic activity (UOA)	0
Baseline contract value	£232,313.09

ACCESS*

Patients seen in 24 months	Total	Change since previous quarter
Quarter ending June 2018	3,996	
Quarter ending September 2018	3,943	↓
Quarter ending December 2018	3,898	↓
Quarter ending March 2019	3,843	↓
Quarter ending June 2019	3,822	→
Variance since June 2018	(4.4%)	↓



ACTIVITY



Month	2019	2020
April	119	43
May	1,300	1,373
June	2,056	1,879
July	3,215	
August	4,027	
September	4,703	
October	5,699	
November	6,429	
December	7,045	
January	7,928	
February	8,925	
March	9,474	
April	10,374	
May	10,526	
June	10,526	

QUALITY

	Quantity	Base Number	Contract	AT	Region	England
% of FP17s for the same patient ID Re-attending within 3 months - Children	15	331	4.5%	11.3%	12.1%	11.4%
% of FP17s for the same patient ID Re-attending within 3 months - Adults	226	1,400	16.1%	14.9%	15.6%	15.4%
% of FP17s for the same patient ID Re-attending between 3 & 9 months - Children	184	331	55.6%	60.2%	61.2%	59.8%
% of FP17s for the same patient ID Re-attending between 3 & 9 months - Adults	712	1,400	50.9%	52.9%	54.5%	52.1%
% of FP17s for Band 1 Urgent Courses	147	1,086	13.5%	9.7%	9.1%	9.2%
% of FP17s Relating to Free Repair or Replacements	29	1,086	2.7%	0.9%	1.0%	0.7%
% of FP17s Relating to Continuations	10	1,086	0.9%	0.9%	1.0%	0.8%
% of Patients satisfied with the dentistry they have received	5	5	N/A	94.6%	94.2%	93.4%
% of Patients satisfied with the time they had to wait for an appointment	5	5	N/A	86.1%	88.4%	87.6%

* This is based on patients treated on this contract for their most recent course of treatment.

Figures in italics indicate the base number of FP17s or Patient Questionnaire responses are less than 100. N/A is shown where the base number of responses is less than 10 during the period. % is calculated as Quantity/Base number*100

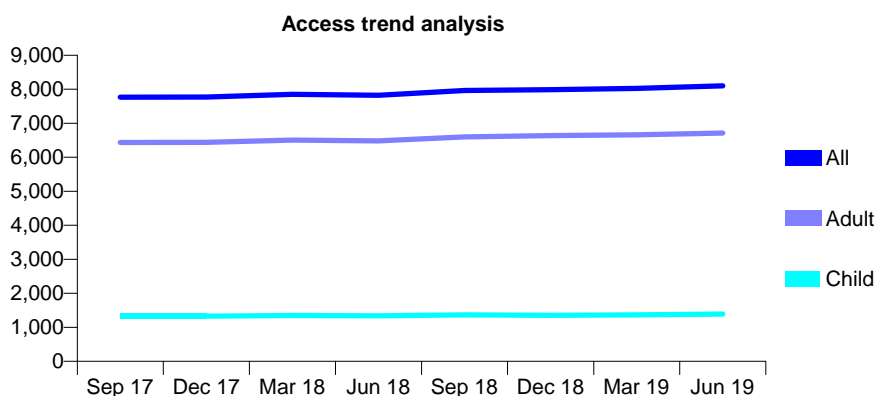
Q47 - Vital Signs At a Glance Contract Report for 997307/0001 - June 2019

Name or company name	Dr H Kadri
Contract type name	GDS Contract
Purpose of contract	General
Contract start date	01/04/2006
Contract end date	

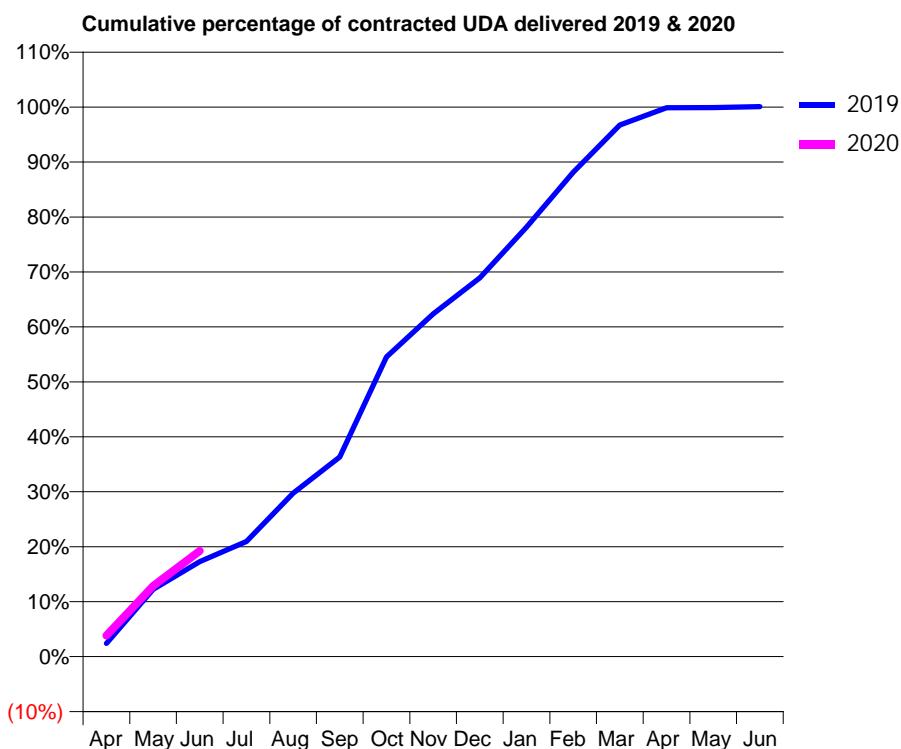
19/20 Contracted general activity (UDA)	21,231
Carry forward general activity (UDA)	0
19/20 Contracted orthodontic activity (UOA)	0
Carry forward orthodontic activity (UOA)	0
Baseline contract value	£592,135.05

ACCESS*

Patients seen in 24 months	Total	Change since previous quarter
Quarter ending June 2018	7,823	
Quarter ending September 2018	7,962	→
Quarter ending December 2018	7,990	→
Quarter ending March 2019	8,025	→
Quarter ending June 2019	8,101	→
Variance since June 2018	3.6%	↑



ACTIVITY



Month	Adjusted Scheduled Activity (UDA)	
	2019	2020
April	512	817
May	2,602	2,732
June	3,673	4,082
July	4,450	
August	6,312	
September	7,717	
October	11,579	
November	13,244	
December	14,637	
January	16,595	
February	18,711	
March	20,539	
April	21,201	
May	21,208	
June	21,246	

QUALITY

	Quantity	Base Number	Contract	AT	Region	England
% of FP17s for the same patient ID Re-attending within 3 months - Children	38	525	7.2%	11.3%	12.1%	11.4%
% of FP17s for the same patient ID Re-attending within 3 months - Adults	363	2,352	15.4%	14.9%	15.6%	15.4%
% of FP17s for the same patient ID Re-attending between 3 & 9 months - Children	370	525	70.5%	60.2%	61.2%	59.8%
% of FP17s for the same patient ID Re-attending between 3 & 9 months - Adults	1,312	2,352	55.8%	52.9%	54.5%	52.1%
% of FP17s for Band 1 Urgent Courses	227	2,474	9.2%	9.7%	9.1%	9.2%
% of FP17s Relating to Free Repair or Replacements	22	2,474	0.9%	0.9%	1.0%	0.7%
% of FP17s Relating to Continuations	12	2,474	0.5%	0.9%	1.0%	0.8%
% of Patients satisfied with the dentistry they have received	20	20	100.0%	94.6%	94.2%	93.4%
% of Patients satisfied with the time they had to wait for an appointment	20	20	100.0%	86.1%	88.4%	87.6%

* This is based on patients treated on this contract for their most recent course of treatment. Figures in italics indicate the base number of FP17s or Patient Questionnaire responses are less than 100. N/A is shown where the base number of responses is less than 10 during the period. % is calculated as Quantity/Base number*100

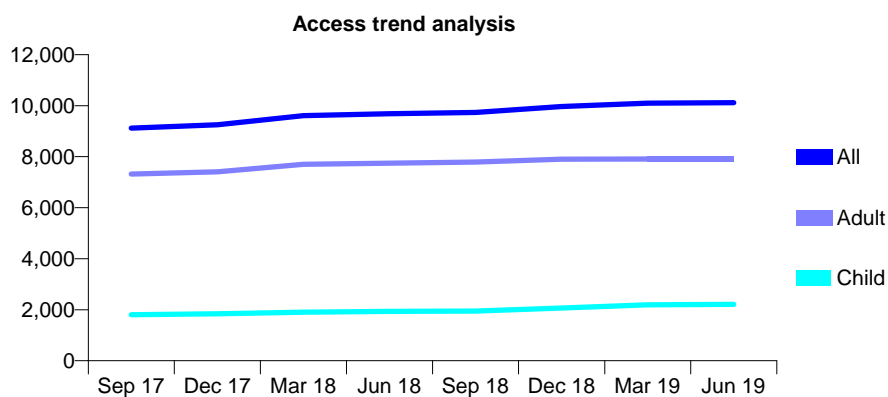
Q47 - Vital Signs At a Glance Contract Report for 999199/0001 - June 2019

Name or company name	MR JC HALL
Contract type name	GDS Contract
Purpose of contract	General
Contract start date	01/04/2006
Contract end date	

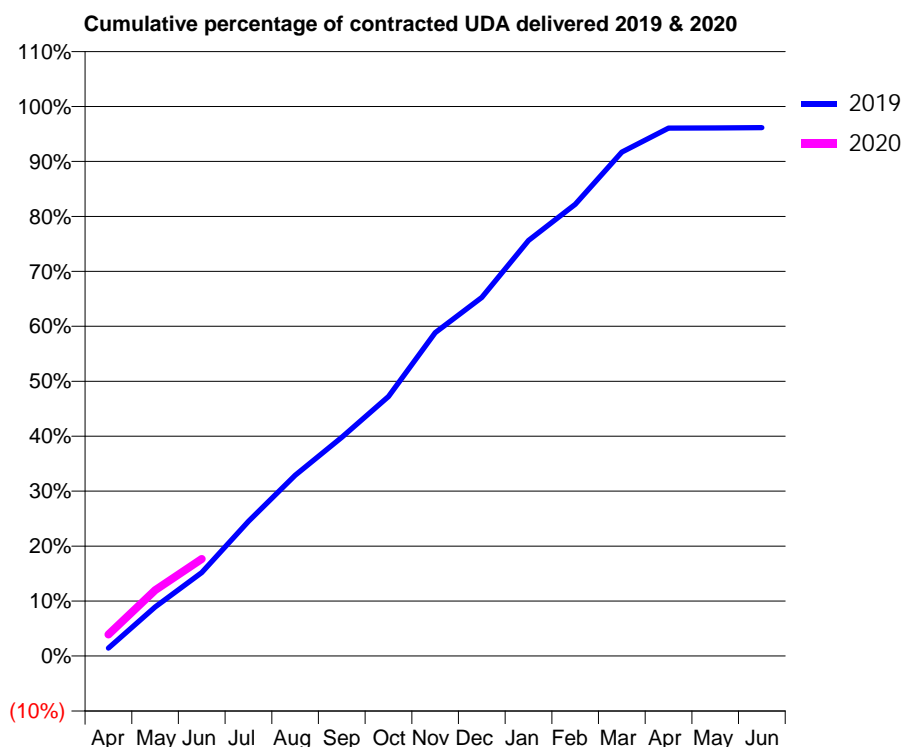
19/20 Contracted general activity (UDA)	25,993
Carry forward general activity (UDA)	0
19/20 Contracted orthodontic activity (UOA)	0
Carry forward orthodontic activity (UOA)	0
Baseline contract value	£848,121.21

ACCESS*

Patients seen in 24 months	Total	Change since previous quarter
Quarter ending June 2018	9,685	
Quarter ending September 2018	9,735	→
Quarter ending December 2018	9,971	↑
Quarter ending March 2019	10,099	→
Quarter ending June 2019	10,120	→
Variance since June 2018	4.5%	↑



ACTIVITY



Month	Adjusted Scheduled Activity (UDA)	
	2019	2020
April	373	1,016
May	2,315	3,112
June	3,954	4,593
July	6,369	
August	8,547	
September	10,340	
October	12,277	
November	15,294	
December	16,959	
January	19,655	
February	21,367	
March	23,833	
April	24,968	
May	24,977	
June	24,989	

QUALITY

	Quantity	Base Number	Contract	AT	Region	England
% of FP17s for the same patient ID Re-attending within 3 months - Children	75	874	8.6%	11.3%	12.1%	11.4%
% of FP17s for the same patient ID Re-attending within 3 months - Adults	267	2,476	10.8%	14.9%	15.6%	15.4%
% of FP17s for the same patient ID Re-attending between 3 & 9 months - Children	620	874	70.9%	60.2%	61.2%	59.8%
% of FP17s for the same patient ID Re-attending between 3 & 9 months - Adults	1,336	2,476	54.0%	52.9%	54.5%	52.1%
% of FP17s for Band 1 Urgent Courses	317	2,848	11.1%	9.7%	9.1%	9.2%
% of FP17s Relating to Free Repair or Replacements	5	2,848	0.2%	0.9%	1.0%	0.7%
% of FP17s Relating to Continuations	6	2,848	0.2%	0.9%	1.0%	0.8%
% of Patients satisfied with the dentistry they have received	4	4	N/A	94.6%	94.2%	93.4%
% of Patients satisfied with the time they had to wait for an appointment	4	4	N/A	86.1%	88.4%	87.6%

* This is based on patients treated on this contract for their most recent course of treatment. Figures in italics indicate the base number of FP17s or Patient Questionnaire responses are less than 100. N/A is shown where the base number of responses is less than 10 during the period. % is calculated as Quantity/Base number*100

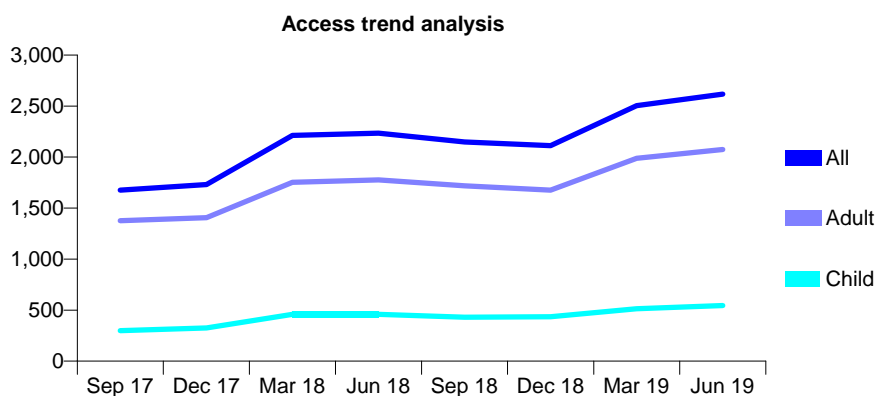
Q47 - Vital Signs At a Glance Contract Report for 999350/0001 - June 2019

Name or company name	Dr F Patel
Contract type name	GDS Contract
Purpose of contract	General
Contract start date	01/04/2006
Contract end date	

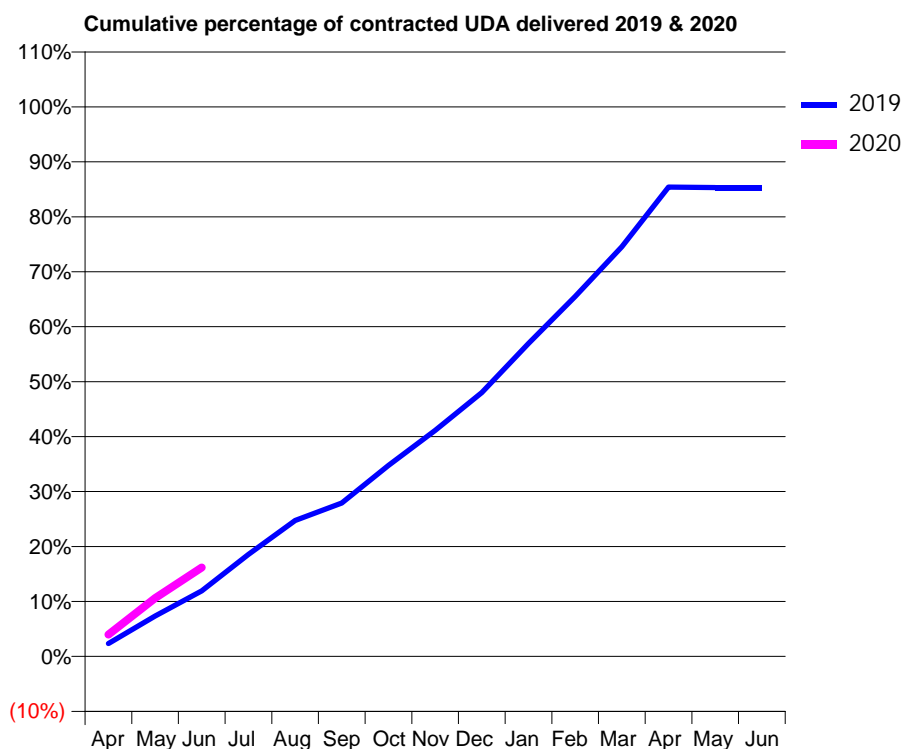
19/20 Contracted general activity (UDA)	8,727
Carry forward general activity (UDA)	0
19/20 Contracted orthodontic activity (UOA)	0
Carry forward orthodontic activity (UOA)	0
Baseline contract value	£173,484.12

ACCESS*

Patients seen in 24 months	Total	Change since previous quarter
Quarter ending June 2018	2,234	
Quarter ending September 2018	2,149	↓
Quarter ending December 2018	2,112	↓
Quarter ending March 2019	2,504	↑
Quarter ending June 2019	2,618	↑
Variance since June 2018	17.2%	↑



ACTIVITY



Adjusted Scheduled Activity (UDA)		
Month	2019	2020
April	204	346
May	643	927
June	1,041	1,411
July	1,622	
August	2,159	
September	2,437	
October	3,034	
November	3,591	
December	4,191	
January	4,969	
February	5,717	
March	6,504	
April	7,453	
May	7,444	
June	7,444	

QUALITY

	Quantity	Base Number	Contract	AT	Region	England
% of FP17s for the same patient ID Re-attending within 3 months - Children	18	250	7.2%	11.3%	12.1%	11.4%
% of FP17s for the same patient ID Re-attending within 3 months - Adults	101	842	12.0%	14.9%	15.6%	15.4%
% of FP17s for the same patient ID Re-attending between 3 & 9 months - Children	124	250	49.6%	60.2%	61.2%	59.8%
% of FP17s for the same patient ID Re-attending between 3 & 9 months - Adults	322	842	38.2%	52.9%	54.5%	52.1%
% of FP17s for Band 1 Urgent Courses	66	749	8.8%	9.7%	9.1%	9.2%
% of FP17s Relating to Free Repair or Replacements	11	749	1.5%	0.9%	1.0%	0.7%
% of FP17s Relating to Continuations	0	749	0.0%	0.9%	1.0%	0.8%
% of Patients satisfied with the dentistry they have received	1	1	N/A	94.6%	94.2%	93.4%
% of Patients satisfied with the time they had to wait for an appointment	1	1	N/A	86.1%	88.4%	87.6%

* This is based on patients treated on this contract for their most recent course of treatment. Figures in italics indicate the base number of FP17s or Patient Questionnaire responses are less than 100. N/A is shown where the base number of responses is less than 10 during the period. % is calculated as Quantity/Base number*100

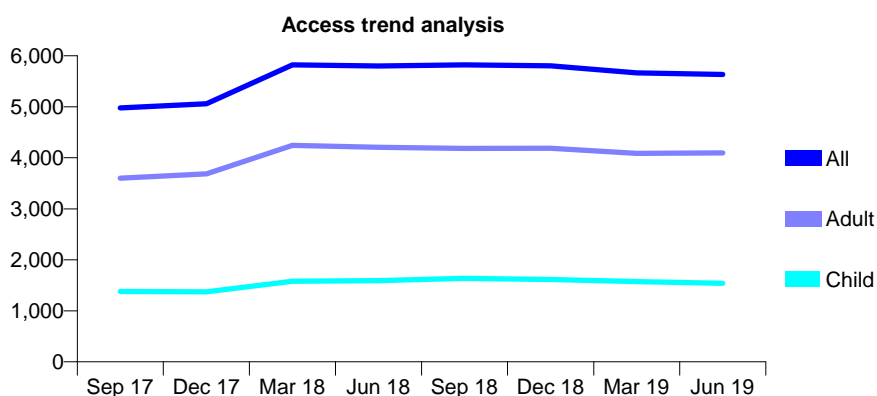
Q48 - Vital Signs At a Glance Contract Report for 10096/0000 - June 2019

Name or company name	Care (Lancashire) Ltd
Contract type name	GDS Contract
Purpose of contract	General
Contract start date	01/04/2016
Contract end date	

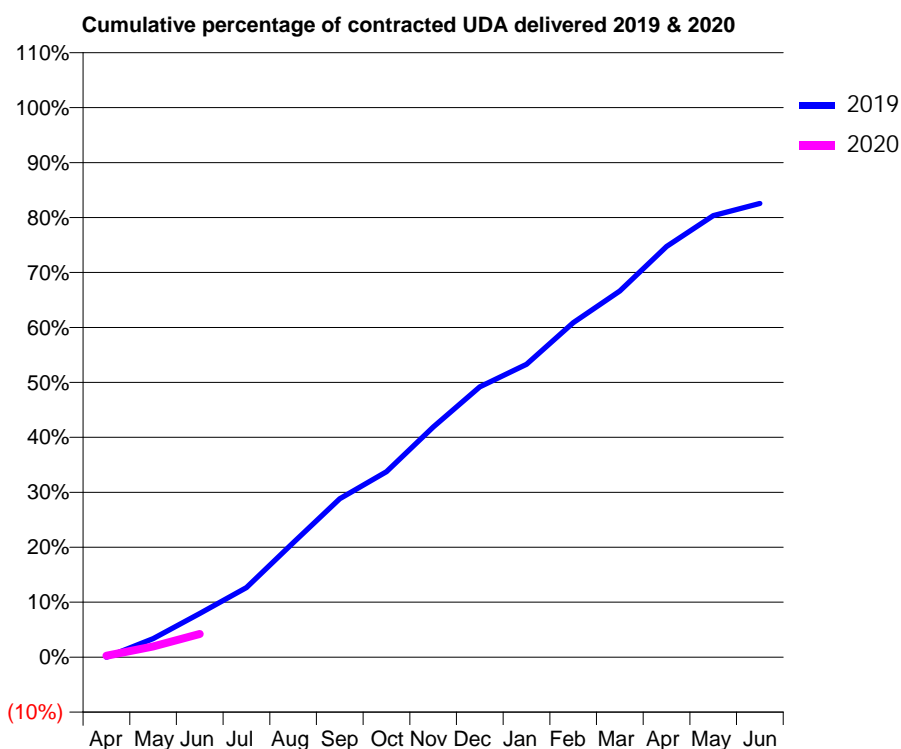
19/20 Contracted general activity (UDA)	24,000
Carry forward general activity (UDA)	0
19/20 Contracted orthodontic activity (UOA)	0
Carry forward orthodontic activity (UOA)	0
Baseline contract value	£641,142.67

ACCESS*

Patients seen in 24 months	Total	Change since previous quarter
Quarter ending June 2018	5,799	
Quarter ending September 2018	5,823	→
Quarter ending December 2018	5,802	→
Quarter ending March 2019	5,664	↓
Quarter ending June 2019	5,634	→
Variance since June 2018	(2.8%)	↓



ACTIVITY



Month	Adjusted Scheduled Activity (UDA)	
	2019	2020
April	0	59
May	812	468
June	1,910	1,017
July	3,041	
August	4,998	
September	6,919	
October	8,096	
November	10,050	
December	11,800	
January	12,794	
February	14,610	
March	15,988	
April	17,934	
May	19,282	
June	19,814	

QUALITY

	Quantity	Base Number	Contract	AT	Region	England
% of FP17s for the same patient ID Re-attending within 3 months - Children	37	517	7.2%	11.0%	12.1%	11.4%
% of FP17s for the same patient ID Re-attending within 3 months - Adults	153	1,247	12.3%	16.4%	15.6%	15.4%
% of FP17s for the same patient ID Re-attending between 3 & 9 months - Children	302	517	58.4%	54.7%	61.2%	59.8%
% of FP17s for the same patient ID Re-attending between 3 & 9 months - Adults	614	1,247	49.2%	45.7%	54.5%	52.1%
% of FP17s for Band 1 Urgent Courses	42	535	7.9%	12.5%	9.1%	9.2%
% of FP17s Relating to Free Repair or Replacements	3	535	0.6%	0.9%	1.0%	0.7%
% of FP17s Relating to Continuations	16	535	3.0%	1.1%	1.0%	0.8%
% of Patients satisfied with the dentistry they have received	2	2	N/A	91.9%	94.2%	93.4%
% of Patients satisfied with the time they had to wait for an appointment	2	2	N/A	88.9%	88.4%	87.6%

* This is based on patients treated on this contract for their most recent course of treatment. Figures in italics indicate the base number of FP17s or Patient Questionnaire responses are less than 100. N/A is shown where the base number of responses is less than 10 during the period. % is calculated as Quantity/Base number*100

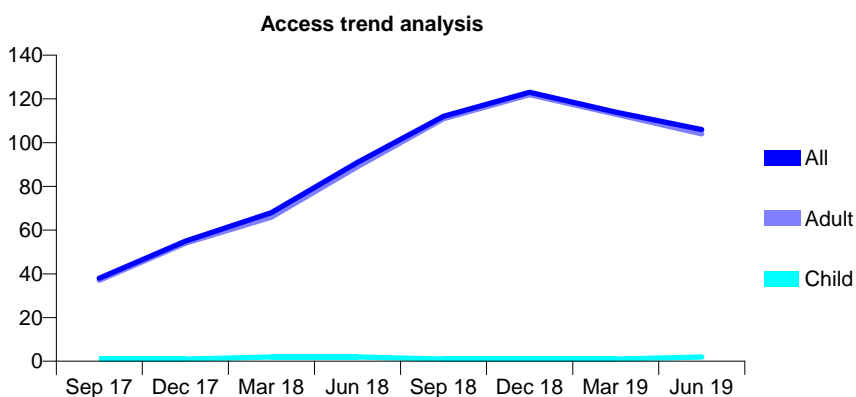
Q48 - Vital Signs At a Glance Contract Report for 100256/0000 - June 2019

Name or company name	Bridgewater Community Healthcare NHS F
Contract type name	PDS Contract
Purpose of contract	General
Contract start date	01/12/2016
Contract end date	30/11/2019

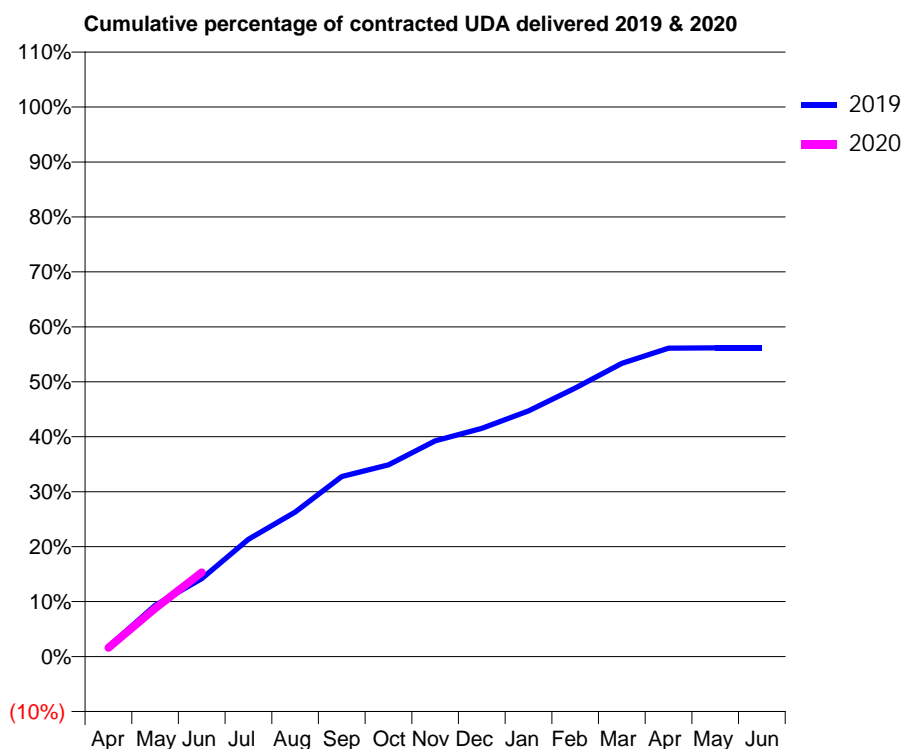
19/20 Contracted general activity (UDA)	1,800
Carry forward general activity (UDA)	0
19/20 Contracted orthodontic activity (UOA)	0
Carry forward orthodontic activity (UOA)	0
Baseline contract value	£100,064.86

ACCESS*

Patients seen in 24 months	Total	Change since previous quarter
Quarter ending June 2018	91	
Quarter ending September 2018	112	↑
Quarter ending December 2018	123	↑
Quarter ending March 2019	114	↓
Quarter ending June 2019	106	↓
Variance since June 2018	16.5%	↑



ACTIVITY



Month	Adjusted Scheduled Activity (UDA)	
	2019	2020
April	49	29
May	252	158
June	383	276
July	576	
August	710	
September	885	
October	942	
November	1,060	
December	1,121	
January	1,207	
February	1,319	
March	1,440	
April	1,515	
May	1,516	
June	1,516	

QUALITY

	Quantity	Base Number	Contract	AT	Region	England
% of FP17s for the same patient ID Re-attending within 3 months - Children	0	1	0.0%	11.0%	12.1%	11.4%
% of FP17s for the same patient ID Re-attending within 3 months - Adults	0	130	0.0%	16.4%	15.6%	15.4%
% of FP17s for the same patient ID Re-attending between 3 & 9 months - Children	0	1	0.0%	54.7%	61.2%	59.8%
% of FP17s for the same patient ID Re-attending between 3 & 9 months - Adults	1	130	0.8%	45.7%	54.5%	52.1%
% of FP17s for Band 1 Urgent Courses	0	100	0.0%	12.5%	9.1%	9.2%
% of FP17s Relating to Free Repair or Replacements	0	100	0.0%	0.9%	1.0%	0.7%
% of FP17s Relating to Continuations	0	100	0.0%	1.1%	1.0%	0.8%
% of Patients satisfied with the dentistry they have received	0	0	N/A	91.9%	94.2%	93.4%
% of Patients satisfied with the time they had to wait for an appointment	0	0	N/A	88.9%	88.4%	87.6%

* This is based on patients treated on this contract for their most recent course of treatment. Figures in italics indicate the base number of FP17s or Patient Questionnaire responses are less than 100. N/A is shown where the base number of responses is less than 10 during the period. % is calculated as Quantity/Base number*100

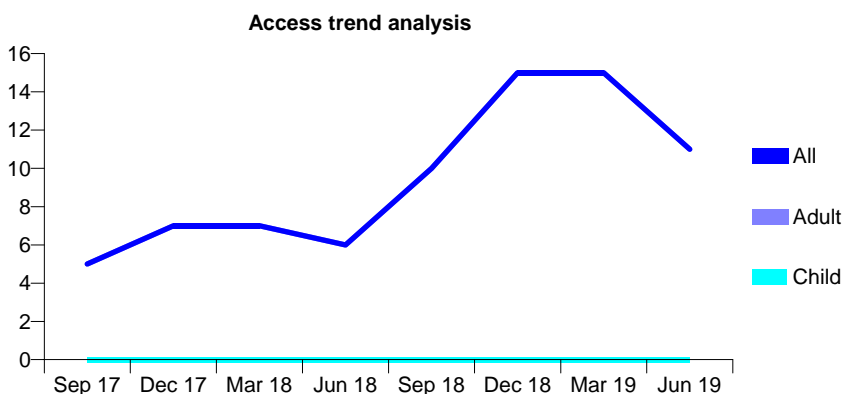
Q48 - Vital Signs At a Glance Contract Report for 100257/0000 - June 2019

Name or company name	Bridgewater Community Healthcare NHS F
Contract type name	PDS Contract
Purpose of contract	General
Contract start date	01/12/2016
Contract end date	30/11/2019

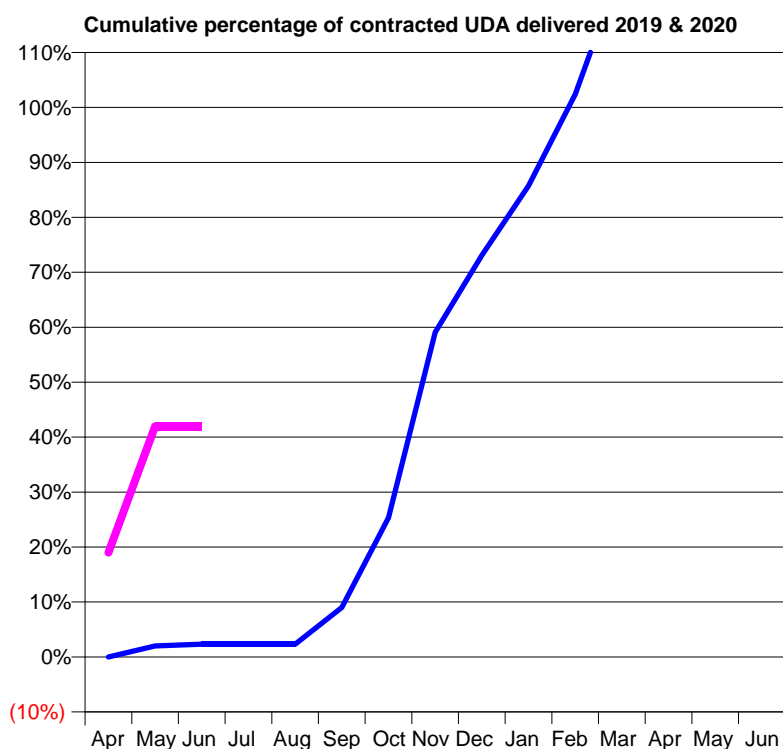
19/20 Contracted general activity (UDA)	200
Carry forward general activity (UDA)	0
19/20 Contracted orthodontic activity (UOA)	0
Carry forward orthodontic activity (UOA)	0
Baseline contract value	£11,118.31

ACCESS*

Patients seen in 24 months	Total	Change since previous quarter
Quarter ending June 2018	6	
Quarter ending September 2018	10	↑
Quarter ending December 2018	15	↑
Quarter ending March 2019	15	→
Quarter ending June 2019	11	↓
Variance since June 2018	83.3%	↑



ACTIVITY



Month	Adjusted Scheduled Activity (UDA)	
	2019	2020
April	0	38
May	6	84
June	7	84
July	7	
August	7	
September	27	
October	76	
November	177	
December	219	
January	257	
February	307	
March	377	
April	412	
May	413	
June	413	

QUALITY

	Quantity	Base Number	Contract	AT	Region	England
% of FP17s for the same patient ID Re-attending within 3 months - Children	0	0	N/A	11.0%	12.1%	11.4%
% of FP17s for the same patient ID Re-attending within 3 months - Adults	1	46	2.2%	16.4%	15.6%	15.4%
% of FP17s for the same patient ID Re-attending between 3 & 9 months - Children	0	0	N/A	54.7%	61.2%	59.8%
% of FP17s for the same patient ID Re-attending between 3 & 9 months - Adults	0	46	0.0%	45.7%	54.5%	52.1%
% of FP17s for Band 1 Urgent Courses	0	30	0.0%	12.5%	9.1%	9.2%
% of FP17s Relating to Free Repair or Replacements	0	30	0.0%	0.9%	1.0%	0.7%
% of FP17s Relating to Continuations	0	30	0.0%	1.1%	1.0%	0.8%
% of Patients satisfied with the dentistry they have received	0	0	N/A	91.9%	94.2%	93.4%
% of Patients satisfied with the time they had to wait for an appointment	0	0	N/A	88.9%	88.4%	87.6%

* This is based on patients treated on this contract for their most recent course of treatment.

Figures in italics indicate the base number of FP17s or Patient Questionnaire responses are less than 100. N/A is shown where the base number of responses is less than 10 during the period. % is calculated as Quantity/Base number*100

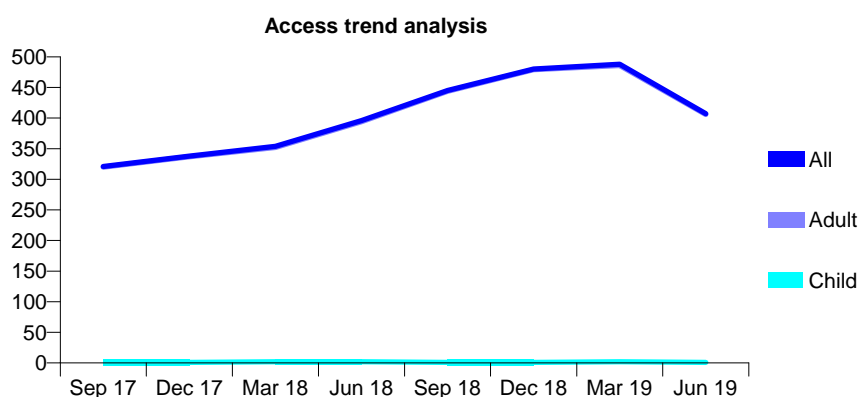
Q48 - Vital Signs At a Glance Contract Report for 100260/0000 - June 2019

Name or company name	Winston & Kelso
Contract type name	PDS Contract
Purpose of contract	General
Contract start date	01/12/2016
Contract end date	30/11/2019

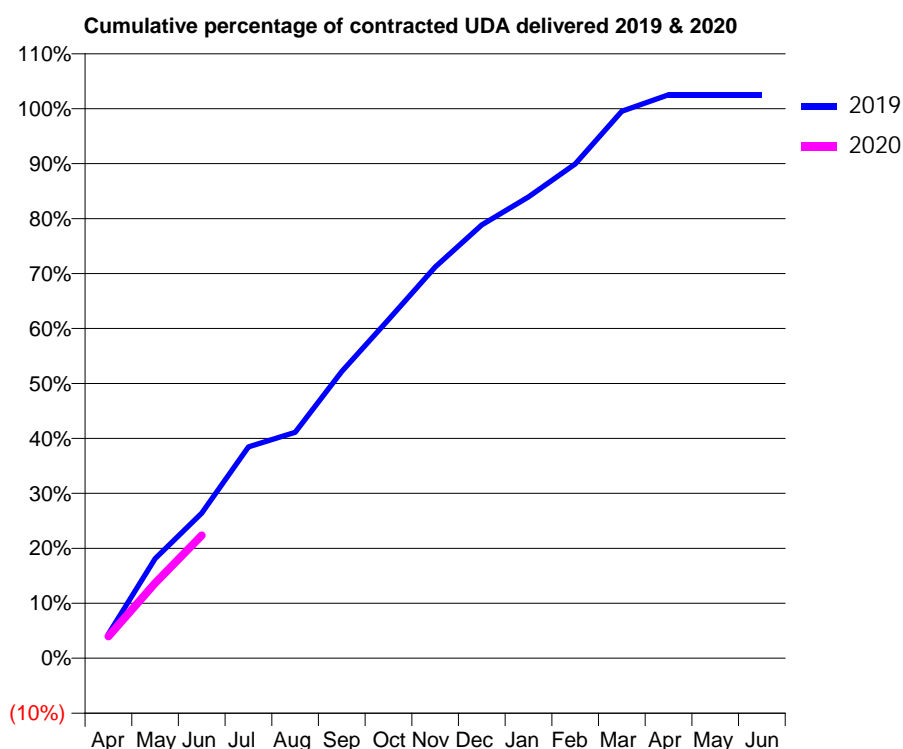
19/20 Contracted general activity (UDA)	2,800
Carry forward general activity (UDA)	0
19/20 Contracted orthodontic activity (UOA)	0
Carry forward orthodontic activity (UOA)	0
Baseline contract value	£150,789.19

ACCESS*

Patients seen in 24 months	Total	Change since previous quarter
Quarter ending June 2018	396	
Quarter ending September 2018	445	↑
Quarter ending December 2018	480	↑
Quarter ending March 2019	488	→
Quarter ending June 2019	407	↓
Variance since June 2018	2.8%	↑



ACTIVITY



Month	2019	2020
April	186	111
May	762	383
June	1,108	626
July	1,615	
August	1,726	
September	2,191	
October	2,587	
November	2,990	
December	3,312	
January	3,526	
February	3,778	
March	4,180	
April	4,306	
May	4,306	
June	4,306	

QUALITY

	Quantity	Base Number	Contract	AT	Region	England
% of FP17s for the same patient ID Re-attending within 3 months - Children	0	3	0.0%	11.0%	12.1%	11.4%
% of FP17s for the same patient ID Re-attending within 3 months - Adults	0	249	0.0%	16.4%	15.6%	15.4%
% of FP17s for the same patient ID Re-attending between 3 & 9 months - Children	0	3	0.0%	54.7%	61.2%	59.8%
% of FP17s for the same patient ID Re-attending between 3 & 9 months - Adults	0	249	0.0%	45.7%	54.5%	52.1%
% of FP17s for Band 1 Urgent Courses	0	210	0.0%	12.5%	9.1%	9.2%
% of FP17s Relating to Free Repair or Replacements	0	210	0.0%	0.9%	1.0%	0.7%
% of FP17s Relating to Continuations	0	210	0.0%	1.1%	1.0%	0.8%
% of Patients satisfied with the dentistry they have received	1	2	N/A	91.9%	94.2%	93.4%
% of Patients satisfied with the time they had to wait for an appointment	1	2	N/A	88.9%	88.4%	87.6%

* This is based on patients treated on this contract for their most recent course of treatment.

Figures in italics indicate the base number of FP17s or Patient Questionnaire responses are less than 100. N/A is shown where the base number of responses is less than 10 during the period. % is calculated as Quantity/Base number*100

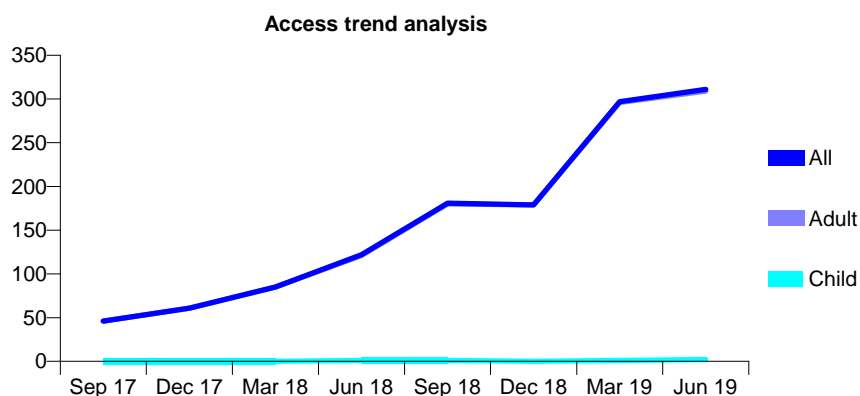
Q48 - Vital Signs At a Glance Contract Report for 100306/0000 - June 2019

Name or company name	MR SR LAKSHMIAH
Contract type name	PDS Contract
Purpose of contract	General
Contract start date	01/04/2017
Contract end date	31/03/2020

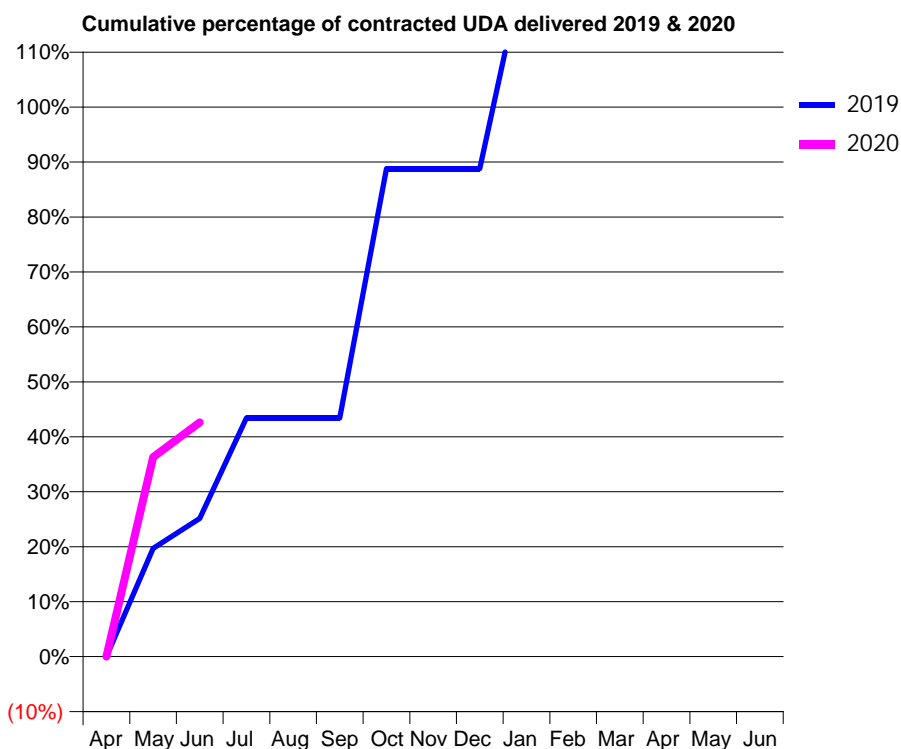
19/20 Contracted general activity (UDA)	1,375
Carry forward general activity (UDA)	0
19/20 Contracted orthodontic activity (UOA)	0
Carry forward orthodontic activity (UOA)	0
Baseline contract value	£225,150.02

ACCESS*

Patients seen in 24 months	Total	Change since previous quarter
Quarter ending June 2018	122	
Quarter ending September 2018	181	↑
Quarter ending December 2018	179	↓
Quarter ending March 2019	297	↑
Quarter ending June 2019	311	↑
Variance since June 2018	154.9%	↑



ACTIVITY



Month	Adjusted Scheduled Activity (UDA)	
	2019	2020
April	0	0
May	271	499
June	346	586
July	597	
August	597	
September	597	
October	1,221	
November	1,221	
December	1,221	
January	1,761	
February	2,058	
March	2,097	
April	2,517	
May	2,521	
June	2,521	

QUALITY

	Quantity	Base Number	Contract	AT	Region	England
% of FP17s for the same patient ID Re-attending within 3 months - Children	1	12	8.3%	11.0%	12.1%	11.4%
% of FP17s for the same patient ID Re-attending within 3 months - Adults	34	440	7.7%	16.4%	15.6%	15.4%
% of FP17s for the same patient ID Re-attending between 3 & 9 months - Children	0	12	0.0%	54.7%	61.2%	59.8%
% of FP17s for the same patient ID Re-attending between 3 & 9 months - Adults	5	440	1.1%	45.7%	54.5%	52.1%
% of FP17s for Band 1 Urgent Courses	0	252	0.0%	12.5%	9.1%	9.2%
% of FP17s Relating to Free Repair or Replacements	0	252	0.0%	0.9%	1.0%	0.7%
% of FP17s Relating to Continuations	0	252	0.0%	1.1%	1.0%	0.8%
% of Patients satisfied with the dentistry they have received	0	0	N/A	91.9%	94.2%	93.4%
% of Patients satisfied with the time they had to wait for an appointment	0	0	N/A	88.9%	88.4%	87.6%

* This is based on patients treated on this contract for their most recent course of treatment. Figures in italics indicate the base number of FP17s or Patient Questionnaire responses are less than 100. N/A is shown where the base number of responses is less than 10 during the period. % is calculated as Quantity/Base number*100

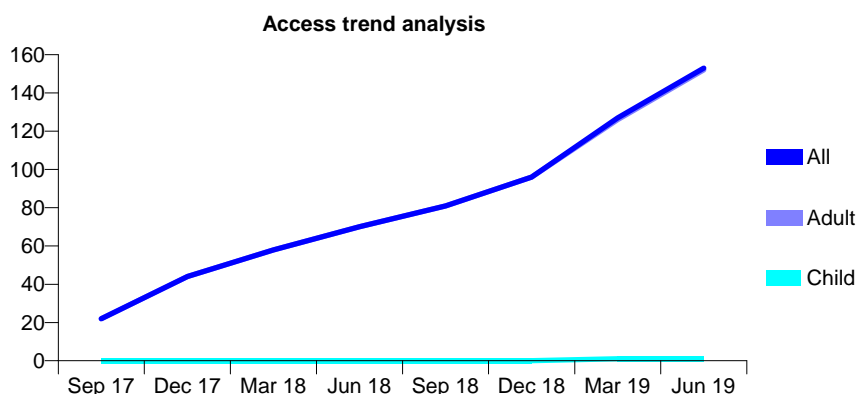
Q48 - Vital Signs At a Glance Contract Report for 100425/0000 - June 2019

Name or company name	Redbridge Assocaites Limited
Contract type name	PDS Contract
Purpose of contract	General
Contract start date	01/05/2017
Contract end date	30/11/2021

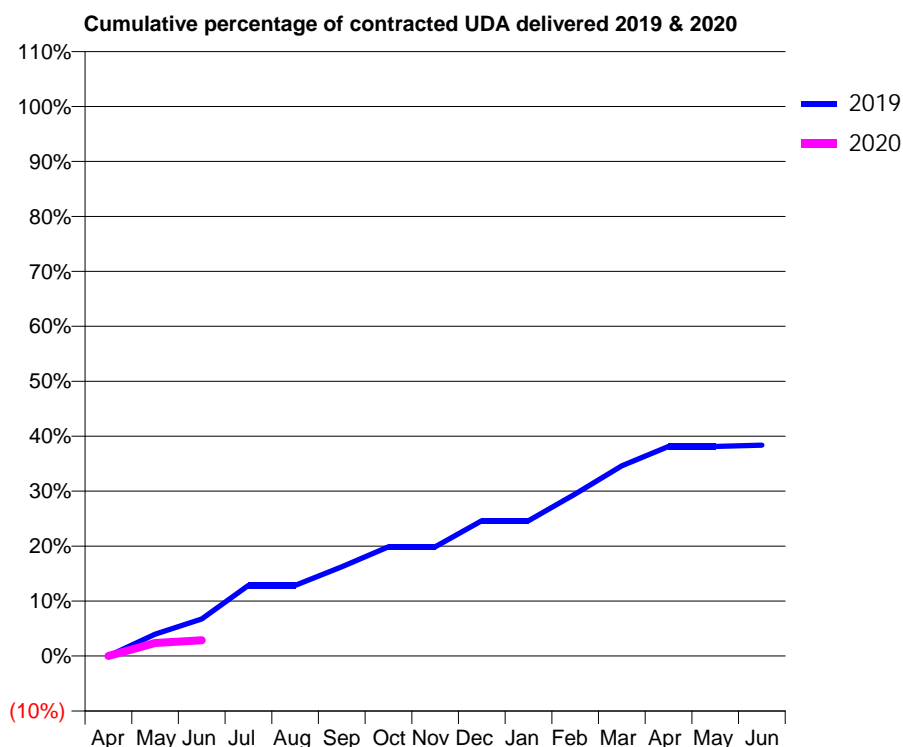
19/20 Contracted general activity (UDA)	2,400
Carry forward general activity (UDA)	0
19/20 Contracted orthodontic activity (UOA)	0
Carry forward orthodontic activity (UOA)	0
Baseline contract value	£128,508.84

ACCESS*

Patients seen in 24 months	Total	Change since previous quarter
Quarter ending June 2018	70	
Quarter ending September 2018	81	↑
Quarter ending December 2018	96	↑
Quarter ending March 2019	127	↑
Quarter ending June 2019	153	↑
Variance since June 2018	118.6%	↑



ACTIVITY



Month	Adjusted Scheduled Activity (UDA)	
	2019	2020
April	0	0
May	96	57
June	162	69
July	309	
August	309	
September	390	
October	477	
November	477	
December	591	
January	591	
February	708	
March	831	
April	915	
May	915	
June	921	

QUALITY

	Quantity	Base Number	Contract	AT	Region	England
% of FP17s for the same patient ID Re-attending within 3 months - Children	0	0	N/A	11.0%	12.1%	11.4%
% of FP17s for the same patient ID Re-attending within 3 months - Adults	1	53	1.9%	16.4%	15.6%	15.4%
% of FP17s for the same patient ID Re-attending between 3 & 9 months - Children	0	0	N/A	54.7%	61.2%	59.8%
% of FP17s for the same patient ID Re-attending between 3 & 9 months - Adults	0	53	0.0%	45.7%	54.5%	52.1%
% of FP17s for Band 1 Urgent Courses	0	23	0.0%	12.5%	9.1%	9.2%
% of FP17s Relating to Free Repair or Replacements	0	23	0.0%	0.9%	1.0%	0.7%
% of FP17s Relating to Continuations	0	23	0.0%	1.1%	1.0%	0.8%
% of Patients satisfied with the dentistry they have received	0	0	N/A	91.9%	94.2%	93.4%
% of Patients satisfied with the time they had to wait for an appointment	0	0	N/A	88.9%	88.4%	87.6%

* This is based on patients treated on this contract for their most recent course of treatment. Figures in italics indicate the base number of FP17s or Patient Questionnaire responses are less than 100. N/A is shown where the base number of responses is less than 10 during the period. % is calculated as Quantity/Base number*100

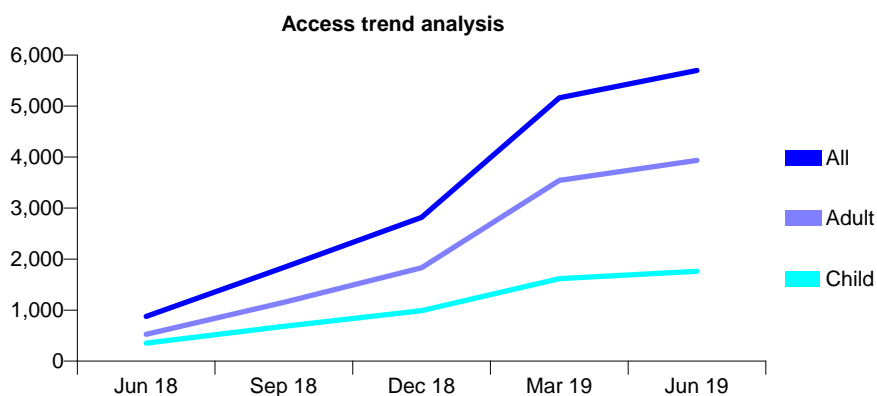
Q48 - Vital Signs At a Glance Contract Report for 100653/0000 - June 2019

Name or company name	MR RK GOLLAPUDI
Contract type name	GDS Contract
Purpose of contract	General
Contract start date	01/04/2018
Contract end date	

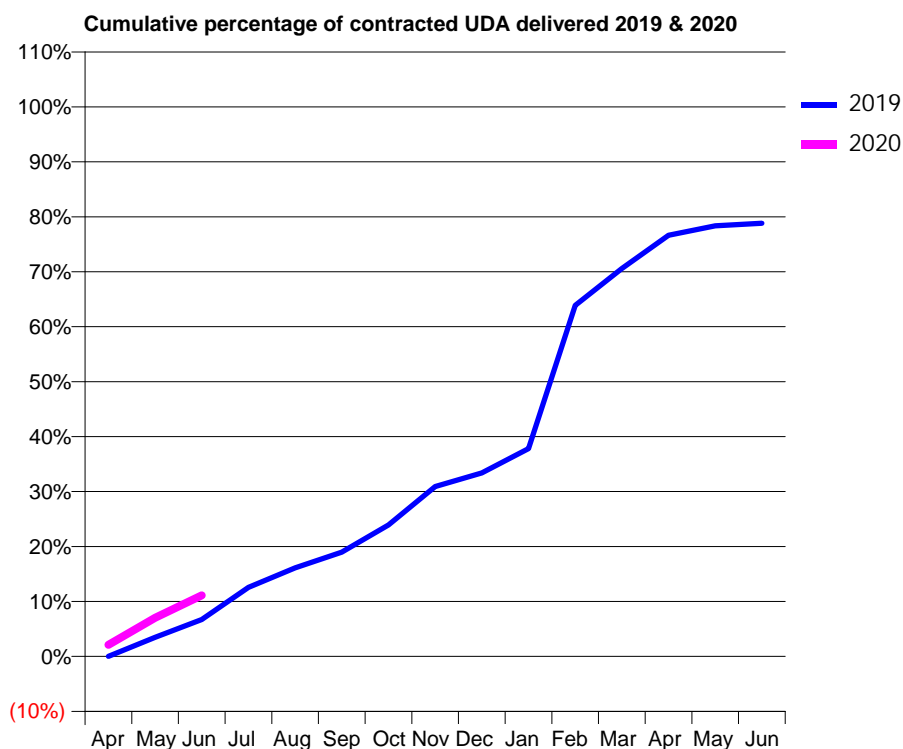
19/20 Contracted general activity (UDA)	24,000
Carry forward general activity (UDA)	0
19/20 Contracted orthodontic activity (UOA)	0
Carry forward orthodontic activity (UOA)	0
Baseline contract value	£638,116.11

ACCESS*

Patients seen in 24 months	Total	Change since previous quarter
Quarter ending June 2018	876	
Quarter ending September 2018	1,837	↑
Quarter ending December 2018	2,820	↑
Quarter ending March 2019	5,161	↑
Quarter ending June 2019	5,697	↑
Variance since June 2018	550.3%	↑



ACTIVITY



Month	2019	2020
April	0	509
May	837	1,688
June	1,610	2,670
July	3,020	
August	3,870	
September	4,556	
October	5,745	
November	7,422	
December	8,013	
January	9,077	
February	15,329	
March	16,938	
April	18,394	
May	18,802	
June	18,917	

QUALITY

	Quantity	Base Number	Contract	AT	Region	England
% of FP17s for the same patient ID Re-attending within 3 months - Children	61	736	8.3%	11.0%	12.1%	11.4%
% of FP17s for the same patient ID Re-attending within 3 months - Adults	201	1,450	13.9%	16.4%	15.6%	15.4%
% of FP17s for the same patient ID Re-attending between 3 & 9 months - Children	429	736	58.3%	54.7%	61.2%	59.8%
% of FP17s for the same patient ID Re-attending between 3 & 9 months - Adults	693	1,450	47.8%	45.7%	54.5%	52.1%
% of FP17s for Band 1 Urgent Courses	161	1,300	12.4%	12.5%	9.1%	9.2%
% of FP17s Relating to Free Repair or Replacements	5	1,300	0.4%	0.9%	1.0%	0.7%
% of FP17s Relating to Continuations	5	1,300	0.4%	1.1%	1.0%	0.8%
% of Patients satisfied with the dentistry they have received	4	4	N/A	91.9%	94.2%	93.4%
% of Patients satisfied with the time they had to wait for an appointment	4	4	N/A	88.9%	88.4%	87.6%

* This is based on patients treated on this contract for their most recent course of treatment. Figures in italics indicate the base number of FP17s or Patient Questionnaire responses are less than 100. N/A is shown where the base number of responses is less than 10 during the period. % is calculated as Quantity/Base number*100

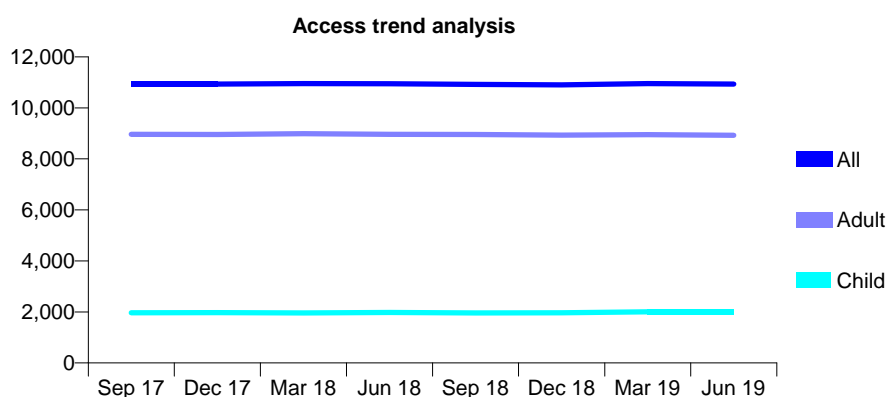
Q48 - Vital Signs At a Glance Contract Report for 101281/0115 - June 2019

Name or company name	OASIS DENTAL CARE LTD
Contract type name	GDS Contract
Purpose of contract	General
Contract start date	01/04/2006
Contract end date	

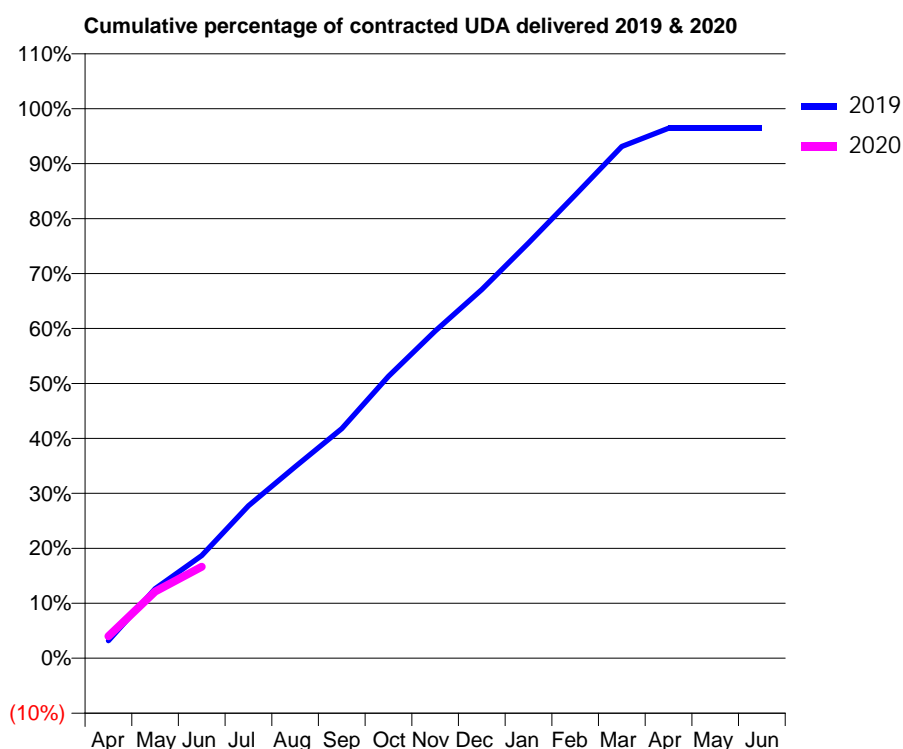
19/20 Contracted general activity (UDA)	34,474
Carry forward general activity (UDA)	0
19/20 Contracted orthodontic activity (UOA)	0
Carry forward orthodontic activity (UOA)	0
Baseline contract value	£981,133.07

ACCESS*

Patients seen in 24 months	Total	Change since previous quarter
Quarter ending June 2018	10,944	
Quarter ending September 2018	10,919	→
Quarter ending December 2018	10,902	→
Quarter ending March 2019	10,950	→
Quarter ending June 2019	10,930	→
Variance since June 2018	(0.1%)	→



ACTIVITY



Month	Adjusted Scheduled Activity (UDA)	
	2019	2020
April	1,099	1,387
May	4,365	4,189
June	6,444	5,738
July	9,566	
August	12,016	
September	14,398	
October	17,678	
November	20,524	
December	23,130	
January	26,049	
February	29,062	
March	32,103	
April	33,242	
May	33,242	
June	33,247	

QUALITY

	Quantity	Base Number	Contract	AT	Region	England
% of FP17s for the same patient ID Re-attending within 3 months - Children	48	736	6.5%	11.0%	12.1%	11.4%
% of FP17s for the same patient ID Re-attending within 3 months - Adults	454	3,182	14.3%	16.4%	15.6%	15.4%
% of FP17s for the same patient ID Re-attending between 3 & 9 months - Children	556	736	75.5%	54.7%	61.2%	59.8%
% of FP17s for the same patient ID Re-attending between 3 & 9 months - Adults	2,129	3,182	66.9%	45.7%	54.5%	52.1%
% of FP17s for Band 1 Urgent Courses	279	3,326	8.4%	12.5%	9.1%	9.2%
% of FP17s Relating to Free Repair or Replacements	54	3,326	1.6%	0.9%	1.0%	0.7%
% of FP17s Relating to Continuations	48	3,326	1.4%	1.1%	1.0%	0.8%
% of Patients satisfied with the dentistry they have received	9	9	N/A	91.9%	94.2%	93.4%
% of Patients satisfied with the time they had to wait for an appointment	8	9	N/A	88.9%	88.4%	87.6%

* This is based on patients treated on this contract for their most recent course of treatment.

Figures in italics indicate the base number of FP17s or Patient Questionnaire responses are less than 100. N/A is shown where the base number of responses is less than 10 during the period. % is calculated as Quantity/Base number*100

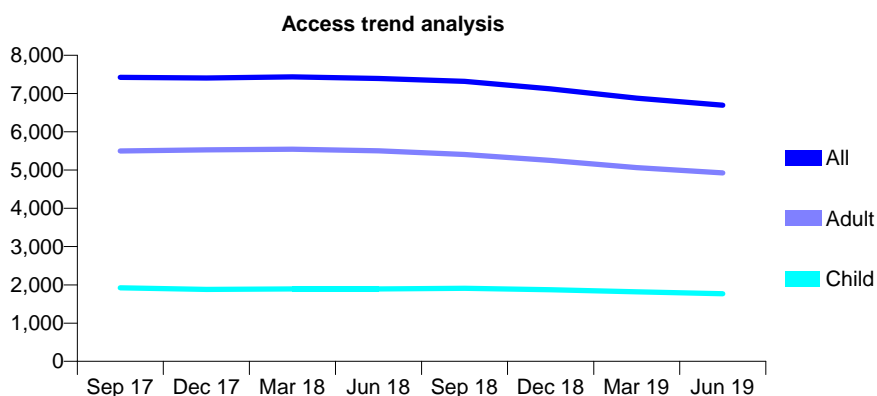
Q48 - Vital Signs At a Glance Contract Report for 101281/0168 - June 2019

Name or company name	OASIS DENTAL CARE LTD
Contract type name	GDS Contract
Purpose of contract	General
Contract start date	29/05/2007
Contract end date	

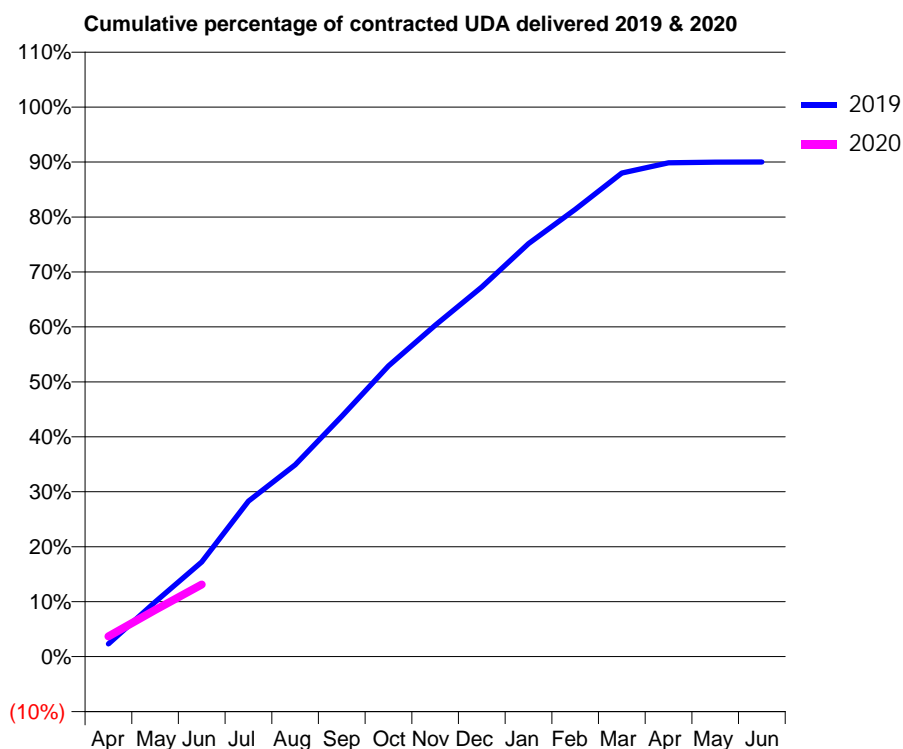
19/20 Contracted general activity (UDA)	20,675
Carry forward general activity (UDA)	0
19/20 Contracted orthodontic activity (UOA)	0
Carry forward orthodontic activity (UOA)	0
Baseline contract value	£593,149.19

ACCESS*

Patients seen in 24 months	Total	Change since previous quarter
Quarter ending June 2018	7,394	
Quarter ending September 2018	7,320	↓
Quarter ending December 2018	7,124	↓
Quarter ending March 2019	6,880	↓
Quarter ending June 2019	6,693	↓
Variance since June 2018	(9.5%)	↓



ACTIVITY



Month	Adjusted Scheduled Activity (UDA)	
	2019	2020
April	480	766
May	2,055	1,756
June	3,560	2,710
July	5,849	
August	7,220	
September	9,044	
October	10,937	
November	12,466	
December	13,907	
January	15,536	
February	16,828	
March	18,191	
April	18,576	
May	18,601	
June	18,605	

QUALITY

	Quantity	Base Number	Contract	AT	Region	England
% of FP17s for the same patient ID Re-attending within 3 months - Children	59	444	13.3%	11.0%	12.1%	11.4%
% of FP17s for the same patient ID Re-attending within 3 months - Adults	241	1,195	20.2%	16.4%	15.6%	15.4%
% of FP17s for the same patient ID Re-attending between 3 & 9 months - Children	221	444	49.8%	54.7%	61.2%	59.8%
% of FP17s for the same patient ID Re-attending between 3 & 9 months - Adults	517	1,195	43.3%	45.7%	54.5%	52.1%
% of FP17s for Band 1 Urgent Courses	449	1,438	31.2%	12.5%	9.1%	9.2%
% of FP17s Relating to Free Repair or Replacements	3	1,438	0.2%	0.9%	1.0%	0.7%
% of FP17s Relating to Continuations	43	1,438	3.0%	1.1%	1.0%	0.8%
% of Patients satisfied with the dentistry they have received	5	6	N/A	91.9%	94.2%	93.4%
% of Patients satisfied with the time they had to wait for an appointment	6	6	N/A	88.9%	88.4%	87.6%

* This is based on patients treated on this contract for their most recent course of treatment. Figures in italics indicate the base number of FP17s or Patient Questionnaire responses are less than 100. N/A is shown where the base number of responses is less than 10 during the period. % is calculated as Quantity/Base number*100

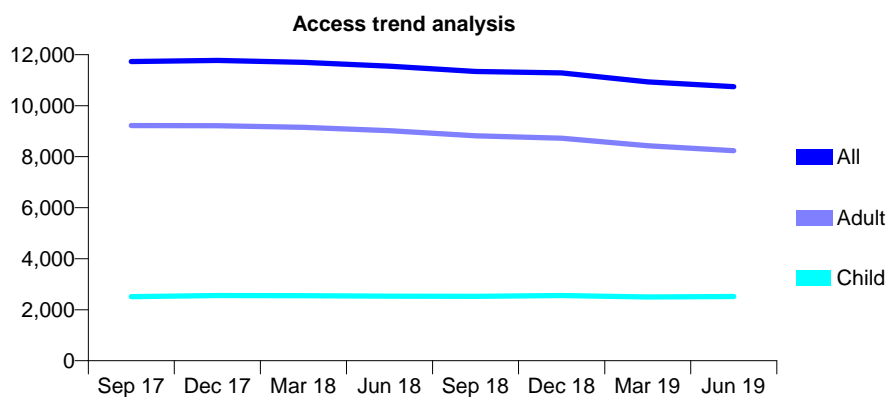
Q48 - Vital Signs At a Glance Contract Report for 101338/0039 - June 2019

Name or company name	Whitecross Dental Care Limited
Contract type name	GDS Contract
Purpose of contract	General
Contract start date	01/04/2006
Contract end date	

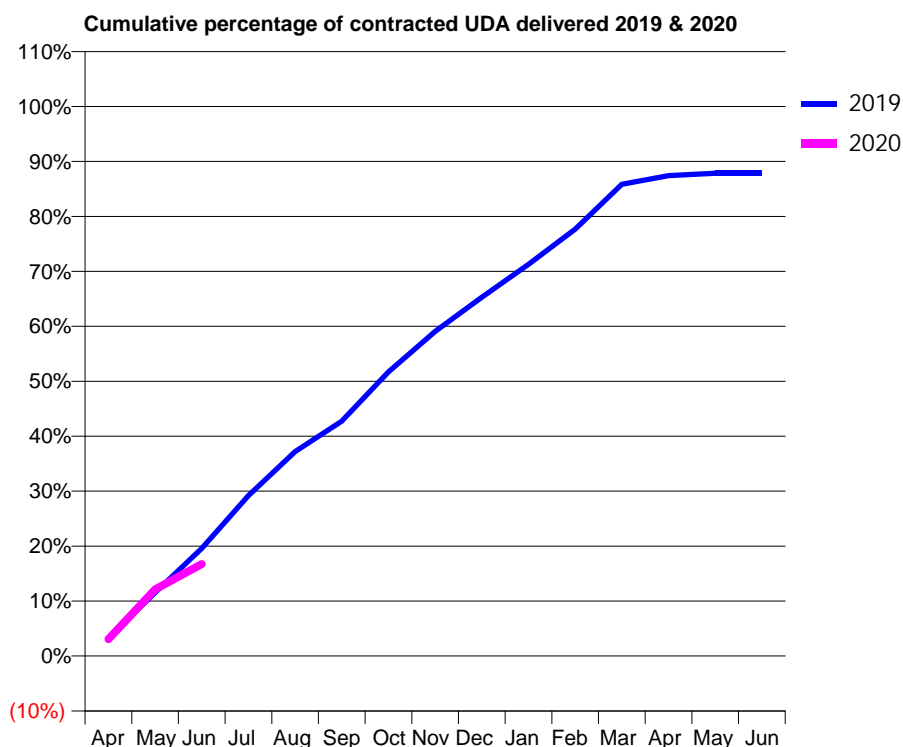
19/20 Contracted general activity (UDA)	39,698
Carry forward general activity (UDA)	0
19/20 Contracted orthodontic activity (UOA)	0
Carry forward orthodontic activity (UOA)	0
Baseline contract value	£1,048,224.67

ACCESS*

Patients seen in 24 months	Total	Change since previous quarter
Quarter ending June 2018	11,550	
Quarter ending September 2018	11,344	↓
Quarter ending December 2018	11,284	→
Quarter ending March 2019	10,932	↓
Quarter ending June 2019	10,750	↓
Variance since June 2018	(6.9%)	↓



ACTIVITY



Month	Adjusted Scheduled Activity (UDA)	
	2019	2020
April	1,297	1,218
May	4,592	4,812
June	7,778	6,643
July	11,597	
August	14,777	
September	16,971	
October	20,521	
November	23,448	
December	25,919	
January	28,302	
February	30,838	
March	34,077	
April	34,697	
May	34,879	
June	34,880	

QUALITY

	Quantity	Base Number	Contract	AT	Region	England
% of FP17s for the same patient ID Re-attending within 3 months - Children	45	683	6.6%	11.0%	12.1%	11.4%
% of FP17s for the same patient ID Re-attending within 3 months - Adults	179	1,825	9.8%	16.4%	15.6%	15.4%
% of FP17s for the same patient ID Re-attending between 3 & 9 months - Children	309	683	45.2%	54.7%	61.2%	59.8%
% of FP17s for the same patient ID Re-attending between 3 & 9 months - Adults	775	1,825	42.5%	45.7%	54.5%	52.1%
% of FP17s for Band 1 Urgent Courses	167	2,209	7.6%	12.5%	9.1%	9.2%
% of FP17s Relating to Free Repair or Replacements	5	2,209	0.2%	0.9%	1.0%	0.7%
% of FP17s Relating to Continuations	31	2,209	1.4%	1.1%	1.0%	0.8%
% of Patients satisfied with the dentistry they have received	5	6	N/A	91.9%	94.2%	93.4%
% of Patients satisfied with the time they had to wait for an appointment	4	6	N/A	88.9%	88.4%	87.6%

* This is based on patients treated on this contract for their most recent course of treatment. Figures in italics indicate the base number of FP17s or Patient Questionnaire responses are less than 100. N/A is shown where the base number of responses is less than 10 during the period. % is calculated as Quantity/Base number*100

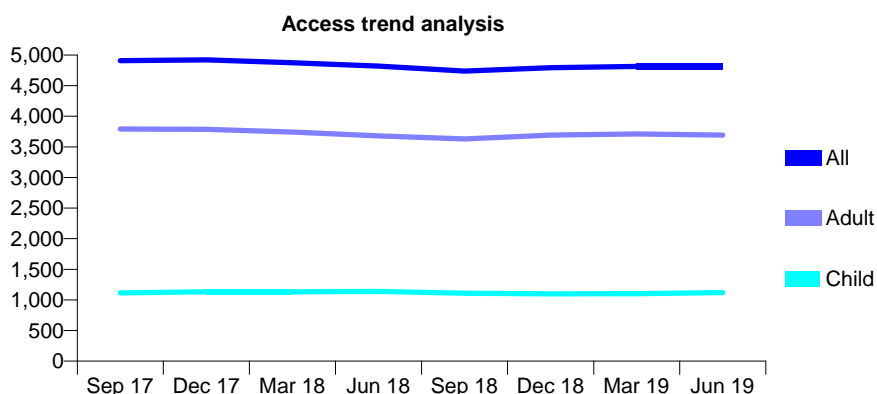
Q48 - Vital Signs At a Glance Contract Report for 101338/0061 - June 2019

Name or company name	Whitecross Dental Care Limited
Contract type name	GDS Contract
Purpose of contract	General
Contract start date	01/03/2008
Contract end date	

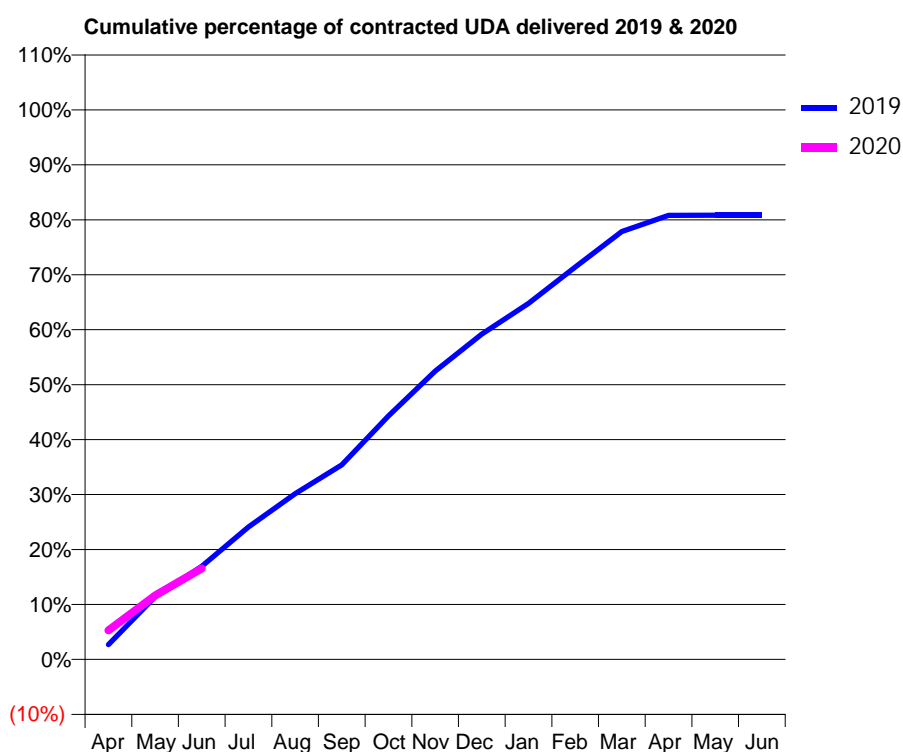
19/20 Contracted general activity (UDA)	18,976
Carry forward general activity (UDA)	0
19/20 Contracted orthodontic activity (UOA)	0
Carry forward orthodontic activity (UOA)	0
Baseline contract value	£501,170.65

ACCESS*

Patients seen in 24 months	Total	Change since previous quarter
Quarter ending June 2018	4,820	
Quarter ending September 2018	4,740	↓
Quarter ending December 2018	4,794	→
Quarter ending March 2019	4,814	→
Quarter ending June 2019	4,814	→
Variance since June 2018	(0.1%)	→



ACTIVITY



Month	2019	2020
April	514	1,001
May	2,165	2,210
June	3,218	3,144
July	4,577	
August	5,722	
September	6,716	
October	8,404	
November	9,954	
December	11,236	
January	12,291	
February	13,551	
March	14,775	
April	15,333	
May	15,339	
June	15,338	

QUALITY

	Quantity	Base Number	Contract	AT	Region	England
% of FP17s for the same patient ID Re-attending within 3 months - Children	29	379	7.7%	11.0%	12.1%	11.4%
% of FP17s for the same patient ID Re-attending within 3 months - Adults	174	1,004	17.3%	16.4%	15.6%	15.4%
% of FP17s for the same patient ID Re-attending between 3 & 9 months - Children	190	379	50.1%	54.7%	61.2%	59.8%
% of FP17s for the same patient ID Re-attending between 3 & 9 months - Adults	396	1,004	39.4%	45.7%	54.5%	52.1%
% of FP17s for Band 1 Urgent Courses	112	1,175	9.5%	12.5%	9.1%	9.2%
% of FP17s Relating to Free Repair or Replacements	20	1,175	1.7%	0.9%	1.0%	0.7%
% of FP17s Relating to Continuations	38	1,175	3.2%	1.1%	1.0%	0.8%
% of Patients satisfied with the dentistry they have received	5	5	N/A	91.9%	94.2%	93.4%
% of Patients satisfied with the time they had to wait for an appointment	5	5	N/A	88.9%	88.4%	87.6%

* This is based on patients treated on this contract for their most recent course of treatment. Figures in italics indicate the base number of FP17s or Patient Questionnaire responses are less than 100. N/A is shown where the base number of responses is less than 10 during the period. % is calculated as Quantity/Base number*100

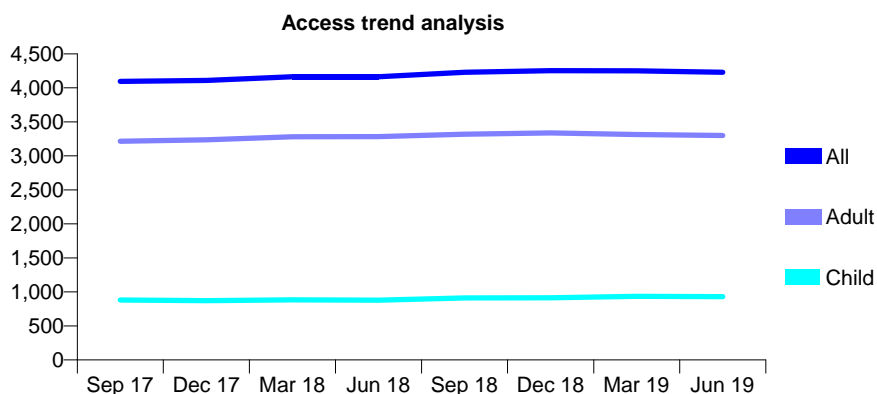
Q48 - Vital Signs At a Glance Contract Report for 101338/0063 - June 2019

Name or company name	Whitecross Dental Care Limited
Contract type name	GDS Contract
Purpose of contract	General
Contract start date	01/04/2008
Contract end date	

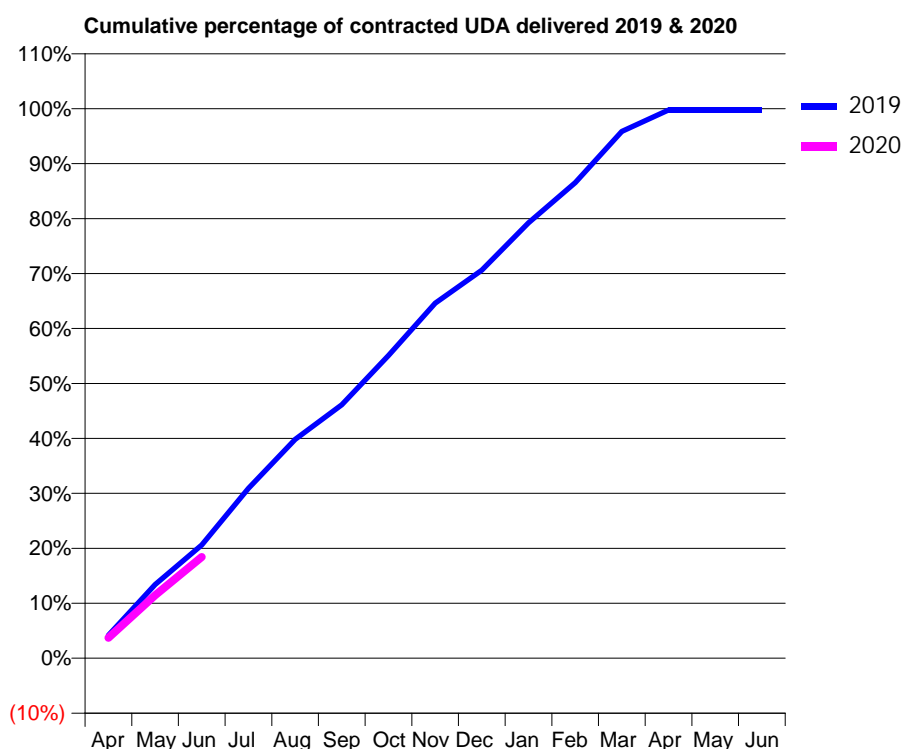
19/20 Contracted general activity (UDA)	13,627
Carry forward general activity (UDA)	0
19/20 Contracted orthodontic activity (UOA)	0
Carry forward orthodontic activity (UOA)	0
Baseline contract value	£364,285.30

ACCESS*

Patients seen in 24 months	Total	Change since previous quarter
Quarter ending June 2018	4,164	
Quarter ending September 2018	4,230	→
Quarter ending December 2018	4,253	→
Quarter ending March 2019	4,250	→
Quarter ending June 2019	4,231	→
Variance since June 2018	1.6%	→



ACTIVITY



Month	2019	2020
April	569	509
May	1,827	1,562
June	2,808	2,511
July	4,212	
August	5,427	
September	6,285	
October	7,508	
November	8,805	
December	9,620	
January	10,795	
February	11,791	
March	13,065	
April	13,593	
May	13,593	
June	13,593	

QUALITY

	Quantity	Base Number	Contract	AT	Region	England
% of FP17s for the same patient ID Re-attending within 3 months - Children	14	237	5.9%	11.0%	12.1%	11.4%
% of FP17s for the same patient ID Re-attending within 3 months - Adults	89	883	10.1%	16.4%	15.6%	15.4%
% of FP17s for the same patient ID Re-attending between 3 & 9 months - Children	123	237	51.9%	54.7%	61.2%	59.8%
% of FP17s for the same patient ID Re-attending between 3 & 9 months - Adults	459	883	52.0%	45.7%	54.5%	52.1%
% of FP17s for Band 1 Urgent Courses	55	958	5.7%	12.5%	9.1%	9.2%
% of FP17s Relating to Free Repair or Replacements	10	958	1.0%	0.9%	1.0%	0.7%
% of FP17s Relating to Continuations	13	958	1.4%	1.1%	1.0%	0.8%
% of Patients satisfied with the dentistry they have received	4	5	N/A	91.9%	94.2%	93.4%
% of Patients satisfied with the time they had to wait for an appointment	5	5	N/A	88.9%	88.4%	87.6%

* This is based on patients treated on this contract for their most recent course of treatment.

Figures in italics indicate the base number of FP17s or Patient Questionnaire responses are less than 100. N/A is shown where the base number of responses is less than 10 during the period. % is calculated as Quantity/Base number*100

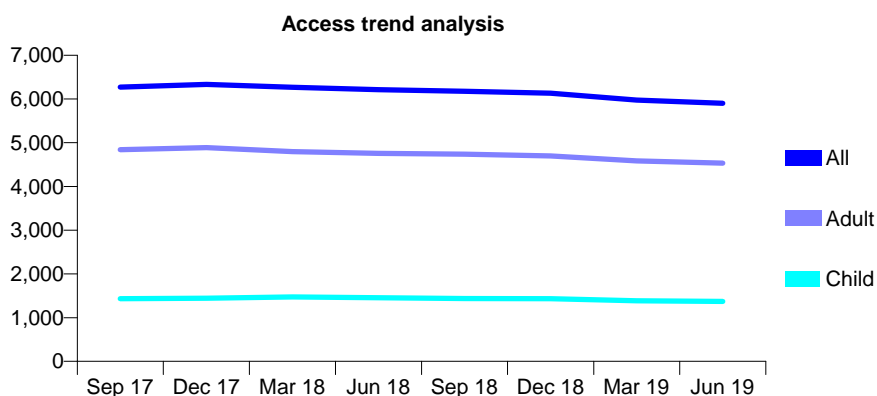
Q48 - Vital Signs At a Glance Contract Report for 101370/0051 - June 2019

Name or company name	Petrie Tucker & Partners Ltd
Contract type name	GDS Contract
Purpose of contract	General
Contract start date	01/04/2006
Contract end date	

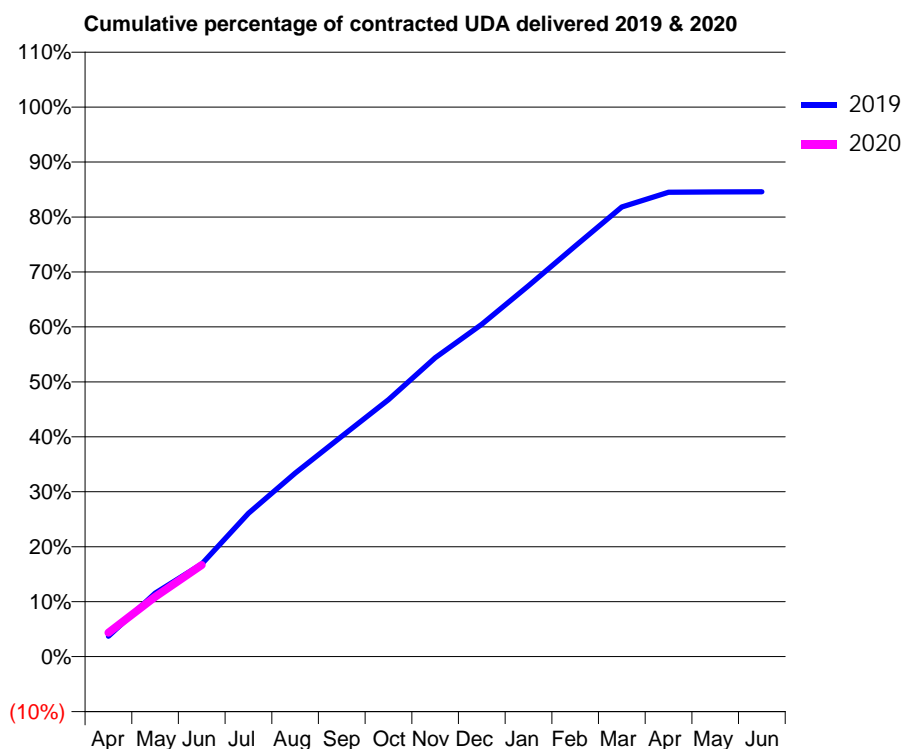
19/20 Contracted general activity (UDA)	20,143
Carry forward general activity (UDA)	0
19/20 Contracted orthodontic activity (UOA)	0
Carry forward orthodontic activity (UOA)	0
Baseline contract value	£531,878.38

ACCESS*

Patients seen in 24 months	Total	Change since previous quarter
Quarter ending June 2018	6,212	
Quarter ending September 2018	6,175	→
Quarter ending December 2018	6,131	→
Quarter ending March 2019	5,973	↓
Quarter ending June 2019	5,905	↓
Variance since June 2018	(4.9%)	↓



ACTIVITY



Month	Adjusted Scheduled Activity (UDA)	
	2019	2020
April	750	878
May	2,329	2,191
June	3,397	3,362
July	5,252	
August	6,728	
September	8,071	
October	9,418	
November	10,956	
December	12,180	
January	13,595	
February	15,050	
March	16,481	
April	17,020	
May	17,034	
June	17,035	

QUALITY

	Quantity	Base Number	Contract	AT	Region	England
% of FP17s for the same patient ID Re-attending within 3 months - Children	17	280	6.1%	11.0%	12.1%	11.4%
% of FP17s for the same patient ID Re-attending within 3 months - Adults	193	1,112	17.4%	16.4%	15.6%	15.4%
% of FP17s for the same patient ID Re-attending between 3 & 9 months - Children	91	280	32.5%	54.7%	61.2%	59.8%
% of FP17s for the same patient ID Re-attending between 3 & 9 months - Adults	356	1,112	32.0%	45.7%	54.5%	52.1%
% of FP17s for Band 1 Urgent Courses	176	1,223	14.4%	12.5%	9.1%	9.2%
% of FP17s Relating to Free Repair or Replacements	8	1,223	0.7%	0.9%	1.0%	0.7%
% of FP17s Relating to Continuations	24	1,223	2.0%	1.1%	1.0%	0.8%
% of Patients satisfied with the dentistry they have received	5	5	N/A	91.9%	94.2%	93.4%
% of Patients satisfied with the time they had to wait for an appointment	5	5	N/A	88.9%	88.4%	87.6%

* This is based on patients treated on this contract for their most recent course of treatment. Figures in italics indicate the base number of FP17s or Patient Questionnaire responses are less than 100. N/A is shown where the base number of responses is less than 10 during the period. % is calculated as Quantity/Base number*100

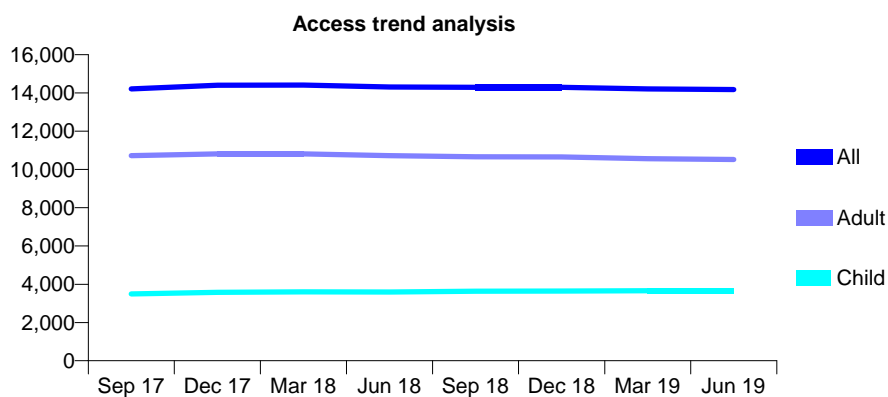
Q48 - Vital Signs At a Glance Contract Report for 101370/0052 - June 2019

Name or company name	Petrie Tucker & Partners Ltd
Contract type name	GDS Contract
Purpose of contract	General
Contract start date	01/04/2006
Contract end date	

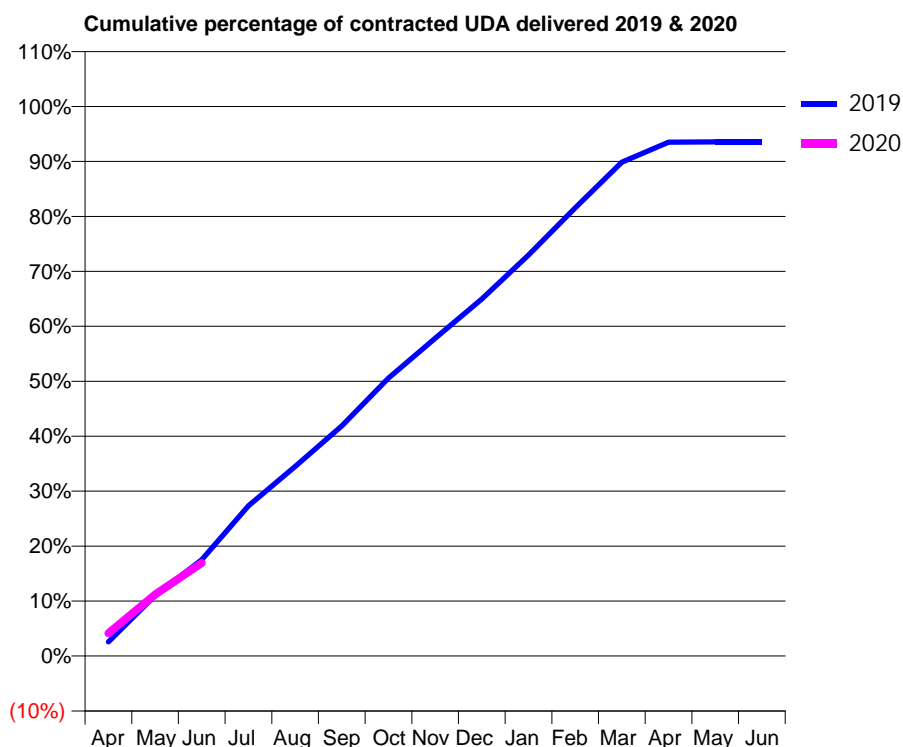
19/20 Contracted general activity (UDA)	49,672
Carry forward general activity (UDA)	0
19/20 Contracted orthodontic activity (UOA)	0
Carry forward orthodontic activity (UOA)	0
Baseline contract value	£1,311,587.88

ACCESS*

Patients seen in 24 months	Total	Change since previous quarter
Quarter ending June 2018	14,310	
Quarter ending September 2018	14,295	→
Quarter ending December 2018	14,297	→
Quarter ending March 2019	14,212	→
Quarter ending June 2019	14,175	→
Variance since June 2018	(0.9%)	→



ACTIVITY



Month	Adjusted Scheduled Activity (UDA)	
	2019	2020
April	1,287	2,065
May	5,482	5,557
June	8,693	8,412
July	13,577	
August	17,139	
September	20,802	
October	25,119	
November	28,713	
December	32,267	
January	36,243	
February	40,508	
March	44,634	
April	46,443	
May	46,472	
June	46,471	

QUALITY

	Quantity	Base Number	Contract	AT	Region	England
% of FP17s for the same patient ID Re-attending within 3 months - Children	69	1,009	6.8%	11.0%	12.1%	11.4%
% of FP17s for the same patient ID Re-attending within 3 months - Adults	268	2,502	10.7%	16.4%	15.6%	15.4%
% of FP17s for the same patient ID Re-attending between 3 & 9 months - Children	489	1,009	48.5%	54.7%	61.2%	59.8%
% of FP17s for the same patient ID Re-attending between 3 & 9 months - Adults	1,059	2,502	42.3%	45.7%	54.5%	52.1%
% of FP17s for Band 1 Urgent Courses	186	2,982	6.2%	12.5%	9.1%	9.2%
% of FP17s Relating to Free Repair or Replacements	17	2,982	0.6%	0.9%	1.0%	0.7%
% of FP17s Relating to Continuations	36	2,982	1.2%	1.1%	1.0%	0.8%
% of Patients satisfied with the dentistry they have received	8	8	N/A	91.9%	94.2%	93.4%
% of Patients satisfied with the time they had to wait for an appointment	8	8	N/A	88.9%	88.4%	87.6%

* This is based on patients treated on this contract for their most recent course of treatment. Figures in italics indicate the base number of FP17s or Patient Questionnaire responses are less than 100. N/A is shown where the base number of responses is less than 10 during the period. % is calculated as Quantity/Base number*100

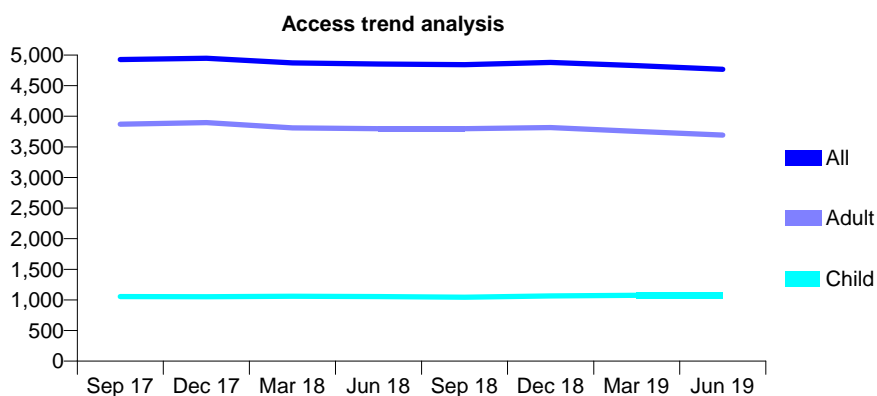
Q48 - Vital Signs At a Glance Contract Report for 101370/0059 - June 2019

Name or company name	Petrie Tucker & Partners Ltd
Contract type name	GDS Contract
Purpose of contract	General
Contract start date	01/04/2006
Contract end date	

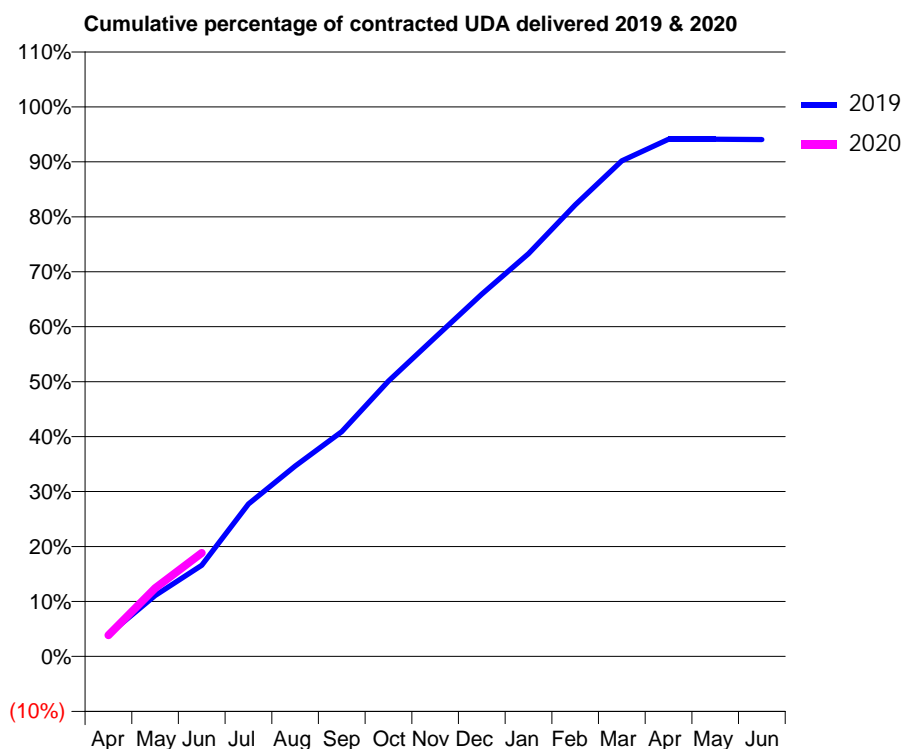
19/20 Contracted general activity (UDA)	15,940
Carry forward general activity (UDA)	0
19/20 Contracted orthodontic activity (UOA)	0
Carry forward orthodontic activity (UOA)	0
Baseline contract value	£455,997.56

ACCESS*

Patients seen in 24 months	Total	Change since previous quarter
Quarter ending June 2018	4,854	
Quarter ending September 2018	4,843	→
Quarter ending December 2018	4,880	→
Quarter ending March 2019	4,827	↓
Quarter ending June 2019	4,767	↓
Variance since June 2018	(1.8%)	↓



ACTIVITY



Month	2019	2020
April	633	618
May	1,765	1,982
June	2,644	3,003
July	4,424	
August	5,522	
September	6,520	
October	7,985	
November	9,256	
December	10,506	
January	11,681	
February	13,095	
March	14,371	
April	15,001	
May	15,000	
June	14,990	

QUALITY

	Quantity	Base Number	Contract	AT	Region	England
% of FP17s for the same patient ID Re-attending within 3 months - Children	21	379	5.5%	11.0%	12.1%	11.4%
% of FP17s for the same patient ID Re-attending within 3 months - Adults	123	1,012	12.2%	16.4%	15.6%	15.4%
% of FP17s for the same patient ID Re-attending between 3 & 9 months - Children	203	379	53.6%	54.7%	61.2%	59.8%
% of FP17s for the same patient ID Re-attending between 3 & 9 months - Adults	441	1,012	43.6%	45.7%	54.5%	52.1%
% of FP17s for Band 1 Urgent Courses	80	1,194	6.7%	12.5%	9.1%	9.2%
% of FP17s Relating to Free Repair or Replacements	8	1,194	0.7%	0.9%	1.0%	0.7%
% of FP17s Relating to Continuations	30	1,194	2.5%	1.1%	1.0%	0.8%
% of Patients satisfied with the dentistry they have received	6	6	N/A	91.9%	94.2%	93.4%
% of Patients satisfied with the time they had to wait for an appointment	6	6	N/A	88.9%	88.4%	87.6%

* This is based on patients treated on this contract for their most recent course of treatment. Figures in italics indicate the base number of FP17s or Patient Questionnaire responses are less than 100. N/A is shown where the base number of responses is less than 10 during the period. % is calculated as Quantity/Base number*100

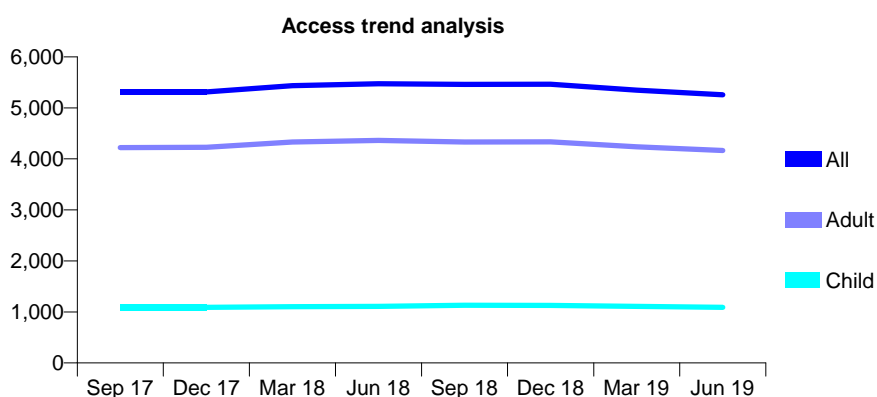
Q48 - Vital Signs At a Glance Contract Report for 101370/0060 - June 2019

Name or company name	Petrie Tucker & Partners Ltd
Contract type name	GDS Contract
Purpose of contract	General
Contract start date	01/04/2006
Contract end date	

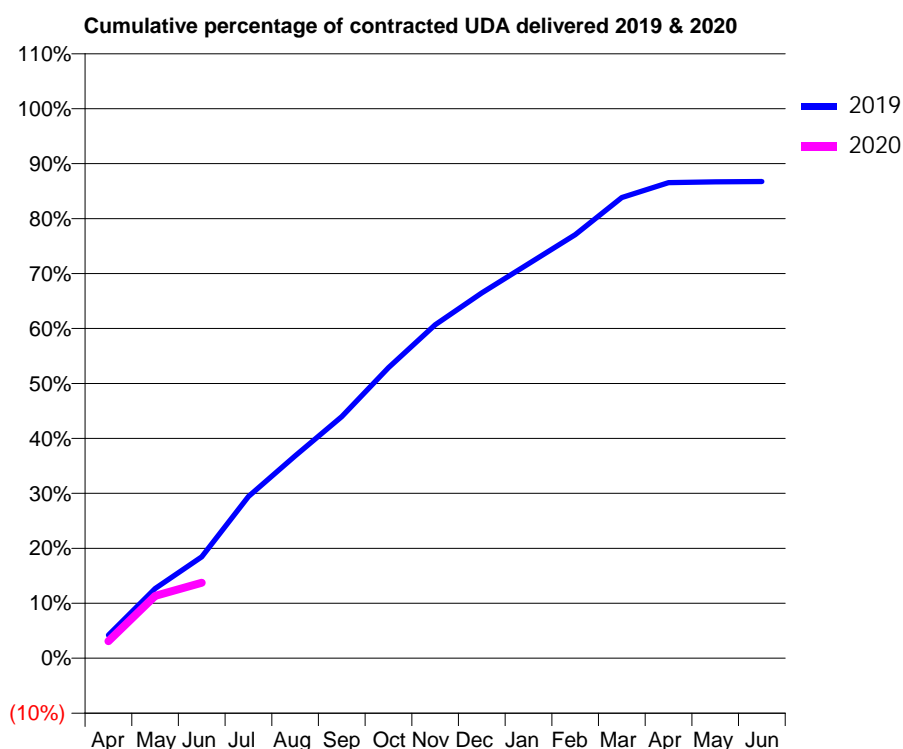
19/20 Contracted general activity (UDA)	17,393
Carry forward general activity (UDA)	0
19/20 Contracted orthodontic activity (UOA)	0
Carry forward orthodontic activity (UOA)	0
Baseline contract value	£543,662.64

ACCESS*

Patients seen in 24 months	Total	Change since previous quarter
Quarter ending June 2018	5,473	
Quarter ending September 2018	5,460	→
Quarter ending December 2018	5,462	→
Quarter ending March 2019	5,348	↓
Quarter ending June 2019	5,255	↓
Variance since June 2018	(4.0%)	↓



ACTIVITY



Month	2019	2020
April	731	537
May	2,206	1,972
June	3,212	2,387
July	5,119	
August	6,405	
September	7,645	
October	9,195	
November	10,556	
December	11,564	
January	12,482	
February	13,406	
March	14,581	
April	15,049	
May	15,074	
June	15,088	

QUALITY

	Quantity	Base Number	Contract	AT	Region	England
% of FP17s for the same patient ID Re-attending within 3 months - Children	14	272	5.1%	11.0%	12.1%	11.4%
% of FP17s for the same patient ID Re-attending within 3 months - Adults	104	948	11.0%	16.4%	15.6%	15.4%
% of FP17s for the same patient ID Re-attending between 3 & 9 months - Children	137	272	50.4%	54.7%	61.2%	59.8%
% of FP17s for the same patient ID Re-attending between 3 & 9 months - Adults	416	948	43.9%	45.7%	54.5%	52.1%
% of FP17s for Band 1 Urgent Courses	114	1,018	11.2%	12.5%	9.1%	9.2%
% of FP17s Relating to Free Repair or Replacements	3	1,018	0.3%	0.9%	1.0%	0.7%
% of FP17s Relating to Continuations	8	1,018	0.8%	1.1%	1.0%	0.8%
% of Patients satisfied with the dentistry they have received	3	4	N/A	91.9%	94.2%	93.4%
% of Patients satisfied with the time they had to wait for an appointment	3	4	N/A	88.9%	88.4%	87.6%

* This is based on patients treated on this contract for their most recent course of treatment.

Figures in italics indicate the base number of FP17s or Patient Questionnaire responses are less than 100. N/A is shown where the base number of responses is less than 10 during the period. % is calculated as Quantity/Base number*100

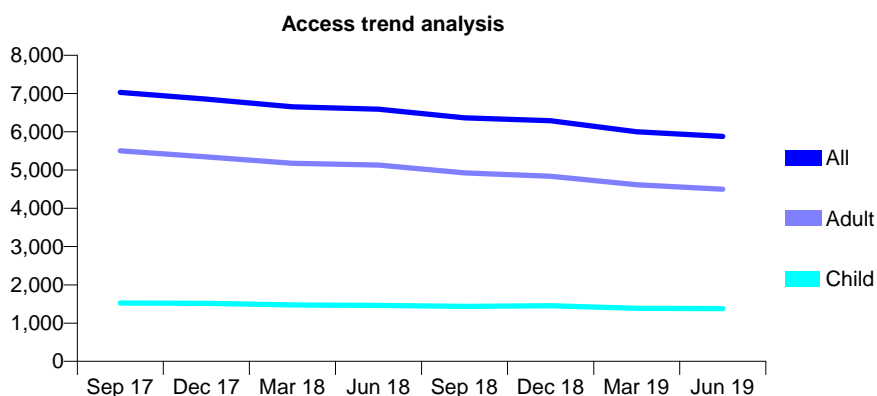
Q48 - Vital Signs At a Glance Contract Report for 103071/0001 - June 2019

Name or company name	200 Picton Road
Contract type name	GDS Contract
Purpose of contract	General
Contract start date	01/07/2009
Contract end date	

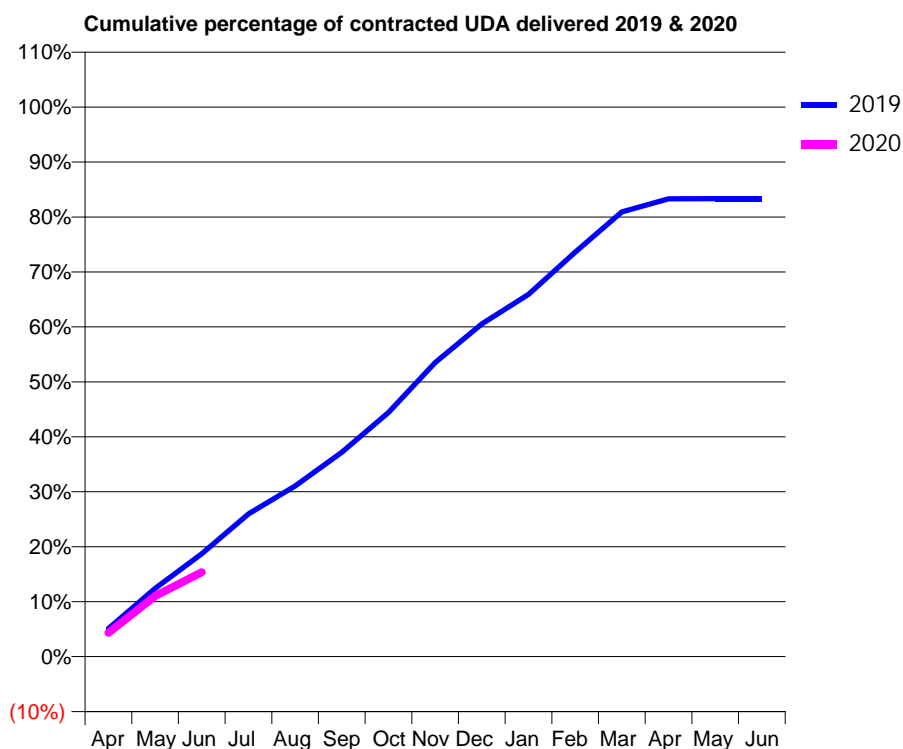
19/20 Contracted general activity (UDA)	20,000
Carry forward general activity (UDA)	0
19/20 Contracted orthodontic activity (UOA)	0
Carry forward orthodontic activity (UOA)	0
Baseline contract value	£528,079.15

ACCESS*

Patients seen in 24 months	Total	Change since previous quarter
Quarter ending June 2018	6,590	
Quarter ending September 2018	6,365	↓
Quarter ending December 2018	6,291	↓
Quarter ending March 2019	6,001	↓
Quarter ending June 2019	5,879	↓
Variance since June 2018	(10.8%)	↓



ACTIVITY



Month	Adjusted Scheduled Activity (UDA)	
	2019	2020
April	1,022	865
May	2,484	2,205
June	3,747	3,076
July	5,194	
August	6,209	
September	7,434	
October	8,886	
November	10,702	
December	12,108	
January	13,187	
February	14,722	
March	16,182	
April	16,661	
May	16,669	
June	16,664	

QUALITY

	Quantity	Base Number	Contract	AT	Region	England
% of FP17s for the same patient ID Re-attending within 3 months - Children	18	328	5.5%	11.0%	12.1%	11.4%
% of FP17s for the same patient ID Re-attending within 3 months - Adults	82	839	9.8%	16.4%	15.6%	15.4%
% of FP17s for the same patient ID Re-attending between 3 & 9 months - Children	122	328	37.2%	54.7%	61.2%	59.8%
% of FP17s for the same patient ID Re-attending between 3 & 9 months - Adults	254	839	30.3%	45.7%	54.5%	52.1%
% of FP17s for Band 1 Urgent Courses	91	1,000	9.1%	12.5%	9.1%	9.2%
% of FP17s Relating to Free Repair or Replacements	3	1,000	0.3%	0.9%	1.0%	0.7%
% of FP17s Relating to Continuations	7	1,000	0.7%	1.1%	1.0%	0.8%
% of Patients satisfied with the dentistry they have received	0	0	N/A	91.9%	94.2%	93.4%
% of Patients satisfied with the time they had to wait for an appointment	0	0	N/A	88.9%	88.4%	87.6%

* This is based on patients treated on this contract for their most recent course of treatment. Figures in italics indicate the base number of FP17s or Patient Questionnaire responses are less than 100. N/A is shown where the base number of responses is less than 10 during the period. % is calculated as Quantity/Base number*100

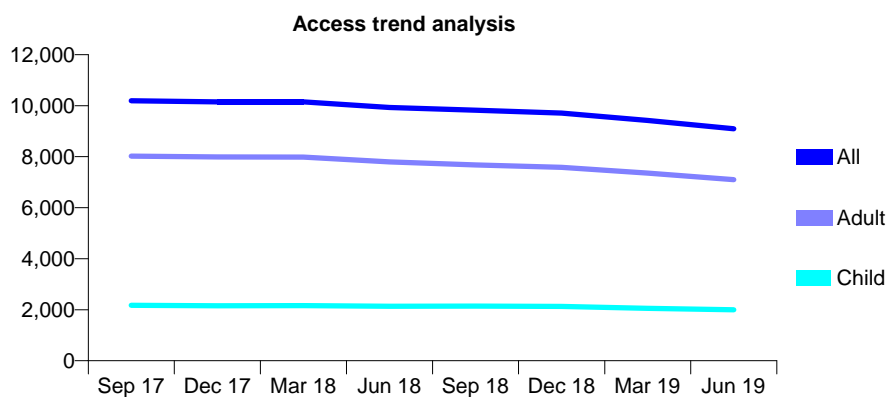
Q48 - Vital Signs At a Glance Contract Report for 107050/0001 - June 2019

Name or company name	IDH 363 LIMITED
Contract type name	GDS Contract
Purpose of contract	General
Contract start date	01/09/2009
Contract end date	

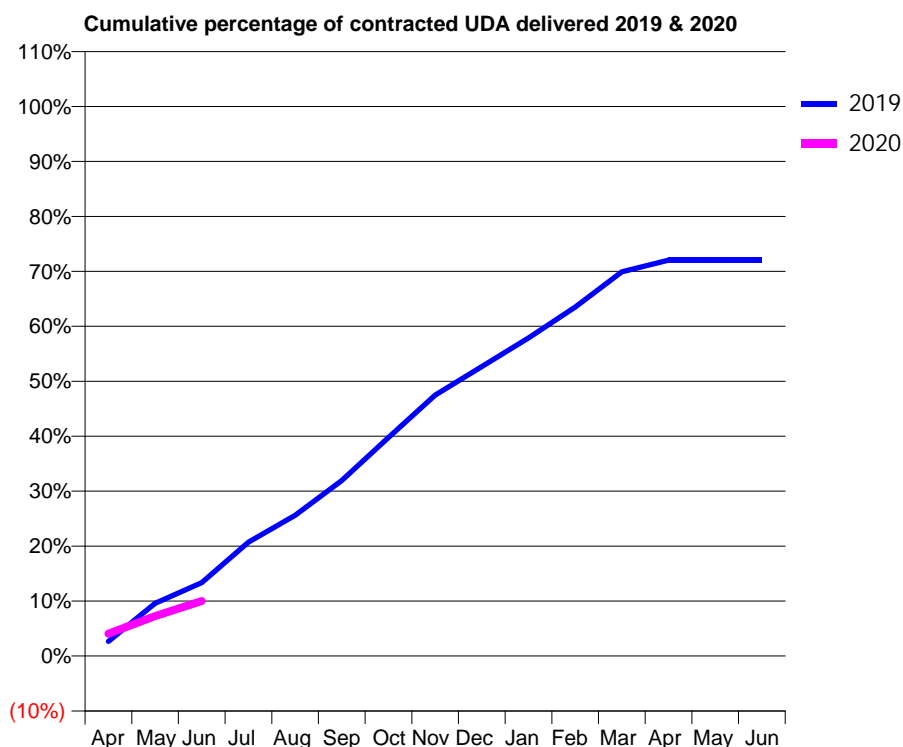
19/20 Contracted general activity (UDA)	29,500
Carry forward general activity (UDA)	0
19/20 Contracted orthodontic activity (UOA)	0
Carry forward orthodontic activity (UOA)	0
Baseline contract value	£765,597.59

ACCESS*

Patients seen in 24 months	Total	Change since previous quarter
Quarter ending June 2018	9,934	
Quarter ending September 2018	9,820	↓
Quarter ending December 2018	9,713	↓
Quarter ending March 2019	9,420	↓
Quarter ending June 2019	9,098	↓
Variance since June 2018	(8.4%)	↓



ACTIVITY



Month	Adjusted Scheduled Activity (UDA)	
	2019	2020
April	788	1,197
May	2,828	2,141
June	3,939	2,954
July	6,109	
August	7,553	
September	9,425	
October	11,729	
November	14,005	
December	15,537	
January	17,076	
February	18,730	
March	20,617	
April	21,251	
May	21,252	
June	21,253	

QUALITY

	Quantity	Base Number	Contract	AT	Region	England
% of FP17s for the same patient ID Re-attending within 3 months - Children	10	364	2.7%	11.0%	12.1%	11.4%
% of FP17s for the same patient ID Re-attending within 3 months - Adults	128	1,128	11.3%	16.4%	15.6%	15.4%
% of FP17s for the same patient ID Re-attending between 3 & 9 months - Children	153	364	42.0%	54.7%	61.2%	59.8%
% of FP17s for the same patient ID Re-attending between 3 & 9 months - Adults	318	1,128	28.2%	45.7%	54.5%	52.1%
% of FP17s for Band 1 Urgent Courses	90	1,279	7.0%	12.5%	9.1%	9.2%
% of FP17s Relating to Free Repair or Replacements	8	1,279	0.6%	0.9%	1.0%	0.7%
% of FP17s Relating to Continuations	20	1,279	1.6%	1.1%	1.0%	0.8%
% of Patients satisfied with the dentistry they have received	9	11	81.8%	91.9%	94.2%	93.4%
% of Patients satisfied with the time they had to wait for an appointment	7	11	63.6%	88.9%	88.4%	87.6%

* This is based on patients treated on this contract for their most recent course of treatment. Figures in italics indicate the base number of FP17s or Patient Questionnaire responses are less than 100. N/A is shown where the base number of responses is less than 10 during the period. % is calculated as Quantity/Base number*100

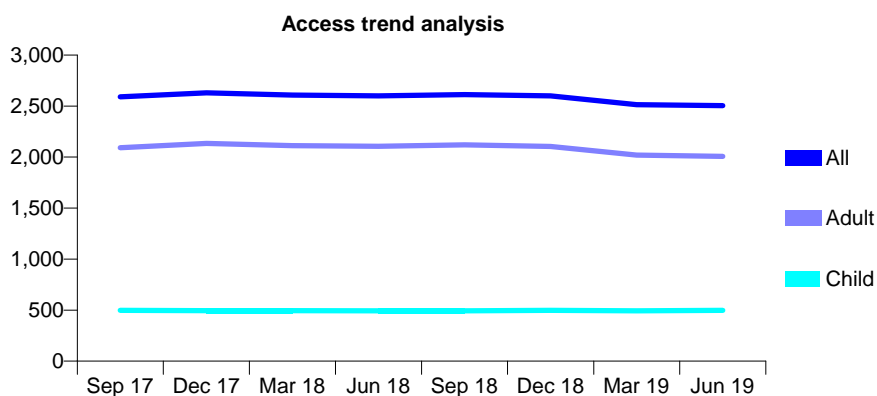
Q48 - Vital Signs At a Glance Contract Report for 108073/0001 - June 2019

Name or company name	Esteem Dental Care Limited
Contract type name	GDS Contract
Purpose of contract	General
Contract start date	01/04/2014
Contract end date	

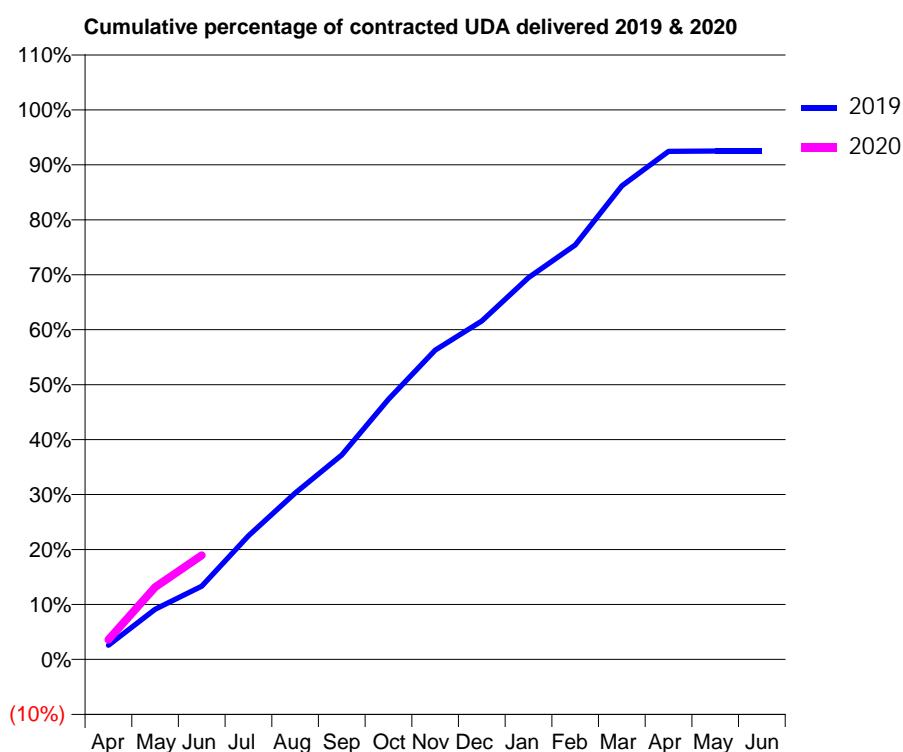
19/20 Contracted general activity (UDA)	7,971
Carry forward general activity (UDA)	0
19/20 Contracted orthodontic activity (UOA)	0
Carry forward orthodontic activity (UOA)	0
Baseline contract value	£210,474.05

ACCESS*

Patients seen in 24 months	Total	Change since previous quarter
Quarter ending June 2018	2,601	
Quarter ending September 2018	2,613	→
Quarter ending December 2018	2,601	→
Quarter ending March 2019	2,513	↓
Quarter ending June 2019	2,504	→
Variance since June 2018	(3.7%)	↓



ACTIVITY



Month	2019	2020
April	207	287
May	728	1,047
June	1,064	1,509
July	1,794	
August	2,412	
September	2,967	
October	3,772	
November	4,487	
December	4,909	
January	5,537	
February	6,011	
March	6,868	
April	7,369	
May	7,375	
June	7,375	

QUALITY

	Quantity	Base Number	Contract	AT	Region	England
% of FP17s for the same patient ID Re-attending within 3 months - Children	5	158	3.2%	11.0%	12.1%	11.4%
% of FP17s for the same patient ID Re-attending within 3 months - Adults	33	572	5.8%	16.4%	15.6%	15.4%
% of FP17s for the same patient ID Re-attending between 3 & 9 months - Children	92	158	58.2%	54.7%	61.2%	59.8%
% of FP17s for the same patient ID Re-attending between 3 & 9 months - Adults	294	572	51.4%	45.7%	54.5%	52.1%
% of FP17s for Band 1 Urgent Courses	34	575	5.9%	12.5%	9.1%	9.2%
% of FP17s Relating to Free Repair or Replacements	4	575	0.7%	0.9%	1.0%	0.7%
% of FP17s Relating to Continuations	0	575	0.0%	1.1%	1.0%	0.8%
% of Patients satisfied with the dentistry they have received	2	3	N/A	91.9%	94.2%	93.4%
% of Patients satisfied with the time they had to wait for an appointment	3	3	N/A	88.9%	88.4%	87.6%

* This is based on patients treated on this contract for their most recent course of treatment. Figures in italics indicate the base number of FP17s or Patient Questionnaire responses are less than 100. N/A is shown where the base number of responses is less than 10 during the period. % is calculated as Quantity/Base number*100

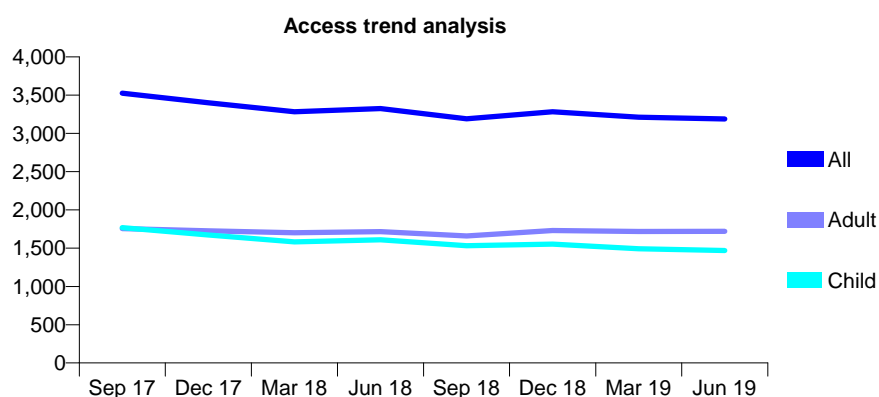
Q48 - Vital Signs At a Glance Contract Report for 109525/0005 - June 2019

Name or company name	Liverpool Dental Directorate
Contract type name	PDS Contract
Purpose of contract	General
Contract start date	01/04/2015
Contract end date	31/03/2021

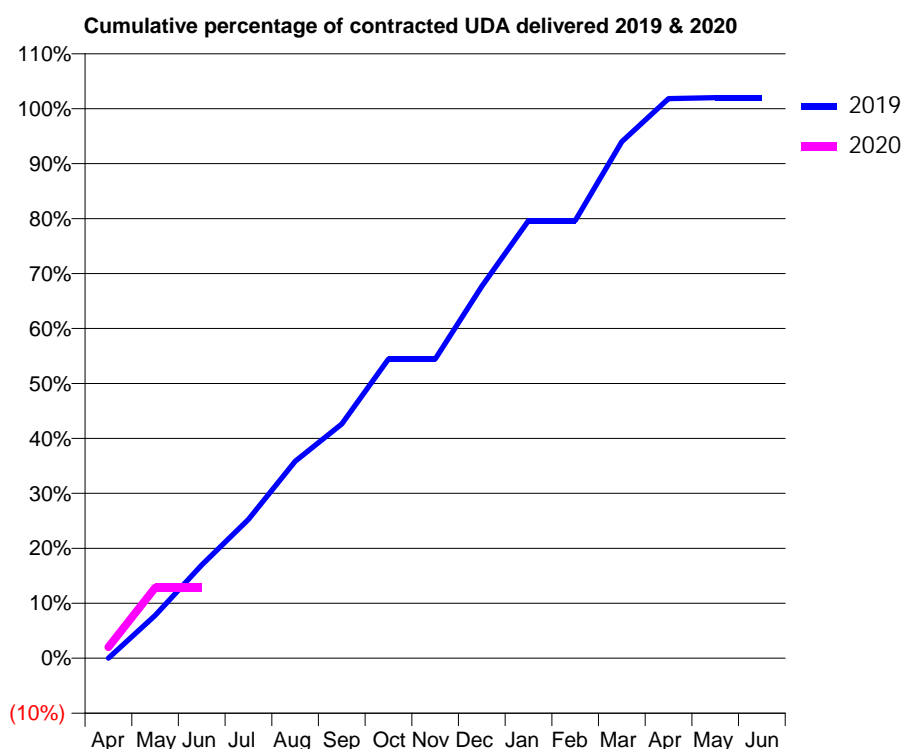
19/20 Contracted general activity (UDA)	5,695
Carry forward general activity (UDA)	0
19/20 Contracted orthodontic activity (UOA)	0
Carry forward orthodontic activity (UOA)	0
Baseline contract value	£2,050,898.61

ACCESS*

Patients seen in 24 months	Total	Change since previous quarter
Quarter ending June 2018	3,325	
Quarter ending September 2018	3,191	↓
Quarter ending December 2018	3,283	↑
Quarter ending March 2019	3,211	↓
Quarter ending June 2019	3,188	→
Variance since June 2018	(4.1%)	↓



ACTIVITY



Month	2019	2020
April	0	115
May	444	731
June	966	731
July	1,439	
August	2,040	
September	2,427	
October	3,101	
November	3,101	
December	3,854	
January	4,535	
February	4,535	
March	5,353	
April	5,799	
May	5,810	
June	5,810	

QUALITY

	Quantity	Base Number	Contract	AT	Region	England
% of FP17s for the same patient ID Re-attending within 3 months - Children	18	378	4.8%	11.0%	12.1%	11.4%
% of FP17s for the same patient ID Re-attending within 3 months - Adults	24	373	6.4%	16.4%	15.6%	15.4%
% of FP17s for the same patient ID Re-attending between 3 & 9 months - Children	79	378	20.9%	54.7%	61.2%	59.8%
% of FP17s for the same patient ID Re-attending between 3 & 9 months - Adults	107	373	28.7%	45.7%	54.5%	52.1%
% of FP17s for Band 1 Urgent Courses	13	462	2.8%	12.5%	9.1%	9.2%
% of FP17s Relating to Free Repair or Replacements	1	462	0.2%	0.9%	1.0%	0.7%
% of FP17s Relating to Continuations	0	462	0.0%	1.1%	1.0%	0.8%
% of Patients satisfied with the dentistry they have received	1	1	N/A	91.9%	94.2%	93.4%
% of Patients satisfied with the time they had to wait for an appointment	1	1	N/A	88.9%	88.4%	87.6%

* This is based on patients treated on this contract for their most recent course of treatment.

Figures in italics indicate the base number of FP17s or Patient Questionnaire responses are less than 100. N/A is shown where the base number of responses is less than 10 during the period. % is calculated as Quantity/Base number*100

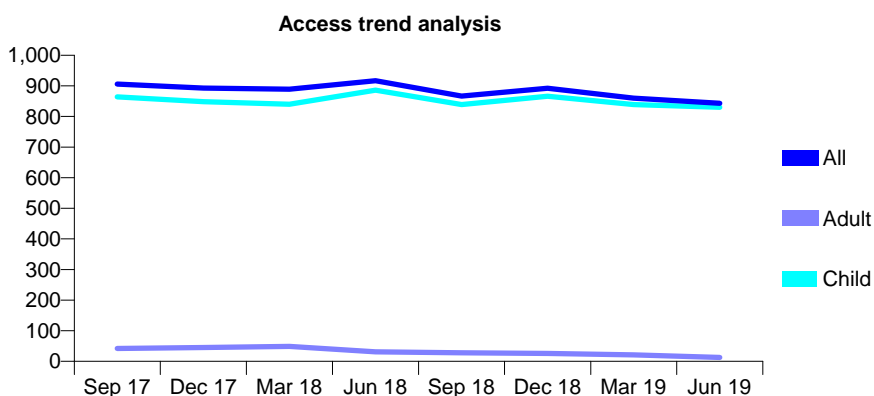
Q48 - Vital Signs At a Glance Contract Report for 109525/0006 - June 2019

Name or company name	Liverpool Dental Directorate
Contract type name	PDS Contract
Purpose of contract	General
Contract start date	01/04/2015
Contract end date	31/03/2021

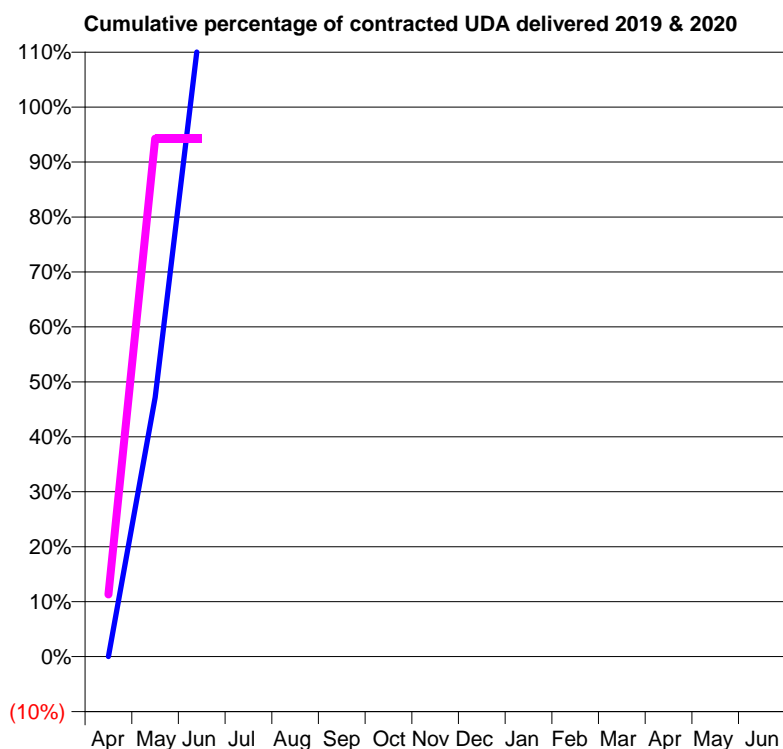
19/20 Contracted general activity (UDA)	433
Carry forward general activity (UDA)	0
19/20 Contracted orthodontic activity (UOA)	0
Carry forward orthodontic activity (UOA)	0
Baseline contract value	£855,834.69

ACCESS*

Patients seen in 24 months	Total	Change since previous quarter
Quarter ending June 2018	917	
Quarter ending September 2018	867	↓
Quarter ending December 2018	892	↑
Quarter ending March 2019	860	↓
Quarter ending June 2019	843	↓
Variance since June 2018	(8.1%)	↓



ACTIVITY



Month	Adjusted Scheduled Activity (UDA)	
	2019	2020
April	0	49
May	204	408
June	509	408
July	748	
August	1,020	
September	1,190	
October	1,440	
November	1,440	
December	1,789	
January	2,119	
February	2,119	
March	2,441	
April	2,668	
May	2,698	
June	2,698	

QUALITY

	Quantity	Base Number	Contract	AT	Region	England
% of FP17s for the same patient ID Re-attending within 3 months - Children	1	273	0.4%	11.0%	12.1%	11.4%
% of FP17s for the same patient ID Re-attending within 3 months - Adults	0	1	0.0%	16.4%	15.6%	15.4%
% of FP17s for the same patient ID Re-attending between 3 & 9 months - Children	0	273	0.0%	54.7%	61.2%	59.8%
% of FP17s for the same patient ID Re-attending between 3 & 9 months - Adults	0	1	0.0%	45.7%	54.5%	52.1%
% of FP17s for Band 1 Urgent Courses	1	154	0.6%	12.5%	9.1%	9.2%
% of FP17s Relating to Free Repair or Replacements	0	154	0.0%	0.9%	1.0%	0.7%
% of FP17s Relating to Continuations	0	154	0.0%	1.1%	1.0%	0.8%
% of Patients satisfied with the dentistry they have received	0	0	N/A	91.9%	94.2%	93.4%
% of Patients satisfied with the time they had to wait for an appointment	0	0	N/A	88.9%	88.4%	87.6%

* This is based on patients treated on this contract for their most recent course of treatment. Figures in italics indicate the base number of FP17s or Patient Questionnaire responses are less than 100. N/A is shown where the base number of responses is less than 10 during the period. % is calculated as Quantity/Base number*100

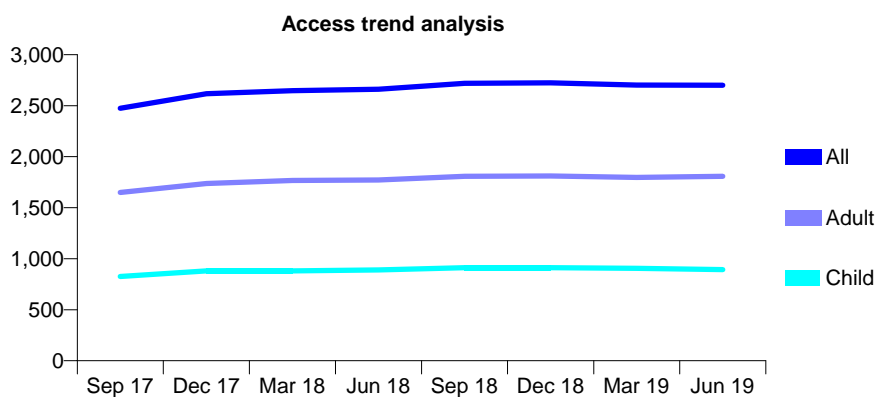
Q48 - Vital Signs At a Glance Contract Report for 109568/0001 - June 2019

Name or company name	Childwall Fiveways Dental Practice
Contract type name	GDS Contract
Purpose of contract	General
Contract start date	05/10/2012
Contract end date	

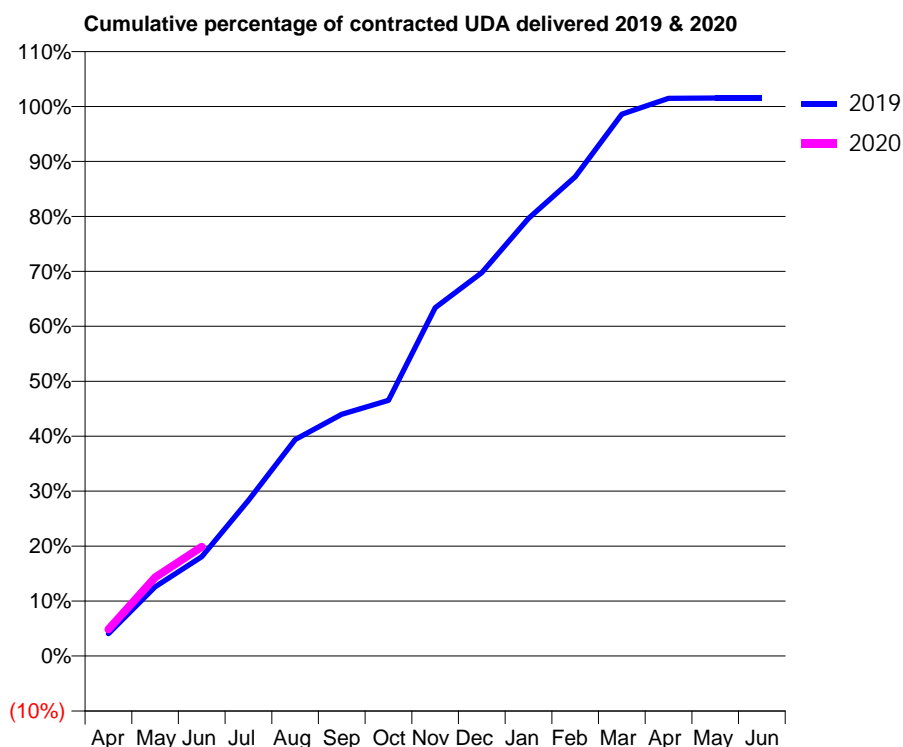
19/20 Contracted general activity (UDA)	8,307
Carry forward general activity (UDA)	0
19/20 Contracted orthodontic activity (UOA)	0
Carry forward orthodontic activity (UOA)	0
Baseline contract value	£219,346.11

ACCESS*

Patients seen in 24 months	Total	Change since previous quarter
Quarter ending June 2018	2,661	
Quarter ending September 2018	2,719	↑
Quarter ending December 2018	2,723	→
Quarter ending March 2019	2,702	→
Quarter ending June 2019	2,700	→
Variance since June 2018	1.5%	→



ACTIVITY



Month	Adjusted Scheduled Activity (UDA)	
	2019	2020
April	337	403
May	1,048	1,190
June	1,501	1,652
July	2,354	
August	3,273	
September	3,655	
October	3,865	
November	5,266	
December	5,794	
January	6,616	
February	7,245	
March	8,189	
April	8,429	
May	8,433	
June	8,433	

QUALITY

	Quantity	Base Number	Contract	AT	Region	England
% of FP17s for the same patient ID Re-attending within 3 months - Children	26	362	7.2%	11.0%	12.1%	11.4%
% of FP17s for the same patient ID Re-attending within 3 months - Adults	57	543	10.5%	16.4%	15.6%	15.4%
% of FP17s for the same patient ID Re-attending between 3 & 9 months - Children	276	362	76.2%	54.7%	61.2%	59.8%
% of FP17s for the same patient ID Re-attending between 3 & 9 months - Adults	347	543	63.9%	45.7%	54.5%	52.1%
% of FP17s for Band 1 Urgent Courses	37	768	4.8%	12.5%	9.1%	9.2%
% of FP17s Relating to Free Repair or Replacements	10	768	1.3%	0.9%	1.0%	0.7%
% of FP17s Relating to Continuations	3	768	0.4%	1.1%	1.0%	0.8%
% of Patients satisfied with the dentistry they have received	2	2	N/A	91.9%	94.2%	93.4%
% of Patients satisfied with the time they had to wait for an appointment	2	2	N/A	88.9%	88.4%	87.6%

* This is based on patients treated on this contract for their most recent course of treatment. Figures in italics indicate the base number of FP17s or Patient Questionnaire responses are less than 100. N/A is shown where the base number of responses is less than 10 during the period. % is calculated as Quantity/Base number*100

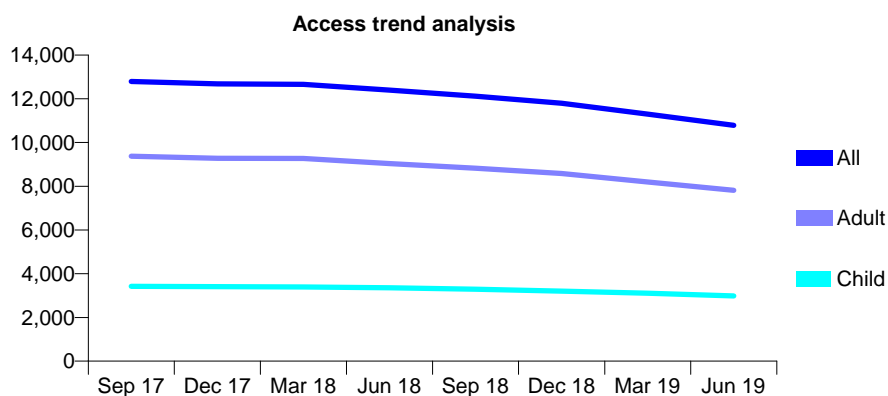
Q48 - Vital Signs At a Glance Contract Report for 111716/0001 - June 2019

Name or company name	Church St Dentists Ltd
Contract type name	GDS Contract
Purpose of contract	General
Contract start date	01/01/2011
Contract end date	

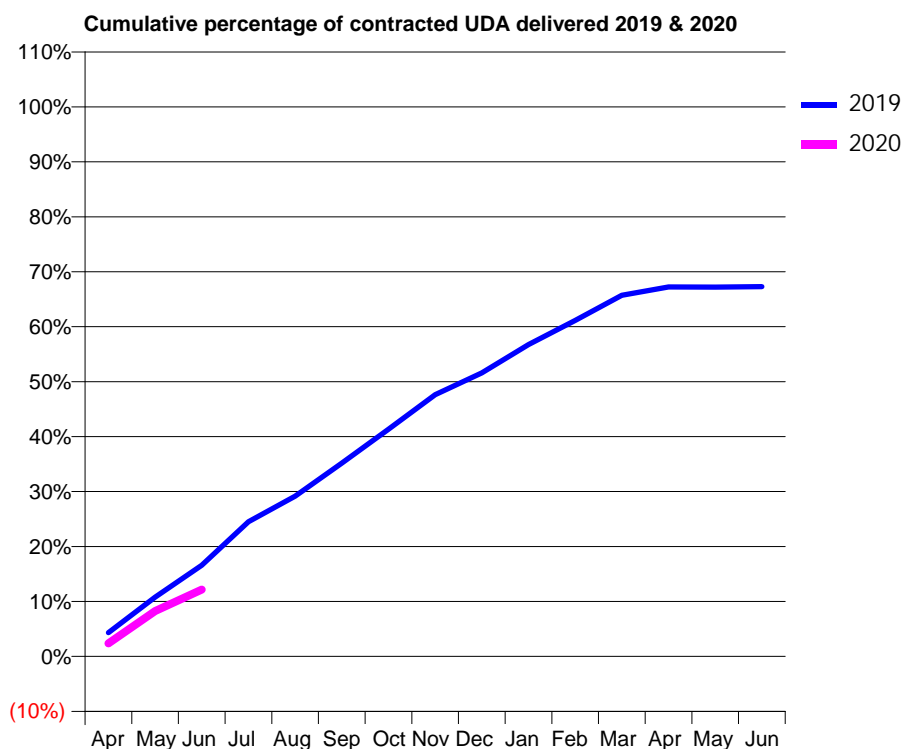
19/20 Contracted general activity (UDA)	46,000
Carry forward general activity (UDA)	0
19/20 Contracted orthodontic activity (UOA)	0
Carry forward orthodontic activity (UOA)	0
Baseline contract value	£1,280,018.82

ACCESS*

Patients seen in 24 months	Total	Change since previous quarter
Quarter ending June 2018	12,399	
Quarter ending September 2018	12,119	↓
Quarter ending December 2018	11,793	↓
Quarter ending March 2019	11,303	↓
Quarter ending June 2019	10,791	↓
Variance since June 2018	(13.0%)	↓



ACTIVITY



Month	2019	2020
April	1,998	1,087
May	4,967	3,799
June	7,629	5,599
July	11,284	
August	13,421	
September	16,176	
October	19,016	
November	21,903	
December	23,731	
January	26,110	
February	28,127	
March	30,233	
April	30,929	
May	30,920	
June	30,945	

QUALITY

	Quantity	Base Number	Contract	AT	Region	England
% of FP17s for the same patient ID Re-attending within 3 months - Children	69	963	7.2%	11.0%	12.1%	11.4%
% of FP17s for the same patient ID Re-attending within 3 months - Adults	239	2,031	11.8%	16.4%	15.6%	15.4%
% of FP17s for the same patient ID Re-attending between 3 & 9 months - Children	608	963	63.1%	54.7%	61.2%	59.8%
% of FP17s for the same patient ID Re-attending between 3 & 9 months - Adults	1,180	2,031	58.1%	45.7%	54.5%	52.1%
% of FP17s for Band 1 Urgent Courses	235	2,636	8.9%	12.5%	9.1%	9.2%
% of FP17s Relating to Free Repair or Replacements	16	2,636	0.6%	0.9%	1.0%	0.7%
% of FP17s Relating to Continuations	15	2,636	0.6%	1.1%	1.0%	0.8%
% of Patients satisfied with the dentistry they have received	3	3	N/A	91.9%	94.2%	93.4%
% of Patients satisfied with the time they had to wait for an appointment	3	3	N/A	88.9%	88.4%	87.6%

* This is based on patients treated on this contract for their most recent course of treatment. Figures in italics indicate the base number of FP17s or Patient Questionnaire responses are less than 100. N/A is shown where the base number of responses is less than 10 during the period. % is calculated as Quantity/Base number*100

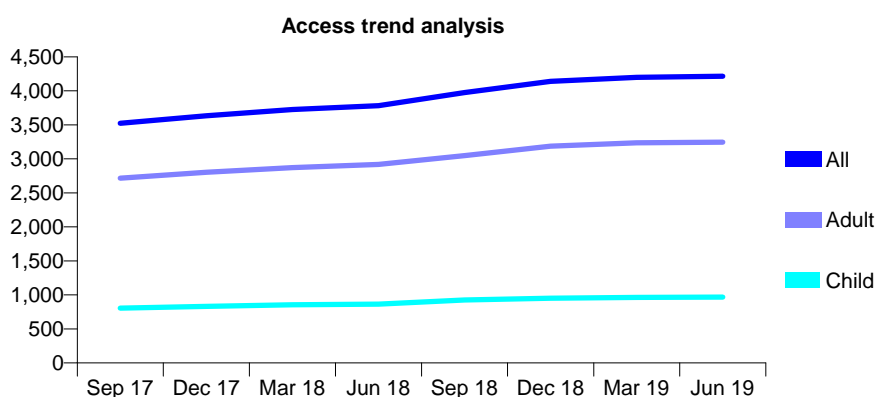
Q48 - Vital Signs At a Glance Contract Report for 112046/0001 - June 2019

Name or company name	Whiston Village Dental Practice Partnership
Contract type name	GDS Contract
Purpose of contract	General
Contract start date	27/03/2015
Contract end date	

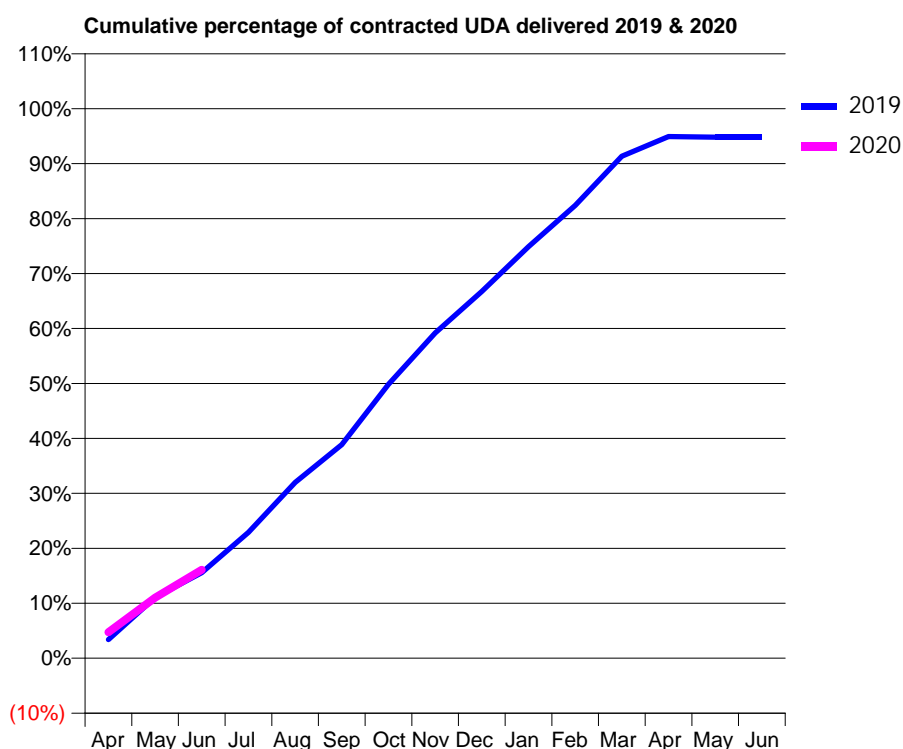
19/20 Contracted general activity (UDA)	13,431
Carry forward general activity (UDA)	0
19/20 Contracted orthodontic activity (UOA)	0
Carry forward orthodontic activity (UOA)	0
Baseline contract value	£366,336.01

ACCESS*

Patients seen in 24 months	Total	Change since previous quarter
Quarter ending June 2018	3,782	
Quarter ending September 2018	3,975	↑
Quarter ending December 2018	4,140	↑
Quarter ending March 2019	4,199	→
Quarter ending June 2019	4,214	→
Variance since June 2018	11.4%	↑



ACTIVITY



Month	2019	2020
April	457	637
May	1,483	1,482
June	2,091	2,162
July	3,077	
August	4,296	
September	5,219	
October	6,694	
November	7,952	
December	8,964	
January	10,061	
February	11,067	
March	12,266	
April	12,749	
May	12,734	
June	12,734	

QUALITY

	Quantity	Base Number	Contract	AT	Region	England
% of FP17s for the same patient ID Re-attending within 3 months - Children	14	252	5.6%	11.0%	12.1%	11.4%
% of FP17s for the same patient ID Re-attending within 3 months - Adults	62	759	8.2%	16.4%	15.6%	15.4%
% of FP17s for the same patient ID Re-attending between 3 & 9 months - Children	143	252	56.7%	54.7%	61.2%	59.8%
% of FP17s for the same patient ID Re-attending between 3 & 9 months - Adults	334	759	44.0%	45.7%	54.5%	52.1%
% of FP17s for Band 1 Urgent Courses	12	847	1.4%	12.5%	9.1%	9.2%
% of FP17s Relating to Free Repair or Replacements	6	847	0.7%	0.9%	1.0%	0.7%
% of FP17s Relating to Continuations	4	847	0.5%	1.1%	1.0%	0.8%
% of Patients satisfied with the dentistry they have received	1	1	N/A	91.9%	94.2%	93.4%
% of Patients satisfied with the time they had to wait for an appointment	1	1	N/A	88.9%	88.4%	87.6%

* This is based on patients treated on this contract for their most recent course of treatment.

Figures in italics indicate the base number of FP17s or Patient Questionnaire responses are less than 100. N/A is shown where the base number of responses is less than 10 during the period. % is calculated as Quantity/Base number*100

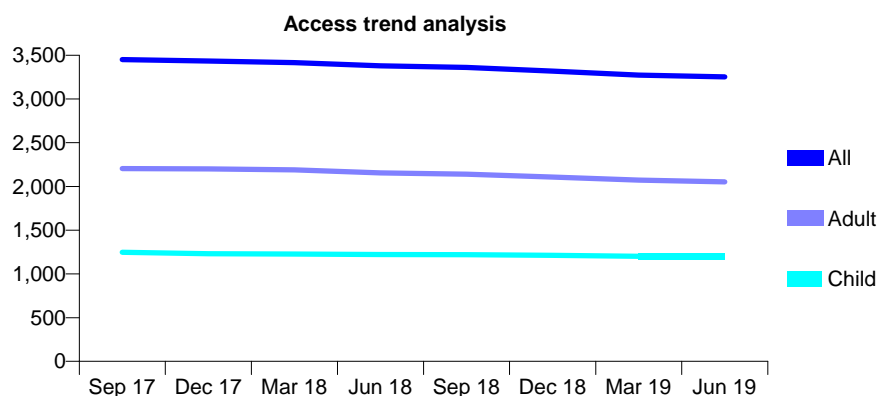
Q48 - Vital Signs At a Glance Contract Report for 113433/0001 - June 2019

Name or company name	Deysbrook Lane Partnership
Contract type name	GDS Contract
Purpose of contract	General
Contract start date	01/07/2011
Contract end date	

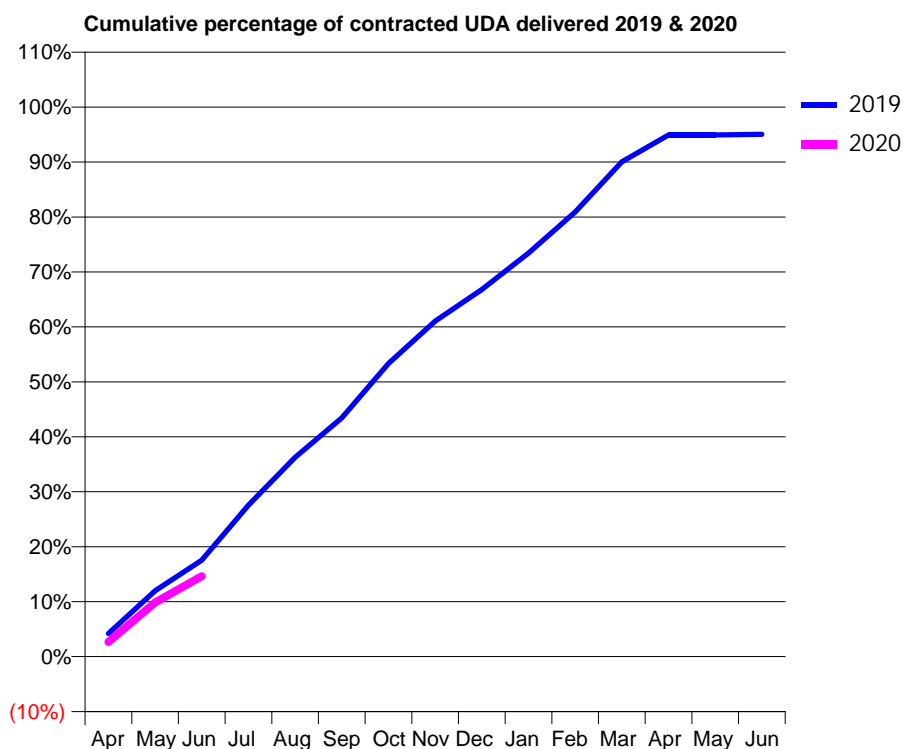
19/20 Contracted general activity (UDA)	11,000
Carry forward general activity (UDA)	0
19/20 Contracted orthodontic activity (UOA)	0
Carry forward orthodontic activity (UOA)	0
Baseline contract value	£290,454.72

ACCESS*

Patients seen in 24 months	Total	Change since previous quarter
Quarter ending June 2018	3,378	
Quarter ending September 2018	3,360	→
Quarter ending December 2018	3,319	↓
Quarter ending March 2019	3,274	↓
Quarter ending June 2019	3,253	→
Variance since June 2018	(3.7%)	↓



ACTIVITY



Month	Adjusted Scheduled Activity (UDA)	
	2019	2020
April	463	293
May	1,320	1,084
June	1,932	1,610
July	3,030	
August	3,990	
September	4,780	
October	5,869	
November	6,717	
December	7,346	
January	8,076	
February	8,901	
March	9,904	
April	10,442	
May	10,441	
June	10,456	

QUALITY

	Quantity	Base Number	Contract	AT	Region	England
% of FP17s for the same patient ID Re-attending within 3 months - Children	53	469	11.3%	11.0%	12.1%	11.4%
% of FP17s for the same patient ID Re-attending within 3 months - Adults	111	578	19.2%	16.4%	15.6%	15.4%
% of FP17s for the same patient ID Re-attending between 3 & 9 months - Children	280	469	59.7%	54.7%	61.2%	59.8%
% of FP17s for the same patient ID Re-attending between 3 & 9 months - Adults	290	578	50.2%	45.7%	54.5%	52.1%
% of FP17s for Band 1 Urgent Courses	91	844	10.8%	12.5%	9.1%	9.2%
% of FP17s Relating to Free Repair or Replacements	7	844	0.8%	0.9%	1.0%	0.7%
% of FP17s Relating to Continuations	6	844	0.7%	1.1%	1.0%	0.8%
% of Patients satisfied with the dentistry they have received	1	2	N/A	91.9%	94.2%	93.4%
% of Patients satisfied with the time they had to wait for an appointment	1	2	N/A	88.9%	88.4%	87.6%

* This is based on patients treated on this contract for their most recent course of treatment. Figures in italics indicate the base number of FP17s or Patient Questionnaire responses are less than 100. N/A is shown where the base number of responses is less than 10 during the period. % is calculated as Quantity/Base number*100

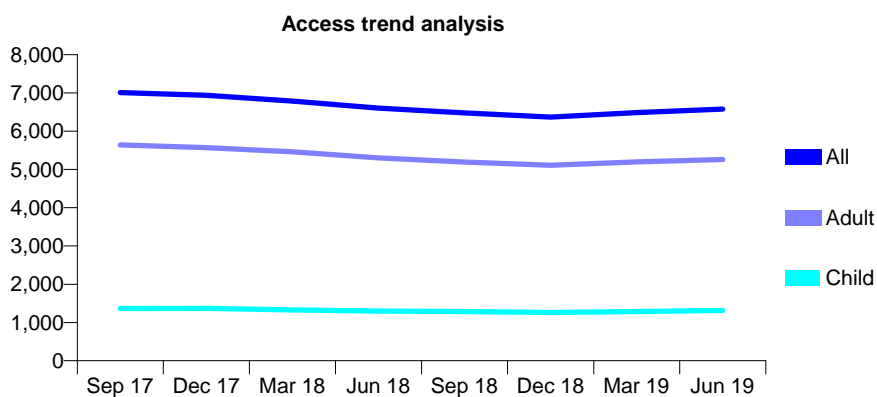
Q48 - Vital Signs At a Glance Contract Report for 116467/0001 - June 2019

Name or company name	IDH 403 Ltd
Contract type name	GDS Contract
Purpose of contract	General
Contract start date	01/01/2010
Contract end date	

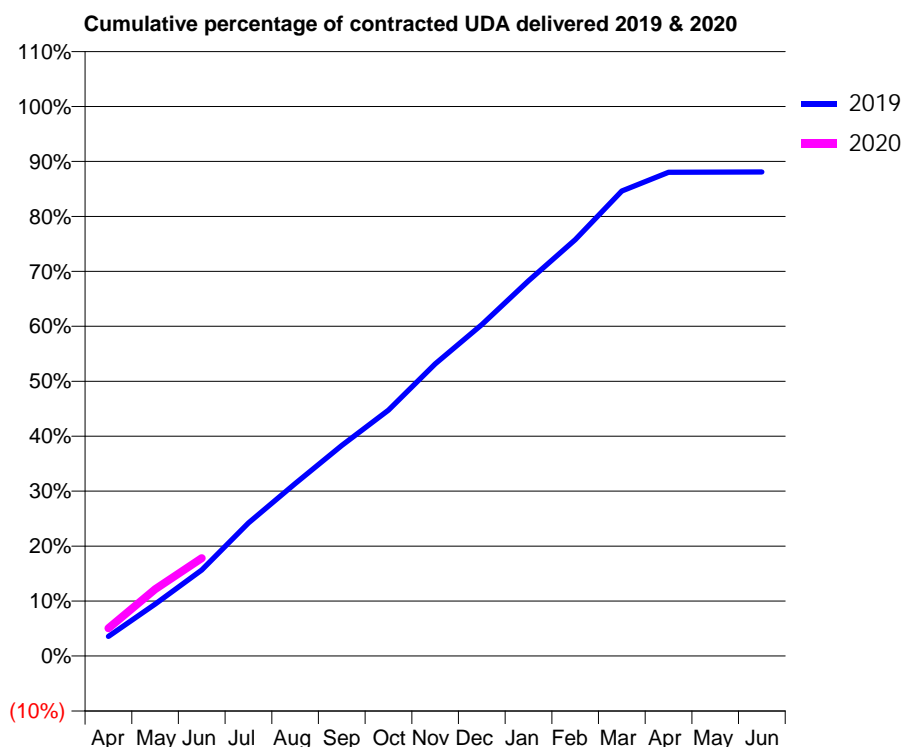
19/20 Contracted general activity (UDA)	19,900
Carry forward general activity (UDA)	0
19/20 Contracted orthodontic activity (UOA)	0
Carry forward orthodontic activity (UOA)	0
Baseline contract value	£486,226.68

ACCESS*

Patients seen in 24 months	Total	Change since previous quarter
Quarter ending June 2018	6,604	
Quarter ending September 2018	6,479	↓
Quarter ending December 2018	6,367	↓
Quarter ending March 2019	6,485	→
Quarter ending June 2019	6,575	→
Variance since June 2018	(0.4%)	→



ACTIVITY



Month	Adjusted Scheduled Activity (UDA)	
	2019	2020
April	711	1,005
May	1,879	2,422
June	3,117	3,549
July	4,823	
August	6,245	
September	7,623	
October	8,908	
November	10,580	
December	11,998	
January	13,588	
February	15,074	
March	16,837	
April	17,519	
May	17,525	
June	17,526	

QUALITY

	Quantity	Base Number	Contract	AT	Region	England
% of FP17s for the same patient ID Re-attending within 3 months - Children	30	464	6.5%	11.0%	12.1%	11.4%
% of FP17s for the same patient ID Re-attending within 3 months - Adults	166	1,518	10.9%	16.4%	15.6%	15.4%
% of FP17s for the same patient ID Re-attending between 3 & 9 months - Children	266	464	57.3%	54.7%	61.2%	59.8%
% of FP17s for the same patient ID Re-attending between 3 & 9 months - Adults	555	1,518	36.6%	45.7%	54.5%	52.1%
% of FP17s for Band 1 Urgent Courses	98	1,676	5.8%	12.5%	9.1%	9.2%
% of FP17s Relating to Free Repair or Replacements	9	1,676	0.5%	0.9%	1.0%	0.7%
% of FP17s Relating to Continuations	40	1,676	2.4%	1.1%	1.0%	0.8%
% of Patients satisfied with the dentistry they have received	1	1	N/A	91.9%	94.2%	93.4%
% of Patients satisfied with the time they had to wait for an appointment	0	1	N/A	88.9%	88.4%	87.6%

* This is based on patients treated on this contract for their most recent course of treatment. Figures in italics indicate the base number of FP17s or Patient Questionnaire responses are less than 100. N/A is shown where the base number of responses is less than 10 during the period. % is calculated as Quantity/Base number*100

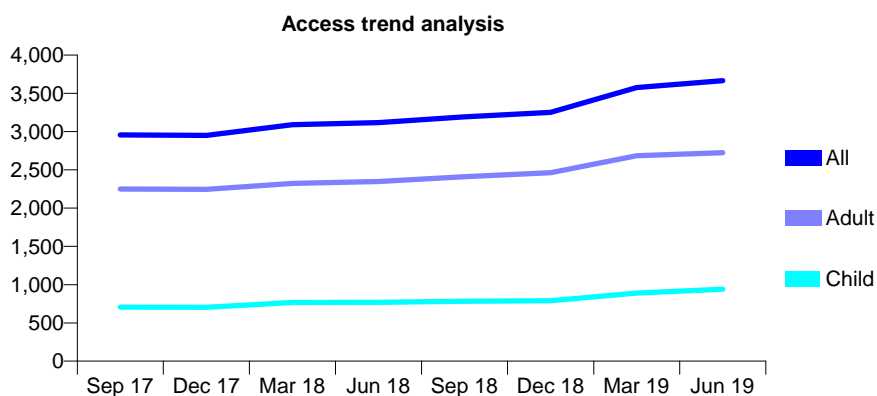
Q48 - Vital Signs At a Glance Contract Report for 117005/0001 - June 2019

Name or company name	Stecewicz
Contract type name	GDS Contract
Purpose of contract	General
Contract start date	01/04/2012
Contract end date	

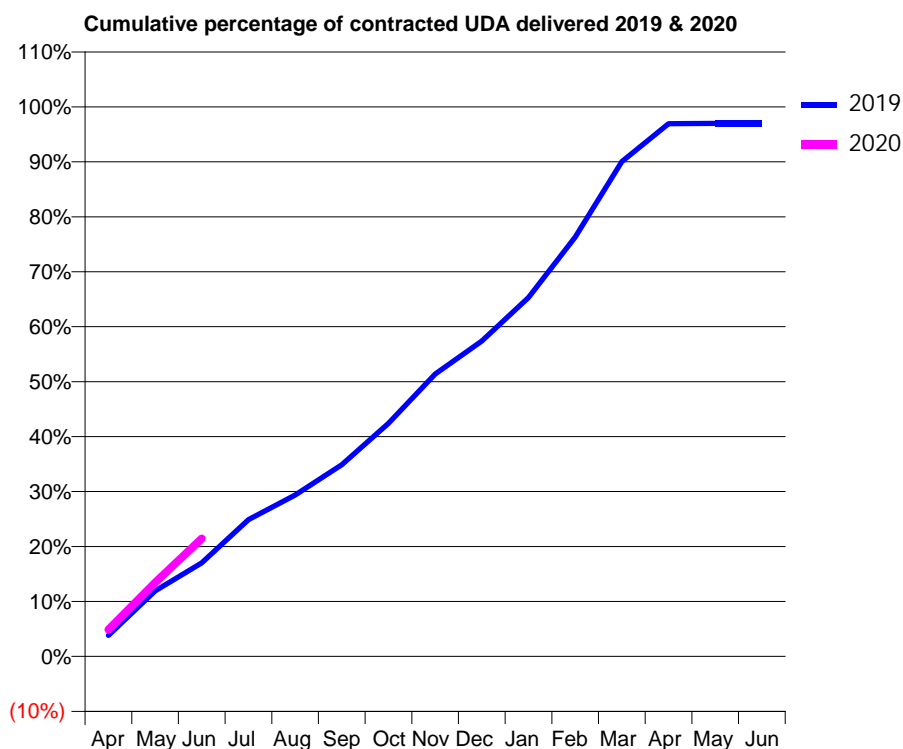
19/20 Contracted general activity (UDA)	10,700
Carry forward general activity (UDA)	0
19/20 Contracted orthodontic activity (UOA)	0
Carry forward orthodontic activity (UOA)	0
Baseline contract value	£242,881.94

ACCESS*

Patients seen in 24 months	Total	Change since previous quarter
Quarter ending June 2018	3,118	
Quarter ending September 2018	3,192	↑
Quarter ending December 2018	3,252	→
Quarter ending March 2019	3,575	↑
Quarter ending June 2019	3,666	↑
Variance since June 2018	17.6%	↑



ACTIVITY



Month	Adjusted Scheduled Activity (UDA)	
	2019	2020
April	413	523
May	1,276	1,438
June	1,822	2,295
July	2,663	
August	3,143	
September	3,733	
October	4,537	
November	5,498	
December	6,139	
January	6,988	
February	8,164	
March	9,633	
April	10,372	
May	10,377	
June	10,378	

QUALITY

	Quantity	Base Number	Contract	AT	Region	England
% of FP17s for the same patient ID Re-attending within 3 months - Children	57	463	12.3%	11.0%	12.1%	11.4%
% of FP17s for the same patient ID Re-attending within 3 months - Adults	137	801	17.1%	16.4%	15.6%	15.4%
% of FP17s for the same patient ID Re-attending between 3 & 9 months - Children	236	463	51.0%	54.7%	61.2%	59.8%
% of FP17s for the same patient ID Re-attending between 3 & 9 months - Adults	298	801	37.2%	45.7%	54.5%	52.1%
% of FP17s for Band 1 Urgent Courses	128	978	13.1%	12.5%	9.1%	9.2%
% of FP17s Relating to Free Repair or Replacements	10	978	1.0%	0.9%	1.0%	0.7%
% of FP17s Relating to Continuations	13	978	1.3%	1.1%	1.0%	0.8%
% of Patients satisfied with the dentistry they have received	4	5	N/A	91.9%	94.2%	93.4%
% of Patients satisfied with the time they had to wait for an appointment	3	5	N/A	88.9%	88.4%	87.6%

* This is based on patients treated on this contract for their most recent course of treatment. Figures in italics indicate the base number of FP17s or Patient Questionnaire responses are less than 100. N/A is shown where the base number of responses is less than 10 during the period. % is calculated as Quantity/Base number*100

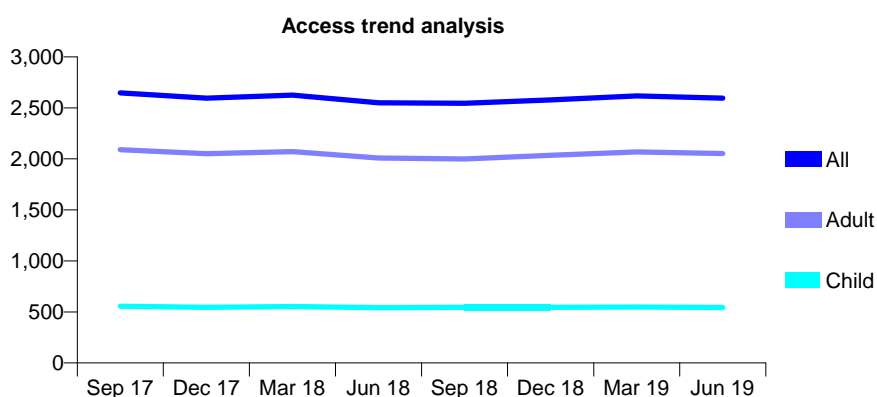
Q48 - Vital Signs At a Glance Contract Report for 121355/0001 - June 2019

Name or company name	J Walker & A Dunn
Contract type name	GDS Contract
Purpose of contract	General
Contract start date	01/04/2007
Contract end date	

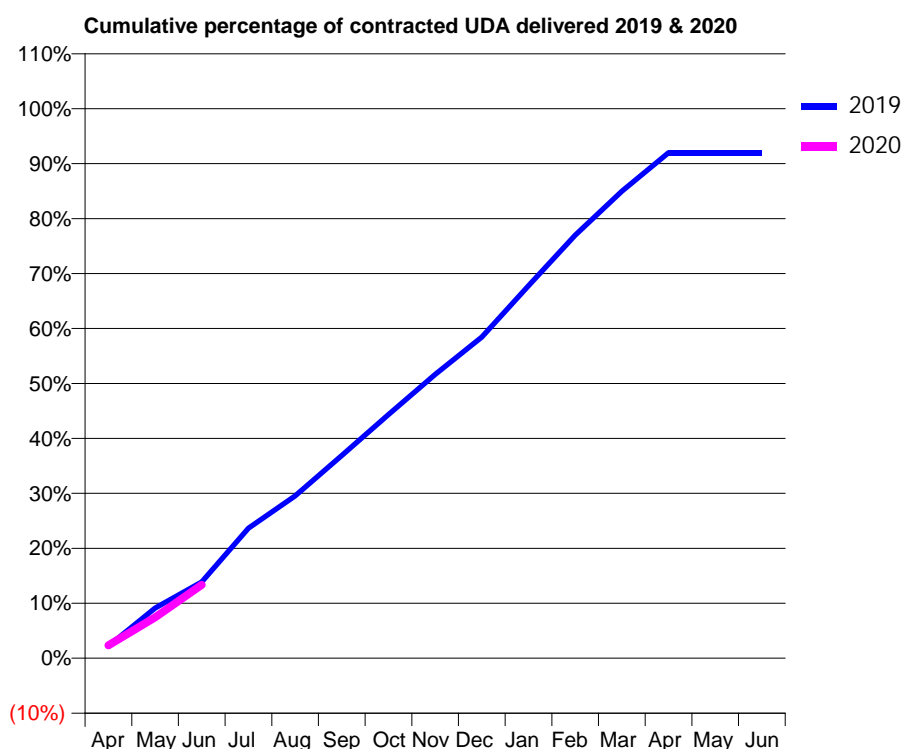
19/20 Contracted general activity (UDA)	9,392
Carry forward general activity (UDA)	0
19/20 Contracted orthodontic activity (UOA)	0
Carry forward orthodontic activity (UOA)	0
Baseline contract value	£247,995.52

ACCESS*

Patients seen in 24 months	Total	Change since previous quarter
Quarter ending June 2018	2,550	
Quarter ending September 2018	2,544	→
Quarter ending December 2018	2,579	→
Quarter ending March 2019	2,617	→
Quarter ending June 2019	2,596	→
Variance since June 2018	1.8%	→



ACTIVITY



Month	2019	2020
April	211	219
May	858	698
June	1,301	1,255
July	2,224	
August	2,774	
September	3,465	
October	4,165	
November	4,852	
December	5,488	
January	6,367	
February	7,231	
March	7,981	
April	8,640	
May	8,640	
June	8,640	

QUALITY

	Quantity	Base Number	Contract	AT	Region	England
% of FP17s for the same patient ID Re-attending within 3 months - Children	10	155	6.5%	11.0%	12.1%	11.4%
% of FP17s for the same patient ID Re-attending within 3 months - Adults	163	684	23.8%	16.4%	15.6%	15.4%
% of FP17s for the same patient ID Re-attending between 3 & 9 months - Children	71	155	45.8%	54.7%	61.2%	59.8%
% of FP17s for the same patient ID Re-attending between 3 & 9 months - Adults	338	684	49.4%	45.7%	54.5%	52.1%
% of FP17s for Band 1 Urgent Courses	98	671	14.6%	12.5%	9.1%	9.2%
% of FP17s Relating to Free Repair or Replacements	5	671	0.7%	0.9%	1.0%	0.7%
% of FP17s Relating to Continuations	11	671	1.6%	1.1%	1.0%	0.8%
% of Patients satisfied with the dentistry they have received	0	0	N/A	91.9%	94.2%	93.4%
% of Patients satisfied with the time they had to wait for an appointment	0	0	N/A	88.9%	88.4%	87.6%

* This is based on patients treated on this contract for their most recent course of treatment.

Figures in italics indicate the base number of FP17s or Patient Questionnaire responses are less than 100. N/A is shown where the base number of responses is less than 10 during the period. % is calculated as Quantity/Base number*100

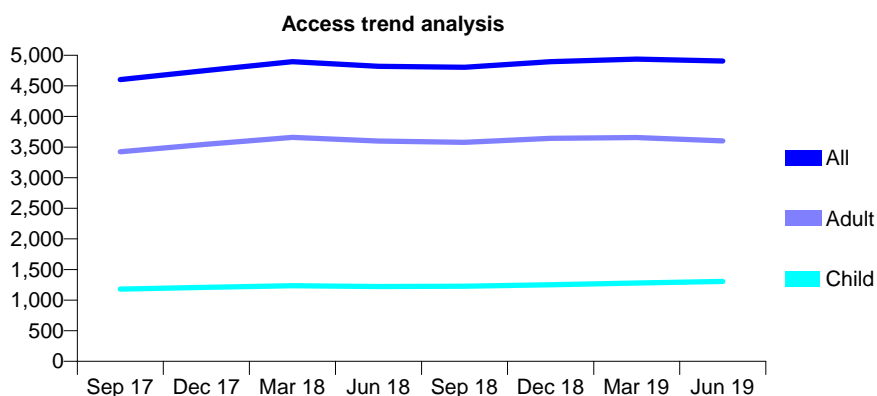
Q48 - Vital Signs At a Glance Contract Report for 121681/0001 - June 2019

Name or company name	Laurel Villa Dental
Contract type name	GDS Contract
Purpose of contract	General
Contract start date	01/10/2015
Contract end date	

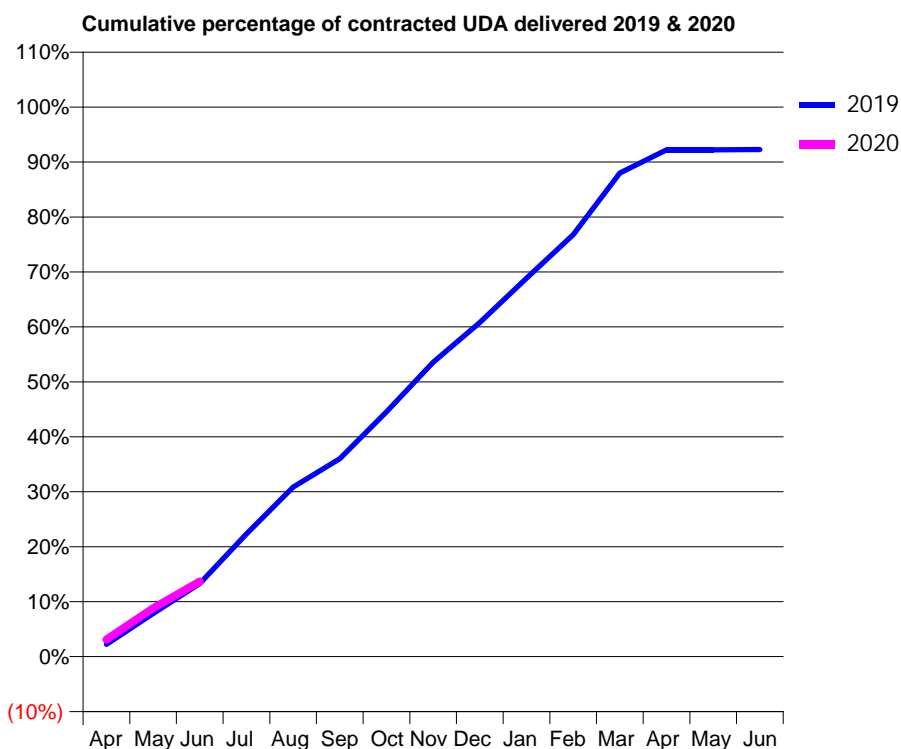
19/20 Contracted general activity (UDA)	16,000
Carry forward general activity (UDA)	0
19/20 Contracted orthodontic activity (UOA)	0
Carry forward orthodontic activity (UOA)	0
Baseline contract value	£400,475.44

ACCESS*

Patients seen in 24 months	Total	Change since previous quarter
Quarter ending June 2018	4,821	
Quarter ending September 2018	4,805	→
Quarter ending December 2018	4,895	→
Quarter ending March 2019	4,937	→
Quarter ending June 2019	4,906	→
Variance since June 2018	1.8%	→



ACTIVITY



Month	Adjusted Scheduled Activity (UDA)	
	2019	2020
April	354	493
May	1,256	1,411
June	2,125	2,187
July	3,573	
August	4,936	
September	5,760	
October	7,126	
November	8,571	
December	9,729	
January	11,016	
February	12,285	
March	14,075	
April	14,754	
May	14,752	
June	14,765	

QUALITY

	Quantity	Base Number	Contract	AT	Region	England
% of FP17s for the same patient ID Re-attending within 3 months - Children	24	340	7.1%	11.0%	12.1%	11.4%
% of FP17s for the same patient ID Re-attending within 3 months - Adults	118	830	14.2%	16.4%	15.6%	15.4%
% of FP17s for the same patient ID Re-attending between 3 & 9 months - Children	125	340	36.8%	54.7%	61.2%	59.8%
% of FP17s for the same patient ID Re-attending between 3 & 9 months - Adults	375	830	45.2%	45.7%	54.5%	52.1%
% of FP17s for Band 1 Urgent Courses	160	935	17.1%	12.5%	9.1%	9.2%
% of FP17s Relating to Free Repair or Replacements	9	935	1.0%	0.9%	1.0%	0.7%
% of FP17s Relating to Continuations	2	935	0.2%	1.1%	1.0%	0.8%
% of Patients satisfied with the dentistry they have received	0	1	N/A	91.9%	94.2%	93.4%
% of Patients satisfied with the time they had to wait for an appointment	0	1	N/A	88.9%	88.4%	87.6%

* This is based on patients treated on this contract for their most recent course of treatment. Figures in italics indicate the base number of FP17s or Patient Questionnaire responses are less than 100. N/A is shown where the base number of responses is less than 10 during the period. % is calculated as Quantity/Base number*100

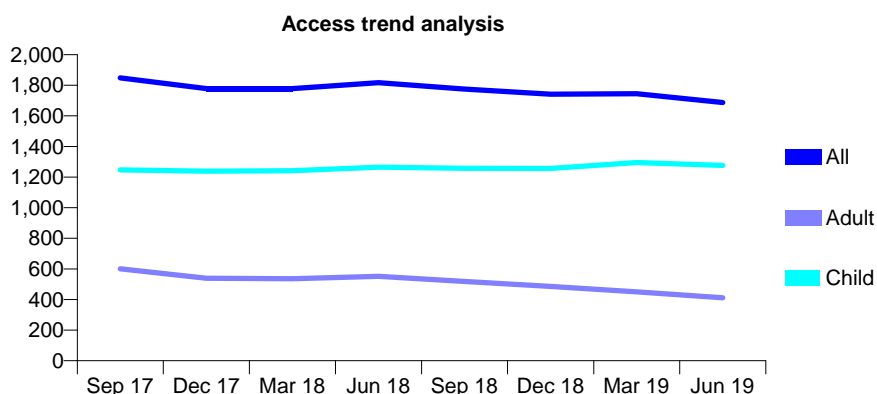
Q48 - Vital Signs At a Glance Contract Report for 122653/0001 - June 2019

Name or company name	Rose Lane Dental Practice
Contract type name	GDS Contract
Purpose of contract	General
Contract start date	01/04/2010
Contract end date	

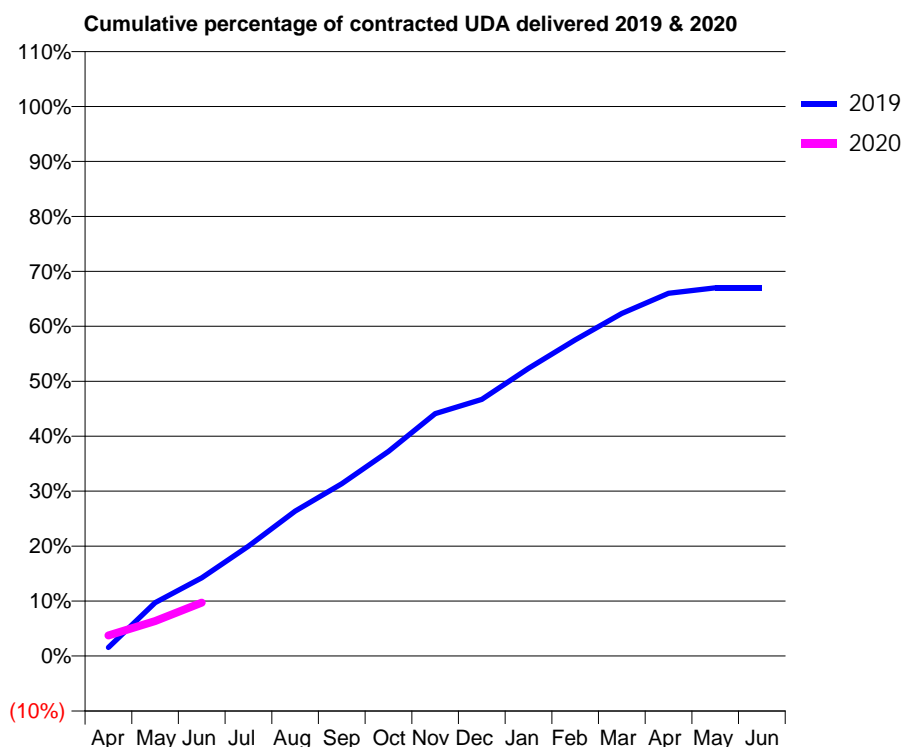
19/20 Contracted general activity (UDA)	4,152
Carry forward general activity (UDA)	0
19/20 Contracted orthodontic activity (UOA)	0
Carry forward orthodontic activity (UOA)	0
Baseline contract value	£117,554.95

ACCESS*

Patients seen in 24 months	Total	Change since previous quarter
Quarter ending June 2018	1,817	
Quarter ending September 2018	1,775	↓
Quarter ending December 2018	1,742	↓
Quarter ending March 2019	1,745	→
Quarter ending June 2019	1,688	↓
Variance since June 2018	(7.1%)	↓



ACTIVITY



Month	Adjusted Scheduled Activity (UDA)	
	2019	2020
April	65	156
May	403	264
June	591	403
July	829	
August	1,095	
September	1,302	
October	1,546	
November	1,832	
December	1,939	
January	2,174	
February	2,389	
March	2,588	
April	2,740	
May	2,782	
June	2,782	

QUALITY

	Quantity	Base Number	Contract	AT	Region	England
% of FP17s for the same patient ID Re-attending within 3 months - Children	45	495	9.1%	11.0%	12.1%	11.4%
% of FP17s for the same patient ID Re-attending within 3 months - Adults	2	68	2.9%	16.4%	15.6%	15.4%
% of FP17s for the same patient ID Re-attending between 3 & 9 months - Children	238	495	48.1%	54.7%	61.2%	59.8%
% of FP17s for the same patient ID Re-attending between 3 & 9 months - Adults	35	68	51.5%	45.7%	54.5%	52.1%
% of FP17s for Band 1 Urgent Courses	2	294	0.7%	12.5%	9.1%	9.2%
% of FP17s Relating to Free Repair or Replacements	0	294	0.0%	0.9%	1.0%	0.7%
% of FP17s Relating to Continuations	0	294	0.0%	1.1%	1.0%	0.8%
% of Patients satisfied with the dentistry they have received	2	2	N/A	91.9%	94.2%	93.4%
% of Patients satisfied with the time they had to wait for an appointment	2	2	N/A	88.9%	88.4%	87.6%

* This is based on patients treated on this contract for their most recent course of treatment. Figures in italics indicate the base number of FP17s or Patient Questionnaire responses are less than 100. N/A is shown where the base number of responses is less than 10 during the period. % is calculated as Quantity/Base number*100

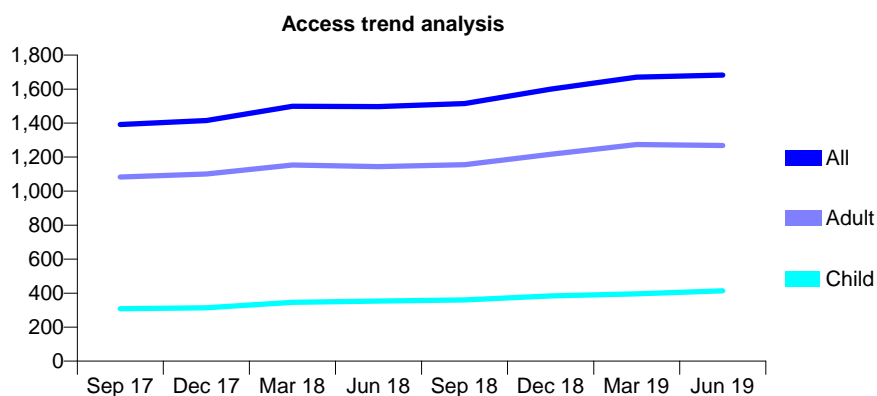
Q48 - Vital Signs At a Glance Contract Report for 122858/0001 - June 2019

Name or company name	Baycliff Dental Practices
Contract type name	GDS Contract
Purpose of contract	General
Contract start date	01/10/2014
Contract end date	

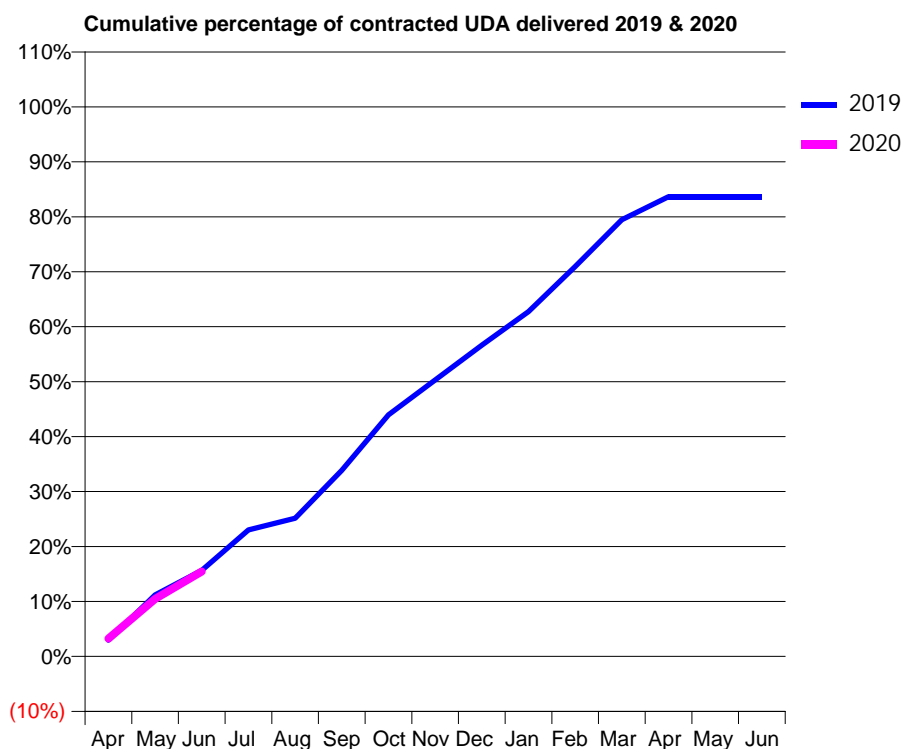
19/20 Contracted general activity (UDA)	6,769
Carry forward general activity (UDA)	0
19/20 Contracted orthodontic activity (UOA)	0
Carry forward orthodontic activity (UOA)	0
Baseline contract value	£178,735.27

ACCESS*

Patients seen in 24 months	Total	Change since previous quarter
Quarter ending June 2018	1,497	
Quarter ending September 2018	1,515	→
Quarter ending December 2018	1,600	↑
Quarter ending March 2019	1,670	↑
Quarter ending June 2019	1,682	→
Variance since June 2018	12.4%	↑



ACTIVITY



Month	2019	2020
April	200	221
May	758	709
June	1,060	1,045
July	1,558	
August	1,703	
September	2,293	
October	2,975	
November	3,407	
December	3,834	
January	4,246	
February	4,802	
March	5,378	
April	5,663	
May	5,663	
June	5,663	

QUALITY

	Quantity	Base Number	Contract	AT	Region	England
% of FP17s for the same patient ID Re-attending within 3 months - Children	5	100	5.0%	11.0%	12.1%	11.4%
% of FP17s for the same patient ID Re-attending within 3 months - Adults	35	303	11.6%	16.4%	15.6%	15.4%
% of FP17s for the same patient ID Re-attending between 3 & 9 months - Children	42	100	42.0%	54.7%	61.2%	59.8%
% of FP17s for the same patient ID Re-attending between 3 & 9 months - Adults	102	303	33.7%	45.7%	54.5%	52.1%
% of FP17s for Band 1 Urgent Courses	15	324	4.6%	12.5%	9.1%	9.2%
% of FP17s Relating to Free Repair or Replacements	0	324	0.0%	0.9%	1.0%	0.7%
% of FP17s Relating to Continuations	5	324	1.5%	1.1%	1.0%	0.8%
% of Patients satisfied with the dentistry they have received	1	1	N/A	91.9%	94.2%	93.4%
% of Patients satisfied with the time they had to wait for an appointment	1	1	N/A	88.9%	88.4%	87.6%

* This is based on patients treated on this contract for their most recent course of treatment. Figures in italics indicate the base number of FP17s or Patient Questionnaire responses are less than 100. N/A is shown where the base number of responses is less than 10 during the period. % is calculated as Quantity/Base number*100

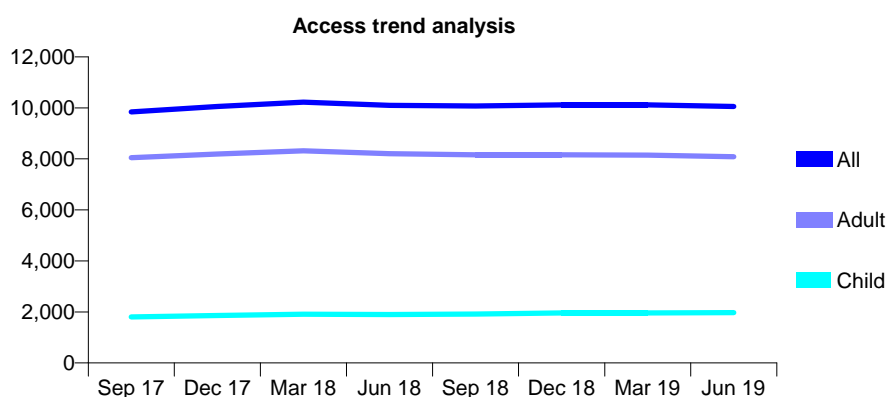
Q48 - Vital Signs At a Glance Contract Report for 123293/0001 - June 2019

Name or company name	Smithdown Dental Practice
Contract type name	GDS Contract
Purpose of contract	General
Contract start date	01/10/2011
Contract end date	

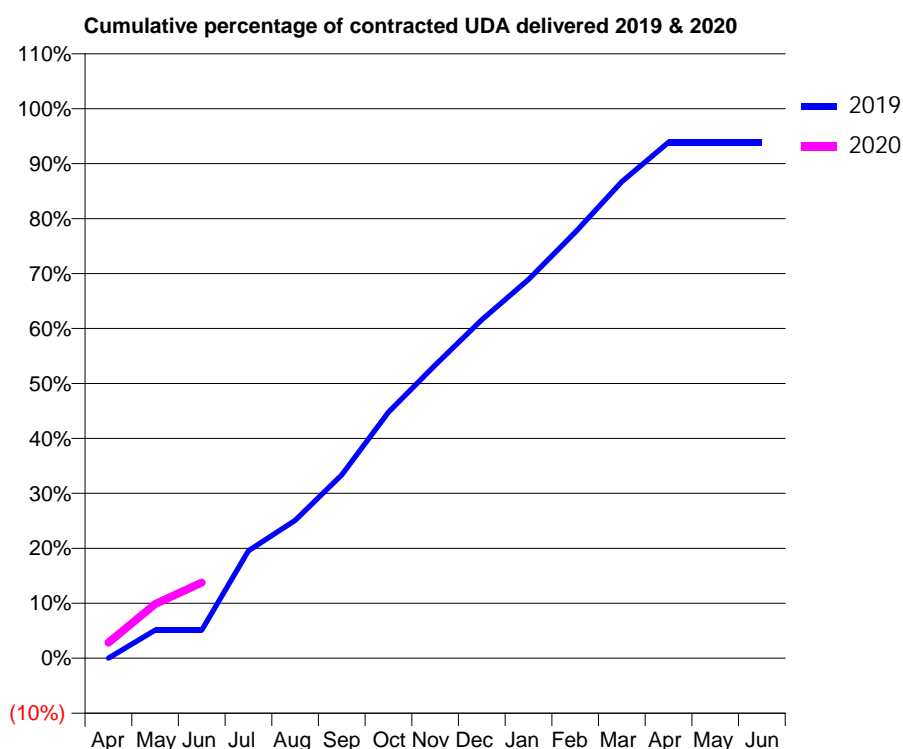
19/20 Contracted general activity (UDA)	27,825
Carry forward general activity (UDA)	0
19/20 Contracted orthodontic activity (UOA)	0
Carry forward orthodontic activity (UOA)	0
Baseline contract value	£787,134.42

ACCESS*

Patients seen in 24 months	Total	Change since previous quarter
Quarter ending June 2018	10,101	
Quarter ending September 2018	10,072	→
Quarter ending December 2018	10,120	→
Quarter ending March 2019	10,113	→
Quarter ending June 2019	10,060	→
Variance since June 2018	(0.4%)	→



ACTIVITY



Month	Adjusted Scheduled Activity (UDA)	
	2019	2020
April	0	792
May	1,418	2,748
June	1,418	3,830
July	5,444	
August	6,982	
September	9,280	
October	12,459	
November	14,835	
December	17,131	
January	19,181	
February	21,571	
March	24,128	
April	26,121	
May	26,119	
June	26,119	

QUALITY

	Quantity	Base Number	Contract	AT	Region	England
% of FP17s for the same patient ID Re-attending within 3 months - Children	32	479	6.7%	11.0%	12.1%	11.4%
% of FP17s for the same patient ID Re-attending within 3 months - Adults	152	1,812	8.4%	16.4%	15.6%	15.4%
% of FP17s for the same patient ID Re-attending between 3 & 9 months - Children	213	479	44.5%	54.7%	61.2%	59.8%
% of FP17s for the same patient ID Re-attending between 3 & 9 months - Adults	629	1,812	34.7%	45.7%	54.5%	52.1%
% of FP17s for Band 1 Urgent Courses	290	1,711	16.9%	12.5%	9.1%	9.2%
% of FP17s Relating to Free Repair or Replacements	6	1,711	0.4%	0.9%	1.0%	0.7%
% of FP17s Relating to Continuations	0	1,711	0.0%	1.1%	1.0%	0.8%
% of Patients satisfied with the dentistry they have received	6	8	N/A	91.9%	94.2%	93.4%
% of Patients satisfied with the time they had to wait for an appointment	7	8	N/A	88.9%	88.4%	87.6%

* This is based on patients treated on this contract for their most recent course of treatment.

Figures in italics indicate the base number of FP17s or Patient Questionnaire responses are less than 100. N/A is shown where the base number of responses is less than 10 during the period. % is calculated as Quantity/Base number*100

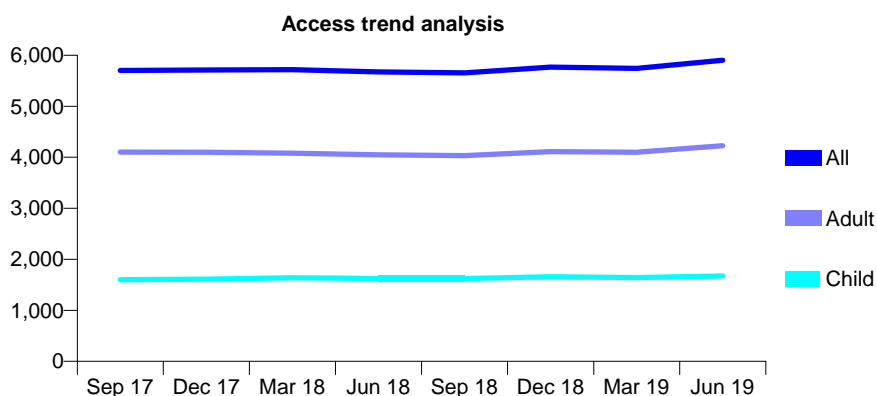
Q48 - Vital Signs At a Glance Contract Report for 124494/0001 - June 2019

Name or company name	J Powell & D Collins
Contract type name	GDS Contract
Purpose of contract	General
Contract start date	01/04/2010
Contract end date	

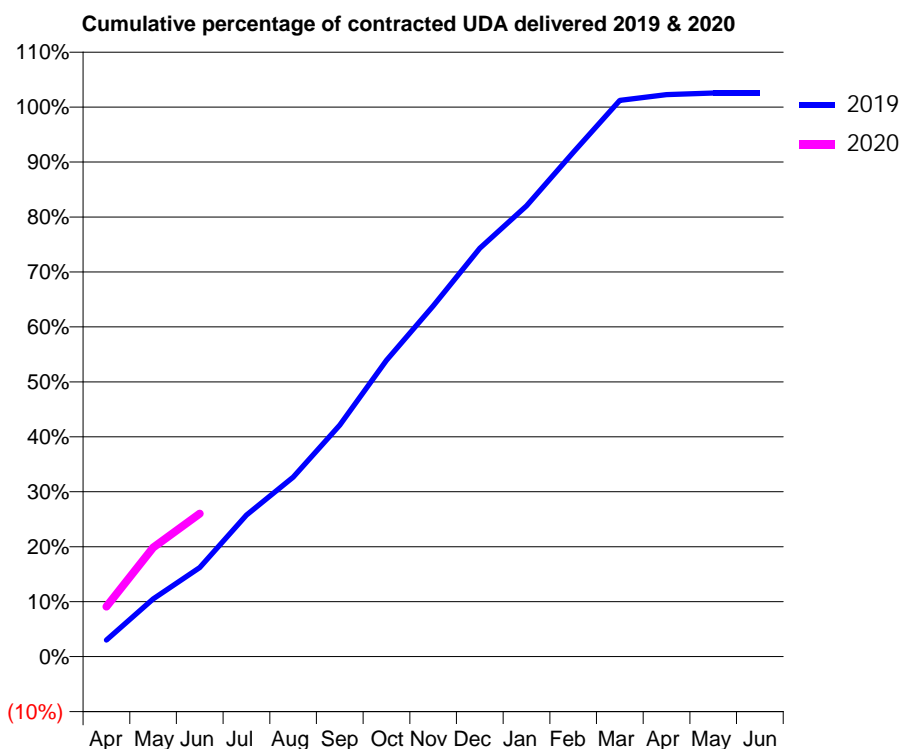
19/20 Contracted general activity (UDA)	15,654
Carry forward general activity (UDA)	0
19/20 Contracted orthodontic activity (UOA)	0
Carry forward orthodontic activity (UOA)	0
Baseline contract value	£513,029.99

ACCESS*

Patients seen in 24 months	Total	Change since previous quarter
Quarter ending June 2018	5,674	
Quarter ending September 2018	5,657	→
Quarter ending December 2018	5,768	→
Quarter ending March 2019	5,742	→
Quarter ending June 2019	5,903	↑
Variance since June 2018	4.0%	↑



ACTIVITY



Month	Adjusted Scheduled Activity (UDA)	
	2019	2020
April	471	1,426
May	1,642	3,106
June	2,539	4,073
July	4,034	
August	5,116	
September	6,594	
October	8,439	
November	9,988	
December	11,630	
January	12,841	
February	14,363	
March	15,842	
April	16,009	
May	16,051	
June	16,051	

QUALITY

	Quantity	Base Number	Contract	AT	Region	England
% of FP17s for the same patient ID Re-attending within 3 months - Children	38	619	6.1%	11.0%	12.1%	11.4%
% of FP17s for the same patient ID Re-attending within 3 months - Adults	201	1,393	14.4%	16.4%	15.6%	15.4%
% of FP17s for the same patient ID Re-attending between 3 & 9 months - Children	352	619	56.9%	54.7%	61.2%	59.8%
% of FP17s for the same patient ID Re-attending between 3 & 9 months - Adults	753	1,393	54.1%	45.7%	54.5%	52.1%
% of FP17s for Band 1 Urgent Courses	139	1,918	7.2%	12.5%	9.1%	9.2%
% of FP17s Relating to Free Repair or Replacements	21	1,918	1.1%	0.9%	1.0%	0.7%
% of FP17s Relating to Continuations	20	1,918	1.0%	1.1%	1.0%	0.8%
% of Patients satisfied with the dentistry they have received	6	7	N/A	91.9%	94.2%	93.4%
% of Patients satisfied with the time they had to wait for an appointment	5	7	N/A	88.9%	88.4%	87.6%

* This is based on patients treated on this contract for their most recent course of treatment. Figures in italics indicate the base number of FP17s or Patient Questionnaire responses are less than 100. N/A is shown where the base number of responses is less than 10 during the period. % is calculated as Quantity/Base number*100

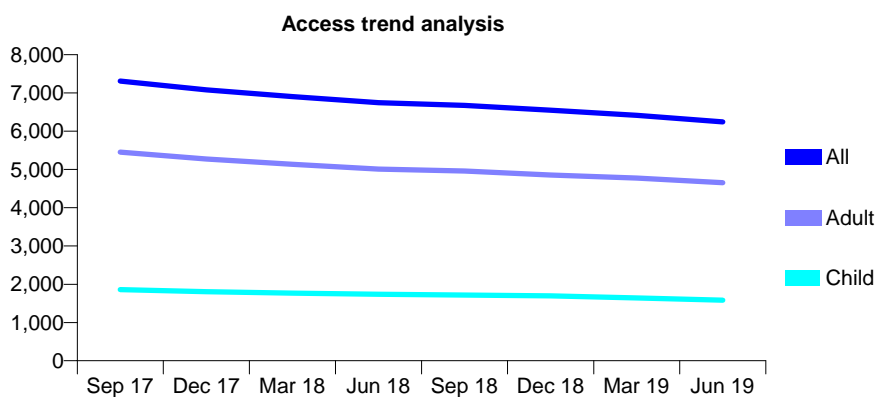
Q48 - Vital Signs At a Glance Contract Report for 124834/0001 - June 2019

Name or company name	Alverna House Dental Practice Ltd
Contract type name	Pilot Contract
Purpose of contract	General
Contract start date	01/04/2009
Contract end date	

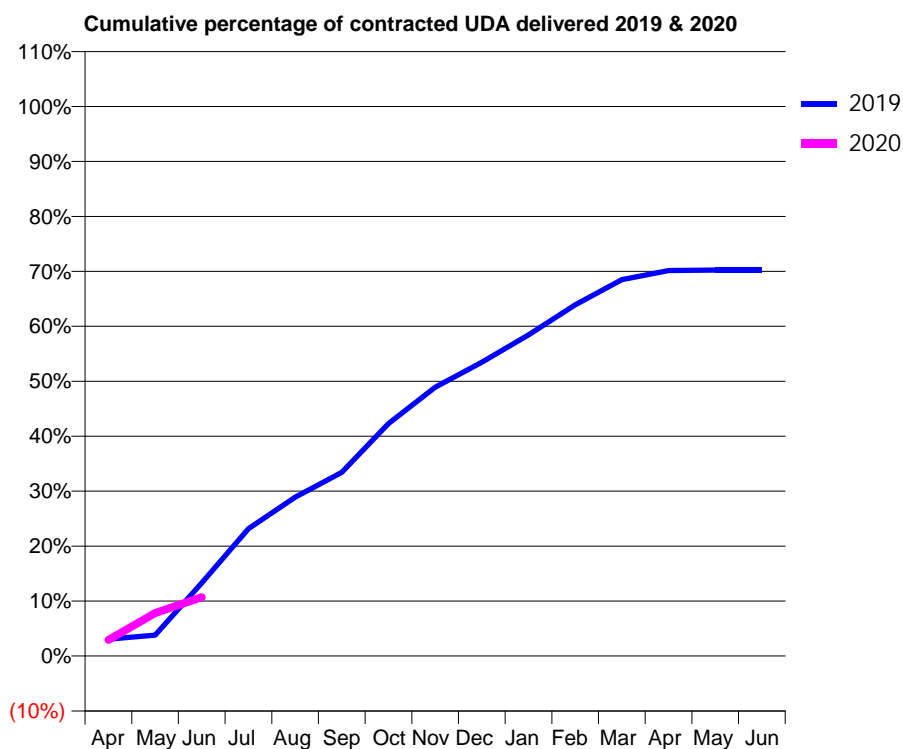
19/20 Contracted general activity (UDA)	21,000
Carry forward general activity (UDA)	0
19/20 Contracted orthodontic activity (UOA)	0
Carry forward orthodontic activity (UOA)	0
Baseline contract value	£613,740.45

ACCESS*

Patients seen in 24 months	Total	Change since previous quarter
Quarter ending June 2018	6,748	
Quarter ending September 2018	6,675	↓
Quarter ending December 2018	6,549	↓
Quarter ending March 2019	6,416	↓
Quarter ending June 2019	6,243	↓
Variance since June 2018	(7.5%)	↓



ACTIVITY



Month	Adjusted Scheduled Activity (UDA)	
	2019	2020
April	644	616
May	796	1,642
June	2,790	2,249
July	4,864	
August	6,071	
September	7,022	
October	8,883	
November	10,272	
December	11,225	
January	12,271	
February	13,420	
March	14,382	
April	14,728	
May	14,743	
June	14,744	

QUALITY

	Quantity	Base Number	Contract	AT	Region	England
% of FP17s for the same patient ID Re-attending within 3 months - Children	55	476	11.6%	11.0%	12.1%	11.4%
% of FP17s for the same patient ID Re-attending within 3 months - Adults	128	901	14.2%	16.4%	15.6%	15.4%
% of FP17s for the same patient ID Re-attending between 3 & 9 months - Children	270	476	56.7%	54.7%	61.2%	59.8%
% of FP17s for the same patient ID Re-attending between 3 & 9 months - Adults	309	901	34.3%	45.7%	54.5%	52.1%
% of FP17s for Band 1 Urgent Courses	183	1,145	16.0%	12.5%	9.1%	9.2%
% of FP17s Relating to Free Repair or Replacements	2	1,145	0.2%	0.9%	1.0%	0.7%
% of FP17s Relating to Continuations	0	1,145	0.0%	1.1%	1.0%	0.8%
% of Patients satisfied with the dentistry they have received	4	4	N/A	91.9%	94.2%	93.4%
% of Patients satisfied with the time they had to wait for an appointment	4	4	N/A	88.9%	88.4%	87.6%

* This is based on patients treated on this contract for their most recent course of treatment. Figures in italics indicate the base number of FP17s or Patient Questionnaire responses are less than 100. N/A is shown where the base number of responses is less than 10 during the period. % is calculated as Quantity/Base number*100

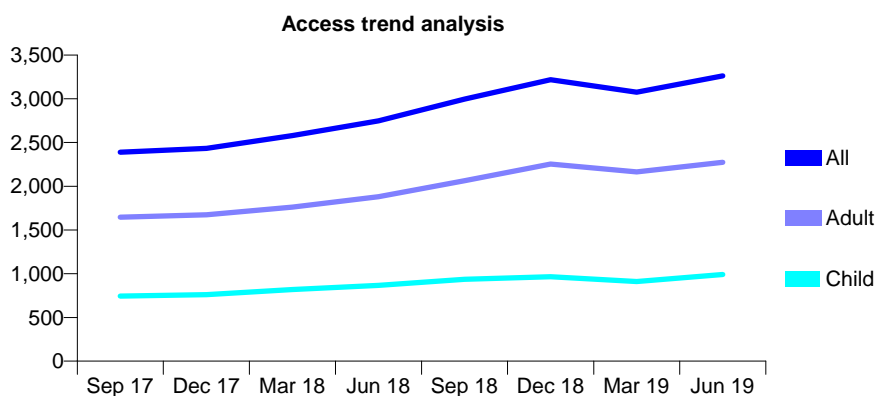
Q48 - Vital Signs At a Glance Contract Report for 125547/0001 - June 2019

Name or company name	Parr Dental Surgery Limited
Contract type name	GDS Contract
Purpose of contract	General
Contract start date	01/01/2012
Contract end date	

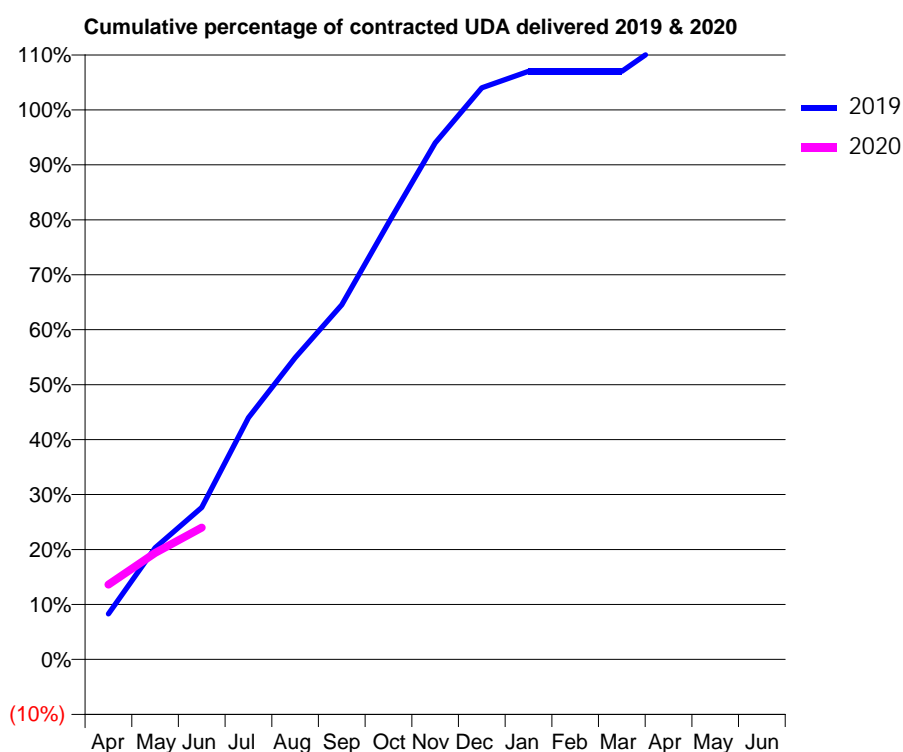
19/20 Contracted general activity (UDA)	8,000
Carry forward general activity (UDA)	0
19/20 Contracted orthodontic activity (UOA)	0
Carry forward orthodontic activity (UOA)	0
Baseline contract value	£212,609.58

ACCESS*

Patients seen in 24 months	Total	Change since previous quarter
Quarter ending June 2018	2,747	
Quarter ending September 2018	2,997	↑
Quarter ending December 2018	3,218	↑
Quarter ending March 2019	3,075	↓
Quarter ending June 2019	3,263	↑
Variance since June 2018	18.8%	↑



ACTIVITY



Month	Adjusted Scheduled Activity (UDA)	
	2019	2020
April	664	1,089
May	1,626	1,551
June	2,213	1,919
July	3,519	
August	4,391	
September	5,162	
October	6,356	
November	7,521	
December	8,320	
January	8,561	
February	8,561	
March	8,561	
April	9,035	
May	9,116	
June	9,116	

QUALITY

	Quantity	Base Number	Contract	AT	Region	England
% of FP17s for the same patient ID Re-attending within 3 months - Children	91	584	15.6%	11.0%	12.1%	11.4%
% of FP17s for the same patient ID Re-attending within 3 months - Adults	107	981	10.9%	16.4%	15.6%	15.4%
% of FP17s for the same patient ID Re-attending between 3 & 9 months - Children	298	584	51.0%	54.7%	61.2%	59.8%
% of FP17s for the same patient ID Re-attending between 3 & 9 months - Adults	555	981	56.6%	45.7%	54.5%	52.1%
% of FP17s for Band 1 Urgent Courses	97	1,000	9.7%	12.5%	9.1%	9.2%
% of FP17s Relating to Free Repair or Replacements	18	1,000	1.8%	0.9%	1.0%	0.7%
% of FP17s Relating to Continuations	1	1,000	0.1%	1.1%	1.0%	0.8%
% of Patients satisfied with the dentistry they have received	0	0	N/A	91.9%	94.2%	93.4%
% of Patients satisfied with the time they had to wait for an appointment	0	0	N/A	88.9%	88.4%	87.6%

* This is based on patients treated on this contract for their most recent course of treatment. Figures in italics indicate the base number of FP17s or Patient Questionnaire responses are less than 100. N/A is shown where the base number of responses is less than 10 during the period. % is calculated as Quantity/Base number*100

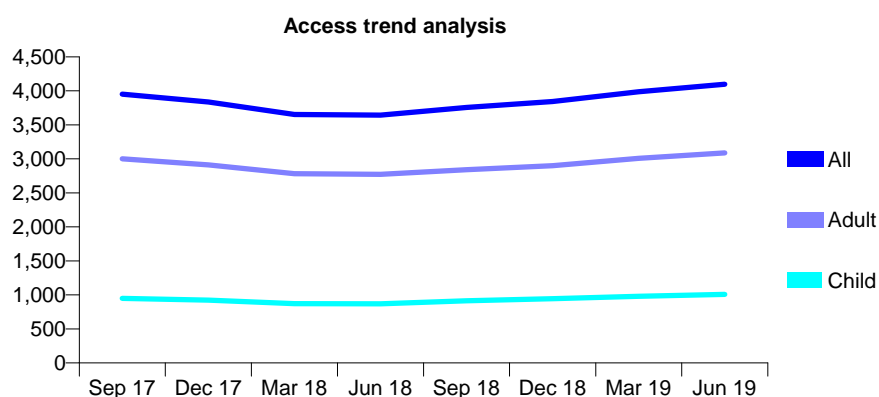
Q48 - Vital Signs At a Glance Contract Report for 126942/0001 - June 2019

Name or company name	Windle House Dental Practice
Contract type name	GDS Contract
Purpose of contract	General
Contract start date	21/03/2013
Contract end date	

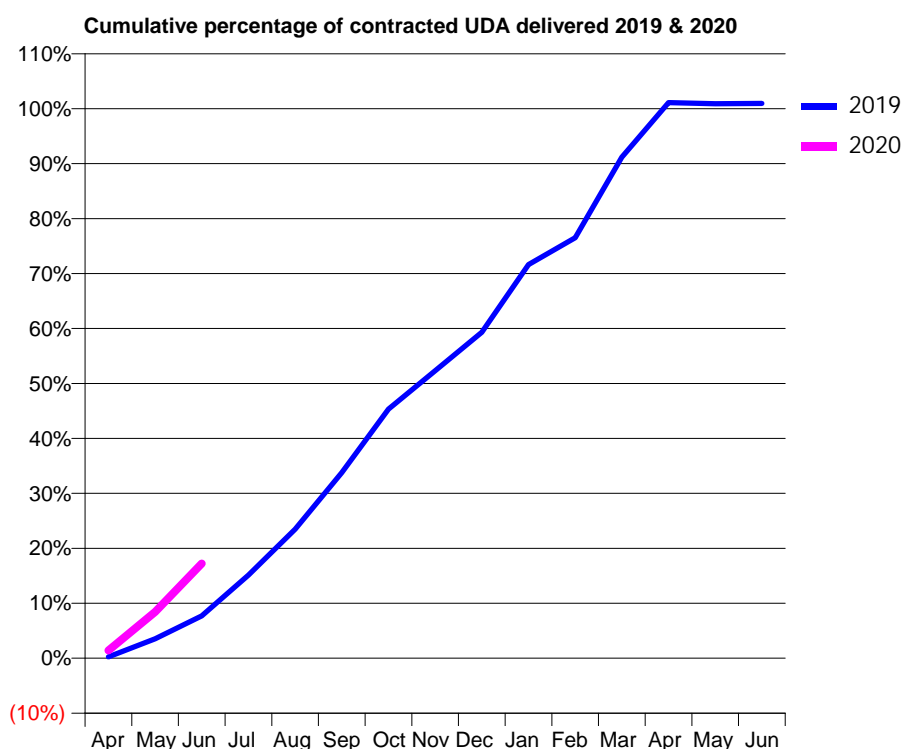
19/20 Contracted general activity (UDA)	15,000
Carry forward general activity (UDA)	0
19/20 Contracted orthodontic activity (UOA)	0
Carry forward orthodontic activity (UOA)	0
Baseline contract value	£418,455.63

ACCESS*

Patients seen in 24 months	Total	Change since previous quarter
Quarter ending June 2018	3,644	
Quarter ending September 2018	3,756	↑
Quarter ending December 2018	3,845	↑
Quarter ending March 2019	3,987	↑
Quarter ending June 2019	4,097	↑
Variance since June 2018	12.4%	↑



ACTIVITY



Month	2019	2020
April	37	213
May	528	1,266
June	1,157	2,588
July	2,269	
August	3,525	
September	5,067	
October	6,797	
November	7,848	
December	8,898	
January	10,743	
February	11,480	
March	13,675	
April	15,167	
May	15,133	
June	15,145	

QUALITY

	Quantity	Base Number	Contract	AT	Region	England
% of FP17s for the same patient ID Re-attending within 3 months - Children	7	471	1.5%	11.0%	12.1%	11.4%
% of FP17s for the same patient ID Re-attending within 3 months - Adults	44	1,149	3.8%	16.4%	15.6%	15.4%
% of FP17s for the same patient ID Re-attending between 3 & 9 months - Children	319	471	67.7%	54.7%	61.2%	59.8%
% of FP17s for the same patient ID Re-attending between 3 & 9 months - Adults	709	1,149	61.7%	45.7%	54.5%	52.1%
% of FP17s for Band 1 Urgent Courses	38	1,101	3.5%	12.5%	9.1%	9.2%
% of FP17s Relating to Free Repair or Replacements	9	1,101	0.8%	0.9%	1.0%	0.7%
% of FP17s Relating to Continuations	0	1,101	0.0%	1.1%	1.0%	0.8%
% of Patients satisfied with the dentistry they have received	10	11	90.9%	91.9%	94.2%	93.4%
% of Patients satisfied with the time they had to wait for an appointment	10	11	90.9%	88.9%	88.4%	87.6%

* This is based on patients treated on this contract for their most recent course of treatment.

Figures in italics indicate the base number of FP17s or Patient Questionnaire responses are less than 100. N/A is shown where the base number of responses is less than 10 during the period. % is calculated as Quantity/Base number*100

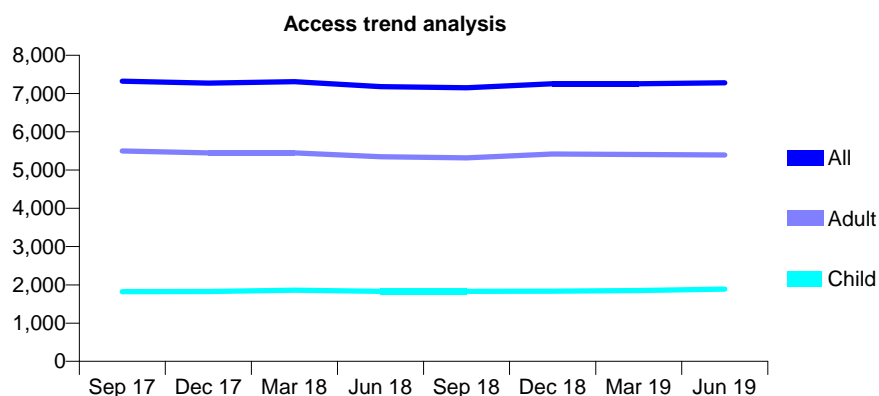
Q48 - Vital Signs At a Glance Contract Report for 127450/0001 - June 2019

Name or company name	The Kirkby Family Dental Centre
Contract type name	GDS Contract
Purpose of contract	General
Contract start date	01/04/2006
Contract end date	

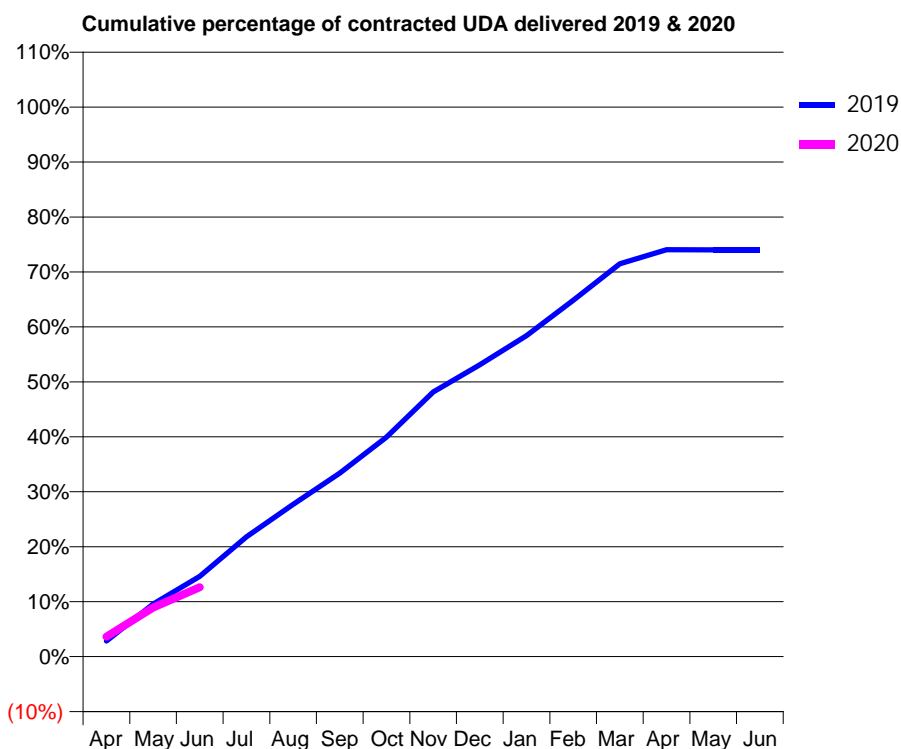
19/20 Contracted general activity (UDA)	31,738
Carry forward general activity (UDA)	0
19/20 Contracted orthodontic activity (UOA)	0
Carry forward orthodontic activity (UOA)	0
Baseline contract value	£842,209.07

ACCESS*

Patients seen in 24 months	Total	Change since previous quarter
Quarter ending June 2018	7,179	
Quarter ending September 2018	7,150	→
Quarter ending December 2018	7,255	→
Quarter ending March 2019	7,255	→
Quarter ending June 2019	7,281	→
Variance since June 2018	1.4%	→



ACTIVITY



Month	Adjusted Scheduled Activity (UDA)	
	2019	2020
April	903	1,152
May	3,038	2,831
June	4,636	4,006
July	6,922	
August	8,792	
September	10,595	
October	12,679	
November	15,283	
December	16,852	
January	18,537	
February	20,572	
March	22,684	
April	23,500	
May	23,483	
June	23,491	

QUALITY

	Quantity	Base Number	Contract	AT	Region	England
% of FP17s for the same patient ID Re-attending within 3 months - Children	49	520	9.4%	11.0%	12.1%	11.4%
% of FP17s for the same patient ID Re-attending within 3 months - Adults	186	1,308	14.2%	16.4%	15.6%	15.4%
% of FP17s for the same patient ID Re-attending between 3 & 9 months - Children	231	520	44.4%	54.7%	61.2%	59.8%
% of FP17s for the same patient ID Re-attending between 3 & 9 months - Adults	607	1,308	46.4%	45.7%	54.5%	52.1%
% of FP17s for Band 1 Urgent Courses	153	1,524	10.0%	12.5%	9.1%	9.2%
% of FP17s Relating to Free Repair or Replacements	4	1,524	0.3%	0.9%	1.0%	0.7%
% of FP17s Relating to Continuations	2	1,524	0.1%	1.1%	1.0%	0.8%
% of Patients satisfied with the dentistry they have received	3	3	N/A	91.9%	94.2%	93.4%
% of Patients satisfied with the time they had to wait for an appointment	2	3	N/A	88.9%	88.4%	87.6%

* This is based on patients treated on this contract for their most recent course of treatment. Figures in italics indicate the base number of FP17s or Patient Questionnaire responses are less than 100. N/A is shown where the base number of responses is less than 10 during the period. % is calculated as Quantity/Base number*100

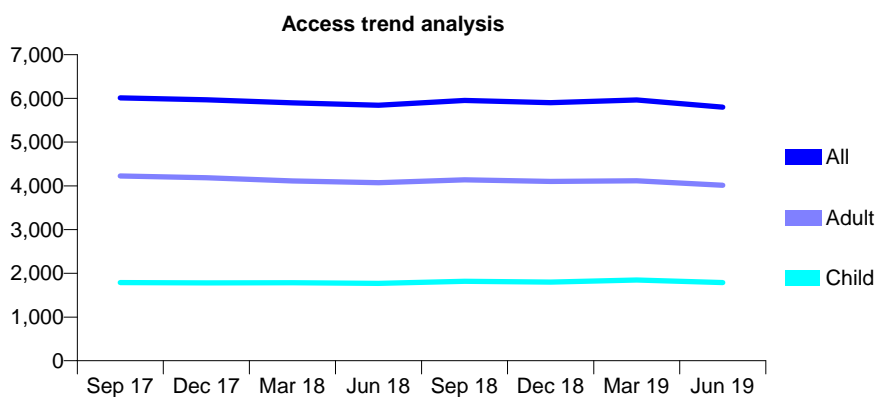
Q48 - Vital Signs At a Glance Contract Report for 128058/0001 - June 2019

Name or company name	The Towerhill Family Dental Centre
Contract type name	GDS Contract
Purpose of contract	General
Contract start date	01/04/2006
Contract end date	

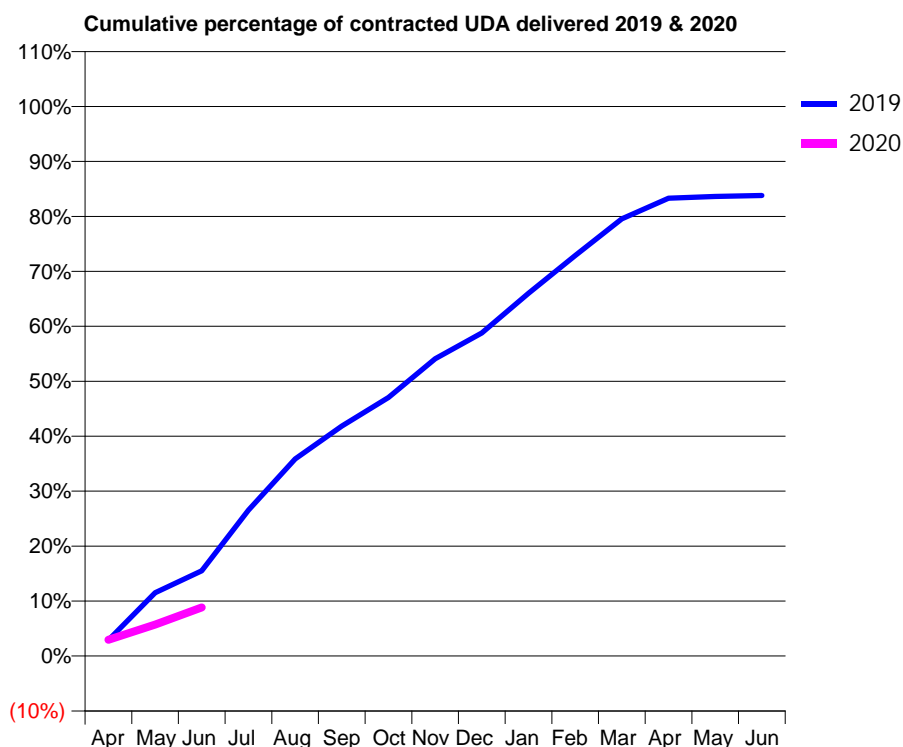
19/20 Contracted general activity (UDA)	21,158
Carry forward general activity (UDA)	0
19/20 Contracted orthodontic activity (UOA)	0
Carry forward orthodontic activity (UOA)	0
Baseline contract value	£561,472.72

ACCESS*

Patients seen in 24 months	Total	Change since previous quarter
Quarter ending June 2018	5,841	
Quarter ending September 2018	5,953	→
Quarter ending December 2018	5,901	→
Quarter ending March 2019	5,963	→
Quarter ending June 2019	5,801	↓
Variance since June 2018	(0.7%)	→



ACTIVITY



Month	Adjusted Scheduled Activity (UDA)	
	2019	2020
April	615	624
May	2,437	1,207
June	3,286	1,874
July	5,614	
August	7,593	
September	8,848	
October	9,951	
November	11,445	
December	12,436	
January	13,964	
February	15,423	
March	16,830	
April	17,623	
May	17,695	
June	17,731	

QUALITY

	Quantity	Base Number	Contract	AT	Region	England
% of FP17s for the same patient ID Re-attending within 3 months - Children	29	312	9.3%	11.0%	12.1%	11.4%
% of FP17s for the same patient ID Re-attending within 3 months - Adults	77	680	11.3%	16.4%	15.6%	15.4%
% of FP17s for the same patient ID Re-attending between 3 & 9 months - Children	141	312	45.2%	54.7%	61.2%	59.8%
% of FP17s for the same patient ID Re-attending between 3 & 9 months - Adults	291	680	42.8%	45.7%	54.5%	52.1%
% of FP17s for Band 1 Urgent Courses	66	628	10.5%	12.5%	9.1%	9.2%
% of FP17s Relating to Free Repair or Replacements	3	628	0.5%	0.9%	1.0%	0.7%
% of FP17s Relating to Continuations	3	628	0.5%	1.1%	1.0%	0.8%
% of Patients satisfied with the dentistry they have received	4	4	N/A	91.9%	94.2%	93.4%
% of Patients satisfied with the time they had to wait for an appointment	3	4	N/A	88.9%	88.4%	87.6%

* This is based on patients treated on this contract for their most recent course of treatment. Figures in italics indicate the base number of FP17s or Patient Questionnaire responses are less than 100. N/A is shown where the base number of responses is less than 10 during the period. % is calculated as Quantity/Base number*100

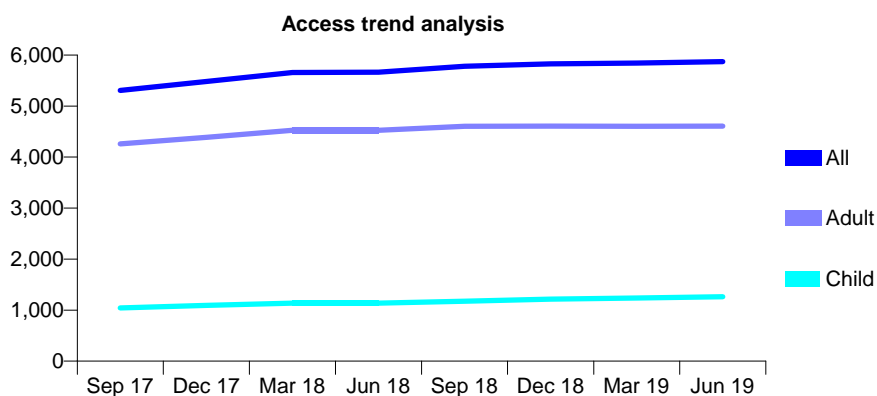
Q48 - Vital Signs At a Glance Contract Report for 131571/0001 - June 2019

Name or company name	Northway Dental Limited
Contract type name	GDS Contract
Purpose of contract	General
Contract start date	01/05/2014
Contract end date	

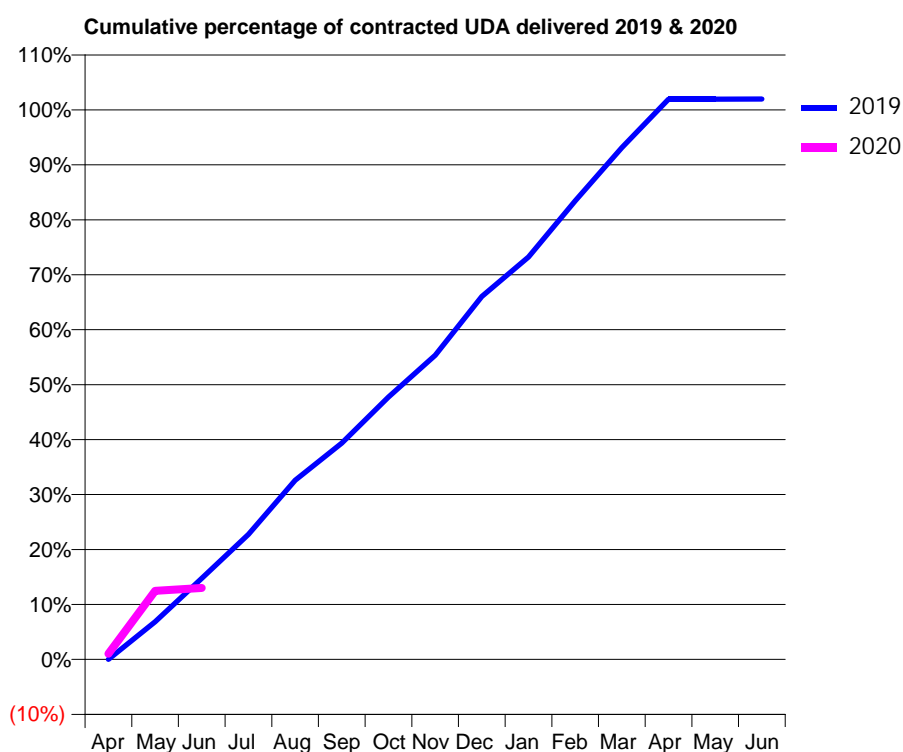
19/20 Contracted general activity (UDA)	13,869
Carry forward general activity (UDA)	0
19/20 Contracted orthodontic activity (UOA)	0
Carry forward orthodontic activity (UOA)	0
Baseline contract value	£433,204.34

ACCESS*

Patients seen in 24 months	Total	Change since previous quarter
Quarter ending June 2018	5,664	
Quarter ending September 2018	5,782	↑
Quarter ending December 2018	5,826	→
Quarter ending March 2019	5,841	→
Quarter ending June 2019	5,871	→
Variance since June 2018	3.7%	↑



ACTIVITY



Month	Adjusted Scheduled Activity (UDA)	
	2019	2020
April	0	143
May	951	1,730
June	2,044	1,802
July	3,158	
August	4,522	
September	5,460	
October	6,622	
November	7,676	
December	9,159	
January	10,157	
February	11,573	
March	12,914	
April	14,137	
May	14,137	
June	14,140	

QUALITY

	Quantity	Base Number	Contract	AT	Region	England
% of FP17s for the same patient ID Re-attending within 3 months - Children	20	397	5.0%	11.0%	12.1%	11.4%
% of FP17s for the same patient ID Re-attending within 3 months - Adults	145	1,128	12.9%	16.4%	15.6%	15.4%
% of FP17s for the same patient ID Re-attending between 3 & 9 months - Children	197	397	49.6%	54.7%	61.2%	59.8%
% of FP17s for the same patient ID Re-attending between 3 & 9 months - Adults	388	1,128	34.4%	45.7%	54.5%	52.1%
% of FP17s for Band 1 Urgent Courses	73	716	10.2%	12.5%	9.1%	9.2%
% of FP17s Relating to Free Repair or Replacements	16	716	2.2%	0.9%	1.0%	0.7%
% of FP17s Relating to Continuations	15	716	2.1%	1.1%	1.0%	0.8%
% of Patients satisfied with the dentistry they have received	4	5	N/A	91.9%	94.2%	93.4%
% of Patients satisfied with the time they had to wait for an appointment	4	5	N/A	88.9%	88.4%	87.6%

* This is based on patients treated on this contract for their most recent course of treatment. Figures in italics indicate the base number of FP17s or Patient Questionnaire responses are less than 100. N/A is shown where the base number of responses is less than 10 during the period. % is calculated as Quantity/Base number*100

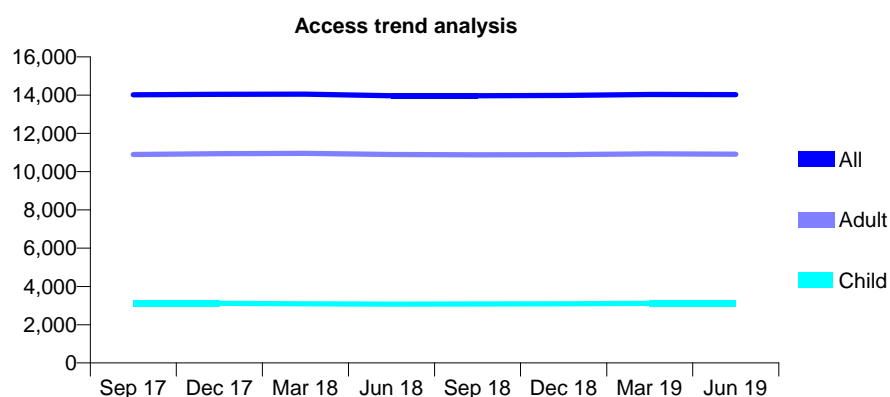
Q48 - Vital Signs At a Glance Contract Report for 131938/0001 - June 2019

Name or company name	Newtown (no 1) Ltd
Contract type name	GDS Contract
Purpose of contract	General
Contract start date	01/04/2009
Contract end date	

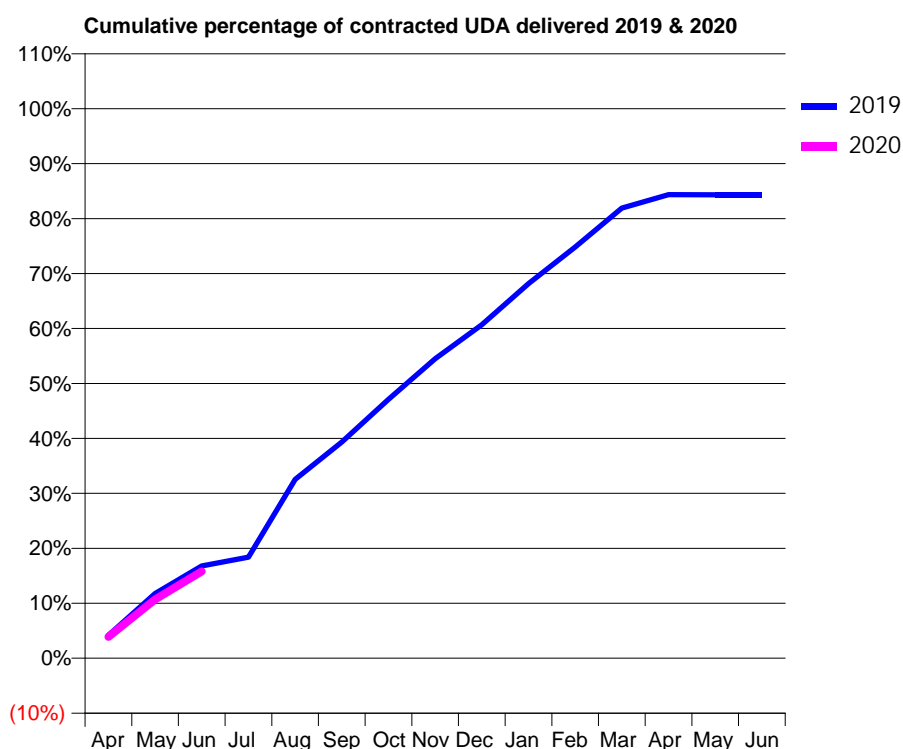
19/20 Contracted general activity (UDA)	49,700
Carry forward general activity (UDA)	0
19/20 Contracted orthodontic activity (UOA)	0
Carry forward orthodontic activity (UOA)	0
Baseline contract value	£1,273,931.29

ACCESS*

Patients seen in 24 months	Total	Change since previous quarter
Quarter ending June 2018	13,965	
Quarter ending September 2018	13,965	→
Quarter ending December 2018	13,981	→
Quarter ending March 2019	14,038	→
Quarter ending June 2019	14,026	→
Variance since June 2018	0.4%	→



ACTIVITY



Month	2019	2020
April	2,086	1,933
May	5,851	5,323
June	8,346	7,855
July	9,154	
August	16,178	
September	19,546	
October	23,414	
November	27,091	
December	30,155	
January	33,873	
February	37,192	
March	40,708	
April	41,912	
May	41,903	
June	41,902	

QUALITY

	Quantity	Base Number	Contract	AT	Region	England
% of FP17s for the same patient ID Re-attending within 3 months - Children	86	1,377	6.2%	11.0%	12.1%	11.4%
% of FP17s for the same patient ID Re-attending within 3 months - Adults	400	3,464	11.5%	16.4%	15.6%	15.4%
% of FP17s for the same patient ID Re-attending between 3 & 9 months - Children	1,021	1,377	74.1%	54.7%	61.2%	59.8%
% of FP17s for the same patient ID Re-attending between 3 & 9 months - Adults	2,171	3,464	62.7%	45.7%	54.5%	52.1%
% of FP17s for Band 1 Urgent Courses	220	4,190	5.3%	12.5%	9.1%	9.2%
% of FP17s Relating to Free Repair or Replacements	60	4,190	1.4%	0.9%	1.0%	0.7%
% of FP17s Relating to Continuations	33	4,190	0.8%	1.1%	1.0%	0.8%
% of Patients satisfied with the dentistry they have received	11	14	78.6%	91.9%	94.2%	93.4%
% of Patients satisfied with the time they had to wait for an appointment	13	14	92.9%	88.9%	88.4%	87.6%

* This is based on patients treated on this contract for their most recent course of treatment.

Figures in italics indicate the base number of FP17s or Patient Questionnaire responses are less than 100. N/A is shown where the base number of responses is less than 10 during the period. % is calculated as Quantity/Base number*100

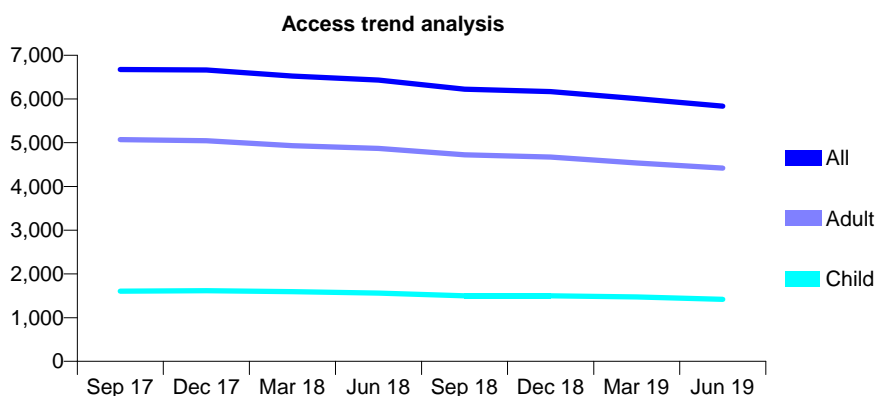
Q48 - Vital Signs At a Glance Contract Report for 136395/0001 - June 2019

Name or company name	IDH 437 Ltd
Contract type name	GDS Contract
Purpose of contract	General
Contract start date	01/05/2010
Contract end date	

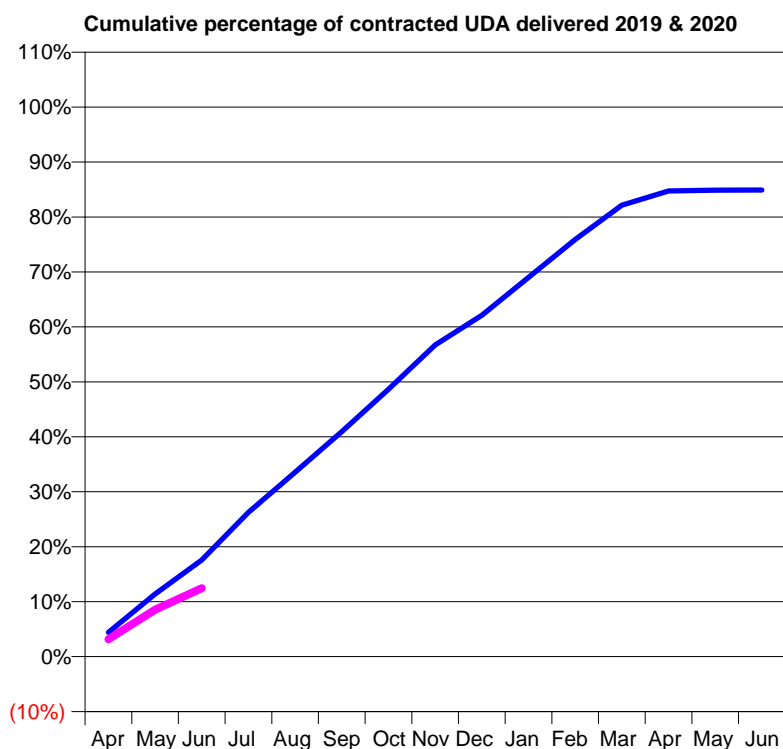
19/20 Contracted general activity (UDA)	22,500
Carry forward general activity (UDA)	0
19/20 Contracted orthodontic activity (UOA)	0
Carry forward orthodontic activity (UOA)	0
Baseline contract value	£533,068.27

ACCESS*

Patients seen in 24 months	Total	Change since previous quarter
Quarter ending June 2018	6,431	
Quarter ending September 2018	6,223	↓
Quarter ending December 2018	6,168	→
Quarter ending March 2019	6,008	↓
Quarter ending June 2019	5,835	↓
Variance since June 2018	(9.3%)	↓



ACTIVITY



Month	Adjusted Scheduled Activity (UDA)	
	2019	2020
April	989	714
May	2,571	1,927
June	3,957	2,805
July	5,908	
August	7,556	
September	9,207	
October	10,947	
November	12,764	
December	13,975	
January	15,524	
February	17,074	
March	18,481	
April	19,065	
May	19,099	
June	19,100	

QUALITY

	Quantity	Base Number	Contract	AT	Region	England
% of FP17s for the same patient ID Re-attending within 3 months - Children	27	317	8.5%	11.0%	12.1%	11.4%
% of FP17s for the same patient ID Re-attending within 3 months - Adults	99	903	11.0%	16.4%	15.6%	15.4%
% of FP17s for the same patient ID Re-attending between 3 & 9 months - Children	148	317	46.7%	54.7%	61.2%	59.8%
% of FP17s for the same patient ID Re-attending between 3 & 9 months - Adults	340	903	37.7%	45.7%	54.5%	52.1%
% of FP17s for Band 1 Urgent Courses	102	1,025	10.0%	12.5%	9.1%	9.2%
% of FP17s Relating to Free Repair or Replacements	9	1,025	0.9%	0.9%	1.0%	0.7%
% of FP17s Relating to Continuations	13	1,025	1.3%	1.1%	1.0%	0.8%
% of Patients satisfied with the dentistry they have received	1	1	N/A	91.9%	94.2%	93.4%
% of Patients satisfied with the time they had to wait for an appointment	1	1	N/A	88.9%	88.4%	87.6%

* This is based on patients treated on this contract for their most recent course of treatment. Figures in italics indicate the base number of FP17s or Patient Questionnaire responses are less than 100. N/A is shown where the base number of responses is less than 10 during the period. % is calculated as Quantity/Base number*100

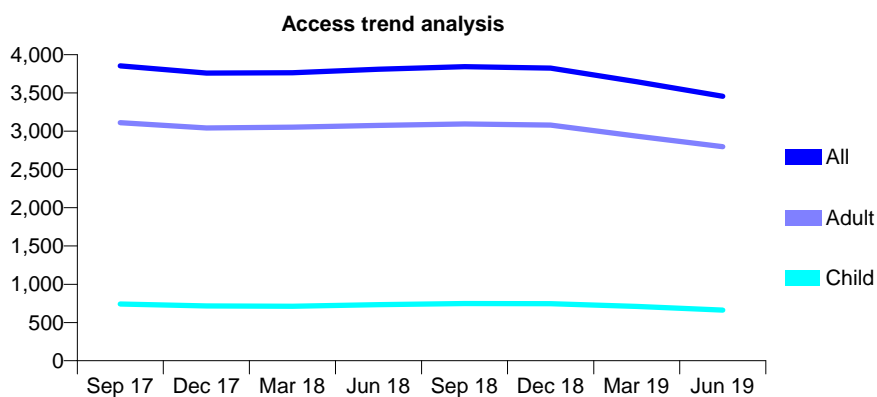
Q48 - Vital Signs At a Glance Contract Report for 136786/0001 - June 2019

Name or company name	Low House Dental Care
Contract type name	GDS Contract
Purpose of contract	General
Contract start date	01/04/2011
Contract end date	

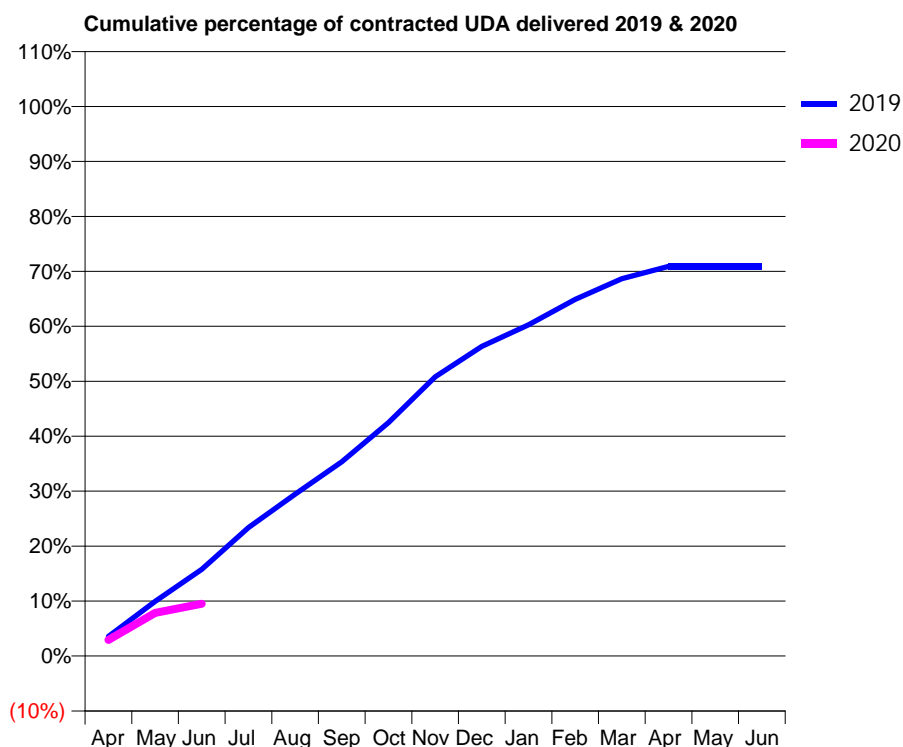
19/20 Contracted general activity (UDA)	17,000
Carry forward general activity (UDA)	0
19/20 Contracted orthodontic activity (UOA)	0
Carry forward orthodontic activity (UOA)	0
Baseline contract value	£435,043.97

ACCESS*

Patients seen in 24 months	Total	Change since previous quarter
Quarter ending June 2018	3,809	
Quarter ending September 2018	3,842	→
Quarter ending December 2018	3,825	→
Quarter ending March 2019	3,647	↓
Quarter ending June 2019	3,457	↓
Variance since June 2018	(9.2%)	↓



ACTIVITY



Month	Adjusted Scheduled Activity (UDA)	
	2019	2020
April	607	496
May	1,688	1,333
June	2,683	1,619
July	3,973	
August	5,010	
September	6,009	
October	7,222	
November	8,638	
December	9,577	
January	10,245	
February	11,032	
March	11,673	
April	12,052	
May	12,052	
June	12,052	

QUALITY

	Quantity	Base Number	Contract	AT	Region	England
% of FP17s for the same patient ID Re-attending within 3 months - Children	14	197	7.1%	11.0%	12.1%	11.4%
% of FP17s for the same patient ID Re-attending within 3 months - Adults	83	743	11.2%	16.4%	15.6%	15.4%
% of FP17s for the same patient ID Re-attending between 3 & 9 months - Children	127	197	64.5%	54.7%	61.2%	59.8%
% of FP17s for the same patient ID Re-attending between 3 & 9 months - Adults	466	743	62.7%	45.7%	54.5%	52.1%
% of FP17s for Band 1 Urgent Courses	37	780	4.7%	12.5%	9.1%	9.2%
% of FP17s Relating to Free Repair or Replacements	6	780	0.8%	0.9%	1.0%	0.7%
% of FP17s Relating to Continuations	5	780	0.6%	1.1%	1.0%	0.8%
% of Patients satisfied with the dentistry they have received	8	8	N/A	91.9%	94.2%	93.4%
% of Patients satisfied with the time they had to wait for an appointment	7	8	N/A	88.9%	88.4%	87.6%

* This is based on patients treated on this contract for their most recent course of treatment. Figures in italics indicate the base number of FP17s or Patient Questionnaire responses are less than 100. N/A is shown where the base number of responses is less than 10 during the period. % is calculated as Quantity/Base number*100

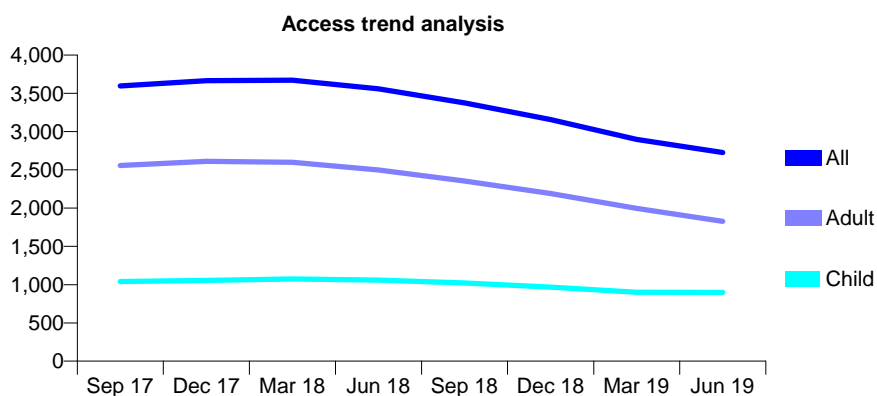
Q48 - Vital Signs At a Glance Contract Report for 137847/0001 - June 2019

Name or company name	North Huyton Dental Practice
Contract type name	GDS Contract
Purpose of contract	General
Contract start date	01/03/2013
Contract end date	

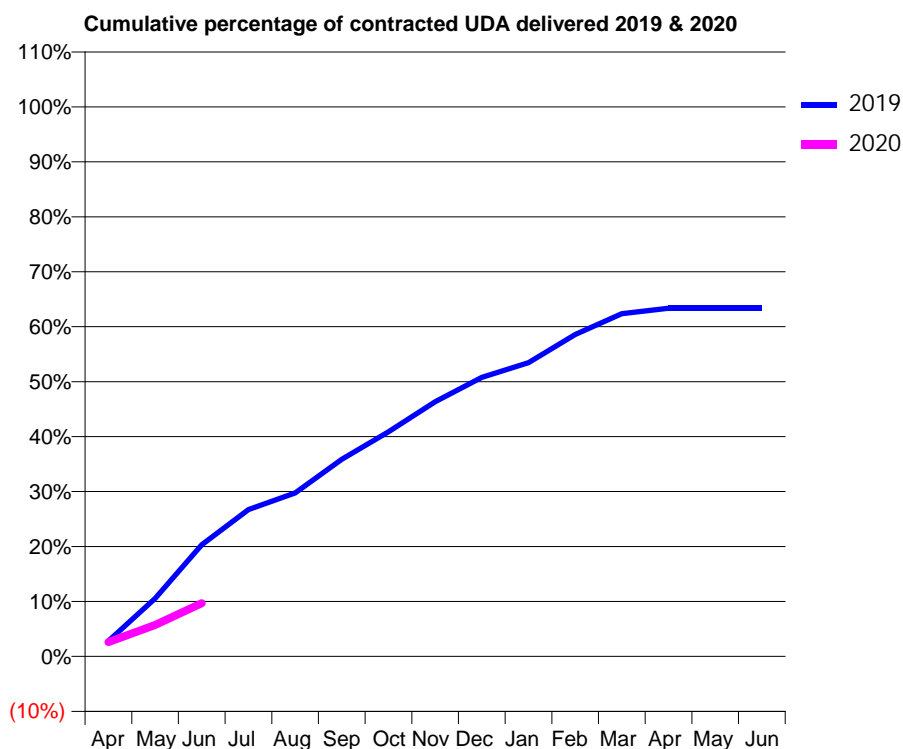
19/20 Contracted general activity (UDA)	9,750
Carry forward general activity (UDA)	0
19/20 Contracted orthodontic activity (UOA)	0
Carry forward orthodontic activity (UOA)	0
Baseline contract value	£257,973.15

ACCESS*

Patients seen in 24 months	Total	Change since previous quarter
Quarter ending June 2018	3,558	
Quarter ending September 2018	3,376	↓
Quarter ending December 2018	3,157	↓
Quarter ending March 2019	2,898	↓
Quarter ending June 2019	2,726	↓
Variance since June 2018	(23.4%)	↓



ACTIVITY



Month	2019	2020
April	275	255
May	1,031	561
June	1,983	944
July	2,605	
August	2,899	
September	3,498	
October	3,986	
November	4,518	
December	4,952	
January	5,210	
February	5,713	
March	6,082	
April	6,176	
May	6,176	
June	6,176	

QUALITY

	Quantity	Base Number	Contract	AT	Region	England
% of FP17s for the same patient ID Re-attending within 3 months - Children	11	158	7.0%	11.0%	12.1%	11.4%
% of FP17s for the same patient ID Re-attending within 3 months - Adults	26	210	12.4%	16.4%	15.6%	15.4%
% of FP17s for the same patient ID Re-attending between 3 & 9 months - Children	36	158	22.8%	54.7%	61.2%	59.8%
% of FP17s for the same patient ID Re-attending between 3 & 9 months - Adults	63	210	30.0%	45.7%	54.5%	52.1%
% of FP17s for Band 1 Urgent Courses	27	330	8.2%	12.5%	9.1%	9.2%
% of FP17s Relating to Free Repair or Replacements	0	330	0.0%	0.9%	1.0%	0.7%
% of FP17s Relating to Continuations	0	330	0.0%	1.1%	1.0%	0.8%
% of Patients satisfied with the dentistry they have received	0	0	N/A	91.9%	94.2%	93.4%
% of Patients satisfied with the time they had to wait for an appointment	0	0	N/A	88.9%	88.4%	87.6%

* This is based on patients treated on this contract for their most recent course of treatment. Figures in italics indicate the base number of FP17s or Patient Questionnaire responses are less than 100. N/A is shown where the base number of responses is less than 10 during the period. % is calculated as Quantity/Base number*100

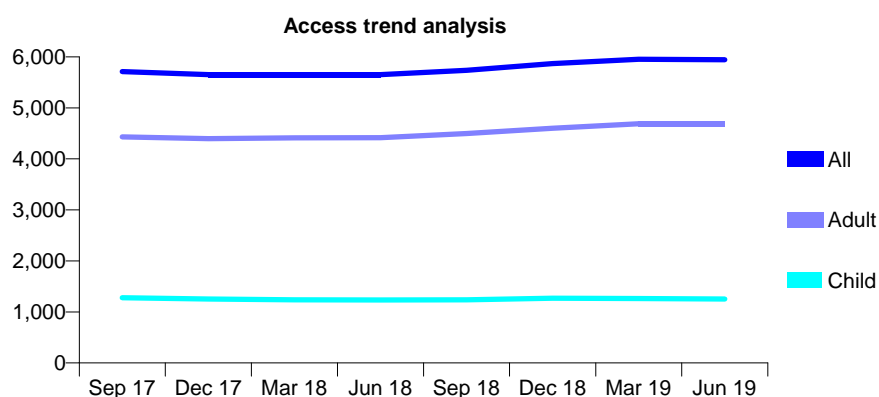
Q48 - Vital Signs At a Glance Contract Report for 138568/0001 - June 2019

Name or company name	Farnworth Dental
Contract type name	GDS Contract
Purpose of contract	General
Contract start date	01/05/2014
Contract end date	

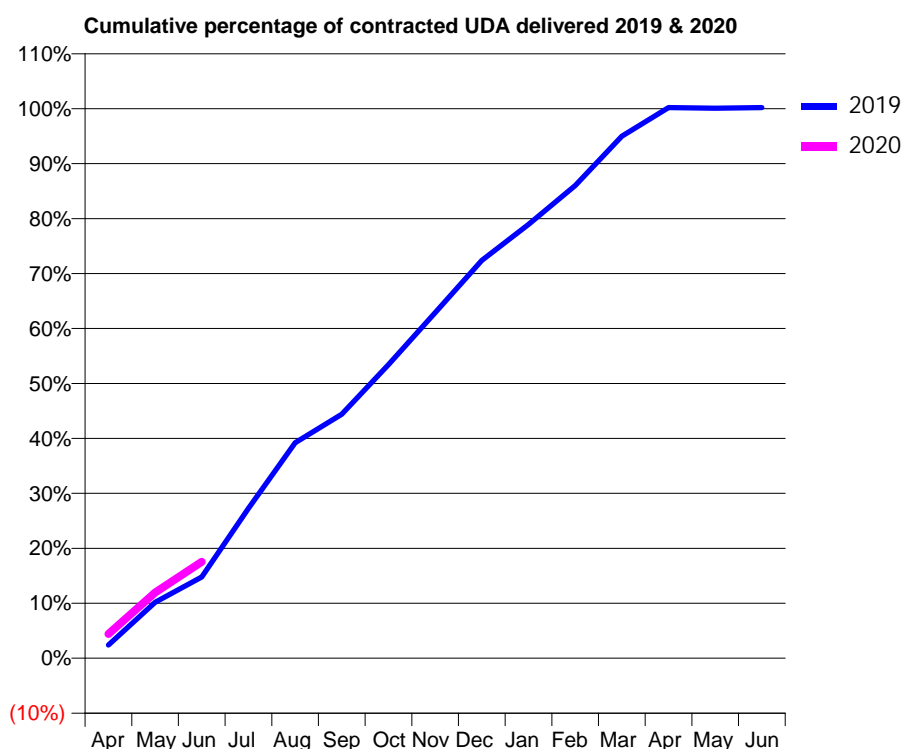
19/20 Contracted general activity (UDA)	17,598
Carry forward general activity (UDA)	0
19/20 Contracted orthodontic activity (UOA)	0
Carry forward orthodontic activity (UOA)	0
Baseline contract value	£527,463.91

ACCESS*

Patients seen in 24 months	Total	Change since previous quarter
Quarter ending June 2018	5,650	
Quarter ending September 2018	5,737	→
Quarter ending December 2018	5,868	↑
Quarter ending March 2019	5,951	→
Quarter ending June 2019	5,943	→
Variance since June 2018	5.2%	↑



ACTIVITY



Month	2019	2020
April	424	780
May	1,792	2,104
June	2,603	3,088
July	4,797	
August	6,901	
September	7,813	
October	9,401	
November	11,066	
December	12,736	
January	13,888	
February	15,135	
March	16,713	
April	17,631	
May	17,615	
June	17,629	

QUALITY

	Quantity	Base Number	Contract	AT	Region	England
% of FP17s for the same patient ID Re-attending within 3 months - Children	46	488	9.4%	11.0%	12.1%	11.4%
% of FP17s for the same patient ID Re-attending within 3 months - Adults	167	1,582	10.6%	16.4%	15.6%	15.4%
% of FP17s for the same patient ID Re-attending between 3 & 9 months - Children	310	488	63.5%	54.7%	61.2%	59.8%
% of FP17s for the same patient ID Re-attending between 3 & 9 months - Adults	1,006	1,582	63.6%	45.7%	54.5%	52.1%
% of FP17s for Band 1 Urgent Courses	80	1,669	4.8%	12.5%	9.1%	9.2%
% of FP17s Relating to Free Repair or Replacements	13	1,669	0.8%	0.9%	1.0%	0.7%
% of FP17s Relating to Continuations	4	1,669	0.2%	1.1%	1.0%	0.8%
% of Patients satisfied with the dentistry they have received	10	12	83.3%	91.9%	94.2%	93.4%
% of Patients satisfied with the time they had to wait for an appointment	10	12	83.3%	88.9%	88.4%	87.6%

* This is based on patients treated on this contract for their most recent course of treatment.

Figures in italics indicate the base number of FP17s or Patient Questionnaire responses are less than 100. N/A is shown where the base number of responses is less than 10 during the period. % is calculated as Quantity/Base number*100

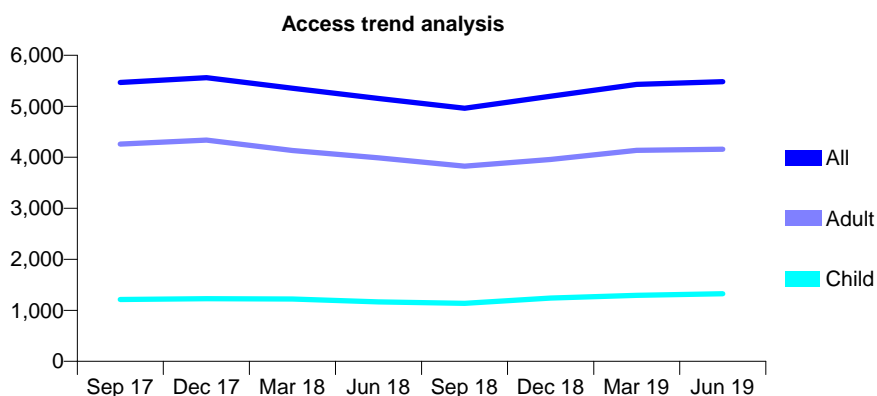
Q48 - Vital Signs At a Glance Contract Report for 139394/0001 - June 2019

Name or company name	Garston Dental Surgery
Contract type name	GDS Contract
Purpose of contract	General
Contract start date	02/07/2012
Contract end date	

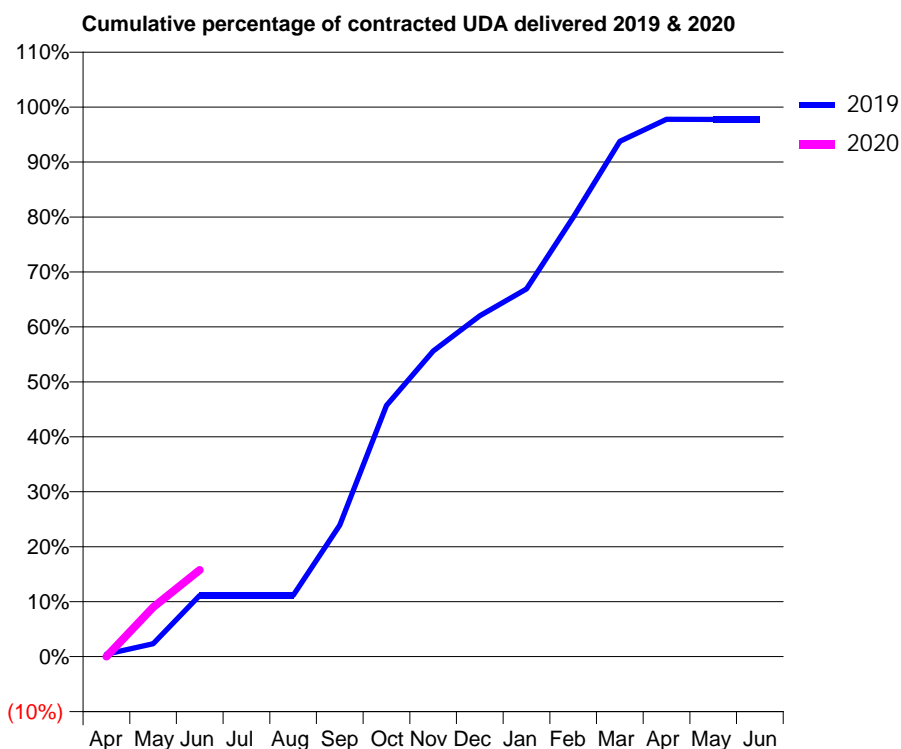
19/20 Contracted general activity (UDA)	19,133
Carry forward general activity (UDA)	0
19/20 Contracted orthodontic activity (UOA)	0
Carry forward orthodontic activity (UOA)	0
Baseline contract value	£505,206.37

ACCESS*

Patients seen in 24 months	Total	Change since previous quarter
Quarter ending June 2018	5,153	
Quarter ending September 2018	4,961	↓
Quarter ending December 2018	5,197	↑
Quarter ending March 2019	5,429	↑
Quarter ending June 2019	5,484	→
Variance since June 2018	6.4%	↑



ACTIVITY



Month	Adjusted Scheduled Activity (UDA)	
	2019	2020
April	84	0
May	447	1,720
June	2,135	3,022
July	2,135	
August	2,135	
September	4,582	
October	8,747	
November	10,642	
December	11,867	
January	12,803	
February	15,297	
March	17,937	
April	18,709	
May	18,701	
June	18,698	

QUALITY

	Quantity	Base Number	Contract	AT	Region	England
% of FP17s for the same patient ID Re-attending within 3 months - Children	57	500	11.4%	11.0%	12.1%	11.4%
% of FP17s for the same patient ID Re-attending within 3 months - Adults	213	1,156	18.4%	16.4%	15.6%	15.4%
% of FP17s for the same patient ID Re-attending between 3 & 9 months - Children	272	500	54.4%	54.7%	61.2%	59.8%
% of FP17s for the same patient ID Re-attending between 3 & 9 months - Adults	521	1,156	45.1%	45.7%	54.5%	52.1%
% of FP17s for Band 1 Urgent Courses	134	1,376	9.7%	12.5%	9.1%	9.2%
% of FP17s Relating to Free Repair or Replacements	14	1,376	1.0%	0.9%	1.0%	0.7%
% of FP17s Relating to Continuations	12	1,376	0.9%	1.1%	1.0%	0.8%
% of Patients satisfied with the dentistry they have received	1	1	N/A	91.9%	94.2%	93.4%
% of Patients satisfied with the time they had to wait for an appointment	1	1	N/A	88.9%	88.4%	87.6%

* This is based on patients treated on this contract for their most recent course of treatment. Figures in italics indicate the base number of FP17s or Patient Questionnaire responses are less than 100. N/A is shown where the base number of responses is less than 10 during the period. % is calculated as Quantity/Base number*100

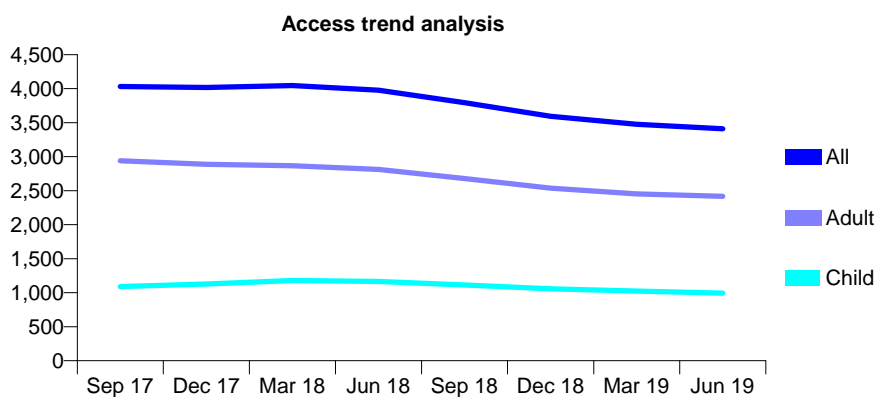
Q48 - Vital Signs At a Glance Contract Report for 140287/0001 - June 2019

Name or company name	Smile Clinic UK Ltd
Contract type name	GDS Contract
Purpose of contract	General
Contract start date	01/10/2009
Contract end date	

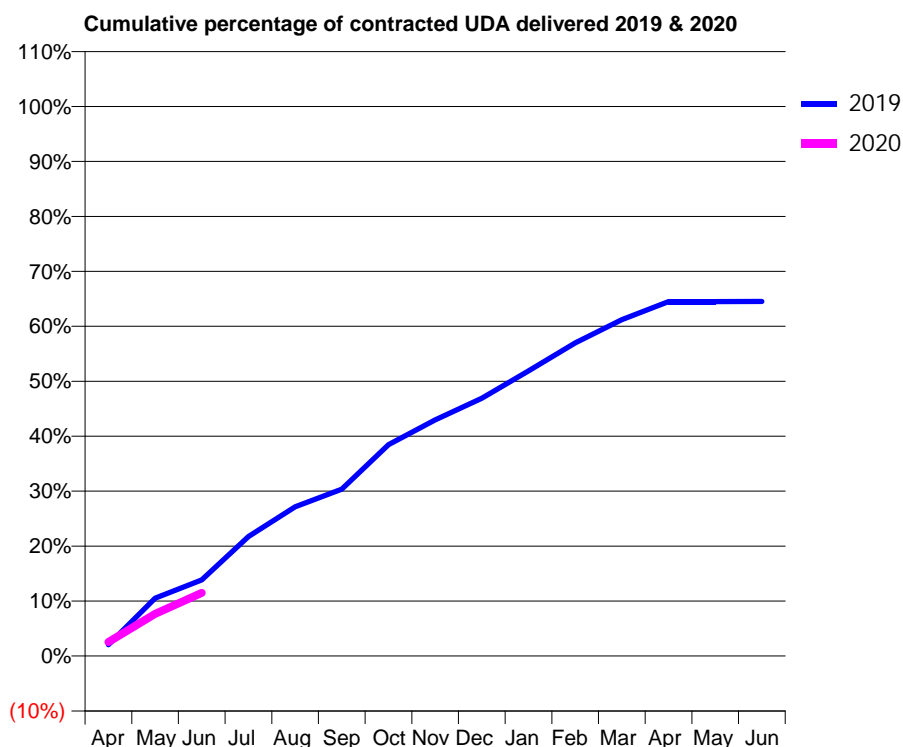
19/20 Contracted general activity (UDA)	15,360
Carry forward general activity (UDA)	0
19/20 Contracted orthodontic activity (UOA)	0
Carry forward orthodontic activity (UOA)	0
Baseline contract value	£481,248.39

ACCESS*

Patients seen in 24 months	Total	Change since previous quarter
Quarter ending June 2018	3,978	
Quarter ending September 2018	3,793	↓
Quarter ending December 2018	3,596	↓
Quarter ending March 2019	3,477	↓
Quarter ending June 2019	3,411	↓
Variance since June 2018	(14.3%)	↓



ACTIVITY



Month	Adjusted Scheduled Activity (UDA)	
	2019	2020
April	314	394
May	1,619	1,178
June	2,125	1,765
July	3,340	
August	4,175	
September	4,666	
October	5,905	
November	6,599	
December	7,204	
January	7,971	
February	8,750	
March	9,401	
April	9,905	
May	9,906	
June	9,909	

QUALITY

	Quantity	Base Number	Contract	AT	Region	England
% of FP17s for the same patient ID Re-attending within 3 months - Children	16	327	4.9%	11.0%	12.1%	11.4%
% of FP17s for the same patient ID Re-attending within 3 months - Adults	82	687	11.9%	16.4%	15.6%	15.4%
% of FP17s for the same patient ID Re-attending between 3 & 9 months - Children	162	327	49.5%	54.7%	61.2%	59.8%
% of FP17s for the same patient ID Re-attending between 3 & 9 months - Adults	251	687	36.5%	45.7%	54.5%	52.1%
% of FP17s for Band 1 Urgent Courses	114	802	14.2%	12.5%	9.1%	9.2%
% of FP17s Relating to Free Repair or Replacements	2	802	0.2%	0.9%	1.0%	0.7%
% of FP17s Relating to Continuations	11	802	1.4%	1.1%	1.0%	0.8%
% of Patients satisfied with the dentistry they have received	1	2	N/A	91.9%	94.2%	93.4%
% of Patients satisfied with the time they had to wait for an appointment	2	2	N/A	88.9%	88.4%	87.6%

* This is based on patients treated on this contract for their most recent course of treatment. Figures in italics indicate the base number of FP17s or Patient Questionnaire responses are less than 100. N/A is shown where the base number of responses is less than 10 during the period. % is calculated as Quantity/Base number*100

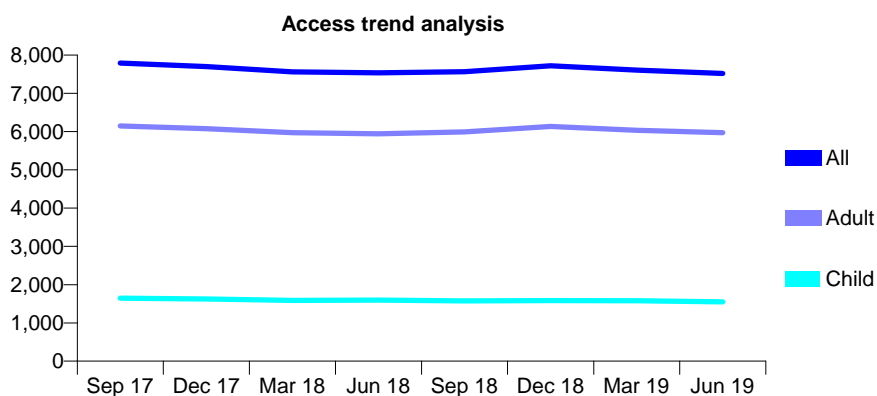
Q48 - Vital Signs At a Glance Contract Report for 141119/0001 - June 2019

Name or company name	Churchtown Dental Practice
Contract type name	GDS Contract
Purpose of contract	General
Contract start date	30/05/2012
Contract end date	

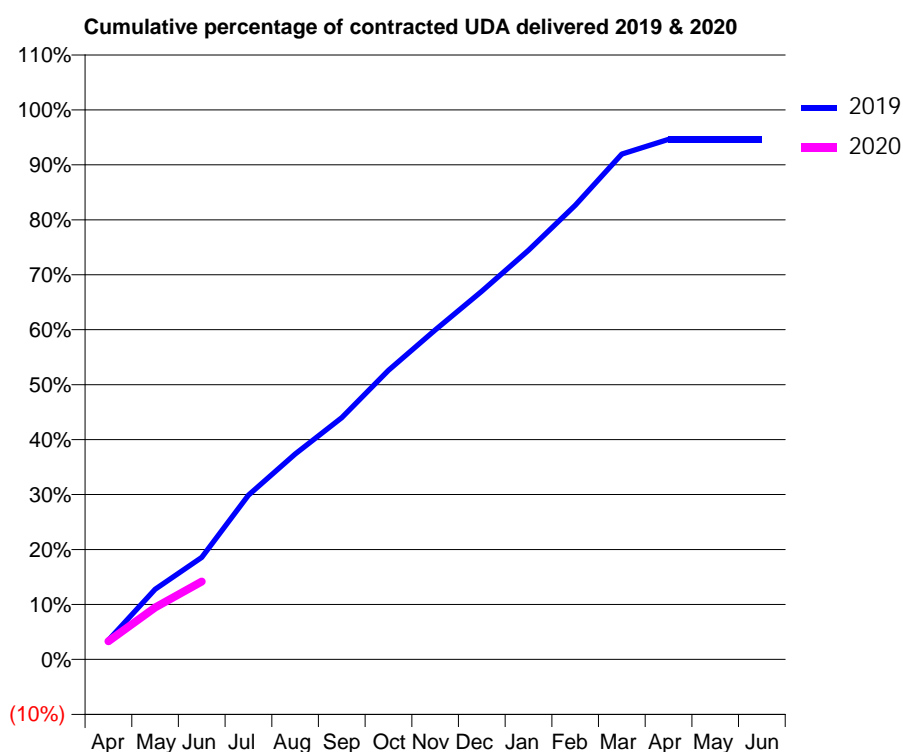
19/20 Contracted general activity (UDA)	23,442
Carry forward general activity (UDA)	0
19/20 Contracted orthodontic activity (UOA)	0
Carry forward orthodontic activity (UOA)	0
Baseline contract value	£737,744.31

ACCESS*

Patients seen in 24 months	Total	Change since previous quarter
Quarter ending June 2018	7,536	
Quarter ending September 2018	7,566	→
Quarter ending December 2018	7,719	↑
Quarter ending March 2019	7,607	↓
Quarter ending June 2019	7,517	↓
Variance since June 2018	(0.3%)	→



ACTIVITY



Month	Adjusted Scheduled Activity (UDA)	
	2019	2020
April	820	779
May	2,997	2,218
June	4,355	3,324
July	7,004	
August	8,761	
September	10,308	
October	12,335	
November	14,052	
December	15,702	
January	17,448	
February	19,370	
March	21,560	
April	22,180	
May	22,181	
June	22,181	

QUALITY

	Quantity	Base Number	Contract	AT	Region	England
% of FP17s for the same patient ID Re-attending within 3 months - Children	36	523	6.9%	11.0%	12.1%	11.4%
% of FP17s for the same patient ID Re-attending within 3 months - Adults	285	1,638	17.4%	16.4%	15.6%	15.4%
% of FP17s for the same patient ID Re-attending between 3 & 9 months - Children	359	523	68.6%	54.7%	61.2%	59.8%
% of FP17s for the same patient ID Re-attending between 3 & 9 months - Adults	711	1,638	43.4%	45.7%	54.5%	52.1%
% of FP17s for Band 1 Urgent Courses	171	1,846	9.3%	12.5%	9.1%	9.2%
% of FP17s Relating to Free Repair or Replacements	32	1,846	1.7%	0.9%	1.0%	0.7%
% of FP17s Relating to Continuations	80	1,846	4.3%	1.1%	1.0%	0.8%
% of Patients satisfied with the dentistry they have received	6	6	N/A	91.9%	94.2%	93.4%
% of Patients satisfied with the time they had to wait for an appointment	6	6	N/A	88.9%	88.4%	87.6%

* This is based on patients treated on this contract for their most recent course of treatment. Figures in italics indicate the base number of FP17s or Patient Questionnaire responses are less than 100. N/A is shown where the base number of responses is less than 10 during the period. % is calculated as Quantity/Base number*100

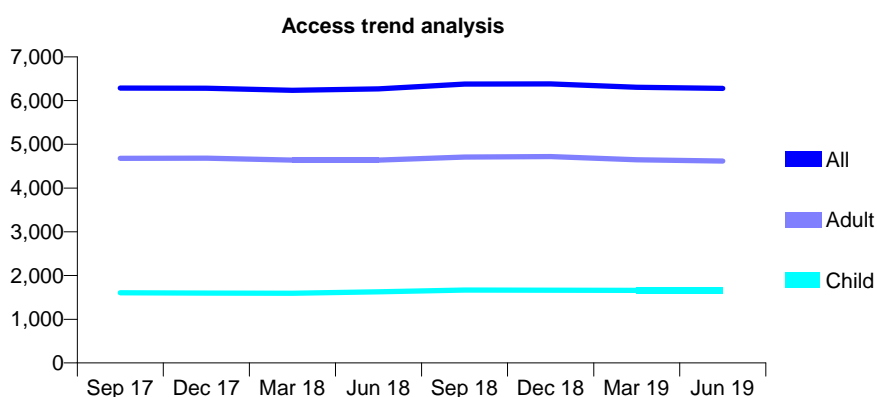
Q48 - Vital Signs At a Glance Contract Report for 141488/0001 - June 2019

Name or company name	Croft Dental Care Ltd
Contract type name	GDS Contract
Purpose of contract	General
Contract start date	01/07/2011
Contract end date	

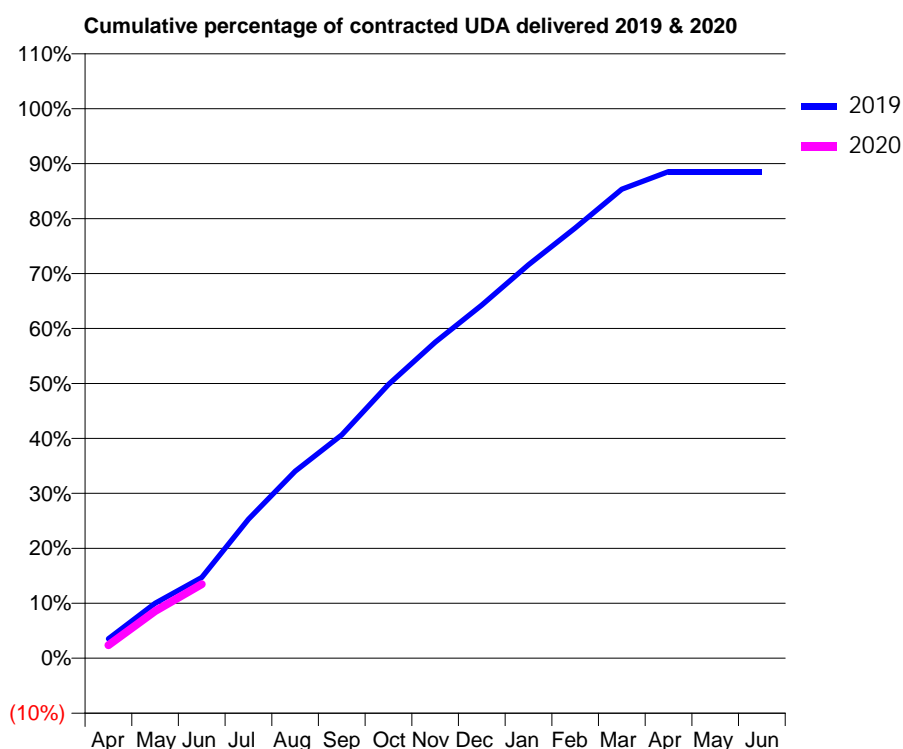
19/20 Contracted general activity (UDA)	28,481
Carry forward general activity (UDA)	0
19/20 Contracted orthodontic activity (UOA)	0
Carry forward orthodontic activity (UOA)	0
Baseline contract value	£776,361.00

ACCESS*

Patients seen in 24 months	Total	Change since previous quarter
Quarter ending June 2018	6,265	
Quarter ending September 2018	6,375	→
Quarter ending December 2018	6,383	→
Quarter ending March 2019	6,307	↓
Quarter ending June 2019	6,278	→
Variance since June 2018	0.2%	→



ACTIVITY



Adjusted Scheduled Activity (UDA)		
Month	2019	2020
April	1,005	672
May	2,852	2,440
June	4,183	3,841
July	7,208	
August	9,695	
September	11,570	
October	14,186	
November	16,377	
December	18,303	
January	20,394	
February	22,296	
March	24,306	
April	25,217	
May	25,219	
June	25,219	

QUALITY

	Quantity	Base Number	Contract	AT	Region	England
% of FP17s for the same patient ID Re-attending within 3 months - Children	78	552	14.1%	11.0%	12.1%	11.4%
% of FP17s for the same patient ID Re-attending within 3 months - Adults	233	1,223	19.1%	16.4%	15.6%	15.4%
% of FP17s for the same patient ID Re-attending between 3 & 9 months - Children	303	552	54.9%	54.7%	61.2%	59.8%
% of FP17s for the same patient ID Re-attending between 3 & 9 months - Adults	587	1,223	48.0%	45.7%	54.5%	52.1%
% of FP17s for Band 1 Urgent Courses	204	1,487	13.7%	12.5%	9.1%	9.2%
% of FP17s Relating to Free Repair or Replacements	15	1,487	1.0%	0.9%	1.0%	0.7%
% of FP17s Relating to Continuations	33	1,487	2.2%	1.1%	1.0%	0.8%
% of Patients satisfied with the dentistry they have received	7	7	N/A	91.9%	94.2%	93.4%
% of Patients satisfied with the time they had to wait for an appointment	7	7	N/A	88.9%	88.4%	87.6%

* This is based on patients treated on this contract for their most recent course of treatment.

Figures in italics indicate the base number of FP17s or Patient Questionnaire responses are less than 100. N/A is shown where the base number of responses is less than 10 during the period. % is calculated as Quantity/Base number*100

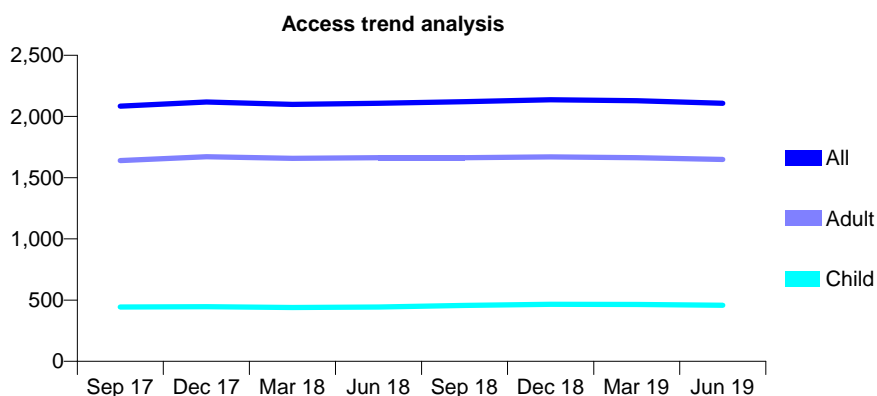
Q48 - Vital Signs At a Glance Contract Report for 142999/0001 - June 2019

Name or company name	Church Road Dental Practice
Contract type name	GDS Contract
Purpose of contract	General
Contract start date	06/07/2011
Contract end date	

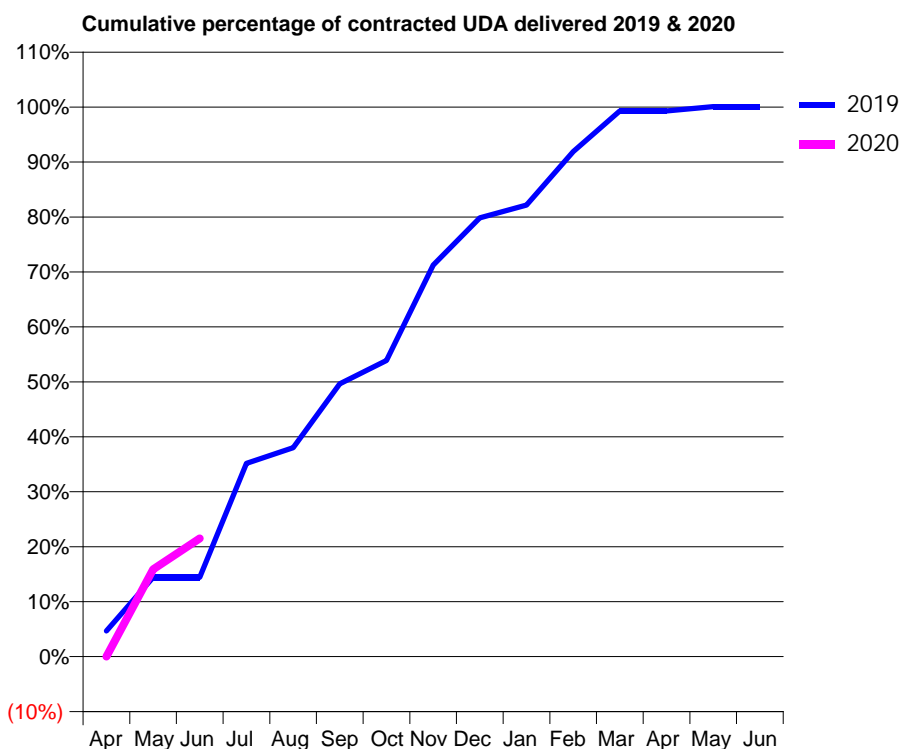
19/20 Contracted general activity (UDA)	7,500
Carry forward general activity (UDA)	0
19/20 Contracted orthodontic activity (UOA)	0
Carry forward orthodontic activity (UOA)	0
Baseline contract value	£183,258.41

ACCESS*

Patients seen in 24 months	Total	Change since previous quarter
Quarter ending June 2018	2,107	
Quarter ending September 2018	2,120	→
Quarter ending December 2018	2,137	→
Quarter ending March 2019	2,129	→
Quarter ending June 2019	2,107	↓
Variance since June 2018	0.0%	→



ACTIVITY



Month	Adjusted Scheduled Activity (UDA)	
	2019	2020
April	351	0
May	1,082	1,191
June	1,082	1,613
July	2,638	
August	2,850	
September	3,724	
October	4,041	
November	5,342	
December	5,988	
January	6,163	
February	6,891	
March	7,447	
April	7,447	
May	7,506	
June	7,506	

QUALITY

	Quantity	Base Number	Contract	AT	Region	England
% of FP17s for the same patient ID Re-attending within 3 months - Children	18	169	10.7%	11.0%	12.1%	11.4%
% of FP17s for the same patient ID Re-attending within 3 months - Adults	61	567	10.8%	16.4%	15.6%	15.4%
% of FP17s for the same patient ID Re-attending between 3 & 9 months - Children	99	169	58.6%	54.7%	61.2%	59.8%
% of FP17s for the same patient ID Re-attending between 3 & 9 months - Adults	396	567	69.8%	45.7%	54.5%	52.1%
% of FP17s for Band 1 Urgent Courses	31	672	4.6%	12.5%	9.1%	9.2%
% of FP17s Relating to Free Repair or Replacements	4	672	0.6%	0.9%	1.0%	0.7%
% of FP17s Relating to Continuations	0	672	0.0%	1.1%	1.0%	0.8%
% of Patients satisfied with the dentistry they have received	1	2	N/A	91.9%	94.2%	93.4%
% of Patients satisfied with the time they had to wait for an appointment	2	2	N/A	88.9%	88.4%	87.6%

* This is based on patients treated on this contract for their most recent course of treatment. Figures in italics indicate the base number of FP17s or Patient Questionnaire responses are less than 100. N/A is shown where the base number of responses is less than 10 during the period. % is calculated as Quantity/Base number*100

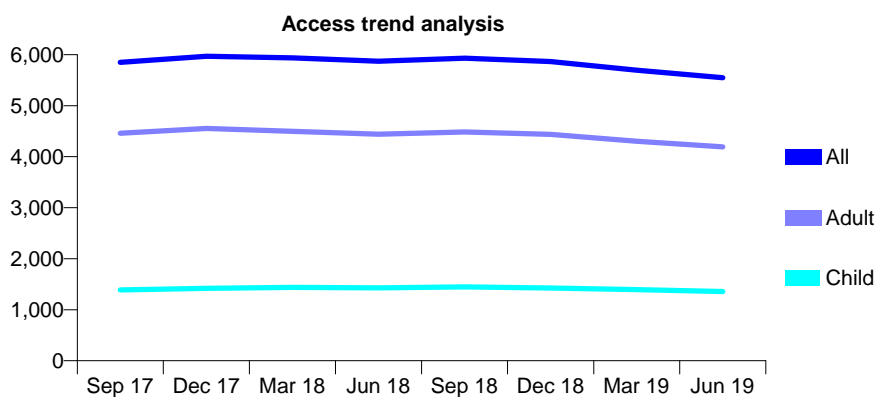
Q48 - Vital Signs At a Glance Contract Report for 143731/0001 - June 2019

Name or company name	P J Burrige Limited
Contract type name	GDS Contract
Purpose of contract	General
Contract start date	01/04/2015
Contract end date	

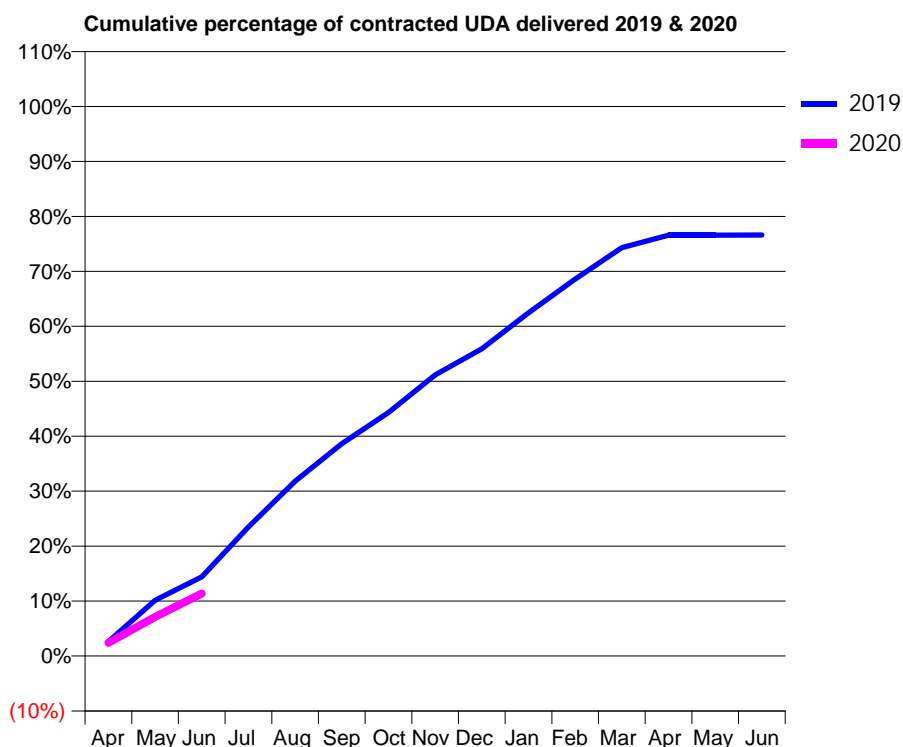
19/20 Contracted general activity (UDA)	16,530
Carry forward general activity (UDA)	0
19/20 Contracted orthodontic activity (UOA)	0
Carry forward orthodontic activity (UOA)	0
Baseline contract value	£536,429.28

ACCESS*

Patients seen in 24 months	Total	Change since previous quarter
Quarter ending June 2018	5,871	
Quarter ending September 2018	5,931	→
Quarter ending December 2018	5,865	↓
Quarter ending March 2019	5,695	↓
Quarter ending June 2019	5,549	↓
Variance since June 2018	(5.5%)	↓



ACTIVITY



Month	Adjusted Scheduled Activity (UDA)	
	2019	2020
April	435	400
May	1,679	1,176
June	2,380	1,879
July	3,882	
August	5,259	
September	6,383	
October	7,322	
November	8,457	
December	9,240	
January	10,322	
February	11,339	
March	12,282	
April	12,659	
May	12,658	
June	12,661	

QUALITY

	Quantity	Base Number	Contract	AT	Region	England
% of FP17s for the same patient ID Re-attending within 3 months - Children	13	239	5.4%	11.0%	12.1%	11.4%
% of FP17s for the same patient ID Re-attending within 3 months - Adults	126	695	18.1%	16.4%	15.6%	15.4%
% of FP17s for the same patient ID Re-attending between 3 & 9 months - Children	87	239	36.4%	54.7%	61.2%	59.8%
% of FP17s for the same patient ID Re-attending between 3 & 9 months - Adults	194	695	27.9%	45.7%	54.5%	52.1%
% of FP17s for Band 1 Urgent Courses	88	776	11.3%	12.5%	9.1%	9.2%
% of FP17s Relating to Free Repair or Replacements	7	776	0.9%	0.9%	1.0%	0.7%
% of FP17s Relating to Continuations	26	776	3.4%	1.1%	1.0%	0.8%
% of Patients satisfied with the dentistry they have received	3	3	N/A	91.9%	94.2%	93.4%
% of Patients satisfied with the time they had to wait for an appointment	2	3	N/A	88.9%	88.4%	87.6%

* This is based on patients treated on this contract for their most recent course of treatment. Figures in italics indicate the base number of FP17s or Patient Questionnaire responses are less than 100. N/A is shown where the base number of responses is less than 10 during the period. % is calculated as Quantity/Base number*100

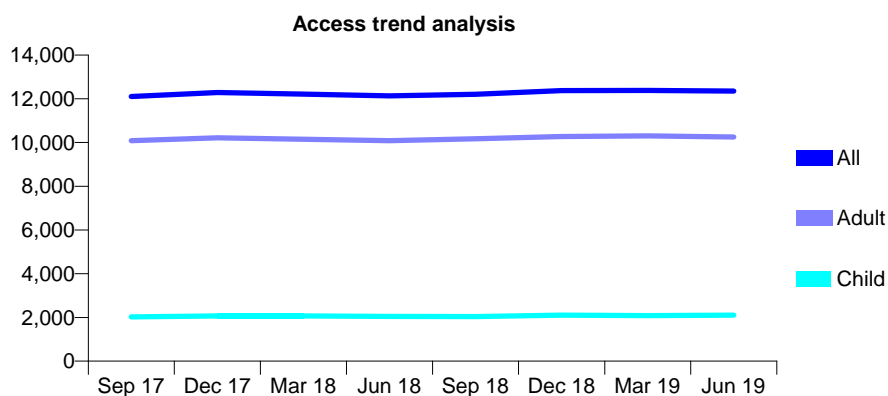
Q48 - Vital Signs At a Glance Contract Report for 145963/0001 - June 2019

Name or company name	Hoghton Street Dental Care Limited
Contract type name	GDS Contract
Purpose of contract	General
Contract start date	01/06/2012
Contract end date	

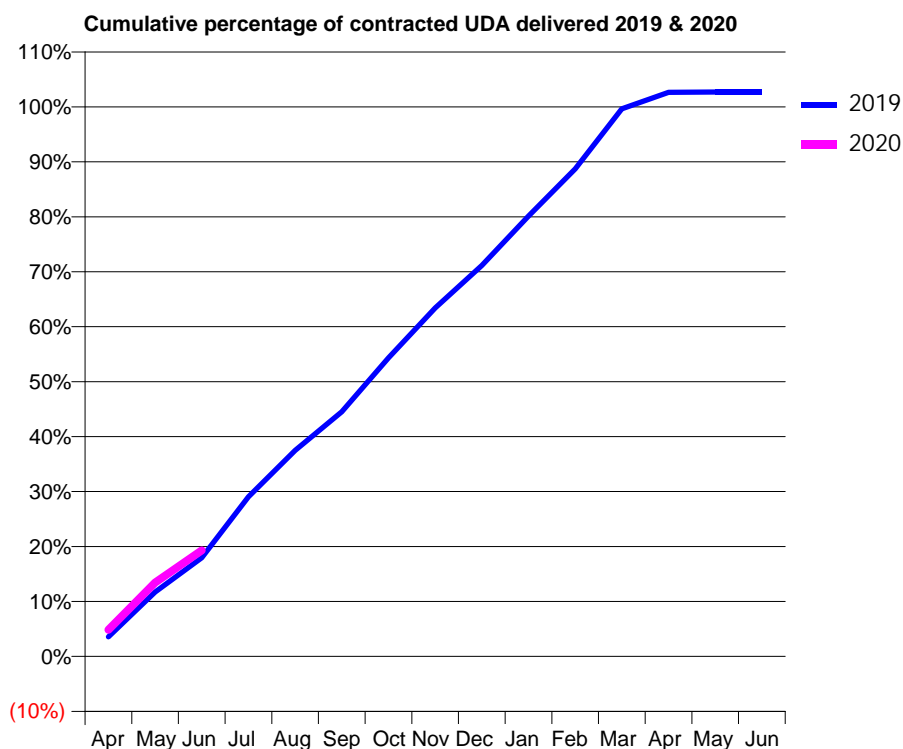
19/20 Contracted general activity (UDA)	36,616
Carry forward general activity (UDA)	0
19/20 Contracted orthodontic activity (UOA)	0
Carry forward orthodontic activity (UOA)	0
Baseline contract value	£1,216,485.30

ACCESS*

Patients seen in 24 months	Total	Change since previous quarter
Quarter ending June 2018	12,130	
Quarter ending September 2018	12,211	→
Quarter ending December 2018	12,376	→
Quarter ending March 2019	12,380	→
Quarter ending June 2019	12,354	→
Variance since June 2018	1.8%	→



ACTIVITY



Month	Adjusted Scheduled Activity (UDA)	
	2019	2020
April	1,308	1,775
May	4,298	4,918
June	6,567	7,069
July	10,638	
August	13,736	
September	16,305	
October	19,892	
November	23,222	
December	26,045	
January	29,342	
February	32,480	
March	36,483	
April	37,578	
May	37,603	
June	37,602	

QUALITY

	Quantity	Base Number	Contract	AT	Region	England
% of FP17s for the same patient ID Re-attending within 3 months - Children	82	986	8.3%	11.0%	12.1%	11.4%
% of FP17s for the same patient ID Re-attending within 3 months - Adults	606	3,827	15.8%	16.4%	15.6%	15.4%
% of FP17s for the same patient ID Re-attending between 3 & 9 months - Children	700	986	71.0%	54.7%	61.2%	59.8%
% of FP17s for the same patient ID Re-attending between 3 & 9 months - Adults	2,071	3,827	54.1%	45.7%	54.5%	52.1%
% of FP17s for Band 1 Urgent Courses	354	4,001	8.8%	12.5%	9.1%	9.2%
% of FP17s Relating to Free Repair or Replacements	22	4,001	0.5%	0.9%	1.0%	0.7%
% of FP17s Relating to Continuations	33	4,001	0.8%	1.1%	1.0%	0.8%
% of Patients satisfied with the dentistry they have received	11	11	100.0%	91.9%	94.2%	93.4%
% of Patients satisfied with the time they had to wait for an appointment	10	11	90.9%	88.9%	88.4%	87.6%

* This is based on patients treated on this contract for their most recent course of treatment. Figures in italics indicate the base number of FP17s or Patient Questionnaire responses are less than 100. N/A is shown where the base number of responses is less than 10 during the period. % is calculated as Quantity/Base number*100

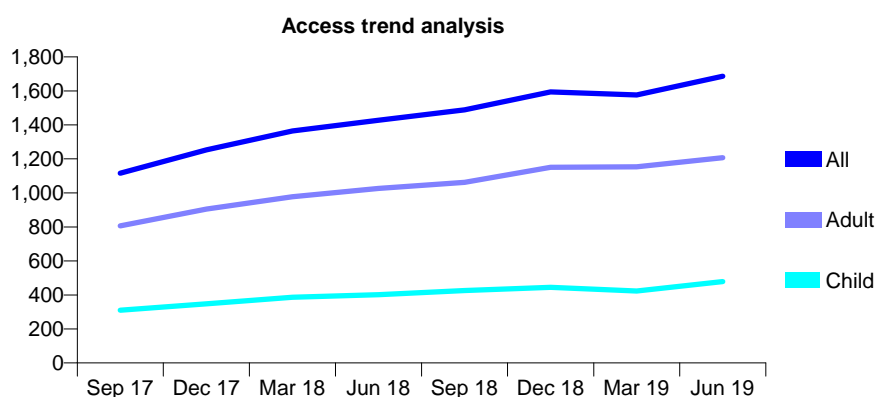
Q48 - Vital Signs At a Glance Contract Report for 146331/0003 - June 2019

Name or company name	Vauxhall Dental Care
Contract type name	PDS Contract
Purpose of contract	General
Contract start date	01/04/2015
Contract end date	31/03/2021

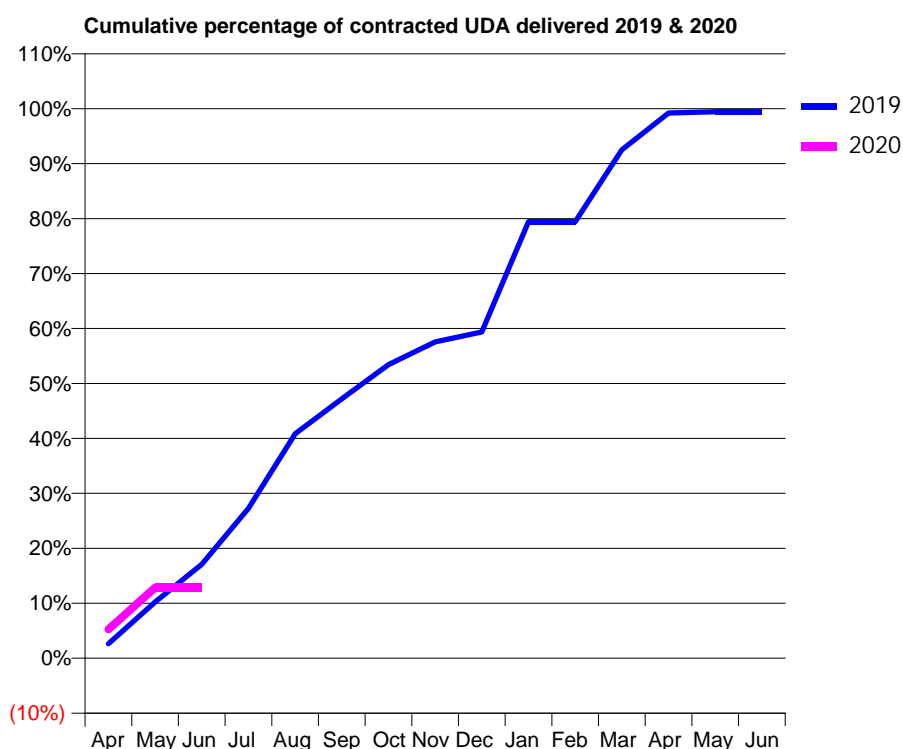
19/20 Contracted general activity (UDA)	5,195
Carry forward general activity (UDA)	0
19/20 Contracted orthodontic activity (UOA)	0
Carry forward orthodontic activity (UOA)	0
Baseline contract value	£535,067.27

ACCESS*

Patients seen in 24 months	Total	Change since previous quarter
Quarter ending June 2018	1,427	
Quarter ending September 2018	1,488	↑
Quarter ending December 2018	1,594	↑
Quarter ending March 2019	1,576	↓
Quarter ending June 2019	1,686	↑
Variance since June 2018	18.1%	↑



ACTIVITY



Month	2019	2020
April	136	273
May	532	667
June	886	667
July	1,416	
August	2,122	
September	2,451	
October	2,776	
November	2,991	
December	3,084	
January	4,127	
February	4,127	
March	4,806	
April	5,154	
May	5,165	
June	5,165	

QUALITY

	Quantity	Base Number	Contract	AT	Region	England
% of FP17s for the same patient ID Re-attending within 3 months - Children	11	144	7.6%	11.0%	12.1%	11.4%
% of FP17s for the same patient ID Re-attending within 3 months - Adults	49	321	15.3%	16.4%	15.6%	15.4%
% of FP17s for the same patient ID Re-attending between 3 & 9 months - Children	62	144	43.1%	54.7%	61.2%	59.8%
% of FP17s for the same patient ID Re-attending between 3 & 9 months - Adults	134	321	41.7%	45.7%	54.5%	52.1%
% of FP17s for Band 1 Urgent Courses	16	310	5.2%	12.5%	9.1%	9.2%
% of FP17s Relating to Free Repair or Replacements	2	310	0.6%	0.9%	1.0%	0.7%
% of FP17s Relating to Continuations	2	310	0.6%	1.1%	1.0%	0.8%
% of Patients satisfied with the dentistry they have received	0	0	N/A	91.9%	94.2%	93.4%
% of Patients satisfied with the time they had to wait for an appointment	0	0	N/A	88.9%	88.4%	87.6%

* This is based on patients treated on this contract for their most recent course of treatment.

Figures in italics indicate the base number of FP17s or Patient Questionnaire responses are less than 100. N/A is shown where the base number of responses is less than 10 during the period. % is calculated as Quantity/Base number*100

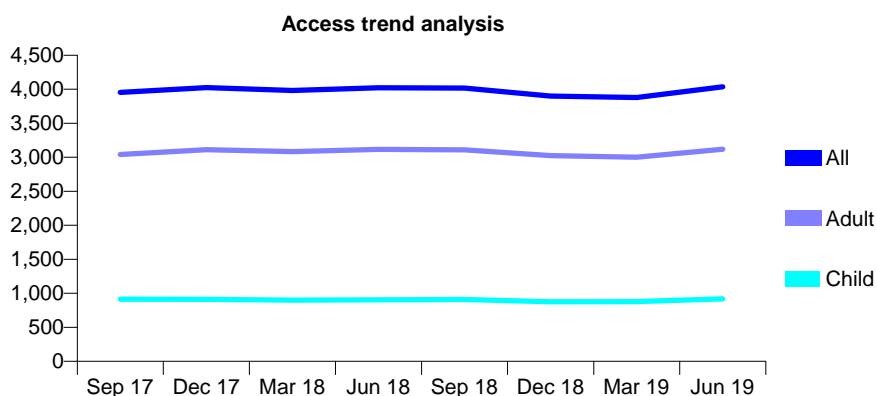
Q48 - Vital Signs At a Glance Contract Report for 147753/0001 - June 2019

Name or company name	Abercromby Health Centre Partnership
Contract type name	GDS Contract
Purpose of contract	General
Contract start date	15/08/2014
Contract end date	

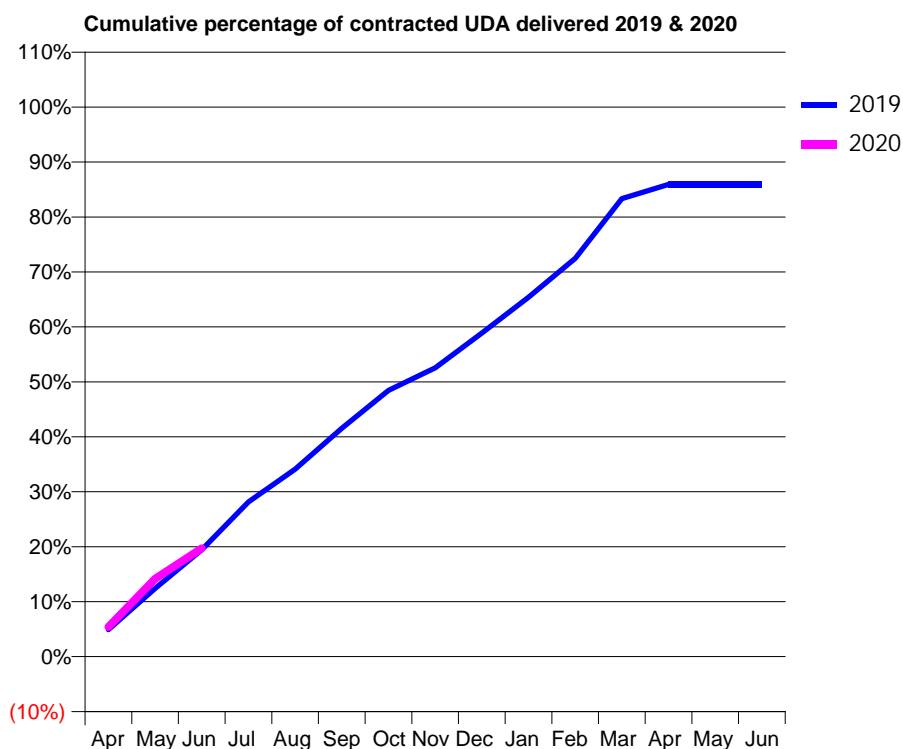
19/20 Contracted general activity (UDA)	13,675
Carry forward general activity (UDA)	0
19/20 Contracted orthodontic activity (UOA)	0
Carry forward orthodontic activity (UOA)	0
Baseline contract value	£431,926.39

ACCESS*

Patients seen in 24 months	Total	Change since previous quarter
Quarter ending June 2018	4,022	
Quarter ending September 2018	4,017	→
Quarter ending December 2018	3,900	↓
Quarter ending March 2019	3,880	→
Quarter ending June 2019	4,036	↑
Variance since June 2018	0.3%	→



ACTIVITY



Month	Adjusted Scheduled Activity (UDA)	
	2019	2020
April	671	737
May	1,699	1,939
June	2,660	2,695
July	3,849	
August	4,668	
September	5,684	
October	6,624	
November	7,185	
December	8,053	
January	8,943	
February	9,910	
March	11,395	
April	11,749	
May	11,749	
June	11,749	

QUALITY

	Quantity	Base Number	Contract	AT	Region	England
% of FP17s for the same patient ID Re-attending within 3 months - Children	28	261	10.7%	11.0%	12.1%	11.4%
% of FP17s for the same patient ID Re-attending within 3 months - Adults	133	814	16.3%	16.4%	15.6%	15.4%
% of FP17s for the same patient ID Re-attending between 3 & 9 months - Children	72	261	27.6%	54.7%	61.2%	59.8%
% of FP17s for the same patient ID Re-attending between 3 & 9 months - Adults	270	814	33.2%	45.7%	54.5%	52.1%
% of FP17s for Band 1 Urgent Courses	83	953	8.7%	12.5%	9.1%	9.2%
% of FP17s Relating to Free Repair or Replacements	6	953	0.6%	0.9%	1.0%	0.7%
% of FP17s Relating to Continuations	24	953	2.5%	1.1%	1.0%	0.8%
% of Patients satisfied with the dentistry they have received	0	0	N/A	91.9%	94.2%	93.4%
% of Patients satisfied with the time they had to wait for an appointment	0	0	N/A	88.9%	88.4%	87.6%

* This is based on patients treated on this contract for their most recent course of treatment. Figures in italics indicate the base number of FP17s or Patient Questionnaire responses are less than 100. N/A is shown where the base number of responses is less than 10 during the period. % is calculated as Quantity/Base number*100

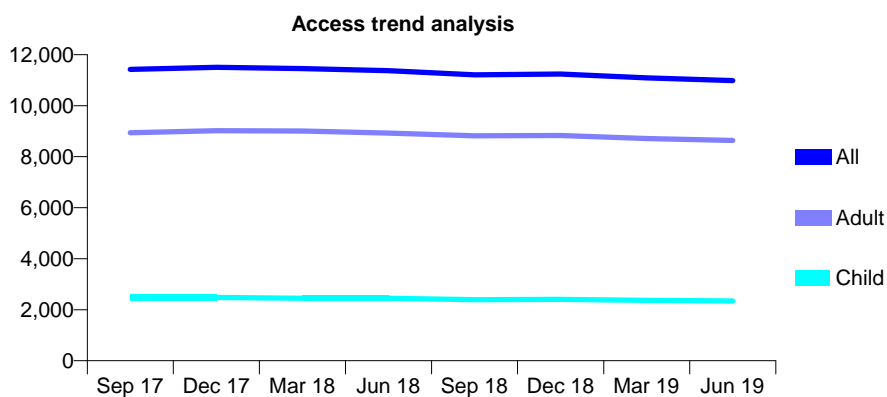
Q48 - Vital Signs At a Glance Contract Report for 148806/0001 - June 2019

Name or company name	The Corner Dental Surgery Ltd
Contract type name	GDS Contract
Purpose of contract	General
Contract start date	01/04/2009
Contract end date	

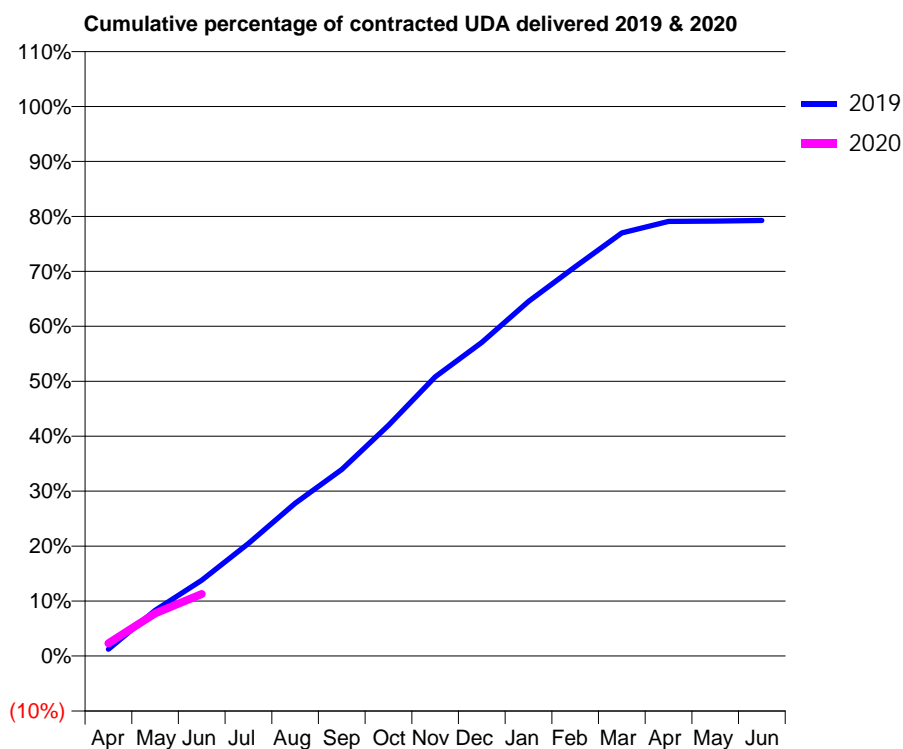
19/20 Contracted general activity (UDA)	42,000
Carry forward general activity (UDA)	0
19/20 Contracted orthodontic activity (UOA)	0
Carry forward orthodontic activity (UOA)	0
Baseline contract value	£1,096,532.57

ACCESS*

Patients seen in 24 months	Total	Change since previous quarter
Quarter ending June 2018	11,375	
Quarter ending September 2018	11,209	↓
Quarter ending December 2018	11,239	→
Quarter ending March 2019	11,085	↓
Quarter ending June 2019	10,981	→
Variance since June 2018	(3.5%)	↓



ACTIVITY



Month	Adjusted Scheduled Activity (UDA)	
	2019	2020
April	526	977
May	3,488	3,255
June	5,793	4,749
July	8,611	
August	11,676	
September	14,250	
October	17,625	
November	21,335	
December	23,968	
January	27,093	
February	29,752	
March	32,331	
April	33,213	
May	33,244	
June	33,282	

QUALITY

	Quantity	Base Number	Contract	AT	Region	England
% of FP17s for the same patient ID Re-attending within 3 months - Children	39	628	6.2%	11.0%	12.1%	11.4%
% of FP17s for the same patient ID Re-attending within 3 months - Adults	281	2,148	13.1%	16.4%	15.6%	15.4%
% of FP17s for the same patient ID Re-attending between 3 & 9 months - Children	426	628	67.8%	54.7%	61.2%	59.8%
% of FP17s for the same patient ID Re-attending between 3 & 9 months - Adults	1,194	2,148	55.6%	45.7%	54.5%	52.1%
% of FP17s for Band 1 Urgent Courses	246	2,352	10.5%	12.5%	9.1%	9.2%
% of FP17s Relating to Free Repair or Replacements	25	2,352	1.1%	0.9%	1.0%	0.7%
% of FP17s Relating to Continuations	16	2,352	0.7%	1.1%	1.0%	0.8%
% of Patients satisfied with the dentistry they have received	8	8	N/A	91.9%	94.2%	93.4%
% of Patients satisfied with the time they had to wait for an appointment	7	8	N/A	88.9%	88.4%	87.6%

* This is based on patients treated on this contract for their most recent course of treatment. Figures in italics indicate the base number of FP17s or Patient Questionnaire responses are less than 100. N/A is shown where the base number of responses is less than 10 during the period. % is calculated as Quantity/Base number*100

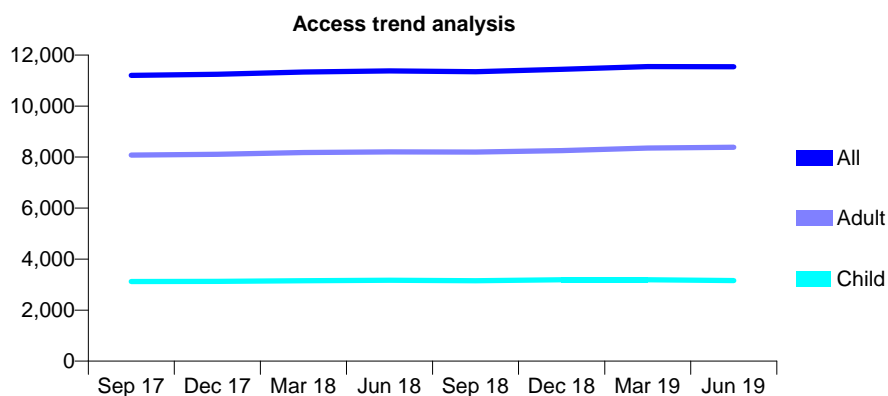
Q48 - Vital Signs At a Glance Contract Report for 149861/0001 - June 2019

Name or company name	Muirhead Dental Practice
Contract type name	GDS Contract
Purpose of contract	General
Contract start date	01/12/2010
Contract end date	

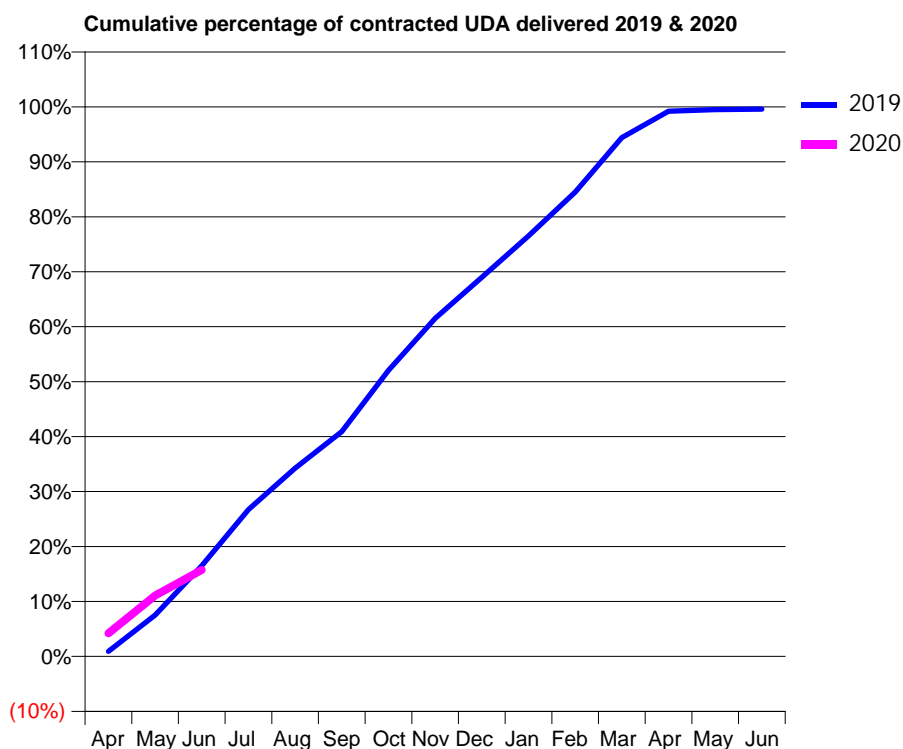
19/20 Contracted general activity (UDA)	34,080
Carry forward general activity (UDA)	0
19/20 Contracted orthodontic activity (UOA)	0
Carry forward orthodontic activity (UOA)	0
Baseline contract value	£899,896.50

ACCESS*

Patients seen in 24 months	Total	Change since previous quarter
Quarter ending June 2018	11,379	
Quarter ending September 2018	11,348	→
Quarter ending December 2018	11,442	→
Quarter ending March 2019	11,546	→
Quarter ending June 2019	11,544	→
Variance since June 2018	1.5%	→



ACTIVITY



Month	2019	2020
April	311	1,438
May	2,572	3,778
June	5,626	5,363
July	9,110	
August	11,672	
September	13,936	
October	17,740	
November	20,966	
December	23,508	
January	26,078	
February	28,802	
March	32,175	
April	33,803	
May	33,905	
June	33,935	

QUALITY

	Quantity	Base Number	Contract	AT	Region	England
% of FP17s for the same patient ID Re-attending within 3 months - Children	57	872	6.5%	11.0%	12.1%	11.4%
% of FP17s for the same patient ID Re-attending within 3 months - Adults	292	2,204	13.2%	16.4%	15.6%	15.4%
% of FP17s for the same patient ID Re-attending between 3 & 9 months - Children	438	872	50.2%	54.7%	61.2%	59.8%
% of FP17s for the same patient ID Re-attending between 3 & 9 months - Adults	930	2,204	42.2%	45.7%	54.5%	52.1%
% of FP17s for Band 1 Urgent Courses	240	2,328	10.3%	12.5%	9.1%	9.2%
% of FP17s Relating to Free Repair or Replacements	17	2,328	0.7%	0.9%	1.0%	0.7%
% of FP17s Relating to Continuations	27	2,328	1.2%	1.1%	1.0%	0.8%
% of Patients satisfied with the dentistry they have received	11	11	100.0%	91.9%	94.2%	93.4%
% of Patients satisfied with the time they had to wait for an appointment	11	11	100.0%	88.9%	88.4%	87.6%

* This is based on patients treated on this contract for their most recent course of treatment. Figures in italics indicate the base number of FP17s or Patient Questionnaire responses are less than 100. N/A is shown where the base number of responses is less than 10 during the period. % is calculated as Quantity/Base number*100

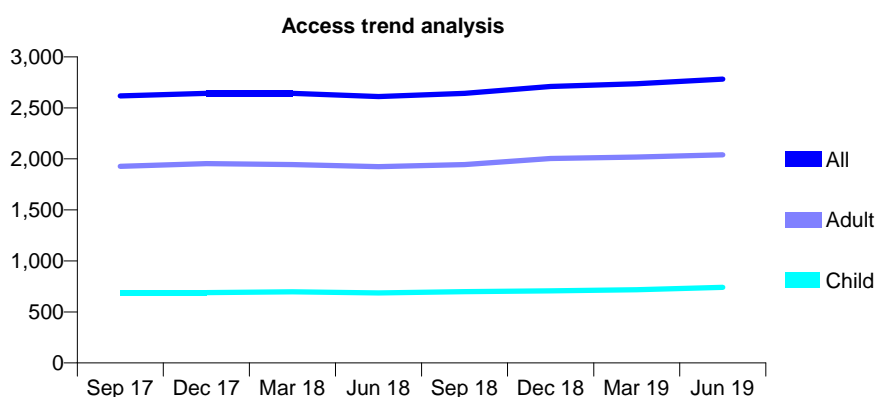
Q48 - Vital Signs At a Glance Contract Report for 158801/0001 - June 2019

Name or company name	kotecha & Partners
Contract type name	GDS Contract
Purpose of contract	General
Contract start date	01/11/2010
Contract end date	

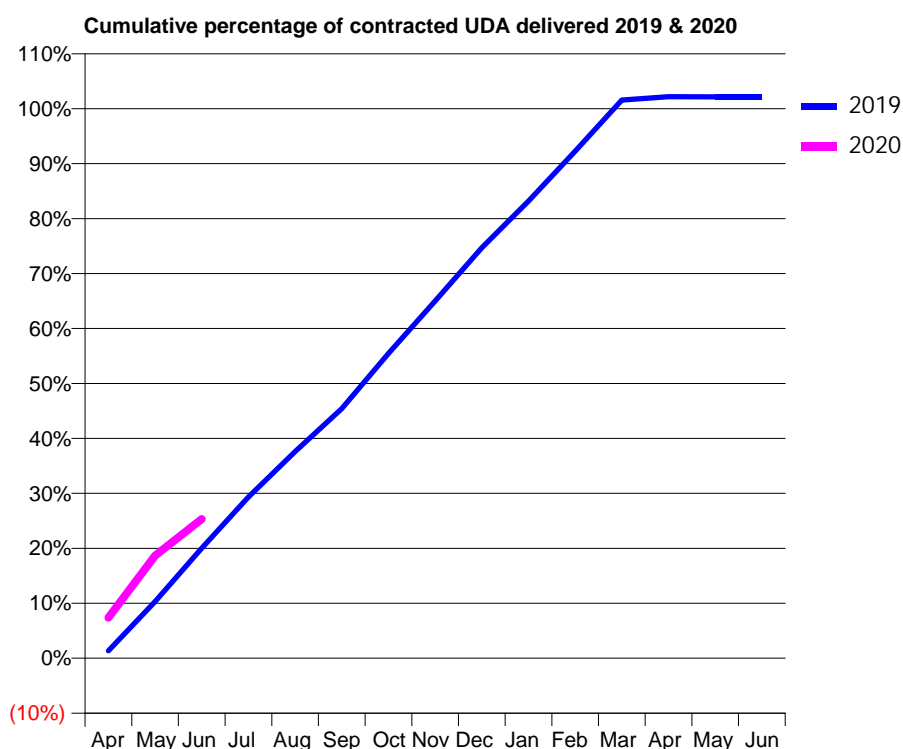
19/20 Contracted general activity (UDA)	8,050
Carry forward general activity (UDA)	0
19/20 Contracted orthodontic activity (UOA)	0
Carry forward orthodontic activity (UOA)	0
Baseline contract value	£326,624.65

ACCESS*

Patients seen in 24 months	Total	Change since previous quarter
Quarter ending June 2018	2,611	
Quarter ending September 2018	2,643	→
Quarter ending December 2018	2,710	↑
Quarter ending March 2019	2,736	→
Quarter ending June 2019	2,782	→
Variance since June 2018	6.5%	↑



ACTIVITY



Month	2019	2020
April	109	596
May	832	1,504
June	1,612	2,039
July	2,362	
August	3,027	
September	3,655	
October	4,464	
November	5,234	
December	6,011	
January	6,695	
February	7,429	
March	8,177	
April	8,225	
May	8,223	
June	8,223	

QUALITY

	Quantity	Base Number	Contract	AT	Region	England
% of FP17s for the same patient ID Re-attending within 3 months - Children	10	267	3.7%	11.0%	12.1%	11.4%
% of FP17s for the same patient ID Re-attending within 3 months - Adults	46	702	6.6%	16.4%	15.6%	15.4%
% of FP17s for the same patient ID Re-attending between 3 & 9 months - Children	152	267	56.9%	54.7%	61.2%	59.8%
% of FP17s for the same patient ID Re-attending between 3 & 9 months - Adults	412	702	58.7%	45.7%	54.5%	52.1%
% of FP17s for Band 1 Urgent Courses	97	956	10.1%	12.5%	9.1%	9.2%
% of FP17s Relating to Free Repair or Replacements	2	956	0.2%	0.9%	1.0%	0.7%
% of FP17s Relating to Continuations	5	956	0.5%	1.1%	1.0%	0.8%
% of Patients satisfied with the dentistry they have received	1	1	N/A	91.9%	94.2%	93.4%
% of Patients satisfied with the time they had to wait for an appointment	1	1	N/A	88.9%	88.4%	87.6%

* This is based on patients treated on this contract for their most recent course of treatment.

Figures in italics indicate the base number of FP17s or Patient Questionnaire responses are less than 100. N/A is shown where the base number of responses is less than 10 during the period. % is calculated as Quantity/Base number*100

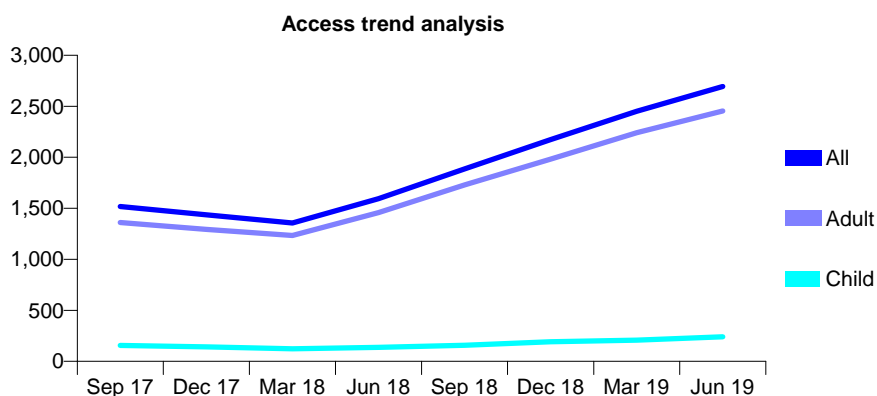
Q48 - Vital Signs At a Glance Contract Report for 160059/0009 - June 2019

Name or company name	REVIVE DENTAL CARE LIMITED
Contract type name	PDS Contract
Purpose of contract	General
Contract start date	01/04/2015
Contract end date	31/03/2020

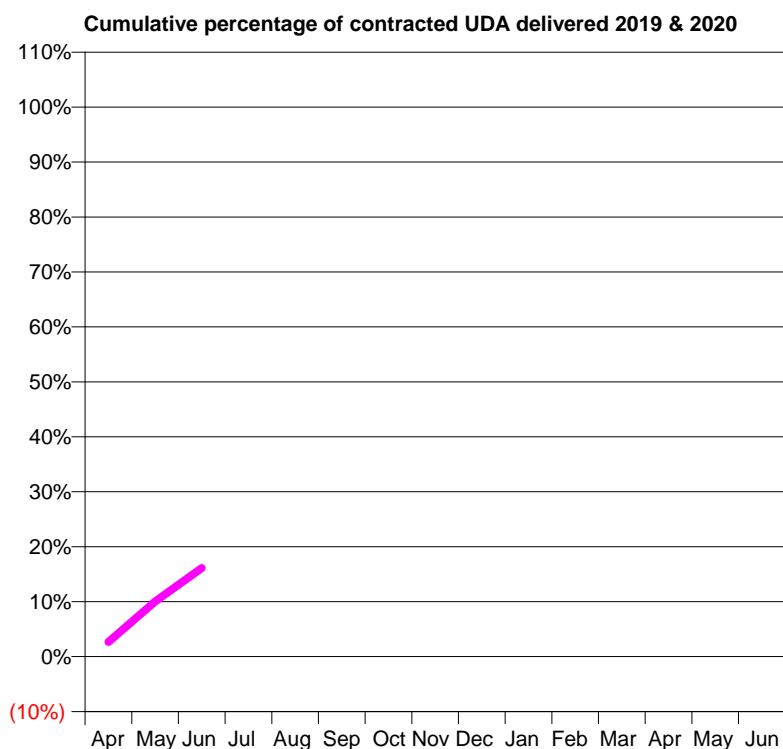
19/20 Contracted general activity (UDA)	8,854
Carry forward general activity (UDA)	0
19/20 Contracted orthodontic activity (UOA)	0
Carry forward orthodontic activity (UOA)	0
Baseline contract value	£455,424.16

ACCESS*

Patients seen in 24 months	Total	Change since previous quarter
Quarter ending June 2018	1,594	
Quarter ending September 2018	1,887	↑
Quarter ending December 2018	2,173	↑
Quarter ending March 2019	2,450	↑
Quarter ending June 2019	2,695	↑
Variance since June 2018	69.1%	↑



ACTIVITY



Month	Adjusted Scheduled Activity (UDA)	
	2019	2020
April	317	238
May	877	888
June	1,293	1,427
July	1,886	
August	2,468	
September	3,005	
October	3,449	
November	3,803	
December	4,257	
January	4,721	
February	5,480	
March	6,099	
April	6,340	
May	6,340	
June	6,340	

QUALITY

	Quantity	Base Number	Contract	AT	Region	England
% of FP17s for the same patient ID Re-attending within 3 months - Children	0	182	0.0%	11.0%	12.1%	11.4%
% of FP17s for the same patient ID Re-attending within 3 months - Adults	21	1,210	1.7%	16.4%	15.6%	15.4%
% of FP17s for the same patient ID Re-attending between 3 & 9 months - Children	0	182	0.0%	54.7%	61.2%	59.8%
% of FP17s for the same patient ID Re-attending between 3 & 9 months - Adults	10	1,210	0.8%	45.7%	54.5%	52.1%
% of FP17s for Band 1 Urgent Courses	1,189	1,189	100.0%	12.5%	9.1%	9.2%
% of FP17s Relating to Free Repair or Replacements	0	1,189	0.0%	0.9%	1.0%	0.7%
% of FP17s Relating to Continuations	0	1,189	0.0%	1.1%	1.0%	0.8%
% of Patients satisfied with the dentistry they have received	1	1	N/A	91.9%	94.2%	93.4%
% of Patients satisfied with the time they had to wait for an appointment	0	1	N/A	88.9%	88.4%	87.6%

* This is based on patients treated on this contract for their most recent course of treatment. Figures in italics indicate the base number of FP17s or Patient Questionnaire responses are less than 100. N/A is shown where the base number of responses is less than 10 during the period. % is calculated as Quantity/Base number*100

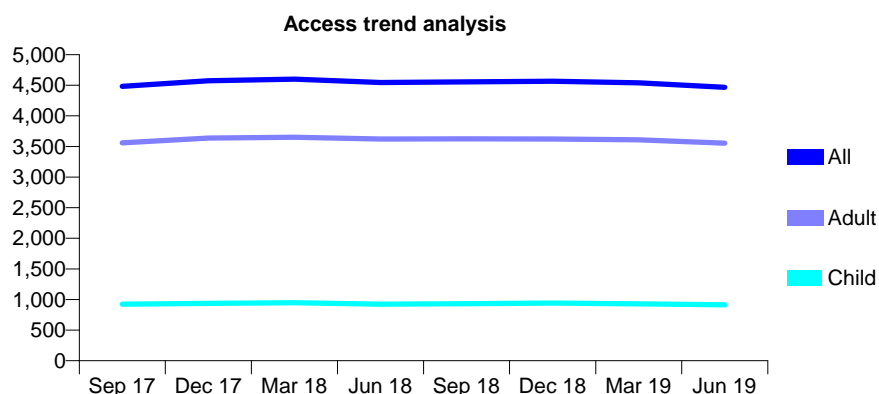
Q48 - Vital Signs At a Glance Contract Report for 161039/0001 - June 2019

Name or company name	Latham Court Smile Centre Limited
Contract type name	GDS Contract
Purpose of contract	General
Contract start date	01/04/2014
Contract end date	

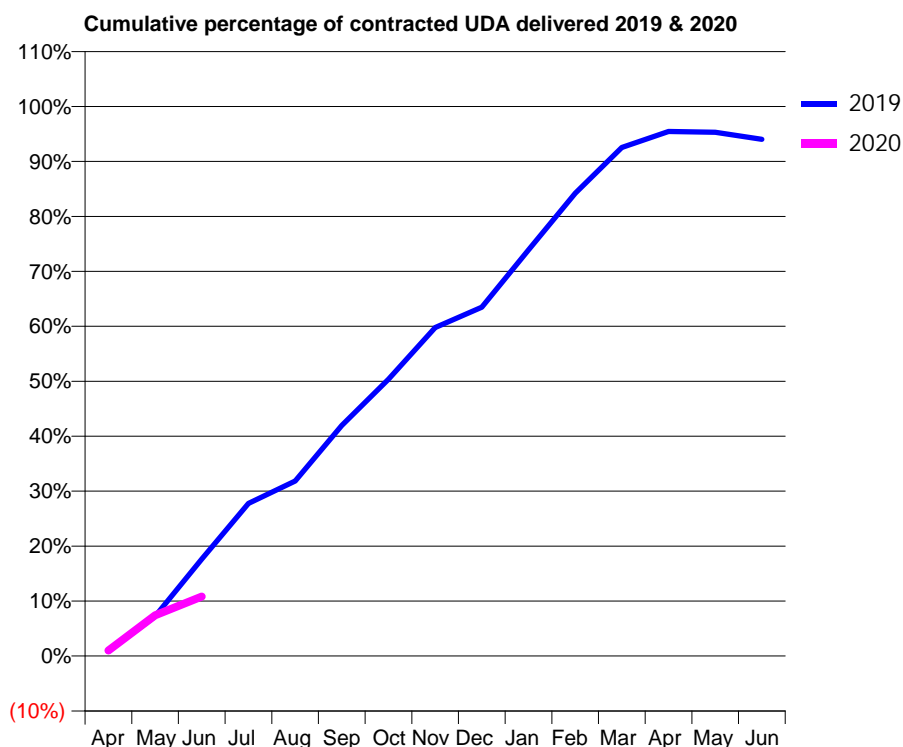
19/20 Contracted general activity (UDA)	15,735
Carry forward general activity (UDA)	0
19/20 Contracted orthodontic activity (UOA)	0
Carry forward orthodontic activity (UOA)	0
Baseline contract value	£415,482.28

ACCESS*

Patients seen in 24 months	Total	Change since previous quarter
Quarter ending June 2018	4,545	
Quarter ending September 2018	4,556	→
Quarter ending December 2018	4,566	→
Quarter ending March 2019	4,539	→
Quarter ending June 2019	4,468	↓
Variance since June 2018	(1.7%)	↓



ACTIVITY



Month	Adjusted Scheduled Activity (UDA)	
	2019	2020
April	143	159
May	1,139	1,165
June	2,773	1,703
July	4,370	
August	5,013	
September	6,600	
October	7,925	
November	9,408	
December	9,988	
January	11,630	
February	13,246	
March	14,562	
April	15,018	
May	14,999	
June	14,794	

QUALITY

	Quantity	Base Number	Contract	AT	Region	England
% of FP17s for the same patient ID Re-attending within 3 months - Children	27	187	14.4%	11.0%	12.1%	11.4%
% of FP17s for the same patient ID Re-attending within 3 months - Adults	146	702	20.8%	16.4%	15.6%	15.4%
% of FP17s for the same patient ID Re-attending between 3 & 9 months - Children	58	187	31.0%	54.7%	61.2%	59.8%
% of FP17s for the same patient ID Re-attending between 3 & 9 months - Adults	243	702	34.6%	45.7%	54.5%	52.1%
% of FP17s for Band 1 Urgent Courses	55	615	8.9%	12.5%	9.1%	9.2%
% of FP17s Relating to Free Repair or Replacements	16	615	2.6%	0.9%	1.0%	0.7%
% of FP17s Relating to Continuations	2	615	0.3%	1.1%	1.0%	0.8%
% of Patients satisfied with the dentistry they have received	4	4	N/A	91.9%	94.2%	93.4%
% of Patients satisfied with the time they had to wait for an appointment	3	4	N/A	88.9%	88.4%	87.6%

* This is based on patients treated on this contract for their most recent course of treatment. Figures in italics indicate the base number of FP17s or Patient Questionnaire responses are less than 100. N/A is shown where the base number of responses is less than 10 during the period. % is calculated as Quantity/Base number*100

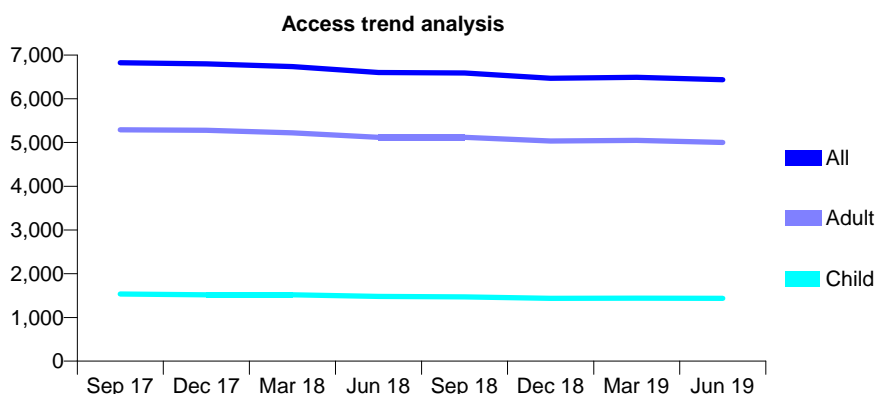
Q48 - Vital Signs At a Glance Contract Report for 161314/0001 - June 2019

Name or company name	Chantastic Limited
Contract type name	GDS Contract
Purpose of contract	General
Contract start date	01/01/2014
Contract end date	

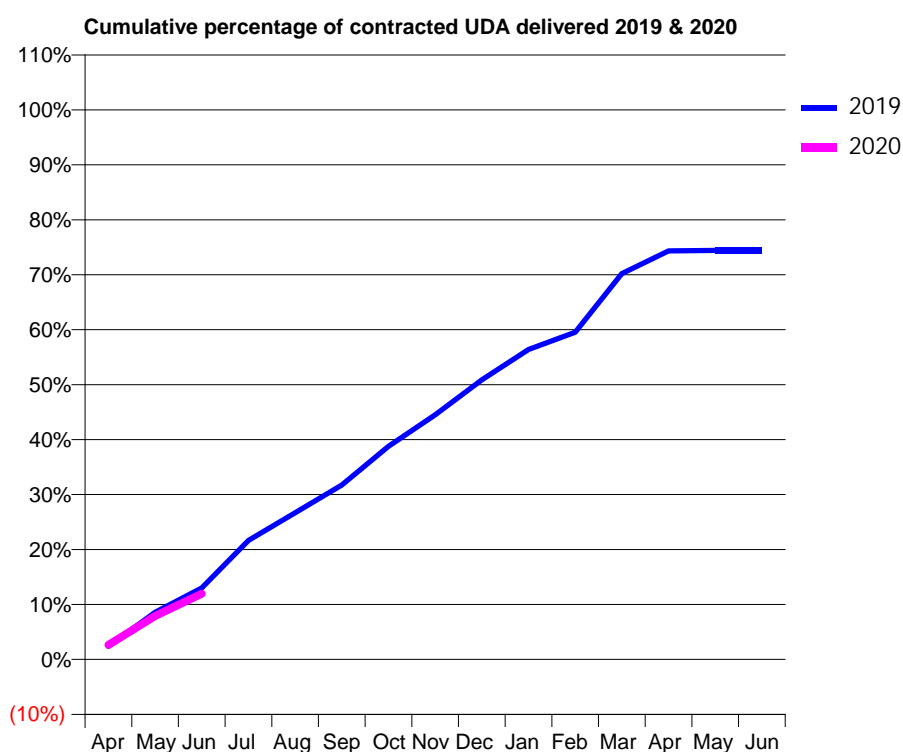
19/20 Contracted general activity (UDA)	30,685
Carry forward general activity (UDA)	0
19/20 Contracted orthodontic activity (UOA)	0
Carry forward orthodontic activity (UOA)	0
Baseline contract value	£810,239.93

ACCESS*

Patients seen in 24 months	Total	Change since previous quarter
Quarter ending June 2018	6,601	
Quarter ending September 2018	6,590	→
Quarter ending December 2018	6,467	↓
Quarter ending March 2019	6,491	→
Quarter ending June 2019	6,438	→
Variance since June 2018	(2.5%)	↓



ACTIVITY



Month	2019	2020
April	737	807
May	2,634	2,428
June	3,994	3,664
July	6,648	
August	8,186	
September	9,735	
October	11,895	
November	13,658	
December	15,605	
January	17,303	
February	18,266	
March	21,540	
April	22,815	
May	22,832	
June	22,832	

QUALITY

	Quantity	Base Number	Contract	AT	Region	England
% of FP17s for the same patient ID Re-attending within 3 months - Children	22	357	6.2%	11.0%	12.1%	11.4%
% of FP17s for the same patient ID Re-attending within 3 months - Adults	111	1,215	9.1%	16.4%	15.6%	15.4%
% of FP17s for the same patient ID Re-attending between 3 & 9 months - Children	130	357	36.4%	54.7%	61.2%	59.8%
% of FP17s for the same patient ID Re-attending between 3 & 9 months - Adults	509	1,215	41.9%	45.7%	54.5%	52.1%
% of FP17s for Band 1 Urgent Courses	99	1,216	8.1%	12.5%	9.1%	9.2%
% of FP17s Relating to Free Repair or Replacements	3	1,216	0.2%	0.9%	1.0%	0.7%
% of FP17s Relating to Continuations	2	1,216	0.2%	1.1%	1.0%	0.8%
% of Patients satisfied with the dentistry they have received	3	3	N/A	91.9%	94.2%	93.4%
% of Patients satisfied with the time they had to wait for an appointment	3	3	N/A	88.9%	88.4%	87.6%

* This is based on patients treated on this contract for their most recent course of treatment. Figures in italics indicate the base number of FP17s or Patient Questionnaire responses are less than 100. N/A is shown where the base number of responses is less than 10 during the period. % is calculated as Quantity/Base number*100

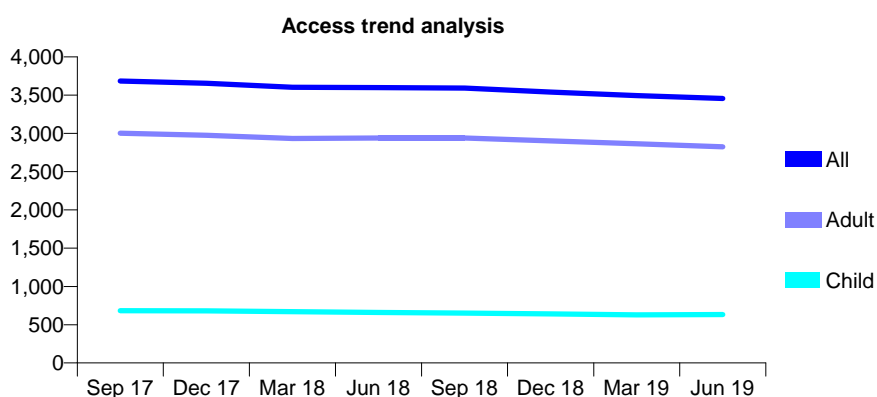
Q48 - Vital Signs At a Glance Contract Report for 161500/0001 - June 2019

Name or company name	T & T Dental
Contract type name	GDS Contract
Purpose of contract	General
Contract start date	01/04/2010
Contract end date	

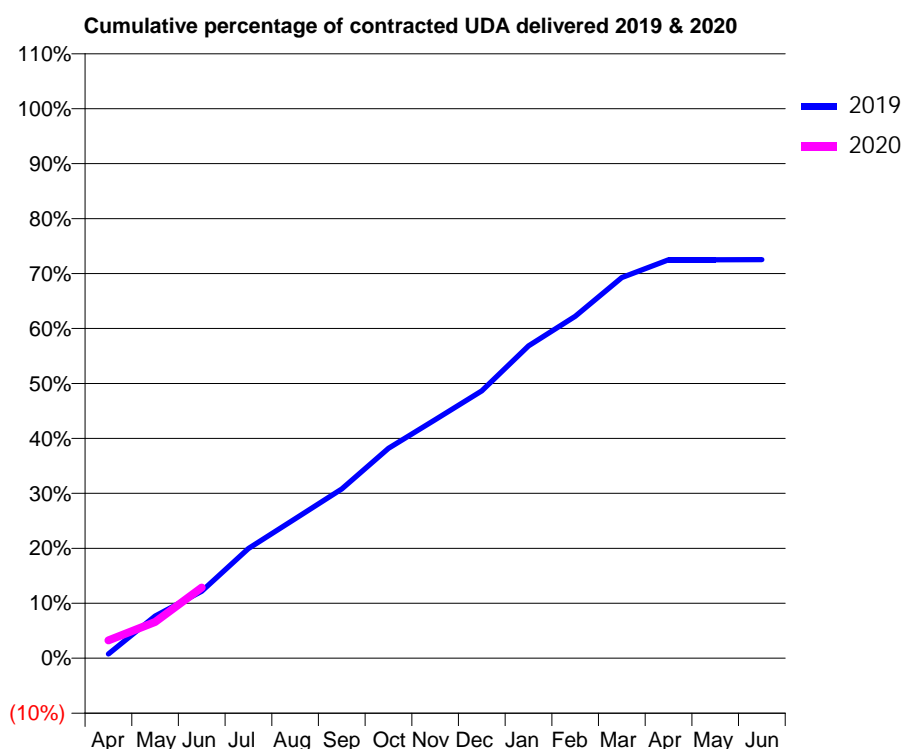
19/20 Contracted general activity (UDA)	13,652
Carry forward general activity (UDA)	0
19/20 Contracted orthodontic activity (UOA)	0
Carry forward orthodontic activity (UOA)	0
Baseline contract value	£360,480.71

ACCESS*

Patients seen in 24 months	Total	Change since previous quarter
Quarter ending June 2018	3,599	
Quarter ending September 2018	3,591	→
Quarter ending December 2018	3,541	↓
Quarter ending March 2019	3,493	↓
Quarter ending June 2019	3,456	↓
Variance since June 2018	(4.0%)	↓



ACTIVITY



Month	2019	2020
April	109	442
May	1,050	898
June	1,665	1,759
July	2,725	
August	3,464	
September	4,206	
October	5,218	
November	5,926	
December	6,641	
January	7,760	
February	8,494	
March	9,456	
April	9,897	
May	9,899	
June	9,902	

QUALITY

	Quantity	Base Number	Contract	AT	Region	England
% of FP17s for the same patient ID Re-attending within 3 months - Children	10	189	5.3%	11.0%	12.1%	11.4%
% of FP17s for the same patient ID Re-attending within 3 months - Adults	151	793	19.0%	16.4%	15.6%	15.4%
% of FP17s for the same patient ID Re-attending between 3 & 9 months - Children	90	189	47.6%	54.7%	61.2%	59.8%
% of FP17s for the same patient ID Re-attending between 3 & 9 months - Adults	399	793	50.3%	45.7%	54.5%	52.1%
% of FP17s for Band 1 Urgent Courses	103	790	13.0%	12.5%	9.1%	9.2%
% of FP17s Relating to Free Repair or Replacements	13	790	1.6%	0.9%	1.0%	0.7%
% of FP17s Relating to Continuations	12	790	1.5%	1.1%	1.0%	0.8%
% of Patients satisfied with the dentistry they have received	1	1	N/A	91.9%	94.2%	93.4%
% of Patients satisfied with the time they had to wait for an appointment	1	1	N/A	88.9%	88.4%	87.6%

* This is based on patients treated on this contract for their most recent course of treatment.

Figures in italics indicate the base number of FP17s or Patient Questionnaire responses are less than 100. N/A is shown where the base number of responses is less than 10 during the period. % is calculated as Quantity/Base number*100

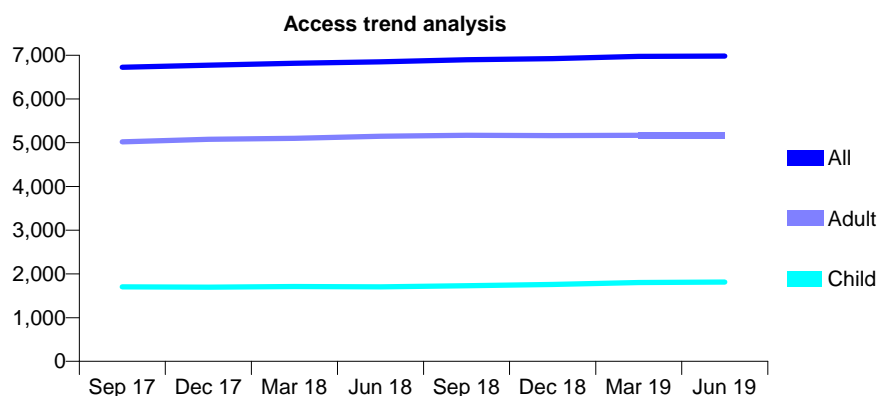
Q48 - Vital Signs At a Glance Contract Report for 165239/0001 - June 2019

Name or company name	Ventre & Ventre Limited
Contract type name	GDS Contract
Purpose of contract	General and Orthodontic
Contract start date	01/11/2014
Contract end date	

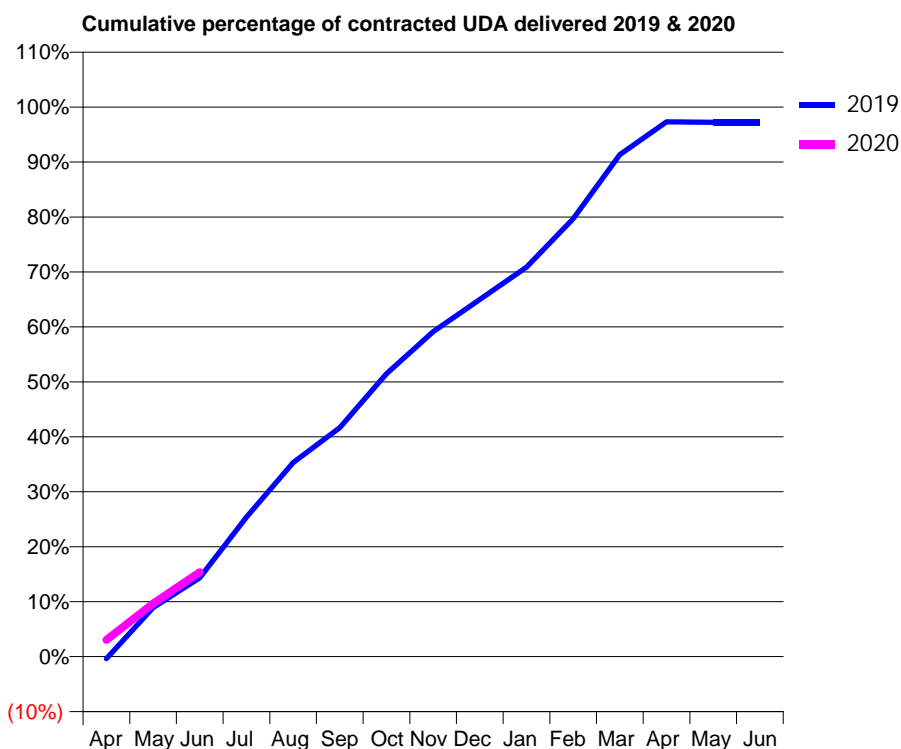
19/20 Contracted general activity (UDA)	24,721
Carry forward general activity (UDA)	0
19/20 Contracted orthodontic activity (UOA)	0
Carry forward orthodontic activity (UOA)	0
Baseline contract value	£806,492.69

ACCESS*

Patients seen in 24 months	Total	Change since previous quarter
Quarter ending June 2018	6,849	
Quarter ending September 2018	6,899	→
Quarter ending December 2018	6,921	→
Quarter ending March 2019	6,974	→
Quarter ending June 2019	6,981	→
Variance since June 2018	1.9%	→



ACTIVITY



Month	Adjusted Scheduled Activity (UDA)	
	2019	2020
April	-95	755
May	2,208	2,384
June	3,550	3,801
July	6,276	
August	8,730	
September	10,297	
October	12,726	
November	14,615	
December	16,062	
January	17,522	
February	19,696	
March	22,576	
April	24,059	
May	24,035	
June	24,035	

QUALITY

	Quantity	Base Number	Contract	AT	Region	England
% of FP17s for the same patient ID Re-attending within 3 months - Children	59	528	11.2%	11.0%	12.1%	11.4%
% of FP17s for the same patient ID Re-attending within 3 months - Adults	267	1,357	19.7%	16.4%	15.6%	15.4%
% of FP17s for the same patient ID Re-attending between 3 & 9 months - Children	262	528	49.6%	54.7%	61.2%	59.8%
% of FP17s for the same patient ID Re-attending between 3 & 9 months - Adults	575	1,357	42.4%	45.7%	54.5%	52.1%
% of FP17s for Band 1 Urgent Courses	221	1,440	15.3%	12.5%	9.1%	9.2%
% of FP17s Relating to Free Repair or Replacements	11	1,440	0.8%	0.9%	1.0%	0.7%
% of FP17s Relating to Continuations	26	1,440	1.8%	1.1%	1.0%	0.8%
% of Patients satisfied with the dentistry they have received	5	5	N/A	91.9%	94.2%	93.4%
% of Patients satisfied with the time they had to wait for an appointment	5	5	N/A	88.9%	88.4%	87.6%

* This is based on patients treated on this contract for their most recent course of treatment. Figures in italics indicate the base number of FP17s or Patient Questionnaire responses are less than 100. N/A is shown where the base number of responses is less than 10 during the period. % is calculated as Quantity/Base number*100

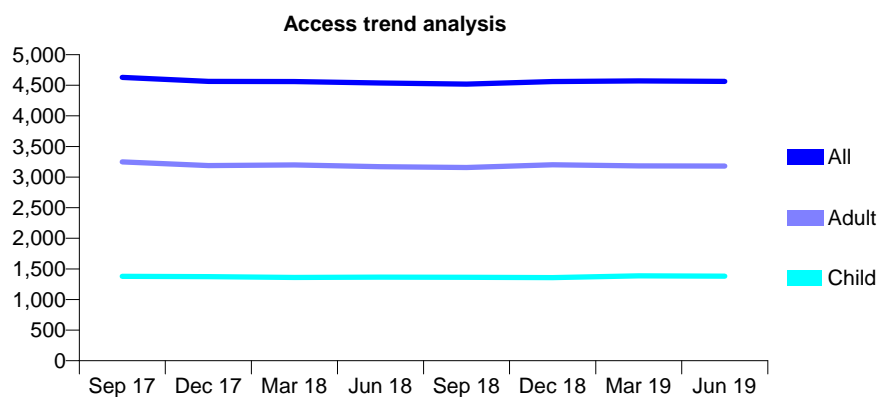
Q48 - Vital Signs At a Glance Contract Report for 166731/0001 - June 2019

Name or company name	Dental Elements
Contract type name	GDS Contract
Purpose of contract	General
Contract start date	30/03/2012
Contract end date	

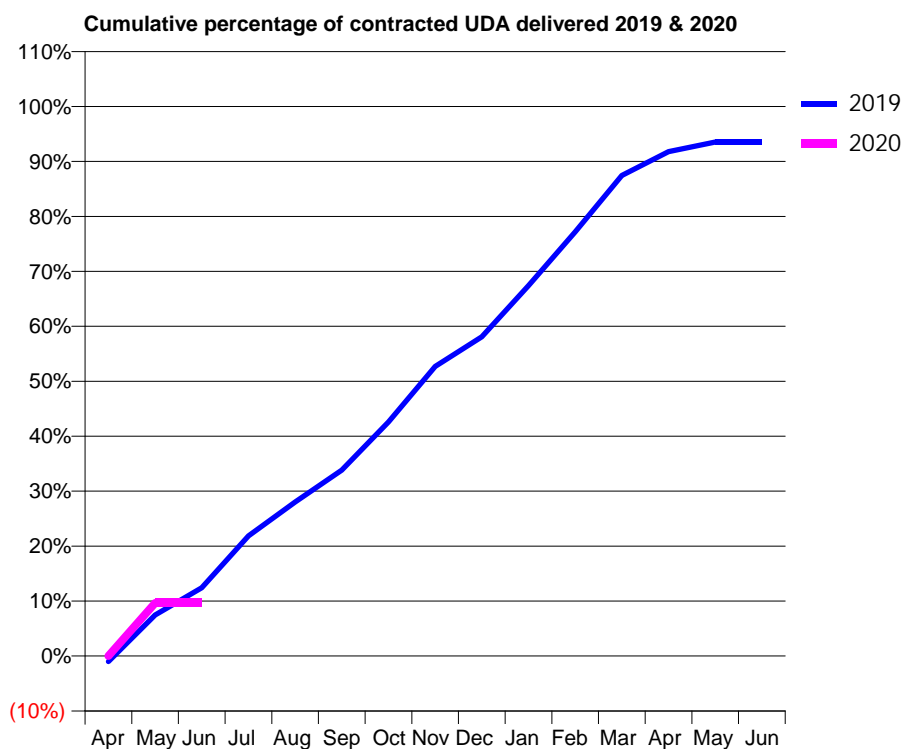
19/20 Contracted general activity (UDA)	13,000
Carry forward general activity (UDA)	0
19/20 Contracted orthodontic activity (UOA)	0
Carry forward orthodontic activity (UOA)	0
Baseline contract value	£398,541.31

ACCESS*

Patients seen in 24 months	Total	Change since previous quarter
Quarter ending June 2018	4,536	
Quarter ending September 2018	4,519	→
Quarter ending December 2018	4,560	→
Quarter ending March 2019	4,572	→
Quarter ending June 2019	4,563	→
Variance since June 2018	0.6%	→



ACTIVITY



Month	Adjusted Scheduled Activity (UDA)	
	2019	2020
April	-134	0
May	972	1,256
June	1,614	1,256
July	2,841	
August	3,646	
September	4,400	
October	5,537	
November	6,850	
December	7,551	
January	8,763	
February	10,034	
March	11,367	
April	11,930	
May	12,160	
June	12,160	

QUALITY

	Quantity	Base Number	Contract	AT	Region	England
% of FP17s for the same patient ID Re-attending within 3 months - Children	37	340	10.9%	11.0%	12.1%	11.4%
% of FP17s for the same patient ID Re-attending within 3 months - Adults	104	659	15.8%	16.4%	15.6%	15.4%
% of FP17s for the same patient ID Re-attending between 3 & 9 months - Children	191	340	56.2%	54.7%	61.2%	59.8%
% of FP17s for the same patient ID Re-attending between 3 & 9 months - Adults	250	659	37.9%	45.7%	54.5%	52.1%
% of FP17s for Band 1 Urgent Courses	65	685	9.5%	12.5%	9.1%	9.2%
% of FP17s Relating to Free Repair or Replacements	8	685	1.2%	0.9%	1.0%	0.7%
% of FP17s Relating to Continuations	21	685	3.1%	1.1%	1.0%	0.8%
% of Patients satisfied with the dentistry they have received	0	0	N/A	91.9%	94.2%	93.4%
% of Patients satisfied with the time they had to wait for an appointment	0	0	N/A	88.9%	88.4%	87.6%

* This is based on patients treated on this contract for their most recent course of treatment. Figures in italics indicate the base number of FP17s or Patient Questionnaire responses are less than 100. N/A is shown where the base number of responses is less than 10 during the period. % is calculated as Quantity/Base number*100

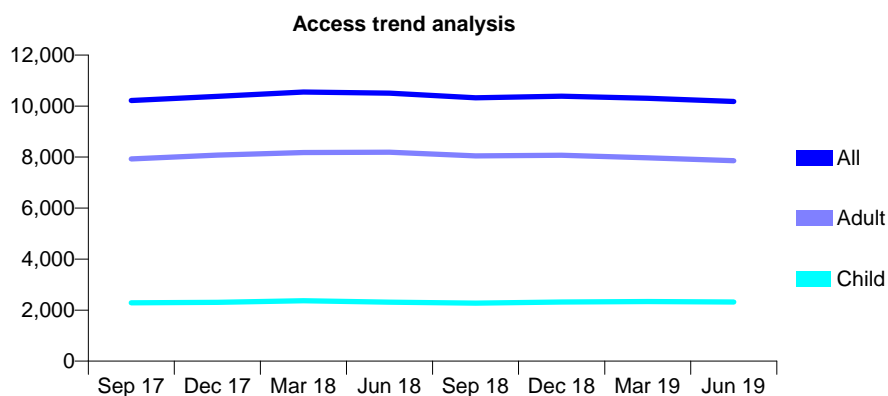
Q48 - Vital Signs At a Glance Contract Report for 169196/0001 - June 2019

Name or company name	Zein and Alraslani
Contract type name	GDS Contract
Purpose of contract	General
Contract start date	01/06/2012
Contract end date	

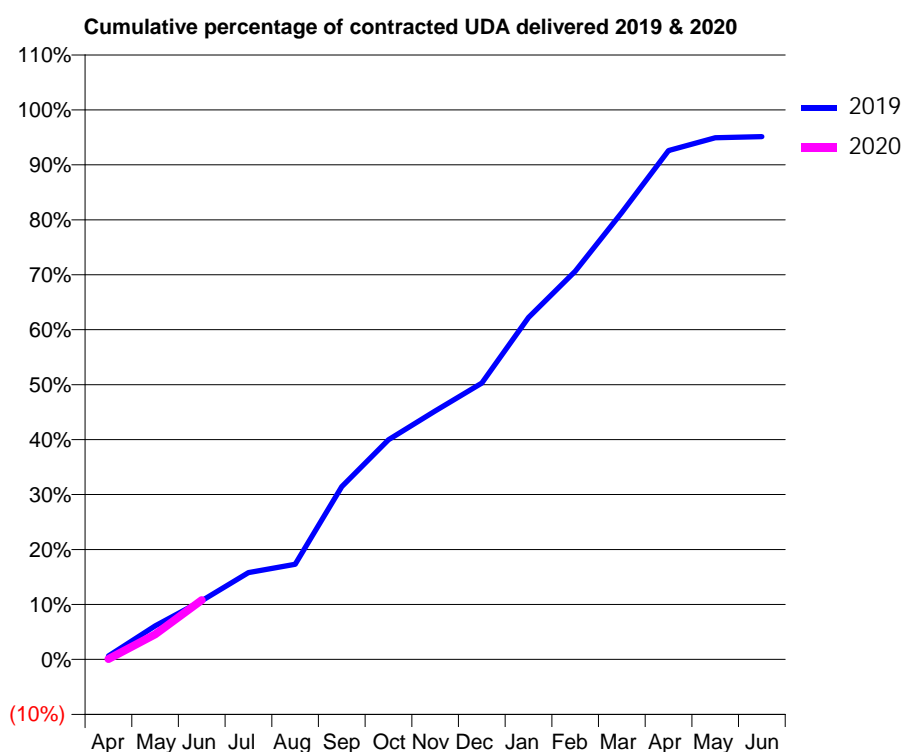
19/20 Contracted general activity (UDA)	34,141
Carry forward general activity (UDA)	0
19/20 Contracted orthodontic activity (UOA)	0
Carry forward orthodontic activity (UOA)	0
Baseline contract value	£939,800.86

ACCESS*

Patients seen in 24 months	Total	Change since previous quarter
Quarter ending June 2018	10,506	
Quarter ending September 2018	10,325	↓
Quarter ending December 2018	10,389	→
Quarter ending March 2019	10,306	→
Quarter ending June 2019	10,180	↓
Variance since June 2018	(3.1%)	↓



ACTIVITY



Month	2019	2020
April	210	32
May	2,080	1,565
June	3,646	3,679
July	5,399	
August	5,912	
September	10,730	
October	13,652	
November	15,437	
December	17,170	
January	21,248	
February	24,113	
March	27,770	
April	31,613	
May	32,407	
June	32,476	

QUALITY

	Quantity	Base Number	Contract	AT	Region	England
% of FP17s for the same patient ID Re-attending within 3 months - Children	66	582	11.3%	11.0%	12.1%	11.4%
% of FP17s for the same patient ID Re-attending within 3 months - Adults	335	1,975	17.0%	16.4%	15.6%	15.4%
% of FP17s for the same patient ID Re-attending between 3 & 9 months - Children	231	582	39.7%	54.7%	61.2%	59.8%
% of FP17s for the same patient ID Re-attending between 3 & 9 months - Adults	513	1,975	26.0%	45.7%	54.5%	52.1%
% of FP17s for Band 1 Urgent Courses	323	1,324	24.4%	12.5%	9.1%	9.2%
% of FP17s Relating to Free Repair or Replacements	5	1,324	0.4%	0.9%	1.0%	0.7%
% of FP17s Relating to Continuations	8	1,324	0.6%	1.1%	1.0%	0.8%
% of Patients satisfied with the dentistry they have received	3	3	N/A	91.9%	94.2%	93.4%
% of Patients satisfied with the time they had to wait for an appointment	3	3	N/A	88.9%	88.4%	87.6%

* This is based on patients treated on this contract for their most recent course of treatment. Figures in italics indicate the base number of FP17s or Patient Questionnaire responses are less than 100. N/A is shown where the base number of responses is less than 10 during the period. % is calculated as Quantity/Base number*100

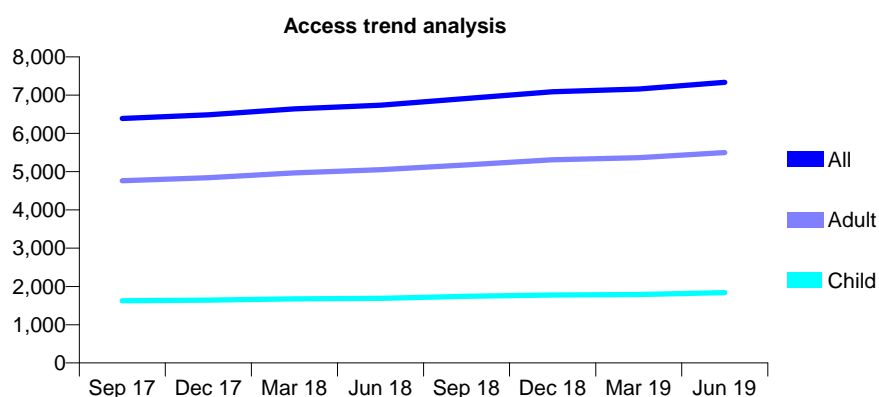
Q48 - Vital Signs At a Glance Contract Report for 170119/0001 - June 2019

Name or company name	Halton Road Family Dental Practice
Contract type name	GDS Contract
Purpose of contract	General
Contract start date	30/03/2012
Contract end date	

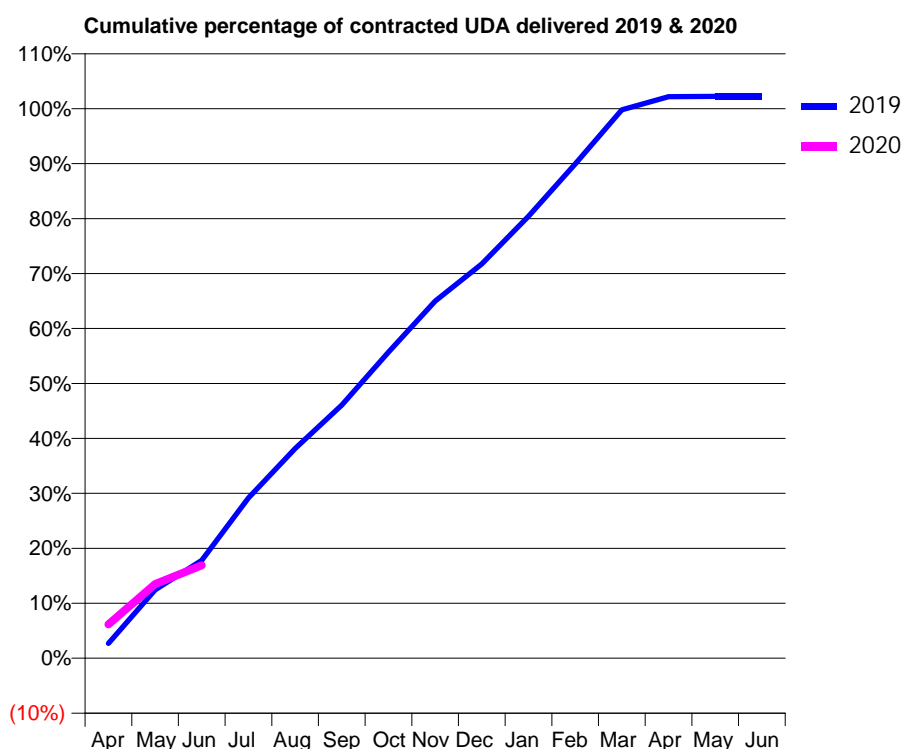
19/20 Contracted general activity (UDA)	20,500
Carry forward general activity (UDA)	0
19/20 Contracted orthodontic activity (UOA)	0
Carry forward orthodontic activity (UOA)	0
Baseline contract value	£478,694.94

ACCESS*

Patients seen in 24 months	Total	Change since previous quarter
Quarter ending June 2018	6,738	
Quarter ending September 2018	6,915	↑
Quarter ending December 2018	7,089	↑
Quarter ending March 2019	7,157	→
Quarter ending June 2019	7,337	↑
Variance since June 2018	8.9%	↑



ACTIVITY



Month	Adjusted Scheduled Activity (UDA)	
	2019	2020
April	557	1,264
May	2,554	2,768
June	3,650	3,467
July	5,978	
August	7,824	
September	9,444	
October	11,420	
November	13,326	
December	14,710	
January	16,483	
February	18,437	
March	20,460	
April	20,946	
May	20,956	
June	20,956	

QUALITY

	Quantity	Base Number	Contract	AT	Region	England
% of FP17s for the same patient ID Re-attending within 3 months - Children	23	439	5.2%	11.0%	12.1%	11.4%
% of FP17s for the same patient ID Re-attending within 3 months - Adults	157	1,232	12.7%	16.4%	15.6%	15.4%
% of FP17s for the same patient ID Re-attending between 3 & 9 months - Children	183	439	41.7%	54.7%	61.2%	59.8%
% of FP17s for the same patient ID Re-attending between 3 & 9 months - Adults	488	1,232	39.6%	45.7%	54.5%	52.1%
% of FP17s for Band 1 Urgent Courses	198	1,474	13.4%	12.5%	9.1%	9.2%
% of FP17s Relating to Free Repair or Replacements	22	1,474	1.5%	0.9%	1.0%	0.7%
% of FP17s Relating to Continuations	22	1,474	1.5%	1.1%	1.0%	0.8%
% of Patients satisfied with the dentistry they have received	3	3	N/A	91.9%	94.2%	93.4%
% of Patients satisfied with the time they had to wait for an appointment	3	3	N/A	88.9%	88.4%	87.6%

* This is based on patients treated on this contract for their most recent course of treatment.

Figures in italics indicate the base number of FP17s or Patient Questionnaire responses are less than 100. N/A is shown where the base number of responses is less than 10 during the period. % is calculated as Quantity/Base number*100

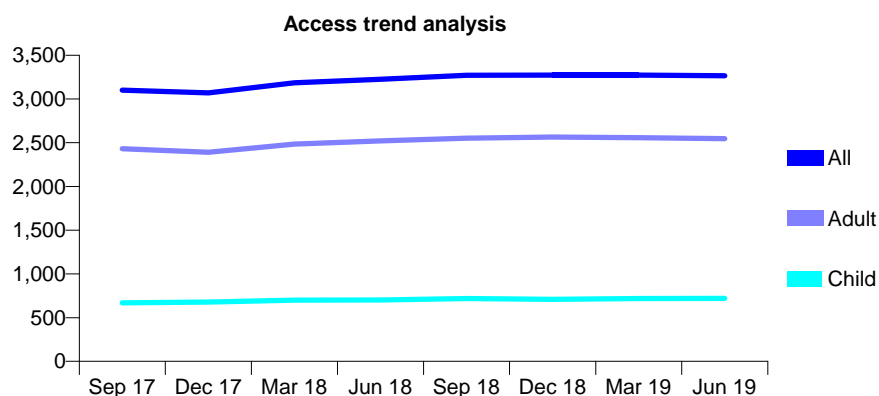
Q48 - Vital Signs At a Glance Contract Report for 170291/0001 - June 2019

Name or company name	Thornton Dental Practice
Contract type name	PDS Contract
Purpose of contract	General
Contract start date	01/04/2011
Contract end date	31/03/2021

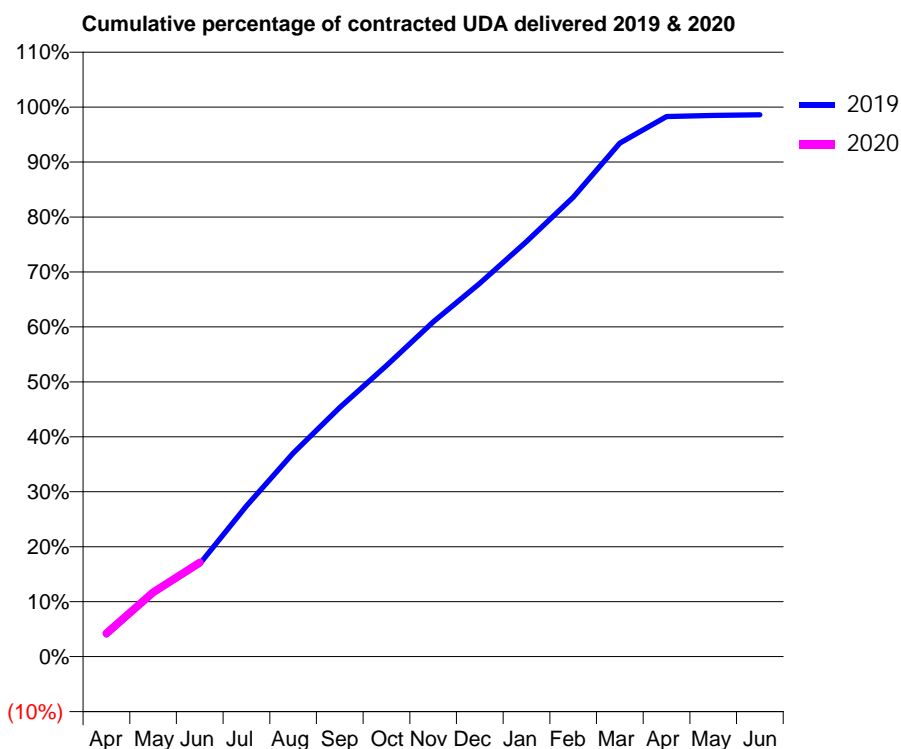
19/20 Contracted general activity (UDA)	11,716
Carry forward general activity (UDA)	0
19/20 Contracted orthodontic activity (UOA)	0
Carry forward orthodontic activity (UOA)	0
Baseline contract value	£378,562.20

ACCESS*

Patients seen in 24 months	Total	Change since previous quarter
Quarter ending June 2018	3,224	
Quarter ending September 2018	3,270	→
Quarter ending December 2018	3,273	→
Quarter ending March 2019	3,274	→
Quarter ending June 2019	3,266	→
Variance since June 2018	1.3%	→



ACTIVITY



Month	Adjusted Scheduled Activity (UDA)	
	2019	2020
April	462	496
May	1,359	1,371
June	1,977	2,006
July	3,212	
August	4,339	
September	5,311	
October	6,205	
November	7,138	
December	7,961	
January	8,850	
February	9,794	
March	10,948	
April	11,514	
May	11,537	
June	11,550	

QUALITY

	Quantity	Base Number	Contract	AT	Region	England
% of FP17s for the same patient ID Re-attending within 3 months - Children	34	264	12.9%	11.0%	12.1%	11.4%
% of FP17s for the same patient ID Re-attending within 3 months - Adults	174	806	21.6%	16.4%	15.6%	15.4%
% of FP17s for the same patient ID Re-attending between 3 & 9 months - Children	143	264	54.2%	54.7%	61.2%	59.8%
% of FP17s for the same patient ID Re-attending between 3 & 9 months - Adults	384	806	47.6%	45.7%	54.5%	52.1%
% of FP17s for Band 1 Urgent Courses	127	881	14.4%	12.5%	9.1%	9.2%
% of FP17s Relating to Free Repair or Replacements	23	881	2.6%	0.9%	1.0%	0.7%
% of FP17s Relating to Continuations	22	881	2.5%	1.1%	1.0%	0.8%
% of Patients satisfied with the dentistry they have received	4	4	N/A	91.9%	94.2%	93.4%
% of Patients satisfied with the time they had to wait for an appointment	4	4	N/A	88.9%	88.4%	87.6%

* This is based on patients treated on this contract for their most recent course of treatment. Figures in italics indicate the base number of FP17s or Patient Questionnaire responses are less than 100. N/A is shown where the base number of responses is less than 10 during the period. % is calculated as Quantity/Base number*100

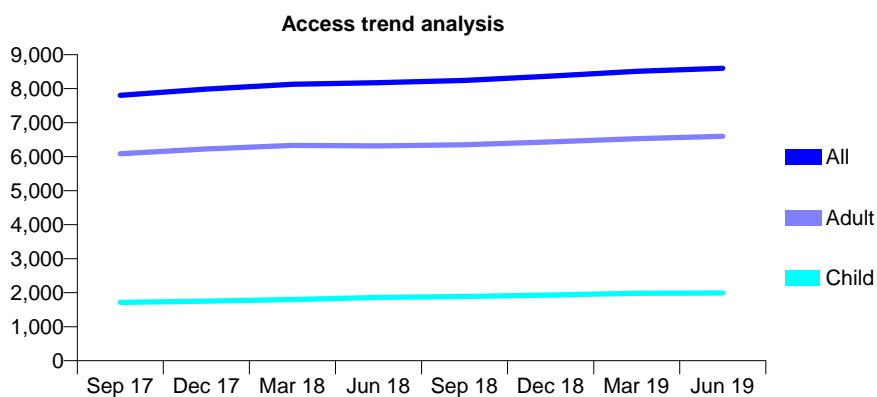
Q48 - Vital Signs At a Glance Contract Report for 171220/0001 - June 2019

Name or company name	L G Woodgate Ltd
Contract type name	GDS Contract
Purpose of contract	General
Contract start date	01/01/2011
Contract end date	

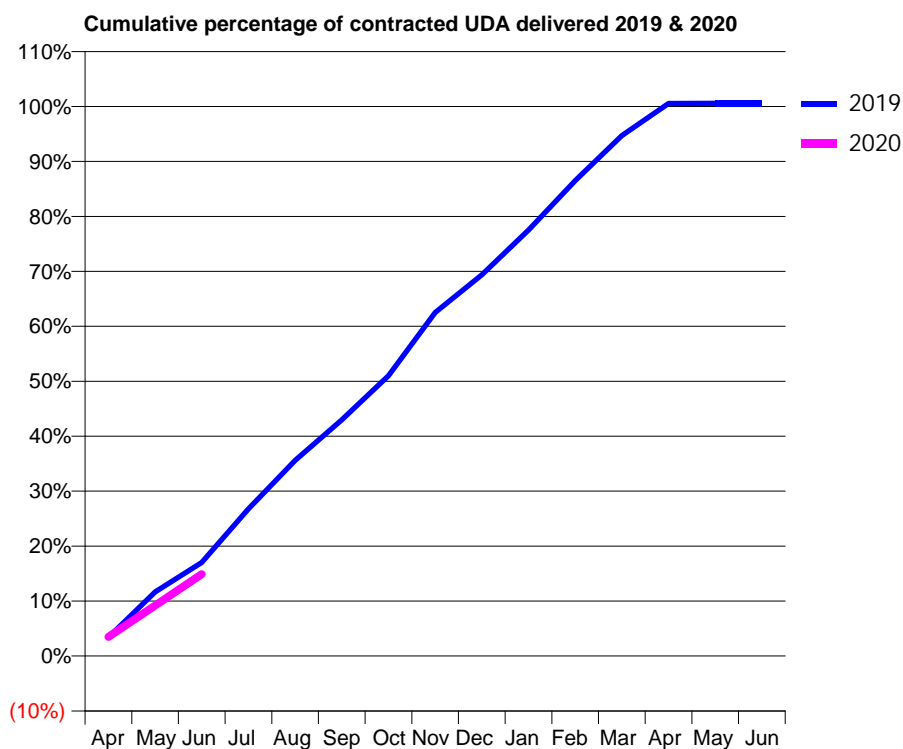
19/20 Contracted general activity (UDA)	27,000
Carry forward general activity (UDA)	0
19/20 Contracted orthodontic activity (UOA)	0
Carry forward orthodontic activity (UOA)	0
Baseline contract value	£681,285.07

ACCESS*

Patients seen in 24 months	Total	Change since previous quarter
Quarter ending June 2018	8,179	
Quarter ending September 2018	8,240	→
Quarter ending December 2018	8,371	→
Quarter ending March 2019	8,511	→
Quarter ending June 2019	8,598	→
Variance since June 2018	5.1%	↑



ACTIVITY



Month	Adjusted Scheduled Activity (UDA)	
	2019	2020
April	922	937
May	3,151	2,477
June	4,595	4,028
July	7,229	
August	9,614	
September	11,599	
October	13,771	
November	16,884	
December	18,722	
January	20,923	
February	23,352	
March	25,567	
April	27,152	
May	27,153	
June	27,157	

QUALITY

	Quantity	Base Number	Contract	AT	Region	England
% of FP17s for the same patient ID Re-attending within 3 months - Children	65	741	8.8%	11.0%	12.1%	11.4%
% of FP17s for the same patient ID Re-attending within 3 months - Adults	318	1,861	17.1%	16.4%	15.6%	15.4%
% of FP17s for the same patient ID Re-attending between 3 & 9 months - Children	456	741	61.5%	54.7%	61.2%	59.8%
% of FP17s for the same patient ID Re-attending between 3 & 9 months - Adults	877	1,861	47.1%	45.7%	54.5%	52.1%
% of FP17s for Band 1 Urgent Courses	335	1,979	16.9%	12.5%	9.1%	9.2%
% of FP17s Relating to Free Repair or Replacements	13	1,979	0.7%	0.9%	1.0%	0.7%
% of FP17s Relating to Continuations	11	1,979	0.6%	1.1%	1.0%	0.8%
% of Patients satisfied with the dentistry they have received	2	3	N/A	91.9%	94.2%	93.4%
% of Patients satisfied with the time they had to wait for an appointment	2	3	N/A	88.9%	88.4%	87.6%

* This is based on patients treated on this contract for their most recent course of treatment. Figures in italics indicate the base number of FP17s or Patient Questionnaire responses are less than 100. N/A is shown where the base number of responses is less than 10 during the period. % is calculated as Quantity/Base number*100

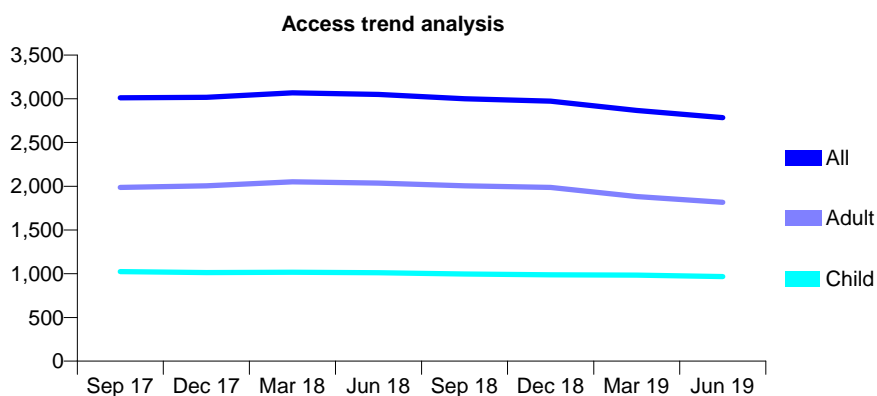
Q48 - Vital Signs At a Glance Contract Report for 171808/0001 - June 2019

Name or company name	Hunts Cross D C Limited
Contract type name	GDS Contract
Purpose of contract	General
Contract start date	01/11/2011
Contract end date	

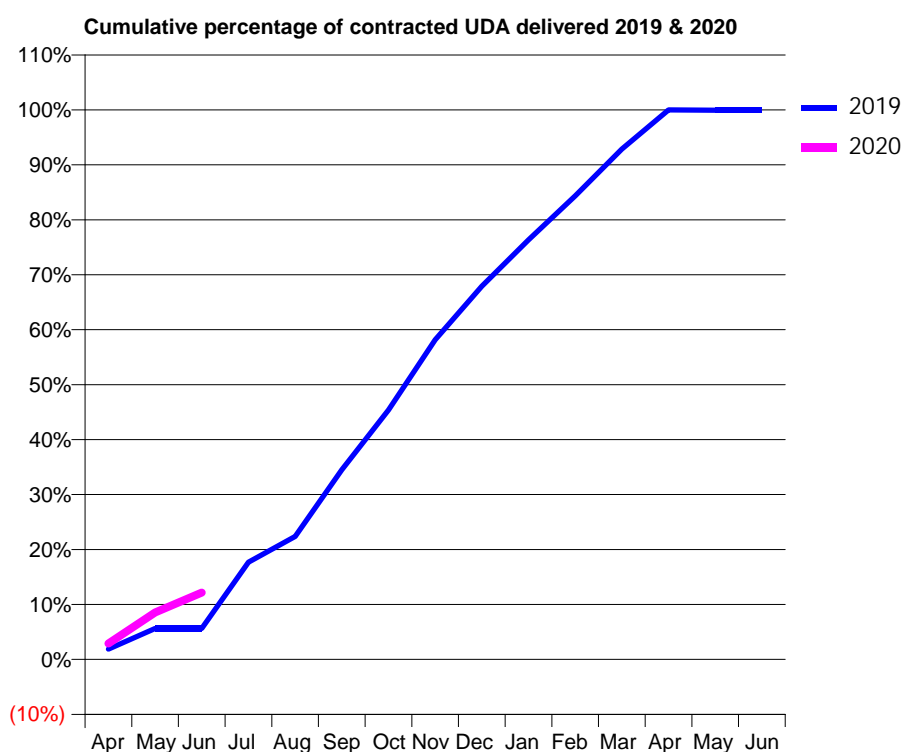
19/20 Contracted general activity (UDA)	7,129
Carry forward general activity (UDA)	0
19/20 Contracted orthodontic activity (UOA)	0
Carry forward orthodontic activity (UOA)	0
Baseline contract value	£191,595.90

ACCESS*

Patients seen in 24 months	Total	Change since previous quarter
Quarter ending June 2018	3,049	
Quarter ending September 2018	3,001	↓
Quarter ending December 2018	2,973	→
Quarter ending March 2019	2,866	↓
Quarter ending June 2019	2,784	↓
Variance since June 2018	(8.7%)	↓



ACTIVITY



Month	Adjusted Scheduled Activity (UDA)	
	2019	2020
April	134	207
May	402	609
June	402	867
July	1,261	
August	1,595	
September	2,459	
October	3,236	
November	4,148	
December	4,840	
January	5,443	
February	6,013	
March	6,620	
April	7,128	
May	7,126	
June	7,125	

QUALITY

	Quantity	Base Number	Contract	AT	Region	England
% of FP17s for the same patient ID Re-attending within 3 months - Children	29	316	9.2%	11.0%	12.1%	11.4%
% of FP17s for the same patient ID Re-attending within 3 months - Adults	45	361	12.5%	16.4%	15.6%	15.4%
% of FP17s for the same patient ID Re-attending between 3 & 9 months - Children	190	316	60.1%	54.7%	61.2%	59.8%
% of FP17s for the same patient ID Re-attending between 3 & 9 months - Adults	201	361	55.7%	45.7%	54.5%	52.1%
% of FP17s for Band 1 Urgent Courses	35	474	7.4%	12.5%	9.1%	9.2%
% of FP17s Relating to Free Repair or Replacements	2	474	0.4%	0.9%	1.0%	0.7%
% of FP17s Relating to Continuations	1	474	0.2%	1.1%	1.0%	0.8%
% of Patients satisfied with the dentistry they have received	0	0	N/A	91.9%	94.2%	93.4%
% of Patients satisfied with the time they had to wait for an appointment	0	0	N/A	88.9%	88.4%	87.6%

* This is based on patients treated on this contract for their most recent course of treatment. Figures in italics indicate the base number of FP17s or Patient Questionnaire responses are less than 100. N/A is shown where the base number of responses is less than 10 during the period. % is calculated as Quantity/Base number*100

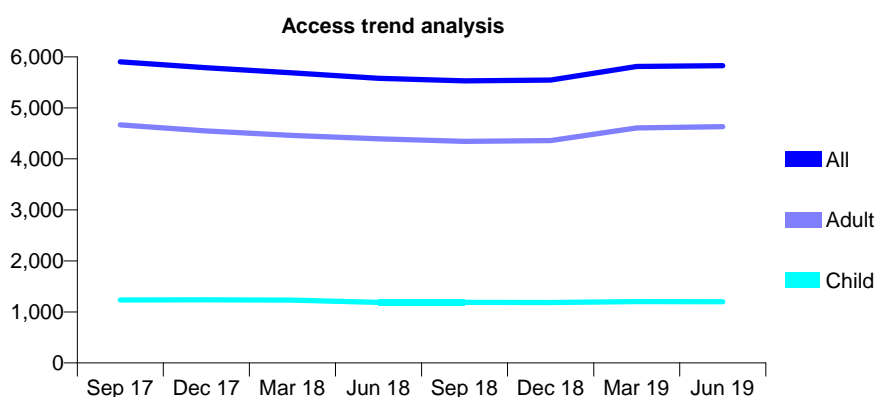
Q48 - Vital Signs At a Glance Contract Report for 171859/0002 - June 2019

Name or company name	Oak Dental Care Limited
Contract type name	Pilot Contract
Purpose of contract	General and Orthodontic
Contract start date	01/09/2007
Contract end date	

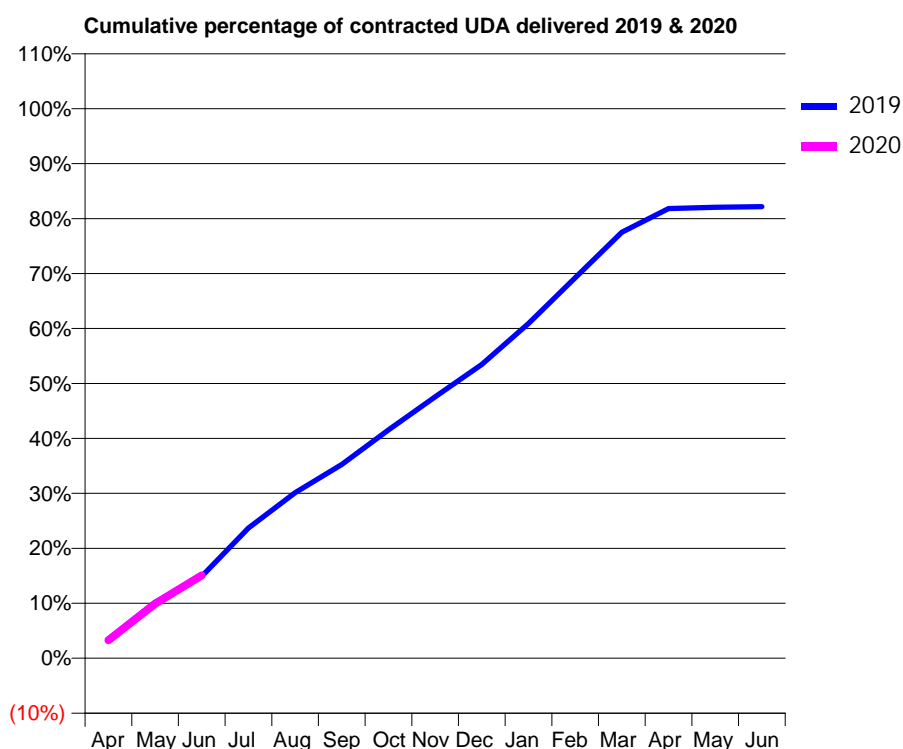
19/20 Contracted general activity (UDA)	18,048
Carry forward general activity (UDA)	0
19/20 Contracted orthodontic activity (UOA)	0
Carry forward orthodontic activity (UOA)	0
Baseline contract value	£548,644.03

ACCESS*

Patients seen in 24 months	Total	Change since previous quarter
Quarter ending June 2018	5,580	
Quarter ending September 2018	5,532	→
Quarter ending December 2018	5,543	→
Quarter ending March 2019	5,813	↑
Quarter ending June 2019	5,829	→
Variance since June 2018	4.5%	↑



ACTIVITY



Month	2019	2020
April	625	591
May	1,839	1,790
June	2,691	2,722
July	4,278	
August	5,438	
September	6,363	
October	7,499	
November	8,586	
December	9,648	
January	10,995	
February	12,498	
March	13,987	
April	14,768	
May	14,808	
June	14,830	

QUALITY

	Quantity	Base Number	Contract	AT	Region	England
% of FP17s for the same patient ID Re-attending within 3 months - Children	13	321	4.0%	11.0%	12.1%	11.4%
% of FP17s for the same patient ID Re-attending within 3 months - Adults	144	1,202	12.0%	16.4%	15.6%	15.4%
% of FP17s for the same patient ID Re-attending between 3 & 9 months - Children	134	321	41.7%	54.7%	61.2%	59.8%
% of FP17s for the same patient ID Re-attending between 3 & 9 months - Adults	411	1,202	34.2%	45.7%	54.5%	52.1%
% of FP17s for Band 1 Urgent Courses	120	1,191	10.1%	12.5%	9.1%	9.2%
% of FP17s Relating to Free Repair or Replacements	7	1,191	0.6%	0.9%	1.0%	0.7%
% of FP17s Relating to Continuations	25	1,191	2.1%	1.1%	1.0%	0.8%
% of Patients satisfied with the dentistry they have received	6	7	N/A	91.9%	94.2%	93.4%
% of Patients satisfied with the time they had to wait for an appointment	5	7	N/A	88.9%	88.4%	87.6%

* This is based on patients treated on this contract for their most recent course of treatment.

Figures in italics indicate the base number of FP17s or Patient Questionnaire responses are less than 100. N/A is shown where the base number of responses is less than 10 during the period. % is calculated as Quantity/Base number*100

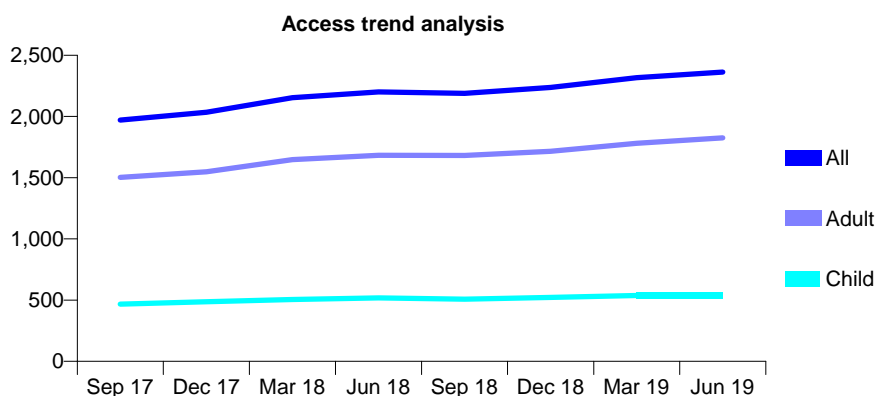
Q48 - Vital Signs At a Glance Contract Report for 171859/0005 - June 2019

Name or company name	Oak Dental Care Limited
Contract type name	GDS Contract
Purpose of contract	General
Contract start date	09/07/2012
Contract end date	

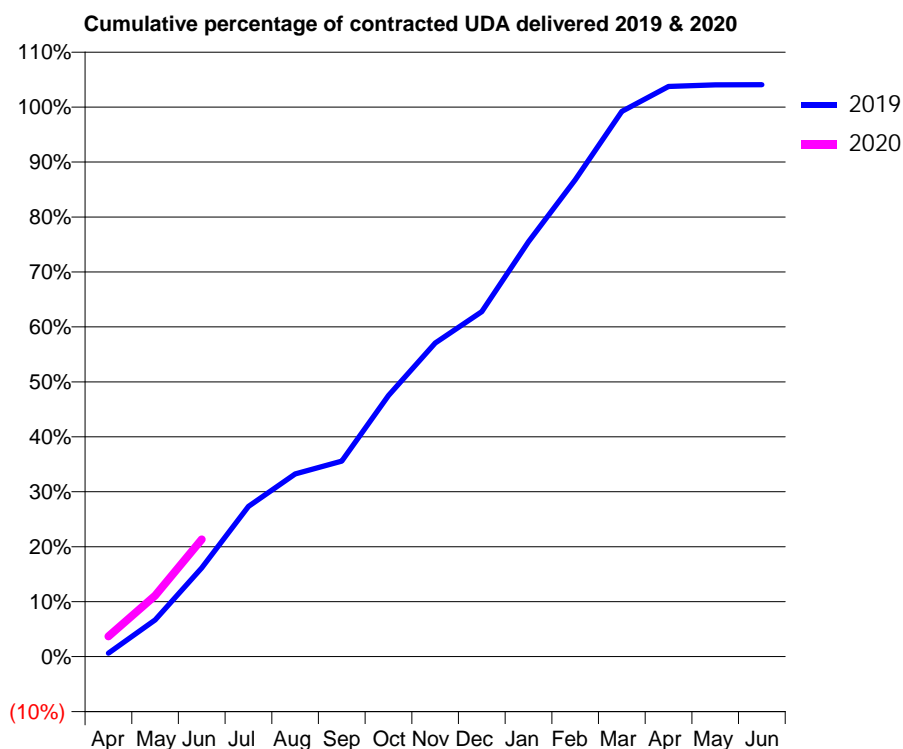
19/20 Contracted general activity (UDA)	6,307
Carry forward general activity (UDA)	0
19/20 Contracted orthodontic activity (UOA)	0
Carry forward orthodontic activity (UOA)	0
Baseline contract value	£193,942.74

ACCESS*

Patients seen in 24 months	Total	Change since previous quarter
Quarter ending June 2018	2,201	
Quarter ending September 2018	2,189	→
Quarter ending December 2018	2,237	↑
Quarter ending March 2019	2,318	↑
Quarter ending June 2019	2,363	→
Variance since June 2018	7.4%	↑



ACTIVITY



Month	Adjusted Scheduled Activity (UDA)	
	2019	2020
April	41	232
May	422	702
June	1,018	1,346
July	1,724	
August	2,098	
September	2,243	
October	2,997	
November	3,599	
December	3,959	
January	4,762	
February	5,472	
March	6,257	
April	6,544	
May	6,563	
June	6,564	

QUALITY

	Quantity	Base Number	Contract	AT	Region	England
% of FP17s for the same patient ID Re-attending within 3 months - Children	10	144	6.9%	11.0%	12.1%	11.4%
% of FP17s for the same patient ID Re-attending within 3 months - Adults	76	463	16.4%	16.4%	15.6%	15.4%
% of FP17s for the same patient ID Re-attending between 3 & 9 months - Children	67	144	46.5%	54.7%	61.2%	59.8%
% of FP17s for the same patient ID Re-attending between 3 & 9 months - Adults	164	463	35.4%	45.7%	54.5%	52.1%
% of FP17s for Band 1 Urgent Courses	71	501	14.2%	12.5%	9.1%	9.2%
% of FP17s Relating to Free Repair or Replacements	1	501	0.2%	0.9%	1.0%	0.7%
% of FP17s Relating to Continuations	6	501	1.2%	1.1%	1.0%	0.8%
% of Patients satisfied with the dentistry they have received	1	1	N/A	91.9%	94.2%	93.4%
% of Patients satisfied with the time they had to wait for an appointment	1	1	N/A	88.9%	88.4%	87.6%

* This is based on patients treated on this contract for their most recent course of treatment. Figures in italics indicate the base number of FP17s or Patient Questionnaire responses are less than 100. N/A is shown where the base number of responses is less than 10 during the period. % is calculated as Quantity/Base number*100

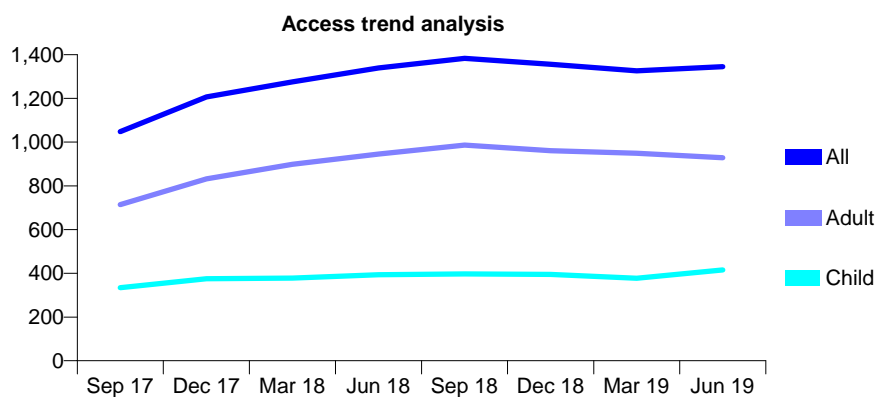
Q48 - Vital Signs At a Glance Contract Report for 174343/0009 - June 2019

Name or company name	Bridgewater Community Healthcare NHS F
Contract type name	PDS Contract
Purpose of contract	General
Contract start date	01/04/2015
Contract end date	31/03/2021

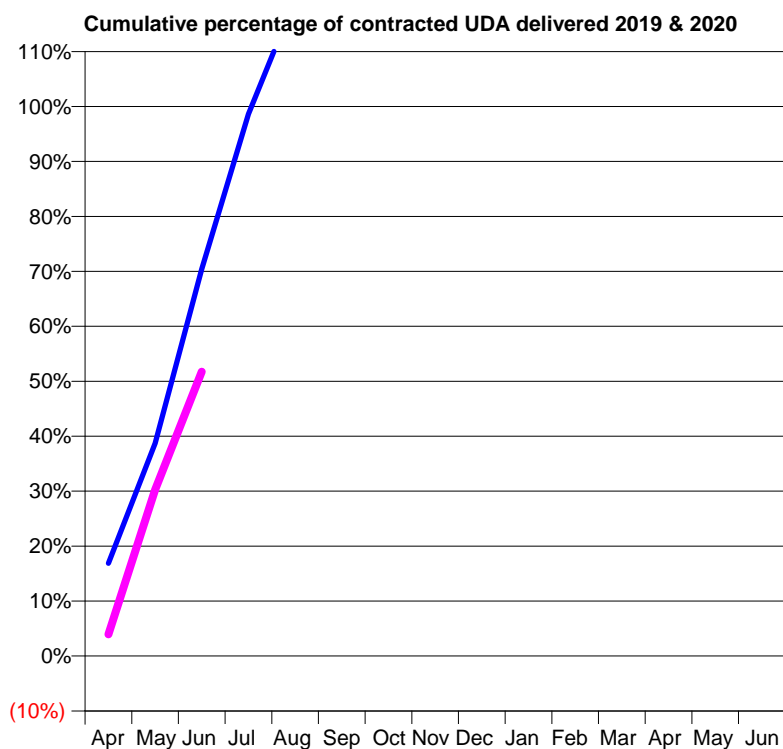
19/20 Contracted general activity (UDA)	992
Carry forward general activity (UDA)	0
19/20 Contracted orthodontic activity (UOA)	0
Carry forward orthodontic activity (UOA)	0
Baseline contract value	£344,772.64

ACCESS*

Patients seen in 24 months	Total	Change since previous quarter
Quarter ending June 2018	1,339	
Quarter ending September 2018	1,383	↑
Quarter ending December 2018	1,356	↓
Quarter ending March 2019	1,326	↓
Quarter ending June 2019	1,345	→
Variance since June 2018	0.4%	→



ACTIVITY



Month	Adjusted Scheduled Activity (UDA)	
	2019	2020
April	167	39
May	384	300
June	698	513
July	978	
August	1,185	
September	1,438	
October	1,697	
November	2,002	
December	2,186	
January	2,411	
February	2,706	
March	2,877	
April	2,959	
May	2,974	
June	2,978	

QUALITY

	Quantity	Base Number	Contract	AT	Region	England
% of FP17s for the same patient ID Re-attending within 3 months - Children	7	153	4.6%	11.0%	12.1%	11.4%
% of FP17s for the same patient ID Re-attending within 3 months - Adults	20	221	9.0%	16.4%	15.6%	15.4%
% of FP17s for the same patient ID Re-attending between 3 & 9 months - Children	36	153	23.5%	54.7%	61.2%	59.8%
% of FP17s for the same patient ID Re-attending between 3 & 9 months - Adults	111	221	50.2%	45.7%	54.5%	52.1%
% of FP17s for Band 1 Urgent Courses	12	308	3.9%	12.5%	9.1%	9.2%
% of FP17s Relating to Free Repair or Replacements	0	308	0.0%	0.9%	1.0%	0.7%
% of FP17s Relating to Continuations	1	308	0.3%	1.1%	1.0%	0.8%
% of Patients satisfied with the dentistry they have received	1	1	N/A	91.9%	94.2%	93.4%
% of Patients satisfied with the time they had to wait for an appointment	1	1	N/A	88.9%	88.4%	87.6%

* This is based on patients treated on this contract for their most recent course of treatment. Figures in italics indicate the base number of FP17s or Patient Questionnaire responses are less than 100. N/A is shown where the base number of responses is less than 10 during the period. % is calculated as Quantity/Base number*100

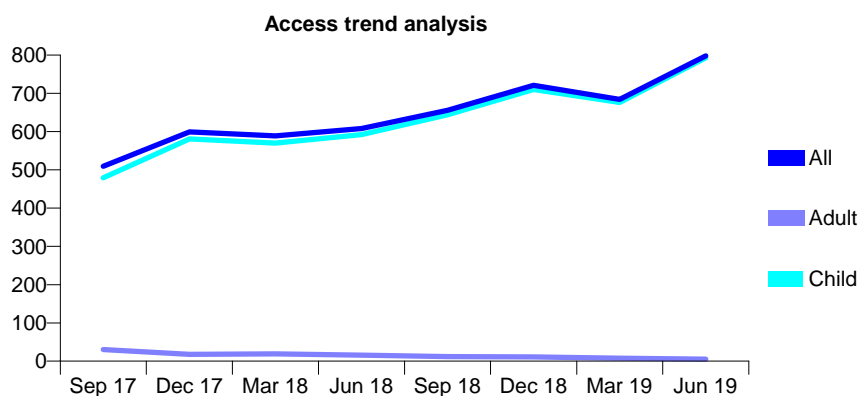
Q48 - Vital Signs At a Glance Contract Report for 174343/0010 - June 2019

Name or company name	Bridgewater Community Healthcare NHS F
Contract type name	PDS Contract
Purpose of contract	General
Contract start date	01/04/2015
Contract end date	31/03/2021

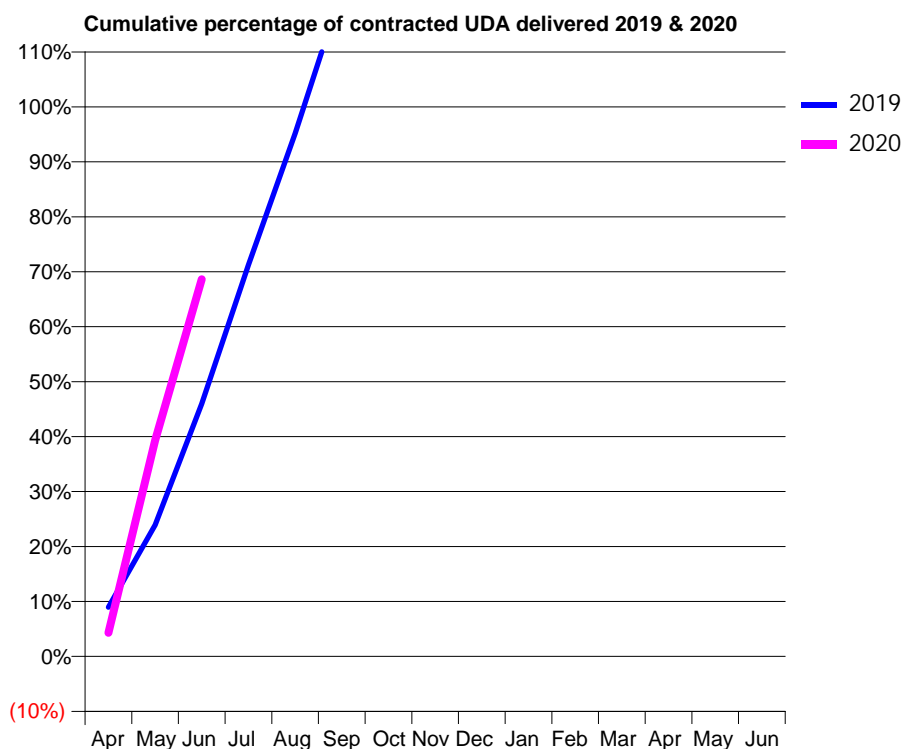
19/20 Contracted general activity (UDA)	771
Carry forward general activity (UDA)	0
19/20 Contracted orthodontic activity (UOA)	0
Carry forward orthodontic activity (UOA)	0
Baseline contract value	£657,219.66

ACCESS*

Patients seen in 24 months	Total	Change since previous quarter
Quarter ending June 2018	608	
Quarter ending September 2018	656	↑
Quarter ending December 2018	721	↑
Quarter ending March 2019	684	↓
Quarter ending June 2019	798	↑
Variance since June 2018	31.3%	↑



ACTIVITY



Month	2019	2020
April	69	33
May	184	303
June	354	529
July	549	
August	734	
September	934	
October	1,201	
November	1,527	
December	1,718	
January	1,934	
February	2,178	
March	2,331	
April	2,423	
May	2,429	
June	2,429	

QUALITY

	Quantity	Base Number	Contract	AT	Region	England
% of FP17s for the same patient ID Re-attending within 3 months - Children	1	247	0.4%	11.0%	12.1%	11.4%
% of FP17s for the same patient ID Re-attending within 3 months - Adults	0	2	0.0%	16.4%	15.6%	15.4%
% of FP17s for the same patient ID Re-attending between 3 & 9 months - Children	0	247	0.0%	54.7%	61.2%	59.8%
% of FP17s for the same patient ID Re-attending between 3 & 9 months - Adults	0	2	0.0%	45.7%	54.5%	52.1%
% of FP17s for Band 1 Urgent Courses	1	203	0.5%	12.5%	9.1%	9.2%
% of FP17s Relating to Free Repair or Replacements	0	203	0.0%	0.9%	1.0%	0.7%
% of FP17s Relating to Continuations	0	203	0.0%	1.1%	1.0%	0.8%
% of Patients satisfied with the dentistry they have received	0	0	N/A	91.9%	94.2%	93.4%
% of Patients satisfied with the time they had to wait for an appointment	0	0	N/A	88.9%	88.4%	87.6%

* This is based on patients treated on this contract for their most recent course of treatment. Figures in italics indicate the base number of FP17s or Patient Questionnaire responses are less than 100. N/A is shown where the base number of responses is less than 10 during the period. % is calculated as Quantity/Base number*100

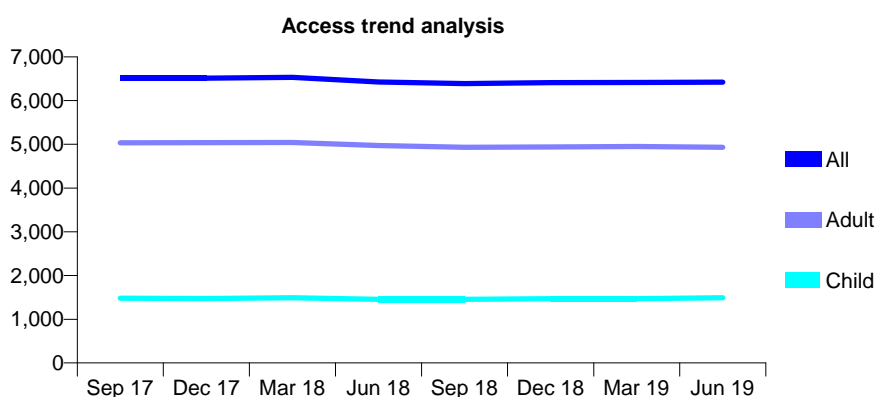
Q48 - Vital Signs At a Glance Contract Report for 176613/0001 - June 2019

Name or company name	Cromer House Dental Practice Limited
Contract type name	GDS Contract
Purpose of contract	General
Contract start date	01/05/2014
Contract end date	

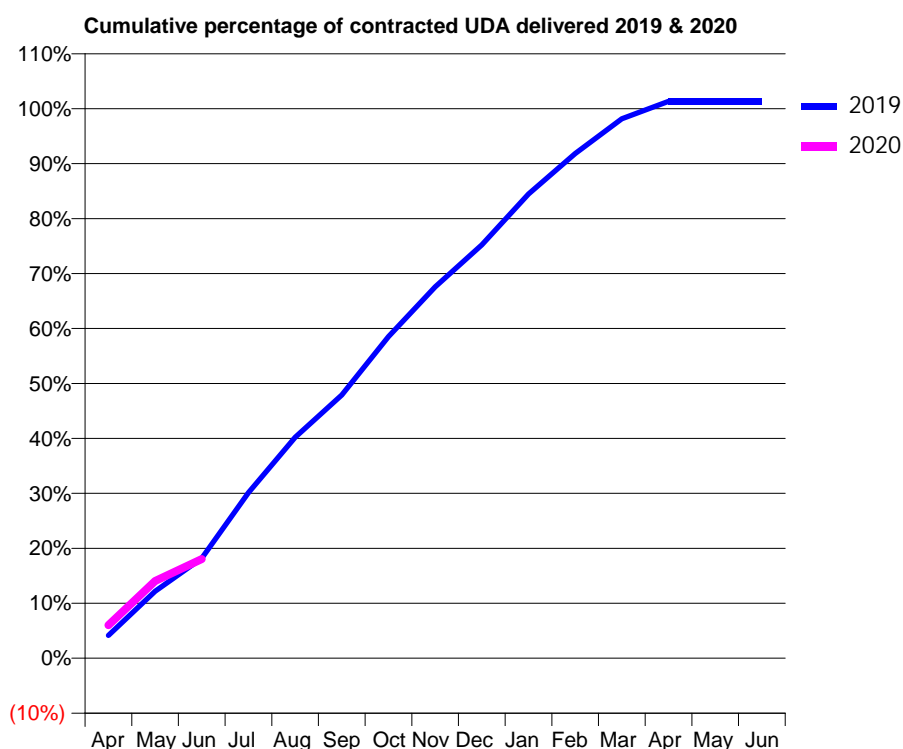
19/20 Contracted general activity (UDA)	19,995
Carry forward general activity (UDA)	0
19/20 Contracted orthodontic activity (UOA)	0
Carry forward orthodontic activity (UOA)	0
Baseline contract value	£529,262.28

ACCESS*

Patients seen in 24 months	Total	Change since previous quarter
Quarter ending June 2018	6,425	
Quarter ending September 2018	6,388	→
Quarter ending December 2018	6,409	→
Quarter ending March 2019	6,416	→
Quarter ending June 2019	6,422	→
Variance since June 2018	(0.0%)	→



ACTIVITY



Month	2019	2020
April	834	1,204
May	2,438	2,810
June	3,637	3,609
July	6,026	
August	8,040	
September	9,577	
October	11,699	
November	13,510	
December	15,039	
January	16,887	
February	18,362	
March	19,622	
April	20,258	
May	20,259	
June	20,259	

QUALITY

	Quantity	Base Number	Contract	AT	Region	England
% of FP17s for the same patient ID Re-attending within 3 months - Children	78	526	14.8%	11.0%	12.1%	11.4%
% of FP17s for the same patient ID Re-attending within 3 months - Adults	246	1,493	16.5%	16.4%	15.6%	15.4%
% of FP17s for the same patient ID Re-attending between 3 & 9 months - Children	266	526	50.6%	54.7%	61.2%	59.8%
% of FP17s for the same patient ID Re-attending between 3 & 9 months - Adults	787	1,493	52.7%	45.7%	54.5%	52.1%
% of FP17s for Band 1 Urgent Courses	227	1,710	13.3%	12.5%	9.1%	9.2%
% of FP17s Relating to Free Repair or Replacements	19	1,710	1.1%	0.9%	1.0%	0.7%
% of FP17s Relating to Continuations	9	1,710	0.5%	1.1%	1.0%	0.8%
% of Patients satisfied with the dentistry they have received	9	9	N/A	91.9%	94.2%	93.4%
% of Patients satisfied with the time they had to wait for an appointment	9	9	N/A	88.9%	88.4%	87.6%

* This is based on patients treated on this contract for their most recent course of treatment. Figures in italics indicate the base number of FP17s or Patient Questionnaire responses are less than 100. N/A is shown where the base number of responses is less than 10 during the period. % is calculated as Quantity/Base number*100

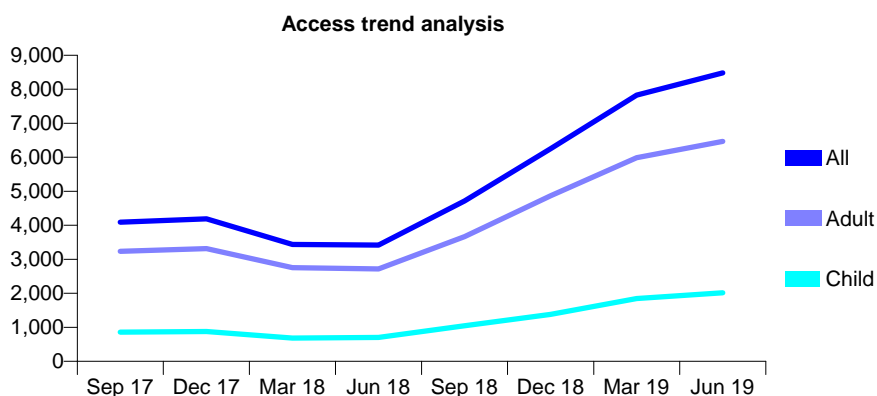
Q48 - Vital Signs At a Glance Contract Report for 177326/0001 - June 2019

Name or company name	The Dental House
Contract type name	GDS Contract
Purpose of contract	General
Contract start date	01/04/2015
Contract end date	

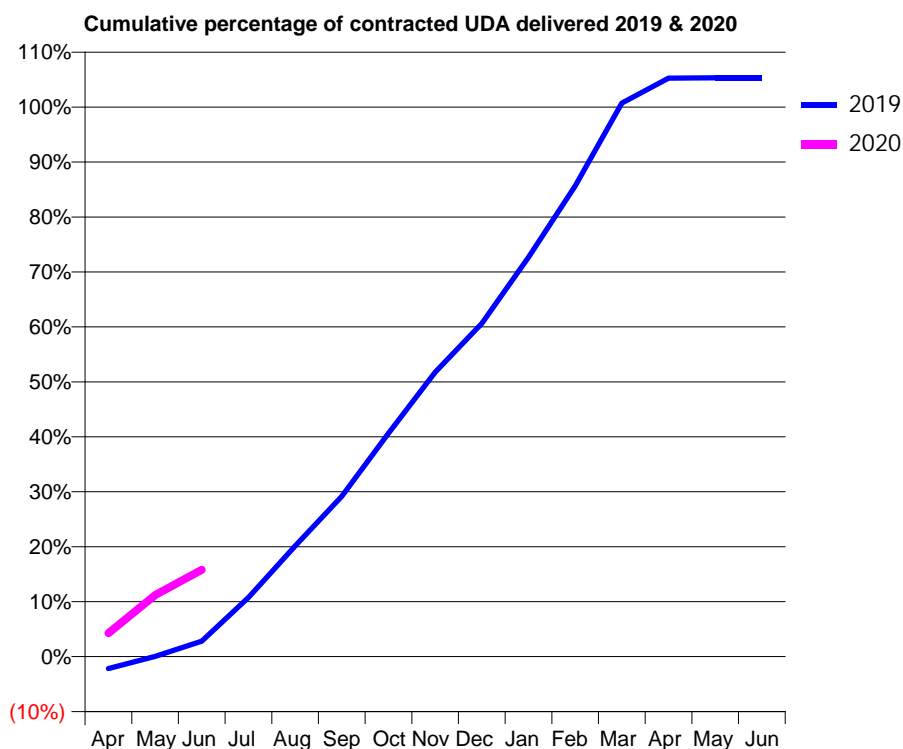
19/20 Contracted general activity (UDA)	29,685
Carry forward general activity (UDA)	0
19/20 Contracted orthodontic activity (UOA)	0
Carry forward orthodontic activity (UOA)	0
Baseline contract value	£783,831.64

ACCESS*

Patients seen in 24 months	Total	Change since previous quarter
Quarter ending June 2018	3,419	
Quarter ending September 2018	4,715	↑
Quarter ending December 2018	6,252	↑
Quarter ending March 2019	7,831	↑
Quarter ending June 2019	8,486	↑
Variance since June 2018	148.2%	↑



ACTIVITY



Month	Adjusted Scheduled Activity (UDA)	
	2019	2020
April	-534	1,265
May	8	3,325
June	684	4,691
July	2,609	
August	4,890	
September	7,080	
October	9,864	
November	12,566	
December	14,711	
January	17,638	
February	20,793	
March	24,446	
April	25,546	
May	25,559	
June	25,559	

QUALITY

	Quantity	Base Number	Contract	AT	Region	England
% of FP17s for the same patient ID Re-attending within 3 months - Children	52	617	8.4%	11.0%	12.1%	11.4%
% of FP17s for the same patient ID Re-attending within 3 months - Adults	302	2,082	14.5%	16.4%	15.6%	15.4%
% of FP17s for the same patient ID Re-attending between 3 & 9 months - Children	292	617	47.3%	54.7%	61.2%	59.8%
% of FP17s for the same patient ID Re-attending between 3 & 9 months - Adults	885	2,082	42.5%	45.7%	54.5%	52.1%
% of FP17s for Band 1 Urgent Courses	148	1,974	7.5%	12.5%	9.1%	9.2%
% of FP17s Relating to Free Repair or Replacements	14	1,974	0.7%	0.9%	1.0%	0.7%
% of FP17s Relating to Continuations	13	1,974	0.7%	1.1%	1.0%	0.8%
% of Patients satisfied with the dentistry they have received	9	10	90.0%	91.9%	94.2%	93.4%
% of Patients satisfied with the time they had to wait for an appointment	9	10	90.0%	88.9%	88.4%	87.6%

* This is based on patients treated on this contract for their most recent course of treatment. Figures in italics indicate the base number of FP17s or Patient Questionnaire responses are less than 100. N/A is shown where the base number of responses is less than 10 during the period. % is calculated as Quantity/Base number*100

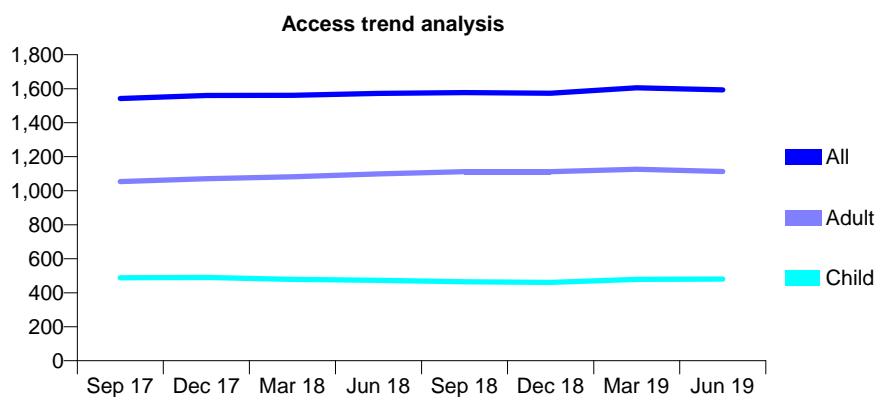
Q48 - Vital Signs At a Glance Contract Report for 181528/0005 - June 2019

Name or company name	Salaried Dental Service, Knowsley
Contract type name	PDS Contract
Purpose of contract	General
Contract start date	01/04/2015
Contract end date	31/03/2021

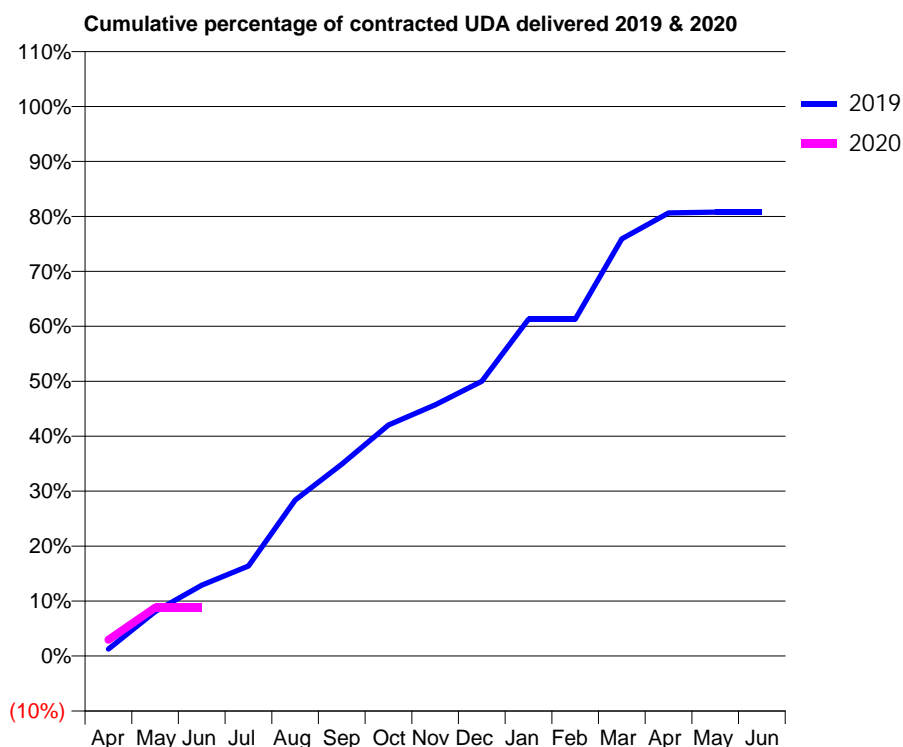
19/20 Contracted general activity (UDA)	3,393
Carry forward general activity (UDA)	0
19/20 Contracted orthodontic activity (UOA)	0
Carry forward orthodontic activity (UOA)	0
Baseline contract value	£437,838.01

ACCESS*

Patients seen in 24 months	Total	Change since previous quarter
Quarter ending June 2018	1,572	
Quarter ending September 2018	1,577	→
Quarter ending December 2018	1,573	→
Quarter ending March 2019	1,605	↑
Quarter ending June 2019	1,593	→
Variance since June 2018	1.3%	→



ACTIVITY



Month	Adjusted Scheduled Activity (UDA)	
	2019	2020
April	43	100
May	274	300
June	438	300
July	556	
August	963	
September	1,185	
October	1,426	
November	1,551	
December	1,695	
January	2,080	
February	2,080	
March	2,575	
April	2,735	
May	2,740	
June	2,740	

QUALITY

	Quantity	Base Number	Contract	AT	Region	England
% of FP17s for the same patient ID Re-attending within 3 months - Children	9	119	7.6%	11.0%	12.1%	11.4%
% of FP17s for the same patient ID Re-attending within 3 months - Adults	29	182	15.9%	16.4%	15.6%	15.4%
% of FP17s for the same patient ID Re-attending between 3 & 9 months - Children	47	119	39.5%	54.7%	61.2%	59.8%
% of FP17s for the same patient ID Re-attending between 3 & 9 months - Adults	76	182	41.8%	45.7%	54.5%	52.1%
% of FP17s for Band 1 Urgent Courses	18	151	11.9%	12.5%	9.1%	9.2%
% of FP17s Relating to Free Repair or Replacements	1	151	0.7%	0.9%	1.0%	0.7%
% of FP17s Relating to Continuations	2	151	1.3%	1.1%	1.0%	0.8%
% of Patients satisfied with the dentistry they have received	1	1	N/A	91.9%	94.2%	93.4%
% of Patients satisfied with the time they had to wait for an appointment	1	1	N/A	88.9%	88.4%	87.6%

* This is based on patients treated on this contract for their most recent course of treatment. Figures in italics indicate the base number of FP17s or Patient Questionnaire responses are less than 100. N/A is shown where the base number of responses is less than 10 during the period. % is calculated as Quantity/Base number*100

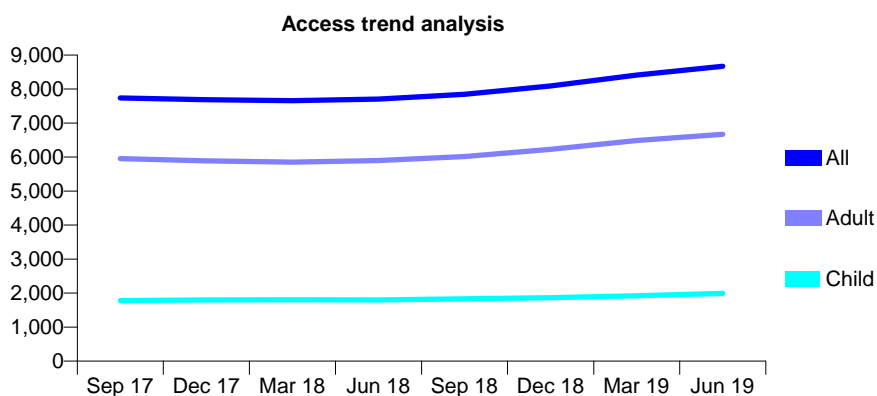
Q48 - Vital Signs At a Glance Contract Report for 182419/0001 - June 2019

Name or company name	Morris & Partners
Contract type name	GDS Contract
Purpose of contract	General
Contract start date	01/04/2011
Contract end date	

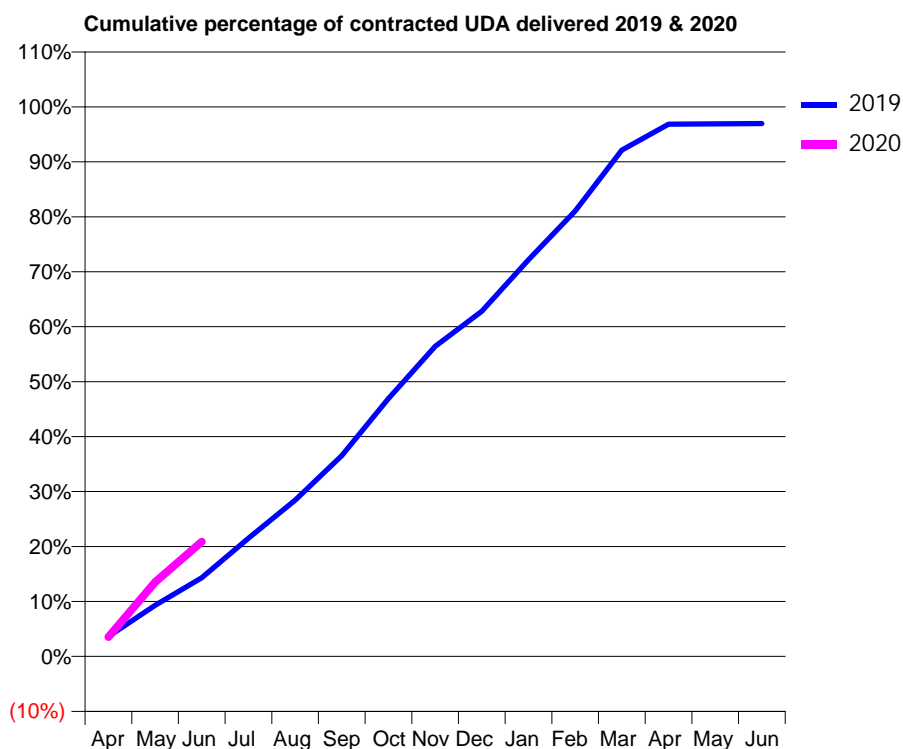
19/20 Contracted general activity (UDA)	25,360
Carry forward general activity (UDA)	0
19/20 Contracted orthodontic activity (UOA)	0
Carry forward orthodontic activity (UOA)	0
Baseline contract value	£669,630.16

ACCESS*

Patients seen in 24 months	Total	Change since previous quarter
Quarter ending June 2018	7,704	
Quarter ending September 2018	7,849	→
Quarter ending December 2018	8,092	↑
Quarter ending March 2019	8,410	↑
Quarter ending June 2019	8,668	↑
Variance since June 2018	12.5%	↑



ACTIVITY



Month	2019	2020
April	921	899
May	2,359	3,432
June	3,625	5,288
July	5,457	
August	7,218	
September	9,264	
October	11,907	
November	14,310	
December	15,931	
January	18,306	
February	20,560	
March	23,364	
April	24,561	
May	24,578	
June	24,588	

QUALITY

	Quantity	Base Number	Contract	AT	Region	England
% of FP17s for the same patient ID Re-attending within 3 months - Children	45	580	7.8%	11.0%	12.1%	11.4%
% of FP17s for the same patient ID Re-attending within 3 months - Adults	345	1,995	17.3%	16.4%	15.6%	15.4%
% of FP17s for the same patient ID Re-attending between 3 & 9 months - Children	261	580	45.0%	54.7%	61.2%	59.8%
% of FP17s for the same patient ID Re-attending between 3 & 9 months - Adults	805	1,995	40.4%	45.7%	54.5%	52.1%
% of FP17s for Band 1 Urgent Courses	266	2,133	12.5%	12.5%	9.1%	9.2%
% of FP17s Relating to Free Repair or Replacements	28	2,133	1.3%	0.9%	1.0%	0.7%
% of FP17s Relating to Continuations	37	2,133	1.7%	1.1%	1.0%	0.8%
% of Patients satisfied with the dentistry they have received	8	8	N/A	91.9%	94.2%	93.4%
% of Patients satisfied with the time they had to wait for an appointment	7	8	N/A	88.9%	88.4%	87.6%

* This is based on patients treated on this contract for their most recent course of treatment. Figures in italics indicate the base number of FP17s or Patient Questionnaire responses are less than 100. N/A is shown where the base number of responses is less than 10 during the period. % is calculated as Quantity/Base number*100

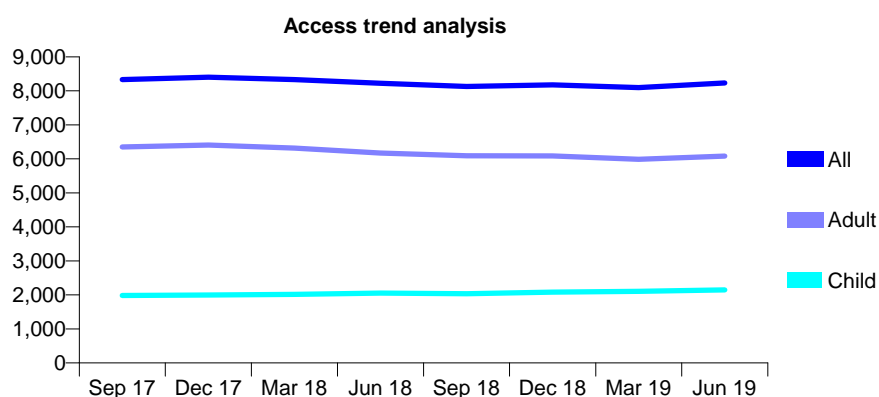
Q48 - Vital Signs At a Glance Contract Report for 184632/0001 - June 2019

Name or company name	Hale Road Dental Practice Limited
Contract type name	GDS Contract
Purpose of contract	General
Contract start date	01/02/2014
Contract end date	

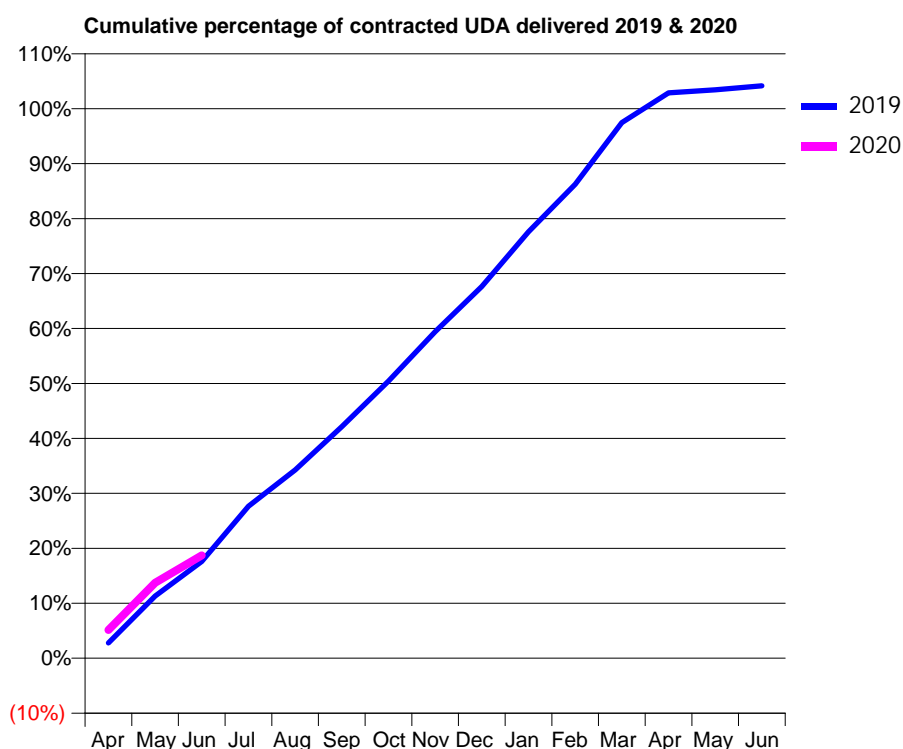
19/20 Contracted general activity (UDA)	22,467
Carry forward general activity (UDA)	0
19/20 Contracted orthodontic activity (UOA)	0
Carry forward orthodontic activity (UOA)	0
Baseline contract value	£614,240.57

ACCESS*

Patients seen in 24 months	Total	Change since previous quarter
Quarter ending June 2018	8,223	
Quarter ending September 2018	8,127	↓
Quarter ending December 2018	8,175	→
Quarter ending March 2019	8,096	→
Quarter ending June 2019	8,235	→
Variance since June 2018	0.1%	→



ACTIVITY



Month	2019	2020
April	623	1,158
May	2,541	3,089
June	3,958	4,208
July	6,213	
August	7,694	
September	9,465	
October	11,327	
November	13,350	
December	15,197	
January	17,433	
February	19,381	
March	21,891	
April	23,115	
May	23,236	
June	23,399	

QUALITY

	Quantity	Base Number	Contract	AT	Region	England
% of FP17s for the same patient ID Re-attending within 3 months - Children	35	702	5.0%	11.0%	12.1%	11.4%
% of FP17s for the same patient ID Re-attending within 3 months - Adults	181	1,565	11.6%	16.4%	15.6%	15.4%
% of FP17s for the same patient ID Re-attending between 3 & 9 months - Children	333	702	47.4%	54.7%	61.2%	59.8%
% of FP17s for the same patient ID Re-attending between 3 & 9 months - Adults	645	1,565	41.2%	45.7%	54.5%	52.1%
% of FP17s for Band 1 Urgent Courses	313	1,813	17.3%	12.5%	9.1%	9.2%
% of FP17s Relating to Free Repair or Replacements	12	1,813	0.7%	0.9%	1.0%	0.7%
% of FP17s Relating to Continuations	3	1,813	0.2%	1.1%	1.0%	0.8%
% of Patients satisfied with the dentistry they have received	1	1	N/A	91.9%	94.2%	93.4%
% of Patients satisfied with the time they had to wait for an appointment	1	1	N/A	88.9%	88.4%	87.6%

* This is based on patients treated on this contract for their most recent course of treatment.

Figures in italics indicate the base number of FP17s or Patient Questionnaire responses are less than 100. N/A is shown where the base number of responses is less than 10 during the period. % is calculated as Quantity/Base number*100

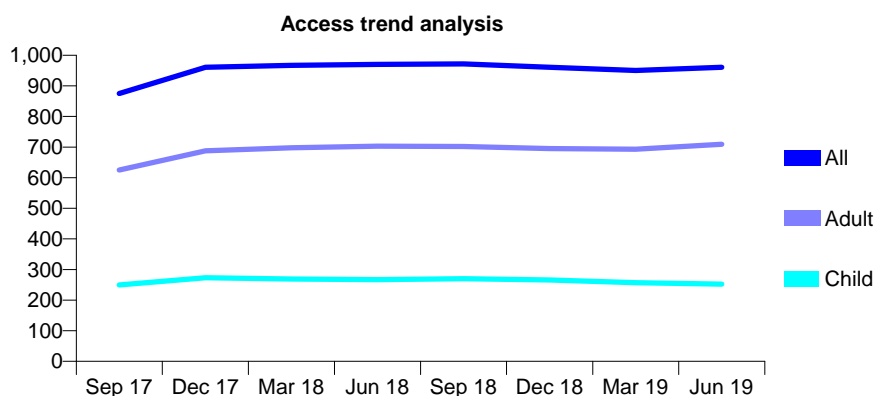
Q48 - Vital Signs At a Glance Contract Report for 185280/0001 - June 2019

Name or company name	Aigburth Smile Centre
Contract type name	GDS Contract
Purpose of contract	General
Contract start date	01/04/2011
Contract end date	

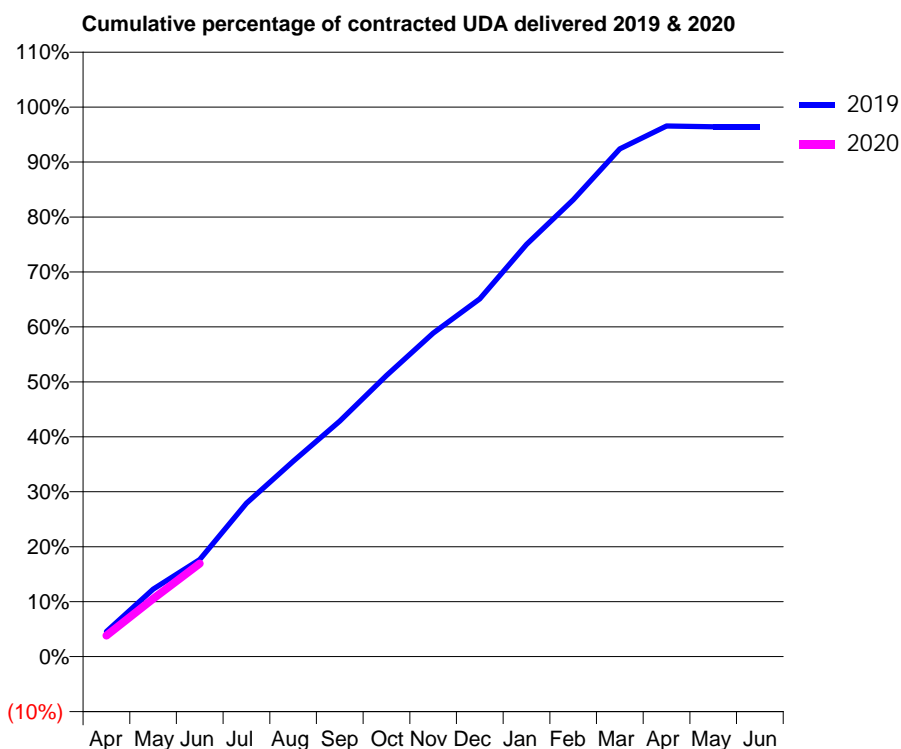
19/20 Contracted general activity (UDA)	2,666
Carry forward general activity (UDA)	0
19/20 Contracted orthodontic activity (UOA)	0
Carry forward orthodontic activity (UOA)	0
Baseline contract value	£70,395.67

ACCESS*

Patients seen in 24 months	Total	Change since previous quarter
Quarter ending June 2018	970	
Quarter ending September 2018	972	→
Quarter ending December 2018	961	↓
Quarter ending March 2019	950	↓
Quarter ending June 2019	961	→
Variance since June 2018	(0.9%)	→



ACTIVITY



Month	Adjusted Scheduled Activity (UDA)	
	2019	2020
April	122	102
May	328	281
June	472	451
July	745	
August	947	
September	1,142	
October	1,364	
November	1,569	
December	1,736	
January	1,999	
February	2,216	
March	2,463	
April	2,574	
May	2,570	
June	2,570	

QUALITY

	Quantity	Base Number	Contract	AT	Region	England
% of FP17s for the same patient ID Re-attending within 3 months - Children	10	71	14.1%	11.0%	12.1%	11.4%
% of FP17s for the same patient ID Re-attending within 3 months - Adults	23	200	11.5%	16.4%	15.6%	15.4%
% of FP17s for the same patient ID Re-attending between 3 & 9 months - Children	30	71	42.3%	54.7%	61.2%	59.8%
% of FP17s for the same patient ID Re-attending between 3 & 9 months - Adults	104	200	52.0%	45.7%	54.5%	52.1%
% of FP17s for Band 1 Urgent Courses	27	238	11.3%	12.5%	9.1%	9.2%
% of FP17s Relating to Free Repair or Replacements	0	238	0.0%	0.9%	1.0%	0.7%
% of FP17s Relating to Continuations	0	238	0.0%	1.1%	1.0%	0.8%
% of Patients satisfied with the dentistry they have received	0	0	N/A	91.9%	94.2%	93.4%
% of Patients satisfied with the time they had to wait for an appointment	0	0	N/A	88.9%	88.4%	87.6%

* This is based on patients treated on this contract for their most recent course of treatment. Figures in italics indicate the base number of FP17s or Patient Questionnaire responses are less than 100. N/A is shown where the base number of responses is less than 10 during the period. % is calculated as Quantity/Base number*100

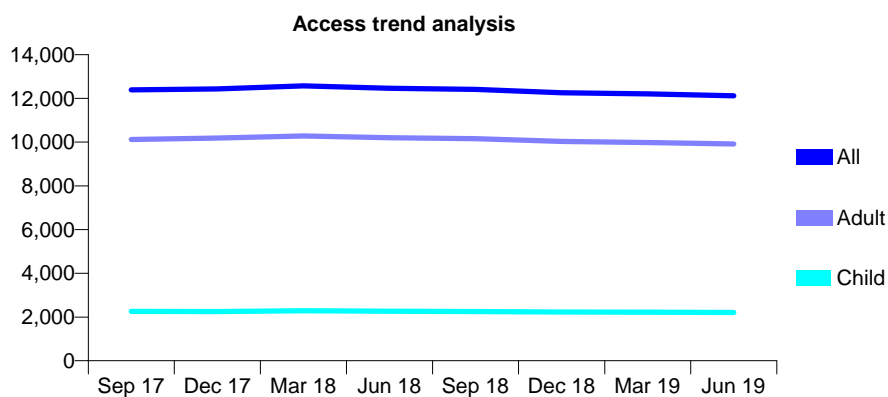
Q48 - Vital Signs At a Glance Contract Report for 187135/0001 - June 2019

Name or company name	Old Mill Lane Dental Practice Partnership
Contract type name	GDS Contract
Purpose of contract	General
Contract start date	01/06/2015
Contract end date	

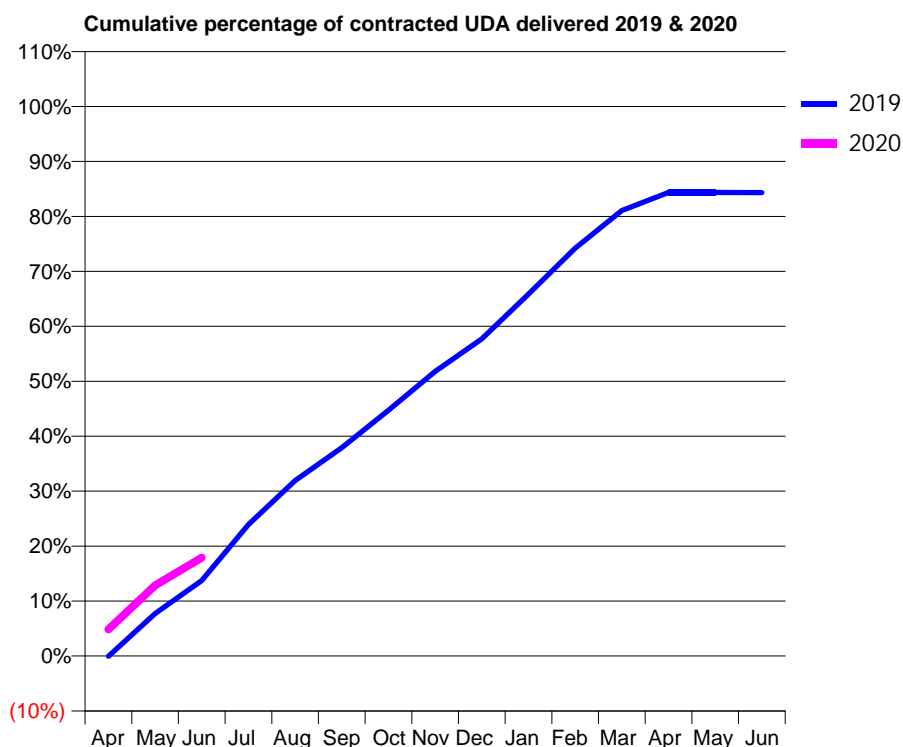
19/20 Contracted general activity (UDA)	34,136
Carry forward general activity (UDA)	0
19/20 Contracted orthodontic activity (UOA)	0
Carry forward orthodontic activity (UOA)	0
Baseline contract value	£1,158,006.41

ACCESS*

Patients seen in 24 months	Total	Change since previous quarter
Quarter ending June 2018	12,468	
Quarter ending September 2018	12,408	→
Quarter ending December 2018	12,261	↓
Quarter ending March 2019	12,204	→
Quarter ending June 2019	12,117	→
Variance since June 2018	(2.8%)	↓



ACTIVITY



Month	Adjusted Scheduled Activity (UDA)	
	2019	2020
April	-19	1,656
May	2,635	4,393
June	4,694	6,109
July	8,165	
August	10,896	
September	12,937	
October	15,264	
November	17,686	
December	19,706	
January	22,479	
February	25,336	
March	27,669	
April	28,787	
May	28,787	
June	28,784	

QUALITY

	Quantity	Base Number	Contract	AT	Region	England
% of FP17s for the same patient ID Re-attending within 3 months - Children	48	841	5.7%	11.0%	12.1%	11.4%
% of FP17s for the same patient ID Re-attending within 3 months - Adults	397	2,876	13.8%	16.4%	15.6%	15.4%
% of FP17s for the same patient ID Re-attending between 3 & 9 months - Children	566	841	67.3%	54.7%	61.2%	59.8%
% of FP17s for the same patient ID Re-attending between 3 & 9 months - Adults	996	2,876	34.6%	45.7%	54.5%	52.1%
% of FP17s for Band 1 Urgent Courses	282	3,131	9.0%	12.5%	9.1%	9.2%
% of FP17s Relating to Free Repair or Replacements	38	3,131	1.2%	0.9%	1.0%	0.7%
% of FP17s Relating to Continuations	53	3,131	1.7%	1.1%	1.0%	0.8%
% of Patients satisfied with the dentistry they have received	15	15	100.0%	91.9%	94.2%	93.4%
% of Patients satisfied with the time they had to wait for an appointment	14	15	93.3%	88.9%	88.4%	87.6%

* This is based on patients treated on this contract for their most recent course of treatment. Figures in italics indicate the base number of FP17s or Patient Questionnaire responses are less than 100. N/A is shown where the base number of responses is less than 10 during the period. % is calculated as Quantity/Base number*100

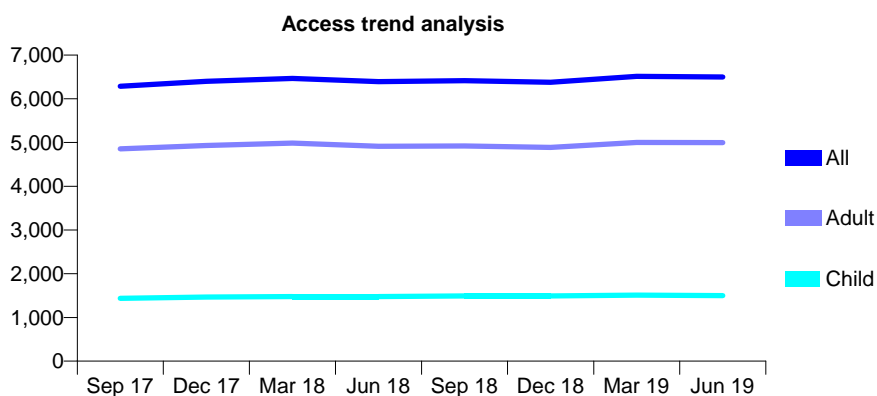
Q48 - Vital Signs At a Glance Contract Report for 187372/0001 - June 2019

Name or company name	KDP Care Limited
Contract type name	GDS Contract
Purpose of contract	General
Contract start date	01/05/2014
Contract end date	

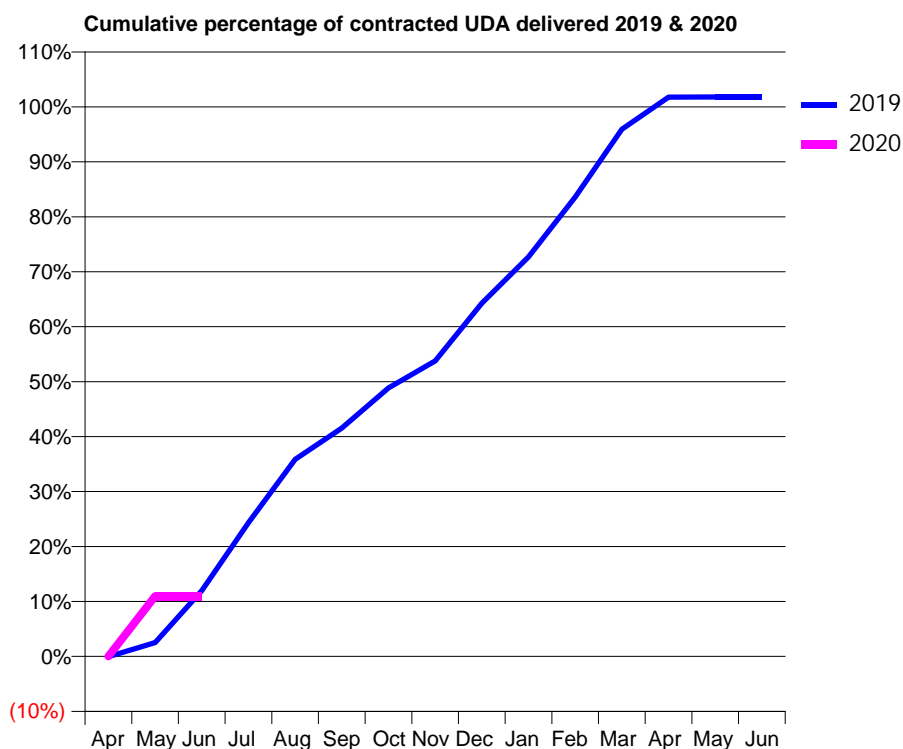
19/20 Contracted general activity (UDA)	18,348
Carry forward general activity (UDA)	0
19/20 Contracted orthodontic activity (UOA)	0
Carry forward orthodontic activity (UOA)	0
Baseline contract value	£606,734.00

ACCESS*

Patients seen in 24 months	Total	Change since previous quarter
Quarter ending June 2018	6,392	
Quarter ending September 2018	6,412	→
Quarter ending December 2018	6,380	→
Quarter ending March 2019	6,514	↑
Quarter ending June 2019	6,497	→
Variance since June 2018	1.6%	→



ACTIVITY



Month	Adjusted Scheduled Activity (UDA)	
	2019	2020
April	-10	0
May	462	2,010
June	2,195	2,010
July	4,466	
August	6,579	
September	7,622	
October	8,964	
November	9,866	
December	11,791	
January	13,341	
February	15,335	
March	17,600	
April	18,670	
May	18,675	
June	18,675	

QUALITY

	Quantity	Base Number	Contract	AT	Region	England
% of FP17s for the same patient ID Re-attending within 3 months - Children	26	337	7.7%	11.0%	12.1%	11.4%
% of FP17s for the same patient ID Re-attending within 3 months - Adults	126	1,024	12.3%	16.4%	15.6%	15.4%
% of FP17s for the same patient ID Re-attending between 3 & 9 months - Children	168	337	49.9%	54.7%	61.2%	59.8%
% of FP17s for the same patient ID Re-attending between 3 & 9 months - Adults	497	1,024	48.5%	45.7%	54.5%	52.1%
% of FP17s for Band 1 Urgent Courses	86	912	9.4%	12.5%	9.1%	9.2%
% of FP17s Relating to Free Repair or Replacements	5	912	0.5%	0.9%	1.0%	0.7%
% of FP17s Relating to Continuations	12	912	1.3%	1.1%	1.0%	0.8%
% of Patients satisfied with the dentistry they have received	9	10	90.0%	91.9%	94.2%	93.4%
% of Patients satisfied with the time they had to wait for an appointment	9	10	90.0%	88.9%	88.4%	87.6%

* This is based on patients treated on this contract for their most recent course of treatment. Figures in italics indicate the base number of FP17s or Patient Questionnaire responses are less than 100. N/A is shown where the base number of responses is less than 10 during the period. % is calculated as Quantity/Base number*100

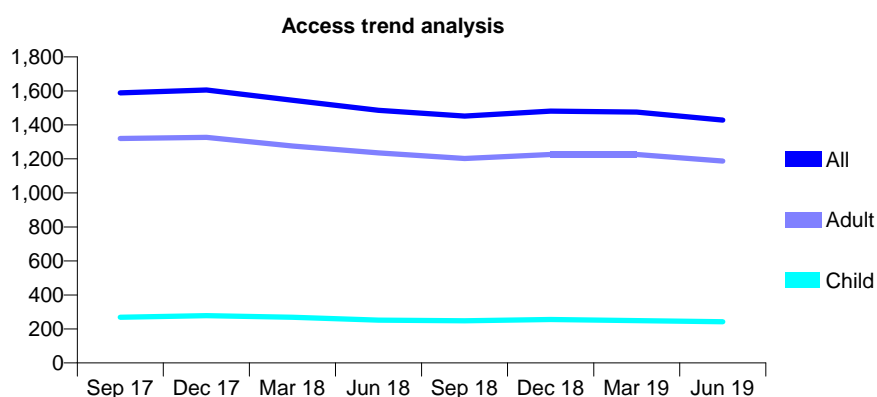
Q48 - Vital Signs At a Glance Contract Report for 189871/0001 - June 2019

Name or company name	St Johns Rd Dental Practice
Contract type name	PDS Contract
Purpose of contract	General
Contract start date	01/07/2011
Contract end date	30/06/2021

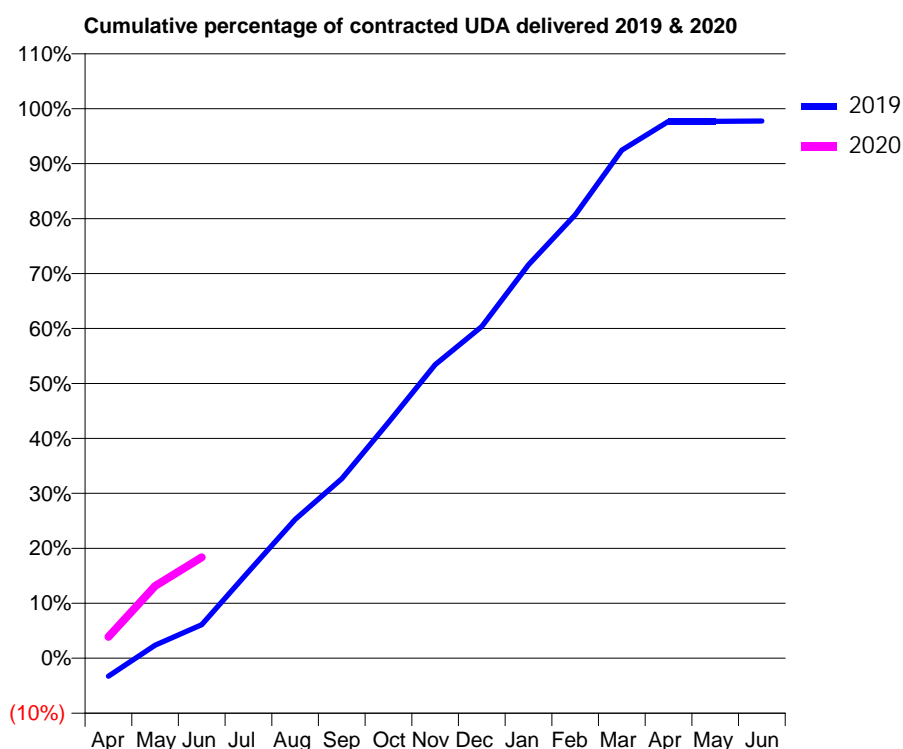
19/20 Contracted general activity (UDA)	6,652
Carry forward general activity (UDA)	0
19/20 Contracted orthodontic activity (UOA)	0
Carry forward orthodontic activity (UOA)	0
Baseline contract value	£230,865.44

ACCESS*

Patients seen in 24 months	Total	Change since previous quarter
Quarter ending June 2018	1,486	
Quarter ending September 2018	1,451	↓
Quarter ending December 2018	1,481	↑
Quarter ending March 2019	1,475	→
Quarter ending June 2019	1,429	↓
Variance since June 2018	(3.8%)	↓



ACTIVITY



Month	2019	2020
April	-218	258
May	159	874
June	407	1,221
July	1,046	
August	1,682	
September	2,172	
October	2,854	
November	3,554	
December	4,015	
January	4,764	
February	5,366	
March	6,149	
April	6,498	
May	6,499	
June	6,503	

QUALITY

	Quantity	Base Number	Contract	AT	Region	England
% of FP17s for the same patient ID Re-attending within 3 months - Children	14	119	11.8%	11.0%	12.1%	11.4%
% of FP17s for the same patient ID Re-attending within 3 months - Adults	118	448	26.3%	16.4%	15.6%	15.4%
% of FP17s for the same patient ID Re-attending between 3 & 9 months - Children	84	119	70.6%	54.7%	61.2%	59.8%
% of FP17s for the same patient ID Re-attending between 3 & 9 months - Adults	248	448	55.4%	45.7%	54.5%	52.1%
% of FP17s for Band 1 Urgent Courses	44	449	9.8%	12.5%	9.1%	9.2%
% of FP17s Relating to Free Repair or Replacements	5	449	1.1%	0.9%	1.0%	0.7%
% of FP17s Relating to Continuations	30	449	6.7%	1.1%	1.0%	0.8%
% of Patients satisfied with the dentistry they have received	1	1	N/A	91.9%	94.2%	93.4%
% of Patients satisfied with the time they had to wait for an appointment	1	1	N/A	88.9%	88.4%	87.6%

* This is based on patients treated on this contract for their most recent course of treatment.

Figures in italics indicate the base number of FP17s or Patient Questionnaire responses are less than 100. N/A is shown where the base number of responses is less than 10 during the period. % is calculated as Quantity/Base number*100

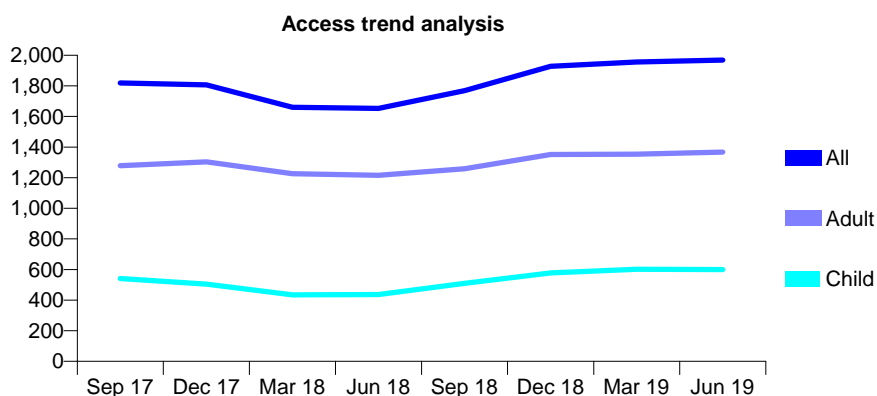
Q48 - Vital Signs At a Glance Contract Report for 190020/0001 - June 2019

Name or company name	Danescroft Dental Practice Ltd
Contract type name	GDS Contract
Purpose of contract	General
Contract start date	01/07/2009
Contract end date	

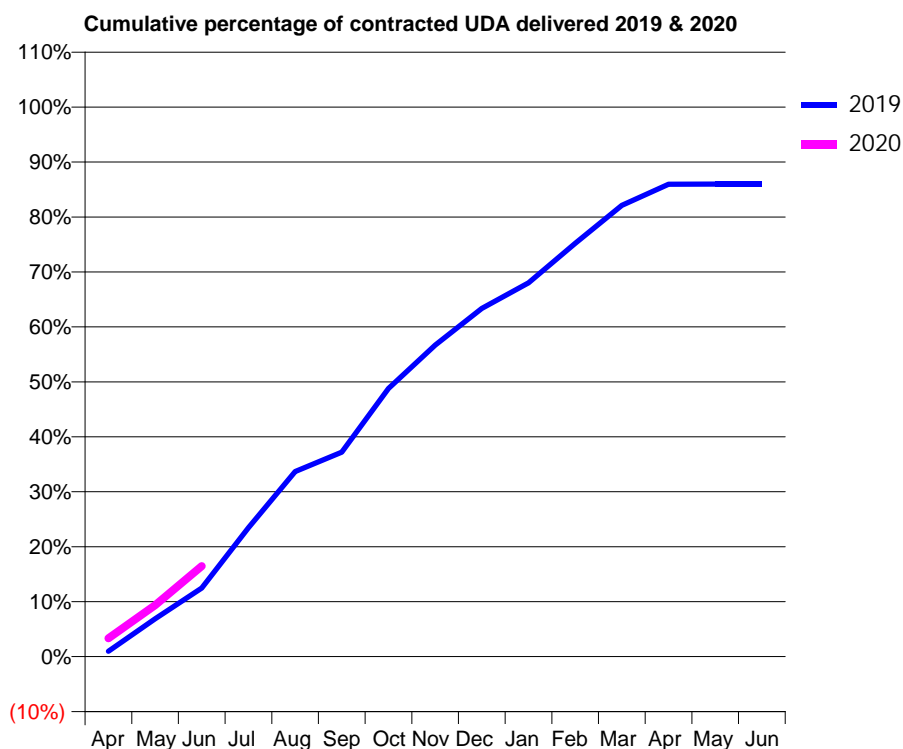
19/20 Contracted general activity (UDA)	6,926
Carry forward general activity (UDA)	0
19/20 Contracted orthodontic activity (UOA)	0
Carry forward orthodontic activity (UOA)	0
Baseline contract value	£215,890.88

ACCESS*

Patients seen in 24 months	Total	Change since previous quarter
Quarter ending June 2018	1,653	
Quarter ending September 2018	1,769	↑
Quarter ending December 2018	1,928	↑
Quarter ending March 2019	1,956	→
Quarter ending June 2019	1,968	→
Variance since June 2018	19.1%	↑



ACTIVITY



Month	Adjusted Scheduled Activity (UDA)	
	2019	2020
April	68	232
May	476	647
June	864	1,140
July	1,624	
August	2,334	
September	2,578	
October	3,380	
November	3,925	
December	4,387	
January	4,711	
February	5,209	
March	5,687	
April	5,953	
May	5,956	
June	5,956	

QUALITY

	Quantity	Base Number	Contract	AT	Region	England
% of FP17s for the same patient ID Re-attending within 3 months - Children	16	191	8.4%	11.0%	12.1%	11.4%
% of FP17s for the same patient ID Re-attending within 3 months - Adults	63	373	16.9%	16.4%	15.6%	15.4%
% of FP17s for the same patient ID Re-attending between 3 & 9 months - Children	80	191	41.9%	54.7%	61.2%	59.8%
% of FP17s for the same patient ID Re-attending between 3 & 9 months - Adults	132	373	35.4%	45.7%	54.5%	52.1%
% of FP17s for Band 1 Urgent Courses	86	461	18.7%	12.5%	9.1%	9.2%
% of FP17s Relating to Free Repair or Replacements	3	461	0.7%	0.9%	1.0%	0.7%
% of FP17s Relating to Continuations	3	461	0.7%	1.1%	1.0%	0.8%
% of Patients satisfied with the dentistry they have received	0	0	N/A	91.9%	94.2%	93.4%
% of Patients satisfied with the time they had to wait for an appointment	0	0	N/A	88.9%	88.4%	87.6%

* This is based on patients treated on this contract for their most recent course of treatment. Figures in italics indicate the base number of FP17s or Patient Questionnaire responses are less than 100. N/A is shown where the base number of responses is less than 10 during the period. % is calculated as Quantity/Base number*100

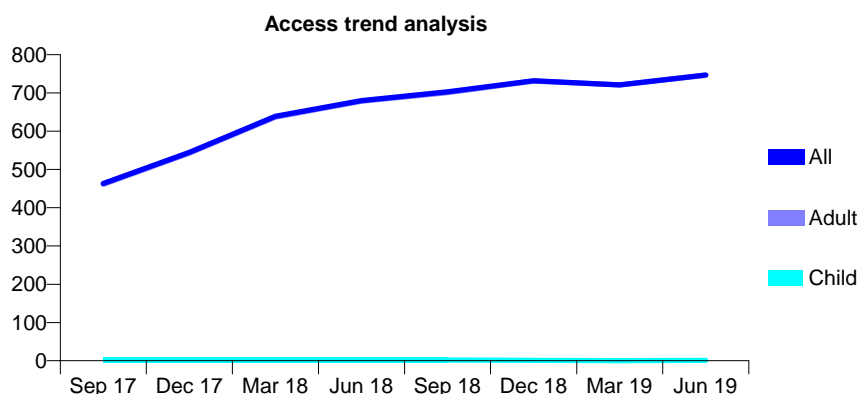
Q48 - Vital Signs At a Glance Contract Report for 190020/0002 - June 2019

Name or company name	Danescroft Dental Practice Ltd
Contract type name	GDS Contract
Purpose of contract	General
Contract start date	01/07/2009
Contract end date	

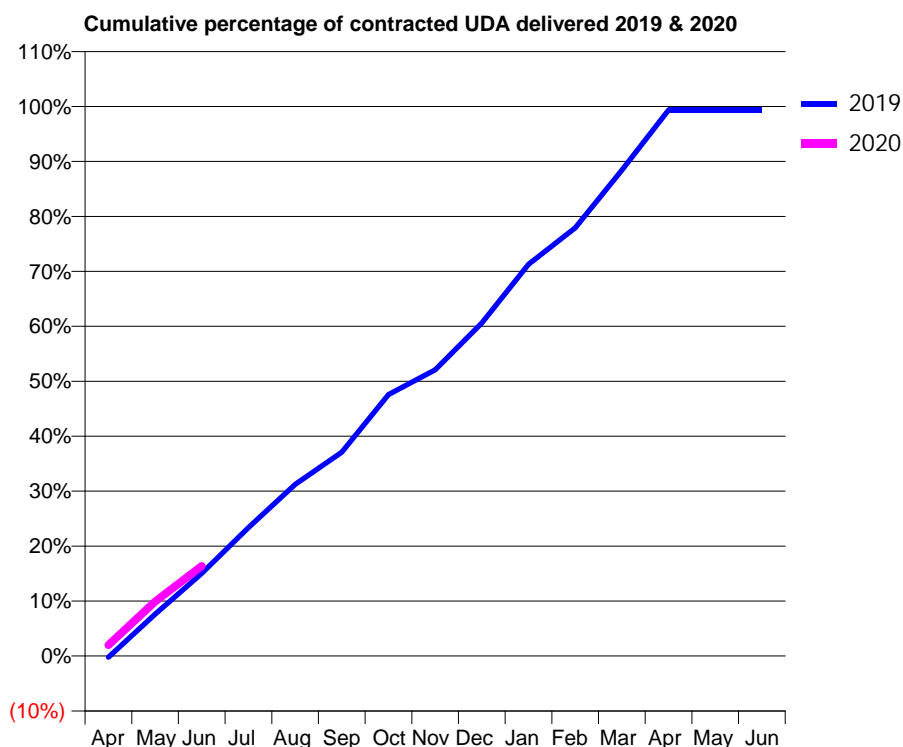
19/20 Contracted general activity (UDA)	2,100
Carry forward general activity (UDA)	0
19/20 Contracted orthodontic activity (UOA)	0
Carry forward orthodontic activity (UOA)	0
Baseline contract value	£197,403.60

ACCESS*

Patients seen in 24 months	Total	Change since previous quarter
Quarter ending June 2018	680	
Quarter ending September 2018	703	↑
Quarter ending December 2018	732	↑
Quarter ending March 2019	721	↓
Quarter ending June 2019	747	↑
Variance since June 2018	9.9%	↑



ACTIVITY



Month	Adjusted Scheduled Activity (UDA)	
	2019	2020
April	-5	42
May	160	208
June	316	344
July	491	
August	656	
September	779	
October	999	
November	1,094	
December	1,272	
January	1,497	
February	1,636	
March	1,856	
April	2,086	
May	2,086	
June	2,086	

QUALITY

	Quantity	Base Number	Contract	AT	Region	England
% of FP17s for the same patient ID Re-attending within 3 months - Children	0	0	N/A	11.0%	12.1%	11.4%
% of FP17s for the same patient ID Re-attending within 3 months - Adults	7	102	6.9%	16.4%	15.6%	15.4%
% of FP17s for the same patient ID Re-attending between 3 & 9 months - Children	0	0	N/A	54.7%	61.2%	59.8%
% of FP17s for the same patient ID Re-attending between 3 & 9 months - Adults	14	102	13.7%	45.7%	54.5%	52.1%
% of FP17s for Band 1 Urgent Courses	0	81	0.0%	12.5%	9.1%	9.2%
% of FP17s Relating to Free Repair or Replacements	0	81	0.0%	0.9%	1.0%	0.7%
% of FP17s Relating to Continuations	1	81	1.2%	1.1%	1.0%	0.8%
% of Patients satisfied with the dentistry they have received	0	0	N/A	91.9%	94.2%	93.4%
% of Patients satisfied with the time they had to wait for an appointment	0	0	N/A	88.9%	88.4%	87.6%

* This is based on patients treated on this contract for their most recent course of treatment. Figures in italics indicate the base number of FP17s or Patient Questionnaire responses are less than 100. N/A is shown where the base number of responses is less than 10 during the period. % is calculated as Quantity/Base number*100

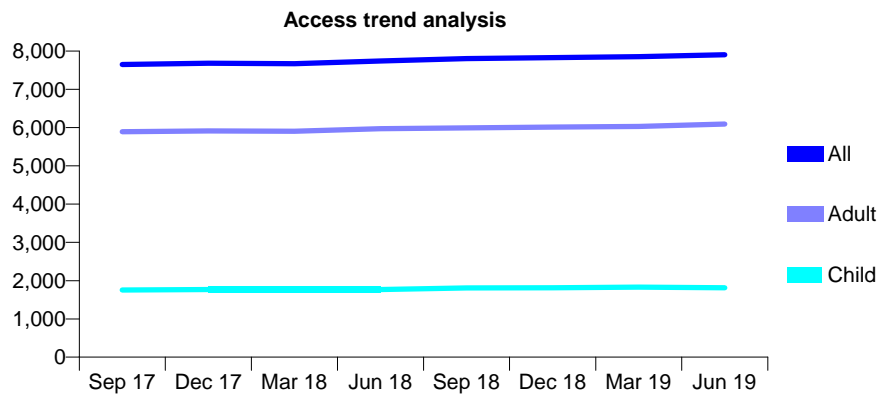
Q48 - Vital Signs At a Glance Contract Report for 190403/0001 - June 2019

Name or company name	Chantastic Limited
Contract type name	GDS Contract
Purpose of contract	General
Contract start date	01/04/2011
Contract end date	

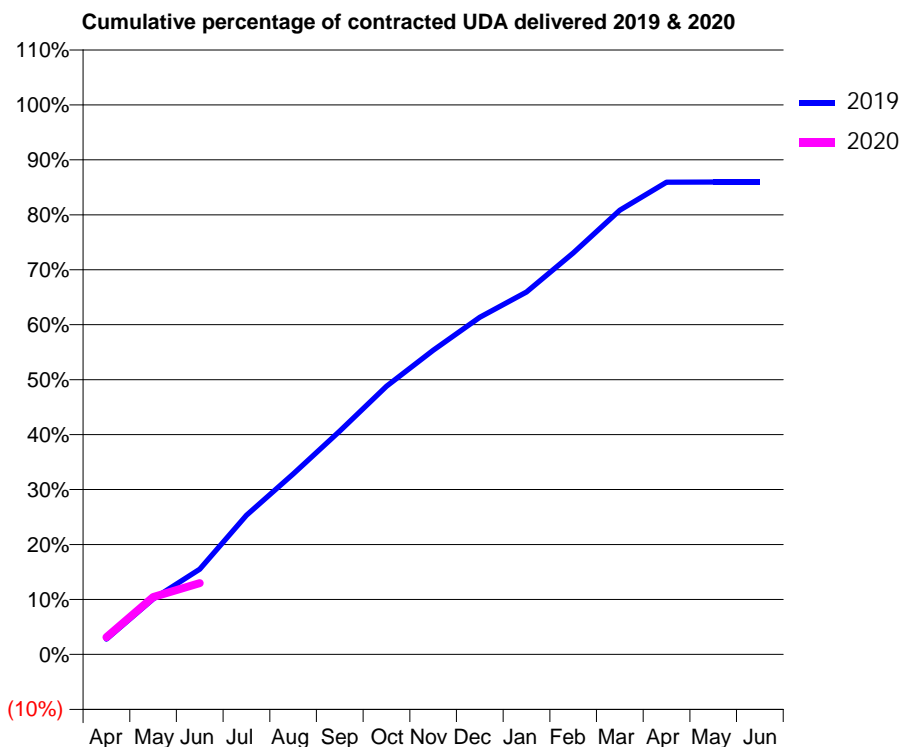
19/20 Contracted general activity (UDA)	24,058
Carry forward general activity (UDA)	0
19/20 Contracted orthodontic activity (UOA)	0
Carry forward orthodontic activity (UOA)	0
Baseline contract value	£636,967.75

ACCESS*

Patients seen in 24 months	Total	Change since previous quarter
Quarter ending June 2018	7,741	
Quarter ending September 2018	7,803	→
Quarter ending December 2018	7,828	→
Quarter ending March 2019	7,857	→
Quarter ending June 2019	7,905	→
Variance since June 2018	2.1%	↑



ACTIVITY



Month	Adjusted Scheduled Activity (UDA)	
	2019	2020
April	671	756
May	2,427	2,515
June	3,734	3,119
July	6,092	
August	7,901	
September	9,774	
October	11,736	
November	13,314	
December	14,754	
January	15,863	
February	17,577	
March	19,445	
April	20,673	
May	20,674	
June	20,674	

QUALITY

	Quantity	Base Number	Contract	AT	Region	England
% of FP17s for the same patient ID Re-attending within 3 months - Children	31	549	5.6%	11.0%	12.1%	11.4%
% of FP17s for the same patient ID Re-attending within 3 months - Adults	159	1,739	9.1%	16.4%	15.6%	15.4%
% of FP17s for the same patient ID Re-attending between 3 & 9 months - Children	319	549	58.1%	54.7%	61.2%	59.8%
% of FP17s for the same patient ID Re-attending between 3 & 9 months - Adults	975	1,739	56.1%	45.7%	54.5%	52.1%
% of FP17s for Band 1 Urgent Courses	121	1,744	6.9%	12.5%	9.1%	9.2%
% of FP17s Relating to Free Repair or Replacements	10	1,744	0.6%	0.9%	1.0%	0.7%
% of FP17s Relating to Continuations	15	1,744	0.9%	1.1%	1.0%	0.8%
% of Patients satisfied with the dentistry they have received	5	5	N/A	91.9%	94.2%	93.4%
% of Patients satisfied with the time they had to wait for an appointment	5	5	N/A	88.9%	88.4%	87.6%

* This is based on patients treated on this contract for their most recent course of treatment. Figures in italics indicate the base number of FP17s or Patient Questionnaire responses are less than 100. N/A is shown where the base number of responses is less than 10 during the period. % is calculated as Quantity/Base number*100

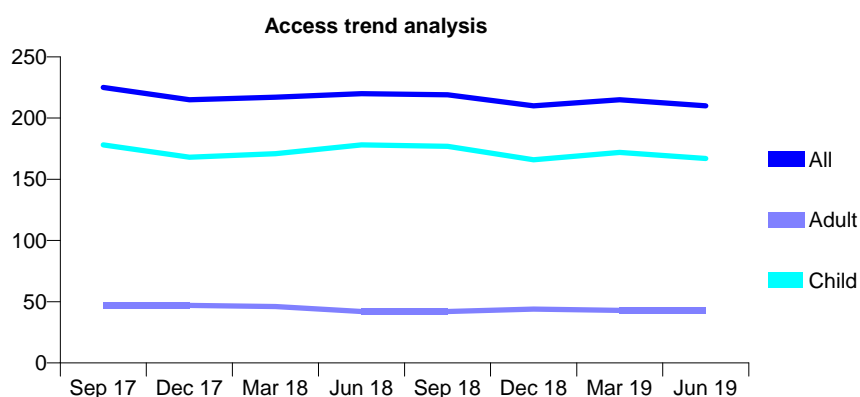
Q48 - Vital Signs At a Glance Contract Report for 190667/0001 - June 2019

Name or company name	Rainford Dental Surgery Limited
Contract type name	GDS Contract
Purpose of contract	General
Contract start date	01/04/2011
Contract end date	

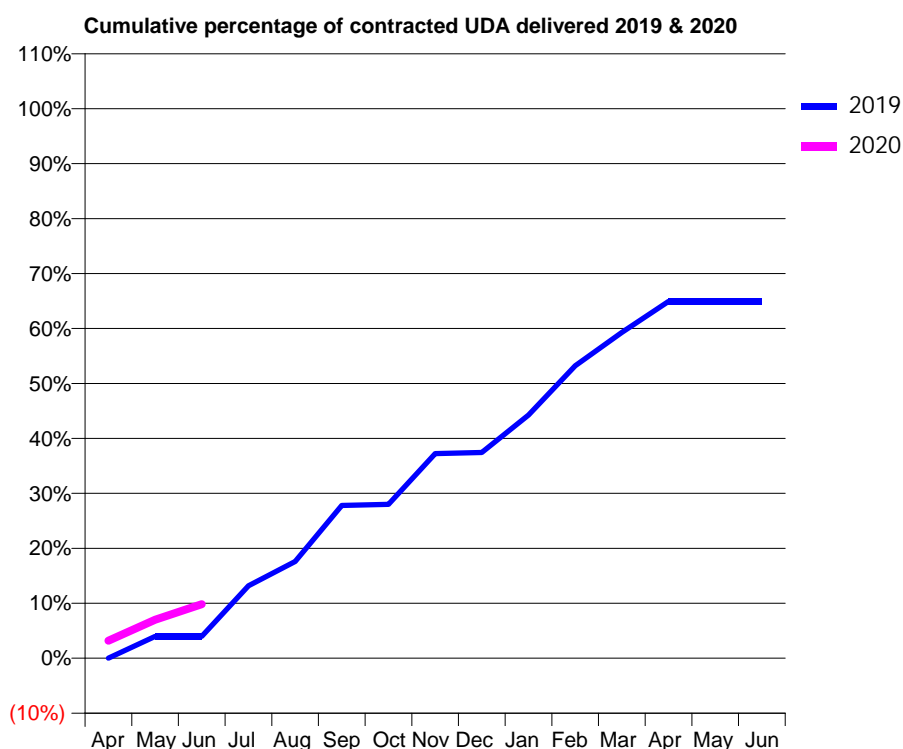
19/20 Contracted general activity (UDA)	500
Carry forward general activity (UDA)	0
19/20 Contracted orthodontic activity (UOA)	0
Carry forward orthodontic activity (UOA)	0
Baseline contract value	£10,965.22

ACCESS*

Patients seen in 24 months	Total	Change since previous quarter
Quarter ending June 2018	220	
Quarter ending September 2018	219	→
Quarter ending December 2018	210	↓
Quarter ending March 2019	215	↑
Quarter ending June 2019	210	↓
Variance since June 2018	(4.5%)	↓



ACTIVITY



Adjusted Scheduled Activity (UDA)		
Month	2019	2020
April	0	16
May	20	35
June	20	49
July	66	
August	88	
September	139	
October	140	
November	186	
December	187	
January	221	
February	266	
March	296	
April	325	
May	325	
June	325	

QUALITY

	Quantity	Base Number	Contract	AT	Region	England
% of FP17s for the same patient ID Re-attending within 3 months - Children	4	60	6.7%	11.0%	12.1%	11.4%
% of FP17s for the same patient ID Re-attending within 3 months - Adults	2	5	40.0%	16.4%	15.6%	15.4%
% of FP17s for the same patient ID Re-attending between 3 & 9 months - Children	24	60	40.0%	54.7%	61.2%	59.8%
% of FP17s for the same patient ID Re-attending between 3 & 9 months - Adults	2	5	40.0%	45.7%	54.5%	52.1%
% of FP17s for Band 1 Urgent Courses	1	43	2.3%	12.5%	9.1%	9.2%
% of FP17s Relating to Free Repair or Replacements	0	43	0.0%	0.9%	1.0%	0.7%
% of FP17s Relating to Continuations	0	43	0.0%	1.1%	1.0%	0.8%
% of Patients satisfied with the dentistry they have received	0	0	N/A	91.9%	94.2%	93.4%
% of Patients satisfied with the time they had to wait for an appointment	0	0	N/A	88.9%	88.4%	87.6%

* This is based on patients treated on this contract for their most recent course of treatment.

Figures in italics indicate the base number of FP17s or Patient Questionnaire responses are less than 100. N/A is shown where the base number of responses is less than 10 during the period. % is calculated as Quantity/Base number*100

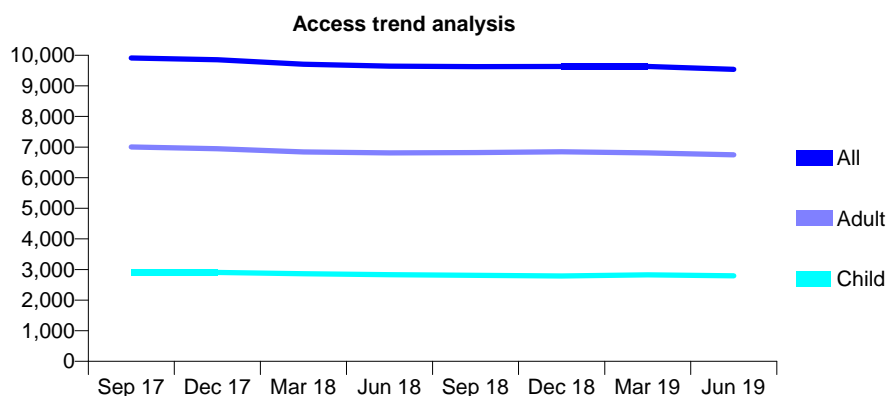
Q48 - Vital Signs At a Glance Contract Report for 190705/0001 - June 2019

Name or company name	J E Thorpe and Associates Ltd
Contract type name	GDS Contract
Purpose of contract	General
Contract start date	01/04/2009
Contract end date	

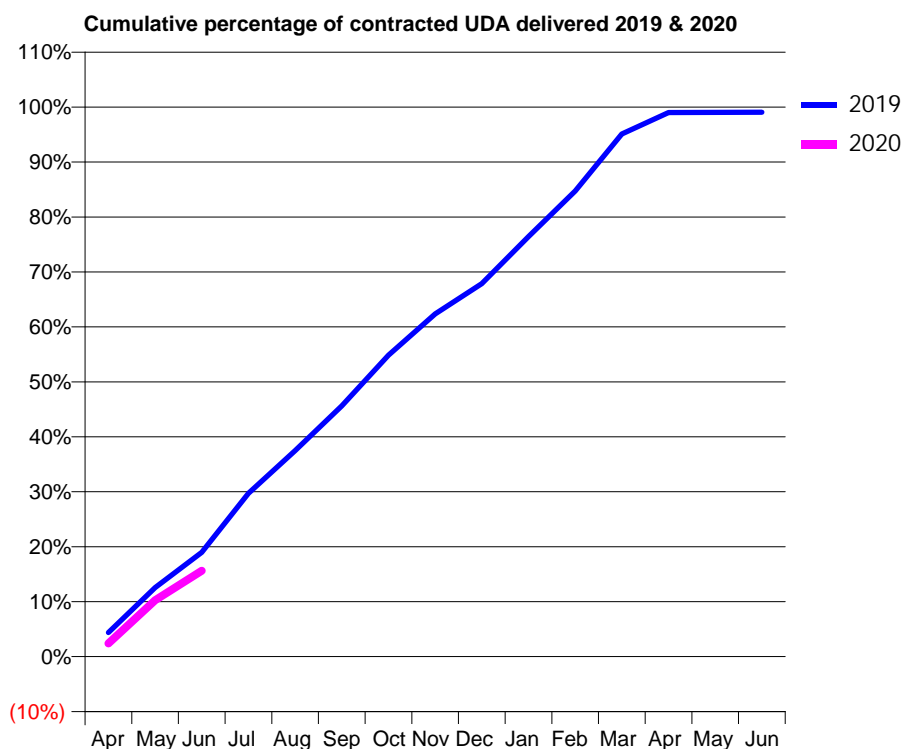
19/20 Contracted general activity (UDA)	26,250
Carry forward general activity (UDA)	0
19/20 Contracted orthodontic activity (UOA)	0
Carry forward orthodontic activity (UOA)	0
Baseline contract value	£654,784.00

ACCESS*

Patients seen in 24 months	Total	Change since previous quarter
Quarter ending June 2018	9,645	
Quarter ending September 2018	9,628	→
Quarter ending December 2018	9,638	→
Quarter ending March 2019	9,637	→
Quarter ending June 2019	9,541	→
Variance since June 2018	(1.1%)	↓



ACTIVITY



Month	Adjusted Scheduled Activity (UDA)	
	2019	2020
April	1,148	637
May	3,295	2,696
June	4,986	4,097
July	7,799	
August	9,843	
September	11,975	
October	14,400	
November	16,373	
December	17,815	
January	20,060	
February	22,242	
March	24,964	
April	25,988	
May	25,994	
June	25,999	

QUALITY

	Quantity	Base Number	Contract	AT	Region	England
% of FP17s for the same patient ID Re-attending within 3 months - Children	82	983	8.3%	11.0%	12.1%	11.4%
% of FP17s for the same patient ID Re-attending within 3 months - Adults	179	1,649	10.9%	16.4%	15.6%	15.4%
% of FP17s for the same patient ID Re-attending between 3 & 9 months - Children	622	983	63.3%	54.7%	61.2%	59.8%
% of FP17s for the same patient ID Re-attending between 3 & 9 months - Adults	795	1,649	48.2%	45.7%	54.5%	52.1%
% of FP17s for Band 1 Urgent Courses	119	2,052	5.8%	12.5%	9.1%	9.2%
% of FP17s Relating to Free Repair or Replacements	19	2,052	0.9%	0.9%	1.0%	0.7%
% of FP17s Relating to Continuations	25	2,052	1.2%	1.1%	1.0%	0.8%
% of Patients satisfied with the dentistry they have received	8	9	N/A	91.9%	94.2%	93.4%
% of Patients satisfied with the time they had to wait for an appointment	8	9	N/A	88.9%	88.4%	87.6%

* This is based on patients treated on this contract for their most recent course of treatment. Figures in italics indicate the base number of FP17s or Patient Questionnaire responses are less than 100. N/A is shown where the base number of responses is less than 10 during the period. % is calculated as Quantity/Base number*100

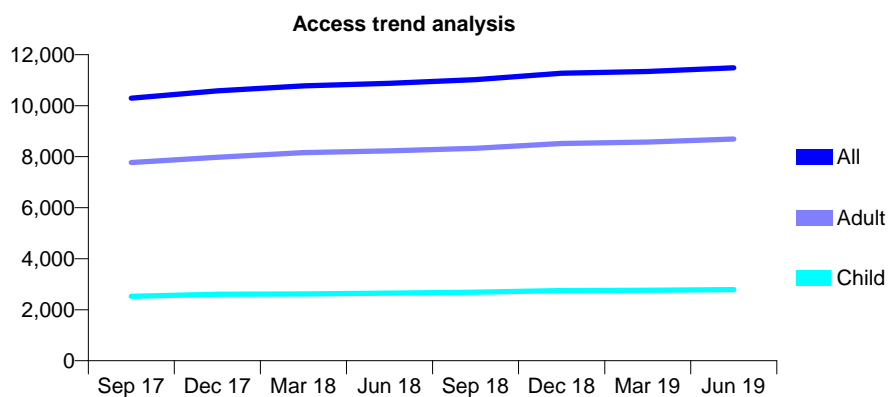
Q48 - Vital Signs At a Glance Contract Report for 190969/0001 - June 2019

Name or company name	Sheil Road Dental Practice
Contract type name	GDS Contract
Purpose of contract	General
Contract start date	01/09/2009
Contract end date	

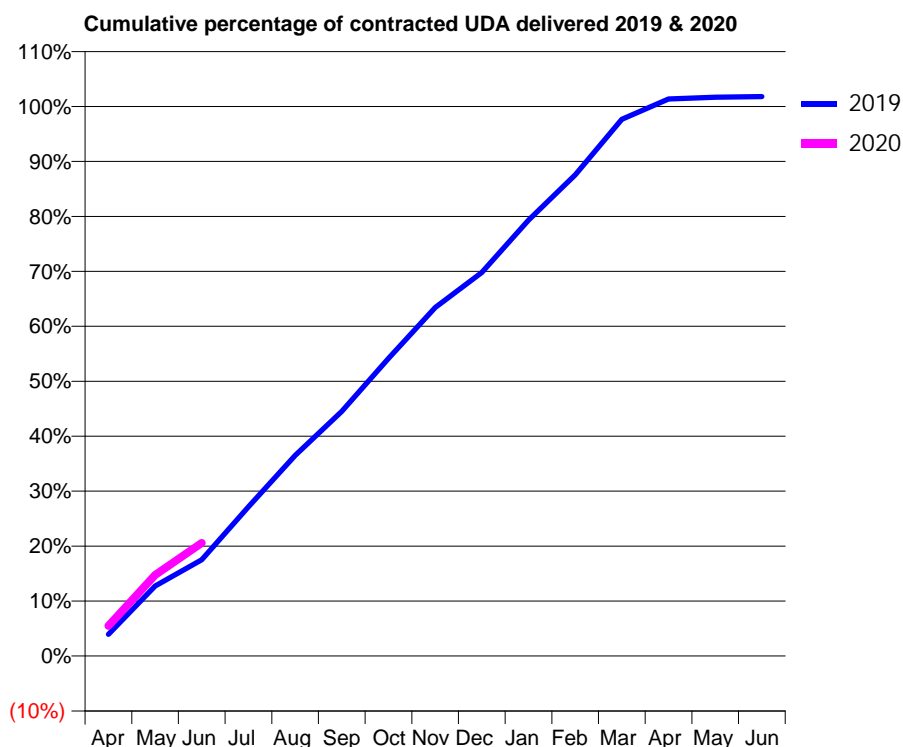
19/20 Contracted general activity (UDA)	34,500
Carry forward general activity (UDA)	0
19/20 Contracted orthodontic activity (UOA)	0
Carry forward orthodontic activity (UOA)	0
Baseline contract value	£955,740.72

ACCESS*

Patients seen in 24 months	Total	Change since previous quarter
Quarter ending June 2018	10,876	
Quarter ending September 2018	11,022	→
Quarter ending December 2018	11,268	↑
Quarter ending March 2019	11,336	→
Quarter ending June 2019	11,483	→
Variance since June 2018	5.6%	↑



ACTIVITY



Month	Adjusted Scheduled Activity (UDA)	
	2019	2020
April	1,364	1,895
May	4,398	5,091
June	6,043	7,108
July	9,371	
August	12,598	
September	15,362	
October	18,680	
November	21,883	
December	24,083	
January	27,362	
February	30,212	
March	33,697	
April	34,966	
May	35,079	
June	35,115	

QUALITY

	Quantity	Base Number	Contract	AT	Region	England
% of FP17s for the same patient ID Re-attending within 3 months - Children	89	845	10.5%	11.0%	12.1%	11.4%
% of FP17s for the same patient ID Re-attending within 3 months - Adults	435	2,415	18.0%	16.4%	15.6%	15.4%
% of FP17s for the same patient ID Re-attending between 3 & 9 months - Children	405	845	47.9%	54.7%	61.2%	59.8%
% of FP17s for the same patient ID Re-attending between 3 & 9 months - Adults	1,025	2,415	42.4%	45.7%	54.5%	52.1%
% of FP17s for Band 1 Urgent Courses	358	2,750	13.0%	12.5%	9.1%	9.2%
% of FP17s Relating to Free Repair or Replacements	25	2,750	0.9%	0.9%	1.0%	0.7%
% of FP17s Relating to Continuations	47	2,750	1.7%	1.1%	1.0%	0.8%
% of Patients satisfied with the dentistry they have received	7	8	N/A	91.9%	94.2%	93.4%
% of Patients satisfied with the time they had to wait for an appointment	5	8	N/A	88.9%	88.4%	87.6%

* This is based on patients treated on this contract for their most recent course of treatment. Figures in italics indicate the base number of FP17s or Patient Questionnaire responses are less than 100. N/A is shown where the base number of responses is less than 10 during the period. % is calculated as Quantity/Base number*100

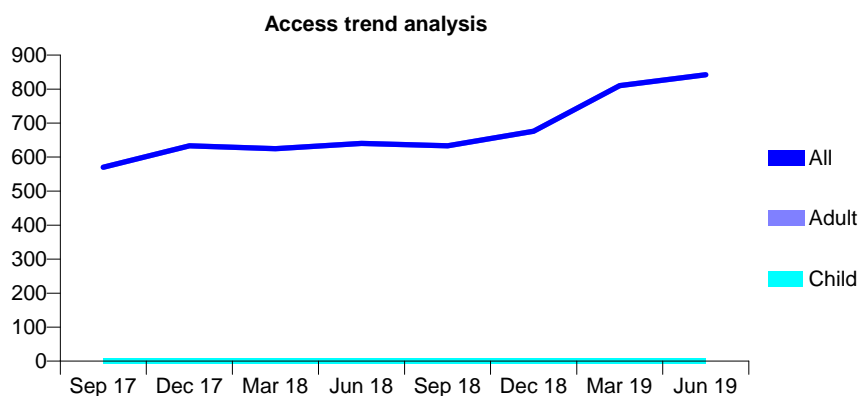
Q48 - Vital Signs At a Glance Contract Report for 190969/0002 - June 2019

Name or company name	Sheil Road Dental Practice
Contract type name	GDS Contract
Purpose of contract	General
Contract start date	01/01/2010
Contract end date	31/03/2020

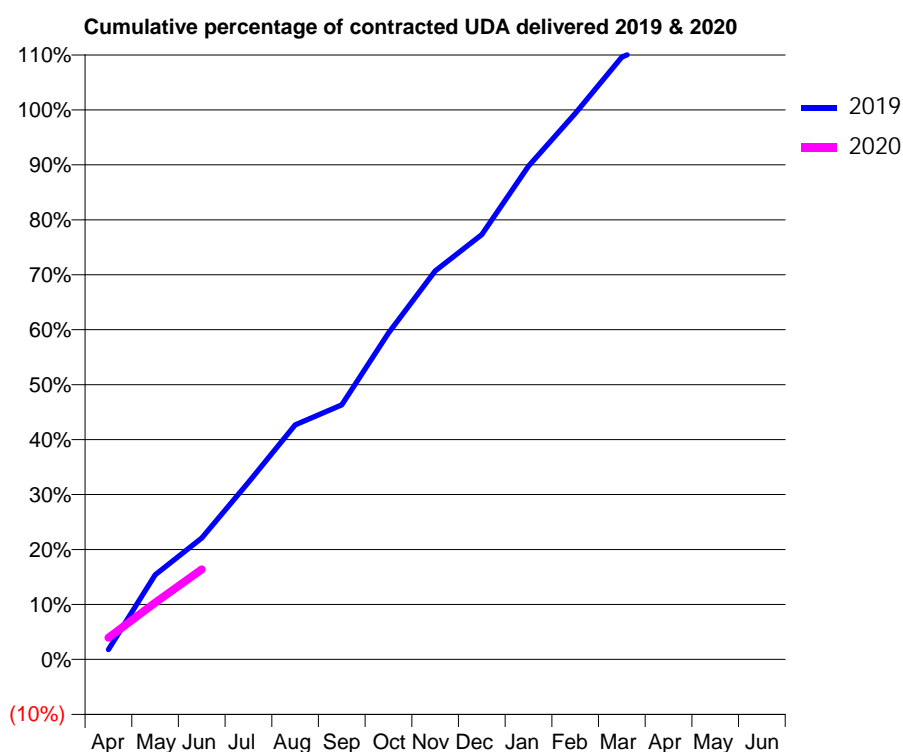
19/20 Contracted general activity (UDA)	1,750
Carry forward general activity (UDA)	0
19/20 Contracted orthodontic activity (UOA)	0
Carry forward orthodontic activity (UOA)	0
Baseline contract value	£57,473.52

ACCESS*

Patients seen in 24 months	Total	Change since previous quarter
Quarter ending June 2018	640	
Quarter ending September 2018	633	↓
Quarter ending December 2018	676	↑
Quarter ending March 2019	810	↑
Quarter ending June 2019	842	↑
Variance since June 2018	31.6%	↑



ACTIVITY



Month	2019	2020
April	31	69
May	269	181
June	387	287
July	564	
August	747	
September	811	
October	1,039	
November	1,237	
December	1,353	
January	1,571	
February	1,739	
March	1,918	
April	1,982	
May	1,982	
June	1,982	

QUALITY

	Quantity	Base Number	Contract	AT	Region	England
% of FP17s for the same patient ID Re-attending within 3 months - Children	0	0	N/A	11.0%	12.1%	11.4%
% of FP17s for the same patient ID Re-attending within 3 months - Adults	7	157	4.5%	16.4%	15.6%	15.4%
% of FP17s for the same patient ID Re-attending between 3 & 9 months - Children	0	0	N/A	54.7%	61.2%	59.8%
% of FP17s for the same patient ID Re-attending between 3 & 9 months - Adults	16	157	10.2%	45.7%	54.5%	52.1%
% of FP17s for Band 1 Urgent Courses	20	106	18.9%	12.5%	9.1%	9.2%
% of FP17s Relating to Free Repair or Replacements	0	106	0.0%	0.9%	1.0%	0.7%
% of FP17s Relating to Continuations	0	106	0.0%	1.1%	1.0%	0.8%
% of Patients satisfied with the dentistry they have received	1	1	N/A	91.9%	94.2%	93.4%
% of Patients satisfied with the time they had to wait for an appointment	1	1	N/A	88.9%	88.4%	87.6%

* This is based on patients treated on this contract for their most recent course of treatment. Figures in italics indicate the base number of FP17s or Patient Questionnaire responses are less than 100. N/A is shown where the base number of responses is less than 10 during the period. % is calculated as Quantity/Base number*100

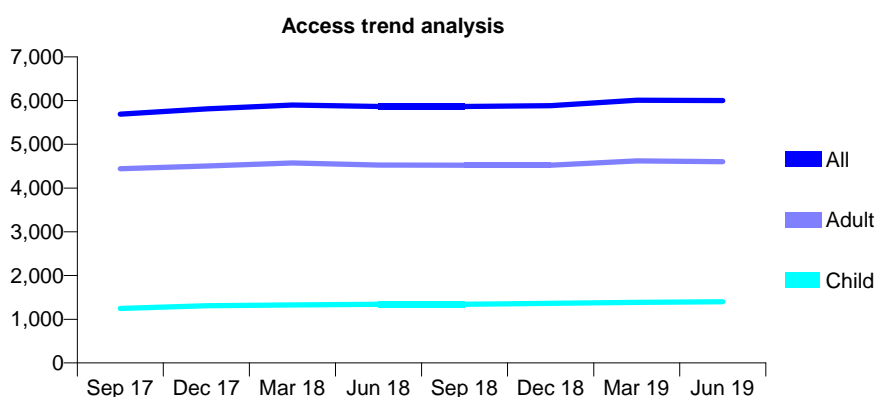
Q48 - Vital Signs At a Glance Contract Report for 193003/0001 - June 2019

Name or company name	Aintree Dental Practice
Contract type name	GDS Contract
Purpose of contract	General
Contract start date	01/06/2009
Contract end date	

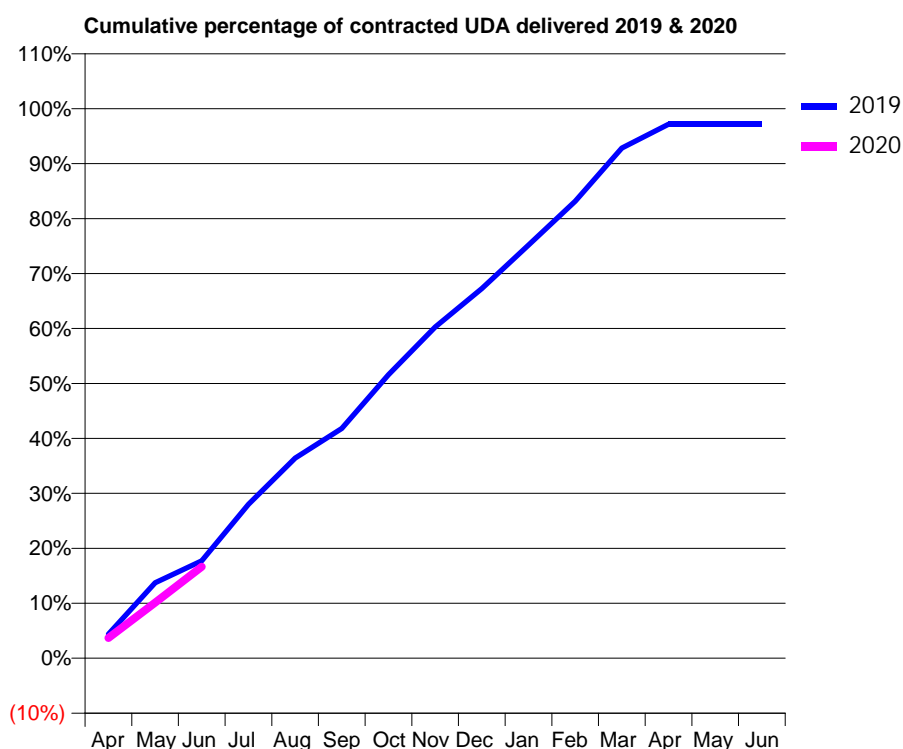
19/20 Contracted general activity (UDA)	20,439
Carry forward general activity (UDA)	0
19/20 Contracted orthodontic activity (UOA)	0
Carry forward orthodontic activity (UOA)	0
Baseline contract value	£539,679.41

ACCESS*

Patients seen in 24 months	Total	Change since previous quarter
Quarter ending June 2018	5,866	
Quarter ending September 2018	5,863	→
Quarter ending December 2018	5,884	→
Quarter ending March 2019	6,008	↑
Quarter ending June 2019	6,000	→
Variance since June 2018	2.3%	↑



ACTIVITY



Month	2019	2020
April	908	753
May	2,848	2,070
June	3,679	3,401
July	5,810	
August	7,561	
September	8,680	
October	10,708	
November	12,513	
December	13,965	
January	15,604	
February	17,263	
March	19,273	
April	20,176	
May	20,176	
June	20,172	

QUALITY

	Quantity	Base Number	Contract	AT	Region	England
% of FP17s for the same patient ID Re-attending within 3 months - Children	37	414	8.9%	11.0%	12.1%	11.4%
% of FP17s for the same patient ID Re-attending within 3 months - Adults	167	1,220	13.7%	16.4%	15.6%	15.4%
% of FP17s for the same patient ID Re-attending between 3 & 9 months - Children	189	414	45.7%	54.7%	61.2%	59.8%
% of FP17s for the same patient ID Re-attending between 3 & 9 months - Adults	504	1,220	41.3%	45.7%	54.5%	52.1%
% of FP17s for Band 1 Urgent Courses	109	1,331	8.2%	12.5%	9.1%	9.2%
% of FP17s Relating to Free Repair or Replacements	6	1,331	0.5%	0.9%	1.0%	0.7%
% of FP17s Relating to Continuations	33	1,331	2.5%	1.1%	1.0%	0.8%
% of Patients satisfied with the dentistry they have received	2	3	N/A	91.9%	94.2%	93.4%
% of Patients satisfied with the time they had to wait for an appointment	2	3	N/A	88.9%	88.4%	87.6%

* This is based on patients treated on this contract for their most recent course of treatment.

Figures in italics indicate the base number of FP17s or Patient Questionnaire responses are less than 100. N/A is shown where the base number of responses is less than 10 during the period. % is calculated as Quantity/Base number*100

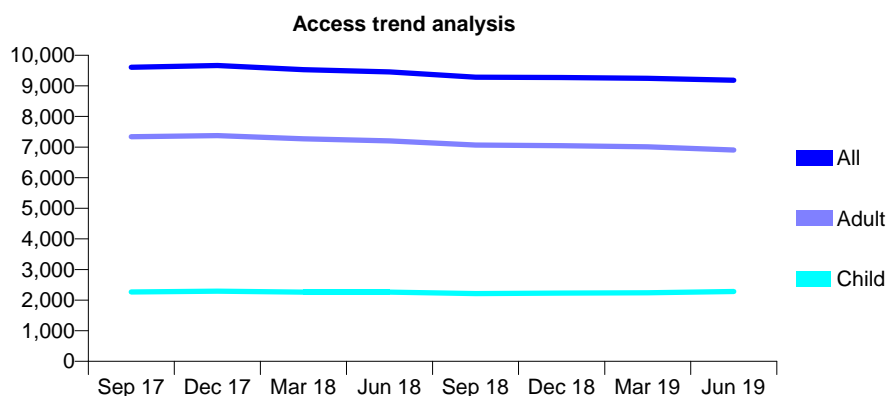
Q48 - Vital Signs At a Glance Contract Report for 195294/0001 - June 2019

Name or company name	Deacon Dental Ltd
Contract type name	GDS Contract
Purpose of contract	General
Contract start date	01/04/2009
Contract end date	

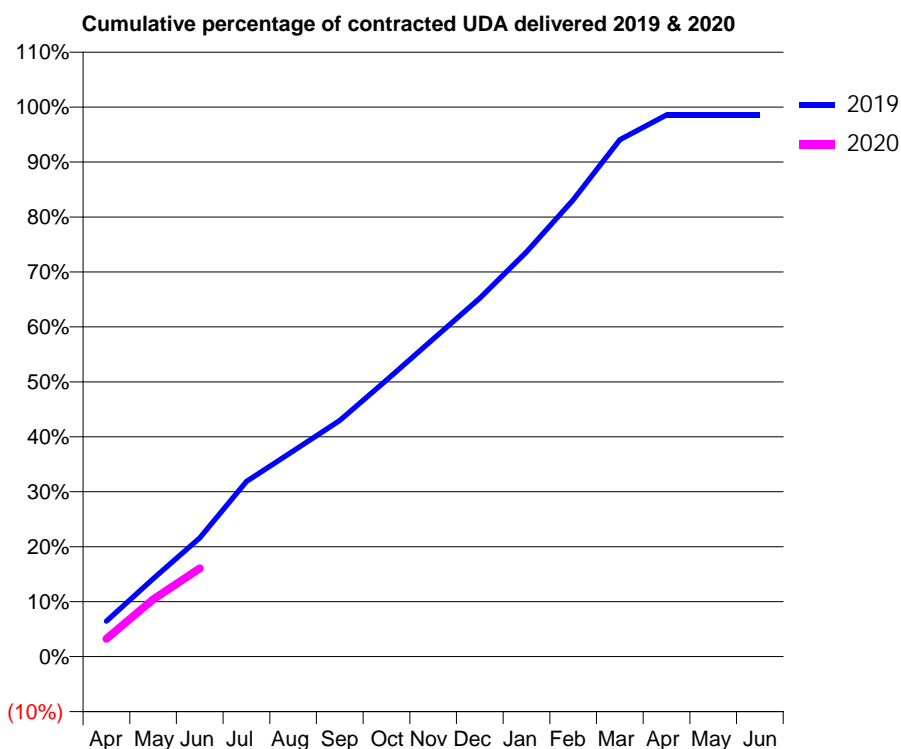
19/20 Contracted general activity (UDA)	33,226
Carry forward general activity (UDA)	0
19/20 Contracted orthodontic activity (UOA)	0
Carry forward orthodontic activity (UOA)	0
Baseline contract value	£968,265.73

ACCESS*

Patients seen in 24 months	Total	Change since previous quarter
Quarter ending June 2018	9,458	
Quarter ending September 2018	9,282	↓
Quarter ending December 2018	9,274	→
Quarter ending March 2019	9,248	→
Quarter ending June 2019	9,183	→
Variance since June 2018	(2.9%)	↓



ACTIVITY



Month	Adjusted Scheduled Activity (UDA)	
	2019	2020
April	2,144	1,087
May	4,705	3,463
June	7,174	5,339
July	10,594	
August	12,432	
September	14,272	
October	16,718	
November	19,198	
December	21,671	
January	24,468	
February	27,616	
March	31,245	
April	32,746	
May	32,746	
June	32,746	

QUALITY

	Quantity	Base Number	Contract	AT	Region	England
% of FP17s for the same patient ID Re-attending within 3 months - Children	69	1,014	6.8%	11.0%	12.1%	11.4%
% of FP17s for the same patient ID Re-attending within 3 months - Adults	342	2,061	16.6%	16.4%	15.6%	15.4%
% of FP17s for the same patient ID Re-attending between 3 & 9 months - Children	663	1,014	65.4%	54.7%	61.2%	59.8%
% of FP17s for the same patient ID Re-attending between 3 & 9 months - Adults	956	2,061	46.4%	45.7%	54.5%	52.1%
% of FP17s for Band 1 Urgent Courses	258	2,495	10.3%	12.5%	9.1%	9.2%
% of FP17s Relating to Free Repair or Replacements	30	2,495	1.2%	0.9%	1.0%	0.7%
% of FP17s Relating to Continuations	9	2,495	0.4%	1.1%	1.0%	0.8%
% of Patients satisfied with the dentistry they have received	7	8	N/A	91.9%	94.2%	93.4%
% of Patients satisfied with the time they had to wait for an appointment	8	8	N/A	88.9%	88.4%	87.6%

* This is based on patients treated on this contract for their most recent course of treatment. Figures in italics indicate the base number of FP17s or Patient Questionnaire responses are less than 100. N/A is shown where the base number of responses is less than 10 during the period. % is calculated as Quantity/Base number*100

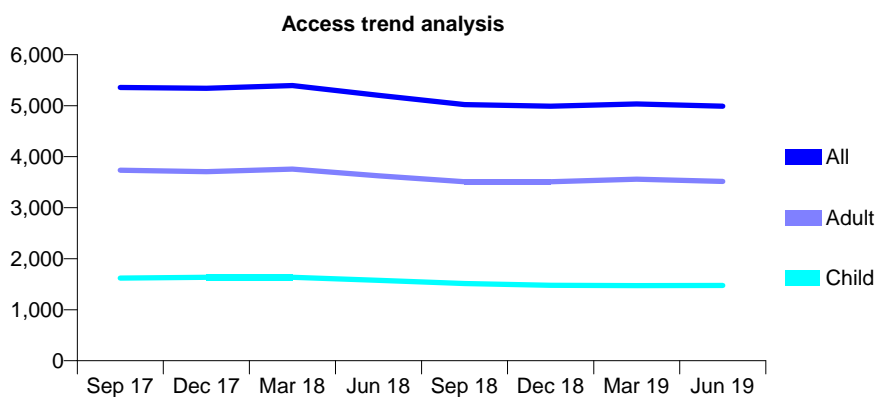
Q48 - Vital Signs At a Glance Contract Report for 197246/0001 - June 2019

Name or company name	Bennett and McGinty
Contract type name	GDS Contract
Purpose of contract	General
Contract start date	01/04/2009
Contract end date	

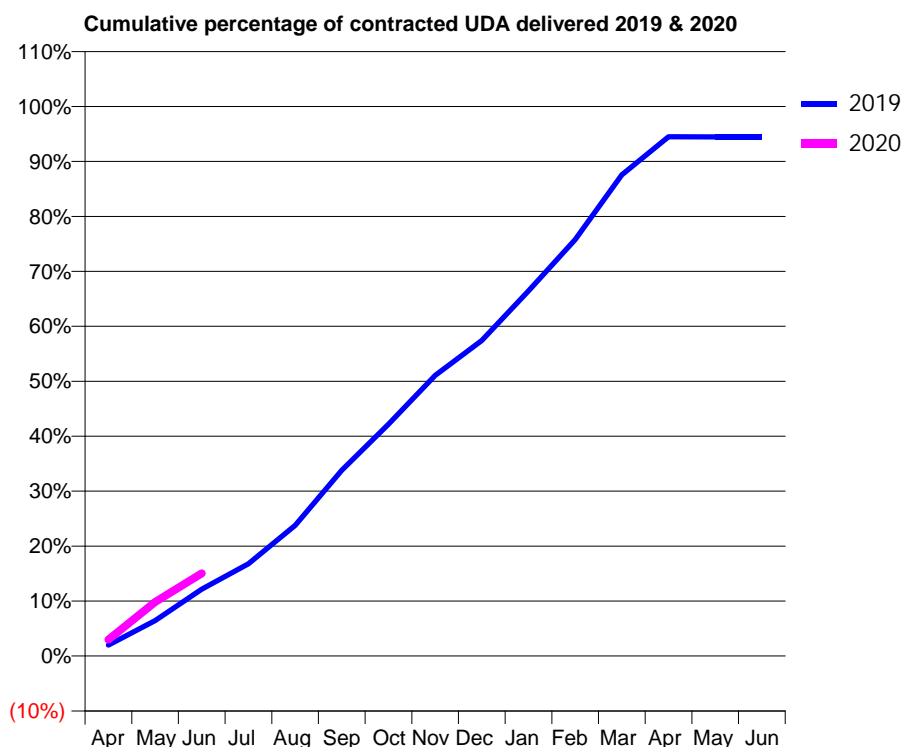
19/20 Contracted general activity (UDA)	15,282
Carry forward general activity (UDA)	0
19/20 Contracted orthodontic activity (UOA)	0
Carry forward orthodontic activity (UOA)	0
Baseline contract value	£403,520.83

ACCESS*

Patients seen in 24 months	Total	Change since previous quarter
Quarter ending June 2018	5,204	
Quarter ending September 2018	5,022	↓
Quarter ending December 2018	4,990	→
Quarter ending March 2019	5,033	→
Quarter ending June 2019	4,990	→
Variance since June 2018	(4.1%)	↓



ACTIVITY



Month	Adjusted Scheduled Activity (UDA)	
	2019	2020
April	306	460
May	985	1,506
June	1,861	2,296
July	2,566	
August	3,634	
September	5,162	
October	6,446	
November	7,804	
December	8,778	
January	10,157	
February	11,584	
March	13,381	
April	14,439	
May	14,436	
June	14,434	

QUALITY

	Quantity	Base Number	Contract	AT	Region	England
% of FP17s for the same patient ID Re-attending within 3 months - Children	59	592	10.0%	11.0%	12.1%	11.4%
% of FP17s for the same patient ID Re-attending within 3 months - Adults	200	1,143	17.5%	16.4%	15.6%	15.4%
% of FP17s for the same patient ID Re-attending between 3 & 9 months - Children	369	592	62.3%	54.7%	61.2%	59.8%
% of FP17s for the same patient ID Re-attending between 3 & 9 months - Adults	548	1,143	47.9%	45.7%	54.5%	52.1%
% of FP17s for Band 1 Urgent Courses	165	1,243	13.3%	12.5%	9.1%	9.2%
% of FP17s Relating to Free Repair or Replacements	20	1,243	1.6%	0.9%	1.0%	0.7%
% of FP17s Relating to Continuations	6	1,243	0.5%	1.1%	1.0%	0.8%
% of Patients satisfied with the dentistry they have received	4	5	N/A	91.9%	94.2%	93.4%
% of Patients satisfied with the time they had to wait for an appointment	5	5	N/A	88.9%	88.4%	87.6%

* This is based on patients treated on this contract for their most recent course of treatment. Figures in italics indicate the base number of FP17s or Patient Questionnaire responses are less than 100. N/A is shown where the base number of responses is less than 10 during the period. % is calculated as Quantity/Base number*100

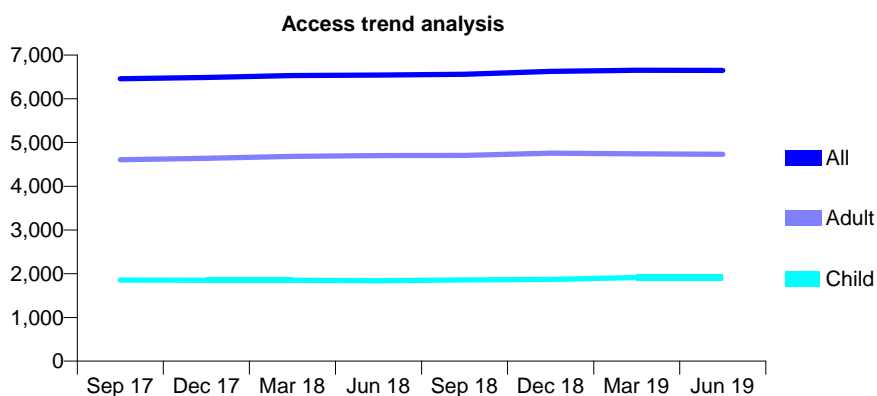
Q48 - Vital Signs At a Glance Contract Report for 197289/0001 - June 2019

Name or company name	PJ Beard & Associates Ltd
Contract type name	GDS Contract
Purpose of contract	General
Contract start date	01/09/2011
Contract end date	

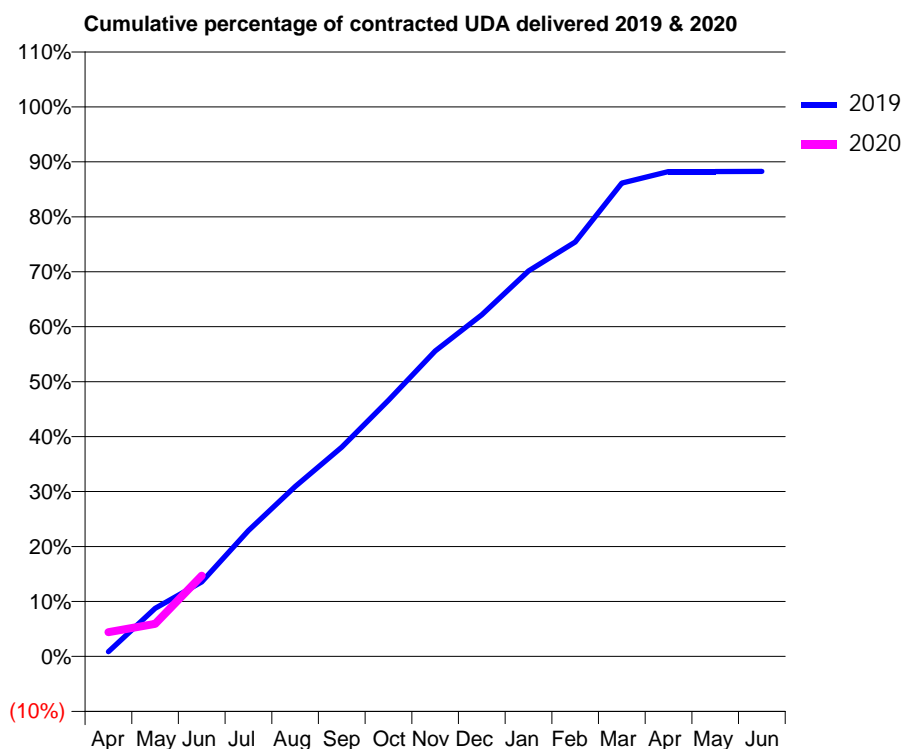
19/20 Contracted general activity (UDA)	19,288
Carry forward general activity (UDA)	0
19/20 Contracted orthodontic activity (UOA)	0
Carry forward orthodontic activity (UOA)	0
Baseline contract value	£470,810.35

ACCESS*

Patients seen in 24 months	Total	Change since previous quarter
Quarter ending June 2018	6,543	
Quarter ending September 2018	6,562	→
Quarter ending December 2018	6,625	→
Quarter ending March 2019	6,650	→
Quarter ending June 2019	6,647	→
Variance since June 2018	1.6%	→



ACTIVITY



Month	2019	2020
April	166	849
May	1,688	1,145
June	2,614	2,835
July	4,416	
August	5,967	
September	7,345	
October	8,988	
November	10,719	
December	11,988	
January	13,529	
February	14,547	
March	16,614	
April	17,016	
May	17,016	
June	17,019	

QUALITY

	Quantity	Base Number	Contract	AT	Region	England
% of FP17s for the same patient ID Re-attending within 3 months - Children	41	499	8.2%	11.0%	12.1%	11.4%
% of FP17s for the same patient ID Re-attending within 3 months - Adults	128	1,002	12.8%	16.4%	15.6%	15.4%
% of FP17s for the same patient ID Re-attending between 3 & 9 months - Children	294	499	58.9%	54.7%	61.2%	59.8%
% of FP17s for the same patient ID Re-attending between 3 & 9 months - Adults	380	1,002	37.9%	45.7%	54.5%	52.1%
% of FP17s for Band 1 Urgent Courses	161	1,312	12.3%	12.5%	9.1%	9.2%
% of FP17s Relating to Free Repair or Replacements	5	1,312	0.4%	0.9%	1.0%	0.7%
% of FP17s Relating to Continuations	26	1,312	2.0%	1.1%	1.0%	0.8%
% of Patients satisfied with the dentistry they have received	1	1	N/A	91.9%	94.2%	93.4%
% of Patients satisfied with the time they had to wait for an appointment	1	1	N/A	88.9%	88.4%	87.6%

* This is based on patients treated on this contract for their most recent course of treatment. Figures in italics indicate the base number of FP17s or Patient Questionnaire responses are less than 100. N/A is shown where the base number of responses is less than 10 during the period. % is calculated as Quantity/Base number*100

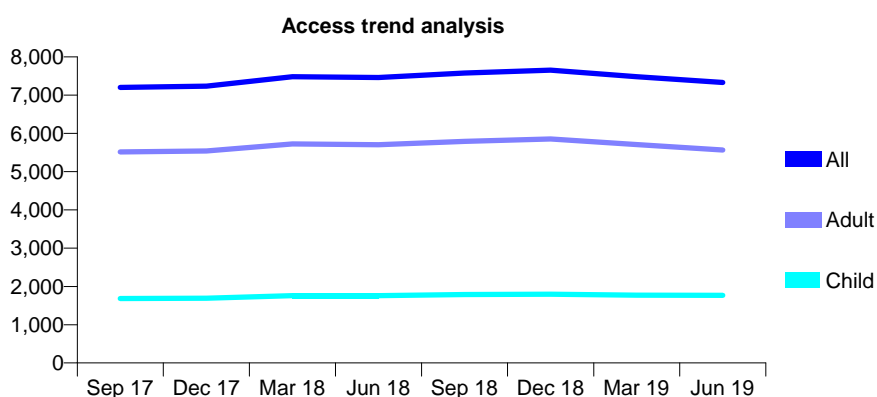
Q48 - Vital Signs At a Glance Contract Report for 198633/0002 - June 2019

Name or company name	Mr O Butt & Mrs S Alam
Contract type name	GDS Contract
Purpose of contract	General
Contract start date	01/04/2008
Contract end date	

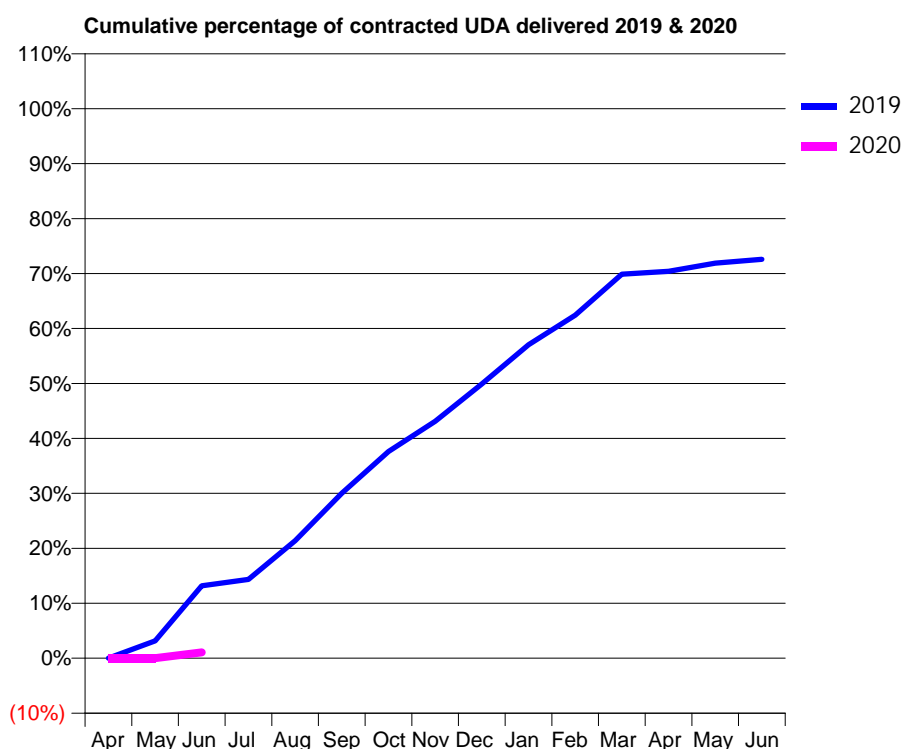
19/20 Contracted general activity (UDA)	22,345
Carry forward general activity (UDA)	0
19/20 Contracted orthodontic activity (UOA)	0
Carry forward orthodontic activity (UOA)	0
Baseline contract value	£590,019.16

ACCESS*

Patients seen in 24 months	Total	Change since previous quarter
Quarter ending June 2018	7,461	
Quarter ending September 2018	7,576	→
Quarter ending December 2018	7,654	→
Quarter ending March 2019	7,483	↓
Quarter ending June 2019	7,332	↓
Variance since June 2018	(1.7%)	↓



ACTIVITY



Month	2019	2020
April	0	0
May	709	0
June	2,947	241
July	3,207	
August	4,779	
September	6,702	
October	8,407	
November	9,635	
December	11,150	
January	12,748	
February	13,950	
March	15,614	
April	15,733	
May	16,065	
June	16,221	

QUALITY

	Quantity	Base Number	Contract	AT	Region	England
% of FP17s for the same patient ID Re-attending within 3 months - Children	8	257	3.1%	11.0%	12.1%	11.4%
% of FP17s for the same patient ID Re-attending within 3 months - Adults	63	736	8.6%	16.4%	15.6%	15.4%
% of FP17s for the same patient ID Re-attending between 3 & 9 months - Children	167	257	65.0%	54.7%	61.2%	59.8%
% of FP17s for the same patient ID Re-attending between 3 & 9 months - Adults	448	736	60.9%	45.7%	54.5%	52.1%
% of FP17s for Band 1 Urgent Courses	16	161	9.9%	12.5%	9.1%	9.2%
% of FP17s Relating to Free Repair or Replacements	1	161	0.6%	0.9%	1.0%	0.7%
% of FP17s Relating to Continuations	0	161	0.0%	1.1%	1.0%	0.8%
% of Patients satisfied with the dentistry they have received	16	16	100.0%	91.9%	94.2%	93.4%
% of Patients satisfied with the time they had to wait for an appointment	15	16	93.8%	88.9%	88.4%	87.6%

* This is based on patients treated on this contract for their most recent course of treatment.

Figures in italics indicate the base number of FP17s or Patient Questionnaire responses are less than 100. N/A is shown where the base number of responses is less than 10 during the period. % is calculated as Quantity/Base number*100

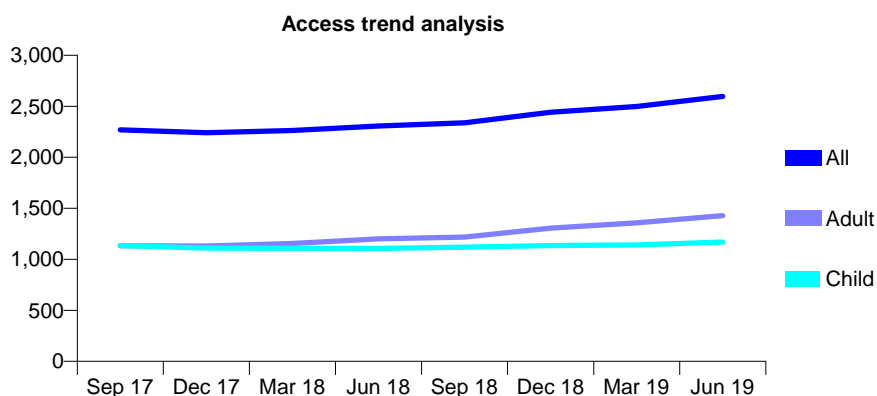
Q48 - Vital Signs At a Glance Contract Report for 199354/0001 - June 2019

Name or company name	Aigburth Dental Practice
Contract type name	GDS Contract
Purpose of contract	General
Contract start date	01/06/2012
Contract end date	

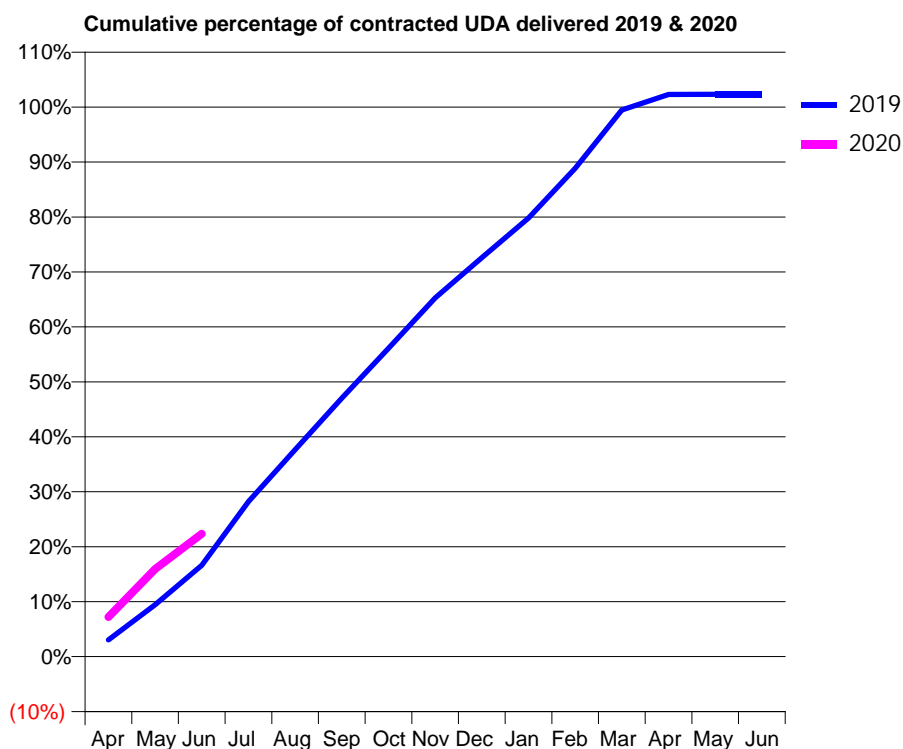
19/20 Contracted general activity (UDA)	6,357
Carry forward general activity (UDA)	0
19/20 Contracted orthodontic activity (UOA)	0
Carry forward orthodontic activity (UOA)	0
Baseline contract value	£227,610.68

ACCESS*

Patients seen in 24 months	Total	Change since previous quarter
Quarter ending June 2018	2,306	
Quarter ending September 2018	2,338	→
Quarter ending December 2018	2,441	↑
Quarter ending March 2019	2,499	↑
Quarter ending June 2019	2,597	↑
Variance since June 2018	12.6%	↑



ACTIVITY



Month	Adjusted Scheduled Activity (UDA)	
	2019	2020
April	193	459
May	601	1,014
June	1,056	1,422
July	1,793	
August	2,394	
September	2,989	
October	3,567	
November	4,150	
December	4,616	
January	5,073	
February	5,649	
March	6,323	
April	6,503	
May	6,504	
June	6,504	

QUALITY

	Quantity	Base Number	Contract	AT	Region	England
% of FP17s for the same patient ID Re-attending within 3 months - Children	31	385	8.1%	11.0%	12.1%	11.4%
% of FP17s for the same patient ID Re-attending within 3 months - Adults	80	429	18.6%	16.4%	15.6%	15.4%
% of FP17s for the same patient ID Re-attending between 3 & 9 months - Children	193	385	50.1%	54.7%	61.2%	59.8%
% of FP17s for the same patient ID Re-attending between 3 & 9 months - Adults	172	429	40.1%	45.7%	54.5%	52.1%
% of FP17s for Band 1 Urgent Courses	69	735	9.4%	12.5%	9.1%	9.2%
% of FP17s Relating to Free Repair or Replacements	0	735	0.0%	0.9%	1.0%	0.7%
% of FP17s Relating to Continuations	19	735	2.6%	1.1%	1.0%	0.8%
% of Patients satisfied with the dentistry they have received	1	1	N/A	91.9%	94.2%	93.4%
% of Patients satisfied with the time they had to wait for an appointment	1	1	N/A	88.9%	88.4%	87.6%

* This is based on patients treated on this contract for their most recent course of treatment. Figures in italics indicate the base number of FP17s or Patient Questionnaire responses are less than 100. N/A is shown where the base number of responses is less than 10 during the period. % is calculated as Quantity/Base number*100

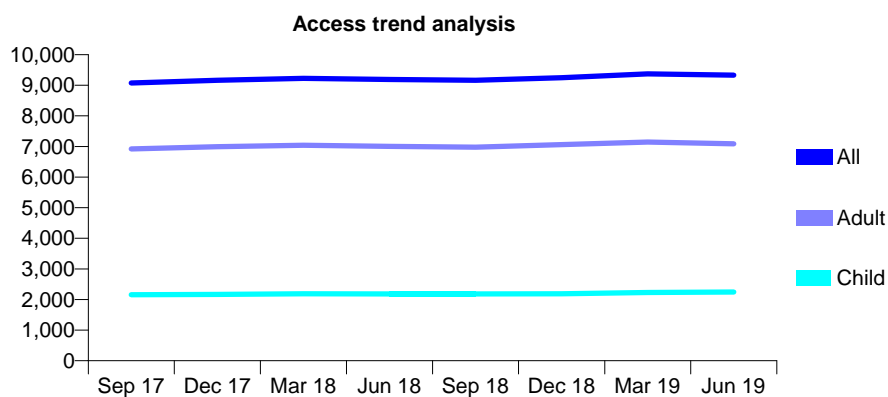
Q48 - Vital Signs At a Glance Contract Report for 199605/0001 - June 2019

Name or company name	Chantastic Limited
Contract type name	GDS Contract
Purpose of contract	General
Contract start date	01/04/2011
Contract end date	

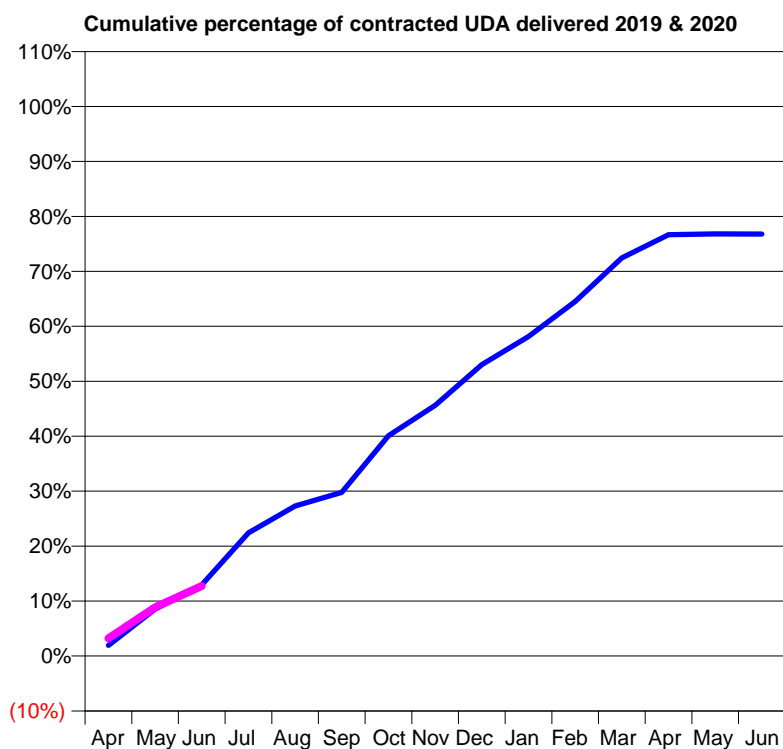
19/20 Contracted general activity (UDA)	35,375
Carry forward general activity (UDA)	0
19/20 Contracted orthodontic activity (UOA)	0
Carry forward orthodontic activity (UOA)	0
Baseline contract value	£1,169,707.69

ACCESS*

Patients seen in 24 months	Total	Change since previous quarter
Quarter ending June 2018	9,189	
Quarter ending September 2018	9,162	→
Quarter ending December 2018	9,248	→
Quarter ending March 2019	9,371	→
Quarter ending June 2019	9,332	→
Variance since June 2018	1.6%	→



ACTIVITY



Month	Adjusted Scheduled Activity (UDA)	
	2019	2020
April	692	1,139
May	3,022	3,141
June	4,578	4,511
July	7,924	
August	9,662	
September	10,541	
October	14,185	
November	16,145	
December	18,753	
January	20,566	
February	22,822	
March	25,631	
April	27,122	
May	27,170	
June	27,169	

QUALITY

	Quantity	Base Number	Contract	AT	Region	England
% of FP17s for the same patient ID Re-attending within 3 months - Children	70	688	10.2%	11.0%	12.1%	11.4%
% of FP17s for the same patient ID Re-attending within 3 months - Adults	214	1,677	12.8%	16.4%	15.6%	15.4%
% of FP17s for the same patient ID Re-attending between 3 & 9 months - Children	392	688	57.0%	54.7%	61.2%	59.8%
% of FP17s for the same patient ID Re-attending between 3 & 9 months - Adults	750	1,677	44.7%	45.7%	54.5%	52.1%
% of FP17s for Band 1 Urgent Courses	220	1,848	11.9%	12.5%	9.1%	9.2%
% of FP17s Relating to Free Repair or Replacements	18	1,848	1.0%	0.9%	1.0%	0.7%
% of FP17s Relating to Continuations	7	1,848	0.4%	1.1%	1.0%	0.8%
% of Patients satisfied with the dentistry they have received	8	9	N/A	91.9%	94.2%	93.4%
% of Patients satisfied with the time they had to wait for an appointment	8	9	N/A	88.9%	88.4%	87.6%

* This is based on patients treated on this contract for their most recent course of treatment. Figures in italics indicate the base number of FP17s or Patient Questionnaire responses are less than 100. N/A is shown where the base number of responses is less than 10 during the period. % is calculated as Quantity/Base number*100

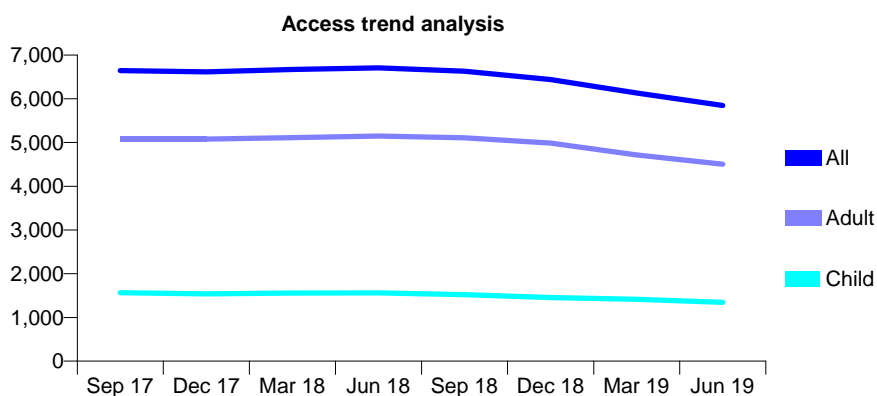
Q48 - Vital Signs At a Glance Contract Report for 199796/0001 - June 2019

Name or company name	IDH 346 LTD
Contract type name	GDS Contract
Purpose of contract	General
Contract start date	01/04/2009
Contract end date	

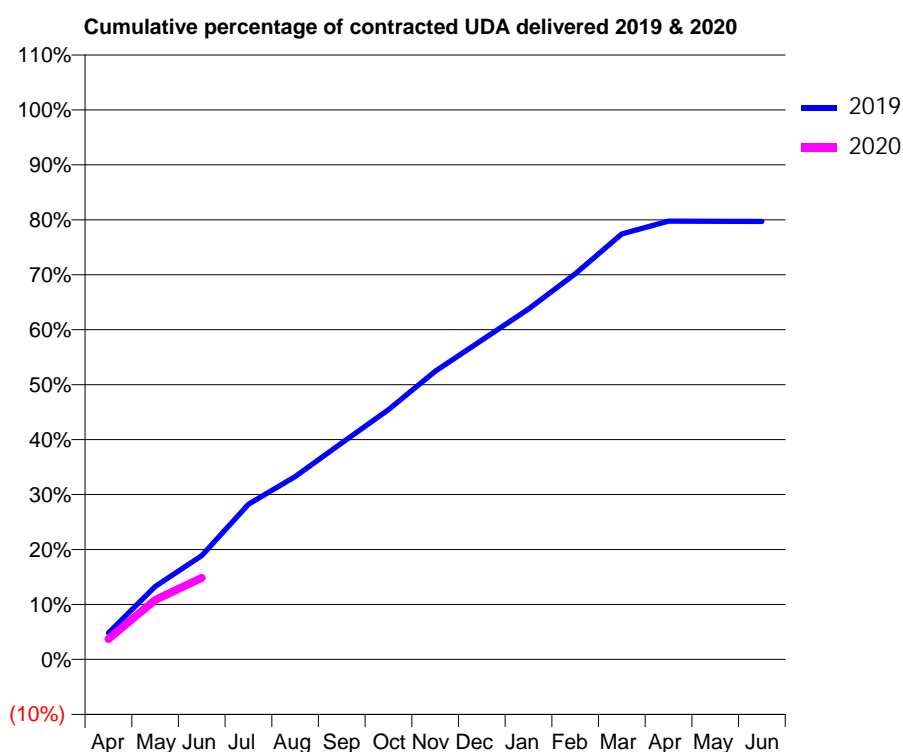
19/20 Contracted general activity (UDA)	22,074
Carry forward general activity (UDA)	0
19/20 Contracted orthodontic activity (UOA)	0
Carry forward orthodontic activity (UOA)	0
Baseline contract value	£660,164.00

ACCESS*

Patients seen in 24 months	Total	Change since previous quarter
Quarter ending June 2018	6,706	
Quarter ending September 2018	6,629	↓
Quarter ending December 2018	6,439	↓
Quarter ending March 2019	6,131	↓
Quarter ending June 2019	5,848	↓
Variance since June 2018	(12.8%)	↓



ACTIVITY



Month	2019	2020
April	1,063	821
May	2,929	2,391
June	4,169	3,275
July	6,232	
August	7,346	
September	8,697	
October	10,030	
November	11,573	
December	12,823	
January	14,073	
February	15,488	
March	17,089	
April	17,605	
May	17,602	
June	17,594	

QUALITY

	Quantity	Base Number	Contract	AT	Region	England
% of FP17s for the same patient ID Re-attending within 3 months - Children	22	372	5.9%	11.0%	12.1%	11.4%
% of FP17s for the same patient ID Re-attending within 3 months - Adults	119	1,094	10.9%	16.4%	15.6%	15.4%
% of FP17s for the same patient ID Re-attending between 3 & 9 months - Children	189	372	50.8%	54.7%	61.2%	59.8%
% of FP17s for the same patient ID Re-attending between 3 & 9 months - Adults	536	1,094	49.0%	45.7%	54.5%	52.1%
% of FP17s for Band 1 Urgent Courses	88	1,257	7.0%	12.5%	9.1%	9.2%
% of FP17s Relating to Free Repair or Replacements	13	1,257	1.0%	0.9%	1.0%	0.7%
% of FP17s Relating to Continuations	22	1,257	1.8%	1.1%	1.0%	0.8%
% of Patients satisfied with the dentistry they have received	2	2	N/A	91.9%	94.2%	93.4%
% of Patients satisfied with the time they had to wait for an appointment	2	2	N/A	88.9%	88.4%	87.6%

* This is based on patients treated on this contract for their most recent course of treatment. Figures in italics indicate the base number of FP17s or Patient Questionnaire responses are less than 100. N/A is shown where the base number of responses is less than 10 during the period. % is calculated as Quantity/Base number*100

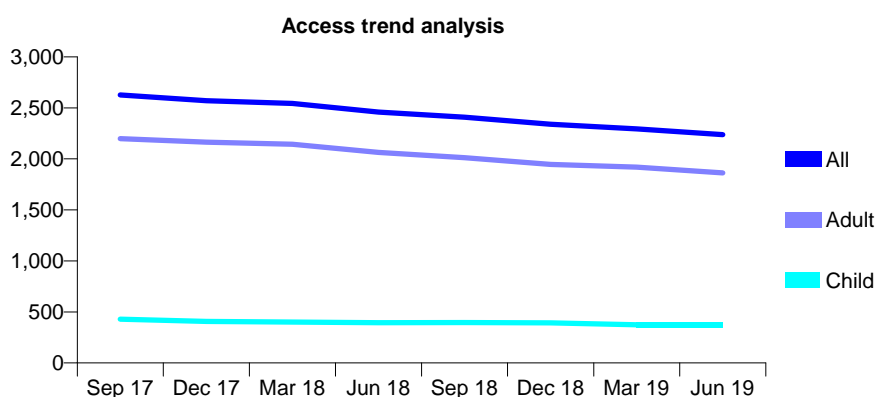
Q48 - Vital Signs At a Glance Contract Report for 209341/0001 - June 2019

Name or company name	Lynwood Dental Surgery
Contract type name	GDS Contract
Purpose of contract	General
Contract start date	01/04/2006
Contract end date	

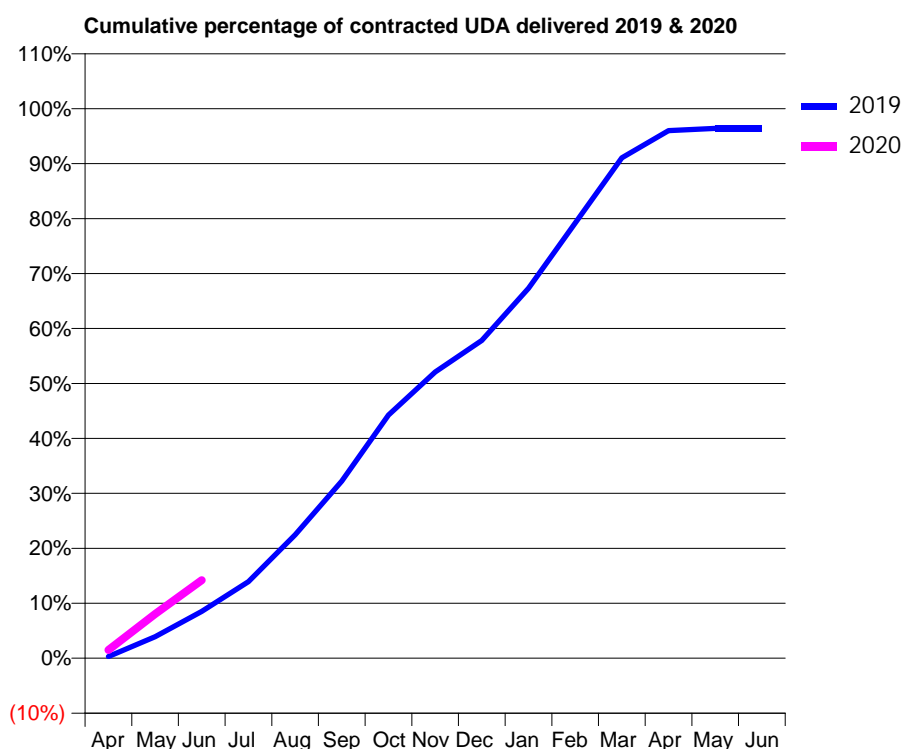
19/20 Contracted general activity (UDA)	6,253
Carry forward general activity (UDA)	0
19/20 Contracted orthodontic activity (UOA)	0
Carry forward orthodontic activity (UOA)	0
Baseline contract value	£180,128.50

ACCESS*

Patients seen in 24 months	Total	Change since previous quarter
Quarter ending June 2018	2,458	
Quarter ending September 2018	2,408	↓
Quarter ending December 2018	2,339	↓
Quarter ending March 2019	2,294	↓
Quarter ending June 2019	2,237	↓
Variance since June 2018	(9.0%)	↓



ACTIVITY



Month	2019	2020
April	18	95
May	245	504
June	534	888
July	872	
August	1,406	
September	2,016	
October	2,767	
November	3,257	
December	3,615	
January	4,208	
February	4,952	
March	5,693	
April	6,004	
May	6,028	
June	6,028	

QUALITY

	Quantity	Base Number	Contract	AT	Region	England
% of FP17s for the same patient ID Re-attending within 3 months - Children	16	101	15.8%	11.0%	12.1%	11.4%
% of FP17s for the same patient ID Re-attending within 3 months - Adults	66	433	15.2%	16.4%	15.6%	15.4%
% of FP17s for the same patient ID Re-attending between 3 & 9 months - Children	44	101	43.6%	54.7%	61.2%	59.8%
% of FP17s for the same patient ID Re-attending between 3 & 9 months - Adults	205	433	47.3%	45.7%	54.5%	52.1%
% of FP17s for Band 1 Urgent Courses	49	396	12.4%	12.5%	9.1%	9.2%
% of FP17s Relating to Free Repair or Replacements	2	396	0.5%	0.9%	1.0%	0.7%
% of FP17s Relating to Continuations	9	396	2.3%	1.1%	1.0%	0.8%
% of Patients satisfied with the dentistry they have received	1	1	N/A	91.9%	94.2%	93.4%
% of Patients satisfied with the time they had to wait for an appointment	0	1	N/A	88.9%	88.4%	87.6%

* This is based on patients treated on this contract for their most recent course of treatment. Figures in italics indicate the base number of FP17s or Patient Questionnaire responses are less than 100. N/A is shown where the base number of responses is less than 10 during the period. % is calculated as Quantity/Base number*100

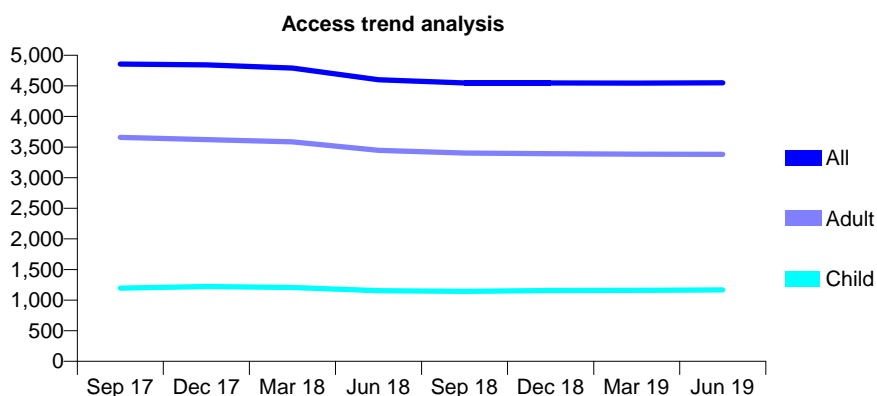
Q48 - Vital Signs At a Glance Contract Report for 221244/0002 - June 2019

Name or company name	MR MJ FARANDOS
Contract type name	GDS Contract
Purpose of contract	General
Contract start date	01/04/2006
Contract end date	

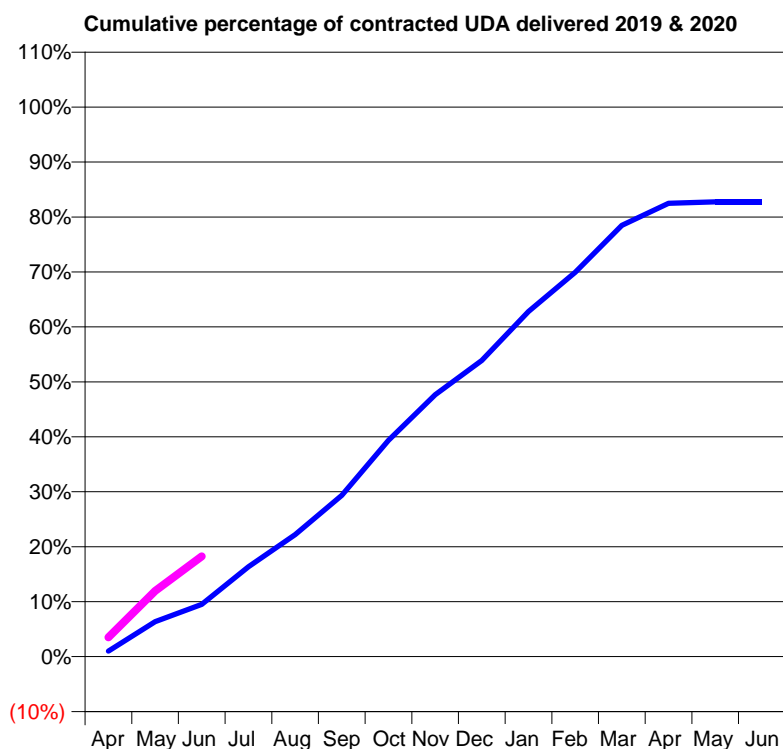
19/20 Contracted general activity (UDA)	17,195
Carry forward general activity (UDA)	0
19/20 Contracted orthodontic activity (UOA)	0
Carry forward orthodontic activity (UOA)	0
Baseline contract value	£454,033.55

ACCESS*

Patients seen in 24 months	Total	Change since previous quarter
Quarter ending June 2018	4,601	
Quarter ending September 2018	4,547	↓
Quarter ending December 2018	4,547	→
Quarter ending March 2019	4,545	→
Quarter ending June 2019	4,550	→
Variance since June 2018	(1.1%)	↓



ACTIVITY



Month	Adjusted Scheduled Activity (UDA)	
	2019	2020
April	173	603
May	1,095	2,057
June	1,632	3,139
July	2,815	
August	3,822	
September	5,047	
October	6,770	
November	8,195	
December	9,265	
January	10,800	
February	12,027	
March	13,494	
April	14,185	
May	14,232	
June	14,232	

QUALITY

	Quantity	Base Number	Contract	AT	Region	England
% of FP17s for the same patient ID Re-attending within 3 months - Children	41	353	11.6%	11.0%	12.1%	11.4%
% of FP17s for the same patient ID Re-attending within 3 months - Adults	179	964	18.6%	16.4%	15.6%	15.4%
% of FP17s for the same patient ID Re-attending between 3 & 9 months - Children	155	353	43.9%	54.7%	61.2%	59.8%
% of FP17s for the same patient ID Re-attending between 3 & 9 months - Adults	423	964	43.9%	45.7%	54.5%	52.1%
% of FP17s for Band 1 Urgent Courses	91	1,096	8.3%	12.5%	9.1%	9.2%
% of FP17s Relating to Free Repair or Replacements	24	1,096	2.2%	0.9%	1.0%	0.7%
% of FP17s Relating to Continuations	11	1,096	1.0%	1.1%	1.0%	0.8%
% of Patients satisfied with the dentistry they have received	0	0	N/A	91.9%	94.2%	93.4%
% of Patients satisfied with the time they had to wait for an appointment	0	0	N/A	88.9%	88.4%	87.6%

* This is based on patients treated on this contract for their most recent course of treatment. Figures in italics indicate the base number of FP17s or Patient Questionnaire responses are less than 100. N/A is shown where the base number of responses is less than 10 during the period. % is calculated as Quantity/Base number*100

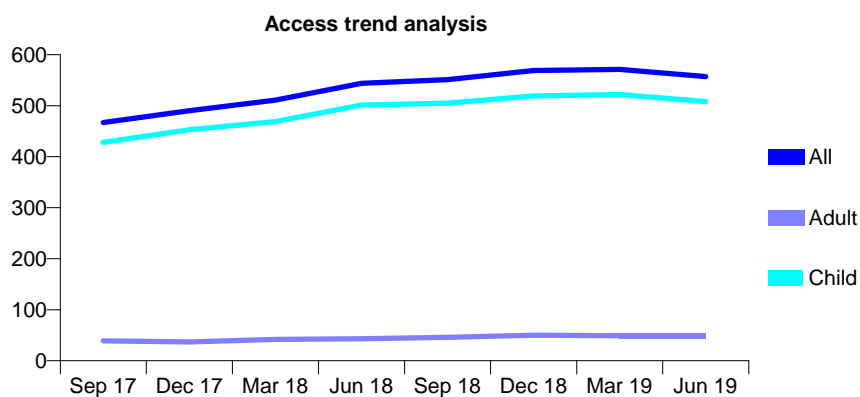
Q48 - Vital Signs At a Glance Contract Report for 231576/0001 - June 2019

Name or company name	MR DJ GARMORY
Contract type name	GDS Contract
Purpose of contract	General
Contract start date	01/04/2006
Contract end date	

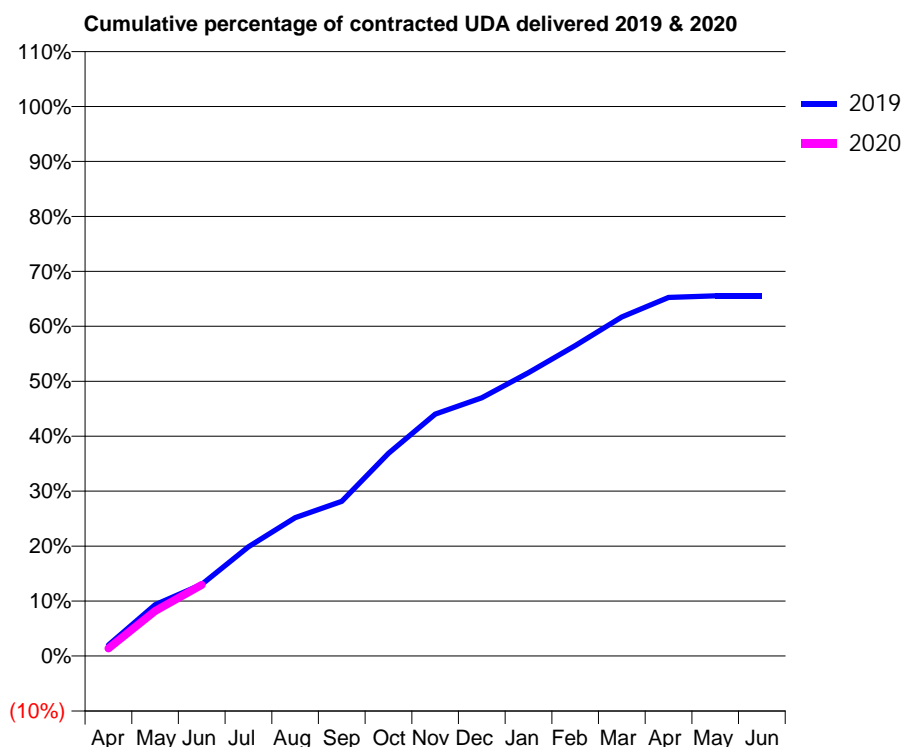
19/20 Contracted general activity (UDA)	1,300
Carry forward general activity (UDA)	0
19/20 Contracted orthodontic activity (UOA)	0
Carry forward orthodontic activity (UOA)	0
Baseline contract value	£30,765.09

ACCESS*

Patients seen in 24 months	Total	Change since previous quarter
Quarter ending June 2018	544	
Quarter ending September 2018	551	→
Quarter ending December 2018	569	↑
Quarter ending March 2019	571	→
Quarter ending June 2019	557	↓
Variance since June 2018	2.4%	↑



ACTIVITY



Month	Adjusted Scheduled Activity (UDA)	
	2019	2020
April	26	18
May	121	106
June	170	168
July	259	
August	327	
September	366	
October	480	
November	572	
December	611	
January	670	
February	734	
March	802	
April	848	
May	852	
June	852	

QUALITY

	Quantity	Base Number	Contract	AT	Region	England
% of FP17s for the same patient ID Re-attending within 3 months - Children	18	170	10.6%	11.0%	12.1%	11.4%
% of FP17s for the same patient ID Re-attending within 3 months - Adults	0	0	N/A	16.4%	15.6%	15.4%
% of FP17s for the same patient ID Re-attending between 3 & 9 months - Children	99	170	58.2%	54.7%	61.2%	59.8%
% of FP17s for the same patient ID Re-attending between 3 & 9 months - Adults	0	0	N/A	45.7%	54.5%	52.1%
% of FP17s for Band 1 Urgent Courses	6	118	5.1%	12.5%	9.1%	9.2%
% of FP17s Relating to Free Repair or Replacements	0	118	0.0%	0.9%	1.0%	0.7%
% of FP17s Relating to Continuations	0	118	0.0%	1.1%	1.0%	0.8%
% of Patients satisfied with the dentistry they have received	0	1	N/A	91.9%	94.2%	93.4%
% of Patients satisfied with the time they had to wait for an appointment	1	1	N/A	88.9%	88.4%	87.6%

* This is based on patients treated on this contract for their most recent course of treatment. Figures in italics indicate the base number of FP17s or Patient Questionnaire responses are less than 100. N/A is shown where the base number of responses is less than 10 during the period. % is calculated as Quantity/Base number*100

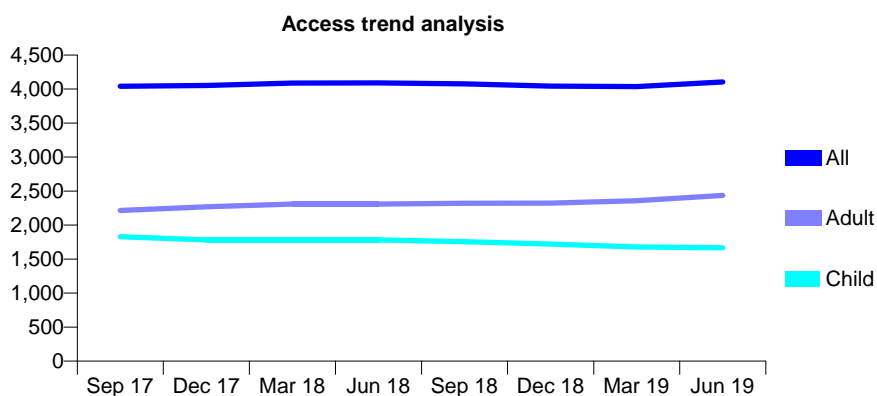
Q48 - Vital Signs At a Glance Contract Report for 243973/0001 - June 2019

Name or company name	MR S SHARMA
Contract type name	GDS Contract
Purpose of contract	General
Contract start date	01/04/2006
Contract end date	

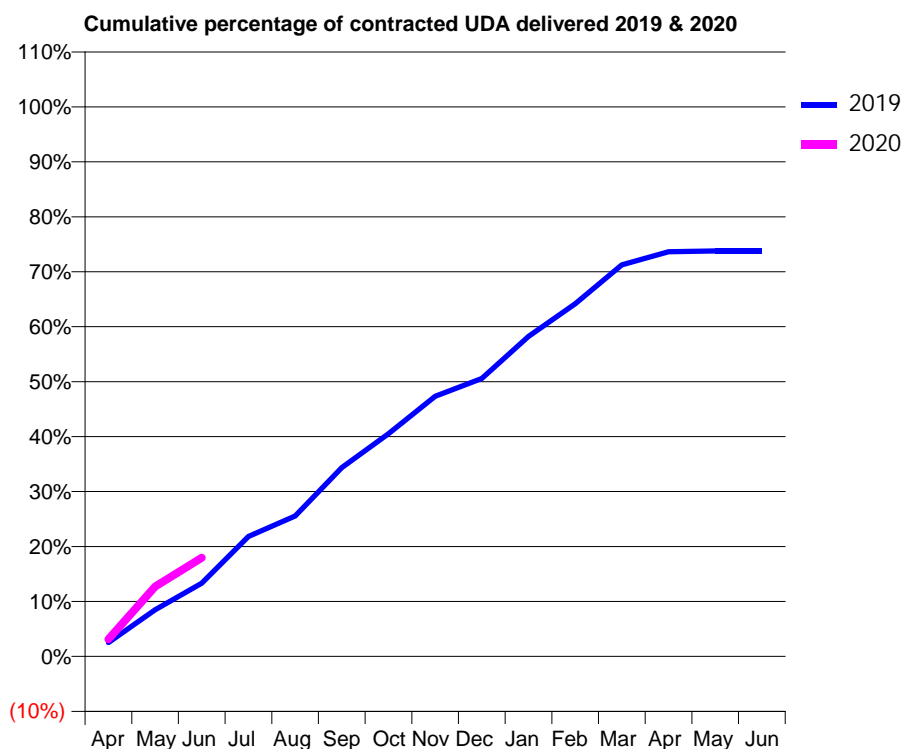
19/20 Contracted general activity (UDA)	12,950
Carry forward general activity (UDA)	0
19/20 Contracted orthodontic activity (UOA)	0
Carry forward orthodontic activity (UOA)	0
Baseline contract value	£341,944.41

ACCESS*

Patients seen in 24 months	Total	Change since previous quarter
Quarter ending June 2018	4,091	
Quarter ending September 2018	4,076	→
Quarter ending December 2018	4,045	→
Quarter ending March 2019	4,036	→
Quarter ending June 2019	4,104	→
Variance since June 2018	0.3%	→



ACTIVITY



Month	Adjusted Scheduled Activity (UDA)	
	2019	2020
April	326	407
May	1,101	1,649
June	1,726	2,328
July	2,825	
August	3,311	
September	4,449	
October	5,250	
November	6,131	
December	6,548	
January	7,540	
February	8,310	
March	9,226	
April	9,538	
May	9,554	
June	9,554	

QUALITY

	Quantity	Base Number	Contract	AT	Region	England
% of FP17s for the same patient ID Re-attending within 3 months - Children	48	583	8.2%	11.0%	12.1%	11.4%
% of FP17s for the same patient ID Re-attending within 3 months - Adults	93	657	14.2%	16.4%	15.6%	15.4%
% of FP17s for the same patient ID Re-attending between 3 & 9 months - Children	300	583	51.5%	54.7%	61.2%	59.8%
% of FP17s for the same patient ID Re-attending between 3 & 9 months - Adults	212	657	32.3%	45.7%	54.5%	52.1%
% of FP17s for Band 1 Urgent Courses	98	1,102	8.9%	12.5%	9.1%	9.2%
% of FP17s Relating to Free Repair or Replacements	8	1,102	0.7%	0.9%	1.0%	0.7%
% of FP17s Relating to Continuations	8	1,102	0.7%	1.1%	1.0%	0.8%
% of Patients satisfied with the dentistry they have received	2	2	N/A	91.9%	94.2%	93.4%
% of Patients satisfied with the time they had to wait for an appointment	2	2	N/A	88.9%	88.4%	87.6%

* This is based on patients treated on this contract for their most recent course of treatment. Figures in italics indicate the base number of FP17s or Patient Questionnaire responses are less than 100. N/A is shown where the base number of responses is less than 10 during the period. % is calculated as Quantity/Base number*100

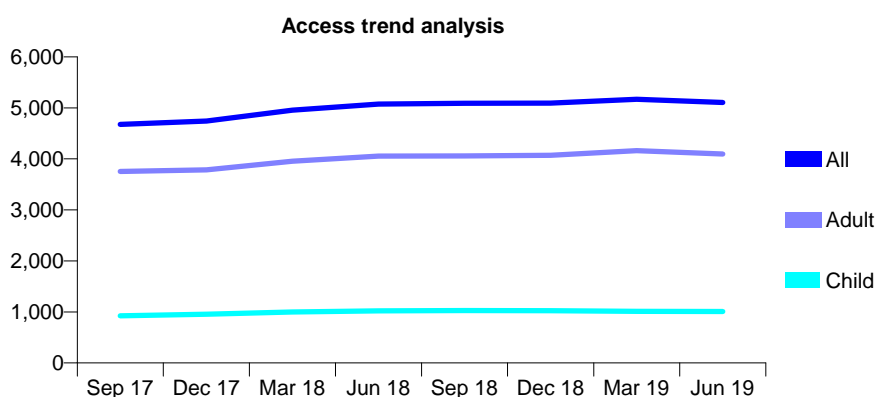
Q48 - Vital Signs At a Glance Contract Report for 277479/0001 - June 2019

Name or company name	MR JR HYSLOP
Contract type name	GDS Contract
Purpose of contract	General
Contract start date	01/04/2014
Contract end date	

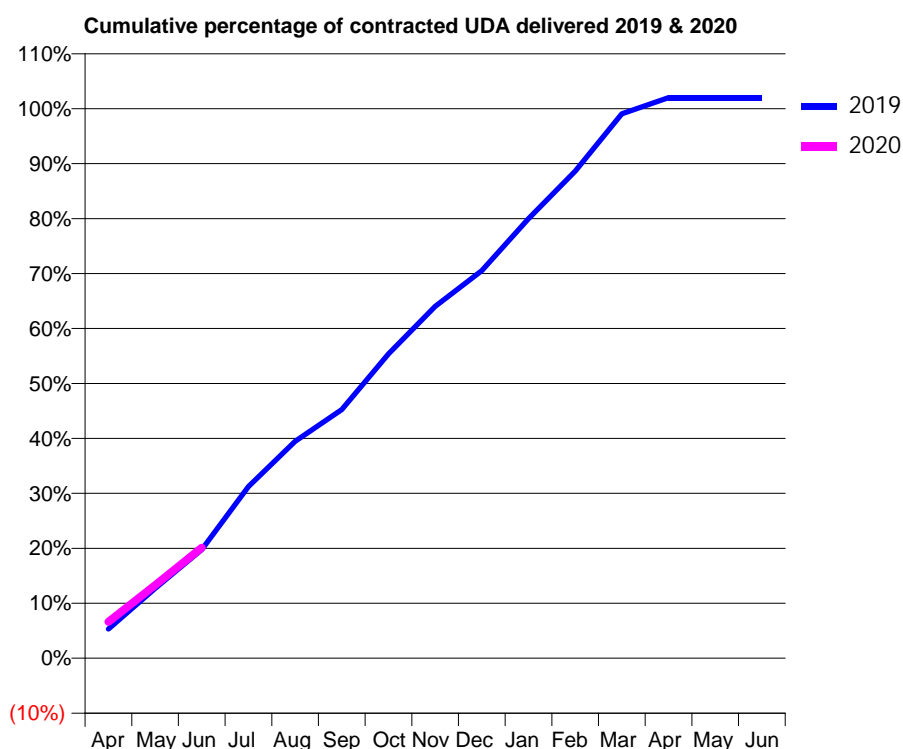
19/20 Contracted general activity (UDA)	17,501
Carry forward general activity (UDA)	0
19/20 Contracted orthodontic activity (UOA)	0
Carry forward orthodontic activity (UOA)	0
Baseline contract value	£511,990.00

ACCESS*

Patients seen in 24 months	Total	Change since previous quarter
Quarter ending June 2018	5,074	
Quarter ending September 2018	5,088	→
Quarter ending December 2018	5,093	→
Quarter ending March 2019	5,170	→
Quarter ending June 2019	5,104	↓
Variance since June 2018	0.6%	→



ACTIVITY



Adjusted Scheduled Activity (UDA)		
Month	2019	2020
April	934	1,162
May	2,228	2,324
June	3,458	3,519
July	5,466	
August	6,908	
September	7,918	
October	9,690	
November	11,205	
December	12,343	
January	14,001	
February	15,513	
March	17,336	
April	17,852	
May	17,852	
June	17,852	

QUALITY

	Quantity	Base Number	Contract	AT	Region	England
% of FP17s for the same patient ID Re-attending within 3 months - Children	31	360	8.6%	11.0%	12.1%	11.4%
% of FP17s for the same patient ID Re-attending within 3 months - Adults	199	1,396	14.3%	16.4%	15.6%	15.4%
% of FP17s for the same patient ID Re-attending between 3 & 9 months - Children	236	360	65.6%	54.7%	61.2%	59.8%
% of FP17s for the same patient ID Re-attending between 3 & 9 months - Adults	928	1,396	66.5%	45.7%	54.5%	52.1%
% of FP17s for Band 1 Urgent Courses	165	1,527	10.8%	12.5%	9.1%	9.2%
% of FP17s Relating to Free Repair or Replacements	12	1,527	0.8%	0.9%	1.0%	0.7%
% of FP17s Relating to Continuations	6	1,527	0.4%	1.1%	1.0%	0.8%
% of Patients satisfied with the dentistry they have received	6	6	N/A	91.9%	94.2%	93.4%
% of Patients satisfied with the time they had to wait for an appointment	5	6	N/A	88.9%	88.4%	87.6%

* This is based on patients treated on this contract for their most recent course of treatment.

Figures in italics indicate the base number of FP17s or Patient Questionnaire responses are less than 100. N/A is shown where the base number of responses is less than 10 during the period. % is calculated as Quantity/Base number*100

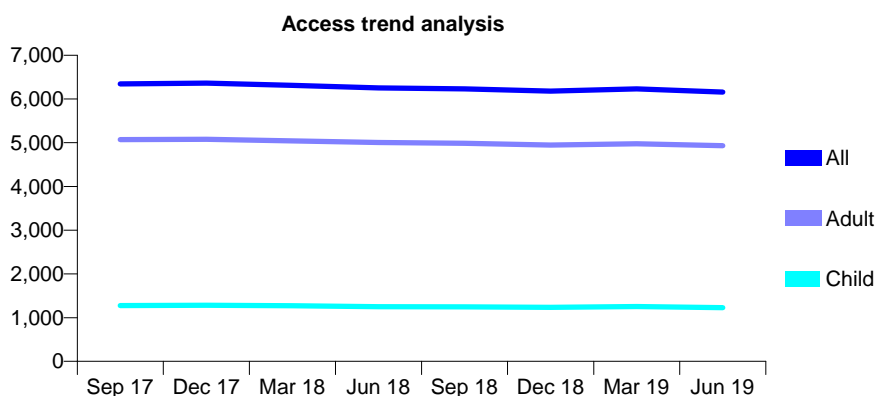
Q48 - Vital Signs At a Glance Contract Report for 301299/0004 - June 2019

Name or company name	MR KH TSAO
Contract type name	GDS Contract
Purpose of contract	General
Contract start date	01/10/2012
Contract end date	

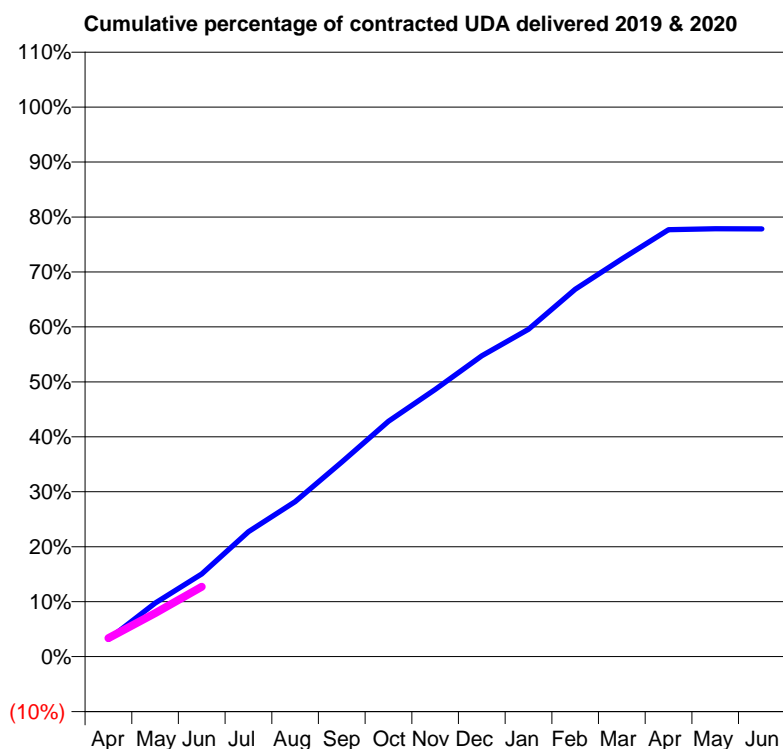
19/20 Contracted general activity (UDA)	23,370
Carry forward general activity (UDA)	0
19/20 Contracted orthodontic activity (UOA)	0
Carry forward orthodontic activity (UOA)	0
Baseline contract value	£541,056.18

ACCESS*

Patients seen in 24 months	Total	Change since previous quarter
Quarter ending June 2018	6,253	
Quarter ending September 2018	6,232	→
Quarter ending December 2018	6,181	→
Quarter ending March 2019	6,233	→
Quarter ending June 2019	6,159	↓
Variance since June 2018	(1.5%)	↓



ACTIVITY



Month	Adjusted Scheduled Activity (UDA)	
	2019	2020
April	738	787
May	2,276	1,848
June	3,516	2,971
July	5,309	
August	6,593	
September	8,271	
October	10,009	
November	11,365	
December	12,791	
January	13,918	
February	15,620	
March	16,907	
April	18,154	
May	18,198	
June	18,190	

QUALITY

	Quantity	Base Number	Contract	AT	Region	England
% of FP17s for the same patient ID Re-attending within 3 months - Children	44	414	10.6%	11.0%	12.1%	11.4%
% of FP17s for the same patient ID Re-attending within 3 months - Adults	211	1,557	13.6%	16.4%	15.6%	15.4%
% of FP17s for the same patient ID Re-attending between 3 & 9 months - Children	205	414	49.5%	54.7%	61.2%	59.8%
% of FP17s for the same patient ID Re-attending between 3 & 9 months - Adults	720	1,557	46.2%	45.7%	54.5%	52.1%
% of FP17s for Band 1 Urgent Courses	278	1,438	19.3%	12.5%	9.1%	9.2%
% of FP17s Relating to Free Repair or Replacements	24	1,438	1.7%	0.9%	1.0%	0.7%
% of FP17s Relating to Continuations	7	1,438	0.5%	1.1%	1.0%	0.8%
% of Patients satisfied with the dentistry they have received	1	1	N/A	91.9%	94.2%	93.4%
% of Patients satisfied with the time they had to wait for an appointment	1	1	N/A	88.9%	88.4%	87.6%

* This is based on patients treated on this contract for their most recent course of treatment. Figures in italics indicate the base number of FP17s or Patient Questionnaire responses are less than 100. N/A is shown where the base number of responses is less than 10 during the period. % is calculated as Quantity/Base number*100

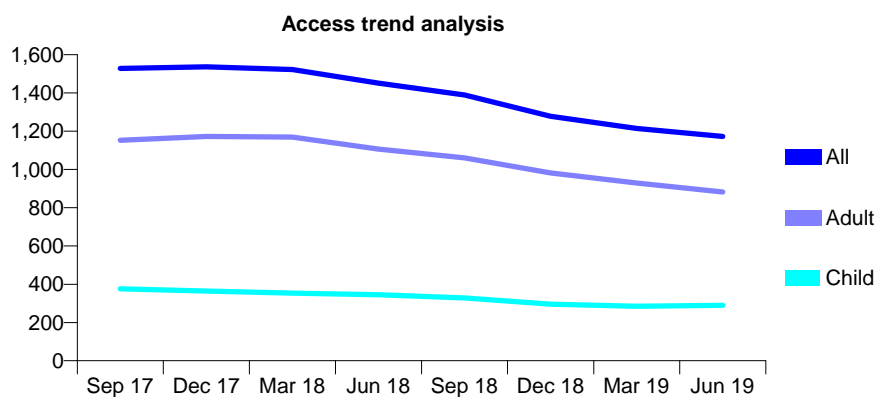
Q48 - Vital Signs At a Glance Contract Report for 301299/0005 - June 2019

Name or company name	MR KH TSAO
Contract type name	GDS Contract
Purpose of contract	General
Contract start date	01/10/2012
Contract end date	

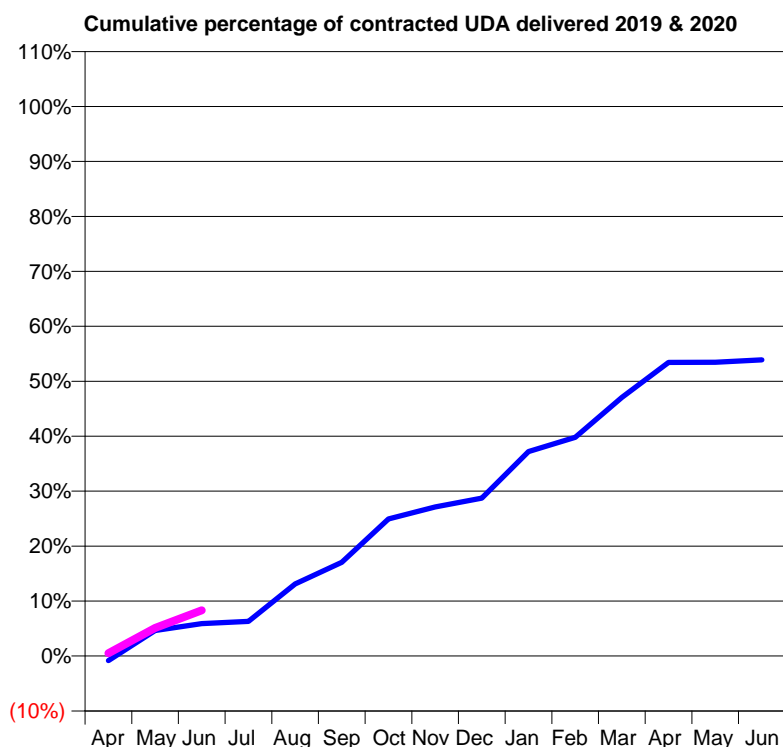
19/20 Contracted general activity (UDA)	4,706
Carry forward general activity (UDA)	0
19/20 Contracted orthodontic activity (UOA)	0
Carry forward orthodontic activity (UOA)	0
Baseline contract value	£124,261.81

ACCESS*

Patients seen in 24 months	Total	Change since previous quarter
Quarter ending June 2018	1,451	
Quarter ending September 2018	1,389	↓
Quarter ending December 2018	1,278	↓
Quarter ending March 2019	1,214	↓
Quarter ending June 2019	1,172	↓
Variance since June 2018	(19.2%)	↓



ACTIVITY



Month	Adjusted Scheduled Activity (UDA)	
	2019	2020
April	-40	24
May	218	240
June	278	391
July	297	
August	618	
September	803	
October	1,173	
November	1,278	
December	1,353	
January	1,751	
February	1,874	
March	2,214	
April	2,515	
May	2,516	
June	2,536	

QUALITY

	Quantity	Base Number	Contract	AT	Region	England
% of FP17s for the same patient ID Re-attending within 3 months - Children	5	71	7.0%	11.0%	12.1%	11.4%
% of FP17s for the same patient ID Re-attending within 3 months - Adults	37	227	16.3%	16.4%	15.6%	15.4%
% of FP17s for the same patient ID Re-attending between 3 & 9 months - Children	15	71	21.1%	54.7%	61.2%	59.8%
% of FP17s for the same patient ID Re-attending between 3 & 9 months - Adults	48	227	21.1%	45.7%	54.5%	52.1%
% of FP17s for Band 1 Urgent Courses	25	155	16.1%	12.5%	9.1%	9.2%
% of FP17s Relating to Free Repair or Replacements	4	155	2.6%	0.9%	1.0%	0.7%
% of FP17s Relating to Continuations	0	155	0.0%	1.1%	1.0%	0.8%
% of Patients satisfied with the dentistry they have received	0	0	N/A	91.9%	94.2%	93.4%
% of Patients satisfied with the time they had to wait for an appointment	0	0	N/A	88.9%	88.4%	87.6%

* This is based on patients treated on this contract for their most recent course of treatment. Figures in italics indicate the base number of FP17s or Patient Questionnaire responses are less than 100. N/A is shown where the base number of responses is less than 10 during the period. % is calculated as Quantity/Base number*100

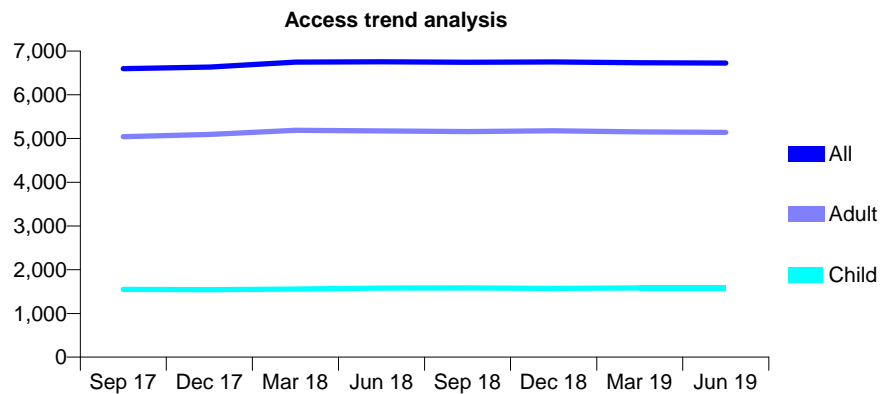
Q48 - Vital Signs At a Glance Contract Report for 304409/0001 - June 2019

Name or company name	MR GM O'HARE
Contract type name	GDS Contract
Purpose of contract	General
Contract start date	01/04/2006
Contract end date	

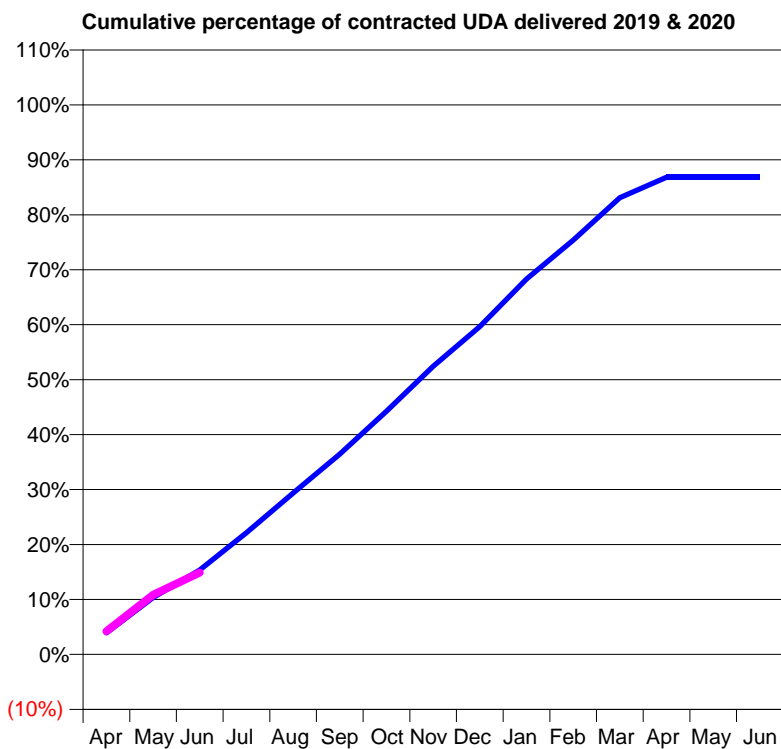
19/20 Contracted general activity (UDA)	22,316
Carry forward general activity (UDA)	0
19/20 Contracted orthodontic activity (UOA)	0
Carry forward orthodontic activity (UOA)	0
Baseline contract value	£589,253.40

ACCESS*

Patients seen in 24 months	Total	Change since previous quarter
Quarter ending June 2018	6,755	
Quarter ending September 2018	6,744	→
Quarter ending December 2018	6,751	→
Quarter ending March 2019	6,734	→
Quarter ending June 2019	6,723	→
Variance since June 2018	(0.5%)	→



ACTIVITY



Month	2019	2020
April	874	937
May	2,307	2,423
June	3,430	3,328
July	4,940	
August	6,556	
September	8,134	
October	9,877	
November	11,702	
December	13,316	
January	15,243	
February	16,824	
March	18,545	
April	19,377	
May	19,377	
June	19,379	

QUALITY

	Quantity	Base Number	Contract	AT	Region	England
% of FP17s for the same patient ID Re-attending within 3 months - Children	33	527	6.3%	11.0%	12.1%	11.4%
% of FP17s for the same patient ID Re-attending within 3 months - Adults	234	1,485	15.8%	16.4%	15.6%	15.4%
% of FP17s for the same patient ID Re-attending between 3 & 9 months - Children	304	527	57.7%	54.7%	61.2%	59.8%
% of FP17s for the same patient ID Re-attending between 3 & 9 months - Adults	694	1,485	46.7%	45.7%	54.5%	52.1%
% of FP17s for Band 1 Urgent Courses	210	1,664	12.6%	12.5%	9.1%	9.2%
% of FP17s Relating to Free Repair or Replacements	7	1,664	0.4%	0.9%	1.0%	0.7%
% of FP17s Relating to Continuations	2	1,664	0.1%	1.1%	1.0%	0.8%
% of Patients satisfied with the dentistry they have received	1	1	N/A	91.9%	94.2%	93.4%
% of Patients satisfied with the time they had to wait for an appointment	1	1	N/A	88.9%	88.4%	87.6%

* This is based on patients treated on this contract for their most recent course of treatment. Figures in italics indicate the base number of FP17s or Patient Questionnaire responses are less than 100. N/A is shown where the base number of responses is less than 10 during the period. % is calculated as Quantity/Base number*100

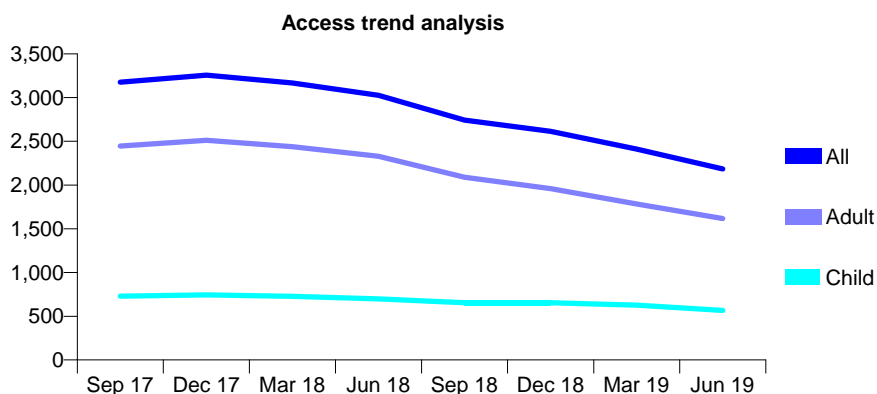
Q48 - Vital Signs At a Glance Contract Report for 320455/0002 - June 2019

Name or company name	MR RA KUNCEWICZ
Contract type name	GDS Contract
Purpose of contract	General
Contract start date	01/04/2006
Contract end date	

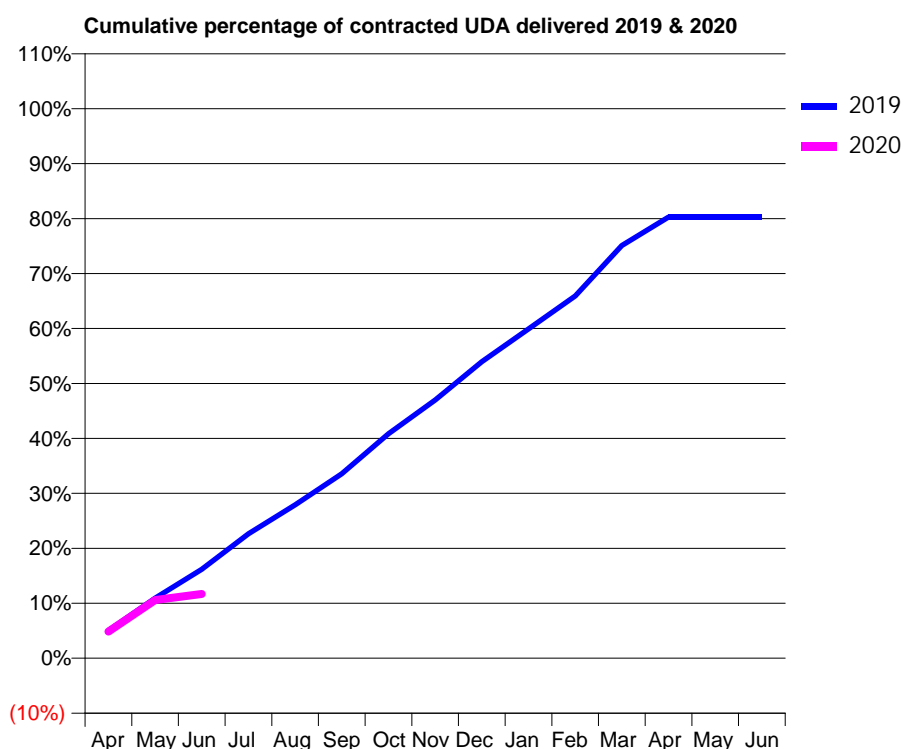
19/20 Contracted general activity (UDA)	8,350
Carry forward general activity (UDA)	0
19/20 Contracted orthodontic activity (UOA)	0
Carry forward orthodontic activity (UOA)	0
Baseline contract value	£215,205.55

ACCESS*

Patients seen in 24 months	Total	Change since previous quarter
Quarter ending June 2018	3,027	
Quarter ending September 2018	2,743	↓
Quarter ending December 2018	2,614	↓
Quarter ending March 2019	2,411	↓
Quarter ending June 2019	2,184	↓
Variance since June 2018	(27.8%)	↓



ACTIVITY



Month	2019	2020
April	420	405
May	913	884
June	1,351	975
July	1,892	
August	2,332	
September	2,803	
October	3,410	
November	3,924	
December	4,506	
January	5,003	
February	5,505	
March	6,271	
April	6,703	
May	6,704	
June	6,704	

QUALITY

	Quantity	Base Number	Contract	AT	Region	England
% of FP17s for the same patient ID Re-attending within 3 months - Children	30	142	21.1%	11.0%	12.1%	11.4%
% of FP17s for the same patient ID Re-attending within 3 months - Adults	69	317	21.8%	16.4%	15.6%	15.4%
% of FP17s for the same patient ID Re-attending between 3 & 9 months - Children	57	142	40.1%	54.7%	61.2%	59.8%
% of FP17s for the same patient ID Re-attending between 3 & 9 months - Adults	119	317	37.5%	45.7%	54.5%	52.1%
% of FP17s for Band 1 Urgent Courses	62	366	16.9%	12.5%	9.1%	9.2%
% of FP17s Relating to Free Repair or Replacements	7	366	1.9%	0.9%	1.0%	0.7%
% of FP17s Relating to Continuations	5	366	1.4%	1.1%	1.0%	0.8%
% of Patients satisfied with the dentistry they have received	1	2	N/A	91.9%	94.2%	93.4%
% of Patients satisfied with the time they had to wait for an appointment	1	2	N/A	88.9%	88.4%	87.6%

* This is based on patients treated on this contract for their most recent course of treatment. Figures in italics indicate the base number of FP17s or Patient Questionnaire responses are less than 100. N/A is shown where the base number of responses is less than 10 during the period. % is calculated as Quantity/Base number*100

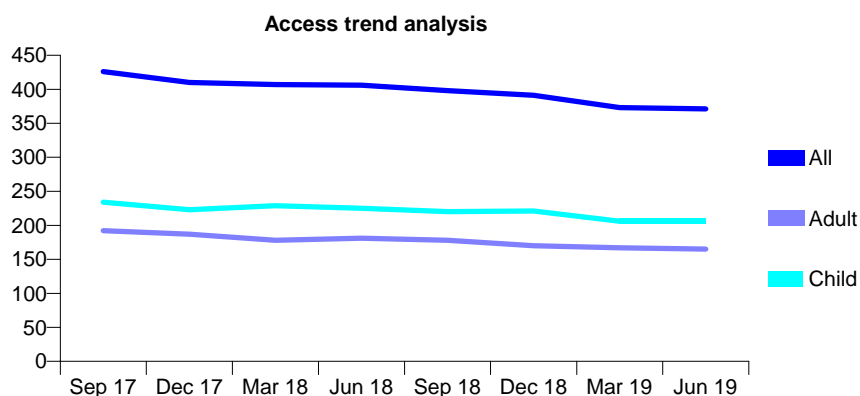
Q48 - Vital Signs At a Glance Contract Report for 325015/0001 - June 2019

Name or company name	MR SA CROSTON
Contract type name	GDS Contract
Purpose of contract	General
Contract start date	01/04/2006
Contract end date	

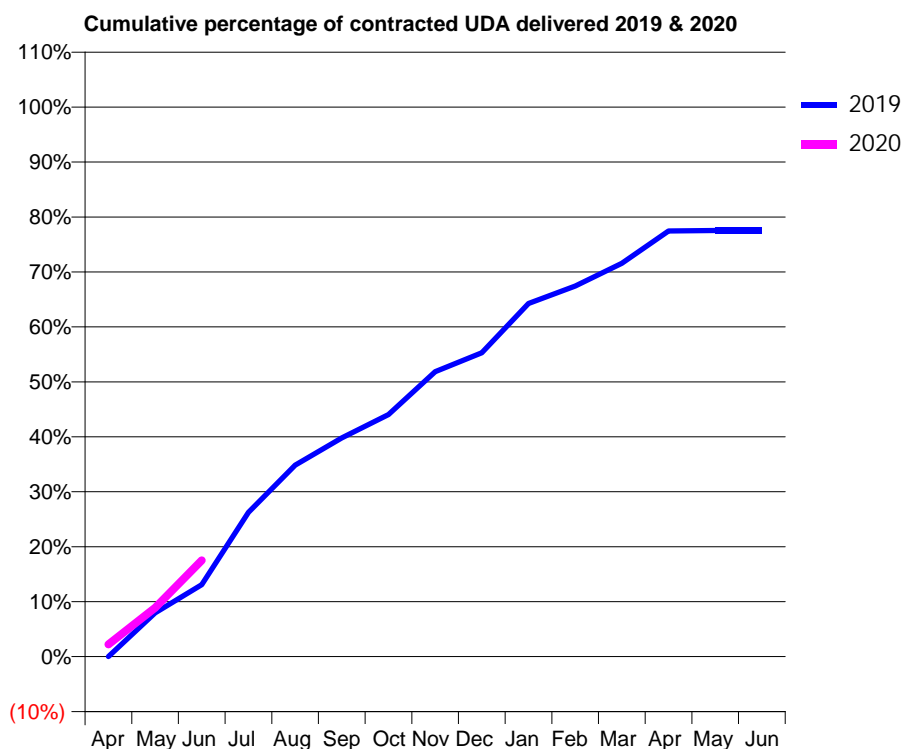
19/20 Contracted general activity (UDA)	1,200
Carry forward general activity (UDA)	0
19/20 Contracted orthodontic activity (UOA)	0
Carry forward orthodontic activity (UOA)	0
Baseline contract value	£31,465.44

ACCESS*

Patients seen in 24 months	Total	Change since previous quarter
Quarter ending June 2018	406	
Quarter ending September 2018	398	↓
Quarter ending December 2018	391	↓
Quarter ending March 2019	373	↓
Quarter ending June 2019	371	→
Variance since June 2018	(8.6%)	↓



ACTIVITY



Month	Adjusted Scheduled Activity (UDA)	
	2019	2020
April	0	27
May	96	107
June	157	210
July	315	
August	418	
September	478	
October	529	
November	622	
December	663	
January	771	
February	809	
March	859	
April	929	
May	930	
June	930	

QUALITY

	Quantity	Base Number	Contract	AT	Region	England
% of FP17s for the same patient ID Re-attending within 3 months - Children	5	83	6.0%	11.0%	12.1%	11.4%
% of FP17s for the same patient ID Re-attending within 3 months - Adults	11	64	17.2%	16.4%	15.6%	15.4%
% of FP17s for the same patient ID Re-attending between 3 & 9 months - Children	56	83	67.5%	54.7%	61.2%	59.8%
% of FP17s for the same patient ID Re-attending between 3 & 9 months - Adults	41	64	64.1%	45.7%	54.5%	52.1%
% of FP17s for Band 1 Urgent Courses	7	107	6.5%	12.5%	9.1%	9.2%
% of FP17s Relating to Free Repair or Replacements	1	107	0.9%	0.9%	1.0%	0.7%
% of FP17s Relating to Continuations	1	107	0.9%	1.1%	1.0%	0.8%
% of Patients satisfied with the dentistry they have received	0	0	N/A	91.9%	94.2%	93.4%
% of Patients satisfied with the time they had to wait for an appointment	0	0	N/A	88.9%	88.4%	87.6%

* This is based on patients treated on this contract for their most recent course of treatment. Figures in italics indicate the base number of FP17s or Patient Questionnaire responses are less than 100. N/A is shown where the base number of responses is less than 10 during the period. % is calculated as Quantity/Base number*100

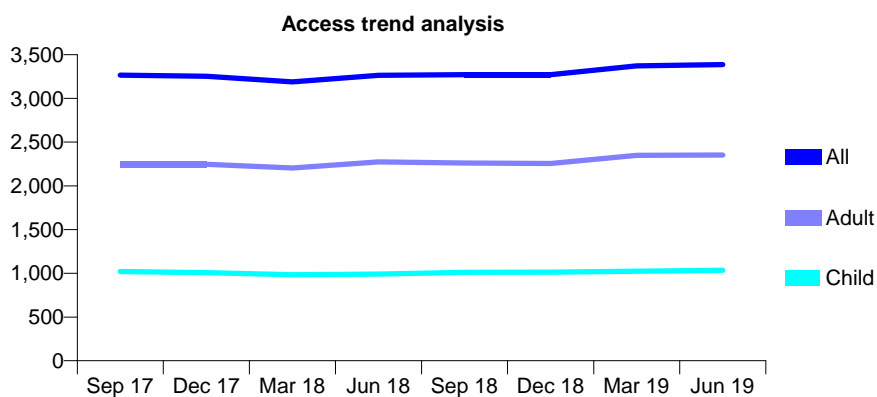
Q48 - Vital Signs At a Glance Contract Report for 325112/0001 - June 2019

Name or company name	MR DJ TILDSLEY
Contract type name	GDS Contract
Purpose of contract	General
Contract start date	01/04/2006
Contract end date	

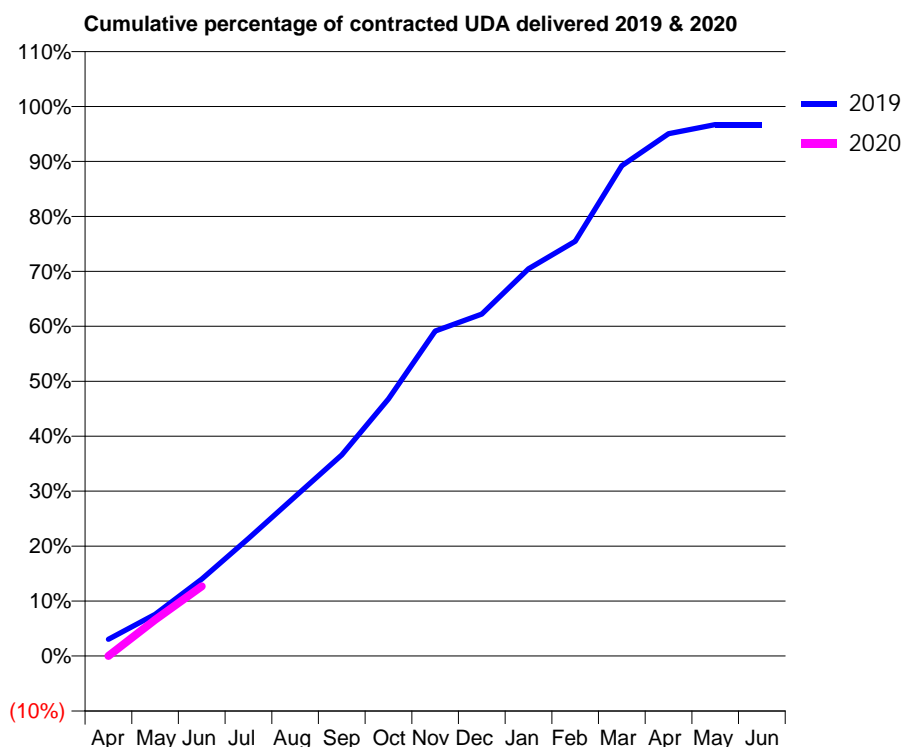
19/20 Contracted general activity (UDA)	10,904
Carry forward general activity (UDA)	0
19/20 Contracted orthodontic activity (UOA)	0
Carry forward orthodontic activity (UOA)	0
Baseline contract value	£350,239.99

ACCESS*

Patients seen in 24 months	Total	Change since previous quarter
Quarter ending June 2018	3,265	
Quarter ending September 2018	3,272	→
Quarter ending December 2018	3,270	→
Quarter ending March 2019	3,373	↑
Quarter ending June 2019	3,387	→
Variance since June 2018	3.7%	↑



ACTIVITY



Month	Adjusted Scheduled Activity (UDA)	
	2019	2020
April	331	0
May	826	718
June	1,524	1,384
July	2,334	
August	3,163	
September	3,989	
October	5,101	
November	6,447	
December	6,785	
January	7,684	
February	8,229	
March	9,729	
April	10,365	
May	10,543	
June	10,543	

QUALITY

	Quantity	Base Number	Contract	AT	Region	England
% of FP17s for the same patient ID Re-attending within 3 months - Children	22	365	6.0%	11.0%	12.1%	11.4%
% of FP17s for the same patient ID Re-attending within 3 months - Adults	82	556	14.7%	16.4%	15.6%	15.4%
% of FP17s for the same patient ID Re-attending between 3 & 9 months - Children	237	365	64.9%	54.7%	61.2%	59.8%
% of FP17s for the same patient ID Re-attending between 3 & 9 months - Adults	187	556	33.6%	45.7%	54.5%	52.1%
% of FP17s for Band 1 Urgent Courses	74	618	12.0%	12.5%	9.1%	9.2%
% of FP17s Relating to Free Repair or Replacements	10	618	1.6%	0.9%	1.0%	0.7%
% of FP17s Relating to Continuations	2	618	0.3%	1.1%	1.0%	0.8%
% of Patients satisfied with the dentistry they have received	3	3	N/A	91.9%	94.2%	93.4%
% of Patients satisfied with the time they had to wait for an appointment	3	3	N/A	88.9%	88.4%	87.6%

* This is based on patients treated on this contract for their most recent course of treatment. Figures in italics indicate the base number of FP17s or Patient Questionnaire responses are less than 100. N/A is shown where the base number of responses is less than 10 during the period. % is calculated as Quantity/Base number*100

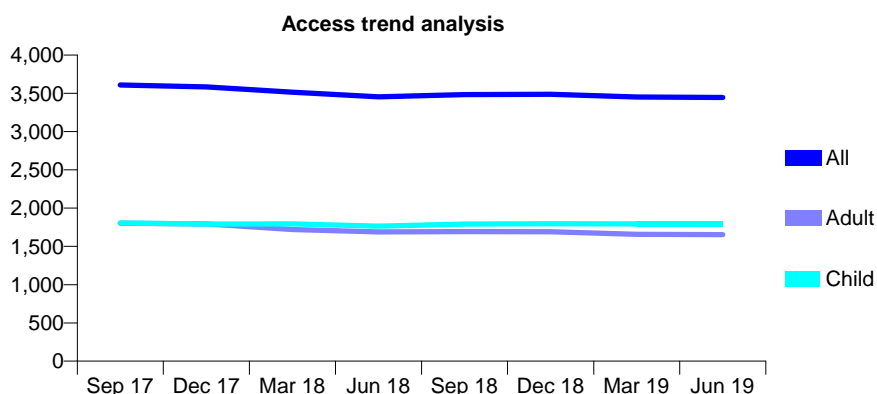
Q48 - Vital Signs At a Glance Contract Report for 328847/0001 - June 2019

Name or company name	MR PA DOYLE
Contract type name	GDS Contract
Purpose of contract	General
Contract start date	01/04/2006
Contract end date	

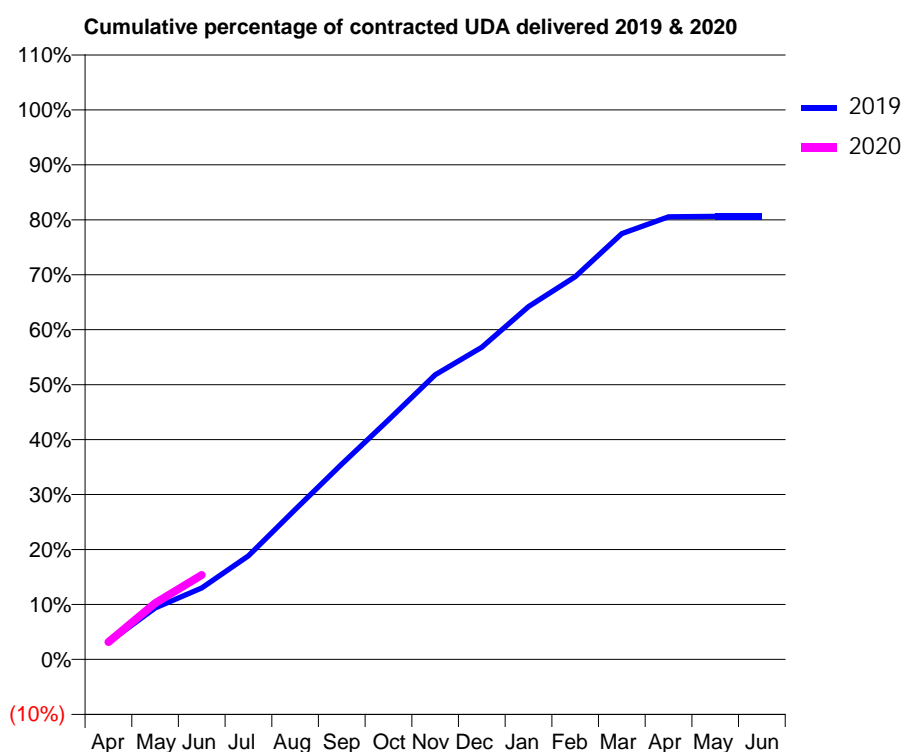
19/20 Contracted general activity (UDA)	12,787
Carry forward general activity (UDA)	0
19/20 Contracted orthodontic activity (UOA)	0
Carry forward orthodontic activity (UOA)	0
Baseline contract value	£374,512.03

ACCESS*

Patients seen in 24 months	Total	Change since previous quarter
Quarter ending June 2018	3,454	
Quarter ending September 2018	3,484	→
Quarter ending December 2018	3,487	→
Quarter ending March 2019	3,451	↓
Quarter ending June 2019	3,446	→
Variance since June 2018	(0.2%)	→



ACTIVITY



Month	2019	2020
April	398	405
May	1,195	1,310
June	1,664	1,965
July	2,413	
August	3,486	
September	4,544	
October	5,573	
November	6,624	
December	7,262	
January	8,210	
February	8,905	
March	9,906	
April	10,299	
May	10,310	
June	10,310	

QUALITY

	Quantity	Base Number	Contract	AT	Region	England
% of FP17s for the same patient ID Re-attending within 3 months - Children	36	514	7.0%	11.0%	12.1%	11.4%
% of FP17s for the same patient ID Re-attending within 3 months - Adults	86	406	21.2%	16.4%	15.6%	15.4%
% of FP17s for the same patient ID Re-attending between 3 & 9 months - Children	231	514	44.9%	54.7%	61.2%	59.8%
% of FP17s for the same patient ID Re-attending between 3 & 9 months - Adults	169	406	41.6%	45.7%	54.5%	52.1%
% of FP17s for Band 1 Urgent Courses	88	779	11.3%	12.5%	9.1%	9.2%
% of FP17s Relating to Free Repair or Replacements	0	779	0.0%	0.9%	1.0%	0.7%
% of FP17s Relating to Continuations	4	779	0.5%	1.1%	1.0%	0.8%
% of Patients satisfied with the dentistry they have received	0	0	N/A	91.9%	94.2%	93.4%
% of Patients satisfied with the time they had to wait for an appointment	0	0	N/A	88.9%	88.4%	87.6%

* This is based on patients treated on this contract for their most recent course of treatment. Figures in italics indicate the base number of FP17s or Patient Questionnaire responses are less than 100. N/A is shown where the base number of responses is less than 10 during the period. % is calculated as Quantity/Base number*100

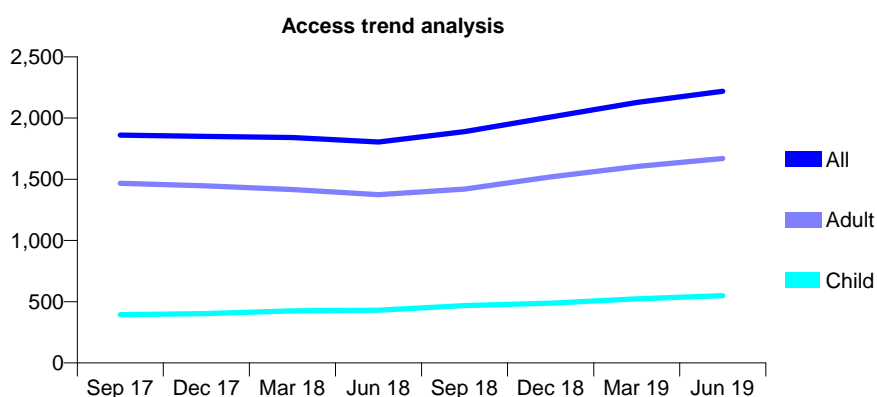
Q48 - Vital Signs At a Glance Contract Report for 357936/0001 - June 2019

Name or company name	MR SR LAKSHMIAH
Contract type name	GDS Contract
Purpose of contract	General
Contract start date	01/04/2006
Contract end date	

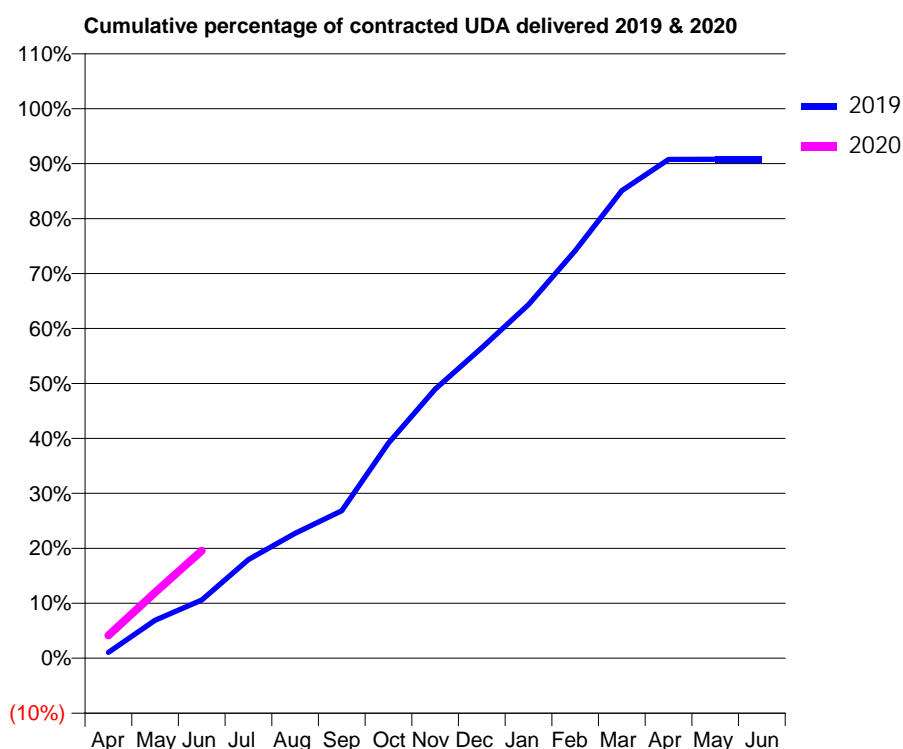
19/20 Contracted general activity (UDA)	9,108
Carry forward general activity (UDA)	0
19/20 Contracted orthodontic activity (UOA)	0
Carry forward orthodontic activity (UOA)	0
Baseline contract value	£240,451.20

ACCESS*

Patients seen in 24 months	Total	Change since previous quarter
Quarter ending June 2018	1,805	
Quarter ending September 2018	1,889	↑
Quarter ending December 2018	2,008	↑
Quarter ending March 2019	2,127	↑
Quarter ending June 2019	2,220	↑
Variance since June 2018	23.0%	↑



ACTIVITY



Month	2019	2020
April	87	380
May	561	1,091
June	860	1,781
July	1,458	
August	1,842	
September	2,177	
October	3,174	
November	3,969	
December	4,580	
January	5,217	
February	6,013	
March	6,900	
April	7,358	
May	7,362	
June	7,362	

QUALITY

	Quantity	Base Number	Contract	AT	Region	England
% of FP17s for the same patient ID Re-attending within 3 months - Children	23	214	10.7%	11.0%	12.1%	11.4%
% of FP17s for the same patient ID Re-attending within 3 months - Adults	52	538	9.7%	16.4%	15.6%	15.4%
% of FP17s for the same patient ID Re-attending between 3 & 9 months - Children	79	214	36.9%	54.7%	61.2%	59.8%
% of FP17s for the same patient ID Re-attending between 3 & 9 months - Adults	179	538	33.3%	45.7%	54.5%	52.1%
% of FP17s for Band 1 Urgent Courses	82	637	12.9%	12.5%	9.1%	9.2%
% of FP17s Relating to Free Repair or Replacements	0	637	0.0%	0.9%	1.0%	0.7%
% of FP17s Relating to Continuations	0	637	0.0%	1.1%	1.0%	0.8%
% of Patients satisfied with the dentistry they have received	1	1	N/A	91.9%	94.2%	93.4%
% of Patients satisfied with the time they had to wait for an appointment	1	1	N/A	88.9%	88.4%	87.6%

* This is based on patients treated on this contract for their most recent course of treatment. Figures in italics indicate the base number of FP17s or Patient Questionnaire responses are less than 100. N/A is shown where the base number of responses is less than 10 during the period. % is calculated as Quantity/Base number*100

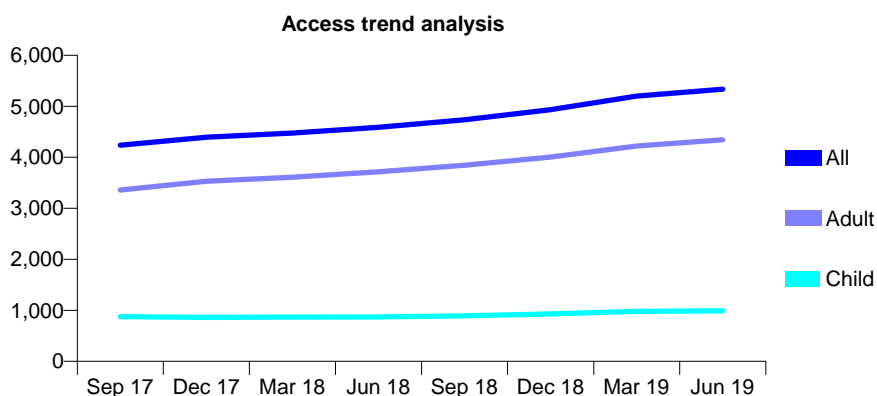
Q48 - Vital Signs At a Glance Contract Report for 358754/0001 - June 2019

Name or company name	Devaki Divakar
Contract type name	GDS Contract
Purpose of contract	General
Contract start date	01/01/2008
Contract end date	

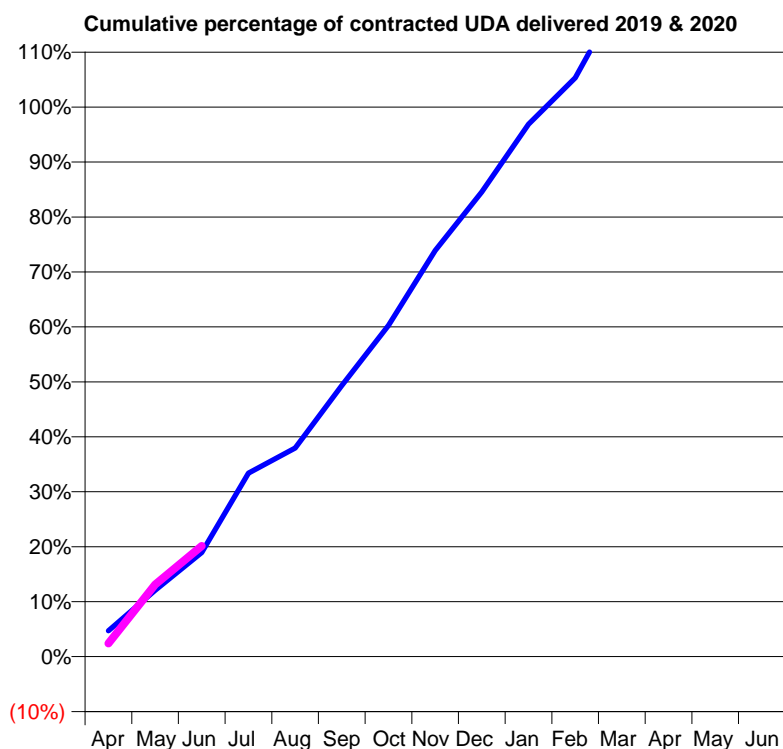
19/20 Contracted general activity (UDA)	11,926
Carry forward general activity (UDA)	0
19/20 Contracted orthodontic activity (UOA)	0
Carry forward orthodontic activity (UOA)	0
Baseline contract value	£409,066.07

ACCESS*

Patients seen in 24 months	Total	Change since previous quarter
Quarter ending June 2018	4,587	
Quarter ending September 2018	4,736	↑
Quarter ending December 2018	4,934	↑
Quarter ending March 2019	5,202	↑
Quarter ending June 2019	5,334	↑
Variance since June 2018	16.3%	↑



ACTIVITY



Month	Adjusted Scheduled Activity (UDA)	
	2019	2020
April	560	288
May	1,440	1,564
June	2,258	2,402
July	3,980	
August	4,528	
September	5,883	
October	7,188	
November	8,815	
December	10,085	
January	11,555	
February	12,562	
March	14,375	
April	14,800	
May	14,805	
June	14,847	

QUALITY

	Quantity	Base Number	Contract	AT	Region	England
% of FP17s for the same patient ID Re-attending within 3 months - Children	23	266	8.6%	11.0%	12.1%	11.4%
% of FP17s for the same patient ID Re-attending within 3 months - Adults	177	1,167	15.2%	16.4%	15.6%	15.4%
% of FP17s for the same patient ID Re-attending between 3 & 9 months - Children	107	266	40.2%	54.7%	61.2%	59.8%
% of FP17s for the same patient ID Re-attending between 3 & 9 months - Adults	307	1,167	26.3%	45.7%	54.5%	52.1%
% of FP17s for Band 1 Urgent Courses	616	1,225	50.3%	12.5%	9.1%	9.2%
% of FP17s Relating to Free Repair or Replacements	30	1,225	2.4%	0.9%	1.0%	0.7%
% of FP17s Relating to Continuations	1	1,225	0.1%	1.1%	1.0%	0.8%
% of Patients satisfied with the dentistry they have received	2	2	N/A	91.9%	94.2%	93.4%
% of Patients satisfied with the time they had to wait for an appointment	1	2	N/A	88.9%	88.4%	87.6%

* This is based on patients treated on this contract for their most recent course of treatment. Figures in italics indicate the base number of FP17s or Patient Questionnaire responses are less than 100. N/A is shown where the base number of responses is less than 10 during the period. % is calculated as Quantity/Base number*100

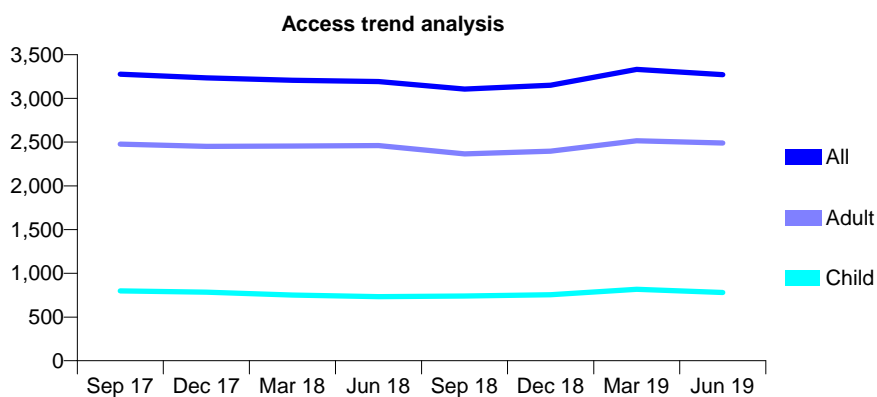
Q48 - Vital Signs At a Glance Contract Report for 383732/0001 - June 2019

Name or company name	Belle Vale Dental Practice
Contract type name	GDS Contract
Purpose of contract	General
Contract start date	01/04/2006
Contract end date	

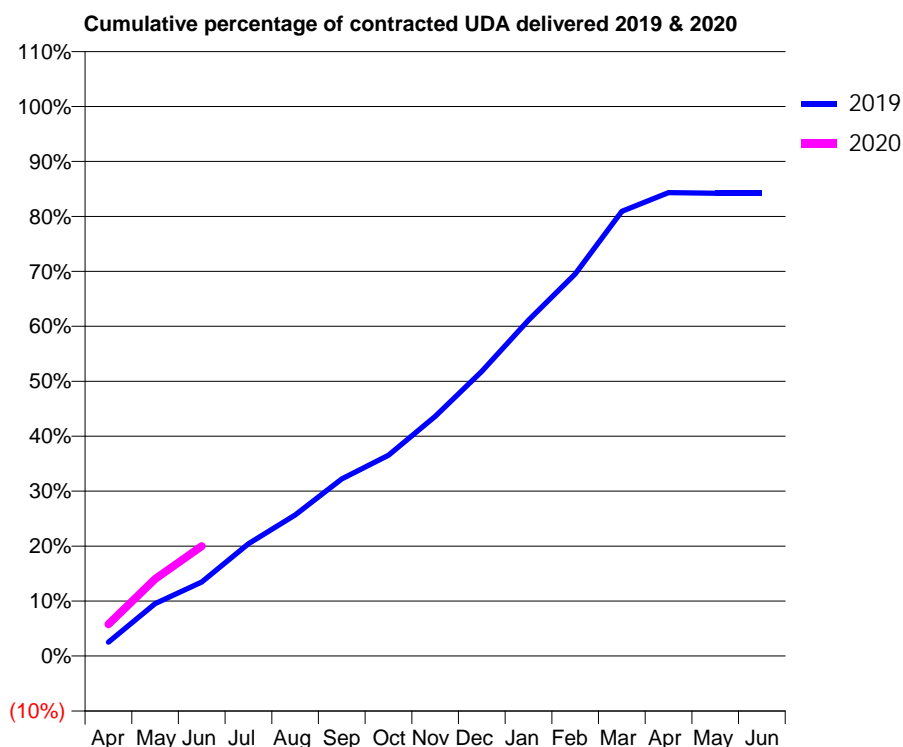
19/20 Contracted general activity (UDA)	11,178
Carry forward general activity (UDA)	0
19/20 Contracted orthodontic activity (UOA)	0
Carry forward orthodontic activity (UOA)	0
Baseline contract value	£295,154.80

ACCESS*

Patients seen in 24 months	Total	Change since previous quarter
Quarter ending June 2018	3,193	
Quarter ending September 2018	3,107	↓
Quarter ending December 2018	3,150	→
Quarter ending March 2019	3,332	↑
Quarter ending June 2019	3,270	↓
Variance since June 2018	2.4%	↑



ACTIVITY



Month	Adjusted Scheduled Activity (UDA)	
	2019	2020
April	281	648
May	1,068	1,566
June	1,506	2,234
July	2,283	
August	2,871	
September	3,600	
October	4,085	
November	4,876	
December	5,789	
January	6,833	
February	7,773	
March	9,045	
April	9,425	
May	9,414	
June	9,414	

QUALITY

	Quantity	Base Number	Contract	AT	Region	England
% of FP17s for the same patient ID Re-attending within 3 months - Children	27	287	9.4%	11.0%	12.1%	11.4%
% of FP17s for the same patient ID Re-attending within 3 months - Adults	134	771	17.4%	16.4%	15.6%	15.4%
% of FP17s for the same patient ID Re-attending between 3 & 9 months - Children	137	287	47.7%	54.7%	61.2%	59.8%
% of FP17s for the same patient ID Re-attending between 3 & 9 months - Adults	266	771	34.5%	45.7%	54.5%	52.1%
% of FP17s for Band 1 Urgent Courses	138	888	15.5%	12.5%	9.1%	9.2%
% of FP17s Relating to Free Repair or Replacements	3	888	0.3%	0.9%	1.0%	0.7%
% of FP17s Relating to Continuations	5	888	0.6%	1.1%	1.0%	0.8%
% of Patients satisfied with the dentistry they have received	0	0	N/A	91.9%	94.2%	93.4%
% of Patients satisfied with the time they had to wait for an appointment	0	0	N/A	88.9%	88.4%	87.6%

* This is based on patients treated on this contract for their most recent course of treatment. Figures in italics indicate the base number of FP17s or Patient Questionnaire responses are less than 100. N/A is shown where the base number of responses is less than 10 during the period. % is calculated as Quantity/Base number*100

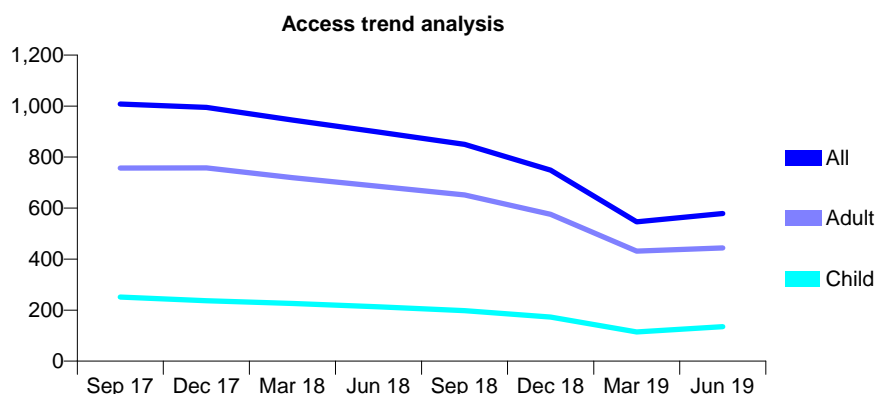
Q48 - Vital Signs At a Glance Contract Report for 383732/0003 - June 2019

Name or company name	Belle Vale Dental Practice
Contract type name	GDS Contract
Purpose of contract	General
Contract start date	01/04/2006
Contract end date	

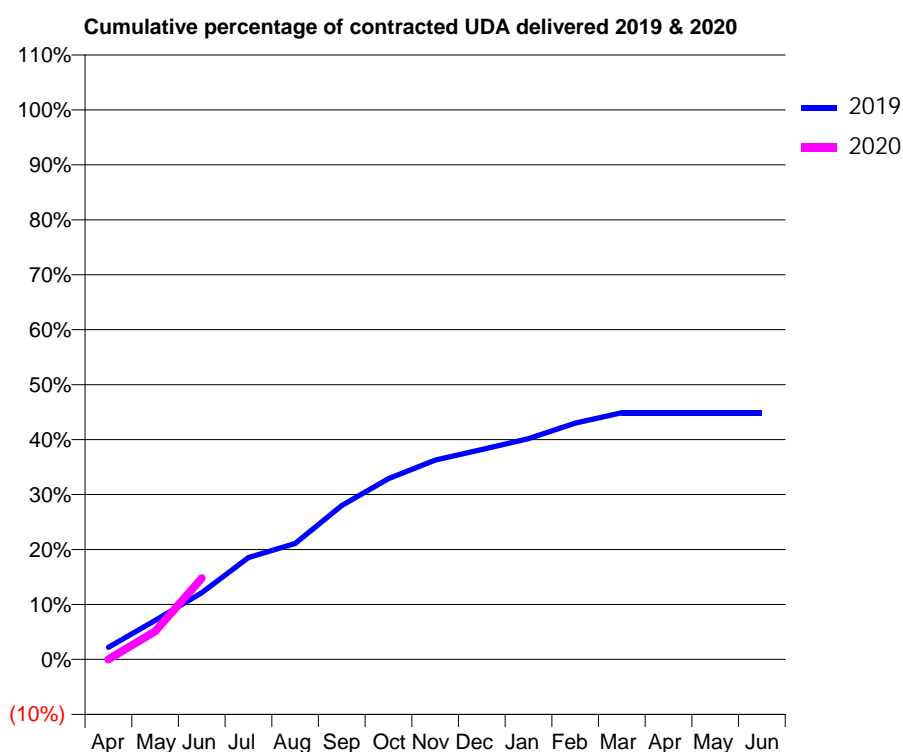
19/20 Contracted general activity (UDA)	2,380
Carry forward general activity (UDA)	0
19/20 Contracted orthodontic activity (UOA)	0
Carry forward orthodontic activity (UOA)	0
Baseline contract value	£53,216.86

ACCESS*

Patients seen in 24 months	Total	Change since previous quarter
Quarter ending June 2018	898	
Quarter ending September 2018	850	↓
Quarter ending December 2018	749	↓
Quarter ending March 2019	546	↓
Quarter ending June 2019	579	↑
Variance since June 2018	(35.5%)	↓



ACTIVITY



Month	Adjusted Scheduled Activity (UDA)	
	2019	2020
April	52	0
May	169	122
June	288	352
July	441	
August	502	
September	666	
October	783	
November	863	
December	910	
January	956	
February	1,024	
March	1,069	
April	1,069	
May	1,069	
June	1,069	

QUALITY

	Quantity	Base Number	Contract	AT	Region	England
% of FP17s for the same patient ID Re-attending within 3 months - Children	0	41	0.0%	11.0%	12.1%	11.4%
% of FP17s for the same patient ID Re-attending within 3 months - Adults	1	86	1.2%	16.4%	15.6%	15.4%
% of FP17s for the same patient ID Re-attending between 3 & 9 months - Children	1	41	2.4%	54.7%	61.2%	59.8%
% of FP17s for the same patient ID Re-attending between 3 & 9 months - Adults	2	86	2.3%	45.7%	54.5%	52.1%
% of FP17s for Band 1 Urgent Courses	16	126	12.7%	12.5%	9.1%	9.2%
% of FP17s Relating to Free Repair or Replacements	1	126	0.8%	0.9%	1.0%	0.7%
% of FP17s Relating to Continuations	0	126	0.0%	1.1%	1.0%	0.8%
% of Patients satisfied with the dentistry they have received	0	0	N/A	91.9%	94.2%	93.4%
% of Patients satisfied with the time they had to wait for an appointment	0	0	N/A	88.9%	88.4%	87.6%

* This is based on patients treated on this contract for their most recent course of treatment. Figures in italics indicate the base number of FP17s or Patient Questionnaire responses are less than 100. N/A is shown where the base number of responses is less than 10 during the period. % is calculated as Quantity/Base number*100

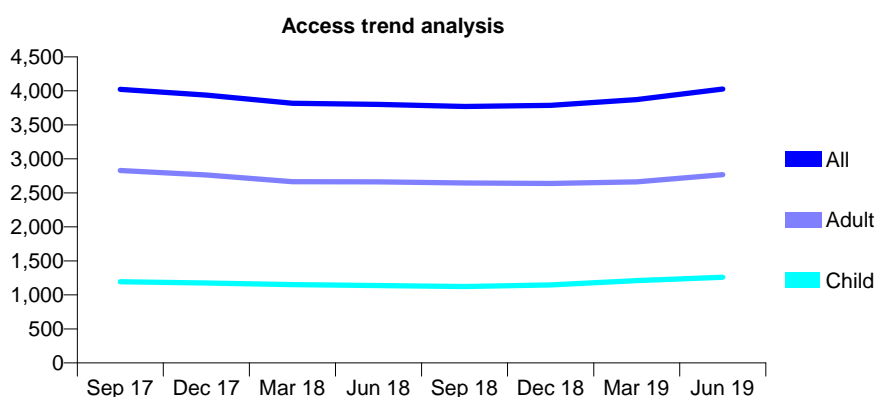
Q48 - Vital Signs At a Glance Contract Report for 568147/0001 - June 2019

Name or company name	Speke Dental Practice
Contract type name	GDS Contract
Purpose of contract	General
Contract start date	01/04/2006
Contract end date	

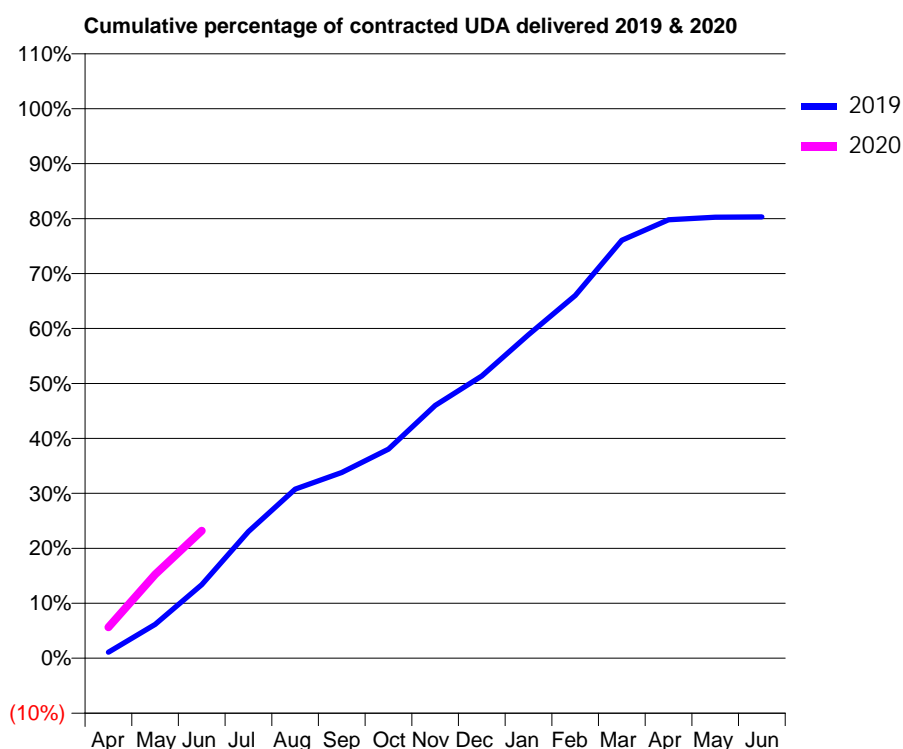
19/20 Contracted general activity (UDA)	11,616
Carry forward general activity (UDA)	0
19/20 Contracted orthodontic activity (UOA)	0
Carry forward orthodontic activity (UOA)	0
Baseline contract value	£306,720.18

ACCESS*

Patients seen in 24 months	Total	Change since previous quarter
Quarter ending June 2018	3,801	
Quarter ending September 2018	3,770	→
Quarter ending December 2018	3,788	→
Quarter ending March 2019	3,872	↑
Quarter ending June 2019	4,027	↑
Variance since June 2018	5.9%	↑



ACTIVITY



Month	2019	2020
April	128	654
May	717	1,772
June	1,553	2,698
July	2,679	
August	3,574	
September	3,925	
October	4,422	
November	5,342	
December	5,966	
January	6,840	
February	7,665	
March	8,833	
April	9,267	
May	9,322	
June	9,330	

QUALITY

	Quantity	Base Number	Contract	AT	Region	England
% of FP17s for the same patient ID Re-attending within 3 months - Children	38	440	8.6%	11.0%	12.1%	11.4%
% of FP17s for the same patient ID Re-attending within 3 months - Adults	202	1,013	19.9%	16.4%	15.6%	15.4%
% of FP17s for the same patient ID Re-attending between 3 & 9 months - Children	168	440	38.2%	54.7%	61.2%	59.8%
% of FP17s for the same patient ID Re-attending between 3 & 9 months - Adults	347	1,013	34.3%	45.7%	54.5%	52.1%
% of FP17s for Band 1 Urgent Courses	238	1,211	19.7%	12.5%	9.1%	9.2%
% of FP17s Relating to Free Repair or Replacements	1	1,211	0.1%	0.9%	1.0%	0.7%
% of FP17s Relating to Continuations	9	1,211	0.7%	1.1%	1.0%	0.8%
% of Patients satisfied with the dentistry they have received	1	1	N/A	91.9%	94.2%	93.4%
% of Patients satisfied with the time they had to wait for an appointment	1	1	N/A	88.9%	88.4%	87.6%

* This is based on patients treated on this contract for their most recent course of treatment.

Figures in italics indicate the base number of FP17s or Patient Questionnaire responses are less than 100. N/A is shown where the base number of responses is less than 10 during the period. % is calculated as Quantity/Base number*100

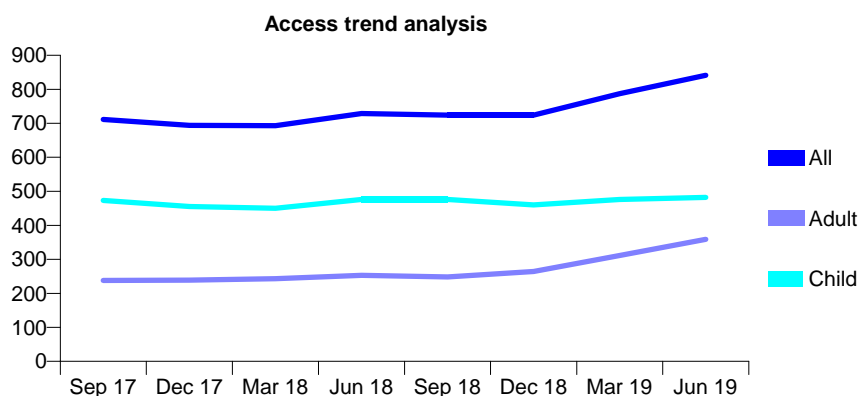
Q48 - Vital Signs At a Glance Contract Report for 573140/0001 - June 2019

Name or company name	MR MJ FORDE
Contract type name	GDS Contract
Purpose of contract	General
Contract start date	01/04/2006
Contract end date	

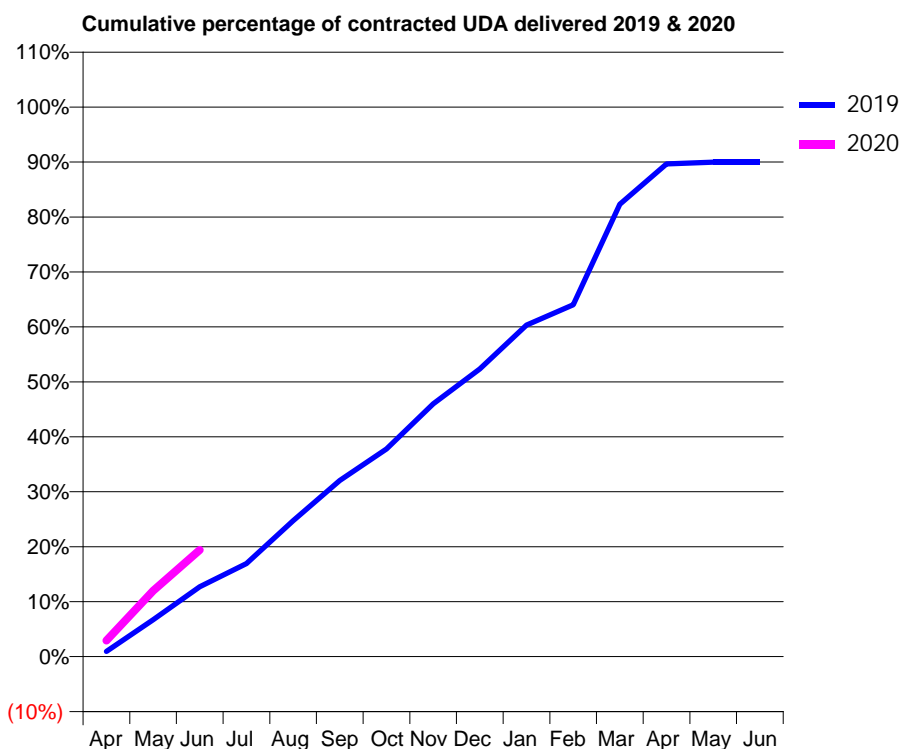
19/20 Contracted general activity (UDA)	2,000
Carry forward general activity (UDA)	0
19/20 Contracted orthodontic activity (UOA)	0
Carry forward orthodontic activity (UOA)	0
Baseline contract value	£52,809.94

ACCESS*

Patients seen in 24 months	Total	Change since previous quarter
Quarter ending June 2018	729	
Quarter ending September 2018	724	→
Quarter ending December 2018	724	→
Quarter ending March 2019	787	↑
Quarter ending June 2019	841	↑
Variance since June 2018	15.4%	↑



ACTIVITY



Month	Adjusted Scheduled Activity (UDA)	
	2019	2020
April	19	58
May	134	240
June	254	388
July	339	
August	495	
September	641	
October	756	
November	920	
December	1,047	
January	1,207	
February	1,281	
March	1,646	
April	1,793	
May	1,799	
June	1,799	

QUALITY

	Quantity	Base Number	Contract	AT	Region	England
% of FP17s for the same patient ID Re-attending within 3 months - Children	24	127	18.9%	11.0%	12.1%	11.4%
% of FP17s for the same patient ID Re-attending within 3 months - Adults	15	115	13.0%	16.4%	15.6%	15.4%
% of FP17s for the same patient ID Re-attending between 3 & 9 months - Children	32	127	25.2%	54.7%	61.2%	59.8%
% of FP17s for the same patient ID Re-attending between 3 & 9 months - Adults	12	115	10.4%	45.7%	54.5%	52.1%
% of FP17s for Band 1 Urgent Courses	21	170	12.4%	12.5%	9.1%	9.2%
% of FP17s Relating to Free Repair or Replacements	0	170	0.0%	0.9%	1.0%	0.7%
% of FP17s Relating to Continuations	0	170	0.0%	1.1%	1.0%	0.8%
% of Patients satisfied with the dentistry they have received	1	1	N/A	91.9%	94.2%	93.4%
% of Patients satisfied with the time they had to wait for an appointment	1	1	N/A	88.9%	88.4%	87.6%

* This is based on patients treated on this contract for their most recent course of treatment. Figures in italics indicate the base number of FP17s or Patient Questionnaire responses are less than 100. N/A is shown where the base number of responses is less than 10 during the period. % is calculated as Quantity/Base number*100

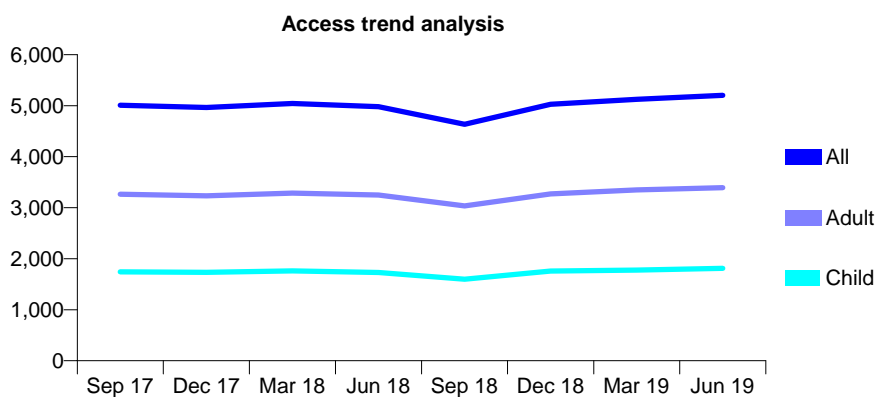
Q48 - Vital Signs At a Glance Contract Report for 576107/0001 - June 2019

Name or company name	MR NP MARRAY
Contract type name	GDS Contract
Purpose of contract	General
Contract start date	01/04/2006
Contract end date	

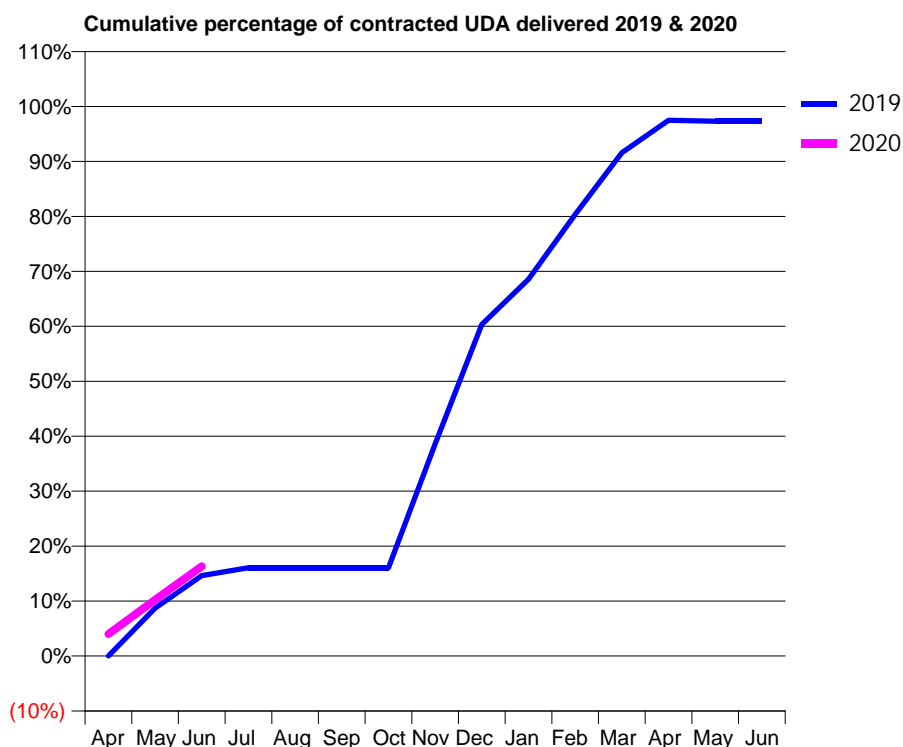
19/20 Contracted general activity (UDA)	13,731
Carry forward general activity (UDA)	0
19/20 Contracted orthodontic activity (UOA)	0
Carry forward orthodontic activity (UOA)	0
Baseline contract value	£362,566.71

ACCESS*

Patients seen in 24 months	Total	Change since previous quarter
Quarter ending June 2018	4,979	
Quarter ending September 2018	4,635	↓
Quarter ending December 2018	5,030	↑
Quarter ending March 2019	5,125	→
Quarter ending June 2019	5,205	→
Variance since June 2018	4.5%	↑



ACTIVITY



Month	Adjusted Scheduled Activity (UDA)	
	2019	2020
April	0	553
May	1,198	1,408
June	2,012	2,241
July	2,203	
August	2,203	
September	2,203	
October	2,203	
November	5,306	
December	8,283	
January	9,415	
February	11,033	
March	12,575	
April	13,387	
May	13,364	
June	13,360	

QUALITY

	Quantity	Base Number	Contract	AT	Region	England
% of FP17s for the same patient ID Re-attending within 3 months - Children	74	578	12.8%	11.0%	12.1%	11.4%
% of FP17s for the same patient ID Re-attending within 3 months - Adults	156	933	16.7%	16.4%	15.6%	15.4%
% of FP17s for the same patient ID Re-attending between 3 & 9 months - Children	261	578	45.2%	54.7%	61.2%	59.8%
% of FP17s for the same patient ID Re-attending between 3 & 9 months - Adults	351	933	37.6%	45.7%	54.5%	52.1%
% of FP17s for Band 1 Urgent Courses	164	1,184	13.9%	12.5%	9.1%	9.2%
% of FP17s Relating to Free Repair or Replacements	3	1,184	0.3%	0.9%	1.0%	0.7%
% of FP17s Relating to Continuations	0	1,184	0.0%	1.1%	1.0%	0.8%
% of Patients satisfied with the dentistry they have received	8	8	N/A	91.9%	94.2%	93.4%
% of Patients satisfied with the time they had to wait for an appointment	7	8	N/A	88.9%	88.4%	87.6%

* This is based on patients treated on this contract for their most recent course of treatment. Figures in italics indicate the base number of FP17s or Patient Questionnaire responses are less than 100. N/A is shown where the base number of responses is less than 10 during the period. % is calculated as Quantity/Base number*100

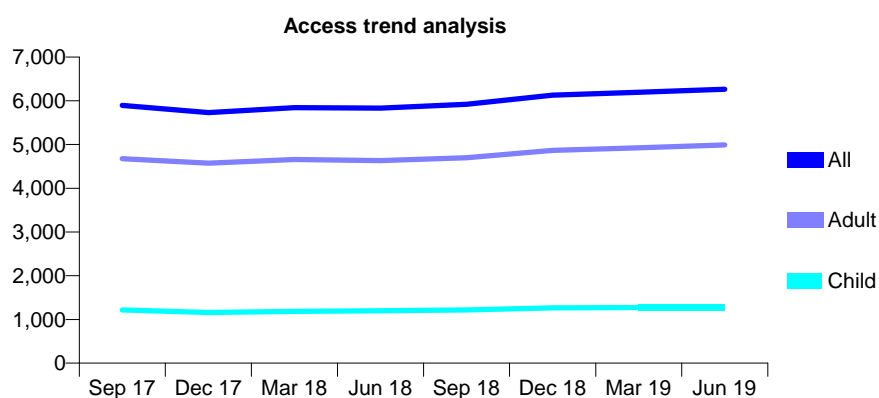
Q48 - Vital Signs At a Glance Contract Report for 577197/0001 - June 2019

Name or company name	MR JN LEA
Contract type name	PDS Contract
Purpose of contract	General
Contract start date	01/04/2006
Contract end date	31/03/2021

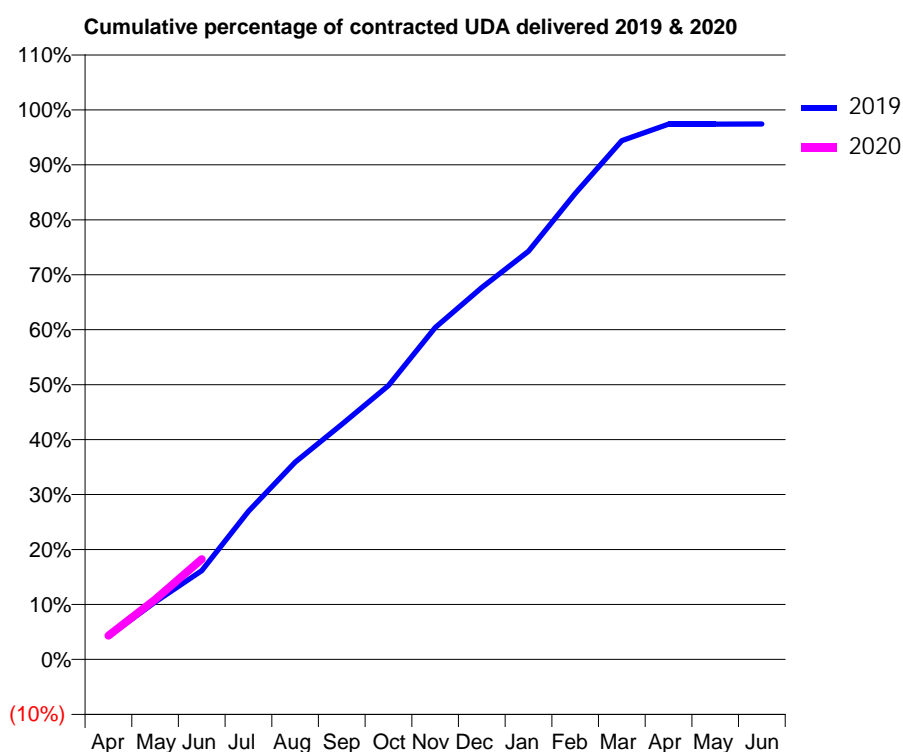
19/20 Contracted general activity (UDA)	18,596
Carry forward general activity (UDA)	0
19/20 Contracted orthodontic activity (UOA)	0
Carry forward orthodontic activity (UOA)	0
Baseline contract value	£644,375.58

ACCESS*

Patients seen in 24 months	Total	Change since previous quarter
Quarter ending June 2018	5,832	
Quarter ending September 2018	5,919	→
Quarter ending December 2018	6,130	↑
Quarter ending March 2019	6,196	→
Quarter ending June 2019	6,264	→
Variance since June 2018	7.4%	↑



ACTIVITY



Month	2019	2020
April	783	805
May	1,945	2,029
June	3,005	3,397
July	5,011	
August	6,675	
September	7,954	
October	9,265	
November	11,229	
December	12,586	
January	13,811	
February	15,766	
March	17,550	
April	18,111	
May	18,111	
June	18,114	

QUALITY

	Quantity	Base Number	Contract	AT	Region	England
% of FP17s for the same patient ID Re-attending within 3 months - Children	18	448	4.0%	11.0%	12.1%	11.4%
% of FP17s for the same patient ID Re-attending within 3 months - Adults	303	1,873	16.2%	16.4%	15.6%	15.4%
% of FP17s for the same patient ID Re-attending between 3 & 9 months - Children	322	448	71.9%	54.7%	61.2%	59.8%
% of FP17s for the same patient ID Re-attending between 3 & 9 months - Adults	1,146	1,873	61.2%	45.7%	54.5%	52.1%
% of FP17s for Band 1 Urgent Courses	130	1,801	7.2%	12.5%	9.1%	9.2%
% of FP17s Relating to Free Repair or Replacements	12	1,801	0.7%	0.9%	1.0%	0.7%
% of FP17s Relating to Continuations	33	1,801	1.8%	1.1%	1.0%	0.8%
% of Patients satisfied with the dentistry they have received	8	8	N/A	91.9%	94.2%	93.4%
% of Patients satisfied with the time they had to wait for an appointment	8	8	N/A	88.9%	88.4%	87.6%

* This is based on patients treated on this contract for their most recent course of treatment. Figures in italics indicate the base number of FP17s or Patient Questionnaire responses are less than 100. N/A is shown where the base number of responses is less than 10 during the period. % is calculated as Quantity/Base number*100

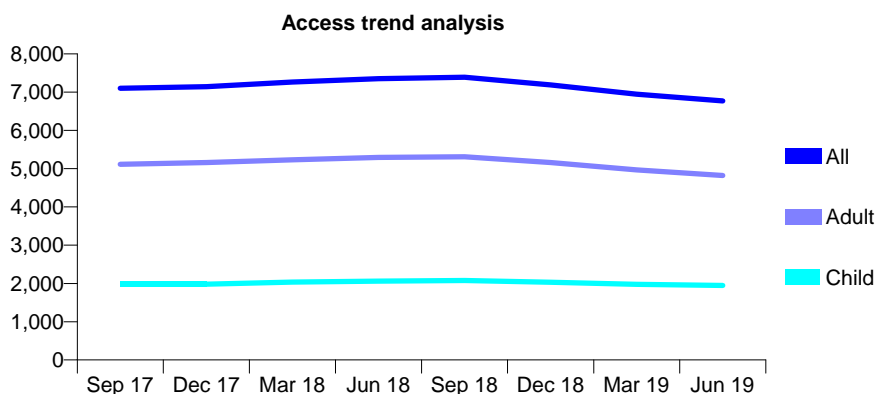
Q48 - Vital Signs At a Glance Contract Report for 635324/0001 - June 2019

Name or company name	County Road Dental Practice
Contract type name	GDS Contract
Purpose of contract	General and Orthodontic
Contract start date	01/04/2006
Contract end date	

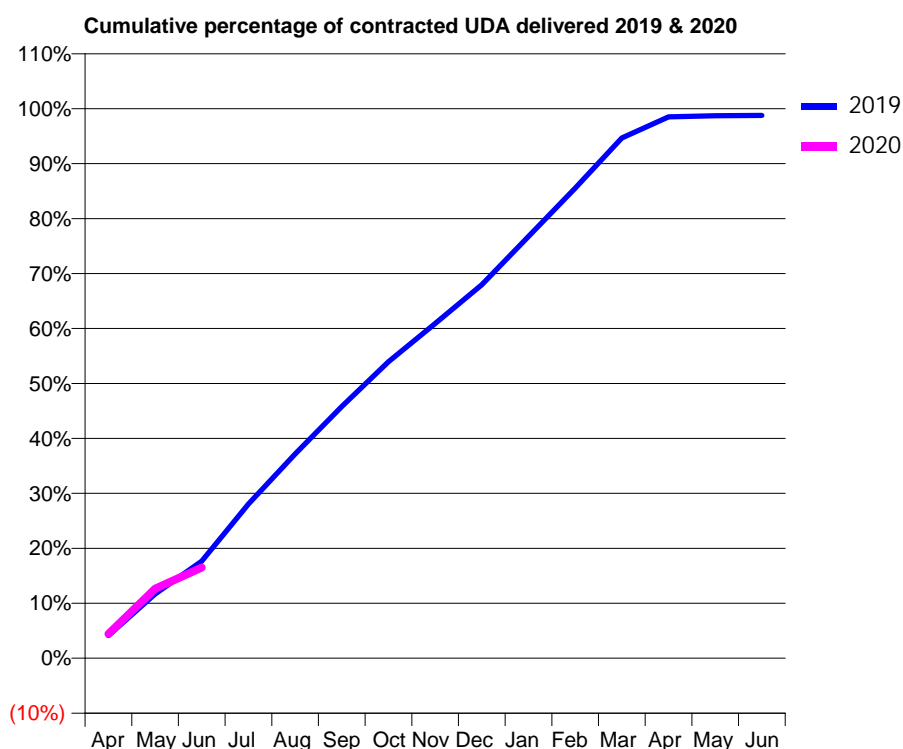
19/20 Contracted general activity (UDA)	22,067
Carry forward general activity (UDA)	0
19/20 Contracted orthodontic activity (UOA)	0
Carry forward orthodontic activity (UOA)	0
Baseline contract value	£579,394.78

ACCESS*

Patients seen in 24 months	Total	Change since previous quarter
Quarter ending June 2018	7,354	
Quarter ending September 2018	7,388	→
Quarter ending December 2018	7,189	↓
Quarter ending March 2019	6,946	↓
Quarter ending June 2019	6,770	↓
Variance since June 2018	(7.9%)	↓



ACTIVITY



Month	2019	2020
April	909	978
May	2,583	2,794
June	3,902	3,644
July	6,194	
August	8,205	
September	10,110	
October	11,906	
November	13,446	
December	14,997	
January	16,933	
February	18,881	
March	20,888	
April	21,740	
May	21,781	
June	21,795	

QUALITY

	Quantity	Base Number	Contract	AT	Region	England
% of FP17s for the same patient ID Re-attending within 3 months - Children	73	590	12.4%	11.0%	12.1%	11.4%
% of FP17s for the same patient ID Re-attending within 3 months - Adults	263	1,377	19.1%	16.4%	15.6%	15.4%
% of FP17s for the same patient ID Re-attending between 3 & 9 months - Children	320	590	54.2%	54.7%	61.2%	59.8%
% of FP17s for the same patient ID Re-attending between 3 & 9 months - Adults	672	1,377	48.8%	45.7%	54.5%	52.1%
% of FP17s for Band 1 Urgent Courses	180	1,597	11.3%	12.5%	9.1%	9.2%
% of FP17s Relating to Free Repair or Replacements	12	1,597	0.8%	0.9%	1.0%	0.7%
% of FP17s Relating to Continuations	4	1,597	0.3%	1.1%	1.0%	0.8%
% of Patients satisfied with the dentistry they have received	0	0	N/A	91.9%	94.2%	93.4%
% of Patients satisfied with the time they had to wait for an appointment	0	0	N/A	88.9%	88.4%	87.6%

* This is based on patients treated on this contract for their most recent course of treatment.

Figures in italics indicate the base number of FP17s or Patient Questionnaire responses are less than 100. N/A is shown where the base number of responses is less than 10 during the period. % is calculated as Quantity/Base number*100

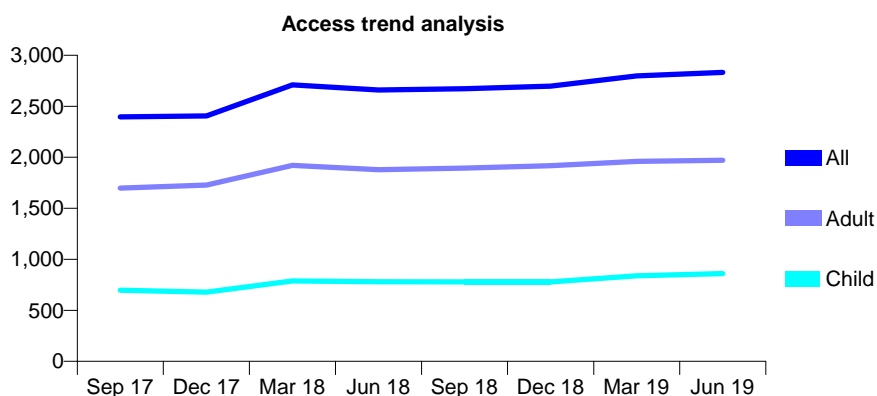
Q48 - Vital Signs At a Glance Contract Report for 635529/0002 - June 2019

Name or company name	Runcorn Dental Practice
Contract type name	GDS Contract
Purpose of contract	General
Contract start date	01/04/2006
Contract end date	

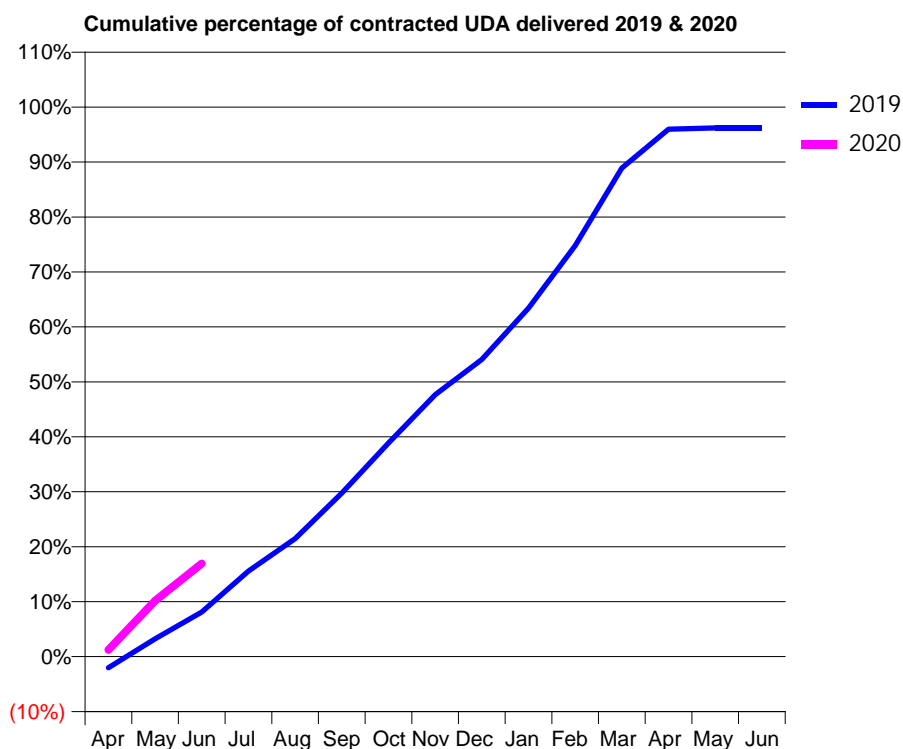
19/20 Contracted general activity (UDA)	6,800
Carry forward general activity (UDA)	0
19/20 Contracted orthodontic activity (UOA)	0
Carry forward orthodontic activity (UOA)	0
Baseline contract value	£258,619.89

ACCESS*

Patients seen in 24 months	Total	Change since previous quarter
Quarter ending June 2018	2,659	
Quarter ending September 2018	2,673	→
Quarter ending December 2018	2,697	→
Quarter ending March 2019	2,798	↑
Quarter ending June 2019	2,832	→
Variance since June 2018	6.5%	↑



ACTIVITY



Month	Adjusted Scheduled Activity (UDA)	
	2019	2020
April	-140	85
May	223	692
June	551	1,152
July	1,059	
August	1,462	
September	2,024	
October	2,642	
November	3,240	
December	3,675	
January	4,313	
February	5,086	
March	6,045	
April	6,525	
May	6,542	
June	6,542	

QUALITY

	Quantity	Base Number	Contract	AT	Region	England
% of FP17s for the same patient ID Re-attending within 3 months - Children	20	223	9.0%	11.0%	12.1%	11.4%
% of FP17s for the same patient ID Re-attending within 3 months - Adults	72	419	17.2%	16.4%	15.6%	15.4%
% of FP17s for the same patient ID Re-attending between 3 & 9 months - Children	83	223	37.2%	54.7%	61.2%	59.8%
% of FP17s for the same patient ID Re-attending between 3 & 9 months - Adults	143	419	34.1%	45.7%	54.5%	52.1%
% of FP17s for Band 1 Urgent Courses	21	490	4.3%	12.5%	9.1%	9.2%
% of FP17s Relating to Free Repair or Replacements	5	490	1.0%	0.9%	1.0%	0.7%
% of FP17s Relating to Continuations	1	490	0.2%	1.1%	1.0%	0.8%
% of Patients satisfied with the dentistry they have received	3	5	N/A	91.9%	94.2%	93.4%
% of Patients satisfied with the time they had to wait for an appointment	3	5	N/A	88.9%	88.4%	87.6%

* This is based on patients treated on this contract for their most recent course of treatment. Figures in italics indicate the base number of FP17s or Patient Questionnaire responses are less than 100. N/A is shown where the base number of responses is less than 10 during the period. % is calculated as Quantity/Base number*100

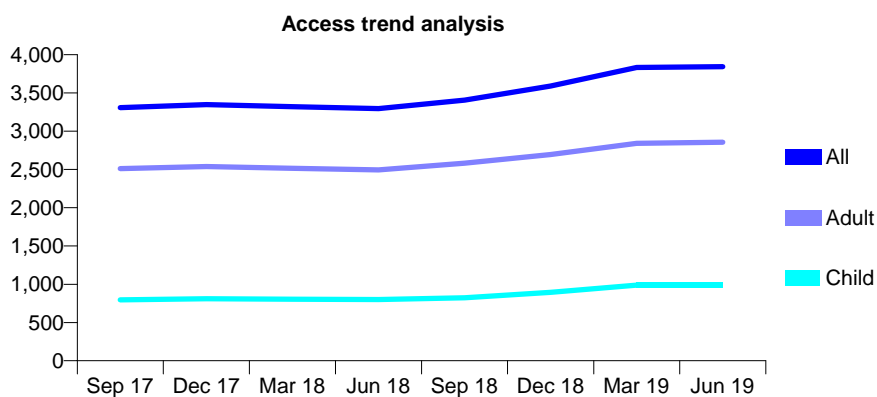
Q48 - Vital Signs At a Glance Contract Report for 644048/0001 - June 2019

Name or company name	MR KL NEO
Contract type name	GDS Contract
Purpose of contract	General
Contract start date	01/04/2006
Contract end date	

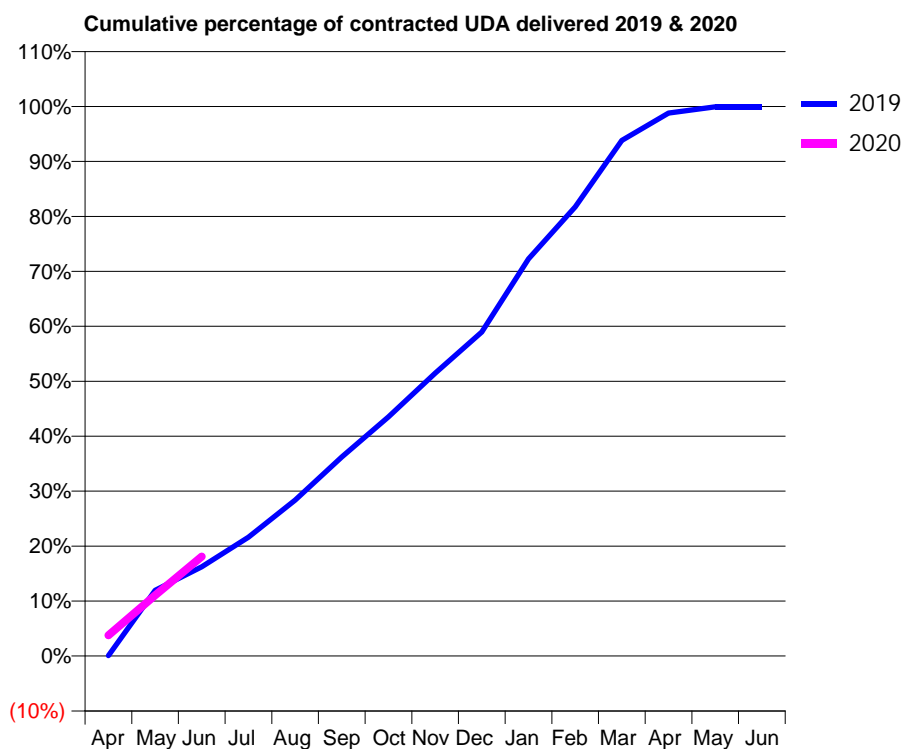
19/20 Contracted general activity (UDA)	14,079
Carry forward general activity (UDA)	0
19/20 Contracted orthodontic activity (UOA)	0
Carry forward orthodontic activity (UOA)	0
Baseline contract value	£354,402.42

ACCESS*

Patients seen in 24 months	Total	Change since previous quarter
Quarter ending June 2018	3,295	
Quarter ending September 2018	3,407	↑
Quarter ending December 2018	3,589	↑
Quarter ending March 2019	3,831	↑
Quarter ending June 2019	3,844	→
Variance since June 2018	16.7%	↑



ACTIVITY



Month	Adjusted Scheduled Activity (UDA)	
	2019	2020
April	12	531
May	1,683	1,558
June	2,288	2,552
July	3,046	
August	3,996	
September	5,101	
October	6,129	
November	7,248	
December	8,299	
January	10,173	
February	11,505	
March	13,211	
April	13,912	
May	14,067	
June	14,070	

QUALITY

	Quantity	Base Number	Contract	AT	Region	England
% of FP17s for the same patient ID Re-attending within 3 months - Children	27	311	8.7%	11.0%	12.1%	11.4%
% of FP17s for the same patient ID Re-attending within 3 months - Adults	176	775	22.7%	16.4%	15.6%	15.4%
% of FP17s for the same patient ID Re-attending between 3 & 9 months - Children	135	311	43.4%	54.7%	61.2%	59.8%
% of FP17s for the same patient ID Re-attending between 3 & 9 months - Adults	283	775	36.5%	45.7%	54.5%	52.1%
% of FP17s for Band 1 Urgent Courses	94	839	11.2%	12.5%	9.1%	9.2%
% of FP17s Relating to Free Repair or Replacements	24	839	2.9%	0.9%	1.0%	0.7%
% of FP17s Relating to Continuations	13	839	1.5%	1.1%	1.0%	0.8%
% of Patients satisfied with the dentistry they have received	11	11	100.0%	91.9%	94.2%	93.4%
% of Patients satisfied with the time they had to wait for an appointment	9	11	81.8%	88.9%	88.4%	87.6%

* This is based on patients treated on this contract for their most recent course of treatment. Figures in italics indicate the base number of FP17s or Patient Questionnaire responses are less than 100. N/A is shown where the base number of responses is less than 10 during the period. % is calculated as Quantity/Base number*100

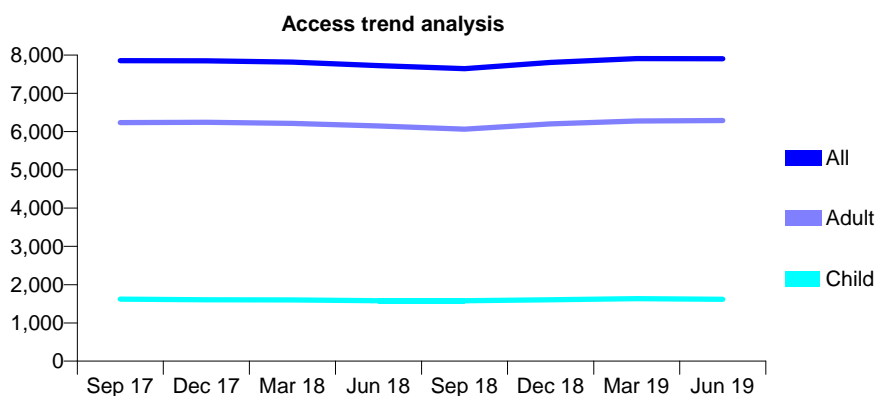
Q48 - Vital Signs At a Glance Contract Report for 644935/0001 - June 2019

Name or company name	MR DA CALDWELL
Contract type name	GDS Contract
Purpose of contract	General
Contract start date	01/05/2008
Contract end date	

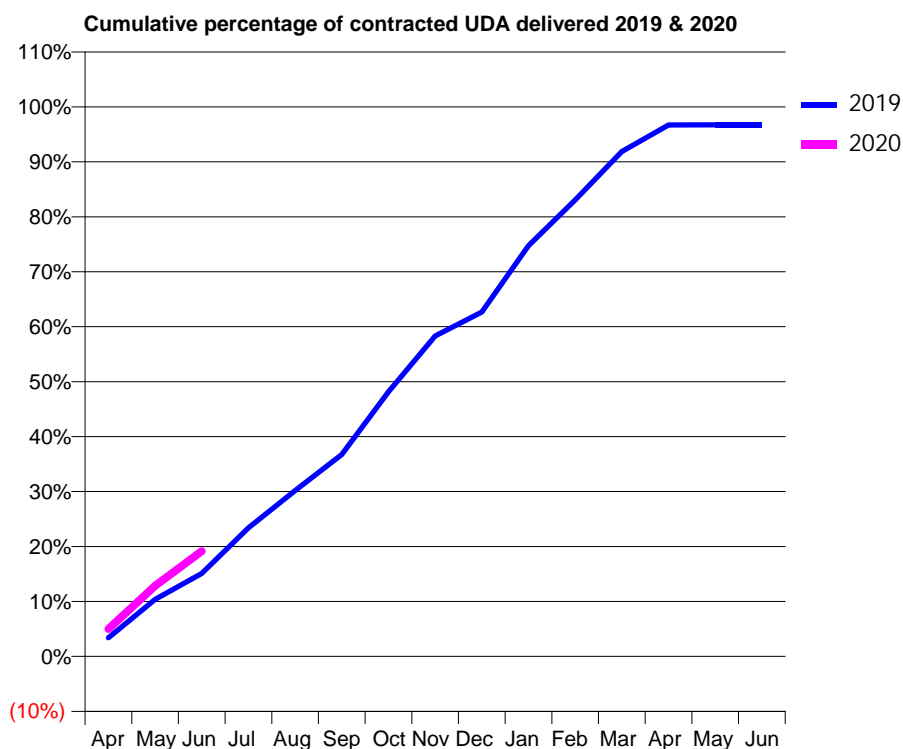
19/20 Contracted general activity (UDA)	25,000
Carry forward general activity (UDA)	0
19/20 Contracted orthodontic activity (UOA)	0
Carry forward orthodontic activity (UOA)	0
Baseline contract value	£674,185.59

ACCESS*

Patients seen in 24 months	Total	Change since previous quarter
Quarter ending June 2018	7,724	
Quarter ending September 2018	7,645	↓
Quarter ending December 2018	7,806	↑
Quarter ending March 2019	7,909	→
Quarter ending June 2019	7,905	→
Variance since June 2018	2.3%	↑



ACTIVITY



Month	2019	2020
April	855	1,256
May	2,592	3,214
June	3,774	4,791
July	5,853	
August	7,545	
September	9,190	
October	12,040	
November	14,581	
December	15,670	
January	18,688	
February	20,768	
March	22,964	
April	24,174	
May	24,185	
June	24,185	

QUALITY

	Quantity	Base Number	Contract	AT	Region	England
% of FP17s for the same patient ID Re-attending within 3 months - Children	33	683	4.8%	11.0%	12.1%	11.4%
% of FP17s for the same patient ID Re-attending within 3 months - Adults	346	2,261	15.3%	16.4%	15.6%	15.4%
% of FP17s for the same patient ID Re-attending between 3 & 9 months - Children	486	683	71.2%	54.7%	61.2%	59.8%
% of FP17s for the same patient ID Re-attending between 3 & 9 months - Adults	1,282	2,261	56.7%	45.7%	54.5%	52.1%
% of FP17s for Band 1 Urgent Courses	201	2,449	8.2%	12.5%	9.1%	9.2%
% of FP17s Relating to Free Repair or Replacements	23	2,449	0.9%	0.9%	1.0%	0.7%
% of FP17s Relating to Continuations	29	2,449	1.2%	1.1%	1.0%	0.8%
% of Patients satisfied with the dentistry they have received	10	11	90.9%	91.9%	94.2%	93.4%
% of Patients satisfied with the time they had to wait for an appointment	10	11	90.9%	88.9%	88.4%	87.6%

* This is based on patients treated on this contract for their most recent course of treatment. Figures in italics indicate the base number of FP17s or Patient Questionnaire responses are less than 100. N/A is shown where the base number of responses is less than 10 during the period. % is calculated as Quantity/Base number*100

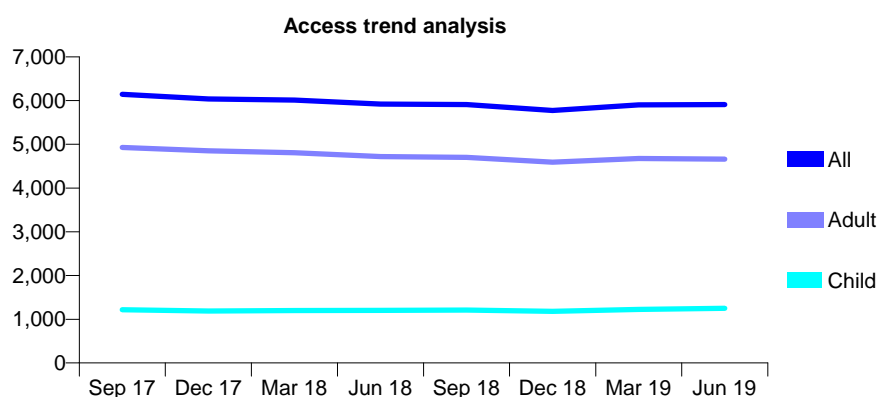
Q48 - Vital Signs At a Glance Contract Report for 651621/0001 - June 2019

Name or company name	Roby Road Dental Practice
Contract type name	GDS Contract
Purpose of contract	General
Contract start date	01/04/2006
Contract end date	

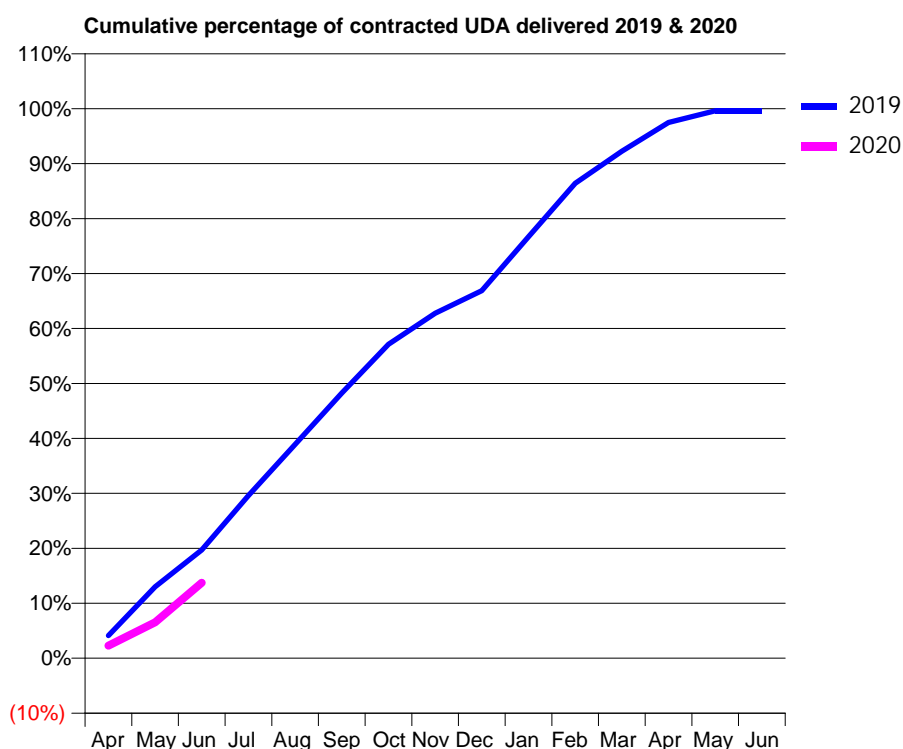
19/20 Contracted general activity (UDA)	15,988
Carry forward general activity (UDA)	0
19/20 Contracted orthodontic activity (UOA)	0
Carry forward orthodontic activity (UOA)	0
Baseline contract value	£385,377.75

ACCESS*

Patients seen in 24 months	Total	Change since previous quarter
Quarter ending June 2018	5,923	
Quarter ending September 2018	5,911	→
Quarter ending December 2018	5,772	↓
Quarter ending March 2019	5,903	↑
Quarter ending June 2019	5,911	→
Variance since June 2018	(0.2%)	→



ACTIVITY



Month	2019	2020
April	656	367
May	2,083	1,046
June	3,149	2,194
July	4,734	
August	6,222	
September	7,710	
October	9,133	
November	10,034	
December	10,694	
January	12,263	
February	13,817	
March	14,749	
April	15,586	
May	15,923	
June	15,923	

QUALITY

	Quantity	Base Number	Contract	AT	Region	England
% of FP17s for the same patient ID Re-attending within 3 months - Children	35	433	8.1%	11.0%	12.1%	11.4%
% of FP17s for the same patient ID Re-attending within 3 months - Adults	125	1,152	10.9%	16.4%	15.6%	15.4%
% of FP17s for the same patient ID Re-attending between 3 & 9 months - Children	192	433	44.3%	54.7%	61.2%	59.8%
% of FP17s for the same patient ID Re-attending between 3 & 9 months - Adults	473	1,152	41.1%	45.7%	54.5%	52.1%
% of FP17s for Band 1 Urgent Courses	71	960	7.4%	12.5%	9.1%	9.2%
% of FP17s Relating to Free Repair or Replacements	7	960	0.7%	0.9%	1.0%	0.7%
% of FP17s Relating to Continuations	21	960	2.2%	1.1%	1.0%	0.8%
% of Patients satisfied with the dentistry they have received	6	6	N/A	91.9%	94.2%	93.4%
% of Patients satisfied with the time they had to wait for an appointment	4	6	N/A	88.9%	88.4%	87.6%

* This is based on patients treated on this contract for their most recent course of treatment.

Figures in italics indicate the base number of FP17s or Patient Questionnaire responses are less than 100. N/A is shown where the base number of responses is less than 10 during the period. % is calculated as Quantity/Base number*100

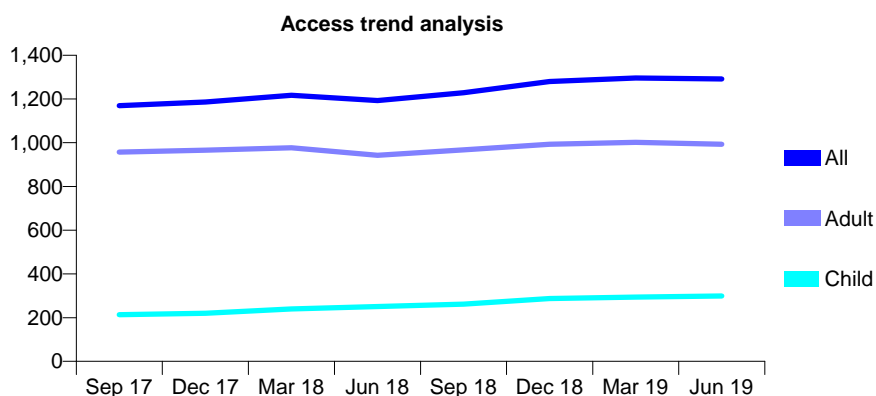
Q48 - Vital Signs At a Glance Contract Report for 659975/0001 - June 2019

Name or company name	High Street Smiles
Contract type name	GDS Contract
Purpose of contract	General
Contract start date	01/04/2006
Contract end date	

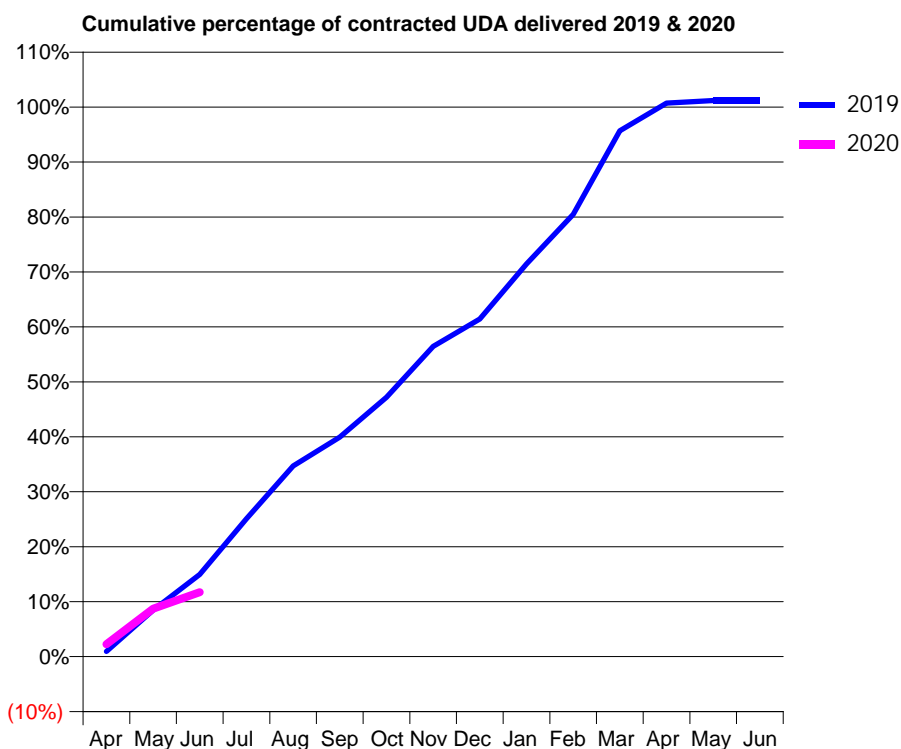
19/20 Contracted general activity (UDA)	4,239
Carry forward general activity (UDA)	0
19/20 Contracted orthodontic activity (UOA)	0
Carry forward orthodontic activity (UOA)	0
Baseline contract value	£211,069.92

ACCESS*

Patients seen in 24 months	Total	Change since previous quarter
Quarter ending June 2018	1,193	
Quarter ending September 2018	1,229	↑
Quarter ending December 2018	1,280	↑
Quarter ending March 2019	1,296	→
Quarter ending June 2019	1,292	→
Variance since June 2018	8.3%	↑



ACTIVITY



Month	Adjusted Scheduled Activity (UDA)	
	2019	2020
April	41	96
May	359	370
June	634	497
July	1,064	
August	1,470	
September	1,694	
October	2,000	
November	2,393	
December	2,604	
January	3,029	
February	3,412	
March	4,056	
April	4,270	
May	4,289	
June	4,289	

QUALITY

	Quantity	Base Number	Contract	AT	Region	England
% of FP17s for the same patient ID Re-attending within 3 months - Children	3	66	4.5%	11.0%	12.1%	11.4%
% of FP17s for the same patient ID Re-attending within 3 months - Adults	19	215	8.8%	16.4%	15.6%	15.4%
% of FP17s for the same patient ID Re-attending between 3 & 9 months - Children	35	66	53.0%	54.7%	61.2%	59.8%
% of FP17s for the same patient ID Re-attending between 3 & 9 months - Adults	102	215	47.4%	45.7%	54.5%	52.1%
% of FP17s for Band 1 Urgent Courses	0	217	0.0%	12.5%	9.1%	9.2%
% of FP17s Relating to Free Repair or Replacements	0	217	0.0%	0.9%	1.0%	0.7%
% of FP17s Relating to Continuations	0	217	0.0%	1.1%	1.0%	0.8%
% of Patients satisfied with the dentistry they have received	1	1	N/A	91.9%	94.2%	93.4%
% of Patients satisfied with the time they had to wait for an appointment	1	1	N/A	88.9%	88.4%	87.6%

* This is based on patients treated on this contract for their most recent course of treatment. Figures in italics indicate the base number of FP17s or Patient Questionnaire responses are less than 100. N/A is shown where the base number of responses is less than 10 during the period. % is calculated as Quantity/Base number*100

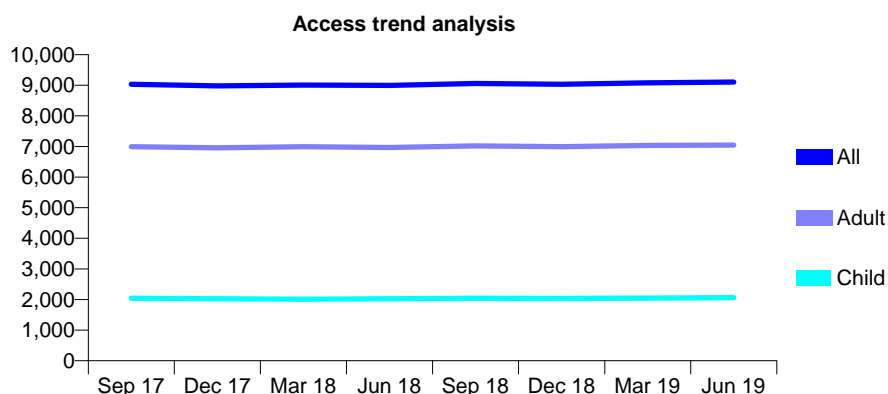
Q48 - Vital Signs At a Glance Contract Report for 672971/0003 - June 2019

Name or company name	MR SA CHU
Contract type name	GDS Contract
Purpose of contract	General
Contract start date	02/01/2013
Contract end date	

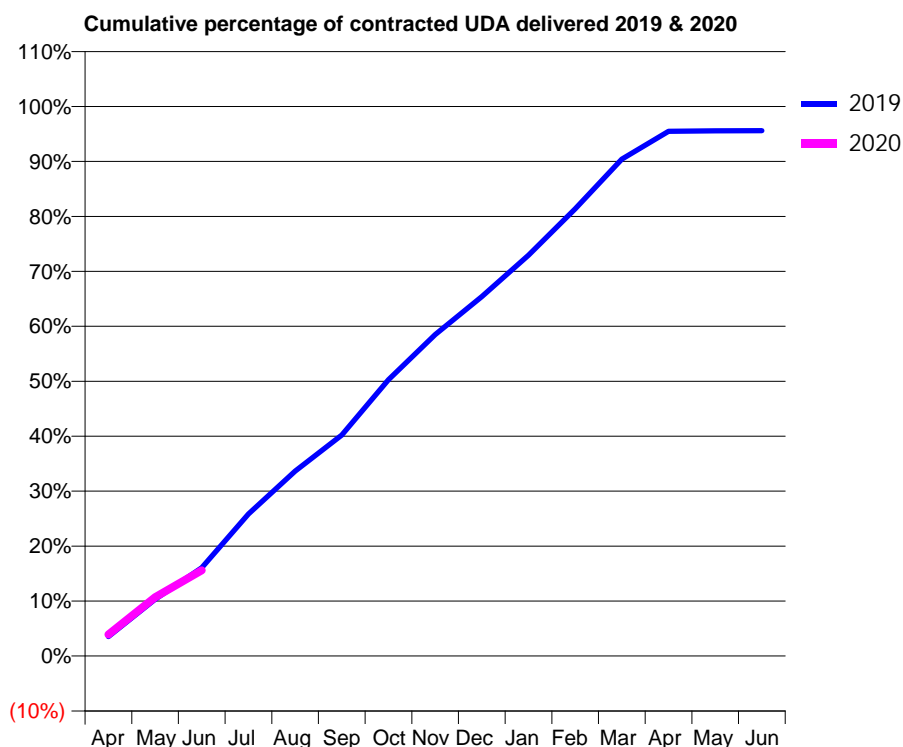
19/20 Contracted general activity (UDA)	35,573
Carry forward general activity (UDA)	0
19/20 Contracted orthodontic activity (UOA)	0
Carry forward orthodontic activity (UOA)	0
Baseline contract value	£939,308.49

ACCESS*

Patients seen in 24 months	Total	Change since previous quarter
Quarter ending June 2018	8,996	
Quarter ending September 2018	9,060	→
Quarter ending December 2018	9,035	→
Quarter ending March 2019	9,078	→
Quarter ending June 2019	9,105	→
Variance since June 2018	1.2%	→



ACTIVITY



Month	Adjusted Scheduled Activity (UDA)	
	2019	2020
April	1,253	1,390
May	3,674	3,814
June	5,718	5,550
July	9,196	
August	11,967	
September	14,301	
October	17,879	
November	20,807	
December	23,257	
January	25,942	
February	28,952	
March	32,159	
April	33,963	
May	33,991	
June	34,005	

QUALITY

	Quantity	Base Number	Contract	AT	Region	England
% of FP17s for the same patient ID Re-attending within 3 months - Children	65	590	11.0%	11.0%	12.1%	11.4%
% of FP17s for the same patient ID Re-attending within 3 months - Adults	414	1,998	20.7%	16.4%	15.6%	15.4%
% of FP17s for the same patient ID Re-attending between 3 & 9 months - Children	279	590	47.3%	54.7%	61.2%	59.8%
% of FP17s for the same patient ID Re-attending between 3 & 9 months - Adults	870	1,998	43.5%	45.7%	54.5%	52.1%
% of FP17s for Band 1 Urgent Courses	460	2,075	22.2%	12.5%	9.1%	9.2%
% of FP17s Relating to Free Repair or Replacements	11	2,075	0.5%	0.9%	1.0%	0.7%
% of FP17s Relating to Continuations	9	2,075	0.4%	1.1%	1.0%	0.8%
% of Patients satisfied with the dentistry they have received	0	0	N/A	91.9%	94.2%	93.4%
% of Patients satisfied with the time they had to wait for an appointment	0	0	N/A	88.9%	88.4%	87.6%

* This is based on patients treated on this contract for their most recent course of treatment. Figures in italics indicate the base number of FP17s or Patient Questionnaire responses are less than 100. N/A is shown where the base number of responses is less than 10 during the period. % is calculated as Quantity/Base number*100

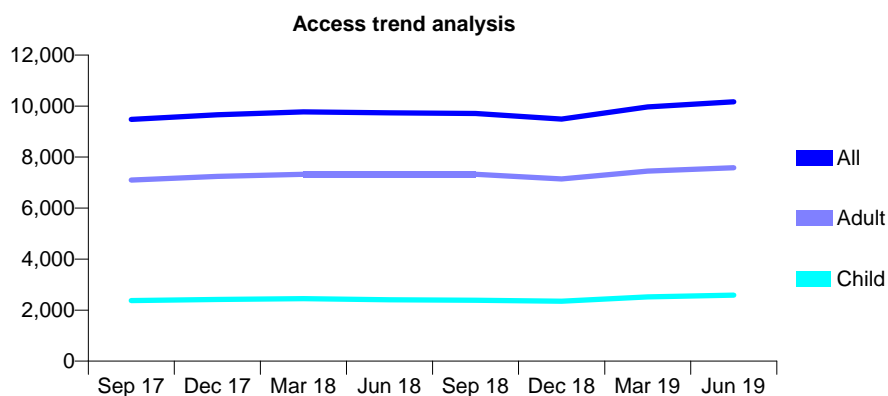
Q48 - Vital Signs At a Glance Contract Report for 682365/0002 - June 2019

Name or company name	MR QM JAFFRI
Contract type name	PDS Contract
Purpose of contract	General
Contract start date	01/04/2006
Contract end date	31/03/2021

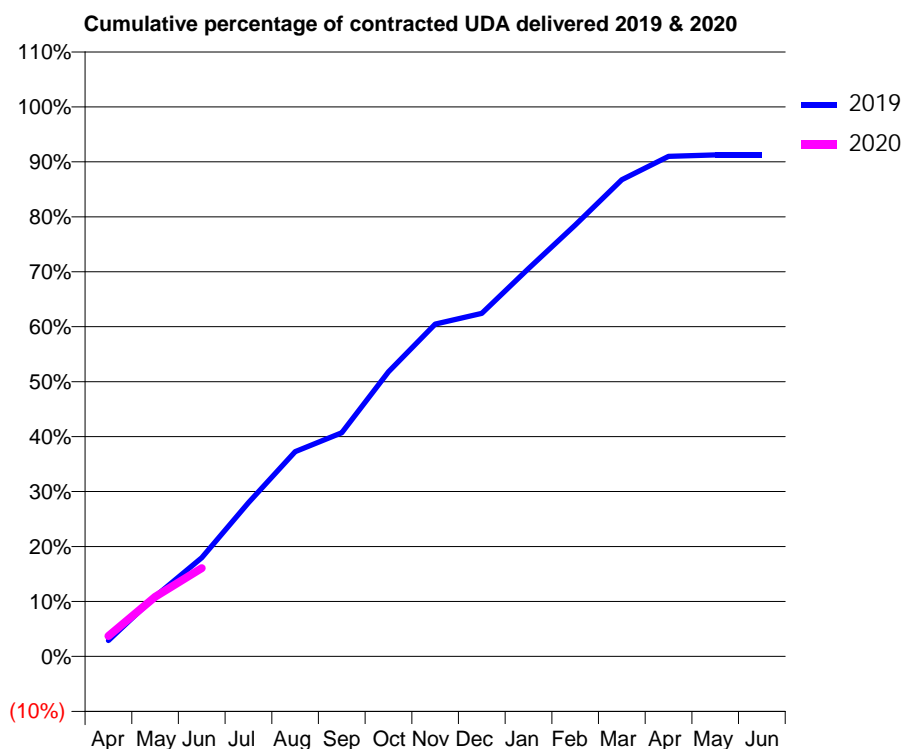
19/20 Contracted general activity (UDA)	26,521
Carry forward general activity (UDA)	0
19/20 Contracted orthodontic activity (UOA)	0
Carry forward orthodontic activity (UOA)	0
Baseline contract value	£796,508.41

ACCESS*

Patients seen in 24 months	Total	Change since previous quarter
Quarter ending June 2018	9,734	
Quarter ending September 2018	9,711	→
Quarter ending December 2018	9,495	↓
Quarter ending March 2019	9,968	↑
Quarter ending June 2019	10,166	→
Variance since June 2018	4.4%	↑



ACTIVITY



Month	2019	2020
April	770	990
May	2,892	2,880
June	4,757	4,256
July	7,414	
August	9,884	
September	10,797	
October	13,738	
November	16,034	
December	16,558	
January	18,718	
February	20,817	
March	23,003	
April	24,128	
May	24,200	
June	24,200	

QUALITY

	Quantity	Base Number	Contract	AT	Region	England
% of FP17s for the same patient ID Re-attending within 3 months - Children	70	738	9.5%	11.0%	12.1%	11.4%
% of FP17s for the same patient ID Re-attending within 3 months - Adults	254	1,982	12.8%	16.4%	15.6%	15.4%
% of FP17s for the same patient ID Re-attending between 3 & 9 months - Children	358	738	48.5%	54.7%	61.2%	59.8%
% of FP17s for the same patient ID Re-attending between 3 & 9 months - Adults	742	1,982	37.4%	45.7%	54.5%	52.1%
% of FP17s for Band 1 Urgent Courses	351	2,110	16.6%	12.5%	9.1%	9.2%
% of FP17s Relating to Free Repair or Replacements	10	2,110	0.5%	0.9%	1.0%	0.7%
% of FP17s Relating to Continuations	8	2,110	0.4%	1.1%	1.0%	0.8%
% of Patients satisfied with the dentistry they have received	12	12	100.0%	91.9%	94.2%	93.4%
% of Patients satisfied with the time they had to wait for an appointment	12	12	100.0%	88.9%	88.4%	87.6%

* This is based on patients treated on this contract for their most recent course of treatment. Figures in italics indicate the base number of FP17s or Patient Questionnaire responses are less than 100. N/A is shown where the base number of responses is less than 10 during the period. % is calculated as Quantity/Base number*100

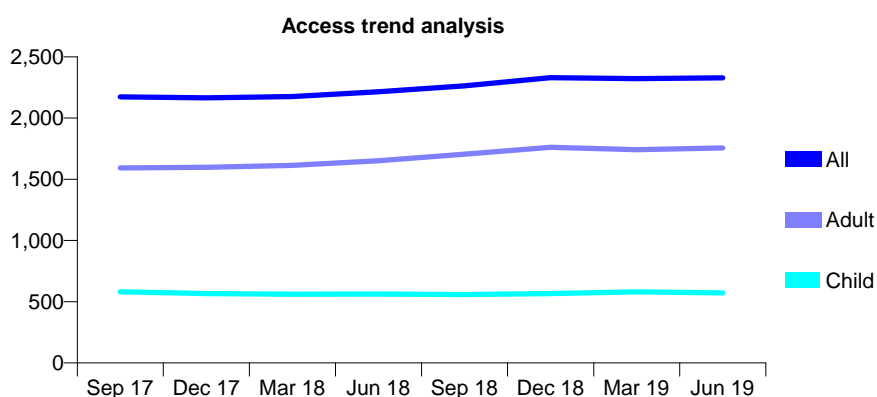
Q48 - Vital Signs At a Glance Contract Report for 732869/0001 - June 2019

Name or company name	MRS CA MCGOWAN-YEO
Contract type name	GDS Contract
Purpose of contract	General
Contract start date	01/04/2006
Contract end date	

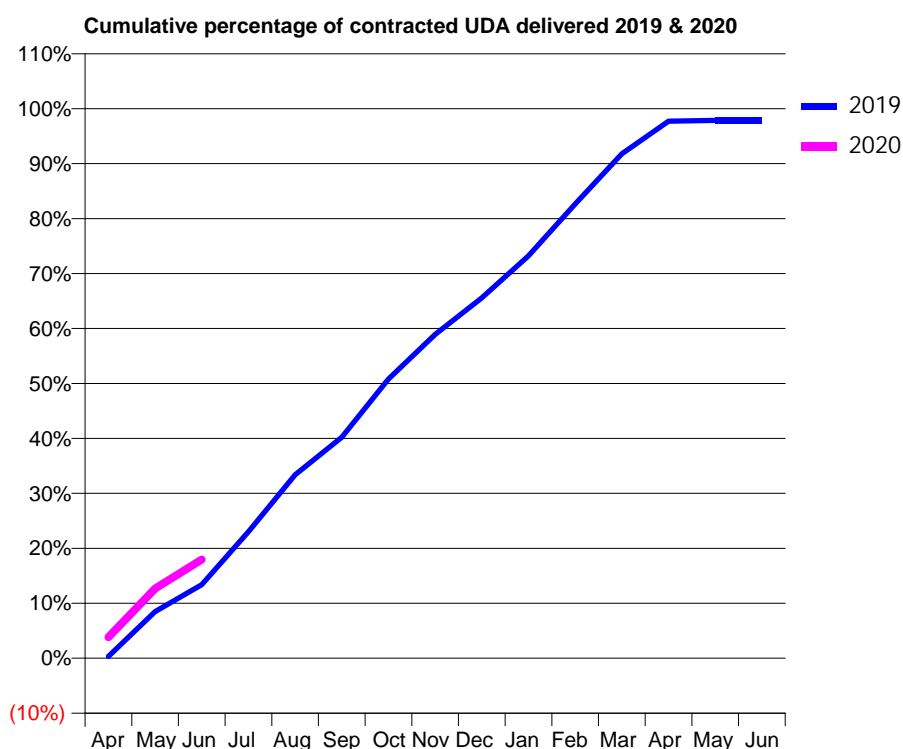
19/20 Contracted general activity (UDA)	8,300
Carry forward general activity (UDA)	0
19/20 Contracted orthodontic activity (UOA)	0
Carry forward orthodontic activity (UOA)	0
Baseline contract value	£240,674.99

ACCESS*

Patients seen in 24 months	Total	Change since previous quarter
Quarter ending June 2018	2,215	
Quarter ending September 2018	2,263	↑
Quarter ending December 2018	2,329	↑
Quarter ending March 2019	2,322	→
Quarter ending June 2019	2,328	→
Variance since June 2018	5.1%	↑



ACTIVITY



Month	2019	2020
April	27	318
May	706	1,052
June	1,110	1,489
July	1,911	
August	2,773	
September	3,337	
October	4,217	
November	4,892	
December	5,444	
January	6,078	
February	6,861	
March	7,619	
April	8,110	
May	8,122	
June	8,122	

QUALITY

	Quantity	Base Number	Contract	AT	Region	England
% of FP17s for the same patient ID Re-attending within 3 months - Children	27	214	12.6%	11.0%	12.1%	11.4%
% of FP17s for the same patient ID Re-attending within 3 months - Adults	235	650	36.2%	16.4%	15.6%	15.4%
% of FP17s for the same patient ID Re-attending between 3 & 9 months - Children	103	214	48.1%	54.7%	61.2%	59.8%
% of FP17s for the same patient ID Re-attending between 3 & 9 months - Adults	224	650	34.5%	45.7%	54.5%	52.1%
% of FP17s for Band 1 Urgent Courses	64	702	9.1%	12.5%	9.1%	9.2%
% of FP17s Relating to Free Repair or Replacements	28	702	4.0%	0.9%	1.0%	0.7%
% of FP17s Relating to Continuations	96	702	13.7%	1.1%	1.0%	0.8%
% of Patients satisfied with the dentistry they have received	1	1	N/A	91.9%	94.2%	93.4%
% of Patients satisfied with the time they had to wait for an appointment	1	1	N/A	88.9%	88.4%	87.6%

* This is based on patients treated on this contract for their most recent course of treatment. Figures in italics indicate the base number of FP17s or Patient Questionnaire responses are less than 100. N/A is shown where the base number of responses is less than 10 during the period. % is calculated as Quantity/Base number*100

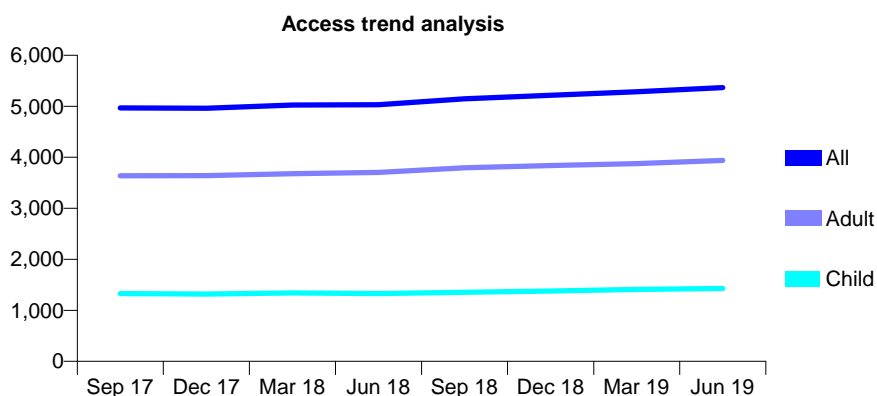
Q48 - Vital Signs At a Glance Contract Report for 738425/0001 - June 2019

Name or company name	MR P MARTIN
Contract type name	GDS Contract
Purpose of contract	General
Contract start date	01/04/2006
Contract end date	

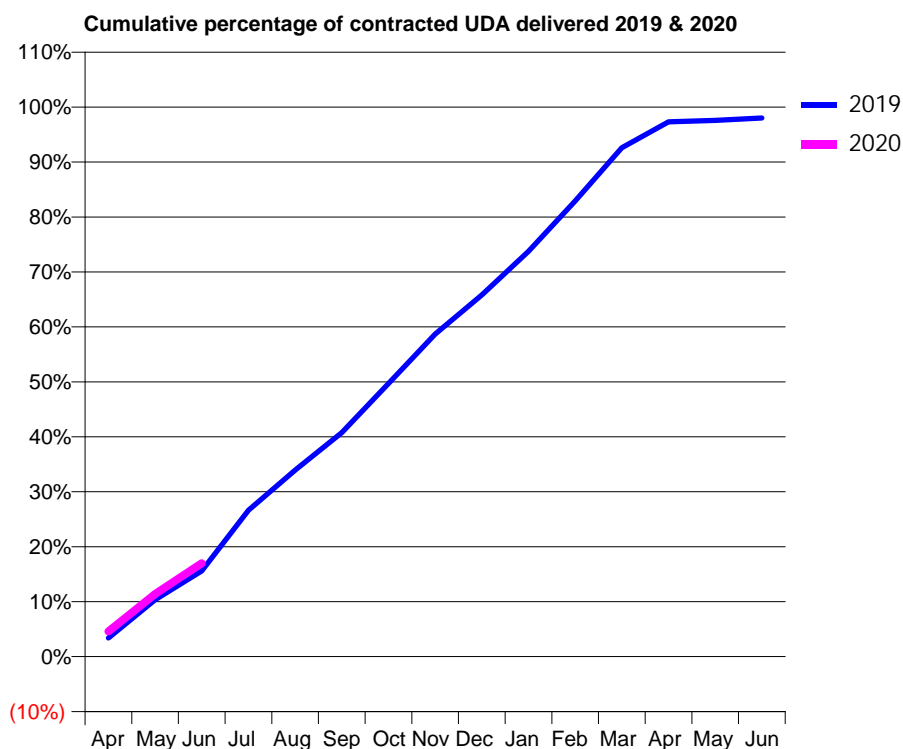
19/20 Contracted general activity (UDA)	12,370
Carry forward general activity (UDA)	0
19/20 Contracted orthodontic activity (UOA)	0
Carry forward orthodontic activity (UOA)	0
Baseline contract value	£341,872.25

ACCESS*

Patients seen in 24 months	Total	Change since previous quarter
Quarter ending June 2018	5,032	
Quarter ending September 2018	5,146	↑
Quarter ending December 2018	5,216	→
Quarter ending March 2019	5,285	→
Quarter ending June 2019	5,367	→
Variance since June 2018	6.7%	↑



ACTIVITY



Month	Adjusted Scheduled Activity (UDA)	
	2019	2020
April	420	570
May	1,280	1,413
June	1,929	2,103
July	3,296	
August	4,197	
September	5,042	
October	6,149	
November	7,260	
December	8,139	
January	9,125	
February	10,258	
March	11,453	
April	12,035	
May	12,069	
June	12,123	

QUALITY

	Quantity	Base Number	Contract	AT	Region	England
% of FP17s for the same patient ID Re-attending within 3 months - Children	42	541	7.8%	11.0%	12.1%	11.4%
% of FP17s for the same patient ID Re-attending within 3 months - Adults	194	1,189	16.3%	16.4%	15.6%	15.4%
% of FP17s for the same patient ID Re-attending between 3 & 9 months - Children	319	541	59.0%	54.7%	61.2%	59.8%
% of FP17s for the same patient ID Re-attending between 3 & 9 months - Adults	479	1,189	40.3%	45.7%	54.5%	52.1%
% of FP17s for Band 1 Urgent Courses	177	1,138	15.6%	12.5%	9.1%	9.2%
% of FP17s Relating to Free Repair or Replacements	13	1,138	1.1%	0.9%	1.0%	0.7%
% of FP17s Relating to Continuations	9	1,138	0.8%	1.1%	1.0%	0.8%
% of Patients satisfied with the dentistry they have received	3	3	N/A	91.9%	94.2%	93.4%
% of Patients satisfied with the time they had to wait for an appointment	3	3	N/A	88.9%	88.4%	87.6%

* This is based on patients treated on this contract for their most recent course of treatment. Figures in italics indicate the base number of FP17s or Patient Questionnaire responses are less than 100. N/A is shown where the base number of responses is less than 10 during the period. % is calculated as Quantity/Base number*100

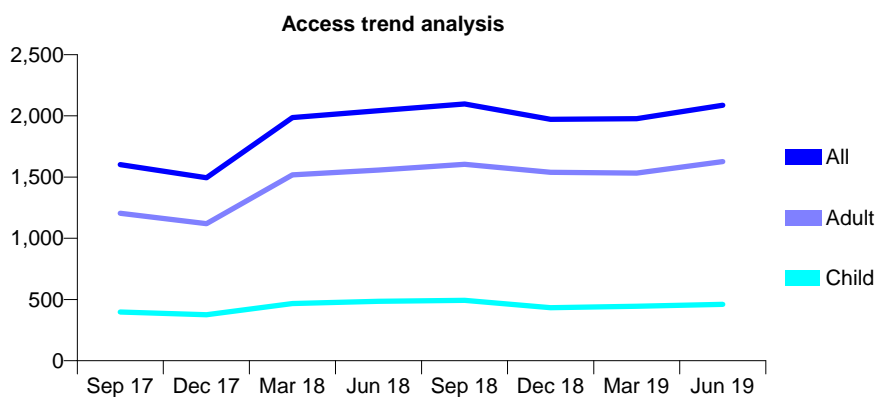
Q48 - Vital Signs At a Glance Contract Report for 742449/0001 - June 2019

Name or company name	South Liverpool Treatment Centre
Contract type name	GDS Contract
Purpose of contract	General
Contract start date	01/04/2006
Contract end date	

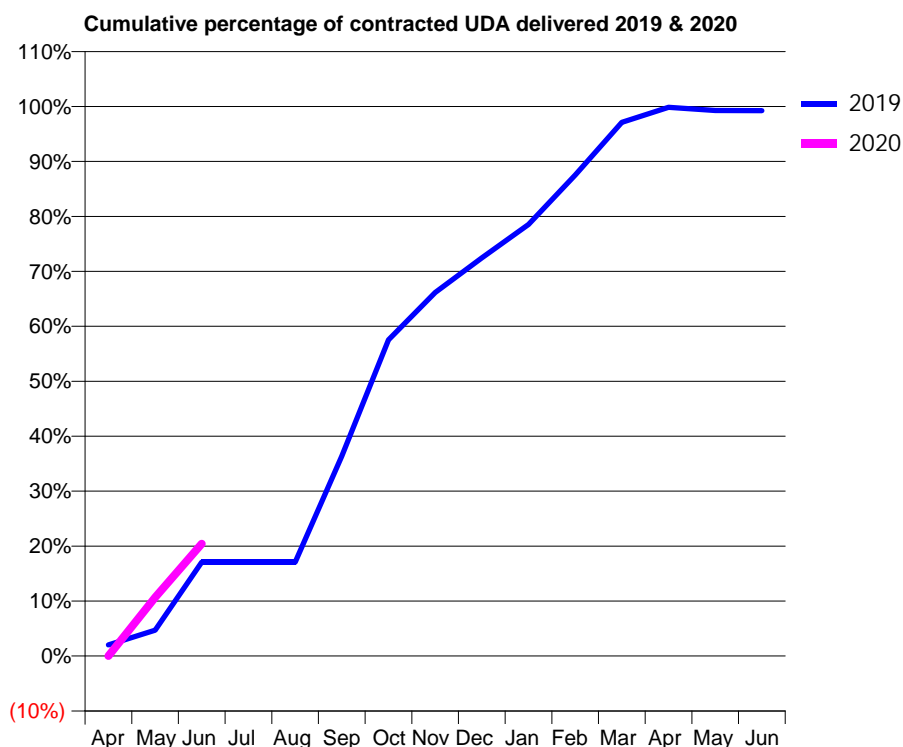
19/20 Contracted general activity (UDA)	9,401
Carry forward general activity (UDA)	0
19/20 Contracted orthodontic activity (UOA)	0
Carry forward orthodontic activity (UOA)	0
Baseline contract value	£248,233.17

ACCESS*

Patients seen in 24 months	Total	Change since previous quarter
Quarter ending June 2018	2,042	
Quarter ending September 2018	2,098	↑
Quarter ending December 2018	1,972	↓
Quarter ending March 2019	1,977	→
Quarter ending June 2019	2,087	↑
Variance since June 2018	2.2%	↑



ACTIVITY



Month	Adjusted Scheduled Activity (UDA)	
	2019	2020
April	189	0
May	441	1,003
June	1,607	1,920
July	1,607	
August	1,607	
September	3,418	
October	5,408	
November	6,217	
December	6,812	
January	7,383	
February	8,228	
March	9,128	
April	9,386	
May	9,332	
June	9,329	

QUALITY

	Quantity	Base Number	Contract	AT	Region	England
% of FP17s for the same patient ID Re-attending within 3 months - Children	41	197	20.8%	11.0%	12.1%	11.4%
% of FP17s for the same patient ID Re-attending within 3 months - Adults	152	626	24.3%	16.4%	15.6%	15.4%
% of FP17s for the same patient ID Re-attending between 3 & 9 months - Children	82	197	41.6%	54.7%	61.2%	59.8%
% of FP17s for the same patient ID Re-attending between 3 & 9 months - Adults	220	626	35.1%	45.7%	54.5%	52.1%
% of FP17s for Band 1 Urgent Courses	258	726	35.5%	12.5%	9.1%	9.2%
% of FP17s Relating to Free Repair or Replacements	32	726	4.4%	0.9%	1.0%	0.7%
% of FP17s Relating to Continuations	0	726	0.0%	1.1%	1.0%	0.8%
% of Patients satisfied with the dentistry they have received	3	3	N/A	91.9%	94.2%	93.4%
% of Patients satisfied with the time they had to wait for an appointment	3	3	N/A	88.9%	88.4%	87.6%

* This is based on patients treated on this contract for their most recent course of treatment. Figures in italics indicate the base number of FP17s or Patient Questionnaire responses are less than 100. N/A is shown where the base number of responses is less than 10 during the period. % is calculated as Quantity/Base number*100

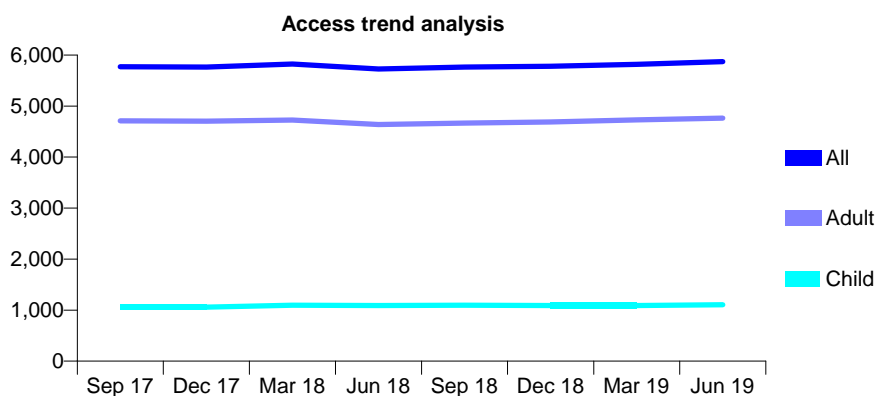
Q48 - Vital Signs At a Glance Contract Report for 742988/0001 - June 2019

Name or company name	MR AJ JONES
Contract type name	GDS Contract
Purpose of contract	General
Contract start date	01/04/2006
Contract end date	

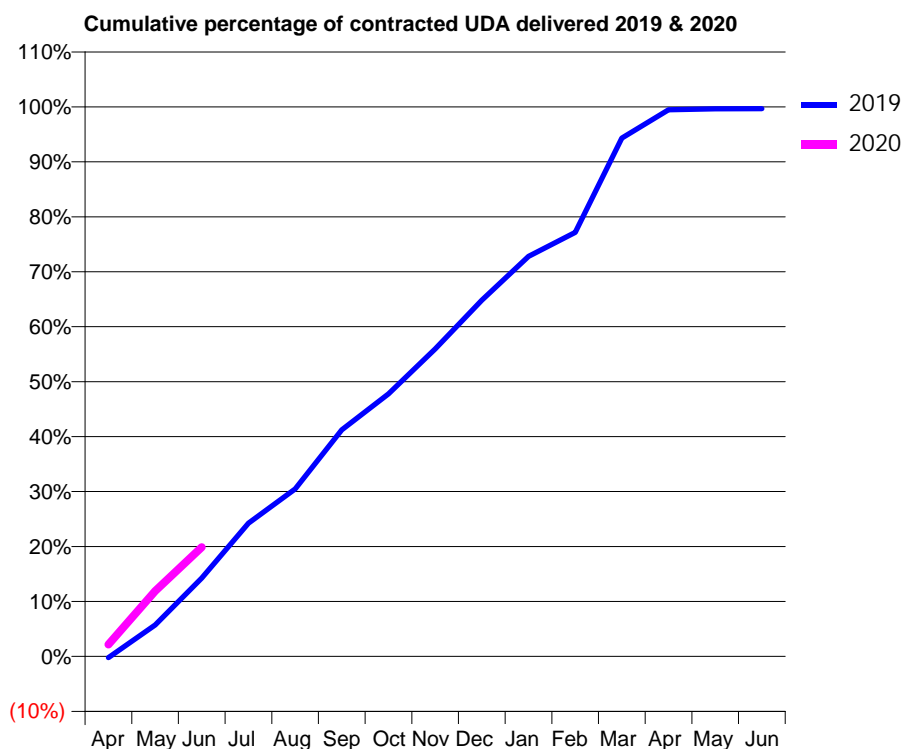
19/20 Contracted general activity (UDA)	19,456
Carry forward general activity (UDA)	0
19/20 Contracted orthodontic activity (UOA)	0
Carry forward orthodontic activity (UOA)	0
Baseline contract value	£665,049.07

ACCESS*

Patients seen in 24 months	Total	Change since previous quarter
Quarter ending June 2018	5,728	
Quarter ending September 2018	5,765	→
Quarter ending December 2018	5,778	→
Quarter ending March 2019	5,819	→
Quarter ending June 2019	5,870	→
Variance since June 2018	2.5%	↑



ACTIVITY



Month	Adjusted Scheduled Activity (UDA)	
	2019	2020
April	-43	424
May	1,114	2,317
June	2,775	3,871
July	4,718	
August	5,926	
September	8,018	
October	9,292	
November	10,890	
December	12,609	
January	14,160	
February	15,009	
March	18,348	
April	19,349	
May	19,385	
June	19,392	

QUALITY

	Quantity	Base Number	Contract	AT	Region	England
% of FP17s for the same patient ID Re-attending within 3 months - Children	36	440	8.2%	11.0%	12.1%	11.4%
% of FP17s for the same patient ID Re-attending within 3 months - Adults	297	1,748	17.0%	16.4%	15.6%	15.4%
% of FP17s for the same patient ID Re-attending between 3 & 9 months - Children	258	440	58.6%	54.7%	61.2%	59.8%
% of FP17s for the same patient ID Re-attending between 3 & 9 months - Adults	899	1,748	51.4%	45.7%	54.5%	52.1%
% of FP17s for Band 1 Urgent Courses	209	1,791	11.7%	12.5%	9.1%	9.2%
% of FP17s Relating to Free Repair or Replacements	15	1,791	0.8%	0.9%	1.0%	0.7%
% of FP17s Relating to Continuations	30	1,791	1.7%	1.1%	1.0%	0.8%
% of Patients satisfied with the dentistry they have received	4	4	N/A	91.9%	94.2%	93.4%
% of Patients satisfied with the time they had to wait for an appointment	4	4	N/A	88.9%	88.4%	87.6%

* This is based on patients treated on this contract for their most recent course of treatment.

Figures in italics indicate the base number of FP17s or Patient Questionnaire responses are less than 100. N/A is shown where the base number of responses is less than 10 during the period. % is calculated as Quantity/Base number*100

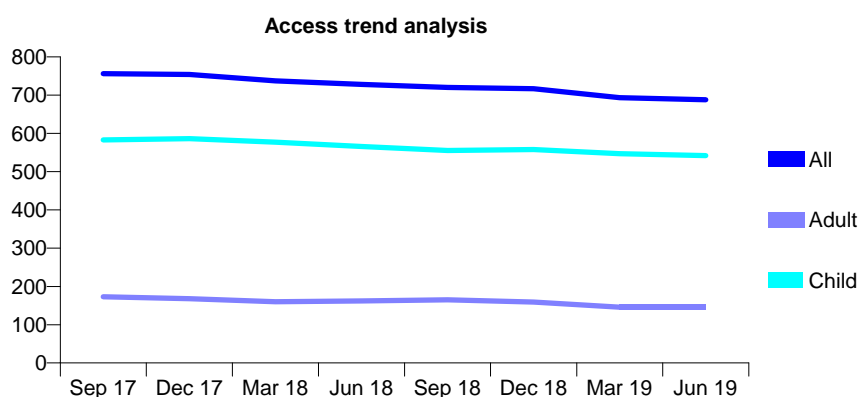
Q48 - Vital Signs At a Glance Contract Report for 755575/0001 - June 2019

Name or company name	MRS LE BACKSTROM
Contract type name	PDS Contract
Purpose of contract	General
Contract start date	01/04/2006
Contract end date	31/03/2020

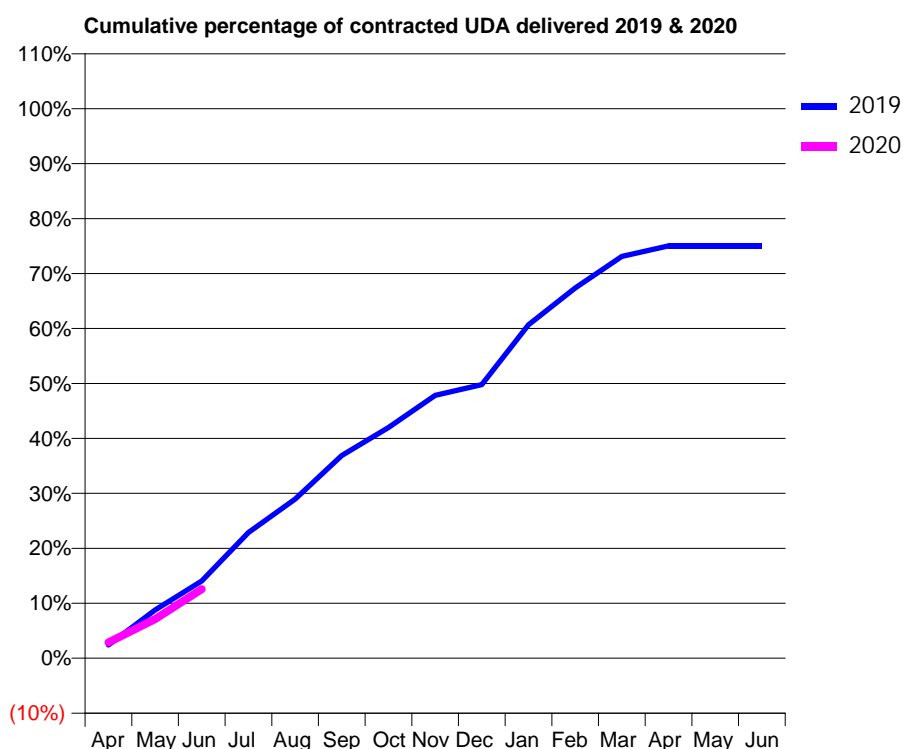
19/20 Contracted general activity (UDA)	1,700
Carry forward general activity (UDA)	0
19/20 Contracted orthodontic activity (UOA)	0
Carry forward orthodontic activity (UOA)	0
Baseline contract value	£44,888.47

ACCESS*

Patients seen in 24 months	Total	Change since previous quarter
Quarter ending June 2018	728	
Quarter ending September 2018	720	↓
Quarter ending December 2018	717	→
Quarter ending March 2019	693	↓
Quarter ending June 2019	688	→
Variance since June 2018	(5.5%)	↓



ACTIVITY



Month	2019	2020
April	41	49
May	149	121
June	239	214
July	389	
August	492	
September	627	
October	713	
November	813	
December	846	
January	1,031	
February	1,146	
March	1,243	
April	1,276	
May	1,276	
June	1,276	

QUALITY

	Quantity	Base Number	Contract	AT	Region	England
% of FP17s for the same patient ID Re-attending within 3 months - Children	11	163	6.7%	11.0%	12.1%	11.4%
% of FP17s for the same patient ID Re-attending within 3 months - Adults	2	23	8.7%	16.4%	15.6%	15.4%
% of FP17s for the same patient ID Re-attending between 3 & 9 months - Children	106	163	65.0%	54.7%	61.2%	59.8%
% of FP17s for the same patient ID Re-attending between 3 & 9 months - Adults	15	23	65.2%	45.7%	54.5%	52.1%
% of FP17s for Band 1 Urgent Courses	0	155	0.0%	12.5%	9.1%	9.2%
% of FP17s Relating to Free Repair or Replacements	0	155	0.0%	0.9%	1.0%	0.7%
% of FP17s Relating to Continuations	0	155	0.0%	1.1%	1.0%	0.8%
% of Patients satisfied with the dentistry they have received	0	0	N/A	91.9%	94.2%	93.4%
% of Patients satisfied with the time they had to wait for an appointment	0	0	N/A	88.9%	88.4%	87.6%

* This is based on patients treated on this contract for their most recent course of treatment.

Figures in italics indicate the base number of FP17s or Patient Questionnaire responses are less than 100. N/A is shown where the base number of responses is less than 10 during the period. % is calculated as Quantity/Base number*100

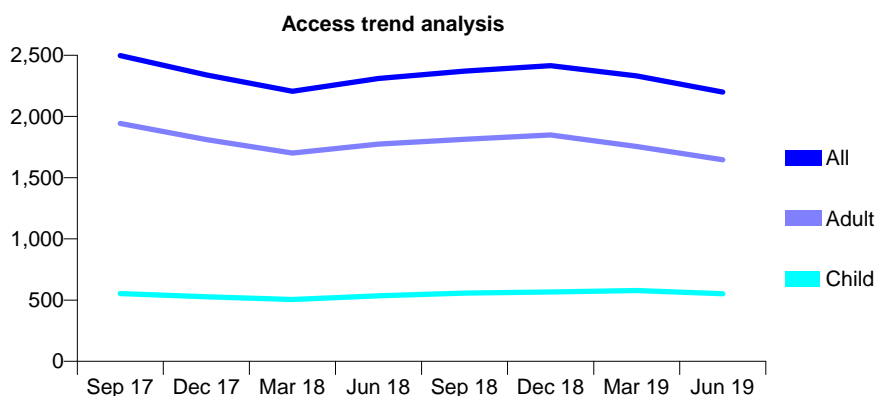
Q48 - Vital Signs At a Glance Contract Report for 761583/0001 - June 2019

Name or company name	MR M MCGOVERN
Contract type name	GDS Contract
Purpose of contract	General
Contract start date	01/04/2006
Contract end date	

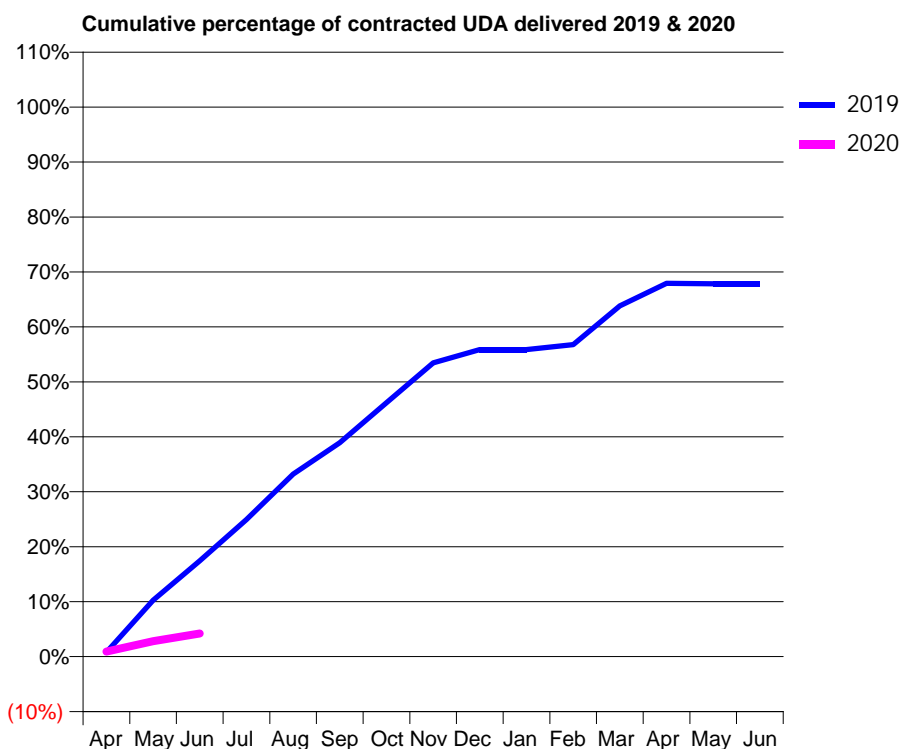
19/20 Contracted general activity (UDA)	10,400
Carry forward general activity (UDA)	0
19/20 Contracted orthodontic activity (UOA)	0
Carry forward orthodontic activity (UOA)	0
Baseline contract value	£275,106.32

ACCESS*

Patients seen in 24 months	Total	Change since previous quarter
Quarter ending June 2018	2,310	
Quarter ending September 2018	2,371	↑
Quarter ending December 2018	2,416	→
Quarter ending March 2019	2,332	↓
Quarter ending June 2019	2,200	↓
Variance since June 2018	(4.8%)	↓



ACTIVITY



Month	Adjusted Scheduled Activity (UDA)	
	2019	2020
April	85	96
May	1,069	291
June	1,814	439
July	2,597	
August	3,454	
September	4,048	
October	4,804	
November	5,559	
December	5,811	
January	5,811	
February	5,904	
March	6,637	
April	7,066	
May	7,054	
June	7,054	

QUALITY

	Quantity	Base Number	Contract	AT	Region	England
% of FP17s for the same patient ID Re-attending within 3 months - Children	10	142	7.0%	11.0%	12.1%	11.4%
% of FP17s for the same patient ID Re-attending within 3 months - Adults	35	250	14.0%	16.4%	15.6%	15.4%
% of FP17s for the same patient ID Re-attending between 3 & 9 months - Children	57	142	40.1%	54.7%	61.2%	59.8%
% of FP17s for the same patient ID Re-attending between 3 & 9 months - Adults	91	250	36.4%	45.7%	54.5%	52.1%
% of FP17s for Band 1 Urgent Courses	9	193	4.7%	12.5%	9.1%	9.2%
% of FP17s Relating to Free Repair or Replacements	4	193	2.1%	0.9%	1.0%	0.7%
% of FP17s Relating to Continuations	0	193	0.0%	1.1%	1.0%	0.8%
% of Patients satisfied with the dentistry they have received	1	1	N/A	91.9%	94.2%	93.4%
% of Patients satisfied with the time they had to wait for an appointment	1	1	N/A	88.9%	88.4%	87.6%

* This is based on patients treated on this contract for their most recent course of treatment. Figures in italics indicate the base number of FP17s or Patient Questionnaire responses are less than 100. N/A is shown where the base number of responses is less than 10 during the period. % is calculated as Quantity/Base number*100

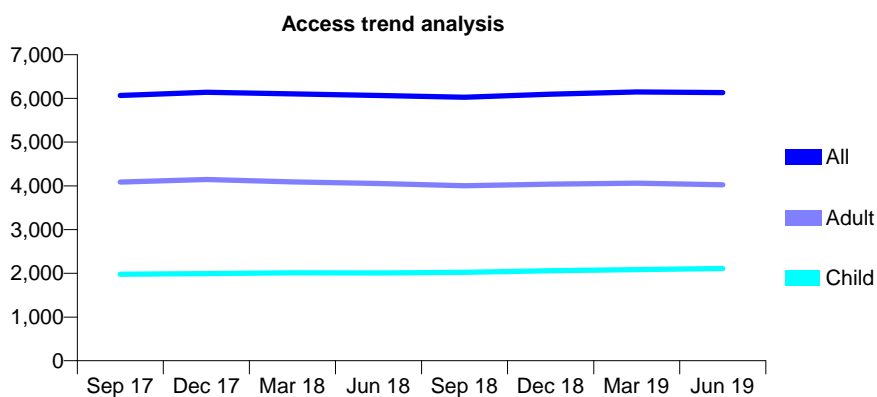
Q48 - Vital Signs At a Glance Contract Report for 780502/0001 - June 2019

Name or company name	MISS ML DUTHIE
Contract type name	GDS Contract
Purpose of contract	General
Contract start date	01/04/2006
Contract end date	

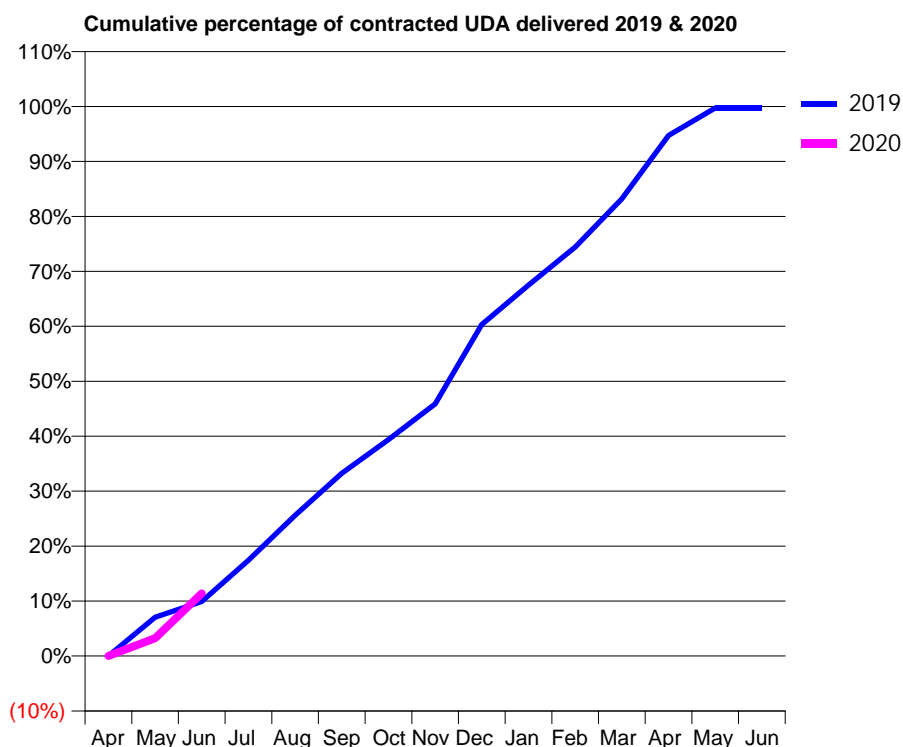
19/20 Contracted general activity (UDA)	18,780
Carry forward general activity (UDA)	0
19/20 Contracted orthodontic activity (UOA)	0
Carry forward orthodontic activity (UOA)	0
Baseline contract value	£495,885.43

ACCESS*

Patients seen in 24 months	Total	Change since previous quarter
Quarter ending June 2018	6,064	
Quarter ending September 2018	6,024	→
Quarter ending December 2018	6,097	→
Quarter ending March 2019	6,146	→
Quarter ending June 2019	6,133	→
Variance since June 2018	1.1%	→



ACTIVITY



Month	Adjusted Scheduled Activity (UDA)	
	2019	2020
April	0	0
May	1,329	611
June	1,861	2,145
July	3,273	
August	4,811	
September	6,239	
October	7,401	
November	8,616	
December	11,328	
January	12,677	
February	13,975	
March	15,621	
April	17,788	
May	18,730	
June	18,729	

QUALITY

	Quantity	Base Number	Contract	AT	Region	England
% of FP17s for the same patient ID Re-attending within 3 months - Children	87	1,058	8.2%	11.0%	12.1%	11.4%
% of FP17s for the same patient ID Re-attending within 3 months - Adults	191	1,472	13.0%	16.4%	15.6%	15.4%
% of FP17s for the same patient ID Re-attending between 3 & 9 months - Children	740	1,058	69.9%	54.7%	61.2%	59.8%
% of FP17s for the same patient ID Re-attending between 3 & 9 months - Adults	634	1,472	43.1%	45.7%	54.5%	52.1%
% of FP17s for Band 1 Urgent Courses	71	1,079	6.6%	12.5%	9.1%	9.2%
% of FP17s Relating to Free Repair or Replacements	6	1,079	0.6%	0.9%	1.0%	0.7%
% of FP17s Relating to Continuations	6	1,079	0.6%	1.1%	1.0%	0.8%
% of Patients satisfied with the dentistry they have received	3	3	N/A	91.9%	94.2%	93.4%
% of Patients satisfied with the time they had to wait for an appointment	3	3	N/A	88.9%	88.4%	87.6%

* This is based on patients treated on this contract for their most recent course of treatment. Figures in italics indicate the base number of FP17s or Patient Questionnaire responses are less than 100. N/A is shown where the base number of responses is less than 10 during the period. % is calculated as Quantity/Base number*100

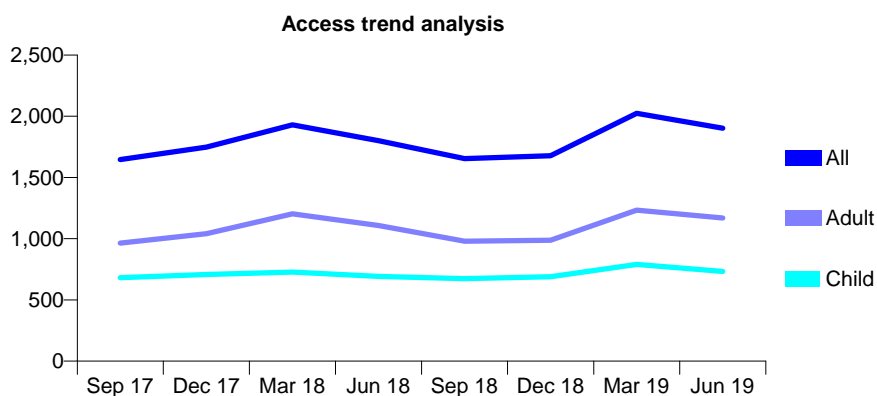
Q48 - Vital Signs At a Glance Contract Report for 787914/0001 - June 2019

Name or company name	MR P SMITH
Contract type name	PDS Contract
Purpose of contract	General
Contract start date	01/01/2011
Contract end date	31/12/2020

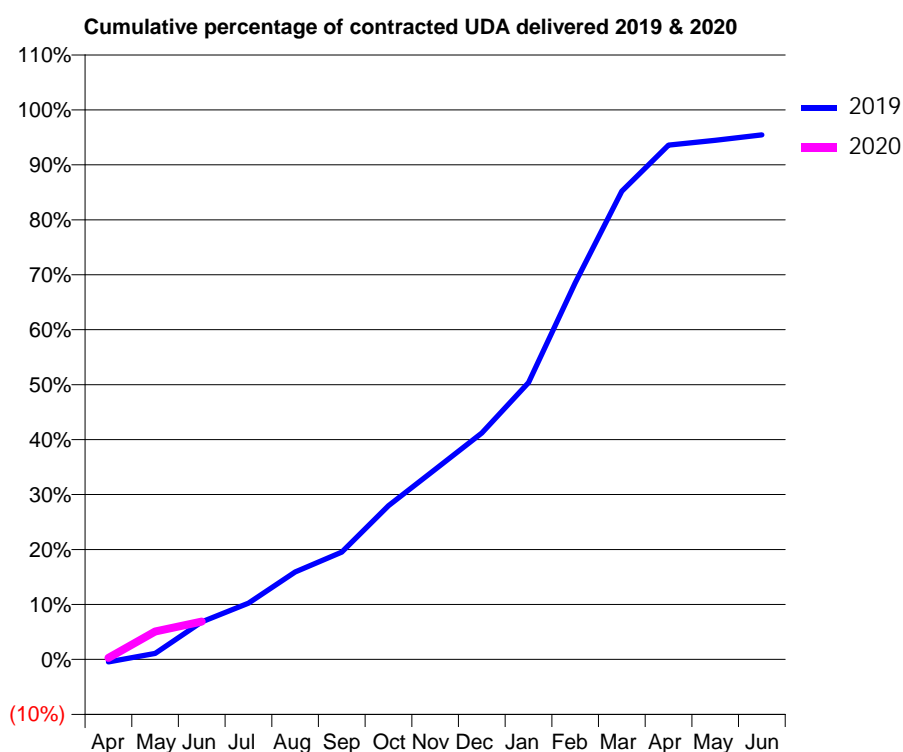
19/20 Contracted general activity (UDA)	3,200
Carry forward general activity (UDA)	0
19/20 Contracted orthodontic activity (UOA)	0
Carry forward orthodontic activity (UOA)	0
Baseline contract value	£111,085.72

ACCESS*

Patients seen in 24 months	Total	Change since previous quarter
Quarter ending June 2018	1,800	
Quarter ending September 2018	1,654	↓
Quarter ending December 2018	1,678	→
Quarter ending March 2019	2,024	↑
Quarter ending June 2019	1,902	↓
Variance since June 2018	5.7%	↑



ACTIVITY



Month	2019	2020
April	-15	9
May	35	163
June	219	221
July	328	
August	509	
September	625	
October	895	
November	1,107	
December	1,318	
January	1,611	
February	2,194	
March	2,726	
April	2,995	
May	3,023	
June	3,055	

QUALITY

	Quantity	Base Number	Contract	AT	Region	England
% of FP17s for the same patient ID Re-attending within 3 months - Children	28	231	12.1%	11.0%	12.1%	11.4%
% of FP17s for the same patient ID Re-attending within 3 months - Adults	29	241	12.0%	16.4%	15.6%	15.4%
% of FP17s for the same patient ID Re-attending between 3 & 9 months - Children	150	231	64.9%	54.7%	61.2%	59.8%
% of FP17s for the same patient ID Re-attending between 3 & 9 months - Adults	99	241	41.1%	45.7%	54.5%	52.1%
% of FP17s for Band 1 Urgent Courses	8	173	4.6%	12.5%	9.1%	9.2%
% of FP17s Relating to Free Repair or Replacements	1	173	0.6%	0.9%	1.0%	0.7%
% of FP17s Relating to Continuations	6	173	3.5%	1.1%	1.0%	0.8%
% of Patients satisfied with the dentistry they have received	2	2	N/A	91.9%	94.2%	93.4%
% of Patients satisfied with the time they had to wait for an appointment	2	2	N/A	88.9%	88.4%	87.6%

* This is based on patients treated on this contract for their most recent course of treatment. Figures in italics indicate the base number of FP17s or Patient Questionnaire responses are less than 100. N/A is shown where the base number of responses is less than 10 during the period. % is calculated as Quantity/Base number*100

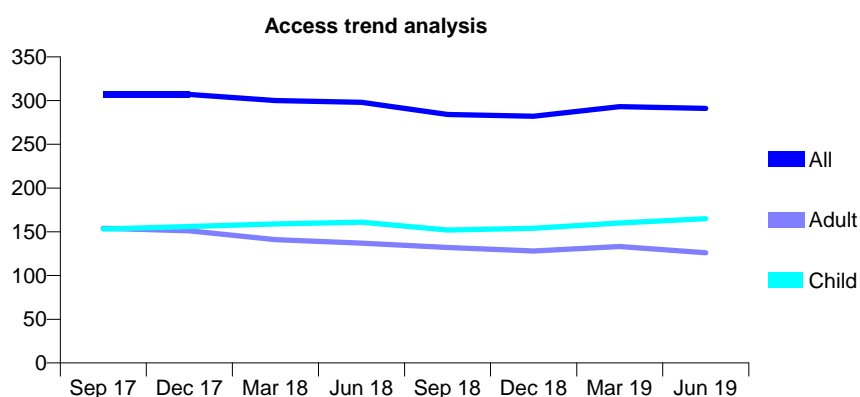
Q48 - Vital Signs At a Glance Contract Report for 803499/0001 - June 2019

Name or company name	MR SA CROSTON
Contract type name	GDS Contract
Purpose of contract	General
Contract start date	01/04/2006
Contract end date	

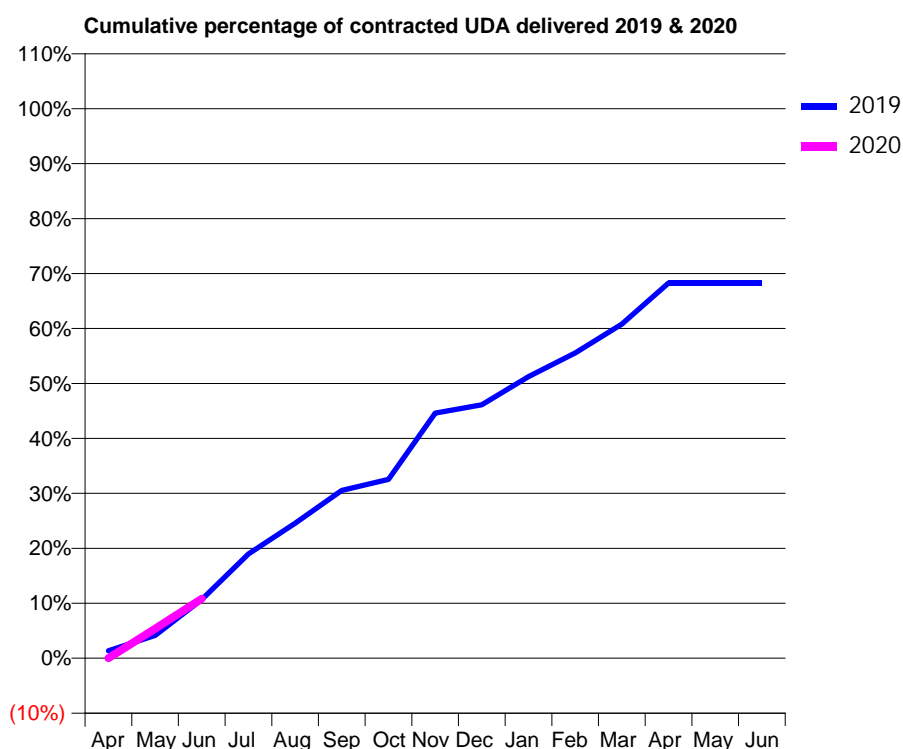
19/20 Contracted general activity (UDA)	1,200
Carry forward general activity (UDA)	0
19/20 Contracted orthodontic activity (UOA)	0
Carry forward orthodontic activity (UOA)	0
Baseline contract value	£31,685.97

ACCESS*

Patients seen in 24 months	Total	Change since previous quarter
Quarter ending June 2018	298	
Quarter ending September 2018	284	↓
Quarter ending December 2018	282	→
Quarter ending March 2019	293	↑
Quarter ending June 2019	291	→
Variance since June 2018	(2.3%)	↓



ACTIVITY



Month	2019	2020
April	16	0
May	50	64
June	128	130
July	228	
August	295	
September	367	
October	391	
November	535	
December	553	
January	615	
February	667	
March	730	
April	819	
May	819	
June	819	

QUALITY

	Quantity	Base Number	Contract	AT	Region	England
% of FP17s for the same patient ID Re-attending within 3 months - Children	3	85	3.5%	11.0%	12.1%	11.4%
% of FP17s for the same patient ID Re-attending within 3 months - Adults	9	50	18.0%	16.4%	15.6%	15.4%
% of FP17s for the same patient ID Re-attending between 3 & 9 months - Children	63	85	74.1%	54.7%	61.2%	59.8%
% of FP17s for the same patient ID Re-attending between 3 & 9 months - Adults	31	50	62.0%	45.7%	54.5%	52.1%
% of FP17s for Band 1 Urgent Courses	8	89	9.0%	12.5%	9.1%	9.2%
% of FP17s Relating to Free Repair or Replacements	0	89	0.0%	0.9%	1.0%	0.7%
% of FP17s Relating to Continuations	0	89	0.0%	1.1%	1.0%	0.8%
% of Patients satisfied with the dentistry they have received	0	0	N/A	91.9%	94.2%	93.4%
% of Patients satisfied with the time they had to wait for an appointment	0	0	N/A	88.9%	88.4%	87.6%

* This is based on patients treated on this contract for their most recent course of treatment.

Figures in italics indicate the base number of FP17s or Patient Questionnaire responses are less than 100. N/A is shown where the base number of responses is less than 10 during the period. % is calculated as Quantity/Base number*100

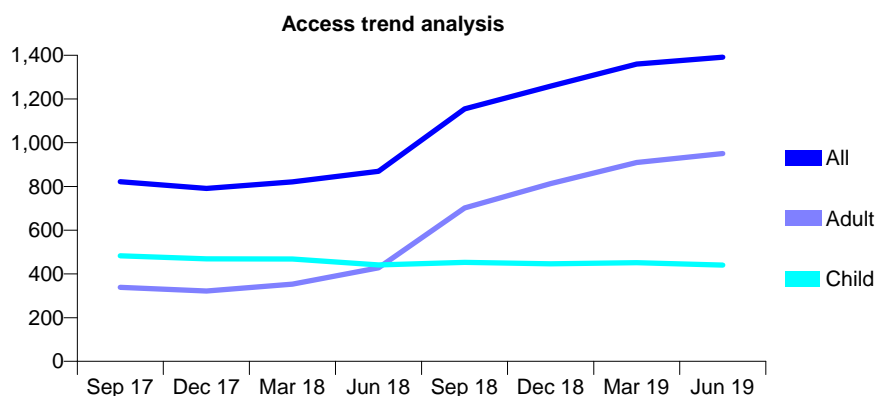
Q48 - Vital Signs At a Glance Contract Report for 809101/0001 - June 2019

Name or company name	MR PA KNIGHT
Contract type name	GDS Contract
Purpose of contract	General
Contract start date	01/04/2006
Contract end date	

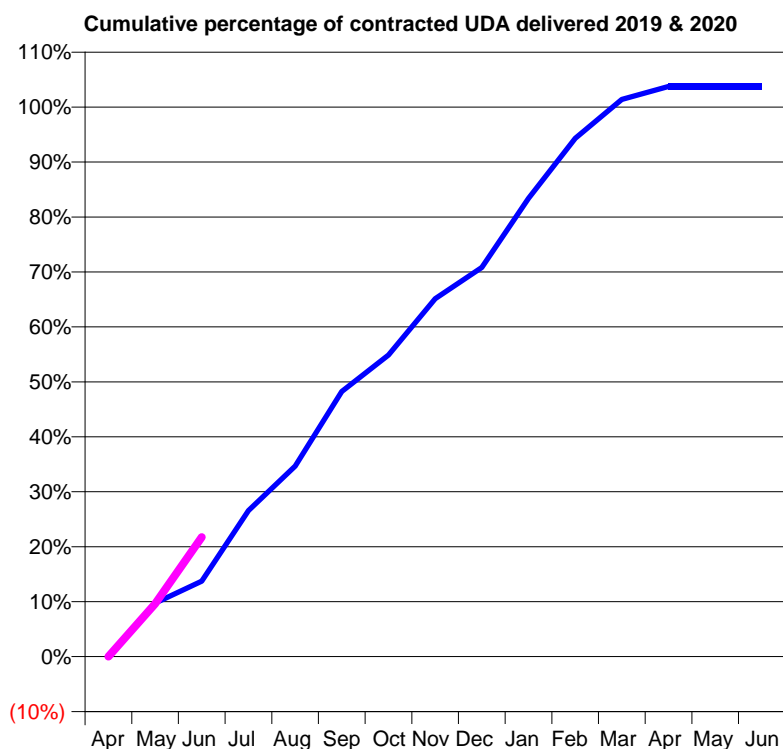
19/20 Contracted general activity (UDA)	3,222
Carry forward general activity (UDA)	0
19/20 Contracted orthodontic activity (UOA)	0
Carry forward orthodontic activity (UOA)	0
Baseline contract value	£98,548.04

ACCESS*

Patients seen in 24 months	Total	Change since previous quarter
Quarter ending June 2018	869	
Quarter ending September 2018	1,155	↑
Quarter ending December 2018	1,259	↑
Quarter ending March 2019	1,360	↑
Quarter ending June 2019	1,391	↑
Variance since June 2018	60.1%	↑



ACTIVITY



Month	Adjusted Scheduled Activity (UDA)	
	2019	2020
April	0	0
May	314	310
June	442	700
July	857	
August	1,117	
September	1,554	
October	1,768	
November	2,099	
December	2,282	
January	2,687	
February	3,039	
March	3,267	
April	3,343	
May	3,343	
June	3,343	

QUALITY

	Quantity	Base Number	Contract	AT	Region	England
% of FP17s for the same patient ID Re-attending within 3 months - Children	8	137	5.8%	11.0%	12.1%	11.4%
% of FP17s for the same patient ID Re-attending within 3 months - Adults	31	274	11.3%	16.4%	15.6%	15.4%
% of FP17s for the same patient ID Re-attending between 3 & 9 months - Children	58	137	42.3%	54.7%	61.2%	59.8%
% of FP17s for the same patient ID Re-attending between 3 & 9 months - Adults	157	274	57.3%	45.7%	54.5%	52.1%
% of FP17s for Band 1 Urgent Courses	24	368	6.5%	12.5%	9.1%	9.2%
% of FP17s Relating to Free Repair or Replacements	0	368	0.0%	0.9%	1.0%	0.7%
% of FP17s Relating to Continuations	10	368	2.7%	1.1%	1.0%	0.8%
% of Patients satisfied with the dentistry they have received	0	0	N/A	91.9%	94.2%	93.4%
% of Patients satisfied with the time they had to wait for an appointment	0	0	N/A	88.9%	88.4%	87.6%

* This is based on patients treated on this contract for their most recent course of treatment. Figures in italics indicate the base number of FP17s or Patient Questionnaire responses are less than 100. N/A is shown where the base number of responses is less than 10 during the period. % is calculated as Quantity/Base number*100

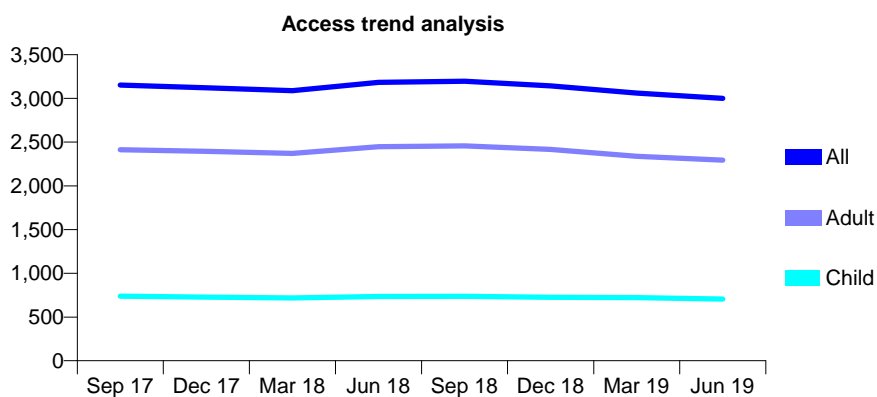
Q48 - Vital Signs At a Glance Contract Report for 841986/0001 - June 2019

Name or company name	MR AP AYRES
Contract type name	PDS Contract
Purpose of contract	General
Contract start date	01/04/2006
Contract end date	31/03/2020

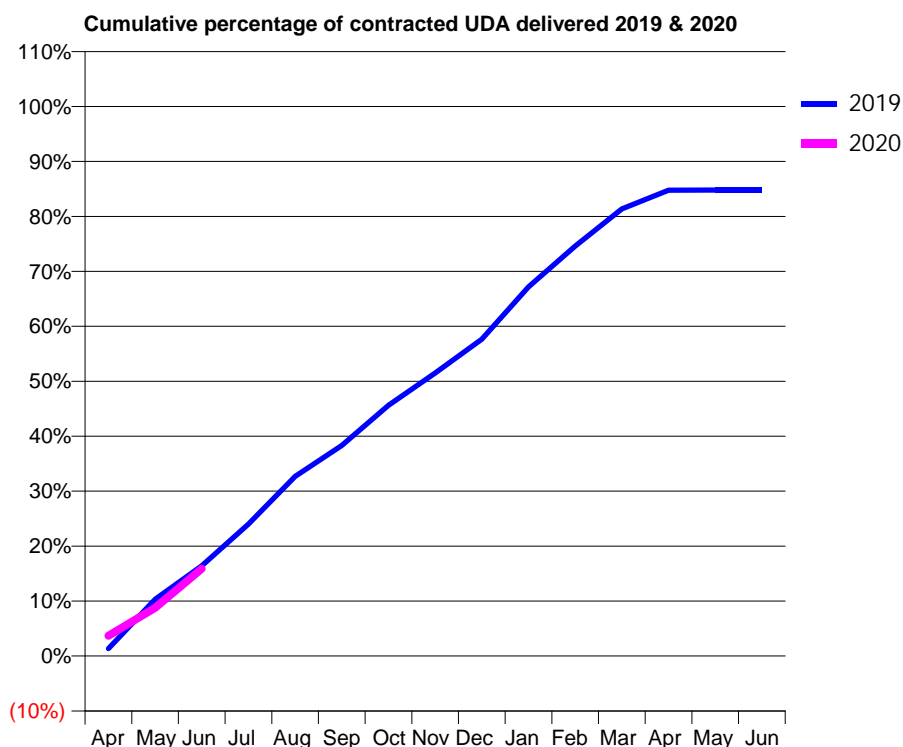
19/20 Contracted general activity (UDA)	9,500
Carry forward general activity (UDA)	0
19/20 Contracted orthodontic activity (UOA)	0
Carry forward orthodontic activity (UOA)	0
Baseline contract value	£282,551.35

ACCESS*

Patients seen in 24 months	Total	Change since previous quarter
Quarter ending June 2018	3,183	
Quarter ending September 2018	3,196	→
Quarter ending December 2018	3,142	↓
Quarter ending March 2019	3,060	↓
Quarter ending June 2019	3,001	↓
Variance since June 2018	(5.7%)	↓



ACTIVITY



Month	Adjusted Scheduled Activity (UDA)	
	2019	2020
April	129	350
May	981	836
June	1,561	1,509
July	2,282	
August	3,107	
September	3,639	
October	4,334	
November	4,893	
December	5,477	
January	6,380	
February	7,087	
March	7,728	
April	8,051	
May	8,053	
June	8,053	

QUALITY

	Quantity	Base Number	Contract	AT	Region	England
% of FP17s for the same patient ID Re-attending within 3 months - Children	14	236	5.9%	11.0%	12.1%	11.4%
% of FP17s for the same patient ID Re-attending within 3 months - Adults	96	816	11.8%	16.4%	15.6%	15.4%
% of FP17s for the same patient ID Re-attending between 3 & 9 months - Children	150	236	63.6%	54.7%	61.2%	59.8%
% of FP17s for the same patient ID Re-attending between 3 & 9 months - Adults	552	816	67.6%	45.7%	54.5%	52.1%
% of FP17s for Band 1 Urgent Courses	82	900	9.1%	12.5%	9.1%	9.2%
% of FP17s Relating to Free Repair or Replacements	10	900	1.1%	0.9%	1.0%	0.7%
% of FP17s Relating to Continuations	13	900	1.4%	1.1%	1.0%	0.8%
% of Patients satisfied with the dentistry they have received	5	5	N/A	91.9%	94.2%	93.4%
% of Patients satisfied with the time they had to wait for an appointment	5	5	N/A	88.9%	88.4%	87.6%

* This is based on patients treated on this contract for their most recent course of treatment. Figures in italics indicate the base number of FP17s or Patient Questionnaire responses are less than 100. N/A is shown where the base number of responses is less than 10 during the period. % is calculated as Quantity/Base number*100

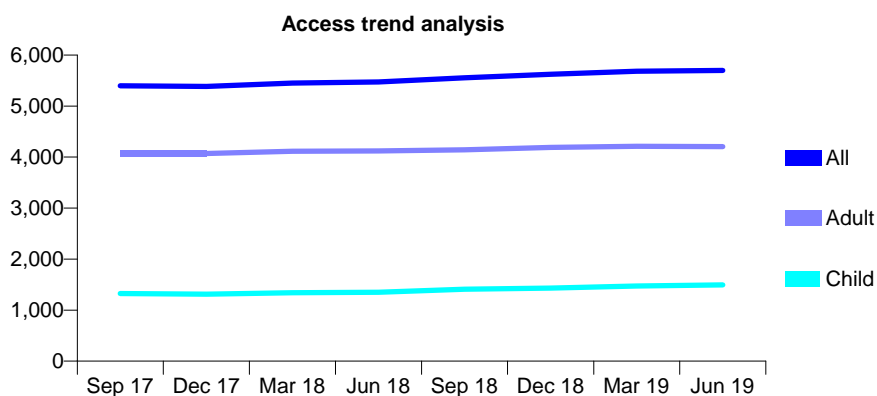
Q48 - Vital Signs At a Glance Contract Report for 851302/0001 - June 2019

Name or company name	MR RK NAGPAUL
Contract type name	GDS Contract
Purpose of contract	General
Contract start date	01/04/2006
Contract end date	

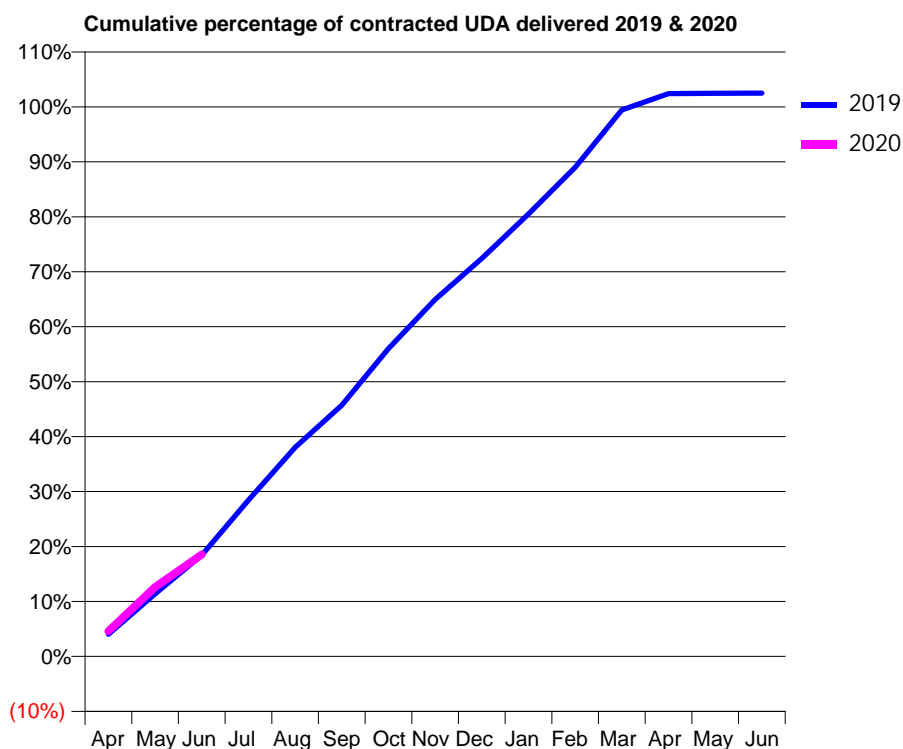
19/20 Contracted general activity (UDA)	21,820
Carry forward general activity (UDA)	0
19/20 Contracted orthodontic activity (UOA)	0
Carry forward orthodontic activity (UOA)	0
Baseline contract value	£550,114.60

ACCESS*

Patients seen in 24 months	Total	Change since previous quarter
Quarter ending June 2018	5,473	
Quarter ending September 2018	5,553	→
Quarter ending December 2018	5,622	→
Quarter ending March 2019	5,683	→
Quarter ending June 2019	5,699	→
Variance since June 2018	4.1%	↑



ACTIVITY



Month	Adjusted Scheduled Activity (UDA)	
	2019	2020
April	879	1,001
May	2,489	2,756
June	4,020	4,045
July	6,208	
August	8,301	
September	9,973	
October	12,226	
November	14,172	
December	15,795	
January	17,565	
February	19,418	
March	21,698	
April	22,350	
May	22,361	
June	22,362	

QUALITY

	Quantity	Base Number	Contract	AT	Region	England
% of FP17s for the same patient ID Re-attending within 3 months - Children	56	573	9.8%	11.0%	12.1%	11.4%
% of FP17s for the same patient ID Re-attending within 3 months - Adults	297	1,428	20.8%	16.4%	15.6%	15.4%
% of FP17s for the same patient ID Re-attending between 3 & 9 months - Children	353	573	61.6%	54.7%	61.2%	59.8%
% of FP17s for the same patient ID Re-attending between 3 & 9 months - Adults	793	1,428	55.5%	45.7%	54.5%	52.1%
% of FP17s for Band 1 Urgent Courses	226	1,731	13.1%	12.5%	9.1%	9.2%
% of FP17s Relating to Free Repair or Replacements	31	1,731	1.8%	0.9%	1.0%	0.7%
% of FP17s Relating to Continuations	7	1,731	0.4%	1.1%	1.0%	0.8%
% of Patients satisfied with the dentistry they have received	3	4	N/A	91.9%	94.2%	93.4%
% of Patients satisfied with the time they had to wait for an appointment	3	4	N/A	88.9%	88.4%	87.6%

* This is based on patients treated on this contract for their most recent course of treatment. Figures in italics indicate the base number of FP17s or Patient Questionnaire responses are less than 100. N/A is shown where the base number of responses is less than 10 during the period. % is calculated as Quantity/Base number*100

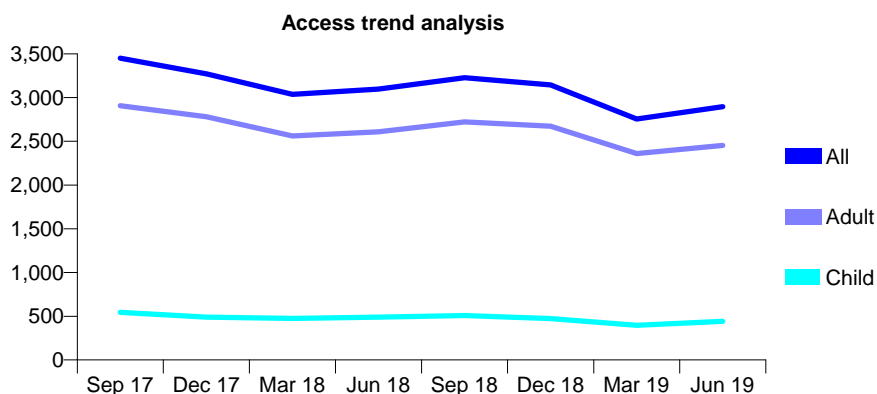
Q48 - Vital Signs At a Glance Contract Report for 895067/0003 - June 2019

Name or company name	FairField Dental Surgery
Contract type name	GDS Contract
Purpose of contract	General and Orthodontic
Contract start date	01/04/2010
Contract end date	

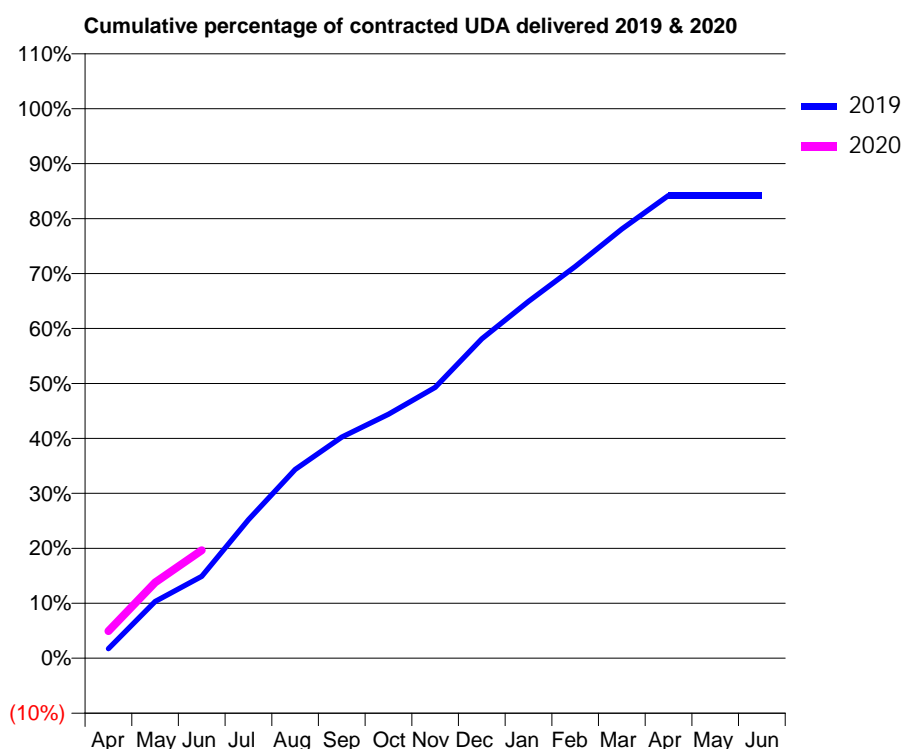
19/20 Contracted general activity (UDA)	9,977
Carry forward general activity (UDA)	0
19/20 Contracted orthodontic activity (UOA)	0
Carry forward orthodontic activity (UOA)	0
Baseline contract value	£311,096.28

ACCESS*

Patients seen in 24 months	Total	Change since previous quarter
Quarter ending June 2018	3,098	
Quarter ending September 2018	3,228	↑
Quarter ending December 2018	3,146	↓
Quarter ending March 2019	2,755	↓
Quarter ending June 2019	2,895	↑
Variance since June 2018	(6.6%)	↓



ACTIVITY



Month	2019	2020
April	173	493
May	1,031	1,377
June	1,486	1,961
July	2,514	
August	3,428	
September	4,013	
October	4,429	
November	4,918	
December	5,797	
January	6,477	
February	7,111	
March	7,793	
April	8,400	
May	8,403	
June	8,403	

QUALITY

	Quantity	Base Number	Contract	AT	Region	England
% of FP17s for the same patient ID Re-attending within 3 months - Children	10	165	6.1%	11.0%	12.1%	11.4%
% of FP17s for the same patient ID Re-attending within 3 months - Adults	150	929	16.1%	16.4%	15.6%	15.4%
% of FP17s for the same patient ID Re-attending between 3 & 9 months - Children	66	165	40.0%	54.7%	61.2%	59.8%
% of FP17s for the same patient ID Re-attending between 3 & 9 months - Adults	362	929	39.0%	45.7%	54.5%	52.1%
% of FP17s for Band 1 Urgent Courses	129	880	14.7%	12.5%	9.1%	9.2%
% of FP17s Relating to Free Repair or Replacements	10	880	1.1%	0.9%	1.0%	0.7%
% of FP17s Relating to Continuations	13	880	1.5%	1.1%	1.0%	0.8%
% of Patients satisfied with the dentistry they have received	4	4	N/A	91.9%	94.2%	93.4%
% of Patients satisfied with the time they had to wait for an appointment	4	4	N/A	88.9%	88.4%	87.6%

* This is based on patients treated on this contract for their most recent course of treatment.

Figures in italics indicate the base number of FP17s or Patient Questionnaire responses are less than 100. N/A is shown where the base number of responses is less than 10 during the period. % is calculated as Quantity/Base number*100

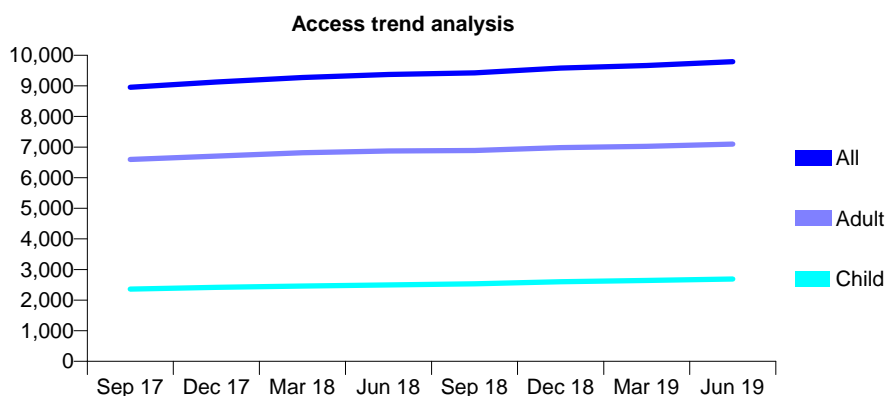
Q48 - Vital Signs At a Glance Contract Report for 905925/0002 - June 2019

Name or company name	Broadway Dental Partnership
Contract type name	GDS Contract
Purpose of contract	General
Contract start date	01/04/2006
Contract end date	

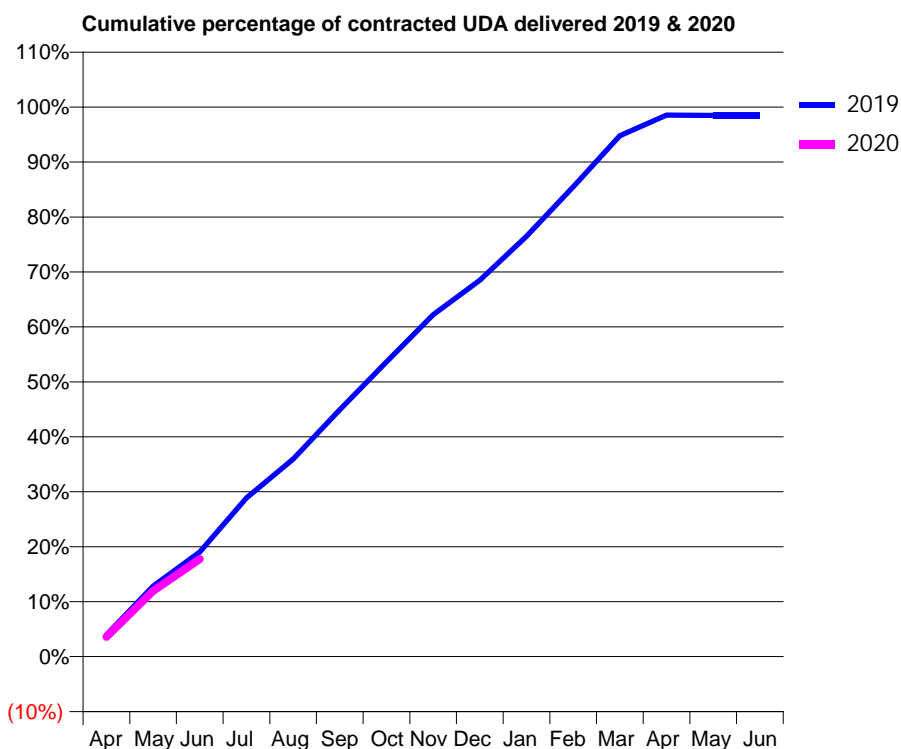
19/20 Contracted general activity (UDA)	30,000
Carry forward general activity (UDA)	0
19/20 Contracted orthodontic activity (UOA)	0
Carry forward orthodontic activity (UOA)	0
Baseline contract value	£792,149.24

ACCESS*

Patients seen in 24 months	Total	Change since previous quarter
Quarter ending June 2018	9,373	
Quarter ending September 2018	9,424	→
Quarter ending December 2018	9,584	→
Quarter ending March 2019	9,668	→
Quarter ending June 2019	9,788	→
Variance since June 2018	4.4%	↑



ACTIVITY



Month	Adjusted Scheduled Activity (UDA)	
	2019	2020
April	1,199	1,080
May	3,845	3,582
June	5,711	5,326
July	8,668	
August	10,789	
September	13,477	
October	16,083	
November	18,666	
December	20,537	
January	22,949	
February	25,645	
March	28,431	
April	29,559	
May	29,547	
June	29,549	

QUALITY

	Quantity	Base Number	Contract	AT	Region	England
% of FP17s for the same patient ID Re-attending within 3 months - Children	113	875	12.9%	11.0%	12.1%	11.4%
% of FP17s for the same patient ID Re-attending within 3 months - Adults	360	1,968	18.3%	16.4%	15.6%	15.4%
% of FP17s for the same patient ID Re-attending between 3 & 9 months - Children	415	875	47.4%	54.7%	61.2%	59.8%
% of FP17s for the same patient ID Re-attending between 3 & 9 months - Adults	740	1,968	37.6%	45.7%	54.5%	52.1%
% of FP17s for Band 1 Urgent Courses	353	2,362	14.9%	12.5%	9.1%	9.2%
% of FP17s Relating to Free Repair or Replacements	29	2,362	1.2%	0.9%	1.0%	0.7%
% of FP17s Relating to Continuations	16	2,362	0.7%	1.1%	1.0%	0.8%
% of Patients satisfied with the dentistry they have received	4	5	N/A	91.9%	94.2%	93.4%
% of Patients satisfied with the time they had to wait for an appointment	5	5	N/A	88.9%	88.4%	87.6%

* This is based on patients treated on this contract for their most recent course of treatment. Figures in italics indicate the base number of FP17s or Patient Questionnaire responses are less than 100. N/A is shown where the base number of responses is less than 10 during the period. % is calculated as Quantity/Base number*100

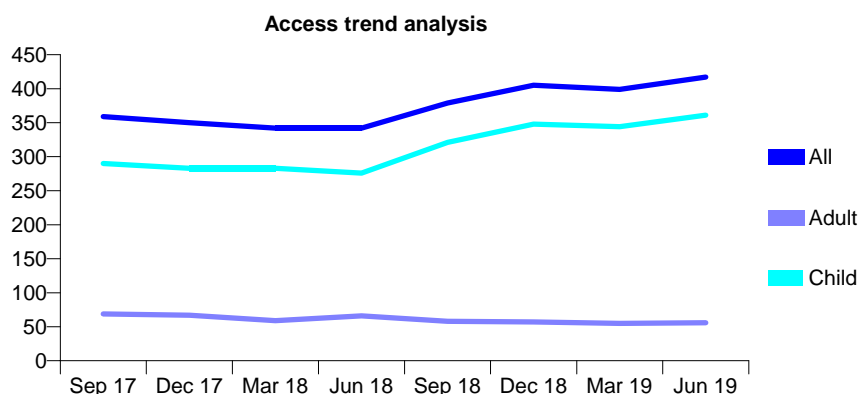
Q48 - Vital Signs At a Glance Contract Report for 906840/0001 - June 2019

Name or company name	David Baker & Emma Redmond
Contract type name	GDS Contract
Purpose of contract	General
Contract start date	01/04/2006
Contract end date	

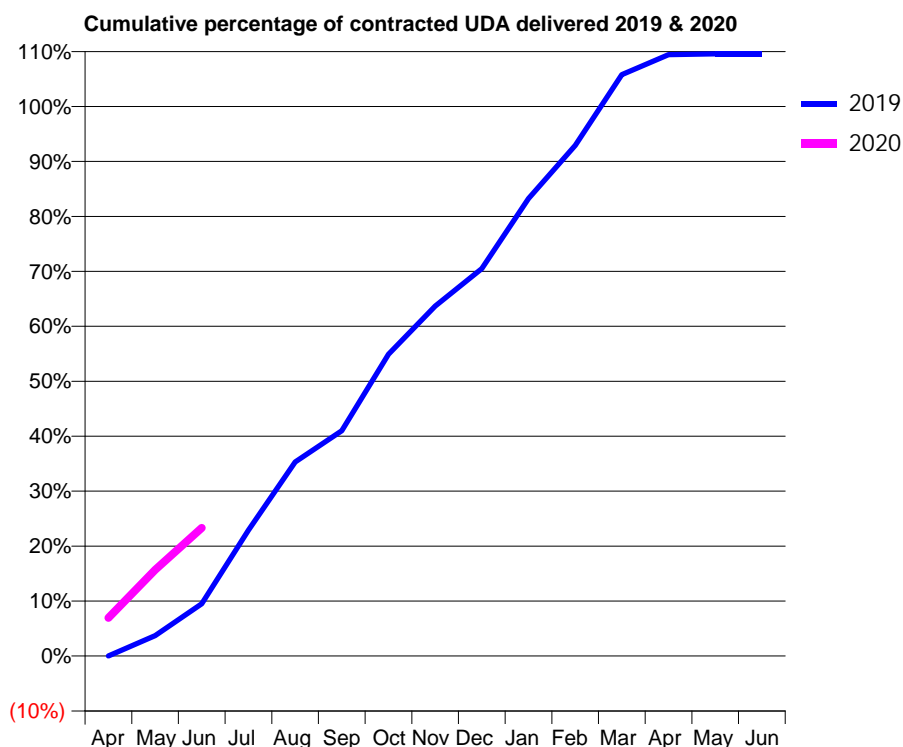
19/20 Contracted general activity (UDA)	886
Carry forward general activity (UDA)	0
19/20 Contracted orthodontic activity (UOA)	0
Carry forward orthodontic activity (UOA)	0
Baseline contract value	£34,099.33

ACCESS*

Patients seen in 24 months	Total	Change since previous quarter
Quarter ending June 2018	342	
Quarter ending September 2018	379	↑
Quarter ending December 2018	405	↑
Quarter ending March 2019	399	↓
Quarter ending June 2019	417	↑
Variance since June 2018	21.9%	↑



ACTIVITY



Month	Adjusted Scheduled Activity (UDA)	
	2019	2020
April	0	62
May	33	139
June	84	207
July	203	
August	313	
September	363	
October	486	
November	564	
December	624	
January	738	
February	823	
March	937	
April	970	
May	971	
June	971	

QUALITY

	Quantity	Base Number	Contract	AT	Region	England
% of FP17s for the same patient ID Re-attending within 3 months - Children	39	185	21.1%	11.0%	12.1%	11.4%
% of FP17s for the same patient ID Re-attending within 3 months - Adults	0	6	0.0%	16.4%	15.6%	15.4%
% of FP17s for the same patient ID Re-attending between 3 & 9 months - Children	107	185	57.8%	54.7%	61.2%	59.8%
% of FP17s for the same patient ID Re-attending between 3 & 9 months - Adults	1	6	16.7%	45.7%	54.5%	52.1%
% of FP17s for Band 1 Urgent Courses	13	162	8.0%	12.5%	9.1%	9.2%
% of FP17s Relating to Free Repair or Replacements	0	162	0.0%	0.9%	1.0%	0.7%
% of FP17s Relating to Continuations	0	162	0.0%	1.1%	1.0%	0.8%
% of Patients satisfied with the dentistry they have received	0	0	N/A	91.9%	94.2%	93.4%
% of Patients satisfied with the time they had to wait for an appointment	0	0	N/A	88.9%	88.4%	87.6%

* This is based on patients treated on this contract for their most recent course of treatment. Figures in italics indicate the base number of FP17s or Patient Questionnaire responses are less than 100. N/A is shown where the base number of responses is less than 10 during the period. % is calculated as Quantity/Base number*100

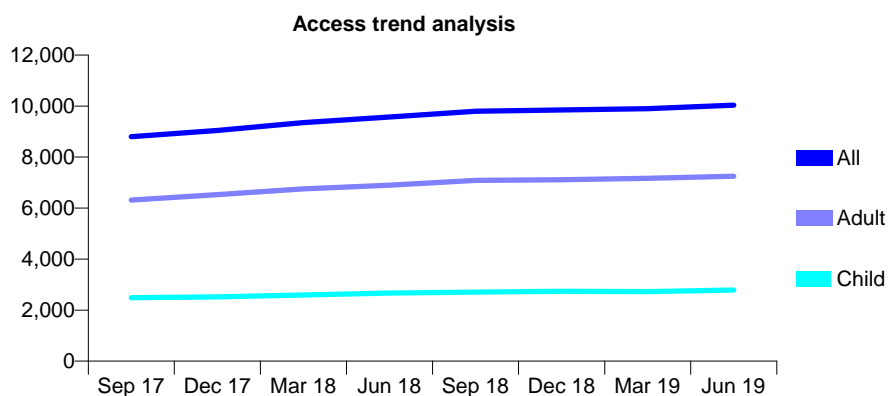
Q48 - Vital Signs At a Glance Contract Report for 907995/0001 - June 2019

Name or company name	Atlantic Dental Practice
Contract type name	GDS Contract
Purpose of contract	General
Contract start date	01/04/2006
Contract end date	

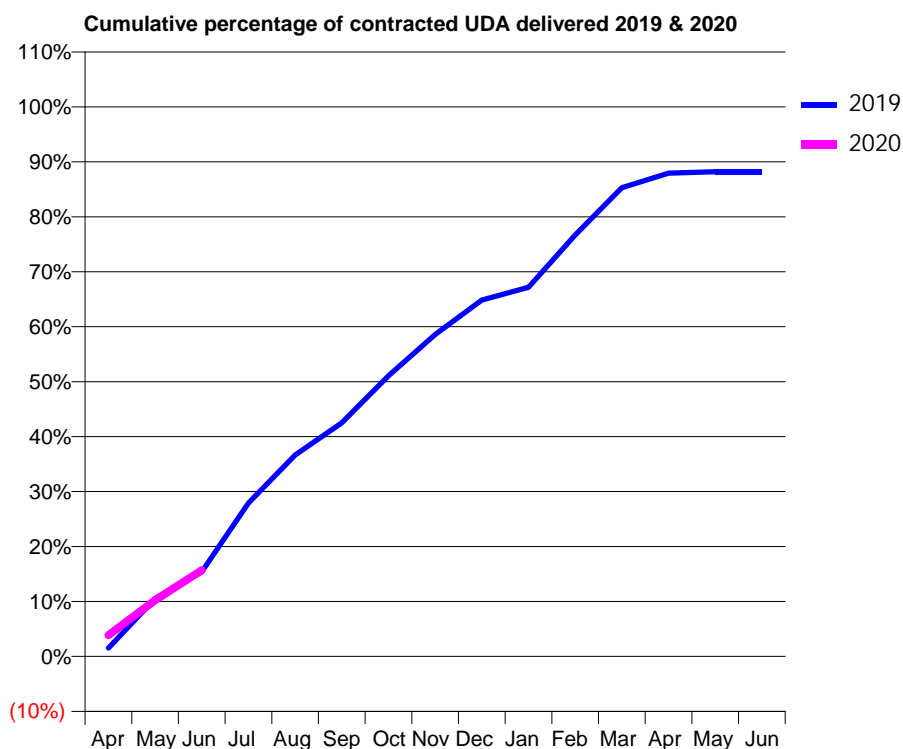
19/20 Contracted general activity (UDA)	33,210
Carry forward general activity (UDA)	0
19/20 Contracted orthodontic activity (UOA)	0
Carry forward orthodontic activity (UOA)	0
Baseline contract value	£882,352.19

ACCESS*

Patients seen in 24 months	Total	Change since previous quarter
Quarter ending June 2018	9,570	
Quarter ending September 2018	9,794	↑
Quarter ending December 2018	9,850	→
Quarter ending March 2019	9,900	→
Quarter ending June 2019	10,037	→
Variance since June 2018	4.9%	↑



ACTIVITY



Month	2019	2020
April	515	1,285
May	3,496	3,408
June	5,112	5,213
July	9,272	
August	12,176	
September	14,118	
October	16,963	
November	19,447	
December	21,534	
January	22,300	
February	25,471	
March	28,326	
April	29,200	
May	29,291	
June	29,292	

QUALITY

	Quantity	Base Number	Contract	AT	Region	England
% of FP17s for the same patient ID Re-attending within 3 months - Children	82	816	10.0%	11.0%	12.1%	11.4%
% of FP17s for the same patient ID Re-attending within 3 months - Adults	370	1,908	19.4%	16.4%	15.6%	15.4%
% of FP17s for the same patient ID Re-attending between 3 & 9 months - Children	301	816	36.9%	54.7%	61.2%	59.8%
% of FP17s for the same patient ID Re-attending between 3 & 9 months - Adults	587	1,908	30.8%	45.7%	54.5%	52.1%
% of FP17s for Band 1 Urgent Courses	489	2,288	21.4%	12.5%	9.1%	9.2%
% of FP17s Relating to Free Repair or Replacements	20	2,288	0.9%	0.9%	1.0%	0.7%
% of FP17s Relating to Continuations	25	2,288	1.1%	1.1%	1.0%	0.8%
% of Patients satisfied with the dentistry they have received	3	3	N/A	91.9%	94.2%	93.4%
% of Patients satisfied with the time they had to wait for an appointment	3	3	N/A	88.9%	88.4%	87.6%

* This is based on patients treated on this contract for their most recent course of treatment. Figures in italics indicate the base number of FP17s or Patient Questionnaire responses are less than 100. N/A is shown where the base number of responses is less than 10 during the period. % is calculated as Quantity/Base number*100

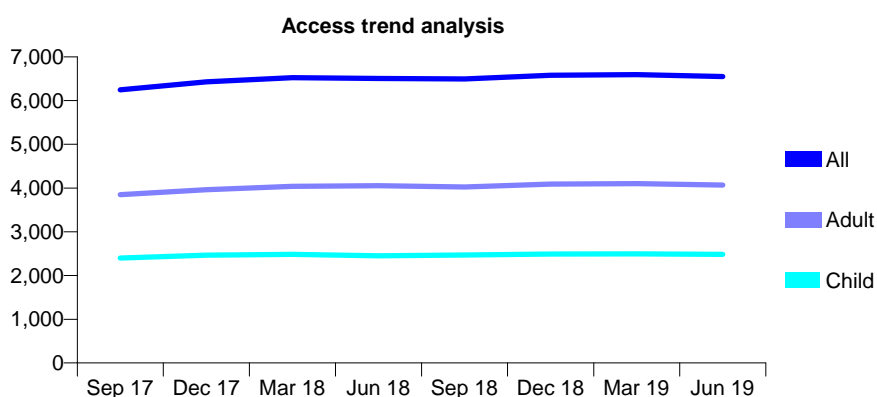
Q48 - Vital Signs At a Glance Contract Report for 907995/0002 - June 2019

Name or company name	MR RJ HOLLINS
Contract type name	GDS Contract
Purpose of contract	General
Contract start date	02/01/2009
Contract end date	

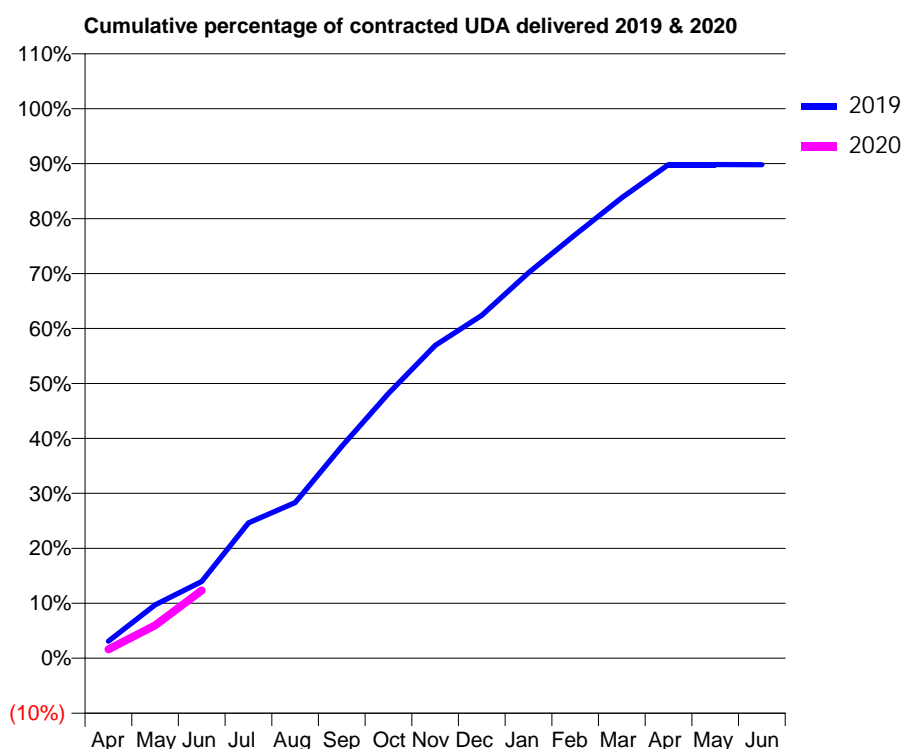
19/20 Contracted general activity (UDA)	20,210
Carry forward general activity (UDA)	0
19/20 Contracted orthodontic activity (UOA)	0
Carry forward orthodontic activity (UOA)	0
Baseline contract value	£533,648.82

ACCESS*

Patients seen in 24 months	Total	Change since previous quarter
Quarter ending June 2018	6,505	
Quarter ending September 2018	6,495	→
Quarter ending December 2018	6,582	→
Quarter ending March 2019	6,593	→
Quarter ending June 2019	6,550	→
Variance since June 2018	0.7%	→



ACTIVITY



Month	2019	2020
April	633	326
May	1,963	1,208
June	2,822	2,492
July	4,978	
August	5,724	
September	7,792	
October	9,735	
November	11,505	
December	12,611	
January	14,177	
February	15,581	
March	16,937	
April	18,154	
May	18,154	
June	18,151	

QUALITY

	Quantity	Base Number	Contract	AT	Region	England
% of FP17s for the same patient ID Re-attending within 3 months - Children	34	593	5.7%	11.0%	12.1%	11.4%
% of FP17s for the same patient ID Re-attending within 3 months - Adults	168	1,031	16.3%	16.4%	15.6%	15.4%
% of FP17s for the same patient ID Re-attending between 3 & 9 months - Children	273	593	46.0%	54.7%	61.2%	59.8%
% of FP17s for the same patient ID Re-attending between 3 & 9 months - Adults	410	1,031	39.8%	45.7%	54.5%	52.1%
% of FP17s for Band 1 Urgent Courses	182	1,174	15.5%	12.5%	9.1%	9.2%
% of FP17s Relating to Free Repair or Replacements	3	1,174	0.3%	0.9%	1.0%	0.7%
% of FP17s Relating to Continuations	7	1,174	0.6%	1.1%	1.0%	0.8%
% of Patients satisfied with the dentistry they have received	0	0	N/A	91.9%	94.2%	93.4%
% of Patients satisfied with the time they had to wait for an appointment	0	0	N/A	88.9%	88.4%	87.6%

* This is based on patients treated on this contract for their most recent course of treatment. Figures in italics indicate the base number of FP17s or Patient Questionnaire responses are less than 100. N/A is shown where the base number of responses is less than 10 during the period. % is calculated as Quantity/Base number*100

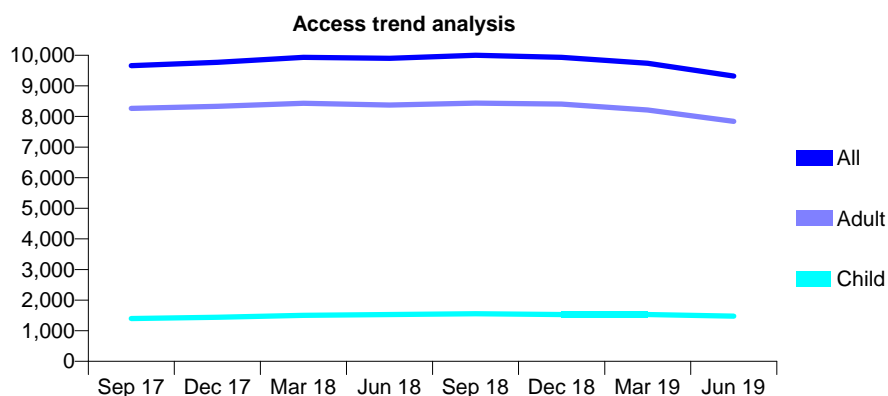
Q48 - Vital Signs At a Glance Contract Report for 907995/0003 - June 2019

Name or company name	MR RJ HOLLINS
Contract type name	GDS Contract
Purpose of contract	General
Contract start date	10/08/2009
Contract end date	

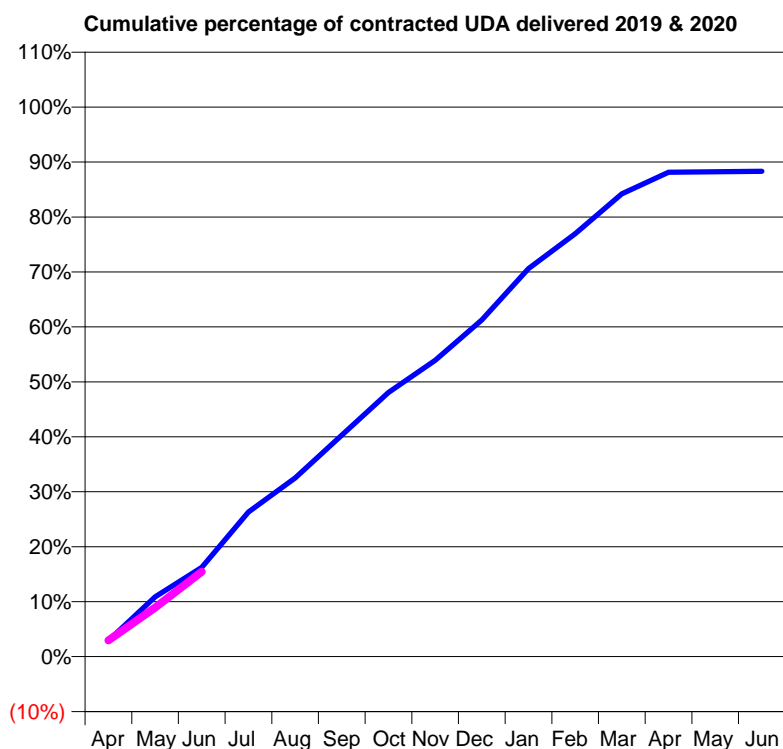
19/20 Contracted general activity (UDA)	28,000
Carry forward general activity (UDA)	0
19/20 Contracted orthodontic activity (UOA)	0
Carry forward orthodontic activity (UOA)	0
Baseline contract value	£815,825.13

ACCESS*

Patients seen in 24 months	Total	Change since previous quarter
Quarter ending June 2018	9,900	
Quarter ending September 2018	9,997	→
Quarter ending December 2018	9,934	→
Quarter ending March 2019	9,738	↓
Quarter ending June 2019	9,321	↓
Variance since June 2018	(5.8%)	↓



ACTIVITY



Month	Adjusted Scheduled Activity (UDA)	
	2019	2020
April	817	826
May	3,048	2,502
June	4,547	4,327
July	7,368	
August	9,100	
September	11,279	
October	13,456	
November	15,103	
December	17,153	
January	19,770	
February	21,548	
March	23,573	
April	24,673	
May	24,704	
June	24,730	

QUALITY

	Quantity	Base Number	Contract	AT	Region	England
% of FP17s for the same patient ID Re-attending within 3 months - Children	32	400	8.0%	11.0%	12.1%	11.4%
% of FP17s for the same patient ID Re-attending within 3 months - Adults	345	1,948	17.7%	16.4%	15.6%	15.4%
% of FP17s for the same patient ID Re-attending between 3 & 9 months - Children	179	400	44.8%	54.7%	61.2%	59.8%
% of FP17s for the same patient ID Re-attending between 3 & 9 months - Adults	882	1,948	45.3%	45.7%	54.5%	52.1%
% of FP17s for Band 1 Urgent Courses	262	1,873	14.0%	12.5%	9.1%	9.2%
% of FP17s Relating to Free Repair or Replacements	18	1,873	1.0%	0.9%	1.0%	0.7%
% of FP17s Relating to Continuations	31	1,873	1.7%	1.1%	1.0%	0.8%
% of Patients satisfied with the dentistry they have received	4	4	N/A	91.9%	94.2%	93.4%
% of Patients satisfied with the time they had to wait for an appointment	4	4	N/A	88.9%	88.4%	87.6%

* This is based on patients treated on this contract for their most recent course of treatment. Figures in italics indicate the base number of FP17s or Patient Questionnaire responses are less than 100. N/A is shown where the base number of responses is less than 10 during the period. % is calculated as Quantity/Base number*100

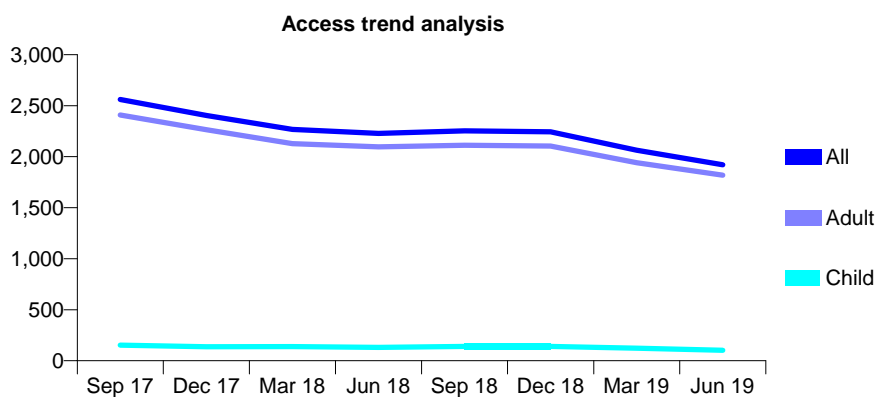
Q48 - Vital Signs At a Glance Contract Report for 907995/0005 - June 2019

Name or company name	MR RJ HOLLINS
Contract type name	PDS Contract
Purpose of contract	General
Contract start date	01/09/2012
Contract end date	31/03/2020

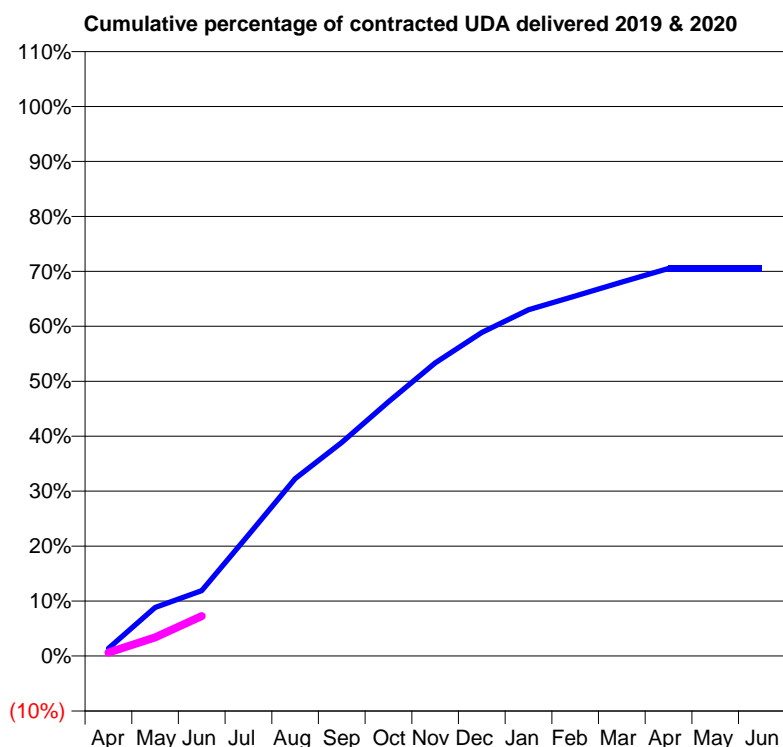
19/20 Contracted general activity (UDA)	3,674
Carry forward general activity (UDA)	0
19/20 Contracted orthodontic activity (UOA)	0
Carry forward orthodontic activity (UOA)	0
Baseline contract value	£246,547.29

ACCESS*

Patients seen in 24 months	Total	Change since previous quarter
Quarter ending June 2018	2,228	
Quarter ending September 2018	2,253	→
Quarter ending December 2018	2,244	→
Quarter ending March 2019	2,063	↓
Quarter ending June 2019	1,921	↓
Variance since June 2018	(13.8%)	↓



ACTIVITY



Month	Adjusted Scheduled Activity (UDA)	
	2019	2020
April	52	24
May	325	125
June	438	267
July	810	
August	1,186	
September	1,427	
October	1,700	
November	1,959	
December	2,162	
January	2,315	
February	2,407	
March	2,500	
April	2,591	
May	2,591	
June	2,591	

QUALITY

	Quantity	Base Number	Contract	AT	Region	England
% of FP17s for the same patient ID Re-attending within 3 months - Children	0	21	0.0%	11.0%	12.1%	11.4%
% of FP17s for the same patient ID Re-attending within 3 months - Adults	6	280	2.1%	16.4%	15.6%	15.4%
% of FP17s for the same patient ID Re-attending between 3 & 9 months - Children	0	21	0.0%	54.7%	61.2%	59.8%
% of FP17s for the same patient ID Re-attending between 3 & 9 months - Adults	3	280	1.1%	45.7%	54.5%	52.1%
% of FP17s for Band 1 Urgent Courses	222	224	99.1%	12.5%	9.1%	9.2%
% of FP17s Relating to Free Repair or Replacements	0	224	0.0%	0.9%	1.0%	0.7%
% of FP17s Relating to Continuations	0	224	0.0%	1.1%	1.0%	0.8%
% of Patients satisfied with the dentistry they have received	0	0	N/A	91.9%	94.2%	93.4%
% of Patients satisfied with the time they had to wait for an appointment	0	0	N/A	88.9%	88.4%	87.6%

* This is based on patients treated on this contract for their most recent course of treatment. Figures in italics indicate the base number of FP17s or Patient Questionnaire responses are less than 100. N/A is shown where the base number of responses is less than 10 during the period. % is calculated as Quantity/Base number*100

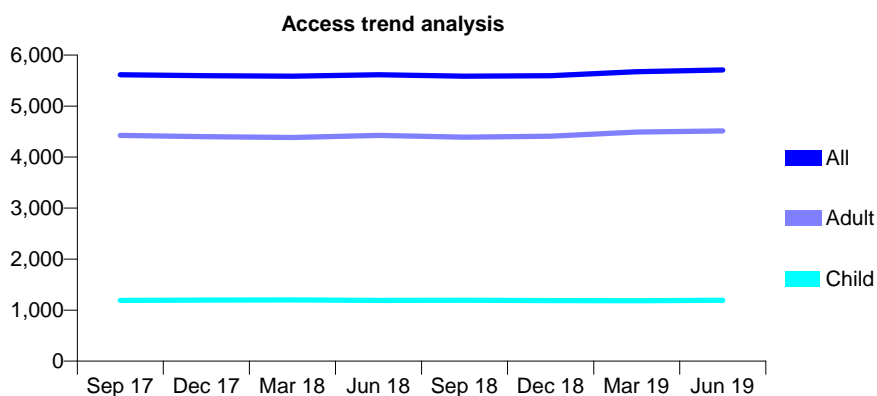
Q48 - Vital Signs At a Glance Contract Report for 909572/0001 - June 2019

Name or company name	Crown Dental Surgery
Contract type name	GDS Contract
Purpose of contract	General
Contract start date	01/04/2006
Contract end date	

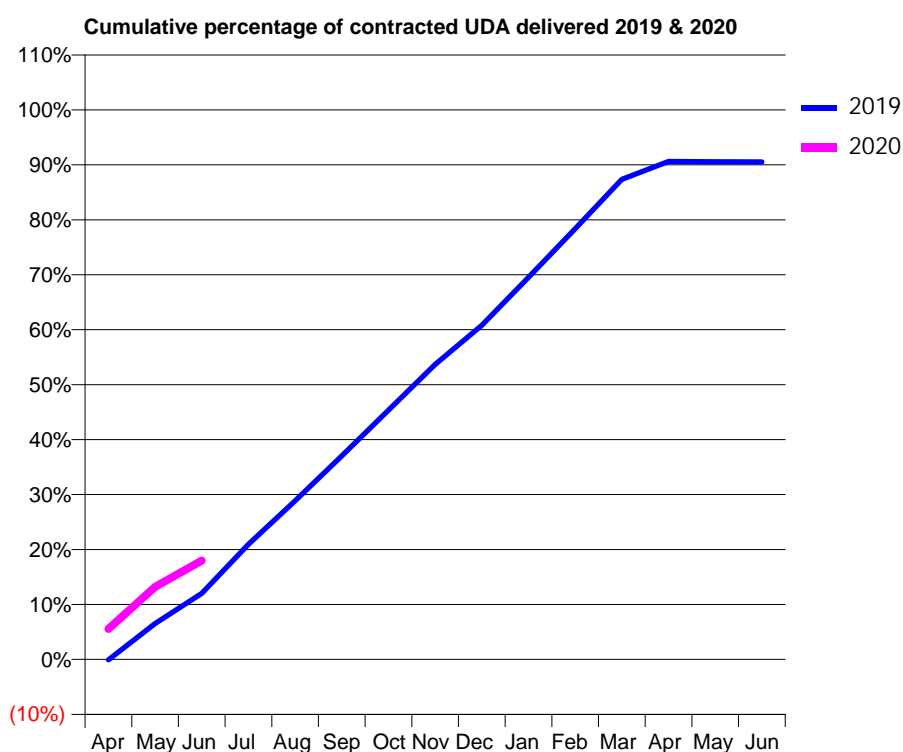
19/20 Contracted general activity (UDA)	19,259
Carry forward general activity (UDA)	0
19/20 Contracted orthodontic activity (UOA)	0
Carry forward orthodontic activity (UOA)	0
Baseline contract value	£591,352.53

ACCESS*

Patients seen in 24 months	Total	Change since previous quarter
Quarter ending June 2018	5,614	
Quarter ending September 2018	5,586	→
Quarter ending December 2018	5,597	→
Quarter ending March 2019	5,674	→
Quarter ending June 2019	5,708	→
Variance since June 2018	1.7%	→



ACTIVITY



Month	2019	2020
April	-14	1,066
May	1,258	2,546
June	2,314	3,466
July	4,036	
August	5,559	
September	7,129	
October	8,738	
November	10,340	
December	11,710	
January	13,390	
February	15,096	
March	16,823	
April	17,450	
May	17,439	
June	17,436	

QUALITY

	Quantity	Base Number	Contract	AT	Region	England
% of FP17s for the same patient ID Re-attending within 3 months - Children	49	458	10.7%	11.0%	12.1%	11.4%
% of FP17s for the same patient ID Re-attending within 3 months - Adults	304	1,340	22.7%	16.4%	15.6%	15.4%
% of FP17s for the same patient ID Re-attending between 3 & 9 months - Children	319	458	69.7%	54.7%	61.2%	59.8%
% of FP17s for the same patient ID Re-attending between 3 & 9 months - Adults	360	1,340	26.9%	45.7%	54.5%	52.1%
% of FP17s for Band 1 Urgent Courses	239	1,541	15.5%	12.5%	9.1%	9.2%
% of FP17s Relating to Free Repair or Replacements	21	1,541	1.4%	0.9%	1.0%	0.7%
% of FP17s Relating to Continuations	22	1,541	1.4%	1.1%	1.0%	0.8%
% of Patients satisfied with the dentistry they have received	2	2	N/A	91.9%	94.2%	93.4%
% of Patients satisfied with the time they had to wait for an appointment	2	2	N/A	88.9%	88.4%	87.6%

* This is based on patients treated on this contract for their most recent course of treatment. Figures in italics indicate the base number of FP17s or Patient Questionnaire responses are less than 100. N/A is shown where the base number of responses is less than 10 during the period. % is calculated as Quantity/Base number*100

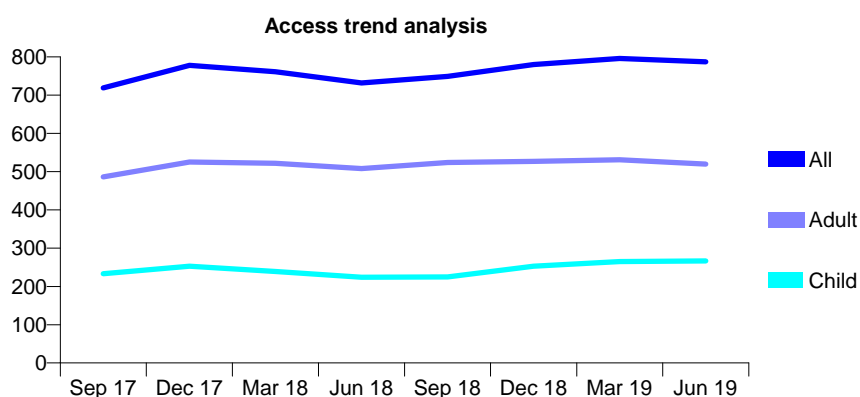
Q48 - Vital Signs At a Glance Contract Report for 914509/0001 - June 2019

Name or company name	MISS LS HUSAIN
Contract type name	GDS Contract
Purpose of contract	General
Contract start date	01/04/2006
Contract end date	

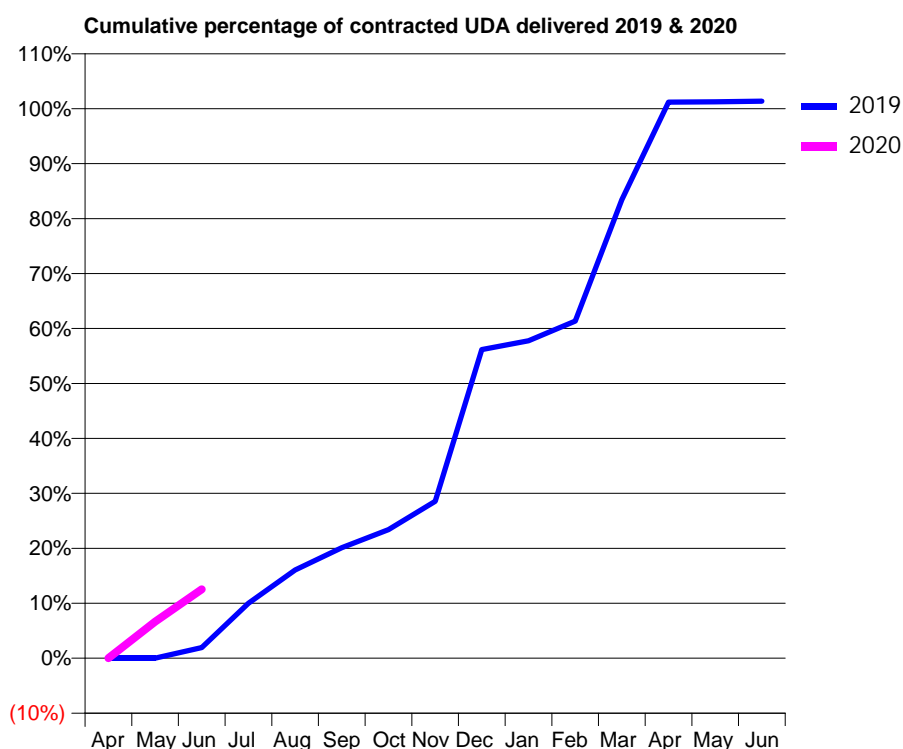
19/20 Contracted general activity (UDA)	2,656
Carry forward general activity (UDA)	0
19/20 Contracted orthodontic activity (UOA)	0
Carry forward orthodontic activity (UOA)	0
Baseline contract value	£138,323.09

ACCESS*

Patients seen in 24 months	Total	Change since previous quarter
Quarter ending June 2018	732	
Quarter ending September 2018	749	↑
Quarter ending December 2018	780	↑
Quarter ending March 2019	796	↑
Quarter ending June 2019	787	↓
Variance since June 2018	7.5%	↑



ACTIVITY



Month	2019	2020
April	0	0
May	0	177
June	51	333
July	266	
August	427	
September	534	
October	622	
November	759	
December	1,492	
January	1,534	
February	1,630	
March	2,216	
April	2,688	
May	2,689	
June	2,692	

QUALITY

	Quantity	Base Number	Contract	AT	Region	England
% of FP17s for the same patient ID Re-attending within 3 months - Children	16	97	16.5%	11.0%	12.1%	11.4%
% of FP17s for the same patient ID Re-attending within 3 months - Adults	36	157	22.9%	16.4%	15.6%	15.4%
% of FP17s for the same patient ID Re-attending between 3 & 9 months - Children	51	97	52.6%	54.7%	61.2%	59.8%
% of FP17s for the same patient ID Re-attending between 3 & 9 months - Adults	49	157	31.2%	45.7%	54.5%	52.1%
% of FP17s for Band 1 Urgent Courses	13	138	9.4%	12.5%	9.1%	9.2%
% of FP17s Relating to Free Repair or Replacements	0	138	0.0%	0.9%	1.0%	0.7%
% of FP17s Relating to Continuations	0	138	0.0%	1.1%	1.0%	0.8%
% of Patients satisfied with the dentistry they have received	0	0	N/A	91.9%	94.2%	93.4%
% of Patients satisfied with the time they had to wait for an appointment	0	0	N/A	88.9%	88.4%	87.6%

* This is based on patients treated on this contract for their most recent course of treatment.

Figures in italics indicate the base number of FP17s or Patient Questionnaire responses are less than 100. N/A is shown where the base number of responses is less than 10 during the period. % is calculated as Quantity/Base number*100

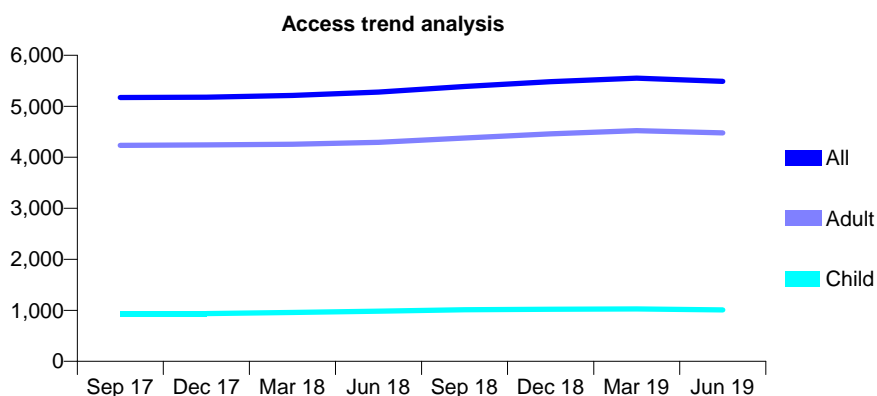
Q48 - Vital Signs At a Glance Contract Report for 916625/0001 - June 2019

Name or company name	MR S ORME
Contract type name	GDS Contract
Purpose of contract	General
Contract start date	01/04/2006
Contract end date	

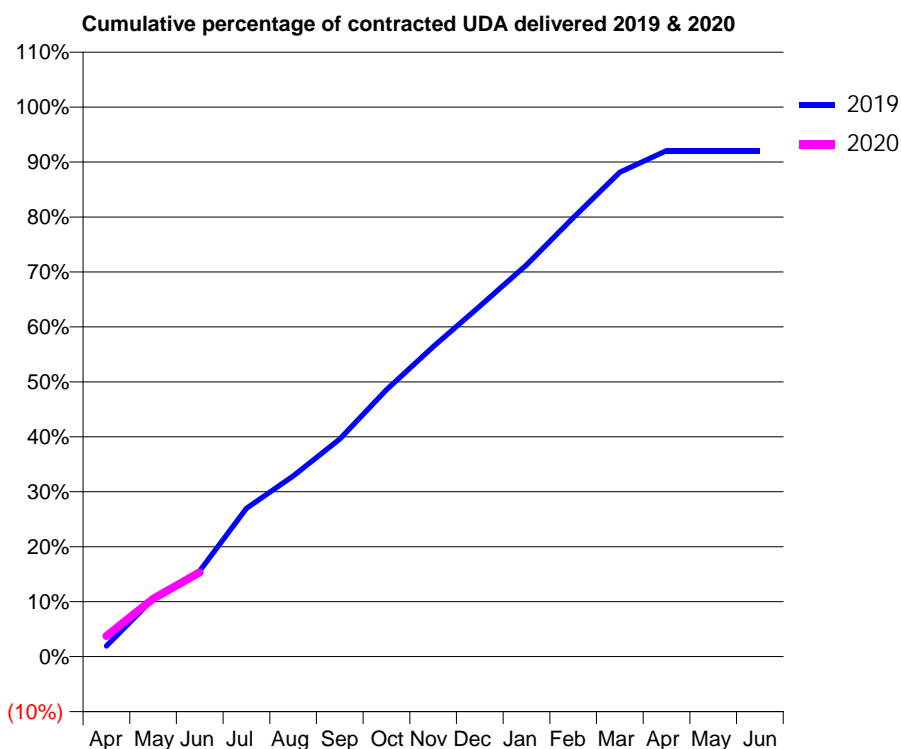
19/20 Contracted general activity (UDA)	19,957
Carry forward general activity (UDA)	0
19/20 Contracted orthodontic activity (UOA)	0
Carry forward orthodontic activity (UOA)	0
Baseline contract value	£650,999.95

ACCESS*

Patients seen in 24 months	Total	Change since previous quarter
Quarter ending June 2018	5,278	
Quarter ending September 2018	5,390	↑
Quarter ending December 2018	5,481	→
Quarter ending March 2019	5,552	→
Quarter ending June 2019	5,489	↓
Variance since June 2018	4.0%	↑



ACTIVITY



Month	Adjusted Scheduled Activity (UDA)	
	2019	2020
April	392	747
May	2,100	2,105
June	3,113	3,064
July	5,386	
August	6,561	
September	7,903	
October	9,694	
November	11,254	
December	12,726	
January	14,225	
February	15,941	
March	17,594	
April	18,372	
May	18,374	
June	18,375	

QUALITY

	Quantity	Base Number	Contract	AT	Region	England
% of FP17s for the same patient ID Re-attending within 3 months - Children	27	385	7.0%	11.0%	12.1%	11.4%
% of FP17s for the same patient ID Re-attending within 3 months - Adults	217	1,308	16.6%	16.4%	15.6%	15.4%
% of FP17s for the same patient ID Re-attending between 3 & 9 months - Children	292	385	75.8%	54.7%	61.2%	59.8%
% of FP17s for the same patient ID Re-attending between 3 & 9 months - Adults	552	1,308	42.2%	45.7%	54.5%	52.1%
% of FP17s for Band 1 Urgent Courses	80	1,401	5.7%	12.5%	9.1%	9.2%
% of FP17s Relating to Free Repair or Replacements	24	1,401	1.7%	0.9%	1.0%	0.7%
% of FP17s Relating to Continuations	11	1,401	0.8%	1.1%	1.0%	0.8%
% of Patients satisfied with the dentistry they have received	3	3	N/A	91.9%	94.2%	93.4%
% of Patients satisfied with the time they had to wait for an appointment	3	3	N/A	88.9%	88.4%	87.6%

* This is based on patients treated on this contract for their most recent course of treatment. Figures in italics indicate the base number of FP17s or Patient Questionnaire responses are less than 100. N/A is shown where the base number of responses is less than 10 during the period. % is calculated as Quantity/Base number*100

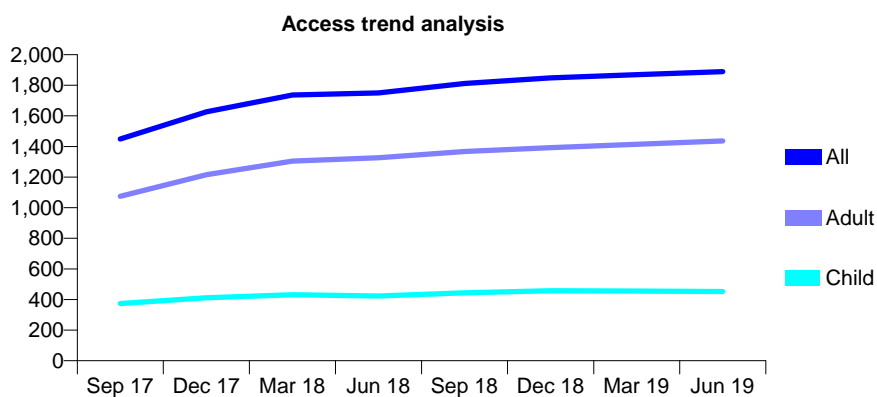
Q48 - Vital Signs At a Glance Contract Report for 916757/0004 - June 2019

Name or company name	MR KJ KHAN
Contract type name	GDS Contract
Purpose of contract	General
Contract start date	01/04/2007
Contract end date	

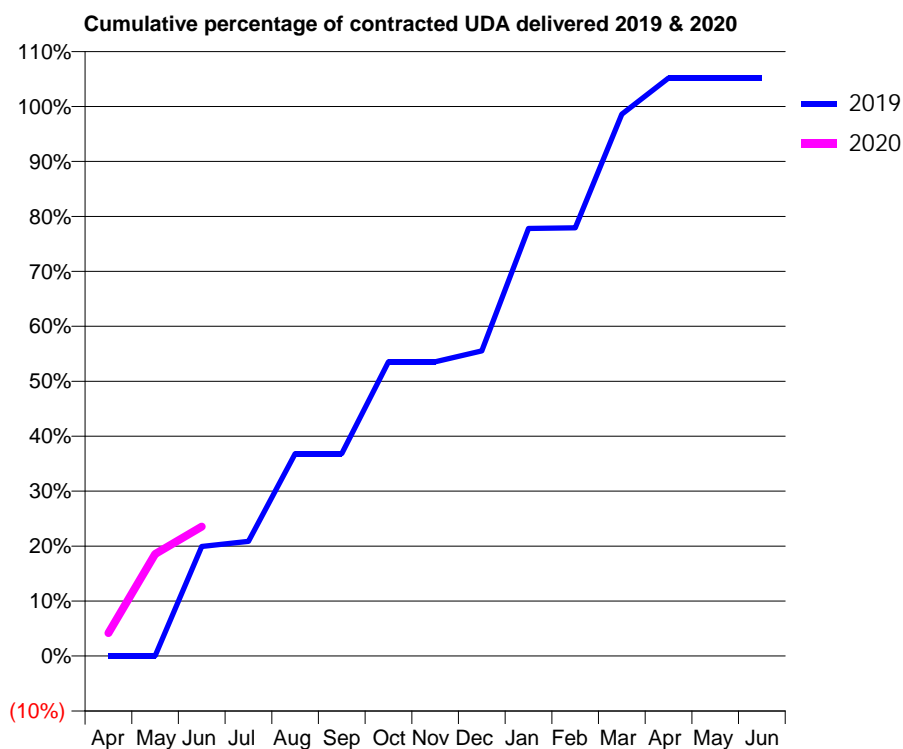
19/20 Contracted general activity (UDA)	3,428
Carry forward general activity (UDA)	0
19/20 Contracted orthodontic activity (UOA)	0
Carry forward orthodontic activity (UOA)	0
Baseline contract value	£90,516.26

ACCESS*

Patients seen in 24 months	Total	Change since previous quarter
Quarter ending June 2018	1,750	
Quarter ending September 2018	1,812	↑
Quarter ending December 2018	1,849	↑
Quarter ending March 2019	1,870	→
Quarter ending June 2019	1,889	→
Variance since June 2018	7.9%	↑



ACTIVITY



Month	Adjusted Scheduled Activity (UDA)	
	2019	2020
April	1	144
May	1	637
June	683	807
July	716	
August	1,263	
September	1,263	
October	1,836	
November	1,836	
December	1,904	
January	2,667	
February	2,671	
March	3,380	
April	3,606	
May	3,606	
June	3,606	

QUALITY

	Quantity	Base Number	Contract	AT	Region	England
% of FP17s for the same patient ID Re-attending within 3 months - Children	5	137	3.6%	11.0%	12.1%	11.4%
% of FP17s for the same patient ID Re-attending within 3 months - Adults	49	351	14.0%	16.4%	15.6%	15.4%
% of FP17s for the same patient ID Re-attending between 3 & 9 months - Children	61	137	44.5%	54.7%	61.2%	59.8%
% of FP17s for the same patient ID Re-attending between 3 & 9 months - Adults	118	351	33.6%	45.7%	54.5%	52.1%
% of FP17s for Band 1 Urgent Courses	16	396	4.0%	12.5%	9.1%	9.2%
% of FP17s Relating to Free Repair or Replacements	0	396	0.0%	0.9%	1.0%	0.7%
% of FP17s Relating to Continuations	8	396	2.0%	1.1%	1.0%	0.8%
% of Patients satisfied with the dentistry they have received	0	0	N/A	91.9%	94.2%	93.4%
% of Patients satisfied with the time they had to wait for an appointment	0	0	N/A	88.9%	88.4%	87.6%

* This is based on patients treated on this contract for their most recent course of treatment. Figures in italics indicate the base number of FP17s or Patient Questionnaire responses are less than 100. N/A is shown where the base number of responses is less than 10 during the period. % is calculated as Quantity/Base number*100

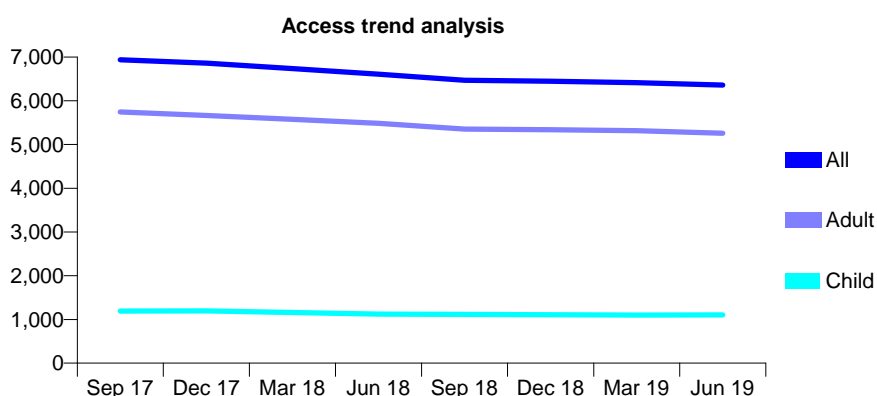
Q48 - Vital Signs At a Glance Contract Report for 931144/0002 - June 2019

Name or company name	ROE LANE FAMILY DENTAL PRACTICE F
Contract type name	GDS Contract
Purpose of contract	General
Contract start date	01/02/2015
Contract end date	

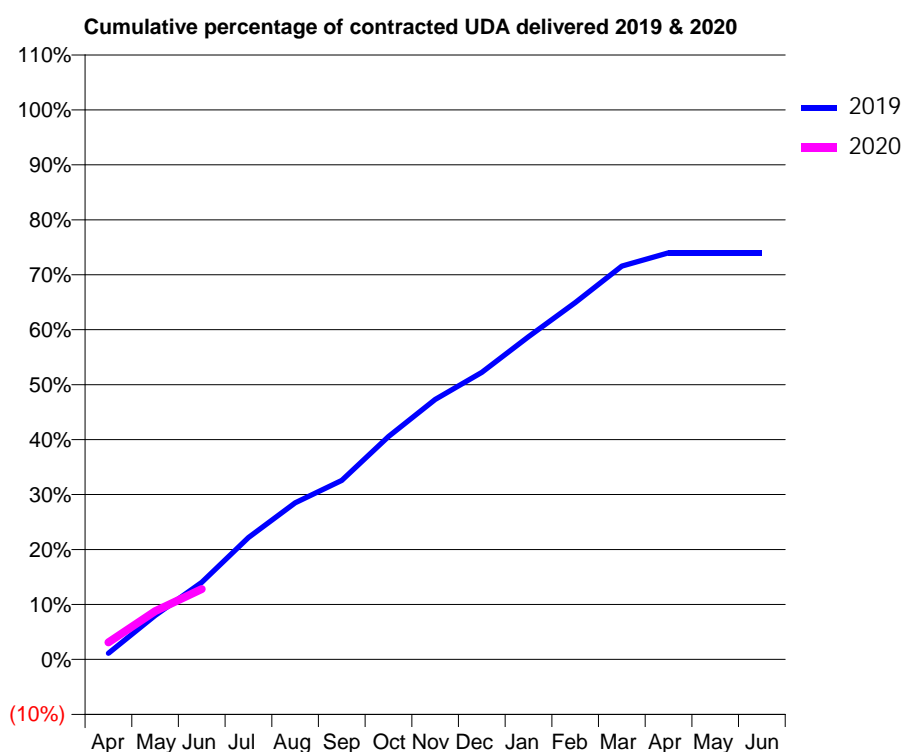
19/20 Contracted general activity (UDA)	25,170
Carry forward general activity (UDA)	0
19/20 Contracted orthodontic activity (UOA)	0
Carry forward orthodontic activity (UOA)	0
Baseline contract value	£806,915.71

ACCESS*

Patients seen in 24 months	Total	Change since previous quarter
Quarter ending June 2018	6,607	
Quarter ending September 2018	6,469	↓
Quarter ending December 2018	6,445	→
Quarter ending March 2019	6,414	→
Quarter ending June 2019	6,362	→
Variance since June 2018	(3.7%)	↓



ACTIVITY



Month	2019	2020
April	286	777
May	2,014	2,206
June	3,535	3,221
July	5,583	
August	7,174	
September	8,200	
October	10,207	
November	11,910	
December	13,148	
January	14,787	
February	16,344	
March	18,015	
April	18,619	
May	18,623	
June	18,622	

QUALITY

	Quantity	Base Number	Contract	AT	Region	England
% of FP17s for the same patient ID Re-attending within 3 months - Children	19	390	4.9%	11.0%	12.1%	11.4%
% of FP17s for the same patient ID Re-attending within 3 months - Adults	352	1,934	18.2%	16.4%	15.6%	15.4%
% of FP17s for the same patient ID Re-attending between 3 & 9 months - Children	276	390	70.8%	54.7%	61.2%	59.8%
% of FP17s for the same patient ID Re-attending between 3 & 9 months - Adults	1,201	1,934	62.1%	45.7%	54.5%	52.1%
% of FP17s for Band 1 Urgent Courses	238	2,016	11.8%	12.5%	9.1%	9.2%
% of FP17s Relating to Free Repair or Replacements	33	2,016	1.6%	0.9%	1.0%	0.7%
% of FP17s Relating to Continuations	41	2,016	2.0%	1.1%	1.0%	0.8%
% of Patients satisfied with the dentistry they have received	5	7	N/A	91.9%	94.2%	93.4%
% of Patients satisfied with the time they had to wait for an appointment	6	7	N/A	88.9%	88.4%	87.6%

* This is based on patients treated on this contract for their most recent course of treatment. Figures in italics indicate the base number of FP17s or Patient Questionnaire responses are less than 100. N/A is shown where the base number of responses is less than 10 during the period. % is calculated as Quantity/Base number*100

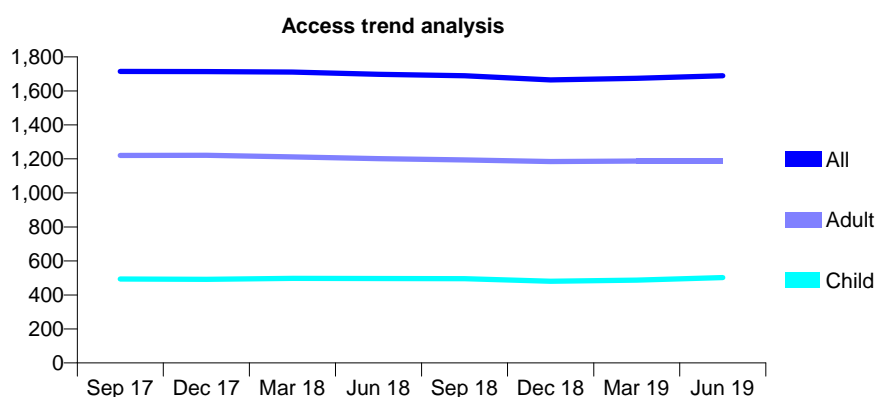
Q48 - Vital Signs At a Glance Contract Report for 935581/0002 - June 2019

Name or company name	MR MH AL-SHARKAWI
Contract type name	GDS Contract
Purpose of contract	General
Contract start date	01/04/2006
Contract end date	

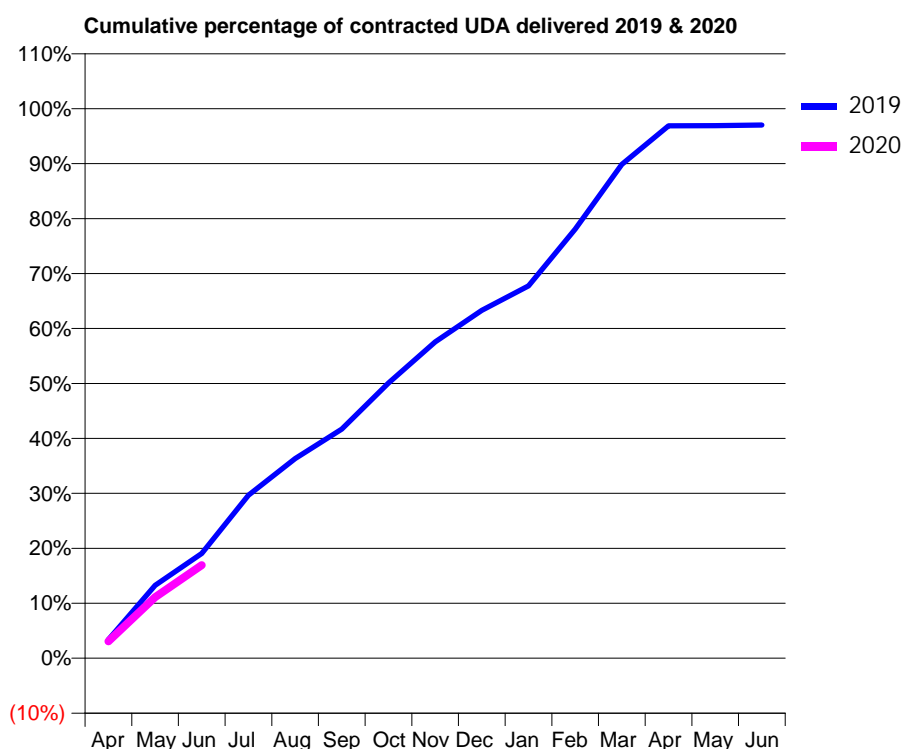
19/20 Contracted general activity (UDA)	4,685
Carry forward general activity (UDA)	0
19/20 Contracted orthodontic activity (UOA)	0
Carry forward orthodontic activity (UOA)	0
Baseline contract value	£131,584.49

ACCESS*

Patients seen in 24 months	Total	Change since previous quarter
Quarter ending June 2018	1,698	
Quarter ending September 2018	1,689	→
Quarter ending December 2018	1,665	↓
Quarter ending March 2019	1,674	→
Quarter ending June 2019	1,689	→
Variance since June 2018	(0.5%)	→



ACTIVITY



Month	2019	2020
April	160	143
May	621	520
June	893	794
July	1,390	
August	1,702	
September	1,952	
October	2,346	
November	2,696	
December	2,965	
January	3,173	
February	3,658	
March	4,209	
April	4,539	
May	4,540	
June	4,546	

QUALITY

	Quantity	Base Number	Contract	AT	Region	England
% of FP17s for the same patient ID Re-attending within 3 months - Children	5	149	3.4%	11.0%	12.1%	11.4%
% of FP17s for the same patient ID Re-attending within 3 months - Adults	27	300	9.0%	16.4%	15.6%	15.4%
% of FP17s for the same patient ID Re-attending between 3 & 9 months - Children	46	149	30.9%	54.7%	61.2%	59.8%
% of FP17s for the same patient ID Re-attending between 3 & 9 months - Adults	100	300	33.3%	45.7%	54.5%	52.1%
% of FP17s for Band 1 Urgent Courses	11	342	3.2%	12.5%	9.1%	9.2%
% of FP17s Relating to Free Repair or Replacements	2	342	0.6%	0.9%	1.0%	0.7%
% of FP17s Relating to Continuations	4	342	1.2%	1.1%	1.0%	0.8%
% of Patients satisfied with the dentistry they have received	0	0	N/A	91.9%	94.2%	93.4%
% of Patients satisfied with the time they had to wait for an appointment	0	0	N/A	88.9%	88.4%	87.6%

* This is based on patients treated on this contract for their most recent course of treatment.

Figures in italics indicate the base number of FP17s or Patient Questionnaire responses are less than 100. N/A is shown where the base number of responses is less than 10 during the period. % is calculated as Quantity/Base number*100