

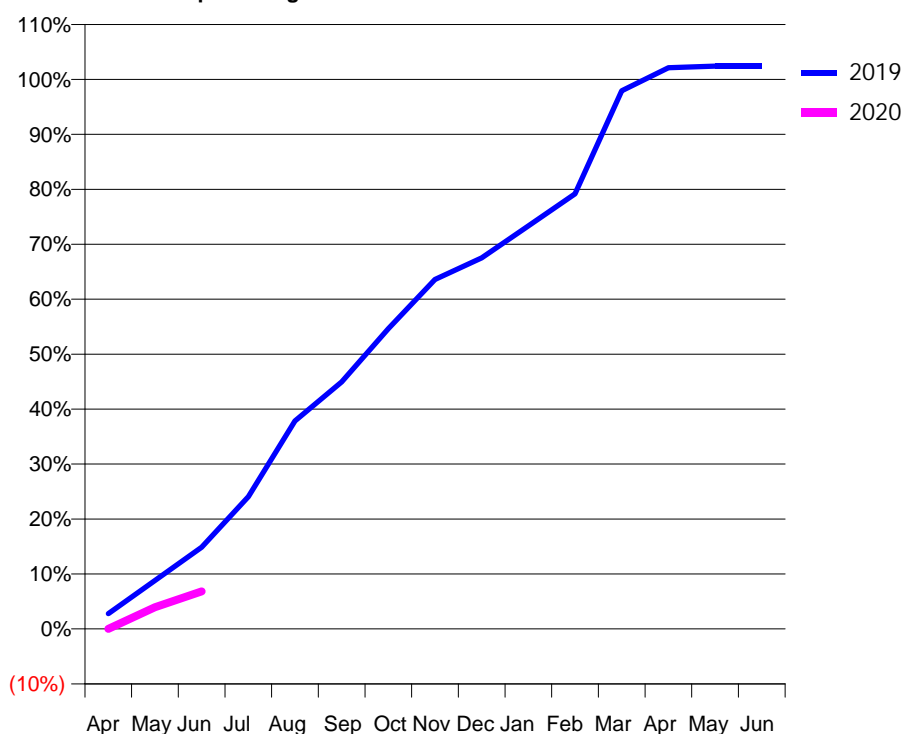
7A1 - Vital Signs Orthodontic At a Glance Contract Report for 101281/0257 - June 2019

Name or company name	OASIS DENTAL CARE LTD	19/20 Contracted general activity (UDA)	0
Contract type name	PDS Contract	Carry forward general activity (UDA)	0
Purpose of contract	Orthodontic	19/20 Contracted orthodontic activity (UOA)	8,000
Contract start date	01/04/2015	Carry forward orthodontic activity (UOA)	0
Contract end date	30/09/2024	Baseline contract value	£452,015.48

ACCESS	Contract	England and Wales
24 month ratio of assessments to patient IDs	1.00	1.08

ACTIVITY	Contract
Contract assess and fit appliances (case starts) as a percentage of Area Team case starts	20.1 %

Cumulative percentage of contracted UOA delivered 2019 & 2020



Month	Adjusted Scheduled Activity (UOA)		
	2018	2019	2020
April	424	222	0
May	907	705	315
June	1,390	1,190	546
July	1,814	1,925	
August	2,490	3,027	
September	3,204	3,596	
October	3,813	4,373	
November	4,711	5,087	
December	5,194	5,402	
January	5,723	5,868	
February	6,481	6,334	
March	7,911	7,835	
April	8,205	8,171	
May	8,226	8,192	
June	8,226	8,192	

QUANTITY METRICS (rolling 12 month period)

	Contract Quantity	Contract Base Number	Contract *	Local Health Board	Wales
% of all assessments that were assess and fit appliances (case starts)	363	363	100.0%	84.5%	64.5%
% of all assessments that were assess and refuse	0	363	0.0%	5.3%	11.6%
% of all assessments that were assess and review	0	363	0.0%	10.1%	23.9%
% of case starts with a reported IOTN of 3 and Aesthetic Component of 5 or below	0	363	N/A	0.2%	0.1%
% of case starts with a reported IOTN of 3 and Aesthetic Component of 6 or above	3	363	0.8%	2.3%	2.3%
% of case starts with a reported IOTN of 4	269	363	74.1%	76.1%	76.4%
% of case starts with a reported IOTN of 5	90	363	24.8%	21.0%	18.3%
% of concluded courses in receipt of dual-arch fixed appliances	258	270	95.6%	87.7%	65.6%
% of concluded courses where treatment was abandoned or discontinued	4	270	1.5%	3.3%	6.5%
% of patients satisfied with the treatment they have received	49	52	94.2%	97.1%	95.3%

* Figures in italics indicate that the base number is less than 100.

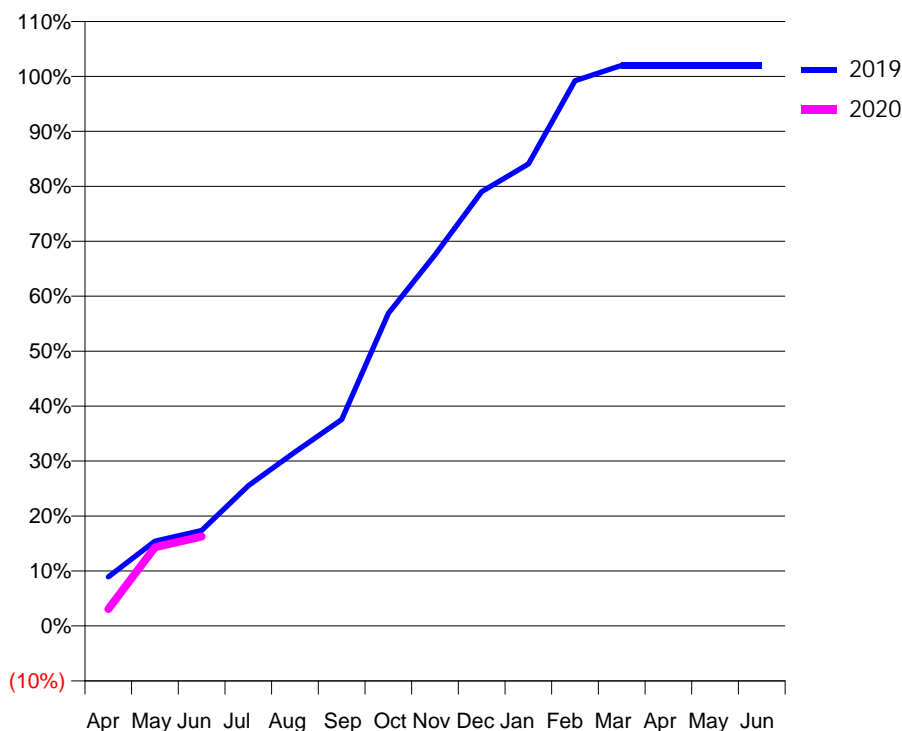
7A1 - Vital Signs Orthodontic At a Glance Contract Report for 101281/0258 - June 2019

Name or company name	OASIS DENTAL CARE LTD	19/20 Contracted general activity (UDA)	0
Contract type name	PDS Contract	Carry forward general activity (UDA)	0
Purpose of contract	Orthodontic	19/20 Contracted orthodontic activity (UOA)	7,500
Contract start date	01/04/2015	Carry forward orthodontic activity (UOA)	0
Contract end date	30/09/2024	Baseline contract value	£423,764.51

ACCESS	Contract	England and Wales
24 month ratio of assessments to patient IDs	1.01	1.08

ACTIVITY	Contract
Contract assess and fit appliances (case starts) as a percentage of Area Team case starts	20.0 %

Cumulative percentage of contracted UOA delivered 2019 & 2020



Month	Adjusted Scheduled Activity (UOA)		
	2018	2019	2020
April	199	670	231
May	514	1,157	1,073
June	955	1,304	1,220
July	1,795	1,913	
August	2,457	2,375	
September	3,298	2,816	
October	3,718	4,267	
November	4,328	5,065	
December	4,884	5,926	
January	5,518	6,304	
February	6,526	7,440	
March	7,519	7,650	
April	7,708	7,650	
May	7,708	7,650	
June	7,708	7,650	

QUANTITY METRICS (rolling 12 month period)

	Contract Quantity	Contract Base Number	Contract *	Local Health Board	Wales
% of all assessments that were assess and fit appliances (case starts)	361	361	100.0%	84.5%	64.5%
% of all assessments that were assess and refuse	0	361	0.0%	5.3%	11.6%
% of all assessments that were assess and review	0	361	0.0%	10.1%	23.9%
% of case starts with a reported IOTN of 3 and Aesthetic Component of 5 or below	1	361	0.3%	0.2%	0.1%
% of case starts with a reported IOTN of 3 and Aesthetic Component of 6 or above	18	361	5.0%	2.3%	2.3%
% of case starts with a reported IOTN of 4	282	361	78.1%	76.1%	76.4%
% of case starts with a reported IOTN of 5	60	361	16.6%	21.0%	18.3%
% of concluded courses in receipt of dual-arch fixed appliances	176	179	98.3%	87.7%	65.6%
% of concluded courses where treatment was abandoned or discontinued	1	179	0.6%	3.3%	6.5%
% of patients satisfied with the treatment they have received	46	47	97.9%	97.1%	95.3%

* Figures in italics indicate that the base number is less than 100.

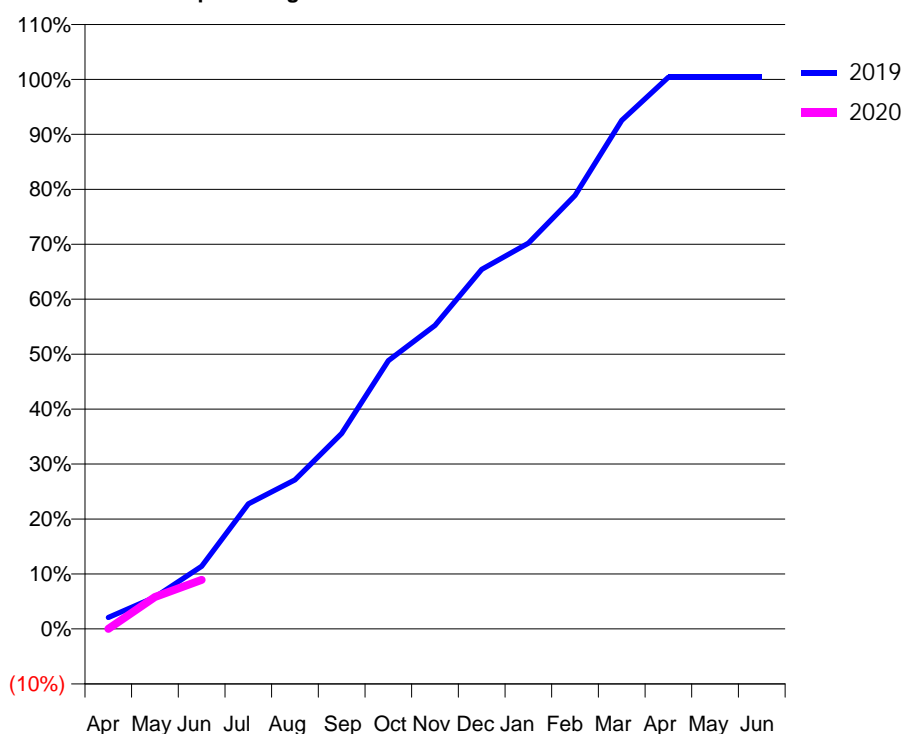
7A1 - Vital Signs Orthodontic At a Glance Contract Report for 154857/0001 - June 2019

Name or company name	Tameside Orthodontics Ltd	19/20 Contracted general activity (UDA)	0
Contract type name	PDS Contract	Carry forward general activity (UDA)	0
Purpose of contract	Orthodontic	19/20 Contracted orthodontic activity (UOA)	10,125
Contract start date	01/03/2012	Carry forward orthodontic activity (UOA)	0
Contract end date	30/09/2020	Baseline contract value	£566,566.75

ACCESS	Contract	England and Wales
24 month ratio of assessments to patient IDs	1.00	1.08

ACTIVITY	Contract
Contract assess and fit appliances (case starts) as a percentage of Area Team case starts	26.4 %

Cumulative percentage of contracted UOA delivered 2019 & 2020



Month	Adjusted Scheduled Activity (UOA)		
	2018	2019	2020
April	63	210	0
May	315	588	588
June	315	1,155	905
July	1,680	2,310	
August	2,436	2,751	
September	3,087	3,612	
October	4,242	4,956	
November	5,691	5,607	
December	6,342	6,640	
January	6,995	7,123	
February	7,814	8,005	
March	10,062	9,391	
April	10,104	10,189	
May	10,104	10,189	
June	10,125	10,189	

QUANTITY METRICS (rolling 12 month period)

	Contract Quantity	Contract Base Number	Contract *	Local Health Board	Wales
% of all assessments that were assess and fit appliances (case starts)	477	477	100.0%	84.5%	64.5%
% of all assessments that were assess and refuse	0	477	0.0%	5.3%	11.6%
% of all assessments that were assess and review	0	477	0.0%	10.1%	23.9%
% of case starts with a reported IOTN of 3 and Aesthetic Component of 5 or below	3	477	0.6%	0.2%	0.1%
% of case starts with a reported IOTN of 3 and Aesthetic Component of 6 or above	2	477	0.4%	2.3%	2.3%
% of case starts with a reported IOTN of 4	359	477	75.3%	76.1%	76.4%
% of case starts with a reported IOTN of 5	112	477	23.5%	21.0%	18.3%
% of concluded courses in receipt of dual-arch fixed appliances	438	456	96.1%	87.7%	65.6%
% of concluded courses where treatment was abandoned or discontinued	15	456	3.3%	3.3%	6.5%
% of patients satisfied with the treatment they have received	57	60	95.0%	97.1%	95.3%

* Figures in italics indicate that the base number is less than 100.

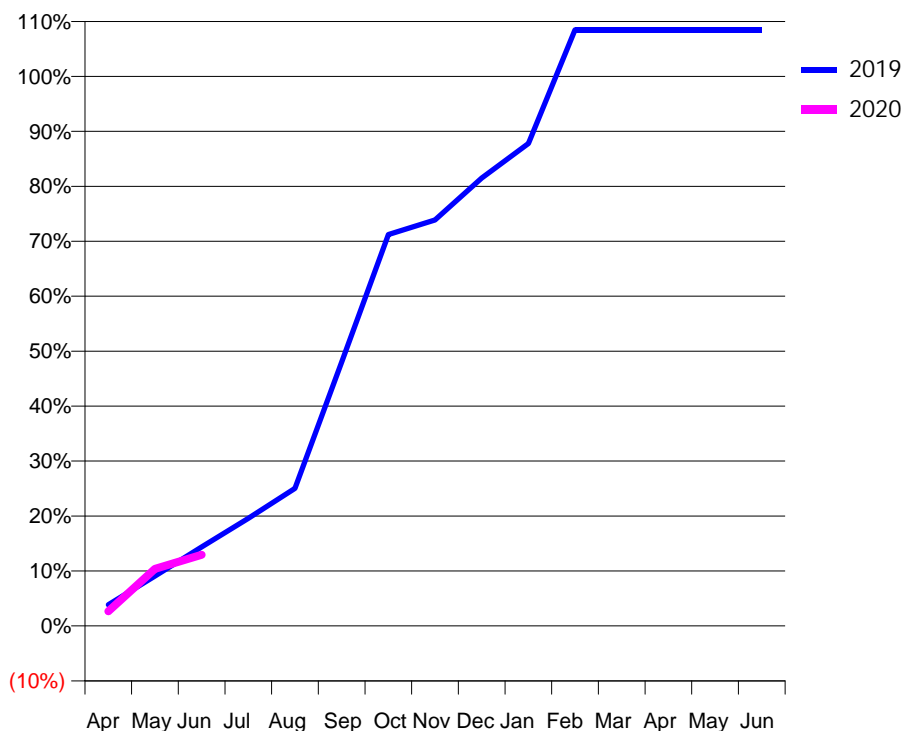
7A1 - Vital Signs Orthodontic At a Glance Contract Report for 175145/0002 - June 2019

Name or company name	Rhyl and Abergele Elwy Dental Partnership	19/20 Contracted general activity (UDA)	48,000
Contract type name	GDS Contract	Carry forward general activity (UDA)	0
Purpose of contract	General and Orthodontic	19/20 Contracted orthodontic activity (UOA)	827
Contract start date	01/03/2011	Carry forward orthodontic activity (UOA)	0
Contract end date		Baseline contract value	£1,416,558.96

ACCESS	Contract	England and Wales
24 month ratio of assessments to patient IDs	1.02	1.08

ACTIVITY	Contract
Contract assess and fit appliances (case starts) as a percentage of Area Team case starts	2.3 %

Cumulative percentage of contracted UOA delivered 2019 & 2020



Month	Adjusted Scheduled Activity (UOA)		
	2018	2019	2020
April	44	32	22
May	129	75	86
June	284	119	107
July	284	162	
August	367	207	
September	431	397	
October	452	589	
November	668	611	
December	794	674	
January	858	726	
February	858	897	
March	858	897	
April	858	897	
May	858	897	
June	858	897	

QUANTITY METRICS (rolling 12 month period)

	Contract Quantity	Contract Base Number	Contract *	Local Health Board	Wales
% of all assessments that were assess and fit appliances (case starts)	42	66	63.6%	84.5%	64.5%
% of all assessments that were assess and refuse	23	66	34.8%	5.3%	11.6%
% of all assessments that were assess and review	1	66	1.5%	10.1%	23.9%
% of case starts with a reported IOTN of 3 and Aesthetic Component of 5 or below	0	42	<i>N/A</i>	0.2%	0.1%
% of case starts with a reported IOTN of 3 and Aesthetic Component of 6 or above	0	42	<i>N/A</i>	2.3%	2.3%
% of case starts with a reported IOTN of 4	38	42	90.5%	76.1%	76.4%
% of case starts with a reported IOTN of 5	4	42	9.5%	21.0%	18.3%
% of concluded courses in receipt of dual-arch fixed appliances	19	25	76.0%	87.7%	65.6%
% of concluded courses where treatment was abandoned or discontinued	3	25	12.0%	3.3%	6.5%
% of patients satisfied with the treatment they have received	8	9	88.9%	97.1%	95.3%

* Figures in italics indicate that the base number is less than 100.

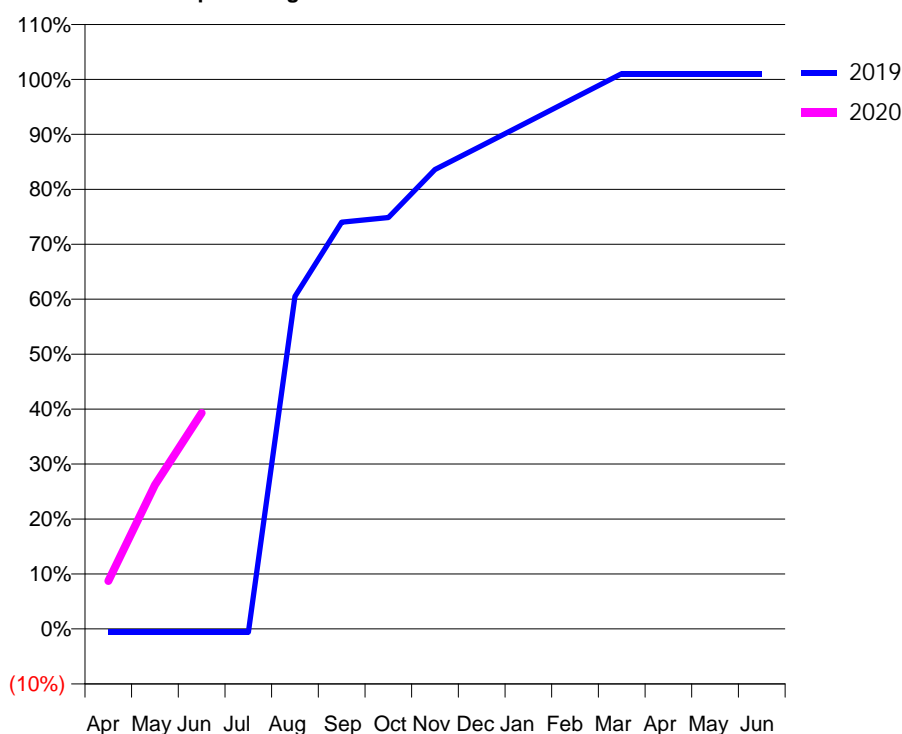
7A1 - Vital Signs Orthodontic At a Glance Contract Report for 193216/0001 - June 2019

Name or company name	Ruthin Dental	19/20 Contracted general activity (UDA)	32,000
Contract type name	GDS Contract	Carry forward general activity (UDA)	0
Purpose of contract	General and Orthodontic	19/20 Contracted orthodontic activity (UOA)	481
Contract start date	01/04/2013	Carry forward orthodontic activity (UOA)	0
Contract end date		Baseline contract value	£872,297.96

ACCESS	Contract	England and Wales
24 month ratio of assessments to patient IDs	1.00	1.08

ACTIVITY	Contract
Contract assess and fit appliances (case starts) as a percentage of Area Team case starts	1.8 %

Cumulative percentage of contracted UOA delivered 2019 & 2020



Month	Adjusted Scheduled Activity (UOA)		
	2018	2019	2020
April	16	-3	42
May	121	-3	126
June	142	-3	189
July	163	-3	
August	184	291	
September	184	356	
October	184	360	
November	289	402	
December	310	423	
January	352	444	
February	457	465	
March	457	486	
April	478	486	
May	478	486	
June	478	486	

QUANTITY METRICS (rolling 12 month period)

	Contract Quantity	Contract Base Number	Contract *	Local Health Board	Wales
% of all assessments that were assess and fit appliances (case starts)	33	33	100.0%	84.5%	64.5%
% of all assessments that were assess and refuse	0	33	0.0%	5.3%	11.6%
% of all assessments that were assess and review	0	33	0.0%	10.1%	23.9%
% of case starts with a reported IOTN of 3 and Aesthetic Component of 5 or below	0	33	N/A	0.2%	0.1%
% of case starts with a reported IOTN of 3 and Aesthetic Component of 6 or above	0	33	N/A	2.3%	2.3%
% of case starts with a reported IOTN of 4	28	33	84.8%	76.1%	76.4%
% of case starts with a reported IOTN of 5	5	33	15.2%	21.0%	18.3%
% of concluded courses in receipt of dual-arch fixed appliances	1	14	7.1%	87.7%	65.6%
% of concluded courses where treatment was abandoned or discontinued	0	14	0.0%	3.3%	6.5%
% of patients satisfied with the treatment they have received	11	11	100.0%	97.1%	95.3%

* Figures in italics indicate that the base number is less than 100.

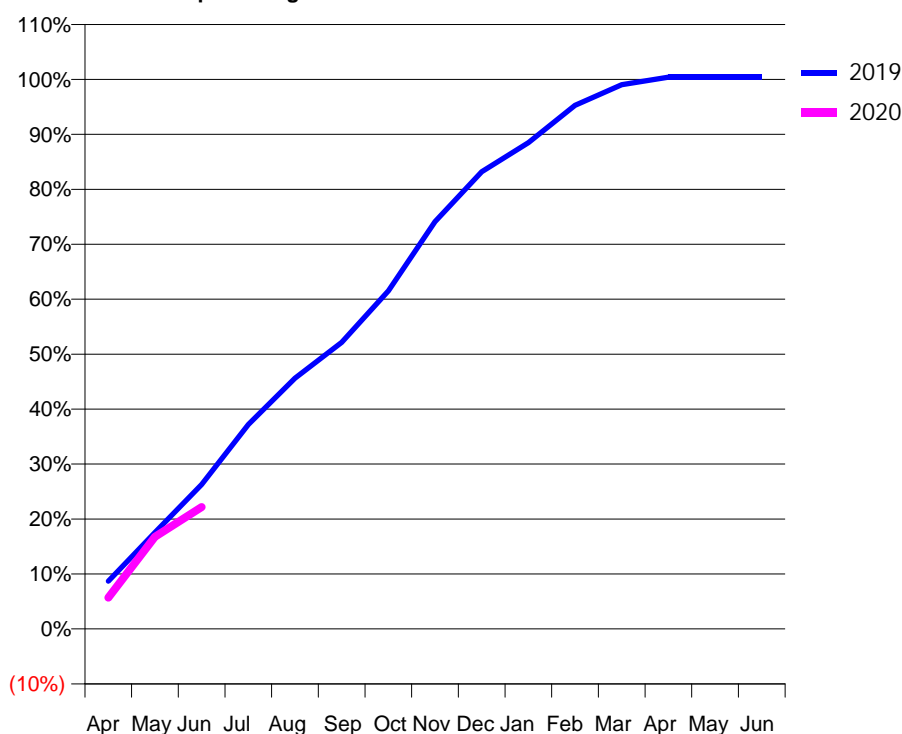
7A1 - Vital Signs Orthodontic At a Glance Contract Report for 329398/0002 - June 2019

Name or company name	MR DJ PLUNKETT	19/20 Contracted general activity (UDA)	0
Contract type name	PDS Contract	Carry forward general activity (UDA)	0
Purpose of contract	Orthodontic	19/20 Contracted orthodontic activity (UOA)	9,700
Contract start date	01/05/2008	Carry forward orthodontic activity (UOA)	0
Contract end date	30/09/2024	Baseline contract value	£580,186.23

ACCESS	Contract	England and Wales
24 month ratio of assessments to patient IDs	1.02	1.08

ACTIVITY	Contract
Contract assess and fit appliances (case starts) as a percentage of Area Team case starts	24.6 %

Cumulative percentage of contracted UOA delivered 2019 & 2020



Month	Adjusted Scheduled Activity (UOA)		
	2018	2019	2020
April	470	868	552
May	1,480	1,753	1,626
June	2,102	2,625	2,150
July	3,077	3,716	
August	3,809	4,555	
September	4,530	5,206	
October	5,159	6,142	
November	5,991	7,397	
December	6,730	8,303	
January	7,334	8,834	
February	8,464	9,511	
March	9,407	9,886	
April	9,723	10,024	
May	9,726	10,025	
June	9,727	10,025	

QUANTITY METRICS (rolling 12 month period)

	Contract Quantity	Contract Base Number	Contract *	Local Health Board	Wales
% of all assessments that were assess and fit appliances (case starts)	443	742	59.7%	84.5%	64.5%
% of all assessments that were assess and refuse	91	742	12.3%	5.3%	11.6%
% of all assessments that were assess and review	208	742	28.0%	10.1%	23.9%
% of case starts with a reported IOTN of 3 and Aesthetic Component of 5 or below	0	443	N/A	0.2%	0.1%
% of case starts with a reported IOTN of 3 and Aesthetic Component of 6 or above	4	443	0.9%	2.3%	2.3%
% of case starts with a reported IOTN of 4	340	443	76.7%	76.1%	76.4%
% of case starts with a reported IOTN of 5	96	443	21.7%	21.0%	18.3%
% of concluded courses in receipt of dual-arch fixed appliances	329	377	87.3%	87.7%	65.6%
% of concluded courses where treatment was abandoned or discontinued	22	377	5.8%	3.3%	6.5%
% of patients satisfied with the treatment they have received	82	82	100.0%	97.1%	95.3%

* Figures in italics indicate that the base number is less than 100.

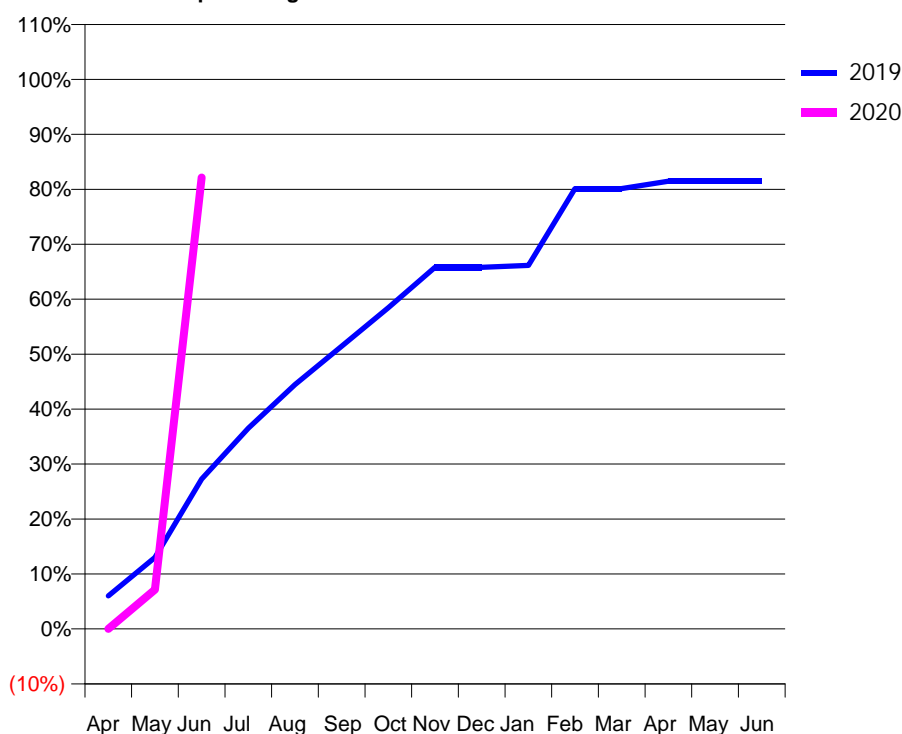
7A1 - Vital Signs Orthodontic At a Glance Contract Report for 826677/0001 - June 2019

Name or company name	MR SJ LANGSTON	19/20 Contracted general activity (UDA)	560
Contract type name	GDS Contract	Carry forward general activity (UDA)	0
Purpose of contract	General and Orthodontic	19/20 Contracted orthodontic activity (UOA)	56
Contract start date	01/04/2006	Carry forward orthodontic activity (UOA)	0
Contract end date		Baseline contract value	£14,062.23

ACCESS	Contract	England and Wales
24 month ratio of assessments to patient IDs	1.11	1.08

ACTIVITY	Contract
Contract assess and fit appliances (case starts) as a percentage of Area Team case starts	0.7 %

Cumulative percentage of contracted UOA delivered 2019 & 2020



Month	Adjusted Scheduled Activity (UOA)		
	2018	2019	2020
April	-5	18	0
May	-0	39	4
June	1	82	46
July	1	110	
August	87	133	
September	108	154	
October	109	175	
November	133	197	
December	133	197	
January	217	198	
February	241	240	
March	265	240	
April	372	244	
May	372	244	
June	372	244	

QUANTITY METRICS (rolling 12 month period)

	Contract Quantity	Contract Base Number	Contract *	Local Health Board	Wales
% of all assessments that were assess and fit appliances (case starts)	12	18	66.7%	84.5%	64.5%
% of all assessments that were assess and refuse	0	18	0.0%	5.3%	11.6%
% of all assessments that were assess and review	6	18	33.3%	10.1%	23.9%
% of case starts with a reported IOTN of 3 and Aesthetic Component of 5 or below	0	12	N/A	0.2%	0.1%
% of case starts with a reported IOTN of 3 and Aesthetic Component of 6 or above	0	12	N/A	2.3%	2.3%
% of case starts with a reported IOTN of 4	9	12	75.0%	76.1%	76.4%
% of case starts with a reported IOTN of 5	1	12	8.3%	21.0%	18.3%
% of concluded courses in receipt of dual-arch fixed appliances	0	15	N/A	87.7%	65.6%
% of concluded courses where treatment was abandoned or discontinued	1	15	6.7%	3.3%	6.5%
% of patients satisfied with the treatment they have received	2	2	100.0%	97.1%	95.3%

* Figures in italics indicate that the base number is less than 100.

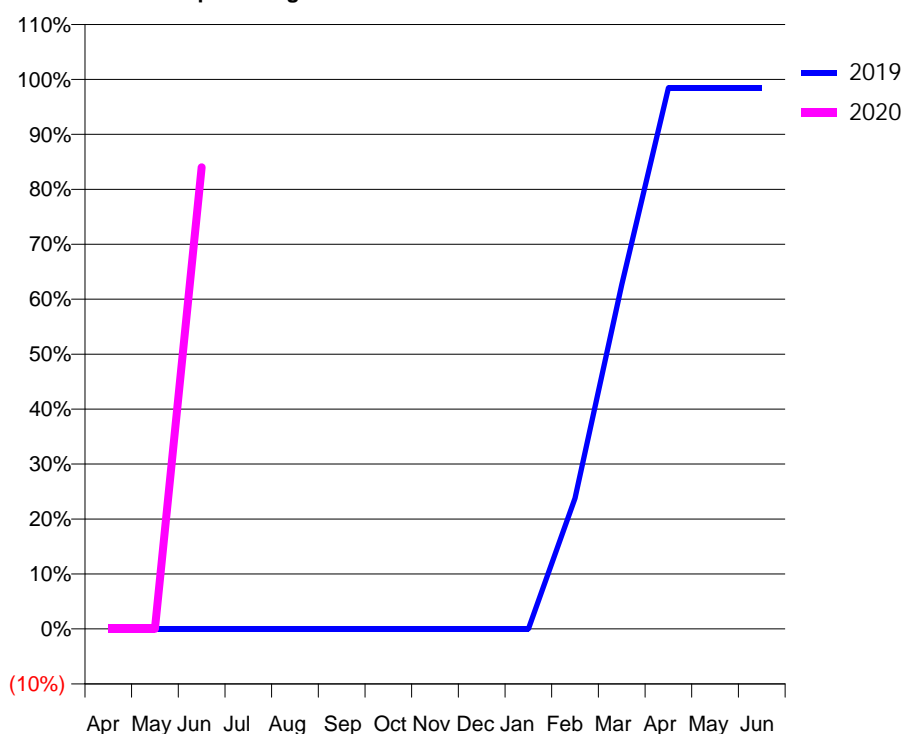
7A2 - Vital Signs Orthodontic At a Glance Contract Report for 100946/0000 - June 2019

Name or company name	Quayside Orthodontics	19/20 Contracted general activity (UDA)	0
Contract type name	PDS Contract	Carry forward general activity (UDA)	0
Purpose of contract	General and Orthodontic	19/20 Contracted orthodontic activity (UOA)	100
Contract start date	01/12/2018	Carry forward orthodontic activity (UOA)	0
Contract end date	31/03/2021	Baseline contract value	£5,500.00

ACCESS	Contract	England and Wales
24 month ratio of assessments to patient IDs	1.01	1.08

ACTIVITY	Contract
Contract assess and fit appliances (case starts) as a percentage of Area Team case starts	8.2 %

Cumulative percentage of contracted UOA delivered 2019 & 2020



Month	Adjusted Scheduled Activity (UOA)		
	2018	2019	2020
April	0	0	0
May	0	0	0
June	0	0	84
July	0	0	
August	0	0	
September	0	0	
October	0	0	
November	0	0	
December	0	0	
January	0	0	
February	0	547	
March	0	1,440	
April	0	2,265	
May	0	2,265	
June	0	2,265	

QUANTITY METRICS (rolling 12 month period)

	Contract Quantity	Contract Base Number	Contract *	Local Health Board	Wales
% of all assessments that were assess and fit appliances (case starts)	108	138	78.3%	61.9%	64.5%
% of all assessments that were assess and refuse	22	138	15.9%	11.0%	11.6%
% of all assessments that were assess and review	8	138	5.8%	27.0%	23.9%
% of case starts with a reported IOTN of 3 and Aesthetic Component of 5 or below	0	108	N/A	0.0%	0.1%
% of case starts with a reported IOTN of 3 and Aesthetic Component of 6 or above	2	108	1.9%	0.5%	2.3%
% of case starts with a reported IOTN of 4	87	108	80.6%	82.8%	76.4%
% of case starts with a reported IOTN of 5	19	108	17.6%	16.2%	18.3%
% of concluded courses in receipt of dual-arch fixed appliances	0	0	N/A	87.0%	65.6%
% of concluded courses where treatment was abandoned or discontinued	0	0	N/A	5.7%	6.5%
% of patients satisfied with the treatment they have received	14	15	93.3%	88.2%	95.3%

* Figures in italics indicate that the base number is less than 100.

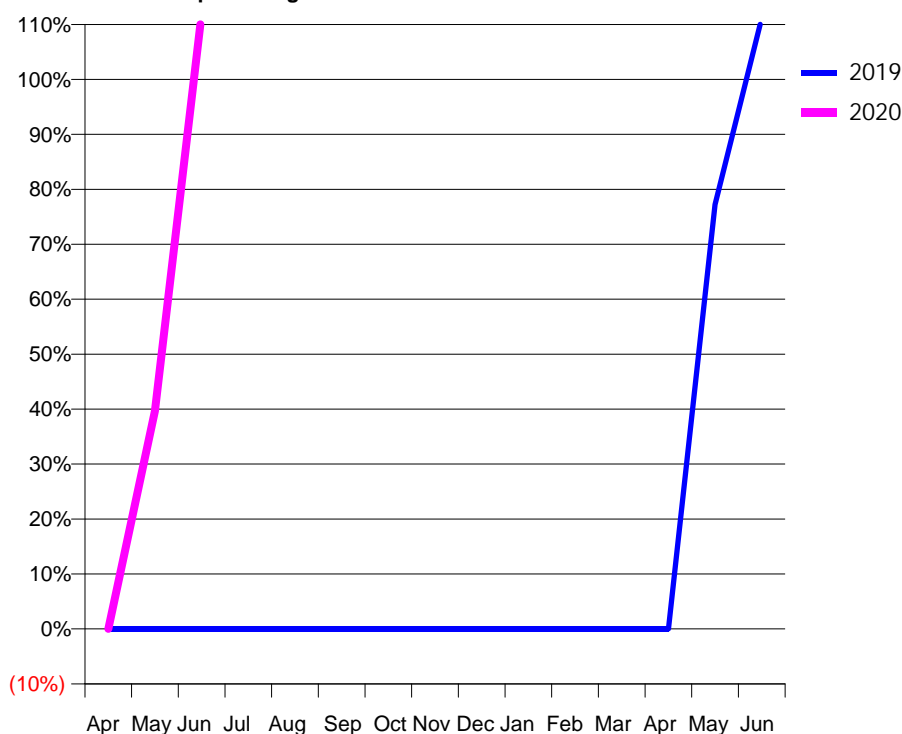
7A2 - Vital Signs Orthodontic At a Glance Contract Report for 100947/0000 - June 2019

Name or company name	Q Dental Care Limited	19/20 Contracted general activity (UDA)	0
Contract type name	PDS Contract	Carry forward general activity (UDA)	0
Purpose of contract	Orthodontic	19/20 Contracted orthodontic activity (UOA)	58
Contract start date	01/12/2018	Carry forward orthodontic activity (UOA)	0
Contract end date	31/03/2021	Baseline contract value	£3,301.90

ACCESS	Contract	England and Wales
24 month ratio of assessments to patient IDs	1.00	1.08

ACTIVITY	Contract
Contract assess and fit appliances (case starts) as a percentage of Area Team case starts	5.8 %

Cumulative percentage of contracted UOA delivered 2019 & 2020



Month	Adjusted Scheduled Activity (UOA)		
	2018	2019	2020
April	0	0	0
May	0	0	23
June	0	0	65
July	0	0	
August	0	0	
September	0	0	
October	0	0	
November	0	0	
December	0	0	
January	0	0	
February	0	0	
March	0	0	
April	0	0	
May	0	1,134	
June	0	1,632	

QUANTITY METRICS (rolling 12 month period)

	Contract Quantity	Contract Base Number	Contract *	Local Health Board	Wales
% of all assessments that were assess and fit appliances (case starts)	77	107	72.0%	61.9%	64.5%
% of all assessments that were assess and refuse	17	107	15.9%	11.0%	11.6%
% of all assessments that were assess and review	13	107	12.1%	27.0%	23.9%
% of case starts with a reported IOTN of 3 and Aesthetic Component of 5 or below	0	77	<i>N/A</i>	0.0%	0.1%
% of case starts with a reported IOTN of 3 and Aesthetic Component of 6 or above	0	77	<i>N/A</i>	0.5%	2.3%
% of case starts with a reported IOTN of 4	71	77	92.2%	82.8%	76.4%
% of case starts with a reported IOTN of 5	6	77	7.8%	16.2%	18.3%
% of concluded courses in receipt of dual-arch fixed appliances	0	0	<i>N/A</i>	87.0%	65.6%
% of concluded courses where treatment was abandoned or discontinued	0	0	<i>N/A</i>	5.7%	6.5%
% of patients satisfied with the treatment they have received	10	10	100.0%	88.2%	95.3%

* Figures in italics indicate that the base number is less than 100.

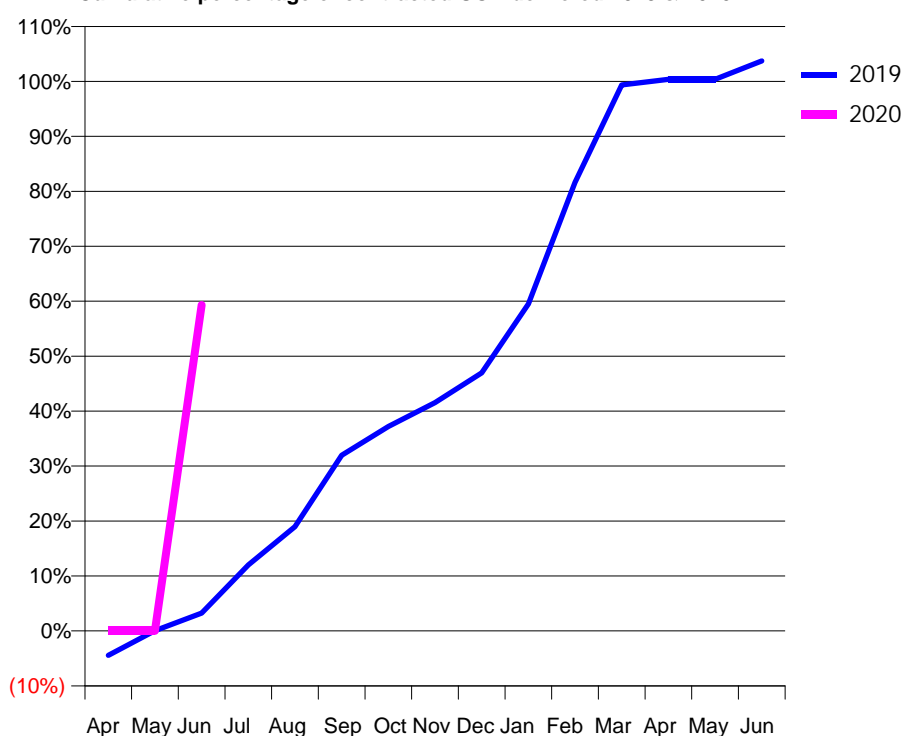
7A2 - Vital Signs Orthodontic At a Glance Contract Report for 176710/0007 - June 2019

Name or company name	Q Dental Care Limited	19/20 Contracted general activity (UDA)	0
Contract type name	PDS Contract	Carry forward general activity (UDA)	0
Purpose of contract	Orthodontic	19/20 Contracted orthodontic activity (UOA)	5,050
Contract start date	01/07/2011	Carry forward orthodontic activity (UOA)	0
Contract end date	30/06/2019	Baseline contract value	£316,181.48

ACCESS	Contract	England and Wales
24 month ratio of assessments to patient IDs	1.03	1.08

ACTIVITY	Contract
Contract assess and fit appliances (case starts) as a percentage of Area Team case starts	81.5 %

Cumulative percentage of contracted UOA delivered 2019 & 2020



Month	Adjusted Scheduled Activity (UOA)		
	2018	2019	2020
April	451	-900	0
May	1,275	6	0
June	2,123	653	2,995
July	3,754	2,430	
August	5,043	3,835	
September	6,542	6,457	
October	7,686	7,517	
November	8,725	8,397	
December	9,745	9,490	
January	11,051	12,023	
February	14,718	16,486	
March	16,583	20,068	
April	17,100	20,278	
May	17,100	20,278	
June	17,100	20,952	

QUANTITY METRICS (rolling 12 month period)

	Contract Quantity	Contract Base Number	Contract *	Local Health Board	Wales
% of all assessments that were assess and fit appliances (case starts)	1,073	1,584	67.7%	61.9%	64.5%
% of all assessments that were assess and refuse	143	1,584	9.0%	11.0%	11.6%
% of all assessments that were assess and review	368	1,584	23.2%	27.0%	23.9%
% of case starts with a reported IOTN of 3 and Aesthetic Component of 5 or below	0	1,073	N/A	0.0%	0.1%
% of case starts with a reported IOTN of 3 and Aesthetic Component of 6 or above	1	1,073	0.1%	0.5%	2.3%
% of case starts with a reported IOTN of 4	882	1,073	82.2%	82.8%	76.4%
% of case starts with a reported IOTN of 5	185	1,073	17.2%	16.2%	18.3%
% of concluded courses in receipt of dual-arch fixed appliances	654	752	87.0%	87.0%	65.6%
% of concluded courses where treatment was abandoned or discontinued	43	752	5.7%	5.7%	6.5%
% of patients satisfied with the treatment they have received	137	158	86.7%	88.2%	95.3%

* Figures in italics indicate that the base number is less than 100.

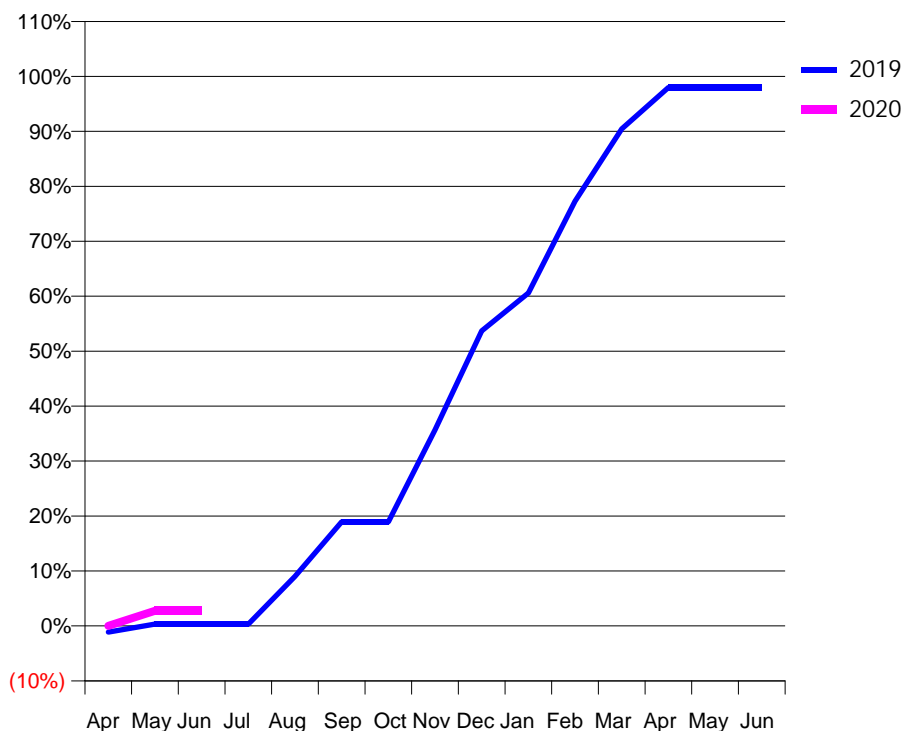
7A3 - Vital Signs Orthodontic At a Glance Contract Report for 117234/0001 - June 2019

Name or company name	Cwmtawe Dental Practice Ltd	19/20 Contracted general activity (UDA)	9,000
Contract type name	GDS Contract	Carry forward general activity (UDA)	0
Purpose of contract	General and Orthodontic	19/20 Contracted orthodontic activity (UOA)	3,062
Contract start date	01/04/2008	Carry forward orthodontic activity (UOA)	0
Contract end date		Baseline contract value	£434,148.73

ACCESS	Contract	England and Wales
24 month ratio of assessments to patient IDs	1.02	1.08

ACTIVITY	Contract
Contract assess and fit appliances (case starts) as a percentage of Area Team case starts	6.5 %

Cumulative percentage of contracted UOA delivered 2019 & 2020



Month	Adjusted Scheduled Activity (UOA)		
	2018	2019	2020
April	380	-35	0
May	681	10	84
June	681	10	84
July	681	10	
August	681	276	
September	681	580	
October	1,103	580	
November	1,103	1,092	
December	1,727	1,644	
January	2,008	1,855	
February	2,418	2,366	
March	2,880	2,769	
April	3,027	3,000	
May	3,027	3,000	
June	3,027	3,000	

QUANTITY METRICS (rolling 12 month period)

	Contract Quantity	Contract Base Number	Contract *	Local Health Board	Wales
% of all assessments that were assess and fit appliances (case starts)	146	194	75.3%	58.1%	64.5%
% of all assessments that were assess and refuse	39	194	20.1%	11.6%	11.6%
% of all assessments that were assess and review	9	194	4.6%	30.3%	23.9%
% of case starts with a reported IOTN of 3 and Aesthetic Component of 5 or below	0	146	N/A	0.0%	0.1%
% of case starts with a reported IOTN of 3 and Aesthetic Component of 6 or above	1	146	0.7%	0.9%	2.3%
% of case starts with a reported IOTN of 4	118	146	80.8%	73.2%	76.4%
% of case starts with a reported IOTN of 5	24	146	16.4%	21.9%	18.3%
% of concluded courses in receipt of dual-arch fixed appliances	5	11	45.5%	43.1%	65.6%
% of concluded courses where treatment was abandoned or discontinued	2	11	18.2%	9.0%	6.5%
% of patients satisfied with the treatment they have received	13	15	86.7%	96.8%	95.3%

* Figures in italics indicate that the base number is less than 100.

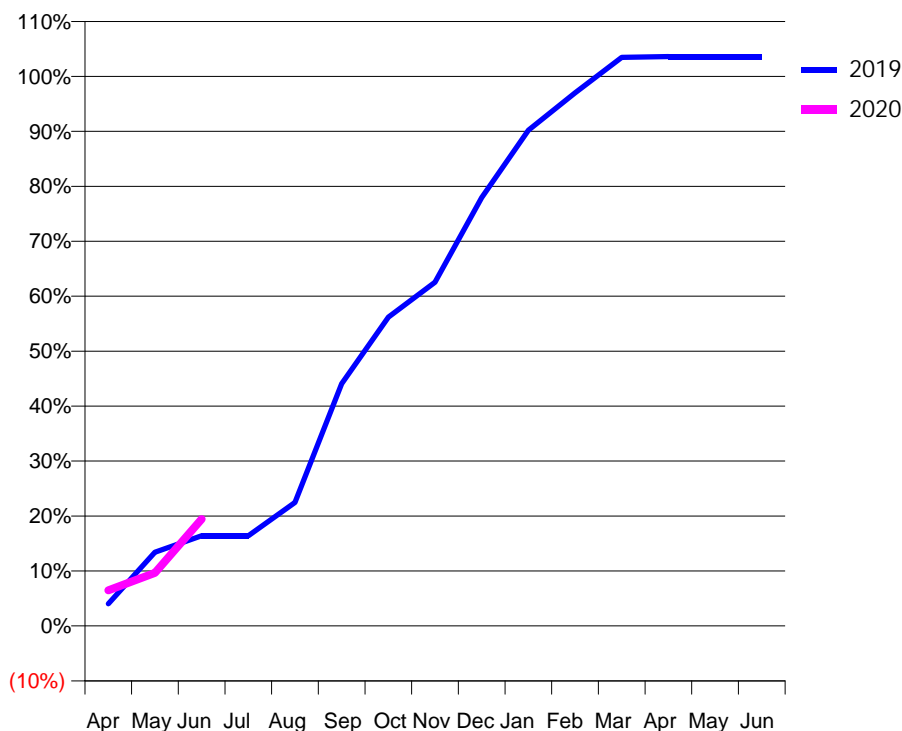
7A3 - Vital Signs Orthodontic At a Glance Contract Report for 153729/0001 - June 2019

Name or company name	Dr EV Johnstone, Dr D Ainsworth and Dr J Williams	19/20 Contracted general activity (UDA)	9,742
Contract type name	Pilot Contract	Carry forward general activity (UDA)	0
Purpose of contract	General and Orthodontic	19/20 Contracted orthodontic activity (UOA)	694
Contract start date	01/04/2006	Carry forward orthodontic activity (UOA)	0
Contract end date		Baseline contract value	£448,158.86

ACCESS	Contract	England and Wales
24 month ratio of assessments to patient IDs	1.10	1.08

ACTIVITY	Contract
Contract assess and fit appliances (case starts) as a percentage of Area Team case starts	1.5 %

Cumulative percentage of contracted UOA delivered 2019 & 2020



Month	Adjusted Scheduled Activity (UOA)		
	2018	2019	2020
April	46	28	45
May	157	93	67
June	158	114	135
July	183	114	
August	269	156	
September	312	306	
October	383	390	
November	491	434	
December	512	541	
January	556	626	
February	685	673	
March	693	718	
April	697	719	
May	697	719	
June	697	719	

QUANTITY METRICS (rolling 12 month period)

	Contract Quantity	Contract Base Number	Contract *	Local Health Board	Wales
% of all assessments that were assess and fit appliances (case starts)	34	59	57.6%	58.1%	64.5%
% of all assessments that were assess and refuse	2	59	3.4%	11.6%	11.6%
% of all assessments that were assess and review	23	59	39.0%	30.3%	23.9%
% of case starts with a reported IOTN of 3 and Aesthetic Component of 5 or below	0	34	N/A	0.0%	0.1%
% of case starts with a reported IOTN of 3 and Aesthetic Component of 6 or above	0	34	N/A	0.9%	2.3%
% of case starts with a reported IOTN of 4	17	34	50.0%	73.2%	76.4%
% of case starts with a reported IOTN of 5	17	34	50.0%	21.9%	18.3%
% of concluded courses in receipt of dual-arch fixed appliances	2	2	100.0%	43.1%	65.6%
% of concluded courses where treatment was abandoned or discontinued	0	2	0.0%	9.0%	6.5%
% of patients satisfied with the treatment they have received	5	6	83.3%	96.8%	95.3%

* Figures in italics indicate that the base number is less than 100.

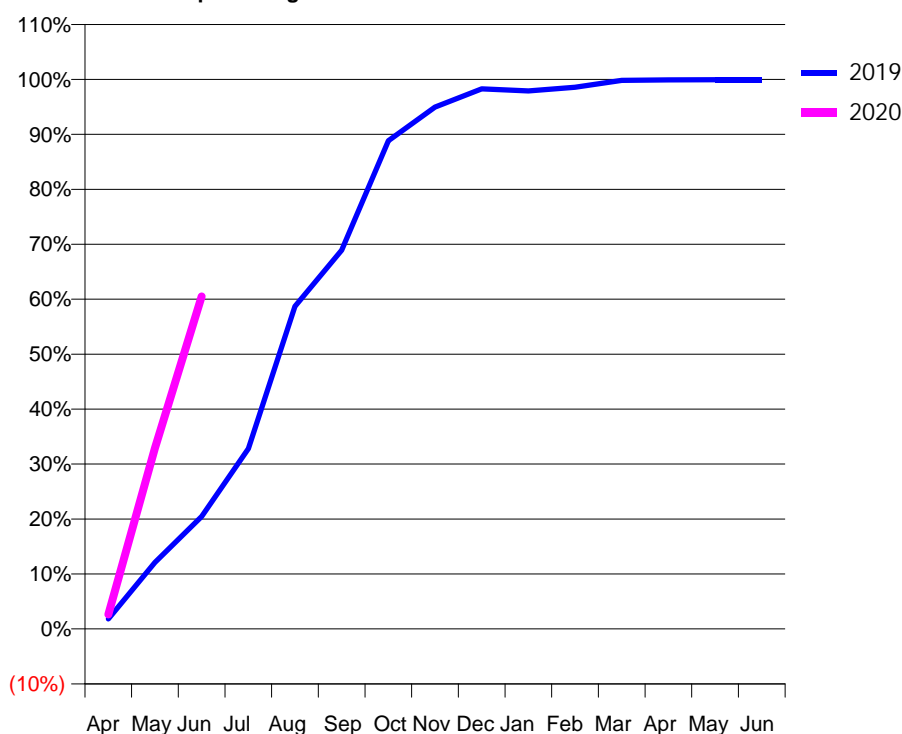
7A3 - Vital Signs Orthodontic At a Glance Contract Report for 162868/0001 - June 2019

Name or company name	Neat-Teeth Orthodontics Limited	19/20 Contracted general activity (UDA)	0
Contract type name	GDS Contract	Carry forward general activity (UDA)	0
Purpose of contract	Orthodontic	19/20 Contracted orthodontic activity (UOA)	9,014
Contract start date	01/09/2011	Carry forward orthodontic activity (UOA)	0
Contract end date	30/11/2021	Baseline contract value	£593,425.91

ACCESS	Contract	England and Wales
24 month ratio of assessments to patient IDs	1.05	1.08

ACTIVITY	Contract
Contract assess and fit appliances (case starts) as a percentage of Area Team case starts	27.4 %

Cumulative percentage of contracted UOA delivered 2019 & 2020



Month	Adjusted Scheduled Activity (UOA)		
	2018	2019	2020
April	399	165	238
May	1,284	1,091	2,965
June	1,542	1,845	5,454
July	1,755	2,957	
August	3,177	5,291	
September	5,028	6,212	
October	6,085	8,008	
November	6,959	8,559	
December	7,421	8,859	
January	7,694	8,826	
February	8,289	8,884	
March	8,437	8,998	
April	8,976	9,005	
May	9,063	9,009	
June	9,084	9,009	

QUANTITY METRICS (rolling 12 month period)

	Contract Quantity	Contract Base Number	Contract *	Local Health Board	Wales
% of all assessments that were assess and fit appliances (case starts)	617	890	69.3%	58.1%	64.5%
% of all assessments that were assess and refuse	45	890	5.1%	11.6%	11.6%
% of all assessments that were assess and review	228	890	25.6%	30.3%	23.9%
% of case starts with a reported IOTN of 3 and Aesthetic Component of 5 or below	0	617	N/A	0.0%	0.1%
% of case starts with a reported IOTN of 3 and Aesthetic Component of 6 or above	2	617	0.3%	0.9%	2.3%
% of case starts with a reported IOTN of 4	431	617	69.9%	73.2%	76.4%
% of case starts with a reported IOTN of 5	152	617	24.6%	21.9%	18.3%
% of concluded courses in receipt of dual-arch fixed appliances	14	310	4.5%	43.1%	65.6%
% of concluded courses where treatment was abandoned or discontinued	39	310	12.6%	9.0%	6.5%
% of patients satisfied with the treatment they have received	52	52	100.0%	96.8%	95.3%

* Figures in italics indicate that the base number is less than 100.

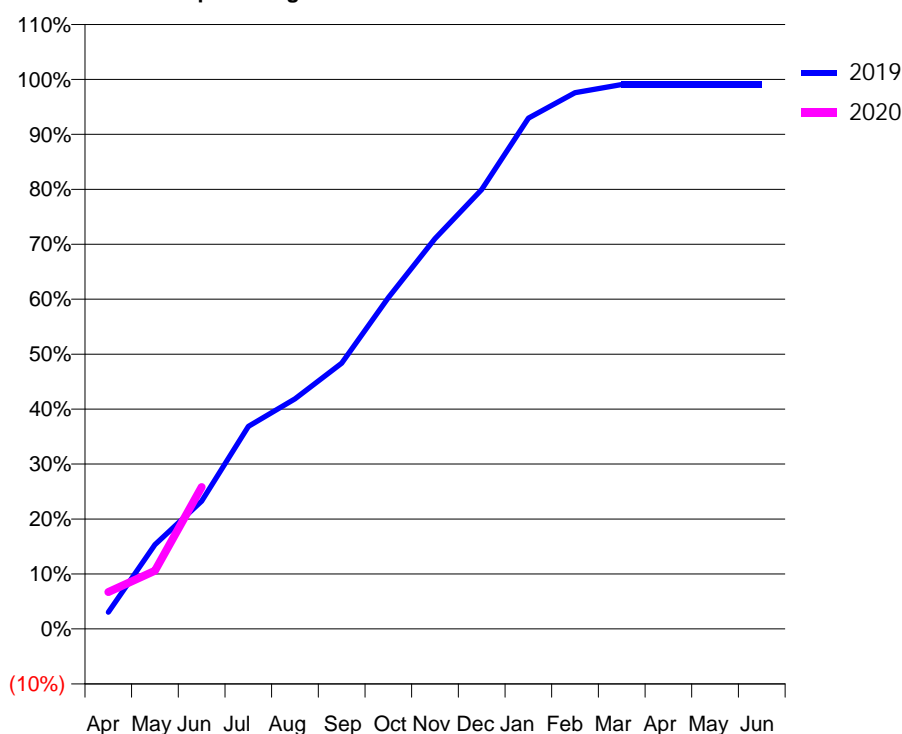
7A3 - Vital Signs Orthodontic At a Glance Contract Report for 176710/0006 - June 2019

Name or company name	Q Dental Care Limited	19/20 Contracted general activity (UDA)	0
Contract type name	PDS Contract	Carry forward general activity (UDA)	0
Purpose of contract	Orthodontic	19/20 Contracted orthodontic activity (UOA)	10,822
Contract start date	01/07/2011	Carry forward orthodontic activity (UOA)	0
Contract end date	30/11/2021	Baseline contract value	£712,453.43

ACCESS	Contract	England and Wales
24 month ratio of assessments to patient IDs	1.07	1.08

ACTIVITY	Contract
Contract assess and fit appliances (case starts) as a percentage of Area Team case starts	22.7 %

Cumulative percentage of contracted UOA delivered 2019 & 2020



Month	Adjusted Scheduled Activity (UOA)		
	2018	2019	2020
April	50	330	727
May	311	1,661	1,146
June	802	2,517	2,794
July	1,761	3,988	
August	2,460	4,531	
September	3,253	5,233	
October	4,328	6,525	
November	5,418	7,686	
December	6,031	8,652	
January	7,112	10,057	
February	9,050	10,558	
March	10,249	10,720	
April	10,960	10,720	
May	10,960	10,720	
June	10,960	10,720	

QUANTITY METRICS (rolling 12 month period)

	Contract Quantity	Contract Base Number	Contract *	Local Health Board	Wales
% of all assessments that were assess and fit appliances (case starts)	511	908	56.3%	58.1%	64.5%
% of all assessments that were assess and refuse	66	908	7.3%	11.6%	11.6%
% of all assessments that were assess and review	331	908	36.5%	30.3%	23.9%
% of case starts with a reported IOTN of 3 and Aesthetic Component of 5 or below	0	511	N/A	0.0%	0.1%
% of case starts with a reported IOTN of 3 and Aesthetic Component of 6 or above	0	511	N/A	0.9%	2.3%
% of case starts with a reported IOTN of 4	404	511	79.1%	73.2%	76.4%
% of case starts with a reported IOTN of 5	101	511	19.8%	21.9%	18.3%
% of concluded courses in receipt of dual-arch fixed appliances	513	552	92.9%	43.1%	65.6%
% of concluded courses where treatment was abandoned or discontinued	14	552	2.5%	9.0%	6.5%
% of patients satisfied with the treatment they have received	59	60	98.3%	96.8%	95.3%

* Figures in italics indicate that the base number is less than 100.

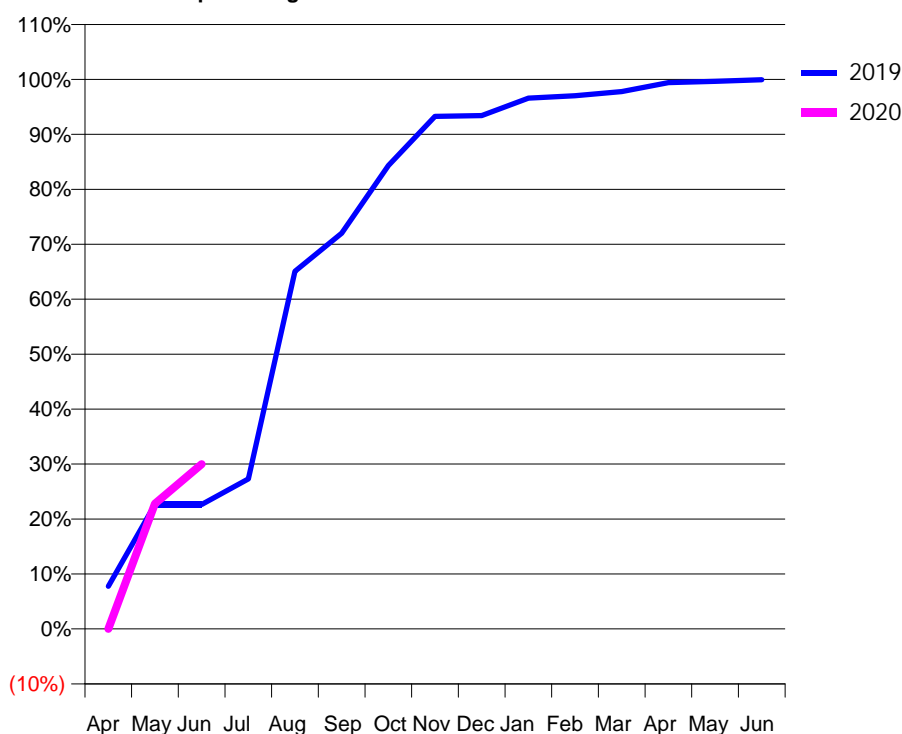
7A3 - Vital Signs Orthodontic At a Glance Contract Report for 181382/0001 - June 2019

Name or company name	Cwmdulais Dental Practice	19/20 Contracted general activity (UDA)	8,575
Contract type name	GDS Contract	Carry forward general activity (UDA)	0
Purpose of contract	General and Orthodontic	19/20 Contracted orthodontic activity (UOA)	1,351
Contract start date	01/01/2014	Carry forward orthodontic activity (UOA)	0
Contract end date		Baseline contract value	£431,702.33

ACCESS	Contract	England and Wales
24 month ratio of assessments to patient IDs	1.09	1.08

ACTIVITY	Contract
Contract assess and fit appliances (case starts) as a percentage of Area Team case starts	2.8 %

Cumulative percentage of contracted UOA delivered 2019 & 2020



Month	Adjusted Scheduled Activity (UOA)		
	2018	2019	2020
April	73	105	0
May	320	306	308
June	358	306	405
July	615	369	
August	802	879	
September	999	973	
October	999	1,139	
November	1,192	1,260	
December	1,330	1,262	
January	1,351	1,305	
February	1,377	1,311	
March	1,377	1,321	
April	1,377	1,343	
May	1,377	1,346	
June	1,378	1,350	

QUANTITY METRICS (rolling 12 month period)

	Contract Quantity	Contract Base Number	Contract *	Local Health Board	Wales
% of all assessments that were assess and fit appliances (case starts)	62	213	29.1%	58.1%	64.5%
% of all assessments that were assess and refuse	2	213	0.9%	11.6%	11.6%
% of all assessments that were assess and review	149	213	70.0%	30.3%	23.9%
% of case starts with a reported IOTN of 3 and Aesthetic Component of 5 or below	1	62	1.6%	0.0%	0.1%
% of case starts with a reported IOTN of 3 and Aesthetic Component of 6 or above	0	62	N/A	0.9%	2.3%
% of case starts with a reported IOTN of 4	45	62	72.6%	73.2%	76.4%
% of case starts with a reported IOTN of 5	2	62	3.2%	21.9%	18.3%
% of concluded courses in receipt of dual-arch fixed appliances	19	60	31.7%	43.1%	65.6%
% of concluded courses where treatment was abandoned or discontinued	8	60	13.3%	9.0%	6.5%
% of patients satisfied with the treatment they have received	5	5	100.0%	96.8%	95.3%

* Figures in italics indicate that the base number is less than 100.

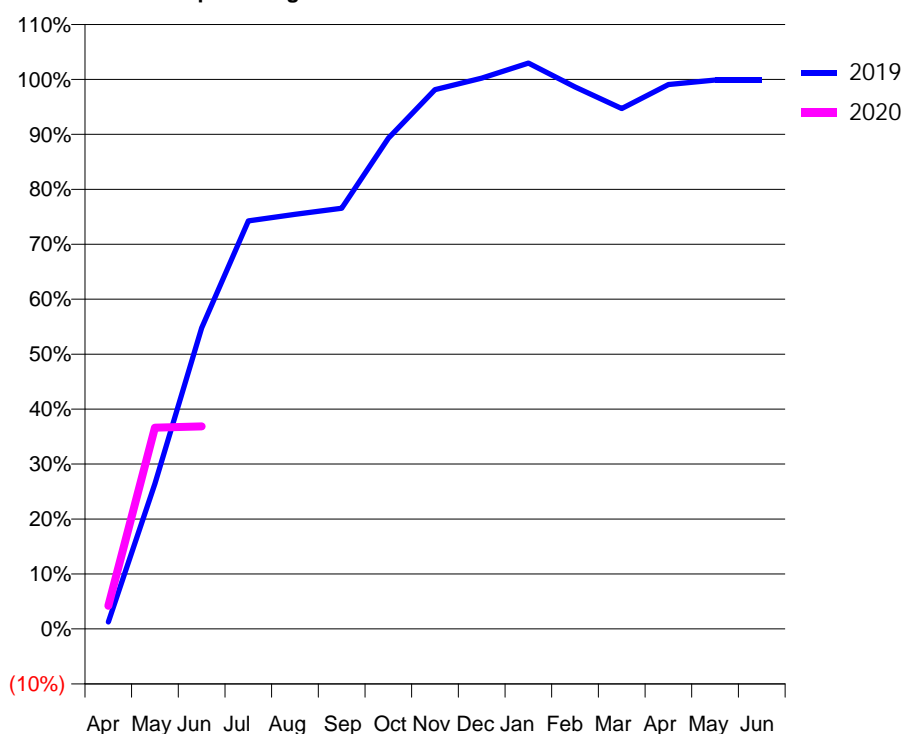
7A3 - Vital Signs Orthodontic At a Glance Contract Report for 636126/0001 - June 2019

Name or company name	MR J KNOX	19/20 Contracted general activity (UDA)	0
Contract type name	PDS Contract	Carry forward general activity (UDA)	0
Purpose of contract	Orthodontic	19/20 Contracted orthodontic activity (UOA)	2,500
Contract start date	01/04/2006	Carry forward orthodontic activity (UOA)	0
Contract end date	30/11/2021	Baseline contract value	£164,584.51

ACCESS	Contract	England and Wales
24 month ratio of assessments to patient IDs	1.07	1.08

ACTIVITY	Contract
Contract assess and fit appliances (case starts) as a percentage of Area Team case starts	4.6 %

Cumulative percentage of contracted UOA delivered 2019 & 2020



Month	Adjusted Scheduled Activity (UOA)		
	2018	2019	2020
April	90	32	105
May	469	661	916
June	754	1,369	921
July	1,536	1,856	
August	1,726	1,886	
September	1,750	1,914	
October	1,835	2,232	
November	2,147	2,453	
December	2,364	2,505	
January	2,420	2,574	
February	2,480	2,465	
March	2,544	2,367	
April	2,503	2,476	
May	2,525	2,497	
June	2,504	2,497	

QUANTITY METRICS (rolling 12 month period)

	Contract Quantity	Contract Base Number	Contract *	Local Health Board	Wales
% of all assessments that were assess and fit appliances (case starts)	103	304	33.9%	58.1%	64.5%
% of all assessments that were assess and refuse	106	304	34.9%	11.6%	11.6%
% of all assessments that were assess and review	95	304	31.3%	30.3%	23.9%
% of case starts with a reported IOTN of 3 and Aesthetic Component of 5 or below	0	103	N/A	0.0%	0.1%
% of case starts with a reported IOTN of 3 and Aesthetic Component of 6 or above	1	103	1.0%	0.9%	2.3%
% of case starts with a reported IOTN of 4	72	103	69.9%	73.2%	76.4%
% of case starts with a reported IOTN of 5	21	103	20.4%	21.9%	18.3%
% of concluded courses in receipt of dual-arch fixed appliances	4	145	2.8%	43.1%	65.6%
% of concluded courses where treatment was abandoned or discontinued	26	145	17.9%	9.0%	6.5%
% of patients satisfied with the treatment they have received	1	1	100.0%	96.8%	95.3%

* Figures in italics indicate that the base number is less than 100.

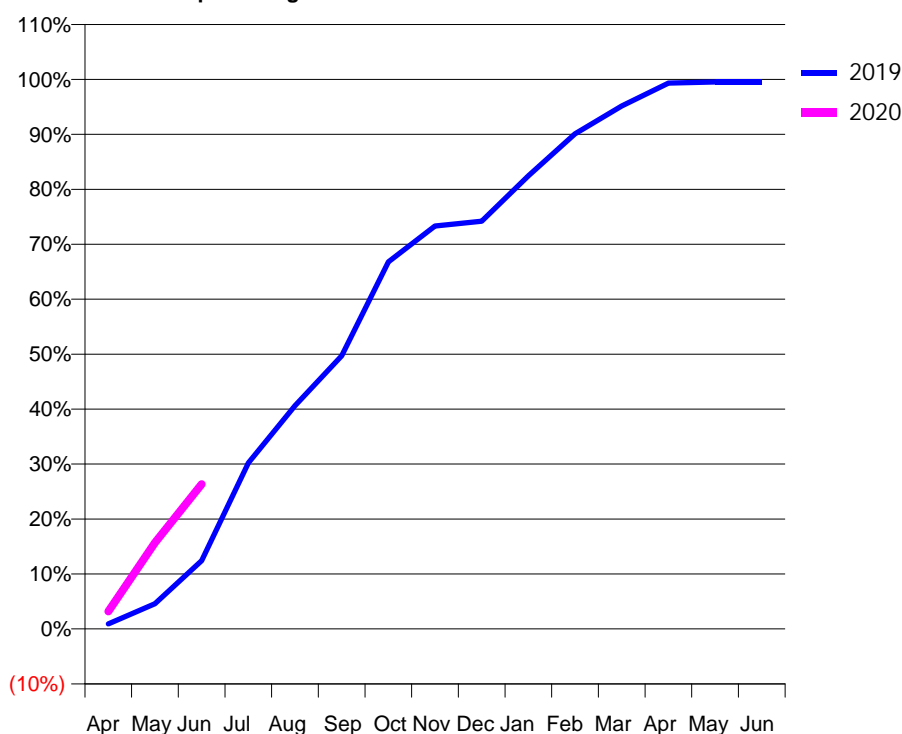
7A3 - Vital Signs Orthodontic At a Glance Contract Report for 658472/0001 - June 2019

Name or company name	MR RR WESTERHOLM	19/20 Contracted general activity (UDA)	0
Contract type name	PDS Contract	Carry forward general activity (UDA)	0
Purpose of contract	Orthodontic	19/20 Contracted orthodontic activity (UOA)	5,000
Contract start date	01/04/2006	Carry forward orthodontic activity (UOA)	0
Contract end date	30/11/2021	Baseline contract value	£329,169.02

ACCESS	Contract	England and Wales
24 month ratio of assessments to patient IDs	1.12	1.08

ACTIVITY	Contract
Contract assess and fit appliances (case starts) as a percentage of Area Team case starts	11.9 %

Cumulative percentage of contracted UOA delivered 2019 & 2020



Month	Adjusted Scheduled Activity (UOA)		
	2018	2019	2020
April	283	46	160
May	596	230	784
June	953	622	1,317
July	1,352	1,511	
August	1,826	2,030	
September	2,413	2,485	
October	3,025	3,340	
November	3,868	3,666	
December	4,122	3,710	
January	4,321	4,124	
February	4,755	4,505	
March	4,837	4,758	
April	4,992	4,966	
May	5,000	4,976	
June	5,000	4,977	

QUANTITY METRICS (rolling 12 month period)

	Contract Quantity	Contract Base Number	Contract *	Local Health Board	Wales
% of all assessments that were assess and fit appliances (case starts)	267	487	54.8%	58.1%	64.5%
% of all assessments that were assess and refuse	71	487	14.6%	11.6%	11.6%
% of all assessments that were assess and review	149	487	30.6%	30.3%	23.9%
% of case starts with a reported IOTN of 3 and Aesthetic Component of 5 or below	0	267	N/A	0.0%	0.1%
% of case starts with a reported IOTN of 3 and Aesthetic Component of 6 or above	8	267	3.0%	0.9%	2.3%
% of case starts with a reported IOTN of 4	191	267	71.5%	73.2%	76.4%
% of case starts with a reported IOTN of 5	63	267	23.6%	21.9%	18.3%
% of concluded courses in receipt of dual-arch fixed appliances	1	180	0.6%	43.1%	65.6%
% of concluded courses where treatment was abandoned or discontinued	17	180	9.4%	9.0%	6.5%
% of patients satisfied with the treatment they have received	20	22	90.9%	96.8%	95.3%

* Figures in italics indicate that the base number is less than 100.

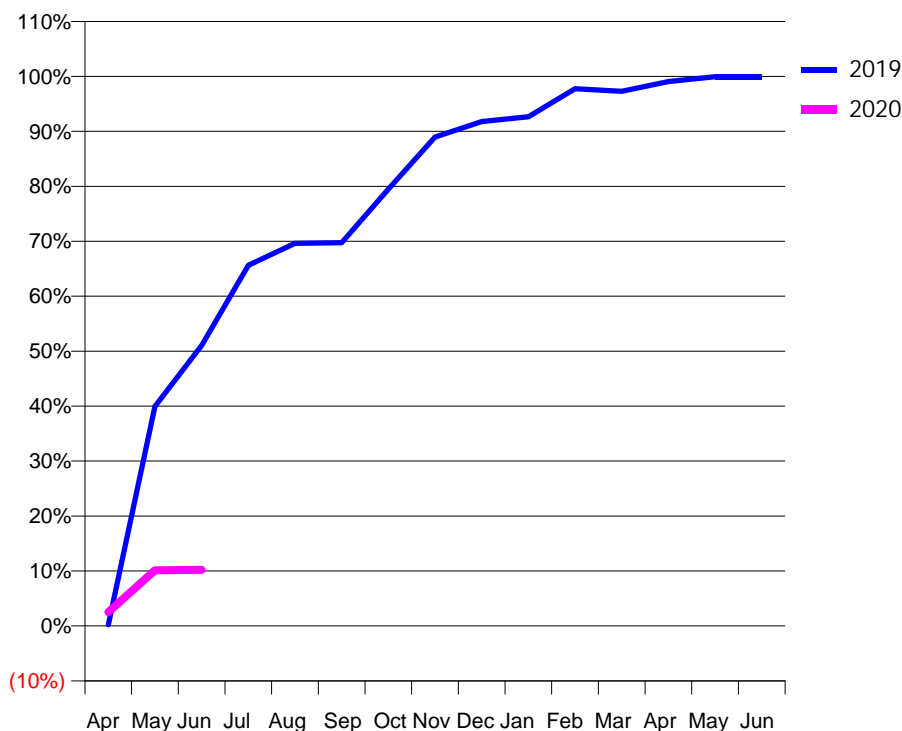
7A3 - Vital Signs Orthodontic At a Glance Contract Report for 846473/0001 - June 2019

Name or company name	MISS CE ECKHARDT	19/20 Contracted general activity (UDA)	0
Contract type name	PDS Contract	Carry forward general activity (UDA)	0
Purpose of contract	Orthodontic	19/20 Contracted orthodontic activity (UOA)	2,500
Contract start date	01/04/2006	Carry forward orthodontic activity (UOA)	0
Contract end date	30/11/2021	Baseline contract value	£164,584.51

ACCESS	Contract	England and Wales
24 month ratio of assessments to patient IDs	1.04	1.08

ACTIVITY	Contract
Contract assess and fit appliances (case starts) as a percentage of Area Team case starts	3.2 %

Cumulative percentage of contracted UOA delivered 2019 & 2020



Month	Adjusted Scheduled Activity (UOA)		
	2018	2019	2020
April	58	6	63
May	558	998	253
June	738	1,276	255
July	1,346	1,641	
August	1,481	1,740	
September	1,528	1,743	
October	1,553	1,987	
November	1,601	2,224	
December	1,984	2,294	
January	2,175	2,316	
February	2,271	2,444	
March	2,428	2,432	
April	2,500	2,477	
May	2,500	2,498	
June	2,500	2,498	

QUANTITY METRICS (rolling 12 month period)

	Contract Quantity	Contract Base Number	Contract *	Local Health Board	Wales
% of all assessments that were assess and fit appliances (case starts)	71	170	41.8%	58.1%	64.5%
% of all assessments that were assess and refuse	42	170	24.7%	11.6%	11.6%
% of all assessments that were assess and review	57	170	33.5%	30.3%	23.9%
% of case starts with a reported IOTN of 3 and Aesthetic Component of 5 or below	0	71	<i>N/A</i>	0.0%	0.1%
% of case starts with a reported IOTN of 3 and Aesthetic Component of 6 or above	0	71	<i>N/A</i>	0.9%	2.3%
% of case starts with a reported IOTN of 4	59	71	83.1%	73.2%	76.4%
% of case starts with a reported IOTN of 5	7	71	9.9%	21.9%	18.3%
% of concluded courses in receipt of dual-arch fixed appliances	4	168	2.4%	43.1%	65.6%
% of concluded courses where treatment was abandoned or discontinued	15	168	8.9%	9.0%	6.5%
% of patients satisfied with the treatment they have received	2	3	66.7%	96.8%	95.3%

* Figures in italics indicate that the base number is less than 100.

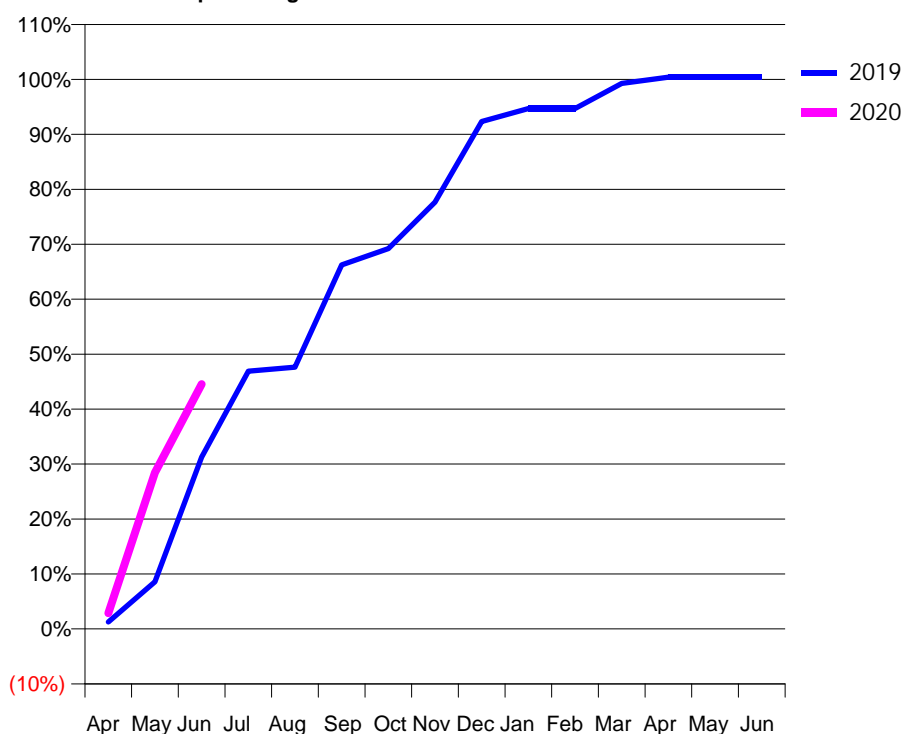
7A3 - Vital Signs Orthodontic At a Glance Contract Report for 933430/0001 - June 2019

Name or company name	MRS AJ EGGAR	19/20 Contracted general activity (UDA)	0
Contract type name	PDS Contract	Carry forward general activity (UDA)	0
Purpose of contract	Orthodontic	19/20 Contracted orthodontic activity (UOA)	3,000
Contract start date	01/04/2006	Carry forward orthodontic activity (UOA)	0
Contract end date	30/11/2021	Baseline contract value	£197,501.41

ACCESS	Contract	England and Wales
24 month ratio of assessments to patient IDs	1.07	1.08

ACTIVITY	Contract
Contract assess and fit appliances (case starts) as a percentage of Area Team case starts	7.4 %

Cumulative percentage of contracted UOA delivered 2019 & 2020



Month	Adjusted Scheduled Activity (UOA)		
	2018	2019	2020
April	147	38	86
May	659	257	853
June	841	938	1,336
July	1,228	1,407	
August	1,505	1,429	
September	2,042	1,987	
October	2,257	2,077	
November	2,410	2,329	
December	2,496	2,770	
January	2,692	2,840	
February	2,778	2,841	
March	2,846	2,978	
April	2,917	3,012	
May	3,002	3,012	
June	3,002	3,012	

QUANTITY METRICS (rolling 12 month period)

	Contract Quantity	Contract Base Number	Contract *	Local Health Board	Wales
% of all assessments that were assess and fit appliances (case starts)	166	225	73.8%	58.1%	64.5%
% of all assessments that were assess and refuse	25	225	11.1%	11.6%	11.6%
% of all assessments that were assess and review	34	225	15.1%	30.3%	23.9%
% of case starts with a reported IOTN of 3 and Aesthetic Component of 5 or below	0	166	N/A	0.0%	0.1%
% of case starts with a reported IOTN of 3 and Aesthetic Component of 6 or above	1	166	0.6%	0.9%	2.3%
% of case starts with a reported IOTN of 4	119	166	71.7%	73.2%	76.4%
% of case starts with a reported IOTN of 5	32	166	19.3%	21.9%	18.3%
% of concluded courses in receipt of dual-arch fixed appliances	2	141	1.4%	43.1%	65.6%
% of concluded courses where treatment was abandoned or discontinued	12	141	8.5%	9.0%	6.5%
% of patients satisfied with the treatment they have received	20	20	100.0%	96.8%	95.3%

* Figures in italics indicate that the base number is less than 100.

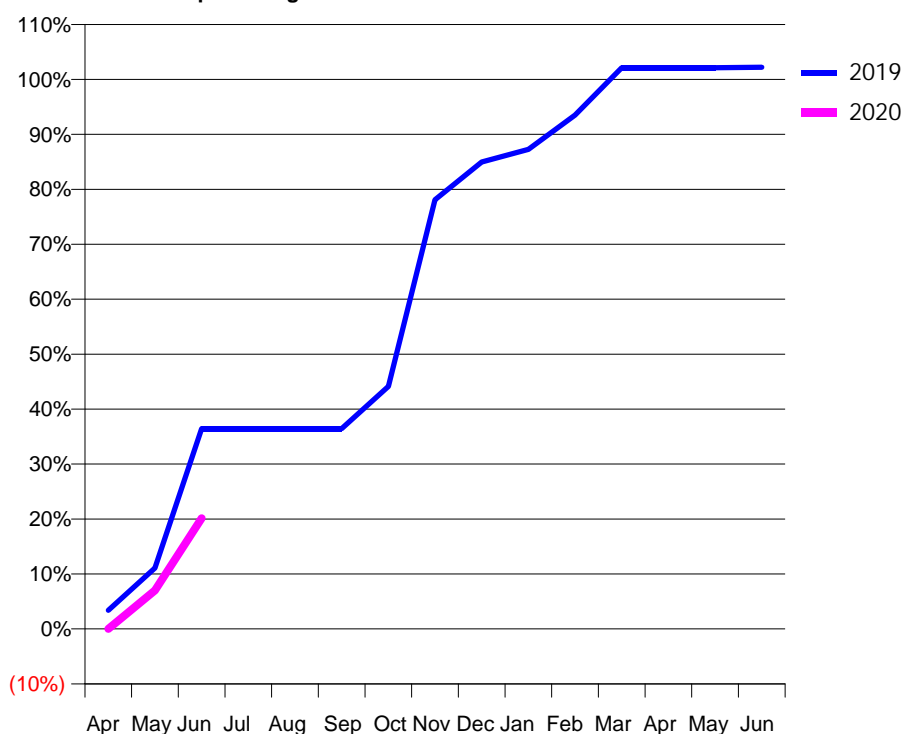
7A4 - Vital Signs Orthodontic At a Glance Contract Report for 140589/0002 - June 2019

Name or company name	Cowbridge Dental Care Limited	19/20 Contracted general activity (UDA)	0
Contract type name	PDS Contract	Carry forward general activity (UDA)	0
Purpose of contract	Orthodontic	19/20 Contracted orthodontic activity (UOA)	1,513
Contract start date	01/09/2011	Carry forward orthodontic activity (UOA)	0
Contract end date	31/03/2026	Baseline contract value	£96,961.17

ACCESS	Contract	England and Wales
24 month ratio of assessments to patient IDs	1.10	1.08

ACTIVITY	Contract
Contract assess and fit appliances (case starts) as a percentage of Area Team case starts	1.7 %

Cumulative percentage of contracted UOA delivered 2019 & 2020



Month	Adjusted Scheduled Activity (UOA)		
	2018	2019	2020
April	24	37	0
May	29	121	106
June	71	398	305
July	316	398	
August	467	398	
September	530	398	
October	637	482	
November	769	853	
December	812	928	
January	927	953	
February	1,036	1,021	
March	1,103	1,115	
April	1,128	1,115	
May	1,129	1,115	
June	1,129	1,116	

QUANTITY METRICS (rolling 12 month period)

	Contract Quantity	Contract Base Number	Contract *	Local Health Board	Wales
% of all assessments that were assess and fit appliances (case starts)	46	121	38.0%	64.7%	64.5%
% of all assessments that were assess and refuse	42	121	34.7%	14.0%	11.6%
% of all assessments that were assess and review	33	121	27.3%	21.3%	23.9%
% of case starts with a reported IOTN of 3 and Aesthetic Component of 5 or below	0	46	<i>N/A</i>	0.1%	0.1%
% of case starts with a reported IOTN of 3 and Aesthetic Component of 6 or above	8	46	17.4%	4.0%	2.3%
% of case starts with a reported IOTN of 4	28	46	60.9%	79.7%	76.4%
% of case starts with a reported IOTN of 5	10	46	21.7%	15.6%	18.3%
% of concluded courses in receipt of dual-arch fixed appliances	37	47	78.7%	73.6%	65.6%
% of concluded courses where treatment was abandoned or discontinued	7	47	14.9%	4.5%	6.5%
% of patients satisfied with the treatment they have received	11	11	100.0%	95.9%	95.3%

* Figures in italics indicate that the base number is less than 100.

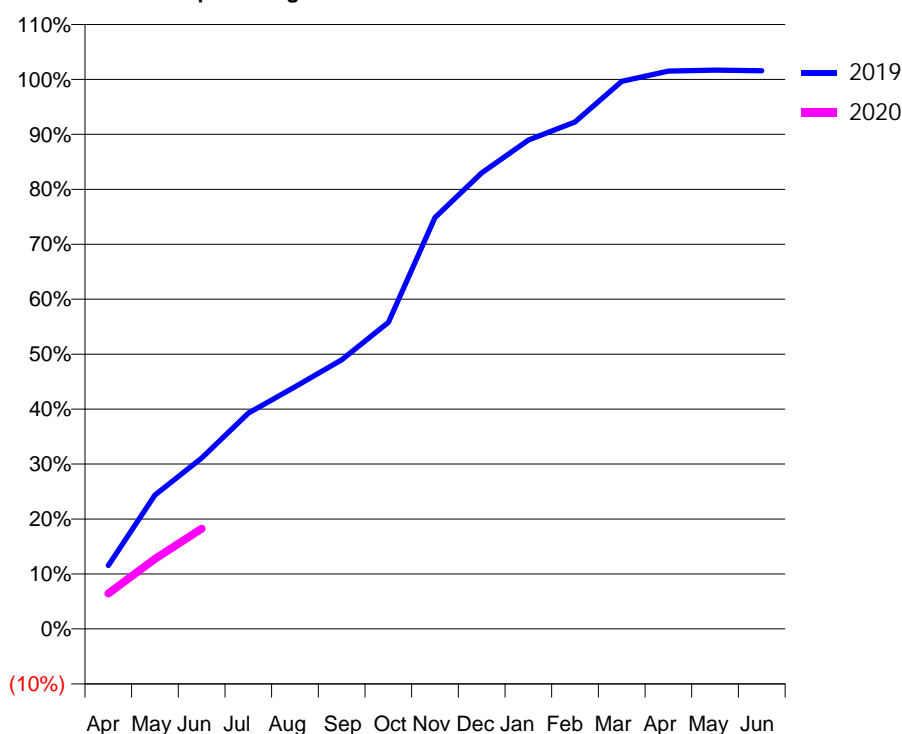
7A4 - Vital Signs Orthodontic At a Glance Contract Report for 166332/0001 - June 2019

Name or company name	Cathedral Orthodontics Ltd	19/20 Contracted general activity (UDA)	0
Contract type name	PDS Contract	Carry forward general activity (UDA)	0
Purpose of contract	Orthodontic	19/20 Contracted orthodontic activity (UOA)	21,553
Contract start date	01/11/2010	Carry forward orthodontic activity (UOA)	0
Contract end date	31/03/2026	Baseline contract value	£1,381,232.00

ACCESS	Contract	England and Wales
24 month ratio of assessments to patient IDs	1.10	1.08

ACTIVITY	Contract
Contract assess and fit appliances (case starts) as a percentage of Area Team case starts	34.3 %

Cumulative percentage of contracted UOA delivered 2019 & 2020



Month	Adjusted Scheduled Activity (UOA)		
	2018	2019	2020
April	1,769	2,493	1,392
May	4,122	5,256	2,748
June	6,054	6,704	3,933
July	8,879	8,465	
August	10,361	9,494	
September	11,869	10,551	
October	14,110	12,023	
November	16,577	16,132	
December	17,749	17,887	
January	18,930	19,169	
February	20,472	19,885	
March	21,379	21,479	
April	21,832	21,874	
May	21,945	21,914	
June	21,966	21,893	

QUANTITY METRICS (rolling 12 month period)

	Contract Quantity	Contract Base Number	Contract *	Local Health Board	Wales
% of all assessments that were assess and fit appliances (case starts)	903	1,514	59.6%	64.7%	64.5%
% of all assessments that were assess and refuse	230	1,514	15.2%	14.0%	11.6%
% of all assessments that were assess and review	381	1,514	25.2%	21.3%	23.9%
% of case starts with a reported IOTN of 3 and Aesthetic Component of 5 or below	2	903	0.2%	0.1%	0.1%
% of case starts with a reported IOTN of 3 and Aesthetic Component of 6 or above	46	903	5.1%	4.0%	2.3%
% of case starts with a reported IOTN of 4	687	903	76.1%	79.7%	76.4%
% of case starts with a reported IOTN of 5	154	903	17.1%	15.6%	18.3%
% of concluded courses in receipt of dual-arch fixed appliances	695	792	87.8%	73.6%	65.6%
% of concluded courses where treatment was abandoned or discontinued	53	792	6.7%	4.5%	6.5%
% of patients satisfied with the treatment they have received	78	81	96.3%	95.9%	95.3%

* Figures in italics indicate that the base number is less than 100.

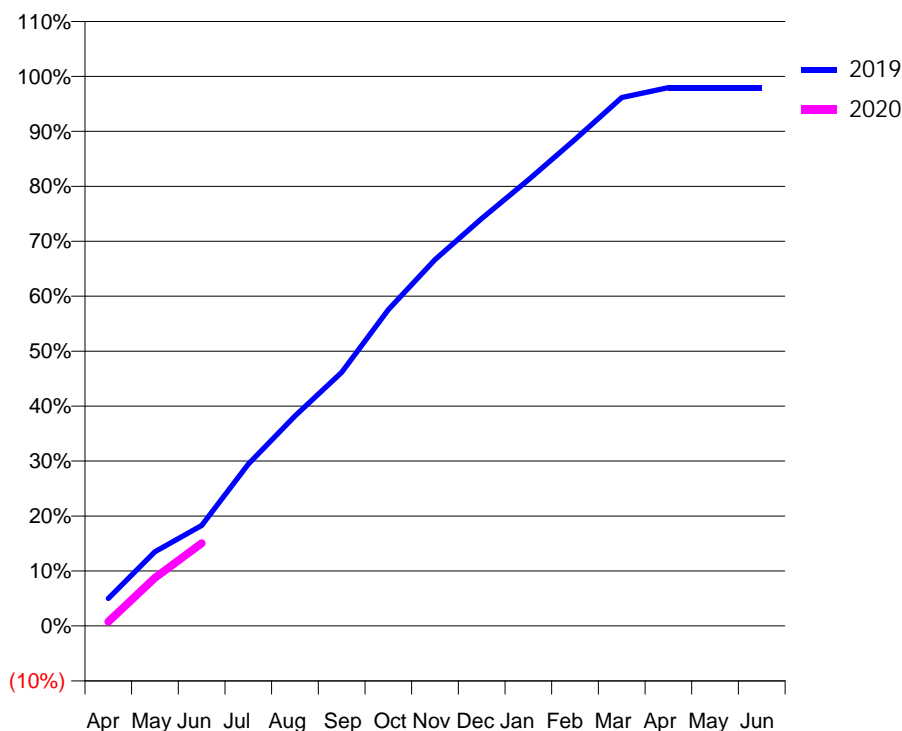
7A4 - Vital Signs Orthodontic At a Glance Contract Report for 176710/0004 - June 2019

Name or company name	Q Dental Care Limited	19/20 Contracted general activity (UDA)	0
Contract type name	PDS Contract	Carry forward general activity (UDA)	0
Purpose of contract	Orthodontic	19/20 Contracted orthodontic activity (UOA)	19,479
Contract start date	01/04/2011	Carry forward orthodontic activity (UOA)	0
Contract end date	31/03/2026	Baseline contract value	£1,248,318.94

ACCESS	Contract	England and Wales
24 month ratio of assessments to patient IDs	1.03	1.08

ACTIVITY	Contract
Contract assess and fit appliances (case starts) as a percentage of Area Team case starts	31.3 %

Cumulative percentage of contracted UOA delivered 2019 & 2020



Month	Adjusted Scheduled Activity (UOA)		
	2018	2019	2020
April	1,755	909	151
May	2,978	2,454	1,702
June	4,235	3,323	2,935
July	6,207	5,355	
August	7,771	6,944	
September	9,386	8,388	
October	11,384	10,464	
November	12,827	12,115	
December	14,121	13,476	
January	14,872	14,758	
February	17,012	16,091	
March	18,146	17,481	
April	18,189	17,806	
May	18,189	17,806	
June	18,189	17,806	

QUANTITY METRICS (rolling 12 month period)

	Contract Quantity	Contract Base Number	Contract *	Local Health Board	Wales
% of all assessments that were assess and fit appliances (case starts)	822	1,225	67.1%	64.7%	64.5%
% of all assessments that were assess and refuse	102	1,225	8.3%	14.0%	11.6%
% of all assessments that were assess and review	301	1,225	24.6%	21.3%	23.9%
% of case starts with a reported IOTN of 3 and Aesthetic Component of 5 or below	0	822	N/A	0.1%	0.1%
% of case starts with a reported IOTN of 3 and Aesthetic Component of 6 or above	44	822	5.4%	4.0%	2.3%
% of case starts with a reported IOTN of 4	675	822	82.1%	79.7%	76.4%
% of case starts with a reported IOTN of 5	101	822	12.3%	15.6%	18.3%
% of concluded courses in receipt of dual-arch fixed appliances	580	629	92.2%	73.6%	65.6%
% of concluded courses where treatment was abandoned or discontinued	15	629	2.4%	4.5%	6.5%
% of patients satisfied with the treatment they have received	82	88	93.2%	95.9%	95.3%

* Figures in italics indicate that the base number is less than 100.

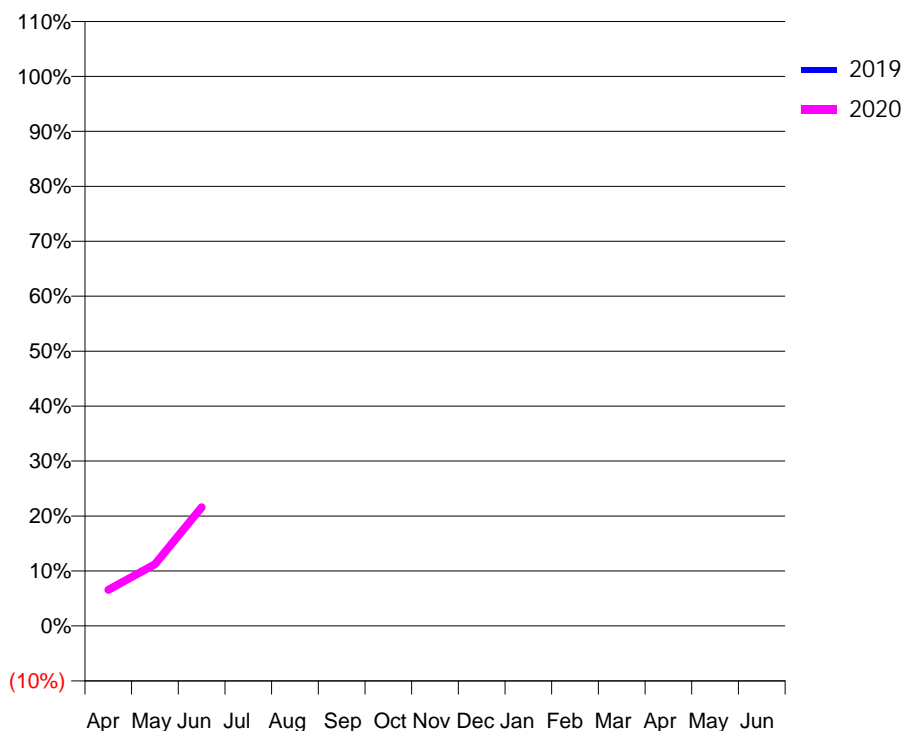
7A5 - Vital Signs Orthodontic At a Glance Contract Report for 101074/0000 - June 2019

Name or company name	Q Dental Care Limited	19/20 Contracted general activity (UDA)	0
Contract type name	PDS Contract	Carry forward general activity (UDA)	0
Purpose of contract	Orthodontic	19/20 Contracted orthodontic activity (UOA)	7,824
Contract start date	01/04/2019	Carry forward orthodontic activity (UOA)	0
Contract end date	30/11/2021	Baseline contract value	£515,083.68

ACCESS	Contract	England and Wales
24 month ratio of assessments to patient IDs	1.00	1.08

ACTIVITY	Contract
Contract assess and fit appliances (case starts) as a percentage of Area Team case starts	47.0 %

Cumulative percentage of contracted UOA delivered 2019 & 2020



Month	Adjusted Scheduled Activity (UOA)		
	2018	2019	2020
April	0	0	514
May	0	0	879
June	0	0	1,691
July	0	0	
August	0	0	
September	0	0	
October	0	0	
November	0	0	
December	0	0	
January	0	0	
February	0	0	
March	0	0	
April	0	0	
May	0	0	
June	0	0	

QUANTITY METRICS (rolling 12 month period)

	Contract Quantity	Contract Base Number	Contract *	Local Health Board	Wales
% of all assessments that were assess and fit appliances (case starts)	79	111	71.2%	80.4%	64.5%
% of all assessments that were assess and refuse	9	111	8.1%	5.7%	11.6%
% of all assessments that were assess and review	23	111	20.7%	13.9%	23.9%
% of case starts with a reported IOTN of 3 and Aesthetic Component of 5 or below	0	79	<i>N/A</i>	0.0%	0.1%
% of case starts with a reported IOTN of 3 and Aesthetic Component of 6 or above	3	79	3.8%	2.4%	2.3%
% of case starts with a reported IOTN of 4	55	79	69.6%	82.1%	76.4%
% of case starts with a reported IOTN of 5	21	79	26.6%	15.5%	18.3%
% of concluded courses in receipt of dual-arch fixed appliances	40	51	78.4%	82.0%	65.6%
% of concluded courses where treatment was abandoned or discontinued	10	51	19.6%	11.7%	6.5%
% of patients satisfied with the treatment they have received	7	7	100.0%	100.0%	95.3%

* Figures in italics indicate that the base number is less than 100.

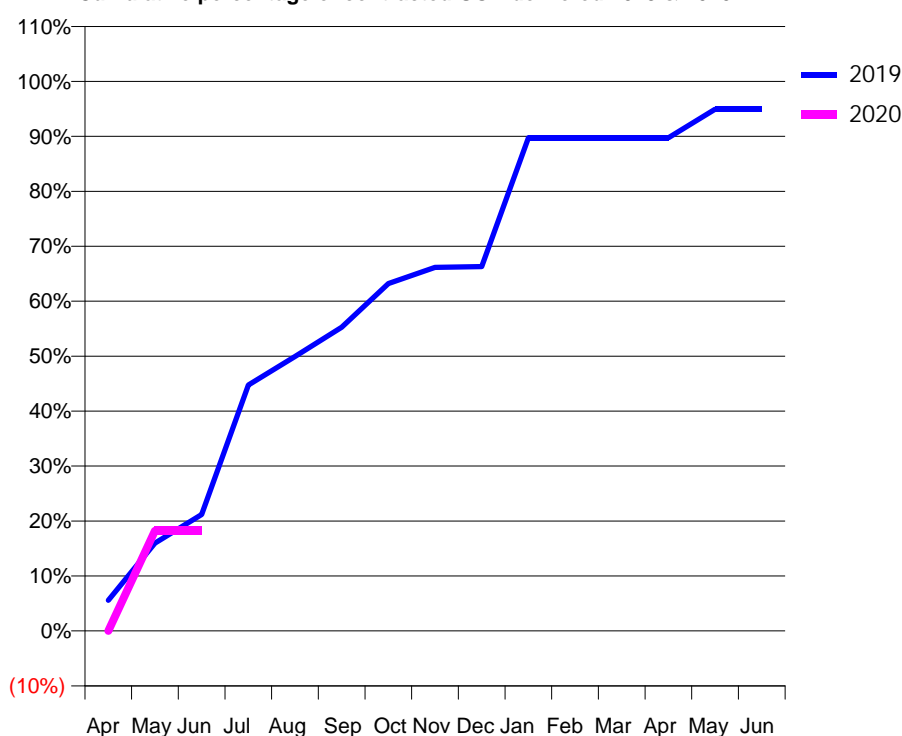
7A5 - Vital Signs Orthodontic At a Glance Contract Report for 171727/0001 - June 2019

Name or company name	Northrose Ltd	19/20 Contracted general activity (UDA)	0
Contract type name	PDS Contract	Carry forward general activity (UDA)	0
Purpose of contract	Orthodontic	19/20 Contracted orthodontic activity (UOA)	807
Contract start date	01/04/2014	Carry forward orthodontic activity (UOA)	0
Contract end date	31/03/2022	Baseline contract value	£54,714.79

ACCESS	Contract	England and Wales
24 month ratio of assessments to patient IDs	1.04	1.08

ACTIVITY	Contract
Contract assess and fit appliances (case starts) as a percentage of Area Team case starts	20.8 %

Cumulative percentage of contracted UOA delivered 2019 & 2020



Month	Adjusted Scheduled Activity (UOA)		
	2018	2019	2020
April	27	45	0
May	237	129	147
June	279	171	147
July	448	361	
August	553	403	
September	658	446	
October	680	510	
November	744	534	
December	765	535	
January	788	724	
February	788	724	
March	810	724	
April	831	724	
May	852	766	
June	852	766	

QUANTITY METRICS (rolling 12 month period)

	Contract Quantity	Contract Base Number	Contract *	Local Health Board	Wales
% of all assessments that were assess and fit appliances (case starts)	35	42	83.3%	80.4%	64.5%
% of all assessments that were assess and refuse	3	42	7.1%	5.7%	11.6%
% of all assessments that were assess and review	4	42	9.5%	13.9%	23.9%
% of case starts with a reported IOTN of 3 and Aesthetic Component of 5 or below	0	35	<i>N/A</i>	0.0%	0.1%
% of case starts with a reported IOTN of 3 and Aesthetic Component of 6 or above	1	35	2.9%	2.4%	2.3%
% of case starts with a reported IOTN of 4	30	35	85.7%	82.1%	76.4%
% of case starts with a reported IOTN of 5	4	35	11.4%	15.5%	18.3%
% of concluded courses in receipt of dual-arch fixed appliances	25	31	80.6%	82.0%	65.6%
% of concluded courses where treatment was abandoned or discontinued	1	31	3.2%	11.7%	6.5%
% of patients satisfied with the treatment they have received	6	6	100.0%	100.0%	95.3%

* Figures in italics indicate that the base number is less than 100.

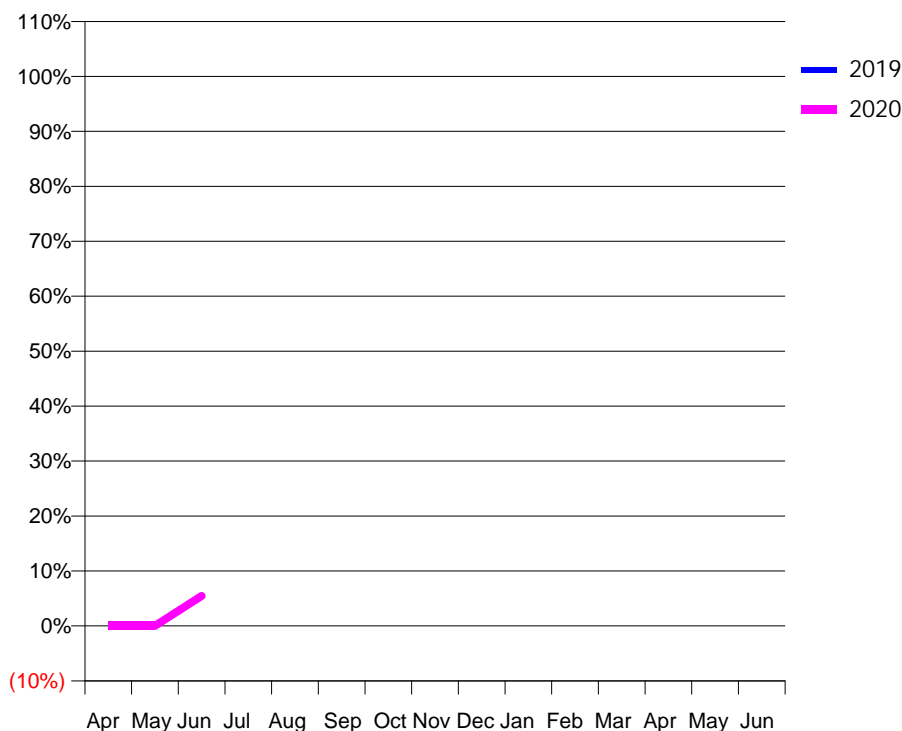
7A6 - Vital Signs Orthodontic At a Glance Contract Report for 101165/0000 - June 2019

Name or company name	MRS FJ WILLNER	19/20 Contracted general activity (UDA)	0
Contract type name	PDS Contract	Carry forward general activity (UDA)	0
Purpose of contract	Orthodontic	19/20 Contracted orthodontic activity (UOA)	3,387
Contract start date	01/04/2019	Carry forward orthodontic activity (UOA)	0
Contract end date	31/03/2024	Baseline contract value	£208,842.42

ACCESS	Contract	England and Wales
24 month ratio of assessments to patient IDs	1.00	1.08

ACTIVITY	Contract
Contract assess and fit appliances (case starts) as a percentage of Area Team case starts	0.7 %

Cumulative percentage of contracted UOA delivered 2019 & 2020



Month	Adjusted Scheduled Activity (UOA)		
	2018	2019	2020
April	0	0	0
May	0	0	0
June	0	0	185
July	0	0	
August	0	0	
September	0	0	
October	0	0	
November	0	0	
December	0	0	
January	0	0	
February	0	0	
March	0	0	
April	0	0	
May	0	0	
June	0	0	

QUANTITY METRICS (rolling 12 month period)

	Contract Quantity	Contract Base Number	Contract *	Local Health Board	Wales
% of all assessments that were assess and fit appliances (case starts)	9	22	40.9%	61.5%	64.5%
% of all assessments that were assess and refuse	2	22	9.1%	12.7%	11.6%
% of all assessments that were assess and review	11	22	50.0%	25.7%	23.9%
% of case starts with a reported IOTN of 3 and Aesthetic Component of 5 or below	0	9	<i>N/A</i>	0.1%	0.1%
% of case starts with a reported IOTN of 3 and Aesthetic Component of 6 or above	0	9	<i>N/A</i>	3.4%	2.3%
% of case starts with a reported IOTN of 4	8	9	88.9%	74.3%	76.4%
% of case starts with a reported IOTN of 5	1	9	11.1%	18.6%	18.3%
% of concluded courses in receipt of dual-arch fixed appliances	17	19	89.5%	43.7%	65.6%
% of concluded courses where treatment was abandoned or discontinued	0	19	0.0%	11.3%	6.5%
% of patients satisfied with the treatment they have received	4	4	100.0%	96.2%	95.3%

* Figures in italics indicate that the base number is less than 100.

7A6 - Vital Signs Orthodontic At a Glance Contract Report for 101168/0000 - June 2019

Name or company name	Smart Smiles Partnership	19/20 Contracted general activity (UDA)	0
Contract type name	PDS Contract	Carry forward general activity (UDA)	0
Purpose of contract	Orthodontic	19/20 Contracted orthodontic activity (UOA)	2,407
Contract start date	01/04/2019	Carry forward orthodontic activity (UOA)	0
Contract end date	31/03/2024	Baseline contract value	£148,415.62

ACCESS	Contract	England and Wales
24 month ratio of assessments to patient IDs	1.04	1.08

ACTIVITY	Contract
Contract assess and fit appliances (case starts) as a percentage of Area Team case starts	3.0 %

Cumulative percentage of contracted UOA delivered 2019 & 2020



Month	Adjusted Scheduled Activity (UOA)		
	2018	2019	2020
April	0	0	255
May	0	0	530
June	0	0	771
July	0	0	
August	0	0	
September	0	0	
October	0	0	
November	0	0	
December	0	0	
January	0	0	
February	0	0	
March	0	0	
April	0	0	
May	0	0	
June	0	0	

QUANTITY METRICS (rolling 12 month period)

	Contract Quantity	Contract Base Number	Contract *	Local Health Board	Wales
% of all assessments that were assess and fit appliances (case starts)	37	47	78.7%	61.5%	64.5%
% of all assessments that were assess and refuse	10	47	21.3%	12.7%	11.6%
% of all assessments that were assess and review	0	47	0.0%	25.7%	23.9%
% of case starts with a reported IOTN of 3 and Aesthetic Component of 5 or below	0	37	N/A	0.1%	0.1%
% of case starts with a reported IOTN of 3 and Aesthetic Component of 6 or above	1	37	2.7%	3.4%	2.3%
% of case starts with a reported IOTN of 4	31	37	83.8%	74.3%	76.4%
% of case starts with a reported IOTN of 5	5	37	13.5%	18.6%	18.3%
% of concluded courses in receipt of dual-arch fixed appliances	2	3	66.7%	43.7%	65.6%
% of concluded courses where treatment was abandoned or discontinued	1	3	33.3%	11.3%	6.5%
% of patients satisfied with the treatment they have received	4	4	100.0%	96.2%	95.3%

* Figures in italics indicate that the base number is less than 100.

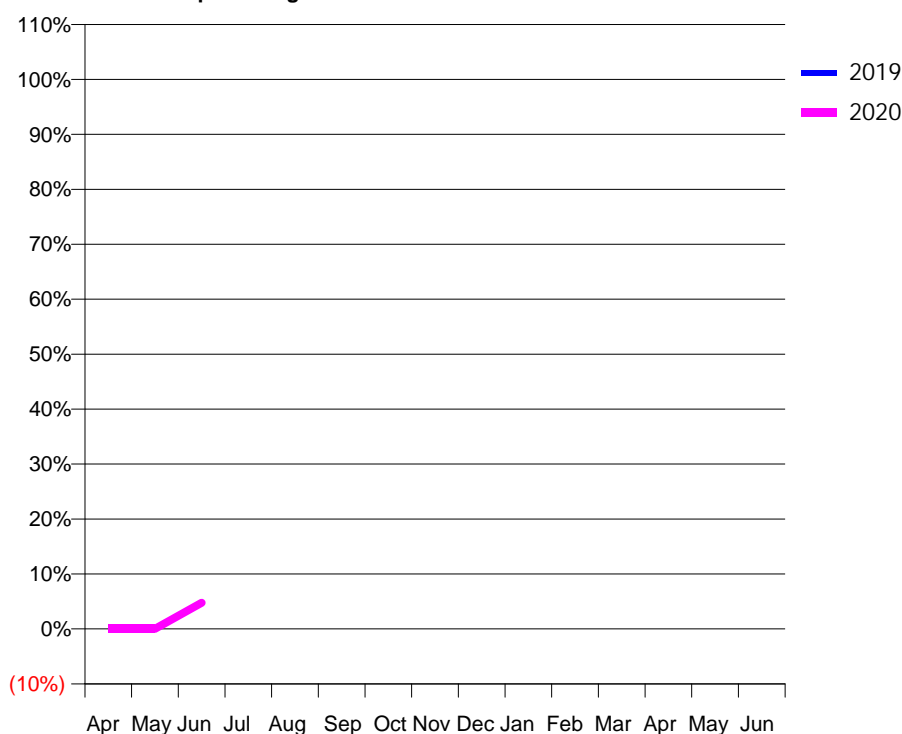
7A6 - Vital Signs Orthodontic At a Glance Contract Report for 101171/0000 - June 2019

Name or company name	Newport Orthodontics Ltd	19/20 Contracted general activity (UDA)	0
Contract type name	PDS Contract	Carry forward general activity (UDA)	0
Purpose of contract	Orthodontic	19/20 Contracted orthodontic activity (UOA)	14,291
Contract start date	01/04/2019	Carry forward orthodontic activity (UOA)	0
Contract end date	31/03/2024	Baseline contract value	£881,183.06

ACCESS	Contract	England and Wales
24 month ratio of assessments to patient IDs	1.00	1.08

ACTIVITY	Contract
Contract assess and fit appliances (case starts) as a percentage of Area Team case starts	2.6 %

Cumulative percentage of contracted UOA delivered 2019 & 2020



Month	Adjusted Scheduled Activity (UOA)		
	2018	2019	2020
April	0	0	0
May	0	0	0
June	0	0	681
July	0	0	
August	0	0	
September	0	0	
October	0	0	
November	0	0	
December	0	0	
January	0	0	
February	0	0	
March	0	0	
April	0	0	
May	0	0	
June	0	0	

QUANTITY METRICS (rolling 12 month period)

	Contract Quantity	Contract Base Number	Contract *	Local Health Board	Wales
% of all assessments that were assess and fit appliances (case starts)	32	56	57.1%	61.5%	64.5%
% of all assessments that were assess and refuse	5	56	8.9%	12.7%	11.6%
% of all assessments that were assess and review	19	56	33.9%	25.7%	23.9%
% of case starts with a reported IOTN of 3 and Aesthetic Component of 5 or below	0	32	<i>N/A</i>	0.1%	0.1%
% of case starts with a reported IOTN of 3 and Aesthetic Component of 6 or above	2	32	6.3%	3.4%	2.3%
% of case starts with a reported IOTN of 4	20	32	62.5%	74.3%	76.4%
% of case starts with a reported IOTN of 5	3	32	9.4%	18.6%	18.3%
% of concluded courses in receipt of dual-arch fixed appliances	0	1	<i>N/A</i>	43.7%	65.6%
% of concluded courses where treatment was abandoned or discontinued	1	1	100.0%	11.3%	6.5%
% of patients satisfied with the treatment they have received	1	1	100.0%	96.2%	95.3%

* Figures in italics indicate that the base number is less than 100.

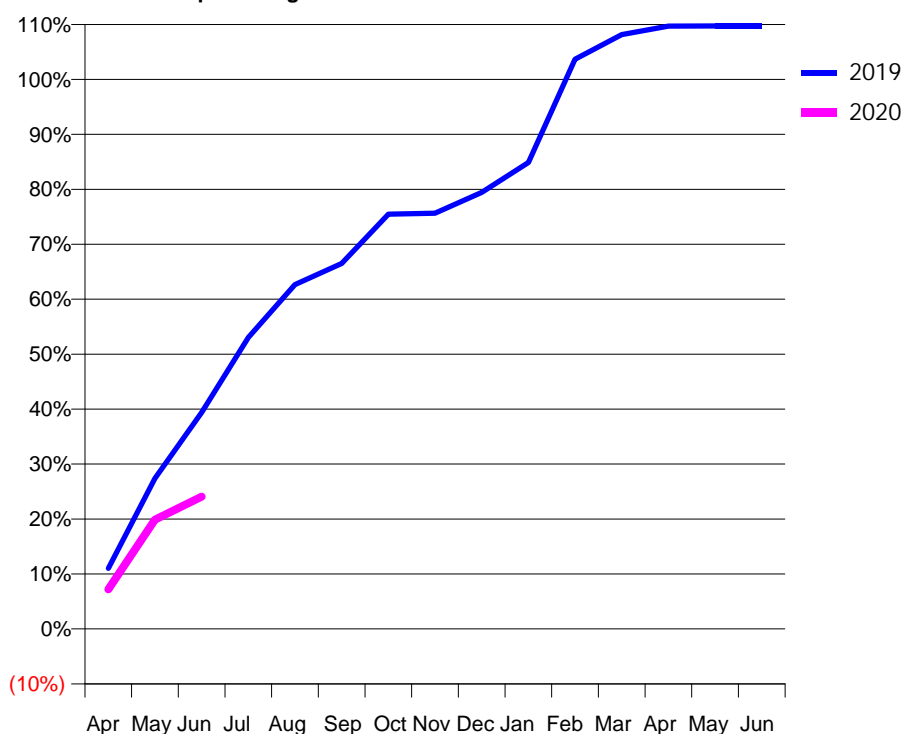
7A6 - Vital Signs Orthodontic At a Glance Contract Report for 194034/0001 - June 2019

Name or company name	Melin Ltd	19/20 Contracted general activity (UDA)	7,446
Contract type name	Pilot Contract	Carry forward general activity (UDA)	0
Purpose of contract	General and Orthodontic	19/20 Contracted orthodontic activity (UOA)	1,579
Contract start date	01/03/2011	Carry forward orthodontic activity (UOA)	0
Contract end date		Baseline contract value	£273,199.52

ACCESS	Contract	England and Wales
24 month ratio of assessments to patient IDs	1.08	1.08

ACTIVITY	Contract
Contract assess and fit appliances (case starts) as a percentage of Area Team case starts	5.8 %

Cumulative percentage of contracted UOA delivered 2019 & 2020



Month	Adjusted Scheduled Activity (UOA)		
	2018	2019	2020
April	77	196	114
May	220	487	314
June	402	701	380
July	532	944	
August	708	1,115	
September	876	1,183	
October	1,006	1,343	
November	1,549	1,346	
December	1,676	1,413	
January	1,776	1,510	
February	2,122	1,844	
March	2,271	1,924	
April	2,321	1,951	
May	2,321	1,952	
June	2,322	1,952	

QUANTITY METRICS (rolling 12 month period)

	Contract Quantity	Contract Base Number	Contract *	Local Health Board	Wales
% of all assessments that were assess and fit appliances (case starts)	71	212	33.5%	61.5%	64.5%
% of all assessments that were assess and refuse	27	212	12.7%	12.7%	11.6%
% of all assessments that were assess and review	114	212	53.8%	25.7%	23.9%
% of case starts with a reported IOTN of 3 and Aesthetic Component of 5 or below	0	71	<i>N/A</i>	0.1%	0.1%
% of case starts with a reported IOTN of 3 and Aesthetic Component of 6 or above	0	71	<i>N/A</i>	3.4%	2.3%
% of case starts with a reported IOTN of 4	54	71	76.1%	74.3%	76.4%
% of case starts with a reported IOTN of 5	15	71	21.1%	18.6%	18.3%
% of concluded courses in receipt of dual-arch fixed appliances	69	93	74.2%	43.7%	65.6%
% of concluded courses where treatment was abandoned or discontinued	14	93	15.1%	11.3%	6.5%
% of patients satisfied with the treatment they have received	15	15	100.0%	96.2%	95.3%

* Figures in italics indicate that the base number is less than 100.

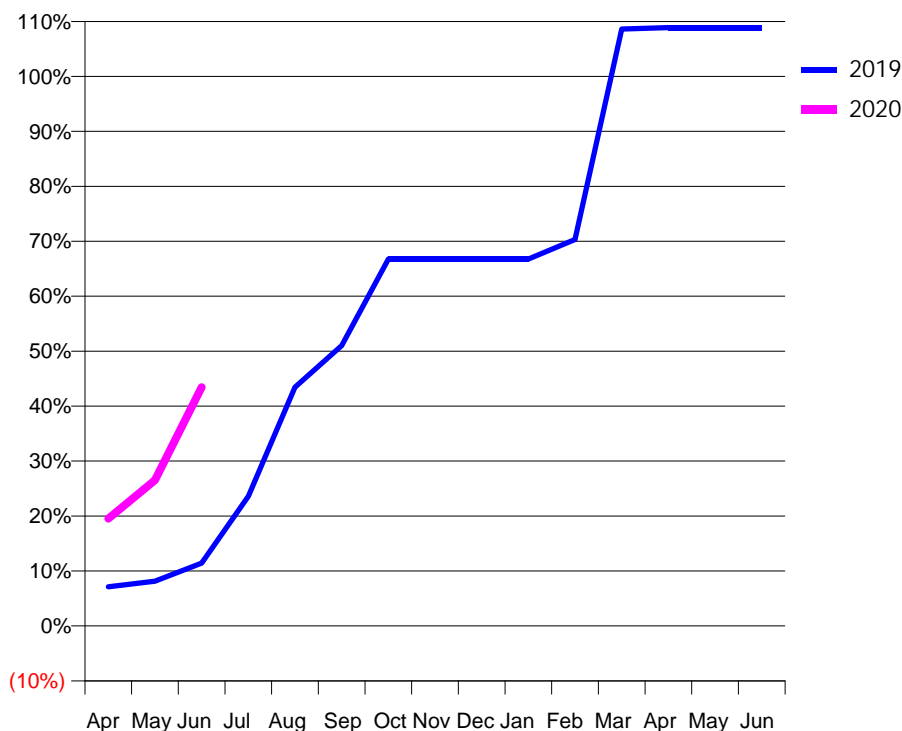
7A7 - Vital Signs Orthodontic At a Glance Contract Report for 100240/0000 - June 2019

Name or company name	Severn Street Dental Practice	19/20 Contracted general activity (UDA)	0
Contract type name	PDS Contract	Carry forward general activity (UDA)	0
Purpose of contract	Orthodontic	19/20 Contracted orthodontic activity (UOA)	958
Contract start date	01/09/2016	Carry forward orthodontic activity (UOA)	0
Contract end date	31/08/2019	Baseline contract value	£63,886.83

ACCESS	Contract	England and Wales
24 month ratio of assessments to patient IDs	1.34	1.08

ACTIVITY	Contract
Contract assess and fit appliances (case starts) as a percentage of Area Team case starts	31.3 %

Cumulative percentage of contracted UOA delivered 2019 & 2020



Month	Adjusted Scheduled Activity (UOA)		
	2018	2019	2020
April	15	164	187
May	78	187	254
June	87	263	416
July	236	543	
August	380	999	
September	475	1,173	
October	653	1,536	
November	992	1,536	
December	1,257	1,536	
January	1,465	1,536	
February	2,032	1,617	
March	2,485	2,498	
April	2,576	2,504	
May	2,576	2,504	
June	2,576	2,504	

QUANTITY METRICS (rolling 12 month period)

	Contract Quantity	Contract Base Number	Contract *	Local Health Board	Wales
% of all assessments that were assess and fit appliances (case starts)	120	327	36.7%	51.1%	64.5%
% of all assessments that were assess and refuse	41	327	12.5%	15.6%	11.6%
% of all assessments that were assess and review	166	327	50.8%	33.3%	23.9%
% of case starts with a reported IOTN of 3 and Aesthetic Component of 5 or below	0	120	N/A	0.0%	0.1%
% of case starts with a reported IOTN of 3 and Aesthetic Component of 6 or above	1	120	0.8%	2.9%	2.3%
% of case starts with a reported IOTN of 4	96	120	80.0%	55.1%	76.4%
% of case starts with a reported IOTN of 5	21	120	17.5%	12.0%	18.3%
% of concluded courses in receipt of dual-arch fixed appliances	11	41	26.8%	49.4%	65.6%
% of concluded courses where treatment was abandoned or discontinued	1	41	2.4%	4.5%	6.5%
% of patients satisfied with the treatment they have received	23	23	100.0%	98.0%	95.3%

* Figures in italics indicate that the base number is less than 100.

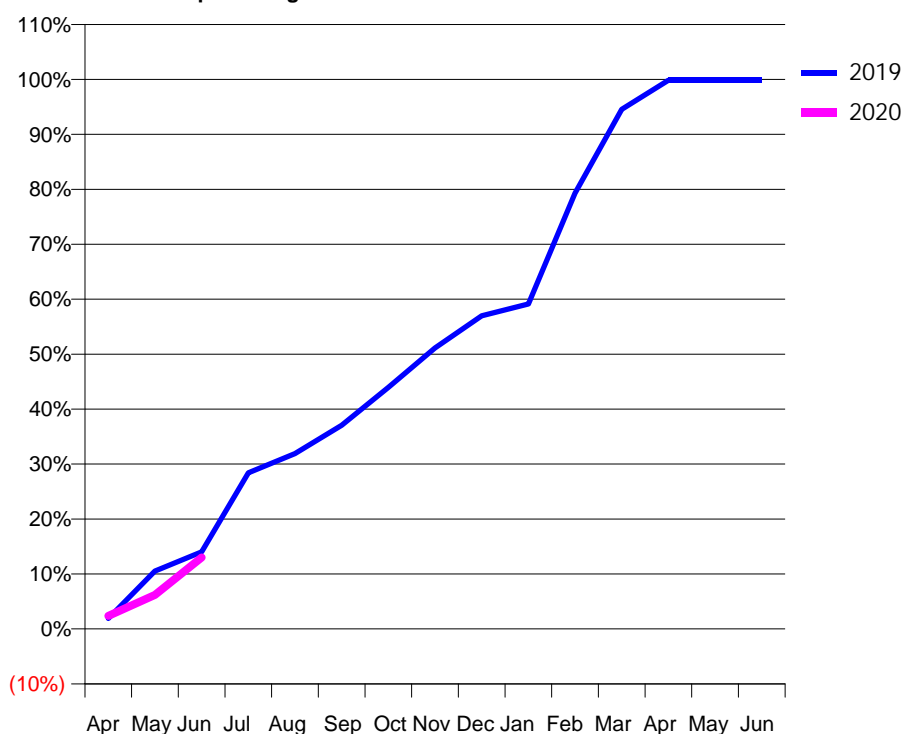
7A7 - Vital Signs Orthodontic At a Glance Contract Report for 144622/0001 - June 2019

Name or company name	A.R.C Orthodontics Ltd	19/20 Contracted general activity (UDA)	0
Contract type name	PDS Contract	Carry forward general activity (UDA)	0
Purpose of contract	Orthodontic	19/20 Contracted orthodontic activity (UOA)	1,260
Contract start date	01/11/2014	Carry forward orthodontic activity (UOA)	0
Contract end date	31/10/2024	Baseline contract value	£85,457.84

ACCESS	Contract	England and Wales
24 month ratio of assessments to patient IDs	1.06	1.08

ACTIVITY	Contract
Contract assess and fit appliances (case starts) as a percentage of Area Team case starts	15.4 %

Cumulative percentage of contracted UOA delivered 2019 & 2020



Month	Adjusted Scheduled Activity (UOA)		
	2018	2019	2020
April	-193	24	30
May	-192	133	78
June	-143	177	164
July	-98	358	
August	-6	402	
September	27	467	
October	91	554	
November	181	644	
December	231	718	
January	294	745	
February	364	999	
March	387	1,191	
April	429	1,258	
May	429	1,258	
June	429	1,258	

QUANTITY METRICS (rolling 12 month period)

	Contract Quantity	Contract Base Number	Contract *	Local Health Board	Wales
% of all assessments that were assess and fit appliances (case starts)	59	115	51.3%	51.1%	64.5%
% of all assessments that were assess and refuse	44	115	38.3%	15.6%	11.6%
% of all assessments that were assess and review	12	115	10.4%	33.3%	23.9%
% of case starts with a reported IOTN of 3 and Aesthetic Component of 5 or below	0	59	<i>N/A</i>	0.0%	0.1%
% of case starts with a reported IOTN of 3 and Aesthetic Component of 6 or above	9	59	15.3%	2.9%	2.3%
% of case starts with a reported IOTN of 4	42	59	71.2%	55.1%	76.4%
% of case starts with a reported IOTN of 5	8	59	13.6%	12.0%	18.3%
% of concluded courses in receipt of dual-arch fixed appliances	45	51	88.2%	49.4%	65.6%
% of concluded courses where treatment was abandoned or discontinued	0	51	0.0%	4.5%	6.5%
% of patients satisfied with the treatment they have received	3	4	75.0%	98.0%	95.3%

* Figures in italics indicate that the base number is less than 100.

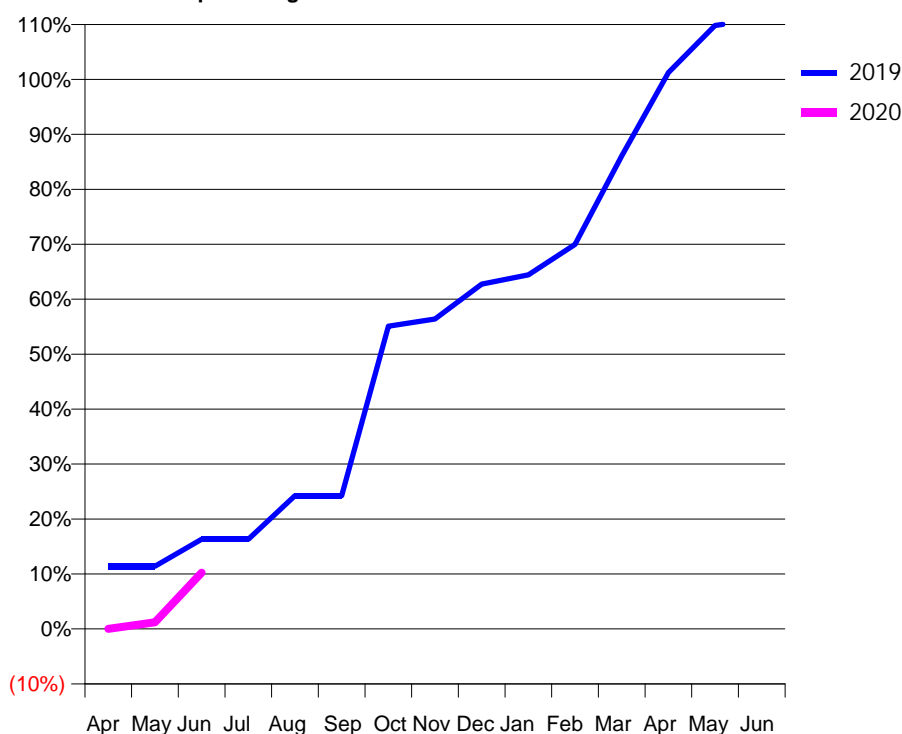
7A7 - Vital Signs Orthodontic At a Glance Contract Report for 197351/0002 - June 2019

Name or company name	Exclusive Orthodontics Ltd	19/20 Contracted general activity (UDA)	0
Contract type name	PDS Contract	Carry forward general activity (UDA)	0
Purpose of contract	Orthodontic	19/20 Contracted orthodontic activity (UOA)	1,715
Contract start date	01/04/2015	Carry forward orthodontic activity (UOA)	0
Contract end date	31/03/2023	Baseline contract value	£116,288.84

ACCESS	Contract	England and Wales
24 month ratio of assessments to patient IDs	1.04	1.08

ACTIVITY	Contract
Contract assess and fit appliances (case starts) as a percentage of Area Team case starts	22.7 %

Cumulative percentage of contracted UOA delivered 2019 & 2020



Month	Adjusted Scheduled Activity (UOA)		
	2018	2019	2020
April	83	196	0
May	191	196	21
June	278	280	176
July	431	280	
August	452	416	
September	584	416	
October	777	945	
November	1,155	967	
December	1,155	1,076	
January	1,483	1,105	
February	1,780	1,200	
March	1,780	1,476	
April	1,844	1,736	
May	1,910	1,883	
June	1,911	1,905	

QUANTITY METRICS (rolling 12 month period)

	Contract Quantity	Contract Base Number	Contract *	Local Health Board	Wales
% of all assessments that were assess and fit appliances (case starts)	87	133	65.4%	51.1%	64.5%
% of all assessments that were assess and refuse	16	133	12.0%	15.6%	11.6%
% of all assessments that were assess and review	30	133	22.6%	33.3%	23.9%
% of case starts with a reported IOTN of 3 and Aesthetic Component of 5 or below	0	87	<i>N/A</i>	0.0%	0.1%
% of case starts with a reported IOTN of 3 and Aesthetic Component of 6 or above	1	87	<i>1.1%</i>	2.9%	2.3%
% of case starts with a reported IOTN of 4	68	87	<i>78.2%</i>	55.1%	76.4%
% of case starts with a reported IOTN of 5	17	87	<i>19.5%</i>	12.0%	18.3%
% of concluded courses in receipt of dual-arch fixed appliances	5	83	<i>6.0%</i>	49.4%	65.6%
% of concluded courses where treatment was abandoned or discontinued	1	83	<i>1.2%</i>	4.5%	6.5%
% of patients satisfied with the treatment they have received	13	13	<i>100.0%</i>	98.0%	95.3%

* Figures in italics indicate that the base number is less than 100.

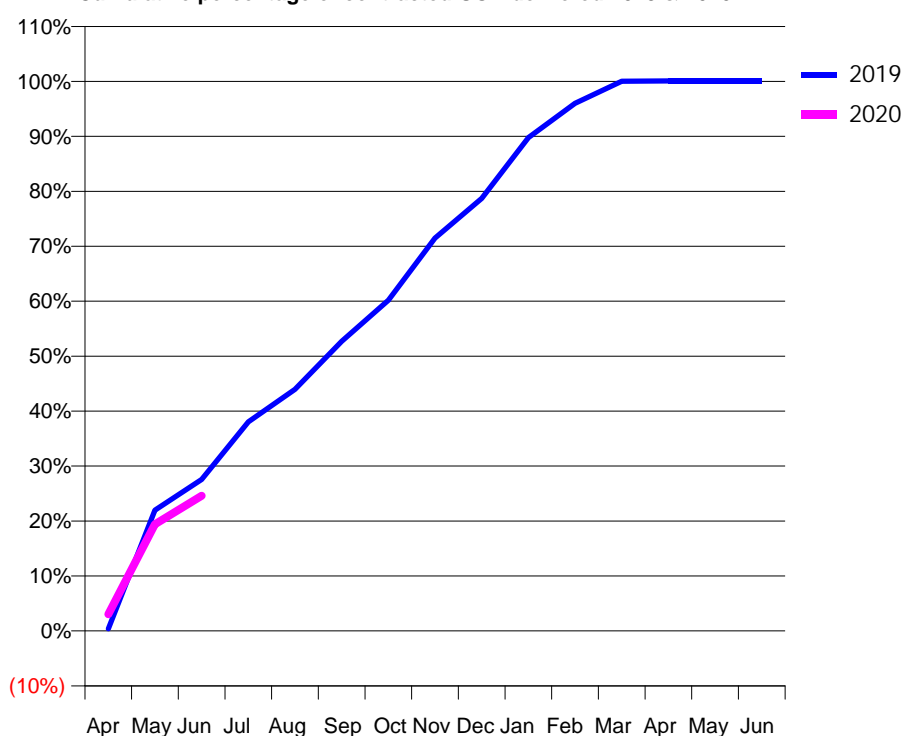
Q44 - Vital Signs Orthodontic At a Glance Contract Report for 125407/0001 - June 2019

Name or company name	Mark Fazakerley (VHO) Limited	19/20 Contracted general activity (UDA)	0
Contract type name	PDS Contract	Carry forward general activity (UDA)	0
Purpose of contract	General and Orthodontic	19/20 Contracted orthodontic activity (UOA)	8,353
Contract start date	01/05/2012	Carry forward orthodontic activity (UOA)	0
Contract end date	30/06/2020	Baseline contract value	£576,070.77

ACCESS	Contract	England and Wales
24 month ratio of assessments to patient IDs	1.04	1.08

ACTIVITY	Contract
Contract assess and fit appliances (case starts) as a percentage of Area Team case starts	6.7 %

Cumulative percentage of contracted UOA delivered 2019 & 2020



Month	Adjusted Scheduled Activity (UOA)		
	2018	2019	2020
April	94	33	255
May	1,181	1,835	1,622
June	1,481	2,304	2,054
July	2,294	3,179	
August	3,255	3,671	
September	3,978	4,402	
October	4,812	5,026	
November	5,611	5,971	
December	6,422	6,575	
January	7,066	7,499	
February	7,760	8,021	
March	8,359	8,355	
April	8,359	8,358	
May	8,359	8,358	
June	8,359	8,358	

QUANTITY METRICS (rolling 12 month period)

	Contract Quantity	Contract Base Number	Contract *	Area Team	Region	England
% of all assessments that were assess and fit appliances (case starts)	378	562	67.3%	66.0%	62.2%	58.2%
% of all assessments that were assess and refuse	42	562	7.5%	8.0%	11.4%	12.4%
% of all assessments that were assess and review	142	562	25.3%	26.1%	26.4%	29.4%
% of case starts with a reported IOTN of 3 and Aesthetic Component of 5 or below	0	378	N/A	0.0%	0.1%	0.1%
% of case starts with a reported IOTN of 3 and Aesthetic Component of 6 or above	38	378	10.1%	6.9%	3.6%	3.9%
% of case starts with a reported IOTN of 4	258	378	68.3%	73.0%	79.2%	77.7%
% of case starts with a reported IOTN of 5	79	378	20.9%	19.4%	16.5%	16.7 %
% of concluded courses in receipt of dual-arch fixed appliances	357	379	94.2%	80.3%	75.3%	72.5%
% of concluded courses where treatment was abandoned or discontinued	16	379	4.2%	6.0%	8.9%	9.1%
% of patients satisfied with the treatment they have received	0	0	N/A	98.1%	96.5%	95.8%

* Figures in italics indicate that the base number is less than 100.

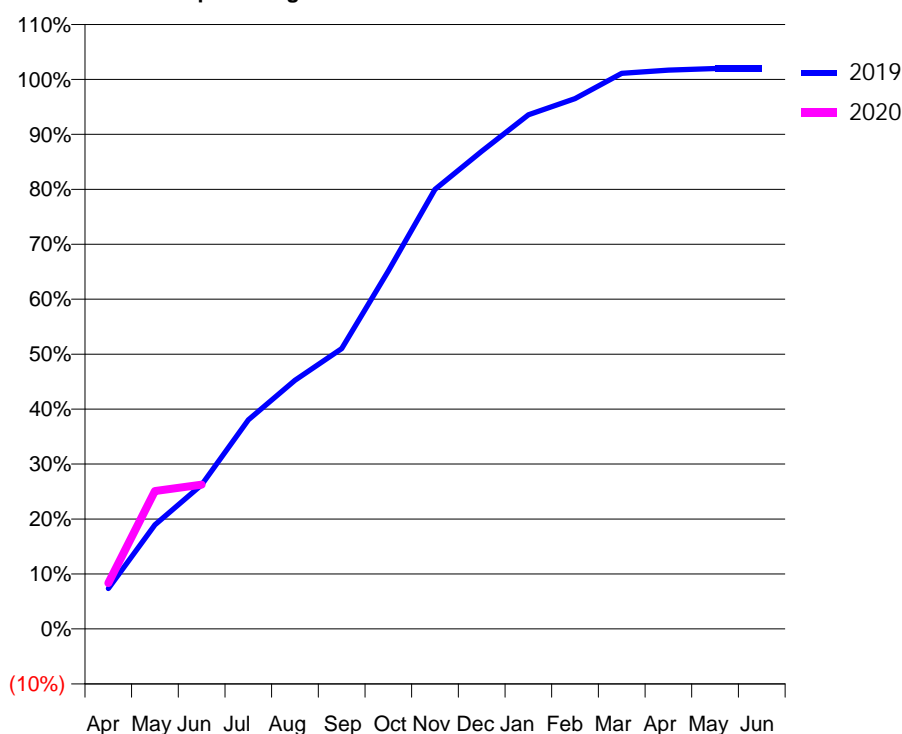
Q44 - Vital Signs Orthodontic At a Glance Contract Report for 146676/0001 - June 2019

Name or company name	Cheshire Cat Orthodontics Ltd	19/20 Contracted general activity (UDA)	0
Contract type name	PDS Contract	Carry forward general activity (UDA)	0
Purpose of contract	General and Orthodontic	19/20 Contracted orthodontic activity (UOA)	7,279
Contract start date	01/04/2010	Carry forward orthodontic activity (UOA)	0
Contract end date	31/03/2020	Baseline contract value	£488,409.74

ACCESS	Contract	England and Wales
24 month ratio of assessments to patient IDs	1.01	1.08

ACTIVITY	Contract
Contract assess and fit appliances (case starts) as a percentage of Area Team case starts	6.3 %

Cumulative percentage of contracted UOA delivered 2019 & 2020



Month	Adjusted Scheduled Activity (UOA)		
	2018	2019	2020
April	210	536	609
May	1,746	1,378	1,827
June	2,230	1,908	1,911
July	2,356	2,769	
August	3,245	3,294	
September	3,950	3,714	
October	4,671	4,743	
November	5,078	5,822	
December	5,654	6,326	
January	6,355	6,810	
February	6,718	7,024	
March	6,974	7,360	
April	7,205	7,402	
May	7,205	7,423	
June	7,205	7,423	

QUANTITY METRICS (rolling 12 month period)

	Contract Quantity	Contract Base Number	Contract *	Area Team	Region	England
% of all assessments that were assess and fit appliances (case starts)	357	358	99.7%	66.0%	62.2%	58.2%
% of all assessments that were assess and refuse	0	358	0.0%	8.0%	11.4%	12.4%
% of all assessments that were assess and review	1	358	0.3%	26.1%	26.4%	29.4%
% of case starts with a reported IOTN of 3 and Aesthetic Component of 5 or below	0	357	N/A	0.0%	0.1%	0.1%
% of case starts with a reported IOTN of 3 and Aesthetic Component of 6 or above	6	357	1.7%	6.9%	3.6%	3.9%
% of case starts with a reported IOTN of 4	292	357	81.8%	73.0%	79.2%	77.7%
% of case starts with a reported IOTN of 5	54	357	15.1%	19.4%	16.5%	16.7 %
% of concluded courses in receipt of dual-arch fixed appliances	693	787	88.1%	80.3%	75.3%	72.5%
% of concluded courses where treatment was abandoned or discontinued	23	787	2.9%	6.0%	8.9%	9.1%
% of patients satisfied with the treatment they have received	1	1	100.0%	98.1%	96.5%	95.8%

* Figures in italics indicate that the base number is less than 100.

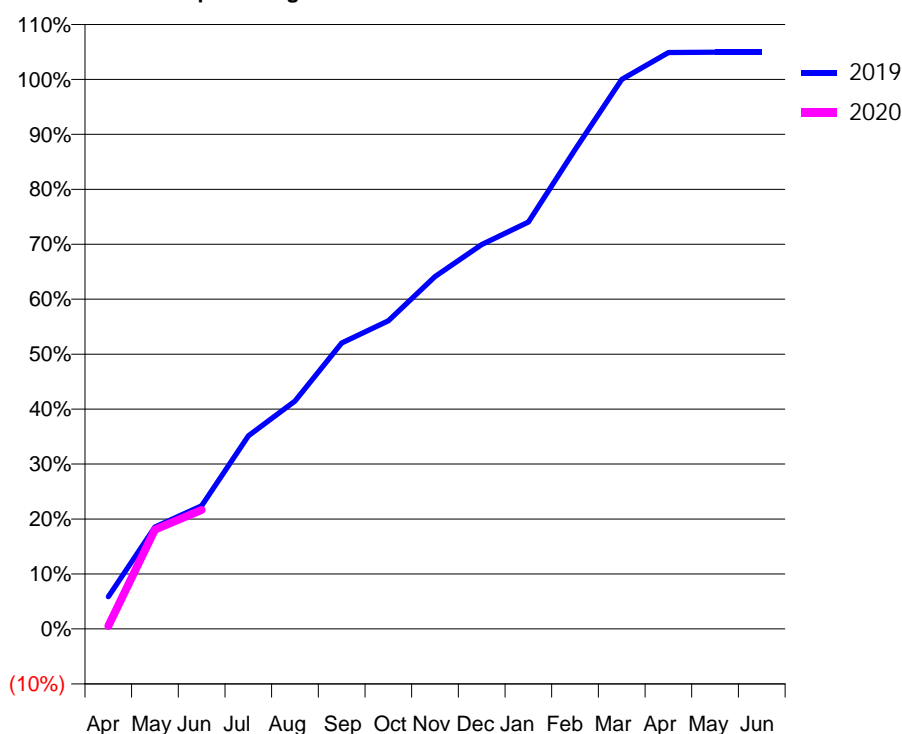
Q44 - Vital Signs Orthodontic At a Glance Contract Report for 148709/0001 - June 2019

Name or company name	P O'Neill (W.H.O) LTD	19/20 Contracted general activity (UDA)	0
Contract type name	PDS Contract	Carry forward general activity (UDA)	0
Purpose of contract	General and Orthodontic	19/20 Contracted orthodontic activity (UOA)	8,394
Contract start date	01/04/2011	Carry forward orthodontic activity (UOA)	0
Contract end date	01/09/2020	Baseline contract value	£563,351.39

ACCESS	Contract	England and Wales
24 month ratio of assessments to patient IDs	1.04	1.08

ACTIVITY	Contract
Contract assess and fit appliances (case starts) as a percentage of Area Team case starts	7.2 %

Cumulative percentage of contracted UOA delivered 2019 & 2020



Month	Adjusted Scheduled Activity (UOA)		
	2018	2019	2020
April	3	492	45
May	1,111	1,556	1,517
June	1,478	1,881	1,818
July	2,382	2,948	
August	3,050	3,481	
September	3,906	4,367	
October	4,692	4,706	
November	5,656	5,381	
December	6,743	5,871	
January	7,454	6,215	
February	8,202	7,319	
March	8,485	8,394	
April	8,556	8,805	
May	8,557	8,809	
June	8,599	8,809	

QUANTITY METRICS (rolling 12 month period)

	Contract Quantity	Contract Base Number	Contract *	Area Team	Region	England
% of all assessments that were assess and fit appliances (case starts)	406	678	59.9%	66.0%	62.2%	58.2%
% of all assessments that were assess and refuse	86	678	12.7%	8.0%	11.4%	12.4%
% of all assessments that were assess and review	186	678	27.4%	26.1%	26.4%	29.4%
% of case starts with a reported IOTN of 3 and Aesthetic Component of 5 or below	0	406	N/A	0.0%	0.1%	0.1%
% of case starts with a reported IOTN of 3 and Aesthetic Component of 6 or above	7	406	1.7%	6.9%	3.6%	3.9%
% of case starts with a reported IOTN of 4	303	406	74.6%	73.0%	79.2%	77.7%
% of case starts with a reported IOTN of 5	96	406	23.6%	19.4%	16.5%	16.7 %
% of concluded courses in receipt of dual-arch fixed appliances	404	444	91.0%	80.3%	75.3%	72.5%
% of concluded courses where treatment was abandoned or discontinued	15	444	3.4%	6.0%	8.9%	9.1%
% of patients satisfied with the treatment they have received	2	2	100.0%	98.1%	96.5%	95.8%

* Figures in italics indicate that the base number is less than 100.

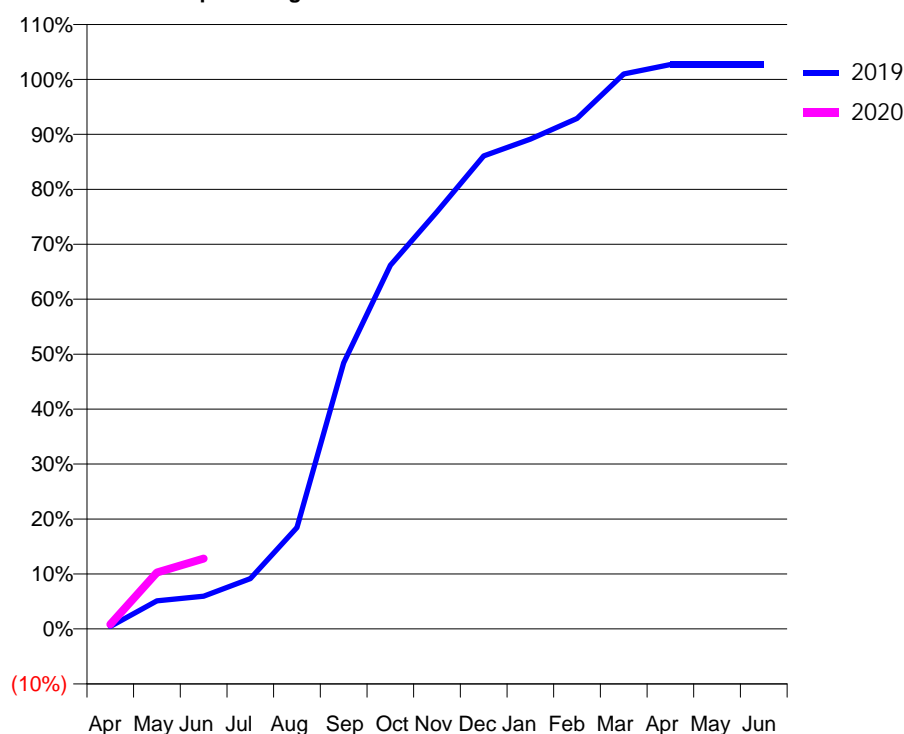
Q44 - Vital Signs Orthodontic At a Glance Contract Report for 167088/0001 - June 2019

Name or company name	Wallasey Orthodontic Practice	19/20 Contracted general activity (UDA)	0
Contract type name	PDS Contract	Carry forward general activity (UDA)	0
Purpose of contract	General and Orthodontic	19/20 Contracted orthodontic activity (UOA)	4,995
Contract start date	01/03/2014	Carry forward orthodontic activity (UOA)	0
Contract end date	01/09/2020	Baseline contract value	£335,262.93

ACCESS	Contract	England and Wales
24 month ratio of assessments to patient IDs	1.04	1.08

ACTIVITY	Contract
Contract assess and fit appliances (case starts) as a percentage of Area Team case starts	4.6 %

Cumulative percentage of contracted UOA delivered 2019 & 2020



Month	Adjusted Scheduled Activity (UOA)		
	2018	2019	2020
April	0	22	42
May	645	255	513
June	921	298	640
July	1,485	457	
August	2,186	922	
September	2,503	2,419	
October	2,721	3,306	
November	3,234	3,791	
December	3,707	4,299	
January	4,133	4,451	
February	4,493	4,640	
March	4,817	5,044	
April	5,073	5,129	
May	5,073	5,129	
June	5,073	5,129	

QUANTITY METRICS (rolling 12 month period)

	Contract Quantity	Contract Base Number	Contract *	Area Team	Region	England
% of all assessments that were assess and fit appliances (case starts)	261	311	83.9%	66.0%	62.2%	58.2%
% of all assessments that were assess and refuse	22	311	7.1%	8.0%	11.4%	12.4%
% of all assessments that were assess and review	28	311	9.0%	26.1%	26.4%	29.4%
% of case starts with a reported IOTN of 3 and Aesthetic Component of 5 or below	0	261	N/A	0.0%	0.1%	0.1%
% of case starts with a reported IOTN of 3 and Aesthetic Component of 6 or above	8	261	3.1%	6.9%	3.6%	3.9%
% of case starts with a reported IOTN of 4	223	261	85.4%	73.0%	79.2%	77.7%
% of case starts with a reported IOTN of 5	27	261	10.3%	19.4%	16.5%	16.7 %
% of concluded courses in receipt of dual-arch fixed appliances	376	427	88.1%	80.3%	75.3%	72.5%
% of concluded courses where treatment was abandoned or discontinued	41	427	9.6%	6.0%	8.9%	9.1%
% of patients satisfied with the treatment they have received	2	2	100.0%	98.1%	96.5%	95.8%

* Figures in italics indicate that the base number is less than 100.

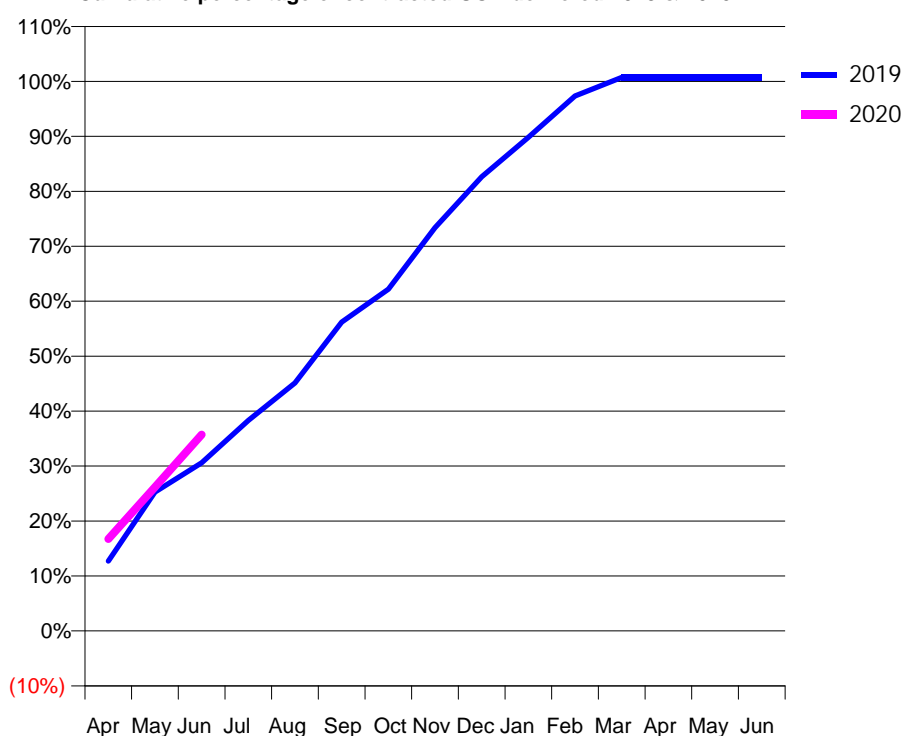
Q44 - Vital Signs Orthodontic At a Glance Contract Report for 183822/0001 - June 2019

Name or company name	Peter Baldwin (VHO) Limited	19/20 Contracted general activity (UDA)	0
Contract type name	PDS Contract	Carry forward general activity (UDA)	0
Purpose of contract	General and Orthodontic	19/20 Contracted orthodontic activity (UOA)	8,789
Contract start date	01/05/2012	Carry forward orthodontic activity (UOA)	0
Contract end date	30/06/2020	Baseline contract value	£604,936.20

ACCESS	Contract	England and Wales
24 month ratio of assessments to patient IDs	1.05	1.08

ACTIVITY	Contract
Contract assess and fit appliances (case starts) as a percentage of Area Team case starts	7.6 %

Cumulative percentage of contracted UOA delivered 2019 & 2020



Month	Adjusted Scheduled Activity (UOA)		
	2018	2019	2020
April	0	1,117	1,471
May	1,762	2,222	2,300
June	2,138	2,688	3,139
July	2,791	3,367	
August	3,463	3,967	
September	4,216	4,939	
October	5,004	5,466	
November	6,117	6,448	
December	6,877	7,263	
January	7,592	7,894	
February	8,213	8,555	
March	8,486	8,853	
April	8,790	8,853	
May	8,790	8,853	
June	8,790	8,853	

QUANTITY METRICS (rolling 12 month period)

	Contract Quantity	Contract Base Number	Contract *	Area Team	Region	England
% of all assessments that were assess and fit appliances (case starts)	430	736	58.4%	66.0%	62.2%	58.2%
% of all assessments that were assess and refuse	119	736	16.2%	8.0%	11.4%	12.4%
% of all assessments that were assess and review	187	736	25.4%	26.1%	26.4%	29.4%
% of case starts with a reported IOTN of 3 and Aesthetic Component of 5 or below	0	430	N/A	0.0%	0.1%	0.1%
% of case starts with a reported IOTN of 3 and Aesthetic Component of 6 or above	67	430	15.6%	6.9%	3.6%	3.9%
% of case starts with a reported IOTN of 4	285	430	66.3%	73.0%	79.2%	77.7%
% of case starts with a reported IOTN of 5	72	430	16.7%	19.4%	16.5%	16.7 %
% of concluded courses in receipt of dual-arch fixed appliances	580	628	92.4%	80.3%	75.3%	72.5%
% of concluded courses where treatment was abandoned or discontinued	29	628	4.6%	6.0%	8.9%	9.1%
% of patients satisfied with the treatment they have received	2	2	100.0%	98.1%	96.5%	95.8%

* Figures in italics indicate that the base number is less than 100.

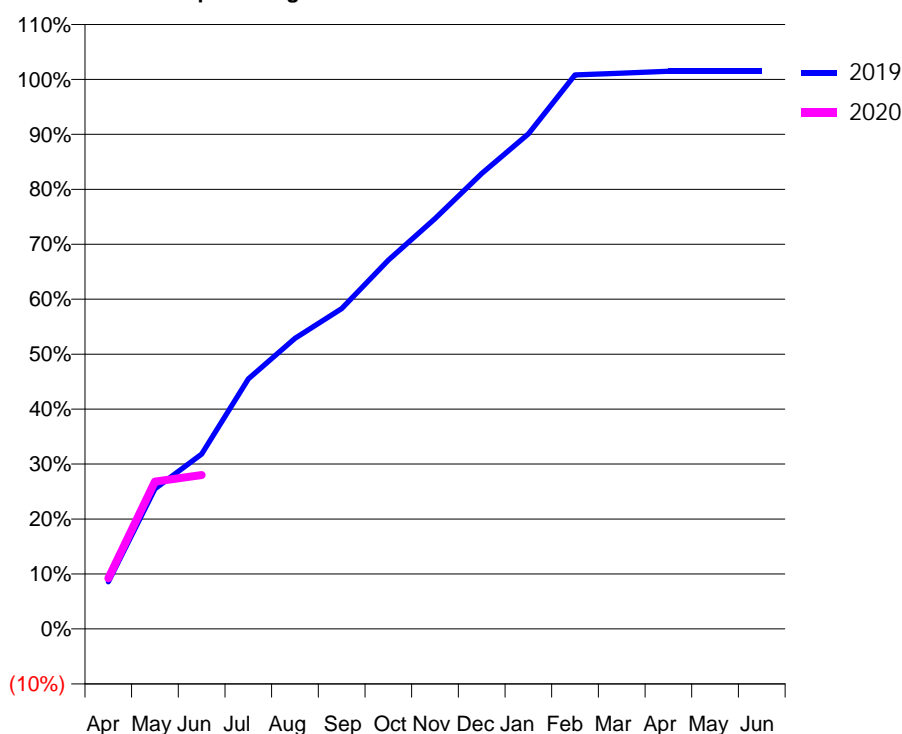
Q44 - Vital Signs Orthodontic At a Glance Contract Report for 187445/0001 - June 2019

Name or company name	Russell, Cumberbirch and Hain	19/20 Contracted general activity (UDA)	0
Contract type name	PDS Contract	Carry forward general activity (UDA)	0
Purpose of contract	General and Orthodontic	19/20 Contracted orthodontic activity (UOA)	13,029
Contract start date	01/04/2012	Carry forward orthodontic activity (UOA)	0
Contract end date	01/09/2020	Baseline contract value	£899,910.31

ACCESS	Contract	England and Wales
24 month ratio of assessments to patient IDs	1.03	1.08

ACTIVITY	Contract
Contract assess and fit appliances (case starts) as a percentage of Area Team case starts	10.7 %

Cumulative percentage of contracted UOA delivered 2019 & 2020



Month	Adjusted Scheduled Activity (UOA)		
	2018	2019	2020
April	672	1,118	1,200
May	2,431	3,321	3,492
June	3,951	4,147	3,648
July	5,623	5,930	
August	6,498	6,887	
September	7,667	7,593	
October	8,809	8,744	
November	10,153	9,727	
December	11,252	10,796	
January	12,178	11,737	
February	12,964	13,135	
March	12,994	13,177	
April	13,036	13,220	
May	13,037	13,220	
June	13,037	13,220	

QUANTITY METRICS (rolling 12 month period)

	Contract Quantity	Contract Base Number	Contract *	Area Team	Region	England
% of all assessments that were assess and fit appliances (case starts)	605	788	76.8%	66.0%	62.2%	58.2%
% of all assessments that were assess and refuse	15	788	1.9%	8.0%	11.4%	12.4%
% of all assessments that were assess and review	168	788	21.3%	26.1%	26.4%	29.4%
% of case starts with a reported IOTN of 3 and Aesthetic Component of 5 or below	0	605	N/A	0.0%	0.1%	0.1%
% of case starts with a reported IOTN of 3 and Aesthetic Component of 6 or above	48	605	7.9%	6.9%	3.6%	3.9%
% of case starts with a reported IOTN of 4	448	605	74.0%	73.0%	79.2%	77.7%
% of case starts with a reported IOTN of 5	101	605	16.7%	19.4%	16.5%	16.7 %
% of concluded courses in receipt of dual-arch fixed appliances	428	565	75.8%	80.3%	75.3%	72.5%
% of concluded courses where treatment was abandoned or discontinued	56	565	9.9%	6.0%	8.9%	9.1%
% of patients satisfied with the treatment they have received	10	10	100.0%	98.1%	96.5%	95.8%

* Figures in italics indicate that the base number is less than 100.

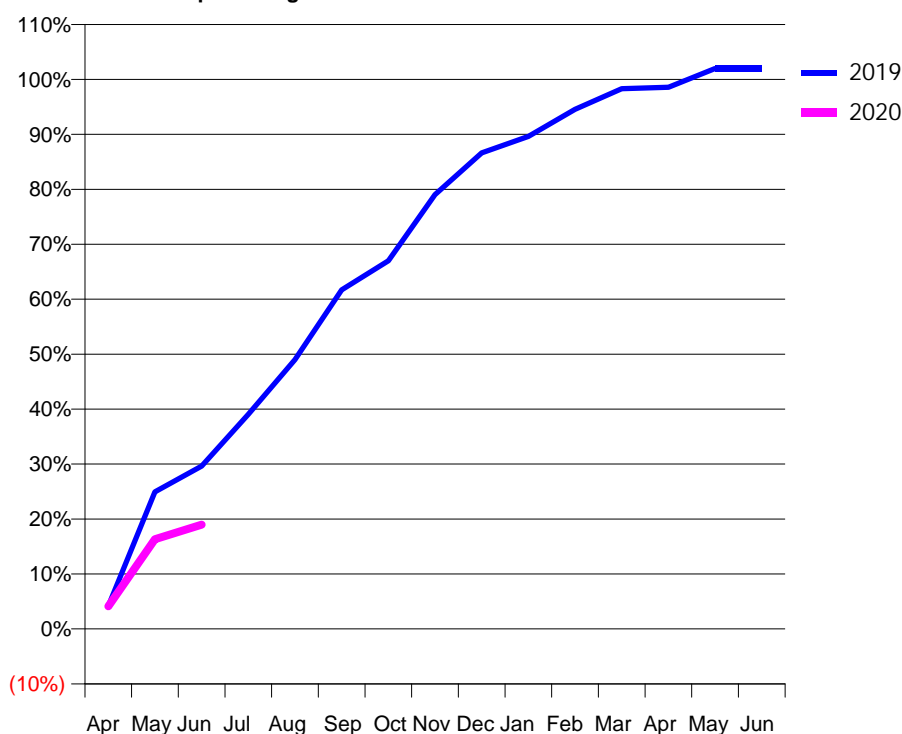
Q44 - Vital Signs Orthodontic At a Glance Contract Report for 194468/0001 - June 2019

Name or company name	West House (AOM) LTD	19/20 Contracted general activity (UDA)	0
Contract type name	PDS Contract	Carry forward general activity (UDA)	0
Purpose of contract	General and Orthodontic	19/20 Contracted orthodontic activity (UOA)	9,614
Contract start date	01/04/2011	Carry forward orthodontic activity (UOA)	0
Contract end date	01/09/2020	Baseline contract value	£646,265.93

ACCESS	Contract	England and Wales
24 month ratio of assessments to patient IDs	1.09	1.08

ACTIVITY	Contract
Contract assess and fit appliances (case starts) as a percentage of Area Team case starts	7.2 %

Cumulative percentage of contracted UOA delivered 2019 & 2020



Month	Adjusted Scheduled Activity (UOA)		
	2018	2019	2020
April	195	402	396
May	2,567	2,400	1,568
June	3,124	2,850	1,824
July	4,051	3,755	
August	5,015	4,712	
September	5,924	5,931	
October	6,776	6,440	
November	7,778	7,598	
December	8,852	8,327	
January	9,196	8,617	
February	9,229	9,089	
March	9,577	9,449	
April	9,585	9,475	
May	9,840	9,801	
June	9,840	9,801	

QUANTITY METRICS (rolling 12 month period)

	Contract Quantity	Contract Base Number	Contract *	Area Team	Region	England
% of all assessments that were assess and fit appliances (case starts)	409	694	58.9%	66.0%	62.2%	58.2%
% of all assessments that were assess and refuse	44	694	6.3%	8.0%	11.4%	12.4%
% of all assessments that were assess and review	241	694	34.7%	26.1%	26.4%	29.4%
% of case starts with a reported IOTN of 3 and Aesthetic Component of 5 or below	1	409	0.2%	0.0%	0.1%	0.1%
% of case starts with a reported IOTN of 3 and Aesthetic Component of 6 or above	44	409	10.8%	6.9%	3.6%	3.9%
% of case starts with a reported IOTN of 4	283	409	69.2%	73.0%	79.2%	77.7%
% of case starts with a reported IOTN of 5	81	409	19.8%	19.4%	16.5%	16.7%
% of concluded courses in receipt of dual-arch fixed appliances	488	558	87.5%	80.3%	75.3%	72.5%
% of concluded courses where treatment was abandoned or discontinued	28	558	5.0%	6.0%	8.9%	9.1%
% of patients satisfied with the treatment they have received	2	2	100.0%	98.1%	96.5%	95.8%

* Figures in italics indicate that the base number is less than 100.

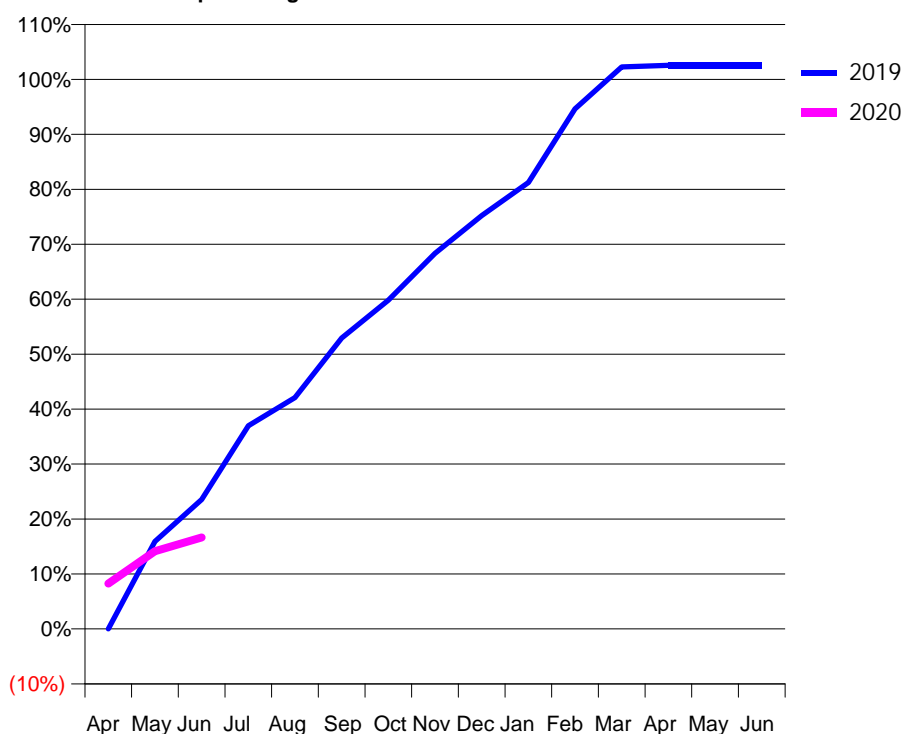
Q44 - Vital Signs Orthodontic At a Glance Contract Report for 336351/0001 - June 2019

Name or company name	MISS MM EVANS	19/20 Contracted general activity (UDA)	0
Contract type name	PDS Contract	Carry forward general activity (UDA)	0
Purpose of contract	General and Orthodontic	19/20 Contracted orthodontic activity (UOA)	2,568
Contract start date	01/04/2006	Carry forward orthodontic activity (UOA)	0
Contract end date	01/09/2020	Baseline contract value	£172,359.88

ACCESS	Contract	England and Wales
24 month ratio of assessments to patient IDs	1.04	1.08

ACTIVITY	Contract
Contract assess and fit appliances (case starts) as a percentage of Area Team case starts	2.0 %

Cumulative percentage of contracted UOA delivered 2019 & 2020



Month	Adjusted Scheduled Activity (UOA)		
	2018	2019	2020
April	0	0	212
May	410	409	363
June	546	605	428
July	805	950	
August	1,087	1,081	
September	1,237	1,360	
October	1,522	1,537	
November	1,718	1,755	
December	1,983	1,931	
January	2,155	2,086	
February	2,499	2,430	
March	2,587	2,626	
April	2,590	2,634	
May	2,590	2,634	
June	2,590	2,634	

QUANTITY METRICS (rolling 12 month period)

	Contract Quantity	Contract Base Number	Contract *	Area Team	Region	England
% of all assessments that were assess and fit appliances (case starts)	114	193	59.1%	66.0%	62.2%	58.2%
% of all assessments that were assess and refuse	29	193	15.0%	8.0%	11.4%	12.4%
% of all assessments that were assess and review	50	193	25.9%	26.1%	26.4%	29.4%
% of case starts with a reported IOTN of 3 and Aesthetic Component of 5 or below	0	114	N/A	0.0%	0.1%	0.1%
% of case starts with a reported IOTN of 3 and Aesthetic Component of 6 or above	0	114	N/A	6.9%	3.6%	3.9%
% of case starts with a reported IOTN of 4	90	114	78.9%	73.0%	79.2%	77.7%
% of case starts with a reported IOTN of 5	19	114	16.7%	19.4%	16.5%	16.7 %
% of concluded courses in receipt of dual-arch fixed appliances	111	178	62.4%	80.3%	75.3%	72.5%
% of concluded courses where treatment was abandoned or discontinued	23	178	12.9%	6.0%	8.9%	9.1%
% of patients satisfied with the treatment they have received	1	1	100.0%	98.1%	96.5%	95.8%

* Figures in italics indicate that the base number is less than 100.

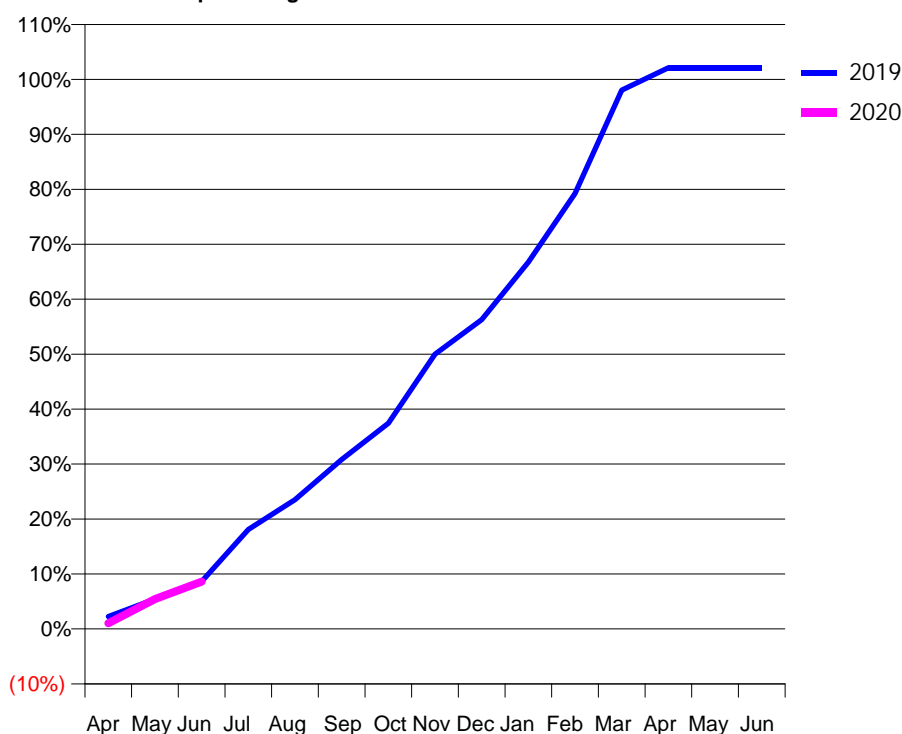
Q44 - Vital Signs Orthodontic At a Glance Contract Report for 675857/0001 - June 2019

Name or company name	MR JW DWYER	19/20 Contracted general activity (UDA)	0
Contract type name	PDS Contract	Carry forward general activity (UDA)	0
Purpose of contract	General and Orthodontic	19/20 Contracted orthodontic activity (UOA)	2,048
Contract start date	01/04/2010	Carry forward orthodontic activity (UOA)	0
Contract end date	01/09/2020	Baseline contract value	£137,428.61

ACCESS	Contract	England and Wales
24 month ratio of assessments to patient IDs	1.02	1.08

ACTIVITY	Contract
Contract assess and fit appliances (case starts) as a percentage of Area Team case starts	1.8 %

Cumulative percentage of contracted UOA delivered 2019 & 2020



Month	Adjusted Scheduled Activity (UOA)		
	2018	2019	2020
April	0	47	21
May	173	112	111
June	195	177	176
July	450	371	
August	621	482	
September	690	632	
October	725	767	
November	1,064	1,024	
December	1,298	1,153	
January	1,467	1,368	
February	1,578	1,623	
March	1,749	2,008	
April	2,107	2,092	
May	2,107	2,092	
June	2,107	2,092	

QUANTITY METRICS (rolling 12 month period)

	Contract Quantity	Contract Base Number	Contract *	Area Team	Region	England
% of all assessments that were assess and fit appliances (case starts)	99	146	67.8%	66.0%	62.2%	58.2%
% of all assessments that were assess and refuse	16	146	11.0%	8.0%	11.4%	12.4%
% of all assessments that were assess and review	31	146	21.2%	26.1%	26.4%	29.4%
% of case starts with a reported IOTN of 3 and Aesthetic Component of 5 or below	0	99	<i>N/A</i>	0.0%	0.1%	0.1%
% of case starts with a reported IOTN of 3 and Aesthetic Component of 6 or above	6	99	6.1%	6.9%	3.6%	3.9%
% of case starts with a reported IOTN of 4	68	99	68.7%	73.0%	79.2%	77.7%
% of case starts with a reported IOTN of 5	25	99	25.3%	19.4%	16.5%	16.7%
% of concluded courses in receipt of dual-arch fixed appliances	97	117	82.9%	80.3%	75.3%	72.5%
% of concluded courses where treatment was abandoned or discontinued	14	117	12.0%	6.0%	8.9%	9.1%
% of patients satisfied with the treatment they have received	2	2	100.0%	98.1%	96.5%	95.8%

* Figures in italics indicate that the base number is less than 100.

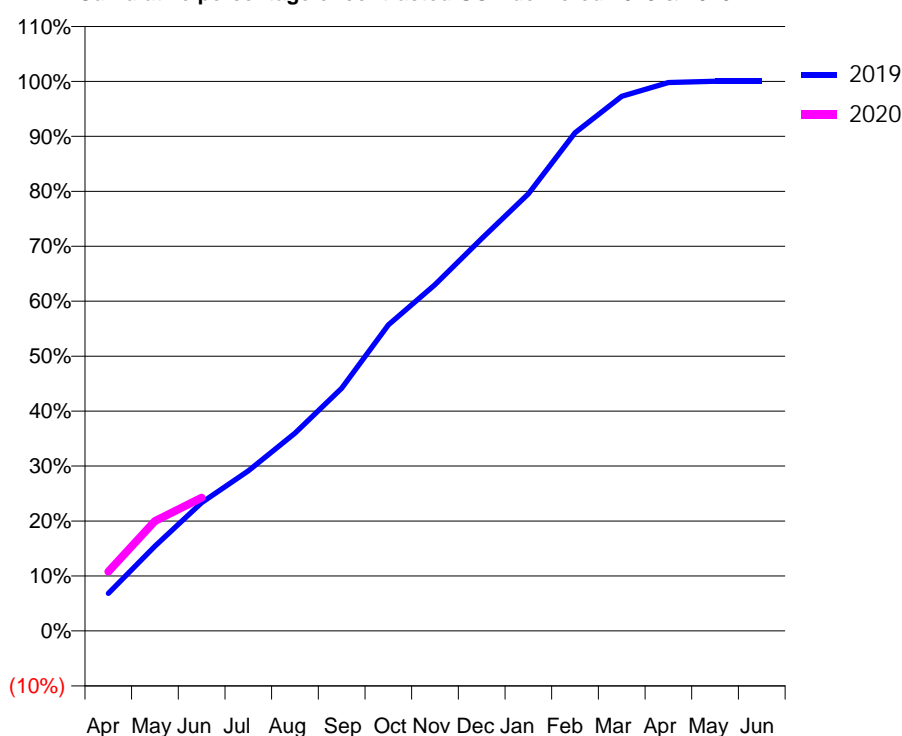
Q44 - Vital Signs Orthodontic At a Glance Contract Report for 678015/0001 - June 2019

Name or company name	Cedar House Orthodontic Practice Limited	19/20 Contracted general activity (UDA)	0
Contract type name	PDS Contract	Carry forward general activity (UDA)	0
Purpose of contract	General and Orthodontic	19/20 Contracted orthodontic activity (UOA)	10,036
Contract start date	13/06/2014	Carry forward orthodontic activity (UOA)	0
Contract end date	01/09/2020	Baseline contract value	£700,267.35

ACCESS	Contract	England and Wales
24 month ratio of assessments to patient IDs	1.03	1.08

ACTIVITY	Contract
Contract assess and fit appliances (case starts) as a percentage of Area Team case starts	8.3 %

Cumulative percentage of contracted UOA delivered 2019 & 2020



Month	Adjusted Scheduled Activity (UOA)		
	2018	2019	2020
April	1,331	686	1,082
May	2,298	1,548	2,006
June	3,068	2,344	2,435
July	3,923	2,923	
August	4,466	3,611	
September	5,579	4,432	
October	6,701	5,591	
November	7,352	6,323	
December	7,933	7,164	
January	8,559	7,981	
February	9,354	9,098	
March	9,845	9,763	
April	10,225	10,015	
May	10,226	10,038	
June	10,226	10,037	

QUANTITY METRICS (rolling 12 month period)

	Contract Quantity	Contract Base Number	Contract *	Area Team	Region	England
% of all assessments that were assess and fit appliances (case starts)	471	729	64.6%	66.0%	62.2%	58.2%
% of all assessments that were assess and refuse	85	729	11.7%	8.0%	11.4%	12.4%
% of all assessments that were assess and review	173	729	23.7%	26.1%	26.4%	29.4%
% of case starts with a reported IOTN of 3 and Aesthetic Component of 5 or below	0	471	N/A	0.0%	0.1%	0.1%
% of case starts with a reported IOTN of 3 and Aesthetic Component of 6 or above	30	471	6.4%	6.9%	3.6%	3.9%
% of case starts with a reported IOTN of 4	327	471	69.4%	73.0%	79.2%	77.7%
% of case starts with a reported IOTN of 5	112	471	23.8%	19.4%	16.5%	16.7 %
% of concluded courses in receipt of dual-arch fixed appliances	437	480	91.0%	80.3%	75.3%	72.5%
% of concluded courses where treatment was abandoned or discontinued	28	480	5.8%	6.0%	8.9%	9.1%
% of patients satisfied with the treatment they have received	6	6	100.0%	98.1%	96.5%	95.8%

* Figures in italics indicate that the base number is less than 100.

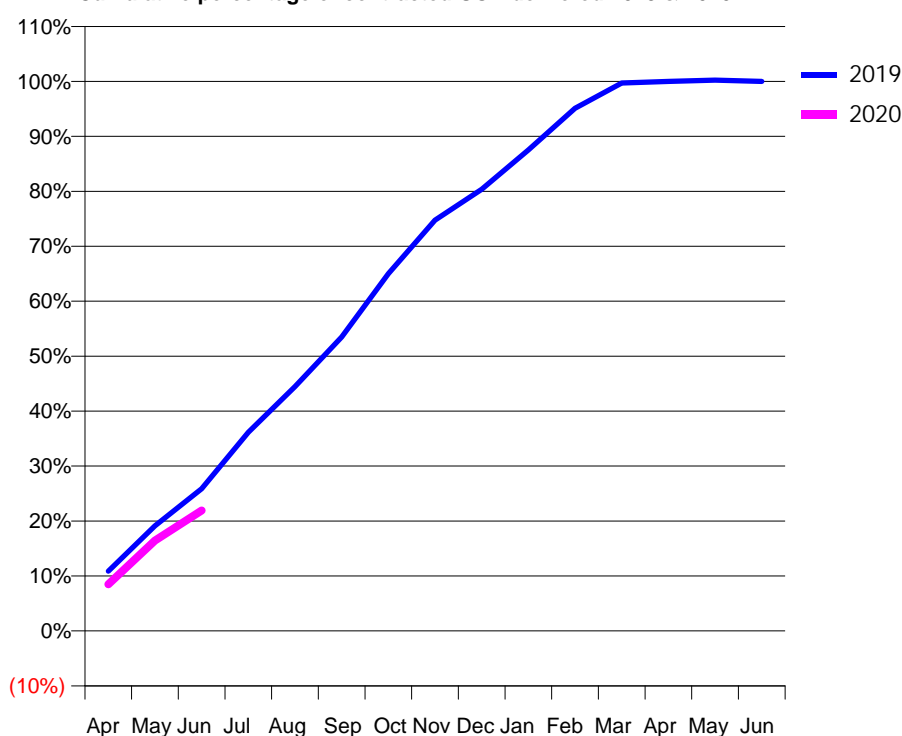
Q44 - Vital Signs Orthodontic At a Glance Contract Report for 678015/0002 - June 2019

Name or company name	Cedar House Orthodontic Practice Limited	19/20 Contracted general activity (UDA)	0
Contract type name	PDS Contract	Carry forward general activity (UDA)	0
Purpose of contract	General and Orthodontic	19/20 Contracted orthodontic activity (UOA)	10,000
Contract start date	13/06/2014	Carry forward orthodontic activity (UOA)	0
Contract end date	01/09/2020	Baseline contract value	£602,103.48

ACCESS	Contract	England and Wales
24 month ratio of assessments to patient IDs	1.03	1.08

ACTIVITY	Contract
Contract assess and fit appliances (case starts) as a percentage of Area Team case starts	7.9 %

Cumulative percentage of contracted UOA delivered 2019 & 2020



Month	Adjusted Scheduled Activity (UOA)		
	2018	2019	2020
April	675	1,089	848
May	1,590	1,912	1,645
June	2,263	2,587	2,193
July	3,130	3,618	
August	4,093	4,448	
September	4,954	5,350	
October	5,696	6,503	
November	6,259	7,475	
December	7,053	8,037	
January	7,858	8,751	
February	8,887	9,508	
March	9,789	9,969	
April	10,189	10,000	
May	10,190	10,023	
June	10,190	10,000	

QUANTITY METRICS (rolling 12 month period)

	Contract Quantity	Contract Base Number	Contract *	Area Team	Region	England
% of all assessments that were assess and fit appliances (case starts)	446	744	59.9%	66.0%	62.2%	58.2%
% of all assessments that were assess and refuse	106	744	14.2%	8.0%	11.4%	12.4%
% of all assessments that were assess and review	192	744	25.8%	26.1%	26.4%	29.4%
% of case starts with a reported IOTN of 3 and Aesthetic Component of 5 or below	0	446	N/A	0.0%	0.1%	0.1%
% of case starts with a reported IOTN of 3 and Aesthetic Component of 6 or above	36	446	8.1%	6.9%	3.6%	3.9%
% of case starts with a reported IOTN of 4	308	446	69.1%	73.0%	79.2%	77.7%
% of case starts with a reported IOTN of 5	102	446	22.9%	19.4%	16.5%	16.7 %
% of concluded courses in receipt of dual-arch fixed appliances	444	487	91.2%	80.3%	75.3%	72.5%
% of concluded courses where treatment was abandoned or discontinued	25	487	5.1%	6.0%	8.9%	9.1%
% of patients satisfied with the treatment they have received	5	5	100.0%	98.1%	96.5%	95.8%

* Figures in italics indicate that the base number is less than 100.

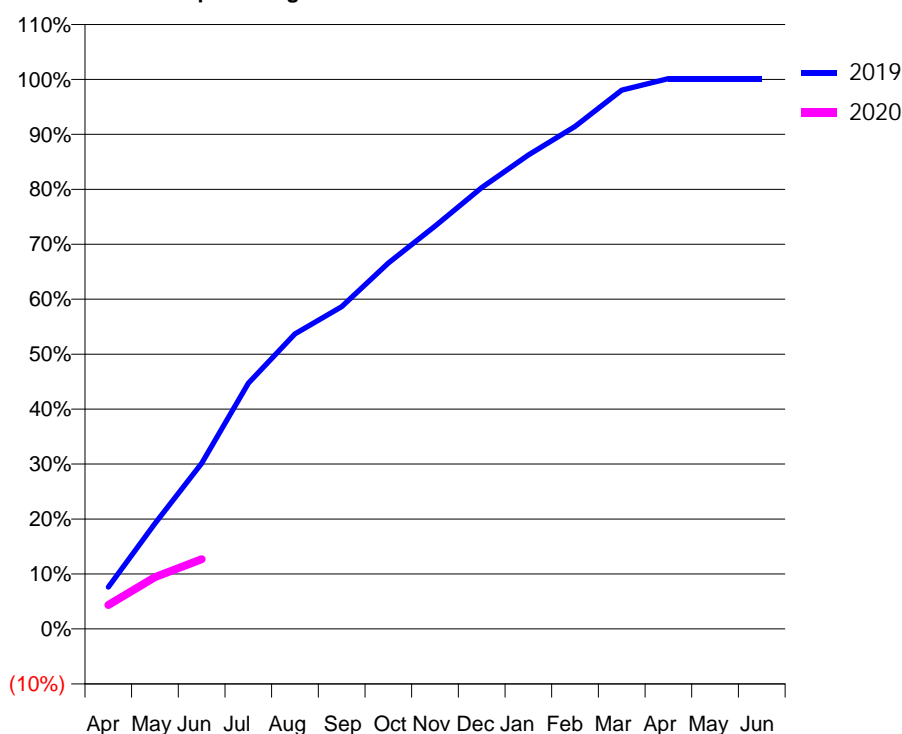
Q44 - Vital Signs Orthodontic At a Glance Contract Report for 736422/0001 - June 2019

Name or company name	MR CI LOWE	19/20 Contracted general activity (UDA)	0
Contract type name	PDS Contract	Carry forward general activity (UDA)	0
Purpose of contract	General and Orthodontic	19/20 Contracted orthodontic activity (UOA)	16,355
Contract start date	01/04/2006	Carry forward orthodontic activity (UOA)	0
Contract end date	31/03/2020	Baseline contract value	£1,159,375.57

ACCESS	Contract	England and Wales
24 month ratio of assessments to patient IDs	1.02	1.08

ACTIVITY	Contract
Contract assess and fit appliances (case starts) as a percentage of Area Team case starts	11.3 %

Cumulative percentage of contracted UOA delivered 2019 & 2020



Month	Adjusted Scheduled Activity (UOA)		
	2018	2019	2020
April	1,155	1,246	712
May	3,060	3,138	1,541
June	4,548	4,926	2,073
July	6,532	7,313	
August	8,034	8,783	
September	9,232	9,591	
October	11,743	10,887	
November	13,218	11,985	
December	14,365	13,134	
January	14,982	14,109	
February	15,766	14,951	
March	16,317	16,037	
April	16,402	16,377	
May	16,402	16,377	
June	16,402	16,377	

QUANTITY METRICS (rolling 12 month period)

	Contract Quantity	Contract Base Number	Contract *	Area Team	Region	England
% of all assessments that were assess and fit appliances (case starts)	640	773	82.8%	66.0%	62.2%	58.2%
% of all assessments that were assess and refuse	13	773	1.7%	8.0%	11.4%	12.4%
% of all assessments that were assess and review	120	773	15.5%	26.1%	26.4%	29.4%
% of case starts with a reported IOTN of 3 and Aesthetic Component of 5 or below	0	640	N/A	0.0%	0.1%	0.1%
% of case starts with a reported IOTN of 3 and Aesthetic Component of 6 or above	45	640	7.0%	6.9%	3.6%	3.9%
% of case starts with a reported IOTN of 4	450	640	70.3%	73.0%	79.2%	77.7%
% of case starts with a reported IOTN of 5	142	640	22.2%	19.4%	16.5%	16.7 %
% of concluded courses in receipt of dual-arch fixed appliances	859	974	88.2%	80.3%	75.3%	72.5%
% of concluded courses where treatment was abandoned or discontinued	82	974	8.4%	6.0%	8.9%	9.1%
% of patients satisfied with the treatment they have received	14	15	93.3%	98.1%	96.5%	95.8%

* Figures in italics indicate that the base number is less than 100.

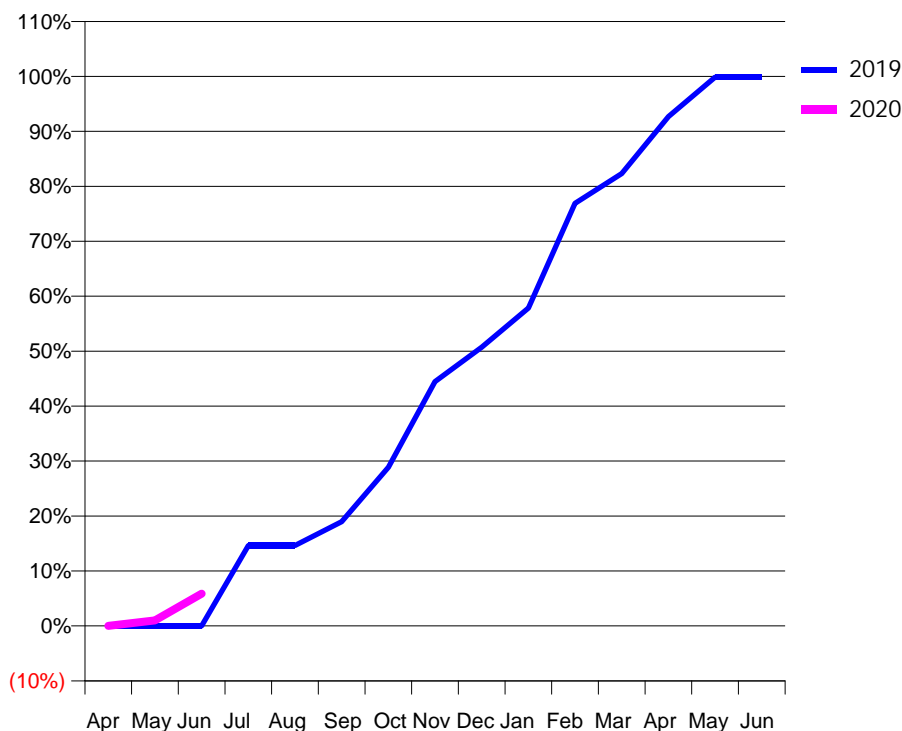
Q44 - Vital Signs Orthodontic At a Glance Contract Report for 745596/0002 - June 2019

Name or company name	MR JP MEISNER	19/20 Contracted general activity (UDA)	0
Contract type name	PDS Contract	Carry forward general activity (UDA)	0
Purpose of contract	General and Orthodontic	19/20 Contracted orthodontic activity (UOA)	2,479
Contract start date	01/04/2006	Carry forward orthodontic activity (UOA)	0
Contract end date	01/09/2020	Baseline contract value	£155,707.84

ACCESS	Contract	England and Wales
24 month ratio of assessments to patient IDs	1.03	1.08

ACTIVITY	Contract
Contract assess and fit appliances (case starts) as a percentage of Area Team case starts	2.1 %

Cumulative percentage of contracted UOA delivered 2019 & 2020



Month	Adjusted Scheduled Activity (UOA)		
	2018	2019	2020
April	0	0	0
May	0	0	25
June	402	0	146
July	614	363	
August	826	363	
September	1,038	471	
October	1,211	716	
November	1,404	1,102	
December	1,620	1,257	
January	1,815	1,434	
February	2,050	1,906	
March	2,353	2,041	
April	2,360	2,298	
May	2,472	2,475	
June	2,472	2,475	

QUANTITY METRICS (rolling 12 month period)

	Contract Quantity	Contract Base Number	Contract *	Area Team	Region	England
% of all assessments that were assess and fit appliances (case starts)	121	223	54.3%	66.0%	62.2%	58.2%
% of all assessments that were assess and refuse	52	223	23.3%	8.0%	11.4%	12.4%
% of all assessments that were assess and review	50	223	22.4%	26.1%	26.4%	29.4%
% of case starts with a reported IOTN of 3 and Aesthetic Component of 5 or below	0	121	N/A	0.0%	0.1%	0.1%
% of case starts with a reported IOTN of 3 and Aesthetic Component of 6 or above	6	121	5.0%	6.9%	3.6%	3.9%
% of case starts with a reported IOTN of 4	87	121	71.9%	73.0%	79.2%	77.7%
% of case starts with a reported IOTN of 5	28	121	23.1%	19.4%	16.5%	16.7 %
% of concluded courses in receipt of dual-arch fixed appliances	86	98	87.8%	80.3%	75.3%	72.5%
% of concluded courses where treatment was abandoned or discontinued	3	98	3.1%	6.0%	8.9%	9.1%
% of patients satisfied with the treatment they have received	0	0	N/A	98.1%	96.5%	95.8%

* Figures in italics indicate that the base number is less than 100.

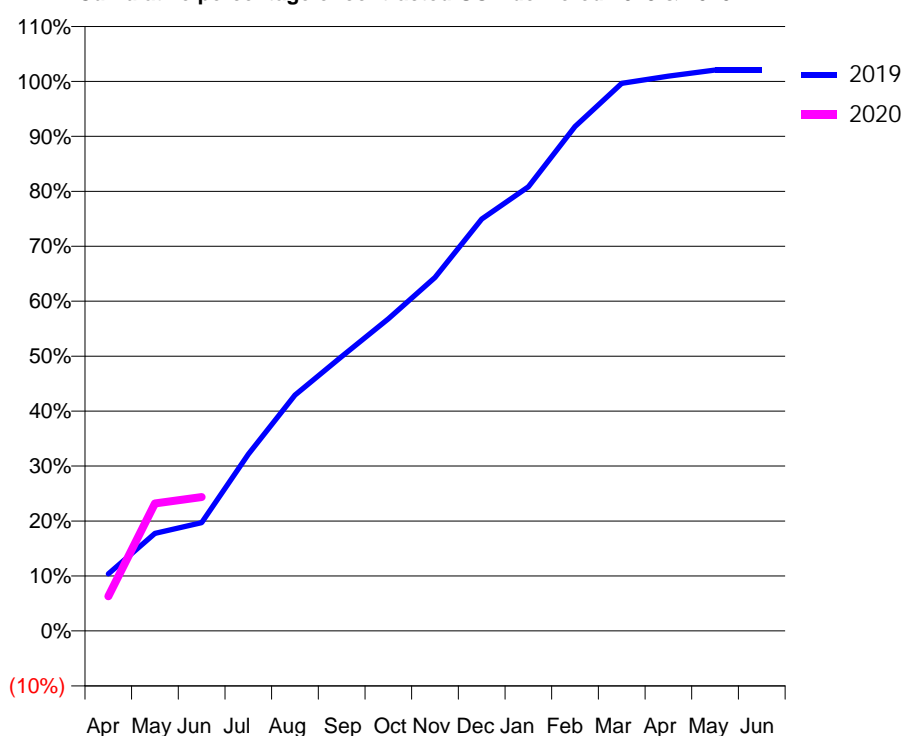
Q44 - Vital Signs Orthodontic At a Glance Contract Report for 751928/0001 - June 2019

Name or company name	MISS JR GLEDHILL	19/20 Contracted general activity (UDA)	0
Contract type name	PDS Contract	Carry forward general activity (UDA)	0
Purpose of contract	General and Orthodontic	19/20 Contracted orthodontic activity (UOA)	11,958
Contract start date	01/04/2006	Carry forward orthodontic activity (UOA)	0
Contract end date	31/03/2020	Baseline contract value	£821,288.88

ACCESS	Contract	England and Wales
24 month ratio of assessments to patient IDs	1.09	1.08

ACTIVITY	Contract
Contract assess and fit appliances (case starts) as a percentage of Area Team case starts	10.3 %

Cumulative percentage of contracted UOA delivered 2019 & 2020



Month	Adjusted Scheduled Activity (UOA)		
	2018	2019	2020
April	54	1,241	756
May	682	2,123	2,772
June	1,461	2,357	2,912
July	2,408	3,846	
August	3,802	5,131	
September	4,939	5,970	
October	5,988	6,791	
November	7,620	7,692	
December	8,857	8,961	
January	9,478	9,666	
February	11,037	10,975	
March	11,762	11,913	
April	12,174	12,070	
May	12,179	12,204	
June	12,179	12,204	

QUANTITY METRICS (rolling 12 month period)

	Contract Quantity	Contract Base Number	Contract *	Area Team	Region	England
% of all assessments that were assess and fit appliances (case starts)	585	1,114	52.5%	66.0%	62.2%	58.2%
% of all assessments that were assess and refuse	8	1,114	0.7%	8.0%	11.4%	12.4%
% of all assessments that were assess and review	521	1,114	46.8%	26.1%	26.4%	29.4%
% of case starts with a reported IOTN of 3 and Aesthetic Component of 5 or below	0	585	N/A	0.0%	0.1%	0.1%
% of case starts with a reported IOTN of 3 and Aesthetic Component of 6 or above	43	585	7.4%	6.9%	3.6%	3.9%
% of case starts with a reported IOTN of 4	468	585	80.0%	73.0%	79.2%	77.7%
% of case starts with a reported IOTN of 5	74	585	12.6%	19.4%	16.5%	16.7%
% of concluded courses in receipt of dual-arch fixed appliances	3	567	0.5%	80.3%	75.3%	72.5%
% of concluded courses where treatment was abandoned or discontinued	10	567	1.8%	6.0%	8.9%	9.1%
% of patients satisfied with the treatment they have received	3	3	100.0%	98.1%	96.5%	95.8%

* Figures in italics indicate that the base number is less than 100.

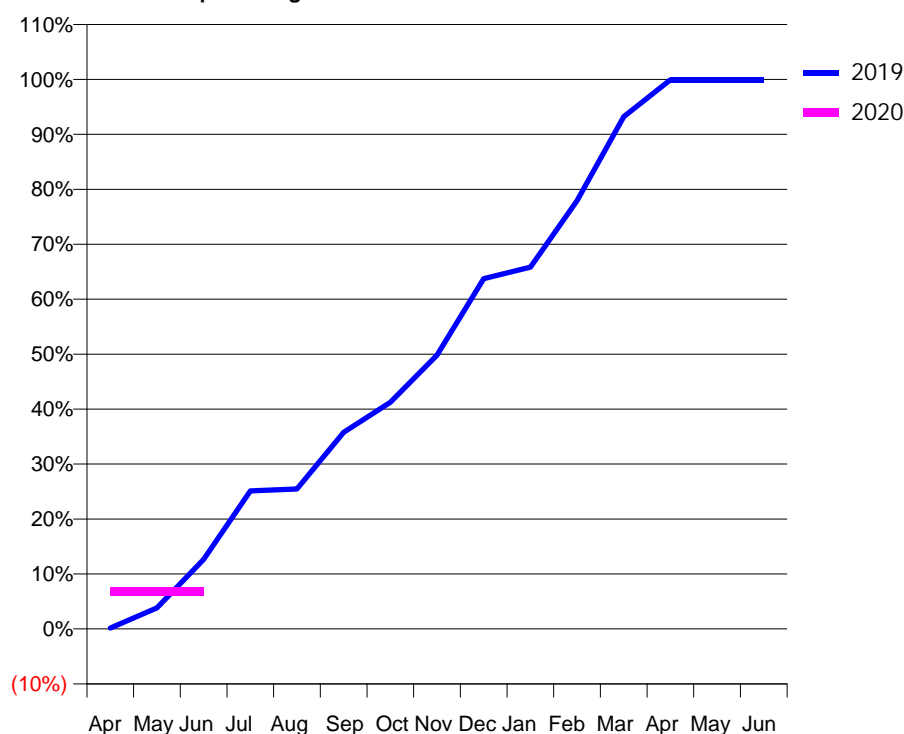
Q45 - Vital Signs Orthodontic At a Glance Contract Report for 101338/0082 - June 2019

Name or company name	Whitecross Dental Care Limited	19/20 Contracted general activity (UDA)	18,500
Contract type name	GDS Contract	Carry forward general activity (UDA)	0
Purpose of contract	General and Orthodontic	19/20 Contracted orthodontic activity (UOA)	1,249
Contract start date	01/04/2009	Carry forward orthodontic activity (UOA)	0
Contract end date		Baseline contract value	£616,280.13

ACCESS	Contract	England and Wales
24 month ratio of assessments to patient IDs	1.04	1.08

ACTIVITY	Contract
Contract assess and fit appliances (case starts) as a percentage of Area Team case starts	1.4 %

Cumulative percentage of contracted UOA delivered 2019 & 2020



Month	Adjusted Scheduled Activity (UOA)		
	2018	2019	2020
April	43	2	84
May	109	48	84
June	153	158	84
July	244	314	
August	245	318	
September	312	447	
October	588	515	
November	593	622	
December	764	796	
January	913	822	
February	1,020	973	
March	1,150	1,164	
April	1,238	1,248	
May	1,238	1,248	
June	1,239	1,248	

QUANTITY METRICS (rolling 12 month period)

	Contract Quantity	Contract Base Number	Contract *	Area Team	Region	England
% of all assessments that were assess and fit appliances (case starts)	54	94	57.4%	51.7%	62.2%	58.2%
% of all assessments that were assess and refuse	20	94	21.3%	13.1%	11.4%	12.4%
% of all assessments that were assess and review	20	94	21.3%	35.2%	26.4%	29.4%
% of case starts with a reported IOTN of 3 and Aesthetic Component of 5 or below	0	54	<i>N/A</i>	0.1%	0.1%	0.1%
% of case starts with a reported IOTN of 3 and Aesthetic Component of 6 or above	1	54	1.9%	4.5%	3.6%	3.9%
% of case starts with a reported IOTN of 4	45	54	83.3%	78.4%	79.2%	77.7%
% of case starts with a reported IOTN of 5	8	54	14.8%	16.6%	16.5%	16.7%
% of concluded courses in receipt of dual-arch fixed appliances	43	46	93.5%	80.7%	75.3%	72.5%
% of concluded courses where treatment was abandoned or discontinued	0	46	0.0%	10.4%	8.9%	9.1%
% of patients satisfied with the treatment they have received	1	1	100.0%	97.4%	96.5%	95.8%

* Figures in italics indicate that the base number is less than 100.

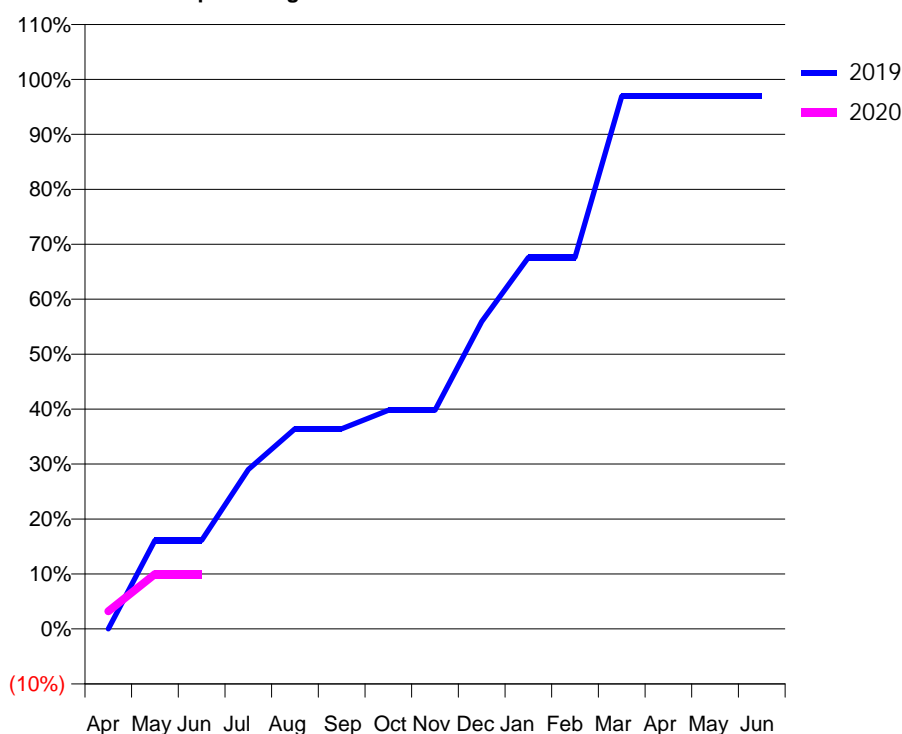
Q45 - Vital Signs Orthodontic At a Glance Contract Report for 127868/0001 - June 2019

Name or company name	Lambert Coutts & Associates Dental Practice Partner	19/20 Contracted general activity (UDA)	20,731
Contract type name	GDS Contract	Carry forward general activity (UDA)	0
Purpose of contract	General and Orthodontic	19/20 Contracted orthodontic activity (UOA)	651
Contract start date	09/10/2011	Carry forward orthodontic activity (UOA)	0
Contract end date		Baseline contract value	£643,424.99

ACCESS	Contract	England and Wales
24 month ratio of assessments to patient IDs	1.06	1.08

ACTIVITY	Contract
Contract assess and fit appliances (case starts) as a percentage of Area Team case starts	0.7 %

Cumulative percentage of contracted UOA delivered 2019 & 2020



Month	Adjusted Scheduled Activity (UOA)		
	2018	2019	2020
April	0	0	21
May	0	105	65
June	24	105	65
July	90	189	
August	90	237	
September	90	237	
October	242	259	
November	308	259	
December	308	364	
January	434	440	
February	477	440	
March	522	631	
April	648	631	
May	648	631	
June	648	631	

QUANTITY METRICS (rolling 12 month period)

	Contract Quantity	Contract Base Number	Contract *	Area Team	Region	England
% of all assessments that were assess and fit appliances (case starts)	27	57	47.4%	51.7%	62.2%	58.2%
% of all assessments that were assess and refuse	19	57	33.3%	13.1%	11.4%	12.4%
% of all assessments that were assess and review	11	57	19.3%	35.2%	26.4%	29.4%
% of case starts with a reported IOTN of 3 and Aesthetic Component of 5 or below	0	27	<i>N/A</i>	0.1%	0.1%	0.1%
% of case starts with a reported IOTN of 3 and Aesthetic Component of 6 or above	2	27	7.4%	4.5%	3.6%	3.9%
% of case starts with a reported IOTN of 4	21	27	77.8%	78.4%	79.2%	77.7%
% of case starts with a reported IOTN of 5	3	27	11.1%	16.6%	16.5%	16.7%
% of concluded courses in receipt of dual-arch fixed appliances	14	15	93.3%	80.7%	75.3%	72.5%
% of concluded courses where treatment was abandoned or discontinued	1	15	6.7%	10.4%	8.9%	9.1%
% of patients satisfied with the treatment they have received	2	2	100.0%	97.4%	96.5%	95.8%

* Figures in italics indicate that the base number is less than 100.

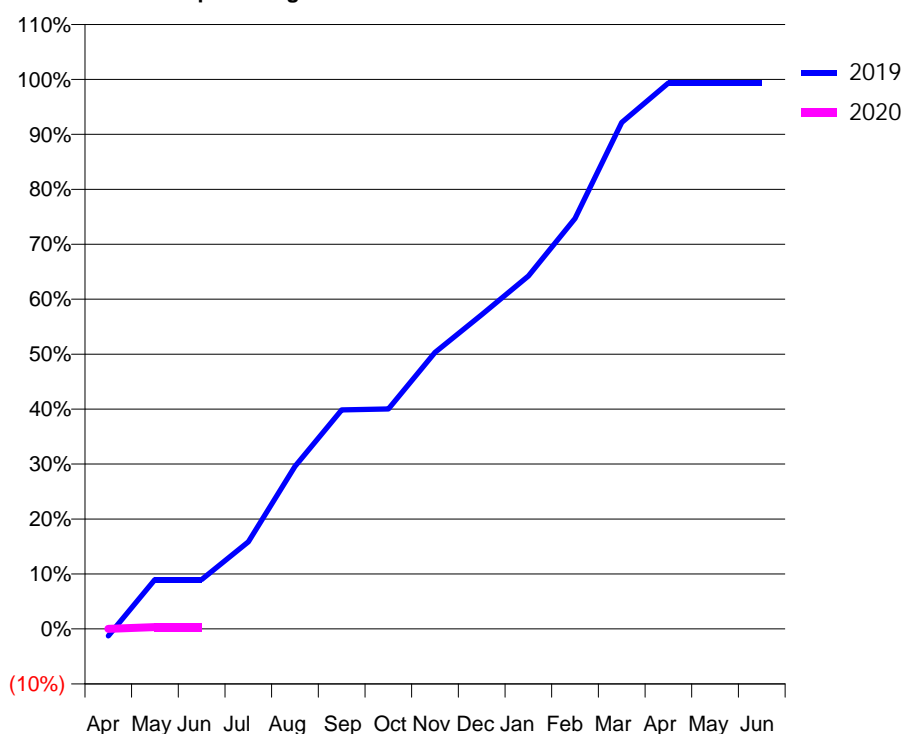
Q45 - Vital Signs Orthodontic At a Glance Contract Report for 131091/0003 - June 2019

Name or company name	Roseberry Dental Practice	19/20 Contracted general activity (UDA)	14,584
Contract type name	GDS Contract	Carry forward general activity (UDA)	0
Purpose of contract	General and Orthodontic	19/20 Contracted orthodontic activity (UOA)	612
Contract start date	03/05/2015	Carry forward orthodontic activity (UOA)	0
Contract end date		Baseline contract value	£508,371.42

ACCESS	Contract	England and Wales
24 month ratio of assessments to patient IDs	1.03	1.08

ACTIVITY	Contract
Contract assess and fit appliances (case starts) as a percentage of Area Team case starts	0.7 %

Cumulative percentage of contracted UOA delivered 2019 & 2020



Month	Adjusted Scheduled Activity (UOA)		
	2018	2019	2020
April	0	-8	0
May	107	55	2
June	172	55	2
July	237	97	
August	343	181	
September	366	244	
October	492	245	
November	513	308	
December	537	350	
January	537	393	
February	600	457	
March	602	564	
April	603	608	
May	603	608	
June	603	608	

QUANTITY METRICS (rolling 12 month period)

	Contract Quantity	Contract Base Number	Contract *	Area Team	Region	England
% of all assessments that were assess and fit appliances (case starts)	27	36	75.0%	51.7%	62.2%	58.2%
% of all assessments that were assess and refuse	4	36	11.1%	13.1%	11.4%	12.4%
% of all assessments that were assess and review	5	36	13.9%	35.2%	26.4%	29.4%
% of case starts with a reported IOTN of 3 and Aesthetic Component of 5 or below	0	27	N/A	0.1%	0.1%	0.1%
% of case starts with a reported IOTN of 3 and Aesthetic Component of 6 or above	0	27	N/A	4.5%	3.6%	3.9%
% of case starts with a reported IOTN of 4	18	27	66.7%	78.4%	79.2%	77.7%
% of case starts with a reported IOTN of 5	9	27	33.3%	16.6%	16.5%	16.7%
% of concluded courses in receipt of dual-arch fixed appliances	0	18	N/A	80.7%	75.3%	72.5%
% of concluded courses where treatment was abandoned or discontinued	2	18	11.1%	10.4%	8.9%	9.1%
% of patients satisfied with the treatment they have received	0	0	N/A	97.4%	96.5%	95.8%

* Figures in italics indicate that the base number is less than 100.

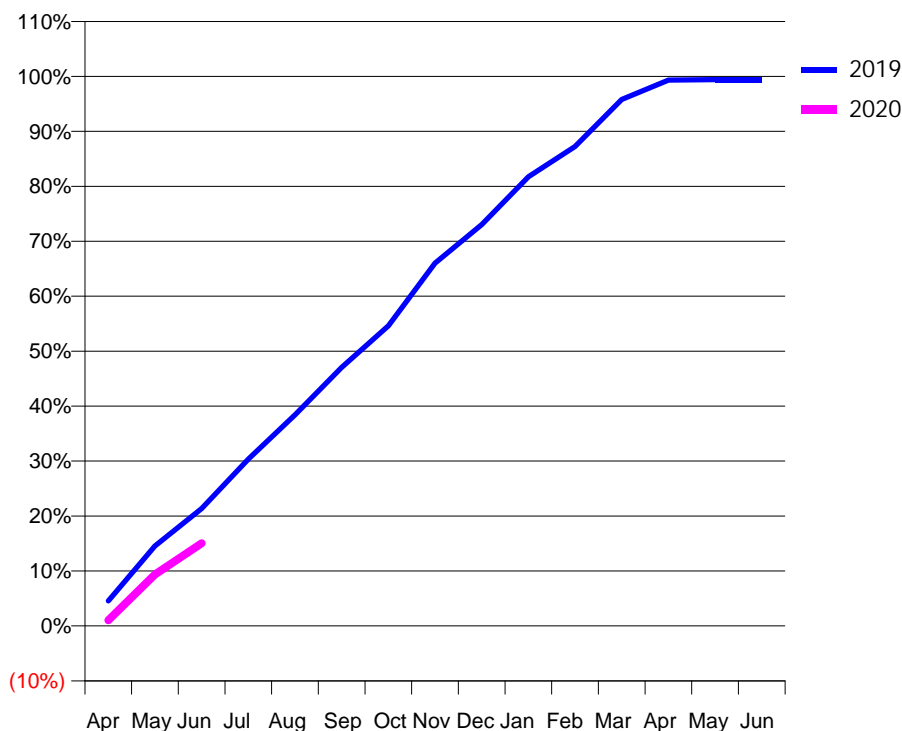
Q45 - Vital Signs Orthodontic At a Glance Contract Report for 148555/0001 - June 2019

Name or company name	Falchion Orthodontics Ltd	19/20 Contracted general activity (UDA)	0
Contract type name	PDS Contract	Carry forward general activity (UDA)	0
Purpose of contract	Orthodontic	19/20 Contracted orthodontic activity (UOA)	19,442
Contract start date	01/04/2009	Carry forward orthodontic activity (UOA)	0
Contract end date	31/03/2020	Baseline contract value	£1,340,940.06

ACCESS	Contract	England and Wales
24 month ratio of assessments to patient IDs	1.20	1.08

ACTIVITY	Contract
Contract assess and fit appliances (case starts) as a percentage of Area Team case starts	20.9 %

Cumulative percentage of contracted UOA delivered 2019 & 2020



Month	Adjusted Scheduled Activity (UOA)		
	2018	2019	2020
April	338	886	199
May	1,760	2,828	1,825
June	3,323	4,153	2,925
July	5,374	5,905	
August	7,293	7,467	
September	8,973	9,147	
October	11,000	10,619	
November	12,650	12,829	
December	14,170	14,197	
January	15,774	15,887	
February	17,456	16,959	
March	18,754	18,623	
April	19,324	19,309	
May	19,324	19,328	
June	19,324	19,328	

QUANTITY METRICS (rolling 12 month period)

	Contract Quantity	Contract Base Number	Contract *	Area Team	Region	England
% of all assessments that were assess and fit appliances (case starts)	826	1,789	46.2%	51.7%	62.2%	58.2%
% of all assessments that were assess and refuse	209	1,789	11.7%	13.1%	11.4%	12.4%
% of all assessments that were assess and review	754	1,789	42.1%	35.2%	26.4%	29.4%
% of case starts with a reported IOTN of 3 and Aesthetic Component of 5 or below	1	826	0.1%	0.1%	0.1%	0.1%
% of case starts with a reported IOTN of 3 and Aesthetic Component of 6 or above	17	826	2.1%	4.5%	3.6%	3.9%
% of case starts with a reported IOTN of 4	689	826	83.4%	78.4%	79.2%	77.7%
% of case starts with a reported IOTN of 5	117	826	14.2%	16.6%	16.5%	16.7 %
% of concluded courses in receipt of dual-arch fixed appliances	804	887	90.6%	80.7%	75.3%	72.5%
% of concluded courses where treatment was abandoned or discontinued	59	887	6.7%	10.4%	8.9%	9.1%
% of patients satisfied with the treatment they have received	9	9	100.0%	97.4%	96.5%	95.8%

* Figures in italics indicate that the base number is less than 100.

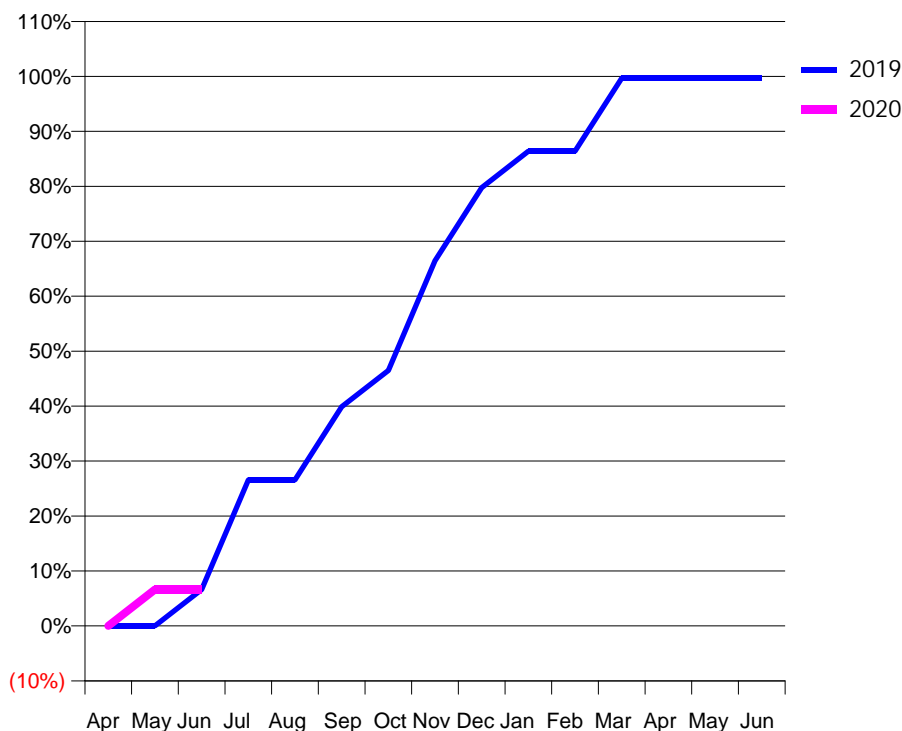
Q45 - Vital Signs Orthodontic At a Glance Contract Report for 210129/0001 - June 2019

Name or company name	Mr B Johnson and Ms F Beaty	19/20 Contracted general activity (UDA)	32,845
Contract type name	GDS Contract	Carry forward general activity (UDA)	0
Purpose of contract	General and Orthodontic	19/20 Contracted orthodontic activity (UOA)	316
Contract start date	01/04/2006	Carry forward orthodontic activity (UOA)	0
Contract end date		Baseline contract value	£1,086,332.95

ACCESS	Contract	England and Wales
24 month ratio of assessments to patient IDs	1.00	1.08

ACTIVITY	Contract
Contract assess and fit appliances (case starts) as a percentage of Area Team case starts	0.4 %

Cumulative percentage of contracted UOA delivered 2019 & 2020



Month	Adjusted Scheduled Activity (UOA)		
	2018	2019	2020
April	0	0	0
May	63	0	21
June	63	21	21
July	84	84	
August	84	84	
September	84	126	
October	84	147	
November	84	210	
December	88	252	
January	130	273	
February	151	273	
March	235	315	
April	235	315	
May	235	315	
June	235	315	

QUANTITY METRICS (rolling 12 month period)

	Contract Quantity	Contract Base Number	Contract *	Area Team	Region	England
% of all assessments that were assess and fit appliances (case starts)	15	15	100.0%	51.7%	62.2%	58.2%
% of all assessments that were assess and refuse	0	15	0.0%	13.1%	11.4%	12.4%
% of all assessments that were assess and review	0	15	0.0%	35.2%	26.4%	29.4%
% of case starts with a reported IOTN of 3 and Aesthetic Component of 5 or below	0	15	N/A	0.1%	0.1%	0.1%
% of case starts with a reported IOTN of 3 and Aesthetic Component of 6 or above	9	15	60.0%	4.5%	3.6%	3.9%
% of case starts with a reported IOTN of 4	6	15	40.0%	78.4%	79.2%	77.7%
% of case starts with a reported IOTN of 5	0	15	N/A	16.6%	16.5%	16.7%
% of concluded courses in receipt of dual-arch fixed appliances	7	11	63.6%	80.7%	75.3%	72.5%
% of concluded courses where treatment was abandoned or discontinued	1	11	9.1%	10.4%	8.9%	9.1%
% of patients satisfied with the treatment they have received	0	0	N/A	97.4%	96.5%	95.8%

* Figures in italics indicate that the base number is less than 100.

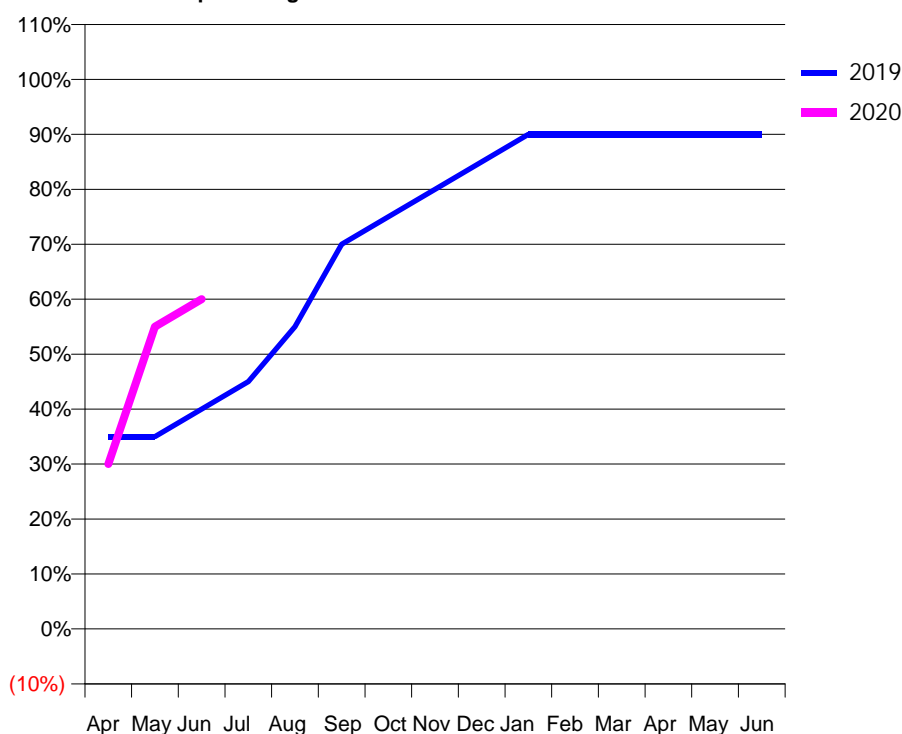
Q45 - Vital Signs Orthodontic At a Glance Contract Report for 224340/0001 - June 2019

Name or company name	MR T PUTTICK	19/20 Contracted general activity (UDA)	7,034
Contract type name	GDS Contract	Carry forward general activity (UDA)	0
Purpose of contract	General and Orthodontic	19/20 Contracted orthodontic activity (UOA)	420
Contract start date	01/04/2006	Carry forward orthodontic activity (UOA)	0
Contract end date		Baseline contract value	£247,047.21

ACCESS	Contract	England and Wales
24 month ratio of assessments to patient IDs	1.00	1.08

ACTIVITY	Contract
Contract assess and fit appliances (case starts) as a percentage of Area Team case starts	0.6 %

Cumulative percentage of contracted UOA delivered 2019 & 2020



Month	Adjusted Scheduled Activity (UOA)		
	2018	2019	2020
April	42	147	126
May	231	147	231
June	273	168	252
July	294	189	
August	357	231	
September	357	294	
October	357	315	
November	357	336	
December	357	357	
January	357	378	
February	357	378	
March	357	378	
April	357	378	
May	357	378	
June	357	378	

QUANTITY METRICS (rolling 12 month period)

	Contract Quantity	Contract Base Number	Contract *	Area Team	Region	England
% of all assessments that were assess and fit appliances (case starts)	22	22	100.0%	51.7%	62.2%	58.2%
% of all assessments that were assess and refuse	0	22	0.0%	13.1%	11.4%	12.4%
% of all assessments that were assess and review	0	22	0.0%	35.2%	26.4%	29.4%
% of case starts with a reported IOTN of 3 and Aesthetic Component of 5 or below	0	22	N/A	0.1%	0.1%	0.1%
% of case starts with a reported IOTN of 3 and Aesthetic Component of 6 or above	0	22	N/A	4.5%	3.6%	3.9%
% of case starts with a reported IOTN of 4	19	22	86.4%	78.4%	79.2%	77.7%
% of case starts with a reported IOTN of 5	3	22	13.6%	16.6%	16.5%	16.7%
% of concluded courses in receipt of dual-arch fixed appliances	19	21	90.5%	80.7%	75.3%	72.5%
% of concluded courses where treatment was abandoned or discontinued	1	21	4.8%	10.4%	8.9%	9.1%
% of patients satisfied with the treatment they have received	0	0	N/A	97.4%	96.5%	95.8%

* Figures in italics indicate that the base number is less than 100.

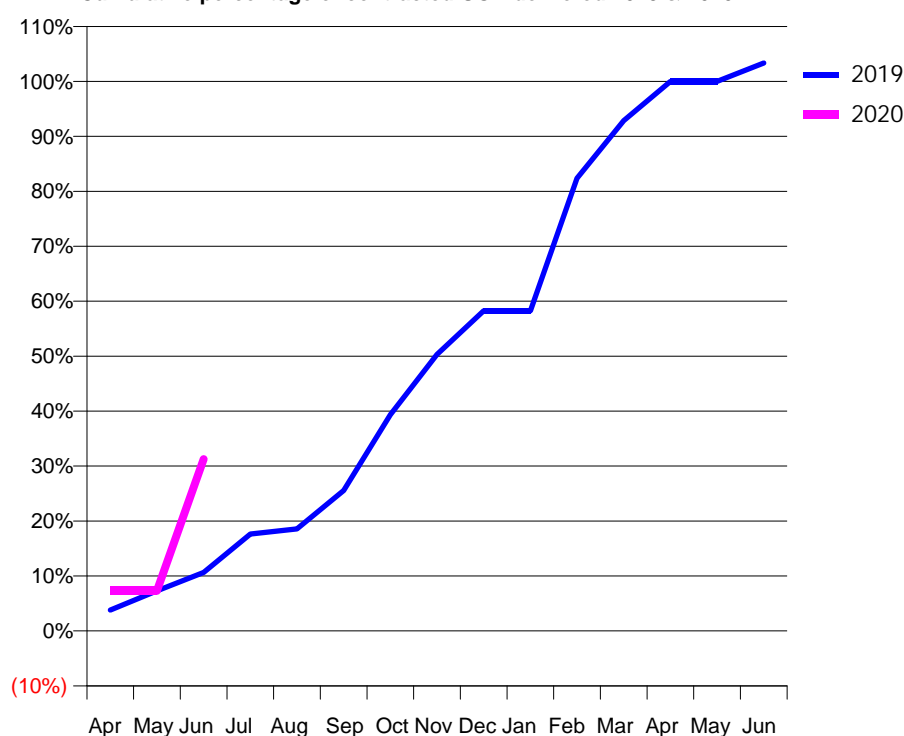
Q45 - Vital Signs Orthodontic At a Glance Contract Report for 328146/0001 - June 2019

Name or company name	MR ND SMITH	19/20 Contracted general activity (UDA)	33,811
Contract type name	GDS Contract	Carry forward general activity (UDA)	0
Purpose of contract	General and Orthodontic	19/20 Contracted orthodontic activity (UOA)	630
Contract start date	01/04/2006	Carry forward orthodontic activity (UOA)	0
Contract end date		Baseline contract value	£873,226.13

ACCESS	Contract	England and Wales
24 month ratio of assessments to patient IDs	1.09	1.08

ACTIVITY	Contract
Contract assess and fit appliances (case starts) as a percentage of Area Team case starts	0.9 %

Cumulative percentage of contracted UOA delivered 2019 & 2020



Month	Adjusted Scheduled Activity (UOA)		
	2018	2019	2020
April	5	24	46
May	10	46	46
June	16	67	197
July	123	111	
August	148	117	
September	220	161	
October	289	248	
November	318	317	
December	343	367	
January	365	367	
February	459	519	
March	508	585	
April	618	630	
May	618	630	
June	618	651	

QUANTITY METRICS (rolling 12 month period)

	Contract Quantity	Contract Base Number	Contract *	Area Team	Region	England
% of all assessments that were assess and fit appliances (case starts)	37	68	54.4%	51.7%	62.2%	58.2%
% of all assessments that were assess and refuse	29	68	42.6%	13.1%	11.4%	12.4%
% of all assessments that were assess and review	2	68	2.9%	35.2%	26.4%	29.4%
% of case starts with a reported IOTN of 3 and Aesthetic Component of 5 or below	0	37	N/A	0.1%	0.1%	0.1%
% of case starts with a reported IOTN of 3 and Aesthetic Component of 6 or above	3	37	8.1%	4.5%	3.6%	3.9%
% of case starts with a reported IOTN of 4	33	37	89.2%	78.4%	79.2%	77.7%
% of case starts with a reported IOTN of 5	1	37	2.7%	16.6%	16.5%	16.7%
% of concluded courses in receipt of dual-arch fixed appliances	7	13	53.8%	80.7%	75.3%	72.5%
% of concluded courses where treatment was abandoned or discontinued	4	13	30.8%	10.4%	8.9%	9.1%
% of patients satisfied with the treatment they have received	0	0	N/A	97.4%	96.5%	95.8%

* Figures in italics indicate that the base number is less than 100.

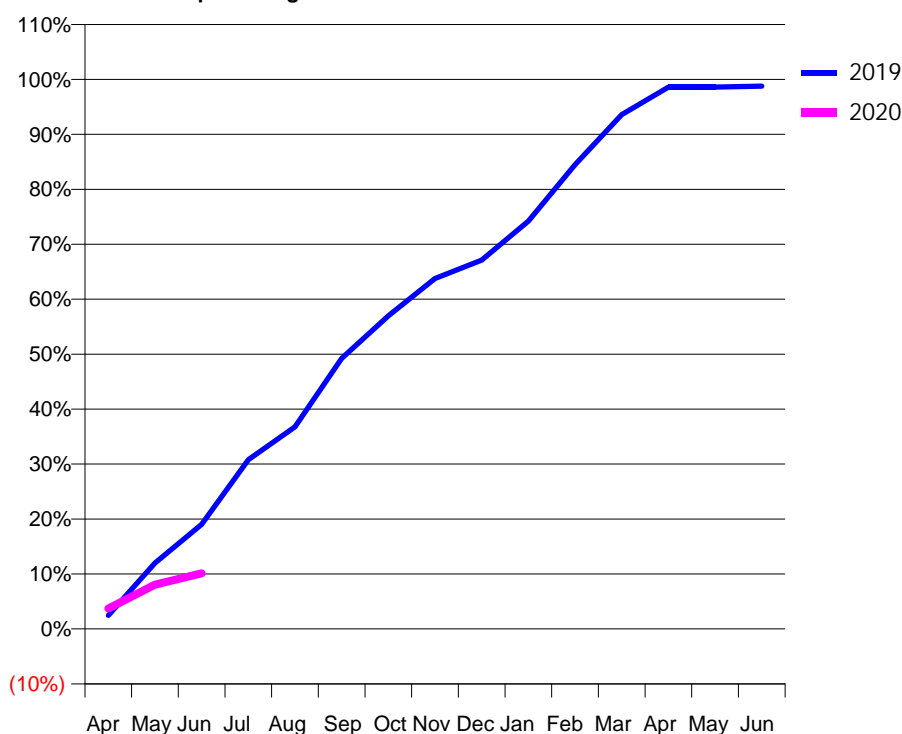
Q45 - Vital Signs Orthodontic At a Glance Contract Report for 650676/0003 - June 2019

Name or company name	MR PA AVERLEY	19/20 Contracted general activity (UDA)	0
Contract type name	PDS Contract	Carry forward general activity (UDA)	0
Purpose of contract	Orthodontic	19/20 Contracted orthodontic activity (UOA)	11,359
Contract start date	01/01/2009	Carry forward orthodontic activity (UOA)	0
Contract end date	31/03/2020	Baseline contract value	£671,451.59

ACCESS	Contract	England and Wales
24 month ratio of assessments to patient IDs	1.02	1.08

ACTIVITY	Contract
Contract assess and fit appliances (case starts) as a percentage of Area Team case starts	12.5 %

Cumulative percentage of contracted UOA delivered 2019 & 2020



Month	Adjusted Scheduled Activity (UOA)		
	2018	2019	2020
April	658	280	422
May	2,436	1,362	917
June	2,857	2,163	1,150
July	4,241	3,500	
August	5,004	4,177	
September	6,312	5,591	
October	7,090	6,474	
November	7,494	7,244	
December	9,280	7,624	
January	9,705	8,431	
February	10,169	9,593	
March	10,477	10,630	
April	10,604	11,199	
May	10,604	11,199	
June	10,604	11,220	

QUANTITY METRICS (rolling 12 month period)

	Contract Quantity	Contract Base Number	Contract *	Area Team	Region	England
% of all assessments that were assess and fit appliances (case starts)	495	558	88.7%	51.7%	62.2%	58.2%
% of all assessments that were assess and refuse	43	558	7.7%	13.1%	11.4%	12.4%
% of all assessments that were assess and review	20	558	3.6%	35.2%	26.4%	29.4%
% of case starts with a reported IOTN of 3 and Aesthetic Component of 5 or below	0	495	N/A	0.1%	0.1%	0.1%
% of case starts with a reported IOTN of 3 and Aesthetic Component of 6 or above	33	495	6.7%	4.5%	3.6%	3.9%
% of case starts with a reported IOTN of 4	331	495	66.9%	78.4%	79.2%	77.7%
% of case starts with a reported IOTN of 5	127	495	25.7%	16.6%	16.5%	16.7 %
% of concluded courses in receipt of dual-arch fixed appliances	476	557	85.5%	80.7%	75.3%	72.5%
% of concluded courses where treatment was abandoned or discontinued	51	557	9.2%	10.4%	8.9%	9.1%
% of patients satisfied with the treatment they have received	2	2	100.0%	97.4%	96.5%	95.8%

* Figures in italics indicate that the base number is less than 100.

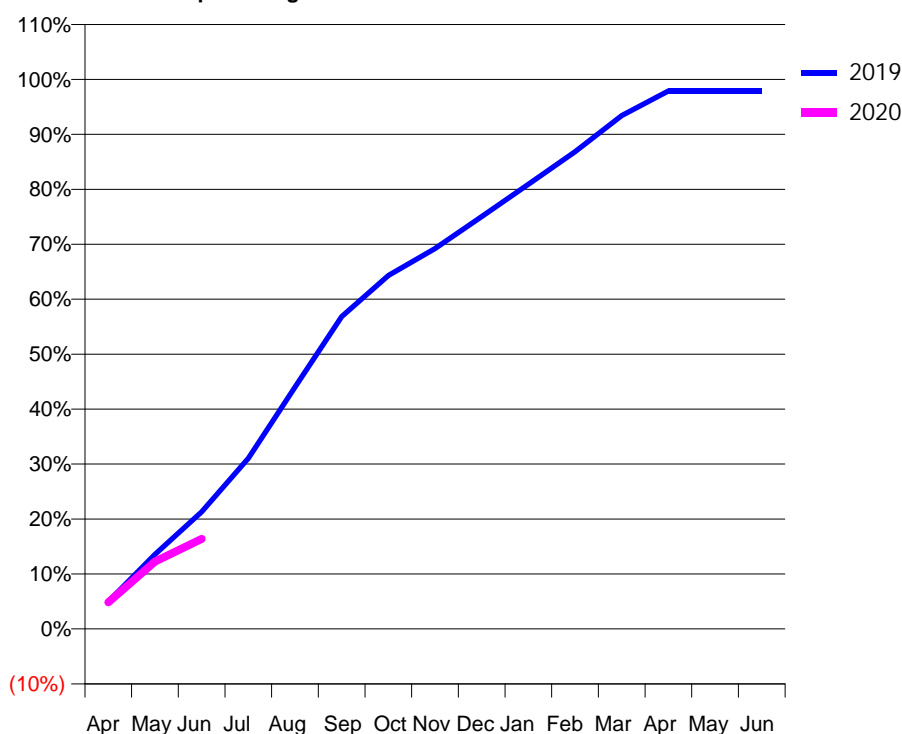
Q45 - Vital Signs Orthodontic At a Glance Contract Report for 725544/0001 - June 2019

Name or company name	MR MG STEDMAN	19/20 Contracted general activity (UDA)	0
Contract type name	PDS Contract	Carry forward general activity (UDA)	0
Purpose of contract	Orthodontic	19/20 Contracted orthodontic activity (UOA)	17,367
Contract start date	01/04/2006	Carry forward orthodontic activity (UOA)	0
Contract end date	31/03/2020	Baseline contract value	£1,202,629.35

ACCESS	Contract	England and Wales
24 month ratio of assessments to patient IDs	1.21	1.08

ACTIVITY	Contract
Contract assess and fit appliances (case starts) as a percentage of Area Team case starts	18.6 %

Cumulative percentage of contracted UOA delivered 2019 & 2020



Month	Adjusted Scheduled Activity (UOA)		
	2018	2019	2020
April	285	868	840
May	1,124	2,354	2,127
June	1,977	3,701	2,848
July	2,908	5,397	
August	3,761	7,639	
September	4,887	9,869	
October	5,567	11,169	
November	7,184	12,019	
December	8,397	13,030	
January	11,429	14,051	
February	14,197	15,081	
March	16,706	16,222	
April	17,399	17,000	
May	17,398	17,000	
June	17,398	17,000	

QUANTITY METRICS (rolling 12 month period)

	Contract Quantity	Contract Base Number	Contract *	Area Team	Region	England
% of all assessments that were assess and fit appliances (case starts)	738	1,560	47.3%	51.7%	62.2%	58.2%
% of all assessments that were assess and refuse	182	1,560	11.7%	13.1%	11.4%	12.4%
% of all assessments that were assess and review	640	1,560	41.0%	35.2%	26.4%	29.4%
% of case starts with a reported IOTN of 3 and Aesthetic Component of 5 or below	0	738	N/A	0.1%	0.1%	0.1%
% of case starts with a reported IOTN of 3 and Aesthetic Component of 6 or above	6	738	0.8%	4.5%	3.6%	3.9%
% of case starts with a reported IOTN of 4	614	738	83.2%	78.4%	79.2%	77.7%
% of case starts with a reported IOTN of 5	114	738	15.4%	16.6%	16.5%	16.7 %
% of concluded courses in receipt of dual-arch fixed appliances	764	862	88.6%	80.7%	75.3%	72.5%
% of concluded courses where treatment was abandoned or discontinued	64	862	7.4%	10.4%	8.9%	9.1%
% of patients satisfied with the treatment they have received	5	6	83.3%	97.4%	96.5%	95.8%

* Figures in italics indicate that the base number is less than 100.

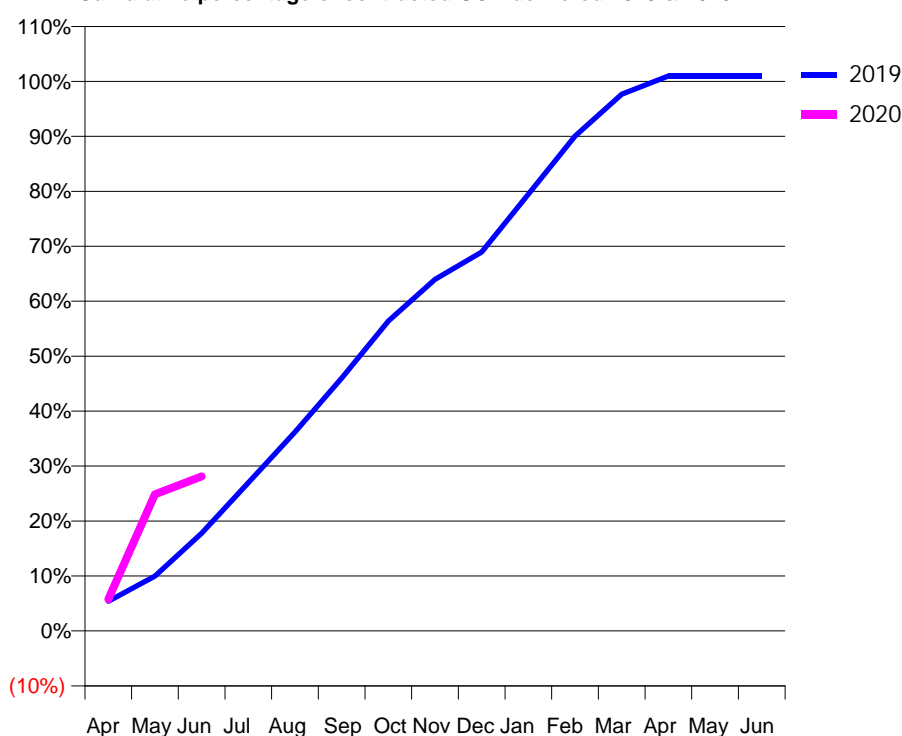
Q45 - Vital Signs Orthodontic At a Glance Contract Report for 736953/0003 - June 2019

Name or company name	MR NA FOX	19/20 Contracted general activity (UDA)	0
Contract type name	PDS Contract	Carry forward general activity (UDA)	0
Purpose of contract	Orthodontic	19/20 Contracted orthodontic activity (UOA)	10,533
Contract start date	01/04/2009	Carry forward orthodontic activity (UOA)	0
Contract end date	01/09/2020	Baseline contract value	£645,571.38

ACCESS	Contract	England and Wales
24 month ratio of assessments to patient IDs	1.02	1.08

ACTIVITY	Contract
Contract assess and fit appliances (case starts) as a percentage of Area Team case starts	13.7 %

Cumulative percentage of contracted UOA delivered 2019 & 2020



Month	Adjusted Scheduled Activity (UOA)		
	2018	2019	2020
April	760	569	609
May	1,726	1,052	2,619
June	2,318	1,873	2,961
July	3,330	2,843	
August	4,002	3,813	
September	4,842	4,846	
October	6,041	5,938	
November	7,326	6,737	
December	8,124	7,262	
January	8,565	8,373	
February	9,762	9,483	
March	10,459	10,287	
April	10,543	10,636	
May	10,543	10,636	
June	10,564	10,636	

QUANTITY METRICS (rolling 12 month period)

	Contract Quantity	Contract Base Number	Contract *	Area Team	Region	England
% of all assessments that were assess and fit appliances (case starts)	542	971	55.8%	51.7%	62.2%	58.2%
% of all assessments that were assess and refuse	124	971	12.8%	13.1%	11.4%	12.4%
% of all assessments that were assess and review	305	971	31.4%	35.2%	26.4%	29.4%
% of case starts with a reported IOTN of 3 and Aesthetic Component of 5 or below	0	542	N/A	0.1%	0.1%	0.1%
% of case starts with a reported IOTN of 3 and Aesthetic Component of 6 or above	38	542	7.0%	4.5%	3.6%	3.9%
% of case starts with a reported IOTN of 4	408	542	75.3%	78.4%	79.2%	77.7%
% of case starts with a reported IOTN of 5	95	542	17.5%	16.6%	16.5%	16.7 %
% of concluded courses in receipt of dual-arch fixed appliances	146	425	34.4%	80.7%	75.3%	72.5%
% of concluded courses where treatment was abandoned or discontinued	68	425	16.0%	10.4%	8.9%	9.1%
% of patients satisfied with the treatment they have received	3	3	100.0%	97.4%	96.5%	95.8%

* Figures in italics indicate that the base number is less than 100.

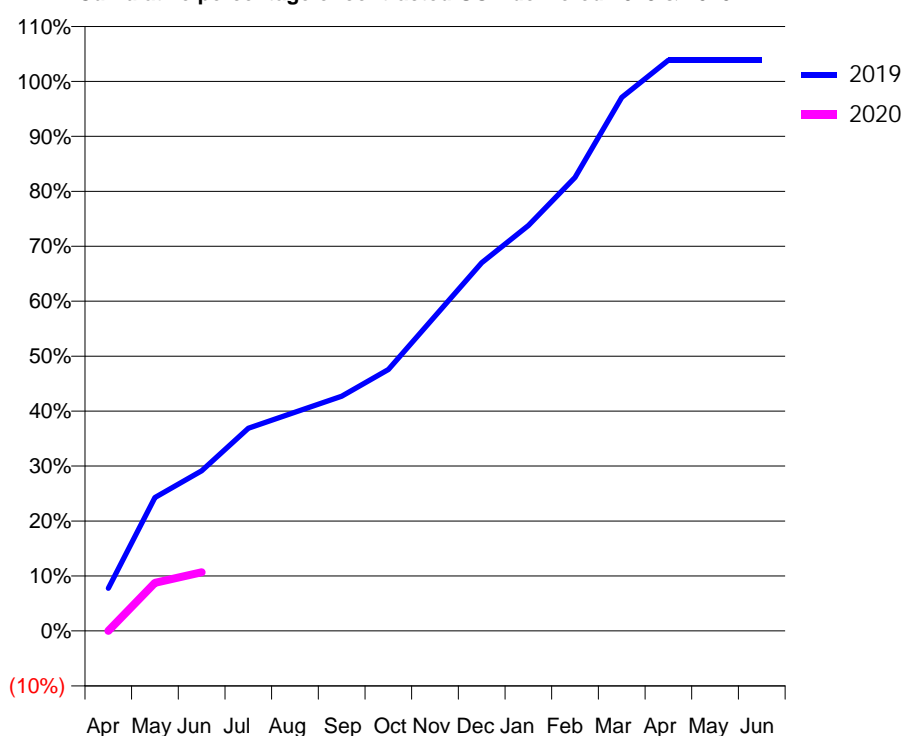
Q45 - Vital Signs Orthodontic At a Glance Contract Report for 739170/0001 - June 2019

Name or company name	MR RS ELSTON	19/20 Contracted general activity (UDA)	13,622
Contract type name	GDS Contract	Carry forward general activity (UDA)	0
Purpose of contract	General and Orthodontic	19/20 Contracted orthodontic activity (UOA)	103
Contract start date	01/04/2006	Carry forward orthodontic activity (UOA)	0
Contract end date		Baseline contract value	£329,641.59

ACCESS	Contract	England and Wales
24 month ratio of assessments to patient IDs	1.39	1.08

ACTIVITY	Contract
Contract assess and fit appliances (case starts) as a percentage of Area Team case starts	0.0 %

Cumulative percentage of contracted UOA delivered 2019 & 2020



Month	Adjusted Scheduled Activity (UOA)		
	2018	2019	2020
April	0	8	0
May	5	25	9
June	9	30	11
July	20	38	
August	27	41	
September	27	44	
October	33	49	
November	46	59	
December	55	69	
January	59	76	
February	67	85	
March	75	100	
April	102	107	
May	102	107	
June	102	107	

QUANTITY METRICS (rolling 12 month period)

	Contract Quantity	Contract Base Number	Contract *	Area Team	Region	England
% of all assessments that were assess and fit appliances (case starts)	0	88	0.0%	51.7%	62.2%	58.2%
% of all assessments that were assess and refuse	0	88	0.0%	13.1%	11.4%	12.4%
% of all assessments that were assess and review	88	88	100.0%	35.2%	26.4%	29.4%
% of case starts with a reported IOTN of 3 and Aesthetic Component of 5 or below	0	0	N/A	0.1%	0.1%	0.1%
% of case starts with a reported IOTN of 3 and Aesthetic Component of 6 or above	0	0	N/A	4.5%	3.6%	3.9%
% of case starts with a reported IOTN of 4	0	0	N/A	78.4%	79.2%	77.7%
% of case starts with a reported IOTN of 5	0	0	N/A	16.6%	16.5%	16.7%
% of concluded courses in receipt of dual-arch fixed appliances	0	0	N/A	80.7%	75.3%	72.5%
% of concluded courses where treatment was abandoned or discontinued	0	0	N/A	10.4%	8.9%	9.1%
% of patients satisfied with the treatment they have received	0	0	N/A	97.4%	96.5%	95.8%

* Figures in italics indicate that the base number is less than 100.

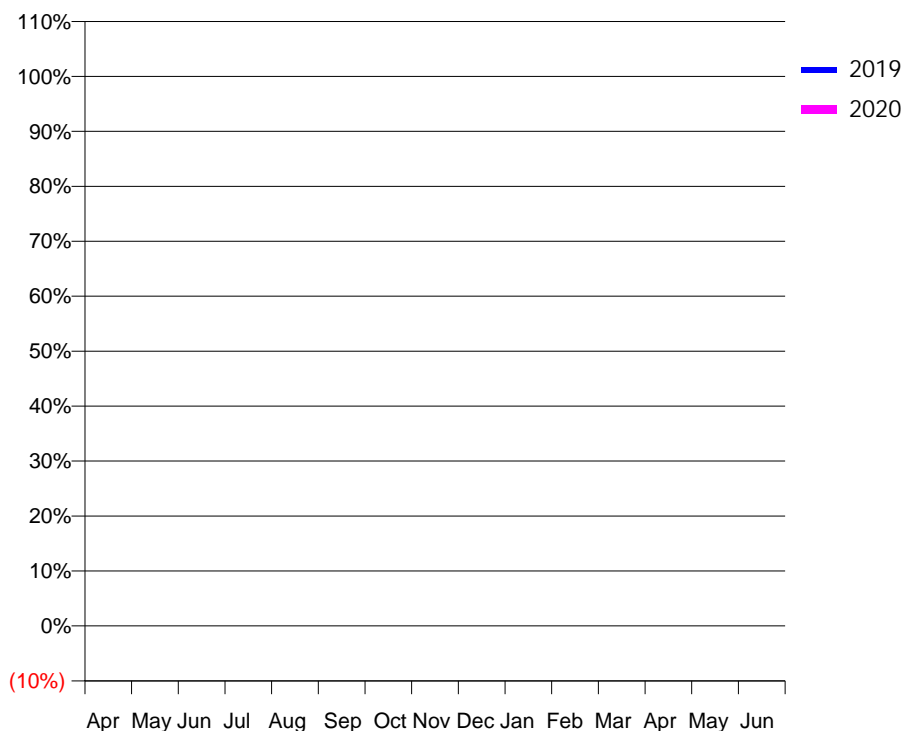
Q45 - Vital Signs Orthodontic At a Glance Contract Report for 767514/0002 - June 2019

Name or company name	MISS KE BOOTH	19/20 Contracted general activity (UDA)	12,032
Contract type name	GDS Contract	Carry forward general activity (UDA)	0
Purpose of contract	General and Orthodontic	19/20 Contracted orthodontic activity (UOA)	0
Contract start date	01/12/2011	Carry forward orthodontic activity (UOA)	0
Contract end date		Baseline contract value	£470,699.87

ACCESS	Contract	England and Wales
24 month ratio of assessments to patient IDs	1.00	1.08

ACTIVITY	Contract
Contract assess and fit appliances (case starts) as a percentage of Area Team case starts	0.0 %

Cumulative percentage of contracted UOA delivered 2019 & 2020



Month	Adjusted Scheduled Activity (UOA)		
	2018	2019	2020
April	0	0	0
May	0	0	1
June	0	0	1
July	0	0	
August	0	0	
September	0	0	
October	0	0	
November	0	0	
December	0	0	
January	0	0	
February	0	0	
March	0	0	
April	0	0	
May	0	0	
June	0	0	

QUANTITY METRICS (rolling 12 month period)

	Contract Quantity	Contract Base Number	Contract *	Area Team	Region	England
% of all assessments that were assess and fit appliances (case starts)	0	1	0.0%	51.7%	62.2%	58.2%
% of all assessments that were assess and refuse	0	1	0.0%	13.1%	11.4%	12.4%
% of all assessments that were assess and review	1	1	100.0%	35.2%	26.4%	29.4%
% of case starts with a reported IOTN of 3 and Aesthetic Component of 5 or below	0	0	N/A	0.1%	0.1%	0.1%
% of case starts with a reported IOTN of 3 and Aesthetic Component of 6 or above	0	0	N/A	4.5%	3.6%	3.9%
% of case starts with a reported IOTN of 4	0	0	N/A	78.4%	79.2%	77.7%
% of case starts with a reported IOTN of 5	0	0	N/A	16.6%	16.5%	16.7 %
% of concluded courses in receipt of dual-arch fixed appliances	0	0	N/A	80.7%	75.3%	72.5%
% of concluded courses where treatment was abandoned or discontinued	0	0	N/A	10.4%	8.9%	9.1%
% of patients satisfied with the treatment they have received	0	0	N/A	97.4%	96.5%	95.8%

* Figures in italics indicate that the base number is less than 100.

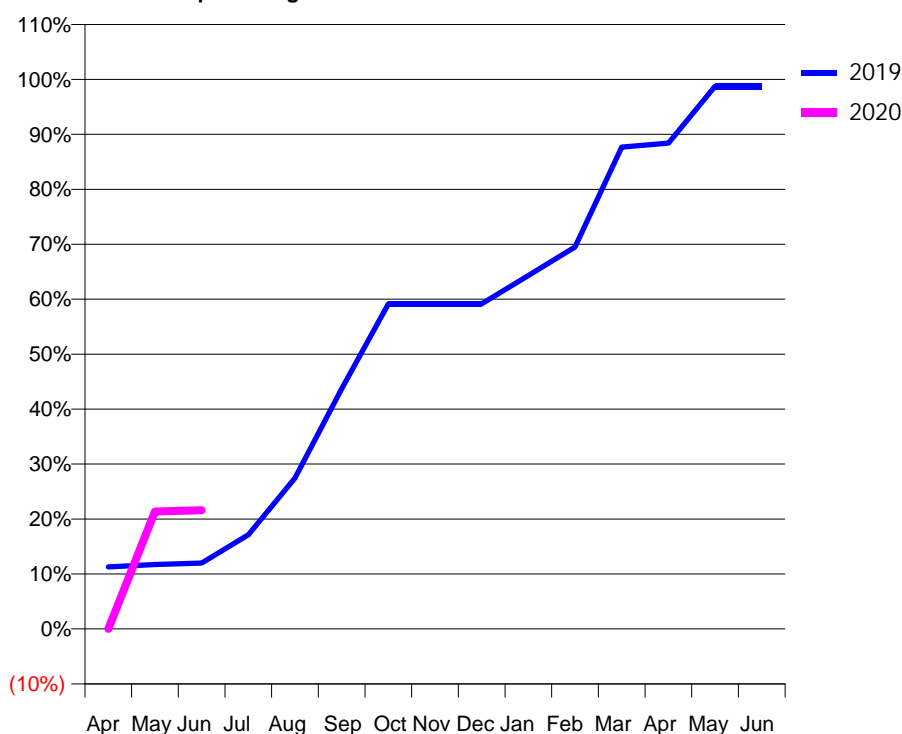
Q45 - Vital Signs Orthodontic At a Glance Contract Report for 832472/0001 - June 2019

Name or company name	MR AR FLETCHER	19/20 Contracted general activity (UDA)	25,408
Contract type name	GDS Contract	Carry forward general activity (UDA)	0
Purpose of contract	General and Orthodontic	19/20 Contracted orthodontic activity (UOA)	407
Contract start date	01/04/2006	Carry forward orthodontic activity (UOA)	0
Contract end date		Baseline contract value	£656,767.31

ACCESS	Contract	England and Wales
24 month ratio of assessments to patient IDs	1.05	1.08

ACTIVITY	Contract
Contract assess and fit appliances (case starts) as a percentage of Area Team case starts	0.6 %

Cumulative percentage of contracted UOA delivered 2019 & 2020



Month	Adjusted Scheduled Activity (UOA)		
	2018	2019	2020
April	22	46	0
May	64	48	87
June	65	49	88
July	110	70	
August	110	112	
September	138	178	
October	163	241	
November	185	241	
December	290	241	
January	396	262	
February	396	283	
March	418	357	
April	418	360	
May	418	402	
June	418	402	

QUANTITY METRICS (rolling 12 month period)

	Contract Quantity	Contract Base Number	Contract *	Area Team	Region	England
% of all assessments that were assess and fit appliances (case starts)	22	35	62.9%	51.7%	62.2%	58.2%
% of all assessments that were assess and refuse	2	35	5.7%	13.1%	11.4%	12.4%
% of all assessments that were assess and review	11	35	31.4%	35.2%	26.4%	29.4%
% of case starts with a reported IOTN of 3 and Aesthetic Component of 5 or below	0	22	<i>N/A</i>	0.1%	0.1%	0.1%
% of case starts with a reported IOTN of 3 and Aesthetic Component of 6 or above	2	22	9.1%	4.5%	3.6%	3.9%
% of case starts with a reported IOTN of 4	15	22	68.2%	78.4%	79.2%	77.7%
% of case starts with a reported IOTN of 5	4	22	18.2%	16.6%	16.5%	16.7%
% of concluded courses in receipt of dual-arch fixed appliances	1	7	14.3%	80.7%	75.3%	72.5%
% of concluded courses where treatment was abandoned or discontinued	1	7	14.3%	10.4%	8.9%	9.1%
% of patients satisfied with the treatment they have received	1	1	100.0%	97.4%	96.5%	95.8%

* Figures in italics indicate that the base number is less than 100.

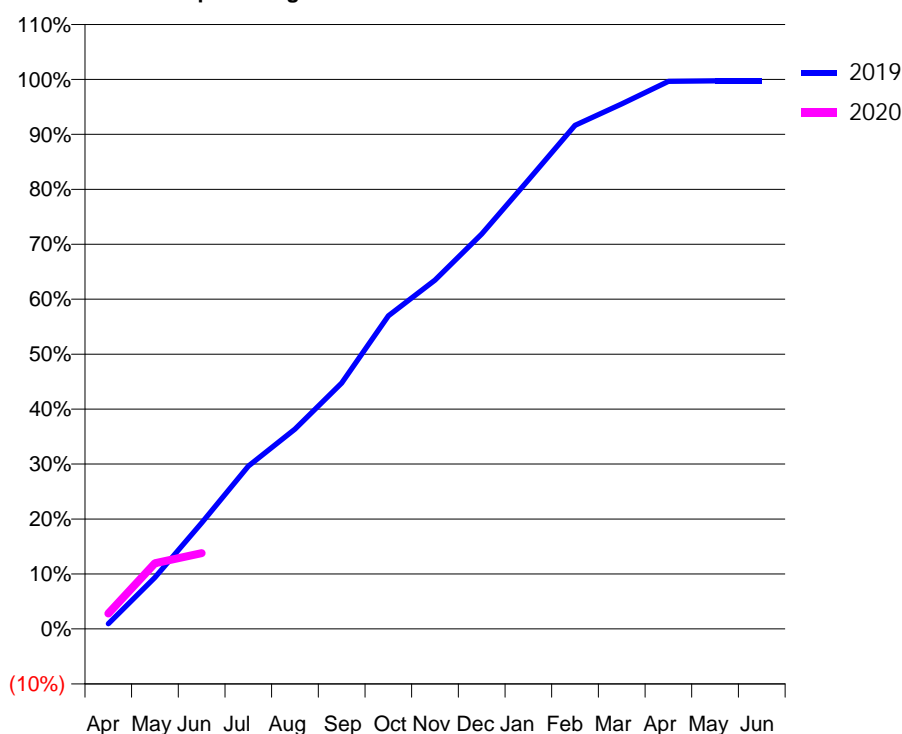
Q45 - Vital Signs Orthodontic At a Glance Contract Report for 839728/0002 - June 2019

Name or company name	MR NJ HUNTLEY	19/20 Contracted general activity (UDA)	0
Contract type name	PDS Contract	Carry forward general activity (UDA)	0
Purpose of contract	Orthodontic	19/20 Contracted orthodontic activity (UOA)	18,337
Contract start date	01/06/2011	Carry forward orthodontic activity (UOA)	0
Contract end date	01/09/2020	Baseline contract value	£1,266,570.29

ACCESS	Contract	England and Wales
24 month ratio of assessments to patient IDs	1.07	1.08

ACTIVITY	Contract
Contract assess and fit appliances (case starts) as a percentage of Area Team case starts	19.8 %

Cumulative percentage of contracted UOA delivered 2019 & 2020



Month	Adjusted Scheduled Activity (UOA)		
	2018	2019	2020
April	114	176	513
May	3,264	1,717	2,190
June	4,475	3,538	2,529
July	6,590	5,436	
August	7,453	6,667	
September	8,623	8,202	
October	10,298	10,452	
November	11,831	11,637	
December	12,774	13,180	
January	13,851	14,979	
February	15,971	16,806	
March	17,914	17,519	
April	18,296	18,275	
May	18,296	18,289	
June	18,296	18,289	

QUANTITY METRICS (rolling 12 month period)

	Contract Quantity	Contract Base Number	Contract *	Area Team	Region	England
% of all assessments that were assess and fit appliances (case starts)	785	1,824	43.0%	51.7%	62.2%	58.2%
% of all assessments that were assess and refuse	320	1,824	17.5%	13.1%	11.4%	12.4%
% of all assessments that were assess and review	719	1,824	39.4%	35.2%	26.4%	29.4%
% of case starts with a reported IOTN of 3 and Aesthetic Component of 5 or below	1	785	0.1%	0.1%	0.1%	0.1%
% of case starts with a reported IOTN of 3 and Aesthetic Component of 6 or above	49	785	6.2%	4.5%	3.6%	3.9%
% of case starts with a reported IOTN of 4	616	785	78.5%	78.4%	79.2%	77.7%
% of case starts with a reported IOTN of 5	119	785	15.2%	16.6%	16.5%	16.7%
% of concluded courses in receipt of dual-arch fixed appliances	780	933	83.6%	80.7%	75.3%	72.5%
% of concluded courses where treatment was abandoned or discontinued	121	933	13.0%	10.4%	8.9%	9.1%
% of patients satisfied with the treatment they have received	9	9	100.0%	97.4%	96.5%	95.8%

* Figures in italics indicate that the base number is less than 100.

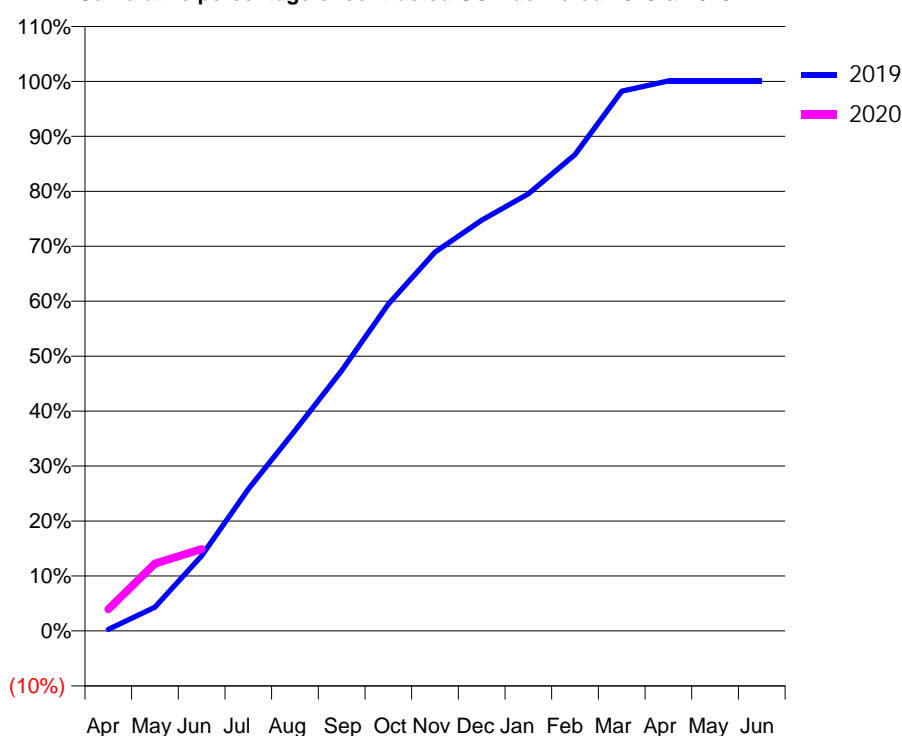
Q45 - Vital Signs Orthodontic At a Glance Contract Report for 839728/0003 - June 2019

Name or company name	MR NJ HUNTLEY	19/20 Contracted general activity (UDA)	0
Contract type name	PDS Contract	Carry forward general activity (UDA)	0
Purpose of contract	Orthodontic	19/20 Contracted orthodontic activity (UOA)	6,959
Contract start date	01/06/2011	Carry forward orthodontic activity (UOA)	0
Contract end date	01/09/2020	Baseline contract value	£434,895.21

ACCESS	Contract	England and Wales
24 month ratio of assessments to patient IDs	1.04	1.08

ACTIVITY	Contract
Contract assess and fit appliances (case starts) as a percentage of Area Team case starts	8.4 %

Cumulative percentage of contracted UOA delivered 2019 & 2020



Month	Adjusted Scheduled Activity (UOA)		
	2018	2019	2020
April	0	20	274
May	1,225	301	852
June	1,779	951	1,037
July	2,104	1,798	
August	3,102	2,537	
September	4,135	3,298	
October	4,907	4,140	
November	5,606	4,797	
December	6,199	5,201	
January	6,911	5,537	
February	6,976	6,032	
March	6,955	6,836	
April	6,955	6,965	
May	6,957	6,965	
June	6,958	6,965	

QUANTITY METRICS (rolling 12 month period)

	Contract Quantity	Contract Base Number	Contract *	Area Team	Region	England
% of all assessments that were assess and fit appliances (case starts)	333	486	68.5%	51.7%	62.2%	58.2%
% of all assessments that were assess and refuse	46	486	9.5%	13.1%	11.4%	12.4%
% of all assessments that were assess and review	107	486	22.0%	35.2%	26.4%	29.4%
% of case starts with a reported IOTN of 3 and Aesthetic Component of 5 or below	1	333	0.3%	0.1%	0.1%	0.1%
% of case starts with a reported IOTN of 3 and Aesthetic Component of 6 or above	17	333	5.1%	4.5%	3.6%	3.9%
% of case starts with a reported IOTN of 4	257	333	77.2%	78.4%	79.2%	77.7%
% of case starts with a reported IOTN of 5	55	333	16.5%	16.6%	16.5%	16.7 %
% of concluded courses in receipt of dual-arch fixed appliances	257	318	80.8%	80.7%	75.3%	72.5%
% of concluded courses where treatment was abandoned or discontinued	53	318	16.7%	10.4%	8.9%	9.1%
% of patients satisfied with the treatment they have received	5	5	100.0%	97.4%	96.5%	95.8%

* Figures in italics indicate that the base number is less than 100.

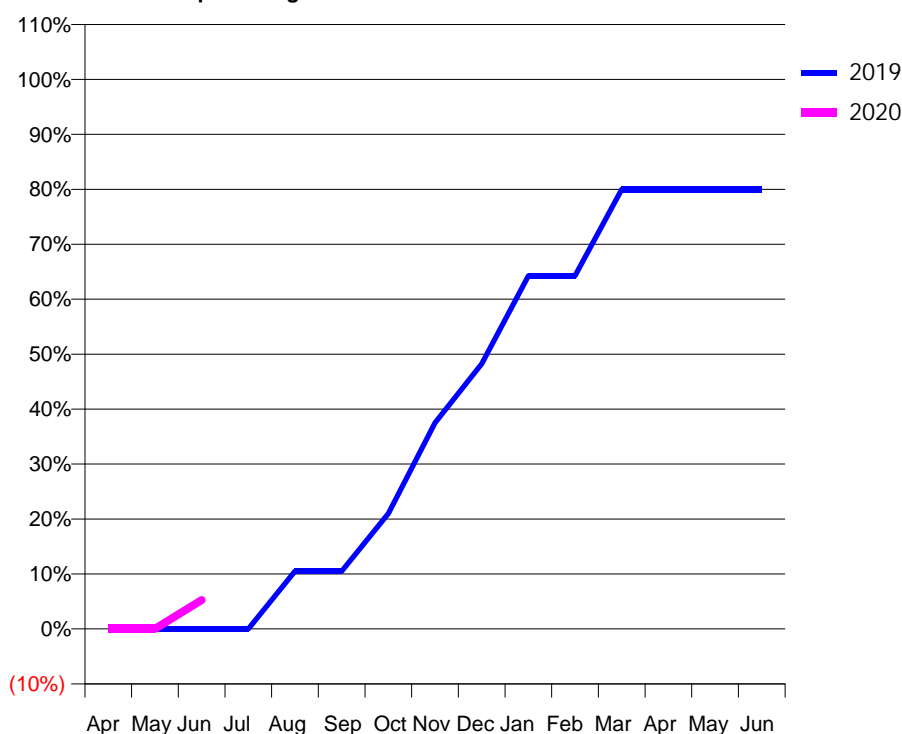
Q45 - Vital Signs Orthodontic At a Glance Contract Report for 919047/0001 - June 2019

Name or company name	MR TR LEWIS	19/20 Contracted general activity (UDA)	4,075
Contract type name	GDS Contract	Carry forward general activity (UDA)	0
Purpose of contract	General and Orthodontic	19/20 Contracted orthodontic activity (UOA)	400
Contract start date	01/04/2006	Carry forward orthodontic activity (UOA)	0
Contract end date		Baseline contract value	£99,272.66

ACCESS	Contract	England and Wales
24 month ratio of assessments to patient IDs	1.00	1.08

ACTIVITY	Contract
Contract assess and fit appliances (case starts) as a percentage of Area Team case starts	0.4 %

Cumulative percentage of contracted UOA delivered 2019 & 2020



Month	Adjusted Scheduled Activity (UOA)		
	2018	2019	2020
April	0	0	0
May	21	0	0
June	42	0	21
July	42	0	
August	63	42	
September	64	42	
October	85	84	
November	149	150	
December	170	193	
January	233	257	
February	338	257	
March	381	320	
April	402	320	
May	402	320	
June	402	320	

QUANTITY METRICS (rolling 12 month period)

	Contract Quantity	Contract Base Number	Contract *	Area Team	Region	England
% of all assessments that were assess and fit appliances (case starts)	16	21	76.2%	51.7%	62.2%	58.2%
% of all assessments that were assess and refuse	0	21	0.0%	13.1%	11.4%	12.4%
% of all assessments that were assess and review	5	21	23.8%	35.2%	26.4%	29.4%
% of case starts with a reported IOTN of 3 and Aesthetic Component of 5 or below	0	16	N/A	0.1%	0.1%	0.1%
% of case starts with a reported IOTN of 3 and Aesthetic Component of 6 or above	1	16	6.3%	4.5%	3.6%	3.9%
% of case starts with a reported IOTN of 4	12	16	75.0%	78.4%	79.2%	77.7%
% of case starts with a reported IOTN of 5	3	16	18.8%	16.6%	16.5%	16.7%
% of concluded courses in receipt of dual-arch fixed appliances	13	15	86.7%	80.7%	75.3%	72.5%
% of concluded courses where treatment was abandoned or discontinued	2	15	13.3%	10.4%	8.9%	9.1%
% of patients satisfied with the treatment they have received	0	0	N/A	97.4%	96.5%	95.8%

* Figures in italics indicate that the base number is less than 100.

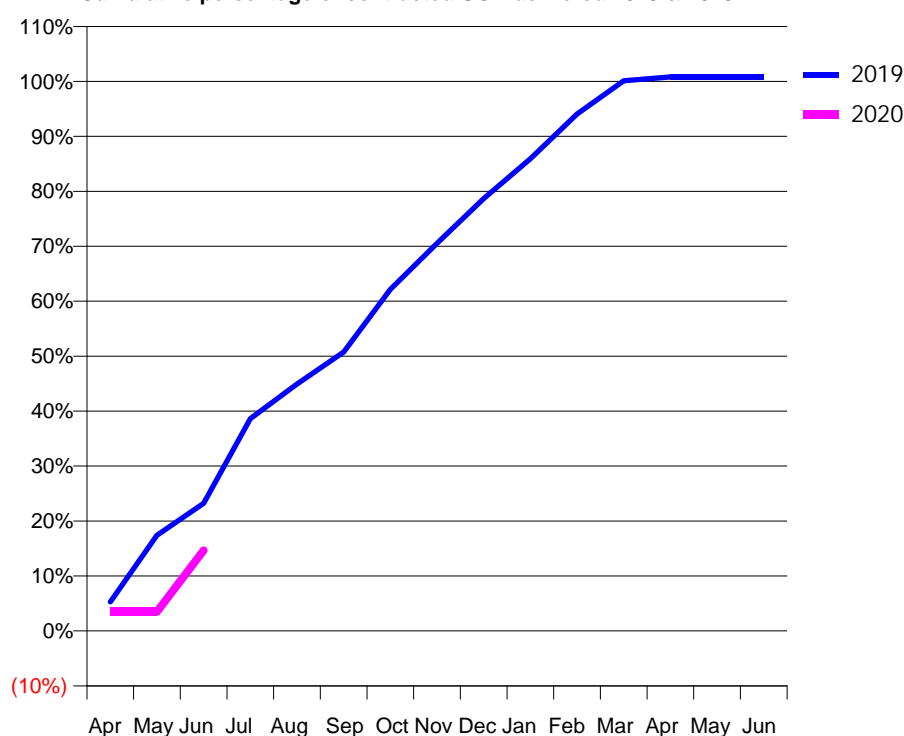
Q46 - Vital Signs Orthodontic At a Glance Contract Report for 101281/0088 - June 2019

Name or company name	OASIS DENTAL CARE LTD	19/20 Contracted general activity (UDA)	0
Contract type name	PDS Contract	Carry forward general activity (UDA)	0
Purpose of contract	Orthodontic	19/20 Contracted orthodontic activity (UOA)	9,019
Contract start date	01/04/2006	Carry forward orthodontic activity (UOA)	0
Contract end date	31/03/2021	Baseline contract value	£563,136.49

ACCESS	Contract	England and Wales
24 month ratio of assessments to patient IDs	1.00	1.08

ACTIVITY	Contract
Contract assess and fit appliances (case starts) as a percentage of Area Team case starts	4.3 %

Cumulative percentage of contracted UOA delivered 2019 & 2020



Month	Adjusted Scheduled Activity (UOA)		
	2018	2019	2020
April	-11	476	315
May	157	1,570	315
June	258	2,095	1,323
July	595	3,485	
August	1,120	4,052	
September	2,959	4,577	
October	3,967	5,606	
November	4,702	6,362	
December	5,689	7,097	
January	6,256	7,748	
February	7,980	8,483	
March	8,674	9,029	
April	8,991	9,092	
May	8,991	9,092	
June	8,991	9,092	

QUANTITY METRICS (rolling 12 month period)

	Contract Quantity	Contract Base Number	Contract *	Area Team	Region	England
% of all assessments that were assess and fit appliances (case starts)	399	404	98.8%	81.7%	62.2%	58.2%
% of all assessments that were assess and refuse	2	404	0.5%	7.7%	11.4%	12.4%
% of all assessments that were assess and review	3	404	0.7%	10.6%	26.4%	29.4%
% of case starts with a reported IOTN of 3 and Aesthetic Component of 5 or below	0	399	N/A	0.1%	0.1%	0.1%
% of case starts with a reported IOTN of 3 and Aesthetic Component of 6 or above	40	399	10.0%	4.5%	3.6%	3.9%
% of case starts with a reported IOTN of 4	327	399	82.0%	81.3%	79.2%	77.7%
% of case starts with a reported IOTN of 5	32	399	8.0%	13.7%	16.5%	16.7 %
% of concluded courses in receipt of dual-arch fixed appliances	312	356	87.6%	69.0%	75.3%	72.5%
% of concluded courses where treatment was abandoned or discontinued	33	356	9.3%	7.1%	8.9%	9.1%
% of patients satisfied with the treatment they have received	8	8	100.0%	97.3%	96.5%	95.8%

* Figures in italics indicate that the base number is less than 100.

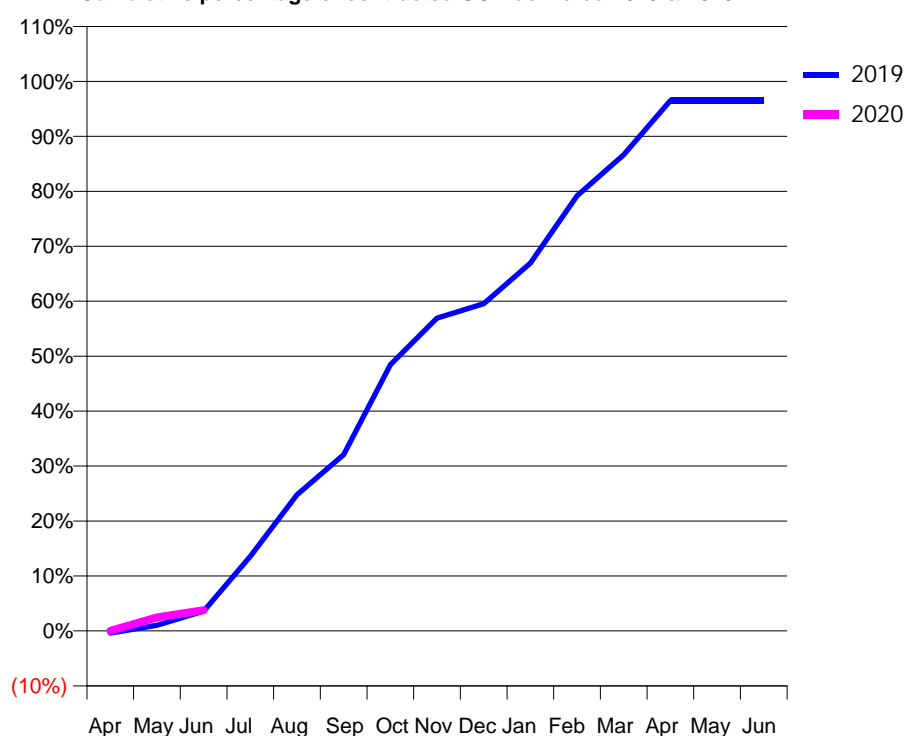
Q46 - Vital Signs Orthodontic At a Glance Contract Report for 101281/0146 - June 2019

Name or company name	OASIS DENTAL CARE LTD	19/20 Contracted general activity (UDA)	0
Contract type name	PDS Contract	Carry forward general activity (UDA)	0
Purpose of contract	Orthodontic	19/20 Contracted orthodontic activity (UOA)	1,752
Contract start date	01/04/2006	Carry forward orthodontic activity (UOA)	0
Contract end date	31/03/2021	Baseline contract value	£116,135.68

ACCESS	Contract	England and Wales
24 month ratio of assessments to patient IDs	1.06	1.08

ACTIVITY	Contract
Contract assess and fit appliances (case starts) as a percentage of Area Team case starts	0.8 %

Cumulative percentage of contracted UOA delivered 2019 & 2020



Month	Adjusted Scheduled Activity (UOA)		
	2018	2019	2020
April	9	-7	0
May	30	18	43
June	30	63	66
July	30	238	
August	30	434	
September	30	562	
October	30	849	
November	30	997	
December	30	1,043	
January	1,163	1,173	
February	1,509	1,387	
March	1,636	1,518	
April	1,743	1,691	
May	1,745	1,691	
June	1,745	1,691	

QUANTITY METRICS (rolling 12 month period)

	Contract Quantity	Contract Base Number	Contract *	Area Team	Region	England
% of all assessments that were assess and fit appliances (case starts)	79	131	60.3%	81.7%	62.2%	58.2%
% of all assessments that were assess and refuse	7	131	5.3%	7.7%	11.4%	12.4%
% of all assessments that were assess and review	45	131	34.4%	10.6%	26.4%	29.4%
% of case starts with a reported IOTN of 3 and Aesthetic Component of 5 or below	0	79	<i>N/A</i>	0.1%	0.1%	0.1%
% of case starts with a reported IOTN of 3 and Aesthetic Component of 6 or above	2	79	2.5%	4.5%	3.6%	3.9%
% of case starts with a reported IOTN of 4	72	79	91.1%	81.3%	79.2%	77.7%
% of case starts with a reported IOTN of 5	5	79	6.3%	13.7%	16.5%	16.7%
% of concluded courses in receipt of dual-arch fixed appliances	0	5	<i>N/A</i>	69.0%	75.3%	72.5%
% of concluded courses where treatment was abandoned or discontinued	5	5	100.0%	7.1%	8.9%	9.1%
% of patients satisfied with the treatment they have received	1	1	100.0%	97.3%	96.5%	95.8%

* Figures in italics indicate that the base number is less than 100.

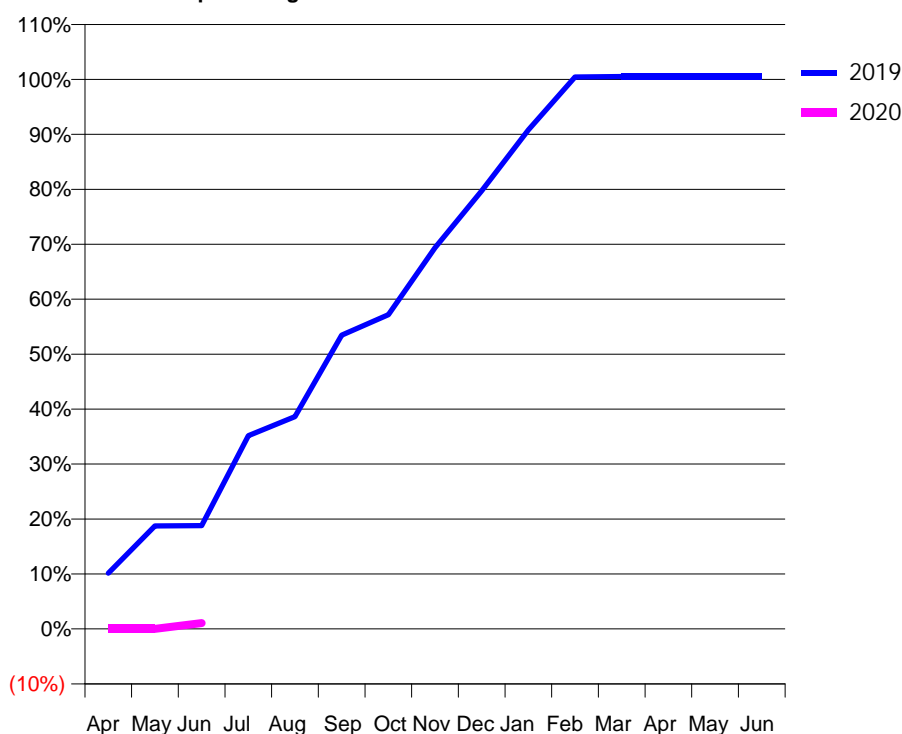
Q46 - Vital Signs Orthodontic At a Glance Contract Report for 101281/0209 - June 2019

Name or company name	OASIS DENTAL CARE LTD	19/20 Contracted general activity (UDA)	0
Contract type name	PDS Contract	Carry forward general activity (UDA)	0
Purpose of contract	Orthodontic	19/20 Contracted orthodontic activity (UOA)	7,971
Contract start date	01/09/2009	Carry forward orthodontic activity (UOA)	0
Contract end date	31/03/2021	Baseline contract value	£497,707.45

ACCESS	Contract	England and Wales
24 month ratio of assessments to patient IDs	1.01	1.08

ACTIVITY	Contract
Contract assess and fit appliances (case starts) as a percentage of Area Team case starts	3.4 %

Cumulative percentage of contracted UOA delivered 2019 & 2020



Month	Adjusted Scheduled Activity (UOA)		
	2018	2019	2020
April	379	810	0
May	925	1,494	0
June	1,289	1,499	84
July	2,123	2,804	
August	2,671	3,078	
September	3,030	4,260	
October	3,813	4,558	
November	4,424	5,529	
December	5,460	6,356	
January	5,761	7,239	
February	6,413	8,006	
March	8,193	8,011	
April	8,193	8,011	
May	8,193	8,011	
June	8,193	8,011	

QUANTITY METRICS (rolling 12 month period)

	Contract Quantity	Contract Base Number	Contract *	Area Team	Region	England
% of all assessments that were assess and fit appliances (case starts)	314	352	89.2%	81.7%	62.2%	58.2%
% of all assessments that were assess and refuse	0	352	0.0%	7.7%	11.4%	12.4%
% of all assessments that were assess and review	38	352	10.8%	10.6%	26.4%	29.4%
% of case starts with a reported IOTN of 3 and Aesthetic Component of 5 or below	0	314	N/A	0.1%	0.1%	0.1%
% of case starts with a reported IOTN of 3 and Aesthetic Component of 6 or above	4	314	1.3%	4.5%	3.6%	3.9%
% of case starts with a reported IOTN of 4	260	314	82.8%	81.3%	79.2%	77.7%
% of case starts with a reported IOTN of 5	49	314	15.6%	13.7%	16.5%	16.7 %
% of concluded courses in receipt of dual-arch fixed appliances	241	275	87.6%	69.0%	75.3%	72.5%
% of concluded courses where treatment was abandoned or discontinued	28	275	10.2%	7.1%	8.9%	9.1%
% of patients satisfied with the treatment they have received	1	1	100.0%	97.3%	96.5%	95.8%

* Figures in italics indicate that the base number is less than 100.

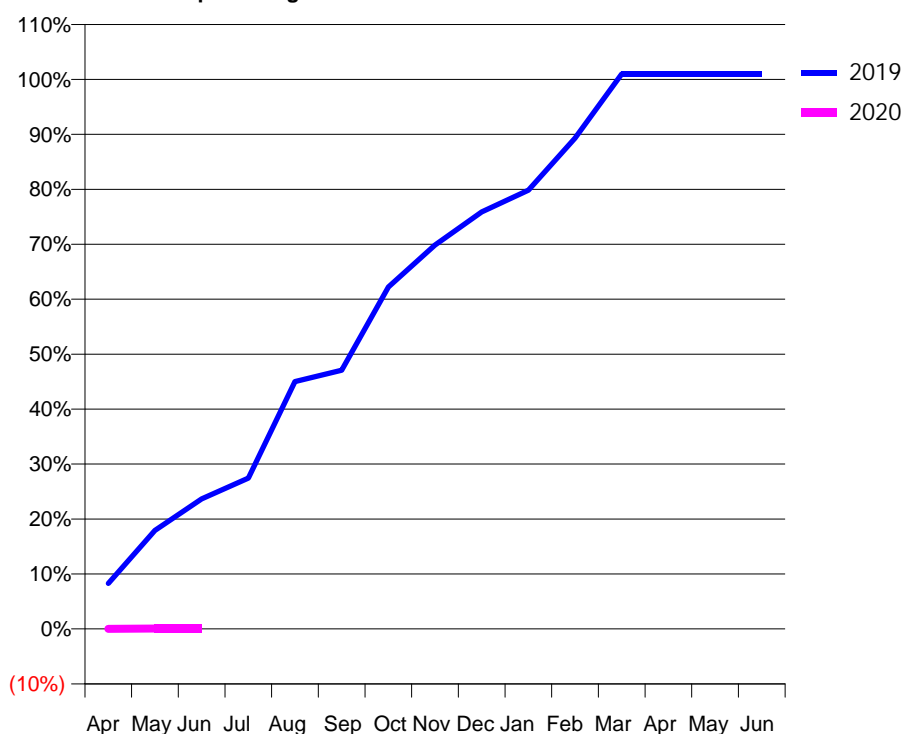
Q46 - Vital Signs Orthodontic At a Glance Contract Report for 102903/0001 - June 2019

Name or company name	Fogg, Whittingham & Casserley	19/20 Contracted general activity (UDA)	39,616
Contract type name	GDS Contract	Carry forward general activity (UDA)	0
Purpose of contract	General and Orthodontic	19/20 Contracted orthodontic activity (UOA)	1,111
Contract start date	01/04/2006	Carry forward orthodontic activity (UOA)	0
Contract end date		Baseline contract value	£1,218,402.42

ACCESS	Contract	England and Wales
24 month ratio of assessments to patient IDs	1.08	1.08

ACTIVITY	Contract
Contract assess and fit appliances (case starts) as a percentage of Area Team case starts	0.4 %

Cumulative percentage of contracted UOA delivered 2019 & 2020



Month	Adjusted Scheduled Activity (UOA)		
	2018	2019	2020
April	44	92	0
May	296	199	1
June	300	263	1
July	429	305	
August	582	500	
September	711	523	
October	842	691	
November	906	776	
December	949	843	
January	970	887	
February	1,119	992	
March	1,119	1,122	
April	1,119	1,122	
May	1,119	1,122	
June	1,119	1,122	

QUANTITY METRICS (rolling 12 month period)

	Contract Quantity	Contract Base Number	Contract *	Area Team	Region	England
% of all assessments that were assess and fit appliances (case starts)	40	60	66.7%	81.7%	62.2%	58.2%
% of all assessments that were assess and refuse	2	60	3.3%	7.7%	11.4%	12.4%
% of all assessments that were assess and review	18	60	30.0%	10.6%	26.4%	29.4%
% of case starts with a reported IOTN of 3 and Aesthetic Component of 5 or below	0	40	<i>N/A</i>	0.1%	0.1%	0.1%
% of case starts with a reported IOTN of 3 and Aesthetic Component of 6 or above	1	40	2.5%	4.5%	3.6%	3.9%
% of case starts with a reported IOTN of 4	39	40	97.5%	81.3%	79.2%	77.7%
% of case starts with a reported IOTN of 5	0	40	<i>N/A</i>	13.7%	16.5%	16.7%
% of concluded courses in receipt of dual-arch fixed appliances	0	45	<i>N/A</i>	69.0%	75.3%	72.5%
% of concluded courses where treatment was abandoned or discontinued	8	45	17.8%	7.1%	8.9%	9.1%
% of patients satisfied with the treatment they have received	0	0	<i>N/A</i>	97.3%	96.5%	95.8%

* Figures in italics indicate that the base number is less than 100.

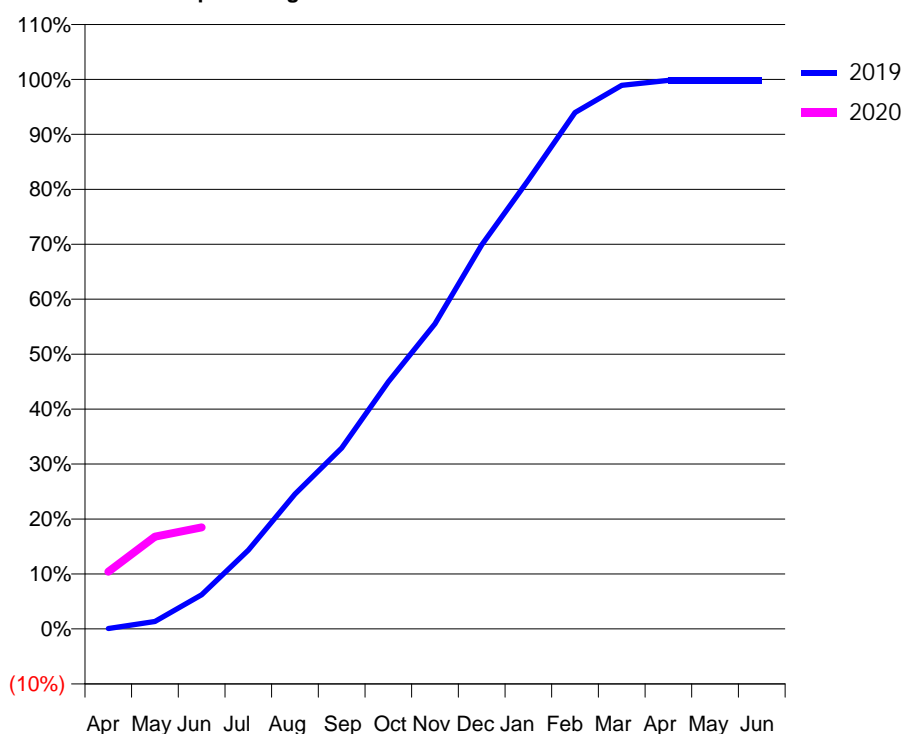
Q46 - Vital Signs Orthodontic At a Glance Contract Report for 104507/0001 - June 2019

Name or company name	Heaton Mersey Orthodontic Centre	19/20 Contracted general activity (UDA)	0
Contract type name	PDS Contract	Carry forward general activity (UDA)	0
Purpose of contract	Orthodontic	19/20 Contracted orthodontic activity (UOA)	16,392
Contract start date	01/04/2006	Carry forward orthodontic activity (UOA)	0
Contract end date	31/03/2021	Baseline contract value	£1,162,730.25

ACCESS	Contract	England and Wales
24 month ratio of assessments to patient IDs	1.02	1.08

ACTIVITY	Contract
Contract assess and fit appliances (case starts) as a percentage of Area Team case starts	9.3 %

Cumulative percentage of contracted UOA delivered 2019 & 2020



Month	Adjusted Scheduled Activity (UOA)		
	2018	2019	2020
April	-222	15	1,708
May	573	219	2,752
June	914	1,020	3,029
July	2,690	2,352	
August	3,246	4,023	
September	5,065	5,396	
October	6,277	7,374	
November	8,347	9,099	
December	8,709	11,453	
January	10,774	13,391	
February	12,287	15,406	
March	14,294	16,212	
April	16,344	16,361	
May	16,344	16,361	
June	16,344	16,361	

QUANTITY METRICS (rolling 12 month period)

	Contract Quantity	Contract Base Number	Contract *	Area Team	Region	England
% of all assessments that were assess and fit appliances (case starts)	872	1,031	84.6%	81.7%	62.2%	58.2%
% of all assessments that were assess and refuse	95	1,031	9.2%	7.7%	11.4%	12.4%
% of all assessments that were assess and review	64	1,031	6.2%	10.6%	26.4%	29.4%
% of case starts with a reported IOTN of 3 and Aesthetic Component of 5 or below	3	872	0.3%	0.1%	0.1%	0.1%
% of case starts with a reported IOTN of 3 and Aesthetic Component of 6 or above	35	872	4.0%	4.5%	3.6%	3.9%
% of case starts with a reported IOTN of 4	727	872	83.4%	81.3%	79.2%	77.7%
% of case starts with a reported IOTN of 5	103	872	11.8%	13.7%	16.5%	16.7%
% of concluded courses in receipt of dual-arch fixed appliances	733	806	90.9%	69.0%	75.3%	72.5%
% of concluded courses where treatment was abandoned or discontinued	65	806	8.1%	7.1%	8.9%	9.1%
% of patients satisfied with the treatment they have received	3	3	100.0%	97.3%	96.5%	95.8%

* Figures in italics indicate that the base number is less than 100.

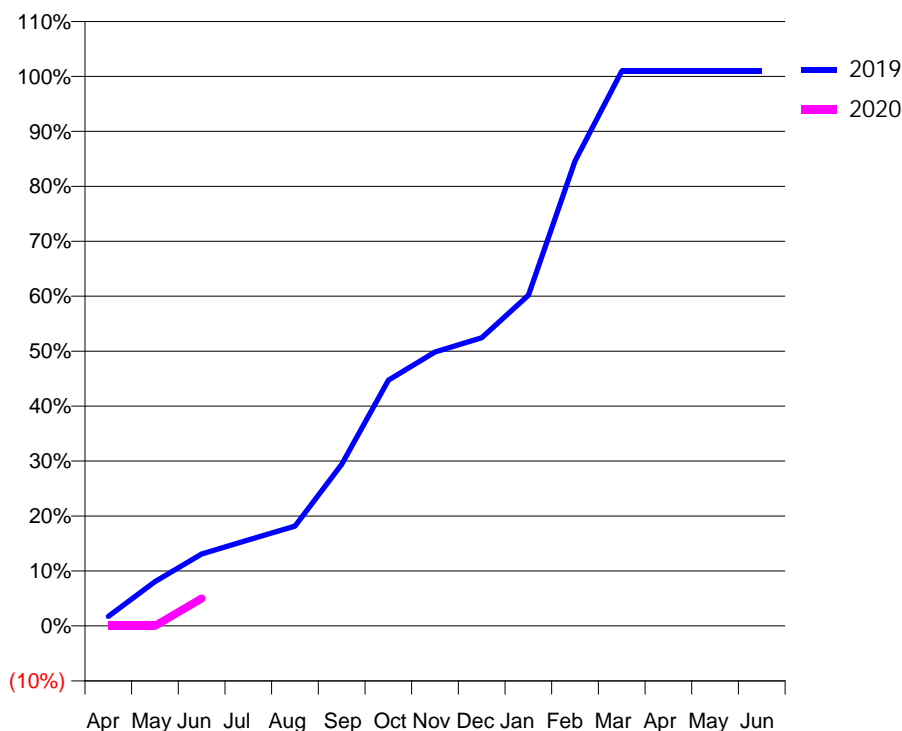
Q46 - Vital Signs Orthodontic At a Glance Contract Report for 108367/0001 - June 2019

Name or company name	Bell Lane Dental Practice	19/20 Contracted general activity (UDA)	12,338
Contract type name	GDS Contract	Carry forward general activity (UDA)	0
Purpose of contract	General and Orthodontic	19/20 Contracted orthodontic activity (UOA)	1,680
Contract start date	01/04/2012	Carry forward orthodontic activity (UOA)	0
Contract end date		Baseline contract value	£579,436.10

ACCESS	Contract	England and Wales
24 month ratio of assessments to patient IDs	1.01	1.08

ACTIVITY	Contract
Contract assess and fit appliances (case starts) as a percentage of Area Team case starts	0.8 %

Cumulative percentage of contracted UOA delivered 2019 & 2020



Month	Adjusted Scheduled Activity (UOA)		
	2018	2019	2020
April	99	29	0
May	99	135	0
June	226	220	84
July	396	263	
August	484	305	
September	676	494	
October	932	751	
November	1,037	837	
December	1,184	881	
January	1,415	1,011	
February	1,625	1,421	
March	1,625	1,696	
April	1,625	1,696	
May	1,625	1,696	
June	1,625	1,696	

QUANTITY METRICS (rolling 12 month period)

	Contract Quantity	Contract Base Number	Contract *	Area Team	Region	England
% of all assessments that were assess and fit appliances (case starts)	73	96	76.0%	81.7%	62.2%	58.2%
% of all assessments that were assess and refuse	23	96	24.0%	7.7%	11.4%	12.4%
% of all assessments that were assess and review	0	96	0.0%	10.6%	26.4%	29.4%
% of case starts with a reported IOTN of 3 and Aesthetic Component of 5 or below	0	73	<i>N/A</i>	0.1%	0.1%	0.1%
% of case starts with a reported IOTN of 3 and Aesthetic Component of 6 or above	1	73	1.4%	4.5%	3.6%	3.9%
% of case starts with a reported IOTN of 4	59	73	80.8%	81.3%	79.2%	77.7%
% of case starts with a reported IOTN of 5	13	73	17.8%	13.7%	16.5%	16.7%
% of concluded courses in receipt of dual-arch fixed appliances	31	44	70.5%	69.0%	75.3%	72.5%
% of concluded courses where treatment was abandoned or discontinued	7	44	15.9%	7.1%	8.9%	9.1%
% of patients satisfied with the treatment they have received	0	0	<i>N/A</i>	97.3%	96.5%	95.8%

* Figures in italics indicate that the base number is less than 100.

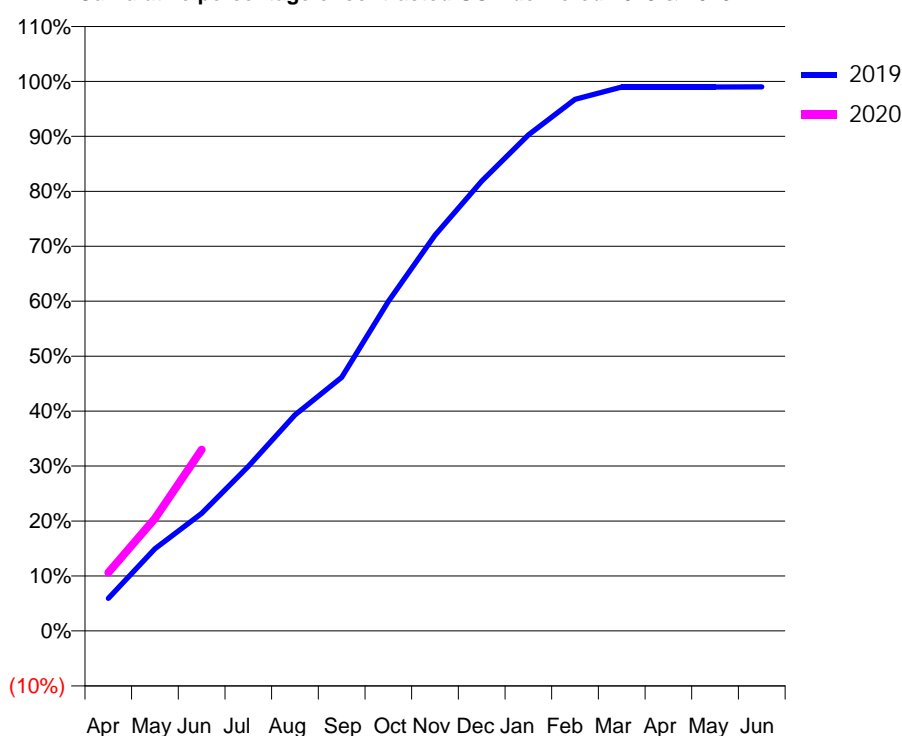
Q46 - Vital Signs Orthodontic At a Glance Contract Report for 125040/0001 - June 2019

Name or company name	Red Rose Dental Group	19/20 Contracted general activity (UDA)	6,575
Contract type name	GDS Contract	Carry forward general activity (UDA)	0
Purpose of contract	General and Orthodontic	19/20 Contracted orthodontic activity (UOA)	5,533
Contract start date	01/04/2013	Carry forward orthodontic activity (UOA)	0
Contract end date		Baseline contract value	£579,179.05

ACCESS	Contract	England and Wales
24 month ratio of assessments to patient IDs	1.05	1.08

ACTIVITY	Contract
Contract assess and fit appliances (case starts) as a percentage of Area Team case starts	3.0 %

Cumulative percentage of contracted UOA delivered 2019 & 2020



Month	Adjusted Scheduled Activity (UOA)		
	2018	2019	2020
April	387	328	588
May	946	828	1,132
June	1,513	1,183	1,826
July	1,929	1,657	
August	2,425	2,174	
September	2,838	2,553	
October	3,324	3,318	
November	3,761	3,985	
December	4,307	4,528	
January	4,722	4,994	
February	5,175	5,352	
March	5,404	5,476	
April	5,514	5,476	
May	5,514	5,476	
June	5,514	5,477	

QUANTITY METRICS (rolling 12 month period)

	Contract Quantity	Contract Base Number	Contract *	Area Team	Region	England
% of all assessments that were assess and fit appliances (case starts)	283	552	51.3%	81.7%	62.2%	58.2%
% of all assessments that were assess and refuse	146	552	26.4%	7.7%	11.4%	12.4%
% of all assessments that were assess and review	123	552	22.3%	10.6%	26.4%	29.4%
% of case starts with a reported IOTN of 3 and Aesthetic Component of 5 or below	0	283	N/A	0.1%	0.1%	0.1%
% of case starts with a reported IOTN of 3 and Aesthetic Component of 6 or above	20	283	7.1%	4.5%	3.6%	3.9%
% of case starts with a reported IOTN of 4	214	283	75.6%	81.3%	79.2%	77.7%
% of case starts with a reported IOTN of 5	49	283	17.3%	13.7%	16.5%	16.7 %
% of concluded courses in receipt of dual-arch fixed appliances	222	230	96.5%	69.0%	75.3%	72.5%
% of concluded courses where treatment was abandoned or discontinued	6	230	2.6%	7.1%	8.9%	9.1%
% of patients satisfied with the treatment they have received	1	1	100.0%	97.3%	96.5%	95.8%

* Figures in italics indicate that the base number is less than 100.

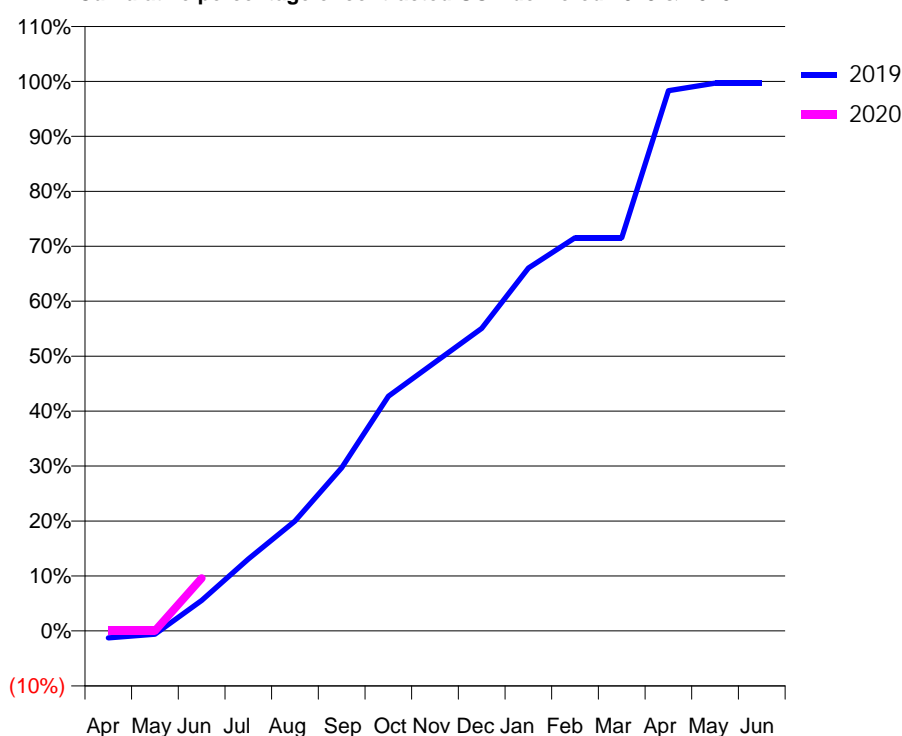
Q46 - Vital Signs Orthodontic At a Glance Contract Report for 126535/0001 - June 2019

Name or company name	KML Orthodontics	19/20 Contracted general activity (UDA)	0
Contract type name	PDS Contract	Carry forward general activity (UDA)	0
Purpose of contract	Orthodontic	19/20 Contracted orthodontic activity (UOA)	3,065
Contract start date	01/04/2012	Carry forward orthodontic activity (UOA)	0
Contract end date	31/03/2021	Baseline contract value	£184,544.72

ACCESS	Contract	England and Wales
24 month ratio of assessments to patient IDs	1.00	1.08

ACTIVITY	Contract
Contract assess and fit appliances (case starts) as a percentage of Area Team case starts	1.6 %

Cumulative percentage of contracted UOA delivered 2019 & 2020



Month	Adjusted Scheduled Activity (UOA)		
	2018	2019	2020
April	-93	-40	0
May	-93	-19	0
June	-72	170	294
July	603	401	
August	939	613	
September	1,590	910	
October	1,885	1,309	
November	2,053	1,498	
December	2,284	1,687	
January	2,284	2,024	
February	2,578	2,192	
March	2,641	2,192	
April	2,750	3,013	
May	2,983	3,055	
June	3,025	3,055	

QUANTITY METRICS (rolling 12 month period)

	Contract Quantity	Contract Base Number	Contract *	Area Team	Region	England
% of all assessments that were assess and fit appliances (case starts)	151	157	96.2%	81.7%	62.2%	58.2%
% of all assessments that were assess and refuse	4	157	2.5%	7.7%	11.4%	12.4%
% of all assessments that were assess and review	2	157	1.3%	10.6%	26.4%	29.4%
% of case starts with a reported IOTN of 3 and Aesthetic Component of 5 or below	0	151	N/A	0.1%	0.1%	0.1%
% of case starts with a reported IOTN of 3 and Aesthetic Component of 6 or above	15	151	9.9%	4.5%	3.6%	3.9%
% of case starts with a reported IOTN of 4	132	151	87.4%	81.3%	79.2%	77.7%
% of case starts with a reported IOTN of 5	3	151	2.0%	13.7%	16.5%	16.7 %
% of concluded courses in receipt of dual-arch fixed appliances	83	89	93.3%	69.0%	75.3%	72.5%
% of concluded courses where treatment was abandoned or discontinued	4	89	4.5%	7.1%	8.9%	9.1%
% of patients satisfied with the treatment they have received	1	1	100.0%	97.3%	96.5%	95.8%

* Figures in italics indicate that the base number is less than 100.

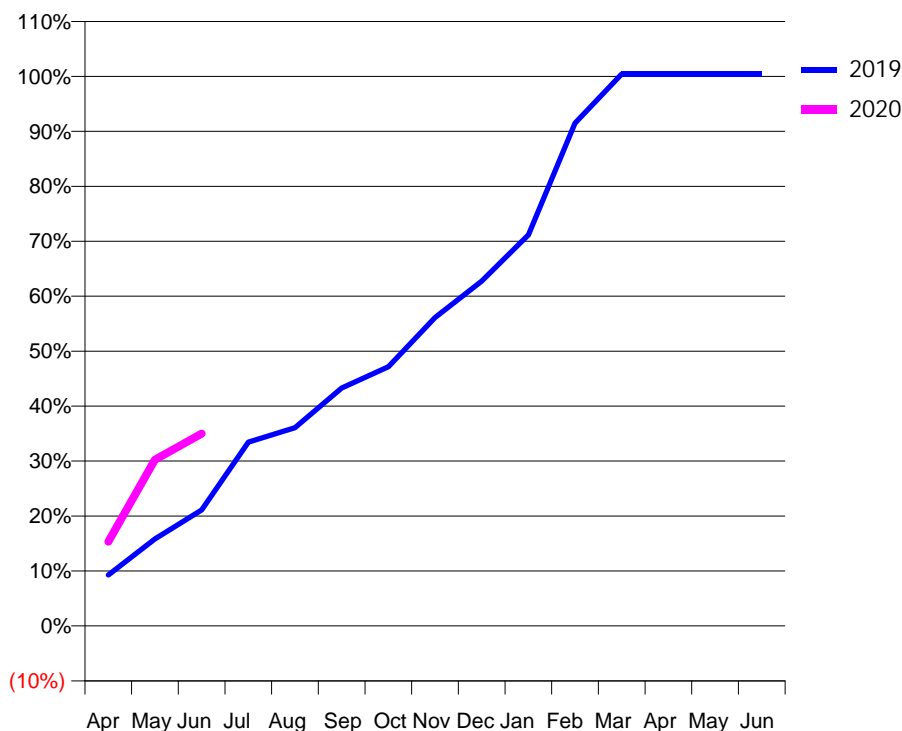
Q46 - Vital Signs Orthodontic At a Glance Contract Report for 136433/0001 - June 2019

Name or company name	Links Associates Salford Ltd	19/20 Contracted general activity (UDA)	0
Contract type name	PDS Contract	Carry forward general activity (UDA)	0
Purpose of contract	Orthodontic	19/20 Contracted orthodontic activity (UOA)	12,025
Contract start date	01/07/2014	Carry forward orthodontic activity (UOA)	0
Contract end date	31/03/2021	Baseline contract value	£750,796.49

ACCESS	Contract	England and Wales
24 month ratio of assessments to patient IDs	1.00	1.08

ACTIVITY	Contract
Contract assess and fit appliances (case starts) as a percentage of Area Team case starts	7.0 %

Cumulative percentage of contracted UOA delivered 2019 & 2020



Month	Adjusted Scheduled Activity (UOA)		
	2018	2019	2020
April	1,384	1,117	1,843
May	4,143	1,904	3,636
June	4,521	2,536	4,205
July	5,195	4,022	
August	5,533	4,339	
September	5,743	5,204	
October	6,289	5,670	
November	7,507	6,745	
December	8,897	7,545	
January	10,375	8,557	
February	11,964	11,003	
March	11,964	12,076	
April	12,027	12,076	
May	12,027	12,076	
June	12,027	12,076	

QUANTITY METRICS (rolling 12 month period)

	Contract Quantity	Contract Base Number	Contract *	Area Team	Region	England
% of all assessments that were assess and fit appliances (case starts)	653	653	100.0%	81.7%	62.2%	58.2%
% of all assessments that were assess and refuse	0	653	0.0%	7.7%	11.4%	12.4%
% of all assessments that were assess and review	0	653	0.0%	10.6%	26.4%	29.4%
% of case starts with a reported IOTN of 3 and Aesthetic Component of 5 or below	0	653	N/A	0.1%	0.1%	0.1%
% of case starts with a reported IOTN of 3 and Aesthetic Component of 6 or above	24	653	3.7%	4.5%	3.6%	3.9%
% of case starts with a reported IOTN of 4	538	653	82.4%	81.3%	79.2%	77.7%
% of case starts with a reported IOTN of 5	89	653	13.6%	13.7%	16.5%	16.7 %
% of concluded courses in receipt of dual-arch fixed appliances	0	368	N/A	69.0%	75.3%	72.5%
% of concluded courses where treatment was abandoned or discontinued	18	368	4.9%	7.1%	8.9%	9.1%
% of patients satisfied with the treatment they have received	4	4	100.0%	97.3%	96.5%	95.8%

* Figures in italics indicate that the base number is less than 100.

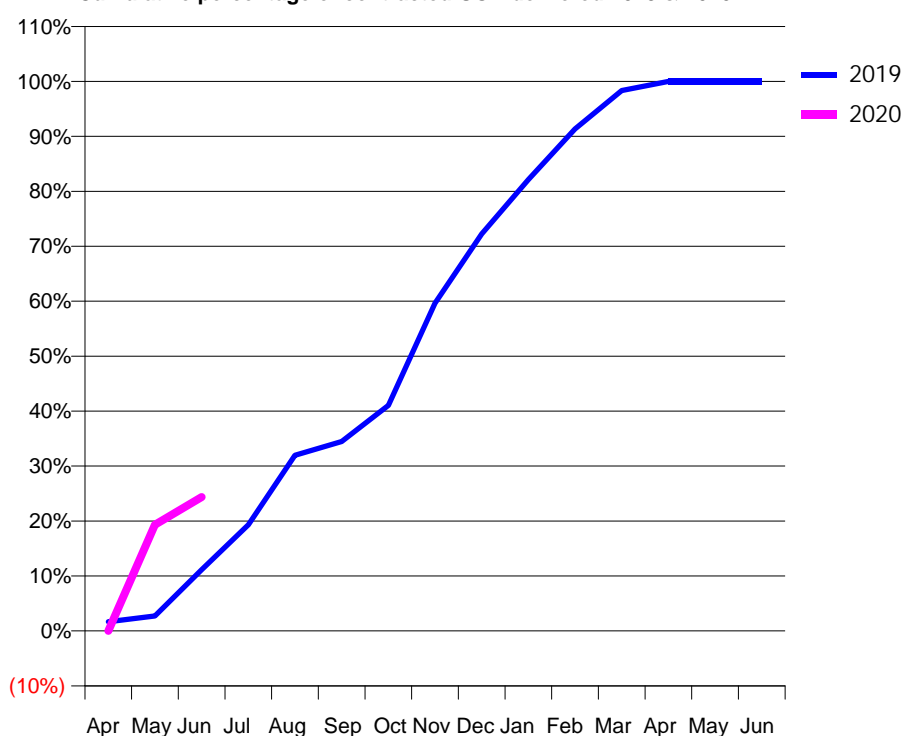
Q46 - Vital Signs Orthodontic At a Glance Contract Report for 137596/0001 - June 2019

Name or company name	Lotus Orthodontics	19/20 Contracted general activity (UDA)	0
Contract type name	PDS Contract	Carry forward general activity (UDA)	0
Purpose of contract	Orthodontic	19/20 Contracted orthodontic activity (UOA)	2,500
Contract start date	21/01/2010	Carry forward orthodontic activity (UOA)	0
Contract end date	31/03/2021	Baseline contract value	£149,776.99

ACCESS	Contract	England and Wales
24 month ratio of assessments to patient IDs	1.08	1.08

ACTIVITY	Contract
Contract assess and fit appliances (case starts) as a percentage of Area Team case starts	1.4 %

Cumulative percentage of contracted UOA delivered 2019 & 2020



Month	Adjusted Scheduled Activity (UOA)		
	2018	2019	2020
April	0	42	0
May	26	68	483
June	69	279	609
July	111	483	
August	218	799	
September	803	862	
October	950	1,026	
November	979	1,491	
December	1,284	1,806	
January	1,285	2,053	
February	1,878	2,284	
March	2,472	2,458	
April	2,500	2,500	
May	2,500	2,500	
June	2,500	2,500	

QUANTITY METRICS (rolling 12 month period)

	Contract Quantity	Contract Base Number	Contract *	Area Team	Region	England
% of all assessments that were assess and fit appliances (case starts)	133	187	71.1%	81.7%	62.2%	58.2%
% of all assessments that were assess and refuse	31	187	16.6%	7.7%	11.4%	12.4%
% of all assessments that were assess and review	23	187	12.3%	10.6%	26.4%	29.4%
% of case starts with a reported IOTN of 3 and Aesthetic Component of 5 or below	0	133	N/A	0.1%	0.1%	0.1%
% of case starts with a reported IOTN of 3 and Aesthetic Component of 6 or above	6	133	4.5%	4.5%	3.6%	3.9%
% of case starts with a reported IOTN of 4	121	133	91.0%	81.3%	79.2%	77.7%
% of case starts with a reported IOTN of 5	6	133	4.5%	13.7%	16.5%	16.7 %
% of concluded courses in receipt of dual-arch fixed appliances	105	105	100.0%	69.0%	75.3%	72.5%
% of concluded courses where treatment was abandoned or discontinued	0	105	0.0%	7.1%	8.9%	9.1%
% of patients satisfied with the treatment they have received	2	2	100.0%	97.3%	96.5%	95.8%

* Figures in italics indicate that the base number is less than 100.

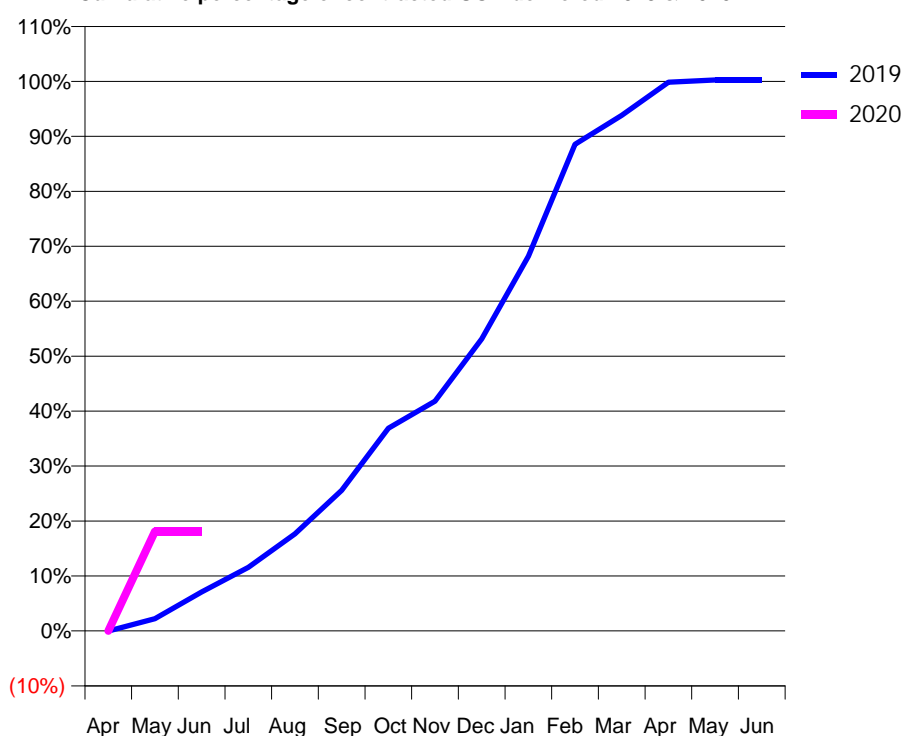
Q46 - Vital Signs Orthodontic At a Glance Contract Report for 155985/0002 - June 2019

Name or company name	SMAO Ltd	19/20 Contracted general activity (UDA)	0
Contract type name	PDS Contract	Carry forward general activity (UDA)	0
Purpose of contract	Orthodontic	19/20 Contracted orthodontic activity (UOA)	5,596
Contract start date	01/04/2012	Carry forward orthodontic activity (UOA)	0
Contract end date	31/03/2021	Baseline contract value	£335,260.81

ACCESS	Contract	England and Wales
24 month ratio of assessments to patient IDs	1.00	1.08

ACTIVITY	Contract
Contract assess and fit appliances (case starts) as a percentage of Area Team case starts	3.2 %

Cumulative percentage of contracted UOA delivered 2019 & 2020



Month	Adjusted Scheduled Activity (UOA)		
	2018	2019	2020
April	1,081	-2	0
May	1,788	124	1,012
June	2,219	397	1,012
July	2,580	649	
August	3,258	989	
September	3,390	1,432	
October	3,820	2,064	
November	4,179	2,339	
December	4,452	2,973	
January	4,725	3,817	
February	5,189	4,955	
March	5,405	5,249	
April	5,594	5,587	
May	5,594	5,610	
June	5,594	5,610	

QUANTITY METRICS (rolling 12 month period)

	Contract Quantity	Contract Base Number	Contract *	Area Team	Region	England
% of all assessments that were assess and fit appliances (case starts)	295	295	100.0%	81.7%	62.2%	58.2%
% of all assessments that were assess and refuse	0	295	0.0%	7.7%	11.4%	12.4%
% of all assessments that were assess and review	0	295	0.0%	10.6%	26.4%	29.4%
% of case starts with a reported IOTN of 3 and Aesthetic Component of 5 or below	0	295	N/A	0.1%	0.1%	0.1%
% of case starts with a reported IOTN of 3 and Aesthetic Component of 6 or above	8	295	2.7%	4.5%	3.6%	3.9%
% of case starts with a reported IOTN of 4	240	295	81.4%	81.3%	79.2%	77.7%
% of case starts with a reported IOTN of 5	44	295	14.9%	13.7%	16.5%	16.7 %
% of concluded courses in receipt of dual-arch fixed appliances	0	325	N/A	69.0%	75.3%	72.5%
% of concluded courses where treatment was abandoned or discontinued	35	325	10.8%	7.1%	8.9%	9.1%
% of patients satisfied with the treatment they have received	3	3	100.0%	97.3%	96.5%	95.8%

* Figures in italics indicate that the base number is less than 100.

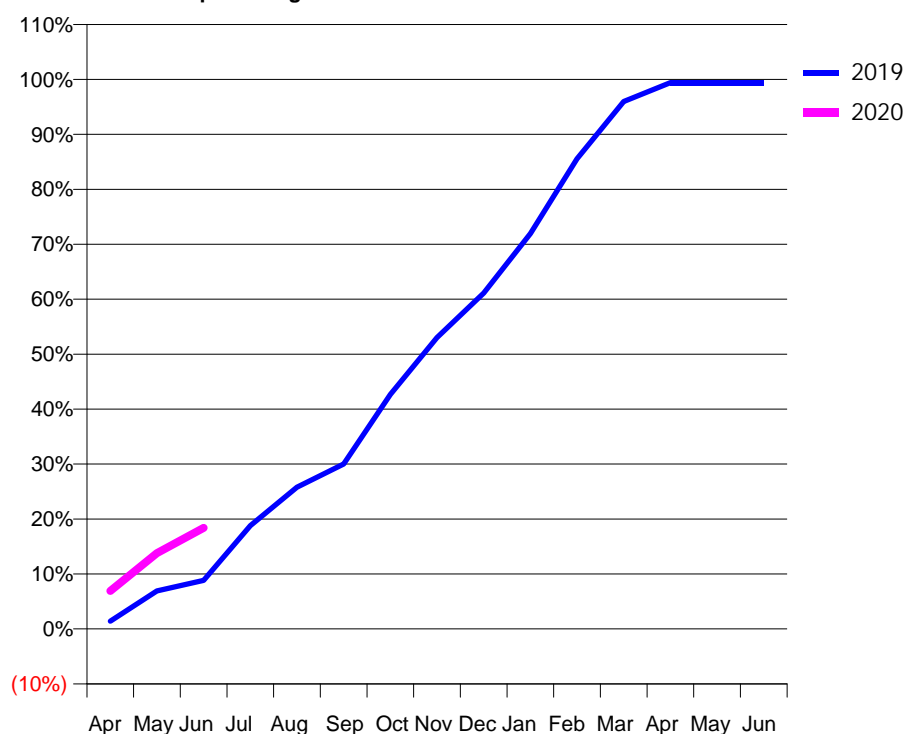
Q46 - Vital Signs Orthodontic At a Glance Contract Report for 159336/0001 - June 2019

Name or company name	Manchester Orthodontic Centre	19/20 Contracted general activity (UDA)	0
Contract type name	PDS Contract	Carry forward general activity (UDA)	0
Purpose of contract	Orthodontic	19/20 Contracted orthodontic activity (UOA)	5,500
Contract start date	01/04/2014	Carry forward orthodontic activity (UOA)	0
Contract end date	31/03/2021	Baseline contract value	£331,156.92

ACCESS	Contract	England and Wales
24 month ratio of assessments to patient IDs	1.04	1.08

ACTIVITY	Contract
Contract assess and fit appliances (case starts) as a percentage of Area Team case starts	3.0 %

Cumulative percentage of contracted UOA delivered 2019 & 2020



Month	Adjusted Scheduled Activity (UOA)		
	2018	2019	2020
April	-21	78	381
May	126	381	759
June	273	486	1,012
July	609	1,034	
August	973	1,418	
September	1,381	1,651	
October	1,892	2,347	
November	2,656	2,915	
December	3,104	3,362	
January	3,694	3,956	
February	4,582	4,705	
March	5,385	5,278	
April	5,493	5,468	
May	5,493	5,468	
June	5,493	5,468	

QUANTITY METRICS (rolling 12 month period)

	Contract Quantity	Contract Base Number	Contract *	Area Team	Region	England
% of all assessments that were assess and fit appliances (case starts)	284	311	91.3%	81.7%	62.2%	58.2%
% of all assessments that were assess and refuse	11	311	3.5%	7.7%	11.4%	12.4%
% of all assessments that were assess and review	16	311	5.1%	10.6%	26.4%	29.4%
% of case starts with a reported IOTN of 3 and Aesthetic Component of 5 or below	0	284	N/A	0.1%	0.1%	0.1%
% of case starts with a reported IOTN of 3 and Aesthetic Component of 6 or above	36	284	12.7%	4.5%	3.6%	3.9%
% of case starts with a reported IOTN of 4	211	284	74.3%	81.3%	79.2%	77.7%
% of case starts with a reported IOTN of 5	36	284	12.7%	13.7%	16.5%	16.7 %
% of concluded courses in receipt of dual-arch fixed appliances	205	237	86.5%	69.0%	75.3%	72.5%
% of concluded courses where treatment was abandoned or discontinued	16	237	6.8%	7.1%	8.9%	9.1%
% of patients satisfied with the treatment they have received	2	2	100.0%	97.3%	96.5%	95.8%

* Figures in italics indicate that the base number is less than 100.

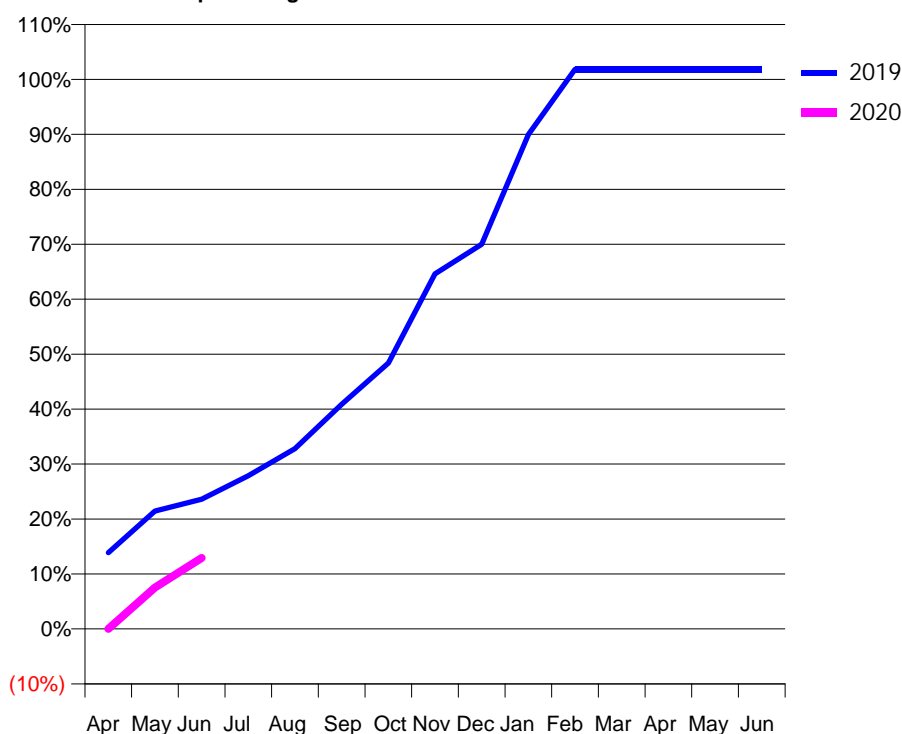
Q46 - Vital Signs Orthodontic At a Glance Contract Report for 175366/0001 - June 2019

Name or company name	Links Associates Ashton Ltd	19/20 Contracted general activity (UDA)	0
Contract type name	PDS Contract	Carry forward general activity (UDA)	0
Purpose of contract	Orthodontic	19/20 Contracted orthodontic activity (UOA)	3,900
Contract start date	01/07/2014	Carry forward orthodontic activity (UOA)	0
Contract end date	31/03/2021	Baseline contract value	£233,652.10

ACCESS	Contract	England and Wales
24 month ratio of assessments to patient IDs	1.01	1.08

ACTIVITY	Contract
Contract assess and fit appliances (case starts) as a percentage of Area Team case starts	1.8 %

Cumulative percentage of contracted UOA delivered 2019 & 2020



Month	Adjusted Scheduled Activity (UOA)		
	2018	2019	2020
April	423	542	0
May	1,057	836	294
June	1,078	920	504
July	1,246	1,088	
August	1,458	1,279	
September	1,609	1,594	
October	1,821	1,888	
November	2,136	2,520	
December	2,451	2,730	
January	2,982	3,509	
February	3,996	3,971	
March	4,017	3,971	
April	4,017	3,971	
May	4,017	3,971	
June	4,017	3,971	

QUANTITY METRICS (rolling 12 month period)

	Contract Quantity	Contract Base Number	Contract *	Area Team	Region	England
% of all assessments that were assess and fit appliances (case starts)	169	169	100.0%	81.7%	62.2%	58.2%
% of all assessments that were assess and refuse	0	169	0.0%	7.7%	11.4%	12.4%
% of all assessments that were assess and review	0	169	0.0%	10.6%	26.4%	29.4%
% of case starts with a reported IOTN of 3 and Aesthetic Component of 5 or below	0	169	N/A	0.1%	0.1%	0.1%
% of case starts with a reported IOTN of 3 and Aesthetic Component of 6 or above	2	169	1.2%	4.5%	3.6%	3.9%
% of case starts with a reported IOTN of 4	117	169	69.2%	81.3%	79.2%	77.7%
% of case starts with a reported IOTN of 5	48	169	28.4%	13.7%	16.5%	16.7 %
% of concluded courses in receipt of dual-arch fixed appliances	0	87	N/A	69.0%	75.3%	72.5%
% of concluded courses where treatment was abandoned or discontinued	17	87	19.5%	7.1%	8.9%	9.1%
% of patients satisfied with the treatment they have received	0	0	N/A	97.3%	96.5%	95.8%

* Figures in italics indicate that the base number is less than 100.

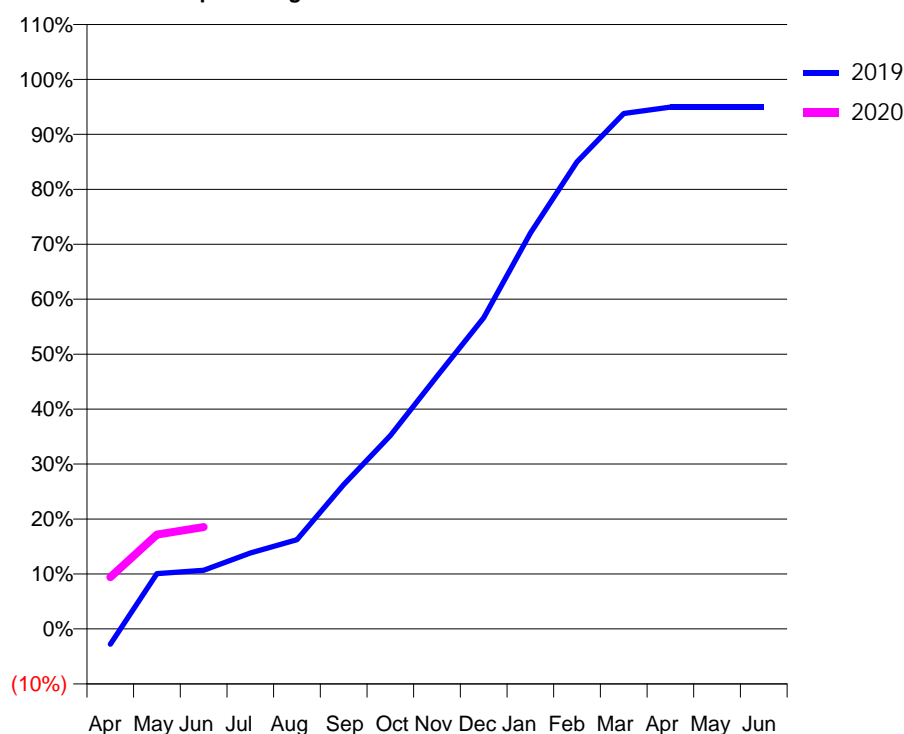
Q46 - Vital Signs Orthodontic At a Glance Contract Report for 184551/0001 - June 2019

Name or company name	Bamford Dental Practice	19/20 Contracted general activity (UDA)	9,554
Contract type name	GDS Contract	Carry forward general activity (UDA)	0
Purpose of contract	General and Orthodontic	19/20 Contracted orthodontic activity (UOA)	3,597
Contract start date	01/04/2006	Carry forward orthodontic activity (UOA)	0
Contract end date		Baseline contract value	£514,380.57

ACCESS	Contract	England and Wales
24 month ratio of assessments to patient IDs	1.02	1.08

ACTIVITY	Contract
Contract assess and fit appliances (case starts) as a percentage of Area Team case starts	1.9 %

Cumulative percentage of contracted UOA delivered 2019 & 2020



Month	Adjusted Scheduled Activity (UOA)		
	2018	2019	2020
April	-52	-101	339
May	358	362	618
June	743	384	667
July	1,548	497	
August	1,823	584	
September	2,312	945	
October	2,554	1,266	
November	2,752	1,654	
December	2,993	2,037	
January	3,105	2,591	
February	3,237	3,057	
March	3,385	3,373	
April	3,452	3,415	
May	3,452	3,415	
June	3,452	3,415	

QUANTITY METRICS (rolling 12 month period)

	Contract Quantity	Contract Base Number	Contract *	Area Team	Region	England
% of all assessments that were assess and fit appliances (case starts)	175	230	76.1%	81.7%	62.2%	58.2%
% of all assessments that were assess and refuse	18	230	7.8%	7.7%	11.4%	12.4%
% of all assessments that were assess and review	37	230	16.1%	10.6%	26.4%	29.4%
% of case starts with a reported IOTN of 3 and Aesthetic Component of 5 or below	0	175	N/A	0.1%	0.1%	0.1%
% of case starts with a reported IOTN of 3 and Aesthetic Component of 6 or above	3	175	1.7%	4.5%	3.6%	3.9%
% of case starts with a reported IOTN of 4	153	175	87.4%	81.3%	79.2%	77.7%
% of case starts with a reported IOTN of 5	18	175	10.3%	13.7%	16.5%	16.7 %
% of concluded courses in receipt of dual-arch fixed appliances	79	97	81.4%	69.0%	75.3%	72.5%
% of concluded courses where treatment was abandoned or discontinued	13	97	13.4%	7.1%	8.9%	9.1%
% of patients satisfied with the treatment they have received	1	1	100.0%	97.3%	96.5%	95.8%

* Figures in italics indicate that the base number is less than 100.

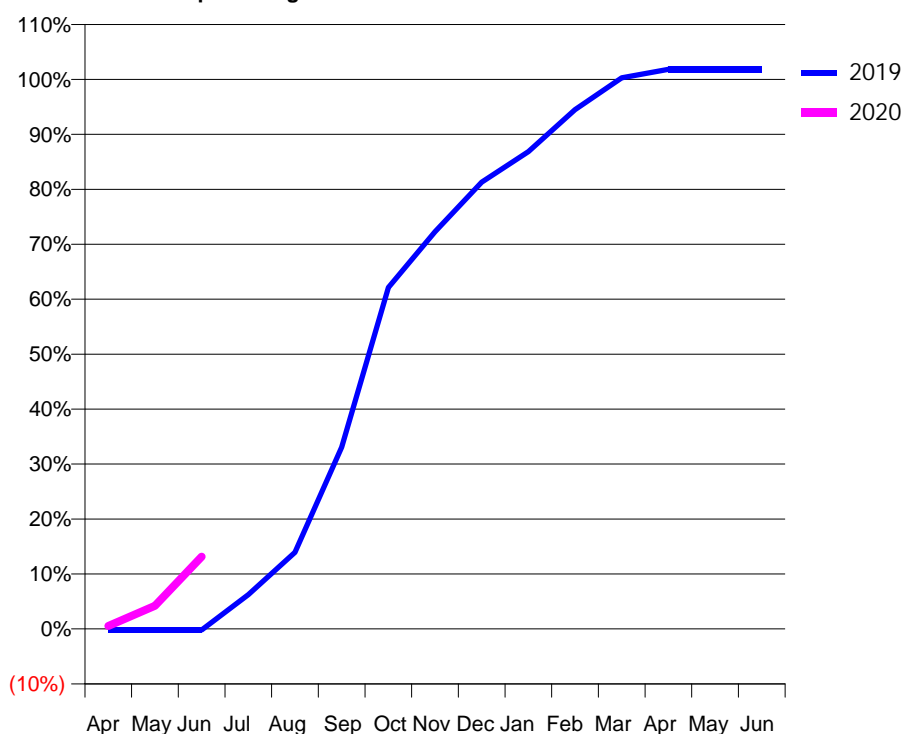
Q46 - Vital Signs Orthodontic At a Glance Contract Report for 190063/0004 - June 2019

Name or company name	Denton Orthodontic Centre Ltd	19/20 Contracted general activity (UDA)	0
Contract type name	PDS Contract	Carry forward general activity (UDA)	0
Purpose of contract	Orthodontic	19/20 Contracted orthodontic activity (UOA)	4,232
Contract start date	01/04/2012	Carry forward orthodontic activity (UOA)	0
Contract end date	31/03/2021	Baseline contract value	£253,542.47

ACCESS	Contract	England and Wales
24 month ratio of assessments to patient IDs	1.02	1.08

ACTIVITY	Contract
Contract assess and fit appliances (case starts) as a percentage of Area Team case starts	2.4 %

Cumulative percentage of contracted UOA delivered 2019 & 2020



Month	Adjusted Scheduled Activity (UOA)		
	2018	2019	2020
April	61	-9	23
May	126	-9	178
June	147	-9	556
July	622	264	
August	1,104	590	
September	1,171	1,399	
October	1,536	2,630	
November	2,236	3,058	
December	2,344	3,441	
January	2,723	3,676	
February	3,508	3,999	
March	4,077	4,244	
April	4,223	4,310	
May	4,223	4,310	
June	4,223	4,310	

QUANTITY METRICS (rolling 12 month period)

	Contract Quantity	Contract Base Number	Contract *	Area Team	Region	England
% of all assessments that were assess and fit appliances (case starts)	228	322	70.8%	81.7%	62.2%	58.2%
% of all assessments that were assess and refuse	69	322	21.4%	7.7%	11.4%	12.4%
% of all assessments that were assess and review	25	322	7.8%	10.6%	26.4%	29.4%
% of case starts with a reported IOTN of 3 and Aesthetic Component of 5 or below	1	228	0.4%	0.1%	0.1%	0.1%
% of case starts with a reported IOTN of 3 and Aesthetic Component of 6 or above	17	228	7.5%	4.5%	3.6%	3.9%
% of case starts with a reported IOTN of 4	139	228	61.0%	81.3%	79.2%	77.7%
% of case starts with a reported IOTN of 5	70	228	30.7%	13.7%	16.5%	16.7 %
% of concluded courses in receipt of dual-arch fixed appliances	157	169	92.9%	69.0%	75.3%	72.5%
% of concluded courses where treatment was abandoned or discontinued	8	169	4.7%	7.1%	8.9%	9.1%
% of patients satisfied with the treatment they have received	3	3	100.0%	97.3%	96.5%	95.8%

* Figures in italics indicate that the base number is less than 100.

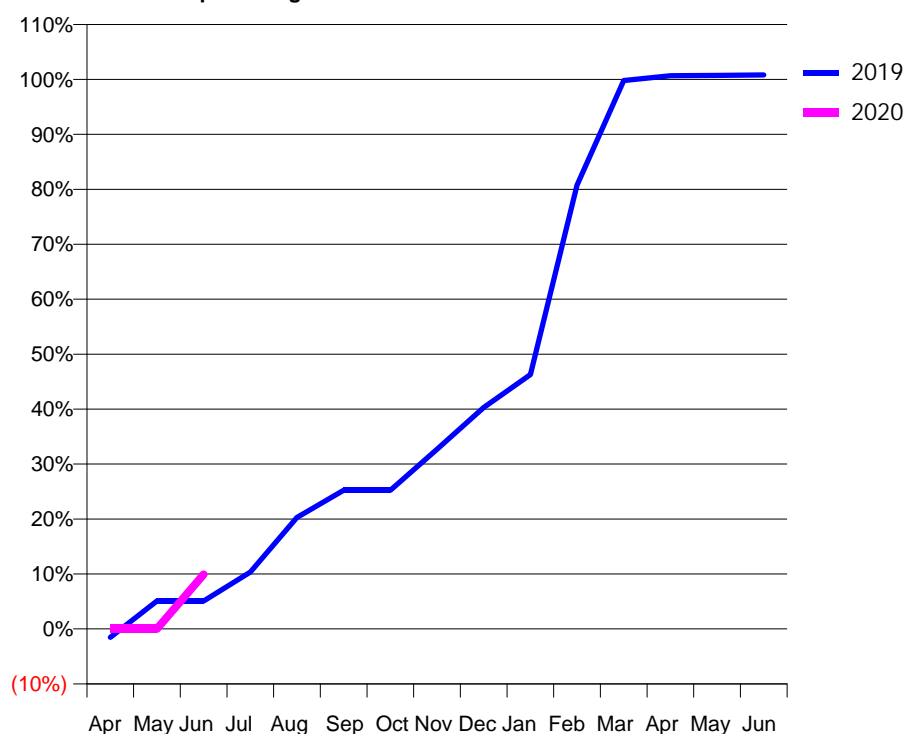
Q46 - Vital Signs Orthodontic At a Glance Contract Report for 190470/0007 - June 2019

Name or company name	G.k.A (1996) Ltd	19/20 Contracted general activity (UDA)	40,268
Contract type name	GDS Contract	Carry forward general activity (UDA)	0
Purpose of contract	General and Orthodontic	19/20 Contracted orthodontic activity (UOA)	2,541
Contract start date	01/05/2009	Carry forward orthodontic activity (UOA)	0
Contract end date		Baseline contract value	£1,323,028.47

ACCESS	Contract	England and Wales
24 month ratio of assessments to patient IDs	1.03	1.08

ACTIVITY	Contract
Contract assess and fit appliances (case starts) as a percentage of Area Team case starts	1.3 %

Cumulative percentage of contracted UOA delivered 2019 & 2020



Month	Adjusted Scheduled Activity (UOA)		
	2018	2019	2020
April	-20	-39	0
May	-20	129	0
June	568	129	252
July	568	263	
August	715	515	
September	1,297	641	
October	1,530	641	
November	1,719	831	
December	1,719	1,024	
January	1,734	1,176	
February	1,734	2,052	
March	2,334	2,536	
April	2,502	2,558	
May	2,502	2,559	
June	2,502	2,561	

QUANTITY METRICS (rolling 12 month period)

	Contract Quantity	Contract Base Number	Contract *	Area Team	Region	England
% of all assessments that were assess and fit appliances (case starts)	125	203	61.6%	81.7%	62.2%	58.2%
% of all assessments that were assess and refuse	6	203	3.0%	7.7%	11.4%	12.4%
% of all assessments that were assess and review	72	203	35.5%	10.6%	26.4%	29.4%
% of case starts with a reported IOTN of 3 and Aesthetic Component of 5 or below	1	125	0.8%	0.1%	0.1%	0.1%
% of case starts with a reported IOTN of 3 and Aesthetic Component of 6 or above	1	125	0.8%	4.5%	3.6%	3.9%
% of case starts with a reported IOTN of 4	114	125	91.2%	81.3%	79.2%	77.7%
% of case starts with a reported IOTN of 5	9	125	7.2%	13.7%	16.5%	16.7 %
% of concluded courses in receipt of dual-arch fixed appliances	119	125	95.2%	69.0%	75.3%	72.5%
% of concluded courses where treatment was abandoned or discontinued	2	125	1.6%	7.1%	8.9%	9.1%
% of patients satisfied with the treatment they have received	0	0	N/A	97.3%	96.5%	95.8%

* Figures in italics indicate that the base number is less than 100.

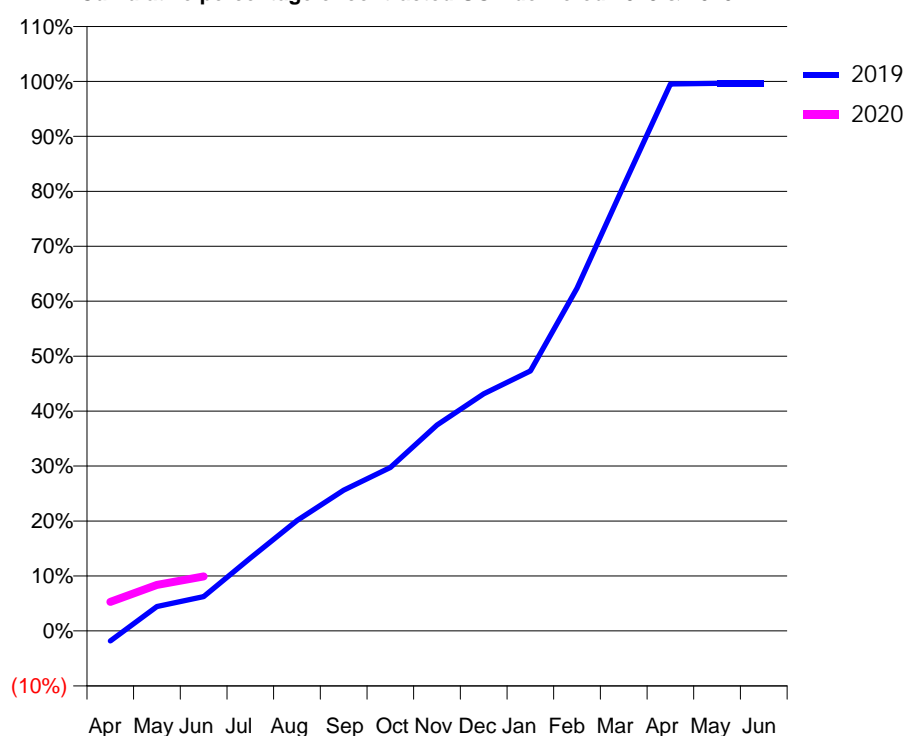
Q46 - Vital Signs Orthodontic At a Glance Contract Report for 193496/0002 - June 2019

Name or company name	Dentalign & Ormskirk	19/20 Contracted general activity (UDA)	0
Contract type name	PDS Contract	Carry forward general activity (UDA)	0
Purpose of contract	Orthodontic	19/20 Contracted orthodontic activity (UOA)	16,345
Contract start date	01/04/2008	Carry forward orthodontic activity (UOA)	0
Contract end date	31/03/2020	Baseline contract value	£1,002,031.56

ACCESS	Contract	England and Wales
24 month ratio of assessments to patient IDs	1.00	1.08

ACTIVITY	Contract
Contract assess and fit appliances (case starts) as a percentage of Area Team case starts	8.7 %

Cumulative percentage of contracted UOA delivered 2019 & 2020



Month	Adjusted Scheduled Activity (UOA)		
	2018	2019	2020
April	63	-300	866
May	273	729	1,370
June	882	1,023	1,622
July	2,205	2,169	
August	3,213	3,282	
September	4,074	4,185	
October	5,481	4,861	
November	6,006	6,128	
December	6,573	7,054	
January	7,925	7,731	
February	10,144	10,190	
March	13,472	13,250	
April	15,814	16,269	
May	15,814	16,290	
June	15,814	16,290	

QUANTITY METRICS (rolling 12 month period)

	Contract Quantity	Contract Base Number	Contract *	Area Team	Region	England
% of all assessments that were assess and fit appliances (case starts)	811	821	98.8%	81.7%	62.2%	58.2%
% of all assessments that were assess and refuse	6	821	0.7%	7.7%	11.4%	12.4%
% of all assessments that were assess and review	4	821	0.5%	10.6%	26.4%	29.4%
% of case starts with a reported IOTN of 3 and Aesthetic Component of 5 or below	0	811	N/A	0.1%	0.1%	0.1%
% of case starts with a reported IOTN of 3 and Aesthetic Component of 6 or above	27	811	3.3%	4.5%	3.6%	3.9%
% of case starts with a reported IOTN of 4	618	811	76.2%	81.3%	79.2%	77.7%
% of case starts with a reported IOTN of 5	160	811	19.7%	13.7%	16.5%	16.7 %
% of concluded courses in receipt of dual-arch fixed appliances	513	586	87.5%	69.0%	75.3%	72.5%
% of concluded courses where treatment was abandoned or discontinued	32	586	5.5%	7.1%	8.9%	9.1%
% of patients satisfied with the treatment they have received	9	9	100.0%	97.3%	96.5%	95.8%

* Figures in italics indicate that the base number is less than 100.

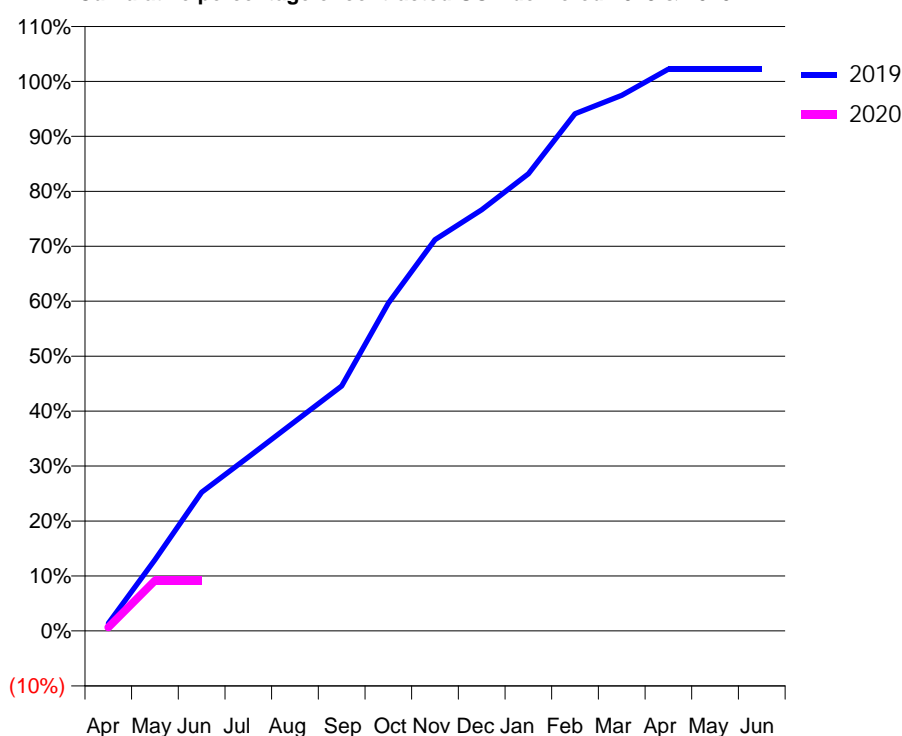
Q46 - Vital Signs Orthodontic At a Glance Contract Report for 198889/0002 - June 2019

Name or company name	Kings Dental Centre	19/20 Contracted general activity (UDA)	0
Contract type name	PDS Contract	Carry forward general activity (UDA)	0
Purpose of contract	Orthodontic	19/20 Contracted orthodontic activity (UOA)	3,274
Contract start date	01/05/2015	Carry forward orthodontic activity (UOA)	0
Contract end date	31/03/2021	Baseline contract value	£197,188.90

ACCESS	Contract	England and Wales
24 month ratio of assessments to patient IDs	1.00	1.08

ACTIVITY	Contract
Contract assess and fit appliances (case starts) as a percentage of Area Team case starts	1.4 %

Cumulative percentage of contracted UOA delivered 2019 & 2020



Month	Adjusted Scheduled Activity (UOA)		
	2018	2019	2020
April	15	46	22
May	59	424	300
June	290	826	300
July	815	1,036	
August	1,068	1,248	
September	1,282	1,459	
October	1,752	1,953	
November	1,970	2,331	
December	2,393	2,509	
January	2,624	2,723	
February	2,771	3,081	
March	3,255	3,190	
April	3,278	3,347	
May	3,278	3,347	
June	3,278	3,347	

QUANTITY METRICS (rolling 12 month period)

	Contract Quantity	Contract Base Number	Contract *	Area Team	Region	England
% of all assessments that were assess and fit appliances (case starts)	135	158	85.4%	81.7%	62.2%	58.2%
% of all assessments that were assess and refuse	22	158	13.9%	7.7%	11.4%	12.4%
% of all assessments that were assess and review	1	158	0.6%	10.6%	26.4%	29.4%
% of case starts with a reported IOTN of 3 and Aesthetic Component of 5 or below	0	135	N/A	0.1%	0.1%	0.1%
% of case starts with a reported IOTN of 3 and Aesthetic Component of 6 or above	0	135	N/A	4.5%	3.6%	3.9%
% of case starts with a reported IOTN of 4	119	135	88.1%	81.3%	79.2%	77.7%
% of case starts with a reported IOTN of 5	16	135	11.9%	13.7%	16.5%	16.7 %
% of concluded courses in receipt of dual-arch fixed appliances	141	152	92.8%	69.0%	75.3%	72.5%
% of concluded courses where treatment was abandoned or discontinued	8	152	5.3%	7.1%	8.9%	9.1%
% of patients satisfied with the treatment they have received	1	1	100.0%	97.3%	96.5%	95.8%

* Figures in italics indicate that the base number is less than 100.

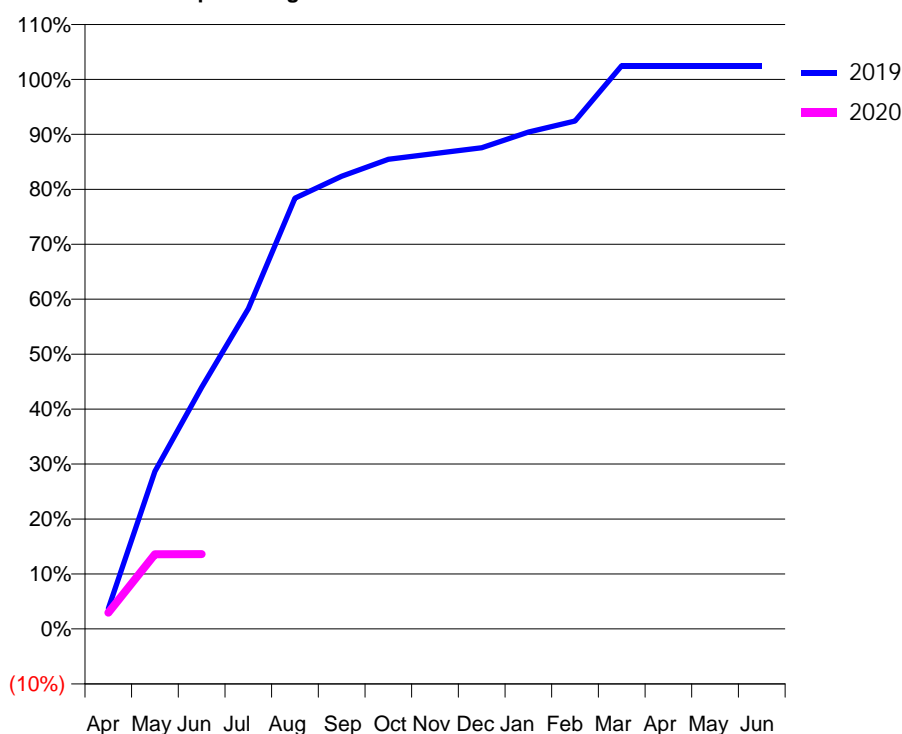
Q46 - Vital Signs Orthodontic At a Glance Contract Report for 198889/0003 - June 2019

Name or company name	Kings Dental Centre	19/20 Contracted general activity (UDA)	0
Contract type name	PDS Contract	Carry forward general activity (UDA)	0
Purpose of contract	Orthodontic	19/20 Contracted orthodontic activity (UOA)	2,200
Contract start date	01/05/2015	Carry forward orthodontic activity (UOA)	0
Contract end date	31/03/2021	Baseline contract value	£131,803.73

ACCESS	Contract	England and Wales
24 month ratio of assessments to patient IDs	1.00	1.08

ACTIVITY	Contract
Contract assess and fit appliances (case starts) as a percentage of Area Team case starts	0.8 %

Cumulative percentage of contracted UOA delivered 2019 & 2020



Month	Adjusted Scheduled Activity (UOA)		
	2018	2019	2020
April	-1	82	65
May	168	631	299
June	336	967	300
July	845	1,282	
August	1,056	1,724	
September	1,224	1,812	
October	1,440	1,880	
November	1,631	1,903	
December	1,656	1,926	
January	1,786	1,989	
February	1,934	2,033	
March	2,213	2,255	
April	2,213	2,255	
May	2,213	2,255	
June	2,213	2,255	

QUANTITY METRICS (rolling 12 month period)

	Contract Quantity	Contract Base Number	Contract *	Area Team	Region	England
% of all assessments that were assess and fit appliances (case starts)	76	94	80.9%	81.7%	62.2%	58.2%
% of all assessments that were assess and refuse	18	94	19.1%	7.7%	11.4%	12.4%
% of all assessments that were assess and review	0	94	0.0%	10.6%	26.4%	29.4%
% of case starts with a reported IOTN of 3 and Aesthetic Component of 5 or below	0	76	N/A	0.1%	0.1%	0.1%
% of case starts with a reported IOTN of 3 and Aesthetic Component of 6 or above	0	76	N/A	4.5%	3.6%	3.9%
% of case starts with a reported IOTN of 4	69	76	90.8%	81.3%	79.2%	77.7%
% of case starts with a reported IOTN of 5	7	76	9.2%	13.7%	16.5%	16.7%
% of concluded courses in receipt of dual-arch fixed appliances	104	119	87.4%	69.0%	75.3%	72.5%
% of concluded courses where treatment was abandoned or discontinued	13	119	10.9%	7.1%	8.9%	9.1%
% of patients satisfied with the treatment they have received	0	0	N/A	97.3%	96.5%	95.8%

* Figures in italics indicate that the base number is less than 100.

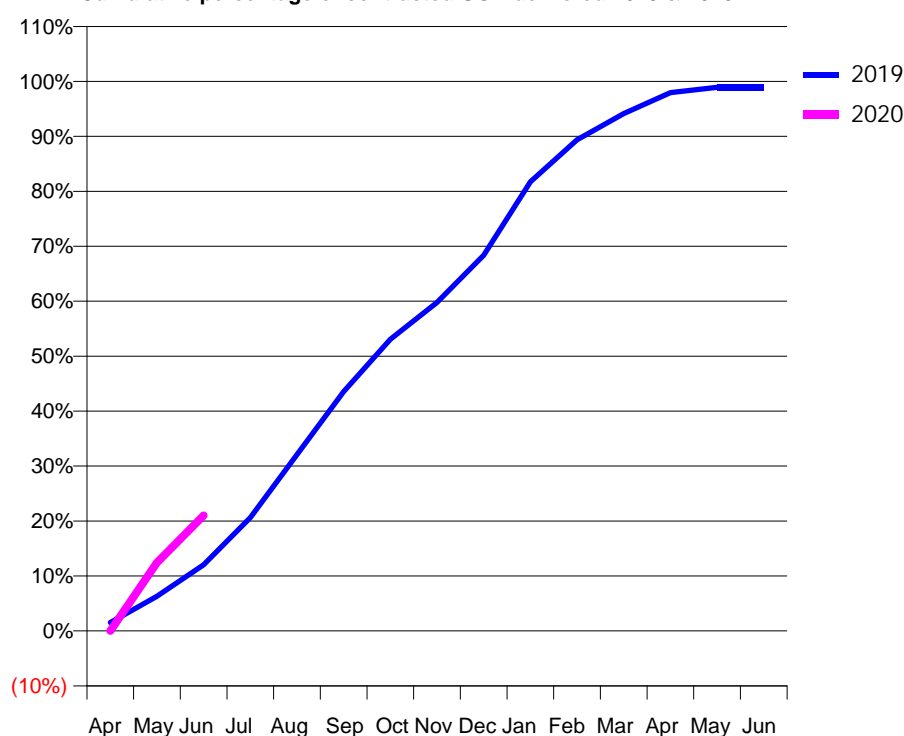
Q46 - Vital Signs Orthodontic At a Glance Contract Report for 199346/0001 - June 2019

Name or company name	Northenden House Orthodontics	19/20 Contracted general activity (UDA)	0
Contract type name	PDS Contract	Carry forward general activity (UDA)	0
Purpose of contract	Orthodontic	19/20 Contracted orthodontic activity (UOA)	2,200
Contract start date	01/04/2012	Carry forward orthodontic activity (UOA)	0
Contract end date	31/03/2021	Baseline contract value	£131,803.73

ACCESS	Contract	England and Wales
24 month ratio of assessments to patient IDs	1.00	1.08

ACTIVITY	Contract
Contract assess and fit appliances (case starts) as a percentage of Area Team case starts	1.2 %

Cumulative percentage of contracted UOA delivered 2019 & 2020



Month	Adjusted Scheduled Activity (UOA)		
	2018	2019	2020
April	29	34	0
May	155	139	273
June	302	265	462
July	449	454	
August	512	706	
September	1,039	958	
October	1,339	1,168	
November	1,444	1,315	
December	1,596	1,504	
January	1,708	1,798	
February	1,960	1,966	
March	2,128	2,071	
April	2,191	2,155	
May	2,191	2,176	
June	2,191	2,176	

QUANTITY METRICS (rolling 12 month period)

	Contract Quantity	Contract Base Number	Contract *	Area Team	Region	England
% of all assessments that were assess and fit appliances (case starts)	113	113	100.0%	81.7%	62.2%	58.2%
% of all assessments that were assess and refuse	0	113	0.0%	7.7%	11.4%	12.4%
% of all assessments that were assess and review	0	113	0.0%	10.6%	26.4%	29.4%
% of case starts with a reported IOTN of 3 and Aesthetic Component of 5 or below	0	113	N/A	0.1%	0.1%	0.1%
% of case starts with a reported IOTN of 3 and Aesthetic Component of 6 or above	13	113	11.5%	4.5%	3.6%	3.9%
% of case starts with a reported IOTN of 4	78	113	69.0%	81.3%	79.2%	77.7%
% of case starts with a reported IOTN of 5	22	113	19.5%	13.7%	16.5%	16.7 %
% of concluded courses in receipt of dual-arch fixed appliances	0	82	N/A	69.0%	75.3%	72.5%
% of concluded courses where treatment was abandoned or discontinued	0	82	0.0%	7.1%	8.9%	9.1%
% of patients satisfied with the treatment they have received	0	0	N/A	97.3%	96.5%	95.8%

* Figures in italics indicate that the base number is less than 100.

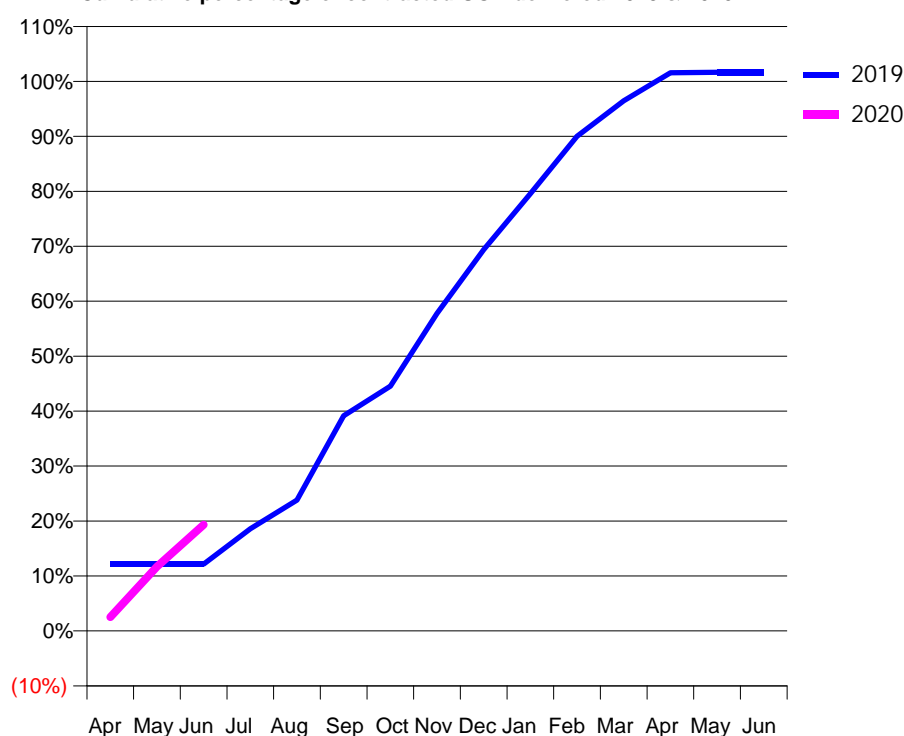
Q46 - Vital Signs Orthodontic At a Glance Contract Report for 219762/0001 - June 2019

Name or company name	MR SG SPENCER	19/20 Contracted general activity (UDA)	0
Contract type name	PDS Contract	Carry forward general activity (UDA)	0
Purpose of contract	Orthodontic	19/20 Contracted orthodontic activity (UOA)	1,650
Contract start date	01/04/2006	Carry forward orthodontic activity (UOA)	0
Contract end date	31/03/2021	Baseline contract value	£99,347.08

ACCESS	Contract	England and Wales
24 month ratio of assessments to patient IDs	1.00	1.08

ACTIVITY	Contract
Contract assess and fit appliances (case starts) as a percentage of Area Team case starts	1.0 %

Cumulative percentage of contracted UOA delivered 2019 & 2020



Month	Adjusted Scheduled Activity (UOA)		
	2018	2019	2020
April	32	201	42
May	326	201	193
June	326	201	319
July	561	307	
August	603	393	
September	876	646	
October	876	735	
November	1,088	953	
December	1,277	1,145	
January	1,340	1,313	
February	1,403	1,485	
March	1,680	1,592	
April	1,680	1,676	
May	1,701	1,677	
June	1,701	1,677	

QUANTITY METRICS (rolling 12 month period)

	Contract Quantity	Contract Base Number	Contract *	Area Team	Region	England
% of all assessments that were assess and fit appliances (case starts)	91	106	85.8%	81.7%	62.2%	58.2%
% of all assessments that were assess and refuse	4	106	3.8%	7.7%	11.4%	12.4%
% of all assessments that were assess and review	11	106	10.4%	10.6%	26.4%	29.4%
% of case starts with a reported IOTN of 3 and Aesthetic Component of 5 or below	0	91	<i>N/A</i>	0.1%	0.1%	0.1%
% of case starts with a reported IOTN of 3 and Aesthetic Component of 6 or above	0	91	<i>N/A</i>	4.5%	3.6%	3.9%
% of case starts with a reported IOTN of 4	62	91	68.1%	81.3%	79.2%	77.7%
% of case starts with a reported IOTN of 5	29	91	31.9%	13.7%	16.5%	16.7%
% of concluded courses in receipt of dual-arch fixed appliances	89	100	89.0%	69.0%	75.3%	72.5%
% of concluded courses where treatment was abandoned or discontinued	1	100	1.0%	7.1%	8.9%	9.1%
% of patients satisfied with the treatment they have received	1	1	100.0%	97.3%	96.5%	95.8%

* Figures in italics indicate that the base number is less than 100.

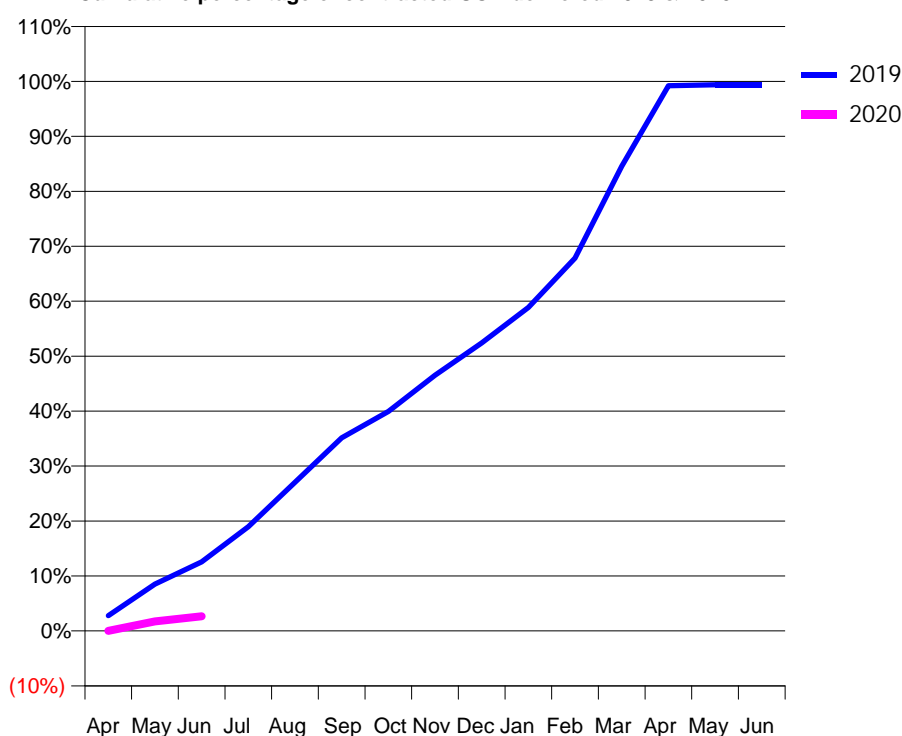
Q46 - Vital Signs Orthodontic At a Glance Contract Report for 238279/0001 - June 2019

Name or company name	MR HP PATEL	19/20 Contracted general activity (UDA)	0
Contract type name	PDS Contract	Carry forward general activity (UDA)	0
Purpose of contract	Orthodontic	19/20 Contracted orthodontic activity (UOA)	15,541
Contract start date	01/04/2006	Carry forward orthodontic activity (UOA)	0
Contract end date	31/03/2021	Baseline contract value	£970,365.25

ACCESS	Contract	England and Wales
24 month ratio of assessments to patient IDs	1.02	1.08

ACTIVITY	Contract
Contract assess and fit appliances (case starts) as a percentage of Area Team case starts	6.9 %

Cumulative percentage of contracted UOA delivered 2019 & 2020



Month	Adjusted Scheduled Activity (UOA)		
	2018	2019	2020
April	-57	431	0
May	1,896	1,324	270
June	2,322	1,955	417
July	3,602	2,949	
August	4,445	4,204	
September	5,170	5,463	
October	6,486	6,208	
November	7,258	7,231	
December	8,207	8,145	
January	9,214	9,147	
February	11,326	10,542	
March	14,377	13,142	
April	15,566	15,420	
May	15,697	15,445	
June	15,720	15,445	

QUANTITY METRICS (rolling 12 month period)

	Contract Quantity	Contract Base Number	Contract *	Area Team	Region	England
% of all assessments that were assess and fit appliances (case starts)	649	1,039	62.5%	81.7%	62.2%	58.2%
% of all assessments that were assess and refuse	74	1,039	7.1%	7.7%	11.4%	12.4%
% of all assessments that were assess and review	316	1,039	30.4%	10.6%	26.4%	29.4%
% of case starts with a reported IOTN of 3 and Aesthetic Component of 5 or below	0	649	N/A	0.1%	0.1%	0.1%
% of case starts with a reported IOTN of 3 and Aesthetic Component of 6 or above	53	649	8.2%	4.5%	3.6%	3.9%
% of case starts with a reported IOTN of 4	500	649	77.0%	81.3%	79.2%	77.7%
% of case starts with a reported IOTN of 5	94	649	14.5%	13.7%	16.5%	16.7 %
% of concluded courses in receipt of dual-arch fixed appliances	526	622	84.6%	69.0%	75.3%	72.5%
% of concluded courses where treatment was abandoned or discontinued	80	622	12.9%	7.1%	8.9%	9.1%
% of patients satisfied with the treatment they have received	4	4	100.0%	97.3%	96.5%	95.8%

* Figures in italics indicate that the base number is less than 100.

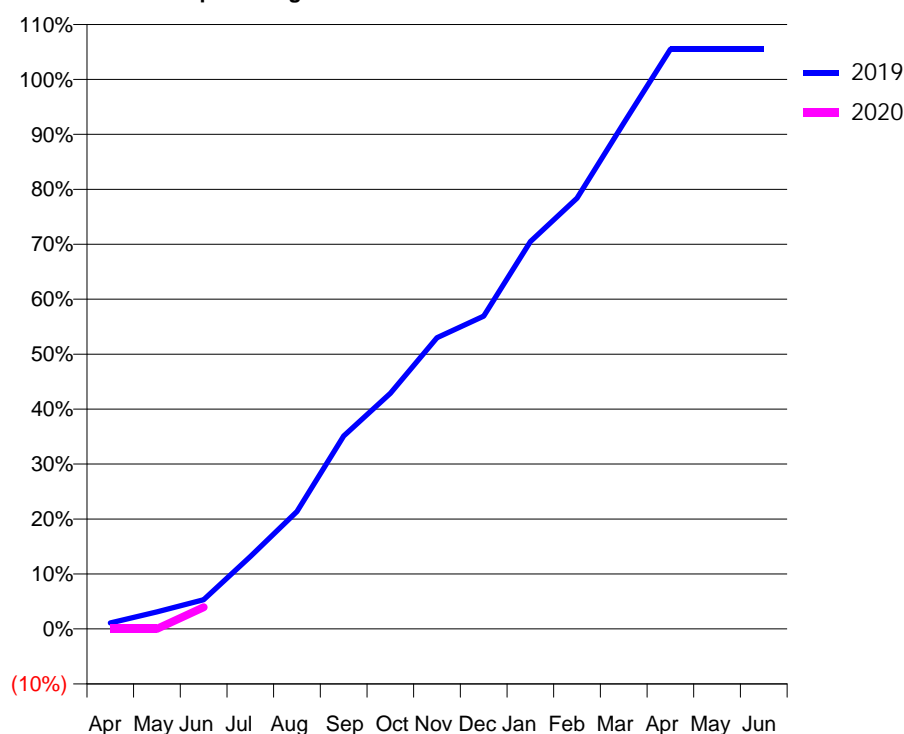
Q46 - Vital Signs Orthodontic At a Glance Contract Report for 239615/0001 - June 2019

Name or company name	MR RS SINGH	19/20 Contracted general activity (UDA)	39,521
Contract type name	GDS Contract	Carry forward general activity (UDA)	0
Purpose of contract	General and Orthodontic	19/20 Contracted orthodontic activity (UOA)	1,091
Contract start date	01/04/2006	Carry forward orthodontic activity (UOA)	0
Contract end date		Baseline contract value	£1,420,074.06

ACCESS	Contract	England and Wales
24 month ratio of assessments to patient IDs	1.02	1.08

ACTIVITY	Contract
Contract assess and fit appliances (case starts) as a percentage of Area Team case starts	0.6 %

Cumulative percentage of contracted UOA delivered 2019 & 2020



Month	Adjusted Scheduled Activity (UOA)		
	2018	2019	2020
April	22	12	0
May	212	34	0
June	254	58	43
July	296	144	
August	338	233	
September	401	383	
October	423	468	
November	487	578	
December	595	621	
January	723	769	
February	893	855	
March	1,082	1,004	
April	1,082	1,151	
May	1,082	1,151	
June	1,082	1,151	

QUANTITY METRICS (rolling 12 month period)

	Contract Quantity	Contract Base Number	Contract *	Area Team	Region	England
% of all assessments that were assess and fit appliances (case starts)	53	77	68.8%	81.7%	62.2%	58.2%
% of all assessments that were assess and refuse	8	77	10.4%	7.7%	11.4%	12.4%
% of all assessments that were assess and review	16	77	20.8%	10.6%	26.4%	29.4%
% of case starts with a reported IOTN of 3 and Aesthetic Component of 5 or below	0	53	<i>N/A</i>	0.1%	0.1%	0.1%
% of case starts with a reported IOTN of 3 and Aesthetic Component of 6 or above	1	53	1.9%	4.5%	3.6%	3.9%
% of case starts with a reported IOTN of 4	47	53	88.7%	81.3%	79.2%	77.7%
% of case starts with a reported IOTN of 5	5	53	9.4%	13.7%	16.5%	16.7%
% of concluded courses in receipt of dual-arch fixed appliances	17	51	33.3%	69.0%	75.3%	72.5%
% of concluded courses where treatment was abandoned or discontinued	21	51	41.2%	7.1%	8.9%	9.1%
% of patients satisfied with the treatment they have received	0	0	<i>N/A</i>	97.3%	96.5%	95.8%

* Figures in italics indicate that the base number is less than 100.

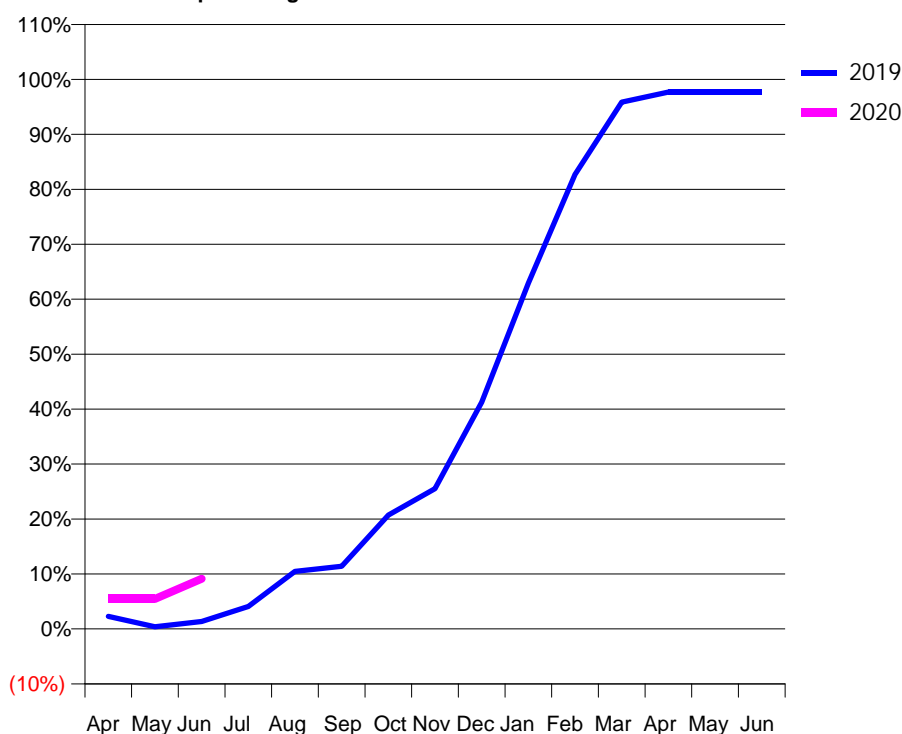
Q46 - Vital Signs Orthodontic At a Glance Contract Report for 321931/0003 - June 2019

Name or company name	MR DC LAVERY	19/20 Contracted general activity (UDA)	0
Contract type name	PDS Contract	Carry forward general activity (UDA)	0
Purpose of contract	Orthodontic	19/20 Contracted orthodontic activity (UOA)	2,300
Contract start date	01/11/2007	Carry forward orthodontic activity (UOA)	0
Contract end date	31/03/2020	Baseline contract value	£154,397.56

ACCESS	Contract	England and Wales
24 month ratio of assessments to patient IDs	1.02	1.08

ACTIVITY	Contract
Contract assess and fit appliances (case starts) as a percentage of Area Team case starts	1.2 %

Cumulative percentage of contracted UOA delivered 2019 & 2020



Month	Adjusted Scheduled Activity (UOA)		
	2018	2019	2020
April	212	53	126
May	688	9	126
June	859	31	210
July	965	94	
August	1,429	241	
September	1,536	262	
October	1,582	477	
November	1,711	587	
December	1,860	949	
January	1,902	1,448	
February	1,944	1,902	
March	2,051	2,205	
April	2,051	2,247	
May	2,221	2,247	
June	2,221	2,247	

QUANTITY METRICS (rolling 12 month period)

	Contract Quantity	Contract Base Number	Contract *	Area Team	Region	England
% of all assessments that were assess and fit appliances (case starts)	113	162	69.8%	81.7%	62.2%	58.2%
% of all assessments that were assess and refuse	49	162	30.2%	7.7%	11.4%	12.4%
% of all assessments that were assess and review	0	162	0.0%	10.6%	26.4%	29.4%
% of case starts with a reported IOTN of 3 and Aesthetic Component of 5 or below	0	113	N/A	0.1%	0.1%	0.1%
% of case starts with a reported IOTN of 3 and Aesthetic Component of 6 or above	0	113	N/A	4.5%	3.6%	3.9%
% of case starts with a reported IOTN of 4	103	113	91.2%	81.3%	79.2%	77.7%
% of case starts with a reported IOTN of 5	10	113	8.8%	13.7%	16.5%	16.7%
% of concluded courses in receipt of dual-arch fixed appliances	55	64	85.9%	69.0%	75.3%	72.5%
% of concluded courses where treatment was abandoned or discontinued	8	64	12.5%	7.1%	8.9%	9.1%
% of patients satisfied with the treatment they have received	0	0	N/A	97.3%	96.5%	95.8%

* Figures in italics indicate that the base number is less than 100.

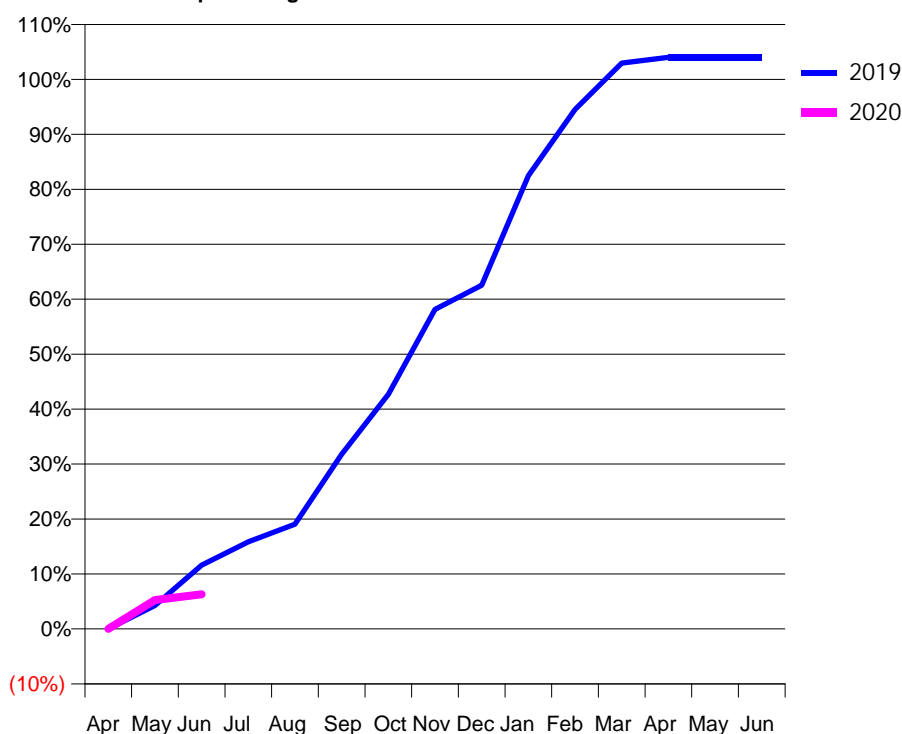
Q46 - Vital Signs Orthodontic At a Glance Contract Report for 329622/0002 - June 2019

Name or company name	MR SD HOWARTH	19/20 Contracted general activity (UDA)	0
Contract type name	PDS Contract	Carry forward general activity (UDA)	0
Purpose of contract	Orthodontic	19/20 Contracted orthodontic activity (UOA)	2,000
Contract start date	01/08/2009	Carry forward orthodontic activity (UOA)	0
Contract end date	31/03/2021	Baseline contract value	£134,278.79

ACCESS	Contract	England and Wales
24 month ratio of assessments to patient IDs	1.04	1.08

ACTIVITY	Contract
Contract assess and fit appliances (case starts) as a percentage of Area Team case starts	1.0 %

Cumulative percentage of contracted UOA delivered 2019 & 2020



Month	Adjusted Scheduled Activity (UOA)		
	2018	2019	2020
April	6	0	0
May	132	85	105
June	237	232	126
July	426	317	
August	552	381	
September	594	636	
October	804	854	
November	1,182	1,163	
December	1,455	1,251	
January	1,539	1,650	
February	1,728	1,890	
March	1,864	2,059	
April	1,951	2,080	
May	1,953	2,080	
June	1,953	2,080	

QUANTITY METRICS (rolling 12 month period)

	Contract Quantity	Contract Base Number	Contract *	Area Team	Region	England
% of all assessments that were assess and fit appliances (case starts)	93	150	62.0%	81.7%	62.2%	58.2%
% of all assessments that were assess and refuse	35	150	23.3%	7.7%	11.4%	12.4%
% of all assessments that were assess and review	22	150	14.7%	10.6%	26.4%	29.4%
% of case starts with a reported IOTN of 3 and Aesthetic Component of 5 or below	0	93	<i>N/A</i>	0.1%	0.1%	0.1%
% of case starts with a reported IOTN of 3 and Aesthetic Component of 6 or above	4	93	4.3%	4.5%	3.6%	3.9%
% of case starts with a reported IOTN of 4	74	93	79.6%	81.3%	79.2%	77.7%
% of case starts with a reported IOTN of 5	15	93	16.1%	13.7%	16.5%	16.7%
% of concluded courses in receipt of dual-arch fixed appliances	0	81	<i>N/A</i>	69.0%	75.3%	72.5%
% of concluded courses where treatment was abandoned or discontinued	0	81	0.0%	7.1%	8.9%	9.1%
% of patients satisfied with the treatment they have received	0	0	<i>N/A</i>	97.3%	96.5%	95.8%

* Figures in italics indicate that the base number is less than 100.

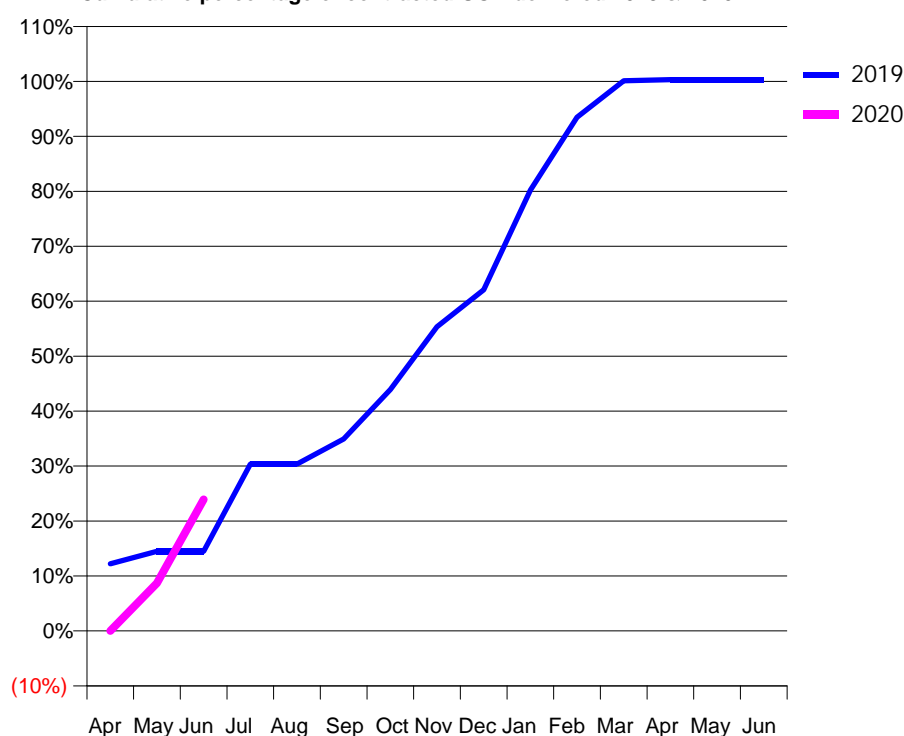
Q46 - Vital Signs Orthodontic At a Glance Contract Report for 567442/0002 - June 2019

Name or company name	MR TM MCHALE	19/20 Contracted general activity (UDA)	0
Contract type name	PDS Contract	Carry forward general activity (UDA)	0
Purpose of contract	Orthodontic	19/20 Contracted orthodontic activity (UOA)	965
Contract start date	01/04/2006	Carry forward orthodontic activity (UOA)	0
Contract end date	31/03/2021	Baseline contract value	£63,967.41

ACCESS	Contract	England and Wales
24 month ratio of assessments to patient IDs	1.00	1.08

ACTIVITY	Contract
Contract assess and fit appliances (case starts) as a percentage of Area Team case starts	0.5 %

Cumulative percentage of contracted UOA delivered 2019 & 2020



Month	Adjusted Scheduled Activity (UOA)		
	2018	2019	2020
April	-4	118	0
May	126	140	84
June	170	140	231
July	344	293	
August	388	293	
September	454	337	
October	477	424	
November	541	534	
December	690	599	
January	774	774	
February	879	902	
March	968	966	
April	968	968	
May	968	968	
June	968	968	

QUANTITY METRICS (rolling 12 month period)

	Contract Quantity	Contract Base Number	Contract *	Area Team	Region	England
% of all assessments that were assess and fit appliances (case starts)	49	77	63.6%	81.7%	62.2%	58.2%
% of all assessments that were assess and refuse	19	77	24.7%	7.7%	11.4%	12.4%
% of all assessments that were assess and review	9	77	11.7%	10.6%	26.4%	29.4%
% of case starts with a reported IOTN of 3 and Aesthetic Component of 5 or below	0	49	<i>N/A</i>	0.1%	0.1%	0.1%
% of case starts with a reported IOTN of 3 and Aesthetic Component of 6 or above	2	49	4.1%	4.5%	3.6%	3.9%
% of case starts with a reported IOTN of 4	43	49	87.8%	81.3%	79.2%	77.7%
% of case starts with a reported IOTN of 5	4	49	8.2%	13.7%	16.5%	16.7%
% of concluded courses in receipt of dual-arch fixed appliances	0	57	<i>N/A</i>	69.0%	75.3%	72.5%
% of concluded courses where treatment was abandoned or discontinued	10	57	17.5%	7.1%	8.9%	9.1%
% of patients satisfied with the treatment they have received	0	0	<i>N/A</i>	97.3%	96.5%	95.8%

* Figures in italics indicate that the base number is less than 100.

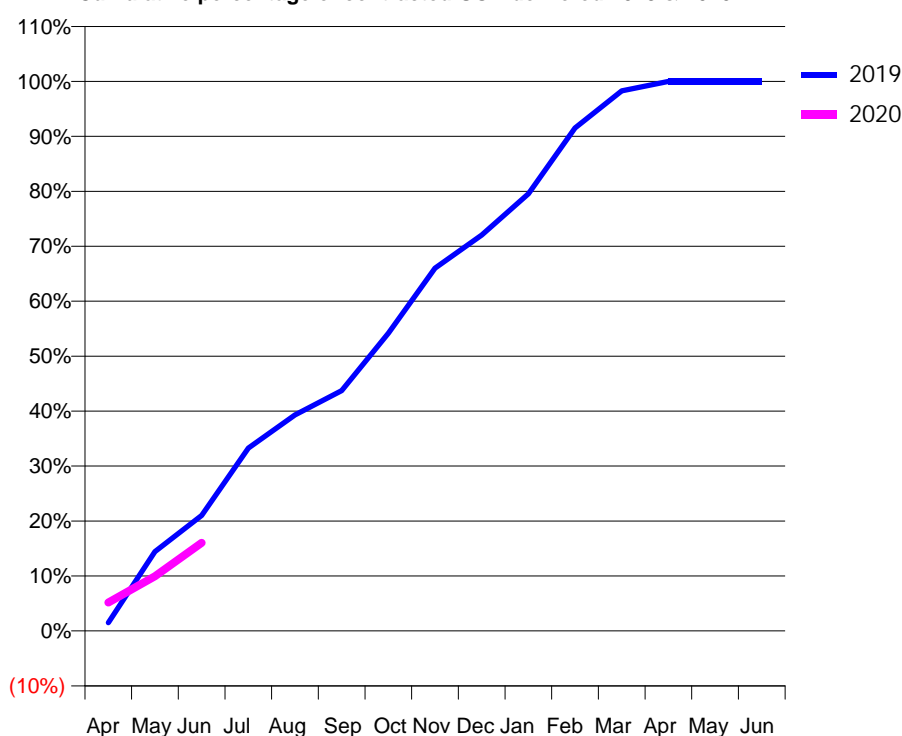
Q46 - Vital Signs Orthodontic At a Glance Contract Report for 650293/0001 - June 2019

Name or company name	MR M KHURANA	19/20 Contracted general activity (UDA)	0
Contract type name	PDS Contract	Carry forward general activity (UDA)	0
Purpose of contract	Orthodontic	19/20 Contracted orthodontic activity (UOA)	13,983
Contract start date	01/04/2006	Carry forward orthodontic activity (UOA)	0
Contract end date	31/03/2021	Baseline contract value	£837,732.64

ACCESS	Contract	England and Wales
24 month ratio of assessments to patient IDs	1.04	1.08

ACTIVITY	Contract
Contract assess and fit appliances (case starts) as a percentage of Area Team case starts	7.1 %

Cumulative percentage of contracted UOA delivered 2019 & 2020



Month	Adjusted Scheduled Activity (UOA)		
	2018	2019	2020
April	304	209	726
May	1,647	2,017	1,392
June	2,963	2,939	2,242
July	4,609	4,653	
August	5,260	5,495	
September	7,253	6,114	
October	8,559	7,577	
November	10,297	9,229	
December	11,197	10,074	
January	11,879	11,121	
February	12,838	12,798	
March	13,926	13,742	
April	13,956	13,981	
May	13,977	13,981	
June	13,977	13,981	

QUANTITY METRICS (rolling 12 month period)

	Contract Quantity	Contract Base Number	Contract *	Area Team	Region	England
% of all assessments that were assess and fit appliances (case starts)	662	878	75.4%	81.7%	62.2%	58.2%
% of all assessments that were assess and refuse	60	878	6.8%	7.7%	11.4%	12.4%
% of all assessments that were assess and review	156	878	17.8%	10.6%	26.4%	29.4%
% of case starts with a reported IOTN of 3 and Aesthetic Component of 5 or below	1	662	0.2%	0.1%	0.1%	0.1%
% of case starts with a reported IOTN of 3 and Aesthetic Component of 6 or above	16	662	2.4%	4.5%	3.6%	3.9%
% of case starts with a reported IOTN of 4	595	662	89.9%	81.3%	79.2%	77.7%
% of case starts with a reported IOTN of 5	50	662	7.6%	13.7%	16.5%	16.7%
% of concluded courses in receipt of dual-arch fixed appliances	518	564	91.8%	69.0%	75.3%	72.5%
% of concluded courses where treatment was abandoned or discontinued	9	564	1.6%	7.1%	8.9%	9.1%
% of patients satisfied with the treatment they have received	12	13	92.3%	97.3%	96.5%	95.8%

* Figures in italics indicate that the base number is less than 100.

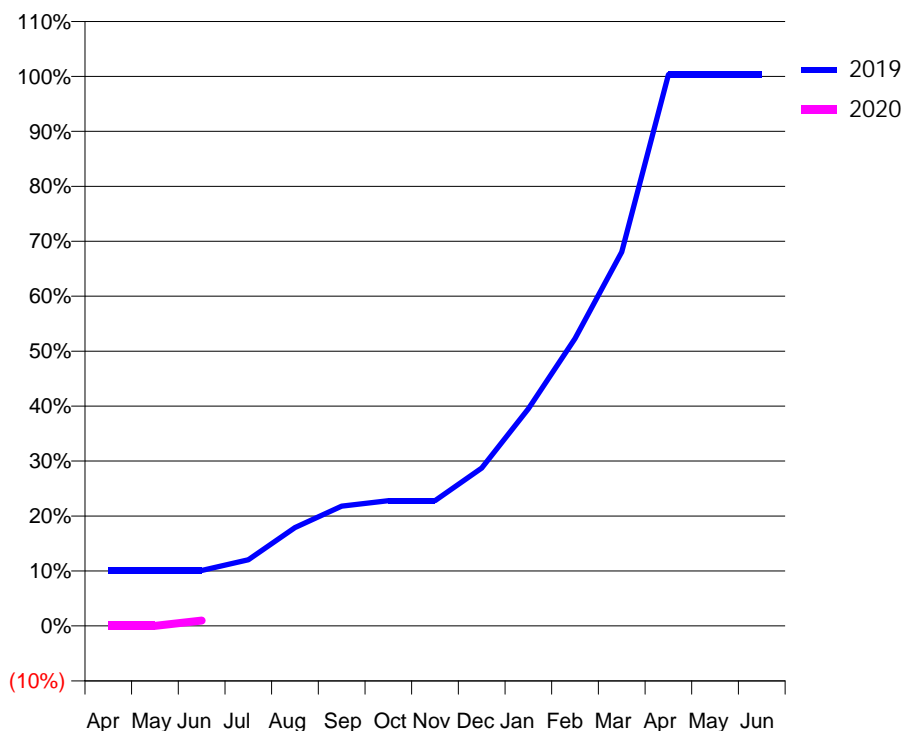
Q46 - Vital Signs Orthodontic At a Glance Contract Report for 650293/0002 - June 2019

Name or company name	MR M KHURANA	19/20 Contracted general activity (UDA)	0
Contract type name	PDS Contract	Carry forward general activity (UDA)	0
Purpose of contract	Orthodontic	19/20 Contracted orthodontic activity (UOA)	2,150
Contract start date	01/06/2009	Carry forward orthodontic activity (UOA)	0
Contract end date	31/03/2021	Baseline contract value	£134,278.79

ACCESS	Contract	England and Wales
24 month ratio of assessments to patient IDs	1.00	1.08

ACTIVITY	Contract
Contract assess and fit appliances (case starts) as a percentage of Area Team case starts	1.0 %

Cumulative percentage of contracted UOA delivered 2019 & 2020



Month	Adjusted Scheduled Activity (UOA)		
	2018	2019	2020
April	23	217	0
May	23	217	0
June	23	217	21
July	24	259	
August	24	385	
September	192	469	
October	402	490	
November	612	490	
December	930	618	
January	1,204	850	
February	1,754	1,124	
March	2,092	1,463	
April	2,157	2,157	
May	2,157	2,157	
June	2,157	2,157	

QUANTITY METRICS (rolling 12 month period)

	Contract Quantity	Contract Base Number	Contract *	Area Team	Region	England
% of all assessments that were assess and fit appliances (case starts)	93	101	92.1%	81.7%	62.2%	58.2%
% of all assessments that were assess and refuse	7	101	6.9%	7.7%	11.4%	12.4%
% of all assessments that were assess and review	1	101	1.0%	10.6%	26.4%	29.4%
% of case starts with a reported IOTN of 3 and Aesthetic Component of 5 or below	0	93	<i>N/A</i>	0.1%	0.1%	0.1%
% of case starts with a reported IOTN of 3 and Aesthetic Component of 6 or above	1	93	1.1%	4.5%	3.6%	3.9%
% of case starts with a reported IOTN of 4	84	93	90.3%	81.3%	79.2%	77.7%
% of case starts with a reported IOTN of 5	8	93	8.6%	13.7%	16.5%	16.7%
% of concluded courses in receipt of dual-arch fixed appliances	44	48	91.7%	69.0%	75.3%	72.5%
% of concluded courses where treatment was abandoned or discontinued	3	48	6.3%	7.1%	8.9%	9.1%
% of patients satisfied with the treatment they have received	0	0	<i>N/A</i>	97.3%	96.5%	95.8%

* Figures in italics indicate that the base number is less than 100.

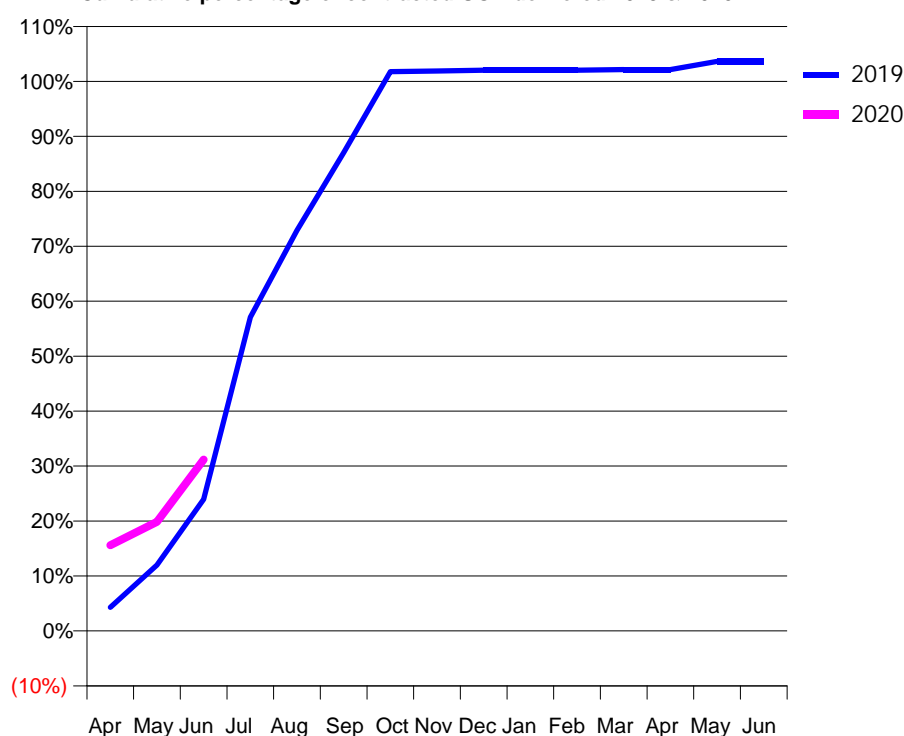
Q46 - Vital Signs Orthodontic At a Glance Contract Report for 676616/0001 - June 2019

Name or company name	MR RJ DORRINGTON	19/20 Contracted general activity (UDA)	13,620
Contract type name	Pilot Contract	Carry forward general activity (UDA)	0
Purpose of contract	General and Orthodontic	19/20 Contracted orthodontic activity (UOA)	1,482
Contract start date	01/04/2006	Carry forward orthodontic activity (UOA)	0
Contract end date		Baseline contract value	£414,752.22

ACCESS	Contract	England and Wales
24 month ratio of assessments to patient IDs	1.20	1.08

ACTIVITY	Contract
Contract assess and fit appliances (case starts) as a percentage of Area Team case starts	0.8 %

Cumulative percentage of contracted UOA delivered 2019 & 2020



Month	Adjusted Scheduled Activity (UOA)		
	2018	2019	2020
April	62	64	231
May	191	178	294
June	416	355	462
July	625	846	
August	755	1,080	
September	811	1,290	
October	842	1,508	
November	872	1,510	
December	872	1,512	
January	1,315	1,512	
February	1,718	1,512	
March	1,720	1,514	
April	1,722	1,514	
May	1,744	1,536	
June	1,744	1,536	

QUANTITY METRICS (rolling 12 month period)

	Contract Quantity	Contract Base Number	Contract *	Area Team	Region	England
% of all assessments that were assess and fit appliances (case starts)	77	103	74.8%	81.7%	62.2%	58.2%
% of all assessments that were assess and refuse	1	103	1.0%	7.7%	11.4%	12.4%
% of all assessments that were assess and review	25	103	24.3%	10.6%	26.4%	29.4%
% of case starts with a reported IOTN of 3 and Aesthetic Component of 5 or below	0	77	<i>N/A</i>	0.1%	0.1%	0.1%
% of case starts with a reported IOTN of 3 and Aesthetic Component of 6 or above	12	77	15.6%	4.5%	3.6%	3.9%
% of case starts with a reported IOTN of 4	51	77	66.2%	81.3%	79.2%	77.7%
% of case starts with a reported IOTN of 5	14	77	18.2%	13.7%	16.5%	16.7%
% of concluded courses in receipt of dual-arch fixed appliances	53	66	80.3%	69.0%	75.3%	72.5%
% of concluded courses where treatment was abandoned or discontinued	6	66	9.1%	7.1%	8.9%	9.1%
% of patients satisfied with the treatment they have received	1	1	100.0%	97.3%	96.5%	95.8%

* Figures in italics indicate that the base number is less than 100.

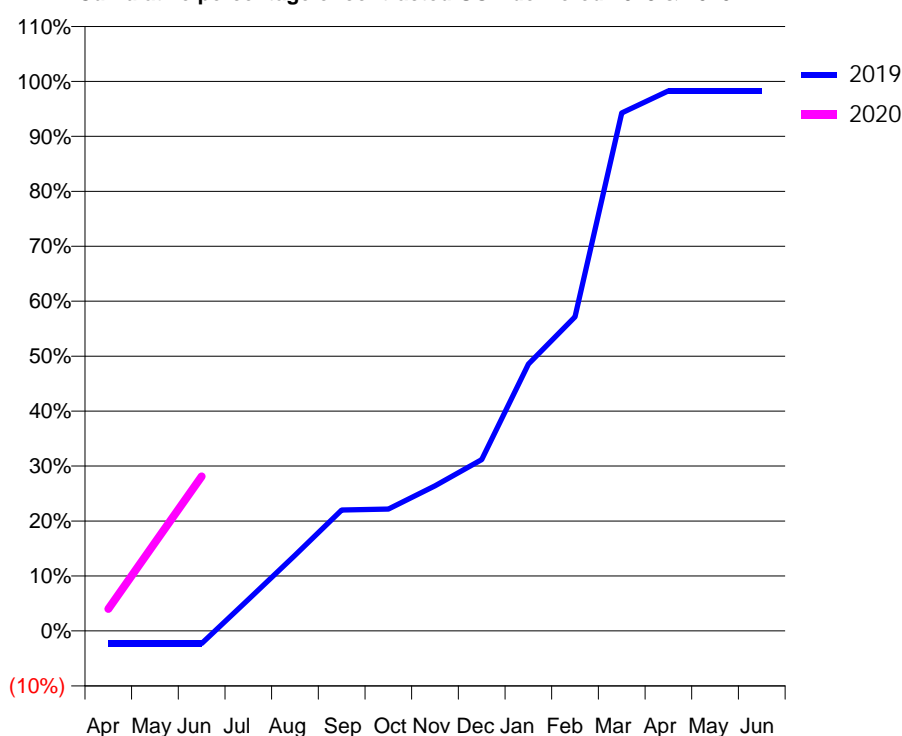
Q46 - Vital Signs Orthodontic At a Glance Contract Report for 679224/0001 - June 2019

Name or company name	Mr V Singla	19/20 Contracted general activity (UDA)	3,916
Contract type name	GDS Contract	Carry forward general activity (UDA)	0
Purpose of contract	General and Orthodontic	19/20 Contracted orthodontic activity (UOA)	523
Contract start date	01/04/2006	Carry forward orthodontic activity (UOA)	0
Contract end date		Baseline contract value	£156,344.38

ACCESS	Contract	England and Wales
24 month ratio of assessments to patient IDs	1.17	1.08

ACTIVITY	Contract
Contract assess and fit appliances (case starts) as a percentage of Area Team case starts	0.3 %

Cumulative percentage of contracted UOA delivered 2019 & 2020



Month	Adjusted Scheduled Activity (UOA)		
	2018	2019	2020
April	56	-12	21
May	106	-12	84
June	171	-12	147
July	221	30	
August	290	72	
September	341	115	
October	346	116	
November	438	138	
December	439	163	
January	464	254	
February	465	299	
March	488	493	
April	510	514	
May	510	514	
June	511	514	

QUANTITY METRICS (rolling 12 month period)

	Contract Quantity	Contract Base Number	Contract *	Area Team	Region	England
% of all assessments that were assess and fit appliances (case starts)	31	53	58.5%	81.7%	62.2%	58.2%
% of all assessments that were assess and refuse	10	53	18.9%	7.7%	11.4%	12.4%
% of all assessments that were assess and review	12	53	22.6%	10.6%	26.4%	29.4%
% of case starts with a reported IOTN of 3 and Aesthetic Component of 5 or below	0	31	<i>N/A</i>	0.1%	0.1%	0.1%
% of case starts with a reported IOTN of 3 and Aesthetic Component of 6 or above	4	31	12.9%	4.5%	3.6%	3.9%
% of case starts with a reported IOTN of 4	26	31	83.9%	81.3%	79.2%	77.7%
% of case starts with a reported IOTN of 5	1	31	3.2%	13.7%	16.5%	16.7 %
% of concluded courses in receipt of dual-arch fixed appliances	1	19	5.3%	69.0%	75.3%	72.5%
% of concluded courses where treatment was abandoned or discontinued	0	19	0.0%	7.1%	8.9%	9.1%
% of patients satisfied with the treatment they have received	0	0	<i>N/A</i>	97.3%	96.5%	95.8%

* Figures in italics indicate that the base number is less than 100.

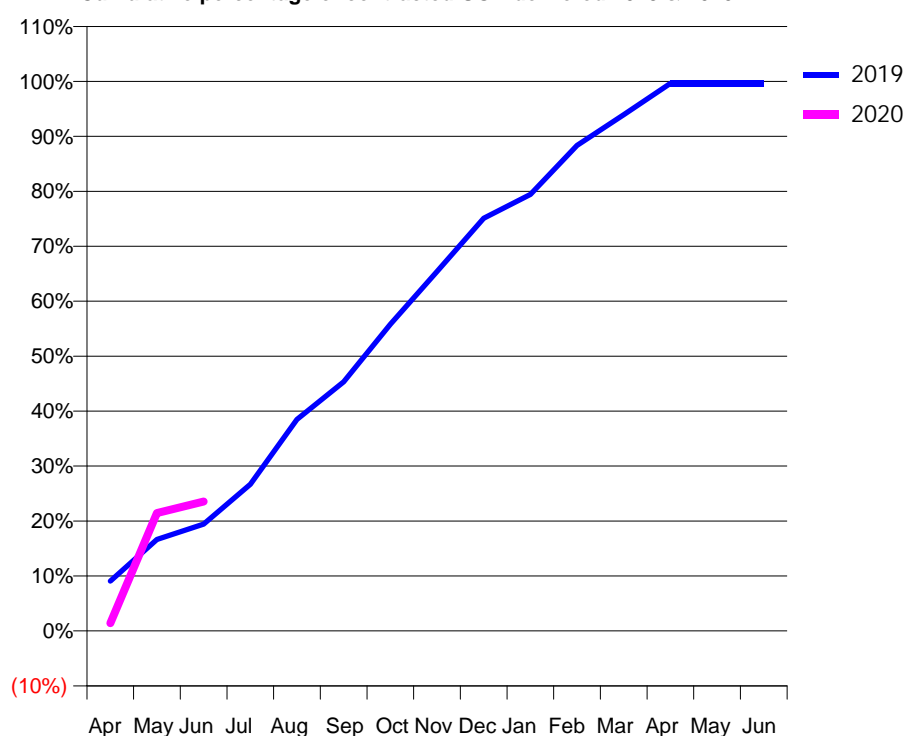
Q46 - Vital Signs Orthodontic At a Glance Contract Report for 723312/0003 - June 2019

Name or company name	Aligned Dental Care Ltd	19/20 Contracted general activity (UDA)	0
Contract type name	PDS Contract	Carry forward general activity (UDA)	0
Purpose of contract	Orthodontic	19/20 Contracted orthodontic activity (UOA)	3,083
Contract start date	01/04/2006	Carry forward orthodontic activity (UOA)	0
Contract end date	31/03/2021	Baseline contract value	£204,364.32

ACCESS	Contract	England and Wales
24 month ratio of assessments to patient IDs	1.02	1.08

ACTIVITY	Contract
Contract assess and fit appliances (case starts) as a percentage of Area Team case starts	1.6 %

Cumulative percentage of contracted UOA delivered 2019 & 2020



Month	Adjusted Scheduled Activity (UOA)		
	2018	2019	2020
April	66	280	44
May	108	513	661
June	216	600	726
July	280	823	
August	571	1,187	
September	934	1,398	
October	1,391	1,721	
November	1,862	2,016	
December	2,190	2,315	
January	2,486	2,449	
February	2,893	2,724	
March	3,022	2,896	
April	3,086	3,072	
May	3,087	3,072	
June	3,087	3,072	

QUANTITY METRICS (rolling 12 month period)

	Contract Quantity	Contract Base Number	Contract *	Area Team	Region	England
% of all assessments that were assess and fit appliances (case starts)	152	211	72.0%	81.7%	62.2%	58.2%
% of all assessments that were assess and refuse	45	211	21.3%	7.7%	11.4%	12.4%
% of all assessments that were assess and review	14	211	6.6%	10.6%	26.4%	29.4%
% of case starts with a reported IOTN of 3 and Aesthetic Component of 5 or below	0	152	N/A	0.1%	0.1%	0.1%
% of case starts with a reported IOTN of 3 and Aesthetic Component of 6 or above	5	152	3.3%	4.5%	3.6%	3.9%
% of case starts with a reported IOTN of 4	122	152	80.3%	81.3%	79.2%	77.7%
% of case starts with a reported IOTN of 5	25	152	16.4%	13.7%	16.5%	16.7 %
% of concluded courses in receipt of dual-arch fixed appliances	115	131	87.8%	69.0%	75.3%	72.5%
% of concluded courses where treatment was abandoned or discontinued	6	131	4.6%	7.1%	8.9%	9.1%
% of patients satisfied with the treatment they have received	1	1	100.0%	97.3%	96.5%	95.8%

* Figures in italics indicate that the base number is less than 100.

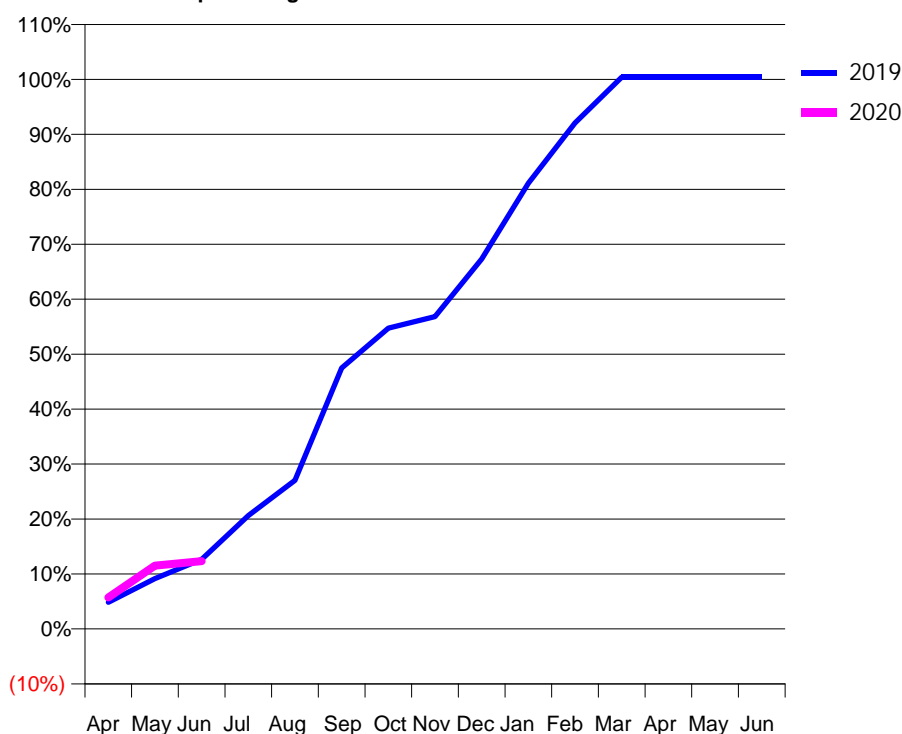
Q46 - Vital Signs Orthodontic At a Glance Contract Report for 783579/0003 - June 2019

Name or company name	Northwest Orthodontists Ltd	19/20 Contracted general activity (UDA)	0
Contract type name	PDS Contract	Carry forward general activity (UDA)	0
Purpose of contract	Orthodontic	19/20 Contracted orthodontic activity (UOA)	10,229
Contract start date	01/04/2011	Carry forward orthodontic activity (UOA)	0
Contract end date	31/03/2021	Baseline contract value	£638,700.43

ACCESS	Contract	England and Wales
24 month ratio of assessments to patient IDs	1.01	1.08

ACTIVITY	Contract
Contract assess and fit appliances (case starts) as a percentage of Area Team case starts	5.3 %

Cumulative percentage of contracted UOA delivered 2019 & 2020



Month	Adjusted Scheduled Activity (UOA)		
	2018	2019	2020
April	570	496	588
May	994	937	1,178
June	1,605	1,294	1,262
July	1,924	2,112	
August	2,680	2,767	
September	5,405	4,856	
October	6,560	5,599	
November	7,131	5,811	
December	7,842	6,886	
January	8,898	8,297	
February	9,247	9,418	
March	10,263	10,270	
April	10,263	10,270	
May	10,263	10,270	
June	10,263	10,270	

QUANTITY METRICS (rolling 12 month period)

	Contract Quantity	Contract Base Number	Contract *	Area Team	Region	England
% of all assessments that were assess and fit appliances (case starts)	491	491	100.0%	81.7%	62.2%	58.2%
% of all assessments that were assess and refuse	0	491	0.0%	7.7%	11.4%	12.4%
% of all assessments that were assess and review	0	491	0.0%	10.6%	26.4%	29.4%
% of case starts with a reported IOTN of 3 and Aesthetic Component of 5 or below	1	491	0.2%	0.1%	0.1%	0.1%
% of case starts with a reported IOTN of 3 and Aesthetic Component of 6 or above	32	491	6.5%	4.5%	3.6%	3.9%
% of case starts with a reported IOTN of 4	388	491	79.0%	81.3%	79.2%	77.7%
% of case starts with a reported IOTN of 5	67	491	13.6%	13.7%	16.5%	16.7 %
% of concluded courses in receipt of dual-arch fixed appliances	1	322	0.3%	69.0%	75.3%	72.5%
% of concluded courses where treatment was abandoned or discontinued	4	322	1.2%	7.1%	8.9%	9.1%
% of patients satisfied with the treatment they have received	1	1	100.0%	97.3%	96.5%	95.8%

* Figures in italics indicate that the base number is less than 100.

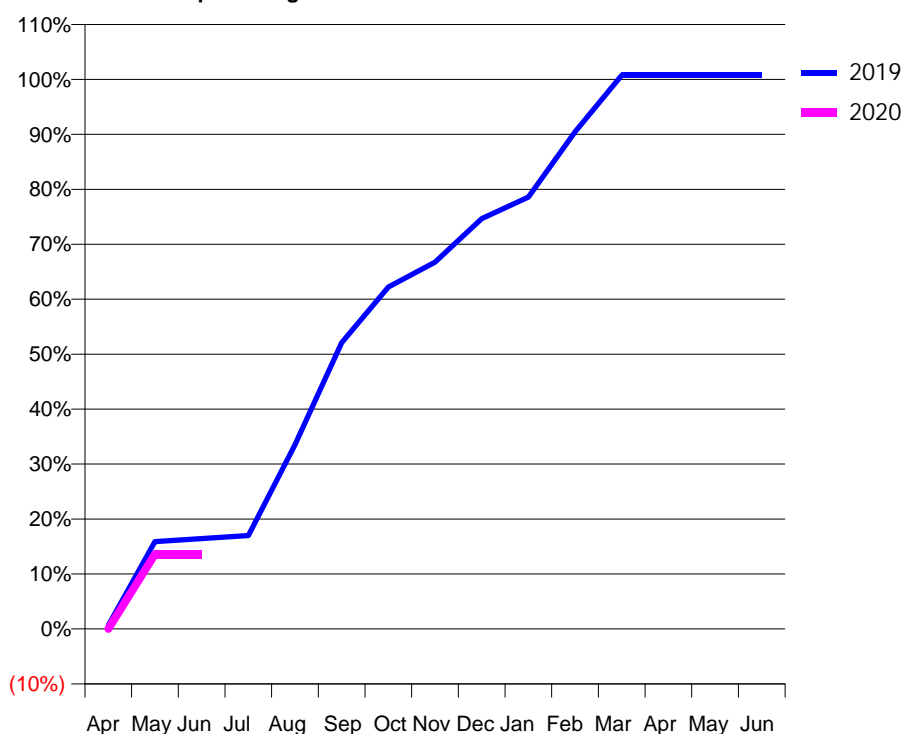
Q46 - Vital Signs Orthodontic At a Glance Contract Report for 783579/0005 - June 2019

Name or company name	Northwest Orthodontists Ltd	19/20 Contracted general activity (UDA)	0
Contract type name	PDS Contract	Carry forward general activity (UDA)	0
Purpose of contract	Orthodontic	19/20 Contracted orthodontic activity (UOA)	3,729
Contract start date	01/04/2012	Carry forward orthodontic activity (UOA)	0
Contract end date	31/03/2021	Baseline contract value	£224,524.40

ACCESS	Contract	England and Wales
24 month ratio of assessments to patient IDs	1.00	1.08

ACTIVITY	Contract
Contract assess and fit appliances (case starts) as a percentage of Area Team case starts	1.9 %

Cumulative percentage of contracted UOA delivered 2019 & 2020



Month	Adjusted Scheduled Activity (UOA)		
	2018	2019	2020
April	0	25	0
May	609	592	506
June	609	613	506
July	1,050	634	
August	1,239	1,249	
September	1,955	1,942	
October	2,165	2,320	
November	2,759	2,488	
December	2,992	2,784	
January	3,246	2,931	
February	3,561	3,372	
March	3,733	3,757	
April	3,733	3,757	
May	3,754	3,757	
June	3,754	3,757	

QUANTITY METRICS (rolling 12 month period)

	Contract Quantity	Contract Base Number	Contract *	Area Team	Region	England
% of all assessments that were assess and fit appliances (case starts)	174	179	97.2%	81.7%	62.2%	58.2%
% of all assessments that were assess and refuse	4	179	2.2%	7.7%	11.4%	12.4%
% of all assessments that were assess and review	1	179	0.6%	10.6%	26.4%	29.4%
% of case starts with a reported IOTN of 3 and Aesthetic Component of 5 or below	0	174	N/A	0.1%	0.1%	0.1%
% of case starts with a reported IOTN of 3 and Aesthetic Component of 6 or above	10	174	5.7%	4.5%	3.6%	3.9%
% of case starts with a reported IOTN of 4	146	174	83.9%	81.3%	79.2%	77.7%
% of case starts with a reported IOTN of 5	17	174	9.8%	13.7%	16.5%	16.7 %
% of concluded courses in receipt of dual-arch fixed appliances	1	102	1.0%	69.0%	75.3%	72.5%
% of concluded courses where treatment was abandoned or discontinued	1	102	1.0%	7.1%	8.9%	9.1%
% of patients satisfied with the treatment they have received	2	2	100.0%	97.3%	96.5%	95.8%

* Figures in italics indicate that the base number is less than 100.

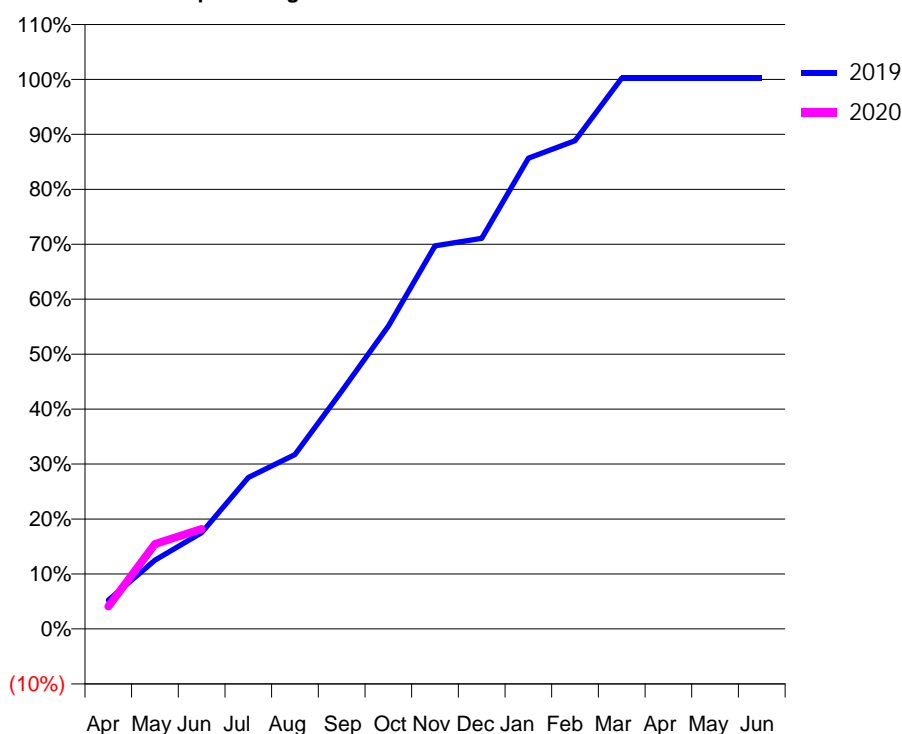
Q46 - Vital Signs Orthodontic At a Glance Contract Report for 783579/0006 - June 2019

Name or company name	Northwest Orthodontists Ltd	19/20 Contracted general activity (UDA)	0
Contract type name	PDS Contract	Carry forward general activity (UDA)	0
Purpose of contract	Orthodontic	19/20 Contracted orthodontic activity (UOA)	4,621
Contract start date	01/04/2012	Carry forward orthodontic activity (UOA)	0
Contract end date	31/03/2021	Baseline contract value	£276,847.79

ACCESS	Contract	England and Wales
24 month ratio of assessments to patient IDs	1.02	1.08

ACTIVITY	Contract
Contract assess and fit appliances (case starts) as a percentage of Area Team case starts	2.5 %

Cumulative percentage of contracted UOA delivered 2019 & 2020



Month	Adjusted Scheduled Activity (UOA)		
	2018	2019	2020
April	10	242	189
May	812	578	714
June	812	809	840
July	1,150	1,273	
August	1,780	1,466	
September	2,347	1,999	
October	2,962	2,547	
November	3,617	3,221	
December	4,076	3,284	
January	4,097	3,958	
February	4,332	4,105	
March	4,653	4,632	
April	4,653	4,632	
May	4,653	4,632	
June	4,653	4,632	

QUANTITY METRICS (rolling 12 month period)

	Contract Quantity	Contract Base Number	Contract *	Area Team	Region	England
% of all assessments that were assess and fit appliances (case starts)	229	229	100.0%	81.7%	62.2%	58.2%
% of all assessments that were assess and refuse	0	229	0.0%	7.7%	11.4%	12.4%
% of all assessments that were assess and review	0	229	0.0%	10.6%	26.4%	29.4%
% of case starts with a reported IOTN of 3 and Aesthetic Component of 5 or below	1	229	0.4%	0.1%	0.1%	0.1%
% of case starts with a reported IOTN of 3 and Aesthetic Component of 6 or above	8	229	3.5%	4.5%	3.6%	3.9%
% of case starts with a reported IOTN of 4	188	229	82.1%	81.3%	79.2%	77.7%
% of case starts with a reported IOTN of 5	32	229	14.0%	13.7%	16.5%	16.7 %
% of concluded courses in receipt of dual-arch fixed appliances	0	114	N/A	69.0%	75.3%	72.5%
% of concluded courses where treatment was abandoned or discontinued	2	114	1.8%	7.1%	8.9%	9.1%
% of patients satisfied with the treatment they have received	1	1	100.0%	97.3%	96.5%	95.8%

* Figures in italics indicate that the base number is less than 100.

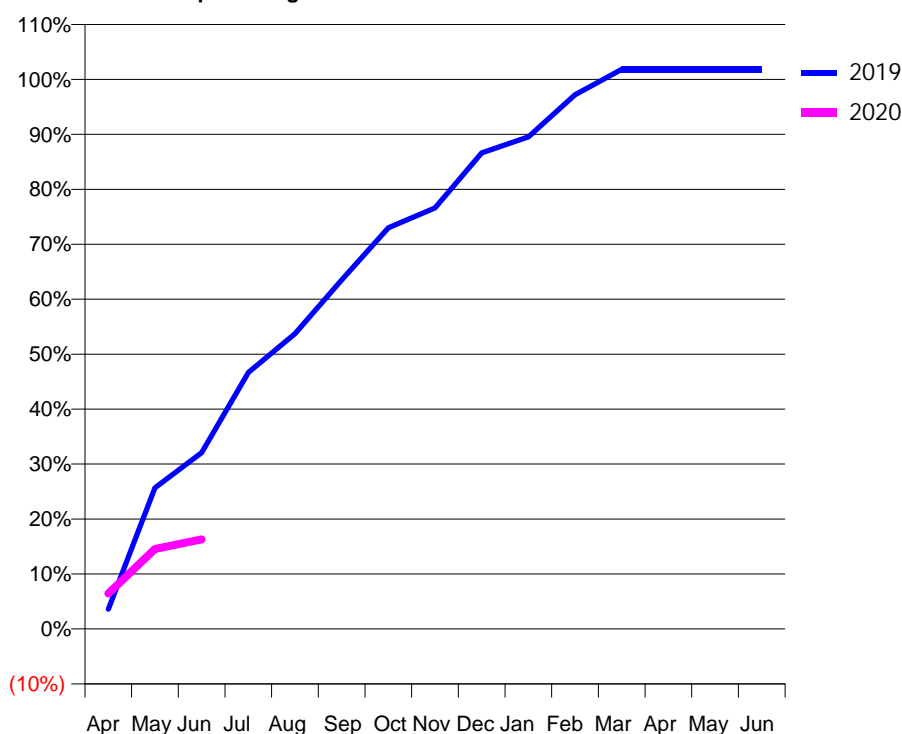
Q46 - Vital Signs Orthodontic At a Glance Contract Report for 813559/0002 - June 2019

Name or company name	MR NA HALL	19/20 Contracted general activity (UDA)	0
Contract type name	PDS Contract	Carry forward general activity (UDA)	0
Purpose of contract	Orthodontic	19/20 Contracted orthodontic activity (UOA)	3,632
Contract start date	01/04/2012	Carry forward orthodontic activity (UOA)	0
Contract end date	31/03/2021	Baseline contract value	£218,684.21

ACCESS	Contract	England and Wales
24 month ratio of assessments to patient IDs	1.02	1.08

ACTIVITY	Contract
Contract assess and fit appliances (case starts) as a percentage of Area Team case starts	1.6 %

Cumulative percentage of contracted UOA delivered 2019 & 2020



Month	Adjusted Scheduled Activity (UOA)		
	2018	2019	2020
April	8	131	234
May	266	932	528
June	414	1,165	592
July	752	1,695	
August	1,116	1,951	
September	1,286	2,306	
October	2,011	2,652	
November	2,503	2,782	
December	3,013	3,146	
January	3,443	3,252	
February	3,634	3,530	
March	3,658	3,698	
April	3,673	3,698	
May	3,673	3,698	
June	3,673	3,698	

QUANTITY METRICS (rolling 12 month period)

	Contract Quantity	Contract Base Number	Contract *	Area Team	Region	England
% of all assessments that were assess and fit appliances (case starts)	147	200	73.5%	81.7%	62.2%	58.2%
% of all assessments that were assess and refuse	15	200	7.5%	7.7%	11.4%	12.4%
% of all assessments that were assess and review	38	200	19.0%	10.6%	26.4%	29.4%
% of case starts with a reported IOTN of 3 and Aesthetic Component of 5 or below	0	147	N/A	0.1%	0.1%	0.1%
% of case starts with a reported IOTN of 3 and Aesthetic Component of 6 or above	4	147	2.7%	4.5%	3.6%	3.9%
% of case starts with a reported IOTN of 4	117	147	79.6%	81.3%	79.2%	77.7%
% of case starts with a reported IOTN of 5	25	147	17.0%	13.7%	16.5%	16.7 %
% of concluded courses in receipt of dual-arch fixed appliances	158	178	88.8%	69.0%	75.3%	72.5%
% of concluded courses where treatment was abandoned or discontinued	14	178	7.9%	7.1%	8.9%	9.1%
% of patients satisfied with the treatment they have received	3	3	100.0%	97.3%	96.5%	95.8%

* Figures in italics indicate that the base number is less than 100.

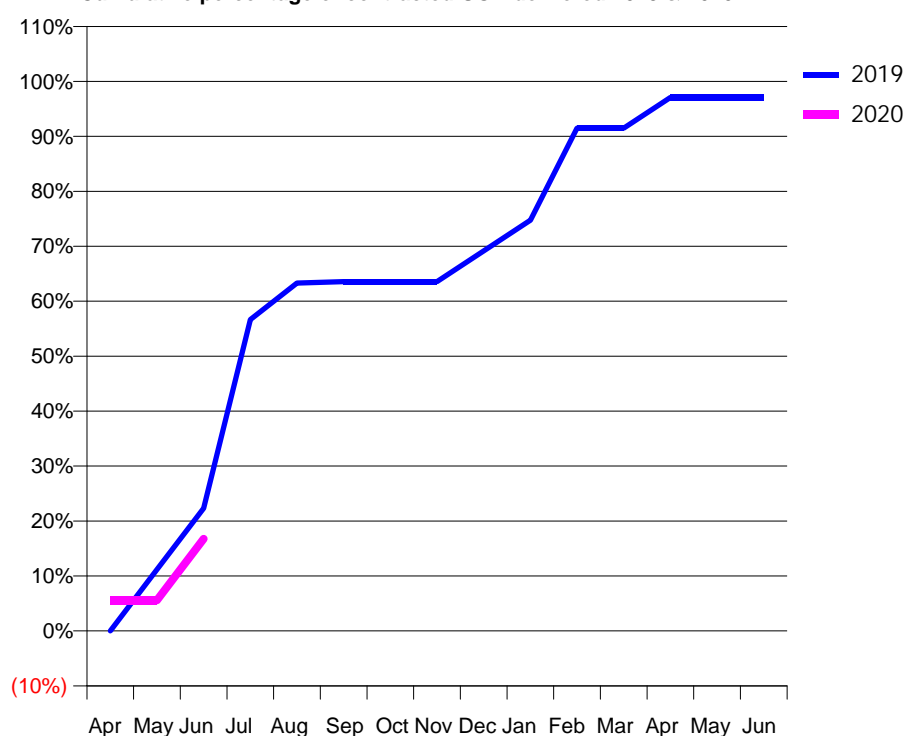
Q46 - Vital Signs Orthodontic At a Glance Contract Report for 824372/0001 - June 2019

Name or company name	MRS LR DOVER	19/20 Contracted general activity (UDA)	760
Contract type name	GDS Contract	Carry forward general activity (UDA)	0
Purpose of contract	General and Orthodontic	19/20 Contracted orthodontic activity (UOA)	376
Contract start date	01/04/2006	Carry forward orthodontic activity (UOA)	0
Contract end date		Baseline contract value	£35,714.27

ACCESS	Contract	England and Wales
24 month ratio of assessments to patient IDs	1.02	1.08

ACTIVITY	Contract
Contract assess and fit appliances (case starts) as a percentage of Area Team case starts	0.2 %

Cumulative percentage of contracted UOA delivered 2019 & 2020



Month	Adjusted Scheduled Activity (UOA)		
	2018	2019	2020
April	-5	0	21
May	-5	42	21
June	37	84	63
July	37	213	
August	37	238	
September	123	239	
October	124	239	
November	126	239	
December	170	260	
January	233	281	
February	254	344	
March	300	344	
April	343	365	
May	344	365	
June	344	365	

QUANTITY METRICS (rolling 12 month period)

	Contract Quantity	Contract Base Number	Contract *	Area Team	Region	England
% of all assessments that were assess and fit appliances (case starts)	17	22	77.3%	81.7%	62.2%	58.2%
% of all assessments that were assess and refuse	4	22	18.2%	7.7%	11.4%	12.4%
% of all assessments that were assess and review	1	22	4.5%	10.6%	26.4%	29.4%
% of case starts with a reported IOTN of 3 and Aesthetic Component of 5 or below	0	17	<i>N/A</i>	0.1%	0.1%	0.1%
% of case starts with a reported IOTN of 3 and Aesthetic Component of 6 or above	1	17	5.9%	4.5%	3.6%	3.9%
% of case starts with a reported IOTN of 4	9	17	52.9%	81.3%	79.2%	77.7%
% of case starts with a reported IOTN of 5	2	17	11.8%	13.7%	16.5%	16.7%
% of concluded courses in receipt of dual-arch fixed appliances	7	10	70.0%	69.0%	75.3%	72.5%
% of concluded courses where treatment was abandoned or discontinued	1	10	10.0%	7.1%	8.9%	9.1%
% of patients satisfied with the treatment they have received	0	0	<i>N/A</i>	97.3%	96.5%	95.8%

* Figures in italics indicate that the base number is less than 100.

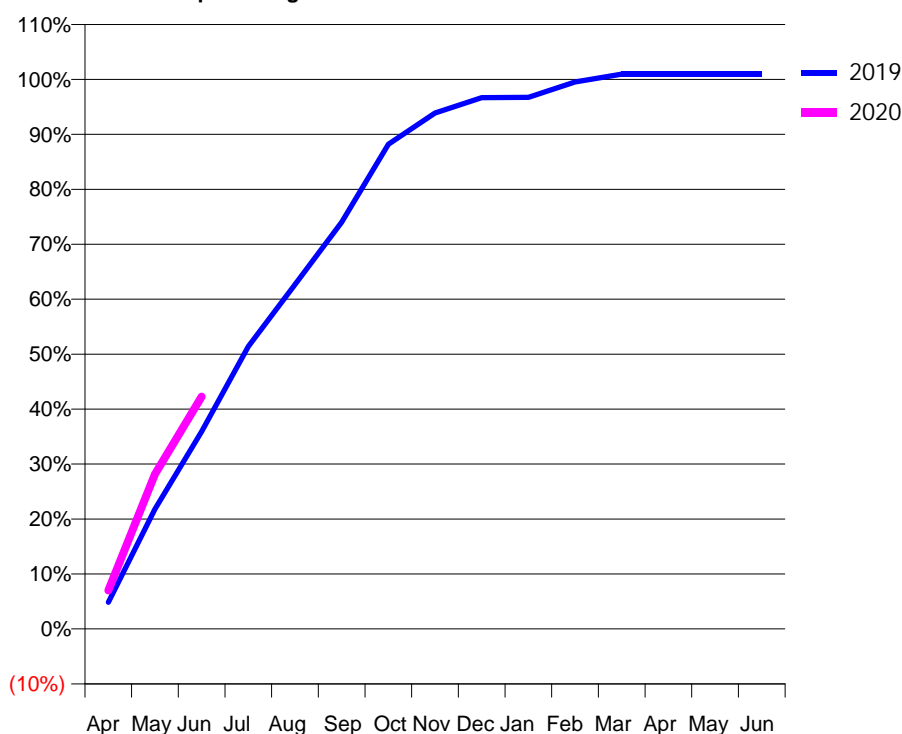
Q46 - Vital Signs Orthodontic At a Glance Contract Report for 829188/0001 - June 2019

Name or company name	MR WW LEE	19/20 Contracted general activity (UDA)	0
Contract type name	PDS Contract	Carry forward general activity (UDA)	0
Purpose of contract	Orthodontic	19/20 Contracted orthodontic activity (UOA)	1,500
Contract start date	01/04/2006	Carry forward orthodontic activity (UOA)	0
Contract end date	31/03/2021	Baseline contract value	£89,866.20

ACCESS	Contract	England and Wales
24 month ratio of assessments to patient IDs	1.00	1.08

ACTIVITY	Contract
Contract assess and fit appliances (case starts) as a percentage of Area Team case starts	0.8 %

Cumulative percentage of contracted UOA delivered 2019 & 2020



Month	Adjusted Scheduled Activity (UOA)		
	2018	2019	2020
April	157	73	105
May	577	327	422
June	767	539	634
July	1,020	771	
August	1,062	940	
September	1,463	1,110	
October	1,528	1,323	
November	1,529	1,408	
December	1,533	1,450	
January	1,555	1,451	
February	1,576	1,493	
March	1,597	1,514	
April	1,597	1,514	
May	1,597	1,514	
June	1,597	1,514	

QUANTITY METRICS (rolling 12 month period)

	Contract Quantity	Contract Base Number	Contract *	Area Team	Region	England
% of all assessments that were assess and fit appliances (case starts)	76	87	87.4%	81.7%	62.2%	58.2%
% of all assessments that were assess and refuse	11	87	12.6%	7.7%	11.4%	12.4%
% of all assessments that were assess and review	0	87	0.0%	10.6%	26.4%	29.4%
% of case starts with a reported IOTN of 3 and Aesthetic Component of 5 or below	0	76	N/A	0.1%	0.1%	0.1%
% of case starts with a reported IOTN of 3 and Aesthetic Component of 6 or above	0	76	N/A	4.5%	3.6%	3.9%
% of case starts with a reported IOTN of 4	65	76	85.5%	81.3%	79.2%	77.7%
% of case starts with a reported IOTN of 5	11	76	14.5%	13.7%	16.5%	16.7 %
% of concluded courses in receipt of dual-arch fixed appliances	65	71	91.5%	69.0%	75.3%	72.5%
% of concluded courses where treatment was abandoned or discontinued	6	71	8.5%	7.1%	8.9%	9.1%
% of patients satisfied with the treatment they have received	1	2	50.0%	97.3%	96.5%	95.8%

* Figures in italics indicate that the base number is less than 100.

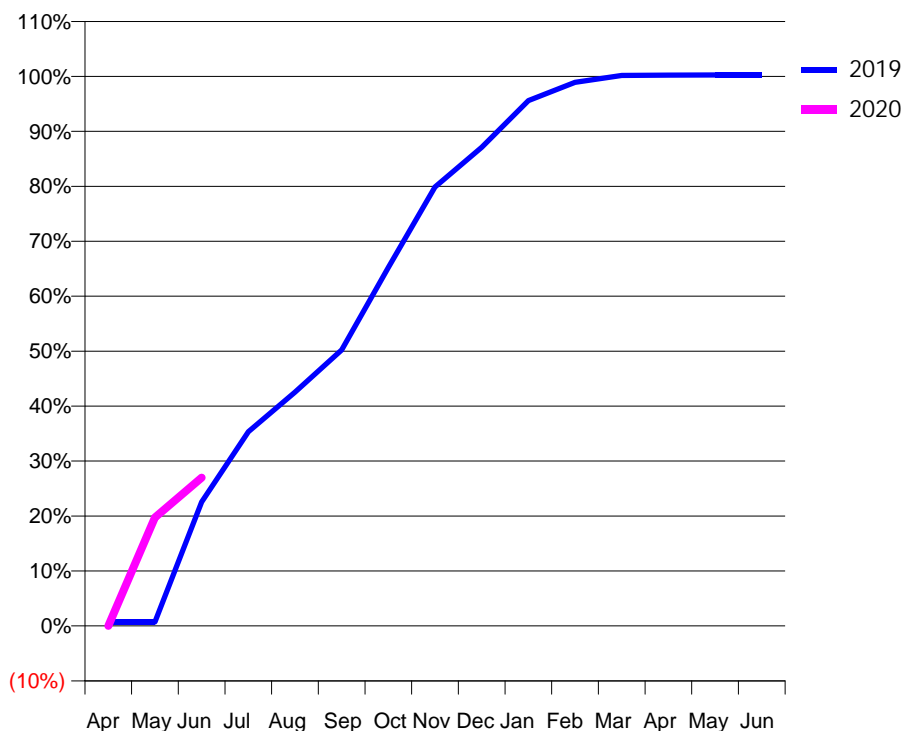
Q46 - Vital Signs Orthodontic At a Glance Contract Report for 857475/0001 - June 2019

Name or company name	MS M PATEL	19/20 Contracted general activity (UDA)	0
Contract type name	PDS Contract	Carry forward general activity (UDA)	0
Purpose of contract	Orthodontic	19/20 Contracted orthodontic activity (UOA)	7,916
Contract start date	01/11/2009	Carry forward orthodontic activity (UOA)	0
Contract end date	31/03/2021	Baseline contract value	£494,228.92

ACCESS	Contract	England and Wales
24 month ratio of assessments to patient IDs	1.01	1.08

ACTIVITY	Contract
Contract assess and fit appliances (case starts) as a percentage of Area Team case starts	4.2 %

Cumulative percentage of contracted UOA delivered 2019 & 2020



Month	Adjusted Scheduled Activity (UOA)		
	2018	2019	2020
April	169	57	0
May	1,284	57	1,562
June	1,853	1,786	2,136
July	2,680	2,797	
August	3,624	3,366	
September	4,338	3,976	
October	5,028	5,165	
November	5,578	6,323	
December	6,338	6,893	
January	6,780	7,567	
February	7,244	7,829	
March	7,536	7,929	
April	7,902	7,933	
May	7,902	7,936	
June	7,966	7,936	

QUANTITY METRICS (rolling 12 month period)

	Contract Quantity	Contract Base Number	Contract *	Area Team	Region	England
% of all assessments that were assess and fit appliances (case starts)	394	436	90.4%	81.7%	62.2%	58.2%
% of all assessments that were assess and refuse	1	436	0.2%	7.7%	11.4%	12.4%
% of all assessments that were assess and review	41	436	9.4%	10.6%	26.4%	29.4%
% of case starts with a reported IOTN of 3 and Aesthetic Component of 5 or below	1	394	0.3%	0.1%	0.1%	0.1%
% of case starts with a reported IOTN of 3 and Aesthetic Component of 6 or above	11	394	2.8%	4.5%	3.6%	3.9%
% of case starts with a reported IOTN of 4	328	394	83.2%	81.3%	79.2%	77.7%
% of case starts with a reported IOTN of 5	54	394	13.7%	13.7%	16.5%	16.7 %
% of concluded courses in receipt of dual-arch fixed appliances	272	307	88.6%	69.0%	75.3%	72.5%
% of concluded courses where treatment was abandoned or discontinued	15	307	4.9%	7.1%	8.9%	9.1%
% of patients satisfied with the treatment they have received	3	3	100.0%	97.3%	96.5%	95.8%

* Figures in italics indicate that the base number is less than 100.

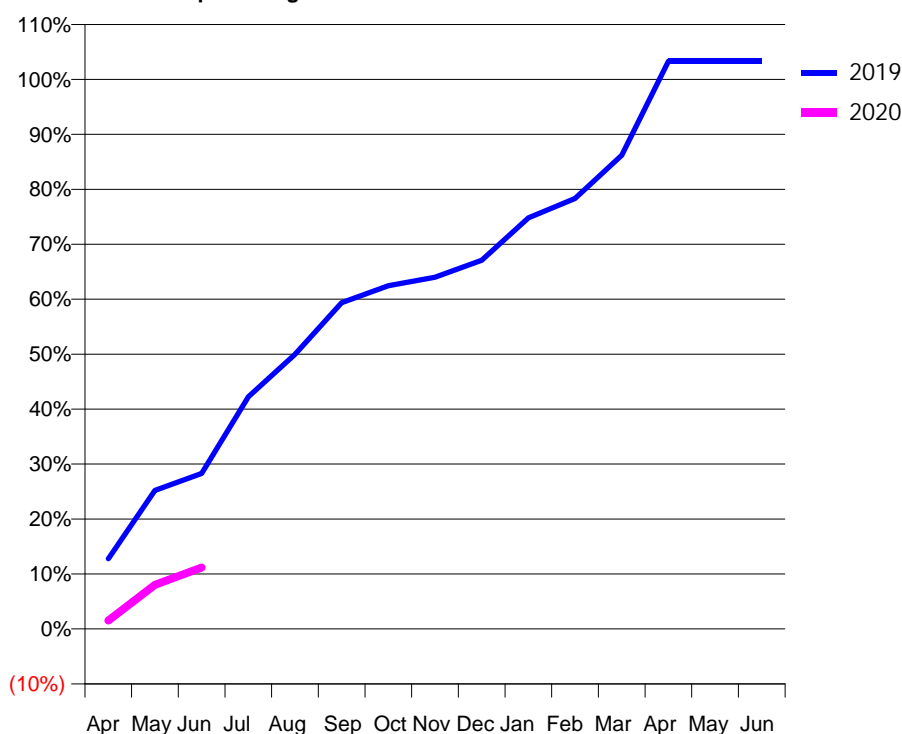
Q46 - Vital Signs Orthodontic At a Glance Contract Report for 907359/0001 - June 2019

Name or company name	MR MP GEORGESON	19/20 Contracted general activity (UDA)	8,950
Contract type name	GDS Contract	Carry forward general activity (UDA)	0
Purpose of contract	General and Orthodontic	19/20 Contracted orthodontic activity (UOA)	1,361
Contract start date	01/04/2006	Carry forward orthodontic activity (UOA)	0
Contract end date		Baseline contract value	£304,789.23

ACCESS	Contract	England and Wales
24 month ratio of assessments to patient IDs	1.02	1.08

ACTIVITY	Contract
Contract assess and fit appliances (case starts) as a percentage of Area Team case starts	0.6 %

Cumulative percentage of contracted UOA delivered 2019 & 2020



Month	Adjusted Scheduled Activity (UOA)		
	2018	2019	2020
April	48	174	21
May	182	343	109
June	207	385	152
July	274	575	
August	317	680	
September	342	808	
October	496	850	
November	730	871	
December	817	913	
January	902	1,018	
February	1,118	1,066	
March	1,332	1,173	
April	1,417	1,406	
May	1,417	1,406	
June	1,417	1,406	

QUANTITY METRICS (rolling 12 month period)

	Contract Quantity	Contract Base Number	Contract *	Area Team	Region	England
% of all assessments that were assess and fit appliances (case starts)	55	73	75.3%	81.7%	62.2%	58.2%
% of all assessments that were assess and refuse	8	73	11.0%	7.7%	11.4%	12.4%
% of all assessments that were assess and review	10	73	13.7%	10.6%	26.4%	29.4%
% of case starts with a reported IOTN of 3 and Aesthetic Component of 5 or below	0	55	<i>N/A</i>	0.1%	0.1%	0.1%
% of case starts with a reported IOTN of 3 and Aesthetic Component of 6 or above	4	55	7.3%	4.5%	3.6%	3.9%
% of case starts with a reported IOTN of 4	39	55	70.9%	81.3%	79.2%	77.7%
% of case starts with a reported IOTN of 5	11	55	20.0%	13.7%	16.5%	16.7%
% of concluded courses in receipt of dual-arch fixed appliances	33	41	80.5%	69.0%	75.3%	72.5%
% of concluded courses where treatment was abandoned or discontinued	8	41	19.5%	7.1%	8.9%	9.1%
% of patients satisfied with the treatment they have received	1	1	100.0%	97.3%	96.5%	95.8%

* Figures in italics indicate that the base number is less than 100.

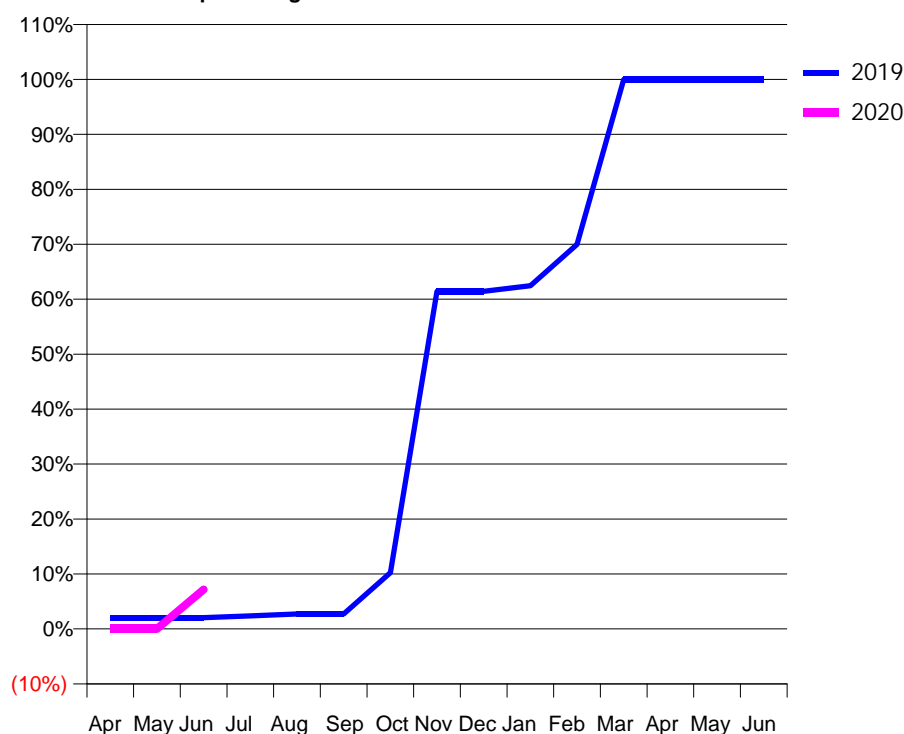
Q46 - Vital Signs Orthodontic At a Glance Contract Report for 909580/0002 - June 2019

Name or company name	P&J Noble Dental Practice	19/20 Contracted general activity (UDA)	1,706
Contract type name	GDS Contract	Carry forward general activity (UDA)	0
Purpose of contract	General and Orthodontic	19/20 Contracted orthodontic activity (UOA)	293
Contract start date	01/04/2007	Carry forward orthodontic activity (UOA)	0
Contract end date		Baseline contract value	£67,961.86

ACCESS	Contract	England and Wales
24 month ratio of assessments to patient IDs	1.09	1.08

ACTIVITY	Contract
Contract assess and fit appliances (case starts) as a percentage of Area Team case starts	0.1 %

Cumulative percentage of contracted UOA delivered 2019 & 2020



Month	Adjusted Scheduled Activity (UOA)		
	2018	2019	2020
April	0	6	0
May	0	6	0
June	0	6	21
July	0	7	
August	0	8	
September	0	8	
October	0	30	
November	105	180	
December	126	180	
January	147	183	
February	189	205	
March	302	293	
April	302	293	
May	302	293	
June	302	293	

QUANTITY METRICS (rolling 12 month period)

	Contract Quantity	Contract Base Number	Contract *	Area Team	Region	England
% of all assessments that were assess and fit appliances (case starts)	14	28	50.0%	81.7%	62.2%	58.2%
% of all assessments that were assess and refuse	2	28	7.1%	7.7%	11.4%	12.4%
% of all assessments that were assess and review	12	28	42.9%	10.6%	26.4%	29.4%
% of case starts with a reported IOTN of 3 and Aesthetic Component of 5 or below	0	14	N/A	0.1%	0.1%	0.1%
% of case starts with a reported IOTN of 3 and Aesthetic Component of 6 or above	1	14	7.1%	4.5%	3.6%	3.9%
% of case starts with a reported IOTN of 4	13	14	92.9%	81.3%	79.2%	77.7%
% of case starts with a reported IOTN of 5	0	14	N/A	13.7%	16.5%	16.7%
% of concluded courses in receipt of dual-arch fixed appliances	0	0	N/A	69.0%	75.3%	72.5%
% of concluded courses where treatment was abandoned or discontinued	0	0	N/A	7.1%	8.9%	9.1%
% of patients satisfied with the treatment they have received	0	0	N/A	97.3%	96.5%	95.8%

* Figures in italics indicate that the base number is less than 100.

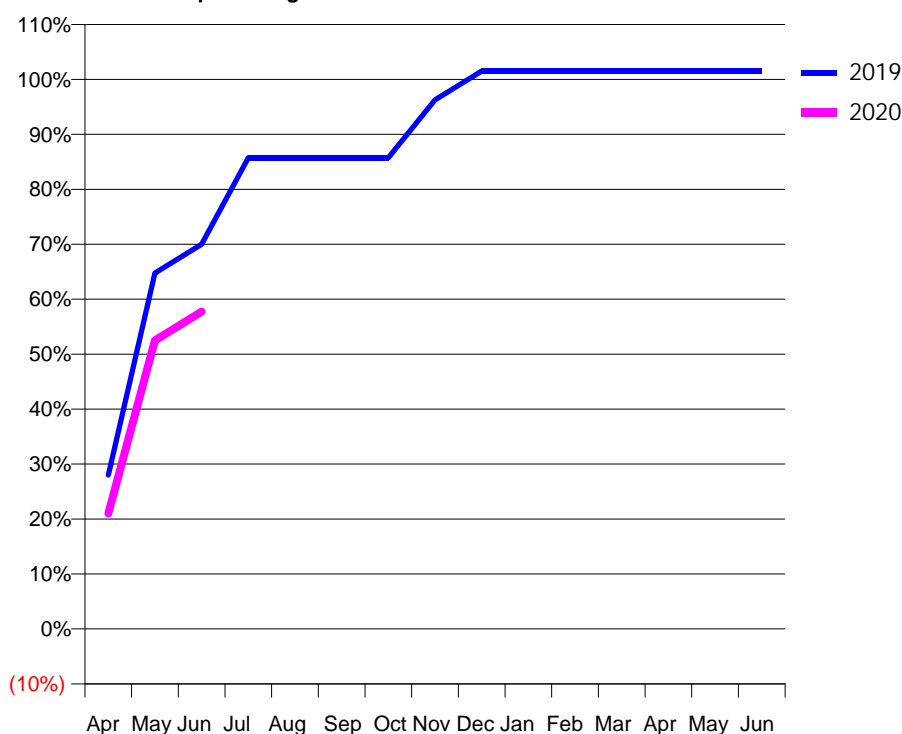
Q46 - Vital Signs Orthodontic At a Glance Contract Report for 910864/0001 - June 2019

Name or company name	MR D END	19/20 Contracted general activity (UDA)	9,584
Contract type name	GDS Contract	Carry forward general activity (UDA)	0
Purpose of contract	General and Orthodontic	19/20 Contracted orthodontic activity (UOA)	400
Contract start date	01/04/2006	Carry forward orthodontic activity (UOA)	0
Contract end date		Baseline contract value	£338,476.49

ACCESS	Contract	England and Wales
24 month ratio of assessments to patient IDs	1.02	1.08

ACTIVITY	Contract
Contract assess and fit appliances (case starts) as a percentage of Area Team case starts	0.2 %

Cumulative percentage of contracted UOA delivered 2019 & 2020



Month	Adjusted Scheduled Activity (UOA)		
	2018	2019	2020
April	8	112	84
May	8	259	210
June	92	280	231
July	218	343	
August	302	343	
September	365	343	
October	386	343	
November	386	385	
December	407	406	
January	407	406	
February	407	406	
March	407	406	
April	407	406	
May	407	406	
June	407	406	

QUANTITY METRICS (rolling 12 month period)

	Contract Quantity	Contract Base Number	Contract *	Area Team	Region	England
% of all assessments that were assess and fit appliances (case starts)	18	18	100.0%	81.7%	62.2%	58.2%
% of all assessments that were assess and refuse	0	18	0.0%	7.7%	11.4%	12.4%
% of all assessments that were assess and review	0	18	0.0%	10.6%	26.4%	29.4%
% of case starts with a reported IOTN of 3 and Aesthetic Component of 5 or below	0	18	N/A	0.1%	0.1%	0.1%
% of case starts with a reported IOTN of 3 and Aesthetic Component of 6 or above	0	18	N/A	4.5%	3.6%	3.9%
% of case starts with a reported IOTN of 4	17	18	94.4%	81.3%	79.2%	77.7%
% of case starts with a reported IOTN of 5	1	18	5.6%	13.7%	16.5%	16.7%
% of concluded courses in receipt of dual-arch fixed appliances	0	14	N/A	69.0%	75.3%	72.5%
% of concluded courses where treatment was abandoned or discontinued	0	14	0.0%	7.1%	8.9%	9.1%
% of patients satisfied with the treatment they have received	0	0	N/A	97.3%	96.5%	95.8%

* Figures in italics indicate that the base number is less than 100.

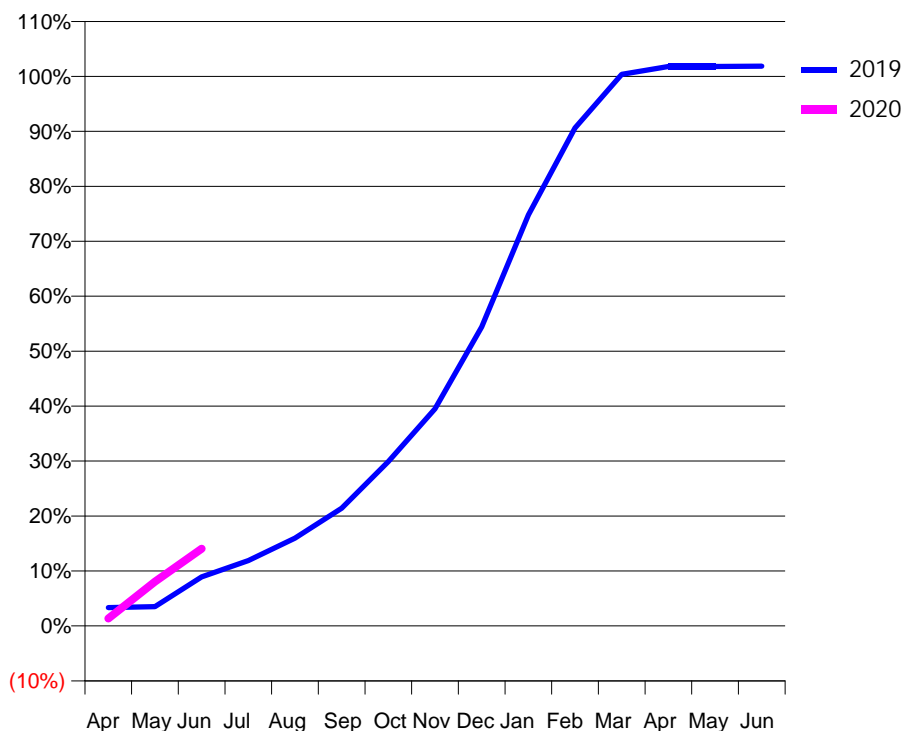
Q46 - Vital Signs Orthodontic At a Glance Contract Report for 919160/0002 - June 2019

Name or company name	MR CH HEWITT	19/20 Contracted general activity (UDA)	14,632
Contract type name	GDS Contract	Carry forward general activity (UDA)	0
Purpose of contract	General and Orthodontic	19/20 Contracted orthodontic activity (UOA)	1,564
Contract start date	01/02/2011	Carry forward orthodontic activity (UOA)	0
Contract end date		Baseline contract value	£478,563.52

ACCESS	Contract	England and Wales
24 month ratio of assessments to patient IDs	1.03	1.08

ACTIVITY	Contract
Contract assess and fit appliances (case starts) as a percentage of Area Team case starts	0.8 %

Cumulative percentage of contracted UOA delivered 2019 & 2020



Month	Adjusted Scheduled Activity (UOA)		
	2018	2019	2020
April	-51	52	21
May	15	55	126
June	120	140	220
July	312	186	
August	418	250	
September	592	335	
October	657	468	
November	976	618	
December	1,147	851	
January	1,339	1,170	
February	1,552	1,417	
March	1,573	1,570	
April	1,594	1,592	
May	1,594	1,592	
June	1,595	1,593	

QUANTITY METRICS (rolling 12 month period)

	Contract Quantity	Contract Base Number	Contract *	Area Team	Region	England
% of all assessments that were assess and fit appliances (case starts)	78	136	57.4%	81.7%	62.2%	58.2%
% of all assessments that were assess and refuse	25	136	18.4%	7.7%	11.4%	12.4%
% of all assessments that were assess and review	33	136	24.3%	10.6%	26.4%	29.4%
% of case starts with a reported IOTN of 3 and Aesthetic Component of 5 or below	0	78	<i>N/A</i>	0.1%	0.1%	0.1%
% of case starts with a reported IOTN of 3 and Aesthetic Component of 6 or above	0	78	<i>N/A</i>	4.5%	3.6%	3.9%
% of case starts with a reported IOTN of 4	77	78	98.7%	81.3%	79.2%	77.7%
% of case starts with a reported IOTN of 5	1	78	1.3%	13.7%	16.5%	16.7%
% of concluded courses in receipt of dual-arch fixed appliances	64	78	82.1%	69.0%	75.3%	72.5%
% of concluded courses where treatment was abandoned or discontinued	7	78	9.0%	7.1%	8.9%	9.1%
% of patients satisfied with the treatment they have received	1	1	100.0%	97.3%	96.5%	95.8%

* Figures in italics indicate that the base number is less than 100.

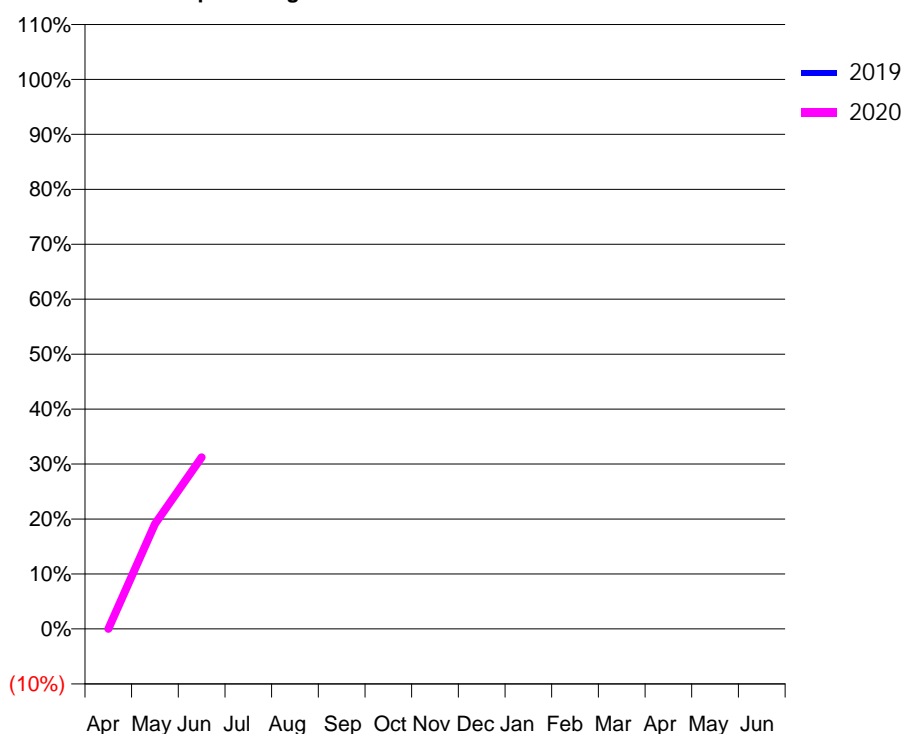
Q47 - Vital Signs Orthodontic At a Glance Contract Report for 101110/0000 - June 2019

Name or company name	MISS DA FOX	19/20 Contracted general activity (UDA)	0
Contract type name	PDS Contract	Carry forward general activity (UDA)	0
Purpose of contract	Orthodontic	19/20 Contracted orthodontic activity (UOA)	3,300
Contract start date	01/04/2019	Carry forward orthodontic activity (UOA)	0
Contract end date	31/01/2020	Baseline contract value	£225,495.24

ACCESS	Contract	England and Wales
24 month ratio of assessments to patient IDs	1.00	1.08

ACTIVITY	Contract
Contract assess and fit appliances (case starts) as a percentage of Area Team case starts	0.9 %

Cumulative percentage of contracted UOA delivered 2019 & 2020



Month	Adjusted Scheduled Activity (UOA)		
	2018	2019	2020
April	0	0	0
May	0	0	630
June	0	0	1,031
July	0	0	
August	0	0	
September	0	0	
October	0	0	
November	0	0	
December	0	0	
January	0	0	
February	0	0	
March	0	0	
April	0	0	
May	0	0	
June	0	0	

QUANTITY METRICS (rolling 12 month period)

	Contract Quantity	Contract Base Number	Contract *	Area Team	Region	England
% of all assessments that were assess and fit appliances (case starts)	49	49	100.0%	74.0%	62.2%	58.2%
% of all assessments that were assess and refuse	0	49	0.0%	5.8%	11.4%	12.4%
% of all assessments that were assess and review	0	49	0.0%	20.1%	26.4%	29.4%
% of case starts with a reported IOTN of 3 and Aesthetic Component of 5 or below	0	49	N/A	0.1%	0.1%	0.1%
% of case starts with a reported IOTN of 3 and Aesthetic Component of 6 or above	3	49	6.1%	3.3%	3.6%	3.9%
% of case starts with a reported IOTN of 4	38	49	77.6%	80.8%	79.2%	77.7%
% of case starts with a reported IOTN of 5	8	49	16.3%	15.3%	16.5%	16.7 %
% of concluded courses in receipt of dual-arch fixed appliances	6	8	75.0%	63.8%	75.3%	72.5%
% of concluded courses where treatment was abandoned or discontinued	1	8	12.5%	12.6%	8.9%	9.1%
% of patients satisfied with the treatment they have received	0	0	N/A	96.3%	96.5%	95.8%

* Figures in italics indicate that the base number is less than 100.

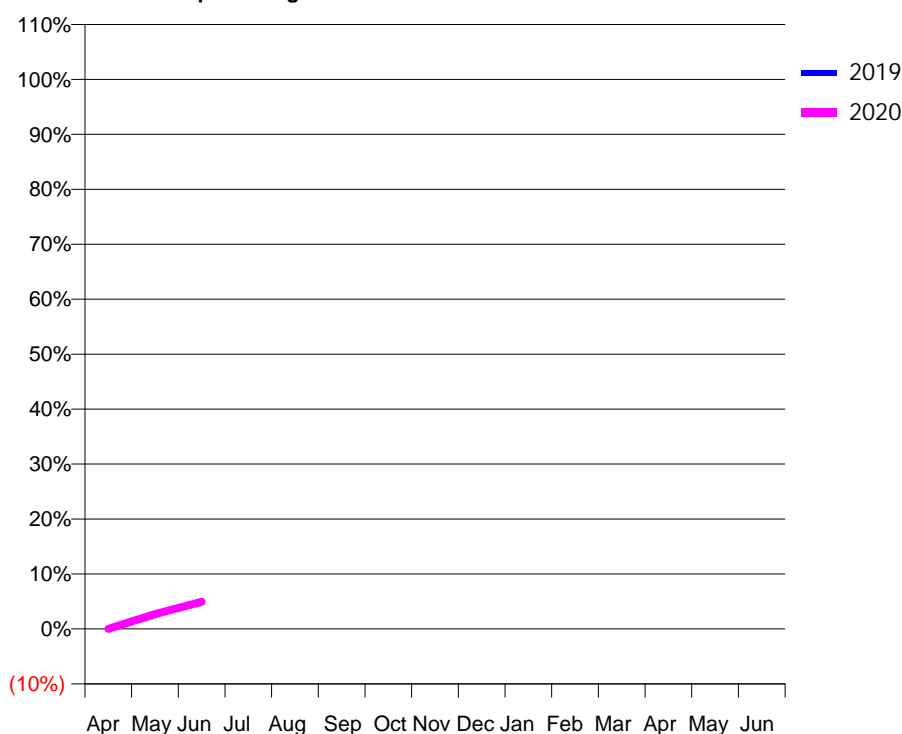
Q47 - Vital Signs Orthodontic At a Glance Contract Report for 101112/0000 - June 2019

Name or company name	Dentalign & Ormskirk	19/20 Contracted general activity (UDA)	0
Contract type name	PDS Contract	Carry forward general activity (UDA)	0
Purpose of contract	Orthodontic	19/20 Contracted orthodontic activity (UOA)	17,843
Contract start date	01/04/2019	Carry forward orthodontic activity (UOA)	0
Contract end date	31/03/2020	Baseline contract value	£1,225,336.74

ACCESS	Contract	England and Wales
24 month ratio of assessments to patient IDs	1.00	1.08

ACTIVITY	Contract
Contract assess and fit appliances (case starts) as a percentage of Area Team case starts	0.7 %

Cumulative percentage of contracted UOA delivered 2019 & 2020



Month	Adjusted Scheduled Activity (UOA)		
	2018	2019	2020
April	0	0	0
May	0	0	483
June	0	0	882
July	0	0	
August	0	0	
September	0	0	
October	0	0	
November	0	0	
December	0	0	
January	0	0	
February	0	0	
March	0	0	
April	0	0	
May	0	0	
June	0	0	

QUANTITY METRICS (rolling 12 month period)

	Contract Quantity	Contract Base Number	Contract *	Area Team	Region	England
% of all assessments that were assess and fit appliances (case starts)	42	42	100.0%	74.0%	62.2%	58.2%
% of all assessments that were assess and refuse	0	42	0.0%	5.8%	11.4%	12.4%
% of all assessments that were assess and review	0	42	0.0%	20.1%	26.4%	29.4%
% of case starts with a reported IOTN of 3 and Aesthetic Component of 5 or below	0	42	N/A	0.1%	0.1%	0.1%
% of case starts with a reported IOTN of 3 and Aesthetic Component of 6 or above	1	42	2.4%	3.3%	3.6%	3.9%
% of case starts with a reported IOTN of 4	40	42	95.2%	80.8%	79.2%	77.7%
% of case starts with a reported IOTN of 5	1	42	2.4%	15.3%	16.5%	16.7 %
% of concluded courses in receipt of dual-arch fixed appliances	92	116	79.3%	63.8%	75.3%	72.5%
% of concluded courses where treatment was abandoned or discontinued	14	116	12.1%	12.6%	8.9%	9.1%
% of patients satisfied with the treatment they have received	0	0	N/A	96.3%	96.5%	95.8%

* Figures in italics indicate that the base number is less than 100.

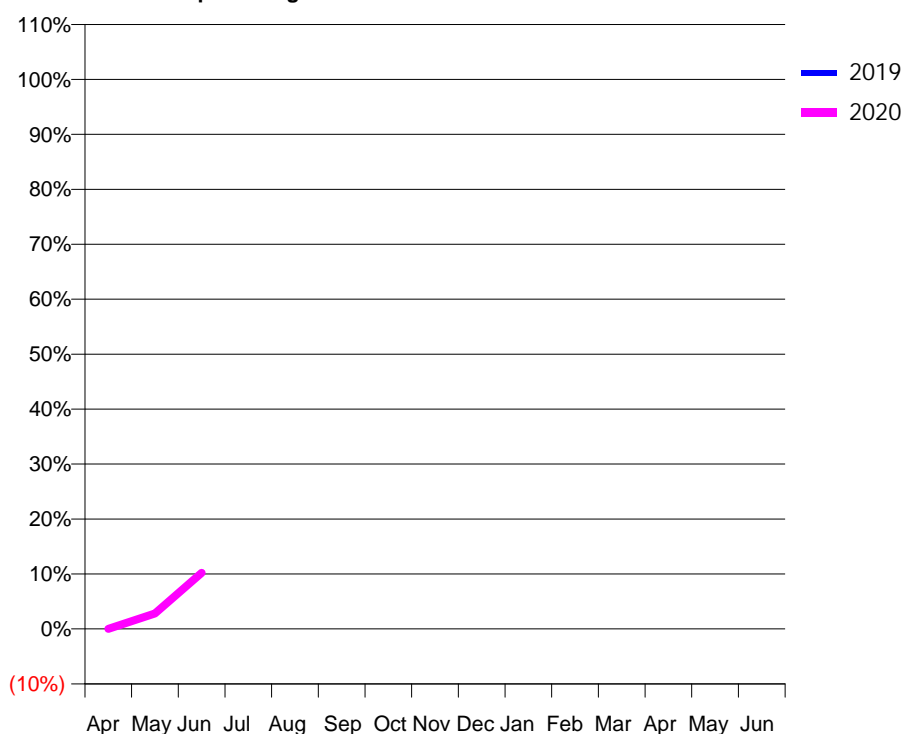
Q47 - Vital Signs Orthodontic At a Glance Contract Report for 101113/0000 - June 2019

Name or company name	MR SH CARTER	19/20 Contracted general activity (UDA)	0
Contract type name	PDS Contract	Carry forward general activity (UDA)	0
Purpose of contract	Orthodontic	19/20 Contracted orthodontic activity (UOA)	8,590
Contract start date	01/04/2019	Carry forward orthodontic activity (UOA)	0
Contract end date	31/08/2020	Baseline contract value	£593,231.50

ACCESS	Contract	England and Wales
24 month ratio of assessments to patient IDs	1.00	1.08

ACTIVITY	Contract
Contract assess and fit appliances (case starts) as a percentage of Area Team case starts	0.7 %

Cumulative percentage of contracted UOA delivered 2019 & 2020



Month	Adjusted Scheduled Activity (UOA)		
	2018	2019	2020
April	0	0	0
May	0	0	240
June	0	0	877
July	0	0	
August	0	0	
September	0	0	
October	0	0	
November	0	0	
December	0	0	
January	0	0	
February	0	0	
March	0	0	
April	0	0	
May	0	0	
June	0	0	

QUANTITY METRICS (rolling 12 month period)

	Contract Quantity	Contract Base Number	Contract *	Area Team	Region	England
% of all assessments that were assess and fit appliances (case starts)	40	77	51.9%	74.0%	62.2%	58.2%
% of all assessments that were assess and refuse	11	77	14.3%	5.8%	11.4%	12.4%
% of all assessments that were assess and review	26	77	33.8%	20.1%	26.4%	29.4%
% of case starts with a reported IOTN of 3 and Aesthetic Component of 5 or below	0	40	N/A	0.1%	0.1%	0.1%
% of case starts with a reported IOTN of 3 and Aesthetic Component of 6 or above	2	40	5.0%	3.3%	3.6%	3.9%
% of case starts with a reported IOTN of 4	29	40	72.5%	80.8%	79.2%	77.7%
% of case starts with a reported IOTN of 5	9	40	22.5%	15.3%	16.5%	16.7 %
% of concluded courses in receipt of dual-arch fixed appliances	10	10	100.0%	63.8%	75.3%	72.5%
% of concluded courses where treatment was abandoned or discontinued	0	10	0.0%	12.6%	8.9%	9.1%
% of patients satisfied with the treatment they have received	0	0	N/A	96.3%	96.5%	95.8%

* Figures in italics indicate that the base number is less than 100.

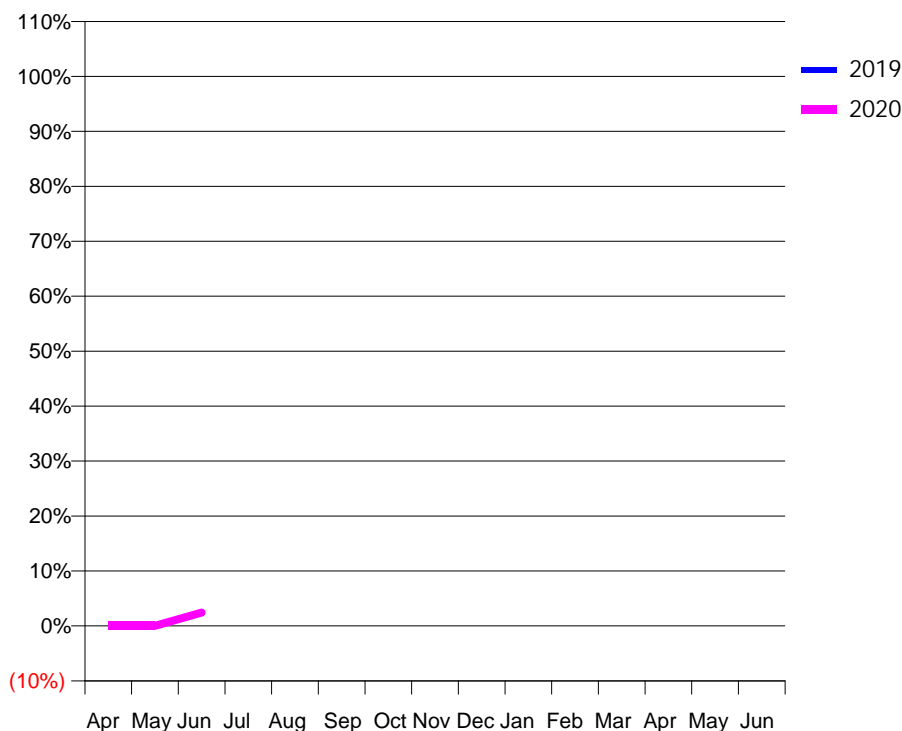
Q47 - Vital Signs Orthodontic At a Glance Contract Report for 101115/0000 - June 2019

Name or company name	Perfectalign at the Beeches	19/20 Contracted general activity (UDA)	0
Contract type name	PDS Contract	Carry forward general activity (UDA)	0
Purpose of contract	Orthodontic	19/20 Contracted orthodontic activity (UOA)	6,911
Contract start date	01/04/2019	Carry forward orthodontic activity (UOA)	0
Contract end date	31/08/2020	Baseline contract value	£480,342.91

ACCESS	Contract	England and Wales
24 month ratio of assessments to patient IDs	1.00	1.08

ACTIVITY	Contract
Contract assess and fit appliances (case starts) as a percentage of Area Team case starts	0.1 %

Cumulative percentage of contracted UOA delivered 2019 & 2020



Month	Adjusted Scheduled Activity (UOA)		
	2018	2019	2020
April	0	0	0
May	0	0	0
June	0	0	168
July	0	0	
August	0	0	
September	0	0	
October	0	0	
November	0	0	
December	0	0	
January	0	0	
February	0	0	
March	0	0	
April	0	0	
May	0	0	
June	0	0	

QUANTITY METRICS (rolling 12 month period)

	Contract Quantity	Contract Base Number	Contract *	Area Team	Region	England
% of all assessments that were assess and fit appliances (case starts)	8	8	100.0%	74.0%	62.2%	58.2%
% of all assessments that were assess and refuse	0	8	0.0%	5.8%	11.4%	12.4%
% of all assessments that were assess and review	0	8	0.0%	20.1%	26.4%	29.4%
% of case starts with a reported IOTN of 3 and Aesthetic Component of 5 or below	0	8	N/A	0.1%	0.1%	0.1%
% of case starts with a reported IOTN of 3 and Aesthetic Component of 6 or above	0	8	N/A	3.3%	3.6%	3.9%
% of case starts with a reported IOTN of 4	7	8	87.5%	80.8%	79.2%	77.7%
% of case starts with a reported IOTN of 5	1	8	12.5%	15.3%	16.5%	16.7 %
% of concluded courses in receipt of dual-arch fixed appliances	0	0	N/A	63.8%	75.3%	72.5%
% of concluded courses where treatment was abandoned or discontinued	0	0	N/A	12.6%	8.9%	9.1%
% of patients satisfied with the treatment they have received	0	0	N/A	96.3%	96.5%	95.8%

* Figures in italics indicate that the base number is less than 100.

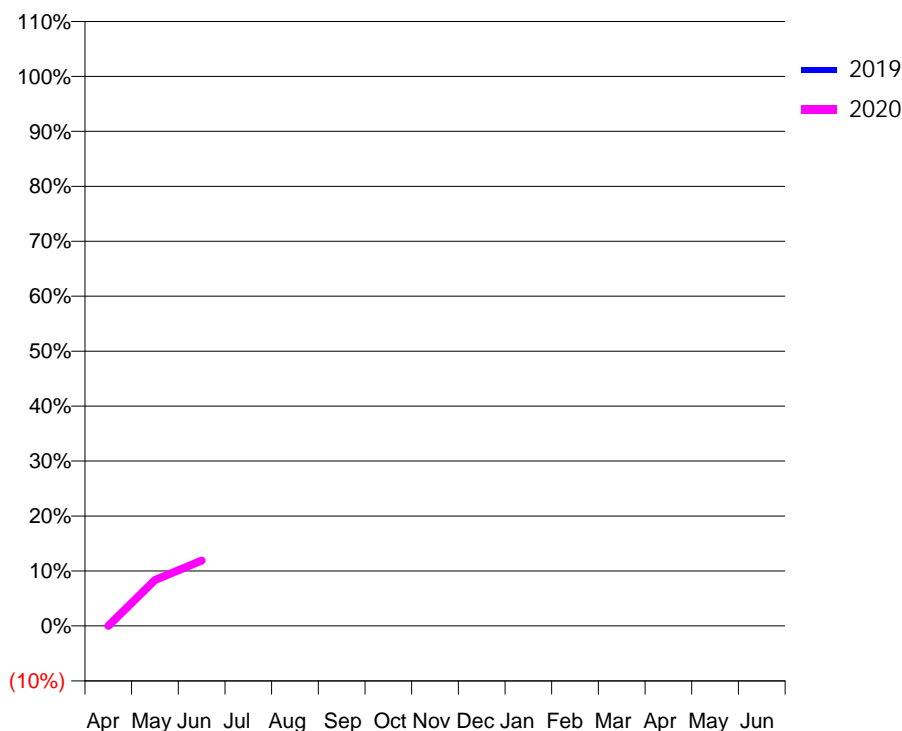
Q47 - Vital Signs Orthodontic At a Glance Contract Report for 101116/0000 - June 2019

Name or company name	Preston Orthodontics Ltd	19/20 Contracted general activity (UDA)	0
Contract type name	PDS Contract	Carry forward general activity (UDA)	0
Purpose of contract	Orthodontic	19/20 Contracted orthodontic activity (UOA)	3,060
Contract start date	01/04/2019	Carry forward orthodontic activity (UOA)	0
Contract end date	31/08/2020	Baseline contract value	£211,234.68

ACCESS	Contract	England and Wales
24 month ratio of assessments to patient IDs	1.00	1.08

ACTIVITY	Contract
Contract assess and fit appliances (case starts) as a percentage of Area Team case starts	0.3 %

Cumulative percentage of contracted UOA delivered 2019 & 2020



Month	Adjusted Scheduled Activity (UOA)		
	2018	2019	2020
April	0	0	0
May	0	0	256
June	0	0	364
July	0	0	
August	0	0	
September	0	0	
October	0	0	
November	0	0	
December	0	0	
January	0	0	
February	0	0	
March	0	0	
April	0	0	
May	0	0	
June	0	0	

QUANTITY METRICS (rolling 12 month period)

	Contract Quantity	Contract Base Number	Contract *	Area Team	Region	England
% of all assessments that were assess and fit appliances (case starts)	17	20	85.0%	74.0%	62.2%	58.2%
% of all assessments that were assess and refuse	3	20	15.0%	5.8%	11.4%	12.4%
% of all assessments that were assess and review	0	20	0.0%	20.1%	26.4%	29.4%
% of case starts with a reported IOTN of 3 and Aesthetic Component of 5 or below	0	17	N/A	0.1%	0.1%	0.1%
% of case starts with a reported IOTN of 3 and Aesthetic Component of 6 or above	0	17	N/A	3.3%	3.6%	3.9%
% of case starts with a reported IOTN of 4	12	17	70.6%	80.8%	79.2%	77.7%
% of case starts with a reported IOTN of 5	5	17	29.4%	15.3%	16.5%	16.7 %
% of concluded courses in receipt of dual-arch fixed appliances	27	28	96.4%	63.8%	75.3%	72.5%
% of concluded courses where treatment was abandoned or discontinued	1	28	3.6%	12.6%	8.9%	9.1%
% of patients satisfied with the treatment they have received	0	0	N/A	96.3%	96.5%	95.8%

* Figures in italics indicate that the base number is less than 100.

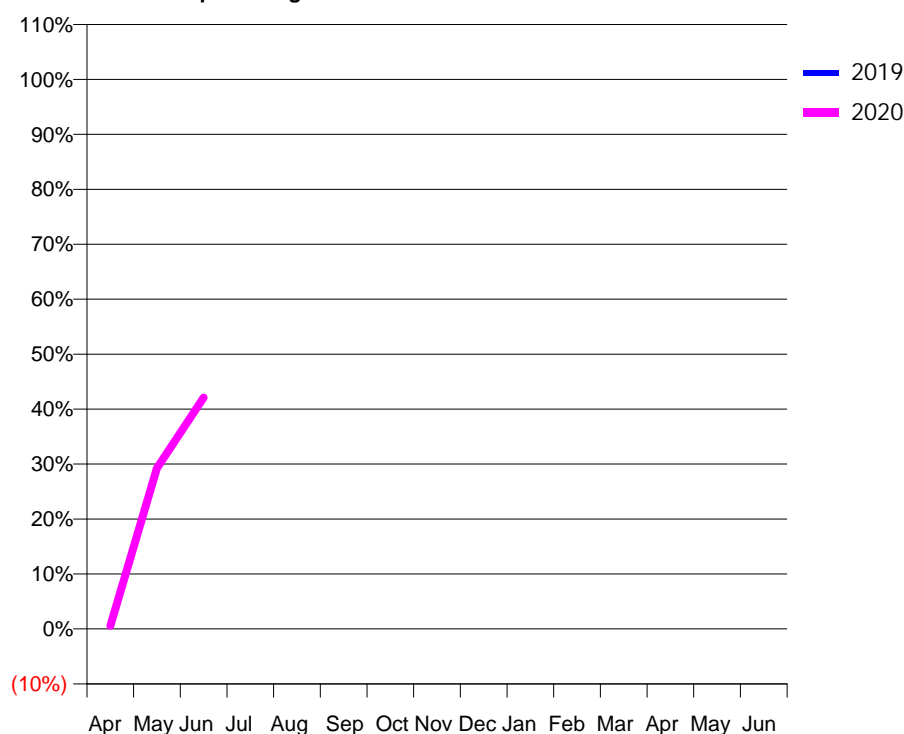
Q47 - Vital Signs Orthodontic At a Glance Contract Report for 101134/0000 - June 2019

Name or company name	MRS CA TAYLOR	19/20 Contracted general activity (UDA)	0
Contract type name	PDS Contract	Carry forward general activity (UDA)	0
Purpose of contract	Orthodontic	19/20 Contracted orthodontic activity (UOA)	4,335
Contract start date	01/04/2019	Carry forward orthodontic activity (UOA)	0
Contract end date	31/03/2020	Baseline contract value	£291,754.97

ACCESS	Contract	England and Wales
24 month ratio of assessments to patient IDs	1.01	1.08

ACTIVITY	Contract
Contract assess and fit appliances (case starts) as a percentage of Area Team case starts	1.5 %

Cumulative percentage of contracted UOA delivered 2019 & 2020



Month	Adjusted Scheduled Activity (UOA)		
	2018	2019	2020
April	0	0	25
May	0	0	1,269
June	0	0	1,824
July	0	0	
August	0	0	
September	0	0	
October	0	0	
November	0	0	
December	0	0	
January	0	0	
February	0	0	
March	0	0	
April	0	0	
May	0	0	
June	0	0	

QUANTITY METRICS (rolling 12 month period)

	Contract Quantity	Contract Base Number	Contract *	Area Team	Region	England
% of all assessments that were assess and fit appliances (case starts)	86	113	76.1%	74.0%	62.2%	58.2%
% of all assessments that were assess and refuse	4	113	3.5%	5.8%	11.4%	12.4%
% of all assessments that were assess and review	23	113	20.4%	20.1%	26.4%	29.4%
% of case starts with a reported IOTN of 3 and Aesthetic Component of 5 or below	0	86	<i>N/A</i>	0.1%	0.1%	0.1%
% of case starts with a reported IOTN of 3 and Aesthetic Component of 6 or above	4	86	4.7%	3.3%	3.6%	3.9%
% of case starts with a reported IOTN of 4	66	86	76.7%	80.8%	79.2%	77.7%
% of case starts with a reported IOTN of 5	13	86	15.1%	15.3%	16.5%	16.7%
% of concluded courses in receipt of dual-arch fixed appliances	44	50	88.0%	63.8%	75.3%	72.5%
% of concluded courses where treatment was abandoned or discontinued	3	50	6.0%	12.6%	8.9%	9.1%
% of patients satisfied with the treatment they have received	0	0	<i>N/A</i>	96.3%	96.5%	95.8%

* Figures in italics indicate that the base number is less than 100.

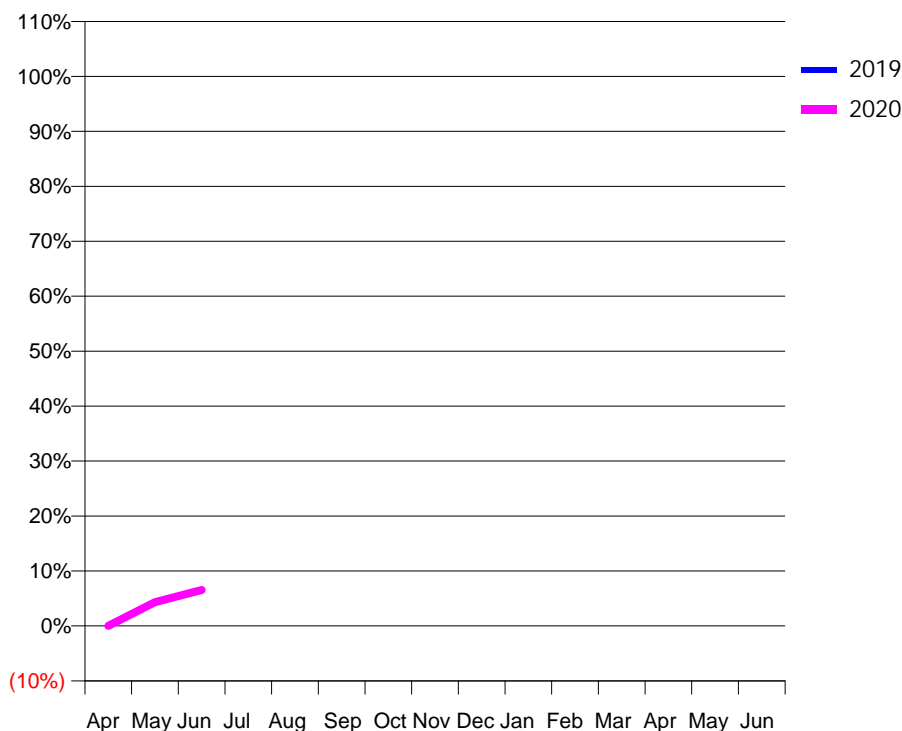
Q47 - Vital Signs Orthodontic At a Glance Contract Report for 101139/0000 - June 2019

Name or company name	Dentalign & Ormskirk	19/20 Contracted general activity (UDA)	0
Contract type name	PDS Contract	Carry forward general activity (UDA)	0
Purpose of contract	Orthodontic	19/20 Contracted orthodontic activity (UOA)	22,964
Contract start date	01/04/2019	Carry forward orthodontic activity (UOA)	0
Contract end date	31/08/2020	Baseline contract value	£1,577,183.30

ACCESS	Contract	England and Wales
24 month ratio of assessments to patient IDs	1.03	1.08

ACTIVITY	Contract
Contract assess and fit appliances (case starts) as a percentage of Area Team case starts	1.3 %

Cumulative percentage of contracted UOA delivered 2019 & 2020



Month	Adjusted Scheduled Activity (UOA)		
	2018	2019	2020
April	0	0	0
May	0	0	995
June	0	0	1,501
July	0	0	
August	0	0	
September	0	0	
October	0	0	
November	0	0	
December	0	0	
January	0	0	
February	0	0	
March	0	0	
April	0	0	
May	0	0	
June	0	0	

QUANTITY METRICS (rolling 12 month period)

	Contract Quantity	Contract Base Number	Contract *	Area Team	Region	England
% of all assessments that were assess and fit appliances (case starts)	75	75	100.0%	74.0%	62.2%	58.2%
% of all assessments that were assess and refuse	0	75	0.0%	5.8%	11.4%	12.4%
% of all assessments that were assess and review	0	75	0.0%	20.1%	26.4%	29.4%
% of case starts with a reported IOTN of 3 and Aesthetic Component of 5 or below	0	75	N/A	0.1%	0.1%	0.1%
% of case starts with a reported IOTN of 3 and Aesthetic Component of 6 or above	3	75	4.0%	3.3%	3.6%	3.9%
% of case starts with a reported IOTN of 4	47	75	62.7%	80.8%	79.2%	77.7%
% of case starts with a reported IOTN of 5	24	75	32.0%	15.3%	16.5%	16.7%
% of concluded courses in receipt of dual-arch fixed appliances	109	127	85.8%	63.8%	75.3%	72.5%
% of concluded courses where treatment was abandoned or discontinued	6	127	4.7%	12.6%	8.9%	9.1%
% of patients satisfied with the treatment they have received	0	0	N/A	96.3%	96.5%	95.8%

* Figures in italics indicate that the base number is less than 100.

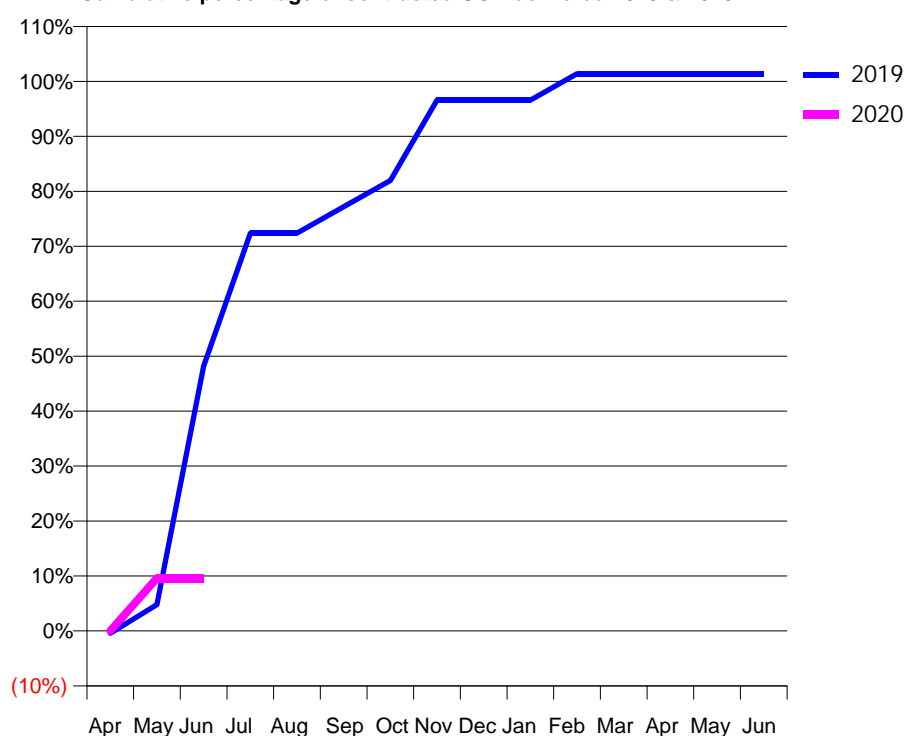
Q47 - Vital Signs Orthodontic At a Glance Contract Report for 126691/0001 - June 2019

Name or company name	Diamond Smiles Dental Centre	19/20 Contracted general activity (UDA)	3,299
Contract type name	GDS Contract	Carry forward general activity (UDA)	0
Purpose of contract	General and Orthodontic	19/20 Contracted orthodontic activity (UOA)	438
Contract start date	01/07/2009	Carry forward orthodontic activity (UOA)	0
Contract end date		Baseline contract value	£108,666.58

ACCESS	Contract	England and Wales
24 month ratio of assessments to patient IDs	1.03	1.08

ACTIVITY	Contract
Contract assess and fit appliances (case starts) as a percentage of Area Team case starts	0.2 %

Cumulative percentage of contracted UOA delivered 2019 & 2020



Month	Adjusted Scheduled Activity (UOA)		
	2018	2019	2020
April	-14	-2	0
May	-14	21	42
June	-14	211	42
July	-12	317	
August	-12	317	
September	93	338	
October	179	359	
November	306	423	
December	349	423	
January	392	423	
February	392	444	
March	394	444	
April	415	444	
May	436	444	
June	436	444	

QUANTITY METRICS (rolling 12 month period)

	Contract Quantity	Contract Base Number	Contract *	Area Team	Region	England
% of all assessments that were assess and fit appliances (case starts)	13	16	81.3%	74.0%	62.2%	58.2%
% of all assessments that were assess and refuse	1	16	6.3%	5.8%	11.4%	12.4%
% of all assessments that were assess and review	2	16	12.5%	20.1%	26.4%	29.4%
% of case starts with a reported IOTN of 3 and Aesthetic Component of 5 or below	0	13	<i>N/A</i>	0.1%	0.1%	0.1%
% of case starts with a reported IOTN of 3 and Aesthetic Component of 6 or above	0	13	<i>N/A</i>	3.3%	3.6%	3.9%
% of case starts with a reported IOTN of 4	10	13	76.9%	80.8%	79.2%	77.7%
% of case starts with a reported IOTN of 5	3	13	23.1%	15.3%	16.5%	16.7%
% of concluded courses in receipt of dual-arch fixed appliances	6	19	31.6%	63.8%	75.3%	72.5%
% of concluded courses where treatment was abandoned or discontinued	4	19	21.1%	12.6%	8.9%	9.1%
% of patients satisfied with the treatment they have received	0	0	<i>N/A</i>	96.3%	96.5%	95.8%

* Figures in italics indicate that the base number is less than 100.

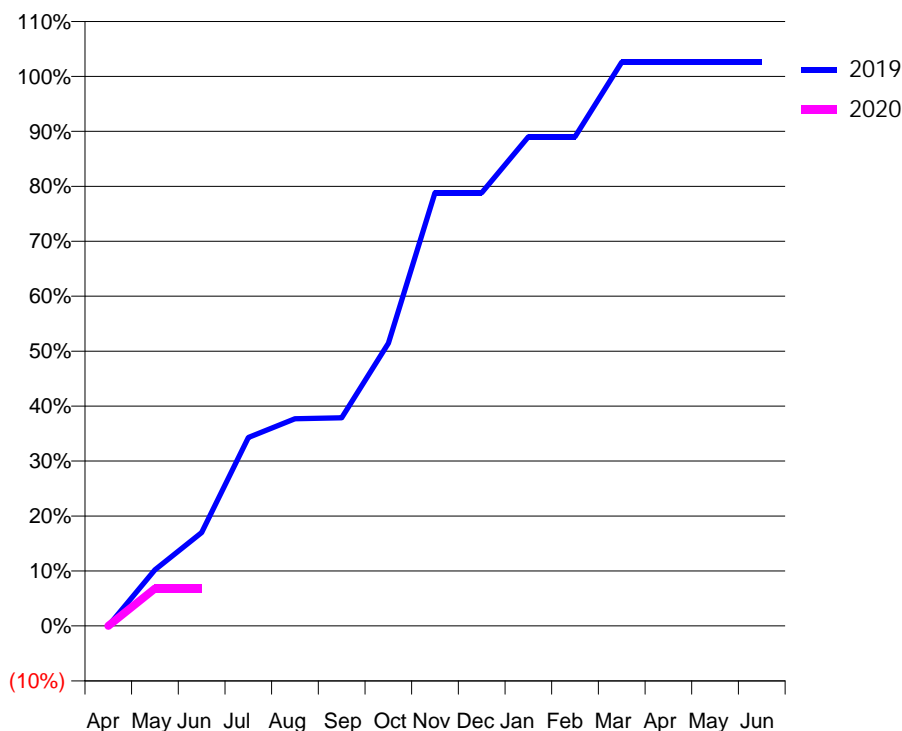
Q47 - Vital Signs Orthodontic At a Glance Contract Report for 134341/0001 - June 2019

Name or company name	The Macfarlane Dental Partnership	19/20 Contracted general activity (UDA)	1,926
Contract type name	GDS Contract	Carry forward general activity (UDA)	0
Purpose of contract	General and Orthodontic	19/20 Contracted orthodontic activity (UOA)	618
Contract start date	01/01/2012	Carry forward orthodontic activity (UOA)	0
Contract end date		Baseline contract value	£97,558.36

ACCESS	Contract	England and Wales
24 month ratio of assessments to patient IDs	1.06	1.08

ACTIVITY	Contract
Contract assess and fit appliances (case starts) as a percentage of Area Team case starts	0.5 %

Cumulative percentage of contracted UOA delivered 2019 & 2020



Month	Adjusted Scheduled Activity (UOA)		
	2018	2019	2020
April	21	0	0
May	42	63	42
June	63	105	42
July	84	212	
August	152	233	
September	174	234	
October	196	318	
November	366	487	
December	450	487	
January	535	550	
February	598	550	
March	661	634	
April	703	634	
May	703	634	
June	703	634	

QUANTITY METRICS (rolling 12 month period)

	Contract Quantity	Contract Base Number	Contract *	Area Team	Region	England
% of all assessments that were assess and fit appliances (case starts)	27	32	84.4%	74.0%	62.2%	58.2%
% of all assessments that were assess and refuse	1	32	3.1%	5.8%	11.4%	12.4%
% of all assessments that were assess and review	4	32	12.5%	20.1%	26.4%	29.4%
% of case starts with a reported IOTN of 3 and Aesthetic Component of 5 or below	0	27	<i>N/A</i>	0.1%	0.1%	0.1%
% of case starts with a reported IOTN of 3 and Aesthetic Component of 6 or above	2	27	7.4%	3.3%	3.6%	3.9%
% of case starts with a reported IOTN of 4	22	27	81.5%	80.8%	79.2%	77.7%
% of case starts with a reported IOTN of 5	3	27	11.1%	15.3%	16.5%	16.7%
% of concluded courses in receipt of dual-arch fixed appliances	16	17	94.1%	63.8%	75.3%	72.5%
% of concluded courses where treatment was abandoned or discontinued	0	17	0.0%	12.6%	8.9%	9.1%
% of patients satisfied with the treatment they have received	1	1	100.0%	96.3%	96.5%	95.8%

* Figures in italics indicate that the base number is less than 100.

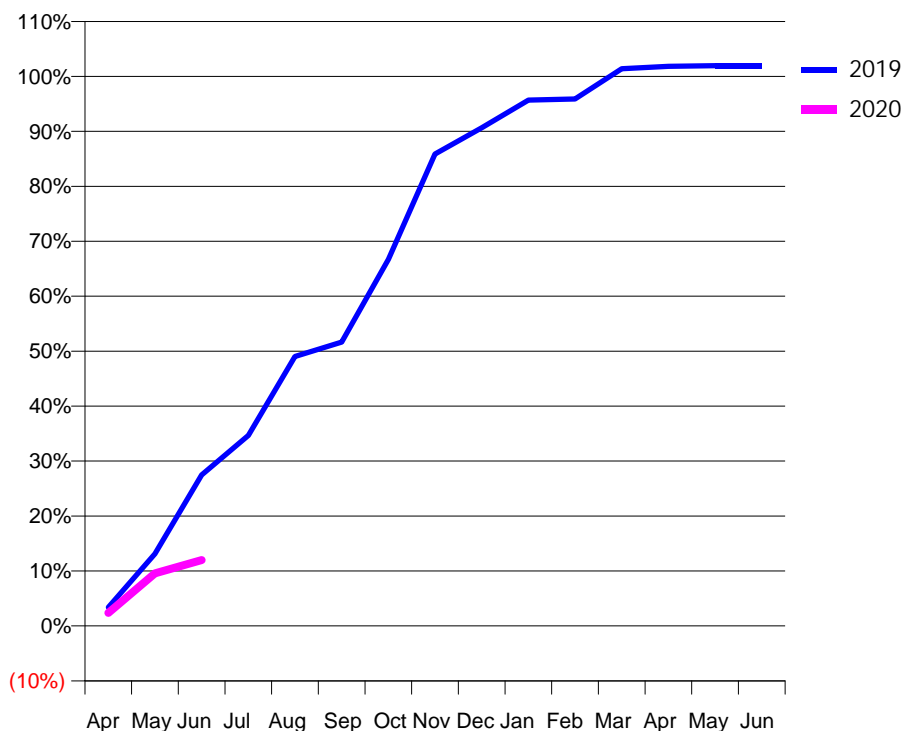
Q47 - Vital Signs Orthodontic At a Glance Contract Report for 137162/0001 - June 2019

Name or company name	Oakland Family Dental Practice	19/20 Contracted general activity (UDA)	1,800
Contract type name	GDS Contract	Carry forward general activity (UDA)	0
Purpose of contract	General and Orthodontic	19/20 Contracted orthodontic activity (UOA)	877
Contract start date	01/04/2014	Carry forward orthodontic activity (UOA)	0
Contract end date		Baseline contract value	£107,132.56

ACCESS	Contract	England and Wales
24 month ratio of assessments to patient IDs	1.08	1.08

ACTIVITY	Contract
Contract assess and fit appliances (case starts) as a percentage of Area Team case starts	0.6 %

Cumulative percentage of contracted UOA delivered 2019 & 2020



Month	Adjusted Scheduled Activity (UOA)		
	2018	2019	2020
April	40	30	21
May	63	115	84
June	191	241	105
July	259	304	
August	309	430	
September	354	453	
October	482	585	
November	612	753	
December	612	795	
January	739	839	
February	865	841	
March	865	889	
April	865	893	
May	865	894	
June	865	894	

QUANTITY METRICS (rolling 12 month period)

	Contract Quantity	Contract Base Number	Contract *	Area Team	Region	England
% of all assessments that were assess and fit appliances (case starts)	35	63	55.6%	74.0%	62.2%	58.2%
% of all assessments that were assess and refuse	10	63	15.9%	5.8%	11.4%	12.4%
% of all assessments that were assess and review	18	63	28.6%	20.1%	26.4%	29.4%
% of case starts with a reported IOTN of 3 and Aesthetic Component of 5 or below	0	35	N/A	0.1%	0.1%	0.1%
% of case starts with a reported IOTN of 3 and Aesthetic Component of 6 or above	1	35	2.9%	3.3%	3.6%	3.9%
% of case starts with a reported IOTN of 4	26	35	74.3%	80.8%	79.2%	77.7%
% of case starts with a reported IOTN of 5	7	35	20.0%	15.3%	16.5%	16.7 %
% of concluded courses in receipt of dual-arch fixed appliances	4	23	17.4%	63.8%	75.3%	72.5%
% of concluded courses where treatment was abandoned or discontinued	14	23	60.9%	12.6%	8.9%	9.1%
% of patients satisfied with the treatment they have received	1	1	100.0%	96.3%	96.5%	95.8%

* Figures in italics indicate that the base number is less than 100.

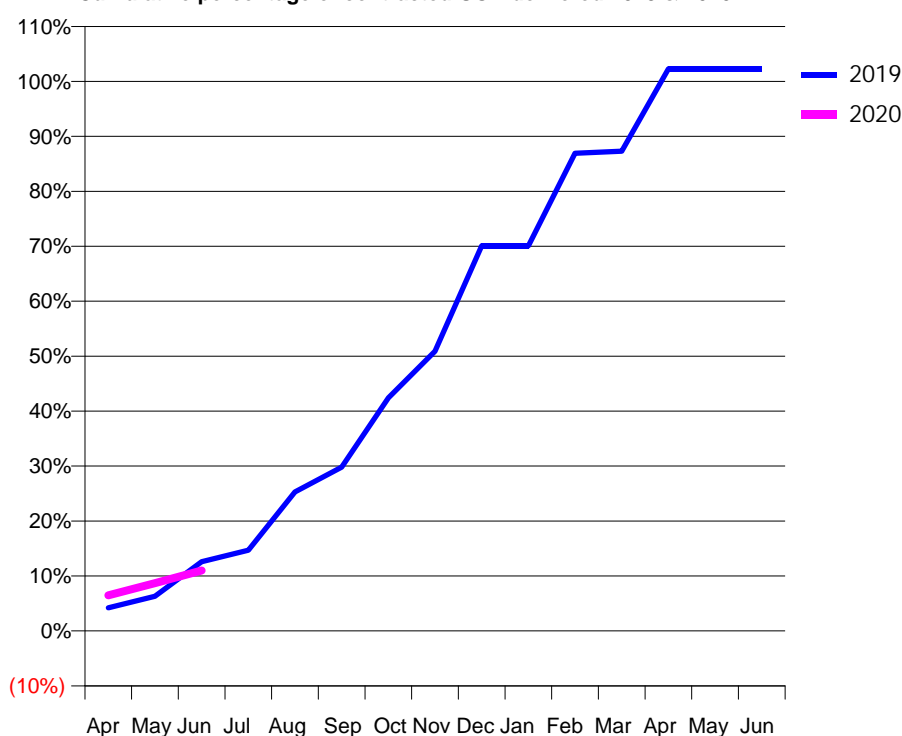
Q47 - Vital Signs Orthodontic At a Glance Contract Report for 171859/0004 - June 2019

Name or company name	Oak Dental Care Limited	19/20 Contracted general activity (UDA)	4,600
Contract type name	GDS Contract	Carry forward general activity (UDA)	0
Purpose of contract	General and Orthodontic	19/20 Contracted orthodontic activity (UOA)	1,000
Contract start date	01/04/2009	Carry forward orthodontic activity (UOA)	0
Contract end date		Baseline contract value	£206,733.11

ACCESS	Contract	England and Wales
24 month ratio of assessments to patient IDs	1.01	1.08

ACTIVITY	Contract
Contract assess and fit appliances (case starts) as a percentage of Area Team case starts	0.8 %

Cumulative percentage of contracted UOA delivered 2019 & 2020



Month	Adjusted Scheduled Activity (UOA)		
	2018	2019	2020
April	22	42	65
May	89	63	87
June	91	126	110
July	134	147	
August	260	253	
September	324	298	
October	388	424	
November	473	509	
December	538	701	
January	629	701	
February	860	869	
March	1,030	873	
April	1,030	1,023	
May	1,030	1,023	
June	1,030	1,023	

QUANTITY METRICS (rolling 12 month period)

	Contract Quantity	Contract Base Number	Contract *	Area Team	Region	England
% of all assessments that were assess and fit appliances (case starts)	47	67	70.1%	74.0%	62.2%	58.2%
% of all assessments that were assess and refuse	5	67	7.5%	5.8%	11.4%	12.4%
% of all assessments that were assess and review	15	67	22.4%	20.1%	26.4%	29.4%
% of case starts with a reported IOTN of 3 and Aesthetic Component of 5 or below	0	47	N/A	0.1%	0.1%	0.1%
% of case starts with a reported IOTN of 3 and Aesthetic Component of 6 or above	0	47	N/A	3.3%	3.6%	3.9%
% of case starts with a reported IOTN of 4	29	47	61.7%	80.8%	79.2%	77.7%
% of case starts with a reported IOTN of 5	17	47	36.2%	15.3%	16.5%	16.7%
% of concluded courses in receipt of dual-arch fixed appliances	0	2	N/A	63.8%	75.3%	72.5%
% of concluded courses where treatment was abandoned or discontinued	0	2	0.0%	12.6%	8.9%	9.1%
% of patients satisfied with the treatment they have received	0	0	N/A	96.3%	96.5%	95.8%

* Figures in italics indicate that the base number is less than 100.

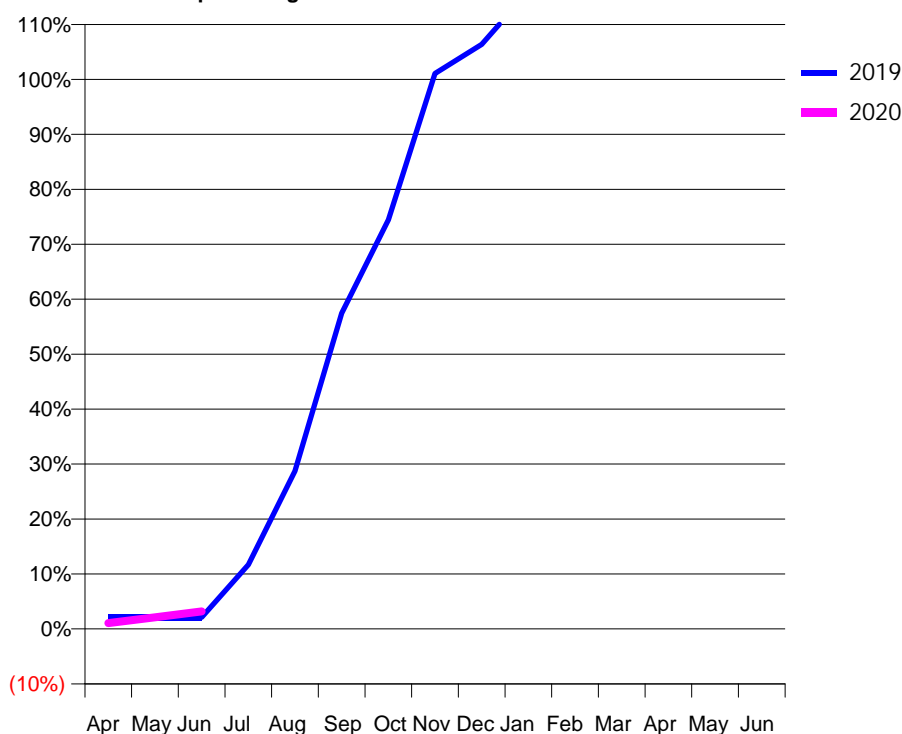
Q47 - Vital Signs Orthodontic At a Glance Contract Report for 177709/0001 - June 2019

Name or company name	Green Dental Partnership	19/20 Contracted general activity (UDA)	1,466
Contract type name	GDS Contract	Carry forward general activity (UDA)	0
Purpose of contract	General and Orthodontic	19/20 Contracted orthodontic activity (UOA)	94
Contract start date	01/04/2013	Carry forward orthodontic activity (UOA)	0
Contract end date		Baseline contract value	£38,263.46

ACCESS	Contract	England and Wales
24 month ratio of assessments to patient IDs	1.15	1.08

ACTIVITY	Contract
Contract assess and fit appliances (case starts) as a percentage of Area Team case starts	0.0 %

Cumulative percentage of contracted UOA delivered 2019 & 2020



Month	Adjusted Scheduled Activity (UOA)		
	2018	2019	2020
April	0	2	1
May	18	2	2
June	53	2	3
July	78	11	
August	92	27	
September	96	54	
October	97	70	
November	97	95	
December	97	100	
January	97	109	
February	97	115	
March	97	117	
April	97	117	
May	97	117	
June	97	117	

QUANTITY METRICS (rolling 12 month period)

	Contract Quantity	Contract Base Number	Contract *	Area Team	Region	England
% of all assessments that were assess and fit appliances (case starts)	0	118	0.0%	74.0%	62.2%	58.2%
% of all assessments that were assess and refuse	0	118	0.0%	5.8%	11.4%	12.4%
% of all assessments that were assess and review	118	118	100.0%	20.1%	26.4%	29.4%
% of case starts with a reported IOTN of 3 and Aesthetic Component of 5 or below	0	0	<i>N/A</i>	0.1%	0.1%	0.1%
% of case starts with a reported IOTN of 3 and Aesthetic Component of 6 or above	0	0	<i>N/A</i>	3.3%	3.6%	3.9%
% of case starts with a reported IOTN of 4	0	0	<i>N/A</i>	80.8%	79.2%	77.7%
% of case starts with a reported IOTN of 5	0	0	<i>N/A</i>	15.3%	16.5%	16.7 %
% of concluded courses in receipt of dual-arch fixed appliances	0	0	<i>N/A</i>	63.8%	75.3%	72.5%
% of concluded courses where treatment was abandoned or discontinued	0	0	<i>N/A</i>	12.6%	8.9%	9.1%
% of patients satisfied with the treatment they have received	0	0	<i>N/A</i>	96.3%	96.5%	95.8%

* Figures in italics indicate that the base number is less than 100.

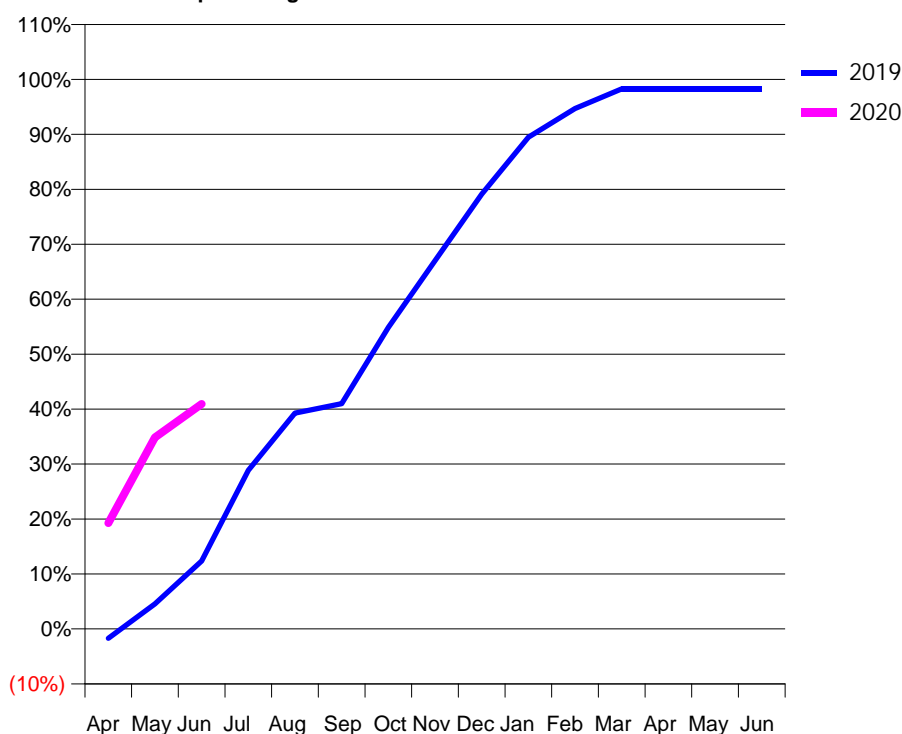
Q47 - Vital Signs Orthodontic At a Glance Contract Report for 185450/0001 - June 2019

Name or company name	Lancashire Dental Partners	19/20 Contracted general activity (UDA)	5,600
Contract type name	GDS Contract	Carry forward general activity (UDA)	0
Purpose of contract	General and Orthodontic	19/20 Contracted orthodontic activity (UOA)	2,427
Contract start date	01/01/2016	Carry forward orthodontic activity (UOA)	0
Contract end date		Baseline contract value	£311,091.03

ACCESS	Contract	England and Wales
24 month ratio of assessments to patient IDs	1.01	1.08

ACTIVITY	Contract
Contract assess and fit appliances (case starts) as a percentage of Area Team case starts	2.7 %

Cumulative percentage of contracted UOA delivered 2019 & 2020



Month	Adjusted Scheduled Activity (UOA)		
	2018	2019	2020
April	4	-42	468
May	130	111	846
June	324	300	993
July	685	701	
August	874	953	
September	937	995	
October	1,191	1,332	
November	1,508	1,626	
December	1,781	1,920	
January	1,950	2,172	
February	2,286	2,298	
March	3,758	2,385	
April	4,536	2,385	
May	4,557	2,385	
June	4,557	2,385	

QUANTITY METRICS (rolling 12 month period)

	Contract Quantity	Contract Base Number	Contract *	Area Team	Region	England
% of all assessments that were assess and fit appliances (case starts)	149	151	98.7%	74.0%	62.2%	58.2%
% of all assessments that were assess and refuse	0	151	0.0%	5.8%	11.4%	12.4%
% of all assessments that were assess and review	2	151	1.3%	20.1%	26.4%	29.4%
% of case starts with a reported IOTN of 3 and Aesthetic Component of 5 or below	0	149	N/A	0.1%	0.1%	0.1%
% of case starts with a reported IOTN of 3 and Aesthetic Component of 6 or above	0	149	N/A	3.3%	3.6%	3.9%
% of case starts with a reported IOTN of 4	116	149	77.9%	80.8%	79.2%	77.7%
% of case starts with a reported IOTN of 5	32	149	21.5%	15.3%	16.5%	16.7 %
% of concluded courses in receipt of dual-arch fixed appliances	0	211	N/A	63.8%	75.3%	72.5%
% of concluded courses where treatment was abandoned or discontinued	22	211	10.4%	12.6%	8.9%	9.1%
% of patients satisfied with the treatment they have received	2	2	100.0%	96.3%	96.5%	95.8%

* Figures in italics indicate that the base number is less than 100.

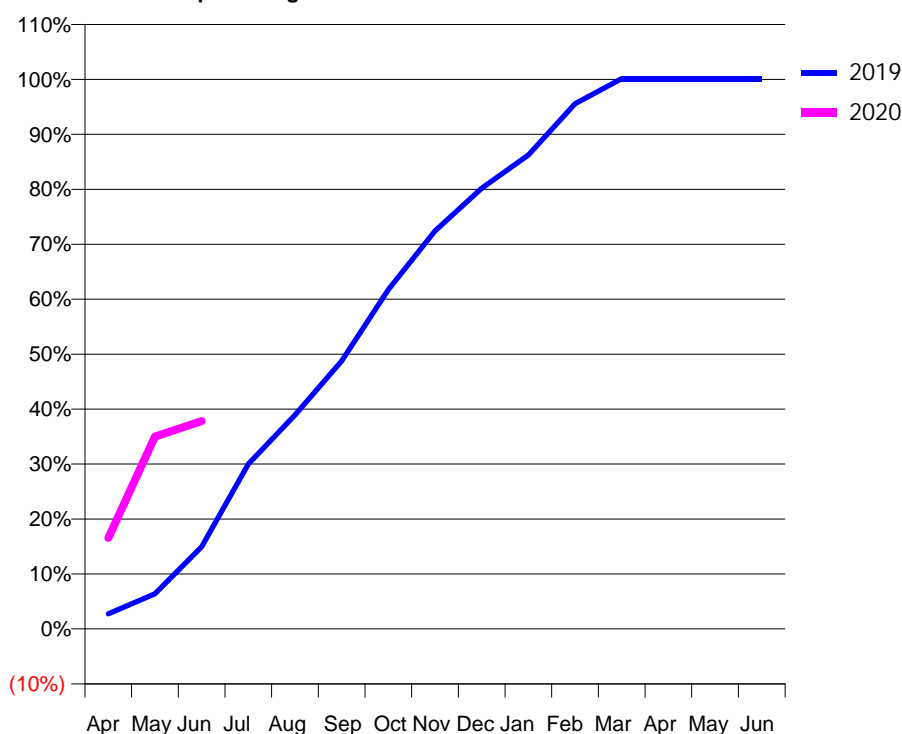
Q47 - Vital Signs Orthodontic At a Glance Contract Report for 185450/0002 - June 2019

Name or company name	Lancashire Dental Partners	19/20 Contracted general activity (UDA)	3,700
Contract type name	GDS Contract	Carry forward general activity (UDA)	0
Purpose of contract	General and Orthodontic	19/20 Contracted orthodontic activity (UOA)	5,196
Contract start date	01/01/2016	Carry forward orthodontic activity (UOA)	0
Contract end date		Baseline contract value	£454,606.45

ACCESS	Contract	England and Wales
24 month ratio of assessments to patient IDs	1.02	1.08

ACTIVITY	Contract
Contract assess and fit appliances (case starts) as a percentage of Area Team case starts	5.5 %

Cumulative percentage of contracted UOA delivered 2019 & 2020



Month	Adjusted Scheduled Activity (UOA)		
	2018	2019	2020
April	12	143	861
May	226	332	1,818
June	912	777	1,965
July	1,678	1,559	
August	2,163	2,022	
September	2,860	2,534	
October	3,601	3,209	
November	4,063	3,763	
December	4,399	4,167	
January	4,678	4,482	
February	5,276	4,965	
March	5,276	5,203	
April	5,276	5,203	
May	5,276	5,203	
June	5,276	5,203	

QUANTITY METRICS (rolling 12 month period)

	Contract Quantity	Contract Base Number	Contract *	Area Team	Region	England
% of all assessments that were assess and fit appliances (case starts)	311	322	96.6%	74.0%	62.2%	58.2%
% of all assessments that were assess and refuse	0	322	0.0%	5.8%	11.4%	12.4%
% of all assessments that were assess and review	11	322	3.4%	20.1%	26.4%	29.4%
% of case starts with a reported IOTN of 3 and Aesthetic Component of 5 or below	0	311	N/A	0.1%	0.1%	0.1%
% of case starts with a reported IOTN of 3 and Aesthetic Component of 6 or above	0	311	N/A	3.3%	3.6%	3.9%
% of case starts with a reported IOTN of 4	255	311	82.0%	80.8%	79.2%	77.7%
% of case starts with a reported IOTN of 5	56	311	18.0%	15.3%	16.5%	16.7 %
% of concluded courses in receipt of dual-arch fixed appliances	0	302	N/A	63.8%	75.3%	72.5%
% of concluded courses where treatment was abandoned or discontinued	48	302	15.9%	12.6%	8.9%	9.1%
% of patients satisfied with the treatment they have received	0	0	N/A	96.3%	96.5%	95.8%

* Figures in italics indicate that the base number is less than 100.

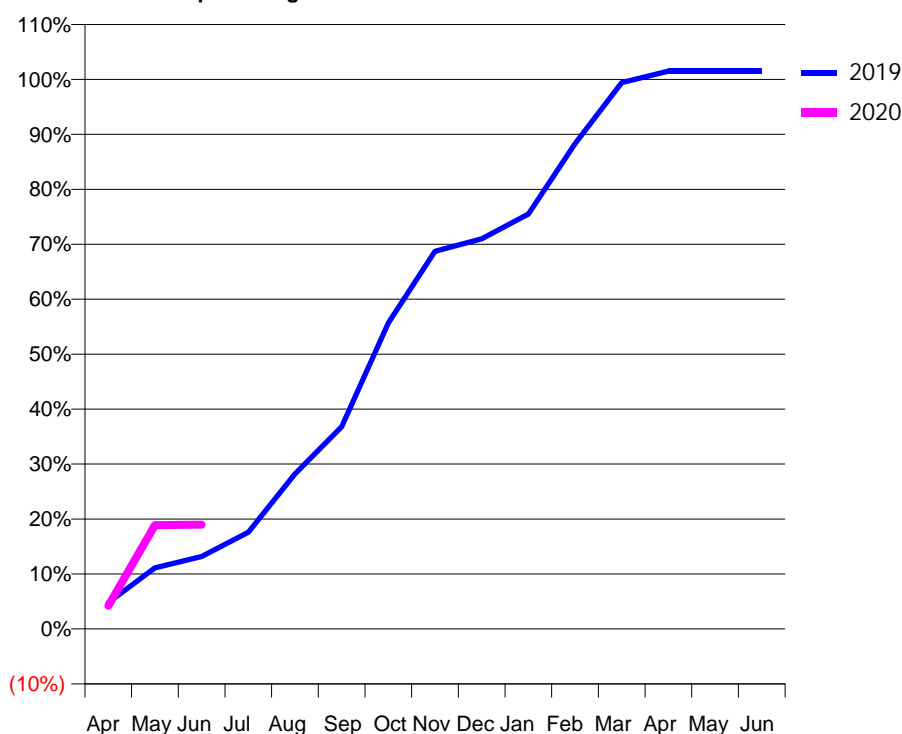
Q47 - Vital Signs Orthodontic At a Glance Contract Report for 198447/0001 - June 2019

Name or company name	Dentistry 4 All	19/20 Contracted general activity (UDA)	34,000
Contract type name	Pilot Contract	Carry forward general activity (UDA)	0
Purpose of contract	General and Orthodontic	19/20 Contracted orthodontic activity (UOA)	1,000
Contract start date	01/04/2009	Carry forward orthodontic activity (UOA)	0
Contract end date		Baseline contract value	£1,186,464.41

ACCESS	Contract	England and Wales
24 month ratio of assessments to patient IDs	1.02	1.08

ACTIVITY	Contract
Contract assess and fit appliances (case starts) as a percentage of Area Team case starts	0.9 %

Cumulative percentage of contracted UOA delivered 2019 & 2020



Month	Adjusted Scheduled Activity (UOA)		
	2018	2019	2020
April	10	48	42
May	10	111	189
June	157	132	190
July	371	176	
August	372	282	
September	457	368	
October	499	557	
November	625	687	
December	793	710	
January	814	755	
February	836	883	
March	1,004	994	
April	1,004	1,015	
May	1,004	1,015	
June	1,005	1,015	

QUANTITY METRICS (rolling 12 month period)

	Contract Quantity	Contract Base Number	Contract *	Area Team	Region	England
% of all assessments that were assess and fit appliances (case starts)	53	70	75.7%	74.0%	62.2%	58.2%
% of all assessments that were assess and refuse	4	70	5.7%	5.8%	11.4%	12.4%
% of all assessments that were assess and review	13	70	18.6%	20.1%	26.4%	29.4%
% of case starts with a reported IOTN of 3 and Aesthetic Component of 5 or below	0	53	N/A	0.1%	0.1%	0.1%
% of case starts with a reported IOTN of 3 and Aesthetic Component of 6 or above	3	53	5.7%	3.3%	3.6%	3.9%
% of case starts with a reported IOTN of 4	48	53	90.6%	80.8%	79.2%	77.7%
% of case starts with a reported IOTN of 5	2	53	3.8%	15.3%	16.5%	16.7%
% of concluded courses in receipt of dual-arch fixed appliances	20	35	57.1%	63.8%	75.3%	72.5%
% of concluded courses where treatment was abandoned or discontinued	3	35	8.6%	12.6%	8.9%	9.1%
% of patients satisfied with the treatment they have received	0	0	N/A	96.3%	96.5%	95.8%

* Figures in italics indicate that the base number is less than 100.

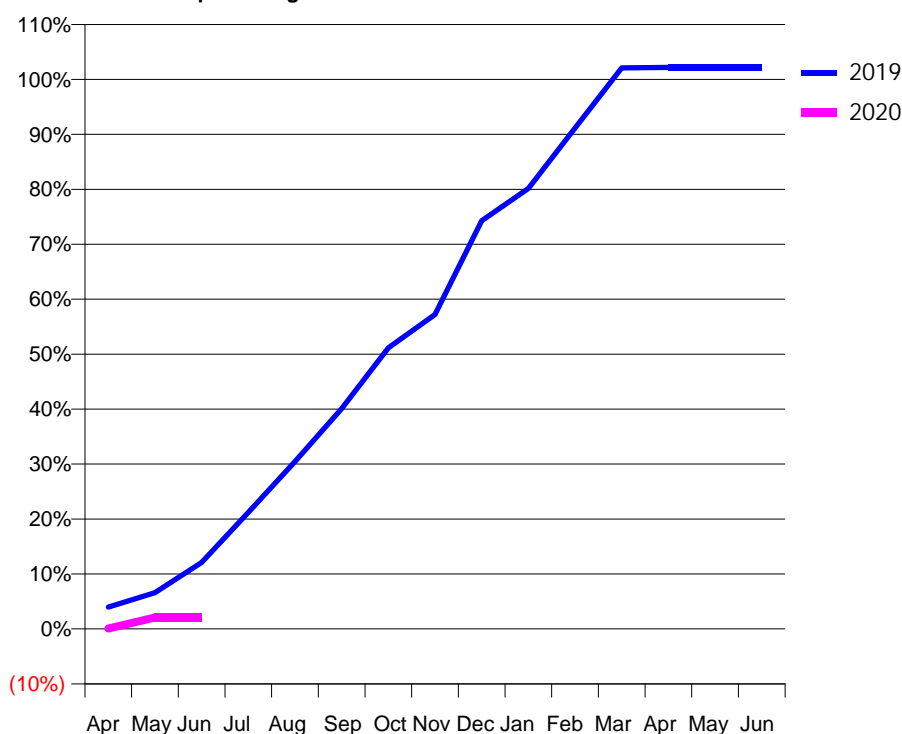
Q47 - Vital Signs Orthodontic At a Glance Contract Report for 629154/0003 - June 2019

Name or company name	Denpoint Dental Care	19/20 Contracted general activity (UDA)	3,050
Contract type name	GDS Contract	Carry forward general activity (UDA)	0
Purpose of contract	General and Orthodontic	19/20 Contracted orthodontic activity (UOA)	1,150
Contract start date	01/06/2008	Carry forward orthodontic activity (UOA)	0
Contract end date		Baseline contract value	£159,855.81

ACCESS	Contract	England and Wales
24 month ratio of assessments to patient IDs	1.02	1.08

ACTIVITY	Contract
Contract assess and fit appliances (case starts) as a percentage of Area Team case starts	0.9 %

Cumulative percentage of contracted UOA delivered 2019 & 2020



Month	Adjusted Scheduled Activity (UOA)		
	2018	2019	2020
April	0	46	1
May	21	76	24
June	211	139	24
July	302	244	
August	408	350	
September	475	461	
October	629	588	
November	718	658	
December	995	854	
January	1,024	922	
February	1,087	1,048	
March	1,130	1,174	
April	1,172	1,175	
May	1,172	1,175	
June	1,172	1,175	

QUANTITY METRICS (rolling 12 month period)

	Contract Quantity	Contract Base Number	Contract *	Area Team	Region	England
% of all assessments that were assess and fit appliances (case starts)	52	77	67.5%	74.0%	62.2%	58.2%
% of all assessments that were assess and refuse	8	77	10.4%	5.8%	11.4%	12.4%
% of all assessments that were assess and review	17	77	22.1%	20.1%	26.4%	29.4%
% of case starts with a reported IOTN of 3 and Aesthetic Component of 5 or below	0	52	N/A	0.1%	0.1%	0.1%
% of case starts with a reported IOTN of 3 and Aesthetic Component of 6 or above	0	52	N/A	3.3%	3.6%	3.9%
% of case starts with a reported IOTN of 4	48	52	92.3%	80.8%	79.2%	77.7%
% of case starts with a reported IOTN of 5	2	52	3.8%	15.3%	16.5%	16.7 %
% of concluded courses in receipt of dual-arch fixed appliances	0	60	N/A	63.8%	75.3%	72.5%
% of concluded courses where treatment was abandoned or discontinued	7	60	11.7%	12.6%	8.9%	9.1%
% of patients satisfied with the treatment they have received	1	1	100.0%	96.3%	96.5%	95.8%

* Figures in italics indicate that the base number is less than 100.

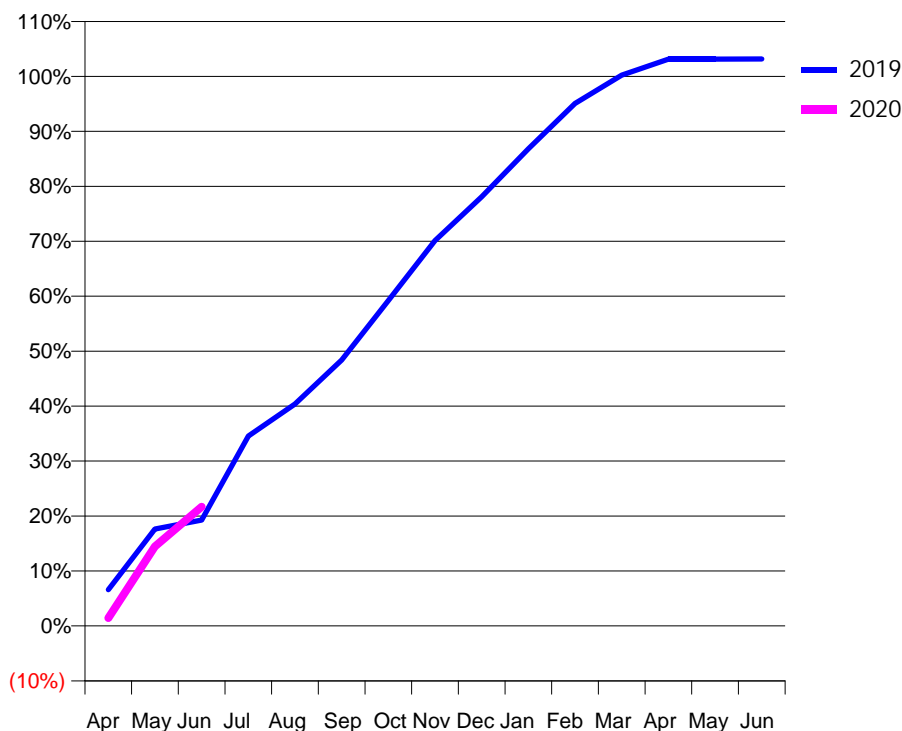
Q47 - Vital Signs Orthodontic At a Glance Contract Report for 649295/0001 - June 2019

Name or company name	St George's Dental Partnership	19/20 Contracted general activity (UDA)	55,732
Contract type name	Pilot Contract	Carry forward general activity (UDA)	0
Purpose of contract	General and Orthodontic	19/20 Contracted orthodontic activity (UOA)	2,904
Contract start date	01/04/2006	Carry forward orthodontic activity (UOA)	0
Contract end date		Baseline contract value	£1,569,109.25

ACCESS	Contract	England and Wales
24 month ratio of assessments to patient IDs	1.03	1.08

ACTIVITY	Contract
Contract assess and fit appliances (case starts) as a percentage of Area Team case starts	2.6 %

Cumulative percentage of contracted UOA delivered 2019 & 2020



Month	Adjusted Scheduled Activity (UOA)		
	2018	2019	2020
April	247	192	42
May	562	512	420
June	583	560	630
July	736	1,003	
August	910	1,172	
September	1,103	1,405	
October	1,315	1,720	
November	1,717	2,036	
December	2,080	2,268	
January	2,460	2,521	
February	2,798	2,761	
March	3,011	2,911	
April	3,033	2,995	
May	3,033	2,995	
June	3,033	2,996	

QUANTITY METRICS (rolling 12 month period)

	Contract Quantity	Contract Base Number	Contract *	Area Team	Region	England
% of all assessments that were assess and fit appliances (case starts)	146	174	83.9%	74.0%	62.2%	58.2%
% of all assessments that were assess and refuse	17	174	9.8%	5.8%	11.4%	12.4%
% of all assessments that were assess and review	11	174	6.3%	20.1%	26.4%	29.4%
% of case starts with a reported IOTN of 3 and Aesthetic Component of 5 or below	0	146	N/A	0.1%	0.1%	0.1%
% of case starts with a reported IOTN of 3 and Aesthetic Component of 6 or above	8	146	5.5%	3.3%	3.6%	3.9%
% of case starts with a reported IOTN of 4	126	146	86.3%	80.8%	79.2%	77.7%
% of case starts with a reported IOTN of 5	10	146	6.8%	15.3%	16.5%	16.7 %
% of concluded courses in receipt of dual-arch fixed appliances	11	53	20.8%	63.8%	75.3%	72.5%
% of concluded courses where treatment was abandoned or discontinued	5	53	9.4%	12.6%	8.9%	9.1%
% of patients satisfied with the treatment they have received	1	1	100.0%	96.3%	96.5%	95.8%

* Figures in italics indicate that the base number is less than 100.

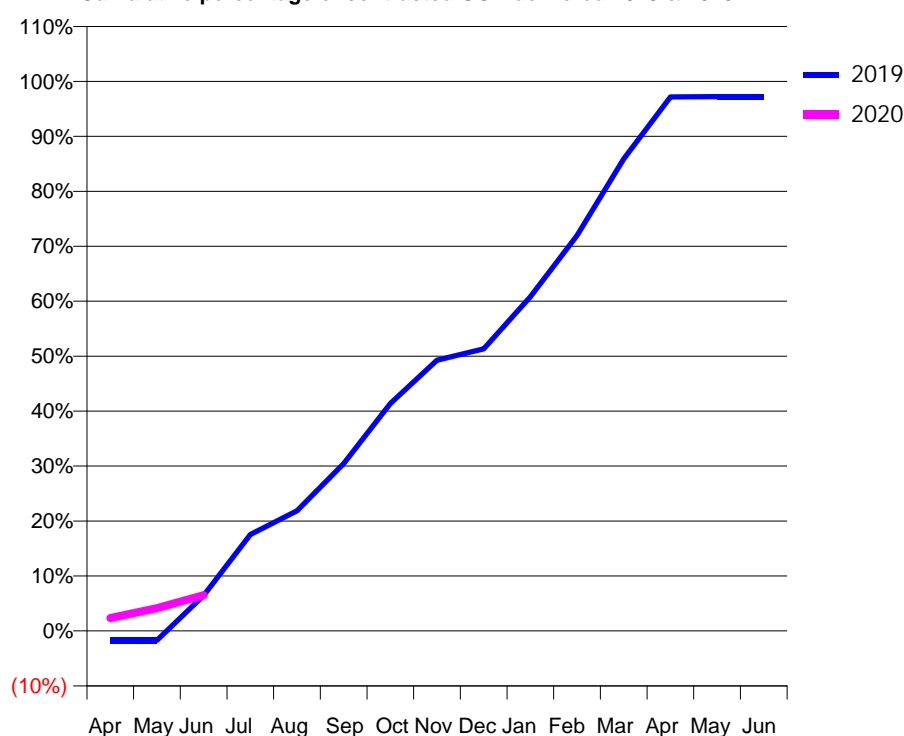
Q47 - Vital Signs Orthodontic At a Glance Contract Report for 676209/0001 - June 2019

Name or company name	MR SL MORGAN	19/20 Contracted general activity (UDA)	38,336
Contract type name	GDS Contract	Carry forward general activity (UDA)	0
Purpose of contract	General and Orthodontic	19/20 Contracted orthodontic activity (UOA)	6,289
Contract start date	01/04/2006	Carry forward orthodontic activity (UOA)	0
Contract end date		Baseline contract value	£1,432,165.36

ACCESS	Contract	England and Wales
24 month ratio of assessments to patient IDs	1.12	1.08

ACTIVITY	Contract
Contract assess and fit appliances (case starts) as a percentage of Area Team case starts	5.0 %

Cumulative percentage of contracted UOA delivered 2019 & 2020



Month	Adjusted Scheduled Activity (UOA)		
	2018	2019	2020
April	-144	-108	147
May	-17	-107	262
June	227	407	410
July	335	1,104	
August	566	1,374	
September	851	1,915	
October	1,744	2,604	
November	2,821	3,098	
December	3,582	3,229	
January	4,250	3,826	
February	4,855	4,524	
March	5,754	5,402	
April	6,158	6,112	
May	6,158	6,114	
June	6,160	6,114	

QUANTITY METRICS (rolling 12 month period)

	Contract Quantity	Contract Base Number	Contract *	Area Team	Region	England
% of all assessments that were assess and fit appliances (case starts)	281	595	47.2%	74.0%	62.2%	58.2%
% of all assessments that were assess and refuse	72	595	12.1%	5.8%	11.4%	12.4%
% of all assessments that were assess and review	242	595	40.7%	20.1%	26.4%	29.4%
% of case starts with a reported IOTN of 3 and Aesthetic Component of 5 or below	1	281	0.4%	0.1%	0.1%	0.1%
% of case starts with a reported IOTN of 3 and Aesthetic Component of 6 or above	16	281	5.7%	3.3%	3.6%	3.9%
% of case starts with a reported IOTN of 4	217	281	77.2%	80.8%	79.2%	77.7%
% of case starts with a reported IOTN of 5	47	281	16.7%	15.3%	16.5%	16.7%
% of concluded courses in receipt of dual-arch fixed appliances	129	149	86.6%	63.8%	75.3%	72.5%
% of concluded courses where treatment was abandoned or discontinued	10	149	6.7%	12.6%	8.9%	9.1%
% of patients satisfied with the treatment they have received	2	2	100.0%	96.3%	96.5%	95.8%

* Figures in italics indicate that the base number is less than 100.

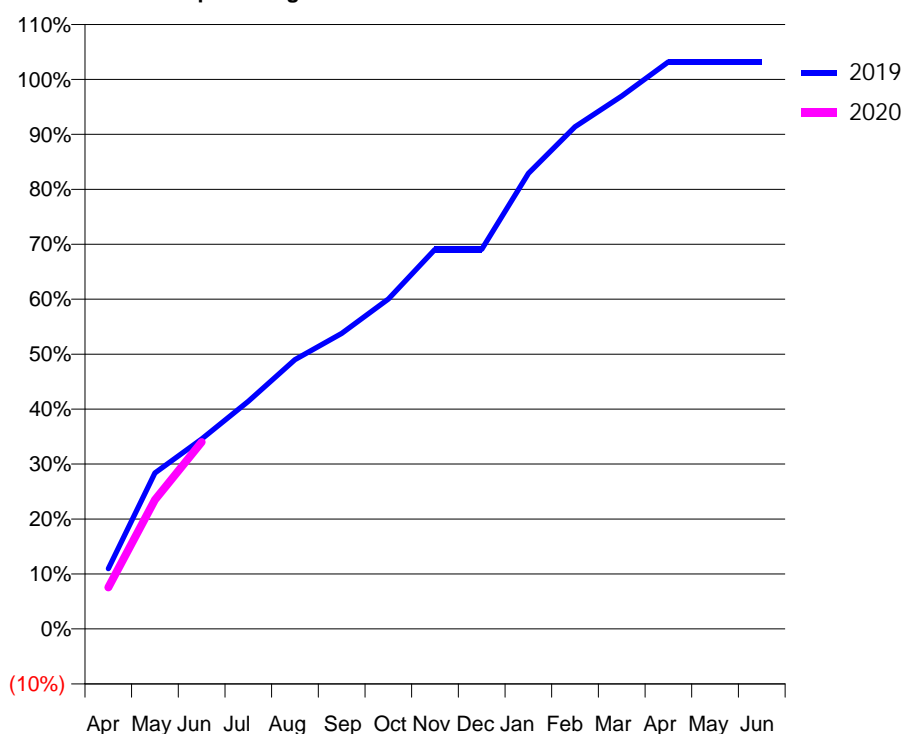
Q48 - Vital Signs Orthodontic At a Glance Contract Report for 172014/0001 - June 2019

Name or company name	Mrs D Sundarraj	19/20 Contracted general activity (UDA)	0
Contract type name	PDS Contract	Carry forward general activity (UDA)	0
Purpose of contract	General and Orthodontic	19/20 Contracted orthodontic activity (UOA)	3,069
Contract start date	01/01/2011	Carry forward orthodontic activity (UOA)	0
Contract end date	30/06/2020	Baseline contract value	£212,696.59

ACCESS	Contract	England and Wales
24 month ratio of assessments to patient IDs	1.00	1.08

ACTIVITY	Contract
Contract assess and fit appliances (case starts) as a percentage of Area Team case starts	6.6 %

Cumulative percentage of contracted UOA delivered 2019 & 2020



Month	Adjusted Scheduled Activity (UOA)		
	2018	2019	2020
April	168	336	232
May	1,053	871	721
June	1,668	1,061	1,044
July	2,383	1,272	
August	2,615	1,504	
September	2,658	1,651	
October	2,774	1,843	
November	2,838	2,120	
December	2,841	2,120	
January	2,864	2,544	
February	2,887	2,804	
March	3,076	2,976	
April	3,139	3,167	
May	3,139	3,167	
June	3,139	3,167	

QUANTITY METRICS (rolling 12 month period)

	Contract Quantity	Contract Base Number	Contract *	Area Team	Region	England
% of all assessments that were assess and fit appliances (case starts)	148	199	74.4%	72.0%	62.2%	58.2%
% of all assessments that were assess and refuse	42	199	21.1%	12.4%	11.4%	12.4%
% of all assessments that were assess and review	9	199	4.5%	15.5%	26.4%	29.4%
% of case starts with a reported IOTN of 3 and Aesthetic Component of 5 or below	0	148	N/A	0.1%	0.1%	0.1%
% of case starts with a reported IOTN of 3 and Aesthetic Component of 6 or above	5	148	3.4%	4.6%	3.6%	3.9%
% of case starts with a reported IOTN of 4	119	148	80.4%	76.3%	79.2%	77.7%
% of case starts with a reported IOTN of 5	24	148	16.2%	18.6%	16.5%	16.7 %
% of concluded courses in receipt of dual-arch fixed appliances	3	48	6.3%	81.1%	75.3%	72.5%
% of concluded courses where treatment was abandoned or discontinued	17	48	35.4%	10.3%	8.9%	9.1%
% of patients satisfied with the treatment they have received	0	0	N/A	93.8%	96.5%	95.8%

* Figures in italics indicate that the base number is less than 100.

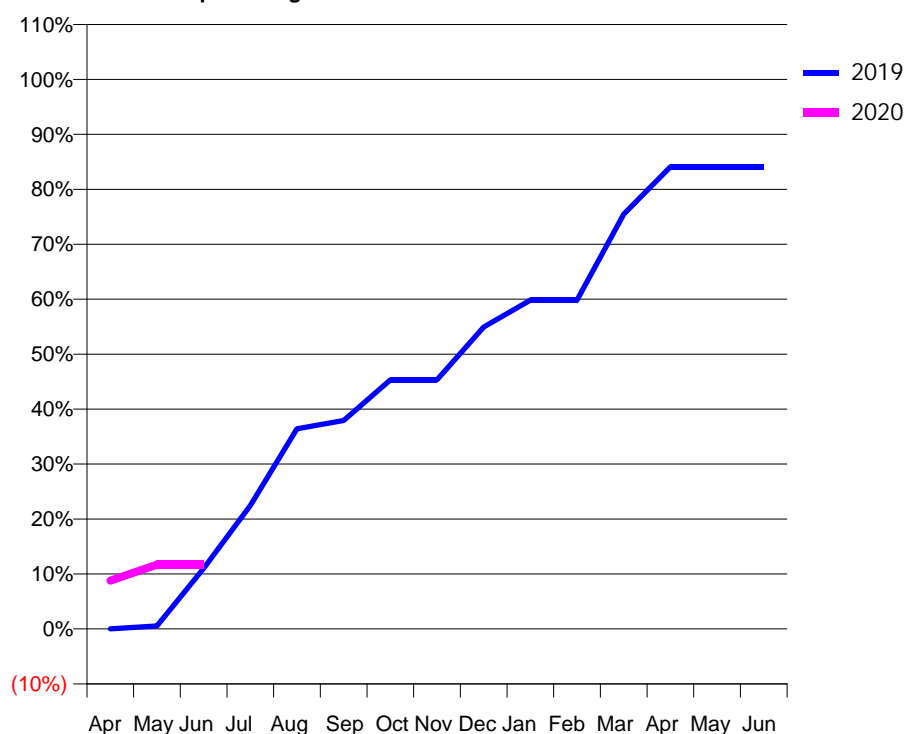
Q48 - Vital Signs Orthodontic At a Glance Contract Report for 181528/0006 - June 2019

Name or company name	Salaried Dental Service, Knowsley	19/20 Contracted general activity (UDA)	0
Contract type name	PDS Contract	Carry forward general activity (UDA)	0
Purpose of contract	Orthodontic	19/20 Contracted orthodontic activity (UOA)	717
Contract start date	01/04/2015	Carry forward orthodontic activity (UOA)	0
Contract end date	31/03/2021	Baseline contract value	£87,509.30

ACCESS	Contract	England and Wales
24 month ratio of assessments to patient IDs	1.03	1.08

ACTIVITY	Contract
Contract assess and fit appliances (case starts) as a percentage of Area Team case starts	1.1 %

Cumulative percentage of contracted UOA delivered 2019 & 2020



Month	Adjusted Scheduled Activity (UOA)		
	2018	2019	2020
April	1	0	63
May	32	4	84
June	35	79	84
July	79	161	
August	125	261	
September	152	272	
October	152	325	
November	313	325	
December	410	394	
January	414	429	
February	423	429	
March	429	541	
April	431	603	
May	453	603	
June	453	603	

QUANTITY METRICS (rolling 12 month period)

	Contract Quantity	Contract Base Number	Contract *	Area Team	Region	England
% of all assessments that were assess and fit appliances (case starts)	25	161	15.5%	72.0%	62.2%	58.2%
% of all assessments that were assess and refuse	25	161	15.5%	12.4%	11.4%	12.4%
% of all assessments that were assess and review	111	161	68.9%	15.5%	26.4%	29.4%
% of case starts with a reported IOTN of 3 and Aesthetic Component of 5 or below	0	25	<i>N/A</i>	0.1%	0.1%	0.1%
% of case starts with a reported IOTN of 3 and Aesthetic Component of 6 or above	0	25	<i>N/A</i>	4.6%	3.6%	3.9%
% of case starts with a reported IOTN of 4	19	25	76.0%	76.3%	79.2%	77.7%
% of case starts with a reported IOTN of 5	6	25	24.0%	18.6%	16.5%	16.7 %
% of concluded courses in receipt of dual-arch fixed appliances	40	68	58.8%	81.1%	75.3%	72.5%
% of concluded courses where treatment was abandoned or discontinued	12	68	17.6%	10.3%	8.9%	9.1%
% of patients satisfied with the treatment they have received	0	0	<i>N/A</i>	93.8%	96.5%	95.8%

* Figures in italics indicate that the base number is less than 100.

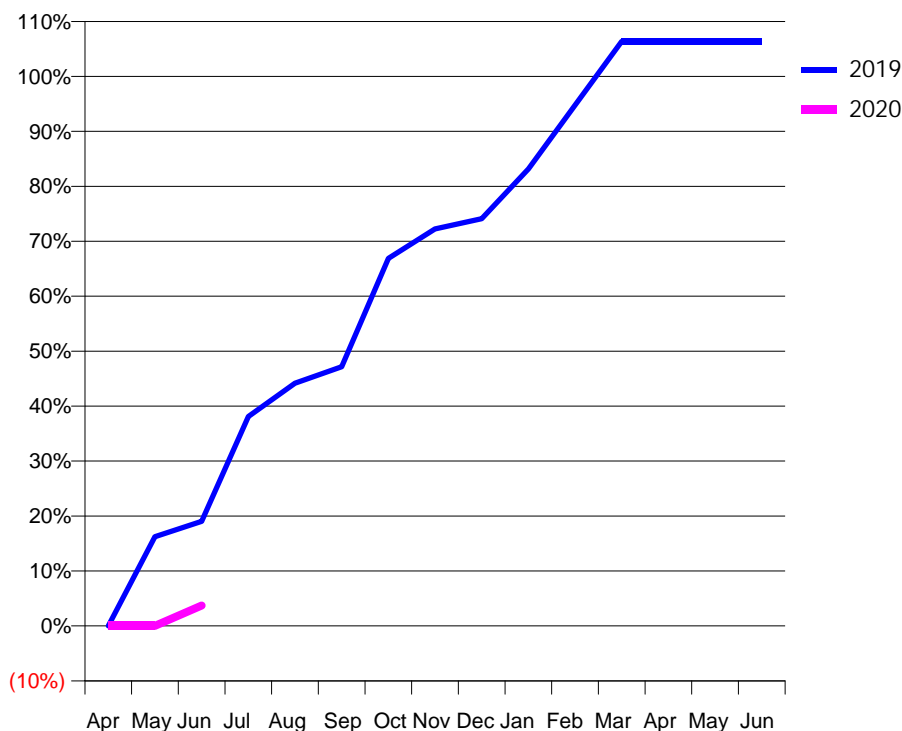
Q48 - Vital Signs Orthodontic At a Glance Contract Report for 184217/0001 - June 2019

Name or company name	The Liverpool Brace Place Limited	19/20 Contracted general activity (UDA)	0
Contract type name	PDS Contract	Carry forward general activity (UDA)	0
Purpose of contract	General and Orthodontic	19/20 Contracted orthodontic activity (UOA)	9,046
Contract start date	06/04/2014	Carry forward orthodontic activity (UOA)	0
Contract end date	30/06/2020	Baseline contract value	£617,275.52

ACCESS	Contract	England and Wales
24 month ratio of assessments to patient IDs	1.01	1.08

ACTIVITY	Contract
Contract assess and fit appliances (case starts) as a percentage of Area Team case starts	17.6 %

Cumulative percentage of contracted UOA delivered 2019 & 2020



Month	Adjusted Scheduled Activity (UOA)		
	2018	2019	2020
April	0	0	0
May	333	1,470	0
June	333	1,722	336
July	1,032	3,448	
August	1,451	3,994	
September	1,451	4,267	
October	2,585	6,052	
November	3,446	6,535	
December	4,097	6,703	
January	4,769	7,522	
February	7,499	8,572	
March	9,431	9,622	
April	9,431	9,622	
May	9,431	9,622	
June	9,431	9,622	

QUANTITY METRICS (rolling 12 month period)

	Contract Quantity	Contract Base Number	Contract *	Area Team	Region	England
% of all assessments that were assess and fit appliances (case starts)	394	394	100.0%	72.0%	62.2%	58.2%
% of all assessments that were assess and refuse	0	394	0.0%	12.4%	11.4%	12.4%
% of all assessments that were assess and review	0	394	0.0%	15.5%	26.4%	29.4%
% of case starts with a reported IOTN of 3 and Aesthetic Component of 5 or below	1	394	0.3%	0.1%	0.1%	0.1%
% of case starts with a reported IOTN of 3 and Aesthetic Component of 6 or above	8	394	2.0%	4.6%	3.6%	3.9%
% of case starts with a reported IOTN of 4	310	394	78.7%	76.3%	79.2%	77.7%
% of case starts with a reported IOTN of 5	75	394	19.0%	18.6%	16.5%	16.7 %
% of concluded courses in receipt of dual-arch fixed appliances	173	203	85.2%	81.1%	75.3%	72.5%
% of concluded courses where treatment was abandoned or discontinued	13	203	6.4%	10.3%	8.9%	9.1%
% of patients satisfied with the treatment they have received	3	3	100.0%	93.8%	96.5%	95.8%

* Figures in italics indicate that the base number is less than 100.

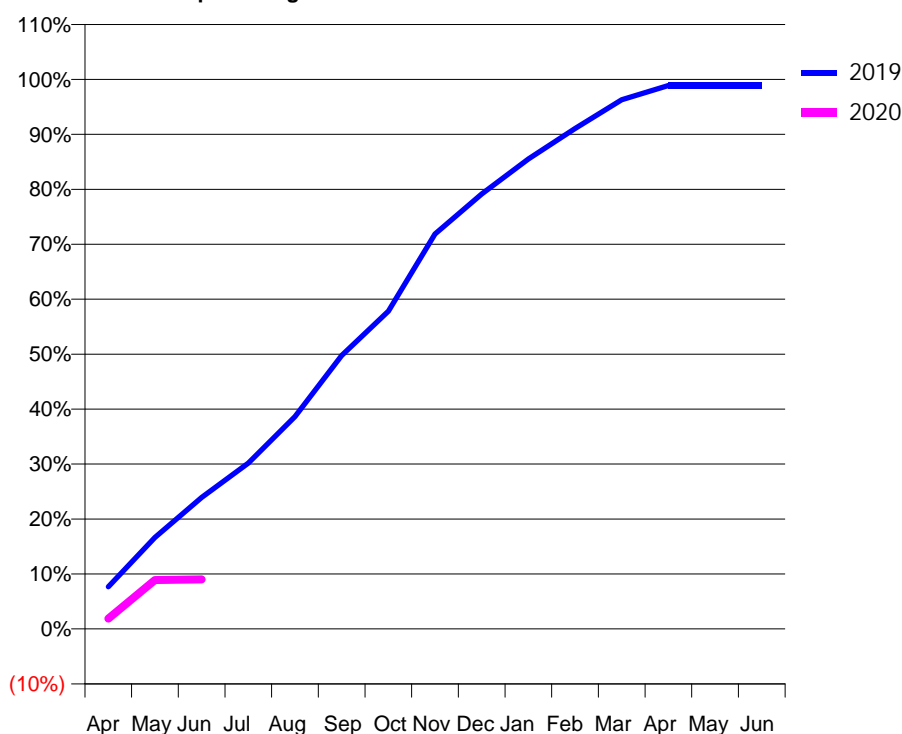
Q48 - Vital Signs Orthodontic At a Glance Contract Report for 329398/0001 - June 2019

Name or company name	MR DJ PLUNKETT	19/20 Contracted general activity (UDA)	0
Contract type name	PDS Contract	Carry forward general activity (UDA)	0
Purpose of contract	General and Orthodontic	19/20 Contracted orthodontic activity (UOA)	5,020
Contract start date	01/04/2006	Carry forward orthodontic activity (UOA)	0
Contract end date	30/06/2020	Baseline contract value	£335,894.88

ACCESS	Contract	England and Wales
24 month ratio of assessments to patient IDs	1.09	1.08

ACTIVITY	Contract
Contract assess and fit appliances (case starts) as a percentage of Area Team case starts	8.7 %

Cumulative percentage of contracted UOA delivered 2019 & 2020



Month	Adjusted Scheduled Activity (UOA)		
	2018	2019	2020
April	217	385	95
May	739	835	446
June	894	1,202	452
July	1,186	1,515	
August	1,436	1,940	
September	1,893	2,498	
October	2,582	2,902	
November	3,319	3,608	
December	3,592	3,973	
January	3,979	4,294	
February	4,662	4,571	
March	4,995	4,834	
April	5,022	4,963	
May	5,022	4,963	
June	5,022	4,963	

QUANTITY METRICS (rolling 12 month period)

	Contract Quantity	Contract Base Number	Contract *	Area Team	Region	England
% of all assessments that were assess and fit appliances (case starts)	195	329	59.3%	72.0%	62.2%	58.2%
% of all assessments that were assess and refuse	32	329	9.7%	12.4%	11.4%	12.4%
% of all assessments that were assess and review	102	329	31.0%	15.5%	26.4%	29.4%
% of case starts with a reported IOTN of 3 and Aesthetic Component of 5 or below	0	195	N/A	0.1%	0.1%	0.1%
% of case starts with a reported IOTN of 3 and Aesthetic Component of 6 or above	12	195	6.2%	4.6%	3.6%	3.9%
% of case starts with a reported IOTN of 4	127	195	65.1%	76.3%	79.2%	77.7%
% of case starts with a reported IOTN of 5	56	195	28.7%	18.6%	16.5%	16.7 %
% of concluded courses in receipt of dual-arch fixed appliances	236	270	87.4%	81.1%	75.3%	72.5%
% of concluded courses where treatment was abandoned or discontinued	17	270	6.3%	10.3%	8.9%	9.1%
% of patients satisfied with the treatment they have received	1	1	100.0%	93.8%	96.5%	95.8%

* Figures in italics indicate that the base number is less than 100.

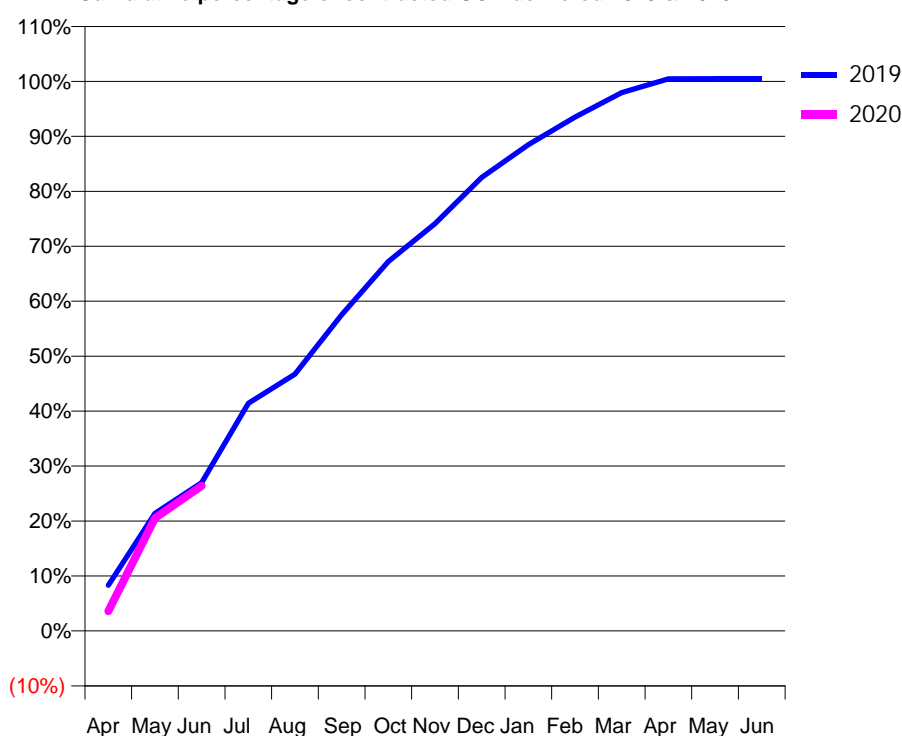
Q48 - Vital Signs Orthodontic At a Glance Contract Report for 634816/0001 - June 2019

Name or company name	MR TH MARTIN	19/20 Contracted general activity (UDA)	0
Contract type name	PDS Contract	Carry forward general activity (UDA)	0
Purpose of contract	General and Orthodontic	19/20 Contracted orthodontic activity (UOA)	9,644
Contract start date	01/04/2006	Carry forward orthodontic activity (UOA)	0
Contract end date	30/06/2020	Baseline contract value	£671,505.76

ACCESS	Contract	England and Wales
24 month ratio of assessments to patient IDs	1.06	1.08

ACTIVITY	Contract
Contract assess and fit appliances (case starts) as a percentage of Area Team case starts	20.2 %

Cumulative percentage of contracted UOA delivered 2019 & 2020



Month	Adjusted Scheduled Activity (UOA)		
	2018	2019	2020
April	294	802	347
May	1,960	2,062	1,979
June	2,746	2,601	2,547
July	3,187	3,995	
August	3,791	4,507	
September	4,654	5,548	
October	5,569	6,484	
November	6,424	7,147	
December	7,375	7,958	
January	7,985	8,534	
February	9,105	9,017	
March	9,596	9,447	
April	9,683	9,688	
May	9,659	9,690	
June	9,680	9,691	

QUANTITY METRICS (rolling 12 month period)

	Contract Quantity	Contract Base Number	Contract *	Area Team	Region	England
% of all assessments that were assess and fit appliances (case starts)	453	680	66.6%	72.0%	62.2%	58.2%
% of all assessments that were assess and refuse	74	680	10.9%	12.4%	11.4%	12.4%
% of all assessments that were assess and review	153	680	22.5%	15.5%	26.4%	29.4%
% of case starts with a reported IOTN of 3 and Aesthetic Component of 5 or below	0	453	N/A	0.1%	0.1%	0.1%
% of case starts with a reported IOTN of 3 and Aesthetic Component of 6 or above	26	453	5.7%	4.6%	3.6%	3.9%
% of case starts with a reported IOTN of 4	336	453	74.2%	76.3%	79.2%	77.7%
% of case starts with a reported IOTN of 5	90	453	19.9%	18.6%	16.5%	16.7 %
% of concluded courses in receipt of dual-arch fixed appliances	361	499	72.3%	81.1%	75.3%	72.5%
% of concluded courses where treatment was abandoned or discontinued	89	499	17.8%	10.3%	8.9%	9.1%
% of patients satisfied with the treatment they have received	2	3	66.7%	93.8%	96.5%	95.8%

* Figures in italics indicate that the base number is less than 100.

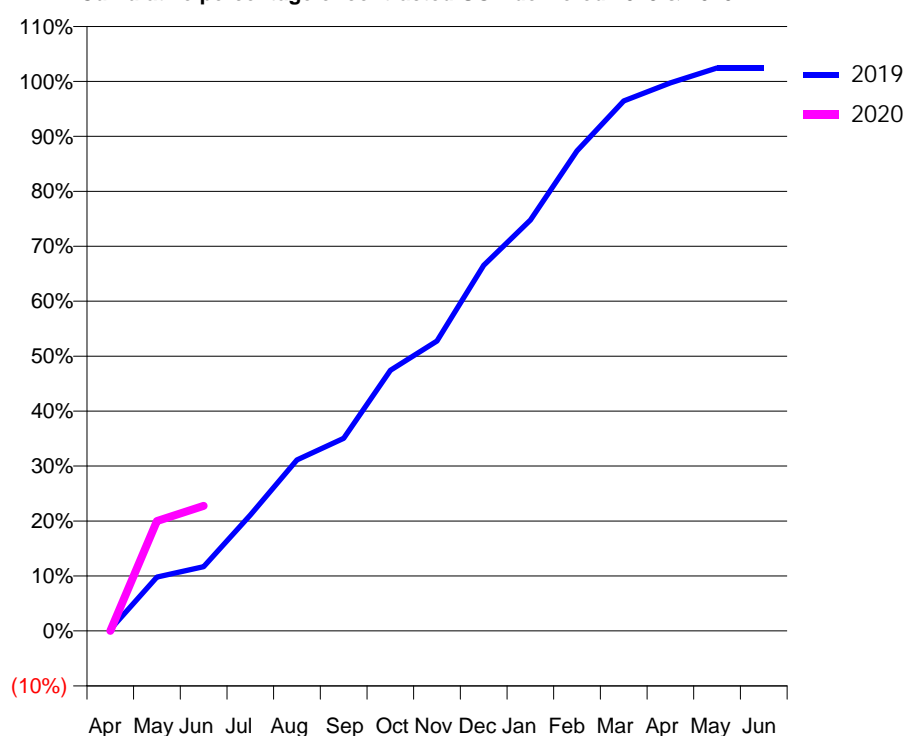
Q48 - Vital Signs Orthodontic At a Glance Contract Report for 675857/0002 - June 2019

Name or company name	MR JW DWYER	19/20 Contracted general activity (UDA)	0
Contract type name	PDS Contract	Carry forward general activity (UDA)	0
Purpose of contract	General and Orthodontic	19/20 Contracted orthodontic activity (UOA)	7,720
Contract start date	01/04/2014	Carry forward orthodontic activity (UOA)	0
Contract end date	31/03/2020	Baseline contract value	£426,516.17

ACCESS	Contract	England and Wales
24 month ratio of assessments to patient IDs	1.01	1.08

ACTIVITY	Contract
Contract assess and fit appliances (case starts) as a percentage of Area Team case starts	18.4 %

Cumulative percentage of contracted UOA delivered 2019 & 2020



Month	Adjusted Scheduled Activity (UOA)		
	2018	2019	2020
April	382	22	0
May	1,295	756	1,545
June	1,786	903	1,756
July	2,522	1,629	
August	3,211	2,402	
September	3,832	2,707	
October	4,582	3,661	
November	5,434	4,074	
December	6,055	5,136	
January	6,689	5,774	
February	7,321	6,743	
March	7,621	7,444	
April	7,875	7,699	
May	7,875	7,909	
June	7,875	7,909	

QUANTITY METRICS (rolling 12 month period)

	Contract Quantity	Contract Base Number	Contract *	Area Team	Region	England
% of all assessments that were assess and fit appliances (case starts)	412	539	76.4%	72.0%	62.2%	58.2%
% of all assessments that were assess and refuse	93	539	17.3%	12.4%	11.4%	12.4%
% of all assessments that were assess and review	34	539	6.3%	15.5%	26.4%	29.4%
% of case starts with a reported IOTN of 3 and Aesthetic Component of 5 or below	0	412	N/A	0.1%	0.1%	0.1%
% of case starts with a reported IOTN of 3 and Aesthetic Component of 6 or above	17	412	4.1%	4.6%	3.6%	3.9%
% of case starts with a reported IOTN of 4	325	412	78.9%	76.3%	79.2%	77.7%
% of case starts with a reported IOTN of 5	68	412	16.5%	18.6%	16.5%	16.7 %
% of concluded courses in receipt of dual-arch fixed appliances	310	340	91.2%	81.1%	75.3%	72.5%
% of concluded courses where treatment was abandoned or discontinued	25	340	7.4%	10.3%	8.9%	9.1%
% of patients satisfied with the treatment they have received	0	0	N/A	93.8%	96.5%	95.8%

* Figures in italics indicate that the base number is less than 100.

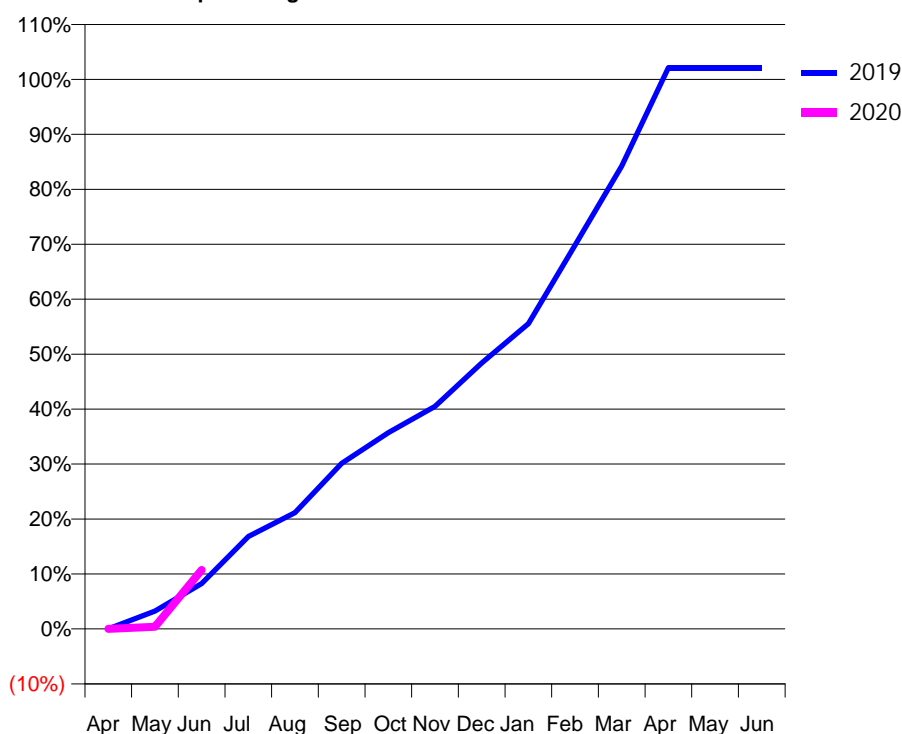
Q48 - Vital Signs Orthodontic At a Glance Contract Report for 829188/0002 - June 2019

Name or company name	MR WW LEE	19/20 Contracted general activity (UDA)	0
Contract type name	PDS Contract	Carry forward general activity (UDA)	0
Purpose of contract	General and Orthodontic	19/20 Contracted orthodontic activity (UOA)	5,911
Contract start date	01/04/2006	Carry forward orthodontic activity (UOA)	0
Contract end date	31/03/2020	Baseline contract value	£324,600.99

ACCESS	Contract	England and Wales
24 month ratio of assessments to patient IDs	1.00	1.08

ACTIVITY	Contract
Contract assess and fit appliances (case starts) as a percentage of Area Team case starts	13.1 %

Cumulative percentage of contracted UOA delivered 2019 & 2020



Month	Adjusted Scheduled Activity (UOA)		
	2018	2019	2020
April	0	0	0
May	190	193	23
June	507	489	635
July	1,142	995	
August	1,418	1,250	
September	1,653	1,781	
October	1,843	2,111	
November	2,228	2,394	
December	2,575	2,861	
January	3,578	3,284	
February	4,434	4,128	
March	5,079	4,980	
April	6,038	6,039	
May	6,038	6,039	
June	6,038	6,039	

QUANTITY METRICS (rolling 12 month period)

	Contract Quantity	Contract Base Number	Contract *	Area Team	Region	England
% of all assessments that were assess and fit appliances (case starts)	293	352	83.2%	72.0%	62.2%	58.2%
% of all assessments that were assess and refuse	59	352	16.8%	12.4%	11.4%	12.4%
% of all assessments that were assess and review	0	352	0.0%	15.5%	26.4%	29.4%
% of case starts with a reported IOTN of 3 and Aesthetic Component of 5 or below	0	293	N/A	0.1%	0.1%	0.1%
% of case starts with a reported IOTN of 3 and Aesthetic Component of 6 or above	9	293	3.1%	4.6%	3.6%	3.9%
% of case starts with a reported IOTN of 4	237	293	80.9%	76.3%	79.2%	77.7%
% of case starts with a reported IOTN of 5	41	293	14.0%	18.6%	16.5%	16.7 %
% of concluded courses in receipt of dual-arch fixed appliances	293	328	89.3%	81.1%	75.3%	72.5%
% of concluded courses where treatment was abandoned or discontinued	28	328	8.5%	10.3%	8.9%	9.1%
% of patients satisfied with the treatment they have received	4	4	100.0%	93.8%	96.5%	95.8%

* Figures in italics indicate that the base number is less than 100.

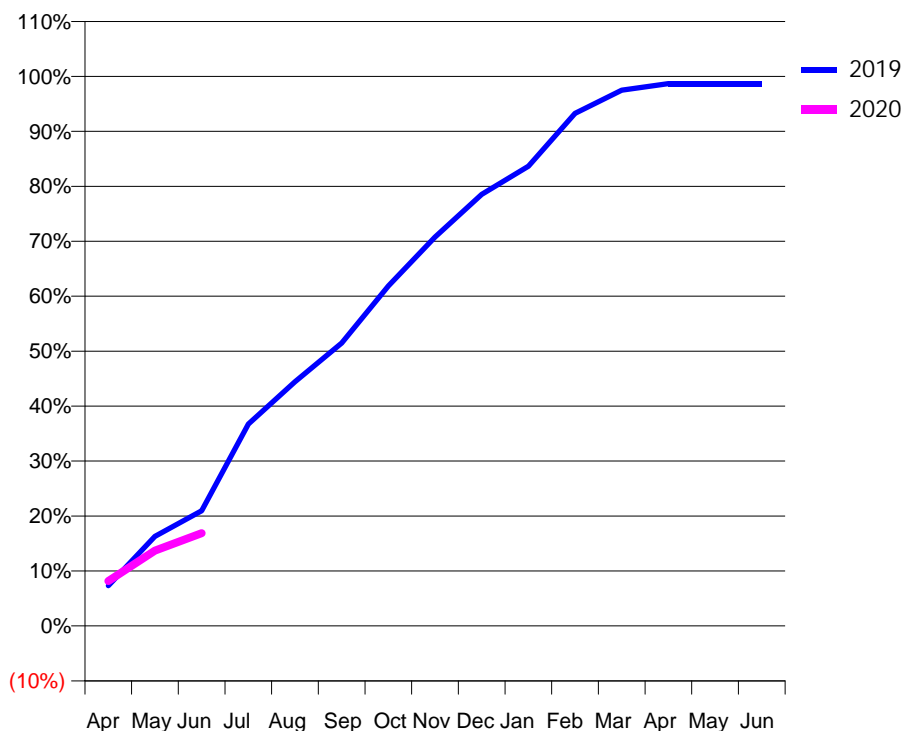
Q48 - Vital Signs Orthodontic At a Glance Contract Report for 910147/0001 - June 2019

Name or company name	MR RC WOODIER	19/20 Contracted general activity (UDA)	0
Contract type name	PDS Contract	Carry forward general activity (UDA)	0
Purpose of contract	General and Orthodontic	19/20 Contracted orthodontic activity (UOA)	5,555
Contract start date	01/04/2006	Carry forward orthodontic activity (UOA)	0
Contract end date	30/06/2020	Baseline contract value	£390,381.06

ACCESS	Contract	England and Wales
24 month ratio of assessments to patient IDs	1.04	1.08

ACTIVITY	Contract
Contract assess and fit appliances (case starts) as a percentage of Area Team case starts	10.9 %

Cumulative percentage of contracted UOA delivered 2019 & 2020



Month	Adjusted Scheduled Activity (UOA)		
	2018	2019	2020
April	611	406	453
May	1,256	905	761
June	1,750	1,164	938
July	2,265	2,042	
August	2,738	2,467	
September	3,188	2,860	
October	3,745	3,437	
November	4,045	3,930	
December	4,581	4,362	
January	4,946	4,647	
February	5,356	5,181	
March	5,599	5,416	
April	5,665	5,482	
May	5,665	5,482	
June	5,665	5,482	

QUANTITY METRICS (rolling 12 month period)

	Contract Quantity	Contract Base Number	Contract *	Area Team	Region	England
% of all assessments that were assess and fit appliances (case starts)	245	377	65.0%	72.0%	62.2%	58.2%
% of all assessments that were assess and refuse	61	377	16.2%	12.4%	11.4%	12.4%
% of all assessments that were assess and review	71	377	18.8%	15.5%	26.4%	29.4%
% of case starts with a reported IOTN of 3 and Aesthetic Component of 5 or below	0	245	N/A	0.1%	0.1%	0.1%
% of case starts with a reported IOTN of 3 and Aesthetic Component of 6 or above	25	245	10.2%	4.6%	3.6%	3.9%
% of case starts with a reported IOTN of 4	170	245	69.4%	76.3%	79.2%	77.7%
% of case starts with a reported IOTN of 5	50	245	20.4%	18.6%	16.5%	16.7 %
% of concluded courses in receipt of dual-arch fixed appliances	226	266	85.0%	81.1%	75.3%	72.5%
% of concluded courses where treatment was abandoned or discontinued	8	266	3.0%	10.3%	8.9%	9.1%
% of patients satisfied with the treatment they have received	5	5	100.0%	93.8%	96.5%	95.8%

* Figures in italics indicate that the base number is less than 100.

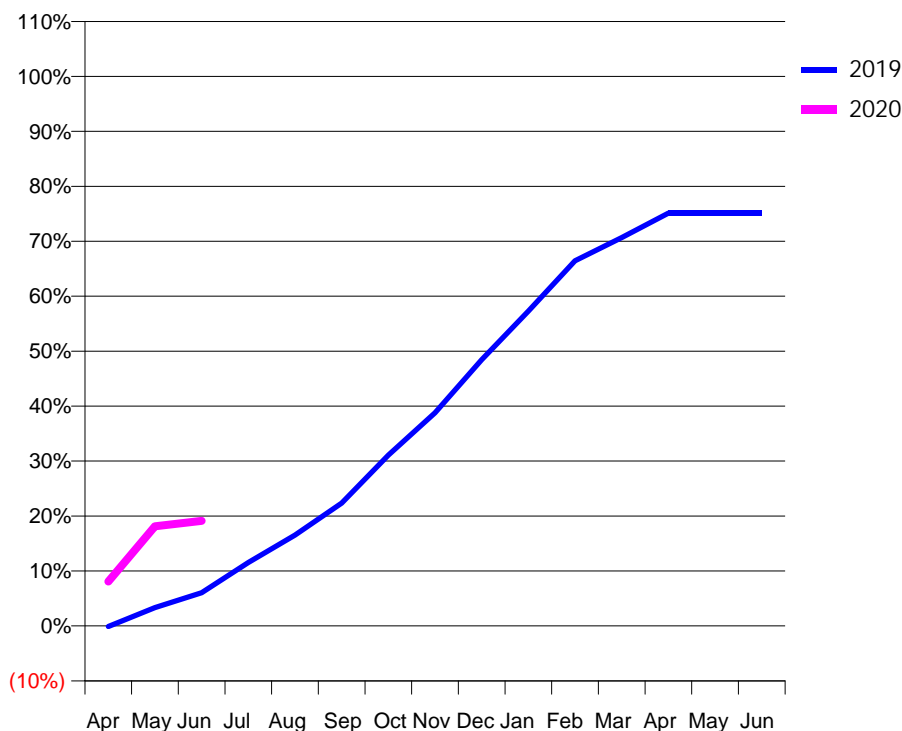
Q49 - Vital Signs Orthodontic At a Glance Contract Report for 122955/0001 - June 2019

Name or company name	Derwent House Orthodontics LTD	19/20 Contracted general activity (UDA)	0
Contract type name	PDS Contract	Carry forward general activity (UDA)	0
Purpose of contract	Orthodontic	19/20 Contracted orthodontic activity (UOA)	6,490
Contract start date	01/04/2011	Carry forward orthodontic activity (UOA)	0
Contract end date	31/03/2020	Baseline contract value	£428,142.25

ACCESS	Contract	England and Wales
24 month ratio of assessments to patient IDs	1.02	1.08

ACTIVITY	Contract
Contract assess and fit appliances (case starts) as a percentage of Area Team case starts	6.4 %

Cumulative percentage of contracted UOA delivered 2019 & 2020



Month	Adjusted Scheduled Activity (UOA)		
	2018	2019	2020
April	65	-9	525
May	261	285	1,177
June	662	518	1,241
July	1,149	986	
August	1,660	1,412	
September	2,424	1,911	
October	3,250	2,656	
November	3,736	3,312	
December	4,369	4,137	
January	4,858	4,895	
February	5,597	5,676	
March	6,017	6,035	
April	6,355	6,415	
May	6,355	6,415	
June	6,355	6,415	

QUANTITY METRICS (rolling 12 month period)

	Contract Quantity	Contract Base Number	Contract *	Area Team	Region	England
% of all assessments that were assess and fit appliances (case starts)	354	354	100.0%	44.8%	62.2%	58.2%
% of all assessments that were assess and refuse	0	354	0.0%	13.2%	11.4%	12.4%
% of all assessments that were assess and review	0	354	0.0%	42.0%	26.4%	29.4%
% of case starts with a reported IOTN of 3 and Aesthetic Component of 5 or below	0	354	N/A	0.1%	0.1%	0.1%
% of case starts with a reported IOTN of 3 and Aesthetic Component of 6 or above	2	354	0.6%	2.9%	3.6%	3.9%
% of case starts with a reported IOTN of 4	332	354	93.8%	81.8%	79.2%	77.7%
% of case starts with a reported IOTN of 5	11	354	3.1%	14.2%	16.5%	16.7 %
% of concluded courses in receipt of dual-arch fixed appliances	183	216	84.7%	75.5%	75.3%	72.5%
% of concluded courses where treatment was abandoned or discontinued	20	216	9.3%	8.1%	8.9%	9.1%
% of patients satisfied with the treatment they have received	3	3	100.0%	100.0%	96.5%	95.8%

* Figures in italics indicate that the base number is less than 100.

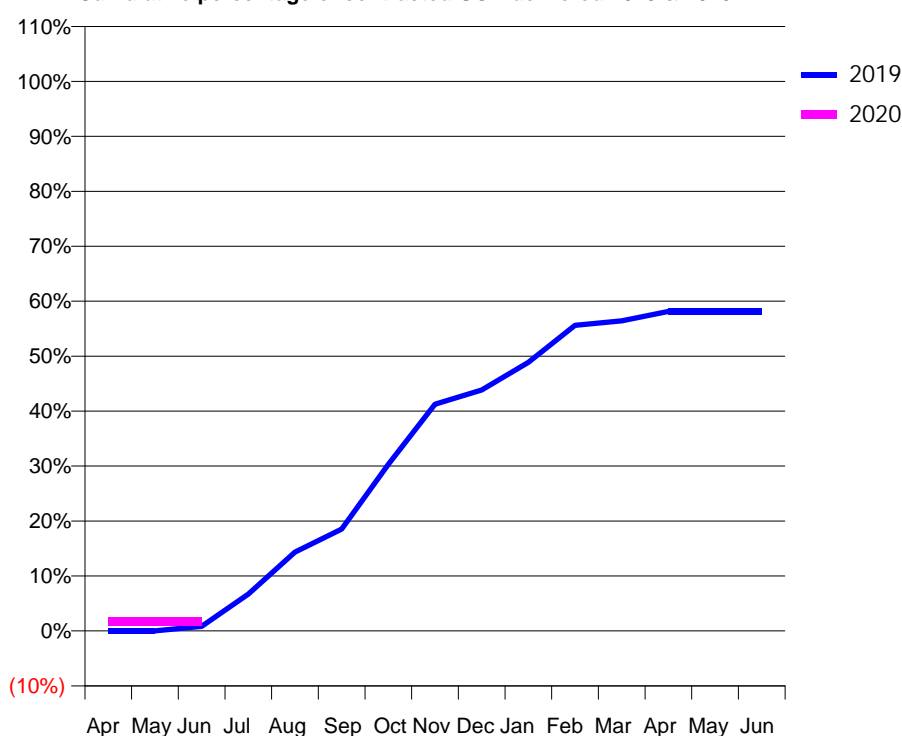
Q49 - Vital Signs Orthodontic At a Glance Contract Report for 122955/0002 - June 2019

Name or company name	Derwent House Orthodontics LTD	19/20 Contracted general activity (UDA)	0
Contract type name	PDS Contract	Carry forward general activity (UDA)	0
Purpose of contract	Orthodontic	19/20 Contracted orthodontic activity (UOA)	2,500
Contract start date	01/04/2011	Carry forward orthodontic activity (UOA)	0
Contract end date	31/03/2020	Baseline contract value	£154,111.55

ACCESS	Contract	England and Wales
24 month ratio of assessments to patient IDs	1.05	1.08

ACTIVITY	Contract
Contract assess and fit appliances (case starts) as a percentage of Area Team case starts	1.4 %

Cumulative percentage of contracted UOA delivered 2019 & 2020



Month	Adjusted Scheduled Activity (UOA)		
	2018	2019	2020
April	-22	0	42
May	-1	0	42
June	125	21	42
July	209	168	
August	293	359	
September	671	464	
October	1,219	758	
November	1,515	1,031	
December	1,750	1,096	
January	1,920	1,222	
February	2,195	1,390	
March	2,239	1,411	
April	2,306	1,453	
May	2,306	1,453	
June	2,306	1,453	

QUANTITY METRICS (rolling 12 month period)

	Contract Quantity	Contract Base Number	Contract *	Area Team	Region	England
% of all assessments that were assess and fit appliances (case starts)	79	79	100.0%	44.8%	62.2%	58.2%
% of all assessments that were assess and refuse	0	79	0.0%	13.2%	11.4%	12.4%
% of all assessments that were assess and review	0	79	0.0%	42.0%	26.4%	29.4%
% of case starts with a reported IOTN of 3 and Aesthetic Component of 5 or below	0	79	N/A	0.1%	0.1%	0.1%
% of case starts with a reported IOTN of 3 and Aesthetic Component of 6 or above	2	79	2.5%	2.9%	3.6%	3.9%
% of case starts with a reported IOTN of 4	76	79	96.2%	81.8%	79.2%	77.7%
% of case starts with a reported IOTN of 5	0	79	N/A	14.2%	16.5%	16.7%
% of concluded courses in receipt of dual-arch fixed appliances	76	83	91.6%	75.5%	75.3%	72.5%
% of concluded courses where treatment was abandoned or discontinued	3	83	3.6%	8.1%	8.9%	9.1%
% of patients satisfied with the treatment they have received	1	1	100.0%	100.0%	96.5%	95.8%

* Figures in italics indicate that the base number is less than 100.

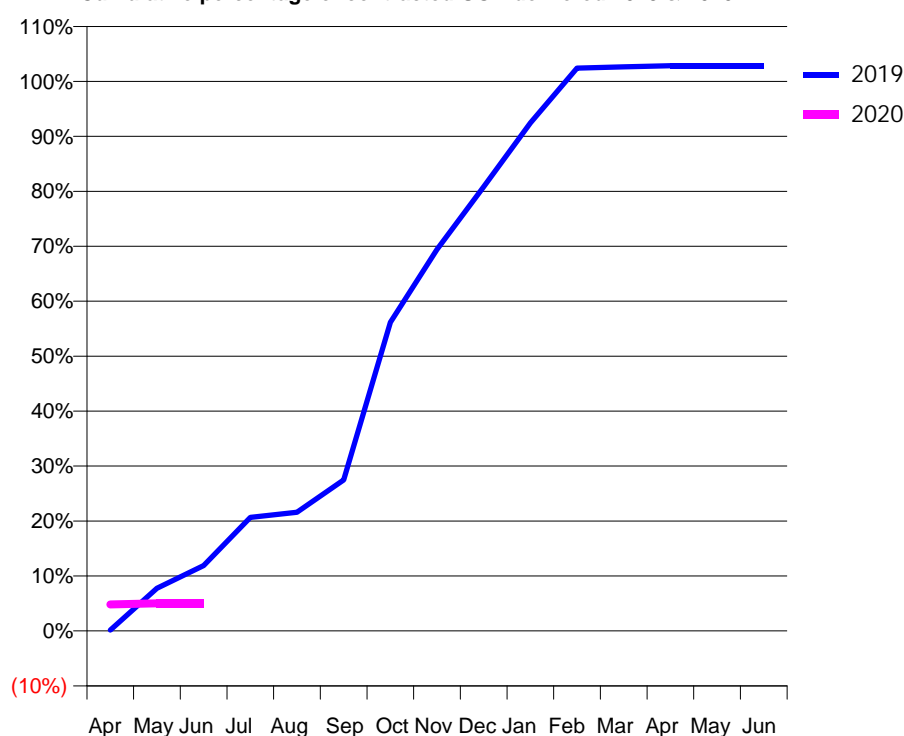
Q49 - Vital Signs Orthodontic At a Glance Contract Report for 126624/0001 - June 2019

Name or company name	The Killingworth Dental Practice Partnership	19/20 Contracted general activity (UDA)	58,286
Contract type name	GDS Contract	Carry forward general activity (UDA)	0
Purpose of contract	General and Orthodontic	19/20 Contracted orthodontic activity (UOA)	2,619
Contract start date	01/05/2013	Carry forward orthodontic activity (UOA)	0
Contract end date		Baseline contract value	£1,913,686.38

ACCESS	Contract	England and Wales
24 month ratio of assessments to patient IDs	1.05	1.08

ACTIVITY	Contract
Contract assess and fit appliances (case starts) as a percentage of Area Team case starts	2.1 %

Cumulative percentage of contracted UOA delivered 2019 & 2020



Month	Adjusted Scheduled Activity (UOA)		
	2018	2019	2020
April	47	4	126
May	242	203	132
June	331	312	132
July	397	541	
August	466	566	
September	939	720	
October	1,245	1,471	
November	1,464	1,818	
December	1,579	2,117	
January	1,816	2,421	
February	2,055	2,682	
March	2,336	2,688	
April	2,554	2,693	
May	2,555	2,693	
June	2,556	2,693	

QUANTITY METRICS (rolling 12 month period)

	Contract Quantity	Contract Base Number	Contract *	Area Team	Region	England
% of all assessments that were assess and fit appliances (case starts)	116	215	54.0%	44.8%	62.2%	58.2%
% of all assessments that were assess and refuse	50	215	23.3%	13.2%	11.4%	12.4%
% of all assessments that were assess and review	49	215	22.8%	42.0%	26.4%	29.4%
% of case starts with a reported IOTN of 3 and Aesthetic Component of 5 or below	0	116	N/A	0.1%	0.1%	0.1%
% of case starts with a reported IOTN of 3 and Aesthetic Component of 6 or above	3	116	2.6%	2.9%	3.6%	3.9%
% of case starts with a reported IOTN of 4	96	116	82.8%	81.8%	79.2%	77.7%
% of case starts with a reported IOTN of 5	17	116	14.7%	14.2%	16.5%	16.7%
% of concluded courses in receipt of dual-arch fixed appliances	30	31	96.8%	75.5%	75.3%	72.5%
% of concluded courses where treatment was abandoned or discontinued	1	31	3.2%	8.1%	8.9%	9.1%
% of patients satisfied with the treatment they have received	8	8	100.0%	100.0%	96.5%	95.8%

* Figures in italics indicate that the base number is less than 100.

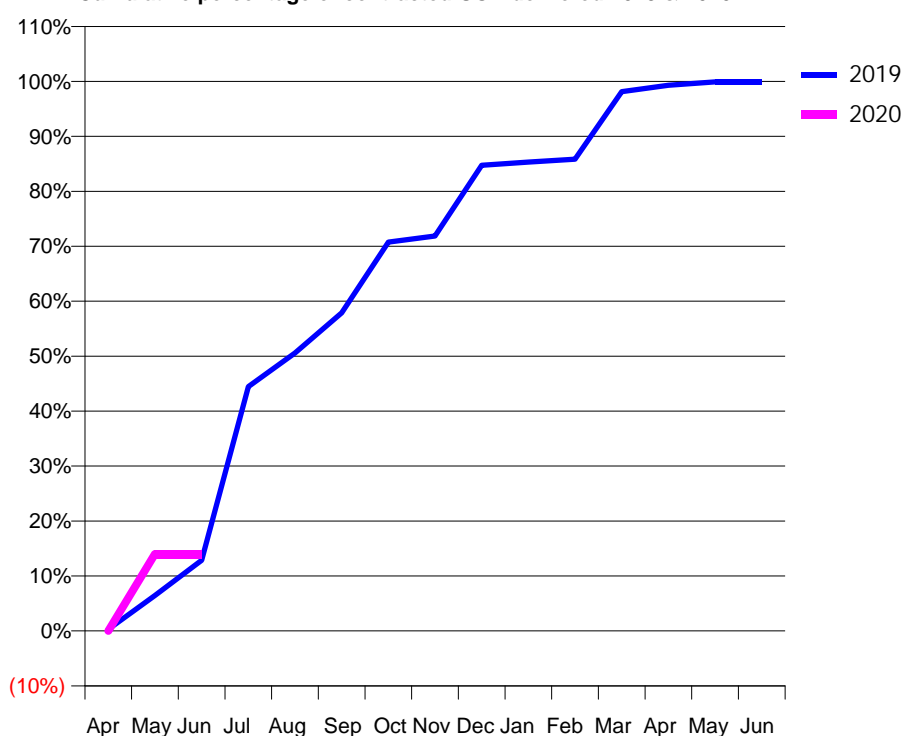
Q49 - Vital Signs Orthodontic At a Glance Contract Report for 141593/0001 - June 2019

Name or company name	J R P Jones and Associates	19/20 Contracted general activity (UDA)	26,411
Contract type name	GDS Contract	Carry forward general activity (UDA)	0
Purpose of contract	General and Orthodontic	19/20 Contracted orthodontic activity (UOA)	300
Contract start date	01/03/2012	Carry forward orthodontic activity (UOA)	0
Contract end date		Baseline contract value	£722,449.45

ACCESS	Contract	England and Wales
24 month ratio of assessments to patient IDs	1.01	1.08

ACTIVITY	Contract
Contract assess and fit appliances (case starts) as a percentage of Area Team case starts	0.3 %

Cumulative percentage of contracted UOA delivered 2019 & 2020



Month	Adjusted Scheduled Activity (UOA)		
	2018	2019	2020
April	0	1	0
May	2	22	42
June	2	44	42
July	3	152	
August	48	173	
September	69	198	
October	72	242	
November	138	246	
December	162	290	
January	204	292	
February	227	294	
March	270	336	
April	294	340	
May	297	342	
June	297	342	

QUANTITY METRICS (rolling 12 month period)

	Contract Quantity	Contract Base Number	Contract *	Area Team	Region	England
% of all assessments that were assess and fit appliances (case starts)	15	41	36.6%	44.8%	62.2%	58.2%
% of all assessments that were assess and refuse	11	41	26.8%	13.2%	11.4%	12.4%
% of all assessments that were assess and review	15	41	36.6%	42.0%	26.4%	29.4%
% of case starts with a reported IOTN of 3 and Aesthetic Component of 5 or below	0	15	<i>N/A</i>	0.1%	0.1%	0.1%
% of case starts with a reported IOTN of 3 and Aesthetic Component of 6 or above	0	15	<i>N/A</i>	2.9%	3.6%	3.9%
% of case starts with a reported IOTN of 4	14	15	93.3%	81.8%	79.2%	77.7%
% of case starts with a reported IOTN of 5	1	15	6.7%	14.2%	16.5%	16.7%
% of concluded courses in receipt of dual-arch fixed appliances	5	7	71.4%	75.5%	75.3%	72.5%
% of concluded courses where treatment was abandoned or discontinued	2	7	28.6%	8.1%	8.9%	9.1%
% of patients satisfied with the treatment they have received	0	0	<i>N/A</i>	100.0%	96.5%	95.8%

* Figures in italics indicate that the base number is less than 100.

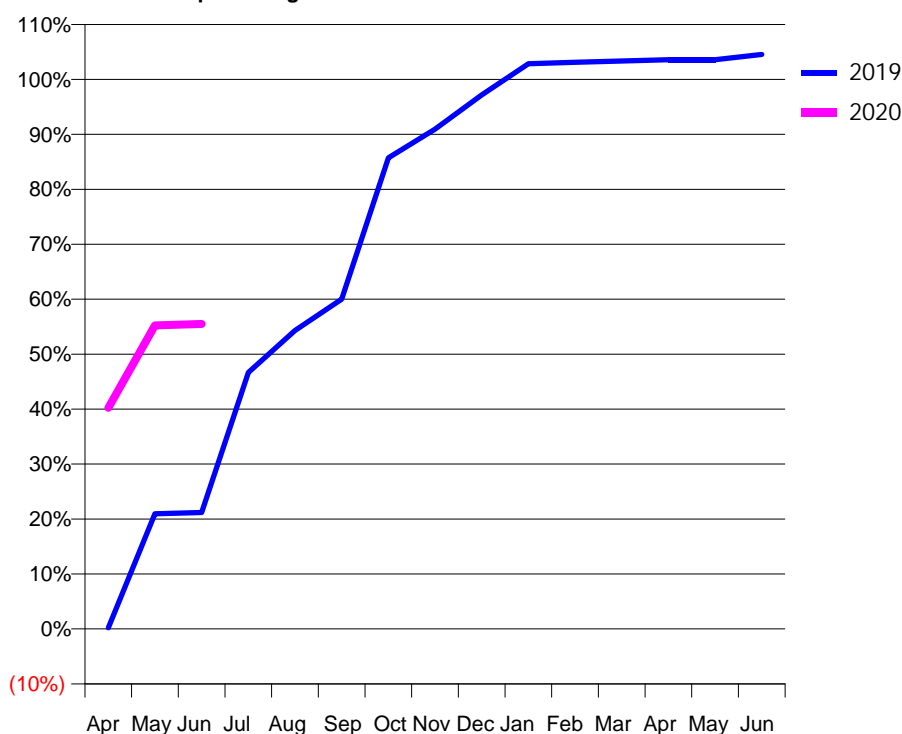
Q49 - Vital Signs Orthodontic At a Glance Contract Report for 157457/0001 - June 2019

Name or company name	Northumbria Dental Care Limited	19/20 Contracted general activity (UDA)	11,342
Contract type name	GDS Contract	Carry forward general activity (UDA)	0
Purpose of contract	General and Orthodontic	19/20 Contracted orthodontic activity (UOA)	420
Contract start date	01/01/2012	Carry forward orthodontic activity (UOA)	0
Contract end date		Baseline contract value	£458,465.22

ACCESS	Contract	England and Wales
24 month ratio of assessments to patient IDs	1.11	1.08

ACTIVITY	Contract
Contract assess and fit appliances (case starts) as a percentage of Area Team case starts	0.5 %

Cumulative percentage of contracted UOA delivered 2019 & 2020



Month	Adjusted Scheduled Activity (UOA)		
	2018	2019	2020
April	4	1	169
May	8	88	232
June	9	89	233
July	14	196	
August	23	228	
September	25	252	
October	68	360	
November	91	382	
December	95	408	
January	124	432	
February	189	433	
March	278	434	
April	300	435	
May	300	435	
June	300	439	

QUANTITY METRICS (rolling 12 month period)

	Contract Quantity	Contract Base Number	Contract *	Area Team	Region	England
% of all assessments that were assess and fit appliances (case starts)	26	68	38.2%	44.8%	62.2%	58.2%
% of all assessments that were assess and refuse	12	68	17.6%	13.2%	11.4%	12.4%
% of all assessments that were assess and review	30	68	44.1%	42.0%	26.4%	29.4%
% of case starts with a reported IOTN of 3 and Aesthetic Component of 5 or below	0	26	<i>N/A</i>	0.1%	0.1%	0.1%
% of case starts with a reported IOTN of 3 and Aesthetic Component of 6 or above	0	26	<i>N/A</i>	2.9%	3.6%	3.9%
% of case starts with a reported IOTN of 4	22	26	84.6%	81.8%	79.2%	77.7%
% of case starts with a reported IOTN of 5	3	26	11.5%	14.2%	16.5%	16.7 %
% of concluded courses in receipt of dual-arch fixed appliances	0	3	<i>N/A</i>	75.5%	75.3%	72.5%
% of concluded courses where treatment was abandoned or discontinued	1	3	33.3%	8.1%	8.9%	9.1%
% of patients satisfied with the treatment they have received	1	1	100.0%	100.0%	96.5%	95.8%

* Figures in italics indicate that the base number is less than 100.

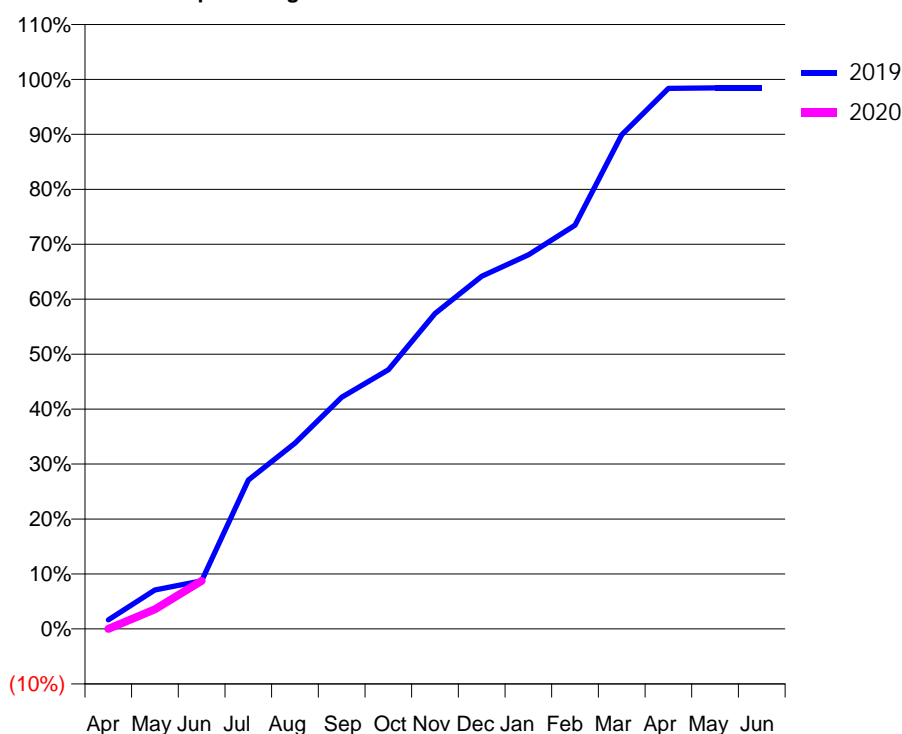
Q49 - Vital Signs Orthodontic At a Glance Contract Report for 170011/0001 - June 2019

Name or company name	SRDP	19/20 Contracted general activity (UDA)	71,215
Contract type name	GDS Contract	Carry forward general activity (UDA)	0
Purpose of contract	General and Orthodontic	19/20 Contracted orthodontic activity (UOA)	1,281
Contract start date	01/10/2007	Carry forward orthodontic activity (UOA)	0
Contract end date		Baseline contract value	£2,162,934.32

ACCESS	Contract	England and Wales
24 month ratio of assessments to patient IDs	1.04	1.08

ACTIVITY	Contract
Contract assess and fit appliances (case starts) as a percentage of Area Team case starts	1.1 %

Cumulative percentage of contracted UOA delivered 2019 & 2020



Month	Adjusted Scheduled Activity (UOA)		
	2018	2019	2020
April	1	21	0
May	25	91	46
June	91	112	112
July	281	347	
August	346	433	
September	454	540	
October	479	604	
November	589	735	
December	720	822	
January	784	872	
February	870	941	
March	1,041	1,152	
April	1,219	1,260	
May	1,219	1,261	
June	1,240	1,261	

QUANTITY METRICS (rolling 12 month period)

	Contract Quantity	Contract Base Number	Contract *	Area Team	Region	England
% of all assessments that were assess and fit appliances (case starts)	59	115	51.3%	44.8%	62.2%	58.2%
% of all assessments that were assess and refuse	18	115	15.7%	13.2%	11.4%	12.4%
% of all assessments that were assess and review	38	115	33.0%	42.0%	26.4%	29.4%
% of case starts with a reported IOTN of 3 and Aesthetic Component of 5 or below	0	59	<i>N/A</i>	0.1%	0.1%	0.1%
% of case starts with a reported IOTN of 3 and Aesthetic Component of 6 or above	3	59	5.1%	2.9%	3.6%	3.9%
% of case starts with a reported IOTN of 4	42	59	71.2%	81.8%	79.2%	77.7%
% of case starts with a reported IOTN of 5	14	59	23.7%	14.2%	16.5%	16.7%
% of concluded courses in receipt of dual-arch fixed appliances	54	56	96.4%	75.5%	75.3%	72.5%
% of concluded courses where treatment was abandoned or discontinued	1	56	1.8%	8.1%	8.9%	9.1%
% of patients satisfied with the treatment they have received	1	1	100.0%	100.0%	96.5%	95.8%

* Figures in italics indicate that the base number is less than 100.

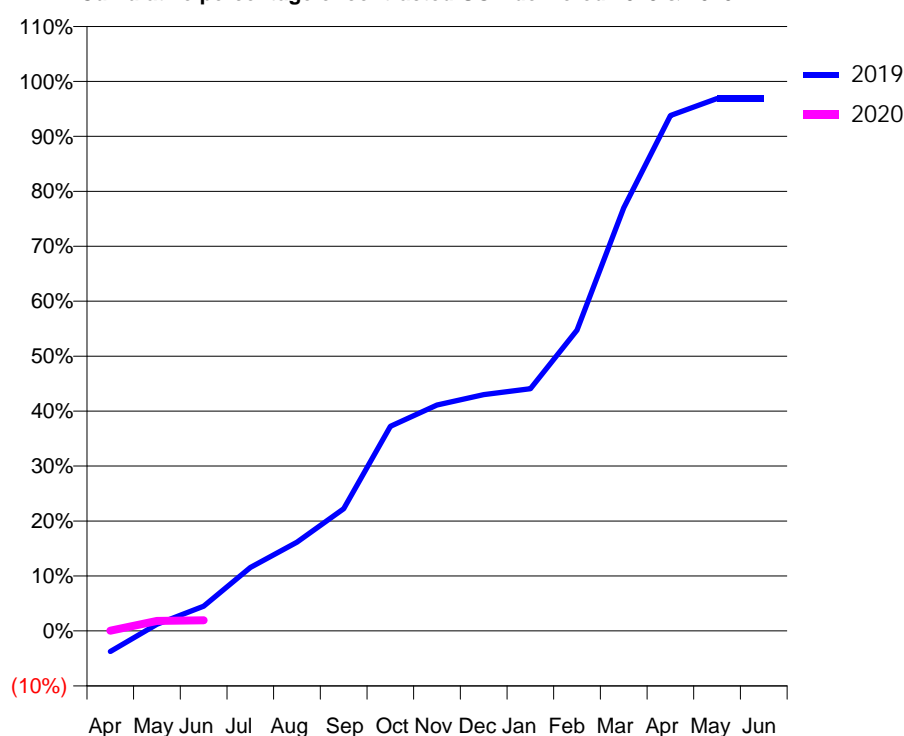
Q49 - Vital Signs Orthodontic At a Glance Contract Report for 170011/0003 - June 2019

Name or company name	SRDP	19/20 Contracted general activity (UDA)	0
Contract type name	PDS Contract	Carry forward general activity (UDA)	0
Purpose of contract	Orthodontic	19/20 Contracted orthodontic activity (UOA)	12,550
Contract start date	01/04/2012	Carry forward orthodontic activity (UOA)	0
Contract end date	30/06/2020	Baseline contract value	£724,302.02

ACCESS	Contract	England and Wales
24 month ratio of assessments to patient IDs	1.07	1.08

ACTIVITY	Contract
Contract assess and fit appliances (case starts) as a percentage of Area Team case starts	10.0 %

Cumulative percentage of contracted UOA delivered 2019 & 2020



Month	Adjusted Scheduled Activity (UOA)		
	2018	2019	2020
April	-166	-474	5
May	-143	153	231
June	856	566	241
July	1,360	1,452	
August	2,258	2,027	
September	3,802	2,791	
October	4,697	4,673	
November	5,345	5,158	
December	6,450	5,396	
January	6,964	5,531	
February	7,843	6,870	
March	9,621	9,663	
April	11,823	11,770	
May	11,823	12,155	
June	12,075	12,155	

QUANTITY METRICS (rolling 12 month period)

	Contract Quantity	Contract Base Number	Contract *	Area Team	Region	England
% of all assessments that were assess and fit appliances (case starts)	557	799	69.7%	44.8%	62.2%	58.2%
% of all assessments that were assess and refuse	12	799	1.5%	13.2%	11.4%	12.4%
% of all assessments that were assess and review	230	799	28.8%	42.0%	26.4%	29.4%
% of case starts with a reported IOTN of 3 and Aesthetic Component of 5 or below	0	557	N/A	0.1%	0.1%	0.1%
% of case starts with a reported IOTN of 3 and Aesthetic Component of 6 or above	1	557	0.2%	2.9%	3.6%	3.9%
% of case starts with a reported IOTN of 4	469	557	84.2%	81.8%	79.2%	77.7%
% of case starts with a reported IOTN of 5	84	557	15.1%	14.2%	16.5%	16.7%
% of concluded courses in receipt of dual-arch fixed appliances	505	544	92.8%	75.5%	75.3%	72.5%
% of concluded courses where treatment was abandoned or discontinued	30	544	5.5%	8.1%	8.9%	9.1%
% of patients satisfied with the treatment they have received	1	1	100.0%	100.0%	96.5%	95.8%

* Figures in italics indicate that the base number is less than 100.

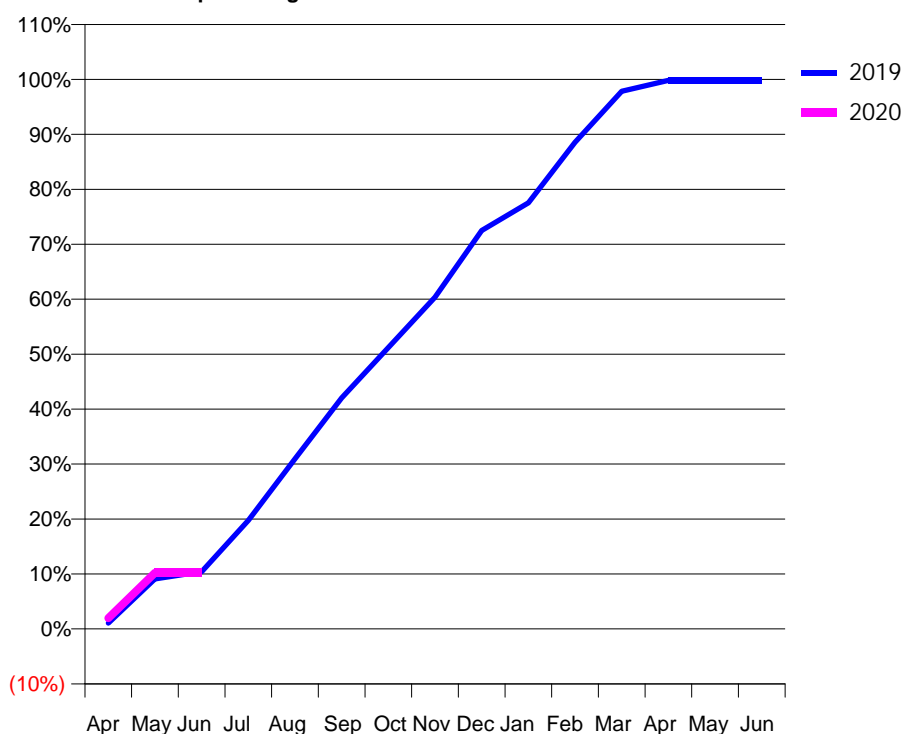
Q49 - Vital Signs Orthodontic At a Glance Contract Report for 176648/0001 - June 2019

Name or company name	South Tyneside Smiles Limited	19/20 Contracted general activity (UDA)	83,974
Contract type name	GDS Contract	Carry forward general activity (UDA)	0
Purpose of contract	General and Orthodontic	19/20 Contracted orthodontic activity (UOA)	2,119
Contract start date	01/04/2008	Carry forward orthodontic activity (UOA)	0
Contract end date		Baseline contract value	£2,481,617.01

ACCESS	Contract	England and Wales
24 month ratio of assessments to patient IDs	1.06	1.08

ACTIVITY	Contract
Contract assess and fit appliances (case starts) as a percentage of Area Team case starts	1.8 %

Cumulative percentage of contracted UOA delivered 2019 & 2020



Month	Adjusted Scheduled Activity (UOA)		
	2018	2019	2020
April	-6	23	42
May	40	193	216
June	149	221	216
July	431	419	
August	712	656	
September	863	891	
October	1,017	1,085	
November	1,193	1,279	
December	1,431	1,536	
January	1,519	1,643	
February	1,710	1,876	
March	2,071	2,073	
April	2,114	2,115	
May	2,116	2,115	
June	2,116	2,115	

QUANTITY METRICS (rolling 12 month period)

	Contract Quantity	Contract Base Number	Contract *	Area Team	Region	England
% of all assessments that were assess and fit appliances (case starts)	100	150	66.7%	44.8%	62.2%	58.2%
% of all assessments that were assess and refuse	13	150	8.7%	13.2%	11.4%	12.4%
% of all assessments that were assess and review	37	150	24.7%	42.0%	26.4%	29.4%
% of case starts with a reported IOTN of 3 and Aesthetic Component of 5 or below	0	100	N/A	0.1%	0.1%	0.1%
% of case starts with a reported IOTN of 3 and Aesthetic Component of 6 or above	10	100	10.0%	2.9%	3.6%	3.9%
% of case starts with a reported IOTN of 4	70	100	70.0%	81.8%	79.2%	77.7%
% of case starts with a reported IOTN of 5	20	100	20.0%	14.2%	16.5%	16.7%
% of concluded courses in receipt of dual-arch fixed appliances	83	91	91.2%	75.5%	75.3%	72.5%
% of concluded courses where treatment was abandoned or discontinued	6	91	6.6%	8.1%	8.9%	9.1%
% of patients satisfied with the treatment they have received	3	3	100.0%	100.0%	96.5%	95.8%

* Figures in italics indicate that the base number is less than 100.

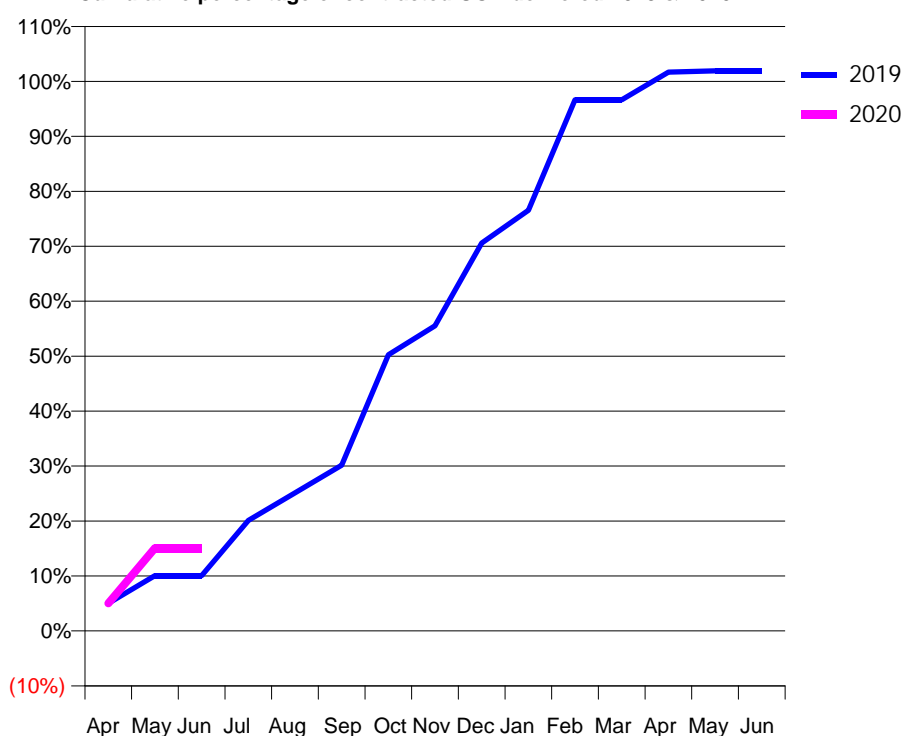
Q49 - Vital Signs Orthodontic At a Glance Contract Report for 177644/0001 - June 2019

Name or company name	Goodteeth Dental Surgeries Ltd	19/20 Contracted general activity (UDA)	8,745
Contract type name	GDS Contract	Carry forward general activity (UDA)	0
Purpose of contract	General and Orthodontic	19/20 Contracted orthodontic activity (UOA)	418
Contract start date	01/09/2009	Carry forward orthodontic activity (UOA)	0
Contract end date		Baseline contract value	£241,927.45

ACCESS	Contract	England and Wales
24 month ratio of assessments to patient IDs	1.00	1.08

ACTIVITY	Contract
Contract assess and fit appliances (case starts) as a percentage of Area Team case starts	0.4 %

Cumulative percentage of contracted UOA delivered 2019 & 2020



Month	Adjusted Scheduled Activity (UOA)		
	2018	2019	2020
April	7	21	21
May	49	42	63
June	49	42	63
July	91	84	
August	91	105	
September	112	126	
October	283	210	
November	327	232	
December	327	295	
January	327	320	
February	327	404	
March	411	404	
April	411	425	
May	411	426	
June	411	426	

QUANTITY METRICS (rolling 12 month period)

	Contract Quantity	Contract Base Number	Contract *	Area Team	Region	England
% of all assessments that were assess and fit appliances (case starts)	22	24	91.7%	44.8%	62.2%	58.2%
% of all assessments that were assess and refuse	0	24	0.0%	13.2%	11.4%	12.4%
% of all assessments that were assess and review	2	24	8.3%	42.0%	26.4%	29.4%
% of case starts with a reported IOTN of 3 and Aesthetic Component of 5 or below	0	22	N/A	0.1%	0.1%	0.1%
% of case starts with a reported IOTN of 3 and Aesthetic Component of 6 or above	0	22	N/A	2.9%	3.6%	3.9%
% of case starts with a reported IOTN of 4	20	22	90.9%	81.8%	79.2%	77.7%
% of case starts with a reported IOTN of 5	2	22	9.1%	14.2%	16.5%	16.7%
% of concluded courses in receipt of dual-arch fixed appliances	0	0	N/A	75.5%	75.3%	72.5%
% of concluded courses where treatment was abandoned or discontinued	0	0	N/A	8.1%	8.9%	9.1%
% of patients satisfied with the treatment they have received	0	0	N/A	100.0%	96.5%	95.8%

* Figures in italics indicate that the base number is less than 100.

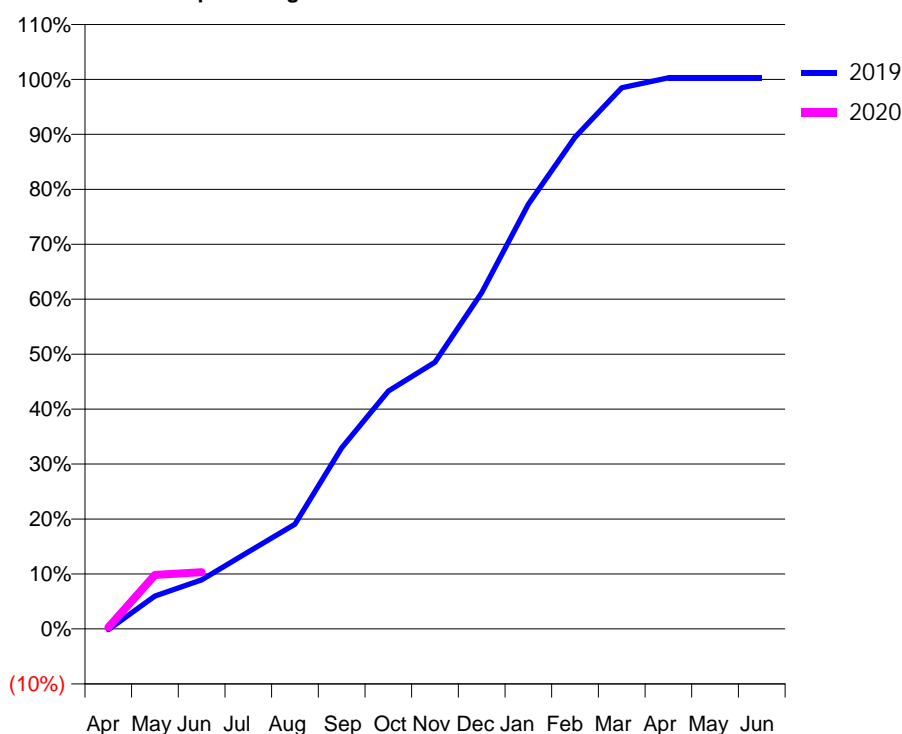
Q49 - Vital Signs Orthodontic At a Glance Contract Report for 186872/0018 - June 2019

Name or company name	ORTHOWORLD 2000 LTD	19/20 Contracted general activity (UDA)	0
Contract type name	PDS Contract	Carry forward general activity (UDA)	0
Purpose of contract	Orthodontic	19/20 Contracted orthodontic activity (UOA)	9,586
Contract start date	01/07/2012	Carry forward orthodontic activity (UOA)	0
Contract end date	01/09/2020	Baseline contract value	£563,640.87

ACCESS	Contract	England and Wales
24 month ratio of assessments to patient IDs	1.03	1.08

ACTIVITY	Contract
Contract assess and fit appliances (case starts) as a percentage of Area Team case starts	8.2 %

Cumulative percentage of contracted UOA delivered 2019 & 2020



Month	Adjusted Scheduled Activity (UOA)		
	2018	2019	2020
April	-65	-16	27
May	436	574	944
June	816	854	990
July	1,803	1,345	
August	2,314	1,828	
September	3,279	3,161	
October	3,863	4,152	
November	4,477	4,652	
December	4,830	5,868	
January	6,739	7,410	
February	7,466	8,577	
March	9,192	9,441	
April	9,423	9,613	
May	9,423	9,613	
June	9,423	9,613	

QUANTITY METRICS (rolling 12 month period)

	Contract Quantity	Contract Base Number	Contract *	Area Team	Region	England
% of all assessments that were assess and fit appliances (case starts)	454	756	60.1%	44.8%	62.2%	58.2%
% of all assessments that were assess and refuse	147	756	19.4%	13.2%	11.4%	12.4%
% of all assessments that were assess and review	155	756	20.5%	42.0%	26.4%	29.4%
% of case starts with a reported IOTN of 3 and Aesthetic Component of 5 or below	0	454	N/A	0.1%	0.1%	0.1%
% of case starts with a reported IOTN of 3 and Aesthetic Component of 6 or above	22	454	4.8%	2.9%	3.6%	3.9%
% of case starts with a reported IOTN of 4	375	454	82.6%	81.8%	79.2%	77.7%
% of case starts with a reported IOTN of 5	55	454	12.1%	14.2%	16.5%	16.7%
% of concluded courses in receipt of dual-arch fixed appliances	429	498	86.1%	75.5%	75.3%	72.5%
% of concluded courses where treatment was abandoned or discontinued	60	498	12.0%	8.1%	8.9%	9.1%
% of patients satisfied with the treatment they have received	1	1	100.0%	100.0%	96.5%	95.8%

* Figures in italics indicate that the base number is less than 100.

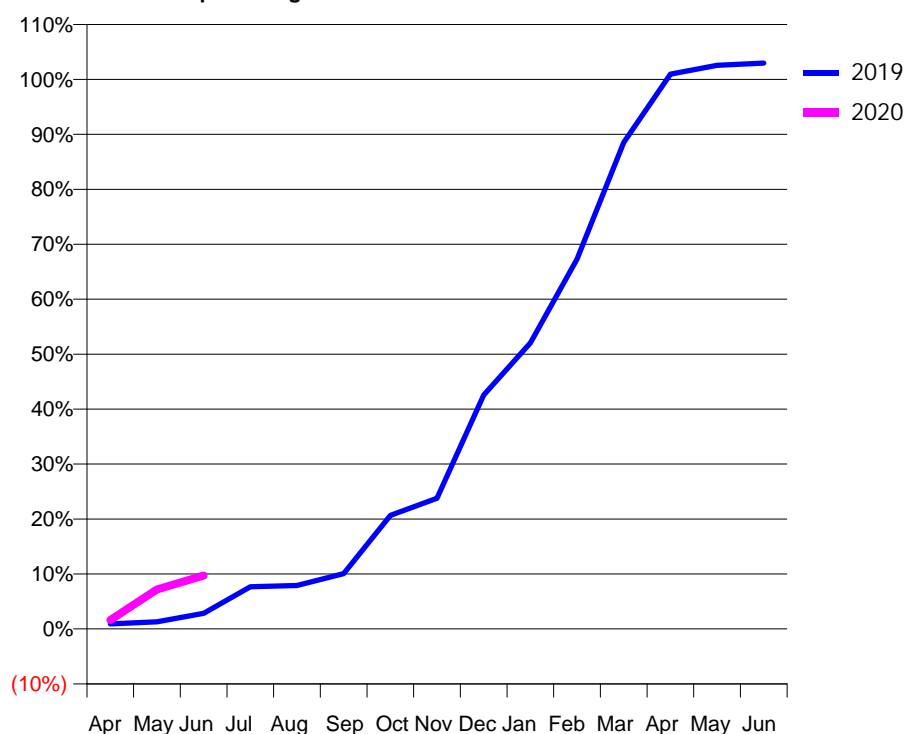
Q49 - Vital Signs Orthodontic At a Glance Contract Report for 191639/0001 - June 2019

Name or company name	Osborne Orthodontics Ltd	19/20 Contracted general activity (UDA)	0
Contract type name	PDS Contract	Carry forward general activity (UDA)	0
Purpose of contract	Orthodontic	19/20 Contracted orthodontic activity (UOA)	5,411
Contract start date	01/01/2013	Carry forward orthodontic activity (UOA)	0
Contract end date	30/06/2020	Baseline contract value	£318,252.67

ACCESS	Contract	England and Wales
24 month ratio of assessments to patient IDs	1.03	1.08

ACTIVITY	Contract
Contract assess and fit appliances (case starts) as a percentage of Area Team case starts	5.1 %

Cumulative percentage of contracted UOA delivered 2019 & 2020



Month	Adjusted Scheduled Activity (UOA)		
	2018	2019	2020
April	5	49	87
May	5	70	388
June	5	154	526
July	5	415	
August	82	429	
September	257	544	
October	647	1,118	
November	1,356	1,288	
December	1,748	2,304	
January	2,580	2,817	
February	3,221	3,641	
March	4,476	4,790	
April	5,459	5,463	
May	5,460	5,550	
June	5,460	5,571	

QUANTITY METRICS (rolling 12 month period)

	Contract Quantity	Contract Base Number	Contract *	Area Team	Region	England
% of all assessments that were assess and fit appliances (case starts)	283	476	59.5%	44.8%	62.2%	58.2%
% of all assessments that were assess and refuse	110	476	23.1%	13.2%	11.4%	12.4%
% of all assessments that were assess and review	83	476	17.4%	42.0%	26.4%	29.4%
% of case starts with a reported IOTN of 3 and Aesthetic Component of 5 or below	0	283	N/A	0.1%	0.1%	0.1%
% of case starts with a reported IOTN of 3 and Aesthetic Component of 6 or above	8	283	2.8%	2.9%	3.6%	3.9%
% of case starts with a reported IOTN of 4	241	283	85.2%	81.8%	79.2%	77.7%
% of case starts with a reported IOTN of 5	25	283	8.8%	14.2%	16.5%	16.7 %
% of concluded courses in receipt of dual-arch fixed appliances	155	234	66.2%	75.5%	75.3%	72.5%
% of concluded courses where treatment was abandoned or discontinued	44	234	18.8%	8.1%	8.9%	9.1%
% of patients satisfied with the treatment they have received	0	0	N/A	100.0%	96.5%	95.8%

* Figures in italics indicate that the base number is less than 100.

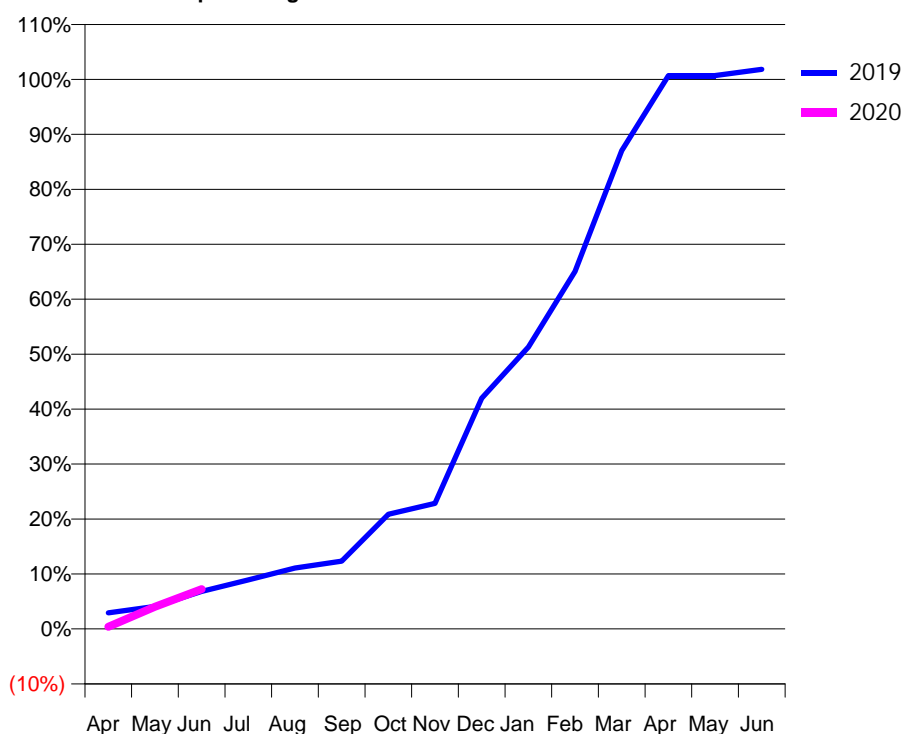
Q49 - Vital Signs Orthodontic At a Glance Contract Report for 191639/0002 - June 2019

Name or company name	Osborne Orthodontics Ltd	19/20 Contracted general activity (UDA)	0
Contract type name	PDS Contract	Carry forward general activity (UDA)	0
Purpose of contract	Orthodontic	19/20 Contracted orthodontic activity (UOA)	5,411
Contract start date	01/01/2013	Carry forward orthodontic activity (UOA)	0
Contract end date	30/06/2020	Baseline contract value	£318,252.67

ACCESS	Contract	England and Wales
24 month ratio of assessments to patient IDs	1.04	1.08

ACTIVITY	Contract
Contract assess and fit appliances (case starts) as a percentage of Area Team case starts	5.0 %

Cumulative percentage of contracted UOA delivered 2019 & 2020



Month	Adjusted Scheduled Activity (UOA)		
	2018	2019	2020
April	102	158	22
May	103	221	219
June	232	370	392
July	232	484	
August	334	600	
September	654	668	
October	1,052	1,128	
November	1,587	1,236	
December	1,973	2,271	
January	2,821	2,777	
February	3,509	3,520	
March	4,926	4,709	
April	5,527	5,448	
May	5,569	5,448	
June	5,569	5,511	

QUANTITY METRICS (rolling 12 month period)

	Contract Quantity	Contract Base Number	Contract *	Area Team	Region	England
% of all assessments that were assess and fit appliances (case starts)	279	370	75.4%	44.8%	62.2%	58.2%
% of all assessments that were assess and refuse	45	370	12.2%	13.2%	11.4%	12.4%
% of all assessments that were assess and review	46	370	12.4%	42.0%	26.4%	29.4%
% of case starts with a reported IOTN of 3 and Aesthetic Component of 5 or below	1	279	0.4%	0.1%	0.1%	0.1%
% of case starts with a reported IOTN of 3 and Aesthetic Component of 6 or above	14	279	5.0%	2.9%	3.6%	3.9%
% of case starts with a reported IOTN of 4	234	279	83.9%	81.8%	79.2%	77.7%
% of case starts with a reported IOTN of 5	24	279	8.6%	14.2%	16.5%	16.7 %
% of concluded courses in receipt of dual-arch fixed appliances	166	217	76.5%	75.5%	75.3%	72.5%
% of concluded courses where treatment was abandoned or discontinued	23	217	10.6%	8.1%	8.9%	9.1%
% of patients satisfied with the treatment they have received	0	0	N/A	100.0%	96.5%	95.8%

* Figures in italics indicate that the base number is less than 100.

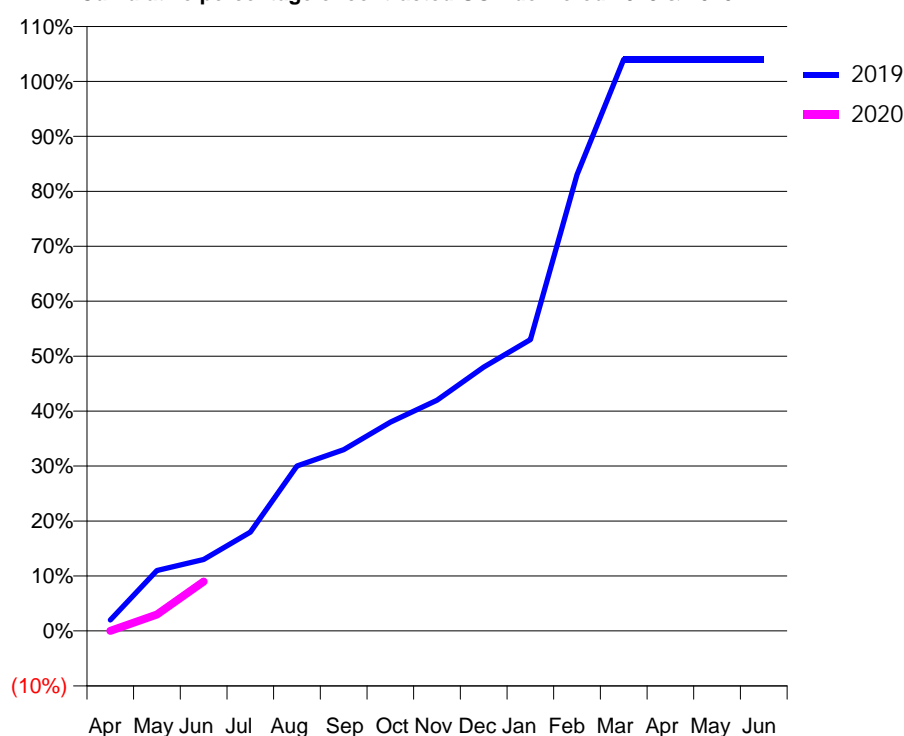
Q49 - Vital Signs Orthodontic At a Glance Contract Report for 219576/0001 - June 2019

Name or company name	MR DJ WHITE	19/20 Contracted general activity (UDA)	29,504
Contract type name	GDS Contract	Carry forward general activity (UDA)	0
Purpose of contract	General and Orthodontic	19/20 Contracted orthodontic activity (UOA)	100
Contract start date	01/04/2006	Carry forward orthodontic activity (UOA)	0
Contract end date		Baseline contract value	£810,070.64

ACCESS	Contract	England and Wales
24 month ratio of assessments to patient IDs	1.01	1.08

ACTIVITY	Contract
Contract assess and fit appliances (case starts) as a percentage of Area Team case starts	0.0 %

Cumulative percentage of contracted UOA delivered 2019 & 2020



Month	Adjusted Scheduled Activity (UOA)		
	2018	2019	2020
April	0	2	0
May	9	11	3
June	14	13	9
July	20	18	
August	33	30	
September	37	33	
October	42	38	
November	48	42	
December	56	48	
January	60	53	
February	64	83	
March	83	104	
April	96	104	
May	99	104	
June	99	104	

QUANTITY METRICS (rolling 12 month period)

	Contract Quantity	Contract Base Number	Contract *	Area Team	Region	England
% of all assessments that were assess and fit appliances (case starts)	2	60	3.3%	44.8%	62.2%	58.2%
% of all assessments that were assess and refuse	0	60	0.0%	13.2%	11.4%	12.4%
% of all assessments that were assess and review	58	60	96.7%	42.0%	26.4%	29.4%
% of case starts with a reported IOTN of 3 and Aesthetic Component of 5 or below	0	2	N/A	0.1%	0.1%	0.1%
% of case starts with a reported IOTN of 3 and Aesthetic Component of 6 or above	0	2	N/A	2.9%	3.6%	3.9%
% of case starts with a reported IOTN of 4	1	2	50.0%	81.8%	79.2%	77.7%
% of case starts with a reported IOTN of 5	0	2	N/A	14.2%	16.5%	16.7%
% of concluded courses in receipt of dual-arch fixed appliances	0	0	N/A	75.5%	75.3%	72.5%
% of concluded courses where treatment was abandoned or discontinued	0	0	N/A	8.1%	8.9%	9.1%
% of patients satisfied with the treatment they have received	0	0	N/A	100.0%	96.5%	95.8%

* Figures in italics indicate that the base number is less than 100.

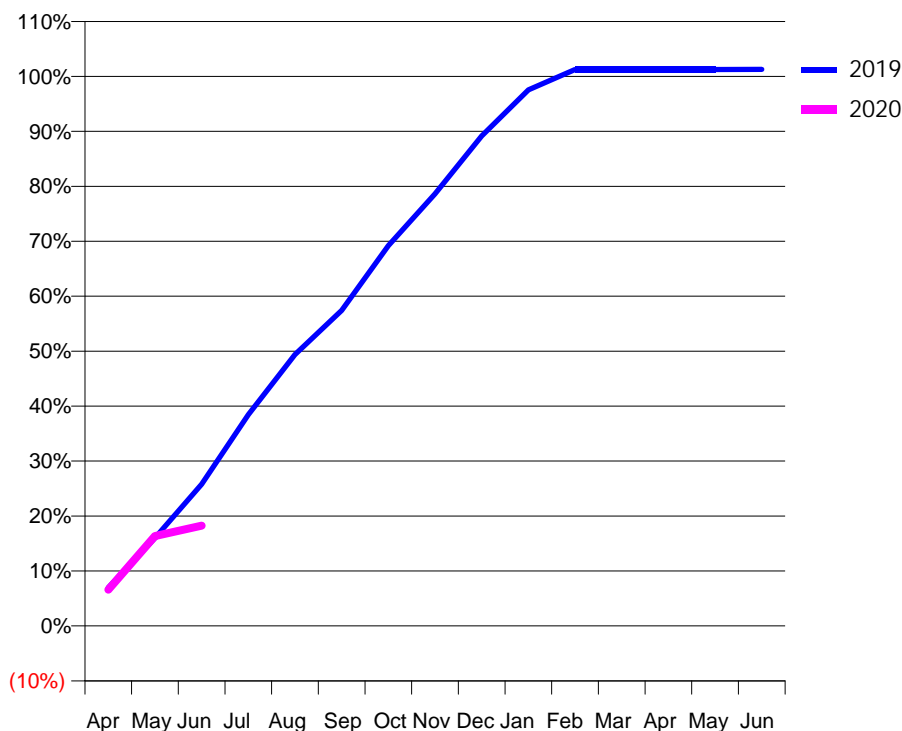
Q49 - Vital Signs Orthodontic At a Glance Contract Report for 253677/0001 - June 2019

Name or company name	MR CD RUSHFORTH	19/20 Contracted general activity (UDA)	0
Contract type name	PDS Contract	Carry forward general activity (UDA)	0
Purpose of contract	Orthodontic	19/20 Contracted orthodontic activity (UOA)	21,746
Contract start date	01/04/2006	Carry forward orthodontic activity (UOA)	0
Contract end date	01/09/2020	Baseline contract value	£1,387,538.82

ACCESS	Contract	England and Wales
24 month ratio of assessments to patient IDs	1.45	1.08

ACTIVITY	Contract
Contract assess and fit appliances (case starts) as a percentage of Area Team case starts	16.7 %

Cumulative percentage of contracted UOA delivered 2019 & 2020



Month	Adjusted Scheduled Activity (UOA)		
	2018	2019	2020
April	827	1,515	1,433
May	3,096	3,481	3,557
June	4,512	5,606	3,967
July	6,478	8,364	
August	8,865	10,738	
September	10,659	12,484	
October	12,612	15,051	
November	14,587	17,097	
December	16,205	19,388	
January	17,439	21,213	
February	20,158	22,020	
March	21,407	22,020	
April	21,407	22,020	
May	21,410	22,020	
June	21,412	22,022	

QUANTITY METRICS (rolling 12 month period)

	Contract Quantity	Contract Base Number	Contract *	Area Team	Region	England
% of all assessments that were assess and fit appliances (case starts)	926	2,448	37.8%	44.8%	62.2%	58.2%
% of all assessments that were assess and refuse	238	2,448	9.7%	13.2%	11.4%	12.4%
% of all assessments that were assess and review	1,284	2,448	52.5%	42.0%	26.4%	29.4%
% of case starts with a reported IOTN of 3 and Aesthetic Component of 5 or below	1	926	0.1%	0.1%	0.1%	0.1%
% of case starts with a reported IOTN of 3 and Aesthetic Component of 6 or above	16	926	1.7%	2.9%	3.6%	3.9%
% of case starts with a reported IOTN of 4	690	926	74.5%	81.8%	79.2%	77.7%
% of case starts with a reported IOTN of 5	217	926	23.4%	14.2%	16.5%	16.7 %
% of concluded courses in receipt of dual-arch fixed appliances	772	896	86.2%	75.5%	75.3%	72.5%
% of concluded courses where treatment was abandoned or discontinued	70	896	7.8%	8.1%	8.9%	9.1%
% of patients satisfied with the treatment they have received	13	13	100.0%	100.0%	96.5%	95.8%

* Figures in italics indicate that the base number is less than 100.

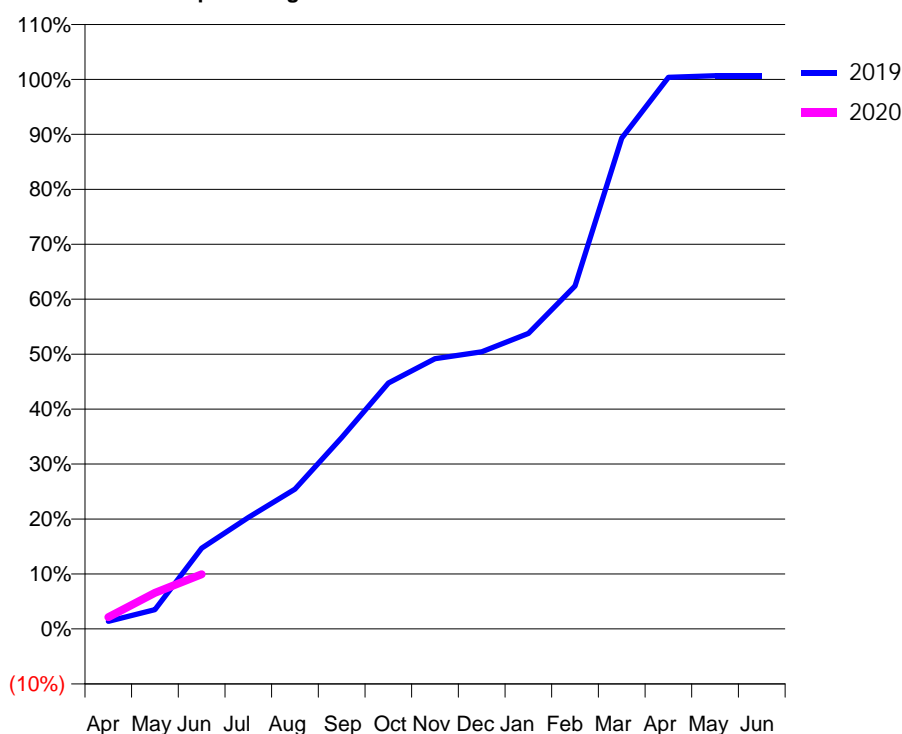
Q49 - Vital Signs Orthodontic At a Glance Contract Report for 270601/0002 - June 2019

Name or company name	MR UM QURESHI	19/20 Contracted general activity (UDA)	0
Contract type name	PDS Contract	Carry forward general activity (UDA)	0
Purpose of contract	Orthodontic	19/20 Contracted orthodontic activity (UOA)	5,376
Contract start date	01/11/2010	Carry forward orthodontic activity (UOA)	0
Contract end date	30/06/2020	Baseline contract value	£370,776.44

ACCESS	Contract	England and Wales
24 month ratio of assessments to patient IDs	1.18	1.08

ACTIVITY	Contract
Contract assess and fit appliances (case starts) as a percentage of Area Team case starts	4.9 %

Cumulative percentage of contracted UOA delivered 2019 & 2020



Month	Adjusted Scheduled Activity (UOA)		
	2018	2019	2020
April	-125	97	116
May	-125	243	353
June	739	1,021	536
July	1,081	1,409	
August	1,443	1,769	
September	2,752	2,420	
October	2,752	3,111	
November	3,873	3,419	
December	4,138	3,504	
January	4,400	3,737	
February	4,942	4,338	
March	5,441	6,209	
April	5,448	6,975	
May	5,469	6,996	
June	5,469	6,996	

QUANTITY METRICS (rolling 12 month period)

	Contract Quantity	Contract Base Number	Contract *	Area Team	Region	England
% of all assessments that were assess and fit appliances (case starts)	272	1,071	25.4%	44.8%	62.2%	58.2%
% of all assessments that were assess and refuse	105	1,071	9.8%	13.2%	11.4%	12.4%
% of all assessments that were assess and review	694	1,071	64.8%	42.0%	26.4%	29.4%
% of case starts with a reported IOTN of 3 and Aesthetic Component of 5 or below	0	272	N/A	0.1%	0.1%	0.1%
% of case starts with a reported IOTN of 3 and Aesthetic Component of 6 or above	0	272	N/A	2.9%	3.6%	3.9%
% of case starts with a reported IOTN of 4	244	272	89.7%	81.8%	79.2%	77.7%
% of case starts with a reported IOTN of 5	22	272	8.1%	14.2%	16.5%	16.7 %
% of concluded courses in receipt of dual-arch fixed appliances	374	404	92.6%	75.5%	75.3%	72.5%
% of concluded courses where treatment was abandoned or discontinued	4	404	1.0%	8.1%	8.9%	9.1%
% of patients satisfied with the treatment they have received	4	4	100.0%	100.0%	96.5%	95.8%

* Figures in italics indicate that the base number is less than 100.

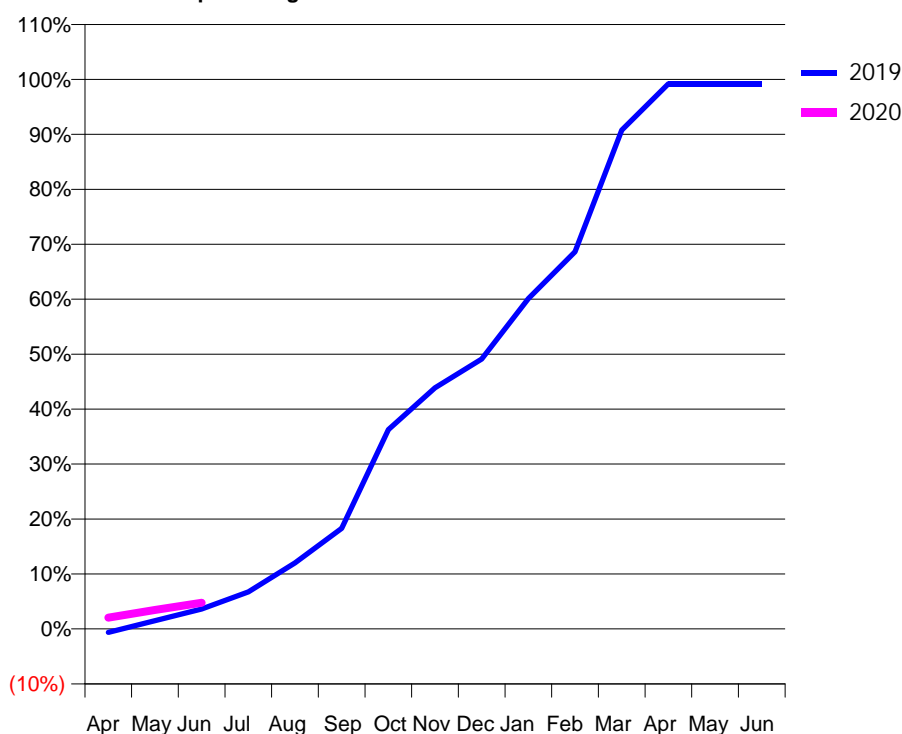
Q49 - Vital Signs Orthodontic At a Glance Contract Report for 270601/0003 - June 2019

Name or company name	MR UM QURESHI	19/20 Contracted general activity (UDA)	0
Contract type name	PDS Contract	Carry forward general activity (UDA)	0
Purpose of contract	Orthodontic	19/20 Contracted orthodontic activity (UOA)	10,753
Contract start date	01/12/2010	Carry forward orthodontic activity (UOA)	0
Contract end date	30/06/2020	Baseline contract value	£739,332.69

ACCESS	Contract	England and Wales
24 month ratio of assessments to patient IDs	1.43	1.08

ACTIVITY	Contract
Contract assess and fit appliances (case starts) as a percentage of Area Team case starts	8.7 %

Cumulative percentage of contracted UOA delivered 2019 & 2020



Month	Adjusted Scheduled Activity (UOA)		
	2018	2019	2020
April	-427	-70	221
May	-427	161	372
June	81	390	514
July	257	728	
August	1,169	1,292	
September	2,380	1,968	
October	3,432	3,900	
November	4,374	4,717	
December	5,561	5,284	
January	5,931	6,466	
February	6,940	7,381	
March	9,076	9,761	
April	10,662	10,669	
May	10,662	10,669	
June	10,683	10,669	

QUANTITY METRICS (rolling 12 month period)

	Contract Quantity	Contract Base Number	Contract *	Area Team	Region	England
% of all assessments that were assess and fit appliances (case starts)	483	1,167	41.4%	44.8%	62.2%	58.2%
% of all assessments that were assess and refuse	95	1,167	8.1%	13.2%	11.4%	12.4%
% of all assessments that were assess and review	589	1,167	50.5%	42.0%	26.4%	29.4%
% of case starts with a reported IOTN of 3 and Aesthetic Component of 5 or below	0	483	N/A	0.1%	0.1%	0.1%
% of case starts with a reported IOTN of 3 and Aesthetic Component of 6 or above	15	483	3.1%	2.9%	3.6%	3.9%
% of case starts with a reported IOTN of 4	404	483	83.6%	81.8%	79.2%	77.7%
% of case starts with a reported IOTN of 5	57	483	11.8%	14.2%	16.5%	16.7 %
% of concluded courses in receipt of dual-arch fixed appliances	476	499	95.4%	75.5%	75.3%	72.5%
% of concluded courses where treatment was abandoned or discontinued	5	499	1.0%	8.1%	8.9%	9.1%
% of patients satisfied with the treatment they have received	1	1	100.0%	100.0%	96.5%	95.8%

* Figures in italics indicate that the base number is less than 100.

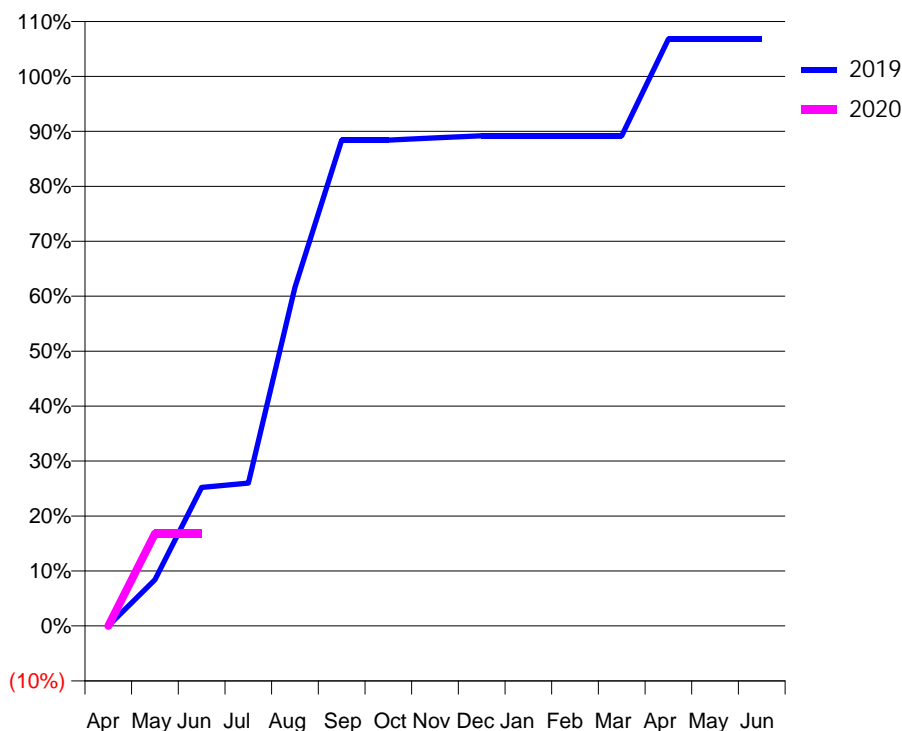
Q49 - Vital Signs Orthodontic At a Glance Contract Report for 329711/0001 - June 2019

Name or company name	MR S NEPALI	19/20 Contracted general activity (UDA)	9,100
Contract type name	GDS Contract	Carry forward general activity (UDA)	0
Purpose of contract	General and Orthodontic	19/20 Contracted orthodontic activity (UOA)	250
Contract start date	01/04/2006	Carry forward orthodontic activity (UOA)	0
Contract end date		Baseline contract value	£236,970.39

ACCESS	Contract	England and Wales
24 month ratio of assessments to patient IDs	1.45	1.08

ACTIVITY	Contract
Contract assess and fit appliances (case starts) as a percentage of Area Team case starts	0.2 %

Cumulative percentage of contracted UOA delivered 2019 & 2020



Month	Adjusted Scheduled Activity (UOA)		
	2018	2019	2020
April	0	0	0
May	66	21	42
June	108	63	42
July	109	65	
August	152	154	
September	173	221	
October	236	221	
November	238	222	
December	238	223	
January	238	223	
February	259	223	
March	259	223	
April	260	267	
May	261	267	
June	262	267	

QUANTITY METRICS (rolling 12 month period)

	Contract Quantity	Contract Base Number	Contract *	Area Team	Region	England
% of all assessments that were assess and fit appliances (case starts)	11	26	42.3%	44.8%	62.2%	58.2%
% of all assessments that were assess and refuse	1	26	3.8%	13.2%	11.4%	12.4%
% of all assessments that were assess and review	14	26	53.8%	42.0%	26.4%	29.4%
% of case starts with a reported IOTN of 3 and Aesthetic Component of 5 or below	0	11	<i>N/A</i>	0.1%	0.1%	0.1%
% of case starts with a reported IOTN of 3 and Aesthetic Component of 6 or above	1	11	9.1%	2.9%	3.6%	3.9%
% of case starts with a reported IOTN of 4	5	11	45.5%	81.8%	79.2%	77.7%
% of case starts with a reported IOTN of 5	5	11	45.5%	14.2%	16.5%	16.7%
% of concluded courses in receipt of dual-arch fixed appliances	0	0	<i>N/A</i>	75.5%	75.3%	72.5%
% of concluded courses where treatment was abandoned or discontinued	0	0	<i>N/A</i>	8.1%	8.9%	9.1%
% of patients satisfied with the treatment they have received	0	0	<i>N/A</i>	100.0%	96.5%	95.8%

* Figures in italics indicate that the base number is less than 100.

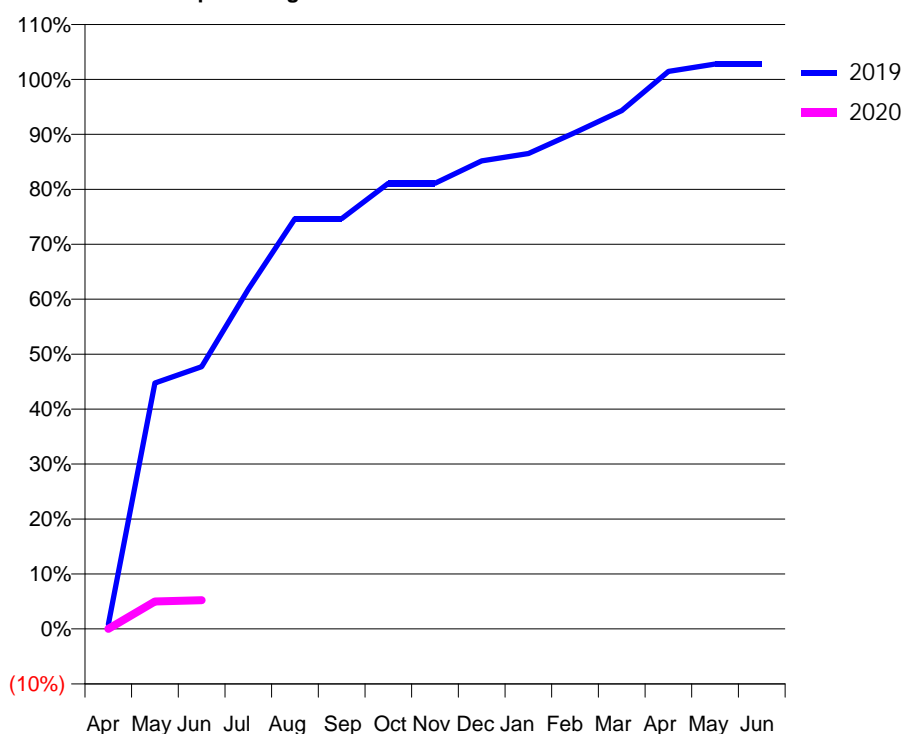
Q49 - Vital Signs Orthodontic At a Glance Contract Report for 573639/0005 - June 2019

Name or company name	Windmill (Heaton) Orthodontics Ltd	19/20 Contracted general activity (UDA)	0
Contract type name	PDS Contract	Carry forward general activity (UDA)	0
Purpose of contract	Orthodontic	19/20 Contracted orthodontic activity (UOA)	16,923
Contract start date	01/04/2012	Carry forward orthodontic activity (UOA)	0
Contract end date	30/06/2020	Baseline contract value	£963,345.87

ACCESS	Contract	England and Wales
24 month ratio of assessments to patient IDs	1.26	1.08

ACTIVITY	Contract
Contract assess and fit appliances (case starts) as a percentage of Area Team case starts	9.6 %

Cumulative percentage of contracted UOA delivered 2019 & 2020



Month	Adjusted Scheduled Activity (UOA)		
	2018	2019	2020
April	525	173	0
May	3,363	9,224	845
June	4,666	9,833	887
July	7,059	12,748	
August	8,629	15,387	
September	11,221	15,387	
October	14,994	16,714	
November	16,101	16,714	
December	16,101	17,552	
January	16,101	17,826	
February	16,101	18,614	
March	16,762	19,438	
April	16,762	20,908	
May	16,744	21,181	
June	16,786	21,181	

QUANTITY METRICS (rolling 12 month period)

	Contract Quantity	Contract Base Number	Contract *	Area Team	Region	England
% of all assessments that were assess and fit appliances (case starts)	533	2,260	23.6%	44.8%	62.2%	58.2%
% of all assessments that were assess and refuse	384	2,260	17.0%	13.2%	11.4%	12.4%
% of all assessments that were assess and review	1,343	2,260	59.4%	42.0%	26.4%	29.4%
% of case starts with a reported IOTN of 3 and Aesthetic Component of 5 or below	2	533	0.4%	0.1%	0.1%	0.1%
% of case starts with a reported IOTN of 3 and Aesthetic Component of 6 or above	23	533	4.3%	2.9%	3.6%	3.9%
% of case starts with a reported IOTN of 4	407	533	76.4%	81.8%	79.2%	77.7%
% of case starts with a reported IOTN of 5	100	533	18.8%	14.2%	16.5%	16.7 %
% of concluded courses in receipt of dual-arch fixed appliances	444	927	47.9%	75.5%	75.3%	72.5%
% of concluded courses where treatment was abandoned or discontinued	61	927	6.6%	8.1%	8.9%	9.1%
% of patients satisfied with the treatment they have received	6	6	100.0%	100.0%	96.5%	95.8%

* Figures in italics indicate that the base number is less than 100.

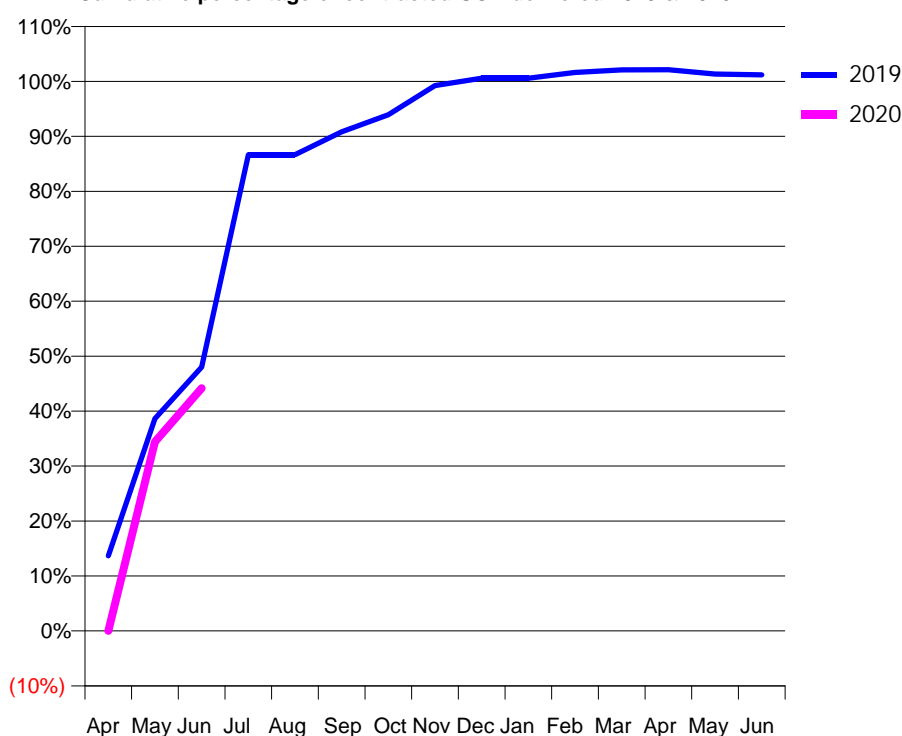
Q49 - Vital Signs Orthodontic At a Glance Contract Report for 573639/0006 - June 2019

Name or company name	MR SB PABARY	19/20 Contracted general activity (UDA)	0
Contract type name	PDS Contract	Carry forward general activity (UDA)	0
Purpose of contract	Orthodontic	19/20 Contracted orthodontic activity (UOA)	9,464
Contract start date	01/04/2013	Carry forward orthodontic activity (UOA)	0
Contract end date	30/06/2020	Baseline contract value	£536,051.40

ACCESS	Contract	England and Wales
24 month ratio of assessments to patient IDs	1.13	1.08

ACTIVITY	Contract
Contract assess and fit appliances (case starts) as a percentage of Area Team case starts	7.6 %

Cumulative percentage of contracted UOA delivered 2019 & 2020



Month	Adjusted Scheduled Activity (UOA)		
	2018	2019	2020
April	1,697	1,294	0
May	4,854	3,657	3,256
June	6,821	4,543	4,181
July	8,420	8,199	
August	8,875	8,199	
September	8,949	8,595	
October	9,065	8,888	
November	9,065	9,393	
December	9,065	9,519	
January	9,208	9,519	
February	9,318	9,618	
March	9,680	9,660	
April	9,718	9,665	
May	9,712	9,590	
June	9,711	9,575	

QUANTITY METRICS (rolling 12 month period)

	Contract Quantity	Contract Base Number	Contract *	Area Team	Region	England
% of all assessments that were assess and fit appliances (case starts)	420	965	43.5%	44.8%	62.2%	58.2%
% of all assessments that were assess and refuse	353	965	36.6%	13.2%	11.4%	12.4%
% of all assessments that were assess and review	192	965	19.9%	42.0%	26.4%	29.4%
% of case starts with a reported IOTN of 3 and Aesthetic Component of 5 or below	1	420	0.2%	0.1%	0.1%	0.1%
% of case starts with a reported IOTN of 3 and Aesthetic Component of 6 or above	32	420	7.6%	2.9%	3.6%	3.9%
% of case starts with a reported IOTN of 4	296	420	70.5%	81.8%	79.2%	77.7%
% of case starts with a reported IOTN of 5	90	420	21.4%	14.2%	16.5%	16.7%
% of concluded courses in receipt of dual-arch fixed appliances	196	336	58.3%	75.5%	75.3%	72.5%
% of concluded courses where treatment was abandoned or discontinued	47	336	14.0%	8.1%	8.9%	9.1%
% of patients satisfied with the treatment they have received	4	4	100.0%	100.0%	96.5%	95.8%

* Figures in italics indicate that the base number is less than 100.

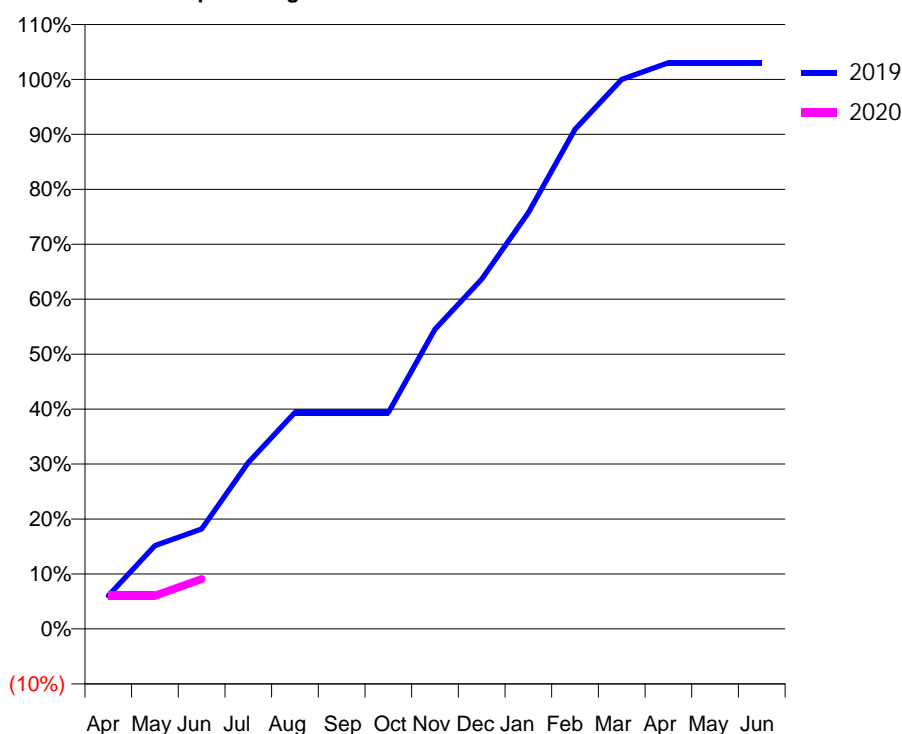
Q49 - Vital Signs Orthodontic At a Glance Contract Report for 574112/0001 - June 2019

Name or company name	Mr D Hall	19/20 Contracted general activity (UDA)	40,129
Contract type name	GDS Contract	Carry forward general activity (UDA)	0
Purpose of contract	General and Orthodontic	19/20 Contracted orthodontic activity (UOA)	33
Contract start date	01/04/2006	Carry forward orthodontic activity (UOA)	0
Contract end date		Baseline contract value	£1,053,916.09

ACCESS	Contract	England and Wales
24 month ratio of assessments to patient IDs	1.02	1.08

ACTIVITY	Contract
Contract assess and fit appliances (case starts) as a percentage of Area Team case starts	0.0 %

Cumulative percentage of contracted UOA delivered 2019 & 2020



Month	Adjusted Scheduled Activity (UOA)		
	2018	2019	2020
April	2	2	2
May	4	5	2
June	6	6	3
July	8	10	
August	11	13	
September	12	13	
October	16	13	
November	17	18	
December	18	21	
January	20	25	
February	23	30	
March	27	33	
April	30	34	
May	30	34	
June	30	34	

QUANTITY METRICS (rolling 12 month period)

	Contract Quantity	Contract Base Number	Contract *	Area Team	Region	England
% of all assessments that were assess and fit appliances (case starts)	0	31	0.0%	44.8%	62.2%	58.2%
% of all assessments that were assess and refuse	0	31	0.0%	13.2%	11.4%	12.4%
% of all assessments that were assess and review	31	31	100.0%	42.0%	26.4%	29.4%
% of case starts with a reported IOTN of 3 and Aesthetic Component of 5 or below	0	0	N/A	0.1%	0.1%	0.1%
% of case starts with a reported IOTN of 3 and Aesthetic Component of 6 or above	0	0	N/A	2.9%	3.6%	3.9%
% of case starts with a reported IOTN of 4	0	0	N/A	81.8%	79.2%	77.7%
% of case starts with a reported IOTN of 5	0	0	N/A	14.2%	16.5%	16.7%
% of concluded courses in receipt of dual-arch fixed appliances	0	0	N/A	75.5%	75.3%	72.5%
% of concluded courses where treatment was abandoned or discontinued	0	0	N/A	8.1%	8.9%	9.1%
% of patients satisfied with the treatment they have received	0	0	N/A	100.0%	96.5%	95.8%

* Figures in italics indicate that the base number is less than 100.

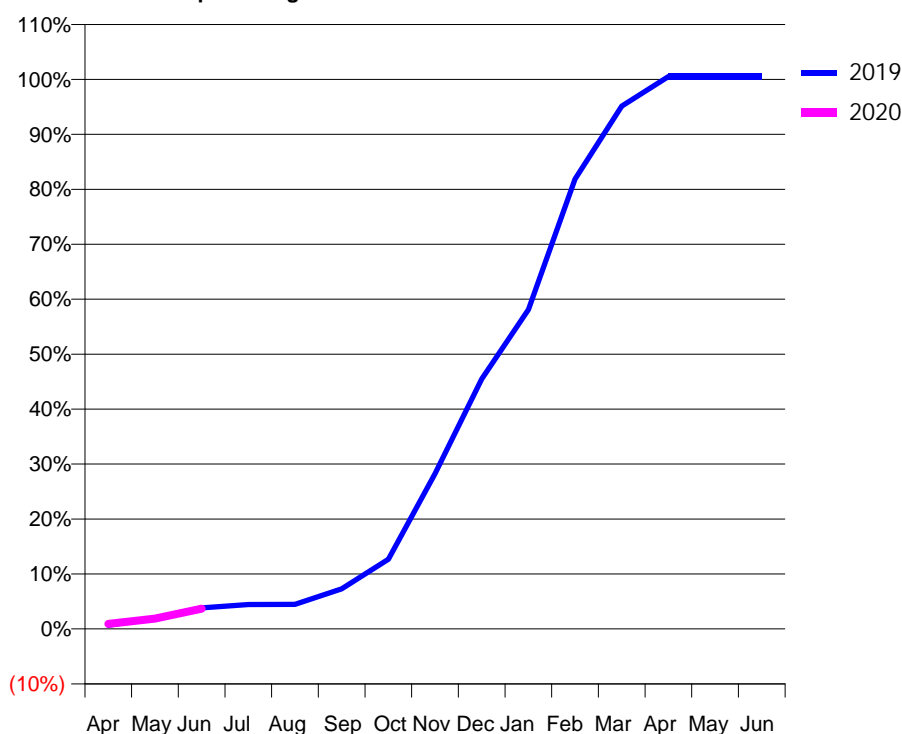
Q49 - Vital Signs Orthodontic At a Glance Contract Report for 713023/0001 - June 2019

Name or company name	Mr I A Aluko	19/20 Contracted general activity (UDA)	0
Contract type name	PDS Contract	Carry forward general activity (UDA)	0
Purpose of contract	Orthodontic	19/20 Contracted orthodontic activity (UOA)	4,600
Contract start date	01/07/2010	Carry forward orthodontic activity (UOA)	0
Contract end date	31/03/2020	Baseline contract value	£312,766.52

ACCESS	Contract	England and Wales
24 month ratio of assessments to patient IDs	1.02	1.08

ACTIVITY	Contract
Contract assess and fit appliances (case starts) as a percentage of Area Team case starts	5.8 %

Cumulative percentage of contracted UOA delivered 2019 & 2020



Month	Adjusted Scheduled Activity (UOA)		
	2018	2019	2020
April	-181	46	42
May	117	130	86
June	180	256	170
July	841	298	
August	1,117	300	
September	1,420	489	
October	2,055	850	
November	2,992	1,891	
December	3,769	3,047	
January	3,986	3,893	
February	4,221	5,483	
March	4,411	6,372	
April	4,603	6,735	
May	4,603	6,734	
June	4,626	6,734	

QUANTITY METRICS (rolling 12 month period)

	Contract Quantity	Contract Base Number	Contract *	Area Team	Region	England
% of all assessments that were assess and fit appliances (case starts)	320	355	90.1%	44.8%	62.2%	58.2%
% of all assessments that were assess and refuse	16	355	4.5%	13.2%	11.4%	12.4%
% of all assessments that were assess and review	19	355	5.4%	42.0%	26.4%	29.4%
% of case starts with a reported IOTN of 3 and Aesthetic Component of 5 or below	0	320	N/A	0.1%	0.1%	0.1%
% of case starts with a reported IOTN of 3 and Aesthetic Component of 6 or above	8	320	2.5%	2.9%	3.6%	3.9%
% of case starts with a reported IOTN of 4	277	320	86.6%	81.8%	79.2%	77.7%
% of case starts with a reported IOTN of 5	35	320	10.9%	14.2%	16.5%	16.7 %
% of concluded courses in receipt of dual-arch fixed appliances	71	239	29.7%	75.5%	75.3%	72.5%
% of concluded courses where treatment was abandoned or discontinued	25	239	10.5%	8.1%	8.9%	9.1%
% of patients satisfied with the treatment they have received	3	3	100.0%	100.0%	96.5%	95.8%

* Figures in italics indicate that the base number is less than 100.

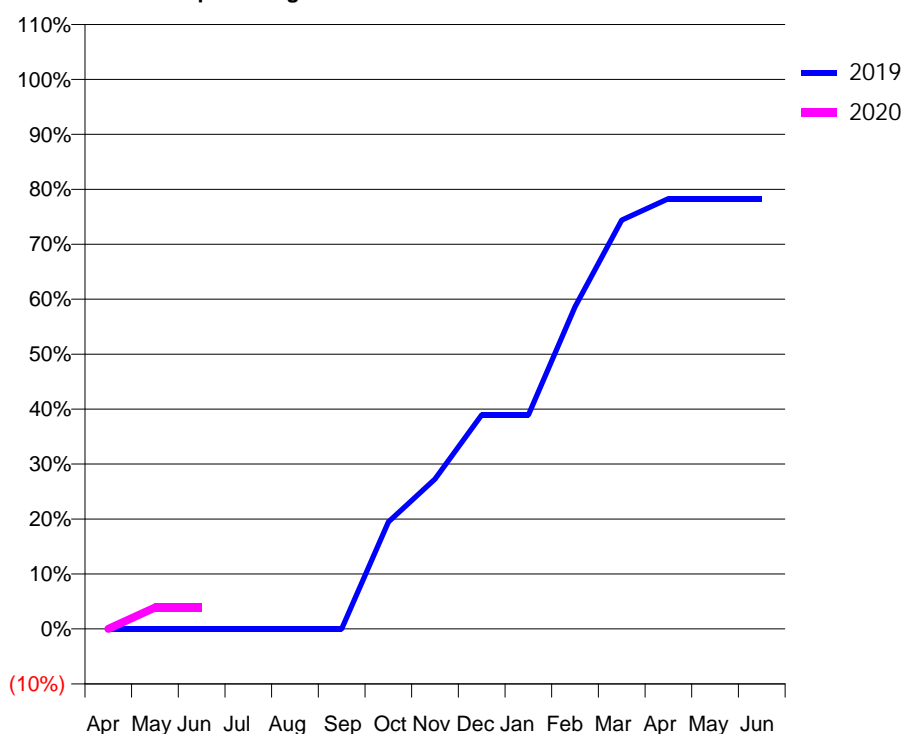
Q49 - Vital Signs Orthodontic At a Glance Contract Report for 729566/0001 - June 2019

Name or company name	Mr A J Dixon	19/20 Contracted general activity (UDA)	8,408
Contract type name	GDS Contract	Carry forward general activity (UDA)	0
Purpose of contract	General and Orthodontic	19/20 Contracted orthodontic activity (UOA)	539
Contract start date	01/04/2006	Carry forward orthodontic activity (UOA)	0
Contract end date		Baseline contract value	£248,303.14

ACCESS	Contract	England and Wales
24 month ratio of assessments to patient IDs	1.03	1.08

ACTIVITY	Contract
Contract assess and fit appliances (case starts) as a percentage of Area Team case starts	0.4 %

Cumulative percentage of contracted UOA delivered 2019 & 2020



Month	Adjusted Scheduled Activity (UOA)		
	2018	2019	2020
April	0	0	0
May	0	0	21
June	0	0	21
July	21	0	
August	21	0	
September	21	0	
October	21	105	
November	21	147	
December	21	210	
January	21	210	
February	21	316	
March	21	401	
April	216	422	
May	216	422	
June	216	422	

QUANTITY METRICS (rolling 12 month period)

	Contract Quantity	Contract Base Number	Contract *	Area Team	Region	England
% of all assessments that were assess and fit appliances (case starts)	21	23	91.3%	44.8%	62.2%	58.2%
% of all assessments that were assess and refuse	1	23	4.3%	13.2%	11.4%	12.4%
% of all assessments that were assess and review	1	23	4.3%	42.0%	26.4%	29.4%
% of case starts with a reported IOTN of 3 and Aesthetic Component of 5 or below	0	21	N/A	0.1%	0.1%	0.1%
% of case starts with a reported IOTN of 3 and Aesthetic Component of 6 or above	0	21	N/A	2.9%	3.6%	3.9%
% of case starts with a reported IOTN of 4	21	21	100.0%	81.8%	79.2%	77.7%
% of case starts with a reported IOTN of 5	0	21	N/A	14.2%	16.5%	16.7%
% of concluded courses in receipt of dual-arch fixed appliances	0	24	N/A	75.5%	75.3%	72.5%
% of concluded courses where treatment was abandoned or discontinued	1	24	4.2%	8.1%	8.9%	9.1%
% of patients satisfied with the treatment they have received	1	1	100.0%	100.0%	96.5%	95.8%

* Figures in italics indicate that the base number is less than 100.

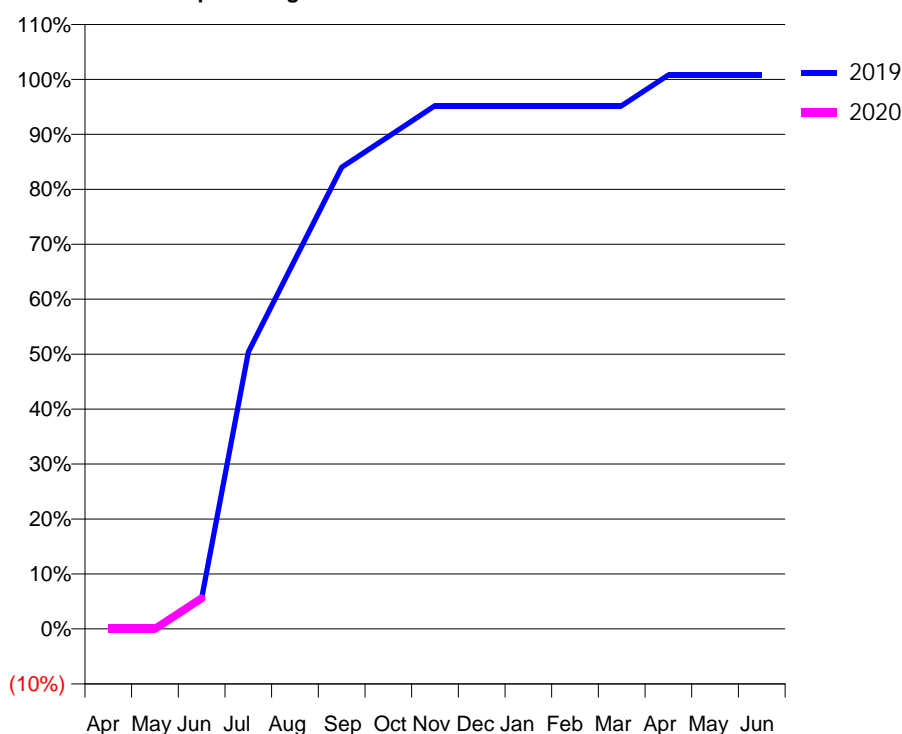
Q49 - Vital Signs Orthodontic At a Glance Contract Report for 784540/0001 - June 2019

Name or company name	JL and VA Gamon	19/20 Contracted general activity (UDA)	13,247
Contract type name	GDS Contract	Carry forward general activity (UDA)	0
Purpose of contract	General and Orthodontic	19/20 Contracted orthodontic activity (UOA)	375
Contract start date	12/04/2009	Carry forward orthodontic activity (UOA)	0
Contract end date		Baseline contract value	£327,625.08

ACCESS	Contract	England and Wales
24 month ratio of assessments to patient IDs	1.00	1.08

ACTIVITY	Contract
Contract assess and fit appliances (case starts) as a percentage of Area Team case starts	0.3 %

Cumulative percentage of contracted UOA delivered 2019 & 2020



Month	Adjusted Scheduled Activity (UOA)		
	2018	2019	2020
April	42	0	0
May	189	0	0
June	233	21	21
July	318	189	
August	318	252	
September	360	315	
October	360	336	
November	360	357	
December	360	357	
January	360	357	
February	360	357	
March	381	357	
April	381	378	
May	381	378	
June	381	378	

QUANTITY METRICS (rolling 12 month period)

	Contract Quantity	Contract Base Number	Contract *	Area Team	Region	England
% of all assessments that were assess and fit appliances (case starts)	18	18	100.0%	44.8%	62.2%	58.2%
% of all assessments that were assess and refuse	0	18	0.0%	13.2%	11.4%	12.4%
% of all assessments that were assess and review	0	18	0.0%	42.0%	26.4%	29.4%
% of case starts with a reported IOTN of 3 and Aesthetic Component of 5 or below	0	18	N/A	0.1%	0.1%	0.1%
% of case starts with a reported IOTN of 3 and Aesthetic Component of 6 or above	0	18	N/A	2.9%	3.6%	3.9%
% of case starts with a reported IOTN of 4	17	18	94.4%	81.8%	79.2%	77.7%
% of case starts with a reported IOTN of 5	1	18	5.6%	14.2%	16.5%	16.7%
% of concluded courses in receipt of dual-arch fixed appliances	16	18	88.9%	75.5%	75.3%	72.5%
% of concluded courses where treatment was abandoned or discontinued	2	18	11.1%	8.1%	8.9%	9.1%
% of patients satisfied with the treatment they have received	0	0	N/A	100.0%	96.5%	95.8%

* Figures in italics indicate that the base number is less than 100.

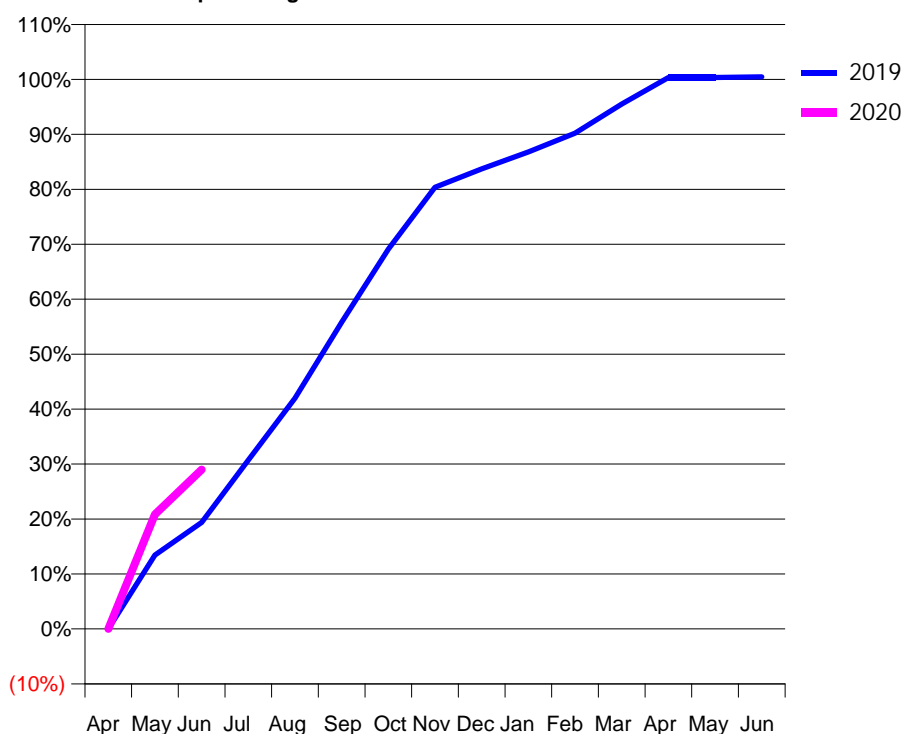
Q49 - Vital Signs Orthodontic At a Glance Contract Report for 914797/0001 - June 2019

Name or company name	MR RJ PARKER	19/20 Contracted general activity (UDA)	300
Contract type name	GDS Contract	Carry forward general activity (UDA)	0
Purpose of contract	General and Orthodontic	19/20 Contracted orthodontic activity (UOA)	810
Contract start date	01/04/2006	Carry forward orthodontic activity (UOA)	0
Contract end date		Baseline contract value	£61,284.46

ACCESS	Contract	England and Wales
24 month ratio of assessments to patient IDs	1.18	1.08

ACTIVITY	Contract
Contract assess and fit appliances (case starts) as a percentage of Area Team case starts	0.8 %

Cumulative percentage of contracted UOA delivered 2019 & 2020



Month	Adjusted Scheduled Activity (UOA)		
	2018	2019	2020
April	0	0	0
May	25	109	169
June	163	157	235
July	232	249	
August	243	340	
September	319	452	
October	392	560	
November	568	651	
December	568	678	
January	616	703	
February	711	731	
March	719	774	
April	811	813	
May	811	813	
June	811	814	

QUANTITY METRICS (rolling 12 month period)

	Contract Quantity	Contract Base Number	Contract *	Area Team	Region	England
% of all assessments that were assess and fit appliances (case starts)	44	114	38.6%	44.8%	62.2%	58.2%
% of all assessments that were assess and refuse	12	114	10.5%	13.2%	11.4%	12.4%
% of all assessments that were assess and review	58	114	50.9%	42.0%	26.4%	29.4%
% of case starts with a reported IOTN of 3 and Aesthetic Component of 5 or below	0	44	<i>N/A</i>	0.1%	0.1%	0.1%
% of case starts with a reported IOTN of 3 and Aesthetic Component of 6 or above	0	44	<i>N/A</i>	2.9%	3.6%	3.9%
% of case starts with a reported IOTN of 4	42	44	95.5%	81.8%	79.2%	77.7%
% of case starts with a reported IOTN of 5	1	44	2.3%	14.2%	16.5%	16.7 %
% of concluded courses in receipt of dual-arch fixed appliances	22	40	55.0%	75.5%	75.3%	72.5%
% of concluded courses where treatment was abandoned or discontinued	18	40	45.0%	8.1%	8.9%	9.1%
% of patients satisfied with the treatment they have received	2	2	100.0%	100.0%	96.5%	95.8%

* Figures in italics indicate that the base number is less than 100.

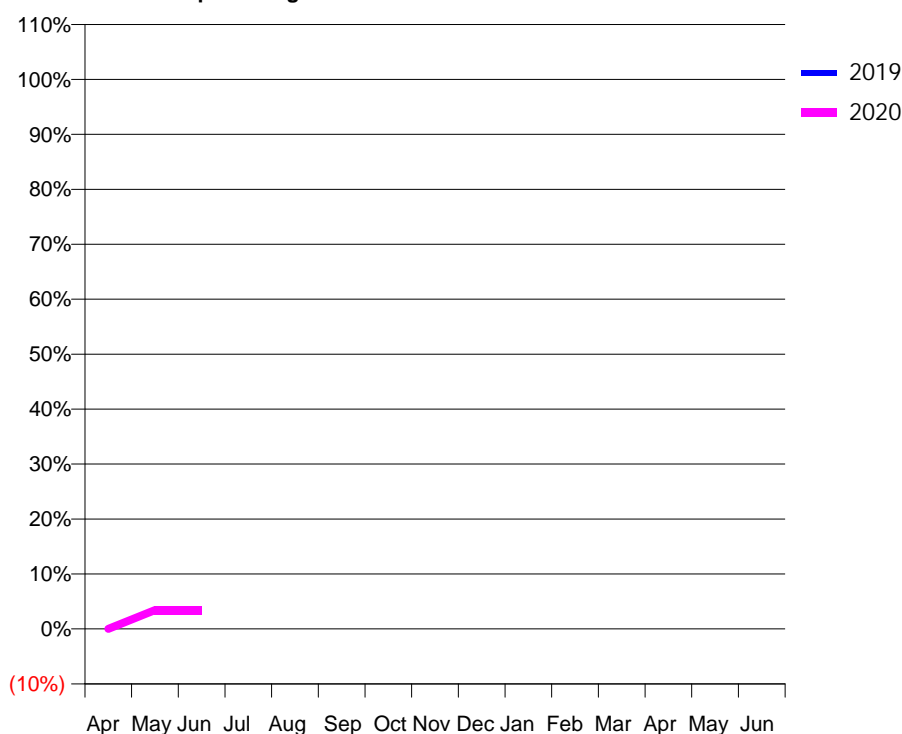
Q50 - Vital Signs Orthodontic At a Glance Contract Report for 100489/0000 - June 2019

Name or company name	Mr K Dobbs (NLAG Ortho Patients)	19/20 Contracted general activity (UDA)	0
Contract type name	PDS Contract	Carry forward general activity (UDA)	0
Purpose of contract	Orthodontic	19/20 Contracted orthodontic activity (UOA)	1,312
Contract start date	01/07/2017	Carry forward orthodontic activity (UOA)	0
Contract end date	31/03/2020	Baseline contract value	£75,000.00

ACCESS	Contract	England and Wales
24 month ratio of assessments to patient IDs	1.22	1.08

ACTIVITY	Contract
Contract assess and fit appliances (case starts) as a percentage of Area Team case starts	1.2 %

Cumulative percentage of contracted UOA delivered 2019 & 2020



Month	Adjusted Scheduled Activity (UOA)		
	2018	2019	2020
April	0	0	0
May	0	128	45
June	0	128	45
July	0	329	
August	0	329	
September	0	670	
October	767	735	
November	1,872	802	
December	2,308	802	
January	2,308	802	
February	2,711	802	
March	2,931	1,400	
April	3,091	1,400	
May	3,093	1,617	
June	3,093	1,617	

QUANTITY METRICS (rolling 12 month period)

	Contract Quantity	Contract Base Number	Contract *	Area Team	Region	England
% of all assessments that were assess and fit appliances (case starts)	71	103	68.9%	64.0%	62.2%	58.2%
% of all assessments that were assess and refuse	0	103	0.0%	10.9%	11.4%	12.4%
% of all assessments that were assess and review	32	103	31.1%	25.1%	26.4%	29.4%
% of case starts with a reported IOTN of 3 and Aesthetic Component of 5 or below	0	71	<i>N/A</i>	0.3%	0.1%	0.1%
% of case starts with a reported IOTN of 3 and Aesthetic Component of 6 or above	4	71	5.6%	3.0%	3.6%	3.9%
% of case starts with a reported IOTN of 4	47	71	66.2%	79.9%	79.2%	77.7%
% of case starts with a reported IOTN of 5	20	71	28.2%	16.0%	16.5%	16.7 %
% of concluded courses in receipt of dual-arch fixed appliances	29	74	39.2%	78.6%	75.3%	72.5%
% of concluded courses where treatment was abandoned or discontinued	36	74	48.6%	10.7%	8.9%	9.1%
% of patients satisfied with the treatment they have received	1	2	50.0%	93.5%	96.5%	95.8%

* Figures in italics indicate that the base number is less than 100.

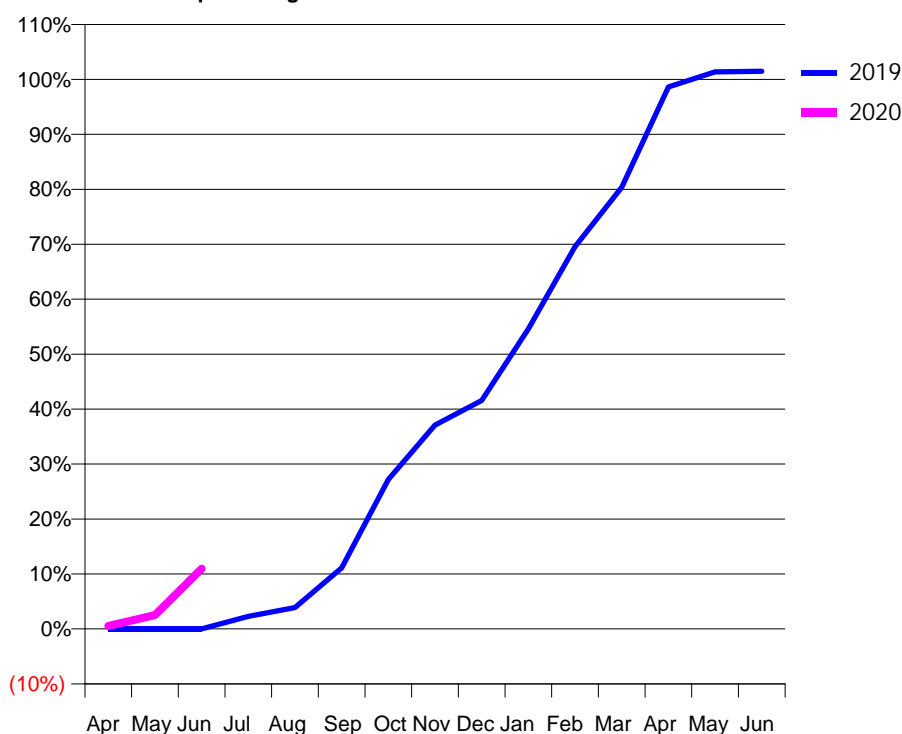
Q50 - Vital Signs Orthodontic At a Glance Contract Report for 100695/0000 - June 2019

Name or company name	The Forum Practice Ltd	19/20 Contracted general activity (UDA)	0
Contract type name	PDS Contract	Carry forward general activity (UDA)	0
Purpose of contract	Orthodontic	19/20 Contracted orthodontic activity (UOA)	7,612
Contract start date	01/04/2018	Carry forward orthodontic activity (UOA)	0
Contract end date	31/03/2020	Baseline contract value	£439,282.50

ACCESS	Contract	England and Wales
24 month ratio of assessments to patient IDs	1.09	1.08

ACTIVITY	Contract
Contract assess and fit appliances (case starts) as a percentage of Area Team case starts	5.8 %

Cumulative percentage of contracted UOA delivered 2019 & 2020



Month	Adjusted Scheduled Activity (UOA)		
	2018	2019	2020
April	0	0	42
May	0	0	193
June	0	0	835
July	0	144	
August	0	245	
September	0	700	
October	0	1,715	
November	0	2,337	
December	0	2,620	
January	0	3,440	
February	0	4,382	
March	0	5,062	
April	0	6,214	
May	0	6,385	
June	0	6,393	

QUANTITY METRICS (rolling 12 month period)

	Contract Quantity	Contract Base Number	Contract *	Area Team	Region	England
% of all assessments that were assess and fit appliances (case starts)	331	636	52.0%	64.0%	62.2%	58.2%
% of all assessments that were assess and refuse	68	636	10.7%	10.9%	11.4%	12.4%
% of all assessments that were assess and review	237	636	37.3%	25.1%	26.4%	29.4%
% of case starts with a reported IOTN of 3 and Aesthetic Component of 5 or below	0	331	N/A	0.3%	0.1%	0.1%
% of case starts with a reported IOTN of 3 and Aesthetic Component of 6 or above	0	331	N/A	3.0%	3.6%	3.9%
% of case starts with a reported IOTN of 4	310	331	93.7%	79.9%	79.2%	77.7%
% of case starts with a reported IOTN of 5	21	331	6.3%	16.0%	16.5%	16.7 %
% of concluded courses in receipt of dual-arch fixed appliances	4	8	50.0%	78.6%	75.3%	72.5%
% of concluded courses where treatment was abandoned or discontinued	3	8	37.5%	10.7%	8.9%	9.1%
% of patients satisfied with the treatment they have received	0	1	0.0%	93.5%	96.5%	95.8%

* Figures in italics indicate that the base number is less than 100.

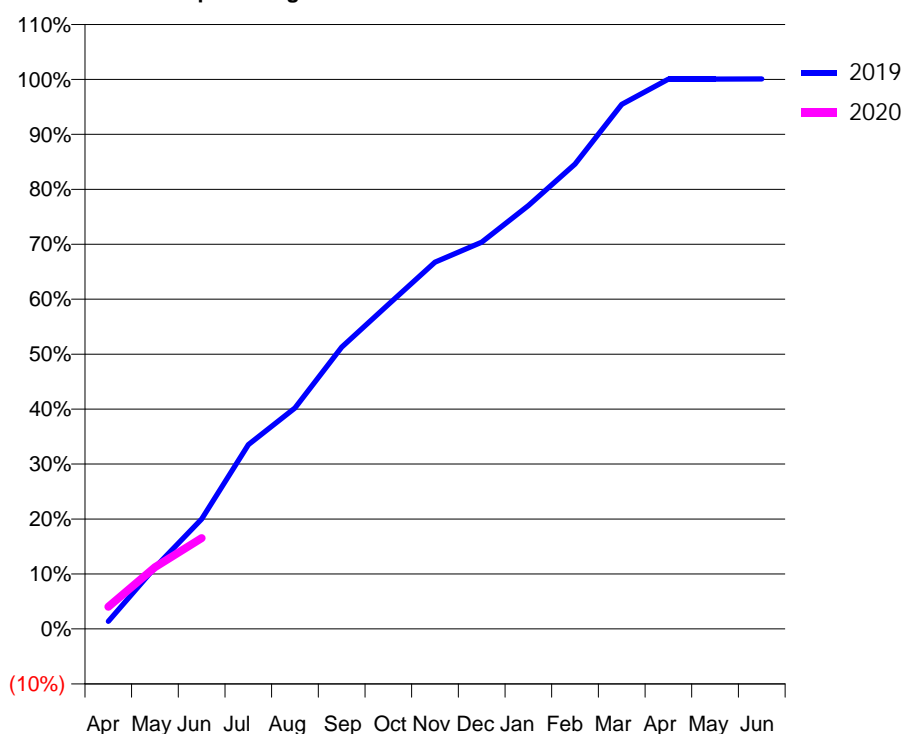
Q50 - Vital Signs Orthodontic At a Glance Contract Report for 101974/0001 - June 2019

Name or company name	SMILE ORTHODONTICS YORKSHIRE LLP	19/20 Contracted general activity (UDA)	0
Contract type name	PDS Contract	Carry forward general activity (UDA)	0
Purpose of contract	Orthodontic	19/20 Contracted orthodontic activity (UOA)	13,002
Contract start date	01/04/2012	Carry forward orthodontic activity (UOA)	0
Contract end date	31/03/2020	Baseline contract value	£754,387.49

ACCESS	Contract	England and Wales
24 month ratio of assessments to patient IDs	1.08	1.08

ACTIVITY	Contract
Contract assess and fit appliances (case starts) as a percentage of Area Team case starts	10.2 %

Cumulative percentage of contracted UOA delivered 2019 & 2020



Month	Adjusted Scheduled Activity (UOA)		
	2018	2019	2020
April	239	182	525
May	960	1,454	1,458
June	1,702	2,597	2,149
July	3,041	4,361	
August	3,575	5,226	
September	6,354	6,665	
October	7,447	7,678	
November	8,813	8,676	
December	9,820	9,153	
January	10,677	10,017	
February	11,962	10,996	
March	12,947	12,411	
April	13,054	13,006	
May	13,056	13,008	
June	13,057	13,010	

QUANTITY METRICS (rolling 12 month period)

	Contract Quantity	Contract Base Number	Contract *	Area Team	Region	England
% of all assessments that were assess and fit appliances (case starts)	582	1,017	57.2%	64.0%	62.2%	58.2%
% of all assessments that were assess and refuse	95	1,017	9.3%	10.9%	11.4%	12.4%
% of all assessments that were assess and review	340	1,017	33.4%	25.1%	26.4%	29.4%
% of case starts with a reported IOTN of 3 and Aesthetic Component of 5 or below	0	582	N/A	0.3%	0.1%	0.1%
% of case starts with a reported IOTN of 3 and Aesthetic Component of 6 or above	9	582	1.5%	3.0%	3.6%	3.9%
% of case starts with a reported IOTN of 4	475	582	81.6%	79.9%	79.2%	77.7%
% of case starts with a reported IOTN of 5	98	582	16.8%	16.0%	16.5%	16.7 %
% of concluded courses in receipt of dual-arch fixed appliances	429	524	81.9%	78.6%	75.3%	72.5%
% of concluded courses where treatment was abandoned or discontinued	79	524	15.1%	10.7%	8.9%	9.1%
% of patients satisfied with the treatment they have received	4	4	100.0%	93.5%	96.5%	95.8%

* Figures in italics indicate that the base number is less than 100.

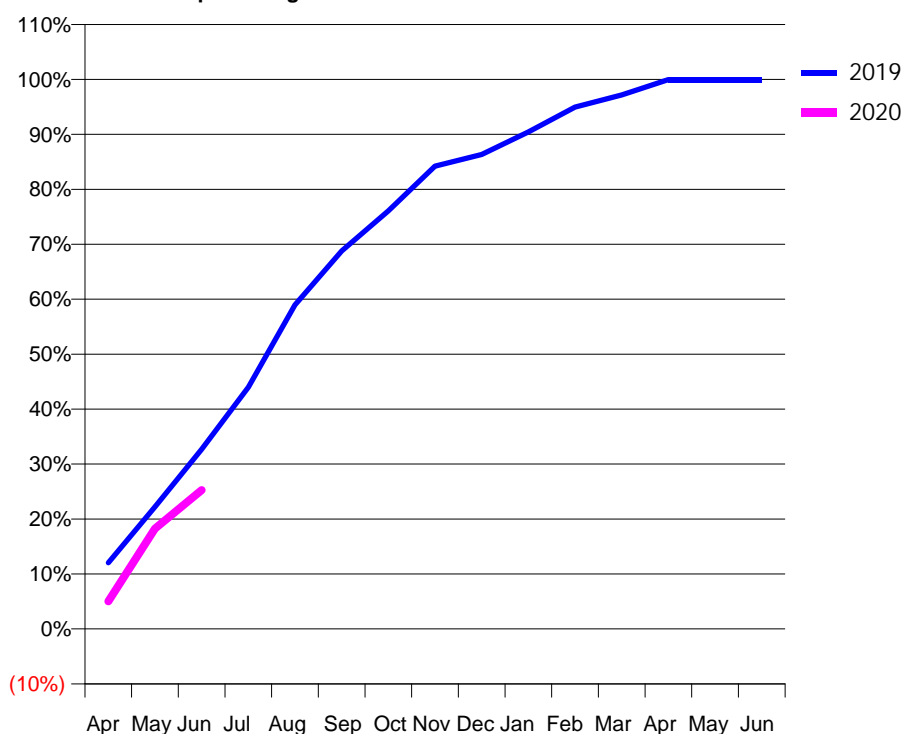
Q50 - Vital Signs Orthodontic At a Glance Contract Report for 102741/0001 - June 2019

Name or company name	Orthokind Limited	19/20 Contracted general activity (UDA)	0
Contract type name	PDS Contract	Carry forward general activity (UDA)	0
Purpose of contract	Orthodontic	19/20 Contracted orthodontic activity (UOA)	7,500
Contract start date	21/10/2010	Carry forward orthodontic activity (UOA)	0
Contract end date	31/03/2020	Baseline contract value	£435,156.60

ACCESS	Contract	England and Wales
24 month ratio of assessments to patient IDs	1.01	1.08

ACTIVITY	Contract
Contract assess and fit appliances (case starts) as a percentage of Area Team case starts	5.8 %

Cumulative percentage of contracted UOA delivered 2019 & 2020



Month	Adjusted Scheduled Activity (UOA)		
	2018	2019	2020
April	953	904	378
May	1,908	1,666	1,370
June	2,550	2,452	1,895
July	3,299	3,298	
August	4,595	4,421	
September	5,108	5,159	
October	6,039	5,707	
November	7,304	6,316	
December	7,327	6,475	
January	7,327	6,782	
February	7,327	7,120	
March	7,540	7,288	
April	7,582	7,498	
May	7,582	7,498	
June	7,582	7,498	

QUANTITY METRICS (rolling 12 month period)

	Contract Quantity	Contract Base Number	Contract *	Area Team	Region	England
% of all assessments that were assess and fit appliances (case starts)	329	395	83.3%	64.0%	62.2%	58.2%
% of all assessments that were assess and refuse	48	395	12.2%	10.9%	11.4%	12.4%
% of all assessments that were assess and review	18	395	4.6%	25.1%	26.4%	29.4%
% of case starts with a reported IOTN of 3 and Aesthetic Component of 5 or below	1	329	0.3%	0.3%	0.1%	0.1%
% of case starts with a reported IOTN of 3 and Aesthetic Component of 6 or above	21	329	6.4%	3.0%	3.6%	3.9%
% of case starts with a reported IOTN of 4	244	329	74.2%	79.9%	79.2%	77.7%
% of case starts with a reported IOTN of 5	59	329	17.9%	16.0%	16.5%	16.7%
% of concluded courses in receipt of dual-arch fixed appliances	437	489	89.4%	78.6%	75.3%	72.5%
% of concluded courses where treatment was abandoned or discontinued	31	489	6.3%	10.7%	8.9%	9.1%
% of patients satisfied with the treatment they have received	5	5	100.0%	93.5%	96.5%	95.8%

* Figures in italics indicate that the base number is less than 100.

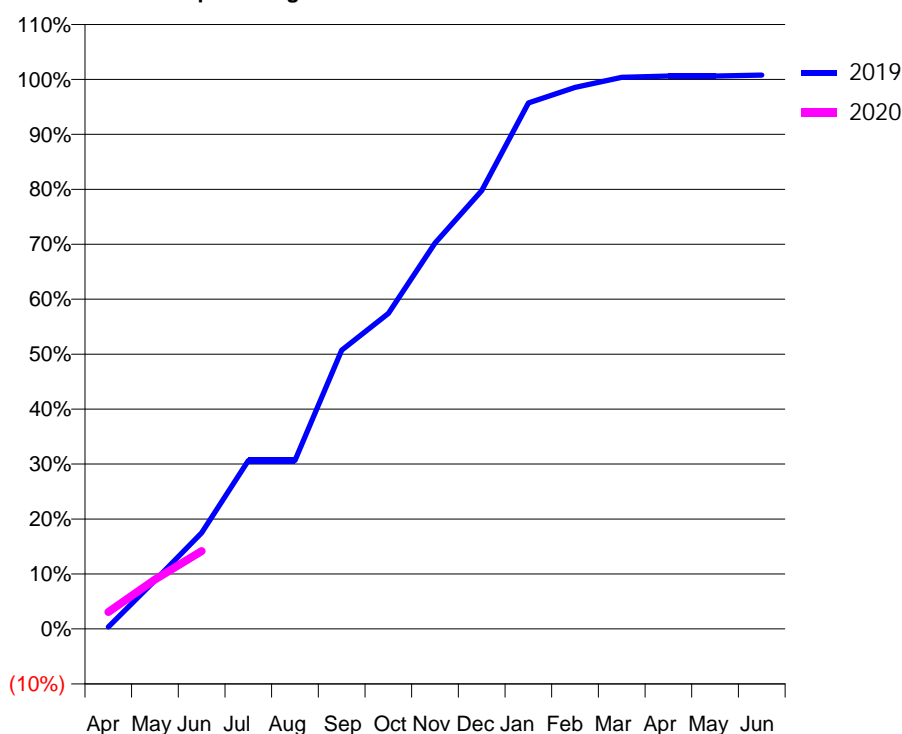
Q50 - Vital Signs Orthodontic At a Glance Contract Report for 106003/0001 - June 2019

Name or company name	Orthodontic Centre (UK) Limited Company	19/20 Contracted general activity (UDA)	0
Contract type name	PDS Contract	Carry forward general activity (UDA)	0
Purpose of contract	Orthodontic	19/20 Contracted orthodontic activity (UOA)	12,421
Contract start date	01/04/2012	Carry forward orthodontic activity (UOA)	0
Contract end date	31/08/2020	Baseline contract value	£699,360.30

ACCESS	Contract	England and Wales
24 month ratio of assessments to patient IDs	1.11	1.08

ACTIVITY	Contract
Contract assess and fit appliances (case starts) as a percentage of Area Team case starts	9.9 %

Cumulative percentage of contracted UOA delivered 2019 & 2020



Month	Adjusted Scheduled Activity (UOA)		
	2018	2019	2020
April	341	48	382
May	1,407	1,096	1,117
June	1,407	2,172	1,763
July	2,978	3,807	
August	4,862	3,807	
September	6,425	6,299	
October	7,208	7,130	
November	8,776	8,719	
December	9,890	9,906	
January	10,542	11,891	
February	10,974	12,239	
March	11,834	12,467	
April	12,398	12,496	
May	12,469	12,496	
June	12,469	12,517	

QUANTITY METRICS (rolling 12 month period)

	Contract Quantity	Contract Base Number	Contract *	Area Team	Region	England
% of all assessments that were assess and fit appliances (case starts)	563	927	60.7%	64.0%	62.2%	58.2%
% of all assessments that were assess and refuse	131	927	14.1%	10.9%	11.4%	12.4%
% of all assessments that were assess and review	233	927	25.1%	25.1%	26.4%	29.4%
% of case starts with a reported IOTN of 3 and Aesthetic Component of 5 or below	4	563	0.7%	0.3%	0.1%	0.1%
% of case starts with a reported IOTN of 3 and Aesthetic Component of 6 or above	1	563	0.2%	3.0%	3.6%	3.9%
% of case starts with a reported IOTN of 4	531	563	94.3%	79.9%	79.2%	77.7%
% of case starts with a reported IOTN of 5	25	563	4.4%	16.0%	16.5%	16.7 %
% of concluded courses in receipt of dual-arch fixed appliances	459	509	90.2%	78.6%	75.3%	72.5%
% of concluded courses where treatment was abandoned or discontinued	21	509	4.1%	10.7%	8.9%	9.1%
% of patients satisfied with the treatment they have received	5	6	83.3%	93.5%	96.5%	95.8%

* Figures in italics indicate that the base number is less than 100.

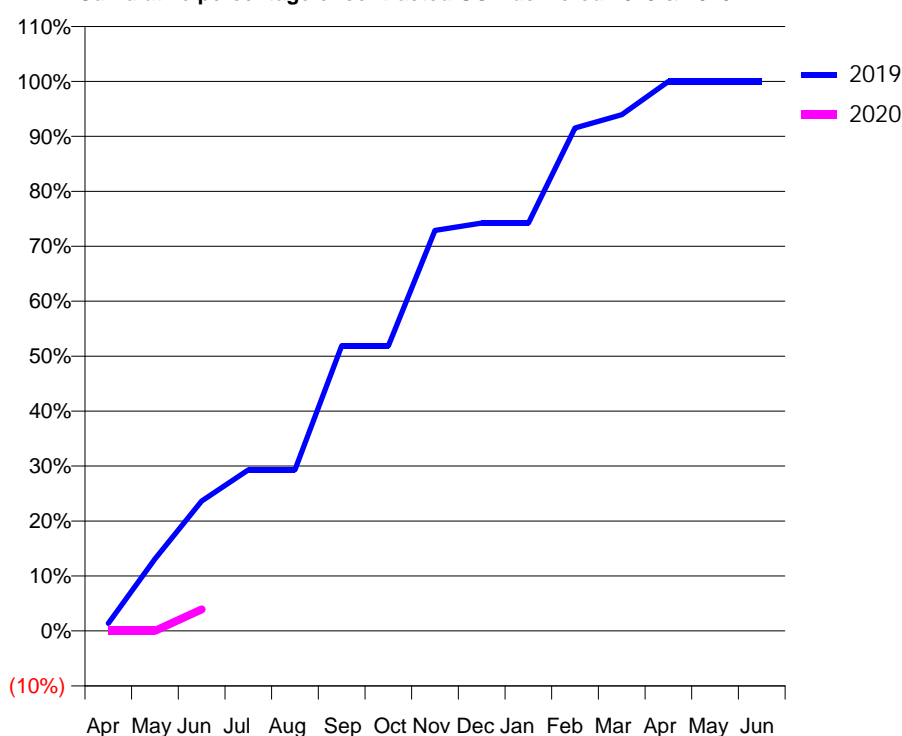
Q50 - Vital Signs Orthodontic At a Glance Contract Report for 106003/0002 - June 2019

Name or company name	Orthodontic Centre (UK) Limited Company	19/20 Contracted general activity (UDA)	0
Contract type name	PDS Contract	Carry forward general activity (UDA)	0
Purpose of contract	Orthodontic	19/20 Contracted orthodontic activity (UOA)	3,500
Contract start date	01/01/2013	Carry forward orthodontic activity (UOA)	0
Contract end date	31/08/2020	Baseline contract value	£190,625.26

ACCESS	Contract	England and Wales
24 month ratio of assessments to patient IDs	1.06	1.08

ACTIVITY	Contract
Contract assess and fit appliances (case starts) as a percentage of Area Team case starts	2.3 %

Cumulative percentage of contracted UOA delivered 2019 & 2020



Month	Adjusted Scheduled Activity (UOA)		
	2018	2019	2020
April	0	49	0
May	479	458	0
June	479	827	137
July	479	1,026	
August	1,196	1,026	
September	1,468	1,816	
October	1,897	1,816	
November	2,327	2,551	
December	2,627	2,598	
January	2,889	2,598	
February	2,889	3,203	
March	3,418	3,287	
April	3,528	3,500	
May	3,549	3,500	
June	3,549	3,500	

QUANTITY METRICS (rolling 12 month period)

	Contract Quantity	Contract Base Number	Contract *	Area Team	Region	England
% of all assessments that were assess and fit appliances (case starts)	129	230	56.1%	64.0%	62.2%	58.2%
% of all assessments that were assess and refuse	32	230	13.9%	10.9%	11.4%	12.4%
% of all assessments that were assess and review	69	230	30.0%	25.1%	26.4%	29.4%
% of case starts with a reported IOTN of 3 and Aesthetic Component of 5 or below	1	129	0.8%	0.3%	0.1%	0.1%
% of case starts with a reported IOTN of 3 and Aesthetic Component of 6 or above	1	129	0.8%	3.0%	3.6%	3.9%
% of case starts with a reported IOTN of 4	126	129	97.7%	79.9%	79.2%	77.7%
% of case starts with a reported IOTN of 5	1	129	0.8%	16.0%	16.5%	16.7 %
% of concluded courses in receipt of dual-arch fixed appliances	112	117	95.7%	78.6%	75.3%	72.5%
% of concluded courses where treatment was abandoned or discontinued	1	117	0.9%	10.7%	8.9%	9.1%
% of patients satisfied with the treatment they have received	0	0	N/A	93.5%	96.5%	95.8%

* Figures in italics indicate that the base number is less than 100.

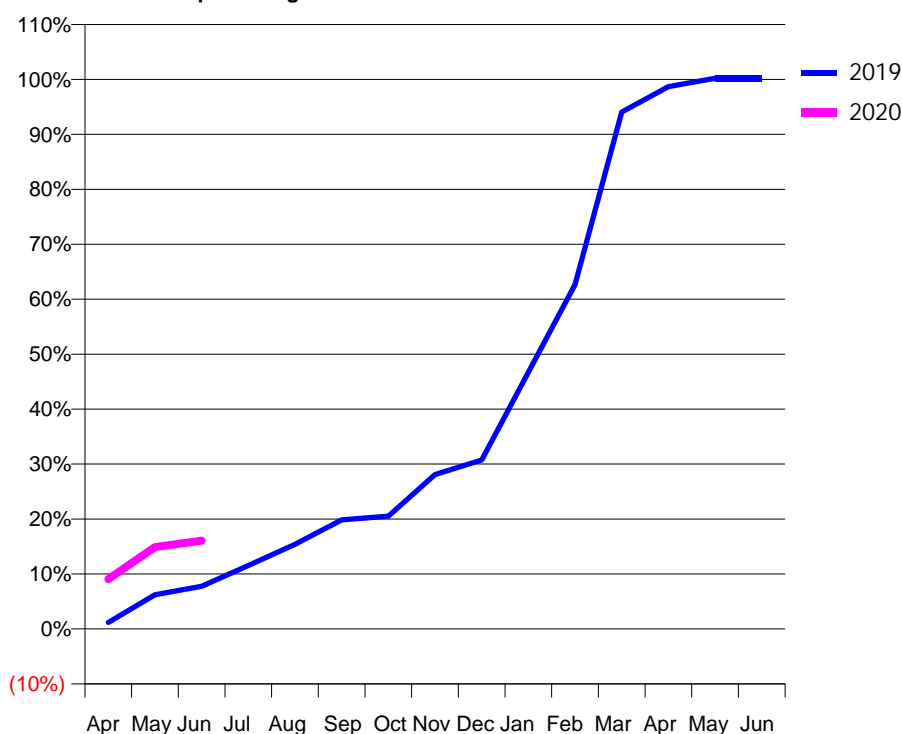
Q50 - Vital Signs Orthodontic At a Glance Contract Report for 121517/0002 - June 2019

Name or company name	K L DOBBS	19/20 Contracted general activity (UDA)	0
Contract type name	GDS Contract	Carry forward general activity (UDA)	0
Purpose of contract	Orthodontic	19/20 Contracted orthodontic activity (UOA)	7,192
Contract start date	01/11/2014	Carry forward orthodontic activity (UOA)	0
Contract end date		Baseline contract value	£444,043.65

ACCESS	Contract	England and Wales
24 month ratio of assessments to patient IDs	1.05	1.08

ACTIVITY	Contract
Contract assess and fit appliances (case starts) as a percentage of Area Team case starts	6.4 %

Cumulative percentage of contracted UOA delivered 2019 & 2020



Month	Adjusted Scheduled Activity (UOA)		
	2018	2019	2020
April	615	84	651
May	1,019	447	1,072
June	1,707	559	1,156
July	2,095	831	
August	3,570	1,107	
September	4,081	1,427	
October	4,510	1,475	
November	4,795	2,020	
December	4,915	2,210	
January	4,940	3,361	
February	5,292	4,506	
March	5,902	6,764	
April	5,912	7,098	
May	5,933	7,206	
June	5,933	7,206	

QUANTITY METRICS (rolling 12 month period)

	Contract Quantity	Contract Base Number	Contract *	Area Team	Region	England
% of all assessments that were assess and fit appliances (case starts)	365	631	57.8%	64.0%	62.2%	58.2%
% of all assessments that were assess and refuse	1	631	0.2%	10.9%	11.4%	12.4%
% of all assessments that were assess and review	265	631	42.0%	25.1%	26.4%	29.4%
% of case starts with a reported IOTN of 3 and Aesthetic Component of 5 or below	3	365	0.8%	0.3%	0.1%	0.1%
% of case starts with a reported IOTN of 3 and Aesthetic Component of 6 or above	4	365	1.1%	3.0%	3.6%	3.9%
% of case starts with a reported IOTN of 4	255	365	69.9%	79.9%	79.2%	77.7%
% of case starts with a reported IOTN of 5	103	365	28.2%	16.0%	16.5%	16.7 %
% of concluded courses in receipt of dual-arch fixed appliances	209	237	88.2%	78.6%	75.3%	72.5%
% of concluded courses where treatment was abandoned or discontinued	16	237	6.8%	10.7%	8.9%	9.1%
% of patients satisfied with the treatment they have received	0	0	N/A	93.5%	96.5%	95.8%

* Figures in italics indicate that the base number is less than 100.

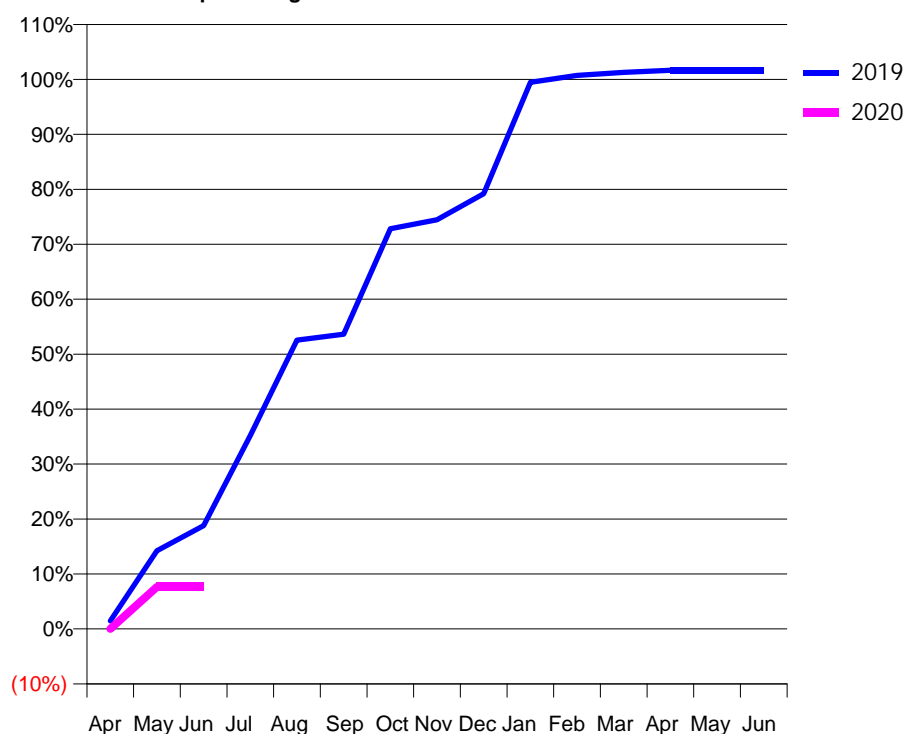
Q50 - Vital Signs Orthodontic At a Glance Contract Report for 132667/0001 - June 2019

Name or company name	Barton Dental Care Limited	19/20 Contracted general activity (UDA)	9,295
Contract type name	GDS Contract	Carry forward general activity (UDA)	0
Purpose of contract	General and Orthodontic	19/20 Contracted orthodontic activity (UOA)	548
Contract start date	01/04/2011	Carry forward orthodontic activity (UOA)	0
Contract end date		Baseline contract value	£336,782.61

ACCESS	Contract	England and Wales
24 month ratio of assessments to patient IDs	1.51	1.08

ACTIVITY	Contract
Contract assess and fit appliances (case starts) as a percentage of Area Team case starts	0.4 %

Cumulative percentage of contracted UOA delivered 2019 & 2020



Month	Adjusted Scheduled Activity (UOA)		
	2018	2019	2020
April	11	8	0
May	58	78	42
June	90	103	42
July	114	193	
August	142	288	
September	230	294	
October	297	399	
November	412	408	
December	477	434	
January	481	545	
February	552	552	
March	554	555	
April	556	557	
May	556	557	
June	556	557	

QUANTITY METRICS (rolling 12 month period)

	Contract Quantity	Contract Base Number	Contract *	Area Team	Region	England
% of all assessments that were assess and fit appliances (case starts)	22	73	30.1%	64.0%	62.2%	58.2%
% of all assessments that were assess and refuse	2	73	2.7%	10.9%	11.4%	12.4%
% of all assessments that were assess and review	49	73	67.1%	25.1%	26.4%	29.4%
% of case starts with a reported IOTN of 3 and Aesthetic Component of 5 or below	0	22	<i>N/A</i>	0.3%	0.1%	0.1%
% of case starts with a reported IOTN of 3 and Aesthetic Component of 6 or above	2	22	9.1%	3.0%	3.6%	3.9%
% of case starts with a reported IOTN of 4	14	22	63.6%	79.9%	79.2%	77.7%
% of case starts with a reported IOTN of 5	6	22	27.3%	16.0%	16.5%	16.7%
% of concluded courses in receipt of dual-arch fixed appliances	7	12	58.3%	78.6%	75.3%	72.5%
% of concluded courses where treatment was abandoned or discontinued	1	12	8.3%	10.7%	8.9%	9.1%
% of patients satisfied with the treatment they have received	0	0	<i>N/A</i>	93.5%	96.5%	95.8%

* Figures in italics indicate that the base number is less than 100.

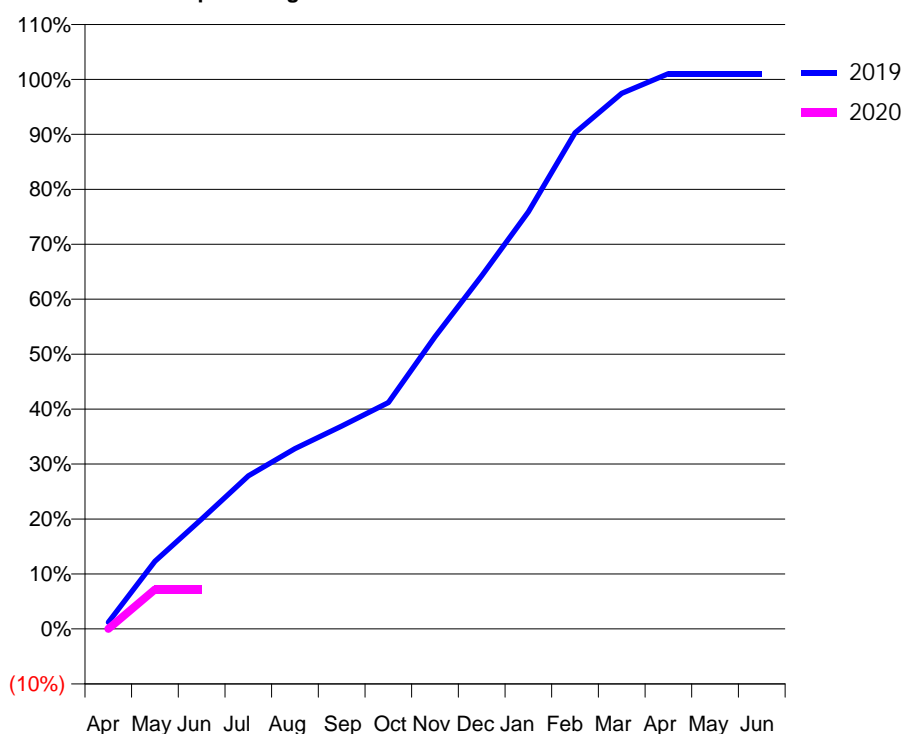
Q50 - Vital Signs Orthodontic At a Glance Contract Report for 143464/0001 - June 2019

Name or company name	The Dental Health Practice Ltd.	19/20 Contracted general activity (UDA)	5,931
Contract type name	GDS Contract	Carry forward general activity (UDA)	0
Purpose of contract	General and Orthodontic	19/20 Contracted orthodontic activity (UOA)	585
Contract start date	01/01/2009	Carry forward orthodontic activity (UOA)	0
Contract end date		Baseline contract value	£230,731.86

ACCESS	Contract	England and Wales
24 month ratio of assessments to patient IDs	1.15	1.08

ACTIVITY	Contract
Contract assess and fit appliances (case starts) as a percentage of Area Team case starts	0.4 %

Cumulative percentage of contracted UOA delivered 2019 & 2020



Month	Adjusted Scheduled Activity (UOA)		
	2018	2019	2020
April	14	7	0
May	14	72	42
June	15	117	42
July	60	163	
August	104	192	
September	108	216	
October	177	241	
November	249	311	
December	365	376	
January	386	444	
February	520	528	
March	521	570	
April	585	591	
May	585	591	
June	585	591	

QUANTITY METRICS (rolling 12 month period)

	Contract Quantity	Contract Base Number	Contract *	Area Team	Region	England
% of all assessments that were assess and fit appliances (case starts)	24	51	47.1%	64.0%	62.2%	58.2%
% of all assessments that were assess and refuse	5	51	9.8%	10.9%	11.4%	12.4%
% of all assessments that were assess and review	22	51	43.1%	25.1%	26.4%	29.4%
% of case starts with a reported IOTN of 3 and Aesthetic Component of 5 or below	0	24	<i>N/A</i>	0.3%	0.1%	0.1%
% of case starts with a reported IOTN of 3 and Aesthetic Component of 6 or above	1	24	4.2%	3.0%	3.6%	3.9%
% of case starts with a reported IOTN of 4	20	24	83.3%	79.9%	79.2%	77.7%
% of case starts with a reported IOTN of 5	3	24	12.5%	16.0%	16.5%	16.7%
% of concluded courses in receipt of dual-arch fixed appliances	22	26	84.6%	78.6%	75.3%	72.5%
% of concluded courses where treatment was abandoned or discontinued	0	26	0.0%	10.7%	8.9%	9.1%
% of patients satisfied with the treatment they have received	0	0	<i>N/A</i>	93.5%	96.5%	95.8%

* Figures in italics indicate that the base number is less than 100.

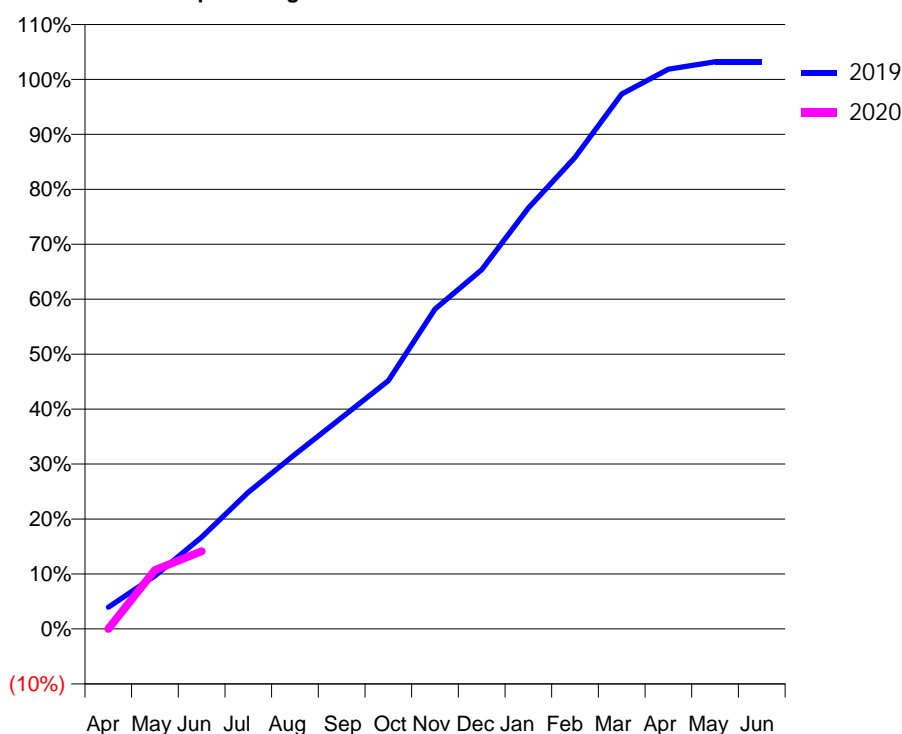
Q50 - Vital Signs Orthodontic At a Glance Contract Report for 147761/0001 - June 2019

Name or company name	ALPHA WINDMILL (YORK) LIMITED	19/20 Contracted general activity (UDA)	0
Contract type name	PDS Contract	Carry forward general activity (UDA)	0
Purpose of contract	Orthodontic	19/20 Contracted orthodontic activity (UOA)	8,000
Contract start date	01/04/2012	Carry forward orthodontic activity (UOA)	0
Contract end date	31/03/2020	Baseline contract value	£455,726.71

ACCESS	Contract	England and Wales
24 month ratio of assessments to patient IDs	1.18	1.08

ACTIVITY	Contract
Contract assess and fit appliances (case starts) as a percentage of Area Team case starts	6.5 %

Cumulative percentage of contracted UOA delivered 2019 & 2020



Month	Adjusted Scheduled Activity (UOA)		
	2018	2019	2020
April	25	315	0
May	166	773	857
June	267	1,337	1,130
July	623	1,991	
August	858	2,541	
September	1,269	3,077	
October	1,903	3,613	
November	2,685	4,656	
December	3,550	5,230	
January	4,448	6,127	
February	5,985	6,866	
March	7,167	7,787	
April	8,088	8,149	
May	8,091	8,256	
June	8,093	8,256	

QUANTITY METRICS (rolling 12 month period)

	Contract Quantity	Contract Base Number	Contract *	Area Team	Region	England
% of all assessments that were assess and fit appliances (case starts)	372	892	41.7%	64.0%	62.2%	58.2%
% of all assessments that were assess and refuse	220	892	24.7%	10.9%	11.4%	12.4%
% of all assessments that were assess and review	300	892	33.6%	25.1%	26.4%	29.4%
% of case starts with a reported IOTN of 3 and Aesthetic Component of 5 or below	0	372	N/A	0.3%	0.1%	0.1%
% of case starts with a reported IOTN of 3 and Aesthetic Component of 6 or above	19	372	5.1%	3.0%	3.6%	3.9%
% of case starts with a reported IOTN of 4	301	372	80.9%	79.9%	79.2%	77.7%
% of case starts with a reported IOTN of 5	51	372	13.7%	16.0%	16.5%	16.7 %
% of concluded courses in receipt of dual-arch fixed appliances	184	296	62.2%	78.6%	75.3%	72.5%
% of concluded courses where treatment was abandoned or discontinued	46	296	15.5%	10.7%	8.9%	9.1%
% of patients satisfied with the treatment they have received	4	4	100.0%	93.5%	96.5%	95.8%

* Figures in italics indicate that the base number is less than 100.

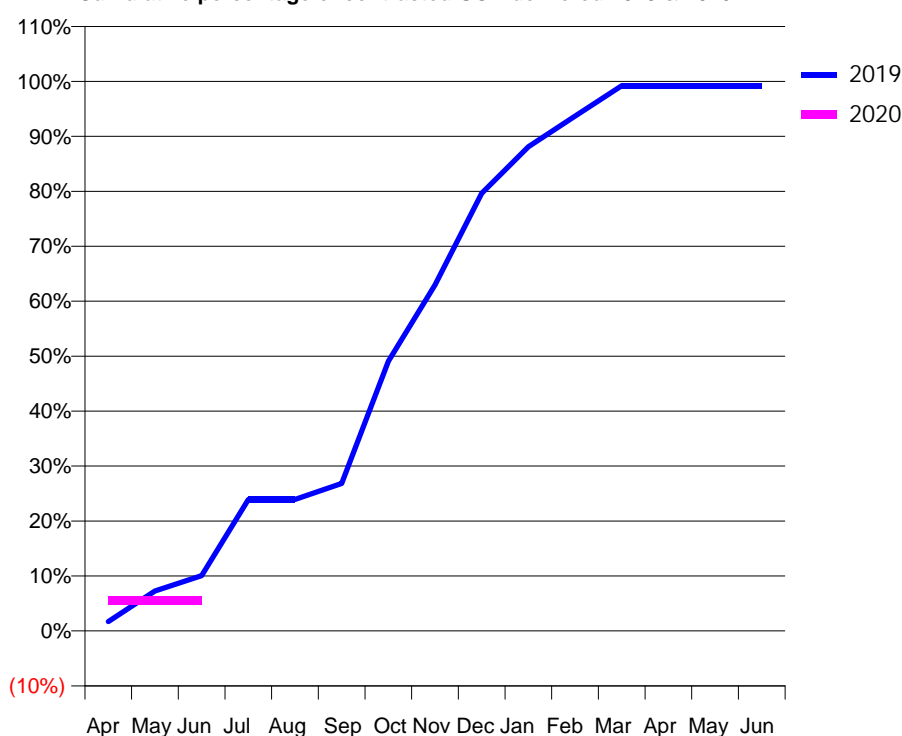
Q50 - Vital Signs Orthodontic At a Glance Contract Report for 155365/0002 - June 2019

Name or company name	Ishak Practices Ltd	19/20 Contracted general activity (UDA)	17,246
Contract type name	GDS Contract	Carry forward general activity (UDA)	0
Purpose of contract	General and Orthodontic	19/20 Contracted orthodontic activity (UOA)	756
Contract start date	01/06/2015	Carry forward orthodontic activity (UOA)	0
Contract end date		Baseline contract value	£572,156.04

ACCESS	Contract	England and Wales
24 month ratio of assessments to patient IDs	1.00	1.08

ACTIVITY	Contract
Contract assess and fit appliances (case starts) as a percentage of Area Team case starts	0.6 %

Cumulative percentage of contracted UOA delivered 2019 & 2020



Month	Adjusted Scheduled Activity (UOA)		
	2018	2019	2020
April	0	13	42
May	4	55	42
June	46	76	42
July	214	181	
August	218	181	
September	240	203	
October	303	371	
November	387	476	
December	450	602	
January	555	666	
February	639	708	
March	727	750	
April	748	750	
May	748	750	
June	748	750	

QUANTITY METRICS (rolling 12 month period)

	Contract Quantity	Contract Base Number	Contract *	Area Team	Region	England
% of all assessments that were assess and fit appliances (case starts)	34	36	94.4%	64.0%	62.2%	58.2%
% of all assessments that were assess and refuse	2	36	5.6%	10.9%	11.4%	12.4%
% of all assessments that were assess and review	0	36	0.0%	25.1%	26.4%	29.4%
% of case starts with a reported IOTN of 3 and Aesthetic Component of 5 or below	0	34	N/A	0.3%	0.1%	0.1%
% of case starts with a reported IOTN of 3 and Aesthetic Component of 6 or above	2	34	5.9%	3.0%	3.6%	3.9%
% of case starts with a reported IOTN of 4	23	34	67.6%	79.9%	79.2%	77.7%
% of case starts with a reported IOTN of 5	7	34	20.6%	16.0%	16.5%	16.7%
% of concluded courses in receipt of dual-arch fixed appliances	2	39	5.1%	78.6%	75.3%	72.5%
% of concluded courses where treatment was abandoned or discontinued	2	39	5.1%	10.7%	8.9%	9.1%
% of patients satisfied with the treatment they have received	0	0	N/A	93.5%	96.5%	95.8%

* Figures in italics indicate that the base number is less than 100.

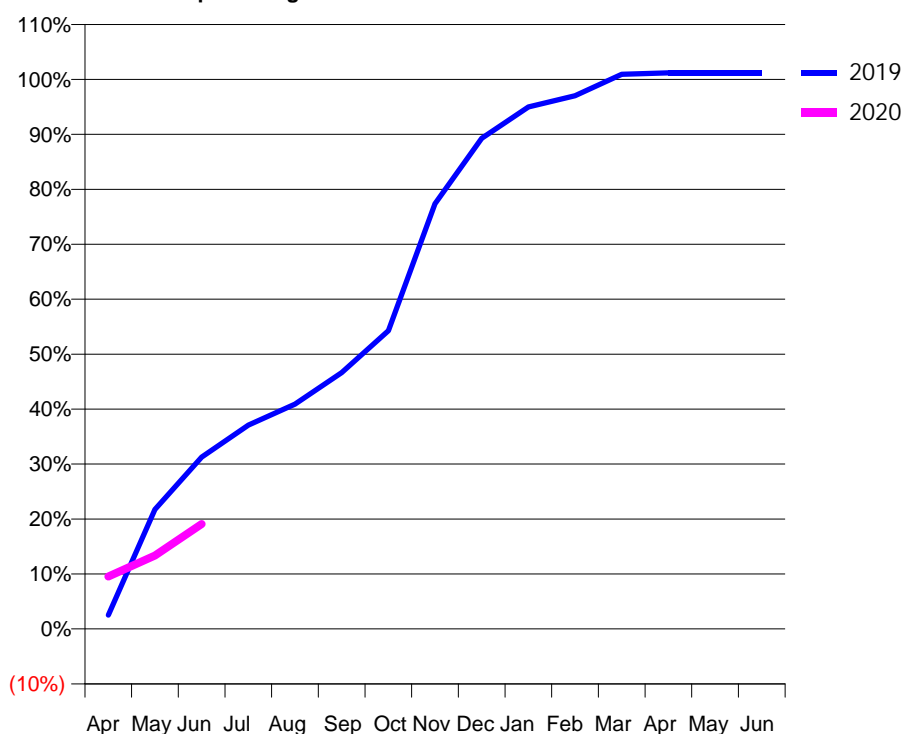
Q50 - Vital Signs Orthodontic At a Glance Contract Report for 164690/0002 - June 2019

Name or company name	IDH 477 Limited	19/20 Contracted general activity (UDA)	0
Contract type name	GDS Contract	Carry forward general activity (UDA)	0
Purpose of contract	Orthodontic	19/20 Contracted orthodontic activity (UOA)	1,100
Contract start date	12/07/2009	Carry forward orthodontic activity (UOA)	0
Contract end date		Baseline contract value	£73,849.36

ACCESS	Contract	England and Wales
24 month ratio of assessments to patient IDs	1.04	1.08

ACTIVITY	Contract
Contract assess and fit appliances (case starts) as a percentage of Area Team case starts	0.8 %

Cumulative percentage of contracted UOA delivered 2019 & 2020



Month	Adjusted Scheduled Activity (UOA)		
	2018	2019	2020
April	13	28	105
May	58	239	147
June	59	344	210
July	191	408	
August	276	450	
September	381	513	
October	509	597	
November	616	851	
December	663	982	
January	811	1,045	
February	1,084	1,067	
March	1,084	1,110	
April	1,084	1,113	
May	1,085	1,113	
June	1,085	1,113	

QUANTITY METRICS (rolling 12 month period)

	Contract Quantity	Contract Base Number	Contract *	Area Team	Region	England
% of all assessments that were assess and fit appliances (case starts)	46	60	76.7%	64.0%	62.2%	58.2%
% of all assessments that were assess and refuse	7	60	11.7%	10.9%	11.4%	12.4%
% of all assessments that were assess and review	7	60	11.7%	25.1%	26.4%	29.4%
% of case starts with a reported IOTN of 3 and Aesthetic Component of 5 or below	0	46	<i>N/A</i>	0.3%	0.1%	0.1%
% of case starts with a reported IOTN of 3 and Aesthetic Component of 6 or above	8	46	17.4%	3.0%	3.6%	3.9%
% of case starts with a reported IOTN of 4	32	46	69.6%	79.9%	79.2%	77.7%
% of case starts with a reported IOTN of 5	6	46	13.0%	16.0%	16.5%	16.7%
% of concluded courses in receipt of dual-arch fixed appliances	1	2	50.0%	78.6%	75.3%	72.5%
% of concluded courses where treatment was abandoned or discontinued	1	2	50.0%	10.7%	8.9%	9.1%
% of patients satisfied with the treatment they have received	0	0	<i>N/A</i>	93.5%	96.5%	95.8%

* Figures in italics indicate that the base number is less than 100.

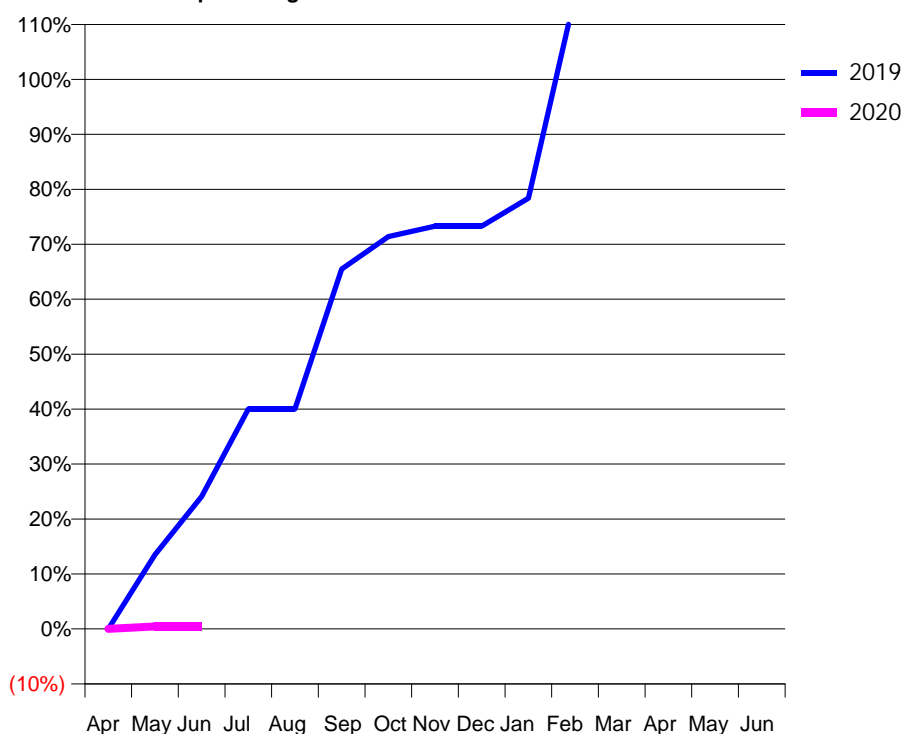
Q50 - Vital Signs Orthodontic At a Glance Contract Report for 175927/0001 - June 2019

Name or company name	Pierce and Geddes Limited	19/20 Contracted general activity (UDA)	0
Contract type name	PDS Contract	Carry forward general activity (UDA)	0
Purpose of contract	Orthodontic	19/20 Contracted orthodontic activity (UOA)	4,600
Contract start date	01/03/2013	Carry forward orthodontic activity (UOA)	0
Contract end date	31/08/2020	Baseline contract value	£250,536.04

ACCESS	Contract	England and Wales
24 month ratio of assessments to patient IDs	1.02	1.08

ACTIVITY	Contract
Contract assess and fit appliances (case starts) as a percentage of Area Team case starts	5.8 %

Cumulative percentage of contracted UOA delivered 2019 & 2020



Month	Adjusted Scheduled Activity (UOA)		
	2018	2019	2020
April	0	0	0
May	21	621	21
June	21	1,109	21
July	21	1,841	
August	21	1,841	
September	21	3,012	
October	21	3,285	
November	21	3,372	
December	21	3,372	
January	21	3,605	
February	21	5,294	
March	21	7,239	
April	21	8,052	
May	67	8,052	
June	445	8,073	

QUANTITY METRICS (rolling 12 month period)

	Contract Quantity	Contract Base Number	Contract *	Area Team	Region	England
% of all assessments that were assess and fit appliances (case starts)	330	406	81.3%	64.0%	62.2%	58.2%
% of all assessments that were assess and refuse	32	406	7.9%	10.9%	11.4%	12.4%
% of all assessments that were assess and review	44	406	10.8%	25.1%	26.4%	29.4%
% of case starts with a reported IOTN of 3 and Aesthetic Component of 5 or below	0	330	N/A	0.3%	0.1%	0.1%
% of case starts with a reported IOTN of 3 and Aesthetic Component of 6 or above	1	330	0.3%	3.0%	3.6%	3.9%
% of case starts with a reported IOTN of 4	316	330	95.8%	79.9%	79.2%	77.7%
% of case starts with a reported IOTN of 5	12	330	3.6%	16.0%	16.5%	16.7 %
% of concluded courses in receipt of dual-arch fixed appliances	19	23	82.6%	78.6%	75.3%	72.5%
% of concluded courses where treatment was abandoned or discontinued	4	23	17.4%	10.7%	8.9%	9.1%
% of patients satisfied with the treatment they have received	0	0	N/A	93.5%	96.5%	95.8%

* Figures in italics indicate that the base number is less than 100.

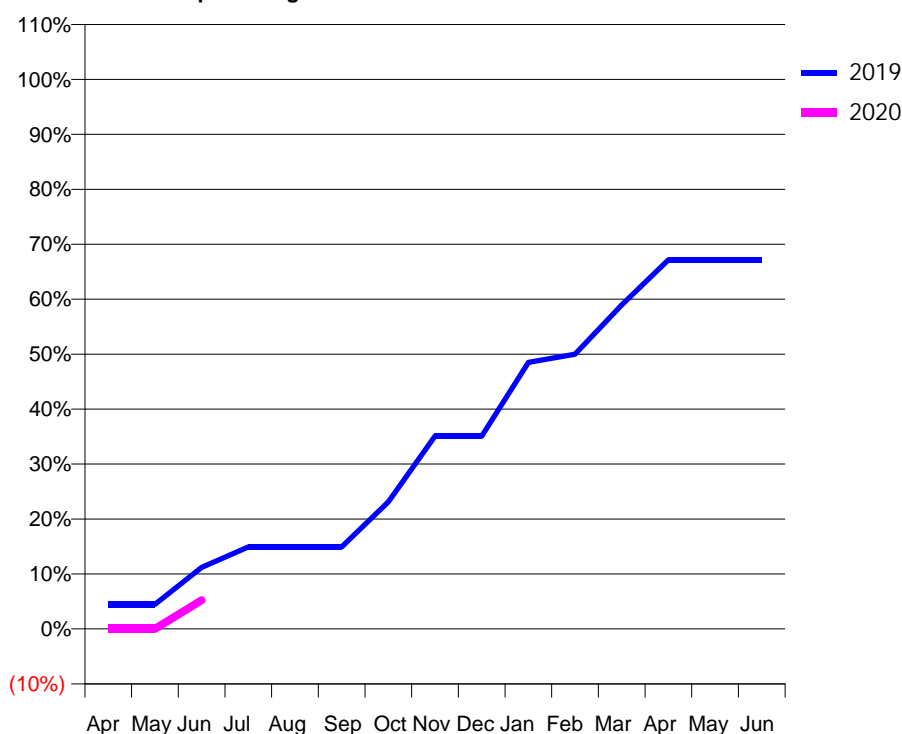
Q50 - Vital Signs Orthodontic At a Glance Contract Report for 177032/0001 - June 2019

Name or company name	Orchard House Dental Care	19/20 Contracted general activity (UDA)	390
Contract type name	GDS Contract	Carry forward general activity (UDA)	0
Purpose of contract	General and Orthodontic	19/20 Contracted orthodontic activity (UOA)	134
Contract start date	01/04/2015	Carry forward orthodontic activity (UOA)	0
Contract end date		Baseline contract value	£28,439.80

ACCESS	Contract	England and Wales
24 month ratio of assessments to patient IDs	1.59	1.08

ACTIVITY	Contract
Contract assess and fit appliances (case starts) as a percentage of Area Team case starts	0.0 %

Cumulative percentage of contracted UOA delivered 2019 & 2020



Month	Adjusted Scheduled Activity (UOA)		
	2018	2019	2020
April	0	6	0
May	1	6	0
June	4	15	7
July	9	20	
August	30	20	
September	39	20	
October	42	31	
November	46	47	
December	56	47	
January	60	65	
February	95	67	
March	109	79	
April	114	90	
May	114	90	
June	114	90	

QUANTITY METRICS (rolling 12 month period)

	Contract Quantity	Contract Base Number	Contract *	Area Team	Region	England
% of all assessments that were assess and fit appliances (case starts)	0	82	0.0%	64.0%	62.2%	58.2%
% of all assessments that were assess and refuse	14	82	17.1%	10.9%	11.4%	12.4%
% of all assessments that were assess and review	68	82	82.9%	25.1%	26.4%	29.4%
% of case starts with a reported IOTN of 3 and Aesthetic Component of 5 or below	0	0	N/A	0.3%	0.1%	0.1%
% of case starts with a reported IOTN of 3 and Aesthetic Component of 6 or above	0	0	N/A	3.0%	3.6%	3.9%
% of case starts with a reported IOTN of 4	0	0	N/A	79.9%	79.2%	77.7%
% of case starts with a reported IOTN of 5	0	0	N/A	16.0%	16.5%	16.7%
% of concluded courses in receipt of dual-arch fixed appliances	0	5	N/A	78.6%	75.3%	72.5%
% of concluded courses where treatment was abandoned or discontinued	0	5	0.0%	10.7%	8.9%	9.1%
% of patients satisfied with the treatment they have received	0	0	N/A	93.5%	96.5%	95.8%

* Figures in italics indicate that the base number is less than 100.

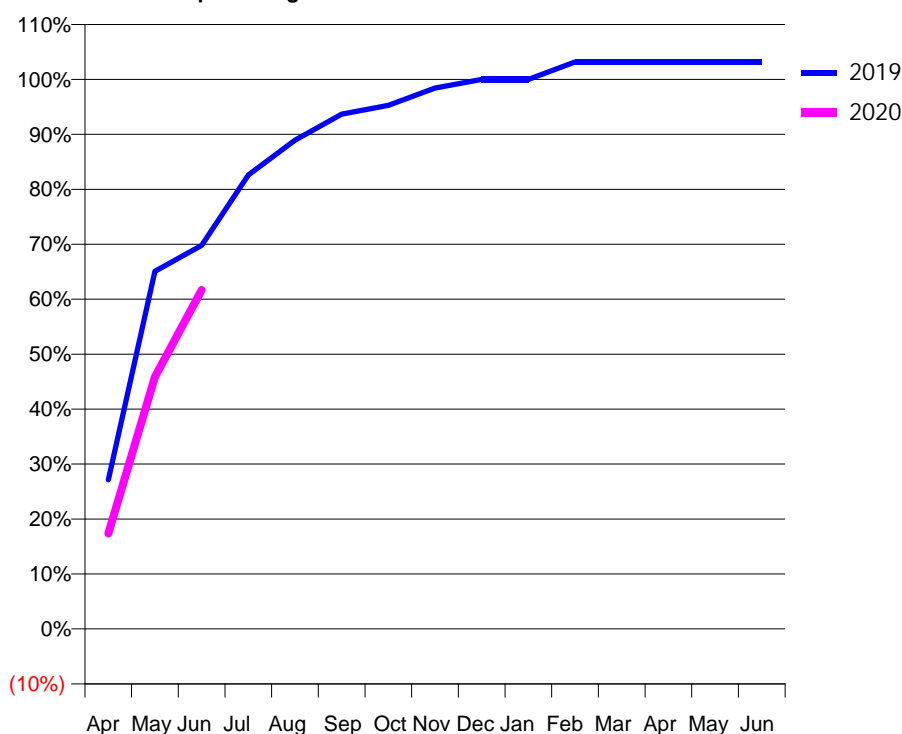
Q50 - Vital Signs Orthodontic At a Glance Contract Report for 177717/0003 - June 2019

Name or company name	Smile Lincs Ltd	19/20 Contracted general activity (UDA)	0
Contract type name	PDS Contract	Carry forward general activity (UDA)	0
Purpose of contract	Orthodontic	19/20 Contracted orthodontic activity (UOA)	1,328
Contract start date	01/09/2015	Carry forward orthodontic activity (UOA)	0
Contract end date	31/08/2020	Baseline contract value	£87,397.71

ACCESS	Contract	England and Wales
24 month ratio of assessments to patient IDs	1.01	1.08

ACTIVITY	Contract
Contract assess and fit appliances (case starts) as a percentage of Area Team case starts	1.1 %

Cumulative percentage of contracted UOA delivered 2019 & 2020



Month	Adjusted Scheduled Activity (UOA)		
	2018	2019	2020
April	27	360	231
May	153	864	609
June	384	927	819
July	657	1,097	
August	825	1,181	
September	888	1,244	
October	1,079	1,265	
November	1,163	1,307	
December	1,247	1,328	
January	1,289	1,328	
February	1,310	1,370	
March	1,310	1,370	
April	1,331	1,370	
May	1,331	1,370	
June	1,352	1,370	

QUANTITY METRICS (rolling 12 month period)

	Contract Quantity	Contract Base Number	Contract *	Area Team	Region	England
% of all assessments that were assess and fit appliances (case starts)	61	61	100.0%	64.0%	62.2%	58.2%
% of all assessments that were assess and refuse	0	61	0.0%	10.9%	11.4%	12.4%
% of all assessments that were assess and review	0	61	0.0%	25.1%	26.4%	29.4%
% of case starts with a reported IOTN of 3 and Aesthetic Component of 5 or below	0	61	N/A	0.3%	0.1%	0.1%
% of case starts with a reported IOTN of 3 and Aesthetic Component of 6 or above	0	61	N/A	3.0%	3.6%	3.9%
% of case starts with a reported IOTN of 4	51	61	83.6%	79.9%	79.2%	77.7%
% of case starts with a reported IOTN of 5	10	61	16.4%	16.0%	16.5%	16.7%
% of concluded courses in receipt of dual-arch fixed appliances	22	49	44.9%	78.6%	75.3%	72.5%
% of concluded courses where treatment was abandoned or discontinued	0	49	0.0%	10.7%	8.9%	9.1%
% of patients satisfied with the treatment they have received	1	1	100.0%	93.5%	96.5%	95.8%

* Figures in italics indicate that the base number is less than 100.

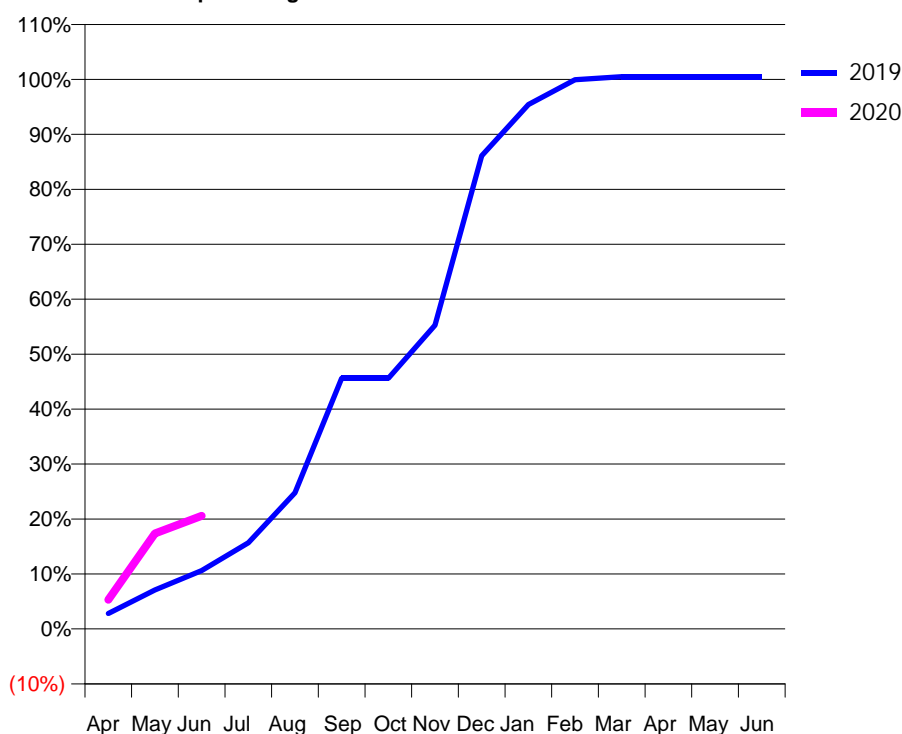
Q50 - Vital Signs Orthodontic At a Glance Contract Report for 183652/0003 - June 2019

Name or company name	Haricover Limited	19/20 Contracted general activity (UDA)	0
Contract type name	PDS Contract	Carry forward general activity (UDA)	0
Purpose of contract	Orthodontic	19/20 Contracted orthodontic activity (UOA)	7,889
Contract start date	01/05/2015	Carry forward orthodontic activity (UOA)	0
Contract end date	31/03/2020	Baseline contract value	£429,658.86

ACCESS	Contract	England and Wales
24 month ratio of assessments to patient IDs	1.00	1.08

ACTIVITY	Contract
Contract assess and fit appliances (case starts) as a percentage of Area Team case starts	7.3 %

Cumulative percentage of contracted UOA delivered 2019 & 2020



Month	Adjusted Scheduled Activity (UOA)		
	2018	2019	2020
April	118	221	420
May	208	560	1,369
June	365	837	1,622
July	2,001	1,238	
August	2,976	1,954	
September	4,031	3,598	
October	4,501	3,599	
November	4,782	4,361	
December	4,889	6,791	
January	5,868	7,527	
February	6,645	7,884	
March	7,194	7,926	
April	8,140	7,926	
May	8,161	7,927	
June	8,161	7,927	

QUANTITY METRICS (rolling 12 month period)

	Contract Quantity	Contract Base Number	Contract *	Area Team	Region	England
% of all assessments that were assess and fit appliances (case starts)	418	437	95.7%	64.0%	62.2%	58.2%
% of all assessments that were assess and refuse	16	437	3.7%	10.9%	11.4%	12.4%
% of all assessments that were assess and review	3	437	0.7%	25.1%	26.4%	29.4%
% of case starts with a reported IOTN of 3 and Aesthetic Component of 5 or below	0	418	N/A	0.3%	0.1%	0.1%
% of case starts with a reported IOTN of 3 and Aesthetic Component of 6 or above	5	418	1.2%	3.0%	3.6%	3.9%
% of case starts with a reported IOTN of 4	301	418	72.0%	79.9%	79.2%	77.7%
% of case starts with a reported IOTN of 5	111	418	26.6%	16.0%	16.5%	16.7 %
% of concluded courses in receipt of dual-arch fixed appliances	224	311	72.0%	78.6%	75.3%	72.5%
% of concluded courses where treatment was abandoned or discontinued	61	311	19.6%	10.7%	8.9%	9.1%
% of patients satisfied with the treatment they have received	6	6	100.0%	93.5%	96.5%	95.8%

* Figures in italics indicate that the base number is less than 100.

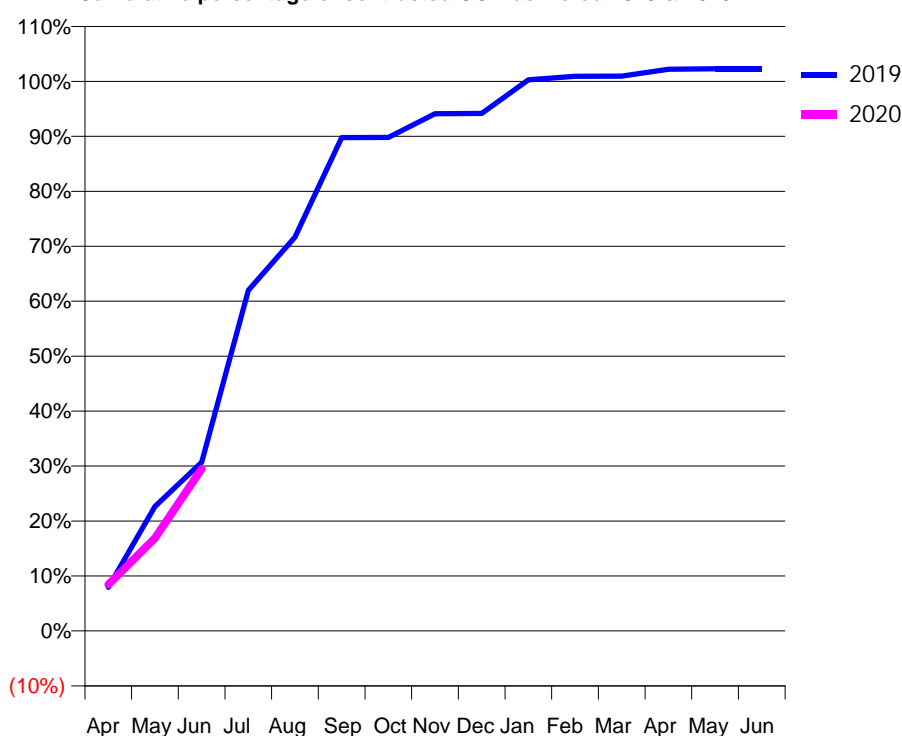
Q50 - Vital Signs Orthodontic At a Glance Contract Report for 183652/0004 - June 2019

Name or company name	Haricover Limited	19/20 Contracted general activity (UDA)	0
Contract type name	PDS Contract	Carry forward general activity (UDA)	0
Purpose of contract	Orthodontic	19/20 Contracted orthodontic activity (UOA)	3,500
Contract start date	01/05/2015	Carry forward orthodontic activity (UOA)	0
Contract end date	31/08/2020	Baseline contract value	£182,809.63

ACCESS	Contract	England and Wales
24 month ratio of assessments to patient IDs	1.00	1.08

ACTIVITY	Contract
Contract assess and fit appliances (case starts) as a percentage of Area Team case starts	3.0 %

Cumulative percentage of contracted UOA delivered 2019 & 2020



Month	Adjusted Scheduled Activity (UOA)		
	2018	2019	2020
April	112	278	295
May	227	793	591
June	507	1,074	1,032
July	2,294	2,170	
August	3,015	2,508	
September	3,206	3,142	
October	3,313	3,143	
November	3,313	3,294	
December	3,334	3,296	
January	3,376	3,510	
February	3,397	3,532	
March	3,502	3,533	
April	3,545	3,577	
May	3,545	3,580	
June	3,545	3,580	

QUANTITY METRICS (rolling 12 month period)

	Contract Quantity	Contract Base Number	Contract *	Area Team	Region	England
% of all assessments that were assess and fit appliances (case starts)	169	191	88.5%	64.0%	62.2%	58.2%
% of all assessments that were assess and refuse	21	191	11.0%	10.9%	11.4%	12.4%
% of all assessments that were assess and review	1	191	0.5%	25.1%	26.4%	29.4%
% of case starts with a reported IOTN of 3 and Aesthetic Component of 5 or below	2	169	1.2%	0.3%	0.1%	0.1%
% of case starts with a reported IOTN of 3 and Aesthetic Component of 6 or above	8	169	4.7%	3.0%	3.6%	3.9%
% of case starts with a reported IOTN of 4	103	169	60.9%	79.9%	79.2%	77.7%
% of case starts with a reported IOTN of 5	54	169	32.0%	16.0%	16.5%	16.7 %
% of concluded courses in receipt of dual-arch fixed appliances	141	183	77.0%	78.6%	75.3%	72.5%
% of concluded courses where treatment was abandoned or discontinued	26	183	14.2%	10.7%	8.9%	9.1%
% of patients satisfied with the treatment they have received	4	4	100.0%	93.5%	96.5%	95.8%

* Figures in italics indicate that the base number is less than 100.

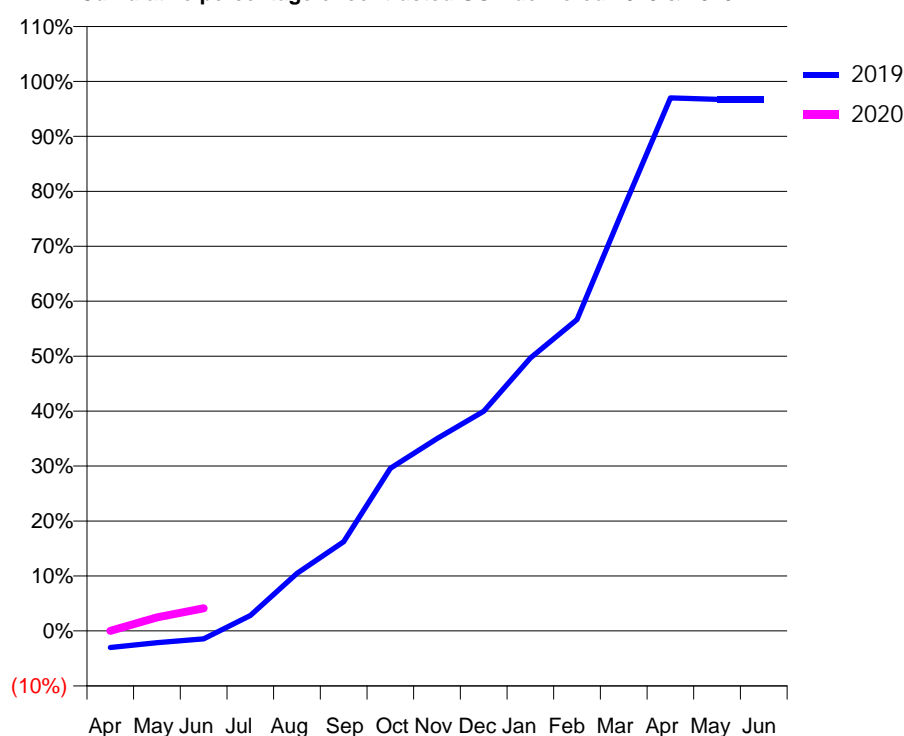
Q50 - Vital Signs Orthodontic At a Glance Contract Report for 184268/0001 - June 2019

Name or company name	Alpha Windmill (Bedale) Ltd	19/20 Contracted general activity (UDA)	0
Contract type name	PDS Contract	Carry forward general activity (UDA)	0
Purpose of contract	Orthodontic	19/20 Contracted orthodontic activity (UOA)	7,500
Contract start date	01/03/2012	Carry forward orthodontic activity (UOA)	0
Contract end date	31/03/2020	Baseline contract value	£416,684.17

ACCESS	Contract	England and Wales
24 month ratio of assessments to patient IDs	1.14	1.08

ACTIVITY	Contract
Contract assess and fit appliances (case starts) as a percentage of Area Team case starts	6.3 %

Cumulative percentage of contracted UOA delivered 2019 & 2020



Month	Adjusted Scheduled Activity (UOA)		
	2018	2019	2020
April	-78	-227	0
May	-16	-163	185
June	165	-110	311
July	737	210	
August	1,083	785	
September	1,664	1,218	
October	2,103	2,219	
November	2,583	2,626	
December	2,838	2,999	
January	3,399	3,725	
February	4,037	4,249	
March	4,991	5,774	
April	7,078	7,273	
May	7,167	7,255	
June	7,273	7,255	

QUANTITY METRICS (rolling 12 month period)

	Contract Quantity	Contract Base Number	Contract *	Area Team	Region	England
% of all assessments that were assess and fit appliances (case starts)	357	777	45.9%	64.0%	62.2%	58.2%
% of all assessments that were assess and refuse	180	777	23.2%	10.9%	11.4%	12.4%
% of all assessments that were assess and review	240	777	30.9%	25.1%	26.4%	29.4%
% of case starts with a reported IOTN of 3 and Aesthetic Component of 5 or below	1	357	0.3%	0.3%	0.1%	0.1%
% of case starts with a reported IOTN of 3 and Aesthetic Component of 6 or above	26	357	7.3%	3.0%	3.6%	3.9%
% of case starts with a reported IOTN of 4	269	357	75.4%	79.9%	79.2%	77.7%
% of case starts with a reported IOTN of 5	59	357	16.5%	16.0%	16.5%	16.7 %
% of concluded courses in receipt of dual-arch fixed appliances	337	441	76.4%	78.6%	75.3%	72.5%
% of concluded courses where treatment was abandoned or discontinued	75	441	17.0%	10.7%	8.9%	9.1%
% of patients satisfied with the treatment they have received	2	2	100.0%	93.5%	96.5%	95.8%

* Figures in italics indicate that the base number is less than 100.

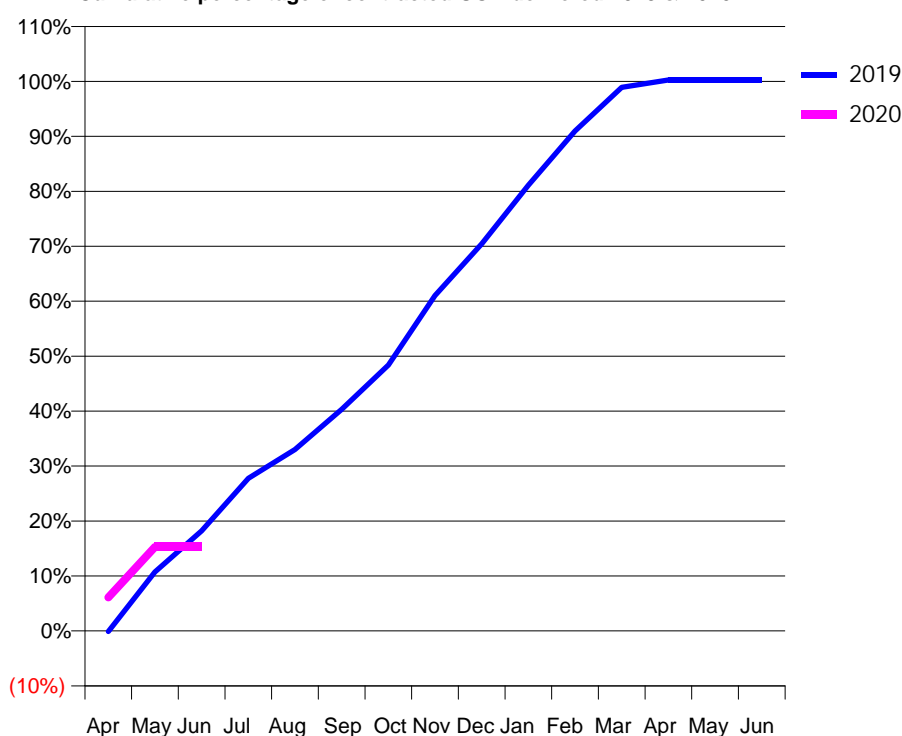
Q50 - Vital Signs Orthodontic At a Glance Contract Report for 195561/0001 - June 2019

Name or company name	ROBERTS-HARRY CLINIC LTD	19/20 Contracted general activity (UDA)	0
Contract type name	PDS Contract	Carry forward general activity (UDA)	0
Purpose of contract	Orthodontic	19/20 Contracted orthodontic activity (UOA)	16,192
Contract start date	01/05/2011	Carry forward orthodontic activity (UOA)	0
Contract end date	31/03/2020	Baseline contract value	£939,474.09

ACCESS	Contract	England and Wales
24 month ratio of assessments to patient IDs	1.01	1.08

ACTIVITY	Contract
Contract assess and fit appliances (case starts) as a percentage of Area Team case starts	13.3 %

Cumulative percentage of contracted UOA delivered 2019 & 2020



Month	Adjusted Scheduled Activity (UOA)		
	2018	2019	2020
April	380	-20	990
May	2,885	1,737	2,472
June	4,109	2,947	2,472
July	4,852	4,497	
August	7,326	5,344	
September	8,019	6,529	
October	9,270	7,833	
November	10,483	9,882	
December	11,420	11,406	
January	12,641	13,132	
February	14,237	14,728	
March	15,819	16,014	
April	16,172	16,234	
May	16,172	16,234	
June	16,172	16,234	

QUANTITY METRICS (rolling 12 month period)

	Contract Quantity	Contract Base Number	Contract *	Area Team	Region	England
% of all assessments that were assess and fit appliances (case starts)	760	835	91.0%	64.0%	62.2%	58.2%
% of all assessments that were assess and refuse	39	835	4.7%	10.9%	11.4%	12.4%
% of all assessments that were assess and review	36	835	4.3%	25.1%	26.4%	29.4%
% of case starts with a reported IOTN of 3 and Aesthetic Component of 5 or below	0	760	N/A	0.3%	0.1%	0.1%
% of case starts with a reported IOTN of 3 and Aesthetic Component of 6 or above	28	760	3.7%	3.0%	3.6%	3.9%
% of case starts with a reported IOTN of 4	584	760	76.8%	79.9%	79.2%	77.7%
% of case starts with a reported IOTN of 5	143	760	18.8%	16.0%	16.5%	16.7 %
% of concluded courses in receipt of dual-arch fixed appliances	776	834	93.0%	78.6%	75.3%	72.5%
% of concluded courses where treatment was abandoned or discontinued	32	834	3.8%	10.7%	8.9%	9.1%
% of patients satisfied with the treatment they have received	3	3	100.0%	93.5%	96.5%	95.8%

* Figures in italics indicate that the base number is less than 100.

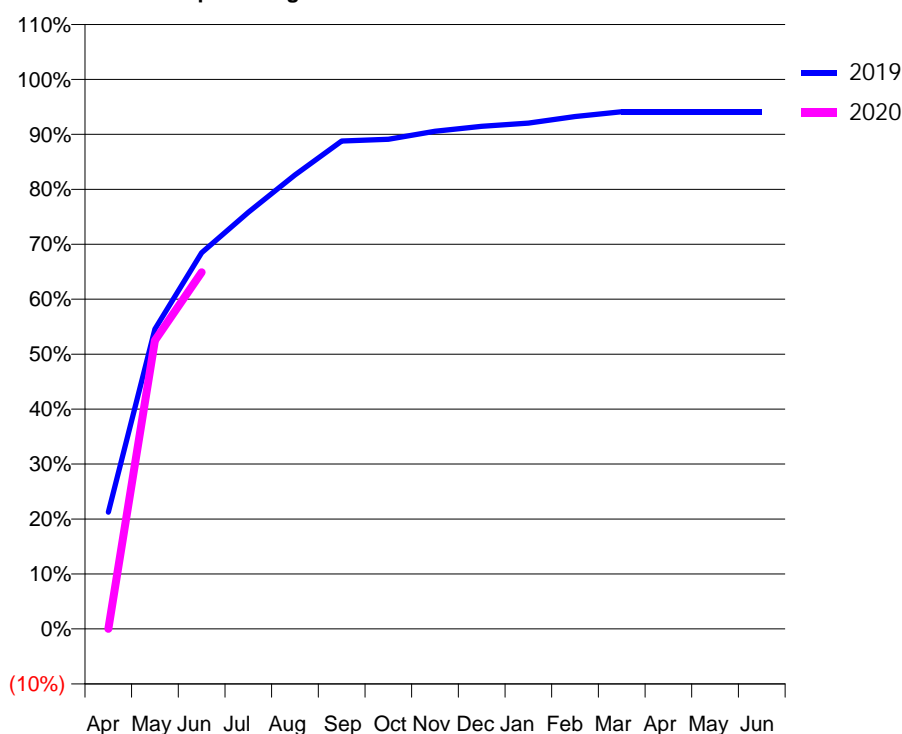
Q50 - Vital Signs Orthodontic At a Glance Contract Report for 573973/0001 - June 2019

Name or company name	MR SB JAMIESON	19/20 Contracted general activity (UDA)	8,938
Contract type name	GDS Contract	Carry forward general activity (UDA)	0
Purpose of contract	General and Orthodontic	19/20 Contracted orthodontic activity (UOA)	339
Contract start date	01/04/2006	Carry forward orthodontic activity (UOA)	0
Contract end date		Baseline contract value	£234,017.98

ACCESS	Contract	England and Wales
24 month ratio of assessments to patient IDs	1.29	1.08

ACTIVITY	Contract
Contract assess and fit appliances (case starts) as a percentage of Area Team case starts	0.2 %

Cumulative percentage of contracted UOA delivered 2019 & 2020



Month	Adjusted Scheduled Activity (UOA)		
	2018	2019	2020
April	31	72	0
May	100	185	178
June	209	232	220
July	231	257	
August	255	280	
September	323	301	
October	326	302	
November	336	307	
December	336	310	
January	337	312	
February	340	316	
March	340	319	
April	342	319	
May	342	319	
June	342	319	

QUANTITY METRICS (rolling 12 month period)

	Contract Quantity	Contract Base Number	Contract *	Area Team	Region	England
% of all assessments that were assess and fit appliances (case starts)	13	48	27.1%	64.0%	62.2%	58.2%
% of all assessments that were assess and refuse	11	48	22.9%	10.9%	11.4%	12.4%
% of all assessments that were assess and review	24	48	50.0%	25.1%	26.4%	29.4%
% of case starts with a reported IOTN of 3 and Aesthetic Component of 5 or below	0	13	N/A	0.3%	0.1%	0.1%
% of case starts with a reported IOTN of 3 and Aesthetic Component of 6 or above	4	13	30.8%	3.0%	3.6%	3.9%
% of case starts with a reported IOTN of 4	9	13	69.2%	79.9%	79.2%	77.7%
% of case starts with a reported IOTN of 5	0	13	N/A	16.0%	16.5%	16.7%
% of concluded courses in receipt of dual-arch fixed appliances	2	4	50.0%	78.6%	75.3%	72.5%
% of concluded courses where treatment was abandoned or discontinued	2	4	50.0%	10.7%	8.9%	9.1%
% of patients satisfied with the treatment they have received	0	0	N/A	93.5%	96.5%	95.8%

* Figures in italics indicate that the base number is less than 100.

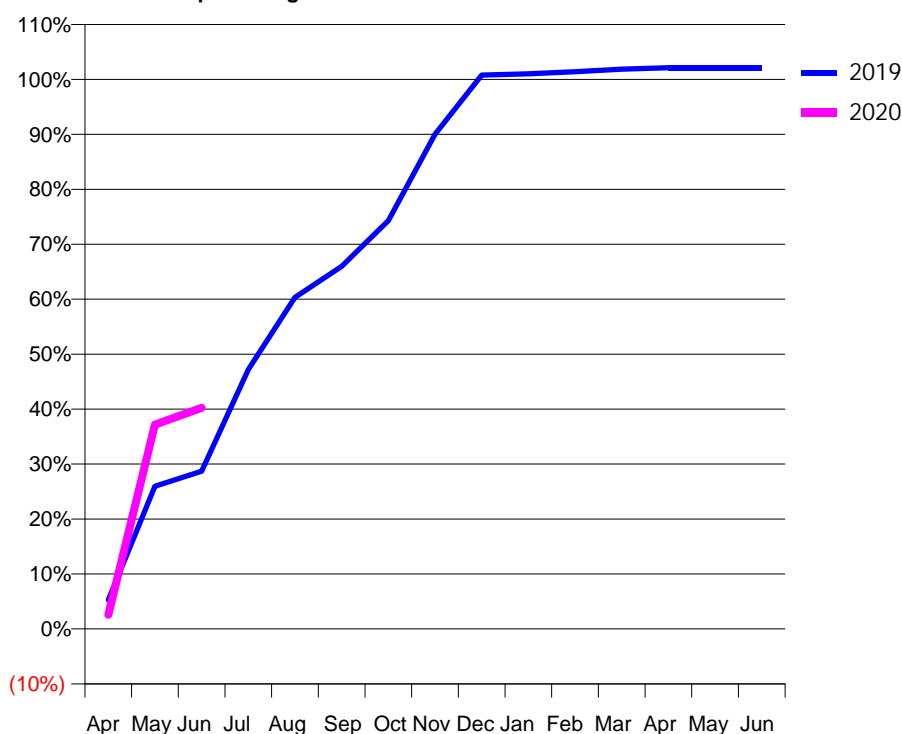
Q50 - Vital Signs Orthodontic At a Glance Contract Report for 732974/0001 - June 2019

Name or company name	MR IJ AUCKLAND	19/20 Contracted general activity (UDA)	1,332
Contract type name	GDS Contract	Carry forward general activity (UDA)	0
Purpose of contract	General and Orthodontic	19/20 Contracted orthodontic activity (UOA)	815
Contract start date	01/04/2006	Carry forward orthodontic activity (UOA)	0
Contract end date		Baseline contract value	£109,305.49

ACCESS	Contract	England and Wales
24 month ratio of assessments to patient IDs	1.13	1.08

ACTIVITY	Contract
Contract assess and fit appliances (case starts) as a percentage of Area Team case starts	0.8 %

Cumulative percentage of contracted UOA delivered 2019 & 2020



Month	Adjusted Scheduled Activity (UOA)		
	2018	2019	2020
April	22	43	21
May	88	212	303
June	155	234	328
July	181	385	
August	229	492	
September	315	538	
October	452	605	
November	540	733	
December	610	821	
January	708	823	
February	797	826	
March	821	830	
April	825	832	
May	825	832	
June	825	832	

QUANTITY METRICS (rolling 12 month period)

	Contract Quantity	Contract Base Number	Contract *	Area Team	Region	England
% of all assessments that were assess and fit appliances (case starts)	43	81	53.1%	64.0%	62.2%	58.2%
% of all assessments that were assess and refuse	3	81	3.7%	10.9%	11.4%	12.4%
% of all assessments that were assess and review	35	81	43.2%	25.1%	26.4%	29.4%
% of case starts with a reported IOTN of 3 and Aesthetic Component of 5 or below	0	43	<i>N/A</i>	0.3%	0.1%	0.1%
% of case starts with a reported IOTN of 3 and Aesthetic Component of 6 or above	0	43	<i>N/A</i>	3.0%	3.6%	3.9%
% of case starts with a reported IOTN of 4	13	43	30.2%	79.9%	79.2%	77.7%
% of case starts with a reported IOTN of 5	5	43	11.6%	16.0%	16.5%	16.7%
% of concluded courses in receipt of dual-arch fixed appliances	1	72	1.4%	78.6%	75.3%	72.5%
% of concluded courses where treatment was abandoned or discontinued	2	72	2.8%	10.7%	8.9%	9.1%
% of patients satisfied with the treatment they have received	1	1	100.0%	93.5%	96.5%	95.8%

* Figures in italics indicate that the base number is less than 100.

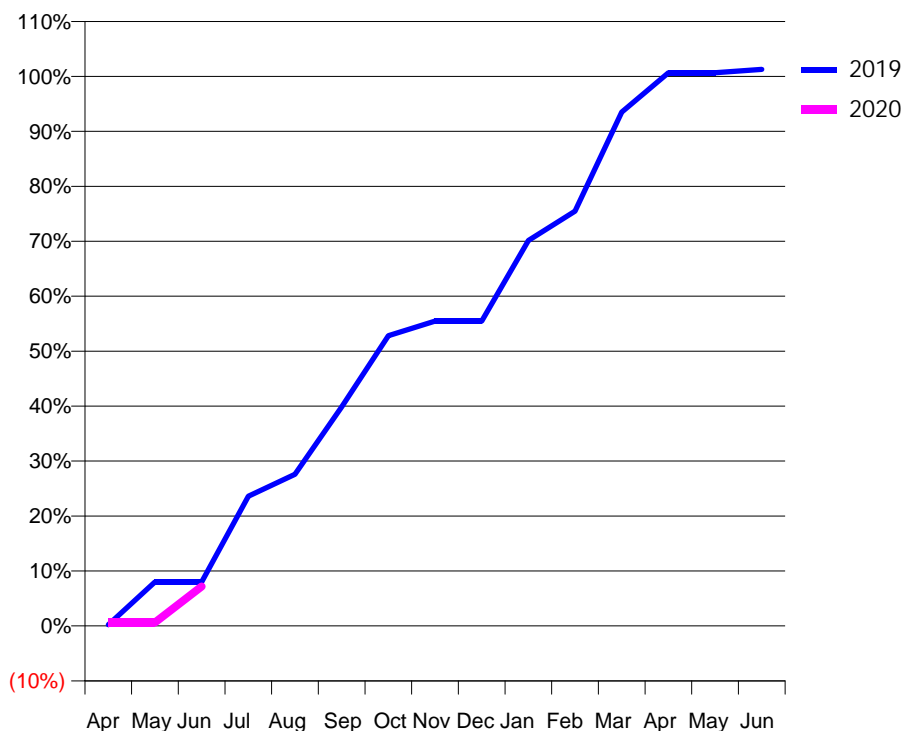
Q50 - Vital Signs Orthodontic At a Glance Contract Report for 809632/0004 - June 2019

Name or company name	MR GJ ATHERTON	19/20 Contracted general activity (UDA)	0
Contract type name	PDS Contract	Carry forward general activity (UDA)	0
Purpose of contract	Orthodontic	19/20 Contracted orthodontic activity (UOA)	3,300
Contract start date	01/04/2006	Carry forward orthodontic activity (UOA)	0
Contract end date	31/08/2020	Baseline contract value	£191,468.91

ACCESS	Contract	England and Wales
24 month ratio of assessments to patient IDs	1.02	1.08

ACTIVITY	Contract
Contract assess and fit appliances (case starts) as a percentage of Area Team case starts	2.8 %

Cumulative percentage of contracted UOA delivered 2019 & 2020



Month	Adjusted Scheduled Activity (UOA)		
	2018	2019	2020
April	66	8	21
May	66	264	21
June	468	264	237
July	664	779	
August	989	911	
September	1,010	1,315	
October	1,096	1,743	
November	1,269	1,830	
December	1,269	1,830	
January	1,970	2,315	
February	2,228	2,490	
March	3,201	3,085	
April	3,306	3,321	
May	3,308	3,321	
June	3,308	3,342	

QUANTITY METRICS (rolling 12 month period)

	Contract Quantity	Contract Base Number	Contract *	Area Team	Region	England
% of all assessments that were assess and fit appliances (case starts)	158	221	71.5%	64.0%	62.2%	58.2%
% of all assessments that were assess and refuse	6	221	2.7%	10.9%	11.4%	12.4%
% of all assessments that were assess and review	57	221	25.8%	25.1%	26.4%	29.4%
% of case starts with a reported IOTN of 3 and Aesthetic Component of 5 or below	1	158	0.6%	0.3%	0.1%	0.1%
% of case starts with a reported IOTN of 3 and Aesthetic Component of 6 or above	0	158	N/A	3.0%	3.6%	3.9%
% of case starts with a reported IOTN of 4	112	158	70.9%	79.9%	79.2%	77.7%
% of case starts with a reported IOTN of 5	38	158	24.1%	16.0%	16.5%	16.7 %
% of concluded courses in receipt of dual-arch fixed appliances	144	183	78.7%	78.6%	75.3%	72.5%
% of concluded courses where treatment was abandoned or discontinued	33	183	18.0%	10.7%	8.9%	9.1%
% of patients satisfied with the treatment they have received	3	3	100.0%	93.5%	96.5%	95.8%

* Figures in italics indicate that the base number is less than 100.

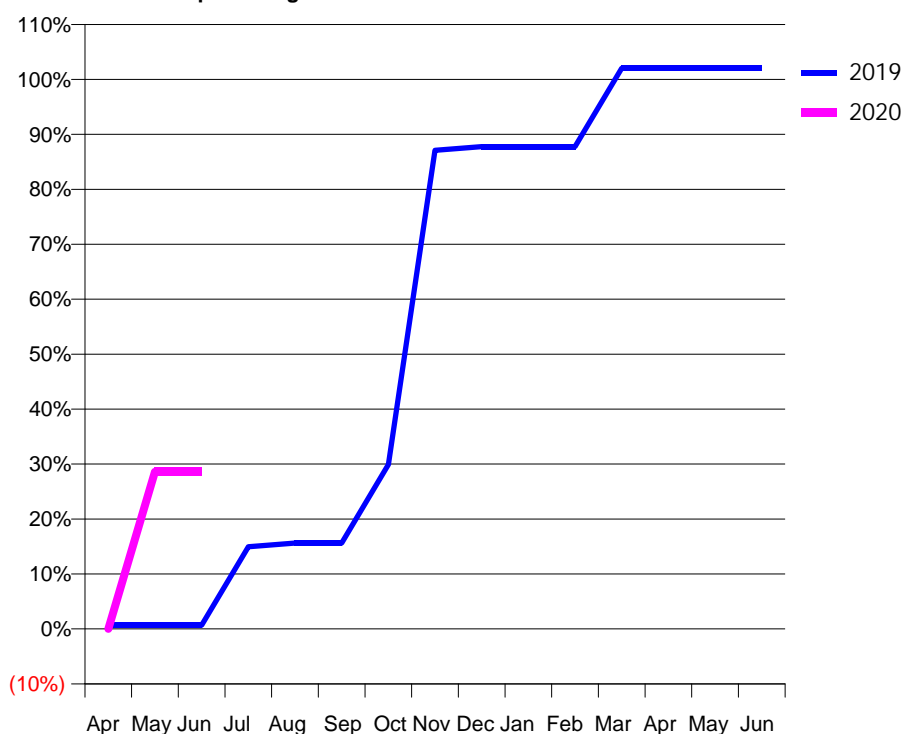
Q50 - Vital Signs Orthodontic At a Glance Contract Report for 915009/0001 - June 2019

Name or company name	MR NJ ALLDAY	19/20 Contracted general activity (UDA)	1,000
Contract type name	GDS Contract	Carry forward general activity (UDA)	0
Purpose of contract	General and Orthodontic	19/20 Contracted orthodontic activity (UOA)	147
Contract start date	01/04/2006	Carry forward orthodontic activity (UOA)	0
Contract end date		Baseline contract value	£37,690.54

ACCESS	Contract	England and Wales
24 month ratio of assessments to patient IDs	1.06	1.08

ACTIVITY	Contract
Contract assess and fit appliances (case starts) as a percentage of Area Team case starts	0.2 %

Cumulative percentage of contracted UOA delivered 2019 & 2020



Month	Adjusted Scheduled Activity (UOA)		
	2018	2019	2020
April	1	1	0
May	22	1	42
June	22	1	42
July	22	22	
August	22	23	
September	43	23	
October	64	44	
November	85	128	
December	106	129	
January	127	129	
February	148	129	
March	148	150	
April	148	150	
May	148	150	
June	148	150	

QUANTITY METRICS (rolling 12 month period)

	Contract Quantity	Contract Base Number	Contract *	Area Team	Region	England
% of all assessments that were assess and fit appliances (case starts)	9	11	81.8%	64.0%	62.2%	58.2%
% of all assessments that were assess and refuse	0	11	0.0%	10.9%	11.4%	12.4%
% of all assessments that were assess and review	2	11	18.2%	25.1%	26.4%	29.4%
% of case starts with a reported IOTN of 3 and Aesthetic Component of 5 or below	0	9	N/A	0.3%	0.1%	0.1%
% of case starts with a reported IOTN of 3 and Aesthetic Component of 6 or above	0	9	N/A	3.0%	3.6%	3.9%
% of case starts with a reported IOTN of 4	8	9	88.9%	79.9%	79.2%	77.7%
% of case starts with a reported IOTN of 5	1	9	11.1%	16.0%	16.5%	16.7%
% of concluded courses in receipt of dual-arch fixed appliances	4	4	100.0%	78.6%	75.3%	72.5%
% of concluded courses where treatment was abandoned or discontinued	0	4	0.0%	10.7%	8.9%	9.1%
% of patients satisfied with the treatment they have received	0	0	N/A	93.5%	96.5%	95.8%

* Figures in italics indicate that the base number is less than 100.

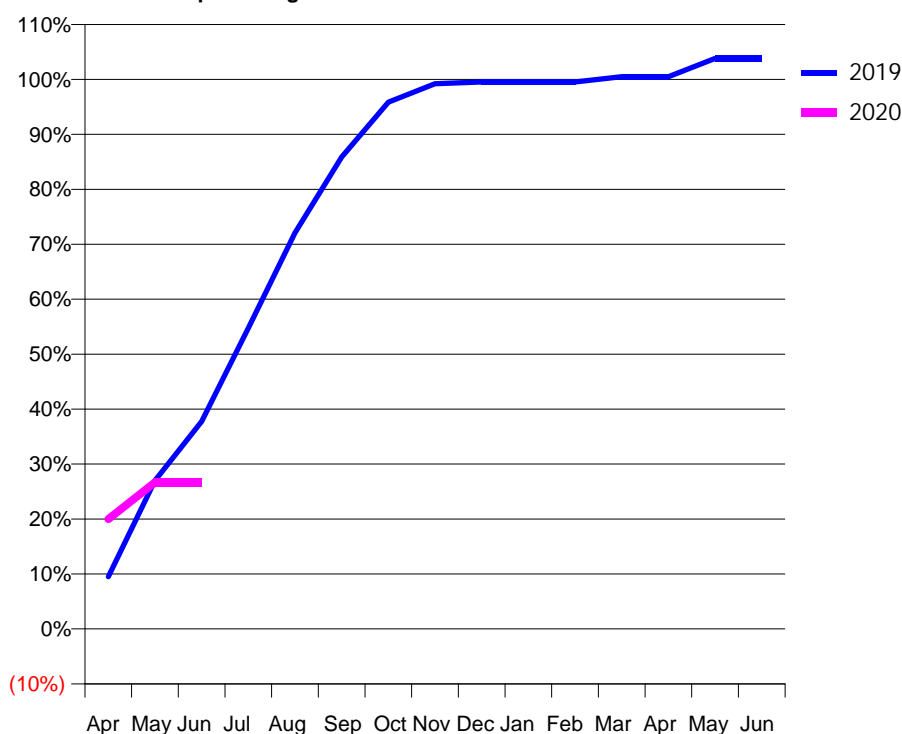
Q51 - Vital Signs Orthodontic At a Glance Contract Report for 101370/0005 - June 2019

Name or company name	Petrie Tucker & Partners Ltd	19/20 Contracted general activity (UDA)	24,146
Contract type name	GDS Contract	Carry forward general activity (UDA)	0
Purpose of contract	General and Orthodontic	19/20 Contracted orthodontic activity (UOA)	630
Contract start date	01/04/2006	Carry forward orthodontic activity (UOA)	0
Contract end date		Baseline contract value	£749,533.40

ACCESS	Contract	England and Wales
24 month ratio of assessments to patient IDs	1.06	1.08

ACTIVITY	Contract
Contract assess and fit appliances (case starts) as a percentage of Area Team case starts	0.6 %

Cumulative percentage of contracted UOA delivered 2019 & 2020



Month	Adjusted Scheduled Activity (UOA)		
	2018	2019	2020
April	0	60	126
May	148	170	168
June	191	238	168
July	213	345	
August	237	454	
September	345	541	
October	472	604	
November	561	625	
December	645	627	
January	645	627	
February	645	627	
March	649	633	
April	649	633	
May	649	654	
June	649	654	

QUANTITY METRICS (rolling 12 month period)

	Contract Quantity	Contract Base Number	Contract *	Area Team	Region	England
% of all assessments that were assess and fit appliances (case starts)	27	46	58.7%	59.9%	62.2%	58.2%
% of all assessments that were assess and refuse	4	46	8.7%	17.9%	11.4%	12.4%
% of all assessments that were assess and review	15	46	32.6%	22.2%	26.4%	29.4%
% of case starts with a reported IOTN of 3 and Aesthetic Component of 5 or below	0	27	<i>N/A</i>	0.0%	0.1%	0.1%
% of case starts with a reported IOTN of 3 and Aesthetic Component of 6 or above	0	27	<i>N/A</i>	2.5%	3.6%	3.9%
% of case starts with a reported IOTN of 4	24	27	88.9%	79.6%	79.2%	77.7%
% of case starts with a reported IOTN of 5	3	27	11.1%	17.0%	16.5%	16.7%
% of concluded courses in receipt of dual-arch fixed appliances	12	24	50.0%	68.7%	75.3%	72.5%
% of concluded courses where treatment was abandoned or discontinued	2	24	8.3%	8.8%	8.9%	9.1%
% of patients satisfied with the treatment they have received	0	0	<i>N/A</i>	95.8%	96.5%	95.8%

* Figures in italics indicate that the base number is less than 100.

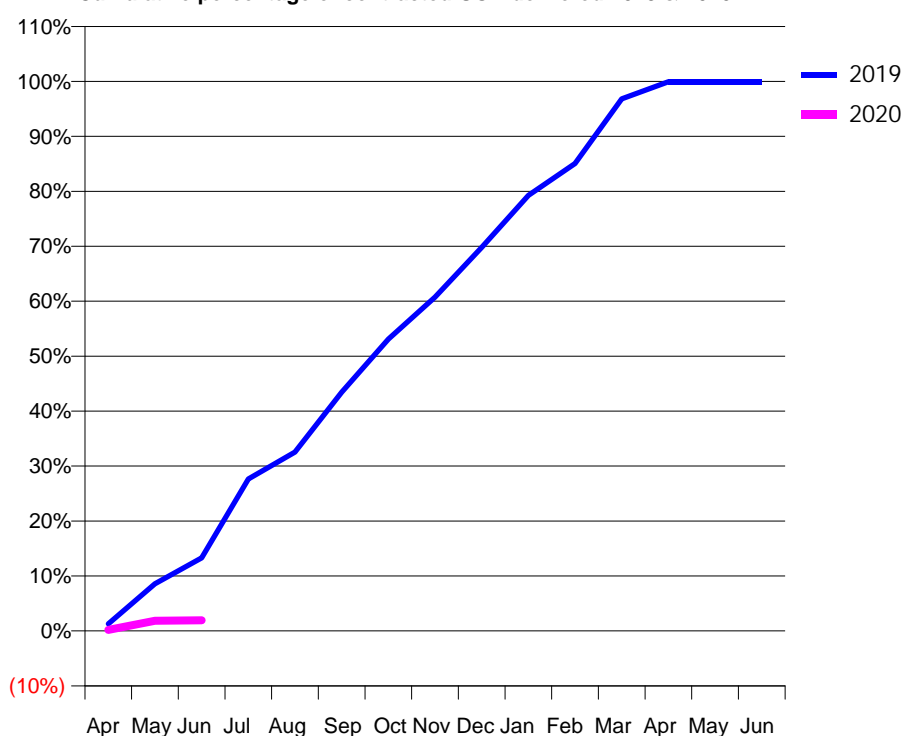
Q51 - Vital Signs Orthodontic At a Glance Contract Report for 101699/0001 - June 2019

Name or company name	Orthoscene Limited	19/20 Contracted general activity (UDA)	0
Contract type name	PDS Contract	Carry forward general activity (UDA)	0
Purpose of contract	Orthodontic	19/20 Contracted orthodontic activity (UOA)	11,617
Contract start date	01/04/2014	Carry forward orthodontic activity (UOA)	0
Contract end date	30/06/2020	Baseline contract value	£737,616.17

ACCESS	Contract	England and Wales
24 month ratio of assessments to patient IDs	1.00	1.08

ACTIVITY	Contract
Contract assess and fit appliances (case starts) as a percentage of Area Team case starts	10.5 %

Cumulative percentage of contracted UOA delivered 2019 & 2020



Month	Adjusted Scheduled Activity (UOA)		
	2018	2019	2020
April	128	151	25
May	597	997	215
June	1,405	1,544	224
July	3,318	3,213	
August	5,297	3,782	
September	6,920	5,048	
October	7,721	6,169	
November	8,440	7,055	
December	8,888	8,110	
January	9,755	9,206	
February	10,770	9,879	
March	10,981	11,247	
April	11,614	11,611	
May	11,614	11,611	
June	11,614	11,611	

QUANTITY METRICS (rolling 12 month period)

	Contract Quantity	Contract Base Number	Contract *	Area Team	Region	England
% of all assessments that were assess and fit appliances (case starts)	487	549	88.7%	59.9%	62.2%	58.2%
% of all assessments that were assess and refuse	0	549	0.0%	17.9%	11.4%	12.4%
% of all assessments that were assess and review	62	549	11.3%	22.2%	26.4%	29.4%
% of case starts with a reported IOTN of 3 and Aesthetic Component of 5 or below	0	487	N/A	0.0%	0.1%	0.1%
% of case starts with a reported IOTN of 3 and Aesthetic Component of 6 or above	5	487	1.0%	2.5%	3.6%	3.9%
% of case starts with a reported IOTN of 4	396	487	81.3%	79.6%	79.2%	77.7%
% of case starts with a reported IOTN of 5	86	487	17.7%	17.0%	16.5%	16.7 %
% of concluded courses in receipt of dual-arch fixed appliances	485	525	92.4%	68.7%	75.3%	72.5%
% of concluded courses where treatment was abandoned or discontinued	37	525	7.0%	8.8%	8.9%	9.1%
% of patients satisfied with the treatment they have received	10	11	90.9%	95.8%	96.5%	95.8%

* Figures in italics indicate that the base number is less than 100.

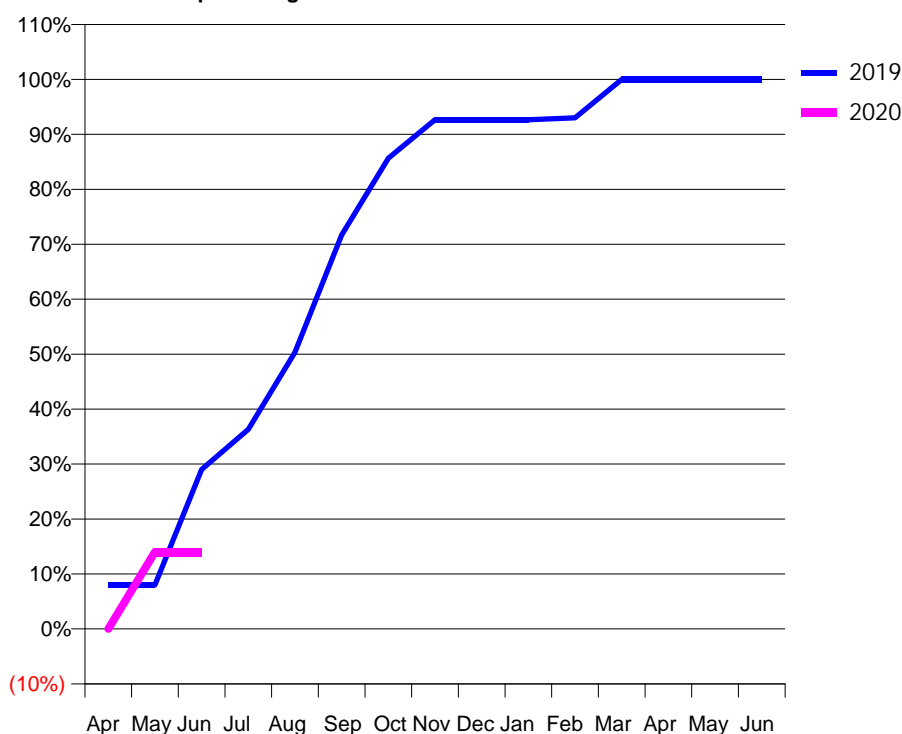
Q51 - Vital Signs Orthodontic At a Glance Contract Report for 112348/0001 - June 2019

Name or company name	Wright Dental Care Ltd	19/20 Contracted general activity (UDA)	50,922
Contract type name	GDS Contract	Carry forward general activity (UDA)	0
Purpose of contract	General and Orthodontic	19/20 Contracted orthodontic activity (UOA)	300
Contract start date	01/12/2011	Carry forward orthodontic activity (UOA)	0
Contract end date		Baseline contract value	£1,386,343.15

ACCESS	Contract	England and Wales
24 month ratio of assessments to patient IDs	1.13	1.08

ACTIVITY	Contract
Contract assess and fit appliances (case starts) as a percentage of Area Team case starts	0.3 %

Cumulative percentage of contracted UOA delivered 2019 & 2020



Month	Adjusted Scheduled Activity (UOA)		
	2018	2019	2020
April	23	24	0
May	23	24	42
June	107	87	42
July	234	109	
August	255	151	
September	276	215	
October	277	257	
November	299	278	
December	300	278	
January	300	278	
February	301	279	
March	302	300	
April	302	300	
May	302	300	
June	302	300	

QUANTITY METRICS (rolling 12 month period)

	Contract Quantity	Contract Base Number	Contract *	Area Team	Region	England
% of all assessments that were assess and fit appliances (case starts)	12	15	80.0%	59.9%	62.2%	58.2%
% of all assessments that were assess and refuse	2	15	13.3%	17.9%	11.4%	12.4%
% of all assessments that were assess and review	1	15	6.7%	22.2%	26.4%	29.4%
% of case starts with a reported IOTN of 3 and Aesthetic Component of 5 or below	0	12	N/A	0.0%	0.1%	0.1%
% of case starts with a reported IOTN of 3 and Aesthetic Component of 6 or above	0	12	N/A	2.5%	3.6%	3.9%
% of case starts with a reported IOTN of 4	12	12	100.0%	79.6%	79.2%	77.7%
% of case starts with a reported IOTN of 5	0	12	N/A	17.0%	16.5%	16.7%
% of concluded courses in receipt of dual-arch fixed appliances	0	22	N/A	68.7%	75.3%	72.5%
% of concluded courses where treatment was abandoned or discontinued	2	22	9.1%	8.8%	8.9%	9.1%
% of patients satisfied with the treatment they have received	0	0	N/A	95.8%	96.5%	95.8%

* Figures in italics indicate that the base number is less than 100.

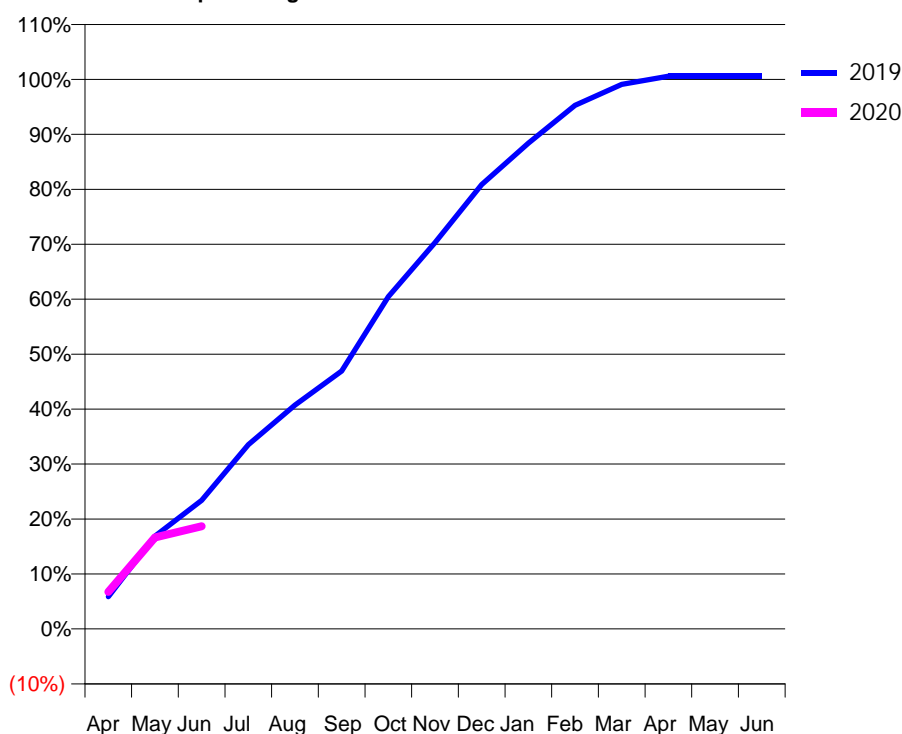
Q51 - Vital Signs Orthodontic At a Glance Contract Report for 134279/0001 - June 2019

Name or company name	Orthodontic Centre (UK) Limited	19/20 Contracted general activity (UDA)	0
Contract type name	PDS Contract	Carry forward general activity (UDA)	0
Purpose of contract	Orthodontic	19/20 Contracted orthodontic activity (UOA)	18,725
Contract start date	01/01/2012	Carry forward orthodontic activity (UOA)	0
Contract end date	30/06/2020	Baseline contract value	£1,188,935.43

ACCESS	Contract	England and Wales
24 month ratio of assessments to patient IDs	1.05	1.08

ACTIVITY	Contract
Contract assess and fit appliances (case starts) as a percentage of Area Team case starts	17.9 %

Cumulative percentage of contracted UOA delivered 2019 & 2020



Month	Adjusted Scheduled Activity (UOA)		
	2018	2019	2020
April	972	1,100	1,267
May	3,135	3,161	3,120
June	4,430	4,382	3,501
July	6,117	6,282	
August	6,870	7,626	
September	8,517	8,790	
October	10,474	11,321	
November	12,517	13,160	
December	13,926	15,141	
January	15,454	16,553	
February	17,672	17,844	
March	18,435	18,556	
April	18,788	18,831	
May	18,788	18,831	
June	18,788	18,831	

QUANTITY METRICS (rolling 12 month period)

	Contract Quantity	Contract Base Number	Contract *	Area Team	Region	England
% of all assessments that were assess and fit appliances (case starts)	831	1,498	55.5%	59.9%	62.2%	58.2%
% of all assessments that were assess and refuse	306	1,498	20.4%	17.9%	11.4%	12.4%
% of all assessments that were assess and review	361	1,498	24.1%	22.2%	26.4%	29.4%
% of case starts with a reported IOTN of 3 and Aesthetic Component of 5 or below	0	831	N/A	0.0%	0.1%	0.1%
% of case starts with a reported IOTN of 3 and Aesthetic Component of 6 or above	21	831	2.5%	2.5%	3.6%	3.9%
% of case starts with a reported IOTN of 4	704	831	84.7%	79.6%	79.2%	77.7%
% of case starts with a reported IOTN of 5	105	831	12.6%	17.0%	16.5%	16.7 %
% of concluded courses in receipt of dual-arch fixed appliances	747	821	91.0%	68.7%	75.3%	72.5%
% of concluded courses where treatment was abandoned or discontinued	50	821	6.1%	8.8%	8.9%	9.1%
% of patients satisfied with the treatment they have received	8	8	100.0%	95.8%	96.5%	95.8%

* Figures in italics indicate that the base number is less than 100.

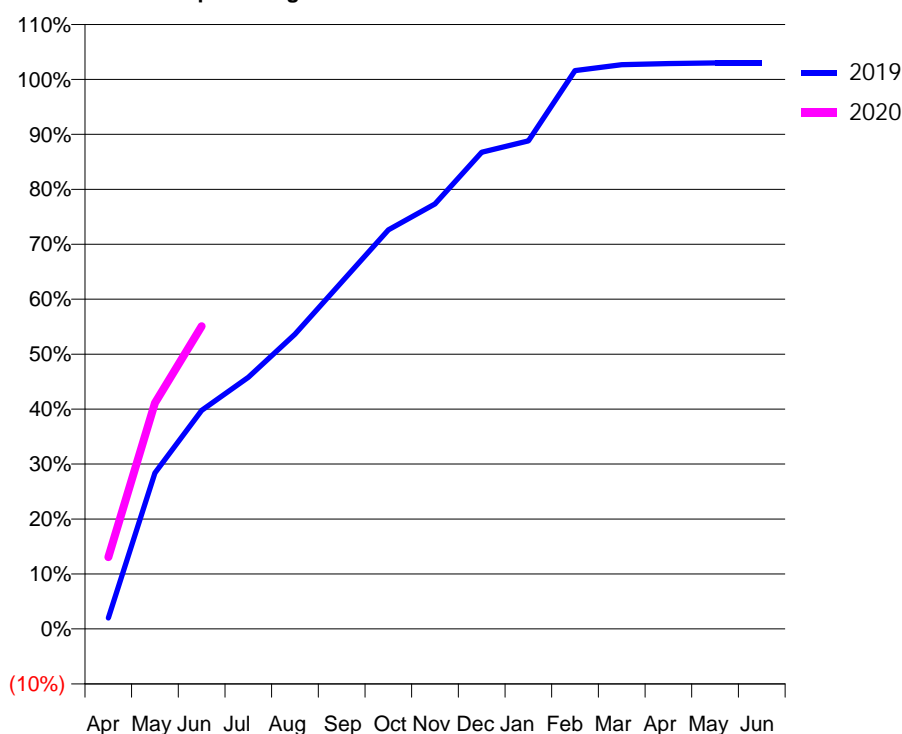
Q51 - Vital Signs Orthodontic At a Glance Contract Report for 144959/0001 - June 2019

Name or company name	Kaye and Rafferty Ltd	19/20 Contracted general activity (UDA)	21,500
Contract type name	GDS Contract	Carry forward general activity (UDA)	0
Purpose of contract	General and Orthodontic	19/20 Contracted orthodontic activity (UOA)	2,249
Contract start date	01/07/2014	Carry forward orthodontic activity (UOA)	0
Contract end date		Baseline contract value	£731,036.82

ACCESS	Contract	England and Wales
24 month ratio of assessments to patient IDs	1.11	1.08

ACTIVITY	Contract
Contract assess and fit appliances (case starts) as a percentage of Area Team case starts	3.2 %

Cumulative percentage of contracted UOA delivered 2019 & 2020



Month	Adjusted Scheduled Activity (UOA)		
	2018	2019	2020
April	109	45	294
May	533	638	924
June	787	894	1,239
July	1,000	1,030	
August	1,236	1,206	
September	1,511	1,420	
October	1,784	1,633	
November	2,066	1,739	
December	2,130	1,951	
January	2,193	1,997	
February	2,214	2,285	
March	2,319	2,309	
April	2,320	2,314	
May	2,320	2,316	
June	2,320	2,316	

QUANTITY METRICS (rolling 12 month period)

	Contract Quantity	Contract Base Number	Contract *	Area Team	Region	England
% of all assessments that were assess and fit appliances (case starts)	147	200	73.5%	59.9%	62.2%	58.2%
% of all assessments that were assess and refuse	3	200	1.5%	17.9%	11.4%	12.4%
% of all assessments that were assess and review	50	200	25.0%	22.2%	26.4%	29.4%
% of case starts with a reported IOTN of 3 and Aesthetic Component of 5 or below	0	147	N/A	0.0%	0.1%	0.1%
% of case starts with a reported IOTN of 3 and Aesthetic Component of 6 or above	32	147	21.8%	2.5%	3.6%	3.9%
% of case starts with a reported IOTN of 4	72	147	49.0%	79.6%	79.2%	77.7%
% of case starts with a reported IOTN of 5	43	147	29.3%	17.0%	16.5%	16.7 %
% of concluded courses in receipt of dual-arch fixed appliances	47	54	87.0%	68.7%	75.3%	72.5%
% of concluded courses where treatment was abandoned or discontinued	2	54	3.7%	8.8%	8.9%	9.1%
% of patients satisfied with the treatment they have received	1	1	100.0%	95.8%	96.5%	95.8%

* Figures in italics indicate that the base number is less than 100.

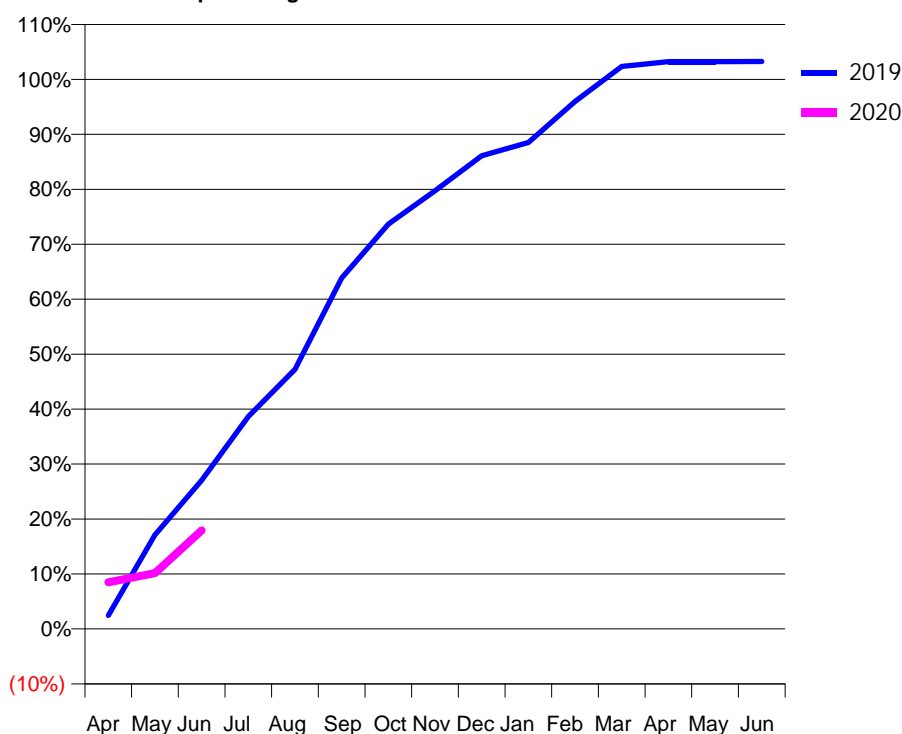
Q51 - Vital Signs Orthodontic At a Glance Contract Report for 145033/0001 - June 2019

Name or company name	Orthodontic Centre (uk)Ltd	19/20 Contracted general activity (UDA)	0
Contract type name	PDS Contract	Carry forward general activity (UDA)	0
Purpose of contract	Orthodontic	19/20 Contracted orthodontic activity (UOA)	4,968
Contract start date	01/09/2012	Carry forward orthodontic activity (UOA)	0
Contract end date	30/06/2020	Baseline contract value	£313,884.98

ACCESS	Contract	England and Wales
24 month ratio of assessments to patient IDs	1.08	1.08

ACTIVITY	Contract
Contract assess and fit appliances (case starts) as a percentage of Area Team case starts	4.8 %

Cumulative percentage of contracted UOA delivered 2019 & 2020



Month	Adjusted Scheduled Activity (UOA)		
	2018	2019	2020
April	198	122	421
May	579	851	505
June	933	1,344	890
July	1,610	1,921	
August	2,042	2,346	
September	2,508	3,173	
October	2,639	3,660	
November	4,186	3,961	
December	4,788	4,278	
January	4,957	4,397	
February	5,148	4,768	
March	5,361	5,084	
April	5,468	5,128	
May	5,468	5,128	
June	5,468	5,129	

QUANTITY METRICS (rolling 12 month period)

	Contract Quantity	Contract Base Number	Contract *	Area Team	Region	England
% of all assessments that were assess and fit appliances (case starts)	221	292	75.7%	59.9%	62.2%	58.2%
% of all assessments that were assess and refuse	43	292	14.7%	17.9%	11.4%	12.4%
% of all assessments that were assess and review	28	292	9.6%	22.2%	26.4%	29.4%
% of case starts with a reported IOTN of 3 and Aesthetic Component of 5 or below	0	221	N/A	0.0%	0.1%	0.1%
% of case starts with a reported IOTN of 3 and Aesthetic Component of 6 or above	2	221	0.9%	2.5%	3.6%	3.9%
% of case starts with a reported IOTN of 4	204	221	92.3%	79.6%	79.2%	77.7%
% of case starts with a reported IOTN of 5	15	221	6.8%	17.0%	16.5%	16.7 %
% of concluded courses in receipt of dual-arch fixed appliances	255	290	87.9%	68.7%	75.3%	72.5%
% of concluded courses where treatment was abandoned or discontinued	29	290	10.0%	8.8%	8.9%	9.1%
% of patients satisfied with the treatment they have received	5	5	100.0%	95.8%	96.5%	95.8%

* Figures in italics indicate that the base number is less than 100.

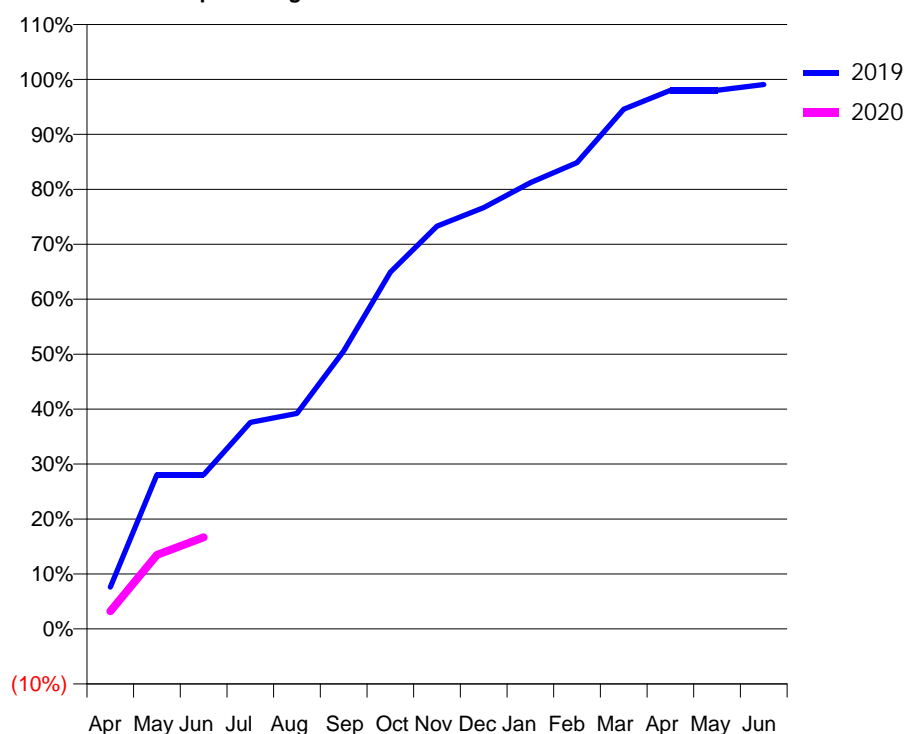
Q51 - Vital Signs Orthodontic At a Glance Contract Report for 151653/0002 - June 2019

Name or company name	The Forum Practice Ltd	19/20 Contracted general activity (UDA)	0
Contract type name	PDS Contract	Carry forward general activity (UDA)	0
Purpose of contract	Orthodontic	19/20 Contracted orthodontic activity (UOA)	1,959
Contract start date	01/10/2011	Carry forward orthodontic activity (UOA)	0
Contract end date	30/09/2020	Baseline contract value	£124,385.83

ACCESS	Contract	England and Wales
24 month ratio of assessments to patient IDs	1.12	1.08

ACTIVITY	Contract
Contract assess and fit appliances (case starts) as a percentage of Area Team case starts	1.7 %

Cumulative percentage of contracted UOA delivered 2019 & 2020



Month	Adjusted Scheduled Activity (UOA)		
	2018	2019	2020
April	27	149	63
May	57	550	264
June	277	550	327
July	560	736	
August	842	768	
September	956	991	
October	1,115	1,272	
November	1,272	1,436	
December	1,594	1,502	
January	1,701	1,591	
February	1,809	1,662	
March	1,812	1,853	
April	1,960	1,920	
May	1,960	1,920	
June	1,960	1,941	

QUANTITY METRICS (rolling 12 month period)

	Contract Quantity	Contract Base Number	Contract *	Area Team	Region	England
% of all assessments that were assess and fit appliances (case starts)	81	172	47.1%	59.9%	62.2%	58.2%
% of all assessments that were assess and refuse	27	172	15.7%	17.9%	11.4%	12.4%
% of all assessments that were assess and review	64	172	37.2%	22.2%	26.4%	29.4%
% of case starts with a reported IOTN of 3 and Aesthetic Component of 5 or below	0	81	<i>N/A</i>	0.0%	0.1%	0.1%
% of case starts with a reported IOTN of 3 and Aesthetic Component of 6 or above	0	81	<i>N/A</i>	2.5%	3.6%	3.9%
% of case starts with a reported IOTN of 4	78	81	96.3%	79.6%	79.2%	77.7%
% of case starts with a reported IOTN of 5	2	81	2.5%	17.0%	16.5%	16.7 %
% of concluded courses in receipt of dual-arch fixed appliances	51	84	60.7%	68.7%	75.3%	72.5%
% of concluded courses where treatment was abandoned or discontinued	8	84	9.5%	8.8%	8.9%	9.1%
% of patients satisfied with the treatment they have received	0	0	<i>N/A</i>	95.8%	96.5%	95.8%

* Figures in italics indicate that the base number is less than 100.

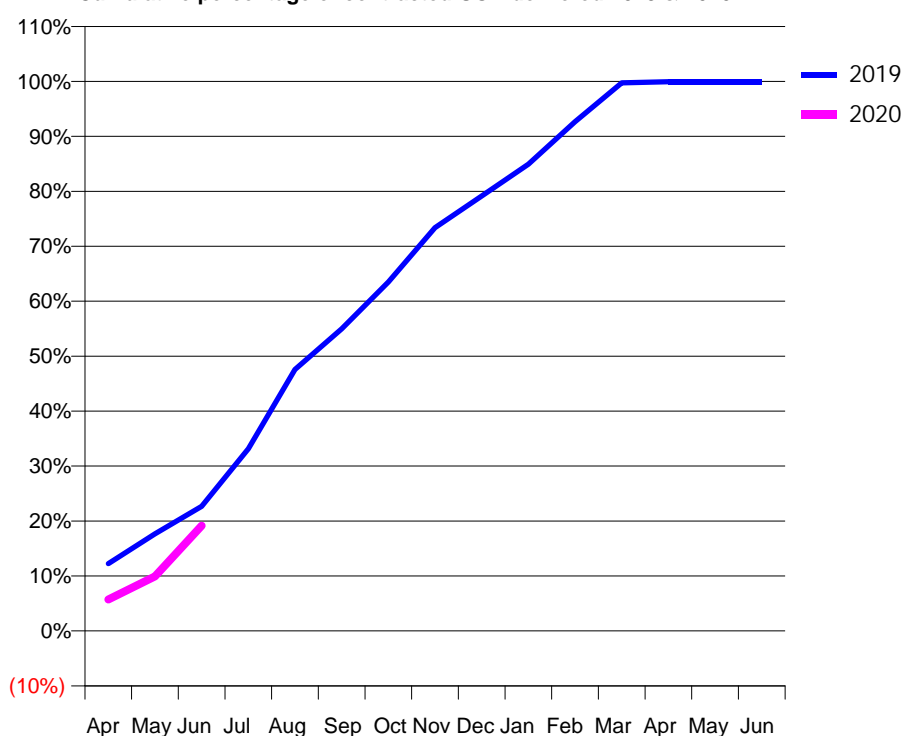
Q51 - Vital Signs Orthodontic At a Glance Contract Report for 156531/0001 - June 2019

Name or company name	Orthocentres Ltd	19/20 Contracted general activity (UDA)	0
Contract type name	PDS Contract	Carry forward general activity (UDA)	0
Purpose of contract	Orthodontic	19/20 Contracted orthodontic activity (UOA)	32,345
Contract start date	01/01/2008	Carry forward orthodontic activity (UOA)	0
Contract end date	30/09/2020	Baseline contract value	£2,053,731.18

ACCESS	Contract	England and Wales
24 month ratio of assessments to patient IDs	1.05	1.08

ACTIVITY	Contract
Contract assess and fit appliances (case starts) as a percentage of Area Team case starts	31.4 %

Cumulative percentage of contracted UOA delivered 2019 & 2020



Month	Adjusted Scheduled Activity (UOA)		
	2018	2019	2020
April	4,273	3,956	1,858
May	7,141	5,718	3,203
June	8,895	7,332	6,193
July	13,101	10,726	
August	16,627	15,389	
September	19,419	17,785	
October	21,256	20,537	
November	24,561	23,736	
December	25,687	25,599	
January	27,963	27,477	
February	30,785	29,975	
March	32,292	32,256	
April	32,355	32,316	
May	32,356	32,316	
June	32,404	32,325	

QUANTITY METRICS (rolling 12 month period)

	Contract Quantity	Contract Base Number	Contract *	Area Team	Region	England
% of all assessments that were assess and fit appliances (case starts)	1,455	2,698	53.9%	59.9%	62.2%	58.2%
% of all assessments that were assess and refuse	685	2,698	25.4%	17.9%	11.4%	12.4%
% of all assessments that were assess and review	558	2,698	20.7%	22.2%	26.4%	29.4%
% of case starts with a reported IOTN of 3 and Aesthetic Component of 5 or below	0	1,455	N/A	0.0%	0.1%	0.1%
% of case starts with a reported IOTN of 3 and Aesthetic Component of 6 or above	22	1,455	1.5%	2.5%	3.6%	3.9%
% of case starts with a reported IOTN of 4	1,157	1,455	79.5%	79.6%	79.2%	77.7%
% of case starts with a reported IOTN of 5	266	1,455	18.3%	17.0%	16.5%	16.7 %
% of concluded courses in receipt of dual-arch fixed appliances	1,356	1,800	75.3%	68.7%	75.3%	72.5%
% of concluded courses where treatment was abandoned or discontinued	194	1,800	10.8%	8.8%	8.9%	9.1%
% of patients satisfied with the treatment they have received	16	16	100.0%	95.8%	96.5%	95.8%

* Figures in italics indicate that the base number is less than 100.

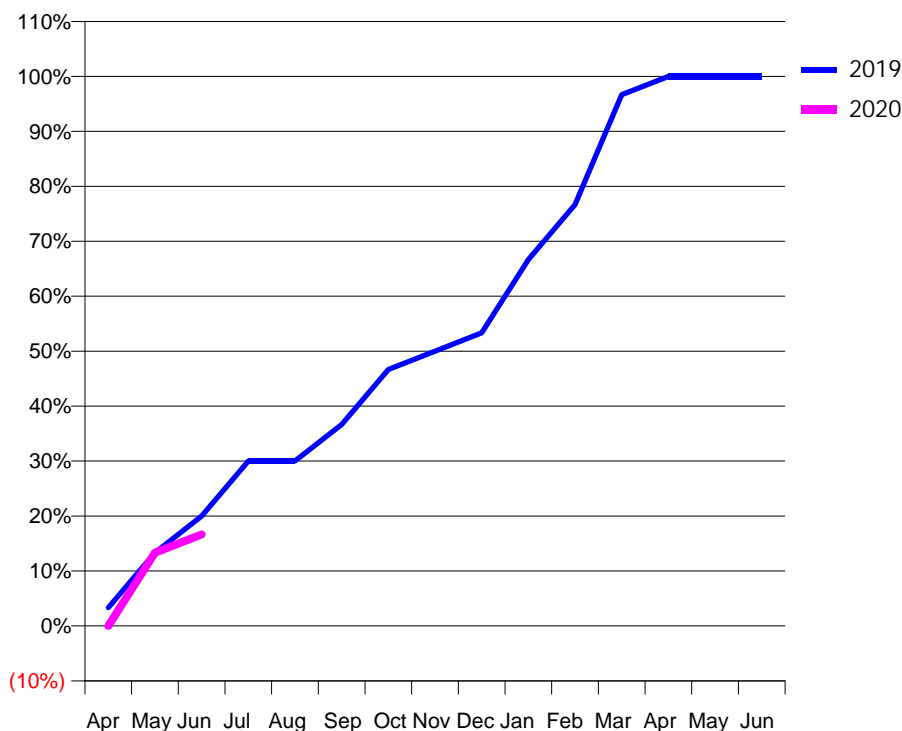
Q51 - Vital Signs Orthodontic At a Glance Contract Report for 157708/0001 - June 2019

Name or company name	Doncaster Dental Centre	19/20 Contracted general activity (UDA)	32,715
Contract type name	GDS Contract	Carry forward general activity (UDA)	0
Purpose of contract	General and Orthodontic	19/20 Contracted orthodontic activity (UOA)	630
Contract start date	01/09/2010	Carry forward orthodontic activity (UOA)	0
Contract end date		Baseline contract value	£1,000,522.17

ACCESS	Contract	England and Wales
24 month ratio of assessments to patient IDs	1.00	1.08

ACTIVITY	Contract
Contract assess and fit appliances (case starts) as a percentage of Area Team case starts	0.6 %

Cumulative percentage of contracted UOA delivered 2019 & 2020



Month	Adjusted Scheduled Activity (UOA)		
	2018	2019	2020
April	21	21	0
May	21	84	84
June	42	126	105
July	126	189	
August	147	189	
September	168	231	
October	273	294	
November	357	315	
December	483	336	
January	567	420	
February	588	483	
March	588	609	
April	630	630	
May	630	630	
June	630	630	

QUANTITY METRICS (rolling 12 month period)

	Contract Quantity	Contract Base Number	Contract *	Area Team	Region	England
% of all assessments that were assess and fit appliances (case starts)	29	29	100.0%	59.9%	62.2%	58.2%
% of all assessments that were assess and refuse	0	29	0.0%	17.9%	11.4%	12.4%
% of all assessments that were assess and review	0	29	0.0%	22.2%	26.4%	29.4%
% of case starts with a reported IOTN of 3 and Aesthetic Component of 5 or below	0	29	N/A	0.0%	0.1%	0.1%
% of case starts with a reported IOTN of 3 and Aesthetic Component of 6 or above	0	29	N/A	2.5%	3.6%	3.9%
% of case starts with a reported IOTN of 4	29	29	100.0%	79.6%	79.2%	77.7%
% of case starts with a reported IOTN of 5	0	29	N/A	17.0%	16.5%	16.7%
% of concluded courses in receipt of dual-arch fixed appliances	35	38	92.1%	68.7%	75.3%	72.5%
% of concluded courses where treatment was abandoned or discontinued	1	38	2.6%	8.8%	8.9%	9.1%
% of patients satisfied with the treatment they have received	0	0	N/A	95.8%	96.5%	95.8%

* Figures in italics indicate that the base number is less than 100.

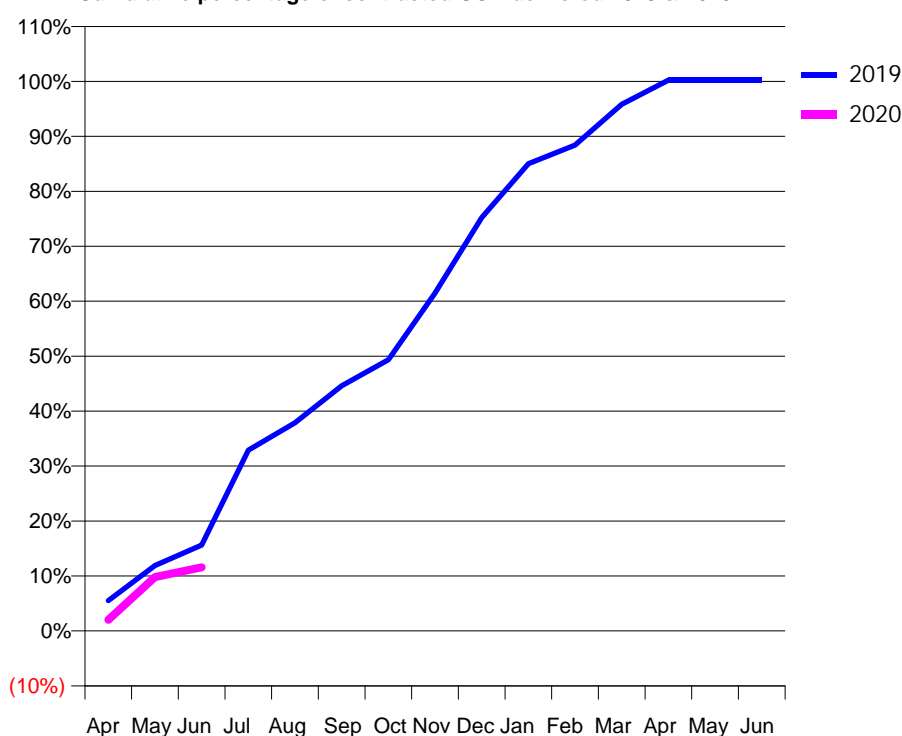
Q51 - Vital Signs Orthodontic At a Glance Contract Report for 183652/0001 - June 2019

Name or company name	Haricover Limited	19/20 Contracted general activity (UDA)	0
Contract type name	PDS Contract	Carry forward general activity (UDA)	0
Purpose of contract	Orthodontic	19/20 Contracted orthodontic activity (UOA)	13,076
Contract start date	01/05/2015	Carry forward orthodontic activity (UOA)	0
Contract end date	30/09/2020	Baseline contract value	£810,126.45

ACCESS	Contract	England and Wales
24 month ratio of assessments to patient IDs	1.01	1.08

ACTIVITY	Contract
Contract assess and fit appliances (case starts) as a percentage of Area Team case starts	12.7 %

Cumulative percentage of contracted UOA delivered 2019 & 2020



Month	Adjusted Scheduled Activity (UOA)		
	2018	2019	2020
April	373	721	265
May	1,836	1,556	1,282
June	2,191	2,045	1,515
July	4,338	4,302	
August	5,276	4,951	
September	6,856	5,831	
October	8,368	6,453	
November	9,696	8,035	
December	10,485	9,834	
January	10,987	11,118	
February	12,169	11,557	
March	12,911	12,529	
April	13,127	13,107	
May	13,127	13,107	
June	13,127	13,107	

QUANTITY METRICS (rolling 12 month period)

	Contract Quantity	Contract Base Number	Contract *	Area Team	Region	England
% of all assessments that were assess and fit appliances (case starts)	589	961	61.3%	59.9%	62.2%	58.2%
% of all assessments that were assess and refuse	145	961	15.1%	17.9%	11.4%	12.4%
% of all assessments that were assess and review	227	961	23.6%	22.2%	26.4%	29.4%
% of case starts with a reported IOTN of 3 and Aesthetic Component of 5 or below	0	589	N/A	0.0%	0.1%	0.1%
% of case starts with a reported IOTN of 3 and Aesthetic Component of 6 or above	5	589	0.8%	2.5%	3.6%	3.9%
% of case starts with a reported IOTN of 4	448	589	76.1%	79.6%	79.2%	77.7%
% of case starts with a reported IOTN of 5	112	589	19.0%	17.0%	16.5%	16.7 %
% of concluded courses in receipt of dual-arch fixed appliances	148	591	25.0%	68.7%	75.3%	72.5%
% of concluded courses where treatment was abandoned or discontinued	49	591	8.3%	8.8%	8.9%	9.1%
% of patients satisfied with the treatment they have received	1	2	50.0%	95.8%	96.5%	95.8%

* Figures in italics indicate that the base number is less than 100.

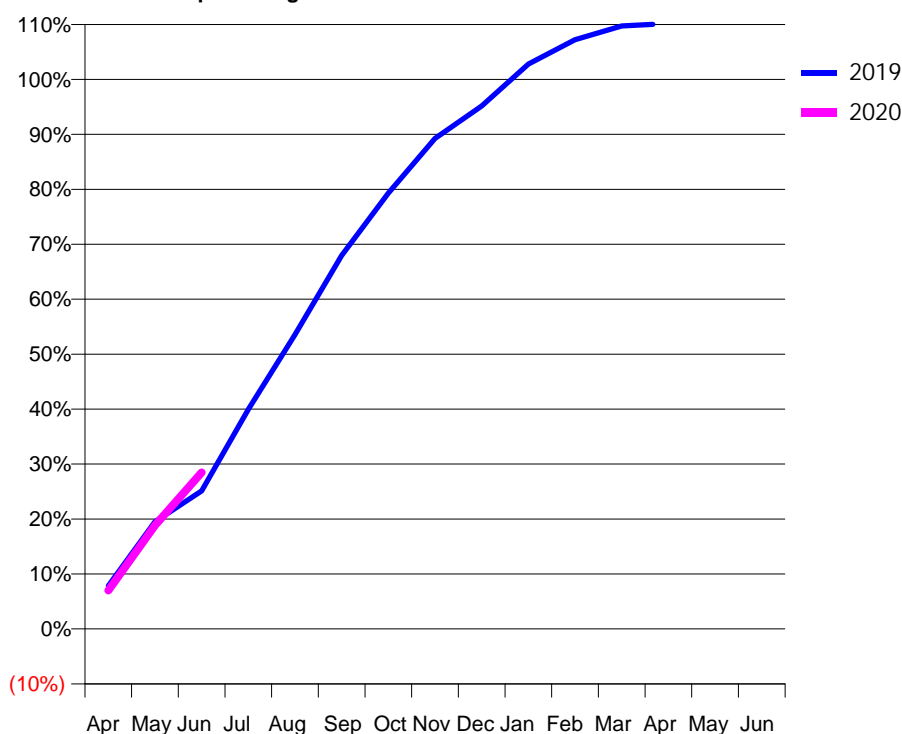
Q51 - Vital Signs Orthodontic At a Glance Contract Report for 649503/0001 - June 2019

Name or company name	MR MG HEANUE	19/20 Contracted general activity (UDA)	0
Contract type name	PDS Contract	Carry forward general activity (UDA)	0
Purpose of contract	Orthodontic	19/20 Contracted orthodontic activity (UOA)	6,362
Contract start date	01/04/2006	Carry forward orthodontic activity (UOA)	0
Contract end date	30/06/2020	Baseline contract value	£403,952.31

ACCESS	Contract	England and Wales
24 month ratio of assessments to patient IDs	1.09	1.08

ACTIVITY	Contract
Contract assess and fit appliances (case starts) as a percentage of Area Team case starts	7.2 %

Cumulative percentage of contracted UOA delivered 2019 & 2020



Month	Adjusted Scheduled Activity (UOA)		
	2018	2019	2020
April	1,057	499	445
May	2,172	1,240	1,197
June	2,800	1,599	1,812
July	3,484	2,544	
August	3,897	3,406	
September	4,408	4,323	
October	4,830	5,046	
November	5,287	5,677	
December	5,655	6,054	
January	5,995	6,539	
February	6,348	6,821	
March	6,457	6,980	
April	6,599	7,009	
May	6,601	7,009	
June	6,601	7,009	

QUANTITY METRICS (rolling 12 month period)

	Contract Quantity	Contract Base Number	Contract *	Area Team	Region	England
% of all assessments that were assess and fit appliances (case starts)	336	616	54.5%	59.9%	62.2%	58.2%
% of all assessments that were assess and refuse	95	616	15.4%	17.9%	11.4%	12.4%
% of all assessments that were assess and review	185	616	30.0%	22.2%	26.4%	29.4%
% of case starts with a reported IOTN of 3 and Aesthetic Component of 5 or below	2	336	0.6%	0.0%	0.1%	0.1%
% of case starts with a reported IOTN of 3 and Aesthetic Component of 6 or above	4	336	1.2%	2.5%	3.6%	3.9%
% of case starts with a reported IOTN of 4	246	336	73.2%	79.6%	79.2%	77.7%
% of case starts with a reported IOTN of 5	84	336	25.0%	17.0%	16.5%	16.7 %
% of concluded courses in receipt of dual-arch fixed appliances	199	258	77.1%	68.7%	75.3%	72.5%
% of concluded courses where treatment was abandoned or discontinued	47	258	18.2%	8.8%	8.9%	9.1%
% of patients satisfied with the treatment they have received	18	19	94.7%	95.8%	96.5%	95.8%

* Figures in italics indicate that the base number is less than 100.

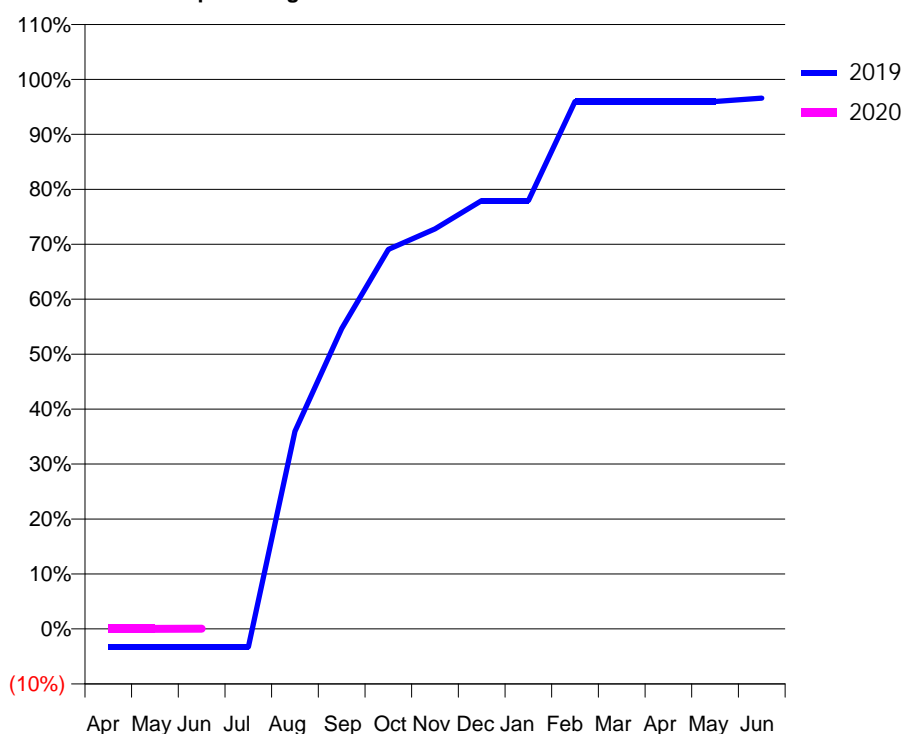
Q51 - Vital Signs Orthodontic At a Glance Contract Report for 677582/0001 - June 2019

Name or company name	MR NC PATEL	19/20 Contracted general activity (UDA)	0
Contract type name	PDS Contract	Carry forward general activity (UDA)	0
Purpose of contract	Orthodontic	19/20 Contracted orthodontic activity (UOA)	3,384
Contract start date	04/01/2010	Carry forward orthodontic activity (UOA)	0
Contract end date	31/03/2021	Baseline contract value	£213,819.12

ACCESS	Contract	England and Wales
24 month ratio of assessments to patient IDs	1.01	1.08

ACTIVITY	Contract
Contract assess and fit appliances (case starts) as a percentage of Area Team case starts	3.5 %

Cumulative percentage of contracted UOA delivered 2019 & 2020



Month	Adjusted Scheduled Activity (UOA)		
	2018	2019	2020
April	68	-111	0
May	593	-111	0
June	593	-111	1
July	1,265	-111	
August	1,790	1,217	
September	2,173	1,849	
October	2,215	2,337	
November	2,387	2,463	
December	2,387	2,637	
January	2,387	2,637	
February	2,874	3,247	
March	2,874	3,247	
April	2,874	3,247	
May	2,874	3,247	
June	3,273	3,268	

QUANTITY METRICS (rolling 12 month period)

	Contract Quantity	Contract Base Number	Contract *	Area Team	Region	England
% of all assessments that were assess and fit appliances (case starts)	163	175	93.1%	59.9%	62.2%	58.2%
% of all assessments that were assess and refuse	11	175	6.3%	17.9%	11.4%	12.4%
% of all assessments that were assess and review	1	175	0.6%	22.2%	26.4%	29.4%
% of case starts with a reported IOTN of 3 and Aesthetic Component of 5 or below	0	163	N/A	0.0%	0.1%	0.1%
% of case starts with a reported IOTN of 3 and Aesthetic Component of 6 or above	16	163	9.8%	2.5%	3.6%	3.9%
% of case starts with a reported IOTN of 4	114	163	69.9%	79.6%	79.2%	77.7%
% of case starts with a reported IOTN of 5	32	163	19.6%	17.0%	16.5%	16.7 %
% of concluded courses in receipt of dual-arch fixed appliances	36	332	10.8%	68.7%	75.3%	72.5%
% of concluded courses where treatment was abandoned or discontinued	0	332	0.0%	8.8%	8.9%	9.1%
% of patients satisfied with the treatment they have received	4	4	100.0%	95.8%	96.5%	95.8%

* Figures in italics indicate that the base number is less than 100.

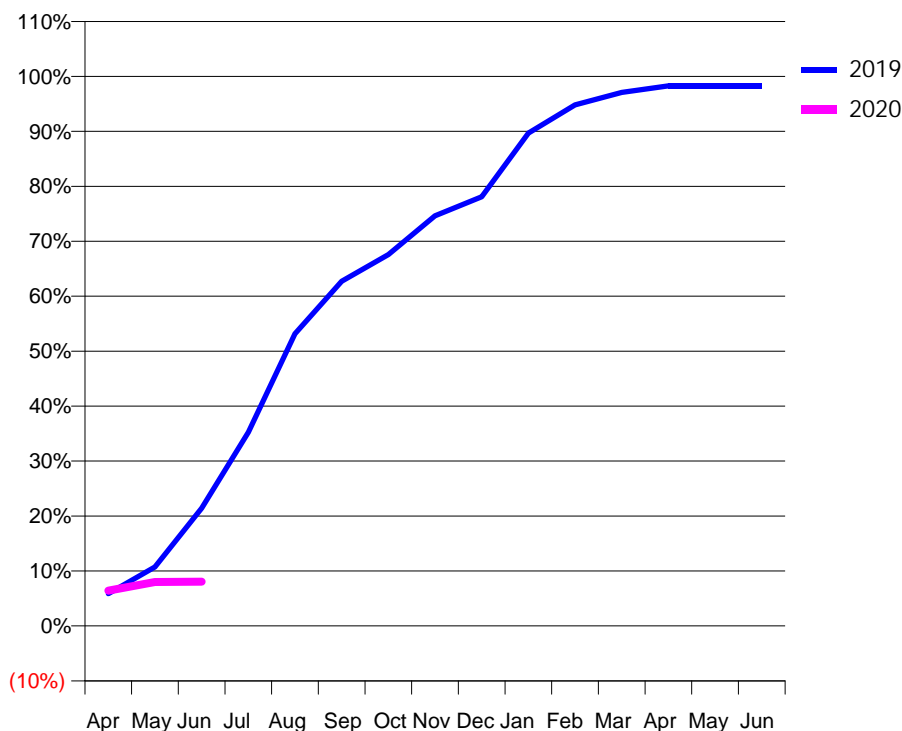
Q51 - Vital Signs Orthodontic At a Glance Contract Report for 762091/0001 - June 2019

Name or company name	MS UB DOHERTY	19/20 Contracted general activity (UDA)	0
Contract type name	PDS Contract	Carry forward general activity (UDA)	0
Purpose of contract	Orthodontic	19/20 Contracted orthodontic activity (UOA)	1,853
Contract start date	01/04/2006	Carry forward orthodontic activity (UOA)	0
Contract end date	30/06/2020	Baseline contract value	£117,655.40

ACCESS	Contract	England and Wales
24 month ratio of assessments to patient IDs	1.09	1.08

ACTIVITY	Contract
Contract assess and fit appliances (case starts) as a percentage of Area Team case starts	1.6 %

Cumulative percentage of contracted UOA delivered 2019 & 2020



Month	Adjusted Scheduled Activity (UOA)		
	2018	2019	2020
April	5	109	119
May	196	199	148
June	314	397	149
July	372	653	
August	727	985	
September	886	1,162	
October	1,006	1,252	
November	1,250	1,383	
December	1,250	1,447	
January	1,410	1,662	
February	1,594	1,757	
March	1,689	1,799	
April	1,815	1,821	
May	1,815	1,821	
June	1,815	1,821	

QUANTITY METRICS (rolling 12 month period)

	Contract Quantity	Contract Base Number	Contract *	Area Team	Region	England
% of all assessments that were assess and fit appliances (case starts)	72	149	48.3%	59.9%	62.2%	58.2%
% of all assessments that were assess and refuse	19	149	12.8%	17.9%	11.4%	12.4%
% of all assessments that were assess and review	58	149	38.9%	22.2%	26.4%	29.4%
% of case starts with a reported IOTN of 3 and Aesthetic Component of 5 or below	0	72	<i>N/A</i>	0.0%	0.1%	0.1%
% of case starts with a reported IOTN of 3 and Aesthetic Component of 6 or above	0	72	<i>N/A</i>	2.5%	3.6%	3.9%
% of case starts with a reported IOTN of 4	60	72	83.3%	79.6%	79.2%	77.7%
% of case starts with a reported IOTN of 5	12	72	16.7%	17.0%	16.5%	16.7 %
% of concluded courses in receipt of dual-arch fixed appliances	98	115	85.2%	68.7%	75.3%	72.5%
% of concluded courses where treatment was abandoned or discontinued	12	115	10.4%	8.8%	8.9%	9.1%
% of patients satisfied with the treatment they have received	3	3	100.0%	95.8%	96.5%	95.8%

* Figures in italics indicate that the base number is less than 100.

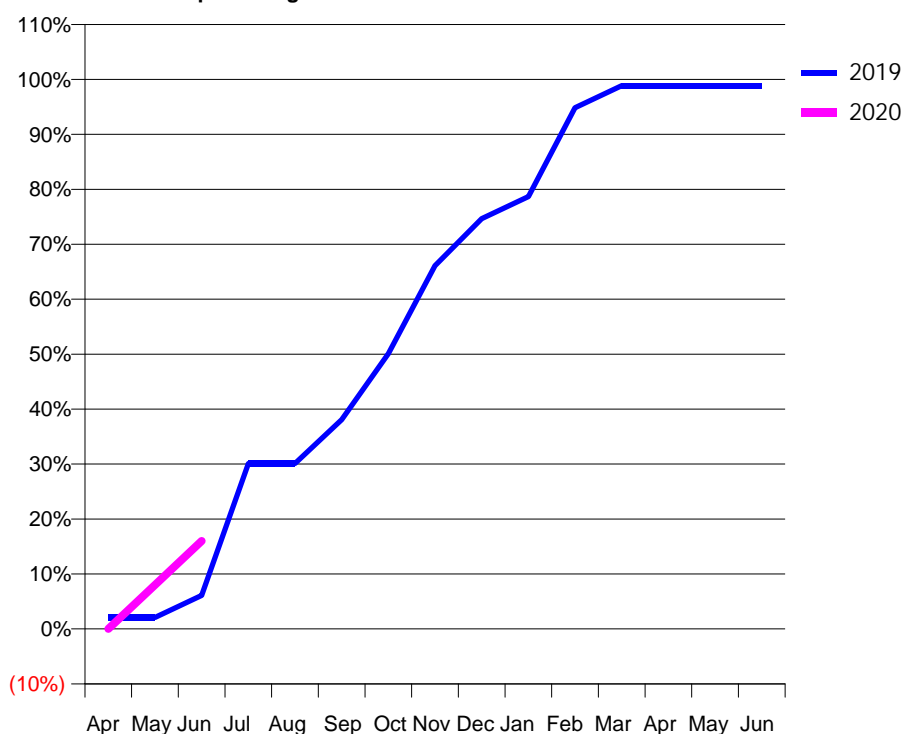
Q51 - Vital Signs Orthodontic At a Glance Contract Report for 916889/0001 - June 2019

Name or company name	MR SG EMMS	19/20 Contracted general activity (UDA)	16,671
Contract type name	GDS Contract	Carry forward general activity (UDA)	0
Purpose of contract	General and Orthodontic	19/20 Contracted orthodontic activity (UOA)	525
Contract start date	01/04/2006	Carry forward orthodontic activity (UOA)	0
Contract end date		Baseline contract value	£523,536.62

ACCESS	Contract	England and Wales
24 month ratio of assessments to patient IDs	1.00	1.08

ACTIVITY	Contract
Contract assess and fit appliances (case starts) as a percentage of Area Team case starts	0.6 %

Cumulative percentage of contracted UOA delivered 2019 & 2020



Month	Adjusted Scheduled Activity (UOA)		
	2018	2019	2020
April	51	11	0
May	93	11	42
June	136	32	84
July	262	158	
August	325	158	
September	390	200	
October	434	263	
November	497	347	
December	539	392	
January	540	413	
February	540	498	
March	540	519	
April	541	519	
May	541	519	
June	541	519	

QUANTITY METRICS (rolling 12 month period)

	Contract Quantity	Contract Base Number	Contract *	Area Team	Region	England
% of all assessments that were assess and fit appliances (case starts)	27	32	84.4%	59.9%	62.2%	58.2%
% of all assessments that were assess and refuse	2	32	6.3%	17.9%	11.4%	12.4%
% of all assessments that were assess and review	3	32	9.4%	22.2%	26.4%	29.4%
% of case starts with a reported IOTN of 3 and Aesthetic Component of 5 or below	0	27	<i>N/A</i>	0.0%	0.1%	0.1%
% of case starts with a reported IOTN of 3 and Aesthetic Component of 6 or above	0	27	<i>N/A</i>	2.5%	3.6%	3.9%
% of case starts with a reported IOTN of 4	27	27	100.0%	79.6%	79.2%	77.7%
% of case starts with a reported IOTN of 5	0	27	<i>N/A</i>	17.0%	16.5%	16.7 %
% of concluded courses in receipt of dual-arch fixed appliances	3	27	11.1%	68.7%	75.3%	72.5%
% of concluded courses where treatment was abandoned or discontinued	5	27	18.5%	8.8%	8.9%	9.1%
% of patients satisfied with the treatment they have received	0	0	<i>N/A</i>	95.8%	96.5%	95.8%

* Figures in italics indicate that the base number is less than 100.

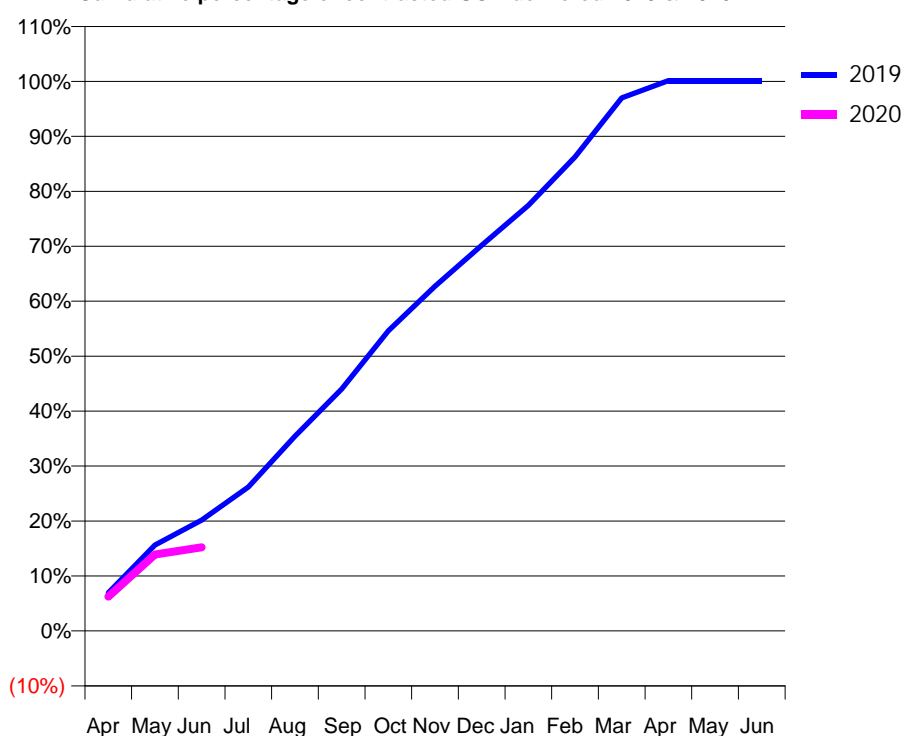
Q52 - Vital Signs Orthodontic At a Glance Contract Report for 101338/0088 - June 2019

Name or company name	Whitecross Dental Care Limited	19/20 Contracted general activity (UDA)	0
Contract type name	PDS Contract	Carry forward general activity (UDA)	0
Purpose of contract	Orthodontic	19/20 Contracted orthodontic activity (UOA)	30,926
Contract start date	01/06/2009	Carry forward orthodontic activity (UOA)	0
Contract end date	30/09/2020	Baseline contract value	£2,027,458.79

ACCESS	Contract	England and Wales
24 month ratio of assessments to patient IDs	1.05	1.08

ACTIVITY	Contract
Contract assess and fit appliances (case starts) as a percentage of Area Team case starts	20.5 %

Cumulative percentage of contracted UOA delivered 2019 & 2020



Month	Adjusted Scheduled Activity (UOA)		
	2018	2019	2020
April	1,268	2,151	1,931
May	4,161	4,832	4,307
June	5,540	6,238	4,711
July	7,069	8,103	
August	9,152	10,964	
September	11,541	13,614	
October	14,876	16,888	
November	17,699	19,396	
December	20,414	21,703	
January	22,723	23,951	
February	27,191	26,666	
March	29,832	29,993	
April	30,918	30,965	
May	30,918	30,966	
June	30,918	30,966	

QUANTITY METRICS (rolling 12 month period)

	Contract Quantity	Contract Base Number	Contract *	Area Team	Region	England
% of all assessments that were assess and fit appliances (case starts)	1,367	2,226	61.4%	56.0%	62.2%	58.2%
% of all assessments that were assess and refuse	358	2,226	16.1%	13.8%	11.4%	12.4%
% of all assessments that were assess and review	501	2,226	22.5%	30.2%	26.4%	29.4%
% of case starts with a reported IOTN of 3 and Aesthetic Component of 5 or below	0	1,367	N/A	0.0%	0.1%	0.1%
% of case starts with a reported IOTN of 3 and Aesthetic Component of 6 or above	14	1,367	1.0%	1.0%	3.6%	3.9%
% of case starts with a reported IOTN of 4	1,145	1,367	83.8%	78.3%	79.2%	77.7%
% of case starts with a reported IOTN of 5	198	1,367	14.5%	20.1%	16.5%	16.7 %
% of concluded courses in receipt of dual-arch fixed appliances	1,151	1,302	88.4%	82.9%	75.3%	72.5%
% of concluded courses where treatment was abandoned or discontinued	119	1,302	9.1%	9.5%	8.9%	9.1%
% of patients satisfied with the treatment they have received	9	10	90.0%	94.4%	96.5%	95.8%

* Figures in italics indicate that the base number is less than 100.

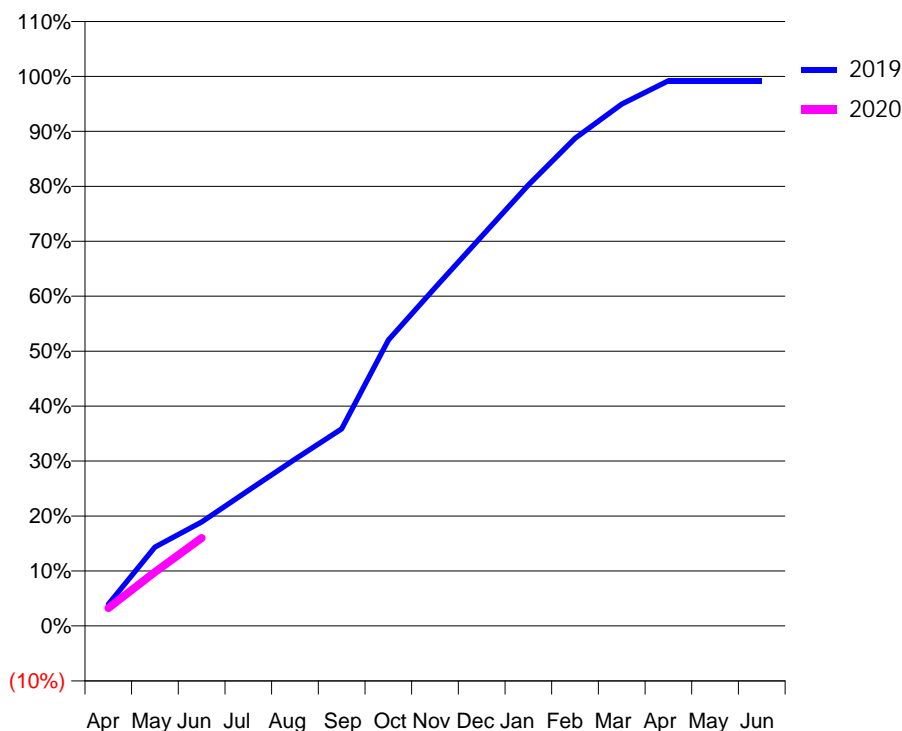
Q52 - Vital Signs Orthodontic At a Glance Contract Report for 101338/0089 - June 2019

Name or company name	Whitecross Dental Care Limited	19/20 Contracted general activity (UDA)	0
Contract type name	PDS Contract	Carry forward general activity (UDA)	0
Purpose of contract	Orthodontic	19/20 Contracted orthodontic activity (UOA)	8,569
Contract start date	01/06/2009	Carry forward orthodontic activity (UOA)	0
Contract end date	30/09/2020	Baseline contract value	£563,108.42

ACCESS	Contract	England and Wales
24 month ratio of assessments to patient IDs	1.02	1.08

ACTIVITY	Contract
Contract assess and fit appliances (case starts) as a percentage of Area Team case starts	6.0 %

Cumulative percentage of contracted UOA delivered 2019 & 2020



Month	Adjusted Scheduled Activity (UOA)		
	2018	2019	2020
April	494	337	279
May	1,249	1,229	840
June	1,865	1,620	1,371
July	3,027	2,111	
August	3,359	2,600	
September	4,205	3,073	
October	5,117	4,457	
November	5,778	5,273	
December	6,482	6,076	
January	6,992	6,875	
February	7,773	7,604	
March	8,552	8,136	
April	8,616	8,501	
May	8,637	8,501	
June	8,637	8,501	

QUANTITY METRICS (rolling 12 month period)

	Contract Quantity	Contract Base Number	Contract *	Area Team	Region	England
% of all assessments that were assess and fit appliances (case starts)	397	540	73.5%	56.0%	62.2%	58.2%
% of all assessments that were assess and refuse	80	540	14.8%	13.8%	11.4%	12.4%
% of all assessments that were assess and review	63	540	11.7%	30.2%	26.4%	29.4%
% of case starts with a reported IOTN of 3 and Aesthetic Component of 5 or below	0	397	N/A	0.0%	0.1%	0.1%
% of case starts with a reported IOTN of 3 and Aesthetic Component of 6 or above	6	397	1.5%	1.0%	3.6%	3.9%
% of case starts with a reported IOTN of 4	314	397	79.1%	78.3%	79.2%	77.7%
% of case starts with a reported IOTN of 5	73	397	18.4%	20.1%	16.5%	16.7 %
% of concluded courses in receipt of dual-arch fixed appliances	337	372	90.6%	82.9%	75.3%	72.5%
% of concluded courses where treatment was abandoned or discontinued	23	372	6.2%	9.5%	8.9%	9.1%
% of patients satisfied with the treatment they have received	2	2	100.0%	94.4%	96.5%	95.8%

* Figures in italics indicate that the base number is less than 100.

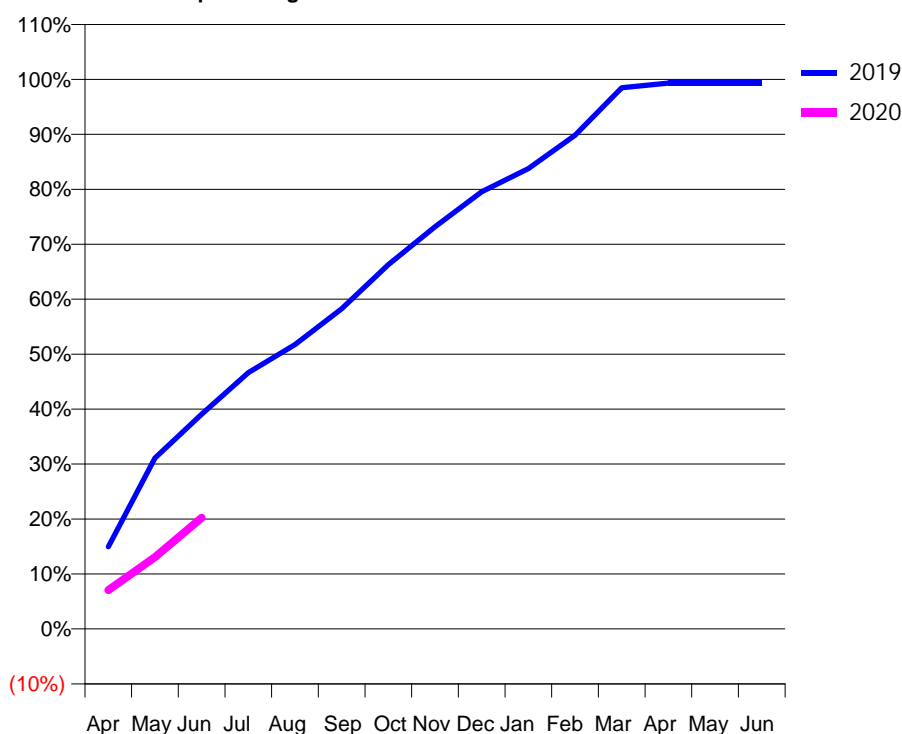
Q52 - Vital Signs Orthodontic At a Glance Contract Report for 101338/0150 - June 2019

Name or company name	Whitecross Dental Care Limited	19/20 Contracted general activity (UDA)	0
Contract type name	PDS Contract	Carry forward general activity (UDA)	0
Purpose of contract	Orthodontic	19/20 Contracted orthodontic activity (UOA)	5,657
Contract start date	01/04/2014	Carry forward orthodontic activity (UOA)	0
Contract end date	30/09/2020	Baseline contract value	£358,183.39

ACCESS	Contract	England and Wales
24 month ratio of assessments to patient IDs	1.02	1.08

ACTIVITY	Contract
Contract assess and fit appliances (case starts) as a percentage of Area Team case starts	3.2 %

Cumulative percentage of contracted UOA delivered 2019 & 2020



Month	Adjusted Scheduled Activity (UOA)		
	2018	2019	2020
April	627	846	400
May	906	1,759	739
June	1,458	2,209	1,144
July	1,873	2,639	
August	2,163	2,926	
September	2,574	3,296	
October	3,094	3,751	
November	3,694	4,139	
December	4,351	4,500	
January	4,871	4,739	
February	5,429	5,082	
March	5,616	5,570	
April	5,661	5,618	
May	5,661	5,618	
June	5,682	5,618	

QUANTITY METRICS (rolling 12 month period)

	Contract Quantity	Contract Base Number	Contract *	Area Team	Region	England
% of all assessments that were assess and fit appliances (case starts)	214	305	70.2%	56.0%	62.2%	58.2%
% of all assessments that were assess and refuse	42	305	13.8%	13.8%	11.4%	12.4%
% of all assessments that were assess and review	49	305	16.1%	30.2%	26.4%	29.4%
% of case starts with a reported IOTN of 3 and Aesthetic Component of 5 or below	0	214	N/A	0.0%	0.1%	0.1%
% of case starts with a reported IOTN of 3 and Aesthetic Component of 6 or above	2	214	0.9%	1.0%	3.6%	3.9%
% of case starts with a reported IOTN of 4	176	214	82.2%	78.3%	79.2%	77.7%
% of case starts with a reported IOTN of 5	36	214	16.8%	20.1%	16.5%	16.7 %
% of concluded courses in receipt of dual-arch fixed appliances	240	264	90.9%	82.9%	75.3%	72.5%
% of concluded courses where treatment was abandoned or discontinued	18	264	6.8%	9.5%	8.9%	9.1%
% of patients satisfied with the treatment they have received	0	0	N/A	94.4%	96.5%	95.8%

* Figures in italics indicate that the base number is less than 100.

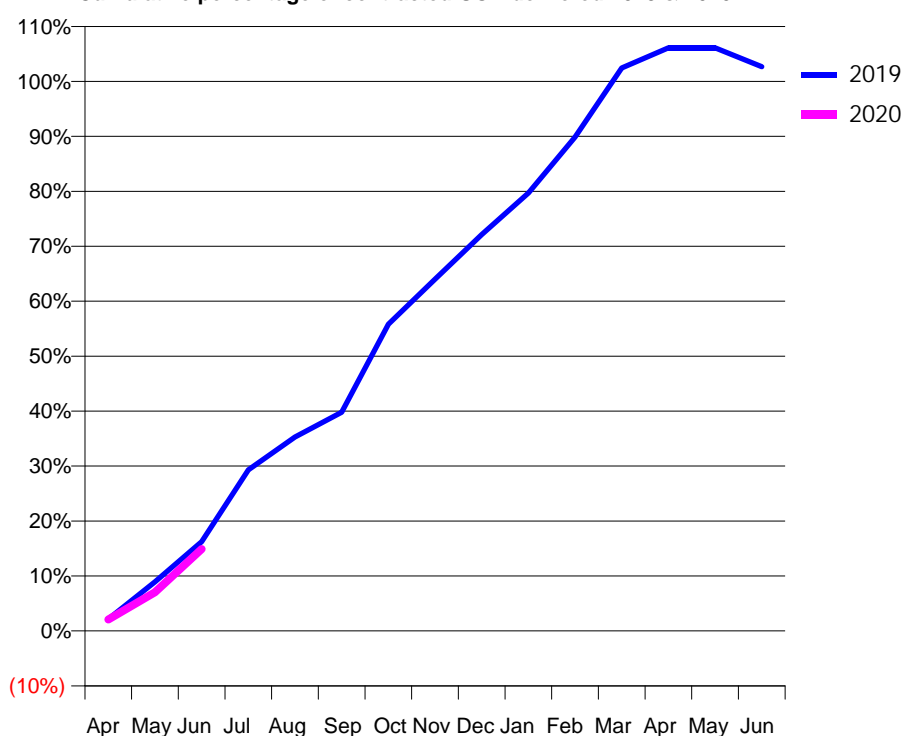
Q52 - Vital Signs Orthodontic At a Glance Contract Report for 132853/0001 - June 2019

Name or company name	Regent Orthodontics Limited	19/20 Contracted general activity (UDA)	0
Contract type name	PDS Contract	Carry forward general activity (UDA)	0
Purpose of contract	Orthodontic	19/20 Contracted orthodontic activity (UOA)	12,171
Contract start date	01/06/2011	Carry forward orthodontic activity (UOA)	0
Contract end date	30/06/2020	Baseline contract value	£723,092.28

ACCESS	Contract	England and Wales
24 month ratio of assessments to patient IDs	1.02	1.08

ACTIVITY	Contract
Contract assess and fit appliances (case starts) as a percentage of Area Team case starts	9.0 %

Cumulative percentage of contracted UOA delivered 2019 & 2020



Month	Adjusted Scheduled Activity (UOA)		
	2018	2019	2020
April	272	264	254
May	659	1,087	858
June	2,150	1,976	1,816
July	3,929	3,567	
August	4,539	4,292	
September	5,198	4,846	
October	5,779	6,792	
November	7,138	7,790	
December	7,967	8,779	
January	8,563	9,702	
February	10,274	10,936	
March	11,676	12,468	
April	12,287	12,914	
May	12,851	12,914	
June	12,852	12,494	

QUANTITY METRICS (rolling 12 month period)

	Contract Quantity	Contract Base Number	Contract *	Area Team	Region	England
% of all assessments that were assess and fit appliances (case starts)	603	838	72.0%	56.0%	62.2%	58.2%
% of all assessments that were assess and refuse	101	838	12.1%	13.8%	11.4%	12.4%
% of all assessments that were assess and review	134	838	16.0%	30.2%	26.4%	29.4%
% of case starts with a reported IOTN of 3 and Aesthetic Component of 5 or below	0	603	N/A	0.0%	0.1%	0.1%
% of case starts with a reported IOTN of 3 and Aesthetic Component of 6 or above	5	603	0.8%	1.0%	3.6%	3.9%
% of case starts with a reported IOTN of 4	449	603	74.5%	78.3%	79.2%	77.7%
% of case starts with a reported IOTN of 5	145	603	24.0%	20.1%	16.5%	16.7%
% of concluded courses in receipt of dual-arch fixed appliances	569	692	82.2%	82.9%	75.3%	72.5%
% of concluded courses where treatment was abandoned or discontinued	96	692	13.9%	9.5%	8.9%	9.1%
% of patients satisfied with the treatment they have received	9	10	90.0%	94.4%	96.5%	95.8%

* Figures in italics indicate that the base number is less than 100.

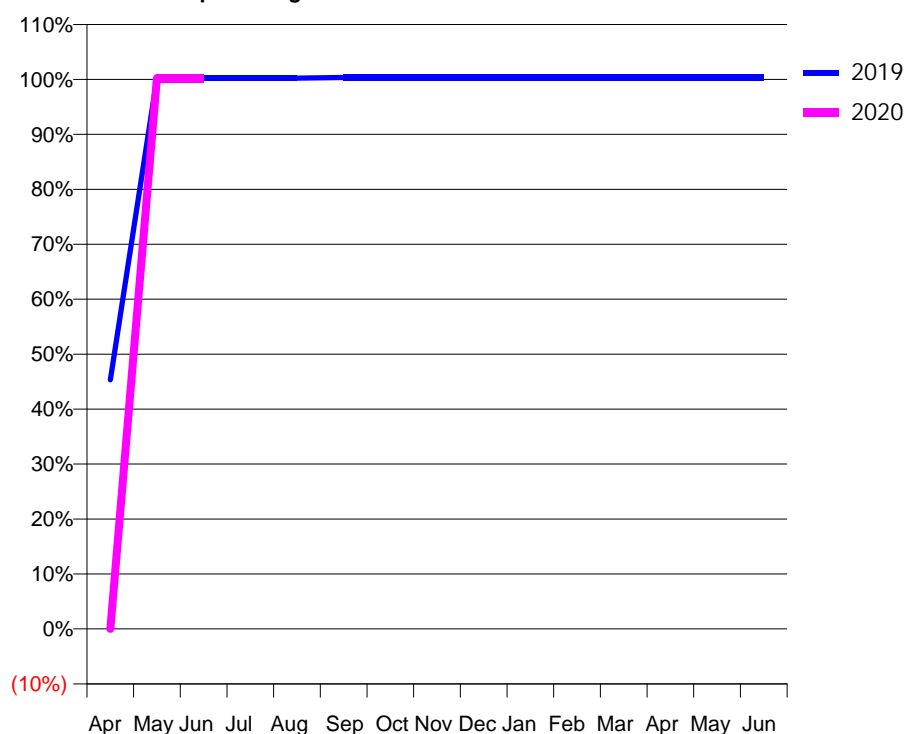
Q52 - Vital Signs Orthodontic At a Glance Contract Report for 143170/0001 - June 2019

Name or company name	Joe Kelly & Associates Ltd	19/20 Contracted general activity (UDA)	13,120
Contract type name	GDS Contract	Carry forward general activity (UDA)	0
Purpose of contract	General and Orthodontic	19/20 Contracted orthodontic activity (UOA)	880
Contract start date	01/11/2011	Carry forward orthodontic activity (UOA)	0
Contract end date		Baseline contract value	£480,387.88

ACCESS	Contract	England and Wales
24 month ratio of assessments to patient IDs	1.00	1.08

ACTIVITY	Contract
Contract assess and fit appliances (case starts) as a percentage of Area Team case starts	0.6 %

Cumulative percentage of contracted UOA delivered 2019 & 2020



Month	Adjusted Scheduled Activity (UOA)		
	2018	2019	2020
April	10	399	0
May	873	882	882
June	873	882	882
July	874	882	
August	875	882	
September	877	883	
October	877	883	
November	879	883	
December	880	883	
January	880	883	
February	880	883	
March	880	883	
April	880	883	
May	880	883	
June	880	883	

QUANTITY METRICS (rolling 12 month period)

	Contract Quantity	Contract Base Number	Contract *	Area Team	Region	England
% of all assessments that were assess and fit appliances (case starts)	42	45	93.3%	56.0%	62.2%	58.2%
% of all assessments that were assess and refuse	3	45	6.7%	13.8%	11.4%	12.4%
% of all assessments that were assess and review	0	45	0.0%	30.2%	26.4%	29.4%
% of case starts with a reported IOTN of 3 and Aesthetic Component of 5 or below	0	42	N/A	0.0%	0.1%	0.1%
% of case starts with a reported IOTN of 3 and Aesthetic Component of 6 or above	0	42	N/A	1.0%	3.6%	3.9%
% of case starts with a reported IOTN of 4	40	42	95.2%	78.3%	79.2%	77.7%
% of case starts with a reported IOTN of 5	2	42	4.8%	20.1%	16.5%	16.7 %
% of concluded courses in receipt of dual-arch fixed appliances	16	21	76.2%	82.9%	75.3%	72.5%
% of concluded courses where treatment was abandoned or discontinued	2	21	9.5%	9.5%	8.9%	9.1%
% of patients satisfied with the treatment they have received	0	0	N/A	94.4%	96.5%	95.8%

* Figures in italics indicate that the base number is less than 100.

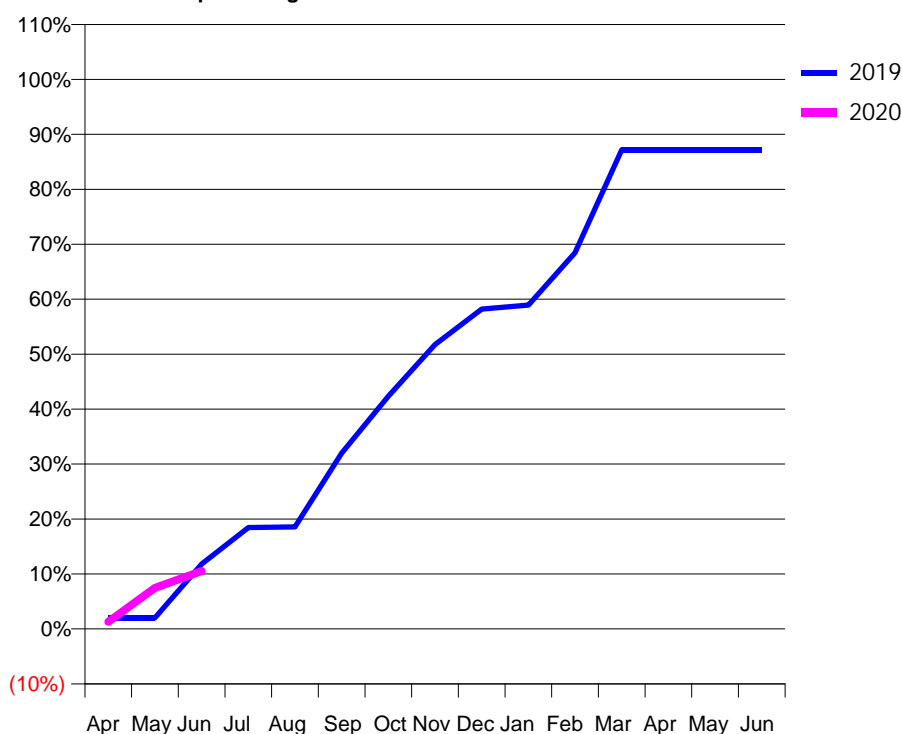
Q52 - Vital Signs Orthodontic At a Glance Contract Report for 143839/0001 - June 2019

Name or company name	Belle Isle Family Dental Practice	19/20 Contracted general activity (UDA)	14,200
Contract type name	GDS Contract	Carry forward general activity (UDA)	0
Purpose of contract	General and Orthodontic	19/20 Contracted orthodontic activity (UOA)	694
Contract start date	01/12/2014	Carry forward orthodontic activity (UOA)	0
Contract end date		Baseline contract value	£445,537.46

ACCESS	Contract	England and Wales
24 month ratio of assessments to patient IDs	1.12	1.08

ACTIVITY	Contract
Contract assess and fit appliances (case starts) as a percentage of Area Team case starts	0.4 %

Cumulative percentage of contracted UOA delivered 2019 & 2020



Month	Adjusted Scheduled Activity (UOA)		
	2018	2019	2020
April	23	14	9
May	107	14	52
June	154	82	73
July	265	128	
August	286	129	
September	288	222	
October	373	294	
November	375	359	
December	375	404	
January	444	409	
February	487	475	
March	571	605	
April	676	605	
May	697	605	
June	720	605	

QUANTITY METRICS (rolling 12 month period)

	Contract Quantity	Contract Base Number	Contract *	Area Team	Region	England
% of all assessments that were assess and fit appliances (case starts)	28	73	38.4%	56.0%	62.2%	58.2%
% of all assessments that were assess and refuse	26	73	35.6%	13.8%	11.4%	12.4%
% of all assessments that were assess and review	19	73	26.0%	30.2%	26.4%	29.4%
% of case starts with a reported IOTN of 3 and Aesthetic Component of 5 or below	0	28	<i>N/A</i>	0.0%	0.1%	0.1%
% of case starts with a reported IOTN of 3 and Aesthetic Component of 6 or above	4	28	14.3%	1.0%	3.6%	3.9%
% of case starts with a reported IOTN of 4	24	28	85.7%	78.3%	79.2%	77.7%
% of case starts with a reported IOTN of 5	0	28	<i>N/A</i>	20.1%	16.5%	16.7%
% of concluded courses in receipt of dual-arch fixed appliances	7	24	29.2%	82.9%	75.3%	72.5%
% of concluded courses where treatment was abandoned or discontinued	0	24	0.0%	9.5%	8.9%	9.1%
% of patients satisfied with the treatment they have received	0	0	<i>N/A</i>	94.4%	96.5%	95.8%

* Figures in italics indicate that the base number is less than 100.

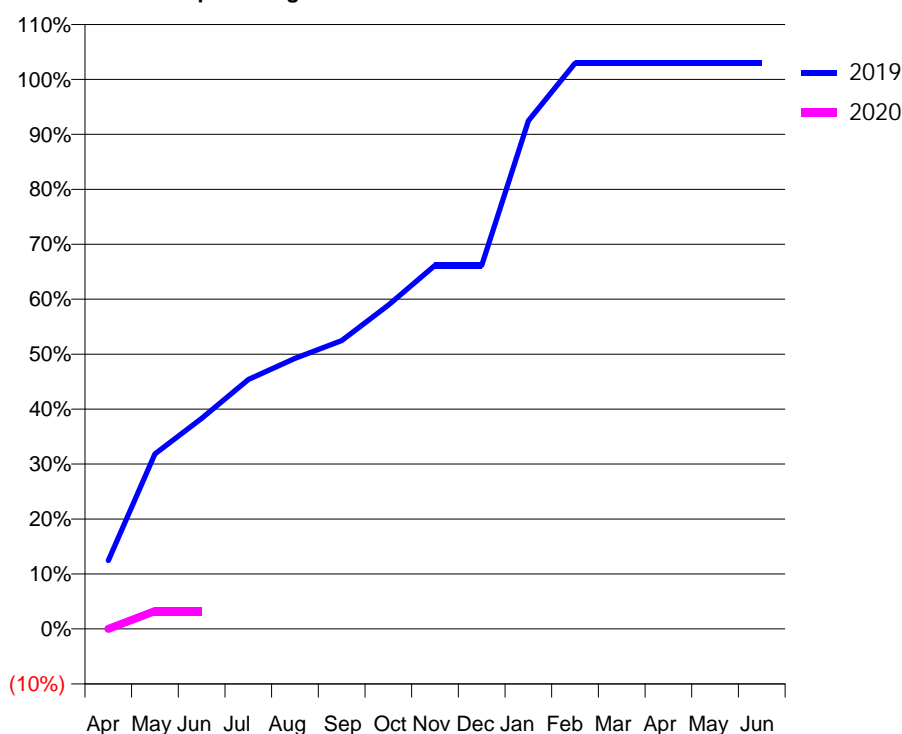
Q52 - Vital Signs Orthodontic At a Glance Contract Report for 151211/0001 - June 2019

Name or company name	Milne, Spencer & Harris Dental Surgeons	19/20 Contracted general activity (UDA)	22,000
Contract type name	GDS Contract	Carry forward general activity (UDA)	0
Purpose of contract	General and Orthodontic	19/20 Contracted orthodontic activity (UOA)	650
Contract start date	01/04/2010	Carry forward orthodontic activity (UOA)	0
Contract end date		Baseline contract value	£779,795.70

ACCESS	Contract	England and Wales
24 month ratio of assessments to patient IDs	1.00	1.08

ACTIVITY	Contract
Contract assess and fit appliances (case starts) as a percentage of Area Team case starts	0.4 %

Cumulative percentage of contracted UOA delivered 2019 & 2020



Month	Adjusted Scheduled Activity (UOA)		
	2018	2019	2020
April	6	81	0
May	94	207	21
June	200	249	21
July	351	295	
August	415	320	
September	500	341	
October	563	383	
November	649	430	
December	649	430	
January	650	601	
February	671	669	
March	672	669	
April	672	669	
May	672	669	
June	672	669	

QUANTITY METRICS (rolling 12 month period)

	Contract Quantity	Contract Base Number	Contract *	Area Team	Region	England
% of all assessments that were assess and fit appliances (case starts)	24	27	88.9%	56.0%	62.2%	58.2%
% of all assessments that were assess and refuse	3	27	11.1%	13.8%	11.4%	12.4%
% of all assessments that were assess and review	0	27	0.0%	30.2%	26.4%	29.4%
% of case starts with a reported IOTN of 3 and Aesthetic Component of 5 or below	0	24	<i>N/A</i>	0.0%	0.1%	0.1%
% of case starts with a reported IOTN of 3 and Aesthetic Component of 6 or above	1	24	4.2%	1.0%	3.6%	3.9%
% of case starts with a reported IOTN of 4	22	24	91.7%	78.3%	79.2%	77.7%
% of case starts with a reported IOTN of 5	1	24	4.2%	20.1%	16.5%	16.7%
% of concluded courses in receipt of dual-arch fixed appliances	5	15	33.3%	82.9%	75.3%	72.5%
% of concluded courses where treatment was abandoned or discontinued	4	15	26.7%	9.5%	8.9%	9.1%
% of patients satisfied with the treatment they have received	0	0	<i>N/A</i>	94.4%	96.5%	95.8%

* Figures in italics indicate that the base number is less than 100.

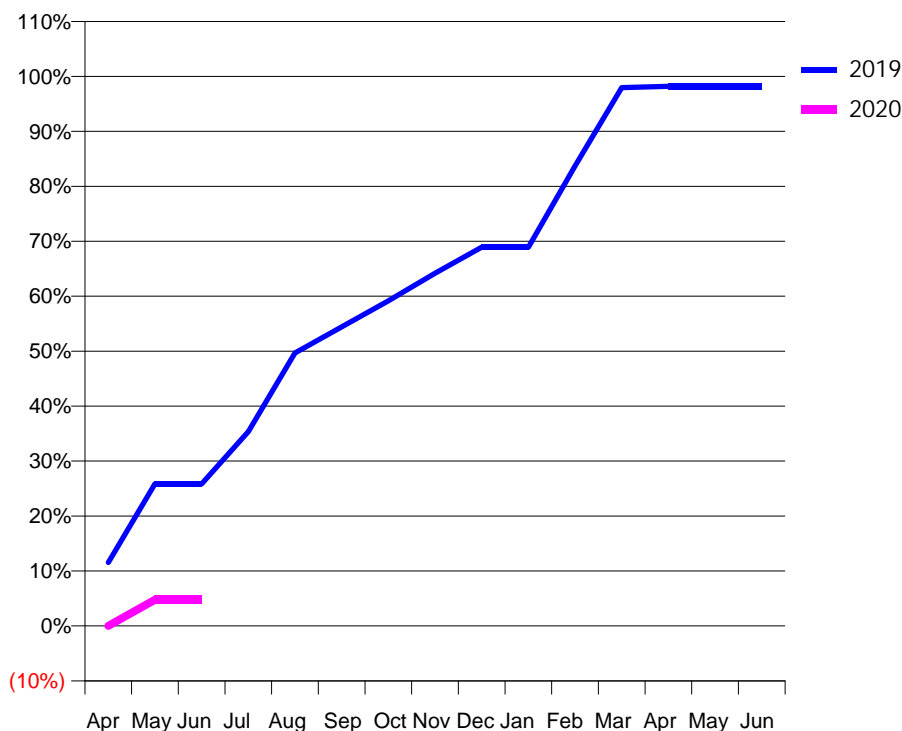
Q52 - Vital Signs Orthodontic At a Glance Contract Report for 151211/0002 - June 2019

Name or company name	Milne, Spencer & Harris Dental Surgeons	19/20 Contracted general activity (UDA)	11,795
Contract type name	GDS Contract	Carry forward general activity (UDA)	0
Purpose of contract	General and Orthodontic	19/20 Contracted orthodontic activity (UOA)	441
Contract start date	01/04/2010	Carry forward orthodontic activity (UOA)	0
Contract end date		Baseline contract value	£414,296.85

ACCESS	Contract	England and Wales
24 month ratio of assessments to patient IDs	1.04	1.08

ACTIVITY	Contract
Contract assess and fit appliances (case starts) as a percentage of Area Team case starts	0.2 %

Cumulative percentage of contracted UOA delivered 2019 & 2020



Month	Adjusted Scheduled Activity (UOA)		
	2018	2019	2020
April	31	51	0
May	31	114	21
June	31	114	21
July	75	156	
August	118	219	
September	141	240	
October	141	261	
November	163	283	
December	269	304	
January	421	304	
February	443	369	
March	465	432	
April	465	433	
May	465	433	
June	465	433	

QUANTITY METRICS (rolling 12 month period)

	Contract Quantity	Contract Base Number	Contract *	Area Team	Region	England
% of all assessments that were assess and fit appliances (case starts)	16	18	88.9%	56.0%	62.2%	58.2%
% of all assessments that were assess and refuse	0	18	0.0%	13.8%	11.4%	12.4%
% of all assessments that were assess and review	2	18	11.1%	30.2%	26.4%	29.4%
% of case starts with a reported IOTN of 3 and Aesthetic Component of 5 or below	0	16	N/A	0.0%	0.1%	0.1%
% of case starts with a reported IOTN of 3 and Aesthetic Component of 6 or above	0	16	N/A	1.0%	3.6%	3.9%
% of case starts with a reported IOTN of 4	15	16	93.8%	78.3%	79.2%	77.7%
% of case starts with a reported IOTN of 5	1	16	6.3%	20.1%	16.5%	16.7 %
% of concluded courses in receipt of dual-arch fixed appliances	6	9	66.7%	82.9%	75.3%	72.5%
% of concluded courses where treatment was abandoned or discontinued	0	9	0.0%	9.5%	8.9%	9.1%
% of patients satisfied with the treatment they have received	0	0	N/A	94.4%	96.5%	95.8%

* Figures in italics indicate that the base number is less than 100.

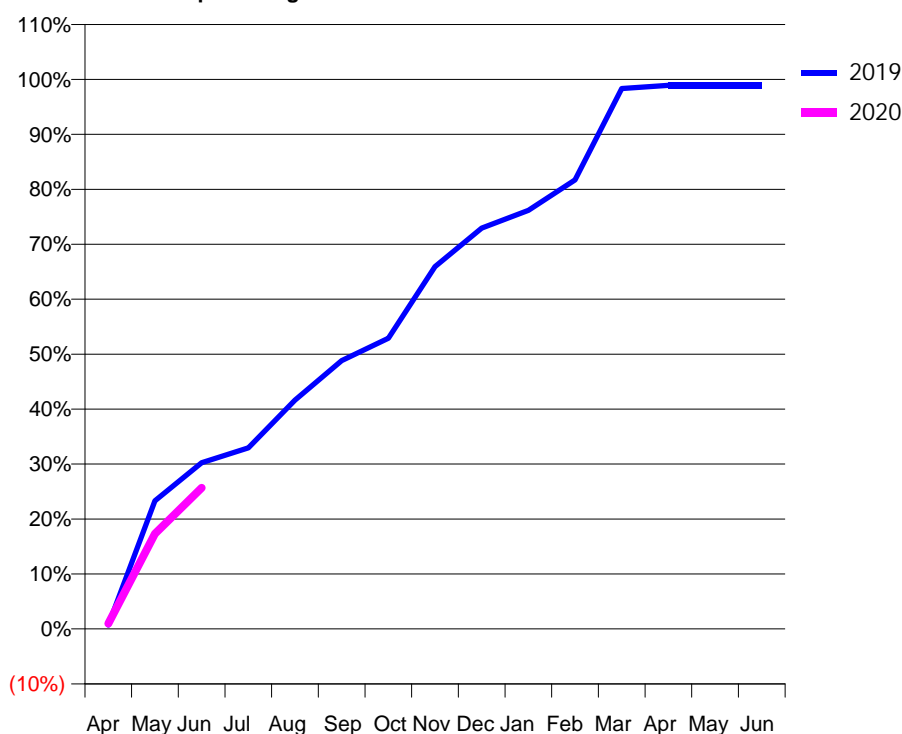
Q52 - Vital Signs Orthodontic At a Glance Contract Report for 162965/0002 - June 2019

Name or company name	Clarendon Dental Spa (Leeds) Ltd	19/20 Contracted general activity (UDA)	0
Contract type name	PDS Contract	Carry forward general activity (UDA)	0
Purpose of contract	Orthodontic	19/20 Contracted orthodontic activity (UOA)	4,315
Contract start date	01/10/2010	Carry forward orthodontic activity (UOA)	0
Contract end date	30/09/2020	Baseline contract value	£279,293.42

ACCESS	Contract	England and Wales
24 month ratio of assessments to patient IDs	1.05	1.08

ACTIVITY	Contract
Contract assess and fit appliances (case starts) as a percentage of Area Team case starts	2.9 %

Cumulative percentage of contracted UOA delivered 2019 & 2020



Month	Adjusted Scheduled Activity (UOA)		
	2018	2019	2020
April	30	31	42
May	417	1,006	747
June	638	1,305	1,108
July	983	1,423	
August	1,245	1,796	
September	1,439	2,107	
October	1,959	2,282	
November	2,323	2,845	
December	2,584	3,147	
January	2,890	3,286	
February	3,510	3,525	
March	4,281	4,243	
April	4,281	4,268	
May	4,282	4,268	
June	4,282	4,268	

QUANTITY METRICS (rolling 12 month period)

	Contract Quantity	Contract Base Number	Contract *	Area Team	Region	England
% of all assessments that were assess and fit appliances (case starts)	191	336	56.8%	56.0%	62.2%	58.2%
% of all assessments that were assess and refuse	82	336	24.4%	13.8%	11.4%	12.4%
% of all assessments that were assess and review	63	336	18.8%	30.2%	26.4%	29.4%
% of case starts with a reported IOTN of 3 and Aesthetic Component of 5 or below	0	191	N/A	0.0%	0.1%	0.1%
% of case starts with a reported IOTN of 3 and Aesthetic Component of 6 or above	0	191	N/A	1.0%	3.6%	3.9%
% of case starts with a reported IOTN of 4	163	191	85.3%	78.3%	79.2%	77.7%
% of case starts with a reported IOTN of 5	27	191	14.1%	20.1%	16.5%	16.7 %
% of concluded courses in receipt of dual-arch fixed appliances	132	222	59.5%	82.9%	75.3%	72.5%
% of concluded courses where treatment was abandoned or discontinued	25	222	11.3%	9.5%	8.9%	9.1%
% of patients satisfied with the treatment they have received	0	0	N/A	94.4%	96.5%	95.8%

* Figures in italics indicate that the base number is less than 100.

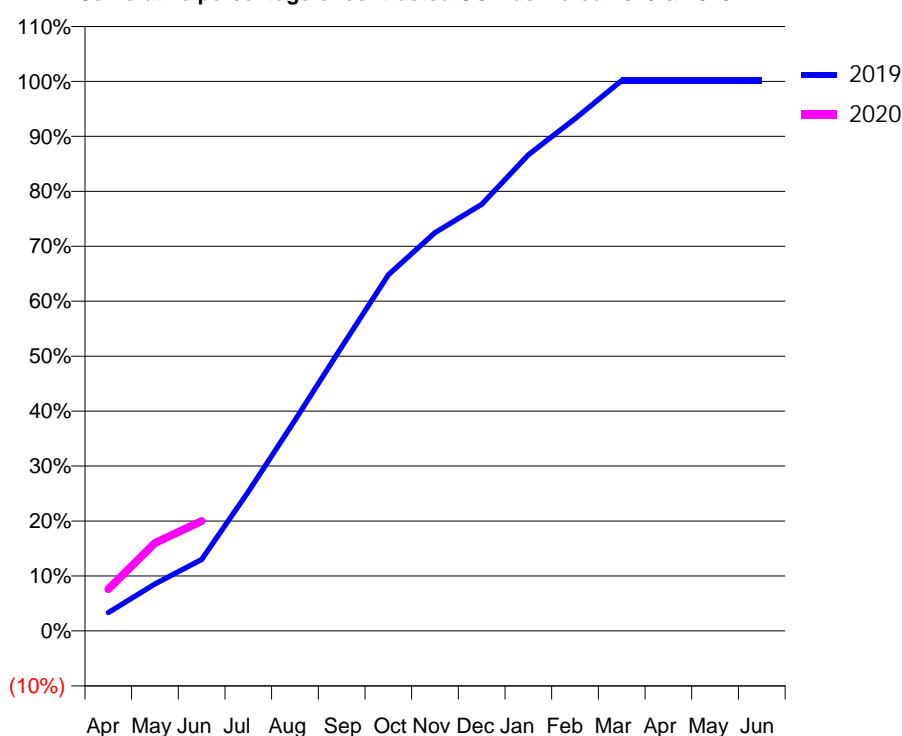
Q52 - Vital Signs Orthodontic At a Glance Contract Report for 183652/0002 - June 2019

Name or company name	Haricover Limited	19/20 Contracted general activity (UDA)	0
Contract type name	PDS Contract	Carry forward general activity (UDA)	0
Purpose of contract	Orthodontic	19/20 Contracted orthodontic activity (UOA)	19,657
Contract start date	01/05/2015	Carry forward orthodontic activity (UOA)	0
Contract end date	31/08/2020	Baseline contract value	£1,264,269.83

ACCESS	Contract	England and Wales
24 month ratio of assessments to patient IDs	1.00	1.08

ACTIVITY	Contract
Contract assess and fit appliances (case starts) as a percentage of Area Team case starts	15.2 %

Cumulative percentage of contracted UOA delivered 2019 & 2020



Month	Adjusted Scheduled Activity (UOA)		
	2018	2019	2020
April	127	654	1,495
May	1,755	1,681	3,145
June	3,553	2,559	3,932
July	5,603	4,981	
August	7,024	7,539	
September	8,814	10,158	
October	9,593	12,738	
November	10,882	14,246	
December	12,759	15,259	
January	13,602	17,030	
February	15,653	18,318	
March	19,224	19,687	
April	19,674	19,691	
May	19,737	19,691	
June	19,737	19,691	

QUANTITY METRICS (rolling 12 month period)

	Contract Quantity	Contract Base Number	Contract *	Area Team	Region	England
% of all assessments that were assess and fit appliances (case starts)	1,012	1,095	92.4%	56.0%	62.2%	58.2%
% of all assessments that were assess and refuse	55	1,095	5.0%	13.8%	11.4%	12.4%
% of all assessments that were assess and review	28	1,095	2.6%	30.2%	26.4%	29.4%
% of case starts with a reported IOTN of 3 and Aesthetic Component of 5 or below	0	1,012	N/A	0.0%	0.1%	0.1%
% of case starts with a reported IOTN of 3 and Aesthetic Component of 6 or above	14	1,012	1.4%	1.0%	3.6%	3.9%
% of case starts with a reported IOTN of 4	748	1,012	73.9%	78.3%	79.2%	77.7%
% of case starts with a reported IOTN of 5	248	1,012	24.5%	20.1%	16.5%	16.7 %
% of concluded courses in receipt of dual-arch fixed appliances	609	765	79.6%	82.9%	75.3%	72.5%
% of concluded courses where treatment was abandoned or discontinued	61	765	8.0%	9.5%	8.9%	9.1%
% of patients satisfied with the treatment they have received	7	7	100.0%	94.4%	96.5%	95.8%

* Figures in italics indicate that the base number is less than 100.

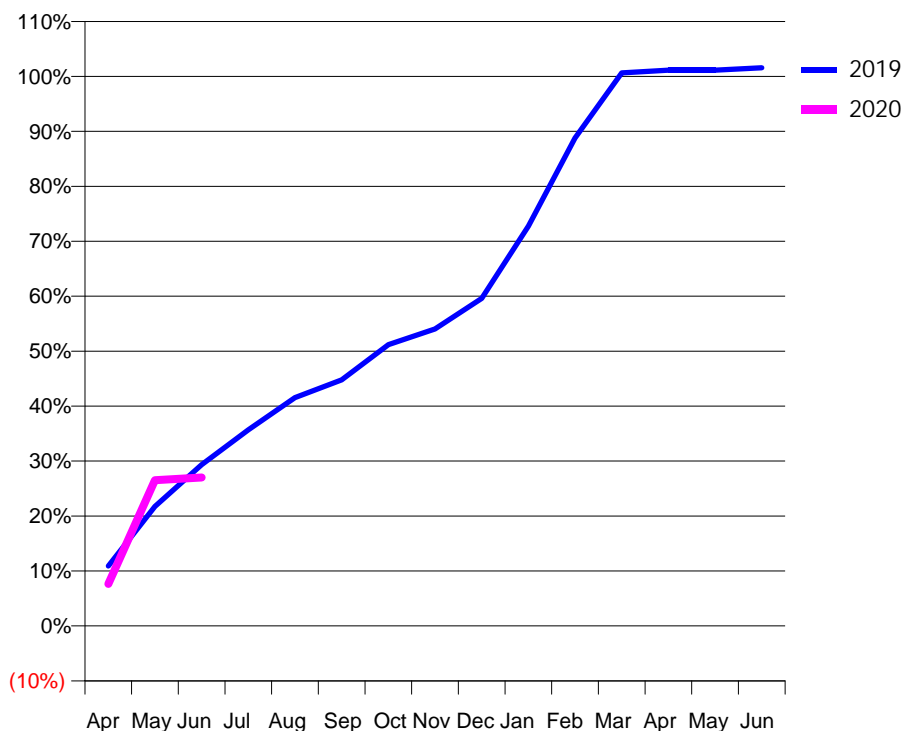
Q52 - Vital Signs Orthodontic At a Glance Contract Report for 188115/0001 - June 2019

Name or company name	St Michaels Orthodontics Ltd	19/20 Contracted general activity (UDA)	0
Contract type name	PDS Contract	Carry forward general activity (UDA)	0
Purpose of contract	Orthodontic	19/20 Contracted orthodontic activity (UOA)	4,709
Contract start date	01/07/2010	Carry forward orthodontic activity (UOA)	0
Contract end date	31/08/2020	Baseline contract value	£302,870.17

ACCESS	Contract	England and Wales
24 month ratio of assessments to patient IDs	1.01	1.08

ACTIVITY	Contract
Contract assess and fit appliances (case starts) as a percentage of Area Team case starts	3.3 %

Cumulative percentage of contracted UOA delivered 2019 & 2020



Month	Adjusted Scheduled Activity (UOA)		
	2018	2019	2020
April	511	514	360
May	764	1,025	1,248
June	938	1,382	1,273
July	1,706	1,680	
August	2,401	1,956	
September	2,719	2,109	
October	3,232	2,411	
November	3,654	2,544	
December	4,265	2,806	
January	4,518	3,427	
February	4,652	4,181	
March	4,695	4,738	
April	4,739	4,762	
May	4,739	4,762	
June	4,739	4,783	

QUANTITY METRICS (rolling 12 month period)

	Contract Quantity	Contract Base Number	Contract *	Area Team	Region	England
% of all assessments that were assess and fit appliances (case starts)	222	305	72.8%	56.0%	62.2%	58.2%
% of all assessments that were assess and refuse	63	305	20.7%	13.8%	11.4%	12.4%
% of all assessments that were assess and review	20	305	6.6%	30.2%	26.4%	29.4%
% of case starts with a reported IOTN of 3 and Aesthetic Component of 5 or below	0	222	N/A	0.0%	0.1%	0.1%
% of case starts with a reported IOTN of 3 and Aesthetic Component of 6 or above	9	222	4.1%	1.0%	3.6%	3.9%
% of case starts with a reported IOTN of 4	183	222	82.4%	78.3%	79.2%	77.7%
% of case starts with a reported IOTN of 5	29	222	13.1%	20.1%	16.5%	16.7 %
% of concluded courses in receipt of dual-arch fixed appliances	203	233	87.1%	82.9%	75.3%	72.5%
% of concluded courses where treatment was abandoned or discontinued	15	233	6.4%	9.5%	8.9%	9.1%
% of patients satisfied with the treatment they have received	1	1	100.0%	94.4%	96.5%	95.8%

* Figures in italics indicate that the base number is less than 100.

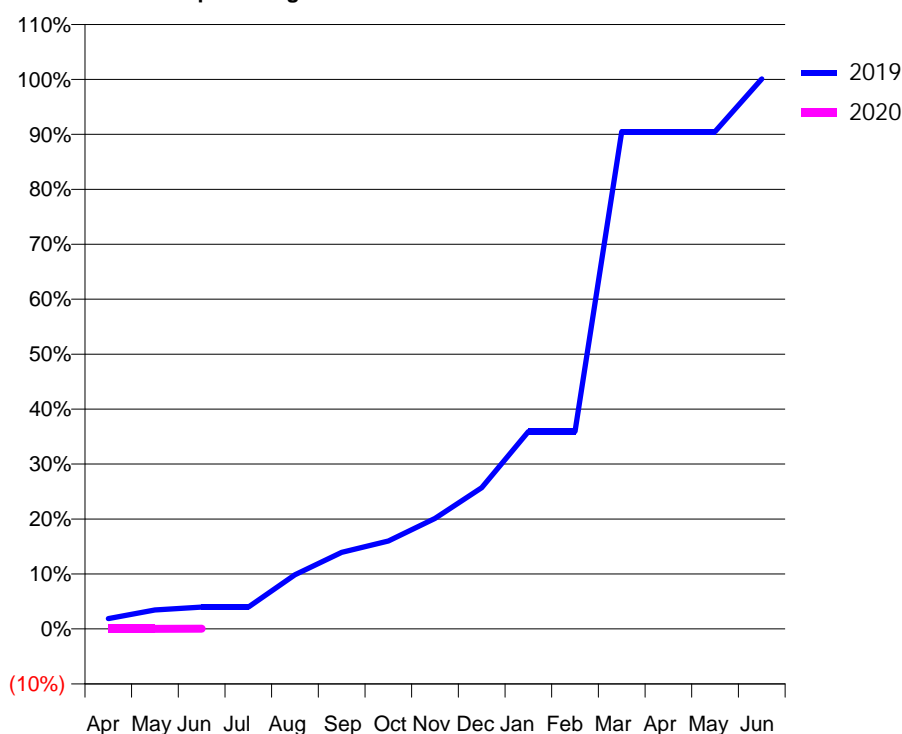
Q52 - Vital Signs Orthodontic At a Glance Contract Report for 189669/0001 - June 2019

Name or company name	NSS Properties Ltd	19/20 Contracted general activity (UDA)	0
Contract type name	PDS Contract	Carry forward general activity (UDA)	0
Purpose of contract	Orthodontic	19/20 Contracted orthodontic activity (UOA)	4,189
Contract start date	01/04/2011	Carry forward orthodontic activity (UOA)	0
Contract end date	31/03/2020	Baseline contract value	£271,954.52

ACCESS	Contract	England and Wales
24 month ratio of assessments to patient IDs	1.01	1.08

ACTIVITY	Contract
Contract assess and fit appliances (case starts) as a percentage of Area Team case starts	2.8 %

Cumulative percentage of contracted UOA delivered 2019 & 2020



Month	Adjusted Scheduled Activity (UOA)		
	2018	2019	2020
April	-83	79	0
May	1	145	0
June	2	167	2
July	25	167	
August	120	413	
September	259	584	
October	399	670	
November	621	842	
December	832	1,077	
January	1,193	1,505	
February	1,321	1,505	
March	1,321	3,791	
April	4,184	3,791	
May	4,184	3,791	
June	4,268	4,193	

QUANTITY METRICS (rolling 12 month period)

	Contract Quantity	Contract Base Number	Contract *	Area Team	Region	England
% of all assessments that were assess and fit appliances (case starts)	189	232	81.5%	56.0%	62.2%	58.2%
% of all assessments that were assess and refuse	11	232	4.7%	13.8%	11.4%	12.4%
% of all assessments that were assess and review	32	232	13.8%	30.2%	26.4%	29.4%
% of case starts with a reported IOTN of 3 and Aesthetic Component of 5 or below	0	189	N/A	0.0%	0.1%	0.1%
% of case starts with a reported IOTN of 3 and Aesthetic Component of 6 or above	0	189	N/A	1.0%	3.6%	3.9%
% of case starts with a reported IOTN of 4	163	189	86.2%	78.3%	79.2%	77.7%
% of case starts with a reported IOTN of 5	25	189	13.2%	20.1%	16.5%	16.7 %
% of concluded courses in receipt of dual-arch fixed appliances	131	139	94.2%	82.9%	75.3%	72.5%
% of concluded courses where treatment was abandoned or discontinued	5	139	3.6%	9.5%	8.9%	9.1%
% of patients satisfied with the treatment they have received	3	3	100.0%	94.4%	96.5%	95.8%

* Figures in italics indicate that the base number is less than 100.

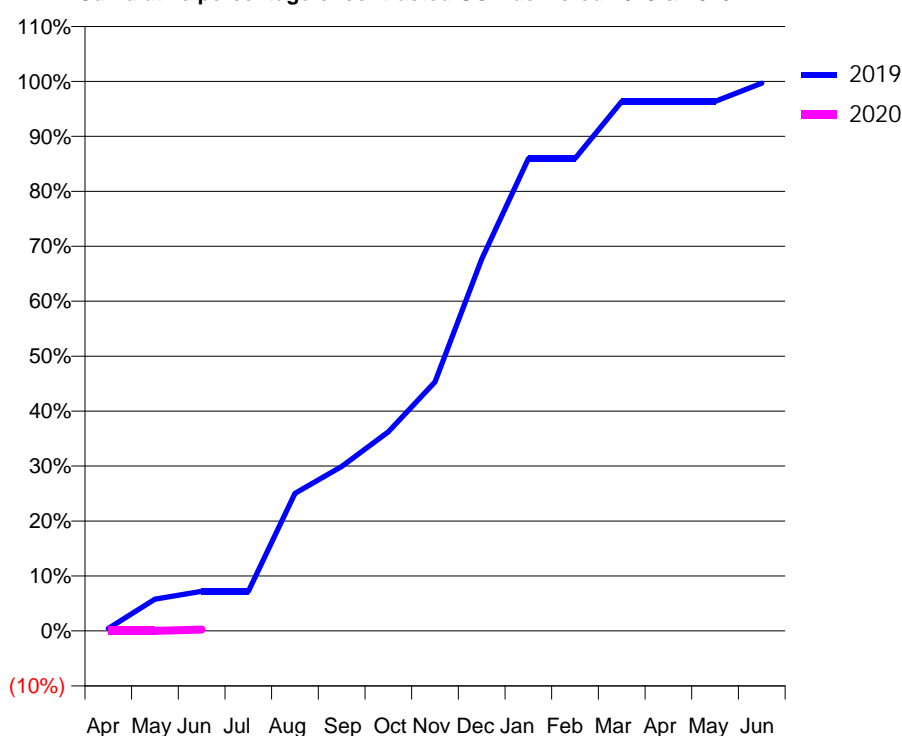
Q52 - Vital Signs Orthodontic At a Glance Contract Report for 189669/0003 - June 2019

Name or company name	NSS Properties Ltd	19/20 Contracted general activity (UDA)	0
Contract type name	PDS Contract	Carry forward general activity (UDA)	0
Purpose of contract	Orthodontic	19/20 Contracted orthodontic activity (UOA)	3,148
Contract start date	01/04/2011	Carry forward orthodontic activity (UOA)	0
Contract end date	31/03/2020	Baseline contract value	£190,513.66

ACCESS	Contract	England and Wales
24 month ratio of assessments to patient IDs	1.01	1.08

ACTIVITY	Contract
Contract assess and fit appliances (case starts) as a percentage of Area Team case starts	2.0 %

Cumulative percentage of contracted UOA delivered 2019 & 2020



Month	Adjusted Scheduled Activity (UOA)		
	2018	2019	2020
April	-103	14	0
May	-17	182	0
June	48	227	8
July	118	227	
August	248	788	
September	389	942	
October	599	1,141	
November	1,160	1,426	
December	1,604	2,130	
January	2,328	2,706	
February	2,756	2,706	
March	2,756	3,033	
April	3,141	3,033	
May	3,141	3,033	
June	3,162	3,138	

QUANTITY METRICS (rolling 12 month period)

	Contract Quantity	Contract Base Number	Contract *	Area Team	Region	England
% of all assessments that were assess and fit appliances (case starts)	135	226	59.7%	56.0%	62.2%	58.2%
% of all assessments that were assess and refuse	24	226	10.6%	13.8%	11.4%	12.4%
% of all assessments that were assess and review	67	226	29.6%	30.2%	26.4%	29.4%
% of case starts with a reported IOTN of 3 and Aesthetic Component of 5 or below	0	135	N/A	0.0%	0.1%	0.1%
% of case starts with a reported IOTN of 3 and Aesthetic Component of 6 or above	0	135	N/A	1.0%	3.6%	3.9%
% of case starts with a reported IOTN of 4	125	135	92.6%	78.3%	79.2%	77.7%
% of case starts with a reported IOTN of 5	8	135	5.9%	20.1%	16.5%	16.7 %
% of concluded courses in receipt of dual-arch fixed appliances	78	84	92.9%	82.9%	75.3%	72.5%
% of concluded courses where treatment was abandoned or discontinued	5	84	6.0%	9.5%	8.9%	9.1%
% of patients satisfied with the treatment they have received	1	1	100.0%	94.4%	96.5%	95.8%

* Figures in italics indicate that the base number is less than 100.

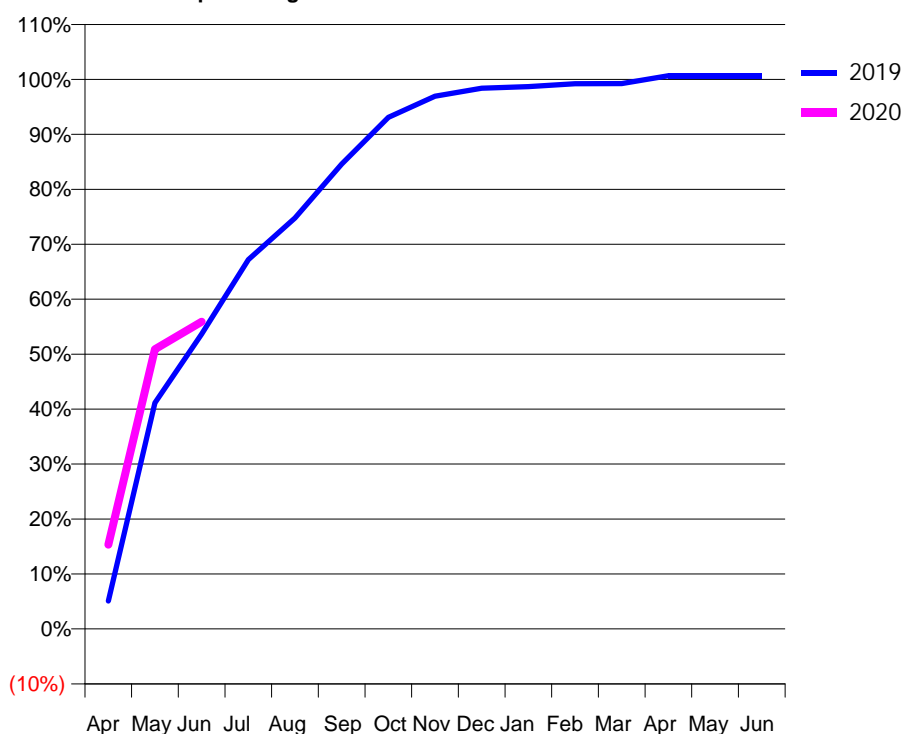
Q52 - Vital Signs Orthodontic At a Glance Contract Report for 264539/0002 - June 2019

Name or company name	MR DI PETRUCCI	19/20 Contracted general activity (UDA)	0
Contract type name	PDS Contract	Carry forward general activity (UDA)	0
Purpose of contract	Orthodontic	19/20 Contracted orthodontic activity (UOA)	13,287
Contract start date	03/11/2014	Carry forward orthodontic activity (UOA)	0
Contract end date	30/06/2020	Baseline contract value	£740,735.30

ACCESS	Contract	England and Wales
24 month ratio of assessments to patient IDs	1.02	1.08

ACTIVITY	Contract
Contract assess and fit appliances (case starts) as a percentage of Area Team case starts	9.2 %

Cumulative percentage of contracted UOA delivered 2019 & 2020



Month	Adjusted Scheduled Activity (UOA)		
	2018	2019	2020
April	2,261	676	2,040
May	5,866	5,466	6,764
June	7,630	7,131	7,427
July	9,341	8,930	
August	10,084	9,935	
September	11,103	11,240	
October	11,850	12,371	
November	12,745	12,879	
December	13,091	13,073	
January	13,411	13,112	
February	13,493	13,178	
March	13,549	13,187	
April	13,626	13,372	
May	13,647	13,372	
June	13,647	13,372	

QUANTITY METRICS (rolling 12 month period)

	Contract Quantity	Contract Base Number	Contract *	Area Team	Region	England
% of all assessments that were assess and fit appliances (case starts)	613	1,451	42.2%	56.0%	62.2%	58.2%
% of all assessments that were assess and refuse	337	1,451	23.2%	13.8%	11.4%	12.4%
% of all assessments that were assess and review	501	1,451	34.5%	30.2%	26.4%	29.4%
% of case starts with a reported IOTN of 3 and Aesthetic Component of 5 or below	0	613	N/A	0.0%	0.1%	0.1%
% of case starts with a reported IOTN of 3 and Aesthetic Component of 6 or above	0	613	N/A	1.0%	3.6%	3.9%
% of case starts with a reported IOTN of 4	432	613	70.5%	78.3%	79.2%	77.7%
% of case starts with a reported IOTN of 5	179	613	29.2%	20.1%	16.5%	16.7 %
% of concluded courses in receipt of dual-arch fixed appliances	433	626	69.2%	82.9%	75.3%	72.5%
% of concluded courses where treatment was abandoned or discontinued	76	626	12.1%	9.5%	8.9%	9.1%
% of patients satisfied with the treatment they have received	3	3	100.0%	94.4%	96.5%	95.8%

* Figures in italics indicate that the base number is less than 100.

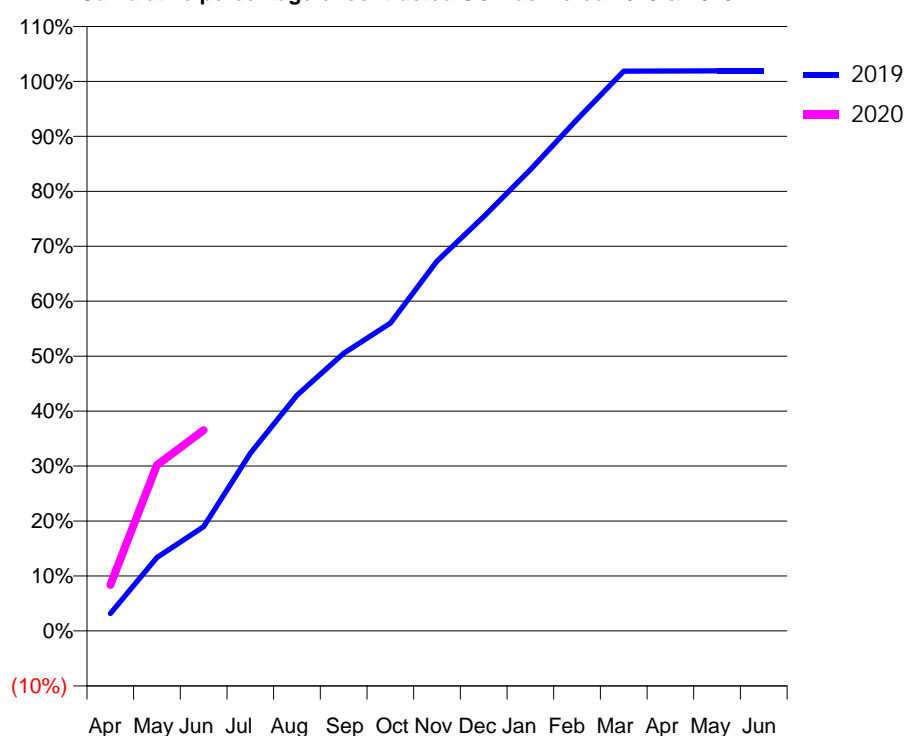
Q52 - Vital Signs Orthodontic At a Glance Contract Report for 318574/0001 - June 2019

Name or company name	MR AI TAYLOR	19/20 Contracted general activity (UDA)	0
Contract type name	PDS Contract	Carry forward general activity (UDA)	0
Purpose of contract	Orthodontic	19/20 Contracted orthodontic activity (UOA)	5,608
Contract start date	01/04/2006	Carry forward orthodontic activity (UOA)	0
Contract end date	31/03/2020	Baseline contract value	£368,948.30

ACCESS	Contract	England and Wales
24 month ratio of assessments to patient IDs	1.05	1.08

ACTIVITY	Contract
Contract assess and fit appliances (case starts) as a percentage of Area Team case starts	4.6 %

Cumulative percentage of contracted UOA delivered 2019 & 2020



Month	Adjusted Scheduled Activity (UOA)		
	2018	2019	2020
April	128	177	470
May	648	749	1,692
June	960	1,064	2,049
July	1,536	1,813	
August	1,886	2,406	
September	2,465	2,833	
October	2,930	3,141	
November	3,625	3,773	
December	4,125	4,228	
January	4,526	4,708	
February	4,731	5,218	
March	5,474	5,712	
April	5,663	5,714	
May	5,664	5,715	
June	5,665	5,715	

QUANTITY METRICS (rolling 12 month period)

	Contract Quantity	Contract Base Number	Contract *	Area Team	Region	England
% of all assessments that were assess and fit appliances (case starts)	305	658	46.4%	56.0%	62.2%	58.2%
% of all assessments that were assess and refuse	76	658	11.6%	13.8%	11.4%	12.4%
% of all assessments that were assess and review	277	658	42.1%	30.2%	26.4%	29.4%
% of case starts with a reported IOTN of 3 and Aesthetic Component of 5 or below	0	305	N/A	0.0%	0.1%	0.1%
% of case starts with a reported IOTN of 3 and Aesthetic Component of 6 or above	0	305	N/A	1.0%	3.6%	3.9%
% of case starts with a reported IOTN of 4	242	305	79.3%	78.3%	79.2%	77.7%
% of case starts with a reported IOTN of 5	59	305	19.3%	20.1%	16.5%	16.7 %
% of concluded courses in receipt of dual-arch fixed appliances	237	282	84.0%	82.9%	75.3%	72.5%
% of concluded courses where treatment was abandoned or discontinued	42	282	14.9%	9.5%	8.9%	9.1%
% of patients satisfied with the treatment they have received	1	1	100.0%	94.4%	96.5%	95.8%

* Figures in italics indicate that the base number is less than 100.

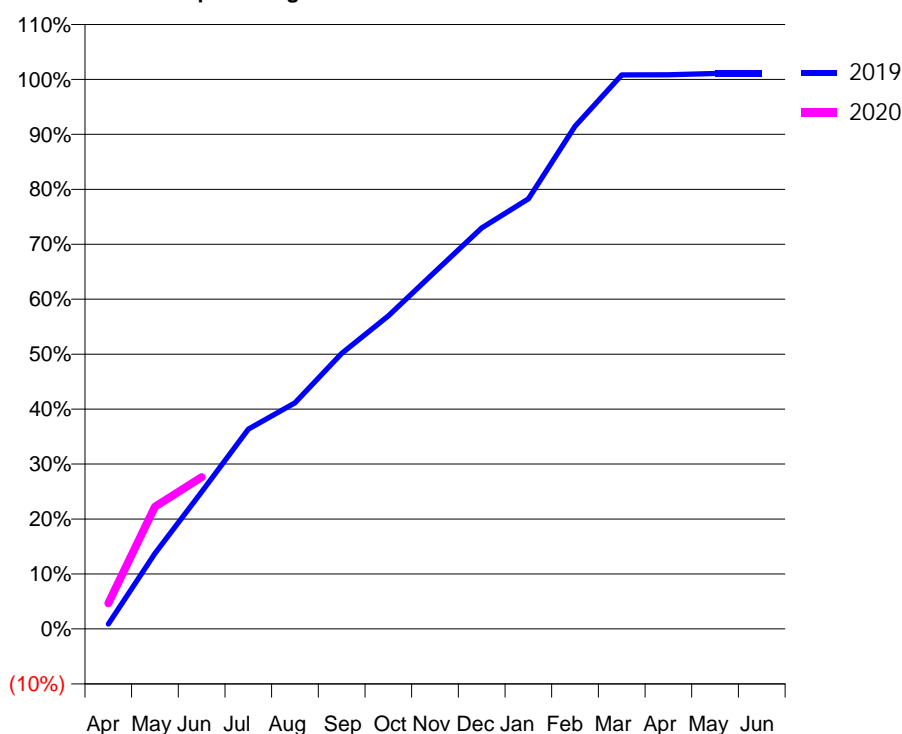
Q52 - Vital Signs Orthodontic At a Glance Contract Report for 575941/0001 - June 2019

Name or company name	MR MH PEARSON	19/20 Contracted general activity (UDA)	0
Contract type name	PDS Contract	Carry forward general activity (UDA)	0
Purpose of contract	Orthodontic	19/20 Contracted orthodontic activity (UOA)	21,111
Contract start date	01/06/2013	Carry forward orthodontic activity (UOA)	0
Contract end date	31/03/2020	Baseline contract value	£1,258,597.82

ACCESS	Contract	England and Wales
24 month ratio of assessments to patient IDs	1.01	1.08

ACTIVITY	Contract
Contract assess and fit appliances (case starts) as a percentage of Area Team case starts	14.5 %

Cumulative percentage of contracted UOA delivered 2019 & 2020



Month	Adjusted Scheduled Activity (UOA)		
	2018	2019	2020
April	2,028	185	987
May	3,963	2,902	4,693
June	6,904	5,262	5,830
July	8,813	7,677	
August	10,598	8,684	
September	11,980	10,588	
October	13,718	12,029	
November	16,374	13,722	
December	17,683	15,403	
January	18,251	16,523	
February	20,250	19,308	
March	21,051	21,281	
April	21,243	21,287	
May	21,264	21,335	
June	21,264	21,335	

QUANTITY METRICS (rolling 12 month period)

	Contract Quantity	Contract Base Number	Contract *	Area Team	Region	England
% of all assessments that were assess and fit appliances (case starts)	964	2,971	32.4%	56.0%	62.2%	58.2%
% of all assessments that were assess and refuse	338	2,971	11.4%	13.8%	11.4%	12.4%
% of all assessments that were assess and review	1,669	2,971	56.2%	30.2%	26.4%	29.4%
% of case starts with a reported IOTN of 3 and Aesthetic Component of 5 or below	0	964	N/A	0.0%	0.1%	0.1%
% of case starts with a reported IOTN of 3 and Aesthetic Component of 6 or above	13	964	1.3%	1.0%	3.6%	3.9%
% of case starts with a reported IOTN of 4	685	964	71.1%	78.3%	79.2%	77.7%
% of case starts with a reported IOTN of 5	261	964	27.1%	20.1%	16.5%	16.7 %
% of concluded courses in receipt of dual-arch fixed appliances	842	945	89.1%	82.9%	75.3%	72.5%
% of concluded courses where treatment was abandoned or discontinued	43	945	4.6%	9.5%	8.9%	9.1%
% of patients satisfied with the treatment they have received	13	14	92.9%	94.4%	96.5%	95.8%

* Figures in italics indicate that the base number is less than 100.

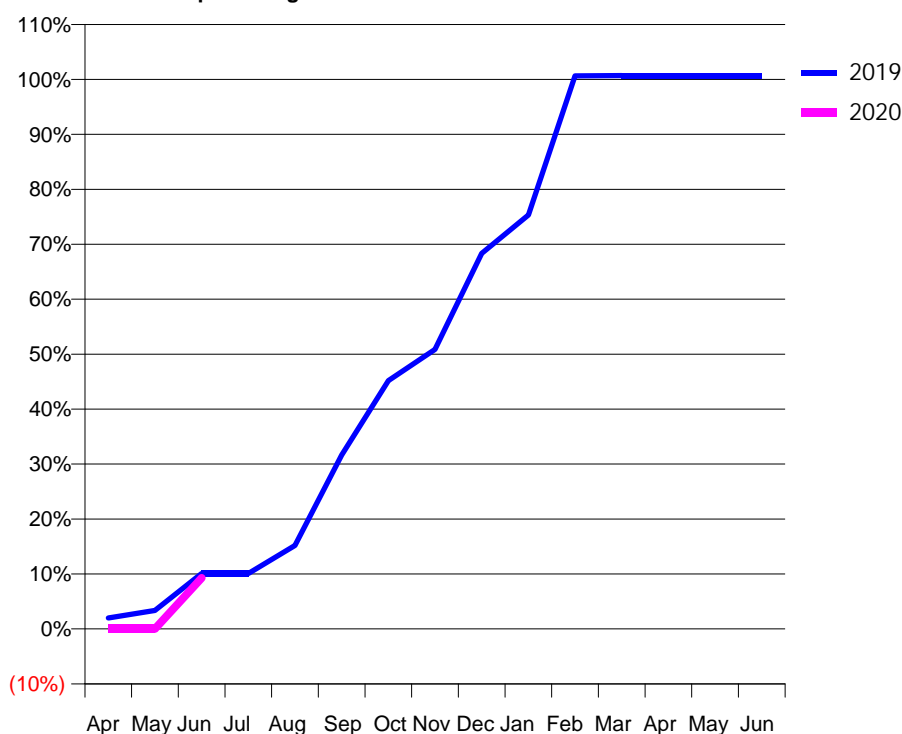
Q52 - Vital Signs Orthodontic At a Glance Contract Report for 632813/0001 - June 2019

Name or company name	MR JL SEDDON	19/20 Contracted general activity (UDA)	0
Contract type name	PDS Contract	Carry forward general activity (UDA)	0
Purpose of contract	Orthodontic	19/20 Contracted orthodontic activity (UOA)	2,261
Contract start date	01/04/2006	Carry forward orthodontic activity (UOA)	0
Contract end date	31/03/2020	Baseline contract value	£136,785.48

ACCESS	Contract	England and Wales
24 month ratio of assessments to patient IDs	1.08	1.08

ACTIVITY	Contract
Contract assess and fit appliances (case starts) as a percentage of Area Team case starts	1.6 %

Cumulative percentage of contracted UOA delivered 2019 & 2020



Month	Adjusted Scheduled Activity (UOA)		
	2018	2019	2020
April	-30	45	0
May	-30	76	0
June	-30	228	210
July	167	228	
August	395	343	
September	509	716	
October	509	1,022	
November	509	1,150	
December	1,122	1,545	
January	1,122	1,703	
February	1,525	2,275	
March	2,228	2,277	
April	2,336	2,277	
May	2,357	2,277	
June	2,380	2,277	

QUANTITY METRICS (rolling 12 month period)

	Contract Quantity	Contract Base Number	Contract *	Area Team	Region	England
% of all assessments that were assess and fit appliances (case starts)	107	245	43.7%	56.0%	62.2%	58.2%
% of all assessments that were assess and refuse	13	245	5.3%	13.8%	11.4%	12.4%
% of all assessments that were assess and review	125	245	51.0%	30.2%	26.4%	29.4%
% of case starts with a reported IOTN of 3 and Aesthetic Component of 5 or below	0	107	N/A	0.0%	0.1%	0.1%
% of case starts with a reported IOTN of 3 and Aesthetic Component of 6 or above	0	107	N/A	1.0%	3.6%	3.9%
% of case starts with a reported IOTN of 4	81	107	75.7%	78.3%	79.2%	77.7%
% of case starts with a reported IOTN of 5	26	107	24.3%	20.1%	16.5%	16.7 %
% of concluded courses in receipt of dual-arch fixed appliances	54	55	98.2%	82.9%	75.3%	72.5%
% of concluded courses where treatment was abandoned or discontinued	0	55	0.0%	9.5%	8.9%	9.1%
% of patients satisfied with the treatment they have received	0	0	N/A	94.4%	96.5%	95.8%

* Figures in italics indicate that the base number is less than 100.

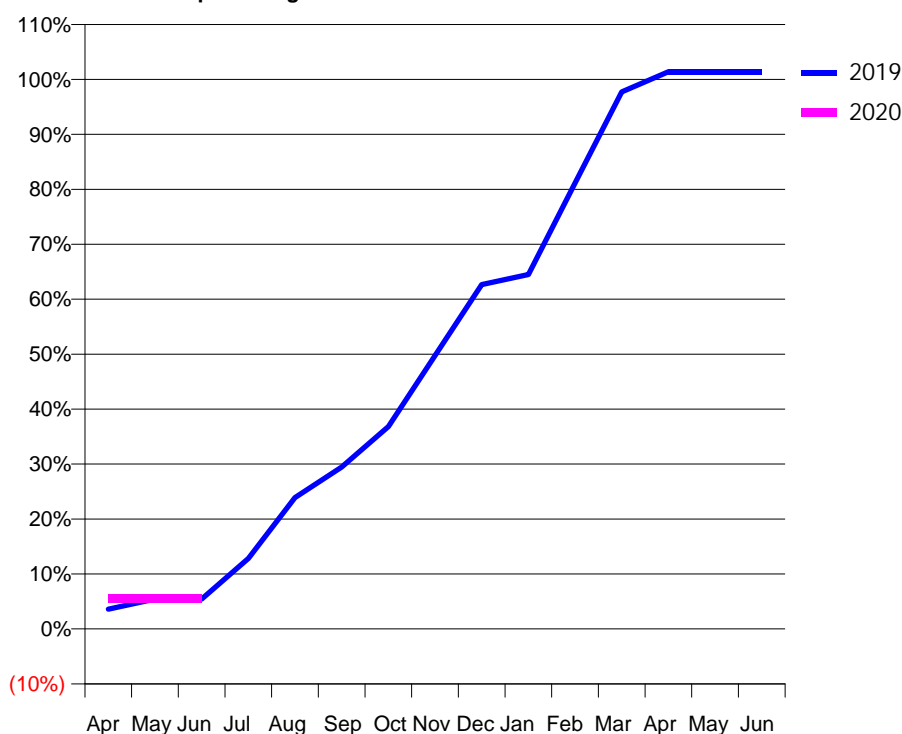
Q52 - Vital Signs Orthodontic At a Glance Contract Report for 751952/0002 - June 2019

Name or company name	MR DF SCHUTH	19/20 Contracted general activity (UDA)	0
Contract type name	PDS Contract	Carry forward general activity (UDA)	0
Purpose of contract	Orthodontic	19/20 Contracted orthodontic activity (UOA)	1,138
Contract start date	01/04/2006	Carry forward orthodontic activity (UOA)	0
Contract end date	31/08/2020	Baseline contract value	£73,219.09

ACCESS	Contract	England and Wales
24 month ratio of assessments to patient IDs	1.00	1.08

ACTIVITY	Contract
Contract assess and fit appliances (case starts) as a percentage of Area Team case starts	0.9 %

Cumulative percentage of contracted UOA delivered 2019 & 2020



Month	Adjusted Scheduled Activity (UOA)		
	2018	2019	2020
April	23	41	63
May	23	62	63
June	23	62	63
July	128	146	
August	191	272	
September	191	335	
October	212	419	
November	317	566	
December	422	713	
January	443	734	
February	527	923	
March	884	1,112	
April	1,158	1,154	
May	1,158	1,154	
June	1,158	1,154	

QUANTITY METRICS (rolling 12 month period)

	Contract Quantity	Contract Base Number	Contract *	Area Team	Region	England
% of all assessments that were assess and fit appliances (case starts)	62	62	100.0%	56.0%	62.2%	58.2%
% of all assessments that were assess and refuse	0	62	0.0%	13.8%	11.4%	12.4%
% of all assessments that were assess and review	0	62	0.0%	30.2%	26.4%	29.4%
% of case starts with a reported IOTN of 3 and Aesthetic Component of 5 or below	0	62	N/A	0.0%	0.1%	0.1%
% of case starts with a reported IOTN of 3 and Aesthetic Component of 6 or above	0	62	N/A	1.0%	3.6%	3.9%
% of case starts with a reported IOTN of 4	51	62	82.3%	78.3%	79.2%	77.7%
% of case starts with a reported IOTN of 5	11	62	17.7%	20.1%	16.5%	16.7%
% of concluded courses in receipt of dual-arch fixed appliances	29	88	33.0%	82.9%	75.3%	72.5%
% of concluded courses where treatment was abandoned or discontinued	55	88	62.5%	9.5%	8.9%	9.1%
% of patients satisfied with the treatment they have received	0	0	N/A	94.4%	96.5%	95.8%

* Figures in italics indicate that the base number is less than 100.

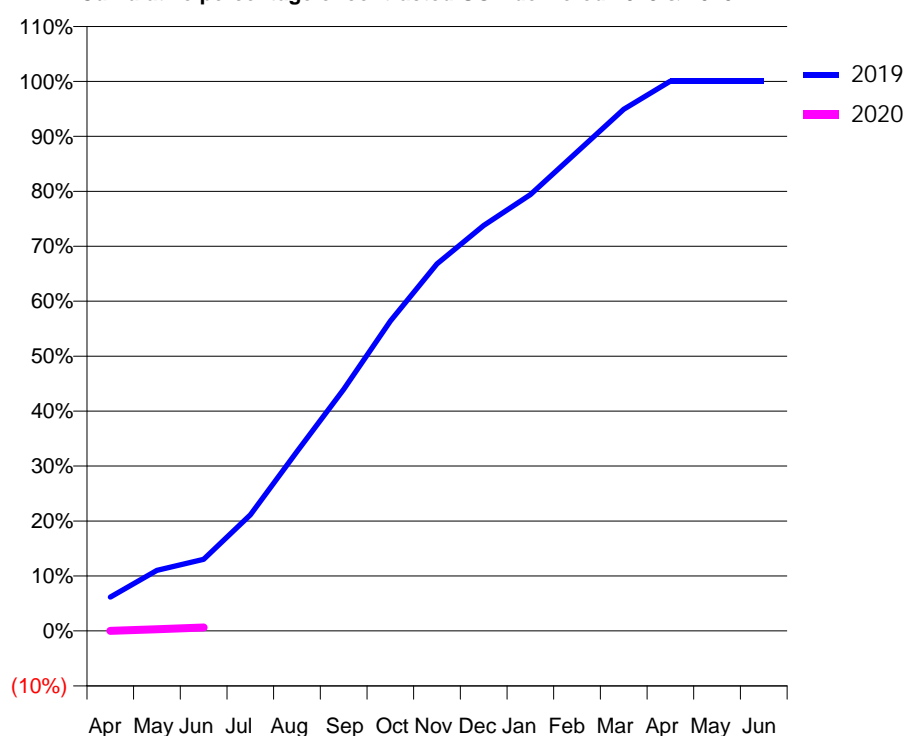
Q53 - Vital Signs Orthodontic At a Glance Contract Report for 101281/0093 - June 2019

Name or company name	OASIS DENTAL CARE LTD	19/20 Contracted general activity (UDA)	0
Contract type name	PDS Contract	Carry forward general activity (UDA)	0
Purpose of contract	Orthodontic	19/20 Contracted orthodontic activity (UOA)	13,516
Contract start date	01/04/2006	Carry forward orthodontic activity (UOA)	0
Contract end date	24/07/2020	Baseline contract value	£931,019.87

ACCESS	Contract	England and Wales
24 month ratio of assessments to patient IDs	1.00	1.08

ACTIVITY	Contract
Contract assess and fit appliances (case starts) as a percentage of Area Team case starts	8.7 %

Cumulative percentage of contracted UOA delivered 2019 & 2020



Month	Adjusted Scheduled Activity (UOA)		
	2018	2019	2020
April	180	833	0
May	931	1,490	42
June	1,862	1,763	84
July	4,053	2,855	
August	6,156	4,409	
September	7,546	5,942	
October	7,863	7,622	
November	10,026	9,029	
December	11,100	9,974	
January	11,711	10,730	
February	12,664	11,780	
March	13,340	12,830	
April	13,551	13,523	
May	13,551	13,523	
June	13,551	13,523	

QUANTITY METRICS (rolling 12 month period)

	Contract Quantity	Contract Base Number	Contract *	Area Team	Region	England
% of all assessments that were assess and fit appliances (case starts)	564	564	100.0%	57.8%	56.7%	58.2%
% of all assessments that were assess and refuse	0	564	0.0%	9.5%	11.8%	12.4%
% of all assessments that were assess and review	0	564	0.0%	32.8%	31.4%	29.4%
% of case starts with a reported IOTN of 3 and Aesthetic Component of 5 or below	0	564	N/A	0.1%	0.2%	0.1%
% of case starts with a reported IOTN of 3 and Aesthetic Component of 6 or above	63	564	11.2%	3.8%	3.9%	3.9%
% of case starts with a reported IOTN of 4	410	564	72.7%	70.2%	76.1%	77.7%
% of case starts with a reported IOTN of 5	91	564	16.1%	16.5%	17.9%	16.7 %
% of concluded courses in receipt of dual-arch fixed appliances	351	454	77.3%	69.6%	68.8%	72.5%
% of concluded courses where treatment was abandoned or discontinued	55	454	12.1%	6.2%	10.3%	9.1%
% of patients satisfied with the treatment they have received	8	8	100.0%	94.9%	95.1%	95.8%

* Figures in italics indicate that the base number is less than 100.

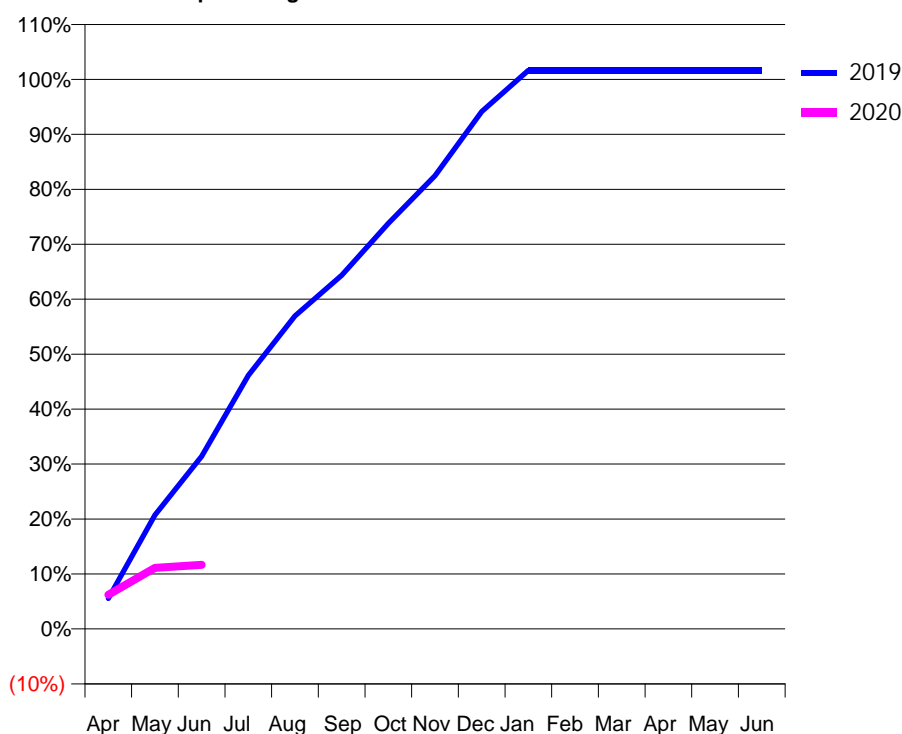
Q53 - Vital Signs Orthodontic At a Glance Contract Report for 103926/0001 - June 2019

Name or company name	Aesthetic Dental Care Limited	19/20 Contracted general activity (UDA)	0
Contract type name	PDS Contract	Carry forward general activity (UDA)	0
Purpose of contract	Orthodontic	19/20 Contracted orthodontic activity (UOA)	12,066
Contract start date	01/03/2008	Carry forward orthodontic activity (UOA)	0
Contract end date	24/07/2020	Baseline contract value	£735,591.11

ACCESS	Contract	England and Wales
24 month ratio of assessments to patient IDs	1.12	1.08

ACTIVITY	Contract
Contract assess and fit appliances (case starts) as a percentage of Area Team case starts	7.2 %

Cumulative percentage of contracted UOA delivered 2019 & 2020



Month	Adjusted Scheduled Activity (UOA)		
	2018	2019	2020
April	1,465	670	750
May	2,901	2,502	1,341
June	4,594	3,791	1,408
July	6,224	5,567	
August	7,078	6,870	
September	8,046	7,764	
October	9,158	8,906	
November	10,235	9,952	
December	10,949	11,358	
January	11,671	12,263	
February	12,311	12,263	
March	12,311	12,263	
April	12,311	12,263	
May	12,311	12,263	
June	12,311	12,263	

QUANTITY METRICS (rolling 12 month period)

	Contract Quantity	Contract Base Number	Contract *	Area Team	Region	England
% of all assessments that were assess and fit appliances (case starts)	466	807	57.7%	57.8%	56.7%	58.2%
% of all assessments that were assess and refuse	87	807	10.8%	9.5%	11.8%	12.4%
% of all assessments that were assess and review	254	807	31.5%	32.8%	31.4%	29.4%
% of case starts with a reported IOTN of 3 and Aesthetic Component of 5 or below	0	466	N/A	0.1%	0.2%	0.1%
% of case starts with a reported IOTN of 3 and Aesthetic Component of 6 or above	22	466	4.7%	3.8%	3.9%	3.9%
% of case starts with a reported IOTN of 4	355	466	76.2%	70.2%	76.1%	77.7%
% of case starts with a reported IOTN of 5	89	466	19.1%	16.5%	17.9%	16.7%
% of concluded courses in receipt of dual-arch fixed appliances	62	555	11.2%	69.6%	68.8%	72.5%
% of concluded courses where treatment was abandoned or discontinued	15	555	2.7%	6.2%	10.3%	9.1%
% of patients satisfied with the treatment they have received	10	11	90.9%	94.9%	95.1%	95.8%

* Figures in italics indicate that the base number is less than 100.

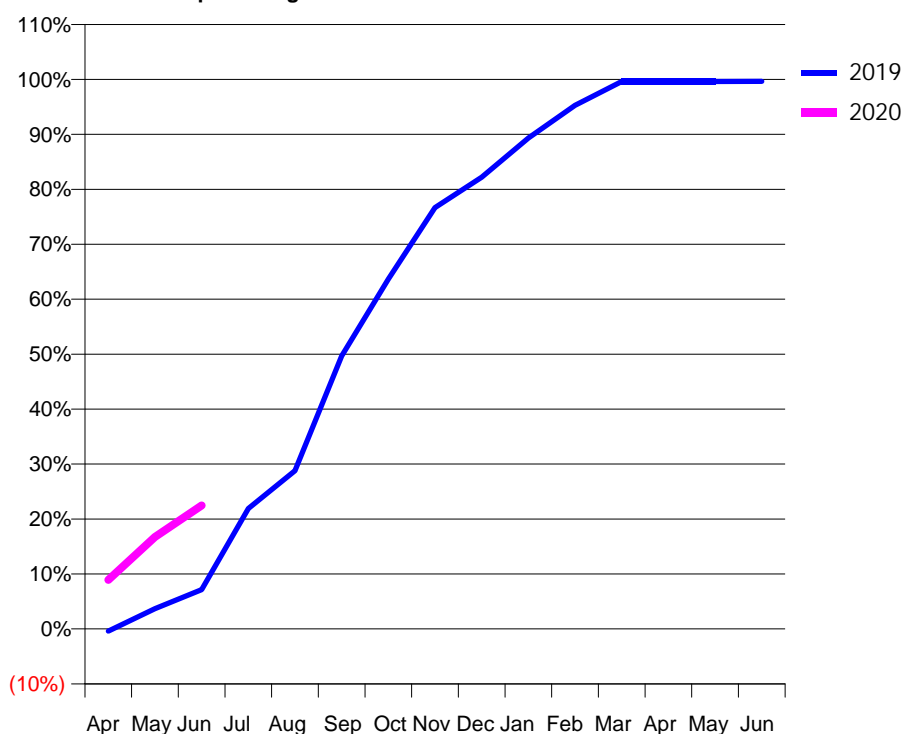
Q53 - Vital Signs Orthodontic At a Glance Contract Report for 104337/0001 - June 2019

Name or company name	Pinnacle Orthodontics Ltd	19/20 Contracted general activity (UDA)	0
Contract type name	PDS Contract	Carry forward general activity (UDA)	0
Purpose of contract	Orthodontic	19/20 Contracted orthodontic activity (UOA)	7,582
Contract start date	01/03/2015	Carry forward orthodontic activity (UOA)	0
Contract end date	24/07/2020	Baseline contract value	£508,883.71

ACCESS	Contract	England and Wales
24 month ratio of assessments to patient IDs	1.01	1.08

ACTIVITY	Contract
Contract assess and fit appliances (case starts) as a percentage of Area Team case starts	6.3 %

Cumulative percentage of contracted UOA delivered 2019 & 2020



Month	Adjusted Scheduled Activity (UOA)		
	2018	2019	2020
April	-15	-31	677
May	411	278	1,269
June	1,031	542	1,702
July	1,949	1,662	
August	3,053	2,183	
September	3,914	3,765	
October	4,932	4,829	
November	5,970	5,814	
December	6,687	6,232	
January	7,173	6,773	
February	7,446	7,224	
March	7,551	7,552	
April	7,551	7,552	
May	7,551	7,552	
June	7,551	7,556	

QUANTITY METRICS (rolling 12 month period)

	Contract Quantity	Contract Base Number	Contract *	Area Team	Region	England
% of all assessments that were assess and fit appliances (case starts)	411	615	66.8%	57.8%	56.7%	58.2%
% of all assessments that were assess and refuse	62	615	10.1%	9.5%	11.8%	12.4%
% of all assessments that were assess and review	142	615	23.1%	32.8%	31.4%	29.4%
% of case starts with a reported IOTN of 3 and Aesthetic Component of 5 or below	0	411	N/A	0.1%	0.2%	0.1%
% of case starts with a reported IOTN of 3 and Aesthetic Component of 6 or above	21	411	5.1%	3.8%	3.9%	3.9%
% of case starts with a reported IOTN of 4	331	411	80.5%	70.2%	76.1%	77.7%
% of case starts with a reported IOTN of 5	57	411	13.9%	16.5%	17.9%	16.7%
% of concluded courses in receipt of dual-arch fixed appliances	259	291	89.0%	69.6%	68.8%	72.5%
% of concluded courses where treatment was abandoned or discontinued	17	291	5.8%	6.2%	10.3%	9.1%
% of patients satisfied with the treatment they have received	2	2	100.0%	94.9%	95.1%	95.8%

* Figures in italics indicate that the base number is less than 100.

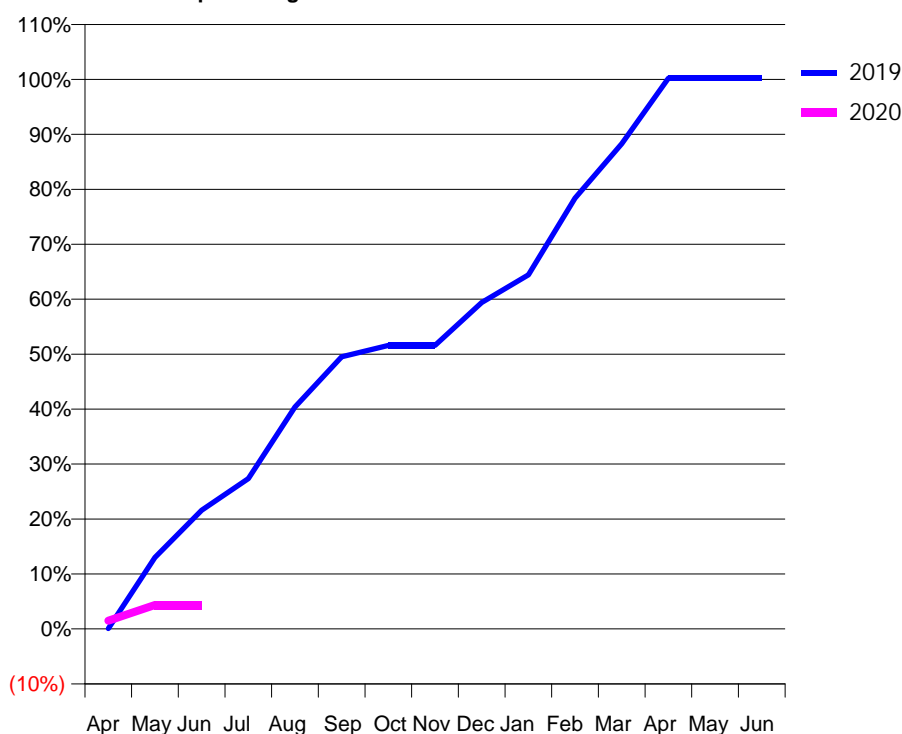
Q53 - Vital Signs Orthodontic At a Glance Contract Report for 114960/0001 - June 2019

Name or company name	Stratford Orthodontics Limited	19/20 Contracted general activity (UDA)	0
Contract type name	PDS Contract	Carry forward general activity (UDA)	0
Purpose of contract	Orthodontic	19/20 Contracted orthodontic activity (UOA)	12,500
Contract start date	01/08/2014	Carry forward orthodontic activity (UOA)	0
Contract end date	21/08/2020	Baseline contract value	£839,044.88

ACCESS	Contract	England and Wales
24 month ratio of assessments to patient IDs	1.00	1.08

ACTIVITY	Contract
Contract assess and fit appliances (case starts) as a percentage of Area Team case starts	7.2 %

Cumulative percentage of contracted UOA delivered 2019 & 2020



Month	Adjusted Scheduled Activity (UOA)		
	2018	2019	2020
April	1,036	12	190
May	2,957	1,623	545
June	4,698	2,702	545
July	6,260	3,421	
August	7,111	5,049	
September	9,128	6,190	
October	10,221	6,449	
November	11,833	6,449	
December	12,467	7,424	
January	12,467	8,055	
February	12,512	9,800	
March	12,512	11,036	
April	12,512	12,525	
May	12,512	12,525	
June	12,512	12,525	

QUANTITY METRICS (rolling 12 month period)

	Contract Quantity	Contract Base Number	Contract *	Area Team	Region	England
% of all assessments that were assess and fit appliances (case starts)	467	1,119	41.7%	57.8%	56.7%	58.2%
% of all assessments that were assess and refuse	155	1,119	13.9%	9.5%	11.8%	12.4%
% of all assessments that were assess and review	497	1,119	44.4%	32.8%	31.4%	29.4%
% of case starts with a reported IOTN of 3 and Aesthetic Component of 5 or below	0	467	N/A	0.1%	0.2%	0.1%
% of case starts with a reported IOTN of 3 and Aesthetic Component of 6 or above	2	467	0.4%	3.8%	3.9%	3.9%
% of case starts with a reported IOTN of 4	364	467	77.9%	70.2%	76.1%	77.7%
% of case starts with a reported IOTN of 5	99	467	21.2%	16.5%	17.9%	16.7%
% of concluded courses in receipt of dual-arch fixed appliances	471	517	91.1%	69.6%	68.8%	72.5%
% of concluded courses where treatment was abandoned or discontinued	21	517	4.1%	6.2%	10.3%	9.1%
% of patients satisfied with the treatment they have received	6	7	85.7%	94.9%	95.1%	95.8%

* Figures in italics indicate that the base number is less than 100.

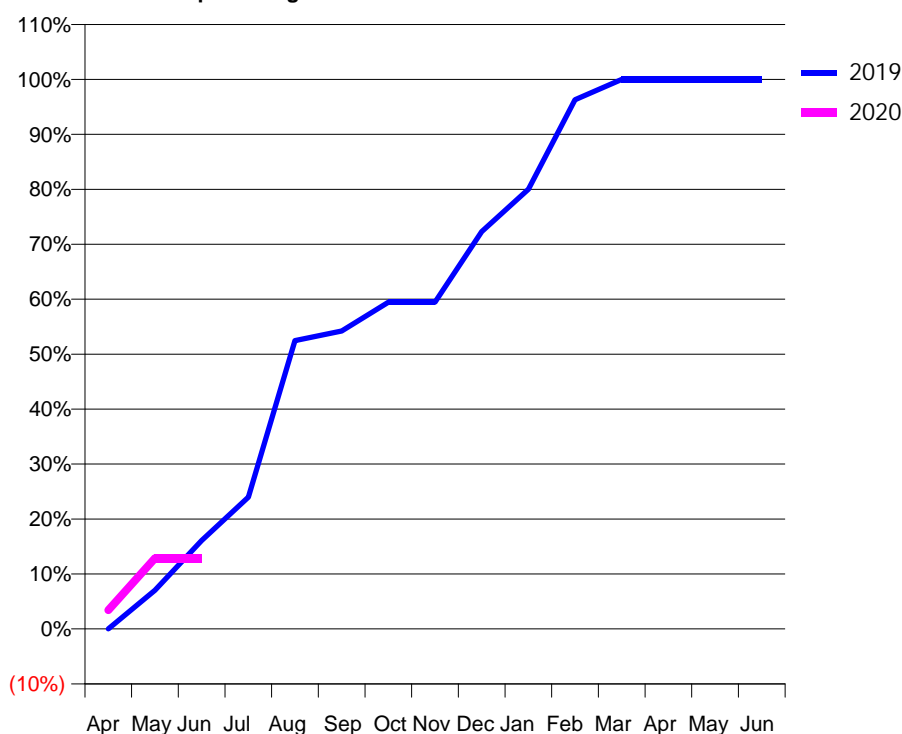
Q53 - Vital Signs Orthodontic At a Glance Contract Report for 142034/0001 - June 2019

Name or company name	Evesham Orthodontics Limited	19/20 Contracted general activity (UDA)	0
Contract type name	PDS Contract	Carry forward general activity (UDA)	0
Purpose of contract	Orthodontic	19/20 Contracted orthodontic activity (UOA)	2,452
Contract start date	01/06/2015	Carry forward orthodontic activity (UOA)	0
Contract end date	24/07/2020	Baseline contract value	£155,329.64

ACCESS	Contract	England and Wales
24 month ratio of assessments to patient IDs	1.00	1.08

ACTIVITY	Contract
Contract assess and fit appliances (case starts) as a percentage of Area Team case starts	1.8 %

Cumulative percentage of contracted UOA delivered 2019 & 2020



Month	Adjusted Scheduled Activity (UOA)		
	2018	2019	2020
April	302	0	84
May	682	172	315
June	829	395	315
July	1,124	588	
August	1,250	1,286	
September	1,565	1,329	
October	1,797	1,458	
November	2,154	1,458	
December	2,364	1,773	
January	2,364	1,962	
February	2,410	2,361	
March	2,452	2,452	
April	2,452	2,452	
May	2,452	2,452	
June	2,452	2,452	

QUANTITY METRICS (rolling 12 month period)

	Contract Quantity	Contract Base Number	Contract *	Area Team	Region	England
% of all assessments that were assess and fit appliances (case starts)	115	127	90.6%	57.8%	56.7%	58.2%
% of all assessments that were assess and refuse	6	127	4.7%	9.5%	11.8%	12.4%
% of all assessments that were assess and review	6	127	4.7%	32.8%	31.4%	29.4%
% of case starts with a reported IOTN of 3 and Aesthetic Component of 5 or below	0	115	N/A	0.1%	0.2%	0.1%
% of case starts with a reported IOTN of 3 and Aesthetic Component of 6 or above	0	115	N/A	3.8%	3.9%	3.9%
% of case starts with a reported IOTN of 4	85	115	73.9%	70.2%	76.1%	77.7%
% of case starts with a reported IOTN of 5	30	115	26.1%	16.5%	17.9%	16.7%
% of concluded courses in receipt of dual-arch fixed appliances	99	106	93.4%	69.6%	68.8%	72.5%
% of concluded courses where treatment was abandoned or discontinued	1	106	0.9%	6.2%	10.3%	9.1%
% of patients satisfied with the treatment they have received	2	2	100.0%	94.9%	95.1%	95.8%

* Figures in italics indicate that the base number is less than 100.

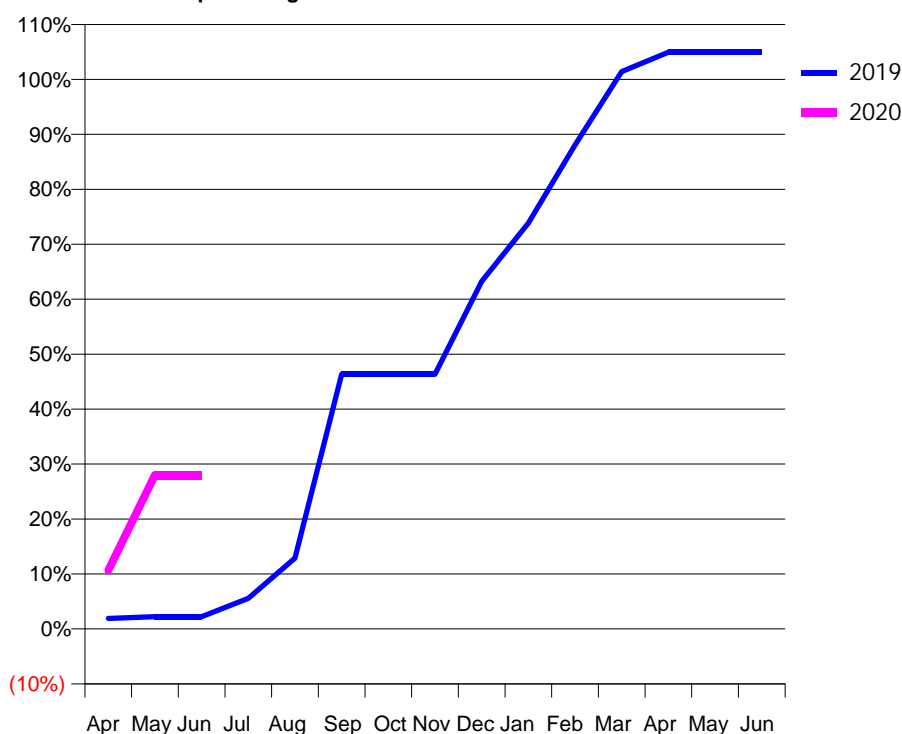
Q53 - Vital Signs Orthodontic At a Glance Contract Report for 150312/0001 - June 2019

Name or company name	Dorset House Dental	19/20 Contracted general activity (UDA)	21,588
Contract type name	GDS Contract	Carry forward general activity (UDA)	0
Purpose of contract	General and Orthodontic	19/20 Contracted orthodontic activity (UOA)	628
Contract start date	01/04/2015	Carry forward orthodontic activity (UOA)	0
Contract end date		Baseline contract value	£713,886.21

ACCESS	Contract	England and Wales
24 month ratio of assessments to patient IDs	1.02	1.08

ACTIVITY	Contract
Contract assess and fit appliances (case starts) as a percentage of Area Team case starts	0.6 %

Cumulative percentage of contracted UOA delivered 2019 & 2020



Month	Adjusted Scheduled Activity (UOA)		
	2018	2019	2020
April	0	12	67
May	87	14	176
June	172	14	176
July	323	35	
August	407	81	
September	449	291	
October	454	291	
November	499	291	
December	541	397	
January	563	464	
February	564	553	
March	630	637	
April	630	659	
May	630	659	
June	651	659	

QUANTITY METRICS (rolling 12 month period)

	Contract Quantity	Contract Base Number	Contract *	Area Team	Region	England
% of all assessments that were assess and fit appliances (case starts)	39	59	66.1%	57.8%	56.7%	58.2%
% of all assessments that were assess and refuse	16	59	27.1%	9.5%	11.8%	12.4%
% of all assessments that were assess and review	4	59	6.8%	32.8%	31.4%	29.4%
% of case starts with a reported IOTN of 3 and Aesthetic Component of 5 or below	0	39	<i>N/A</i>	0.1%	0.2%	0.1%
% of case starts with a reported IOTN of 3 and Aesthetic Component of 6 or above	1	39	2.6%	3.8%	3.9%	3.9%
% of case starts with a reported IOTN of 4	29	39	74.4%	70.2%	76.1%	77.7%
% of case starts with a reported IOTN of 5	9	39	23.1%	16.5%	17.9%	16.7%
% of concluded courses in receipt of dual-arch fixed appliances	0	2	<i>N/A</i>	69.6%	68.8%	72.5%
% of concluded courses where treatment was abandoned or discontinued	0	2	0.0%	6.2%	10.3%	9.1%
% of patients satisfied with the treatment they have received	1	2	50.0%	94.9%	95.1%	95.8%

* Figures in italics indicate that the base number is less than 100.

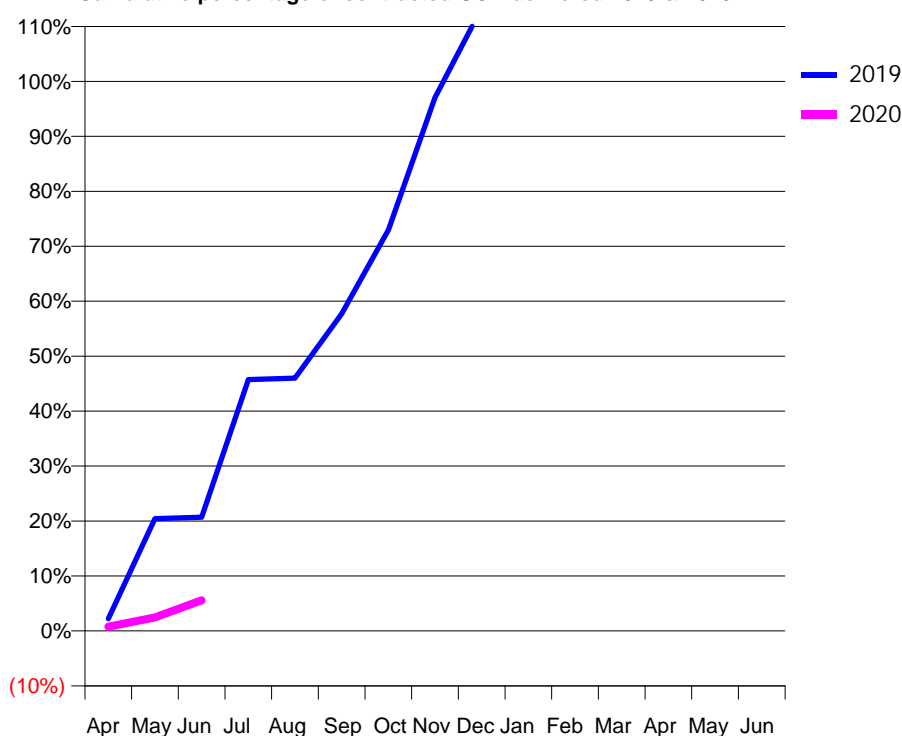
Q53 - Vital Signs Orthodontic At a Glance Contract Report for 171212/0001 - June 2019

Name or company name	Castle Quay (Hereford) Limited	19/20 Contracted general activity (UDA)	0
Contract type name	PDS Contract	Carry forward general activity (UDA)	0
Purpose of contract	Orthodontic	19/20 Contracted orthodontic activity (UOA)	12,348
Contract start date	01/09/2012	Carry forward orthodontic activity (UOA)	0
Contract end date	24/07/2020	Baseline contract value	£841,025.82

ACCESS	Contract	England and Wales
24 month ratio of assessments to patient IDs	1.05	1.08

ACTIVITY	Contract
Contract assess and fit appliances (case starts) as a percentage of Area Team case starts	8.7 %

Cumulative percentage of contracted UOA delivered 2019 & 2020



Month	Adjusted Scheduled Activity (UOA)		
	2018	2019	2020
April	247	276	96
May	247	2,525	305
June	247	2,554	692
July	5,721	5,648	
August	5,778	5,680	
September	5,863	7,126	
October	9,041	9,009	
November	10,036	11,985	
December	10,405	13,991	
January	10,447	14,013	
February	12,528	14,030	
March	12,578	14,030	
April	12,615	14,052	
May	12,659	14,052	
June	12,659	14,052	

QUANTITY METRICS (rolling 12 month period)

	Contract Quantity	Contract Base Number	Contract *	Area Team	Region	England
% of all assessments that were assess and fit appliances (case starts)	566	1,002	56.5%	57.8%	56.7%	58.2%
% of all assessments that were assess and refuse	166	1,002	16.6%	9.5%	11.8%	12.4%
% of all assessments that were assess and review	270	1,002	26.9%	32.8%	31.4%	29.4%
% of case starts with a reported IOTN of 3 and Aesthetic Component of 5 or below	0	566	N/A	0.1%	0.2%	0.1%
% of case starts with a reported IOTN of 3 and Aesthetic Component of 6 or above	0	566	N/A	3.8%	3.9%	3.9%
% of case starts with a reported IOTN of 4	4	566	0.7%	70.2%	76.1%	77.7%
% of case starts with a reported IOTN of 5	3	566	0.5%	16.5%	17.9%	16.7 %
% of concluded courses in receipt of dual-arch fixed appliances	340	410	82.9%	69.6%	68.8%	72.5%
% of concluded courses where treatment was abandoned or discontinued	58	410	14.1%	6.2%	10.3%	9.1%
% of patients satisfied with the treatment they have received	16	16	100.0%	94.9%	95.1%	95.8%

* Figures in italics indicate that the base number is less than 100.

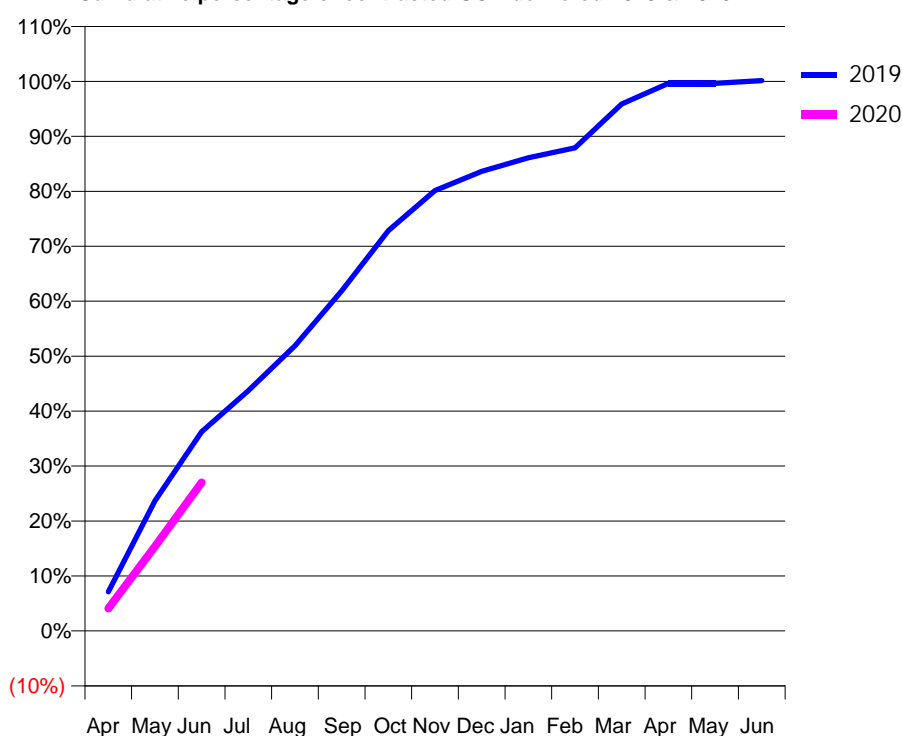
Q53 - Vital Signs Orthodontic At a Glance Contract Report for 174416/0001 - June 2019

Name or company name	Trinity Gate Ltd.	19/20 Contracted general activity (UDA)	0
Contract type name	PDS Contract	Carry forward general activity (UDA)	0
Purpose of contract	Orthodontic	19/20 Contracted orthodontic activity (UOA)	4,097
Contract start date	01/06/2012	Carry forward orthodontic activity (UOA)	0
Contract end date	24/07/2020	Baseline contract value	£275,207.43

ACCESS	Contract	England and Wales
24 month ratio of assessments to patient IDs	1.15	1.08

ACTIVITY	Contract
Contract assess and fit appliances (case starts) as a percentage of Area Team case starts	2.6 %

Cumulative percentage of contracted UOA delivered 2019 & 2020



Month	Adjusted Scheduled Activity (UOA)		
	2018	2019	2020
April	229	292	168
May	1,599	970	630
June	1,977	1,485	1,107
July	2,660	1,791	
August	3,449	2,125	
September	3,828	2,535	
October	3,917	2,985	
November	4,012	3,283	
December	4,114	3,427	
January	4,138	3,528	
February	4,236	3,602	
March	4,243	3,929	
April	4,246	4,082	
May	4,247	4,082	
June	4,247	4,103	

QUANTITY METRICS (rolling 12 month period)

	Contract Quantity	Contract Base Number	Contract *	Area Team	Region	England
% of all assessments that were assess and fit appliances (case starts)	170	361	47.1%	57.8%	56.7%	58.2%
% of all assessments that were assess and refuse	67	361	18.6%	9.5%	11.8%	12.4%
% of all assessments that were assess and review	124	361	34.3%	32.8%	31.4%	29.4%
% of case starts with a reported IOTN of 3 and Aesthetic Component of 5 or below	0	170	N/A	0.1%	0.2%	0.1%
% of case starts with a reported IOTN of 3 and Aesthetic Component of 6 or above	1	170	0.6%	3.8%	3.9%	3.9%
% of case starts with a reported IOTN of 4	143	170	84.1%	70.2%	76.1%	77.7%
% of case starts with a reported IOTN of 5	24	170	14.1%	16.5%	17.9%	16.7%
% of concluded courses in receipt of dual-arch fixed appliances	117	201	58.2%	69.6%	68.8%	72.5%
% of concluded courses where treatment was abandoned or discontinued	11	201	5.5%	6.2%	10.3%	9.1%
% of patients satisfied with the treatment they have received	2	2	100.0%	94.9%	95.1%	95.8%

* Figures in italics indicate that the base number is less than 100.

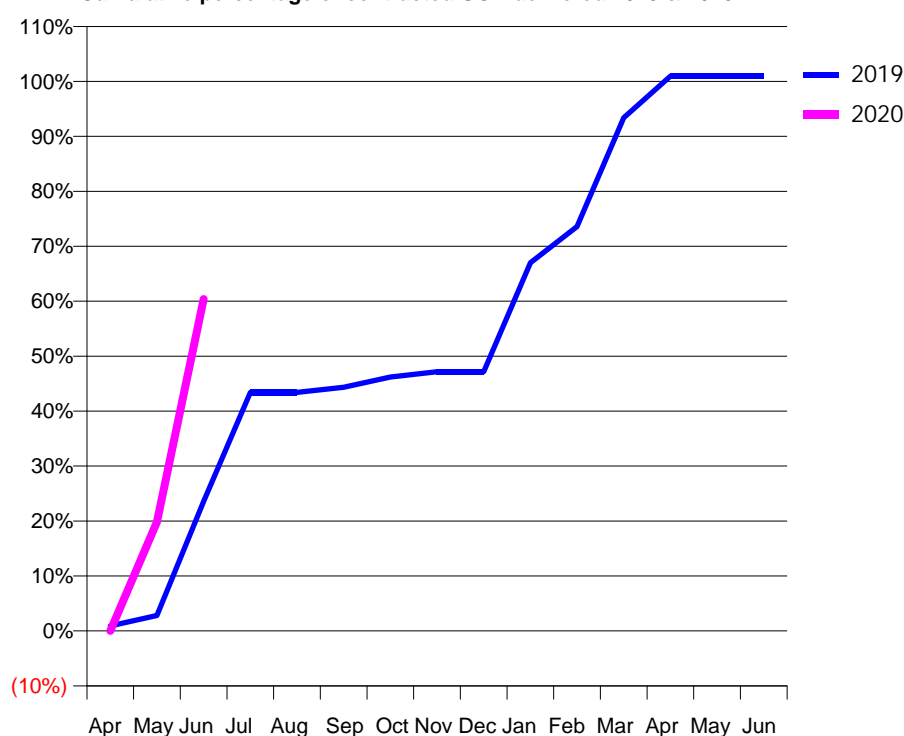
Q53 - Vital Signs Orthodontic At a Glance Contract Report for 179531/0001 - June 2019

Name or company name	Mr & Mrs Parvis	19/20 Contracted general activity (UDA)	14,510
Contract type name	GDS Contract	Carry forward general activity (UDA)	0
Purpose of contract	General and Orthodontic	19/20 Contracted orthodontic activity (UOA)	106
Contract start date	01/07/2013	Carry forward orthodontic activity (UOA)	0
Contract end date		Baseline contract value	£374,329.67

ACCESS	Contract	England and Wales
24 month ratio of assessments to patient IDs	1.10	1.08

ACTIVITY	Contract
Contract assess and fit appliances (case starts) as a percentage of Area Team case starts	0.1 %

Cumulative percentage of contracted UOA delivered 2019 & 2020



Month	Adjusted Scheduled Activity (UOA)		
	2018	2019	2020
April	0	1	0
May	0	3	21
June	0	25	64
July	0	46	
August	0	46	
September	0	47	
October	0	49	
November	0	50	
December	22	50	
January	86	71	
February	86	78	
March	107	99	
April	107	107	
May	107	107	
June	107	107	

QUANTITY METRICS (rolling 12 month period)

	Contract Quantity	Contract Base Number	Contract *	Area Team	Region	England
% of all assessments that were assess and fit appliances (case starts)	5	46	10.9%	57.8%	56.7%	58.2%
% of all assessments that were assess and refuse	5	46	10.9%	9.5%	11.8%	12.4%
% of all assessments that were assess and review	36	46	78.3%	32.8%	31.4%	29.4%
% of case starts with a reported IOTN of 3 and Aesthetic Component of 5 or below	0	5	N/A	0.1%	0.2%	0.1%
% of case starts with a reported IOTN of 3 and Aesthetic Component of 6 or above	1	5	20.0%	3.8%	3.9%	3.9%
% of case starts with a reported IOTN of 4	2	5	40.0%	70.2%	76.1%	77.7%
% of case starts with a reported IOTN of 5	2	5	40.0%	16.5%	17.9%	16.7%
% of concluded courses in receipt of dual-arch fixed appliances	0	3	N/A	69.6%	68.8%	72.5%
% of concluded courses where treatment was abandoned or discontinued	0	3	0.0%	6.2%	10.3%	9.1%
% of patients satisfied with the treatment they have received	0	0	N/A	94.9%	95.1%	95.8%

* Figures in italics indicate that the base number is less than 100.

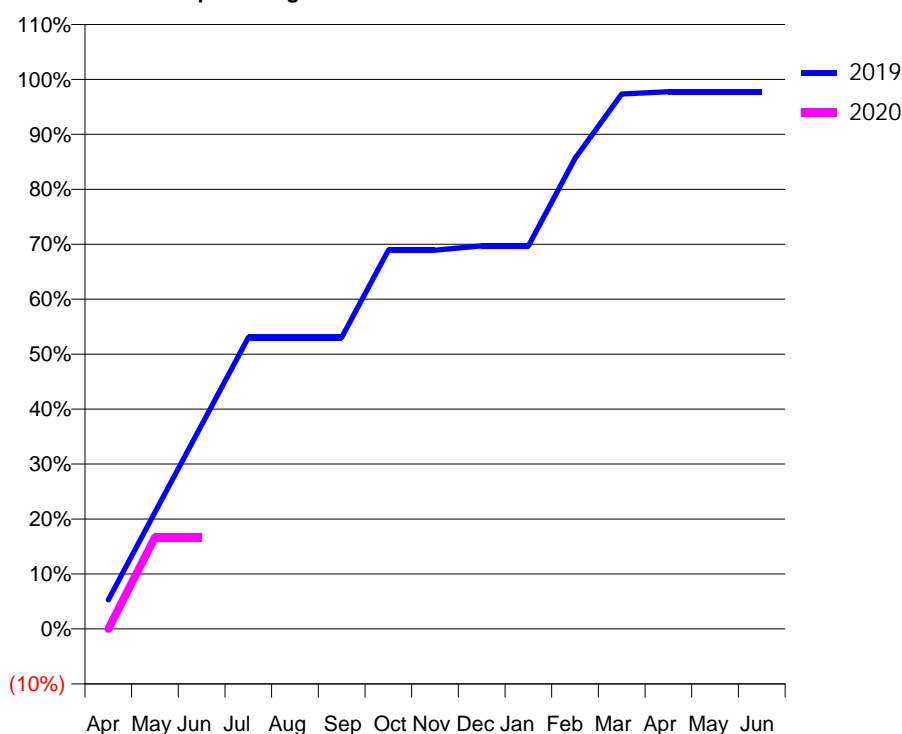
Q53 - Vital Signs Orthodontic At a Glance Contract Report for 179531/0002 - June 2019

Name or company name	Mr & Mrs Parvis	19/20 Contracted general activity (UDA)	16,334
Contract type name	GDS Contract	Carry forward general activity (UDA)	0
Purpose of contract	General and Orthodontic	19/20 Contracted orthodontic activity (UOA)	264
Contract start date	01/07/2013	Carry forward orthodontic activity (UOA)	0
Contract end date		Baseline contract value	£443,340.46

ACCESS	Contract	England and Wales
24 month ratio of assessments to patient IDs	1.10	1.08

ACTIVITY	Contract
Contract assess and fit appliances (case starts) as a percentage of Area Team case starts	0.1 %

Cumulative percentage of contracted UOA delivered 2019 & 2020



Month	Adjusted Scheduled Activity (UOA)		
	2018	2019	2020
April	-3	14	0
May	19	56	44
June	41	98	44
July	41	140	
August	83	140	
September	147	140	
October	170	182	
November	212	182	
December	254	184	
January	256	184	
February	256	226	
March	257	257	
April	257	258	
May	257	258	
June	257	258	

QUANTITY METRICS (rolling 12 month period)

	Contract Quantity	Contract Base Number	Contract *	Area Team	Region	England
% of all assessments that were assess and fit appliances (case starts)	9	24	37.5%	57.8%	56.7%	58.2%
% of all assessments that were assess and refuse	4	24	16.7%	9.5%	11.8%	12.4%
% of all assessments that were assess and review	11	24	45.8%	32.8%	31.4%	29.4%
% of case starts with a reported IOTN of 3 and Aesthetic Component of 5 or below	0	9	<i>N/A</i>	0.1%	0.2%	0.1%
% of case starts with a reported IOTN of 3 and Aesthetic Component of 6 or above	1	9	11.1%	3.8%	3.9%	3.9%
% of case starts with a reported IOTN of 4	7	9	77.8%	70.2%	76.1%	77.7%
% of case starts with a reported IOTN of 5	1	9	11.1%	16.5%	17.9%	16.7%
% of concluded courses in receipt of dual-arch fixed appliances	3	10	30.0%	69.6%	68.8%	72.5%
% of concluded courses where treatment was abandoned or discontinued	0	10	0.0%	6.2%	10.3%	9.1%
% of patients satisfied with the treatment they have received	0	0	<i>N/A</i>	94.9%	95.1%	95.8%

* Figures in italics indicate that the base number is less than 100.

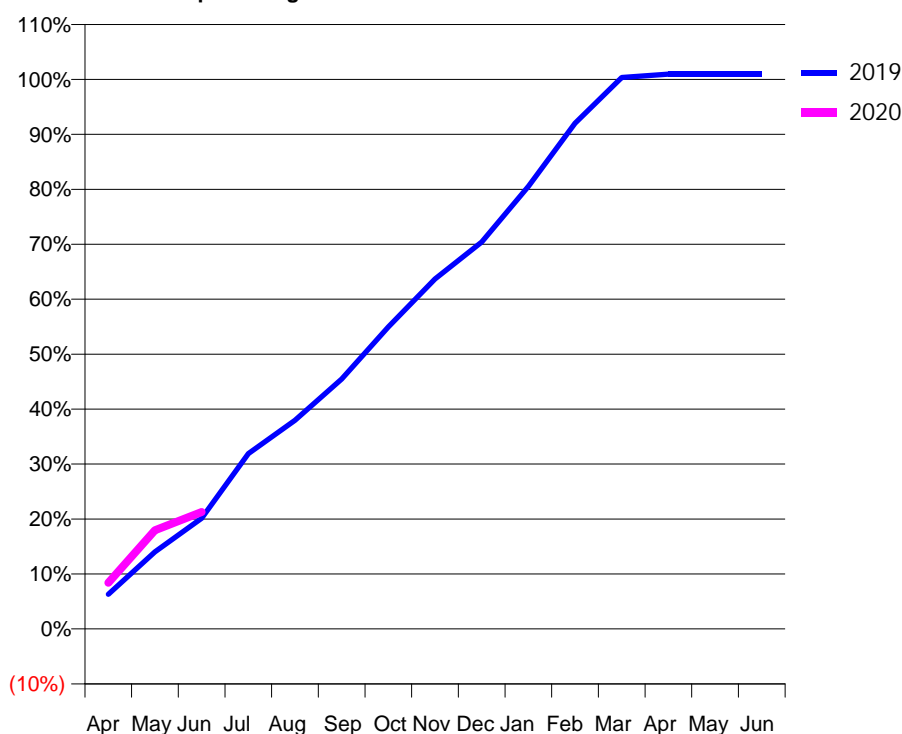
Q53 - Vital Signs Orthodontic At a Glance Contract Report for 193143/0002 - June 2019

Name or company name	Orthodontics for you (Bromsgrove) Limited	19/20 Contracted general activity (UDA)	0
Contract type name	PDS Contract	Carry forward general activity (UDA)	0
Purpose of contract	Orthodontic	19/20 Contracted orthodontic activity (UOA)	6,467
Contract start date	01/06/2007	Carry forward orthodontic activity (UOA)	0
Contract end date	24/07/2020	Baseline contract value	£433,982.08

ACCESS	Contract	England and Wales
24 month ratio of assessments to patient IDs	1.15	1.08

ACTIVITY	Contract
Contract assess and fit appliances (case starts) as a percentage of Area Team case starts	4.5 %

Cumulative percentage of contracted UOA delivered 2019 & 2020



Month	Adjusted Scheduled Activity (UOA)		
	2018	2019	2020
April	334	409	543
May	800	908	1,160
June	1,098	1,302	1,376
July	1,853	2,063	
August	2,303	2,455	
September	3,030	2,940	
October	3,783	3,556	
November	4,194	4,117	
December	4,844	4,553	
January	5,275	5,208	
February	6,000	5,950	
March	6,608	6,488	
April	6,691	6,527	
May	6,691	6,527	
June	6,691	6,527	

QUANTITY METRICS (rolling 12 month period)

	Contract Quantity	Contract Base Number	Contract *	Area Team	Region	England
% of all assessments that were assess and fit appliances (case starts)	296	771	38.4%	57.8%	56.7%	58.2%
% of all assessments that were assess and refuse	89	771	11.5%	9.5%	11.8%	12.4%
% of all assessments that were assess and review	386	771	50.1%	32.8%	31.4%	29.4%
% of case starts with a reported IOTN of 3 and Aesthetic Component of 5 or below	0	296	N/A	0.1%	0.2%	0.1%
% of case starts with a reported IOTN of 3 and Aesthetic Component of 6 or above	8	296	2.7%	3.8%	3.9%	3.9%
% of case starts with a reported IOTN of 4	209	296	70.6%	70.2%	76.1%	77.7%
% of case starts with a reported IOTN of 5	71	296	24.0%	16.5%	17.9%	16.7 %
% of concluded courses in receipt of dual-arch fixed appliances	175	215	81.4%	69.6%	68.8%	72.5%
% of concluded courses where treatment was abandoned or discontinued	14	215	6.5%	6.2%	10.3%	9.1%
% of patients satisfied with the treatment they have received	4	4	100.0%	94.9%	95.1%	95.8%

* Figures in italics indicate that the base number is less than 100.

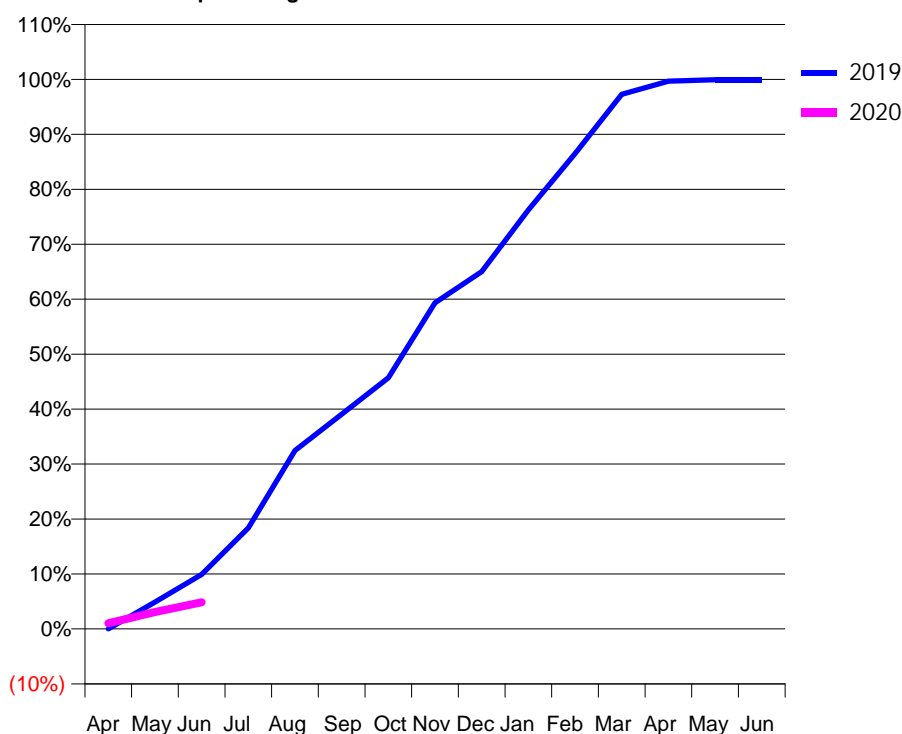
Q53 - Vital Signs Orthodontic At a Glance Contract Report for 198641/0001 - June 2019

Name or company name	Pinnacle Orthodontics	19/20 Contracted general activity (UDA)	0
Contract type name	PDS Contract	Carry forward general activity (UDA)	0
Purpose of contract	Orthodontic	19/20 Contracted orthodontic activity (UOA)	16,512
Contract start date	01/10/2012	Carry forward orthodontic activity (UOA)	0
Contract end date	21/08/2020	Baseline contract value	£1,147,397.77

ACCESS	Contract	England and Wales
24 month ratio of assessments to patient IDs	1.04	1.08

ACTIVITY	Contract
Contract assess and fit appliances (case starts) as a percentage of Area Team case starts	11.4 %

Cumulative percentage of contracted UOA delivered 2019 & 2020



Month	Adjusted Scheduled Activity (UOA)		
	2018	2019	2020
April	127	-4	169
May	568	806	507
June	1,114	1,637	798
July	2,299	3,035	
August	4,553	5,361	
September	6,329	6,451	
October	6,888	7,549	
November	8,822	9,801	
December	11,307	10,737	
January	12,459	12,590	
February	14,941	14,277	
March	16,403	16,061	
April	16,508	16,460	
May	16,508	16,502	
June	16,508	16,502	

QUANTITY METRICS (rolling 12 month period)

	Contract Quantity	Contract Base Number	Contract *	Area Team	Region	England
% of all assessments that were assess and fit appliances (case starts)	740	1,013	73.1%	57.8%	56.7%	58.2%
% of all assessments that were assess and refuse	61	1,013	6.0%	9.5%	11.8%	12.4%
% of all assessments that were assess and review	212	1,013	20.9%	32.8%	31.4%	29.4%
% of case starts with a reported IOTN of 3 and Aesthetic Component of 5 or below	0	740	N/A	0.1%	0.2%	0.1%
% of case starts with a reported IOTN of 3 and Aesthetic Component of 6 or above	38	740	5.1%	3.8%	3.9%	3.9%
% of case starts with a reported IOTN of 4	565	740	76.4%	70.2%	76.1%	77.7%
% of case starts with a reported IOTN of 5	136	740	18.4%	16.5%	17.9%	16.7%
% of concluded courses in receipt of dual-arch fixed appliances	530	601	88.2%	69.6%	68.8%	72.5%
% of concluded courses where treatment was abandoned or discontinued	52	601	8.7%	6.2%	10.3%	9.1%
% of patients satisfied with the treatment they have received	5	5	100.0%	94.9%	95.1%	95.8%

* Figures in italics indicate that the base number is less than 100.

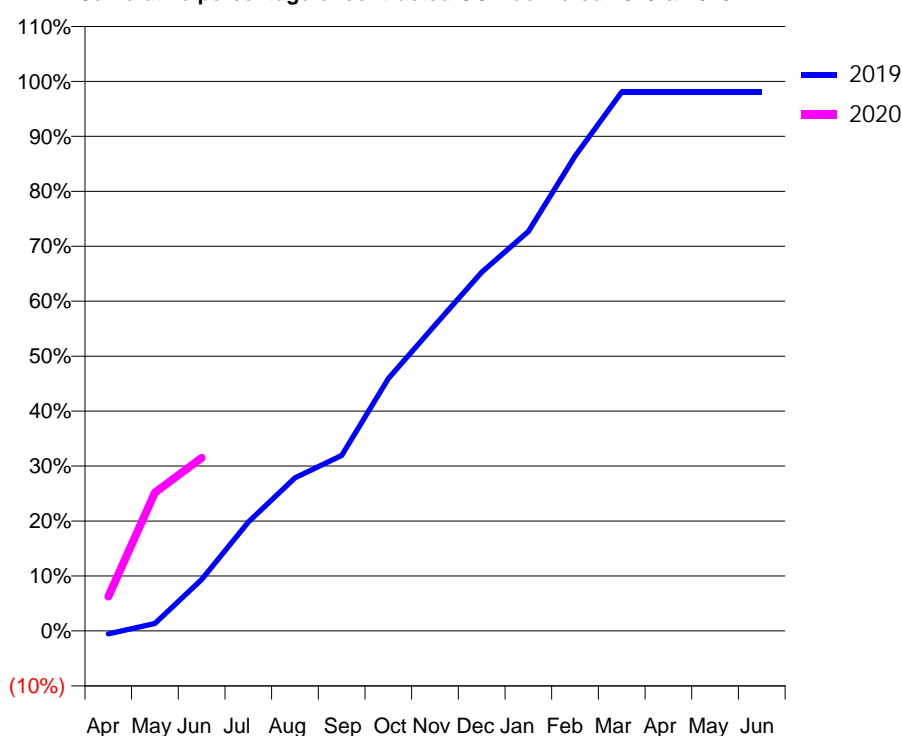
Q53 - Vital Signs Orthodontic At a Glance Contract Report for 239984/0001 - June 2019

Name or company name	Old Square Orthodontics Limited	19/20 Contracted general activity (UDA)	0
Contract type name	PDS Contract	Carry forward general activity (UDA)	0
Purpose of contract	Orthodontic	19/20 Contracted orthodontic activity (UOA)	2,716
Contract start date	01/04/2006	Carry forward orthodontic activity (UOA)	0
Contract end date	21/08/2020	Baseline contract value	£182,310.67

ACCESS	Contract	England and Wales
24 month ratio of assessments to patient IDs	1.03	1.08

ACTIVITY	Contract
Contract assess and fit appliances (case starts) as a percentage of Area Team case starts	2.4 %

Cumulative percentage of contracted UOA delivered 2019 & 2020



Month	Adjusted Scheduled Activity (UOA)		
	2018	2019	2020
April	-91	-15	170
May	305	37	684
June	697	254	856
July	956	538	
August	1,093	757	
September	1,093	867	
October	1,317	1,248	
November	1,579	1,511	
December	1,742	1,773	
January	1,939	1,975	
February	2,097	2,346	
March	2,274	2,664	
April	2,699	2,664	
May	2,701	2,664	
June	2,701	2,664	

QUANTITY METRICS (rolling 12 month period)

	Contract Quantity	Contract Base Number	Contract *	Area Team	Region	England
% of all assessments that were assess and fit appliances (case starts)	153	295	51.9%	57.8%	56.7%	58.2%
% of all assessments that were assess and refuse	37	295	12.5%	9.5%	11.8%	12.4%
% of all assessments that were assess and review	105	295	35.6%	32.8%	31.4%	29.4%
% of case starts with a reported IOTN of 3 and Aesthetic Component of 5 or below	0	153	N/A	0.1%	0.2%	0.1%
% of case starts with a reported IOTN of 3 and Aesthetic Component of 6 or above	2	153	1.3%	3.8%	3.9%	3.9%
% of case starts with a reported IOTN of 4	121	153	79.1%	70.2%	76.1%	77.7%
% of case starts with a reported IOTN of 5	25	153	16.3%	16.5%	17.9%	16.7%
% of concluded courses in receipt of dual-arch fixed appliances	10	151	6.6%	69.6%	68.8%	72.5%
% of concluded courses where treatment was abandoned or discontinued	18	151	11.9%	6.2%	10.3%	9.1%
% of patients satisfied with the treatment they have received	2	2	100.0%	94.9%	95.1%	95.8%

* Figures in italics indicate that the base number is less than 100.

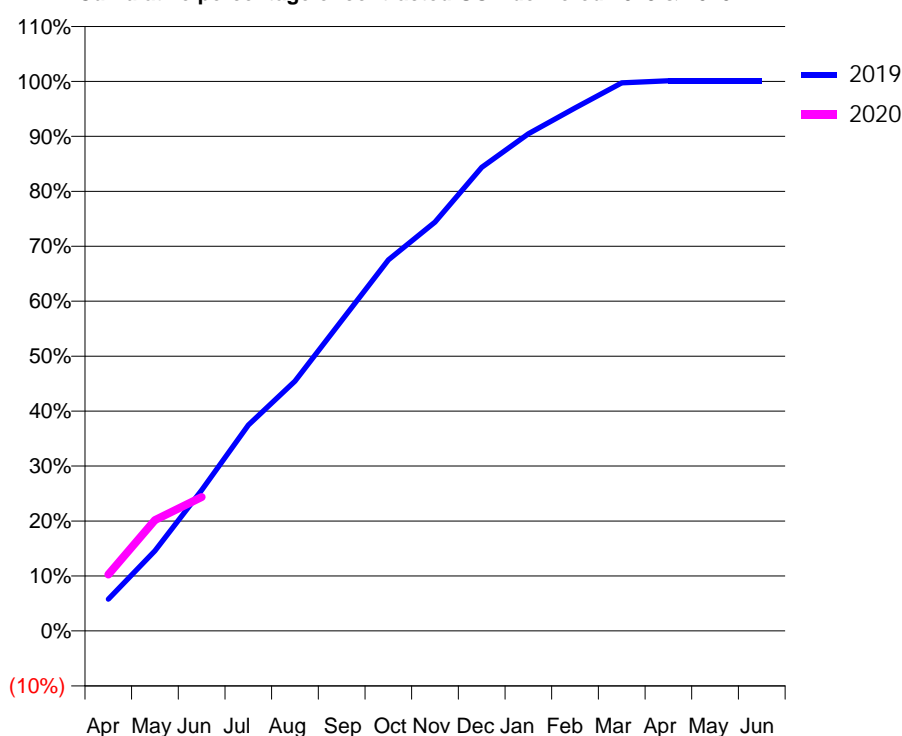
Q53 - Vital Signs Orthodontic At a Glance Contract Report for 243868/0006 - June 2019

Name or company name	HOLYWELL HOUSE ORTHODONTICS LIMITED	19/20 Contracted general activity (UDA)	0
Contract type name	PDS Contract	Carry forward general activity (UDA)	0
Purpose of contract	Orthodontic	19/20 Contracted orthodontic activity (UOA)	5,516
Contract start date	01/04/2007	Carry forward orthodontic activity (UOA)	0
Contract end date	21/08/2020	Baseline contract value	£370,259.57

ACCESS	Contract	England and Wales
24 month ratio of assessments to patient IDs	1.01	1.08

ACTIVITY	Contract
Contract assess and fit appliances (case starts) as a percentage of Area Team case starts	4.2 %

Cumulative percentage of contracted UOA delivered 2019 & 2020



Month	Adjusted Scheduled Activity (UOA)		
	2018	2019	2020
April	87	319	567
May	507	804	1,113
June	801	1,413	1,344
July	1,179	2,066	
August	1,288	2,507	
September	1,751	3,116	
October	2,068	3,725	
November	2,660	4,103	
December	3,374	4,653	
January	3,861	4,991	
February	4,386	5,249	
March	5,352	5,501	
April	5,541	5,522	
May	5,541	5,522	
June	5,541	5,522	

QUANTITY METRICS (rolling 12 month period)

	Contract Quantity	Contract Base Number	Contract *	Area Team	Region	England
% of all assessments that were assess and fit appliances (case starts)	273	273	100.0%	57.8%	56.7%	58.2%
% of all assessments that were assess and refuse	0	273	0.0%	9.5%	11.8%	12.4%
% of all assessments that were assess and review	0	273	0.0%	32.8%	31.4%	29.4%
% of case starts with a reported IOTN of 3 and Aesthetic Component of 5 or below	0	273	N/A	0.1%	0.2%	0.1%
% of case starts with a reported IOTN of 3 and Aesthetic Component of 6 or above	0	273	N/A	3.8%	3.9%	3.9%
% of case starts with a reported IOTN of 4	204	273	74.7%	70.2%	76.1%	77.7%
% of case starts with a reported IOTN of 5	69	273	25.3%	16.5%	17.9%	16.7 %
% of concluded courses in receipt of dual-arch fixed appliances	17	194	8.8%	69.6%	68.8%	72.5%
% of concluded courses where treatment was abandoned or discontinued	7	194	3.6%	6.2%	10.3%	9.1%
% of patients satisfied with the treatment they have received	1	1	100.0%	94.9%	95.1%	95.8%

* Figures in italics indicate that the base number is less than 100.

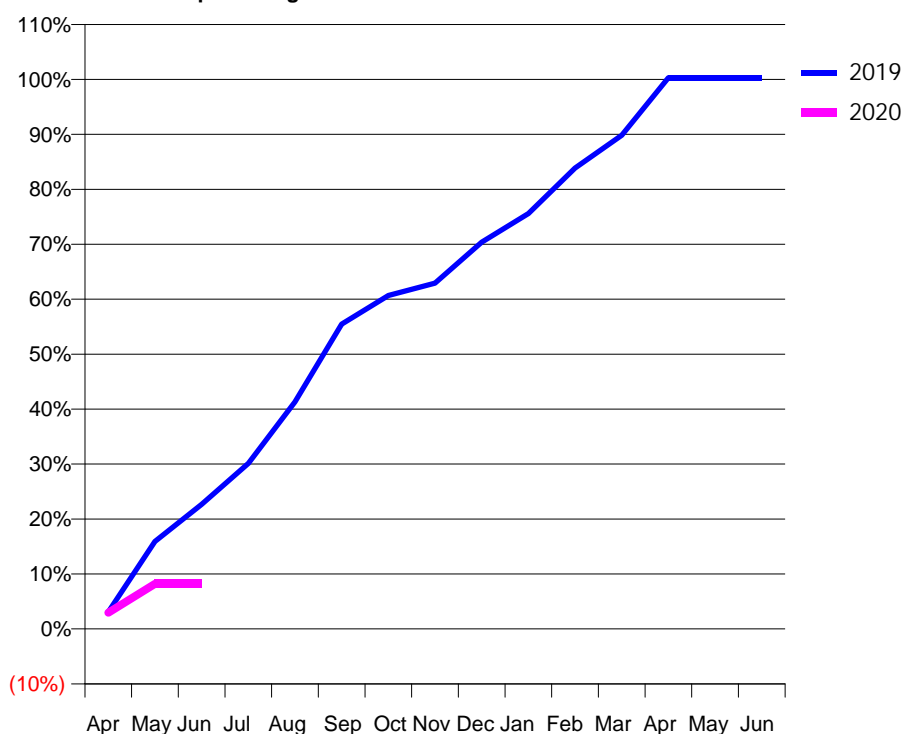
Q53 - Vital Signs Orthodontic At a Glance Contract Report for 243868/0009 - June 2019

Name or company name	HOLYWELL HOUSE ORTHODONTICS LIMITED	19/20 Contracted general activity (UDA)	0
Contract type name	PDS Contract	Carry forward general activity (UDA)	0
Purpose of contract	Orthodontic	19/20 Contracted orthodontic activity (UOA)	2,818
Contract start date	01/10/2008	Carry forward orthodontic activity (UOA)	0
Contract end date	21/08/2020	Baseline contract value	£189,157.27

ACCESS	Contract	England and Wales
24 month ratio of assessments to patient IDs	1.00	1.08

ACTIVITY	Contract
Contract assess and fit appliances (case starts) as a percentage of Area Team case starts	1.8 %

Cumulative percentage of contracted UOA delivered 2019 & 2020



Month	Adjusted Scheduled Activity (UOA)		
	2018	2019	2020
April	247	87	84
May	608	448	231
June	692	639	231
July	881	849	
August	965	1,164	
September	1,134	1,563	
October	1,366	1,710	
November	1,639	1,773	
December	1,810	1,983	
January	1,895	2,130	
February	2,275	2,363	
March	2,548	2,531	
April	2,821	2,827	
May	2,821	2,827	
June	2,821	2,827	

QUANTITY METRICS (rolling 12 month period)

	Contract Quantity	Contract Base Number	Contract *	Area Team	Region	England
% of all assessments that were assess and fit appliances (case starts)	115	115	100.0%	57.8%	56.7%	58.2%
% of all assessments that were assess and refuse	0	115	0.0%	9.5%	11.8%	12.4%
% of all assessments that were assess and review	0	115	0.0%	32.8%	31.4%	29.4%
% of case starts with a reported IOTN of 3 and Aesthetic Component of 5 or below	0	115	N/A	0.1%	0.2%	0.1%
% of case starts with a reported IOTN of 3 and Aesthetic Component of 6 or above	1	115	0.9%	3.8%	3.9%	3.9%
% of case starts with a reported IOTN of 4	96	115	83.5%	70.2%	76.1%	77.7%
% of case starts with a reported IOTN of 5	18	115	15.7%	16.5%	17.9%	16.7%
% of concluded courses in receipt of dual-arch fixed appliances	7	82	8.5%	69.6%	68.8%	72.5%
% of concluded courses where treatment was abandoned or discontinued	9	82	11.0%	6.2%	10.3%	9.1%
% of patients satisfied with the treatment they have received	3	3	100.0%	94.9%	95.1%	95.8%

* Figures in italics indicate that the base number is less than 100.

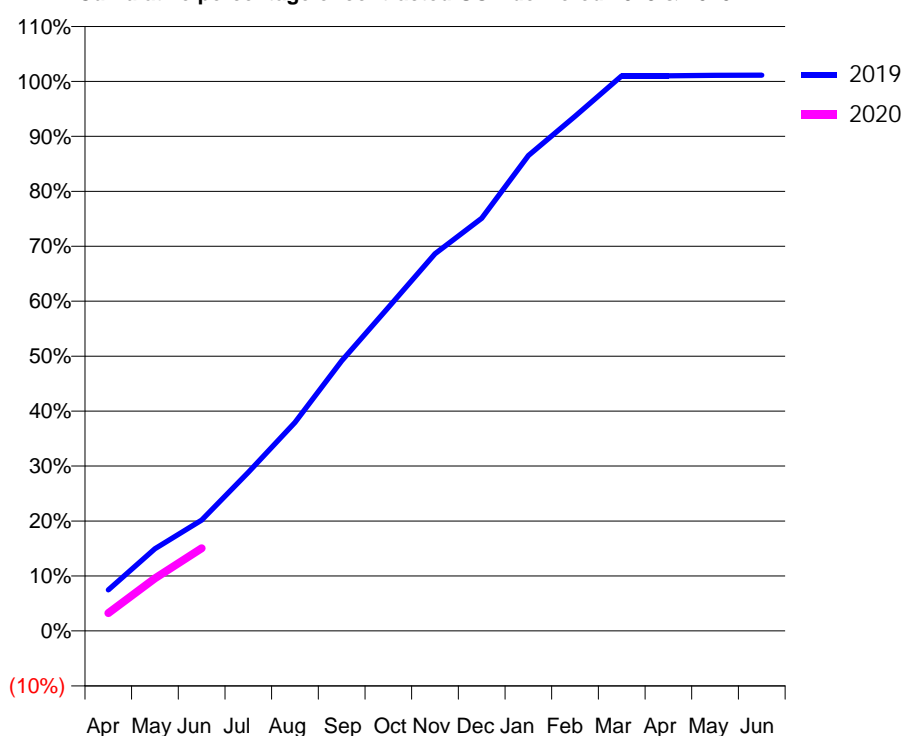
Q53 - Vital Signs Orthodontic At a Glance Contract Report for 274895/0001 - June 2019

Name or company name	Accessible Orthodontics (AD) Ltd	19/20 Contracted general activity (UDA)	0
Contract type name	PDS Contract	Carry forward general activity (UDA)	0
Purpose of contract	Orthodontic	19/20 Contracted orthodontic activity (UOA)	17,407
Contract start date	01/04/2006	Carry forward orthodontic activity (UOA)	0
Contract end date	21/08/2020	Baseline contract value	£1,168,438.82

ACCESS	Contract	England and Wales
24 month ratio of assessments to patient IDs	1.03	1.08

ACTIVITY	Contract
Contract assess and fit appliances (case starts) as a percentage of Area Team case starts	11.8 %

Cumulative percentage of contracted UOA delivered 2019 & 2020



Month	Adjusted Scheduled Activity (UOA)		
	2018	2019	2020
April	690	1,302	567
May	2,135	2,604	1,665
June	3,523	3,513	2,618
July	5,498	5,025	
August	7,157	6,603	
September	9,152	8,557	
October	10,265	10,244	
November	11,819	11,946	
December	13,199	13,073	
January	14,108	15,057	
February	16,044	16,299	
March	17,512	17,581	
April	17,533	17,581	
May	17,533	17,602	
June	17,533	17,603	

QUANTITY METRICS (rolling 12 month period)

	Contract Quantity	Contract Base Number	Contract *	Area Team	Region	England
% of all assessments that were assess and fit appliances (case starts)	771	1,330	58.0%	57.8%	56.7%	58.2%
% of all assessments that were assess and refuse	0	1,330	0.0%	9.5%	11.8%	12.4%
% of all assessments that were assess and review	559	1,330	42.0%	32.8%	31.4%	29.4%
% of case starts with a reported IOTN of 3 and Aesthetic Component of 5 or below	1	771	0.1%	0.1%	0.2%	0.1%
% of case starts with a reported IOTN of 3 and Aesthetic Component of 6 or above	77	771	10.0%	3.8%	3.9%	3.9%
% of case starts with a reported IOTN of 4	545	771	70.7%	70.2%	76.1%	77.7%
% of case starts with a reported IOTN of 5	148	771	19.2%	16.5%	17.9%	16.7 %
% of concluded courses in receipt of dual-arch fixed appliances	766	771	99.4%	69.6%	68.8%	72.5%
% of concluded courses where treatment was abandoned or discontinued	3	771	0.4%	6.2%	10.3%	9.1%
% of patients satisfied with the treatment they have received	4	4	100.0%	94.9%	95.1%	95.8%

* Figures in italics indicate that the base number is less than 100.

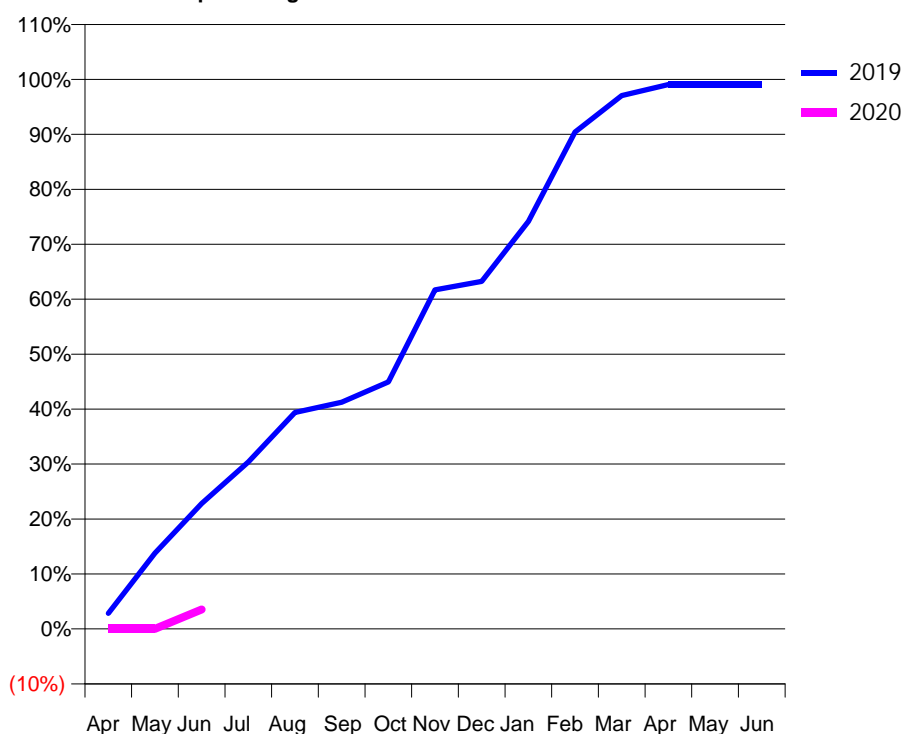
Q53 - Vital Signs Orthodontic At a Glance Contract Report for 574422/0001 - June 2019

Name or company name	Mr R Osman & Mr AH Osman	19/20 Contracted general activity (UDA)	5,528
Contract type name	GDS Contract	Carry forward general activity (UDA)	0
Purpose of contract	General and Orthodontic	19/20 Contracted orthodontic activity (UOA)	1,188
Contract start date	01/04/2006	Carry forward orthodontic activity (UOA)	0
Contract end date		Baseline contract value	£213,099.11

ACCESS	Contract	England and Wales
24 month ratio of assessments to patient IDs	1.11	1.08

ACTIVITY	Contract
Contract assess and fit appliances (case starts) as a percentage of Area Team case starts	0.7 %

Cumulative percentage of contracted UOA delivered 2019 & 2020



Month	Adjusted Scheduled Activity (UOA)		
	2018	2019	2020
April	294	34	0
May	529	164	0
June	571	271	42
July	572	361	
August	608	468	
September	650	490	
October	695	534	
November	763	733	
December	796	751	
January	800	881	
February	874	1,074	
March	1,090	1,153	
April	1,178	1,177	
May	1,178	1,177	
June	1,179	1,177	

QUANTITY METRICS (rolling 12 month period)

	Contract Quantity	Contract Base Number	Contract *	Area Team	Region	England
% of all assessments that were assess and fit appliances (case starts)	45	103	43.7%	57.8%	56.7%	58.2%
% of all assessments that were assess and refuse	12	103	11.7%	9.5%	11.8%	12.4%
% of all assessments that were assess and review	46	103	44.7%	32.8%	31.4%	29.4%
% of case starts with a reported IOTN of 3 and Aesthetic Component of 5 or below	1	45	2.2%	0.1%	0.2%	0.1%
% of case starts with a reported IOTN of 3 and Aesthetic Component of 6 or above	2	45	4.4%	3.8%	3.9%	3.9%
% of case starts with a reported IOTN of 4	37	45	82.2%	70.2%	76.1%	77.7%
% of case starts with a reported IOTN of 5	4	45	8.9%	16.5%	17.9%	16.7%
% of concluded courses in receipt of dual-arch fixed appliances	52	71	73.2%	69.6%	68.8%	72.5%
% of concluded courses where treatment was abandoned or discontinued	13	71	18.3%	6.2%	10.3%	9.1%
% of patients satisfied with the treatment they have received	1	1	100.0%	94.9%	95.1%	95.8%

* Figures in italics indicate that the base number is less than 100.

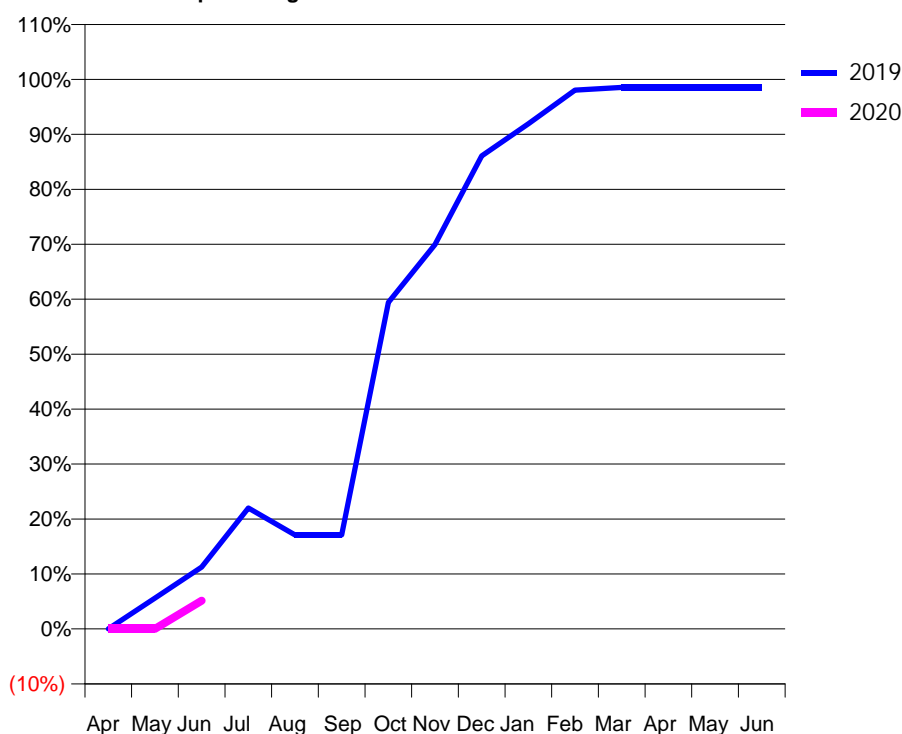
Q53 - Vital Signs Orthodontic At a Glance Contract Report for 619744/0006 - June 2019

Name or company name	Dehal, Williams, Kavangh and Kavanagh	19/20 Contracted general activity (UDA)	7,452
Contract type name	GDS Contract	Carry forward general activity (UDA)	0
Purpose of contract	General and Orthodontic	19/20 Contracted orthodontic activity (UOA)	409
Contract start date	02/07/2012	Carry forward orthodontic activity (UOA)	0
Contract end date		Baseline contract value	£184,880.10

ACCESS	Contract	England and Wales
24 month ratio of assessments to patient IDs	1.21	1.08

ACTIVITY	Contract
Contract assess and fit appliances (case starts) as a percentage of Area Team case starts	0.3 %

Cumulative percentage of contracted UOA delivered 2019 & 2020



Month	Adjusted Scheduled Activity (UOA)		
	2018	2019	2020
April	9	0	0
May	9	23	0
June	58	46	21
July	80	90	
August	132	70	
September	134	70	
October	136	243	
November	284	286	
December	347	352	
January	347	376	
February	352	401	
March	360	403	
April	382	403	
May	382	403	
June	382	403	

QUANTITY METRICS (rolling 12 month period)

	Contract Quantity	Contract Base Number	Contract *	Area Team	Region	England
% of all assessments that were assess and fit appliances (case starts)	19	40	47.5%	57.8%	56.7%	58.2%
% of all assessments that were assess and refuse	1	40	2.5%	9.5%	11.8%	12.4%
% of all assessments that were assess and review	20	40	50.0%	32.8%	31.4%	29.4%
% of case starts with a reported IOTN of 3 and Aesthetic Component of 5 or below	0	19	<i>N/A</i>	0.1%	0.2%	0.1%
% of case starts with a reported IOTN of 3 and Aesthetic Component of 6 or above	1	19	5.3%	3.8%	3.9%	3.9%
% of case starts with a reported IOTN of 4	15	19	78.9%	70.2%	76.1%	77.7%
% of case starts with a reported IOTN of 5	3	19	15.8%	16.5%	17.9%	16.7 %
% of concluded courses in receipt of dual-arch fixed appliances	9	10	90.0%	69.6%	68.8%	72.5%
% of concluded courses where treatment was abandoned or discontinued	0	10	0.0%	6.2%	10.3%	9.1%
% of patients satisfied with the treatment they have received	0	0	<i>N/A</i>	94.9%	95.1%	95.8%

* Figures in italics indicate that the base number is less than 100.

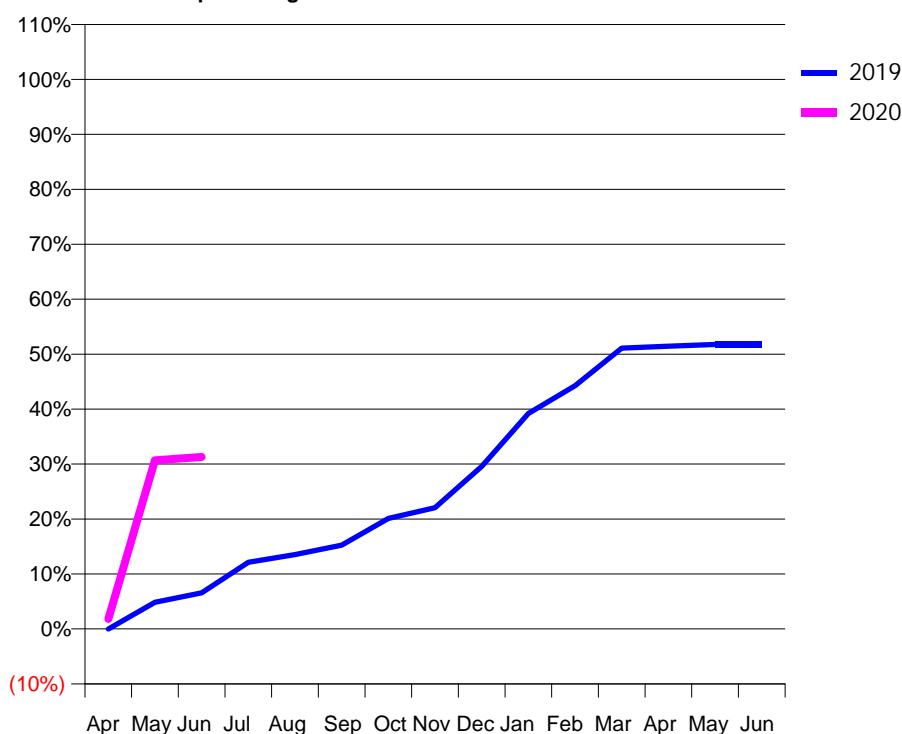
Q53 - Vital Signs Orthodontic At a Glance Contract Report for 732052/0003 - June 2019

Name or company name	Balbir S Bhandal, Amrik S Bhandal & Baljit S Bhandal	19/20 Contracted general activity (UDA)	100,734
Contract type name	GDS Contract	Carry forward general activity (UDA)	0
Purpose of contract	General and Orthodontic	19/20 Contracted orthodontic activity (UOA)	3,423
Contract start date	01/04/2006	Carry forward orthodontic activity (UOA)	0
Contract end date		Baseline contract value	£3,018,582.56

ACCESS	Contract	England and Wales
24 month ratio of assessments to patient IDs	1.06	1.08

ACTIVITY	Contract
Contract assess and fit appliances (case starts) as a percentage of Area Team case starts	2.9 %

Cumulative percentage of contracted UOA delivered 2019 & 2020



Month	Adjusted Scheduled Activity (UOA)		
	2018	2019	2020
April	69	-3	63
May	764	318	1,050
June	1,276	431	1,071
July	1,584	798	
August	1,820	890	
September	1,953	1,002	
October	2,362	1,321	
November	2,585	1,450	
December	2,720	1,943	
January	2,743	2,579	
February	3,048	2,908	
March	3,310	3,359	
April	3,332	3,382	
May	3,332	3,403	
June	3,332	3,403	

QUANTITY METRICS (rolling 12 month period)

	Contract Quantity	Contract Base Number	Contract *	Area Team	Region	England
% of all assessments that were assess and fit appliances (case starts)	188	277	67.9%	57.8%	56.7%	58.2%
% of all assessments that were assess and refuse	32	277	11.6%	9.5%	11.8%	12.4%
% of all assessments that were assess and review	57	277	20.6%	32.8%	31.4%	29.4%
% of case starts with a reported IOTN of 3 and Aesthetic Component of 5 or below	0	188	N/A	0.1%	0.2%	0.1%
% of case starts with a reported IOTN of 3 and Aesthetic Component of 6 or above	3	188	1.6%	3.8%	3.9%	3.9%
% of case starts with a reported IOTN of 4	144	188	76.6%	70.2%	76.1%	77.7%
% of case starts with a reported IOTN of 5	41	188	21.8%	16.5%	17.9%	16.7 %
% of concluded courses in receipt of dual-arch fixed appliances	46	69	66.7%	69.6%	68.8%	72.5%
% of concluded courses where treatment was abandoned or discontinued	22	69	31.9%	6.2%	10.3%	9.1%
% of patients satisfied with the treatment they have received	1	1	100.0%	94.9%	95.1%	95.8%

* Figures in italics indicate that the base number is less than 100.

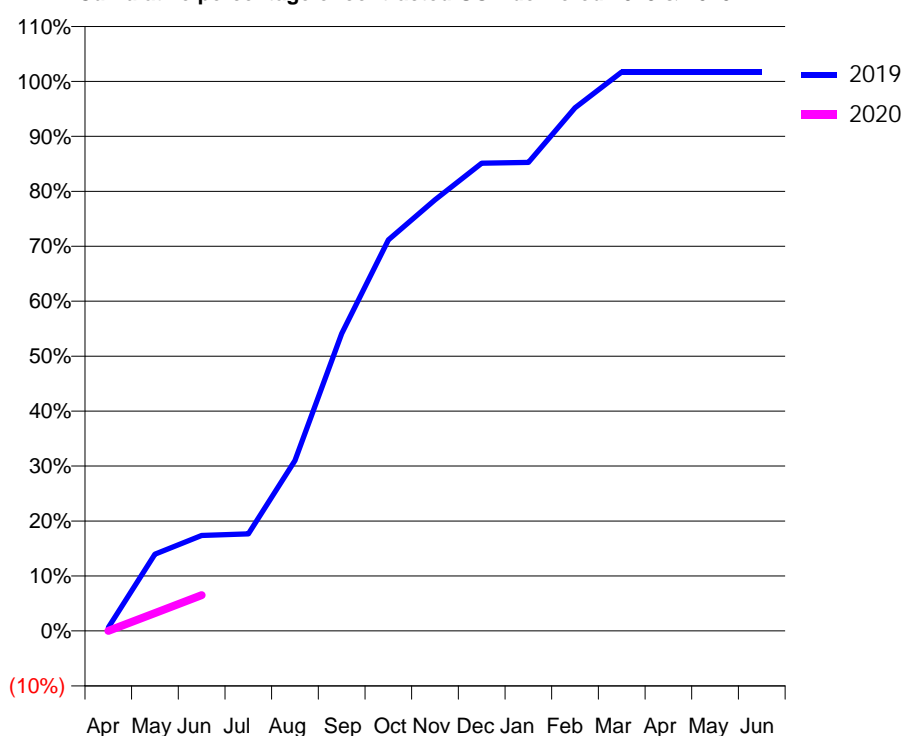
Q53 - Vital Signs Orthodontic At a Glance Contract Report for 740179/0001 - June 2019

Name or company name	MR JC ALLEN	19/20 Contracted general activity (UDA)	28,247
Contract type name	GDS Contract	Carry forward general activity (UDA)	0
Purpose of contract	General and Orthodontic	19/20 Contracted orthodontic activity (UOA)	645
Contract start date	01/04/2006	Carry forward orthodontic activity (UOA)	0
Contract end date		Baseline contract value	£950,398.97

ACCESS	Contract	England and Wales
24 month ratio of assessments to patient IDs	1.06	1.08

ACTIVITY	Contract
Contract assess and fit appliances (case starts) as a percentage of Area Team case starts	0.4 %

Cumulative percentage of contracted UOA delivered 2019 & 2020



Month	Adjusted Scheduled Activity (UOA)		
	2018	2019	2020
April	148	4	0
May	212	90	21
June	256	112	42
July	301	114	
August	427	200	
September	491	349	
October	533	459	
November	533	506	
December	596	549	
January	600	550	
February	645	614	
March	647	656	
April	647	656	
May	647	656	
June	647	656	

QUANTITY METRICS (rolling 12 month period)

	Contract Quantity	Contract Base Number	Contract *	Area Team	Region	England
% of all assessments that were assess and fit appliances (case starts)	27	46	58.7%	57.8%	56.7%	58.2%
% of all assessments that were assess and refuse	7	46	15.2%	9.5%	11.8%	12.4%
% of all assessments that were assess and review	12	46	26.1%	32.8%	31.4%	29.4%
% of case starts with a reported IOTN of 3 and Aesthetic Component of 5 or below	0	27	<i>N/A</i>	0.1%	0.2%	0.1%
% of case starts with a reported IOTN of 3 and Aesthetic Component of 6 or above	0	27	<i>N/A</i>	3.8%	3.9%	3.9%
% of case starts with a reported IOTN of 4	24	27	88.9%	70.2%	76.1%	77.7%
% of case starts with a reported IOTN of 5	3	27	11.1%	16.5%	17.9%	16.7%
% of concluded courses in receipt of dual-arch fixed appliances	31	32	96.9%	69.6%	68.8%	72.5%
% of concluded courses where treatment was abandoned or discontinued	0	32	0.0%	6.2%	10.3%	9.1%
% of patients satisfied with the treatment they have received	0	0	<i>N/A</i>	94.9%	95.1%	95.8%

* Figures in italics indicate that the base number is less than 100.

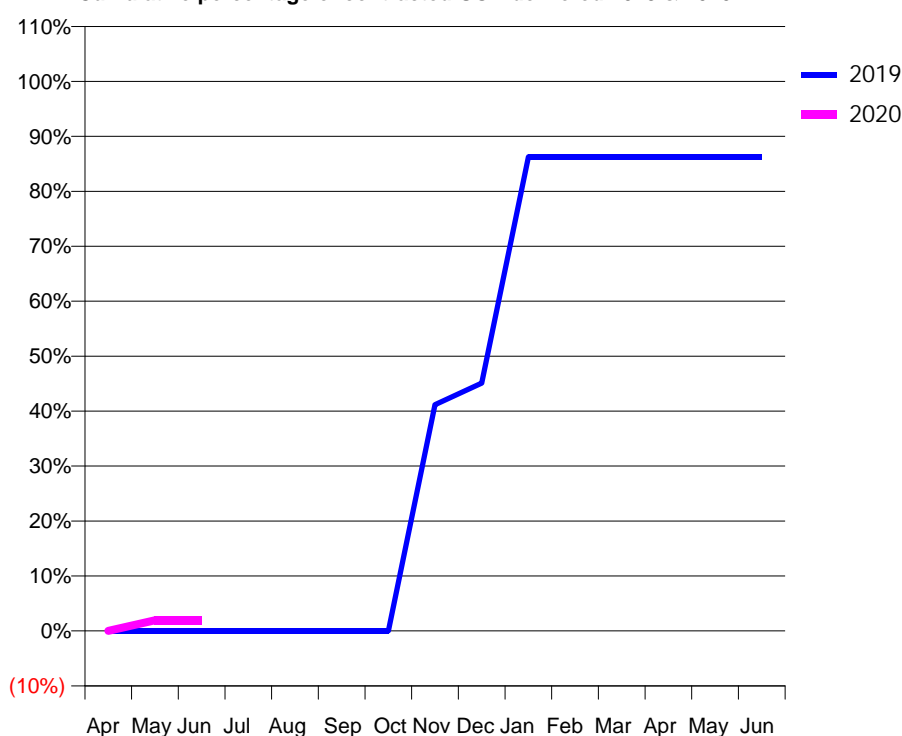
Q53 - Vital Signs Orthodontic At a Glance Contract Report for 794643/0002 - June 2019

Name or company name	MR W SIDHU	19/20 Contracted general activity (UDA)	6,301
Contract type name	GDS Contract	Carry forward general activity (UDA)	0
Purpose of contract	General and Orthodontic	19/20 Contracted orthodontic activity (UOA)	51
Contract start date	03/01/2012	Carry forward orthodontic activity (UOA)	0
Contract end date		Baseline contract value	£164,360.29

ACCESS	Contract	England and Wales
24 month ratio of assessments to patient IDs	1.00	1.08

ACTIVITY	Contract
Contract assess and fit appliances (case starts) as a percentage of Area Team case starts	0.0 %

Cumulative percentage of contracted UOA delivered 2019 & 2020



Month	Adjusted Scheduled Activity (UOA)		
	2018	2019	2020
April	2	0	0
May	2	0	1
June	2	0	1
July	2	0	
August	2	0	
September	2	0	
October	2	0	
November	2	21	
December	2	23	
January	2	44	
February	44	44	
March	44	44	
April	44	44	
May	44	44	
June	44	44	

QUANTITY METRICS (rolling 12 month period)

	Contract Quantity	Contract Base Number	Contract *	Area Team	Region	England
% of all assessments that were assess and fit appliances (case starts)	2	5	40.0%	57.8%	56.7%	58.2%
% of all assessments that were assess and refuse	2	5	40.0%	9.5%	11.8%	12.4%
% of all assessments that were assess and review	1	5	20.0%	32.8%	31.4%	29.4%
% of case starts with a reported IOTN of 3 and Aesthetic Component of 5 or below	0	2	N/A	0.1%	0.2%	0.1%
% of case starts with a reported IOTN of 3 and Aesthetic Component of 6 or above	0	2	N/A	3.8%	3.9%	3.9%
% of case starts with a reported IOTN of 4	2	2	100.0%	70.2%	76.1%	77.7%
% of case starts with a reported IOTN of 5	0	2	N/A	16.5%	17.9%	16.7%
% of concluded courses in receipt of dual-arch fixed appliances	0	0	N/A	69.6%	68.8%	72.5%
% of concluded courses where treatment was abandoned or discontinued	0	0	N/A	6.2%	10.3%	9.1%
% of patients satisfied with the treatment they have received	0	0	N/A	94.9%	95.1%	95.8%

* Figures in italics indicate that the base number is less than 100.

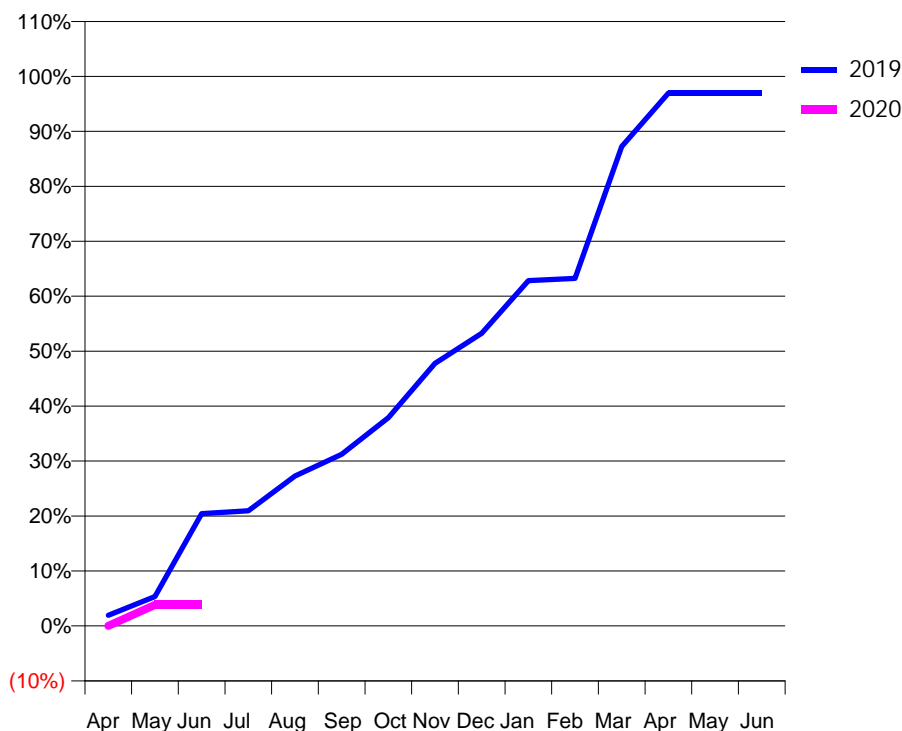
Q53 - Vital Signs Orthodontic At a Glance Contract Report for 825212/0003 - June 2019

Name or company name	MR D DALBY	19/20 Contracted general activity (UDA)	0
Contract type name	GDS Contract	Carry forward general activity (UDA)	0
Purpose of contract	Orthodontic	19/20 Contracted orthodontic activity (UOA)	730
Contract start date	01/08/2012	Carry forward orthodontic activity (UOA)	0
Contract end date		Baseline contract value	£51,930.65

ACCESS	Contract	England and Wales
24 month ratio of assessments to patient IDs	1.16	1.08

ACTIVITY	Contract
Contract assess and fit appliances (case starts) as a percentage of Area Team case starts	0.4 %

Cumulative percentage of contracted UOA delivered 2019 & 2020



Month	Adjusted Scheduled Activity (UOA)		
	2018	2019	2020
April	1	14	0
May	13	39	28
June	17	149	28
July	63	153	
August	86	199	
September	236	228	
October	261	277	
November	266	349	
December	506	389	
January	557	459	
February	588	462	
March	677	637	
April	722	708	
May	722	708	
June	722	708	

QUANTITY METRICS (rolling 12 month period)

	Contract Quantity	Contract Base Number	Contract *	Area Team	Region	England
% of all assessments that were assess and fit appliances (case starts)	25	103	24.3%	57.8%	56.7%	58.2%
% of all assessments that were assess and refuse	4	103	3.9%	9.5%	11.8%	12.4%
% of all assessments that were assess and review	74	103	71.8%	32.8%	31.4%	29.4%
% of case starts with a reported IOTN of 3 and Aesthetic Component of 5 or below	0	25	<i>N/A</i>	0.1%	0.2%	0.1%
% of case starts with a reported IOTN of 3 and Aesthetic Component of 6 or above	0	25	<i>N/A</i>	3.8%	3.9%	3.9%
% of case starts with a reported IOTN of 4	25	25	100.0%	70.2%	76.1%	77.7%
% of case starts with a reported IOTN of 5	0	25	<i>N/A</i>	16.5%	17.9%	16.7%
% of concluded courses in receipt of dual-arch fixed appliances	0	29	<i>N/A</i>	69.6%	68.8%	72.5%
% of concluded courses where treatment was abandoned or discontinued	2	29	6.9%	6.2%	10.3%	9.1%
% of patients satisfied with the treatment they have received	0	0	<i>N/A</i>	94.9%	95.1%	95.8%

* Figures in italics indicate that the base number is less than 100.

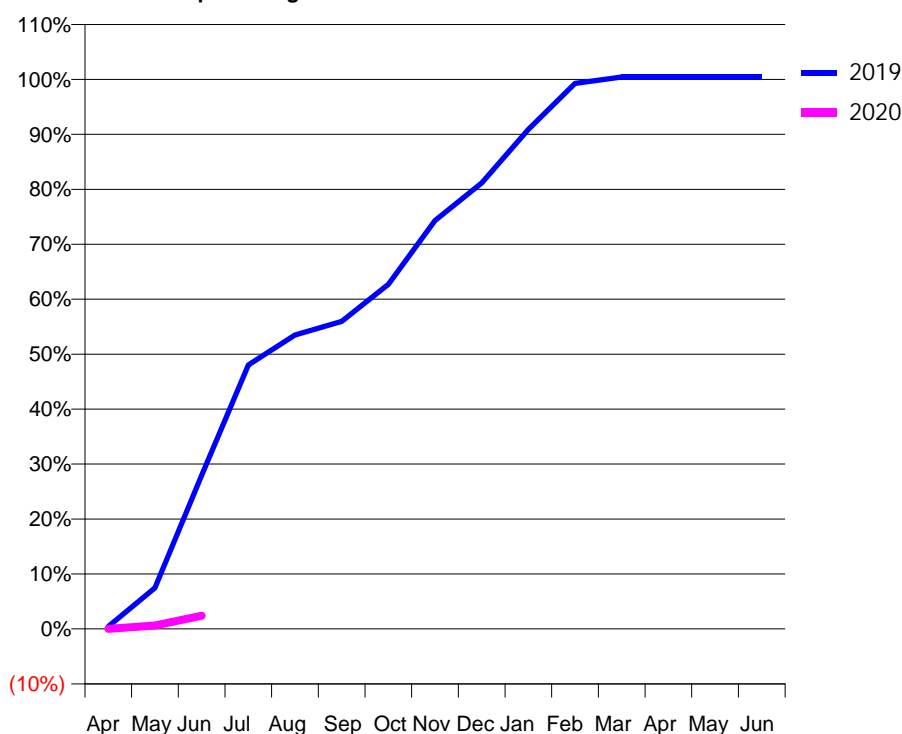
Q53 - Vital Signs Orthodontic At a Glance Contract Report for 890936/0002 - June 2019

Name or company name	Leamington Spa Orthodontics Limited	19/20 Contracted general activity (UDA)	0
Contract type name	PDS Contract	Carry forward general activity (UDA)	0
Purpose of contract	Orthodontic	19/20 Contracted orthodontic activity (UOA)	14,260
Contract start date	01/04/2006	Carry forward orthodontic activity (UOA)	0
Contract end date	21/08/2020	Baseline contract value	£957,197.54

ACCESS	Contract	England and Wales
24 month ratio of assessments to patient IDs	1.00	1.08

ACTIVITY	Contract
Contract assess and fit appliances (case starts) as a percentage of Area Team case starts	7.3 %

Cumulative percentage of contracted UOA delivered 2019 & 2020



Month	Adjusted Scheduled Activity (UOA)		
	2018	2019	2020
April	36	64	0
May	3,213	1,069	92
June	6,110	3,983	346
July	9,400	6,850	
August	10,127	7,628	
September	10,659	7,982	
October	11,583	8,944	
November	12,711	10,597	
December	13,647	11,574	
January	13,660	12,962	
February	14,247	14,155	
March	14,273	14,320	
April	14,320	14,320	
May	14,320	14,320	
June	14,320	14,320	

QUANTITY METRICS (rolling 12 month period)

	Contract Quantity	Contract Base Number	Contract *	Area Team	Region	England
% of all assessments that were assess and fit appliances (case starts)	476	1,217	39.1%	57.8%	56.7%	58.2%
% of all assessments that were assess and refuse	163	1,217	13.4%	9.5%	11.8%	12.4%
% of all assessments that were assess and review	578	1,217	47.5%	32.8%	31.4%	29.4%
% of case starts with a reported IOTN of 3 and Aesthetic Component of 5 or below	0	476	N/A	0.1%	0.2%	0.1%
% of case starts with a reported IOTN of 3 and Aesthetic Component of 6 or above	0	476	N/A	3.8%	3.9%	3.9%
% of case starts with a reported IOTN of 4	361	476	75.8%	70.2%	76.1%	77.7%
% of case starts with a reported IOTN of 5	98	476	20.6%	16.5%	17.9%	16.7 %
% of concluded courses in receipt of dual-arch fixed appliances	646	663	97.4%	69.6%	68.8%	72.5%
% of concluded courses where treatment was abandoned or discontinued	14	663	2.1%	6.2%	10.3%	9.1%
% of patients satisfied with the treatment they have received	10	10	100.0%	94.9%	95.1%	95.8%

* Figures in italics indicate that the base number is less than 100.

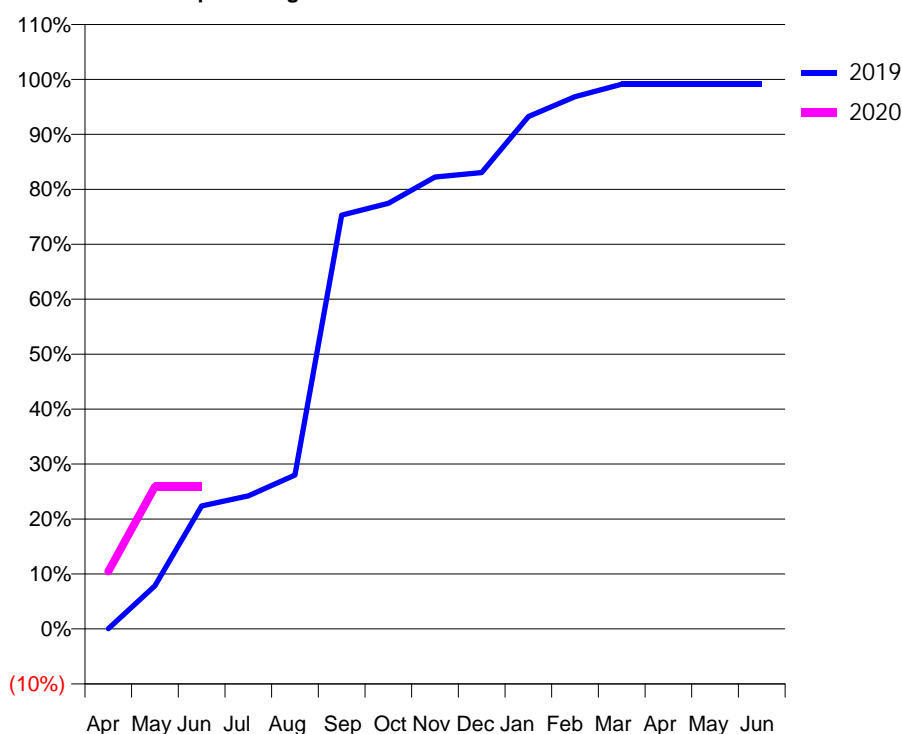
Q53 - Vital Signs Orthodontic At a Glance Contract Report for 925926/0002 - June 2019

Name or company name	MR PK MAHAPATRA	19/20 Contracted general activity (UDA)	3,200
Contract type name	GDS Contract	Carry forward general activity (UDA)	0
Purpose of contract	General and Orthodontic	19/20 Contracted orthodontic activity (UOA)	2,404
Contract start date	01/02/2013	Carry forward orthodontic activity (UOA)	0
Contract end date		Baseline contract value	£269,124.19

ACCESS	Contract	England and Wales
24 month ratio of assessments to patient IDs	1.01	1.08

ACTIVITY	Contract
Contract assess and fit appliances (case starts) as a percentage of Area Team case starts	1.7 %

Cumulative percentage of contracted UOA delivered 2019 & 2020



Month	Adjusted Scheduled Activity (UOA)		
	2018	2019	2020
April	255	1	252
May	708	189	622
June	1,158	538	622
July	1,588	582	
August	1,588	673	
September	1,856	1,810	
October	2,007	1,862	
November	2,329	1,977	
December	2,333	1,996	
January	2,334	2,241	
February	2,335	2,328	
March	2,404	2,383	
April	2,404	2,383	
May	2,404	2,383	
June	2,404	2,383	

QUANTITY METRICS (rolling 12 month period)

	Contract Quantity	Contract Base Number	Contract *	Area Team	Region	England
% of all assessments that were assess and fit appliances (case starts)	113	220	51.4%	57.8%	56.7%	58.2%
% of all assessments that were assess and refuse	17	220	7.7%	9.5%	11.8%	12.4%
% of all assessments that were assess and review	90	220	40.9%	32.8%	31.4%	29.4%
% of case starts with a reported IOTN of 3 and Aesthetic Component of 5 or below	0	113	N/A	0.1%	0.2%	0.1%
% of case starts with a reported IOTN of 3 and Aesthetic Component of 6 or above	1	113	0.9%	3.8%	3.9%	3.9%
% of case starts with a reported IOTN of 4	102	113	90.3%	70.2%	76.1%	77.7%
% of case starts with a reported IOTN of 5	9	113	8.0%	16.5%	17.9%	16.7%
% of concluded courses in receipt of dual-arch fixed appliances	129	143	90.2%	69.6%	68.8%	72.5%
% of concluded courses where treatment was abandoned or discontinued	8	143	5.6%	6.2%	10.3%	9.1%
% of patients satisfied with the treatment they have received	9	10	90.0%	94.9%	95.1%	95.8%

* Figures in italics indicate that the base number is less than 100.

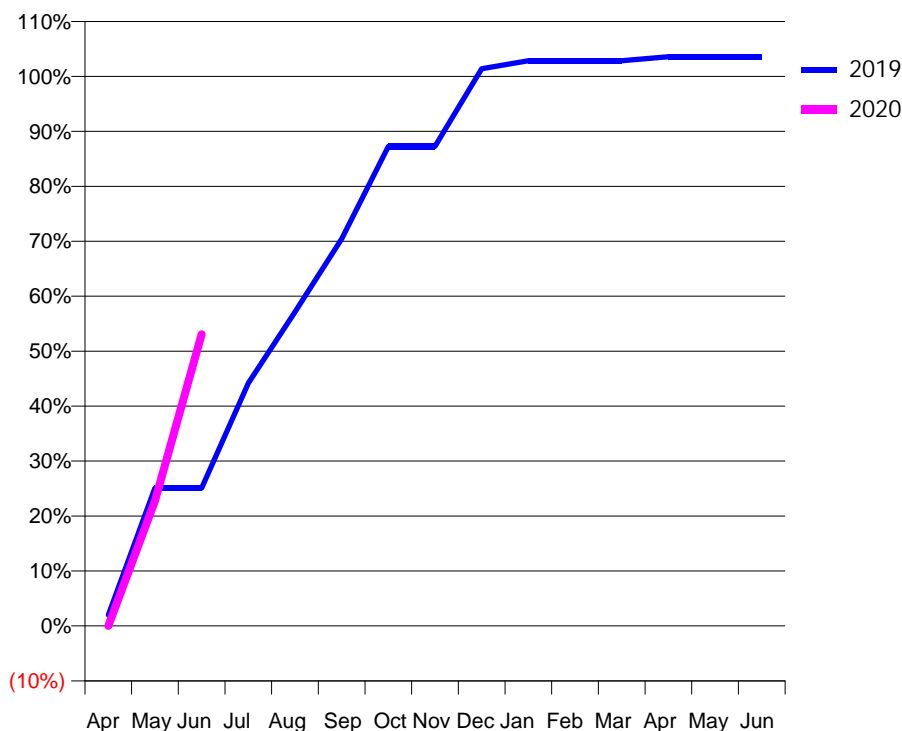
Q53 - Vital Signs Orthodontic At a Glance Contract Report for 972126/0001 - June 2019

Name or company name	MR SJ SIDDIQUI	19/20 Contracted general activity (UDA)	0
Contract type name	PDS Contract	Carry forward general activity (UDA)	0
Purpose of contract	Orthodontic	19/20 Contracted orthodontic activity (UOA)	6,006
Contract start date	01/04/2012	Carry forward orthodontic activity (UOA)	0
Contract end date	24/07/2020	Baseline contract value	£405,637.45

ACCESS	Contract	England and Wales
24 month ratio of assessments to patient IDs	1.02	1.08

ACTIVITY	Contract
Contract assess and fit appliances (case starts) as a percentage of Area Team case starts	5.7 %

Cumulative percentage of contracted UOA delivered 2019 & 2020



Month	Adjusted Scheduled Activity (UOA)		
	2018	2019	2020
April	112	120	0
May	112	1,506	1,365
June	2,199	1,506	3,188
July	3,490	2,655	
August	3,490	3,431	
September	4,183	4,231	
October	4,183	5,241	
November	5,163	5,241	
December	6,090	6,089	
January	6,090	6,176	
February	6,129	6,176	
March	6,129	6,176	
April	6,129	6,220	
May	6,129	6,220	
June	6,129	6,220	

QUANTITY METRICS (rolling 12 month period)

	Contract Quantity	Contract Base Number	Contract *	Area Team	Region	England
% of all assessments that were assess and fit appliances (case starts)	368	540	68.1%	57.8%	56.7%	58.2%
% of all assessments that were assess and refuse	43	540	8.0%	9.5%	11.8%	12.4%
% of all assessments that were assess and review	129	540	23.9%	32.8%	31.4%	29.4%
% of case starts with a reported IOTN of 3 and Aesthetic Component of 5 or below	0	368	N/A	0.1%	0.2%	0.1%
% of case starts with a reported IOTN of 3 and Aesthetic Component of 6 or above	3	368	0.8%	3.8%	3.9%	3.9%
% of case starts with a reported IOTN of 4	317	368	86.1%	70.2%	76.1%	77.7%
% of case starts with a reported IOTN of 5	35	368	9.5%	16.5%	17.9%	16.7 %
% of concluded courses in receipt of dual-arch fixed appliances	0	326	N/A	69.6%	68.8%	72.5%
% of concluded courses where treatment was abandoned or discontinued	5	326	1.5%	6.2%	10.3%	9.1%
% of patients satisfied with the treatment they have received	4	5	80.0%	94.9%	95.1%	95.8%

* Figures in italics indicate that the base number is less than 100.

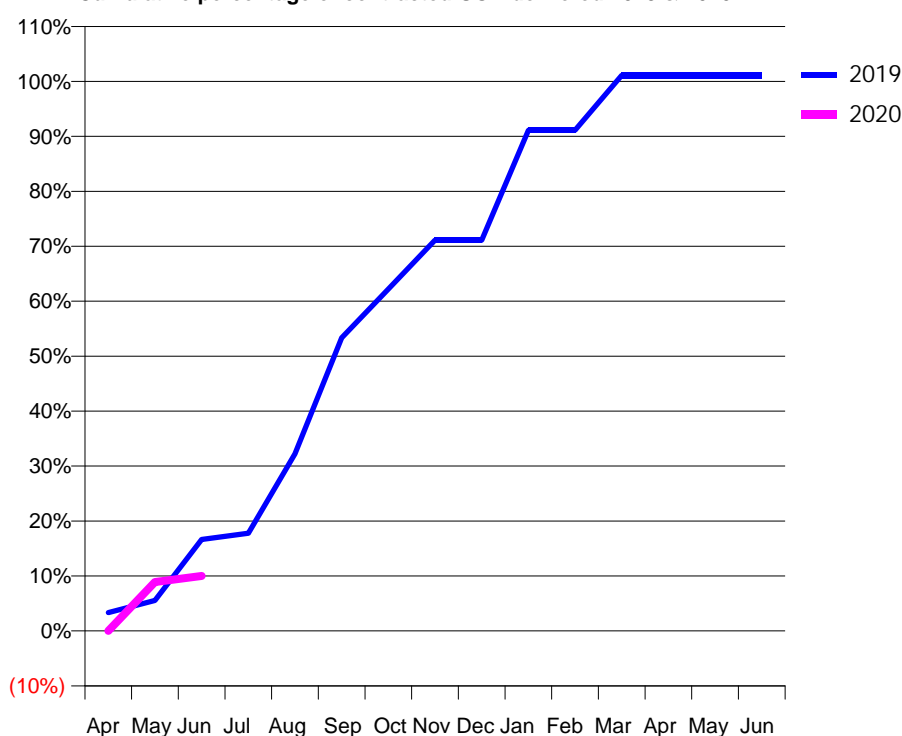
Q54 - Vital Signs Orthodontic At a Glance Contract Report for 100459/0000 - June 2019

Name or company name	Richmond House Dental Practice	19/20 Contracted general activity (UDA)	8,918
Contract type name	GDS Contract	Carry forward general activity (UDA)	0
Purpose of contract	General and Orthodontic	19/20 Contracted orthodontic activity (UOA)	90
Contract start date	01/06/2017	Carry forward orthodontic activity (UOA)	0
Contract end date		Baseline contract value	£271,761.22

ACCESS	Contract	England and Wales
24 month ratio of assessments to patient IDs	1.01	1.08

ACTIVITY	Contract
Contract assess and fit appliances (case starts) as a percentage of Area Team case starts	0.0 %

Cumulative percentage of contracted UOA delivered 2019 & 2020



Month	Adjusted Scheduled Activity (UOA)		
	2018	2019	2020
April	0	3	0
May	0	5	8
June	3	15	9
July	4	16	
August	19	29	
September	32	48	
October	44	56	
November	53	64	
December	56	64	
January	59	82	
February	82	82	
March	82	91	
April	85	91	
May	85	91	
June	85	91	

QUANTITY METRICS (rolling 12 month period)

	Contract Quantity	Contract Base Number	Contract *	Area Team	Region	England
% of all assessments that were assess and fit appliances (case starts)	0	85	0.0%	53.8%	56.7%	58.2%
% of all assessments that were assess and refuse	16	85	18.8%	12.1%	11.8%	12.4%
% of all assessments that were assess and review	69	85	81.2%	34.2%	31.4%	29.4%
% of case starts with a reported IOTN of 3 and Aesthetic Component of 5 or below	0	0	N/A	0.1%	0.2%	0.1%
% of case starts with a reported IOTN of 3 and Aesthetic Component of 6 or above	0	0	N/A	1.5%	3.9%	3.9%
% of case starts with a reported IOTN of 4	0	0	N/A	80.8%	76.1%	77.7%
% of case starts with a reported IOTN of 5	0	0	N/A	16.3%	17.9%	16.7%
% of concluded courses in receipt of dual-arch fixed appliances	0	0	N/A	61.9%	68.8%	72.5%
% of concluded courses where treatment was abandoned or discontinued	0	0	N/A	12.5%	10.3%	9.1%
% of patients satisfied with the treatment they have received	0	0	N/A	89.5%	95.1%	95.8%

* Figures in italics indicate that the base number is less than 100.

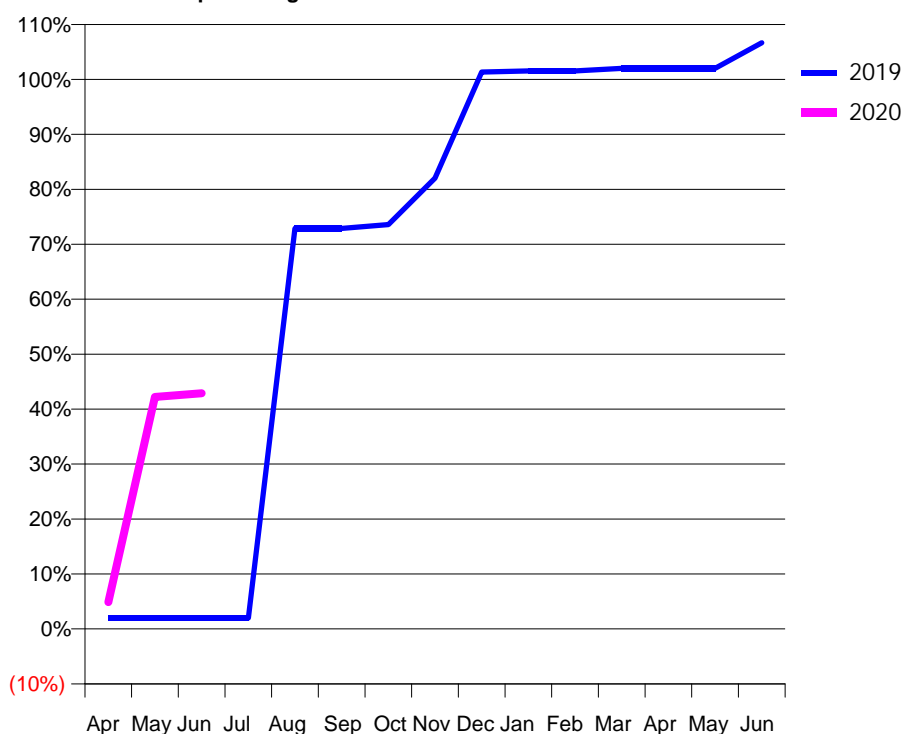
Q54 - Vital Signs Orthodontic At a Glance Contract Report for 100622/0000 - June 2019

Name or company name	MR SL REES	19/20 Contracted general activity (UDA)	6,811
Contract type name	GDS Contract	Carry forward general activity (UDA)	0
Purpose of contract	General and Orthodontic	19/20 Contracted orthodontic activity (UOA)	450
Contract start date	01/12/2017	Carry forward orthodontic activity (UOA)	0
Contract end date		Baseline contract value	£256,826.78

ACCESS	Contract	England and Wales
24 month ratio of assessments to patient IDs	1.07	1.08

ACTIVITY	Contract
Contract assess and fit appliances (case starts) as a percentage of Area Team case starts	0.4 %

Cumulative percentage of contracted UOA delivered 2019 & 2020



Month	Adjusted Scheduled Activity (UOA)		
	2018	2019	2020
April	0	9	22
May	0	9	190
June	0	9	193
July	0	9	
August	0	328	
September	0	328	
October	0	331	
November	0	369	
December	0	456	
January	0	457	
February	0	457	
March	0	459	
April	0	459	
May	0	459	
June	0	480	

QUANTITY METRICS (rolling 12 month period)

	Contract Quantity	Contract Base Number	Contract *	Area Team	Region	England
% of all assessments that were assess and fit appliances (case starts)	29	87	33.3%	53.8%	56.7%	58.2%
% of all assessments that were assess and refuse	14	87	16.1%	12.1%	11.8%	12.4%
% of all assessments that were assess and review	44	87	50.6%	34.2%	31.4%	29.4%
% of case starts with a reported IOTN of 3 and Aesthetic Component of 5 or below	0	29	N/A	0.1%	0.2%	0.1%
% of case starts with a reported IOTN of 3 and Aesthetic Component of 6 or above	0	29	N/A	1.5%	3.9%	3.9%
% of case starts with a reported IOTN of 4	23	29	79.3%	80.8%	76.1%	77.7%
% of case starts with a reported IOTN of 5	6	29	20.7%	16.3%	17.9%	16.7 %
% of concluded courses in receipt of dual-arch fixed appliances	0	0	N/A	61.9%	68.8%	72.5%
% of concluded courses where treatment was abandoned or discontinued	0	0	N/A	12.5%	10.3%	9.1%
% of patients satisfied with the treatment they have received	0	0	N/A	89.5%	95.1%	95.8%

* Figures in italics indicate that the base number is less than 100.

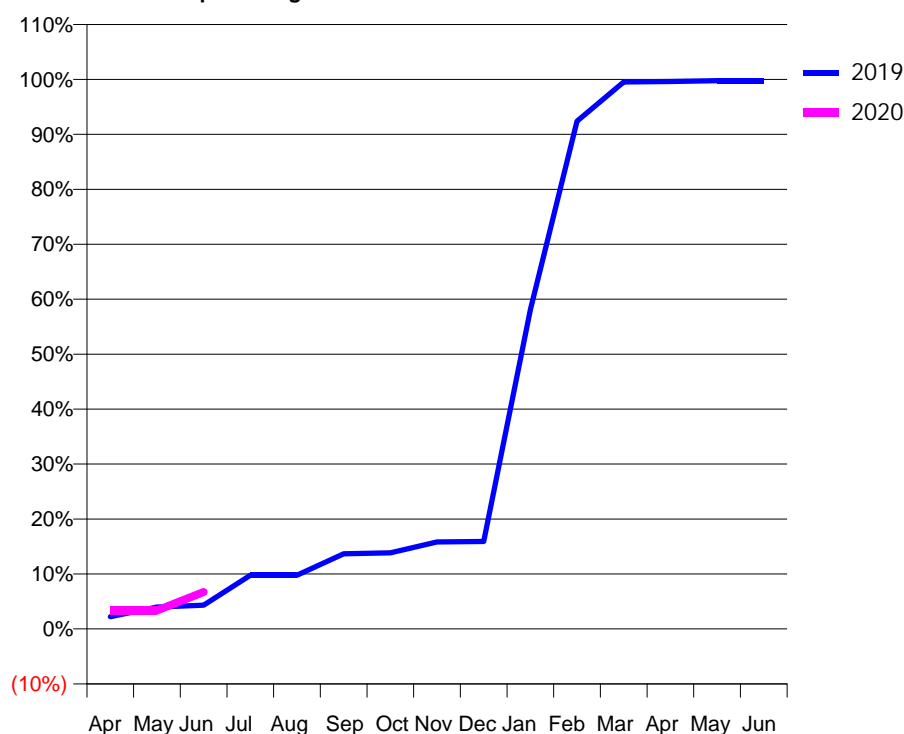
Q54 - Vital Signs Orthodontic At a Glance Contract Report for 110272/0001 - June 2019

Name or company name	Purity Dental Surgery	19/20 Contracted general activity (UDA)	33,454
Contract type name	Pilot Contract	Carry forward general activity (UDA)	0
Purpose of contract	General and Orthodontic	19/20 Contracted orthodontic activity (UOA)	1,250
Contract start date	01/04/2010	Carry forward orthodontic activity (UOA)	0
Contract end date		Baseline contract value	£893,166.56

ACCESS	Contract	England and Wales
24 month ratio of assessments to patient IDs	1.08	1.08

ACTIVITY	Contract
Contract assess and fit appliances (case starts) as a percentage of Area Team case starts	0.7 %

Cumulative percentage of contracted UOA delivered 2019 & 2020



Month	Adjusted Scheduled Activity (UOA)		
	2018	2019	2020
April	0	28	42
May	0	50	42
June	0	54	84
July	2	122	
August	2	122	
September	279	171	
October	322	173	
November	450	198	
December	871	199	
January	1,023	727	
February	1,108	1,155	
March	1,237	1,244	
April	1,307	1,245	
May	1,307	1,247	
June	1,307	1,247	

QUANTITY METRICS (rolling 12 month period)

	Contract Quantity	Contract Base Number	Contract *	Area Team	Region	England
% of all assessments that were assess and fit appliances (case starts)	58	116	50.0%	53.8%	56.7%	58.2%
% of all assessments that were assess and refuse	27	116	23.3%	12.1%	11.8%	12.4%
% of all assessments that were assess and review	31	116	26.7%	34.2%	31.4%	29.4%
% of case starts with a reported IOTN of 3 and Aesthetic Component of 5 or below	0	58	<i>N/A</i>	0.1%	0.2%	0.1%
% of case starts with a reported IOTN of 3 and Aesthetic Component of 6 or above	0	58	<i>N/A</i>	1.5%	3.9%	3.9%
% of case starts with a reported IOTN of 4	53	58	91.4%	80.8%	76.1%	77.7%
% of case starts with a reported IOTN of 5	5	58	8.6%	16.3%	17.9%	16.7 %
% of concluded courses in receipt of dual-arch fixed appliances	4	27	14.8%	61.9%	68.8%	72.5%
% of concluded courses where treatment was abandoned or discontinued	1	27	3.7%	12.5%	10.3%	9.1%
% of patients satisfied with the treatment they have received	0	0	<i>N/A</i>	89.5%	95.1%	95.8%

* Figures in italics indicate that the base number is less than 100.

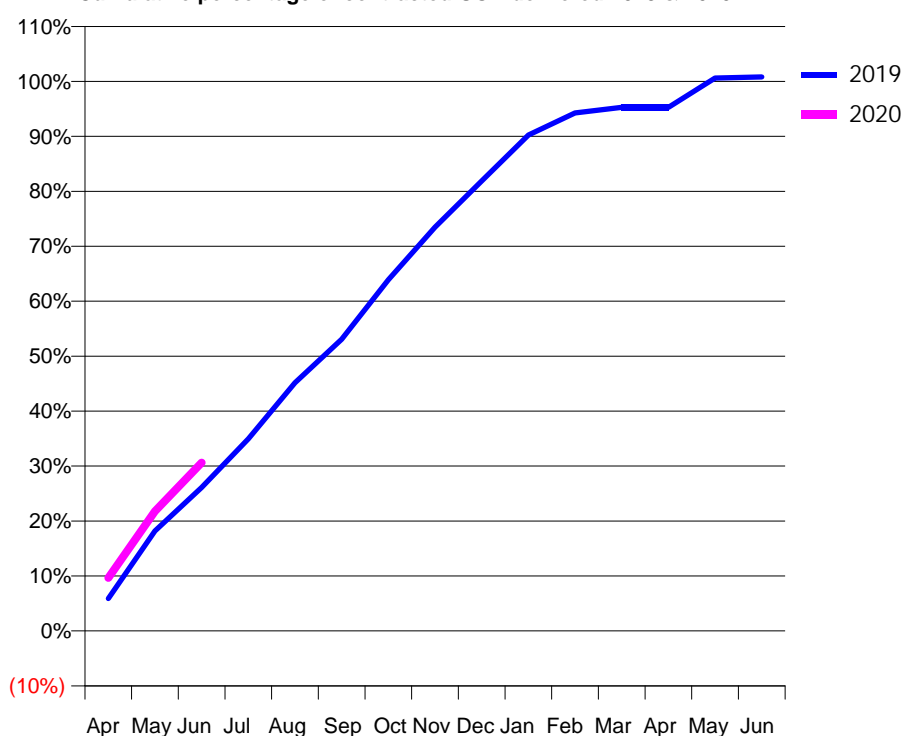
Q54 - Vital Signs Orthodontic At a Glance Contract Report for 110353/0001 - June 2019

Name or company name	Wylde Green Orthodontics LLP	19/20 Contracted general activity (UDA)	0
Contract type name	PDS Contract	Carry forward general activity (UDA)	0
Purpose of contract	Orthodontic	19/20 Contracted orthodontic activity (UOA)	8,811
Contract start date	01/04/2006	Carry forward orthodontic activity (UOA)	0
Contract end date	31/03/2023	Baseline contract value	£605,796.52

ACCESS	Contract	England and Wales
24 month ratio of assessments to patient IDs	1.01	1.08

ACTIVITY	Contract
Contract assess and fit appliances (case starts) as a percentage of Area Team case starts	5.5 %

Cumulative percentage of contracted UOA delivered 2019 & 2020



Month	Adjusted Scheduled Activity (UOA)		
	2018	2019	2020
April	996	520	851
May	2,427	1,603	1,919
June	2,892	2,301	2,698
July	3,957	3,079	
August	4,496	3,978	
September	4,950	4,677	
October	5,814	5,630	
November	6,304	6,473	
December	6,959	7,214	
January	7,788	7,950	
February	8,624	8,305	
March	8,873	8,393	
April	8,884	8,394	
May	8,884	8,863	
June	8,884	8,884	

QUANTITY METRICS (rolling 12 month period)

	Contract Quantity	Contract Base Number	Contract *	Area Team	Region	England
% of all assessments that were assess and fit appliances (case starts)	435	670	64.9%	53.8%	56.7%	58.2%
% of all assessments that were assess and refuse	194	670	29.0%	12.1%	11.8%	12.4%
% of all assessments that were assess and review	41	670	6.1%	34.2%	31.4%	29.4%
% of case starts with a reported IOTN of 3 and Aesthetic Component of 5 or below	0	435	N/A	0.1%	0.2%	0.1%
% of case starts with a reported IOTN of 3 and Aesthetic Component of 6 or above	5	435	1.1%	1.5%	3.9%	3.9%
% of case starts with a reported IOTN of 4	309	435	71.0%	80.8%	76.1%	77.7%
% of case starts with a reported IOTN of 5	121	435	27.8%	16.3%	17.9%	16.7%
% of concluded courses in receipt of dual-arch fixed appliances	336	361	93.1%	61.9%	68.8%	72.5%
% of concluded courses where treatment was abandoned or discontinued	15	361	4.2%	12.5%	10.3%	9.1%
% of patients satisfied with the treatment they have received	7	7	100.0%	89.5%	95.1%	95.8%

* Figures in italics indicate that the base number is less than 100.

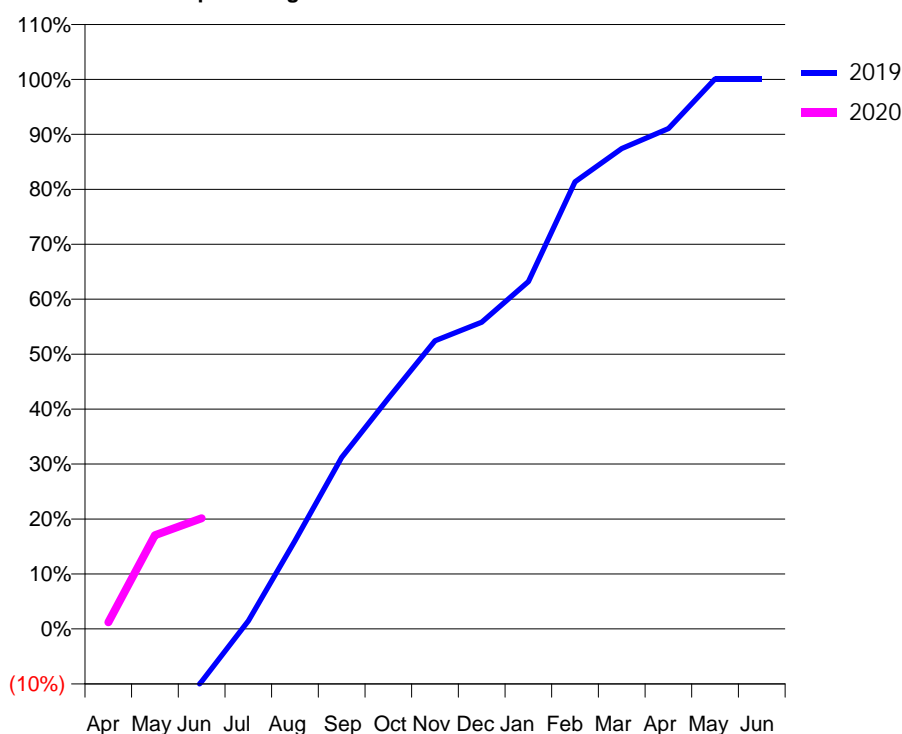
Q54 - Vital Signs Orthodontic At a Glance Contract Report for 111287/0001 - June 2019

Name or company name	Black Country Orthodontics Ltd	19/20 Contracted general activity (UDA)	0
Contract type name	PDS Contract	Carry forward general activity (UDA)	0
Purpose of contract	Orthodontic	19/20 Contracted orthodontic activity (UOA)	3,483
Contract start date	01/01/2015	Carry forward orthodontic activity (UOA)	0
Contract end date	26/06/2020	Baseline contract value	£229,851.71

ACCESS	Contract	England and Wales
24 month ratio of assessments to patient IDs	1.01	1.08

ACTIVITY	Contract
Contract assess and fit appliances (case starts) as a percentage of Area Team case starts	2.8 %

Cumulative percentage of contracted UOA delivered 2019 & 2020



Month	Adjusted Scheduled Activity (UOA)		
	2018	2019	2020
April	-635	-936	42
May	-569	-678	594
June	-400	-334	701
July	163	51	
August	460	558	
September	757	1,087	
October	872	1,462	
November	1,074	1,826	
December	1,517	1,944	
January	2,297	2,201	
February	2,768	2,834	
March	3,251	3,044	
April	3,656	3,171	
May	3,764	3,486	
June	3,807	3,486	

QUANTITY METRICS (rolling 12 month period)

	Contract Quantity	Contract Base Number	Contract *	Area Team	Region	England
% of all assessments that were assess and fit appliances (case starts)	222	288	77.1%	53.8%	56.7%	58.2%
% of all assessments that were assess and refuse	46	288	16.0%	12.1%	11.8%	12.4%
% of all assessments that were assess and review	20	288	6.9%	34.2%	31.4%	29.4%
% of case starts with a reported IOTN of 3 and Aesthetic Component of 5 or below	0	222	N/A	0.1%	0.2%	0.1%
% of case starts with a reported IOTN of 3 and Aesthetic Component of 6 or above	0	222	N/A	1.5%	3.9%	3.9%
% of case starts with a reported IOTN of 4	183	222	82.4%	80.8%	76.1%	77.7%
% of case starts with a reported IOTN of 5	39	222	17.6%	16.3%	17.9%	16.7 %
% of concluded courses in receipt of dual-arch fixed appliances	104	179	58.1%	61.9%	68.8%	72.5%
% of concluded courses where treatment was abandoned or discontinued	9	179	5.0%	12.5%	10.3%	9.1%
% of patients satisfied with the treatment they have received	2	2	100.0%	89.5%	95.1%	95.8%

* Figures in italics indicate that the base number is less than 100.

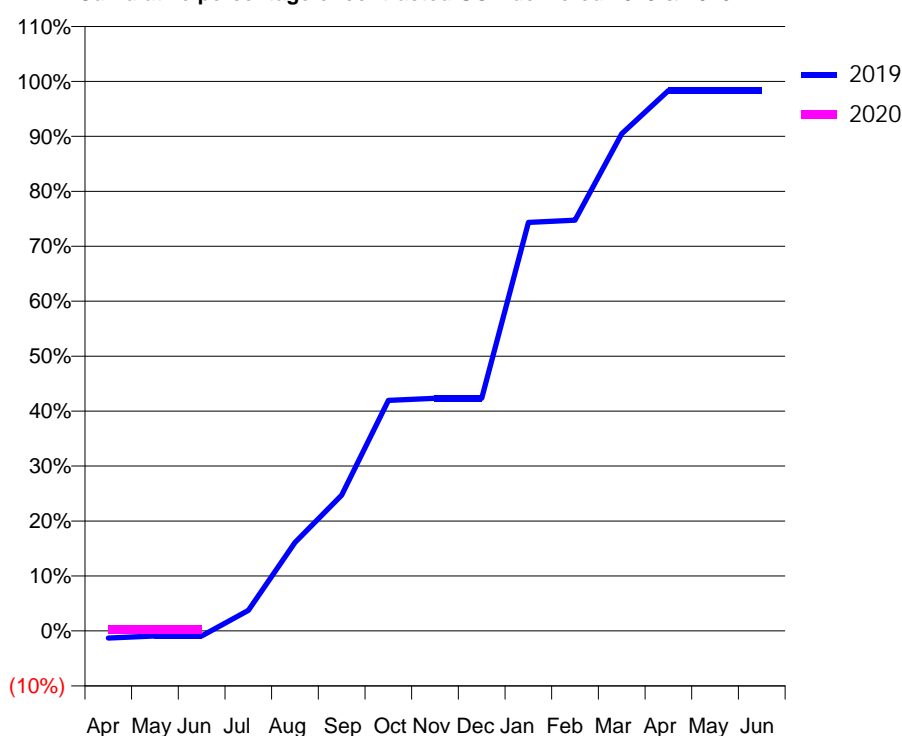
Q54 - Vital Signs Orthodontic At a Glance Contract Report for 122068/0001 - June 2019

Name or company name	Jandu, Bhambra and Payne	19/20 Contracted general activity (UDA)	1,413
Contract type name	GDS Contract	Carry forward general activity (UDA)	0
Purpose of contract	General and Orthodontic	19/20 Contracted orthodontic activity (UOA)	534
Contract start date	01/04/2014	Carry forward orthodontic activity (UOA)	0
Contract end date		Baseline contract value	£72,917.90

ACCESS	Contract	England and Wales
24 month ratio of assessments to patient IDs	1.06	1.08

ACTIVITY	Contract
Contract assess and fit appliances (case starts) as a percentage of Area Team case starts	0.3 %

Cumulative percentage of contracted UOA delivered 2019 & 2020



Month	Adjusted Scheduled Activity (UOA)		
	2018	2019	2020
April	0	-7	1
May	43	-5	1
June	44	-5	1
July	108	20	
August	217	86	
September	259	132	
October	262	224	
November	283	226	
December	325	226	
January	350	397	
February	373	399	
March	461	483	
April	527	525	
May	527	525	
June	527	525	

QUANTITY METRICS (rolling 12 month period)

	Contract Quantity	Contract Base Number	Contract *	Area Team	Region	England
% of all assessments that were assess and fit appliances (case starts)	26	49	53.1%	53.8%	56.7%	58.2%
% of all assessments that were assess and refuse	9	49	18.4%	12.1%	11.8%	12.4%
% of all assessments that were assess and review	14	49	28.6%	34.2%	31.4%	29.4%
% of case starts with a reported IOTN of 3 and Aesthetic Component of 5 or below	0	26	N/A	0.1%	0.2%	0.1%
% of case starts with a reported IOTN of 3 and Aesthetic Component of 6 or above	0	26	N/A	1.5%	3.9%	3.9%
% of case starts with a reported IOTN of 4	24	26	92.3%	80.8%	76.1%	77.7%
% of case starts with a reported IOTN of 5	2	26	7.7%	16.3%	17.9%	16.7%
% of concluded courses in receipt of dual-arch fixed appliances	18	28	64.3%	61.9%	68.8%	72.5%
% of concluded courses where treatment was abandoned or discontinued	4	28	14.3%	12.5%	10.3%	9.1%
% of patients satisfied with the treatment they have received	0	0	N/A	89.5%	95.1%	95.8%

* Figures in italics indicate that the base number is less than 100.

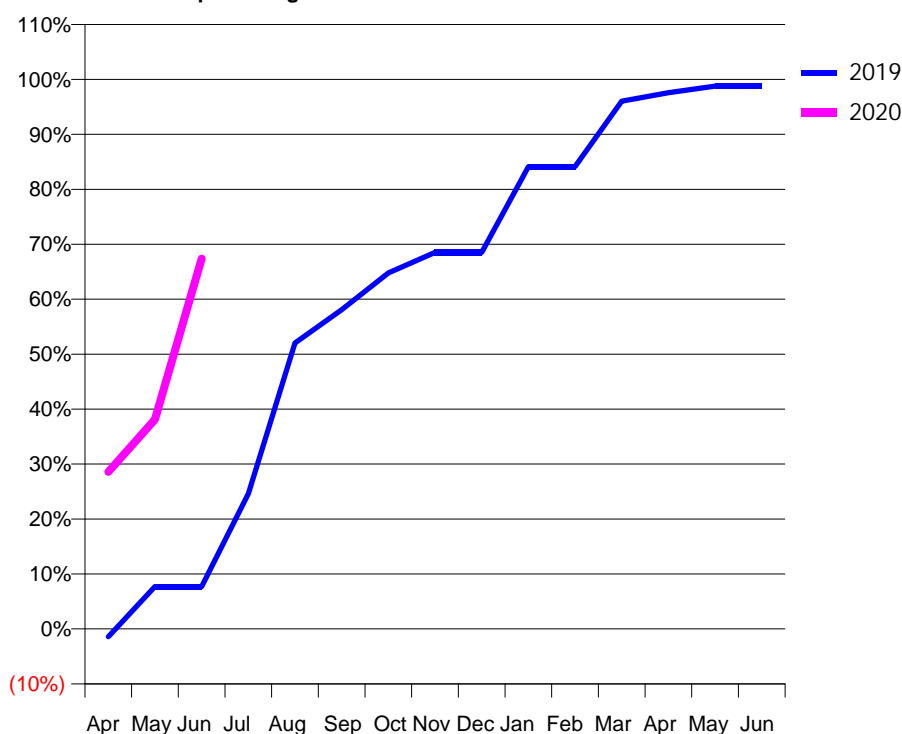
Q54 - Vital Signs Orthodontic At a Glance Contract Report for 125008/0001 - June 2019

Name or company name	Briars Dental Practice	19/20 Contracted general activity (UDA)	18,492
Contract type name	GDS Contract	Carry forward general activity (UDA)	0
Purpose of contract	General and Orthodontic	19/20 Contracted orthodontic activity (UOA)	1,763
Contract start date	01/04/2006	Carry forward orthodontic activity (UOA)	0
Contract end date		Baseline contract value	£574,154.25

ACCESS	Contract	England and Wales
24 month ratio of assessments to patient IDs	1.02	1.08

ACTIVITY	Contract
Contract assess and fit appliances (case starts) as a percentage of Area Team case starts	1.6 %

Cumulative percentage of contracted UOA delivered 2019 & 2020



Month	Adjusted Scheduled Activity (UOA)		
	2018	2019	2020
April	-1,026	-25	504
May	-956	136	672
June	-723	136	1,188
July	439	434	
August	460	917	
September	502	1,024	
October	693	1,142	
November	1,021	1,208	
December	1,378	1,208	
January	1,483	1,483	
February	1,507	1,483	
March	1,507	1,693	
April	1,738	1,720	
May	1,738	1,741	
June	1,738	1,741	

QUANTITY METRICS (rolling 12 month period)

	Contract Quantity	Contract Base Number	Contract *	Area Team	Region	England
% of all assessments that were assess and fit appliances (case starts)	129	210	61.4%	53.8%	56.7%	58.2%
% of all assessments that were assess and refuse	27	210	12.9%	12.1%	11.8%	12.4%
% of all assessments that were assess and review	54	210	25.7%	34.2%	31.4%	29.4%
% of case starts with a reported IOTN of 3 and Aesthetic Component of 5 or below	0	129	N/A	0.1%	0.2%	0.1%
% of case starts with a reported IOTN of 3 and Aesthetic Component of 6 or above	1	129	0.8%	1.5%	3.9%	3.9%
% of case starts with a reported IOTN of 4	111	129	86.0%	80.8%	76.1%	77.7%
% of case starts with a reported IOTN of 5	17	129	13.2%	16.3%	17.9%	16.7 %
% of concluded courses in receipt of dual-arch fixed appliances	29	62	46.8%	61.9%	68.8%	72.5%
% of concluded courses where treatment was abandoned or discontinued	32	62	51.6%	12.5%	10.3%	9.1%
% of patients satisfied with the treatment they have received	0	0	N/A	89.5%	95.1%	95.8%

* Figures in italics indicate that the base number is less than 100.

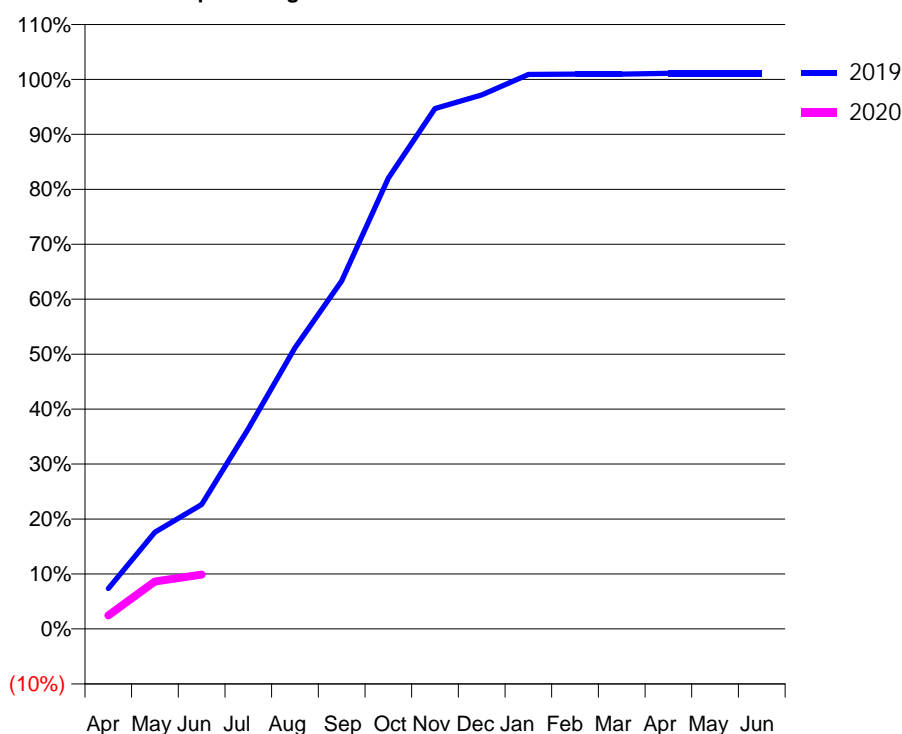
Q54 - Vital Signs Orthodontic At a Glance Contract Report for 126543/0001 - June 2019

Name or company name	Amblecote Dental Care	19/20 Contracted general activity (UDA)	21,139
Contract type name	Pilot Contract	Carry forward general activity (UDA)	0
Purpose of contract	General and Orthodontic	19/20 Contracted orthodontic activity (UOA)	1,699
Contract start date	01/10/2014	Carry forward orthodontic activity (UOA)	0
Contract end date		Baseline contract value	£803,558.34

ACCESS	Contract	England and Wales
24 month ratio of assessments to patient IDs	1.17	1.08

ACTIVITY	Contract
Contract assess and fit appliances (case starts) as a percentage of Area Team case starts	0.9 %

Cumulative percentage of contracted UOA delivered 2019 & 2020



Month	Adjusted Scheduled Activity (UOA)		
	2018	2019	2020
April	45	125	42
May	204	299	147
June	324	385	168
July	616	619	
August	629	869	
September	752	1,076	
October	942	1,394	
November	990	1,609	
December	1,139	1,651	
January	1,381	1,714	
February	1,675	1,715	
March	1,708	1,715	
April	1,734	1,718	
May	1,734	1,718	
June	1,734	1,718	

QUANTITY METRICS (rolling 12 month period)

	Contract Quantity	Contract Base Number	Contract *	Area Team	Region	England
% of all assessments that were assess and fit appliances (case starts)	70	183	38.3%	53.8%	56.7%	58.2%
% of all assessments that were assess and refuse	33	183	18.0%	12.1%	11.8%	12.4%
% of all assessments that were assess and review	80	183	43.7%	34.2%	31.4%	29.4%
% of case starts with a reported IOTN of 3 and Aesthetic Component of 5 or below	0	70	<i>N/A</i>	0.1%	0.2%	0.1%
% of case starts with a reported IOTN of 3 and Aesthetic Component of 6 or above	2	70	2.9%	1.5%	3.9%	3.9%
% of case starts with a reported IOTN of 4	59	70	84.3%	80.8%	76.1%	77.7%
% of case starts with a reported IOTN of 5	9	70	12.9%	16.3%	17.9%	16.7%
% of concluded courses in receipt of dual-arch fixed appliances	14	71	19.7%	61.9%	68.8%	72.5%
% of concluded courses where treatment was abandoned or discontinued	7	71	9.9%	12.5%	10.3%	9.1%
% of patients satisfied with the treatment they have received	0	0	<i>N/A</i>	89.5%	95.1%	95.8%

* Figures in italics indicate that the base number is less than 100.

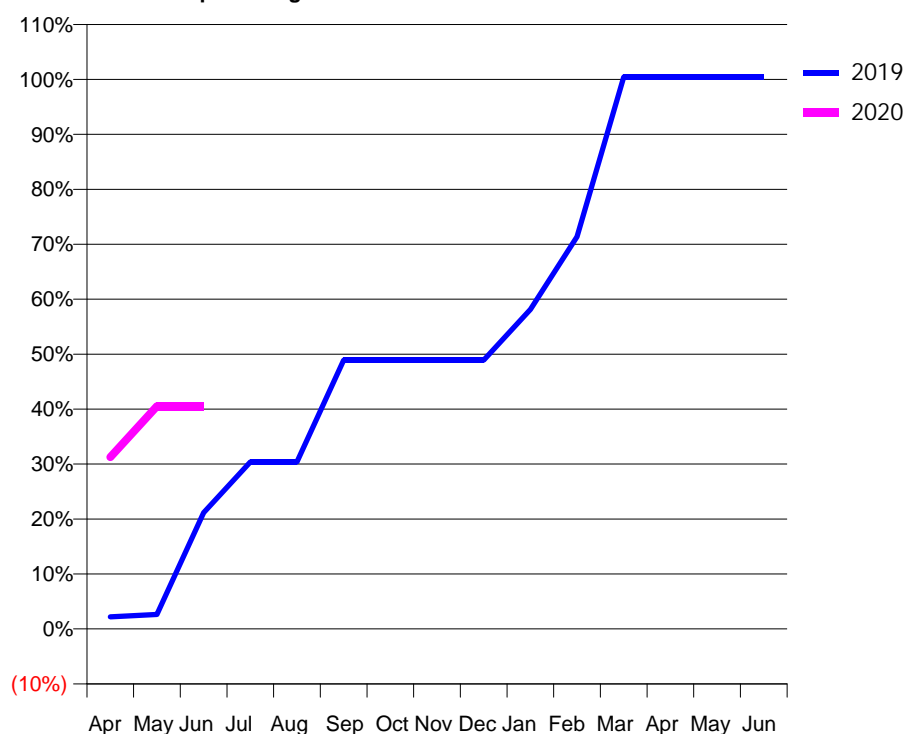
Q54 - Vital Signs Orthodontic At a Glance Contract Report for 129321/0001 - June 2019

Name or company name	Smile By Smile Dental	19/20 Contracted general activity (UDA)	8,806
Contract type name	GDS Contract	Carry forward general activity (UDA)	0
Purpose of contract	General and Orthodontic	19/20 Contracted orthodontic activity (UOA)	227
Contract start date	01/08/2011	Carry forward orthodontic activity (UOA)	0
Contract end date		Baseline contract value	£222,007.60

ACCESS	Contract	England and Wales
24 month ratio of assessments to patient IDs	1.03	1.08

ACTIVITY	Contract
Contract assess and fit appliances (case starts) as a percentage of Area Team case starts	0.2 %

Cumulative percentage of contracted UOA delivered 2019 & 2020



Month	Adjusted Scheduled Activity (UOA)		
	2018	2019	2020
April	3	5	71
May	24	6	92
June	88	48	92
July	130	69	
August	151	69	
September	194	111	
October	194	111	
November	215	111	
December	215	111	
January	215	132	
February	237	162	
March	237	228	
April	237	228	
May	237	228	
June	237	228	

QUANTITY METRICS (rolling 12 month period)

	Contract Quantity	Contract Base Number	Contract *	Area Team	Region	England
% of all assessments that were assess and fit appliances (case starts)	15	23	65.2%	53.8%	56.7%	58.2%
% of all assessments that were assess and refuse	0	23	0.0%	12.1%	11.8%	12.4%
% of all assessments that were assess and review	8	23	34.8%	34.2%	31.4%	29.4%
% of case starts with a reported IOTN of 3 and Aesthetic Component of 5 or below	0	15	N/A	0.1%	0.2%	0.1%
% of case starts with a reported IOTN of 3 and Aesthetic Component of 6 or above	0	15	N/A	1.5%	3.9%	3.9%
% of case starts with a reported IOTN of 4	12	15	80.0%	80.8%	76.1%	77.7%
% of case starts with a reported IOTN of 5	1	15	6.7%	16.3%	17.9%	16.7%
% of concluded courses in receipt of dual-arch fixed appliances	5	6	83.3%	61.9%	68.8%	72.5%
% of concluded courses where treatment was abandoned or discontinued	1	6	16.7%	12.5%	10.3%	9.1%
% of patients satisfied with the treatment they have received	0	0	N/A	89.5%	95.1%	95.8%

* Figures in italics indicate that the base number is less than 100.

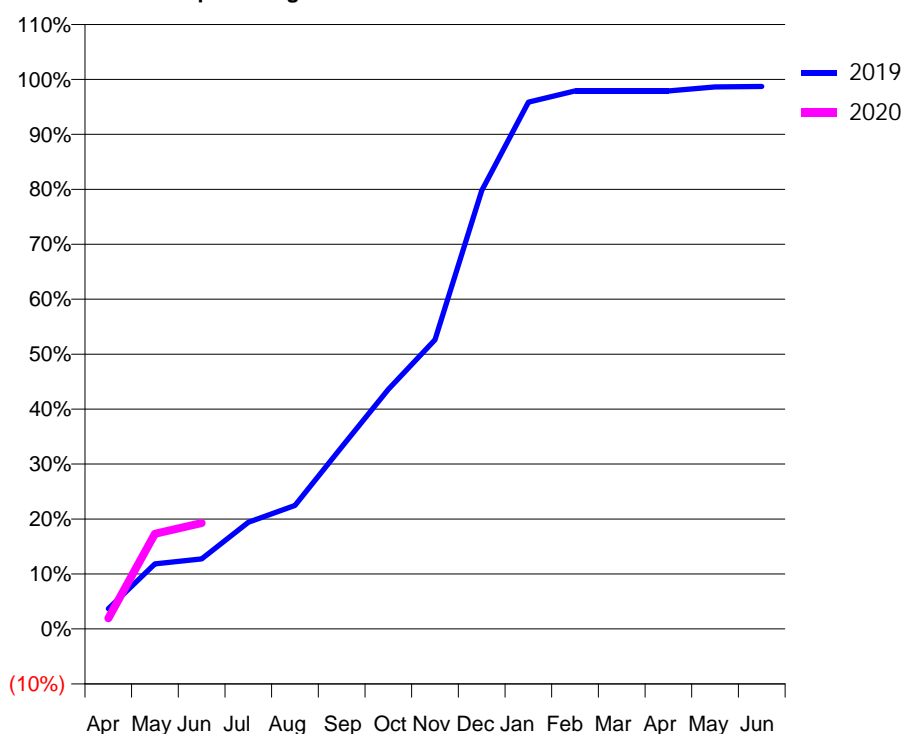
Q54 - Vital Signs Orthodontic At a Glance Contract Report for 131342/0001 - June 2019

Name or company name	Camila Pema Dhaya & Jatinder Kaur	19/20 Contracted general activity (UDA)	44,254
Contract type name	GDS Contract	Carry forward general activity (UDA)	0
Purpose of contract	General and Orthodontic	19/20 Contracted orthodontic activity (UOA)	1,091
Contract start date	01/04/2010	Carry forward orthodontic activity (UOA)	0
Contract end date		Baseline contract value	£1,360,739.66

ACCESS	Contract	England and Wales
24 month ratio of assessments to patient IDs	1.08	1.08

ACTIVITY	Contract
Contract assess and fit appliances (case starts) as a percentage of Area Team case starts	0.7 %

Cumulative percentage of contracted UOA delivered 2019 & 2020



Month	Adjusted Scheduled Activity (UOA)		
	2018	2019	2020
April	167	40	21
May	282	129	189
June	282	139	210
July	337	212	
August	422	245	
September	520	361	
October	638	476	
November	799	574	
December	851	870	
January	962	1,046	
February	1,053	1,068	
March	1,053	1,068	
April	1,075	1,068	
May	1,075	1,076	
June	1,075	1,077	

QUANTITY METRICS (rolling 12 month period)

	Contract Quantity	Contract Base Number	Contract *	Area Team	Region	England
% of all assessments that were assess and fit appliances (case starts)	52	131	39.7%	53.8%	56.7%	58.2%
% of all assessments that were assess and refuse	21	131	16.0%	12.1%	11.8%	12.4%
% of all assessments that were assess and review	58	131	44.3%	34.2%	31.4%	29.4%
% of case starts with a reported IOTN of 3 and Aesthetic Component of 5 or below	0	52	<i>N/A</i>	0.1%	0.2%	0.1%
% of case starts with a reported IOTN of 3 and Aesthetic Component of 6 or above	6	52	11.5%	1.5%	3.9%	3.9%
% of case starts with a reported IOTN of 4	33	52	63.5%	80.8%	76.1%	77.7%
% of case starts with a reported IOTN of 5	12	52	23.1%	16.3%	17.9%	16.7%
% of concluded courses in receipt of dual-arch fixed appliances	9	28	32.1%	61.9%	68.8%	72.5%
% of concluded courses where treatment was abandoned or discontinued	11	28	39.3%	12.5%	10.3%	9.1%
% of patients satisfied with the treatment they have received	0	0	<i>N/A</i>	89.5%	95.1%	95.8%

* Figures in italics indicate that the base number is less than 100.

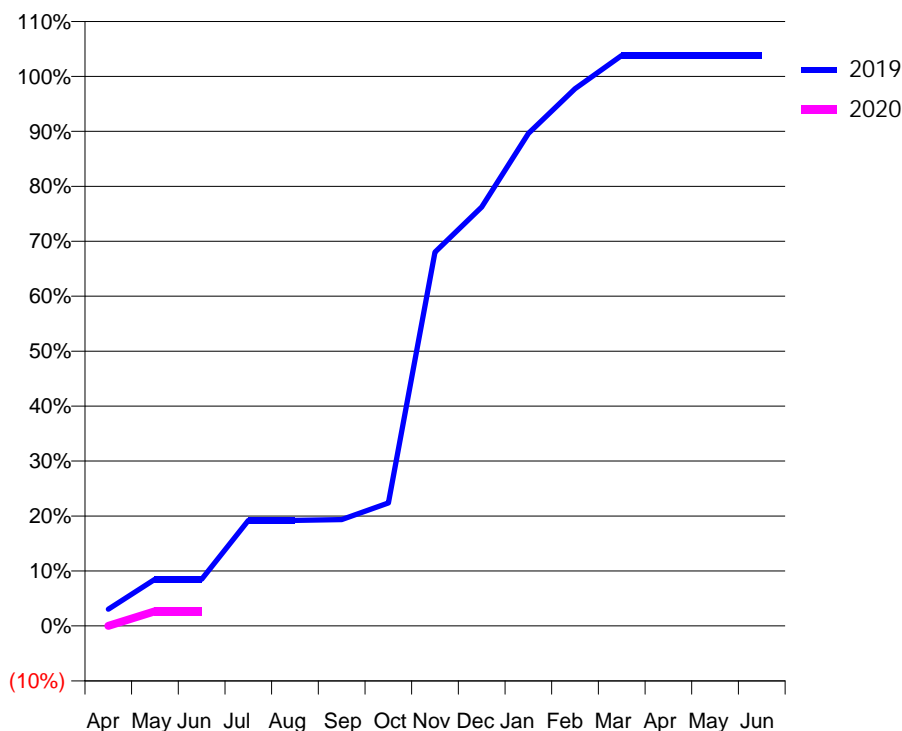
Q54 - Vital Signs Orthodontic At a Glance Contract Report for 140260/0001 - June 2019

Name or company name	Thornley & Thornley	19/20 Contracted general activity (UDA)	3,132
Contract type name	GDS Contract	Carry forward general activity (UDA)	0
Purpose of contract	General and Orthodontic	19/20 Contracted orthodontic activity (UOA)	791
Contract start date	01/04/2006	Carry forward orthodontic activity (UOA)	0
Contract end date		Baseline contract value	£138,530.46

ACCESS	Contract	England and Wales
24 month ratio of assessments to patient IDs	1.04	1.08

ACTIVITY	Contract
Contract assess and fit appliances (case starts) as a percentage of Area Team case starts	0.5 %

Cumulative percentage of contracted UOA delivered 2019 & 2020



Month	Adjusted Scheduled Activity (UOA)		
	2018	2019	2020
April	37	24	0
May	82	67	21
June	231	67	21
July	357	152	
August	422	152	
September	634	153	
October	739	177	
November	784	538	
December	785	603	
January	813	709	
February	857	773	
March	1,263	821	
April	1,287	821	
May	1,287	821	
June	1,266	821	

QUANTITY METRICS (rolling 12 month period)

	Contract Quantity	Contract Base Number	Contract *	Area Team	Region	England
% of all assessments that were assess and fit appliances (case starts)	36	53	67.9%	53.8%	56.7%	58.2%
% of all assessments that were assess and refuse	6	53	11.3%	12.1%	11.8%	12.4%
% of all assessments that were assess and review	11	53	20.8%	34.2%	31.4%	29.4%
% of case starts with a reported IOTN of 3 and Aesthetic Component of 5 or below	0	36	<i>N/A</i>	0.1%	0.2%	0.1%
% of case starts with a reported IOTN of 3 and Aesthetic Component of 6 or above	3	36	8.3%	1.5%	3.9%	3.9%
% of case starts with a reported IOTN of 4	28	36	77.8%	80.8%	76.1%	77.7%
% of case starts with a reported IOTN of 5	5	36	13.9%	16.3%	17.9%	16.7 %
% of concluded courses in receipt of dual-arch fixed appliances	29	36	80.6%	61.9%	68.8%	72.5%
% of concluded courses where treatment was abandoned or discontinued	4	36	11.1%	12.5%	10.3%	9.1%
% of patients satisfied with the treatment they have received	0	0	<i>N/A</i>	89.5%	95.1%	95.8%

* Figures in italics indicate that the base number is less than 100.

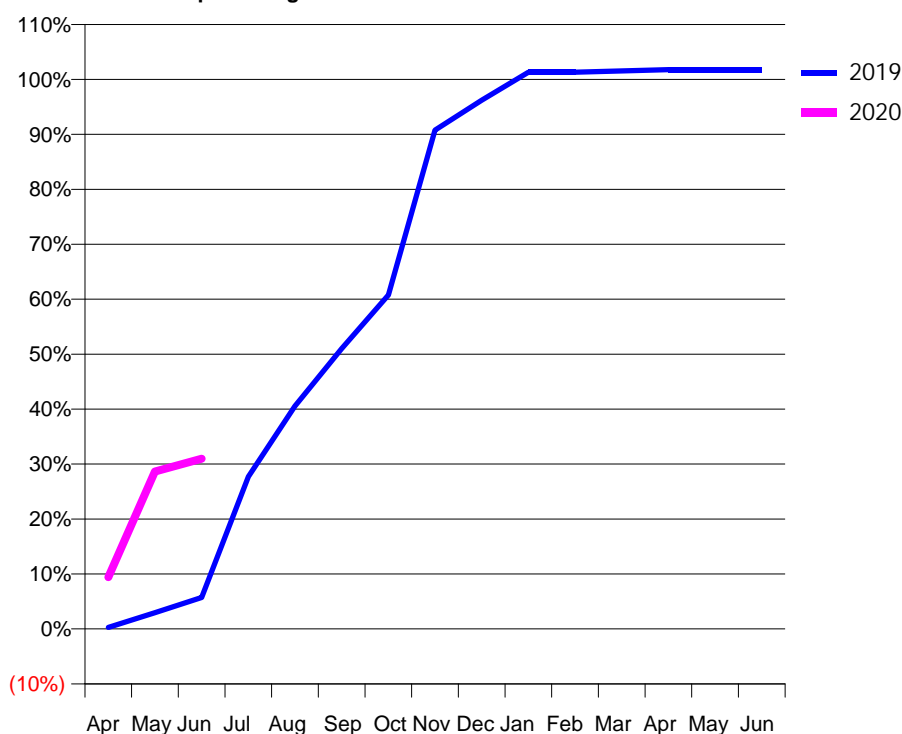
Q54 - Vital Signs Orthodontic At a Glance Contract Report for 148733/0001 - June 2019

Name or company name	Morgan Dental	19/20 Contracted general activity (UDA)	773
Contract type name	GDS Contract	Carry forward general activity (UDA)	0
Purpose of contract	General and Orthodontic	19/20 Contracted orthodontic activity (UOA)	900
Contract start date	01/10/2013	Carry forward orthodontic activity (UOA)	0
Contract end date		Baseline contract value	£81,160.65

ACCESS	Contract	England and Wales
24 month ratio of assessments to patient IDs	1.14	1.08

ACTIVITY	Contract
Contract assess and fit appliances (case starts) as a percentage of Area Team case starts	0.6 %

Cumulative percentage of contracted UOA delivered 2019 & 2020



Month	Adjusted Scheduled Activity (UOA)		
	2018	2019	2020
April	14	3	85
May	121	27	258
June	145	52	279
July	189	249	
August	189	365	
September	257	459	
October	260	547	
November	306	817	
December	370	866	
January	437	912	
February	482	912	
March	531	914	
April	724	916	
May	724	916	
June	724	916	

QUANTITY METRICS (rolling 12 month period)

	Contract Quantity	Contract Base Number	Contract *	Area Team	Region	England
% of all assessments that were assess and fit appliances (case starts)	51	122	41.8%	53.8%	56.7%	58.2%
% of all assessments that were assess and refuse	9	122	7.4%	12.1%	11.8%	12.4%
% of all assessments that were assess and review	62	122	50.8%	34.2%	31.4%	29.4%
% of case starts with a reported IOTN of 3 and Aesthetic Component of 5 or below	0	51	<i>N/A</i>	0.1%	0.2%	0.1%
% of case starts with a reported IOTN of 3 and Aesthetic Component of 6 or above	1	51	2.0%	1.5%	3.9%	3.9%
% of case starts with a reported IOTN of 4	47	51	92.2%	80.8%	76.1%	77.7%
% of case starts with a reported IOTN of 5	3	51	5.9%	16.3%	17.9%	16.7%
% of concluded courses in receipt of dual-arch fixed appliances	24	26	92.3%	61.9%	68.8%	72.5%
% of concluded courses where treatment was abandoned or discontinued	2	26	7.7%	12.5%	10.3%	9.1%
% of patients satisfied with the treatment they have received	0	0	<i>N/A</i>	89.5%	95.1%	95.8%

* Figures in italics indicate that the base number is less than 100.

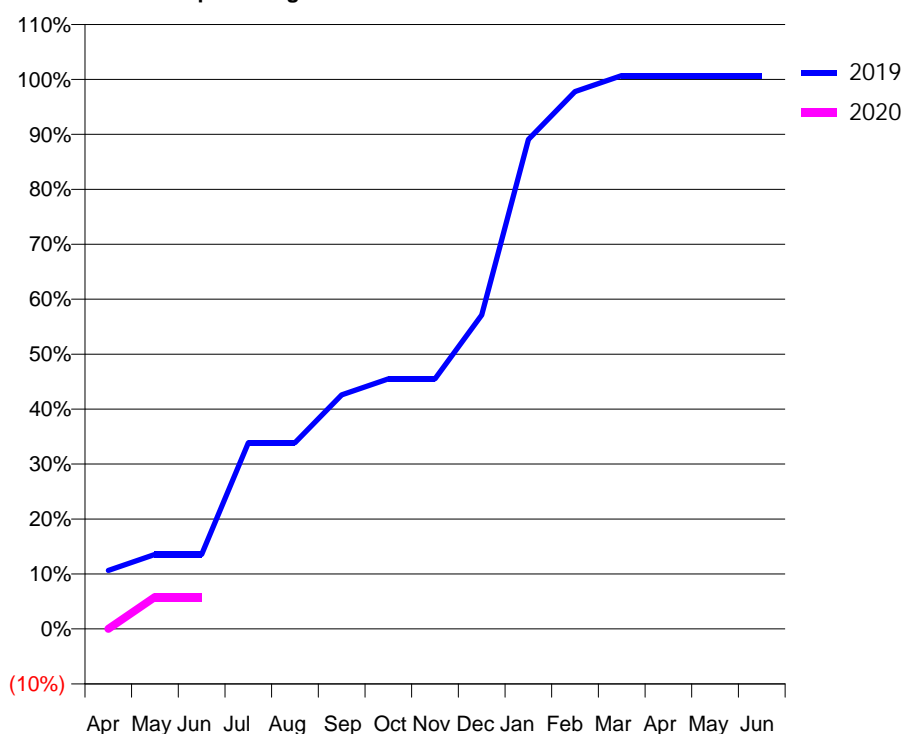
Q54 - Vital Signs Orthodontic At a Glance Contract Report for 150665/0001 - June 2019

Name or company name	Shaw & Jandu Dental Practice	19/20 Contracted general activity (UDA)	10,110
Contract type name	GDS Contract	Carry forward general activity (UDA)	0
Purpose of contract	General and Orthodontic	19/20 Contracted orthodontic activity (UOA)	723
Contract start date	01/04/2009	Carry forward orthodontic activity (UOA)	0
Contract end date		Baseline contract value	£267,377.83

ACCESS	Contract	England and Wales
24 month ratio of assessments to patient IDs	1.00	1.08

ACTIVITY	Contract
Contract assess and fit appliances (case starts) as a percentage of Area Team case starts	0.4 %

Cumulative percentage of contracted UOA delivered 2019 & 2020



Month	Adjusted Scheduled Activity (UOA)		
	2018	2019	2020
April	21	77	0
May	44	98	42
June	44	98	42
July	86	245	
August	86	245	
September	86	308	
October	191	329	
November	275	329	
December	361	413	
January	382	644	
February	447	707	
March	657	728	
April	742	728	
May	742	728	
June	742	728	

QUANTITY METRICS (rolling 12 month period)

	Contract Quantity	Contract Base Number	Contract *	Area Team	Region	England
% of all assessments that were assess and fit appliances (case starts)	32	32	100.0%	53.8%	56.7%	58.2%
% of all assessments that were assess and refuse	0	32	0.0%	12.1%	11.8%	12.4%
% of all assessments that were assess and review	0	32	0.0%	34.2%	31.4%	29.4%
% of case starts with a reported IOTN of 3 and Aesthetic Component of 5 or below	0	32	N/A	0.1%	0.2%	0.1%
% of case starts with a reported IOTN of 3 and Aesthetic Component of 6 or above	0	32	N/A	1.5%	3.9%	3.9%
% of case starts with a reported IOTN of 4	28	32	87.5%	80.8%	76.1%	77.7%
% of case starts with a reported IOTN of 5	4	32	12.5%	16.3%	17.9%	16.7%
% of concluded courses in receipt of dual-arch fixed appliances	21	40	52.5%	61.9%	68.8%	72.5%
% of concluded courses where treatment was abandoned or discontinued	11	40	27.5%	12.5%	10.3%	9.1%
% of patients satisfied with the treatment they have received	0	0	N/A	89.5%	95.1%	95.8%

* Figures in italics indicate that the base number is less than 100.

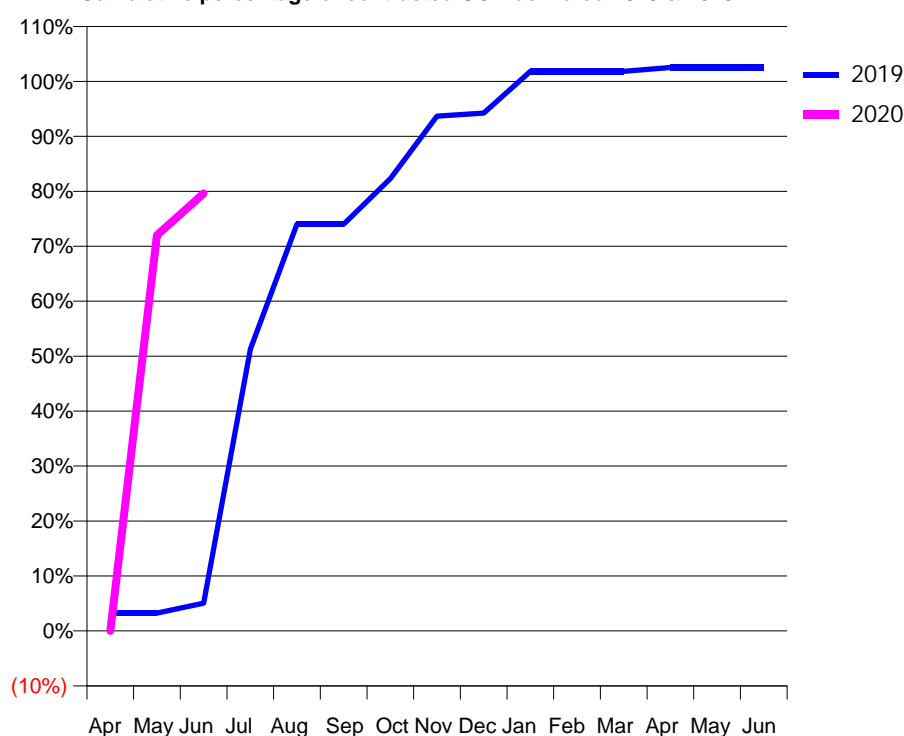
Q54 - Vital Signs Orthodontic At a Glance Contract Report for 155861/0001 - June 2019

Name or company name	P & A Bhandal	19/20 Contracted general activity (UDA)	16,221
Contract type name	GDS Contract	Carry forward general activity (UDA)	0
Purpose of contract	General and Orthodontic	19/20 Contracted orthodontic activity (UOA)	554
Contract start date	25/02/2011	Carry forward orthodontic activity (UOA)	0
Contract end date		Baseline contract value	£392,447.06

ACCESS	Contract	England and Wales
24 month ratio of assessments to patient IDs	1.04	1.08

ACTIVITY	Contract
Contract assess and fit appliances (case starts) as a percentage of Area Team case starts	0.6 %

Cumulative percentage of contracted UOA delivered 2019 & 2020



Month	Adjusted Scheduled Activity (UOA)		
	2018	2019	2020
April	12	18	0
May	162	18	399
June	162	28	441
July	162	284	
August	162	410	
September	162	410	
October	479	456	
November	479	519	
December	500	522	
January	504	564	
February	618	564	
March	891	564	
April	933	568	
May	933	568	
June	933	568	

QUANTITY METRICS (rolling 12 month period)

	Contract Quantity	Contract Base Number	Contract *	Area Team	Region	England
% of all assessments that were assess and fit appliances (case starts)	46	62	74.2%	53.8%	56.7%	58.2%
% of all assessments that were assess and refuse	4	62	6.5%	12.1%	11.8%	12.4%
% of all assessments that were assess and review	12	62	19.4%	34.2%	31.4%	29.4%
% of case starts with a reported IOTN of 3 and Aesthetic Component of 5 or below	0	46	<i>N/A</i>	0.1%	0.2%	0.1%
% of case starts with a reported IOTN of 3 and Aesthetic Component of 6 or above	0	46	<i>N/A</i>	1.5%	3.9%	3.9%
% of case starts with a reported IOTN of 4	45	46	97.8%	80.8%	76.1%	77.7%
% of case starts with a reported IOTN of 5	1	46	2.2%	16.3%	17.9%	16.7%
% of concluded courses in receipt of dual-arch fixed appliances	3	6	50.0%	61.9%	68.8%	72.5%
% of concluded courses where treatment was abandoned or discontinued	3	6	50.0%	12.5%	10.3%	9.1%
% of patients satisfied with the treatment they have received	0	0	<i>N/A</i>	89.5%	95.1%	95.8%

* Figures in italics indicate that the base number is less than 100.

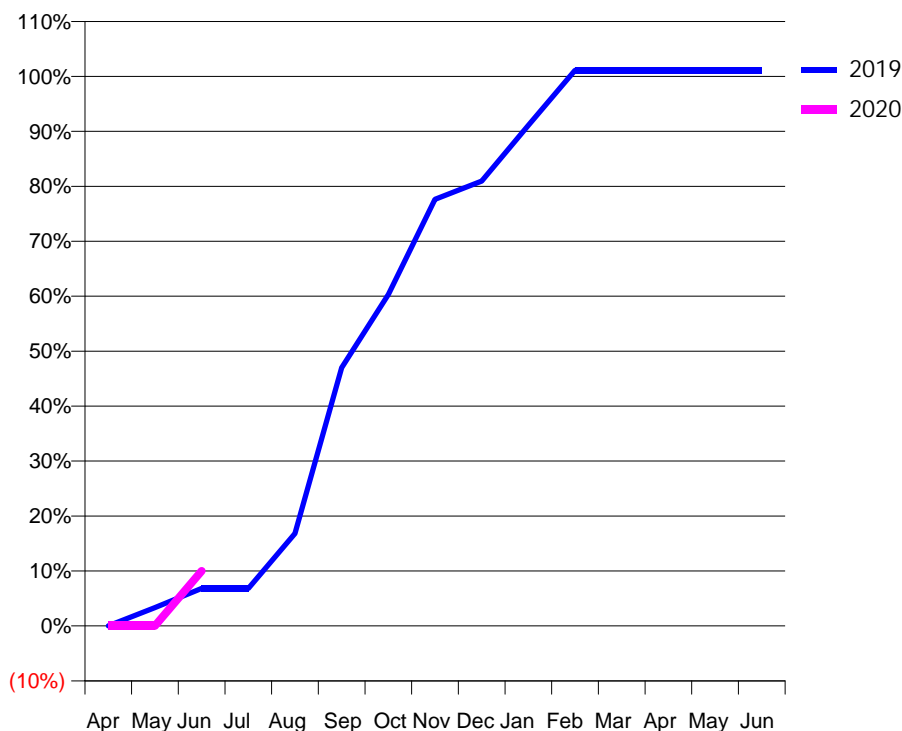
Q54 - Vital Signs Orthodontic At a Glance Contract Report for 157422/0007 - June 2019

Name or company name	Priory Dental Practice	19/20 Contracted general activity (UDA)	0
Contract type name	PDS Contract	Carry forward general activity (UDA)	0
Purpose of contract	Orthodontic	19/20 Contracted orthodontic activity (UOA)	630
Contract start date	13/06/2011	Carry forward orthodontic activity (UOA)	0
Contract end date	26/06/2020	Baseline contract value	£31,035.71

ACCESS	Contract	England and Wales
24 month ratio of assessments to patient IDs	1.00	1.08

ACTIVITY	Contract
Contract assess and fit appliances (case starts) as a percentage of Area Team case starts	0.4 %

Cumulative percentage of contracted UOA delivered 2019 & 2020



Month	Adjusted Scheduled Activity (UOA)		
	2018	2019	2020
April	75	0	0
May	138	21	0
June	180	43	63
July	201	43	
August	264	106	
September	369	296	
October	369	380	
November	415	489	
December	457	510	
January	499	574	
February	562	637	
March	604	637	
April	604	637	
May	604	637	
June	604	637	

QUANTITY METRICS (rolling 12 month period)

	Contract Quantity	Contract Base Number	Contract *	Area Team	Region	England
% of all assessments that were assess and fit appliances (case starts)	32	35	91.4%	53.8%	56.7%	58.2%
% of all assessments that were assess and refuse	2	35	5.7%	12.1%	11.8%	12.4%
% of all assessments that were assess and review	1	35	2.9%	34.2%	31.4%	29.4%
% of case starts with a reported IOTN of 3 and Aesthetic Component of 5 or below	0	32	N/A	0.1%	0.2%	0.1%
% of case starts with a reported IOTN of 3 and Aesthetic Component of 6 or above	0	32	N/A	1.5%	3.9%	3.9%
% of case starts with a reported IOTN of 4	31	32	96.9%	80.8%	76.1%	77.7%
% of case starts with a reported IOTN of 5	1	32	3.1%	16.3%	17.9%	16.7%
% of concluded courses in receipt of dual-arch fixed appliances	12	17	70.6%	61.9%	68.8%	72.5%
% of concluded courses where treatment was abandoned or discontinued	2	17	11.8%	12.5%	10.3%	9.1%
% of patients satisfied with the treatment they have received	0	0	N/A	89.5%	95.1%	95.8%

* Figures in italics indicate that the base number is less than 100.

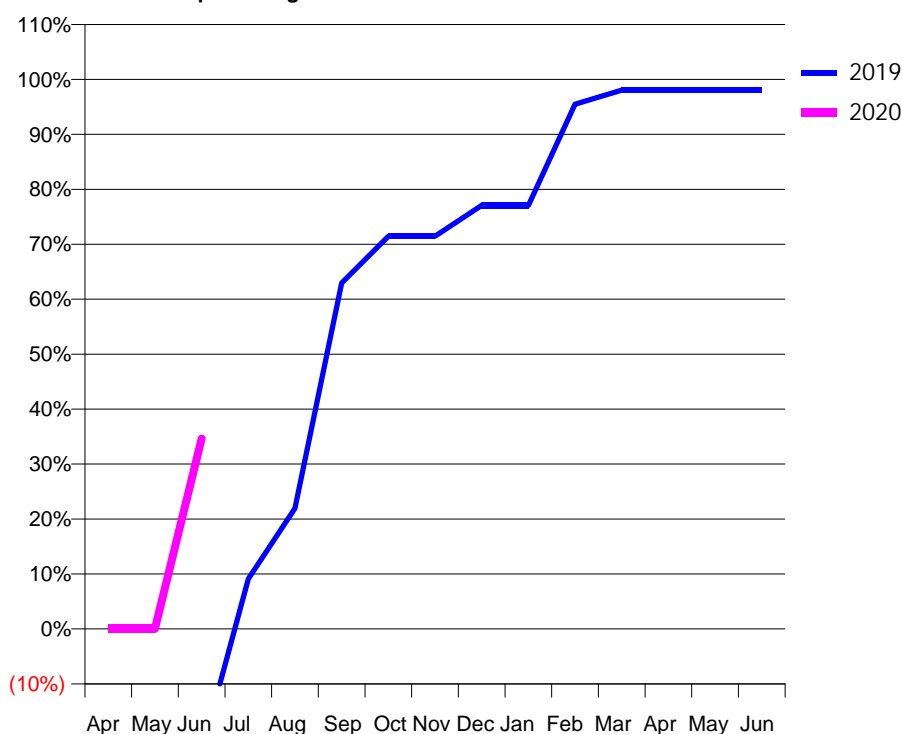
Q54 - Vital Signs Orthodontic At a Glance Contract Report for 171654/0001 - June 2019

Name or company name	Kingswinford Health Centre 2	19/20 Contracted general activity (UDA)	11,155
Contract type name	GDS Contract	Carry forward general activity (UDA)	0
Purpose of contract	General and Orthodontic	19/20 Contracted orthodontic activity (UOA)	820
Contract start date	01/09/2014	Carry forward orthodontic activity (UOA)	0
Contract end date		Baseline contract value	£331,156.71

ACCESS	Contract	England and Wales
24 month ratio of assessments to patient IDs	1.03	1.08

ACTIVITY	Contract
Contract assess and fit appliances (case starts) as a percentage of Area Team case starts	0.8 %

Cumulative percentage of contracted UOA delivered 2019 & 2020



Month	Adjusted Scheduled Activity (UOA)		
	2018	2019	2020
April	-756	-1,215	0
May	-641	-774	0
June	-116	-184	284
July	-7	75	
August	-7	180	
September	119	516	
October	224	586	
November	275	586	
December	296	632	
January	487	632	
February	676	783	
March	802	804	
April	865	804	
May	865	804	
June	865	804	

QUANTITY METRICS (rolling 12 month period)

	Contract Quantity	Contract Base Number	Contract *	Area Team	Region	England
% of all assessments that were assess and fit appliances (case starts)	60	85	70.6%	53.8%	56.7%	58.2%
% of all assessments that were assess and refuse	7	85	8.2%	12.1%	11.8%	12.4%
% of all assessments that were assess and review	18	85	21.2%	34.2%	31.4%	29.4%
% of case starts with a reported IOTN of 3 and Aesthetic Component of 5 or below	0	60	<i>N/A</i>	0.1%	0.2%	0.1%
% of case starts with a reported IOTN of 3 and Aesthetic Component of 6 or above	0	60	<i>N/A</i>	1.5%	3.9%	3.9%
% of case starts with a reported IOTN of 4	48	60	80.0%	80.8%	76.1%	77.7%
% of case starts with a reported IOTN of 5	12	60	20.0%	16.3%	17.9%	16.7 %
% of concluded courses in receipt of dual-arch fixed appliances	7	26	26.9%	61.9%	68.8%	72.5%
% of concluded courses where treatment was abandoned or discontinued	18	26	69.2%	12.5%	10.3%	9.1%
% of patients satisfied with the treatment they have received	1	1	100.0%	89.5%	95.1%	95.8%

* Figures in italics indicate that the base number is less than 100.

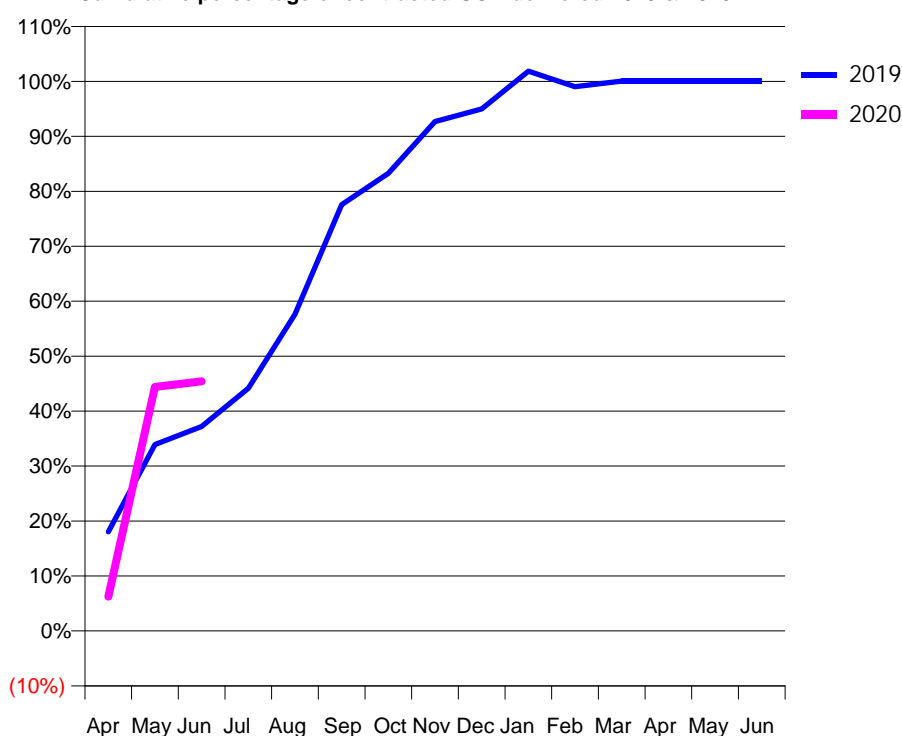
Q54 - Vital Signs Orthodontic At a Glance Contract Report for 176745/0001 - June 2019

Name or company name	Dr V Ansari	19/20 Contracted general activity (UDA)	3,216
Contract type name	GDS Contract	Carry forward general activity (UDA)	0
Purpose of contract	General and Orthodontic	19/20 Contracted orthodontic activity (UOA)	2,050
Contract start date	01/04/2012	Carry forward orthodontic activity (UOA)	0
Contract end date		Baseline contract value	£222,815.46

ACCESS	Contract	England and Wales
24 month ratio of assessments to patient IDs	1.09	1.08

ACTIVITY	Contract
Contract assess and fit appliances (case starts) as a percentage of Area Team case starts	1.3 %

Cumulative percentage of contracted UOA delivered 2019 & 2020



Month	Adjusted Scheduled Activity (UOA)		
	2018	2019	2020
April	125	370	128
May	991	695	910
June	1,172	763	931
July	1,405	905	
August	1,555	1,181	
September	1,619	1,590	
October	1,856	1,707	
November	1,991	1,900	
December	2,088	1,947	
January	2,320	2,088	
February	2,320	2,030	
March	2,413	2,051	
April	2,476	2,051	
May	2,560	2,051	
June	2,728	2,051	

QUANTITY METRICS (rolling 12 month period)

	Contract Quantity	Contract Base Number	Contract *	Area Team	Region	England
% of all assessments that were assess and fit appliances (case starts)	106	257	41.2%	53.8%	56.7%	58.2%
% of all assessments that were assess and refuse	87	257	33.9%	12.1%	11.8%	12.4%
% of all assessments that were assess and review	64	257	24.9%	34.2%	31.4%	29.4%
% of case starts with a reported IOTN of 3 and Aesthetic Component of 5 or below	0	106	N/A	0.1%	0.2%	0.1%
% of case starts with a reported IOTN of 3 and Aesthetic Component of 6 or above	0	106	N/A	1.5%	3.9%	3.9%
% of case starts with a reported IOTN of 4	103	106	97.2%	80.8%	76.1%	77.7%
% of case starts with a reported IOTN of 5	3	106	2.8%	16.3%	17.9%	16.7%
% of concluded courses in receipt of dual-arch fixed appliances	52	67	77.6%	61.9%	68.8%	72.5%
% of concluded courses where treatment was abandoned or discontinued	13	67	19.4%	12.5%	10.3%	9.1%
% of patients satisfied with the treatment they have received	3	3	100.0%	89.5%	95.1%	95.8%

* Figures in italics indicate that the base number is less than 100.

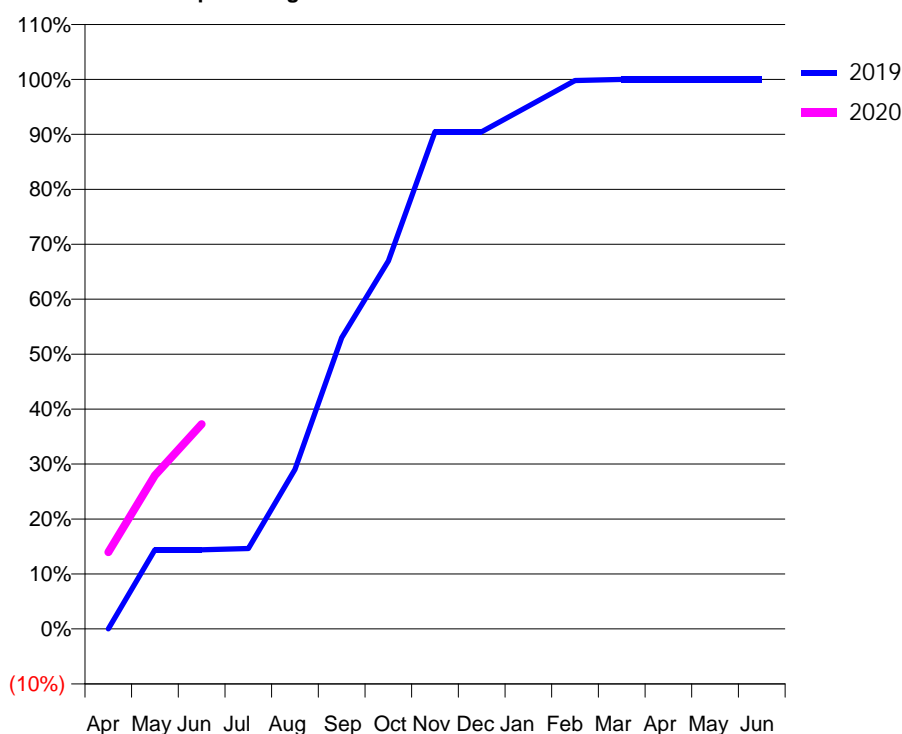
Q54 - Vital Signs Orthodontic At a Glance Contract Report for 184926/0001 - June 2019

Name or company name	Mrs Jaspreet Kiran Kaur Pahal	19/20 Contracted general activity (UDA)	7,545
Contract type name	GDS Contract	Carry forward general activity (UDA)	0
Purpose of contract	General and Orthodontic	19/20 Contracted orthodontic activity (UOA)	451
Contract start date	01/01/2016	Carry forward orthodontic activity (UOA)	0
Contract end date		Baseline contract value	£212,087.44

ACCESS	Contract	England and Wales
24 month ratio of assessments to patient IDs	1.00	1.08

ACTIVITY	Contract
Contract assess and fit appliances (case starts) as a percentage of Area Team case starts	0.3 %

Cumulative percentage of contracted UOA delivered 2019 & 2020



Month	Adjusted Scheduled Activity (UOA)		
	2018	2019	2020
April	5	0	63
May	50	65	126
June	71	65	168
July	113	66	
August	113	131	
September	155	239	
October	260	302	
November	281	408	
December	302	408	
January	386	429	
February	428	450	
March	451	451	
April	451	451	
May	451	451	
June	451	451	

QUANTITY METRICS (rolling 12 month period)

	Contract Quantity	Contract Base Number	Contract *	Area Team	Region	England
% of all assessments that were assess and fit appliances (case starts)	26	34	76.5%	53.8%	56.7%	58.2%
% of all assessments that were assess and refuse	3	34	8.8%	12.1%	11.8%	12.4%
% of all assessments that were assess and review	5	34	14.7%	34.2%	31.4%	29.4%
% of case starts with a reported IOTN of 3 and Aesthetic Component of 5 or below	0	26	<i>N/A</i>	0.1%	0.2%	0.1%
% of case starts with a reported IOTN of 3 and Aesthetic Component of 6 or above	2	26	7.7%	1.5%	3.9%	3.9%
% of case starts with a reported IOTN of 4	23	26	88.5%	80.8%	76.1%	77.7%
% of case starts with a reported IOTN of 5	1	26	3.8%	16.3%	17.9%	16.7%
% of concluded courses in receipt of dual-arch fixed appliances	0	23	<i>N/A</i>	61.9%	68.8%	72.5%
% of concluded courses where treatment was abandoned or discontinued	0	23	0.0%	12.5%	10.3%	9.1%
% of patients satisfied with the treatment they have received	0	0	<i>N/A</i>	89.5%	95.1%	95.8%

* Figures in italics indicate that the base number is less than 100.

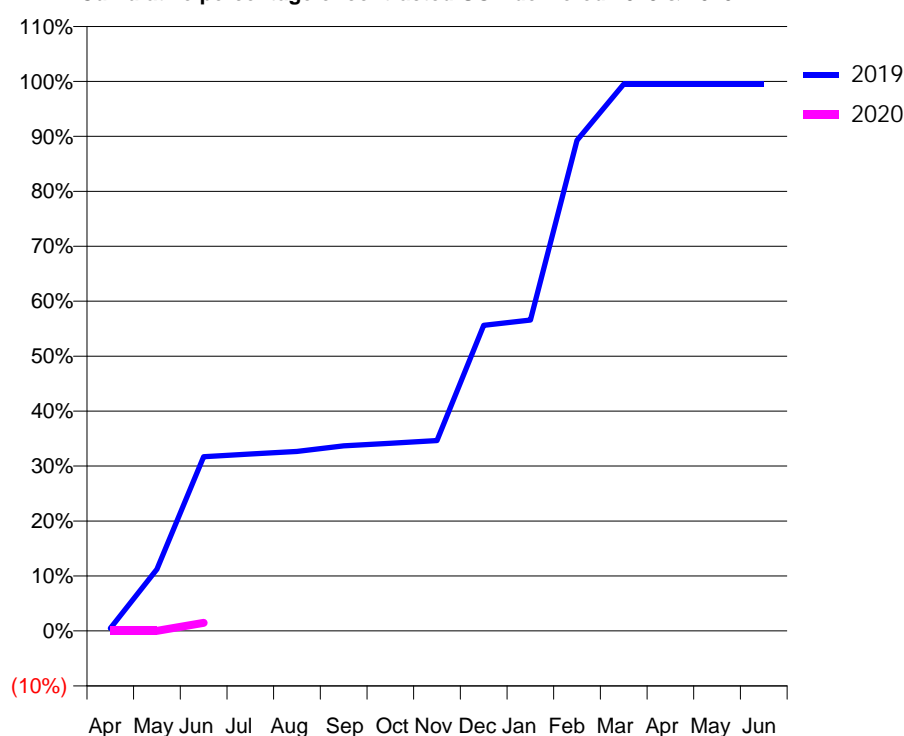
Q54 - Vital Signs Orthodontic At a Glance Contract Report for 190489/0001 - June 2019

Name or company name	Titley, Darby, Dehal and Associates	19/20 Contracted general activity (UDA)	27,023
Contract type name	GDS Contract	Carry forward general activity (UDA)	0
Purpose of contract	General and Orthodontic	19/20 Contracted orthodontic activity (UOA)	205
Contract start date	01/11/2011	Carry forward orthodontic activity (UOA)	0
Contract end date		Baseline contract value	£671,975.61

ACCESS	Contract	England and Wales
24 month ratio of assessments to patient IDs	1.12	1.08

ACTIVITY	Contract
Contract assess and fit appliances (case starts) as a percentage of Area Team case starts	0.1 %

Cumulative percentage of contracted UOA delivered 2019 & 2020



Month	Adjusted Scheduled Activity (UOA)		
	2018	2019	2020
April	3	1	0
May	4	23	0
June	27	65	3
July	71	66	
August	73	67	
September	74	69	
October	117	70	
November	140	71	
December	141	114	
January	142	116	
February	184	183	
March	205	204	
April	205	204	
May	205	204	
June	205	204	

QUANTITY METRICS (rolling 12 month period)

	Contract Quantity	Contract Base Number	Contract *	Area Team	Region	England
% of all assessments that were assess and fit appliances (case starts)	6	22	27.3%	53.8%	56.7%	58.2%
% of all assessments that were assess and refuse	0	22	0.0%	12.1%	11.8%	12.4%
% of all assessments that were assess and review	16	22	72.7%	34.2%	31.4%	29.4%
% of case starts with a reported IOTN of 3 and Aesthetic Component of 5 or below	0	6	N/A	0.1%	0.2%	0.1%
% of case starts with a reported IOTN of 3 and Aesthetic Component of 6 or above	0	6	N/A	1.5%	3.9%	3.9%
% of case starts with a reported IOTN of 4	5	6	83.3%	80.8%	76.1%	77.7%
% of case starts with a reported IOTN of 5	1	6	16.7%	16.3%	17.9%	16.7%
% of concluded courses in receipt of dual-arch fixed appliances	1	8	12.5%	61.9%	68.8%	72.5%
% of concluded courses where treatment was abandoned or discontinued	0	8	0.0%	12.5%	10.3%	9.1%
% of patients satisfied with the treatment they have received	0	0	N/A	89.5%	95.1%	95.8%

* Figures in italics indicate that the base number is less than 100.

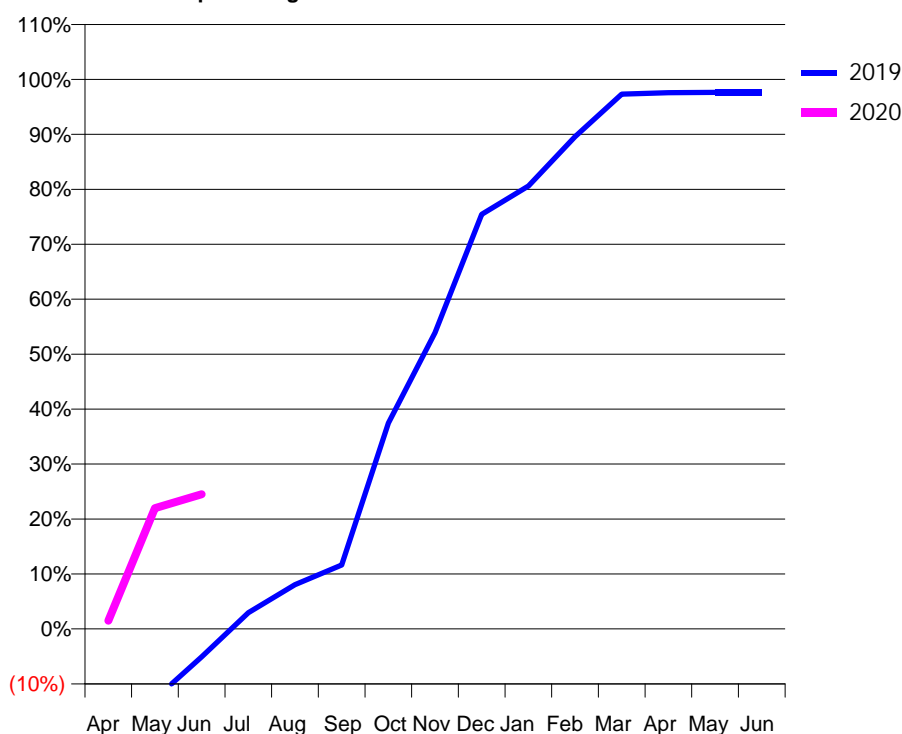
Q54 - Vital Signs Orthodontic At a Glance Contract Report for 192198/0001 - June 2019

Name or company name	Mr Richard Cure & Mr Preshaan Sitlu	19/20 Contracted general activity (UDA)	0
Contract type name	PDS Contract	Carry forward general activity (UDA)	0
Purpose of contract	Orthodontic	19/20 Contracted orthodontic activity (UOA)	1,643
Contract start date	02/08/2010	Carry forward orthodontic activity (UOA)	0
Contract end date	26/06/2020	Baseline contract value	£113,146.10

ACCESS	Contract	England and Wales
24 month ratio of assessments to patient IDs	1.04	1.08

ACTIVITY	Contract
Contract assess and fit appliances (case starts) as a percentage of Area Team case starts	1.3 %

Cumulative percentage of contracted UOA delivered 2019 & 2020



Month	Adjusted Scheduled Activity (UOA)		
	2018	2019	2020
April	-983	-828	25
May	-263	-214	361
June	36	-86	403
July	247	50	
August	269	136	
September	294	196	
October	444	631	
November	634	908	
December	755	1,271	
January	777	1,358	
February	1,041	1,509	
March	1,531	1,640	
April	1,623	1,644	
May	1,624	1,645	
June	1,624	1,645	

QUANTITY METRICS (rolling 12 month period)

	Contract Quantity	Contract Base Number	Contract *	Area Team	Region	England
% of all assessments that were assess and fit appliances (case starts)	101	170	59.4%	53.8%	56.7%	58.2%
% of all assessments that were assess and refuse	17	170	10.0%	12.1%	11.8%	12.4%
% of all assessments that were assess and review	52	170	30.6%	34.2%	31.4%	29.4%
% of case starts with a reported IOTN of 3 and Aesthetic Component of 5 or below	0	101	N/A	0.1%	0.2%	0.1%
% of case starts with a reported IOTN of 3 and Aesthetic Component of 6 or above	2	101	2.0%	1.5%	3.9%	3.9%
% of case starts with a reported IOTN of 4	87	101	86.1%	80.8%	76.1%	77.7%
% of case starts with a reported IOTN of 5	12	101	11.9%	16.3%	17.9%	16.7 %
% of concluded courses in receipt of dual-arch fixed appliances	8	118	6.8%	61.9%	68.8%	72.5%
% of concluded courses where treatment was abandoned or discontinued	4	118	3.4%	12.5%	10.3%	9.1%
% of patients satisfied with the treatment they have received	0	0	N/A	89.5%	95.1%	95.8%

* Figures in italics indicate that the base number is less than 100.

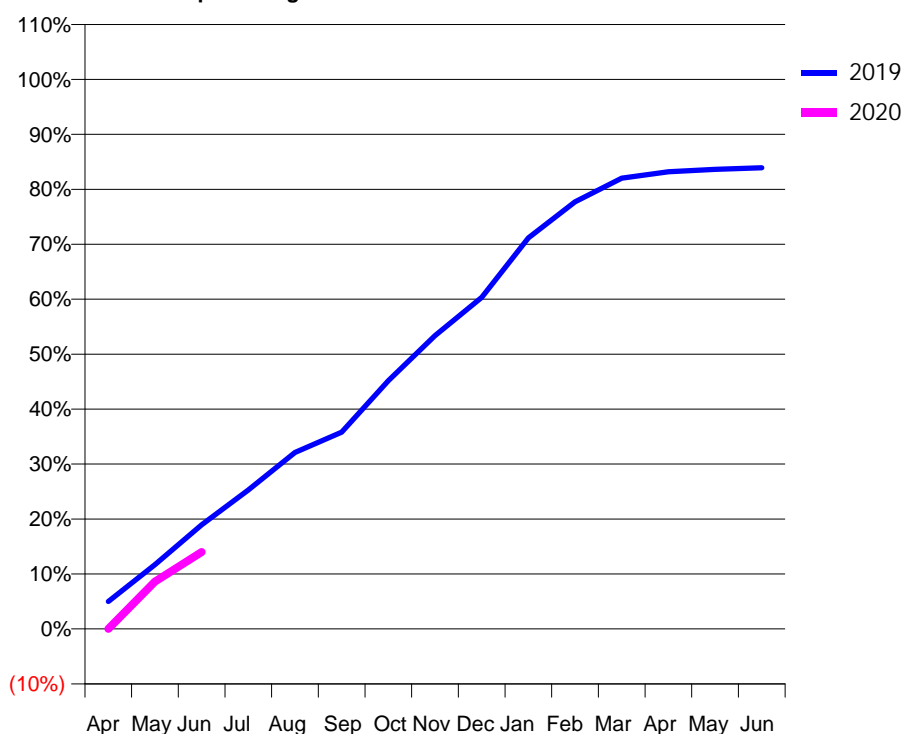
Q54 - Vital Signs Orthodontic At a Glance Contract Report for 199001/0001 - June 2019

Name or company name	Orthodontics for You (Solihull) Ltd	19/20 Contracted general activity (UDA)	0
Contract type name	PDS Contract	Carry forward general activity (UDA)	0
Purpose of contract	Orthodontic	19/20 Contracted orthodontic activity (UOA)	12,637
Contract start date	01/07/2011	Carry forward orthodontic activity (UOA)	0
Contract end date	01/05/2020	Baseline contract value	£843,883.07

ACCESS	Contract	England and Wales
24 month ratio of assessments to patient IDs	1.07	1.08

ACTIVITY	Contract
Contract assess and fit appliances (case starts) as a percentage of Area Team case starts	6.3 %

Cumulative percentage of contracted UOA delivered 2019 & 2020



Month	Adjusted Scheduled Activity (UOA)		
	2018	2019	2020
April	565	736	0
May	1,312	1,721	1,087
June	2,149	2,793	1,767
July	3,700	3,729	
August	4,702	4,733	
September	5,425	5,277	
October	6,493	6,662	
November	8,335	7,866	
December	9,608	8,889	
January	10,533	10,486	
February	11,677	11,454	
March	12,852	12,089	
April	13,120	12,260	
May	13,120	12,323	
June	13,120	12,369	

QUANTITY METRICS (rolling 12 month period)

	Contract Quantity	Contract Base Number	Contract *	Area Team	Region	England
% of all assessments that were assess and fit appliances (case starts)	501	1,472	34.0%	53.8%	56.7%	58.2%
% of all assessments that were assess and refuse	109	1,472	7.4%	12.1%	11.8%	12.4%
% of all assessments that were assess and review	862	1,472	58.6%	34.2%	31.4%	29.4%
% of case starts with a reported IOTN of 3 and Aesthetic Component of 5 or below	0	501	N/A	0.1%	0.2%	0.1%
% of case starts with a reported IOTN of 3 and Aesthetic Component of 6 or above	4	501	0.8%	1.5%	3.9%	3.9%
% of case starts with a reported IOTN of 4	333	501	66.5%	80.8%	76.1%	77.7%
% of case starts with a reported IOTN of 5	131	501	26.1%	16.3%	17.9%	16.7 %
% of concluded courses in receipt of dual-arch fixed appliances	431	519	83.0%	61.9%	68.8%	72.5%
% of concluded courses where treatment was abandoned or discontinued	36	519	6.9%	12.5%	10.3%	9.1%
% of patients satisfied with the treatment they have received	1	1	100.0%	89.5%	95.1%	95.8%

* Figures in italics indicate that the base number is less than 100.

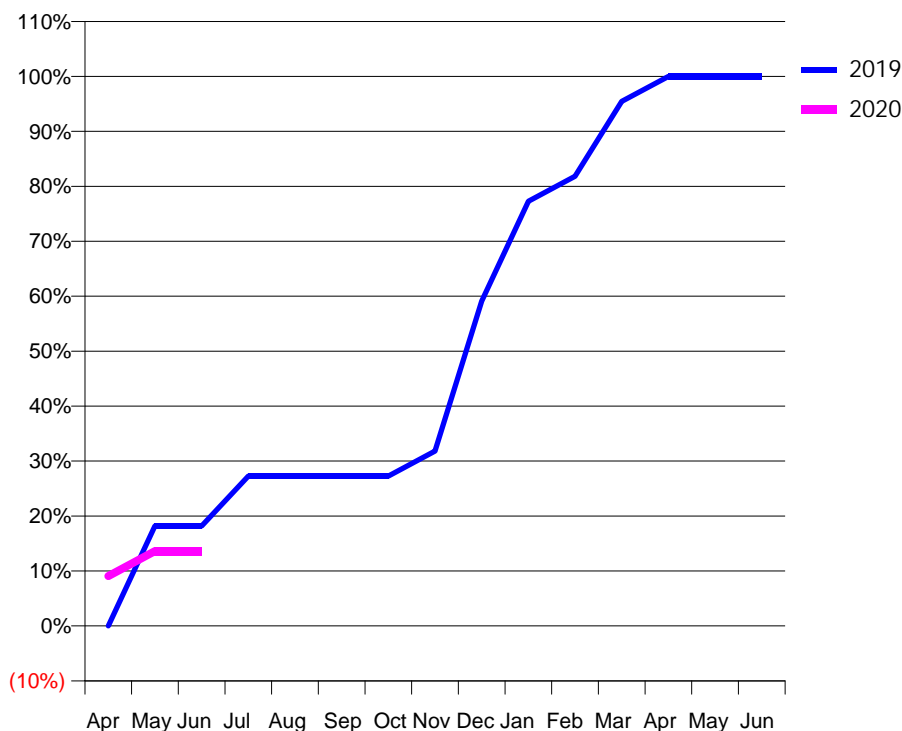
Q54 - Vital Signs Orthodontic At a Glance Contract Report for 220922/0001 - June 2019

Name or company name	MR JS SIDHU	19/20 Contracted general activity (UDA)	19,884
Contract type name	GDS Contract	Carry forward general activity (UDA)	0
Purpose of contract	General and Orthodontic	19/20 Contracted orthodontic activity (UOA)	22
Contract start date	01/04/2006	Carry forward orthodontic activity (UOA)	0
Contract end date		Baseline contract value	£520,924.59

ACCESS	Contract	England and Wales
24 month ratio of assessments to patient IDs	1.07	1.08

ACTIVITY	Contract
Contract assess and fit appliances (case starts) as a percentage of Area Team case starts	0.0 %

Cumulative percentage of contracted UOA delivered 2019 & 2020



Month	Adjusted Scheduled Activity (UOA)		
	2018	2019	2020
April	0	0	2
May	2	4	3
June	4	4	3
July	8	6	
August	10	6	
September	10	6	
October	11	6	
November	13	7	
December	15	13	
January	16	17	
February	19	18	
March	21	21	
April	24	22	
May	25	22	
June	25	22	

QUANTITY METRICS (rolling 12 month period)

	Contract Quantity	Contract Base Number	Contract *	Area Team	Region	England
% of all assessments that were assess and fit appliances (case starts)	0	24	0.0%	53.8%	56.7%	58.2%
% of all assessments that were assess and refuse	15	24	62.5%	12.1%	11.8%	12.4%
% of all assessments that were assess and review	9	24	37.5%	34.2%	31.4%	29.4%
% of case starts with a reported IOTN of 3 and Aesthetic Component of 5 or below	0	0	N/A	0.1%	0.2%	0.1%
% of case starts with a reported IOTN of 3 and Aesthetic Component of 6 or above	0	0	N/A	1.5%	3.9%	3.9%
% of case starts with a reported IOTN of 4	0	0	N/A	80.8%	76.1%	77.7%
% of case starts with a reported IOTN of 5	0	0	N/A	16.3%	17.9%	16.7%
% of concluded courses in receipt of dual-arch fixed appliances	0	0	N/A	61.9%	68.8%	72.5%
% of concluded courses where treatment was abandoned or discontinued	0	0	N/A	12.5%	10.3%	9.1%
% of patients satisfied with the treatment they have received	0	0	N/A	89.5%	95.1%	95.8%

* Figures in italics indicate that the base number is less than 100.

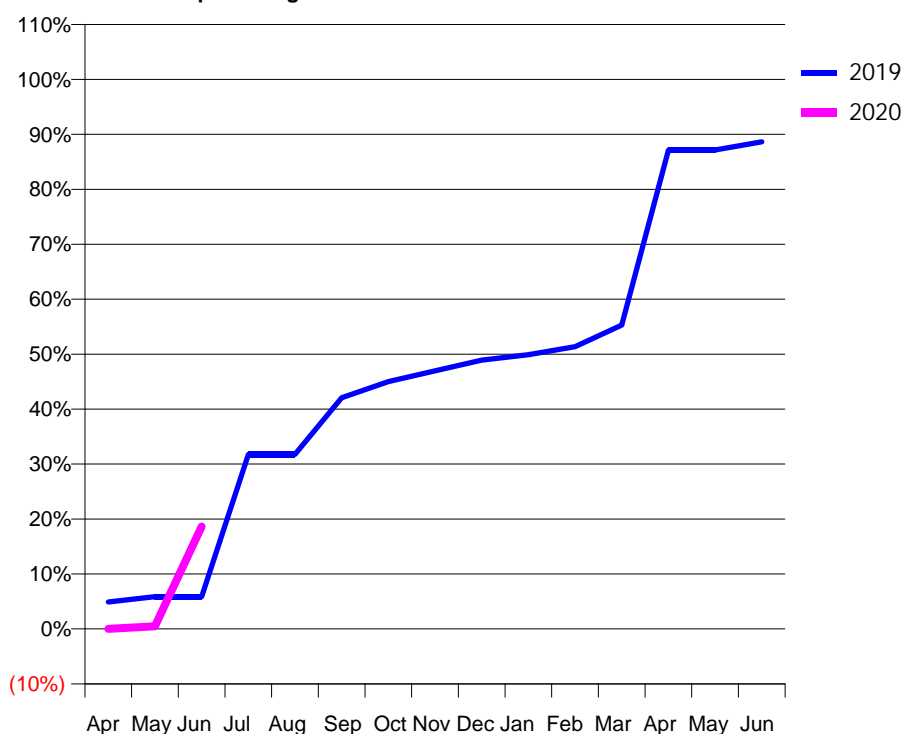
Q54 - Vital Signs Orthodontic At a Glance Contract Report for 244228/0001 - June 2019

Name or company name	MR JS BARDHA	19/20 Contracted general activity (UDA)	9,698
Contract type name	GDS Contract	Carry forward general activity (UDA)	0
Purpose of contract	General and Orthodontic	19/20 Contracted orthodontic activity (UOA)	204
Contract start date	01/04/2006	Carry forward orthodontic activity (UOA)	0
Contract end date		Baseline contract value	£284,683.18

ACCESS	Contract	England and Wales
24 month ratio of assessments to patient IDs	1.11	1.08

ACTIVITY	Contract
Contract assess and fit appliances (case starts) as a percentage of Area Team case starts	0.1 %

Cumulative percentage of contracted UOA delivered 2019 & 2020



Month	Adjusted Scheduled Activity (UOA)		
	2018	2019	2020
April	22	10	0
May	50	12	1
June	53	12	38
July	60	65	
August	63	65	
September	68	86	
October	73	92	
November	79	96	
December	81	100	
January	83	102	
February	86	105	
March	182	113	
April	229	178	
May	229	178	
June	229	181	

QUANTITY METRICS (rolling 12 month period)

	Contract Quantity	Contract Base Number	Contract *	Area Team	Region	England
% of all assessments that were assess and fit appliances (case starts)	7	67	10.4%	53.8%	56.7%	58.2%
% of all assessments that were assess and refuse	1	67	1.5%	12.1%	11.8%	12.4%
% of all assessments that were assess and review	59	67	88.1%	34.2%	31.4%	29.4%
% of case starts with a reported IOTN of 3 and Aesthetic Component of 5 or below	0	7	N/A	0.1%	0.2%	0.1%
% of case starts with a reported IOTN of 3 and Aesthetic Component of 6 or above	0	7	N/A	1.5%	3.9%	3.9%
% of case starts with a reported IOTN of 4	4	7	57.1%	80.8%	76.1%	77.7%
% of case starts with a reported IOTN of 5	3	7	42.9%	16.3%	17.9%	16.7%
% of concluded courses in receipt of dual-arch fixed appliances	0	0	N/A	61.9%	68.8%	72.5%
% of concluded courses where treatment was abandoned or discontinued	0	0	N/A	12.5%	10.3%	9.1%
% of patients satisfied with the treatment they have received	0	0	N/A	89.5%	95.1%	95.8%

* Figures in italics indicate that the base number is less than 100.

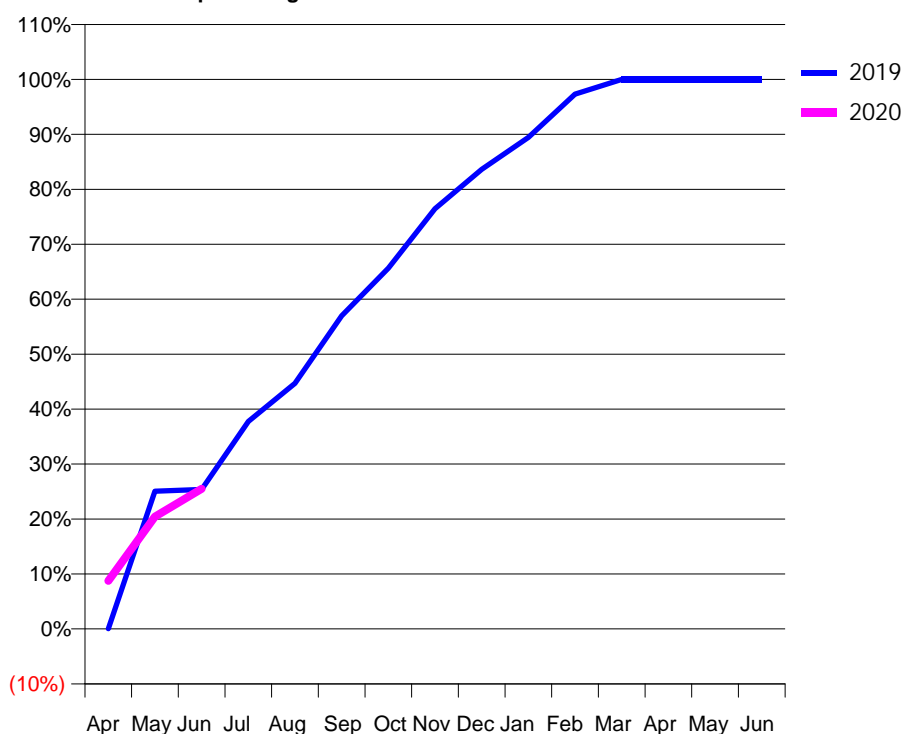
Q54 - Vital Signs Orthodontic At a Glance Contract Report for 249432/0001 - June 2019

Name or company name	C S Practice Services Limited	19/20 Contracted general activity (UDA)	0
Contract type name	PDS Contract	Carry forward general activity (UDA)	0
Purpose of contract	Orthodontic	19/20 Contracted orthodontic activity (UOA)	6,292
Contract start date	01/04/2006	Carry forward orthodontic activity (UOA)	0
Contract end date	01/05/2020	Baseline contract value	£422,353.39

ACCESS	Contract	England and Wales
24 month ratio of assessments to patient IDs	1.05	1.08

ACTIVITY	Contract
Contract assess and fit appliances (case starts) as a percentage of Area Team case starts	3.6 %

Cumulative percentage of contracted UOA delivered 2019 & 2020



Month	Adjusted Scheduled Activity (UOA)		
	2018	2019	2020
April	476	2	550
May	854	1,576	1,285
June	1,078	1,597	1,604
July	2,033	2,377	
August	2,306	2,812	
September	2,789	3,584	
October	2,915	4,131	
November	3,654	4,810	
December	4,158	5,262	
January	4,750	5,627	
February	5,724	6,122	
March	6,293	6,292	
April	6,293	6,292	
May	6,293	6,292	
June	6,293	6,292	

QUANTITY METRICS (rolling 12 month period)

	Contract Quantity	Contract Base Number	Contract *	Area Team	Region	England
% of all assessments that were assess and fit appliances (case starts)	286	640	44.7%	53.8%	56.7%	58.2%
% of all assessments that were assess and refuse	77	640	12.0%	12.1%	11.8%	12.4%
% of all assessments that were assess and review	277	640	43.3%	34.2%	31.4%	29.4%
% of case starts with a reported IOTN of 3 and Aesthetic Component of 5 or below	0	286	N/A	0.1%	0.2%	0.1%
% of case starts with a reported IOTN of 3 and Aesthetic Component of 6 or above	7	286	2.4%	1.5%	3.9%	3.9%
% of case starts with a reported IOTN of 4	199	286	69.6%	80.8%	76.1%	77.7%
% of case starts with a reported IOTN of 5	78	286	27.3%	16.3%	17.9%	16.7 %
% of concluded courses in receipt of dual-arch fixed appliances	0	330	N/A	61.9%	68.8%	72.5%
% of concluded courses where treatment was abandoned or discontinued	13	330	3.9%	12.5%	10.3%	9.1%
% of patients satisfied with the treatment they have received	5	5	100.0%	89.5%	95.1%	95.8%

* Figures in italics indicate that the base number is less than 100.

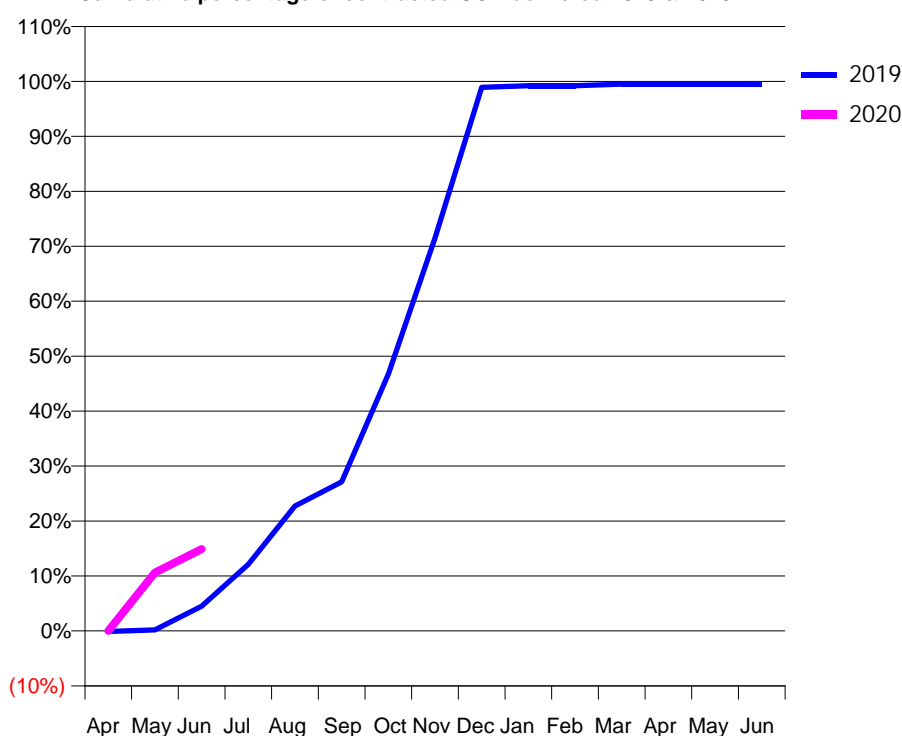
Q54 - Vital Signs Orthodontic At a Glance Contract Report for 250333/0001 - June 2019

Name or company name	MR JS JANDU	19/20 Contracted general activity (UDA)	22,064
Contract type name	GDS Contract	Carry forward general activity (UDA)	0
Purpose of contract	General and Orthodontic	19/20 Contracted orthodontic activity (UOA)	999
Contract start date	01/04/2008	Carry forward orthodontic activity (UOA)	0
Contract end date		Baseline contract value	£659,241.59

ACCESS	Contract	England and Wales
24 month ratio of assessments to patient IDs	1.04	1.08

ACTIVITY	Contract
Contract assess and fit appliances (case starts) as a percentage of Area Team case starts	0.6 %

Cumulative percentage of contracted UOA delivered 2019 & 2020



Month	Adjusted Scheduled Activity (UOA)		
	2018	2019	2020
April	43	-1	0
May	214	2	106
June	403	45	149
July	597	121	
August	660	227	
September	702	271	
October	807	467	
November	913	714	
December	945	988	
January	992	991	
February	995	991	
March	997	994	
April	997	994	
May	997	994	
June	997	994	

QUANTITY METRICS (rolling 12 month period)

	Contract Quantity	Contract Base Number	Contract *	Area Team	Region	England
% of all assessments that were assess and fit appliances (case starts)	51	97	52.6%	53.8%	56.7%	58.2%
% of all assessments that were assess and refuse	17	97	17.5%	12.1%	11.8%	12.4%
% of all assessments that were assess and review	29	97	29.9%	34.2%	31.4%	29.4%
% of case starts with a reported IOTN of 3 and Aesthetic Component of 5 or below	0	51	<i>N/A</i>	0.1%	0.2%	0.1%
% of case starts with a reported IOTN of 3 and Aesthetic Component of 6 or above	1	51	2.0%	1.5%	3.9%	3.9%
% of case starts with a reported IOTN of 4	48	51	94.1%	80.8%	76.1%	77.7%
% of case starts with a reported IOTN of 5	2	51	3.9%	16.3%	17.9%	16.7%
% of concluded courses in receipt of dual-arch fixed appliances	17	35	48.6%	61.9%	68.8%	72.5%
% of concluded courses where treatment was abandoned or discontinued	6	35	17.1%	12.5%	10.3%	9.1%
% of patients satisfied with the treatment they have received	0	0	<i>N/A</i>	89.5%	95.1%	95.8%

* Figures in italics indicate that the base number is less than 100.

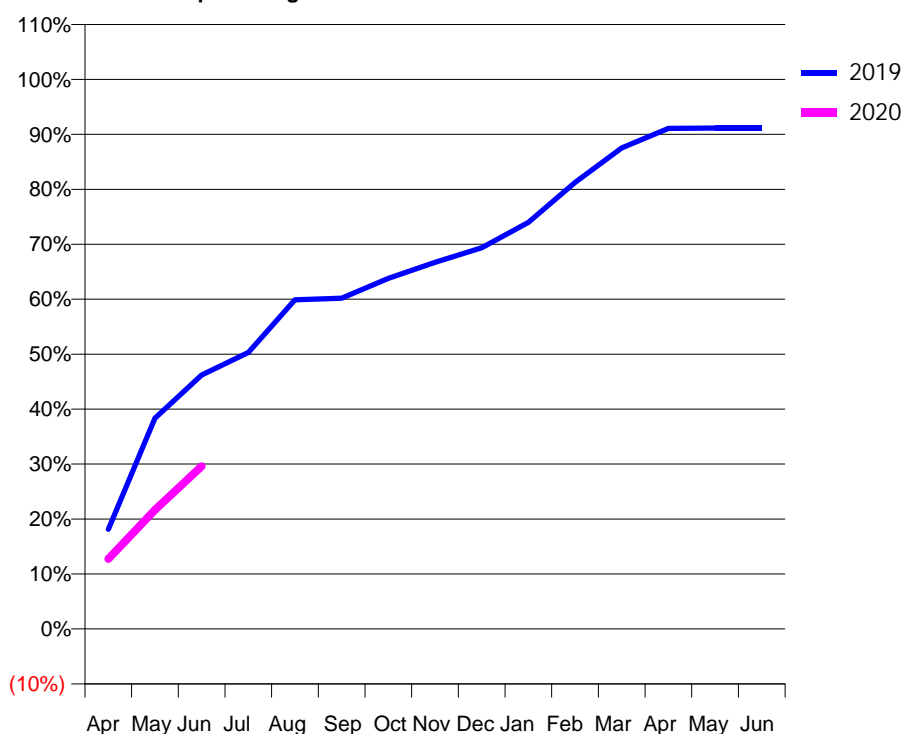
Q54 - Vital Signs Orthodontic At a Glance Contract Report for 300012/0003 - June 2019

Name or company name	MR EE THOMPSON	19/20 Contracted general activity (UDA)	24,718
Contract type name	GDS Contract	Carry forward general activity (UDA)	0
Purpose of contract	General and Orthodontic	19/20 Contracted orthodontic activity (UOA)	2,142
Contract start date	20/09/2010	Carry forward orthodontic activity (UOA)	0
Contract end date		Baseline contract value	£804,222.90

ACCESS	Contract	England and Wales
24 month ratio of assessments to patient IDs	1.01	1.08

ACTIVITY	Contract
Contract assess and fit appliances (case starts) as a percentage of Area Team case starts	1.0 %

Cumulative percentage of contracted UOA delivered 2019 & 2020



Month	Adjusted Scheduled Activity (UOA)		
	2018	2019	2020
April	36	442	273
May	249	934	464
June	448	1,125	634
July	947	1,226	
August	949	1,459	
September	1,238	1,466	
October	1,651	1,554	
November	1,760	1,625	
December	1,884	1,689	
January	1,971	1,802	
February	2,308	1,979	
March	2,518	2,132	
April	2,519	2,219	
May	2,519	2,220	
June	2,519	2,220	

QUANTITY METRICS (rolling 12 month period)

	Contract Quantity	Contract Base Number	Contract *	Area Team	Region	England
% of all assessments that were assess and fit appliances (case starts)	80	168	47.6%	53.8%	56.7%	58.2%
% of all assessments that were assess and refuse	56	168	33.3%	12.1%	11.8%	12.4%
% of all assessments that were assess and review	32	168	19.0%	34.2%	31.4%	29.4%
% of case starts with a reported IOTN of 3 and Aesthetic Component of 5 or below	0	80	<i>N/A</i>	0.1%	0.2%	0.1%
% of case starts with a reported IOTN of 3 and Aesthetic Component of 6 or above	1	80	1.3%	1.5%	3.9%	3.9%
% of case starts with a reported IOTN of 4	62	80	77.5%	80.8%	76.1%	77.7%
% of case starts with a reported IOTN of 5	17	80	21.3%	16.3%	17.9%	16.7%
% of concluded courses in receipt of dual-arch fixed appliances	127	132	96.2%	61.9%	68.8%	72.5%
% of concluded courses where treatment was abandoned or discontinued	4	132	3.0%	12.5%	10.3%	9.1%
% of patients satisfied with the treatment they have received	1	1	100.0%	89.5%	95.1%	95.8%

* Figures in italics indicate that the base number is less than 100.

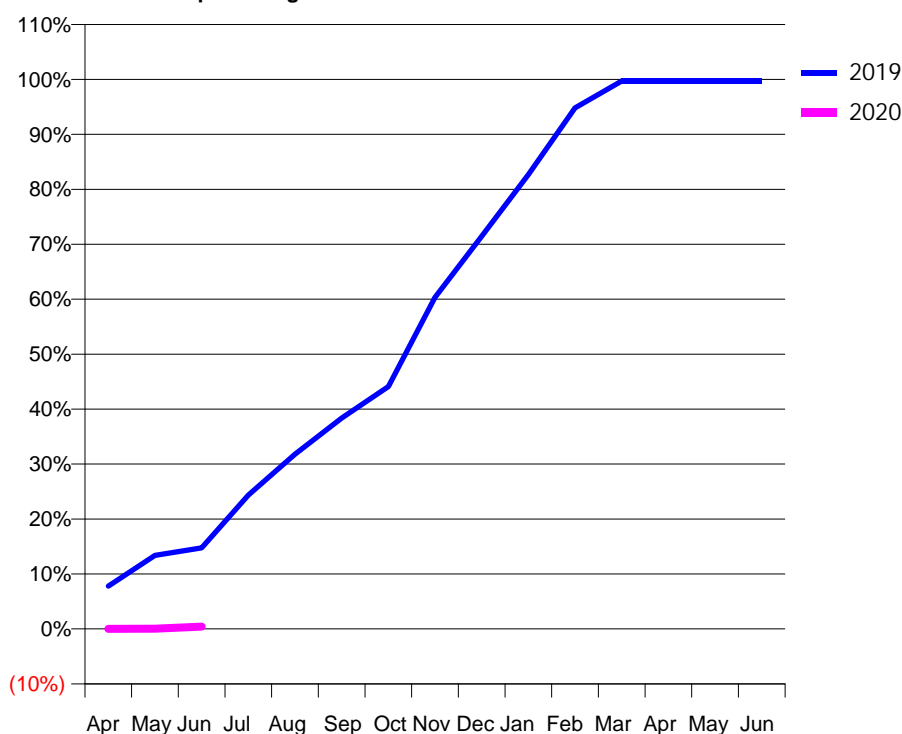
Q54 - Vital Signs Orthodontic At a Glance Contract Report for 305057/0001 - June 2019

Name or company name	Harborne Orthodontics LTD	19/20 Contracted general activity (UDA)	0
Contract type name	PDS Contract	Carry forward general activity (UDA)	0
Purpose of contract	Orthodontic	19/20 Contracted orthodontic activity (UOA)	2,347
Contract start date	01/04/2006	Carry forward orthodontic activity (UOA)	0
Contract end date	01/05/2020	Baseline contract value	£161,329.74

ACCESS	Contract	England and Wales
24 month ratio of assessments to patient IDs	1.13	1.08

ACTIVITY	Contract
Contract assess and fit appliances (case starts) as a percentage of Area Team case starts	1.2 %

Cumulative percentage of contracted UOA delivered 2019 & 2020



Month	Adjusted Scheduled Activity (UOA)		
	2018	2019	2020
April	52	183	0
May	299	314	1
June	546	346	10
July	749	572	
August	1,095	746	
September	1,393	901	
October	1,631	1,035	
November	1,864	1,416	
December	2,045	1,677	
January	2,113	1,941	
February	2,225	2,225	
March	2,334	2,340	
April	2,355	2,340	
May	2,355	2,340	
June	2,355	2,340	

QUANTITY METRICS (rolling 12 month period)

	Contract Quantity	Contract Base Number	Contract *	Area Team	Region	England
% of all assessments that were assess and fit appliances (case starts)	93	214	43.5%	53.8%	56.7%	58.2%
% of all assessments that were assess and refuse	46	214	21.5%	12.1%	11.8%	12.4%
% of all assessments that were assess and review	75	214	35.0%	34.2%	31.4%	29.4%
% of case starts with a reported IOTN of 3 and Aesthetic Component of 5 or below	0	93	<i>N/A</i>	0.1%	0.2%	0.1%
% of case starts with a reported IOTN of 3 and Aesthetic Component of 6 or above	0	93	<i>N/A</i>	1.5%	3.9%	3.9%
% of case starts with a reported IOTN of 4	81	93	87.1%	80.8%	76.1%	77.7%
% of case starts with a reported IOTN of 5	12	93	12.9%	16.3%	17.9%	16.7%
% of concluded courses in receipt of dual-arch fixed appliances	0	66	<i>N/A</i>	61.9%	68.8%	72.5%
% of concluded courses where treatment was abandoned or discontinued	12	66	18.2%	12.5%	10.3%	9.1%
% of patients satisfied with the treatment they have received	1	2	50.0%	89.5%	95.1%	95.8%

* Figures in italics indicate that the base number is less than 100.

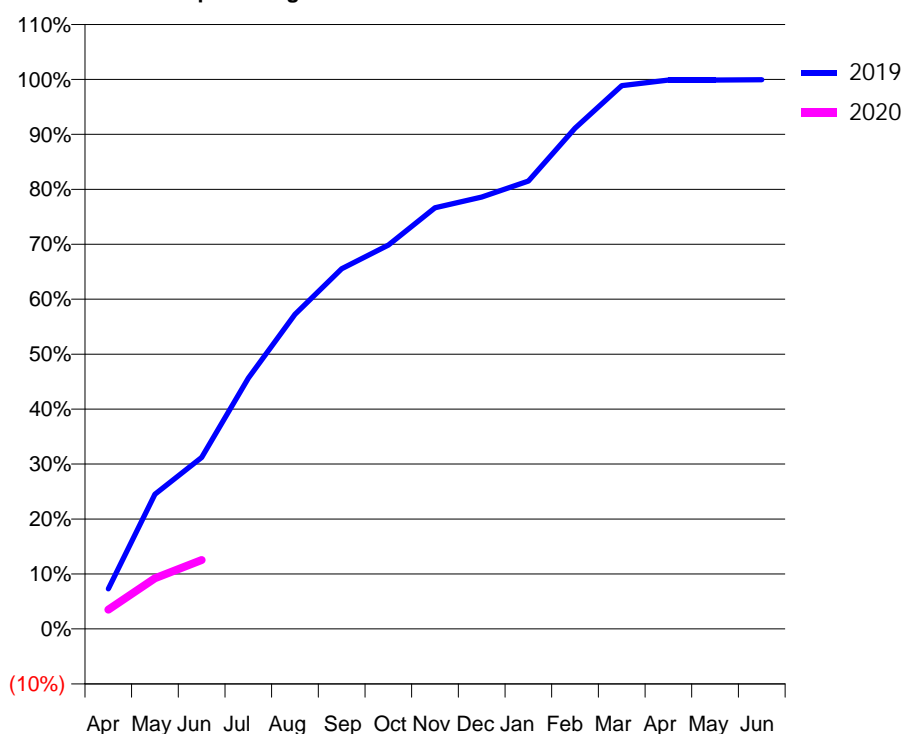
Q54 - Vital Signs Orthodontic At a Glance Contract Report for 305057/0002 - June 2019

Name or company name	Ortho Exclusively Ltd	19/20 Contracted general activity (UDA)	0
Contract type name	PDS Contract	Carry forward general activity (UDA)	0
Purpose of contract	Orthodontic	19/20 Contracted orthodontic activity (UOA)	9,014
Contract start date	01/04/2006	Carry forward orthodontic activity (UOA)	0
Contract end date	01/05/2020	Baseline contract value	£620,051.07

ACCESS	Contract	England and Wales
24 month ratio of assessments to patient IDs	1.22	1.08

ACTIVITY	Contract
Contract assess and fit appliances (case starts) as a percentage of Area Team case starts	4.2 %

Cumulative percentage of contracted UOA delivered 2019 & 2020



Month	Adjusted Scheduled Activity (UOA)		
	2018	2019	2020
April	1,044	657	315
May	2,283	2,211	830
June	3,209	2,814	1,129
July	4,461	4,115	
August	5,502	5,159	
September	6,441	5,907	
October	7,265	6,297	
November	8,086	6,908	
December	8,602	7,085	
January	8,996	7,346	
February	9,915	8,212	
March	10,068	8,910	
April	10,115	9,002	
May	10,137	9,003	
June	10,137	9,007	

QUANTITY METRICS (rolling 12 month period)

	Contract Quantity	Contract Base Number	Contract *	Area Team	Region	England
% of all assessments that were assess and fit appliances (case starts)	331	897	36.9%	53.8%	56.7%	58.2%
% of all assessments that were assess and refuse	116	897	12.9%	12.1%	11.8%	12.4%
% of all assessments that were assess and review	450	897	50.2%	34.2%	31.4%	29.4%
% of case starts with a reported IOTN of 3 and Aesthetic Component of 5 or below	1	331	0.3%	0.1%	0.2%	0.1%
% of case starts with a reported IOTN of 3 and Aesthetic Component of 6 or above	1	331	0.3%	1.5%	3.9%	3.9%
% of case starts with a reported IOTN of 4	253	331	76.4%	80.8%	76.1%	77.7%
% of case starts with a reported IOTN of 5	76	331	23.0%	16.3%	17.9%	16.7%
% of concluded courses in receipt of dual-arch fixed appliances	154	208	74.0%	61.9%	68.8%	72.5%
% of concluded courses where treatment was abandoned or discontinued	35	208	16.8%	12.5%	10.3%	9.1%
% of patients satisfied with the treatment they have received	2	4	50.0%	89.5%	95.1%	95.8%

* Figures in italics indicate that the base number is less than 100.

Q54 - Vital Signs Orthodontic At a Glance Contract Report for 325708/0002 - June 2019

Name or company name	Balbir S Bhandal, Amrik S Bhandal & Baljit S Bhandal
Contract type name	GDS Contract
Purpose of contract	General and Orthodontic
Contract start date	01/04/2006
Contract end date	

19/20 Contracted general activity (UDA)	8,791
Carry forward general activity (UDA)	0
19/20 Contracted orthodontic activity (UOA)	2,964
Carry forward orthodontic activity (UOA)	0
Baseline contract value	£427,300.77

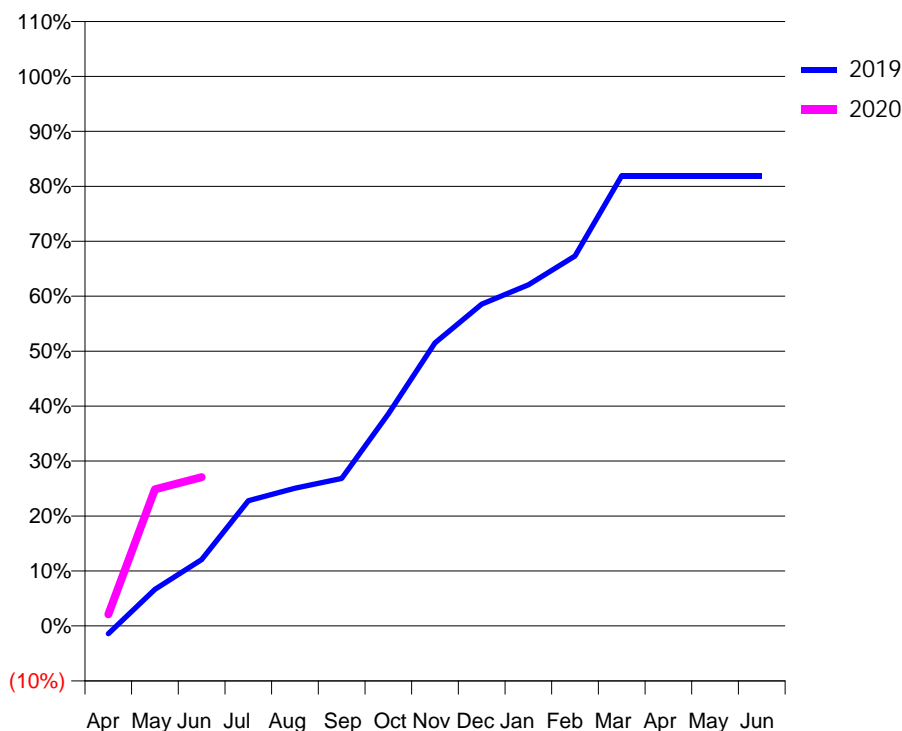
ACCESS

	Contract	England and Wales
24 month ratio of assessments to patient IDs	1.05	1.08

ACTIVITY

	Contract
Contract assess and fit appliances (case starts) as a percentage of Area Team case starts	2.0 %

Cumulative percentage of contracted UOA delivered 2019 & 2020



Adjusted Scheduled Activity (UOA)

Month	2018	2019	2020
April	46	-52	63
May	118	242	737
June	191	439	802
July	646	829	
August	1,091	911	
September	1,432	976	
October	1,560	1,403	
November	1,603	1,873	
December	1,856	2,129	
January	1,898	2,257	
February	2,735	2,448	
March	3,959	2,979	
April	5,747	2,979	
May	6,209	2,979	
June	6,209	2,979	

QUANTITY METRICS (rolling 12 month period)

	Contract Quantity	Contract Base Number	Contract *	Area Team	Region	England
% of all assessments that were assess and fit appliances (case starts)	159	224	71.0%	53.8%	56.7%	58.2%
% of all assessments that were assess and refuse	27	224	12.1%	12.1%	11.8%	12.4%
% of all assessments that were assess and review	38	224	17.0%	34.2%	31.4%	29.4%
% of case starts with a reported IOTN of 3 and Aesthetic Component of 5 or below	0	159	N/A	0.1%	0.2%	0.1%
% of case starts with a reported IOTN of 3 and Aesthetic Component of 6 or above	3	159	1.9%	1.5%	3.9%	3.9%
% of case starts with a reported IOTN of 4	135	159	84.9%	80.8%	76.1%	77.7%
% of case starts with a reported IOTN of 5	21	159	13.2%	16.3%	17.9%	16.7 %
% of concluded courses in receipt of dual-arch fixed appliances	51	139	36.7%	61.9%	68.8%	72.5%
% of concluded courses where treatment was abandoned or discontinued	85	139	61.2%	12.5%	10.3%	9.1%
% of patients satisfied with the treatment they have received	1	1	100.0%	89.5%	95.1%	95.8%

* Figures in italics indicate that the base number is less than 100.

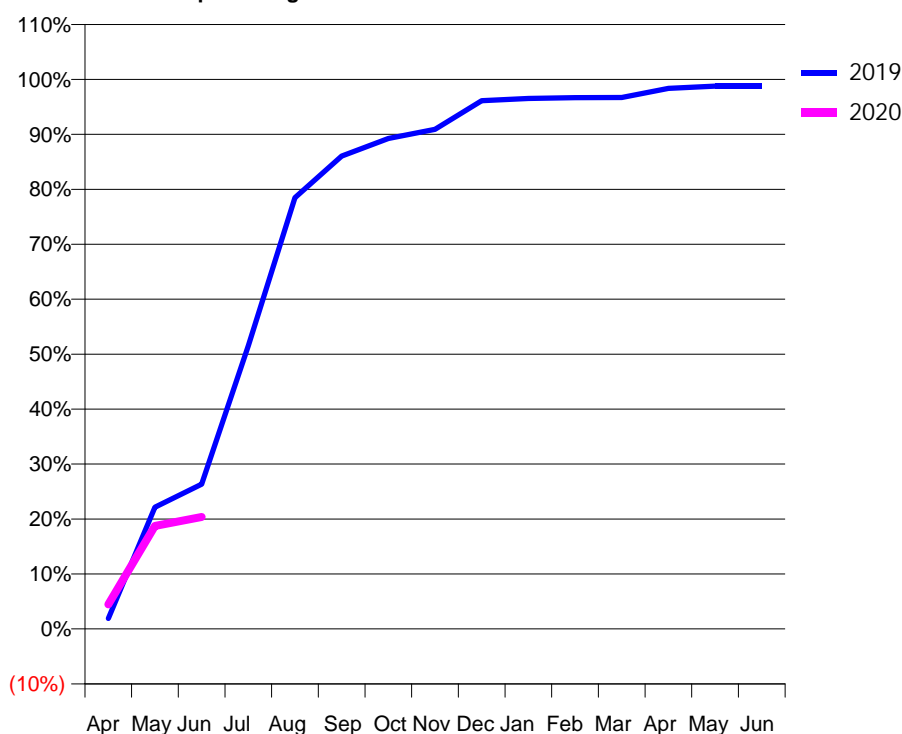
Q54 - Vital Signs Orthodontic At a Glance Contract Report for 325708/0016 - June 2019

Name or company name	Balbir S Bhandal, Amrik S Bhandal & Baljit S Bhandal	19/20 Contracted general activity (UDA)	57,385
Contract type name	GDS Contract	Carry forward general activity (UDA)	0
Purpose of contract	General and Orthodontic	19/20 Contracted orthodontic activity (UOA)	5,152
Contract start date	01/04/2006	Carry forward orthodontic activity (UOA)	0
Contract end date		Baseline contract value	£1,912,996.59

ACCESS	Contract	England and Wales
24 month ratio of assessments to patient IDs	1.02	1.08

ACTIVITY	Contract
Contract assess and fit appliances (case starts) as a percentage of Area Team case starts	2.9 %

Cumulative percentage of contracted UOA delivered 2019 & 2020



Month	Adjusted Scheduled Activity (UOA)		
	2018	2019	2020
April	-719	102	231
May	139	1,187	966
June	1,030	1,413	1,050
July	2,069	2,764	
August	2,199	4,207	
September	2,420	4,613	
October	2,894	4,785	
November	3,282	4,873	
December	3,622	5,154	
January	4,021	5,175	
February	4,692	5,183	
March	4,988	5,184	
April	5,034	5,275	
May	5,055	5,296	
June	5,055	5,296	

QUANTITY METRICS (rolling 12 month period)

	Contract Quantity	Contract Base Number	Contract *	Area Team	Region	England
% of all assessments that were assess and fit appliances (case starts)	231	332	69.6%	53.8%	56.7%	58.2%
% of all assessments that were assess and refuse	19	332	5.7%	12.1%	11.8%	12.4%
% of all assessments that were assess and review	82	332	24.7%	34.2%	31.4%	29.4%
% of case starts with a reported IOTN of 3 and Aesthetic Component of 5 or below	0	231	N/A	0.1%	0.2%	0.1%
% of case starts with a reported IOTN of 3 and Aesthetic Component of 6 or above	2	231	0.9%	1.5%	3.9%	3.9%
% of case starts with a reported IOTN of 4	191	231	82.7%	80.8%	76.1%	77.7%
% of case starts with a reported IOTN of 5	38	231	16.5%	16.3%	17.9%	16.7 %
% of concluded courses in receipt of dual-arch fixed appliances	86	187	46.0%	61.9%	68.8%	72.5%
% of concluded courses where treatment was abandoned or discontinued	95	187	50.8%	12.5%	10.3%	9.1%
% of patients satisfied with the treatment they have received	4	5	80.0%	89.5%	95.1%	95.8%

* Figures in italics indicate that the base number is less than 100.

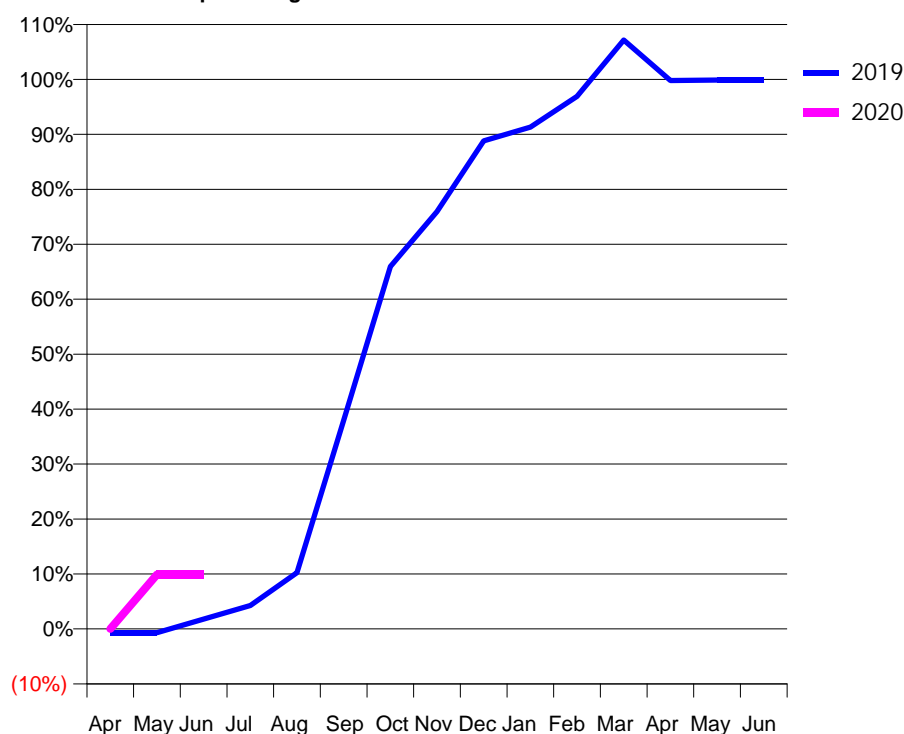
Q54 - Vital Signs Orthodontic At a Glance Contract Report for 325708/0020 - June 2019

Name or company name	MR BS BHANDAL	19/20 Contracted general activity (UDA)	0
Contract type name	PDS Contract	Carry forward general activity (UDA)	0
Purpose of contract	Orthodontic	19/20 Contracted orthodontic activity (UOA)	840
Contract start date	01/04/2006	Carry forward orthodontic activity (UOA)	0
Contract end date	01/05/2020	Baseline contract value	£57,705.20

ACCESS	Contract	England and Wales
24 month ratio of assessments to patient IDs	1.04	1.08

ACTIVITY	Contract
Contract assess and fit appliances (case starts) as a percentage of Area Team case starts	0.6 %

Cumulative percentage of contracted UOA delivered 2019 & 2020



Month	Adjusted Scheduled Activity (UOA)		
	2018	2019	2020
April	6	-6	0
May	122	-6	83
June	122	15	83
July	525	36	
August	651	86	
September	777	319	
October	777	554	
November	777	638	
December	777	746	
January	778	767	
February	1,216	814	
March	1,390	900	
April	2,913	838	
May	2,913	839	
June	2,913	839	

QUANTITY METRICS (rolling 12 month period)

	Contract Quantity	Contract Base Number	Contract *	Area Team	Region	England
% of all assessments that were assess and fit appliances (case starts)	44	91	48.4%	53.8%	56.7%	58.2%
% of all assessments that were assess and refuse	17	91	18.7%	12.1%	11.8%	12.4%
% of all assessments that were assess and review	30	91	33.0%	34.2%	31.4%	29.4%
% of case starts with a reported IOTN of 3 and Aesthetic Component of 5 or below	0	44	N/A	0.1%	0.2%	0.1%
% of case starts with a reported IOTN of 3 and Aesthetic Component of 6 or above	1	44	2.3%	1.5%	3.9%	3.9%
% of case starts with a reported IOTN of 4	32	44	72.7%	80.8%	76.1%	77.7%
% of case starts with a reported IOTN of 5	11	44	25.0%	16.3%	17.9%	16.7%
% of concluded courses in receipt of dual-arch fixed appliances	16	36	44.4%	61.9%	68.8%	72.5%
% of concluded courses where treatment was abandoned or discontinued	19	36	52.8%	12.5%	10.3%	9.1%
% of patients satisfied with the treatment they have received	0	0	N/A	89.5%	95.1%	95.8%

* Figures in italics indicate that the base number is less than 100.

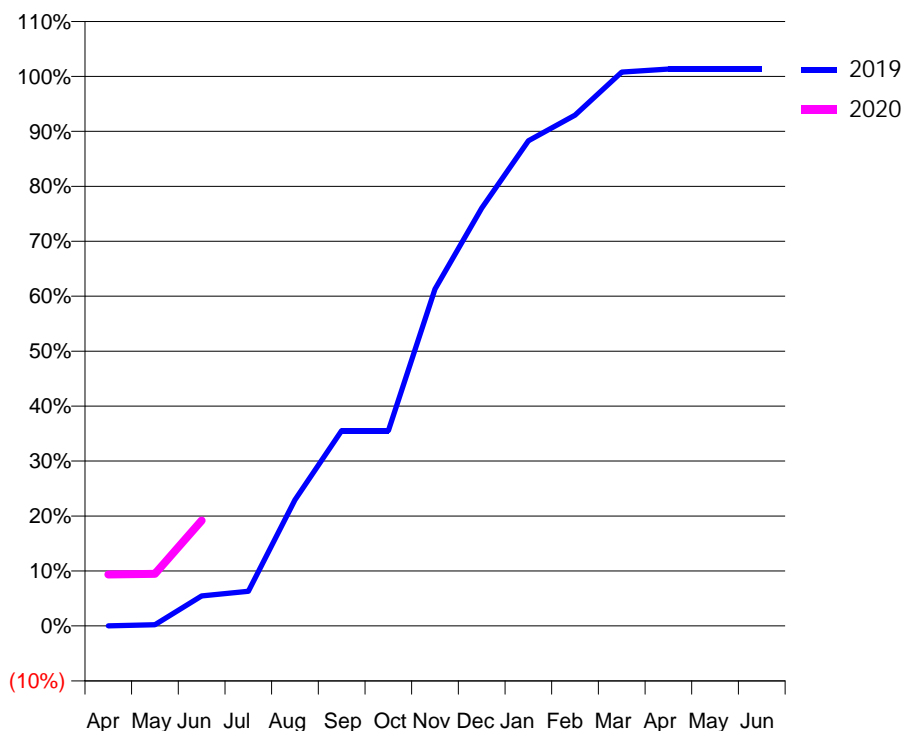
Q54 - Vital Signs Orthodontic At a Glance Contract Report for 331902/0001 - June 2019

Name or company name	MR MA PLUMB	19/20 Contracted general activity (UDA)	460
Contract type name	GDS Contract	Carry forward general activity (UDA)	0
Purpose of contract	General and Orthodontic	19/20 Contracted orthodontic activity (UOA)	897
Contract start date	01/04/2006	Carry forward orthodontic activity (UOA)	0
Contract end date		Baseline contract value	£73,531.45

ACCESS	Contract	England and Wales
24 month ratio of assessments to patient IDs	1.10	1.08

ACTIVITY	Contract
Contract assess and fit appliances (case starts) as a percentage of Area Team case starts	0.6 %

Cumulative percentage of contracted UOA delivered 2019 & 2020



Month	Adjusted Scheduled Activity (UOA)		
	2018	2019	2020
April	-7	0	84
May	101	2	85
June	189	49	172
July	213	57	
August	276	206	
September	279	319	
October	386	319	
November	431	550	
December	435	682	
January	501	792	
February	657	834	
March	662	904	
April	706	909	
May	706	909	
June	727	909	

QUANTITY METRICS (rolling 12 month period)

	Contract Quantity	Contract Base Number	Contract *	Area Team	Region	England
% of all assessments that were assess and fit appliances (case starts)	47	91	51.6%	53.8%	56.7%	58.2%
% of all assessments that were assess and refuse	7	91	7.7%	12.1%	11.8%	12.4%
% of all assessments that were assess and review	37	91	40.7%	34.2%	31.4%	29.4%
% of case starts with a reported IOTN of 3 and Aesthetic Component of 5 or below	0	47	N/A	0.1%	0.2%	0.1%
% of case starts with a reported IOTN of 3 and Aesthetic Component of 6 or above	2	47	4.3%	1.5%	3.9%	3.9%
% of case starts with a reported IOTN of 4	40	47	85.1%	80.8%	76.1%	77.7%
% of case starts with a reported IOTN of 5	4	47	8.5%	16.3%	17.9%	16.7%
% of concluded courses in receipt of dual-arch fixed appliances	23	33	69.7%	61.9%	68.8%	72.5%
% of concluded courses where treatment was abandoned or discontinued	4	33	12.1%	12.5%	10.3%	9.1%
% of patients satisfied with the treatment they have received	1	1	100.0%	89.5%	95.1%	95.8%

* Figures in italics indicate that the base number is less than 100.

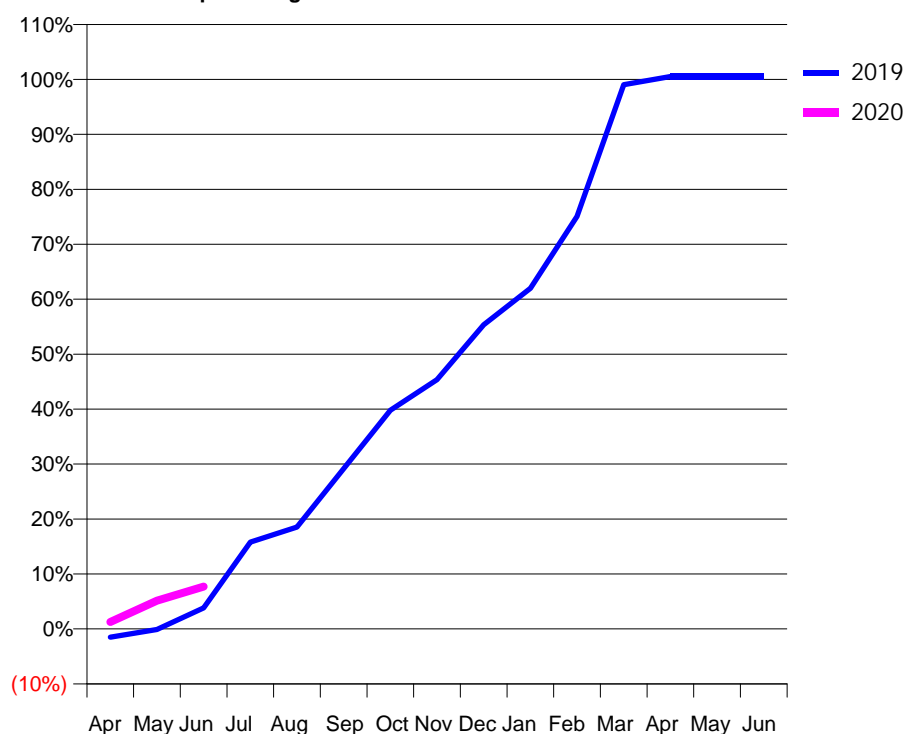
Q54 - Vital Signs Orthodontic At a Glance Contract Report for 573086/0002 - June 2019

Name or company name	MR EJ CROUCH	19/20 Contracted general activity (UDA)	0
Contract type name	PDS Contract	Carry forward general activity (UDA)	0
Purpose of contract	Orthodontic	19/20 Contracted orthodontic activity (UOA)	1,637
Contract start date	01/04/2006	Carry forward orthodontic activity (UOA)	0
Contract end date	01/05/2020	Baseline contract value	£112,613.42

ACCESS	Contract	England and Wales
24 month ratio of assessments to patient IDs	1.08	1.08

ACTIVITY	Contract
Contract assess and fit appliances (case starts) as a percentage of Area Team case starts	1.0 %

Cumulative percentage of contracted UOA delivered 2019 & 2020



Month	Adjusted Scheduled Activity (UOA)		
	2018	2019	2020
April	127	-25	21
May	170	-2	84
June	256	63	126
July	409	259	
August	539	304	
September	647	478	
October	758	652	
November	866	743	
December	951	906	
January	1,099	1,015	
February	1,227	1,229	
March	1,548	1,621	
April	1,590	1,646	
May	1,611	1,646	
June	1,611	1,646	

QUANTITY METRICS (rolling 12 month period)

	Contract Quantity	Contract Base Number	Contract *	Area Team	Region	England
% of all assessments that were assess and fit appliances (case starts)	79	145	54.5%	53.8%	56.7%	58.2%
% of all assessments that were assess and refuse	25	145	17.2%	12.1%	11.8%	12.4%
% of all assessments that were assess and review	41	145	28.3%	34.2%	31.4%	29.4%
% of case starts with a reported IOTN of 3 and Aesthetic Component of 5 or below	0	79	<i>N/A</i>	0.1%	0.2%	0.1%
% of case starts with a reported IOTN of 3 and Aesthetic Component of 6 or above	0	79	<i>N/A</i>	1.5%	3.9%	3.9%
% of case starts with a reported IOTN of 4	71	79	89.9%	80.8%	76.1%	77.7%
% of case starts with a reported IOTN of 5	8	79	10.1%	16.3%	17.9%	16.7%
% of concluded courses in receipt of dual-arch fixed appliances	28	56	50.0%	61.9%	68.8%	72.5%
% of concluded courses where treatment was abandoned or discontinued	2	56	3.6%	12.5%	10.3%	9.1%
% of patients satisfied with the treatment they have received	1	1	100.0%	89.5%	95.1%	95.8%

* Figures in italics indicate that the base number is less than 100.

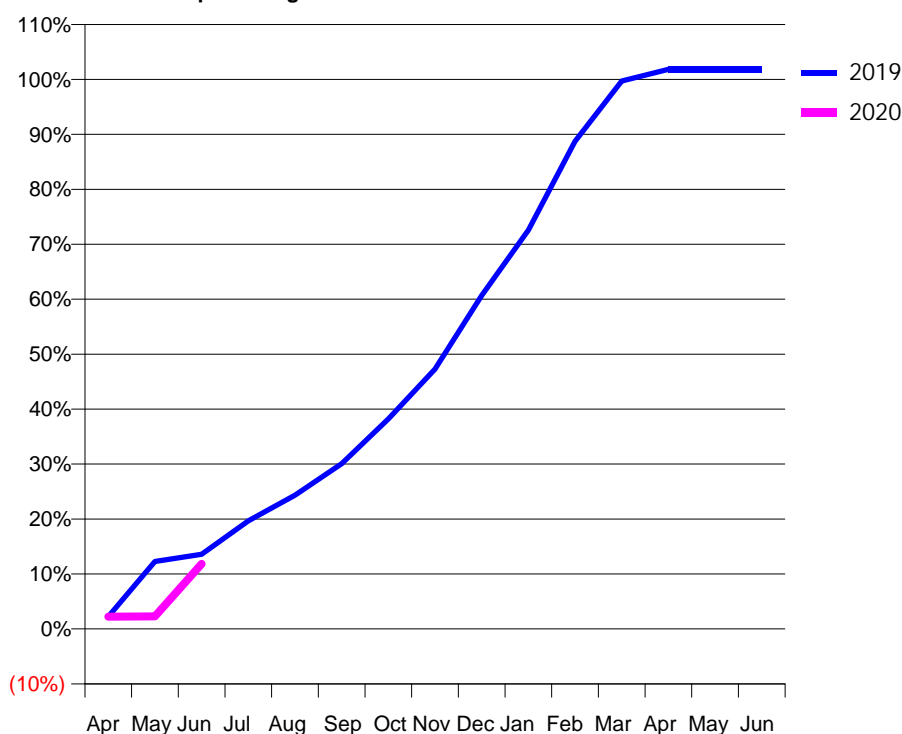
Q54 - Vital Signs Orthodontic At a Glance Contract Report for 619744/0004 - June 2019

Name or company name	Dehal, Williams, Kavanagh and Kavanagh	19/20 Contracted general activity (UDA)	42,273
Contract type name	GDS Contract	Carry forward general activity (UDA)	0
Purpose of contract	General and Orthodontic	19/20 Contracted orthodontic activity (UOA)	1,974
Contract start date	01/07/2012	Carry forward orthodontic activity (UOA)	0
Contract end date		Baseline contract value	£1,139,724.53

ACCESS	Contract	England and Wales
24 month ratio of assessments to patient IDs	1.11	1.08

ACTIVITY	Contract
Contract assess and fit appliances (case starts) as a percentage of Area Team case starts	1.1 %

Cumulative percentage of contracted UOA delivered 2019 & 2020



Month	Adjusted Scheduled Activity (UOA)		
	2018	2019	2020
April	42	45	44
May	304	243	45
June	326	269	234
July	479	388	
August	783	480	
September	787	594	
October	917	755	
November	1,074	933	
December	1,183	1,198	
January	1,467	1,433	
February	1,878	1,751	
March	1,924	1,968	
April	1,971	2,010	
May	1,992	2,010	
June	1,992	2,010	

QUANTITY METRICS (rolling 12 month period)

	Contract Quantity	Contract Base Number	Contract *	Area Team	Region	England
% of all assessments that were assess and fit appliances (case starts)	90	193	46.6%	53.8%	56.7%	58.2%
% of all assessments that were assess and refuse	25	193	13.0%	12.1%	11.8%	12.4%
% of all assessments that were assess and review	78	193	40.4%	34.2%	31.4%	29.4%
% of case starts with a reported IOTN of 3 and Aesthetic Component of 5 or below	0	90	<i>N/A</i>	0.1%	0.2%	0.1%
% of case starts with a reported IOTN of 3 and Aesthetic Component of 6 or above	4	90	4.4%	1.5%	3.9%	3.9%
% of case starts with a reported IOTN of 4	64	90	71.1%	80.8%	76.1%	77.7%
% of case starts with a reported IOTN of 5	21	90	23.3%	16.3%	17.9%	16.7%
% of concluded courses in receipt of dual-arch fixed appliances	57	79	72.2%	61.9%	68.8%	72.5%
% of concluded courses where treatment was abandoned or discontinued	5	79	6.3%	12.5%	10.3%	9.1%
% of patients satisfied with the treatment they have received	0	0	<i>N/A</i>	89.5%	95.1%	95.8%

* Figures in italics indicate that the base number is less than 100.

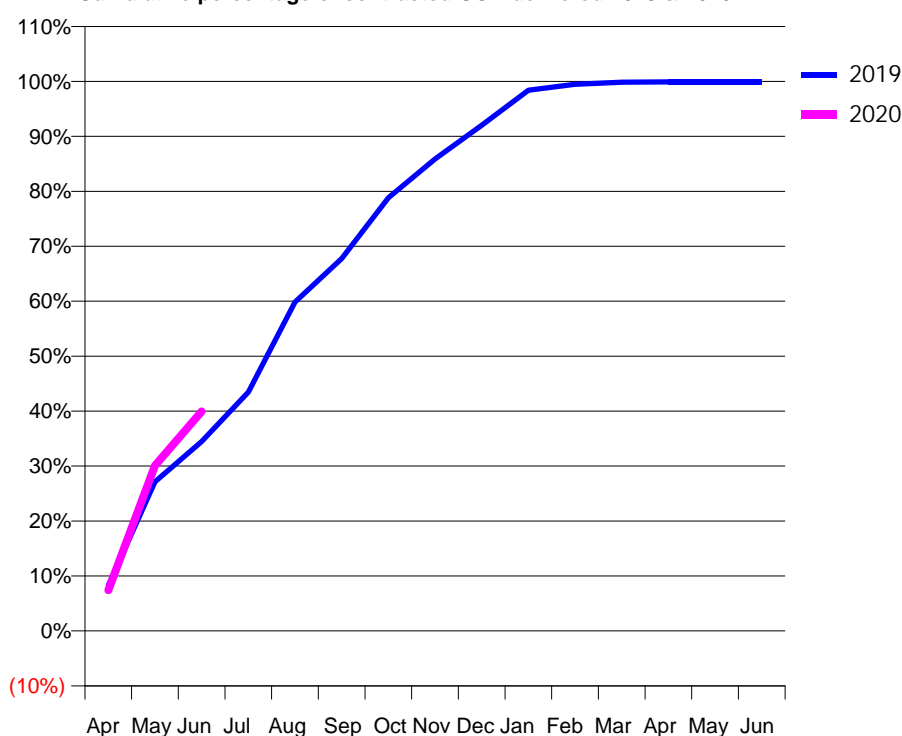
Q54 - Vital Signs Orthodontic At a Glance Contract Report for 638633/0020 - June 2019

Name or company name	Balbir S Bhandal, Amrik S Bhandal & Baljit S Bhande	19/20 Contracted general activity (UDA)	97,227
Contract type name	GDS Contract	Carry forward general activity (UDA)	0
Purpose of contract	General and Orthodontic	19/20 Contracted orthodontic activity (UOA)	6,238
Contract start date	01/04/2006	Carry forward orthodontic activity (UOA)	0
Contract end date		Baseline contract value	£3,637,000.33

ACCESS	Contract	England and Wales
24 month ratio of assessments to patient IDs	1.04	1.08

ACTIVITY	Contract
Contract assess and fit appliances (case starts) as a percentage of Area Team case starts	3.8 %

Cumulative percentage of contracted UOA delivered 2019 & 2020



Month	Adjusted Scheduled Activity (UOA)		
	2018	2019	2020
April	-913	517	462
May	246	1,691	1,876
June	938	2,150	2,491
July	1,491	2,712	
August	2,502	3,732	
September	2,755	4,226	
October	3,075	4,917	
November	3,484	5,357	
December	4,192	5,740	
January	4,581	6,137	
February	5,392	6,204	
March	5,943	6,229	
April	6,182	6,231	
May	6,182	6,231	
June	6,182	6,231	

QUANTITY METRICS (rolling 12 month period)

	Contract Quantity	Contract Base Number	Contract *	Area Team	Region	England
% of all assessments that were assess and fit appliances (case starts)	305	483	63.1%	53.8%	56.7%	58.2%
% of all assessments that were assess and refuse	32	483	6.6%	12.1%	11.8%	12.4%
% of all assessments that were assess and review	146	483	30.2%	34.2%	31.4%	29.4%
% of case starts with a reported IOTN of 3 and Aesthetic Component of 5 or below	0	305	N/A	0.1%	0.2%	0.1%
% of case starts with a reported IOTN of 3 and Aesthetic Component of 6 or above	2	305	0.7%	1.5%	3.9%	3.9%
% of case starts with a reported IOTN of 4	253	305	83.0%	80.8%	76.1%	77.7%
% of case starts with a reported IOTN of 5	50	305	16.4%	16.3%	17.9%	16.7 %
% of concluded courses in receipt of dual-arch fixed appliances	68	138	49.3%	61.9%	68.8%	72.5%
% of concluded courses where treatment was abandoned or discontinued	65	138	47.1%	12.5%	10.3%	9.1%
% of patients satisfied with the treatment they have received	3	4	75.0%	89.5%	95.1%	95.8%

* Figures in italics indicate that the base number is less than 100.

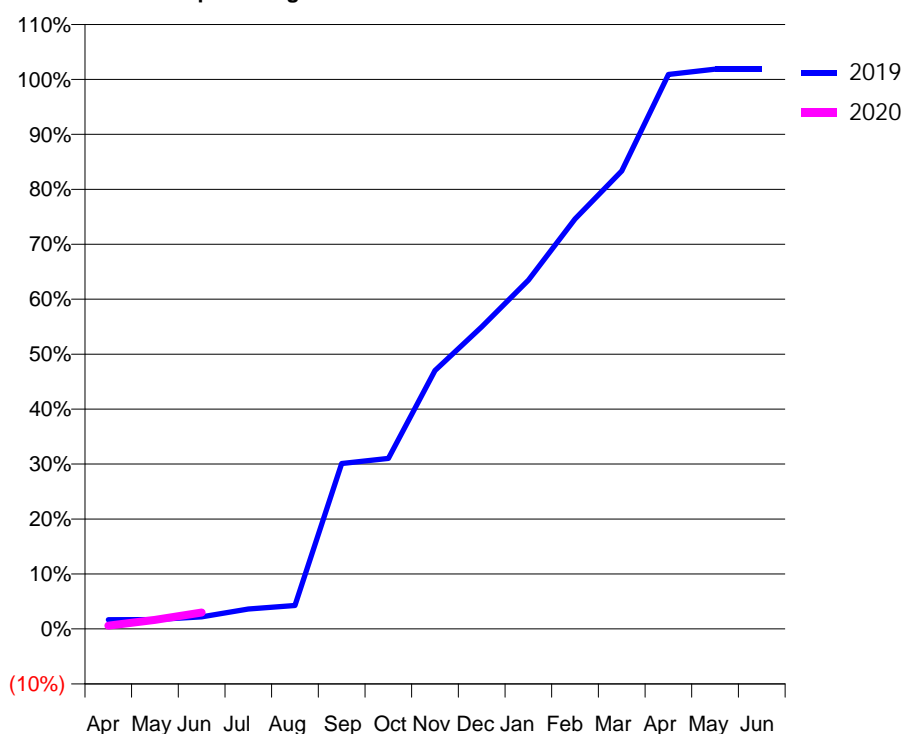
Q54 - Vital Signs Orthodontic At a Glance Contract Report for 643572/0001 - June 2019

Name or company name	DR JF ALLSOPP	19/20 Contracted general activity (UDA)	0
Contract type name	PDS Contract	Carry forward general activity (UDA)	0
Purpose of contract	Orthodontic	19/20 Contracted orthodontic activity (UOA)	10,581
Contract start date	01/04/2006	Carry forward orthodontic activity (UOA)	0
Contract end date	26/06/2020	Baseline contract value	£695,026.19

ACCESS	Contract	England and Wales
24 month ratio of assessments to patient IDs	1.01	1.08

ACTIVITY	Contract
Contract assess and fit appliances (case starts) as a percentage of Area Team case starts	7.2 %

Cumulative percentage of contracted UOA delivered 2019 & 2020



Month	Adjusted Scheduled Activity (UOA)		
	2018	2019	2020
April	233	219	64
May	327	221	174
June	454	285	316
July	777	470	
August	2,220	549	
September	3,494	3,887	
October	3,589	4,005	
November	3,982	6,070	
December	7,273	7,099	
January	8,352	8,194	
February	8,904	9,630	
March	11,072	10,759	
April	11,072	13,026	
May	11,198	13,152	
June	11,198	13,152	

QUANTITY METRICS (rolling 12 month period)

	Contract Quantity	Contract Base Number	Contract *	Area Team	Region	England
% of all assessments that were assess and fit appliances (case starts)	573	1,606	35.7%	53.8%	56.7%	58.2%
% of all assessments that were assess and refuse	129	1,606	8.0%	12.1%	11.8%	12.4%
% of all assessments that were assess and review	904	1,606	56.3%	34.2%	31.4%	29.4%
% of case starts with a reported IOTN of 3 and Aesthetic Component of 5 or below	1	573	0.2%	0.1%	0.2%	0.1%
% of case starts with a reported IOTN of 3 and Aesthetic Component of 6 or above	20	573	3.5%	1.5%	3.9%	3.9%
% of case starts with a reported IOTN of 4	495	573	86.4%	80.8%	76.1%	77.7%
% of case starts with a reported IOTN of 5	57	573	9.9%	16.3%	17.9%	16.7 %
% of concluded courses in receipt of dual-arch fixed appliances	319	333	95.8%	61.9%	68.8%	72.5%
% of concluded courses where treatment was abandoned or discontinued	10	333	3.0%	12.5%	10.3%	9.1%
% of patients satisfied with the treatment they have received	1	1	100.0%	89.5%	95.1%	95.8%

* Figures in italics indicate that the base number is less than 100.

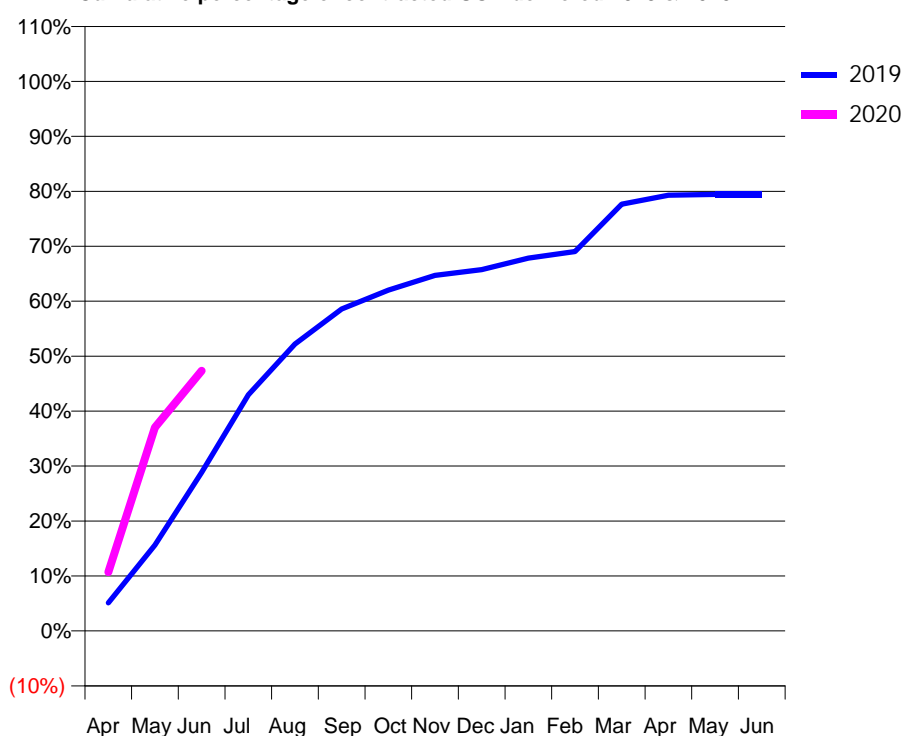
Q54 - Vital Signs Orthodontic At a Glance Contract Report for 644277/0001 - June 2019

Name or company name	MR JS NANDHRA	19/20 Contracted general activity (UDA)	0
Contract type name	PDS Contract	Carry forward general activity (UDA)	0
Purpose of contract	Orthodontic	19/20 Contracted orthodontic activity (UOA)	11,043
Contract start date	01/04/2006	Carry forward orthodontic activity (UOA)	0
Contract end date	26/06/2020	Baseline contract value	£902,080.02

ACCESS	Contract	England and Wales
24 month ratio of assessments to patient IDs	1.00	1.08

ACTIVITY	Contract
Contract assess and fit appliances (case starts) as a percentage of Area Team case starts	7.7 %

Cumulative percentage of contracted UOA delivered 2019 & 2020



Month	Adjusted Scheduled Activity (UOA)		
	2018	2019	2020
April	1,326	724	1,182
May	3,283	2,215	4,090
June	5,492	4,087	5,228
July	6,773	6,090	
August	7,109	7,400	
September	8,939	8,305	
October	9,632	8,790	
November	10,245	9,172	
December	10,585	9,319	
January	10,816	9,613	
February	11,075	9,781	
March	11,180	11,005	
April	11,243	11,236	
May	11,264	11,257	
June	11,285	11,257	

QUANTITY METRICS (rolling 12 month period)

	Contract Quantity	Contract Base Number	Contract *	Area Team	Region	England
% of all assessments that were assess and fit appliances (case starts)	607	609	99.7%	53.8%	56.7%	58.2%
% of all assessments that were assess and refuse	2	609	0.3%	12.1%	11.8%	12.4%
% of all assessments that were assess and review	0	609	0.0%	34.2%	31.4%	29.4%
% of case starts with a reported IOTN of 3 and Aesthetic Component of 5 or below	0	607	N/A	0.1%	0.2%	0.1%
% of case starts with a reported IOTN of 3 and Aesthetic Component of 6 or above	7	607	1.2%	1.5%	3.9%	3.9%
% of case starts with a reported IOTN of 4	506	607	83.4%	80.8%	76.1%	77.7%
% of case starts with a reported IOTN of 5	92	607	15.2%	16.3%	17.9%	16.7 %
% of concluded courses in receipt of dual-arch fixed appliances	476	504	94.4%	61.9%	68.8%	72.5%
% of concluded courses where treatment was abandoned or discontinued	20	504	4.0%	12.5%	10.3%	9.1%
% of patients satisfied with the treatment they have received	12	12	100.0%	89.5%	95.1%	95.8%

* Figures in italics indicate that the base number is less than 100.

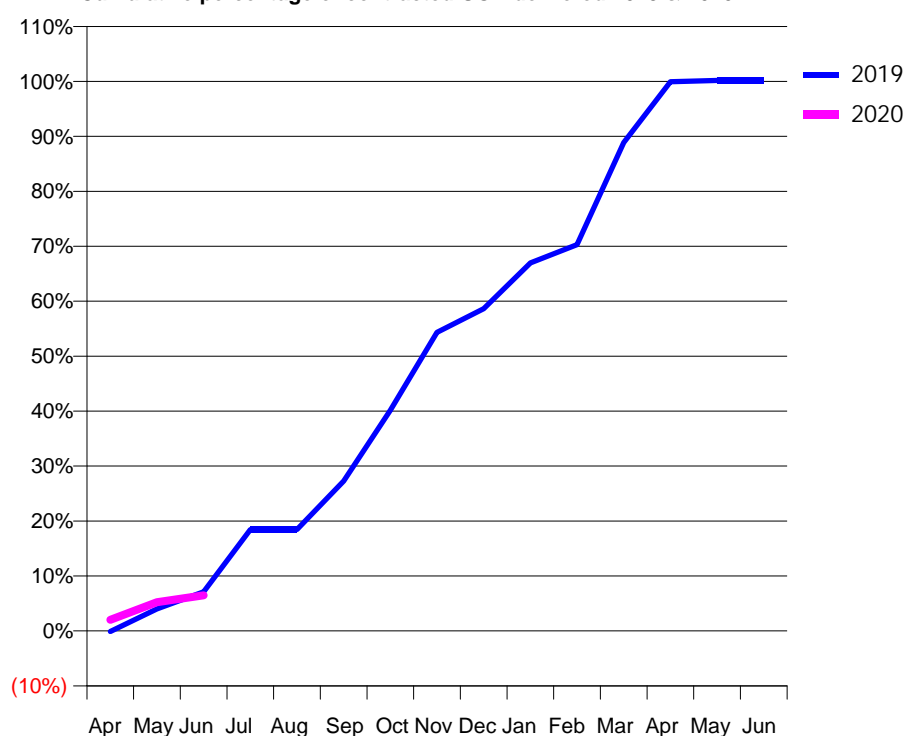
Q54 - Vital Signs Orthodontic At a Glance Contract Report for 648639/0001 - June 2019

Name or company name	Edgbaston Orthodontics Ltd	19/20 Contracted general activity (UDA)	0
Contract type name	PDS Contract	Carry forward general activity (UDA)	0
Purpose of contract	Orthodontic	19/20 Contracted orthodontic activity (UOA)	8,204
Contract start date	01/04/2006	Carry forward orthodontic activity (UOA)	0
Contract end date	01/05/2020	Baseline contract value	£564,580.27

ACCESS	Contract	England and Wales
24 month ratio of assessments to patient IDs	1.02	1.08

ACTIVITY	Contract
Contract assess and fit appliances (case starts) as a percentage of Area Team case starts	5.3 %

Cumulative percentage of contracted UOA delivered 2019 & 2020



Month	Adjusted Scheduled Activity (UOA)		
	2018	2019	2020
April	166	-9	167
May	1,006	355	430
June	2,077	629	532
July	3,284	1,631	
August	4,418	1,631	
September	4,892	2,409	
October	5,614	3,550	
November	6,622	4,798	
December	7,365	5,181	
January	7,765	5,916	
February	8,133	6,210	
March	8,179	7,850	
April	9,439	8,826	
May	9,460	8,849	
June	9,481	8,849	

QUANTITY METRICS (rolling 12 month period)

	Contract Quantity	Contract Base Number	Contract *	Area Team	Region	England
% of all assessments that were assess and fit appliances (case starts)	420	513	81.9%	53.8%	56.7%	58.2%
% of all assessments that were assess and refuse	46	513	9.0%	12.1%	11.8%	12.4%
% of all assessments that were assess and review	47	513	9.2%	34.2%	31.4%	29.4%
% of case starts with a reported IOTN of 3 and Aesthetic Component of 5 or below	0	420	N/A	0.1%	0.2%	0.1%
% of case starts with a reported IOTN of 3 and Aesthetic Component of 6 or above	0	420	N/A	1.5%	3.9%	3.9%
% of case starts with a reported IOTN of 4	352	420	83.8%	80.8%	76.1%	77.7%
% of case starts with a reported IOTN of 5	68	420	16.2%	16.3%	17.9%	16.7 %
% of concluded courses in receipt of dual-arch fixed appliances	277	304	91.1%	61.9%	68.8%	72.5%
% of concluded courses where treatment was abandoned or discontinued	5	304	1.6%	12.5%	10.3%	9.1%
% of patients satisfied with the treatment they have received	8	8	100.0%	89.5%	95.1%	95.8%

* Figures in italics indicate that the base number is less than 100.

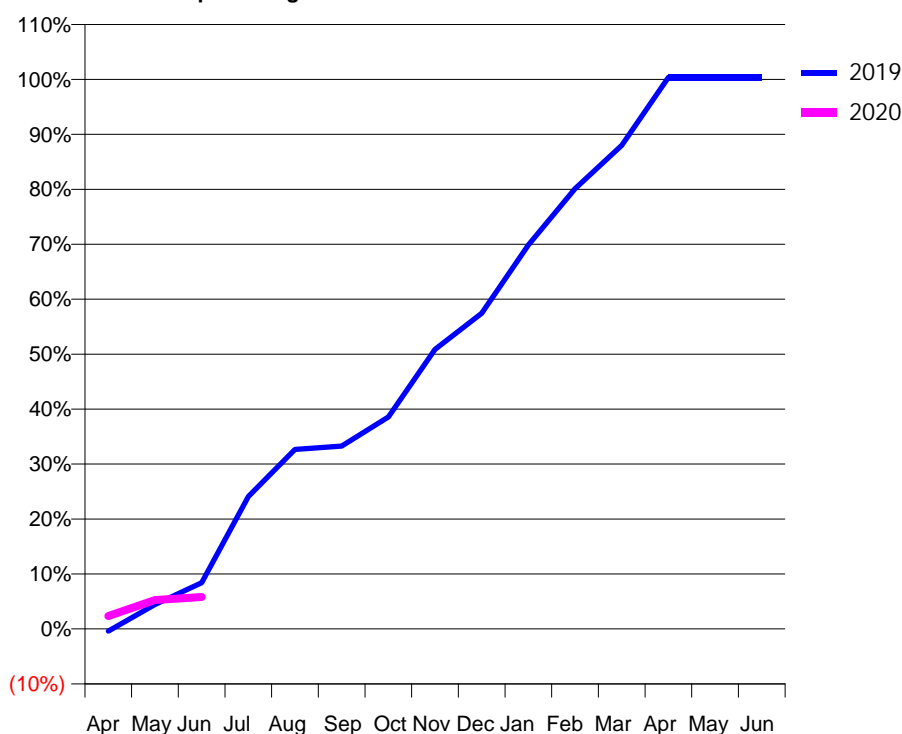
Q54 - Vital Signs Orthodontic At a Glance Contract Report for 648728/0001 - June 2019

Name or company name	MRS EH ROBERTS	19/20 Contracted general activity (UDA)	0
Contract type name	PDS Contract	Carry forward general activity (UDA)	0
Purpose of contract	Orthodontic	19/20 Contracted orthodontic activity (UOA)	3,768
Contract start date	01/04/2006	Carry forward orthodontic activity (UOA)	0
Contract end date	26/06/2020	Baseline contract value	£230,663.03

ACCESS	Contract	England and Wales
24 month ratio of assessments to patient IDs	1.00	1.08

ACTIVITY	Contract
Contract assess and fit appliances (case starts) as a percentage of Area Team case starts	2.2 %

Cumulative percentage of contracted UOA delivered 2019 & 2020



Month	Adjusted Scheduled Activity (UOA)		
	2018	2019	2020
April	141	-15	88
May	233	168	198
June	348	317	219
July	774	908	
August	1,161	1,230	
September	1,333	1,254	
October	1,866	1,453	
November	2,098	1,917	
December	2,542	2,165	
January	2,817	2,633	
February	3,239	3,018	
March	3,565	3,315	
April	3,883	3,781	
May	3,921	3,781	
June	3,921	3,781	

QUANTITY METRICS (rolling 12 month period)

	Contract Quantity	Contract Base Number	Contract *	Area Team	Region	England
% of all assessments that were assess and fit appliances (case starts)	175	236	74.2%	53.8%	56.7%	58.2%
% of all assessments that were assess and refuse	36	236	15.3%	12.1%	11.8%	12.4%
% of all assessments that were assess and review	25	236	10.6%	34.2%	31.4%	29.4%
% of case starts with a reported IOTN of 3 and Aesthetic Component of 5 or below	0	175	N/A	0.1%	0.2%	0.1%
% of case starts with a reported IOTN of 3 and Aesthetic Component of 6 or above	5	175	2.9%	1.5%	3.9%	3.9%
% of case starts with a reported IOTN of 4	140	175	80.0%	80.8%	76.1%	77.7%
% of case starts with a reported IOTN of 5	30	175	17.1%	16.3%	17.9%	16.7 %
% of concluded courses in receipt of dual-arch fixed appliances	164	170	96.5%	61.9%	68.8%	72.5%
% of concluded courses where treatment was abandoned or discontinued	5	170	2.9%	12.5%	10.3%	9.1%
% of patients satisfied with the treatment they have received	0	1	0.0%	89.5%	95.1%	95.8%

* Figures in italics indicate that the base number is less than 100.

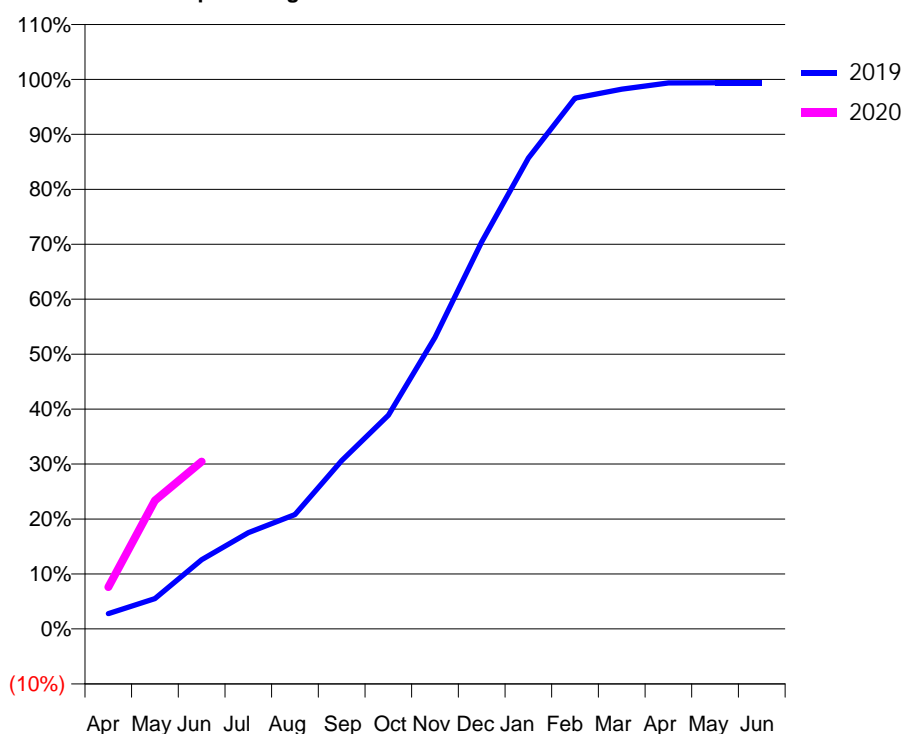
Q54 - Vital Signs Orthodontic At a Glance Contract Report for 650641/0001 - June 2019

Name or company name	MRS N SHOJA-ASSADI	19/20 Contracted general activity (UDA)	0
Contract type name	PDS Contract	Carry forward general activity (UDA)	0
Purpose of contract	Orthodontic	19/20 Contracted orthodontic activity (UOA)	3,862
Contract start date	01/04/2006	Carry forward orthodontic activity (UOA)	0
Contract end date	26/06/2020	Baseline contract value	£262,383.09

ACCESS	Contract	England and Wales
24 month ratio of assessments to patient IDs	1.11	1.08

ACTIVITY	Contract
Contract assess and fit appliances (case starts) as a percentage of Area Team case starts	2.8 %

Cumulative percentage of contracted UOA delivered 2019 & 2020



Month	Adjusted Scheduled Activity (UOA)		
	2018	2019	2020
April	-122	107	294
May	110	213	903
June	111	487	1,176
July	322	677	
August	411	804	
September	474	1,183	
October	792	1,502	
November	1,153	2,048	
December	1,639	2,720	
January	2,229	3,310	
February	2,964	3,730	
March	3,574	3,793	
April	3,660	3,837	
May	3,660	3,838	
June	3,660	3,838	

QUANTITY METRICS (rolling 12 month period)

	Contract Quantity	Contract Base Number	Contract *	Area Team	Region	England
% of all assessments that were assess and fit appliances (case starts)	225	234	96.2%	53.8%	56.7%	58.2%
% of all assessments that were assess and refuse	6	234	2.6%	12.1%	11.8%	12.4%
% of all assessments that were assess and review	3	234	1.3%	34.2%	31.4%	29.4%
% of case starts with a reported IOTN of 3 and Aesthetic Component of 5 or below	1	225	0.4%	0.1%	0.2%	0.1%
% of case starts with a reported IOTN of 3 and Aesthetic Component of 6 or above	7	225	3.1%	1.5%	3.9%	3.9%
% of case starts with a reported IOTN of 4	192	225	85.3%	80.8%	76.1%	77.7%
% of case starts with a reported IOTN of 5	21	225	9.3%	16.3%	17.9%	16.7 %
% of concluded courses in receipt of dual-arch fixed appliances	0	125	N/A	61.9%	68.8%	72.5%
% of concluded courses where treatment was abandoned or discontinued	15	125	12.0%	12.5%	10.3%	9.1%
% of patients satisfied with the treatment they have received	0	0	N/A	89.5%	95.1%	95.8%

* Figures in italics indicate that the base number is less than 100.

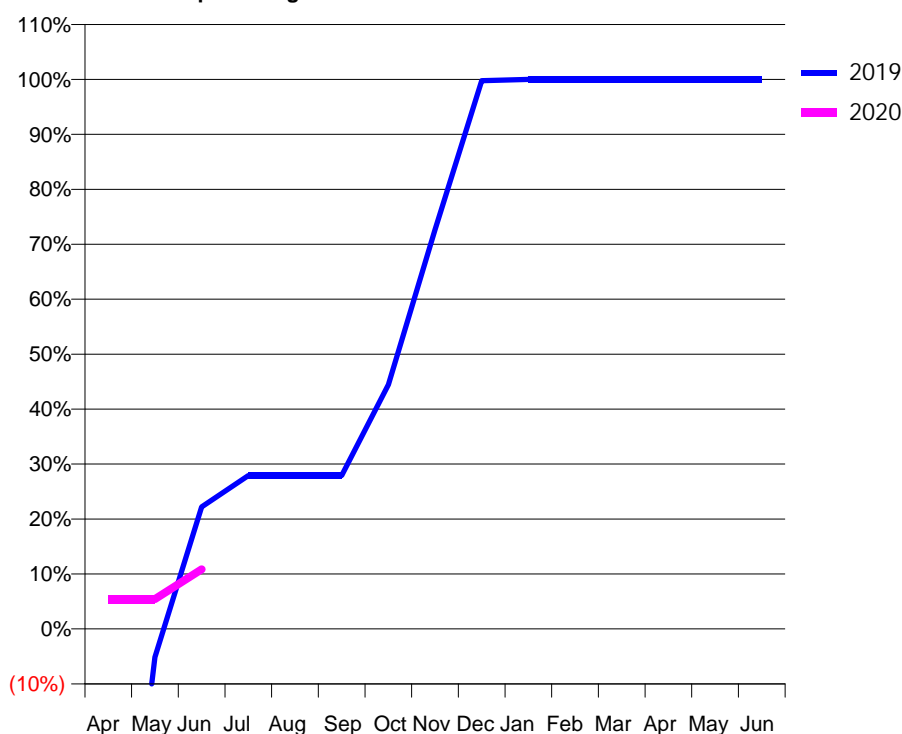
Q54 - Vital Signs Orthodontic At a Glance Contract Report for 658421/0001 - June 2019

Name or company name	Hayers Dental Surgery	19/20 Contracted general activity (UDA)	21,866
Contract type name	GDS Contract	Carry forward general activity (UDA)	0
Purpose of contract	General and Orthodontic	19/20 Contracted orthodontic activity (UOA)	387
Contract start date	01/04/2006	Carry forward orthodontic activity (UOA)	0
Contract end date		Baseline contract value	£561,710.53

ACCESS	Contract	England and Wales
24 month ratio of assessments to patient IDs	1.06	1.08

ACTIVITY	Contract
Contract assess and fit appliances (case starts) as a percentage of Area Team case starts	0.2 %

Cumulative percentage of contracted UOA delivered 2019 & 2020



Month	Adjusted Scheduled Activity (UOA)		
	2018	2019	2020
April	1	-294	21
May	2	-20	21
June	128	86	42
July	212	108	
August	233	108	
September	277	108	
October	322	172	
November	322	281	
December	343	386	
January	385	387	
February	387	387	
March	387	387	
April	681	387	
May	723	387	
June	723	387	

QUANTITY METRICS (rolling 12 month period)

	Contract Quantity	Contract Base Number	Contract *	Area Team	Region	England
% of all assessments that were assess and fit appliances (case starts)	17	20	85.0%	53.8%	56.7%	58.2%
% of all assessments that were assess and refuse	2	20	10.0%	12.1%	11.8%	12.4%
% of all assessments that were assess and review	1	20	5.0%	34.2%	31.4%	29.4%
% of case starts with a reported IOTN of 3 and Aesthetic Component of 5 or below	0	17	<i>N/A</i>	0.1%	0.2%	0.1%
% of case starts with a reported IOTN of 3 and Aesthetic Component of 6 or above	0	17	<i>N/A</i>	1.5%	3.9%	3.9%
% of case starts with a reported IOTN of 4	16	17	94.1%	80.8%	76.1%	77.7%
% of case starts with a reported IOTN of 5	1	17	5.9%	16.3%	17.9%	16.7%
% of concluded courses in receipt of dual-arch fixed appliances	18	21	85.7%	61.9%	68.8%	72.5%
% of concluded courses where treatment was abandoned or discontinued	2	21	9.5%	12.5%	10.3%	9.1%
% of patients satisfied with the treatment they have received	0	0	<i>N/A</i>	89.5%	95.1%	95.8%

* Figures in italics indicate that the base number is less than 100.

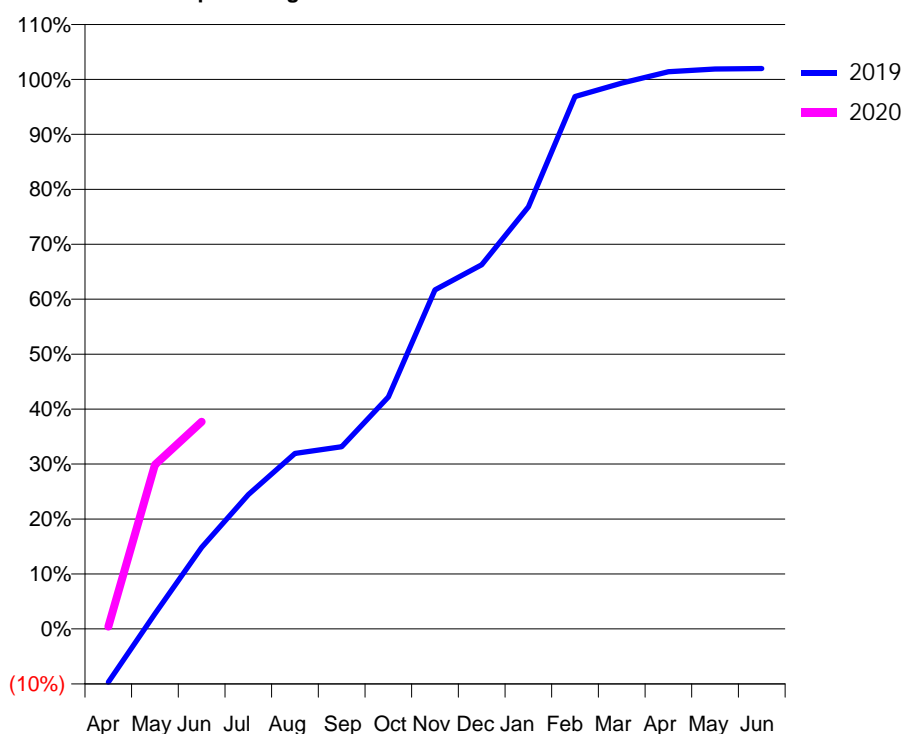
Q54 - Vital Signs Orthodontic At a Glance Contract Report for 735213/0002 - June 2019

Name or company name	MR PL MASON	19/20 Contracted general activity (UDA)	0
Contract type name	PDS Contract	Carry forward general activity (UDA)	0
Purpose of contract	Orthodontic	19/20 Contracted orthodontic activity (UOA)	5,085
Contract start date	22/03/2014	Carry forward orthodontic activity (UOA)	0
Contract end date	01/05/2020	Baseline contract value	£350,657.19

ACCESS	Contract	England and Wales
24 month ratio of assessments to patient IDs	1.02	1.08

ACTIVITY	Contract
Contract assess and fit appliances (case starts) as a percentage of Area Team case starts	3.8 %

Cumulative percentage of contracted UOA delivered 2019 & 2020



Month	Adjusted Scheduled Activity (UOA)		
	2018	2019	2020
April	0	-497	21
May	176	141	1,518
June	449	761	1,917
July	1,093	1,254	
August	1,612	1,638	
September	1,878	1,700	
October	2,334	2,164	
November	2,811	3,163	
December	2,900	3,397	
January	3,927	3,938	
February	4,532	4,967	
March	4,905	5,092	
April	5,542	5,197	
May	5,568	5,224	
June	5,573	5,227	

QUANTITY METRICS (rolling 12 month period)

	Contract Quantity	Contract Base Number	Contract *	Area Team	Region	England
% of all assessments that were assess and fit appliances (case starts)	304	491	61.9%	53.8%	56.7%	58.2%
% of all assessments that were assess and refuse	3	491	0.6%	12.1%	11.8%	12.4%
% of all assessments that were assess and review	184	491	37.5%	34.2%	31.4%	29.4%
% of case starts with a reported IOTN of 3 and Aesthetic Component of 5 or below	0	304	N/A	0.1%	0.2%	0.1%
% of case starts with a reported IOTN of 3 and Aesthetic Component of 6 or above	4	304	1.3%	1.5%	3.9%	3.9%
% of case starts with a reported IOTN of 4	218	304	71.7%	80.8%	76.1%	77.7%
% of case starts with a reported IOTN of 5	56	304	18.4%	16.3%	17.9%	16.7 %
% of concluded courses in receipt of dual-arch fixed appliances	22	134	16.4%	61.9%	68.8%	72.5%
% of concluded courses where treatment was abandoned or discontinued	1	134	0.7%	12.5%	10.3%	9.1%
% of patients satisfied with the treatment they have received	2	2	100.0%	89.5%	95.1%	95.8%

* Figures in italics indicate that the base number is less than 100.

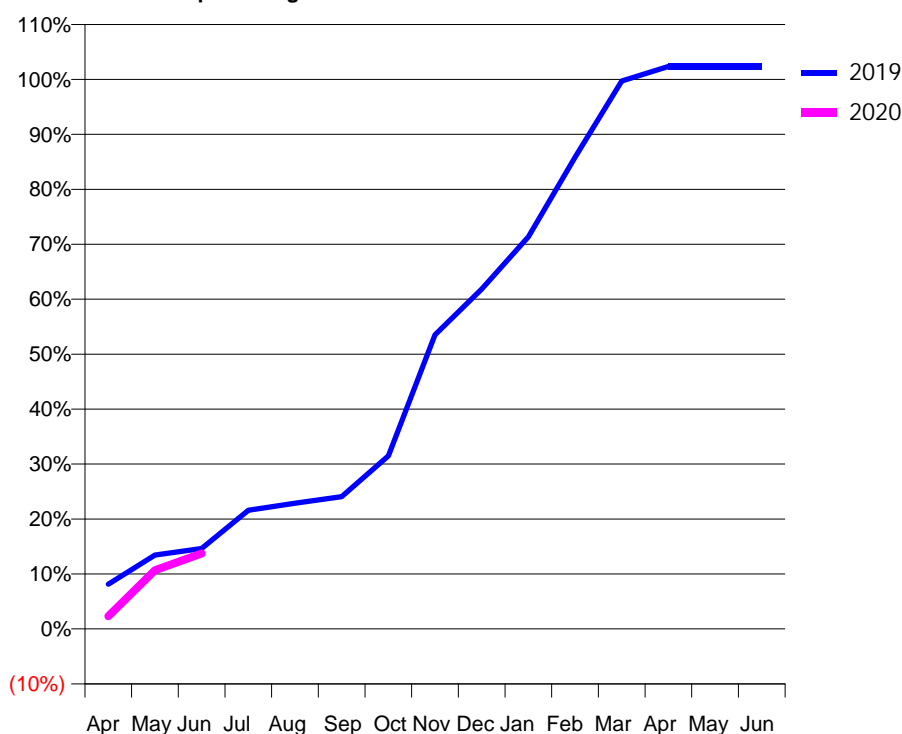
Q54 - Vital Signs Orthodontic At a Glance Contract Report for 735337/0001 - June 2019

Name or company name	Addison Dental Practice Ltd	19/20 Contracted general activity (UDA)	0
Contract type name	PDS Contract	Carry forward general activity (UDA)	0
Purpose of contract	Orthodontic	19/20 Contracted orthodontic activity (UOA)	9,034
Contract start date	01/04/2006	Carry forward orthodontic activity (UOA)	0
Contract end date	01/05/2020	Baseline contract value	£619,782.90

ACCESS	Contract	England and Wales
24 month ratio of assessments to patient IDs	1.10	1.08

ACTIVITY	Contract
Contract assess and fit appliances (case starts) as a percentage of Area Team case starts	5.4 %

Cumulative percentage of contracted UOA delivered 2019 & 2020



Month	Adjusted Scheduled Activity (UOA)		
	2018	2019	2020
April	611	735	210
May	1,699	1,216	966
June	3,033	1,322	1,243
July	4,410	1,953	
August	5,438	2,067	
September	5,981	2,174	
October	6,451	2,845	
November	7,318	4,835	
December	7,793	5,588	
January	7,986	6,447	
February	8,900	7,753	
March	9,801	9,007	
April	9,804	9,245	
May	9,804	9,246	
June	9,804	9,247	

QUANTITY METRICS (rolling 12 month period)

	Contract Quantity	Contract Base Number	Contract *	Area Team	Region	England
% of all assessments that were assess and fit appliances (case starts)	430	621	69.2%	53.8%	56.7%	58.2%
% of all assessments that were assess and refuse	61	621	9.8%	12.1%	11.8%	12.4%
% of all assessments that were assess and review	130	621	20.9%	34.2%	31.4%	29.4%
% of case starts with a reported IOTN of 3 and Aesthetic Component of 5 or below	1	430	0.2%	0.1%	0.2%	0.1%
% of case starts with a reported IOTN of 3 and Aesthetic Component of 6 or above	12	430	2.8%	1.5%	3.9%	3.9%
% of case starts with a reported IOTN of 4	354	430	82.3%	80.8%	76.1%	77.7%
% of case starts with a reported IOTN of 5	37	430	8.6%	16.3%	17.9%	16.7 %
% of concluded courses in receipt of dual-arch fixed appliances	0	302	N/A	61.9%	68.8%	72.5%
% of concluded courses where treatment was abandoned or discontinued	24	302	7.9%	12.5%	10.3%	9.1%
% of patients satisfied with the treatment they have received	0	0	N/A	89.5%	95.1%	95.8%

* Figures in italics indicate that the base number is less than 100.

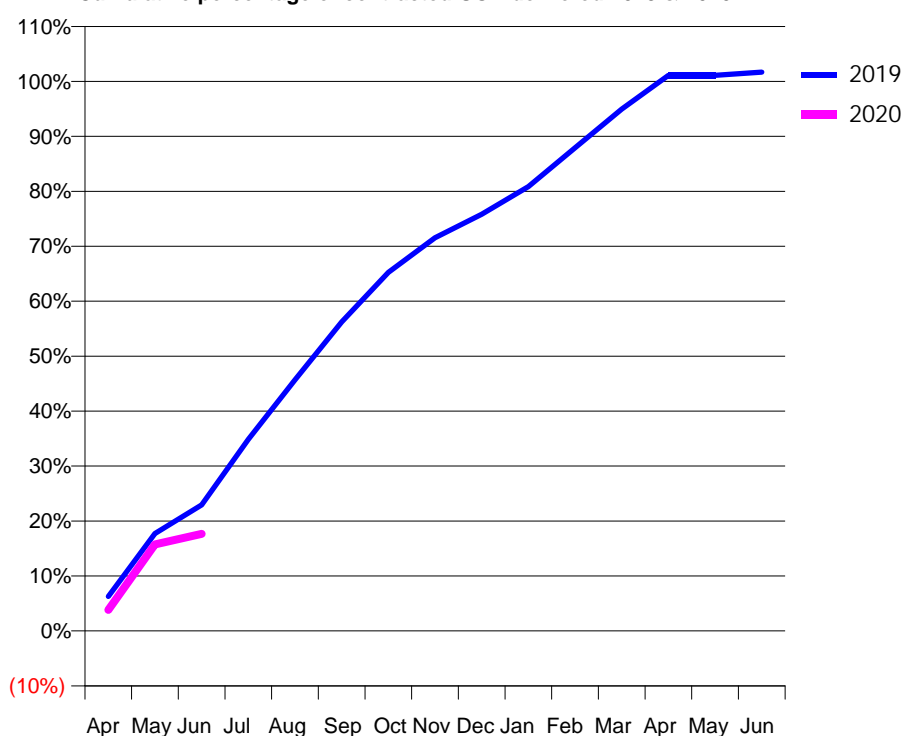
Q54 - Vital Signs Orthodontic At a Glance Contract Report for 761923/0001 - June 2019

Name or company name	MR RD SLATER	19/20 Contracted general activity (UDA)	0
Contract type name	PDS Contract	Carry forward general activity (UDA)	0
Purpose of contract	Orthodontic	19/20 Contracted orthodontic activity (UOA)	8,345
Contract start date	01/04/2006	Carry forward orthodontic activity (UOA)	0
Contract end date	01/05/2020	Baseline contract value	£572,030.31

ACCESS	Contract	England and Wales
24 month ratio of assessments to patient IDs	1.12	1.08

ACTIVITY	Contract
Contract assess and fit appliances (case starts) as a percentage of Area Team case starts	4.5 %

Cumulative percentage of contracted UOA delivered 2019 & 2020



Month	Adjusted Scheduled Activity (UOA)		
	2018	2019	2020
April	243	524	320
May	2,334	1,479	1,313
June	3,012	1,915	1,473
July	5,027	2,912	
August	5,368	3,813	
September	6,482	4,691	
October	7,192	5,444	
November	7,560	5,969	
December	7,803	6,327	
January	8,109	6,747	
February	8,346	7,335	
March	8,579	7,924	
April	8,581	8,438	
May	8,607	8,438	
June	8,607	8,484	

QUANTITY METRICS (rolling 12 month period)

	Contract Quantity	Contract Base Number	Contract *	Area Team	Region	England
% of all assessments that were assess and fit appliances (case starts)	355	989	35.9%	53.8%	56.7%	58.2%
% of all assessments that were assess and refuse	134	989	13.5%	12.1%	11.8%	12.4%
% of all assessments that were assess and review	500	989	50.6%	34.2%	31.4%	29.4%
% of case starts with a reported IOTN of 3 and Aesthetic Component of 5 or below	1	355	0.3%	0.1%	0.2%	0.1%
% of case starts with a reported IOTN of 3 and Aesthetic Component of 6 or above	0	355	N/A	1.5%	3.9%	3.9%
% of case starts with a reported IOTN of 4	267	355	75.2%	80.8%	76.1%	77.7%
% of case starts with a reported IOTN of 5	85	355	23.9%	16.3%	17.9%	16.7%
% of concluded courses in receipt of dual-arch fixed appliances	336	424	79.2%	61.9%	68.8%	72.5%
% of concluded courses where treatment was abandoned or discontinued	21	424	5.0%	12.5%	10.3%	9.1%
% of patients satisfied with the treatment they have received	4	4	100.0%	89.5%	95.1%	95.8%

* Figures in italics indicate that the base number is less than 100.

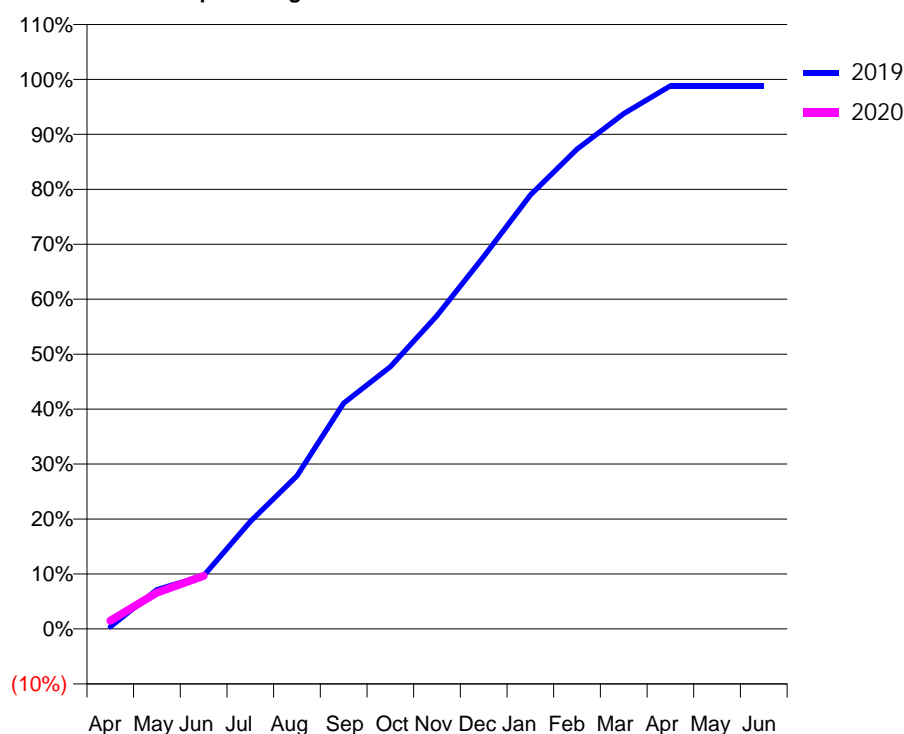
Q54 - Vital Signs Orthodontic At a Glance Contract Report for 776998/0001 - June 2019

Name or company name	MR DL DALY	19/20 Contracted general activity (UDA)	0
Contract type name	PDS Contract	Carry forward general activity (UDA)	0
Purpose of contract	Orthodontic	19/20 Contracted orthodontic activity (UOA)	4,130
Contract start date	01/04/2006	Carry forward orthodontic activity (UOA)	0
Contract end date	26/06/2020	Baseline contract value	£257,667.07

ACCESS	Contract	England and Wales
24 month ratio of assessments to patient IDs	1.01	1.08

ACTIVITY	Contract
Contract assess and fit appliances (case starts) as a percentage of Area Team case starts	2.4 %

Cumulative percentage of contracted UOA delivered 2019 & 2020



Month	Adjusted Scheduled Activity (UOA)		
	2018	2019	2020
April	53	17	63
May	809	295	273
June	964	400	399
July	1,283	807	
August	1,348	1,150	
September	1,496	1,696	
October	2,026	1,971	
November	2,304	2,355	
December	2,538	2,798	
January	2,771	3,262	
February	3,342	3,606	
March	3,872	3,872	
April	4,147	4,082	
May	4,147	4,082	
June	4,147	4,082	

QUANTITY METRICS (rolling 12 month period)

	Contract Quantity	Contract Base Number	Contract *	Area Team	Region	England
% of all assessments that were assess and fit appliances (case starts)	192	241	79.7%	53.8%	56.7%	58.2%
% of all assessments that were assess and refuse	27	241	11.2%	12.1%	11.8%	12.4%
% of all assessments that were assess and review	22	241	9.1%	34.2%	31.4%	29.4%
% of case starts with a reported IOTN of 3 and Aesthetic Component of 5 or below	0	192	N/A	0.1%	0.2%	0.1%
% of case starts with a reported IOTN of 3 and Aesthetic Component of 6 or above	1	192	0.5%	1.5%	3.9%	3.9%
% of case starts with a reported IOTN of 4	170	192	88.5%	80.8%	76.1%	77.7%
% of case starts with a reported IOTN of 5	21	192	10.9%	16.3%	17.9%	16.7%
% of concluded courses in receipt of dual-arch fixed appliances	107	117	91.5%	61.9%	68.8%	72.5%
% of concluded courses where treatment was abandoned or discontinued	9	117	7.7%	12.5%	10.3%	9.1%
% of patients satisfied with the treatment they have received	2	2	100.0%	89.5%	95.1%	95.8%

* Figures in italics indicate that the base number is less than 100.

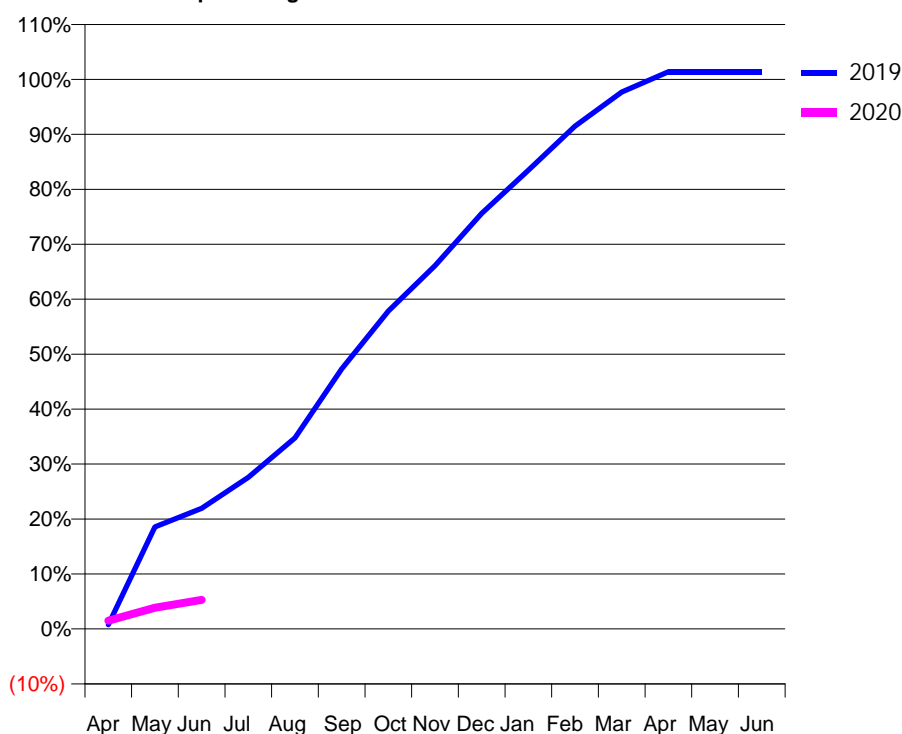
Q54 - Vital Signs Orthodontic At a Glance Contract Report for 833657/0001 - June 2019

Name or company name	Sutton Orthodontic Centre Limited	19/20 Contracted general activity (UDA)	0
Contract type name	PDS Contract	Carry forward general activity (UDA)	0
Purpose of contract	Orthodontic	19/20 Contracted orthodontic activity (UOA)	4,636
Contract start date	01/04/2006	Carry forward orthodontic activity (UOA)	0
Contract end date	31/03/2023	Baseline contract value	£296,854.00

ACCESS	Contract	England and Wales
24 month ratio of assessments to patient IDs	1.04	1.08

ACTIVITY	Contract
Contract assess and fit appliances (case starts) as a percentage of Area Team case starts	2.2 %

Cumulative percentage of contracted UOA delivered 2019 & 2020



Month	Adjusted Scheduled Activity (UOA)		
	2018	2019	2020
April	25	36	69
May	489	861	180
June	699	1,018	246
July	1,140	1,280	
August	1,308	1,612	
September	1,667	2,193	
October	1,881	2,681	
November	2,284	3,064	
December	2,479	3,506	
January	3,334	3,870	
February	4,342	4,242	
March	4,668	4,529	
April	4,672	4,700	
May	4,672	4,701	
June	4,672	4,701	

QUANTITY METRICS (rolling 12 month period)

	Contract Quantity	Contract Base Number	Contract *	Area Team	Region	England
% of all assessments that were assess and fit appliances (case starts)	177	445	39.8%	53.8%	56.7%	58.2%
% of all assessments that were assess and refuse	124	445	27.9%	12.1%	11.8%	12.4%
% of all assessments that were assess and review	144	445	32.4%	34.2%	31.4%	29.4%
% of case starts with a reported IOTN of 3 and Aesthetic Component of 5 or below	0	177	N/A	0.1%	0.2%	0.1%
% of case starts with a reported IOTN of 3 and Aesthetic Component of 6 or above	1	177	0.6%	1.5%	3.9%	3.9%
% of case starts with a reported IOTN of 4	144	177	81.4%	80.8%	76.1%	77.7%
% of case starts with a reported IOTN of 5	32	177	18.1%	16.3%	17.9%	16.7 %
% of concluded courses in receipt of dual-arch fixed appliances	100	119	84.0%	61.9%	68.8%	72.5%
% of concluded courses where treatment was abandoned or discontinued	10	119	8.4%	12.5%	10.3%	9.1%
% of patients satisfied with the treatment they have received	1	2	50.0%	89.5%	95.1%	95.8%

* Figures in italics indicate that the base number is less than 100.

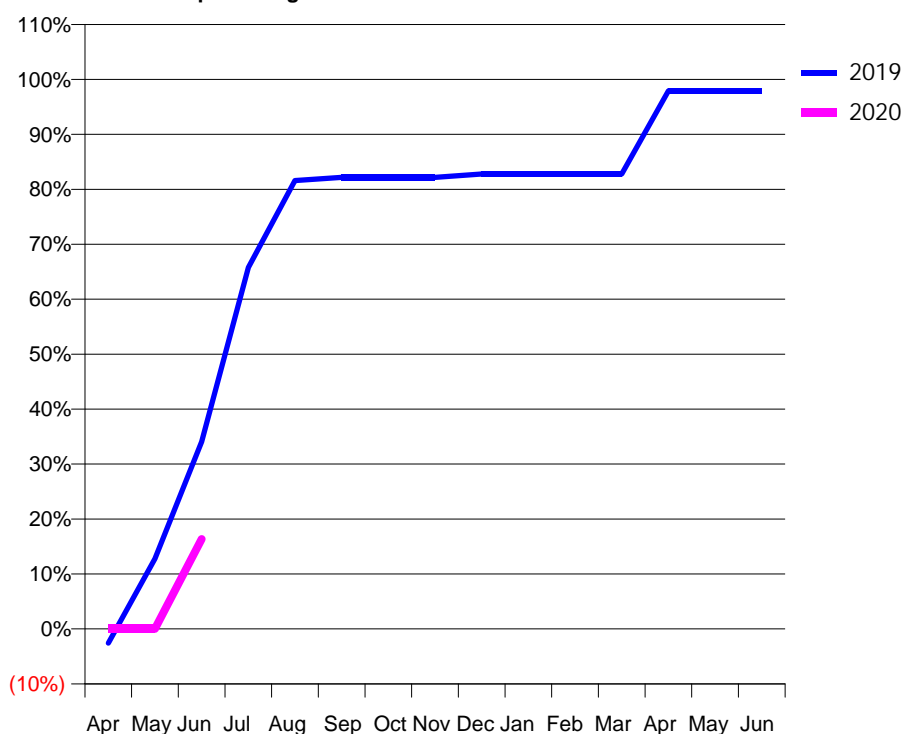
Q54 - Vital Signs Orthodontic At a Glance Contract Report for 913286/0005 - June 2019

Name or company name	HC1287 Limited	19/20 Contracted general activity (UDA)	0
Contract type name	PDS Contract	Carry forward general activity (UDA)	0
Purpose of contract	Orthodontic	19/20 Contracted orthodontic activity (UOA)	3,469
Contract start date	01/04/2006	Carry forward orthodontic activity (UOA)	0
Contract end date	01/05/2020	Baseline contract value	£237,511.79

ACCESS	Contract	England and Wales
24 month ratio of assessments to patient IDs	1.00	1.08

ACTIVITY	Contract
Contract assess and fit appliances (case starts) as a percentage of Area Team case starts	1.7 %

Cumulative percentage of contracted UOA delivered 2019 & 2020



Month	Adjusted Scheduled Activity (UOA)		
	2018	2019	2020
April	80	-90	0
May	80	443	0
June	1,446	1,182	567
July	2,311	2,282	
August	2,311	2,830	
September	2,992	2,851	
October	2,992	2,851	
November	3,122	2,851	
December	3,249	2,872	
January	3,333	2,872	
February	3,377	2,872	
March	3,420	2,872	
April	6,696	3,397	
May	6,697	3,397	
June	6,697	3,397	

QUANTITY METRICS (rolling 12 month period)

	Contract Quantity	Contract Base Number	Contract *	Area Team	Region	England
% of all assessments that were assess and fit appliances (case starts)	134	134	100.0%	53.8%	56.7%	58.2%
% of all assessments that were assess and refuse	0	134	0.0%	12.1%	11.8%	12.4%
% of all assessments that were assess and review	0	134	0.0%	34.2%	31.4%	29.4%
% of case starts with a reported IOTN of 3 and Aesthetic Component of 5 or below	0	134	N/A	0.1%	0.2%	0.1%
% of case starts with a reported IOTN of 3 and Aesthetic Component of 6 or above	1	134	0.7%	1.5%	3.9%	3.9%
% of case starts with a reported IOTN of 4	129	134	96.3%	80.8%	76.1%	77.7%
% of case starts with a reported IOTN of 5	3	134	2.2%	16.3%	17.9%	16.7%
% of concluded courses in receipt of dual-arch fixed appliances	0	27	N/A	61.9%	68.8%	72.5%
% of concluded courses where treatment was abandoned or discontinued	5	27	18.5%	12.5%	10.3%	9.1%
% of patients satisfied with the treatment they have received	2	2	100.0%	89.5%	95.1%	95.8%

* Figures in italics indicate that the base number is less than 100.

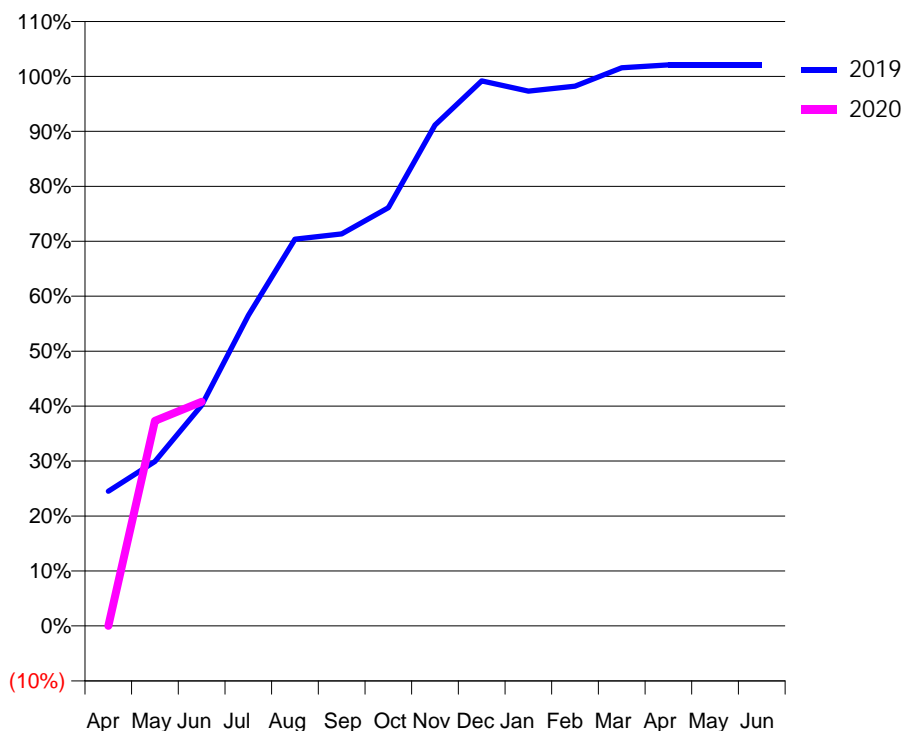
Q54 - Vital Signs Orthodontic At a Glance Contract Report for 913618/0001 - June 2019

Name or company name	Mere Green Dental	19/20 Contracted general activity (UDA)	5,306
Contract type name	GDS Contract	Carry forward general activity (UDA)	0
Purpose of contract	General and Orthodontic	19/20 Contracted orthodontic activity (UOA)	959
Contract start date	01/04/2006	Carry forward orthodontic activity (UOA)	0
Contract end date		Baseline contract value	£199,359.30

ACCESS	Contract	England and Wales
24 month ratio of assessments to patient IDs	1.14	1.08

ACTIVITY	Contract
Contract assess and fit appliances (case starts) as a percentage of Area Team case starts	0.5 %

Cumulative percentage of contracted UOA delivered 2019 & 2020



Month	Adjusted Scheduled Activity (UOA)		
	2018	2019	2020
April	156	235	0
May	234	287	358
June	348	385	391
July	486	542	
August	682	675	
September	819	684	
October	915	730	
November	945	874	
December	950	951	
January	952	933	
February	970	942	
March	979	974	
April	986	979	
May	983	979	
June	982	979	

QUANTITY METRICS (rolling 12 month period)

	Contract Quantity	Contract Base Number	Contract *	Area Team	Region	England
% of all assessments that were assess and fit appliances (case starts)	42	166	25.3%	53.8%	56.7%	58.2%
% of all assessments that were assess and refuse	36	166	21.7%	12.1%	11.8%	12.4%
% of all assessments that were assess and review	88	166	53.0%	34.2%	31.4%	29.4%
% of case starts with a reported IOTN of 3 and Aesthetic Component of 5 or below	0	42	<i>N/A</i>	0.1%	0.2%	0.1%
% of case starts with a reported IOTN of 3 and Aesthetic Component of 6 or above	0	42	<i>N/A</i>	1.5%	3.9%	3.9%
% of case starts with a reported IOTN of 4	36	42	85.7%	80.8%	76.1%	77.7%
% of case starts with a reported IOTN of 5	5	42	11.9%	16.3%	17.9%	16.7%
% of concluded courses in receipt of dual-arch fixed appliances	1	49	2.0%	61.9%	68.8%	72.5%
% of concluded courses where treatment was abandoned or discontinued	20	49	40.8%	12.5%	10.3%	9.1%
% of patients satisfied with the treatment they have received	0	0	<i>N/A</i>	89.5%	95.1%	95.8%

* Figures in italics indicate that the base number is less than 100.

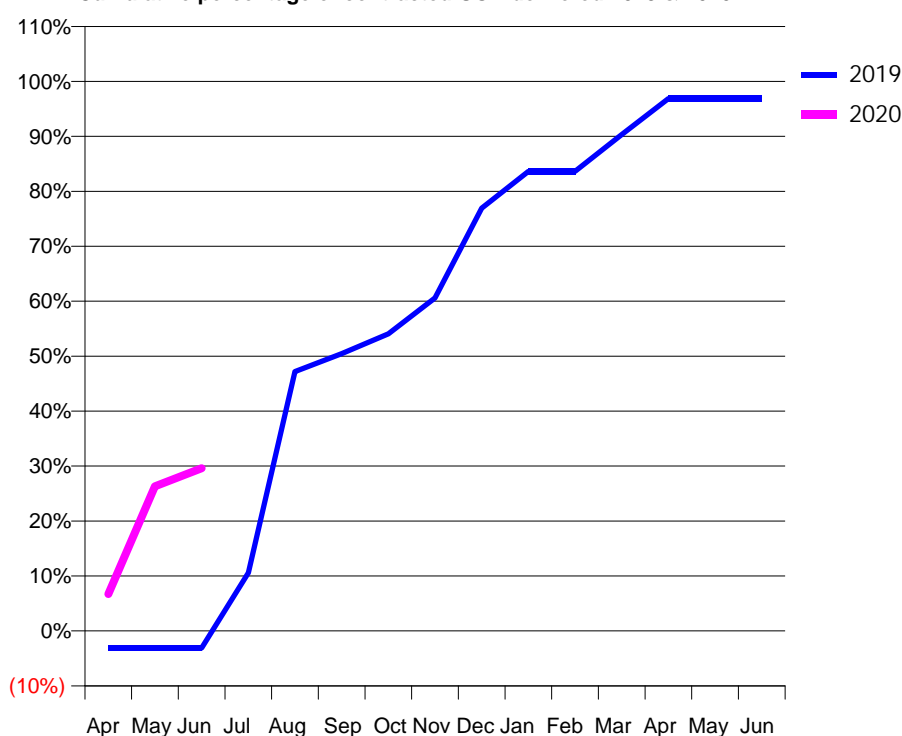
Q54 - Vital Signs Orthodontic At a Glance Contract Report for 946303/0001 - June 2019

Name or company name	MR E ACHEAMPONG	19/20 Contracted general activity (UDA)	1,810
Contract type name	GDS Contract	Carry forward general activity (UDA)	0
Purpose of contract	General and Orthodontic	19/20 Contracted orthodontic activity (UOA)	642
Contract start date	01/04/2006	Carry forward orthodontic activity (UOA)	0
Contract end date		Baseline contract value	£88,490.56

ACCESS	Contract	England and Wales
24 month ratio of assessments to patient IDs	1.05	1.08

ACTIVITY	Contract
Contract assess and fit appliances (case starts) as a percentage of Area Team case starts	0.5 %

Cumulative percentage of contracted UOA delivered 2019 & 2020



Month	Adjusted Scheduled Activity (UOA)		
	2018	2019	2020
April	8	-20	43
May	9	-20	169
June	73	-20	190
July	94	68	
August	102	303	
September	102	324	
October	102	347	
November	191	389	
December	508	494	
January	508	537	
February	529	537	
March	622	580	
April	622	622	
May	622	622	
June	622	622	

QUANTITY METRICS (rolling 12 month period)

	Contract Quantity	Contract Base Number	Contract *	Area Team	Region	England
% of all assessments that were assess and fit appliances (case starts)	40	55	72.7%	53.8%	56.7%	58.2%
% of all assessments that were assess and refuse	13	55	23.6%	12.1%	11.8%	12.4%
% of all assessments that were assess and review	2	55	3.6%	34.2%	31.4%	29.4%
% of case starts with a reported IOTN of 3 and Aesthetic Component of 5 or below	0	40	<i>N/A</i>	0.1%	0.2%	0.1%
% of case starts with a reported IOTN of 3 and Aesthetic Component of 6 or above	4	40	10.0%	1.5%	3.9%	3.9%
% of case starts with a reported IOTN of 4	30	40	75.0%	80.8%	76.1%	77.7%
% of case starts with a reported IOTN of 5	6	40	15.0%	16.3%	17.9%	16.7 %
% of concluded courses in receipt of dual-arch fixed appliances	0	26	<i>N/A</i>	61.9%	68.8%	72.5%
% of concluded courses where treatment was abandoned or discontinued	3	26	11.5%	12.5%	10.3%	9.1%
% of patients satisfied with the treatment they have received	0	1	0.0%	89.5%	95.1%	95.8%

* Figures in italics indicate that the base number is less than 100.

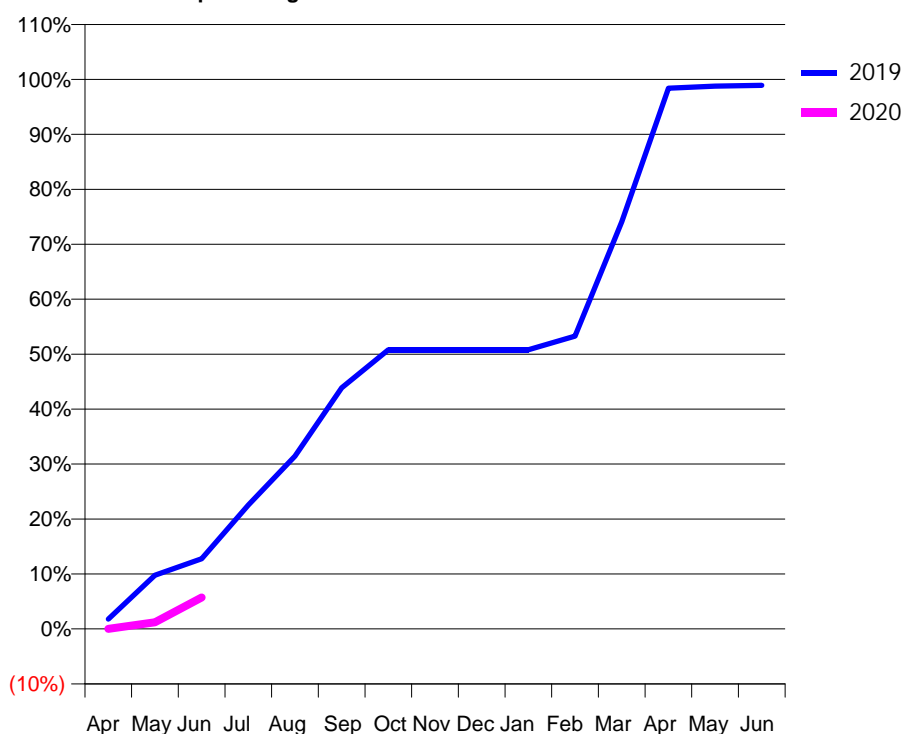
Q55 - Vital Signs Orthodontic At a Glance Contract Report for 100150/0000 - June 2019

Name or company name	Brimington Dental Practice	19/20 Contracted general activity (UDA)	19,709
Contract type name	GDS Contract	Carry forward general activity (UDA)	0
Purpose of contract	General and Orthodontic	19/20 Contracted orthodontic activity (UOA)	575
Contract start date	01/06/2016	Carry forward orthodontic activity (UOA)	0
Contract end date		Baseline contract value	£591,869.11

ACCESS	Contract	England and Wales
24 month ratio of assessments to patient IDs	1.52	1.08

ACTIVITY	Contract
Contract assess and fit appliances (case starts) as a percentage of Area Team case starts	0.3 %

Cumulative percentage of contracted UOA delivered 2019 & 2020



Month	Adjusted Scheduled Activity (UOA)		
	2018	2019	2020
April	12	10	0
May	62	55	7
June	93	72	33
July	135	127	
August	163	177	
September	227	247	
October	252	286	
November	370	286	
December	395	286	
January	431	286	
February	516	300	
March	592	417	
April	615	554	
May	615	556	
June	615	557	

QUANTITY METRICS (rolling 12 month period)

	Contract Quantity	Contract Base Number	Contract *	Area Team	Region	England
% of all assessments that were assess and fit appliances (case starts)	16	266	6.0%	50.4%	56.7%	58.2%
% of all assessments that were assess and refuse	2	266	0.8%	10.4%	11.8%	12.4%
% of all assessments that were assess and review	248	266	93.2%	39.2%	31.4%	29.4%
% of case starts with a reported IOTN of 3 and Aesthetic Component of 5 or below	0	16	<i>N/A</i>	0.2%	0.2%	0.1%
% of case starts with a reported IOTN of 3 and Aesthetic Component of 6 or above	0	16	<i>N/A</i>	3.2%	3.9%	3.9%
% of case starts with a reported IOTN of 4	13	16	81.3%	74.8%	76.1%	77.7%
% of case starts with a reported IOTN of 5	2	16	12.5%	21.2%	17.9%	16.7 %
% of concluded courses in receipt of dual-arch fixed appliances	0	0	<i>N/A</i>	68.3%	68.8%	72.5%
% of concluded courses where treatment was abandoned or discontinued	0	0	<i>N/A</i>	10.2%	10.3%	9.1%
% of patients satisfied with the treatment they have received	0	0	<i>N/A</i>	96.1%	95.1%	95.8%

* Figures in italics indicate that the base number is less than 100.

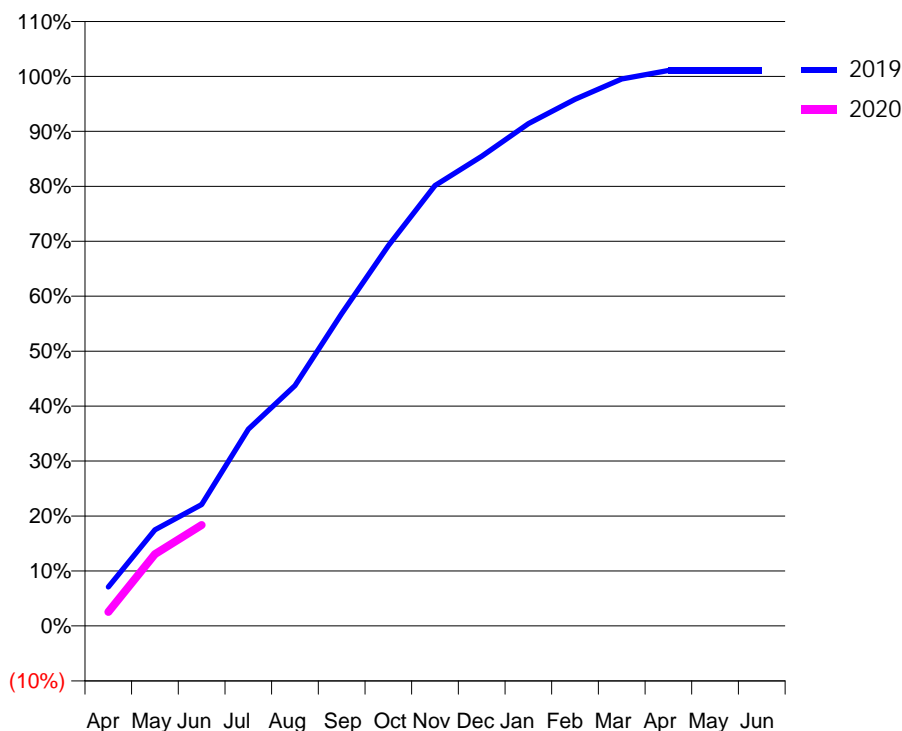
Q55 - Vital Signs Orthodontic At a Glance Contract Report for 100467/0000 - June 2019

Name or company name	Derby Raynesway Partnership	19/20 Contracted general activity (UDA)	631
Contract type name	GDS Contract	Carry forward general activity (UDA)	0
Purpose of contract	General and Orthodontic	19/20 Contracted orthodontic activity (UOA)	7,388
Contract start date	01/07/2017	Carry forward orthodontic activity (UOA)	0
Contract end date		Baseline contract value	£503,093.69

ACCESS	Contract	England and Wales
24 month ratio of assessments to patient IDs	1.20	1.08

ACTIVITY	Contract
Contract assess and fit appliances (case starts) as a percentage of Area Team case starts	5.1 %

Cumulative percentage of contracted UOA delivered 2019 & 2020



Month	Adjusted Scheduled Activity (UOA)		
	2018	2019	2020
April	0	525	189
May	0	1,291	966
June	0	1,633	1,357
July	170	2,646	
August	1,107	3,229	
September	1,833	4,199	
October	2,465	5,114	
November	3,206	5,921	
December	4,561	6,313	
January	4,888	6,752	
February	5,580	7,079	
March	5,846	7,354	
April	5,901	7,467	
May	5,900	7,467	
June	5,900	7,467	

QUANTITY METRICS (rolling 12 month period)

	Contract Quantity	Contract Base Number	Contract *	Area Team	Region	England
% of all assessments that were assess and fit appliances (case starts)	315	945	33.3%	50.4%	56.7%	58.2%
% of all assessments that were assess and refuse	131	945	13.9%	10.4%	11.8%	12.4%
% of all assessments that were assess and review	499	945	52.8%	39.2%	31.4%	29.4%
% of case starts with a reported IOTN of 3 and Aesthetic Component of 5 or below	0	315	N/A	0.2%	0.2%	0.1%
% of case starts with a reported IOTN of 3 and Aesthetic Component of 6 or above	0	315	N/A	3.2%	3.9%	3.9%
% of case starts with a reported IOTN of 4	256	315	81.3%	74.8%	76.1%	77.7%
% of case starts with a reported IOTN of 5	59	315	18.7%	21.2%	17.9%	16.7 %
% of concluded courses in receipt of dual-arch fixed appliances	43	352	12.2%	68.3%	68.8%	72.5%
% of concluded courses where treatment was abandoned or discontinued	38	352	10.8%	10.2%	10.3%	9.1%
% of patients satisfied with the treatment they have received	3	3	100.0%	96.1%	95.1%	95.8%

* Figures in italics indicate that the base number is less than 100.

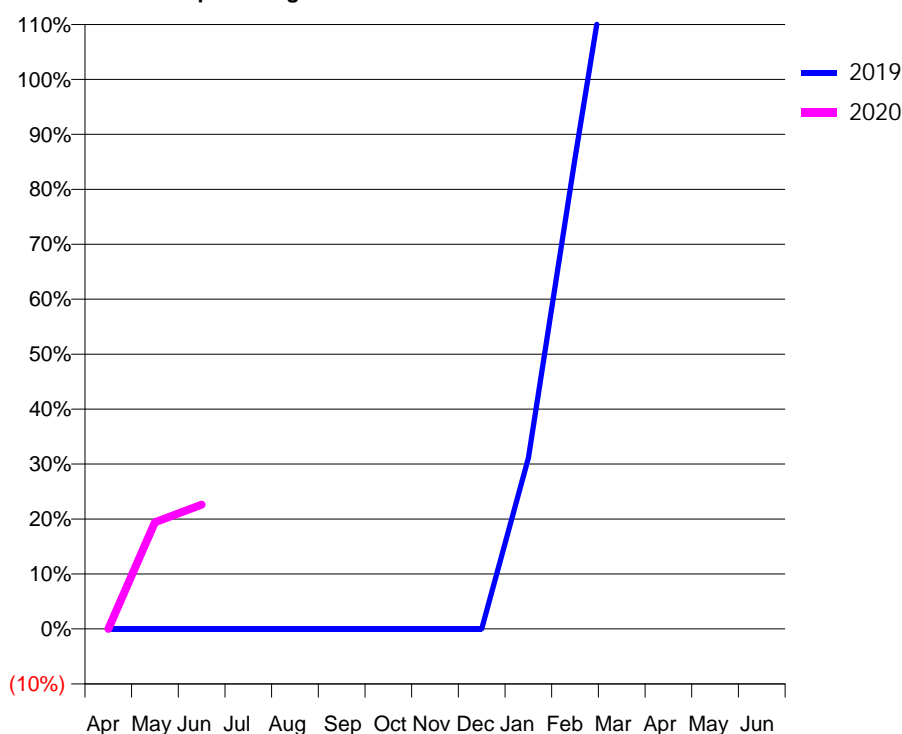
Q55 - Vital Signs Orthodontic At a Glance Contract Report for 100943/0000 - June 2019

Name or company name	Kirkgate Dental Surgery (Newark) Limited	19/20 Contracted general activity (UDA)	3,700
Contract type name	GDS Contract	Carry forward general activity (UDA)	0
Purpose of contract	General and Orthodontic	19/20 Contracted orthodontic activity (UOA)	500
Contract start date	01/12/2018	Carry forward orthodontic activity (UOA)	0
Contract end date		Baseline contract value	£136,628.30

ACCESS	Contract	England and Wales
24 month ratio of assessments to patient IDs	1.10	1.08

ACTIVITY	Contract
Contract assess and fit appliances (case starts) as a percentage of Area Team case starts	0.1 %

Cumulative percentage of contracted UOA delivered 2019 & 2020



Month	Adjusted Scheduled Activity (UOA)		
	2018	2019	2020
April	0	0	0
May	0	0	97
June	0	0	113
July	0	0	
August	0	0	
September	0	0	
October	0	0	
November	0	0	
December	0	0	
January	0	52	
February	0	143	
March	0	230	
April	0	240	
May	0	240	
June	0	240	

QUANTITY METRICS (rolling 12 month period)

	Contract Quantity	Contract Base Number	Contract *	Area Team	Region	England
% of all assessments that were assess and fit appliances (case starts)	7	213	3.3%	50.4%	56.7%	58.2%
% of all assessments that were assess and refuse	0	213	0.0%	10.4%	11.8%	12.4%
% of all assessments that were assess and review	206	213	96.7%	39.2%	31.4%	29.4%
% of case starts with a reported IOTN of 3 and Aesthetic Component of 5 or below	0	7	<i>N/A</i>	0.2%	0.2%	0.1%
% of case starts with a reported IOTN of 3 and Aesthetic Component of 6 or above	0	7	<i>N/A</i>	3.2%	3.9%	3.9%
% of case starts with a reported IOTN of 4	7	7	100.0%	74.8%	76.1%	77.7%
% of case starts with a reported IOTN of 5	0	7	<i>N/A</i>	21.2%	17.9%	16.7 %
% of concluded courses in receipt of dual-arch fixed appliances	0	0	<i>N/A</i>	68.3%	68.8%	72.5%
% of concluded courses where treatment was abandoned or discontinued	0	0	<i>N/A</i>	10.2%	10.3%	9.1%
% of patients satisfied with the treatment they have received	0	0	<i>N/A</i>	96.1%	95.1%	95.8%

* Figures in italics indicate that the base number is less than 100.

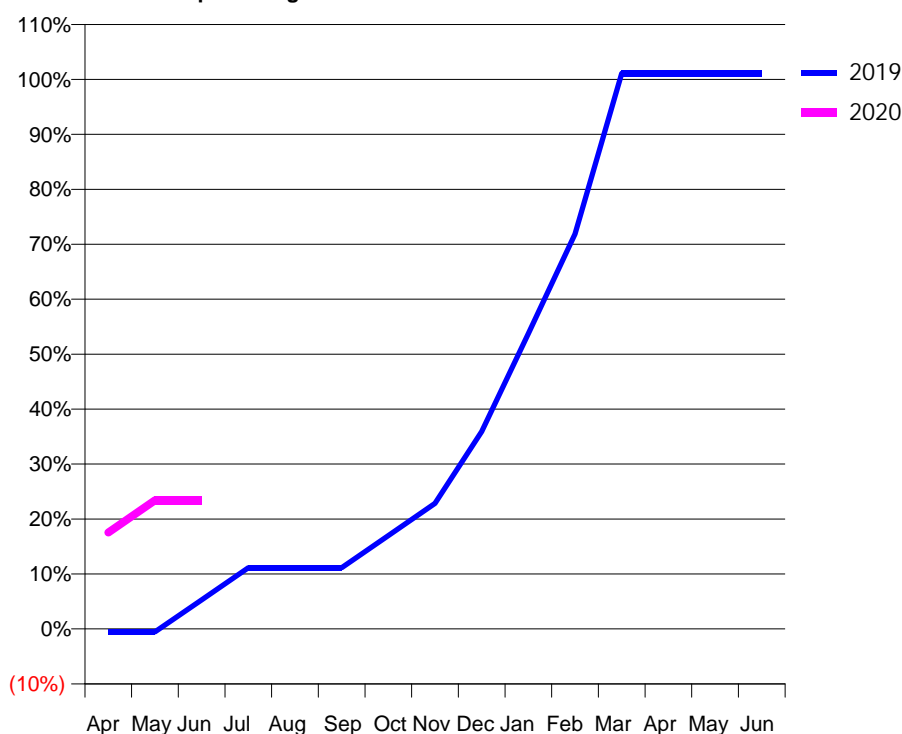
Q55 - Vital Signs Orthodontic At a Glance Contract Report for 101281/0025 - June 2019

Name or company name	OASIS DENTAL CARE LTD	19/20 Contracted general activity (UDA)	0
Contract type name	GDS Contract	Carry forward general activity (UDA)	0
Purpose of contract	Orthodontic	19/20 Contracted orthodontic activity (UOA)	359
Contract start date	01/04/2006	Carry forward orthodontic activity (UOA)	0
Contract end date		Baseline contract value	£25,393.70

ACCESS	Contract	England and Wales
24 month ratio of assessments to patient IDs	1.02	1.08

ACTIVITY	Contract
Contract assess and fit appliances (case starts) as a percentage of Area Team case starts	0.3 %

Cumulative percentage of contracted UOA delivered 2019 & 2020



Month	Adjusted Scheduled Activity (UOA)		
	2018	2019	2020
April	0	-2	63
May	0	-2	84
June	0	19	84
July	0	40	
August	0	40	
September	0	40	
October	0	61	
November	21	82	
December	105	129	
January	126	193	
February	147	258	
March	231	363	
April	357	363	
May	357	363	
June	357	363	

QUANTITY METRICS (rolling 12 month period)

	Contract Quantity	Contract Base Number	Contract *	Area Team	Region	England
% of all assessments that were assess and fit appliances (case starts)	20	28	71.4%	50.4%	56.7%	58.2%
% of all assessments that were assess and refuse	6	28	21.4%	10.4%	11.8%	12.4%
% of all assessments that were assess and review	2	28	7.1%	39.2%	31.4%	29.4%
% of case starts with a reported IOTN of 3 and Aesthetic Component of 5 or below	0	20	N/A	0.2%	0.2%	0.1%
% of case starts with a reported IOTN of 3 and Aesthetic Component of 6 or above	2	20	10.0%	3.2%	3.9%	3.9%
% of case starts with a reported IOTN of 4	13	20	65.0%	74.8%	76.1%	77.7%
% of case starts with a reported IOTN of 5	5	20	25.0%	21.2%	17.9%	16.7 %
% of concluded courses in receipt of dual-arch fixed appliances	0	2	N/A	68.3%	68.8%	72.5%
% of concluded courses where treatment was abandoned or discontinued	2	2	100.0%	10.2%	10.3%	9.1%
% of patients satisfied with the treatment they have received	0	0	N/A	96.1%	95.1%	95.8%

* Figures in italics indicate that the base number is less than 100.

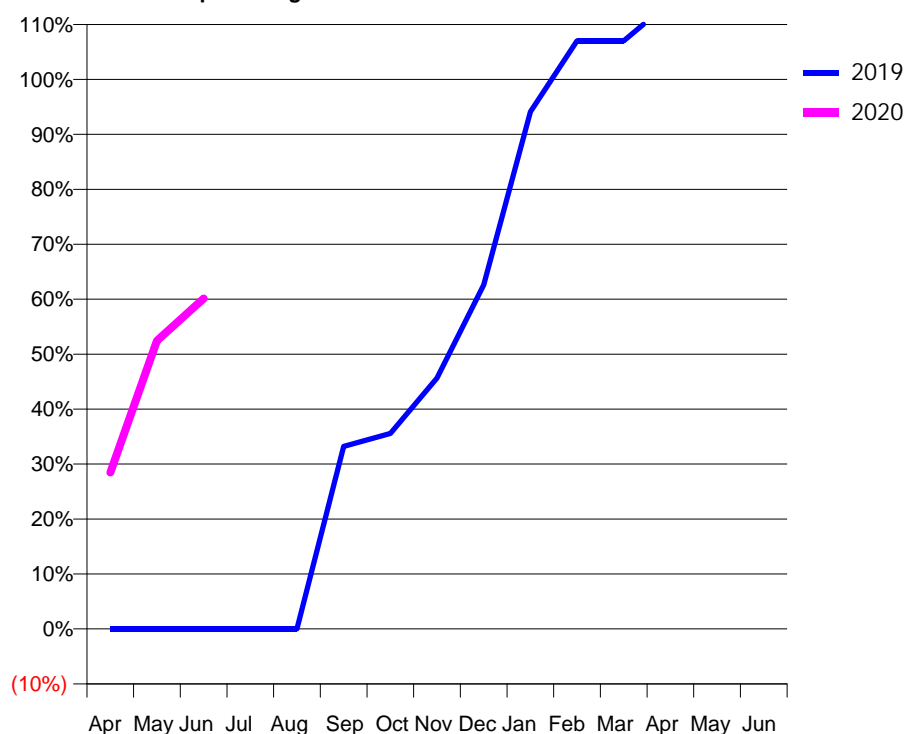
Q55 - Vital Signs Orthodontic At a Glance Contract Report for 101281/0042 - June 2019

Name or company name	OASIS DENTAL CARE LTD	19/20 Contracted general activity (UDA)	0
Contract type name	GDS Contract	Carry forward general activity (UDA)	0
Purpose of contract	General and Orthodontic	19/20 Contracted orthodontic activity (UOA)	885
Contract start date	01/04/2006	Carry forward orthodontic activity (UOA)	0
Contract end date		Baseline contract value	£55,714.56

ACCESS	Contract	England and Wales
24 month ratio of assessments to patient IDs	1.02	1.08

ACTIVITY	Contract
Contract assess and fit appliances (case starts) as a percentage of Area Team case starts	1.2 %

Cumulative percentage of contracted UOA delivered 2019 & 2020



Month	Adjusted Scheduled Activity (UOA)		
	2018	2019	2020
April	0	0	252
May	0	0	464
June	0	0	532
July	0	0	
August	0	0	
September	0	294	
October	0	315	
November	0	404	
December	109	554	
January	151	833	
February	235	947	
March	319	947	
April	382	1,010	
May	382	1,010	
June	382	1,073	

QUANTITY METRICS (rolling 12 month period)

	Contract Quantity	Contract Base Number	Contract *	Area Team	Region	England
% of all assessments that were assess and fit appliances (case starts)	76	123	61.8%	50.4%	56.7%	58.2%
% of all assessments that were assess and refuse	11	123	8.9%	10.4%	11.8%	12.4%
% of all assessments that were assess and review	36	123	29.3%	39.2%	31.4%	29.4%
% of case starts with a reported IOTN of 3 and Aesthetic Component of 5 or below	0	76	<i>N/A</i>	0.2%	0.2%	0.1%
% of case starts with a reported IOTN of 3 and Aesthetic Component of 6 or above	8	76	10.5%	3.2%	3.9%	3.9%
% of case starts with a reported IOTN of 4	59	76	77.6%	74.8%	76.1%	77.7%
% of case starts with a reported IOTN of 5	8	76	10.5%	21.2%	17.9%	16.7 %
% of concluded courses in receipt of dual-arch fixed appliances	3	6	50.0%	68.3%	68.8%	72.5%
% of concluded courses where treatment was abandoned or discontinued	3	6	50.0%	10.2%	10.3%	9.1%
% of patients satisfied with the treatment they have received	6	6	100.0%	96.1%	95.1%	95.8%

* Figures in italics indicate that the base number is less than 100.

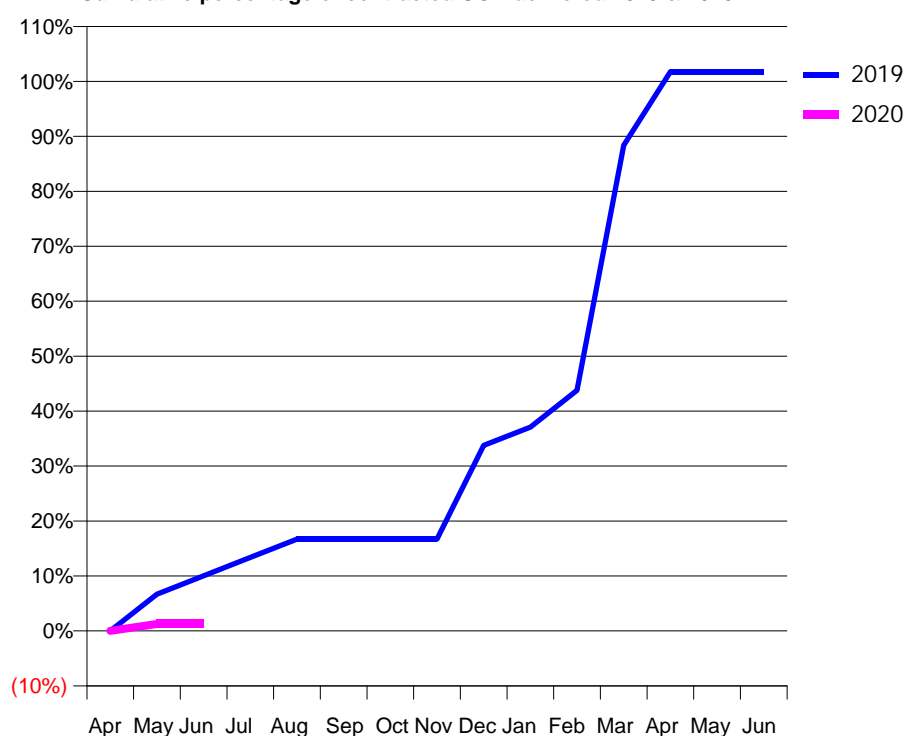
Q55 - Vital Signs Orthodontic At a Glance Contract Report for 101281/0048 - June 2019

Name or company name	OASIS DENTAL CARE LTD	19/20 Contracted general activity (UDA)	19,361
Contract type name	Pilot Contract	Carry forward general activity (UDA)	0
Purpose of contract	General and Orthodontic	19/20 Contracted orthodontic activity (UOA)	628
Contract start date	01/04/2006	Carry forward orthodontic activity (UOA)	0
Contract end date		Baseline contract value	£521,440.23

ACCESS	Contract	England and Wales
24 month ratio of assessments to patient IDs	1.00	1.08

ACTIVITY	Contract
Contract assess and fit appliances (case starts) as a percentage of Area Team case starts	0.5 %

Cumulative percentage of contracted UOA delivered 2019 & 2020



Month	Adjusted Scheduled Activity (UOA)		
	2018	2019	2020
April	0	0	0
May	21	42	8
June	21	63	8
July	21	84	
August	42	105	
September	84	105	
October	210	105	
November	252	105	
December	273	212	
January	441	233	
February	505	275	
March	526	555	
April	526	639	
May	591	639	
June	591	639	

QUANTITY METRICS (rolling 12 month period)

	Contract Quantity	Contract Base Number	Contract *	Area Team	Region	England
% of all assessments that were assess and fit appliances (case starts)	29	39	74.4%	50.4%	56.7%	58.2%
% of all assessments that were assess and refuse	7	39	17.9%	10.4%	11.8%	12.4%
% of all assessments that were assess and review	3	39	7.7%	39.2%	31.4%	29.4%
% of case starts with a reported IOTN of 3 and Aesthetic Component of 5 or below	0	29	<i>N/A</i>	0.2%	0.2%	0.1%
% of case starts with a reported IOTN of 3 and Aesthetic Component of 6 or above	0	29	<i>N/A</i>	3.2%	3.9%	3.9%
% of case starts with a reported IOTN of 4	23	29	79.3%	74.8%	76.1%	77.7%
% of case starts with a reported IOTN of 5	6	29	20.7%	21.2%	17.9%	16.7 %
% of concluded courses in receipt of dual-arch fixed appliances	23	27	85.2%	68.3%	68.8%	72.5%
% of concluded courses where treatment was abandoned or discontinued	2	27	7.4%	10.2%	10.3%	9.1%
% of patients satisfied with the treatment they have received	0	0	<i>N/A</i>	96.1%	95.1%	95.8%

* Figures in italics indicate that the base number is less than 100.

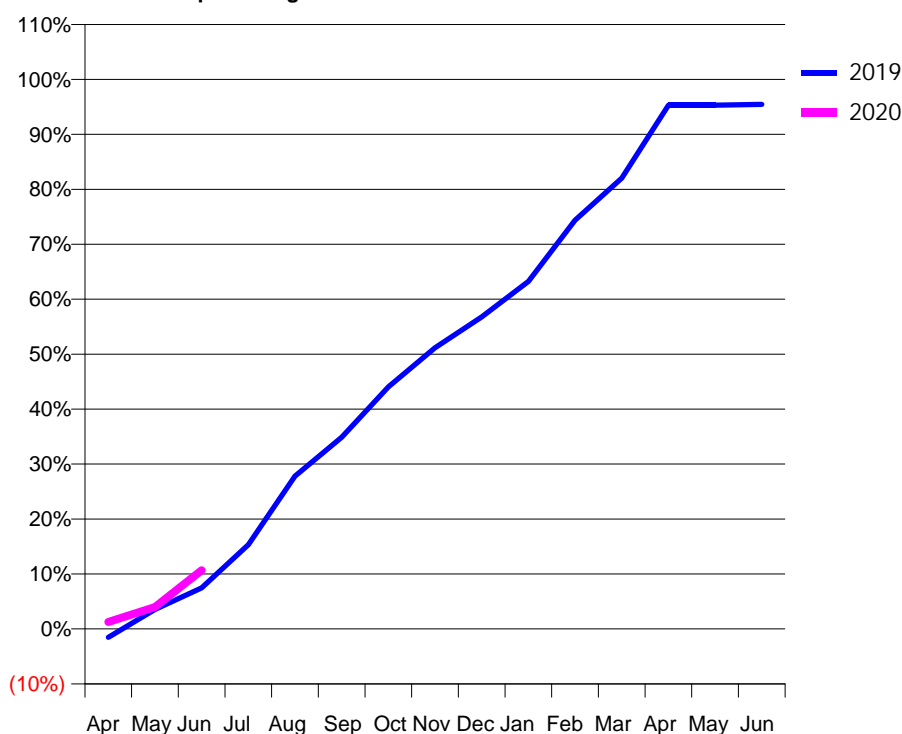
Q55 - Vital Signs Orthodontic At a Glance Contract Report for 101370/0039 - June 2019

Name or company name	Petrie Tucker & Partners Ltd	19/20 Contracted general activity (UDA)	0
Contract type name	PDS Contract	Carry forward general activity (UDA)	0
Purpose of contract	Orthodontic	19/20 Contracted orthodontic activity (UOA)	14,868
Contract start date	01/04/2006	Carry forward orthodontic activity (UOA)	0
Contract end date	29/05/2020	Baseline contract value	£1,025,042.04

ACCESS	Contract	England and Wales
24 month ratio of assessments to patient IDs	1.19	1.08

ACTIVITY	Contract
Contract assess and fit appliances (case starts) as a percentage of Area Team case starts	11.0 %

Cumulative percentage of contracted UOA delivered 2019 & 2020



Month	Adjusted Scheduled Activity (UOA)		
	2018	2019	2020
April	281	-229	191
May	1,110	527	593
June	2,239	1,113	1,586
July	3,599	2,282	
August	4,541	4,133	
September	5,696	5,188	
October	6,979	6,549	
November	8,615	7,605	
December	9,450	8,440	
January	10,209	9,400	
February	11,330	11,056	
March	13,341	12,198	
April	14,466	14,170	
May	14,466	14,170	
June	14,487	14,191	

QUANTITY METRICS (rolling 12 month period)

	Contract Quantity	Contract Base Number	Contract *	Area Team	Region	England
% of all assessments that were assess and fit appliances (case starts)	677	1,233	54.9%	50.4%	56.7%	58.2%
% of all assessments that were assess and refuse	250	1,233	20.3%	10.4%	11.8%	12.4%
% of all assessments that were assess and review	306	1,233	24.8%	39.2%	31.4%	29.4%
% of case starts with a reported IOTN of 3 and Aesthetic Component of 5 or below	4	677	0.6%	0.2%	0.2%	0.1%
% of case starts with a reported IOTN of 3 and Aesthetic Component of 6 or above	57	677	8.4%	3.2%	3.9%	3.9%
% of case starts with a reported IOTN of 4	457	677	67.5%	74.8%	76.1%	77.7%
% of case starts with a reported IOTN of 5	155	677	22.9%	21.2%	17.9%	16.7 %
% of concluded courses in receipt of dual-arch fixed appliances	248	471	52.7%	68.3%	68.8%	72.5%
% of concluded courses where treatment was abandoned or discontinued	43	471	9.1%	10.2%	10.3%	9.1%
% of patients satisfied with the treatment they have received	7	7	100.0%	96.1%	95.1%	95.8%

* Figures in italics indicate that the base number is less than 100.

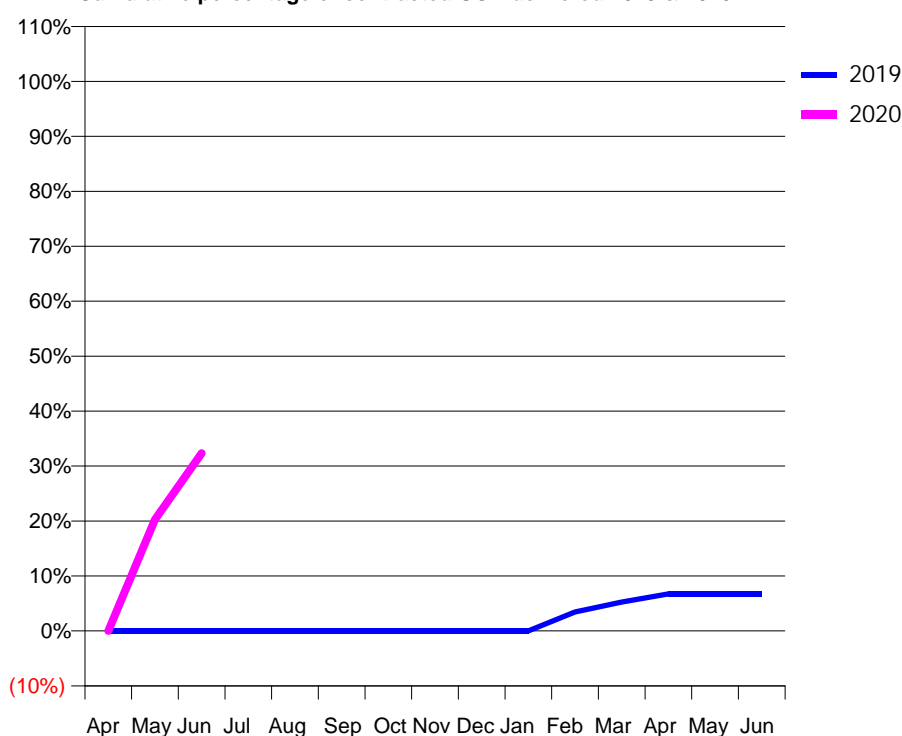
Q55 - Vital Signs Orthodontic At a Glance Contract Report for 101435/0064 - June 2019

Name or company name	IDH Limited	19/20 Contracted general activity (UDA)	49,253
Contract type name	GDS Contract	Carry forward general activity (UDA)	0
Purpose of contract	General and Orthodontic	19/20 Contracted orthodontic activity (UOA)	1,392
Contract start date	21/07/2007	Carry forward orthodontic activity (UOA)	0
Contract end date		Baseline contract value	£1,137,190.92

ACCESS	Contract	England and Wales
24 month ratio of assessments to patient IDs	1.00	1.08

ACTIVITY	Contract
Contract assess and fit appliances (case starts) as a percentage of Area Team case starts	0.4 %

Cumulative percentage of contracted UOA delivered 2019 & 2020



Month	Adjusted Scheduled Activity (UOA)		
	2018	2019	2020
April	0	0	0
May	0	0	282
June	0	0	450
July	0	0	
August	0	0	
September	0	0	
October	0	0	
November	0	0	
December	0	0	
January	0	0	
February	0	48	
March	0	73	
April	0	94	
May	0	94	
June	0	94	

QUANTITY METRICS (rolling 12 month period)

	Contract Quantity	Contract Base Number	Contract *	Area Team	Region	England
% of all assessments that were assess and fit appliances (case starts)	25	44	56.8%	50.4%	56.7%	58.2%
% of all assessments that were assess and refuse	5	44	11.4%	10.4%	11.8%	12.4%
% of all assessments that were assess and review	14	44	31.8%	39.2%	31.4%	29.4%
% of case starts with a reported IOTN of 3 and Aesthetic Component of 5 or below	0	25	<i>N/A</i>	0.2%	0.2%	0.1%
% of case starts with a reported IOTN of 3 and Aesthetic Component of 6 or above	1	25	4.0%	3.2%	3.9%	3.9%
% of case starts with a reported IOTN of 4	20	25	80.0%	74.8%	76.1%	77.7%
% of case starts with a reported IOTN of 5	4	25	16.0%	21.2%	17.9%	16.7 %
% of concluded courses in receipt of dual-arch fixed appliances	0	0	<i>N/A</i>	68.3%	68.8%	72.5%
% of concluded courses where treatment was abandoned or discontinued	0	0	<i>N/A</i>	10.2%	10.3%	9.1%
% of patients satisfied with the treatment they have received	0	0	<i>N/A</i>	96.1%	95.1%	95.8%

* Figures in italics indicate that the base number is less than 100.

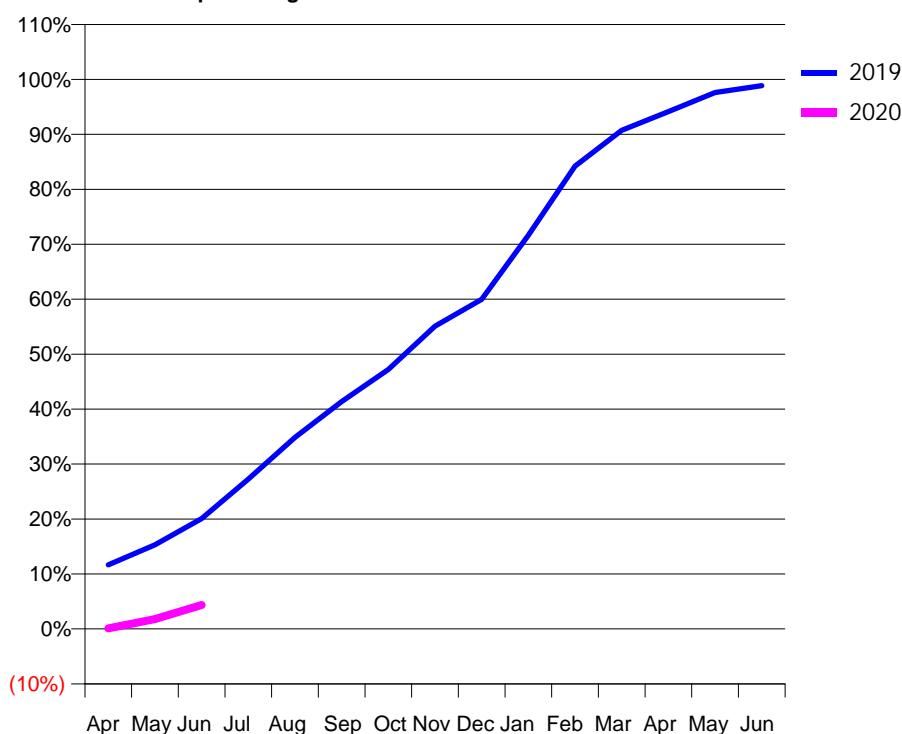
Q55 - Vital Signs Orthodontic At a Glance Contract Report for 111295/0002 - June 2019

Name or company name	Modwena Orthodontics Limited	19/20 Contracted general activity (UDA)	0
Contract type name	PDS Contract	Carry forward general activity (UDA)	0
Purpose of contract	Orthodontic	19/20 Contracted orthodontic activity (UOA)	5,013
Contract start date	01/10/2014	Carry forward orthodontic activity (UOA)	0
Contract end date	21/08/2020	Baseline contract value	£325,909.90

ACCESS	Contract	England and Wales
24 month ratio of assessments to patient IDs	1.07	1.08

ACTIVITY	Contract
Contract assess and fit appliances (case starts) as a percentage of Area Team case starts	3.1 %

Cumulative percentage of contracted UOA delivered 2019 & 2020



Month	Adjusted Scheduled Activity (UOA)		
	2018	2019	2020
April	677	585	5
May	1,112	767	90
June	1,385	1,007	218
July	2,000	1,367	
August	2,286	1,747	
September	2,547	2,074	
October	2,832	2,367	
November	3,337	2,762	
December	4,160	3,007	
January	4,518	3,592	
February	4,988	4,222	
March	4,998	4,548	
April	5,031	4,719	
May	5,031	4,893	
June	5,031	4,956	

QUANTITY METRICS (rolling 12 month period)

	Contract Quantity	Contract Base Number	Contract *	Area Team	Region	England
% of all assessments that were assess and fit appliances (case starts)	191	347	55.0%	50.4%	56.7%	58.2%
% of all assessments that were assess and refuse	38	347	11.0%	10.4%	11.8%	12.4%
% of all assessments that were assess and review	118	347	34.0%	39.2%	31.4%	29.4%
% of case starts with a reported IOTN of 3 and Aesthetic Component of 5 or below	0	191	N/A	0.2%	0.2%	0.1%
% of case starts with a reported IOTN of 3 and Aesthetic Component of 6 or above	5	191	2.6%	3.2%	3.9%	3.9%
% of case starts with a reported IOTN of 4	160	191	83.8%	74.8%	76.1%	77.7%
% of case starts with a reported IOTN of 5	26	191	13.6%	21.2%	17.9%	16.7 %
% of concluded courses in receipt of dual-arch fixed appliances	299	366	81.7%	68.3%	68.8%	72.5%
% of concluded courses where treatment was abandoned or discontinued	14	366	3.8%	10.2%	10.3%	9.1%
% of patients satisfied with the treatment they have received	0	0	N/A	96.1%	95.1%	95.8%

* Figures in italics indicate that the base number is less than 100.

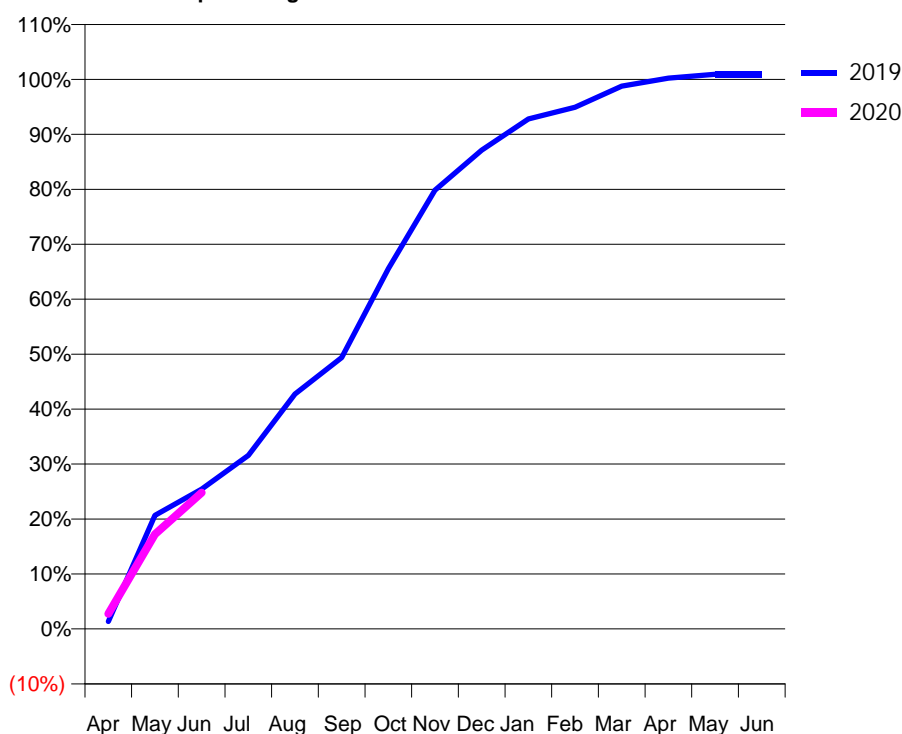
Q55 - Vital Signs Orthodontic At a Glance Contract Report for 128198/0001 - June 2019

Name or company name	Regent Street Orthodontics Limited	19/20 Contracted general activity (UDA)	0
Contract type name	PDS Contract	Carry forward general activity (UDA)	0
Purpose of contract	Orthodontic	19/20 Contracted orthodontic activity (UOA)	6,308
Contract start date	01/04/2015	Carry forward orthodontic activity (UOA)	0
Contract end date	29/05/2020	Baseline contract value	£434,181.94

ACCESS	Contract	England and Wales
24 month ratio of assessments to patient IDs	1.03	1.08

ACTIVITY	Contract
Contract assess and fit appliances (case starts) as a percentage of Area Team case starts	4.7 %

Cumulative percentage of contracted UOA delivered 2019 & 2020



Month	Adjusted Scheduled Activity (UOA)		
	2018	2019	2020
April	130	87	174
May	977	1,304	1,088
June	1,451	1,605	1,563
July	1,750	1,992	
August	2,509	2,697	
September	3,084	3,114	
October	3,479	4,135	
November	4,669	5,035	
December	4,691	5,495	
January	5,379	5,852	
February	5,858	5,987	
March	6,127	6,229	
April	6,149	6,321	
May	6,179	6,365	
June	6,179	6,365	

QUANTITY METRICS (rolling 12 month period)

	Contract Quantity	Contract Base Number	Contract *	Area Team	Region	England
% of all assessments that were assess and fit appliances (case starts)	293	493	59.4%	50.4%	56.7%	58.2%
% of all assessments that were assess and refuse	48	493	9.7%	10.4%	11.8%	12.4%
% of all assessments that were assess and review	152	493	30.8%	39.2%	31.4%	29.4%
% of case starts with a reported IOTN of 3 and Aesthetic Component of 5 or below	2	293	0.7%	0.2%	0.2%	0.1%
% of case starts with a reported IOTN of 3 and Aesthetic Component of 6 or above	21	293	7.2%	3.2%	3.9%	3.9%
% of case starts with a reported IOTN of 4	193	293	65.9%	74.8%	76.1%	77.7%
% of case starts with a reported IOTN of 5	75	293	25.6%	21.2%	17.9%	16.7 %
% of concluded courses in receipt of dual-arch fixed appliances	280	313	89.5%	68.3%	68.8%	72.5%
% of concluded courses where treatment was abandoned or discontinued	33	313	10.5%	10.2%	10.3%	9.1%
% of patients satisfied with the treatment they have received	2	2	100.0%	96.1%	95.1%	95.8%

* Figures in italics indicate that the base number is less than 100.

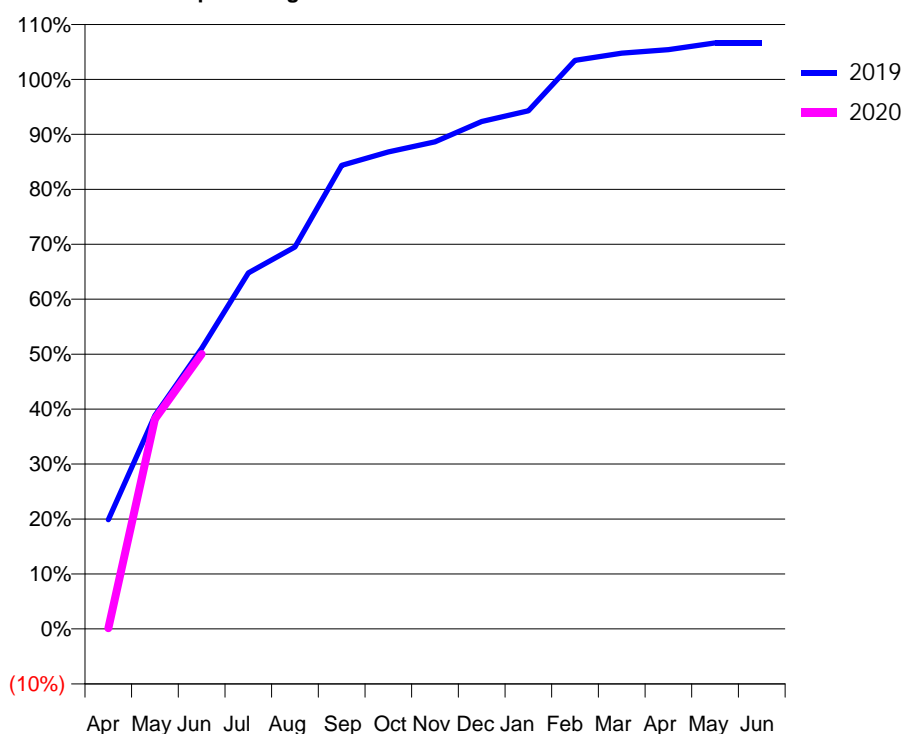
Q55 - Vital Signs Orthodontic At a Glance Contract Report for 135372/0001 - June 2019

Name or company name	No.1 The Orthodontic Specialists	19/20 Contracted general activity (UDA)	44
Contract type name	GDS Contract	Carry forward general activity (UDA)	0
Purpose of contract	General and Orthodontic	19/20 Contracted orthodontic activity (UOA)	3,438
Contract start date	14/12/2012	Carry forward orthodontic activity (UOA)	0
Contract end date		Baseline contract value	£239,277.57

ACCESS	Contract	England and Wales
24 month ratio of assessments to patient IDs	1.01	1.08

ACTIVITY	Contract
Contract assess and fit appliances (case starts) as a percentage of Area Team case starts	2.7 %

Cumulative percentage of contracted UOA delivered 2019 & 2020



Month	Adjusted Scheduled Activity (UOA)		
	2018	2019	2020
April	87	684	5
May	452	1,335	1,313
June	966	1,755	1,720
July	1,944	2,227	
August	2,008	2,390	
September	2,495	2,900	
October	2,760	2,984	
November	2,844	3,047	
December	3,079	3,174	
January	3,269	3,242	
February	3,441	3,557	
March	3,504	3,602	
April	3,567	3,624	
May	3,588	3,666	
June	3,609	3,666	

QUANTITY METRICS (rolling 12 month period)

	Contract Quantity	Contract Base Number	Contract *	Area Team	Region	England
% of all assessments that were assess and fit appliances (case starts)	165	433	38.1%	50.4%	56.7%	58.2%
% of all assessments that were assess and refuse	10	433	2.3%	10.4%	11.8%	12.4%
% of all assessments that were assess and review	258	433	59.6%	39.2%	31.4%	29.4%
% of case starts with a reported IOTN of 3 and Aesthetic Component of 5 or below	0	165	N/A	0.2%	0.2%	0.1%
% of case starts with a reported IOTN of 3 and Aesthetic Component of 6 or above	4	165	2.4%	3.2%	3.9%	3.9%
% of case starts with a reported IOTN of 4	127	165	77.0%	74.8%	76.1%	77.7%
% of case starts with a reported IOTN of 5	30	165	18.2%	21.2%	17.9%	16.7 %
% of concluded courses in receipt of dual-arch fixed appliances	210	233	90.1%	68.3%	68.8%	72.5%
% of concluded courses where treatment was abandoned or discontinued	10	233	4.3%	10.2%	10.3%	9.1%
% of patients satisfied with the treatment they have received	2	2	100.0%	96.1%	95.1%	95.8%

* Figures in italics indicate that the base number is less than 100.

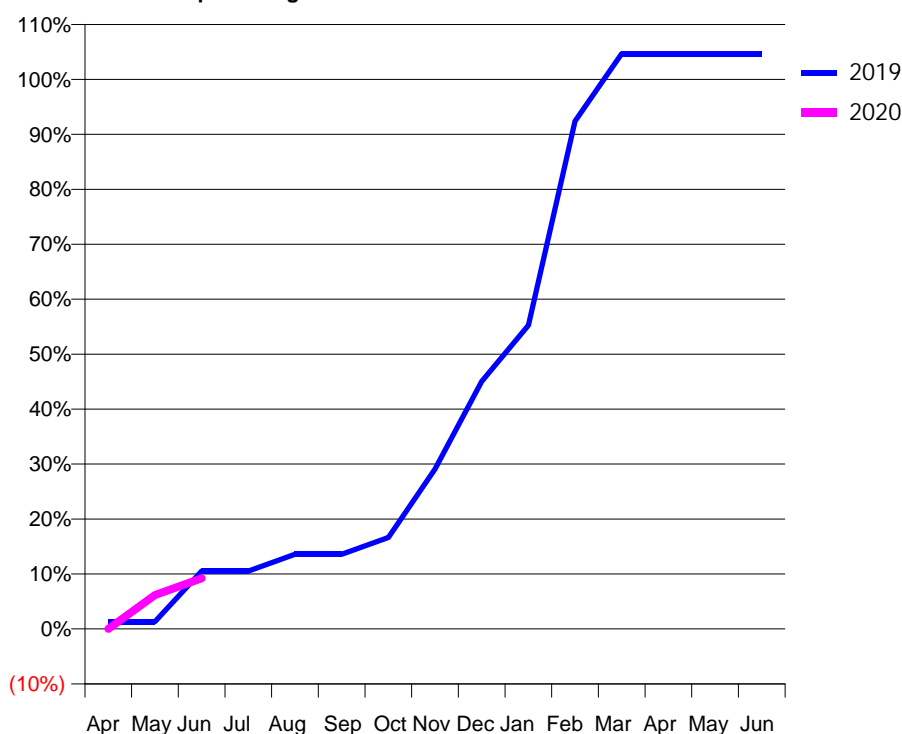
Q55 - Vital Signs Orthodontic At a Glance Contract Report for 169544/0001 - June 2019

Name or company name	STEEPLE GRANGE SMILES LTD.,	19/20 Contracted general activity (UDA)	153
Contract type name	GDS Contract	Carry forward general activity (UDA)	0
Purpose of contract	General and Orthodontic	19/20 Contracted orthodontic activity (UOA)	684
Contract start date	15/08/2008	Carry forward orthodontic activity (UOA)	0
Contract end date		Baseline contract value	£51,754.44

ACCESS	Contract	England and Wales
24 month ratio of assessments to patient IDs	1.03	1.08

ACTIVITY	Contract
Contract assess and fit appliances (case starts) as a percentage of Area Team case starts	0.6 %

Cumulative percentage of contracted UOA delivered 2019 & 2020



Month	Adjusted Scheduled Activity (UOA)		
	2018	2019	2020
April	0	9	0
May	189	9	42
June	252	72	63
July	252	72	
August	504	93	
September	525	93	
October	525	114	
November	693	199	
December	693	308	
January	693	378	
February	693	632	
March	693	716	
April	693	716	
May	693	716	
June	693	716	

QUANTITY METRICS (rolling 12 month period)

	Contract Quantity	Contract Base Number	Contract *	Area Team	Region	England
% of all assessments that were assess and fit appliances (case starts)	35	47	74.5%	50.4%	56.7%	58.2%
% of all assessments that were assess and refuse	7	47	14.9%	10.4%	11.8%	12.4%
% of all assessments that were assess and review	5	47	10.6%	39.2%	31.4%	29.4%
% of case starts with a reported IOTN of 3 and Aesthetic Component of 5 or below	0	35	<i>N/A</i>	0.2%	0.2%	0.1%
% of case starts with a reported IOTN of 3 and Aesthetic Component of 6 or above	0	35	<i>N/A</i>	3.2%	3.9%	3.9%
% of case starts with a reported IOTN of 4	33	35	94.3%	74.8%	76.1%	77.7%
% of case starts with a reported IOTN of 5	2	35	5.7%	21.2%	17.9%	16.7 %
% of concluded courses in receipt of dual-arch fixed appliances	0	1	<i>N/A</i>	68.3%	68.8%	72.5%
% of concluded courses where treatment was abandoned or discontinued	0	1	0.0%	10.2%	10.3%	9.1%
% of patients satisfied with the treatment they have received	0	0	<i>N/A</i>	96.1%	95.1%	95.8%

* Figures in italics indicate that the base number is less than 100.

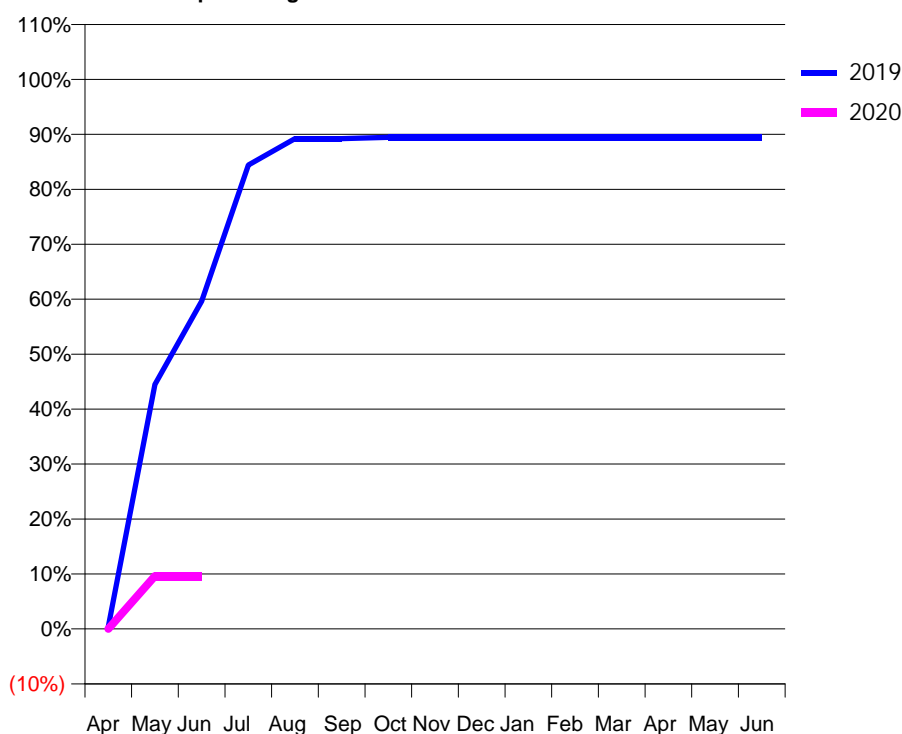
Q55 - Vital Signs Orthodontic At a Glance Contract Report for 170739/0001 - June 2019

Name or company name	Trinity Terrace Dental Practice	19/20 Contracted general activity (UDA)	32,380
Contract type name	GDS Contract	Carry forward general activity (UDA)	0
Purpose of contract	General and Orthodontic	19/20 Contracted orthodontic activity (UOA)	436
Contract start date	02/08/2011	Carry forward orthodontic activity (UOA)	0
Contract end date		Baseline contract value	£732,162.10

ACCESS	Contract	England and Wales
24 month ratio of assessments to patient IDs	1.14	1.08

ACTIVITY	Contract
Contract assess and fit appliances (case starts) as a percentage of Area Team case starts	0.1 %

Cumulative percentage of contracted UOA delivered 2019 & 2020



Month	Adjusted Scheduled Activity (UOA)		
	2018	2019	2020
April	41	2	0
May	171	194	42
June	192	260	42
July	258	368	
August	280	389	
September	322	389	
October	343	390	
November	364	390	
December	392	390	
January	403	390	
February	405	390	
March	405	390	
April	405	390	
May	405	390	
June	405	390	

QUANTITY METRICS (rolling 12 month period)

	Contract Quantity	Contract Base Number	Contract *	Area Team	Region	England
% of all assessments that were assess and fit appliances (case starts)	8	12	66.7%	50.4%	56.7%	58.2%
% of all assessments that were assess and refuse	4	12	33.3%	10.4%	11.8%	12.4%
% of all assessments that were assess and review	0	12	0.0%	39.2%	31.4%	29.4%
% of case starts with a reported IOTN of 3 and Aesthetic Component of 5 or below	0	8	N/A	0.2%	0.2%	0.1%
% of case starts with a reported IOTN of 3 and Aesthetic Component of 6 or above	2	8	25.0%	3.2%	3.9%	3.9%
% of case starts with a reported IOTN of 4	5	8	62.5%	74.8%	76.1%	77.7%
% of case starts with a reported IOTN of 5	1	8	12.5%	21.2%	17.9%	16.7%
% of concluded courses in receipt of dual-arch fixed appliances	14	21	66.7%	68.3%	68.8%	72.5%
% of concluded courses where treatment was abandoned or discontinued	3	21	14.3%	10.2%	10.3%	9.1%
% of patients satisfied with the treatment they have received	1	1	100.0%	96.1%	95.1%	95.8%

* Figures in italics indicate that the base number is less than 100.

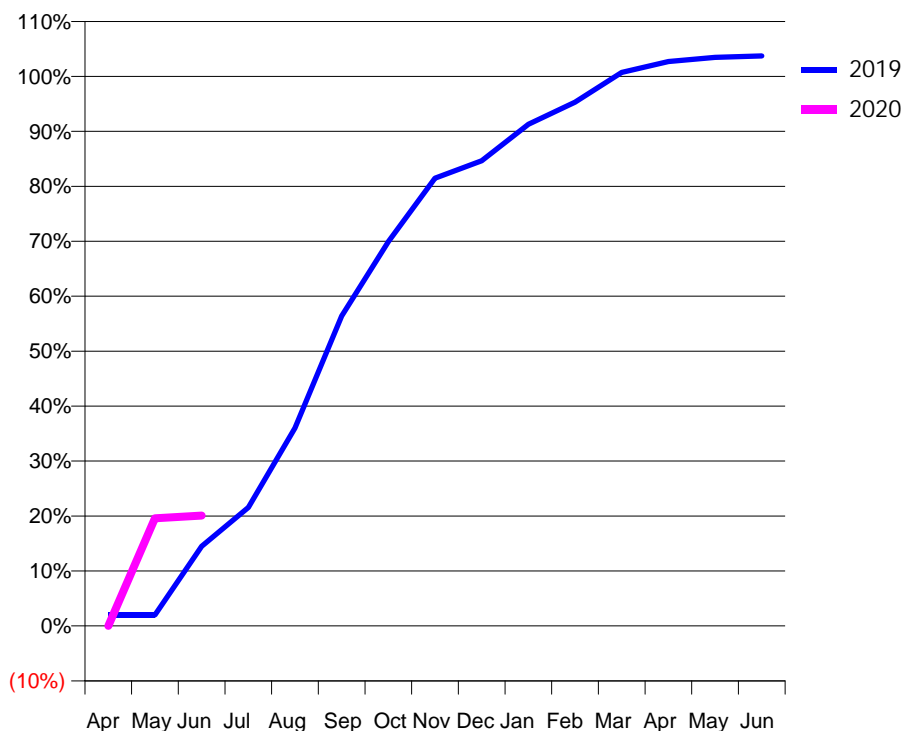
Q55 - Vital Signs Orthodontic At a Glance Contract Report for 172464/0002 - June 2019

Name or company name	Charnwood Research Centre Limited T/A East Midle	19/20 Contracted general activity (UDA)	0
Contract type name	PDS Contract	Carry forward general activity (UDA)	0
Purpose of contract	Orthodontic	19/20 Contracted orthodontic activity (UOA)	8,563
Contract start date	28/03/2015	Carry forward orthodontic activity (UOA)	0
Contract end date	29/05/2020	Baseline contract value	£588,540.57

ACCESS	Contract	England and Wales
24 month ratio of assessments to patient IDs	1.10	1.08

ACTIVITY	Contract
Contract assess and fit appliances (case starts) as a percentage of Area Team case starts	6.9 %

Cumulative percentage of contracted UOA delivered 2019 & 2020



Month	Adjusted Scheduled Activity (UOA)		
	2018	2019	2020
April	0	171	1
May	1,436	171	1,677
June	2,095	1,241	1,720
July	2,950	1,847	
August	3,213	3,084	
September	4,125	4,831	
October	4,608	5,988	
November	5,015	6,977	
December	6,195	7,249	
January	6,739	7,816	
February	7,127	8,161	
March	8,102	8,624	
April	8,151	8,794	
May	8,151	8,860	
June	8,386	8,881	

QUANTITY METRICS (rolling 12 month period)

	Contract Quantity	Contract Base Number	Contract *	Area Team	Region	England
% of all assessments that were assess and fit appliances (case starts)	428	990	43.2%	50.4%	56.7%	58.2%
% of all assessments that were assess and refuse	130	990	13.1%	10.4%	11.8%	12.4%
% of all assessments that were assess and review	432	990	43.6%	39.2%	31.4%	29.4%
% of case starts with a reported IOTN of 3 and Aesthetic Component of 5 or below	0	428	N/A	0.2%	0.2%	0.1%
% of case starts with a reported IOTN of 3 and Aesthetic Component of 6 or above	7	428	1.6%	3.2%	3.9%	3.9%
% of case starts with a reported IOTN of 4	341	428	79.7%	74.8%	76.1%	77.7%
% of case starts with a reported IOTN of 5	71	428	16.6%	21.2%	17.9%	16.7%
% of concluded courses in receipt of dual-arch fixed appliances	151	398	37.9%	68.3%	68.8%	72.5%
% of concluded courses where treatment was abandoned or discontinued	23	398	5.8%	10.2%	10.3%	9.1%
% of patients satisfied with the treatment they have received	5	5	100.0%	96.1%	95.1%	95.8%

* Figures in italics indicate that the base number is less than 100.

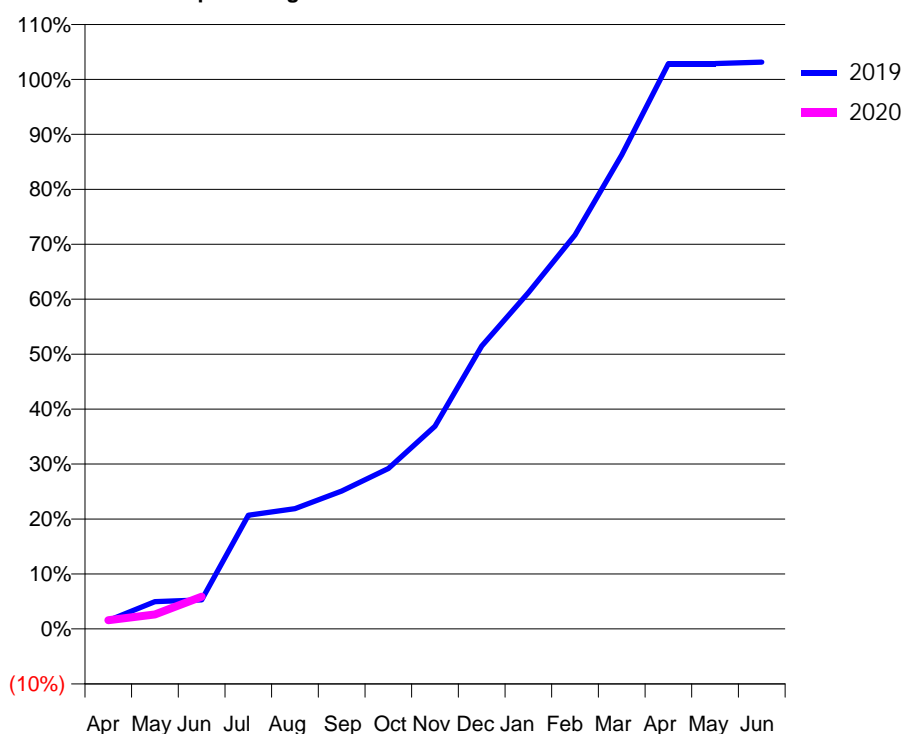
Q55 - Vital Signs Orthodontic At a Glance Contract Report for 177261/0001 - June 2019

Name or company name	Orthoworld	19/20 Contracted general activity (UDA)	0
Contract type name	PDS Contract	Carry forward general activity (UDA)	0
Purpose of contract	Orthodontic	19/20 Contracted orthodontic activity (UOA)	8,676
Contract start date	01/04/2006	Carry forward orthodontic activity (UOA)	0
Contract end date	29/05/2020	Baseline contract value	£599,463.00

ACCESS	Contract	England and Wales
24 month ratio of assessments to patient IDs	1.21	1.08

ACTIVITY	Contract
Contract assess and fit appliances (case starts) as a percentage of Area Team case starts	6.7 %

Cumulative percentage of contracted UOA delivered 2019 & 2020



Month	Adjusted Scheduled Activity (UOA)		
	2018	2019	2020
April	112	134	137
May	183	430	229
June	686	460	510
July	1,123	1,795	
August	1,626	1,900	
September	2,308	2,177	
October	2,919	2,534	
November	3,772	3,202	
December	4,425	4,467	
January	4,959	5,308	
February	5,861	6,221	
March	7,415	7,484	
April	8,614	8,926	
May	8,678	8,926	
June	8,678	8,947	

QUANTITY METRICS (rolling 12 month period)

	Contract Quantity	Contract Base Number	Contract *	Area Team	Region	England
% of all assessments that were assess and fit appliances (case starts)	416	798	52.1%	50.4%	56.7%	58.2%
% of all assessments that were assess and refuse	83	798	10.4%	10.4%	11.8%	12.4%
% of all assessments that were assess and review	299	798	37.5%	39.2%	31.4%	29.4%
% of case starts with a reported IOTN of 3 and Aesthetic Component of 5 or below	1	416	0.2%	0.2%	0.2%	0.1%
% of case starts with a reported IOTN of 3 and Aesthetic Component of 6 or above	11	416	2.6%	3.2%	3.9%	3.9%
% of case starts with a reported IOTN of 4	305	416	73.3%	74.8%	76.1%	77.7%
% of case starts with a reported IOTN of 5	93	416	22.4%	21.2%	17.9%	16.7 %
% of concluded courses in receipt of dual-arch fixed appliances	188	284	66.2%	68.3%	68.8%	72.5%
% of concluded courses where treatment was abandoned or discontinued	14	284	4.9%	10.2%	10.3%	9.1%
% of patients satisfied with the treatment they have received	3	3	100.0%	96.1%	95.1%	95.8%

* Figures in italics indicate that the base number is less than 100.

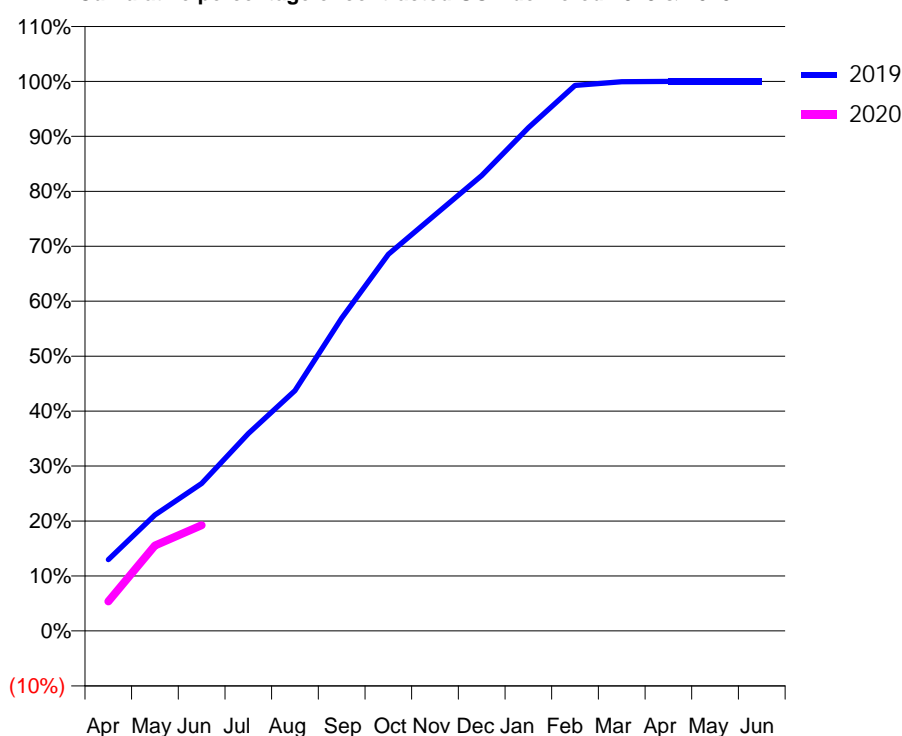
Q55 - Vital Signs Orthodontic At a Glance Contract Report for 178764/0002 - June 2019

Name or company name	Smile by Design Limited	19/20 Contracted general activity (UDA)	0
Contract type name	PDS Contract	Carry forward general activity (UDA)	0
Purpose of contract	Orthodontic	19/20 Contracted orthodontic activity (UOA)	19,288
Contract start date	01/03/2014	Carry forward orthodontic activity (UOA)	0
Contract end date	31/10/2024	Baseline contract value	£1,223,812.33

ACCESS	Contract	England and Wales
24 month ratio of assessments to patient IDs	1.12	1.08

ACTIVITY	Contract
Contract assess and fit appliances (case starts) as a percentage of Area Team case starts	13.6 %

Cumulative percentage of contracted UOA delivered 2019 & 2020



Month	Adjusted Scheduled Activity (UOA)		
	2018	2019	2020
April	1,260	2,500	1,037
May	3,250	4,072	2,999
June	4,516	5,174	3,709
July	6,775	6,929	
August	8,162	8,437	
September	9,630	10,978	
October	11,642	13,219	
November	13,417	14,602	
December	15,374	15,982	
January	17,031	17,665	
February	18,275	19,146	
March	18,873	19,278	
April	19,080	19,288	
May	19,080	19,288	
June	19,080	19,288	

QUANTITY METRICS (rolling 12 month period)

	Contract Quantity	Contract Base Number	Contract *	Area Team	Region	England
% of all assessments that were assess and fit appliances (case starts)	840	1,345	62.5%	50.4%	56.7%	58.2%
% of all assessments that were assess and refuse	86	1,345	6.4%	10.4%	11.8%	12.4%
% of all assessments that were assess and review	419	1,345	31.2%	39.2%	31.4%	29.4%
% of case starts with a reported IOTN of 3 and Aesthetic Component of 5 or below	3	840	0.4%	0.2%	0.2%	0.1%
% of case starts with a reported IOTN of 3 and Aesthetic Component of 6 or above	7	840	0.8%	3.2%	3.9%	3.9%
% of case starts with a reported IOTN of 4	664	840	79.0%	74.8%	76.1%	77.7%
% of case starts with a reported IOTN of 5	165	840	19.6%	21.2%	17.9%	16.7 %
% of concluded courses in receipt of dual-arch fixed appliances	796	1,014	78.5%	68.3%	68.8%	72.5%
% of concluded courses where treatment was abandoned or discontinued	184	1,014	18.1%	10.2%	10.3%	9.1%
% of patients satisfied with the treatment they have received	12	12	100.0%	96.1%	95.1%	95.8%

* Figures in italics indicate that the base number is less than 100.

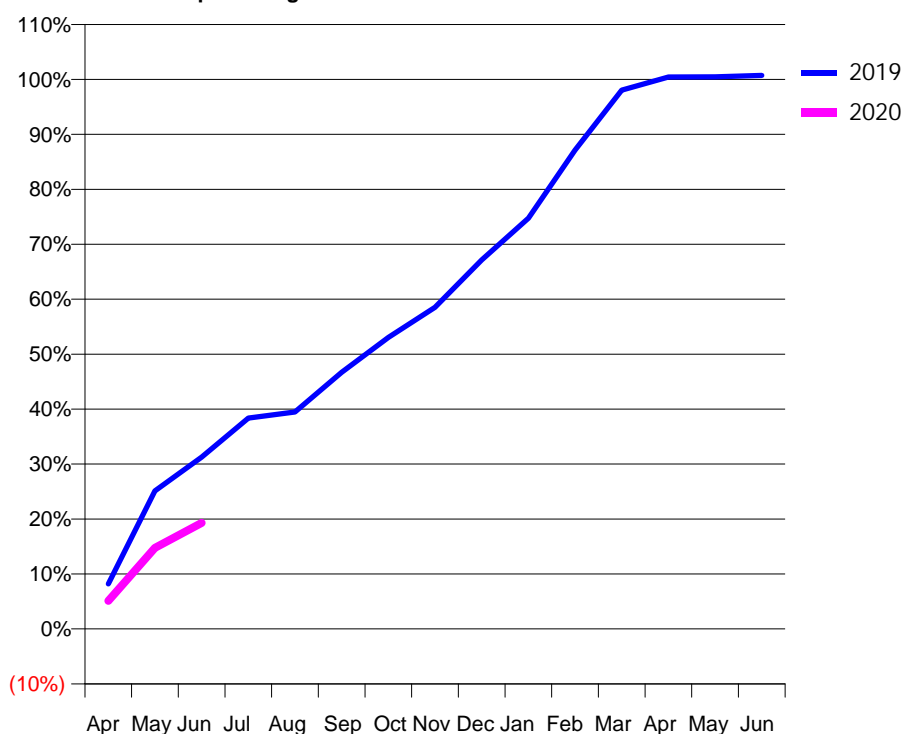
Q55 - Vital Signs Orthodontic At a Glance Contract Report for 183067/0002 - June 2019

Name or company name	Refine Specialist Dental Care Limited	19/20 Contracted general activity (UDA)	0
Contract type name	PDS Contract	Carry forward general activity (UDA)	0
Purpose of contract	Orthodontic	19/20 Contracted orthodontic activity (UOA)	7,396
Contract start date	01/04/2011	Carry forward orthodontic activity (UOA)	0
Contract end date	21/08/2020	Baseline contract value	£445,267.77

ACCESS	Contract	England and Wales
24 month ratio of assessments to patient IDs	1.07	1.08

ACTIVITY	Contract
Contract assess and fit appliances (case starts) as a percentage of Area Team case starts	5.1 %

Cumulative percentage of contracted UOA delivered 2019 & 2020



Month	Adjusted Scheduled Activity (UOA)		
	2018	2019	2020
April	246	605	378
May	903	1,858	1,092
June	1,289	2,312	1,428
July	2,070	2,838	
August	2,717	2,919	
September	3,930	3,454	
October	4,512	3,925	
November	4,985	4,329	
December	5,757	4,966	
January	6,372	5,528	
February	6,968	6,445	
March	7,363	7,252	
April	7,445	7,428	
May	7,431	7,429	
June	7,434	7,450	

QUANTITY METRICS (rolling 12 month period)

	Contract Quantity	Contract Base Number	Contract *	Area Team	Region	England
% of all assessments that were assess and fit appliances (case starts)	312	487	64.1%	50.4%	56.7%	58.2%
% of all assessments that were assess and refuse	0	487	0.0%	10.4%	11.8%	12.4%
% of all assessments that were assess and review	175	487	35.9%	39.2%	31.4%	29.4%
% of case starts with a reported IOTN of 3 and Aesthetic Component of 5 or below	0	312	N/A	0.2%	0.2%	0.1%
% of case starts with a reported IOTN of 3 and Aesthetic Component of 6 or above	17	312	5.4%	3.2%	3.9%	3.9%
% of case starts with a reported IOTN of 4	250	312	80.1%	74.8%	76.1%	77.7%
% of case starts with a reported IOTN of 5	43	312	13.8%	21.2%	17.9%	16.7 %
% of concluded courses in receipt of dual-arch fixed appliances	176	217	81.1%	68.3%	68.8%	72.5%
% of concluded courses where treatment was abandoned or discontinued	21	217	9.7%	10.2%	10.3%	9.1%
% of patients satisfied with the treatment they have received	2	2	100.0%	96.1%	95.1%	95.8%

* Figures in italics indicate that the base number is less than 100.

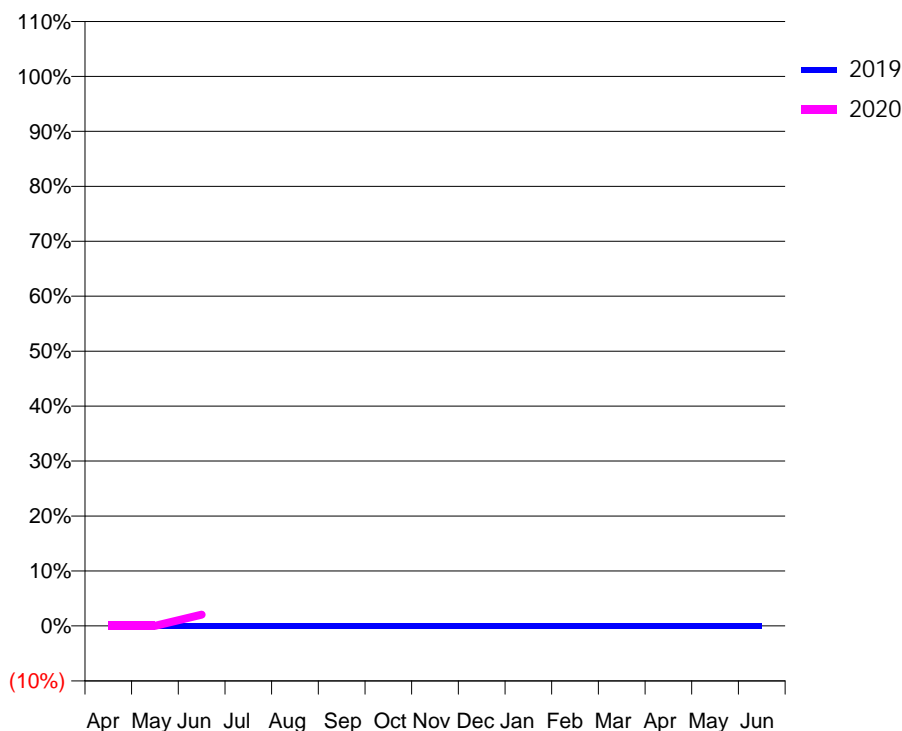
Q55 - Vital Signs Orthodontic At a Glance Contract Report for 183830/0001 - June 2019

Name or company name	KH & GW Ltd	19/20 Contracted general activity (UDA)	27,460
Contract type name	GDS Contract	Carry forward general activity (UDA)	0
Purpose of contract	General and Orthodontic	19/20 Contracted orthodontic activity (UOA)	1,020
Contract start date	01/04/2008	Carry forward orthodontic activity (UOA)	0
Contract end date		Baseline contract value	£978,533.01

ACCESS	Contract	England and Wales
24 month ratio of assessments to patient IDs	1.00	1.08

ACTIVITY	Contract
Contract assess and fit appliances (case starts) as a percentage of Area Team case starts	0.0 %

Cumulative percentage of contracted UOA delivered 2019 & 2020



Month	Adjusted Scheduled Activity (UOA)		
	2018	2019	2020
April	0	0	0
May	0	0	0
June	0	0	21
July	0	0	
August	1	0	
September	1	0	
October	1	0	
November	1	0	
December	1	0	
January	1	0	
February	1	0	
March	1	0	
April	1	0	
May	1	0	
June	1	0	

QUANTITY METRICS (rolling 12 month period)

	Contract Quantity	Contract Base Number	Contract *	Area Team	Region	England
% of all assessments that were assess and fit appliances (case starts)	1	1	100.0%	50.4%	56.7%	58.2%
% of all assessments that were assess and refuse	0	1	0.0%	10.4%	11.8%	12.4%
% of all assessments that were assess and review	0	1	0.0%	39.2%	31.4%	29.4%
% of case starts with a reported IOTN of 3 and Aesthetic Component of 5 or below	0	1	N/A	0.2%	0.2%	0.1%
% of case starts with a reported IOTN of 3 and Aesthetic Component of 6 or above	0	1	N/A	3.2%	3.9%	3.9%
% of case starts with a reported IOTN of 4	1	1	100.0%	74.8%	76.1%	77.7%
% of case starts with a reported IOTN of 5	0	1	N/A	21.2%	17.9%	16.7 %
% of concluded courses in receipt of dual-arch fixed appliances	1	1	100.0%	68.3%	68.8%	72.5%
% of concluded courses where treatment was abandoned or discontinued	0	1	0.0%	10.2%	10.3%	9.1%
% of patients satisfied with the treatment they have received	0	0	N/A	96.1%	95.1%	95.8%

* Figures in italics indicate that the base number is less than 100.

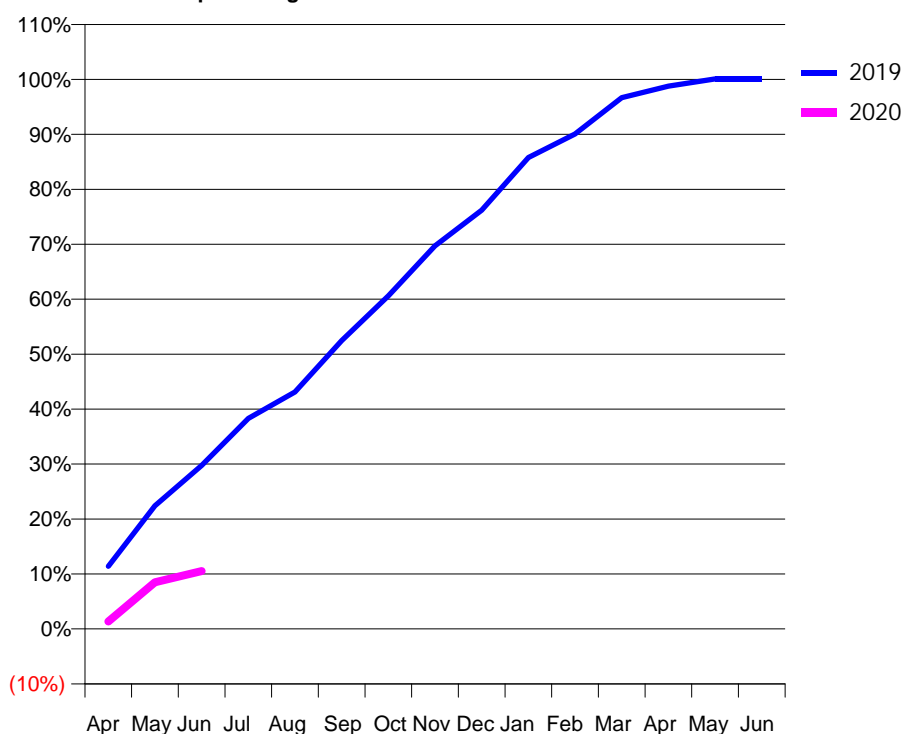
Q55 - Vital Signs Orthodontic At a Glance Contract Report for 189081/0001 - June 2019

Name or company name	Mansfield Orthodontic Practice Ltd	19/20 Contracted general activity (UDA)	0
Contract type name	PDS Contract	Carry forward general activity (UDA)	0
Purpose of contract	Orthodontic	19/20 Contracted orthodontic activity (UOA)	20,629
Contract start date	01/09/2007	Carry forward orthodontic activity (UOA)	0
Contract end date	29/05/2020	Baseline contract value	£1,449,492.87

ACCESS	Contract	England and Wales
24 month ratio of assessments to patient IDs	1.10	1.08

ACTIVITY	Contract
Contract assess and fit appliances (case starts) as a percentage of Area Team case starts	15.6 %

Cumulative percentage of contracted UOA delivered 2019 & 2020



Month	Adjusted Scheduled Activity (UOA)		
	2018	2019	2020
April	26	2,354	285
May	3,208	4,624	1,753
June	4,813	6,134	2,170
July	7,172	7,901	
August	8,933	8,894	
September	10,490	10,825	
October	12,089	12,504	
November	13,819	14,378	
December	15,777	15,717	
January	17,584	17,694	
February	19,524	18,581	
March	20,651	19,940	
April	20,592	20,373	
May	20,593	20,646	
June	20,635	20,646	

QUANTITY METRICS (rolling 12 month period)

	Contract Quantity	Contract Base Number	Contract *	Area Team	Region	England
% of all assessments that were assess and fit appliances (case starts)	962	1,458	66.0%	50.4%	56.7%	58.2%
% of all assessments that were assess and refuse	117	1,458	8.0%	10.4%	11.8%	12.4%
% of all assessments that were assess and review	379	1,458	26.0%	39.2%	31.4%	29.4%
% of case starts with a reported IOTN of 3 and Aesthetic Component of 5 or below	0	962	N/A	0.2%	0.2%	0.1%
% of case starts with a reported IOTN of 3 and Aesthetic Component of 6 or above	3	962	0.3%	3.2%	3.9%	3.9%
% of case starts with a reported IOTN of 4	598	962	62.2%	74.8%	76.1%	77.7%
% of case starts with a reported IOTN of 5	356	962	37.0%	21.2%	17.9%	16.7 %
% of concluded courses in receipt of dual-arch fixed appliances	594	737	80.6%	68.3%	68.8%	72.5%
% of concluded courses where treatment was abandoned or discontinued	55	737	7.5%	10.2%	10.3%	9.1%
% of patients satisfied with the treatment they have received	7	8	87.5%	96.1%	95.1%	95.8%

* Figures in italics indicate that the base number is less than 100.

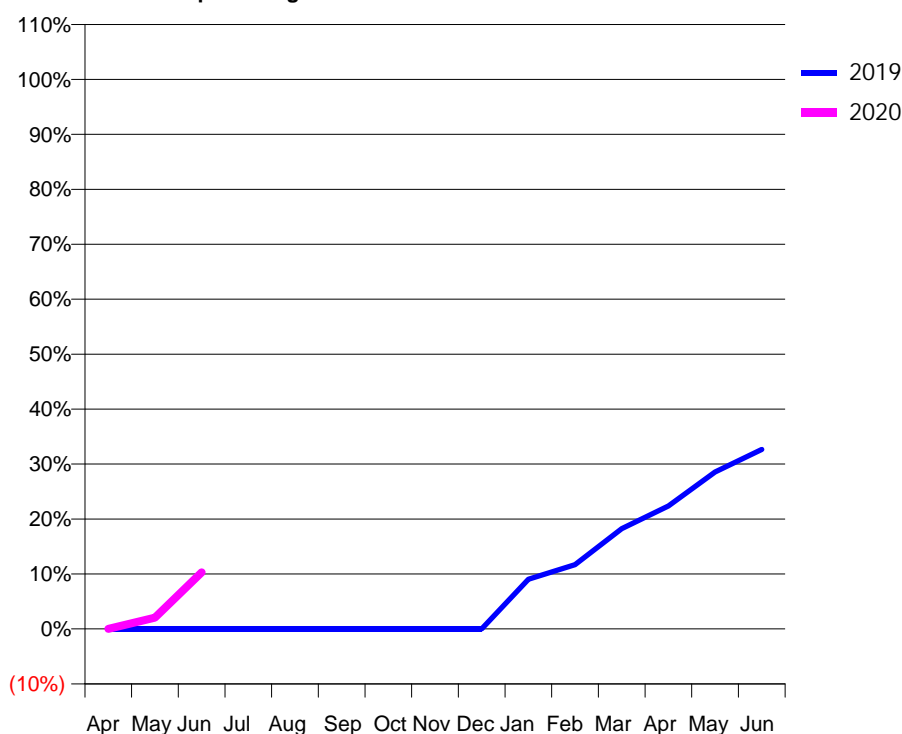
Q55 - Vital Signs Orthodontic At a Glance Contract Report for 193437/0001 - June 2019

Name or company name	Risley Hill Dental	19/20 Contracted general activity (UDA)	21,464
Contract type name	GDS Contract	Carry forward general activity (UDA)	0
Purpose of contract	General and Orthodontic	19/20 Contracted orthodontic activity (UOA)	1,019
Contract start date	29/09/2015	Carry forward orthodontic activity (UOA)	0
Contract end date		Baseline contract value	£831,098.64

ACCESS	Contract	England and Wales
24 month ratio of assessments to patient IDs	1.00	1.08

ACTIVITY	Contract
Contract assess and fit appliances (case starts) as a percentage of Area Team case starts	0.3 %

Cumulative percentage of contracted UOA delivered 2019 & 2020



Month	Adjusted Scheduled Activity (UOA)		
	2018	2019	2020
April	0	0	0
May	0	0	21
June	0	0	105
July	0	0	
August	0	0	
September	0	0	
October	0	0	
November	0	0	
December	0	0	
January	0	92	
February	0	119	
March	0	186	
April	0	228	
May	0	291	
June	0	333	

QUANTITY METRICS (rolling 12 month period)

	Contract Quantity	Contract Base Number	Contract *	Area Team	Region	England
% of all assessments that were assess and fit appliances (case starts)	20	38	52.6%	50.4%	56.7%	58.2%
% of all assessments that were assess and refuse	10	38	26.3%	10.4%	11.8%	12.4%
% of all assessments that were assess and review	8	38	21.1%	39.2%	31.4%	29.4%
% of case starts with a reported IOTN of 3 and Aesthetic Component of 5 or below	0	20	<i>N/A</i>	0.2%	0.2%	0.1%
% of case starts with a reported IOTN of 3 and Aesthetic Component of 6 or above	0	20	<i>N/A</i>	3.2%	3.9%	3.9%
% of case starts with a reported IOTN of 4	12	20	60.0%	74.8%	76.1%	77.7%
% of case starts with a reported IOTN of 5	8	20	40.0%	21.2%	17.9%	16.7 %
% of concluded courses in receipt of dual-arch fixed appliances	5	5	100.0%	68.3%	68.8%	72.5%
% of concluded courses where treatment was abandoned or discontinued	0	5	0.0%	10.2%	10.3%	9.1%
% of patients satisfied with the treatment they have received	0	0	<i>N/A</i>	96.1%	95.1%	95.8%

* Figures in italics indicate that the base number is less than 100.

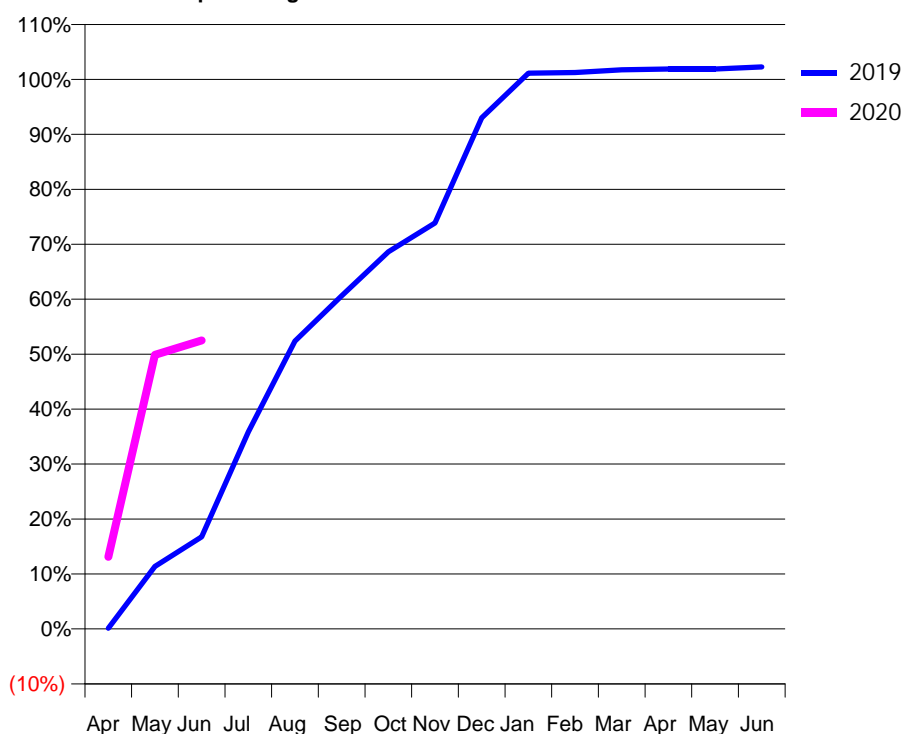
Q55 - Vital Signs Orthodontic At a Glance Contract Report for 269891/0001 - June 2019

Name or company name	Westdale Dental	19/20 Contracted general activity (UDA)	24,872
Contract type name	GDS Contract	Carry forward general activity (UDA)	0
Purpose of contract	General and Orthodontic	19/20 Contracted orthodontic activity (UOA)	800
Contract start date	01/04/2008	Carry forward orthodontic activity (UOA)	0
Contract end date		Baseline contract value	£674,461.51

ACCESS	Contract	England and Wales
24 month ratio of assessments to patient IDs	1.02	1.08

ACTIVITY	Contract
Contract assess and fit appliances (case starts) as a percentage of Area Team case starts	0.9 %

Cumulative percentage of contracted UOA delivered 2019 & 2020



Month	Adjusted Scheduled Activity (UOA)		
	2018	2019	2020
April	-212	1	105
May	-42	91	399
June	42	134	420
July	152	287	
August	282	419	
September	305	485	
October	392	549	
November	519	591	
December	561	744	
January	562	809	
February	648	810	
March	756	814	
April	801	815	
May	801	815	
June	801	818	

QUANTITY METRICS (rolling 12 month period)

	Contract Quantity	Contract Base Number	Contract *	Area Team	Region	England
% of all assessments that were assess and fit appliances (case starts)	53	79	67.1%	50.4%	56.7%	58.2%
% of all assessments that were assess and refuse	1	79	1.3%	10.4%	11.8%	12.4%
% of all assessments that were assess and review	25	79	31.6%	39.2%	31.4%	29.4%
% of case starts with a reported IOTN of 3 and Aesthetic Component of 5 or below	0	53	N/A	0.2%	0.2%	0.1%
% of case starts with a reported IOTN of 3 and Aesthetic Component of 6 or above	0	53	N/A	3.2%	3.9%	3.9%
% of case starts with a reported IOTN of 4	45	53	84.9%	74.8%	76.1%	77.7%
% of case starts with a reported IOTN of 5	6	53	11.3%	21.2%	17.9%	16.7%
% of concluded courses in receipt of dual-arch fixed appliances	46	54	85.2%	68.3%	68.8%	72.5%
% of concluded courses where treatment was abandoned or discontinued	4	54	7.4%	10.2%	10.3%	9.1%
% of patients satisfied with the treatment they have received	0	0	N/A	96.1%	95.1%	95.8%

* Figures in italics indicate that the base number is less than 100.

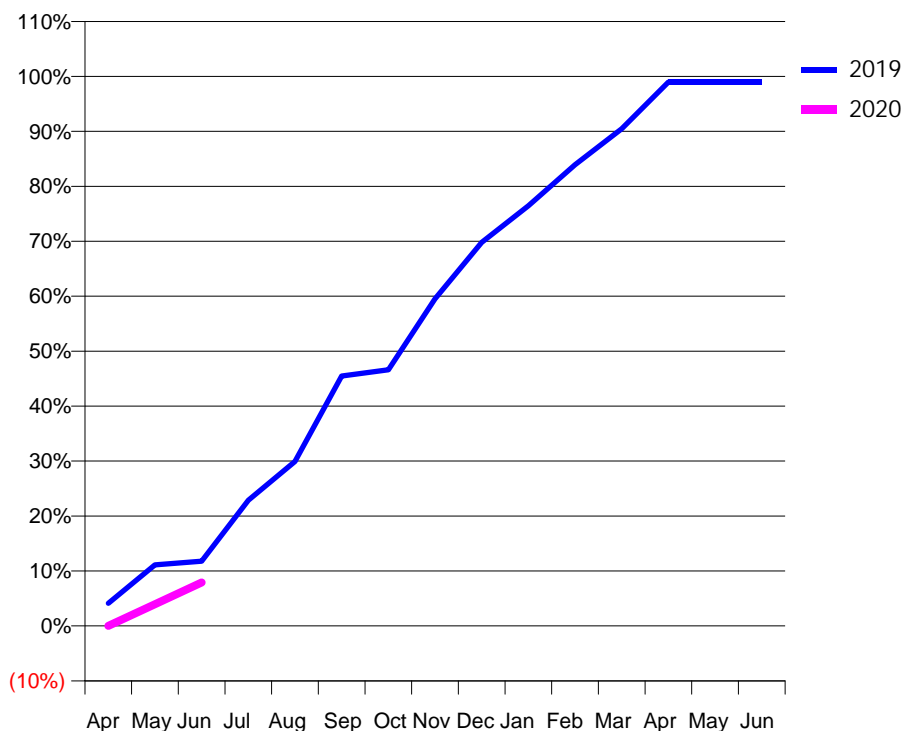
Q55 - Vital Signs Orthodontic At a Glance Contract Report for 331864/0001 - June 2019

Name or company name	MISS L KO	19/20 Contracted general activity (UDA)	28,035
Contract type name	GDS Contract	Carry forward general activity (UDA)	0
Purpose of contract	General and Orthodontic	19/20 Contracted orthodontic activity (UOA)	1,062
Contract start date	01/04/2006	Carry forward orthodontic activity (UOA)	0
Contract end date		Baseline contract value	£739,971.95

ACCESS	Contract	England and Wales
24 month ratio of assessments to patient IDs	1.24	1.08

ACTIVITY	Contract
Contract assess and fit appliances (case starts) as a percentage of Area Team case starts	0.7 %

Cumulative percentage of contracted UOA delivered 2019 & 2020



Month	Adjusted Scheduled Activity (UOA)		
	2018	2019	2020
April	20	44	0
May	48	118	42
June	135	125	84
July	271	243	
August	302	318	
September	412	483	
October	457	495	
November	558	632	
December	628	741	
January	697	812	
February	807	891	
March	949	961	
April	1,039	1,051	
May	1,039	1,051	
June	1,039	1,051	

QUANTITY METRICS (rolling 12 month period)

	Contract Quantity	Contract Base Number	Contract *	Area Team	Region	England
% of all assessments that were assess and fit appliances (case starts)	42	170	24.7%	50.4%	56.7%	58.2%
% of all assessments that were assess and refuse	8	170	4.7%	10.4%	11.8%	12.4%
% of all assessments that were assess and review	120	170	70.6%	39.2%	31.4%	29.4%
% of case starts with a reported IOTN of 3 and Aesthetic Component of 5 or below	0	42	<i>N/A</i>	0.2%	0.2%	0.1%
% of case starts with a reported IOTN of 3 and Aesthetic Component of 6 or above	0	42	<i>N/A</i>	3.2%	3.9%	3.9%
% of case starts with a reported IOTN of 4	39	42	92.9%	74.8%	76.1%	77.7%
% of case starts with a reported IOTN of 5	3	42	7.1%	21.2%	17.9%	16.7 %
% of concluded courses in receipt of dual-arch fixed appliances	6	45	13.3%	68.3%	68.8%	72.5%
% of concluded courses where treatment was abandoned or discontinued	10	45	22.2%	10.2%	10.3%	9.1%
% of patients satisfied with the treatment they have received	1	1	100.0%	96.1%	95.1%	95.8%

* Figures in italics indicate that the base number is less than 100.

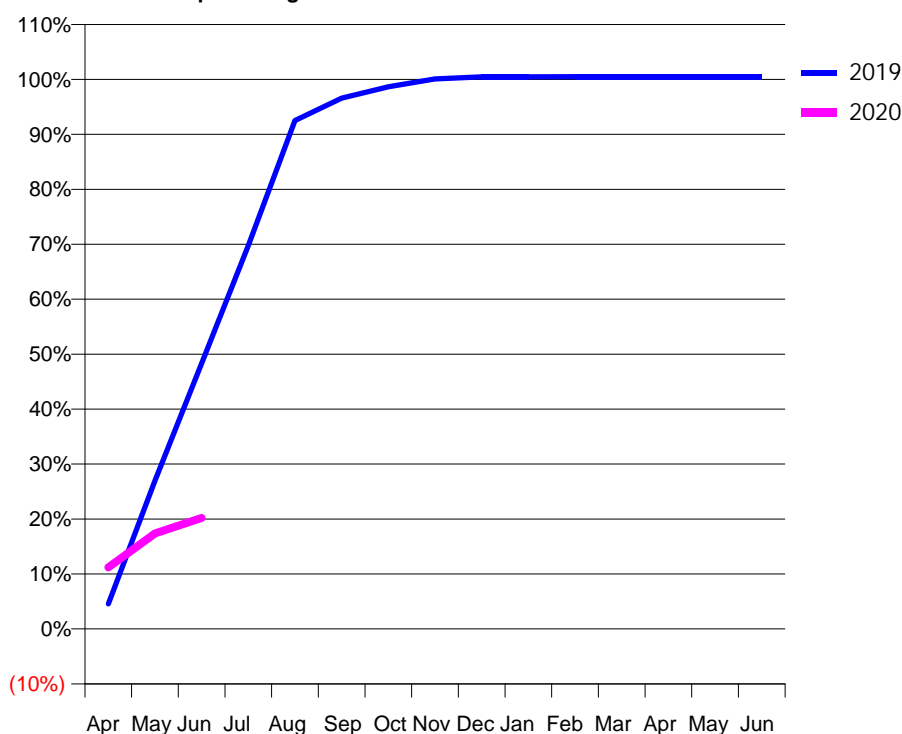
Q55 - Vital Signs Orthodontic At a Glance Contract Report for 638900/0001 - June 2019

Name or company name	MR RM SKEGGS	19/20 Contracted general activity (UDA)	0
Contract type name	PDS Contract	Carry forward general activity (UDA)	0
Purpose of contract	Orthodontic	19/20 Contracted orthodontic activity (UOA)	8,746
Contract start date	06/10/2007	Carry forward orthodontic activity (UOA)	0
Contract end date	29/05/2020	Baseline contract value	£602,158.74

ACCESS	Contract	England and Wales
24 month ratio of assessments to patient IDs	1.00	1.08

ACTIVITY	Contract
Contract assess and fit appliances (case starts) as a percentage of Area Team case starts	4.7 %

Cumulative percentage of contracted UOA delivered 2019 & 2020



Month	Adjusted Scheduled Activity (UOA)		
	2018	2019	2020
April	2,784	398	980
May	4,242	2,357	1,519
June	5,451	4,226	1,766
July	6,438	6,104	
August	7,105	8,092	
September	7,359	8,445	
October	8,247	8,629	
November	8,399	8,754	
December	8,462	8,786	
January	8,504	8,786	
February	8,630	8,788	
March	8,735	8,788	
April	8,735	8,788	
May	8,735	8,788	
June	8,735	8,788	

QUANTITY METRICS (rolling 12 month period)

	Contract Quantity	Contract Base Number	Contract *	Area Team	Region	England
% of all assessments that were assess and fit appliances (case starts)	293	517	56.7%	50.4%	56.7%	58.2%
% of all assessments that were assess and refuse	118	517	22.8%	10.4%	11.8%	12.4%
% of all assessments that were assess and review	106	517	20.5%	39.2%	31.4%	29.4%
% of case starts with a reported IOTN of 3 and Aesthetic Component of 5 or below	0	293	N/A	0.2%	0.2%	0.1%
% of case starts with a reported IOTN of 3 and Aesthetic Component of 6 or above	14	293	4.8%	3.2%	3.9%	3.9%
% of case starts with a reported IOTN of 4	225	293	76.8%	74.8%	76.1%	77.7%
% of case starts with a reported IOTN of 5	53	293	18.1%	21.2%	17.9%	16.7 %
% of concluded courses in receipt of dual-arch fixed appliances	287	359	79.9%	68.3%	68.8%	72.5%
% of concluded courses where treatment was abandoned or discontinued	64	359	17.8%	10.2%	10.3%	9.1%
% of patients satisfied with the treatment they have received	2	3	66.7%	96.1%	95.1%	95.8%

* Figures in italics indicate that the base number is less than 100.

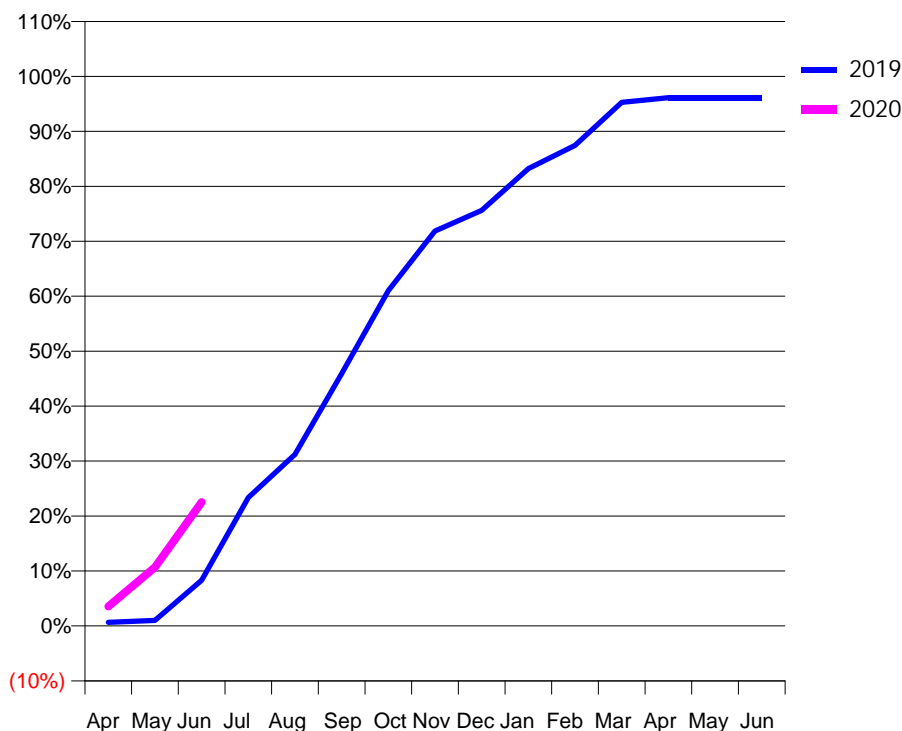
Q55 - Vital Signs Orthodontic At a Glance Contract Report for 653861/0001 - June 2019

Name or company name	MR AF CHALMERS	19/20 Contracted general activity (UDA)	14,500
Contract type name	GDS Contract	Carry forward general activity (UDA)	0
Purpose of contract	General and Orthodontic	19/20 Contracted orthodontic activity (UOA)	590
Contract start date	01/04/2006	Carry forward orthodontic activity (UOA)	0
Contract end date		Baseline contract value	£441,028.67

ACCESS	Contract	England and Wales
24 month ratio of assessments to patient IDs	1.08	1.08

ACTIVITY	Contract
Contract assess and fit appliances (case starts) as a percentage of Area Team case starts	0.5 %

Cumulative percentage of contracted UOA delivered 2019 & 2020



Month	Adjusted Scheduled Activity (UOA)		
	2018	2019	2020
April	9	4	21
May	75	6	63
June	139	49	133
July	265	138	
August	290	184	
September	358	271	
October	361	360	
November	367	424	
December	454	446	
January	479	491	
February	486	516	
March	531	562	
April	554	567	
May	554	567	
June	554	567	

QUANTITY METRICS (rolling 12 month period)

	Contract Quantity	Contract Base Number	Contract *	Area Team	Region	England
% of all assessments that were assess and fit appliances (case starts)	30	73	41.1%	50.4%	56.7%	58.2%
% of all assessments that were assess and refuse	8	73	11.0%	10.4%	11.8%	12.4%
% of all assessments that were assess and review	35	73	47.9%	39.2%	31.4%	29.4%
% of case starts with a reported IOTN of 3 and Aesthetic Component of 5 or below	0	30	N/A	0.2%	0.2%	0.1%
% of case starts with a reported IOTN of 3 and Aesthetic Component of 6 or above	0	30	N/A	3.2%	3.9%	3.9%
% of case starts with a reported IOTN of 4	27	30	90.0%	74.8%	76.1%	77.7%
% of case starts with a reported IOTN of 5	3	30	10.0%	21.2%	17.9%	16.7%
% of concluded courses in receipt of dual-arch fixed appliances	0	40	N/A	68.3%	68.8%	72.5%
% of concluded courses where treatment was abandoned or discontinued	6	40	15.0%	10.2%	10.3%	9.1%
% of patients satisfied with the treatment they have received	3	3	100.0%	96.1%	95.1%	95.8%

* Figures in italics indicate that the base number is less than 100.

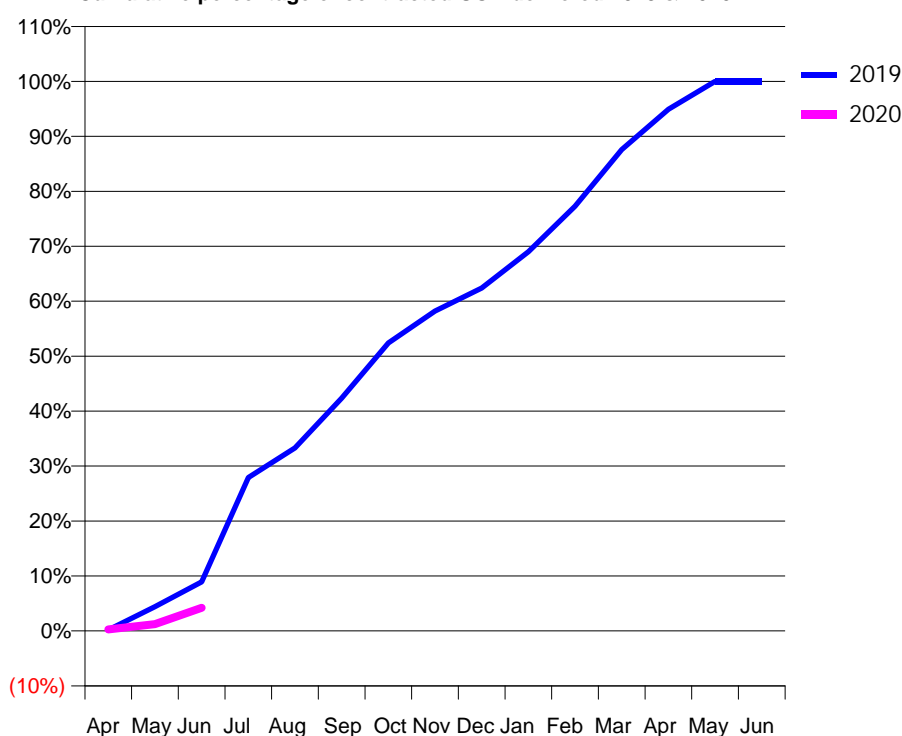
Q55 - Vital Signs Orthodontic At a Glance Contract Report for 657247/0001 - June 2019

Name or company name	MR RV PATEL	19/20 Contracted general activity (UDA)	0
Contract type name	PDS Contract	Carry forward general activity (UDA)	0
Purpose of contract	Orthodontic	19/20 Contracted orthodontic activity (UOA)	6,920
Contract start date	01/04/2006	Carry forward orthodontic activity (UOA)	0
Contract end date	21/08/2020	Baseline contract value	£439,941.96

ACCESS	Contract	England and Wales
24 month ratio of assessments to patient IDs	1.06	1.08

ACTIVITY	Contract
Contract assess and fit appliances (case starts) as a percentage of Area Team case starts	4.7 %

Cumulative percentage of contracted UOA delivered 2019 & 2020



Month	Adjusted Scheduled Activity (UOA)		
	2018	2019	2020
April	333	14	19
May	1,220	306	86
June	2,176	617	291
July	2,715	1,932	
August	3,141	2,304	
September	3,504	2,931	
October	4,085	3,626	
November	4,569	4,027	
December	5,281	4,318	
January	5,584	4,775	
February	6,583	5,347	
March	6,829	6,061	
April	6,877	6,568	
May	6,919	6,920	
June	6,920	6,920	

QUANTITY METRICS (rolling 12 month period)

	Contract Quantity	Contract Base Number	Contract *	Area Team	Region	England
% of all assessments that were assess and fit appliances (case starts)	292	805	36.3%	50.4%	56.7%	58.2%
% of all assessments that were assess and refuse	30	805	3.7%	10.4%	11.8%	12.4%
% of all assessments that were assess and review	483	805	60.0%	39.2%	31.4%	29.4%
% of case starts with a reported IOTN of 3 and Aesthetic Component of 5 or below	0	292	N/A	0.2%	0.2%	0.1%
% of case starts with a reported IOTN of 3 and Aesthetic Component of 6 or above	19	292	6.5%	3.2%	3.9%	3.9%
% of case starts with a reported IOTN of 4	237	292	81.2%	74.8%	76.1%	77.7%
% of case starts with a reported IOTN of 5	36	292	12.3%	21.2%	17.9%	16.7 %
% of concluded courses in receipt of dual-arch fixed appliances	310	326	95.1%	68.3%	68.8%	72.5%
% of concluded courses where treatment was abandoned or discontinued	9	326	2.8%	10.2%	10.3%	9.1%
% of patients satisfied with the treatment they have received	16	16	100.0%	96.1%	95.1%	95.8%

* Figures in italics indicate that the base number is less than 100.

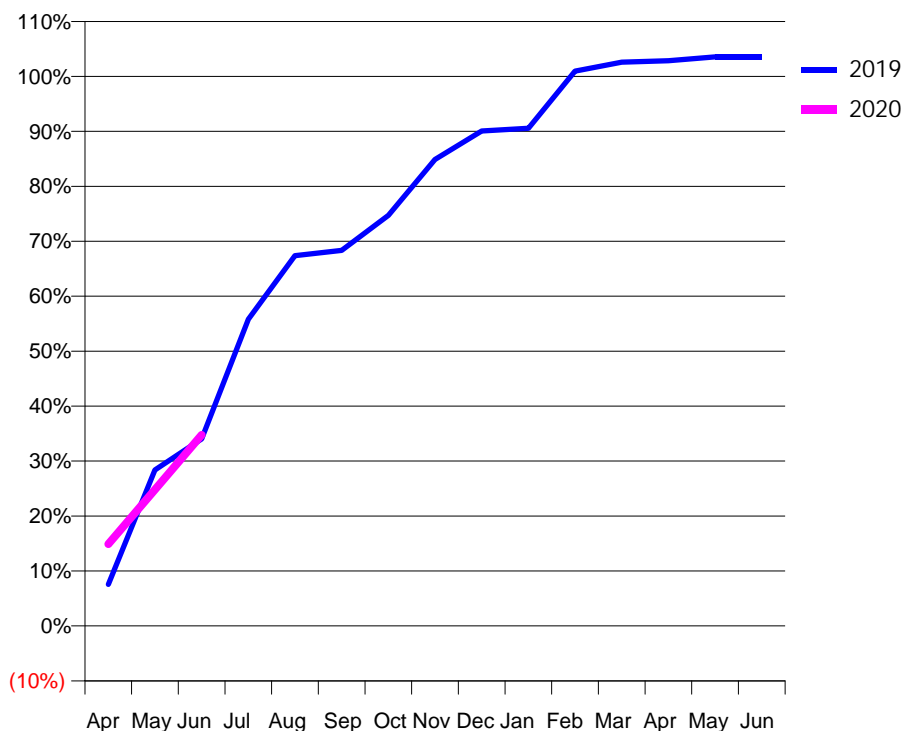
Q55 - Vital Signs Orthodontic At a Glance Contract Report for 813842/0002 - June 2019

Name or company name	MR DA DUNNING	19/20 Contracted general activity (UDA)	2,012
Contract type name	GDS Contract	Carry forward general activity (UDA)	0
Purpose of contract	General and Orthodontic	19/20 Contracted orthodontic activity (UOA)	423
Contract start date	01/04/2006	Carry forward orthodontic activity (UOA)	0
Contract end date		Baseline contract value	£73,723.07

ACCESS	Contract	England and Wales
24 month ratio of assessments to patient IDs	1.33	1.08

ACTIVITY	Contract
Contract assess and fit appliances (case starts) as a percentage of Area Team case starts	0.3 %

Cumulative percentage of contracted UOA delivered 2019 & 2020



Month	Adjusted Scheduled Activity (UOA)		
	2018	2019	2020
April	8	32	63
May	76	120	105
June	99	144	147
July	122	236	
August	151	285	
September	154	289	
October	157	316	
November	250	359	
December	313	381	
January	338	383	
February	380	427	
March	426	434	
April	430	435	
May	431	438	
June	431	438	

QUANTITY METRICS (rolling 12 month period)

	Contract Quantity	Contract Base Number	Contract *	Area Team	Region	England
% of all assessments that were assess and fit appliances (case starts)	19	61	31.1%	50.4%	56.7%	58.2%
% of all assessments that were assess and refuse	0	61	0.0%	10.4%	11.8%	12.4%
% of all assessments that were assess and review	42	61	68.9%	39.2%	31.4%	29.4%
% of case starts with a reported IOTN of 3 and Aesthetic Component of 5 or below	0	19	N/A	0.2%	0.2%	0.1%
% of case starts with a reported IOTN of 3 and Aesthetic Component of 6 or above	1	19	5.3%	3.2%	3.9%	3.9%
% of case starts with a reported IOTN of 4	17	19	89.5%	74.8%	76.1%	77.7%
% of case starts with a reported IOTN of 5	1	19	5.3%	21.2%	17.9%	16.7%
% of concluded courses in receipt of dual-arch fixed appliances	17	20	85.0%	68.3%	68.8%	72.5%
% of concluded courses where treatment was abandoned or discontinued	0	20	0.0%	10.2%	10.3%	9.1%
% of patients satisfied with the treatment they have received	0	0	N/A	96.1%	95.1%	95.8%

* Figures in italics indicate that the base number is less than 100.

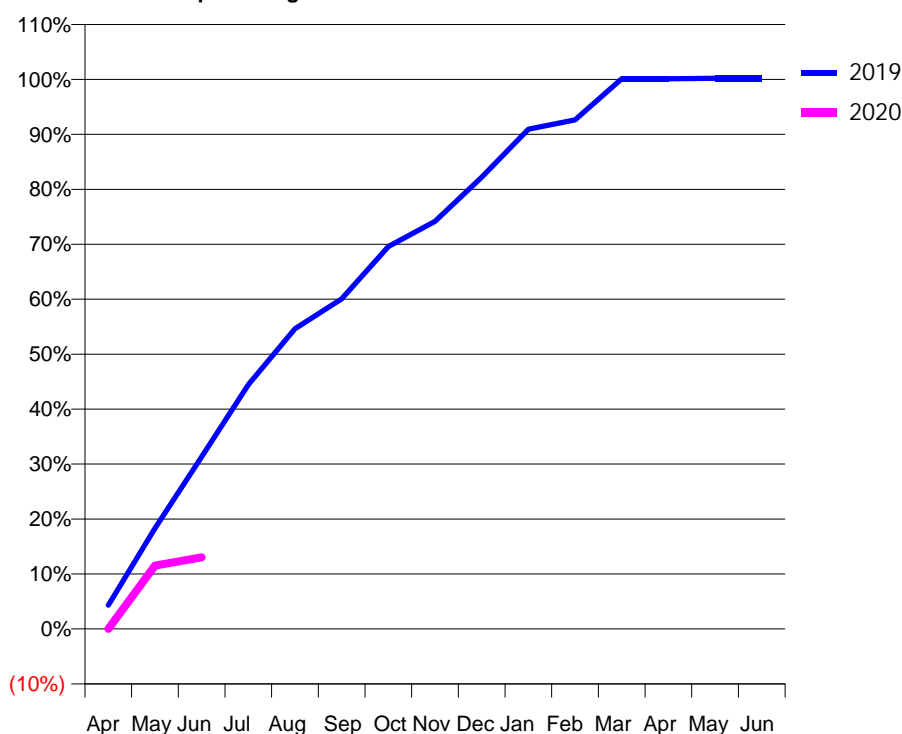
Q55 - Vital Signs Orthodontic At a Glance Contract Report for 825050/0002 - June 2019

Name or company name	MR LS MASTERSON	19/20 Contracted general activity (UDA)	0
Contract type name	GDS Contract	Carry forward general activity (UDA)	0
Purpose of contract	General and Orthodontic	19/20 Contracted orthodontic activity (UOA)	2,752
Contract start date	01/04/2006	Carry forward orthodontic activity (UOA)	0
Contract end date		Baseline contract value	£178,476.90

ACCESS	Contract	England and Wales
24 month ratio of assessments to patient IDs	1.10	1.08

ACTIVITY	Contract
Contract assess and fit appliances (case starts) as a percentage of Area Team case starts	1.9 %

Cumulative percentage of contracted UOA delivered 2019 & 2020



Month	Adjusted Scheduled Activity (UOA)		
	2018	2019	2020
April	55	119	0
May	427	504	317
June	653	862	359
July	1,237	1,223	
August	1,321	1,503	
September	1,699	1,653	
October	1,825	1,915	
November	1,932	2,041	
December	2,524	2,262	
January	2,548	2,503	
February	2,575	2,549	
March	2,810	2,755	
April	2,812	2,755	
May	2,833	2,757	
June	2,833	2,757	

QUANTITY METRICS (rolling 12 month period)

	Contract Quantity	Contract Base Number	Contract *	Area Team	Region	England
% of all assessments that were assess and fit appliances (case starts)	116	197	58.9%	50.4%	56.7%	58.2%
% of all assessments that were assess and refuse	6	197	3.0%	10.4%	11.8%	12.4%
% of all assessments that were assess and review	75	197	38.1%	39.2%	31.4%	29.4%
% of case starts with a reported IOTN of 3 and Aesthetic Component of 5 or below	0	116	N/A	0.2%	0.2%	0.1%
% of case starts with a reported IOTN of 3 and Aesthetic Component of 6 or above	0	116	N/A	3.2%	3.9%	3.9%
% of case starts with a reported IOTN of 4	96	116	82.8%	74.8%	76.1%	77.7%
% of case starts with a reported IOTN of 5	19	116	16.4%	21.2%	17.9%	16.7 %
% of concluded courses in receipt of dual-arch fixed appliances	81	92	88.0%	68.3%	68.8%	72.5%
% of concluded courses where treatment was abandoned or discontinued	7	92	7.6%	10.2%	10.3%	9.1%
% of patients satisfied with the treatment they have received	0	0	N/A	96.1%	95.1%	95.8%

* Figures in italics indicate that the base number is less than 100.

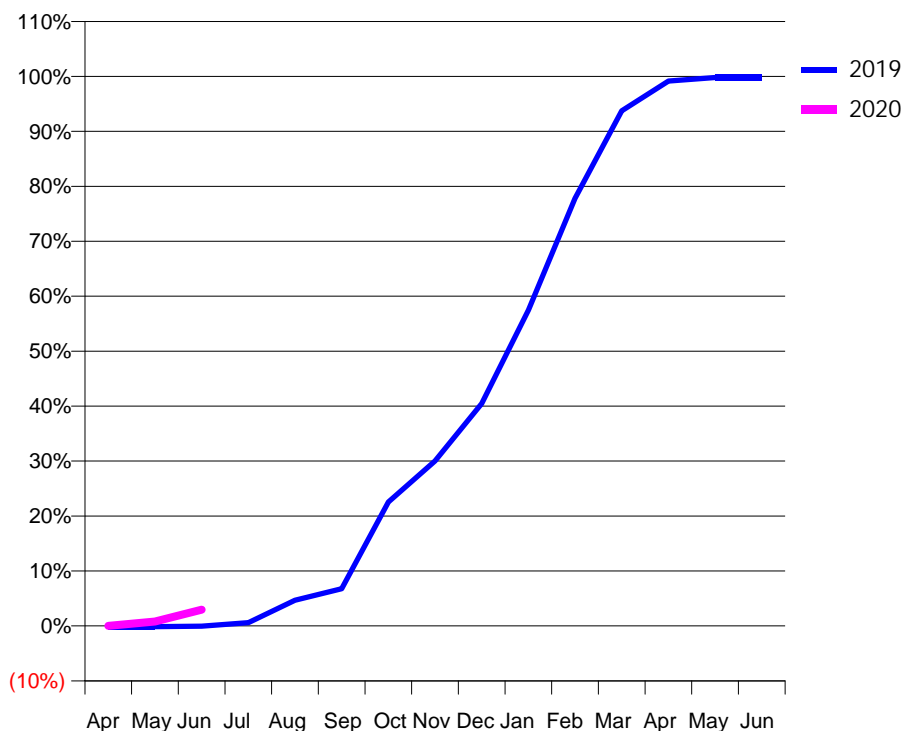
Q55 - Vital Signs Orthodontic At a Glance Contract Report for 959901/0001 - June 2019

Name or company name	Peak Smiles Studio Partnership	19/20 Contracted general activity (UDA)	369
Contract type name	GDS Contract	Carry forward general activity (UDA)	0
Purpose of contract	General and Orthodontic	19/20 Contracted orthodontic activity (UOA)	3,233
Contract start date	01/04/2006	Carry forward orthodontic activity (UOA)	0
Contract end date		Baseline contract value	£236,454.98

ACCESS	Contract	England and Wales
24 month ratio of assessments to patient IDs	1.02	1.08

ACTIVITY	Contract
Contract assess and fit appliances (case starts) as a percentage of Area Team case starts	2.5 %

Cumulative percentage of contracted UOA delivered 2019 & 2020



Month	Adjusted Scheduled Activity (UOA)		
	2018	2019	2020
April	6	-5	0
May	8	-5	26
June	51	-2	96
July	350	19	
August	518	151	
September	710	219	
October	858	729	
November	1,156	970	
December	1,997	1,308	
January	2,274	1,858	
February	2,443	2,515	
March	2,720	3,030	
April	3,207	3,205	
May	3,207	3,226	
June	3,207	3,226	

QUANTITY METRICS (rolling 12 month period)

	Contract Quantity	Contract Base Number	Contract *	Area Team	Region	England
% of all assessments that were assess and fit appliances (case starts)	155	225	68.9%	50.4%	56.7%	58.2%
% of all assessments that were assess and refuse	59	225	26.2%	10.4%	11.8%	12.4%
% of all assessments that were assess and review	11	225	4.9%	39.2%	31.4%	29.4%
% of case starts with a reported IOTN of 3 and Aesthetic Component of 5 or below	0	155	N/A	0.2%	0.2%	0.1%
% of case starts with a reported IOTN of 3 and Aesthetic Component of 6 or above	0	155	N/A	3.2%	3.9%	3.9%
% of case starts with a reported IOTN of 4	122	155	78.7%	74.8%	76.1%	77.7%
% of case starts with a reported IOTN of 5	33	155	21.3%	21.2%	17.9%	16.7 %
% of concluded courses in receipt of dual-arch fixed appliances	7	17	41.2%	68.3%	68.8%	72.5%
% of concluded courses where treatment was abandoned or discontinued	0	17	0.0%	10.2%	10.3%	9.1%
% of patients satisfied with the treatment they have received	0	0	N/A	96.1%	95.1%	95.8%

* Figures in italics indicate that the base number is less than 100.

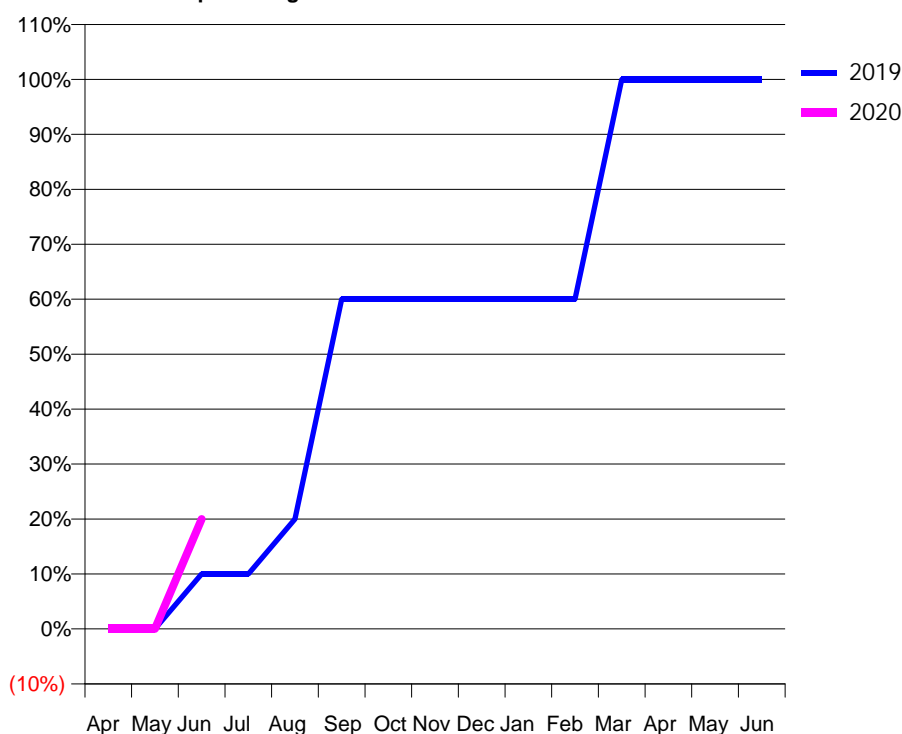
Q55 - Vital Signs Orthodontic At a Glance Contract Report for 997277/0001 - June 2019

Name or company name	MR CA CUNNINGTON	19/20 Contracted general activity (UDA)	10,740
Contract type name	GDS Contract	Carry forward general activity (UDA)	0
Purpose of contract	General and Orthodontic	19/20 Contracted orthodontic activity (UOA)	210
Contract start date	01/04/2006	Carry forward orthodontic activity (UOA)	0
Contract end date		Baseline contract value	£256,273.96

ACCESS	Contract	England and Wales
24 month ratio of assessments to patient IDs	1.09	1.08

ACTIVITY	Contract
Contract assess and fit appliances (case starts) as a percentage of Area Team case starts	0.2 %

Cumulative percentage of contracted UOA delivered 2019 & 2020



Month	Adjusted Scheduled Activity (UOA)		
	2018	2019	2020
April	0	0	0
May	0	0	0
June	0	21	42
July	0	21	
August	0	42	
September	63	126	
October	84	126	
November	84	126	
December	126	126	
January	126	126	
February	189	126	
March	189	210	
April	193	210	
May	210	210	
June	211	210	

QUANTITY METRICS (rolling 12 month period)

	Contract Quantity	Contract Base Number	Contract *	Area Team	Region	England
% of all assessments that were assess and fit appliances (case starts)	11	12	91.7%	50.4%	56.7%	58.2%
% of all assessments that were assess and refuse	0	12	0.0%	10.4%	11.8%	12.4%
% of all assessments that were assess and review	1	12	8.3%	39.2%	31.4%	29.4%
% of case starts with a reported IOTN of 3 and Aesthetic Component of 5 or below	0	11	N/A	0.2%	0.2%	0.1%
% of case starts with a reported IOTN of 3 and Aesthetic Component of 6 or above	1	11	9.1%	3.2%	3.9%	3.9%
% of case starts with a reported IOTN of 4	9	11	81.8%	74.8%	76.1%	77.7%
% of case starts with a reported IOTN of 5	1	11	9.1%	21.2%	17.9%	16.7%
% of concluded courses in receipt of dual-arch fixed appliances	1	9	11.1%	68.3%	68.8%	72.5%
% of concluded courses where treatment was abandoned or discontinued	0	9	0.0%	10.2%	10.3%	9.1%
% of patients satisfied with the treatment they have received	0	0	N/A	96.1%	95.1%	95.8%

* Figures in italics indicate that the base number is less than 100.

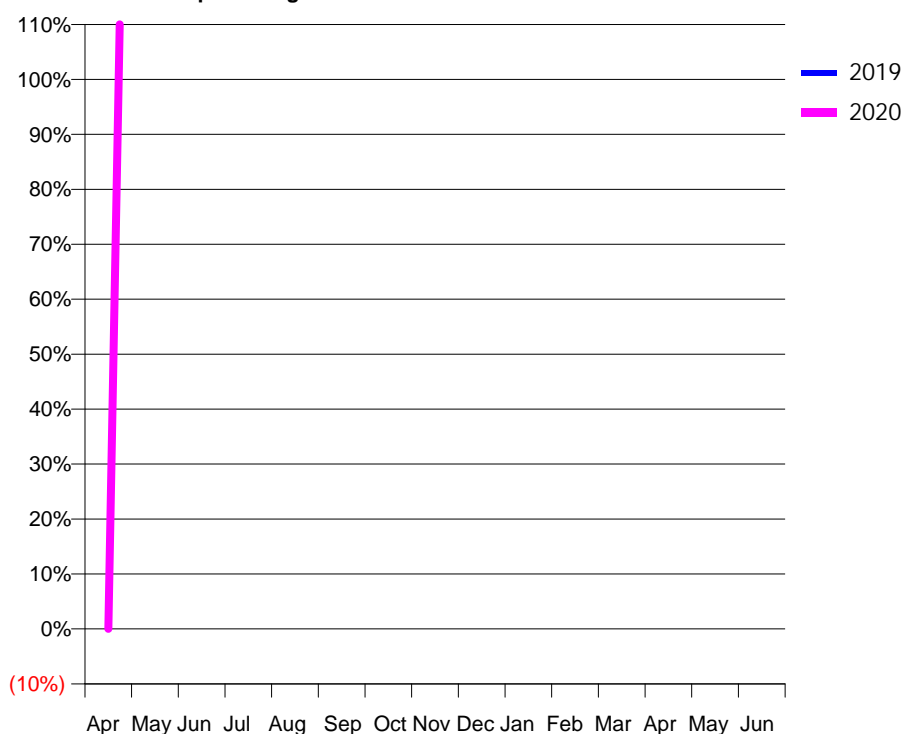
Q56 - Vital Signs Orthodontic At a Glance Contract Report for 101193/0000 - June 2019

Name or company name	MR TI DAVIES	19/20 Contracted general activity (UDA)	0
Contract type name	PDS Contract	Carry forward general activity (UDA)	0
Purpose of contract	Orthodontic	19/20 Contracted orthodontic activity (UOA)	58
Contract start date	01/04/2019	Carry forward orthodontic activity (UOA)	0
Contract end date	31/03/2020	Baseline contract value	£28,841.00

ACCESS	Contract	England and Wales
24 month ratio of assessments to patient IDs	1.00	1.08

ACTIVITY	Contract
Contract assess and fit appliances (case starts) as a percentage of Area Team case starts	0.1 %

Cumulative percentage of contracted UOA delivered 2019 & 2020



Month	Adjusted Scheduled Activity (UOA)		
	2018	2019	2020
April	0	0	0
May	0	0	259
June	0	0	259
July	0	0	
August	0	0	
September	0	0	
October	0	0	
November	0	0	
December	0	0	
January	0	0	
February	0	0	
March	0	0	
April	0	0	
May	0	0	
June	0	0	

QUANTITY METRICS (rolling 12 month period)

	Contract Quantity	Contract Base Number	Contract *	Area Team	Region	England
% of all assessments that were assess and fit appliances (case starts)	12	13	92.3%	49.9%	56.7%	58.2%
% of all assessments that were assess and refuse	0	13	0.0%	14.5%	11.8%	12.4%
% of all assessments that were assess and review	1	13	7.7%	35.6%	31.4%	29.4%
% of case starts with a reported IOTN of 3 and Aesthetic Component of 5 or below	0	12	N/A	0.1%	0.2%	0.1%
% of case starts with a reported IOTN of 3 and Aesthetic Component of 6 or above	0	12	N/A	4.8%	3.9%	3.9%
% of case starts with a reported IOTN of 4	11	12	91.7%	77.3%	76.1%	77.7%
% of case starts with a reported IOTN of 5	0	12	N/A	17.2%	17.9%	16.7 %
% of concluded courses in receipt of dual-arch fixed appliances	0	0	N/A	75.7%	68.8%	72.5%
% of concluded courses where treatment was abandoned or discontinued	0	0	N/A	9.1%	10.3%	9.1%
% of patients satisfied with the treatment they have received	0	0	N/A	96.2%	95.1%	95.8%

* Figures in italics indicate that the base number is less than 100.

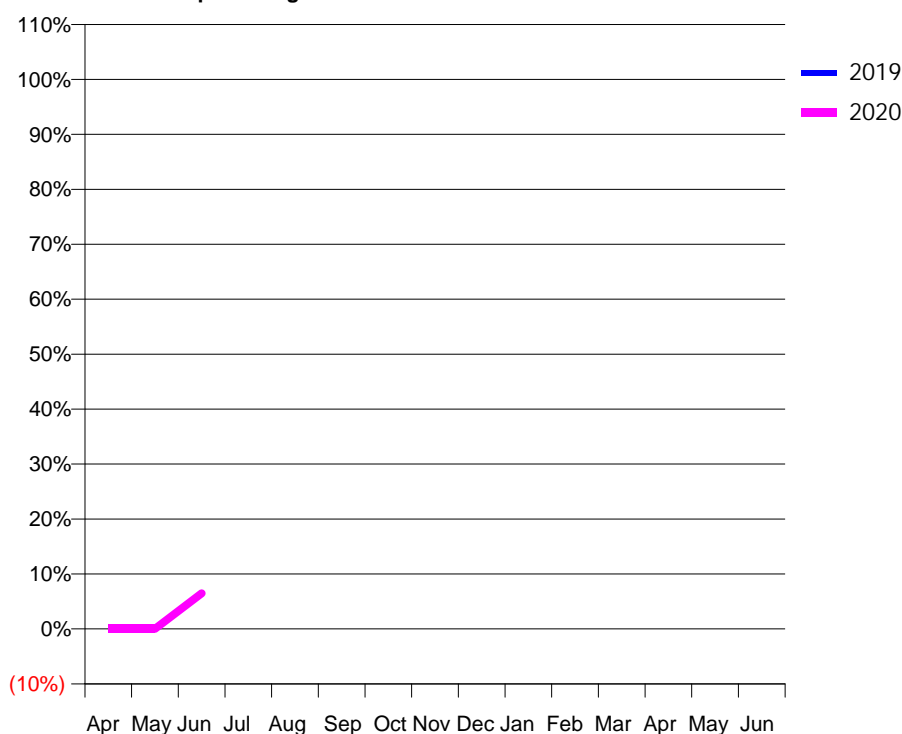
Q56 - Vital Signs Orthodontic At a Glance Contract Report for 101194/0000 - June 2019

Name or company name	MR TI DAVIES	19/20 Contracted general activity (UDA)	0
Contract type name	PDS Contract	Carry forward general activity (UDA)	0
Purpose of contract	Orthodontic	19/20 Contracted orthodontic activity (UOA)	3,230
Contract start date	01/04/2019	Carry forward orthodontic activity (UOA)	0
Contract end date	31/03/2020	Baseline contract value	£200,000.00

ACCESS	Contract	England and Wales
24 month ratio of assessments to patient IDs	1.00	1.08

ACTIVITY	Contract
Contract assess and fit appliances (case starts) as a percentage of Area Team case starts	0.1 %

Cumulative percentage of contracted UOA delivered 2019 & 2020



Month	Adjusted Scheduled Activity (UOA)		
	2018	2019	2020
April	0	0	0
May	0	0	0
June	0	0	210
July	0	0	
August	0	0	
September	0	0	
October	0	0	
November	0	0	
December	0	0	
January	0	0	
February	0	0	
March	0	0	
April	0	0	
May	0	0	
June	0	0	

QUANTITY METRICS (rolling 12 month period)

	Contract Quantity	Contract Base Number	Contract *	Area Team	Region	England
% of all assessments that were assess and fit appliances (case starts)	10	10	100.0%	49.9%	56.7%	58.2%
% of all assessments that were assess and refuse	0	10	0.0%	14.5%	11.8%	12.4%
% of all assessments that were assess and review	0	10	0.0%	35.6%	31.4%	29.4%
% of case starts with a reported IOTN of 3 and Aesthetic Component of 5 or below	0	10	N/A	0.1%	0.2%	0.1%
% of case starts with a reported IOTN of 3 and Aesthetic Component of 6 or above	0	10	N/A	4.8%	3.9%	3.9%
% of case starts with a reported IOTN of 4	10	10	100.0%	77.3%	76.1%	77.7%
% of case starts with a reported IOTN of 5	0	10	N/A	17.2%	17.9%	16.7 %
% of concluded courses in receipt of dual-arch fixed appliances	0	0	N/A	75.7%	68.8%	72.5%
% of concluded courses where treatment was abandoned or discontinued	0	0	N/A	9.1%	10.3%	9.1%
% of patients satisfied with the treatment they have received	0	0	N/A	96.2%	95.1%	95.8%

* Figures in italics indicate that the base number is less than 100.

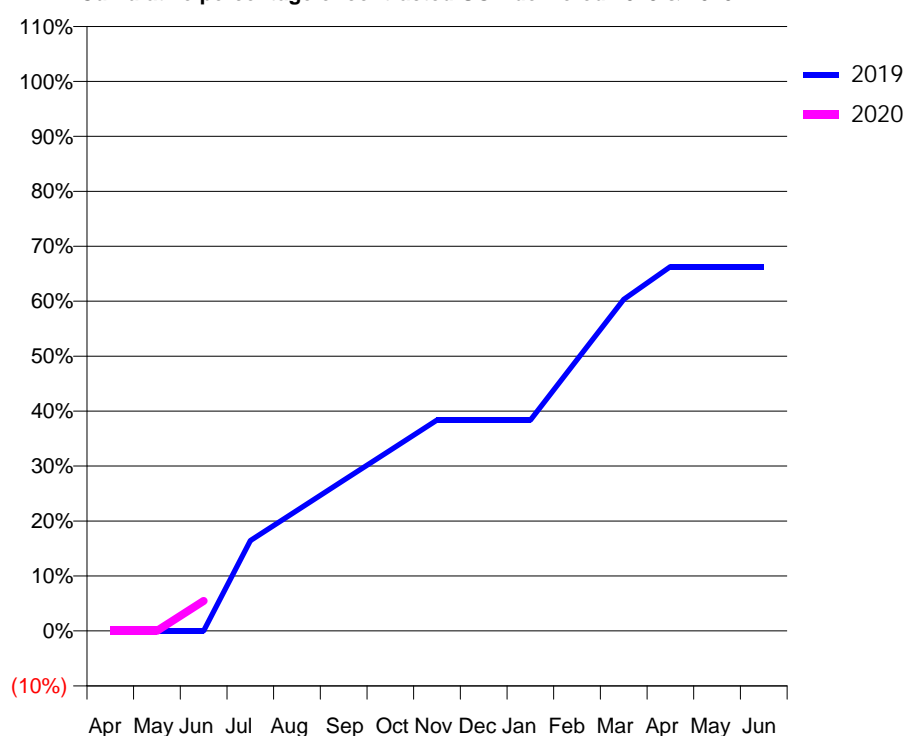
Q56 - Vital Signs Orthodontic At a Glance Contract Report for 101281/0058 - June 2019

Name or company name	OASIS DENTAL CARE LTD	19/20 Contracted general activity (UDA)	17,430
Contract type name	GDS Contract	Carry forward general activity (UDA)	0
Purpose of contract	General and Orthodontic	19/20 Contracted orthodontic activity (UOA)	383
Contract start date	01/04/2006	Carry forward orthodontic activity (UOA)	0
Contract end date		Baseline contract value	£434,356.64

ACCESS	Contract	England and Wales
24 month ratio of assessments to patient IDs	1.00	1.08

ACTIVITY	Contract
Contract assess and fit appliances (case starts) as a percentage of Area Team case starts	0.2 %

Cumulative percentage of contracted UOA delivered 2019 & 2020



Month	Adjusted Scheduled Activity (UOA)		
	2018	2019	2020
April	8	0	0
May	113	0	0
June	223	0	21
July	265	63	
August	265	84	
September	265	105	
October	370	126	
November	370	147	
December	391	147	
January	412	147	
February	412	189	
March	412	231	
April	412	254	
May	412	254	
June	412	254	

QUANTITY METRICS (rolling 12 month period)

	Contract Quantity	Contract Base Number	Contract *	Area Team	Region	England
% of all assessments that were assess and fit appliances (case starts)	14	16	87.5%	49.9%	56.7%	58.2%
% of all assessments that were assess and refuse	1	16	6.3%	14.5%	11.8%	12.4%
% of all assessments that were assess and review	1	16	6.3%	35.6%	31.4%	29.4%
% of case starts with a reported IOTN of 3 and Aesthetic Component of 5 or below	0	14	<i>N/A</i>	0.1%	0.2%	0.1%
% of case starts with a reported IOTN of 3 and Aesthetic Component of 6 or above	3	14	21.4%	4.8%	3.9%	3.9%
% of case starts with a reported IOTN of 4	8	14	57.1%	77.3%	76.1%	77.7%
% of case starts with a reported IOTN of 5	3	14	21.4%	17.2%	17.9%	16.7 %
% of concluded courses in receipt of dual-arch fixed appliances	0	0	<i>N/A</i>	75.7%	68.8%	72.5%
% of concluded courses where treatment was abandoned or discontinued	0	0	<i>N/A</i>	9.1%	10.3%	9.1%
% of patients satisfied with the treatment they have received	0	0	<i>N/A</i>	96.2%	95.1%	95.8%

* Figures in italics indicate that the base number is less than 100.

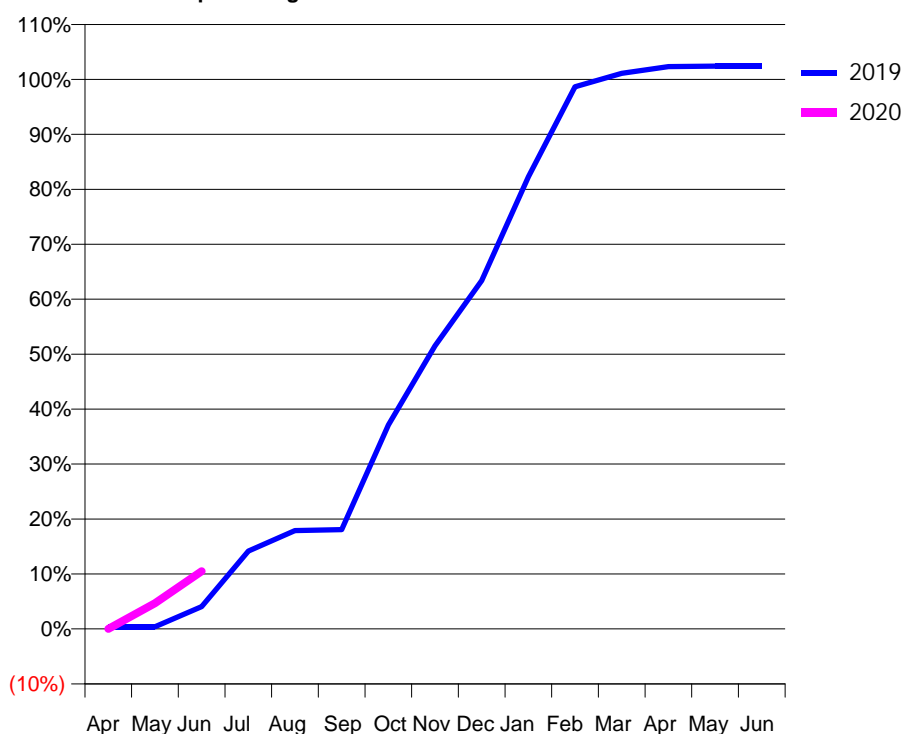
Q56 - Vital Signs Orthodontic At a Glance Contract Report for 103748/0001 - June 2019

Name or company name	Zain Shamoon	19/20 Contracted general activity (UDA)	3,783
Contract type name	GDS Contract	Carry forward general activity (UDA)	0
Purpose of contract	General and Orthodontic	19/20 Contracted orthodontic activity (UOA)	1,800
Contract start date	07/12/2015	Carry forward orthodontic activity (UOA)	0
Contract end date		Baseline contract value	£227,105.40

ACCESS	Contract	England and Wales
24 month ratio of assessments to patient IDs	1.07	1.08

ACTIVITY	Contract
Contract assess and fit appliances (case starts) as a percentage of Area Team case starts	1.1 %

Cumulative percentage of contracted UOA delivered 2019 & 2020



Month	Adjusted Scheduled Activity (UOA)		
	2018	2019	2020
April	1	7	0
May	113	7	84
June	256	73	189
July	523	255	
August	590	322	
September	883	325	
October	1,039	668	
November	1,246	927	
December	1,422	1,141	
January	1,723	1,481	
February	1,786	1,776	
March	1,807	1,820	
April	1,807	1,842	
May	1,807	1,843	
June	1,807	1,843	

QUANTITY METRICS (rolling 12 month period)

	Contract Quantity	Contract Base Number	Contract *	Area Team	Region	England
% of all assessments that were assess and fit appliances (case starts)	90	159	56.6%	49.9%	56.7%	58.2%
% of all assessments that were assess and refuse	12	159	7.5%	14.5%	11.8%	12.4%
% of all assessments that were assess and review	57	159	35.8%	35.6%	31.4%	29.4%
% of case starts with a reported IOTN of 3 and Aesthetic Component of 5 or below	0	90	<i>N/A</i>	0.1%	0.2%	0.1%
% of case starts with a reported IOTN of 3 and Aesthetic Component of 6 or above	0	90	<i>N/A</i>	4.8%	3.9%	3.9%
% of case starts with a reported IOTN of 4	84	90	93.3%	77.3%	76.1%	77.7%
% of case starts with a reported IOTN of 5	6	90	6.7%	17.2%	17.9%	16.7%
% of concluded courses in receipt of dual-arch fixed appliances	9	20	45.0%	75.7%	68.8%	72.5%
% of concluded courses where treatment was abandoned or discontinued	8	20	40.0%	9.1%	10.3%	9.1%
% of patients satisfied with the treatment they have received	2	2	100.0%	96.2%	95.1%	95.8%

* Figures in italics indicate that the base number is less than 100.

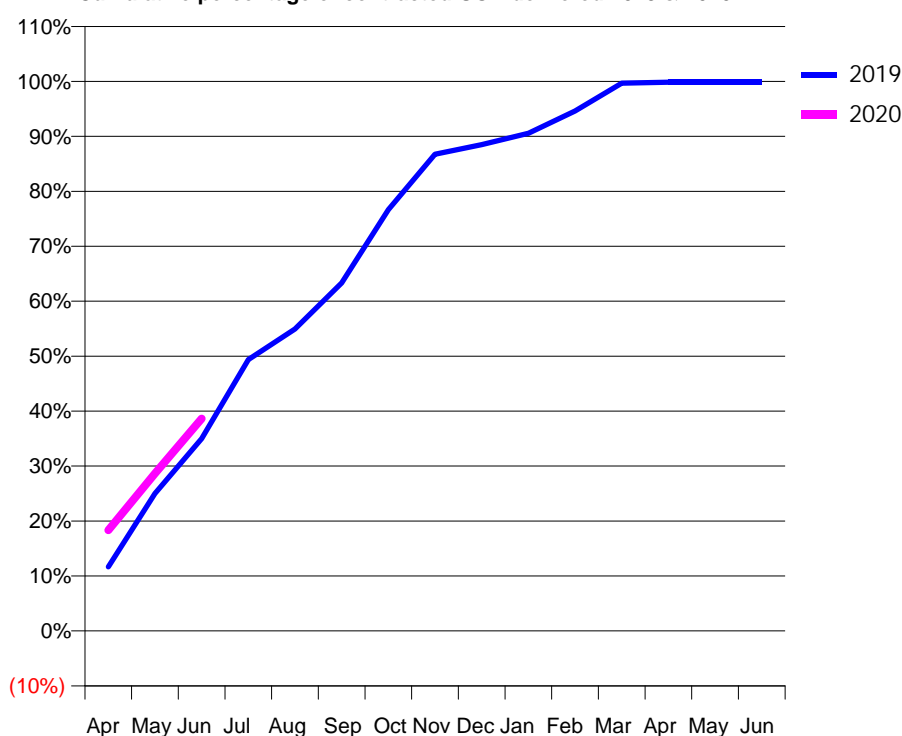
Q56 - Vital Signs Orthodontic At a Glance Contract Report for 105171/0001 - June 2019

Name or company name	Gentle Dental Practices Ltd	19/20 Contracted general activity (UDA)	13,759
Contract type name	GDS Contract	Carry forward general activity (UDA)	0
Purpose of contract	General and Orthodontic	19/20 Contracted orthodontic activity (UOA)	1,260
Contract start date	01/06/2010	Carry forward orthodontic activity (UOA)	0
Contract end date		Baseline contract value	£419,409.42

ACCESS	Contract	England and Wales
24 month ratio of assessments to patient IDs	1.00	1.08

ACTIVITY	Contract
Contract assess and fit appliances (case starts) as a percentage of Area Team case starts	0.7 %

Cumulative percentage of contracted UOA delivered 2019 & 2020



Month	Adjusted Scheduled Activity (UOA)		
	2018	2019	2020
April	116	147	231
May	347	315	361
June	497	441	487
July	709	622	
August	793	692	
September	920	798	
October	1,047	966	
November	1,154	1,093	
December	1,238	1,115	
January	1,238	1,141	
February	1,238	1,192	
March	1,259	1,256	
April	1,259	1,258	
May	1,259	1,258	
June	1,259	1,258	

QUANTITY METRICS (rolling 12 month period)

	Contract Quantity	Contract Base Number	Contract *	Area Team	Region	England
% of all assessments that were assess and fit appliances (case starts)	61	101	60.4%	49.9%	56.7%	58.2%
% of all assessments that were assess and refuse	28	101	27.7%	14.5%	11.8%	12.4%
% of all assessments that were assess and review	12	101	11.9%	35.6%	31.4%	29.4%
% of case starts with a reported IOTN of 3 and Aesthetic Component of 5 or below	0	61	<i>N/A</i>	0.1%	0.2%	0.1%
% of case starts with a reported IOTN of 3 and Aesthetic Component of 6 or above	2	61	3.3%	4.8%	3.9%	3.9%
% of case starts with a reported IOTN of 4	50	61	82.0%	77.3%	76.1%	77.7%
% of case starts with a reported IOTN of 5	9	61	14.8%	17.2%	17.9%	16.7 %
% of concluded courses in receipt of dual-arch fixed appliances	46	75	61.3%	75.7%	68.8%	72.5%
% of concluded courses where treatment was abandoned or discontinued	16	75	21.3%	9.1%	10.3%	9.1%
% of patients satisfied with the treatment they have received	1	2	50.0%	96.2%	95.1%	95.8%

* Figures in italics indicate that the base number is less than 100.

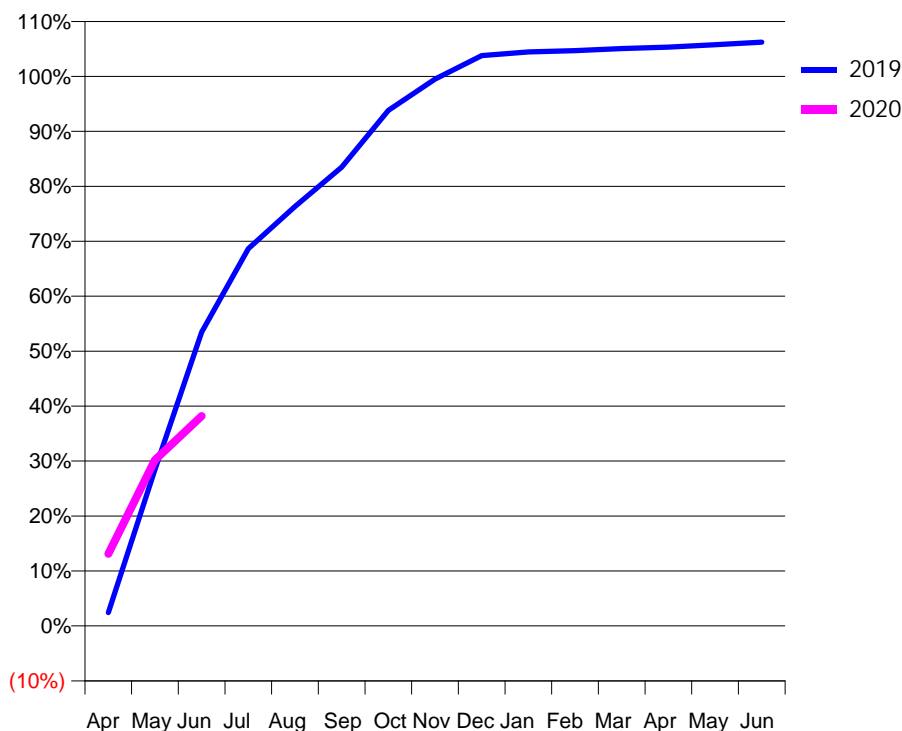
Q56 - Vital Signs Orthodontic At a Glance Contract Report for 116483/0001 - June 2019

Name or company name	Mr Wadhvani & Mr Hirani	19/20 Contracted general activity (UDA)	0
Contract type name	PDS Contract	Carry forward general activity (UDA)	0
Purpose of contract	Orthodontic	19/20 Contracted orthodontic activity (UOA)	4,800
Contract start date	01/04/2013	Carry forward orthodontic activity (UOA)	0
Contract end date	03/04/2020	Baseline contract value	£308,486.12

ACCESS	Contract	England and Wales
24 month ratio of assessments to patient IDs	1.10	1.08

ACTIVITY	Contract
Contract assess and fit appliances (case starts) as a percentage of Area Team case starts	2.4 %

Cumulative percentage of contracted UOA delivered 2019 & 2020



Month	Adjusted Scheduled Activity (UOA)		
	2018	2019	2020
April	454	117	630
May	1,201	1,365	1,449
June	1,631	2,566	1,834
July	2,532	3,296	
August	3,100	3,663	
September	3,338	4,006	
October	3,645	4,503	
November	4,119	4,775	
December	4,774	4,981	
January	4,899	5,014	
February	4,909	5,025	
March	4,926	5,043	
April	4,928	5,055	
May	4,950	5,077	
June	4,931	5,099	

QUANTITY METRICS (rolling 12 month period)

	Contract Quantity	Contract Base Number	Contract *	Area Team	Region	England
% of all assessments that were assess and fit appliances (case starts)	206	367	56.1%	49.9%	56.7%	58.2%
% of all assessments that were assess and refuse	45	367	12.3%	14.5%	11.8%	12.4%
% of all assessments that were assess and review	116	367	31.6%	35.6%	31.4%	29.4%
% of case starts with a reported IOTN of 3 and Aesthetic Component of 5 or below	0	206	N/A	0.1%	0.2%	0.1%
% of case starts with a reported IOTN of 3 and Aesthetic Component of 6 or above	32	206	15.5%	4.8%	3.9%	3.9%
% of case starts with a reported IOTN of 4	136	206	66.0%	77.3%	76.1%	77.7%
% of case starts with a reported IOTN of 5	38	206	18.4%	17.2%	17.9%	16.7 %
% of concluded courses in receipt of dual-arch fixed appliances	48	266	18.0%	75.7%	68.8%	72.5%
% of concluded courses where treatment was abandoned or discontinued	25	266	9.4%	9.1%	10.3%	9.1%
% of patients satisfied with the treatment they have received	4	4	100.0%	96.2%	95.1%	95.8%

* Figures in italics indicate that the base number is less than 100.

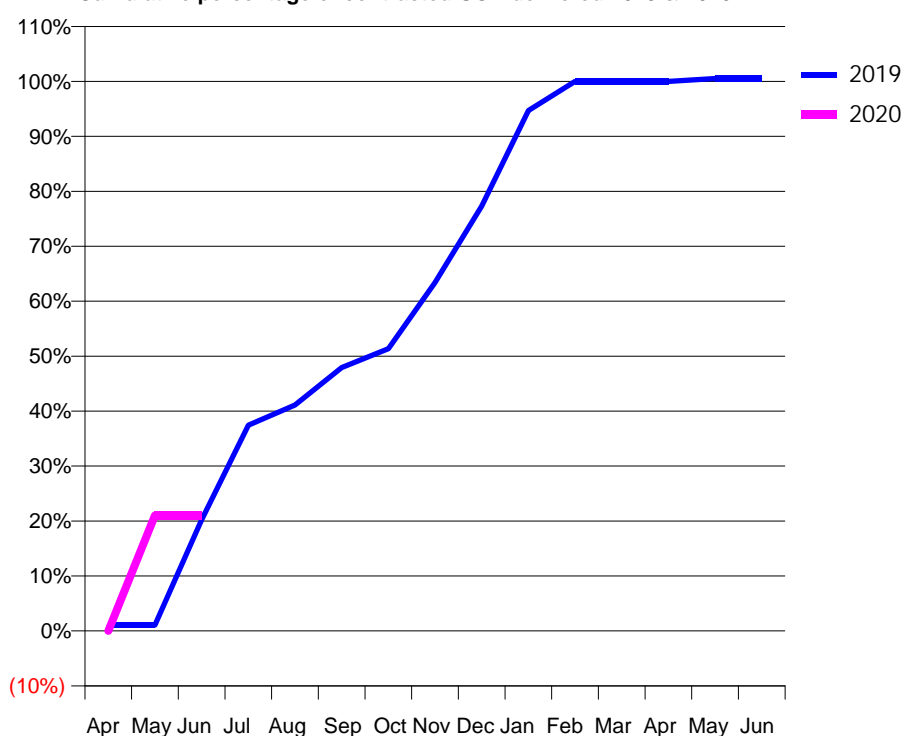
Q56 - Vital Signs Orthodontic At a Glance Contract Report for 116483/0002 - June 2019

Name or company name	Mr Wadhvani & Mr Hirani	19/20 Contracted general activity (UDA)	0
Contract type name	PDS Contract	Carry forward general activity (UDA)	0
Purpose of contract	Orthodontic	19/20 Contracted orthodontic activity (UOA)	1,200
Contract start date	01/04/2013	Carry forward orthodontic activity (UOA)	0
Contract end date	03/04/2020	Baseline contract value	£77,121.53

ACCESS	Contract	England and Wales
24 month ratio of assessments to patient IDs	1.08	1.08

ACTIVITY	Contract
Contract assess and fit appliances (case starts) as a percentage of Area Team case starts	0.7 %

Cumulative percentage of contracted UOA delivered 2019 & 2020



Month	Adjusted Scheduled Activity (UOA)		
	2018	2019	2020
April	-17	13	0
May	25	13	252
June	48	247	252
July	91	457	
August	117	502	
September	117	585	
October	206	627	
November	270	774	
December	358	944	
January	529	1,156	
February	529	1,221	
March	809	1,221	
April	1,213	1,221	
May	1,213	1,227	
June	1,213	1,227	

QUANTITY METRICS (rolling 12 month period)

	Contract Quantity	Contract Base Number	Contract *	Area Team	Region	England
% of all assessments that were assess and fit appliances (case starts)	61	77	79.2%	49.9%	56.7%	58.2%
% of all assessments that were assess and refuse	5	77	6.5%	14.5%	11.8%	12.4%
% of all assessments that were assess and review	11	77	14.3%	35.6%	31.4%	29.4%
% of case starts with a reported IOTN of 3 and Aesthetic Component of 5 or below	0	61	<i>N/A</i>	0.1%	0.2%	0.1%
% of case starts with a reported IOTN of 3 and Aesthetic Component of 6 or above	6	61	9.8%	4.8%	3.9%	3.9%
% of case starts with a reported IOTN of 4	41	61	67.2%	77.3%	76.1%	77.7%
% of case starts with a reported IOTN of 5	13	61	21.3%	17.2%	17.9%	16.7 %
% of concluded courses in receipt of dual-arch fixed appliances	(-1)	29	<i>N/A</i>	75.7%	68.8%	72.5%
% of concluded courses where treatment was abandoned or discontinued	5	29	17.2%	9.1%	10.3%	9.1%
% of patients satisfied with the treatment they have received	1	1	100.0%	96.2%	95.1%	95.8%

* Figures in italics indicate that the base number is less than 100.

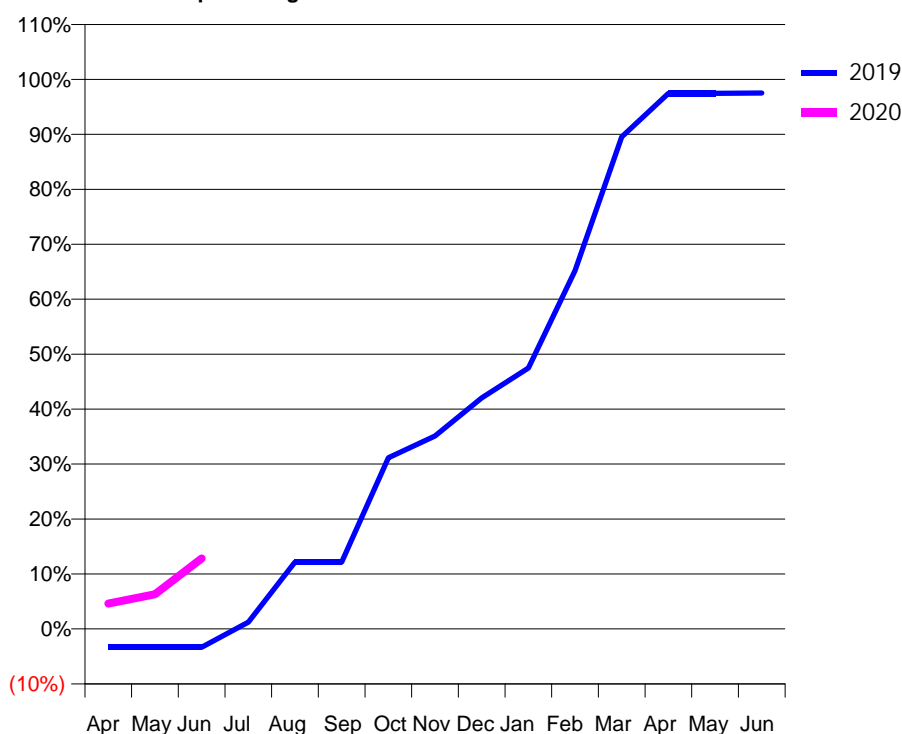
Q56 - Vital Signs Orthodontic At a Glance Contract Report for 117994/0002 - June 2019

Name or company name	Wensleydale Dental Practice	19/20 Contracted general activity (UDA)	0
Contract type name	PDS Contract	Carry forward general activity (UDA)	0
Purpose of contract	Orthodontic	19/20 Contracted orthodontic activity (UOA)	1,365
Contract start date	01/07/2011	Carry forward orthodontic activity (UOA)	0
Contract end date	03/04/2020	Baseline contract value	£87,712.92

ACCESS	Contract	England and Wales
24 month ratio of assessments to patient IDs	1.03	1.08

ACTIVITY	Contract
Contract assess and fit appliances (case starts) as a percentage of Area Team case starts	0.8 %

Cumulative percentage of contracted UOA delivered 2019 & 2020



Month	Adjusted Scheduled Activity (UOA)		
	2018	2019	2020
April	-34	-46	63
May	59	-46	86
June	103	-46	175
July	294	17	
August	341	166	
September	341	166	
October	341	425	
November	362	479	
December	1,012	574	
January	1,310	648	
February	1,319	890	
March	1,319	1,222	
April	1,319	1,330	
May	1,319	1,330	
June	1,319	1,331	

QUANTITY METRICS (rolling 12 month period)

	Contract Quantity	Contract Base Number	Contract *	Area Team	Region	England
% of all assessments that were assess and fit appliances (case starts)	69	173	39.9%	49.9%	56.7%	58.2%
% of all assessments that were assess and refuse	65	173	37.6%	14.5%	11.8%	12.4%
% of all assessments that were assess and review	39	173	22.5%	35.6%	31.4%	29.4%
% of case starts with a reported IOTN of 3 and Aesthetic Component of 5 or below	0	69	<i>N/A</i>	0.1%	0.2%	0.1%
% of case starts with a reported IOTN of 3 and Aesthetic Component of 6 or above	1	69	<i>1.4%</i>	4.8%	3.9%	3.9%
% of case starts with a reported IOTN of 4	61	69	<i>88.4%</i>	<i>77.3%</i>	<i>76.1%</i>	<i>77.7%</i>
% of case starts with a reported IOTN of 5	7	69	<i>10.1%</i>	17.2%	17.9%	16.7 %
% of concluded courses in receipt of dual-arch fixed appliances	0	53	<i>N/A</i>	75.7%	68.8%	72.5%
% of concluded courses where treatment was abandoned or discontinued	15	53	28.3%	9.1%	10.3%	9.1%
% of patients satisfied with the treatment they have received	0	1	<i>0.0%</i>	96.2%	95.1%	95.8%

* Figures in italics indicate that the base number is less than 100.

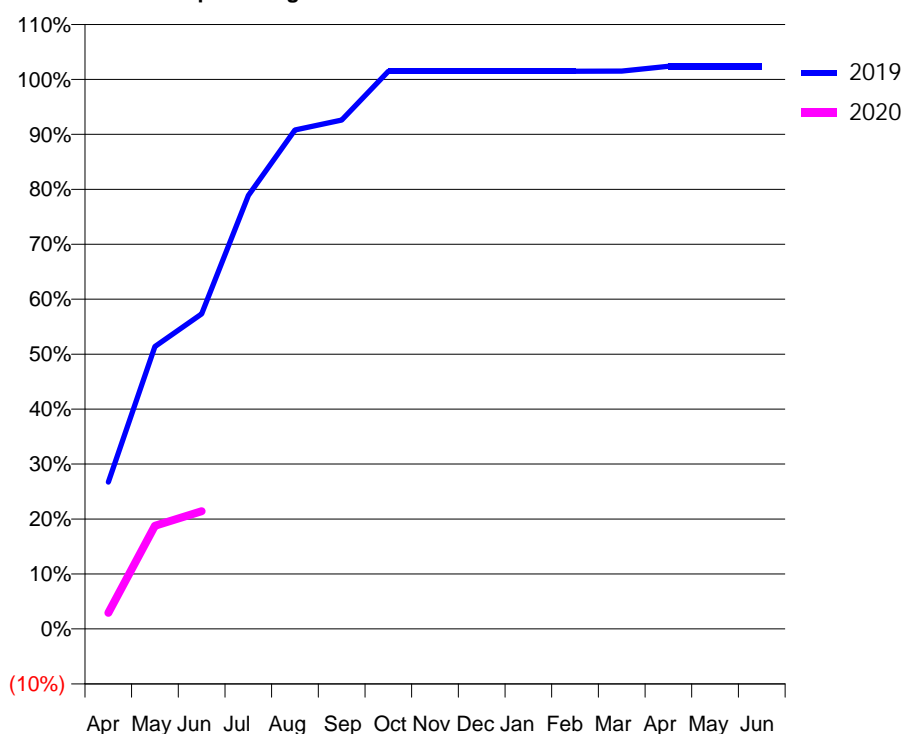
Q56 - Vital Signs Orthodontic At a Glance Contract Report for 118036/0001 - June 2019

Name or company name	DU TOIT & BURGER PARTNERSHIP (IPSWICH) LT	19/20 Contracted general activity (UDA)	42,501
Contract type name	GDS Contract	Carry forward general activity (UDA)	0
Purpose of contract	General and Orthodontic	19/20 Contracted orthodontic activity (UOA)	7,184
Contract start date	01/04/2007	Carry forward orthodontic activity (UOA)	0
Contract end date		Baseline contract value	£1,489,680.12

ACCESS	Contract	England and Wales
24 month ratio of assessments to patient IDs	1.02	1.08

ACTIVITY	Contract
Contract assess and fit appliances (case starts) as a percentage of Area Team case starts	2.7 %

Cumulative percentage of contracted UOA delivered 2019 & 2020



Month	Adjusted Scheduled Activity (UOA)		
	2018	2019	2020
April	944	1,920	210
May	1,922	3,692	1,349
June	2,996	4,119	1,538
July	3,972	5,667	
August	4,761	6,522	
September	5,843	6,651	
October	6,606	7,289	
November	6,992	7,290	
December	7,298	7,290	
January	7,302	7,290	
February	7,308	7,290	
March	7,312	7,292	
April	7,317	7,355	
May	7,319	7,355	
June	7,319	7,355	

QUANTITY METRICS (rolling 12 month period)

	Contract Quantity	Contract Base Number	Contract *	Area Team	Region	England
% of all assessments that were assess and fit appliances (case starts)	226	272	83.1%	49.9%	56.7%	58.2%
% of all assessments that were assess and refuse	15	272	5.5%	14.5%	11.8%	12.4%
% of all assessments that were assess and review	31	272	11.4%	35.6%	31.4%	29.4%
% of case starts with a reported IOTN of 3 and Aesthetic Component of 5 or below	0	226	N/A	0.1%	0.2%	0.1%
% of case starts with a reported IOTN of 3 and Aesthetic Component of 6 or above	4	226	1.8%	4.8%	3.9%	3.9%
% of case starts with a reported IOTN of 4	186	226	82.3%	77.3%	76.1%	77.7%
% of case starts with a reported IOTN of 5	36	226	15.9%	17.2%	17.9%	16.7 %
% of concluded courses in receipt of dual-arch fixed appliances	277	380	72.9%	75.7%	68.8%	72.5%
% of concluded courses where treatment was abandoned or discontinued	26	380	6.8%	9.1%	10.3%	9.1%
% of patients satisfied with the treatment they have received	5	5	100.0%	96.2%	95.1%	95.8%

* Figures in italics indicate that the base number is less than 100.

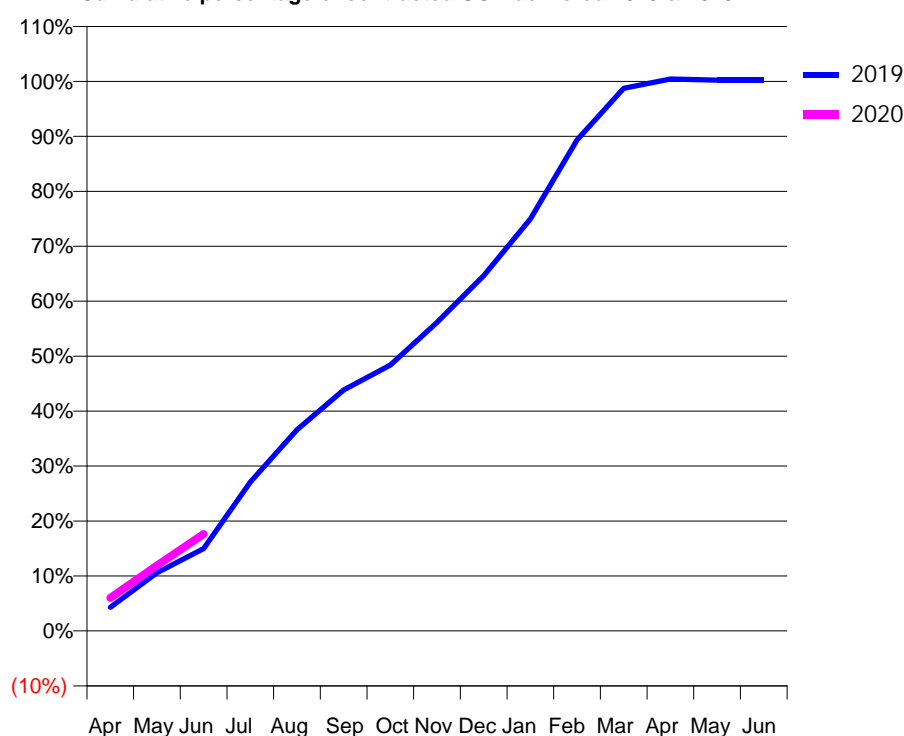
Q56 - Vital Signs Orthodontic At a Glance Contract Report for 122521/0001 - June 2019

Name or company name	Portman Healthcare	19/20 Contracted general activity (UDA)	0
Contract type name	PDS Contract	Carry forward general activity (UDA)	0
Purpose of contract	Orthodontic	19/20 Contracted orthodontic activity (UOA)	11,474
Contract start date	01/04/2011	Carry forward orthodontic activity (UOA)	0
Contract end date	03/04/2020	Baseline contract value	£715,971.05

ACCESS	Contract	England and Wales
24 month ratio of assessments to patient IDs	1.23	1.08

ACTIVITY	Contract
Contract assess and fit appliances (case starts) as a percentage of Area Team case starts	6.3 %

Cumulative percentage of contracted UOA delivered 2019 & 2020



Month	Adjusted Scheduled Activity (UOA)		
	2018	2019	2020
April	390	495	693
May	1,861	1,216	1,365
June	2,377	1,720	2,023
July	3,834	3,110	
August	4,508	4,198	
September	5,025	5,031	
October	5,471	5,554	
November	6,460	6,442	
December	8,048	7,416	
January	8,843	8,602	
February	10,399	10,251	
March	11,243	11,327	
April	11,499	11,523	
May	11,499	11,502	
June	11,499	11,502	

QUANTITY METRICS (rolling 12 month period)

	Contract Quantity	Contract Base Number	Contract *	Area Team	Region	England
% of all assessments that were assess and fit appliances (case starts)	529	1,321	40.0%	49.9%	56.7%	58.2%
% of all assessments that were assess and refuse	168	1,321	12.7%	14.5%	11.8%	12.4%
% of all assessments that were assess and review	624	1,321	47.2%	35.6%	31.4%	29.4%
% of case starts with a reported IOTN of 3 and Aesthetic Component of 5 or below	0	529	N/A	0.1%	0.2%	0.1%
% of case starts with a reported IOTN of 3 and Aesthetic Component of 6 or above	23	529	4.3%	4.8%	3.9%	3.9%
% of case starts with a reported IOTN of 4	394	529	74.5%	77.3%	76.1%	77.7%
% of case starts with a reported IOTN of 5	111	529	21.0%	17.2%	17.9%	16.7 %
% of concluded courses in receipt of dual-arch fixed appliances	341	434	78.6%	75.7%	68.8%	72.5%
% of concluded courses where treatment was abandoned or discontinued	20	434	4.6%	9.1%	10.3%	9.1%
% of patients satisfied with the treatment they have received	2	2	100.0%	96.2%	95.1%	95.8%

* Figures in italics indicate that the base number is less than 100.

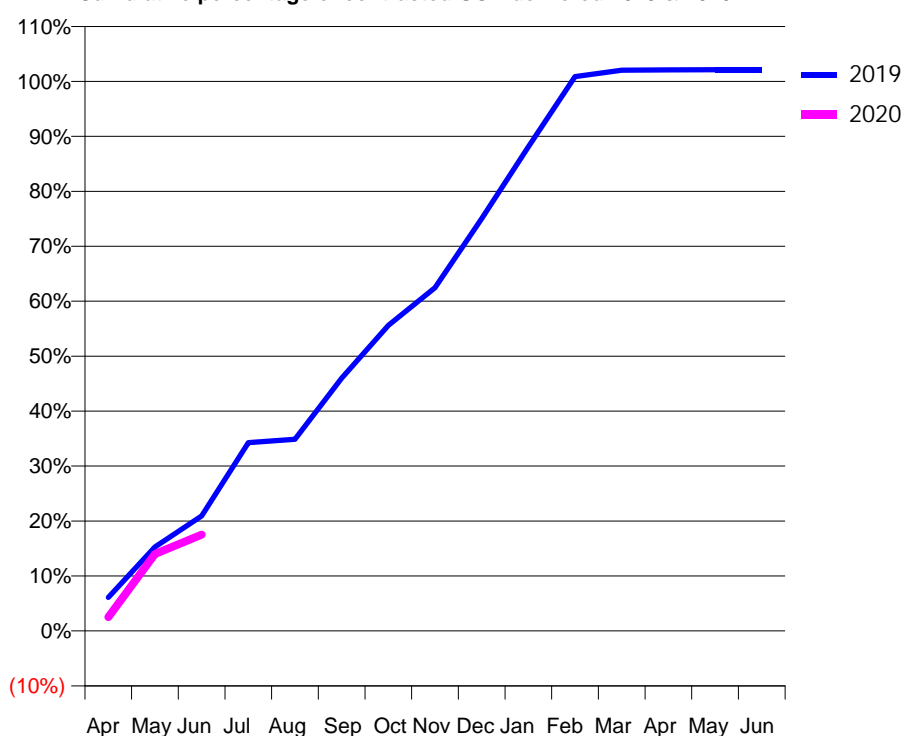
Q56 - Vital Signs Orthodontic At a Glance Contract Report for 123889/0001 - June 2019

Name or company name	Graham Best Limited	19/20 Contracted general activity (UDA)	0
Contract type name	PDS Contract	Carry forward general activity (UDA)	0
Purpose of contract	Orthodontic	19/20 Contracted orthodontic activity (UOA)	4,200
Contract start date	01/06/2011	Carry forward orthodontic activity (UOA)	0
Contract end date	03/04/2020	Baseline contract value	£261,297.59

ACCESS	Contract	England and Wales
24 month ratio of assessments to patient IDs	1.00	1.08

ACTIVITY	Contract
Contract assess and fit appliances (case starts) as a percentage of Area Team case starts	2.3 %

Cumulative percentage of contracted UOA delivered 2019 & 2020



Month	Adjusted Scheduled Activity (UOA)		
	2018	2019	2020
April	203	256	105
May	592	642	588
June	950	879	735
July	1,481	1,439	
August	1,652	1,465	
September	2,265	1,932	
October	2,646	2,336	
November	3,009	2,623	
December	3,413	3,152	
January	3,754	3,700	
February	3,931	4,236	
March	4,104	4,285	
April	4,296	4,287	
May	4,297	4,288	
June	4,299	4,288	

QUANTITY METRICS (rolling 12 month period)

	Contract Quantity	Contract Base Number	Contract *	Area Team	Region	England
% of all assessments that were assess and fit appliances (case starts)	198	253	78.3%	49.9%	56.7%	58.2%
% of all assessments that were assess and refuse	47	253	18.6%	14.5%	11.8%	12.4%
% of all assessments that were assess and review	8	253	3.2%	35.6%	31.4%	29.4%
% of case starts with a reported IOTN of 3 and Aesthetic Component of 5 or below	0	198	N/A	0.1%	0.2%	0.1%
% of case starts with a reported IOTN of 3 and Aesthetic Component of 6 or above	6	198	3.0%	4.8%	3.9%	3.9%
% of case starts with a reported IOTN of 4	136	198	68.7%	77.3%	76.1%	77.7%
% of case starts with a reported IOTN of 5	54	198	27.3%	17.2%	17.9%	16.7 %
% of concluded courses in receipt of dual-arch fixed appliances	134	156	85.9%	75.7%	68.8%	72.5%
% of concluded courses where treatment was abandoned or discontinued	9	156	5.8%	9.1%	10.3%	9.1%
% of patients satisfied with the treatment they have received	0	1	0.0%	96.2%	95.1%	95.8%

* Figures in italics indicate that the base number is less than 100.

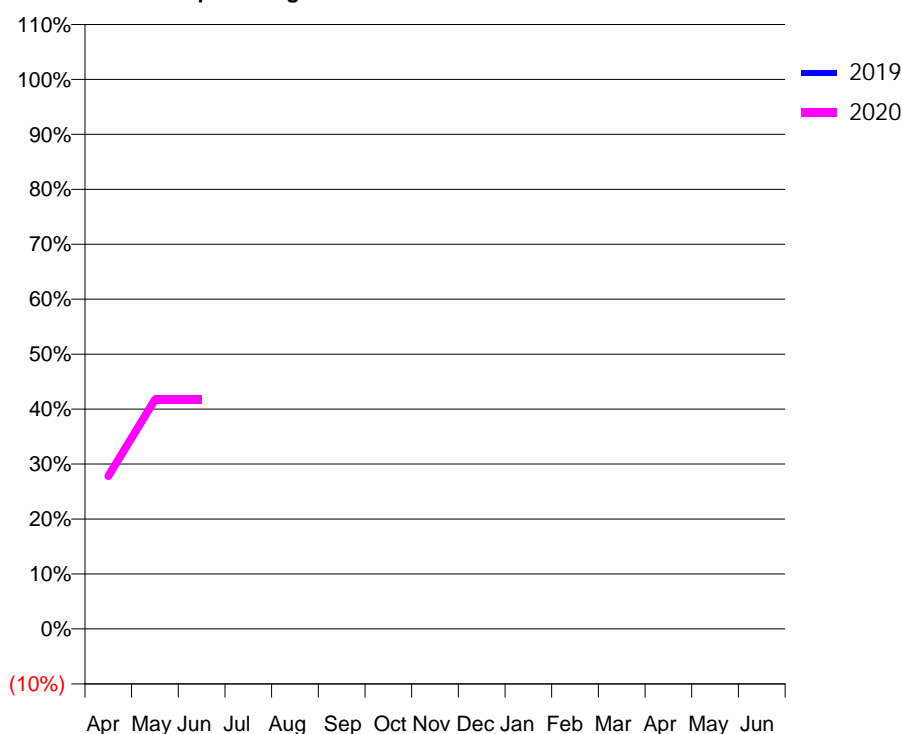
Q56 - Vital Signs Orthodontic At a Glance Contract Report for 124230/0001 - June 2019

Name or company name	Kenneth Ng Surgery Ltd	19/20 Contracted general activity (UDA)	9,367
Contract type name	GDS Contract	Carry forward general activity (UDA)	0
Purpose of contract	General and Orthodontic	19/20 Contracted orthodontic activity (UOA)	151
Contract start date	01/08/2008	Carry forward orthodontic activity (UOA)	0
Contract end date		Baseline contract value	£251,607.57

ACCESS	Contract	England and Wales
24 month ratio of assessments to patient IDs	1.13	1.08

ACTIVITY	Contract
Contract assess and fit appliances (case starts) as a percentage of Area Team case starts	0.1 %

Cumulative percentage of contracted UOA delivered 2019 & 2020



Month	Adjusted Scheduled Activity (UOA)		
	2018	2019	2020
April	1	1	42
May	24	1	63
June	46	2	63
July	50	3	
August	98	7	
September	99	7	
October	120	7	
November	130	7	
December	175	7	
January	200	10	
February	203	10	
March	204	155	
April	207	155	
May	207	155	
June	207	155	

QUANTITY METRICS (rolling 12 month period)

	Contract Quantity	Contract Base Number	Contract *	Area Team	Region	England
% of all assessments that were assess and fit appliances (case starts)	10	18	55.6%	49.9%	56.7%	58.2%
% of all assessments that were assess and refuse	0	18	0.0%	14.5%	11.8%	12.4%
% of all assessments that were assess and review	8	18	44.4%	35.6%	31.4%	29.4%
% of case starts with a reported IOTN of 3 and Aesthetic Component of 5 or below	0	10	N/A	0.1%	0.2%	0.1%
% of case starts with a reported IOTN of 3 and Aesthetic Component of 6 or above	0	10	N/A	4.8%	3.9%	3.9%
% of case starts with a reported IOTN of 4	9	10	90.0%	77.3%	76.1%	77.7%
% of case starts with a reported IOTN of 5	1	10	10.0%	17.2%	17.9%	16.7 %
% of concluded courses in receipt of dual-arch fixed appliances	1	1	100.0%	75.7%	68.8%	72.5%
% of concluded courses where treatment was abandoned or discontinued	0	1	0.0%	9.1%	10.3%	9.1%
% of patients satisfied with the treatment they have received	0	0	N/A	96.2%	95.1%	95.8%

* Figures in italics indicate that the base number is less than 100.

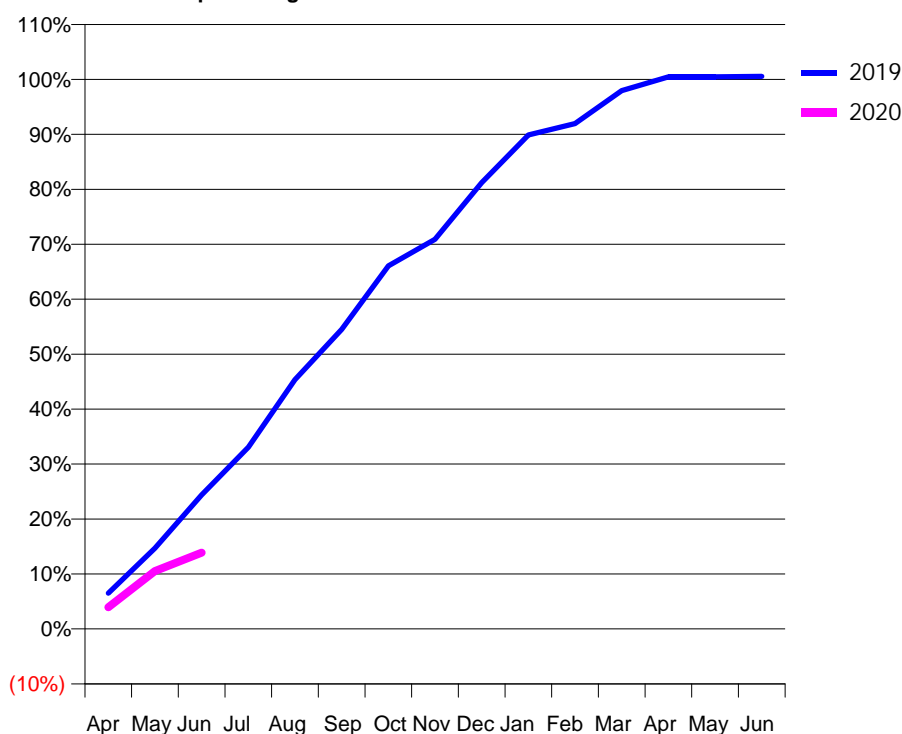
Q56 - Vital Signs Orthodontic At a Glance Contract Report for 132306/0001 - June 2019

Name or company name	Anglia Orthodontics	19/20 Contracted general activity (UDA)	0
Contract type name	PDS Contract	Carry forward general activity (UDA)	0
Purpose of contract	Orthodontic	19/20 Contracted orthodontic activity (UOA)	20,512
Contract start date	01/04/2007	Carry forward orthodontic activity (UOA)	0
Contract end date	03/04/2020	Baseline contract value	£1,318,264.04

ACCESS	Contract	England and Wales
24 month ratio of assessments to patient IDs	1.01	1.08

ACTIVITY	Contract
Contract assess and fit appliances (case starts) as a percentage of Area Team case starts	10.6 %

Cumulative percentage of contracted UOA delivered 2019 & 2020



Month	Adjusted Scheduled Activity (UOA)		
	2018	2019	2020
April	1,265	1,337	809
May	3,437	3,012	2,162
June	4,604	5,003	2,850
July	7,750	6,781	
August	9,734	9,307	
September	12,564	11,183	
October	13,721	13,552	
November	15,438	14,543	
December	17,399	16,656	
January	19,181	18,436	
February	19,907	18,865	
March	20,479	20,090	
April	20,618	20,604	
May	20,618	20,604	
June	20,639	20,625	

QUANTITY METRICS (rolling 12 month period)

	Contract Quantity	Contract Base Number	Contract *	Area Team	Region	England
% of all assessments that were assess and fit appliances (case starts)	897	1,169	76.7%	49.9%	56.7%	58.2%
% of all assessments that were assess and refuse	238	1,169	20.4%	14.5%	11.8%	12.4%
% of all assessments that were assess and review	34	1,169	2.9%	35.6%	31.4%	29.4%
% of case starts with a reported IOTN of 3 and Aesthetic Component of 5 or below	0	897	N/A	0.1%	0.2%	0.1%
% of case starts with a reported IOTN of 3 and Aesthetic Component of 6 or above	14	897	1.6%	4.8%	3.9%	3.9%
% of case starts with a reported IOTN of 4	777	897	86.6%	77.3%	76.1%	77.7%
% of case starts with a reported IOTN of 5	106	897	11.8%	17.2%	17.9%	16.7 %
% of concluded courses in receipt of dual-arch fixed appliances	809	888	91.1%	75.7%	68.8%	72.5%
% of concluded courses where treatment was abandoned or discontinued	50	888	5.6%	9.1%	10.3%	9.1%
% of patients satisfied with the treatment they have received	9	9	100.0%	96.2%	95.1%	95.8%

* Figures in italics indicate that the base number is less than 100.

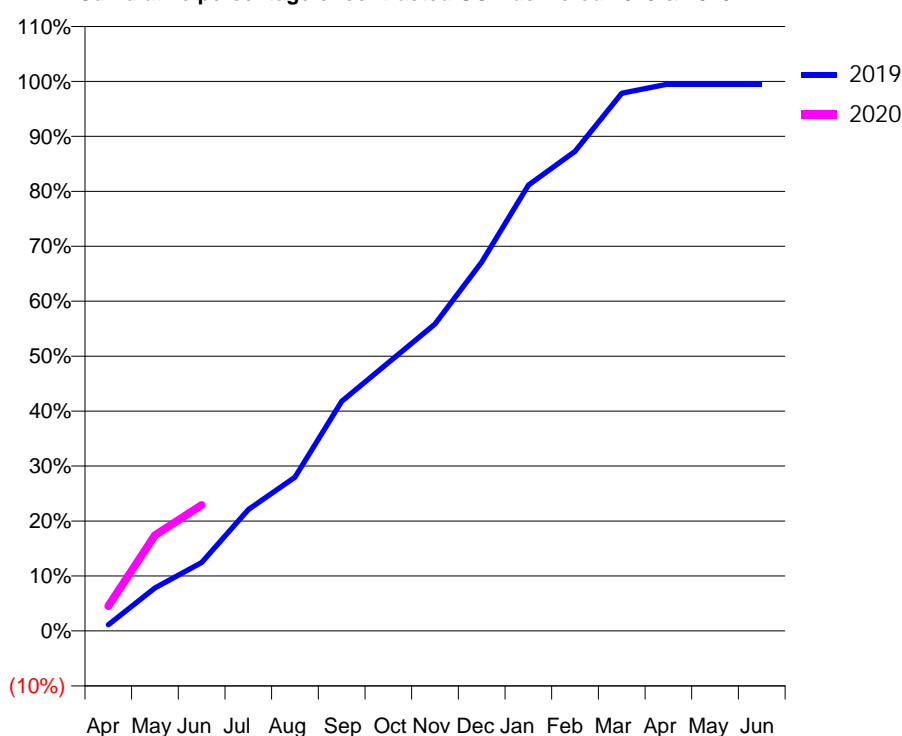
Q56 - Vital Signs Orthodontic At a Glance Contract Report for 132306/0003 - June 2019

Name or company name	Anglia Orthodontics	19/20 Contracted general activity (UDA)	0
Contract type name	PDS Contract	Carry forward general activity (UDA)	0
Purpose of contract	Orthodontic	19/20 Contracted orthodontic activity (UOA)	5,128
Contract start date	01/04/2013	Carry forward orthodontic activity (UOA)	0
Contract end date	03/04/2020	Baseline contract value	£329,566.00

ACCESS	Contract	England and Wales
24 month ratio of assessments to patient IDs	1.05	1.08

ACTIVITY	Contract
Contract assess and fit appliances (case starts) as a percentage of Area Team case starts	3.2 %

Cumulative percentage of contracted UOA delivered 2019 & 2020



Month	Adjusted Scheduled Activity (UOA)		
	2018	2019	2020
April	86	58	232
May	595	401	893
June	1,065	639	1,174
July	1,809	1,133	
August	2,146	1,434	
September	2,448	2,142	
October	2,786	2,503	
November	3,082	2,864	
December	3,255	3,441	
January	3,899	4,159	
February	4,280	4,476	
March	4,786	5,017	
April	5,106	5,104	
May	5,106	5,104	
June	5,106	5,104	

QUANTITY METRICS (rolling 12 month period)

	Contract Quantity	Contract Base Number	Contract *	Area Team	Region	England
% of all assessments that were assess and fit appliances (case starts)	273	368	74.2%	49.9%	56.7%	58.2%
% of all assessments that were assess and refuse	62	368	16.8%	14.5%	11.8%	12.4%
% of all assessments that were assess and review	33	368	9.0%	35.6%	31.4%	29.4%
% of case starts with a reported IOTN of 3 and Aesthetic Component of 5 or below	1	273	0.4%	0.1%	0.2%	0.1%
% of case starts with a reported IOTN of 3 and Aesthetic Component of 6 or above	4	273	1.5%	4.8%	3.9%	3.9%
% of case starts with a reported IOTN of 4	238	273	87.2%	77.3%	76.1%	77.7%
% of case starts with a reported IOTN of 5	28	273	10.3%	17.2%	17.9%	16.7 %
% of concluded courses in receipt of dual-arch fixed appliances	183	201	91.0%	75.7%	68.8%	72.5%
% of concluded courses where treatment was abandoned or discontinued	11	201	5.5%	9.1%	10.3%	9.1%
% of patients satisfied with the treatment they have received	1	1	100.0%	96.2%	95.1%	95.8%

* Figures in italics indicate that the base number is less than 100.

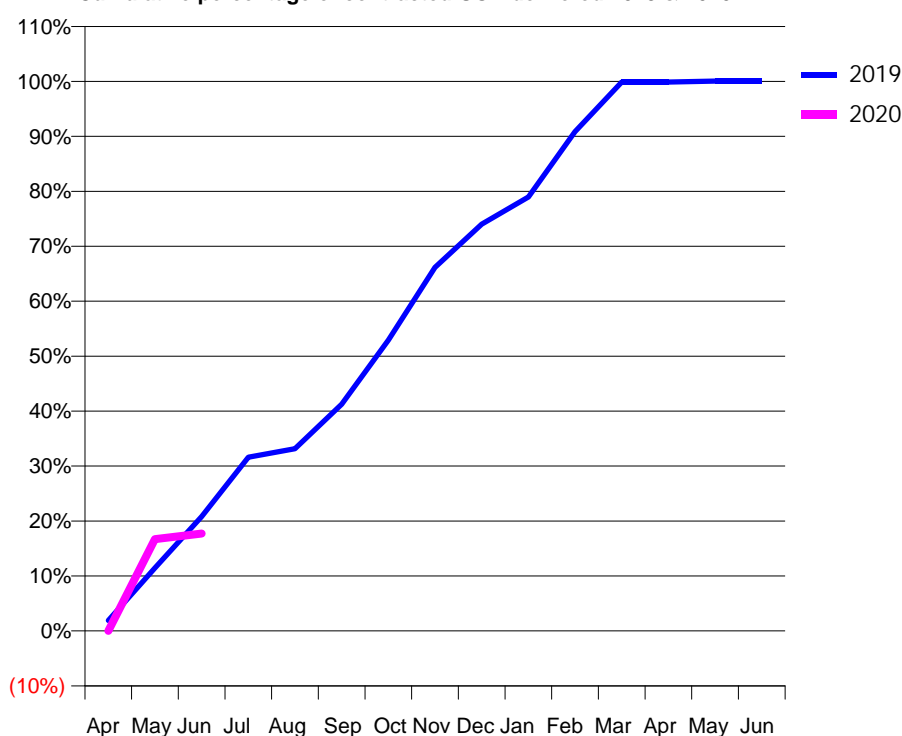
Q56 - Vital Signs Orthodontic At a Glance Contract Report for 133582/0001 - June 2019

Name or company name	Dr Horan & Dr Simkiene	19/20 Contracted general activity (UDA)	15,998
Contract type name	GDS Contract	Carry forward general activity (UDA)	0
Purpose of contract	General and Orthodontic	19/20 Contracted orthodontic activity (UOA)	4,054
Contract start date	01/05/2013	Carry forward orthodontic activity (UOA)	0
Contract end date		Baseline contract value	£617,501.24

ACCESS	Contract	England and Wales
24 month ratio of assessments to patient IDs	1.59	1.08

ACTIVITY	Contract
Contract assess and fit appliances (case starts) as a percentage of Area Team case starts	2.1 %

Cumulative percentage of contracted UOA delivered 2019 & 2020



Month	Adjusted Scheduled Activity (UOA)		
	2018	2019	2020
April	-37	77	0
May	374	465	677
June	667	844	719
July	1,189	1,281	
August	1,624	1,344	
September	1,951	1,673	
October	2,124	2,146	
November	2,343	2,682	
December	2,846	3,001	
January	2,846	3,201	
February	3,375	3,683	
March	3,988	4,049	
April	4,042	4,049	
May	4,300	4,056	
June	4,131	4,056	

QUANTITY METRICS (rolling 12 month period)

	Contract Quantity	Contract Base Number	Contract *	Area Team	Region	England
% of all assessments that were assess and fit appliances (case starts)	173	529	32.7%	49.9%	56.7%	58.2%
% of all assessments that were assess and refuse	7	529	1.3%	14.5%	11.8%	12.4%
% of all assessments that were assess and review	349	529	66.0%	35.6%	31.4%	29.4%
% of case starts with a reported IOTN of 3 and Aesthetic Component of 5 or below	0	173	N/A	0.1%	0.2%	0.1%
% of case starts with a reported IOTN of 3 and Aesthetic Component of 6 or above	1	173	0.6%	4.8%	3.9%	3.9%
% of case starts with a reported IOTN of 4	128	173	74.0%	77.3%	76.1%	77.7%
% of case starts with a reported IOTN of 5	44	173	25.4%	17.2%	17.9%	16.7 %
% of concluded courses in receipt of dual-arch fixed appliances	84	117	71.8%	75.7%	68.8%	72.5%
% of concluded courses where treatment was abandoned or discontinued	29	117	24.8%	9.1%	10.3%	9.1%
% of patients satisfied with the treatment they have received	2	2	100.0%	96.2%	95.1%	95.8%

* Figures in italics indicate that the base number is less than 100.

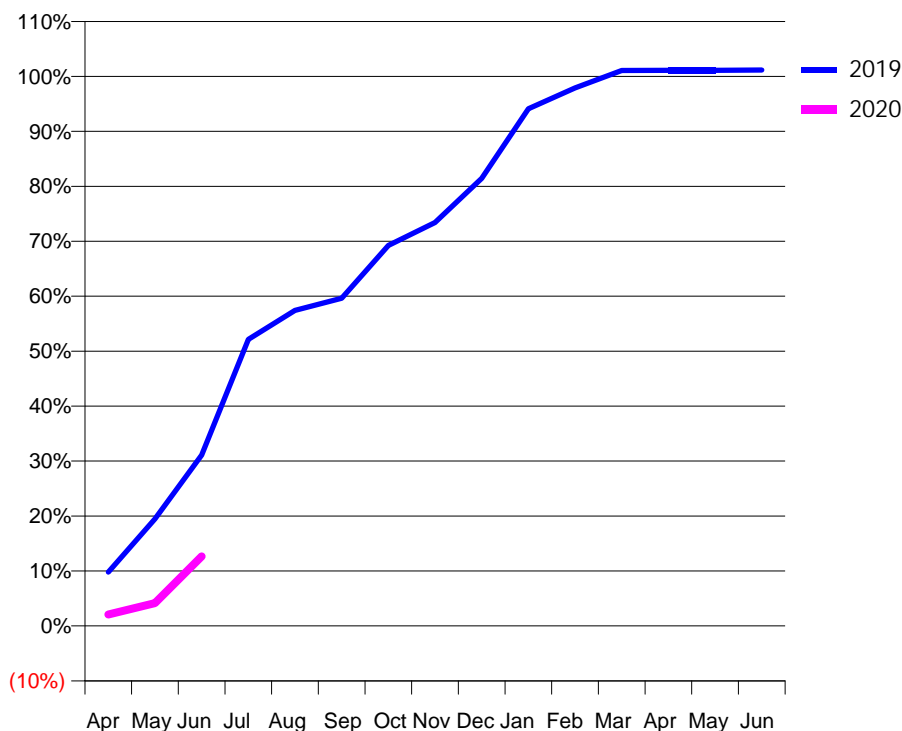
Q56 - Vital Signs Orthodontic At a Glance Contract Report for 157635/0001 - June 2019

Name or company name	Friars Street Dental Ltd	19/20 Contracted general activity (UDA)	2,500
Contract type name	GDS Contract	Carry forward general activity (UDA)	0
Purpose of contract	General and Orthodontic	19/20 Contracted orthodontic activity (UOA)	2,022
Contract start date	01/11/2015	Carry forward orthodontic activity (UOA)	0
Contract end date		Baseline contract value	£190,463.62

ACCESS	Contract	England and Wales
24 month ratio of assessments to patient IDs	1.03	1.08

ACTIVITY	Contract
Contract assess and fit appliances (case starts) as a percentage of Area Team case starts	0.9 %

Cumulative percentage of contracted UOA delivered 2019 & 2020



Month	Adjusted Scheduled Activity (UOA)		
	2018	2019	2020
April	85	198	42
May	427	394	84
June	617	629	256
July	960	1,054	
August	1,476	1,161	
September	1,733	1,206	
October	1,775	1,400	
November	1,926	1,484	
December	1,947	1,647	
January	1,949	1,903	
February	1,959	1,979	
March	1,959	2,043	
April	2,029	2,044	
May	2,029	2,044	
June	2,029	2,045	

QUANTITY METRICS (rolling 12 month period)

	Contract Quantity	Contract Base Number	Contract *	Area Team	Region	England
% of all assessments that were assess and fit appliances (case starts)	80	125	64.0%	49.9%	56.7%	58.2%
% of all assessments that were assess and refuse	20	125	16.0%	14.5%	11.8%	12.4%
% of all assessments that were assess and review	25	125	20.0%	35.6%	31.4%	29.4%
% of case starts with a reported IOTN of 3 and Aesthetic Component of 5 or below	0	80	<i>N/A</i>	0.1%	0.2%	0.1%
% of case starts with a reported IOTN of 3 and Aesthetic Component of 6 or above	0	80	<i>N/A</i>	4.8%	3.9%	3.9%
% of case starts with a reported IOTN of 4	52	80	65.0%	77.3%	76.1%	77.7%
% of case starts with a reported IOTN of 5	13	80	16.3%	17.2%	17.9%	16.7 %
% of concluded courses in receipt of dual-arch fixed appliances	0	74	<i>N/A</i>	75.7%	68.8%	72.5%
% of concluded courses where treatment was abandoned or discontinued	0	74	0.0%	9.1%	10.3%	9.1%
% of patients satisfied with the treatment they have received	1	1	100.0%	96.2%	95.1%	95.8%

* Figures in italics indicate that the base number is less than 100.

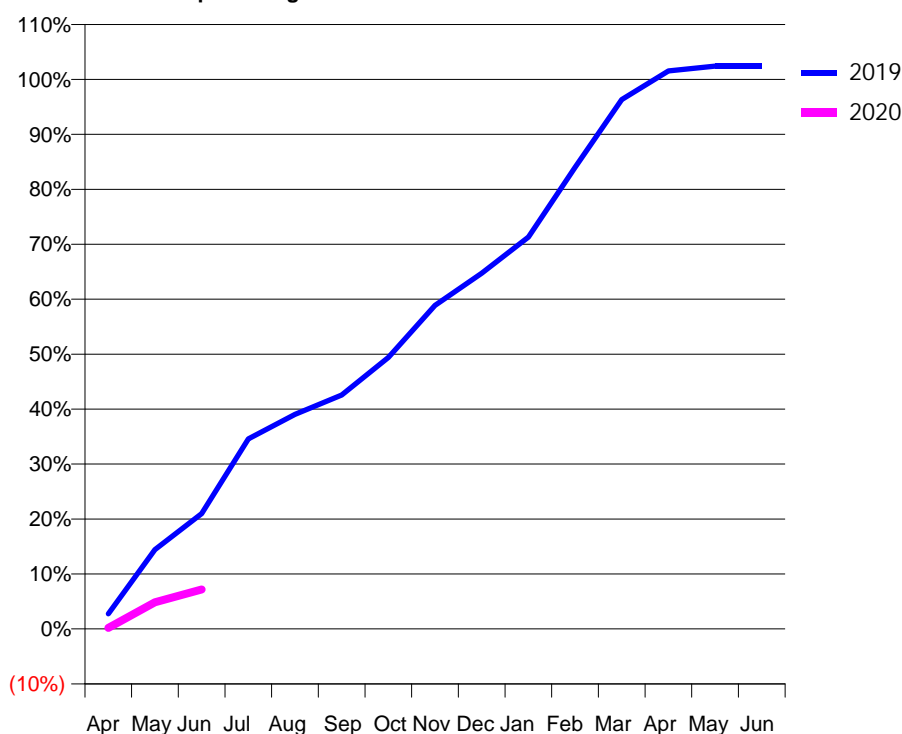
Q56 - Vital Signs Orthodontic At a Glance Contract Report for 163325/0001 - June 2019

Name or company name	Campbell Huber Orthodontists	19/20 Contracted general activity (UDA)	0
Contract type name	PDS Contract	Carry forward general activity (UDA)	0
Purpose of contract	Orthodontic	19/20 Contracted orthodontic activity (UOA)	5,222
Contract start date	01/04/2009	Carry forward orthodontic activity (UOA)	0
Contract end date	03/04/2020	Baseline contract value	£329,384.33

ACCESS	Contract	England and Wales
24 month ratio of assessments to patient IDs	1.27	1.08

ACTIVITY	Contract
Contract assess and fit appliances (case starts) as a percentage of Area Team case starts	2.2 %

Cumulative percentage of contracted UOA delivered 2019 & 2020



Month	Adjusted Scheduled Activity (UOA)		
	2018	2019	2020
April	75	132	10
May	312	690	253
June	504	1,003	375
July	724	1,654	
August	1,022	1,866	
September	1,468	2,036	
October	1,897	2,362	
November	2,307	2,815	
December	3,070	3,095	
January	3,587	3,409	
February	4,119	4,015	
March	4,639	4,606	
April	4,828	4,855	
May	4,828	4,897	
June	4,828	4,897	

QUANTITY METRICS (rolling 12 month period)

	Contract Quantity	Contract Base Number	Contract *	Area Team	Region	England
% of all assessments that were assess and fit appliances (case starts)	188	530	35.5%	49.9%	56.7%	58.2%
% of all assessments that were assess and refuse	117	530	22.1%	14.5%	11.8%	12.4%
% of all assessments that were assess and review	225	530	42.5%	35.6%	31.4%	29.4%
% of case starts with a reported IOTN of 3 and Aesthetic Component of 5 or below	0	188	N/A	0.1%	0.2%	0.1%
% of case starts with a reported IOTN of 3 and Aesthetic Component of 6 or above	49	188	26.1%	4.8%	3.9%	3.9%
% of case starts with a reported IOTN of 4	105	188	55.9%	77.3%	76.1%	77.7%
% of case starts with a reported IOTN of 5	34	188	18.1%	17.2%	17.9%	16.7 %
% of concluded courses in receipt of dual-arch fixed appliances	229	280	81.8%	75.7%	68.8%	72.5%
% of concluded courses where treatment was abandoned or discontinued	26	280	9.3%	9.1%	10.3%	9.1%
% of patients satisfied with the treatment they have received	1	1	100.0%	96.2%	95.1%	95.8%

* Figures in italics indicate that the base number is less than 100.

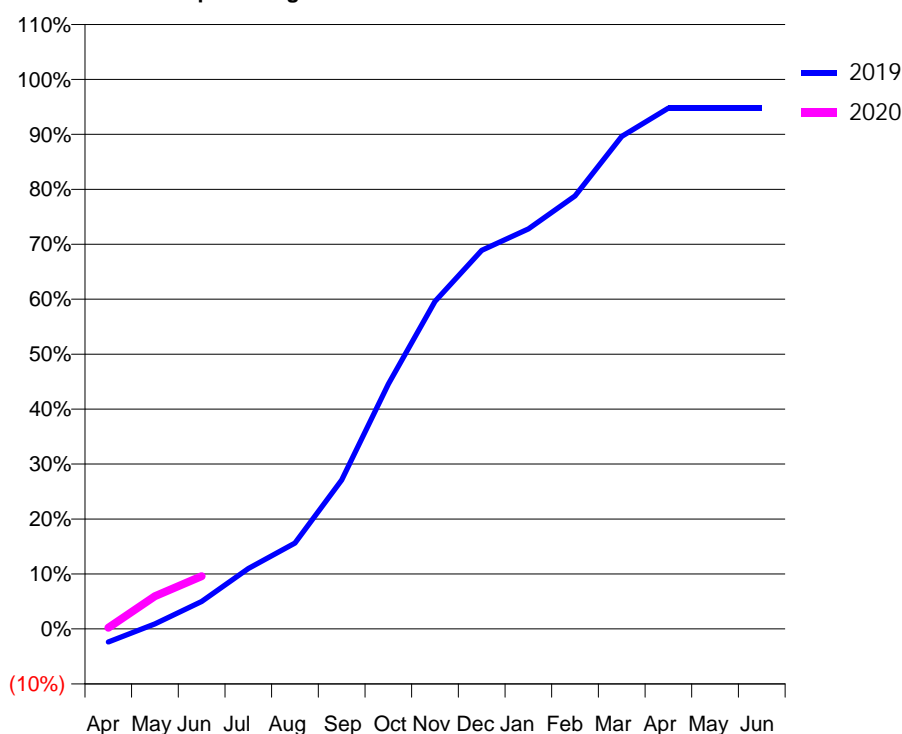
Q56 - Vital Signs Orthodontic At a Glance Contract Report for 163325/0002 - June 2019

Name or company name	Campbell Huber Orthodontists	19/20 Contracted general activity (UDA)	0
Contract type name	PDS Contract	Carry forward general activity (UDA)	0
Purpose of contract	Orthodontic	19/20 Contracted orthodontic activity (UOA)	1,698
Contract start date	01/09/2009	Carry forward orthodontic activity (UOA)	0
Contract end date	31/08/2019	Baseline contract value	£113,092.37

ACCESS	Contract	England and Wales
24 month ratio of assessments to patient IDs	1.24	1.08

ACTIVITY	Contract
Contract assess and fit appliances (case starts) as a percentage of Area Team case starts	2.0 %

Cumulative percentage of contracted UOA delivered 2019 & 2020



Month	Adjusted Scheduled Activity (UOA)		
	2018	2019	2020
April	23	-97	4
May	116	38	101
June	347	204	163
July	695	448	
August	935	637	
September	1,238	1,104	
October	1,598	1,816	
November	2,089	2,429	
December	2,447	2,807	
January	2,705	2,966	
February	3,208	3,210	
March	3,759	3,652	
April	3,966	3,862	
May	3,966	3,862	
June	3,966	3,862	

QUANTITY METRICS (rolling 12 month period)

	Contract Quantity	Contract Base Number	Contract *	Area Team	Region	England
% of all assessments that were assess and fit appliances (case starts)	165	521	31.7%	49.9%	56.7%	58.2%
% of all assessments that were assess and refuse	103	521	19.8%	14.5%	11.8%	12.4%
% of all assessments that were assess and review	253	521	48.6%	35.6%	31.4%	29.4%
% of case starts with a reported IOTN of 3 and Aesthetic Component of 5 or below	1	165	0.6%	0.1%	0.2%	0.1%
% of case starts with a reported IOTN of 3 and Aesthetic Component of 6 or above	42	165	25.5%	4.8%	3.9%	3.9%
% of case starts with a reported IOTN of 4	96	165	58.2%	77.3%	76.1%	77.7%
% of case starts with a reported IOTN of 5	25	165	15.2%	17.2%	17.9%	16.7 %
% of concluded courses in receipt of dual-arch fixed appliances	66	84	78.6%	75.7%	68.8%	72.5%
% of concluded courses where treatment was abandoned or discontinued	14	84	16.7%	9.1%	10.3%	9.1%
% of patients satisfied with the treatment they have received	2	2	100.0%	96.2%	95.1%	95.8%

* Figures in italics indicate that the base number is less than 100.

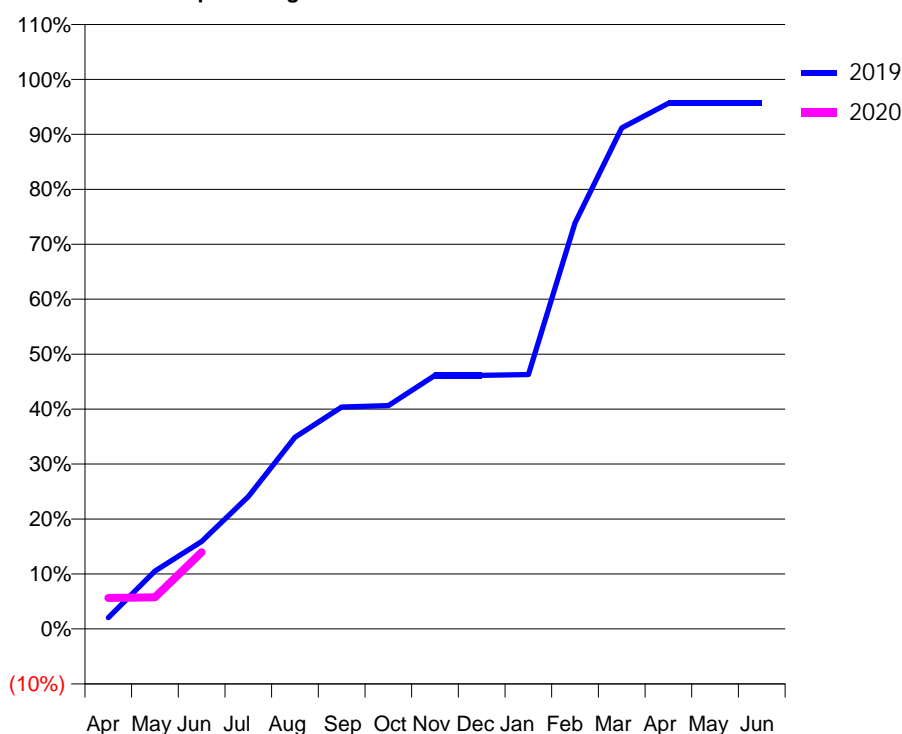
Q56 - Vital Signs Orthodontic At a Glance Contract Report for 168289/0001 - June 2019

Name or company name	Mr Wolkenstein & Ms L Lucchesi	19/20 Contracted general activity (UDA)	0
Contract type name	PDS Contract	Carry forward general activity (UDA)	0
Purpose of contract	Orthodontic	19/20 Contracted orthodontic activity (UOA)	780
Contract start date	01/04/2013	Carry forward orthodontic activity (UOA)	0
Contract end date	03/04/2020	Baseline contract value	£50,128.98

ACCESS	Contract	England and Wales
24 month ratio of assessments to patient IDs	1.14	1.08

ACTIVITY	Contract
Contract assess and fit appliances (case starts) as a percentage of Area Team case starts	0.4 %

Cumulative percentage of contracted UOA delivered 2019 & 2020



Month	Adjusted Scheduled Activity (UOA)		
	2018	2019	2020
April	19	16	44
May	61	82	45
June	145	124	109
July	210	188	
August	274	272	
September	296	315	
October	381	317	
November	448	360	
December	553	360	
January	637	361	
February	658	576	
March	805	711	
April	805	746	
May	805	746	
June	805	746	

QUANTITY METRICS (rolling 12 month period)

	Contract Quantity	Contract Base Number	Contract *	Area Team	Region	England
% of all assessments that were assess and fit appliances (case starts)	33	71	46.5%	49.9%	56.7%	58.2%
% of all assessments that were assess and refuse	1	71	1.4%	14.5%	11.8%	12.4%
% of all assessments that were assess and review	37	71	52.1%	35.6%	31.4%	29.4%
% of case starts with a reported IOTN of 3 and Aesthetic Component of 5 or below	0	33	N/A	0.1%	0.2%	0.1%
% of case starts with a reported IOTN of 3 and Aesthetic Component of 6 or above	2	33	6.1%	4.8%	3.9%	3.9%
% of case starts with a reported IOTN of 4	25	33	75.8%	77.3%	76.1%	77.7%
% of case starts with a reported IOTN of 5	6	33	18.2%	17.2%	17.9%	16.7 %
% of concluded courses in receipt of dual-arch fixed appliances	14	15	93.3%	75.7%	68.8%	72.5%
% of concluded courses where treatment was abandoned or discontinued	0	15	0.0%	9.1%	10.3%	9.1%
% of patients satisfied with the treatment they have received	1	1	100.0%	96.2%	95.1%	95.8%

* Figures in italics indicate that the base number is less than 100.

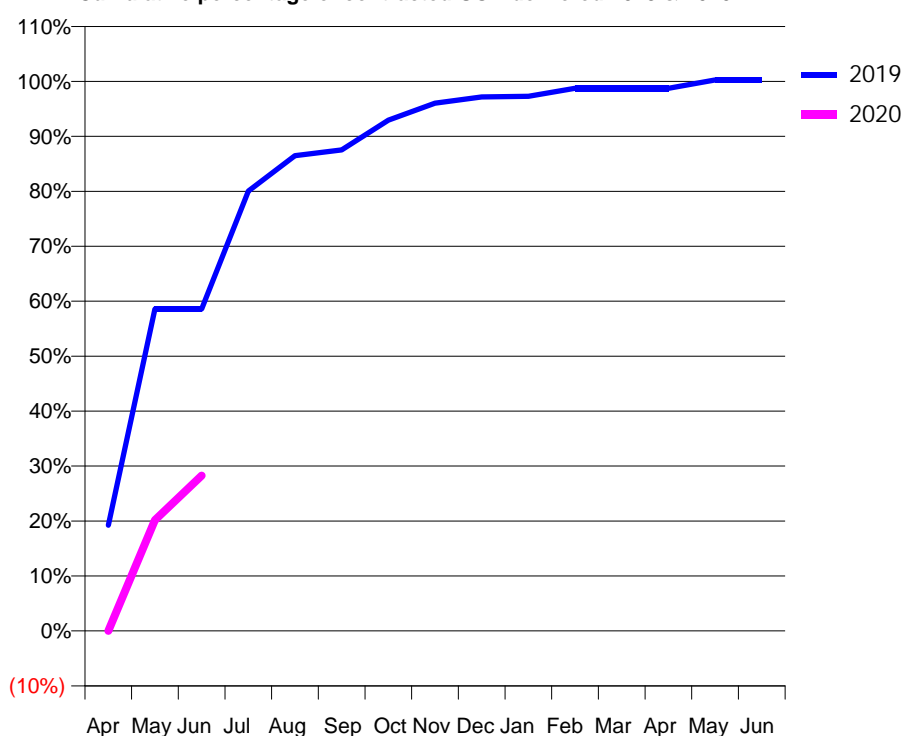
Q56 - Vital Signs Orthodontic At a Glance Contract Report for 169501/0001 - June 2019

Name or company name	Orthoactive Ltd	19/20 Contracted general activity (UDA)	0
Contract type name	PDS Contract	Carry forward general activity (UDA)	0
Purpose of contract	Orthodontic	19/20 Contracted orthodontic activity (UOA)	2,954
Contract start date	01/04/2011	Carry forward orthodontic activity (UOA)	0
Contract end date	03/04/2020	Baseline contract value	£180,495.60

ACCESS	Contract	England and Wales
24 month ratio of assessments to patient IDs	1.06	1.08

ACTIVITY	Contract
Contract assess and fit appliances (case starts) as a percentage of Area Team case starts	1.1 %

Cumulative percentage of contracted UOA delivered 2019 & 2020



Month	Adjusted Scheduled Activity (UOA)		
	2018	2019	2020
April	0	576	0
May	1,068	1,755	596
June	1,133	1,755	835
July	1,627	2,398	
August	1,718	2,591	
September	1,911	2,622	
October	2,490	2,784	
November	2,651	2,877	
December	2,741	2,911	
January	2,741	2,914	
February	2,805	2,958	
March	2,957	2,958	
April	2,957	2,958	
May	2,957	3,004	
June	2,957	3,004	

QUANTITY METRICS (rolling 12 month period)

	Contract Quantity	Contract Base Number	Contract *	Area Team	Region	England
% of all assessments that were assess and fit appliances (case starts)	94	220	42.7%	49.9%	56.7%	58.2%
% of all assessments that were assess and refuse	72	220	32.7%	14.5%	11.8%	12.4%
% of all assessments that were assess and review	54	220	24.5%	35.6%	31.4%	29.4%
% of case starts with a reported IOTN of 3 and Aesthetic Component of 5 or below	0	94	<i>N/A</i>	0.1%	0.2%	0.1%
% of case starts with a reported IOTN of 3 and Aesthetic Component of 6 or above	2	94	2.1%	4.8%	3.9%	3.9%
% of case starts with a reported IOTN of 4	45	94	47.9%	77.3%	76.1%	77.7%
% of case starts with a reported IOTN of 5	47	94	50.0%	17.2%	17.9%	16.7 %
% of concluded courses in receipt of dual-arch fixed appliances	7	115	6.1%	75.7%	68.8%	72.5%
% of concluded courses where treatment was abandoned or discontinued	11	115	9.6%	9.1%	10.3%	9.1%
% of patients satisfied with the treatment they have received	1	1	100.0%	96.2%	95.1%	95.8%

* Figures in italics indicate that the base number is less than 100.

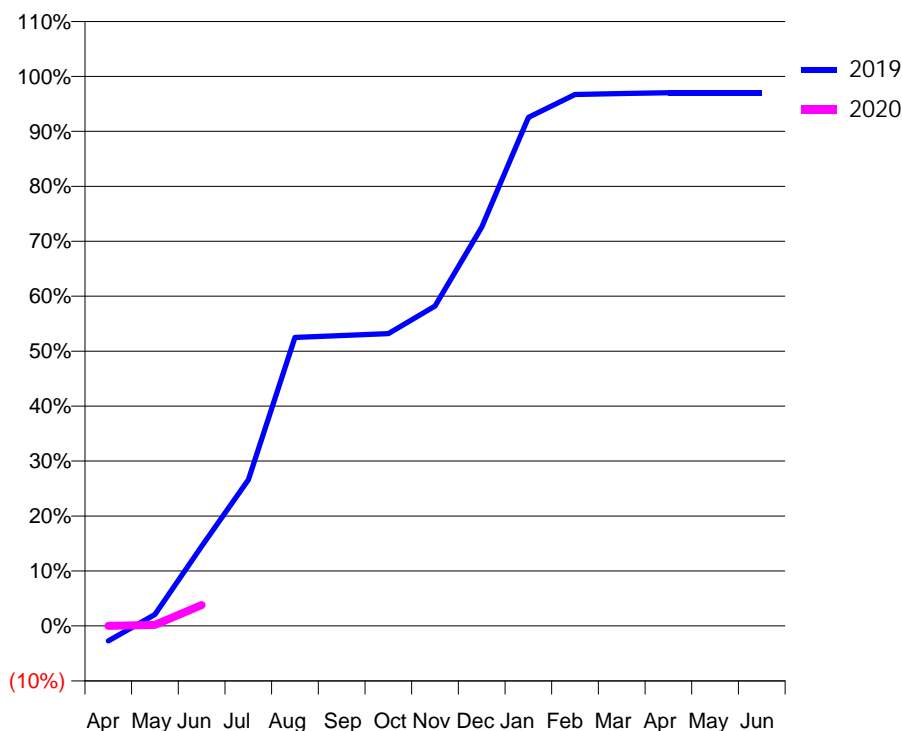
Q56 - Vital Signs Orthodontic At a Glance Contract Report for 171239/0001 - June 2019

Name or company name	The Loddon Dental Practice	19/20 Contracted general activity (UDA)	18,962
Contract type name	GDS Contract	Carry forward general activity (UDA)	0
Purpose of contract	General and Orthodontic	19/20 Contracted orthodontic activity (UOA)	579
Contract start date	13/10/2007	Carry forward orthodontic activity (UOA)	0
Contract end date		Baseline contract value	£538,689.86

ACCESS	Contract	England and Wales
24 month ratio of assessments to patient IDs	1.02	1.08

ACTIVITY	Contract
Contract assess and fit appliances (case starts) as a percentage of Area Team case starts	0.2 %

Cumulative percentage of contracted UOA delivered 2019 & 2020



Month	Adjusted Scheduled Activity (UOA)		
	2018	2019	2020
April	12	-16	0
May	85	12	1
June	107	84	22
July	152	154	
August	182	304	
September	208	306	
October	262	308	
November	380	337	
December	516	420	
January	519	536	
February	541	560	
March	562	561	
April	562	562	
May	562	562	
June	562	562	

QUANTITY METRICS (rolling 12 month period)

	Contract Quantity	Contract Base Number	Contract *	Area Team	Region	England
% of all assessments that were assess and fit appliances (case starts)	21	82	25.6%	49.9%	56.7%	58.2%
% of all assessments that were assess and refuse	12	82	14.6%	14.5%	11.8%	12.4%
% of all assessments that were assess and review	49	82	59.8%	35.6%	31.4%	29.4%
% of case starts with a reported IOTN of 3 and Aesthetic Component of 5 or below	0	21	N/A	0.1%	0.2%	0.1%
% of case starts with a reported IOTN of 3 and Aesthetic Component of 6 or above	2	21	9.5%	4.8%	3.9%	3.9%
% of case starts with a reported IOTN of 4	16	21	76.2%	77.3%	76.1%	77.7%
% of case starts with a reported IOTN of 5	3	21	14.3%	17.2%	17.9%	16.7%
% of concluded courses in receipt of dual-arch fixed appliances	17	21	81.0%	75.7%	68.8%	72.5%
% of concluded courses where treatment was abandoned or discontinued	0	21	0.0%	9.1%	10.3%	9.1%
% of patients satisfied with the treatment they have received	0	0	N/A	96.2%	95.1%	95.8%

* Figures in italics indicate that the base number is less than 100.

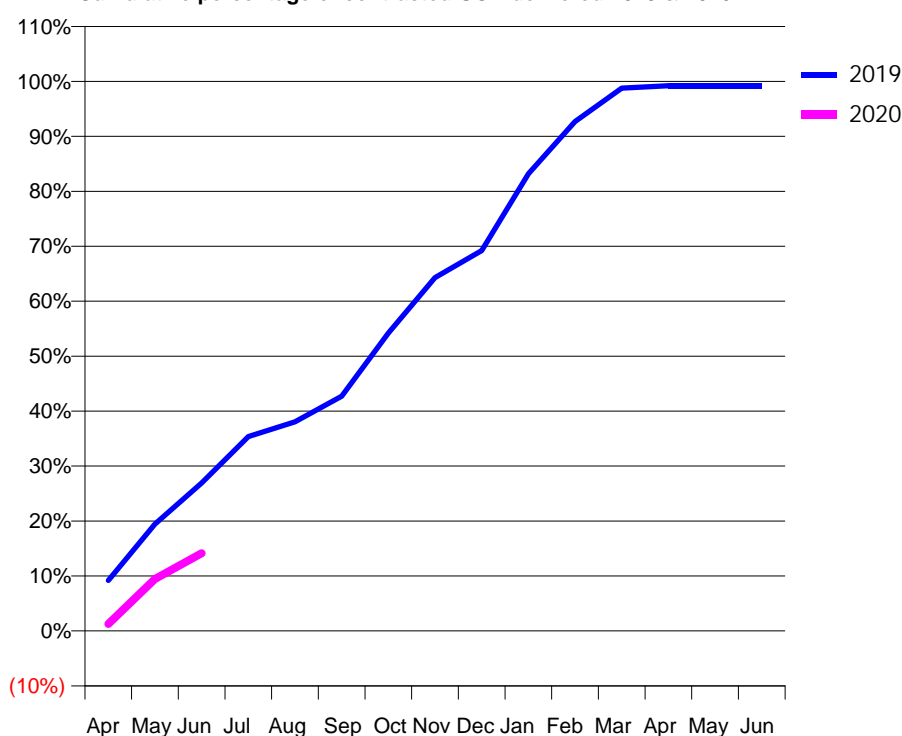
Q56 - Vital Signs Orthodontic At a Glance Contract Report for 171239/0002 - June 2019

Name or company name	The Loddon Dental Practice	19/20 Contracted general activity (UDA)	0
Contract type name	PDS Contract	Carry forward general activity (UDA)	0
Purpose of contract	General and Orthodontic	19/20 Contracted orthodontic activity (UOA)	4,936
Contract start date	04/01/2015	Carry forward orthodontic activity (UOA)	0
Contract end date	03/04/2020	Baseline contract value	£310,810.92

ACCESS	Contract	England and Wales
24 month ratio of assessments to patient IDs	1.07	1.08

ACTIVITY	Contract
Contract assess and fit appliances (case starts) as a percentage of Area Team case starts	2.4 %

Cumulative percentage of contracted UOA delivered 2019 & 2020



Month	Adjusted Scheduled Activity (UOA)		
	2018	2019	2020
April	345	453	63
May	763	960	467
June	826	1,329	698
July	1,068	1,746	
August	1,559	1,878	
September	1,650	2,108	
October	2,400	2,677	
November	3,303	3,174	
December	3,842	3,417	
January	4,211	4,107	
February	4,884	4,575	
March	4,908	4,874	
April	4,908	4,897	
May	4,929	4,897	
June	4,929	4,897	

QUANTITY METRICS (rolling 12 month period)

	Contract Quantity	Contract Base Number	Contract *	Area Team	Region	England
% of all assessments that were assess and fit appliances (case starts)	201	345	58.3%	49.9%	56.7%	58.2%
% of all assessments that were assess and refuse	18	345	5.2%	14.5%	11.8%	12.4%
% of all assessments that were assess and review	126	345	36.5%	35.6%	31.4%	29.4%
% of case starts with a reported IOTN of 3 and Aesthetic Component of 5 or below	0	201	N/A	0.1%	0.2%	0.1%
% of case starts with a reported IOTN of 3 and Aesthetic Component of 6 or above	3	201	1.5%	4.8%	3.9%	3.9%
% of case starts with a reported IOTN of 4	158	201	78.6%	77.3%	76.1%	77.7%
% of case starts with a reported IOTN of 5	39	201	19.4%	17.2%	17.9%	16.7 %
% of concluded courses in receipt of dual-arch fixed appliances	77	82	93.9%	75.7%	68.8%	72.5%
% of concluded courses where treatment was abandoned or discontinued	4	82	4.9%	9.1%	10.3%	9.1%
% of patients satisfied with the treatment they have received	2	2	100.0%	96.2%	95.1%	95.8%

* Figures in italics indicate that the base number is less than 100.

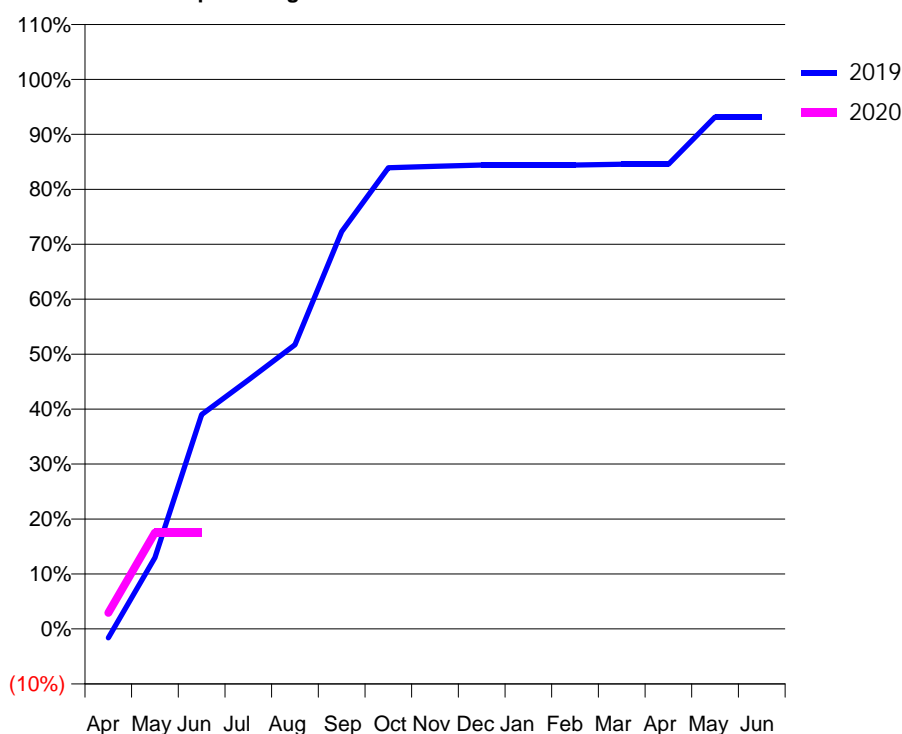
Q56 - Vital Signs Orthodontic At a Glance Contract Report for 176702/0001 - June 2019

Name or company name	Jeffrey Sherer and Larry Levin	19/20 Contracted general activity (UDA)	47,500
Contract type name	GDS Contract	Carry forward general activity (UDA)	0
Purpose of contract	General and Orthodontic	19/20 Contracted orthodontic activity (UOA)	719
Contract start date	01/04/2012	Carry forward orthodontic activity (UOA)	0
Contract end date		Baseline contract value	£1,417,272.55

ACCESS	Contract	England and Wales
24 month ratio of assessments to patient IDs	1.01	1.08

ACTIVITY	Contract
Contract assess and fit appliances (case starts) as a percentage of Area Team case starts	0.3 %

Cumulative percentage of contracted UOA delivered 2019 & 2020



Month	Adjusted Scheduled Activity (UOA)		
	2018	2019	2020
April	127	-12	21
May	191	95	126
June	443	286	126
July	443	332	
August	548	379	
September	572	530	
October	636	615	
November	701	617	
December	703	619	
January	703	619	
February	703	619	
March	707	620	
April	707	620	
May	707	683	
June	707	683	

QUANTITY METRICS (rolling 12 month period)

	Contract Quantity	Contract Base Number	Contract *	Area Team	Region	England
% of all assessments that were assess and fit appliances (case starts)	27	41	65.9%	49.9%	56.7%	58.2%
% of all assessments that were assess and refuse	5	41	12.2%	14.5%	11.8%	12.4%
% of all assessments that were assess and review	9	41	22.0%	35.6%	31.4%	29.4%
% of case starts with a reported IOTN of 3 and Aesthetic Component of 5 or below	0	27	<i>N/A</i>	0.1%	0.2%	0.1%
% of case starts with a reported IOTN of 3 and Aesthetic Component of 6 or above	0	27	<i>N/A</i>	4.8%	3.9%	3.9%
% of case starts with a reported IOTN of 4	27	27	100.0%	77.3%	76.1%	77.7%
% of case starts with a reported IOTN of 5	0	27	<i>N/A</i>	17.2%	17.9%	16.7 %
% of concluded courses in receipt of dual-arch fixed appliances	21	21	100.0%	75.7%	68.8%	72.5%
% of concluded courses where treatment was abandoned or discontinued	0	21	0.0%	9.1%	10.3%	9.1%
% of patients satisfied with the treatment they have received	0	0	<i>N/A</i>	96.2%	95.1%	95.8%

* Figures in italics indicate that the base number is less than 100.

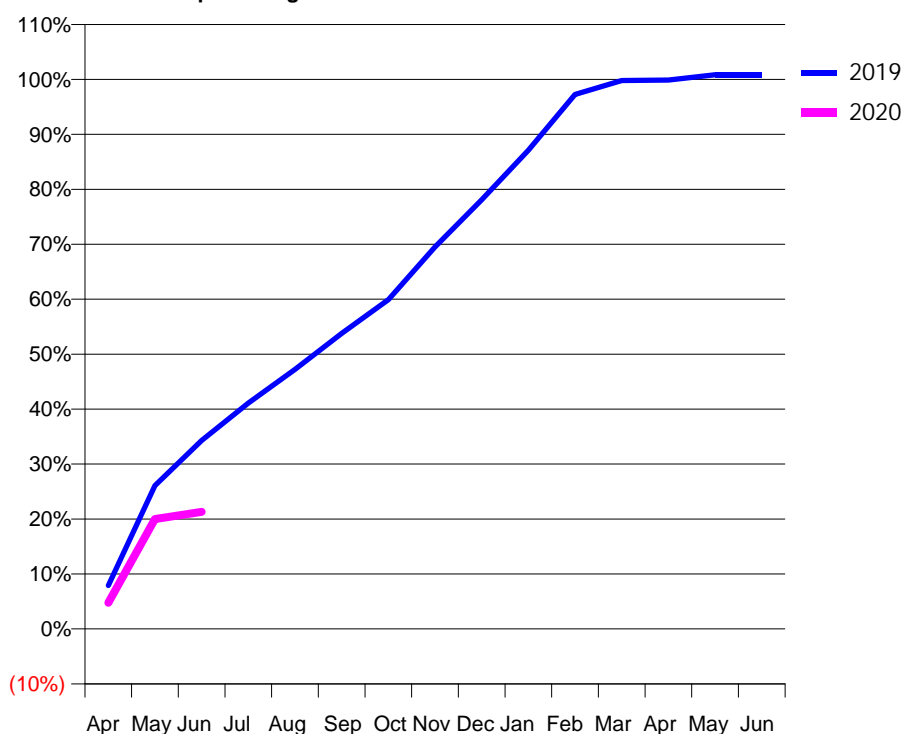
Q56 - Vital Signs Orthodontic At a Glance Contract Report for 178861/0001 - June 2019

Name or company name	Smile Orthodontics	19/20 Contracted general activity (UDA)	0
Contract type name	PDS Contract	Carry forward general activity (UDA)	0
Purpose of contract	Orthodontic	19/20 Contracted orthodontic activity (UOA)	13,483
Contract start date	01/07/2008	Carry forward orthodontic activity (UOA)	0
Contract end date	03/04/2020	Baseline contract value	£802,444.92

ACCESS	Contract	England and Wales
24 month ratio of assessments to patient IDs	1.03	1.08

ACTIVITY	Contract
Contract assess and fit appliances (case starts) as a percentage of Area Team case starts	6.4 %

Cumulative percentage of contracted UOA delivered 2019 & 2020



Month	Adjusted Scheduled Activity (UOA)		
	2018	2019	2020
April	1,046	1,065	644
May	4,293	3,514	2,695
June	6,104	4,624	2,874
July	7,915	5,544	
August	9,531	6,367	
September	10,193	7,249	
October	10,806	8,076	
November	11,501	9,368	
December	12,382	10,528	
January	13,049	11,743	
February	13,491	13,109	
March	13,507	13,450	
April	13,529	13,461	
May	13,531	13,594	
June	13,531	13,594	

QUANTITY METRICS (rolling 12 month period)

	Contract Quantity	Contract Base Number	Contract *	Area Team	Region	England
% of all assessments that were assess and fit appliances (case starts)	538	1,172	45.9%	49.9%	56.7%	58.2%
% of all assessments that were assess and refuse	133	1,172	11.3%	14.5%	11.8%	12.4%
% of all assessments that were assess and review	501	1,172	42.7%	35.6%	31.4%	29.4%
% of case starts with a reported IOTN of 3 and Aesthetic Component of 5 or below	0	538	N/A	0.1%	0.2%	0.1%
% of case starts with a reported IOTN of 3 and Aesthetic Component of 6 or above	7	538	1.3%	4.8%	3.9%	3.9%
% of case starts with a reported IOTN of 4	459	538	85.3%	77.3%	76.1%	77.7%
% of case starts with a reported IOTN of 5	72	538	13.4%	17.2%	17.9%	16.7 %
% of concluded courses in receipt of dual-arch fixed appliances	328	414	79.2%	75.7%	68.8%	72.5%
% of concluded courses where treatment was abandoned or discontinued	77	414	18.6%	9.1%	10.3%	9.1%
% of patients satisfied with the treatment they have received	4	4	100.0%	96.2%	95.1%	95.8%

* Figures in italics indicate that the base number is less than 100.

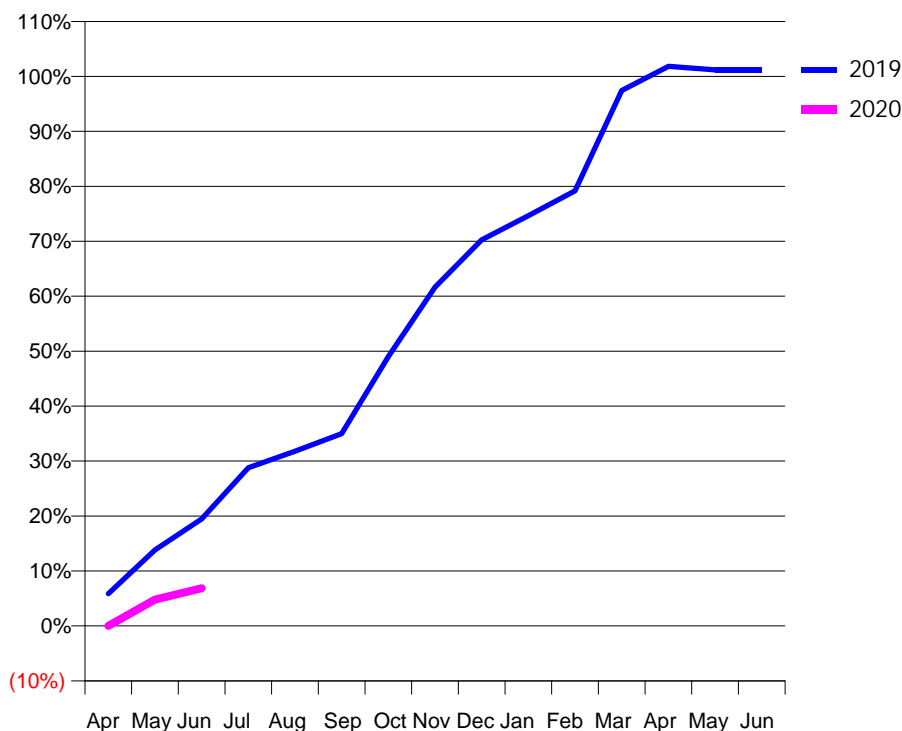
Q56 - Vital Signs Orthodontic At a Glance Contract Report for 182397/0001 - June 2019

Name or company name	Bank Bulidings Dental Practice	19/20 Contracted general activity (UDA)	40,973
Contract type name	GDS Contract	Carry forward general activity (UDA)	0
Purpose of contract	General and Orthodontic	19/20 Contracted orthodontic activity (UOA)	3,067
Contract start date	01/04/2011	Carry forward orthodontic activity (UOA)	0
Contract end date		Baseline contract value	£1,166,205.34

ACCESS	Contract	England and Wales
24 month ratio of assessments to patient IDs	1.18	1.08

ACTIVITY	Contract
Contract assess and fit appliances (case starts) as a percentage of Area Team case starts	1.5 %

Cumulative percentage of contracted UOA delivered 2019 & 2020



Month	Adjusted Scheduled Activity (UOA)		
	2018	2019	2020
April	88	180	0
May	277	424	147
June	622	597	210
July	1,116	883	
August	1,358	975	
September	1,515	1,073	
October	1,777	1,504	
November	2,190	1,891	
December	2,300	2,155	
January	2,554	2,290	
February	3,041	2,428	
March	3,064	2,988	
April	3,069	3,123	
May	3,069	3,103	
June	3,069	3,103	

QUANTITY METRICS (rolling 12 month period)

	Contract Quantity	Contract Base Number	Contract *	Area Team	Region	England
% of all assessments that were assess and fit appliances (case starts)	127	233	54.5%	49.9%	56.7%	58.2%
% of all assessments that were assess and refuse	38	233	16.3%	14.5%	11.8%	12.4%
% of all assessments that were assess and review	68	233	29.2%	35.6%	31.4%	29.4%
% of case starts with a reported IOTN of 3 and Aesthetic Component of 5 or below	0	127	N/A	0.1%	0.2%	0.1%
% of case starts with a reported IOTN of 3 and Aesthetic Component of 6 or above	7	127	5.5%	4.8%	3.9%	3.9%
% of case starts with a reported IOTN of 4	86	127	67.7%	77.3%	76.1%	77.7%
% of case starts with a reported IOTN of 5	34	127	26.8%	17.2%	17.9%	16.7 %
% of concluded courses in receipt of dual-arch fixed appliances	3	103	2.9%	75.7%	68.8%	72.5%
% of concluded courses where treatment was abandoned or discontinued	13	103	12.6%	9.1%	10.3%	9.1%
% of patients satisfied with the treatment they have received	1	1	100.0%	96.2%	95.1%	95.8%

* Figures in italics indicate that the base number is less than 100.

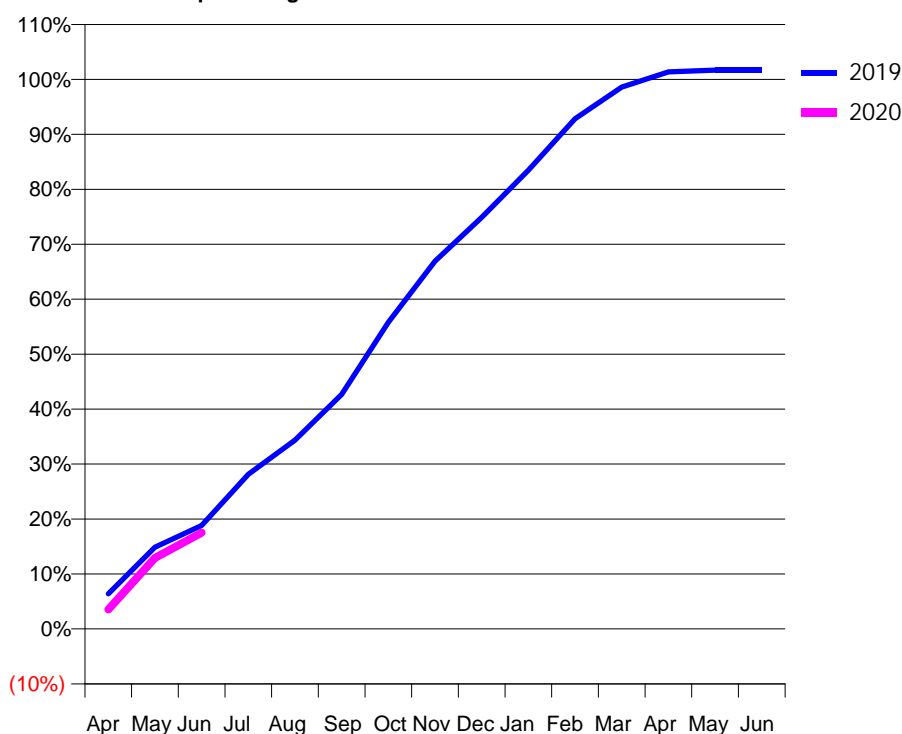
Q56 - Vital Signs Orthodontic At a Glance Contract Report for 186872/0002 - June 2019

Name or company name	ORTHOWORLD 2000 LTD	19/20 Contracted general activity (UDA)	0
Contract type name	PDS Contract	Carry forward general activity (UDA)	0
Purpose of contract	Orthodontic	19/20 Contracted orthodontic activity (UOA)	10,779
Contract start date	01/04/2006	Carry forward orthodontic activity (UOA)	0
Contract end date	31/03/2020	Baseline contract value	£729,246.14

ACCESS	Contract	England and Wales
24 month ratio of assessments to patient IDs	1.03	1.08

ACTIVITY	Contract
Contract assess and fit appliances (case starts) as a percentage of Area Team case starts	6.1 %

Cumulative percentage of contracted UOA delivered 2019 & 2020



Month	Adjusted Scheduled Activity (UOA)		
	2018	2019	2020
April	387	690	380
May	2,013	1,604	1,392
June	2,290	2,031	1,889
July	3,228	3,040	
August	3,904	3,709	
September	4,543	4,606	
October	5,759	6,028	
November	6,834	7,225	
December	7,614	8,085	
January	8,430	9,014	
February	9,435	10,021	
March	10,634	10,642	
April	10,981	10,941	
May	11,002	10,977	
June	11,003	10,977	

QUANTITY METRICS (rolling 12 month period)

	Contract Quantity	Contract Base Number	Contract *	Area Team	Region	England
% of all assessments that were assess and fit appliances (case starts)	511	998	51.2%	49.9%	56.7%	58.2%
% of all assessments that were assess and refuse	228	998	22.8%	14.5%	11.8%	12.4%
% of all assessments that were assess and review	259	998	26.0%	35.6%	31.4%	29.4%
% of case starts with a reported IOTN of 3 and Aesthetic Component of 5 or below	0	511	N/A	0.1%	0.2%	0.1%
% of case starts with a reported IOTN of 3 and Aesthetic Component of 6 or above	38	511	7.4%	4.8%	3.9%	3.9%
% of case starts with a reported IOTN of 4	367	511	71.8%	77.3%	76.1%	77.7%
% of case starts with a reported IOTN of 5	103	511	20.2%	17.2%	17.9%	16.7 %
% of concluded courses in receipt of dual-arch fixed appliances	270	300	90.0%	75.7%	68.8%	72.5%
% of concluded courses where treatment was abandoned or discontinued	17	300	5.7%	9.1%	10.3%	9.1%
% of patients satisfied with the treatment they have received	3	4	75.0%	96.2%	95.1%	95.8%

* Figures in italics indicate that the base number is less than 100.

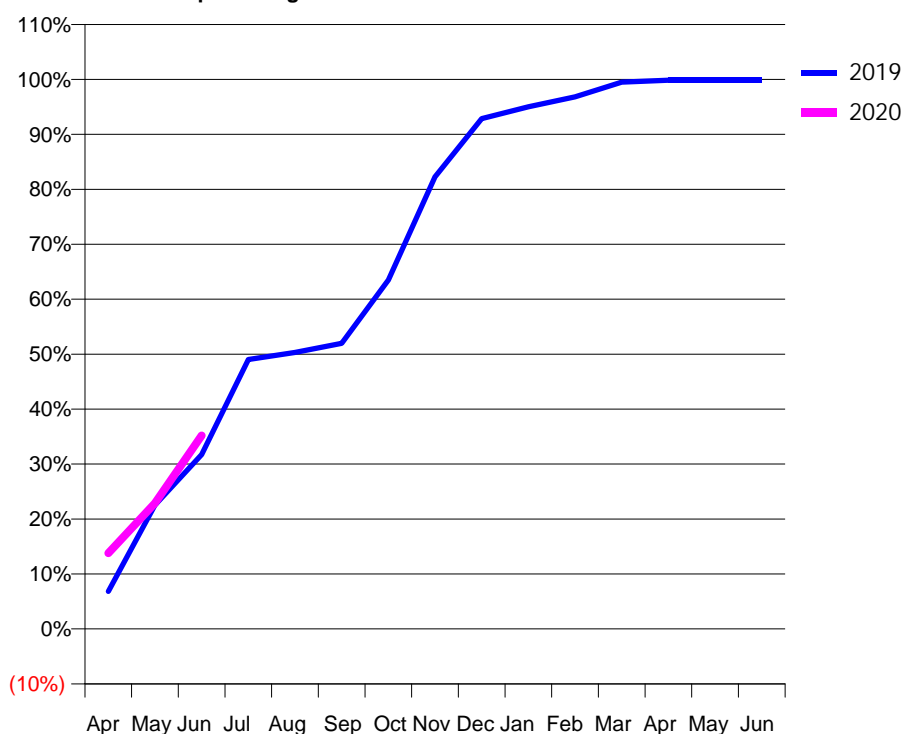
Q56 - Vital Signs Orthodontic At a Glance Contract Report for 198390/0001 - June 2019

Name or company name	Stewart House Orthodontics Limited	19/20 Contracted general activity (UDA)	0
Contract type name	PDS Contract	Carry forward general activity (UDA)	0
Purpose of contract	Orthodontic	19/20 Contracted orthodontic activity (UOA)	5,847
Contract start date	01/10/2011	Carry forward orthodontic activity (UOA)	0
Contract end date	03/04/2020	Baseline contract value	£377,602.08

ACCESS	Contract	England and Wales
24 month ratio of assessments to patient IDs	1.18	1.08

ACTIVITY	Contract
Contract assess and fit appliances (case starts) as a percentage of Area Team case starts	3.2 %

Cumulative percentage of contracted UOA delivered 2019 & 2020



Month	Adjusted Scheduled Activity (UOA)		
	2018	2019	2020
April	45	399	806
May	282	1,318	1,337
June	522	1,856	2,059
July	1,119	2,866	
August	1,761	2,942	
September	2,356	3,039	
October	3,331	3,713	
November	4,412	4,809	
December	5,157	5,429	
January	5,236	5,556	
February	5,576	5,660	
March	5,810	5,818	
April	5,810	5,838	
May	5,810	5,838	
June	5,810	5,838	

QUANTITY METRICS (rolling 12 month period)

	Contract Quantity	Contract Base Number	Contract *	Area Team	Region	England
% of all assessments that were assess and fit appliances (case starts)	267	760	35.1%	49.9%	56.7%	58.2%
% of all assessments that were assess and refuse	162	760	21.3%	14.5%	11.8%	12.4%
% of all assessments that were assess and review	331	760	43.6%	35.6%	31.4%	29.4%
% of case starts with a reported IOTN of 3 and Aesthetic Component of 5 or below	2	267	0.7%	0.1%	0.2%	0.1%
% of case starts with a reported IOTN of 3 and Aesthetic Component of 6 or above	6	267	2.2%	4.8%	3.9%	3.9%
% of case starts with a reported IOTN of 4	183	267	68.5%	77.3%	76.1%	77.7%
% of case starts with a reported IOTN of 5	73	267	27.3%	17.2%	17.9%	16.7%
% of concluded courses in receipt of dual-arch fixed appliances	183	257	71.2%	75.7%	68.8%	72.5%
% of concluded courses where treatment was abandoned or discontinued	28	257	10.9%	9.1%	10.3%	9.1%
% of patients satisfied with the treatment they have received	8	8	100.0%	96.2%	95.1%	95.8%

* Figures in italics indicate that the base number is less than 100.

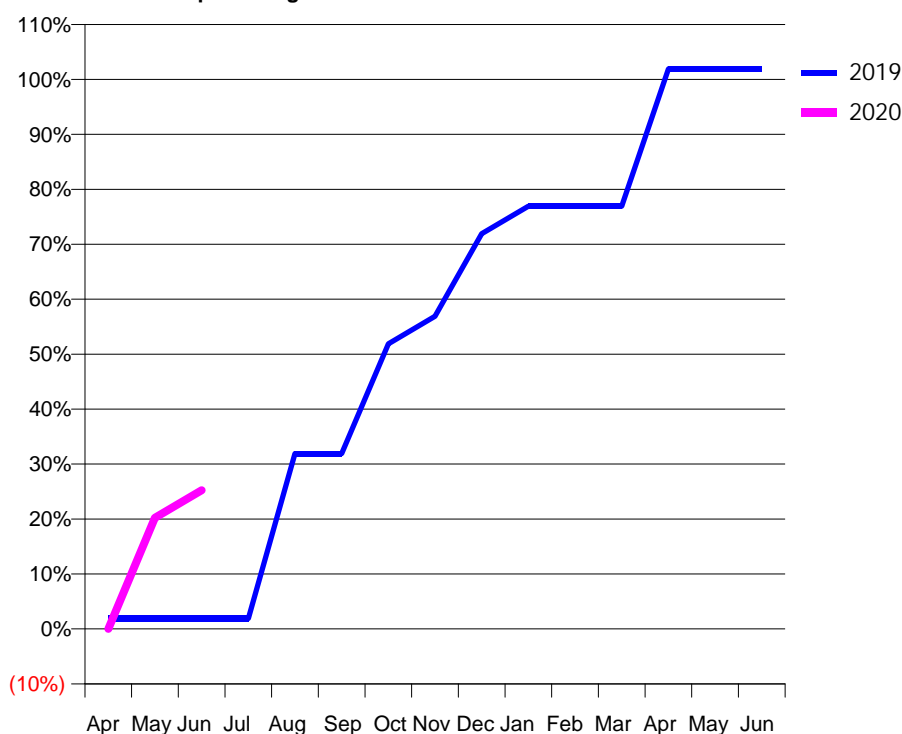
Q56 - Vital Signs Orthodontic At a Glance Contract Report for 209325/0001 - June 2019

Name or company name	Shiamiela Hussain	19/20 Contracted general activity (UDA)	4,640
Contract type name	GDS Contract	Carry forward general activity (UDA)	0
Purpose of contract	General and Orthodontic	19/20 Contracted orthodontic activity (UOA)	420
Contract start date	01/04/2006	Carry forward orthodontic activity (UOA)	0
Contract end date		Baseline contract value	£178,167.67

ACCESS	Contract	England and Wales
24 month ratio of assessments to patient IDs	1.00	1.08

ACTIVITY	Contract
Contract assess and fit appliances (case starts) as a percentage of Area Team case starts	0.3 %

Cumulative percentage of contracted UOA delivered 2019 & 2020



Month	Adjusted Scheduled Activity (UOA)		
	2018	2019	2020
April	0	8	0
May	0	8	85
June	0	8	106
July	0	8	
August	0	134	
September	0	134	
October	0	218	
November	0	239	
December	0	302	
January	133	323	
February	133	323	
March	369	323	
April	432	428	
May	432	428	
June	432	428	

QUANTITY METRICS (rolling 12 month period)

	Contract Quantity	Contract Base Number	Contract *	Area Team	Region	England
% of all assessments that were assess and fit appliances (case starts)	25	26	96.2%	49.9%	56.7%	58.2%
% of all assessments that were assess and refuse	1	26	3.8%	14.5%	11.8%	12.4%
% of all assessments that were assess and review	0	26	0.0%	35.6%	31.4%	29.4%
% of case starts with a reported IOTN of 3 and Aesthetic Component of 5 or below	0	25	N/A	0.1%	0.2%	0.1%
% of case starts with a reported IOTN of 3 and Aesthetic Component of 6 or above	0	25	N/A	4.8%	3.9%	3.9%
% of case starts with a reported IOTN of 4	20	25	80.0%	77.3%	76.1%	77.7%
% of case starts with a reported IOTN of 5	2	25	8.0%	17.2%	17.9%	16.7 %
% of concluded courses in receipt of dual-arch fixed appliances	0	0	N/A	75.7%	68.8%	72.5%
% of concluded courses where treatment was abandoned or discontinued	0	0	N/A	9.1%	10.3%	9.1%
% of patients satisfied with the treatment they have received	1	1	100.0%	96.2%	95.1%	95.8%

* Figures in italics indicate that the base number is less than 100.

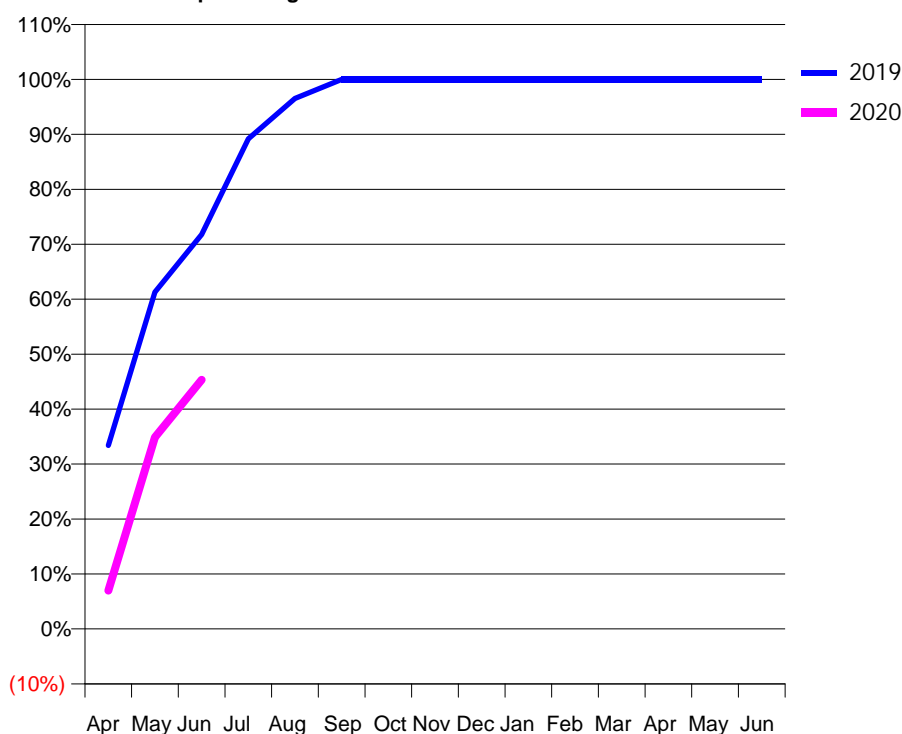
Q56 - Vital Signs Orthodontic At a Glance Contract Report for 222224/0001 - June 2019

Name or company name	MR DA STOTT	19/20 Contracted general activity (UDA)	12,808
Contract type name	GDS Contract	Carry forward general activity (UDA)	0
Purpose of contract	General and Orthodontic	19/20 Contracted orthodontic activity (UOA)	602
Contract start date	01/04/2006	Carry forward orthodontic activity (UOA)	0
Contract end date		Baseline contract value	£351,551.75

ACCESS	Contract	England and Wales
24 month ratio of assessments to patient IDs	1.03	1.08

ACTIVITY	Contract
Contract assess and fit appliances (case starts) as a percentage of Area Team case starts	0.3 %

Cumulative percentage of contracted UOA delivered 2019 & 2020



Month	Adjusted Scheduled Activity (UOA)		
	2018	2019	2020
April	54	201	42
May	222	369	210
June	285	432	273
July	348	537	
August	558	581	
September	600	602	
October	602	602	
November	602	602	
December	602	602	
January	602	602	
February	602	602	
March	602	602	
April	602	602	
May	602	602	
June	623	602	

QUANTITY METRICS (rolling 12 month period)

	Contract Quantity	Contract Base Number	Contract *	Area Team	Region	England
% of all assessments that were assess and fit appliances (case starts)	22	24	91.7%	49.9%	56.7%	58.2%
% of all assessments that were assess and refuse	1	24	4.2%	14.5%	11.8%	12.4%
% of all assessments that were assess and review	1	24	4.2%	35.6%	31.4%	29.4%
% of case starts with a reported IOTN of 3 and Aesthetic Component of 5 or below	0	22	N/A	0.1%	0.2%	0.1%
% of case starts with a reported IOTN of 3 and Aesthetic Component of 6 or above	2	22	9.1%	4.8%	3.9%	3.9%
% of case starts with a reported IOTN of 4	16	22	72.7%	77.3%	76.1%	77.7%
% of case starts with a reported IOTN of 5	4	22	18.2%	17.2%	17.9%	16.7 %
% of concluded courses in receipt of dual-arch fixed appliances	0	9	N/A	75.7%	68.8%	72.5%
% of concluded courses where treatment was abandoned or discontinued	3	9	33.3%	9.1%	10.3%	9.1%
% of patients satisfied with the treatment they have received	0	0	N/A	96.2%	95.1%	95.8%

* Figures in italics indicate that the base number is less than 100.

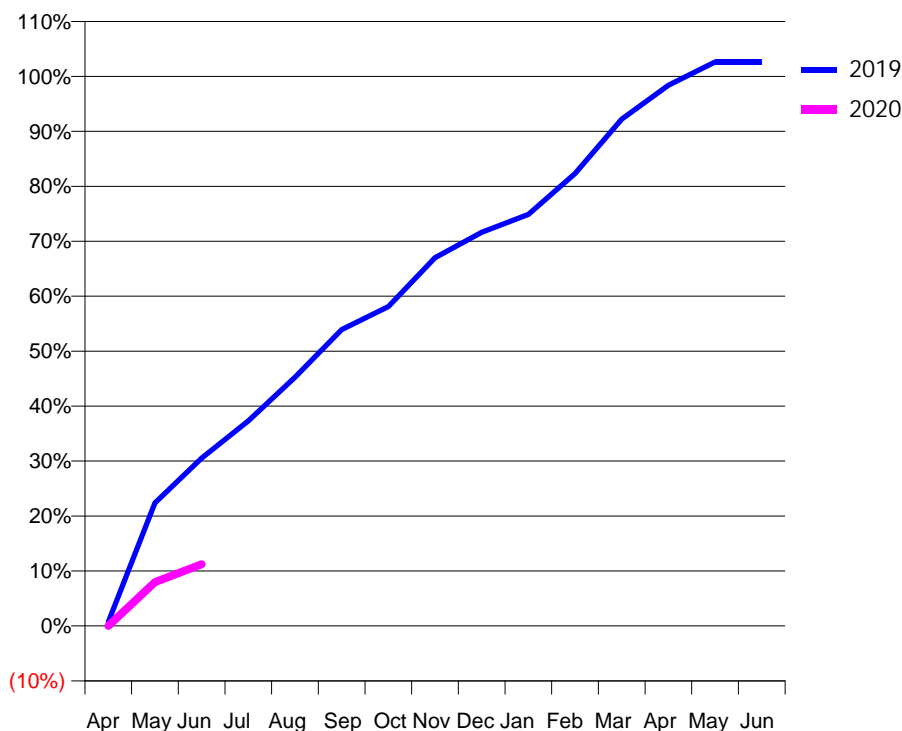
Q56 - Vital Signs Orthodontic At a Glance Contract Report for 232246/0001 - June 2019

Name or company name	MR TI DAVIES	19/20 Contracted general activity (UDA)	0
Contract type name	PDS Contract	Carry forward general activity (UDA)	0
Purpose of contract	Orthodontic	19/20 Contracted orthodontic activity (UOA)	4,476
Contract start date	01/04/2006	Carry forward orthodontic activity (UOA)	0
Contract end date	03/04/2020	Baseline contract value	£290,547.13

ACCESS	Contract	England and Wales
24 month ratio of assessments to patient IDs	1.05	1.08

ACTIVITY	Contract
Contract assess and fit appliances (case starts) as a percentage of Area Team case starts	1.7 %

Cumulative percentage of contracted UOA delivered 2019 & 2020



Month	Adjusted Scheduled Activity (UOA)		
	2018	2019	2020
April	-3	33	1
May	1,328	1,005	357
June	2,094	1,372	502
July	2,486	1,676	
August	2,847	2,032	
September	3,125	2,421	
October	3,318	2,610	
November	3,701	3,008	
December	3,884	3,217	
January	3,966	3,364	
February	4,234	3,696	
March	4,339	4,142	
April	4,379	4,419	
May	4,442	4,608	
June	4,484	4,608	

QUANTITY METRICS (rolling 12 month period)

	Contract Quantity	Contract Base Number	Contract *	Area Team	Region	England
% of all assessments that were assess and fit appliances (case starts)	147	905	16.2%	49.9%	56.7%	58.2%
% of all assessments that were assess and refuse	219	905	24.2%	14.5%	11.8%	12.4%
% of all assessments that were assess and review	539	905	59.6%	35.6%	31.4%	29.4%
% of case starts with a reported IOTN of 3 and Aesthetic Component of 5 or below	0	147	N/A	0.1%	0.2%	0.1%
% of case starts with a reported IOTN of 3 and Aesthetic Component of 6 or above	0	147	N/A	4.8%	3.9%	3.9%
% of case starts with a reported IOTN of 4	143	147	97.3%	77.3%	76.1%	77.7%
% of case starts with a reported IOTN of 5	0	147	N/A	17.2%	17.9%	16.7 %
% of concluded courses in receipt of dual-arch fixed appliances	171	190	90.0%	75.7%	68.8%	72.5%
% of concluded courses where treatment was abandoned or discontinued	2	190	1.1%	9.1%	10.3%	9.1%
% of patients satisfied with the treatment they have received	3	3	100.0%	96.2%	95.1%	95.8%

* Figures in italics indicate that the base number is less than 100.

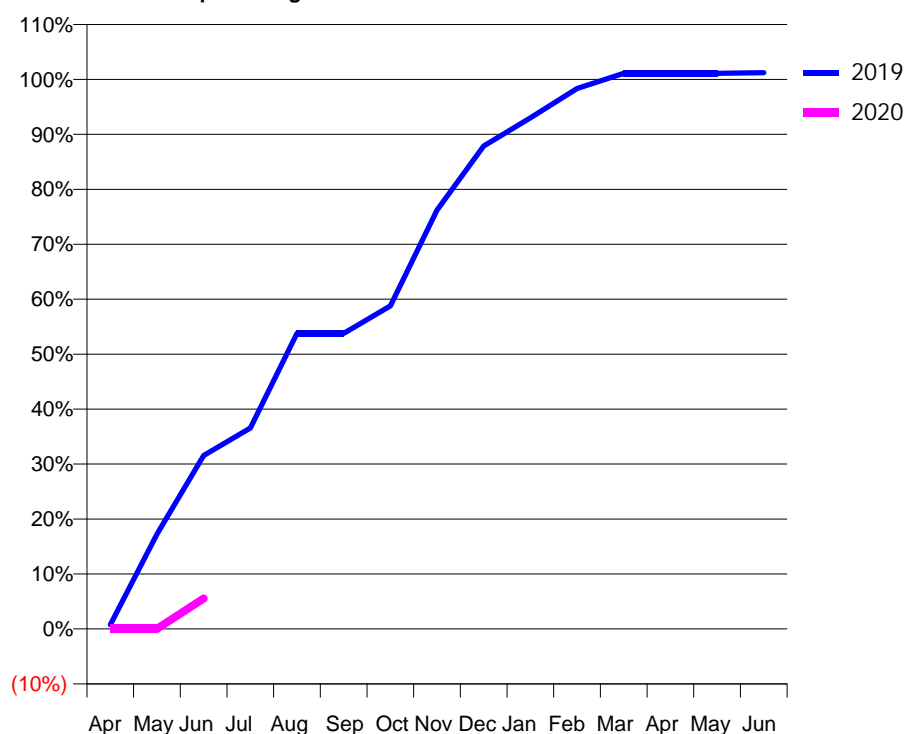
Q56 - Vital Signs Orthodontic At a Glance Contract Report for 299022/0001 - June 2019

Name or company name	MR G KARATZOPOULOS	19/20 Contracted general activity (UDA)	551
Contract type name	GDS Contract	Carry forward general activity (UDA)	0
Purpose of contract	General and Orthodontic	19/20 Contracted orthodontic activity (UOA)	900
Contract start date	01/08/2012	Carry forward orthodontic activity (UOA)	0
Contract end date		Baseline contract value	£73,246.48

ACCESS	Contract	England and Wales
24 month ratio of assessments to patient IDs	1.09	1.08

ACTIVITY	Contract
Contract assess and fit appliances (case starts) as a percentage of Area Team case starts	0.4 %

Cumulative percentage of contracted UOA delivered 2019 & 2020



Month	Adjusted Scheduled Activity (UOA)		
	2018	2019	2020
April	-16	7	0
May	31	155	0
June	180	284	50
July	266	329	
August	378	484	
September	378	484	
October	511	529	
November	616	686	
December	810	791	
January	831	837	
February	853	885	
March	879	910	
April	882	910	
May	907	910	
June	907	911	

QUANTITY METRICS (rolling 12 month period)

	Contract Quantity	Contract Base Number	Contract *	Area Team	Region	England
% of all assessments that were assess and fit appliances (case starts)	30	79	38.0%	49.9%	56.7%	58.2%
% of all assessments that were assess and refuse	23	79	29.1%	14.5%	11.8%	12.4%
% of all assessments that were assess and review	26	79	32.9%	35.6%	31.4%	29.4%
% of case starts with a reported IOTN of 3 and Aesthetic Component of 5 or below	0	30	<i>N/A</i>	0.1%	0.2%	0.1%
% of case starts with a reported IOTN of 3 and Aesthetic Component of 6 or above	1	30	3.3%	4.8%	3.9%	3.9%
% of case starts with a reported IOTN of 4	19	30	63.3%	77.3%	76.1%	77.7%
% of case starts with a reported IOTN of 5	9	30	30.0%	17.2%	17.9%	16.7 %
% of concluded courses in receipt of dual-arch fixed appliances	0	37	<i>N/A</i>	75.7%	68.8%	72.5%
% of concluded courses where treatment was abandoned or discontinued	7	37	18.9%	9.1%	10.3%	9.1%
% of patients satisfied with the treatment they have received	0	0	<i>N/A</i>	96.2%	95.1%	95.8%

* Figures in italics indicate that the base number is less than 100.

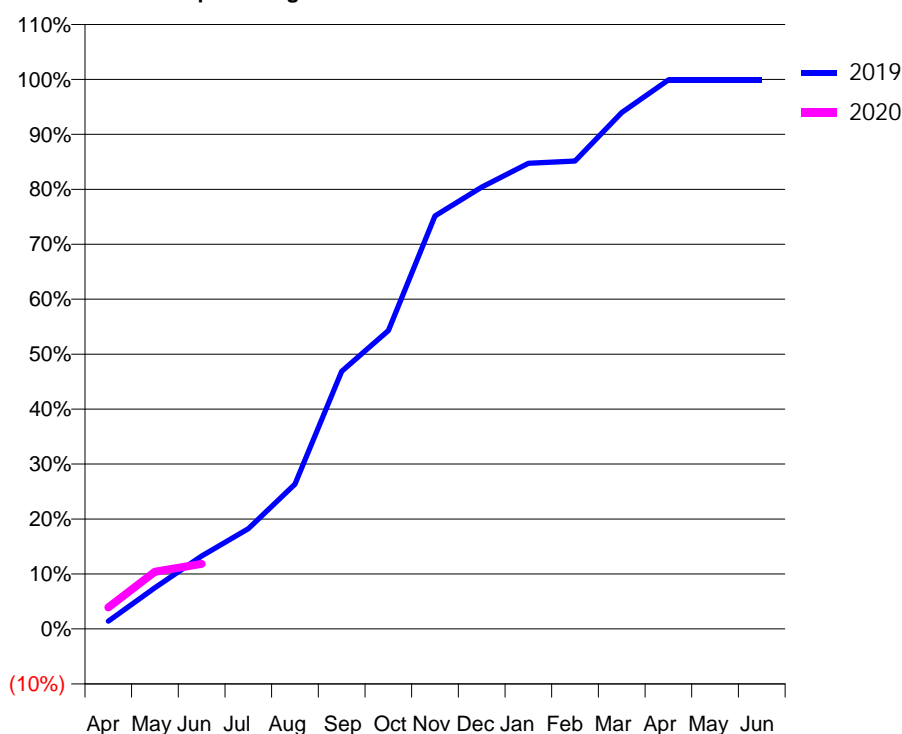
Q56 - Vital Signs Orthodontic At a Glance Contract Report for 329185/0001 - June 2019

Name or company name	MR HS SKOYLES	19/20 Contracted general activity (UDA)	42,279
Contract type name	GDS Contract	Carry forward general activity (UDA)	0
Purpose of contract	General and Orthodontic	19/20 Contracted orthodontic activity (UOA)	1,200
Contract start date	01/04/2006	Carry forward orthodontic activity (UOA)	0
Contract end date		Baseline contract value	£1,181,429.66

ACCESS	Contract	England and Wales
24 month ratio of assessments to patient IDs	1.25	1.08

ACTIVITY	Contract
Contract assess and fit appliances (case starts) as a percentage of Area Team case starts	0.5 %

Cumulative percentage of contracted UOA delivered 2019 & 2020



Month	Adjusted Scheduled Activity (UOA)		
	2018	2019	2020
April	7	17	47
May	21	90	125
June	46	159	142
July	142	219	
August	212	316	
September	261	563	
October	396	652	
November	515	902	
December	560	965	
January	660	1,017	
February	799	1,022	
March	987	1,128	
April	1,124	1,199	
May	1,188	1,199	
June	1,188	1,199	

QUANTITY METRICS (rolling 12 month period)

	Contract Quantity	Contract Base Number	Contract *	Area Team	Region	England
% of all assessments that were assess and fit appliances (case starts)	46	320	14.4%	49.9%	56.7%	58.2%
% of all assessments that were assess and refuse	13	320	4.1%	14.5%	11.8%	12.4%
% of all assessments that were assess and review	261	320	81.6%	35.6%	31.4%	29.4%
% of case starts with a reported IOTN of 3 and Aesthetic Component of 5 or below	0	46	<i>N/A</i>	0.1%	0.2%	0.1%
% of case starts with a reported IOTN of 3 and Aesthetic Component of 6 or above	3	46	6.5%	4.8%	3.9%	3.9%
% of case starts with a reported IOTN of 4	27	46	58.7%	77.3%	76.1%	77.7%
% of case starts with a reported IOTN of 5	16	46	34.8%	17.2%	17.9%	16.7%
% of concluded courses in receipt of dual-arch fixed appliances	25	39	64.1%	75.7%	68.8%	72.5%
% of concluded courses where treatment was abandoned or discontinued	2	39	5.1%	9.1%	10.3%	9.1%
% of patients satisfied with the treatment they have received	0	0	<i>N/A</i>	96.2%	95.1%	95.8%

* Figures in italics indicate that the base number is less than 100.

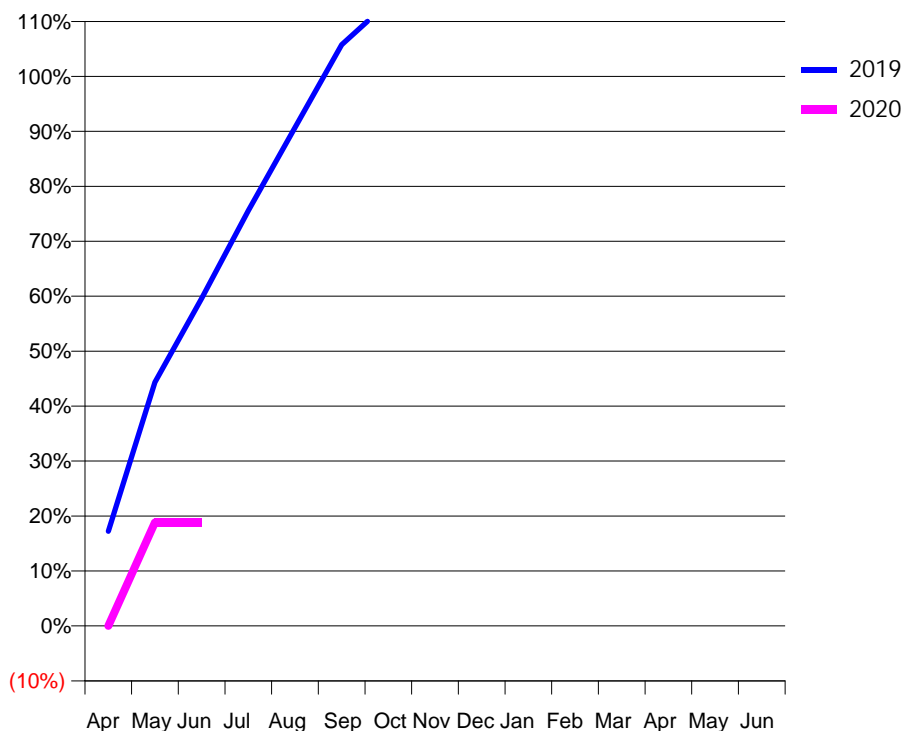
Q56 - Vital Signs Orthodontic At a Glance Contract Report for 636444/0001 - June 2019

Name or company name	MRS LD POULTER	19/20 Contracted general activity (UDA)	0
Contract type name	PDS Contract	Carry forward general activity (UDA)	0
Purpose of contract	Orthodontic	19/20 Contracted orthodontic activity (UOA)	557
Contract start date	01/04/2006	Carry forward orthodontic activity (UOA)	0
Contract end date	03/04/2020	Baseline contract value	£36,460.87

ACCESS	Contract	England and Wales
24 month ratio of assessments to patient IDs	1.05	1.08

ACTIVITY	Contract
Contract assess and fit appliances (case starts) as a percentage of Area Team case starts	0.2 %

Cumulative percentage of contracted UOA delivered 2019 & 2020



Month	Adjusted Scheduled Activity (UOA)		
	2018	2019	2020
April	96	96	0
May	140	247	105
June	161	332	105
July	164	421	
August	209	505	
September	297	589	
October	361	632	
November	469	656	
December	534	656	
January	556	656	
February	591	656	
March	593	656	
April	593	656	
May	593	656	
June	593	656	

QUANTITY METRICS (rolling 12 month period)

	Contract Quantity	Contract Base Number	Contract *	Area Team	Region	England
% of all assessments that were assess and fit appliances (case starts)	21	26	80.8%	49.9%	56.7%	58.2%
% of all assessments that were assess and refuse	0	26	0.0%	14.5%	11.8%	12.4%
% of all assessments that were assess and review	5	26	19.2%	35.6%	31.4%	29.4%
% of case starts with a reported IOTN of 3 and Aesthetic Component of 5 or below	0	21	N/A	0.1%	0.2%	0.1%
% of case starts with a reported IOTN of 3 and Aesthetic Component of 6 or above	1	21	4.8%	4.8%	3.9%	3.9%
% of case starts with a reported IOTN of 4	16	21	76.2%	77.3%	76.1%	77.7%
% of case starts with a reported IOTN of 5	4	21	19.0%	17.2%	17.9%	16.7%
% of concluded courses in receipt of dual-arch fixed appliances	24	47	51.1%	75.7%	68.8%	72.5%
% of concluded courses where treatment was abandoned or discontinued	16	47	34.0%	9.1%	10.3%	9.1%
% of patients satisfied with the treatment they have received	0	0	N/A	96.2%	95.1%	95.8%

* Figures in italics indicate that the base number is less than 100.

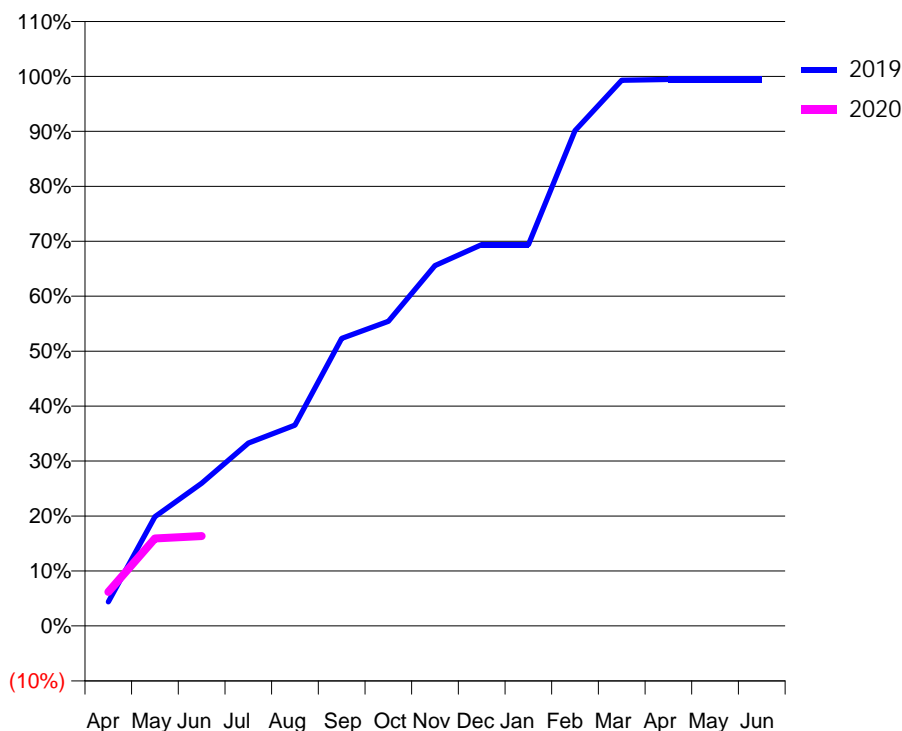
Q56 - Vital Signs Orthodontic At a Glance Contract Report for 729159/0001 - June 2019

Name or company name	MRS AM RAE	19/20 Contracted general activity (UDA)	612
Contract type name	GDS Contract	Carry forward general activity (UDA)	0
Purpose of contract	General and Orthodontic	19/20 Contracted orthodontic activity (UOA)	709
Contract start date	01/04/2006	Carry forward orthodontic activity (UOA)	0
Contract end date		Baseline contract value	£62,631.01

ACCESS	Contract	England and Wales
24 month ratio of assessments to patient IDs	1.02	1.08

ACTIVITY	Contract
Contract assess and fit appliances (case starts) as a percentage of Area Team case starts	0.3 %

Cumulative percentage of contracted UOA delivered 2019 & 2020



Month	Adjusted Scheduled Activity (UOA)		
	2018	2019	2020
April	20	31	44
May	149	141	113
June	278	184	116
July	306	236	
August	330	259	
September	426	371	
October	469	393	
November	515	465	
December	544	492	
January	567	492	
February	633	639	
March	675	704	
April	717	705	
May	717	705	
June	717	705	

QUANTITY METRICS (rolling 12 month period)

	Contract Quantity	Contract Base Number	Contract *	Area Team	Region	England
% of all assessments that were assess and fit appliances (case starts)	28	77	36.4%	49.9%	56.7%	58.2%
% of all assessments that were assess and refuse	22	77	28.6%	14.5%	11.8%	12.4%
% of all assessments that were assess and review	27	77	35.1%	35.6%	31.4%	29.4%
% of case starts with a reported IOTN of 3 and Aesthetic Component of 5 or below	0	28	<i>N/A</i>	0.1%	0.2%	0.1%
% of case starts with a reported IOTN of 3 and Aesthetic Component of 6 or above	0	28	<i>N/A</i>	4.8%	3.9%	3.9%
% of case starts with a reported IOTN of 4	23	28	82.1%	77.3%	76.1%	77.7%
% of case starts with a reported IOTN of 5	4	28	14.3%	17.2%	17.9%	16.7 %
% of concluded courses in receipt of dual-arch fixed appliances	38	43	88.4%	75.7%	68.8%	72.5%
% of concluded courses where treatment was abandoned or discontinued	4	43	9.3%	9.1%	10.3%	9.1%
% of patients satisfied with the treatment they have received	0	0	<i>N/A</i>	96.2%	95.1%	95.8%

* Figures in italics indicate that the base number is less than 100.

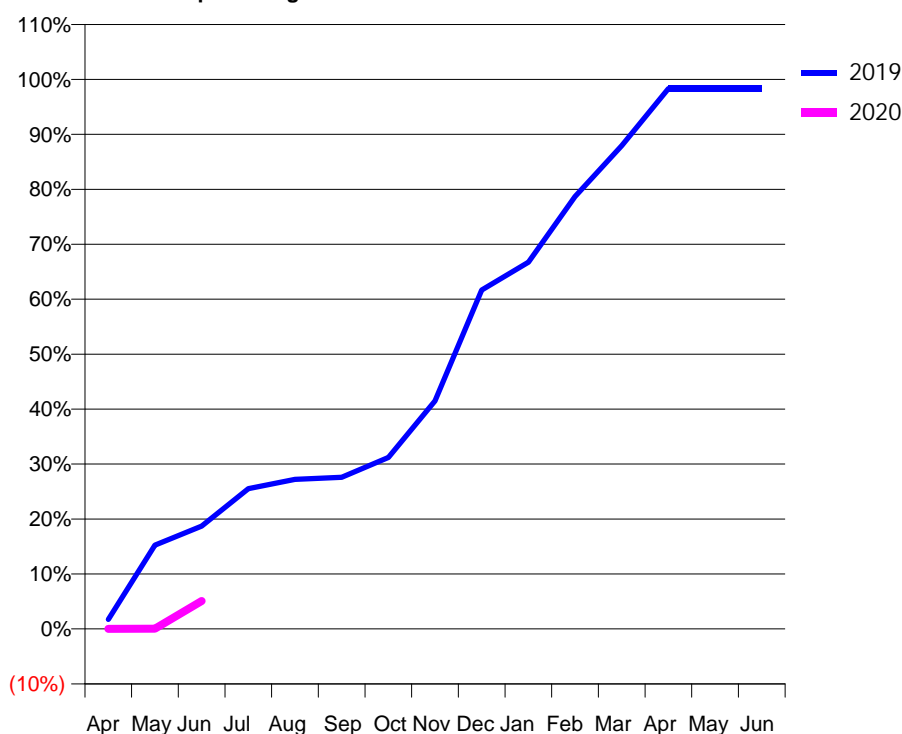
Q56 - Vital Signs Orthodontic At a Glance Contract Report for 736619/0001 - June 2019

Name or company name	MR DB BUCHANAN	19/20 Contracted general activity (UDA)	1,628
Contract type name	GDS Contract	Carry forward general activity (UDA)	0
Purpose of contract	General and Orthodontic	19/20 Contracted orthodontic activity (UOA)	1,257
Contract start date	01/08/2010	Carry forward orthodontic activity (UOA)	0
Contract end date		Baseline contract value	£117,094.73

ACCESS	Contract	England and Wales
24 month ratio of assessments to patient IDs	1.09	1.08

ACTIVITY	Contract
Contract assess and fit appliances (case starts) as a percentage of Area Team case starts	0.6 %

Cumulative percentage of contracted UOA delivered 2019 & 2020



Month	Adjusted Scheduled Activity (UOA)		
	2018	2019	2020
April	-2	22	0
May	22	192	1
June	45	235	64
July	89	321	
August	175	342	
September	266	347	
October	293	392	
November	427	521	
December	619	775	
January	705	839	
February	1,086	989	
March	1,279	1,105	
April	1,279	1,236	
May	1,278	1,236	
June	1,278	1,236	

QUANTITY METRICS (rolling 12 month period)

	Contract Quantity	Contract Base Number	Contract *	Area Team	Region	England
% of all assessments that were assess and fit appliances (case starts)	49	75	65.3%	49.9%	56.7%	58.2%
% of all assessments that were assess and refuse	5	75	6.7%	14.5%	11.8%	12.4%
% of all assessments that were assess and review	21	75	28.0%	35.6%	31.4%	29.4%
% of case starts with a reported IOTN of 3 and Aesthetic Component of 5 or below	0	49	<i>N/A</i>	0.1%	0.2%	0.1%
% of case starts with a reported IOTN of 3 and Aesthetic Component of 6 or above	1	49	2.0%	4.8%	3.9%	3.9%
% of case starts with a reported IOTN of 4	44	49	89.8%	77.3%	76.1%	77.7%
% of case starts with a reported IOTN of 5	4	49	8.2%	17.2%	17.9%	16.7 %
% of concluded courses in receipt of dual-arch fixed appliances	11	14	78.6%	75.7%	68.8%	72.5%
% of concluded courses where treatment was abandoned or discontinued	0	14	0.0%	9.1%	10.3%	9.1%
% of patients satisfied with the treatment they have received	0	0	<i>N/A</i>	96.2%	95.1%	95.8%

* Figures in italics indicate that the base number is less than 100.

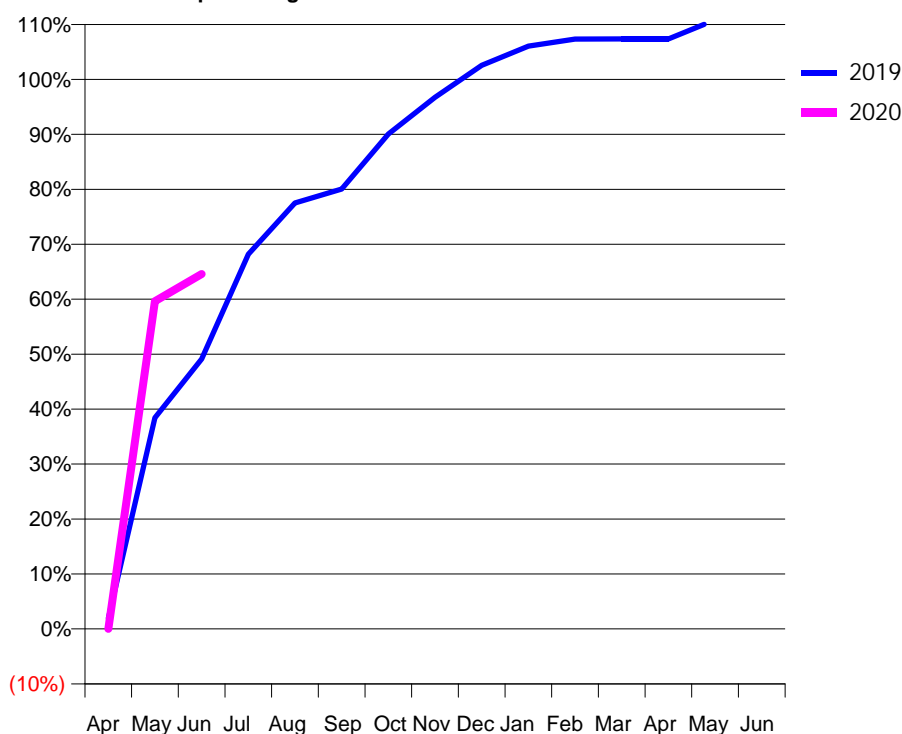
Q56 - Vital Signs Orthodontic At a Glance Contract Report for 817899/0003 - June 2019

Name or company name	MRS AM BRANCH	19/20 Contracted general activity (UDA)	0
Contract type name	PDS Contract	Carry forward general activity (UDA)	0
Purpose of contract	Orthodontic	19/20 Contracted orthodontic activity (UOA)	1,762
Contract start date	05/01/2015	Carry forward orthodontic activity (UOA)	0
Contract end date	03/04/2020	Baseline contract value	£115,422.58

ACCESS	Contract	England and Wales
24 month ratio of assessments to patient IDs	1.34	1.08

ACTIVITY	Contract
Contract assess and fit appliances (case starts) as a percentage of Area Team case starts	1.2 %

Cumulative percentage of contracted UOA delivered 2019 & 2020



Month	Adjusted Scheduled Activity (UOA)		
	2018	2019	2020
April	211	35	0
May	997	693	1,051
June	1,173	886	1,138
July	1,450	1,230	
August	1,502	1,398	
September	1,604	1,444	
October	1,680	1,625	
November	1,683	1,745	
December	1,693	1,850	
January	1,766	1,913	
February	1,838	1,936	
March	1,841	1,937	
April	1,845	1,937	
May	1,846	1,999	
June	1,846	1,999	

QUANTITY METRICS (rolling 12 month period)

	Contract Quantity	Contract Base Number	Contract *	Area Team	Region	England
% of all assessments that were assess and fit appliances (case starts)	105	187	56.1%	49.9%	56.7%	58.2%
% of all assessments that were assess and refuse	7	187	3.7%	14.5%	11.8%	12.4%
% of all assessments that were assess and review	75	187	40.1%	35.6%	31.4%	29.4%
% of case starts with a reported IOTN of 3 and Aesthetic Component of 5 or below	0	105	N/A	0.1%	0.2%	0.1%
% of case starts with a reported IOTN of 3 and Aesthetic Component of 6 or above	0	105	N/A	4.8%	3.9%	3.9%
% of case starts with a reported IOTN of 4	83	105	79.0%	77.3%	76.1%	77.7%
% of case starts with a reported IOTN of 5	21	105	20.0%	17.2%	17.9%	16.7 %
% of concluded courses in receipt of dual-arch fixed appliances	59	70	84.3%	75.7%	68.8%	72.5%
% of concluded courses where treatment was abandoned or discontinued	6	70	8.6%	9.1%	10.3%	9.1%
% of patients satisfied with the treatment they have received	4	4	100.0%	96.2%	95.1%	95.8%

* Figures in italics indicate that the base number is less than 100.

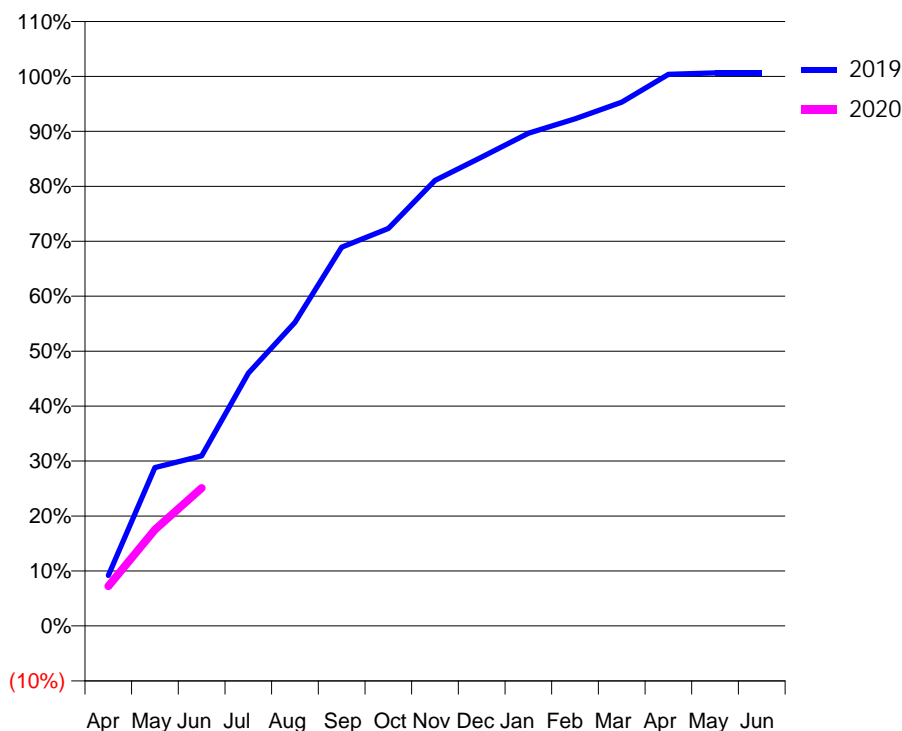
Q56 - Vital Signs Orthodontic At a Glance Contract Report for 822493/0001 - June 2019

Name or company name	MR AR HARE	19/20 Contracted general activity (UDA)	0
Contract type name	PDS Contract	Carry forward general activity (UDA)	0
Purpose of contract	Orthodontic	19/20 Contracted orthodontic activity (UOA)	10,244
Contract start date	01/04/2006	Carry forward orthodontic activity (UOA)	0
Contract end date	03/04/2020	Baseline contract value	£653,690.36

ACCESS	Contract	England and Wales
24 month ratio of assessments to patient IDs	1.02	1.08

ACTIVITY	Contract
Contract assess and fit appliances (case starts) as a percentage of Area Team case starts	5.3 %

Cumulative percentage of contracted UOA delivered 2019 & 2020



Month	Adjusted Scheduled Activity (UOA)		
	2018	2019	2020
April	885	948	743
May	3,019	2,977	1,795
June	4,417	3,197	2,571
July	5,772	4,750	
August	6,601	5,703	
September	7,751	7,116	
October	8,193	7,469	
November	8,955	8,372	
December	9,382	8,812	
January	9,545	9,260	
February	9,795	9,531	
March	10,190	9,843	
April	10,257	10,365	
May	10,259	10,392	
June	10,259	10,393	

QUANTITY METRICS (rolling 12 month period)

	Contract Quantity	Contract Base Number	Contract *	Area Team	Region	England
% of all assessments that were assess and fit appliances (case starts)	446	951	46.9%	49.9%	56.7%	58.2%
% of all assessments that were assess and refuse	216	951	22.7%	14.5%	11.8%	12.4%
% of all assessments that were assess and review	289	951	30.4%	35.6%	31.4%	29.4%
% of case starts with a reported IOTN of 3 and Aesthetic Component of 5 or below	0	446	N/A	0.1%	0.2%	0.1%
% of case starts with a reported IOTN of 3 and Aesthetic Component of 6 or above	17	446	3.8%	4.8%	3.9%	3.9%
% of case starts with a reported IOTN of 4	352	446	78.9%	77.3%	76.1%	77.7%
% of case starts with a reported IOTN of 5	75	446	16.8%	17.2%	17.9%	16.7 %
% of concluded courses in receipt of dual-arch fixed appliances	398	431	92.3%	75.7%	68.8%	72.5%
% of concluded courses where treatment was abandoned or discontinued	24	431	5.6%	9.1%	10.3%	9.1%
% of patients satisfied with the treatment they have received	15	15	100.0%	96.2%	95.1%	95.8%

* Figures in italics indicate that the base number is less than 100.

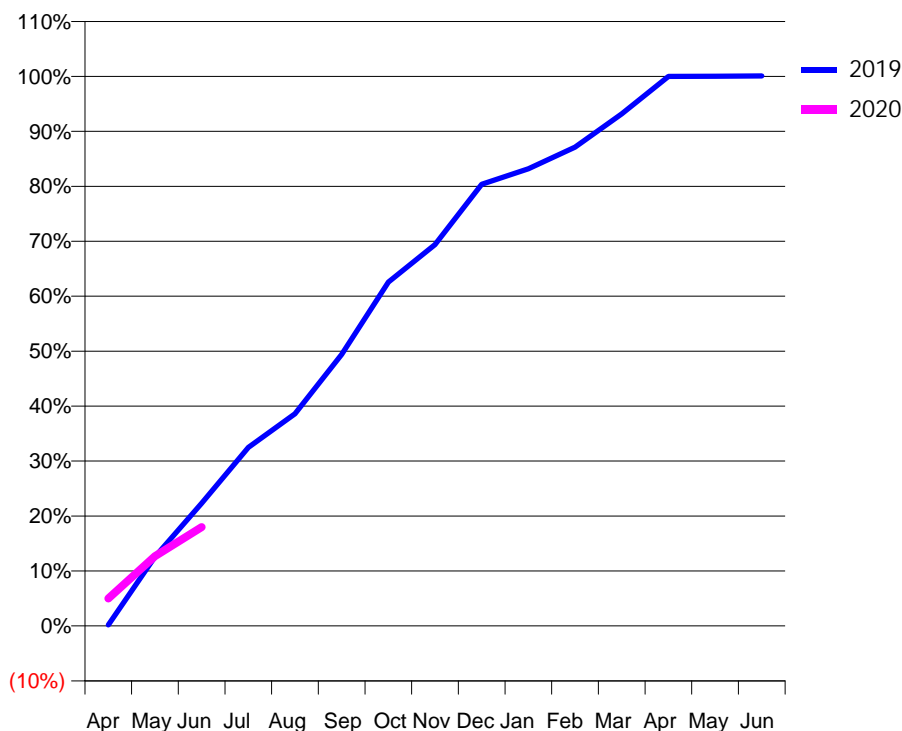
Q56 - Vital Signs Orthodontic At a Glance Contract Report for 822493/0002 - June 2019

Name or company name	MR AR HARE	19/20 Contracted general activity (UDA)	0
Contract type name	PDS Contract	Carry forward general activity (UDA)	0
Purpose of contract	Orthodontic	19/20 Contracted orthodontic activity (UOA)	7,593
Contract start date	01/04/2006	Carry forward orthodontic activity (UOA)	0
Contract end date	03/04/2020	Baseline contract value	£484,594.63

ACCESS	Contract	England and Wales
24 month ratio of assessments to patient IDs	1.03	1.08

ACTIVITY	Contract
Contract assess and fit appliances (case starts) as a percentage of Area Team case starts	4.0 %

Cumulative percentage of contracted UOA delivered 2019 & 2020



Month	Adjusted Scheduled Activity (UOA)		
	2018	2019	2020
April	0	14	380
May	520	953	963
June	639	1,697	1,366
July	1,425	2,467	
August	1,857	2,931	
September	3,110	3,751	
October	3,110	4,751	
November	4,143	5,268	
December	5,035	6,102	
January	5,908	6,316	
February	6,790	6,615	
March	7,454	7,075	
April	7,584	7,593	
May	7,586	7,595	
June	7,607	7,597	

QUANTITY METRICS (rolling 12 month period)

	Contract Quantity	Contract Base Number	Contract *	Area Team	Region	England
% of all assessments that were assess and fit appliances (case starts)	339	525	64.6%	49.9%	56.7%	58.2%
% of all assessments that were assess and refuse	84	525	16.0%	14.5%	11.8%	12.4%
% of all assessments that were assess and review	102	525	19.4%	35.6%	31.4%	29.4%
% of case starts with a reported IOTN of 3 and Aesthetic Component of 5 or below	0	339	N/A	0.1%	0.2%	0.1%
% of case starts with a reported IOTN of 3 and Aesthetic Component of 6 or above	19	339	5.6%	4.8%	3.9%	3.9%
% of case starts with a reported IOTN of 4	261	339	77.0%	77.3%	76.1%	77.7%
% of case starts with a reported IOTN of 5	55	339	16.2%	17.2%	17.9%	16.7 %
% of concluded courses in receipt of dual-arch fixed appliances	203	257	79.0%	75.7%	68.8%	72.5%
% of concluded courses where treatment was abandoned or discontinued	40	257	15.6%	9.1%	10.3%	9.1%
% of patients satisfied with the treatment they have received	1	1	100.0%	96.2%	95.1%	95.8%

* Figures in italics indicate that the base number is less than 100.

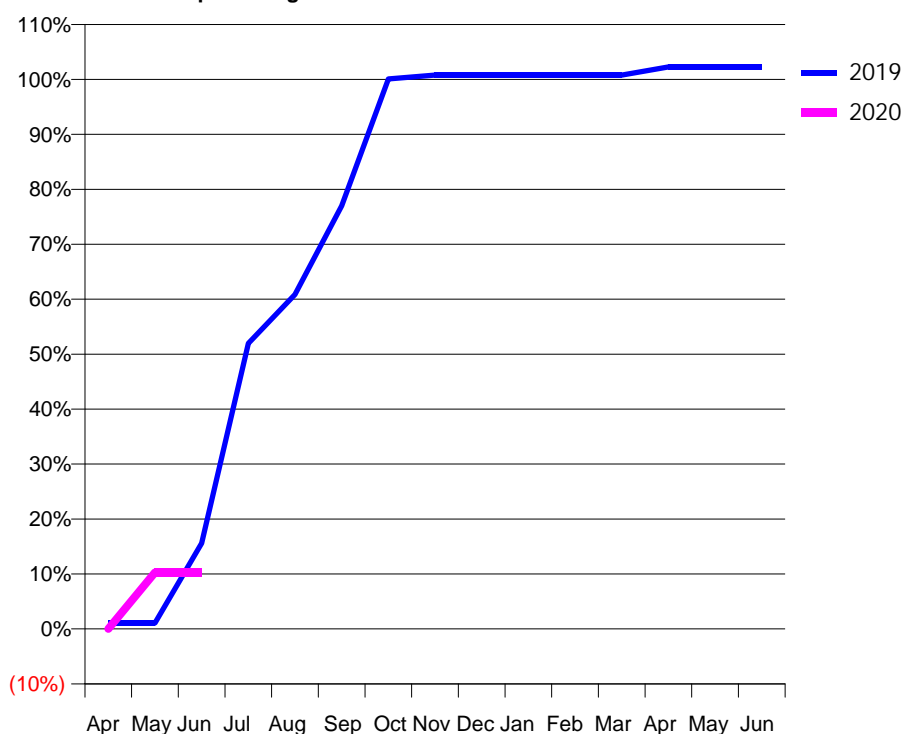
Q56 - Vital Signs Orthodontic At a Glance Contract Report for 827134/0008 - June 2019

Name or company name	MR JG PLUMMER	19/20 Contracted general activity (UDA)	25,930
Contract type name	GDS Contract	Carry forward general activity (UDA)	0
Purpose of contract	General and Orthodontic	19/20 Contracted orthodontic activity (UOA)	1,430
Contract start date	01/04/2006	Carry forward orthodontic activity (UOA)	0
Contract end date		Baseline contract value	£871,987.69

ACCESS	Contract	England and Wales
24 month ratio of assessments to patient IDs	1.17	1.08

ACTIVITY	Contract
Contract assess and fit appliances (case starts) as a percentage of Area Team case starts	0.8 %

Cumulative percentage of contracted UOA delivered 2019 & 2020



Month	Adjusted Scheduled Activity (UOA)		
	2018	2019	2020
April	5	15	0
May	26	15	147
June	192	223	147
July	305	743	
August	825	870	
September	990	1,101	
October	1,140	1,431	
November	1,325	1,441	
December	1,465	1,441	
January	1,465	1,441	
February	1,445	1,441	
March	1,445	1,441	
April	1,445	1,462	
May	1,445	1,462	
June	1,445	1,462	

QUANTITY METRICS (rolling 12 month period)

	Contract Quantity	Contract Base Number	Contract *	Area Team	Region	England
% of all assessments that were assess and fit appliances (case starts)	67	176	38.1%	49.9%	56.7%	58.2%
% of all assessments that were assess and refuse	14	176	8.0%	14.5%	11.8%	12.4%
% of all assessments that were assess and review	95	176	54.0%	35.6%	31.4%	29.4%
% of case starts with a reported IOTN of 3 and Aesthetic Component of 5 or below	0	67	<i>N/A</i>	0.1%	0.2%	0.1%
% of case starts with a reported IOTN of 3 and Aesthetic Component of 6 or above	0	67	<i>N/A</i>	4.8%	3.9%	3.9%
% of case starts with a reported IOTN of 4	58	67	86.6%	77.3%	76.1%	77.7%
% of case starts with a reported IOTN of 5	9	67	13.4%	17.2%	17.9%	16.7 %
% of concluded courses in receipt of dual-arch fixed appliances	14	18	77.8%	75.7%	68.8%	72.5%
% of concluded courses where treatment was abandoned or discontinued	4	18	22.2%	9.1%	10.3%	9.1%
% of patients satisfied with the treatment they have received	1	1	100.0%	96.2%	95.1%	95.8%

* Figures in italics indicate that the base number is less than 100.

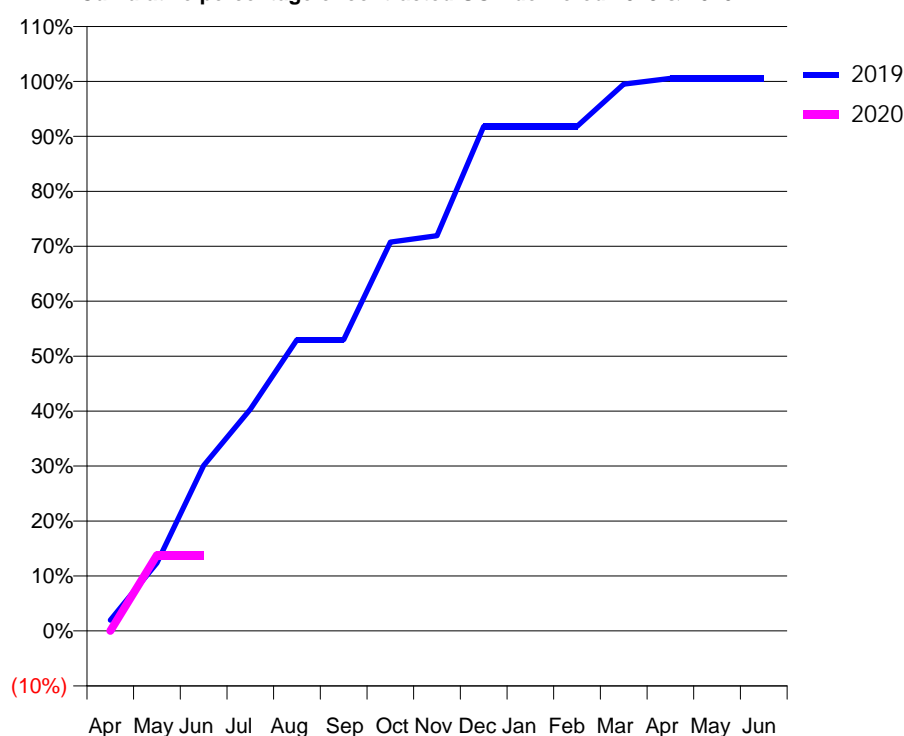
Q56 - Vital Signs Orthodontic At a Glance Contract Report for 827134/0009 - June 2019

Name or company name	MR JG PLUMMER	19/20 Contracted general activity (UDA)	32,392
Contract type name	GDS Contract	Carry forward general activity (UDA)	0
Purpose of contract	General and Orthodontic	19/20 Contracted orthodontic activity (UOA)	1,980
Contract start date	01/04/2006	Carry forward orthodontic activity (UOA)	0
Contract end date		Baseline contract value	£1,105,773.48

ACCESS	Contract	England and Wales
24 month ratio of assessments to patient IDs	1.15	1.08

ACTIVITY	Contract
Contract assess and fit appliances (case starts) as a percentage of Area Team case starts	0.9 %

Cumulative percentage of contracted UOA delivered 2019 & 2020



Month	Adjusted Scheduled Activity (UOA)		
	2018	2019	2020
April	26	39	0
May	26	245	273
June	26	596	273
July	589	799	
August	589	1,049	
September	770	1,049	
October	770	1,401	
November	1,388	1,424	
December	1,749	1,818	
January	1,749	1,818	
February	1,908	1,818	
March	2,031	1,970	
April	2,019	1,991	
May	2,019	1,991	
June	2,019	1,991	

QUANTITY METRICS (rolling 12 month period)

	Contract Quantity	Contract Base Number	Contract *	Area Team	Region	England
% of all assessments that were assess and fit appliances (case starts)	75	168	44.6%	49.9%	56.7%	58.2%
% of all assessments that were assess and refuse	1	168	0.6%	14.5%	11.8%	12.4%
% of all assessments that were assess and review	92	168	54.8%	35.6%	31.4%	29.4%
% of case starts with a reported IOTN of 3 and Aesthetic Component of 5 or below	0	75	<i>N/A</i>	0.1%	0.2%	0.1%
% of case starts with a reported IOTN of 3 and Aesthetic Component of 6 or above	1	75	1.3%	4.8%	3.9%	3.9%
% of case starts with a reported IOTN of 4	53	75	70.7%	77.3%	76.1%	77.7%
% of case starts with a reported IOTN of 5	21	75	28.0%	17.2%	17.9%	16.7 %
% of concluded courses in receipt of dual-arch fixed appliances	65	73	89.0%	75.7%	68.8%	72.5%
% of concluded courses where treatment was abandoned or discontinued	6	73	8.2%	9.1%	10.3%	9.1%
% of patients satisfied with the treatment they have received	3	3	100.0%	96.2%	95.1%	95.8%

* Figures in italics indicate that the base number is less than 100.

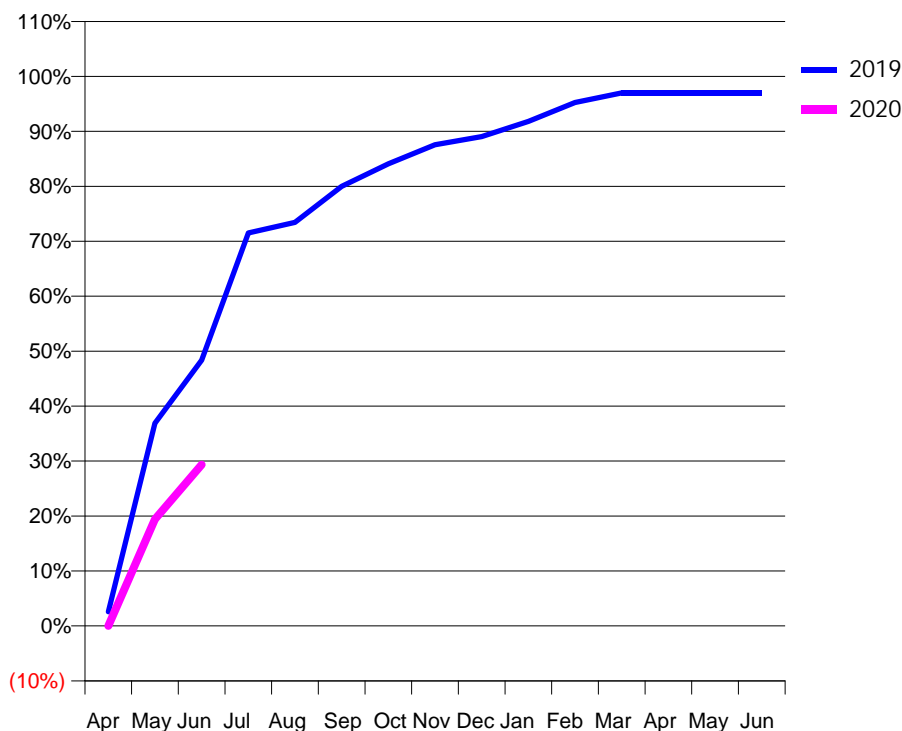
Q56 - Vital Signs Orthodontic At a Glance Contract Report for 827134/0010 - June 2019

Name or company name	MR JG PLUMMER	19/20 Contracted general activity (UDA)	51,443
Contract type name	Pilot Contract	Carry forward general activity (UDA)	0
Purpose of contract	General and Orthodontic	19/20 Contracted orthodontic activity (UOA)	2,750
Contract start date	01/04/2006	Carry forward orthodontic activity (UOA)	0
Contract end date		Baseline contract value	£1,702,755.00

ACCESS	Contract	England and Wales
24 month ratio of assessments to patient IDs	1.20	1.08

ACTIVITY	Contract
Contract assess and fit appliances (case starts) as a percentage of Area Team case starts	1.1 %

Cumulative percentage of contracted UOA delivered 2019 & 2020



Month	Adjusted Scheduled Activity (UOA)		
	2018	2019	2020
April	1	71	0
May	86	1,015	534
June	344	1,330	807
July	504	1,966	
August	661	2,020	
September	925	2,199	
October	1,104	2,313	
November	1,249	2,408	
December	1,456	2,449	
January	1,467	2,525	
February	1,977	2,619	
March	2,191	2,667	
April	2,686	2,667	
May	2,686	2,667	
June	2,686	2,667	

QUANTITY METRICS (rolling 12 month period)

	Contract Quantity	Contract Base Number	Contract *	Area Team	Region	England
% of all assessments that were assess and fit appliances (case starts)	95	265	35.8%	49.9%	56.7%	58.2%
% of all assessments that were assess and refuse	3	265	1.1%	14.5%	11.8%	12.4%
% of all assessments that were assess and review	167	265	63.0%	35.6%	31.4%	29.4%
% of case starts with a reported IOTN of 3 and Aesthetic Component of 5 or below	1	95	1.1%	0.1%	0.2%	0.1%
% of case starts with a reported IOTN of 3 and Aesthetic Component of 6 or above	0	95	N/A	4.8%	3.9%	3.9%
% of case starts with a reported IOTN of 4	76	95	80.0%	77.3%	76.1%	77.7%
% of case starts with a reported IOTN of 5	18	95	18.9%	17.2%	17.9%	16.7%
% of concluded courses in receipt of dual-arch fixed appliances	54	68	79.4%	75.7%	68.8%	72.5%
% of concluded courses where treatment was abandoned or discontinued	10	68	14.7%	9.1%	10.3%	9.1%
% of patients satisfied with the treatment they have received	3	3	100.0%	96.2%	95.1%	95.8%

* Figures in italics indicate that the base number is less than 100.

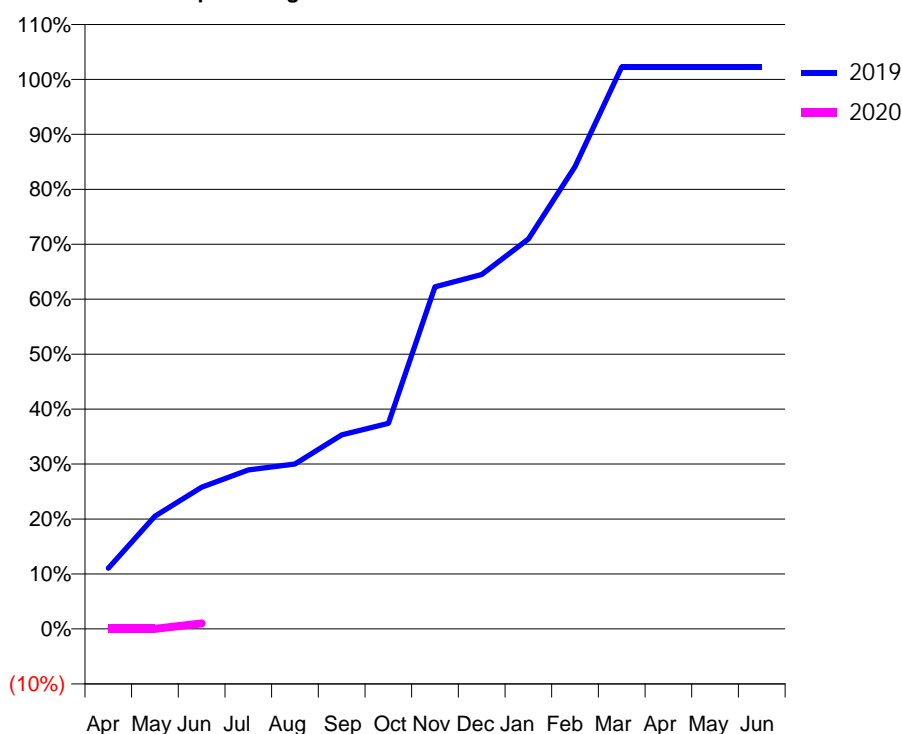
Q56 - Vital Signs Orthodontic At a Glance Contract Report for 827134/0012 - June 2019

Name or company name	MR JG PLUMMER	19/20 Contracted general activity (UDA)	22,126
Contract type name	GDS Contract	Carry forward general activity (UDA)	0
Purpose of contract	General and Orthodontic	19/20 Contracted orthodontic activity (UOA)	2,090
Contract start date	01/04/2006	Carry forward orthodontic activity (UOA)	0
Contract end date		Baseline contract value	£846,255.04

ACCESS	Contract	England and Wales
24 month ratio of assessments to patient IDs	1.09	1.08

ACTIVITY	Contract
Contract assess and fit appliances (case starts) as a percentage of Area Team case starts	0.9 %

Cumulative percentage of contracted UOA delivered 2019 & 2020



Month	Adjusted Scheduled Activity (UOA)		
	2018	2019	2020
April	-79	231	0
May	-36	429	0
June	-15	539	21
July	295	605	
August	571	627	
September	721	738	
October	1,085	782	
November	1,444	1,301	
December	1,614	1,348	
January	1,784	1,483	
February	1,974	1,758	
March	2,100	2,137	
April	2,100	2,137	
May	2,100	2,137	
June	2,100	2,137	

QUANTITY METRICS (rolling 12 month period)

	Contract Quantity	Contract Base Number	Contract *	Area Team	Region	England
% of all assessments that were assess and fit appliances (case starts)	78	118	66.1%	49.9%	56.7%	58.2%
% of all assessments that were assess and refuse	3	118	2.5%	14.5%	11.8%	12.4%
% of all assessments that were assess and review	37	118	31.4%	35.6%	31.4%	29.4%
% of case starts with a reported IOTN of 3 and Aesthetic Component of 5 or below	0	78	<i>N/A</i>	0.1%	0.2%	0.1%
% of case starts with a reported IOTN of 3 and Aesthetic Component of 6 or above	2	78	2.6%	4.8%	3.9%	3.9%
% of case starts with a reported IOTN of 4	61	78	78.2%	77.3%	76.1%	77.7%
% of case starts with a reported IOTN of 5	15	78	19.2%	17.2%	17.9%	16.7 %
% of concluded courses in receipt of dual-arch fixed appliances	30	44	68.2%	75.7%	68.8%	72.5%
% of concluded courses where treatment was abandoned or discontinued	12	44	27.3%	9.1%	10.3%	9.1%
% of patients satisfied with the treatment they have received	0	0	<i>N/A</i>	96.2%	95.1%	95.8%

* Figures in italics indicate that the base number is less than 100.

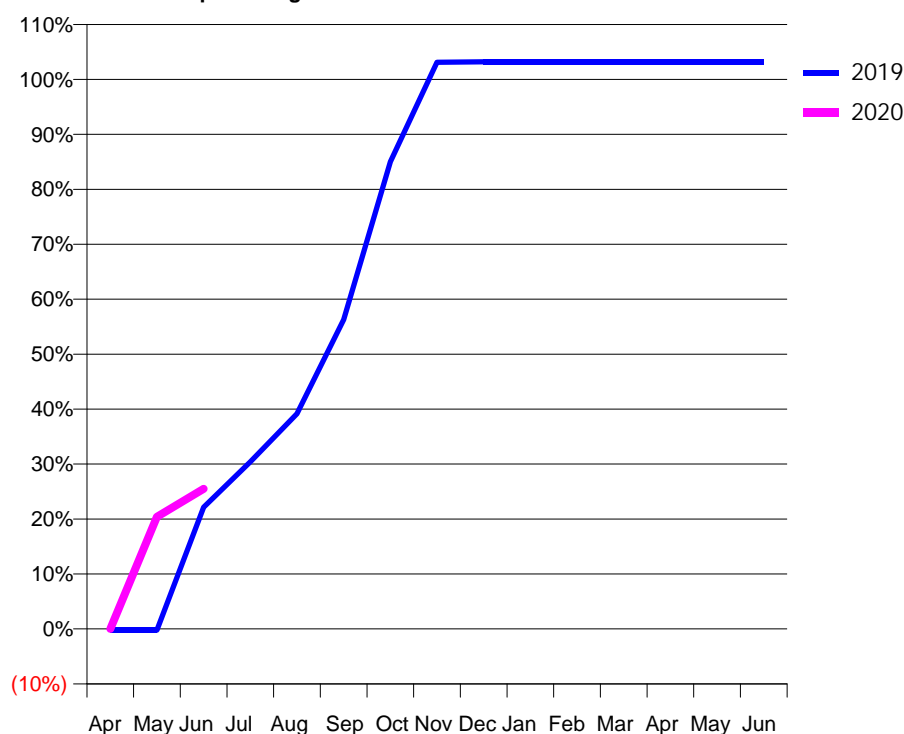
Q56 - Vital Signs Orthodontic At a Glance Contract Report for 827134/0013 - June 2019

Name or company name	MR JG PLUMMER	19/20 Contracted general activity (UDA)	24,945
Contract type name	GDS Contract	Carry forward general activity (UDA)	0
Purpose of contract	General and Orthodontic	19/20 Contracted orthodontic activity (UOA)	2,064
Contract start date	01/04/2006	Carry forward orthodontic activity (UOA)	0
Contract end date		Baseline contract value	£908,085.00

ACCESS	Contract	England and Wales
24 month ratio of assessments to patient IDs	1.13	1.08

ACTIVITY	Contract
Contract assess and fit appliances (case starts) as a percentage of Area Team case starts	1.2 %

Cumulative percentage of contracted UOA delivered 2019 & 2020



Month	Adjusted Scheduled Activity (UOA)		
	2018	2019	2020
April	-68	-5	0
May	394	-5	421
June	550	457	526
July	707	628	
August	859	808	
September	956	1,162	
October	1,179	1,755	
November	1,380	2,128	
December	1,582	2,130	
January	1,646	2,130	
February	2,040	2,130	
March	2,059	2,130	
April	2,059	2,130	
May	2,059	2,130	
June	2,059	2,130	

QUANTITY METRICS (rolling 12 month period)

	Contract Quantity	Contract Base Number	Contract *	Area Team	Region	England
% of all assessments that were assess and fit appliances (case starts)	103	183	56.3%	49.9%	56.7%	58.2%
% of all assessments that were assess and refuse	9	183	4.9%	14.5%	11.8%	12.4%
% of all assessments that were assess and review	71	183	38.8%	35.6%	31.4%	29.4%
% of case starts with a reported IOTN of 3 and Aesthetic Component of 5 or below	1	103	1.0%	0.1%	0.2%	0.1%
% of case starts with a reported IOTN of 3 and Aesthetic Component of 6 or above	0	103	N/A	4.8%	3.9%	3.9%
% of case starts with a reported IOTN of 4	84	103	81.6%	77.3%	76.1%	77.7%
% of case starts with a reported IOTN of 5	17	103	16.5%	17.2%	17.9%	16.7%
% of concluded courses in receipt of dual-arch fixed appliances	52	65	80.0%	75.7%	68.8%	72.5%
% of concluded courses where treatment was abandoned or discontinued	11	65	16.9%	9.1%	10.3%	9.1%
% of patients satisfied with the treatment they have received	4	4	100.0%	96.2%	95.1%	95.8%

* Figures in italics indicate that the base number is less than 100.

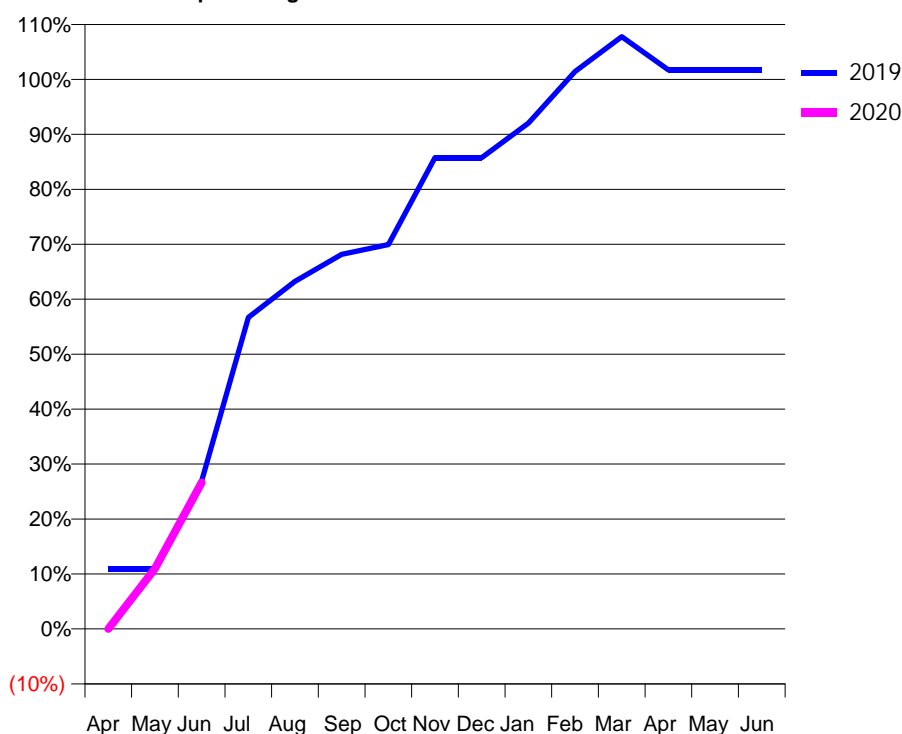
Q56 - Vital Signs Orthodontic At a Glance Contract Report for 827134/0015 - June 2019

Name or company name	MR JG PLUMMER	19/20 Contracted general activity (UDA)	51,722
Contract type name	GDS Contract	Carry forward general activity (UDA)	0
Purpose of contract	General and Orthodontic	19/20 Contracted orthodontic activity (UOA)	1,341
Contract start date	01/04/2006	Carry forward orthodontic activity (UOA)	0
Contract end date		Baseline contract value	£1,455,973.98

ACCESS	Contract	England and Wales
24 month ratio of assessments to patient IDs	1.08	1.08

ACTIVITY	Contract
Contract assess and fit appliances (case starts) as a percentage of Area Team case starts	0.9 %

Cumulative percentage of contracted UOA delivered 2019 & 2020



Month	Adjusted Scheduled Activity (UOA)		
	2018	2019	2020
April	1	147	0
May	43	147	147
June	43	361	357
July	135	760	
August	306	848	
September	546	914	
October	853	938	
November	1,129	1,150	
December	1,278	1,150	
January	1,341	1,234	
February	1,341	1,360	
March	1,362	1,445	
April	1,404	1,364	
May	1,404	1,364	
June	1,404	1,364	

QUANTITY METRICS (rolling 12 month period)

	Contract Quantity	Contract Base Number	Contract *	Area Team	Region	England
% of all assessments that were assess and fit appliances (case starts)	73	111	65.8%	49.9%	56.7%	58.2%
% of all assessments that were assess and refuse	0	111	0.0%	14.5%	11.8%	12.4%
% of all assessments that were assess and review	38	111	34.2%	35.6%	31.4%	29.4%
% of case starts with a reported IOTN of 3 and Aesthetic Component of 5 or below	0	73	<i>N/A</i>	0.1%	0.2%	0.1%
% of case starts with a reported IOTN of 3 and Aesthetic Component of 6 or above	0	73	<i>N/A</i>	4.8%	3.9%	3.9%
% of case starts with a reported IOTN of 4	63	73	86.3%	77.3%	76.1%	77.7%
% of case starts with a reported IOTN of 5	10	73	13.7%	17.2%	17.9%	16.7 %
% of concluded courses in receipt of dual-arch fixed appliances	18	26	69.2%	75.7%	68.8%	72.5%
% of concluded courses where treatment was abandoned or discontinued	4	26	15.4%	9.1%	10.3%	9.1%
% of patients satisfied with the treatment they have received	2	2	100.0%	96.2%	95.1%	95.8%

* Figures in italics indicate that the base number is less than 100.

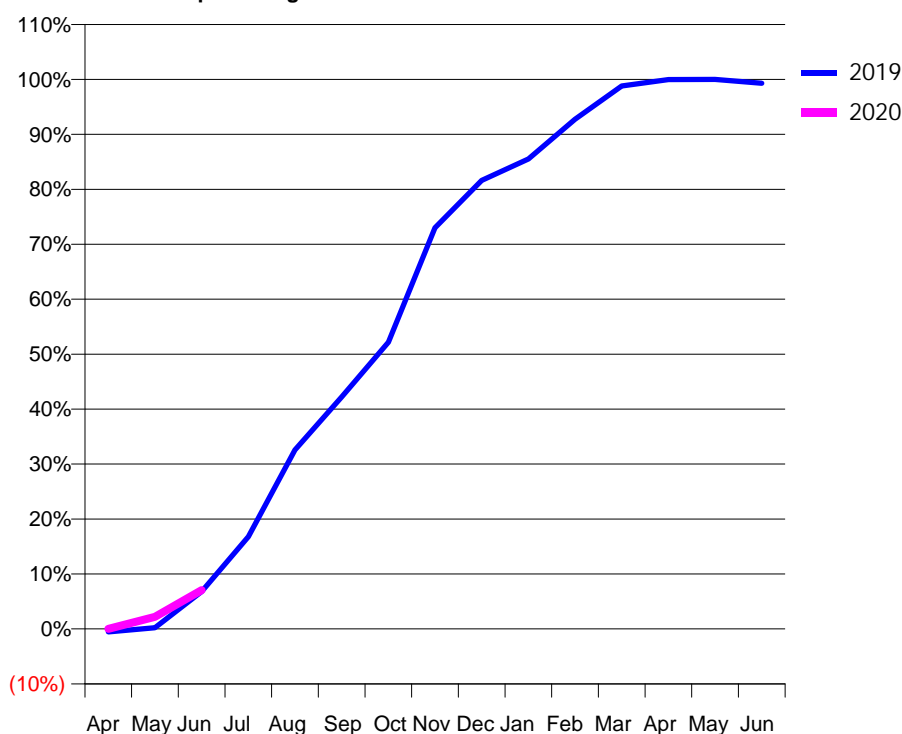
Q56 - Vital Signs Orthodontic At a Glance Contract Report for 827134/0019 - June 2019

Name or company name	MR JG PLUMMER	19/20 Contracted general activity (UDA)	0
Contract type name	PDS Contract	Carry forward general activity (UDA)	0
Purpose of contract	Orthodontic	19/20 Contracted orthodontic activity (UOA)	6,900
Contract start date	01/04/2009	Carry forward orthodontic activity (UOA)	0
Contract end date	03/04/2020	Baseline contract value	£444,265.67

ACCESS	Contract	England and Wales
24 month ratio of assessments to patient IDs	1.13	1.08

ACTIVITY	Contract
Contract assess and fit appliances (case starts) as a percentage of Area Team case starts	3.6 %

Cumulative percentage of contracted UOA delivered 2019 & 2020



Month	Adjusted Scheduled Activity (UOA)		
	2018	2019	2020
April	8	-38	0
May	478	16	152
June	1,083	469	488
July	1,606	1,160	
August	2,090	2,248	
September	2,662	2,912	
October	3,386	3,599	
November	3,760	5,036	
December	4,257	5,632	
January	4,368	5,902	
February	4,837	6,399	
March	5,226	6,818	
April	6,787	6,898	
May	6,787	6,899	
June	6,787	6,851	

QUANTITY METRICS (rolling 12 month period)

	Contract Quantity	Contract Base Number	Contract *	Area Team	Region	England
% of all assessments that were assess and fit appliances (case starts)	306	873	35.1%	49.9%	56.7%	58.2%
% of all assessments that were assess and refuse	35	873	4.0%	14.5%	11.8%	12.4%
% of all assessments that were assess and review	532	873	60.9%	35.6%	31.4%	29.4%
% of case starts with a reported IOTN of 3 and Aesthetic Component of 5 or below	1	306	0.3%	0.1%	0.2%	0.1%
% of case starts with a reported IOTN of 3 and Aesthetic Component of 6 or above	1	306	0.3%	4.8%	3.9%	3.9%
% of case starts with a reported IOTN of 4	253	306	82.7%	77.3%	76.1%	77.7%
% of case starts with a reported IOTN of 5	51	306	16.7%	17.2%	17.9%	16.7 %
% of concluded courses in receipt of dual-arch fixed appliances	173	204	84.8%	75.7%	68.8%	72.5%
% of concluded courses where treatment was abandoned or discontinued	21	204	10.3%	9.1%	10.3%	9.1%
% of patients satisfied with the treatment they have received	3	3	100.0%	96.2%	95.1%	95.8%

* Figures in italics indicate that the base number is less than 100.

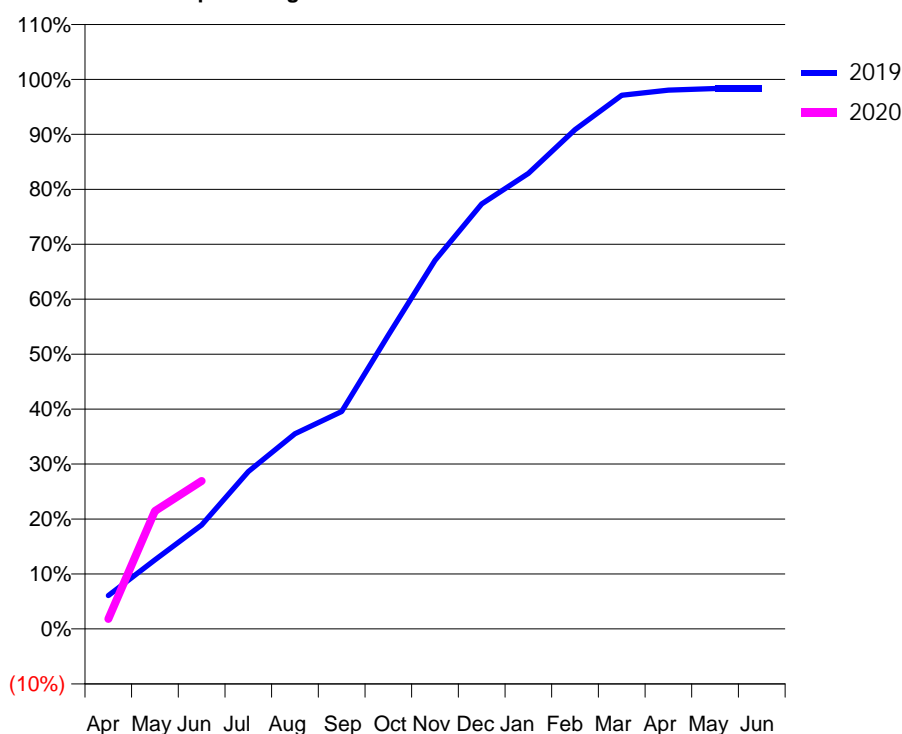
Q56 - Vital Signs Orthodontic At a Glance Contract Report for 866377/0001 - June 2019

Name or company name	MR F SAYME	19/20 Contracted general activity (UDA)	0
Contract type name	PDS Contract	Carry forward general activity (UDA)	0
Purpose of contract	Orthodontic	19/20 Contracted orthodontic activity (UOA)	8,059
Contract start date	04/05/2010	Carry forward orthodontic activity (UOA)	0
Contract end date	03/04/2020	Baseline contract value	£514,276.16

ACCESS	Contract	England and Wales
24 month ratio of assessments to patient IDs	1.05	1.08

ACTIVITY	Contract
Contract assess and fit appliances (case starts) as a percentage of Area Team case starts	4.9 %

Cumulative percentage of contracted UOA delivered 2019 & 2020



Month	Adjusted Scheduled Activity (UOA)		
	2018	2019	2020
April	229	490	149
May	881	1,015	1,730
June	1,365	1,526	2,171
July	1,966	2,312	
August	2,349	2,865	
September	2,925	3,194	
October	3,772	4,316	
November	4,441	5,413	
December	5,415	6,241	
January	5,992	6,692	
February	6,987	7,332	
March	7,662	7,836	
April	7,897	7,912	
May	7,900	7,935	
June	7,903	7,935	

QUANTITY METRICS (rolling 12 month period)

	Contract Quantity	Contract Base Number	Contract *	Area Team	Region	England
% of all assessments that were assess and fit appliances (case starts)	412	666	61.9%	49.9%	56.7%	58.2%
% of all assessments that were assess and refuse	133	666	20.0%	14.5%	11.8%	12.4%
% of all assessments that were assess and review	121	666	18.2%	35.6%	31.4%	29.4%
% of case starts with a reported IOTN of 3 and Aesthetic Component of 5 or below	0	412	N/A	0.1%	0.2%	0.1%
% of case starts with a reported IOTN of 3 and Aesthetic Component of 6 or above	5	412	1.2%	4.8%	3.9%	3.9%
% of case starts with a reported IOTN of 4	322	412	78.2%	77.3%	76.1%	77.7%
% of case starts with a reported IOTN of 5	85	412	20.6%	17.2%	17.9%	16.7 %
% of concluded courses in receipt of dual-arch fixed appliances	236	260	90.8%	75.7%	68.8%	72.5%
% of concluded courses where treatment was abandoned or discontinued	4	260	1.5%	9.1%	10.3%	9.1%
% of patients satisfied with the treatment they have received	4	4	100.0%	96.2%	95.1%	95.8%

* Figures in italics indicate that the base number is less than 100.

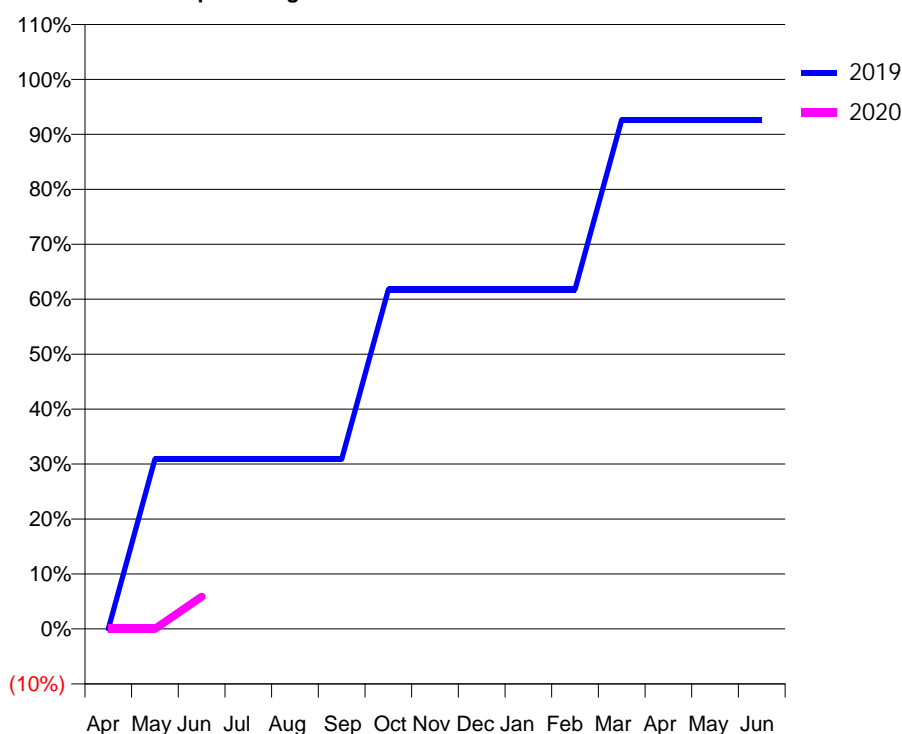
Q56 - Vital Signs Orthodontic At a Glance Contract Report for 905941/0001 - June 2019

Name or company name	Dental Surgery	19/20 Contracted general activity (UDA)	11,609
Contract type name	GDS Contract	Carry forward general activity (UDA)	0
Purpose of contract	General and Orthodontic	19/20 Contracted orthodontic activity (UOA)	68
Contract start date	01/04/2006	Carry forward orthodontic activity (UOA)	0
Contract end date		Baseline contract value	£349,184.81

ACCESS	Contract	England and Wales
24 month ratio of assessments to patient IDs	1.00	1.08

ACTIVITY	Contract
Contract assess and fit appliances (case starts) as a percentage of Area Team case starts	0.0 %

Cumulative percentage of contracted UOA delivered 2019 & 2020



Month	Adjusted Scheduled Activity (UOA)		
	2018	2019	2020
April	0	0	0
May	0	21	0
June	0	21	4
July	0	21	
August	0	21	
September	0	21	
October	0	42	
November	0	42	
December	21	42	
January	42	42	
February	42	42	
March	42	63	
April	63	63	
May	63	63	
June	63	63	

QUANTITY METRICS (rolling 12 month period)

	Contract Quantity	Contract Base Number	Contract *	Area Team	Region	England
% of all assessments that were assess and fit appliances (case starts)	3	3	100.0%	49.9%	56.7%	58.2%
% of all assessments that were assess and refuse	0	3	0.0%	14.5%	11.8%	12.4%
% of all assessments that were assess and review	0	3	0.0%	35.6%	31.4%	29.4%
% of case starts with a reported IOTN of 3 and Aesthetic Component of 5 or below	0	3	N/A	0.1%	0.2%	0.1%
% of case starts with a reported IOTN of 3 and Aesthetic Component of 6 or above	1	3	33.3%	4.8%	3.9%	3.9%
% of case starts with a reported IOTN of 4	1	3	33.3%	77.3%	76.1%	77.7%
% of case starts with a reported IOTN of 5	0	3	N/A	17.2%	17.9%	16.7 %
% of concluded courses in receipt of dual-arch fixed appliances	0	0	N/A	75.7%	68.8%	72.5%
% of concluded courses where treatment was abandoned or discontinued	0	0	N/A	9.1%	10.3%	9.1%
% of patients satisfied with the treatment they have received	0	0	N/A	96.2%	95.1%	95.8%

* Figures in italics indicate that the base number is less than 100.

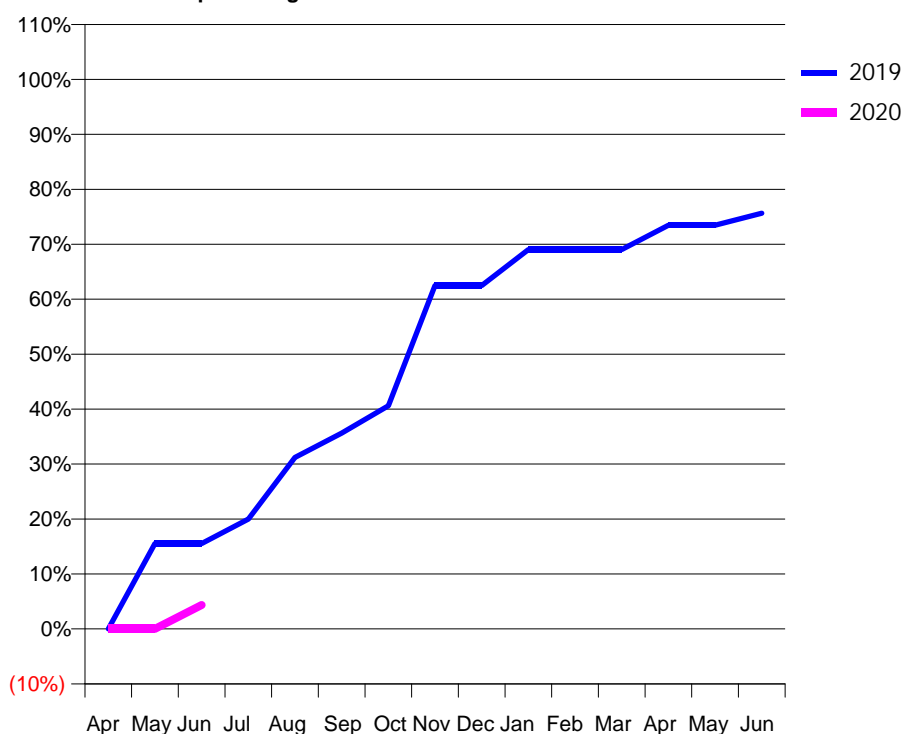
Q56 - Vital Signs Orthodontic At a Glance Contract Report for 919470/0001 - June 2019

Name or company name	MR SC WARDLE	19/20 Contracted general activity (UDA)	0
Contract type name	PDS Contract	Carry forward general activity (UDA)	0
Purpose of contract	Orthodontic	19/20 Contracted orthodontic activity (UOA)	965
Contract start date	01/04/2011	Carry forward orthodontic activity (UOA)	0
Contract end date	03/04/2020	Baseline contract value	£62,640.31

ACCESS	Contract	England and Wales
24 month ratio of assessments to patient IDs	1.00	1.08

ACTIVITY	Contract
Contract assess and fit appliances (case starts) as a percentage of Area Team case starts	0.3 %

Cumulative percentage of contracted UOA delivered 2019 & 2020



Month	Adjusted Scheduled Activity (UOA)		
	2018	2019	2020
April	0	0	0
May	0	150	0
June	150	150	42
July	150	193	
August	278	301	
September	404	344	
October	530	392	
November	595	603	
December	595	603	
January	722	666	
February	743	666	
March	743	666	
April	829	709	
May	830	709	
June	830	730	

QUANTITY METRICS (rolling 12 month period)

	Contract Quantity	Contract Base Number	Contract *	Area Team	Region	England
% of all assessments that were assess and fit appliances (case starts)	29	42	69.0%	49.9%	56.7%	58.2%
% of all assessments that were assess and refuse	2	42	4.8%	14.5%	11.8%	12.4%
% of all assessments that were assess and review	11	42	26.2%	35.6%	31.4%	29.4%
% of case starts with a reported IOTN of 3 and Aesthetic Component of 5 or below	0	29	<i>N/A</i>	0.1%	0.2%	0.1%
% of case starts with a reported IOTN of 3 and Aesthetic Component of 6 or above	2	29	6.9%	4.8%	3.9%	3.9%
% of case starts with a reported IOTN of 4	21	29	72.4%	77.3%	76.1%	77.7%
% of case starts with a reported IOTN of 5	4	29	13.8%	17.2%	17.9%	16.7 %
% of concluded courses in receipt of dual-arch fixed appliances	20	27	74.1%	75.7%	68.8%	72.5%
% of concluded courses where treatment was abandoned or discontinued	1	27	3.7%	9.1%	10.3%	9.1%
% of patients satisfied with the treatment they have received	1	1	100.0%	96.2%	95.1%	95.8%

* Figures in italics indicate that the base number is less than 100.

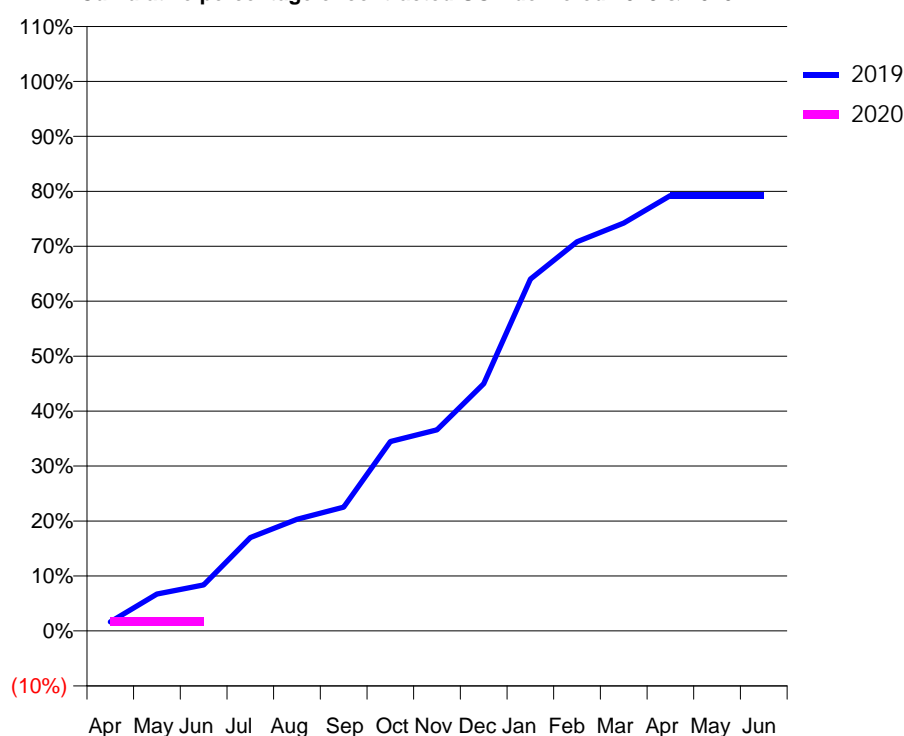
Q57 - Vital Signs Orthodontic At a Glance Contract Report for 101370/0098 - June 2019

Name or company name	Du Toit and BurgerPartnership Ltd (Harwich)	19/20 Contracted general activity (UDA)	19,884
Contract type name	GDS Contract	Carry forward general activity (UDA)	0
Purpose of contract	General and Orthodontic	19/20 Contracted orthodontic activity (UOA)	1,265
Contract start date	01/04/2007	Carry forward orthodontic activity (UOA)	0
Contract end date		Baseline contract value	£681,908.47

ACCESS	Contract	England and Wales
24 month ratio of assessments to patient IDs	1.04	1.08

ACTIVITY	Contract
Contract assess and fit appliances (case starts) as a percentage of Area Team case starts	0.7 %

Cumulative percentage of contracted UOA delivered 2019 & 2020



Month	Adjusted Scheduled Activity (UOA)		
	2018	2019	2020
April	21	21	21
May	63	85	21
June	106	106	21
July	107	215	
August	107	257	
September	150	285	
October	194	436	
November	478	463	
December	520	569	
January	590	810	
February	849	896	
March	913	939	
April	913	1,002	
May	1,062	1,002	
June	1,125	1,002	

QUANTITY METRICS (rolling 12 month period)

	Contract Quantity	Contract Base Number	Contract *	Area Team	Region	England
% of all assessments that were assess and fit appliances (case starts)	49	76	64.5%	60.3%	56.7%	58.2%
% of all assessments that were assess and refuse	15	76	19.7%	12.0%	11.8%	12.4%
% of all assessments that were assess and review	12	76	15.8%	27.7%	31.4%	29.4%
% of case starts with a reported IOTN of 3 and Aesthetic Component of 5 or below	0	49	<i>N/A</i>	0.1%	0.2%	0.1%
% of case starts with a reported IOTN of 3 and Aesthetic Component of 6 or above	8	49	16.3%	3.9%	3.9%	3.9%
% of case starts with a reported IOTN of 4	38	49	77.6%	79.0%	76.1%	77.7%
% of case starts with a reported IOTN of 5	3	49	6.1%	14.5%	17.9%	16.7%
% of concluded courses in receipt of dual-arch fixed appliances	10	14	71.4%	65.2%	68.8%	72.5%
% of concluded courses where treatment was abandoned or discontinued	2	14	14.3%	15.0%	10.3%	9.1%
% of patients satisfied with the treatment they have received	0	0	<i>N/A</i>	98.2%	95.1%	95.8%

* Figures in italics indicate that the base number is less than 100.

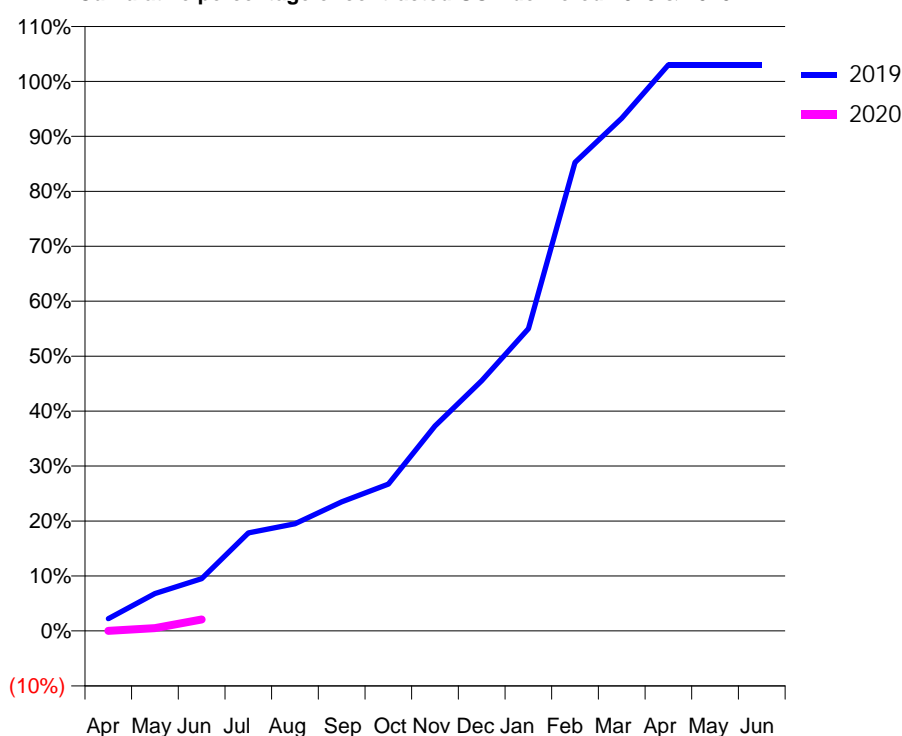
Q57 - Vital Signs Orthodontic At a Glance Contract Report for 101370/0114 - June 2019

Name or company name	Petrie Tucker & Partners Ltd	19/20 Contracted general activity (UDA)	0
Contract type name	GDS Contract	Carry forward general activity (UDA)	0
Purpose of contract	Orthodontic	19/20 Contracted orthodontic activity (UOA)	4,000
Contract start date	01/04/2008	Carry forward orthodontic activity (UOA)	0
Contract end date		Baseline contract value	£256,270.22

ACCESS	Contract	England and Wales
24 month ratio of assessments to patient IDs	1.04	1.08

ACTIVITY	Contract
Contract assess and fit appliances (case starts) as a percentage of Area Team case starts	2.7 %

Cumulative percentage of contracted UOA delivered 2019 & 2020



Month	Adjusted Scheduled Activity (UOA)		
	2018	2019	2020
April	117	89	0
May	274	272	21
June	432	381	84
July	1,140	714	
August	1,203	780	
September	1,278	940	
October	1,679	1,069	
November	1,746	1,491	
December	1,810	1,821	
January	1,909	2,200	
February	3,315	3,410	
March	4,023	3,732	
April	4,624	4,121	
May	4,667	4,121	
June	4,667	4,121	

QUANTITY METRICS (rolling 12 month period)

	Contract Quantity	Contract Base Number	Contract *	Area Team	Region	England
% of all assessments that were assess and fit appliances (case starts)	184	322	57.1%	60.3%	56.7%	58.2%
% of all assessments that were assess and refuse	50	322	15.5%	12.0%	11.8%	12.4%
% of all assessments that were assess and review	88	322	27.3%	27.7%	31.4%	29.4%
% of case starts with a reported IOTN of 3 and Aesthetic Component of 5 or below	0	184	N/A	0.1%	0.2%	0.1%
% of case starts with a reported IOTN of 3 and Aesthetic Component of 6 or above	28	184	15.2%	3.9%	3.9%	3.9%
% of case starts with a reported IOTN of 4	119	184	64.7%	79.0%	76.1%	77.7%
% of case starts with a reported IOTN of 5	37	184	20.1%	14.5%	17.9%	16.7 %
% of concluded courses in receipt of dual-arch fixed appliances	163	264	61.7%	65.2%	68.8%	72.5%
% of concluded courses where treatment was abandoned or discontinued	20	264	7.6%	15.0%	10.3%	9.1%
% of patients satisfied with the treatment they have received	2	2	100.0%	98.2%	95.1%	95.8%

* Figures in italics indicate that the base number is less than 100.

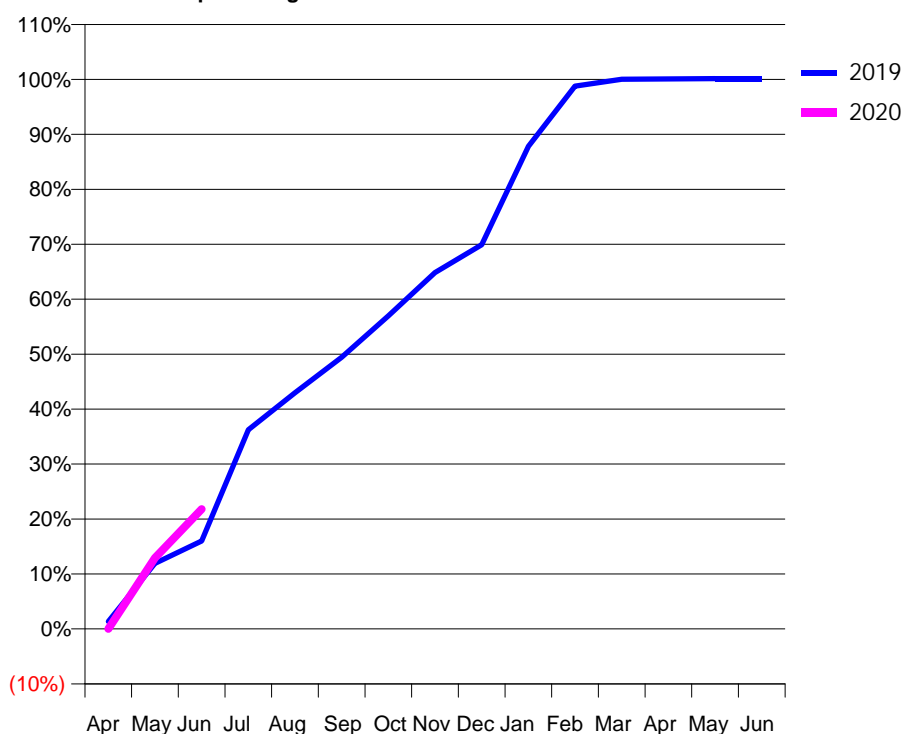
Q57 - Vital Signs Orthodontic At a Glance Contract Report for 101559/0001 - June 2019

Name or company name	R Patel & Associates	19/20 Contracted general activity (UDA)	0
Contract type name	PDS Contract	Carry forward general activity (UDA)	0
Purpose of contract	Orthodontic	19/20 Contracted orthodontic activity (UOA)	5,200
Contract start date	01/10/2011	Carry forward orthodontic activity (UOA)	0
Contract end date	24/07/2020	Baseline contract value	£329,236.96

ACCESS	Contract	England and Wales
24 month ratio of assessments to patient IDs	1.06	1.08

ACTIVITY	Contract
Contract assess and fit appliances (case starts) as a percentage of Area Team case starts	3.2 %

Cumulative percentage of contracted UOA delivered 2019 & 2020



Month	Adjusted Scheduled Activity (UOA)		
	2018	2019	2020
April	64	57	0
May	64	501	672
June	368	672	1,134
July	681	1,522	
August	1,210	1,805	
September	1,385	2,077	
October	1,538	2,393	
November	2,332	2,723	
December	2,808	2,936	
January	3,343	3,688	
February	4,008	4,149	
March	4,129	4,201	
April	4,236	4,203	
May	4,257	4,206	
June	4,257	4,206	

QUANTITY METRICS (rolling 12 month period)

	Contract Quantity	Contract Base Number	Contract *	Area Team	Region	England
% of all assessments that were assess and fit appliances (case starts)	220	358	61.5%	60.3%	56.7%	58.2%
% of all assessments that were assess and refuse	44	358	12.3%	12.0%	11.8%	12.4%
% of all assessments that were assess and review	94	358	26.3%	27.7%	31.4%	29.4%
% of case starts with a reported IOTN of 3 and Aesthetic Component of 5 or below	0	220	N/A	0.1%	0.2%	0.1%
% of case starts with a reported IOTN of 3 and Aesthetic Component of 6 or above	1	220	0.5%	3.9%	3.9%	3.9%
% of case starts with a reported IOTN of 4	177	220	80.5%	79.0%	76.1%	77.7%
% of case starts with a reported IOTN of 5	40	220	18.2%	14.5%	17.9%	16.7 %
% of concluded courses in receipt of dual-arch fixed appliances	2	54	3.7%	65.2%	68.8%	72.5%
% of concluded courses where treatment was abandoned or discontinued	9	54	16.7%	15.0%	10.3%	9.1%
% of patients satisfied with the treatment they have received	1	1	100.0%	98.2%	95.1%	95.8%

* Figures in italics indicate that the base number is less than 100.

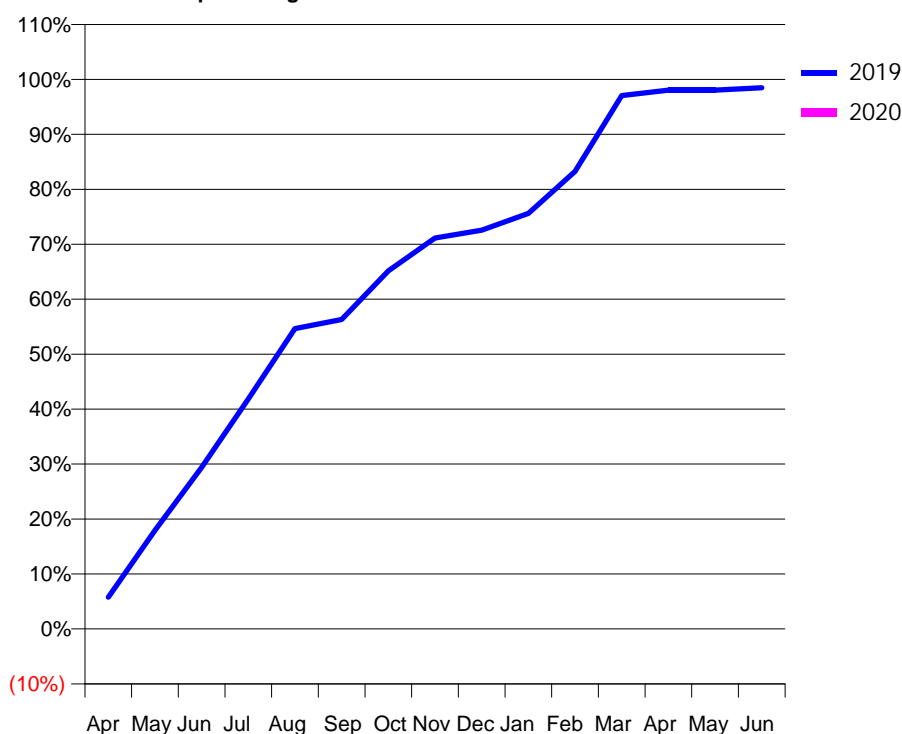
Q57 - Vital Signs Orthodontic At a Glance Contract Report for 115347/0001 - June 2019

Name or company name	Mr H.S. Kehlar and Mr S. Kumar	19/20 Contracted general activity (UDA)	6,404
Contract type name	PDS Contract	Carry forward general activity (UDA)	0
Purpose of contract	General and Orthodontic	19/20 Contracted orthodontic activity (UOA)	0
Contract start date	01/04/2013	Carry forward orthodontic activity (UOA)	0
Contract end date	24/07/2020	Baseline contract value	£381,429.98

ACCESS	Contract	England and Wales
24 month ratio of assessments to patient IDs	1.01	1.08

ACTIVITY	Contract
Contract assess and fit appliances (case starts) as a percentage of Area Team case starts	3.5 %

Cumulative percentage of contracted UOA delivered 2019 & 2020



Month	Adjusted Scheduled Activity (UOA)		
	2018	2019	2020
April	573	370	67
May	1,337	1,147	445
June	1,828	1,882	636
July	2,664	2,681	
August	3,253	3,501	
September	3,827	3,606	
October	4,820	4,173	
November	5,686	4,556	
December	5,897	4,646	
January	5,948	4,842	
February	6,142	5,331	
March	6,269	6,215	
April	6,395	6,279	
May	6,396	6,279	
June	6,396	6,306	

QUANTITY METRICS (rolling 12 month period)

	Contract Quantity	Contract Base Number	Contract *	Area Team	Region	England
% of all assessments that were assess and fit appliances (case starts)	239	299	79.9%	60.3%	56.7%	58.2%
% of all assessments that were assess and refuse	18	299	6.0%	12.0%	11.8%	12.4%
% of all assessments that were assess and review	42	299	14.0%	27.7%	31.4%	29.4%
% of case starts with a reported IOTN of 3 and Aesthetic Component of 5 or below	0	239	N/A	0.1%	0.2%	0.1%
% of case starts with a reported IOTN of 3 and Aesthetic Component of 6 or above	11	239	4.6%	3.9%	3.9%	3.9%
% of case starts with a reported IOTN of 4	182	239	76.2%	79.0%	76.1%	77.7%
% of case starts with a reported IOTN of 5	45	239	18.8%	14.5%	17.9%	16.7 %
% of concluded courses in receipt of dual-arch fixed appliances	282	290	97.2%	65.2%	68.8%	72.5%
% of concluded courses where treatment was abandoned or discontinued	0	290	0.0%	15.0%	10.3%	9.1%
% of patients satisfied with the treatment they have received	2	2	100.0%	98.2%	95.1%	95.8%

* Figures in italics indicate that the base number is less than 100.

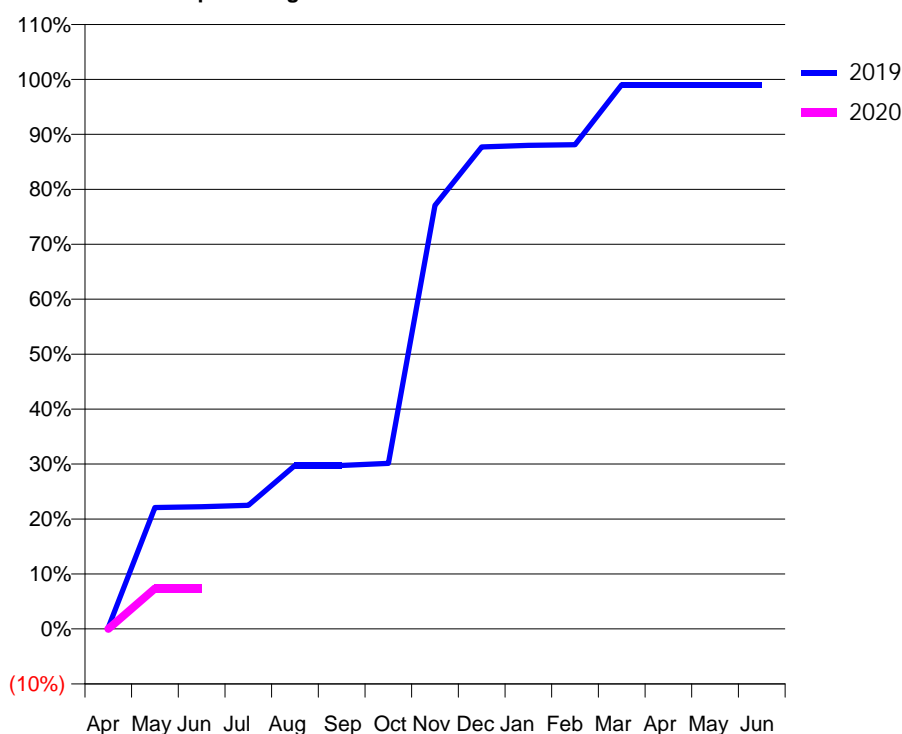
Q57 - Vital Signs Orthodontic At a Glance Contract Report for 119261/0001 - June 2019

Name or company name	Tiptree Dental Surgery	19/20 Contracted general activity (UDA)	17,496
Contract type name	GDS Contract	Carry forward general activity (UDA)	0
Purpose of contract	General and Orthodontic	19/20 Contracted orthodontic activity (UOA)	592
Contract start date	01/05/2014	Carry forward orthodontic activity (UOA)	0
Contract end date		Baseline contract value	£827,746.78

ACCESS	Contract	England and Wales
24 month ratio of assessments to patient IDs	1.00	1.08

ACTIVITY	Contract
Contract assess and fit appliances (case starts) as a percentage of Area Team case starts	0.4 %

Cumulative percentage of contracted UOA delivered 2019 & 2020



Month	Adjusted Scheduled Activity (UOA)		
	2018	2019	2020
April	10	2	0
May	94	131	44
June	115	132	44
July	157	133	
August	178	176	
September	178	176	
October	179	178	
November	180	456	
December	184	519	
January	184	521	
February	415	522	
March	520	586	
April	520	586	
May	520	586	
June	541	586	

QUANTITY METRICS (rolling 12 month period)

	Contract Quantity	Contract Base Number	Contract *	Area Team	Region	England
% of all assessments that were assess and fit appliances (case starts)	25	25	100.0%	60.3%	56.7%	58.2%
% of all assessments that were assess and refuse	0	25	0.0%	12.0%	11.8%	12.4%
% of all assessments that were assess and review	0	25	0.0%	27.7%	31.4%	29.4%
% of case starts with a reported IOTN of 3 and Aesthetic Component of 5 or below	0	25	N/A	0.1%	0.2%	0.1%
% of case starts with a reported IOTN of 3 and Aesthetic Component of 6 or above	0	25	N/A	3.9%	3.9%	3.9%
% of case starts with a reported IOTN of 4	18	25	72.0%	79.0%	76.1%	77.7%
% of case starts with a reported IOTN of 5	7	25	28.0%	14.5%	17.9%	16.7 %
% of concluded courses in receipt of dual-arch fixed appliances	3	27	11.1%	65.2%	68.8%	72.5%
% of concluded courses where treatment was abandoned or discontinued	1	27	3.7%	15.0%	10.3%	9.1%
% of patients satisfied with the treatment they have received	0	0	N/A	98.2%	95.1%	95.8%

* Figures in italics indicate that the base number is less than 100.

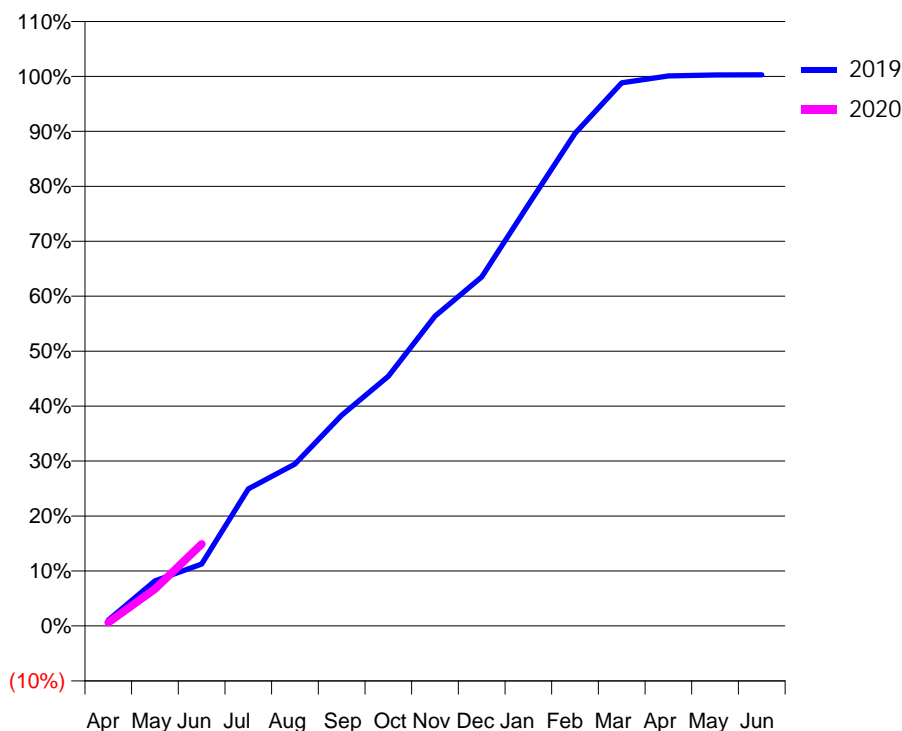
Q57 - Vital Signs Orthodontic At a Glance Contract Report for 130788/0001 - June 2019

Name or company name	Byles & Sebastian Orthodontic Practice	19/20 Contracted general activity (UDA)	0
Contract type name	PDS Contract	Carry forward general activity (UDA)	0
Purpose of contract	Orthodontic	19/20 Contracted orthodontic activity (UOA)	20,792
Contract start date	01/08/2015	Carry forward orthodontic activity (UOA)	0
Contract end date	24/07/2020	Baseline contract value	£1,223,038.32

ACCESS	Contract	England and Wales
24 month ratio of assessments to patient IDs	1.02	1.08

ACTIVITY	Contract
Contract assess and fit appliances (case starts) as a percentage of Area Team case starts	14.9 %

Cumulative percentage of contracted UOA delivered 2019 & 2020



Month	Adjusted Scheduled Activity (UOA)		
	2018	2019	2020
April	178	222	129
May	2,200	1,704	1,394
June	4,238	2,338	3,103
July	6,107	5,187	
August	7,310	6,121	
September	9,099	7,969	
October	10,889	9,449	
November	12,304	11,717	
December	13,795	13,203	
January	15,277	15,939	
February	17,979	18,637	
March	20,451	20,548	
April	20,763	20,806	
May	20,973	20,848	
June	20,973	20,852	

QUANTITY METRICS (rolling 12 month period)

	Contract Quantity	Contract Base Number	Contract *	Area Team	Region	England
% of all assessments that were assess and fit appliances (case starts)	1,033	1,379	74.9%	60.3%	56.7%	58.2%
% of all assessments that were assess and refuse	41	1,379	3.0%	12.0%	11.8%	12.4%
% of all assessments that were assess and review	305	1,379	22.1%	27.7%	31.4%	29.4%
% of case starts with a reported IOTN of 3 and Aesthetic Component of 5 or below	0	1,033	N/A	0.1%	0.2%	0.1%
% of case starts with a reported IOTN of 3 and Aesthetic Component of 6 or above	11	1,033	1.1%	3.9%	3.9%	3.9%
% of case starts with a reported IOTN of 4	888	1,033	86.0%	79.0%	76.1%	77.7%
% of case starts with a reported IOTN of 5	117	1,033	11.3%	14.5%	17.9%	16.7 %
% of concluded courses in receipt of dual-arch fixed appliances	686	773	88.7%	65.2%	68.8%	72.5%
% of concluded courses where treatment was abandoned or discontinued	51	773	6.6%	15.0%	10.3%	9.1%
% of patients satisfied with the treatment they have received	3	3	100.0%	98.2%	95.1%	95.8%

* Figures in italics indicate that the base number is less than 100.

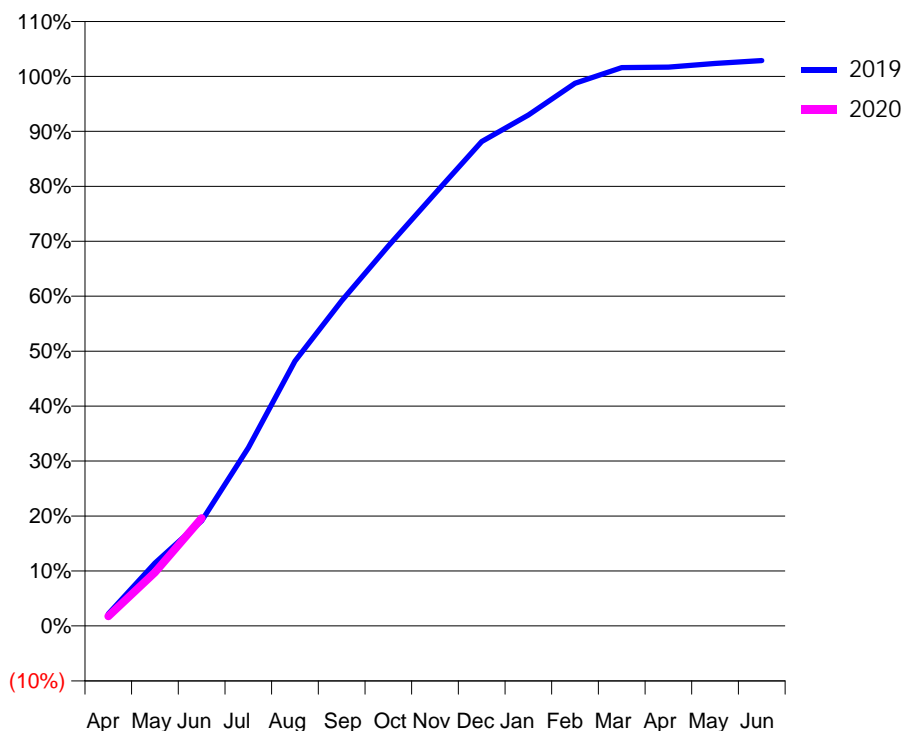
Q57 - Vital Signs Orthodontic At a Glance Contract Report for 131903/0002 - June 2019

Name or company name	Penhaligon Witham Partnership	19/20 Contracted general activity (UDA)	0
Contract type name	PDS Contract	Carry forward general activity (UDA)	0
Purpose of contract	Orthodontic	19/20 Contracted orthodontic activity (UOA)	5,253
Contract start date	01/12/2015	Carry forward orthodontic activity (UOA)	0
Contract end date	24/07/2020	Baseline contract value	£332,602.18

ACCESS	Contract	England and Wales
24 month ratio of assessments to patient IDs	1.31	1.08

ACTIVITY	Contract
Contract assess and fit appliances (case starts) as a percentage of Area Team case starts	2.7 %

Cumulative percentage of contracted UOA delivered 2019 & 2020



Month	Adjusted Scheduled Activity (UOA)		
	2018	2019	2020
April	81	93	92
May	481	487	512
June	689	814	1,030
July	1,115	1,379	
August	1,335	2,049	
September	1,745	2,516	
October	2,127	2,941	
November	2,344	3,347	
December	3,118	3,749	
January	3,527	3,954	
February	4,076	4,199	
March	4,263	4,321	
April	4,263	4,324	
May	4,263	4,353	
June	4,263	4,375	

QUANTITY METRICS (rolling 12 month period)

	Contract Quantity	Contract Base Number	Contract *	Area Team	Region	England
% of all assessments that were assess and fit appliances (case starts)	188	832	22.6%	60.3%	56.7%	58.2%
% of all assessments that were assess and refuse	162	832	19.5%	12.0%	11.8%	12.4%
% of all assessments that were assess and review	482	832	57.9%	27.7%	31.4%	29.4%
% of case starts with a reported IOTN of 3 and Aesthetic Component of 5 or below	0	188	N/A	0.1%	0.2%	0.1%
% of case starts with a reported IOTN of 3 and Aesthetic Component of 6 or above	3	188	1.6%	3.9%	3.9%	3.9%
% of case starts with a reported IOTN of 4	165	188	87.8%	79.0%	76.1%	77.7%
% of case starts with a reported IOTN of 5	20	188	10.6%	14.5%	17.9%	16.7 %
% of concluded courses in receipt of dual-arch fixed appliances	35	44	79.5%	65.2%	68.8%	72.5%
% of concluded courses where treatment was abandoned or discontinued	5	44	11.4%	15.0%	10.3%	9.1%
% of patients satisfied with the treatment they have received	3	3	100.0%	98.2%	95.1%	95.8%

* Figures in italics indicate that the base number is less than 100.

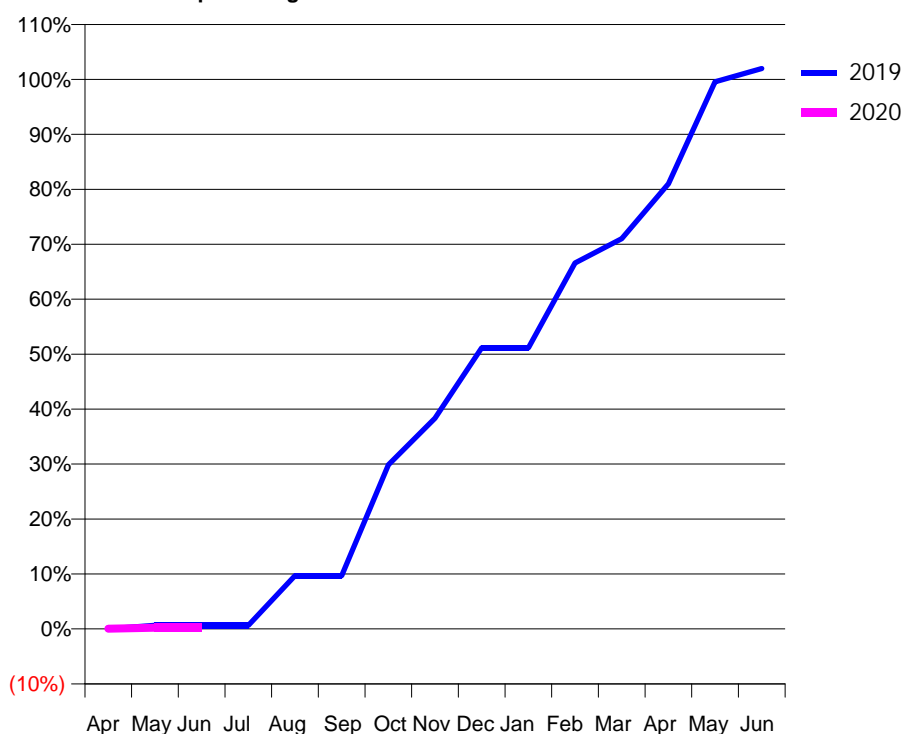
Q57 - Vital Signs Orthodontic At a Glance Contract Report for 145394/0002 - June 2019

Name or company name	Ongar Road Dental Practice	19/20 Contracted general activity (UDA)	0
Contract type name	PDS Contract	Carry forward general activity (UDA)	0
Purpose of contract	Orthodontic	19/20 Contracted orthodontic activity (UOA)	2,514
Contract start date	01/04/2013	Carry forward orthodontic activity (UOA)	0
Contract end date	24/07/2020	Baseline contract value	£152,149.27

ACCESS	Contract	England and Wales
24 month ratio of assessments to patient IDs	1.03	1.08

ACTIVITY	Contract
Contract assess and fit appliances (case starts) as a percentage of Area Team case starts	3.0 %

Cumulative percentage of contracted UOA delivered 2019 & 2020



Month	Adjusted Scheduled Activity (UOA)		
	2018	2019	2020
April	-96	1	1
May	37	29	6
June	81	29	6
July	81	29	
August	356	417	
September	634	417	
October	928	1,284	
November	1,205	1,648	
December	1,565	2,199	
January	1,565	2,199	
February	1,986	2,862	
March	2,746	3,053	
April	3,540	3,482	
May	4,191	4,280	
June	4,191	4,384	

QUANTITY METRICS (rolling 12 month period)

	Contract Quantity	Contract Base Number	Contract *	Area Team	Region	England
% of all assessments that were assess and fit appliances (case starts)	211	263	80.2%	60.3%	56.7%	58.2%
% of all assessments that were assess and refuse	27	263	10.3%	12.0%	11.8%	12.4%
% of all assessments that were assess and review	25	263	9.5%	27.7%	31.4%	29.4%
% of case starts with a reported IOTN of 3 and Aesthetic Component of 5 or below	0	211	N/A	0.1%	0.2%	0.1%
% of case starts with a reported IOTN of 3 and Aesthetic Component of 6 or above	17	211	8.1%	3.9%	3.9%	3.9%
% of case starts with a reported IOTN of 4	146	211	69.2%	79.0%	76.1%	77.7%
% of case starts with a reported IOTN of 5	44	211	20.9%	14.5%	17.9%	16.7 %
% of concluded courses in receipt of dual-arch fixed appliances	107	117	91.5%	65.2%	68.8%	72.5%
% of concluded courses where treatment was abandoned or discontinued	2	117	1.7%	15.0%	10.3%	9.1%
% of patients satisfied with the treatment they have received	1	1	100.0%	98.2%	95.1%	95.8%

* Figures in italics indicate that the base number is less than 100.

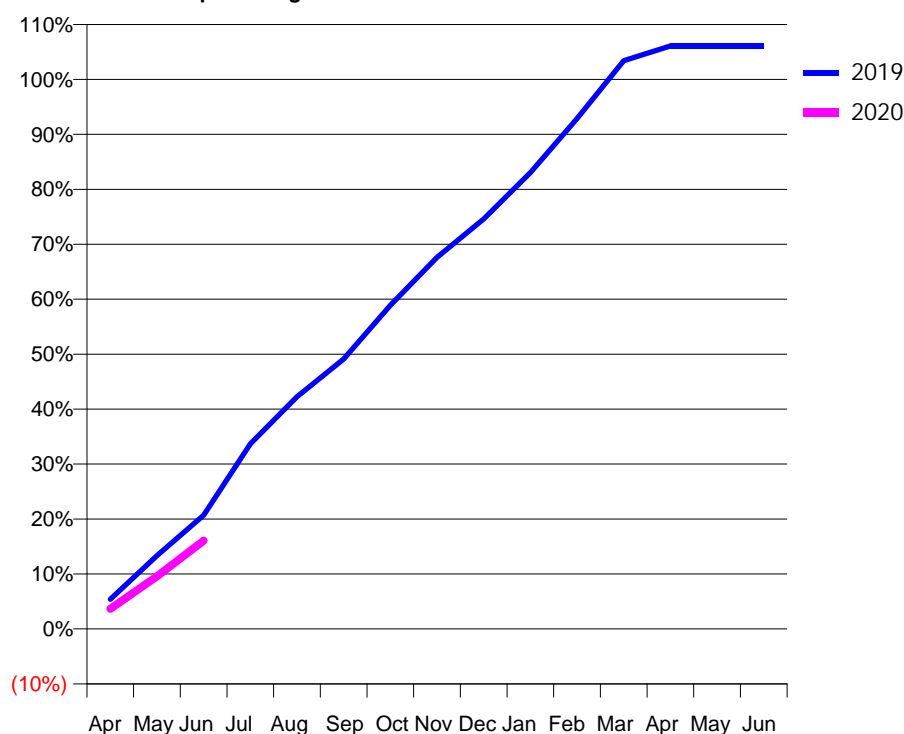
Q57 - Vital Signs Orthodontic At a Glance Contract Report for 148695/0001 - June 2019

Name or company name	Mr C Wallis	19/20 Contracted general activity (UDA)	0
Contract type name	PDS Contract	Carry forward general activity (UDA)	0
Purpose of contract	Orthodontic	19/20 Contracted orthodontic activity (UOA)	12,145
Contract start date	02/06/2013	Carry forward orthodontic activity (UOA)	0
Contract end date	24/07/2020	Baseline contract value	£808,104.20

ACCESS	Contract	England and Wales
24 month ratio of assessments to patient IDs	1.03	1.08

ACTIVITY	Contract
Contract assess and fit appliances (case starts) as a percentage of Area Team case starts	8.3 %

Cumulative percentage of contracted UOA delivered 2019 & 2020



Month	Adjusted Scheduled Activity (UOA)		
	2018	2019	2020
April	632	655	444
May	1,404	1,619	1,164
June	2,109	2,513	1,949
July	3,189	4,090	
August	3,993	5,131	
September	4,944	5,967	
October	6,431	7,155	
November	7,286	8,211	
December	7,859	9,057	
January	8,539	10,086	
February	10,321	11,278	
March	11,960	12,557	
April	12,602	12,883	
May	12,603	12,883	
June	12,603	12,883	

QUANTITY METRICS (rolling 12 month period)

	Contract Quantity	Contract Base Number	Contract *	Area Team	Region	England
% of all assessments that were assess and fit appliances (case starts)	575	837	68.7%	60.3%	56.7%	58.2%
% of all assessments that were assess and refuse	199	837	23.8%	12.0%	11.8%	12.4%
% of all assessments that were assess and review	63	837	7.5%	27.7%	31.4%	29.4%
% of case starts with a reported IOTN of 3 and Aesthetic Component of 5 or below	1	575	0.2%	0.1%	0.2%	0.1%
% of case starts with a reported IOTN of 3 and Aesthetic Component of 6 or above	59	575	10.3%	3.9%	3.9%	3.9%
% of case starts with a reported IOTN of 4	427	575	74.3%	79.0%	76.1%	77.7%
% of case starts with a reported IOTN of 5	86	575	15.0%	14.5%	17.9%	16.7 %
% of concluded courses in receipt of dual-arch fixed appliances	452	522	86.6%	65.2%	68.8%	72.5%
% of concluded courses where treatment was abandoned or discontinued	57	522	10.9%	15.0%	10.3%	9.1%
% of patients satisfied with the treatment they have received	5	6	83.3%	98.2%	95.1%	95.8%

* Figures in italics indicate that the base number is less than 100.

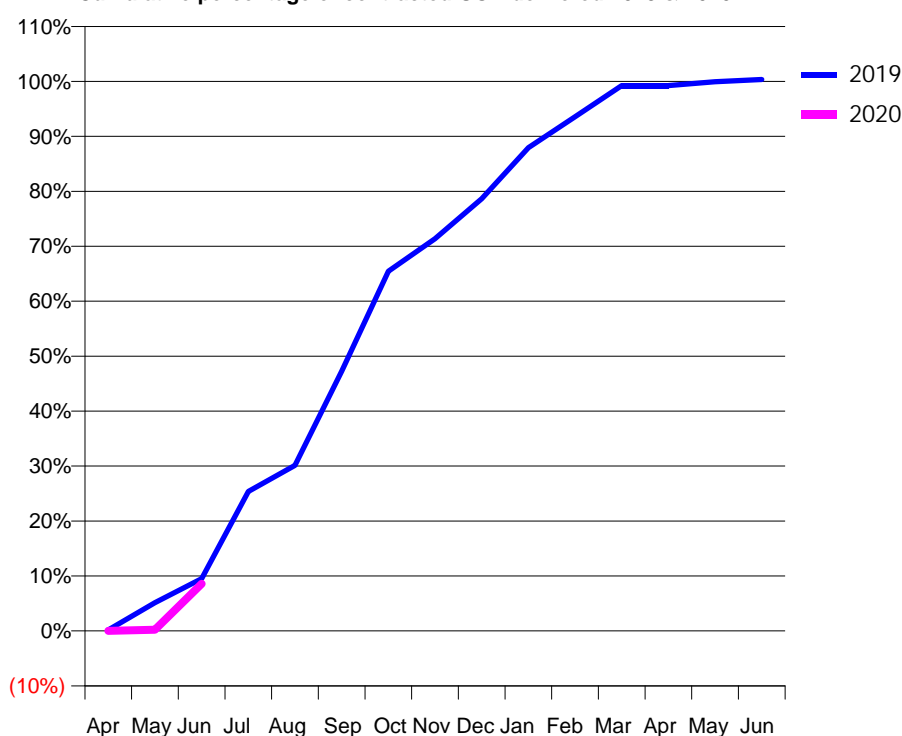
Q57 - Vital Signs Orthodontic At a Glance Contract Report for 153885/0001 - June 2019

Name or company name	Mr M. Kazemi and Dr S Dhillon	19/20 Contracted general activity (UDA)	0
Contract type name	PDS Contract	Carry forward general activity (UDA)	0
Purpose of contract	Orthodontic	19/20 Contracted orthodontic activity (UOA)	10,280
Contract start date	01/04/2013	Carry forward orthodontic activity (UOA)	0
Contract end date	24/07/2020	Baseline contract value	£591,335.90

ACCESS	Contract	England and Wales
24 month ratio of assessments to patient IDs	1.01	1.08

ACTIVITY	Contract
Contract assess and fit appliances (case starts) as a percentage of Area Team case starts	7.0 %

Cumulative percentage of contracted UOA delivered 2019 & 2020



Month	Adjusted Scheduled Activity (UOA)		
	2018	2019	2020
April	-1	19	0
May	-1	528	23
June	819	977	883
July	1,756	2,607	
August	3,315	3,096	
September	3,876	4,859	
October	4,811	6,730	
November	5,691	7,335	
December	6,683	8,083	
January	7,880	9,039	
February	8,640	9,618	
March	9,763	10,202	
April	10,247	10,202	
May	10,252	10,271	
June	10,297	10,313	

QUANTITY METRICS (rolling 12 month period)

	Contract Quantity	Contract Base Number	Contract *	Area Team	Region	England
% of all assessments that were assess and fit appliances (case starts)	484	646	74.9%	60.3%	56.7%	58.2%
% of all assessments that were assess and refuse	66	646	10.2%	12.0%	11.8%	12.4%
% of all assessments that were assess and review	96	646	14.9%	27.7%	31.4%	29.4%
% of case starts with a reported IOTN of 3 and Aesthetic Component of 5 or below	1	484	0.2%	0.1%	0.2%	0.1%
% of case starts with a reported IOTN of 3 and Aesthetic Component of 6 or above	4	484	0.8%	3.9%	3.9%	3.9%
% of case starts with a reported IOTN of 4	383	484	79.1%	79.0%	76.1%	77.7%
% of case starts with a reported IOTN of 5	93	484	19.2%	14.5%	17.9%	16.7 %
% of concluded courses in receipt of dual-arch fixed appliances	226	390	57.9%	65.2%	68.8%	72.5%
% of concluded courses where treatment was abandoned or discontinued	14	390	3.6%	15.0%	10.3%	9.1%
% of patients satisfied with the treatment they have received	1	1	100.0%	98.2%	95.1%	95.8%

* Figures in italics indicate that the base number is less than 100.

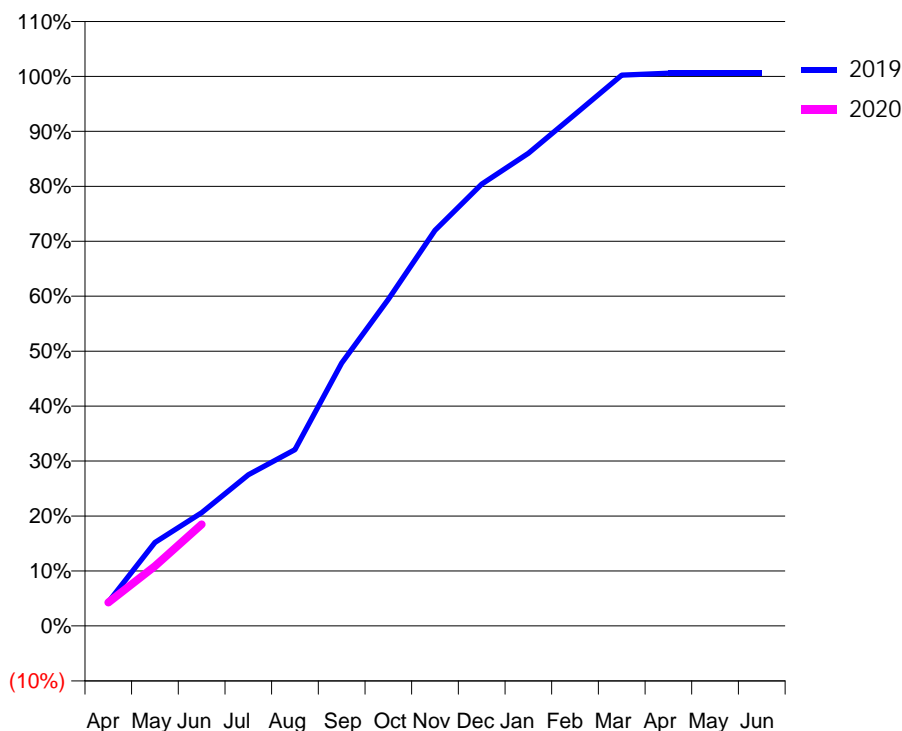
Q57 - Vital Signs Orthodontic At a Glance Contract Report for 186872/0007 - June 2019

Name or company name	ORTHOWORLD 2000 LTD	19/20 Contracted general activity (UDA)	0
Contract type name	PDS Contract	Carry forward general activity (UDA)	0
Purpose of contract	Orthodontic	19/20 Contracted orthodontic activity (UOA)	8,700
Contract start date	01/04/2006	Carry forward orthodontic activity (UOA)	0
Contract end date	24/07/2020	Baseline contract value	£578,872.45

ACCESS	Contract	England and Wales
24 month ratio of assessments to patient IDs	1.02	1.08

ACTIVITY	Contract
Contract assess and fit appliances (case starts) as a percentage of Area Team case starts	5.9 %

Cumulative percentage of contracted UOA delivered 2019 & 2020



Month	Adjusted Scheduled Activity (UOA)		
	2018	2019	2020
April	5	380	370
May	280	1,320	947
June	1,217	1,793	1,607
July	1,814	2,394	
August	2,513	2,791	
September	3,178	4,163	
October	3,915	5,174	
November	4,732	6,264	
December	5,692	6,994	
January	6,544	7,483	
February	7,917	8,099	
March	8,630	8,721	
April	8,729	8,751	
May	8,729	8,751	
June	8,729	8,751	

QUANTITY METRICS (rolling 12 month period)

	Contract Quantity	Contract Base Number	Contract *	Area Team	Region	England
% of all assessments that were assess and fit appliances (case starts)	408	762	53.5%	60.3%	56.7%	58.2%
% of all assessments that were assess and refuse	156	762	20.5%	12.0%	11.8%	12.4%
% of all assessments that were assess and review	198	762	26.0%	27.7%	31.4%	29.4%
% of case starts with a reported IOTN of 3 and Aesthetic Component of 5 or below	1	408	0.2%	0.1%	0.2%	0.1%
% of case starts with a reported IOTN of 3 and Aesthetic Component of 6 or above	37	408	9.1%	3.9%	3.9%	3.9%
% of case starts with a reported IOTN of 4	305	408	74.8%	79.0%	76.1%	77.7%
% of case starts with a reported IOTN of 5	65	408	15.9%	14.5%	17.9%	16.7 %
% of concluded courses in receipt of dual-arch fixed appliances	246	272	90.4%	65.2%	68.8%	72.5%
% of concluded courses where treatment was abandoned or discontinued	14	272	5.1%	15.0%	10.3%	9.1%
% of patients satisfied with the treatment they have received	3	3	100.0%	98.2%	95.1%	95.8%

* Figures in italics indicate that the base number is less than 100.

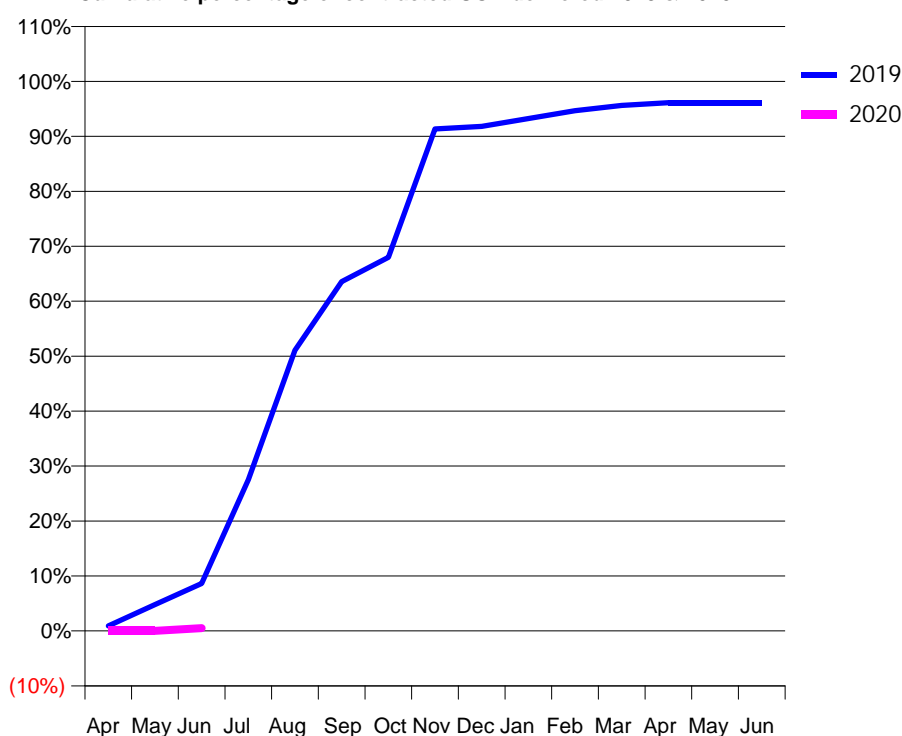
Q57 - Vital Signs Orthodontic At a Glance Contract Report for 186872/0014 - June 2019

Name or company name	ORTHOWORLD 2000 LTD	19/20 Contracted general activity (UDA)	0
Contract type name	PDS Contract	Carry forward general activity (UDA)	0
Purpose of contract	Orthodontic	19/20 Contracted orthodontic activity (UOA)	8,039
Contract start date	01/04/2006	Carry forward orthodontic activity (UOA)	0
Contract end date	24/07/2020	Baseline contract value	£534,901.14

ACCESS	Contract	England and Wales
24 month ratio of assessments to patient IDs	1.01	1.08

ACTIVITY	Contract
Contract assess and fit appliances (case starts) as a percentage of Area Team case starts	5.5 %

Cumulative percentage of contracted UOA delivered 2019 & 2020



Month	Adjusted Scheduled Activity (UOA)		
	2018	2019	2020
April	-7	80	0
May	281	426	0
June	282	766	42
July	1,823	2,444	
August	4,036	4,534	
September	5,541	5,645	
October	6,434	6,037	
November	7,374	8,111	
December	7,699	8,153	
January	9,163	8,279	
February	9,334	8,405	
March	10,172	8,491	
April	10,424	8,533	
May	10,425	8,533	
June	10,425	8,533	

QUANTITY METRICS (rolling 12 month period)

	Contract Quantity	Contract Base Number	Contract *	Area Team	Region	England
% of all assessments that were assess and fit appliances (case starts)	379	455	83.3%	60.3%	56.7%	58.2%
% of all assessments that were assess and refuse	45	455	9.9%	12.0%	11.8%	12.4%
% of all assessments that were assess and review	31	455	6.8%	27.7%	31.4%	29.4%
% of case starts with a reported IOTN of 3 and Aesthetic Component of 5 or below	0	379	N/A	0.1%	0.2%	0.1%
% of case starts with a reported IOTN of 3 and Aesthetic Component of 6 or above	0	379	N/A	3.9%	3.9%	3.9%
% of case starts with a reported IOTN of 4	288	379	76.0%	79.0%	76.1%	77.7%
% of case starts with a reported IOTN of 5	70	379	18.5%	14.5%	17.9%	16.7 %
% of concluded courses in receipt of dual-arch fixed appliances	308	374	82.4%	65.2%	68.8%	72.5%
% of concluded courses where treatment was abandoned or discontinued	16	374	4.3%	15.0%	10.3%	9.1%
% of patients satisfied with the treatment they have received	6	6	100.0%	98.2%	95.1%	95.8%

* Figures in italics indicate that the base number is less than 100.

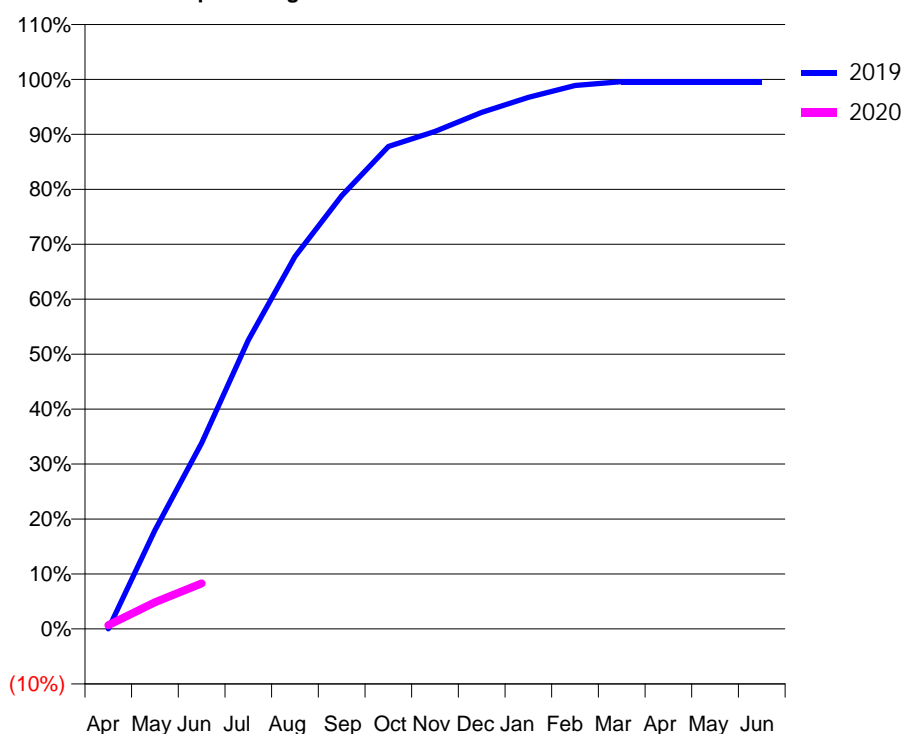
Q57 - Vital Signs Orthodontic At a Glance Contract Report for 188018/0002 - June 2019

Name or company name	Messrs. Lee & Perera	19/20 Contracted general activity (UDA)	0
Contract type name	GDS Contract	Carry forward general activity (UDA)	0
Purpose of contract	Orthodontic	19/20 Contracted orthodontic activity (UOA)	3,044
Contract start date	01/04/2008	Carry forward orthodontic activity (UOA)	0
Contract end date		Baseline contract value	£199,297.10

ACCESS	Contract	England and Wales
24 month ratio of assessments to patient IDs	1.00	1.08

ACTIVITY	Contract
Contract assess and fit appliances (case starts) as a percentage of Area Team case starts	1.6 %

Cumulative percentage of contracted UOA delivered 2019 & 2020



Month	Adjusted Scheduled Activity (UOA)		
	2018	2019	2020
April	-34	0	21
May	659	546	147
June	1,436	1,029	252
July	2,234	1,600	
August	2,234	2,063	
September	2,318	2,399	
October	2,550	2,672	
November	2,592	2,756	
December	2,656	2,861	
January	2,720	2,945	
February	2,765	3,010	
March	2,786	3,031	
April	2,786	3,031	
May	2,851	3,031	
June	2,851	3,031	

QUANTITY METRICS (rolling 12 month period)

	Contract Quantity	Contract Base Number	Contract *	Area Team	Region	England
% of all assessments that were assess and fit appliances (case starts)	108	113	95.6%	60.3%	56.7%	58.2%
% of all assessments that were assess and refuse	0	113	0.0%	12.0%	11.8%	12.4%
% of all assessments that were assess and review	5	113	4.4%	27.7%	31.4%	29.4%
% of case starts with a reported IOTN of 3 and Aesthetic Component of 5 or below	0	108	N/A	0.1%	0.2%	0.1%
% of case starts with a reported IOTN of 3 and Aesthetic Component of 6 or above	10	108	9.3%	3.9%	3.9%	3.9%
% of case starts with a reported IOTN of 4	89	108	82.4%	79.0%	76.1%	77.7%
% of case starts with a reported IOTN of 5	8	108	7.4%	14.5%	17.9%	16.7 %
% of concluded courses in receipt of dual-arch fixed appliances	91	134	67.9%	65.2%	68.8%	72.5%
% of concluded courses where treatment was abandoned or discontinued	9	134	6.7%	15.0%	10.3%	9.1%
% of patients satisfied with the treatment they have received	4	4	100.0%	98.2%	95.1%	95.8%

* Figures in italics indicate that the base number is less than 100.

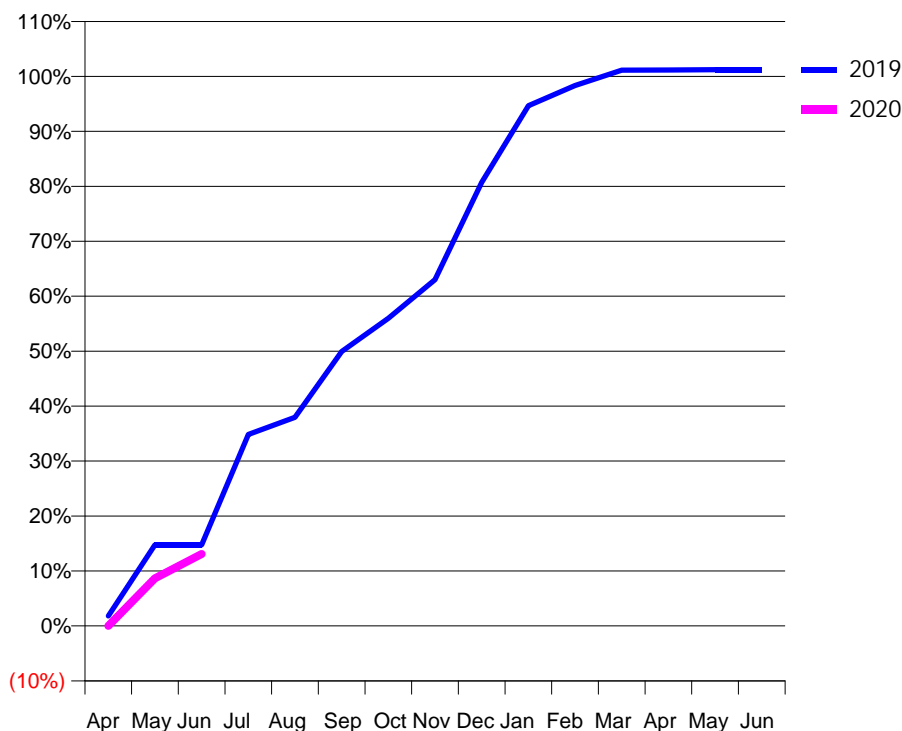
Q57 - Vital Signs Orthodontic At a Glance Contract Report for 188190/0002 - June 2019

Name or company name	J & S Essex	19/20 Contracted general activity (UDA)	0
Contract type name	PDS Contract	Carry forward general activity (UDA)	0
Purpose of contract	Orthodontic	19/20 Contracted orthodontic activity (UOA)	6,491
Contract start date	28/11/2008	Carry forward orthodontic activity (UOA)	0
Contract end date	24/07/2020	Baseline contract value	£411,017.47

ACCESS	Contract	England and Wales
24 month ratio of assessments to patient IDs	1.08	1.08

ACTIVITY	Contract
Contract assess and fit appliances (case starts) as a percentage of Area Team case starts	3.1 %

Cumulative percentage of contracted UOA delivered 2019 & 2020



Month	Adjusted Scheduled Activity (UOA)		
	2018	2019	2020
April	0	80	0
May	0	647	563
June	0	647	850
July	98	1,530	
August	377	1,667	
September	761	2,192	
October	1,695	2,459	
November	2,652	2,767	
December	3,257	3,543	
January	3,784	4,156	
February	4,188	4,317	
March	4,471	4,441	
April	4,471	4,442	
May	4,471	4,444	
June	4,471	4,444	

QUANTITY METRICS (rolling 12 month period)

	Contract Quantity	Contract Base Number	Contract *	Area Team	Region	England
% of all assessments that were assess and fit appliances (case starts)	217	496	43.8%	60.3%	56.7%	58.2%
% of all assessments that were assess and refuse	51	496	10.3%	12.0%	11.8%	12.4%
% of all assessments that were assess and review	228	496	46.0%	27.7%	31.4%	29.4%
% of case starts with a reported IOTN of 3 and Aesthetic Component of 5 or below	0	217	N/A	0.1%	0.2%	0.1%
% of case starts with a reported IOTN of 3 and Aesthetic Component of 6 or above	0	217	N/A	3.9%	3.9%	3.9%
% of case starts with a reported IOTN of 4	193	217	88.9%	79.0%	76.1%	77.7%
% of case starts with a reported IOTN of 5	21	217	9.7%	14.5%	17.9%	16.7 %
% of concluded courses in receipt of dual-arch fixed appliances	10	109	9.2%	65.2%	68.8%	72.5%
% of concluded courses where treatment was abandoned or discontinued	40	109	36.7%	15.0%	10.3%	9.1%
% of patients satisfied with the treatment they have received	2	2	100.0%	98.2%	95.1%	95.8%

* Figures in italics indicate that the base number is less than 100.

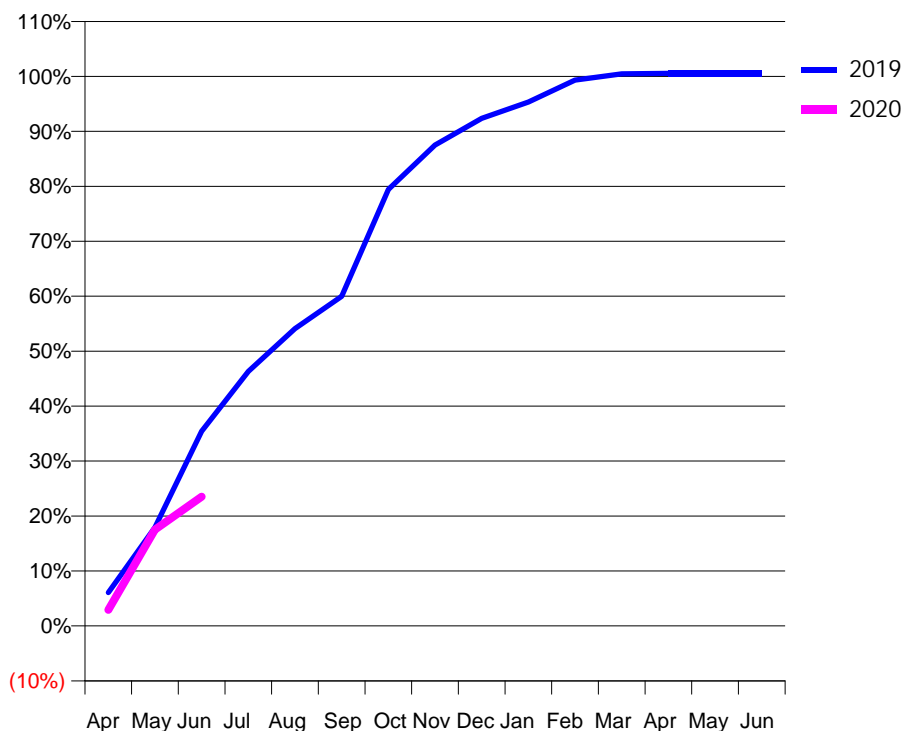
Q57 - Vital Signs Orthodontic At a Glance Contract Report for 199559/0003 - June 2019

Name or company name	Parmar Dental	19/20 Contracted general activity (UDA)	0
Contract type name	GDS Contract	Carry forward general activity (UDA)	0
Purpose of contract	Orthodontic	19/20 Contracted orthodontic activity (UOA)	2,159
Contract start date	24/08/2011	Carry forward orthodontic activity (UOA)	0
Contract end date		Baseline contract value	£136,713.49

ACCESS	Contract	England and Wales
24 month ratio of assessments to patient IDs	1.00	1.08

ACTIVITY	Contract
Contract assess and fit appliances (case starts) as a percentage of Area Team case starts	1.3 %

Cumulative percentage of contracted UOA delivered 2019 & 2020



Month	Adjusted Scheduled Activity (UOA)		
	2018	2019	2020
April	177	131	63
May	456	387	378
June	604	765	508
July	1,027	1,000	
August	1,326	1,168	
September	1,476	1,295	
October	1,751	1,715	
November	2,048	1,889	
December	2,092	1,994	
January	2,114	2,058	
February	2,156	2,144	
March	2,159	2,169	
April	2,161	2,171	
May	2,161	2,171	
June	2,161	2,171	

QUANTITY METRICS (rolling 12 month period)

	Contract Quantity	Contract Base Number	Contract *	Area Team	Region	England
% of all assessments that were assess and fit appliances (case starts)	91	111	82.0%	60.3%	56.7%	58.2%
% of all assessments that were assess and refuse	15	111	13.5%	12.0%	11.8%	12.4%
% of all assessments that were assess and review	5	111	4.5%	27.7%	31.4%	29.4%
% of case starts with a reported IOTN of 3 and Aesthetic Component of 5 or below	0	91	<i>N/A</i>	0.1%	0.2%	0.1%
% of case starts with a reported IOTN of 3 and Aesthetic Component of 6 or above	0	91	<i>N/A</i>	3.9%	3.9%	3.9%
% of case starts with a reported IOTN of 4	82	91	90.1%	79.0%	76.1%	77.7%
% of case starts with a reported IOTN of 5	8	91	8.8%	14.5%	17.9%	16.7%
% of concluded courses in receipt of dual-arch fixed appliances	1	84	1.2%	65.2%	68.8%	72.5%
% of concluded courses where treatment was abandoned or discontinued	4	84	4.8%	15.0%	10.3%	9.1%
% of patients satisfied with the treatment they have received	1	1	100.0%	98.2%	95.1%	95.8%

* Figures in italics indicate that the base number is less than 100.

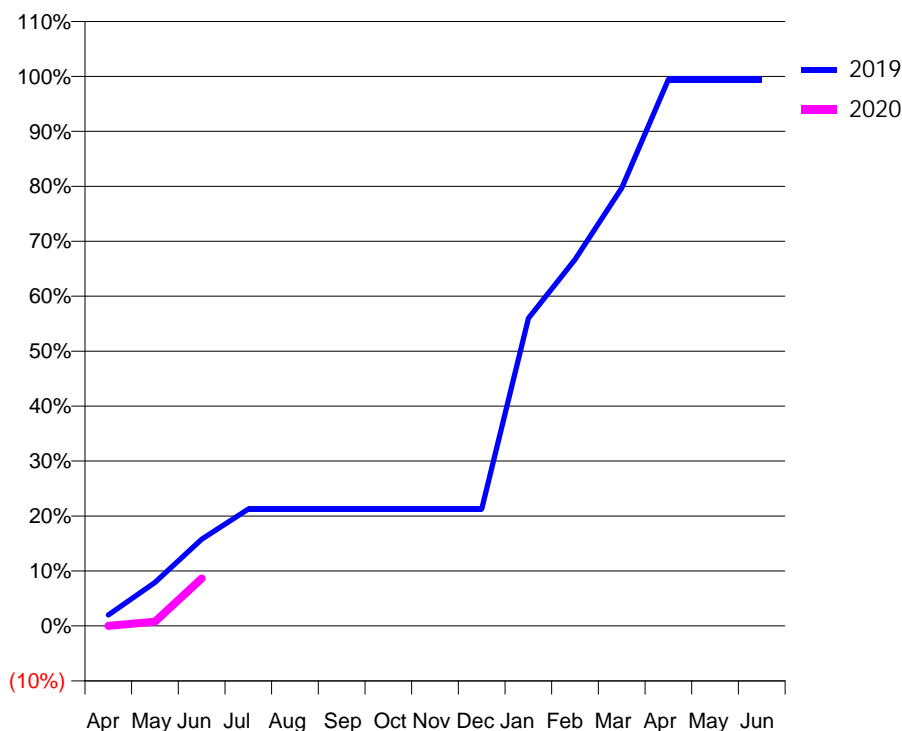
Q57 - Vital Signs Orthodontic At a Glance Contract Report for 246190/0001 - June 2019

Name or company name	MR NM SHAH	19/20 Contracted general activity (UDA)	0
Contract type name	PDS Contract	Carry forward general activity (UDA)	0
Purpose of contract	Orthodontic	19/20 Contracted orthodontic activity (UOA)	5,340
Contract start date	01/04/2006	Carry forward orthodontic activity (UOA)	0
Contract end date	24/07/2020	Baseline contract value	£314,508.02

ACCESS	Contract	England and Wales
24 month ratio of assessments to patient IDs	1.00	1.08

ACTIVITY	Contract
Contract assess and fit appliances (case starts) as a percentage of Area Team case starts	3.5 %

Cumulative percentage of contracted UOA delivered 2019 & 2020



Month	Adjusted Scheduled Activity (UOA)		
	2018	2019	2020
April	107	107	0
May	548	422	42
June	1,010	842	462
July	1,199	1,136	
August	1,262	1,136	
September	1,556	1,136	
October	1,808	1,136	
November	2,354	1,136	
December	2,879	1,136	
January	3,929	2,990	
February	4,265	3,561	
March	5,023	4,256	
April	5,212	5,311	
May	5,632	5,311	
June	5,695	5,311	

QUANTITY METRICS (rolling 12 month period)

	Contract Quantity	Contract Base Number	Contract *	Area Team	Region	England
% of all assessments that were assess and fit appliances (case starts)	244	245	99.6%	60.3%	56.7%	58.2%
% of all assessments that were assess and refuse	0	245	0.0%	12.0%	11.8%	12.4%
% of all assessments that were assess and review	1	245	0.4%	27.7%	31.4%	29.4%
% of case starts with a reported IOTN of 3 and Aesthetic Component of 5 or below	0	244	N/A	0.1%	0.2%	0.1%
% of case starts with a reported IOTN of 3 and Aesthetic Component of 6 or above	0	244	N/A	3.9%	3.9%	3.9%
% of case starts with a reported IOTN of 4	174	244	71.3%	79.0%	76.1%	77.7%
% of case starts with a reported IOTN of 5	64	244	26.2%	14.5%	17.9%	16.7 %
% of concluded courses in receipt of dual-arch fixed appliances	173	191	90.6%	65.2%	68.8%	72.5%
% of concluded courses where treatment was abandoned or discontinued	5	191	2.6%	15.0%	10.3%	9.1%
% of patients satisfied with the treatment they have received	0	0	N/A	98.2%	95.1%	95.8%

* Figures in italics indicate that the base number is less than 100.

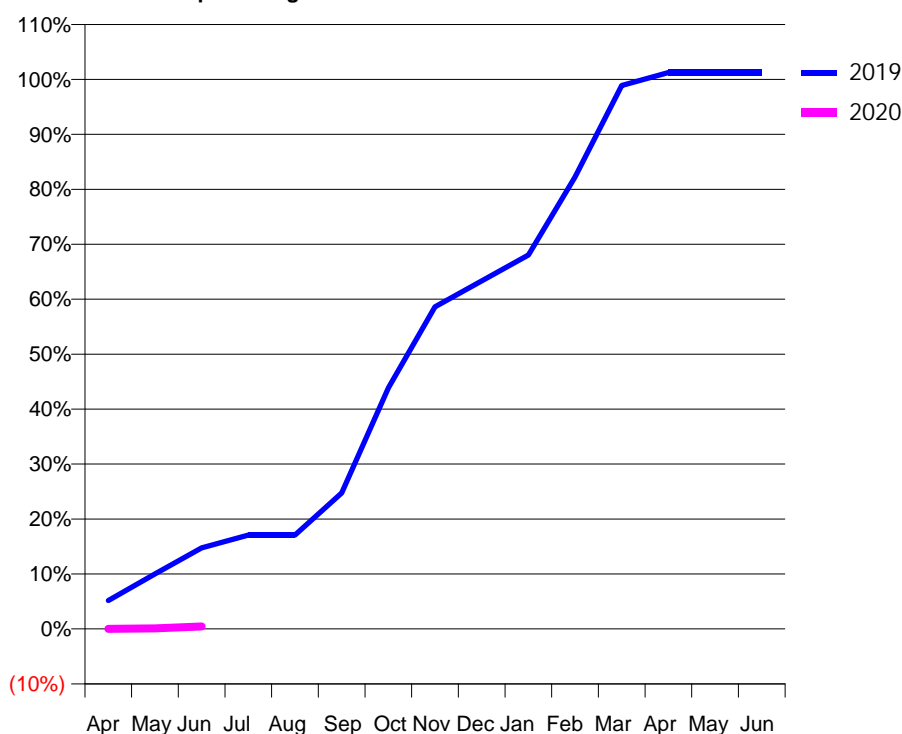
Q57 - Vital Signs Orthodontic At a Glance Contract Report for 271187/0002 - June 2019

Name or company name	Harlow Dental Surgery	19/20 Contracted general activity (UDA)	0
Contract type name	GDS Contract	Carry forward general activity (UDA)	0
Purpose of contract	Orthodontic	19/20 Contracted orthodontic activity (UOA)	889
Contract start date	01/04/2015	Carry forward orthodontic activity (UOA)	0
Contract end date		Baseline contract value	£56,385.26

ACCESS	Contract	England and Wales
24 month ratio of assessments to patient IDs	1.08	1.08

ACTIVITY	Contract
Contract assess and fit appliances (case starts) as a percentage of Area Team case starts	0.5 %

Cumulative percentage of contracted UOA delivered 2019 & 2020



Month	Adjusted Scheduled Activity (UOA)		
	2018	2019	2020
April	10	46	0
May	75	89	1
June	76	131	4
July	182	152	
August	344	152	
September	472	220	
October	598	390	
November	662	521	
December	767	563	
January	809	605	
February	851	731	
March	893	879	
April	893	900	
May	893	900	
June	893	900	

QUANTITY METRICS (rolling 12 month period)

	Contract Quantity	Contract Base Number	Contract *	Area Team	Region	England
% of all assessments that were assess and fit appliances (case starts)	36	53	67.9%	60.3%	56.7%	58.2%
% of all assessments that were assess and refuse	1	53	1.9%	12.0%	11.8%	12.4%
% of all assessments that were assess and review	16	53	30.2%	27.7%	31.4%	29.4%
% of case starts with a reported IOTN of 3 and Aesthetic Component of 5 or below	0	36	<i>N/A</i>	0.1%	0.2%	0.1%
% of case starts with a reported IOTN of 3 and Aesthetic Component of 6 or above	0	36	<i>N/A</i>	3.9%	3.9%	3.9%
% of case starts with a reported IOTN of 4	34	36	94.4%	79.0%	76.1%	77.7%
% of case starts with a reported IOTN of 5	2	36	5.6%	14.5%	17.9%	16.7%
% of concluded courses in receipt of dual-arch fixed appliances	5	22	22.7%	65.2%	68.8%	72.5%
% of concluded courses where treatment was abandoned or discontinued	5	22	22.7%	15.0%	10.3%	9.1%
% of patients satisfied with the treatment they have received	1	1	100.0%	98.2%	95.1%	95.8%

* Figures in italics indicate that the base number is less than 100.

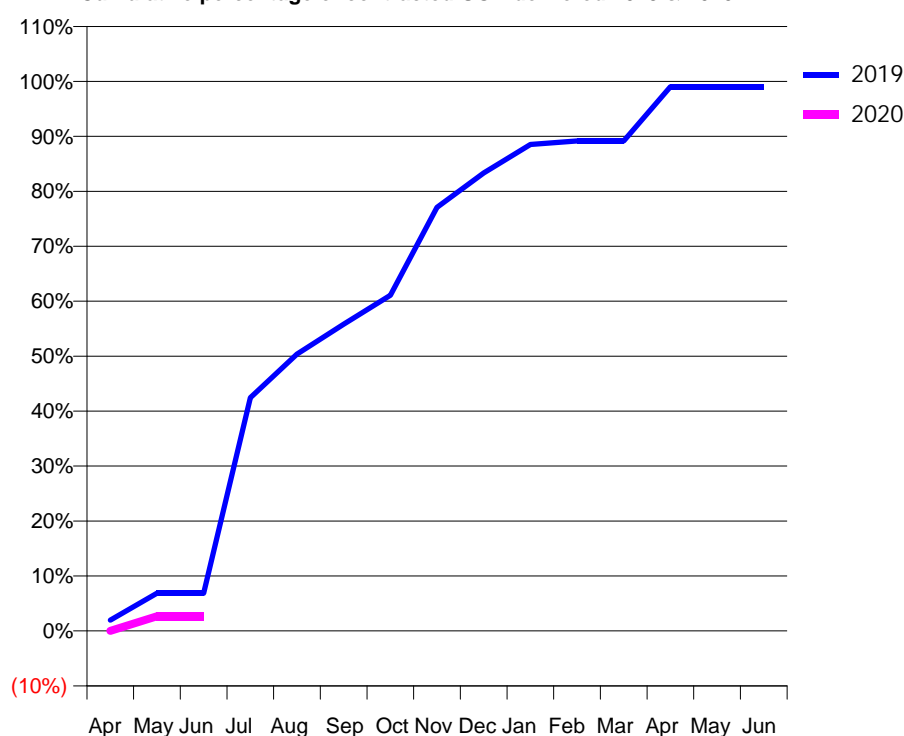
Q57 - Vital Signs Orthodontic At a Glance Contract Report for 326275/0001 - June 2019

Name or company name	Colchester Orthodontic Centre	19/20 Contracted general activity (UDA)	0
Contract type name	PDS Contract	Carry forward general activity (UDA)	0
Purpose of contract	Orthodontic	19/20 Contracted orthodontic activity (UOA)	6,396
Contract start date	01/04/2006	Carry forward orthodontic activity (UOA)	0
Contract end date	24/07/2020	Baseline contract value	£421,483.81

ACCESS	Contract	England and Wales
24 month ratio of assessments to patient IDs	1.04	1.08

ACTIVITY	Contract
Contract assess and fit appliances (case starts) as a percentage of Area Team case starts	4.0 %

Cumulative percentage of contracted UOA delivered 2019 & 2020



Month	Adjusted Scheduled Activity (UOA)		
	2018	2019	2020
April	243	127	0
May	898	438	170
June	1,408	438	170
July	2,391	2,716	
August	2,818	3,222	
September	3,330	3,571	
October	4,122	3,908	
November	4,509	4,930	
December	5,094	5,329	
January	5,311	5,661	
February	5,352	5,701	
March	5,962	5,701	
April	6,418	6,333	
May	6,439	6,333	
June	6,439	6,333	

QUANTITY METRICS (rolling 12 month period)

	Contract Quantity	Contract Base Number	Contract *	Area Team	Region	England
% of all assessments that were assess and fit appliances (case starts)	278	574	48.4%	60.3%	56.7%	58.2%
% of all assessments that were assess and refuse	59	574	10.3%	12.0%	11.8%	12.4%
% of all assessments that were assess and review	237	574	41.3%	27.7%	31.4%	29.4%
% of case starts with a reported IOTN of 3 and Aesthetic Component of 5 or below	1	278	0.4%	0.1%	0.2%	0.1%
% of case starts with a reported IOTN of 3 and Aesthetic Component of 6 or above	1	278	0.4%	3.9%	3.9%	3.9%
% of case starts with a reported IOTN of 4	206	278	74.1%	79.0%	76.1%	77.7%
% of case starts with a reported IOTN of 5	65	278	23.4%	14.5%	17.9%	16.7 %
% of concluded courses in receipt of dual-arch fixed appliances	149	157	94.9%	65.2%	68.8%	72.5%
% of concluded courses where treatment was abandoned or discontinued	7	157	4.5%	15.0%	10.3%	9.1%
% of patients satisfied with the treatment they have received	2	2	100.0%	98.2%	95.1%	95.8%

* Figures in italics indicate that the base number is less than 100.

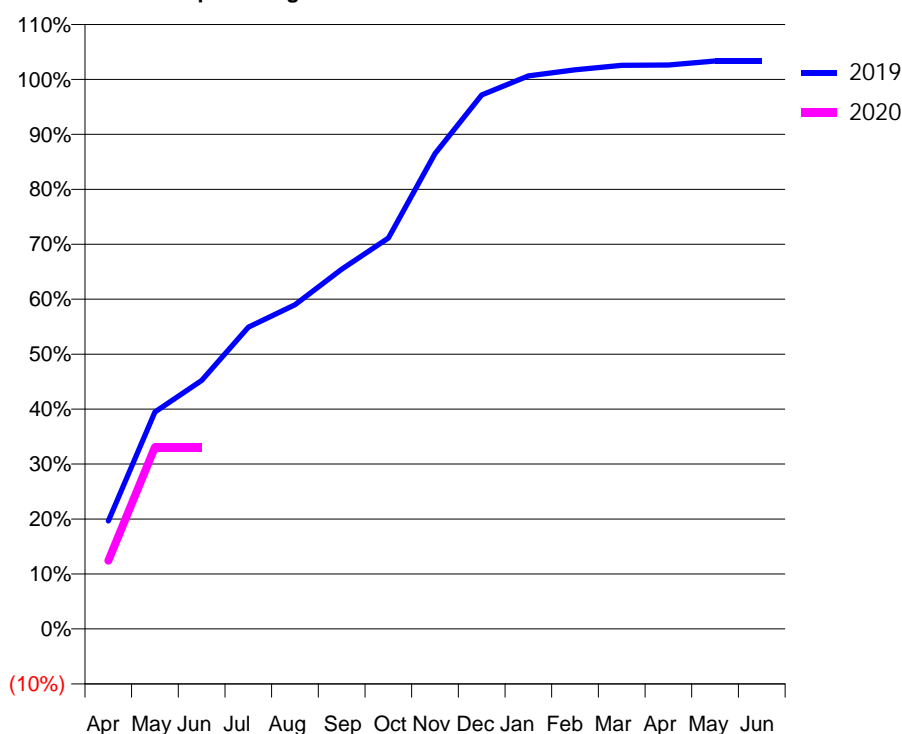
Q57 - Vital Signs Orthodontic At a Glance Contract Report for 336084/0001 - June 2019

Name or company name	MR CA VAN DER MERWE	19/20 Contracted general activity (UDA)	17,359
Contract type name	GDS Contract	Carry forward general activity (UDA)	0
Purpose of contract	General and Orthodontic	19/20 Contracted orthodontic activity (UOA)	2,870
Contract start date	01/04/2006	Carry forward orthodontic activity (UOA)	0
Contract end date		Baseline contract value	£956,551.74

ACCESS	Contract	England and Wales
24 month ratio of assessments to patient IDs	1.29	1.08

ACTIVITY	Contract
Contract assess and fit appliances (case starts) as a percentage of Area Team case starts	1.7 %

Cumulative percentage of contracted UOA delivered 2019 & 2020



Month	Adjusted Scheduled Activity (UOA)		
	2018	2019	2020
April	0	564	357
May	0	1,133	949
June	0	1,298	949
July	0	1,576	
August	0	1,693	
September	0	1,879	
October	0	2,042	
November	518	2,482	
December	908	2,789	
January	1,222	2,888	
February	1,500	2,920	
March	1,530	2,943	
April	1,553	2,945	
May	1,553	2,966	
June	1,553	2,966	

QUANTITY METRICS (rolling 12 month period)

	Contract Quantity	Contract Base Number	Contract *	Area Team	Region	England
% of all assessments that were assess and fit appliances (case starts)	116	327	35.5%	60.3%	56.7%	58.2%
% of all assessments that were assess and refuse	34	327	10.4%	12.0%	11.8%	12.4%
% of all assessments that were assess and review	177	327	54.1%	27.7%	31.4%	29.4%
% of case starts with a reported IOTN of 3 and Aesthetic Component of 5 or below	0	116	N/A	0.1%	0.2%	0.1%
% of case starts with a reported IOTN of 3 and Aesthetic Component of 6 or above	1	116	0.9%	3.9%	3.9%	3.9%
% of case starts with a reported IOTN of 4	115	116	99.1%	79.0%	76.1%	77.7%
% of case starts with a reported IOTN of 5	0	116	N/A	14.5%	17.9%	16.7 %
% of concluded courses in receipt of dual-arch fixed appliances	42	67	62.7%	65.2%	68.8%	72.5%
% of concluded courses where treatment was abandoned or discontinued	22	67	32.8%	15.0%	10.3%	9.1%
% of patients satisfied with the treatment they have received	2	2	100.0%	98.2%	95.1%	95.8%

* Figures in italics indicate that the base number is less than 100.

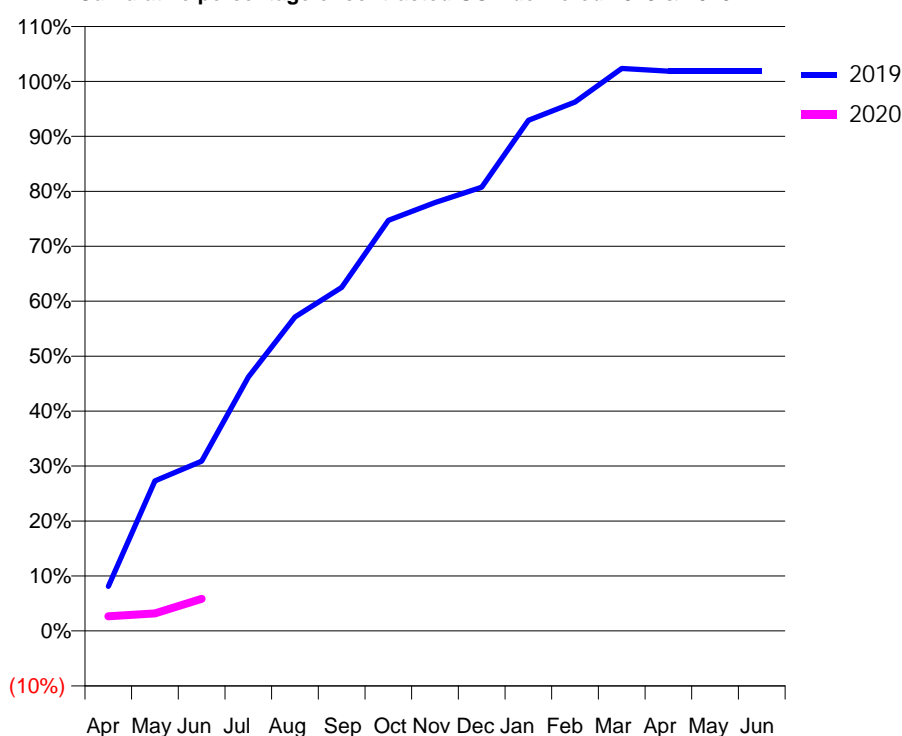
Q57 - Vital Signs Orthodontic At a Glance Contract Report for 649694/0002 - June 2019

Name or company name	MR SB DENNY	19/20 Contracted general activity (UDA)	0
Contract type name	GDS Contract	Carry forward general activity (UDA)	0
Purpose of contract	Orthodontic	19/20 Contracted orthodontic activity (UOA)	3,962
Contract start date	02/11/2006	Carry forward orthodontic activity (UOA)	0
Contract end date		Baseline contract value	£250,875.31

ACCESS	Contract	England and Wales
24 month ratio of assessments to patient IDs	1.11	1.08

ACTIVITY	Contract
Contract assess and fit appliances (case starts) as a percentage of Area Team case starts	2.2 %

Cumulative percentage of contracted UOA delivered 2019 & 2020



Month	Adjusted Scheduled Activity (UOA)		
	2018	2019	2020
April	1,194	322	105
May	1,406	1,082	126
June	1,443	1,223	231
July	2,527	1,830	
August	2,660	2,264	
September	2,776	2,476	
October	2,898	2,960	
November	3,411	3,089	
December	3,755	3,199	
January	3,823	3,681	
February	3,944	3,813	
March	3,979	4,055	
April	3,979	4,036	
May	3,979	4,036	
June	4,000	4,036	

QUANTITY METRICS (rolling 12 month period)

	Contract Quantity	Contract Base Number	Contract *	Area Team	Region	England
% of all assessments that were assess and fit appliances (case starts)	150	280	53.6%	60.3%	56.7%	58.2%
% of all assessments that were assess and refuse	51	280	18.2%	12.0%	11.8%	12.4%
% of all assessments that were assess and review	79	280	28.2%	27.7%	31.4%	29.4%
% of case starts with a reported IOTN of 3 and Aesthetic Component of 5 or below	0	150	N/A	0.1%	0.2%	0.1%
% of case starts with a reported IOTN of 3 and Aesthetic Component of 6 or above	1	150	0.7%	3.9%	3.9%	3.9%
% of case starts with a reported IOTN of 4	121	150	80.7%	79.0%	76.1%	77.7%
% of case starts with a reported IOTN of 5	25	150	16.7%	14.5%	17.9%	16.7%
% of concluded courses in receipt of dual-arch fixed appliances	0	33	N/A	65.2%	68.8%	72.5%
% of concluded courses where treatment was abandoned or discontinued	2	33	6.1%	15.0%	10.3%	9.1%
% of patients satisfied with the treatment they have received	2	2	100.0%	98.2%	95.1%	95.8%

* Figures in italics indicate that the base number is less than 100.

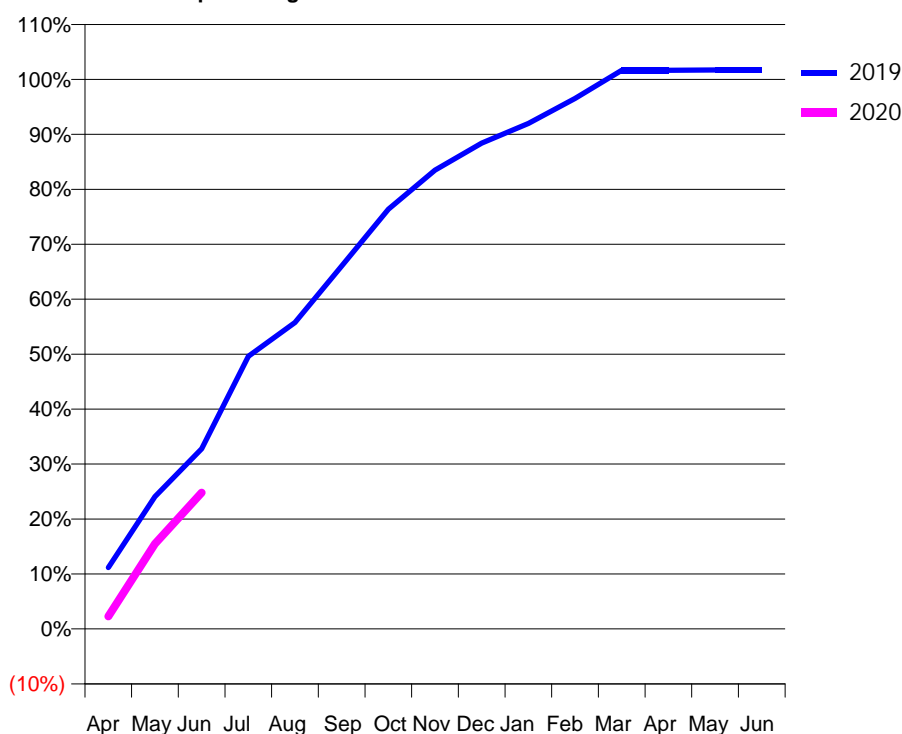
Q57 - Vital Signs Orthodontic At a Glance Contract Report for 651184/0001 - June 2019

Name or company name	MR SJ JACKSON	19/20 Contracted general activity (UDA)	0
Contract type name	PDS Contract	Carry forward general activity (UDA)	0
Purpose of contract	Orthodontic	19/20 Contracted orthodontic activity (UOA)	6,562
Contract start date	01/04/2006	Carry forward orthodontic activity (UOA)	0
Contract end date	24/07/2020	Baseline contract value	£429,798.16

ACCESS	Contract	England and Wales
24 month ratio of assessments to patient IDs	1.02	1.08

ACTIVITY	Contract
Contract assess and fit appliances (case starts) as a percentage of Area Team case starts	4.2 %

Cumulative percentage of contracted UOA delivered 2019 & 2020



Month	Adjusted Scheduled Activity (UOA)		
	2018	2019	2020
April	364	734	150
May	1,314	1,579	1,015
June	2,144	2,151	1,629
July	2,914	3,255	
August	3,364	3,659	
September	3,961	4,333	
October	4,726	5,012	
November	5,066	5,478	
December	5,297	5,800	
January	5,697	6,036	
February	6,340	6,333	
March	6,595	6,669	
April	6,663	6,669	
May	6,684	6,675	
June	6,684	6,675	

QUANTITY METRICS (rolling 12 month period)

	Contract Quantity	Contract Base Number	Contract *	Area Team	Region	England
% of all assessments that were assess and fit appliances (case starts)	292	347	84.1%	60.3%	56.7%	58.2%
% of all assessments that were assess and refuse	37	347	10.7%	12.0%	11.8%	12.4%
% of all assessments that were assess and review	18	347	5.2%	27.7%	31.4%	29.4%
% of case starts with a reported IOTN of 3 and Aesthetic Component of 5 or below	0	292	N/A	0.1%	0.2%	0.1%
% of case starts with a reported IOTN of 3 and Aesthetic Component of 6 or above	8	292	2.7%	3.9%	3.9%	3.9%
% of case starts with a reported IOTN of 4	238	292	81.5%	79.0%	76.1%	77.7%
% of case starts with a reported IOTN of 5	46	292	15.8%	14.5%	17.9%	16.7 %
% of concluded courses in receipt of dual-arch fixed appliances	288	307	93.8%	65.2%	68.8%	72.5%
% of concluded courses where treatment was abandoned or discontinued	12	307	3.9%	15.0%	10.3%	9.1%
% of patients satisfied with the treatment they have received	4	4	100.0%	98.2%	95.1%	95.8%

* Figures in italics indicate that the base number is less than 100.

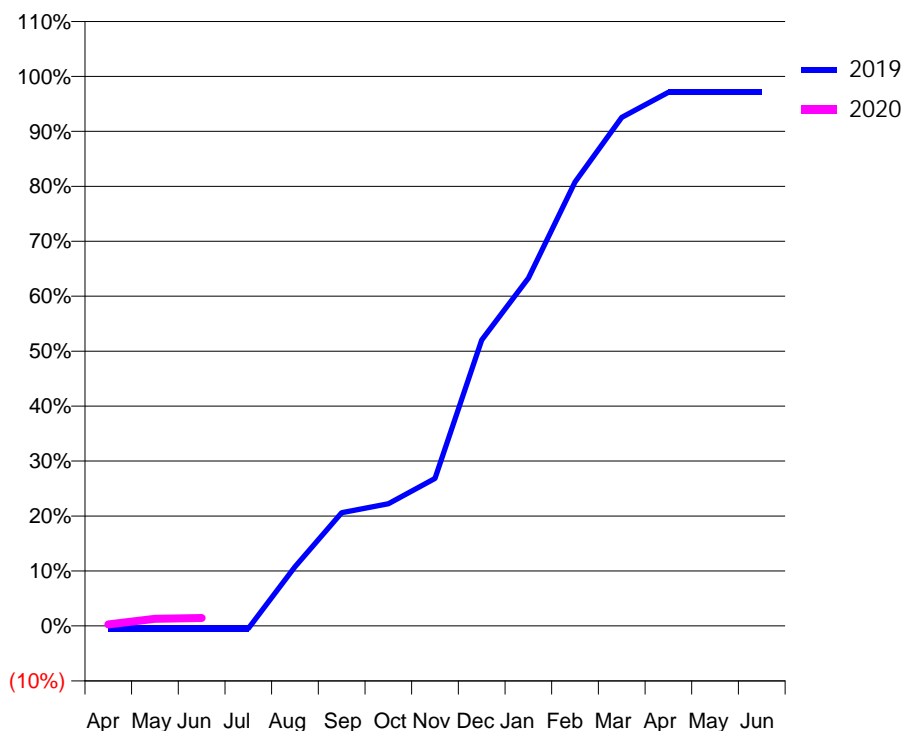
Q57 - Vital Signs Orthodontic At a Glance Contract Report for 737968/0001 - June 2019

Name or company name	Evergreen Dentistry	19/20 Contracted general activity (UDA)	0
Contract type name	PDS Contract	Carry forward general activity (UDA)	0
Purpose of contract	Orthodontic	19/20 Contracted orthodontic activity (UOA)	2,766
Contract start date	01/04/2006	Carry forward orthodontic activity (UOA)	0
Contract end date	24/07/2020	Baseline contract value	£184,065.30

ACCESS	Contract	England and Wales
24 month ratio of assessments to patient IDs	1.34	1.08

ACTIVITY	Contract
Contract assess and fit appliances (case starts) as a percentage of Area Team case starts	1.7 %

Cumulative percentage of contracted UOA delivered 2019 & 2020



Month	Adjusted Scheduled Activity (UOA)		
	2018	2019	2020
April	32	-13	8
May	173	-13	36
June	300	-13	40
July	822	-13	
August	1,001	298	
September	1,403	570	
October	1,747	615	
November	2,072	743	
December	2,437	1,439	
January	2,445	1,751	
February	2,753	2,234	
March	2,753	2,560	
April	2,753	2,686	
May	2,753	2,686	
June	2,753	2,686	

QUANTITY METRICS (rolling 12 month period)

	Contract Quantity	Contract Base Number	Contract *	Area Team	Region	England
% of all assessments that were assess and fit appliances (case starts)	115	461	24.9%	60.3%	56.7%	58.2%
% of all assessments that were assess and refuse	17	461	3.7%	12.0%	11.8%	12.4%
% of all assessments that were assess and review	329	461	71.4%	27.7%	31.4%	29.4%
% of case starts with a reported IOTN of 3 and Aesthetic Component of 5 or below	0	115	N/A	0.1%	0.2%	0.1%
% of case starts with a reported IOTN of 3 and Aesthetic Component of 6 or above	1	115	0.9%	3.9%	3.9%	3.9%
% of case starts with a reported IOTN of 4	97	115	84.3%	79.0%	76.1%	77.7%
% of case starts with a reported IOTN of 5	17	115	14.8%	14.5%	17.9%	16.7 %
% of concluded courses in receipt of dual-arch fixed appliances	0	0	N/A	65.2%	68.8%	72.5%
% of concluded courses where treatment was abandoned or discontinued	0	0	N/A	15.0%	10.3%	9.1%
% of patients satisfied with the treatment they have received	1	1	100.0%	98.2%	95.1%	95.8%

* Figures in italics indicate that the base number is less than 100.

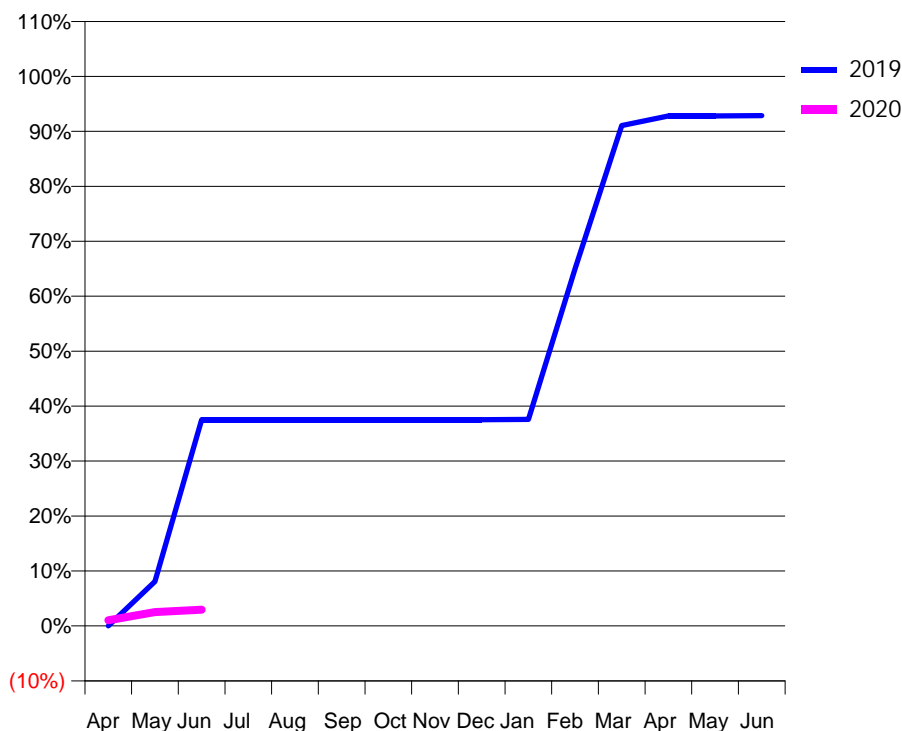
Q57 - Vital Signs Orthodontic At a Glance Contract Report for 739553/0001 - June 2019

Name or company name	Evergreen Dentistry	19/20 Contracted general activity (UDA)	0
Contract type name	PDS Contract	Carry forward general activity (UDA)	0
Purpose of contract	Orthodontic	19/20 Contracted orthodontic activity (UOA)	2,616
Contract start date	01/04/2006	Carry forward orthodontic activity (UOA)	0
Contract end date	24/07/2020	Baseline contract value	£174,120.98

ACCESS	Contract	England and Wales
24 month ratio of assessments to patient IDs	1.35	1.08

ACTIVITY	Contract
Contract assess and fit appliances (case starts) as a percentage of Area Team case starts	1.0 %

Cumulative percentage of contracted UOA delivered 2019 & 2020



Month	Adjusted Scheduled Activity (UOA)		
	2018	2019	2020
April	-26	0	27
May	120	212	66
June	286	982	77
July	439	982	
August	667	982	
September	978	982	
October	1,104	982	
November	1,446	982	
December	1,809	982	
January	1,872	983	
February	2,574	1,699	
March	2,616	2,382	
April	2,616	2,427	
May	2,616	2,428	
June	2,616	2,429	

QUANTITY METRICS (rolling 12 month period)

	Contract Quantity	Contract Base Number	Contract *	Area Team	Region	England
% of all assessments that were assess and fit appliances (case starts)	67	184	36.4%	60.3%	56.7%	58.2%
% of all assessments that were assess and refuse	5	184	2.7%	12.0%	11.8%	12.4%
% of all assessments that were assess and review	112	184	60.9%	27.7%	31.4%	29.4%
% of case starts with a reported IOTN of 3 and Aesthetic Component of 5 or below	0	67	<i>N/A</i>	0.1%	0.2%	0.1%
% of case starts with a reported IOTN of 3 and Aesthetic Component of 6 or above	0	67	<i>N/A</i>	3.9%	3.9%	3.9%
% of case starts with a reported IOTN of 4	59	67	88.1%	79.0%	76.1%	77.7%
% of case starts with a reported IOTN of 5	8	67	11.9%	14.5%	17.9%	16.7%
% of concluded courses in receipt of dual-arch fixed appliances	0	1	<i>N/A</i>	65.2%	68.8%	72.5%
% of concluded courses where treatment was abandoned or discontinued	1	1	100.0%	15.0%	10.3%	9.1%
% of patients satisfied with the treatment they have received	0	0	<i>N/A</i>	98.2%	95.1%	95.8%

* Figures in italics indicate that the base number is less than 100.

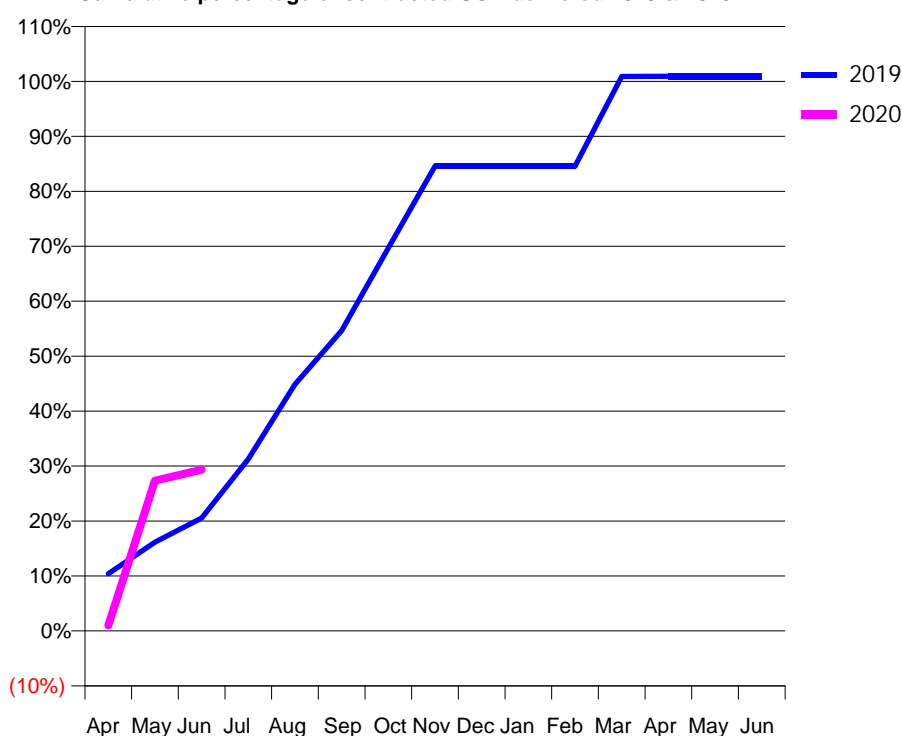
Q57 - Vital Signs Orthodontic At a Glance Contract Report for 825948/0008 - June 2019

Name or company name	MR JK KOTECHEA	19/20 Contracted general activity (UDA)	0
Contract type name	PDS Contract	Carry forward general activity (UDA)	0
Purpose of contract	Orthodontic	19/20 Contracted orthodontic activity (UOA)	6,239
Contract start date	01/04/2013	Carry forward orthodontic activity (UOA)	0
Contract end date	24/07/2020	Baseline contract value	£390,479.15

ACCESS	Contract	England and Wales
24 month ratio of assessments to patient IDs	1.01	1.08

ACTIVITY	Contract
Contract assess and fit appliances (case starts) as a percentage of Area Team case starts	4.7 %

Cumulative percentage of contracted UOA delivered 2019 & 2020



Month	Adjusted Scheduled Activity (UOA)		
	2018	2019	2020
April	423	651	63
May	1,331	1,008	1,705
June	1,795	1,281	1,831
July	2,575	1,953	
August	2,848	2,798	
September	3,549	3,411	
October	4,053	4,349	
November	4,452	5,276	
December	5,062	5,276	
January	5,441	5,276	
February	6,134	5,276	
March	6,285	6,295	
April	6,370	6,296	
May	6,412	6,296	
June	6,412	6,296	

QUANTITY METRICS (rolling 12 month period)

	Contract Quantity	Contract Base Number	Contract *	Area Team	Region	England
% of all assessments that were assess and fit appliances (case starts)	325	458	71.0%	60.3%	56.7%	58.2%
% of all assessments that were assess and refuse	60	458	13.1%	12.0%	11.8%	12.4%
% of all assessments that were assess and review	73	458	15.9%	27.7%	31.4%	29.4%
% of case starts with a reported IOTN of 3 and Aesthetic Component of 5 or below	0	325	N/A	0.1%	0.2%	0.1%
% of case starts with a reported IOTN of 3 and Aesthetic Component of 6 or above	33	325	10.2%	3.9%	3.9%	3.9%
% of case starts with a reported IOTN of 4	230	325	70.8%	79.0%	76.1%	77.7%
% of case starts with a reported IOTN of 5	61	325	18.8%	14.5%	17.9%	16.7 %
% of concluded courses in receipt of dual-arch fixed appliances	192	248	77.4%	65.2%	68.8%	72.5%
% of concluded courses where treatment was abandoned or discontinued	29	248	11.7%	15.0%	10.3%	9.1%
% of patients satisfied with the treatment they have received	1	1	100.0%	98.2%	95.1%	95.8%

* Figures in italics indicate that the base number is less than 100.

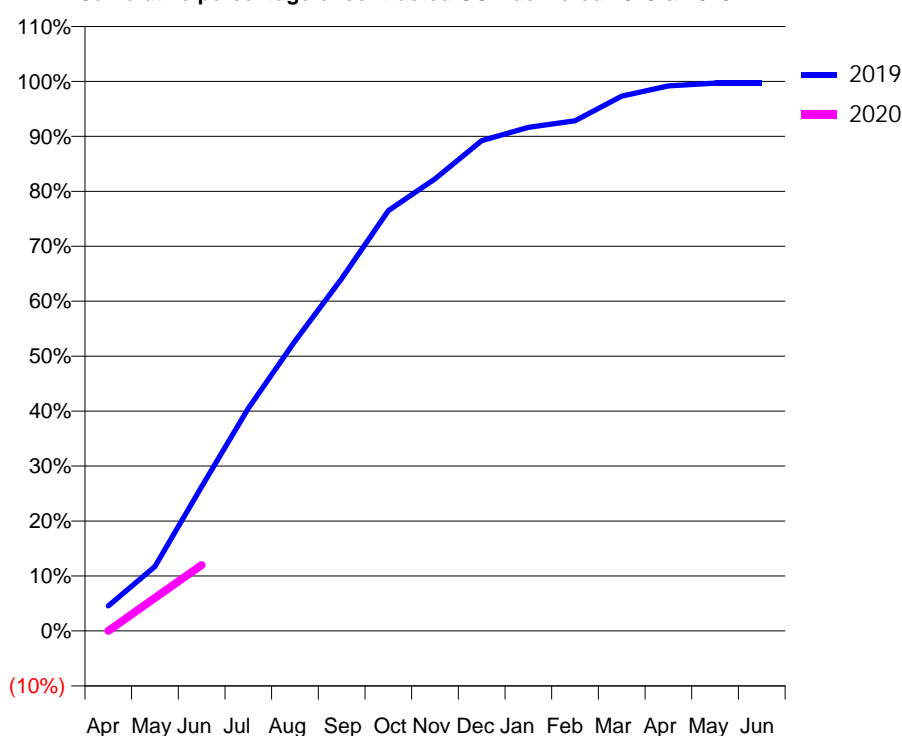
Q57 - Vital Signs Orthodontic At a Glance Contract Report for 890944/0003 - June 2019

Name or company name	MR AF CLOUGH	19/20 Contracted general activity (UDA)	0
Contract type name	PDS Contract	Carry forward general activity (UDA)	0
Purpose of contract	Orthodontic	19/20 Contracted orthodontic activity (UOA)	7,405
Contract start date	01/10/2006	Carry forward orthodontic activity (UOA)	0
Contract end date	24/07/2020	Baseline contract value	£489,437.99

ACCESS	Contract	England and Wales
24 month ratio of assessments to patient IDs	1.06	1.08

ACTIVITY	Contract
Contract assess and fit appliances (case starts) as a percentage of Area Team case starts	3.1 %

Cumulative percentage of contracted UOA delivered 2019 & 2020



Month	Adjusted Scheduled Activity (UOA)		
	2018	2019	2020
April	24	223	0
May	464	574	445
June	900	1,285	886
July	1,345	1,984	
August	1,766	2,581	
September	2,186	3,140	
October	2,918	3,745	
November	3,207	4,027	
December	3,660	4,368	
January	4,058	4,486	
February	4,499	4,545	
March	4,853	4,764	
April	4,873	4,856	
May	4,874	4,880	
June	4,875	4,880	

QUANTITY METRICS (rolling 12 month period)

	Contract Quantity	Contract Base Number	Contract *	Area Team	Region	England
% of all assessments that were assess and fit appliances (case starts)	215	357	60.2%	60.3%	56.7%	58.2%
% of all assessments that were assess and refuse	105	357	29.4%	12.0%	11.8%	12.4%
% of all assessments that were assess and review	37	357	10.4%	27.7%	31.4%	29.4%
% of case starts with a reported IOTN of 3 and Aesthetic Component of 5 or below	1	215	0.5%	0.1%	0.2%	0.1%
% of case starts with a reported IOTN of 3 and Aesthetic Component of 6 or above	0	215	N/A	3.9%	3.9%	3.9%
% of case starts with a reported IOTN of 4	174	215	80.9%	79.0%	76.1%	77.7%
% of case starts with a reported IOTN of 5	40	215	18.6%	14.5%	17.9%	16.7 %
% of concluded courses in receipt of dual-arch fixed appliances	0	213	N/A	65.2%	68.8%	72.5%
% of concluded courses where treatment was abandoned or discontinued	7	213	3.3%	15.0%	10.3%	9.1%
% of patients satisfied with the treatment they have received	1	1	100.0%	98.2%	95.1%	95.8%

* Figures in italics indicate that the base number is less than 100.

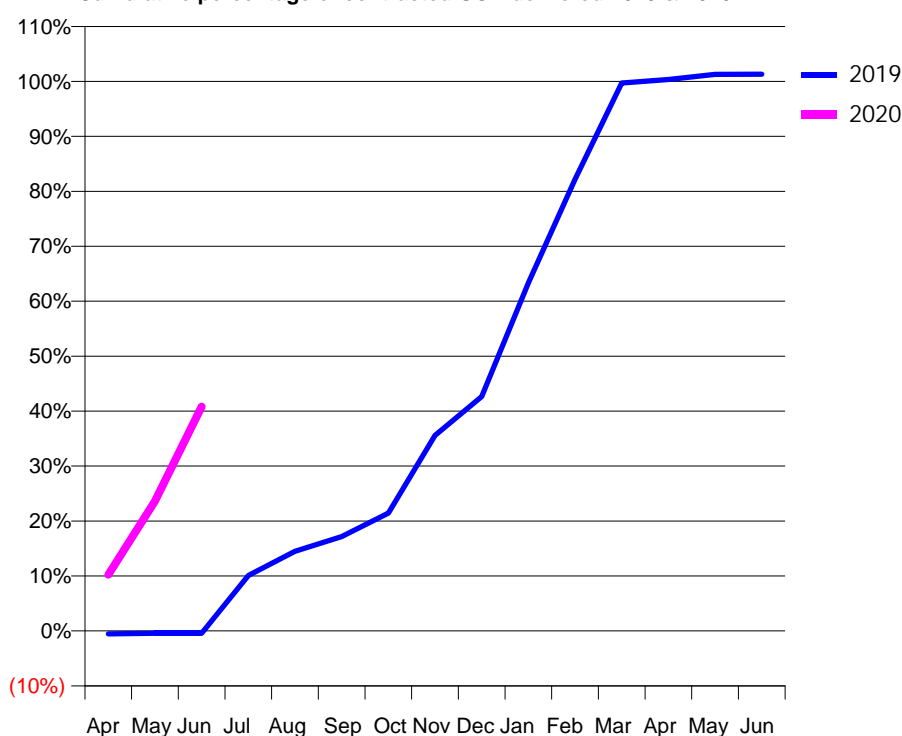
Q57 - Vital Signs Orthodontic At a Glance Contract Report for 913324/0003 - June 2019

Name or company name	Dr C Bentley & Dr S Sedani	19/20 Contracted general activity (UDA)	0
Contract type name	GDS Contract	Carry forward general activity (UDA)	0
Purpose of contract	Orthodontic	19/20 Contracted orthodontic activity (UOA)	2,669
Contract start date	01/04/2015	Carry forward orthodontic activity (UOA)	0
Contract end date		Baseline contract value	£173,918.58

ACCESS	Contract	England and Wales
24 month ratio of assessments to patient IDs	1.25	1.08

ACTIVITY	Contract
Contract assess and fit appliances (case starts) as a percentage of Area Team case starts	2.3 %

Cumulative percentage of contracted UOA delivered 2019 & 2020



Month	Adjusted Scheduled Activity (UOA)		
	2018	2019	2020
April	436	-15	273
May	778	-12	630
June	827	-12	1,090
July	965	269	
August	1,085	387	
September	1,344	458	
October	1,450	573	
November	1,715	949	
December	1,758	1,138	
January	2,063	1,691	
February	2,291	2,193	
March	2,524	2,661	
April	2,630	2,678	
May	2,630	2,703	
June	2,630	2,704	

QUANTITY METRICS (rolling 12 month period)

	Contract Quantity	Contract Base Number	Contract *	Area Team	Region	England
% of all assessments that were assess and fit appliances (case starts)	158	646	24.5%	60.3%	56.7%	58.2%
% of all assessments that were assess and refuse	107	646	16.6%	12.0%	11.8%	12.4%
% of all assessments that were assess and review	381	646	59.0%	27.7%	31.4%	29.4%
% of case starts with a reported IOTN of 3 and Aesthetic Component of 5 or below	0	158	N/A	0.1%	0.2%	0.1%
% of case starts with a reported IOTN of 3 and Aesthetic Component of 6 or above	32	158	20.3%	3.9%	3.9%	3.9%
% of case starts with a reported IOTN of 4	124	158	78.5%	79.0%	76.1%	77.7%
% of case starts with a reported IOTN of 5	2	158	1.3%	14.5%	17.9%	16.7 %
% of concluded courses in receipt of dual-arch fixed appliances	0	101	N/A	65.2%	68.8%	72.5%
% of concluded courses where treatment was abandoned or discontinued	11	101	10.9%	15.0%	10.3%	9.1%
% of patients satisfied with the treatment they have received	1	1	100.0%	98.2%	95.1%	95.8%

* Figures in italics indicate that the base number is less than 100.

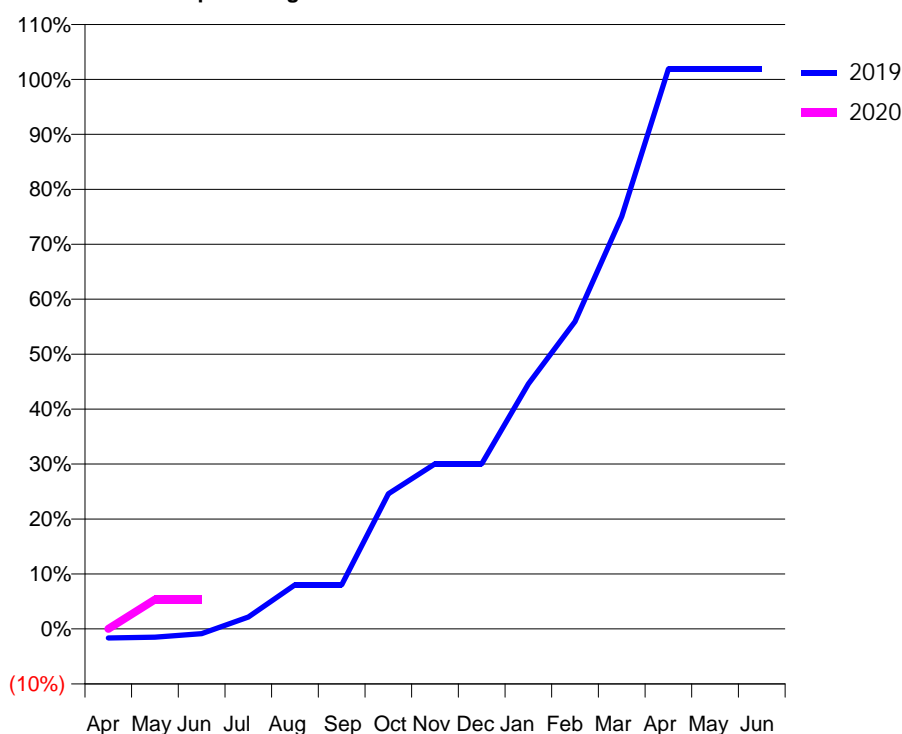
Q58 - Vital Signs Orthodontic At a Glance Contract Report for 100041/0000 - June 2019

Name or company name	2:30 Ltd	19/20 Contracted general activity (UDA)	31,550
Contract type name	GDS Contract	Carry forward general activity (UDA)	0
Purpose of contract	General and Orthodontic	19/20 Contracted orthodontic activity (UOA)	785
Contract start date	01/04/2016	Carry forward orthodontic activity (UOA)	0
Contract end date		Baseline contract value	£965,110.81

ACCESS	Contract	England and Wales
24 month ratio of assessments to patient IDs	1.01	1.08

ACTIVITY	Contract
Contract assess and fit appliances (case starts) as a percentage of Area Team case starts	0.3 %

Cumulative percentage of contracted UOA delivered 2019 & 2020



Month	Adjusted Scheduled Activity (UOA)		
	2018	2019	2020
April	-3	-13	0
May	-3	-12	42
June	62	-7	42
July	85	17	
August	85	63	
September	85	63	
October	85	193	
November	107	236	
December	153	236	
January	197	350	
February	325	439	
March	499	589	
April	751	800	
May	772	800	
June	772	800	

QUANTITY METRICS (rolling 12 month period)

	Contract Quantity	Contract Base Number	Contract *	Area Team	Region	England
% of all assessments that were assess and fit appliances (case starts)	39	69	56.5%	61.8%	56.7%	58.2%
% of all assessments that were assess and refuse	2	69	2.9%	11.9%	11.8%	12.4%
% of all assessments that were assess and review	28	69	40.6%	26.3%	31.4%	29.4%
% of case starts with a reported IOTN of 3 and Aesthetic Component of 5 or below	0	39	<i>N/A</i>	0.2%	0.2%	0.1%
% of case starts with a reported IOTN of 3 and Aesthetic Component of 6 or above	0	39	<i>N/A</i>	5.1%	3.9%	3.9%
% of case starts with a reported IOTN of 4	38	39	97.4%	76.0%	76.1%	77.7%
% of case starts with a reported IOTN of 5	1	39	2.6%	18.3%	17.9%	16.7 %
% of concluded courses in receipt of dual-arch fixed appliances	0	0	<i>N/A</i>	65.8%	68.8%	72.5%
% of concluded courses where treatment was abandoned or discontinued	0	0	<i>N/A</i>	10.6%	10.3%	9.1%
% of patients satisfied with the treatment they have received	0	0	<i>N/A</i>	96.4%	95.1%	95.8%

* Figures in italics indicate that the base number is less than 100.

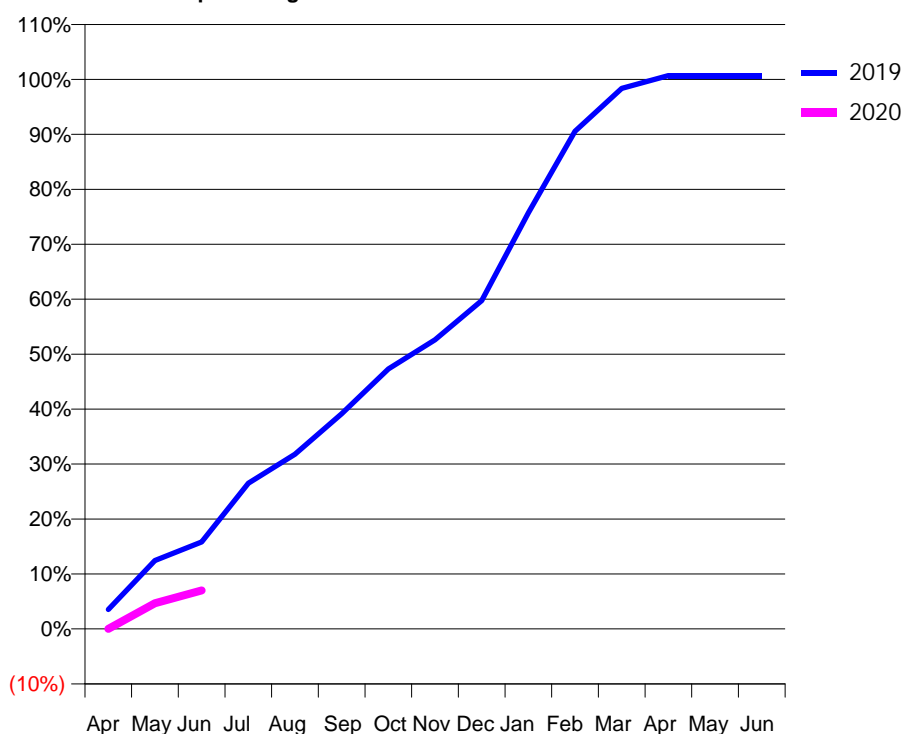
Q58 - Vital Signs Orthodontic At a Glance Contract Report for 106194/0003 - June 2019

Name or company name	Weston Favell Dental Surgery	19/20 Contracted general activity (UDA)	0
Contract type name	GDS Contract	Carry forward general activity (UDA)	0
Purpose of contract	Orthodontic	19/20 Contracted orthodontic activity (UOA)	2,697
Contract start date	01/04/2006	Carry forward orthodontic activity (UOA)	0
Contract end date		Baseline contract value	£181,016.47

ACCESS	Contract	England and Wales
24 month ratio of assessments to patient IDs	1.05	1.08

ACTIVITY	Contract
Contract assess and fit appliances (case starts) as a percentage of Area Team case starts	0.8 %

Cumulative percentage of contracted UOA delivered 2019 & 2020



Month	Adjusted Scheduled Activity (UOA)		
	2018	2019	2020
April	0	96	0
May	13	336	126
June	88	427	189
July	644	715	
August	1,079	857	
September	1,655	1,056	
October	1,932	1,276	
November	2,250	1,419	
December	2,407	1,611	
January	2,537	2,042	
February	2,791	2,442	
March	2,792	2,653	
April	2,792	2,716	
May	2,792	2,716	
June	2,792	2,716	

QUANTITY METRICS (rolling 12 month period)

	Contract Quantity	Contract Base Number	Contract *	Area Team	Region	England
% of all assessments that were assess and fit appliances (case starts)	114	200	57.0%	61.8%	56.7%	58.2%
% of all assessments that were assess and refuse	45	200	22.5%	11.9%	11.8%	12.4%
% of all assessments that were assess and review	41	200	20.5%	26.3%	31.4%	29.4%
% of case starts with a reported IOTN of 3 and Aesthetic Component of 5 or below	0	114	N/A	0.2%	0.2%	0.1%
% of case starts with a reported IOTN of 3 and Aesthetic Component of 6 or above	10	114	8.8%	5.1%	3.9%	3.9%
% of case starts with a reported IOTN of 4	86	114	75.4%	76.0%	76.1%	77.7%
% of case starts with a reported IOTN of 5	17	114	14.9%	18.3%	17.9%	16.7 %
% of concluded courses in receipt of dual-arch fixed appliances	0	137	N/A	65.8%	68.8%	72.5%
% of concluded courses where treatment was abandoned or discontinued	23	137	16.8%	10.6%	10.3%	9.1%
% of patients satisfied with the treatment they have received	1	1	100.0%	96.4%	95.1%	95.8%

* Figures in italics indicate that the base number is less than 100.

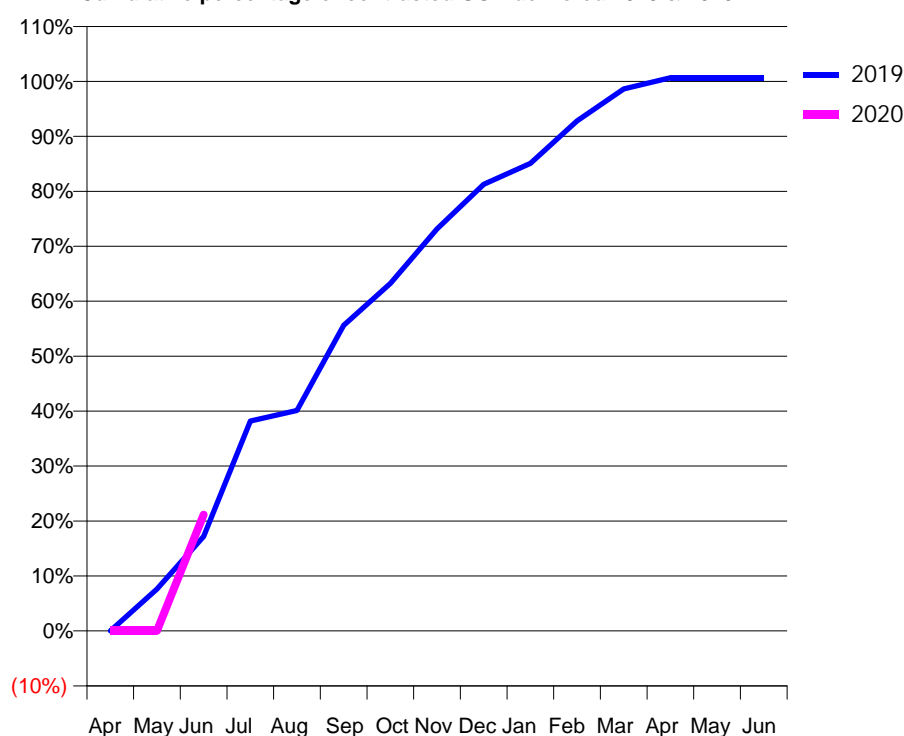
Q58 - Vital Signs Orthodontic At a Glance Contract Report for 107581/0003 - June 2019

Name or company name	Mr R Naidoo and Mrs S Naidoo	19/20 Contracted general activity (UDA)	0
Contract type name	GDS Contract	Carry forward general activity (UDA)	0
Purpose of contract	General and Orthodontic	19/20 Contracted orthodontic activity (UOA)	903
Contract start date	01/04/2006	Carry forward orthodontic activity (UOA)	0
Contract end date		Baseline contract value	£60,606.89

ACCESS	Contract	England and Wales
24 month ratio of assessments to patient IDs	1.01	1.08

ACTIVITY	Contract
Contract assess and fit appliances (case starts) as a percentage of Area Team case starts	0.4 %

Cumulative percentage of contracted UOA delivered 2019 & 2020



Month	Adjusted Scheduled Activity (UOA)		
	2018	2019	2020
April	0	0	0
May	42	84	0
June	147	189	191
July	379	420	
August	463	441	
September	568	611	
October	758	695	
November	779	804	
December	905	893	
January	926	935	
February	927	1,020	
March	928	1,084	
April	929	1,106	
May	929	1,106	
June	929	1,106	

QUANTITY METRICS (rolling 12 month period)

	Contract Quantity	Contract Base Number	Contract *	Area Team	Region	England
% of all assessments that were assess and fit appliances (case starts)	53	66	80.3%	61.8%	56.7%	58.2%
% of all assessments that were assess and refuse	9	66	13.6%	11.9%	11.8%	12.4%
% of all assessments that were assess and review	4	66	6.1%	26.3%	31.4%	29.4%
% of case starts with a reported IOTN of 3 and Aesthetic Component of 5 or below	0	53	<i>N/A</i>	0.2%	0.2%	0.1%
% of case starts with a reported IOTN of 3 and Aesthetic Component of 6 or above	4	53	7.5%	5.1%	3.9%	3.9%
% of case starts with a reported IOTN of 4	34	53	64.2%	76.0%	76.1%	77.7%
% of case starts with a reported IOTN of 5	15	53	28.3%	18.3%	17.9%	16.7 %
% of concluded courses in receipt of dual-arch fixed appliances	0	49	<i>N/A</i>	65.8%	68.8%	72.5%
% of concluded courses where treatment was abandoned or discontinued	0	49	0.0%	10.6%	10.3%	9.1%
% of patients satisfied with the treatment they have received	0	0	<i>N/A</i>	96.4%	95.1%	95.8%

* Figures in italics indicate that the base number is less than 100.

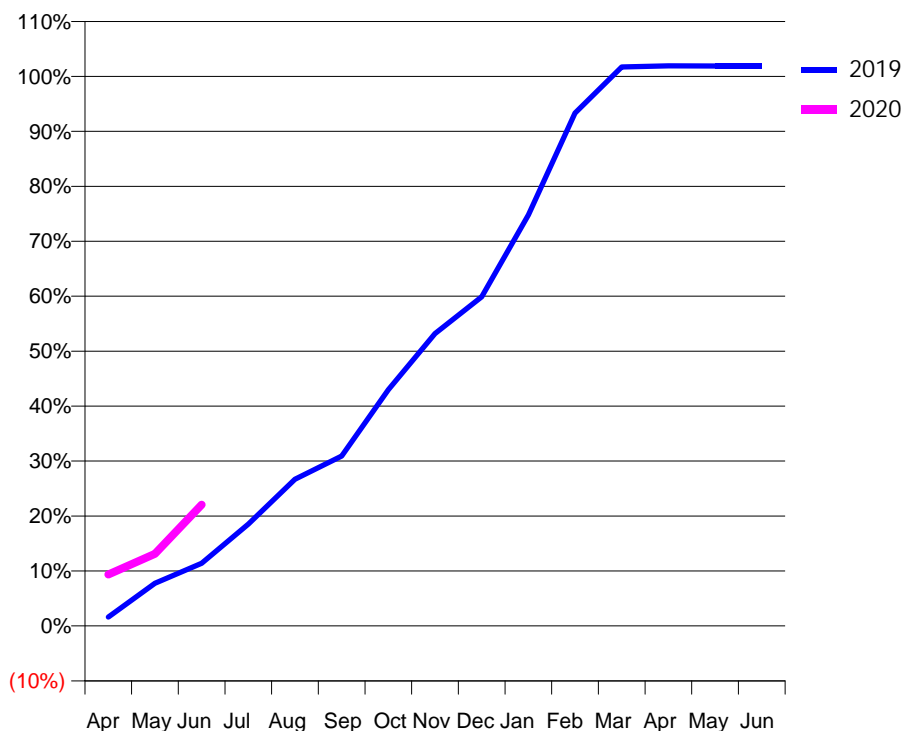
Q58 - Vital Signs Orthodontic At a Glance Contract Report for 119202/0001 - June 2019

Name or company name	Orthostyle Limited	19/20 Contracted general activity (UDA)	0
Contract type name	PDS Contract	Carry forward general activity (UDA)	0
Purpose of contract	Orthodontic	19/20 Contracted orthodontic activity (UOA)	13,103
Contract start date	01/04/2007	Carry forward orthodontic activity (UOA)	0
Contract end date	01/05/2020	Baseline contract value	£879,444.28

ACCESS	Contract	England and Wales
24 month ratio of assessments to patient IDs	1.08	1.08

ACTIVITY	Contract
Contract assess and fit appliances (case starts) as a percentage of Area Team case starts	4.8 %

Cumulative percentage of contracted UOA delivered 2019 & 2020



Month	Adjusted Scheduled Activity (UOA)		
	2018	2019	2020
April	0	210	1,228
May	550	1,018	1,719
June	1,951	1,493	2,893
July	3,287	2,432	
August	4,693	3,499	
September	5,390	4,050	
October	6,401	5,633	
November	7,392	6,969	
December	8,485	7,850	
January	9,231	9,800	
February	11,075	12,226	
March	12,369	13,328	
April	13,172	13,352	
May	13,172	13,351	
June	13,172	13,351	

QUANTITY METRICS (rolling 12 month period)

	Contract Quantity	Contract Base Number	Contract *	Area Team	Region	England
% of all assessments that were assess and fit appliances (case starts)	679	1,365	49.7%	61.8%	56.7%	58.2%
% of all assessments that were assess and refuse	143	1,365	10.5%	11.9%	11.8%	12.4%
% of all assessments that were assess and review	543	1,365	39.8%	26.3%	31.4%	29.4%
% of case starts with a reported IOTN of 3 and Aesthetic Component of 5 or below	0	679	N/A	0.2%	0.2%	0.1%
% of case starts with a reported IOTN of 3 and Aesthetic Component of 6 or above	32	679	4.7%	5.1%	3.9%	3.9%
% of case starts with a reported IOTN of 4	529	679	77.9%	76.0%	76.1%	77.7%
% of case starts with a reported IOTN of 5	113	679	16.6%	18.3%	17.9%	16.7 %
% of concluded courses in receipt of dual-arch fixed appliances	330	427	77.3%	65.8%	68.8%	72.5%
% of concluded courses where treatment was abandoned or discontinued	77	427	18.0%	10.6%	10.3%	9.1%
% of patients satisfied with the treatment they have received	3	3	100.0%	96.4%	95.1%	95.8%

* Figures in italics indicate that the base number is less than 100.

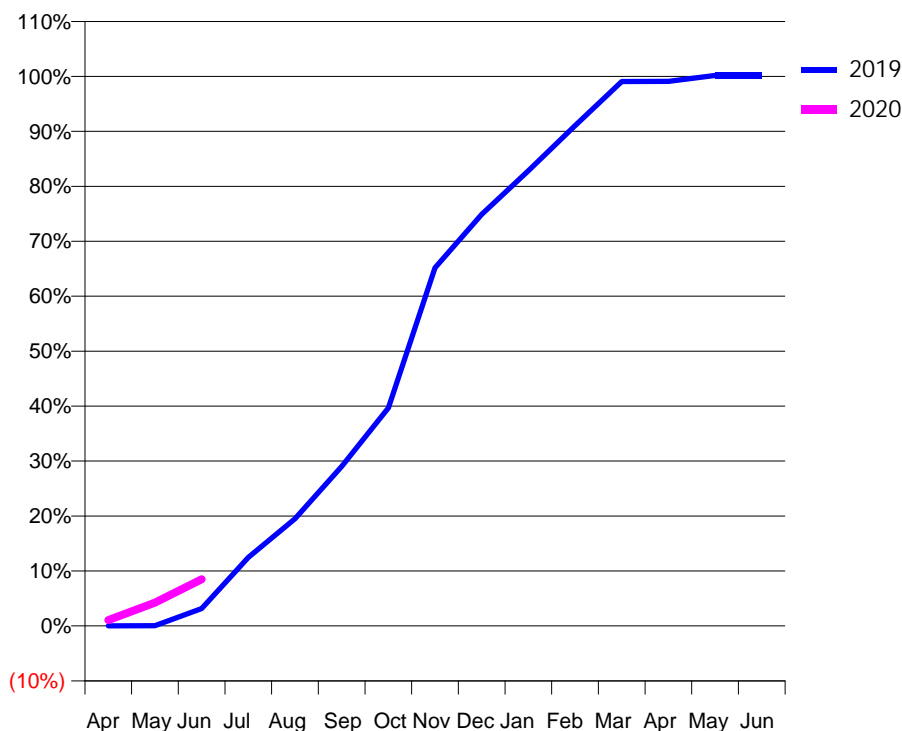
Q58 - Vital Signs Orthodontic At a Glance Contract Report for 126047/0002 - June 2019

Name or company name	Conation Partners Ltd	19/20 Contracted general activity (UDA)	0
Contract type name	PDS Contract	Carry forward general activity (UDA)	0
Purpose of contract	Orthodontic	19/20 Contracted orthodontic activity (UOA)	3,960
Contract start date	01/10/2012	Carry forward orthodontic activity (UOA)	0
Contract end date	29/05/2020	Baseline contract value	£236,448.25

ACCESS	Contract	England and Wales
24 month ratio of assessments to patient IDs	1.02	1.08

ACTIVITY	Contract
Contract assess and fit appliances (case starts) as a percentage of Area Team case starts	1.4 %

Cumulative percentage of contracted UOA delivered 2019 & 2020



Month	Adjusted Scheduled Activity (UOA)		
	2018	2019	2020
April	22	0	42
May	348	2	168
June	648	125	336
July	891	494	
August	1,254	772	
September	1,612	1,150	
October	1,911	1,572	
November	2,398	2,581	
December	2,567	2,965	
January	2,759	3,280	
February	3,228	3,604	
March	3,822	3,923	
April	3,931	3,924	
May	3,973	3,966	
June	3,973	3,966	

QUANTITY METRICS (rolling 12 month period)

	Contract Quantity	Contract Base Number	Contract *	Area Team	Region	England
% of all assessments that were assess and fit appliances (case starts)	203	260	78.1%	61.8%	56.7%	58.2%
% of all assessments that were assess and refuse	47	260	18.1%	11.9%	11.8%	12.4%
% of all assessments that were assess and review	10	260	3.8%	26.3%	31.4%	29.4%
% of case starts with a reported IOTN of 3 and Aesthetic Component of 5 or below	0	203	N/A	0.2%	0.2%	0.1%
% of case starts with a reported IOTN of 3 and Aesthetic Component of 6 or above	3	203	1.5%	5.1%	3.9%	3.9%
% of case starts with a reported IOTN of 4	159	203	78.3%	76.0%	76.1%	77.7%
% of case starts with a reported IOTN of 5	41	203	20.2%	18.3%	17.9%	16.7 %
% of concluded courses in receipt of dual-arch fixed appliances	66	109	60.6%	65.8%	68.8%	72.5%
% of concluded courses where treatment was abandoned or discontinued	3	109	2.8%	10.6%	10.3%	9.1%
% of patients satisfied with the treatment they have received	1	1	100.0%	96.4%	95.1%	95.8%

* Figures in italics indicate that the base number is less than 100.

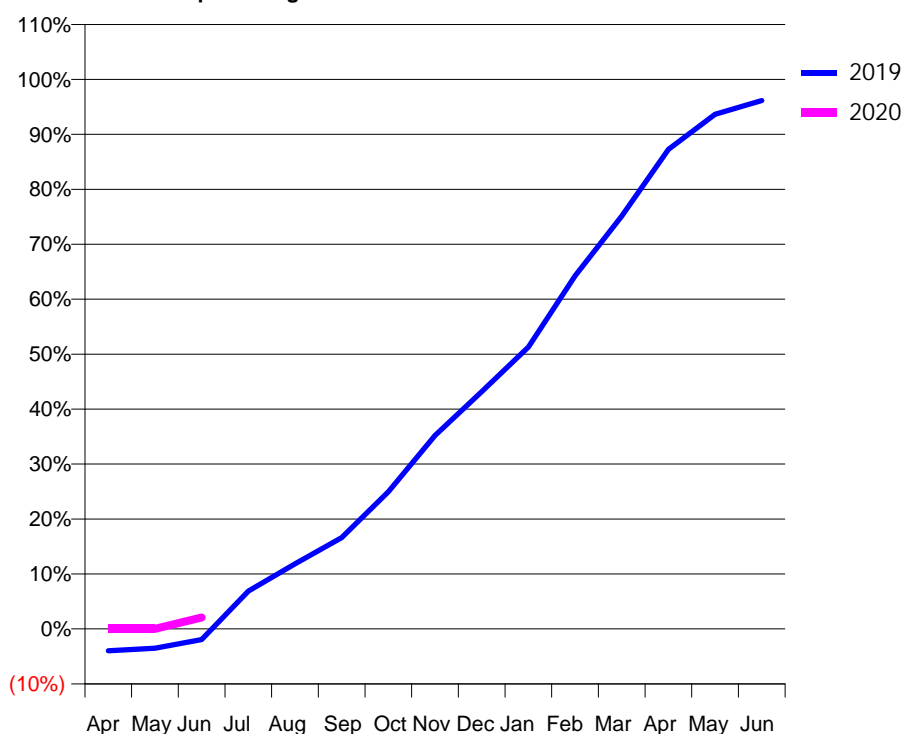
Q58 - Vital Signs Orthodontic At a Glance Contract Report for 126462/0001 - June 2019

Name or company name	Hitchin Orthodontic Clinic Limited	19/20 Contracted general activity (UDA)	0
Contract type name	PDS Contract	Carry forward general activity (UDA)	0
Purpose of contract	Orthodontic	19/20 Contracted orthodontic activity (UOA)	18,983
Contract start date	18/06/2010	Carry forward orthodontic activity (UOA)	0
Contract end date	03/04/2020	Baseline contract value	£1,211,336.77

ACCESS	Contract	England and Wales
24 month ratio of assessments to patient IDs	1.00	1.08

ACTIVITY	Contract
Contract assess and fit appliances (case starts) as a percentage of Area Team case starts	6.4 %

Cumulative percentage of contracted UOA delivered 2019 & 2020



Month	Adjusted Scheduled Activity (UOA)		
	2018	2019	2020
April	-586	-757	0
May	39	-670	0
June	446	-372	400
July	2,438	1,312	
August	3,004	2,249	
September	4,063	3,152	
October	5,292	4,744	
November	6,421	6,681	
December	7,737	8,198	
January	10,169	9,734	
February	12,228	12,190	
March	14,832	14,262	
April	17,108	16,565	
May	18,226	17,773	
June	18,226	18,249	

QUANTITY METRICS (rolling 12 month period)

	Contract Quantity	Contract Base Number	Contract *	Area Team	Region	England
% of all assessments that were assess and fit appliances (case starts)	899	1,265	71.1%	61.8%	56.7%	58.2%
% of all assessments that were assess and refuse	359	1,265	28.4%	11.9%	11.8%	12.4%
% of all assessments that were assess and review	7	1,265	0.6%	26.3%	31.4%	29.4%
% of case starts with a reported IOTN of 3 and Aesthetic Component of 5 or below	5	899	0.6%	0.2%	0.2%	0.1%
% of case starts with a reported IOTN of 3 and Aesthetic Component of 6 or above	49	899	5.5%	5.1%	3.9%	3.9%
% of case starts with a reported IOTN of 4	652	899	72.5%	76.0%	76.1%	77.7%
% of case starts with a reported IOTN of 5	192	899	21.4%	18.3%	17.9%	16.7 %
% of concluded courses in receipt of dual-arch fixed appliances	575	643	89.4%	65.8%	68.8%	72.5%
% of concluded courses where treatment was abandoned or discontinued	27	643	4.2%	10.6%	10.3%	9.1%
% of patients satisfied with the treatment they have received	9	9	100.0%	96.4%	95.1%	95.8%

* Figures in italics indicate that the base number is less than 100.

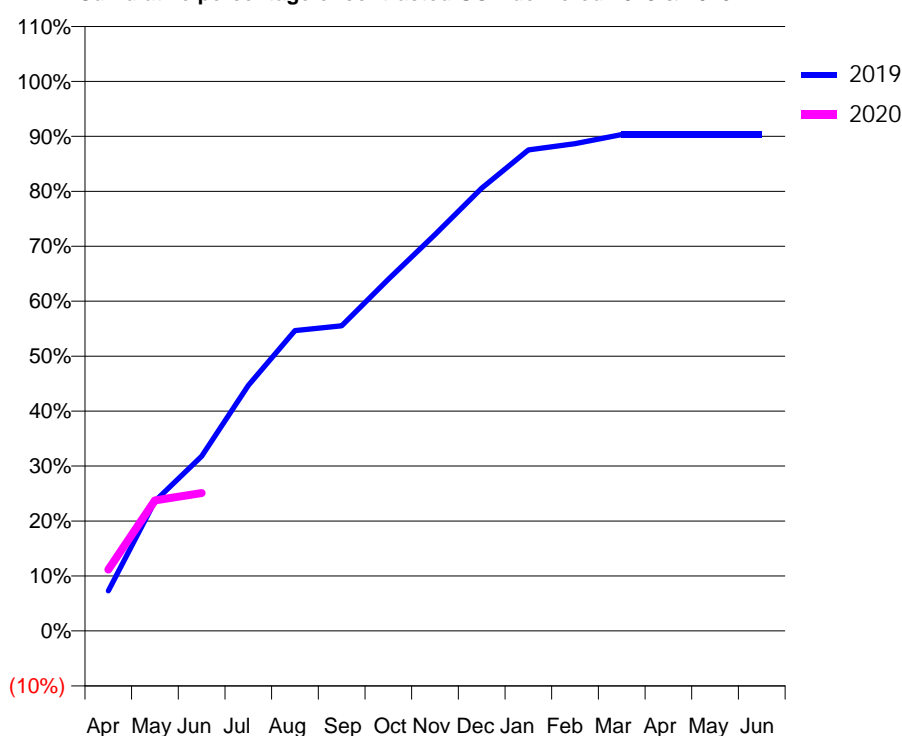
Q58 - Vital Signs Orthodontic At a Glance Contract Report for 138134/0001 - June 2019

Name or company name	Smile Creations Innovations Limited	19/20 Contracted general activity (UDA)	0
Contract type name	PDS Contract	Carry forward general activity (UDA)	0
Purpose of contract	Orthodontic	19/20 Contracted orthodontic activity (UOA)	4,694
Contract start date	02/12/2013	Carry forward orthodontic activity (UOA)	0
Contract end date	29/05/2020	Baseline contract value	£293,889.83

ACCESS	Contract	England and Wales
24 month ratio of assessments to patient IDs	1.05	1.08

ACTIVITY	Contract
Contract assess and fit appliances (case starts) as a percentage of Area Team case starts	1.4 %

Cumulative percentage of contracted UOA delivered 2019 & 2020



Month	Adjusted Scheduled Activity (UOA)		
	2018	2019	2020
April	0	387	525
May	976	1,252	1,115
June	1,369	1,687	1,178
July	2,385	2,371	
August	3,008	2,901	
September	3,557	2,946	
October	4,346	3,397	
November	4,745	3,827	
December	4,749	4,275	
January	4,758	4,644	
February	4,808	4,705	
March	4,808	4,793	
April	4,821	4,794	
May	4,821	4,794	
June	4,821	4,794	

QUANTITY METRICS (rolling 12 month period)

	Contract Quantity	Contract Base Number	Contract *	Area Team	Region	England
% of all assessments that were assess and fit appliances (case starts)	194	481	40.3%	61.8%	56.7%	58.2%
% of all assessments that were assess and refuse	93	481	19.3%	11.9%	11.8%	12.4%
% of all assessments that were assess and review	194	481	40.3%	26.3%	31.4%	29.4%
% of case starts with a reported IOTN of 3 and Aesthetic Component of 5 or below	0	194	N/A	0.2%	0.2%	0.1%
% of case starts with a reported IOTN of 3 and Aesthetic Component of 6 or above	26	194	13.4%	5.1%	3.9%	3.9%
% of case starts with a reported IOTN of 4	111	194	57.2%	76.0%	76.1%	77.7%
% of case starts with a reported IOTN of 5	57	194	29.4%	18.3%	17.9%	16.7 %
% of concluded courses in receipt of dual-arch fixed appliances	196	229	85.6%	65.8%	68.8%	72.5%
% of concluded courses where treatment was abandoned or discontinued	21	229	9.2%	10.6%	10.3%	9.1%
% of patients satisfied with the treatment they have received	1	1	100.0%	96.4%	95.1%	95.8%

* Figures in italics indicate that the base number is less than 100.

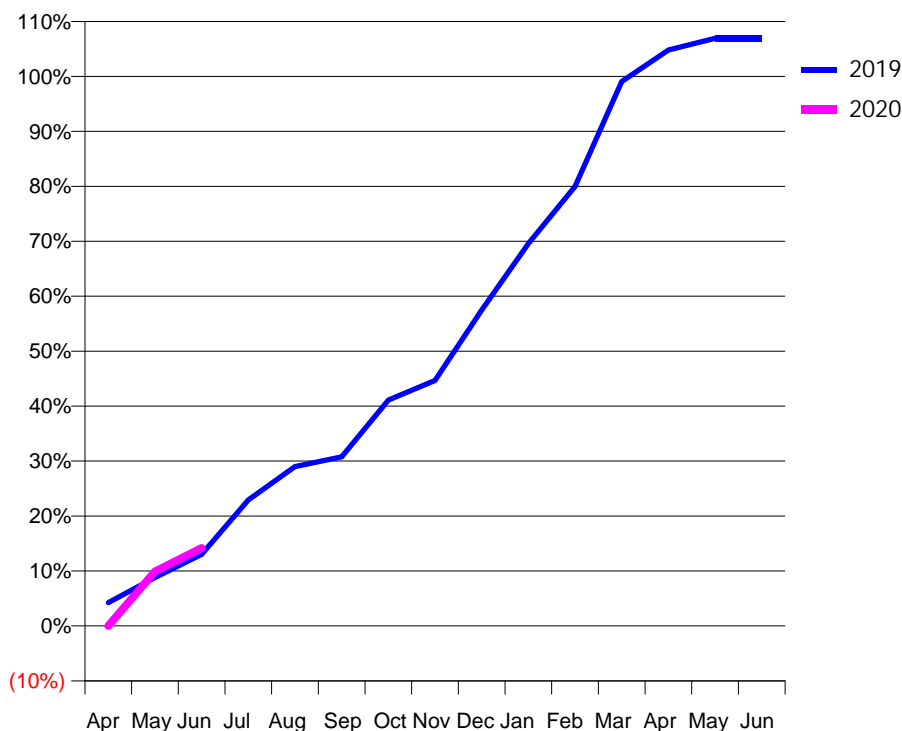
Q58 - Vital Signs Orthodontic At a Glance Contract Report for 139149/0001 - June 2019

Name or company name	Harpenden Orthodontic Care Limited	19/20 Contracted general activity (UDA)	0
Contract type name	PDS Contract	Carry forward general activity (UDA)	0
Purpose of contract	Orthodontic	19/20 Contracted orthodontic activity (UOA)	5,956
Contract start date	01/04/2009	Carry forward orthodontic activity (UOA)	0
Contract end date	03/04/2020	Baseline contract value	£380,069.33

ACCESS	Contract	England and Wales
24 month ratio of assessments to patient IDs	1.05	1.08

ACTIVITY	Contract
Contract assess and fit appliances (case starts) as a percentage of Area Team case starts	2.3 %

Cumulative percentage of contracted UOA delivered 2019 & 2020



Month	Adjusted Scheduled Activity (UOA)		
	2018	2019	2020
April	0	252	0
May	295	525	589
June	444	777	845
July	787	1,366	
August	1,218	1,727	
September	2,431	1,832	
October	2,908	2,447	
November	3,244	2,660	
December	3,412	3,424	
January	3,475	4,144	
February	3,727	4,762	
March	5,436	5,901	
April	5,982	6,241	
May	5,982	6,367	
June	5,982	6,368	

QUANTITY METRICS (rolling 12 month period)

	Contract Quantity	Contract Base Number	Contract *	Area Team	Region	England
% of all assessments that were assess and fit appliances (case starts)	323	360	89.7%	61.8%	56.7%	58.2%
% of all assessments that were assess and refuse	8	360	2.2%	11.9%	11.8%	12.4%
% of all assessments that were assess and review	29	360	8.1%	26.3%	31.4%	29.4%
% of case starts with a reported IOTN of 3 and Aesthetic Component of 5 or below	1	323	0.3%	0.2%	0.2%	0.1%
% of case starts with a reported IOTN of 3 and Aesthetic Component of 6 or above	13	323	4.0%	5.1%	3.9%	3.9%
% of case starts with a reported IOTN of 4	237	323	73.4%	76.0%	76.1%	77.7%
% of case starts with a reported IOTN of 5	71	323	22.0%	18.3%	17.9%	16.7 %
% of concluded courses in receipt of dual-arch fixed appliances	269	321	83.8%	65.8%	68.8%	72.5%
% of concluded courses where treatment was abandoned or discontinued	30	321	9.3%	10.6%	10.3%	9.1%
% of patients satisfied with the treatment they have received	0	0	N/A	96.4%	95.1%	95.8%

* Figures in italics indicate that the base number is less than 100.

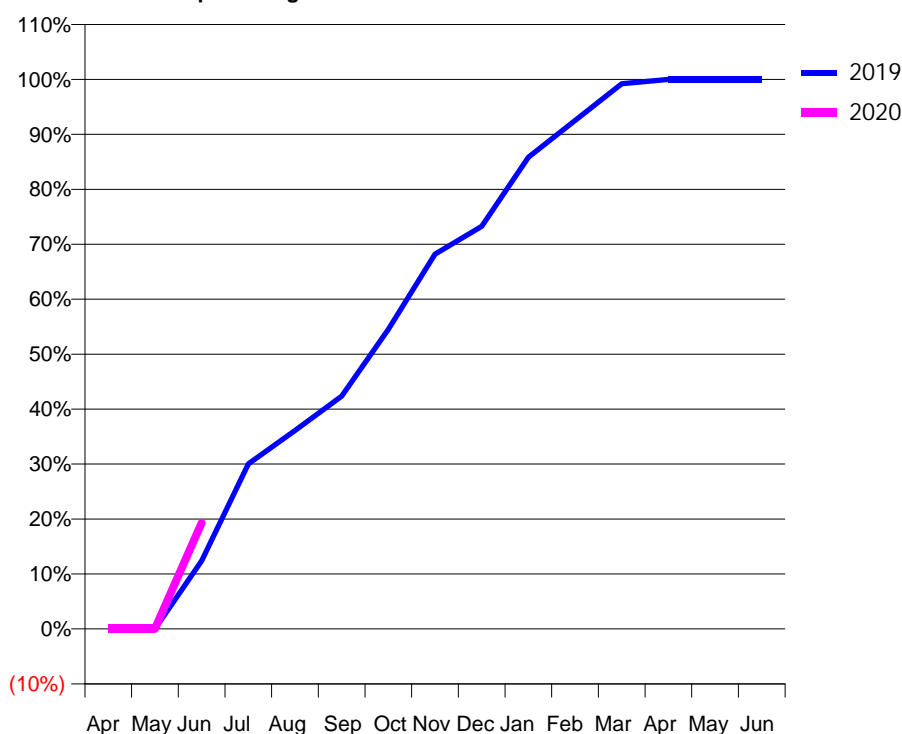
Q58 - Vital Signs Orthodontic At a Glance Contract Report for 147419/0001 - June 2019

Name or company name	Rickmansworth Orthodontic Practice Ltd	19/20 Contracted general activity (UDA)	0
Contract type name	PDS Contract	Carry forward general activity (UDA)	0
Purpose of contract	Orthodontic	19/20 Contracted orthodontic activity (UOA)	10,376
Contract start date	01/04/2010	Carry forward orthodontic activity (UOA)	0
Contract end date	03/04/2020	Baseline contract value	£662,126.39

ACCESS	Contract	England and Wales
24 month ratio of assessments to patient IDs	1.01	1.08

ACTIVITY	Contract
Contract assess and fit appliances (case starts) as a percentage of Area Team case starts	3.7 %

Cumulative percentage of contracted UOA delivered 2019 & 2020



Month	Adjusted Scheduled Activity (UOA)		
	2018	2019	2020
April	0	0	0
May	570	0	0
June	1,519	1,285	2,003
July	2,464	3,115	
August	3,437	3,745	
September	4,499	4,396	
October	5,847	5,660	
November	6,632	7,076	
December	7,493	7,601	
January	8,417	8,907	
February	9,367	9,599	
March	10,194	10,292	
April	10,376	10,376	
May	10,376	10,376	
June	10,376	10,376	

QUANTITY METRICS (rolling 12 month period)

	Contract Quantity	Contract Base Number	Contract *	Area Team	Region	England
% of all assessments that were assess and fit appliances (case starts)	521	759	68.6%	61.8%	56.7%	58.2%
% of all assessments that were assess and refuse	53	759	7.0%	11.9%	11.8%	12.4%
% of all assessments that were assess and review	185	759	24.4%	26.3%	31.4%	29.4%
% of case starts with a reported IOTN of 3 and Aesthetic Component of 5 or below	0	521	N/A	0.2%	0.2%	0.1%
% of case starts with a reported IOTN of 3 and Aesthetic Component of 6 or above	4	521	0.8%	5.1%	3.9%	3.9%
% of case starts with a reported IOTN of 4	385	521	73.9%	76.0%	76.1%	77.7%
% of case starts with a reported IOTN of 5	131	521	25.1%	18.3%	17.9%	16.7 %
% of concluded courses in receipt of dual-arch fixed appliances	486	511	95.1%	65.8%	68.8%	72.5%
% of concluded courses where treatment was abandoned or discontinued	14	511	2.7%	10.6%	10.3%	9.1%
% of patients satisfied with the treatment they have received	3	3	100.0%	96.4%	95.1%	95.8%

* Figures in italics indicate that the base number is less than 100.

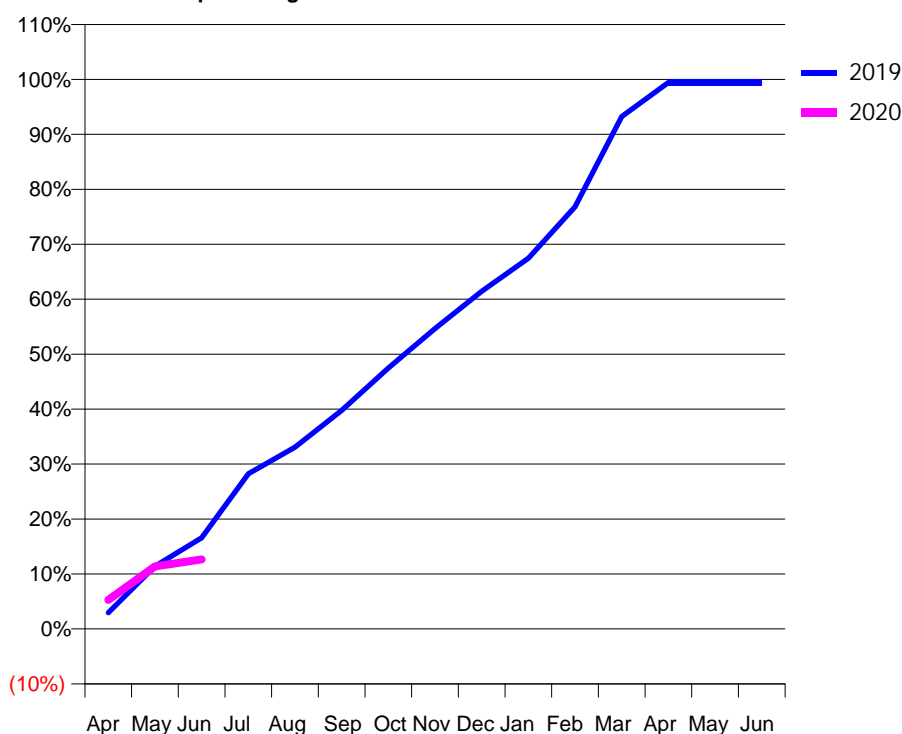
Q58 - Vital Signs Orthodontic At a Glance Contract Report for 148407/0001 - June 2019

Name or company name	Harpden Orthodontics LLP	19/20 Contracted general activity (UDA)	0
Contract type name	PDS Contract	Carry forward general activity (UDA)	0
Purpose of contract	Orthodontic	19/20 Contracted orthodontic activity (UOA)	27,721
Contract start date	01/04/2009	Carry forward orthodontic activity (UOA)	0
Contract end date	03/04/2020	Baseline contract value	£1,748,424.72

ACCESS	Contract	England and Wales
24 month ratio of assessments to patient IDs	1.01	1.08

ACTIVITY	Contract
Contract assess and fit appliances (case starts) as a percentage of Area Team case starts	8.9 %

Cumulative percentage of contracted UOA delivered 2019 & 2020



Month	Adjusted Scheduled Activity (UOA)		
	2018	2019	2020
April	-371	823	1,465
May	1,922	3,158	3,154
June	3,385	4,598	3,506
July	5,952	7,829	
August	7,552	9,167	
September	10,025	11,023	
October	12,776	13,164	
November	15,025	15,152	
December	17,184	17,028	
January	19,036	18,702	
February	22,578	21,295	
March	26,759	25,840	
April	27,669	27,566	
May	27,669	27,566	
June	27,669	27,566	

QUANTITY METRICS (rolling 12 month period)

	Contract Quantity	Contract Base Number	Contract *	Area Team	Region	England
% of all assessments that were assess and fit appliances (case starts)	1,264	1,866	67.7%	61.8%	56.7%	58.2%
% of all assessments that were assess and refuse	172	1,866	9.2%	11.9%	11.8%	12.4%
% of all assessments that were assess and review	430	1,866	23.0%	26.3%	31.4%	29.4%
% of case starts with a reported IOTN of 3 and Aesthetic Component of 5 or below	3	1,264	0.2%	0.2%	0.2%	0.1%
% of case starts with a reported IOTN of 3 and Aesthetic Component of 6 or above	62	1,264	4.9%	5.1%	3.9%	3.9%
% of case starts with a reported IOTN of 4	951	1,264	75.2%	76.0%	76.1%	77.7%
% of case starts with a reported IOTN of 5	239	1,264	18.9%	18.3%	17.9%	16.7 %
% of concluded courses in receipt of dual-arch fixed appliances	1,121	1,289	87.0%	65.8%	68.8%	72.5%
% of concluded courses where treatment was abandoned or discontinued	76	1,289	5.9%	10.6%	10.3%	9.1%
% of patients satisfied with the treatment they have received	8	8	100.0%	96.4%	95.1%	95.8%

* Figures in italics indicate that the base number is less than 100.

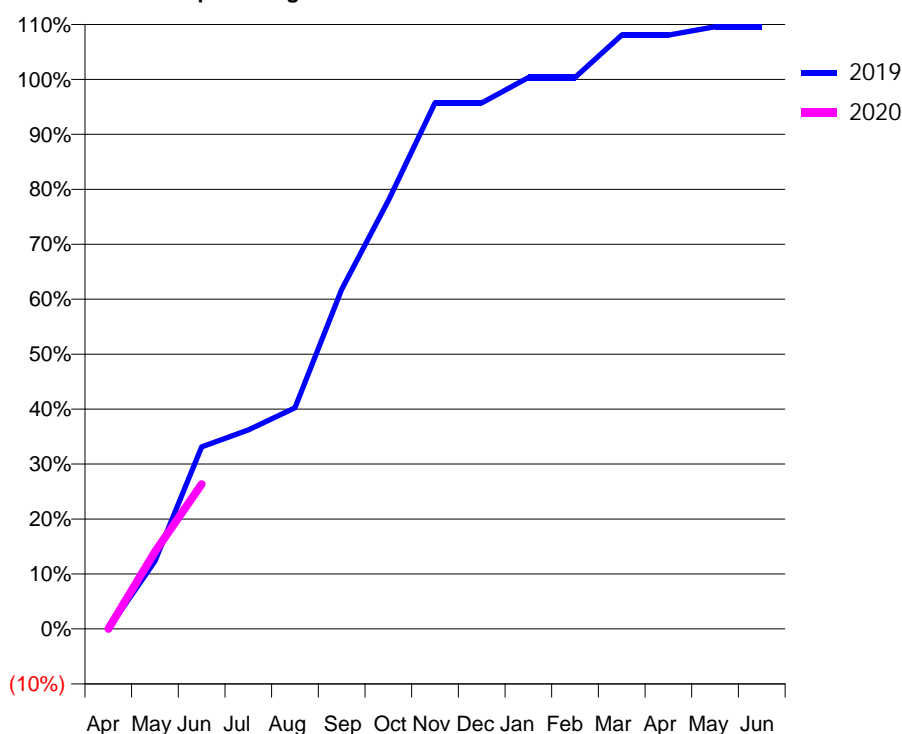
Q58 - Vital Signs Orthodontic At a Glance Contract Report for 153559/0001 - June 2019

Name or company name	Borehamwood Ortho Clinic Limited	19/20 Contracted general activity (UDA)	0
Contract type name	PDS Contract	Carry forward general activity (UDA)	0
Purpose of contract	Orthodontic	19/20 Contracted orthodontic activity (UOA)	2,725
Contract start date	01/04/2008	Carry forward orthodontic activity (UOA)	0
Contract end date	03/04/2020	Baseline contract value	£173,879.54

ACCESS	Contract	England and Wales
24 month ratio of assessments to patient IDs	1.02	1.08

ACTIVITY	Contract
Contract assess and fit appliances (case starts) as a percentage of Area Team case starts	1.0 %

Cumulative percentage of contracted UOA delivered 2019 & 2020



Month	Adjusted Scheduled Activity (UOA)		
	2018	2019	2020
April	0	0	0
May	483	336	382
June	588	903	718
July	1,517	987	
August	2,194	1,096	
September	2,404	1,684	
October	2,719	2,125	
November	2,803	2,608	
December	2,803	2,608	
January	2,803	2,734	
February	2,803	2,734	
March	2,803	2,944	
April	2,803	2,944	
May	2,803	2,986	
June	2,803	2,986	

QUANTITY METRICS (rolling 12 month period)

	Contract Quantity	Contract Base Number	Contract *	Area Team	Region	England
% of all assessments that were assess and fit appliances (case starts)	135	135	100.0%	61.8%	56.7%	58.2%
% of all assessments that were assess and refuse	0	135	0.0%	11.9%	11.8%	12.4%
% of all assessments that were assess and review	0	135	0.0%	26.3%	31.4%	29.4%
% of case starts with a reported IOTN of 3 and Aesthetic Component of 5 or below	0	135	N/A	0.2%	0.2%	0.1%
% of case starts with a reported IOTN of 3 and Aesthetic Component of 6 or above	7	135	5.2%	5.1%	3.9%	3.9%
% of case starts with a reported IOTN of 4	105	135	77.8%	76.0%	76.1%	77.7%
% of case starts with a reported IOTN of 5	21	135	15.6%	18.3%	17.9%	16.7 %
% of concluded courses in receipt of dual-arch fixed appliances	0	372	N/A	65.8%	68.8%	72.5%
% of concluded courses where treatment was abandoned or discontinued	37	372	9.9%	10.6%	10.3%	9.1%
% of patients satisfied with the treatment they have received	2	2	100.0%	96.4%	95.1%	95.8%

* Figures in italics indicate that the base number is less than 100.

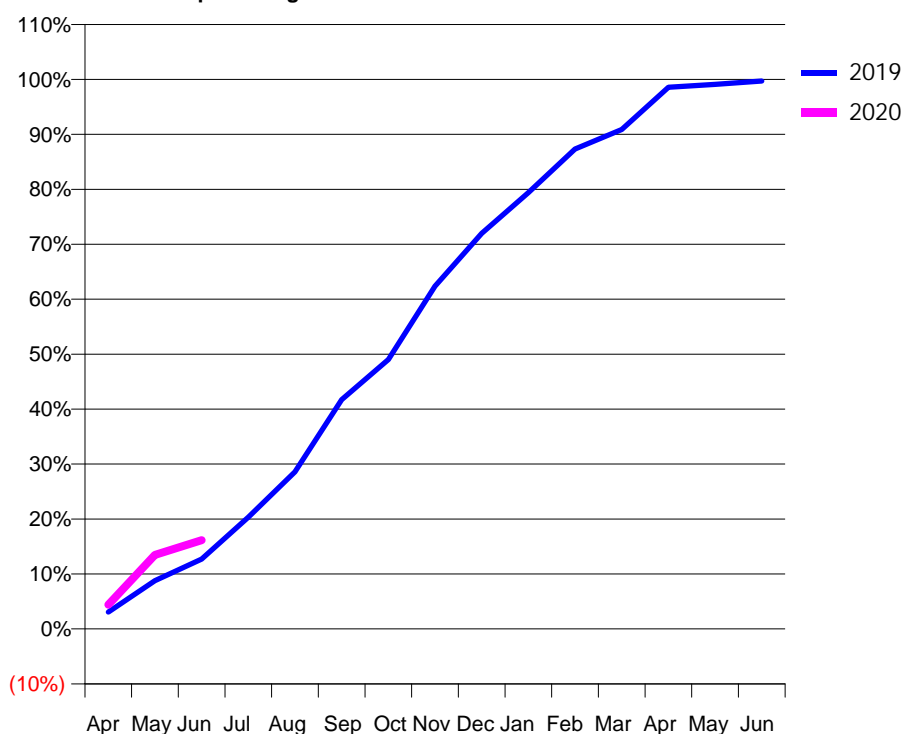
Q58 - Vital Signs Orthodontic At a Glance Contract Report for 166901/0002 - June 2019

Name or company name	Purely Orthodontics	19/20 Contracted general activity (UDA)	0
Contract type name	PDS Contract	Carry forward general activity (UDA)	0
Purpose of contract	Orthodontic	19/20 Contracted orthodontic activity (UOA)	10,707
Contract start date	08/08/2007	Carry forward orthodontic activity (UOA)	0
Contract end date	01/05/2020	Baseline contract value	£677,977.07

ACCESS	Contract	England and Wales
24 month ratio of assessments to patient IDs	1.01	1.08

ACTIVITY	Contract
Contract assess and fit appliances (case starts) as a percentage of Area Team case starts	3.7 %

Cumulative percentage of contracted UOA delivered 2019 & 2020



Month	Adjusted Scheduled Activity (UOA)		
	2018	2019	2020
April	9	328	471
May	840	938	1,443
June	1,482	1,359	1,730
July	2,405	2,179	
August	3,647	3,061	
September	4,456	4,469	
October	5,132	5,251	
November	6,048	6,679	
December	6,613	7,708	
January	7,269	8,500	
February	8,824	9,349	
March	10,298	9,728	
April	10,571	10,553	
May	10,635	10,610	
June	10,636	10,674	

QUANTITY METRICS (rolling 12 month period)

	Contract Quantity	Contract Base Number	Contract *	Area Team	Region	England
% of all assessments that were assess and fit appliances (case starts)	517	765	67.6%	61.8%	56.7%	58.2%
% of all assessments that were assess and refuse	63	765	8.2%	11.9%	11.8%	12.4%
% of all assessments that were assess and review	185	765	24.2%	26.3%	31.4%	29.4%
% of case starts with a reported IOTN of 3 and Aesthetic Component of 5 or below	1	517	0.2%	0.2%	0.2%	0.1%
% of case starts with a reported IOTN of 3 and Aesthetic Component of 6 or above	15	517	2.9%	5.1%	3.9%	3.9%
% of case starts with a reported IOTN of 4	400	517	77.4%	76.0%	76.1%	77.7%
% of case starts with a reported IOTN of 5	101	517	19.5%	18.3%	17.9%	16.7 %
% of concluded courses in receipt of dual-arch fixed appliances	317	359	88.3%	65.8%	68.8%	72.5%
% of concluded courses where treatment was abandoned or discontinued	37	359	10.3%	10.6%	10.3%	9.1%
% of patients satisfied with the treatment they have received	6	6	100.0%	96.4%	95.1%	95.8%

* Figures in italics indicate that the base number is less than 100.

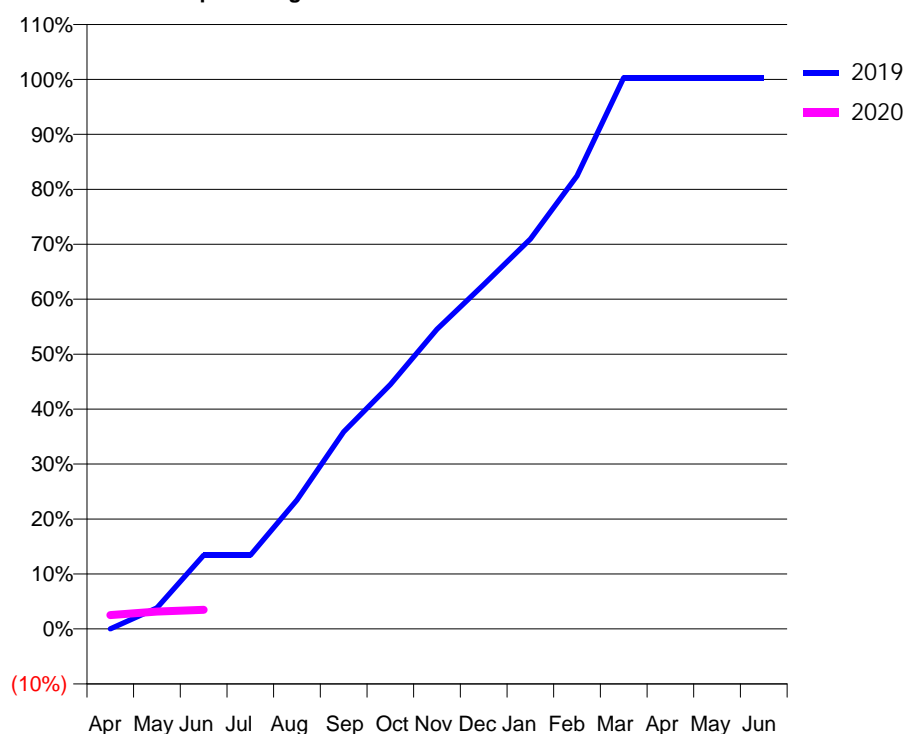
Q58 - Vital Signs Orthodontic At a Glance Contract Report for 167045/0001 - June 2019

Name or company name	QUALITY DENTAL CARE LIMITED	19/20 Contracted general activity (UDA)	18,500
Contract type name	GDS Contract	Carry forward general activity (UDA)	0
Purpose of contract	General and Orthodontic	19/20 Contracted orthodontic activity (UOA)	4,389
Contract start date	05/02/2008	Carry forward orthodontic activity (UOA)	0
Contract end date		Baseline contract value	£725,499.02

ACCESS	Contract	England and Wales
24 month ratio of assessments to patient IDs	1.10	1.08

ACTIVITY	Contract
Contract assess and fit appliances (case starts) as a percentage of Area Team case starts	1.2 %

Cumulative percentage of contracted UOA delivered 2019 & 2020



Month	Adjusted Scheduled Activity (UOA)		
	2018	2019	2020
April	0	0	111
May	319	168	139
June	319	588	153
July	1,453	588	
August	1,747	1,029	
September	2,188	1,575	
October	2,461	1,953	
November	3,028	2,394	
December	3,364	2,751	
January	3,616	3,115	
February	3,889	3,618	
March	4,057	4,403	
April	4,389	4,403	
May	4,389	4,403	
June	4,389	4,403	

QUANTITY METRICS (rolling 12 month period)

	Contract Quantity	Contract Base Number	Contract *	Area Team	Region	England
% of all assessments that were assess and fit appliances (case starts)	175	468	37.4%	61.8%	56.7%	58.2%
% of all assessments that were assess and refuse	44	468	9.4%	11.9%	11.8%	12.4%
% of all assessments that were assess and review	249	468	53.2%	26.3%	31.4%	29.4%
% of case starts with a reported IOTN of 3 and Aesthetic Component of 5 or below	0	175	N/A	0.2%	0.2%	0.1%
% of case starts with a reported IOTN of 3 and Aesthetic Component of 6 or above	0	175	N/A	5.1%	3.9%	3.9%
% of case starts with a reported IOTN of 4	113	175	64.6%	76.0%	76.1%	77.7%
% of case starts with a reported IOTN of 5	62	175	35.4%	18.3%	17.9%	16.7 %
% of concluded courses in receipt of dual-arch fixed appliances	147	176	83.5%	65.8%	68.8%	72.5%
% of concluded courses where treatment was abandoned or discontinued	23	176	13.1%	10.6%	10.3%	9.1%
% of patients satisfied with the treatment they have received	1	1	100.0%	96.4%	95.1%	95.8%

* Figures in italics indicate that the base number is less than 100.

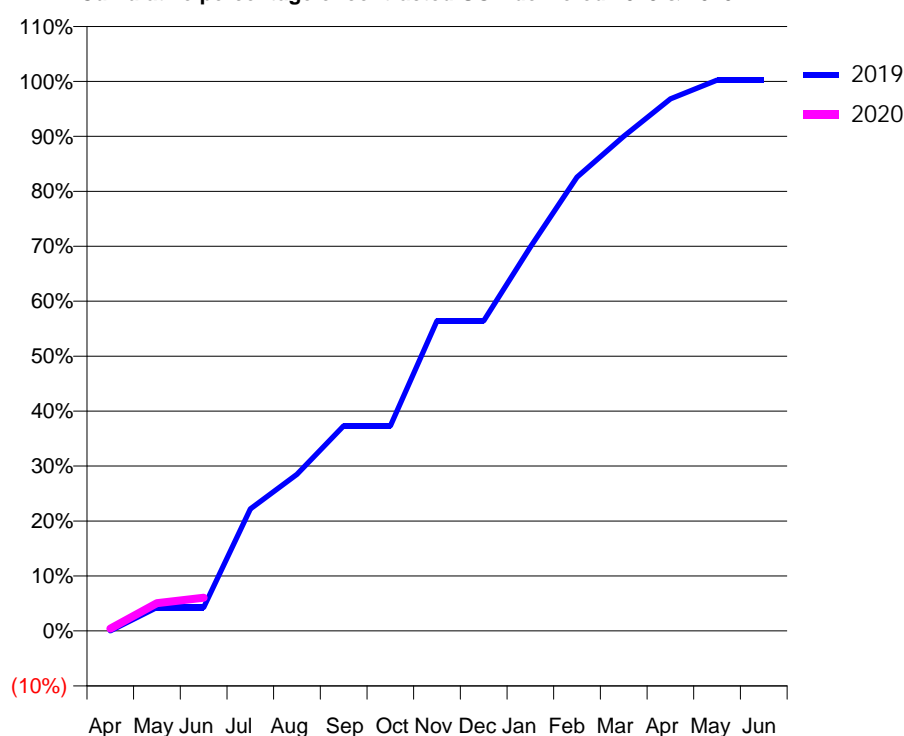
Q58 - Vital Signs Orthodontic At a Glance Contract Report for 168513/0001 - June 2019

Name or company name	MHT Solutions Ltd	19/20 Contracted general activity (UDA)	0
Contract type name	PDS Contract	Carry forward general activity (UDA)	0
Purpose of contract	Orthodontic	19/20 Contracted orthodontic activity (UOA)	9,915
Contract start date	01/06/2011	Carry forward orthodontic activity (UOA)	0
Contract end date	29/05/2020	Baseline contract value	£676,330.48

ACCESS	Contract	England and Wales
24 month ratio of assessments to patient IDs	1.01	1.08

ACTIVITY	Contract
Contract assess and fit appliances (case starts) as a percentage of Area Team case starts	3.3 %

Cumulative percentage of contracted UOA delivered 2019 & 2020



Month	Adjusted Scheduled Activity (UOA)		
	2018	2019	2020
April	-395	0	43
May	-395	424	502
June	152	424	600
July	1,099	2,203	
August	2,466	2,827	
September	3,209	3,701	
October	3,630	3,701	
November	4,378	5,595	
December	6,084	5,595	
January	6,842	6,928	
February	8,366	8,187	
March	8,366	8,923	
April	9,918	9,598	
May	9,918	9,938	
June	9,918	9,938	

QUANTITY METRICS (rolling 12 month period)

	Contract Quantity	Contract Base Number	Contract *	Area Team	Region	England
% of all assessments that were assess and fit appliances (case starts)	470	872	53.9%	61.8%	56.7%	58.2%
% of all assessments that were assess and refuse	240	872	27.5%	11.9%	11.8%	12.4%
% of all assessments that were assess and review	162	872	18.6%	26.3%	31.4%	29.4%
% of case starts with a reported IOTN of 3 and Aesthetic Component of 5 or below	1	470	0.2%	0.2%	0.2%	0.1%
% of case starts with a reported IOTN of 3 and Aesthetic Component of 6 or above	28	470	6.0%	5.1%	3.9%	3.9%
% of case starts with a reported IOTN of 4	339	470	72.1%	76.0%	76.1%	77.7%
% of case starts with a reported IOTN of 5	96	470	20.4%	18.3%	17.9%	16.7 %
% of concluded courses in receipt of dual-arch fixed appliances	480	554	86.6%	65.8%	68.8%	72.5%
% of concluded courses where treatment was abandoned or discontinued	42	554	7.6%	10.6%	10.3%	9.1%
% of patients satisfied with the treatment they have received	18	18	100.0%	96.4%	95.1%	95.8%

* Figures in italics indicate that the base number is less than 100.

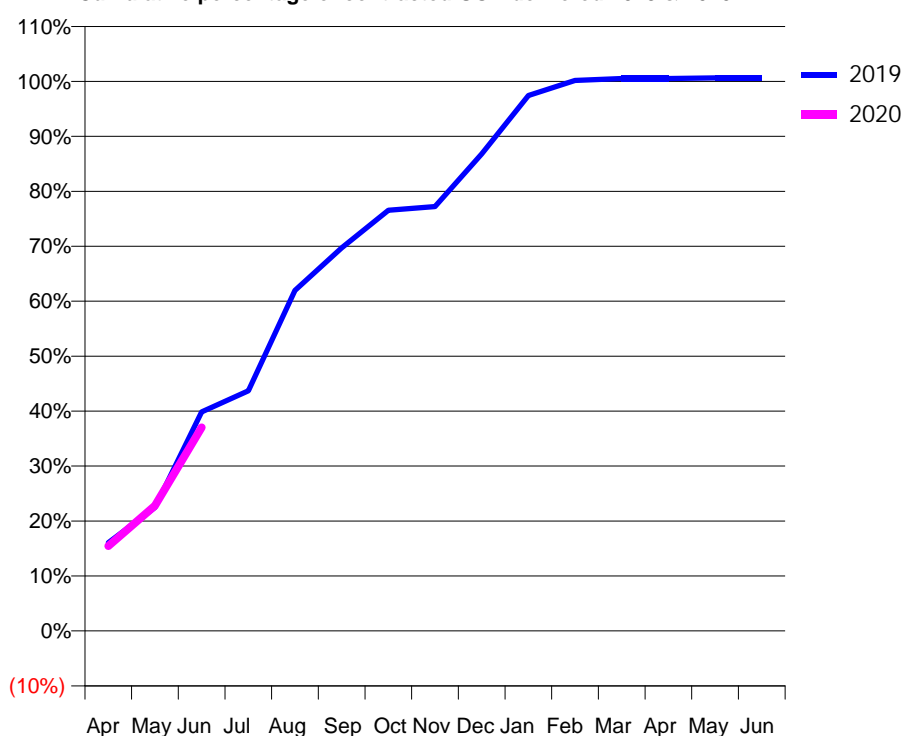
Q58 - Vital Signs Orthodontic At a Glance Contract Report for 171247/0001 - June 2019

Name or company name	Sharing Smiles Orthodontics Ltd	19/20 Contracted general activity (UDA)	0
Contract type name	PDS Contract	Carry forward general activity (UDA)	0
Purpose of contract	Orthodontic	19/20 Contracted orthodontic activity (UOA)	18,907
Contract start date	01/08/2010	Carry forward orthodontic activity (UOA)	0
Contract end date	29/05/2020	Baseline contract value	£1,167,762.03

ACCESS	Contract	England and Wales
24 month ratio of assessments to patient IDs	1.00	1.08

ACTIVITY	Contract
Contract assess and fit appliances (case starts) as a percentage of Area Team case starts	6.2 %

Cumulative percentage of contracted UOA delivered 2019 & 2020



Month	Adjusted Scheduled Activity (UOA)		
	2018	2019	2020
April	924	3,034	2,919
May	5,811	4,247	4,309
June	7,438	7,535	7,003
July	9,870	8,261	
August	11,607	11,717	
September	12,990	13,178	
October	15,269	14,473	
November	18,371	14,602	
December	19,782	16,409	
January	19,824	18,418	
February	19,824	18,939	
March	19,824	19,000	
April	19,845	19,000	
May	19,845	19,024	
June	19,845	19,024	

QUANTITY METRICS (rolling 12 month period)

	Contract Quantity	Contract Base Number	Contract *	Area Team	Region	England
% of all assessments that were assess and fit appliances (case starts)	880	1,155	76.2%	61.8%	56.7%	58.2%
% of all assessments that were assess and refuse	273	1,155	23.6%	11.9%	11.8%	12.4%
% of all assessments that were assess and review	2	1,155	0.2%	26.3%	31.4%	29.4%
% of case starts with a reported IOTN of 3 and Aesthetic Component of 5 or below	6	880	0.7%	0.2%	0.2%	0.1%
% of case starts with a reported IOTN of 3 and Aesthetic Component of 6 or above	80	880	9.1%	5.1%	3.9%	3.9%
% of case starts with a reported IOTN of 4	627	880	71.3%	76.0%	76.1%	77.7%
% of case starts with a reported IOTN of 5	167	880	19.0%	18.3%	17.9%	16.7 %
% of concluded courses in receipt of dual-arch fixed appliances	1,320	1,621	81.4%	65.8%	68.8%	72.5%
% of concluded courses where treatment was abandoned or discontinued	294	1,621	18.1%	10.6%	10.3%	9.1%
% of patients satisfied with the treatment they have received	4	4	100.0%	96.4%	95.1%	95.8%

* Figures in italics indicate that the base number is less than 100.

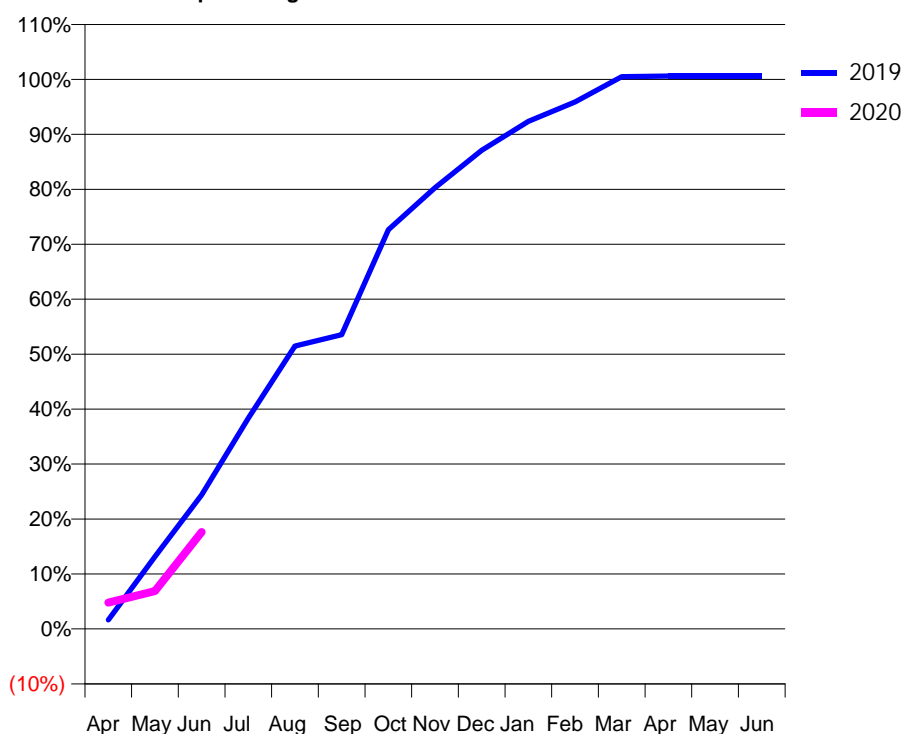
Q58 - Vital Signs Orthodontic At a Glance Contract Report for 186872/0005 - June 2019

Name or company name	ORTHOWORLD 2000 LTD	19/20 Contracted general activity (UDA)	0
Contract type name	PDS Contract	Carry forward general activity (UDA)	0
Purpose of contract	Orthodontic	19/20 Contracted orthodontic activity (UOA)	7,225
Contract start date	01/04/2006	Carry forward orthodontic activity (UOA)	0
Contract end date	01/05/2020	Baseline contract value	£501,201.16

ACCESS	Contract	England and Wales
24 month ratio of assessments to patient IDs	1.06	1.08

ACTIVITY	Contract
Contract assess and fit appliances (case starts) as a percentage of Area Team case starts	2.2 %

Cumulative percentage of contracted UOA delivered 2019 & 2020



Month	Adjusted Scheduled Activity (UOA)		
	2018	2019	2020
April	0	119	347
May	566	952	499
June	1,142	1,763	1,273
July	1,657	2,772	
August	2,542	3,720	
September	2,958	3,868	
October	3,389	5,249	
November	4,610	5,799	
December	5,213	6,291	
January	5,792	6,672	
February	6,811	6,928	
March	6,964	7,260	
April	7,215	7,268	
May	7,215	7,268	
June	7,215	7,269	

QUANTITY METRICS (rolling 12 month period)

	Contract Quantity	Contract Base Number	Contract *	Area Team	Region	England
% of all assessments that were assess and fit appliances (case starts)	318	493	64.5%	61.8%	56.7%	58.2%
% of all assessments that were assess and refuse	74	493	15.0%	11.9%	11.8%	12.4%
% of all assessments that were assess and review	101	493	20.5%	26.3%	31.4%	29.4%
% of case starts with a reported IOTN of 3 and Aesthetic Component of 5 or below	1	318	0.3%	0.2%	0.2%	0.1%
% of case starts with a reported IOTN of 3 and Aesthetic Component of 6 or above	56	318	17.6%	5.1%	3.9%	3.9%
% of case starts with a reported IOTN of 4	224	318	70.4%	76.0%	76.1%	77.7%
% of case starts with a reported IOTN of 5	36	318	11.3%	18.3%	17.9%	16.7%
% of concluded courses in receipt of dual-arch fixed appliances	298	400	74.5%	65.8%	68.8%	72.5%
% of concluded courses where treatment was abandoned or discontinued	83	400	20.8%	10.6%	10.3%	9.1%
% of patients satisfied with the treatment they have received	3	3	100.0%	96.4%	95.1%	95.8%

* Figures in italics indicate that the base number is less than 100.

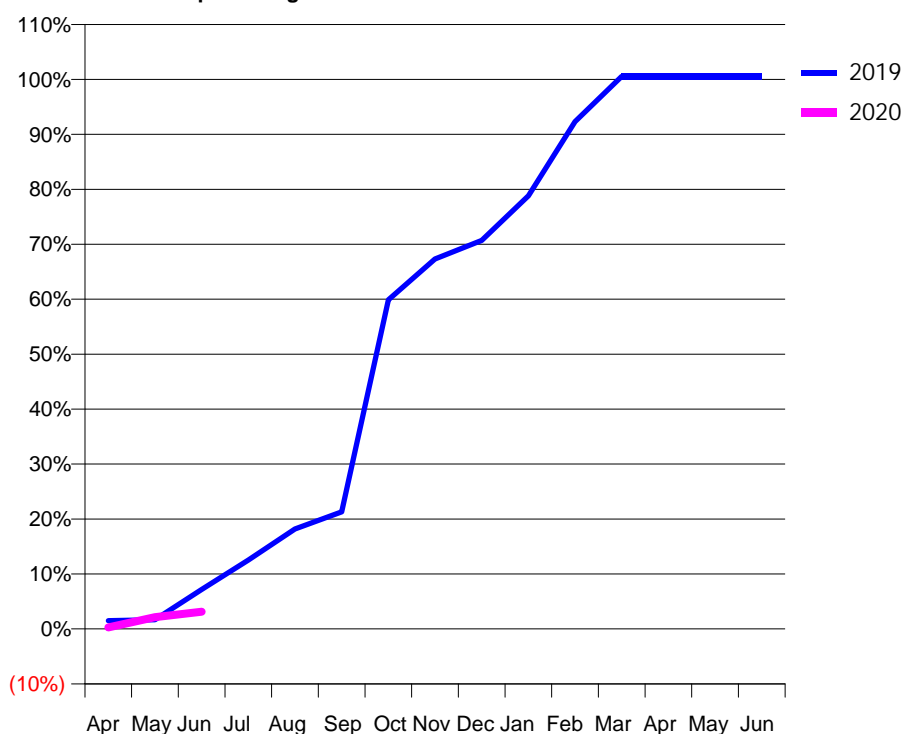
Q58 - Vital Signs Orthodontic At a Glance Contract Report for 187402/0003 - June 2019

Name or company name	Moopen Dental Care	19/20 Contracted general activity (UDA)	44,871
Contract type name	GDS Contract	Carry forward general activity (UDA)	0
Purpose of contract	General and Orthodontic	19/20 Contracted orthodontic activity (UOA)	2,926
Contract start date	01/02/2015	Carry forward orthodontic activity (UOA)	0
Contract end date		Baseline contract value	£1,447,630.36

ACCESS	Contract	England and Wales
24 month ratio of assessments to patient IDs	1.21	1.08

ACTIVITY	Contract
Contract assess and fit appliances (case starts) as a percentage of Area Team case starts	0.9 %

Cumulative percentage of contracted UOA delivered 2019 & 2020



Month	Adjusted Scheduled Activity (UOA)		
	2018	2019	2020
April	217	44	8
May	427	49	63
June	1,245	210	92
July	1,728	367	
August	1,945	532	
September	2,328	624	
October	2,454	1,753	
November	2,584	1,969	
December	2,605	2,069	
January	2,725	2,306	
February	2,890	2,701	
March	2,923	2,942	
April	2,948	2,942	
May	2,948	2,942	
June	2,948	2,942	

QUANTITY METRICS (rolling 12 month period)

	Contract Quantity	Contract Base Number	Contract *	Area Team	Region	England
% of all assessments that were assess and fit appliances (case starts)	134	284	47.2%	61.8%	56.7%	58.2%
% of all assessments that were assess and refuse	40	284	14.1%	11.9%	11.8%	12.4%
% of all assessments that were assess and review	110	284	38.7%	26.3%	31.4%	29.4%
% of case starts with a reported IOTN of 3 and Aesthetic Component of 5 or below	0	134	N/A	0.2%	0.2%	0.1%
% of case starts with a reported IOTN of 3 and Aesthetic Component of 6 or above	0	134	N/A	5.1%	3.9%	3.9%
% of case starts with a reported IOTN of 4	102	134	76.1%	76.0%	76.1%	77.7%
% of case starts with a reported IOTN of 5	32	134	23.9%	18.3%	17.9%	16.7 %
% of concluded courses in receipt of dual-arch fixed appliances	0	3	N/A	65.8%	68.8%	72.5%
% of concluded courses where treatment was abandoned or discontinued	0	3	0.0%	10.6%	10.3%	9.1%
% of patients satisfied with the treatment they have received	1	1	100.0%	96.4%	95.1%	95.8%

* Figures in italics indicate that the base number is less than 100.

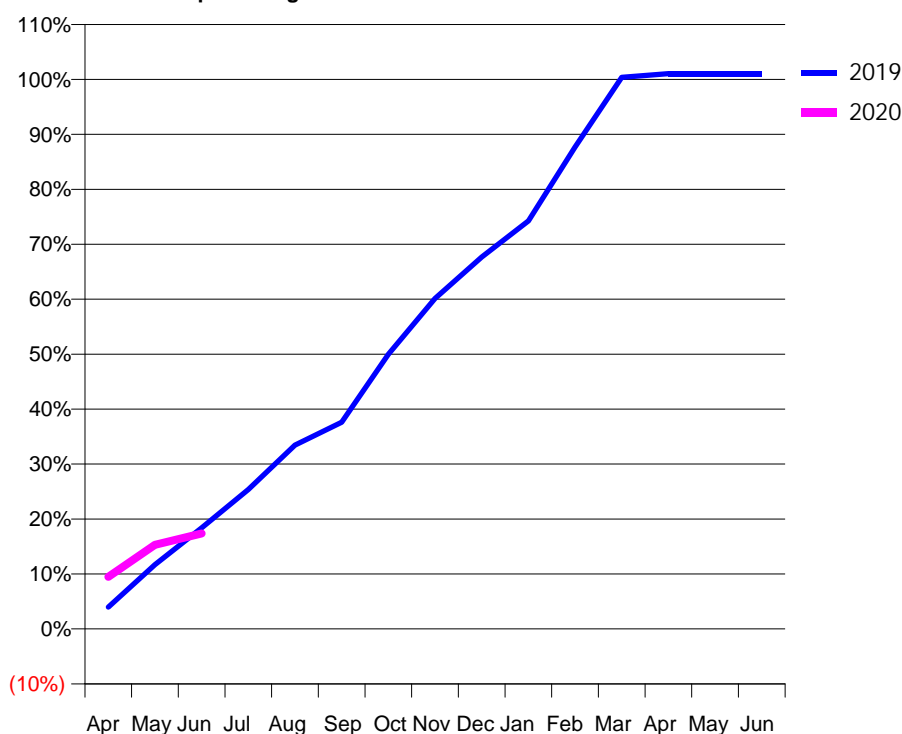
Q58 - Vital Signs Orthodontic At a Glance Contract Report for 188093/0001 - June 2019

Name or company name	Inline Orthodontics	19/20 Contracted general activity (UDA)	0
Contract type name	PDS Contract	Carry forward general activity (UDA)	0
Purpose of contract	Orthodontic	19/20 Contracted orthodontic activity (UOA)	12,238
Contract start date	01/10/2014	Carry forward orthodontic activity (UOA)	0
Contract end date	03/04/2020	Baseline contract value	£821,387.71

ACCESS	Contract	England and Wales
24 month ratio of assessments to patient IDs	1.00	1.08

ACTIVITY	Contract
Contract assess and fit appliances (case starts) as a percentage of Area Team case starts	4.2 %

Cumulative percentage of contracted UOA delivered 2019 & 2020



Month	Adjusted Scheduled Activity (UOA)		
	2018	2019	2020
April	45	487	1,159
May	87	1,432	1,873
June	234	2,251	2,125
July	1,893	3,107	-
August	2,061	4,094	-
September	2,061	4,602	-
October	4,354	6,115	-
November	6,307	7,358	-
December	8,029	8,282	-
January	9,100	9,085	-
February	10,990	10,727	-
March	12,254	12,281	-
April	12,254	12,365	-
May	12,254	12,365	-
June	12,254	12,365	-

QUANTITY METRICS (rolling 12 month period)

	Contract Quantity	Contract Base Number	Contract *	Area Team	Region	England
% of all assessments that were assess and fit appliances (case starts)	589	595	99.0%	61.8%	56.7%	58.2%
% of all assessments that were assess and refuse	6	595	1.0%	11.9%	11.8%	12.4%
% of all assessments that were assess and review	0	595	0.0%	26.3%	31.4%	29.4%
% of case starts with a reported IOTN of 3 and Aesthetic Component of 5 or below	0	589	N/A	0.2%	0.2%	0.1%
% of case starts with a reported IOTN of 3 and Aesthetic Component of 6 or above	16	589	2.7%	5.1%	3.9%	3.9%
% of case starts with a reported IOTN of 4	449	589	76.2%	76.0%	76.1%	77.7%
% of case starts with a reported IOTN of 5	123	589	20.9%	18.3%	17.9%	16.7 %
% of concluded courses in receipt of dual-arch fixed appliances	433	495	87.5%	65.8%	68.8%	72.5%
% of concluded courses where treatment was abandoned or discontinued	50	495	10.1%	10.6%	10.3%	9.1%
% of patients satisfied with the treatment they have received	3	3	100.0%	96.4%	95.1%	95.8%

* Figures in italics indicate that the base number is less than 100.

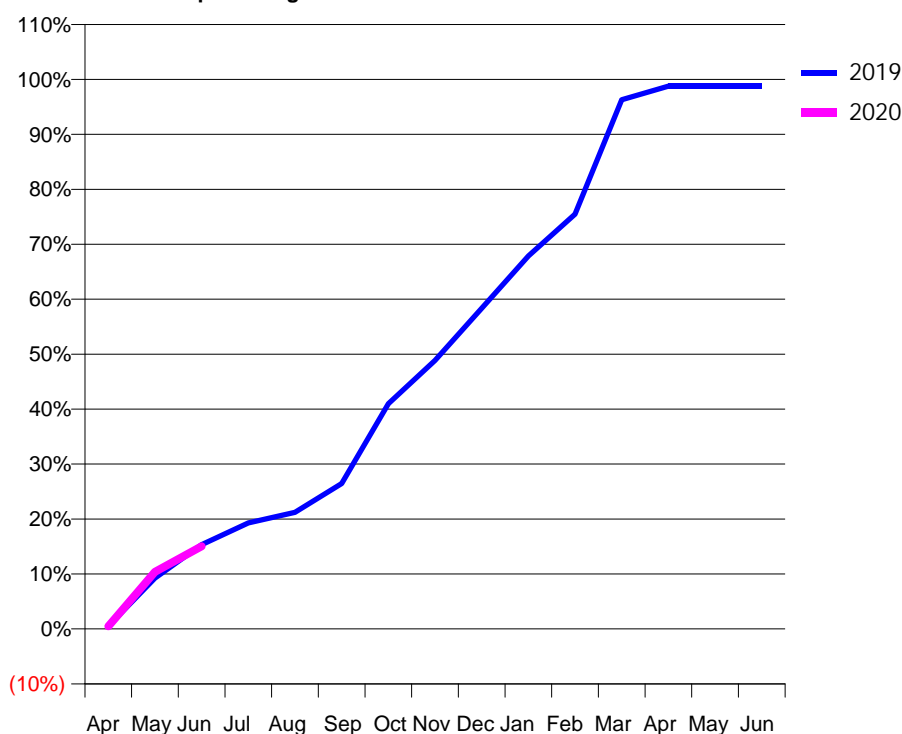
Q58 - Vital Signs Orthodontic At a Glance Contract Report for 192961/0001 - June 2019

Name or company name	Mr Roderick P Ingham, Mr Jose F Angelo and Mr Ste	19/20 Contracted general activity (UDA)	0
Contract type name	GDS Contract	Carry forward general activity (UDA)	0
Purpose of contract	Orthodontic	19/20 Contracted orthodontic activity (UOA)	4,500
Contract start date	01/12/2014	Carry forward orthodontic activity (UOA)	0
Contract end date		Baseline contract value	£280,102.42

ACCESS	Contract	England and Wales
24 month ratio of assessments to patient IDs	1.15	1.08

ACTIVITY	Contract
Contract assess and fit appliances (case starts) as a percentage of Area Team case starts	1.5 %

Cumulative percentage of contracted UOA delivered 2019 & 2020



Month	Adjusted Scheduled Activity (UOA)		
	2018	2019	2020
April	-20	23	21
May	220	417	467
June	330	690	677
July	649	869	
August	1,080	955	
September	1,487	1,191	
October	2,140	1,845	
November	2,623	2,199	
December	3,133	2,626	
January	3,325	3,054	
February	3,710	3,397	
March	4,159	4,334	
April	4,414	4,445	
May	4,414	4,445	
June	4,414	4,445	

QUANTITY METRICS (rolling 12 month period)

	Contract Quantity	Contract Base Number	Contract *	Area Team	Region	England
% of all assessments that were assess and fit appliances (case starts)	207	290	71.4%	61.8%	56.7%	58.2%
% of all assessments that were assess and refuse	11	290	3.8%	11.9%	11.8%	12.4%
% of all assessments that were assess and review	72	290	24.8%	26.3%	31.4%	29.4%
% of case starts with a reported IOTN of 3 and Aesthetic Component of 5 or below	0	207	N/A	0.2%	0.2%	0.1%
% of case starts with a reported IOTN of 3 and Aesthetic Component of 6 or above	3	207	1.4%	5.1%	3.9%	3.9%
% of case starts with a reported IOTN of 4	172	207	83.1%	76.0%	76.1%	77.7%
% of case starts with a reported IOTN of 5	30	207	14.5%	18.3%	17.9%	16.7 %
% of concluded courses in receipt of dual-arch fixed appliances	0	1	N/A	65.8%	68.8%	72.5%
% of concluded courses where treatment was abandoned or discontinued	0	1	0.0%	10.6%	10.3%	9.1%
% of patients satisfied with the treatment they have received	0	0	N/A	96.4%	95.1%	95.8%

* Figures in italics indicate that the base number is less than 100.

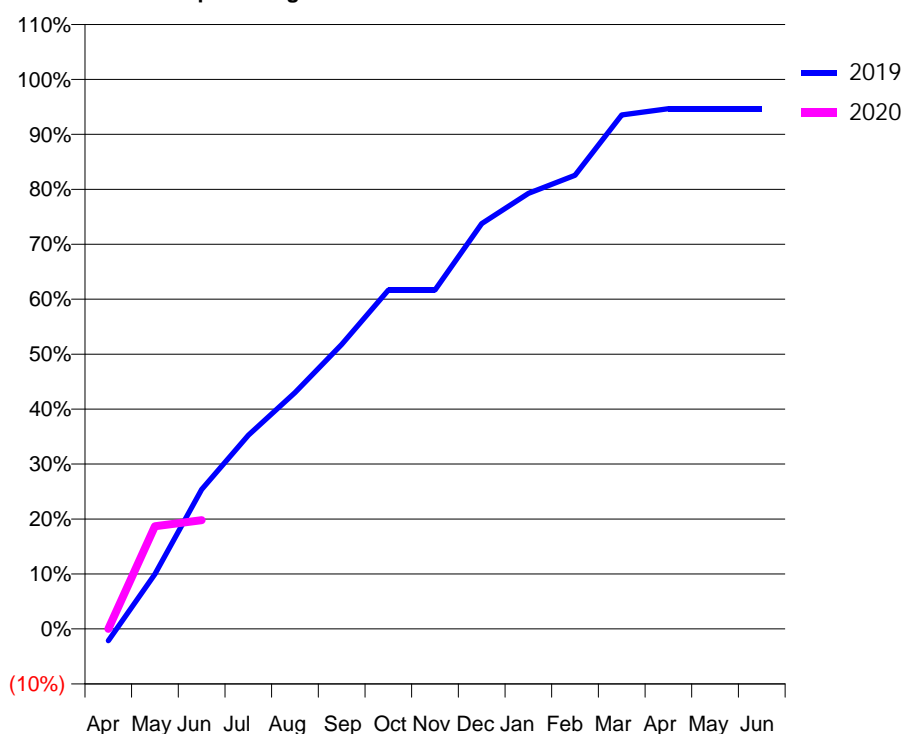
Q58 - Vital Signs Orthodontic At a Glance Contract Report for 196355/0001 - June 2019

Name or company name	Ortho-Tek Limited	19/20 Contracted general activity (UDA)	0
Contract type name	PDS Contract	Carry forward general activity (UDA)	0
Purpose of contract	Orthodontic	19/20 Contracted orthodontic activity (UOA)	1,911
Contract start date	01/04/2009	Carry forward orthodontic activity (UOA)	0
Contract end date	03/04/2020	Baseline contract value	£120,989.74

ACCESS	Contract	England and Wales
24 month ratio of assessments to patient IDs	1.00	1.08

ACTIVITY	Contract
Contract assess and fit appliances (case starts) as a percentage of Area Team case starts	0.6 %

Cumulative percentage of contracted UOA delivered 2019 & 2020



Month	Adjusted Scheduled Activity (UOA)		
	2018	2019	2020
April	-49	-41	0
May	35	191	357
June	203	485	378
July	396	674	
August	564	822	
September	564	990	
October	984	1,179	
November	1,215	1,179	
December	1,429	1,410	
January	1,702	1,515	
February	1,765	1,578	
March	1,828	1,788	
April	1,828	1,809	
May	1,870	1,809	
June	1,870	1,809	

QUANTITY METRICS (rolling 12 month period)

	Contract Quantity	Contract Base Number	Contract *	Area Team	Region	England
% of all assessments that were assess and fit appliances (case starts)	81	81	100.0%	61.8%	56.7%	58.2%
% of all assessments that were assess and refuse	0	81	0.0%	11.9%	11.8%	12.4%
% of all assessments that were assess and review	0	81	0.0%	26.3%	31.4%	29.4%
% of case starts with a reported IOTN of 3 and Aesthetic Component of 5 or below	1	81	1.2%	0.2%	0.2%	0.1%
% of case starts with a reported IOTN of 3 and Aesthetic Component of 6 or above	0	81	N/A	5.1%	3.9%	3.9%
% of case starts with a reported IOTN of 4	64	81	79.0%	76.0%	76.1%	77.7%
% of case starts with a reported IOTN of 5	16	81	19.8%	18.3%	17.9%	16.7 %
% of concluded courses in receipt of dual-arch fixed appliances	153	181	84.5%	65.8%	68.8%	72.5%
% of concluded courses where treatment was abandoned or discontinued	26	181	14.4%	10.6%	10.3%	9.1%
% of patients satisfied with the treatment they have received	0	0	N/A	96.4%	95.1%	95.8%

* Figures in italics indicate that the base number is less than 100.

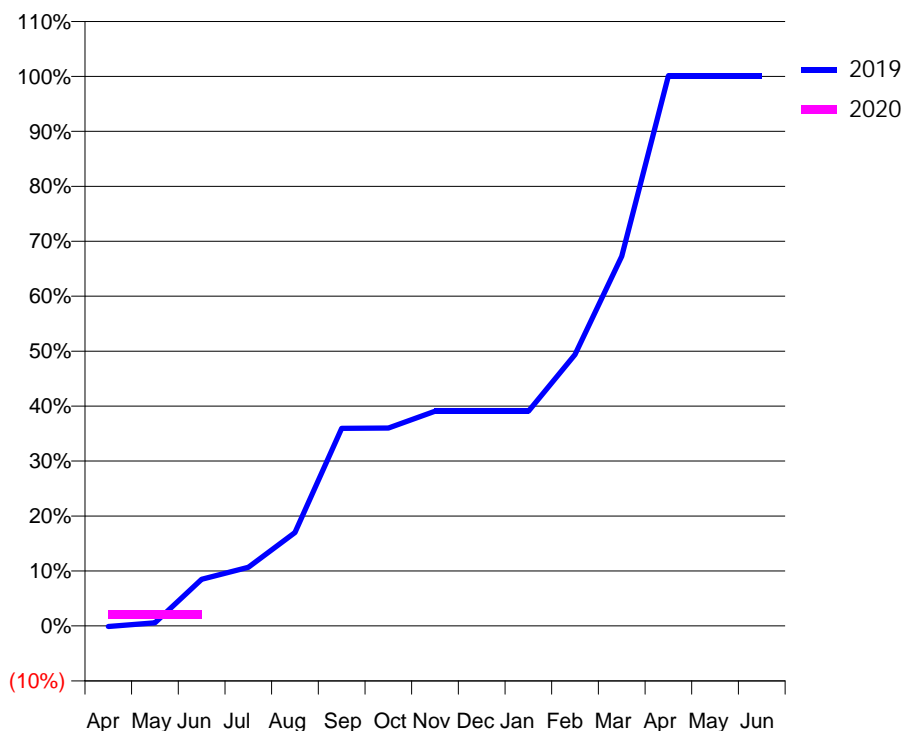
Q58 - Vital Signs Orthodontic At a Glance Contract Report for 197726/0001 - June 2019

Name or company name	The Tomlinson Avenue Orthodontic Centre Ltd	19/20 Contracted general activity (UDA)	0
Contract type name	PDS Contract	Carry forward general activity (UDA)	0
Purpose of contract	Orthodontic	19/20 Contracted orthodontic activity (UOA)	2,937
Contract start date	15/12/2010	Carry forward orthodontic activity (UOA)	0
Contract end date	29/05/2020	Baseline contract value	£170,394.79

ACCESS	Contract	England and Wales
24 month ratio of assessments to patient IDs	1.06	1.08

ACTIVITY	Contract
Contract assess and fit appliances (case starts) as a percentage of Area Team case starts	0.9 %

Cumulative percentage of contracted UOA delivered 2019 & 2020



Month	Adjusted Scheduled Activity (UOA)		
	2018	2019	2020
April	0	-4	63
May	0	17	63
June	191	250	63
July	548	314	
August	656	499	
September	953	1,056	
October	1,293	1,057	
November	1,610	1,148	
December	1,610	1,148	
January	1,758	1,148	
February	1,972	1,450	
March	2,799	1,975	
April	2,862	2,941	
May	2,932	2,941	
June	2,933	2,941	

QUANTITY METRICS (rolling 12 month period)

	Contract Quantity	Contract Base Number	Contract *	Area Team	Region	England
% of all assessments that were assess and fit appliances (case starts)	128	194	66.0%	61.8%	56.7%	58.2%
% of all assessments that were assess and refuse	2	194	1.0%	11.9%	11.8%	12.4%
% of all assessments that were assess and review	64	194	33.0%	26.3%	31.4%	29.4%
% of case starts with a reported IOTN of 3 and Aesthetic Component of 5 or below	0	128	N/A	0.2%	0.2%	0.1%
% of case starts with a reported IOTN of 3 and Aesthetic Component of 6 or above	1	128	0.8%	5.1%	3.9%	3.9%
% of case starts with a reported IOTN of 4	113	128	88.3%	76.0%	76.1%	77.7%
% of case starts with a reported IOTN of 5	14	128	10.9%	18.3%	17.9%	16.7 %
% of concluded courses in receipt of dual-arch fixed appliances	30	30	100.0%	65.8%	68.8%	72.5%
% of concluded courses where treatment was abandoned or discontinued	0	30	0.0%	10.6%	10.3%	9.1%
% of patients satisfied with the treatment they have received	1	1	100.0%	96.4%	95.1%	95.8%

* Figures in italics indicate that the base number is less than 100.

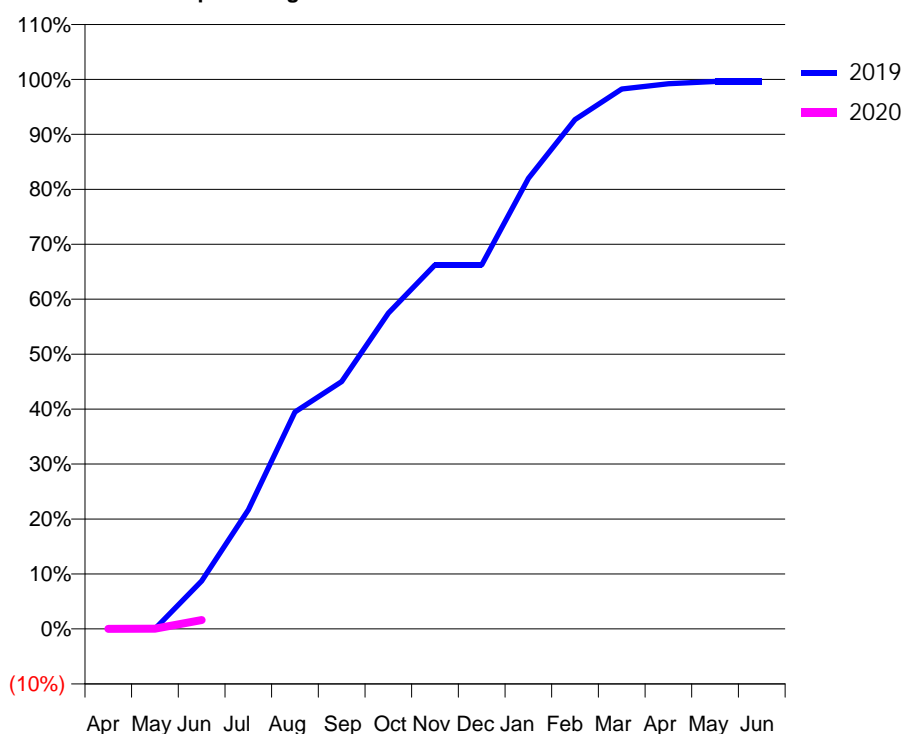
Q58 - Vital Signs Orthodontic At a Glance Contract Report for 199761/0001 - June 2019

Name or company name	Watford Orthodontics Limited	19/20 Contracted general activity (UDA)	0
Contract type name	PDS Contract	Carry forward general activity (UDA)	0
Purpose of contract	Orthodontic	19/20 Contracted orthodontic activity (UOA)	11,015
Contract start date	01/04/2009	Carry forward orthodontic activity (UOA)	0
Contract end date	03/04/2020	Baseline contract value	£704,210.57

ACCESS	Contract	England and Wales
24 month ratio of assessments to patient IDs	1.01	1.08

ACTIVITY	Contract
Contract assess and fit appliances (case starts) as a percentage of Area Team case starts	3.5 %

Cumulative percentage of contracted UOA delivered 2019 & 2020



Month	Adjusted Scheduled Activity (UOA)		
	2018	2019	2020
April	124	0	0
May	2,119	0	6
June	2,833	960	178
July	3,975	2,388	
August	4,080	4,349	
September	5,624	4,958	
October	5,624	6,331	
November	7,614	7,297	
December	8,580	7,297	
January	9,338	9,031	
February	10,325	10,211	
March	11,081	10,821	
April	11,060	10,930	
May	11,081	10,972	
June	11,081	10,972	

QUANTITY METRICS (rolling 12 month period)

	Contract Quantity	Contract Base Number	Contract *	Area Team	Region	England
% of all assessments that were assess and fit appliances (case starts)	491	505	97.2%	61.8%	56.7%	58.2%
% of all assessments that were assess and refuse	12	505	2.4%	11.9%	11.8%	12.4%
% of all assessments that were assess and review	2	505	0.4%	26.3%	31.4%	29.4%
% of case starts with a reported IOTN of 3 and Aesthetic Component of 5 or below	1	491	0.2%	0.2%	0.2%	0.1%
% of case starts with a reported IOTN of 3 and Aesthetic Component of 6 or above	26	491	5.3%	5.1%	3.9%	3.9%
% of case starts with a reported IOTN of 4	393	491	80.0%	76.0%	76.1%	77.7%
% of case starts with a reported IOTN of 5	69	491	14.1%	18.3%	17.9%	16.7 %
% of concluded courses in receipt of dual-arch fixed appliances	82	972	8.4%	65.8%	68.8%	72.5%
% of concluded courses where treatment was abandoned or discontinued	212	972	21.8%	10.6%	10.3%	9.1%
% of patients satisfied with the treatment they have received	16	16	100.0%	96.4%	95.1%	95.8%

* Figures in italics indicate that the base number is less than 100.

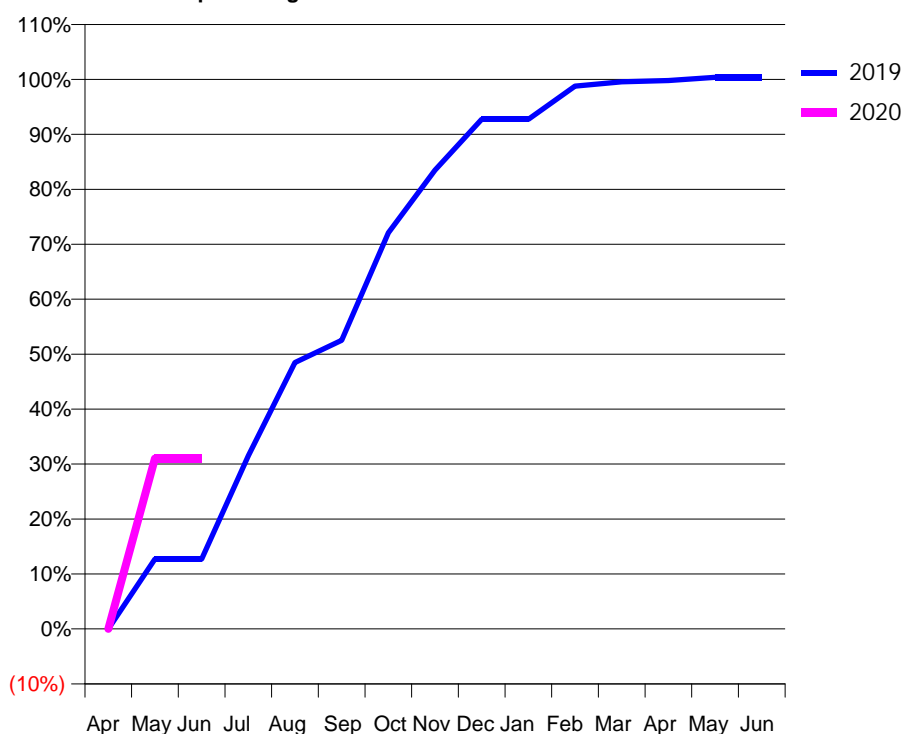
Q58 - Vital Signs Orthodontic At a Glance Contract Report for 232718/0001 - June 2019

Name or company name	MR A RUMBAK	19/20 Contracted general activity (UDA)	0
Contract type name	PDS Contract	Carry forward general activity (UDA)	0
Purpose of contract	Orthodontic	19/20 Contracted orthodontic activity (UOA)	3,747
Contract start date	01/04/2006	Carry forward orthodontic activity (UOA)	0
Contract end date	03/04/2020	Baseline contract value	£237,251.84

ACCESS	Contract	England and Wales
24 month ratio of assessments to patient IDs	1.34	1.08

ACTIVITY	Contract
Contract assess and fit appliances (case starts) as a percentage of Area Team case starts	1.4 %

Cumulative percentage of contracted UOA delivered 2019 & 2020



Month	Adjusted Scheduled Activity (UOA)		
	2018	2019	2020
April	0	0	0
May	506	477	1,162
June	741	477	1,162
July	1,154	1,182	
August	1,808	1,816	
September	2,283	1,968	
October	2,547	2,701	
November	3,192	3,128	
December	3,530	3,475	
January	3,575	3,475	
February	3,747	3,700	
March	3,747	3,730	
April	3,747	3,739	
May	3,747	3,761	
June	3,747	3,761	

QUANTITY METRICS (rolling 12 month period)

	Contract Quantity	Contract Base Number	Contract *	Area Team	Region	England
% of all assessments that were assess and fit appliances (case starts)	195	630	31.0%	61.8%	56.7%	58.2%
% of all assessments that were assess and refuse	1	630	0.2%	11.9%	11.8%	12.4%
% of all assessments that were assess and review	434	630	68.9%	26.3%	31.4%	29.4%
% of case starts with a reported IOTN of 3 and Aesthetic Component of 5 or below	0	195	N/A	0.2%	0.2%	0.1%
% of case starts with a reported IOTN of 3 and Aesthetic Component of 6 or above	1	195	0.5%	5.1%	3.9%	3.9%
% of case starts with a reported IOTN of 4	141	195	72.3%	76.0%	76.1%	77.7%
% of case starts with a reported IOTN of 5	52	195	26.7%	18.3%	17.9%	16.7 %
% of concluded courses in receipt of dual-arch fixed appliances	0	90	N/A	65.8%	68.8%	72.5%
% of concluded courses where treatment was abandoned or discontinued	8	90	8.9%	10.6%	10.3%	9.1%
% of patients satisfied with the treatment they have received	4	4	100.0%	96.4%	95.1%	95.8%

* Figures in italics indicate that the base number is less than 100.

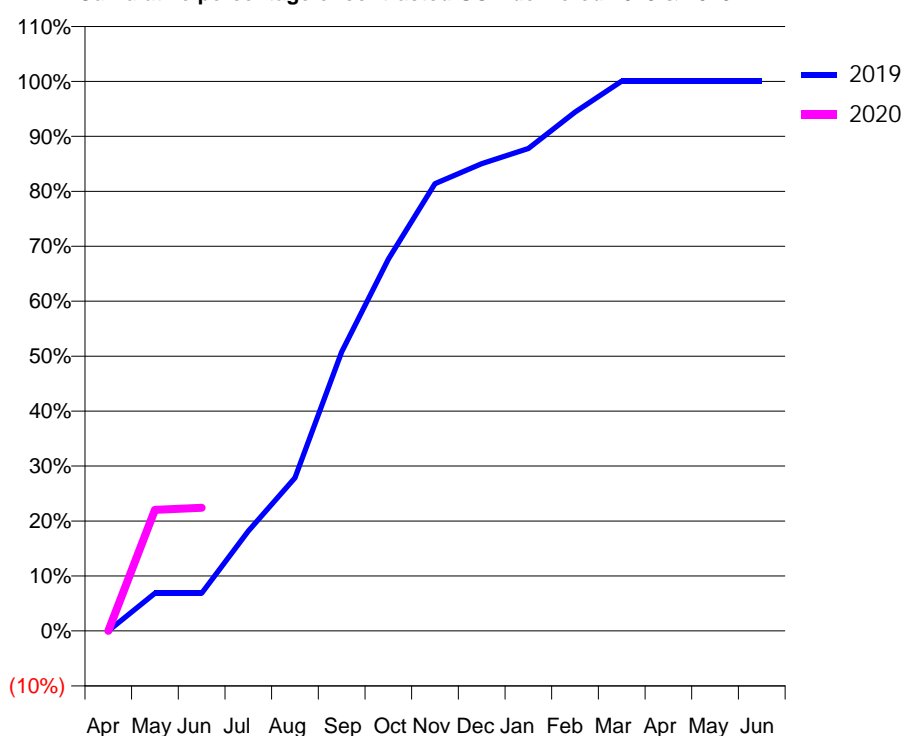
Q58 - Vital Signs Orthodontic At a Glance Contract Report for 333441/0001 - June 2019

Name or company name	MRS AA SOYOMBO	19/20 Contracted general activity (UDA)	0
Contract type name	PDS Contract	Carry forward general activity (UDA)	0
Purpose of contract	Orthodontic	19/20 Contracted orthodontic activity (UOA)	8,028
Contract start date	01/04/2006	Carry forward orthodontic activity (UOA)	0
Contract end date	29/05/2020	Baseline contract value	£538,792.50

ACCESS	Contract	England and Wales
24 month ratio of assessments to patient IDs	1.32	1.08

ACTIVITY	Contract
Contract assess and fit appliances (case starts) as a percentage of Area Team case starts	2.9 %

Cumulative percentage of contracted UOA delivered 2019 & 2020



Month	Adjusted Scheduled Activity (UOA)		
	2018	2019	2020
April	194	0	0
May	194	550	1,768
June	664	550	1,800
July	2,058	1,461	
August	3,865	2,237	
September	4,461	4,077	
October	5,430	5,432	
November	5,749	6,534	
December	6,723	6,826	
January	7,159	7,047	
February	7,586	7,579	
March	7,586	8,032	
April	7,959	8,032	
May	7,986	8,032	
June	7,986	8,032	

QUANTITY METRICS (rolling 12 month period)

	Contract Quantity	Contract Base Number	Contract *	Area Team	Region	England
% of all assessments that were assess and fit appliances (case starts)	414	1,006	41.2%	61.8%	56.7%	58.2%
% of all assessments that were assess and refuse	63	1,006	6.3%	11.9%	11.8%	12.4%
% of all assessments that were assess and review	529	1,006	52.6%	26.3%	31.4%	29.4%
% of case starts with a reported IOTN of 3 and Aesthetic Component of 5 or below	0	414	N/A	0.2%	0.2%	0.1%
% of case starts with a reported IOTN of 3 and Aesthetic Component of 6 or above	1	414	0.2%	5.1%	3.9%	3.9%
% of case starts with a reported IOTN of 4	400	414	96.6%	76.0%	76.1%	77.7%
% of case starts with a reported IOTN of 5	11	414	2.7%	18.3%	17.9%	16.7 %
% of concluded courses in receipt of dual-arch fixed appliances	214	267	80.1%	65.8%	68.8%	72.5%
% of concluded courses where treatment was abandoned or discontinued	47	267	17.6%	10.6%	10.3%	9.1%
% of patients satisfied with the treatment they have received	1	1	100.0%	96.4%	95.1%	95.8%

* Figures in italics indicate that the base number is less than 100.

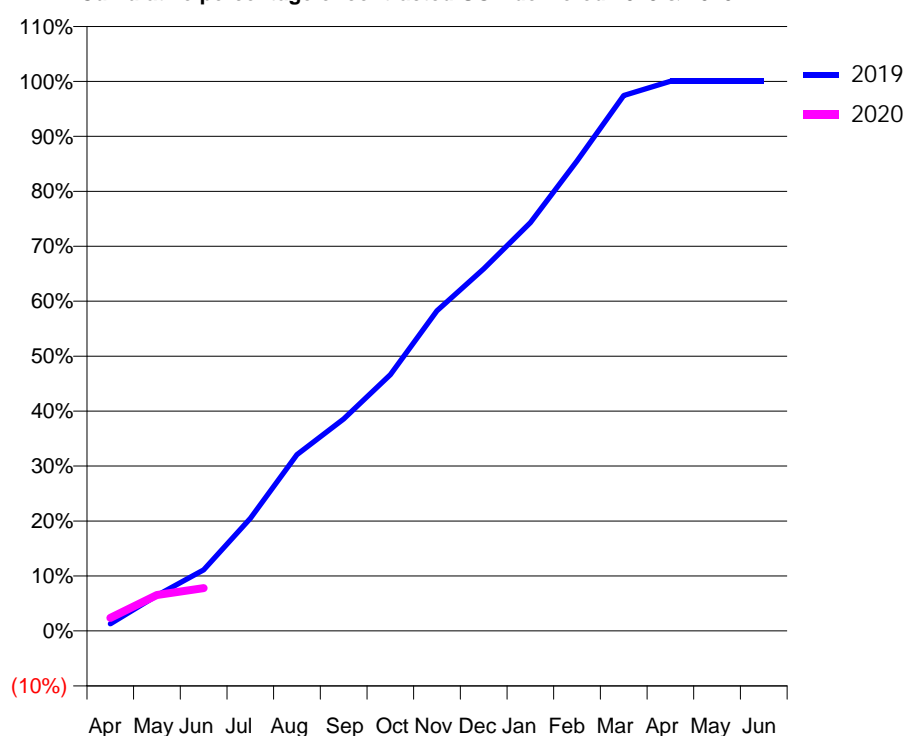
Q58 - Vital Signs Orthodontic At a Glance Contract Report for 335460/0001 - June 2019

Name or company name	MR SF ISMAIL	19/20 Contracted general activity (UDA)	0
Contract type name	PDS Contract	Carry forward general activity (UDA)	0
Purpose of contract	Orthodontic	19/20 Contracted orthodontic activity (UOA)	7,302
Contract start date	01/04/2006	Carry forward orthodontic activity (UOA)	0
Contract end date	03/04/2020	Baseline contract value	£472,619.64

ACCESS	Contract	England and Wales
24 month ratio of assessments to patient IDs	1.02	1.08

ACTIVITY	Contract
Contract assess and fit appliances (case starts) as a percentage of Area Team case starts	2.4 %

Cumulative percentage of contracted UOA delivered 2019 & 2020



Month	Adjusted Scheduled Activity (UOA)		
	2018	2019	2020
April	106	94	172
May	496	473	478
June	916	813	570
July	1,431	1,497	
August	2,012	2,341	
September	2,712	2,816	
October	3,310	3,405	
November	4,226	4,253	
December	4,881	4,811	
January	5,427	5,427	
February	6,443	6,246	
March	7,178	7,114	
April	7,304	7,303	
May	7,304	7,303	
June	7,304	7,303	

QUANTITY METRICS (rolling 12 month period)

	Contract Quantity	Contract Base Number	Contract *	Area Team	Region	England
% of all assessments that were assess and fit appliances (case starts)	334	604	55.3%	61.8%	56.7%	58.2%
% of all assessments that were assess and refuse	85	604	14.1%	11.9%	11.8%	12.4%
% of all assessments that were assess and review	185	604	30.6%	26.3%	31.4%	29.4%
% of case starts with a reported IOTN of 3 and Aesthetic Component of 5 or below	4	334	1.2%	0.2%	0.2%	0.1%
% of case starts with a reported IOTN of 3 and Aesthetic Component of 6 or above	10	334	3.0%	5.1%	3.9%	3.9%
% of case starts with a reported IOTN of 4	238	334	71.3%	76.0%	76.1%	77.7%
% of case starts with a reported IOTN of 5	71	334	21.3%	18.3%	17.9%	16.7 %
% of concluded courses in receipt of dual-arch fixed appliances	348	395	88.1%	65.8%	68.8%	72.5%
% of concluded courses where treatment was abandoned or discontinued	23	395	5.8%	10.6%	10.3%	9.1%
% of patients satisfied with the treatment they have received	9	9	100.0%	96.4%	95.1%	95.8%

* Figures in italics indicate that the base number is less than 100.

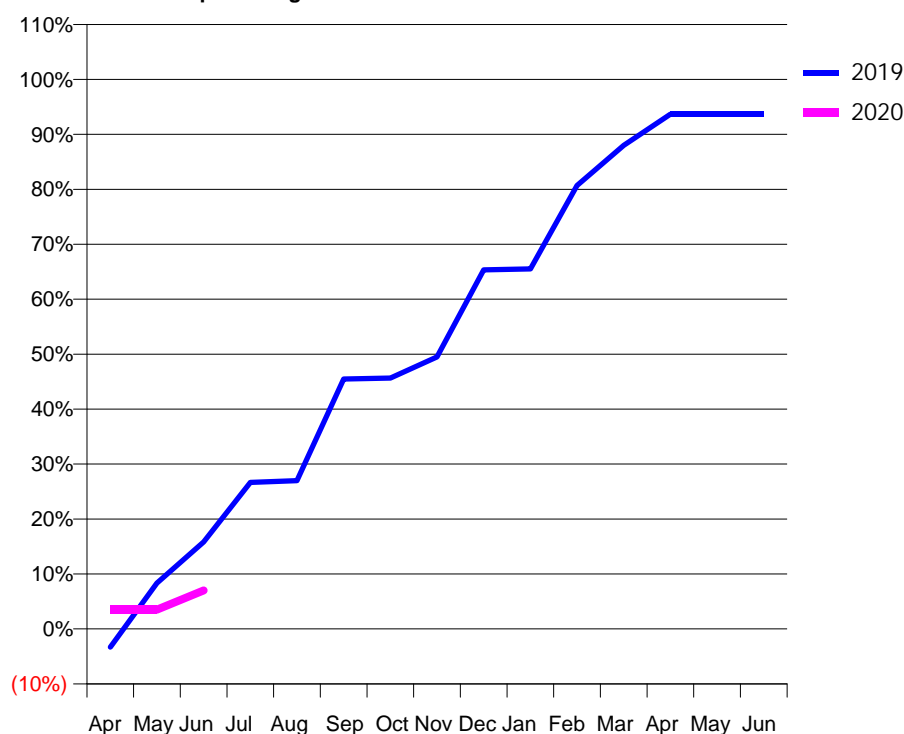
Q58 - Vital Signs Orthodontic At a Glance Contract Report for 363456/0002 - June 2019

Name or company name	Ballard & Tucker	19/20 Contracted general activity (UDA)	0
Contract type name	GDS Contract	Carry forward general activity (UDA)	0
Purpose of contract	Orthodontic	19/20 Contracted orthodontic activity (UOA)	600
Contract start date	01/04/2006	Carry forward orthodontic activity (UOA)	0
Contract end date		Baseline contract value	£40,938.02

ACCESS	Contract	England and Wales
24 month ratio of assessments to patient IDs	1.22	1.08

ACTIVITY	Contract
Contract assess and fit appliances (case starts) as a percentage of Area Team case starts	0.2 %

Cumulative percentage of contracted UOA delivered 2019 & 2020



Month	Adjusted Scheduled Activity (UOA)		
	2018	2019	2020
April	-21	-20	21
May	-19	50	21
June	-13	95	42
July	34	160	
August	90	162	
September	104	273	
October	220	274	
November	293	297	
December	341	392	
January	396	393	
February	555	484	
March	580	528	
April	580	562	
May	580	562	
June	580	562	

QUANTITY METRICS (rolling 12 month period)

	Contract Quantity	Contract Base Number	Contract *	Area Team	Region	England
% of all assessments that were assess and fit appliances (case starts)	24	65	36.9%	61.8%	56.7%	58.2%
% of all assessments that were assess and refuse	5	65	7.7%	11.9%	11.8%	12.4%
% of all assessments that were assess and review	36	65	55.4%	26.3%	31.4%	29.4%
% of case starts with a reported IOTN of 3 and Aesthetic Component of 5 or below	0	24	<i>N/A</i>	0.2%	0.2%	0.1%
% of case starts with a reported IOTN of 3 and Aesthetic Component of 6 or above	1	24	4.2%	5.1%	3.9%	3.9%
% of case starts with a reported IOTN of 4	19	24	79.2%	76.0%	76.1%	77.7%
% of case starts with a reported IOTN of 5	4	24	16.7%	18.3%	17.9%	16.7%
% of concluded courses in receipt of dual-arch fixed appliances	1	13	7.7%	65.8%	68.8%	72.5%
% of concluded courses where treatment was abandoned or discontinued	0	13	0.0%	10.6%	10.3%	9.1%
% of patients satisfied with the treatment they have received	1	1	100.0%	96.4%	95.1%	95.8%

* Figures in italics indicate that the base number is less than 100.

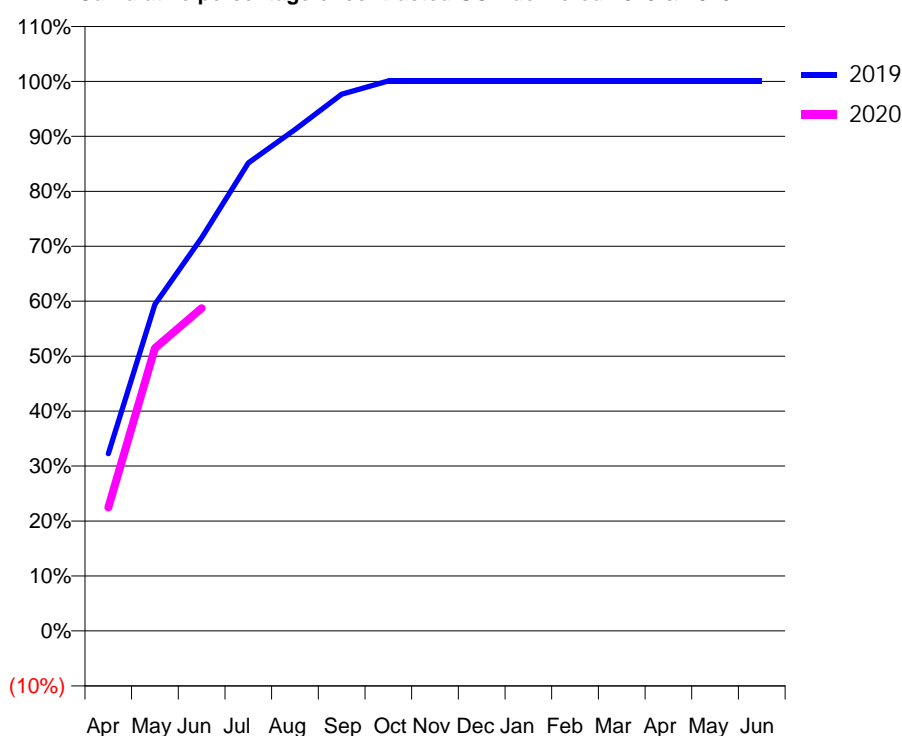
Q58 - Vital Signs Orthodontic At a Glance Contract Report for 577987/0001 - June 2019

Name or company name	MR K SHETH	19/20 Contracted general activity (UDA)	0
Contract type name	PDS Contract	Carry forward general activity (UDA)	0
Purpose of contract	Orthodontic	19/20 Contracted orthodontic activity (UOA)	1,153
Contract start date	01/04/2006	Carry forward orthodontic activity (UOA)	0
Contract end date	03/04/2020	Baseline contract value	£73,407.36

ACCESS	Contract	England and Wales
24 month ratio of assessments to patient IDs	1.19	1.08

ACTIVITY	Contract
Contract assess and fit appliances (case starts) as a percentage of Area Team case starts	0.3 %

Cumulative percentage of contracted UOA delivered 2019 & 2020



Month	Adjusted Scheduled Activity (UOA)		
	2018	2019	2020
April	195	372	259
May	595	685	593
June	784	825	677
July	870	982	
August	933	1,052	
September	1,045	1,126	
October	1,113	1,154	
November	1,128	1,154	
December	1,142	1,154	
January	1,150	1,154	
February	1,166	1,154	
March	1,181	1,154	
April	1,183	1,154	
May	1,204	1,154	
June	1,204	1,154	

QUANTITY METRICS (rolling 12 month period)

	Contract Quantity	Contract Base Number	Contract *	Area Team	Region	England
% of all assessments that were assess and fit appliances (case starts)	45	148	30.4%	61.8%	56.7%	58.2%
% of all assessments that were assess and refuse	26	148	17.6%	11.9%	11.8%	12.4%
% of all assessments that were assess and review	77	148	52.0%	26.3%	31.4%	29.4%
% of case starts with a reported IOTN of 3 and Aesthetic Component of 5 or below	3	45	6.7%	0.2%	0.2%	0.1%
% of case starts with a reported IOTN of 3 and Aesthetic Component of 6 or above	9	45	20.0%	5.1%	3.9%	3.9%
% of case starts with a reported IOTN of 4	29	45	64.4%	76.0%	76.1%	77.7%
% of case starts with a reported IOTN of 5	4	45	8.9%	18.3%	17.9%	16.7 %
% of concluded courses in receipt of dual-arch fixed appliances	47	97	48.5%	65.8%	68.8%	72.5%
% of concluded courses where treatment was abandoned or discontinued	20	97	20.6%	10.6%	10.3%	9.1%
% of patients satisfied with the treatment they have received	1	1	100.0%	96.4%	95.1%	95.8%

* Figures in italics indicate that the base number is less than 100.

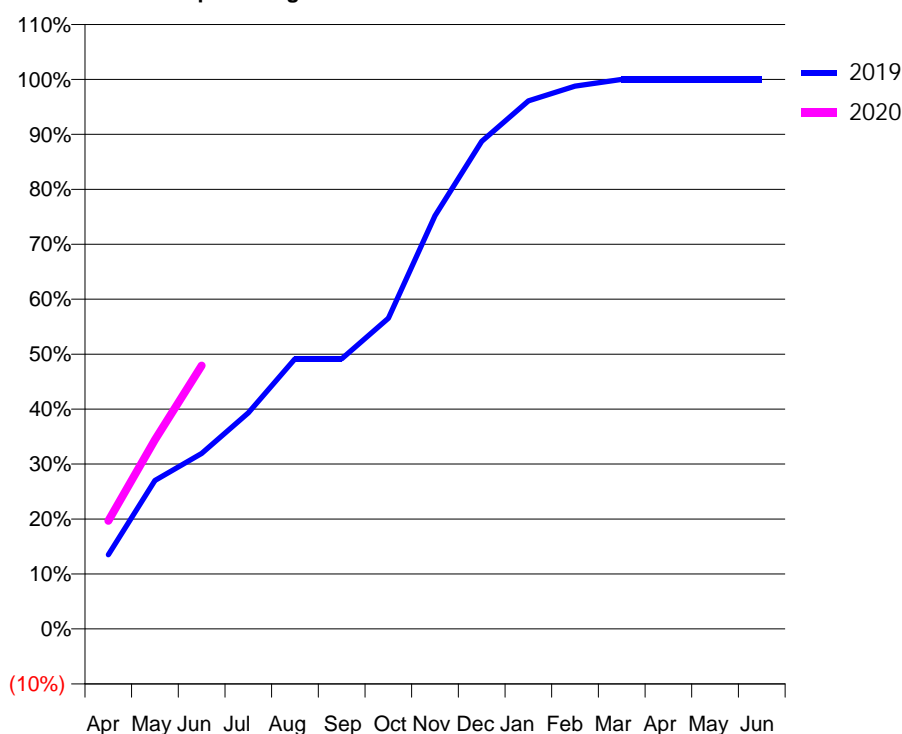
Q58 - Vital Signs Orthodontic At a Glance Contract Report for 623628/0003 - June 2019

Name or company name	MR J PANDYA	19/20 Contracted general activity (UDA)	0
Contract type name	PDS Contract	Carry forward general activity (UDA)	0
Purpose of contract	Orthodontic	19/20 Contracted orthodontic activity (UOA)	1,709
Contract start date	01/12/2013	Carry forward orthodontic activity (UOA)	0
Contract end date	03/04/2020	Baseline contract value	£109,120.44

ACCESS	Contract	England and Wales
24 month ratio of assessments to patient IDs	1.02	1.08

ACTIVITY	Contract
Contract assess and fit appliances (case starts) as a percentage of Area Team case starts	0.7 %

Cumulative percentage of contracted UOA delivered 2019 & 2020



Month	Adjusted Scheduled Activity (UOA)		
	2018	2019	2020
April	147	231	336
May	462	462	588
June	651	546	819
July	840	672	
August	945	840	
September	1,029	840	
October	1,386	966	
November	1,575	1,285	
December	1,604	1,516	
January	1,667	1,642	
February	1,709	1,688	
March	1,709	1,709	
April	1,709	1,709	
May	1,709	1,709	
June	1,709	1,709	

QUANTITY METRICS (rolling 12 month period)

	Contract Quantity	Contract Base Number	Contract *	Area Team	Region	England
% of all assessments that were assess and fit appliances (case starts)	95	103	92.2%	61.8%	56.7%	58.2%
% of all assessments that were assess and refuse	3	103	2.9%	11.9%	11.8%	12.4%
% of all assessments that were assess and review	5	103	4.9%	26.3%	31.4%	29.4%
% of case starts with a reported IOTN of 3 and Aesthetic Component of 5 or below	0	95	<i>N/A</i>	0.2%	0.2%	0.1%
% of case starts with a reported IOTN of 3 and Aesthetic Component of 6 or above	8	95	8.4%	5.1%	3.9%	3.9%
% of case starts with a reported IOTN of 4	71	95	74.7%	76.0%	76.1%	77.7%
% of case starts with a reported IOTN of 5	16	95	16.8%	18.3%	17.9%	16.7%
% of concluded courses in receipt of dual-arch fixed appliances	85	92	92.4%	65.8%	68.8%	72.5%
% of concluded courses where treatment was abandoned or discontinued	3	92	3.3%	10.6%	10.3%	9.1%
% of patients satisfied with the treatment they have received	0	0	<i>N/A</i>	96.4%	95.1%	95.8%

* Figures in italics indicate that the base number is less than 100.

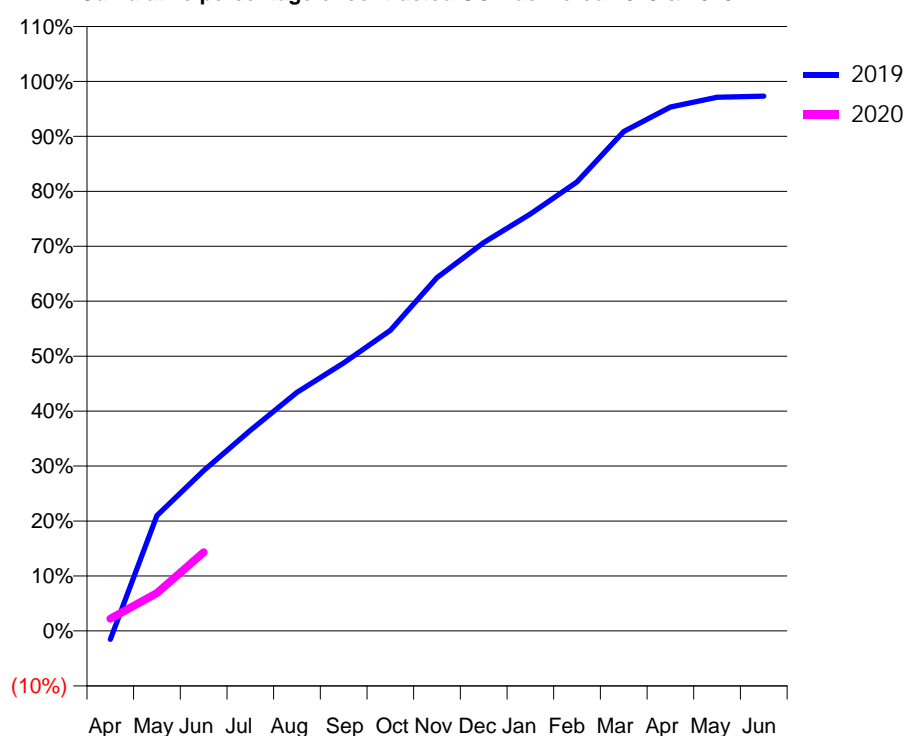
Q58 - Vital Signs Orthodontic At a Glance Contract Report for 631256/0001 - June 2019

Name or company name	Smiles Orthodontics Limited	19/20 Contracted general activity (UDA)	0
Contract type name	PDS Contract	Carry forward general activity (UDA)	0
Purpose of contract	Orthodontic	19/20 Contracted orthodontic activity (UOA)	10,755
Contract start date	01/04/2006	Carry forward orthodontic activity (UOA)	0
Contract end date	31/03/2026	Baseline contract value	£721,615.29

ACCESS	Contract	England and Wales
24 month ratio of assessments to patient IDs	1.22	1.08

ACTIVITY	Contract
Contract assess and fit appliances (case starts) as a percentage of Area Team case starts	2.8 %

Cumulative percentage of contracted UOA delivered 2019 & 2020



Month	Adjusted Scheduled Activity (UOA)		
	2018	2019	2020
April	391	-166	240
May	1,810	2,255	740
June	2,775	3,136	1,542
July	4,157	3,927	
August	4,797	4,668	
September	5,304	5,245	
October	6,366	5,883	
November	7,771	6,914	
December	8,610	7,602	
January	9,146	8,159	
February	9,869	8,786	
March	10,443	9,774	
April	10,449	10,252	
May	10,589	10,443	
June	10,589	10,464	

QUANTITY METRICS (rolling 12 month period)

	Contract Quantity	Contract Base Number	Contract *	Area Team	Region	England
% of all assessments that were assess and fit appliances (case starts)	402	1,057	38.0%	61.8%	56.7%	58.2%
% of all assessments that were assess and refuse	99	1,057	9.4%	11.9%	11.8%	12.4%
% of all assessments that were assess and review	556	1,057	52.6%	26.3%	31.4%	29.4%
% of case starts with a reported IOTN of 3 and Aesthetic Component of 5 or below	0	402	N/A	0.2%	0.2%	0.1%
% of case starts with a reported IOTN of 3 and Aesthetic Component of 6 or above	15	402	3.7%	5.1%	3.9%	3.9%
% of case starts with a reported IOTN of 4	283	402	70.4%	76.0%	76.1%	77.7%
% of case starts with a reported IOTN of 5	101	402	25.1%	18.3%	17.9%	16.7 %
% of concluded courses in receipt of dual-arch fixed appliances	354	398	88.9%	65.8%	68.8%	72.5%
% of concluded courses where treatment was abandoned or discontinued	15	398	3.8%	10.6%	10.3%	9.1%
% of patients satisfied with the treatment they have received	5	6	83.3%	96.4%	95.1%	95.8%

* Figures in italics indicate that the base number is less than 100.

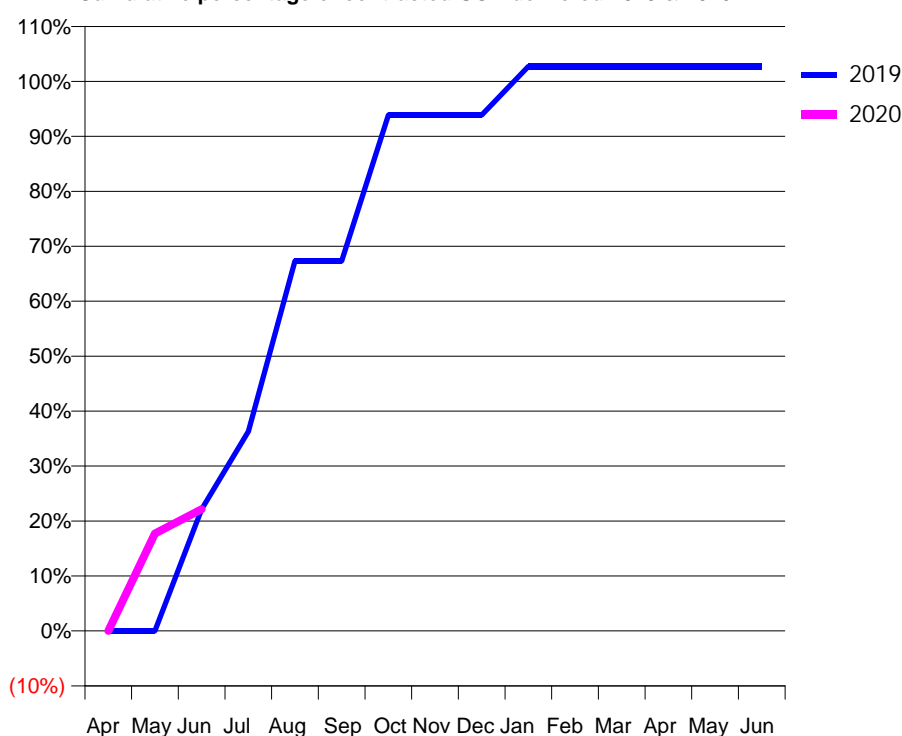
Q58 - Vital Signs Orthodontic At a Glance Contract Report for 674591/0001 - June 2019

Name or company name	MR S POPAT	19/20 Contracted general activity (UDA)	0
Contract type name	PDS Contract	Carry forward general activity (UDA)	0
Purpose of contract	Orthodontic	19/20 Contracted orthodontic activity (UOA)	474
Contract start date	01/04/2006	Carry forward orthodontic activity (UOA)	0
Contract end date	03/04/2020	Baseline contract value	£30,265.10

ACCESS	Contract	England and Wales
24 month ratio of assessments to patient IDs	1.00	1.08

ACTIVITY	Contract
Contract assess and fit appliances (case starts) as a percentage of Area Team case starts	0.2 %

Cumulative percentage of contracted UOA delivered 2019 & 2020



Month	Adjusted Scheduled Activity (UOA)		
	2018	2019	2020
April	-8	0	0
May	-8	0	84
June	181	105	105
July	370	172	
August	391	319	
September	412	319	
October	454	445	
November	454	445	
December	454	445	
January	454	487	
February	454	487	
March	454	487	
April	475	487	
May	475	487	
June	475	487	

QUANTITY METRICS (rolling 12 month period)

	Contract Quantity	Contract Base Number	Contract *	Area Team	Region	England
% of all assessments that were assess and fit appliances (case starts)	24	24	100.0%	61.8%	56.7%	58.2%
% of all assessments that were assess and refuse	0	24	0.0%	11.9%	11.8%	12.4%
% of all assessments that were assess and review	0	24	0.0%	26.3%	31.4%	29.4%
% of case starts with a reported IOTN of 3 and Aesthetic Component of 5 or below	0	24	N/A	0.2%	0.2%	0.1%
% of case starts with a reported IOTN of 3 and Aesthetic Component of 6 or above	1	24	4.2%	5.1%	3.9%	3.9%
% of case starts with a reported IOTN of 4	19	24	79.2%	76.0%	76.1%	77.7%
% of case starts with a reported IOTN of 5	4	24	16.7%	18.3%	17.9%	16.7%
% of concluded courses in receipt of dual-arch fixed appliances	24	30	80.0%	65.8%	68.8%	72.5%
% of concluded courses where treatment was abandoned or discontinued	5	30	16.7%	10.6%	10.3%	9.1%
% of patients satisfied with the treatment they have received	1	1	100.0%	96.4%	95.1%	95.8%

* Figures in italics indicate that the base number is less than 100.

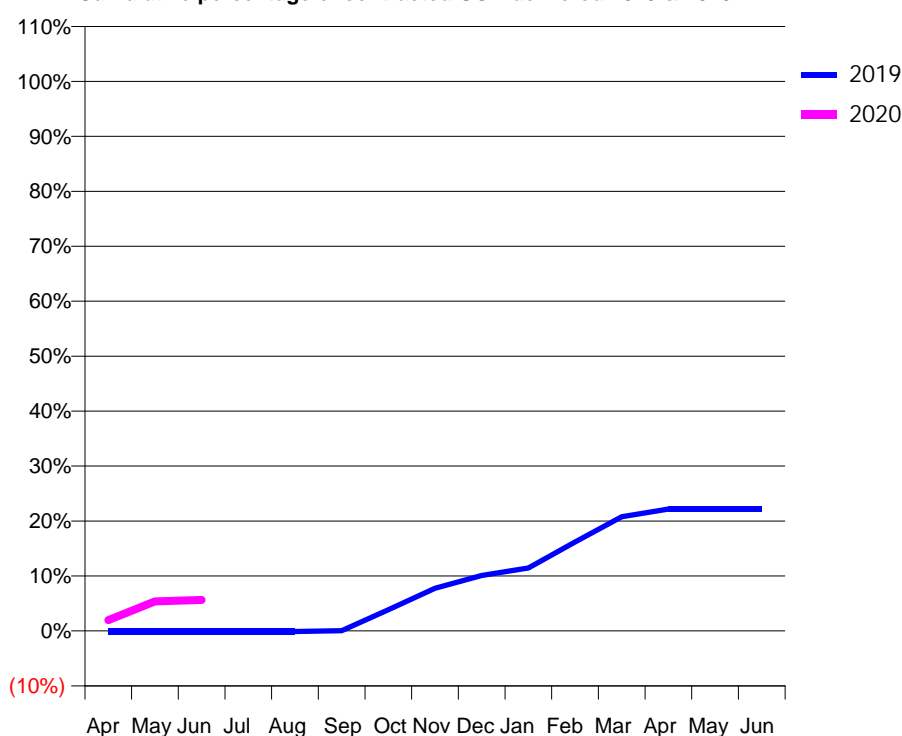
Q58 - Vital Signs Orthodontic At a Glance Contract Report for 736155/0001 - June 2019

Name or company name	Marsh Road Dental Practice Partnership	19/20 Contracted general activity (UDA)	22,556
Contract type name	GDS Contract	Carry forward general activity (UDA)	0
Purpose of contract	General and Orthodontic	19/20 Contracted orthodontic activity (UOA)	6,000
Contract start date	01/04/2006	Carry forward orthodontic activity (UOA)	0
Contract end date		Baseline contract value	£1,071,452.31

ACCESS	Contract	England and Wales
24 month ratio of assessments to patient IDs	1.05	1.08

ACTIVITY	Contract
Contract assess and fit appliances (case starts) as a percentage of Area Team case starts	0.5 %

Cumulative percentage of contracted UOA delivered 2019 & 2020



Month	Adjusted Scheduled Activity (UOA)		
	2018	2019	2020
April	168	-7	118
May	210	-7	322
June	399	-7	338
July	567	-7	
August	840	-7	
September	1,260	2	
October	1,470	231	
November	1,957	464	
December	2,608	603	
January	3,511	685	
February	3,973	967	
March	5,531	1,243	
April	5,993	1,325	
May	5,993	1,325	
June	5,993	1,325	

QUANTITY METRICS (rolling 12 month period)

	Contract Quantity	Contract Base Number	Contract *	Area Team	Region	England
% of all assessments that were assess and fit appliances (case starts)	66	392	16.8%	61.8%	56.7%	58.2%
% of all assessments that were assess and refuse	158	392	40.3%	11.9%	11.8%	12.4%
% of all assessments that were assess and review	168	392	42.9%	26.3%	31.4%	29.4%
% of case starts with a reported IOTN of 3 and Aesthetic Component of 5 or below	0	66	<i>N/A</i>	0.2%	0.2%	0.1%
% of case starts with a reported IOTN of 3 and Aesthetic Component of 6 or above	0	66	<i>N/A</i>	5.1%	3.9%	3.9%
% of case starts with a reported IOTN of 4	55	66	83.3%	76.0%	76.1%	77.7%
% of case starts with a reported IOTN of 5	11	66	16.7%	18.3%	17.9%	16.7%
% of concluded courses in receipt of dual-arch fixed appliances	0	0	<i>N/A</i>	65.8%	68.8%	72.5%
% of concluded courses where treatment was abandoned or discontinued	0	0	<i>N/A</i>	10.6%	10.3%	9.1%
% of patients satisfied with the treatment they have received	0	0	<i>N/A</i>	96.4%	95.1%	95.8%

* Figures in italics indicate that the base number is less than 100.

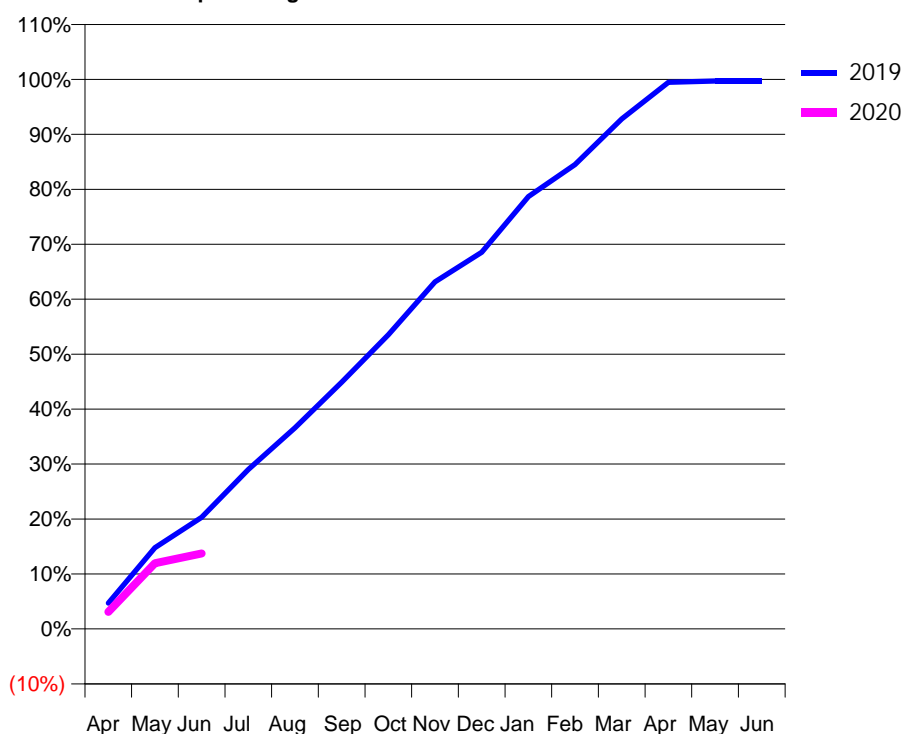
Q58 - Vital Signs Orthodontic At a Glance Contract Report for 748897/0001 - June 2019

Name or company name	MR RM TOBIN	19/20 Contracted general activity (UDA)	0
Contract type name	PDS Contract	Carry forward general activity (UDA)	0
Purpose of contract	Orthodontic	19/20 Contracted orthodontic activity (UOA)	8,736
Contract start date	01/04/2006	Carry forward orthodontic activity (UOA)	0
Contract end date	29/05/2020	Baseline contract value	£587,468.12

ACCESS	Contract	England and Wales
24 month ratio of assessments to patient IDs	1.06	1.08

ACTIVITY	Contract
Contract assess and fit appliances (case starts) as a percentage of Area Team case starts	2.6 %

Cumulative percentage of contracted UOA delivered 2019 & 2020



Month	Adjusted Scheduled Activity (UOA)		
	2018	2019	2020
April	110	411	270
May	530	1,293	1,045
June	1,160	1,776	1,201
July	2,065	2,534	
August	2,695	3,197	
September	3,266	3,921	
October	3,797	4,677	
November	4,595	5,518	
December	5,483	5,988	
January	6,285	6,871	
February	7,043	7,383	
March	8,051	8,106	
April	8,704	8,689	
May	8,704	8,710	
June	8,704	8,710	

QUANTITY METRICS (rolling 12 month period)

	Contract Quantity	Contract Base Number	Contract *	Area Team	Region	England
% of all assessments that were assess and fit appliances (case starts)	370	856	43.2%	61.8%	56.7%	58.2%
% of all assessments that were assess and refuse	62	856	7.2%	11.9%	11.8%	12.4%
% of all assessments that were assess and review	424	856	49.5%	26.3%	31.4%	29.4%
% of case starts with a reported IOTN of 3 and Aesthetic Component of 5 or below	0	370	N/A	0.2%	0.2%	0.1%
% of case starts with a reported IOTN of 3 and Aesthetic Component of 6 or above	29	370	7.8%	5.1%	3.9%	3.9%
% of case starts with a reported IOTN of 4	312	370	84.3%	76.0%	76.1%	77.7%
% of case starts with a reported IOTN of 5	29	370	7.8%	18.3%	17.9%	16.7 %
% of concluded courses in receipt of dual-arch fixed appliances	358	450	79.6%	65.8%	68.8%	72.5%
% of concluded courses where treatment was abandoned or discontinued	54	450	12.0%	10.6%	10.3%	9.1%
% of patients satisfied with the treatment they have received	2	2	100.0%	96.4%	95.1%	95.8%

* Figures in italics indicate that the base number is less than 100.

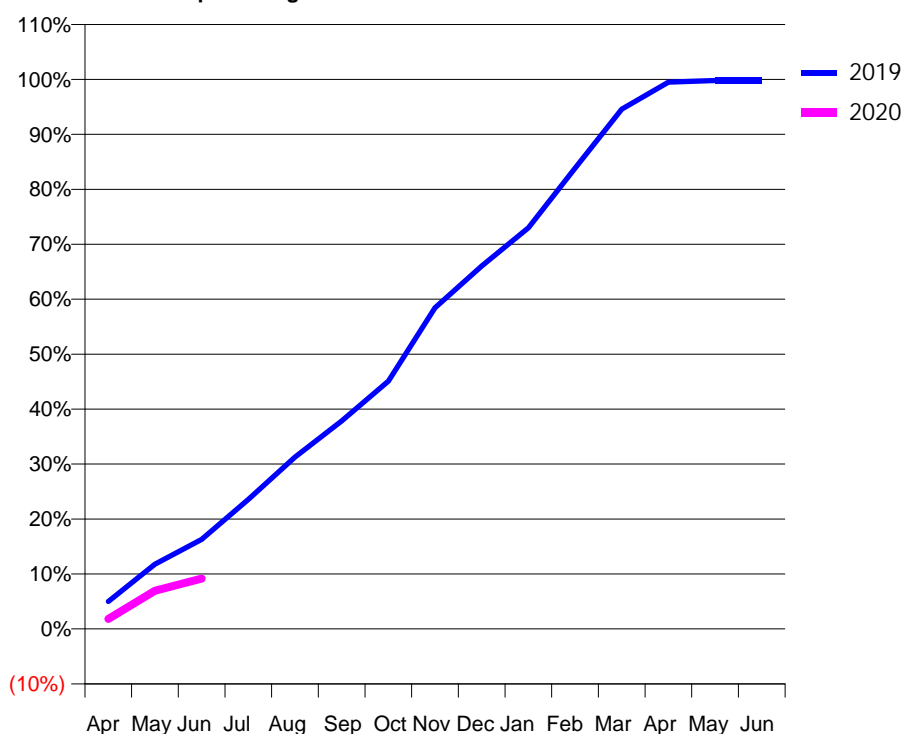
Q58 - Vital Signs Orthodontic At a Glance Contract Report for 748897/0002 - June 2019

Name or company name	MR RM TOBIN	19/20 Contracted general activity (UDA)	0
Contract type name	PDS Contract	Carry forward general activity (UDA)	0
Purpose of contract	Orthodontic	19/20 Contracted orthodontic activity (UOA)	9,276
Contract start date	01/09/2008	Carry forward orthodontic activity (UOA)	0
Contract end date	29/05/2020	Baseline contract value	£587,400.31

ACCESS	Contract	England and Wales
24 month ratio of assessments to patient IDs	1.04	1.08

ACTIVITY	Contract
Contract assess and fit appliances (case starts) as a percentage of Area Team case starts	2.7 %

Cumulative percentage of contracted UOA delivered 2019 & 2020



Month	Adjusted Scheduled Activity (UOA)		
	2018	2019	2020
April	185	462	171
May	1,073	1,092	645
June	1,942	1,512	850
July	2,746	2,186	
August	3,124	2,901	
September	4,100	3,511	
October	4,606	4,184	
November	5,620	5,420	
December	6,546	6,127	
January	6,758	6,771	
February	8,209	7,775	
March	9,009	8,773	
April	9,284	9,229	
May	9,284	9,256	
June	9,284	9,256	

QUANTITY METRICS (rolling 12 month period)

	Contract Quantity	Contract Base Number	Contract *	Area Team	Region	England
% of all assessments that were assess and fit appliances (case starts)	383	1,037	36.9%	61.8%	56.7%	58.2%
% of all assessments that were assess and refuse	138	1,037	13.3%	11.9%	11.8%	12.4%
% of all assessments that were assess and review	516	1,037	49.8%	26.3%	31.4%	29.4%
% of case starts with a reported IOTN of 3 and Aesthetic Component of 5 or below	1	383	0.3%	0.2%	0.2%	0.1%
% of case starts with a reported IOTN of 3 and Aesthetic Component of 6 or above	21	383	5.5%	5.1%	3.9%	3.9%
% of case starts with a reported IOTN of 4	314	383	82.0%	76.0%	76.1%	77.7%
% of case starts with a reported IOTN of 5	45	383	11.7%	18.3%	17.9%	16.7 %
% of concluded courses in receipt of dual-arch fixed appliances	227	418	54.3%	65.8%	68.8%	72.5%
% of concluded courses where treatment was abandoned or discontinued	27	418	6.5%	10.6%	10.3%	9.1%
% of patients satisfied with the treatment they have received	4	4	100.0%	96.4%	95.1%	95.8%

* Figures in italics indicate that the base number is less than 100.

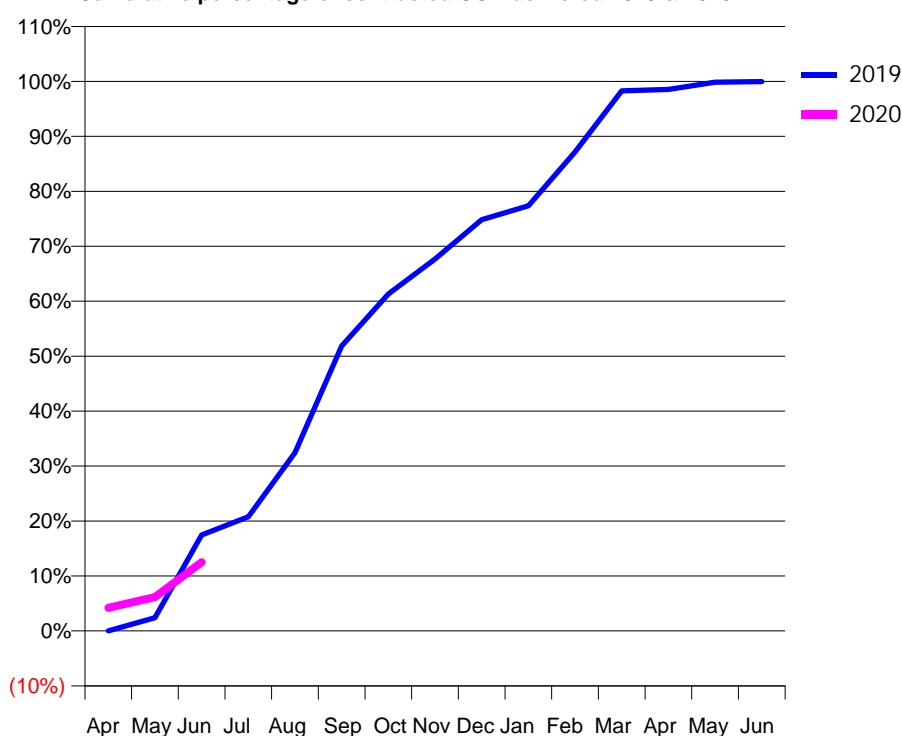
Q58 - Vital Signs Orthodontic At a Glance Contract Report for 750344/0001 - June 2019

Name or company name	MISS LH PIETERSEN	19/20 Contracted general activity (UDA)	0
Contract type name	PDS Contract	Carry forward general activity (UDA)	0
Purpose of contract	Orthodontic	19/20 Contracted orthodontic activity (UOA)	15,976
Contract start date	01/04/2006	Carry forward orthodontic activity (UOA)	0
Contract end date	03/04/2020	Baseline contract value	£1,019,428.56

ACCESS	Contract	England and Wales
24 month ratio of assessments to patient IDs	1.03	1.08

ACTIVITY	Contract
Contract assess and fit appliances (case starts) as a percentage of Area Team case starts	5.6 %

Cumulative percentage of contracted UOA delivered 2019 & 2020



Month	Adjusted Scheduled Activity (UOA)		
	2018	2019	2020
April	-101	0	672
May	1,310	386	987
June	2,557	2,792	1,999
July	4,590	3,322	
August	5,010	5,183	
September	7,626	8,285	
October	9,198	9,797	
November	10,240	10,816	
December	10,987	11,959	
January	12,112	12,362	
February	13,828	13,927	
March	14,730	15,704	
April	15,669	15,746	
May	15,984	15,956	
June	15,984	15,977	

QUANTITY METRICS (rolling 12 month period)

	Contract Quantity	Contract Base Number	Contract *	Area Team	Region	England
% of all assessments that were assess and fit appliances (case starts)	793	827	95.9%	61.8%	56.7%	58.2%
% of all assessments that were assess and refuse	12	827	1.5%	11.9%	11.8%	12.4%
% of all assessments that were assess and review	22	827	2.7%	26.3%	31.4%	29.4%
% of case starts with a reported IOTN of 3 and Aesthetic Component of 5 or below	0	793	N/A	0.2%	0.2%	0.1%
% of case starts with a reported IOTN of 3 and Aesthetic Component of 6 or above	110	793	13.9%	5.1%	3.9%	3.9%
% of case starts with a reported IOTN of 4	536	793	67.6%	76.0%	76.1%	77.7%
% of case starts with a reported IOTN of 5	147	793	18.5%	18.3%	17.9%	16.7 %
% of concluded courses in receipt of dual-arch fixed appliances	249	867	28.7%	65.8%	68.8%	72.5%
% of concluded courses where treatment was abandoned or discontinued	59	867	6.8%	10.6%	10.3%	9.1%
% of patients satisfied with the treatment they have received	26	28	92.9%	96.4%	95.1%	95.8%

* Figures in italics indicate that the base number is less than 100.

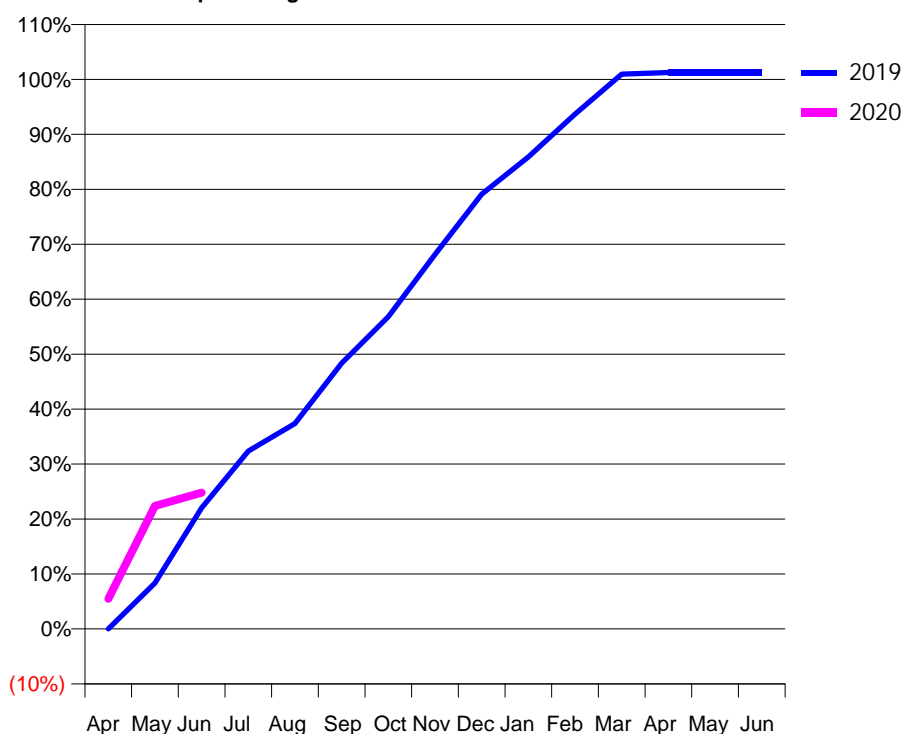
Q58 - Vital Signs Orthodontic At a Glance Contract Report for 763950/0001 - June 2019

Name or company name	Ortho Hemel Limited	19/20 Contracted general activity (UDA)	0
Contract type name	PDS Contract	Carry forward general activity (UDA)	0
Purpose of contract	Orthodontic	19/20 Contracted orthodontic activity (UOA)	6,984
Contract start date	01/04/2006	Carry forward orthodontic activity (UOA)	0
Contract end date	03/04/2020	Baseline contract value	£445,666.36

ACCESS	Contract	England and Wales
24 month ratio of assessments to patient IDs	1.05	1.08

ACTIVITY	Contract
Contract assess and fit appliances (case starts) as a percentage of Area Team case starts	2.4 %

Cumulative percentage of contracted UOA delivered 2019 & 2020



Month	Adjusted Scheduled Activity (UOA)		
	2018	2019	2020
April	0	0	384
May	1,384	582	1,564
June	1,766	1,540	1,733
July	2,489	2,261	
August	3,550	2,611	
September	4,081	3,377	
October	4,748	3,969	
November	4,884	4,759	
December	5,290	5,526	
January	5,756	5,998	
February	5,849	6,541	
March	6,857	7,050	
April	7,007	7,071	
May	7,007	7,071	
June	7,007	7,071	

QUANTITY METRICS (rolling 12 month period)

	Contract Quantity	Contract Base Number	Contract *	Area Team	Region	England
% of all assessments that were assess and fit appliances (case starts)	342	476	71.8%	61.8%	56.7%	58.2%
% of all assessments that were assess and refuse	13	476	2.7%	11.9%	11.8%	12.4%
% of all assessments that were assess and review	121	476	25.4%	26.3%	31.4%	29.4%
% of case starts with a reported IOTN of 3 and Aesthetic Component of 5 or below	0	342	N/A	0.2%	0.2%	0.1%
% of case starts with a reported IOTN of 3 and Aesthetic Component of 6 or above	1	342	0.3%	5.1%	3.9%	3.9%
% of case starts with a reported IOTN of 4	292	342	85.4%	76.0%	76.1%	77.7%
% of case starts with a reported IOTN of 5	49	342	14.3%	18.3%	17.9%	16.7 %
% of concluded courses in receipt of dual-arch fixed appliances	300	325	92.3%	65.8%	68.8%	72.5%
% of concluded courses where treatment was abandoned or discontinued	17	325	5.2%	10.6%	10.3%	9.1%
% of patients satisfied with the treatment they have received	5	6	83.3%	96.4%	95.1%	95.8%

* Figures in italics indicate that the base number is less than 100.

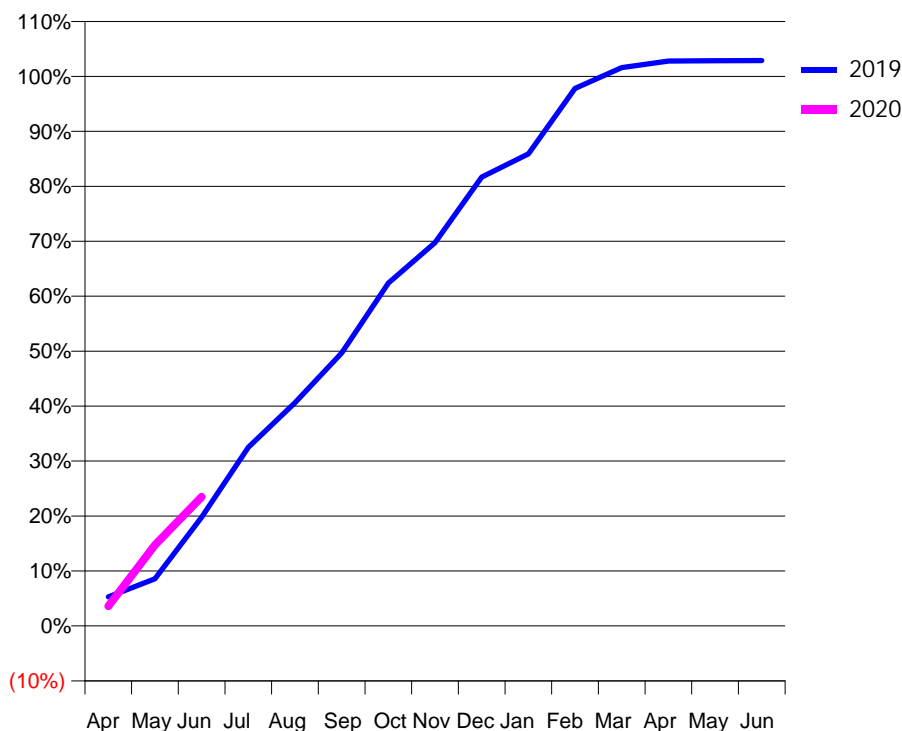
Q58 - Vital Signs Orthodontic At a Glance Contract Report for 819107/0001 - June 2019

Name or company name	MR JS EVANS	19/20 Contracted general activity (UDA)	0
Contract type name	PDS Contract	Carry forward general activity (UDA)	0
Purpose of contract	Orthodontic	19/20 Contracted orthodontic activity (UOA)	6,600
Contract start date	01/04/2006	Carry forward orthodontic activity (UOA)	0
Contract end date	31/03/2025	Baseline contract value	£449,986.14

ACCESS	Contract	England and Wales
24 month ratio of assessments to patient IDs	1.01	1.08

ACTIVITY	Contract
Contract assess and fit appliances (case starts) as a percentage of Area Team case starts	2.3 %

Cumulative percentage of contracted UOA delivered 2019 & 2020



Month	Adjusted Scheduled Activity (UOA)		
	2018	2019	2020
April	505	350	238
May	1,353	566	972
June	2,288	1,307	1,550
July	2,960	2,146	
August	3,513	2,681	
September	3,768	3,278	
October	4,269	4,119	
November	5,014	4,603	
December	5,709	5,390	
January	6,119	5,670	
February	6,395	6,455	
March	6,522	6,705	
April	6,530	6,783	
May	6,530	6,787	
June	6,531	6,790	

QUANTITY METRICS (rolling 12 month period)

	Contract Quantity	Contract Base Number	Contract *	Area Team	Region	England
% of all assessments that were assess and fit appliances (case starts)	328	561	58.5%	61.8%	56.7%	58.2%
% of all assessments that were assess and refuse	188	561	33.5%	11.9%	11.8%	12.4%
% of all assessments that were assess and review	45	561	8.0%	26.3%	31.4%	29.4%
% of case starts with a reported IOTN of 3 and Aesthetic Component of 5 or below	1	328	0.3%	0.2%	0.2%	0.1%
% of case starts with a reported IOTN of 3 and Aesthetic Component of 6 or above	17	328	5.2%	5.1%	3.9%	3.9%
% of case starts with a reported IOTN of 4	198	328	60.4%	76.0%	76.1%	77.7%
% of case starts with a reported IOTN of 5	111	328	33.8%	18.3%	17.9%	16.7 %
% of concluded courses in receipt of dual-arch fixed appliances	240	256	93.8%	65.8%	68.8%	72.5%
% of concluded courses where treatment was abandoned or discontinued	5	256	2.0%	10.6%	10.3%	9.1%
% of patients satisfied with the treatment they have received	1	1	100.0%	96.4%	95.1%	95.8%

* Figures in italics indicate that the base number is less than 100.

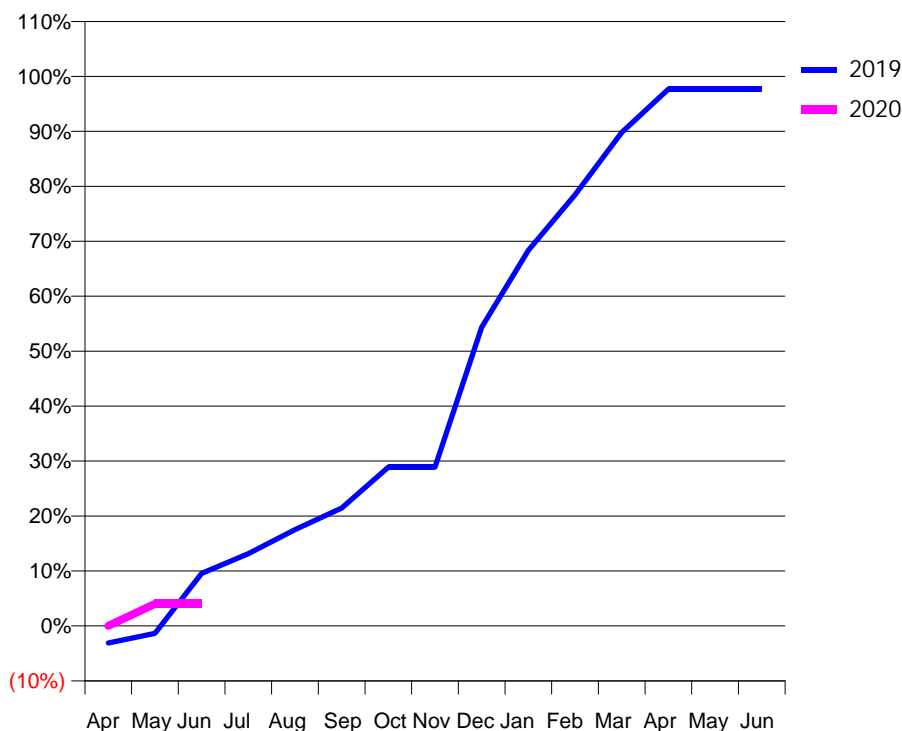
Q58 - Vital Signs Orthodontic At a Glance Contract Report for 853038/0003 - June 2019

Name or company name	MR S WAGNER	19/20 Contracted general activity (UDA)	0
Contract type name	PDS Contract	Carry forward general activity (UDA)	0
Purpose of contract	Orthodontic	19/20 Contracted orthodontic activity (UOA)	4,800
Contract start date	01/02/2013	Carry forward orthodontic activity (UOA)	0
Contract end date	03/04/2020	Baseline contract value	£306,297.71

ACCESS	Contract	England and Wales
24 month ratio of assessments to patient IDs	1.00	1.08

ACTIVITY	Contract
Contract assess and fit appliances (case starts) as a percentage of Area Team case starts	1.5 %

Cumulative percentage of contracted UOA delivered 2019 & 2020



Month	Adjusted Scheduled Activity (UOA)		
	2018	2019	2020
April	-17	-150	0
May	361	-66	193
June	907	459	193
July	1,391	631	
August	1,664	842	
September	1,664	1,031	
October	2,231	1,388	
November	2,630	1,388	
December	2,945	2,610	
January	3,096	3,282	
February	3,327	3,765	
March	3,327	4,311	
April	4,650	4,689	
May	4,650	4,689	
June	4,650	4,689	

QUANTITY METRICS (rolling 12 month period)

	Contract Quantity	Contract Base Number	Contract *	Area Team	Region	England
% of all assessments that were assess and fit appliances (case starts)	213	213	100.0%	61.8%	56.7%	58.2%
% of all assessments that were assess and refuse	0	213	0.0%	11.9%	11.8%	12.4%
% of all assessments that were assess and review	0	213	0.0%	26.3%	31.4%	29.4%
% of case starts with a reported IOTN of 3 and Aesthetic Component of 5 or below	0	213	N/A	0.2%	0.2%	0.1%
% of case starts with a reported IOTN of 3 and Aesthetic Component of 6 or above	8	213	3.8%	5.1%	3.9%	3.9%
% of case starts with a reported IOTN of 4	159	213	74.6%	76.0%	76.1%	77.7%
% of case starts with a reported IOTN of 5	46	213	21.6%	18.3%	17.9%	16.7 %
% of concluded courses in receipt of dual-arch fixed appliances	335	412	81.3%	65.8%	68.8%	72.5%
% of concluded courses where treatment was abandoned or discontinued	64	412	15.5%	10.6%	10.3%	9.1%
% of patients satisfied with the treatment they have received	0	0	N/A	96.4%	95.1%	95.8%

* Figures in italics indicate that the base number is less than 100.

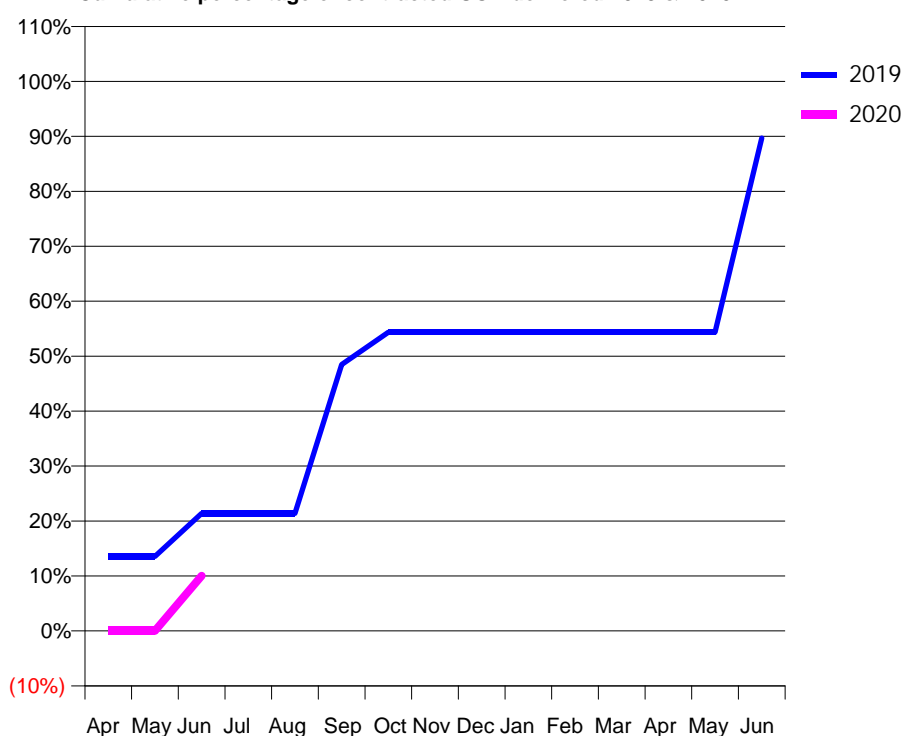
Q58 - Vital Signs Orthodontic At a Glance Contract Report for 869732/0002 - June 2019

Name or company name	The Specialist Orthodontic Centre, Hertfordshire	19/20 Contracted general activity (UDA)	0
Contract type name	PDS Contract	Carry forward general activity (UDA)	0
Purpose of contract	Orthodontic	19/20 Contracted orthodontic activity (UOA)	1,085
Contract start date	30/03/2010	Carry forward orthodontic activity (UOA)	0
Contract end date	03/04/2020	Baseline contract value	£66,576.93

ACCESS	Contract	England and Wales
24 month ratio of assessments to patient IDs	1.01	1.08

ACTIVITY	Contract
Contract assess and fit appliances (case starts) as a percentage of Area Team case starts	0.3 %

Cumulative percentage of contracted UOA delivered 2019 & 2020



Month	Adjusted Scheduled Activity (UOA)		
	2018	2019	2020
April	0	147	0
May	85	147	0
June	85	232	109
July	85	232	
August	85	232	
September	169	526	
October	358	590	
November	463	590	
December	526	590	
January	778	590	
February	841	590	
March	989	590	
April	1,064	590	
May	1,064	590	
June	1,064	973	

QUANTITY METRICS (rolling 12 month period)

	Contract Quantity	Contract Base Number	Contract *	Area Team	Region	England
% of all assessments that were assess and fit appliances (case starts)	40	67	59.7%	61.8%	56.7%	58.2%
% of all assessments that were assess and refuse	25	67	37.3%	11.9%	11.8%	12.4%
% of all assessments that were assess and review	2	67	3.0%	26.3%	31.4%	29.4%
% of case starts with a reported IOTN of 3 and Aesthetic Component of 5 or below	0	40	<i>N/A</i>	0.2%	0.2%	0.1%
% of case starts with a reported IOTN of 3 and Aesthetic Component of 6 or above	3	40	7.5%	5.1%	3.9%	3.9%
% of case starts with a reported IOTN of 4	31	40	77.5%	76.0%	76.1%	77.7%
% of case starts with a reported IOTN of 5	6	40	15.0%	18.3%	17.9%	16.7 %
% of concluded courses in receipt of dual-arch fixed appliances	4	13	30.8%	65.8%	68.8%	72.5%
% of concluded courses where treatment was abandoned or discontinued	2	13	15.4%	10.6%	10.3%	9.1%
% of patients satisfied with the treatment they have received	0	0	<i>N/A</i>	96.4%	95.1%	95.8%

* Figures in italics indicate that the base number is less than 100.

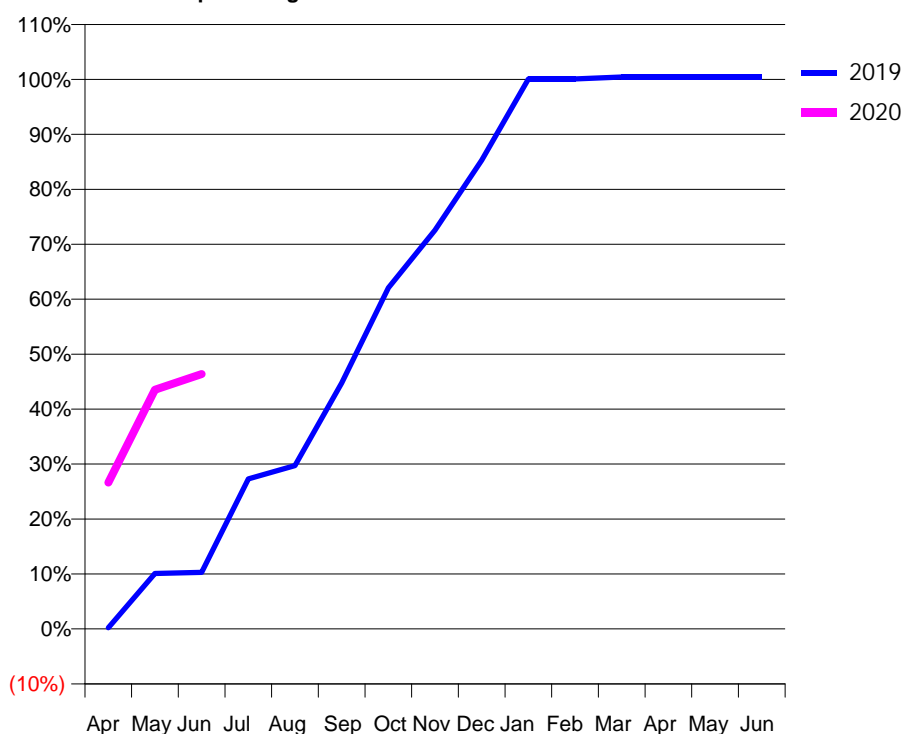
Q58 - Vital Signs Orthodontic At a Glance Contract Report for 908312/0001 - June 2019

Name or company name	MR CW LEWIS	19/20 Contracted general activity (UDA)	450
Contract type name	GDS Contract	Carry forward general activity (UDA)	0
Purpose of contract	General and Orthodontic	19/20 Contracted orthodontic activity (UOA)	871
Contract start date	01/04/2006	Carry forward orthodontic activity (UOA)	0
Contract end date		Baseline contract value	£74,424.19

ACCESS	Contract	England and Wales
24 month ratio of assessments to patient IDs	1.18	1.08

ACTIVITY	Contract
Contract assess and fit appliances (case starts) as a percentage of Area Team case starts	0.4 %

Cumulative percentage of contracted UOA delivered 2019 & 2020



Month	Adjusted Scheduled Activity (UOA)		
	2018	2019	2020
April	298	2	232
May	529	88	379
June	592	90	404
July	636	238	
August	659	259	
September	682	390	
October	683	541	
November	727	632	
December	728	743	
January	709	872	
February	796	872	
March	841	875	
April	884	875	
May	863	875	
June	821	875	

QUANTITY METRICS (rolling 12 month period)

	Contract Quantity	Contract Base Number	Contract *	Area Team	Region	England
% of all assessments that were assess and fit appliances (case starts)	63	95	66.3%	61.8%	56.7%	58.2%
% of all assessments that were assess and refuse	17	95	17.9%	11.9%	11.8%	12.4%
% of all assessments that were assess and review	15	95	15.8%	26.3%	31.4%	29.4%
% of case starts with a reported IOTN of 3 and Aesthetic Component of 5 or below	0	63	<i>N/A</i>	0.2%	0.2%	0.1%
% of case starts with a reported IOTN of 3 and Aesthetic Component of 6 or above	7	63	11.1%	5.1%	3.9%	3.9%
% of case starts with a reported IOTN of 4	40	63	63.5%	76.0%	76.1%	77.7%
% of case starts with a reported IOTN of 5	16	63	25.4%	18.3%	17.9%	16.7%
% of concluded courses in receipt of dual-arch fixed appliances	0	32	<i>N/A</i>	65.8%	68.8%	72.5%
% of concluded courses where treatment was abandoned or discontinued	4	32	12.5%	10.6%	10.3%	9.1%
% of patients satisfied with the treatment they have received	0	0	<i>N/A</i>	96.4%	95.1%	95.8%

* Figures in italics indicate that the base number is less than 100.

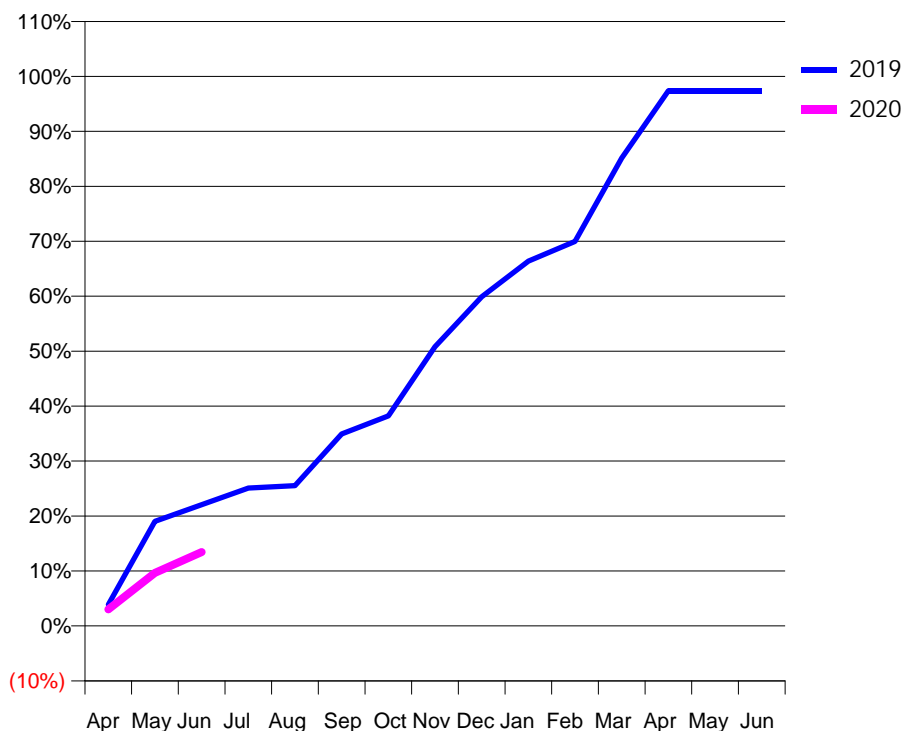
Q58 - Vital Signs Orthodontic At a Glance Contract Report for 917125/0002 - June 2019

Name or company name	Facial Aesthetic (UK) Ltd	19/20 Contracted general activity (UDA)	0
Contract type name	GDS Contract	Carry forward general activity (UDA)	0
Purpose of contract	Orthodontic	19/20 Contracted orthodontic activity (UOA)	693
Contract start date	01/04/2006	Carry forward orthodontic activity (UOA)	0
Contract end date		Baseline contract value	£46,512.45

ACCESS	Contract	England and Wales
24 month ratio of assessments to patient IDs	1.10	1.08

ACTIVITY	Contract
Contract assess and fit appliances (case starts) as a percentage of Area Team case starts	0.2 %

Cumulative percentage of contracted UOA delivered 2019 & 2020



Month	Adjusted Scheduled Activity (UOA)		
	2018	2019	2020
April	-14	27	21
May	70	132	67
June	154	153	93
July	301	174	
August	364	177	
September	390	242	
October	434	265	
November	459	352	
December	565	415	
January	565	460	
February	631	485	
March	676	590	
April	676	675	
May	676	675	
June	675	675	

QUANTITY METRICS (rolling 12 month period)

	Contract Quantity	Contract Base Number	Contract *	Area Team	Region	England
% of all assessments that were assess and fit appliances (case starts)	28	55	50.9%	61.8%	56.7%	58.2%
% of all assessments that were assess and refuse	14	55	25.5%	11.9%	11.8%	12.4%
% of all assessments that were assess and review	13	55	23.6%	26.3%	31.4%	29.4%
% of case starts with a reported IOTN of 3 and Aesthetic Component of 5 or below	0	28	<i>N/A</i>	0.2%	0.2%	0.1%
% of case starts with a reported IOTN of 3 and Aesthetic Component of 6 or above	2	28	7.1%	5.1%	3.9%	3.9%
% of case starts with a reported IOTN of 4	22	28	78.6%	76.0%	76.1%	77.7%
% of case starts with a reported IOTN of 5	3	28	10.7%	18.3%	17.9%	16.7%
% of concluded courses in receipt of dual-arch fixed appliances	24	28	85.7%	65.8%	68.8%	72.5%
% of concluded courses where treatment was abandoned or discontinued	2	28	7.1%	10.6%	10.3%	9.1%
% of patients satisfied with the treatment they have received	1	1	100.0%	96.4%	95.1%	95.8%

* Figures in italics indicate that the base number is less than 100.

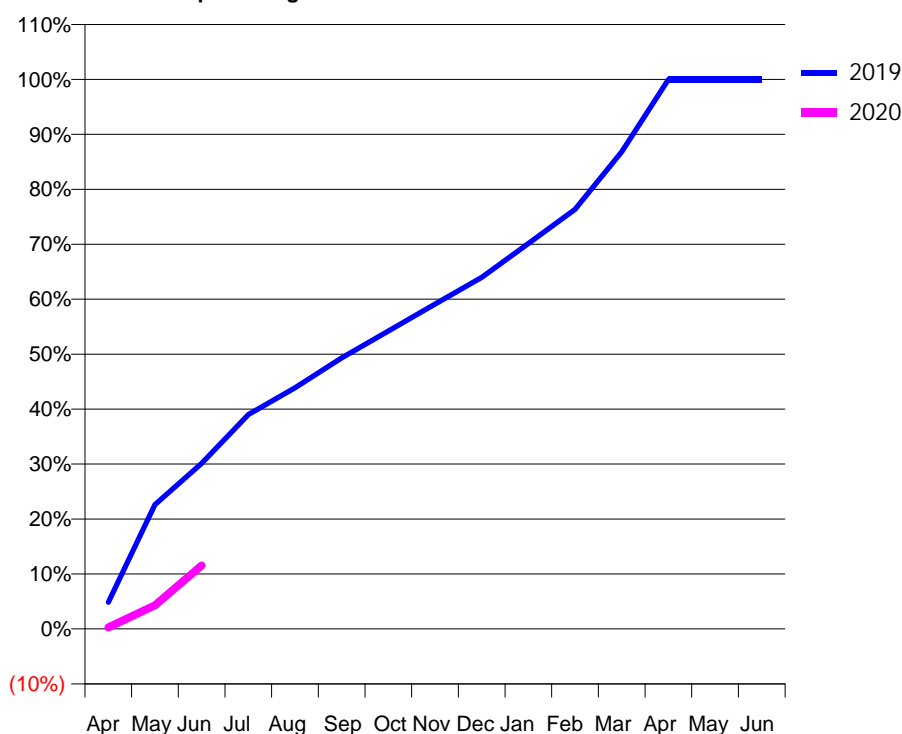
Q58 - Vital Signs Orthodontic At a Glance Contract Report for 951277/0001 - June 2019

Name or company name	MS M REINACH	19/20 Contracted general activity (UDA)	0
Contract type name	PDS Contract	Carry forward general activity (UDA)	0
Purpose of contract	Orthodontic	19/20 Contracted orthodontic activity (UOA)	7,807
Contract start date	01/04/2006	Carry forward orthodontic activity (UOA)	0
Contract end date	03/04/2020	Baseline contract value	£498,185.18

ACCESS	Contract	England and Wales
24 month ratio of assessments to patient IDs	1.03	1.08

ACTIVITY	Contract
Contract assess and fit appliances (case starts) as a percentage of Area Team case starts	2.2 %

Cumulative percentage of contracted UOA delivered 2019 & 2020



Month	Adjusted Scheduled Activity (UOA)		
	2018	2019	2020
April	802	378	21
May	999	1,764	336
June	1,948	2,352	903
July	2,838	3,045	
August	3,577	3,427	
September	4,274	3,851	
October	4,513	4,233	
November	5,848	4,615	
December	6,268	4,993	
January	7,444	5,476	
February	8,095	5,959	
March	8,095	6,778	
April	8,095	7,807	
May	8,116	7,807	
June	8,116	7,807	

QUANTITY METRICS (rolling 12 month period)

	Contract Quantity	Contract Base Number	Contract *	Area Team	Region	England
% of all assessments that were assess and fit appliances (case starts)	306	306	100.0%	61.8%	56.7%	58.2%
% of all assessments that were assess and refuse	0	306	0.0%	11.9%	11.8%	12.4%
% of all assessments that were assess and review	0	306	0.0%	26.3%	31.4%	29.4%
% of case starts with a reported IOTN of 3 and Aesthetic Component of 5 or below	0	306	N/A	0.2%	0.2%	0.1%
% of case starts with a reported IOTN of 3 and Aesthetic Component of 6 or above	17	306	5.6%	5.1%	3.9%	3.9%
% of case starts with a reported IOTN of 4	226	306	73.9%	76.0%	76.1%	77.7%
% of case starts with a reported IOTN of 5	62	306	20.3%	18.3%	17.9%	16.7 %
% of concluded courses in receipt of dual-arch fixed appliances	1	540	0.2%	65.8%	68.8%	72.5%
% of concluded courses where treatment was abandoned or discontinued	43	540	8.0%	10.6%	10.3%	9.1%
% of patients satisfied with the treatment they have received	5	5	100.0%	96.4%	95.1%	95.8%

* Figures in italics indicate that the base number is less than 100.

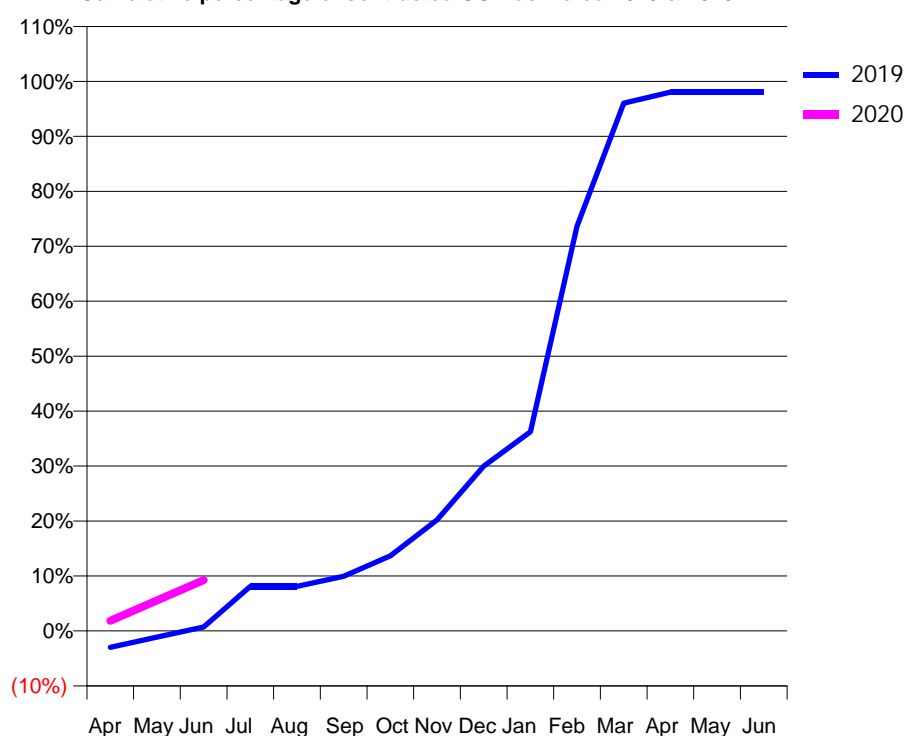
Q59 - Vital Signs Orthodontic At a Glance Contract Report for 101281/0034 - June 2019

Name or company name	OASIS DENTAL CARE LTD	19/20 Contracted general activity (UDA)	7,246
Contract type name	GDS Contract	Carry forward general activity (UDA)	0
Purpose of contract	General and Orthodontic	19/20 Contracted orthodontic activity (UOA)	1,134
Contract start date	01/04/2006	Carry forward orthodontic activity (UOA)	0
Contract end date		Baseline contract value	£255,746.98

ACCESS	Contract	England and Wales
24 month ratio of assessments to patient IDs	1.00	1.08

ACTIVITY	Contract
Contract assess and fit appliances (case starts) as a percentage of Area Team case starts	1.2 %

Cumulative percentage of contracted UOA delivered 2019 & 2020



Month	Adjusted Scheduled Activity (UOA)		
	2018	2019	2020
April	0	-34	21
May	21	-13	63
June	147	8	105
July	189	92	
August	231	92	
September	231	113	
October	231	155	
November	361	229	
December	428	340	
January	512	411	
February	743	835	
March	932	1,089	
April	1,100	1,112	
May	1,100	1,112	
June	1,100	1,112	

QUANTITY METRICS (rolling 12 month period)

	Contract Quantity	Contract Base Number	Contract *	Area Team	Region	England
% of all assessments that were assess and fit appliances (case starts)	56	89	62.9%	59.9%	56.7%	58.2%
% of all assessments that were assess and refuse	26	89	29.2%	7.9%	11.8%	12.4%
% of all assessments that were assess and review	7	89	7.9%	32.2%	31.4%	29.4%
% of case starts with a reported IOTN of 3 and Aesthetic Component of 5 or below	0	56	<i>N/A</i>	0.6%	0.2%	0.1%
% of case starts with a reported IOTN of 3 and Aesthetic Component of 6 or above	1	56	1.8%	3.8%	3.9%	3.9%
% of case starts with a reported IOTN of 4	48	56	85.7%	68.6%	76.1%	77.7%
% of case starts with a reported IOTN of 5	6	56	10.7%	25.1%	17.9%	16.7%
% of concluded courses in receipt of dual-arch fixed appliances	29	32	90.6%	66.1%	68.8%	72.5%
% of concluded courses where treatment was abandoned or discontinued	0	32	0.0%	10.7%	10.3%	9.1%
% of patients satisfied with the treatment they have received	0	0	<i>N/A</i>	93.4%	95.1%	95.8%

* Figures in italics indicate that the base number is less than 100.

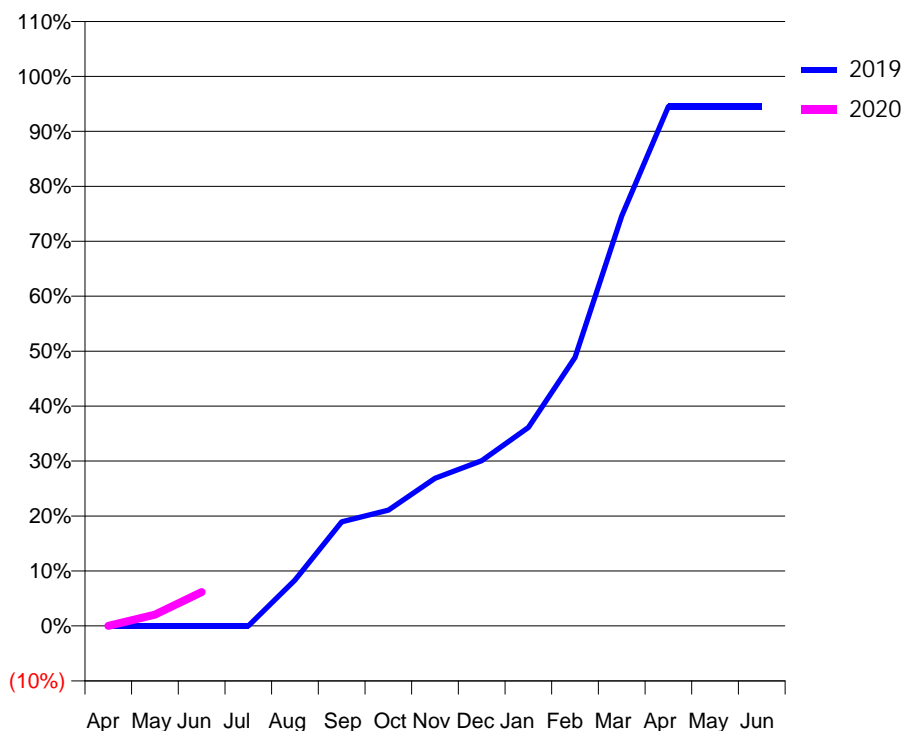
Q59 - Vital Signs Orthodontic At a Glance Contract Report for 101370/0033 - June 2019

Name or company name	Petrie Tucker & Partners Ltd	19/20 Contracted general activity (UDA)	2,500
Contract type name	GDS Contract	Carry forward general activity (UDA)	0
Purpose of contract	General and Orthodontic	19/20 Contracted orthodontic activity (UOA)	4,510
Contract start date	01/04/2006	Carry forward orthodontic activity (UOA)	0
Contract end date		Baseline contract value	£372,074.95

ACCESS	Contract	England and Wales
24 month ratio of assessments to patient IDs	1.12	1.08

ACTIVITY	Contract
Contract assess and fit appliances (case starts) as a percentage of Area Team case starts	4.1 %

Cumulative percentage of contracted UOA delivered 2019 & 2020



Month	Adjusted Scheduled Activity (UOA)		
	2018	2019	2020
April	-41	0	1
May	-20	0	92
June	-20	0	279
July	-20	0	
August	-20	376	
September	-20	854	
October	-20	951	
November	-20	1,212	
December	2	1,357	
January	2	1,629	
February	2	2,204	
March	2	3,364	
April	2	4,263	
May	2	4,263	
June	2	4,263	

QUANTITY METRICS (rolling 12 month period)

	Contract Quantity	Contract Base Number	Contract *	Area Team	Region	England
% of all assessments that were assess and fit appliances (case starts)	195	642	30.4%	59.9%	56.7%	58.2%
% of all assessments that were assess and refuse	26	642	4.0%	7.9%	11.8%	12.4%
% of all assessments that were assess and review	421	642	65.6%	32.2%	31.4%	29.4%
% of case starts with a reported IOTN of 3 and Aesthetic Component of 5 or below	14	195	7.2%	0.6%	0.2%	0.1%
% of case starts with a reported IOTN of 3 and Aesthetic Component of 6 or above	57	195	29.2%	3.8%	3.9%	3.9%
% of case starts with a reported IOTN of 4	89	195	45.6%	68.6%	76.1%	77.7%
% of case starts with a reported IOTN of 5	8	195	4.1%	25.1%	17.9%	16.7%
% of concluded courses in receipt of dual-arch fixed appliances	0	3	<i>N/A</i>	66.1%	68.8%	72.5%
% of concluded courses where treatment was abandoned or discontinued	3	3	100.0%	10.7%	10.3%	9.1%
% of patients satisfied with the treatment they have received	1	1	100.0%	93.4%	95.1%	95.8%

* Figures in italics indicate that the base number is less than 100.

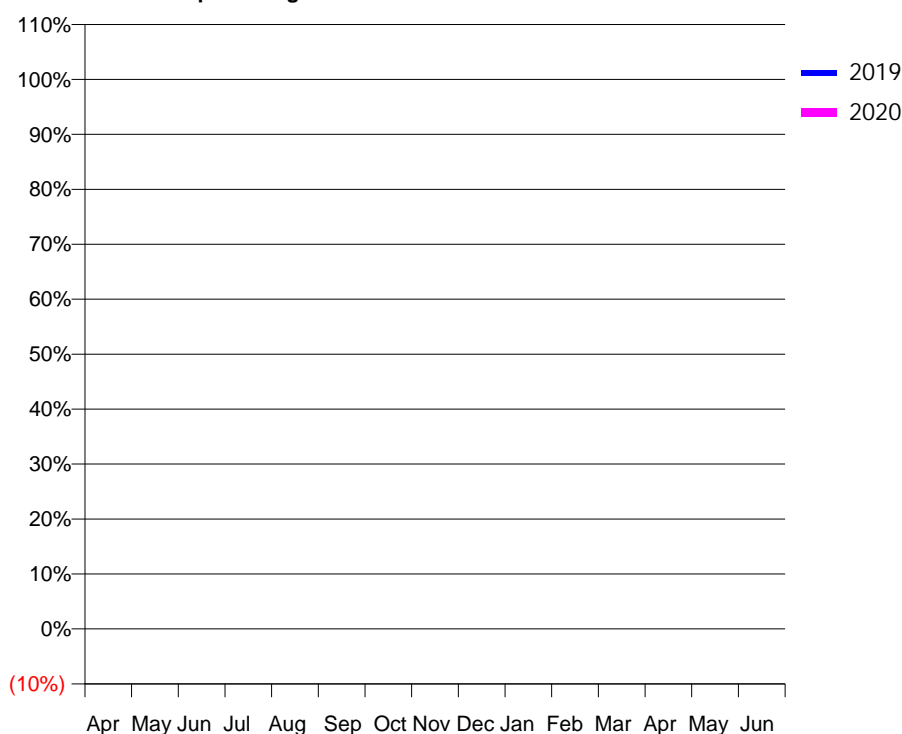
Q59 - Vital Signs Orthodontic At a Glance Contract Report for 104213/0002 - June 2019

Name or company name	Clearly Orthodontics Limited	19/20 Contracted general activity (UDA)	0
Contract type name	PDS Contract	Carry forward general activity (UDA)	0
Purpose of contract	Orthodontic	19/20 Contracted orthodontic activity (UOA)	0
Contract start date	01/07/2015	Carry forward orthodontic activity (UOA)	0
Contract end date	26/06/2020	Baseline contract value	£111,300.03

ACCESS	Contract	England and Wales
24 month ratio of assessments to patient IDs	1.07	1.08

ACTIVITY	Contract
Contract assess and fit appliances (case starts) as a percentage of Area Team case starts	3.9 %

Cumulative percentage of contracted UOA delivered 2019 & 2020



Month	Adjusted Scheduled Activity (UOA)		
	2018	2019	2020
April	21	21	0
May	128	263	567
June	128	462	819
July	451	527	
August	451	527	
September	833	572	
October	833	1,109	
November	1,066	1,556	
December	1,299	2,018	
January	1,558	2,018	
February	1,712	2,897	
March	1,977	3,190	
April	2,418	3,671	
May	2,433	3,692	
June	2,434	3,692	

QUANTITY METRICS (rolling 12 month period)

	Contract Quantity	Contract Base Number	Contract *	Area Team	Region	England
% of all assessments that were assess and fit appliances (case starts)	185	352	52.6%	59.9%	56.7%	58.2%
% of all assessments that were assess and refuse	7	352	2.0%	7.9%	11.8%	12.4%
% of all assessments that were assess and review	160	352	45.5%	32.2%	31.4%	29.4%
% of case starts with a reported IOTN of 3 and Aesthetic Component of 5 or below	0	185	N/A	0.6%	0.2%	0.1%
% of case starts with a reported IOTN of 3 and Aesthetic Component of 6 or above	0	185	N/A	3.8%	3.9%	3.9%
% of case starts with a reported IOTN of 4	28	185	15.1%	68.6%	76.1%	77.7%
% of case starts with a reported IOTN of 5	157	185	84.9%	25.1%	17.9%	16.7 %
% of concluded courses in receipt of dual-arch fixed appliances	0	0	N/A	66.1%	68.8%	72.5%
% of concluded courses where treatment was abandoned or discontinued	0	0	N/A	10.7%	10.3%	9.1%
% of patients satisfied with the treatment they have received	1	1	100.0%	93.4%	95.1%	95.8%

* Figures in italics indicate that the base number is less than 100.

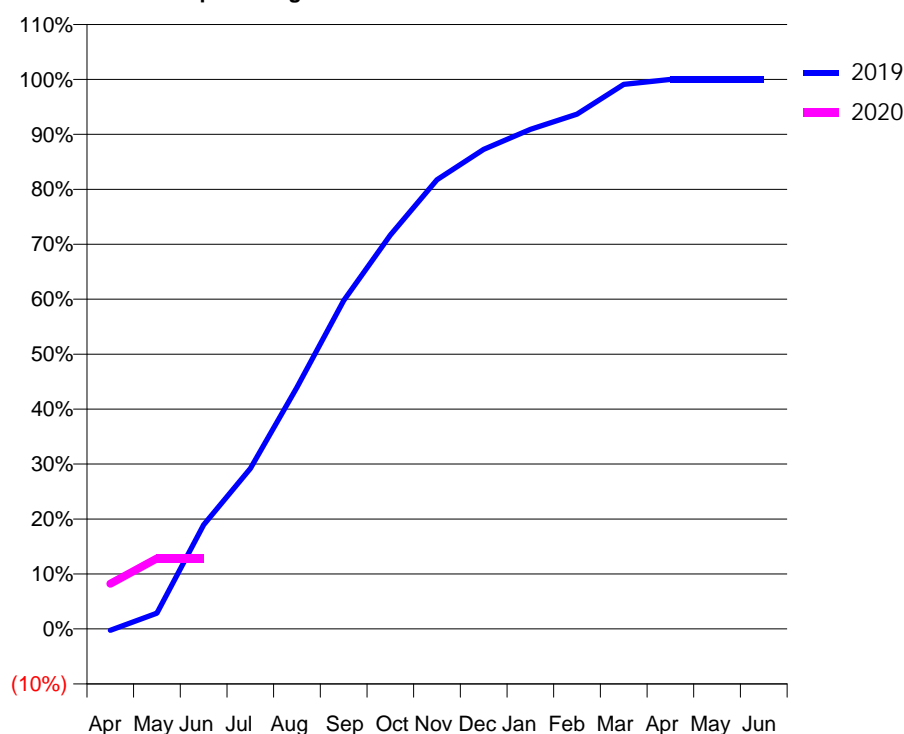
Q59 - Vital Signs Orthodontic At a Glance Contract Report for 117250/0002 - June 2019

Name or company name	Hallcross Dental Practices Limited	19/20 Contracted general activity (UDA)	0
Contract type name	PDS Contract	Carry forward general activity (UDA)	0
Purpose of contract	General and Orthodontic	19/20 Contracted orthodontic activity (UOA)	2,291
Contract start date	01/04/2008	Carry forward orthodontic activity (UOA)	0
Contract end date	26/06/2020	Baseline contract value	£157,950.19

ACCESS	Contract	England and Wales
24 month ratio of assessments to patient IDs	1.02	1.08

ACTIVITY	Contract
Contract assess and fit appliances (case starts) as a percentage of Area Team case starts	2.1 %

Cumulative percentage of contracted UOA delivered 2019 & 2020



Month	Adjusted Scheduled Activity (UOA)		
	2018	2019	2020
April	-11	-6	189
May	-10	66	294
June	174	434	294
July	410	669	
August	934	1,007	
September	1,235	1,369	
October	1,487	1,642	
November	1,634	1,873	
December	1,697	1,999	
January	1,802	2,083	
February	2,035	2,146	
March	2,203	2,270	
April	2,290	2,291	
May	2,291	2,291	
June	2,291	2,291	

QUANTITY METRICS (rolling 12 month period)

	Contract Quantity	Contract Base Number	Contract *	Area Team	Region	England
% of all assessments that were assess and fit appliances (case starts)	100	164	61.0%	59.9%	56.7%	58.2%
% of all assessments that were assess and refuse	13	164	7.9%	7.9%	11.8%	12.4%
% of all assessments that were assess and review	51	164	31.1%	32.2%	31.4%	29.4%
% of case starts with a reported IOTN of 3 and Aesthetic Component of 5 or below	0	100	N/A	0.6%	0.2%	0.1%
% of case starts with a reported IOTN of 3 and Aesthetic Component of 6 or above	1	100	1.0%	3.8%	3.9%	3.9%
% of case starts with a reported IOTN of 4	96	100	96.0%	68.6%	76.1%	77.7%
% of case starts with a reported IOTN of 5	3	100	3.0%	25.1%	17.9%	16.7 %
% of concluded courses in receipt of dual-arch fixed appliances	39	45	86.7%	66.1%	68.8%	72.5%
% of concluded courses where treatment was abandoned or discontinued	2	45	4.4%	10.7%	10.3%	9.1%
% of patients satisfied with the treatment they have received	4	5	80.0%	93.4%	95.1%	95.8%

* Figures in italics indicate that the base number is less than 100.

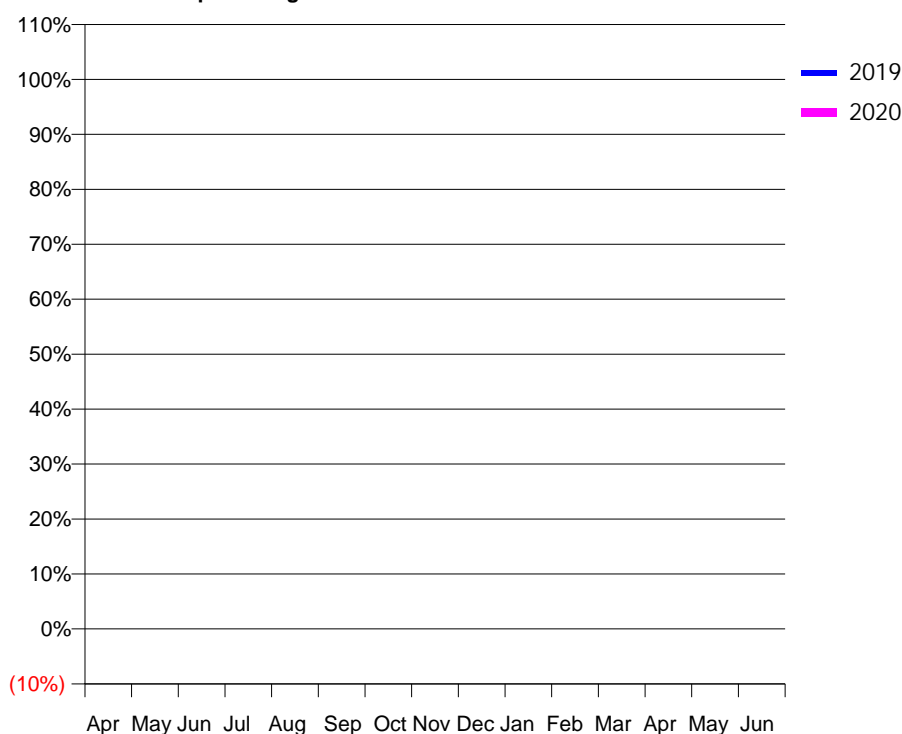
Q59 - Vital Signs Orthodontic At a Glance Contract Report for 117250/0005 - June 2019

Name or company name	Hallcross Dental Practices Limited	19/20 Contracted general activity (UDA)	0
Contract type name	PDS Contract	Carry forward general activity (UDA)	0
Purpose of contract	General and Orthodontic	19/20 Contracted orthodontic activity (UOA)	0
Contract start date	01/01/2012	Carry forward orthodontic activity (UOA)	0
Contract end date	26/06/2020	Baseline contract value	£87,395.05

ACCESS	Contract	England and Wales
24 month ratio of assessments to patient IDs	1.05	1.08

ACTIVITY	Contract
Contract assess and fit appliances (case starts) as a percentage of Area Team case starts	2.7 %

Cumulative percentage of contracted UOA delivered 2019 & 2020



Month	Adjusted Scheduled Activity (UOA)		
	2018	2019	2020
April	0	66	105
May	190	326	252
June	481	414	252
July	502	744	
August	614	958	
September	769	1,106	
October	876	1,392	
November	1,157	1,608	
December	1,308	1,903	
January	1,418	2,118	
February	1,652	2,317	
March	1,895	2,705	
April	2,042	2,902	
May	2,042	2,902	
June	2,042	2,902	

QUANTITY METRICS (rolling 12 month period)

	Contract Quantity	Contract Base Number	Contract *	Area Team	Region	England
% of all assessments that were assess and fit appliances (case starts)	128	215	59.5%	59.9%	56.7%	58.2%
% of all assessments that were assess and refuse	8	215	3.7%	7.9%	11.8%	12.4%
% of all assessments that were assess and review	79	215	36.7%	32.2%	31.4%	29.4%
% of case starts with a reported IOTN of 3 and Aesthetic Component of 5 or below	0	128	N/A	0.6%	0.2%	0.1%
% of case starts with a reported IOTN of 3 and Aesthetic Component of 6 or above	0	128	N/A	3.8%	3.9%	3.9%
% of case starts with a reported IOTN of 4	4	128	3.1%	68.6%	76.1%	77.7%
% of case starts with a reported IOTN of 5	124	128	96.9%	25.1%	17.9%	16.7 %
% of concluded courses in receipt of dual-arch fixed appliances	58	78	74.4%	66.1%	68.8%	72.5%
% of concluded courses where treatment was abandoned or discontinued	6	78	7.7%	10.7%	10.3%	9.1%
% of patients satisfied with the treatment they have received	1	1	100.0%	93.4%	95.1%	95.8%

* Figures in italics indicate that the base number is less than 100.

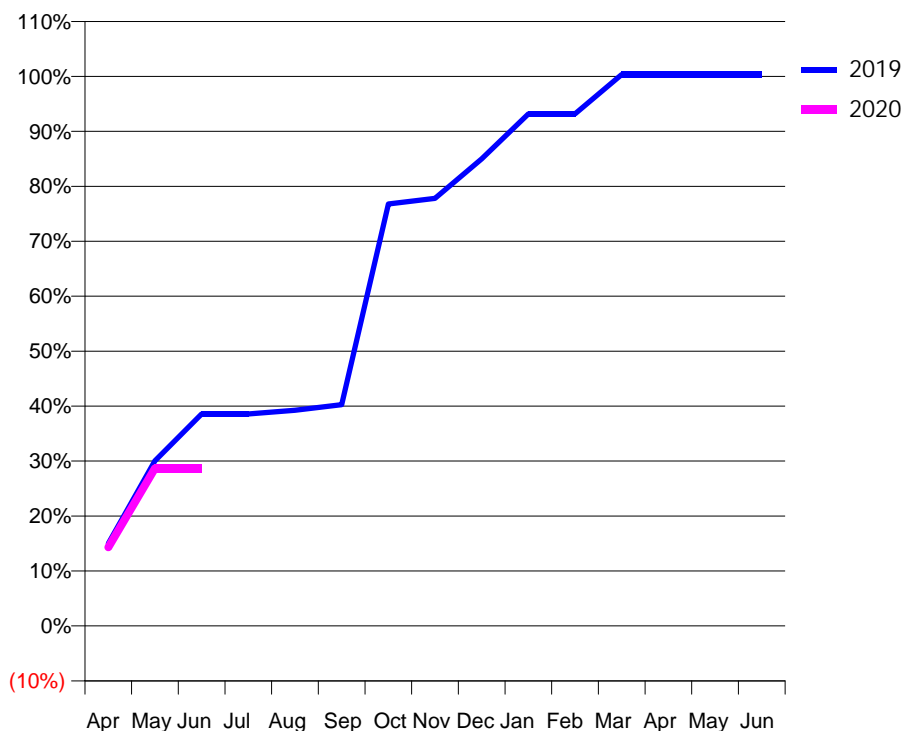
Q59 - Vital Signs Orthodontic At a Glance Contract Report for 117412/0002 - June 2019

Name or company name	HS Virdee Ltd	19/20 Contracted general activity (UDA)	10,377
Contract type name	GDS Contract	Carry forward general activity (UDA)	0
Purpose of contract	General and Orthodontic	19/20 Contracted orthodontic activity (UOA)	293
Contract start date	01/11/2007	Carry forward orthodontic activity (UOA)	0
Contract end date		Baseline contract value	£298,804.99

ACCESS	Contract	England and Wales
24 month ratio of assessments to patient IDs	1.04	1.08

ACTIVITY	Contract
Contract assess and fit appliances (case starts) as a percentage of Area Team case starts	0.3 %

Cumulative percentage of contracted UOA delivered 2019 & 2020



Month	Adjusted Scheduled Activity (UOA)		
	2018	2019	2020
April	0	44	42
May	85	88	84
June	154	113	84
July	198	113	
August	223	115	
September	225	118	
October	247	225	
November	290	228	
December	291	249	
January	293	273	
February	293	273	
March	293	294	
April	293	294	
May	293	294	
June	293	294	

QUANTITY METRICS (rolling 12 month period)

	Contract Quantity	Contract Base Number	Contract *	Area Team	Region	England
% of all assessments that were assess and fit appliances (case starts)	12	25	48.0%	59.9%	56.7%	58.2%
% of all assessments that were assess and refuse	3	25	12.0%	7.9%	11.8%	12.4%
% of all assessments that were assess and review	10	25	40.0%	32.2%	31.4%	29.4%
% of case starts with a reported IOTN of 3 and Aesthetic Component of 5 or below	0	12	N/A	0.6%	0.2%	0.1%
% of case starts with a reported IOTN of 3 and Aesthetic Component of 6 or above	1	12	8.3%	3.8%	3.9%	3.9%
% of case starts with a reported IOTN of 4	11	12	91.7%	68.6%	76.1%	77.7%
% of case starts with a reported IOTN of 5	0	12	N/A	25.1%	17.9%	16.7 %
% of concluded courses in receipt of dual-arch fixed appliances	11	12	91.7%	66.1%	68.8%	72.5%
% of concluded courses where treatment was abandoned or discontinued	0	12	0.0%	10.7%	10.3%	9.1%
% of patients satisfied with the treatment they have received	0	0	N/A	93.4%	95.1%	95.8%

* Figures in italics indicate that the base number is less than 100.

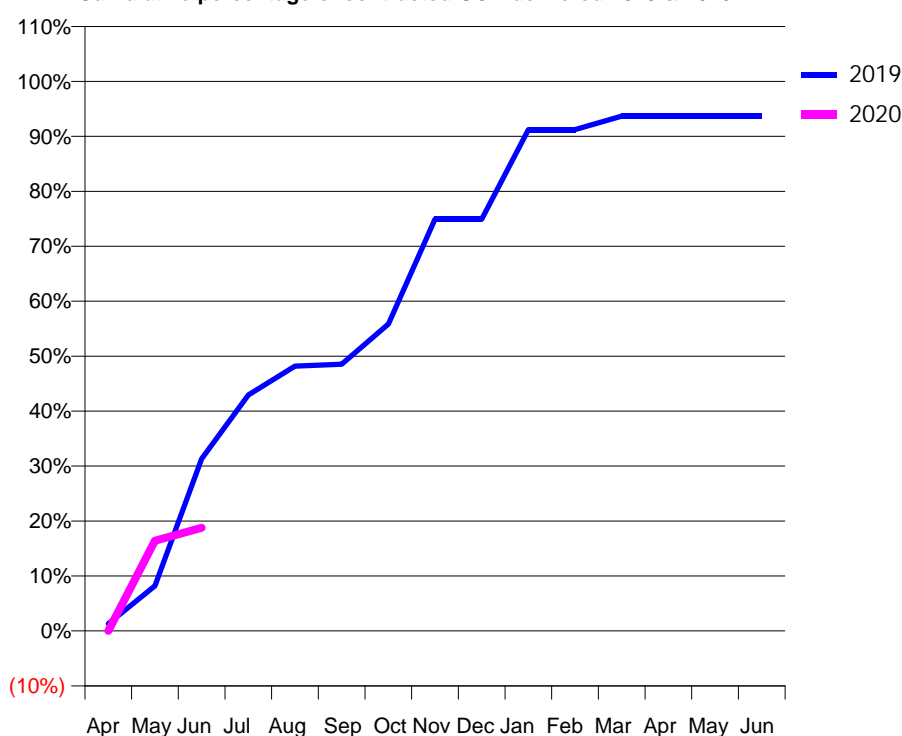
Q59 - Vital Signs Orthodontic At a Glance Contract Report for 118680/0003 - June 2019

Name or company name	Mr P Sitlu & Mr I Bhyat	19/20 Contracted general activity (UDA)	30,774
Contract type name	GDS Contract	Carry forward general activity (UDA)	0
Purpose of contract	General and Orthodontic	19/20 Contracted orthodontic activity (UOA)	895
Contract start date	09/12/2008	Carry forward orthodontic activity (UOA)	0
Contract end date		Baseline contract value	£701,105.55

ACCESS	Contract	England and Wales
24 month ratio of assessments to patient IDs	1.01	1.08

ACTIVITY	Contract
Contract assess and fit appliances (case starts) as a percentage of Area Team case starts	0.7 %

Cumulative percentage of contracted UOA delivered 2019 & 2020



Month	Adjusted Scheduled Activity (UOA)		
	2018	2019	2020
April	118	12	0
May	374	75	147
June	397	286	168
July	580	392	
August	672	440	
September	719	443	
October	746	510	
November	770	684	
December	775	684	
January	797	833	
February	799	833	
March	863	855	
April	865	855	
May	865	855	
June	865	855	

QUANTITY METRICS (rolling 12 month period)

	Contract Quantity	Contract Base Number	Contract *	Area Team	Region	England
% of all assessments that were assess and fit appliances (case starts)	34	59	57.6%	59.9%	56.7%	58.2%
% of all assessments that were assess and refuse	6	59	10.2%	7.9%	11.8%	12.4%
% of all assessments that were assess and review	19	59	32.2%	32.2%	31.4%	29.4%
% of case starts with a reported IOTN of 3 and Aesthetic Component of 5 or below	0	34	N/A	0.6%	0.2%	0.1%
% of case starts with a reported IOTN of 3 and Aesthetic Component of 6 or above	0	34	N/A	3.8%	3.9%	3.9%
% of case starts with a reported IOTN of 4	34	34	100.0%	68.6%	76.1%	77.7%
% of case starts with a reported IOTN of 5	0	34	N/A	25.1%	17.9%	16.7 %
% of concluded courses in receipt of dual-arch fixed appliances	2	47	4.3%	66.1%	68.8%	72.5%
% of concluded courses where treatment was abandoned or discontinued	5	47	10.6%	10.7%	10.3%	9.1%
% of patients satisfied with the treatment they have received	0	1	0.0%	93.4%	95.1%	95.8%

* Figures in italics indicate that the base number is less than 100.

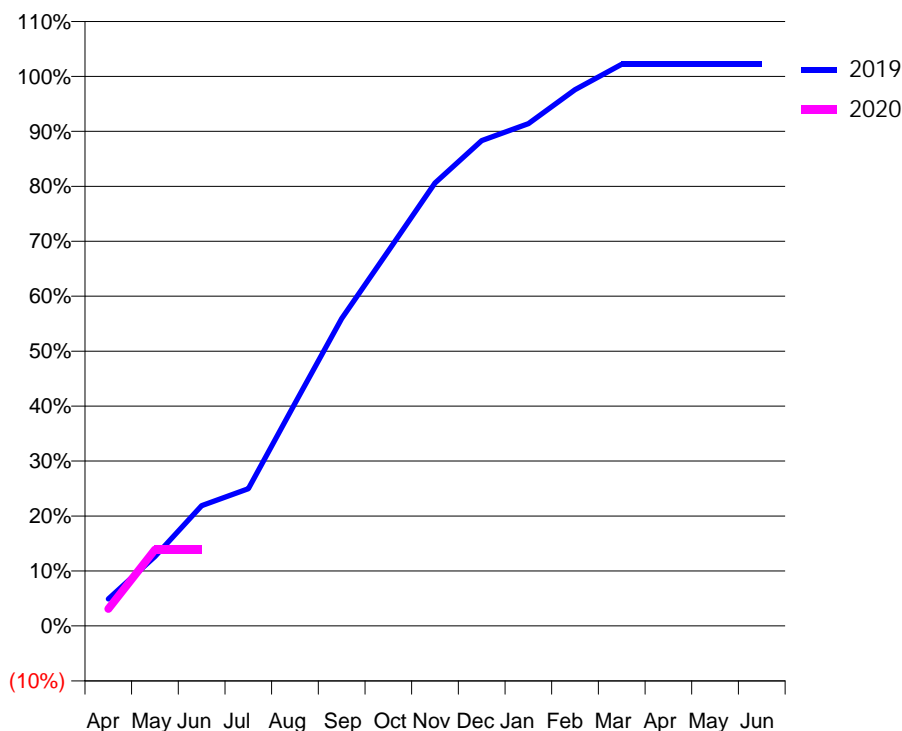
Q59 - Vital Signs Orthodontic At a Glance Contract Report for 121789/0001 - June 2019

Name or company name	Mr M Hamburger and Mrs R Sadler	19/20 Contracted general activity (UDA)	4,345
Contract type name	GDS Contract	Carry forward general activity (UDA)	0
Purpose of contract	General and Orthodontic	19/20 Contracted orthodontic activity (UOA)	1,361
Contract start date	01/04/2012	Carry forward orthodontic activity (UOA)	0
Contract end date		Baseline contract value	£215,370.30

ACCESS	Contract	England and Wales
24 month ratio of assessments to patient IDs	1.00	1.08

ACTIVITY	Contract
Contract assess and fit appliances (case starts) as a percentage of Area Team case starts	1.3 %

Cumulative percentage of contracted UOA delivered 2019 & 2020



Month	Adjusted Scheduled Activity (UOA)		
	2018	2019	2020
April	82	67	42
May	89	172	189
June	306	298	189
July	466	340	
August	531	551	
September	735	761	
October	882	929	
November	966	1,097	
December	1,071	1,202	
January	1,239	1,244	
February	1,344	1,328	
March	1,348	1,391	
April	1,369	1,391	
May	1,369	1,391	
June	1,369	1,391	

QUANTITY METRICS (rolling 12 month period)

	Contract Quantity	Contract Base Number	Contract *	Area Team	Region	England
% of all assessments that were assess and fit appliances (case starts)	61	62	98.4%	59.9%	56.7%	58.2%
% of all assessments that were assess and refuse	1	62	1.6%	7.9%	11.8%	12.4%
% of all assessments that were assess and review	0	62	0.0%	32.2%	31.4%	29.4%
% of case starts with a reported IOTN of 3 and Aesthetic Component of 5 or below	0	61	N/A	0.6%	0.2%	0.1%
% of case starts with a reported IOTN of 3 and Aesthetic Component of 6 or above	14	61	23.0%	3.8%	3.9%	3.9%
% of case starts with a reported IOTN of 4	33	61	54.1%	68.6%	76.1%	77.7%
% of case starts with a reported IOTN of 5	14	61	23.0%	25.1%	17.9%	16.7 %
% of concluded courses in receipt of dual-arch fixed appliances	31	37	83.8%	66.1%	68.8%	72.5%
% of concluded courses where treatment was abandoned or discontinued	3	37	8.1%	10.7%	10.3%	9.1%
% of patients satisfied with the treatment they have received	1	1	100.0%	93.4%	95.1%	95.8%

* Figures in italics indicate that the base number is less than 100.

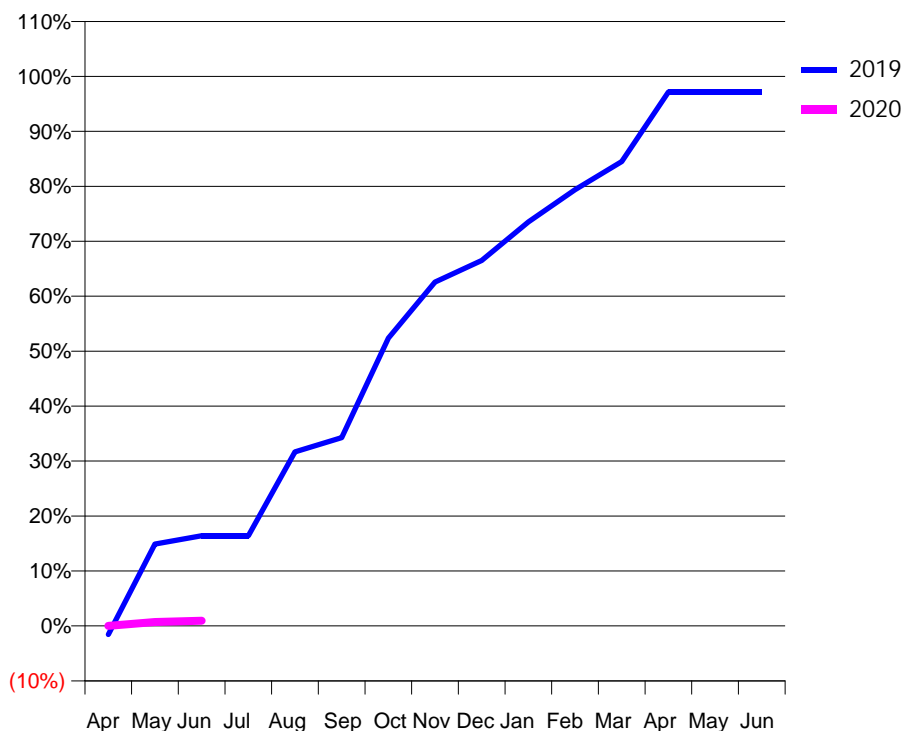
Q59 - Vital Signs Orthodontic At a Glance Contract Report for 123218/0001 - June 2019

Name or company name	Dayadent Limited	19/20 Contracted general activity (UDA)	4,952
Contract type name	GDS Contract	Carry forward general activity (UDA)	0
Purpose of contract	General and Orthodontic	19/20 Contracted orthodontic activity (UOA)	1,657
Contract start date	01/04/2008	Carry forward orthodontic activity (UOA)	0
Contract end date		Baseline contract value	£296,512.45

ACCESS	Contract	England and Wales
24 month ratio of assessments to patient IDs	1.12	1.08

ACTIVITY	Contract
Contract assess and fit appliances (case starts) as a percentage of Area Team case starts	1.3 %

Cumulative percentage of contracted UOA delivered 2019 & 2020



Month	Adjusted Scheduled Activity (UOA)		
	2018	2019	2020
April	-22	-26	0
May	9	247	12
June	149	272	16
July	341	272	
August	581	525	
September	630	568	
October	793	868	
November	889	1,037	
December	1,067	1,102	
January	1,113	1,218	
February	1,271	1,315	
March	1,569	1,400	
April	1,632	1,610	
May	1,632	1,610	
June	1,632	1,610	

QUANTITY METRICS (rolling 12 month period)

	Contract Quantity	Contract Base Number	Contract *	Area Team	Region	England
% of all assessments that were assess and fit appliances (case starts)	63	111	56.8%	59.9%	56.7%	58.2%
% of all assessments that were assess and refuse	12	111	10.8%	7.9%	11.8%	12.4%
% of all assessments that were assess and review	36	111	32.4%	32.2%	31.4%	29.4%
% of case starts with a reported IOTN of 3 and Aesthetic Component of 5 or below	0	63	<i>N/A</i>	0.6%	0.2%	0.1%
% of case starts with a reported IOTN of 3 and Aesthetic Component of 6 or above	0	63	<i>N/A</i>	3.8%	3.9%	3.9%
% of case starts with a reported IOTN of 4	60	63	95.2%	68.6%	76.1%	77.7%
% of case starts with a reported IOTN of 5	3	63	4.8%	25.1%	17.9%	16.7 %
% of concluded courses in receipt of dual-arch fixed appliances	11	18	61.1%	66.1%	68.8%	72.5%
% of concluded courses where treatment was abandoned or discontinued	1	18	5.6%	10.7%	10.3%	9.1%
% of patients satisfied with the treatment they have received	4	4	100.0%	93.4%	95.1%	95.8%

* Figures in italics indicate that the base number is less than 100.

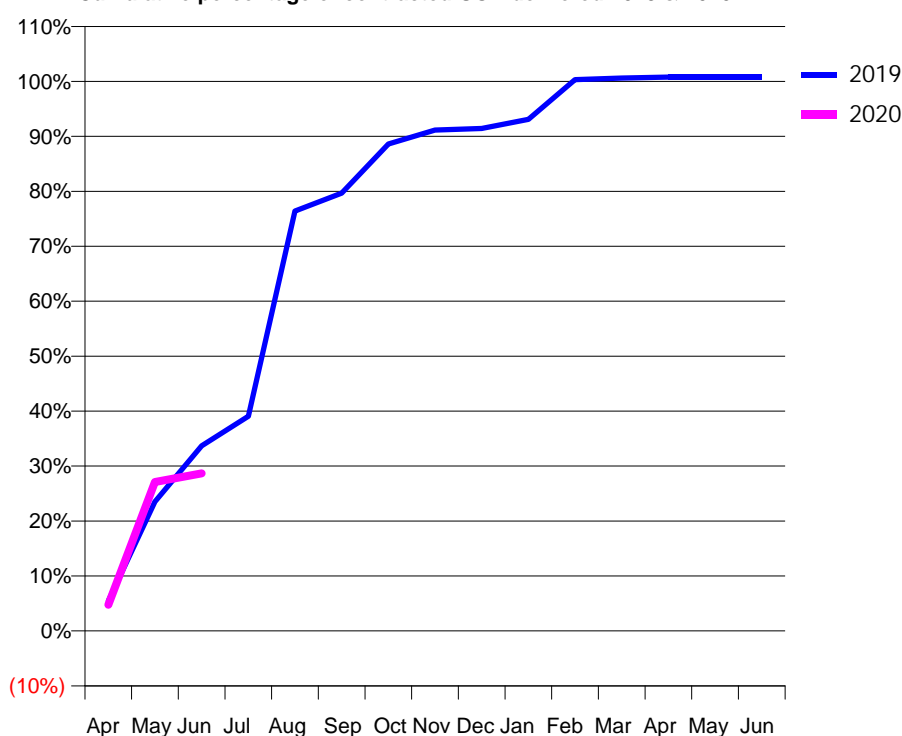
Q59 - Vital Signs Orthodontic At a Glance Contract Report for 126071/0001 - June 2019

Name or company name	Wilson, Edwards & Sanghi	19/20 Contracted general activity (UDA)	37,524
Contract type name	GDS Contract	Carry forward general activity (UDA)	0
Purpose of contract	General and Orthodontic	19/20 Contracted orthodontic activity (UOA)	1,318
Contract start date	01/04/2006	Carry forward orthodontic activity (UOA)	0
Contract end date		Baseline contract value	£998,932.81

ACCESS	Contract	England and Wales
24 month ratio of assessments to patient IDs	1.31	1.08

ACTIVITY	Contract
Contract assess and fit appliances (case starts) as a percentage of Area Team case starts	1.2 %

Cumulative percentage of contracted UOA delivered 2019 & 2020



Month	Adjusted Scheduled Activity (UOA)		
	2018	2019	2020
April	32	72	63
May	235	310	357
June	303	444	378
July	447	515	
August	565	1,007	
September	621	1,050	
October	740	1,168	
November	929	1,201	
December	981	1,205	
January	1,073	1,227	
February	1,151	1,322	
March	1,369	1,326	
April	1,370	1,328	
May	1,370	1,328	
June	1,370	1,328	

QUANTITY METRICS (rolling 12 month period)

	Contract Quantity	Contract Base Number	Contract *	Area Team	Region	England
% of all assessments that were assess and fit appliances (case starts)	57	122	46.7%	59.9%	56.7%	58.2%
% of all assessments that were assess and refuse	7	122	5.7%	7.9%	11.8%	12.4%
% of all assessments that were assess and review	58	122	47.5%	32.2%	31.4%	29.4%
% of case starts with a reported IOTN of 3 and Aesthetic Component of 5 or below	0	57	<i>N/A</i>	0.6%	0.2%	0.1%
% of case starts with a reported IOTN of 3 and Aesthetic Component of 6 or above	0	57	<i>N/A</i>	3.8%	3.9%	3.9%
% of case starts with a reported IOTN of 4	46	57	80.7%	68.6%	76.1%	77.7%
% of case starts with a reported IOTN of 5	11	57	19.3%	25.1%	17.9%	16.7%
% of concluded courses in receipt of dual-arch fixed appliances	51	62	82.3%	66.1%	68.8%	72.5%
% of concluded courses where treatment was abandoned or discontinued	9	62	14.5%	10.7%	10.3%	9.1%
% of patients satisfied with the treatment they have received	3	3	100.0%	93.4%	95.1%	95.8%

* Figures in italics indicate that the base number is less than 100.

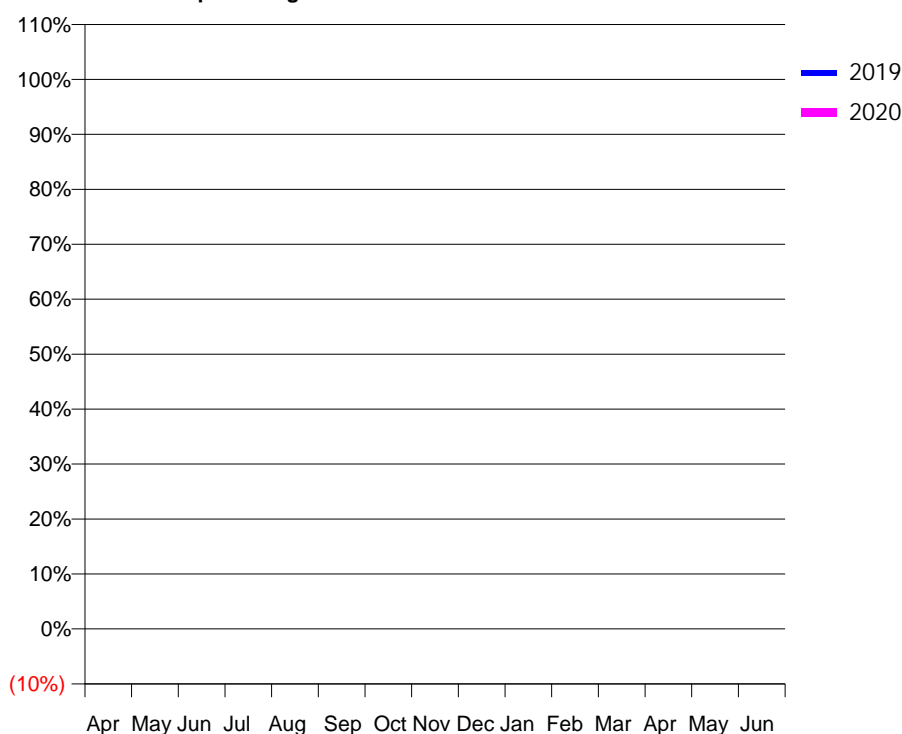
Q59 - Vital Signs Orthodontic At a Glance Contract Report for 127078/0004 - June 2019

Name or company name	The Whitehouse Surgery Ltd	19/20 Contracted general activity (UDA)	0
Contract type name	PDS Contract	Carry forward general activity (UDA)	0
Purpose of contract	Orthodontic	19/20 Contracted orthodontic activity (UOA)	0
Contract start date	01/01/2012	Carry forward orthodontic activity (UOA)	0
Contract end date	26/06/2020	Baseline contract value	£49,519.03

ACCESS	Contract	England and Wales
24 month ratio of assessments to patient IDs	1.03	1.08

ACTIVITY	Contract
Contract assess and fit appliances (case starts) as a percentage of Area Team case starts	2.8 %

Cumulative percentage of contracted UOA delivered 2019 & 2020



Month	Adjusted Scheduled Activity (UOA)		
	2018	2019	2020
April	0	0	0
May	53	149	4
June	211	296	341
July	410	714	
August	674	869	
September	763	1,275	
October	876	1,513	
November	1,196	1,850	
December	1,413	2,013	
January	1,567	2,290	
February	1,779	2,311	
March	1,993	2,772	
April	2,232	2,774	
May	2,253	2,779	
June	2,253	2,844	

QUANTITY METRICS (rolling 12 month period)

	Contract Quantity	Contract Base Number	Contract *	Area Team	Region	England
% of all assessments that were assess and fit appliances (case starts)	133	265	50.2%	59.9%	56.7%	58.2%
% of all assessments that were assess and refuse	68	265	25.7%	7.9%	11.8%	12.4%
% of all assessments that were assess and review	64	265	24.2%	32.2%	31.4%	29.4%
% of case starts with a reported IOTN of 3 and Aesthetic Component of 5 or below	0	133	N/A	0.6%	0.2%	0.1%
% of case starts with a reported IOTN of 3 and Aesthetic Component of 6 or above	0	133	N/A	3.8%	3.9%	3.9%
% of case starts with a reported IOTN of 4	2	133	1.5%	68.6%	76.1%	77.7%
% of case starts with a reported IOTN of 5	110	133	82.7%	25.1%	17.9%	16.7 %
% of concluded courses in receipt of dual-arch fixed appliances	19	57	33.3%	66.1%	68.8%	72.5%
% of concluded courses where treatment was abandoned or discontinued	21	57	36.8%	10.7%	10.3%	9.1%
% of patients satisfied with the treatment they have received	5	5	100.0%	93.4%	95.1%	95.8%

* Figures in italics indicate that the base number is less than 100.

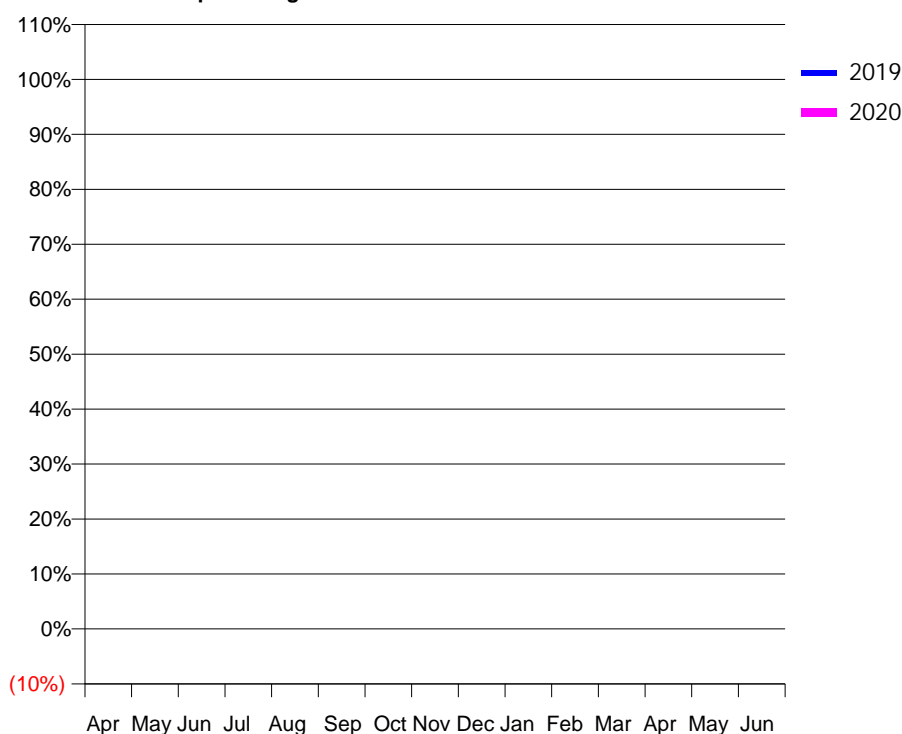
Q59 - Vital Signs Orthodontic At a Glance Contract Report for 130796/0004 - June 2019

Name or company name	JDRM Dental Care Ltd	19/20 Contracted general activity (UDA)	0
Contract type name	PDS Contract	Carry forward general activity (UDA)	0
Purpose of contract	General and Orthodontic	19/20 Contracted orthodontic activity (UOA)	0
Contract start date	01/01/2012	Carry forward orthodontic activity (UOA)	0
Contract end date	26/06/2020	Baseline contract value	£33,632.05

ACCESS	Contract	England and Wales
24 month ratio of assessments to patient IDs	1.06	1.08

ACTIVITY	Contract
Contract assess and fit appliances (case starts) as a percentage of Area Team case starts	1.0 %

Cumulative percentage of contracted UOA delivered 2019 & 2020



Month	Adjusted Scheduled Activity (UOA)		
	2018	2019	2020
April	0	0	0
May	266	143	0
June	375	234	105
July	443	432	
August	701	564	
September	886	634	
October	1,086	679	
November	1,263	854	
December	1,542	945	
January	1,802	1,022	
February	1,899	1,069	
March	2,052	1,069	
April	2,052	1,069	
May	2,190	1,069	
June	2,190	1,200	

QUANTITY METRICS (rolling 12 month period)

	Contract Quantity	Contract Base Number	Contract *	Area Team	Region	England
% of all assessments that were assess and fit appliances (case starts)	48	111	43.2%	59.9%	56.7%	58.2%
% of all assessments that were assess and refuse	44	111	39.6%	7.9%	11.8%	12.4%
% of all assessments that were assess and review	19	111	17.1%	32.2%	31.4%	29.4%
% of case starts with a reported IOTN of 3 and Aesthetic Component of 5 or below	0	48	<i>N/A</i>	0.6%	0.2%	0.1%
% of case starts with a reported IOTN of 3 and Aesthetic Component of 6 or above	0	48	<i>N/A</i>	3.8%	3.9%	3.9%
% of case starts with a reported IOTN of 4	10	48	20.8%	68.6%	76.1%	77.7%
% of case starts with a reported IOTN of 5	38	48	79.2%	25.1%	17.9%	16.7 %
% of concluded courses in receipt of dual-arch fixed appliances	77	105	73.3%	66.1%	68.8%	72.5%
% of concluded courses where treatment was abandoned or discontinued	15	105	14.3%	10.7%	10.3%	9.1%
% of patients satisfied with the treatment they have received	0	0	<i>N/A</i>	93.4%	95.1%	95.8%

* Figures in italics indicate that the base number is less than 100.

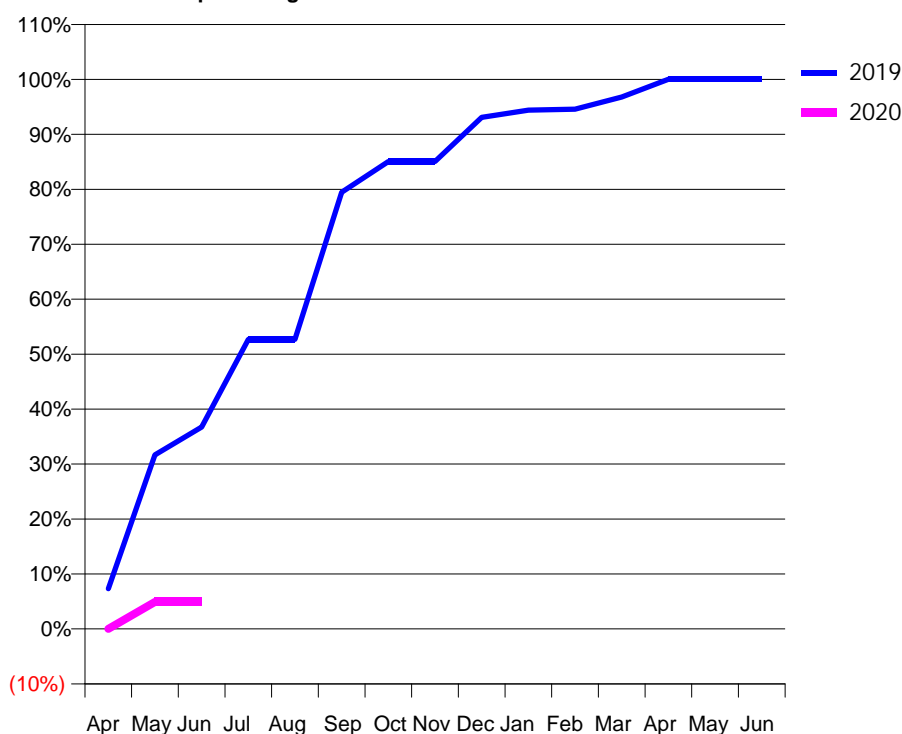
Q59 - Vital Signs Orthodontic At a Glance Contract Report for 134503/0001 - June 2019

Name or company name	Mr Haren and Mrs Sonal Patel	19/20 Contracted general activity (UDA)	0
Contract type name	PDS Contract	Carry forward general activity (UDA)	0
Purpose of contract	Orthodontic	19/20 Contracted orthodontic activity (UOA)	3,894
Contract start date	01/04/2008	Carry forward orthodontic activity (UOA)	0
Contract end date	01/05/2020	Baseline contract value	£246,560.96

ACCESS	Contract	England and Wales
24 month ratio of assessments to patient IDs	1.10	1.08

ACTIVITY	Contract
Contract assess and fit appliances (case starts) as a percentage of Area Team case starts	2.5 %

Cumulative percentage of contracted UOA delivered 2019 & 2020



Month	Adjusted Scheduled Activity (UOA)		
	2018	2019	2020
April	150	286	0
May	1,015	1,234	191
June	1,354	1,431	191
July	1,849	2,052	
August	2,138	2,052	
September	2,730	3,094	
October	3,111	3,312	
November	3,355	3,312	
December	3,747	3,625	
January	3,806	3,676	
February	3,911	3,683	
March	3,911	3,769	
April	3,930	3,895	
May	3,930	3,895	
June	3,930	3,895	

QUANTITY METRICS (rolling 12 month period)

	Contract Quantity	Contract Base Number	Contract *	Area Team	Region	England
% of all assessments that were assess and fit appliances (case starts)	120	251	47.8%	59.9%	56.7%	58.2%
% of all assessments that were assess and refuse	1	251	0.4%	7.9%	11.8%	12.4%
% of all assessments that were assess and review	130	251	51.8%	32.2%	31.4%	29.4%
% of case starts with a reported IOTN of 3 and Aesthetic Component of 5 or below	0	120	N/A	0.6%	0.2%	0.1%
% of case starts with a reported IOTN of 3 and Aesthetic Component of 6 or above	3	120	2.5%	3.8%	3.9%	3.9%
% of case starts with a reported IOTN of 4	84	120	70.0%	68.6%	76.1%	77.7%
% of case starts with a reported IOTN of 5	32	120	26.7%	25.1%	17.9%	16.7 %
% of concluded courses in receipt of dual-arch fixed appliances	151	188	80.3%	66.1%	68.8%	72.5%
% of concluded courses where treatment was abandoned or discontinued	35	188	18.6%	10.7%	10.3%	9.1%
% of patients satisfied with the treatment they have received	1	1	100.0%	93.4%	95.1%	95.8%

* Figures in italics indicate that the base number is less than 100.

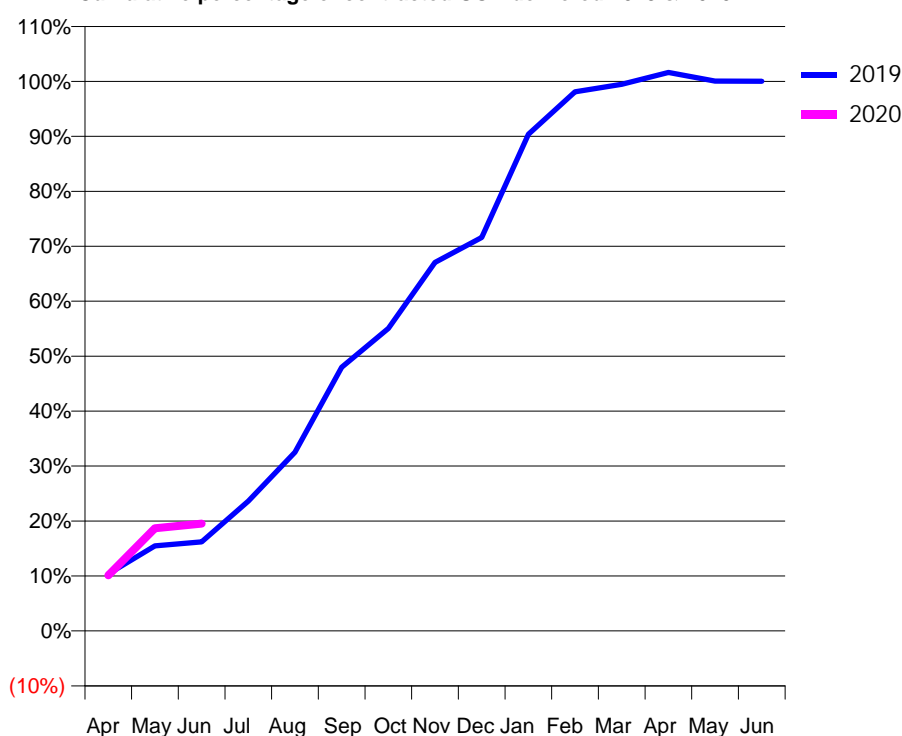
Q59 - Vital Signs Orthodontic At a Glance Contract Report for 134503/0002 - June 2019

Name or company name	Mr Haren and Mrs Sonal Patel	19/20 Contracted general activity (UDA)	0
Contract type name	PDS Contract	Carry forward general activity (UDA)	0
Purpose of contract	Orthodontic	19/20 Contracted orthodontic activity (UOA)	3,885
Contract start date	01/04/2008	Carry forward orthodontic activity (UOA)	0
Contract end date	01/05/2020	Baseline contract value	£225,673.03

ACCESS	Contract	England and Wales
24 month ratio of assessments to patient IDs	1.08	1.08

ACTIVITY	Contract
Contract assess and fit appliances (case starts) as a percentage of Area Team case starts	4.0 %

Cumulative percentage of contracted UOA delivered 2019 & 2020



Month	Adjusted Scheduled Activity (UOA)		
	2018	2019	2020
April	85	403	394
May	717	602	725
June	1,289	629	758
July	1,541	918	
August	2,009	1,264	
September	2,169	1,864	
October	2,809	2,139	
November	3,136	2,605	
December	3,391	2,782	
January	3,542	3,511	
February	3,711	3,811	
March	3,798	3,864	
April	3,882	3,948	
May	3,883	3,887	
June	3,883	3,886	

QUANTITY METRICS (rolling 12 month period)

	Contract Quantity	Contract Base Number	Contract *	Area Team	Region	England
% of all assessments that were assess and fit appliances (case starts)	190	334	56.9%	59.9%	56.7%	58.2%
% of all assessments that were assess and refuse	34	334	10.2%	7.9%	11.8%	12.4%
% of all assessments that were assess and review	110	334	32.9%	32.2%	31.4%	29.4%
% of case starts with a reported IOTN of 3 and Aesthetic Component of 5 or below	0	190	N/A	0.6%	0.2%	0.1%
% of case starts with a reported IOTN of 3 and Aesthetic Component of 6 or above	3	190	1.6%	3.8%	3.9%	3.9%
% of case starts with a reported IOTN of 4	152	190	80.0%	68.6%	76.1%	77.7%
% of case starts with a reported IOTN of 5	34	190	17.9%	25.1%	17.9%	16.7 %
% of concluded courses in receipt of dual-arch fixed appliances	198	257	77.0%	66.1%	68.8%	72.5%
% of concluded courses where treatment was abandoned or discontinued	54	257	21.0%	10.7%	10.3%	9.1%
% of patients satisfied with the treatment they have received	1	1	100.0%	93.4%	95.1%	95.8%

* Figures in italics indicate that the base number is less than 100.

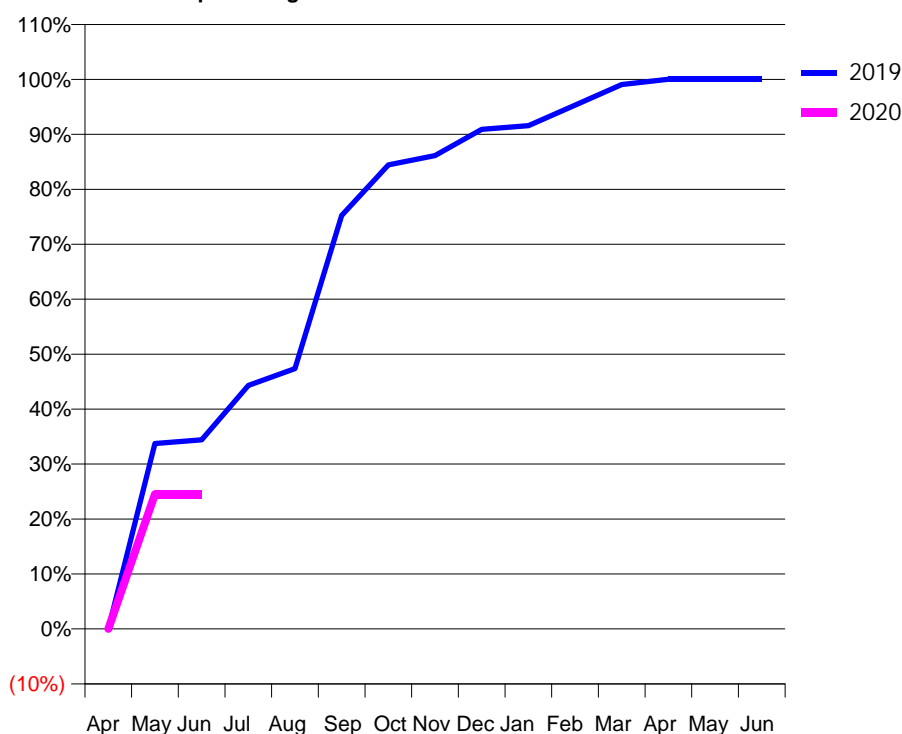
Q59 - Vital Signs Orthodontic At a Glance Contract Report for 136336/0001 - June 2019

Name or company name	Gosal Orthodontics Limited	19/20 Contracted general activity (UDA)	0
Contract type name	PDS Contract	Carry forward general activity (UDA)	0
Purpose of contract	Orthodontic	19/20 Contracted orthodontic activity (UOA)	6,173
Contract start date	01/02/2015	Carry forward orthodontic activity (UOA)	0
Contract end date	26/06/2020	Baseline contract value	£390,873.24

ACCESS	Contract	England and Wales
24 month ratio of assessments to patient IDs	1.00	1.08

ACTIVITY	Contract
Contract assess and fit appliances (case starts) as a percentage of Area Team case starts	5.5 %

Cumulative percentage of contracted UOA delivered 2019 & 2020



Month	Adjusted Scheduled Activity (UOA)		
	2018	2019	2020
April	0	0	0
May	567	2,083	1,512
June	823	2,125	1,512
July	1,810	2,734	
August	2,776	2,923	
September	3,931	4,645	
October	4,183	5,212	
November	4,729	5,317	
December	5,863	5,611	
January	5,905	5,653	
February	6,058	5,884	
March	6,173	6,116	
April	6,173	6,174	
May	6,215	6,174	
June	6,215	6,174	

QUANTITY METRICS (rolling 12 month period)

	Contract Quantity	Contract Base Number	Contract *	Area Team	Region	England
% of all assessments that were assess and fit appliances (case starts)	260	361	72.0%	59.9%	56.7%	58.2%
% of all assessments that were assess and refuse	33	361	9.1%	7.9%	11.8%	12.4%
% of all assessments that were assess and review	68	361	18.8%	32.2%	31.4%	29.4%
% of case starts with a reported IOTN of 3 and Aesthetic Component of 5 or below	0	260	N/A	0.6%	0.2%	0.1%
% of case starts with a reported IOTN of 3 and Aesthetic Component of 6 or above	9	260	3.5%	3.8%	3.9%	3.9%
% of case starts with a reported IOTN of 4	189	260	72.7%	68.6%	76.1%	77.7%
% of case starts with a reported IOTN of 5	62	260	23.8%	25.1%	17.9%	16.7 %
% of concluded courses in receipt of dual-arch fixed appliances	361	380	95.0%	66.1%	68.8%	72.5%
% of concluded courses where treatment was abandoned or discontinued	11	380	2.9%	10.7%	10.3%	9.1%
% of patients satisfied with the treatment they have received	3	3	100.0%	93.4%	95.1%	95.8%

* Figures in italics indicate that the base number is less than 100.

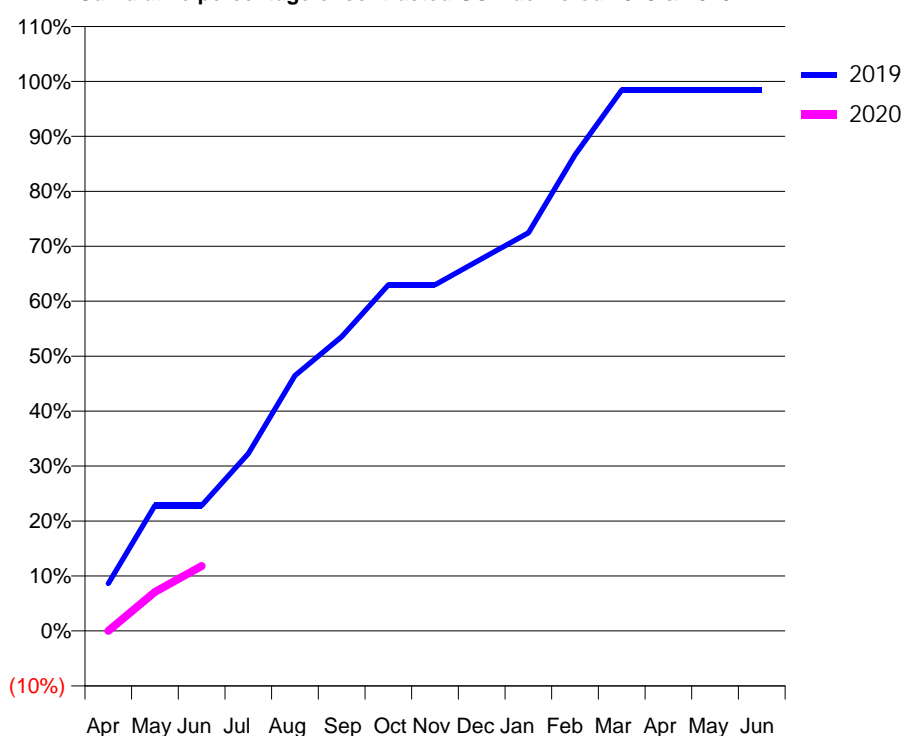
Q59 - Vital Signs Orthodontic At a Glance Contract Report for 137766/0001 - June 2019

Name or company name	Mr B Patel & Mr R Jansari	19/20 Contracted general activity (UDA)	41,661
Contract type name	GDS Contract	Carry forward general activity (UDA)	0
Purpose of contract	General and Orthodontic	19/20 Contracted orthodontic activity (UOA)	889
Contract start date	01/04/2010	Carry forward orthodontic activity (UOA)	0
Contract end date		Baseline contract value	£1,327,970.14

ACCESS	Contract	England and Wales
24 month ratio of assessments to patient IDs	1.00	1.08

ACTIVITY	Contract
Contract assess and fit appliances (case starts) as a percentage of Area Team case starts	0.8 %

Cumulative percentage of contracted UOA delivered 2019 & 2020



Month	Adjusted Scheduled Activity (UOA)		
	2018	2019	2020
April	42	77	0
May	105	203	63
June	147	203	105
July	273	287	
August	294	413	
September	399	476	
October	504	560	
November	651	560	
December	714	602	
January	714	644	
February	861	770	
March	882	875	
April	882	875	
May	882	875	
June	882	875	

QUANTITY METRICS (rolling 12 month period)

	Contract Quantity	Contract Base Number	Contract *	Area Team	Region	England
% of all assessments that were assess and fit appliances (case starts)	38	38	100.0%	59.9%	56.7%	58.2%
% of all assessments that were assess and refuse	0	38	0.0%	7.9%	11.8%	12.4%
% of all assessments that were assess and review	0	38	0.0%	32.2%	31.4%	29.4%
% of case starts with a reported IOTN of 3 and Aesthetic Component of 5 or below	0	38	N/A	0.6%	0.2%	0.1%
% of case starts with a reported IOTN of 3 and Aesthetic Component of 6 or above	2	38	5.3%	3.8%	3.9%	3.9%
% of case starts with a reported IOTN of 4	35	38	92.1%	68.6%	76.1%	77.7%
% of case starts with a reported IOTN of 5	1	38	2.6%	25.1%	17.9%	16.7 %
% of concluded courses in receipt of dual-arch fixed appliances	20	30	66.7%	66.1%	68.8%	72.5%
% of concluded courses where treatment was abandoned or discontinued	5	30	16.7%	10.7%	10.3%	9.1%
% of patients satisfied with the treatment they have received	2	2	100.0%	93.4%	95.1%	95.8%

* Figures in italics indicate that the base number is less than 100.

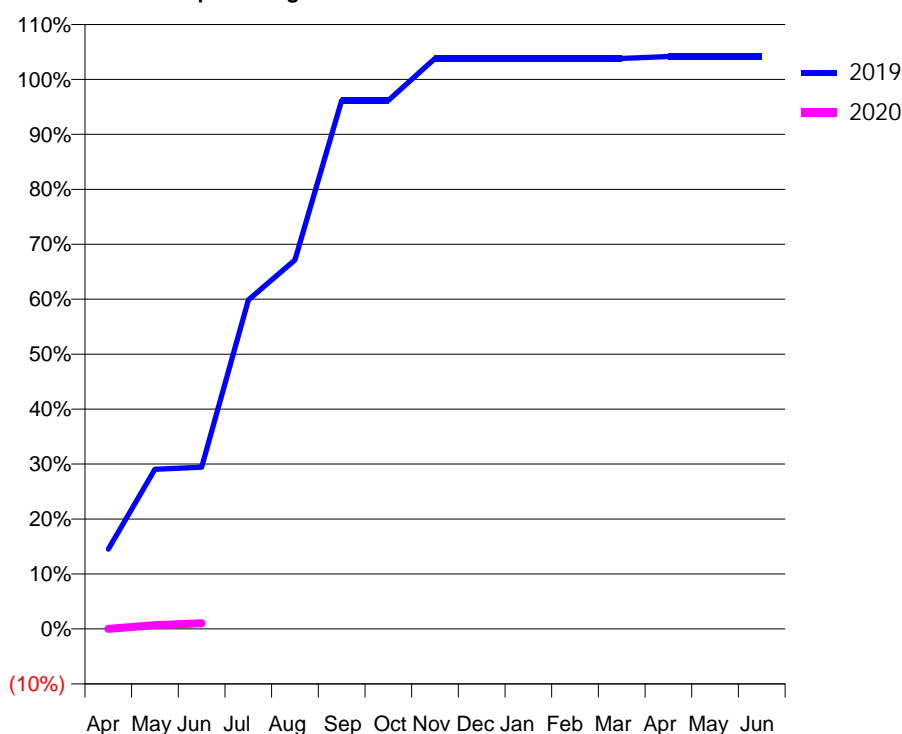
Q59 - Vital Signs Orthodontic At a Glance Contract Report for 143448/0001 - June 2019

Name or company name	Dr D J Duplessis & Ms Lieze Duplessis	19/20 Contracted general activity (UDA)	9,098
Contract type name	GDS Contract	Carry forward general activity (UDA)	0
Purpose of contract	General and Orthodontic	19/20 Contracted orthodontic activity (UOA)	289
Contract start date	01/04/2011	Carry forward orthodontic activity (UOA)	0
Contract end date		Baseline contract value	£255,540.20

ACCESS	Contract	England and Wales
24 month ratio of assessments to patient IDs	1.03	1.08

ACTIVITY	Contract
Contract assess and fit appliances (case starts) as a percentage of Area Team case starts	0.3 %

Cumulative percentage of contracted UOA delivered 2019 & 2020



Month	Adjusted Scheduled Activity (UOA)		
	2018	2019	2020
April	0	42	0
May	0	84	2
June	0	85	3
July	0	173	
August	0	194	
September	84	278	
October	273	278	
November	274	300	
December	276	300	
January	276	300	
February	276	300	
March	297	300	
April	297	301	
May	297	301	
June	297	301	

QUANTITY METRICS (rolling 12 month period)

	Contract Quantity	Contract Base Number	Contract *	Area Team	Region	England
% of all assessments that were assess and fit appliances (case starts)	12	17	70.6%	59.9%	56.7%	58.2%
% of all assessments that were assess and refuse	1	17	5.9%	7.9%	11.8%	12.4%
% of all assessments that were assess and review	4	17	23.5%	32.2%	31.4%	29.4%
% of case starts with a reported IOTN of 3 and Aesthetic Component of 5 or below	0	12	<i>N/A</i>	0.6%	0.2%	0.1%
% of case starts with a reported IOTN of 3 and Aesthetic Component of 6 or above	0	12	<i>N/A</i>	3.8%	3.9%	3.9%
% of case starts with a reported IOTN of 4	10	12	83.3%	68.6%	76.1%	77.7%
% of case starts with a reported IOTN of 5	0	12	<i>N/A</i>	25.1%	17.9%	16.7 %
% of concluded courses in receipt of dual-arch fixed appliances	0	0	<i>N/A</i>	66.1%	68.8%	72.5%
% of concluded courses where treatment was abandoned or discontinued	0	0	<i>N/A</i>	10.7%	10.3%	9.1%
% of patients satisfied with the treatment they have received	0	0	<i>N/A</i>	93.4%	95.1%	95.8%

* Figures in italics indicate that the base number is less than 100.

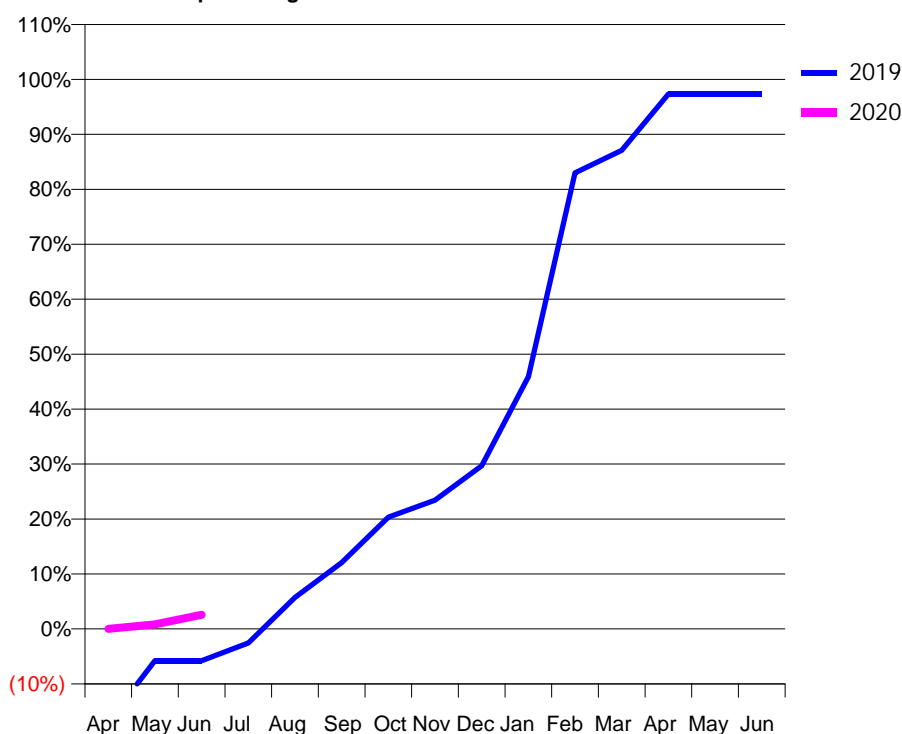
Q59 - Vital Signs Orthodontic At a Glance Contract Report for 151653/0001 - June 2019

Name or company name	The Forum Practice Ltd	19/20 Contracted general activity (UDA)	500
Contract type name	GDS Contract	Carry forward general activity (UDA)	0
Purpose of contract	General and Orthodontic	19/20 Contracted orthodontic activity (UOA)	1,195
Contract start date	01/10/2011	Carry forward orthodontic activity (UOA)	0
Contract end date		Baseline contract value	£90,856.27

ACCESS	Contract	England and Wales
24 month ratio of assessments to patient IDs	1.12	1.08

ACTIVITY	Contract
Contract assess and fit appliances (case starts) as a percentage of Area Team case starts	1.1 %

Cumulative percentage of contracted UOA delivered 2019 & 2020



Month	Adjusted Scheduled Activity (UOA)		
	2018	2019	2020
April	-6	-197	0
May	36	-68	10
June	47	-68	31
July	147	-30	
August	296	67	
September	344	141	
October	522	238	
November	569	274	
December	643	347	
January	744	537	
February	996	970	
March	1,083	1,018	
April	1,256	1,138	
May	1,256	1,138	
June	1,256	1,138	

QUANTITY METRICS (rolling 12 month period)

	Contract Quantity	Contract Base Number	Contract *	Area Team	Region	England
% of all assessments that were assess and fit appliances (case starts)	51	209	24.4%	59.9%	56.7%	58.2%
% of all assessments that were assess and refuse	21	209	10.0%	7.9%	11.8%	12.4%
% of all assessments that were assess and review	137	209	65.6%	32.2%	31.4%	29.4%
% of case starts with a reported IOTN of 3 and Aesthetic Component of 5 or below	0	51	<i>N/A</i>	0.6%	0.2%	0.1%
% of case starts with a reported IOTN of 3 and Aesthetic Component of 6 or above	0	51	<i>N/A</i>	3.8%	3.9%	3.9%
% of case starts with a reported IOTN of 4	46	51	90.2%	68.6%	76.1%	77.7%
% of case starts with a reported IOTN of 5	5	51	9.8%	25.1%	17.9%	16.7 %
% of concluded courses in receipt of dual-arch fixed appliances	47	61	77.0%	66.1%	68.8%	72.5%
% of concluded courses where treatment was abandoned or discontinued	7	61	11.5%	10.7%	10.3%	9.1%
% of patients satisfied with the treatment they have received	1	1	100.0%	93.4%	95.1%	95.8%

* Figures in italics indicate that the base number is less than 100.

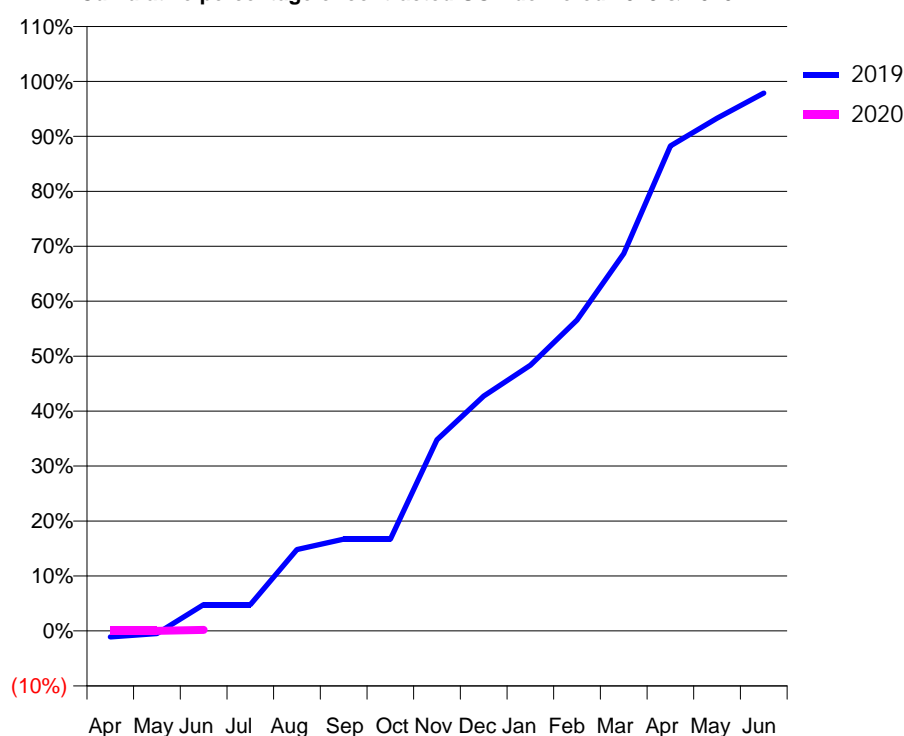
Q59 - Vital Signs Orthodontic At a Glance Contract Report for 163139/0001 - June 2019

Name or company name	C O (Leicester) Limited	19/20 Contracted general activity (UDA)	0
Contract type name	PDS Contract	Carry forward general activity (UDA)	0
Purpose of contract	Orthodontic	19/20 Contracted orthodontic activity (UOA)	13,746
Contract start date	01/09/2010	Carry forward orthodontic activity (UOA)	0
Contract end date	26/06/2020	Baseline contract value	£870,407.05

ACCESS	Contract	England and Wales
24 month ratio of assessments to patient IDs	1.03	1.08

ACTIVITY	Contract
Contract assess and fit appliances (case starts) as a percentage of Area Team case starts	12.7 %

Cumulative percentage of contracted UOA delivered 2019 & 2020



Month	Adjusted Scheduled Activity (UOA)		
	2018	2019	2020
April	-313	-153	0
May	-288	-69	3
June	1,233	658	27
July	2,892	658	
August	3,844	2,040	
September	5,134	2,300	
October	6,255	2,300	
November	7,744	4,789	
December	8,466	5,882	
January	9,441	6,653	
February	11,140	7,787	
March	12,092	9,451	
April	12,092	12,144	
May	13,653	12,839	
June	13,675	13,469	

QUANTITY METRICS (rolling 12 month period)

	Contract Quantity	Contract Base Number	Contract *	Area Team	Region	England
% of all assessments that were assess and fit appliances (case starts)	605	762	79.4%	59.9%	56.7%	58.2%
% of all assessments that were assess and refuse	3	762	0.4%	7.9%	11.8%	12.4%
% of all assessments that were assess and review	154	762	20.2%	32.2%	31.4%	29.4%
% of case starts with a reported IOTN of 3 and Aesthetic Component of 5 or below	12	605	2.0%	0.6%	0.2%	0.1%
% of case starts with a reported IOTN of 3 and Aesthetic Component of 6 or above	16	605	2.6%	3.8%	3.9%	3.9%
% of case starts with a reported IOTN of 4	474	605	78.3%	68.6%	76.1%	77.7%
% of case starts with a reported IOTN of 5	102	605	16.9%	25.1%	17.9%	16.7 %
% of concluded courses in receipt of dual-arch fixed appliances	240	244	98.4%	66.1%	68.8%	72.5%
% of concluded courses where treatment was abandoned or discontinued	0	244	0.0%	10.7%	10.3%	9.1%
% of patients satisfied with the treatment they have received	1	1	100.0%	93.4%	95.1%	95.8%

* Figures in italics indicate that the base number is less than 100.

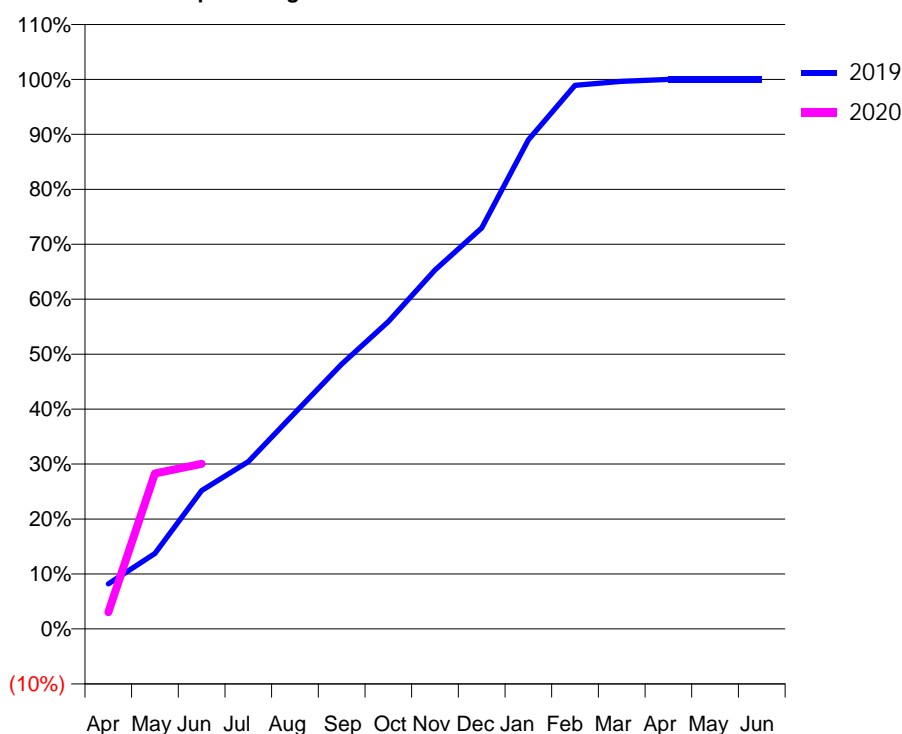
Q59 - Vital Signs Orthodontic At a Glance Contract Report for 166189/0001 - June 2019

Name or company name	Mr R Kidy & Ms P Sarna	19/20 Contracted general activity (UDA)	7,050
Contract type name	GDS Contract	Carry forward general activity (UDA)	0
Purpose of contract	General and Orthodontic	19/20 Contracted orthodontic activity (UOA)	4,137
Contract start date	01/04/2011	Carry forward orthodontic activity (UOA)	0
Contract end date		Baseline contract value	£449,294.22

ACCESS	Contract	England and Wales
24 month ratio of assessments to patient IDs	1.13	1.08

ACTIVITY	Contract
Contract assess and fit appliances (case starts) as a percentage of Area Team case starts	4.1 %

Cumulative percentage of contracted UOA delivered 2019 & 2020



Month	Adjusted Scheduled Activity (UOA)		
	2018	2019	2020
April	474	340	126
May	1,008	568	1,170
June	1,360	1,042	1,242
July	1,666	1,259	
August	2,265	1,627	
September	2,559	1,993	
October	2,881	2,314	
November	3,241	2,702	
December	3,728	3,018	
January	3,728	3,682	
February	3,909	4,091	
March	4,138	4,122	
April	4,138	4,137	
May	4,138	4,137	
June	4,138	4,137	

QUANTITY METRICS (rolling 12 month period)

	Contract Quantity	Contract Base Number	Contract *	Area Team	Region	England
% of all assessments that were assess and fit appliances (case starts)	193	469	41.2%	59.9%	56.7%	58.2%
% of all assessments that were assess and refuse	45	469	9.6%	7.9%	11.8%	12.4%
% of all assessments that were assess and review	231	469	49.3%	32.2%	31.4%	29.4%
% of case starts with a reported IOTN of 3 and Aesthetic Component of 5 or below	0	193	N/A	0.6%	0.2%	0.1%
% of case starts with a reported IOTN of 3 and Aesthetic Component of 6 or above	0	193	N/A	3.8%	3.9%	3.9%
% of case starts with a reported IOTN of 4	189	193	97.9%	68.6%	76.1%	77.7%
% of case starts with a reported IOTN of 5	4	193	2.1%	25.1%	17.9%	16.7 %
% of concluded courses in receipt of dual-arch fixed appliances	94	96	97.9%	66.1%	68.8%	72.5%
% of concluded courses where treatment was abandoned or discontinued	1	96	1.0%	10.7%	10.3%	9.1%
% of patients satisfied with the treatment they have received	2	2	100.0%	93.4%	95.1%	95.8%

* Figures in italics indicate that the base number is less than 100.

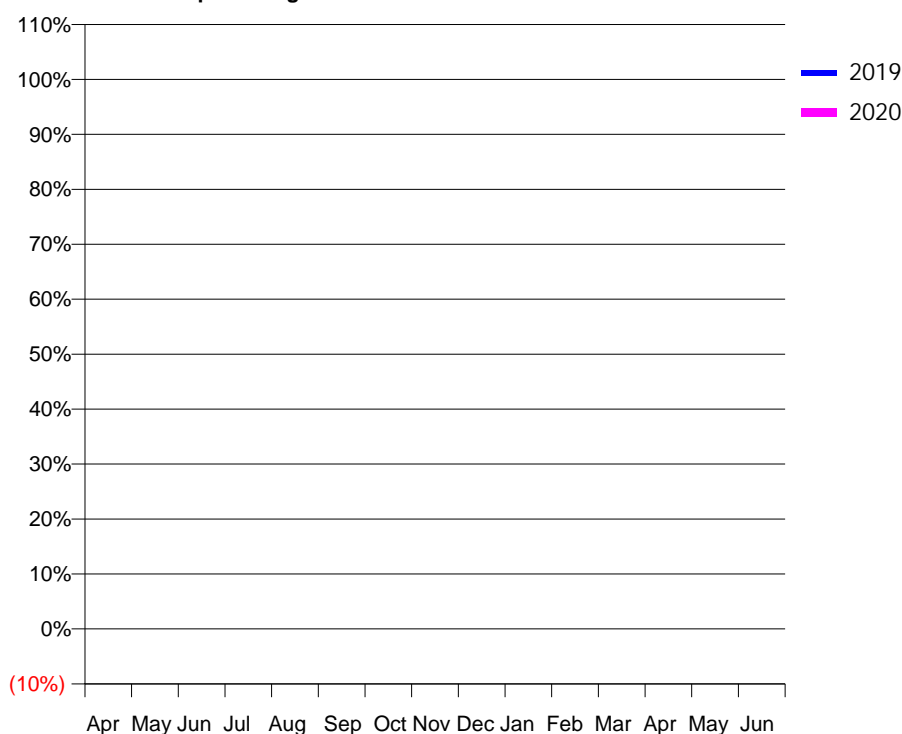
Q59 - Vital Signs Orthodontic At a Glance Contract Report for 166316/0002 - June 2019

Name or company name	Mr K Bergens & Ms K Plumb	19/20 Contracted general activity (UDA)	0
Contract type name	PDS Contract	Carry forward general activity (UDA)	0
Purpose of contract	Orthodontic	19/20 Contracted orthodontic activity (UOA)	0
Contract start date	01/04/2006	Carry forward orthodontic activity (UOA)	0
Contract end date	01/05/2020	Baseline contract value	£1.00

ACCESS	Contract	England and Wales
24 month ratio of assessments to patient IDs	1.04	1.08

ACTIVITY	Contract
Contract assess and fit appliances (case starts) as a percentage of Area Team case starts	1.5 %

Cumulative percentage of contracted UOA delivered 2019 & 2020



Month	Adjusted Scheduled Activity (UOA)		
	2018	2019	2020
April	0	0	0
May	119	106	130
June	190	129	152
July	366	201	
August	601	224	
September	749	313	
October	923	505	
November	1,009	644	
December	1,178	749	
January	1,199	960	
February	1,412	1,194	
March	1,412	1,448	
April	1,433	1,497	
May	1,433	1,497	
June	1,433	1,497	

QUANTITY METRICS (rolling 12 month period)

	Contract Quantity	Contract Base Number	Contract *	Area Team	Region	England
% of all assessments that were assess and fit appliances (case starts)	70	120	58.3%	59.9%	56.7%	58.2%
% of all assessments that were assess and refuse	12	120	10.0%	7.9%	11.8%	12.4%
% of all assessments that were assess and review	38	120	31.7%	32.2%	31.4%	29.4%
% of case starts with a reported IOTN of 3 and Aesthetic Component of 5 or below	0	70	<i>N/A</i>	0.6%	0.2%	0.1%
% of case starts with a reported IOTN of 3 and Aesthetic Component of 6 or above	0	70	<i>N/A</i>	3.8%	3.9%	3.9%
% of case starts with a reported IOTN of 4	58	70	82.9%	68.6%	76.1%	77.7%
% of case starts with a reported IOTN of 5	12	70	17.1%	25.1%	17.9%	16.7 %
% of concluded courses in receipt of dual-arch fixed appliances	0	0	<i>N/A</i>	66.1%	68.8%	72.5%
% of concluded courses where treatment was abandoned or discontinued	0	0	<i>N/A</i>	10.7%	10.3%	9.1%
% of patients satisfied with the treatment they have received	1	2	50.0%	93.4%	95.1%	95.8%

* Figures in italics indicate that the base number is less than 100.

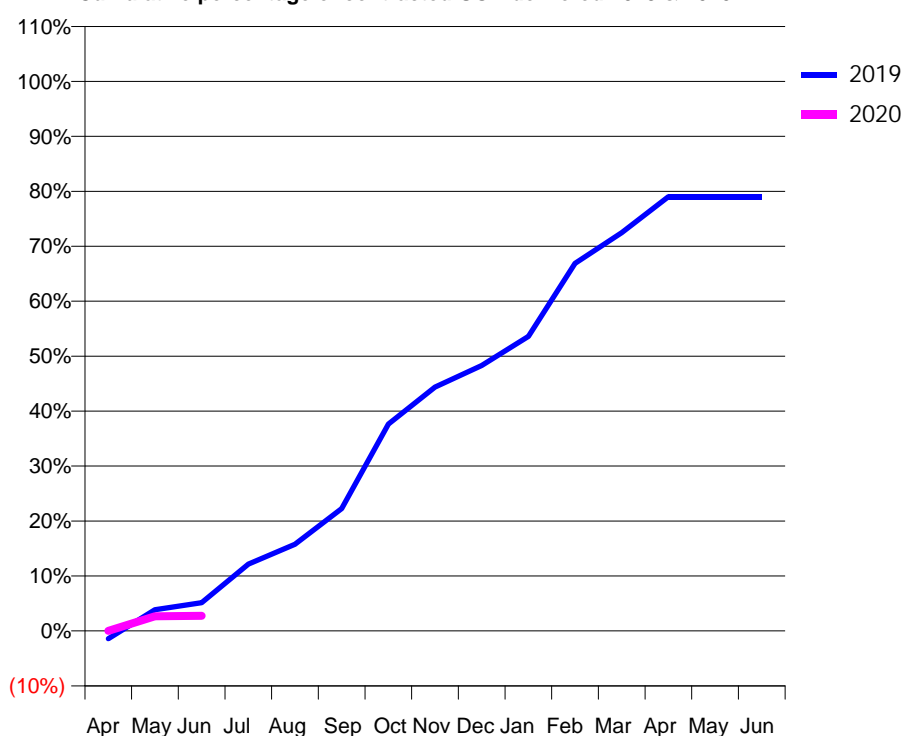
Q59 - Vital Signs Orthodontic At a Glance Contract Report for 166316/0003 - June 2019

Name or company name	Mr K Bergens & Ms K Plumb	19/20 Contracted general activity (UDA)	0
Contract type name	PDS Contract	Carry forward general activity (UDA)	0
Purpose of contract	General and Orthodontic	19/20 Contracted orthodontic activity (UOA)	7,272
Contract start date	01/04/2006	Carry forward orthodontic activity (UOA)	0
Contract end date	01/05/2020	Baseline contract value	£488,127.26

ACCESS	Contract	England and Wales
24 month ratio of assessments to patient IDs	1.04	1.08

ACTIVITY	Contract
Contract assess and fit appliances (case starts) as a percentage of Area Team case starts	5.4 %

Cumulative percentage of contracted UOA delivered 2019 & 2020



Month	Adjusted Scheduled Activity (UOA)		
	2018	2019	2020
April	-5	-105	0
May	507	285	193
June	640	377	201
July	1,720	895	
August	2,173	1,159	
September	2,978	1,636	
October	3,865	2,768	
November	4,530	3,261	
December	4,912	3,550	
January	4,975	3,940	
February	5,461	4,916	
March	5,736	5,326	
April	5,946	5,809	
May	5,967	5,809	
June	5,967	5,809	

QUANTITY METRICS (rolling 12 month period)

	Contract Quantity	Contract Base Number	Contract *	Area Team	Region	England
% of all assessments that were assess and fit appliances (case starts)	259	474	54.6%	59.9%	56.7%	58.2%
% of all assessments that were assess and refuse	54	474	11.4%	7.9%	11.8%	12.4%
% of all assessments that were assess and review	161	474	34.0%	32.2%	31.4%	29.4%
% of case starts with a reported IOTN of 3 and Aesthetic Component of 5 or below	0	259	N/A	0.6%	0.2%	0.1%
% of case starts with a reported IOTN of 3 and Aesthetic Component of 6 or above	2	259	0.8%	3.8%	3.9%	3.9%
% of case starts with a reported IOTN of 4	220	259	84.9%	68.6%	76.1%	77.7%
% of case starts with a reported IOTN of 5	35	259	13.5%	25.1%	17.9%	16.7 %
% of concluded courses in receipt of dual-arch fixed appliances	363	410	88.5%	66.1%	68.8%	72.5%
% of concluded courses where treatment was abandoned or discontinued	41	410	10.0%	10.7%	10.3%	9.1%
% of patients satisfied with the treatment they have received	3	3	100.0%	93.4%	95.1%	95.8%

* Figures in italics indicate that the base number is less than 100.

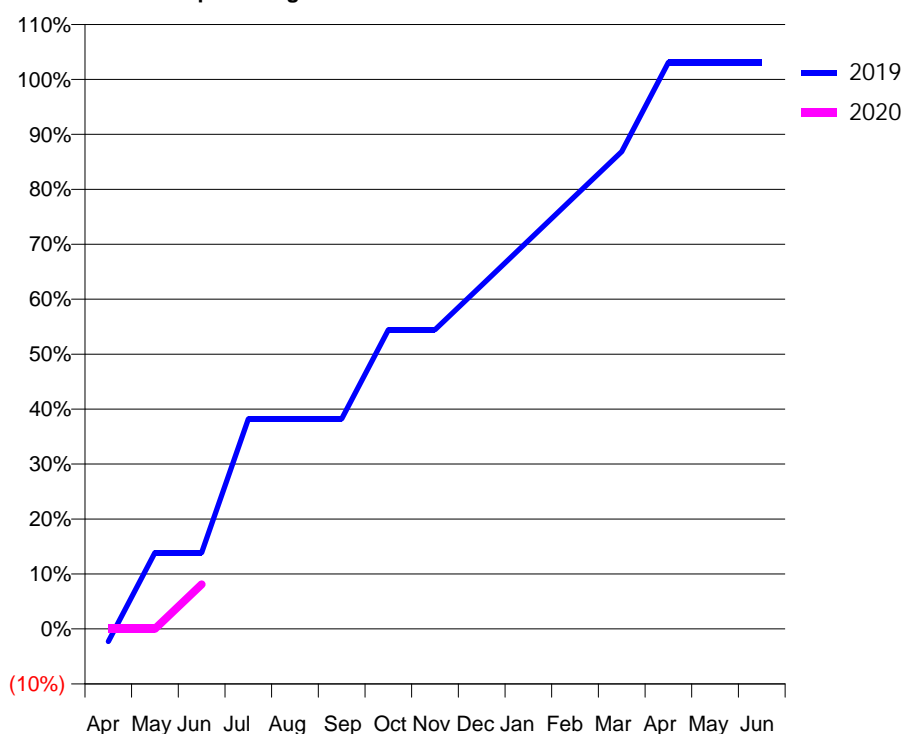
Q59 - Vital Signs Orthodontic At a Glance Contract Report for 171751/0001 - June 2019

Name or company name	E Gayton & K Gayton	19/20 Contracted general activity (UDA)	3,900
Contract type name	GDS Contract	Carry forward general activity (UDA)	0
Purpose of contract	General and Orthodontic	19/20 Contracted orthodontic activity (UOA)	259
Contract start date	01/11/2013	Carry forward orthodontic activity (UOA)	0
Contract end date		Baseline contract value	£113,132.28

ACCESS	Contract	England and Wales
24 month ratio of assessments to patient IDs	1.00	1.08

ACTIVITY	Contract
Contract assess and fit appliances (case starts) as a percentage of Area Team case starts	0.3 %

Cumulative percentage of contracted UOA delivered 2019 & 2020



Month	Adjusted Scheduled Activity (UOA)		
	2018	2019	2020
April	0	-6	0
May	21	36	0
June	42	36	21
July	63	99	
August	105	99	
September	105	99	
October	147	141	
November	147	141	
December	189	162	
January	189	183	
February	231	204	
March	252	225	
April	253	267	
May	253	267	
June	253	267	

QUANTITY METRICS (rolling 12 month period)

	Contract Quantity	Contract Base Number	Contract *	Area Team	Region	England
% of all assessments that were assess and fit appliances (case starts)	12	12	100.0%	59.9%	56.7%	58.2%
% of all assessments that were assess and refuse	0	12	0.0%	7.9%	11.8%	12.4%
% of all assessments that were assess and review	0	12	0.0%	32.2%	31.4%	29.4%
% of case starts with a reported IOTN of 3 and Aesthetic Component of 5 or below	0	12	N/A	0.6%	0.2%	0.1%
% of case starts with a reported IOTN of 3 and Aesthetic Component of 6 or above	1	12	8.3%	3.8%	3.9%	3.9%
% of case starts with a reported IOTN of 4	10	12	83.3%	68.6%	76.1%	77.7%
% of case starts with a reported IOTN of 5	1	12	8.3%	25.1%	17.9%	16.7 %
% of concluded courses in receipt of dual-arch fixed appliances	11	11	100.0%	66.1%	68.8%	72.5%
% of concluded courses where treatment was abandoned or discontinued	0	11	0.0%	10.7%	10.3%	9.1%
% of patients satisfied with the treatment they have received	0	0	N/A	93.4%	95.1%	95.8%

* Figures in italics indicate that the base number is less than 100.

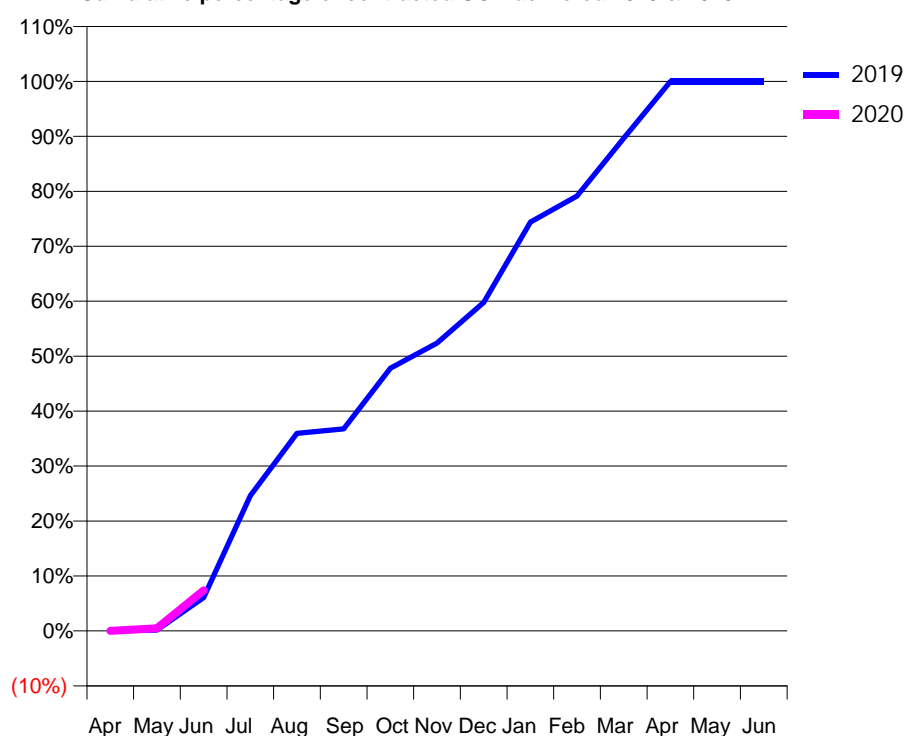
Q59 - Vital Signs Orthodontic At a Glance Contract Report for 176591/0001 - June 2019

Name or company name	James Cooil and Associates Limited	19/20 Contracted general activity (UDA)	4,056
Contract type name	GDS Contract	Carry forward general activity (UDA)	0
Purpose of contract	General and Orthodontic	19/20 Contracted orthodontic activity (UOA)	609
Contract start date	01/05/2010	Carry forward orthodontic activity (UOA)	0
Contract end date		Baseline contract value	£139,953.23

ACCESS	Contract	England and Wales
24 month ratio of assessments to patient IDs	1.10	1.08

ACTIVITY	Contract
Contract assess and fit appliances (case starts) as a percentage of Area Team case starts	0.6 %

Cumulative percentage of contracted UOA delivered 2019 & 2020



Month	Adjusted Scheduled Activity (UOA)		
	2018	2019	2020
April	0	0	0
May	22	1	3
June	152	37	45
July	175	150	
August	241	219	
September	263	224	
October	311	291	
November	338	319	
December	451	364	
January	451	453	
February	525	482	
March	610	546	
April	610	609	
May	610	609	
June	610	609	

QUANTITY METRICS (rolling 12 month period)

	Contract Quantity	Contract Base Number	Contract *	Area Team	Region	England
% of all assessments that were assess and fit appliances (case starts)	27	77	35.1%	59.9%	56.7%	58.2%
% of all assessments that were assess and refuse	7	77	9.1%	7.9%	11.8%	12.4%
% of all assessments that were assess and review	43	77	55.8%	32.2%	31.4%	29.4%
% of case starts with a reported IOTN of 3 and Aesthetic Component of 5 or below	0	27	<i>N/A</i>	0.6%	0.2%	0.1%
% of case starts with a reported IOTN of 3 and Aesthetic Component of 6 or above	0	27	<i>N/A</i>	3.8%	3.9%	3.9%
% of case starts with a reported IOTN of 4	25	27	92.6%	68.6%	76.1%	77.7%
% of case starts with a reported IOTN of 5	2	27	7.4%	25.1%	17.9%	16.7%
% of concluded courses in receipt of dual-arch fixed appliances	0	0	<i>N/A</i>	66.1%	68.8%	72.5%
% of concluded courses where treatment was abandoned or discontinued	0	0	<i>N/A</i>	10.7%	10.3%	9.1%
% of patients satisfied with the treatment they have received	0	0	<i>N/A</i>	93.4%	95.1%	95.8%

* Figures in italics indicate that the base number is less than 100.

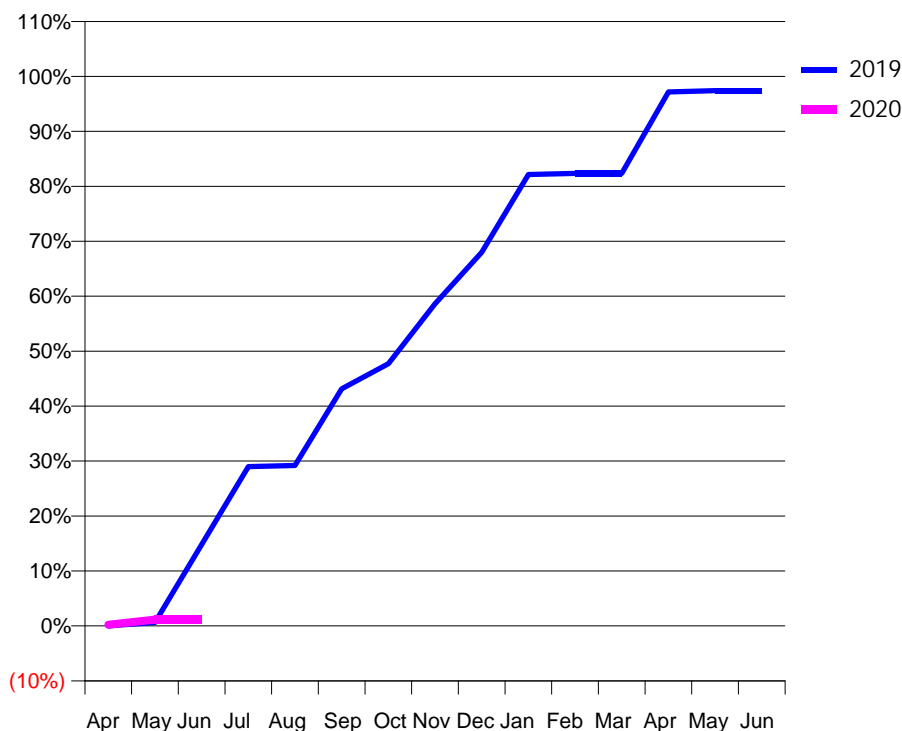
Q59 - Vital Signs Orthodontic At a Glance Contract Report for 178055/0001 - June 2019

Name or company name	Sloss, Sloss & Bentley	19/20 Contracted general activity (UDA)	11,800
Contract type name	GDS Contract	Carry forward general activity (UDA)	0
Purpose of contract	General and Orthodontic	19/20 Contracted orthodontic activity (UOA)	430
Contract start date	01/04/2006	Carry forward orthodontic activity (UOA)	0
Contract end date		Baseline contract value	£298,762.73

ACCESS	Contract	England and Wales
24 month ratio of assessments to patient IDs	1.05	1.08

ACTIVITY	Contract
Contract assess and fit appliances (case starts) as a percentage of Area Team case starts	0.4 %

Cumulative percentage of contracted UOA delivered 2019 & 2020



Month	Adjusted Scheduled Activity (UOA)		
	2018	2019	2020
April	0	0	1
May	1	3	5
June	9	68	5
July	138	133	
August	180	134	
September	291	198	
October	312	219	
November	362	269	
December	387	312	
January	409	377	
February	410	378	
March	432	378	
April	464	446	
May	464	447	
June	464	447	

QUANTITY METRICS (rolling 12 month period)

	Contract Quantity	Contract Base Number	Contract *	Area Team	Region	England
% of all assessments that were assess and fit appliances (case starts)	18	41	43.9%	59.9%	56.7%	58.2%
% of all assessments that were assess and refuse	4	41	9.8%	7.9%	11.8%	12.4%
% of all assessments that were assess and review	19	41	46.3%	32.2%	31.4%	29.4%
% of case starts with a reported IOTN of 3 and Aesthetic Component of 5 or below	0	18	<i>N/A</i>	0.6%	0.2%	0.1%
% of case starts with a reported IOTN of 3 and Aesthetic Component of 6 or above	3	18	16.7%	3.8%	3.9%	3.9%
% of case starts with a reported IOTN of 4	14	18	77.8%	68.6%	76.1%	77.7%
% of case starts with a reported IOTN of 5	1	18	5.6%	25.1%	17.9%	16.7%
% of concluded courses in receipt of dual-arch fixed appliances	0	0	<i>N/A</i>	66.1%	68.8%	72.5%
% of concluded courses where treatment was abandoned or discontinued	0	0	<i>N/A</i>	10.7%	10.3%	9.1%
% of patients satisfied with the treatment they have received	0	0	<i>N/A</i>	93.4%	95.1%	95.8%

* Figures in italics indicate that the base number is less than 100.

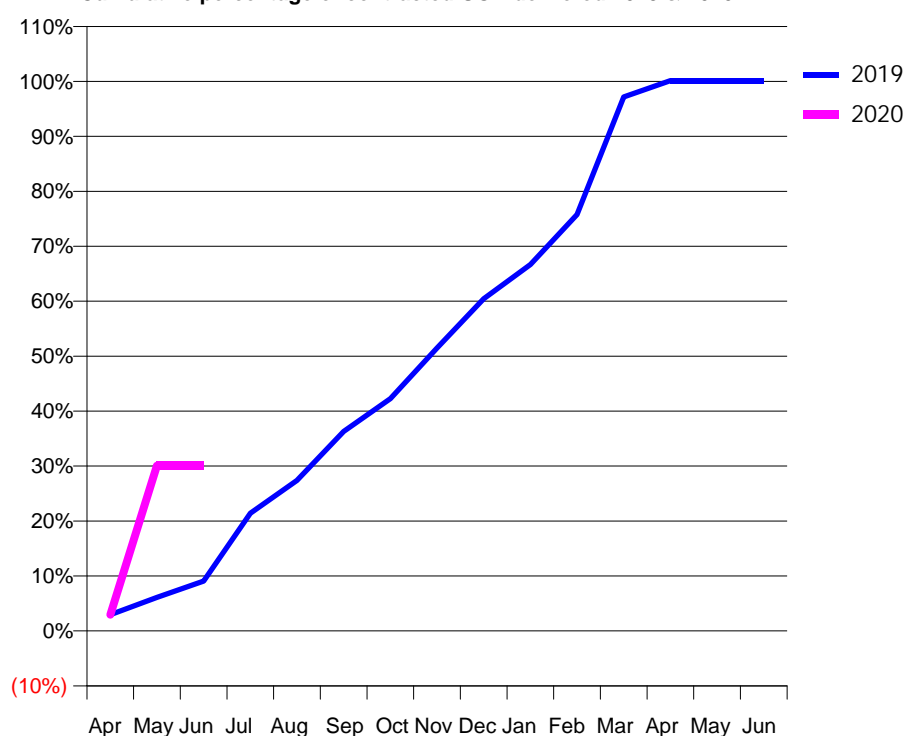
Q59 - Vital Signs Orthodontic At a Glance Contract Report for 187208/0001 - June 2019

Name or company name	Mr N Maxey & Mr W Welch	19/20 Contracted general activity (UDA)	63,070
Contract type name	GDS Contract	Carry forward general activity (UDA)	0
Purpose of contract	General and Orthodontic	19/20 Contracted orthodontic activity (UOA)	705
Contract start date	01/04/2006	Carry forward orthodontic activity (UOA)	0
Contract end date		Baseline contract value	£1,585,413.63

ACCESS	Contract	England and Wales
24 month ratio of assessments to patient IDs	1.05	1.08

ACTIVITY	Contract
Contract assess and fit appliances (case starts) as a percentage of Area Team case starts	0.8 %

Cumulative percentage of contracted UOA delivered 2019 & 2020



Month	Adjusted Scheduled Activity (UOA)		
	2018	2019	2020
April	4	21	21
May	51	43	212
June	184	64	212
July	276	151	
August	319	193	
September	320	256	
October	514	298	
November	556	363	
December	577	426	
January	662	470	
February	683	534	
March	683	685	
April	704	706	
May	704	706	
June	704	706	

QUANTITY METRICS (rolling 12 month period)

	Contract Quantity	Contract Base Number	Contract *	Area Team	Region	England
% of all assessments that were assess and fit appliances (case starts)	40	44	90.9%	59.9%	56.7%	58.2%
% of all assessments that were assess and refuse	0	44	0.0%	7.9%	11.8%	12.4%
% of all assessments that were assess and review	4	44	9.1%	32.2%	31.4%	29.4%
% of case starts with a reported IOTN of 3 and Aesthetic Component of 5 or below	0	40	N/A	0.6%	0.2%	0.1%
% of case starts with a reported IOTN of 3 and Aesthetic Component of 6 or above	0	40	N/A	3.8%	3.9%	3.9%
% of case starts with a reported IOTN of 4	36	40	90.0%	68.6%	76.1%	77.7%
% of case starts with a reported IOTN of 5	4	40	10.0%	25.1%	17.9%	16.7 %
% of concluded courses in receipt of dual-arch fixed appliances	12	13	92.3%	66.1%	68.8%	72.5%
% of concluded courses where treatment was abandoned or discontinued	0	13	0.0%	10.7%	10.3%	9.1%
% of patients satisfied with the treatment they have received	0	0	N/A	93.4%	95.1%	95.8%

* Figures in italics indicate that the base number is less than 100.

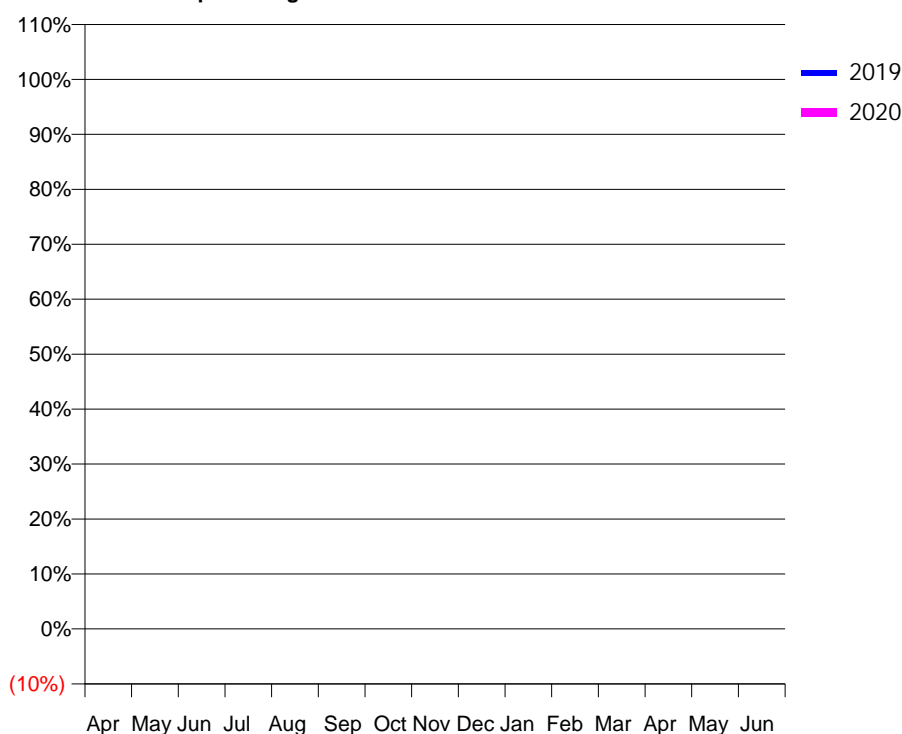
Q59 - Vital Signs Orthodontic At a Glance Contract Report for 192171/0001 - June 2019

Name or company name	Harborough Orthodontics	19/20 Contracted general activity (UDA)	0
Contract type name	PDS Contract	Carry forward general activity (UDA)	0
Purpose of contract	General and Orthodontic	19/20 Contracted orthodontic activity (UOA)	0
Contract start date	01/01/2012	Carry forward orthodontic activity (UOA)	0
Contract end date	26/06/2020	Baseline contract value	£45,274.05

ACCESS	Contract	England and Wales
24 month ratio of assessments to patient IDs	1.01	1.08

ACTIVITY	Contract
Contract assess and fit appliances (case starts) as a percentage of Area Team case starts	1.4 %

Cumulative percentage of contracted UOA delivered 2019 & 2020



Month	Adjusted Scheduled Activity (UOA)		
	2018	2019	2020
April	22	68	42
May	171	170	168
June	171	285	294
July	325	394	
August	347	459	
September	498	461	
October	850	589	
November	1,148	720	
December	1,470	762	
January	1,691	972	
February	1,830	1,103	
March	1,981	1,275	
April	2,027	1,380	
May	2,028	1,380	
June	2,029	1,380	

QUANTITY METRICS (rolling 12 month period)

	Contract Quantity	Contract Base Number	Contract *	Area Team	Region	England
% of all assessments that were assess and fit appliances (case starts)	67	87	77.0%	59.9%	56.7%	58.2%
% of all assessments that were assess and refuse	18	87	20.7%	7.9%	11.8%	12.4%
% of all assessments that were assess and review	2	87	2.3%	32.2%	31.4%	29.4%
% of case starts with a reported IOTN of 3 and Aesthetic Component of 5 or below	0	67	<i>N/A</i>	0.6%	0.2%	0.1%
% of case starts with a reported IOTN of 3 and Aesthetic Component of 6 or above	0	67	<i>N/A</i>	3.8%	3.9%	3.9%
% of case starts with a reported IOTN of 4	13	67	19.4%	68.6%	76.1%	77.7%
% of case starts with a reported IOTN of 5	54	67	80.6%	25.1%	17.9%	16.7 %
% of concluded courses in receipt of dual-arch fixed appliances	34	51	66.7%	66.1%	68.8%	72.5%
% of concluded courses where treatment was abandoned or discontinued	11	51	21.6%	10.7%	10.3%	9.1%
% of patients satisfied with the treatment they have received	0	0	<i>N/A</i>	93.4%	95.1%	95.8%

* Figures in italics indicate that the base number is less than 100.

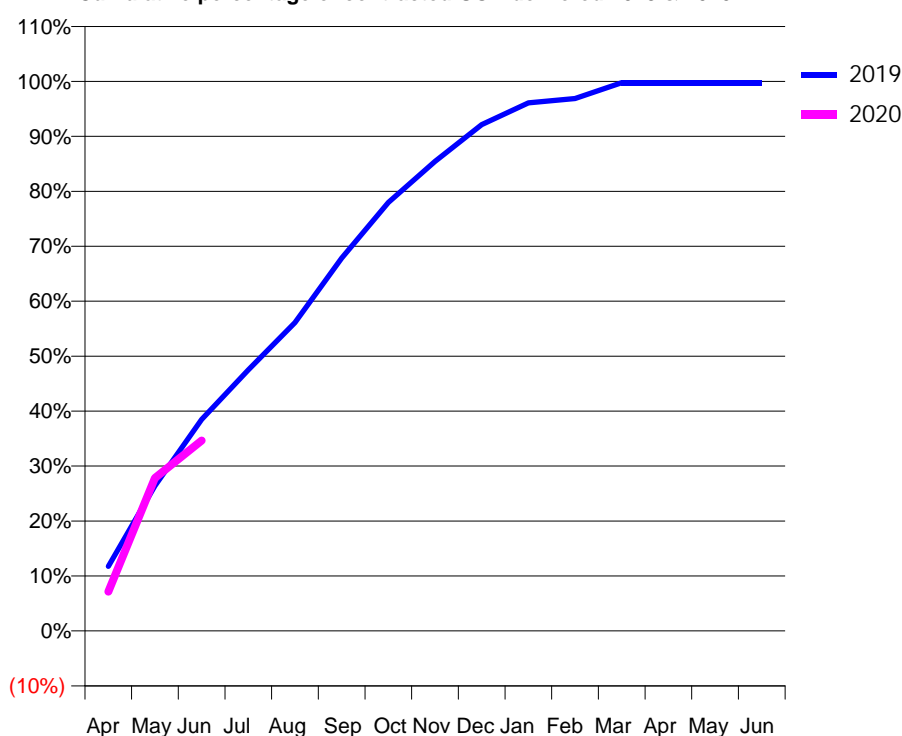
Q59 - Vital Signs Orthodontic At a Glance Contract Report for 243868/0001 - June 2019

Name or company name	Holywell House Orthodontics Limited	19/20 Contracted general activity (UDA)	0
Contract type name	PDS Contract	Carry forward general activity (UDA)	0
Purpose of contract	Orthodontic	19/20 Contracted orthodontic activity (UOA)	13,238
Contract start date	01/04/2006	Carry forward orthodontic activity (UOA)	0
Contract end date	26/06/2020	Baseline contract value	£838,205.96

ACCESS	Contract	England and Wales
24 month ratio of assessments to patient IDs	1.00	1.08

ACTIVITY	Contract
Contract assess and fit appliances (case starts) as a percentage of Area Team case starts	13.0 %

Cumulative percentage of contracted UOA delivered 2019 & 2020



Month	Adjusted Scheduled Activity (UOA)		
	2018	2019	2020
April	336	1,558	945
May	2,415	3,496	3,683
June	3,066	5,092	4,586
July	3,885	6,291	
August	4,666	7,425	
September	5,405	8,979	
October	6,712	10,323	
November	8,014	11,310	
December	9,316	12,196	
January	10,619	12,721	
February	12,134	12,826	
March	13,336	13,204	
April	13,378	13,204	
May	13,379	13,204	
June	13,378	13,204	

QUANTITY METRICS (rolling 12 month period)

	Contract Quantity	Contract Base Number	Contract *	Area Team	Region	England
% of all assessments that were assess and fit appliances (case starts)	616	617	99.8%	59.9%	56.7%	58.2%
% of all assessments that were assess and refuse	0	617	0.0%	7.9%	11.8%	12.4%
% of all assessments that were assess and review	1	617	0.2%	32.2%	31.4%	29.4%
% of case starts with a reported IOTN of 3 and Aesthetic Component of 5 or below	0	616	N/A	0.6%	0.2%	0.1%
% of case starts with a reported IOTN of 3 and Aesthetic Component of 6 or above	7	616	1.1%	3.8%	3.9%	3.9%
% of case starts with a reported IOTN of 4	541	616	87.8%	68.6%	76.1%	77.7%
% of case starts with a reported IOTN of 5	67	616	10.9%	25.1%	17.9%	16.7 %
% of concluded courses in receipt of dual-arch fixed appliances	22	501	4.4%	66.1%	68.8%	72.5%
% of concluded courses where treatment was abandoned or discontinued	35	501	7.0%	10.7%	10.3%	9.1%
% of patients satisfied with the treatment they have received	6	7	85.7%	93.4%	95.1%	95.8%

* Figures in italics indicate that the base number is less than 100.

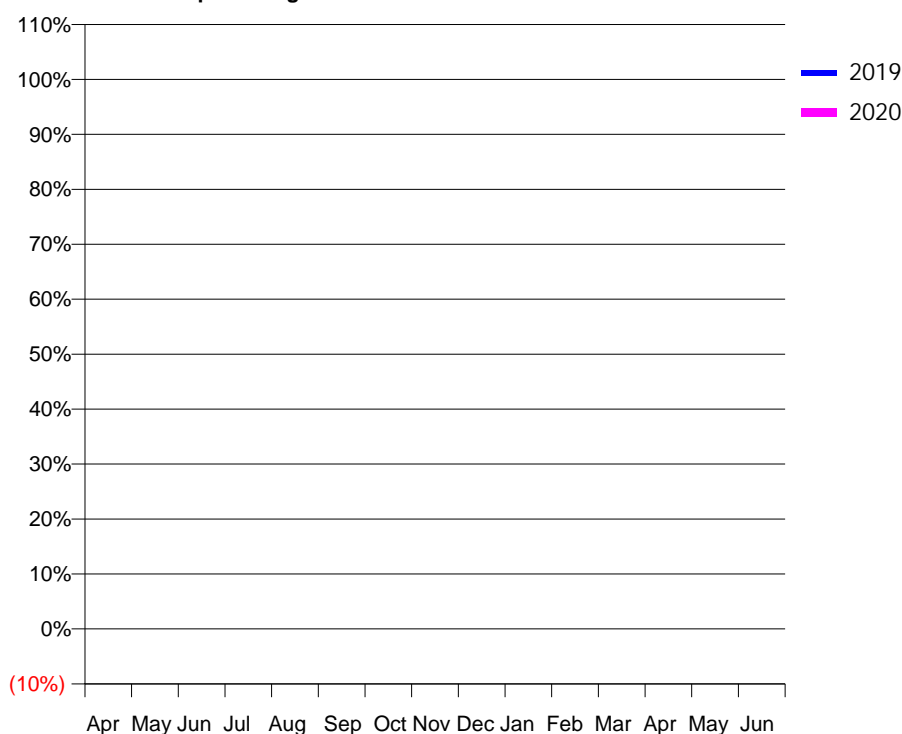
Q59 - Vital Signs Orthodontic At a Glance Contract Report for 243868/0011 - June 2019

Name or company name	Holywell House Orthodontics Limited	19/20 Contracted general activity (UDA)	0
Contract type name	PDS Contract	Carry forward general activity (UDA)	0
Purpose of contract	General and Orthodontic	19/20 Contracted orthodontic activity (UOA)	0
Contract start date	01/12/2008	Carry forward orthodontic activity (UOA)	0
Contract end date	26/06/2020	Baseline contract value	£62,223.03

ACCESS	Contract	England and Wales
24 month ratio of assessments to patient IDs	1.03	1.08

ACTIVITY	Contract
Contract assess and fit appliances (case starts) as a percentage of Area Team case starts	3.6 %

Cumulative percentage of contracted UOA delivered 2019 & 2020



Month	Adjusted Scheduled Activity (UOA)		
	2018	2019	2020
April	42	192	191
May	323	590	390
June	515	766	476
July	896	1,153	
August	1,110	1,505	
September	1,282	1,775	
October	1,496	2,117	
November	1,669	2,716	
December	1,862	2,943	
January	1,949	3,208	
February	2,119	3,552	
March	2,267	3,849	
April	2,352	4,005	
May	2,352	4,005	
June	2,352	4,005	

QUANTITY METRICS (rolling 12 month period)

	Contract Quantity	Contract Base Number	Contract *	Area Team	Region	England
% of all assessments that were assess and fit appliances (case starts)	169	334	50.6%	59.9%	56.7%	58.2%
% of all assessments that were assess and refuse	2	334	0.6%	7.9%	11.8%	12.4%
% of all assessments that were assess and review	163	334	48.8%	32.2%	31.4%	29.4%
% of case starts with a reported IOTN of 3 and Aesthetic Component of 5 or below	0	169	N/A	0.6%	0.2%	0.1%
% of case starts with a reported IOTN of 3 and Aesthetic Component of 6 or above	0	169	N/A	3.8%	3.9%	3.9%
% of case starts with a reported IOTN of 4	1	169	0.6%	68.6%	76.1%	77.7%
% of case starts with a reported IOTN of 5	168	169	99.4%	25.1%	17.9%	16.7 %
% of concluded courses in receipt of dual-arch fixed appliances	0	71	N/A	66.1%	68.8%	72.5%
% of concluded courses where treatment was abandoned or discontinued	0	71	0.0%	10.7%	10.3%	9.1%
% of patients satisfied with the treatment they have received	3	3	100.0%	93.4%	95.1%	95.8%

* Figures in italics indicate that the base number is less than 100.

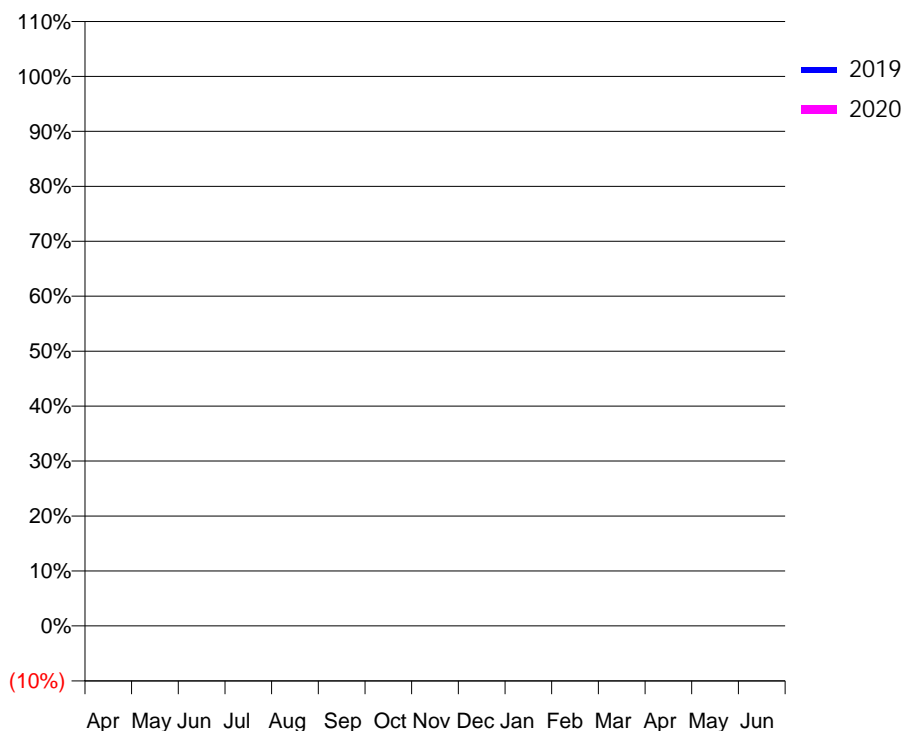
Q59 - Vital Signs Orthodontic At a Glance Contract Report for 321389/0004 - June 2019

Name or company name	MISS CL TRACEY	19/20 Contracted general activity (UDA)	0
Contract type name	PDS Contract	Carry forward general activity (UDA)	0
Purpose of contract	General and Orthodontic	19/20 Contracted orthodontic activity (UOA)	0
Contract start date	16/03/2014	Carry forward orthodontic activity (UOA)	0
Contract end date	26/06/2020	Baseline contract value	£21,459.05

ACCESS	Contract	England and Wales
24 month ratio of assessments to patient IDs	1.07	1.08

ACTIVITY	Contract
Contract assess and fit appliances (case starts) as a percentage of Area Team case starts	1.1 %

Cumulative percentage of contracted UOA delivered 2019 & 2020



Month	Adjusted Scheduled Activity (UOA)		
	2018	2019	2020
April	0	0	0
May	84	106	0
June	233	128	67
July	422	171	
August	486	171	
September	594	362	
October	705	408	
November	752	538	
December	862	667	
January	884	765	
February	1,054	957	
March	1,308	1,042	
April	1,519	1,236	
May	1,520	1,236	
June	1,520	1,236	

QUANTITY METRICS (rolling 12 month period)

	Contract Quantity	Contract Base Number	Contract *	Area Team	Region	England
% of all assessments that were assess and fit appliances (case starts)	54	101	53.5%	59.9%	56.7%	58.2%
% of all assessments that were assess and refuse	2	101	2.0%	7.9%	11.8%	12.4%
% of all assessments that were assess and review	45	101	44.6%	32.2%	31.4%	29.4%
% of case starts with a reported IOTN of 3 and Aesthetic Component of 5 or below	0	54	<i>N/A</i>	0.6%	0.2%	0.1%
% of case starts with a reported IOTN of 3 and Aesthetic Component of 6 or above	0	54	<i>N/A</i>	3.8%	3.9%	3.9%
% of case starts with a reported IOTN of 4	9	54	16.7%	68.6%	76.1%	77.7%
% of case starts with a reported IOTN of 5	45	54	83.3%	25.1%	17.9%	16.7%
% of concluded courses in receipt of dual-arch fixed appliances	0	57	<i>N/A</i>	66.1%	68.8%	72.5%
% of concluded courses where treatment was abandoned or discontinued	16	57	28.1%	10.7%	10.3%	9.1%
% of patients satisfied with the treatment they have received	1	1	100.0%	93.4%	95.1%	95.8%

* Figures in italics indicate that the base number is less than 100.

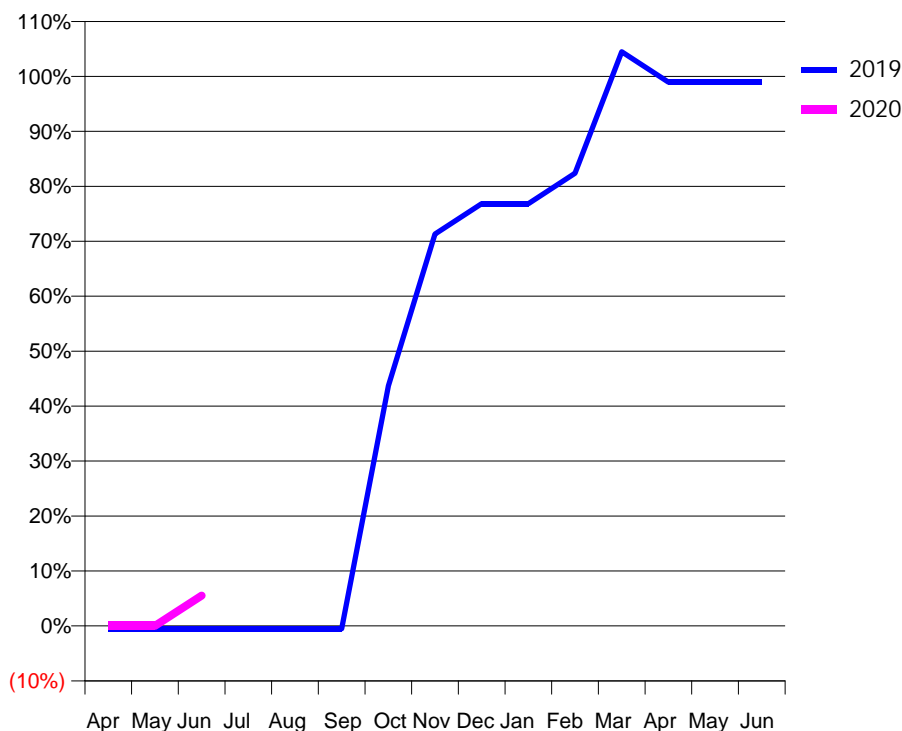
Q59 - Vital Signs Orthodontic At a Glance Contract Report for 570230/0002 - June 2019

Name or company name	MR RM ALLEN	19/20 Contracted general activity (UDA)	9,599
Contract type name	GDS Contract	Carry forward general activity (UDA)	0
Purpose of contract	General and Orthodontic	19/20 Contracted orthodontic activity (UOA)	380
Contract start date	01/04/2006	Carry forward orthodontic activity (UOA)	0
Contract end date		Baseline contract value	£282,630.27

ACCESS	Contract	England and Wales
24 month ratio of assessments to patient IDs	1.10	1.08

ACTIVITY	Contract
Contract assess and fit appliances (case starts) as a percentage of Area Team case starts	0.4 %

Cumulative percentage of contracted UOA delivered 2019 & 2020



Month	Adjusted Scheduled Activity (UOA)		
	2018	2019	2020
April	0	-2	0
May	0	-2	0
June	0	-2	21
July	21	-2	
August	84	-2	
September	126	-2	
October	126	166	
November	168	271	
December	210	292	
January	231	292	
February	294	313	
March	315	397	
April	378	376	
May	378	376	
June	378	376	

QUANTITY METRICS (rolling 12 month period)

	Contract Quantity	Contract Base Number	Contract *	Area Team	Region	England
% of all assessments that were assess and fit appliances (case starts)	21	21	100.0%	59.9%	56.7%	58.2%
% of all assessments that were assess and refuse	0	21	0.0%	7.9%	11.8%	12.4%
% of all assessments that were assess and review	0	21	0.0%	32.2%	31.4%	29.4%
% of case starts with a reported IOTN of 3 and Aesthetic Component of 5 or below	0	21	N/A	0.6%	0.2%	0.1%
% of case starts with a reported IOTN of 3 and Aesthetic Component of 6 or above	0	21	N/A	3.8%	3.9%	3.9%
% of case starts with a reported IOTN of 4	14	21	66.7%	68.6%	76.1%	77.7%
% of case starts with a reported IOTN of 5	6	21	28.6%	25.1%	17.9%	16.7 %
% of concluded courses in receipt of dual-arch fixed appliances	0	9	N/A	66.1%	68.8%	72.5%
% of concluded courses where treatment was abandoned or discontinued	1	9	11.1%	10.7%	10.3%	9.1%
% of patients satisfied with the treatment they have received	0	0	N/A	93.4%	95.1%	95.8%

* Figures in italics indicate that the base number is less than 100.

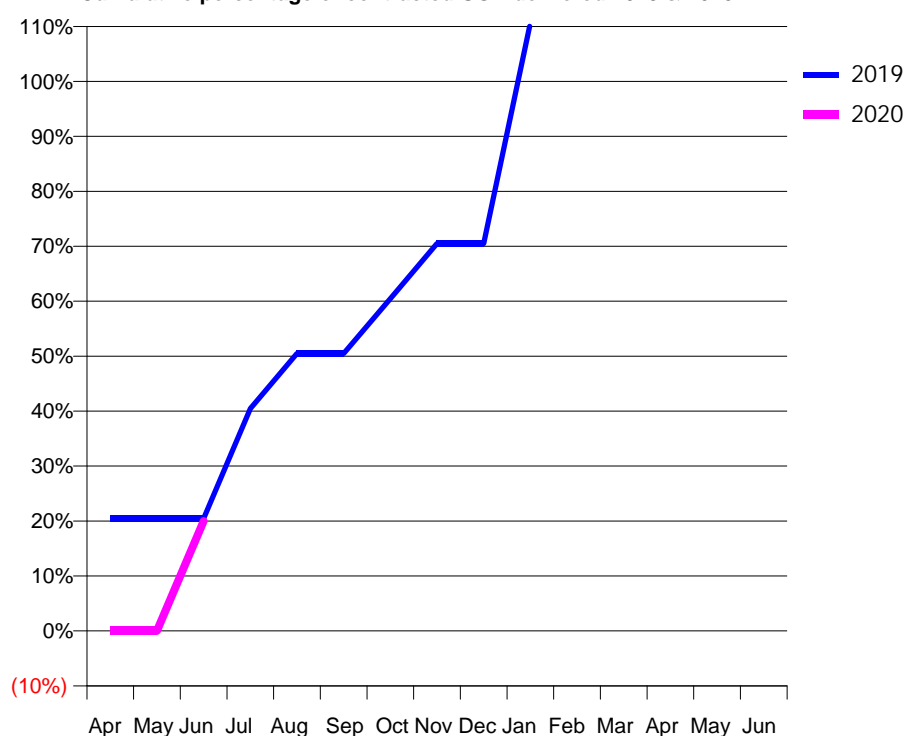
Q59 - Vital Signs Orthodontic At a Glance Contract Report for 573477/0001 - June 2019

Name or company name	MR TW POWELL	19/20 Contracted general activity (UDA)	20,000
Contract type name	GDS Contract	Carry forward general activity (UDA)	0
Purpose of contract	General and Orthodontic	19/20 Contracted orthodontic activity (UOA)	210
Contract start date	01/04/2006	Carry forward orthodontic activity (UOA)	0
Contract end date		Baseline contract value	£516,935.18

ACCESS	Contract	England and Wales
24 month ratio of assessments to patient IDs	1.00	1.08

ACTIVITY	Contract
Contract assess and fit appliances (case starts) as a percentage of Area Team case starts	0.3 %

Cumulative percentage of contracted UOA delivered 2019 & 2020



Month	Adjusted Scheduled Activity (UOA)		
	2018	2019	2020
April	21	43	0
May	42	43	0
June	43	43	42
July	85	85	
August	85	106	
September	149	106	
October	191	127	
November	212	148	
December	233	148	
January	233	232	
February	233	233	
March	233	233	
April	233	233	
May	233	233	
June	233	254	

QUANTITY METRICS (rolling 12 month period)

	Contract Quantity	Contract Base Number	Contract *	Area Team	Region	England
% of all assessments that were assess and fit appliances (case starts)	12	13	92.3%	59.9%	56.7%	58.2%
% of all assessments that were assess and refuse	0	13	0.0%	7.9%	11.8%	12.4%
% of all assessments that were assess and review	1	13	7.7%	32.2%	31.4%	29.4%
% of case starts with a reported IOTN of 3 and Aesthetic Component of 5 or below	0	12	N/A	0.6%	0.2%	0.1%
% of case starts with a reported IOTN of 3 and Aesthetic Component of 6 or above	7	12	58.3%	3.8%	3.9%	3.9%
% of case starts with a reported IOTN of 4	5	12	41.7%	68.6%	76.1%	77.7%
% of case starts with a reported IOTN of 5	0	12	N/A	25.1%	17.9%	16.7 %
% of concluded courses in receipt of dual-arch fixed appliances	2	8	25.0%	66.1%	68.8%	72.5%
% of concluded courses where treatment was abandoned or discontinued	1	8	12.5%	10.7%	10.3%	9.1%
% of patients satisfied with the treatment they have received	0	0	N/A	93.4%	95.1%	95.8%

* Figures in italics indicate that the base number is less than 100.

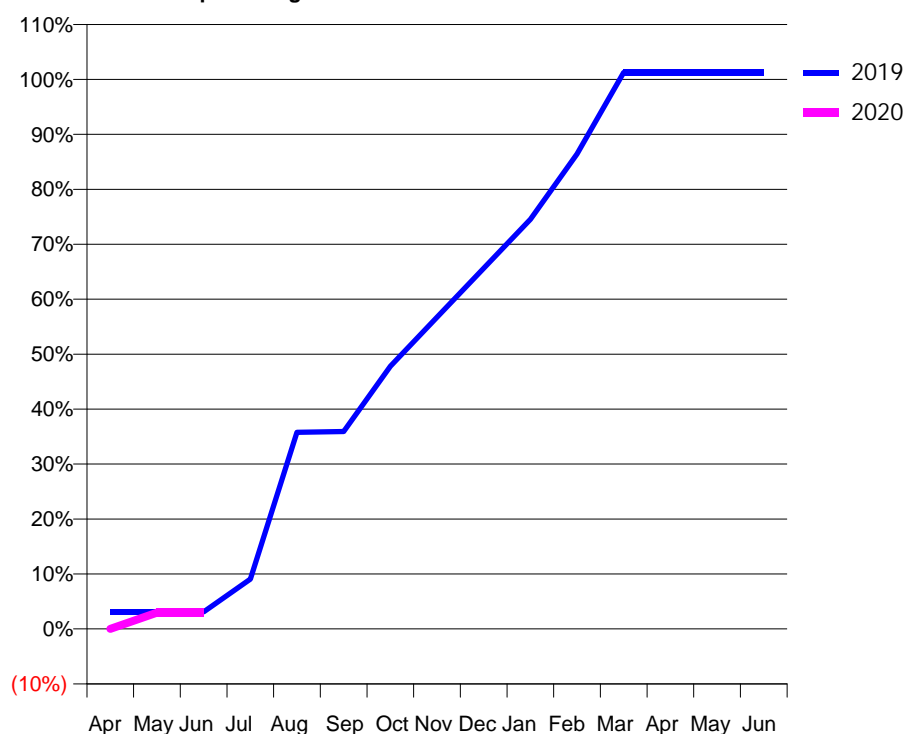
Q59 - Vital Signs Orthodontic At a Glance Contract Report for 796964/0002 - June 2019

Name or company name	MR A SMITH	19/20 Contracted general activity (UDA)	33,500
Contract type name	GDS Contract	Carry forward general activity (UDA)	0
Purpose of contract	General and Orthodontic	19/20 Contracted orthodontic activity (UOA)	707
Contract start date	01/08/2014	Carry forward orthodontic activity (UOA)	0
Contract end date		Baseline contract value	£967,583.06

ACCESS	Contract	England and Wales
24 month ratio of assessments to patient IDs	1.01	1.08

ACTIVITY	Contract
Contract assess and fit appliances (case starts) as a percentage of Area Team case starts	0.7 %

Cumulative percentage of contracted UOA delivered 2019 & 2020



Month	Adjusted Scheduled Activity (UOA)		
	2018	2019	2020
April	-10	22	0
May	-10	22	21
June	-10	22	21
July	221	64	
August	284	253	
September	284	254	
October	478	338	
November	542	401	
December	542	464	
January	543	527	
February	606	611	
March	627	716	
April	670	716	
May	670	716	
June	670	716	

QUANTITY METRICS (rolling 12 month period)

	Contract Quantity	Contract Base Number	Contract *	Area Team	Region	England
% of all assessments that were assess and fit appliances (case starts)	34	35	97.1%	59.9%	56.7%	58.2%
% of all assessments that were assess and refuse	0	35	0.0%	7.9%	11.8%	12.4%
% of all assessments that were assess and review	1	35	2.9%	32.2%	31.4%	29.4%
% of case starts with a reported IOTN of 3 and Aesthetic Component of 5 or below	0	34	N/A	0.6%	0.2%	0.1%
% of case starts with a reported IOTN of 3 and Aesthetic Component of 6 or above	0	34	N/A	3.8%	3.9%	3.9%
% of case starts with a reported IOTN of 4	33	34	97.1%	68.6%	76.1%	77.7%
% of case starts with a reported IOTN of 5	1	34	2.9%	25.1%	17.9%	16.7 %
% of concluded courses in receipt of dual-arch fixed appliances	0	3	N/A	66.1%	68.8%	72.5%
% of concluded courses where treatment was abandoned or discontinued	3	3	100.0%	10.7%	10.3%	9.1%
% of patients satisfied with the treatment they have received	1	1	100.0%	93.4%	95.1%	95.8%

* Figures in italics indicate that the base number is less than 100.

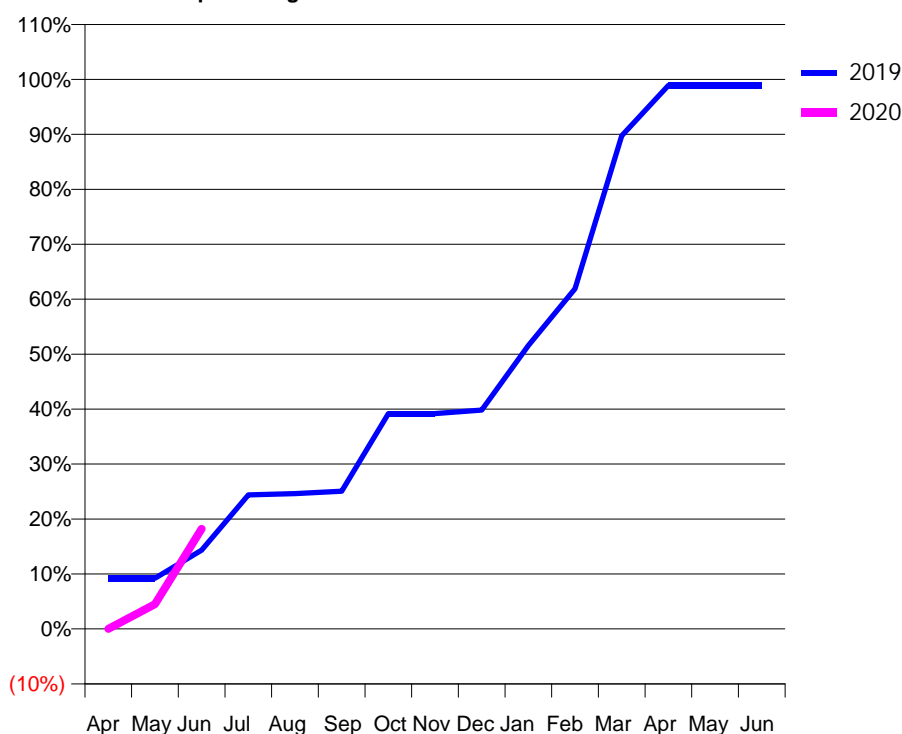
Q59 - Vital Signs Orthodontic At a Glance Contract Report for 812692/0001 - June 2019

Name or company name	MR RD KIDY	19/20 Contracted general activity (UDA)	18,737
Contract type name	GDS Contract	Carry forward general activity (UDA)	0
Purpose of contract	General and Orthodontic	19/20 Contracted orthodontic activity (UOA)	467
Contract start date	01/04/2006	Carry forward orthodontic activity (UOA)	0
Contract end date		Baseline contract value	£424,108.73

ACCESS	Contract	England and Wales
24 month ratio of assessments to patient IDs	1.20	1.08

ACTIVITY	Contract
Contract assess and fit appliances (case starts) as a percentage of Area Team case starts	0.5 %

Cumulative percentage of contracted UOA delivered 2019 & 2020



Month	Adjusted Scheduled Activity (UOA)		
	2018	2019	2020
April	-14	43	0
May	101	43	21
June	102	67	85
July	171	114	
August	171	115	
September	172	117	
October	218	183	
November	219	183	
December	242	186	
January	242	241	
February	331	289	
March	467	419	
April	467	462	
May	467	462	
June	467	462	

QUANTITY METRICS (rolling 12 month period)

	Contract Quantity	Contract Base Number	Contract *	Area Team	Region	England
% of all assessments that were assess and fit appliances (case starts)	23	58	39.7%	59.9%	56.7%	58.2%
% of all assessments that were assess and refuse	3	58	5.2%	7.9%	11.8%	12.4%
% of all assessments that were assess and review	32	58	55.2%	32.2%	31.4%	29.4%
% of case starts with a reported IOTN of 3 and Aesthetic Component of 5 or below	0	23	N/A	0.6%	0.2%	0.1%
% of case starts with a reported IOTN of 3 and Aesthetic Component of 6 or above	0	23	N/A	3.8%	3.9%	3.9%
% of case starts with a reported IOTN of 4	22	23	95.7%	68.6%	76.1%	77.7%
% of case starts with a reported IOTN of 5	1	23	4.3%	25.1%	17.9%	16.7 %
% of concluded courses in receipt of dual-arch fixed appliances	8	8	100.0%	66.1%	68.8%	72.5%
% of concluded courses where treatment was abandoned or discontinued	0	8	0.0%	10.7%	10.3%	9.1%
% of patients satisfied with the treatment they have received	0	0	N/A	93.4%	95.1%	95.8%

* Figures in italics indicate that the base number is less than 100.

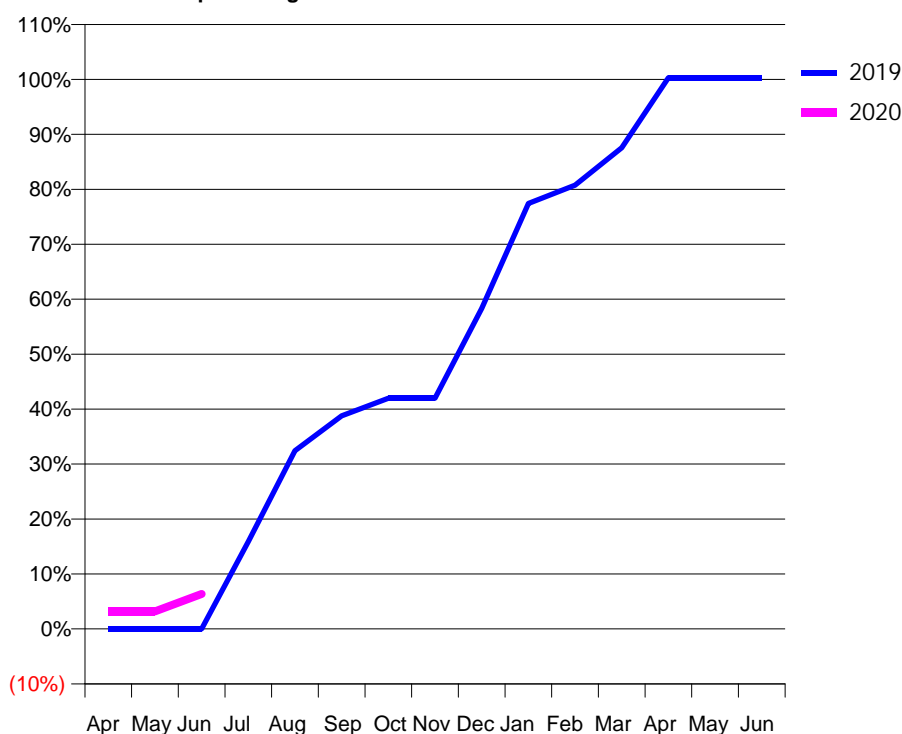
Q59 - Vital Signs Orthodontic At a Glance Contract Report for 840386/0002 - June 2019

Name or company name	Ms P Kaur	19/20 Contracted general activity (UDA)	21,500
Contract type name	GDS Contract	Carry forward general activity (UDA)	0
Purpose of contract	General and Orthodontic	19/20 Contracted orthodontic activity (UOA)	660
Contract start date	01/08/2009	Carry forward orthodontic activity (UOA)	0
Contract end date		Baseline contract value	£535,835.06

ACCESS	Contract	England and Wales
24 month ratio of assessments to patient IDs	1.00	1.08

ACTIVITY	Contract
Contract assess and fit appliances (case starts) as a percentage of Area Team case starts	0.7 %

Cumulative percentage of contracted UOA delivered 2019 & 2020



Month	Adjusted Scheduled Activity (UOA)		
	2018	2019	2020
April	-3	0	21
May	-3	0	21
June	-3	0	42
July	291	105	
August	312	214	
September	312	256	
October	312	277	
November	418	277	
December	418	385	
January	418	511	
February	439	533	
March	439	578	
April	653	662	
May	674	662	
June	674	662	

QUANTITY METRICS (rolling 12 month period)

	Contract Quantity	Contract Base Number	Contract *	Area Team	Region	England
% of all assessments that were assess and fit appliances (case starts)	33	48	68.8%	59.9%	56.7%	58.2%
% of all assessments that were assess and refuse	3	48	6.3%	7.9%	11.8%	12.4%
% of all assessments that were assess and review	12	48	25.0%	32.2%	31.4%	29.4%
% of case starts with a reported IOTN of 3 and Aesthetic Component of 5 or below	0	33	<i>N/A</i>	0.6%	0.2%	0.1%
% of case starts with a reported IOTN of 3 and Aesthetic Component of 6 or above	0	33	<i>N/A</i>	3.8%	3.9%	3.9%
% of case starts with a reported IOTN of 4	32	33	97.0%	68.6%	76.1%	77.7%
% of case starts with a reported IOTN of 5	1	33	3.0%	25.1%	17.9%	16.7 %
% of concluded courses in receipt of dual-arch fixed appliances	0	0	<i>N/A</i>	66.1%	68.8%	72.5%
% of concluded courses where treatment was abandoned or discontinued	0	0	<i>N/A</i>	10.7%	10.3%	9.1%
% of patients satisfied with the treatment they have received	0	0	<i>N/A</i>	93.4%	95.1%	95.8%

* Figures in italics indicate that the base number is less than 100.

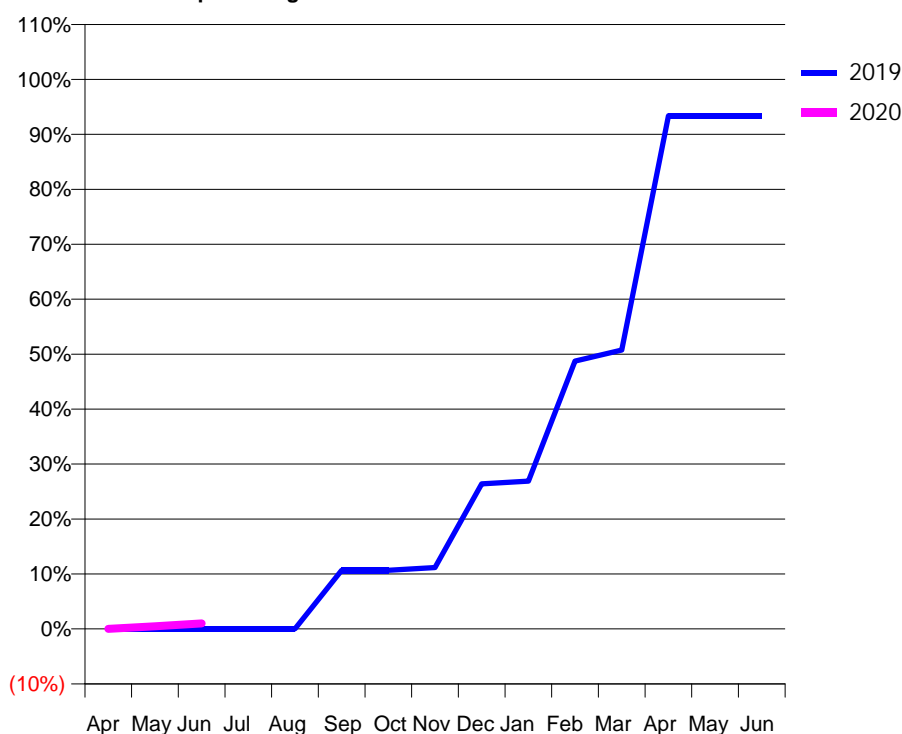
Q59 - Vital Signs Orthodontic At a Glance Contract Report for 888761/0001 - June 2019

Name or company name	MR JF HAWKINS	19/20 Contracted general activity (UDA)	2,400
Contract type name	GDS Contract	Carry forward general activity (UDA)	0
Purpose of contract	General and Orthodontic	19/20 Contracted orthodontic activity (UOA)	197
Contract start date	01/04/2006	Carry forward orthodontic activity (UOA)	0
Contract end date		Baseline contract value	£68,268.32

ACCESS	Contract	England and Wales
24 month ratio of assessments to patient IDs	1.00	1.08

ACTIVITY	Contract
Contract assess and fit appliances (case starts) as a percentage of Area Team case starts	0.2 %

Cumulative percentage of contracted UOA delivered 2019 & 2020



Month	Adjusted Scheduled Activity (UOA)		
	2018	2019	2020
April	-23	0	0
May	-23	0	1
June	-23	0	2
July	40	0	
August	40	0	
September	82	21	
October	83	21	
November	104	22	
December	104	52	
January	104	53	
February	167	96	
March	167	100	
April	167	184	
May	167	184	
June	168	184	

QUANTITY METRICS (rolling 12 month period)

	Contract Quantity	Contract Base Number	Contract *	Area Team	Region	England
% of all assessments that were assess and fit appliances (case starts)	8	26	30.8%	59.9%	56.7%	58.2%
% of all assessments that were assess and refuse	12	26	46.2%	7.9%	11.8%	12.4%
% of all assessments that were assess and review	6	26	23.1%	32.2%	31.4%	29.4%
% of case starts with a reported IOTN of 3 and Aesthetic Component of 5 or below	1	8	12.5%	0.6%	0.2%	0.1%
% of case starts with a reported IOTN of 3 and Aesthetic Component of 6 or above	1	8	12.5%	3.8%	3.9%	3.9%
% of case starts with a reported IOTN of 4	6	8	75.0%	68.6%	76.1%	77.7%
% of case starts with a reported IOTN of 5	0	8	N/A	25.1%	17.9%	16.7 %
% of concluded courses in receipt of dual-arch fixed appliances	0	7	N/A	66.1%	68.8%	72.5%
% of concluded courses where treatment was abandoned or discontinued	0	7	0.0%	10.7%	10.3%	9.1%
% of patients satisfied with the treatment they have received	0	0	N/A	93.4%	95.1%	95.8%

* Figures in italics indicate that the base number is less than 100.

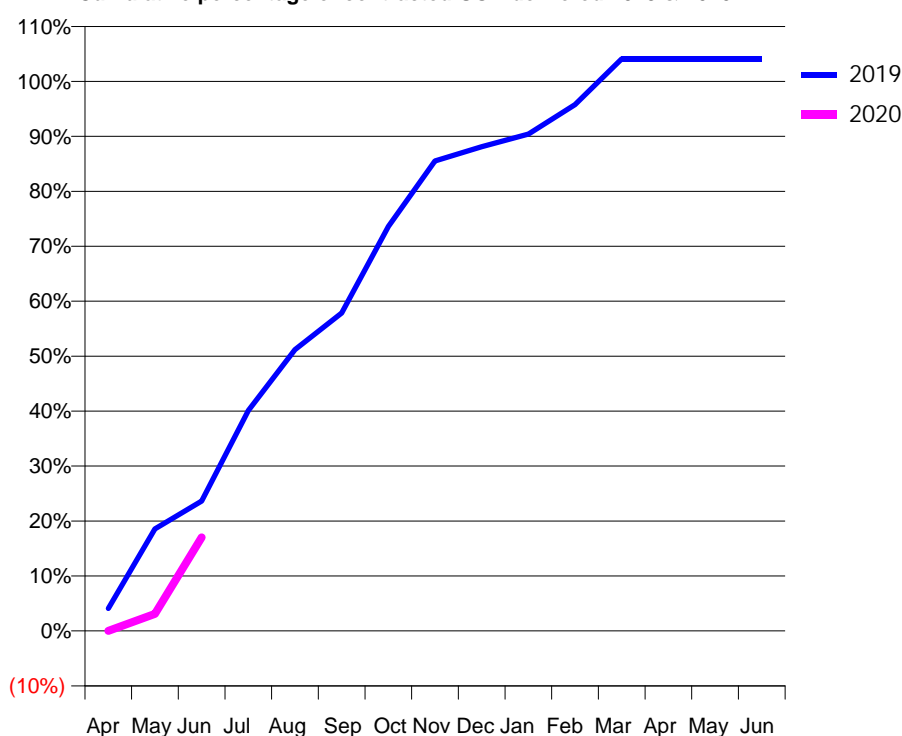
Q59 - Vital Signs Orthodontic At a Glance Contract Report for 914975/0001 - June 2019

Name or company name	MR CR SUTTON	19/20 Contracted general activity (UDA)	1,350
Contract type name	GDS Contract	Carry forward general activity (UDA)	0
Purpose of contract	General and Orthodontic	19/20 Contracted orthodontic activity (UOA)	1,346
Contract start date	01/04/2006	Carry forward orthodontic activity (UOA)	0
Contract end date		Baseline contract value	£128,580.68

ACCESS	Contract	England and Wales
24 month ratio of assessments to patient IDs	1.32	1.08

ACTIVITY	Contract
Contract assess and fit appliances (case starts) as a percentage of Area Team case starts	1.2 %

Cumulative percentage of contracted UOA delivered 2019 & 2020



Month	Adjusted Scheduled Activity (UOA)		
	2018	2019	2020
April	-8	55	0
May	63	250	42
June	257	318	229
July	602	540	
August	781	689	
September	857	779	
October	1,027	991	
November	1,142	1,151	
December	1,213	1,186	
January	1,226	1,217	
February	1,276	1,289	
March	1,312	1,401	
April	1,312	1,401	
May	1,312	1,401	
June	1,313	1,401	

QUANTITY METRICS (rolling 12 month period)

	Contract Quantity	Contract Base Number	Contract *	Area Team	Region	England
% of all assessments that were assess and fit appliances (case starts)	56	193	29.0%	59.9%	56.7%	58.2%
% of all assessments that were assess and refuse	6	193	3.1%	7.9%	11.8%	12.4%
% of all assessments that were assess and review	131	193	67.9%	32.2%	31.4%	29.4%
% of case starts with a reported IOTN of 3 and Aesthetic Component of 5 or below	0	56	<i>N/A</i>	0.6%	0.2%	0.1%
% of case starts with a reported IOTN of 3 and Aesthetic Component of 6 or above	3	56	5.4%	3.8%	3.9%	3.9%
% of case starts with a reported IOTN of 4	46	56	82.1%	68.6%	76.1%	77.7%
% of case starts with a reported IOTN of 5	7	56	12.5%	25.1%	17.9%	16.7%
% of concluded courses in receipt of dual-arch fixed appliances	2	48	4.2%	66.1%	68.8%	72.5%
% of concluded courses where treatment was abandoned or discontinued	5	48	10.4%	10.7%	10.3%	9.1%
% of patients satisfied with the treatment they have received	1	1	100.0%	93.4%	95.1%	95.8%

* Figures in italics indicate that the base number is less than 100.

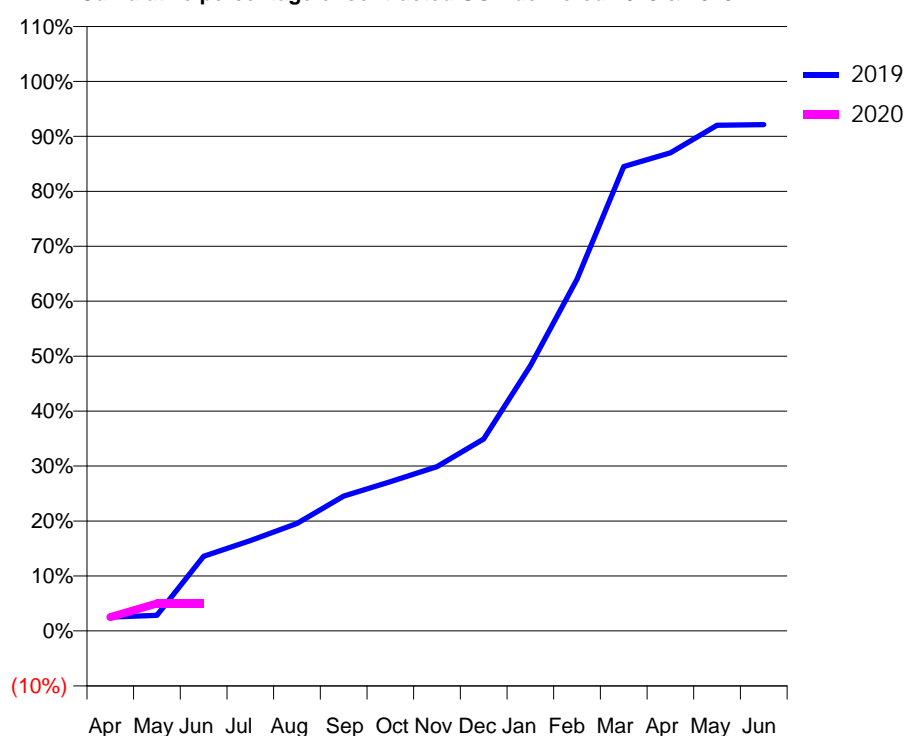
Q60 - Vital Signs Orthodontic At a Glance Contract Report for 100486/0000 - June 2019

Name or company name	New Park House Dental Centre	19/20 Contracted general activity (UDA)	3,750
Contract type name	GDS Contract	Carry forward general activity (UDA)	0
Purpose of contract	General and Orthodontic	19/20 Contracted orthodontic activity (UOA)	839
Contract start date	01/08/2017	Carry forward orthodontic activity (UOA)	0
Contract end date		Baseline contract value	£162,646.31

ACCESS	Contract	England and Wales
24 month ratio of assessments to patient IDs	1.04	1.08

ACTIVITY	Contract
Contract assess and fit appliances (case starts) as a percentage of Area Team case starts	0.7 %

Cumulative percentage of contracted UOA delivered 2019 & 2020



Month	Adjusted Scheduled Activity (UOA)		
	2018	2019	2020
April	0	21	21
May	0	24	42
June	0	114	42
July	0	138	
August	23	164	
September	108	206	
October	172	228	
November	195	251	
December	238	293	
January	261	405	
February	288	537	
March	309	709	
April	309	730	
May	310	772	
June	311	773	

QUANTITY METRICS (rolling 12 month period)

	Contract Quantity	Contract Base Number	Contract *	Area Team	Region	England
% of all assessments that were assess and fit appliances (case starts)	33	58	56.9%	62.9%	56.7%	58.2%
% of all assessments that were assess and refuse	12	58	20.7%	14.7%	11.8%	12.4%
% of all assessments that were assess and review	13	58	22.4%	22.3%	31.4%	29.4%
% of case starts with a reported IOTN of 3 and Aesthetic Component of 5 or below	0	33	<i>N/A</i>	0.1%	0.2%	0.1%
% of case starts with a reported IOTN of 3 and Aesthetic Component of 6 or above	0	33	<i>N/A</i>	3.3%	3.9%	3.9%
% of case starts with a reported IOTN of 4	28	33	84.8%	79.2%	76.1%	77.7%
% of case starts with a reported IOTN of 5	5	33	15.2%	16.2%	17.9%	16.7%
% of concluded courses in receipt of dual-arch fixed appliances	4	17	23.5%	85.2%	68.8%	72.5%
% of concluded courses where treatment was abandoned or discontinued	4	17	23.5%	8.2%	10.3%	9.1%
% of patients satisfied with the treatment they have received	0	0	<i>N/A</i>	95.0%	95.1%	95.8%

* Figures in italics indicate that the base number is less than 100.

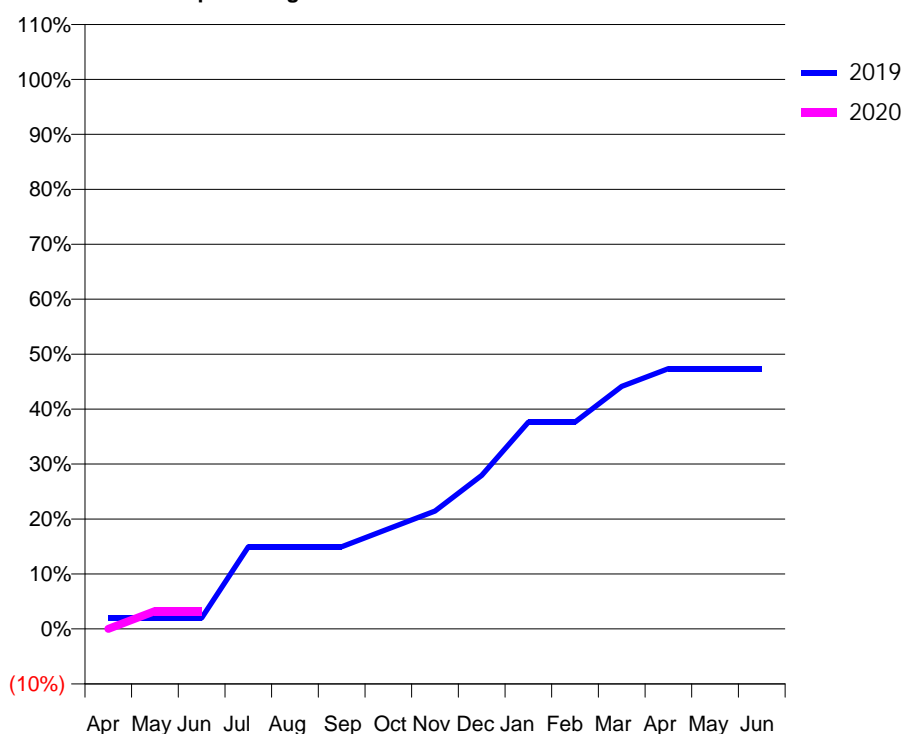
Q60 - Vital Signs Orthodontic At a Glance Contract Report for 101281/0063 - June 2019

Name or company name	OASIS DENTAL CARE LTD	19/20 Contracted general activity (UDA)	63,000
Contract type name	GDS Contract	Carry forward general activity (UDA)	0
Purpose of contract	General and Orthodontic	19/20 Contracted orthodontic activity (UOA)	648
Contract start date	01/04/2006	Carry forward orthodontic activity (UOA)	0
Contract end date		Baseline contract value	£1,649,360.09

ACCESS	Contract	England and Wales
24 month ratio of assessments to patient IDs	1.00	1.08

ACTIVITY	Contract
Contract assess and fit appliances (case starts) as a percentage of Area Team case starts	0.3 %

Cumulative percentage of contracted UOA delivered 2019 & 2020



Month	Adjusted Scheduled Activity (UOA)		
	2018	2019	2020
April	29	13	0
May	29	13	21
June	50	13	21
July	71	97	
August	71	97	
September	180	97	
October	201	118	
November	222	139	
December	222	181	
January	306	244	
February	537	244	
March	537	286	
April	663	307	
May	663	307	
June	663	307	

QUANTITY METRICS (rolling 12 month period)

	Contract Quantity	Contract Base Number	Contract *	Area Team	Region	England
% of all assessments that were assess and fit appliances (case starts)	15	16	93.8%	62.9%	56.7%	58.2%
% of all assessments that were assess and refuse	1	16	6.3%	14.7%	11.8%	12.4%
% of all assessments that were assess and review	0	16	0.0%	22.3%	31.4%	29.4%
% of case starts with a reported IOTN of 3 and Aesthetic Component of 5 or below	0	15	<i>N/A</i>	0.1%	0.2%	0.1%
% of case starts with a reported IOTN of 3 and Aesthetic Component of 6 or above	0	15	<i>N/A</i>	3.3%	3.9%	3.9%
% of case starts with a reported IOTN of 4	13	15	86.7%	79.2%	76.1%	77.7%
% of case starts with a reported IOTN of 5	2	15	13.3%	16.2%	17.9%	16.7%
% of concluded courses in receipt of dual-arch fixed appliances	8	8	100.0%	85.2%	68.8%	72.5%
% of concluded courses where treatment was abandoned or discontinued	0	8	0.0%	8.2%	10.3%	9.1%
% of patients satisfied with the treatment they have received	0	0	<i>N/A</i>	95.0%	95.1%	95.8%

* Figures in italics indicate that the base number is less than 100.

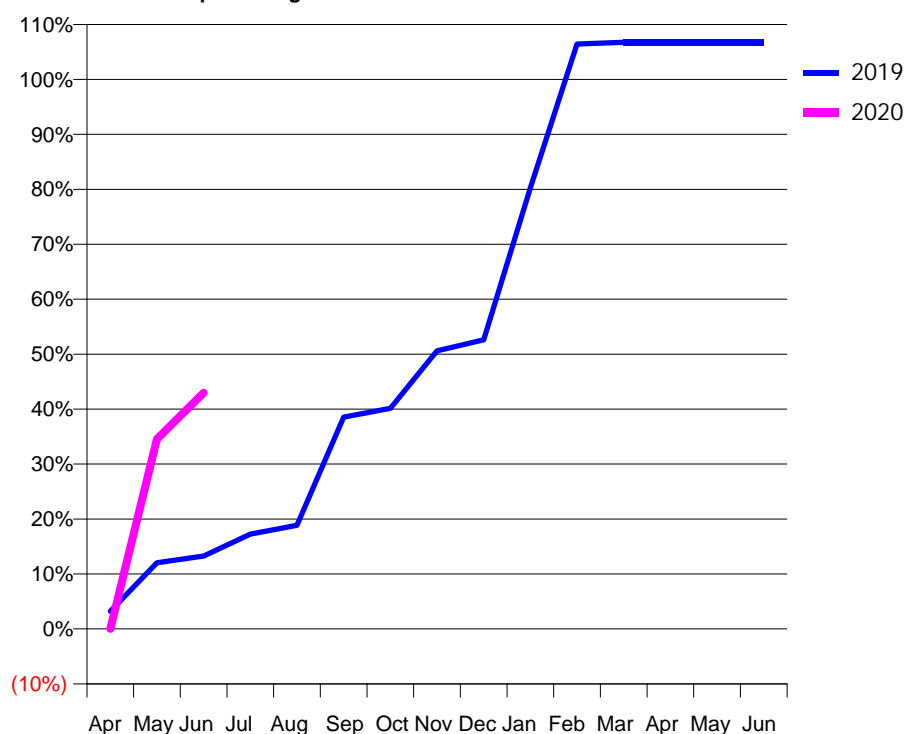
Q60 - Vital Signs Orthodontic At a Glance Contract Report for 106313/0001 - June 2019

Name or company name	Butler and Finnigan Dental Practice (BC) Ltd	19/20 Contracted general activity (UDA)	10,500
Contract type name	GDS Contract	Carry forward general activity (UDA)	0
Purpose of contract	General and Orthodontic	19/20 Contracted orthodontic activity (UOA)	249
Contract start date	01/04/2014	Carry forward orthodontic activity (UOA)	0
Contract end date		Baseline contract value	£272,211.31

ACCESS	Contract	England and Wales
24 month ratio of assessments to patient IDs	1.23	1.08

ACTIVITY	Contract
Contract assess and fit appliances (case starts) as a percentage of Area Team case starts	0.3 %

Cumulative percentage of contracted UOA delivered 2019 & 2020



Month	Adjusted Scheduled Activity (UOA)		
	2018	2019	2020
April	0	8	0
May	21	30	86
June	42	33	107
July	42	43	
August	42	47	
September	63	96	
October	85	100	
November	127	126	
December	128	131	
January	129	200	
February	176	265	
March	242	266	
April	264	266	
May	264	266	
June	264	266	

QUANTITY METRICS (rolling 12 month period)

	Contract Quantity	Contract Base Number	Contract *	Area Team	Region	England
% of all assessments that were assess and fit appliances (case starts)	15	56	26.8%	62.9%	56.7%	58.2%
% of all assessments that were assess and refuse	2	56	3.6%	14.7%	11.8%	12.4%
% of all assessments that were assess and review	39	56	69.6%	22.3%	31.4%	29.4%
% of case starts with a reported IOTN of 3 and Aesthetic Component of 5 or below	0	15	<i>N/A</i>	0.1%	0.2%	0.1%
% of case starts with a reported IOTN of 3 and Aesthetic Component of 6 or above	0	15	<i>N/A</i>	3.3%	3.9%	3.9%
% of case starts with a reported IOTN of 4	9	15	60.0%	79.2%	76.1%	77.7%
% of case starts with a reported IOTN of 5	6	15	40.0%	16.2%	17.9%	16.7%
% of concluded courses in receipt of dual-arch fixed appliances	0	5	<i>N/A</i>	85.2%	68.8%	72.5%
% of concluded courses where treatment was abandoned or discontinued	1	5	20.0%	8.2%	10.3%	9.1%
% of patients satisfied with the treatment they have received	0	0	<i>N/A</i>	95.0%	95.1%	95.8%

* Figures in italics indicate that the base number is less than 100.

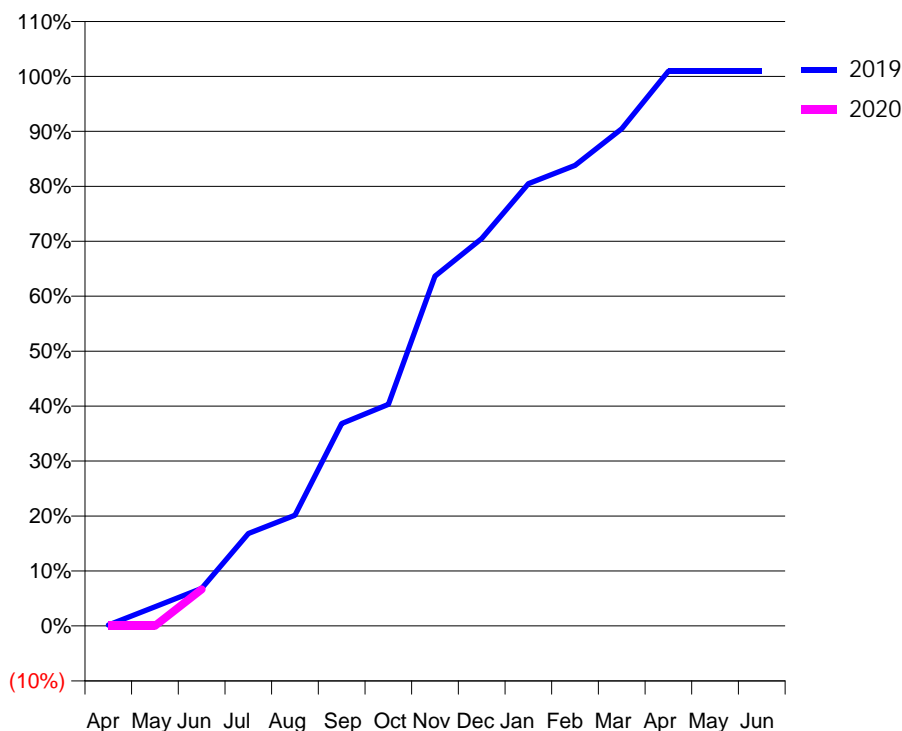
Q60 - Vital Signs Orthodontic At a Glance Contract Report for 107220/0001 - June 2019

Name or company name	Castle View House Dental Practice	19/20 Contracted general activity (UDA)	25,580
Contract type name	GDS Contract	Carry forward general activity (UDA)	0
Purpose of contract	General and Orthodontic	19/20 Contracted orthodontic activity (UOA)	630
Contract start date	01/04/2014	Carry forward orthodontic activity (UOA)	0
Contract end date		Baseline contract value	£836,092.15

ACCESS	Contract	England and Wales
24 month ratio of assessments to patient IDs	1.02	1.08

ACTIVITY	Contract
Contract assess and fit appliances (case starts) as a percentage of Area Team case starts	0.7 %

Cumulative percentage of contracted UOA delivered 2019 & 2020



Month	Adjusted Scheduled Activity (UOA)		
	2018	2019	2020
April	21	1	0
May	105	22	0
June	210	43	42
July	442	106	
August	484	127	
September	484	232	
October	484	254	
November	505	401	
December	526	444	
January	547	507	
February	568	528	
March	589	570	
April	589	636	
May	610	636	
June	631	636	

QUANTITY METRICS (rolling 12 month period)

	Contract Quantity	Contract Base Number	Contract *	Area Team	Region	England
% of all assessments that were assess and fit appliances (case starts)	32	37	86.5%	62.9%	56.7%	58.2%
% of all assessments that were assess and refuse	0	37	0.0%	14.7%	11.8%	12.4%
% of all assessments that were assess and review	5	37	13.5%	22.3%	31.4%	29.4%
% of case starts with a reported IOTN of 3 and Aesthetic Component of 5 or below	0	32	N/A	0.1%	0.2%	0.1%
% of case starts with a reported IOTN of 3 and Aesthetic Component of 6 or above	1	32	3.1%	3.3%	3.9%	3.9%
% of case starts with a reported IOTN of 4	31	32	96.9%	79.2%	76.1%	77.7%
% of case starts with a reported IOTN of 5	0	32	N/A	16.2%	17.9%	16.7%
% of concluded courses in receipt of dual-arch fixed appliances	14	15	93.3%	85.2%	68.8%	72.5%
% of concluded courses where treatment was abandoned or discontinued	1	15	6.7%	8.2%	10.3%	9.1%
% of patients satisfied with the treatment they have received	1	1	100.0%	95.0%	95.1%	95.8%

* Figures in italics indicate that the base number is less than 100.

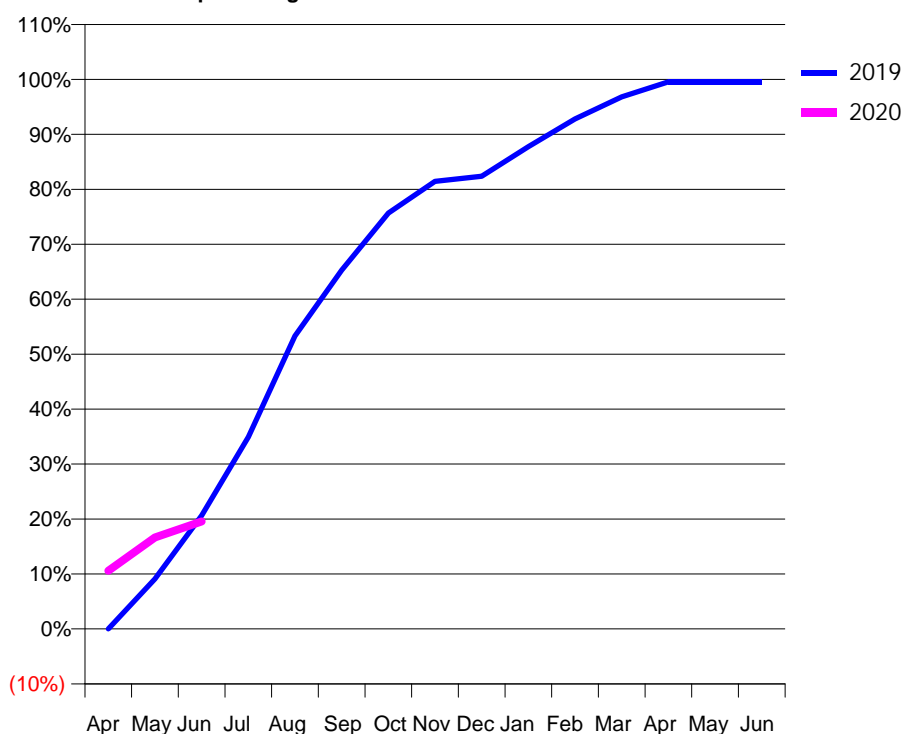
Q60 - Vital Signs Orthodontic At a Glance Contract Report for 111295/0001 - June 2019

Name or company name	Modwena Orthodontics Limited	19/20 Contracted general activity (UDA)	0
Contract type name	PDS Contract	Carry forward general activity (UDA)	0
Purpose of contract	Orthodontic	19/20 Contracted orthodontic activity (UOA)	10,106
Contract start date	01/10/2014	Carry forward orthodontic activity (UOA)	0
Contract end date	21/08/2020	Baseline contract value	£554,685.36

ACCESS	Contract	England and Wales
24 month ratio of assessments to patient IDs	1.09	1.08

ACTIVITY	Contract
Contract assess and fit appliances (case starts) as a percentage of Area Team case starts	10.3 %

Cumulative percentage of contracted UOA delivered 2019 & 2020



Month	Adjusted Scheduled Activity (UOA)		
	2018	2019	2020
April	968	0	1,071
May	1,768	922	1,683
June	2,235	2,087	1,978
July	3,101	3,531	
August	3,748	5,386	
September	4,297	6,599	
October	4,692	7,648	
November	5,447	8,230	
December	6,208	8,325	
January	6,819	8,868	
February	8,111	9,378	
March	9,912	9,785	
April	10,944	10,061	
May	11,406	10,061	
June	11,406	10,061	

QUANTITY METRICS (rolling 12 month period)

	Contract Quantity	Contract Base Number	Contract *	Area Team	Region	England
% of all assessments that were assess and fit appliances (case starts)	464	766	60.6%	62.9%	56.7%	58.2%
% of all assessments that were assess and refuse	41	766	5.4%	14.7%	11.8%	12.4%
% of all assessments that were assess and review	261	766	34.1%	22.3%	31.4%	29.4%
% of case starts with a reported IOTN of 3 and Aesthetic Component of 5 or below	0	464	N/A	0.1%	0.2%	0.1%
% of case starts with a reported IOTN of 3 and Aesthetic Component of 6 or above	17	464	3.7%	3.3%	3.9%	3.9%
% of case starts with a reported IOTN of 4	410	464	88.4%	79.2%	76.1%	77.7%
% of case starts with a reported IOTN of 5	32	464	6.9%	16.2%	17.9%	16.7%
% of concluded courses in receipt of dual-arch fixed appliances	431	500	86.2%	85.2%	68.8%	72.5%
% of concluded courses where treatment was abandoned or discontinued	19	500	3.8%	8.2%	10.3%	9.1%
% of patients satisfied with the treatment they have received	6	6	100.0%	95.0%	95.1%	95.8%

* Figures in italics indicate that the base number is less than 100.

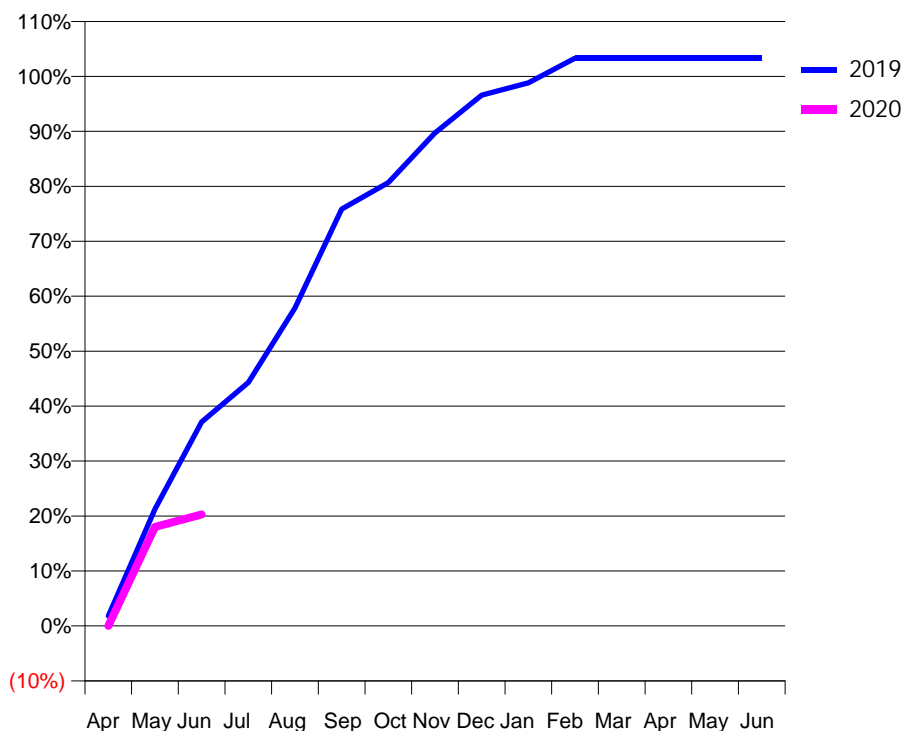
Q60 - Vital Signs Orthodontic At a Glance Contract Report for 121495/0002 - June 2019

Name or company name	The Smileworks Ltd	19/20 Contracted general activity (UDA)	10,000
Contract type name	GDS Contract	Carry forward general activity (UDA)	0
Purpose of contract	General and Orthodontic	19/20 Contracted orthodontic activity (UOA)	932
Contract start date	01/12/2009	Carry forward orthodontic activity (UOA)	0
Contract end date		Baseline contract value	£324,288.54

ACCESS	Contract	England and Wales
24 month ratio of assessments to patient IDs	1.14	1.08

ACTIVITY	Contract
Contract assess and fit appliances (case starts) as a percentage of Area Team case starts	0.8 %

Cumulative percentage of contracted UOA delivered 2019 & 2020



Month	Adjusted Scheduled Activity (UOA)		
	2018	2019	2020
April	12	17	0
May	14	198	168
June	15	346	189
July	15	413	
August	15	539	
September	382	707	
October	488	752	
November	552	836	
December	638	900	
January	664	921	
February	754	963	
March	926	963	
April	926	963	
May	926	963	
June	926	963	

QUANTITY METRICS (rolling 12 month period)

	Contract Quantity	Contract Base Number	Contract *	Area Team	Region	England
% of all assessments that were assess and fit appliances (case starts)	38	46	82.6%	62.9%	56.7%	58.2%
% of all assessments that were assess and refuse	1	46	2.2%	14.7%	11.8%	12.4%
% of all assessments that were assess and review	7	46	15.2%	22.3%	31.4%	29.4%
% of case starts with a reported IOTN of 3 and Aesthetic Component of 5 or below	0	38	N/A	0.1%	0.2%	0.1%
% of case starts with a reported IOTN of 3 and Aesthetic Component of 6 or above	0	38	N/A	3.3%	3.9%	3.9%
% of case starts with a reported IOTN of 4	37	38	97.4%	79.2%	76.1%	77.7%
% of case starts with a reported IOTN of 5	1	38	2.6%	16.2%	17.9%	16.7%
% of concluded courses in receipt of dual-arch fixed appliances	7	9	77.8%	85.2%	68.8%	72.5%
% of concluded courses where treatment was abandoned or discontinued	1	9	11.1%	8.2%	10.3%	9.1%
% of patients satisfied with the treatment they have received	0	0	N/A	95.0%	95.1%	95.8%

* Figures in italics indicate that the base number is less than 100.

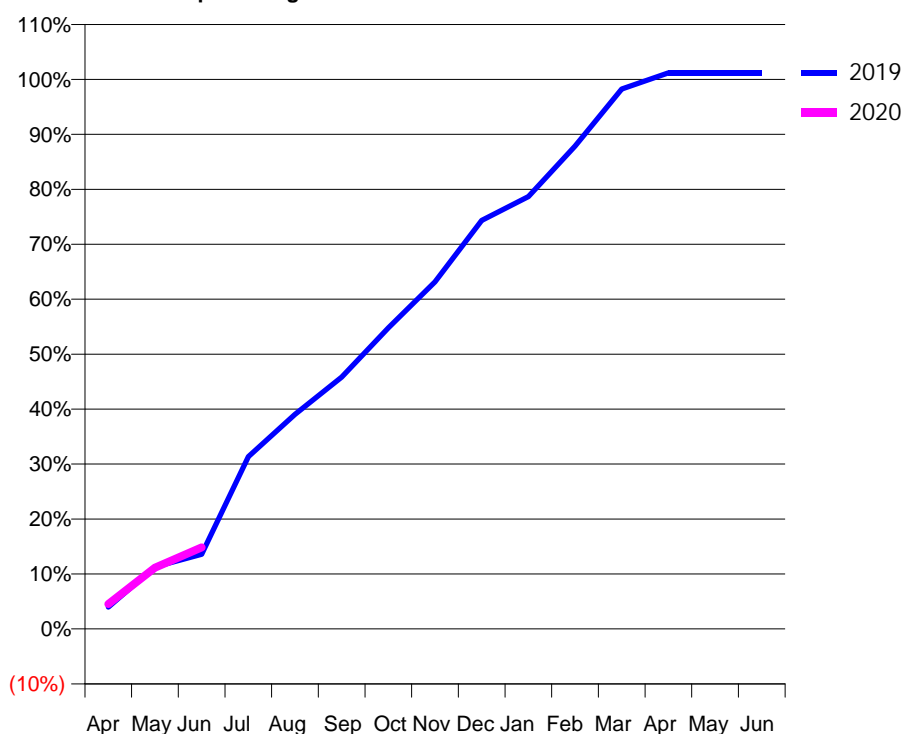
Q60 - Vital Signs Orthodontic At a Glance Contract Report for 134864/0001 - June 2019

Name or company name	ARC Orthodontics Limited	19/20 Contracted general activity (UDA)	0
Contract type name	PDS Contract	Carry forward general activity (UDA)	0
Purpose of contract	Orthodontic	19/20 Contracted orthodontic activity (UOA)	6,500
Contract start date	01/11/2014	Carry forward orthodontic activity (UOA)	0
Contract end date	21/08/2020	Baseline contract value	£451,707.89

ACCESS	Contract	England and Wales
24 month ratio of assessments to patient IDs	1.04	1.08

ACTIVITY	Contract
Contract assess and fit appliances (case starts) as a percentage of Area Team case starts	6.9 %

Cumulative percentage of contracted UOA delivered 2019 & 2020



Month	Adjusted Scheduled Activity (UOA)		
	2018	2019	2020
April	90	258	294
May	238	734	725
June	759	885	964
July	1,624	2,038	
August	2,500	2,538	
September	3,137	2,979	
October	3,685	3,562	
November	4,268	4,104	
December	4,639	4,832	
January	5,127	5,112	
February	5,704	5,711	
March	6,116	6,386	
April	6,636	6,576	
May	6,636	6,576	
June	6,636	6,576	

QUANTITY METRICS (rolling 12 month period)

	Contract Quantity	Contract Base Number	Contract *	Area Team	Region	England
% of all assessments that were assess and fit appliances (case starts)	311	619	50.2%	62.9%	56.7%	58.2%
% of all assessments that were assess and refuse	243	619	39.3%	14.7%	11.8%	12.4%
% of all assessments that were assess and review	65	619	10.5%	22.3%	31.4%	29.4%
% of case starts with a reported IOTN of 3 and Aesthetic Component of 5 or below	0	311	N/A	0.1%	0.2%	0.1%
% of case starts with a reported IOTN of 3 and Aesthetic Component of 6 or above	16	311	5.1%	3.3%	3.9%	3.9%
% of case starts with a reported IOTN of 4	248	311	79.7%	79.2%	76.1%	77.7%
% of case starts with a reported IOTN of 5	45	311	14.5%	16.2%	17.9%	16.7 %
% of concluded courses in receipt of dual-arch fixed appliances	262	329	79.6%	85.2%	68.8%	72.5%
% of concluded courses where treatment was abandoned or discontinued	30	329	9.1%	8.2%	10.3%	9.1%
% of patients satisfied with the treatment they have received	8	8	100.0%	95.0%	95.1%	95.8%

* Figures in italics indicate that the base number is less than 100.

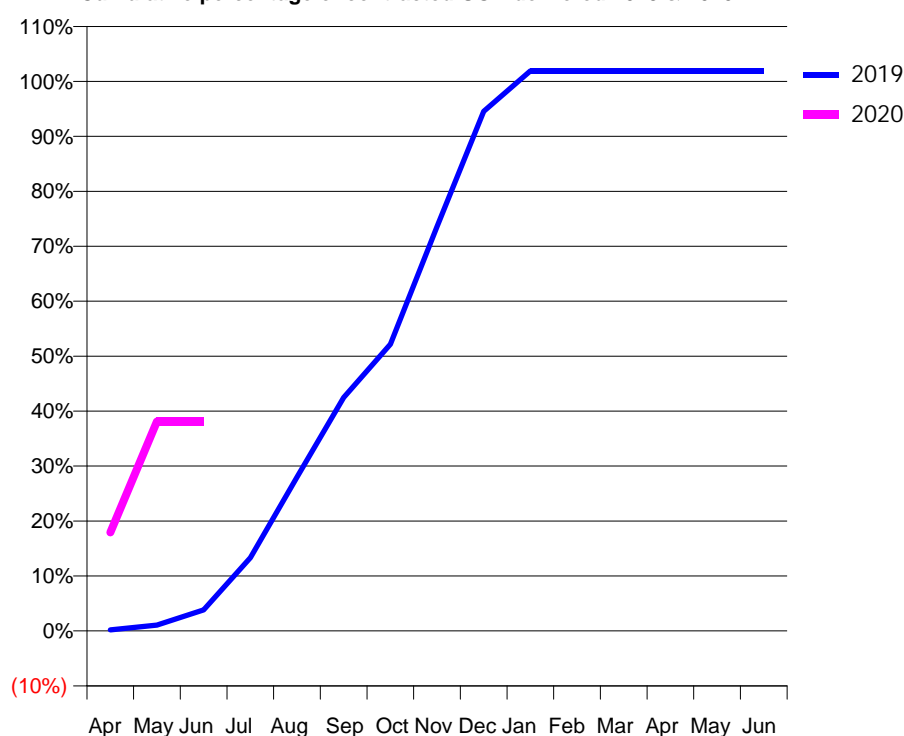
Q60 - Vital Signs Orthodontic At a Glance Contract Report for 139920/0001 - June 2019

Name or company name	Shelton Dental Centre	19/20 Contracted general activity (UDA)	47,905
Contract type name	GDS Contract	Carry forward general activity (UDA)	0
Purpose of contract	General and Orthodontic	19/20 Contracted orthodontic activity (UOA)	937
Contract start date	01/04/2012	Carry forward orthodontic activity (UOA)	0
Contract end date		Baseline contract value	£1,179,176.12

ACCESS	Contract	England and Wales
24 month ratio of assessments to patient IDs	1.11	1.08

ACTIVITY	Contract
Contract assess and fit appliances (case starts) as a percentage of Area Team case starts	1.3 %

Cumulative percentage of contracted UOA delivered 2019 & 2020



Month	Adjusted Scheduled Activity (UOA)		
	2018	2019	2020
April	-31	2	168
May	34	10	357
June	57	36	357
July	226	125	
August	229	262	
September	335	398	
October	423	489	
November	489	689	
December	574	886	
January	637	955	
February	704	955	
March	751	955	
April	816	955	
May	879	955	
June	879	955	

QUANTITY METRICS (rolling 12 month period)

	Contract Quantity	Contract Base Number	Contract *	Area Team	Region	England
% of all assessments that were assess and fit appliances (case starts)	58	118	49.2%	62.9%	56.7%	58.2%
% of all assessments that were assess and refuse	13	118	11.0%	14.7%	11.8%	12.4%
% of all assessments that were assess and review	47	118	39.8%	22.3%	31.4%	29.4%
% of case starts with a reported IOTN of 3 and Aesthetic Component of 5 or below	0	58	<i>N/A</i>	0.1%	0.2%	0.1%
% of case starts with a reported IOTN of 3 and Aesthetic Component of 6 or above	0	58	<i>N/A</i>	3.3%	3.9%	3.9%
% of case starts with a reported IOTN of 4	26	58	44.8%	79.2%	76.1%	77.7%
% of case starts with a reported IOTN of 5	0	58	<i>N/A</i>	16.2%	17.9%	16.7%
% of concluded courses in receipt of dual-arch fixed appliances	34	39	87.2%	85.2%	68.8%	72.5%
% of concluded courses where treatment was abandoned or discontinued	3	39	7.7%	8.2%	10.3%	9.1%
% of patients satisfied with the treatment they have received	0	0	<i>N/A</i>	95.0%	95.1%	95.8%

* Figures in italics indicate that the base number is less than 100.

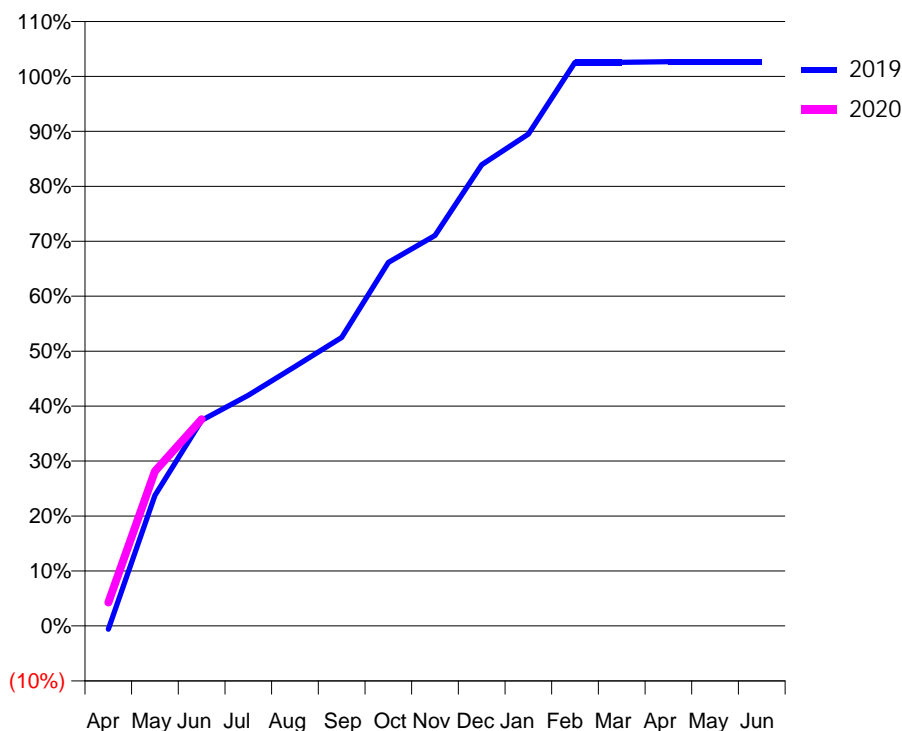
Q60 - Vital Signs Orthodontic At a Glance Contract Report for 140015/0001 - June 2019

Name or company name	Shropshire Dental Limited	19/20 Contracted general activity (UDA)	16,278
Contract type name	GDS Contract	Carry forward general activity (UDA)	0
Purpose of contract	General and Orthodontic	19/20 Contracted orthodontic activity (UOA)	981
Contract start date	01/10/2014	Carry forward orthodontic activity (UOA)	0
Contract end date		Baseline contract value	£476,480.20

ACCESS	Contract	England and Wales
24 month ratio of assessments to patient IDs	1.15	1.08

ACTIVITY	Contract
Contract assess and fit appliances (case starts) as a percentage of Area Team case starts	1.0 %

Cumulative percentage of contracted UOA delivered 2019 & 2020



Month	Adjusted Scheduled Activity (UOA)		
	2018	2019	2020
April	-11	-6	42
May	102	233	276
June	167	367	369
July	277	412	
August	433	463	
September	528	515	
October	642	649	
November	712	697	
December	712	823	
January	969	878	
February	969	1,006	
March	974	1,006	
April	974	1,007	
May	975	1,007	
June	975	1,007	

QUANTITY METRICS (rolling 12 month period)

	Contract Quantity	Contract Base Number	Contract *	Area Team	Region	England
% of all assessments that were assess and fit appliances (case starts)	46	124	37.1%	62.9%	56.7%	58.2%
% of all assessments that were assess and refuse	28	124	22.6%	14.7%	11.8%	12.4%
% of all assessments that were assess and review	50	124	40.3%	22.3%	31.4%	29.4%
% of case starts with a reported IOTN of 3 and Aesthetic Component of 5 or below	0	46	<i>N/A</i>	0.1%	0.2%	0.1%
% of case starts with a reported IOTN of 3 and Aesthetic Component of 6 or above	1	46	2.2%	3.3%	3.9%	3.9%
% of case starts with a reported IOTN of 4	39	46	84.8%	79.2%	76.1%	77.7%
% of case starts with a reported IOTN of 5	5	46	10.9%	16.2%	17.9%	16.7%
% of concluded courses in receipt of dual-arch fixed appliances	24	28	85.7%	85.2%	68.8%	72.5%
% of concluded courses where treatment was abandoned or discontinued	2	28	7.1%	8.2%	10.3%	9.1%
% of patients satisfied with the treatment they have received	0	0	<i>N/A</i>	95.0%	95.1%	95.8%

* Figures in italics indicate that the base number is less than 100.

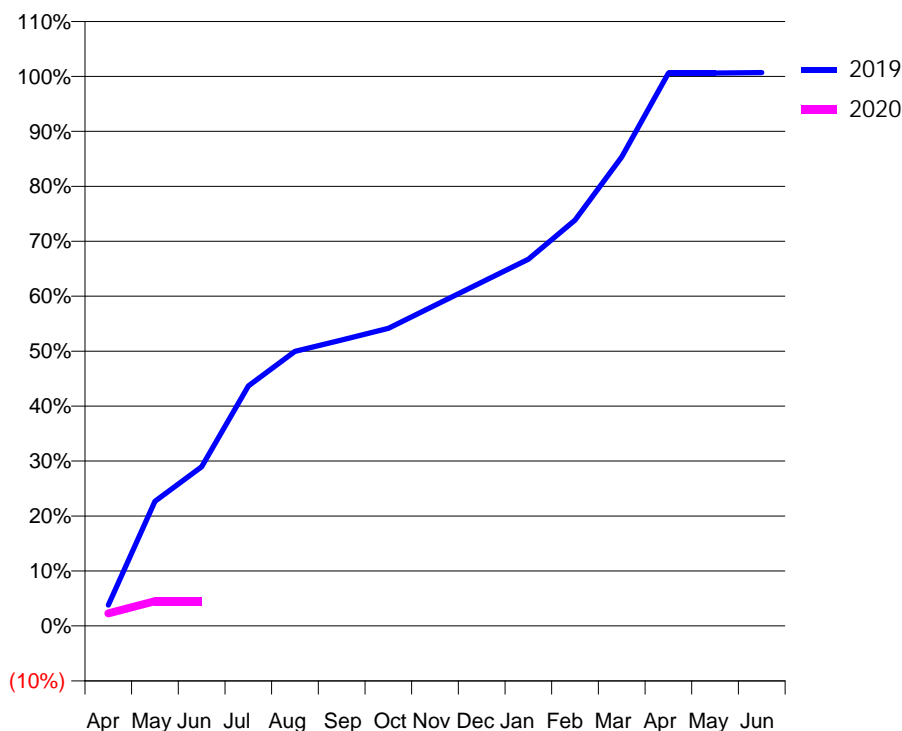
Q60 - Vital Signs Orthodontic At a Glance Contract Report for 140392/0001 - June 2019

Name or company name	Regency House Dental Practice Ltd	19/20 Contracted general activity (UDA)	15,694
Contract type name	GDS Contract	Carry forward general activity (UDA)	0
Purpose of contract	General and Orthodontic	19/20 Contracted orthodontic activity (UOA)	1,001
Contract start date	01/04/2008	Carry forward orthodontic activity (UOA)	0
Contract end date		Baseline contract value	£491,737.71

ACCESS	Contract	England and Wales
24 month ratio of assessments to patient IDs	1.01	1.08

ACTIVITY	Contract
Contract assess and fit appliances (case starts) as a percentage of Area Team case starts	0.8 %

Cumulative percentage of contracted UOA delivered 2019 & 2020



Month	Adjusted Scheduled Activity (UOA)		
	2018	2019	2020
April	-410	38	23
May	-32	227	45
June	31	290	45
July	304	437	
August	472	500	
September	514	521	
October	661	542	
November	703	584	
December	850	626	
January	850	668	
February	892	739	
March	976	854	
April	997	1,007	
May	997	1,007	
June	997	1,008	

QUANTITY METRICS (rolling 12 month period)

	Contract Quantity	Contract Base Number	Contract *	Area Team	Region	England
% of all assessments that were assess and fit appliances (case starts)	35	59	59.3%	62.9%	56.7%	58.2%
% of all assessments that were assess and refuse	4	59	6.8%	14.7%	11.8%	12.4%
% of all assessments that were assess and review	20	59	33.9%	22.3%	31.4%	29.4%
% of case starts with a reported IOTN of 3 and Aesthetic Component of 5 or below	0	35	<i>N/A</i>	0.1%	0.2%	0.1%
% of case starts with a reported IOTN of 3 and Aesthetic Component of 6 or above	0	35	<i>N/A</i>	3.3%	3.9%	3.9%
% of case starts with a reported IOTN of 4	35	35	100.0%	79.2%	76.1%	77.7%
% of case starts with a reported IOTN of 5	0	35	<i>N/A</i>	16.2%	17.9%	16.7%
% of concluded courses in receipt of dual-arch fixed appliances	31	46	67.4%	85.2%	68.8%	72.5%
% of concluded courses where treatment was abandoned or discontinued	11	46	23.9%	8.2%	10.3%	9.1%
% of patients satisfied with the treatment they have received	0	0	<i>N/A</i>	95.0%	95.1%	95.8%

* Figures in italics indicate that the base number is less than 100.

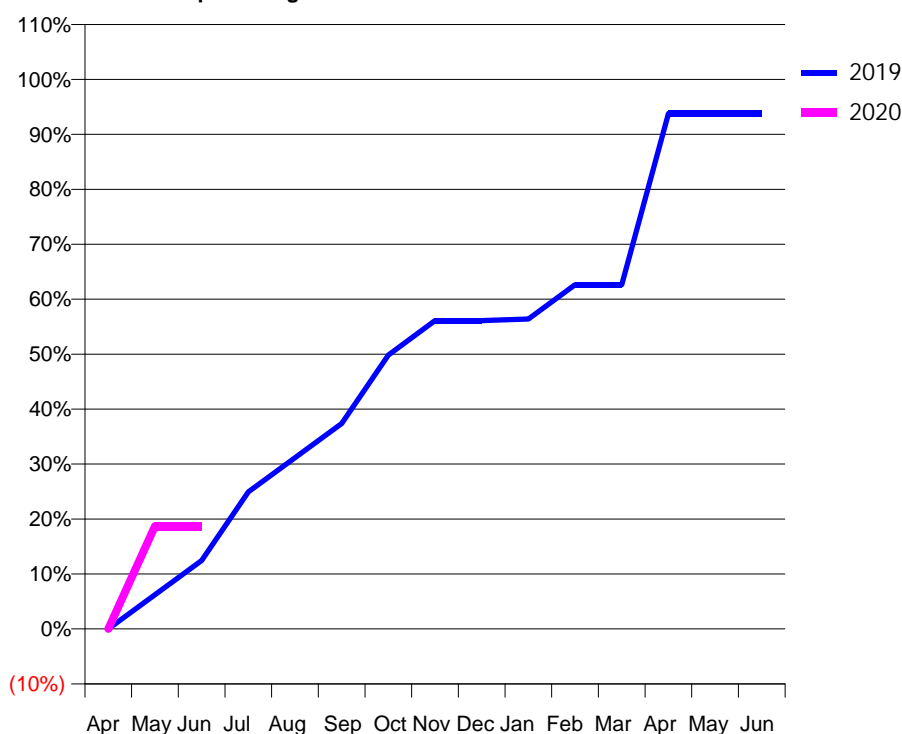
Q60 - Vital Signs Orthodontic At a Glance Contract Report for 141585/0002 - June 2019

Name or company name	Shifnal Dental Practice	19/20 Contracted general activity (UDA)	0
Contract type name	GDS Contract	Carry forward general activity (UDA)	0
Purpose of contract	Orthodontic	19/20 Contracted orthodontic activity (UOA)	337
Contract start date	01/06/2008	Carry forward orthodontic activity (UOA)	0
Contract end date		Baseline contract value	£23,314.49

ACCESS	Contract	England and Wales
24 month ratio of assessments to patient IDs	1.06	1.08

ACTIVITY	Contract
Contract assess and fit appliances (case starts) as a percentage of Area Team case starts	0.4 %

Cumulative percentage of contracted UOA delivered 2019 & 2020



Month	Adjusted Scheduled Activity (UOA)		
	2018	2019	2020
April	-8	0	0
May	-8	21	63
June	-8	42	63
July	-8	84	
August	55	105	
September	55	126	
October	76	168	
November	76	189	
December	139	189	
January	139	190	
February	202	211	
March	227	211	
April	307	316	
May	307	316	
June	307	316	

QUANTITY METRICS (rolling 12 month period)

	Contract Quantity	Contract Base Number	Contract *	Area Team	Region	England
% of all assessments that were assess and fit appliances (case starts)	16	17	94.1%	62.9%	56.7%	58.2%
% of all assessments that were assess and refuse	1	17	5.9%	14.7%	11.8%	12.4%
% of all assessments that were assess and review	0	17	0.0%	22.3%	31.4%	29.4%
% of case starts with a reported IOTN of 3 and Aesthetic Component of 5 or below	0	16	N/A	0.1%	0.2%	0.1%
% of case starts with a reported IOTN of 3 and Aesthetic Component of 6 or above	0	16	N/A	3.3%	3.9%	3.9%
% of case starts with a reported IOTN of 4	14	16	87.5%	79.2%	76.1%	77.7%
% of case starts with a reported IOTN of 5	1	16	6.3%	16.2%	17.9%	16.7%
% of concluded courses in receipt of dual-arch fixed appliances	0	12	N/A	85.2%	68.8%	72.5%
% of concluded courses where treatment was abandoned or discontinued	0	12	0.0%	8.2%	10.3%	9.1%
% of patients satisfied with the treatment they have received	0	0	N/A	95.0%	95.1%	95.8%

* Figures in italics indicate that the base number is less than 100.

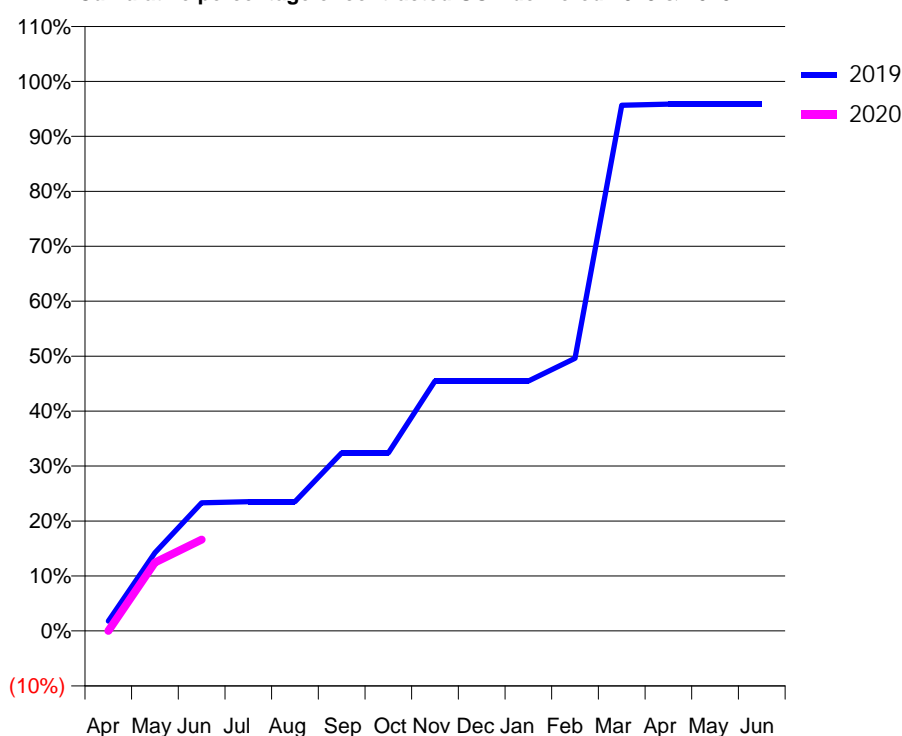
Q60 - Vital Signs Orthodontic At a Glance Contract Report for 148423/0001 - June 2019

Name or company name	Kinver Dental and Implant Surgery	19/20 Contracted general activity (UDA)	7,076
Contract type name	GDS Contract	Carry forward general activity (UDA)	0
Purpose of contract	General and Orthodontic	19/20 Contracted orthodontic activity (UOA)	506
Contract start date	05/01/2015	Carry forward orthodontic activity (UOA)	0
Contract end date		Baseline contract value	£192,376.00

ACCESS	Contract	England and Wales
24 month ratio of assessments to patient IDs	1.20	1.08

ACTIVITY	Contract
Contract assess and fit appliances (case starts) as a percentage of Area Team case starts	0.5 %

Cumulative percentage of contracted UOA delivered 2019 & 2020



Month	Adjusted Scheduled Activity (UOA)		
	2018	2019	2020
April	-382	9	0
May	-357	72	63
June	-357	118	84
July	-206	119	
August	33	119	
September	34	164	
October	34	164	
November	187	230	
December	193	230	
January	260	230	
February	364	251	
March	388	484	
April	514	485	
May	514	485	
June	514	485	

QUANTITY METRICS (rolling 12 month period)

	Contract Quantity	Contract Base Number	Contract *	Area Team	Region	England
% of all assessments that were assess and fit appliances (case starts)	21	32	65.6%	62.9%	56.7%	58.2%
% of all assessments that were assess and refuse	5	32	15.6%	14.7%	11.8%	12.4%
% of all assessments that were assess and review	6	32	18.8%	22.3%	31.4%	29.4%
% of case starts with a reported IOTN of 3 and Aesthetic Component of 5 or below	0	21	<i>N/A</i>	0.1%	0.2%	0.1%
% of case starts with a reported IOTN of 3 and Aesthetic Component of 6 or above	1	21	4.8%	3.3%	3.9%	3.9%
% of case starts with a reported IOTN of 4	16	21	76.2%	79.2%	76.1%	77.7%
% of case starts with a reported IOTN of 5	4	21	19.0%	16.2%	17.9%	16.7%
% of concluded courses in receipt of dual-arch fixed appliances	3	5	60.0%	85.2%	68.8%	72.5%
% of concluded courses where treatment was abandoned or discontinued	1	5	20.0%	8.2%	10.3%	9.1%
% of patients satisfied with the treatment they have received	0	0	<i>N/A</i>	95.0%	95.1%	95.8%

* Figures in italics indicate that the base number is less than 100.

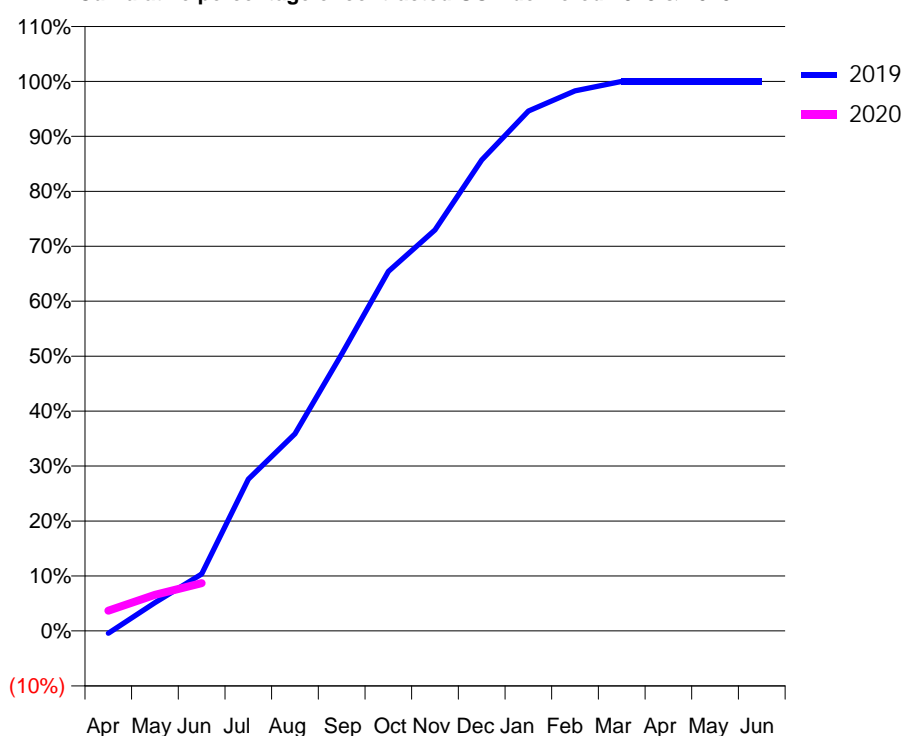
Q60 - Vital Signs Orthodontic At a Glance Contract Report for 152455/0001 - June 2019

Name or company name	Stoke Orthodontic Services Limited	19/20 Contracted general activity (UDA)	0
Contract type name	PDS Contract	Carry forward general activity (UDA)	0
Purpose of contract	Orthodontic	19/20 Contracted orthodontic activity (UOA)	17,205
Contract start date	17/03/2010	Carry forward orthodontic activity (UOA)	0
Contract end date	21/08/2020	Baseline contract value	£1,076,282.00

ACCESS	Contract	England and Wales
24 month ratio of assessments to patient IDs	1.02	1.08

ACTIVITY	Contract
Contract assess and fit appliances (case starts) as a percentage of Area Team case starts	17.4 %

Cumulative percentage of contracted UOA delivered 2019 & 2020



Month	Adjusted Scheduled Activity (UOA)		
	2018	2019	2020
April	150	-78	635
May	2,852	887	1,131
June	5,393	1,780	1,497
July	8,703	4,753	
August	10,564	6,173	
September	12,078	8,664	
October	15,121	11,257	
November	18,201	12,553	
December	19,534	14,746	
January	21,419	16,275	
February	22,368	16,908	
March	27,542	17,205	
April	28,362	17,205	
May	28,362	17,205	
June	28,362	17,205	

QUANTITY METRICS (rolling 12 month period)

	Contract Quantity	Contract Base Number	Contract *	Area Team	Region	England
% of all assessments that were assess and fit appliances (case starts)	784	1,293	60.6%	62.9%	56.7%	58.2%
% of all assessments that were assess and refuse	221	1,293	17.1%	14.7%	11.8%	12.4%
% of all assessments that were assess and review	288	1,293	22.3%	22.3%	31.4%	29.4%
% of case starts with a reported IOTN of 3 and Aesthetic Component of 5 or below	3	784	0.4%	0.1%	0.2%	0.1%
% of case starts with a reported IOTN of 3 and Aesthetic Component of 6 or above	47	784	6.0%	3.3%	3.9%	3.9%
% of case starts with a reported IOTN of 4	550	784	70.2%	79.2%	76.1%	77.7%
% of case starts with a reported IOTN of 5	182	784	23.2%	16.2%	17.9%	16.7%
% of concluded courses in receipt of dual-arch fixed appliances	665	788	84.4%	85.2%	68.8%	72.5%
% of concluded courses where treatment was abandoned or discontinued	93	788	11.8%	8.2%	10.3%	9.1%
% of patients satisfied with the treatment they have received	6	6	100.0%	95.0%	95.1%	95.8%

* Figures in italics indicate that the base number is less than 100.

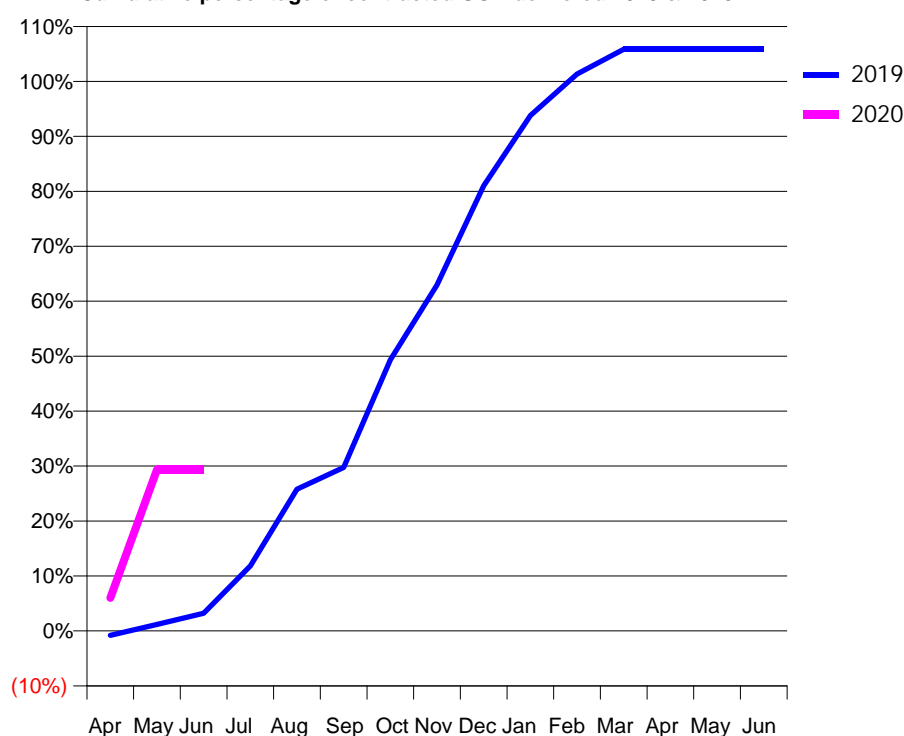
Q60 - Vital Signs Orthodontic At a Glance Contract Report for 181110/0004 - June 2019

Name or company name	IDH Limited	19/20 Contracted general activity (UDA)	25,040
Contract type name	GDS Contract	Carry forward general activity (UDA)	0
Purpose of contract	General and Orthodontic	19/20 Contracted orthodontic activity (UOA)	2,792
Contract start date	01/08/2008	Carry forward orthodontic activity (UOA)	0
Contract end date		Baseline contract value	£806,070.26

ACCESS	Contract	England and Wales
24 month ratio of assessments to patient IDs	1.02	1.08

ACTIVITY	Contract
Contract assess and fit appliances (case starts) as a percentage of Area Team case starts	3.9 %

Cumulative percentage of contracted UOA delivered 2019 & 2020



Month	Adjusted Scheduled Activity (UOA)		
	2018	2019	2020
April	97	-23	168
May	185	33	819
June	311	90	819
July	389	330	
August	594	720	
September	774	830	
October	1,055	1,378	
November	1,351	1,757	
December	1,555	2,261	
January	1,628	2,618	
February	1,983	2,829	
March	2,535	2,955	
April	2,689	2,955	
May	2,710	2,955	
June	2,710	2,955	

QUANTITY METRICS (rolling 12 month period)

	Contract Quantity	Contract Base Number	Contract *	Area Team	Region	England
% of all assessments that were assess and fit appliances (case starts)	176	207	85.0%	62.9%	56.7%	58.2%
% of all assessments that were assess and refuse	24	207	11.6%	14.7%	11.8%	12.4%
% of all assessments that were assess and review	7	207	3.4%	22.3%	31.4%	29.4%
% of case starts with a reported IOTN of 3 and Aesthetic Component of 5 or below	0	176	N/A	0.1%	0.2%	0.1%
% of case starts with a reported IOTN of 3 and Aesthetic Component of 6 or above	7	176	4.0%	3.3%	3.9%	3.9%
% of case starts with a reported IOTN of 4	154	176	87.5%	79.2%	76.1%	77.7%
% of case starts with a reported IOTN of 5	15	176	8.5%	16.2%	17.9%	16.7 %
% of concluded courses in receipt of dual-arch fixed appliances	91	101	90.1%	85.2%	68.8%	72.5%
% of concluded courses where treatment was abandoned or discontinued	6	101	5.9%	8.2%	10.3%	9.1%
% of patients satisfied with the treatment they have received	2	2	100.0%	95.0%	95.1%	95.8%

* Figures in italics indicate that the base number is less than 100.

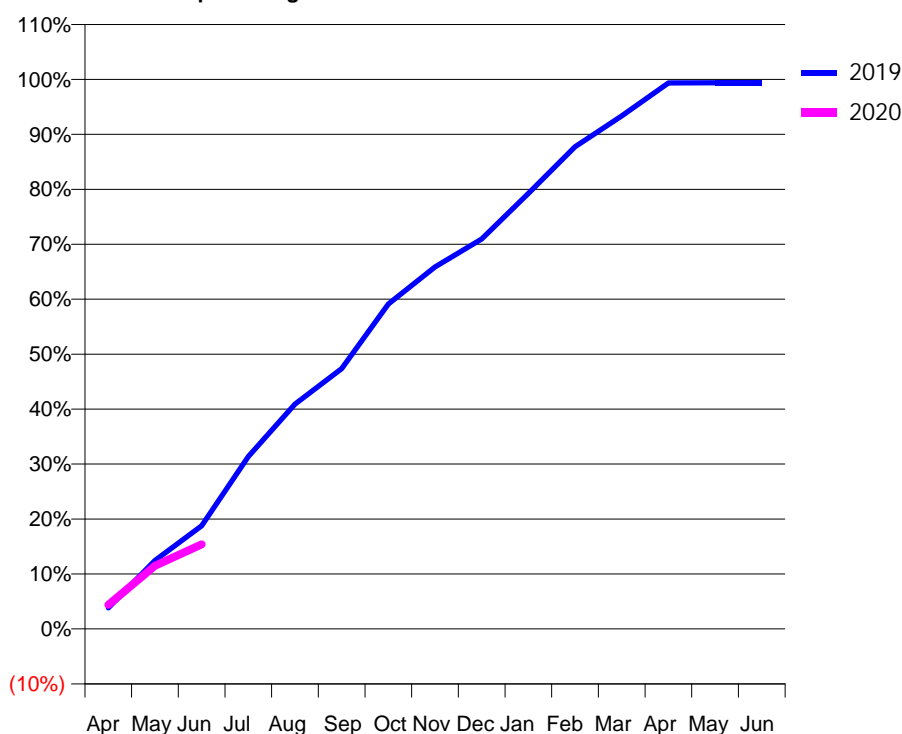
Q60 - Vital Signs Orthodontic At a Glance Contract Report for 193968/0001 - June 2019

Name or company name	Madeley Practice Ltd	19/20 Contracted general activity (UDA)	0
Contract type name	PDS Contract	Carry forward general activity (UDA)	0
Purpose of contract	Orthodontic	19/20 Contracted orthodontic activity (UOA)	11,508
Contract start date	01/10/2014	Carry forward orthodontic activity (UOA)	0
Contract end date	21/08/2020	Baseline contract value	£736,518.13

ACCESS	Contract	England and Wales
24 month ratio of assessments to patient IDs	1.08	1.08

ACTIVITY	Contract
Contract assess and fit appliances (case starts) as a percentage of Area Team case starts	11.6 %

Cumulative percentage of contracted UOA delivered 2019 & 2020



Month	Adjusted Scheduled Activity (UOA)		
	2018	2019	2020
April	546	439	504
May	1,714	1,433	1,323
June	2,812	2,160	1,771
July	3,784	3,611	
August	4,630	4,706	
September	5,474	5,449	
October	6,373	6,803	
November	7,367	7,581	
December	8,221	8,164	
January	8,705	9,120	
February	9,971	10,097	
March	11,083	10,743	
April	11,498	11,434	
May	11,501	11,436	
June	11,505	11,438	

QUANTITY METRICS (rolling 12 month period)

	Contract Quantity	Contract Base Number	Contract *	Area Team	Region	England
% of all assessments that were assess and fit appliances (case starts)	521	760	68.6%	62.9%	56.7%	58.2%
% of all assessments that were assess and refuse	12	760	1.6%	14.7%	11.8%	12.4%
% of all assessments that were assess and review	227	760	29.9%	22.3%	31.4%	29.4%
% of case starts with a reported IOTN of 3 and Aesthetic Component of 5 or below	0	521	N/A	0.1%	0.2%	0.1%
% of case starts with a reported IOTN of 3 and Aesthetic Component of 6 or above	11	521	2.1%	3.3%	3.9%	3.9%
% of case starts with a reported IOTN of 4	414	521	79.5%	79.2%	76.1%	77.7%
% of case starts with a reported IOTN of 5	96	521	18.4%	16.2%	17.9%	16.7%
% of concluded courses in receipt of dual-arch fixed appliances	329	416	79.1%	85.2%	68.8%	72.5%
% of concluded courses where treatment was abandoned or discontinued	55	416	13.2%	8.2%	10.3%	9.1%
% of patients satisfied with the treatment they have received	5	6	83.3%	95.0%	95.1%	95.8%

* Figures in italics indicate that the base number is less than 100.

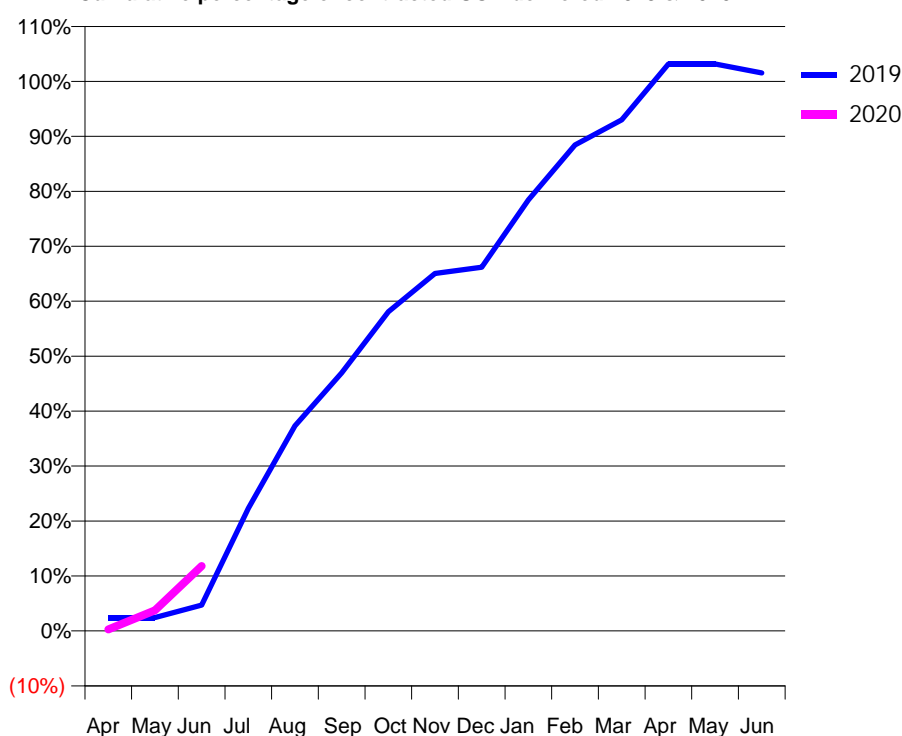
Q60 - Vital Signs Orthodontic At a Glance Contract Report for 197351/0001 - June 2019

Name or company name	Exclusive Orthodontics Ltd	19/20 Contracted general activity (UDA)	0
Contract type name	PDS Contract	Carry forward general activity (UDA)	0
Purpose of contract	Orthodontic	19/20 Contracted orthodontic activity (UOA)	7,497
Contract start date	01/04/2008	Carry forward orthodontic activity (UOA)	0
Contract end date	31/03/2020	Baseline contract value	£517,985.25

ACCESS	Contract	England and Wales
24 month ratio of assessments to patient IDs	1.02	1.08

ACTIVITY	Contract
Contract assess and fit appliances (case starts) as a percentage of Area Team case starts	8.8 %

Cumulative percentage of contracted UOA delivered 2019 & 2020



Month	Adjusted Scheduled Activity (UOA)		
	2018	2019	2020
April	-1,658	183	21
May	-922	183	281
June	237	354	885
July	1,982	1,674	
August	3,150	2,799	
September	4,392	3,522	
October	4,802	4,355	
November	5,782	4,876	
December	5,848	4,962	
January	6,695	5,881	
February	7,121	6,628	
March	7,122	6,973	
April	7,379	7,734	
May	7,697	7,735	
June	7,676	7,611	

QUANTITY METRICS (rolling 12 month period)

	Contract Quantity	Contract Base Number	Contract *	Area Team	Region	England
% of all assessments that were assess and fit appliances (case starts)	395	575	68.7%	62.9%	56.7%	58.2%
% of all assessments that were assess and refuse	124	575	21.6%	14.7%	11.8%	12.4%
% of all assessments that were assess and review	56	575	9.7%	22.3%	31.4%	29.4%
% of case starts with a reported IOTN of 3 and Aesthetic Component of 5 or below	0	395	N/A	0.1%	0.2%	0.1%
% of case starts with a reported IOTN of 3 and Aesthetic Component of 6 or above	7	395	1.8%	3.3%	3.9%	3.9%
% of case starts with a reported IOTN of 4	306	395	77.5%	79.2%	76.1%	77.7%
% of case starts with a reported IOTN of 5	77	395	19.5%	16.2%	17.9%	16.7 %
% of concluded courses in receipt of dual-arch fixed appliances	312	328	95.1%	85.2%	68.8%	72.5%
% of concluded courses where treatment was abandoned or discontinued	7	328	2.1%	8.2%	10.3%	9.1%
% of patients satisfied with the treatment they have received	7	9	77.8%	95.0%	95.1%	95.8%

* Figures in italics indicate that the base number is less than 100.

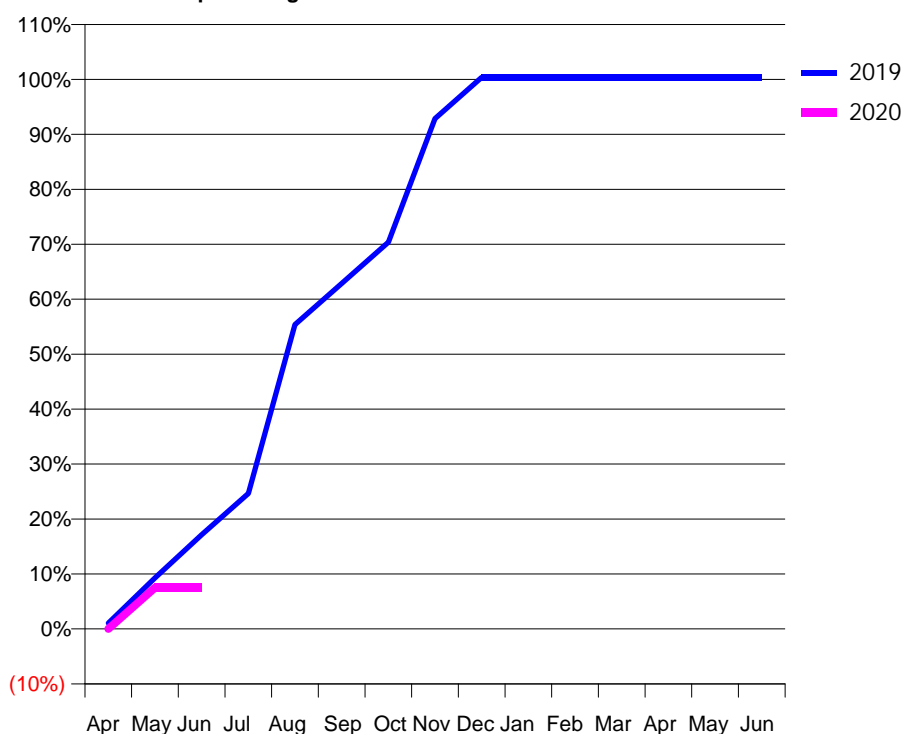
Q60 - Vital Signs Orthodontic At a Glance Contract Report for 198595/0001 - June 2019

Name or company name	Khanna Dental Limited	19/20 Contracted general activity (UDA)	12,412
Contract type name	GDS Contract	Carry forward general activity (UDA)	0
Purpose of contract	General and Orthodontic	19/20 Contracted orthodontic activity (UOA)	280
Contract start date	01/07/2014	Carry forward orthodontic activity (UOA)	0
Contract end date		Baseline contract value	£371,826.28

ACCESS	Contract	England and Wales
24 month ratio of assessments to patient IDs	1.12	1.08

ACTIVITY	Contract
Contract assess and fit appliances (case starts) as a percentage of Area Team case starts	0.3 %

Cumulative percentage of contracted UOA delivered 2019 & 2020



Month	Adjusted Scheduled Activity (UOA)		
	2018	2019	2020
April	1	3	0
May	43	26	21
June	85	48	21
July	127	69	
August	127	155	
September	151	176	
October	174	197	
November	217	260	
December	218	281	
January	260	281	
February	281	281	
March	281	281	
April	281	281	
May	281	281	
June	281	281	

QUANTITY METRICS (rolling 12 month period)

	Contract Quantity	Contract Base Number	Contract *	Area Team	Region	England
% of all assessments that were assess and fit appliances (case starts)	12	15	80.0%	62.9%	56.7%	58.2%
% of all assessments that were assess and refuse	1	15	6.7%	14.7%	11.8%	12.4%
% of all assessments that were assess and review	2	15	13.3%	22.3%	31.4%	29.4%
% of case starts with a reported IOTN of 3 and Aesthetic Component of 5 or below	0	12	<i>N/A</i>	0.1%	0.2%	0.1%
% of case starts with a reported IOTN of 3 and Aesthetic Component of 6 or above	0	12	<i>N/A</i>	3.3%	3.9%	3.9%
% of case starts with a reported IOTN of 4	8	12	66.7%	79.2%	76.1%	77.7%
% of case starts with a reported IOTN of 5	4	12	33.3%	16.2%	17.9%	16.7%
% of concluded courses in receipt of dual-arch fixed appliances	9	9	100.0%	85.2%	68.8%	72.5%
% of concluded courses where treatment was abandoned or discontinued	0	9	0.0%	8.2%	10.3%	9.1%
% of patients satisfied with the treatment they have received	1	1	100.0%	95.0%	95.1%	95.8%

* Figures in italics indicate that the base number is less than 100.

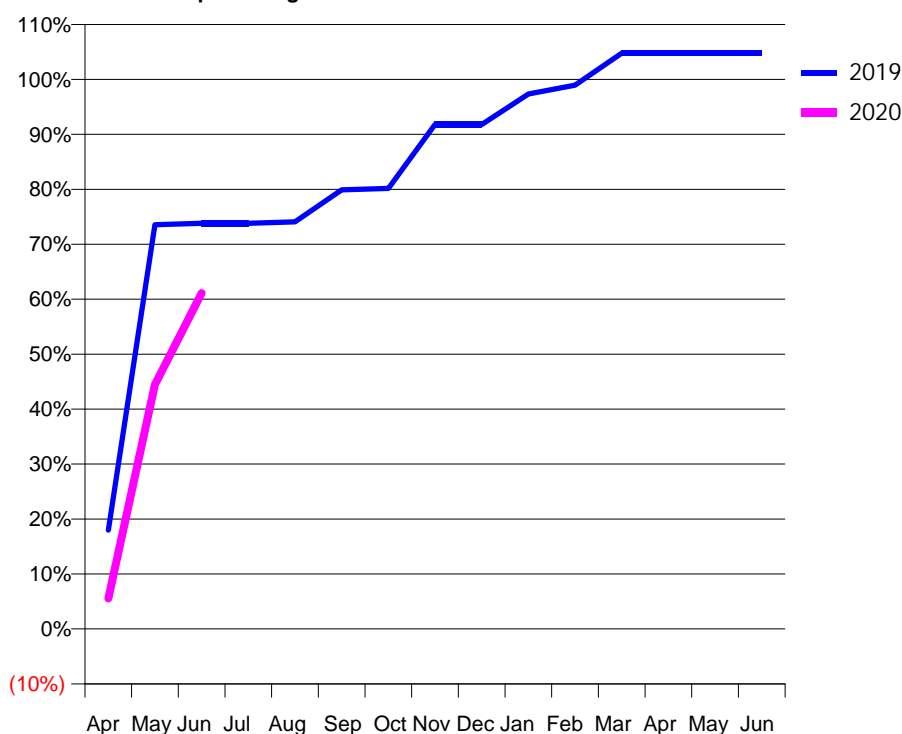
Q60 - Vital Signs Orthodontic At a Glance Contract Report for 238120/0001 - June 2019

Name or company name	DR AS SADHRA	19/20 Contracted general activity (UDA)	600
Contract type name	GDS Contract	Carry forward general activity (UDA)	0
Purpose of contract	General and Orthodontic	19/20 Contracted orthodontic activity (UOA)	378
Contract start date	01/04/2006	Carry forward orthodontic activity (UOA)	0
Contract end date		Baseline contract value	£33,516.05

ACCESS	Contract	England and Wales
24 month ratio of assessments to patient IDs	1.07	1.08

ACTIVITY	Contract
Contract assess and fit appliances (case starts) as a percentage of Area Team case starts	0.4 %

Cumulative percentage of contracted UOA delivered 2019 & 2020



Month	Adjusted Scheduled Activity (UOA)		
	2018	2019	2020
April	31	68	21
May	101	278	168
June	208	279	231
July	237	279	
August	282	280	
September	327	302	
October	374	303	
November	378	347	
December	379	347	
January	380	368	
February	380	374	
March	380	396	
April	383	396	
May	383	396	
June	383	396	

QUANTITY METRICS (rolling 12 month period)

	Contract Quantity	Contract Base Number	Contract *	Area Team	Region	England
% of all assessments that were assess and fit appliances (case starts)	16	28	57.1%	62.9%	56.7%	58.2%
% of all assessments that were assess and refuse	2	28	7.1%	14.7%	11.8%	12.4%
% of all assessments that were assess and review	10	28	35.7%	22.3%	31.4%	29.4%
% of case starts with a reported IOTN of 3 and Aesthetic Component of 5 or below	0	16	N/A	0.1%	0.2%	0.1%
% of case starts with a reported IOTN of 3 and Aesthetic Component of 6 or above	0	16	N/A	3.3%	3.9%	3.9%
% of case starts with a reported IOTN of 4	16	16	100.0%	79.2%	76.1%	77.7%
% of case starts with a reported IOTN of 5	0	16	N/A	16.2%	17.9%	16.7%
% of concluded courses in receipt of dual-arch fixed appliances	9	18	50.0%	85.2%	68.8%	72.5%
% of concluded courses where treatment was abandoned or discontinued	5	18	27.8%	8.2%	10.3%	9.1%
% of patients satisfied with the treatment they have received	0	0	N/A	95.0%	95.1%	95.8%

* Figures in italics indicate that the base number is less than 100.

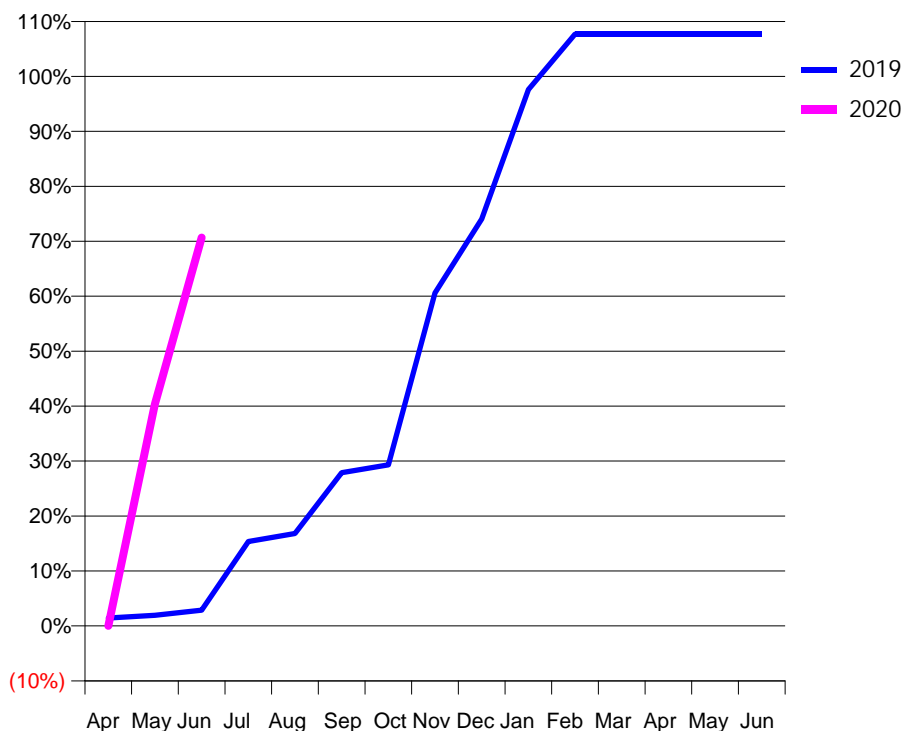
Q60 - Vital Signs Orthodontic At a Glance Contract Report for 303496/0002 - June 2019

Name or company name	MR AR FEE	19/20 Contracted general activity (UDA)	1,774
Contract type name	GDS Contract	Carry forward general activity (UDA)	0
Purpose of contract	General and Orthodontic	19/20 Contracted orthodontic activity (UOA)	208
Contract start date	13/09/2010	Carry forward orthodontic activity (UOA)	0
Contract end date		Baseline contract value	£62,081.23

ACCESS	Contract	England and Wales
24 month ratio of assessments to patient IDs	1.18	1.08

ACTIVITY	Contract
Contract assess and fit appliances (case starts) as a percentage of Area Team case starts	0.4 %

Cumulative percentage of contracted UOA delivered 2019 & 2020



Month	Adjusted Scheduled Activity (UOA)		
	2018	2019	2020
April	8	3	0
May	12	4	84
June	13	6	147
July	16	32	
August	22	35	
September	29	58	
October	32	61	
November	42	126	
December	67	154	
January	76	203	
February	103	224	
March	139	224	
April	207	224	
May	207	224	
June	207	224	

QUANTITY METRICS (rolling 12 month period)

	Contract Quantity	Contract Base Number	Contract *	Area Team	Region	England
% of all assessments that were assess and fit appliances (case starts)	16	45	35.6%	62.9%	56.7%	58.2%
% of all assessments that were assess and refuse	18	45	40.0%	14.7%	11.8%	12.4%
% of all assessments that were assess and review	11	45	24.4%	22.3%	31.4%	29.4%
% of case starts with a reported IOTN of 3 and Aesthetic Component of 5 or below	0	16	<i>N/A</i>	0.1%	0.2%	0.1%
% of case starts with a reported IOTN of 3 and Aesthetic Component of 6 or above	0	16	<i>N/A</i>	3.3%	3.9%	3.9%
% of case starts with a reported IOTN of 4	16	16	100.0%	79.2%	76.1%	77.7%
% of case starts with a reported IOTN of 5	0	16	<i>N/A</i>	16.2%	17.9%	16.7%
% of concluded courses in receipt of dual-arch fixed appliances	3	4	75.0%	85.2%	68.8%	72.5%
% of concluded courses where treatment was abandoned or discontinued	1	4	25.0%	8.2%	10.3%	9.1%
% of patients satisfied with the treatment they have received	0	0	<i>N/A</i>	95.0%	95.1%	95.8%

* Figures in italics indicate that the base number is less than 100.

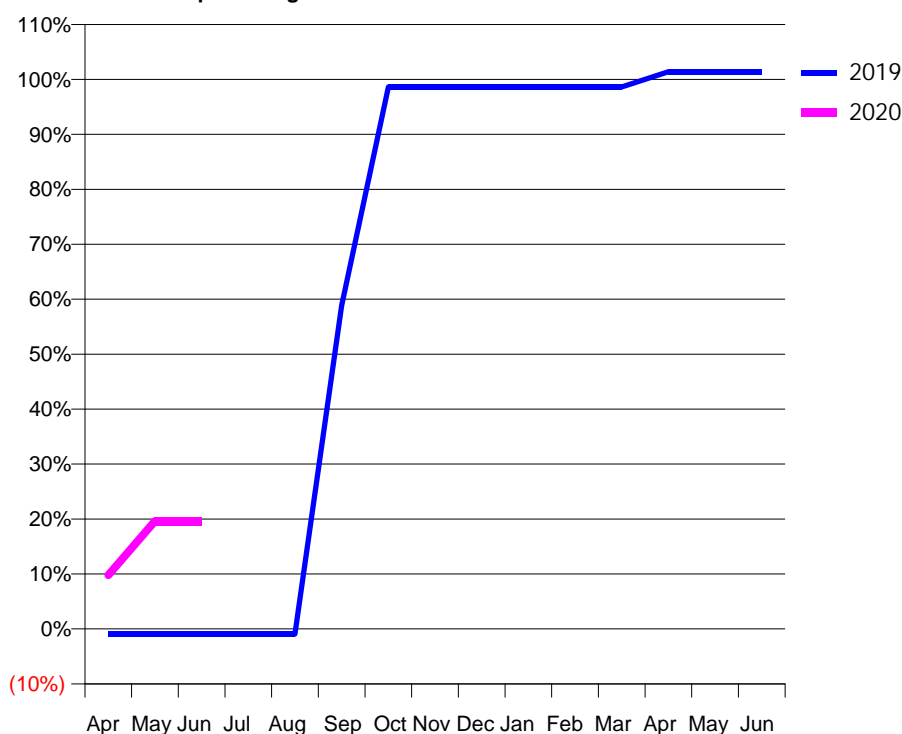
Q60 - Vital Signs Orthodontic At a Glance Contract Report for 361747/0001 - June 2019

Name or company name	MRS NK SUNNER	19/20 Contracted general activity (UDA)	6,987
Contract type name	GDS Contract	Carry forward general activity (UDA)	0
Purpose of contract	General and Orthodontic	19/20 Contracted orthodontic activity (UOA)	214
Contract start date	01/06/2015	Carry forward orthodontic activity (UOA)	0
Contract end date		Baseline contract value	£190,865.27

ACCESS	Contract	England and Wales
24 month ratio of assessments to patient IDs	1.00	1.08

ACTIVITY	Contract
Contract assess and fit appliances (case starts) as a percentage of Area Team case starts	0.3 %

Cumulative percentage of contracted UOA delivered 2019 & 2020



Month	Adjusted Scheduled Activity (UOA)		
	2018	2019	2020
April	-1	-2	21
May	0	-2	42
June	0	-2	42
July	1	-2	
August	1	-2	
September	1	126	
October	1	211	
November	1	211	
December	1	211	
January	1	211	
February	211	211	
March	211	211	
April	211	217	
May	211	217	
June	211	217	

QUANTITY METRICS (rolling 12 month period)

	Contract Quantity	Contract Base Number	Contract *	Area Team	Region	England
% of all assessments that were assess and fit appliances (case starts)	12	21	57.1%	62.9%	56.7%	58.2%
% of all assessments that were assess and refuse	5	21	23.8%	14.7%	11.8%	12.4%
% of all assessments that were assess and review	4	21	19.0%	22.3%	31.4%	29.4%
% of case starts with a reported IOTN of 3 and Aesthetic Component of 5 or below	0	12	<i>N/A</i>	0.1%	0.2%	0.1%
% of case starts with a reported IOTN of 3 and Aesthetic Component of 6 or above	0	12	<i>N/A</i>	3.3%	3.9%	3.9%
% of case starts with a reported IOTN of 4	10	12	83.3%	79.2%	76.1%	77.7%
% of case starts with a reported IOTN of 5	2	12	16.7%	16.2%	17.9%	16.7%
% of concluded courses in receipt of dual-arch fixed appliances	1	5	20.0%	85.2%	68.8%	72.5%
% of concluded courses where treatment was abandoned or discontinued	0	5	0.0%	8.2%	10.3%	9.1%
% of patients satisfied with the treatment they have received	0	0	<i>N/A</i>	95.0%	95.1%	95.8%

* Figures in italics indicate that the base number is less than 100.

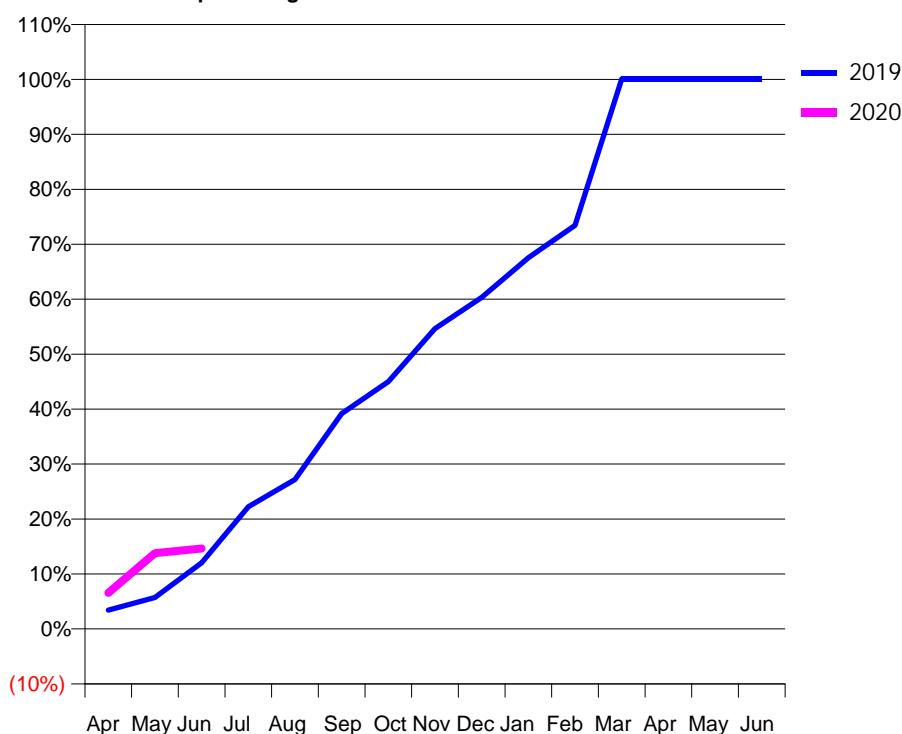
Q60 - Vital Signs Orthodontic At a Glance Contract Report for 551333/0001 - June 2019

Name or company name	Ashlow Orthodontics Ltd	19/20 Contracted general activity (UDA)	0
Contract type name	PDS Contract	Carry forward general activity (UDA)	0
Purpose of contract	Orthodontic	19/20 Contracted orthodontic activity (UOA)	7,357
Contract start date	01/05/2006	Carry forward orthodontic activity (UOA)	0
Contract end date	21/08/2020	Baseline contract value	£437,516.09

ACCESS	Contract	England and Wales
24 month ratio of assessments to patient IDs	1.09	1.08

ACTIVITY	Contract
Contract assess and fit appliances (case starts) as a percentage of Area Team case starts	7.9 %

Cumulative percentage of contracted UOA delivered 2019 & 2020



Month	Adjusted Scheduled Activity (UOA)		
	2018	2019	2020
April	92	253	483
May	1,282	423	1,015
June	1,854	887	1,078
July	2,530	1,636	
August	3,099	2,000	
September	3,614	2,883	
October	4,122	3,310	
November	4,865	4,021	
December	5,137	4,437	
January	6,041	4,970	
February	6,574	5,403	
March	7,393	7,362	
April	7,415	7,362	
May	7,480	7,363	
June	7,480	7,363	

QUANTITY METRICS (rolling 12 month period)

	Contract Quantity	Contract Base Number	Contract *	Area Team	Region	England
% of all assessments that were assess and fit appliances (case starts)	355	484	73.3%	62.9%	56.7%	58.2%
% of all assessments that were assess and refuse	56	484	11.6%	14.7%	11.8%	12.4%
% of all assessments that were assess and review	73	484	15.1%	22.3%	31.4%	29.4%
% of case starts with a reported IOTN of 3 and Aesthetic Component of 5 or below	0	355	N/A	0.1%	0.2%	0.1%
% of case starts with a reported IOTN of 3 and Aesthetic Component of 6 or above	10	355	2.8%	3.3%	3.9%	3.9%
% of case starts with a reported IOTN of 4	288	355	81.1%	79.2%	76.1%	77.7%
% of case starts with a reported IOTN of 5	56	355	15.8%	16.2%	17.9%	16.7 %
% of concluded courses in receipt of dual-arch fixed appliances	127	136	93.4%	85.2%	68.8%	72.5%
% of concluded courses where treatment was abandoned or discontinued	8	136	5.9%	8.2%	10.3%	9.1%
% of patients satisfied with the treatment they have received	3	3	100.0%	95.0%	95.1%	95.8%

* Figures in italics indicate that the base number is less than 100.

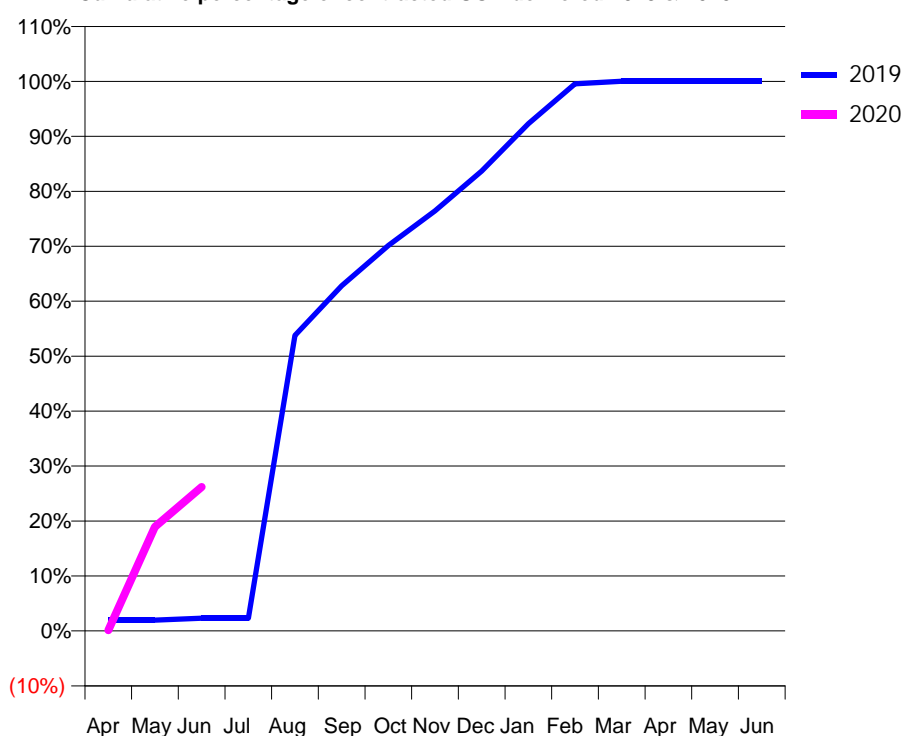
Q60 - Vital Signs Orthodontic At a Glance Contract Report for 574880/0001 - June 2019

Name or company name	St Mary's Dental Practice Partnership	19/20 Contracted general activity (UDA)	6,462
Contract type name	GDS Contract	Carry forward general activity (UDA)	0
Purpose of contract	General and Orthodontic	19/20 Contracted orthodontic activity (UOA)	1,462
Contract start date	01/04/2006	Carry forward orthodontic activity (UOA)	0
Contract end date		Baseline contract value	£216,321.61

ACCESS	Contract	England and Wales
24 month ratio of assessments to patient IDs	1.01	1.08

ACTIVITY	Contract
Contract assess and fit appliances (case starts) as a percentage of Area Team case starts	1.9 %

Cumulative percentage of contracted UOA delivered 2019 & 2020



Month	Adjusted Scheduled Activity (UOA)		
	2018	2019	2020
April	-271	29	2
May	-81	29	277
June	-79	34	383
July	-77	34	
August	-67	786	
September	710	918	
October	928	1,025	
November	1,175	1,117	
December	1,175	1,223	
January	1,175	1,349	
February	1,406	1,455	
March	1,472	1,462	
April	1,481	1,462	
May	1,481	1,462	
June	1,498	1,462	

QUANTITY METRICS (rolling 12 month period)

	Contract Quantity	Contract Base Number	Contract *	Area Team	Region	England
% of all assessments that were assess and fit appliances (case starts)	84	128	65.6%	62.9%	56.7%	58.2%
% of all assessments that were assess and refuse	12	128	9.4%	14.7%	11.8%	12.4%
% of all assessments that were assess and review	32	128	25.0%	22.3%	31.4%	29.4%
% of case starts with a reported IOTN of 3 and Aesthetic Component of 5 or below	0	84	<i>N/A</i>	0.1%	0.2%	0.1%
% of case starts with a reported IOTN of 3 and Aesthetic Component of 6 or above	1	84	<i>1.2%</i>	3.3%	3.9%	3.9%
% of case starts with a reported IOTN of 4	76	84	90.5%	79.2%	76.1%	77.7%
% of case starts with a reported IOTN of 5	6	84	<i>7.1%</i>	16.2%	17.9%	16.7%
% of concluded courses in receipt of dual-arch fixed appliances	57	57	100.0%	85.2%	68.8%	72.5%
% of concluded courses where treatment was abandoned or discontinued	0	57	<i>0.0%</i>	8.2%	10.3%	9.1%
% of patients satisfied with the treatment they have received	8	8	100.0%	95.0%	95.1%	95.8%

* Figures in italics indicate that the base number is less than 100.

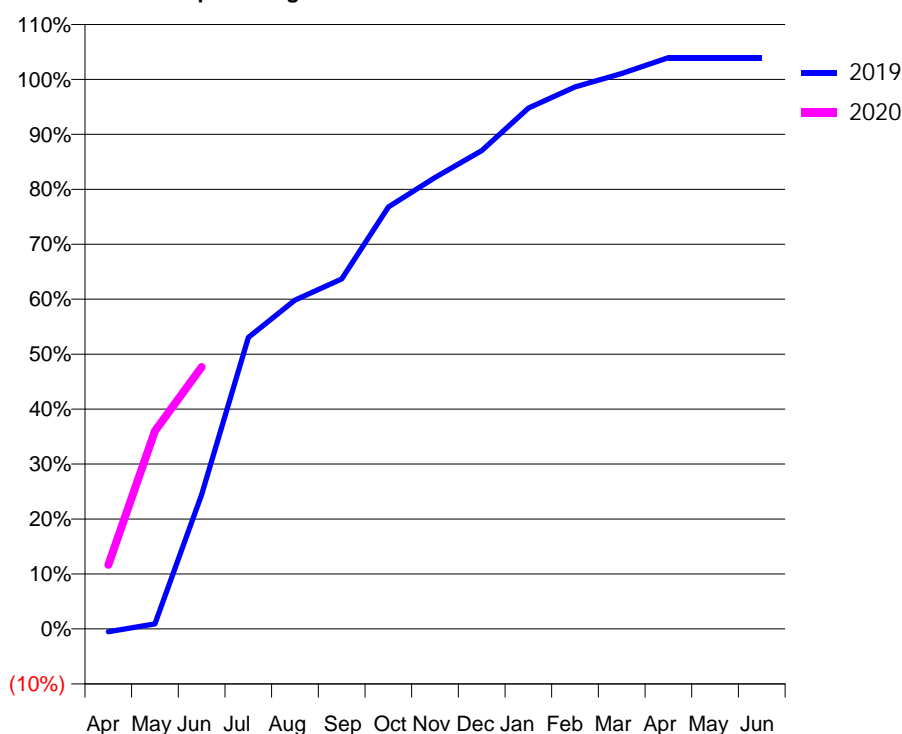
Q60 - Vital Signs Orthodontic At a Glance Contract Report for 636053/0001 - June 2019

Name or company name	MR SS NANDHRA	19/20 Contracted general activity (UDA)	0
Contract type name	PDS Contract	Carry forward general activity (UDA)	0
Purpose of contract	Orthodontic	19/20 Contracted orthodontic activity (UOA)	4,341
Contract start date	01/04/2006	Carry forward orthodontic activity (UOA)	0
Contract end date	21/08/2020	Baseline contract value	£261,691.91

ACCESS	Contract	England and Wales
24 month ratio of assessments to patient IDs	1.02	1.08

ACTIVITY	Contract
Contract assess and fit appliances (case starts) as a percentage of Area Team case starts	5.9 %

Cumulative percentage of contracted UOA delivered 2019 & 2020



Month	Adjusted Scheduled Activity (UOA)		
	2018	2019	2020
April	-2,360	-23	506
May	-2,338	41	1,564
June	-1,637	1,061	2,068
July	-1,205	2,303	
August	-590	2,597	
September	489	2,765	
October	2,155	3,334	
November	2,535	3,566	
December	3,086	3,778	
January	3,661	4,114	
February	3,892	4,282	
March	4,189	4,387	
April	4,252	4,513	
May	4,253	4,513	
June	4,276	4,513	

QUANTITY METRICS (rolling 12 month period)

	Contract Quantity	Contract Base Number	Contract *	Area Team	Region	England
% of all assessments that were assess and fit appliances (case starts)	264	268	98.5%	62.9%	56.7%	58.2%
% of all assessments that were assess and refuse	4	268	1.5%	14.7%	11.8%	12.4%
% of all assessments that were assess and review	0	268	0.0%	22.3%	31.4%	29.4%
% of case starts with a reported IOTN of 3 and Aesthetic Component of 5 or below	0	264	N/A	0.1%	0.2%	0.1%
% of case starts with a reported IOTN of 3 and Aesthetic Component of 6 or above	2	264	0.8%	3.3%	3.9%	3.9%
% of case starts with a reported IOTN of 4	214	264	81.1%	79.2%	76.1%	77.7%
% of case starts with a reported IOTN of 5	45	264	17.0%	16.2%	17.9%	16.7 %
% of concluded courses in receipt of dual-arch fixed appliances	194	225	86.2%	85.2%	68.8%	72.5%
% of concluded courses where treatment was abandoned or discontinued	24	225	10.7%	8.2%	10.3%	9.1%
% of patients satisfied with the treatment they have received	4	4	100.0%	95.0%	95.1%	95.8%

* Figures in italics indicate that the base number is less than 100.

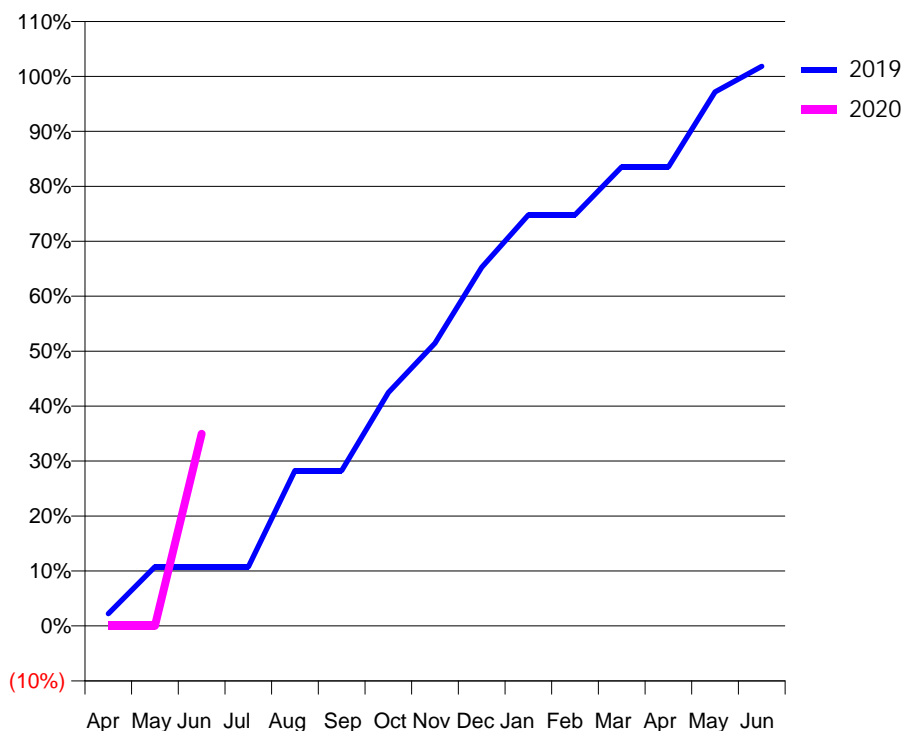
Q60 - Vital Signs Orthodontic At a Glance Contract Report for 643203/0001 - June 2019

Name or company name	MR GP MANZIE	19/20 Contracted general activity (UDA)	1,646
Contract type name	GDS Contract	Carry forward general activity (UDA)	0
Purpose of contract	General and Orthodontic	19/20 Contracted orthodontic activity (UOA)	492
Contract start date	01/04/2006	Carry forward orthodontic activity (UOA)	0
Contract end date		Baseline contract value	£82,494.75

ACCESS	Contract	England and Wales
24 month ratio of assessments to patient IDs	1.02	1.08

ACTIVITY	Contract
Contract assess and fit appliances (case starts) as a percentage of Area Team case starts	0.6 %

Cumulative percentage of contracted UOA delivered 2019 & 2020



Month	Adjusted Scheduled Activity (UOA)		
	2018	2019	2020
April	2	11	0
May	152	53	0
June	215	53	172
July	278	53	
August	301	139	
September	370	139	
October	435	209	
November	459	253	
December	501	321	
January	523	368	
February	524	368	
March	524	411	
April	524	411	
May	524	478	
June	524	501	

QUANTITY METRICS (rolling 12 month period)

	Contract Quantity	Contract Base Number	Contract *	Area Team	Region	England
% of all assessments that were assess and fit appliances (case starts)	28	60	46.7%	62.9%	56.7%	58.2%
% of all assessments that were assess and refuse	5	60	8.3%	14.7%	11.8%	12.4%
% of all assessments that were assess and review	27	60	45.0%	22.3%	31.4%	29.4%
% of case starts with a reported IOTN of 3 and Aesthetic Component of 5 or below	0	28	<i>N/A</i>	0.1%	0.2%	0.1%
% of case starts with a reported IOTN of 3 and Aesthetic Component of 6 or above	2	28	7.1%	3.3%	3.9%	3.9%
% of case starts with a reported IOTN of 4	22	28	78.6%	79.2%	76.1%	77.7%
% of case starts with a reported IOTN of 5	4	28	14.3%	16.2%	17.9%	16.7%
% of concluded courses in receipt of dual-arch fixed appliances	21	24	87.5%	85.2%	68.8%	72.5%
% of concluded courses where treatment was abandoned or discontinued	2	24	8.3%	8.2%	10.3%	9.1%
% of patients satisfied with the treatment they have received	0	0	<i>N/A</i>	95.0%	95.1%	95.8%

* Figures in italics indicate that the base number is less than 100.

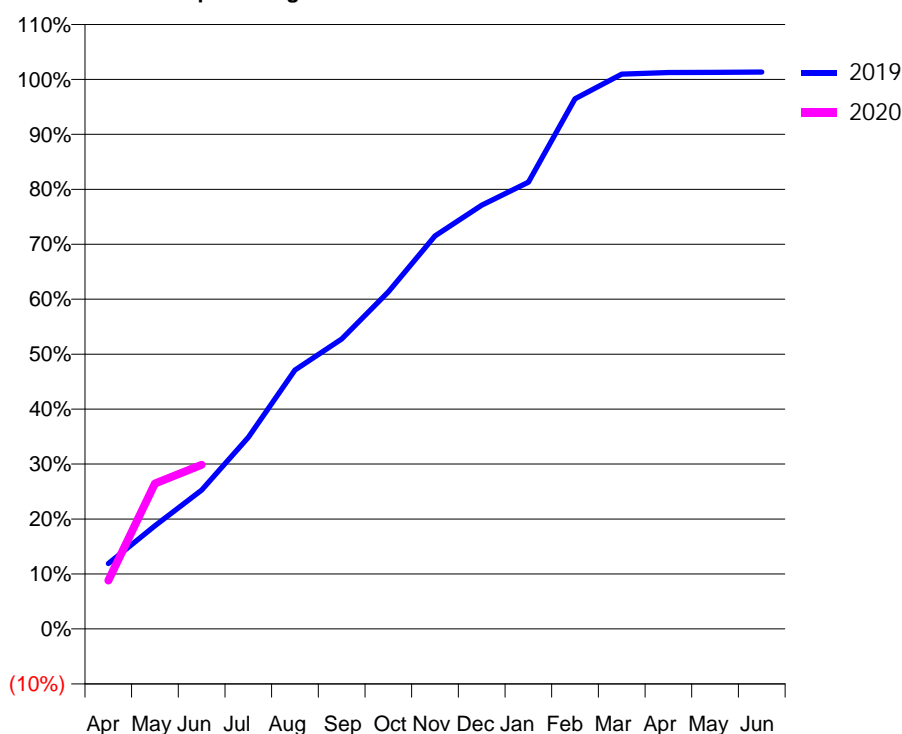
Q60 - Vital Signs Orthodontic At a Glance Contract Report for 651230/0002 - June 2019

Name or company name	PKD Orthodontics	19/20 Contracted general activity (UDA)	0
Contract type name	PDS Contract	Carry forward general activity (UDA)	0
Purpose of contract	Orthodontic	19/20 Contracted orthodontic activity (UOA)	8,363
Contract start date	01/05/2012	Carry forward orthodontic activity (UOA)	0
Contract end date	21/08/2020	Baseline contract value	£578,322.44

ACCESS	Contract	England and Wales
24 month ratio of assessments to patient IDs	1.11	1.08

ACTIVITY	Contract
Contract assess and fit appliances (case starts) as a percentage of Area Team case starts	9.2 %

Cumulative percentage of contracted UOA delivered 2019 & 2020



Month	Adjusted Scheduled Activity (UOA)		
	2018	2019	2020
April	572	995	738
May	1,087	1,570	2,213
June	1,796	2,114	2,498
July	2,631	2,917	
August	3,331	3,941	
September	3,956	4,412	
October	4,581	5,130	
November	5,365	5,979	
December	6,246	6,449	
January	7,009	6,798	
February	8,042	8,069	
March	8,372	8,442	
April	8,402	8,465	
May	8,406	8,469	
June	8,406	8,474	

QUANTITY METRICS (rolling 12 month period)

	Contract Quantity	Contract Base Number	Contract *	Area Team	Region	England
% of all assessments that were assess and fit appliances (case starts)	415	659	63.0%	62.9%	56.7%	58.2%
% of all assessments that were assess and refuse	84	659	12.7%	14.7%	11.8%	12.4%
% of all assessments that were assess and review	160	659	24.3%	22.3%	31.4%	29.4%
% of case starts with a reported IOTN of 3 and Aesthetic Component of 5 or below	0	415	N/A	0.1%	0.2%	0.1%
% of case starts with a reported IOTN of 3 and Aesthetic Component of 6 or above	10	415	2.4%	3.3%	3.9%	3.9%
% of case starts with a reported IOTN of 4	323	415	77.8%	79.2%	76.1%	77.7%
% of case starts with a reported IOTN of 5	82	415	19.8%	16.2%	17.9%	16.7%
% of concluded courses in receipt of dual-arch fixed appliances	304	319	95.3%	85.2%	68.8%	72.5%
% of concluded courses where treatment was abandoned or discontinued	2	319	0.6%	8.2%	10.3%	9.1%
% of patients satisfied with the treatment they have received	2	2	100.0%	95.0%	95.1%	95.8%

* Figures in italics indicate that the base number is less than 100.

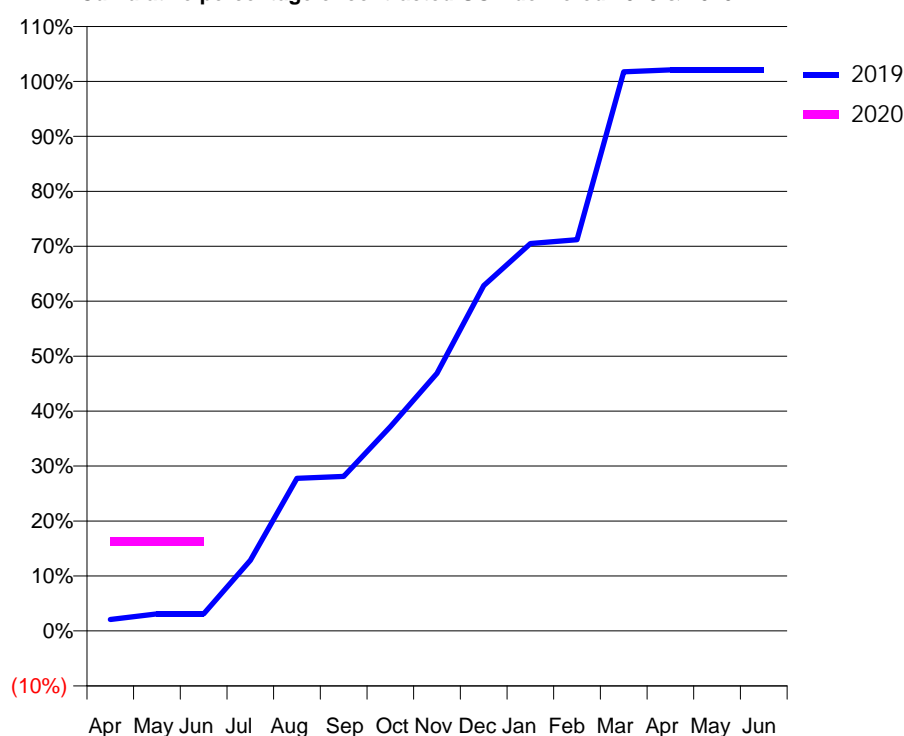
Q60 - Vital Signs Orthodontic At a Glance Contract Report for 772992/0001 - June 2019

Name or company name	MISS C BANKS	19/20 Contracted general activity (UDA)	0
Contract type name	PDS Contract	Carry forward general activity (UDA)	0
Purpose of contract	Orthodontic	19/20 Contracted orthodontic activity (UOA)	288
Contract start date	01/04/2006	Carry forward orthodontic activity (UOA)	0
Contract end date	21/08/2020	Baseline contract value	£17,621.05

ACCESS	Contract	England and Wales
24 month ratio of assessments to patient IDs	1.12	1.08

ACTIVITY	Contract
Contract assess and fit appliances (case starts) as a percentage of Area Team case starts	0.3 %

Cumulative percentage of contracted UOA delivered 2019 & 2020



Month	Adjusted Scheduled Activity (UOA)		
	2018	2019	2020
April	0	6	47
May	1	9	47
June	1	9	47
July	43	37	
August	45	80	
September	90	81	
October	113	107	
November	157	135	
December	224	181	
January	224	203	
February	249	205	
March	278	293	
April	299	294	
May	299	294	
June	299	294	

QUANTITY METRICS (rolling 12 month period)

	Contract Quantity	Contract Base Number	Contract *	Area Team	Region	England
% of all assessments that were assess and fit appliances (case starts)	14	52	26.9%	62.9%	56.7%	58.2%
% of all assessments that were assess and refuse	11	52	21.2%	14.7%	11.8%	12.4%
% of all assessments that were assess and review	27	52	51.9%	22.3%	31.4%	29.4%
% of case starts with a reported IOTN of 3 and Aesthetic Component of 5 or below	0	14	<i>N/A</i>	0.1%	0.2%	0.1%
% of case starts with a reported IOTN of 3 and Aesthetic Component of 6 or above	1	14	7.1%	3.3%	3.9%	3.9%
% of case starts with a reported IOTN of 4	12	14	85.7%	79.2%	76.1%	77.7%
% of case starts with a reported IOTN of 5	1	14	7.1%	16.2%	17.9%	16.7%
% of concluded courses in receipt of dual-arch fixed appliances	0	3	<i>N/A</i>	85.2%	68.8%	72.5%
% of concluded courses where treatment was abandoned or discontinued	2	3	66.7%	8.2%	10.3%	9.1%
% of patients satisfied with the treatment they have received	0	0	<i>N/A</i>	95.0%	95.1%	95.8%

* Figures in italics indicate that the base number is less than 100.

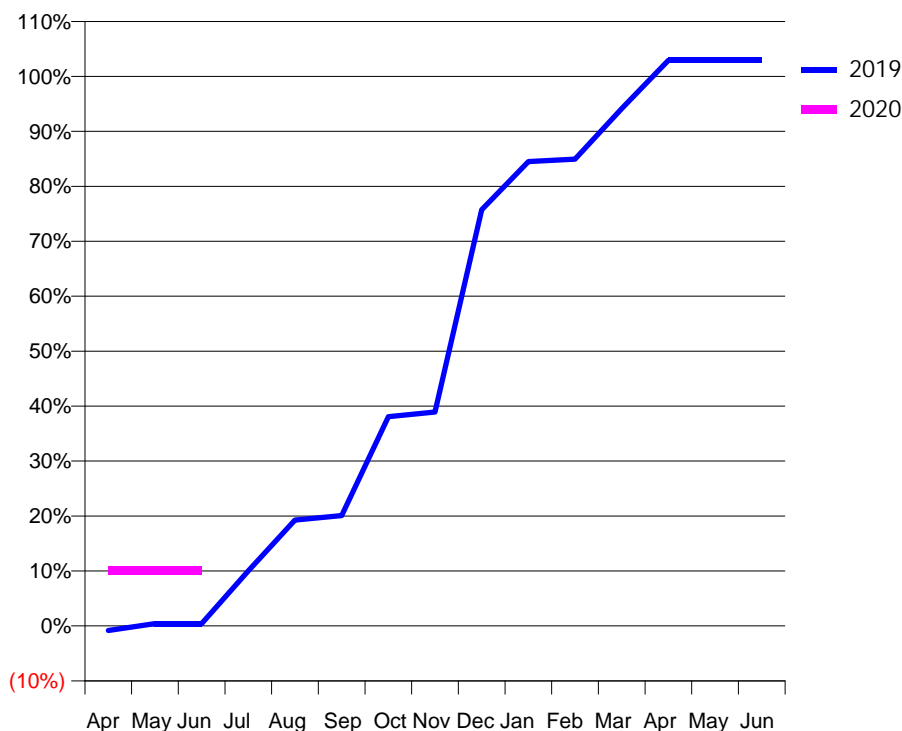
Q60 - Vital Signs Orthodontic At a Glance Contract Report for 822167/0003 - June 2019

Name or company name	MISS CD HOLLINS	19/20 Contracted general activity (UDA)	0
Contract type name	PDS Contract	Carry forward general activity (UDA)	0
Purpose of contract	Orthodontic	19/20 Contracted orthodontic activity (UOA)	239
Contract start date	06/02/2007	Carry forward orthodontic activity (UOA)	0
Contract end date	21/08/2020	Baseline contract value	£16,353.49

ACCESS	Contract	England and Wales
24 month ratio of assessments to patient IDs	1.12	1.08

ACTIVITY	Contract
Contract assess and fit appliances (case starts) as a percentage of Area Team case starts	0.3 %

Cumulative percentage of contracted UOA delivered 2019 & 2020



Month	Adjusted Scheduled Activity (UOA)		
	2018	2019	2020
April	0	-2	24
May	0	1	24
June	0	1	24
July	24	24	
August	48	46	
September	51	48	
October	72	91	
November	115	93	
December	140	181	
January	162	202	
February	205	203	
March	209	225	
April	237	246	
May	237	246	
June	237	246	

QUANTITY METRICS (rolling 12 month period)

	Contract Quantity	Contract Base Number	Contract *	Area Team	Region	England
% of all assessments that were assess and fit appliances (case starts)	13	29	44.8%	62.9%	56.7%	58.2%
% of all assessments that were assess and refuse	4	29	13.8%	14.7%	11.8%	12.4%
% of all assessments that were assess and review	12	29	41.4%	22.3%	31.4%	29.4%
% of case starts with a reported IOTN of 3 and Aesthetic Component of 5 or below	0	13	N/A	0.1%	0.2%	0.1%
% of case starts with a reported IOTN of 3 and Aesthetic Component of 6 or above	0	13	N/A	3.3%	3.9%	3.9%
% of case starts with a reported IOTN of 4	8	13	61.5%	79.2%	76.1%	77.7%
% of case starts with a reported IOTN of 5	4	13	30.8%	16.2%	17.9%	16.7%
% of concluded courses in receipt of dual-arch fixed appliances	0	2	N/A	85.2%	68.8%	72.5%
% of concluded courses where treatment was abandoned or discontinued	1	2	50.0%	8.2%	10.3%	9.1%
% of patients satisfied with the treatment they have received	0	0	N/A	95.0%	95.1%	95.8%

* Figures in italics indicate that the base number is less than 100.

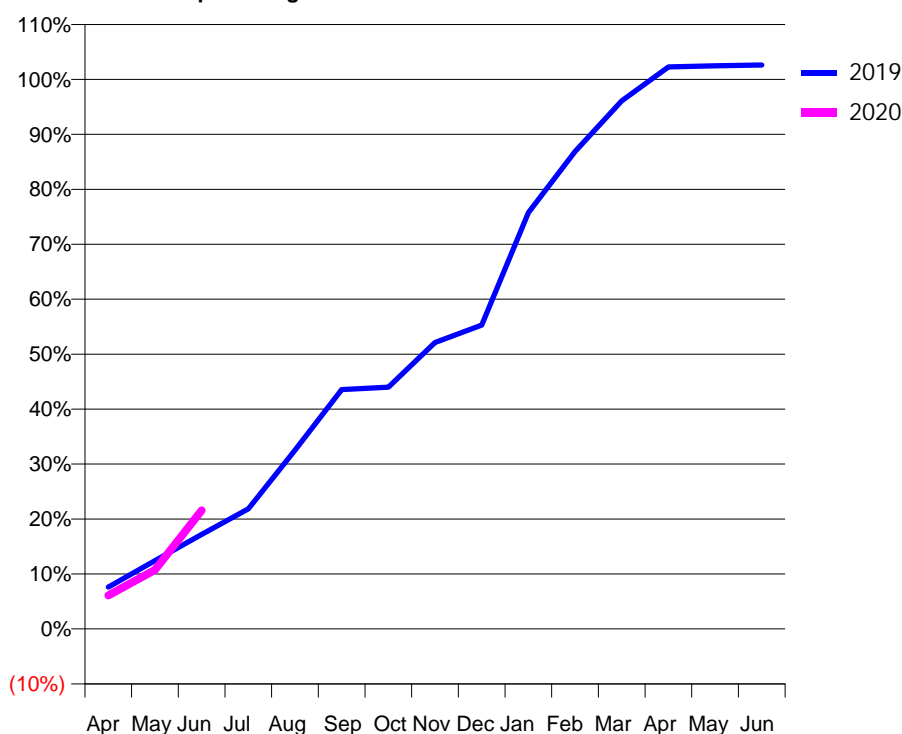
Q60 - Vital Signs Orthodontic At a Glance Contract Report for 910066/0001 - June 2019

Name or company name	DR AJ FAGG	19/20 Contracted general activity (UDA)	777
Contract type name	GDS Contract	Carry forward general activity (UDA)	0
Purpose of contract	General and Orthodontic	19/20 Contracted orthodontic activity (UOA)	1,378
Contract start date	01/04/2006	Carry forward orthodontic activity (UOA)	0
Contract end date		Baseline contract value	£91,690.74

ACCESS	Contract	England and Wales
24 month ratio of assessments to patient IDs	1.03	1.08

ACTIVITY	Contract
Contract assess and fit appliances (case starts) as a percentage of Area Team case starts	1.5 %

Cumulative percentage of contracted UOA delivered 2019 & 2020



Month	Adjusted Scheduled Activity (UOA)		
	2018	2019	2020
April	183	105	84
May	294	171	148
June	444	237	297
July	511	301	
August	660	448	
September	750	600	
October	795	606	
November	1,010	718	
December	1,054	762	
January	1,118	1,044	
February	1,413	1,197	
March	1,416	1,324	
April	1,420	1,409	
May	1,420	1,412	
June	1,420	1,414	

QUANTITY METRICS (rolling 12 month period)

	Contract Quantity	Contract Base Number	Contract *	Area Team	Region	England
% of all assessments that were assess and fit appliances (case starts)	68	113	60.2%	62.9%	56.7%	58.2%
% of all assessments that were assess and refuse	15	113	13.3%	14.7%	11.8%	12.4%
% of all assessments that were assess and review	30	113	26.5%	22.3%	31.4%	29.4%
% of case starts with a reported IOTN of 3 and Aesthetic Component of 5 or below	0	68	<i>N/A</i>	0.1%	0.2%	0.1%
% of case starts with a reported IOTN of 3 and Aesthetic Component of 6 or above	0	68	<i>N/A</i>	3.3%	3.9%	3.9%
% of case starts with a reported IOTN of 4	62	68	91.2%	79.2%	76.1%	77.7%
% of case starts with a reported IOTN of 5	6	68	8.8%	16.2%	17.9%	16.7%
% of concluded courses in receipt of dual-arch fixed appliances	47	50	94.0%	85.2%	68.8%	72.5%
% of concluded courses where treatment was abandoned or discontinued	3	50	6.0%	8.2%	10.3%	9.1%
% of patients satisfied with the treatment they have received	0	0	<i>N/A</i>	95.0%	95.1%	95.8%

* Figures in italics indicate that the base number is less than 100.

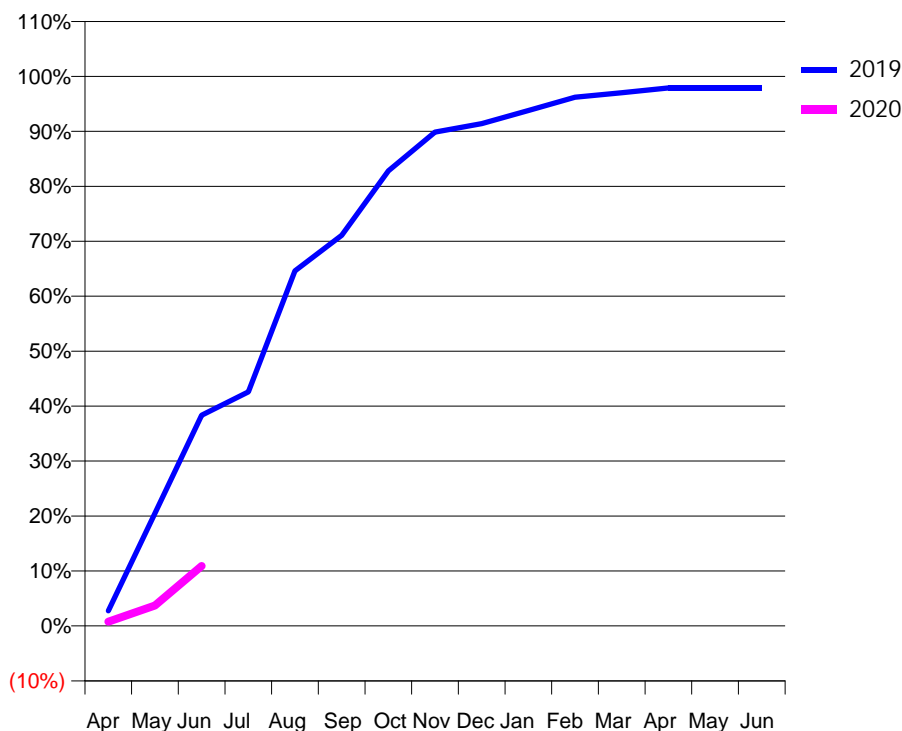
Q60 - Vital Signs Orthodontic At a Glance Contract Report for 927201/0001 - June 2019

Name or company name	MR N AHMED	19/20 Contracted general activity (UDA)	17,708
Contract type name	GDS Contract	Carry forward general activity (UDA)	0
Purpose of contract	General and Orthodontic	19/20 Contracted orthodontic activity (UOA)	2,688
Contract start date	01/04/2006	Carry forward orthodontic activity (UOA)	0
Contract end date		Baseline contract value	£615,887.34

ACCESS	Contract	England and Wales
24 month ratio of assessments to patient IDs	1.07	1.08

ACTIVITY	Contract
Contract assess and fit appliances (case starts) as a percentage of Area Team case starts	1.9 %

Cumulative percentage of contracted UOA delivered 2019 & 2020



Month	Adjusted Scheduled Activity (UOA)		
	2018	2019	2020
April	-2,078	74	21
May	-1,482	551	100
June	-753	1,031	293
July	-514	1,145	
August	-360	1,737	
September	-140	1,910	
October	166	2,226	
November	797	2,415	
December	1,364	2,457	
January	1,497	2,521	
February	1,778	2,586	
March	2,315	2,608	
April	2,614	2,631	
May	2,677	2,631	
June	2,677	2,631	

QUANTITY METRICS (rolling 12 month period)

	Contract Quantity	Contract Base Number	Contract *	Area Team	Region	England
% of all assessments that were assess and fit appliances (case starts)	86	167	51.5%	62.9%	56.7%	58.2%
% of all assessments that were assess and refuse	19	167	11.4%	14.7%	11.8%	12.4%
% of all assessments that were assess and review	62	167	37.1%	22.3%	31.4%	29.4%
% of case starts with a reported IOTN of 3 and Aesthetic Component of 5 or below	0	86	<i>N/A</i>	0.1%	0.2%	0.1%
% of case starts with a reported IOTN of 3 and Aesthetic Component of 6 or above	10	86	11.6%	3.3%	3.9%	3.9%
% of case starts with a reported IOTN of 4	54	86	62.8%	79.2%	76.1%	77.7%
% of case starts with a reported IOTN of 5	21	86	24.4%	16.2%	17.9%	16.7%
% of concluded courses in receipt of dual-arch fixed appliances	124	144	86.1%	85.2%	68.8%	72.5%
% of concluded courses where treatment was abandoned or discontinued	16	144	11.1%	8.2%	10.3%	9.1%
% of patients satisfied with the treatment they have received	2	2	100.0%	95.0%	95.1%	95.8%

* Figures in italics indicate that the base number is less than 100.

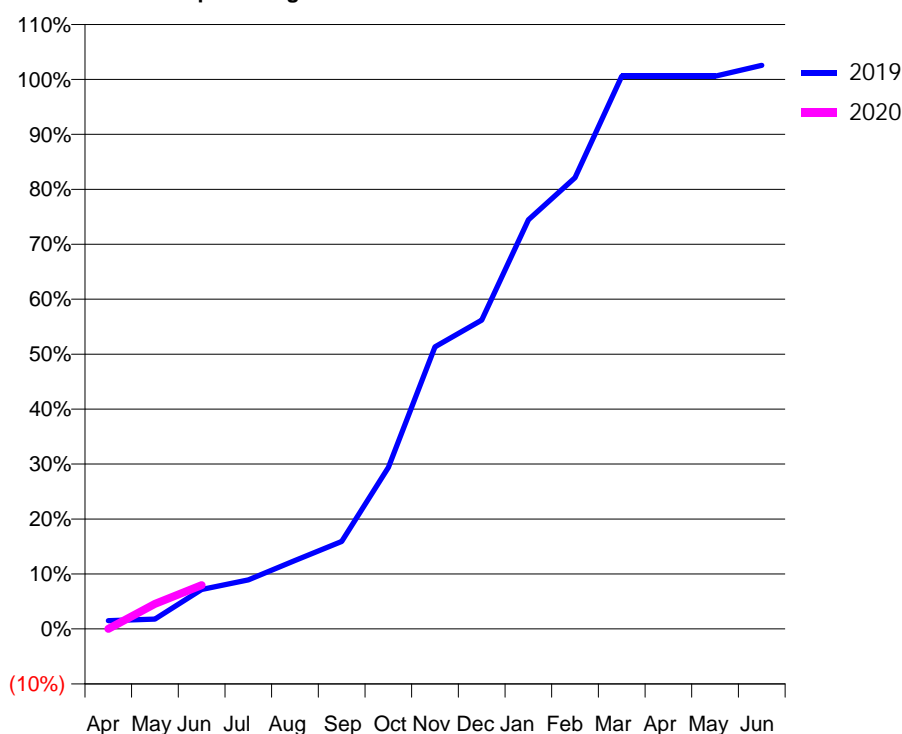
Q61 - Vital Signs Orthodontic At a Glance Contract Report for 101370/0143 - June 2019

Name or company name	Petrie Tucker & Partners Ltd	19/20 Contracted general activity (UDA)	18,993
Contract type name	GDS Contract	Carry forward general activity (UDA)	0
Purpose of contract	General and Orthodontic	19/20 Contracted orthodontic activity (UOA)	1,381
Contract start date	01/04/2015	Carry forward orthodontic activity (UOA)	0
Contract end date		Baseline contract value	£578,646.08

ACCESS	Contract	England and Wales
24 month ratio of assessments to patient IDs	1.15	1.08

ACTIVITY	Contract
Contract assess and fit appliances (case starts) as a percentage of Area Team case starts	0.5 %

Cumulative percentage of contracted UOA delivered 2019 & 2020



Month	Adjusted Scheduled Activity (UOA)		
	2018	2019	2020
April	21	21	0
May	64	25	63
June	154	99	110
July	256	123	
August	256	172	
September	325	220	
October	415	406	
November	497	709	
December	557	776	
January	854	1,028	
February	1,009	1,134	
March	1,243	1,389	
April	1,286	1,389	
May	1,286	1,389	
June	1,286	1,416	

QUANTITY METRICS (rolling 12 month period)

	Contract Quantity	Contract Base Number	Contract *	Area Team	Region	England
% of all assessments that were assess and fit appliances (case starts)	65	127	51.2%	56.3%	57.3%	58.2%
% of all assessments that were assess and refuse	27	127	21.3%	18.2%	15.4%	12.4%
% of all assessments that were assess and review	35	127	27.6%	25.5%	27.3%	29.4%
% of case starts with a reported IOTN of 3 and Aesthetic Component of 5 or below	0	65	<i>N/A</i>	0.0%	0.1%	0.1%
% of case starts with a reported IOTN of 3 and Aesthetic Component of 6 or above	19	65	29.2%	5.5%	5.6%	3.9%
% of case starts with a reported IOTN of 4	39	65	60.0%	80.5%	78.8%	77.7%
% of case starts with a reported IOTN of 5	7	65	10.8%	13.6%	13.8%	16.7 %
% of concluded courses in receipt of dual-arch fixed appliances	0	3	<i>N/A</i>	84.7%	79.1%	72.5%
% of concluded courses where treatment was abandoned or discontinued	2	3	66.7%	6.2%	6.2%	9.1%
% of patients satisfied with the treatment they have received	0	0	<i>N/A</i>	96.0%	95.3%	95.8%

* Figures in italics indicate that the base number is less than 100.

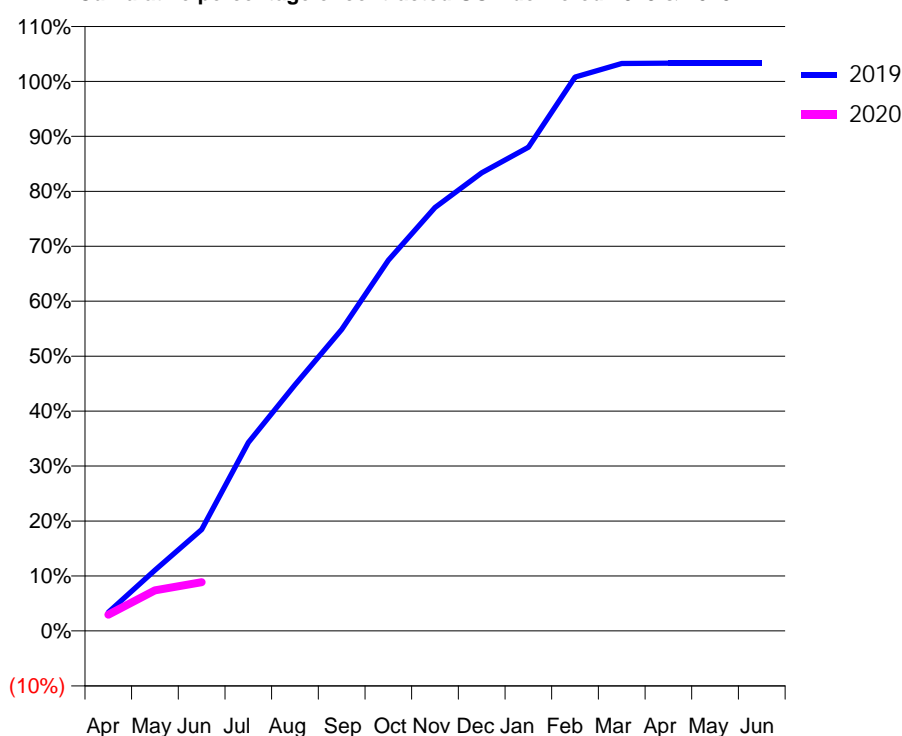
Q61 - Vital Signs Orthodontic At a Glance Contract Report for 109061/0001 - June 2019

Name or company name	Davidoff Dental Practice	19/20 Contracted general activity (UDA)	14,478
Contract type name	GDS Contract	Carry forward general activity (UDA)	0
Purpose of contract	General and Orthodontic	19/20 Contracted orthodontic activity (UOA)	1,420
Contract start date	23/11/2012	Carry forward orthodontic activity (UOA)	0
Contract end date		Baseline contract value	£532,073.55

ACCESS	Contract	England and Wales
24 month ratio of assessments to patient IDs	1.17	1.08

ACTIVITY	Contract
Contract assess and fit appliances (case starts) as a percentage of Area Team case starts	0.4 %

Cumulative percentage of contracted UOA delivered 2019 & 2020



Month	Adjusted Scheduled Activity (UOA)		
	2018	2019	2020
April	36	48	42
May	120	157	105
June	141	262	126
July	281	487	
August	381	636	
September	712	779	
October	764	958	
November	1,150	1,094	
December	1,254	1,184	
January	1,379	1,250	
February	1,434	1,431	
March	1,436	1,466	
April	1,436	1,467	
May	1,436	1,467	
June	1,436	1,467	

QUANTITY METRICS (rolling 12 month period)

	Contract Quantity	Contract Base Number	Contract *	Area Team	Region	England
% of all assessments that were assess and fit appliances (case starts)	52	331	15.7%	56.3%	57.3%	58.2%
% of all assessments that were assess and refuse	64	331	19.3%	18.2%	15.4%	12.4%
% of all assessments that were assess and review	215	331	65.0%	25.5%	27.3%	29.4%
% of case starts with a reported IOTN of 3 and Aesthetic Component of 5 or below	0	52	<i>N/A</i>	0.0%	0.1%	0.1%
% of case starts with a reported IOTN of 3 and Aesthetic Component of 6 or above	0	52	<i>N/A</i>	5.5%	5.6%	3.9%
% of case starts with a reported IOTN of 4	43	52	82.7%	80.5%	78.8%	77.7%
% of case starts with a reported IOTN of 5	9	52	17.3%	13.6%	13.8%	16.7 %
% of concluded courses in receipt of dual-arch fixed appliances	51	61	83.6%	84.7%	79.1%	72.5%
% of concluded courses where treatment was abandoned or discontinued	7	61	11.5%	6.2%	6.2%	9.1%
% of patients satisfied with the treatment they have received	1	1	100.0%	96.0%	95.3%	95.8%

* Figures in italics indicate that the base number is less than 100.

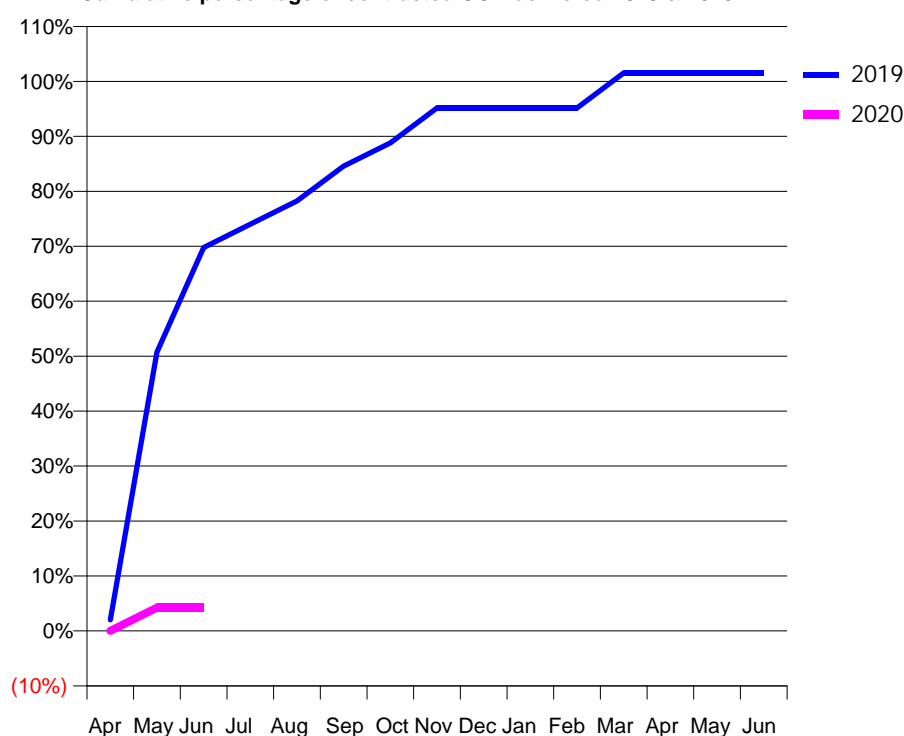
Q61 - Vital Signs Orthodontic At a Glance Contract Report for 109177/0001 - June 2019

Name or company name	The Orthodontic Gallery	19/20 Contracted general activity (UDA)	0
Contract type name	PDS Contract	Carry forward general activity (UDA)	0
Purpose of contract	Orthodontic	19/20 Contracted orthodontic activity (UOA)	496
Contract start date	01/09/2007	Carry forward orthodontic activity (UOA)	0
Contract end date	30/09/2019	Baseline contract value	£34,483.16

ACCESS	Contract	England and Wales
24 month ratio of assessments to patient IDs	1.02	1.08

ACTIVITY	Contract
Contract assess and fit appliances (case starts) as a percentage of Area Team case starts	0.1 %

Cumulative percentage of contracted UOA delivered 2019 & 2020



Month	Adjusted Scheduled Activity (UOA)		
	2018	2019	2020
April	20	20	0
May	20	503	21
June	20	692	21
July	671	734	
August	713	776	
September	818	839	
October	986	881	
November	1,028	944	
December	1,091	944	
January	1,091	944	
February	1,091	944	
March	1,091	1,007	
April	1,091	1,007	
May	1,091	1,007	
June	1,112	1,007	

QUANTITY METRICS (rolling 12 month period)

	Contract Quantity	Contract Base Number	Contract *	Area Team	Region	England
% of all assessments that were assess and fit appliances (case starts)	16	16	100.0%	56.3%	57.3%	58.2%
% of all assessments that were assess and refuse	0	16	0.0%	18.2%	15.4%	12.4%
% of all assessments that were assess and review	0	16	0.0%	25.5%	27.3%	29.4%
% of case starts with a reported IOTN of 3 and Aesthetic Component of 5 or below	0	16	N/A	0.0%	0.1%	0.1%
% of case starts with a reported IOTN of 3 and Aesthetic Component of 6 or above	0	16	N/A	5.5%	5.6%	3.9%
% of case starts with a reported IOTN of 4	14	16	87.5%	80.5%	78.8%	77.7%
% of case starts with a reported IOTN of 5	2	16	12.5%	13.6%	13.8%	16.7%
% of concluded courses in receipt of dual-arch fixed appliances	0	54	N/A	84.7%	79.1%	72.5%
% of concluded courses where treatment was abandoned or discontinued	0	54	0.0%	6.2%	6.2%	9.1%
% of patients satisfied with the treatment they have received	0	0	N/A	96.0%	95.3%	95.8%

* Figures in italics indicate that the base number is less than 100.

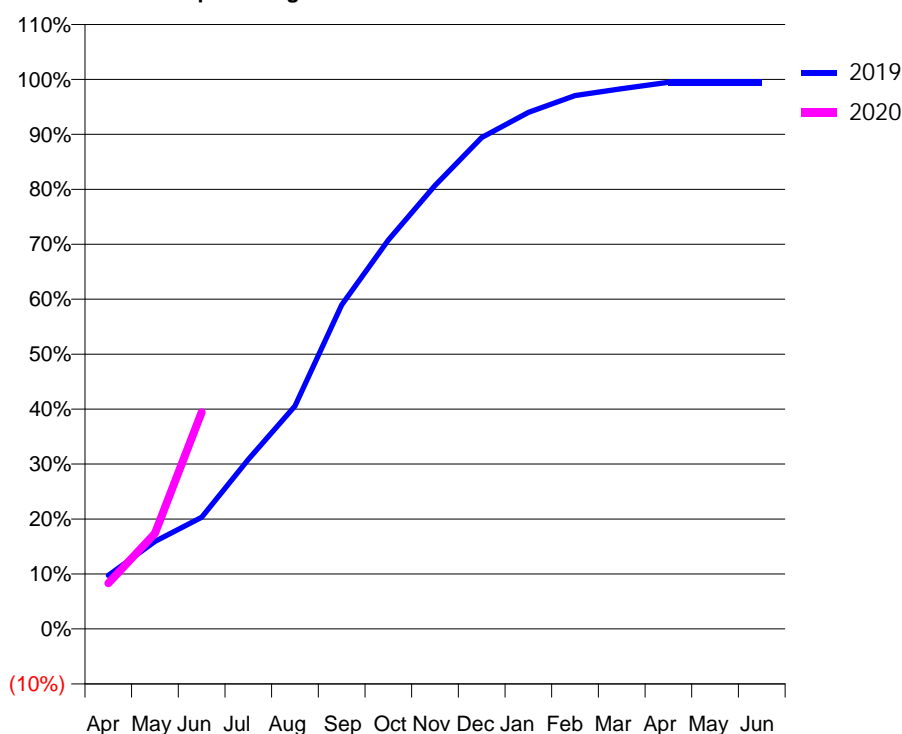
Q61 - Vital Signs Orthodontic At a Glance Contract Report for 114200/0001 - June 2019

Name or company name	Share a Smile Limited	19/20 Contracted general activity (UDA)	0
Contract type name	PDS Contract	Carry forward general activity (UDA)	0
Purpose of contract	Orthodontic	19/20 Contracted orthodontic activity (UOA)	5,890
Contract start date	01/04/2008	Carry forward orthodontic activity (UOA)	0
Contract end date	30/09/2019	Baseline contract value	£395,304.42

ACCESS	Contract	England and Wales
24 month ratio of assessments to patient IDs	1.03	1.08

ACTIVITY	Contract
Contract assess and fit appliances (case starts) as a percentage of Area Team case starts	4.4 %

Cumulative percentage of contracted UOA delivered 2019 & 2020



Adjusted Scheduled Activity (UOA)			
Month	2018	2019	2020
April	862	1,148	490
May	2,362	1,875	1,023
June	3,216	2,395	2,322
July	4,197	3,634	
August	4,769	4,777	
September	5,404	6,945	
October	6,386	8,337	
November	7,724	9,504	
December	8,788	10,531	
January	9,268	11,073	
February	10,525	11,431	
March	11,752	11,579	
April	11,773	11,714	
May	11,775	11,714	
June	11,775	11,714	

QUANTITY METRICS (rolling 12 month period)

	Contract Quantity	Contract Base Number	Contract *	Area Team	Region	England
% of all assessments that were assess and fit appliances (case starts)	543	994	54.6%	56.3%	57.3%	58.2%
% of all assessments that were assess and refuse	198	994	19.9%	18.2%	15.4%	12.4%
% of all assessments that were assess and review	253	994	25.5%	25.5%	27.3%	29.4%
% of case starts with a reported IOTN of 3 and Aesthetic Component of 5 or below	0	543	N/A	0.0%	0.1%	0.1%
% of case starts with a reported IOTN of 3 and Aesthetic Component of 6 or above	15	543	2.8%	5.5%	5.6%	3.9%
% of case starts with a reported IOTN of 4	472	543	86.9%	80.5%	78.8%	77.7%
% of case starts with a reported IOTN of 5	55	543	10.1%	13.6%	13.8%	16.7 %
% of concluded courses in receipt of dual-arch fixed appliances	458	493	92.9%	84.7%	79.1%	72.5%
% of concluded courses where treatment was abandoned or discontinued	11	493	2.2%	6.2%	6.2%	9.1%
% of patients satisfied with the treatment they have received	15	15	100.0%	96.0%	95.3%	95.8%

* Figures in italics indicate that the base number is less than 100.

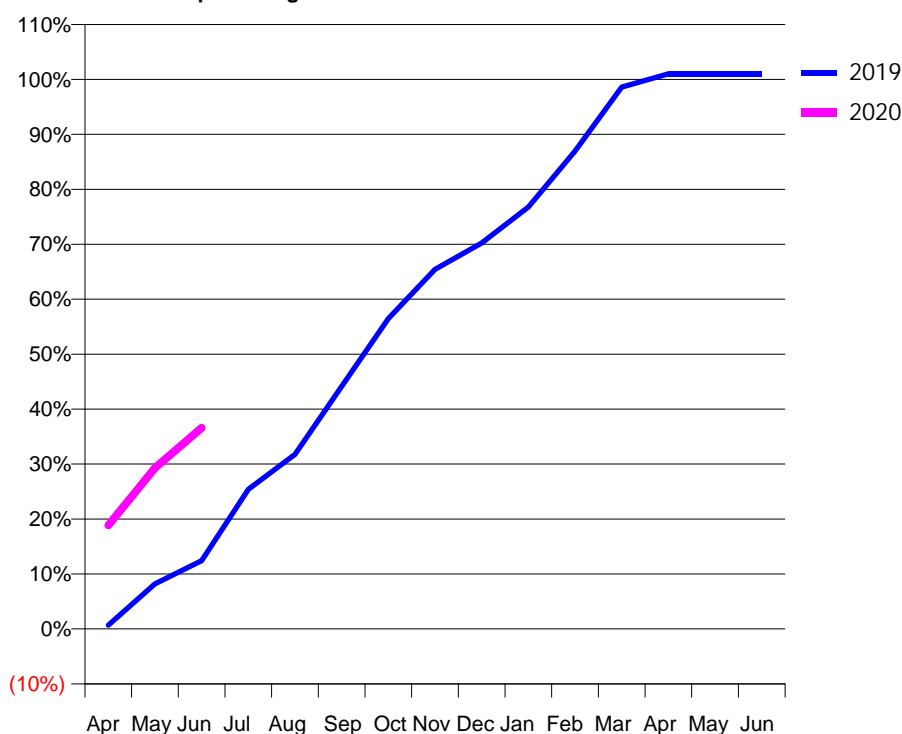
Q61 - Vital Signs Orthodontic At a Glance Contract Report for 136263/0001 - June 2019

Name or company name	Barnet Orthodontic Practice Ltd	19/20 Contracted general activity (UDA)	0
Contract type name	PDS Contract	Carry forward general activity (UDA)	0
Purpose of contract	Orthodontic	19/20 Contracted orthodontic activity (UOA)	2,612
Contract start date	01/06/2012	Carry forward orthodontic activity (UOA)	0
Contract end date	30/09/2019	Baseline contract value	£180,077.80

ACCESS	Contract	England and Wales
24 month ratio of assessments to patient IDs	1.04	1.08

ACTIVITY	Contract
Contract assess and fit appliances (case starts) as a percentage of Area Team case starts	2.1 %

Cumulative percentage of contracted UOA delivered 2019 & 2020



Month	Adjusted Scheduled Activity (UOA)		
	2018	2019	2020
April	131	36	493
May	508	428	765
June	794	648	956
July	1,438	1,328	
August	1,727	1,659	
September	2,021	2,305	
October	2,411	2,949	
November	2,940	3,415	
December	3,297	3,668	
January	3,759	4,010	
February	4,243	4,539	
March	5,023	5,148	
April	5,258	5,274	
May	5,258	5,274	
June	5,258	5,274	

QUANTITY METRICS (rolling 12 month period)

	Contract Quantity	Contract Base Number	Contract *	Area Team	Region	England
% of all assessments that were assess and fit appliances (case starts)	261	518	50.4%	56.3%	57.3%	58.2%
% of all assessments that were assess and refuse	110	518	21.2%	18.2%	15.4%	12.4%
% of all assessments that were assess and review	147	518	28.4%	25.5%	27.3%	29.4%
% of case starts with a reported IOTN of 3 and Aesthetic Component of 5 or below	0	261	N/A	0.0%	0.1%	0.1%
% of case starts with a reported IOTN of 3 and Aesthetic Component of 6 or above	1	261	0.4%	5.5%	5.6%	3.9%
% of case starts with a reported IOTN of 4	254	261	97.3%	80.5%	78.8%	77.7%
% of case starts with a reported IOTN of 5	6	261	2.3%	13.6%	13.8%	16.7 %
% of concluded courses in receipt of dual-arch fixed appliances	150	203	73.9%	84.7%	79.1%	72.5%
% of concluded courses where treatment was abandoned or discontinued	24	203	11.8%	6.2%	6.2%	9.1%
% of patients satisfied with the treatment they have received	7	7	100.0%	96.0%	95.3%	95.8%

* Figures in italics indicate that the base number is less than 100.

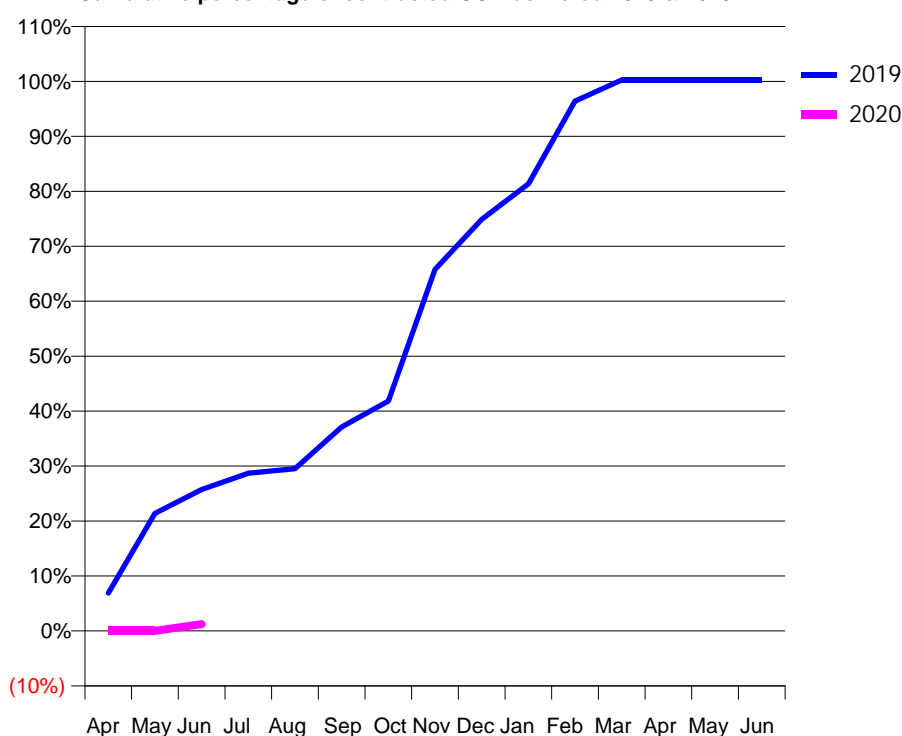
Q61 - Vital Signs Orthodontic At a Glance Contract Report for 140252/0001 - June 2019

Name or company name	Mrs S Talwar & Dr R Khera	19/20 Contracted general activity (UDA)	3,745
Contract type name	GDS Contract	Carry forward general activity (UDA)	0
Purpose of contract	General and Orthodontic	19/20 Contracted orthodontic activity (UOA)	2,645
Contract start date	10/01/2009	Carry forward orthodontic activity (UOA)	0
Contract end date		Baseline contract value	£279,305.46

ACCESS	Contract	England and Wales
24 month ratio of assessments to patient IDs	1.09	1.08

ACTIVITY	Contract
Contract assess and fit appliances (case starts) as a percentage of Area Team case starts	0.7 %

Cumulative percentage of contracted UOA delivered 2019 & 2020



Month	Adjusted Scheduled Activity (UOA)		
	2018	2019	2020
April	-4	182	0
May	20	566	0
June	592	681	33
July	775	759	
August	860	781	
September	1,028	982	
October	1,175	1,106	
November	1,494	1,740	
December	1,950	1,981	
January	2,375	2,152	
February	2,602	2,550	
March	2,648	2,652	
April	2,648	2,652	
May	2,648	2,652	
June	2,648	2,652	

QUANTITY METRICS (rolling 12 month period)

	Contract Quantity	Contract Base Number	Contract *	Area Team	Region	England
% of all assessments that were assess and fit appliances (case starts)	89	277	32.1%	56.3%	57.3%	58.2%
% of all assessments that were assess and refuse	98	277	35.4%	18.2%	15.4%	12.4%
% of all assessments that were assess and review	90	277	32.5%	25.5%	27.3%	29.4%
% of case starts with a reported IOTN of 3 and Aesthetic Component of 5 or below	0	89	<i>N/A</i>	0.0%	0.1%	0.1%
% of case starts with a reported IOTN of 3 and Aesthetic Component of 6 or above	0	89	<i>N/A</i>	5.5%	5.6%	3.9%
% of case starts with a reported IOTN of 4	81	89	91.0%	80.5%	78.8%	77.7%
% of case starts with a reported IOTN of 5	8	89	9.0%	13.6%	13.8%	16.7%
% of concluded courses in receipt of dual-arch fixed appliances	58	62	93.5%	84.7%	79.1%	72.5%
% of concluded courses where treatment was abandoned or discontinued	3	62	4.8%	6.2%	6.2%	9.1%
% of patients satisfied with the treatment they have received	0	0	<i>N/A</i>	96.0%	95.3%	95.8%

* Figures in italics indicate that the base number is less than 100.

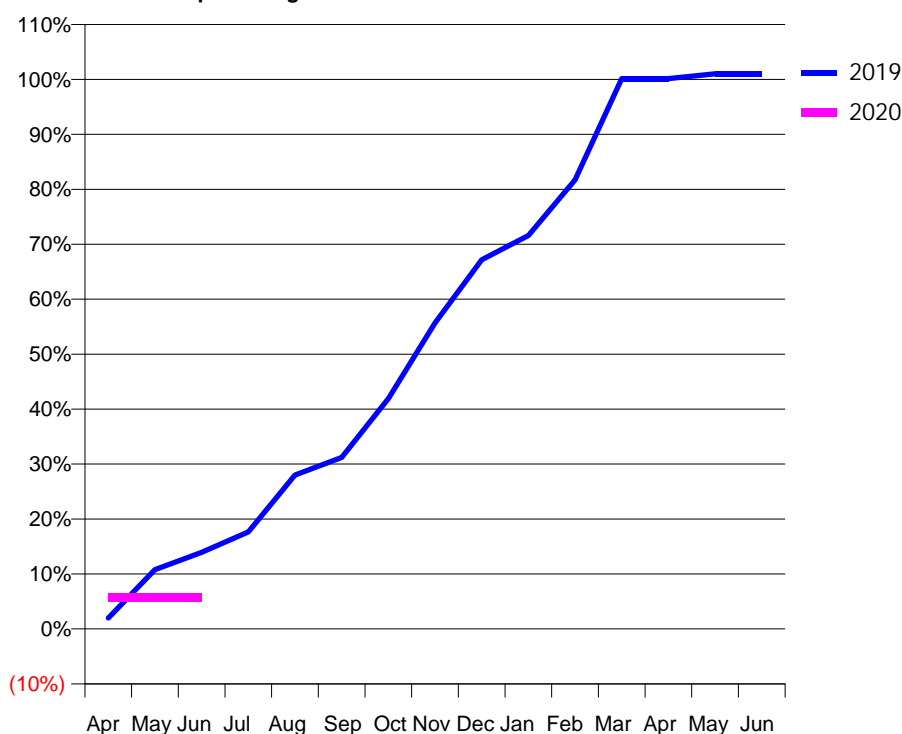
Q61 - Vital Signs Orthodontic At a Glance Contract Report for 143693/0002 - June 2019

Name or company name	Newham Family Dental Care Ltd	19/20 Contracted general activity (UDA)	34,786
Contract type name	GDS Contract	Carry forward general activity (UDA)	0
Purpose of contract	General and Orthodontic	19/20 Contracted orthodontic activity (UOA)	4,781
Contract start date	12/03/2008	Carry forward orthodontic activity (UOA)	0
Contract end date		Baseline contract value	£1,970,176.95

ACCESS	Contract	England and Wales
24 month ratio of assessments to patient IDs	1.09	1.08

ACTIVITY	Contract
Contract assess and fit appliances (case starts) as a percentage of Area Team case starts	1.7 %

Cumulative percentage of contracted UOA delivered 2019 & 2020



Month	Adjusted Scheduled Activity (UOA)		
	2018	2019	2020
April	96	96	273
May	734	516	273
June	906	666	273
July	1,282	844	
August	1,460	1,340	
September	1,945	1,493	
October	2,146	2,004	
November	3,295	2,661	
December	3,604	3,211	
January	4,243	3,423	
February	4,693	3,906	
March	4,867	4,787	
April	4,877	4,787	
May	4,877	4,829	
June	4,878	4,829	

QUANTITY METRICS (rolling 12 month period)

	Contract Quantity	Contract Base Number	Contract *	Area Team	Region	England
% of all assessments that were assess and fit appliances (case starts)	209	356	58.7%	56.3%	57.3%	58.2%
% of all assessments that were assess and refuse	82	356	23.0%	18.2%	15.4%	12.4%
% of all assessments that were assess and review	65	356	18.3%	25.5%	27.3%	29.4%
% of case starts with a reported IOTN of 3 and Aesthetic Component of 5 or below	0	209	N/A	0.0%	0.1%	0.1%
% of case starts with a reported IOTN of 3 and Aesthetic Component of 6 or above	10	209	4.8%	5.5%	5.6%	3.9%
% of case starts with a reported IOTN of 4	152	209	72.7%	80.5%	78.8%	77.7%
% of case starts with a reported IOTN of 5	46	209	22.0%	13.6%	13.8%	16.7 %
% of concluded courses in receipt of dual-arch fixed appliances	0	153	N/A	84.7%	79.1%	72.5%
% of concluded courses where treatment was abandoned or discontinued	42	153	27.5%	6.2%	6.2%	9.1%
% of patients satisfied with the treatment they have received	2	2	100.0%	96.0%	95.3%	95.8%

* Figures in italics indicate that the base number is less than 100.

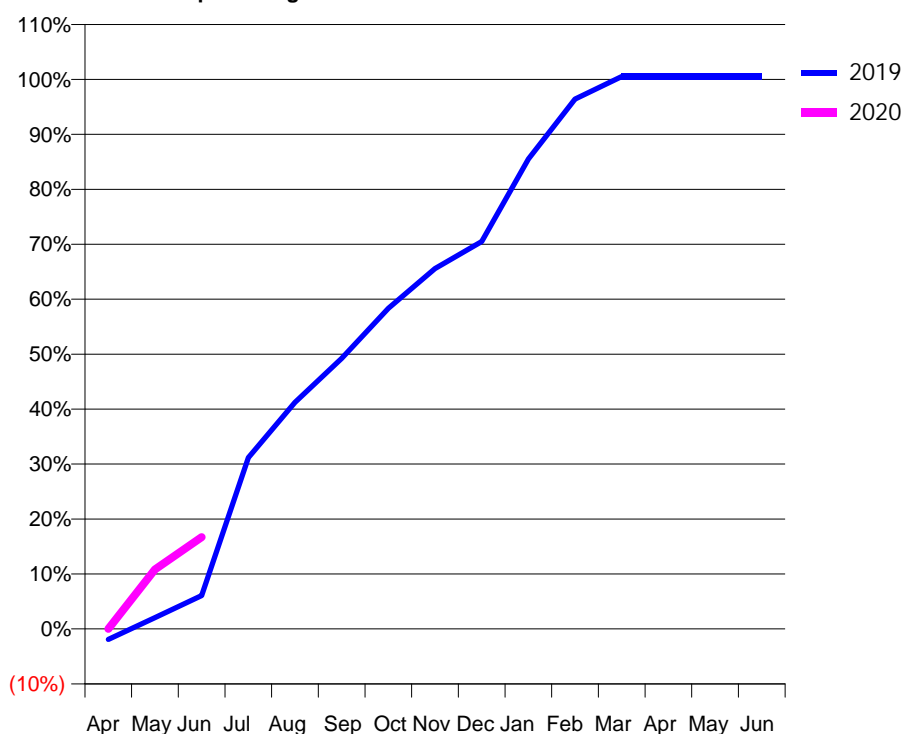
Q61 - Vital Signs Orthodontic At a Glance Contract Report for 149578/0002 - June 2019

Name or company name	Dentasmile Ltd	19/20 Contracted general activity (UDA)	0
Contract type name	GDS Contract	Carry forward general activity (UDA)	0
Purpose of contract	Orthodontic	19/20 Contracted orthodontic activity (UOA)	2,137
Contract start date	11/11/2012	Carry forward orthodontic activity (UOA)	0
Contract end date		Baseline contract value	£143,462.72

ACCESS	Contract	England and Wales
24 month ratio of assessments to patient IDs	1.04	1.08

ACTIVITY	Contract
Contract assess and fit appliances (case starts) as a percentage of Area Team case starts	0.9 %

Cumulative percentage of contracted UOA delivered 2019 & 2020



Month	Adjusted Scheduled Activity (UOA)		
	2018	2019	2020
April	-68	-41	0
May	17	44	231
June	149	130	357
July	383	666	
August	832	881	
September	941	1,052	
October	1,185	1,247	
November	1,315	1,401	
December	1,616	1,506	
January	1,792	1,827	
February	2,052	2,060	
March	2,095	2,148	
April	2,095	2,148	
May	2,096	2,148	
June	2,096	2,148	

QUANTITY METRICS (rolling 12 month period)

	Contract Quantity	Contract Base Number	Contract *	Area Team	Region	England
% of all assessments that were assess and fit appliances (case starts)	113	148	76.4%	56.3%	57.3%	58.2%
% of all assessments that were assess and refuse	17	148	11.5%	18.2%	15.4%	12.4%
% of all assessments that were assess and review	18	148	12.2%	25.5%	27.3%	29.4%
% of case starts with a reported IOTN of 3 and Aesthetic Component of 5 or below	0	113	N/A	0.0%	0.1%	0.1%
% of case starts with a reported IOTN of 3 and Aesthetic Component of 6 or above	13	113	11.5%	5.5%	5.6%	3.9%
% of case starts with a reported IOTN of 4	60	113	53.1%	80.5%	78.8%	77.7%
% of case starts with a reported IOTN of 5	38	113	33.6%	13.6%	13.8%	16.7 %
% of concluded courses in receipt of dual-arch fixed appliances	65	90	72.2%	84.7%	79.1%	72.5%
% of concluded courses where treatment was abandoned or discontinued	10	90	11.1%	6.2%	6.2%	9.1%
% of patients satisfied with the treatment they have received	1	1	100.0%	96.0%	95.3%	95.8%

* Figures in italics indicate that the base number is less than 100.

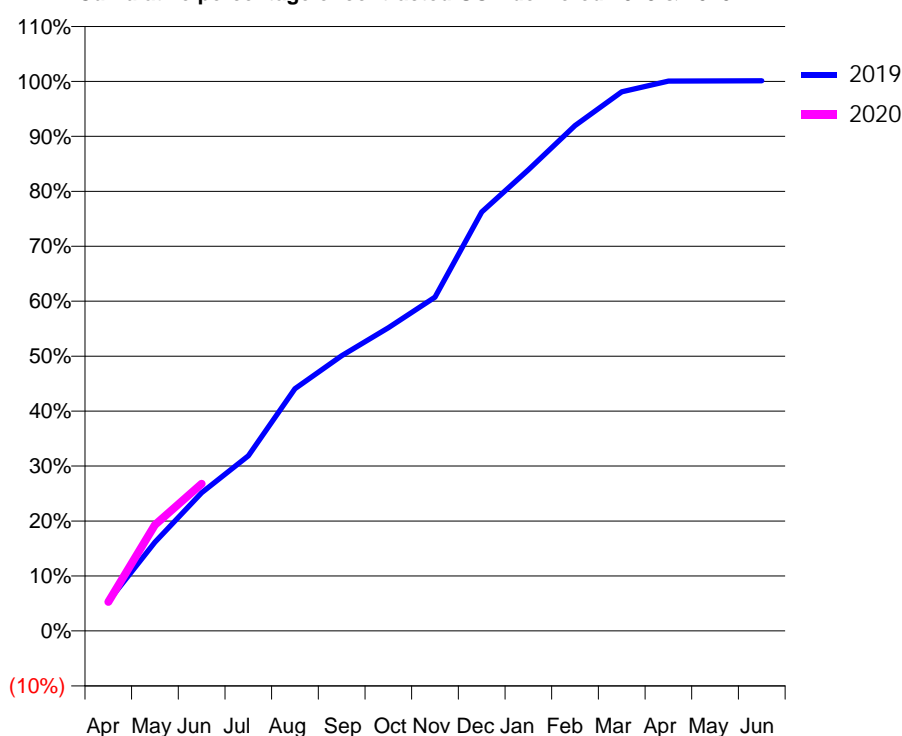
Q61 - Vital Signs Orthodontic At a Glance Contract Report for 150525/0002 - June 2019

Name or company name	The Nightingale Clinic	19/20 Contracted general activity (UDA)	0
Contract type name	GDS Contract	Carry forward general activity (UDA)	0
Purpose of contract	Orthodontic	19/20 Contracted orthodontic activity (UOA)	20,714
Contract start date	05/09/2014	Carry forward orthodontic activity (UOA)	0
Contract end date		Baseline contract value	£1,422,792.84

ACCESS	Contract	England and Wales
24 month ratio of assessments to patient IDs	1.02	1.08

ACTIVITY	Contract
Contract assess and fit appliances (case starts) as a percentage of Area Team case starts	7.9 %

Cumulative percentage of contracted UOA delivered 2019 & 2020



Month	Adjusted Scheduled Activity (UOA)		
	2018	2019	2020
April	1,425	1,120	1,092
May	3,136	3,345	3,998
June	3,718	5,209	5,548
July	5,351	6,601	
August	8,160	9,133	
September	9,498	10,371	
October	12,075	11,427	
November	13,678	12,580	
December	16,251	15,789	
January	17,140	17,380	
February	19,435	19,048	
March	20,654	20,319	
April	20,710	20,722	
May	20,735	20,727	
June	20,737	20,737	

QUANTITY METRICS (rolling 12 month period)

	Contract Quantity	Contract Base Number	Contract *	Area Team	Region	England
% of all assessments that were assess and fit appliances (case starts)	979	1,629	60.1%	56.3%	57.3%	58.2%
% of all assessments that were assess and refuse	243	1,629	14.9%	18.2%	15.4%	12.4%
% of all assessments that were assess and review	407	1,629	25.0%	25.5%	27.3%	29.4%
% of case starts with a reported IOTN of 3 and Aesthetic Component of 5 or below	1	979	0.1%	0.0%	0.1%	0.1%
% of case starts with a reported IOTN of 3 and Aesthetic Component of 6 or above	10	979	1.0%	5.5%	5.6%	3.9%
% of case starts with a reported IOTN of 4	827	979	84.5%	80.5%	78.8%	77.7%
% of case starts with a reported IOTN of 5	139	979	14.2%	13.6%	13.8%	16.7 %
% of concluded courses in receipt of dual-arch fixed appliances	944	1,049	90.0%	84.7%	79.1%	72.5%
% of concluded courses where treatment was abandoned or discontinued	91	1,049	8.7%	6.2%	6.2%	9.1%
% of patients satisfied with the treatment they have received	4	4	100.0%	96.0%	95.3%	95.8%

* Figures in italics indicate that the base number is less than 100.

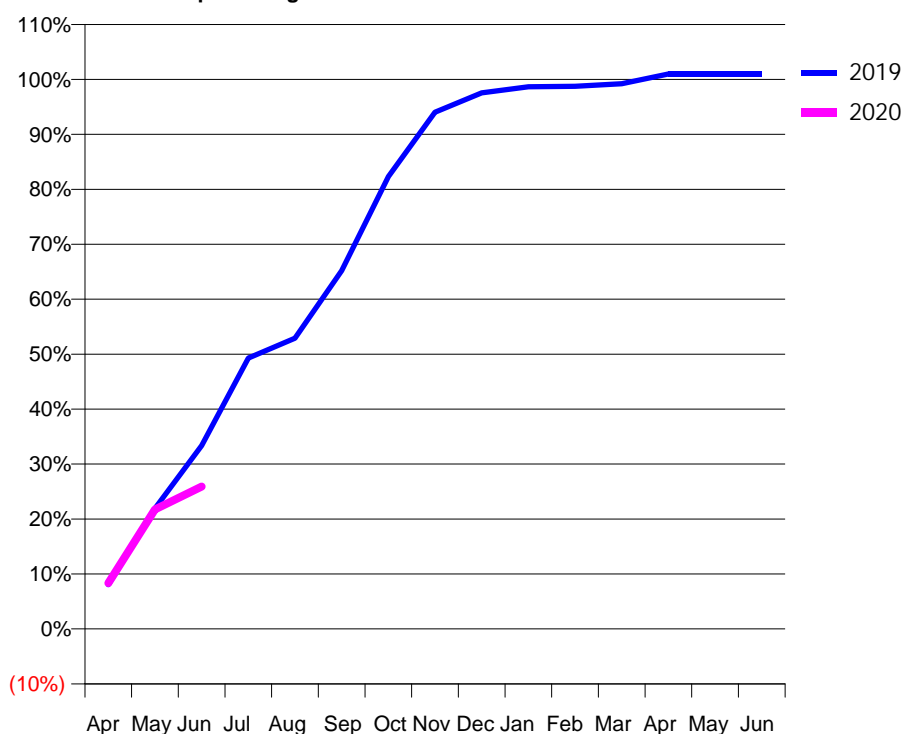
Q61 - Vital Signs Orthodontic At a Glance Contract Report for 153710/0001 - June 2019

Name or company name	Inspire Dental Dagenham Ltd	19/20 Contracted general activity (UDA)	28,268
Contract type name	GDS Contract	Carry forward general activity (UDA)	0
Purpose of contract	General and Orthodontic	19/20 Contracted orthodontic activity (UOA)	2,513
Contract start date	01/12/2007	Carry forward orthodontic activity (UOA)	0
Contract end date		Baseline contract value	£952,750.97

ACCESS	Contract	England and Wales
24 month ratio of assessments to patient IDs	1.16	1.08

ACTIVITY	Contract
Contract assess and fit appliances (case starts) as a percentage of Area Team case starts	0.9 %

Cumulative percentage of contracted UOA delivered 2019 & 2020



Month	Adjusted Scheduled Activity (UOA)		
	2018	2019	2020
April	139	203	210
May	336	551	546
June	453	838	651
July	861	1,239	
August	1,172	1,329	
September	1,276	1,638	
October	1,761	2,069	
November	2,092	2,363	
December	2,236	2,451	
January	2,355	2,479	
February	2,479	2,481	
March	2,522	2,493	
April	2,528	2,538	
May	2,528	2,538	
June	2,528	2,538	

QUANTITY METRICS (rolling 12 month period)

	Contract Quantity	Contract Base Number	Contract *	Area Team	Region	England
% of all assessments that were assess and fit appliances (case starts)	106	267	39.7%	56.3%	57.3%	58.2%
% of all assessments that were assess and refuse	49	267	18.4%	18.2%	15.4%	12.4%
% of all assessments that were assess and review	112	267	41.9%	25.5%	27.3%	29.4%
% of case starts with a reported IOTN of 3 and Aesthetic Component of 5 or below	0	106	N/A	0.0%	0.1%	0.1%
% of case starts with a reported IOTN of 3 and Aesthetic Component of 6 or above	4	106	3.8%	5.5%	5.6%	3.9%
% of case starts with a reported IOTN of 4	65	106	61.3%	80.5%	78.8%	77.7%
% of case starts with a reported IOTN of 5	37	106	34.9%	13.6%	13.8%	16.7 %
% of concluded courses in receipt of dual-arch fixed appliances	2	19	10.5%	84.7%	79.1%	72.5%
% of concluded courses where treatment was abandoned or discontinued	4	19	21.1%	6.2%	6.2%	9.1%
% of patients satisfied with the treatment they have received	0	0	N/A	96.0%	95.3%	95.8%

* Figures in italics indicate that the base number is less than 100.

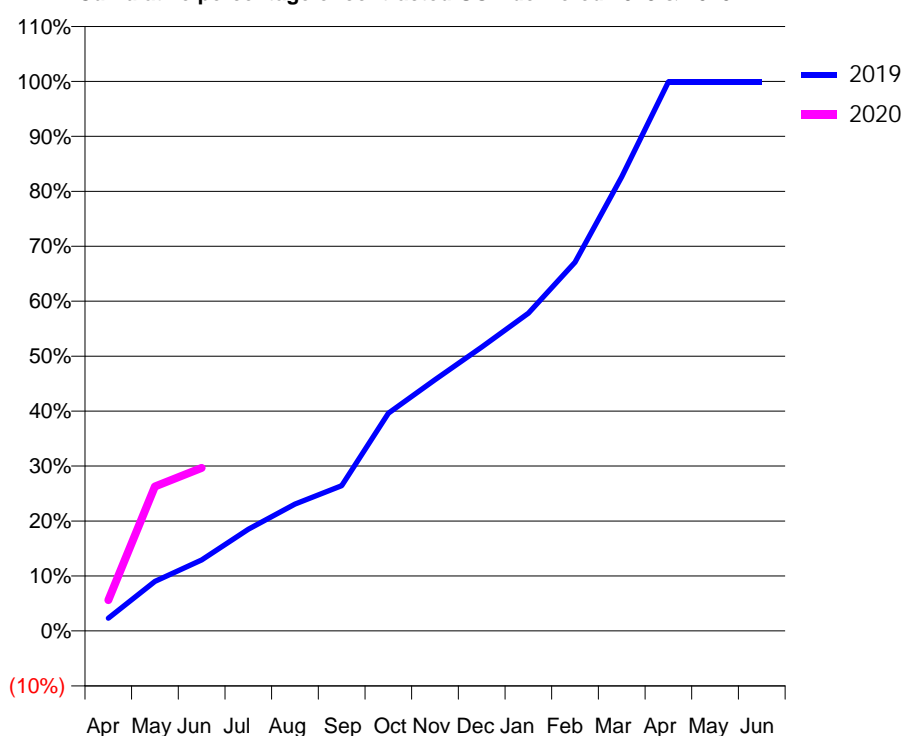
Q61 - Vital Signs Orthodontic At a Glance Contract Report for 157597/0001 - June 2019

Name or company name	Gaurav Madhok Orthodontics	19/20 Contracted general activity (UDA)	0
Contract type name	PDS Contract	Carry forward general activity (UDA)	0
Purpose of contract	Orthodontic	19/20 Contracted orthodontic activity (UOA)	4,332
Contract start date	01/02/2007	Carry forward orthodontic activity (UOA)	0
Contract end date	30/09/2019	Baseline contract value	£294,308.28

ACCESS	Contract	England and Wales
24 month ratio of assessments to patient IDs	1.02	1.08

ACTIVITY	Contract
Contract assess and fit appliances (case starts) as a percentage of Area Team case starts	3.2 %

Cumulative percentage of contracted UOA delivered 2019 & 2020



Month	Adjusted Scheduled Activity (UOA)		
	2018	2019	2020
April	177	201	243
May	655	781	1,139
June	1,186	1,120	1,285
July	1,756	1,604	
August	2,388	2,001	
September	2,937	2,290	
October	3,661	3,433	
November	4,032	3,959	
December	5,338	4,476	
January	5,767	5,010	
February	6,605	5,812	
March	7,670	7,160	
April	8,659	8,660	
May	8,659	8,660	
June	8,659	8,660	

QUANTITY METRICS (rolling 12 month period)

	Contract Quantity	Contract Base Number	Contract *	Area Team	Region	England
% of all assessments that were assess and fit appliances (case starts)	396	940	42.1%	56.3%	57.3%	58.2%
% of all assessments that were assess and refuse	244	940	26.0%	18.2%	15.4%	12.4%
% of all assessments that were assess and review	300	940	31.9%	25.5%	27.3%	29.4%
% of case starts with a reported IOTN of 3 and Aesthetic Component of 5 or below	0	396	N/A	0.0%	0.1%	0.1%
% of case starts with a reported IOTN of 3 and Aesthetic Component of 6 or above	18	396	4.5%	5.5%	5.6%	3.9%
% of case starts with a reported IOTN of 4	335	396	84.6%	80.5%	78.8%	77.7%
% of case starts with a reported IOTN of 5	43	396	10.9%	13.6%	13.8%	16.7 %
% of concluded courses in receipt of dual-arch fixed appliances	293	305	96.1%	84.7%	79.1%	72.5%
% of concluded courses where treatment was abandoned or discontinued	5	305	1.6%	6.2%	6.2%	9.1%
% of patients satisfied with the treatment they have received	1	2	50.0%	96.0%	95.3%	95.8%

* Figures in italics indicate that the base number is less than 100.

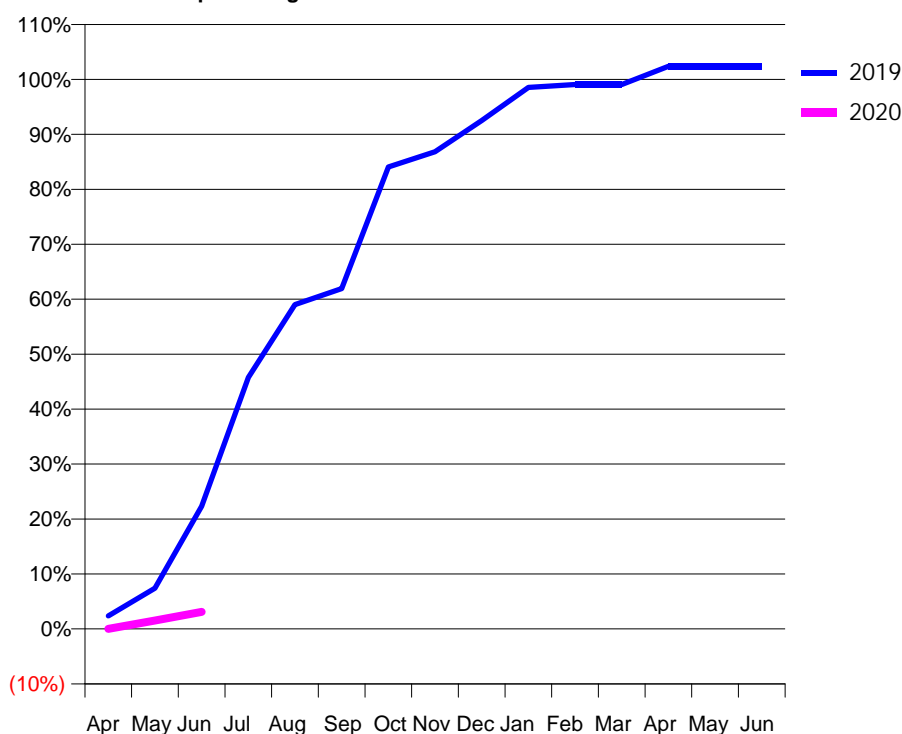
Q61 - Vital Signs Orthodontic At a Glance Contract Report for 174122/0001 - June 2019

Name or company name	Mr Matthew Power, Mrs Nicola Power and Mr Jayesh	19/20 Contracted general activity (UDA)	529
Contract type name	GDS Contract	Carry forward general activity (UDA)	0
Purpose of contract	General and Orthodontic	19/20 Contracted orthodontic activity (UOA)	10,864
Contract start date	01/11/2010	Carry forward orthodontic activity (UOA)	0
Contract end date		Baseline contract value	£779,915.16

ACCESS	Contract	England and Wales
24 month ratio of assessments to patient IDs	1.00	1.08

ACTIVITY	Contract
Contract assess and fit appliances (case starts) as a percentage of Area Team case starts	3.4 %

Cumulative percentage of contracted UOA delivered 2019 & 2020



Month	Adjusted Scheduled Activity (UOA)		
	2018	2019	2020
April	238	259	0
May	1,564	806	168
June	2,770	2,425	336
July	6,183	4,974	
August	6,540	6,410	
September	6,771	6,728	
October	8,137	9,130	
November	8,685	9,433	
December	8,790	10,051	
January	9,252	10,704	
February	10,493	10,762	
March	10,998	10,762	
April	11,166	11,122	
May	11,166	11,122	
June	11,166	11,122	

QUANTITY METRICS (rolling 12 month period)

	Contract Quantity	Contract Base Number	Contract *	Area Team	Region	England
% of all assessments that were assess and fit appliances (case starts)	428	484	88.4%	56.3%	57.3%	58.2%
% of all assessments that were assess and refuse	25	484	5.2%	18.2%	15.4%	12.4%
% of all assessments that were assess and review	31	484	6.4%	25.5%	27.3%	29.4%
% of case starts with a reported IOTN of 3 and Aesthetic Component of 5 or below	0	428	N/A	0.0%	0.1%	0.1%
% of case starts with a reported IOTN of 3 and Aesthetic Component of 6 or above	14	428	3.3%	5.5%	5.6%	3.9%
% of case starts with a reported IOTN of 4	350	428	81.8%	80.5%	78.8%	77.7%
% of case starts with a reported IOTN of 5	63	428	14.7%	13.6%	13.8%	16.7 %
% of concluded courses in receipt of dual-arch fixed appliances	381	394	96.7%	84.7%	79.1%	72.5%
% of concluded courses where treatment was abandoned or discontinued	8	394	2.0%	6.2%	6.2%	9.1%
% of patients satisfied with the treatment they have received	4	5	80.0%	96.0%	95.3%	95.8%

* Figures in italics indicate that the base number is less than 100.

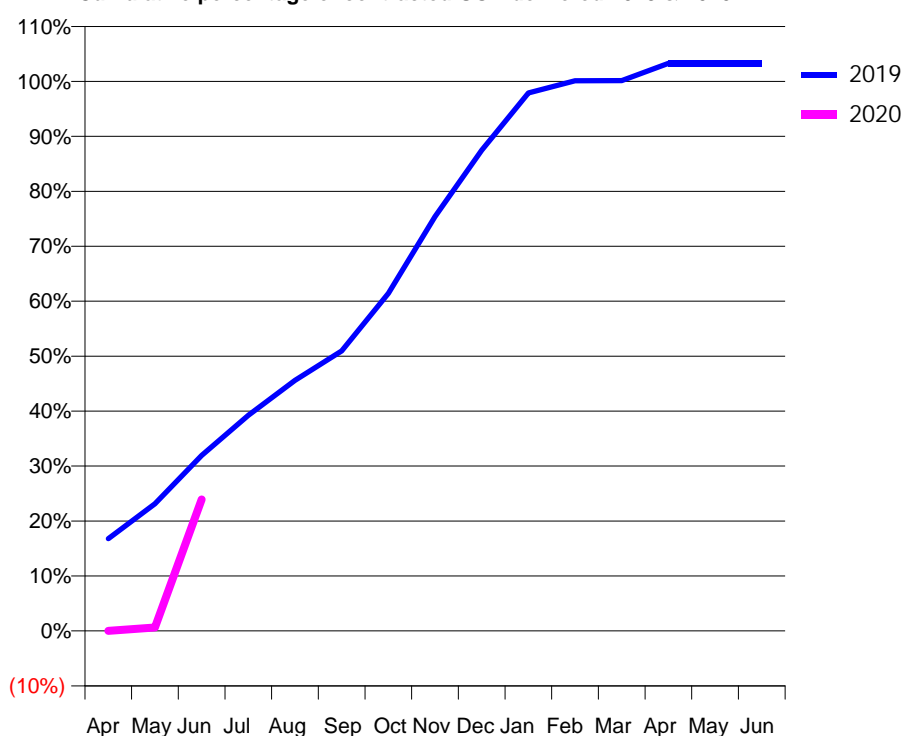
Q61 - Vital Signs Orthodontic At a Glance Contract Report for 184837/0001 - June 2019

Name or company name	Chadwell Heath Orthodontics Limited	19/20 Contracted general activity (UDA)	0
Contract type name	PDS Contract	Carry forward general activity (UDA)	0
Purpose of contract	Orthodontic	19/20 Contracted orthodontic activity (UOA)	3,338
Contract start date	14/09/2007	Carry forward orthodontic activity (UOA)	0
Contract end date	30/09/2019	Baseline contract value	£230,141.48

ACCESS	Contract	England and Wales
24 month ratio of assessments to patient IDs	1.02	1.08

ACTIVITY	Contract
Contract assess and fit appliances (case starts) as a percentage of Area Team case starts	2.2 %

Cumulative percentage of contracted UOA delivered 2019 & 2020



Month	Adjusted Scheduled Activity (UOA)		
	2018	2019	2020
April	134	1,121	0
May	134	1,544	21
June	134	2,133	798
July	134	2,620	
August	1,307	3,043	
September	1,307	3,401	
October	1,880	4,100	
November	1,880	5,032	
December	3,429	5,839	
January	3,918	6,535	
February	5,958	6,682	
March	6,887	6,684	
April	6,887	6,894	
May	6,887	6,894	
June	6,887	6,894	

QUANTITY METRICS (rolling 12 month period)

	Contract Quantity	Contract Base Number	Contract *	Area Team	Region	England
% of all assessments that were assess and fit appliances (case starts)	268	285	94.0%	56.3%	57.3%	58.2%
% of all assessments that were assess and refuse	5	285	1.8%	18.2%	15.4%	12.4%
% of all assessments that were assess and review	12	285	4.2%	25.5%	27.3%	29.4%
% of case starts with a reported IOTN of 3 and Aesthetic Component of 5 or below	0	268	N/A	0.0%	0.1%	0.1%
% of case starts with a reported IOTN of 3 and Aesthetic Component of 6 or above	14	268	5.2%	5.5%	5.6%	3.9%
% of case starts with a reported IOTN of 4	208	268	77.6%	80.5%	78.8%	77.7%
% of case starts with a reported IOTN of 5	45	268	16.8%	13.6%	13.8%	16.7 %
% of concluded courses in receipt of dual-arch fixed appliances	157	175	89.7%	84.7%	79.1%	72.5%
% of concluded courses where treatment was abandoned or discontinued	6	175	3.4%	6.2%	6.2%	9.1%
% of patients satisfied with the treatment they have received	3	3	100.0%	96.0%	95.3%	95.8%

* Figures in italics indicate that the base number is less than 100.

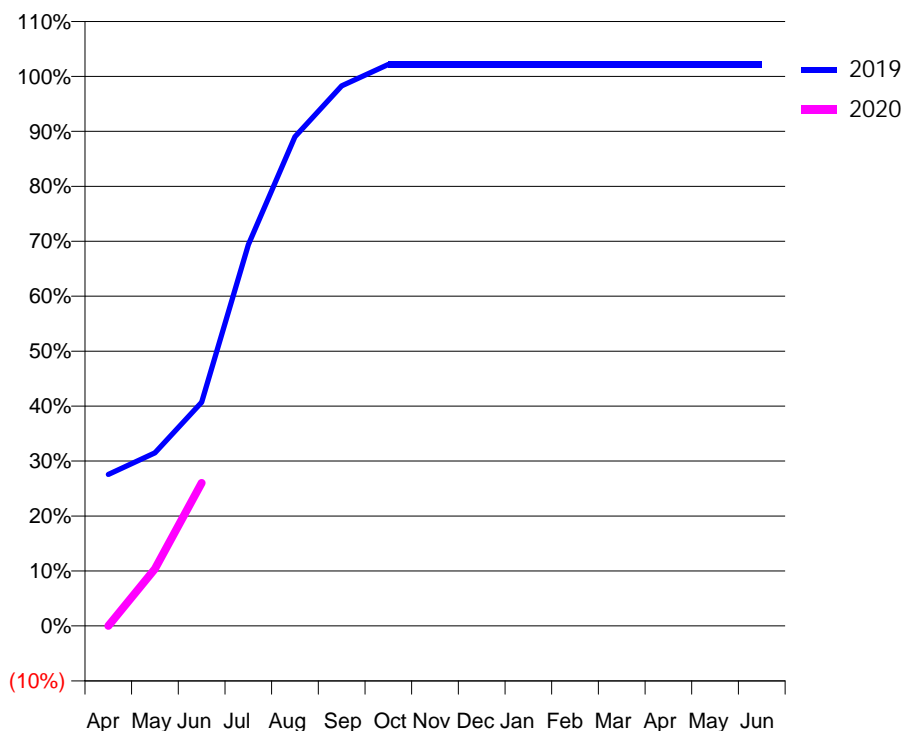
Q61 - Vital Signs Orthodontic At a Glance Contract Report for 190799/0001 - June 2019

Name or company name	P J Dental Surgery	19/20 Contracted general activity (UDA)	29,693
Contract type name	GDS Contract	Carry forward general activity (UDA)	0
Purpose of contract	General and Orthodontic	19/20 Contracted orthodontic activity (UOA)	1,614
Contract start date	01/02/2015	Carry forward orthodontic activity (UOA)	0
Contract end date		Baseline contract value	£1,057,726.81

ACCESS	Contract	England and Wales
24 month ratio of assessments to patient IDs	1.02	1.08

ACTIVITY	Contract
Contract assess and fit appliances (case starts) as a percentage of Area Team case starts	0.5 %

Cumulative percentage of contracted UOA delivered 2019 & 2020



Month	Adjusted Scheduled Activity (UOA)		
	2018	2019	2020
April	-15	445	0
May	95	508	168
June	242	657	420
July	569	1,120	
August	764	1,437	
September	998	1,586	
October	1,190	1,649	
November	1,298	1,649	
December	1,445	1,649	
January	1,533	1,649	
February	1,617	1,649	
March	1,617	1,649	
April	1,617	1,649	
May	1,617	1,649	
June	1,617	1,649	

QUANTITY METRICS (rolling 12 month period)

	Contract Quantity	Contract Base Number	Contract *	Area Team	Region	England
% of all assessments that were assess and fit appliances (case starts)	67	68	98.5%	56.3%	57.3%	58.2%
% of all assessments that were assess and refuse	0	68	0.0%	18.2%	15.4%	12.4%
% of all assessments that were assess and review	1	68	1.5%	25.5%	27.3%	29.4%
% of case starts with a reported IOTN of 3 and Aesthetic Component of 5 or below	0	67	N/A	0.0%	0.1%	0.1%
% of case starts with a reported IOTN of 3 and Aesthetic Component of 6 or above	0	67	N/A	5.5%	5.6%	3.9%
% of case starts with a reported IOTN of 4	67	67	100.0%	80.5%	78.8%	77.7%
% of case starts with a reported IOTN of 5	0	67	N/A	13.6%	13.8%	16.7 %
% of concluded courses in receipt of dual-arch fixed appliances	0	0	N/A	84.7%	79.1%	72.5%
% of concluded courses where treatment was abandoned or discontinued	0	0	N/A	6.2%	6.2%	9.1%
% of patients satisfied with the treatment they have received	1	1	100.0%	96.0%	95.3%	95.8%

* Figures in italics indicate that the base number is less than 100.

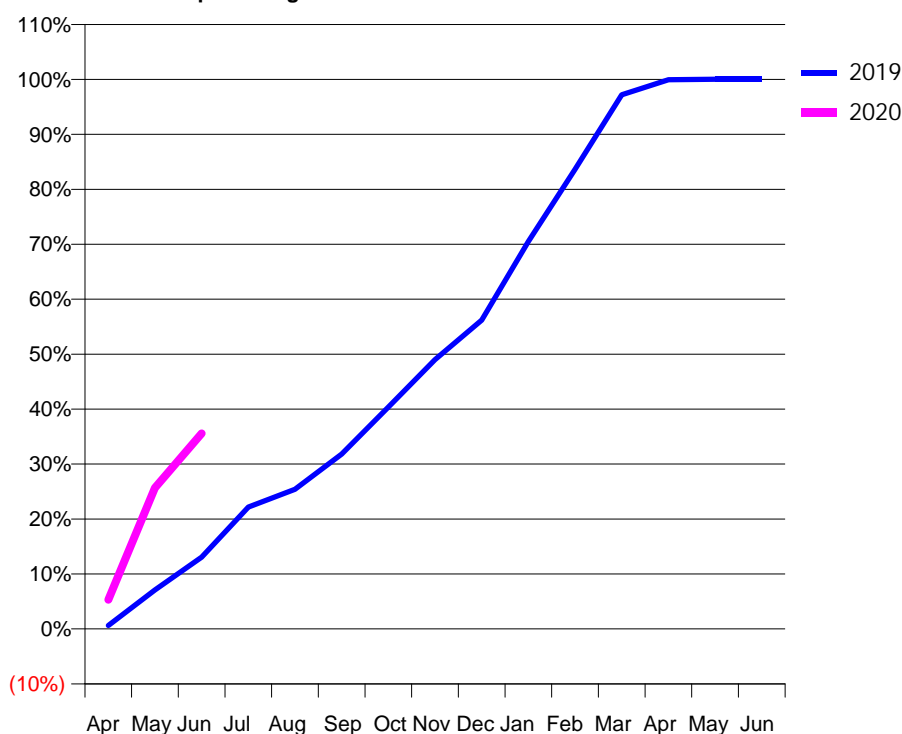
Q61 - Vital Signs Orthodontic At a Glance Contract Report for 194042/0001 - June 2019

Name or company name	Romford Orthodontics Centre Limited	19/20 Contracted general activity (UDA)	0
Contract type name	PDS Contract	Carry forward general activity (UDA)	0
Purpose of contract	Orthodontic	19/20 Contracted orthodontic activity (UOA)	13,262
Contract start date	01/04/2010	Carry forward orthodontic activity (UOA)	0
Contract end date	30/09/2019	Baseline contract value	£868,104.70

ACCESS	Contract	England and Wales
24 month ratio of assessments to patient IDs	1.05	1.08

ACTIVITY	Contract
Contract assess and fit appliances (case starts) as a percentage of Area Team case starts	10.4 %

Cumulative percentage of contracted UOA delivered 2019 & 2020



Month	Adjusted Scheduled Activity (UOA)		
	2018	2019	2020
April	431	163	705
May	2,500	1,885	3,405
June	3,989	3,464	4,717
July	5,520	5,882	
August	8,114	6,744	
September	9,488	8,445	
October	12,276	10,706	
November	15,847	12,999	
December	18,002	14,904	
January	19,999	18,705	
February	22,584	22,184	
March	25,294	25,785	
April	25,940	26,508	
May	26,110	26,530	
June	26,174	26,532	

QUANTITY METRICS (rolling 12 month period)

	Contract Quantity	Contract Base Number	Contract *	Area Team	Region	England
% of all assessments that were assess and fit appliances (case starts)	1,298	2,354	55.1%	56.3%	57.3%	58.2%
% of all assessments that were assess and refuse	375	2,354	15.9%	18.2%	15.4%	12.4%
% of all assessments that were assess and review	681	2,354	28.9%	25.5%	27.3%	29.4%
% of case starts with a reported IOTN of 3 and Aesthetic Component of 5 or below	0	1,298	N/A	0.0%	0.1%	0.1%
% of case starts with a reported IOTN of 3 and Aesthetic Component of 6 or above	44	1,298	3.4%	5.5%	5.6%	3.9%
% of case starts with a reported IOTN of 4	1,085	1,298	83.6%	80.5%	78.8%	77.7%
% of case starts with a reported IOTN of 5	160	1,298	12.3%	13.6%	13.8%	16.7 %
% of concluded courses in receipt of dual-arch fixed appliances	585	730	80.1%	84.7%	79.1%	72.5%
% of concluded courses where treatment was abandoned or discontinued	102	730	14.0%	6.2%	6.2%	9.1%
% of patients satisfied with the treatment they have received	3	3	100.0%	96.0%	95.3%	95.8%

* Figures in italics indicate that the base number is less than 100.

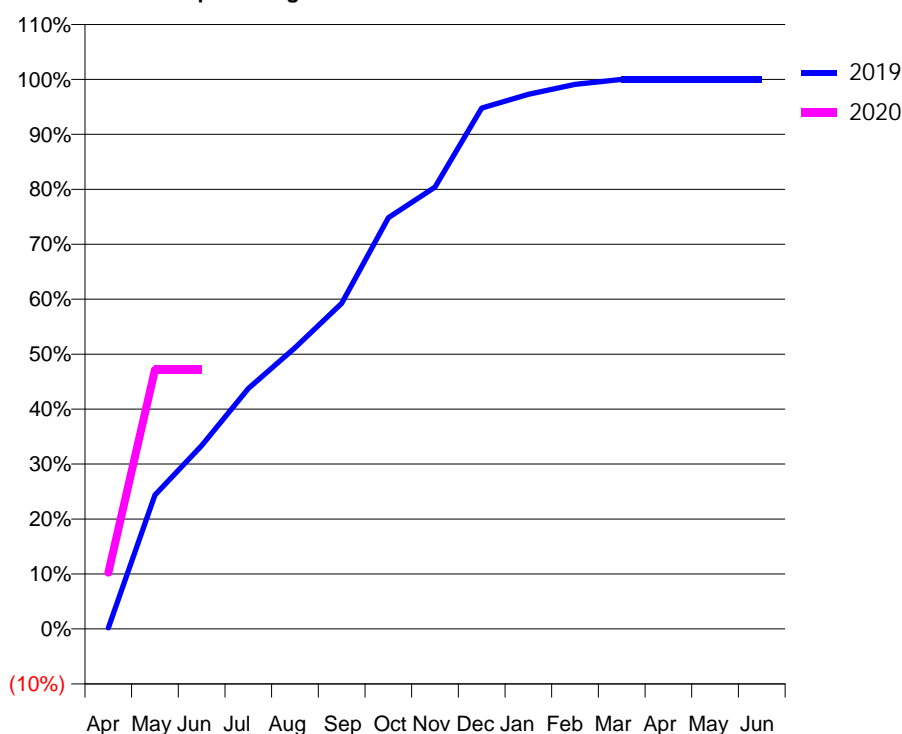
Q61 - Vital Signs Orthodontic At a Glance Contract Report for 195960/0001 - June 2019

Name or company name	Southover Orthodontics Limited	19/20 Contracted general activity (UDA)	0
Contract type name	PDS Contract	Carry forward general activity (UDA)	0
Purpose of contract	Orthodontic	19/20 Contracted orthodontic activity (UOA)	2,904
Contract start date	01/11/2008	Carry forward orthodontic activity (UOA)	0
Contract end date	30/09/2019	Baseline contract value	£200,645.16

ACCESS	Contract	England and Wales
24 month ratio of assessments to patient IDs	1.10	1.08

ACTIVITY	Contract
Contract assess and fit appliances (case starts) as a percentage of Area Team case starts	1.8 %

Cumulative percentage of contracted UOA delivered 2019 & 2020



Month	Adjusted Scheduled Activity (UOA)		
	2018	2019	2020
April	321	11	298
May	1,280	1,415	1,369
June	1,962	1,937	1,369
July	2,594	2,542	
August	3,221	2,972	
September	3,847	3,441	
October	4,921	4,347	
November	5,304	4,670	
December	5,412	5,506	
January	5,586	5,651	
February	5,741	5,757	
March	5,800	5,809	
April	5,820	5,809	
May	5,820	5,809	
June	5,820	5,809	

QUANTITY METRICS (rolling 12 month period)

	Contract Quantity	Contract Base Number	Contract *	Area Team	Region	England
% of all assessments that were assess and fit appliances (case starts)	225	883	25.5%	56.3%	57.3%	58.2%
% of all assessments that were assess and refuse	118	883	13.4%	18.2%	15.4%	12.4%
% of all assessments that were assess and review	540	883	61.2%	25.5%	27.3%	29.4%
% of case starts with a reported IOTN of 3 and Aesthetic Component of 5 or below	0	225	N/A	0.0%	0.1%	0.1%
% of case starts with a reported IOTN of 3 and Aesthetic Component of 6 or above	6	225	2.7%	5.5%	5.6%	3.9%
% of case starts with a reported IOTN of 4	196	225	87.1%	80.5%	78.8%	77.7%
% of case starts with a reported IOTN of 5	23	225	10.2%	13.6%	13.8%	16.7 %
% of concluded courses in receipt of dual-arch fixed appliances	152	176	86.4%	84.7%	79.1%	72.5%
% of concluded courses where treatment was abandoned or discontinued	5	176	2.8%	6.2%	6.2%	9.1%
% of patients satisfied with the treatment they have received	8	9	88.9%	96.0%	95.3%	95.8%

* Figures in italics indicate that the base number is less than 100.

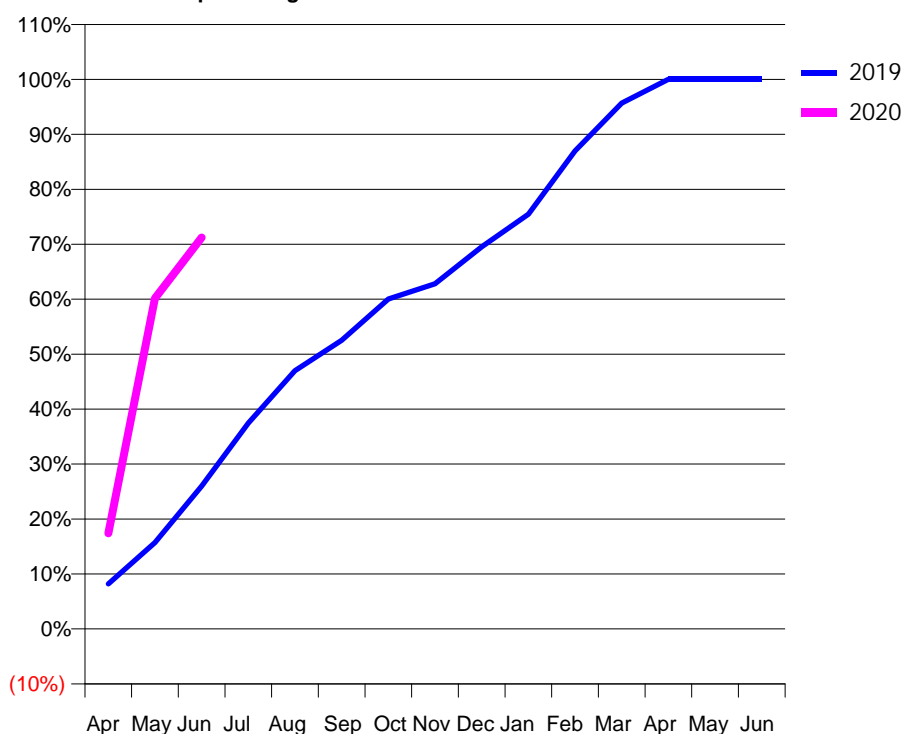
Q61 - Vital Signs Orthodontic At a Glance Contract Report for 199850/0001 - June 2019

Name or company name	The Brace Orthodontic Centre	19/20 Contracted general activity (UDA)	0
Contract type name	PDS Contract	Carry forward general activity (UDA)	0
Purpose of contract	General and Orthodontic	19/20 Contracted orthodontic activity (UOA)	1,327
Contract start date	01/04/2009	Carry forward orthodontic activity (UOA)	0
Contract end date	30/06/2019	Baseline contract value	£93,419.17

ACCESS	Contract	England and Wales
24 month ratio of assessments to patient IDs	1.00	1.08

ACTIVITY	Contract
Contract assess and fit appliances (case starts) as a percentage of Area Team case starts	1.9 %

Cumulative percentage of contracted UOA delivered 2019 & 2020



Month	Adjusted Scheduled Activity (UOA)		
	2018	2019	2020
April	134	435	231
May	1,079	834	798
June	1,730	1,380	945
July	2,108	1,989	
August	2,465	2,493	
September	2,591	2,787	
October	3,893	3,186	
November	4,292	3,333	
December	4,880	3,690	
January	5,153	4,005	
February	5,363	4,614	
March	5,405	5,076	
April	5,405	5,307	
May	5,405	5,307	
June	5,405	5,307	

QUANTITY METRICS (rolling 12 month period)

	Contract Quantity	Contract Base Number	Contract *	Area Team	Region	England
% of all assessments that were assess and fit appliances (case starts)	232	232	100.0%	56.3%	57.3%	58.2%
% of all assessments that were assess and refuse	0	232	0.0%	18.2%	15.4%	12.4%
% of all assessments that were assess and review	0	232	0.0%	25.5%	27.3%	29.4%
% of case starts with a reported IOTN of 3 and Aesthetic Component of 5 or below	0	232	N/A	0.0%	0.1%	0.1%
% of case starts with a reported IOTN of 3 and Aesthetic Component of 6 or above	6	232	2.6%	5.5%	5.6%	3.9%
% of case starts with a reported IOTN of 4	215	232	92.7%	80.5%	78.8%	77.7%
% of case starts with a reported IOTN of 5	10	232	4.3%	13.6%	13.8%	16.7 %
% of concluded courses in receipt of dual-arch fixed appliances	210	213	98.6%	84.7%	79.1%	72.5%
% of concluded courses where treatment was abandoned or discontinued	2	213	0.9%	6.2%	6.2%	9.1%
% of patients satisfied with the treatment they have received	0	1	0.0%	96.0%	95.3%	95.8%

* Figures in italics indicate that the base number is less than 100.

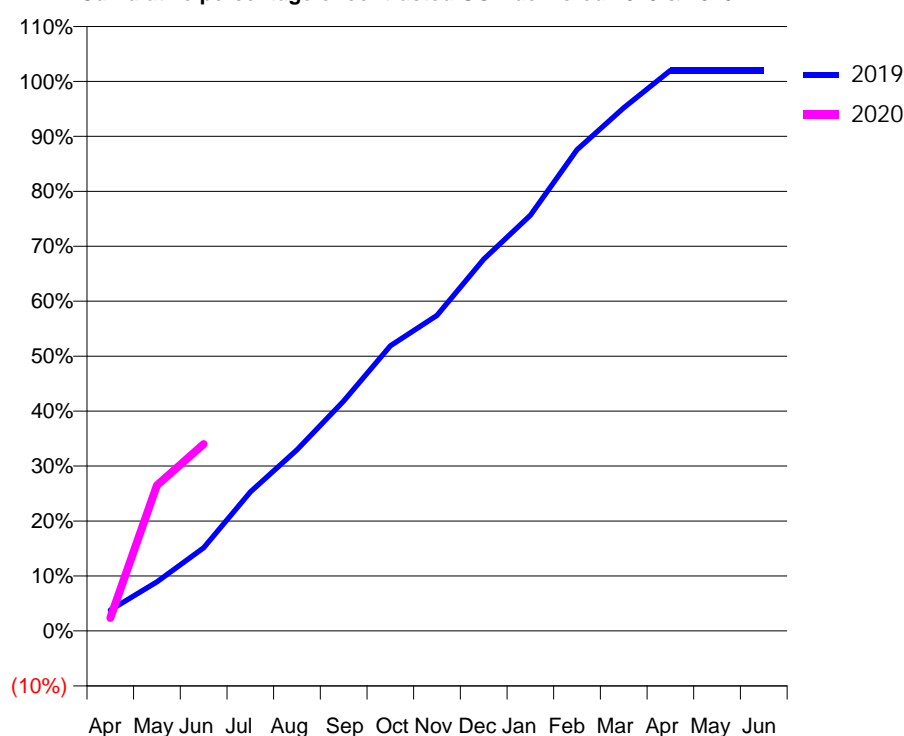
Q61 - Vital Signs Orthodontic At a Glance Contract Report for 221651/0001 - June 2019

Name or company name	MR MM PATEL	19/20 Contracted general activity (UDA)	0
Contract type name	PDS Contract	Carry forward general activity (UDA)	0
Purpose of contract	Orthodontic	19/20 Contracted orthodontic activity (UOA)	8,158
Contract start date	01/04/2006	Carry forward orthodontic activity (UOA)	0
Contract end date	30/09/2019	Baseline contract value	£560,733.82

ACCESS	Contract	England and Wales
24 month ratio of assessments to patient IDs	1.00	1.08

ACTIVITY	Contract
Contract assess and fit appliances (case starts) as a percentage of Area Team case starts	6.5 %

Cumulative percentage of contracted UOA delivered 2019 & 2020



Month	Adjusted Scheduled Activity (UOA)		
	2018	2019	2020
April	326	618	193
May	1,972	1,458	2,161
June	3,106	2,467	2,774
July	4,660	4,127	-
August	5,651	5,374	-
September	7,045	6,827	-
October	9,044	8,465	-
November	11,664	9,368	-
December	13,030	11,035	-
January	14,249	12,342	-
February	15,710	14,282	-
March	16,261	15,530	-
April	16,639	16,642	-
May	16,639	16,642	-
June	16,639	16,642	-

QUANTITY METRICS (rolling 12 month period)

	Contract Quantity	Contract Base Number	Contract *	Area Team	Region	England
% of all assessments that were assess and fit appliances (case starts)	812	927	87.6%	56.3%	57.3%	58.2%
% of all assessments that were assess and refuse	20	927	2.2%	18.2%	15.4%	12.4%
% of all assessments that were assess and review	95	927	10.2%	25.5%	27.3%	29.4%
% of case starts with a reported IOTN of 3 and Aesthetic Component of 5 or below	0	812	N/A	0.0%	0.1%	0.1%
% of case starts with a reported IOTN of 3 and Aesthetic Component of 6 or above	163	812	20.1%	5.5%	5.6%	3.9%
% of case starts with a reported IOTN of 4	596	812	73.4%	80.5%	78.8%	77.7%
% of case starts with a reported IOTN of 5	53	812	6.5%	13.6%	13.8%	16.7 %
% of concluded courses in receipt of dual-arch fixed appliances	689	736	93.6%	84.7%	79.1%	72.5%
% of concluded courses where treatment was abandoned or discontinued	30	736	4.1%	6.2%	6.2%	9.1%
% of patients satisfied with the treatment they have received	7	7	100.0%	96.0%	95.3%	95.8%

* Figures in italics indicate that the base number is less than 100.

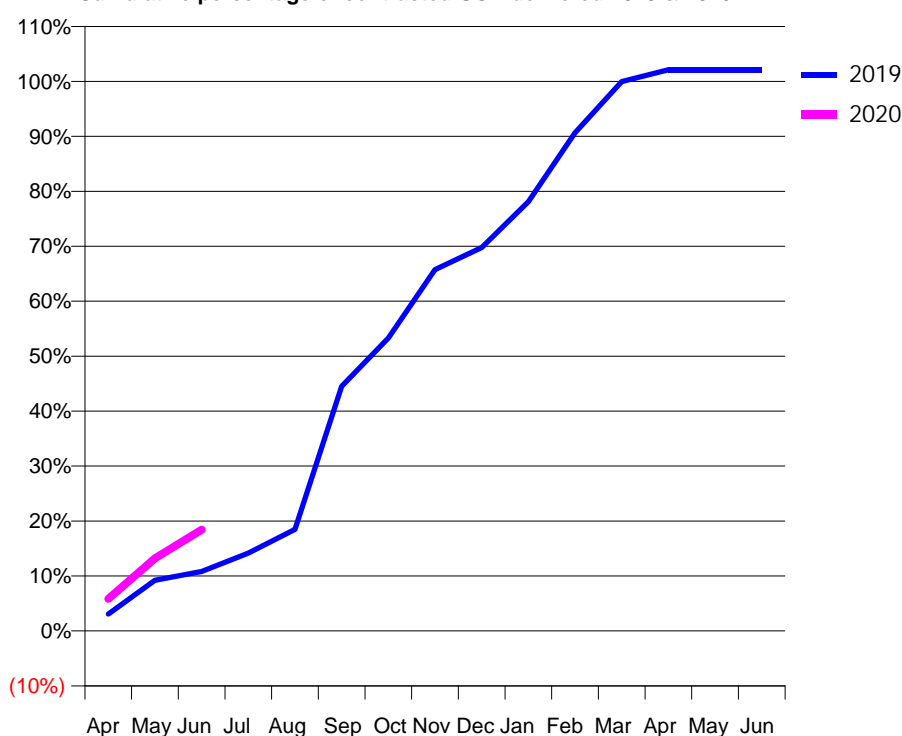
Q61 - Vital Signs Orthodontic At a Glance Contract Report for 250643/0001 - June 2019

Name or company name	MISS SY BHUIYAN	19/20 Contracted general activity (UDA)	5,300
Contract type name	GDS Contract	Carry forward general activity (UDA)	0
Purpose of contract	General and Orthodontic	19/20 Contracted orthodontic activity (UOA)	6,850
Contract start date	01/06/2015	Carry forward orthodontic activity (UOA)	0
Contract end date		Baseline contract value	£738,448.47

ACCESS	Contract	England and Wales
24 month ratio of assessments to patient IDs	1.01	1.08

ACTIVITY	Contract
Contract assess and fit appliances (case starts) as a percentage of Area Team case starts	2.8 %

Cumulative percentage of contracted UOA delivered 2019 & 2020



Month	Adjusted Scheduled Activity (UOA)		
	2018	2019	2020
April	-57	211	399
May	153	631	905
June	468	740	1,262
July	617	971	
August	934	1,265	
September	1,881	3,049	
October	2,847	3,651	
November	3,376	4,504	
December	3,840	4,778	
January	4,724	5,351	
February	4,724	6,209	
March	6,595	6,848	
April	6,910	6,995	
May	6,910	6,995	
June	6,910	6,995	

QUANTITY METRICS (rolling 12 month period)

	Contract Quantity	Contract Base Number	Contract *	Area Team	Region	England
% of all assessments that were assess and fit appliances (case starts)	351	489	71.8%	56.3%	57.3%	58.2%
% of all assessments that were assess and refuse	58	489	11.9%	18.2%	15.4%	12.4%
% of all assessments that were assess and review	80	489	16.4%	25.5%	27.3%	29.4%
% of case starts with a reported IOTN of 3 and Aesthetic Component of 5 or below	0	351	N/A	0.0%	0.1%	0.1%
% of case starts with a reported IOTN of 3 and Aesthetic Component of 6 or above	1	351	0.3%	5.5%	5.6%	3.9%
% of case starts with a reported IOTN of 4	321	351	91.5%	80.5%	78.8%	77.7%
% of case starts with a reported IOTN of 5	29	351	8.3%	13.6%	13.8%	16.7 %
% of concluded courses in receipt of dual-arch fixed appliances	0	161	N/A	84.7%	79.1%	72.5%
% of concluded courses where treatment was abandoned or discontinued	0	161	0.0%	6.2%	6.2%	9.1%
% of patients satisfied with the treatment they have received	1	1	100.0%	96.0%	95.3%	95.8%

* Figures in italics indicate that the base number is less than 100.

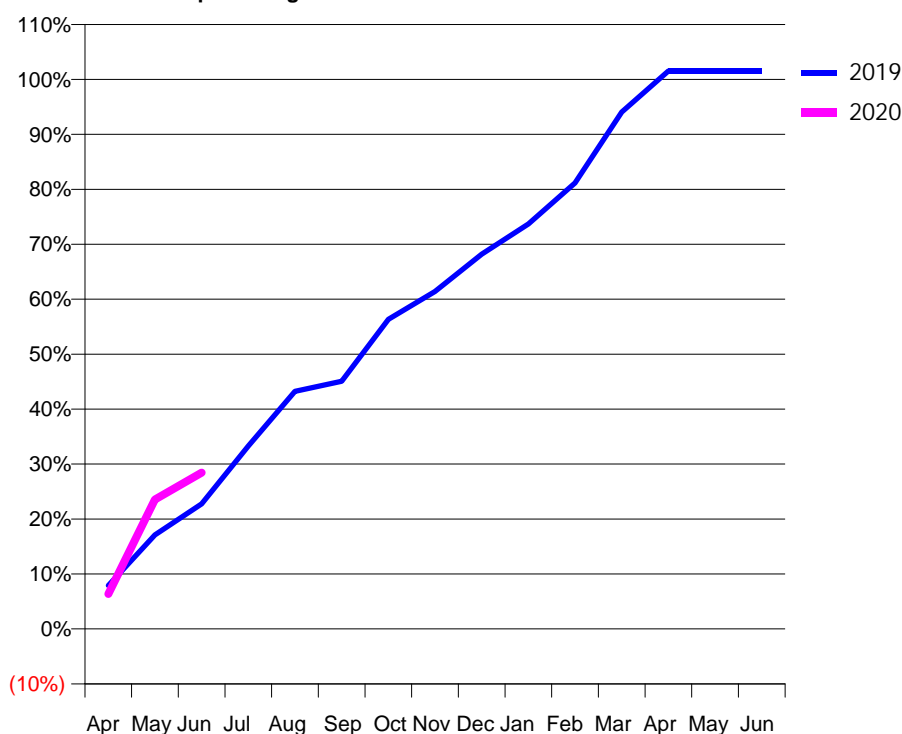
Q61 - Vital Signs Orthodontic At a Glance Contract Report for 272825/0001 - June 2019

Name or company name	MR MN TALATI	19/20 Contracted general activity (UDA)	0
Contract type name	PDS Contract	Carry forward general activity (UDA)	0
Purpose of contract	Orthodontic	19/20 Contracted orthodontic activity (UOA)	1,712
Contract start date	01/11/2008	Carry forward orthodontic activity (UOA)	0
Contract end date	30/09/2019	Baseline contract value	£123,083.72

ACCESS	Contract	England and Wales
24 month ratio of assessments to patient IDs	1.00	1.08

ACTIVITY	Contract
Contract assess and fit appliances (case starts) as a percentage of Area Team case starts	1.3 %

Cumulative percentage of contracted UOA delivered 2019 & 2020



Month	Adjusted Scheduled Activity (UOA)		
	2018	2019	2020
April	320	271	109
May	656	586	403
June	975	779	487
July	1,315	1,140	
August	1,697	1,480	
September	1,869	1,543	
October	2,356	1,929	
November	2,755	2,103	
December	3,015	2,334	
January	3,246	2,523	
February	3,288	2,779	
March	3,372	3,220	
April	3,477	3,476	
May	3,477	3,476	
June	3,477	3,476	

QUANTITY METRICS (rolling 12 month period)

	Contract Quantity	Contract Base Number	Contract *	Area Team	Region	England
% of all assessments that were assess and fit appliances (case starts)	158	158	100.0%	56.3%	57.3%	58.2%
% of all assessments that were assess and refuse	0	158	0.0%	18.2%	15.4%	12.4%
% of all assessments that were assess and review	0	158	0.0%	25.5%	27.3%	29.4%
% of case starts with a reported IOTN of 3 and Aesthetic Component of 5 or below	0	158	N/A	0.0%	0.1%	0.1%
% of case starts with a reported IOTN of 3 and Aesthetic Component of 6 or above	25	158	15.8%	5.5%	5.6%	3.9%
% of case starts with a reported IOTN of 4	111	158	70.3%	80.5%	78.8%	77.7%
% of case starts with a reported IOTN of 5	21	158	13.3%	13.6%	13.8%	16.7 %
% of concluded courses in receipt of dual-arch fixed appliances	71	145	49.0%	84.7%	79.1%	72.5%
% of concluded courses where treatment was abandoned or discontinued	12	145	8.3%	6.2%	6.2%	9.1%
% of patients satisfied with the treatment they have received	3	3	100.0%	96.0%	95.3%	95.8%

* Figures in italics indicate that the base number is less than 100.

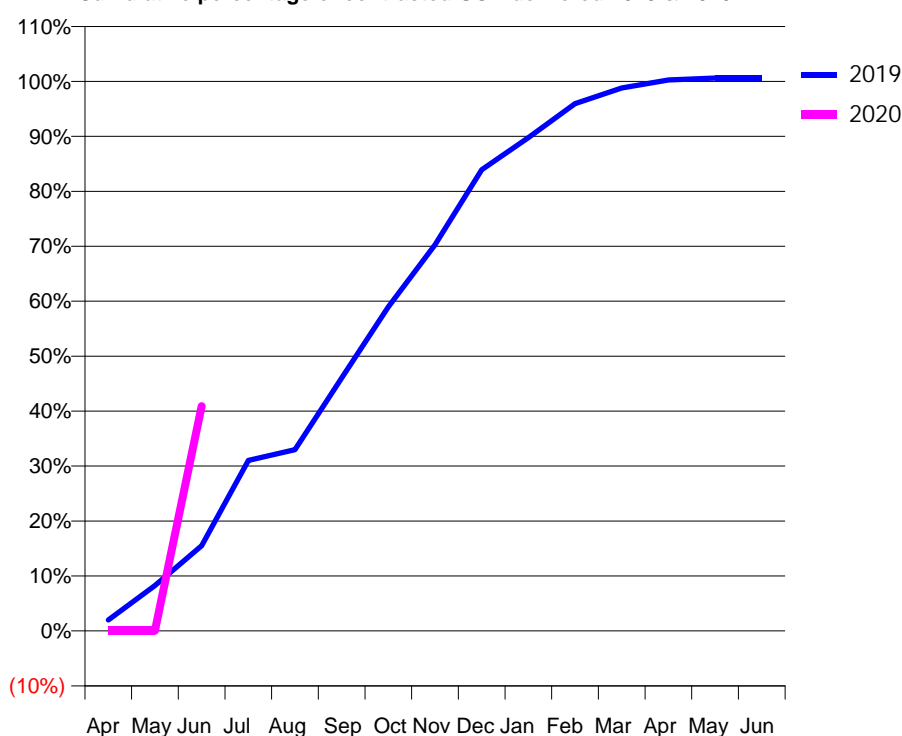
Q61 - Vital Signs Orthodontic At a Glance Contract Report for 330884/0001 - June 2019

Name or company name	MR SJ HARIA	19/20 Contracted general activity (UDA)	0
Contract type name	PDS Contract	Carry forward general activity (UDA)	0
Purpose of contract	Orthodontic	19/20 Contracted orthodontic activity (UOA)	6,808
Contract start date	01/04/2006	Carry forward orthodontic activity (UOA)	0
Contract end date	30/09/2019	Baseline contract value	£456,904.64

ACCESS	Contract	England and Wales
24 month ratio of assessments to patient IDs	1.01	1.08

ACTIVITY	Contract
Contract assess and fit appliances (case starts) as a percentage of Area Team case starts	5.4 %

Cumulative percentage of contracted UOA delivered 2019 & 2020



Month	Adjusted Scheduled Activity (UOA)		
	2018	2019	2020
April	200	272	4
May	200	1,124	4
June	3,291	2,112	2,784
July	5,488	4,223	
August	6,376	4,491	
September	6,691	6,265	
October	8,396	8,029	
November	9,639	9,566	
December	11,092	11,422	
January	11,092	12,224	
February	12,171	13,063	
March	13,335	13,453	
April	13,944	13,651	
May	13,932	13,696	
June	13,934	13,696	

QUANTITY METRICS (rolling 12 month period)

	Contract Quantity	Contract Base Number	Contract *	Area Team	Region	England
% of all assessments that were assess and fit appliances (case starts)	668	1,166	57.3%	56.3%	57.3%	58.2%
% of all assessments that were assess and refuse	290	1,166	24.9%	18.2%	15.4%	12.4%
% of all assessments that were assess and review	208	1,166	17.8%	25.5%	27.3%	29.4%
% of case starts with a reported IOTN of 3 and Aesthetic Component of 5 or below	0	668	N/A	0.0%	0.1%	0.1%
% of case starts with a reported IOTN of 3 and Aesthetic Component of 6 or above	27	668	4.0%	5.5%	5.6%	3.9%
% of case starts with a reported IOTN of 4	518	668	77.5%	80.5%	78.8%	77.7%
% of case starts with a reported IOTN of 5	123	668	18.4%	13.6%	13.8%	16.7 %
% of concluded courses in receipt of dual-arch fixed appliances	533	657	81.1%	84.7%	79.1%	72.5%
% of concluded courses where treatment was abandoned or discontinued	96	657	14.6%	6.2%	6.2%	9.1%
% of patients satisfied with the treatment they have received	2	2	100.0%	96.0%	95.3%	95.8%

* Figures in italics indicate that the base number is less than 100.

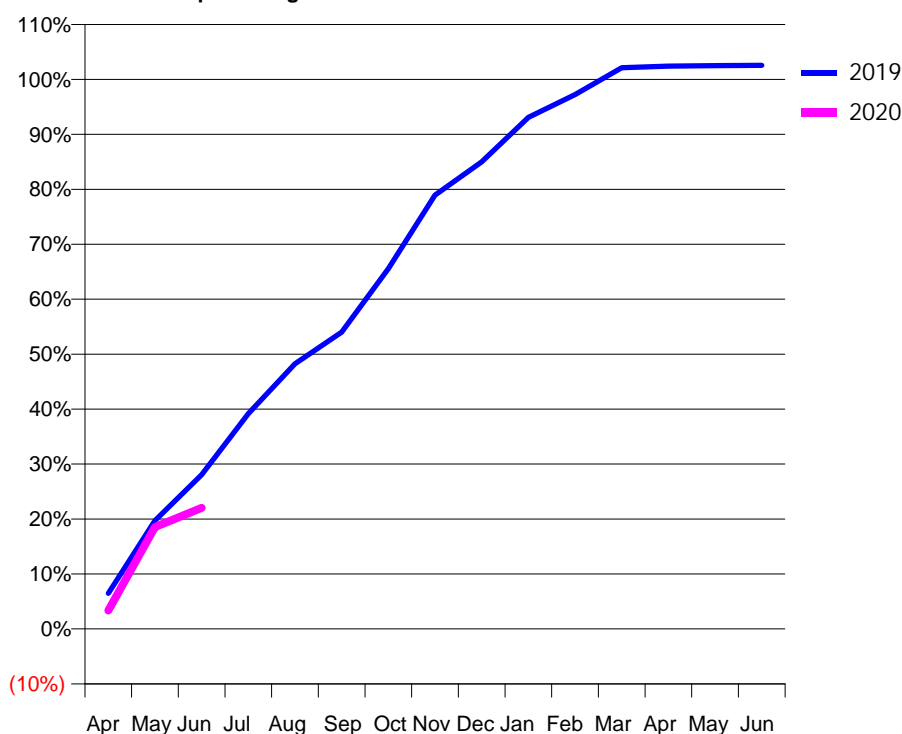
Q61 - Vital Signs Orthodontic At a Glance Contract Report for 556459/0002 - June 2019

Name or company name	MR GP DINDOL	19/20 Contracted general activity (UDA)	5,459
Contract type name	GDS Contract	Carry forward general activity (UDA)	0
Purpose of contract	General and Orthodontic	19/20 Contracted orthodontic activity (UOA)	2,491
Contract start date	19/07/2008	Carry forward orthodontic activity (UOA)	0
Contract end date		Baseline contract value	£536,411.82

ACCESS	Contract	England and Wales
24 month ratio of assessments to patient IDs	1.18	1.08

ACTIVITY	Contract
Contract assess and fit appliances (case starts) as a percentage of Area Team case starts	0.8 %

Cumulative percentage of contracted UOA delivered 2019 & 2020



Month	Adjusted Scheduled Activity (UOA)		
	2018	2019	2020
April	138	162	84
May	406	491	462
June	630	699	549
July	841	976	
August	1,152	1,202	
September	1,294	1,345	
October	1,480	1,633	
November	1,739	1,966	
December	1,957	2,117	
January	2,116	2,319	
February	2,465	2,422	
March	2,508	2,544	
April	2,520	2,551	
May	2,521	2,553	
June	2,521	2,554	

QUANTITY METRICS (rolling 12 month period)

	Contract Quantity	Contract Base Number	Contract *	Area Team	Region	England
% of all assessments that were assess and fit appliances (case starts)	102	432	23.6%	56.3%	57.3%	58.2%
% of all assessments that were assess and refuse	87	432	20.1%	18.2%	15.4%	12.4%
% of all assessments that were assess and review	243	432	56.3%	25.5%	27.3%	29.4%
% of case starts with a reported IOTN of 3 and Aesthetic Component of 5 or below	0	102	N/A	0.0%	0.1%	0.1%
% of case starts with a reported IOTN of 3 and Aesthetic Component of 6 or above	0	102	N/A	5.5%	5.6%	3.9%
% of case starts with a reported IOTN of 4	92	102	90.2%	80.5%	78.8%	77.7%
% of case starts with a reported IOTN of 5	10	102	9.8%	13.6%	13.8%	16.7 %
% of concluded courses in receipt of dual-arch fixed appliances	0	107	N/A	84.7%	79.1%	72.5%
% of concluded courses where treatment was abandoned or discontinued	7	107	6.5%	6.2%	6.2%	9.1%
% of patients satisfied with the treatment they have received	0	0	N/A	96.0%	95.3%	95.8%

* Figures in italics indicate that the base number is less than 100.

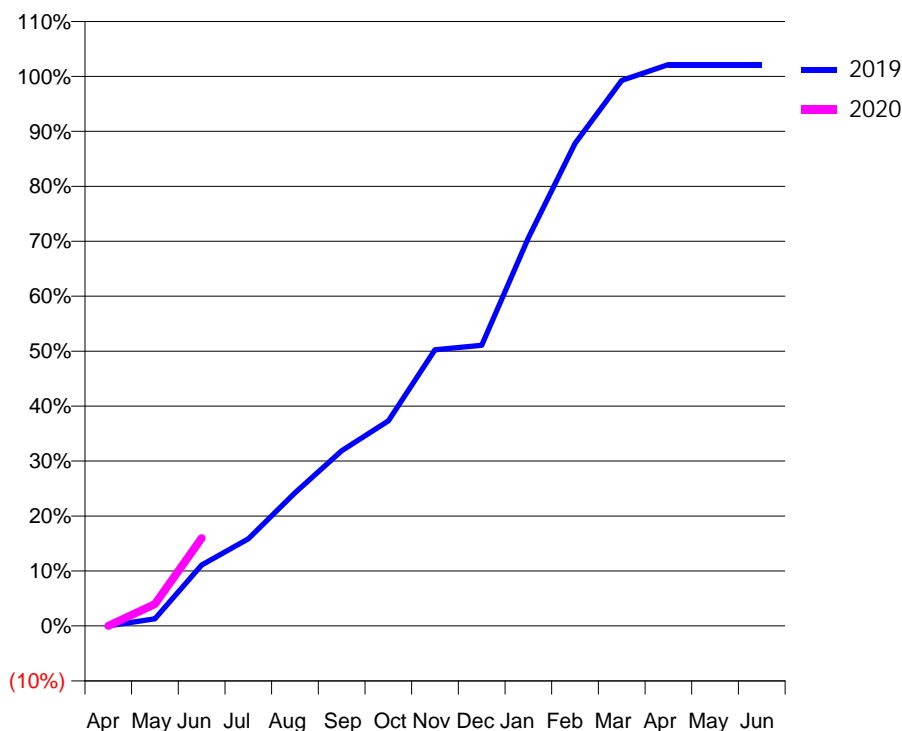
Q61 - Vital Signs Orthodontic At a Glance Contract Report for 575135/0001 - June 2019

Name or company name	MRS LC LYONS	19/20 Contracted general activity (UDA)	0
Contract type name	PDS Contract	Carry forward general activity (UDA)	0
Purpose of contract	Orthodontic	19/20 Contracted orthodontic activity (UOA)	1,576
Contract start date	01/04/2006	Carry forward orthodontic activity (UOA)	0
Contract end date	30/09/2019	Baseline contract value	£108,587.58

ACCESS	Contract	England and Wales
24 month ratio of assessments to patient IDs	1.17	1.08

ACTIVITY	Contract
Contract assess and fit appliances (case starts) as a percentage of Area Team case starts	1.1 %

Cumulative percentage of contracted UOA delivered 2019 & 2020



Month	Adjusted Scheduled Activity (UOA)		
	2018	2019	2020
April	-126	0	0
May	43	41	63
June	530	349	252
July	681	500	
August	1,018	763	
September	1,099	1,005	
October	1,455	1,176	
November	1,783	1,584	
December	1,887	1,610	
January	2,353	2,226	
February	2,605	2,767	
March	2,884	3,129	
April	2,989	3,220	
May	2,989	3,220	
June	2,989	3,220	

QUANTITY METRICS (rolling 12 month period)

	Contract Quantity	Contract Base Number	Contract *	Area Team	Region	England
% of all assessments that were assess and fit appliances (case starts)	141	303	46.5%	56.3%	57.3%	58.2%
% of all assessments that were assess and refuse	69	303	22.8%	18.2%	15.4%	12.4%
% of all assessments that were assess and review	93	303	30.7%	25.5%	27.3%	29.4%
% of case starts with a reported IOTN of 3 and Aesthetic Component of 5 or below	0	141	N/A	0.0%	0.1%	0.1%
% of case starts with a reported IOTN of 3 and Aesthetic Component of 6 or above	21	141	14.9%	5.5%	5.6%	3.9%
% of case starts with a reported IOTN of 4	83	141	58.9%	80.5%	78.8%	77.7%
% of case starts with a reported IOTN of 5	37	141	26.2%	13.6%	13.8%	16.7 %
% of concluded courses in receipt of dual-arch fixed appliances	69	95	72.6%	84.7%	79.1%	72.5%
% of concluded courses where treatment was abandoned or discontinued	17	95	17.9%	6.2%	6.2%	9.1%
% of patients satisfied with the treatment they have received	0	0	N/A	96.0%	95.3%	95.8%

* Figures in italics indicate that the base number is less than 100.

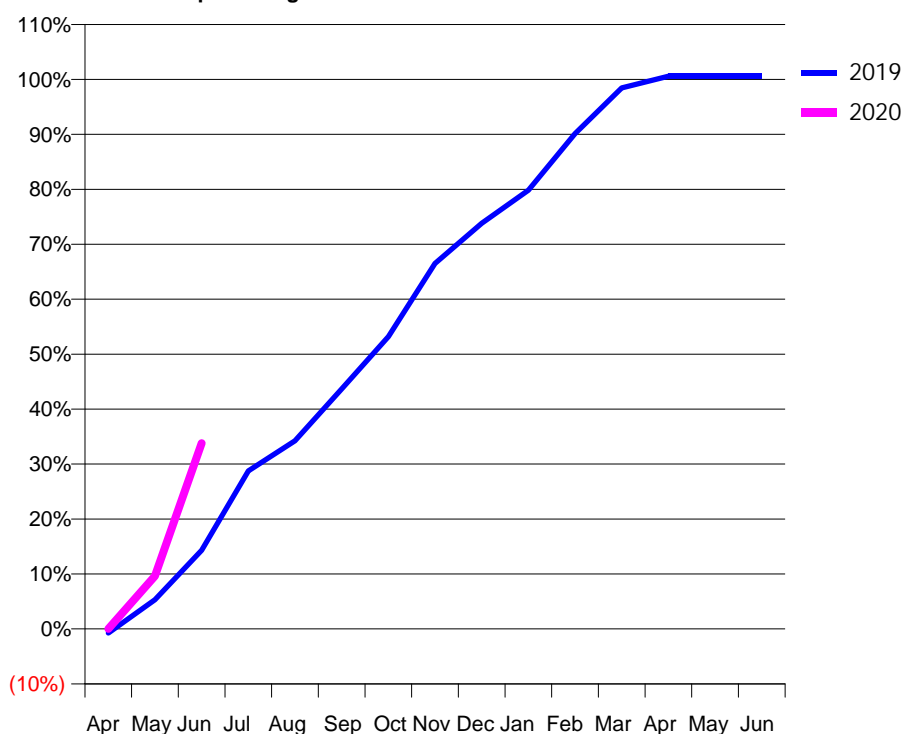
Q61 - Vital Signs Orthodontic At a Glance Contract Report for 631752/0002 - June 2019

Name or company name	Mr HA Patel	19/20 Contracted general activity (UDA)	0
Contract type name	PDS Contract	Carry forward general activity (UDA)	0
Purpose of contract	Orthodontic	19/20 Contracted orthodontic activity (UOA)	9,630
Contract start date	01/04/2006	Carry forward orthodontic activity (UOA)	0
Contract end date	30/09/2019	Baseline contract value	£646,397.64

ACCESS	Contract	England and Wales
24 month ratio of assessments to patient IDs	1.02	1.08

ACTIVITY	Contract
Contract assess and fit appliances (case starts) as a percentage of Area Team case starts	7.3 %

Cumulative percentage of contracted UOA delivered 2019 & 2020



Month	Adjusted Scheduled Activity (UOA)		
	2018	2019	2020
April	-254	-145	0
May	1,132	1,026	926
June	2,673	2,758	3,253
July	4,833	5,540	
August	6,106	6,595	
September	8,007	8,413	
October	9,605	10,243	
November	10,947	12,811	
December	13,002	14,218	
January	14,252	15,378	
February	16,261	17,355	
March	18,344	18,960	
April	19,097	19,371	
May	19,117	19,372	
June	19,116	19,371	

QUANTITY METRICS (rolling 12 month period)

	Contract Quantity	Contract Base Number	Contract *	Area Team	Region	England
% of all assessments that were assess and fit appliances (case starts)	907	2,056	44.1%	56.3%	57.3%	58.2%
% of all assessments that were assess and refuse	623	2,056	30.3%	18.2%	15.4%	12.4%
% of all assessments that were assess and review	526	2,056	25.6%	25.5%	27.3%	29.4%
% of case starts with a reported IOTN of 3 and Aesthetic Component of 5 or below	1	907	0.1%	0.0%	0.1%	0.1%
% of case starts with a reported IOTN of 3 and Aesthetic Component of 6 or above	36	907	4.0%	5.5%	5.6%	3.9%
% of case starts with a reported IOTN of 4	702	907	77.4%	80.5%	78.8%	77.7%
% of case starts with a reported IOTN of 5	167	907	18.4%	13.6%	13.8%	16.7 %
% of concluded courses in receipt of dual-arch fixed appliances	849	872	97.4%	84.7%	79.1%	72.5%
% of concluded courses where treatment was abandoned or discontinued	2	872	0.2%	6.2%	6.2%	9.1%
% of patients satisfied with the treatment they have received	15	15	100.0%	96.0%	95.3%	95.8%

* Figures in italics indicate that the base number is less than 100.

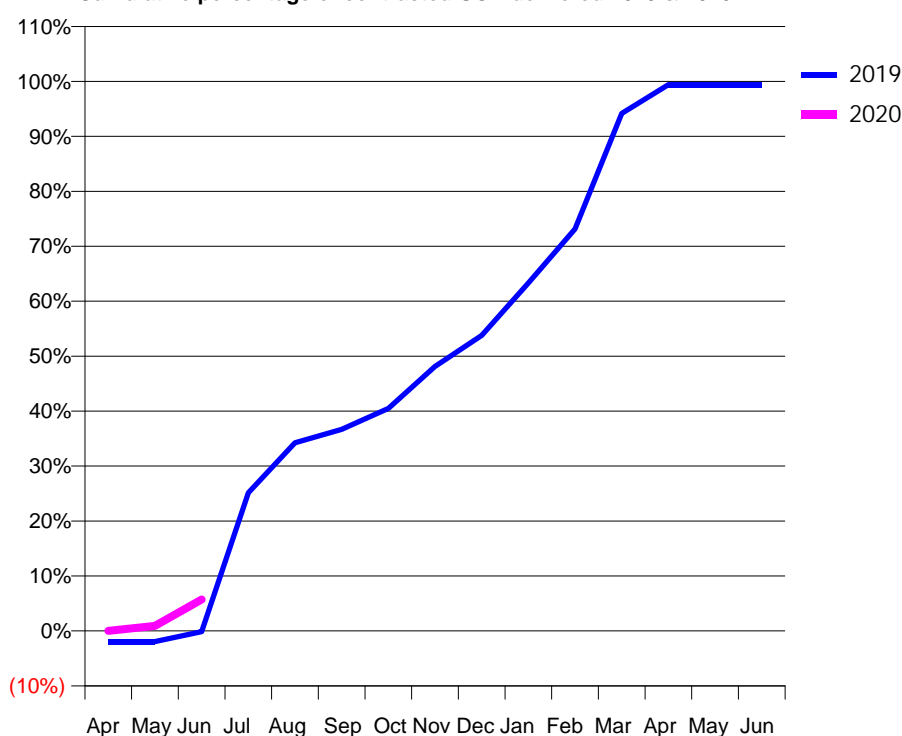
Q61 - Vital Signs Orthodontic At a Glance Contract Report for 631752/0003 - June 2019

Name or company name	Mr HA Patel	19/20 Contracted general activity (UDA)	0
Contract type name	PDS Contract	Carry forward general activity (UDA)	0
Purpose of contract	Orthodontic	19/20 Contracted orthodontic activity (UOA)	9,014
Contract start date	01/04/2006	Carry forward orthodontic activity (UOA)	0
Contract end date	30/09/2019	Baseline contract value	£619,059.04

ACCESS	Contract	England and Wales
24 month ratio of assessments to patient IDs	1.01	1.08

ACTIVITY	Contract
Contract assess and fit appliances (case starts) as a percentage of Area Team case starts	6.9 %

Cumulative percentage of contracted UOA delivered 2019 & 2020



Month	Adjusted Scheduled Activity (UOA)		
	2018	2019	2020
April	251	-354	0
May	2,867	-354	84
June	3,940	-30	516
July	6,102	4,533	
August	6,860	6,170	
September	7,744	6,615	
October	9,966	7,301	
November	11,131	8,678	
December	12,578	9,691	
January	13,635	11,416	
February	15,517	13,188	
March	16,770	16,979	
April	17,569	17,922	
May	17,653	17,922	
June	17,675	17,922	

QUANTITY METRICS (rolling 12 month period)

	Contract Quantity	Contract Base Number	Contract *	Area Team	Region	England
% of all assessments that were assess and fit appliances (case starts)	862	1,575	54.7%	56.3%	57.3%	58.2%
% of all assessments that were assess and refuse	408	1,575	25.9%	18.2%	15.4%	12.4%
% of all assessments that were assess and review	305	1,575	19.4%	25.5%	27.3%	29.4%
% of case starts with a reported IOTN of 3 and Aesthetic Component of 5 or below	1	862	0.1%	0.0%	0.1%	0.1%
% of case starts with a reported IOTN of 3 and Aesthetic Component of 6 or above	39	862	4.5%	5.5%	5.6%	3.9%
% of case starts with a reported IOTN of 4	703	862	81.6%	80.5%	78.8%	77.7%
% of case starts with a reported IOTN of 5	117	862	13.6%	13.6%	13.8%	16.7 %
% of concluded courses in receipt of dual-arch fixed appliances	692	785	88.2%	84.7%	79.1%	72.5%
% of concluded courses where treatment was abandoned or discontinued	48	785	6.1%	6.2%	6.2%	9.1%
% of patients satisfied with the treatment they have received	6	6	100.0%	96.0%	95.3%	95.8%

* Figures in italics indicate that the base number is less than 100.

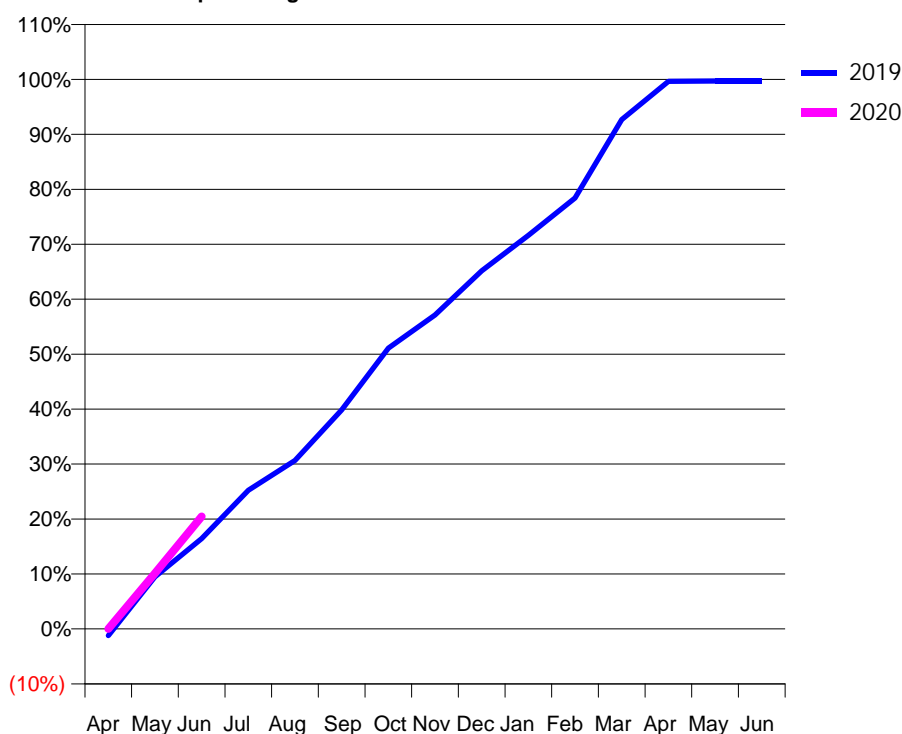
Q61 - Vital Signs Orthodontic At a Glance Contract Report for 631752/0004 - June 2019

Name or company name	MR HA PATEL	19/20 Contracted general activity (UDA)	0
Contract type name	PDS Contract	Carry forward general activity (UDA)	0
Purpose of contract	Orthodontic	19/20 Contracted orthodontic activity (UOA)	12,840
Contract start date	01/04/2006	Carry forward orthodontic activity (UOA)	0
Contract end date	30/09/2019	Baseline contract value	£886,466.80

ACCESS	Contract	England and Wales
24 month ratio of assessments to patient IDs	1.01	1.08

ACTIVITY	Contract
Contract assess and fit appliances (case starts) as a percentage of Area Team case starts	9.1 %

Cumulative percentage of contracted UOA delivered 2019 & 2020



Month	Adjusted Scheduled Activity (UOA)		
	2018	2019	2020
April	580	-317	0
May	3,924	2,431	1,302
June	5,465	4,220	2,627
July	8,182	6,478	
August	9,988	7,872	
September	12,058	10,232	
October	15,131	13,122	
November	17,544	14,663	
December	19,120	16,737	
January	20,837	18,391	
February	21,763	20,139	
March	22,951	23,803	
April	25,347	25,582	
May	25,347	25,603	
June	25,347	25,602	

QUANTITY METRICS (rolling 12 month period)

	Contract Quantity	Contract Base Number	Contract *	Area Team	Region	England
% of all assessments that were assess and fit appliances (case starts)	1,127	1,746	64.5%	56.3%	57.3%	58.2%
% of all assessments that were assess and refuse	323	1,746	18.5%	18.2%	15.4%	12.4%
% of all assessments that were assess and review	296	1,746	17.0%	25.5%	27.3%	29.4%
% of case starts with a reported IOTN of 3 and Aesthetic Component of 5 or below	0	1,127	N/A	0.0%	0.1%	0.1%
% of case starts with a reported IOTN of 3 and Aesthetic Component of 6 or above	37	1,127	3.3%	5.5%	5.6%	3.9%
% of case starts with a reported IOTN of 4	911	1,127	80.8%	80.5%	78.8%	77.7%
% of case starts with a reported IOTN of 5	179	1,127	15.9%	13.6%	13.8%	16.7 %
% of concluded courses in receipt of dual-arch fixed appliances	1,074	1,122	95.7%	84.7%	79.1%	72.5%
% of concluded courses where treatment was abandoned or discontinued	34	1,122	3.0%	6.2%	6.2%	9.1%
% of patients satisfied with the treatment they have received	13	13	100.0%	96.0%	95.3%	95.8%

* Figures in italics indicate that the base number is less than 100.

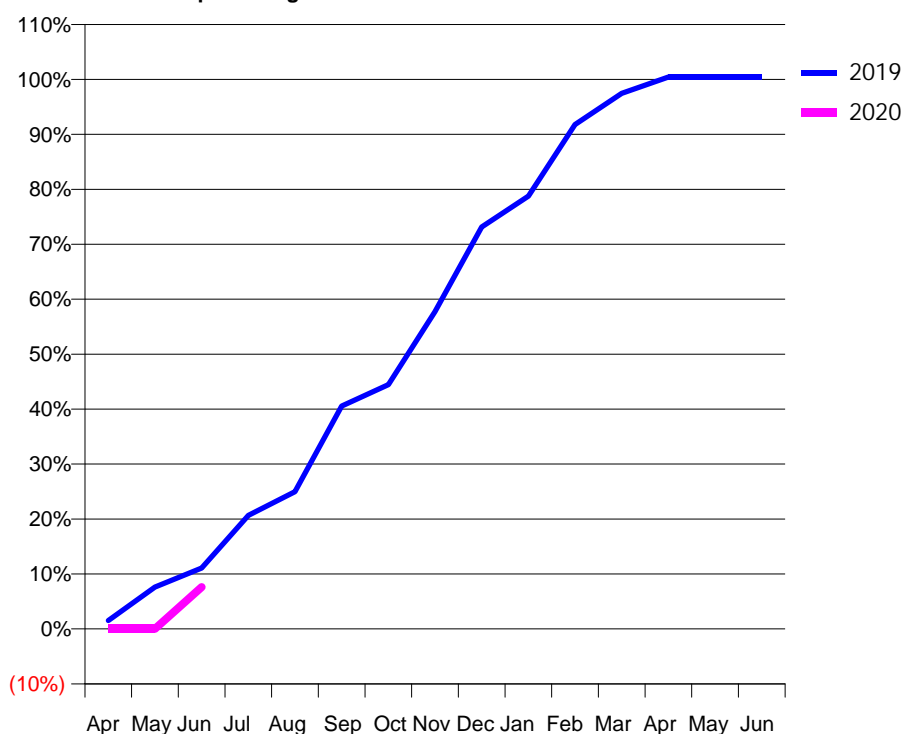
Q61 - Vital Signs Orthodontic At a Glance Contract Report for 631752/0005 - June 2019

Name or company name	Angle House Orthodontics Ltd.	19/20 Contracted general activity (UDA)	0
Contract type name	PDS Contract	Carry forward general activity (UDA)	0
Purpose of contract	Orthodontic	19/20 Contracted orthodontic activity (UOA)	3,000
Contract start date	01/04/2015	Carry forward orthodontic activity (UOA)	0
Contract end date	30/09/2019	Baseline contract value	£186,434.96

ACCESS	Contract	England and Wales
24 month ratio of assessments to patient IDs	1.00	1.08

ACTIVITY	Contract
Contract assess and fit appliances (case starts) as a percentage of Area Team case starts	2.1 %

Cumulative percentage of contracted UOA delivered 2019 & 2020



Month	Adjusted Scheduled Activity (UOA)		
	2018	2019	2020
April	24	93	0
May	255	457	0
June	459	664	229
July	459	1,240	
August	459	1,499	
September	1,693	2,434	
October	2,126	2,666	
November	2,528	3,465	
December	3,327	4,389	
January	3,984	4,726	
February	4,552	5,507	
March	5,924	5,846	
April	6,071	6,025	
May	6,093	6,025	
June	6,093	6,025	

QUANTITY METRICS (rolling 12 month period)

	Contract Quantity	Contract Base Number	Contract *	Area Team	Region	England
% of all assessments that were assess and fit appliances (case starts)	259	410	63.2%	56.3%	57.3%	58.2%
% of all assessments that were assess and refuse	111	410	27.1%	18.2%	15.4%	12.4%
% of all assessments that were assess and review	40	410	9.8%	25.5%	27.3%	29.4%
% of case starts with a reported IOTN of 3 and Aesthetic Component of 5 or below	0	259	N/A	0.0%	0.1%	0.1%
% of case starts with a reported IOTN of 3 and Aesthetic Component of 6 or above	23	259	8.9%	5.5%	5.6%	3.9%
% of case starts with a reported IOTN of 4	206	259	79.5%	80.5%	78.8%	77.7%
% of case starts with a reported IOTN of 5	30	259	11.6%	13.6%	13.8%	16.7 %
% of concluded courses in receipt of dual-arch fixed appliances	145	153	94.8%	84.7%	79.1%	72.5%
% of concluded courses where treatment was abandoned or discontinued	8	153	5.2%	6.2%	6.2%	9.1%
% of patients satisfied with the treatment they have received	0	0	N/A	96.0%	95.3%	95.8%

* Figures in italics indicate that the base number is less than 100.

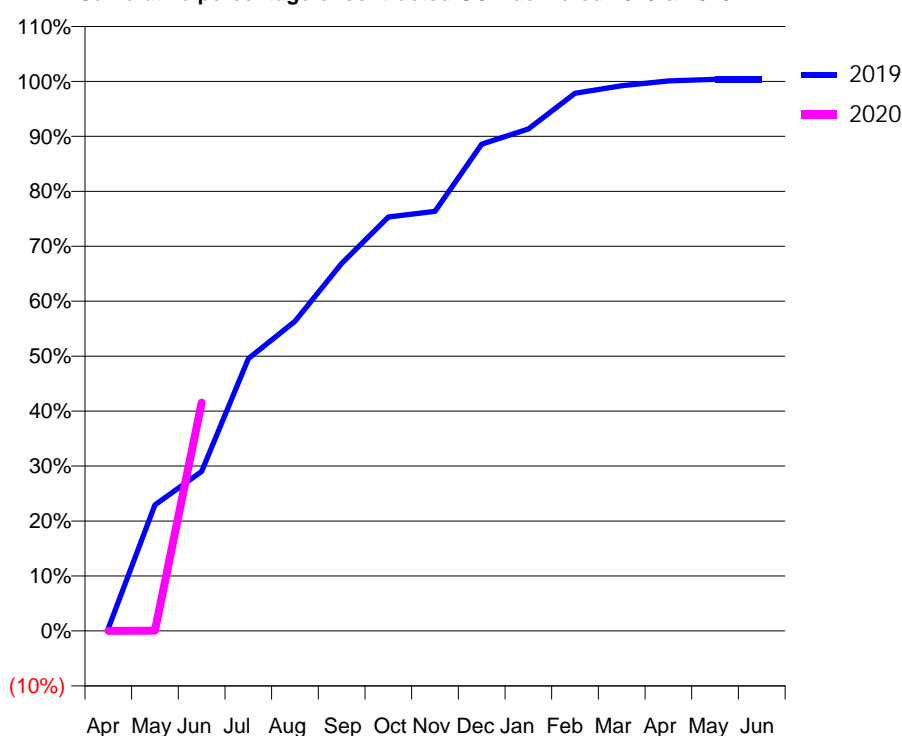
Q61 - Vital Signs Orthodontic At a Glance Contract Report for 638390/0001 - June 2019

Name or company name	Angle House Orthodontic Chingford	19/20 Contracted general activity (UDA)	0
Contract type name	PDS Contract	Carry forward general activity (UDA)	0
Purpose of contract	Orthodontic	19/20 Contracted orthodontic activity (UOA)	3,008
Contract start date	01/04/2006	Carry forward orthodontic activity (UOA)	0
Contract end date	30/09/2019	Baseline contract value	£205,852.44

ACCESS	Contract	England and Wales
24 month ratio of assessments to patient IDs	1.01	1.08

ACTIVITY	Contract
Contract assess and fit appliances (case starts) as a percentage of Area Team case starts	2.0 %

Cumulative percentage of contracted UOA delivered 2019 & 2020



Month	Adjusted Scheduled Activity (UOA)		
	2018	2019	2020
April	46	30	0
May	46	1,381	1
June	1,595	1,745	1,250
July	2,314	2,983	
August	3,320	3,390	
September	3,743	4,023	
October	4,584	4,531	
November	4,864	4,594	
December	5,331	5,329	
January	5,751	5,497	
February	5,983	5,887	
March	5,983	5,969	
April	6,004	6,021	
May	6,047	6,039	
June	6,047	6,039	

QUANTITY METRICS (rolling 12 month period)

	Contract Quantity	Contract Base Number	Contract *	Area Team	Region	England
% of all assessments that were assess and fit appliances (case starts)	252	539	46.8%	56.3%	57.3%	58.2%
% of all assessments that were assess and refuse	52	539	9.6%	18.2%	15.4%	12.4%
% of all assessments that were assess and review	235	539	43.6%	25.5%	27.3%	29.4%
% of case starts with a reported IOTN of 3 and Aesthetic Component of 5 or below	0	252	N/A	0.0%	0.1%	0.1%
% of case starts with a reported IOTN of 3 and Aesthetic Component of 6 or above	6	252	2.4%	5.5%	5.6%	3.9%
% of case starts with a reported IOTN of 4	204	252	81.0%	80.5%	78.8%	77.7%
% of case starts with a reported IOTN of 5	42	252	16.7%	13.6%	13.8%	16.7 %
% of concluded courses in receipt of dual-arch fixed appliances	281	295	95.3%	84.7%	79.1%	72.5%
% of concluded courses where treatment was abandoned or discontinued	12	295	4.1%	6.2%	6.2%	9.1%
% of patients satisfied with the treatment they have received	1	1	100.0%	96.0%	95.3%	95.8%

* Figures in italics indicate that the base number is less than 100.

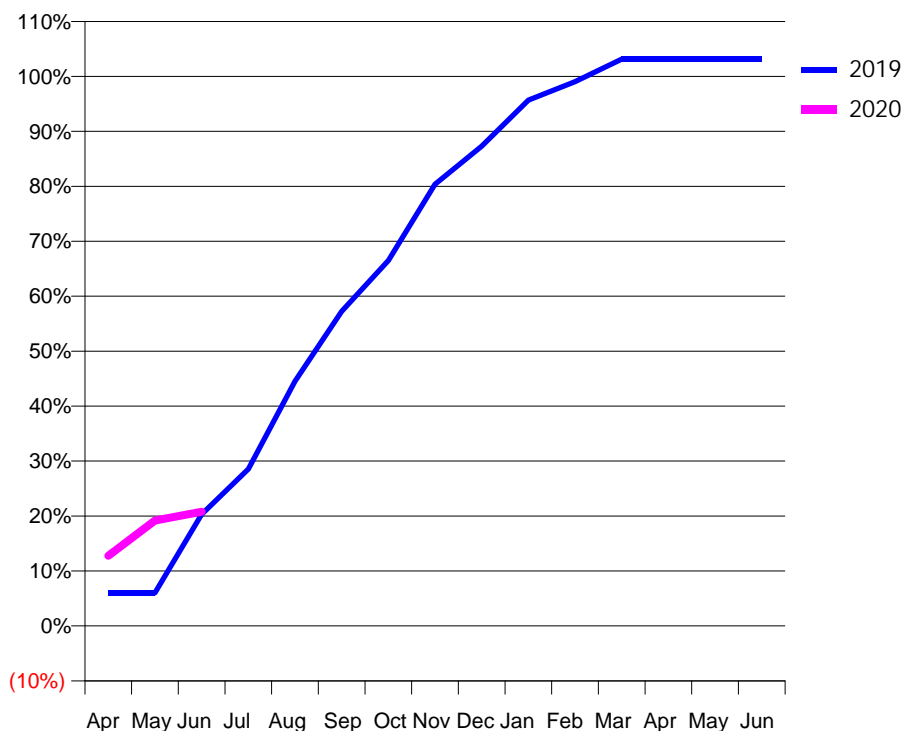
Q61 - Vital Signs Orthodontic At a Glance Contract Report for 650242/0001 - June 2019

Name or company name	MR H SHAH	19/20 Contracted general activity (UDA)	27,477
Contract type name	GDS Contract	Carry forward general activity (UDA)	0
Purpose of contract	General and Orthodontic	19/20 Contracted orthodontic activity (UOA)	1,314
Contract start date	01/04/2006	Carry forward orthodontic activity (UOA)	0
Contract end date		Baseline contract value	£918,032.80

ACCESS	Contract	England and Wales
24 month ratio of assessments to patient IDs	1.11	1.08

ACTIVITY	Contract
Contract assess and fit appliances (case starts) as a percentage of Area Team case starts	0.4 %

Cumulative percentage of contracted UOA delivered 2019 & 2020



Month	Adjusted Scheduled Activity (UOA)		
	2018	2019	2020
April	45	79	168
May	170	79	252
June	173	267	273
July	282	375	
August	482	585	
September	597	752	
October	685	874	
November	821	1,056	
December	948	1,147	
January	1,079	1,257	
February	1,279	1,301	
March	1,342	1,355	
April	1,347	1,355	
May	1,347	1,355	
June	1,347	1,355	

QUANTITY METRICS (rolling 12 month period)

	Contract Quantity	Contract Base Number	Contract *	Area Team	Region	England
% of all assessments that were assess and fit appliances (case starts)	53	317	16.7%	56.3%	57.3%	58.2%
% of all assessments that were assess and refuse	73	317	23.0%	18.2%	15.4%	12.4%
% of all assessments that were assess and review	191	317	60.3%	25.5%	27.3%	29.4%
% of case starts with a reported IOTN of 3 and Aesthetic Component of 5 or below	0	53	<i>N/A</i>	0.0%	0.1%	0.1%
% of case starts with a reported IOTN of 3 and Aesthetic Component of 6 or above	0	53	<i>N/A</i>	5.5%	5.6%	3.9%
% of case starts with a reported IOTN of 4	48	53	90.6%	80.5%	78.8%	77.7%
% of case starts with a reported IOTN of 5	5	53	9.4%	13.6%	13.8%	16.7 %
% of concluded courses in receipt of dual-arch fixed appliances	52	55	94.5%	84.7%	79.1%	72.5%
% of concluded courses where treatment was abandoned or discontinued	2	55	3.6%	6.2%	6.2%	9.1%
% of patients satisfied with the treatment they have received	0	0	<i>N/A</i>	96.0%	95.3%	95.8%

* Figures in italics indicate that the base number is less than 100.

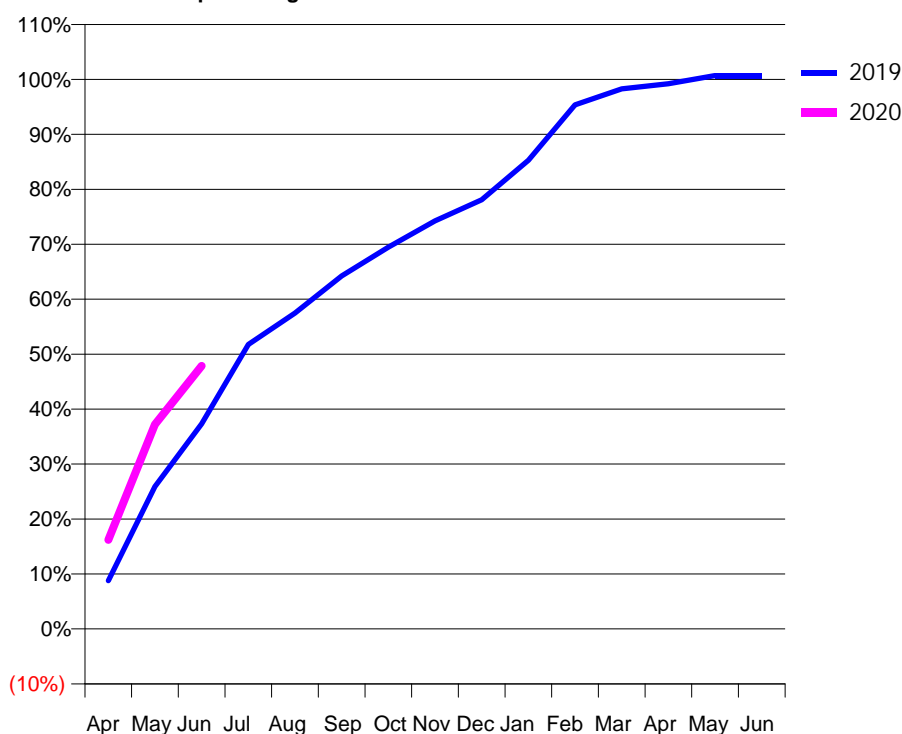
Q61 - Vital Signs Orthodontic At a Glance Contract Report for 822507/0001 - June 2019

Name or company name	MR Y DANIEL	19/20 Contracted general activity (UDA)	0
Contract type name	PDS Contract	Carry forward general activity (UDA)	0
Purpose of contract	Orthodontic	19/20 Contracted orthodontic activity (UOA)	2,208
Contract start date	01/04/2006	Carry forward orthodontic activity (UOA)	0
Contract end date	30/09/2019	Baseline contract value	£148,213.76

ACCESS	Contract	England and Wales
24 month ratio of assessments to patient IDs	1.04	1.08

ACTIVITY	Contract
Contract assess and fit appliances (case starts) as a percentage of Area Team case starts	1.5 %

Cumulative percentage of contracted UOA delivered 2019 & 2020



Month	Adjusted Scheduled Activity (UOA)		
	2018	2019	2020
April	788	388	358
May	1,976	1,144	822
June	2,246	1,648	1,057
July	2,974	2,287	
August	3,150	2,539	
September	3,673	2,837	
October	3,950	3,068	
November	4,108	3,280	
December	4,198	3,450	
January	4,225	3,767	
February	4,378	4,212	
March	4,424	4,341	
April	4,424	4,383	
May	4,424	4,448	
June	4,423	4,448	

QUANTITY METRICS (rolling 12 month period)

	Contract Quantity	Contract Base Number	Contract *	Area Team	Region	England
% of all assessments that were assess and fit appliances (case starts)	183	184	99.5%	56.3%	57.3%	58.2%
% of all assessments that were assess and refuse	1	184	0.5%	18.2%	15.4%	12.4%
% of all assessments that were assess and review	0	184	0.0%	25.5%	27.3%	29.4%
% of case starts with a reported IOTN of 3 and Aesthetic Component of 5 or below	1	183	0.5%	0.0%	0.1%	0.1%
% of case starts with a reported IOTN of 3 and Aesthetic Component of 6 or above	15	183	8.2%	5.5%	5.6%	3.9%
% of case starts with a reported IOTN of 4	160	183	87.4%	80.5%	78.8%	77.7%
% of case starts with a reported IOTN of 5	5	183	2.7%	13.6%	13.8%	16.7 %
% of concluded courses in receipt of dual-arch fixed appliances	115	135	85.2%	84.7%	79.1%	72.5%
% of concluded courses where treatment was abandoned or discontinued	4	135	3.0%	6.2%	6.2%	9.1%
% of patients satisfied with the treatment they have received	7	7	100.0%	96.0%	95.3%	95.8%

* Figures in italics indicate that the base number is less than 100.

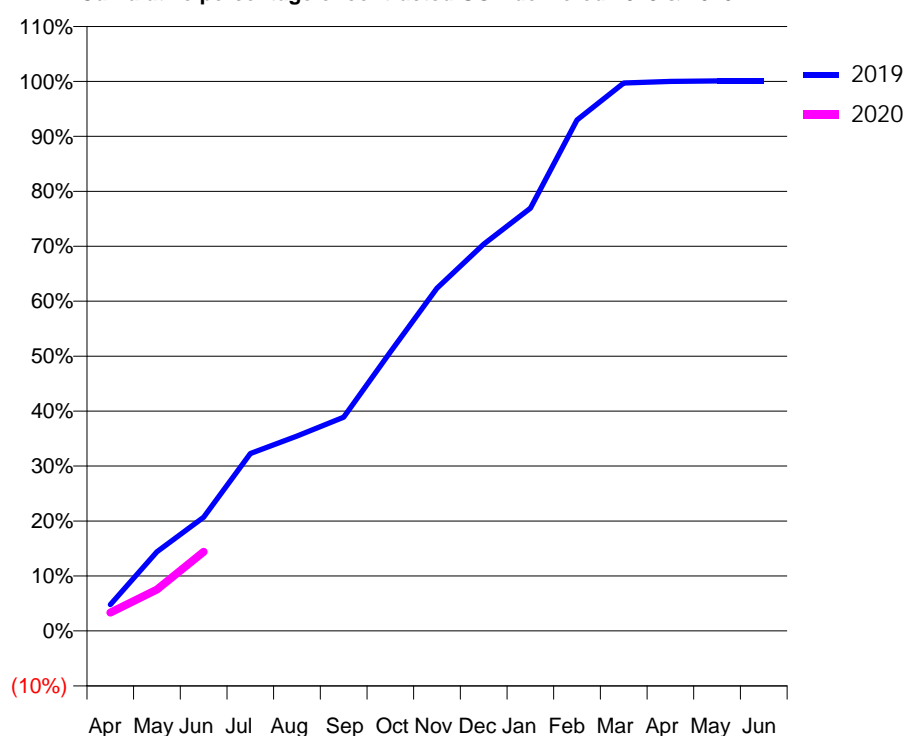
Q61 - Vital Signs Orthodontic At a Glance Contract Report for 917079/0001 - June 2019

Name or company name	MRS A LEE	19/20 Contracted general activity (UDA)	9,302
Contract type name	GDS Contract	Carry forward general activity (UDA)	0
Purpose of contract	General and Orthodontic	19/20 Contracted orthodontic activity (UOA)	1,353
Contract start date	01/04/2006	Carry forward orthodontic activity (UOA)	0
Contract end date		Baseline contract value	£387,496.54

ACCESS	Contract	England and Wales
24 month ratio of assessments to patient IDs	1.03	1.08

ACTIVITY	Contract
Contract assess and fit appliances (case starts) as a percentage of Area Team case starts	0.5 %

Cumulative percentage of contracted UOA delivered 2019 & 2020



Month	Adjusted Scheduled Activity (UOA)		
	2018	2019	2020
April	28	65	45
May	159	195	102
June	229	280	195
July	509	437	
August	597	480	
September	641	526	
October	689	687	
November	822	844	
December	929	952	
January	994	1,041	
February	1,197	1,258	
March	1,375	1,349	
April	1,416	1,353	
May	1,416	1,354	
June	1,416	1,354	

QUANTITY METRICS (rolling 12 month period)

	Contract Quantity	Contract Base Number	Contract *	Area Team	Region	England
% of all assessments that were assess and fit appliances (case starts)	58	145	40.0%	56.3%	57.3%	58.2%
% of all assessments that were assess and refuse	35	145	24.1%	18.2%	15.4%	12.4%
% of all assessments that were assess and review	52	145	35.9%	25.5%	27.3%	29.4%
% of case starts with a reported IOTN of 3 and Aesthetic Component of 5 or below	0	58	<i>N/A</i>	0.0%	0.1%	0.1%
% of case starts with a reported IOTN of 3 and Aesthetic Component of 6 or above	2	58	3.4%	5.5%	5.6%	3.9%
% of case starts with a reported IOTN of 4	39	58	67.2%	80.5%	78.8%	77.7%
% of case starts with a reported IOTN of 5	16	58	27.6%	13.6%	13.8%	16.7 %
% of concluded courses in receipt of dual-arch fixed appliances	1	40	2.5%	84.7%	79.1%	72.5%
% of concluded courses where treatment was abandoned or discontinued	4	40	10.0%	6.2%	6.2%	9.1%
% of patients satisfied with the treatment they have received	0	0	<i>N/A</i>	96.0%	95.3%	95.8%

* Figures in italics indicate that the base number is less than 100.

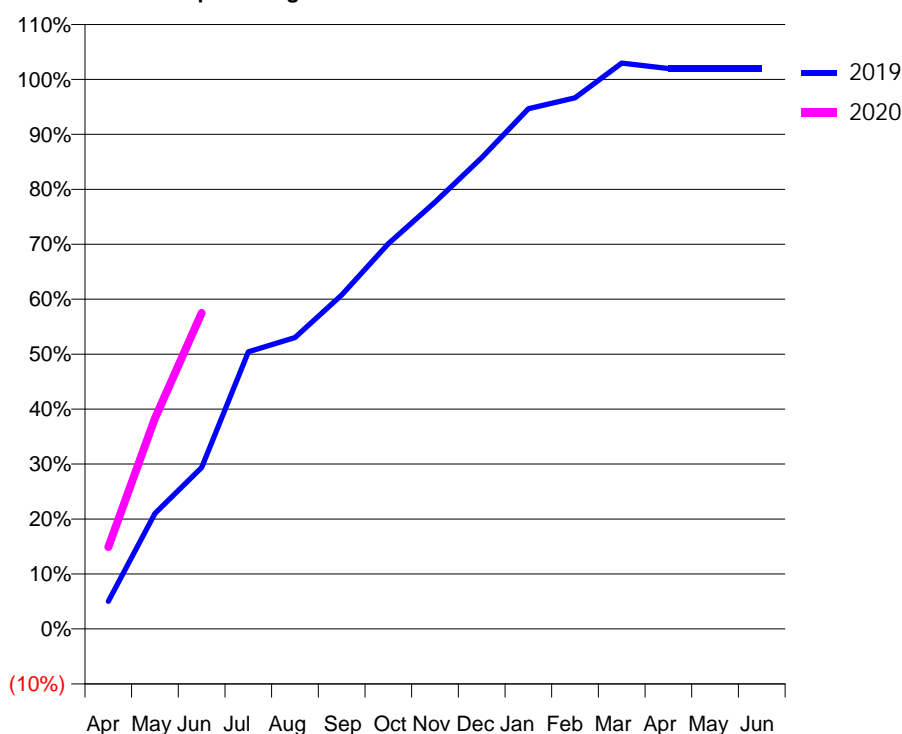
Q61 - Vital Signs Orthodontic At a Glance Contract Report for 967114/0001 - June 2019

Name or company name	MR A BOU SABA	19/20 Contracted general activity (UDA)	0
Contract type name	PDS Contract	Carry forward general activity (UDA)	0
Purpose of contract	Orthodontic	19/20 Contracted orthodontic activity (UOA)	2,148
Contract start date	24/01/2007	Carry forward orthodontic activity (UOA)	0
Contract end date	30/09/2019	Baseline contract value	£147,931.32

ACCESS	Contract	England and Wales
24 month ratio of assessments to patient IDs	1.04	1.08

ACTIVITY	Contract
Contract assess and fit appliances (case starts) as a percentage of Area Team case starts	1.6 %

Cumulative percentage of contracted UOA delivered 2019 & 2020



Month	Adjusted Scheduled Activity (UOA)		
	2018	2019	2020
April	64	216	320
May	386	902	823
June	745	1,262	1,235
July	1,506	2,166	
August	1,777	2,277	
September	2,121	2,609	
October	2,512	3,012	
November	2,946	3,336	
December	3,381	3,683	
January	3,669	4,065	
February	4,019	4,151	
March	4,044	4,422	
April	4,392	4,380	
May	4,393	4,380	
June	4,394	4,380	

QUANTITY METRICS (rolling 12 month period)

	Contract Quantity	Contract Base Number	Contract *	Area Team	Region	England
% of all assessments that were assess and fit appliances (case starts)	198	579	34.2%	56.3%	57.3%	58.2%
% of all assessments that were assess and refuse	134	579	23.1%	18.2%	15.4%	12.4%
% of all assessments that were assess and review	247	579	42.7%	25.5%	27.3%	29.4%
% of case starts with a reported IOTN of 3 and Aesthetic Component of 5 or below	0	198	N/A	0.0%	0.1%	0.1%
% of case starts with a reported IOTN of 3 and Aesthetic Component of 6 or above	21	198	10.6%	5.5%	5.6%	3.9%
% of case starts with a reported IOTN of 4	153	198	77.3%	80.5%	78.8%	77.7%
% of case starts with a reported IOTN of 5	23	198	11.6%	13.6%	13.8%	16.7 %
% of concluded courses in receipt of dual-arch fixed appliances	133	156	85.3%	84.7%	79.1%	72.5%
% of concluded courses where treatment was abandoned or discontinued	21	156	13.5%	6.2%	6.2%	9.1%
% of patients satisfied with the treatment they have received	9	9	100.0%	96.0%	95.3%	95.8%

* Figures in italics indicate that the base number is less than 100.

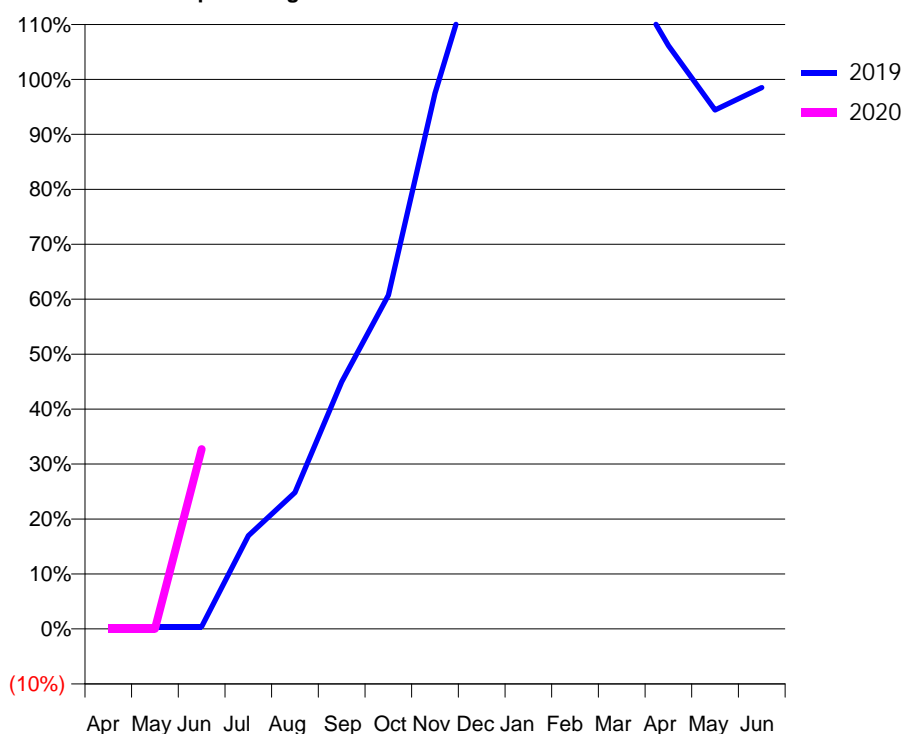
Q61 - Vital Signs Orthodontic At a Glance Contract Report for 968994/0001 - June 2019

Name or company name	MR A ALVANOS	19/20 Contracted general activity (UDA)	0
Contract type name	PDS Contract	Carry forward general activity (UDA)	0
Purpose of contract	Orthodontic	19/20 Contracted orthodontic activity (UOA)	1,616
Contract start date	01/08/2008	Carry forward orthodontic activity (UOA)	0
Contract end date	30/09/2019	Baseline contract value	£111,321.30

ACCESS	Contract	England and Wales
24 month ratio of assessments to patient IDs	1.00	1.08

ACTIVITY	Contract
Contract assess and fit appliances (case starts) as a percentage of Area Team case starts	2.0 %

Cumulative percentage of contracted UOA delivered 2019 & 2020



Month	Adjusted Scheduled Activity (UOA)		
	2018	2019	2020
April	-92	14	0
May	-71	14	0
June	-71	14	529
July	-71	549	
August	1,200	803	
September	1,999	1,453	
October	2,125	1,963	
November	2,188	3,151	
December	2,494	4,053	
January	2,494	4,053	
February	2,731	4,053	
March	2,735	3,906	
April	3,222	3,431	
May	3,247	3,053	
June	3,247	3,185	

QUANTITY METRICS (rolling 12 month period)

	Contract Quantity	Contract Base Number	Contract *	Area Team	Region	England
% of all assessments that were assess and fit appliances (case starts)	250	250	100.0%	56.3%	57.3%	58.2%
% of all assessments that were assess and refuse	0	250	0.0%	18.2%	15.4%	12.4%
% of all assessments that were assess and review	0	250	0.0%	25.5%	27.3%	29.4%
% of case starts with a reported IOTN of 3 and Aesthetic Component of 5 or below	1	250	0.4%	0.0%	0.1%	0.1%
% of case starts with a reported IOTN of 3 and Aesthetic Component of 6 or above	38	250	15.2%	5.5%	5.6%	3.9%
% of case starts with a reported IOTN of 4	201	250	80.4%	80.5%	78.8%	77.7%
% of case starts with a reported IOTN of 5	10	250	4.0%	13.6%	13.8%	16.7 %
% of concluded courses in receipt of dual-arch fixed appliances	181	205	88.3%	84.7%	79.1%	72.5%
% of concluded courses where treatment was abandoned or discontinued	6	205	2.9%	6.2%	6.2%	9.1%
% of patients satisfied with the treatment they have received	1	1	100.0%	96.0%	95.3%	95.8%

* Figures in italics indicate that the base number is less than 100.

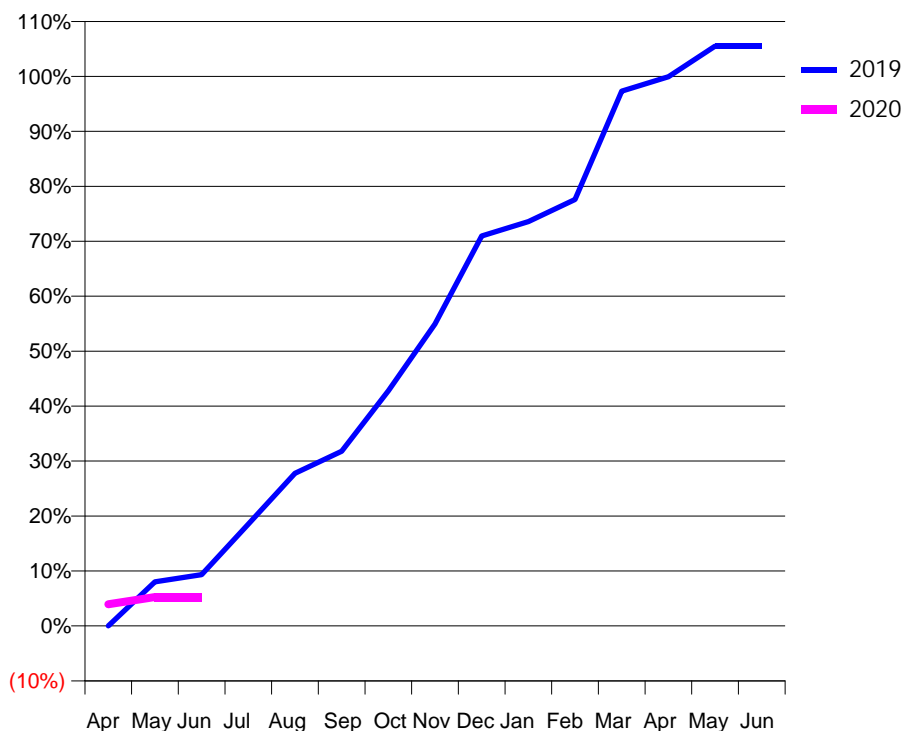
Q62 - Vital Signs Orthodontic At a Glance Contract Report for 101370/0045 - June 2019

Name or company name	Petrie Tucker & Partners Ltd	19/20 Contracted general activity (UDA)	19,022
Contract type name	GDS Contract	Carry forward general activity (UDA)	0
Purpose of contract	General and Orthodontic	19/20 Contracted orthodontic activity (UOA)	1,598
Contract start date	01/04/2006	Carry forward orthodontic activity (UOA)	0
Contract end date		Baseline contract value	£695,186.05

ACCESS	Contract	England and Wales
24 month ratio of assessments to patient IDs	1.02	1.08

ACTIVITY	Contract
Contract assess and fit appliances (case starts) as a percentage of Area Team case starts	1.2 %

Cumulative percentage of contracted UOA delivered 2019 & 2020



Month	Adjusted Scheduled Activity (UOA)		
	2018	2019	2020
April	0	0	63
May	42	128	84
June	42	149	84
July	509	296	
August	703	444	
September	829	508	
October	1,018	684	
November	1,207	878	
December	1,333	1,134	
January	1,375	1,176	
February	1,481	1,240	
March	1,483	1,555	
April	1,483	1,597	
May	1,483	1,686	
June	1,483	1,686	

QUANTITY METRICS (rolling 12 month period)

	Contract Quantity	Contract Base Number	Contract *	Area Team	Region	England
% of all assessments that were assess and fit appliances (case starts)	77	103	74.8%	65.1%	57.3%	58.2%
% of all assessments that were assess and refuse	3	103	2.9%	12.7%	15.4%	12.4%
% of all assessments that were assess and review	23	103	22.3%	22.2%	27.3%	29.4%
% of case starts with a reported IOTN of 3 and Aesthetic Component of 5 or below	0	77	<i>N/A</i>	0.2%	0.1%	0.1%
% of case starts with a reported IOTN of 3 and Aesthetic Component of 6 or above	15	77	19.5%	5.6%	5.6%	3.9%
% of case starts with a reported IOTN of 4	59	77	76.6%	73.2%	78.8%	77.7%
% of case starts with a reported IOTN of 5	3	77	3.9%	15.9%	13.8%	16.7%
% of concluded courses in receipt of dual-arch fixed appliances	27	57	47.4%	76.6%	79.1%	72.5%
% of concluded courses where treatment was abandoned or discontinued	18	57	31.6%	5.7%	6.2%	9.1%
% of patients satisfied with the treatment they have received	0	0	<i>N/A</i>	93.3%	95.3%	95.8%

* Figures in italics indicate that the base number is less than 100.

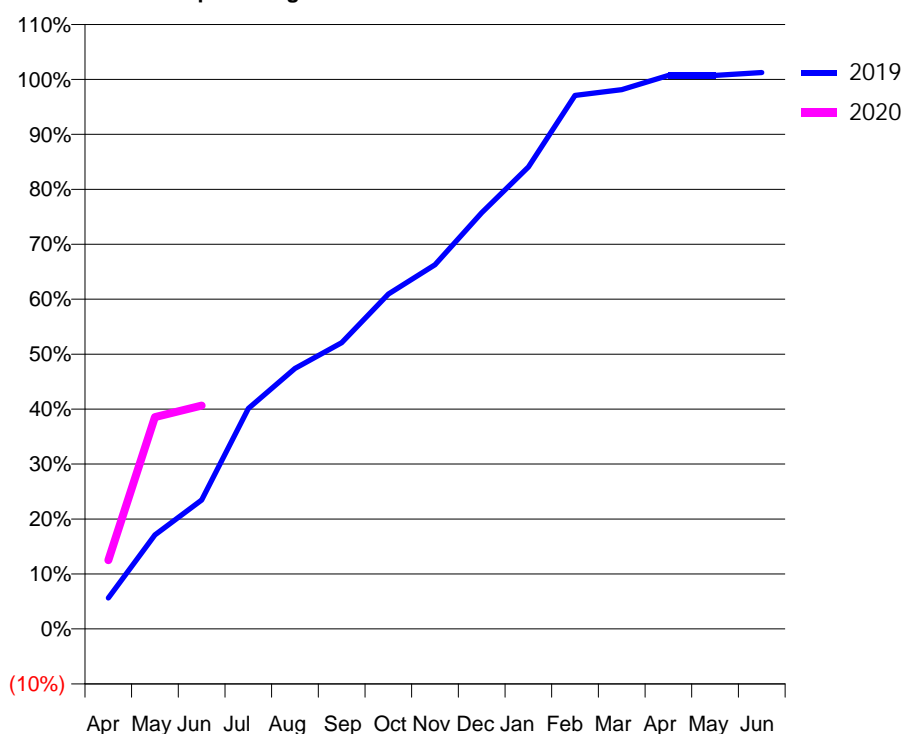
Q62 - Vital Signs Orthodontic At a Glance Contract Report for 163805/0001 - June 2019

Name or company name	Julian Konviser Limited	19/20 Contracted general activity (UDA)	0
Contract type name	PDS Contract	Carry forward general activity (UDA)	0
Purpose of contract	Orthodontic	19/20 Contracted orthodontic activity (UOA)	2,016
Contract start date	01/10/2014	Carry forward orthodontic activity (UOA)	0
Contract end date	30/09/2019	Baseline contract value	£138,895.34

ACCESS	Contract	England and Wales
24 month ratio of assessments to patient IDs	1.00	1.08

ACTIVITY	Contract
Contract assess and fit appliances (case starts) as a percentage of Area Team case starts	3.0 %

Cumulative percentage of contracted UOA delivered 2019 & 2020



Month	Adjusted Scheduled Activity (UOA)		
	2018	2019	2020
April	383	228	252
May	782	690	777
June	1,244	946	819
July	1,939	1,618	
August	2,128	1,912	
September	2,338	2,101	
October	2,930	2,458	
November	3,329	2,672	
December	3,518	3,054	
January	3,564	3,390	
February	3,795	3,915	
March	4,072	3,957	
April	4,072	4,062	
May	4,072	4,062	
June	4,072	4,083	

QUANTITY METRICS (rolling 12 month period)

	Contract Quantity	Contract Base Number	Contract *	Area Team	Region	England
% of all assessments that were assess and fit appliances (case starts)	190	190	100.0%	65.1%	57.3%	58.2%
% of all assessments that were assess and refuse	0	190	0.0%	12.7%	15.4%	12.4%
% of all assessments that were assess and review	0	190	0.0%	22.2%	27.3%	29.4%
% of case starts with a reported IOTN of 3 and Aesthetic Component of 5 or below	0	190	N/A	0.2%	0.1%	0.1%
% of case starts with a reported IOTN of 3 and Aesthetic Component of 6 or above	4	190	2.1%	5.6%	5.6%	3.9%
% of case starts with a reported IOTN of 4	142	190	74.7%	73.2%	78.8%	77.7%
% of case starts with a reported IOTN of 5	44	190	23.2%	15.9%	13.8%	16.7 %
% of concluded courses in receipt of dual-arch fixed appliances	126	150	84.0%	76.6%	79.1%	72.5%
% of concluded courses where treatment was abandoned or discontinued	10	150	6.7%	5.7%	6.2%	9.1%
% of patients satisfied with the treatment they have received	4	5	80.0%	93.3%	95.3%	95.8%

* Figures in italics indicate that the base number is less than 100.

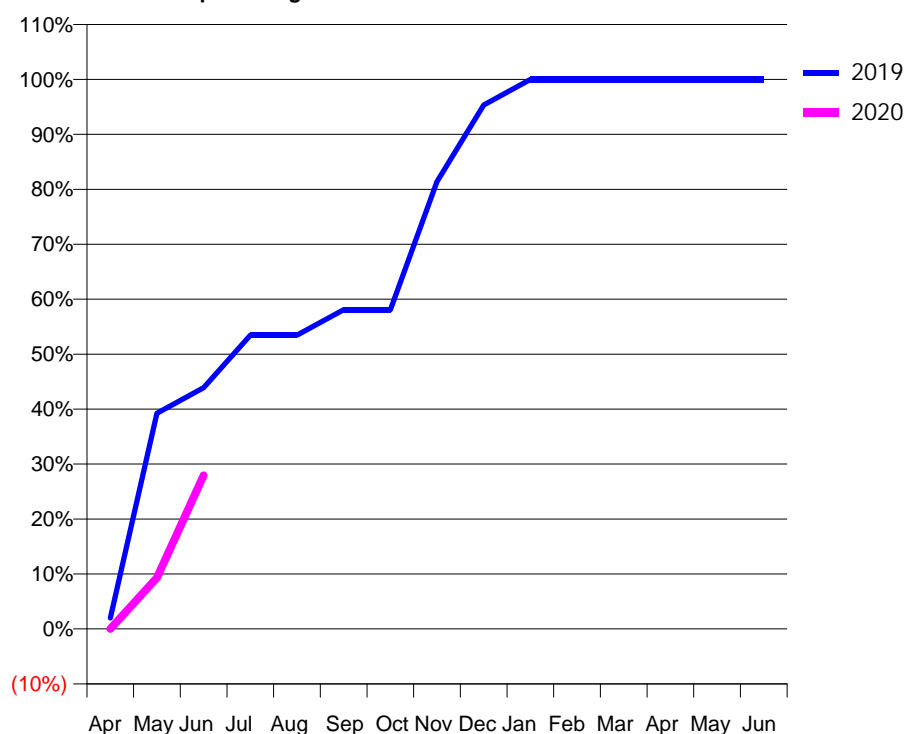
Q62 - Vital Signs Orthodontic At a Glance Contract Report for 180505/0001 - June 2019

Name or company name	A Patel, K Patel, G Pathmanathan	19/20 Contracted general activity (UDA)	27,409
Contract type name	GDS Contract	Carry forward general activity (UDA)	0
Purpose of contract	General and Orthodontic	19/20 Contracted orthodontic activity (UOA)	451
Contract start date	01/08/2015	Carry forward orthodontic activity (UOA)	0
Contract end date		Baseline contract value	£923,714.28

ACCESS	Contract	England and Wales
24 month ratio of assessments to patient IDs	1.02	1.08

ACTIVITY	Contract
Contract assess and fit appliances (case starts) as a percentage of Area Team case starts	0.3 %

Cumulative percentage of contracted UOA delivered 2019 & 2020



Month	Adjusted Scheduled Activity (UOA)		
	2018	2019	2020
April	9	9	0
May	72	177	42
June	135	198	126
July	261	241	
August	282	241	
September	325	262	
October	367	262	
November	388	367	
December	430	430	
January	493	451	
February	493	451	
March	493	451	
April	493	451	
May	493	451	
June	493	451	

QUANTITY METRICS (rolling 12 month period)

	Contract Quantity	Contract Base Number	Contract *	Area Team	Region	England
% of all assessments that were assess and fit appliances (case starts)	18	19	94.7%	65.1%	57.3%	58.2%
% of all assessments that were assess and refuse	0	19	0.0%	12.7%	15.4%	12.4%
% of all assessments that were assess and review	1	19	5.3%	22.2%	27.3%	29.4%
% of case starts with a reported IOTN of 3 and Aesthetic Component of 5 or below	0	18	N/A	0.2%	0.1%	0.1%
% of case starts with a reported IOTN of 3 and Aesthetic Component of 6 or above	0	18	N/A	5.6%	5.6%	3.9%
% of case starts with a reported IOTN of 4	18	18	100.0%	73.2%	78.8%	77.7%
% of case starts with a reported IOTN of 5	0	18	N/A	15.9%	13.8%	16.7 %
% of concluded courses in receipt of dual-arch fixed appliances	12	15	80.0%	76.6%	79.1%	72.5%
% of concluded courses where treatment was abandoned or discontinued	3	15	20.0%	5.7%	6.2%	9.1%
% of patients satisfied with the treatment they have received	0	0	N/A	93.3%	95.3%	95.8%

* Figures in italics indicate that the base number is less than 100.

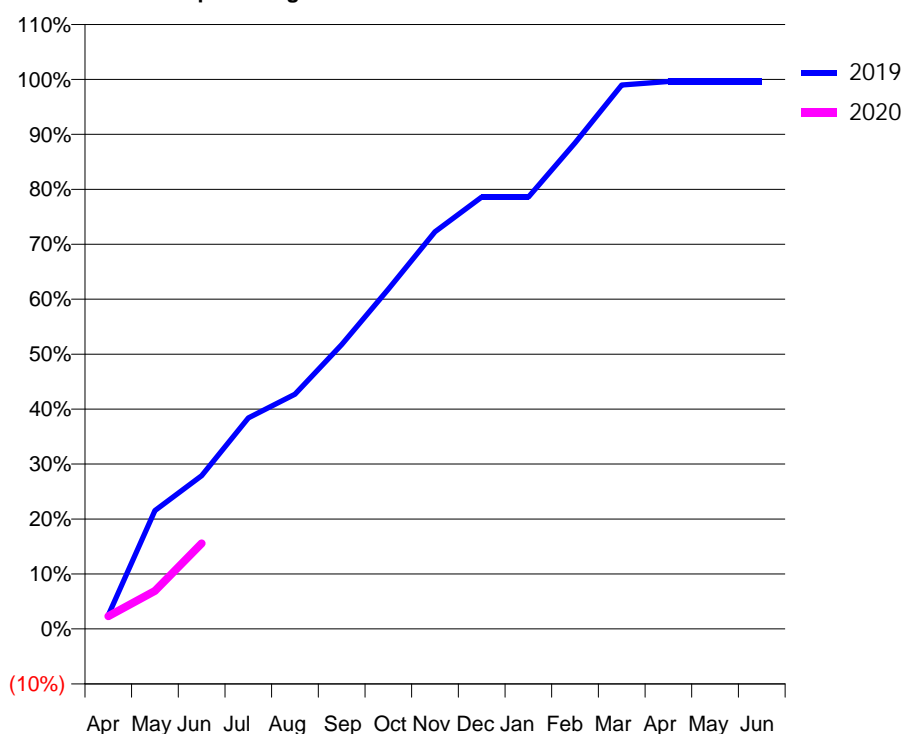
Q62 - Vital Signs Orthodontic At a Glance Contract Report for 182680/0001 - June 2019

Name or company name	Inspire Dental Southall Ltd	19/20 Contracted general activity (UDA)	54,717
Contract type name	GDS Contract	Carry forward general activity (UDA)	0
Purpose of contract	General and Orthodontic	19/20 Contracted orthodontic activity (UOA)	3,640
Contract start date	01/05/2007	Carry forward orthodontic activity (UOA)	0
Contract end date		Baseline contract value	£1,731,247.06

ACCESS	Contract	England and Wales
24 month ratio of assessments to patient IDs	1.02	1.08

ACTIVITY	Contract
Contract assess and fit appliances (case starts) as a percentage of Area Team case starts	2.3 %

Cumulative percentage of contracted UOA delivered 2019 & 2020



Month	Adjusted Scheduled Activity (UOA)		
	2018	2019	2020
April	73	91	84
May	245	784	252
June	660	1,015	567
July	943	1,398	
August	1,127	1,554	
September	1,410	1,883	
October	1,896	2,251	
November	2,401	2,630	
December	2,811	2,861	
January	2,812	2,861	
February	3,296	3,218	
March	3,485	3,603	
April	3,626	3,626	
May	3,626	3,626	
June	3,626	3,626	

QUANTITY METRICS (rolling 12 month period)

	Contract Quantity	Contract Base Number	Contract *	Area Team	Region	England
% of all assessments that were assess and fit appliances (case starts)	149	198	75.3%	65.1%	57.3%	58.2%
% of all assessments that were assess and refuse	43	198	21.7%	12.7%	15.4%	12.4%
% of all assessments that were assess and review	6	198	3.0%	22.2%	27.3%	29.4%
% of case starts with a reported IOTN of 3 and Aesthetic Component of 5 or below	0	149	N/A	0.2%	0.1%	0.1%
% of case starts with a reported IOTN of 3 and Aesthetic Component of 6 or above	0	149	N/A	5.6%	5.6%	3.9%
% of case starts with a reported IOTN of 4	127	149	85.2%	73.2%	78.8%	77.7%
% of case starts with a reported IOTN of 5	22	149	14.8%	15.9%	13.8%	16.7 %
% of concluded courses in receipt of dual-arch fixed appliances	0	208	N/A	76.6%	79.1%	72.5%
% of concluded courses where treatment was abandoned or discontinued	9	208	4.3%	5.7%	6.2%	9.1%
% of patients satisfied with the treatment they have received	2	2	100.0%	93.3%	95.3%	95.8%

* Figures in italics indicate that the base number is less than 100.

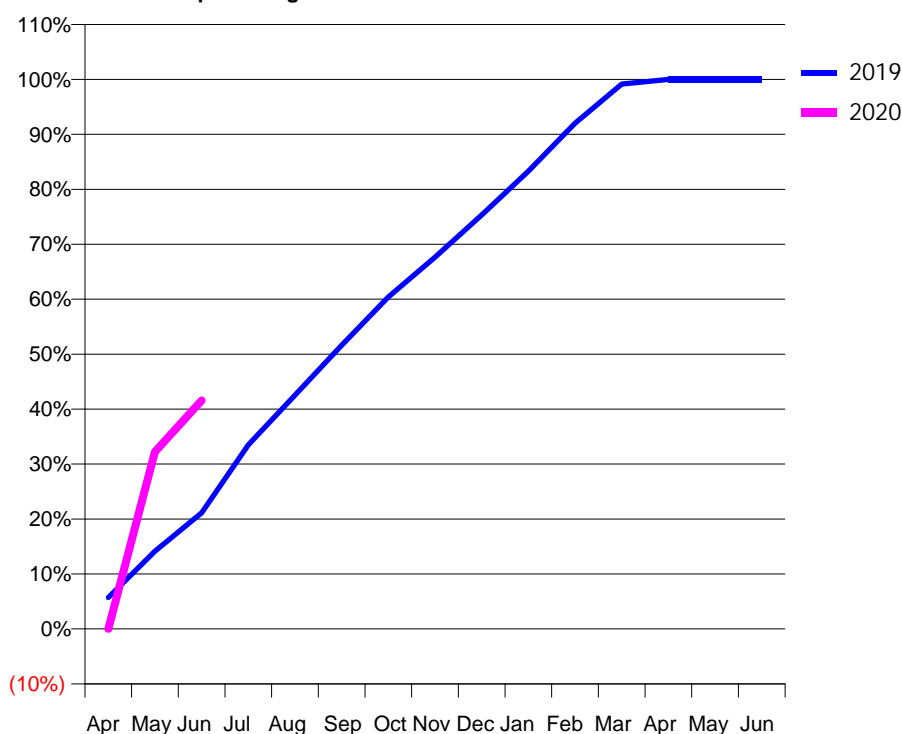
Q62 - Vital Signs Orthodontic At a Glance Contract Report for 195723/0001 - June 2019

Name or company name	Ealing Dental Specialists Ltd	19/20 Contracted general activity (UDA)	0
Contract type name	PDS Contract	Carry forward general activity (UDA)	0
Purpose of contract	Orthodontic	19/20 Contracted orthodontic activity (UOA)	7,676
Contract start date	01/07/2014	Carry forward orthodontic activity (UOA)	0
Contract end date	30/09/2019	Baseline contract value	£489,231.88

ACCESS	Contract	England and Wales
24 month ratio of assessments to patient IDs	1.02	1.08

ACTIVITY	Contract
Contract assess and fit appliances (case starts) as a percentage of Area Team case starts	11.6 %

Cumulative percentage of contracted UOA delivered 2019 & 2020



Month	Adjusted Scheduled Activity (UOA)		
	2018	2019	2020
April	723	882	0
May	2,121	2,171	2,473
June	3,646	3,242	3,191
July	4,324	5,144	
August	5,552	6,530	
September	6,614	7,928	
October	7,837	9,274	
November	9,329	10,387	
December	10,532	11,566	
January	11,065	12,790	
February	13,487	14,125	
March	14,453	15,223	
April	15,353	15,353	
May	15,353	15,353	
June	15,353	15,353	

QUANTITY METRICS (rolling 12 month period)

	Contract Quantity	Contract Base Number	Contract *	Area Team	Region	England
% of all assessments that were assess and fit appliances (case starts)	747	809	92.3%	65.1%	57.3%	58.2%
% of all assessments that were assess and refuse	33	809	4.1%	12.7%	15.4%	12.4%
% of all assessments that were assess and review	29	809	3.6%	22.2%	27.3%	29.4%
% of case starts with a reported IOTN of 3 and Aesthetic Component of 5 or below	1	747	0.1%	0.2%	0.1%	0.1%
% of case starts with a reported IOTN of 3 and Aesthetic Component of 6 or above	10	747	1.3%	5.6%	5.6%	3.9%
% of case starts with a reported IOTN of 4	576	747	77.1%	73.2%	78.8%	77.7%
% of case starts with a reported IOTN of 5	160	747	21.4%	15.9%	13.8%	16.7 %
% of concluded courses in receipt of dual-arch fixed appliances	655	678	96.6%	76.6%	79.1%	72.5%
% of concluded courses where treatment was abandoned or discontinued	11	678	1.6%	5.7%	6.2%	9.1%
% of patients satisfied with the treatment they have received	8	8	100.0%	93.3%	95.3%	95.8%

* Figures in italics indicate that the base number is less than 100.

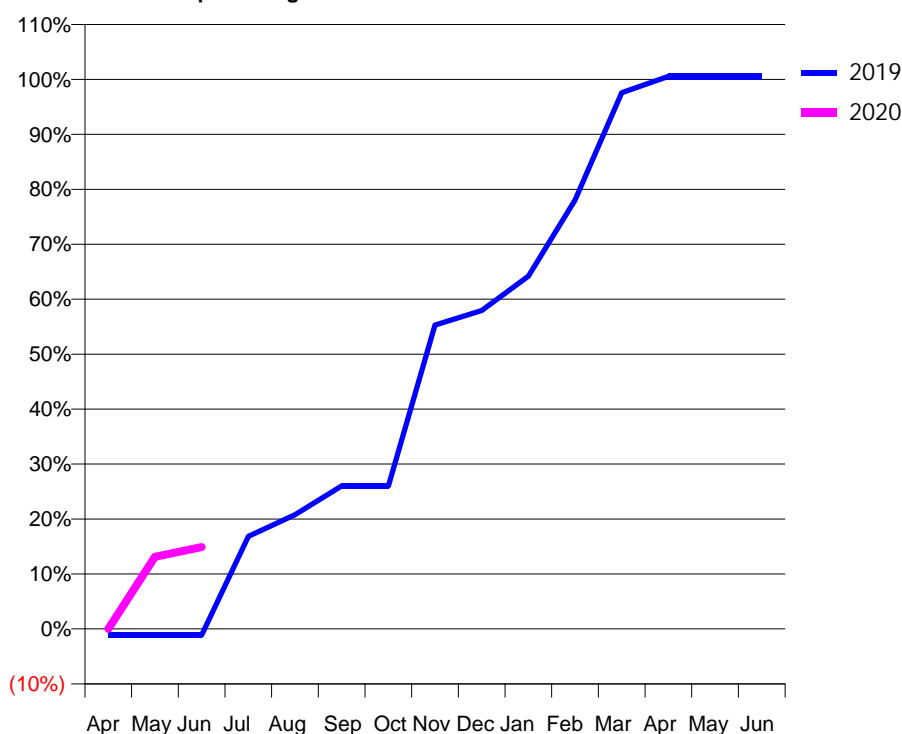
Q62 - Vital Signs Orthodontic At a Glance Contract Report for 230308/0003 - June 2019

Name or company name	MR S HADJ-BAGHERI	19/20 Contracted general activity (UDA)	0
Contract type name	GDS Contract	Carry forward general activity (UDA)	0
Purpose of contract	Orthodontic	19/20 Contracted orthodontic activity (UOA)	10,122
Contract start date	01/04/2006	Carry forward orthodontic activity (UOA)	0
Contract end date	30/09/2019	Baseline contract value	£679,363.42

ACCESS	Contract	England and Wales
24 month ratio of assessments to patient IDs	1.09	1.08

ACTIVITY	Contract
Contract assess and fit appliances (case starts) as a percentage of Area Team case starts	15.6 %

Cumulative percentage of contracted UOA delivered 2019 & 2020



Month	Adjusted Scheduled Activity (UOA)		
	2018	2019	2020
April	-134	-231	0
May	-134	-231	1,327
June	-134	-231	1,509
July	627	3,412	
August	3,451	4,210	
September	3,451	5,271	
October	5,241	5,271	
November	7,747	11,192	
December	10,607	11,731	
January	14,189	12,995	
February	18,806	15,799	
March	19,290	19,754	
April	20,014	20,355	
May	20,014	20,355	
June	20,014	20,355	

QUANTITY METRICS (rolling 12 month period)

	Contract Quantity	Contract Base Number	Contract *	Area Team	Region	England
% of all assessments that were assess and fit appliances (case starts)	1,003	2,342	42.8%	65.1%	57.3%	58.2%
% of all assessments that were assess and refuse	380	2,342	16.2%	12.7%	15.4%	12.4%
% of all assessments that were assess and review	959	2,342	40.9%	22.2%	27.3%	29.4%
% of case starts with a reported IOTN of 3 and Aesthetic Component of 5 or below	0	1,003	N/A	0.2%	0.1%	0.1%
% of case starts with a reported IOTN of 3 and Aesthetic Component of 6 or above	110	1,003	11.0%	5.6%	5.6%	3.9%
% of case starts with a reported IOTN of 4	714	1,003	71.2%	73.2%	78.8%	77.7%
% of case starts with a reported IOTN of 5	178	1,003	17.7%	15.9%	13.8%	16.7 %
% of concluded courses in receipt of dual-arch fixed appliances	480	537	89.4%	76.6%	79.1%	72.5%
% of concluded courses where treatment was abandoned or discontinued	45	537	8.4%	5.7%	6.2%	9.1%
% of patients satisfied with the treatment they have received	6	6	100.0%	93.3%	95.3%	95.8%

* Figures in italics indicate that the base number is less than 100.

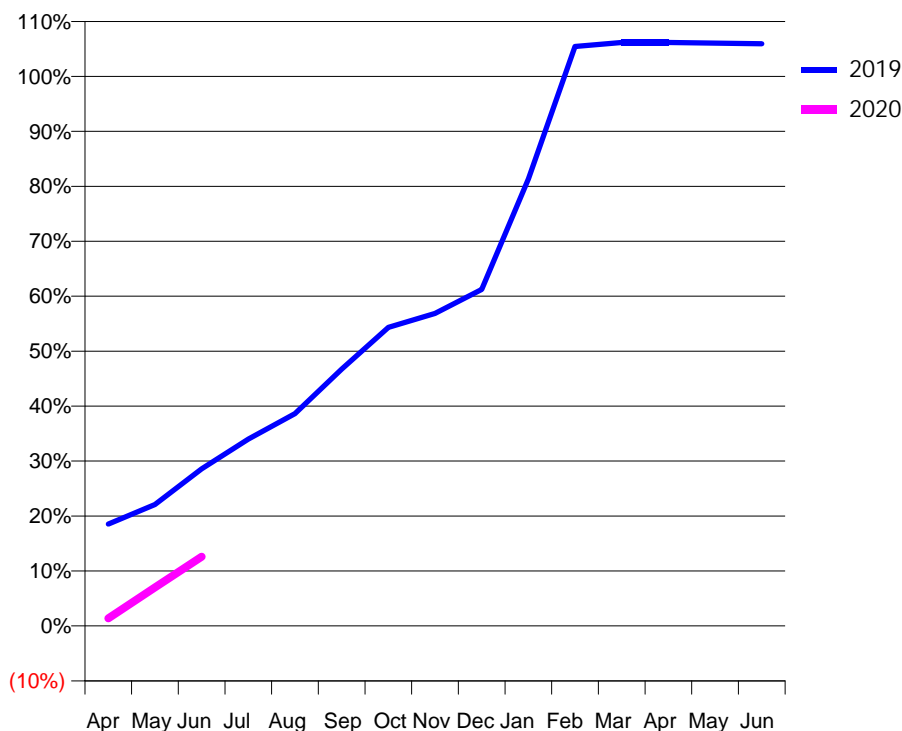
Q62 - Vital Signs Orthodontic At a Glance Contract Report for 653233/0002 - June 2019

Name or company name	MRS F CAMPBELL-BARR	19/20 Contracted general activity (UDA)	0
Contract type name	PDS Contract	Carry forward general activity (UDA)	0
Purpose of contract	Orthodontic	19/20 Contracted orthodontic activity (UOA)	1,500
Contract start date	10/01/2010	Carry forward orthodontic activity (UOA)	0
Contract end date	30/09/2019	Baseline contract value	£100,676.26

ACCESS	Contract	England and Wales
24 month ratio of assessments to patient IDs	1.34	1.08

ACTIVITY	Contract
Contract assess and fit appliances (case starts) as a percentage of Area Team case starts	2.0 %

Cumulative percentage of contracted UOA delivered 2019 & 2020



Month	Adjusted Scheduled Activity (UOA)		
	2018	2019	2020
April	470	556	21
May	828	663	105
June	1,000	857	189
July	1,432	1,020	
August	1,566	1,159	
September	1,717	1,402	
October	1,983	1,630	
November	2,520	1,706	
December	2,952	1,837	
January	3,019	2,441	
February	3,085	3,163	
March	3,085	3,185	
April	3,132	3,185	
May	3,132	3,181	
June	3,132	3,178	

QUANTITY METRICS (rolling 12 month period)

	Contract Quantity	Contract Base Number	Contract *	Area Team	Region	England
% of all assessments that were assess and fit appliances (case starts)	129	316	40.8%	65.1%	57.3%	58.2%
% of all assessments that were assess and refuse	21	316	6.6%	12.7%	15.4%	12.4%
% of all assessments that were assess and review	166	316	52.5%	22.2%	27.3%	29.4%
% of case starts with a reported IOTN of 3 and Aesthetic Component of 5 or below	0	129	N/A	0.2%	0.1%	0.1%
% of case starts with a reported IOTN of 3 and Aesthetic Component of 6 or above	2	129	1.6%	5.6%	5.6%	3.9%
% of case starts with a reported IOTN of 4	126	129	97.7%	73.2%	78.8%	77.7%
% of case starts with a reported IOTN of 5	1	129	0.8%	15.9%	13.8%	16.7 %
% of concluded courses in receipt of dual-arch fixed appliances	2	228	0.9%	76.6%	79.1%	72.5%
% of concluded courses where treatment was abandoned or discontinued	8	228	3.5%	5.7%	6.2%	9.1%
% of patients satisfied with the treatment they have received	0	1	0.0%	93.3%	95.3%	95.8%

* Figures in italics indicate that the base number is less than 100.

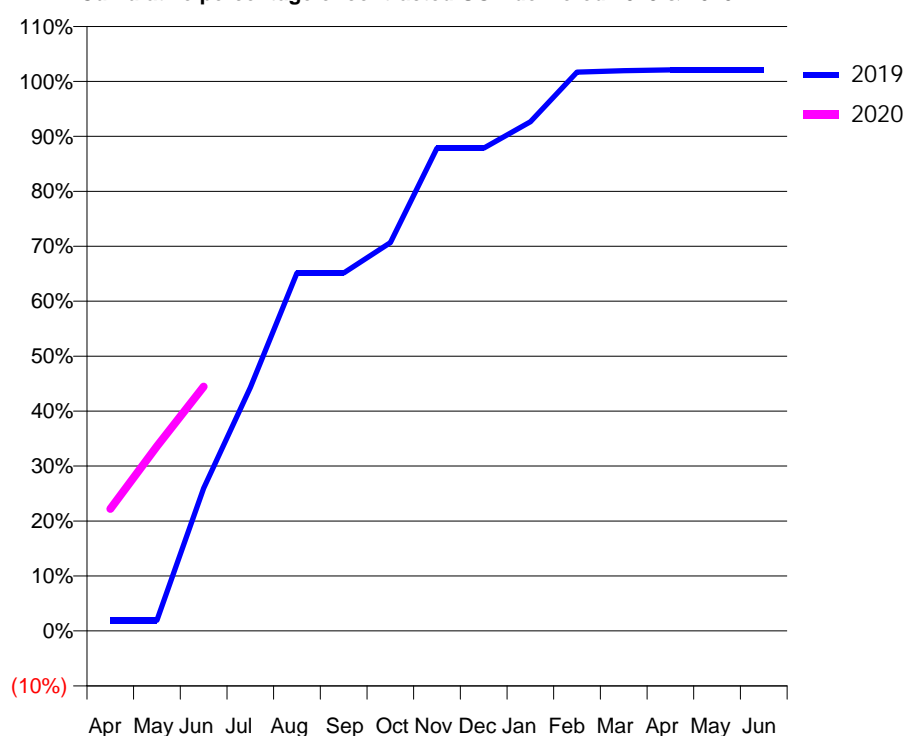
Q62 - Vital Signs Orthodontic At a Glance Contract Report for 740489/0001 - June 2019

Name or company name	MR TS CHEEMA	19/20 Contracted general activity (UDA)	6,236
Contract type name	GDS Contract	Carry forward general activity (UDA)	0
Purpose of contract	General and Orthodontic	19/20 Contracted orthodontic activity (UOA)	774
Contract start date	01/04/2006	Carry forward orthodontic activity (UOA)	0
Contract end date		Baseline contract value	£210,351.63

ACCESS	Contract	England and Wales
24 month ratio of assessments to patient IDs	1.15	1.08

ACTIVITY	Contract
Contract assess and fit appliances (case starts) as a percentage of Area Team case starts	0.6 %

Cumulative percentage of contracted UOA delivered 2019 & 2020



Month	Adjusted Scheduled Activity (UOA)		
	2018	2019	2020
April	15	15	172
May	15	15	260
June	303	201	344
July	377	343	
August	420	504	
September	441	504	
October	489	547	
November	637	680	
December	637	680	
January	774	717	
February	801	787	
March	804	789	
April	804	790	
May	804	790	
June	804	790	

QUANTITY METRICS (rolling 12 month period)

	Contract Quantity	Contract Base Number	Contract *	Area Team	Region	England
% of all assessments that were assess and fit appliances (case starts)	41	113	36.3%	65.1%	57.3%	58.2%
% of all assessments that were assess and refuse	8	113	7.1%	12.7%	15.4%	12.4%
% of all assessments that were assess and review	64	113	56.6%	22.2%	27.3%	29.4%
% of case starts with a reported IOTN of 3 and Aesthetic Component of 5 or below	0	41	<i>N/A</i>	0.2%	0.1%	0.1%
% of case starts with a reported IOTN of 3 and Aesthetic Component of 6 or above	0	41	<i>N/A</i>	5.6%	5.6%	3.9%
% of case starts with a reported IOTN of 4	31	41	75.6%	73.2%	78.8%	77.7%
% of case starts with a reported IOTN of 5	3	41	7.3%	15.9%	13.8%	16.7 %
% of concluded courses in receipt of dual-arch fixed appliances	1	38	2.6%	76.6%	79.1%	72.5%
% of concluded courses where treatment was abandoned or discontinued	3	38	7.9%	5.7%	6.2%	9.1%
% of patients satisfied with the treatment they have received	0	0	<i>N/A</i>	93.3%	95.3%	95.8%

* Figures in italics indicate that the base number is less than 100.

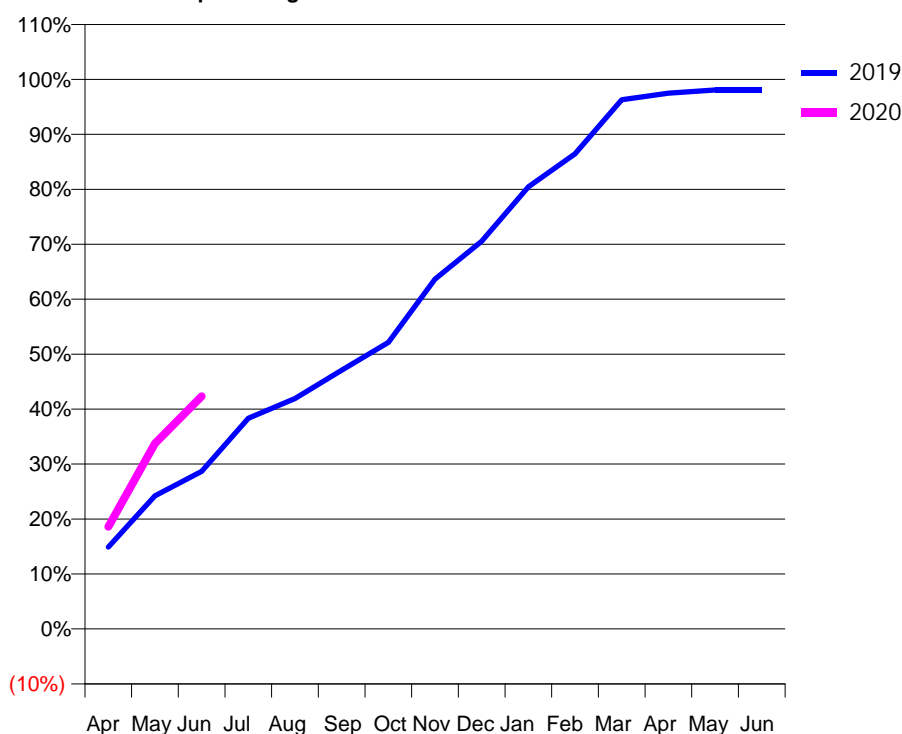
Q62 - Vital Signs Orthodontic At a Glance Contract Report for 741590/0001 - June 2019

Name or company name	MISS FJ MILLEN	19/20 Contracted general activity (UDA)	0
Contract type name	PDS Contract	Carry forward general activity (UDA)	0
Purpose of contract	Orthodontic	19/20 Contracted orthodontic activity (UOA)	3,520
Contract start date	01/04/2006	Carry forward orthodontic activity (UOA)	0
Contract end date	30/09/2019	Baseline contract value	£228,723.64

ACCESS	Contract	England and Wales
24 month ratio of assessments to patient IDs	1.00	1.08

ACTIVITY	Contract
Contract assess and fit appliances (case starts) as a percentage of Area Team case starts	4.8 %

Cumulative percentage of contracted UOA delivered 2019 & 2020



Month	Adjusted Scheduled Activity (UOA)		
	2018	2019	2020
April	499	1,048	655
May	2,003	1,704	1,188
June	2,591	2,019	1,490
July	3,246	2,699	
August	3,951	2,951	
September	4,425	3,313	
October	5,236	3,671	
November	5,868	4,481	
December	6,169	4,968	
January	6,276	5,665	
February	6,549	6,086	
March	6,739	6,779	
April	6,913	6,864	
May	6,929	6,905	
June	6,929	6,905	

QUANTITY METRICS (rolling 12 month period)

	Contract Quantity	Contract Base Number	Contract *	Area Team	Region	England
% of all assessments that were assess and fit appliances (case starts)	306	374	81.8%	65.1%	57.3%	58.2%
% of all assessments that were assess and refuse	66	374	17.6%	12.7%	15.4%	12.4%
% of all assessments that were assess and review	2	374	0.5%	22.2%	27.3%	29.4%
% of case starts with a reported IOTN of 3 and Aesthetic Component of 5 or below	0	306	N/A	0.2%	0.1%	0.1%
% of case starts with a reported IOTN of 3 and Aesthetic Component of 6 or above	36	306	11.8%	5.6%	5.6%	3.9%
% of case starts with a reported IOTN of 4	219	306	71.6%	73.2%	78.8%	77.7%
% of case starts with a reported IOTN of 5	51	306	16.7%	15.9%	13.8%	16.7%
% of concluded courses in receipt of dual-arch fixed appliances	229	260	88.1%	76.6%	79.1%	72.5%
% of concluded courses where treatment was abandoned or discontinued	22	260	8.5%	5.7%	6.2%	9.1%
% of patients satisfied with the treatment they have received	0	0	N/A	93.3%	95.3%	95.8%

* Figures in italics indicate that the base number is less than 100.

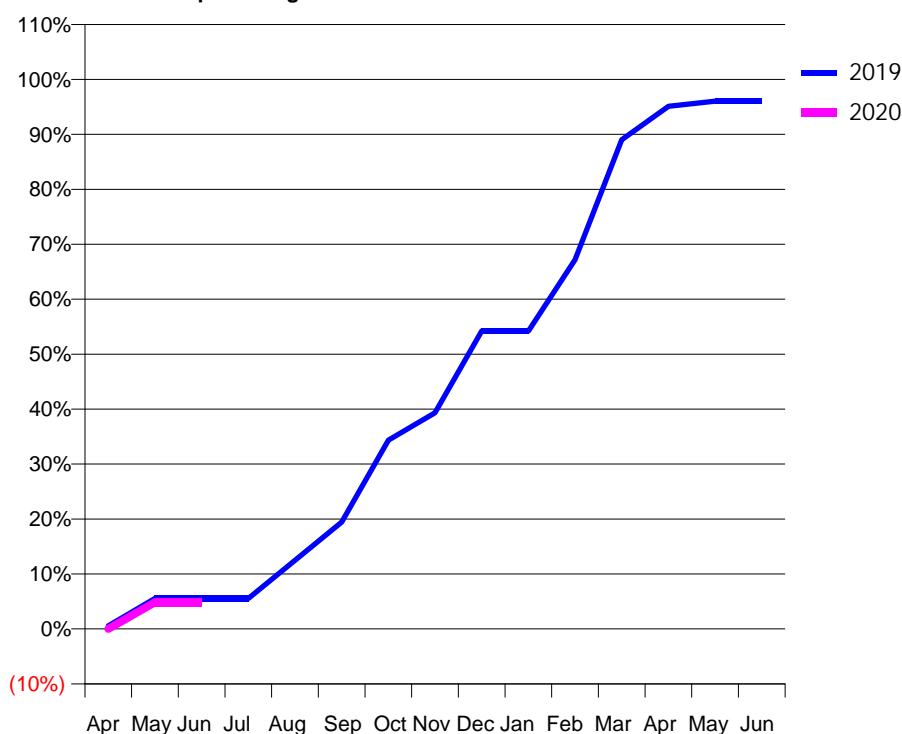
Q62 - Vital Signs Orthodontic At a Glance Contract Report for 754382/0001 - June 2019

Name or company name	MISS M MOKHBER	19/20 Contracted general activity (UDA)	0
Contract type name	PDS Contract	Carry forward general activity (UDA)	0
Purpose of contract	Orthodontic	19/20 Contracted orthodontic activity (UOA)	1,056
Contract start date	01/04/2006	Carry forward orthodontic activity (UOA)	0
Contract end date	30/09/2019	Baseline contract value	£70,900.50

ACCESS	Contract	England and Wales
24 month ratio of assessments to patient IDs	1.00	1.08

ACTIVITY	Contract
Contract assess and fit appliances (case starts) as a percentage of Area Team case starts	1.4 %

Cumulative percentage of contracted UOA delivered 2019 & 2020



Month	Adjusted Scheduled Activity (UOA)		
	2018	2019	2020
April	3	12	0
May	3	117	51
June	87	117	51
July	235	117	
August	235	264	
September	550	411	
October	550	726	
November	949	831	
December	1,264	1,146	
January	1,264	1,146	
February	1,579	1,419	
March	1,936	1,881	
April	1,936	2,009	
May	2,125	2,029	
June	2,125	2,029	

QUANTITY METRICS (rolling 12 month period)

	Contract Quantity	Contract Base Number	Contract *	Area Team	Region	England
% of all assessments that were assess and fit appliances (case starts)	92	123	74.8%	65.1%	57.3%	58.2%
% of all assessments that were assess and refuse	2	123	1.6%	12.7%	15.4%	12.4%
% of all assessments that were assess and review	29	123	23.6%	22.2%	27.3%	29.4%
% of case starts with a reported IOTN of 3 and Aesthetic Component of 5 or below	0	92	<i>N/A</i>	0.2%	0.1%	0.1%
% of case starts with a reported IOTN of 3 and Aesthetic Component of 6 or above	3	92	3.3%	5.6%	5.6%	3.9%
% of case starts with a reported IOTN of 4	75	92	81.5%	73.2%	78.8%	77.7%
% of case starts with a reported IOTN of 5	14	92	15.2%	15.9%	13.8%	16.7 %
% of concluded courses in receipt of dual-arch fixed appliances	58	60	96.7%	76.6%	79.1%	72.5%
% of concluded courses where treatment was abandoned or discontinued	2	60	3.3%	5.7%	6.2%	9.1%
% of patients satisfied with the treatment they have received	0	0	<i>N/A</i>	93.3%	95.3%	95.8%

* Figures in italics indicate that the base number is less than 100.

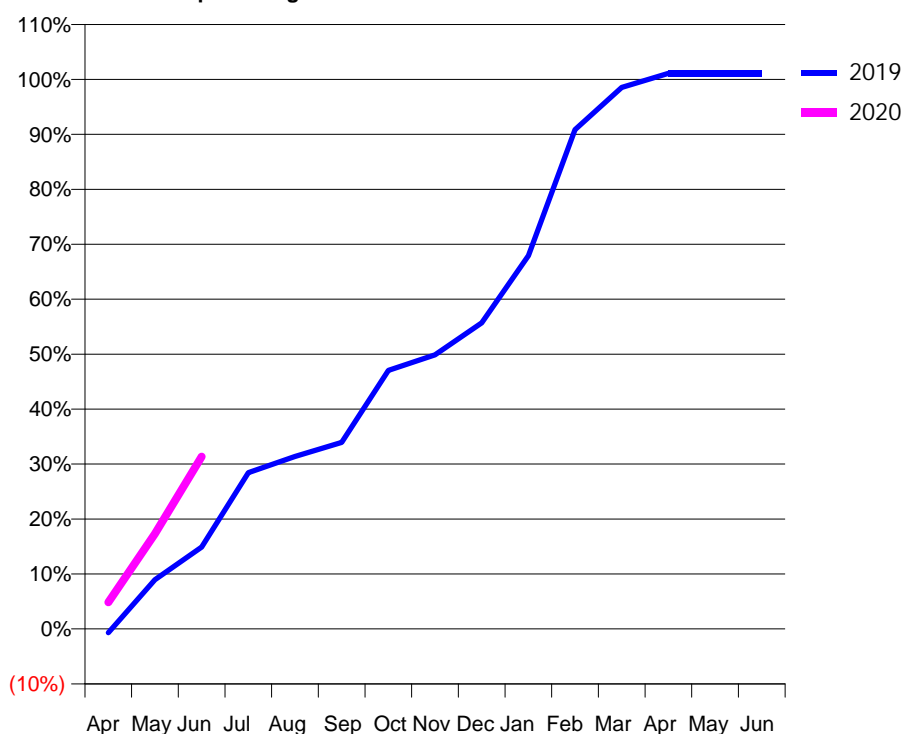
Q62 - Vital Signs Orthodontic At a Glance Contract Report for 763950/0003 - June 2019

Name or company name	Northbridge Ortho Ltd	19/20 Contracted general activity (UDA)	0
Contract type name	PDS Contract	Carry forward general activity (UDA)	0
Purpose of contract	Orthodontic	19/20 Contracted orthodontic activity (UOA)	826
Contract start date	01/06/2008	Carry forward orthodontic activity (UOA)	0
Contract end date	30/09/2019	Baseline contract value	£57,038.98

ACCESS	Contract	England and Wales
24 month ratio of assessments to patient IDs	1.03	1.08

ACTIVITY	Contract
Contract assess and fit appliances (case starts) as a percentage of Area Team case starts	1.2 %

Cumulative percentage of contracted UOA delivered 2019 & 2020



Month	Adjusted Scheduled Activity (UOA)		
	2018	2019	2020
April	-24	-12	40
May	273	148	143
June	436	246	259
July	706	469	
August	893	518	
September	982	560	
October	1,138	776	
November	1,250	823	
December	1,273	919	
January	1,294	1,121	
February	1,342	1,499	
March	1,595	1,626	
April	1,638	1,668	
May	1,638	1,668	
June	1,638	1,668	

QUANTITY METRICS (rolling 12 month period)

	Contract Quantity	Contract Base Number	Contract *	Area Team	Region	England
% of all assessments that were assess and fit appliances (case starts)	77	181	42.5%	65.1%	57.3%	58.2%
% of all assessments that were assess and refuse	13	181	7.2%	12.7%	15.4%	12.4%
% of all assessments that were assess and review	91	181	50.3%	22.2%	27.3%	29.4%
% of case starts with a reported IOTN of 3 and Aesthetic Component of 5 or below	1	77	1.3%	0.2%	0.1%	0.1%
% of case starts with a reported IOTN of 3 and Aesthetic Component of 6 or above	0	77	N/A	5.6%	5.6%	3.9%
% of case starts with a reported IOTN of 4	67	77	87.0%	73.2%	78.8%	77.7%
% of case starts with a reported IOTN of 5	7	77	9.1%	15.9%	13.8%	16.7%
% of concluded courses in receipt of dual-arch fixed appliances	44	60	73.3%	76.6%	79.1%	72.5%
% of concluded courses where treatment was abandoned or discontinued	6	60	10.0%	5.7%	6.2%	9.1%
% of patients satisfied with the treatment they have received	0	1	0.0%	93.3%	95.3%	95.8%

* Figures in italics indicate that the base number is less than 100.

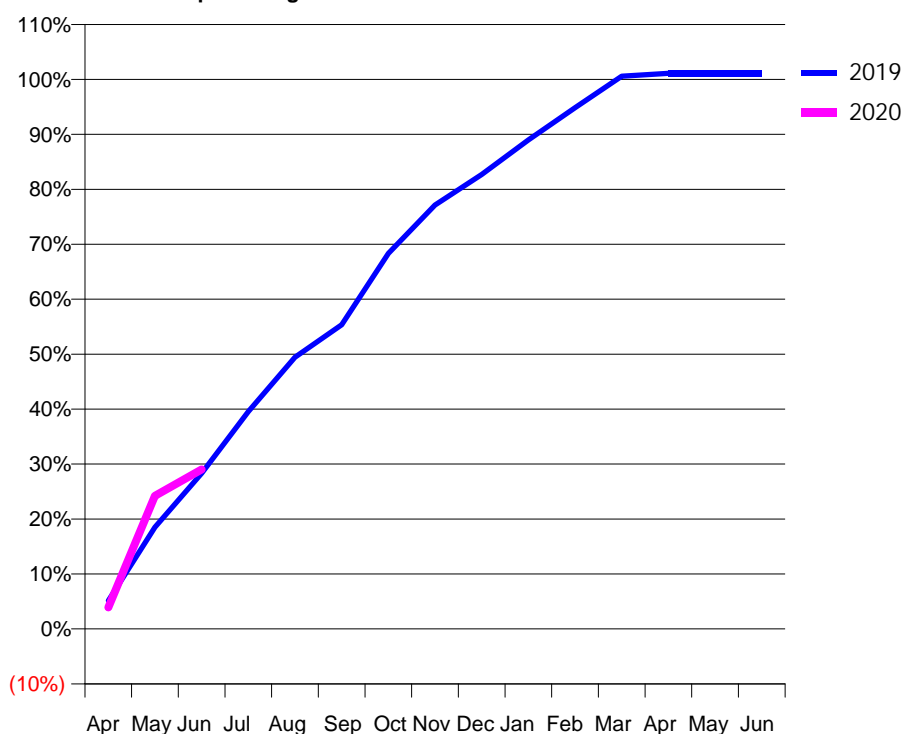
Q62 - Vital Signs Orthodontic At a Glance Contract Report for 763950/0004 - June 2019

Name or company name	Northbridge Ortho Ltd	19/20 Contracted general activity (UDA)	0
Contract type name	PDS Contract	Carry forward general activity (UDA)	0
Purpose of contract	Orthodontic	19/20 Contracted orthodontic activity (UOA)	3,276
Contract start date	01/06/2008	Carry forward orthodontic activity (UOA)	0
Contract end date	30/09/2019	Baseline contract value	£226,512.34

ACCESS	Contract	England and Wales
24 month ratio of assessments to patient IDs	1.09	1.08

ACTIVITY	Contract
Contract assess and fit appliances (case starts) as a percentage of Area Team case starts	4.1 %

Cumulative percentage of contracted UOA delivered 2019 & 2020



Month	Adjusted Scheduled Activity (UOA)		
	2018	2019	2020
April	86	336	128
May	851	1,212	794
June	1,601	1,856	951
July	2,201	2,592	
August	2,769	3,240	
September	3,424	3,626	
October	4,058	4,477	
November	4,863	5,053	
December	5,188	5,418	
January	5,300	5,830	
February	5,960	6,213	
March	6,242	6,590	
April	6,592	6,624	
May	6,635	6,624	
June	6,635	6,624	

QUANTITY METRICS (rolling 12 month period)

	Contract Quantity	Contract Base Number	Contract *	Area Team	Region	England
% of all assessments that were assess and fit appliances (case starts)	266	472	56.4%	65.1%	57.3%	58.2%
% of all assessments that were assess and refuse	22	472	4.7%	12.7%	15.4%	12.4%
% of all assessments that were assess and review	184	472	39.0%	22.2%	27.3%	29.4%
% of case starts with a reported IOTN of 3 and Aesthetic Component of 5 or below	0	266	N/A	0.2%	0.1%	0.1%
% of case starts with a reported IOTN of 3 and Aesthetic Component of 6 or above	1	266	0.4%	5.6%	5.6%	3.9%
% of case starts with a reported IOTN of 4	235	266	88.3%	73.2%	78.8%	77.7%
% of case starts with a reported IOTN of 5	30	266	11.3%	15.9%	13.8%	16.7 %
% of concluded courses in receipt of dual-arch fixed appliances	193	216	89.4%	76.6%	79.1%	72.5%
% of concluded courses where treatment was abandoned or discontinued	9	216	4.2%	5.7%	6.2%	9.1%
% of patients satisfied with the treatment they have received	1	1	100.0%	93.3%	95.3%	95.8%

* Figures in italics indicate that the base number is less than 100.

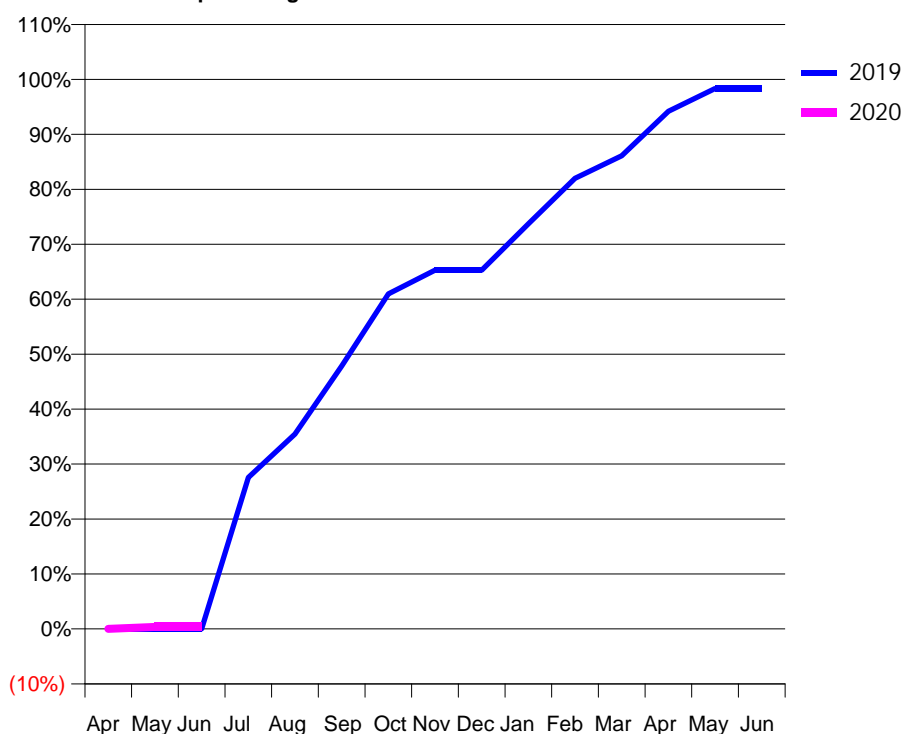
Q62 - Vital Signs Orthodontic At a Glance Contract Report for 813923/0002 - June 2019

Name or company name	MR JS MANDAIR	19/20 Contracted general activity (UDA)	4,546
Contract type name	GDS Contract	Carry forward general activity (UDA)	0
Purpose of contract	General and Orthodontic	19/20 Contracted orthodontic activity (UOA)	533
Contract start date	01/11/2006	Carry forward orthodontic activity (UOA)	0
Contract end date		Baseline contract value	£204,377.68

ACCESS	Contract	England and Wales
24 month ratio of assessments to patient IDs	1.00	1.08

ACTIVITY	Contract
Contract assess and fit appliances (case starts) as a percentage of Area Team case starts	0.4 %

Cumulative percentage of contracted UOA delivered 2019 & 2020



Month	Adjusted Scheduled Activity (UOA)		
	2018	2019	2020
April	0	0	0
May	23	0	2
June	45	0	2
July	110	147	
August	110	189	
September	131	255	
October	173	325	
November	215	348	
December	236	348	
January	278	393	
February	278	437	
March	320	459	
April	320	502	
May	320	524	
June	363	524	

QUANTITY METRICS (rolling 12 month period)

	Contract Quantity	Contract Base Number	Contract *	Area Team	Region	England
% of all assessments that were assess and fit appliances (case starts)	24	46	52.2%	65.1%	57.3%	58.2%
% of all assessments that were assess and refuse	7	46	15.2%	12.7%	15.4%	12.4%
% of all assessments that were assess and review	15	46	32.6%	22.2%	27.3%	29.4%
% of case starts with a reported IOTN of 3 and Aesthetic Component of 5 or below	0	24	<i>N/A</i>	0.2%	0.1%	0.1%
% of case starts with a reported IOTN of 3 and Aesthetic Component of 6 or above	0	24	<i>N/A</i>	5.6%	5.6%	3.9%
% of case starts with a reported IOTN of 4	17	24	70.8%	73.2%	78.8%	77.7%
% of case starts with a reported IOTN of 5	6	24	25.0%	15.9%	13.8%	16.7 %
% of concluded courses in receipt of dual-arch fixed appliances	3	6	50.0%	76.6%	79.1%	72.5%
% of concluded courses where treatment was abandoned or discontinued	3	6	50.0%	5.7%	6.2%	9.1%
% of patients satisfied with the treatment they have received	1	1	100.0%	93.3%	95.3%	95.8%

* Figures in italics indicate that the base number is less than 100.

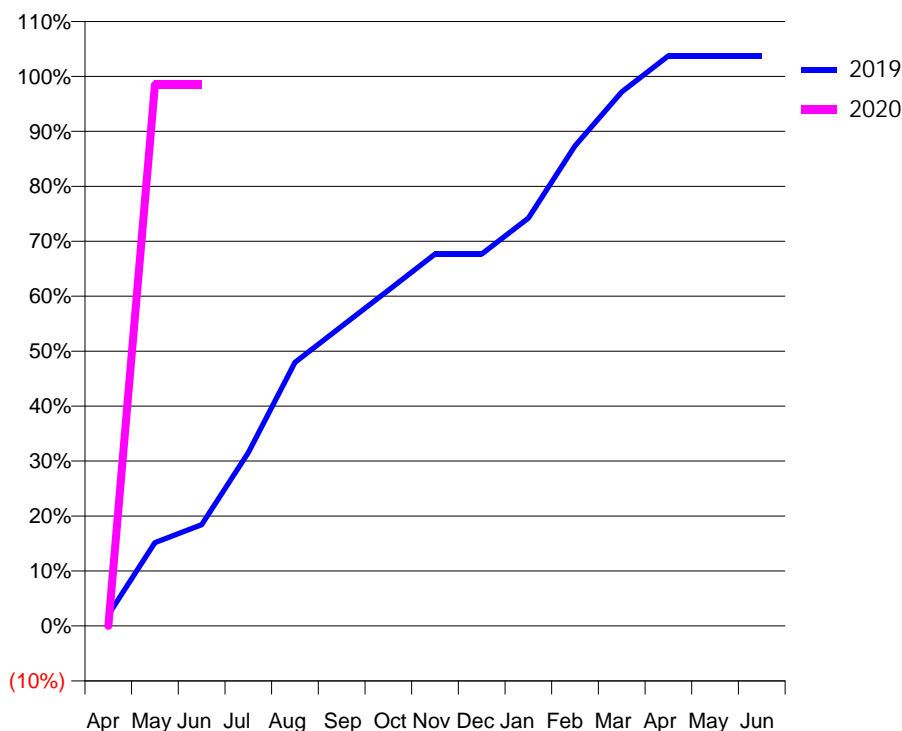
Q62 - Vital Signs Orthodontic At a Glance Contract Report for 846791/0001 - June 2019

Name or company name	MR RM HENNEBRY	19/20 Contracted general activity (UDA)	0
Contract type name	PDS Contract	Carry forward general activity (UDA)	0
Purpose of contract	Orthodontic	19/20 Contracted orthodontic activity (UOA)	320
Contract start date	01/04/2006	Carry forward orthodontic activity (UOA)	0
Contract end date	30/09/2019	Baseline contract value	£21,477.60

ACCESS	Contract	England and Wales
24 month ratio of assessments to patient IDs	1.00	1.08

ACTIVITY	Contract
Contract assess and fit appliances (case starts) as a percentage of Area Team case starts	0.6 %

Cumulative percentage of contracted UOA delivered 2019 & 2020



Month	Adjusted Scheduled Activity (UOA)		
	2018	2019	2020
April	13	13	0
May	13	97	315
June	34	118	315
July	118	202	
August	139	307	
September	244	349	
October	265	391	
November	391	433	
December	391	433	
January	517	475	
February	538	559	
March	601	622	
April	666	664	
May	666	664	
June	666	664	

QUANTITY METRICS (rolling 12 month period)

	Contract Quantity	Contract Base Number	Contract *	Area Team	Region	England
% of all assessments that were assess and fit appliances (case starts)	41	41	100.0%	65.1%	57.3%	58.2%
% of all assessments that were assess and refuse	0	41	0.0%	12.7%	15.4%	12.4%
% of all assessments that were assess and review	0	41	0.0%	22.2%	27.3%	29.4%
% of case starts with a reported IOTN of 3 and Aesthetic Component of 5 or below	0	41	N/A	0.2%	0.1%	0.1%
% of case starts with a reported IOTN of 3 and Aesthetic Component of 6 or above	4	41	9.8%	5.6%	5.6%	3.9%
% of case starts with a reported IOTN of 4	28	41	68.3%	73.2%	78.8%	77.7%
% of case starts with a reported IOTN of 5	9	41	22.0%	15.9%	13.8%	16.7 %
% of concluded courses in receipt of dual-arch fixed appliances	0	33	N/A	76.6%	79.1%	72.5%
% of concluded courses where treatment was abandoned or discontinued	1	33	3.0%	5.7%	6.2%	9.1%
% of patients satisfied with the treatment they have received	0	0	N/A	93.3%	95.3%	95.8%

* Figures in italics indicate that the base number is less than 100.

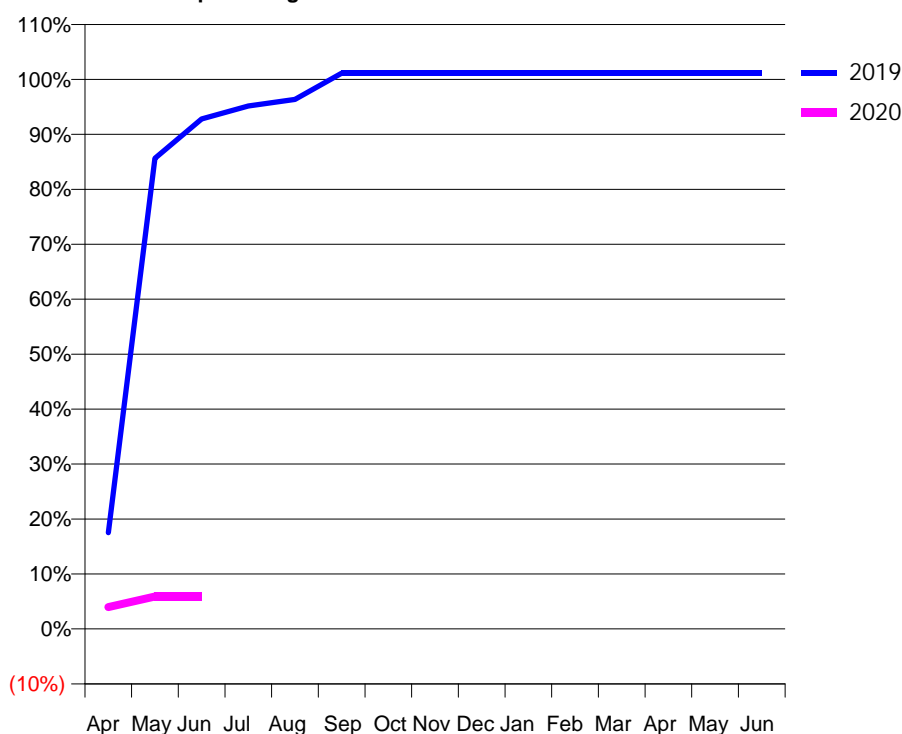
Q62 - Vital Signs Orthodontic At a Glance Contract Report for 854859/0001 - June 2019

Name or company name	MR NN LAI	19/20 Contracted general activity (UDA)	0
Contract type name	PDS Contract	Carry forward general activity (UDA)	0
Purpose of contract	Orthodontic	19/20 Contracted orthodontic activity (UOA)	880
Contract start date	01/04/2006	Carry forward orthodontic activity (UOA)	0
Contract end date	30/09/2019	Baseline contract value	£58,677.28

ACCESS	Contract	England and Wales
24 month ratio of assessments to patient IDs	1.01	1.08

ACTIVITY	Contract
Contract assess and fit appliances (case starts) as a percentage of Area Team case starts	0.1 %

Cumulative percentage of contracted UOA delivered 2019 & 2020



Month	Adjusted Scheduled Activity (UOA)		
	2018	2019	2020
April	770	308	35
May	1,673	1,507	52
June	1,757	1,633	52
July	1,799	1,675	
August	1,799	1,696	
September	1,799	1,780	
October	1,799	1,780	
November	1,799	1,780	
December	1,799	1,780	
January	1,799	1,780	
February	1,799	1,780	
March	1,799	1,780	
April	1,820	1,780	
May	1,820	1,780	
June	1,820	1,780	

QUANTITY METRICS (rolling 12 month period)

	Contract Quantity	Contract Base Number	Contract *	Area Team	Region	England
% of all assessments that were assess and fit appliances (case starts)	7	59	11.9%	65.1%	57.3%	58.2%
% of all assessments that were assess and refuse	0	59	0.0%	12.7%	15.4%	12.4%
% of all assessments that were assess and review	52	59	88.1%	22.2%	27.3%	29.4%
% of case starts with a reported IOTN of 3 and Aesthetic Component of 5 or below	0	7	N/A	0.2%	0.1%	0.1%
% of case starts with a reported IOTN of 3 and Aesthetic Component of 6 or above	0	7	N/A	5.6%	5.6%	3.9%
% of case starts with a reported IOTN of 4	0	7	N/A	73.2%	78.8%	77.7%
% of case starts with a reported IOTN of 5	0	7	N/A	15.9%	13.8%	16.7 %
% of concluded courses in receipt of dual-arch fixed appliances	0	69	N/A	76.6%	79.1%	72.5%
% of concluded courses where treatment was abandoned or discontinued	0	69	0.0%	5.7%	6.2%	9.1%
% of patients satisfied with the treatment they have received	0	0	N/A	93.3%	95.3%	95.8%

* Figures in italics indicate that the base number is less than 100.

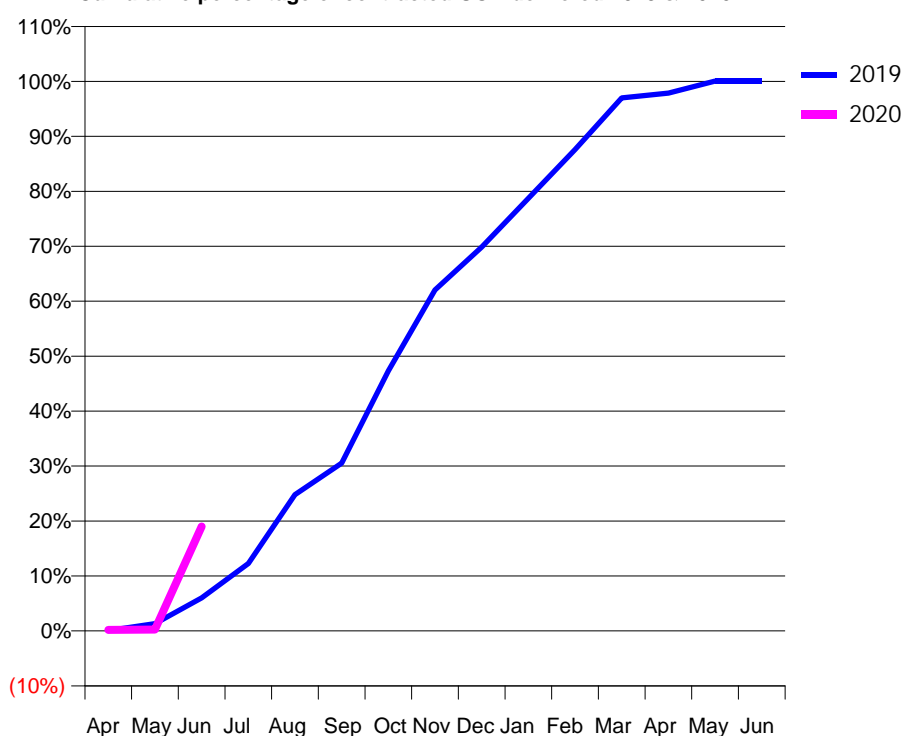
Q62 - Vital Signs Orthodontic At a Glance Contract Report for 912387/0002 - June 2019

Name or company name	MR S KUMAR	19/20 Contracted general activity (UDA)	0
Contract type name	PDS Contract	Carry forward general activity (UDA)	0
Purpose of contract	Orthodontic	19/20 Contracted orthodontic activity (UOA)	2,014
Contract start date	01/04/2006	Carry forward orthodontic activity (UOA)	0
Contract end date	30/09/2019	Baseline contract value	£135,107.56

ACCESS	Contract	England and Wales
24 month ratio of assessments to patient IDs	1.02	1.08

ACTIVITY	Contract
Contract assess and fit appliances (case starts) as a percentage of Area Team case starts	3.0 %

Cumulative percentage of contracted UOA delivered 2019 & 2020



Month	Adjusted Scheduled Activity (UOA)		
	2018	2019	2020
April	2	4	4
May	215	53	5
June	406	242	383
July	742	494	
August	1,020	999	
September	1,335	1,230	
October	1,608	1,906	
November	2,091	2,498	
December	2,744	2,813	
January	2,849	3,170	
February	3,480	3,527	
March	3,753	3,905	
April	3,963	3,940	
May	4,012	4,028	
June	4,028	4,028	

QUANTITY METRICS (rolling 12 month period)

	Contract Quantity	Contract Base Number	Contract *	Area Team	Region	England
% of all assessments that were assess and fit appliances (case starts)	195	345	56.5%	65.1%	57.3%	58.2%
% of all assessments that were assess and refuse	59	345	17.1%	12.7%	15.4%	12.4%
% of all assessments that were assess and review	91	345	26.4%	22.2%	27.3%	29.4%
% of case starts with a reported IOTN of 3 and Aesthetic Component of 5 or below	1	195	0.5%	0.2%	0.1%	0.1%
% of case starts with a reported IOTN of 3 and Aesthetic Component of 6 or above	40	195	20.5%	5.6%	5.6%	3.9%
% of case starts with a reported IOTN of 4	116	195	59.5%	73.2%	78.8%	77.7%
% of case starts with a reported IOTN of 5	35	195	17.9%	15.9%	13.8%	16.7 %
% of concluded courses in receipt of dual-arch fixed appliances	138	154	89.6%	76.6%	79.1%	72.5%
% of concluded courses where treatment was abandoned or discontinued	10	154	6.5%	5.7%	6.2%	9.1%
% of patients satisfied with the treatment they have received	2	2	100.0%	93.3%	95.3%	95.8%

* Figures in italics indicate that the base number is less than 100.

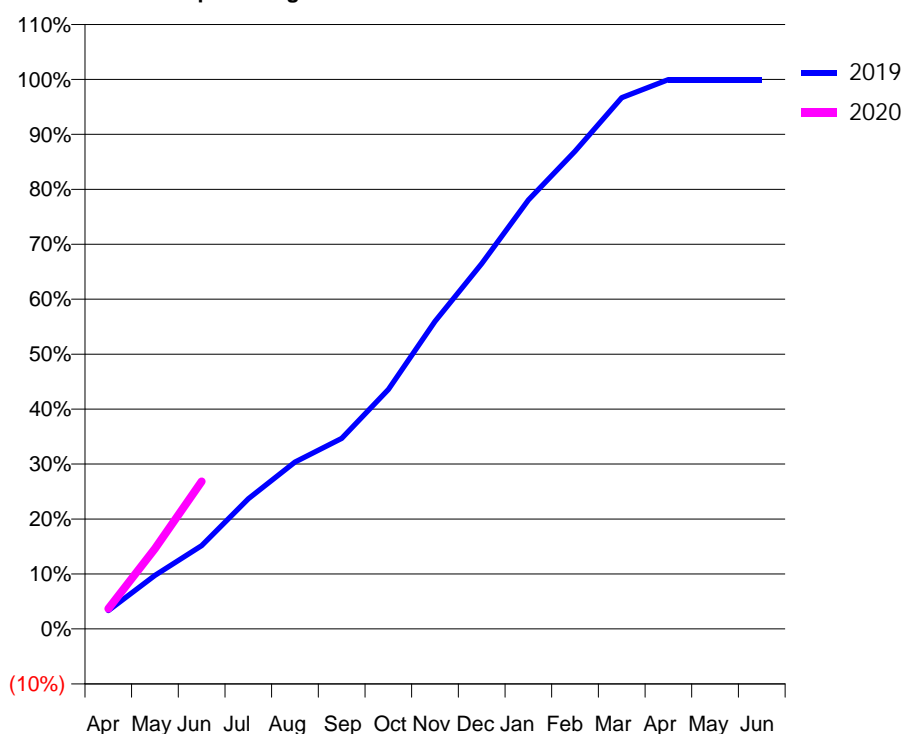
Q62 - Vital Signs Orthodontic At a Glance Contract Report for 919284/0001 - June 2019

Name or company name	MR M ALIMADADIAN	19/20 Contracted general activity (UDA)	0
Contract type name	PDS Contract	Carry forward general activity (UDA)	0
Purpose of contract	Orthodontic	19/20 Contracted orthodontic activity (UOA)	12,456
Contract start date	01/04/2006	Carry forward orthodontic activity (UOA)	0
Contract end date	30/09/2019	Baseline contract value	£836,022.38

ACCESS	Contract	England and Wales
24 month ratio of assessments to patient IDs	1.00	1.08

ACTIVITY	Contract
Contract assess and fit appliances (case starts) as a percentage of Area Team case starts	18.1 %

Cumulative percentage of contracted UOA delivered 2019 & 2020



Month	Adjusted Scheduled Activity (UOA)		
	2018	2019	2020
April	1,611	829	457
May	3,061	2,425	1,819
June	4,776	3,775	3,343
July	7,675	5,901	-
August	9,748	7,564	-
September	11,802	8,636	-
October	13,708	10,853	-
November	16,228	13,935	-
December	17,843	16,559	-
January	18,998	19,445	-
February	21,959	21,653	-
March	24,101	24,083	-
April	24,920	24,905	-
May	24,920	24,905	-
June	24,920	24,905	-

QUANTITY METRICS (rolling 12 month period)

	Contract Quantity	Contract Base Number	Contract *	Area Team	Region	England
% of all assessments that were assess and fit appliances (case starts)	1,162	1,609	72.2%	65.1%	57.3%	58.2%
% of all assessments that were assess and refuse	275	1,609	17.1%	12.7%	15.4%	12.4%
% of all assessments that were assess and review	172	1,609	10.7%	22.2%	27.3%	29.4%
% of case starts with a reported IOTN of 3 and Aesthetic Component of 5 or below	4	1,162	0.3%	0.2%	0.1%	0.1%
% of case starts with a reported IOTN of 3 and Aesthetic Component of 6 or above	45	1,162	3.9%	5.6%	5.6%	3.9%
% of case starts with a reported IOTN of 4	896	1,162	77.1%	73.2%	78.8%	77.7%
% of case starts with a reported IOTN of 5	193	1,162	16.6%	15.9%	13.8%	16.7 %
% of concluded courses in receipt of dual-arch fixed appliances	941	1,006	93.5%	76.6%	79.1%	72.5%
% of concluded courses where treatment was abandoned or discontinued	47	1,006	4.7%	5.7%	6.2%	9.1%
% of patients satisfied with the treatment they have received	6	6	100.0%	93.3%	95.3%	95.8%

* Figures in italics indicate that the base number is less than 100.

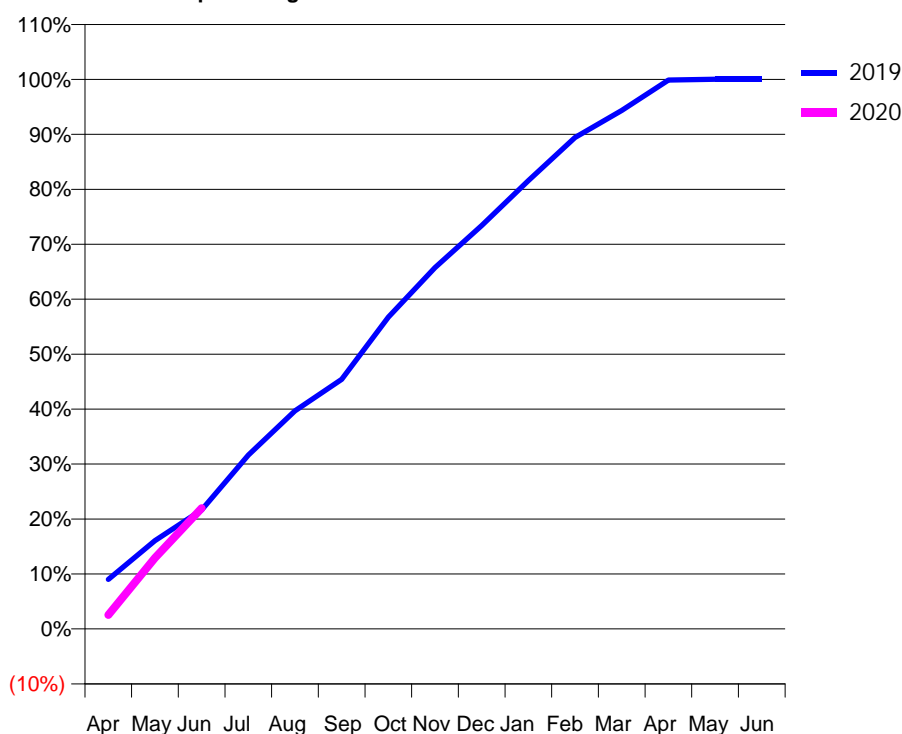
Q62 - Vital Signs Orthodontic At a Glance Contract Report for 919284/0002 - June 2019

Name or company name	MR M ALIMADADIAN	19/20 Contracted general activity (UDA)	0
Contract type name	PDS Contract	Carry forward general activity (UDA)	0
Purpose of contract	General and Orthodontic	19/20 Contracted orthodontic activity (UOA)	8,474
Contract start date	01/04/2006	Carry forward orthodontic activity (UOA)	0
Contract end date	30/09/2019	Baseline contract value	£580,490.86

ACCESS	Contract	England and Wales
24 month ratio of assessments to patient IDs	1.00	1.08

ACTIVITY	Contract
Contract assess and fit appliances (case starts) as a percentage of Area Team case starts	11.2 %

Cumulative percentage of contracted UOA delivered 2019 & 2020



Month	Adjusted Scheduled Activity (UOA)		
	2018	2019	2020
April	747	1,529	217
May	1,593	2,721	1,096
June	2,778	3,670	1,862
July	4,888	5,360	
August	6,246	6,725	
September	7,598	7,698	
October	9,262	9,616	
November	10,868	11,143	
December	12,149	12,438	
January	13,226	13,825	
February	15,053	15,153	
March	16,565	15,987	
April	16,965	16,927	
May	16,965	16,949	
June	16,965	16,949	

QUANTITY METRICS (rolling 12 month period)

	Contract Quantity	Contract Base Number	Contract *	Area Team	Region	England
% of all assessments that were assess and fit appliances (case starts)	718	1,028	69.8%	65.1%	57.3%	58.2%
% of all assessments that were assess and refuse	235	1,028	22.9%	12.7%	15.4%	12.4%
% of all assessments that were assess and review	75	1,028	7.3%	22.2%	27.3%	29.4%
% of case starts with a reported IOTN of 3 and Aesthetic Component of 5 or below	3	718	0.4%	0.2%	0.1%	0.1%
% of case starts with a reported IOTN of 3 and Aesthetic Component of 6 or above	54	718	7.5%	5.6%	5.6%	3.9%
% of case starts with a reported IOTN of 4	530	718	73.8%	73.2%	78.8%	77.7%
% of case starts with a reported IOTN of 5	116	718	16.2%	15.9%	13.8%	16.7 %
% of concluded courses in receipt of dual-arch fixed appliances	608	671	90.6%	76.6%	79.1%	72.5%
% of concluded courses where treatment was abandoned or discontinued	43	671	6.4%	5.7%	6.2%	9.1%
% of patients satisfied with the treatment they have received	8	8	100.0%	93.3%	95.3%	95.8%

* Figures in italics indicate that the base number is less than 100.

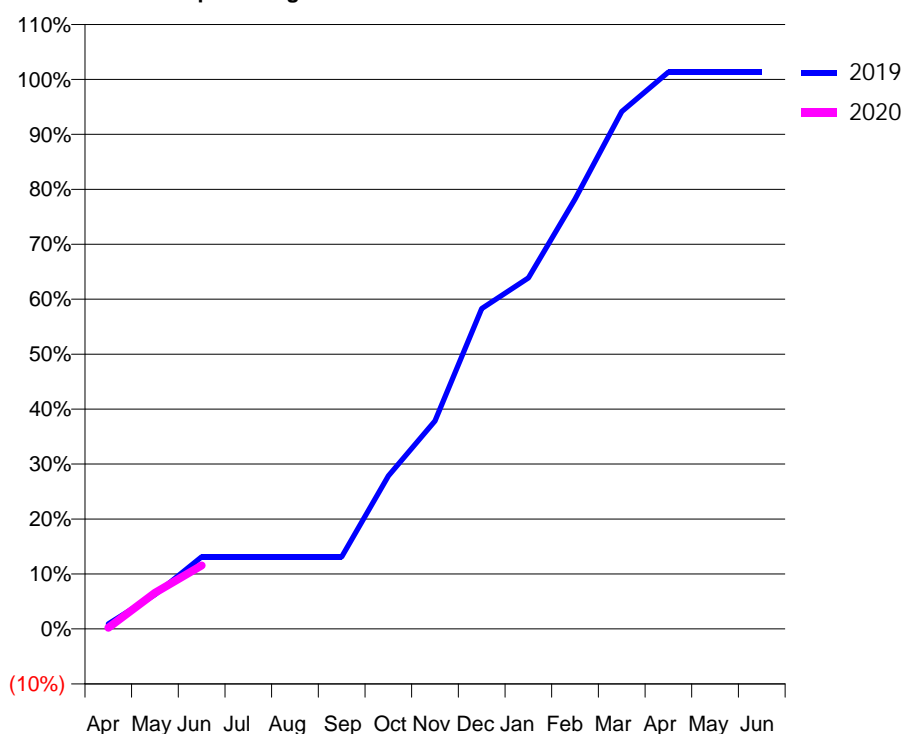
Q62 - Vital Signs Orthodontic At a Glance Contract Report for 925152/0003 - June 2019

Name or company name	MR GP MANCINI	19/20 Contracted general activity (UDA)	0
Contract type name	PDS Contract	Carry forward general activity (UDA)	0
Purpose of contract	Orthodontic	19/20 Contracted orthodontic activity (UOA)	2,074
Contract start date	01/04/2006	Carry forward orthodontic activity (UOA)	0
Contract end date	30/09/2019	Baseline contract value	£139,144.34

ACCESS	Contract	England and Wales
24 month ratio of assessments to patient IDs	1.04	1.08

ACTIVITY	Contract
Contract assess and fit appliances (case starts) as a percentage of Area Team case starts	2.8 %

Cumulative percentage of contracted UOA delivered 2019 & 2020



Month	Adjusted Scheduled Activity (UOA)		
	2018	2019	2020
April	-71	39	5
May	4	259	136
June	178	544	240
July	335	544	
August	559	544	
September	645	544	
October	751	1,156	
November	1,048	1,569	
December	1,326	2,416	
January	2,025	2,649	
February	2,428	3,242	
March	3,899	3,903	
April	4,034	4,201	
May	4,185	4,201	
June	4,185	4,201	

QUANTITY METRICS (rolling 12 month period)

	Contract Quantity	Contract Base Number	Contract *	Area Team	Region	England
% of all assessments that were assess and fit appliances (case starts)	183	276	66.3%	65.1%	57.3%	58.2%
% of all assessments that were assess and refuse	30	276	10.9%	12.7%	15.4%	12.4%
% of all assessments that were assess and review	63	276	22.8%	22.2%	27.3%	29.4%
% of case starts with a reported IOTN of 3 and Aesthetic Component of 5 or below	1	183	0.5%	0.2%	0.1%	0.1%
% of case starts with a reported IOTN of 3 and Aesthetic Component of 6 or above	9	183	4.9%	5.6%	5.6%	3.9%
% of case starts with a reported IOTN of 4	138	183	75.4%	73.2%	78.8%	77.7%
% of case starts with a reported IOTN of 5	35	183	19.1%	15.9%	13.8%	16.7 %
% of concluded courses in receipt of dual-arch fixed appliances	18	151	11.9%	76.6%	79.1%	72.5%
% of concluded courses where treatment was abandoned or discontinued	2	151	1.3%	5.7%	6.2%	9.1%
% of patients satisfied with the treatment they have received	1	1	100.0%	93.3%	95.3%	95.8%

* Figures in italics indicate that the base number is less than 100.

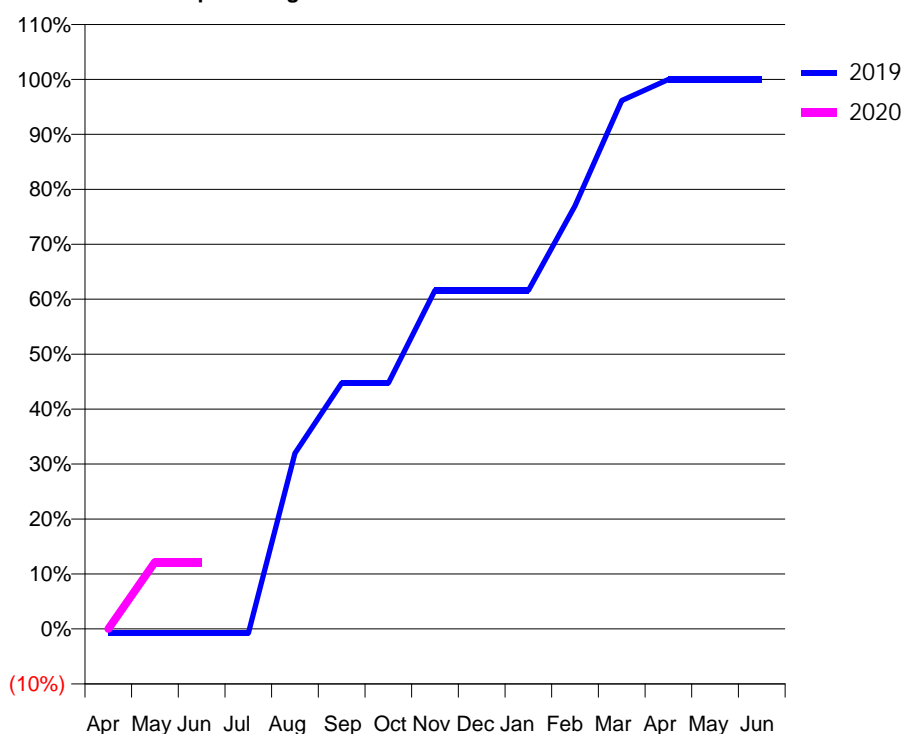
Q62 - Vital Signs Orthodontic At a Glance Contract Report for 925152/0005 - June 2019

Name or company name	MR GP MANCINI	19/20 Contracted general activity (UDA)	0
Contract type name	PDS Contract	Carry forward general activity (UDA)	0
Purpose of contract	Orthodontic	19/20 Contracted orthodontic activity (UOA)	2,070
Contract start date	01/04/2006	Carry forward orthodontic activity (UOA)	0
Contract end date	30/09/2019	Baseline contract value	£138,929.58

ACCESS	Contract	England and Wales
24 month ratio of assessments to patient IDs	1.05	1.08

ACTIVITY	Contract
Contract assess and fit appliances (case starts) as a percentage of Area Team case starts	3.2 %

Cumulative percentage of contracted UOA delivered 2019 & 2020



Month	Adjusted Scheduled Activity (UOA)		
	2018	2019	2020
April	-1	-33	0
May	-1	-33	252
June	-1	-33	252
July	-1	-33	
August	22	1,324	
September	22	1,853	
October	22	1,853	
November	2,162	2,550	
December	2,184	2,550	
January	2,688	2,550	
February	3,371	3,187	
March	3,792	3,981	
April	4,107	4,140	
May	4,107	4,140	
June	4,107	4,140	

QUANTITY METRICS (rolling 12 month period)

	Contract Quantity	Contract Base Number	Contract *	Area Team	Region	England
% of all assessments that were assess and fit appliances (case starts)	208	350	59.4%	65.1%	57.3%	58.2%
% of all assessments that were assess and refuse	33	350	9.4%	12.7%	15.4%	12.4%
% of all assessments that were assess and review	109	350	31.1%	22.2%	27.3%	29.4%
% of case starts with a reported IOTN of 3 and Aesthetic Component of 5 or below	0	208	N/A	0.2%	0.1%	0.1%
% of case starts with a reported IOTN of 3 and Aesthetic Component of 6 or above	9	208	4.3%	5.6%	5.6%	3.9%
% of case starts with a reported IOTN of 4	150	208	72.1%	73.2%	78.8%	77.7%
% of case starts with a reported IOTN of 5	49	208	23.6%	15.9%	13.8%	16.7 %
% of concluded courses in receipt of dual-arch fixed appliances	124	132	93.9%	76.6%	79.1%	72.5%
% of concluded courses where treatment was abandoned or discontinued	3	132	2.3%	5.7%	6.2%	9.1%
% of patients satisfied with the treatment they have received	1	1	100.0%	93.3%	95.3%	95.8%

* Figures in italics indicate that the base number is less than 100.

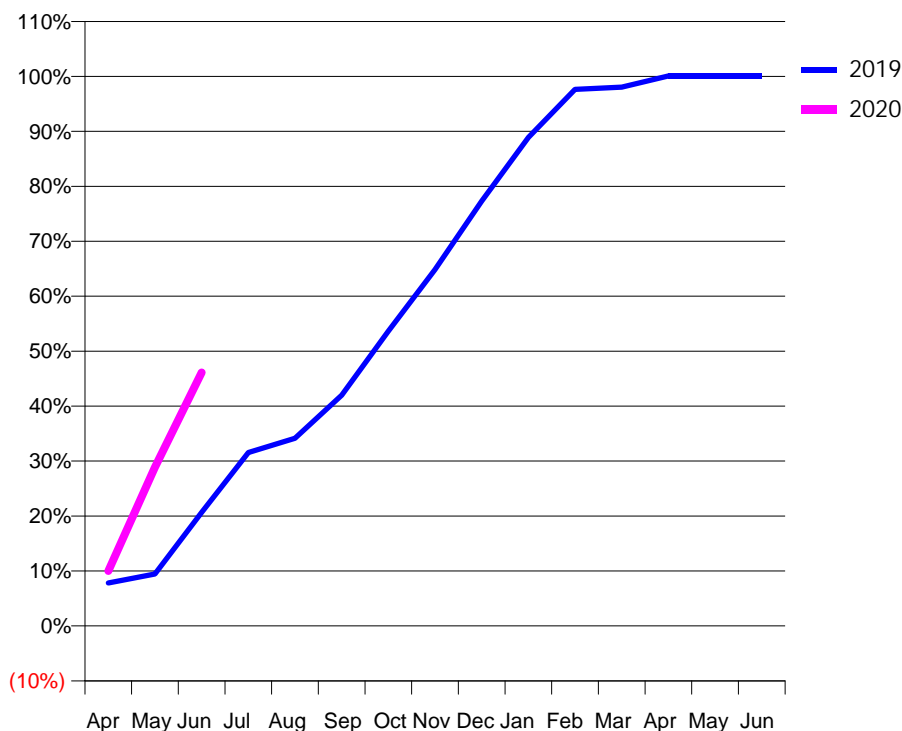
Q62 - Vital Signs Orthodontic At a Glance Contract Report for 959847/0001 - June 2019

Name or company name	MR AY LAM	19/20 Contracted general activity (UDA)	0
Contract type name	PDS Contract	Carry forward general activity (UDA)	0
Purpose of contract	Orthodontic	19/20 Contracted orthodontic activity (UOA)	2,558
Contract start date	01/10/2008	Carry forward orthodontic activity (UOA)	0
Contract end date	30/09/2019	Baseline contract value	£168,793.84

ACCESS	Contract	England and Wales
24 month ratio of assessments to patient IDs	1.02	1.08

ACTIVITY	Contract
Contract assess and fit appliances (case starts) as a percentage of Area Team case starts	3.9 %

Cumulative percentage of contracted UOA delivered 2019 & 2020



Month	Adjusted Scheduled Activity (UOA)		
	2018	2019	2020
April	270	400	256
May	862	484	739
June	1,265	1,057	1,180
July	1,832	1,614	
August	2,525	1,747	
September	2,844	2,147	
October	3,537	2,746	
November	3,831	3,318	
December	4,381	3,955	
January	4,465	4,548	
February	4,868	4,995	
March	5,141	5,016	
April	5,288	5,121	
May	5,288	5,121	
June	5,288	5,121	

QUANTITY METRICS (rolling 12 month period)

	Contract Quantity	Contract Base Number	Contract *	Area Team	Region	England
% of all assessments that were assess and fit appliances (case starts)	249	302	82.5%	65.1%	57.3%	58.2%
% of all assessments that were assess and refuse	22	302	7.3%	12.7%	15.4%	12.4%
% of all assessments that were assess and review	31	302	10.3%	22.2%	27.3%	29.4%
% of case starts with a reported IOTN of 3 and Aesthetic Component of 5 or below	0	249	N/A	0.2%	0.1%	0.1%
% of case starts with a reported IOTN of 3 and Aesthetic Component of 6 or above	7	249	2.8%	5.6%	5.6%	3.9%
% of case starts with a reported IOTN of 4	187	249	75.1%	73.2%	78.8%	77.7%
% of case starts with a reported IOTN of 5	53	249	21.3%	15.9%	13.8%	16.7 %
% of concluded courses in receipt of dual-arch fixed appliances	210	229	91.7%	76.6%	79.1%	72.5%
% of concluded courses where treatment was abandoned or discontinued	4	229	1.7%	5.7%	6.2%	9.1%
% of patients satisfied with the treatment they have received	1	1	100.0%	93.3%	95.3%	95.8%

* Figures in italics indicate that the base number is less than 100.

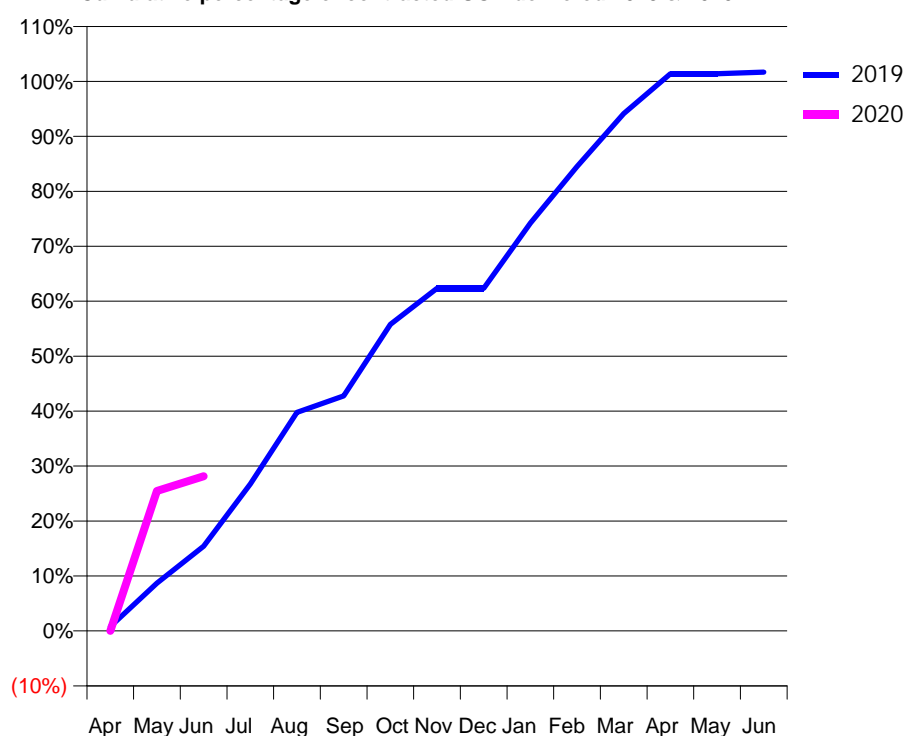
Q63 - Vital Signs Orthodontic At a Glance Contract Report for 111732/0001 - June 2019

Name or company name	Richmond Hill Orthodontics Ltd	19/20 Contracted general activity (UDA)	0
Contract type name	PDS Contract	Carry forward general activity (UDA)	0
Purpose of contract	Orthodontic	19/20 Contracted orthodontic activity (UOA)	3,906
Contract start date	31/10/2014	Carry forward orthodontic activity (UOA)	0
Contract end date	30/09/2019	Baseline contract value	£263,049.10

ACCESS	Contract	England and Wales
24 month ratio of assessments to patient IDs	1.00	1.08

ACTIVITY	Contract
Contract assess and fit appliances (case starts) as a percentage of Area Team case starts	3.9 %

Cumulative percentage of contracted UOA delivered 2019 & 2020



Month	Adjusted Scheduled Activity (UOA)		
	2018	2019	2020
April	210	63	0
May	882	680	995
June	1,459	1,205	1,100
July	2,139	2,091	
August	2,454	3,107	
September	3,642	3,342	
October	4,213	4,358	
November	4,838	4,870	
December	4,838	4,870	
January	6,104	5,798	
February	6,805	6,600	
March	7,645	7,356	
April	7,876	7,923	
May	7,876	7,923	
June	7,876	7,944	

QUANTITY METRICS (rolling 12 month period)

	Contract Quantity	Contract Base Number	Contract *	Area Team	Region	England
% of all assessments that were assess and fit appliances (case starts)	383	383	100.0%	54.2%	57.3%	58.2%
% of all assessments that were assess and refuse	0	383	0.0%	13.4%	15.4%	12.4%
% of all assessments that were assess and review	0	383	0.0%	32.5%	27.3%	29.4%
% of case starts with a reported IOTN of 3 and Aesthetic Component of 5 or below	0	383	N/A	0.1%	0.1%	0.1%
% of case starts with a reported IOTN of 3 and Aesthetic Component of 6 or above	10	383	2.6%	5.6%	5.6%	3.9%
% of case starts with a reported IOTN of 4	328	383	85.6%	80.4%	78.8%	77.7%
% of case starts with a reported IOTN of 5	44	383	11.5%	12.8%	13.8%	16.7 %
% of concluded courses in receipt of dual-arch fixed appliances	0	359	N/A	73.6%	79.1%	72.5%
% of concluded courses where treatment was abandoned or discontinued	6	359	1.7%	6.7%	6.2%	9.1%
% of patients satisfied with the treatment they have received	7	9	77.8%	95.5%	95.3%	95.8%

* Figures in italics indicate that the base number is less than 100.

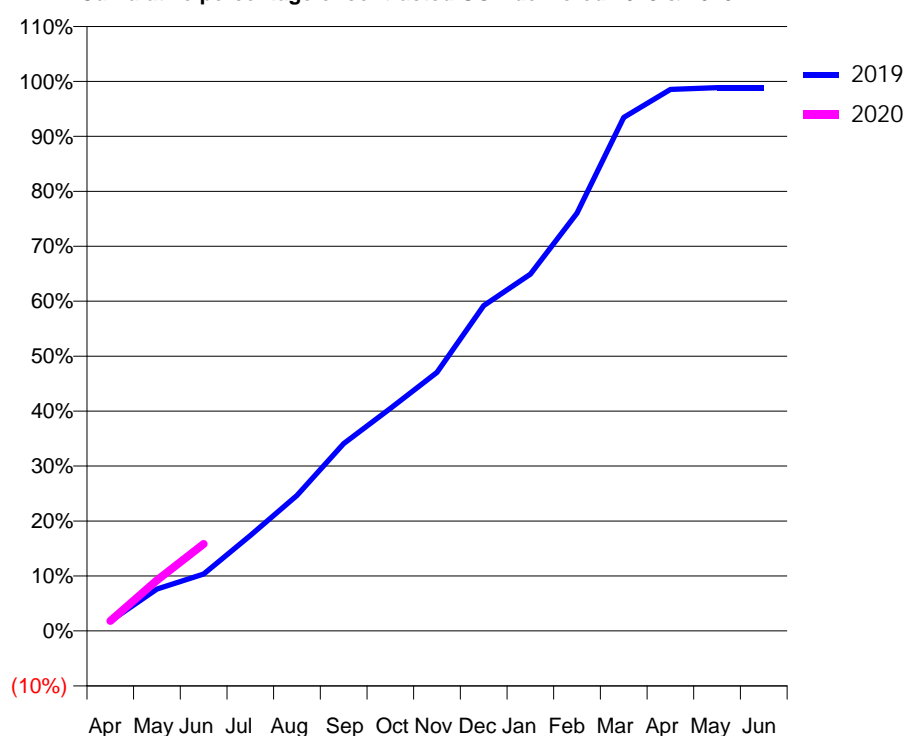
Q63 - Vital Signs Orthodontic At a Glance Contract Report for 117323/0001 - June 2019

Name or company name	Wimbledon Orthodontic Practice	19/20 Contracted general activity (UDA)	0
Contract type name	PDS Contract	Carry forward general activity (UDA)	0
Purpose of contract	Orthodontic	19/20 Contracted orthodontic activity (UOA)	3,204
Contract start date	28/02/2008	Carry forward orthodontic activity (UOA)	0
Contract end date	30/09/2019	Baseline contract value	£220,776.84

ACCESS	Contract	England and Wales
24 month ratio of assessments to patient IDs	1.01	1.08

ACTIVITY	Contract
Contract assess and fit appliances (case starts) as a percentage of Area Team case starts	3.0 %

Cumulative percentage of contracted UOA delivered 2019 & 2020



Month	Adjusted Scheduled Activity (UOA)		
	2018	2019	2020
April	235	114	59
May	533	489	295
June	814	663	507
July	1,341	1,112	
August	1,933	1,579	
September	2,122	2,183	
October	2,598	2,594	
November	3,087	3,014	
December	4,093	3,793	
January	4,573	4,159	
February	5,723	4,869	
March	6,373	5,985	
April	6,457	6,312	
May	6,499	6,333	
June	6,499	6,333	

QUANTITY METRICS (rolling 12 month period)

	Contract Quantity	Contract Base Number	Contract *	Area Team	Region	England
% of all assessments that were assess and fit appliances (case starts)	294	586	50.2%	54.2%	57.3%	58.2%
% of all assessments that were assess and refuse	76	586	13.0%	13.4%	15.4%	12.4%
% of all assessments that were assess and review	216	586	36.9%	32.5%	27.3%	29.4%
% of case starts with a reported IOTN of 3 and Aesthetic Component of 5 or below	0	294	N/A	0.1%	0.1%	0.1%
% of case starts with a reported IOTN of 3 and Aesthetic Component of 6 or above	4	294	1.4%	5.6%	5.6%	3.9%
% of case starts with a reported IOTN of 4	254	294	86.4%	80.4%	78.8%	77.7%
% of case starts with a reported IOTN of 5	36	294	12.2%	12.8%	13.8%	16.7 %
% of concluded courses in receipt of dual-arch fixed appliances	278	323	86.1%	73.6%	79.1%	72.5%
% of concluded courses where treatment was abandoned or discontinued	10	323	3.1%	6.7%	6.2%	9.1%
% of patients satisfied with the treatment they have received	5	5	100.0%	95.5%	95.3%	95.8%

* Figures in italics indicate that the base number is less than 100.

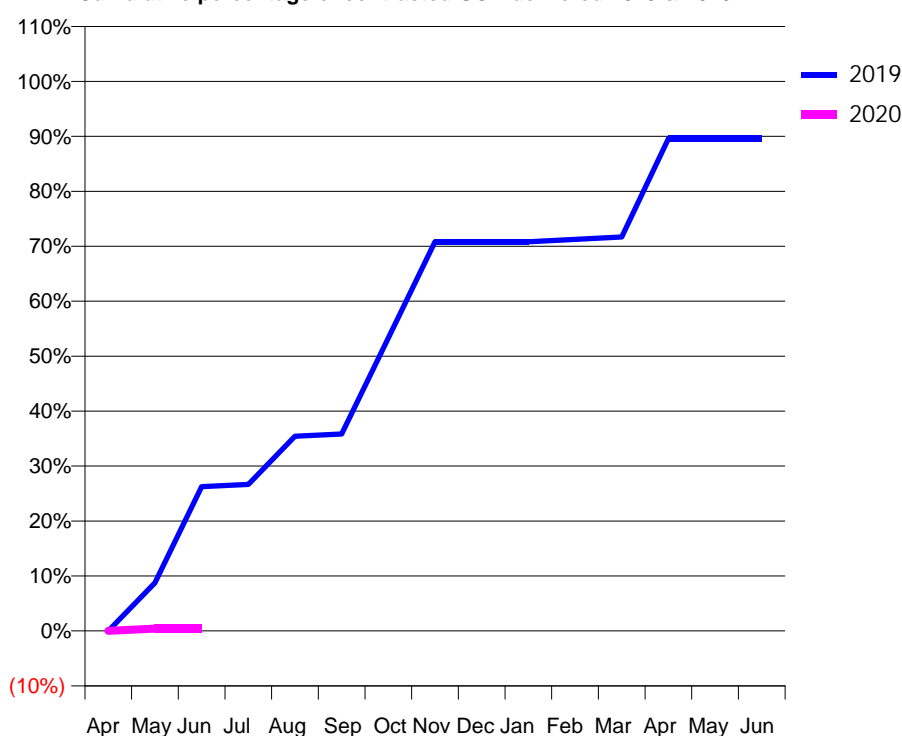
Q63 - Vital Signs Orthodontic At a Glance Contract Report for 117471/0001 - June 2019

Name or company name	Summerstown Dental Centre Limited	19/20 Contracted general activity (UDA)	11,000
Contract type name	Pilot Contract	Carry forward general activity (UDA)	0
Purpose of contract	General and Orthodontic	19/20 Contracted orthodontic activity (UOA)	240
Contract start date	01/06/2010	Carry forward orthodontic activity (UOA)	0
Contract end date		Baseline contract value	£347,521.34

ACCESS	Contract	England and Wales
24 month ratio of assessments to patient IDs	1.04	1.08

ACTIVITY	Contract
Contract assess and fit appliances (case starts) as a percentage of Area Team case starts	0.1 %

Cumulative percentage of contracted UOA delivered 2019 & 2020



Month	Adjusted Scheduled Activity (UOA)		
	2018	2019	2020
April	1	0	0
May	22	21	1
June	65	63	1
July	151	64	
August	172	85	
September	214	86	
October	216	128	
November	216	170	
December	216	170	
January	237	170	
February	237	171	
March	237	172	
April	237	215	
May	237	215	
June	237	215	

QUANTITY METRICS (rolling 12 month period)

	Contract Quantity	Contract Base Number	Contract *	Area Team	Region	England
% of all assessments that were assess and fit appliances (case starts)	7	13	53.8%	54.2%	57.3%	58.2%
% of all assessments that were assess and refuse	0	13	0.0%	13.4%	15.4%	12.4%
% of all assessments that were assess and review	6	13	46.2%	32.5%	27.3%	29.4%
% of case starts with a reported IOTN of 3 and Aesthetic Component of 5 or below	1	7	14.3%	0.1%	0.1%	0.1%
% of case starts with a reported IOTN of 3 and Aesthetic Component of 6 or above	0	7	N/A	5.6%	5.6%	3.9%
% of case starts with a reported IOTN of 4	5	7	71.4%	80.4%	78.8%	77.7%
% of case starts with a reported IOTN of 5	1	7	14.3%	12.8%	13.8%	16.7%
% of concluded courses in receipt of dual-arch fixed appliances	0	15	N/A	73.6%	79.1%	72.5%
% of concluded courses where treatment was abandoned or discontinued	1	15	6.7%	6.7%	6.2%	9.1%
% of patients satisfied with the treatment they have received	1	1	100.0%	95.5%	95.3%	95.8%

* Figures in italics indicate that the base number is less than 100.

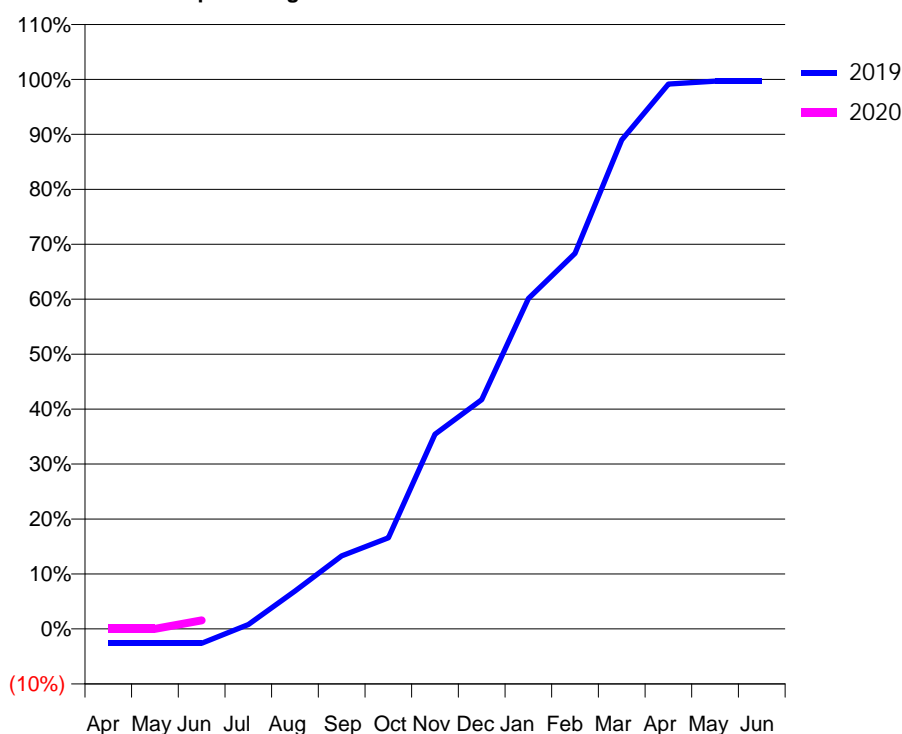
Q63 - Vital Signs Orthodontic At a Glance Contract Report for 119644/0001 - June 2019

Name or company name	Perfect Smile Associates Limited	19/20 Contracted general activity (UDA)	15,740
Contract type name	GDS Contract	Carry forward general activity (UDA)	0
Purpose of contract	General and Orthodontic	19/20 Contracted orthodontic activity (UOA)	4,000
Contract start date	17/05/2011	Carry forward orthodontic activity (UOA)	0
Contract end date		Baseline contract value	£754,662.91

ACCESS	Contract	England and Wales
24 month ratio of assessments to patient IDs	1.12	1.08

ACTIVITY	Contract
Contract assess and fit appliances (case starts) as a percentage of Area Team case starts	2.0 %

Cumulative percentage of contracted UOA delivered 2019 & 2020



Month	Adjusted Scheduled Activity (UOA)		
	2018	2019	2020
April	-30	-105	0
May	41	-105	0
June	109	-105	63
July	199	33	
August	199	275	
September	220	531	
October	220	663	
November	917	1,417	
December	1,959	1,669	
January	2,179	2,405	
February	2,850	2,734	
March	3,425	3,559	
April	3,853	3,966	
May	3,895	3,987	
June	3,895	3,987	

QUANTITY METRICS (rolling 12 month period)

	Contract Quantity	Contract Base Number	Contract *	Area Team	Region	England
% of all assessments that were assess and fit appliances (case starts)	194	369	52.6%	54.2%	57.3%	58.2%
% of all assessments that were assess and refuse	47	369	12.7%	13.4%	15.4%	12.4%
% of all assessments that were assess and review	128	369	34.7%	32.5%	27.3%	29.4%
% of case starts with a reported IOTN of 3 and Aesthetic Component of 5 or below	1	194	0.5%	0.1%	0.1%	0.1%
% of case starts with a reported IOTN of 3 and Aesthetic Component of 6 or above	4	194	2.1%	5.6%	5.6%	3.9%
% of case starts with a reported IOTN of 4	182	194	93.8%	80.4%	78.8%	77.7%
% of case starts with a reported IOTN of 5	7	194	3.6%	12.8%	13.8%	16.7 %
% of concluded courses in receipt of dual-arch fixed appliances	1	13	7.7%	73.6%	79.1%	72.5%
% of concluded courses where treatment was abandoned or discontinued	0	13	0.0%	6.7%	6.2%	9.1%
% of patients satisfied with the treatment they have received	3	3	100.0%	95.5%	95.3%	95.8%

* Figures in italics indicate that the base number is less than 100.

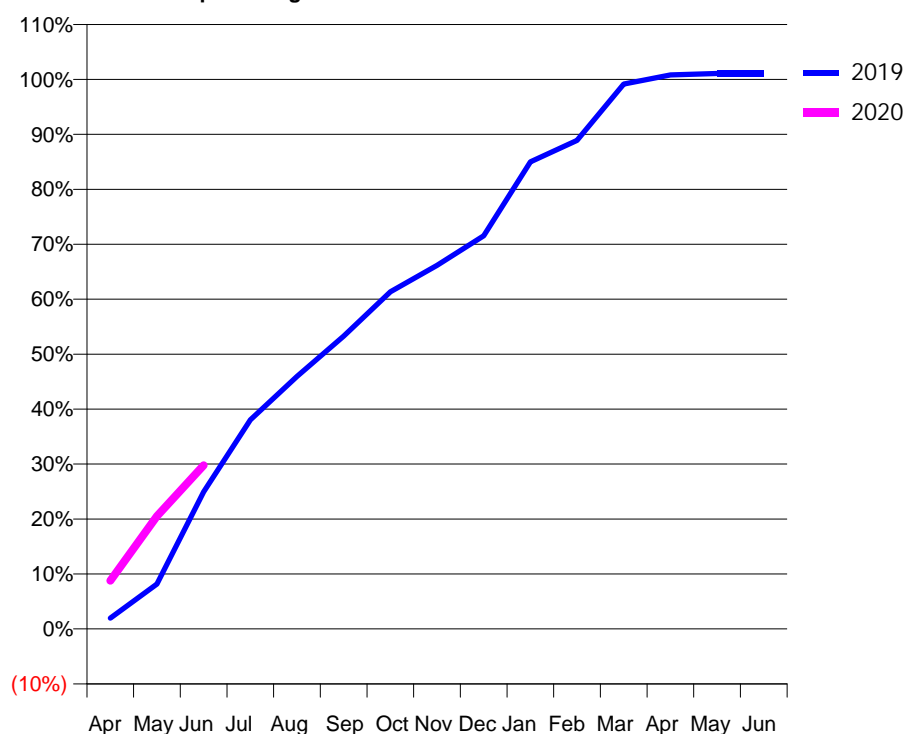
Q63 - Vital Signs Orthodontic At a Glance Contract Report for 120820/0001 - June 2019

Name or company name	Sutton Orthodontic Practice	19/20 Contracted general activity (UDA)	0
Contract type name	PDS Contract	Carry forward general activity (UDA)	0
Purpose of contract	Orthodontic	19/20 Contracted orthodontic activity (UOA)	7,772
Contract start date	01/04/2006	Carry forward orthodontic activity (UOA)	0
Contract end date	30/09/2019	Baseline contract value	£535,461.64

ACCESS	Contract	England and Wales
24 month ratio of assessments to patient IDs	1.02	1.08

ACTIVITY	Contract
Contract assess and fit appliances (case starts) as a percentage of Area Team case starts	7.0 %

Cumulative percentage of contracted UOA delivered 2019 & 2020



Month	Adjusted Scheduled Activity (UOA)		
	2018	2019	2020
April	755	306	682
May	1,723	1,270	1,594
June	3,224	3,878	2,315
July	6,163	5,912	
August	7,399	7,144	
September	8,354	8,282	
October	9,882	9,538	
November	11,394	10,286	
December	12,103	11,121	
January	12,853	13,211	
February	13,524	13,821	
March	14,423	15,412	
April	15,019	15,667	
May	15,062	15,709	
June	15,574	15,709	

QUANTITY METRICS (rolling 12 month period)

	Contract Quantity	Contract Base Number	Contract *	Area Team	Region	England
% of all assessments that were assess and fit appliances (case starts)	680	877	77.5%	54.2%	57.3%	58.2%
% of all assessments that were assess and refuse	74	877	8.4%	13.4%	15.4%	12.4%
% of all assessments that were assess and review	123	877	14.0%	32.5%	27.3%	29.4%
% of case starts with a reported IOTN of 3 and Aesthetic Component of 5 or below	0	680	N/A	0.1%	0.1%	0.1%
% of case starts with a reported IOTN of 3 and Aesthetic Component of 6 or above	6	680	0.9%	5.6%	5.6%	3.9%
% of case starts with a reported IOTN of 4	554	680	81.5%	80.4%	78.8%	77.7%
% of case starts with a reported IOTN of 5	118	680	17.4%	12.8%	13.8%	16.7 %
% of concluded courses in receipt of dual-arch fixed appliances	544	663	82.1%	73.6%	79.1%	72.5%
% of concluded courses where treatment was abandoned or discontinued	62	663	9.4%	6.7%	6.2%	9.1%
% of patients satisfied with the treatment they have received	10	10	100.0%	95.5%	95.3%	95.8%

* Figures in italics indicate that the base number is less than 100.

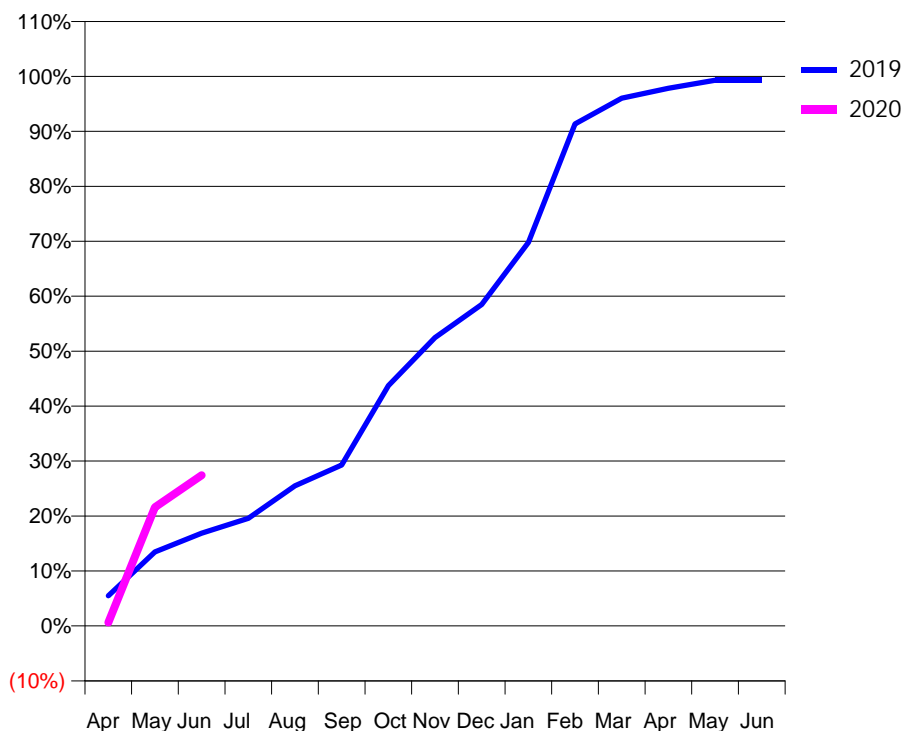
Q63 - Vital Signs Orthodontic At a Glance Contract Report for 121401/0001 - June 2019

Name or company name	Namta Ltd	19/20 Contracted general activity (UDA)	0
Contract type name	PDS Contract	Carry forward general activity (UDA)	0
Purpose of contract	Orthodontic	19/20 Contracted orthodontic activity (UOA)	6,476
Contract start date	01/04/2011	Carry forward orthodontic activity (UOA)	0
Contract end date	30/09/2019	Baseline contract value	£435,068.72

ACCESS	Contract	England and Wales
24 month ratio of assessments to patient IDs	1.04	1.08

ACTIVITY	Contract
Contract assess and fit appliances (case starts) as a percentage of Area Team case starts	6.1 %

Cumulative percentage of contracted UOA delivered 2019 & 2020



Month	Adjusted Scheduled Activity (UOA)		
	2018	2019	2020
April	-180	713	42
May	759	1,745	1,398
June	1,551	2,186	1,776
July	2,542	2,538	
August	4,155	3,302	
September	5,382	3,793	
October	7,157	5,663	
November	9,514	6,793	
December	11,047	7,574	
January	11,845	9,040	
February	13,420	11,829	
March	13,434	12,436	
April	12,931	12,669	
May	12,910	12,858	
June	12,910	12,858	

QUANTITY METRICS (rolling 12 month period)

	Contract Quantity	Contract Base Number	Contract *	Area Team	Region	England
% of all assessments that were assess and fit appliances (case starts)	590	801	73.7%	54.2%	57.3%	58.2%
% of all assessments that were assess and refuse	64	801	8.0%	13.4%	15.4%	12.4%
% of all assessments that were assess and review	147	801	18.4%	32.5%	27.3%	29.4%
% of case starts with a reported IOTN of 3 and Aesthetic Component of 5 or below	0	590	N/A	0.1%	0.1%	0.1%
% of case starts with a reported IOTN of 3 and Aesthetic Component of 6 or above	38	590	6.4%	5.6%	5.6%	3.9%
% of case starts with a reported IOTN of 4	493	590	83.6%	80.4%	78.8%	77.7%
% of case starts with a reported IOTN of 5	58	590	9.8%	12.8%	13.8%	16.7 %
% of concluded courses in receipt of dual-arch fixed appliances	436	493	88.4%	73.6%	79.1%	72.5%
% of concluded courses where treatment was abandoned or discontinued	36	493	7.3%	6.7%	6.2%	9.1%
% of patients satisfied with the treatment they have received	5	5	100.0%	95.5%	95.3%	95.8%

* Figures in italics indicate that the base number is less than 100.

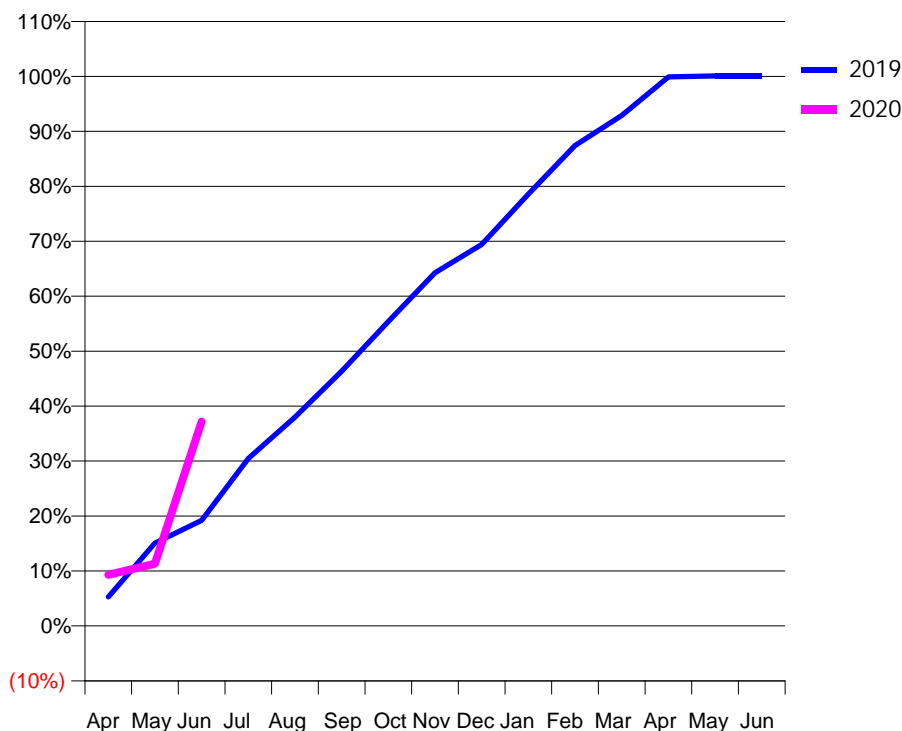
Q63 - Vital Signs Orthodontic At a Glance Contract Report for 125423/0001 - June 2019

Name or company name	Chapel Road Orthodontics Limited	19/20 Contracted general activity (UDA)	0
Contract type name	PDS Contract	Carry forward general activity (UDA)	0
Purpose of contract	Orthodontic	19/20 Contracted orthodontic activity (UOA)	7,264
Contract start date	01/08/2009	Carry forward orthodontic activity (UOA)	0
Contract end date	30/09/2019	Baseline contract value	£510,969.42

ACCESS	Contract	England and Wales
24 month ratio of assessments to patient IDs	1.09	1.08

ACTIVITY	Contract
Contract assess and fit appliances (case starts) as a percentage of Area Team case starts	6.8 %

Cumulative percentage of contracted UOA delivered 2019 & 2020



Month	Adjusted Scheduled Activity (UOA)		
	2018	2019	2020
April	525	772	676
May	1,896	2,191	823
June	2,701	2,791	2,701
July	4,297	4,429	
August	5,354	5,519	
September	6,330	6,737	
October	7,952	8,052	
November	9,863	9,339	
December	11,130	10,086	
January	12,232	11,417	
February	13,643	12,696	
March	14,313	13,494	
April	14,522	14,514	
May	14,523	14,539	
June	14,523	14,539	

QUANTITY METRICS (rolling 12 month period)

	Contract Quantity	Contract Base Number	Contract *	Area Team	Region	England
% of all assessments that were assess and fit appliances (case starts)	665	1,267	52.5%	54.2%	57.3%	58.2%
% of all assessments that were assess and refuse	393	1,267	31.0%	13.4%	15.4%	12.4%
% of all assessments that were assess and review	209	1,267	16.5%	32.5%	27.3%	29.4%
% of case starts with a reported IOTN of 3 and Aesthetic Component of 5 or below	0	665	N/A	0.1%	0.1%	0.1%
% of case starts with a reported IOTN of 3 and Aesthetic Component of 6 or above	40	665	6.0%	5.6%	5.6%	3.9%
% of case starts with a reported IOTN of 4	598	665	89.9%	80.4%	78.8%	77.7%
% of case starts with a reported IOTN of 5	23	665	3.5%	12.8%	13.8%	16.7 %
% of concluded courses in receipt of dual-arch fixed appliances	514	649	79.2%	73.6%	79.1%	72.5%
% of concluded courses where treatment was abandoned or discontinued	36	649	5.5%	6.7%	6.2%	9.1%
% of patients satisfied with the treatment they have received	7	7	100.0%	95.5%	95.3%	95.8%

* Figures in italics indicate that the base number is less than 100.

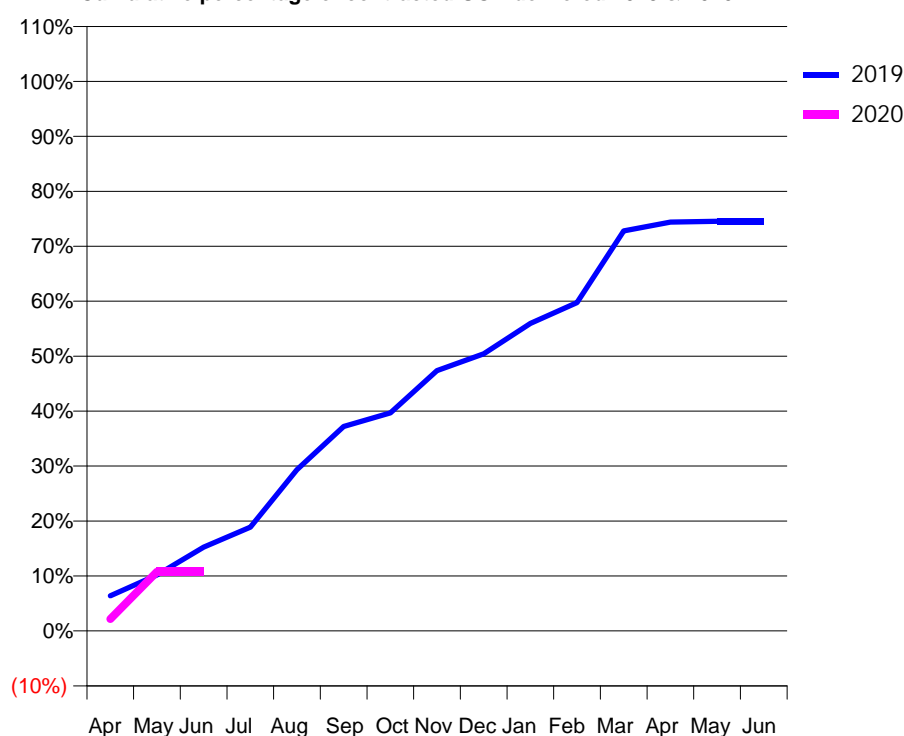
Q63 - Vital Signs Orthodontic At a Glance Contract Report for 141097/0001 - June 2019

Name or company name	Mr DJ Mehigan & Miss AM Peel	19/20 Contracted general activity (UDA)	14,962
Contract type name	GDS Contract	Carry forward general activity (UDA)	0
Purpose of contract	General and Orthodontic	19/20 Contracted orthodontic activity (UOA)	688
Contract start date	01/11/2006	Carry forward orthodontic activity (UOA)	0
Contract end date		Baseline contract value	£385,626.99

ACCESS	Contract	England and Wales
24 month ratio of assessments to patient IDs	1.91	1.08

ACTIVITY	Contract
Contract assess and fit appliances (case starts) as a percentage of Area Team case starts	0.0 %

Cumulative percentage of contracted UOA delivered 2019 & 2020



Month	Adjusted Scheduled Activity (UOA)		
	2018	2019	2020
April	32	44	15
May	56	70	74
June	118	105	74
July	181	130	
August	262	202	
September	322	256	
October	381	273	
November	423	326	
December	474	347	
January	506	385	
February	592	411	
March	647	501	
April	659	512	
May	660	513	
June	660	513	

QUANTITY METRICS (rolling 12 month period)

	Contract Quantity	Contract Base Number	Contract *	Area Team	Region	England
% of all assessments that were assess and fit appliances (case starts)	4	548	0.7%	54.2%	57.3%	58.2%
% of all assessments that were assess and refuse	4	548	0.7%	13.4%	15.4%	12.4%
% of all assessments that were assess and review	540	548	98.5%	32.5%	27.3%	29.4%
% of case starts with a reported IOTN of 3 and Aesthetic Component of 5 or below	1	4	25.0%	0.1%	0.1%	0.1%
% of case starts with a reported IOTN of 3 and Aesthetic Component of 6 or above	0	4	N/A	5.6%	5.6%	3.9%
% of case starts with a reported IOTN of 4	2	4	50.0%	80.4%	78.8%	77.7%
% of case starts with a reported IOTN of 5	0	4	N/A	12.8%	13.8%	16.7%
% of concluded courses in receipt of dual-arch fixed appliances	3	7	42.9%	73.6%	79.1%	72.5%
% of concluded courses where treatment was abandoned or discontinued	2	7	28.6%	6.7%	6.2%	9.1%
% of patients satisfied with the treatment they have received	0	0	N/A	95.5%	95.3%	95.8%

* Figures in italics indicate that the base number is less than 100.

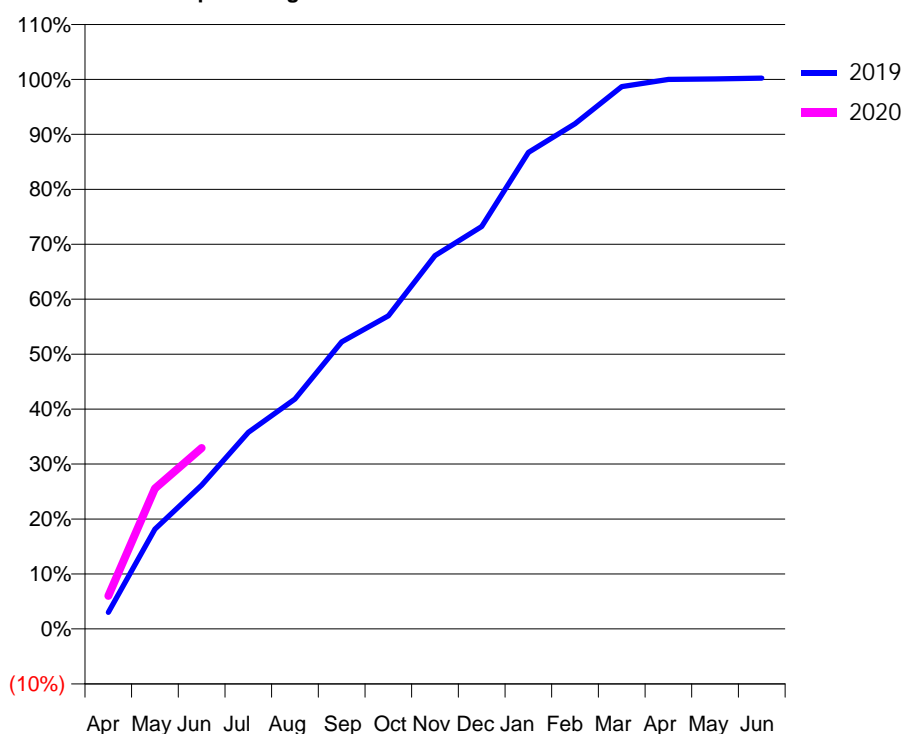
Q63 - Vital Signs Orthodontic At a Glance Contract Report for 146498/0001 - June 2019

Name or company name	The McDonogh Practice	19/20 Contracted general activity (UDA)	0
Contract type name	PDS Contract	Carry forward general activity (UDA)	0
Purpose of contract	Orthodontic	19/20 Contracted orthodontic activity (UOA)	29,821
Contract start date	01/04/2006	Carry forward orthodontic activity (UOA)	0
Contract end date	31/03/2028	Baseline contract value	£2,091,745.14

ACCESS	Contract	England and Wales
24 month ratio of assessments to patient IDs	1.06	1.08

ACTIVITY	Contract
Contract assess and fit appliances (case starts) as a percentage of Area Team case starts	15.0 %

Cumulative percentage of contracted UOA delivered 2019 & 2020



Month	Adjusted Scheduled Activity (UOA)		
	2018	2019	2020
April	-459	898	1,800
May	2,066	5,414	7,624
June	7,819	7,805	9,813
July	12,106	10,671	
August	14,343	12,482	
September	15,606	15,575	
October	19,800	16,997	
November	22,560	20,262	
December	24,961	21,833	
January	26,924	25,859	
February	28,503	27,414	
March	29,742	29,425	
April	29,787	29,818	
May	29,853	29,841	
June	29,853	29,884	

QUANTITY METRICS (rolling 12 month period)

	Contract Quantity	Contract Base Number	Contract *	Area Team	Region	England
% of all assessments that were assess and fit appliances (case starts)	1,456	3,263	44.6%	54.2%	57.3%	58.2%
% of all assessments that were assess and refuse	480	3,263	14.7%	13.4%	15.4%	12.4%
% of all assessments that were assess and review	1,327	3,263	40.7%	32.5%	27.3%	29.4%
% of case starts with a reported IOTN of 3 and Aesthetic Component of 5 or below	2	1,456	0.1%	0.1%	0.1%	0.1%
% of case starts with a reported IOTN of 3 and Aesthetic Component of 6 or above	82	1,456	5.6%	5.6%	5.6%	3.9%
% of case starts with a reported IOTN of 4	1,118	1,456	76.8%	80.4%	78.8%	77.7%
% of case starts with a reported IOTN of 5	249	1,456	17.1%	12.8%	13.8%	16.7 %
% of concluded courses in receipt of dual-arch fixed appliances	1,169	1,372	85.2%	73.6%	79.1%	72.5%
% of concluded courses where treatment was abandoned or discontinued	110	1,372	8.0%	6.7%	6.2%	9.1%
% of patients satisfied with the treatment they have received	17	18	94.4%	95.5%	95.3%	95.8%

* Figures in italics indicate that the base number is less than 100.

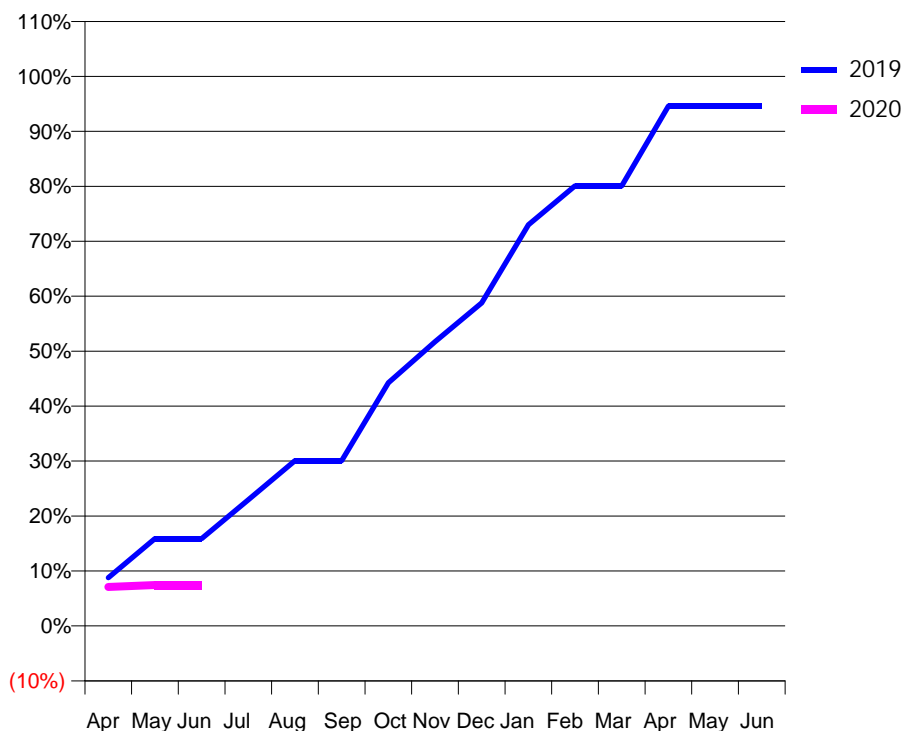
Q63 - Vital Signs Orthodontic At a Glance Contract Report for 147060/0001 - June 2019

Name or company name	Gentle Dental Care Partnership	19/20 Contracted general activity (UDA)	10,277
Contract type name	GDS Contract	Carry forward general activity (UDA)	0
Purpose of contract	General and Orthodontic	19/20 Contracted orthodontic activity (UOA)	296
Contract start date	01/04/2006	Carry forward orthodontic activity (UOA)	0
Contract end date		Baseline contract value	£318,029.19

ACCESS	Contract	England and Wales
24 month ratio of assessments to patient IDs	1.00	1.08

ACTIVITY	Contract
Contract assess and fit appliances (case starts) as a percentage of Area Team case starts	0.1 %

Cumulative percentage of contracted UOA delivered 2019 & 2020



Month	Adjusted Scheduled Activity (UOA)		
	2018	2019	2020
April	6	26	21
May	27	47	22
June	48	47	22
July	216	68	
August	216	89	
September	216	89	
October	216	131	
November	216	153	
December	237	174	
January	237	216	
February	280	237	
March	301	237	
April	301	280	
May	301	280	
June	301	280	

QUANTITY METRICS (rolling 12 month period)

	Contract Quantity	Contract Base Number	Contract *	Area Team	Region	England
% of all assessments that were assess and fit appliances (case starts)	12	15	80.0%	54.2%	57.3%	58.2%
% of all assessments that were assess and refuse	1	15	6.7%	13.4%	15.4%	12.4%
% of all assessments that were assess and review	2	15	13.3%	32.5%	27.3%	29.4%
% of case starts with a reported IOTN of 3 and Aesthetic Component of 5 or below	0	12	<i>N/A</i>	0.1%	0.1%	0.1%
% of case starts with a reported IOTN of 3 and Aesthetic Component of 6 or above	6	12	50.0%	5.6%	5.6%	3.9%
% of case starts with a reported IOTN of 4	5	12	41.7%	80.4%	78.8%	77.7%
% of case starts with a reported IOTN of 5	0	12	<i>N/A</i>	12.8%	13.8%	16.7%
% of concluded courses in receipt of dual-arch fixed appliances	8	10	80.0%	73.6%	79.1%	72.5%
% of concluded courses where treatment was abandoned or discontinued	1	10	10.0%	6.7%	6.2%	9.1%
% of patients satisfied with the treatment they have received	0	0	<i>N/A</i>	95.5%	95.3%	95.8%

* Figures in italics indicate that the base number is less than 100.

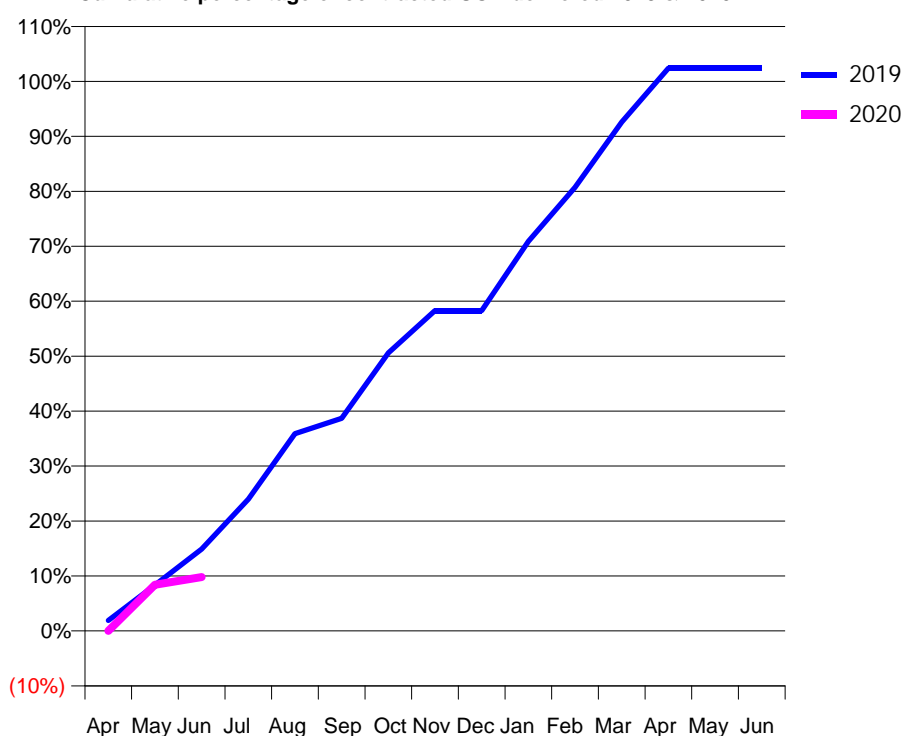
Q63 - Vital Signs Orthodontic At a Glance Contract Report for 167592/0001 - June 2019

Name or company name	Quadrant Orthodontics	19/20 Contracted general activity (UDA)	0
Contract type name	PDS Contract	Carry forward general activity (UDA)	0
Purpose of contract	Orthodontic	19/20 Contracted orthodontic activity (UOA)	1,500
Contract start date	02/11/2011	Carry forward orthodontic activity (UOA)	0
Contract end date	30/09/2019	Baseline contract value	£101,901.82

ACCESS	Contract	England and Wales
24 month ratio of assessments to patient IDs	1.00	1.08

ACTIVITY	Contract
Contract assess and fit appliances (case starts) as a percentage of Area Team case starts	1.4 %

Cumulative percentage of contracted UOA delivered 2019 & 2020



Month	Adjusted Scheduled Activity (UOA)		
	2018	2019	2020
April	284	57	0
May	351	250	126
June	666	447	147
July	1,006	720	
August	1,069	1,077	
September	1,497	1,161	
October	1,665	1,518	
November	2,106	1,749	
December	2,106	1,749	
January	2,232	2,127	
February	2,465	2,421	
March	2,931	2,778	
April	3,015	3,072	
May	3,057	3,072	
June	3,057	3,072	

QUANTITY METRICS (rolling 12 month period)

	Contract Quantity	Contract Base Number	Contract *	Area Team	Region	England
% of all assessments that were assess and fit appliances (case starts)	133	133	100.0%	54.2%	57.3%	58.2%
% of all assessments that were assess and refuse	0	133	0.0%	13.4%	15.4%	12.4%
% of all assessments that were assess and review	0	133	0.0%	32.5%	27.3%	29.4%
% of case starts with a reported IOTN of 3 and Aesthetic Component of 5 or below	0	133	N/A	0.1%	0.1%	0.1%
% of case starts with a reported IOTN of 3 and Aesthetic Component of 6 or above	1	133	0.8%	5.6%	5.6%	3.9%
% of case starts with a reported IOTN of 4	118	133	88.7%	80.4%	78.8%	77.7%
% of case starts with a reported IOTN of 5	14	133	10.5%	12.8%	13.8%	16.7 %
% of concluded courses in receipt of dual-arch fixed appliances	0	114	N/A	73.6%	79.1%	72.5%
% of concluded courses where treatment was abandoned or discontinued	4	114	3.5%	6.7%	6.2%	9.1%
% of patients satisfied with the treatment they have received	2	2	100.0%	95.5%	95.3%	95.8%

* Figures in italics indicate that the base number is less than 100.

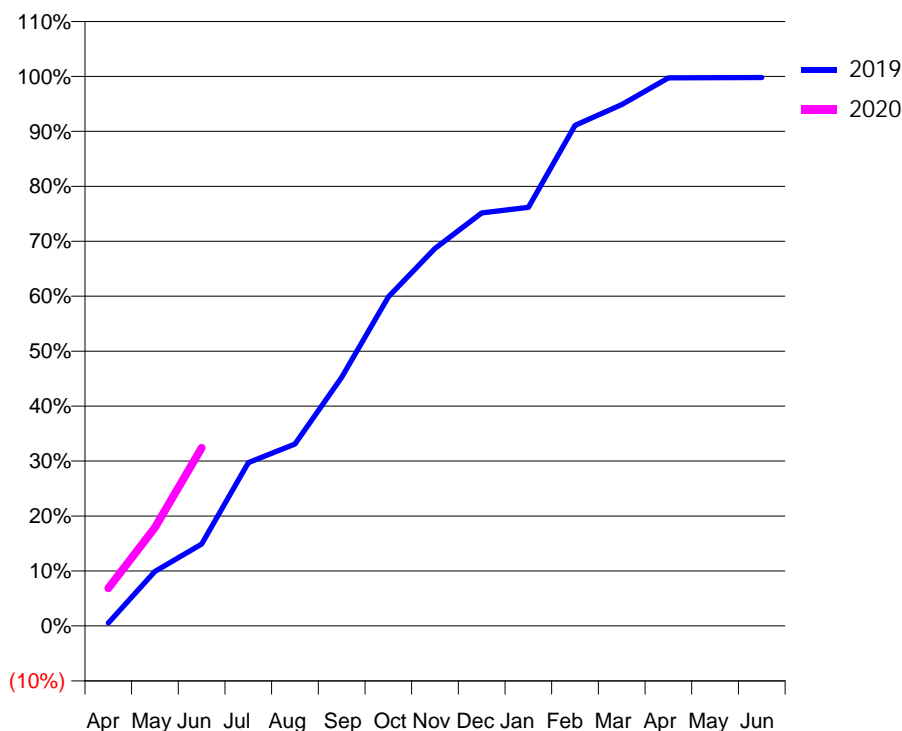
Q63 - Vital Signs Orthodontic At a Glance Contract Report for 169552/0001 - June 2019

Name or company name	Battersea Orthodontics	19/20 Contracted general activity (UDA)	0
Contract type name	PDS Contract	Carry forward general activity (UDA)	0
Purpose of contract	Orthodontic	19/20 Contracted orthodontic activity (UOA)	5,114
Contract start date	05/02/2010	Carry forward orthodontic activity (UOA)	0
Contract end date	30/09/2019	Baseline contract value	£340,150.14

ACCESS	Contract	England and Wales
24 month ratio of assessments to patient IDs	1.03	1.08

ACTIVITY	Contract
Contract assess and fit appliances (case starts) as a percentage of Area Team case starts	5.1 %

Cumulative percentage of contracted UOA delivered 2019 & 2020



Month	Adjusted Scheduled Activity (UOA)		
	2018	2019	2020
April	60	57	350
May	998	1,014	915
June	1,360	1,523	1,657
July	1,906	3,040	
August	3,197	3,386	
September	4,042	4,628	
October	5,019	6,127	
November	6,342	7,025	
December	7,012	7,684	
January	7,459	7,789	
February	9,288	9,316	
March	10,061	9,702	
April	10,260	10,200	
May	10,260	10,201	
June	10,260	10,204	

QUANTITY METRICS (rolling 12 month period)

	Contract Quantity	Contract Base Number	Contract *	Area Team	Region	England
% of all assessments that were assess and fit appliances (case starts)	492	643	76.5%	54.2%	57.3%	58.2%
% of all assessments that were assess and refuse	0	643	0.0%	13.4%	15.4%	12.4%
% of all assessments that were assess and review	151	643	23.5%	32.5%	27.3%	29.4%
% of case starts with a reported IOTN of 3 and Aesthetic Component of 5 or below	0	492	N/A	0.1%	0.1%	0.1%
% of case starts with a reported IOTN of 3 and Aesthetic Component of 6 or above	23	492	4.7%	5.6%	5.6%	3.9%
% of case starts with a reported IOTN of 4	385	492	78.3%	80.4%	78.8%	77.7%
% of case starts with a reported IOTN of 5	83	492	16.9%	12.8%	13.8%	16.7 %
% of concluded courses in receipt of dual-arch fixed appliances	497	547	90.9%	73.6%	79.1%	72.5%
% of concluded courses where treatment was abandoned or discontinued	33	547	6.0%	6.7%	6.2%	9.1%
% of patients satisfied with the treatment they have received	7	8	87.5%	95.5%	95.3%	95.8%

* Figures in italics indicate that the base number is less than 100.

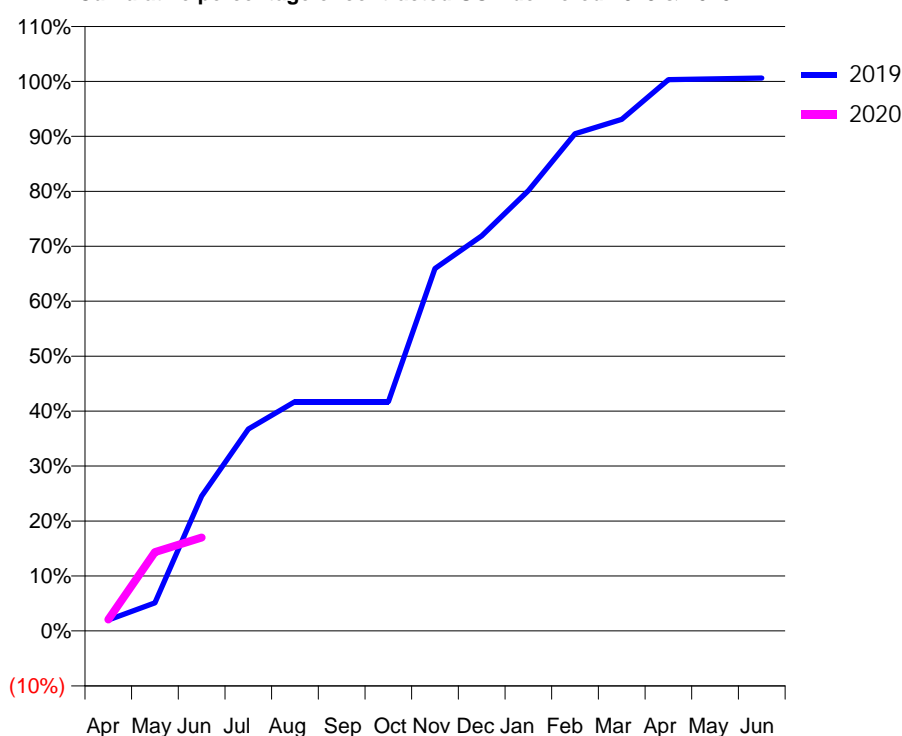
Q63 - Vital Signs Orthodontic At a Glance Contract Report for 184543/0001 - June 2019

Name or company name	Grosvenor Orthodontic Clinic (Beckenham) Ltd	19/20 Contracted general activity (UDA)	0
Contract type name	PDS Contract	Carry forward general activity (UDA)	0
Purpose of contract	Orthodontic	19/20 Contracted orthodontic activity (UOA)	7,172
Contract start date	01/02/2013	Carry forward orthodontic activity (UOA)	0
Contract end date	30/09/2019	Baseline contract value	£468,765.46

ACCESS	Contract	England and Wales
24 month ratio of assessments to patient IDs	1.00	1.08

ACTIVITY	Contract
Contract assess and fit appliances (case starts) as a percentage of Area Team case starts	6.1 %

Cumulative percentage of contracted UOA delivered 2019 & 2020



Month	Adjusted Scheduled Activity (UOA)		
	2018	2019	2020
April	1,617	287	149
May	1,744	732	1,029
June	3,018	3,520	1,220
July	4,325	5,273	
August	6,131	5,987	
September	7,613	5,987	
October	9,237	5,987	
November	10,861	9,461	
December	12,186	10,314	
January	13,156	11,495	
February	13,836	12,977	
March	14,530	13,355	
April	14,677	14,389	
May	14,740	14,410	
June	14,740	14,431	

QUANTITY METRICS (rolling 12 month period)

	Contract Quantity	Contract Base Number	Contract *	Area Team	Region	England
% of all assessments that were assess and fit appliances (case starts)	590	633	93.2%	54.2%	57.3%	58.2%
% of all assessments that were assess and refuse	5	633	0.8%	13.4%	15.4%	12.4%
% of all assessments that were assess and review	38	633	6.0%	32.5%	27.3%	29.4%
% of case starts with a reported IOTN of 3 and Aesthetic Component of 5 or below	0	590	N/A	0.1%	0.1%	0.1%
% of case starts with a reported IOTN of 3 and Aesthetic Component of 6 or above	2	590	0.3%	5.6%	5.6%	3.9%
% of case starts with a reported IOTN of 4	502	590	85.1%	80.4%	78.8%	77.7%
% of case starts with a reported IOTN of 5	86	590	14.6%	12.8%	13.8%	16.7 %
% of concluded courses in receipt of dual-arch fixed appliances	346	445	77.8%	73.6%	79.1%	72.5%
% of concluded courses where treatment was abandoned or discontinued	35	445	7.9%	6.7%	6.2%	9.1%
% of patients satisfied with the treatment they have received	6	6	100.0%	95.5%	95.3%	95.8%

* Figures in italics indicate that the base number is less than 100.

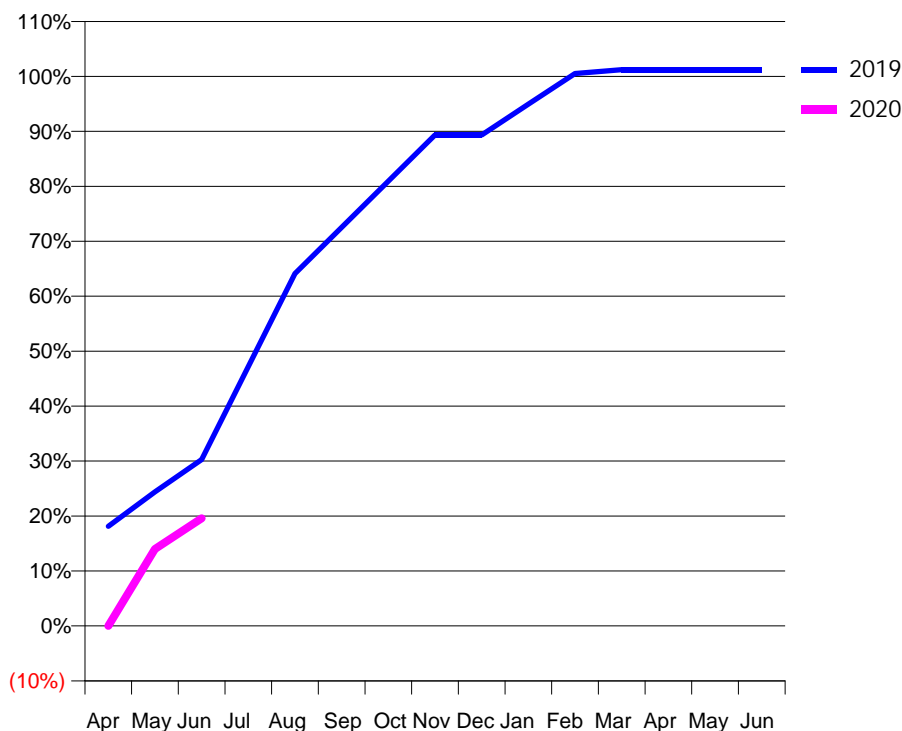
Q63 - Vital Signs Orthodontic At a Glance Contract Report for 273740/0003 - June 2019

Name or company name	MR J PATEL	19/20 Contracted general activity (UDA)	4,500
Contract type name	GDS Contract	Carry forward general activity (UDA)	0
Purpose of contract	General and Orthodontic	19/20 Contracted orthodontic activity (UOA)	750
Contract start date	01/10/2013	Carry forward orthodontic activity (UOA)	0
Contract end date		Baseline contract value	£155,674.31

ACCESS	Contract	England and Wales
24 month ratio of assessments to patient IDs	1.05	1.08

ACTIVITY	Contract
Contract assess and fit appliances (case starts) as a percentage of Area Team case starts	0.3 %

Cumulative percentage of contracted UOA delivered 2019 & 2020



Month	Adjusted Scheduled Activity (UOA)		
	2018	2019	2020
April	5	136	0
May	51	183	105
June	98	227	147
July	189	354	
August	265	481	
September	337	544	
October	448	607	
November	562	670	
December	652	670	
January	675	712	
February	717	754	
March	738	759	
April	759	759	
May	759	759	
June	759	759	

QUANTITY METRICS (rolling 12 month period)

	Contract Quantity	Contract Base Number	Contract *	Area Team	Region	England
% of all assessments that were assess and fit appliances (case starts)	32	39	82.1%	54.2%	57.3%	58.2%
% of all assessments that were assess and refuse	2	39	5.1%	13.4%	15.4%	12.4%
% of all assessments that were assess and review	5	39	12.8%	32.5%	27.3%	29.4%
% of case starts with a reported IOTN of 3 and Aesthetic Component of 5 or below	0	32	N/A	0.1%	0.1%	0.1%
% of case starts with a reported IOTN of 3 and Aesthetic Component of 6 or above	0	32	N/A	5.6%	5.6%	3.9%
% of case starts with a reported IOTN of 4	23	32	71.9%	80.4%	78.8%	77.7%
% of case starts with a reported IOTN of 5	9	32	28.1%	12.8%	13.8%	16.7 %
% of concluded courses in receipt of dual-arch fixed appliances	0	0	N/A	73.6%	79.1%	72.5%
% of concluded courses where treatment was abandoned or discontinued	0	0	N/A	6.7%	6.2%	9.1%
% of patients satisfied with the treatment they have received	0	0	N/A	95.5%	95.3%	95.8%

* Figures in italics indicate that the base number is less than 100.

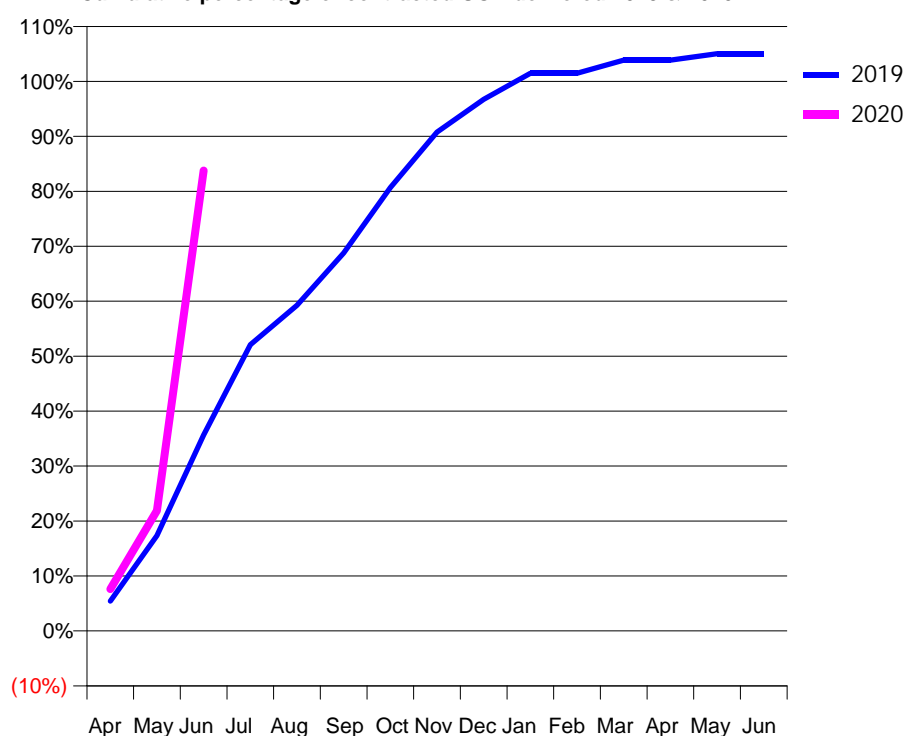
Q63 - Vital Signs Orthodontic At a Glance Contract Report for 336491/0002 - June 2019

Name or company name	MISS JA SILVESTER	19/20 Contracted general activity (UDA)	0
Contract type name	PDS Contract	Carry forward general activity (UDA)	0
Purpose of contract	Orthodontic	19/20 Contracted orthodontic activity (UOA)	882
Contract start date	01/04/2011	Carry forward orthodontic activity (UOA)	0
Contract end date	30/09/2019	Baseline contract value	£59,439.04

ACCESS	Contract	England and Wales
24 month ratio of assessments to patient IDs	1.01	1.08

ACTIVITY	Contract
Contract assess and fit appliances (case starts) as a percentage of Area Team case starts	1.0 %

Cumulative percentage of contracted UOA delivered 2019 & 2020



Month	Adjusted Scheduled Activity (UOA)		
	2018	2019	2020
April	35	96	67
May	613	306	193
June	897	629	739
July	1,048	919	
August	1,177	1,045	
September	1,324	1,213	
October	1,430	1,423	
November	1,582	1,601	
December	1,667	1,706	
January	1,734	1,790	
February	1,734	1,790	
March	1,797	1,832	
April	1,797	1,832	
May	1,797	1,853	
June	1,797	1,853	

QUANTITY METRICS (rolling 12 month period)

	Contract Quantity	Contract Base Number	Contract *	Area Team	Region	England
% of all assessments that were assess and fit appliances (case starts)	96	98	98.0%	54.2%	57.3%	58.2%
% of all assessments that were assess and refuse	0	98	0.0%	13.4%	15.4%	12.4%
% of all assessments that were assess and review	2	98	2.0%	32.5%	27.3%	29.4%
% of case starts with a reported IOTN of 3 and Aesthetic Component of 5 or below	0	96	N/A	0.1%	0.1%	0.1%
% of case starts with a reported IOTN of 3 and Aesthetic Component of 6 or above	1	96	1.0%	5.6%	5.6%	3.9%
% of case starts with a reported IOTN of 4	72	96	75.0%	80.4%	78.8%	77.7%
% of case starts with a reported IOTN of 5	21	96	21.9%	12.8%	13.8%	16.7%
% of concluded courses in receipt of dual-arch fixed appliances	53	56	94.6%	73.6%	79.1%	72.5%
% of concluded courses where treatment was abandoned or discontinued	0	56	0.0%	6.7%	6.2%	9.1%
% of patients satisfied with the treatment they have received	0	0	N/A	95.5%	95.3%	95.8%

* Figures in italics indicate that the base number is less than 100.

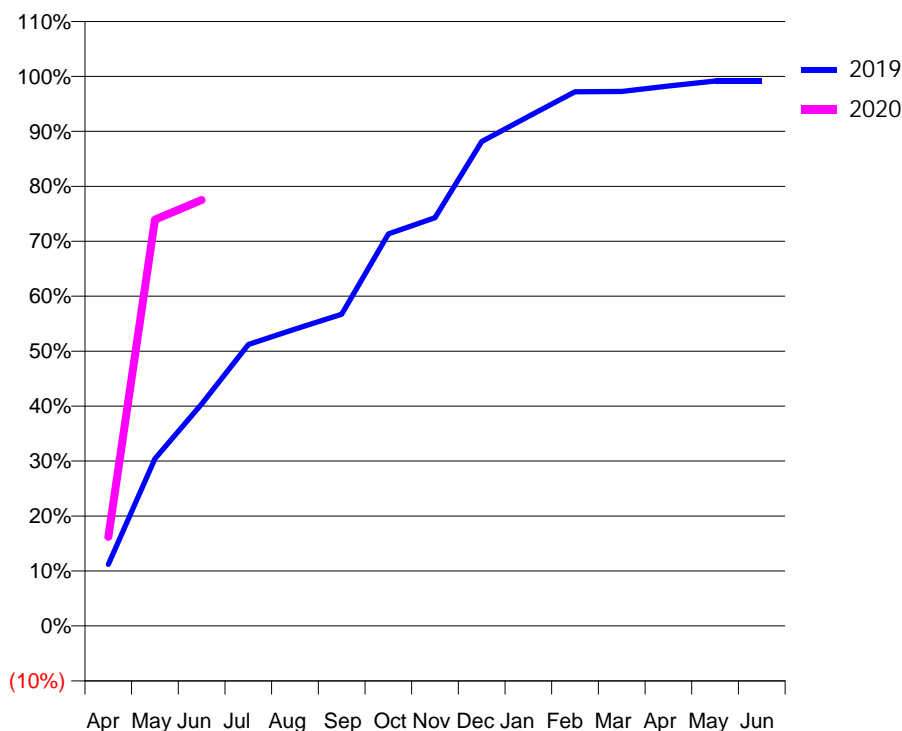
Q63 - Vital Signs Orthodontic At a Glance Contract Report for 339199/0002 - June 2019

Name or company name	MR K BANAI	19/20 Contracted general activity (UDA)	0
Contract type name	PDS Contract	Carry forward general activity (UDA)	0
Purpose of contract	Orthodontic	19/20 Contracted orthodontic activity (UOA)	1,166
Contract start date	01/04/2006	Carry forward orthodontic activity (UOA)	0
Contract end date	30/09/2019	Baseline contract value	£78,063.02

ACCESS	Contract	England and Wales
24 month ratio of assessments to patient IDs	1.01	1.08

ACTIVITY	Contract
Contract assess and fit appliances (case starts) as a percentage of Area Team case starts	1.1 %

Cumulative percentage of contracted UOA delivered 2019 & 2020



Month	Adjusted Scheduled Activity (UOA)		
	2018	2019	2020
April	112	261	189
May	180	709	862
June	412	941	904
July	1,001	1,194	
August	1,279	1,259	
September	1,447	1,322	
October	1,663	1,663	
November	1,959	1,731	
December	2,211	2,055	
January	2,254	2,161	
February	2,298	2,266	
March	2,298	2,267	
April	2,298	2,290	
May	2,298	2,311	
June	2,298	2,311	

QUANTITY METRICS (rolling 12 month period)

	Contract Quantity	Contract Base Number	Contract *	Area Team	Region	England
% of all assessments that were assess and fit appliances (case starts)	111	122	91.0%	54.2%	57.3%	58.2%
% of all assessments that were assess and refuse	4	122	3.3%	13.4%	15.4%	12.4%
% of all assessments that were assess and review	7	122	5.7%	32.5%	27.3%	29.4%
% of case starts with a reported IOTN of 3 and Aesthetic Component of 5 or below	0	111	N/A	0.1%	0.1%	0.1%
% of case starts with a reported IOTN of 3 and Aesthetic Component of 6 or above	21	111	18.9%	5.6%	5.6%	3.9%
% of case starts with a reported IOTN of 4	75	111	67.6%	80.4%	78.8%	77.7%
% of case starts with a reported IOTN of 5	15	111	13.5%	12.8%	13.8%	16.7 %
% of concluded courses in receipt of dual-arch fixed appliances	83	106	78.3%	73.6%	79.1%	72.5%
% of concluded courses where treatment was abandoned or discontinued	18	106	17.0%	6.7%	6.2%	9.1%
% of patients satisfied with the treatment they have received	3	4	75.0%	95.5%	95.3%	95.8%

* Figures in italics indicate that the base number is less than 100.

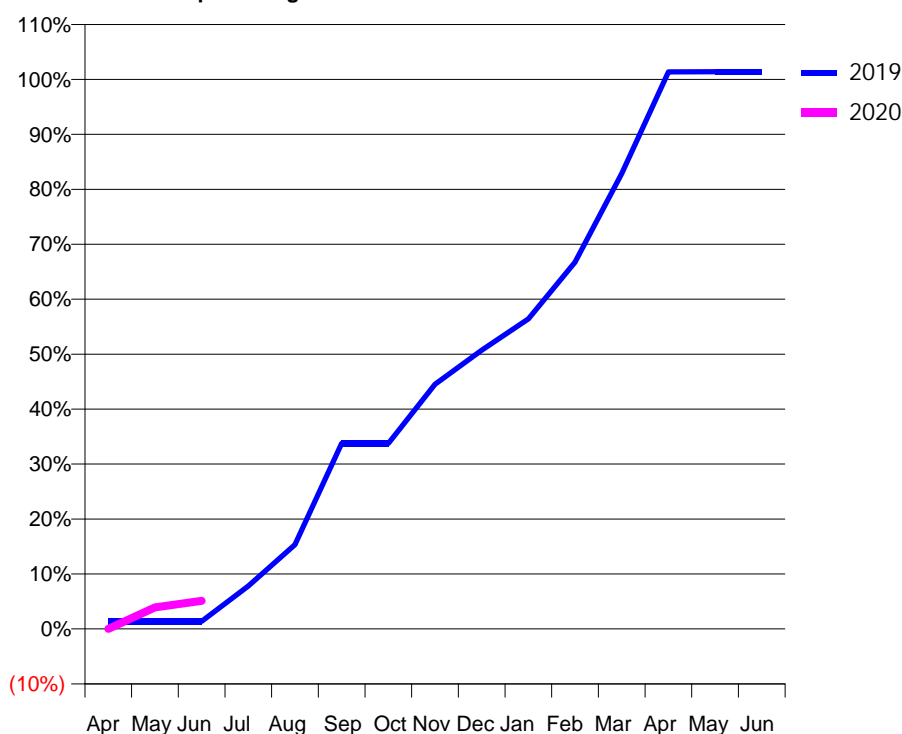
Q63 - Vital Signs Orthodontic At a Glance Contract Report for 623369/0002 - June 2019

Name or company name	MR RP BATEMAN	19/20 Contracted general activity (UDA)	1,777
Contract type name	PDS Contract	Carry forward general activity (UDA)	0
Purpose of contract	General and Orthodontic	19/20 Contracted orthodontic activity (UOA)	3,951
Contract start date	01/04/2006	Carry forward orthodontic activity (UOA)	0
Contract end date	31/03/2020	Baseline contract value	£352,196.66

ACCESS	Contract	England and Wales
24 month ratio of assessments to patient IDs	1.08	1.08

ACTIVITY	Contract
Contract assess and fit appliances (case starts) as a percentage of Area Team case starts	2.0 %

Cumulative percentage of contracted UOA delivered 2019 & 2020



Month	Adjusted Scheduled Activity (UOA)		
	2018	2019	2020
April	59	55	0
May	59	55	155
June	134	55	202
July	300	309	
August	668	605	
September	1,270	1,334	
October	1,338	1,334	
November	1,606	1,759	
December	1,606	2,004	
January	1,989	2,230	
February	2,572	2,637	
March	3,484	3,274	
April	3,898	4,004	
May	4,006	4,006	
June	4,006	4,006	

QUANTITY METRICS (rolling 12 month period)

	Contract Quantity	Contract Base Number	Contract *	Area Team	Region	England
% of all assessments that were assess and fit appliances (case starts)	195	415	47.0%	54.2%	57.3%	58.2%
% of all assessments that were assess and refuse	25	415	6.0%	13.4%	15.4%	12.4%
% of all assessments that were assess and review	195	415	47.0%	32.5%	27.3%	29.4%
% of case starts with a reported IOTN of 3 and Aesthetic Component of 5 or below	0	195	N/A	0.1%	0.1%	0.1%
% of case starts with a reported IOTN of 3 and Aesthetic Component of 6 or above	22	195	11.3%	5.6%	5.6%	3.9%
% of case starts with a reported IOTN of 4	136	195	69.7%	80.4%	78.8%	77.7%
% of case starts with a reported IOTN of 5	19	195	9.7%	12.8%	13.8%	16.7 %
% of concluded courses in receipt of dual-arch fixed appliances	124	160	77.5%	73.6%	79.1%	72.5%
% of concluded courses where treatment was abandoned or discontinued	13	160	8.1%	6.7%	6.2%	9.1%
% of patients satisfied with the treatment they have received	1	1	100.0%	95.5%	95.3%	95.8%

* Figures in italics indicate that the base number is less than 100.

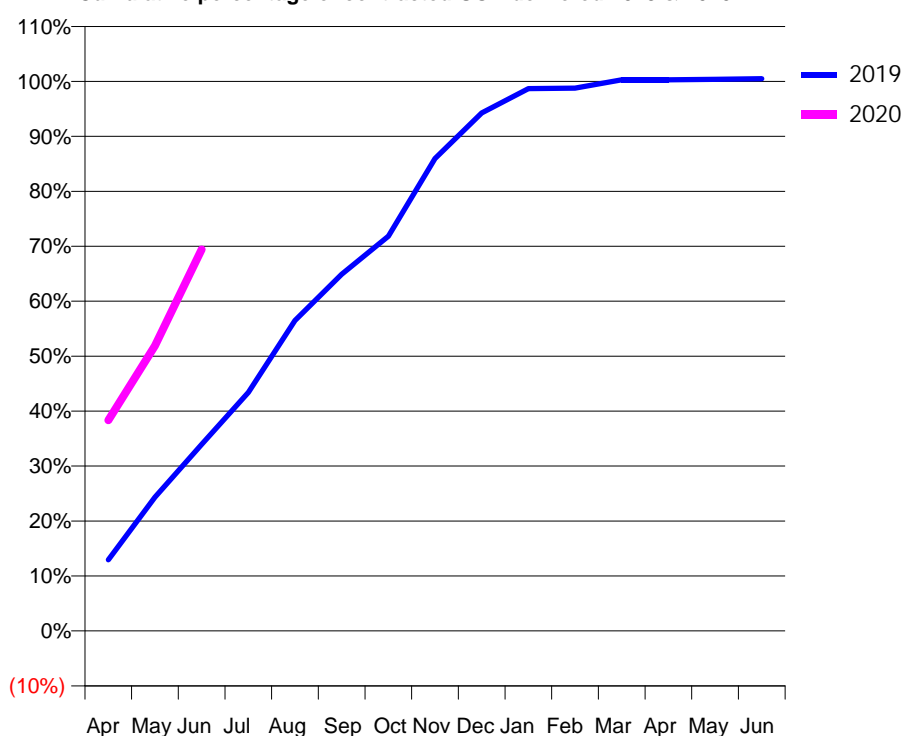
Q63 - Vital Signs Orthodontic At a Glance Contract Report for 748838/0001 - June 2019

Name or company name	MR PS WILLIAMS	19/20 Contracted general activity (UDA)	0
Contract type name	PDS Contract	Carry forward general activity (UDA)	0
Purpose of contract	Orthodontic	19/20 Contracted orthodontic activity (UOA)	10,240
Contract start date	01/04/2006	Carry forward orthodontic activity (UOA)	0
Contract end date	30/09/2019	Baseline contract value	£723,842.18

ACCESS	Contract	England and Wales
24 month ratio of assessments to patient IDs	1.02	1.08

ACTIVITY	Contract
Contract assess and fit appliances (case starts) as a percentage of Area Team case starts	9.7 %

Cumulative percentage of contracted UOA delivered 2019 & 2020



Month	Adjusted Scheduled Activity (UOA)		
	2018	2019	2020
April	2,631	2,652	3,926
May	3,678	4,982	5,311
June	4,370	6,949	7,108
July	6,437	8,887	
August	8,120	11,567	
September	9,460	13,291	
October	10,851	14,709	
November	12,314	17,603	
December	13,544	19,300	
January	15,487	20,211	
February	18,857	20,232	
March	20,611	20,539	
April	20,624	20,539	
May	20,646	20,560	
June	20,646	20,581	

QUANTITY METRICS (rolling 12 month period)

	Contract Quantity	Contract Base Number	Contract *	Area Team	Region	England
% of all assessments that were assess and fit appliances (case starts)	947	1,939	48.8%	54.2%	57.3%	58.2%
% of all assessments that were assess and refuse	499	1,939	25.7%	13.4%	15.4%	12.4%
% of all assessments that were assess and review	493	1,939	25.4%	32.5%	27.3%	29.4%
% of case starts with a reported IOTN of 3 and Aesthetic Component of 5 or below	3	947	0.3%	0.1%	0.1%	0.1%
% of case starts with a reported IOTN of 3 and Aesthetic Component of 6 or above	133	947	14.0%	5.6%	5.6%	3.9%
% of case starts with a reported IOTN of 4	723	947	76.3%	80.4%	78.8%	77.7%
% of case starts with a reported IOTN of 5	84	947	8.9%	12.8%	13.8%	16.7 %
% of concluded courses in receipt of dual-arch fixed appliances	173	809	21.4%	73.6%	79.1%	72.5%
% of concluded courses where treatment was abandoned or discontinued	51	809	6.3%	6.7%	6.2%	9.1%
% of patients satisfied with the treatment they have received	14	14	100.0%	95.5%	95.3%	95.8%

* Figures in italics indicate that the base number is less than 100.

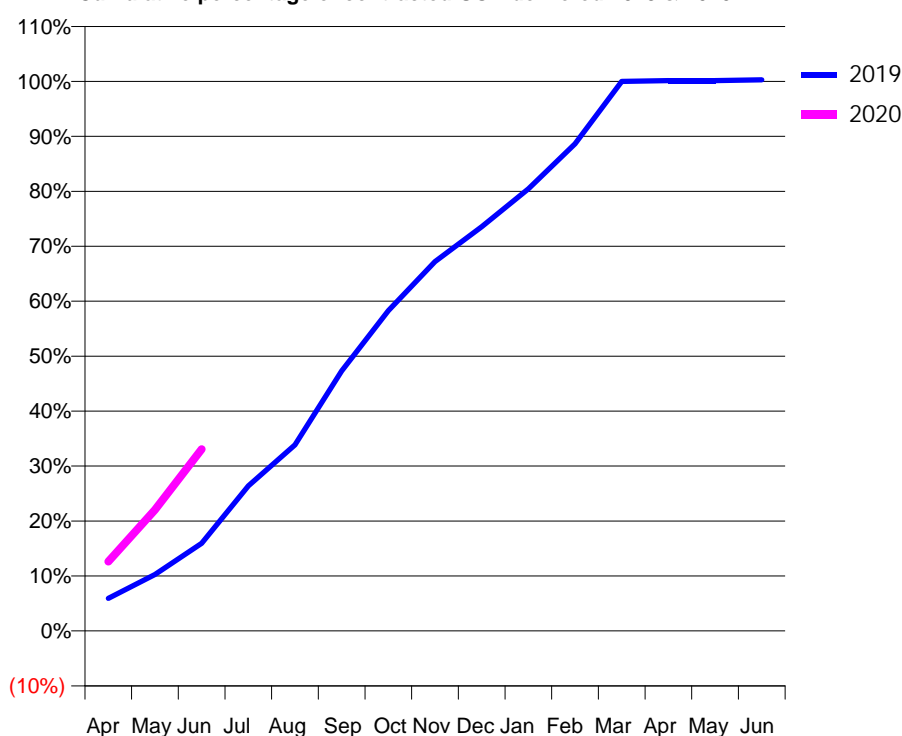
Q63 - Vital Signs Orthodontic At a Glance Contract Report for 748838/0002 - June 2019

Name or company name	MR PS WILLIAMS	19/20 Contracted general activity (UDA)	0
Contract type name	PDS Contract	Carry forward general activity (UDA)	0
Purpose of contract	Orthodontic	19/20 Contracted orthodontic activity (UOA)	7,750
Contract start date	18/12/2008	Carry forward orthodontic activity (UOA)	0
Contract end date	30/09/2019	Baseline contract value	£532,418.80

ACCESS	Contract	England and Wales
24 month ratio of assessments to patient IDs	1.03	1.08

ACTIVITY	Contract
Contract assess and fit appliances (case starts) as a percentage of Area Team case starts	7.3 %

Cumulative percentage of contracted UOA delivered 2019 & 2020



Month	Adjusted Scheduled Activity (UOA)		
	2018	2019	2020
April	929	920	978
May	2,594	1,593	1,709
June	3,453	2,473	2,562
July	4,931	4,095	
August	6,079	5,248	
September	6,899	7,331	
October	8,043	9,037	
November	9,533	10,416	
December	11,304	11,398	
January	11,959	12,471	
February	13,312	13,736	
March	15,655	15,498	
April	16,211	15,520	
May	16,232	15,520	
June	16,232	15,542	

QUANTITY METRICS (rolling 12 month period)

	Contract Quantity	Contract Base Number	Contract *	Area Team	Region	England
% of all assessments that were assess and fit appliances (case starts)	711	1,572	45.2%	54.2%	57.3%	58.2%
% of all assessments that were assess and refuse	405	1,572	25.8%	13.4%	15.4%	12.4%
% of all assessments that were assess and review	456	1,572	29.0%	32.5%	27.3%	29.4%
% of case starts with a reported IOTN of 3 and Aesthetic Component of 5 or below	1	711	0.1%	0.1%	0.1%	0.1%
% of case starts with a reported IOTN of 3 and Aesthetic Component of 6 or above	27	711	3.8%	5.6%	5.6%	3.9%
% of case starts with a reported IOTN of 4	578	711	81.3%	80.4%	78.8%	77.7%
% of case starts with a reported IOTN of 5	90	711	12.7%	12.8%	13.8%	16.7 %
% of concluded courses in receipt of dual-arch fixed appliances	529	571	92.6%	73.6%	79.1%	72.5%
% of concluded courses where treatment was abandoned or discontinued	20	571	3.5%	6.7%	6.2%	9.1%
% of patients satisfied with the treatment they have received	10	10	100.0%	95.5%	95.3%	95.8%

* Figures in italics indicate that the base number is less than 100.

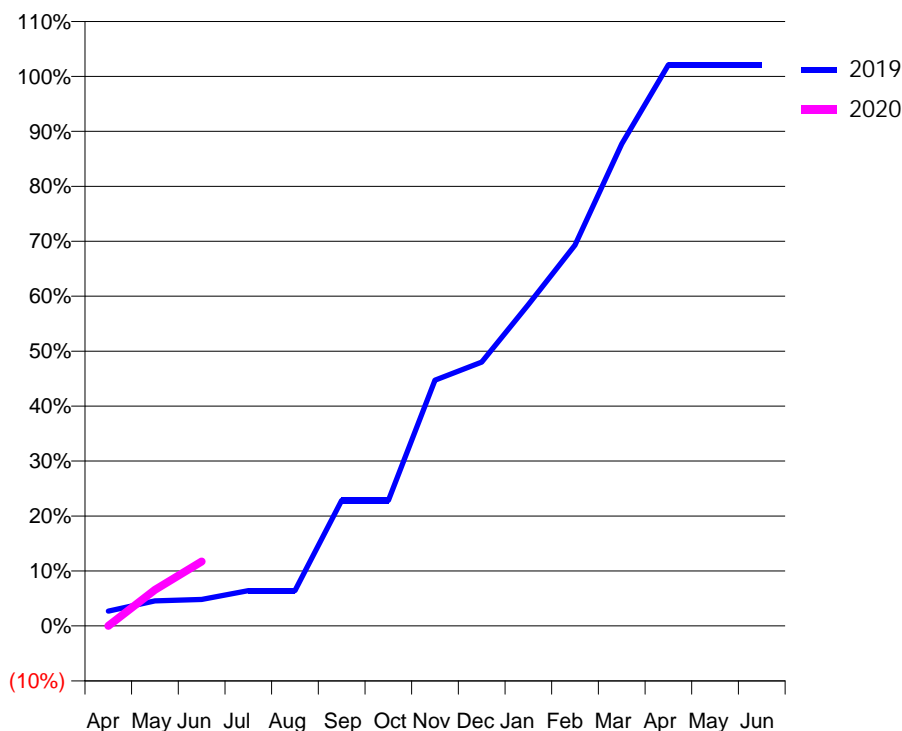
Q63 - Vital Signs Orthodontic At a Glance Contract Report for 751618/0001 - June 2019

Name or company name	MISS K BORHAN	19/20 Contracted general activity (UDA)	0
Contract type name	PDS Contract	Carry forward general activity (UDA)	0
Purpose of contract	Orthodontic	19/20 Contracted orthodontic activity (UOA)	2,302
Contract start date	01/04/2006	Carry forward orthodontic activity (UOA)	0
Contract end date	30/09/2019	Baseline contract value	£151,628.58

ACCESS	Contract	England and Wales
24 month ratio of assessments to patient IDs	1.10	1.08

ACTIVITY	Contract
Contract assess and fit appliances (case starts) as a percentage of Area Team case starts	2.2 %

Cumulative percentage of contracted UOA delivered 2019 & 2020



Month	Adjusted Scheduled Activity (UOA)		
	2018	2019	2020
April	92	125	0
May	401	211	151
June	737	222	270
July	1,088	295	
August	1,398	295	
September	1,663	1,052	
October	1,941	1,052	
November	2,242	2,058	
December	2,647	2,210	
January	2,764	2,693	
February	2,960	3,190	
March	3,031	4,037	
April	3,607	4,701	
May	4,719	4,701	
June	4,719	4,702	

QUANTITY METRICS (rolling 12 month period)

	Contract Quantity	Contract Base Number	Contract *	Area Team	Region	England
% of all assessments that were assess and fit appliances (case starts)	215	566	38.0%	54.2%	57.3%	58.2%
% of all assessments that were assess and refuse	56	566	9.9%	13.4%	15.4%	12.4%
% of all assessments that were assess and review	295	566	52.1%	32.5%	27.3%	29.4%
% of case starts with a reported IOTN of 3 and Aesthetic Component of 5 or below	0	215	N/A	0.1%	0.1%	0.1%
% of case starts with a reported IOTN of 3 and Aesthetic Component of 6 or above	5	215	2.3%	5.6%	5.6%	3.9%
% of case starts with a reported IOTN of 4	183	215	85.1%	80.4%	78.8%	77.7%
% of case starts with a reported IOTN of 5	27	215	12.6%	12.8%	13.8%	16.7 %
% of concluded courses in receipt of dual-arch fixed appliances	56	67	83.6%	73.6%	79.1%	72.5%
% of concluded courses where treatment was abandoned or discontinued	6	67	9.0%	6.7%	6.2%	9.1%
% of patients satisfied with the treatment they have received	1	1	100.0%	95.5%	95.3%	95.8%

* Figures in italics indicate that the base number is less than 100.

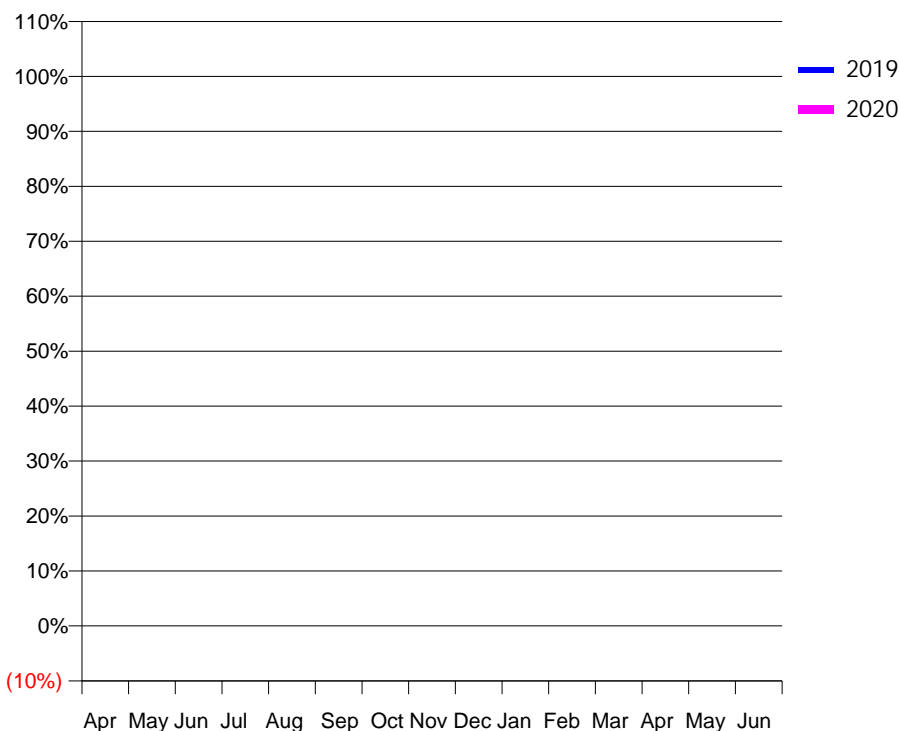
Q63 - Vital Signs Orthodontic At a Glance Contract Report for 752304/0002 - June 2019

Name or company name	MR MS DARR	19/20 Contracted general activity (UDA)	21,659
Contract type name	GDS Contract	Carry forward general activity (UDA)	0
Purpose of contract	General	19/20 Contracted orthodontic activity (UOA)	0
Contract start date	01/01/2007	Carry forward orthodontic activity (UOA)	0
Contract end date		Baseline contract value	£577,287.94

ACCESS	Contract	England and Wales
24 month ratio of assessments to patient IDs	1.00	1.08

ACTIVITY	Contract
Contract assess and fit appliances (case starts) as a percentage of Area Team case starts	0.0 %

Cumulative percentage of contracted UOA delivered 2019 & 2020



Month	Adjusted Scheduled Activity (UOA)		
	2018	2019	2020
April	0	5	0
May	0	8	0
June	2	9	21
July	2	11	
August	3	14	
September	3	1	
October	7	2	
November	8	3	
December	1	3	
January	1	5	
February	2	5	
March	22	1	
April	22	1	
May	22	1	
June	22	1	

QUANTITY METRICS (rolling 12 month period)

	Contract Quantity	Contract Base Number	Contract *	Area Team	Region	England
% of all assessments that were assess and fit appliances (case starts)	3	16	18.8%	54.2%	57.3%	58.2%
% of all assessments that were assess and refuse	4	16	25.0%	13.4%	15.4%	12.4%
% of all assessments that were assess and review	9	16	56.3%	32.5%	27.3%	29.4%
% of case starts with a reported IOTN of 3 and Aesthetic Component of 5 or below	0	3	N/A	0.1%	0.1%	0.1%
% of case starts with a reported IOTN of 3 and Aesthetic Component of 6 or above	1	3	33.3%	5.6%	5.6%	3.9%
% of case starts with a reported IOTN of 4	2	3	66.7%	80.4%	78.8%	77.7%
% of case starts with a reported IOTN of 5	0	3	N/A	12.8%	13.8%	16.7%
% of concluded courses in receipt of dual-arch fixed appliances	2	8	25.0%	73.6%	79.1%	72.5%
% of concluded courses where treatment was abandoned or discontinued	1	8	12.5%	6.7%	6.2%	9.1%
% of patients satisfied with the treatment they have received	0	0	N/A	95.5%	95.3%	95.8%

* Figures in italics indicate that the base number is less than 100.

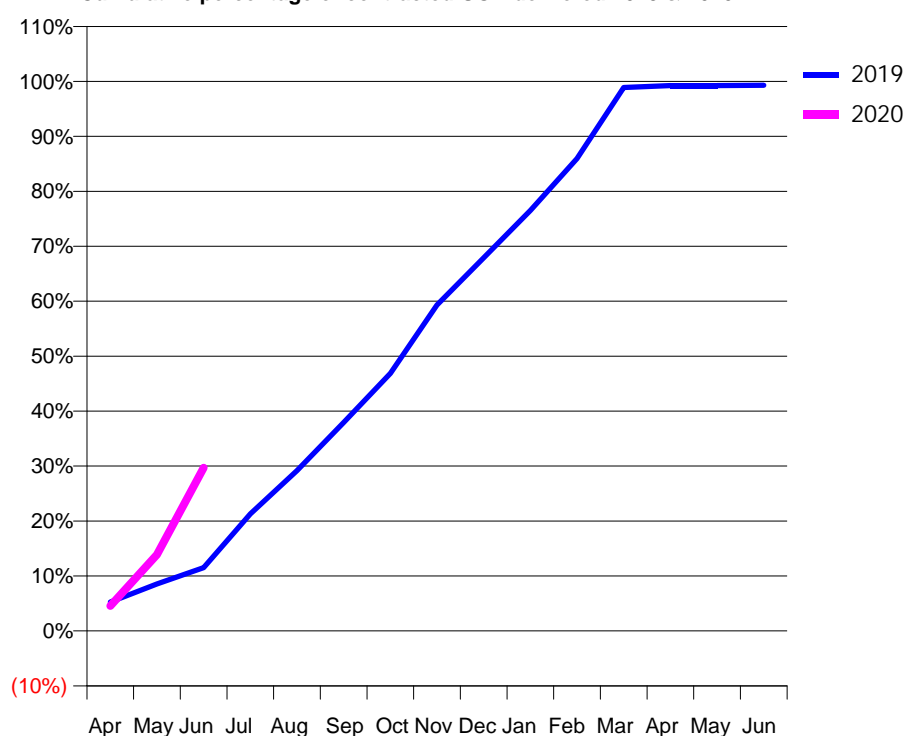
Q63 - Vital Signs Orthodontic At a Glance Contract Report for 752304/0003 - June 2019

Name or company name	MR MS DARR	19/20 Contracted general activity (UDA)	0
Contract type name	PDS Contract	Carry forward general activity (UDA)	0
Purpose of contract	Orthodontic	19/20 Contracted orthodontic activity (UOA)	3,250
Contract start date	01/04/2010	Carry forward orthodontic activity (UOA)	0
Contract end date	30/09/2019	Baseline contract value	£231,139.96

ACCESS	Contract	England and Wales
24 month ratio of assessments to patient IDs	1.08	1.08

ACTIVITY	Contract
Contract assess and fit appliances (case starts) as a percentage of Area Team case starts	3.1 %

Cumulative percentage of contracted UOA delivered 2019 & 2020



Month	Adjusted Scheduled Activity (UOA)		
	2018	2019	2020
April	148	342	149
May	235	556	451
June	393	748	965
July	604	1,386	
August	876	1,897	
September	1,102	2,466	
October	1,683	3,047	
November	2,349	3,854	
December	3,011	4,415	
January	3,435	4,974	
February	4,851	5,587	
March	6,502	6,427	
April	6,504	6,450	
May	6,505	6,450	
June	6,505	6,453	

QUANTITY METRICS (rolling 12 month period)

	Contract Quantity	Contract Base Number	Contract *	Area Team	Region	England
% of all assessments that were assess and fit appliances (case starts)	301	786	38.3%	54.2%	57.3%	58.2%
% of all assessments that were assess and refuse	138	786	17.6%	13.4%	15.4%	12.4%
% of all assessments that were assess and review	347	786	44.1%	32.5%	27.3%	29.4%
% of case starts with a reported IOTN of 3 and Aesthetic Component of 5 or below	2	301	0.7%	0.1%	0.1%	0.1%
% of case starts with a reported IOTN of 3 and Aesthetic Component of 6 or above	48	301	15.9%	5.6%	5.6%	3.9%
% of case starts with a reported IOTN of 4	211	301	70.1%	80.4%	78.8%	77.7%
% of case starts with a reported IOTN of 5	32	301	10.6%	12.8%	13.8%	16.7 %
% of concluded courses in receipt of dual-arch fixed appliances	182	258	70.5%	73.6%	79.1%	72.5%
% of concluded courses where treatment was abandoned or discontinued	71	258	27.5%	6.7%	6.2%	9.1%
% of patients satisfied with the treatment they have received	2	2	100.0%	95.5%	95.3%	95.8%

* Figures in italics indicate that the base number is less than 100.

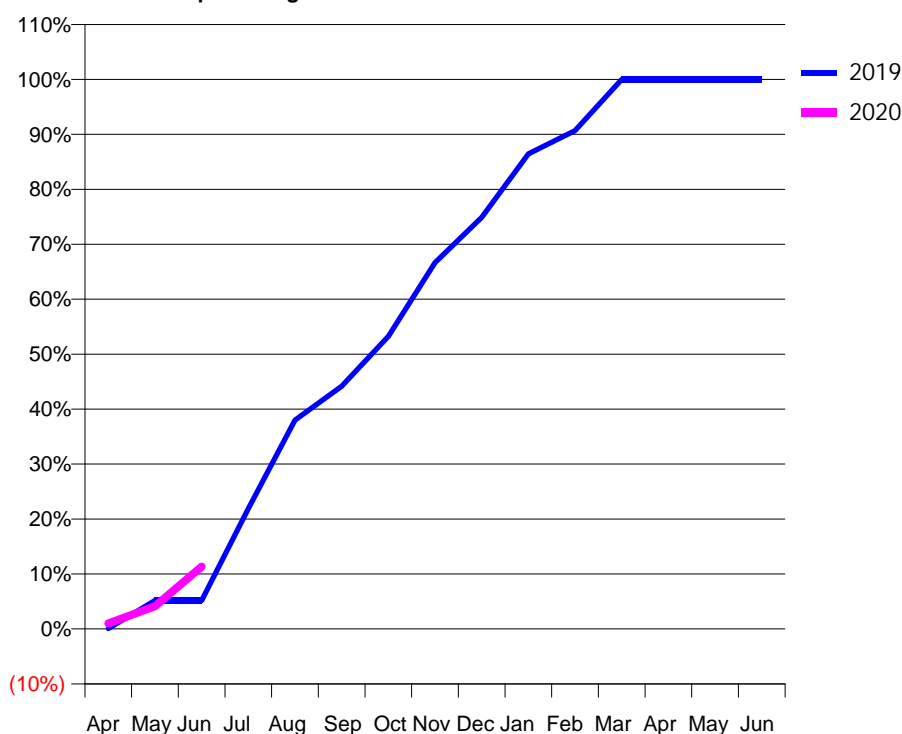
Q63 - Vital Signs Orthodontic At a Glance Contract Report for 755192/0001 - June 2019

Name or company name	MR JP WARD	19/20 Contracted general activity (UDA)	0
Contract type name	PDS Contract	Carry forward general activity (UDA)	0
Purpose of contract	Orthodontic	19/20 Contracted orthodontic activity (UOA)	1,700
Contract start date	01/04/2006	Carry forward orthodontic activity (UOA)	0
Contract end date	30/09/2019	Baseline contract value	£115,156.70

ACCESS	Contract	England and Wales
24 month ratio of assessments to patient IDs	1.03	1.08

ACTIVITY	Contract
Contract assess and fit appliances (case starts) as a percentage of Area Team case starts	1.6 %

Cumulative percentage of contracted UOA delivered 2019 & 2020



Month	Adjusted Scheduled Activity (UOA)		
	2018	2019	2020
April	-13	3	17
May	167	176	70
June	473	176	193
July	864	746	
August	1,408	1,292	
September	1,720	1,502	
October	2,034	1,811	
November	2,359	2,267	
December	2,527	2,547	
January	2,729	2,940	
February	3,002	3,084	
March	3,215	3,401	
April	3,383	3,401	
May	3,404	3,401	
June	3,404	3,401	

QUANTITY METRICS (rolling 12 month period)

	Contract Quantity	Contract Base Number	Contract *	Area Team	Region	England
% of all assessments that were assess and fit appliances (case starts)	153	463	33.0%	54.2%	57.3%	58.2%
% of all assessments that were assess and refuse	63	463	13.6%	13.4%	15.4%	12.4%
% of all assessments that were assess and review	247	463	53.3%	32.5%	27.3%	29.4%
% of case starts with a reported IOTN of 3 and Aesthetic Component of 5 or below	0	153	N/A	0.1%	0.1%	0.1%
% of case starts with a reported IOTN of 3 and Aesthetic Component of 6 or above	3	153	2.0%	5.6%	5.6%	3.9%
% of case starts with a reported IOTN of 4	115	153	75.2%	80.4%	78.8%	77.7%
% of case starts with a reported IOTN of 5	29	153	19.0%	12.8%	13.8%	16.7 %
% of concluded courses in receipt of dual-arch fixed appliances	106	120	88.3%	73.6%	79.1%	72.5%
% of concluded courses where treatment was abandoned or discontinued	3	120	2.5%	6.7%	6.2%	9.1%
% of patients satisfied with the treatment they have received	1	1	100.0%	95.5%	95.3%	95.8%

* Figures in italics indicate that the base number is less than 100.

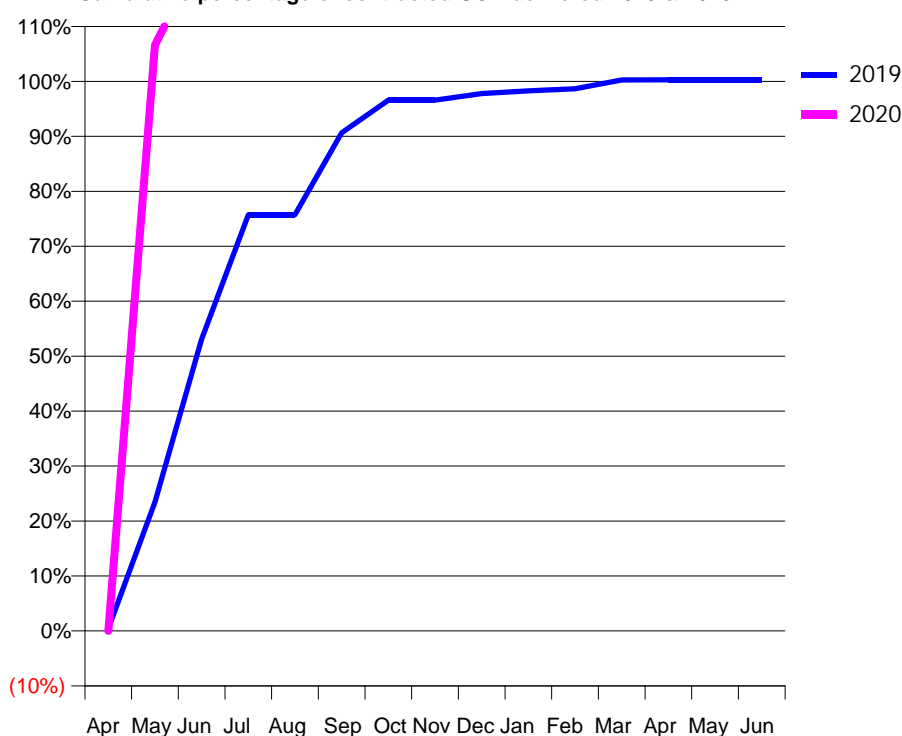
Q63 - Vital Signs Orthodontic At a Glance Contract Report for 760757/0001 - June 2019

Name or company name	MR PA HILL	19/20 Contracted general activity (UDA)	0
Contract type name	PDS Contract	Carry forward general activity (UDA)	0
Purpose of contract	Orthodontic	19/20 Contracted orthodontic activity (UOA)	3,606
Contract start date	01/04/2006	Carry forward orthodontic activity (UOA)	0
Contract end date	30/09/2019	Baseline contract value	£246,607.60

ACCESS	Contract	England and Wales
24 month ratio of assessments to patient IDs	1.09	1.08

ACTIVITY	Contract
Contract assess and fit appliances (case starts) as a percentage of Area Team case starts	3.6 %

Cumulative percentage of contracted UOA delivered 2019 & 2020



Month	Adjusted Scheduled Activity (UOA)		
	2018	2019	2020
April	604	33	0
May	1,542	1,689	3,843
June	2,291	3,831	4,452
July	3,746	5,462	
August	5,214	5,462	
September	5,551	6,538	
October	6,124	6,965	
November	6,876	6,965	
December	6,963	7,052	
January	6,963	7,087	
February	7,057	7,115	
March	7,140	7,231	
April	7,221	7,232	
May	7,223	7,232	
June	7,245	7,232	

QUANTITY METRICS (rolling 12 month period)

	Contract Quantity	Contract Base Number	Contract *	Area Team	Region	England
% of all assessments that were assess and fit appliances (case starts)	354	810	43.7%	54.2%	57.3%	58.2%
% of all assessments that were assess and refuse	3	810	0.4%	13.4%	15.4%	12.4%
% of all assessments that were assess and review	453	810	55.9%	32.5%	27.3%	29.4%
% of case starts with a reported IOTN of 3 and Aesthetic Component of 5 or below	0	354	N/A	0.1%	0.1%	0.1%
% of case starts with a reported IOTN of 3 and Aesthetic Component of 6 or above	6	354	1.7%	5.6%	5.6%	3.9%
% of case starts with a reported IOTN of 4	337	354	95.2%	80.4%	78.8%	77.7%
% of case starts with a reported IOTN of 5	8	354	2.3%	12.8%	13.8%	16.7 %
% of concluded courses in receipt of dual-arch fixed appliances	138	155	89.0%	73.6%	79.1%	72.5%
% of concluded courses where treatment was abandoned or discontinued	1	155	0.6%	6.7%	6.2%	9.1%
% of patients satisfied with the treatment they have received	1	1	100.0%	95.5%	95.3%	95.8%

* Figures in italics indicate that the base number is less than 100.

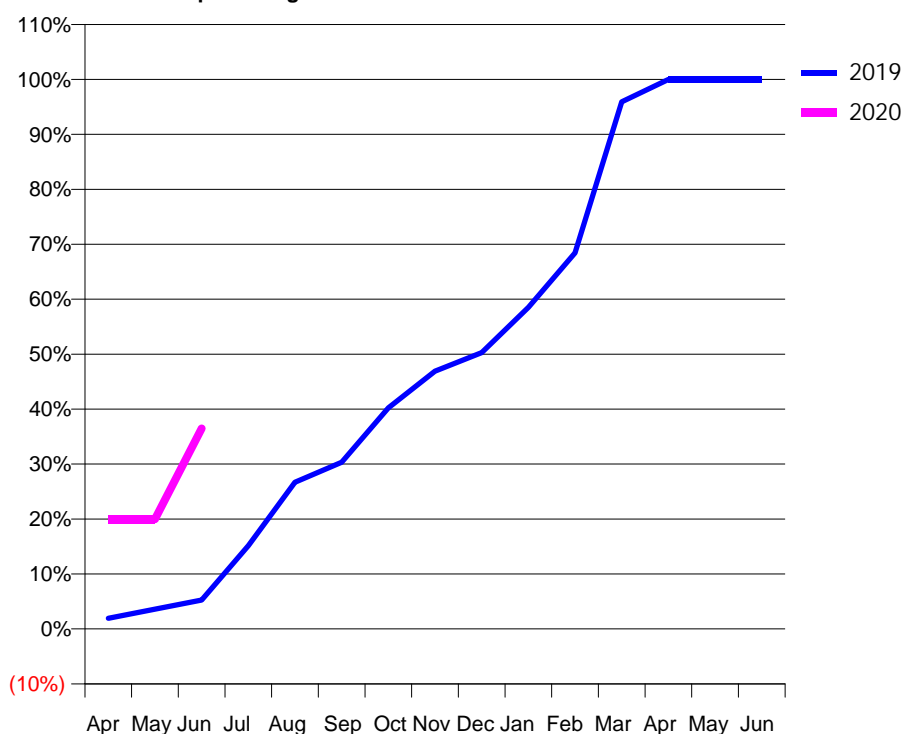
Q63 - Vital Signs Orthodontic At a Glance Contract Report for 762210/0001 - June 2019

Name or company name	MISS CA STOCK	19/20 Contracted general activity (UDA)	0
Contract type name	PDS Contract	Carry forward general activity (UDA)	0
Purpose of contract	Orthodontic	19/20 Contracted orthodontic activity (UOA)	636
Contract start date	01/04/2006	Carry forward orthodontic activity (UOA)	0
Contract end date	30/09/2019	Baseline contract value	£43,053.34

ACCESS	Contract	England and Wales
24 month ratio of assessments to patient IDs	1.00	1.08

ACTIVITY	Contract
Contract assess and fit appliances (case starts) as a percentage of Area Team case starts	0.7 %

Cumulative percentage of contracted UOA delivered 2019 & 2020



Month	Adjusted Scheduled Activity (UOA)		
	2018	2019	2020
April	12	25	127
May	96	46	127
June	159	67	232
July	391	193	
August	541	340	
September	672	386	
October	781	512	
November	966	597	
December	1,029	640	
January	1,145	745	
February	1,213	871	
March	1,264	1,221	
April	1,264	1,273	
May	1,306	1,273	
June	1,306	1,273	

QUANTITY METRICS (rolling 12 month period)

	Contract Quantity	Contract Base Number	Contract *	Area Team	Region	England
% of all assessments that were assess and fit appliances (case starts)	66	135	48.9%	54.2%	57.3%	58.2%
% of all assessments that were assess and refuse	17	135	12.6%	13.4%	15.4%	12.4%
% of all assessments that were assess and review	52	135	38.5%	32.5%	27.3%	29.4%
% of case starts with a reported IOTN of 3 and Aesthetic Component of 5 or below	0	66	<i>N/A</i>	0.1%	0.1%	0.1%
% of case starts with a reported IOTN of 3 and Aesthetic Component of 6 or above	0	66	<i>N/A</i>	5.6%	5.6%	3.9%
% of case starts with a reported IOTN of 4	48	66	72.7%	80.4%	78.8%	77.7%
% of case starts with a reported IOTN of 5	16	66	24.2%	12.8%	13.8%	16.7 %
% of concluded courses in receipt of dual-arch fixed appliances	29	30	96.7%	73.6%	79.1%	72.5%
% of concluded courses where treatment was abandoned or discontinued	0	30	0.0%	6.7%	6.2%	9.1%
% of patients satisfied with the treatment they have received	0	0	<i>N/A</i>	95.5%	95.3%	95.8%

* Figures in italics indicate that the base number is less than 100.

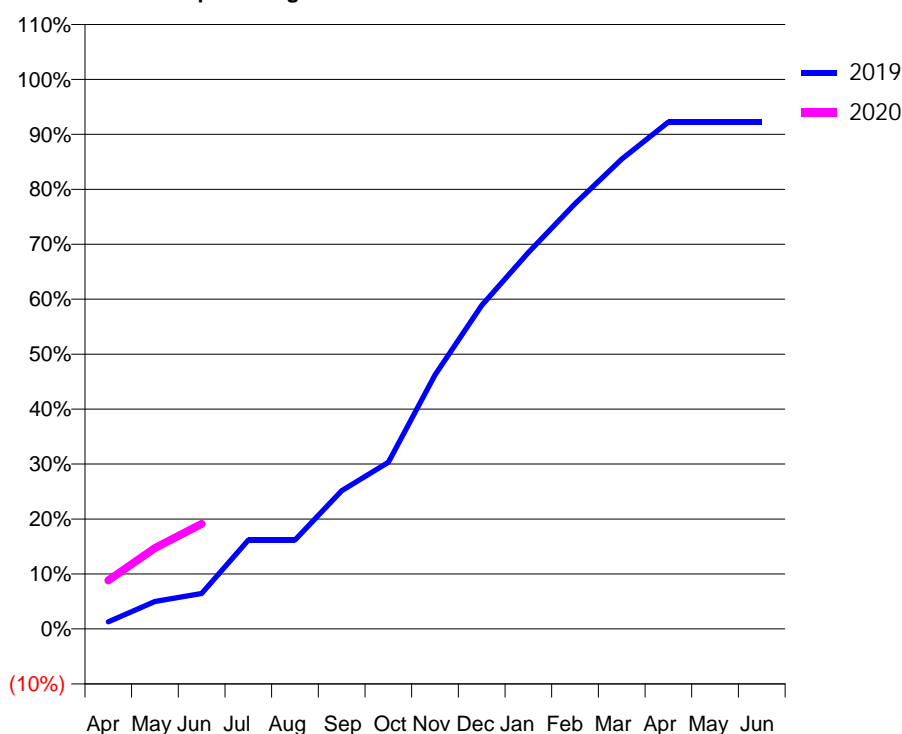
Q63 - Vital Signs Orthodontic At a Glance Contract Report for 835129/0001 - June 2019

Name or company name	MRS KL CLARKE	19/20 Contracted general activity (UDA)	0
Contract type name	PDS Contract	Carry forward general activity (UDA)	0
Purpose of contract	Orthodontic	19/20 Contracted orthodontic activity (UOA)	1,426
Contract start date	01/04/2006	Carry forward orthodontic activity (UOA)	0
Contract end date	30/09/2019	Baseline contract value	£95,929.94

ACCESS	Contract	England and Wales
24 month ratio of assessments to patient IDs	1.00	1.08

ACTIVITY	Contract
Contract assess and fit appliances (case starts) as a percentage of Area Team case starts	1.4 %

Cumulative percentage of contracted UOA delivered 2019 & 2020



Month	Adjusted Scheduled Activity (UOA)		
	2018	2019	2020
April	57	37	126
May	397	142	210
June	523	184	273
July	649	461	
August	1,111	461	
September	1,518	717	
October	1,669	864	
November	1,816	1,317	
December	1,984	1,678	
January	2,131	1,953	
February	2,341	2,205	
March	2,782	2,436	
April	2,887	2,629	
May	2,887	2,629	
June	2,887	2,629	

QUANTITY METRICS (rolling 12 month period)

	Contract Quantity	Contract Base Number	Contract *	Area Team	Region	England
% of all assessments that were assess and fit appliances (case starts)	137	137	100.0%	54.2%	57.3%	58.2%
% of all assessments that were assess and refuse	0	137	0.0%	13.4%	15.4%	12.4%
% of all assessments that were assess and review	0	137	0.0%	32.5%	27.3%	29.4%
% of case starts with a reported IOTN of 3 and Aesthetic Component of 5 or below	0	137	N/A	0.1%	0.1%	0.1%
% of case starts with a reported IOTN of 3 and Aesthetic Component of 6 or above	1	137	0.7%	5.6%	5.6%	3.9%
% of case starts with a reported IOTN of 4	114	137	83.2%	80.4%	78.8%	77.7%
% of case starts with a reported IOTN of 5	21	137	15.3%	12.8%	13.8%	16.7 %
% of concluded courses in receipt of dual-arch fixed appliances	99	114	86.8%	73.6%	79.1%	72.5%
% of concluded courses where treatment was abandoned or discontinued	7	114	6.1%	6.7%	6.2%	9.1%
% of patients satisfied with the treatment they have received	0	0	N/A	95.5%	95.3%	95.8%

* Figures in italics indicate that the base number is less than 100.

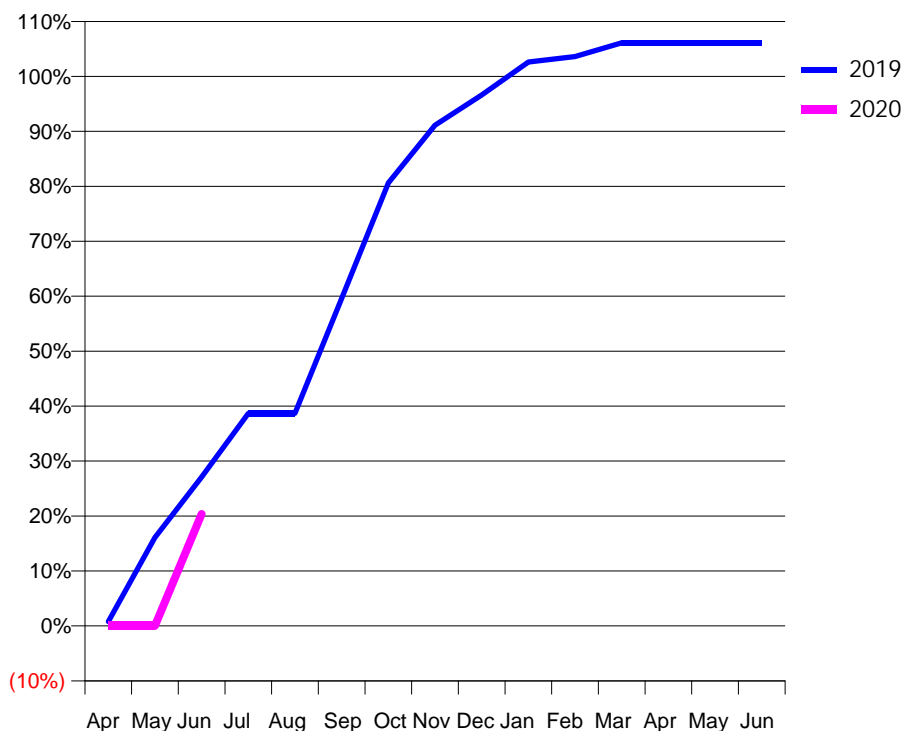
Q63 - Vital Signs Orthodontic At a Glance Contract Report for 854824/0001 - June 2019

Name or company name	MR SK SADIQ	19/20 Contracted general activity (UDA)	0
Contract type name	PDS Contract	Carry forward general activity (UDA)	0
Purpose of contract	Orthodontic	19/20 Contracted orthodontic activity (UOA)	1,050
Contract start date	01/04/2006	Carry forward orthodontic activity (UOA)	0
Contract end date	30/06/2019	Baseline contract value	£64,243.43

ACCESS	Contract	England and Wales
24 month ratio of assessments to patient IDs	1.02	1.08

ACTIVITY	Contract
Contract assess and fit appliances (case starts) as a percentage of Area Team case starts	1.8 %

Cumulative percentage of contracted UOA delivered 2019 & 2020



Month	Adjusted Scheduled Activity (UOA)		
	2018	2019	2020
April	411	34	0
May	796	676	0
June	1,223	1,138	214
July	1,550	1,625	
August	1,781	1,625	
September	2,145	2,504	
October	2,145	3,386	
November	3,192	3,827	
December	3,638	4,058	
January	3,751	4,310	
February	4,092	4,352	
March	4,149	4,457	
April	4,234	4,457	
May	4,234	4,457	
June	4,234	4,457	

QUANTITY METRICS (rolling 12 month period)

	Contract Quantity	Contract Base Number	Contract *	Area Team	Region	England
% of all assessments that were assess and fit appliances (case starts)	171	181	94.5%	54.2%	57.3%	58.2%
% of all assessments that were assess and refuse	1	181	0.6%	13.4%	15.4%	12.4%
% of all assessments that were assess and review	9	181	5.0%	32.5%	27.3%	29.4%
% of case starts with a reported IOTN of 3 and Aesthetic Component of 5 or below	0	171	N/A	0.1%	0.1%	0.1%
% of case starts with a reported IOTN of 3 and Aesthetic Component of 6 or above	8	171	4.7%	5.6%	5.6%	3.9%
% of case starts with a reported IOTN of 4	128	171	74.9%	80.4%	78.8%	77.7%
% of case starts with a reported IOTN of 5	26	171	15.2%	12.8%	13.8%	16.7 %
% of concluded courses in receipt of dual-arch fixed appliances	18	21	85.7%	73.6%	79.1%	72.5%
% of concluded courses where treatment was abandoned or discontinued	1	21	4.8%	6.7%	6.2%	9.1%
% of patients satisfied with the treatment they have received	0	0	N/A	95.5%	95.3%	95.8%

* Figures in italics indicate that the base number is less than 100.

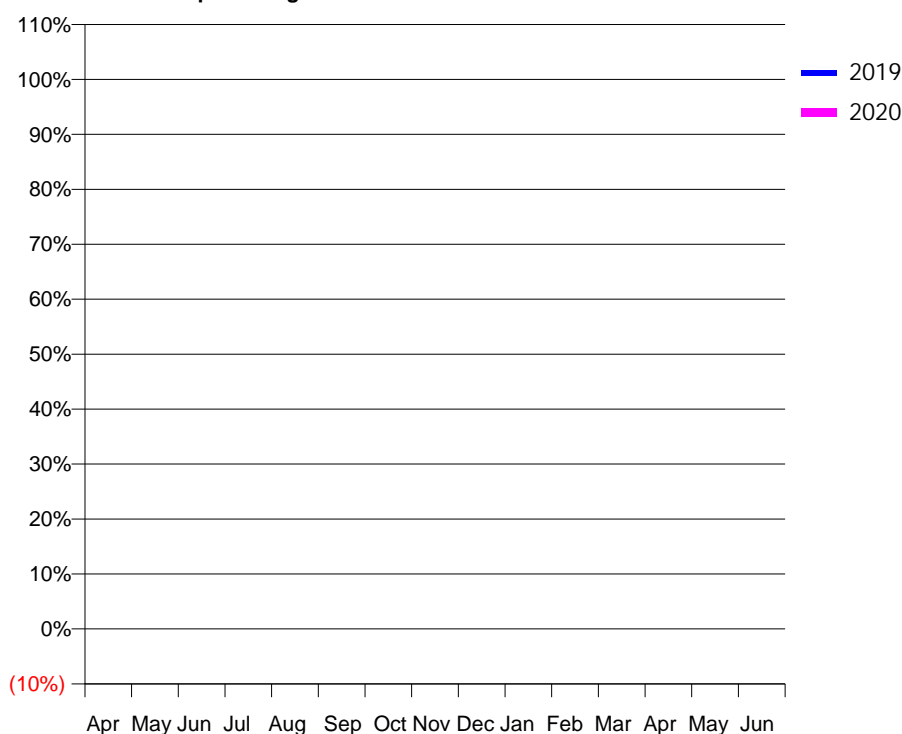
Q63 - Vital Signs Orthodontic At a Glance Contract Report for 933422/0001 - June 2019

Name or company name	MR A SOMASUNDARARAJAH	19/20 Contracted general activity (UDA)	3,377
Contract type name	GDS Contract	Carry forward general activity (UDA)	0
Purpose of contract	General	19/20 Contracted orthodontic activity (UOA)	0
Contract start date	01/04/2006	Carry forward orthodontic activity (UOA)	0
Contract end date		Baseline contract value	£100,401.10

ACCESS	Contract	England and Wales
24 month ratio of assessments to patient IDs	1.00	1.08

ACTIVITY	Contract
Contract assess and fit appliances (case starts) as a percentage of Area Team case starts	0.0 %

Cumulative percentage of contracted UOA delivered 2019 & 2020



Month	Adjusted Scheduled Activity (UOA)		
	2018	2019	2020
April	0	0	0
May	0	0	23
June	0	0	23
July	0	0	
August	0	0	
September	0	0	
October	0	0	
November	0	0	
December	0	0	
January	0	0	
February	0	0	
March	0	0	
April	0	0	
May	0	0	
June	0	0	

QUANTITY METRICS (rolling 12 month period)

	Contract Quantity	Contract Base Number	Contract *	Area Team	Region	England
% of all assessments that were assess and fit appliances (case starts)	1	1	100.0%	54.2%	57.3%	58.2%
% of all assessments that were assess and refuse	0	1	0.0%	13.4%	15.4%	12.4%
% of all assessments that were assess and review	0	1	0.0%	32.5%	27.3%	29.4%
% of case starts with a reported IOTN of 3 and Aesthetic Component of 5 or below	0	1	N/A	0.1%	0.1%	0.1%
% of case starts with a reported IOTN of 3 and Aesthetic Component of 6 or above	1	1	100.0%	5.6%	5.6%	3.9%
% of case starts with a reported IOTN of 4	0	1	N/A	80.4%	78.8%	77.7%
% of case starts with a reported IOTN of 5	0	1	N/A	12.8%	13.8%	16.7 %
% of concluded courses in receipt of dual-arch fixed appliances	0	0	N/A	73.6%	79.1%	72.5%
% of concluded courses where treatment was abandoned or discontinued	0	0	N/A	6.7%	6.2%	9.1%
% of patients satisfied with the treatment they have received	0	0	N/A	95.5%	95.3%	95.8%

* Figures in italics indicate that the base number is less than 100.

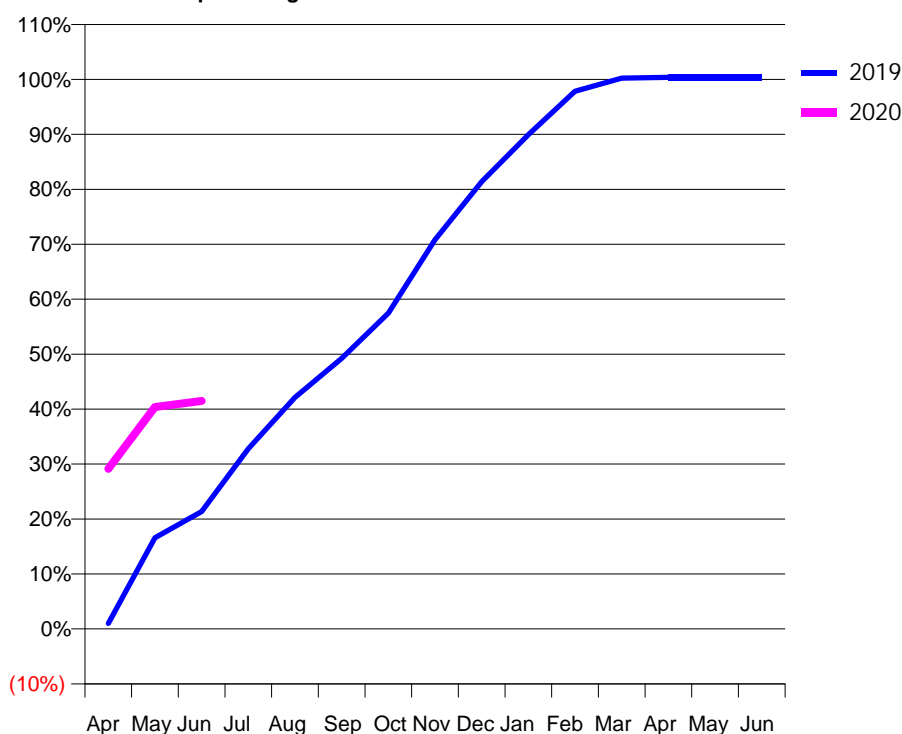
Q63 - Vital Signs Orthodontic At a Glance Contract Report for 949612/0003 - June 2019

Name or company name	Simply Orthodontics	19/20 Contracted general activity (UDA)	0
Contract type name	PDS Contract	Carry forward general activity (UDA)	0
Purpose of contract	Orthodontic	19/20 Contracted orthodontic activity (UOA)	5,782
Contract start date	01/04/2011	Carry forward orthodontic activity (UOA)	0
Contract end date	30/09/2019	Baseline contract value	£390,998.26

ACCESS	Contract	England and Wales
24 month ratio of assessments to patient IDs	1.01	1.08

ACTIVITY	Contract
Contract assess and fit appliances (case starts) as a percentage of Area Team case starts	5.7 %

Cumulative percentage of contracted UOA delivered 2019 & 2020



Month	Adjusted Scheduled Activity (UOA)		
	2018	2019	2020
April	132	117	1,685
May	1,983	1,918	2,336
June	2,329	2,472	2,399
July	4,126	3,794	
August	5,003	4,869	
September	5,676	5,692	
October	6,789	6,646	
November	7,729	8,187	
December	8,258	9,409	
January	9,234	10,400	
February	10,137	11,312	
March	10,729	11,587	
April	11,679	11,608	
May	11,680	11,608	
June	11,680	11,608	

QUANTITY METRICS (rolling 12 month period)

	Contract Quantity	Contract Base Number	Contract *	Area Team	Region	England
% of all assessments that were assess and fit appliances (case starts)	558	582	95.9%	54.2%	57.3%	58.2%
% of all assessments that were assess and refuse	3	582	0.5%	13.4%	15.4%	12.4%
% of all assessments that were assess and review	21	582	3.6%	32.5%	27.3%	29.4%
% of case starts with a reported IOTN of 3 and Aesthetic Component of 5 or below	2	558	0.4%	0.1%	0.1%	0.1%
% of case starts with a reported IOTN of 3 and Aesthetic Component of 6 or above	44	558	7.9%	5.6%	5.6%	3.9%
% of case starts with a reported IOTN of 4	400	558	71.7%	80.4%	78.8%	77.7%
% of case starts with a reported IOTN of 5	108	558	19.4%	12.8%	13.8%	16.7 %
% of concluded courses in receipt of dual-arch fixed appliances	469	493	95.1%	73.6%	79.1%	72.5%
% of concluded courses where treatment was abandoned or discontinued	12	493	2.4%	6.7%	6.2%	9.1%
% of patients satisfied with the treatment they have received	1	1	100.0%	95.5%	95.3%	95.8%

* Figures in italics indicate that the base number is less than 100.

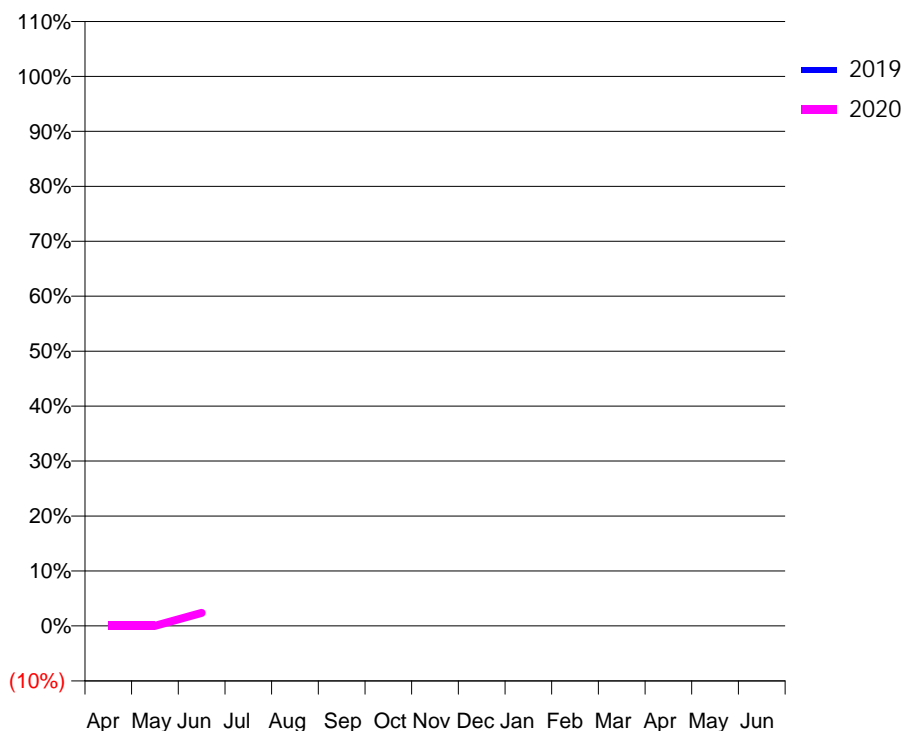
Q64 - Vital Signs Orthodontic At a Glance Contract Report for 100970/0000 - June 2019

Name or company name	Orthoworld 2000	19/20 Contracted general activity (UDA)	0
Contract type name	PDS Contract	Carry forward general activity (UDA)	0
Purpose of contract	Orthodontic	19/20 Contracted orthodontic activity (UOA)	4,440
Contract start date	01/04/2019	Carry forward orthodontic activity (UOA)	0
Contract end date	31/03/2026	Baseline contract value	£227,455.92

ACCESS	Contract	England and Wales
24 month ratio of assessments to patient IDs	1.00	1.08

ACTIVITY	Contract
Contract assess and fit appliances (case starts) as a percentage of Area Team case starts	0.1 %

Cumulative percentage of contracted UOA delivered 2019 & 2020



Month	Adjusted Scheduled Activity (UOA)		
	2018	2019	2020
April	0	0	0
May	0	0	0
June	0	0	105
July	0	0	
August	0	0	
September	0	0	
October	0	0	
November	0	0	
December	0	0	
January	0	0	
February	0	0	
March	0	0	
April	0	0	
May	0	0	
June	0	0	

QUANTITY METRICS (rolling 12 month period)

	Contract Quantity	Contract Base Number	Contract *	Area Team	Region	England
% of all assessments that were assess and fit appliances (case starts)	5	5	100.0%	49.5%	56.9%	58.2%
% of all assessments that were assess and refuse	0	5	0.0%	16.4%	12.3%	12.4%
% of all assessments that were assess and review	0	5	0.0%	34.1%	30.9%	29.4%
% of case starts with a reported IOTN of 3 and Aesthetic Component of 5 or below	0	5	N/A	0.0%	0.2%	0.1%
% of case starts with a reported IOTN of 3 and Aesthetic Component of 6 or above	0	5	N/A	4.6%	3.2%	3.9%
% of case starts with a reported IOTN of 4	5	5	100.0%	75.9%	77.6%	77.7%
% of case starts with a reported IOTN of 5	0	5	N/A	14.9%	17.3%	16.7 %
% of concluded courses in receipt of dual-arch fixed appliances	0	0	N/A	53.1%	70.7%	72.5%
% of concluded courses where treatment was abandoned or discontinued	0	0	N/A	10.2%	9.4%	9.1%
% of patients satisfied with the treatment they have received	0	0	N/A	97.0%	96.3%	95.8%

* Figures in italics indicate that the base number is less than 100.

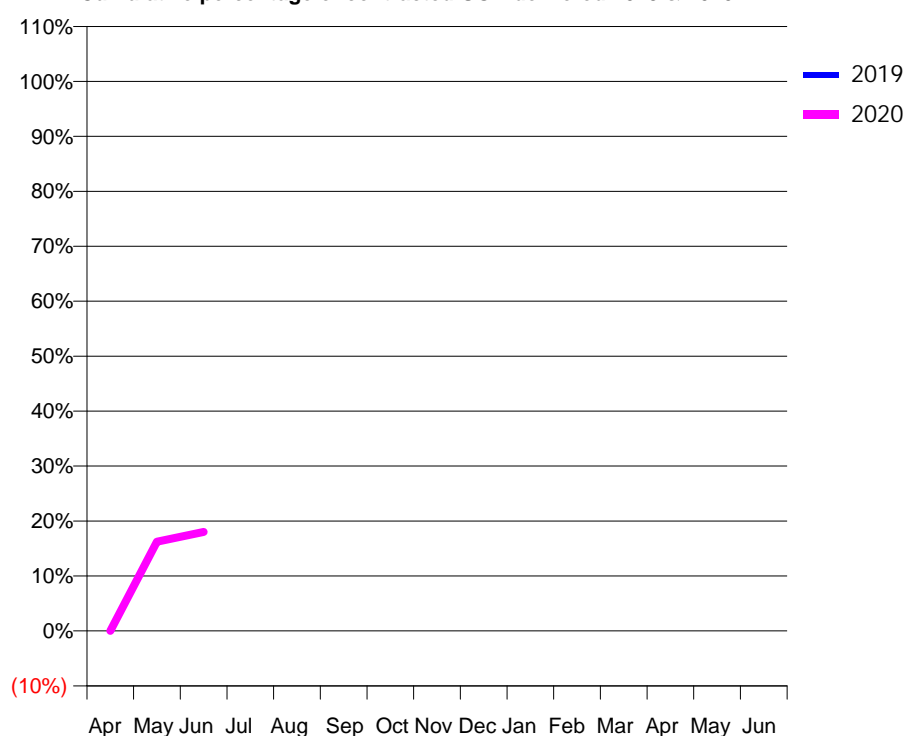
Q64 - Vital Signs Orthodontic At a Glance Contract Report for 101051/0000 - June 2019

Name or company name	Cheltenham Orthodontics Ltd.	19/20 Contracted general activity (UDA)	0
Contract type name	PDS Contract	Carry forward general activity (UDA)	0
Purpose of contract	Orthodontic	19/20 Contracted orthodontic activity (UOA)	5,912
Contract start date	01/04/2019	Carry forward orthodontic activity (UOA)	0
Contract end date	31/03/2026	Baseline contract value	£292,597.60

ACCESS	Contract	England and Wales
24 month ratio of assessments to patient IDs	1.00	1.08

ACTIVITY	Contract
Contract assess and fit appliances (case starts) as a percentage of Area Team case starts	1.2 %

Cumulative percentage of contracted UOA delivered 2019 & 2020



Month	Adjusted Scheduled Activity (UOA)		
	2018	2019	2020
April	0	0	0
May	0	0	961
June	0	0	1,065
July	0	0	
August	0	0	
September	0	0	
October	0	0	
November	0	0	
December	0	0	
January	0	0	
February	0	0	
March	0	0	
April	0	0	
May	0	0	
June	0	0	

QUANTITY METRICS (rolling 12 month period)

	Contract Quantity	Contract Base Number	Contract *	Area Team	Region	England
% of all assessments that were assess and fit appliances (case starts)	45	164	27.4%	49.5%	56.9%	58.2%
% of all assessments that were assess and refuse	10	164	6.1%	16.4%	12.3%	12.4%
% of all assessments that were assess and review	109	164	66.5%	34.1%	30.9%	29.4%
% of case starts with a reported IOTN of 3 and Aesthetic Component of 5 or below	0	45	<i>N/A</i>	0.0%	0.2%	0.1%
% of case starts with a reported IOTN of 3 and Aesthetic Component of 6 or above	3	45	6.7%	4.6%	3.2%	3.9%
% of case starts with a reported IOTN of 4	34	45	75.6%	75.9%	77.6%	77.7%
% of case starts with a reported IOTN of 5	6	45	13.3%	14.9%	17.3%	16.7 %
% of concluded courses in receipt of dual-arch fixed appliances	2	2	100.0%	53.1%	70.7%	72.5%
% of concluded courses where treatment was abandoned or discontinued	0	2	0.0%	10.2%	9.4%	9.1%
% of patients satisfied with the treatment they have received	0	0	<i>N/A</i>	97.0%	96.3%	95.8%

* Figures in italics indicate that the base number is less than 100.

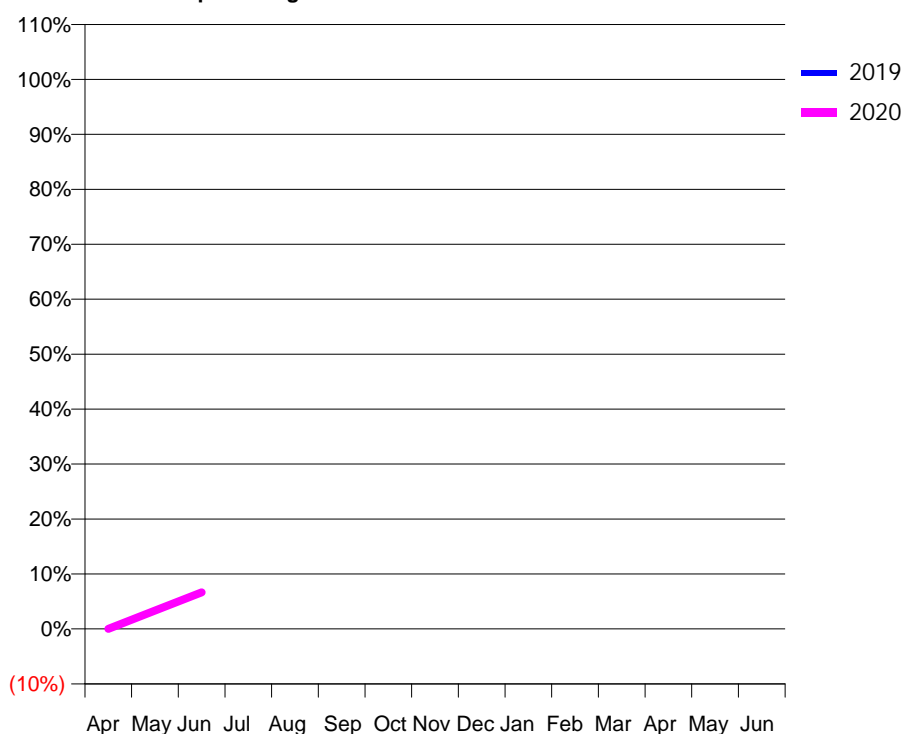
Q64 - Vital Signs Orthodontic At a Glance Contract Report for 101053/0000 - June 2019

Name or company name	Wells Orthodontic Limited	19/20 Contracted general activity (UDA)	0
Contract type name	PDS Contract	Carry forward general activity (UDA)	0
Purpose of contract	Orthodontic	19/20 Contracted orthodontic activity (UOA)	1,260
Contract start date	01/04/2019	Carry forward orthodontic activity (UOA)	0
Contract end date	31/03/2026	Baseline contract value	£60,161.52

ACCESS	Contract	England and Wales
24 month ratio of assessments to patient IDs	1.00	1.08

ACTIVITY	Contract
Contract assess and fit appliances (case starts) as a percentage of Area Team case starts	0.1 %

Cumulative percentage of contracted UOA delivered 2019 & 2020



Month	Adjusted Scheduled Activity (UOA)		
	2018	2019	2020
April	0	0	0
May	0	0	42
June	0	0	84
July	0	0	
August	0	0	
September	0	0	
October	0	0	
November	0	0	
December	0	0	
January	0	0	
February	0	0	
March	0	0	
April	0	0	
May	0	0	
June	0	0	

QUANTITY METRICS (rolling 12 month period)

	Contract Quantity	Contract Base Number	Contract *	Area Team	Region	England
% of all assessments that were assess and fit appliances (case starts)	4	4	100.0%	49.5%	56.9%	58.2%
% of all assessments that were assess and refuse	0	4	0.0%	16.4%	12.3%	12.4%
% of all assessments that were assess and review	0	4	0.0%	34.1%	30.9%	29.4%
% of case starts with a reported IOTN of 3 and Aesthetic Component of 5 or below	0	4	N/A	0.0%	0.2%	0.1%
% of case starts with a reported IOTN of 3 and Aesthetic Component of 6 or above	0	4	N/A	4.6%	3.2%	3.9%
% of case starts with a reported IOTN of 4	4	4	100.0%	75.9%	77.6%	77.7%
% of case starts with a reported IOTN of 5	0	4	N/A	14.9%	17.3%	16.7 %
% of concluded courses in receipt of dual-arch fixed appliances	0	0	N/A	53.1%	70.7%	72.5%
% of concluded courses where treatment was abandoned or discontinued	0	0	N/A	10.2%	9.4%	9.1%
% of patients satisfied with the treatment they have received	0	0	N/A	97.0%	96.3%	95.8%

* Figures in italics indicate that the base number is less than 100.

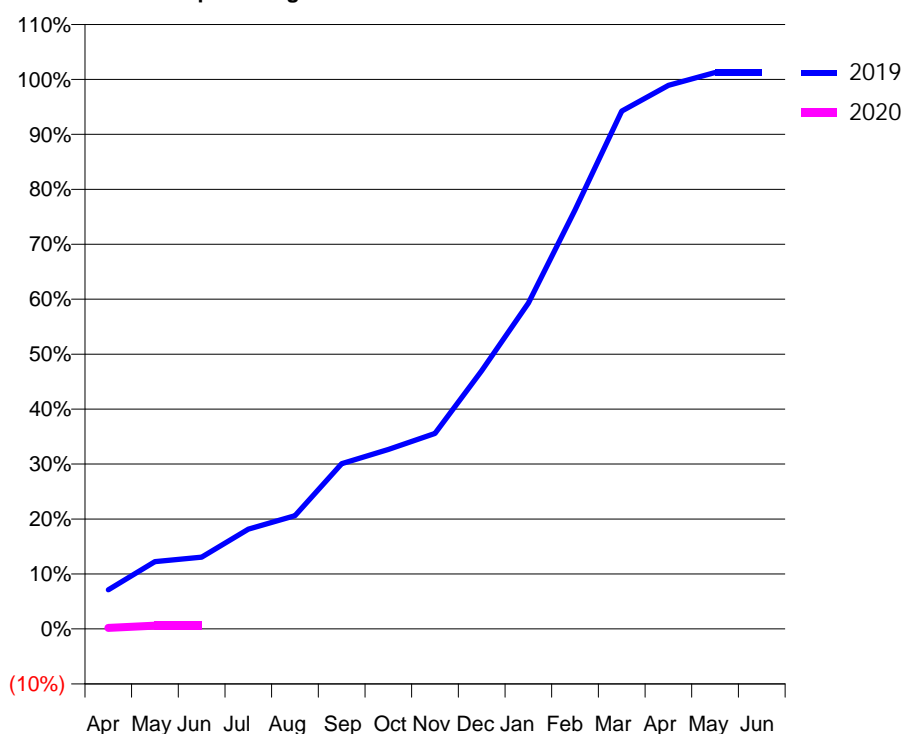
Q64 - Vital Signs Orthodontic At a Glance Contract Report for 113387/0001 - June 2019

Name or company name	Hanlon, Gardner Dental Surgeons	19/20 Contracted general activity (UDA)	4,000
Contract type name	GDS Contract	Carry forward general activity (UDA)	0
Purpose of contract	General and Orthodontic	19/20 Contracted orthodontic activity (UOA)	896
Contract start date	01/04/2006	Carry forward orthodontic activity (UOA)	0
Contract end date		Baseline contract value	£150,111.08

ACCESS	Contract	England and Wales
24 month ratio of assessments to patient IDs	1.13	1.08

ACTIVITY	Contract
Contract assess and fit appliances (case starts) as a percentage of Area Team case starts	0.9 %

Cumulative percentage of contracted UOA delivered 2019 & 2020



Month	Adjusted Scheduled Activity (UOA)		
	2018	2019	2020
April	0	64	2
May	24	110	5
June	69	117	5
July	140	163	
August	255	185	
September	256	269	
October	406	293	
November	471	319	
December	558	421	
January	602	532	
February	729	683	
March	813	844	
April	899	886	
May	899	907	
June	899	907	

QUANTITY METRICS (rolling 12 month period)

	Contract Quantity	Contract Base Number	Contract *	Area Team	Region	England
% of all assessments that were assess and fit appliances (case starts)	36	56	64.3%	49.5%	56.9%	58.2%
% of all assessments that were assess and refuse	5	56	8.9%	16.4%	12.3%	12.4%
% of all assessments that were assess and review	15	56	26.8%	34.1%	30.9%	29.4%
% of case starts with a reported IOTN of 3 and Aesthetic Component of 5 or below	1	36	2.8%	0.0%	0.2%	0.1%
% of case starts with a reported IOTN of 3 and Aesthetic Component of 6 or above	0	36	N/A	4.6%	3.2%	3.9%
% of case starts with a reported IOTN of 4	34	36	94.4%	75.9%	77.6%	77.7%
% of case starts with a reported IOTN of 5	1	36	2.8%	14.9%	17.3%	16.7%
% of concluded courses in receipt of dual-arch fixed appliances	13	29	44.8%	53.1%	70.7%	72.5%
% of concluded courses where treatment was abandoned or discontinued	14	29	48.3%	10.2%	9.4%	9.1%
% of patients satisfied with the treatment they have received	1	1	100.0%	97.0%	96.3%	95.8%

* Figures in italics indicate that the base number is less than 100.

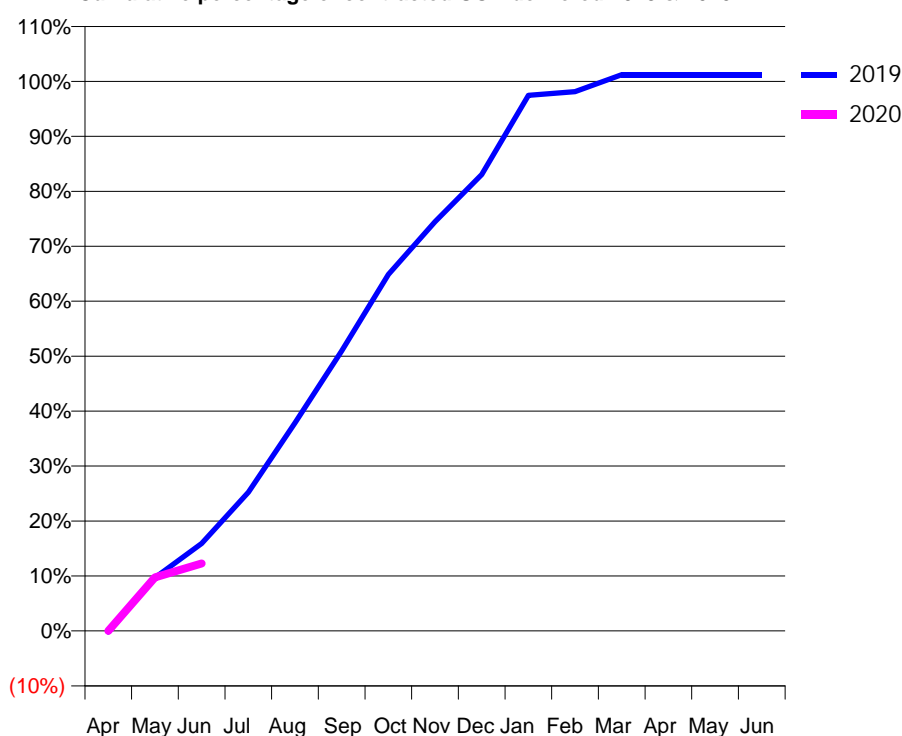
Q64 - Vital Signs Orthodontic At a Glance Contract Report for 114677/0001 - June 2019

Name or company name	Salisbury Orthodontics Limited	19/20 Contracted general activity (UDA)	0
Contract type name	PDS Contract	Carry forward general activity (UDA)	0
Purpose of contract	Orthodontic	19/20 Contracted orthodontic activity (UOA)	6,987
Contract start date	01/09/2015	Carry forward orthodontic activity (UOA)	0
Contract end date	31/03/2026	Baseline contract value	£359,916.00

ACCESS	Contract	England and Wales
24 month ratio of assessments to patient IDs	1.01	1.08

ACTIVITY	Contract
Contract assess and fit appliances (case starts) as a percentage of Area Team case starts	4.6 %

Cumulative percentage of contracted UOA delivered 2019 & 2020



Month	Adjusted Scheduled Activity (UOA)		
	2018	2019	2020
April	-75	-7	0
May	-75	330	681
June	20	541	858
July	532	858	
August	727	1,287	
September	1,107	1,732	
October	1,261	2,206	
November	1,852	2,531	
December	2,043	2,823	
January	2,149	3,313	
February	2,760	3,336	
March	3,219	3,441	
April	3,780	3,441	
May	3,780	3,441	
June	3,780	3,441	

QUANTITY METRICS (rolling 12 month period)

	Contract Quantity	Contract Base Number	Contract *	Area Team	Region	England
% of all assessments that were assess and fit appliances (case starts)	175	305	57.4%	49.5%	56.9%	58.2%
% of all assessments that were assess and refuse	21	305	6.9%	16.4%	12.3%	12.4%
% of all assessments that were assess and review	109	305	35.7%	34.1%	30.9%	29.4%
% of case starts with a reported IOTN of 3 and Aesthetic Component of 5 or below	0	175	N/A	0.0%	0.2%	0.1%
% of case starts with a reported IOTN of 3 and Aesthetic Component of 6 or above	0	175	N/A	4.6%	3.2%	3.9%
% of case starts with a reported IOTN of 4	152	175	86.9%	75.9%	77.6%	77.7%
% of case starts with a reported IOTN of 5	23	175	13.1%	14.9%	17.3%	16.7 %
% of concluded courses in receipt of dual-arch fixed appliances	82	85	96.5%	53.1%	70.7%	72.5%
% of concluded courses where treatment was abandoned or discontinued	1	85	1.2%	10.2%	9.4%	9.1%
% of patients satisfied with the treatment they have received	4	4	100.0%	97.0%	96.3%	95.8%

* Figures in italics indicate that the base number is less than 100.

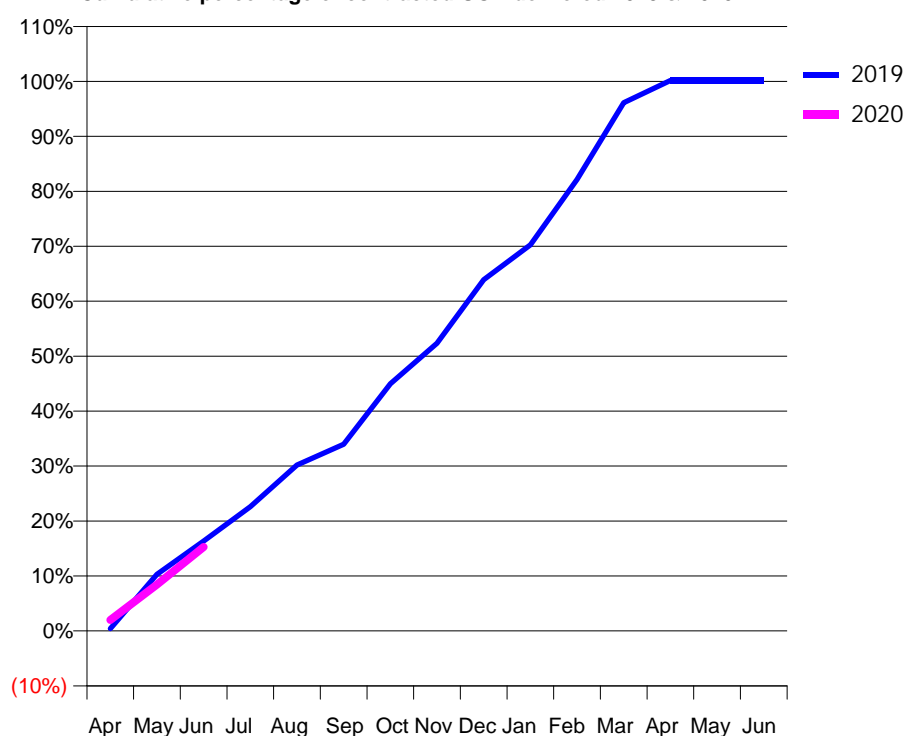
Q64 - Vital Signs Orthodontic At a Glance Contract Report for 125385/0002 - June 2019

Name or company name	Dr Michael Frain Ltd	19/20 Contracted general activity (UDA)	14,500
Contract type name	GDS Contract	Carry forward general activity (UDA)	0
Purpose of contract	General and Orthodontic	19/20 Contracted orthodontic activity (UOA)	5,228
Contract start date	01/04/2008	Carry forward orthodontic activity (UOA)	0
Contract end date		Baseline contract value	£693,315.05

ACCESS	Contract	England and Wales
24 month ratio of assessments to patient IDs	1.59	1.08

ACTIVITY	Contract
Contract assess and fit appliances (case starts) as a percentage of Area Team case starts	6.1 %

Cumulative percentage of contracted UOA delivered 2019 & 2020



Month	Adjusted Scheduled Activity (UOA)		
	2018	2019	2020
April	50	22	105
May	410	538	441
June	881	856	798
July	1,378	1,182	
August	1,578	1,577	
September	1,892	1,776	
October	2,413	2,351	
November	2,921	2,737	
December	3,609	3,341	
January	3,845	3,674	
February	4,498	4,294	
March	4,892	5,024	
April	5,218	5,237	
May	5,218	5,237	
June	5,218	5,237	

QUANTITY METRICS (rolling 12 month period)

	Contract Quantity	Contract Base Number	Contract *	Area Team	Region	England
% of all assessments that were assess and fit appliances (case starts)	233	522	44.6%	49.5%	56.9%	58.2%
% of all assessments that were assess and refuse	35	522	6.7%	16.4%	12.3%	12.4%
% of all assessments that were assess and review	254	522	48.7%	34.1%	30.9%	29.4%
% of case starts with a reported IOTN of 3 and Aesthetic Component of 5 or below	0	233	N/A	0.0%	0.2%	0.1%
% of case starts with a reported IOTN of 3 and Aesthetic Component of 6 or above	11	233	4.7%	4.6%	3.2%	3.9%
% of case starts with a reported IOTN of 4	168	233	72.1%	75.9%	77.6%	77.7%
% of case starts with a reported IOTN of 5	54	233	23.2%	14.9%	17.3%	16.7%
% of concluded courses in receipt of dual-arch fixed appliances	229	358	64.0%	53.1%	70.7%	72.5%
% of concluded courses where treatment was abandoned or discontinued	109	358	30.4%	10.2%	9.4%	9.1%
% of patients satisfied with the treatment they have received	3	3	100.0%	97.0%	96.3%	95.8%

* Figures in italics indicate that the base number is less than 100.

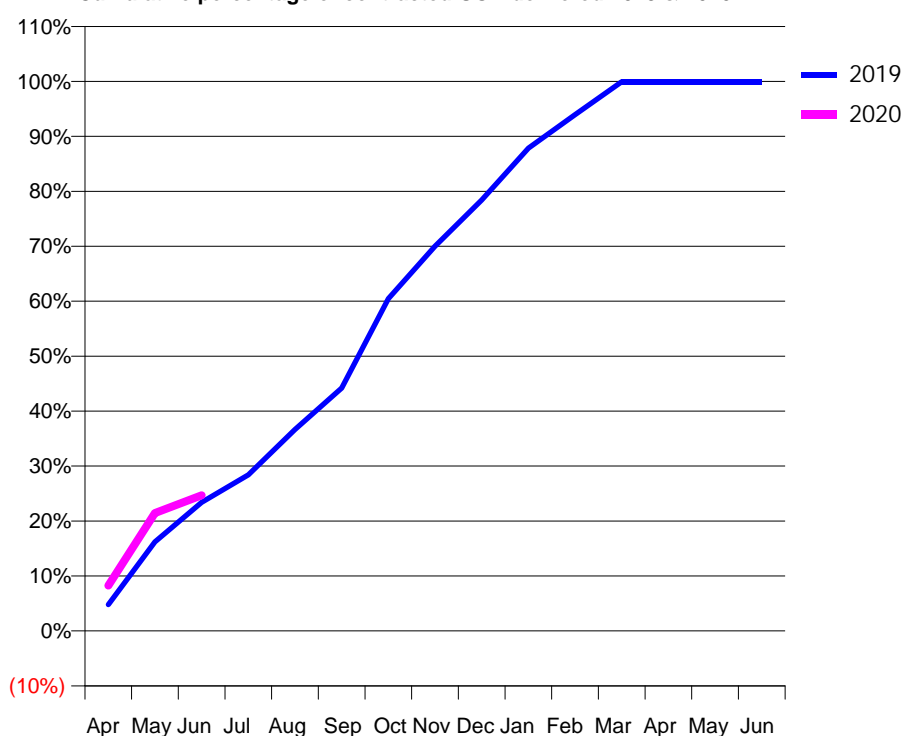
Q64 - Vital Signs Orthodontic At a Glance Contract Report for 133620/0001 - June 2019

Name or company name	Cloudshell Limited	19/20 Contracted general activity (UDA)	0
Contract type name	PDS Contract	Carry forward general activity (UDA)	0
Purpose of contract	Orthodontic	19/20 Contracted orthodontic activity (UOA)	6,560
Contract start date	01/09/2012	Carry forward orthodontic activity (UOA)	0
Contract end date	31/08/2022	Baseline contract value	£458,515.09

ACCESS	Contract	England and Wales
24 month ratio of assessments to patient IDs	1.09	1.08

ACTIVITY	Contract
Contract assess and fit appliances (case starts) as a percentage of Area Team case starts	8.0 %

Cumulative percentage of contracted UOA delivered 2019 & 2020



Month	Adjusted Scheduled Activity (UOA)		
	2018	2019	2020
April	112	315	542
May	395	1,062	1,408
June	643	1,536	1,619
July	882	1,863	
August	1,515	2,404	
September	1,795	2,900	
October	2,502	3,967	
November	3,170	4,592	
December	4,030	5,144	
January	4,699	5,763	
February	5,798	6,161	
March	6,786	6,554	
April	7,185	6,555	
May	7,185	6,555	
June	7,185	6,555	

QUANTITY METRICS (rolling 12 month period)

	Contract Quantity	Contract Base Number	Contract *	Area Team	Region	England
% of all assessments that were assess and fit appliances (case starts)	308	510	60.4%	49.5%	56.9%	58.2%
% of all assessments that were assess and refuse	32	510	6.3%	16.4%	12.3%	12.4%
% of all assessments that were assess and review	170	510	33.3%	34.1%	30.9%	29.4%
% of case starts with a reported IOTN of 3 and Aesthetic Component of 5 or below	0	308	N/A	0.0%	0.2%	0.1%
% of case starts with a reported IOTN of 3 and Aesthetic Component of 6 or above	46	308	14.9%	4.6%	3.2%	3.9%
% of case starts with a reported IOTN of 4	213	308	69.2%	75.9%	77.6%	77.7%
% of case starts with a reported IOTN of 5	48	308	15.6%	14.9%	17.3%	16.7 %
% of concluded courses in receipt of dual-arch fixed appliances	238	253	94.1%	53.1%	70.7%	72.5%
% of concluded courses where treatment was abandoned or discontinued	10	253	4.0%	10.2%	9.4%	9.1%
% of patients satisfied with the treatment they have received	6	6	100.0%	97.0%	96.3%	95.8%

* Figures in italics indicate that the base number is less than 100.

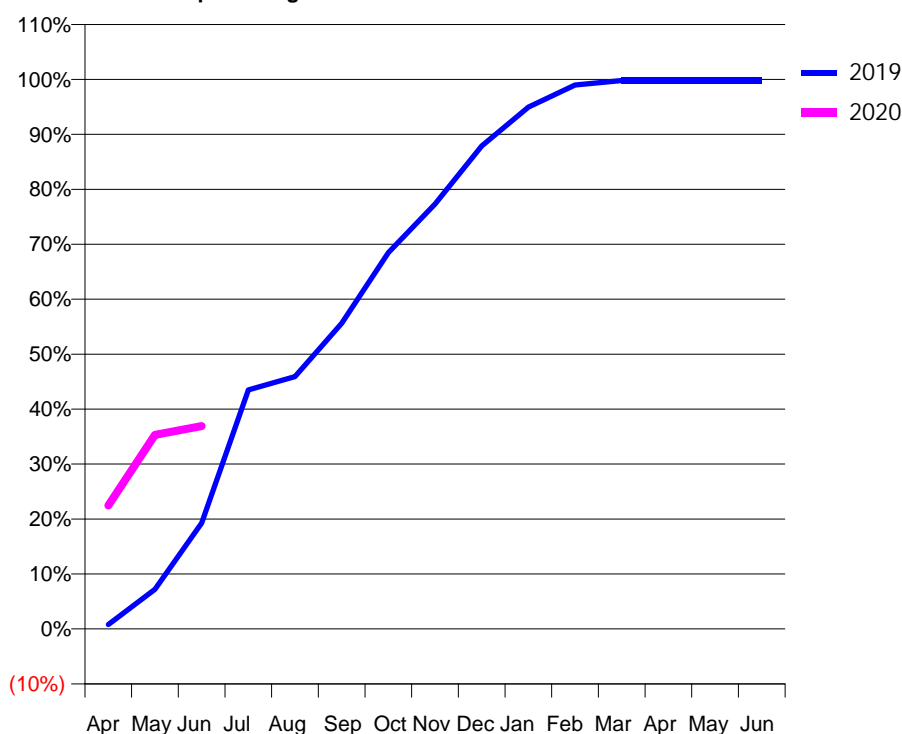
Q64 - Vital Signs Orthodontic At a Glance Contract Report for 136840/0001 - June 2019

Name or company name	RUH Orthodontics	19/20 Contracted general activity (UDA)	0
Contract type name	PDS Contract	Carry forward general activity (UDA)	0
Purpose of contract	Orthodontic	19/20 Contracted orthodontic activity (UOA)	2,616
Contract start date	01/04/2007	Carry forward orthodontic activity (UOA)	0
Contract end date	31/03/2022	Baseline contract value	£174,948.49

ACCESS	Contract	England and Wales
24 month ratio of assessments to patient IDs	1.01	1.08

ACTIVITY	Contract
Contract assess and fit appliances (case starts) as a percentage of Area Team case starts	3.9 %

Cumulative percentage of contracted UOA delivered 2019 & 2020



Month	Adjusted Scheduled Activity (UOA)		
	2018	2019	2020
April	105	21	588
May	401	189	924
June	594	504	966
July	1,119	1,138	
August	1,182	1,201	
September	1,287	1,455	
October	1,350	1,791	
November	1,536	2,022	
December	1,746	2,299	
January	1,893	2,484	
February	2,105	2,589	
March	2,697	2,610	
April	2,677	2,610	
May	2,677	2,610	
June	2,677	2,610	

QUANTITY METRICS (rolling 12 month period)

	Contract Quantity	Contract Base Number	Contract *	Area Team	Region	England
% of all assessments that were assess and fit appliances (case starts)	149	149	100.0%	49.5%	56.9%	58.2%
% of all assessments that were assess and refuse	0	149	0.0%	16.4%	12.3%	12.4%
% of all assessments that were assess and review	0	149	0.0%	34.1%	30.9%	29.4%
% of case starts with a reported IOTN of 3 and Aesthetic Component of 5 or below	0	149	N/A	0.0%	0.2%	0.1%
% of case starts with a reported IOTN of 3 and Aesthetic Component of 6 or above	3	149	2.0%	4.6%	3.2%	3.9%
% of case starts with a reported IOTN of 4	127	149	85.2%	75.9%	77.6%	77.7%
% of case starts with a reported IOTN of 5	12	149	8.1%	14.9%	17.3%	16.7 %
% of concluded courses in receipt of dual-arch fixed appliances	47	242	19.4%	53.1%	70.7%	72.5%
% of concluded courses where treatment was abandoned or discontinued	6	242	2.5%	10.2%	9.4%	9.1%
% of patients satisfied with the treatment they have received	3	3	100.0%	97.0%	96.3%	95.8%

* Figures in italics indicate that the base number is less than 100.

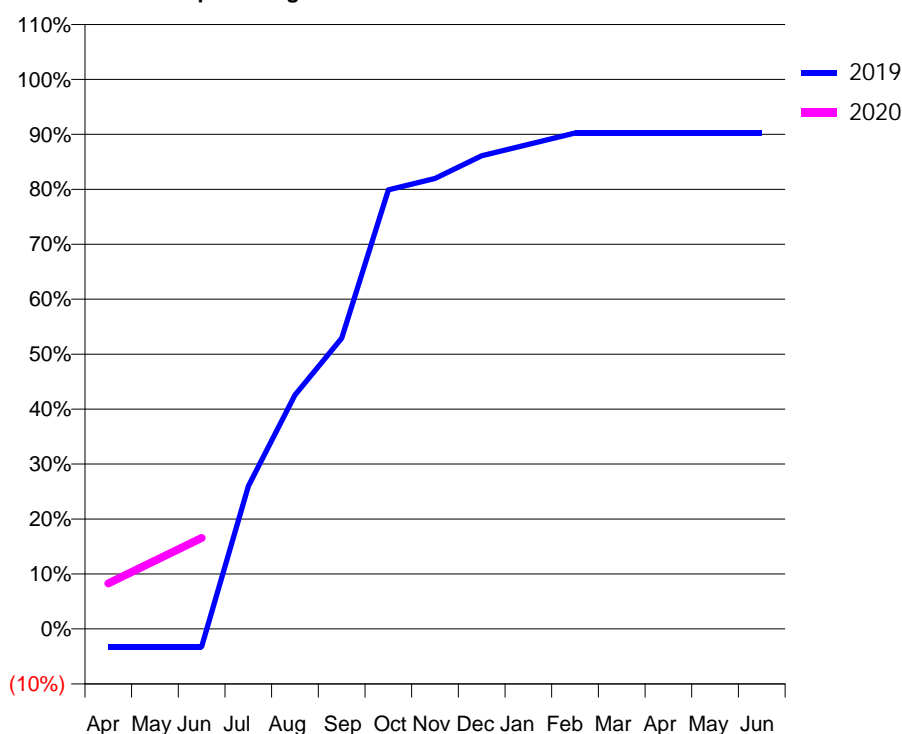
Q64 - Vital Signs Orthodontic At a Glance Contract Report for 137995/0002 - June 2019

Name or company name	Nelson Street Dental Practice Partnership	19/20 Contracted general activity (UDA)	0
Contract type name	GDS Contract	Carry forward general activity (UDA)	0
Purpose of contract	Orthodontic	19/20 Contracted orthodontic activity (UOA)	1,015
Contract start date	01/04/2014	Carry forward orthodontic activity (UOA)	0
Contract end date		Baseline contract value	£68,161.87

ACCESS	Contract	England and Wales
24 month ratio of assessments to patient IDs	1.03	1.08

ACTIVITY	Contract
Contract assess and fit appliances (case starts) as a percentage of Area Team case starts	1.4 %

Cumulative percentage of contracted UOA delivered 2019 & 2020



Month	Adjusted Scheduled Activity (UOA)		
	2018	2019	2020
April	42	-33	84
May	190	-33	126
June	316	-33	168
July	547	264	
August	737	432	
September	821	537	
October	886	811	
November	951	832	
December	953	874	
January	974	895	
February	1,079	916	
March	1,079	916	
April	1,079	916	
May	1,079	916	
June	1,079	916	

QUANTITY METRICS (rolling 12 month period)

	Contract Quantity	Contract Base Number	Contract *	Area Team	Region	England
% of all assessments that were assess and fit appliances (case starts)	53	57	93.0%	49.5%	56.9%	58.2%
% of all assessments that were assess and refuse	0	57	0.0%	16.4%	12.3%	12.4%
% of all assessments that were assess and review	4	57	7.0%	34.1%	30.9%	29.4%
% of case starts with a reported IOTN of 3 and Aesthetic Component of 5 or below	0	53	N/A	0.0%	0.2%	0.1%
% of case starts with a reported IOTN of 3 and Aesthetic Component of 6 or above	0	53	N/A	4.6%	3.2%	3.9%
% of case starts with a reported IOTN of 4	45	53	84.9%	75.9%	77.6%	77.7%
% of case starts with a reported IOTN of 5	8	53	15.1%	14.9%	17.3%	16.7 %
% of concluded courses in receipt of dual-arch fixed appliances	1	3	33.3%	53.1%	70.7%	72.5%
% of concluded courses where treatment was abandoned or discontinued	1	3	33.3%	10.2%	9.4%	9.1%
% of patients satisfied with the treatment they have received	0	0	N/A	97.0%	96.3%	95.8%

* Figures in italics indicate that the base number is less than 100.

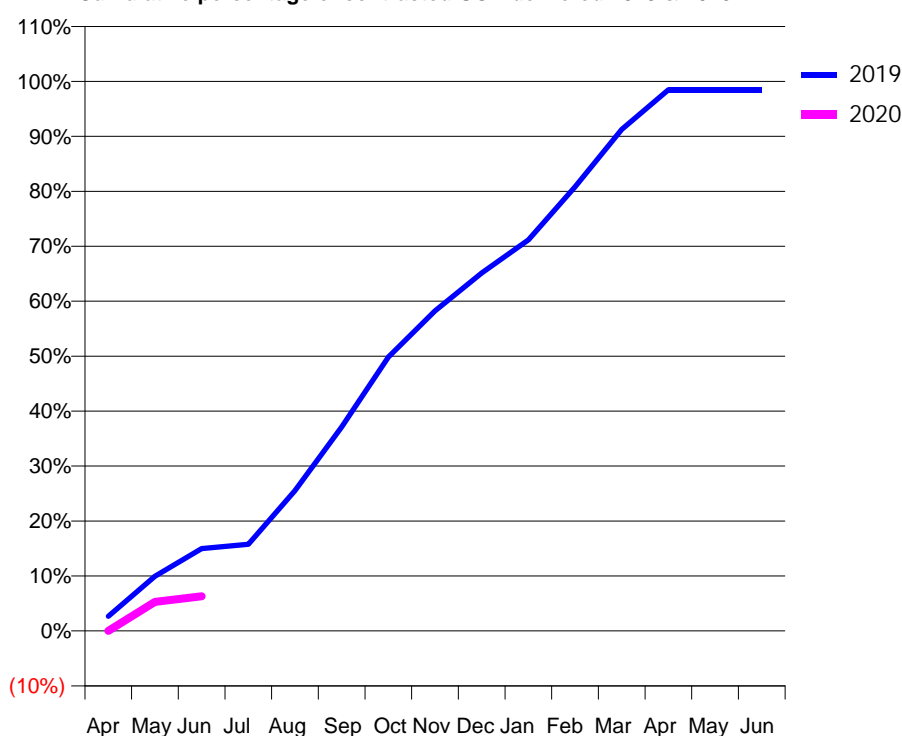
Q64 - Vital Signs Orthodontic At a Glance Contract Report for 140163/0001 - June 2019

Name or company name	Cheltenham Orthodontics Ltd.	19/20 Contracted general activity (UDA)	0
Contract type name	PDS Contract	Carry forward general activity (UDA)	0
Purpose of contract	Orthodontic	19/20 Contracted orthodontic activity (UOA)	7,035
Contract start date	01/04/2008	Carry forward orthodontic activity (UOA)	0
Contract end date	31/03/2026	Baseline contract value	£385,933.68

ACCESS	Contract	England and Wales
24 month ratio of assessments to patient IDs	1.04	1.08

ACTIVITY	Contract
Contract assess and fit appliances (case starts) as a percentage of Area Team case starts	6.7 %

Cumulative percentage of contracted UOA delivered 2019 & 2020



Month	Adjusted Scheduled Activity (UOA)		
	2018	2019	2020
April	422	172	0
May	1,173	635	373
June	1,632	959	445
July	1,905	1,008	
August	2,422	1,634	
September	3,274	2,374	
October	3,854	3,188	
November	4,333	3,724	
December	4,650	4,167	
January	5,123	4,552	
February	5,653	5,166	
March	6,764	5,835	
April	6,999	6,296	
May	7,020	6,296	
June	7,020	6,296	

QUANTITY METRICS (rolling 12 month period)

	Contract Quantity	Contract Base Number	Contract *	Area Team	Region	England
% of all assessments that were assess and fit appliances (case starts)	258	670	38.5%	49.5%	56.9%	58.2%
% of all assessments that were assess and refuse	101	670	15.1%	16.4%	12.3%	12.4%
% of all assessments that were assess and review	311	670	46.4%	34.1%	30.9%	29.4%
% of case starts with a reported IOTN of 3 and Aesthetic Component of 5 or below	0	258	N/A	0.0%	0.2%	0.1%
% of case starts with a reported IOTN of 3 and Aesthetic Component of 6 or above	15	258	5.8%	4.6%	3.2%	3.9%
% of case starts with a reported IOTN of 4	186	258	72.1%	75.9%	77.6%	77.7%
% of case starts with a reported IOTN of 5	55	258	21.3%	14.9%	17.3%	16.7 %
% of concluded courses in receipt of dual-arch fixed appliances	52	331	15.7%	53.1%	70.7%	72.5%
% of concluded courses where treatment was abandoned or discontinued	28	331	8.5%	10.2%	9.4%	9.1%
% of patients satisfied with the treatment they have received	3	3	100.0%	97.0%	96.3%	95.8%

* Figures in italics indicate that the base number is less than 100.

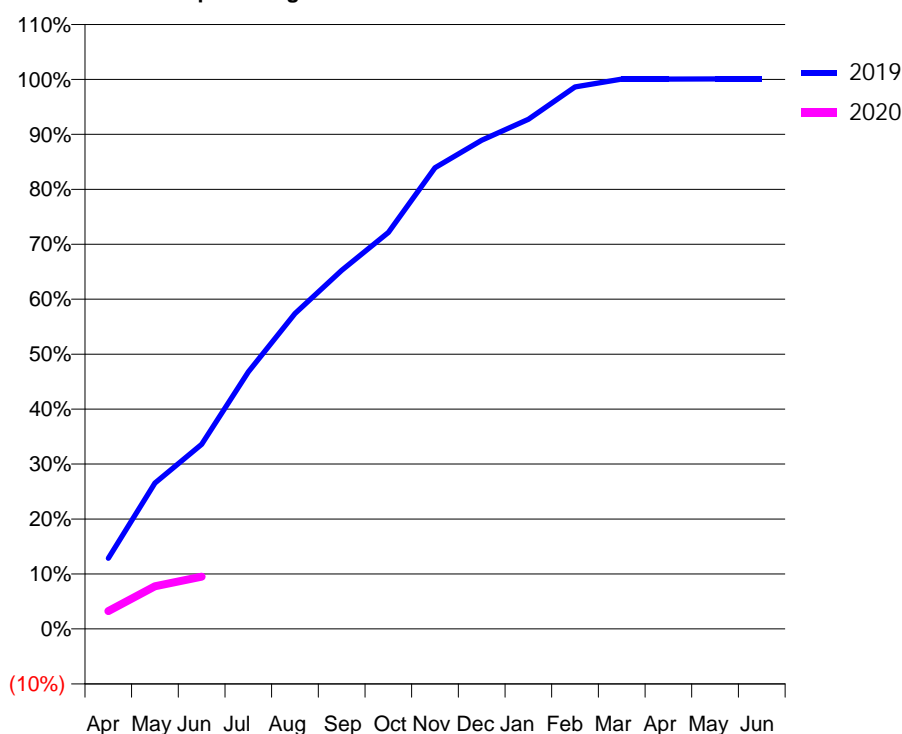
Q64 - Vital Signs Orthodontic At a Glance Contract Report for 156701/0001 - June 2019

Name or company name	Phoenix Orthodontics	19/20 Contracted general activity (UDA)	0
Contract type name	PDS Contract	Carry forward general activity (UDA)	0
Purpose of contract	Orthodontic	19/20 Contracted orthodontic activity (UOA)	13,000
Contract start date	01/06/2011	Carry forward orthodontic activity (UOA)	0
Contract end date	31/03/2026	Baseline contract value	£688,470.16

ACCESS	Contract	England and Wales
24 month ratio of assessments to patient IDs	1.01	1.08

ACTIVITY	Contract
Contract assess and fit appliances (case starts) as a percentage of Area Team case starts	8.3 %

Cumulative percentage of contracted UOA delivered 2019 & 2020



Month	Adjusted Scheduled Activity (UOA)		
	2018	2019	2020
April	1,078	1,052	420
May	2,305	2,168	1,008
June	2,836	2,744	1,239
July	3,689	3,820	
August	4,520	4,686	
September	5,158	5,328	
October	5,940	5,894	
November	6,914	6,855	
December	7,608	7,264	
January	7,948	7,575	
February	8,731	8,054	
March	8,881	8,171	
April	8,882	8,172	
May	8,884	8,174	
June	8,886	8,174	

QUANTITY METRICS (rolling 12 month period)

	Contract Quantity	Contract Base Number	Contract *	Area Team	Region	England
% of all assessments that were assess and fit appliances (case starts)	318	415	76.6%	49.5%	56.9%	58.2%
% of all assessments that were assess and refuse	46	415	11.1%	16.4%	12.3%	12.4%
% of all assessments that were assess and review	51	415	12.3%	34.1%	30.9%	29.4%
% of case starts with a reported IOTN of 3 and Aesthetic Component of 5 or below	0	318	N/A	0.0%	0.2%	0.1%
% of case starts with a reported IOTN of 3 and Aesthetic Component of 6 or above	17	318	5.3%	4.6%	3.2%	3.9%
% of case starts with a reported IOTN of 4	268	318	84.3%	75.9%	77.6%	77.7%
% of case starts with a reported IOTN of 5	30	318	9.4%	14.9%	17.3%	16.7 %
% of concluded courses in receipt of dual-arch fixed appliances	334	419	79.7%	53.1%	70.7%	72.5%
% of concluded courses where treatment was abandoned or discontinued	56	419	13.4%	10.2%	9.4%	9.1%
% of patients satisfied with the treatment they have received	5	5	100.0%	97.0%	96.3%	95.8%

* Figures in italics indicate that the base number is less than 100.

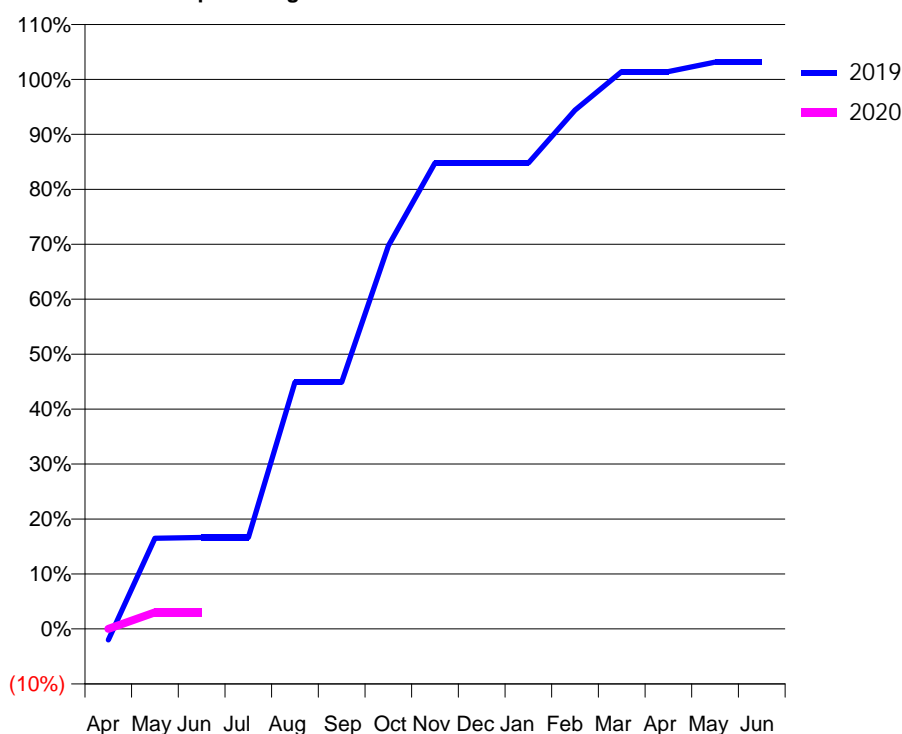
Q64 - Vital Signs Orthodontic At a Glance Contract Report for 158542/0001 - June 2019

Name or company name	Mr CS Lambert-Rose	19/20 Contracted general activity (UDA)	680
Contract type name	GDS Contract	Carry forward general activity (UDA)	0
Purpose of contract	General and Orthodontic	19/20 Contracted orthodontic activity (UOA)	697
Contract start date	18/05/2012	Carry forward orthodontic activity (UOA)	0
Contract end date		Baseline contract value	£66,539.33

ACCESS	Contract	England and Wales
24 month ratio of assessments to patient IDs	1.01	1.08

ACTIVITY	Contract
Contract assess and fit appliances (case starts) as a percentage of Area Team case starts	0.7 %

Cumulative percentage of contracted UOA delivered 2019 & 2020



Month	Adjusted Scheduled Activity (UOA)		
	2018	2019	2020
April	-15	-14	0
May	-15	115	21
June	92	116	21
July	199	116	
August	283	313	
September	326	313	
October	434	486	
November	542	591	
December	628	591	
January	628	591	
February	687	658	
March	687	707	
April	731	707	
May	731	719	
June	752	719	

QUANTITY METRICS (rolling 12 month period)

	Contract Quantity	Contract Base Number	Contract *	Area Team	Region	England
% of all assessments that were assess and fit appliances (case starts)	28	64	43.8%	49.5%	56.9%	58.2%
% of all assessments that were assess and refuse	16	64	25.0%	16.4%	12.3%	12.4%
% of all assessments that were assess and review	20	64	31.3%	34.1%	30.9%	29.4%
% of case starts with a reported IOTN of 3 and Aesthetic Component of 5 or below	0	28	<i>N/A</i>	0.0%	0.2%	0.1%
% of case starts with a reported IOTN of 3 and Aesthetic Component of 6 or above	0	28	<i>N/A</i>	4.6%	3.2%	3.9%
% of case starts with a reported IOTN of 4	27	28	96.4%	75.9%	77.6%	77.7%
% of case starts with a reported IOTN of 5	1	28	3.6%	14.9%	17.3%	16.7 %
% of concluded courses in receipt of dual-arch fixed appliances	8	10	80.0%	53.1%	70.7%	72.5%
% of concluded courses where treatment was abandoned or discontinued	0	10	0.0%	10.2%	9.4%	9.1%
% of patients satisfied with the treatment they have received	0	0	<i>N/A</i>	97.0%	96.3%	95.8%

* Figures in italics indicate that the base number is less than 100.

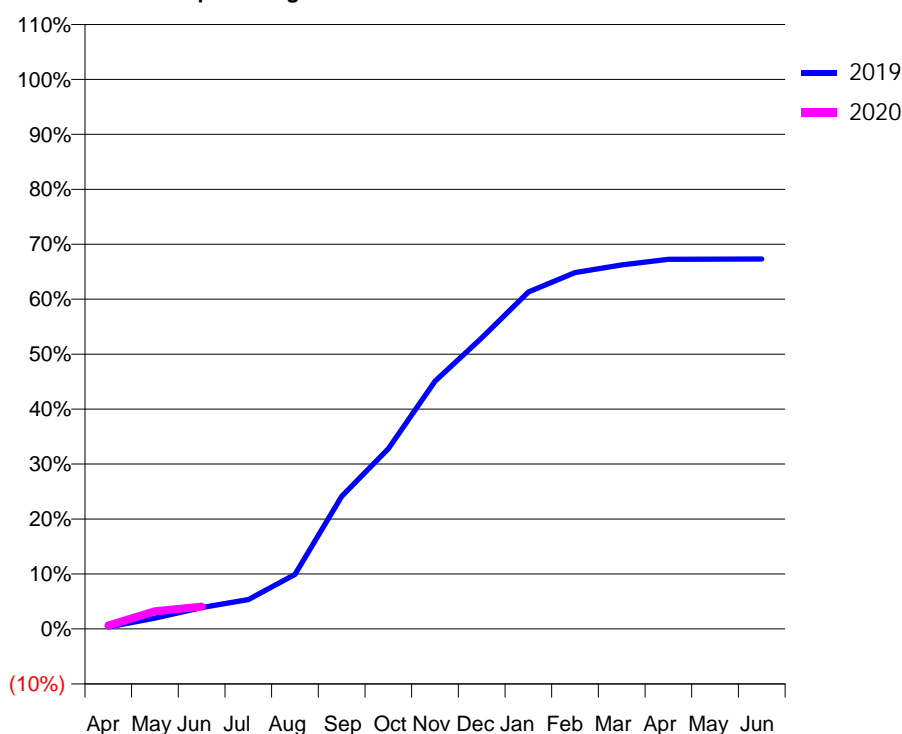
Q64 - Vital Signs Orthodontic At a Glance Contract Report for 182591/0001 - June 2019

Name or company name	Bath Orthodontics Ltd	19/20 Contracted general activity (UDA)	0
Contract type name	PDS Contract	Carry forward general activity (UDA)	0
Purpose of contract	Orthodontic	19/20 Contracted orthodontic activity (UOA)	8,057
Contract start date	01/05/2011	Carry forward orthodontic activity (UOA)	0
Contract end date	30/04/2021	Baseline contract value	£554,106.26

ACCESS	Contract	England and Wales
24 month ratio of assessments to patient IDs	1.15	1.08

ACTIVITY	Contract
Contract assess and fit appliances (case starts) as a percentage of Area Team case starts	6.2 %

Cumulative percentage of contracted UOA delivered 2019 & 2020



Month	Adjusted Scheduled Activity (UOA)		
	2018	2019	2020
April	79	31	52
May	353	161	260
June	660	315	327
July	1,370	433	
August	1,587	802	
September	1,678	1,955	
October	3,667	2,659	
November	4,276	3,651	
December	4,973	4,289	
January	5,611	4,965	
February	6,180	5,252	
March	7,401	5,365	
April	8,894	5,447	
May	8,894	5,449	
June	8,894	5,450	

QUANTITY METRICS (rolling 12 month period)

	Contract Quantity	Contract Base Number	Contract *	Area Team	Region	England
% of all assessments that were assess and fit appliances (case starts)	237	871	27.2%	49.5%	56.9%	58.2%
% of all assessments that were assess and refuse	64	871	7.3%	16.4%	12.3%	12.4%
% of all assessments that were assess and review	570	871	65.4%	34.1%	30.9%	29.4%
% of case starts with a reported IOTN of 3 and Aesthetic Component of 5 or below	0	237	N/A	0.0%	0.2%	0.1%
% of case starts with a reported IOTN of 3 and Aesthetic Component of 6 or above	4	237	1.7%	4.6%	3.2%	3.9%
% of case starts with a reported IOTN of 4	176	237	74.3%	75.9%	77.6%	77.7%
% of case starts with a reported IOTN of 5	57	237	24.1%	14.9%	17.3%	16.7 %
% of concluded courses in receipt of dual-arch fixed appliances	59	220	26.8%	53.1%	70.7%	72.5%
% of concluded courses where treatment was abandoned or discontinued	11	220	5.0%	10.2%	9.4%	9.1%
% of patients satisfied with the treatment they have received	7	7	100.0%	97.0%	96.3%	95.8%

* Figures in italics indicate that the base number is less than 100.

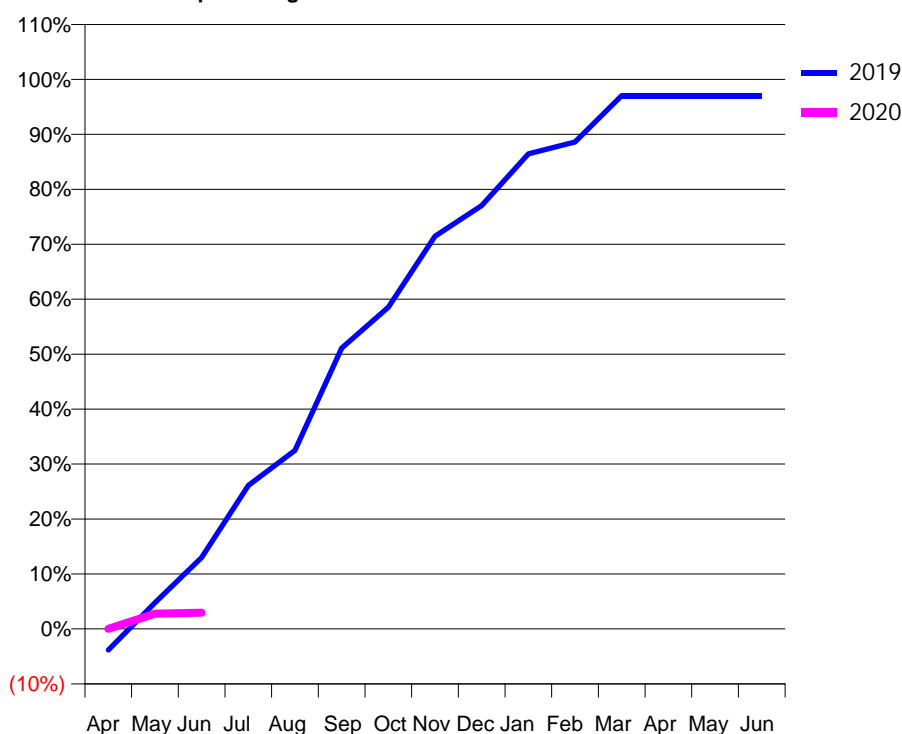
Q64 - Vital Signs Orthodontic At a Glance Contract Report for 191221/0001 - June 2019

Name or company name	Mid Wessex Orthodontic Clinic	19/20 Contracted general activity (UDA)	20
Contract type name	GDS Contract	Carry forward general activity (UDA)	0
Purpose of contract	General and Orthodontic	19/20 Contracted orthodontic activity (UOA)	4,126
Contract start date	01/03/2013	Carry forward orthodontic activity (UOA)	0
Contract end date		Baseline contract value	£280,590.64

ACCESS	Contract	England and Wales
24 month ratio of assessments to patient IDs	1.00	1.08

ACTIVITY	Contract
Contract assess and fit appliances (case starts) as a percentage of Area Team case starts	4.3 %

Cumulative percentage of contracted UOA delivered 2019 & 2020



Month	Adjusted Scheduled Activity (UOA)		
	2018	2019	2020
April	-6	-159	0
May	281	197	115
June	734	538	123
July	1,049	1,080	
August	1,431	1,344	
September	2,006	2,114	
October	2,520	2,423	
November	2,719	2,957	
December	3,172	3,188	
January	3,401	3,577	
February	3,758	3,667	
March	4,077	4,016	
April	4,089	4,016	
May	4,089	4,016	
June	4,089	4,016	

QUANTITY METRICS (rolling 12 month period)

	Contract Quantity	Contract Base Number	Contract *	Area Team	Region	England
% of all assessments that were assess and fit appliances (case starts)	165	344	48.0%	49.5%	56.9%	58.2%
% of all assessments that were assess and refuse	30	344	8.7%	16.4%	12.3%	12.4%
% of all assessments that were assess and review	149	344	43.3%	34.1%	30.9%	29.4%
% of case starts with a reported IOTN of 3 and Aesthetic Component of 5 or below	0	165	N/A	0.0%	0.2%	0.1%
% of case starts with a reported IOTN of 3 and Aesthetic Component of 6 or above	3	165	1.8%	4.6%	3.2%	3.9%
% of case starts with a reported IOTN of 4	152	165	92.1%	75.9%	77.6%	77.7%
% of case starts with a reported IOTN of 5	9	165	5.5%	14.9%	17.3%	16.7 %
% of concluded courses in receipt of dual-arch fixed appliances	110	116	94.8%	53.1%	70.7%	72.5%
% of concluded courses where treatment was abandoned or discontinued	4	116	3.4%	10.2%	9.4%	9.1%
% of patients satisfied with the treatment they have received	2	3	66.7%	97.0%	96.3%	95.8%

* Figures in italics indicate that the base number is less than 100.

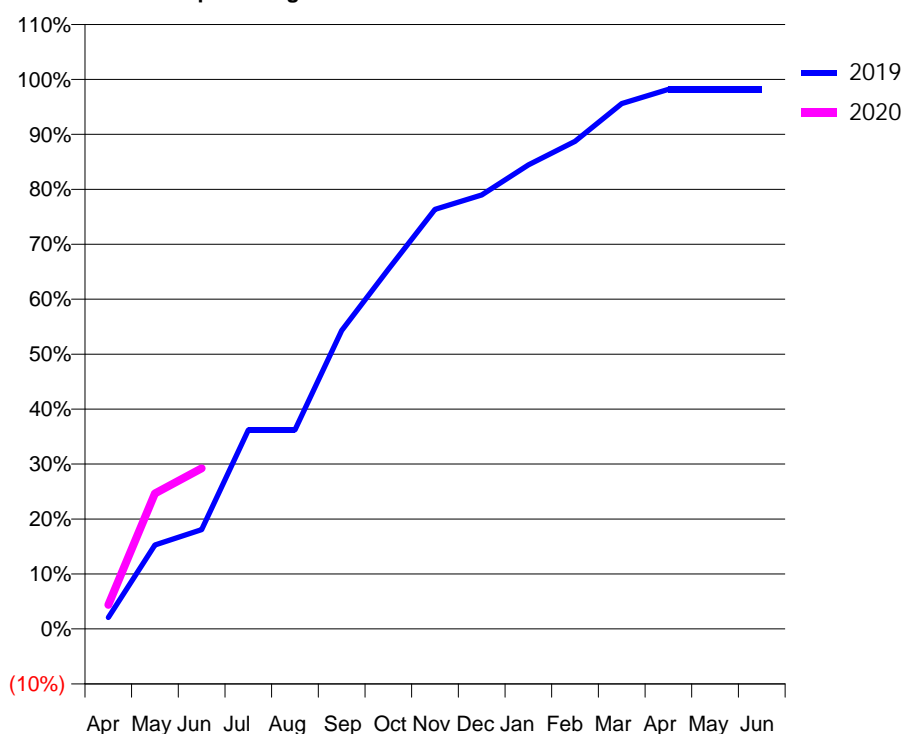
Q64 - Vital Signs Orthodontic At a Glance Contract Report for 233544/0001 - June 2019

Name or company name	MR D LYONS	19/20 Contracted general activity (UDA)	1,909
Contract type name	GDS Contract	Carry forward general activity (UDA)	0
Purpose of contract	General and Orthodontic	19/20 Contracted orthodontic activity (UOA)	1,002
Contract start date	01/03/2008	Carry forward orthodontic activity (UOA)	0
Contract end date		Baseline contract value	£116,618.87

ACCESS	Contract	England and Wales
24 month ratio of assessments to patient IDs	1.01	1.08

ACTIVITY	Contract
Contract assess and fit appliances (case starts) as a percentage of Area Team case starts	1.3 %

Cumulative percentage of contracted UOA delivered 2019 & 2020



Month	Adjusted Scheduled Activity (UOA)		
	2018	2019	2020
April	0	21	44
May	325	153	247
June	457	181	293
July	656	363	
August	684	363	
September	762	544	
October	788	656	
November	864	765	
December	932	791	
January	986	846	
February	1,014	889	
March	1,063	958	
April	1,131	984	
May	1,131	984	
June	1,131	984	

QUANTITY METRICS (rolling 12 month period)

	Contract Quantity	Contract Base Number	Contract *	Area Team	Region	England
% of all assessments that were assess and fit appliances (case starts)	50	147	34.0%	49.5%	56.9%	58.2%
% of all assessments that were assess and refuse	37	147	25.2%	16.4%	12.3%	12.4%
% of all assessments that were assess and review	60	147	40.8%	34.1%	30.9%	29.4%
% of case starts with a reported IOTN of 3 and Aesthetic Component of 5 or below	0	50	<i>N/A</i>	0.0%	0.2%	0.1%
% of case starts with a reported IOTN of 3 and Aesthetic Component of 6 or above	0	50	<i>N/A</i>	4.6%	3.2%	3.9%
% of case starts with a reported IOTN of 4	44	50	88.0%	75.9%	77.6%	77.7%
% of case starts with a reported IOTN of 5	6	50	12.0%	14.9%	17.3%	16.7 %
% of concluded courses in receipt of dual-arch fixed appliances	42	51	82.4%	53.1%	70.7%	72.5%
% of concluded courses where treatment was abandoned or discontinued	6	51	11.8%	10.2%	9.4%	9.1%
% of patients satisfied with the treatment they have received	1	1	100.0%	97.0%	96.3%	95.8%

* Figures in italics indicate that the base number is less than 100.

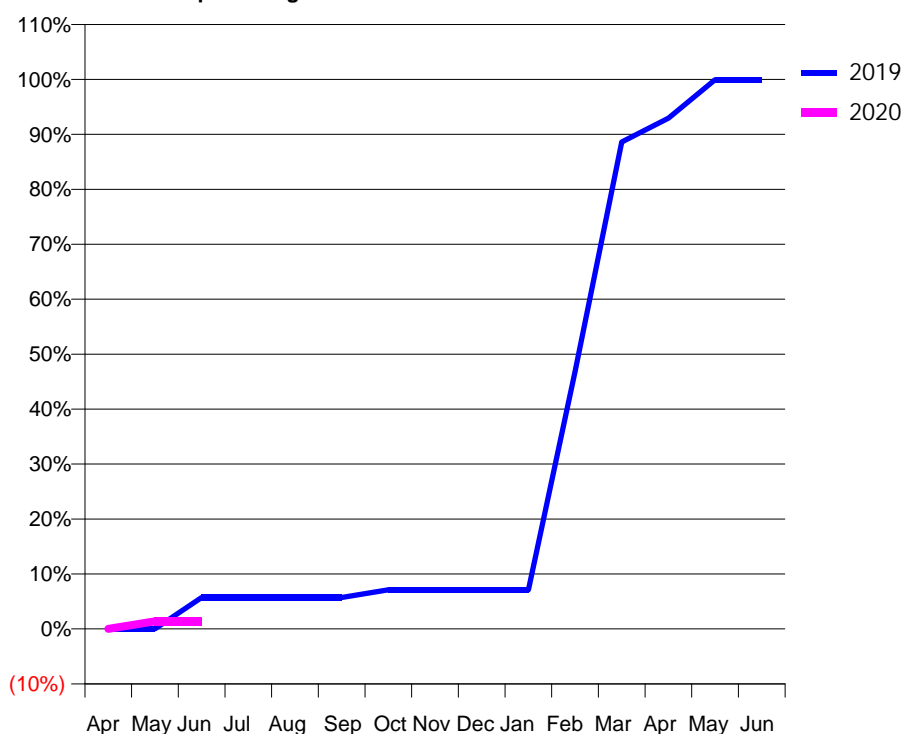
Q64 - Vital Signs Orthodontic At a Glance Contract Report for 270563/0003 - June 2019

Name or company name	MR RS DHARWAR	19/20 Contracted general activity (UDA)	19,451
Contract type name	GDS Contract	Carry forward general activity (UDA)	0
Purpose of contract	General and Orthodontic	19/20 Contracted orthodontic activity (UOA)	1,502
Contract start date	01/02/2014	Carry forward orthodontic activity (UOA)	0
Contract end date		Baseline contract value	£583,840.78

ACCESS	Contract	England and Wales
24 month ratio of assessments to patient IDs	1.03	1.08

ACTIVITY	Contract
Contract assess and fit appliances (case starts) as a percentage of Area Team case starts	2.0 %

Cumulative percentage of contracted UOA delivered 2019 & 2020



Month	Adjusted Scheduled Activity (UOA)		
	2018	2019	2020
April	90	0	0
May	177	0	21
June	265	86	21
July	520	86	
August	671	86	
September	818	86	
October	818	107	
November	839	107	
December	839	107	
January	839	107	
February	902	703	
March	988	1,331	
April	2,577	1,396	
May	2,711	1,501	
June	3,409	1,501	

QUANTITY METRICS (rolling 12 month period)

	Contract Quantity	Contract Base Number	Contract *	Area Team	Region	England
% of all assessments that were assess and fit appliances (case starts)	75	134	56.0%	49.5%	56.9%	58.2%
% of all assessments that were assess and refuse	39	134	29.1%	16.4%	12.3%	12.4%
% of all assessments that were assess and review	20	134	14.9%	34.1%	30.9%	29.4%
% of case starts with a reported IOTN of 3 and Aesthetic Component of 5 or below	0	75	<i>N/A</i>	0.0%	0.2%	0.1%
% of case starts with a reported IOTN of 3 and Aesthetic Component of 6 or above	2	75	2.7%	4.6%	3.2%	3.9%
% of case starts with a reported IOTN of 4	60	75	80.0%	75.9%	77.6%	77.7%
% of case starts with a reported IOTN of 5	13	75	17.3%	14.9%	17.3%	16.7 %
% of concluded courses in receipt of dual-arch fixed appliances	22	132	16.7%	53.1%	70.7%	72.5%
% of concluded courses where treatment was abandoned or discontinued	5	132	3.8%	10.2%	9.4%	9.1%
% of patients satisfied with the treatment they have received	0	0	<i>N/A</i>	97.0%	96.3%	95.8%

* Figures in italics indicate that the base number is less than 100.

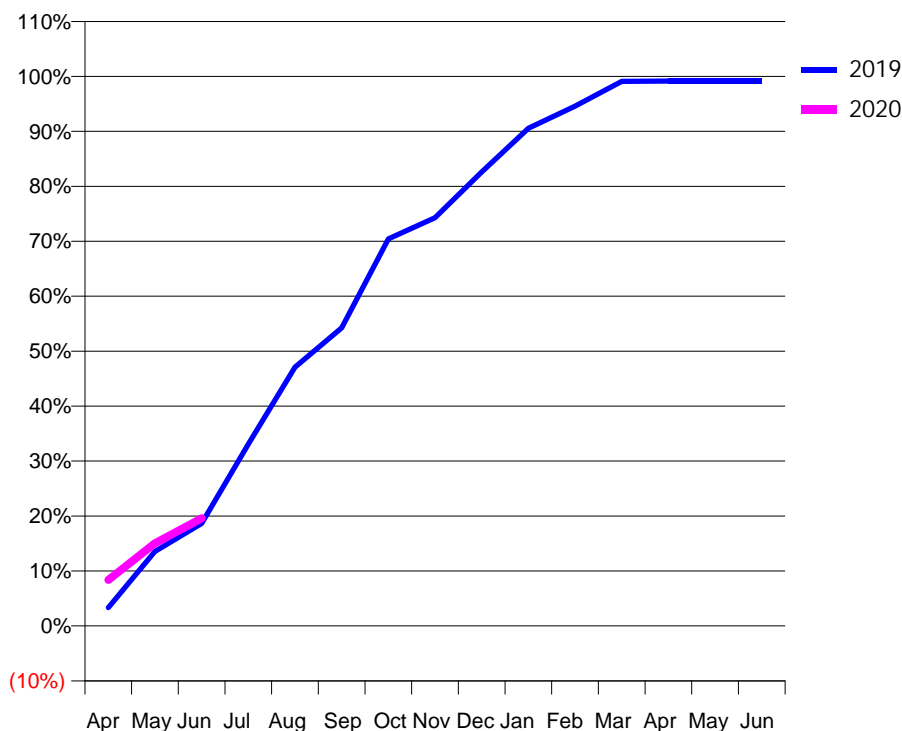
Q64 - Vital Signs Orthodontic At a Glance Contract Report for 333956/0001 - June 2019

Name or company name	MR JJ KERRIGAN	19/20 Contracted general activity (UDA)	0
Contract type name	PDS Contract	Carry forward general activity (UDA)	0
Purpose of contract	Orthodontic	19/20 Contracted orthodontic activity (UOA)	3,838
Contract start date	01/04/2006	Carry forward orthodontic activity (UOA)	0
Contract end date	31/03/2029	Baseline contract value	£268,609.15

ACCESS	Contract	England and Wales
24 month ratio of assessments to patient IDs	1.06	1.08

ACTIVITY	Contract
Contract assess and fit appliances (case starts) as a percentage of Area Team case starts	4.7 %

Cumulative percentage of contracted UOA delivered 2019 & 2020



Month	Adjusted Scheduled Activity (UOA)		
	2018	2019	2020
April	220	128	322
May	571	520	578
June	860	716	752
July	1,196	1,271	
August	1,737	1,806	
September	2,107	2,082	
October	2,330	2,703	
November	2,679	2,850	
December	3,006	3,171	
January	3,315	3,475	
February	3,744	3,630	
March	4,086	3,803	
April	4,216	3,805	
May	4,216	3,805	
June	4,216	3,805	

QUANTITY METRICS (rolling 12 month period)

	Contract Quantity	Contract Base Number	Contract *	Area Team	Region	England
% of all assessments that were assess and fit appliances (case starts)	180	258	69.8%	49.5%	56.9%	58.2%
% of all assessments that were assess and refuse	36	258	14.0%	16.4%	12.3%	12.4%
% of all assessments that were assess and review	42	258	16.3%	34.1%	30.9%	29.4%
% of case starts with a reported IOTN of 3 and Aesthetic Component of 5 or below	0	180	N/A	0.0%	0.2%	0.1%
% of case starts with a reported IOTN of 3 and Aesthetic Component of 6 or above	12	180	6.7%	4.6%	3.2%	3.9%
% of case starts with a reported IOTN of 4	110	180	61.1%	75.9%	77.6%	77.7%
% of case starts with a reported IOTN of 5	57	180	31.7%	14.9%	17.3%	16.7 %
% of concluded courses in receipt of dual-arch fixed appliances	138	161	85.7%	53.1%	70.7%	72.5%
% of concluded courses where treatment was abandoned or discontinued	18	161	11.2%	10.2%	9.4%	9.1%
% of patients satisfied with the treatment they have received	4	4	100.0%	97.0%	96.3%	95.8%

* Figures in italics indicate that the base number is less than 100.

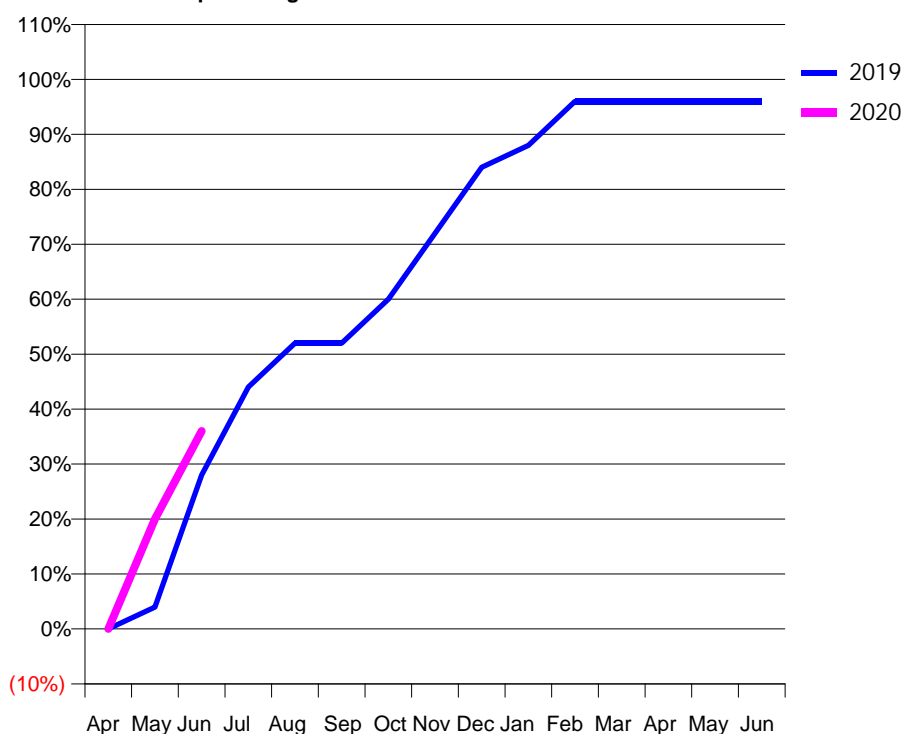
Q64 - Vital Signs Orthodontic At a Glance Contract Report for 559598/0002 - June 2019

Name or company name	MISS RA EVANS	19/20 Contracted general activity (UDA)	0
Contract type name	GDS Contract	Carry forward general activity (UDA)	0
Purpose of contract	Orthodontic	19/20 Contracted orthodontic activity (UOA)	525
Contract start date	01/04/2006	Carry forward orthodontic activity (UOA)	0
Contract end date		Baseline contract value	£35,238.42

ACCESS	Contract	England and Wales
24 month ratio of assessments to patient IDs	1.00	1.08

ACTIVITY	Contract
Contract assess and fit appliances (case starts) as a percentage of Area Team case starts	0.7 %

Cumulative percentage of contracted UOA delivered 2019 & 2020



Month	Adjusted Scheduled Activity (UOA)		
	2018	2019	2020
April	0	0	0
May	46	21	105
June	193	147	189
July	445	231	
August	508	273	
September	529	273	
October	529	315	
November	529	378	
December	529	441	
January	529	462	
February	529	504	
March	529	504	
April	529	504	
May	529	504	
June	529	504	

QUANTITY METRICS (rolling 12 month period)

	Contract Quantity	Contract Base Number	Contract *	Area Team	Region	England
% of all assessments that were assess and fit appliances (case starts)	26	26	100.0%	49.5%	56.9%	58.2%
% of all assessments that were assess and refuse	0	26	0.0%	16.4%	12.3%	12.4%
% of all assessments that were assess and review	0	26	0.0%	34.1%	30.9%	29.4%
% of case starts with a reported IOTN of 3 and Aesthetic Component of 5 or below	0	26	N/A	0.0%	0.2%	0.1%
% of case starts with a reported IOTN of 3 and Aesthetic Component of 6 or above	0	26	N/A	4.6%	3.2%	3.9%
% of case starts with a reported IOTN of 4	1	26	3.8%	75.9%	77.6%	77.7%
% of case starts with a reported IOTN of 5	0	26	N/A	14.9%	17.3%	16.7%
% of concluded courses in receipt of dual-arch fixed appliances	0	9	N/A	53.1%	70.7%	72.5%
% of concluded courses where treatment was abandoned or discontinued	1	9	11.1%	10.2%	9.4%	9.1%
% of patients satisfied with the treatment they have received	2	2	100.0%	97.0%	96.3%	95.8%

* Figures in italics indicate that the base number is less than 100.

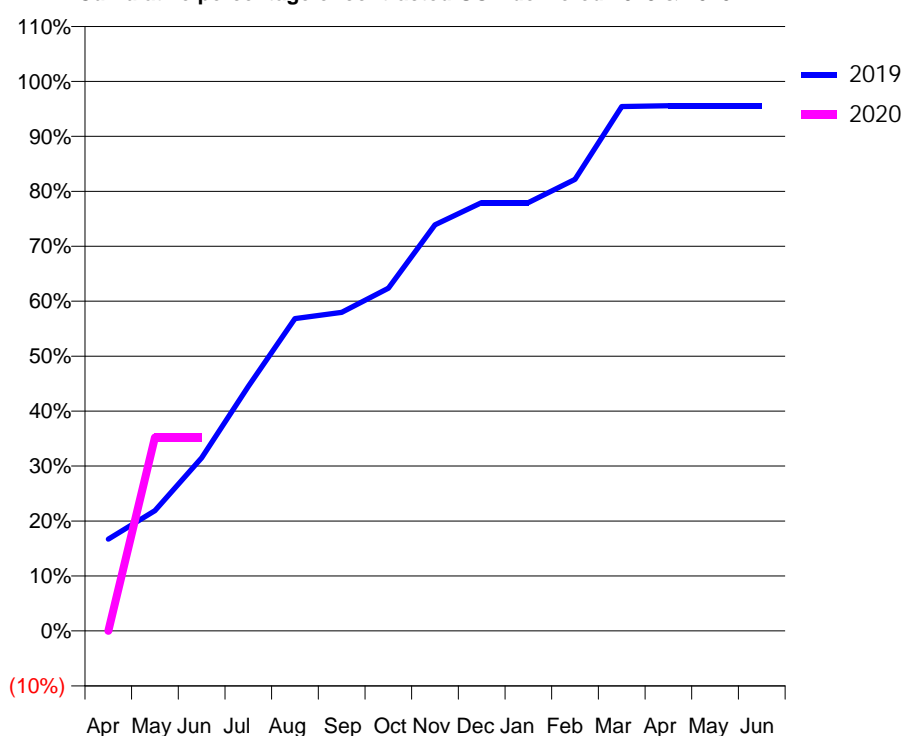
Q64 - Vital Signs Orthodontic At a Glance Contract Report for 820059/0001 - June 2019

Name or company name	MR AJ SMITH	19/20 Contracted general activity (UDA)	200
Contract type name	PDS Contract	Carry forward general activity (UDA)	0
Purpose of contract	General and Orthodontic	19/20 Contracted orthodontic activity (UOA)	125
Contract start date	01/04/2006	Carry forward orthodontic activity (UOA)	0
Contract end date	30/06/2019	Baseline contract value	£15,316.02

ACCESS	Contract	England and Wales
24 month ratio of assessments to patient IDs	1.16	1.08

ACTIVITY	Contract
Contract assess and fit appliances (case starts) as a percentage of Area Team case starts	0.4 %

Cumulative percentage of contracted UOA delivered 2019 & 2020



Month	Adjusted Scheduled Activity (UOA)		
	2018	2019	2020
April	63	87	0
May	106	114	44
June	148	164	44
July	235	232	
August	324	296	
September	390	302	
October	390	325	
November	390	385	
December	391	406	
January	413	406	
February	499	428	
March	499	497	
April	502	498	
May	503	498	
June	503	498	

QUANTITY METRICS (rolling 12 month period)

	Contract Quantity	Contract Base Number	Contract *	Area Team	Region	England
% of all assessments that were assess and fit appliances (case starts)	17	42	40.5%	49.5%	56.9%	58.2%
% of all assessments that were assess and refuse	2	42	4.8%	16.4%	12.3%	12.4%
% of all assessments that were assess and review	23	42	54.8%	34.1%	30.9%	29.4%
% of case starts with a reported IOTN of 3 and Aesthetic Component of 5 or below	0	17	N/A	0.0%	0.2%	0.1%
% of case starts with a reported IOTN of 3 and Aesthetic Component of 6 or above	1	17	5.9%	4.6%	3.2%	3.9%
% of case starts with a reported IOTN of 4	16	17	94.1%	75.9%	77.6%	77.7%
% of case starts with a reported IOTN of 5	0	17	N/A	14.9%	17.3%	16.7 %
% of concluded courses in receipt of dual-arch fixed appliances	0	2	N/A	53.1%	70.7%	72.5%
% of concluded courses where treatment was abandoned or discontinued	0	2	0.0%	10.2%	9.4%	9.1%
% of patients satisfied with the treatment they have received	0	0	N/A	97.0%	96.3%	95.8%

* Figures in italics indicate that the base number is less than 100.

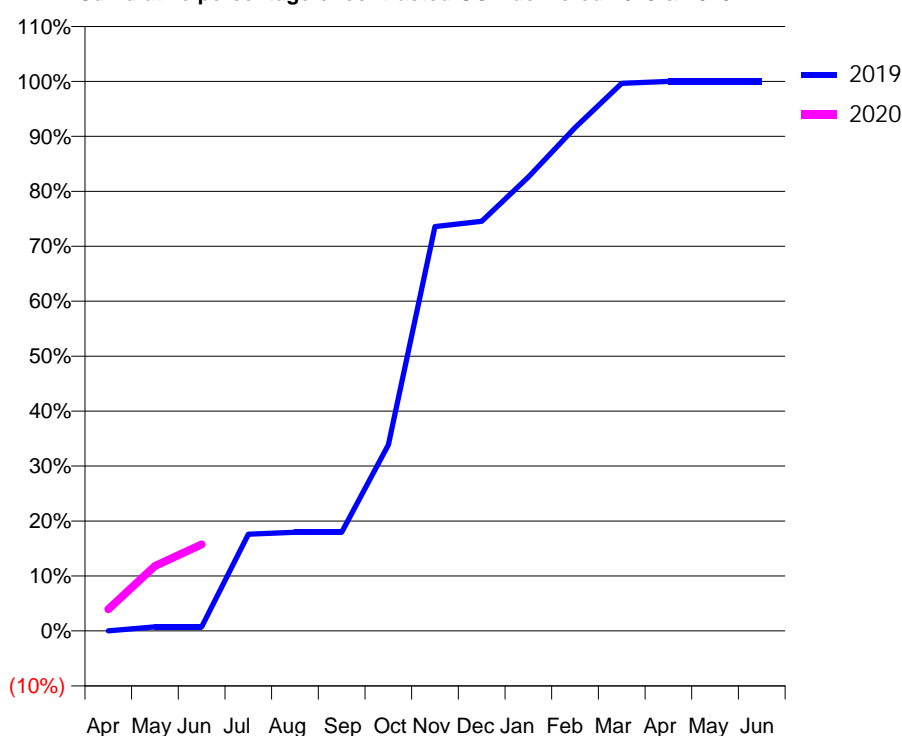
Q64 - Vital Signs Orthodontic At a Glance Contract Report for 839329/0003 - June 2019

Name or company name	MR SJ MCELROY	19/20 Contracted general activity (UDA)	0
Contract type name	GDS Contract	Carry forward general activity (UDA)	0
Purpose of contract	Orthodontic	19/20 Contracted orthodontic activity (UOA)	534
Contract start date	01/04/2006	Carry forward orthodontic activity (UOA)	0
Contract end date		Baseline contract value	£36,692.52

ACCESS	Contract	England and Wales
24 month ratio of assessments to patient IDs	1.38	1.08

ACTIVITY	Contract
Contract assess and fit appliances (case starts) as a percentage of Area Team case starts	0.7 %

Cumulative percentage of contracted UOA delivered 2019 & 2020



Month	Adjusted Scheduled Activity (UOA)		
	2018	2019	2020
April	0	0	21
May	2	4	63
June	24	4	84
July	90	94	
August	133	96	
September	133	96	
October	261	181	
November	265	393	
December	286	398	
January	396	441	
February	400	489	
March	487	532	
April	534	534	
May	534	534	
June	535	534	

QUANTITY METRICS (rolling 12 month period)

	Contract Quantity	Contract Base Number	Contract *	Area Team	Region	England
% of all assessments that were assess and fit appliances (case starts)	28	55	50.9%	49.5%	56.9%	58.2%
% of all assessments that were assess and refuse	0	55	0.0%	16.4%	12.3%	12.4%
% of all assessments that were assess and review	27	55	49.1%	34.1%	30.9%	29.4%
% of case starts with a reported IOTN of 3 and Aesthetic Component of 5 or below	0	28	N/A	0.0%	0.2%	0.1%
% of case starts with a reported IOTN of 3 and Aesthetic Component of 6 or above	0	28	N/A	4.6%	3.2%	3.9%
% of case starts with a reported IOTN of 4	20	28	71.4%	75.9%	77.6%	77.7%
% of case starts with a reported IOTN of 5	8	28	28.6%	14.9%	17.3%	16.7 %
% of concluded courses in receipt of dual-arch fixed appliances	12	23	52.2%	53.1%	70.7%	72.5%
% of concluded courses where treatment was abandoned or discontinued	1	23	4.3%	10.2%	9.4%	9.1%
% of patients satisfied with the treatment they have received	0	0	N/A	97.0%	96.3%	95.8%

* Figures in italics indicate that the base number is less than 100.

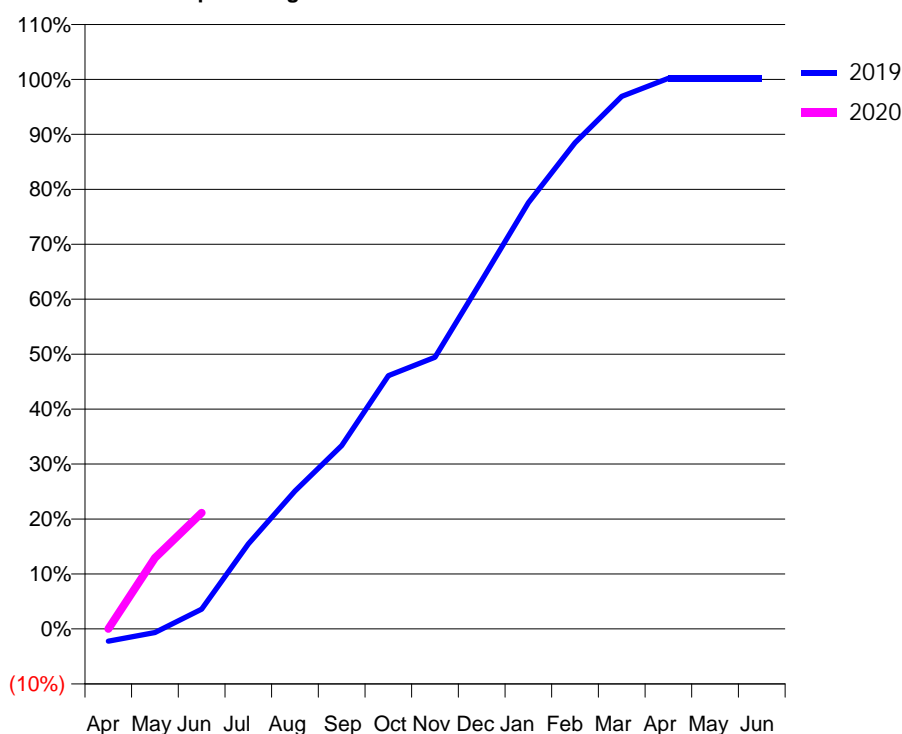
Q64 - Vital Signs Orthodontic At a Glance Contract Report for 982911/0001 - June 2019

Name or company name	MR A REHMAN	19/20 Contracted general activity (UDA)	0
Contract type name	PDS Contract	Carry forward general activity (UDA)	0
Purpose of contract	Orthodontic	19/20 Contracted orthodontic activity (UOA)	6,621
Contract start date	01/04/2006	Carry forward orthodontic activity (UOA)	0
Contract end date	31/03/2026	Baseline contract value	£366,881.33

ACCESS	Contract	England and Wales
24 month ratio of assessments to patient IDs	1.07	1.08

ACTIVITY	Contract
Contract assess and fit appliances (case starts) as a percentage of Area Team case starts	8.4 %

Cumulative percentage of contracted UOA delivered 2019 & 2020



Month	Adjusted Scheduled Activity (UOA)		
	2018	2019	2020
April	0	-135	0
May	795	-40	856
June	1,457	217	1,398
July	2,266	932	
August	2,720	1,511	
September	3,085	2,010	
October	3,255	2,777	
November	3,485	2,979	
December	3,936	3,820	
January	4,260	4,672	
February	5,217	5,329	
March	6,219	5,837	
April	6,488	6,035	
May	6,488	6,035	
June	6,488	6,035	

QUANTITY METRICS (rolling 12 month period)

	Contract Quantity	Contract Base Number	Contract *	Area Team	Region	England
% of all assessments that were assess and fit appliances (case starts)	321	796	40.3%	49.5%	56.9%	58.2%
% of all assessments that were assess and refuse	401	796	50.4%	16.4%	12.3%	12.4%
% of all assessments that were assess and review	74	796	9.3%	34.1%	30.9%	29.4%
% of case starts with a reported IOTN of 3 and Aesthetic Component of 5 or below	0	321	N/A	0.0%	0.2%	0.1%
% of case starts with a reported IOTN of 3 and Aesthetic Component of 6 or above	16	321	5.0%	4.6%	3.2%	3.9%
% of case starts with a reported IOTN of 4	230	321	71.7%	75.9%	77.6%	77.7%
% of case starts with a reported IOTN of 5	74	321	23.1%	14.9%	17.3%	16.7 %
% of concluded courses in receipt of dual-arch fixed appliances	0	362	N/A	53.1%	70.7%	72.5%
% of concluded courses where treatment was abandoned or discontinued	32	362	8.8%	10.2%	9.4%	9.1%
% of patients satisfied with the treatment they have received	1	1	100.0%	97.0%	96.3%	95.8%

* Figures in italics indicate that the base number is less than 100.

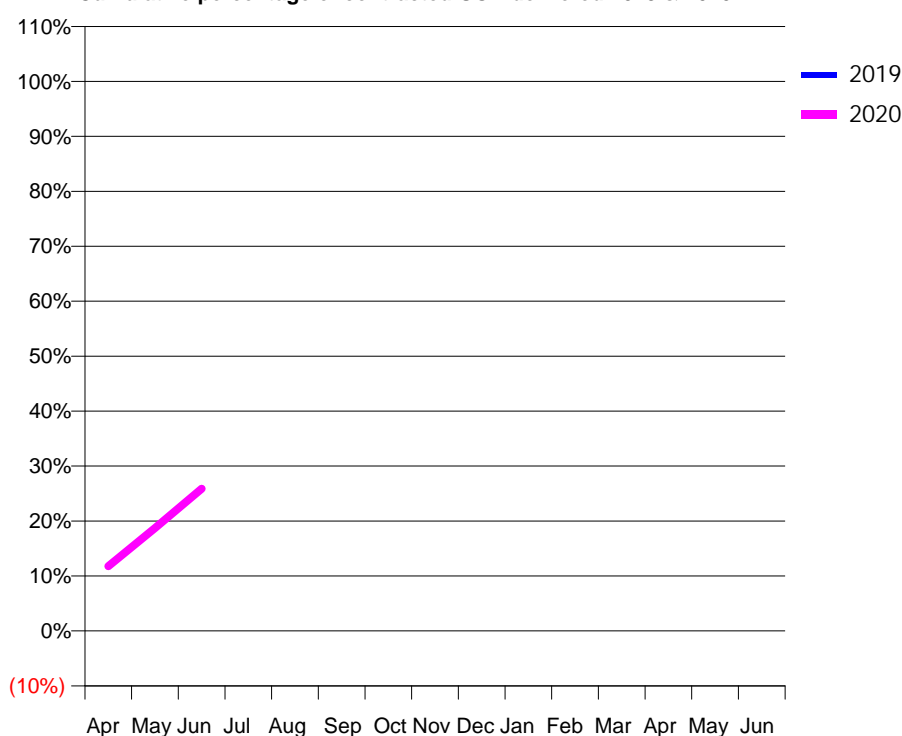
Q65 - Vital Signs Orthodontic At a Glance Contract Report for 101080/0000 - June 2019

Name or company name	Wells Orthodontics Limited	19/20 Contracted general activity (UDA)	0
Contract type name	PDS Contract	Carry forward general activity (UDA)	0
Purpose of contract	Orthodontic	19/20 Contracted orthodontic activity (UOA)	9,447
Contract start date	01/04/2019	Carry forward orthodontic activity (UOA)	0
Contract end date	31/03/2026	Baseline contract value	£550,044.16

ACCESS	Contract	England and Wales
24 month ratio of assessments to patient IDs	1.01	1.08

ACTIVITY	Contract
Contract assess and fit appliances (case starts) as a percentage of Area Team case starts	2.4 %

Cumulative percentage of contracted UOA delivered 2019 & 2020



Month	Adjusted Scheduled Activity (UOA)		
	2018	2019	2020
April	0	0	1,113
May	0	0	1,768
June	0	0	2,446
July	0	0	
August	0	0	
September	0	0	
October	0	0	
November	0	0	
December	0	0	
January	0	0	
February	0	0	
March	0	0	
April	0	0	
May	0	0	
June	0	0	

QUANTITY METRICS (rolling 12 month period)

	Contract Quantity	Contract Base Number	Contract *	Area Team	Region	England
% of all assessments that were assess and fit appliances (case starts)	118	118	100.0%	54.6%	56.9%	58.2%
% of all assessments that were assess and refuse	0	118	0.0%	12.4%	12.3%	12.4%
% of all assessments that were assess and review	0	118	0.0%	32.9%	30.9%	29.4%
% of case starts with a reported IOTN of 3 and Aesthetic Component of 5 or below	0	118	N/A	0.0%	0.2%	0.1%
% of case starts with a reported IOTN of 3 and Aesthetic Component of 6 or above	2	118	1.7%	4.5%	3.2%	3.9%
% of case starts with a reported IOTN of 4	98	118	83.1%	79.8%	77.6%	77.7%
% of case starts with a reported IOTN of 5	18	118	15.3%	15.0%	17.3%	16.7 %
% of concluded courses in receipt of dual-arch fixed appliances	56	70	80.0%	81.0%	70.7%	72.5%
% of concluded courses where treatment was abandoned or discontinued	10	70	14.3%	10.4%	9.4%	9.1%
% of patients satisfied with the treatment they have received	0	0	N/A	96.4%	96.3%	95.8%

* Figures in italics indicate that the base number is less than 100.

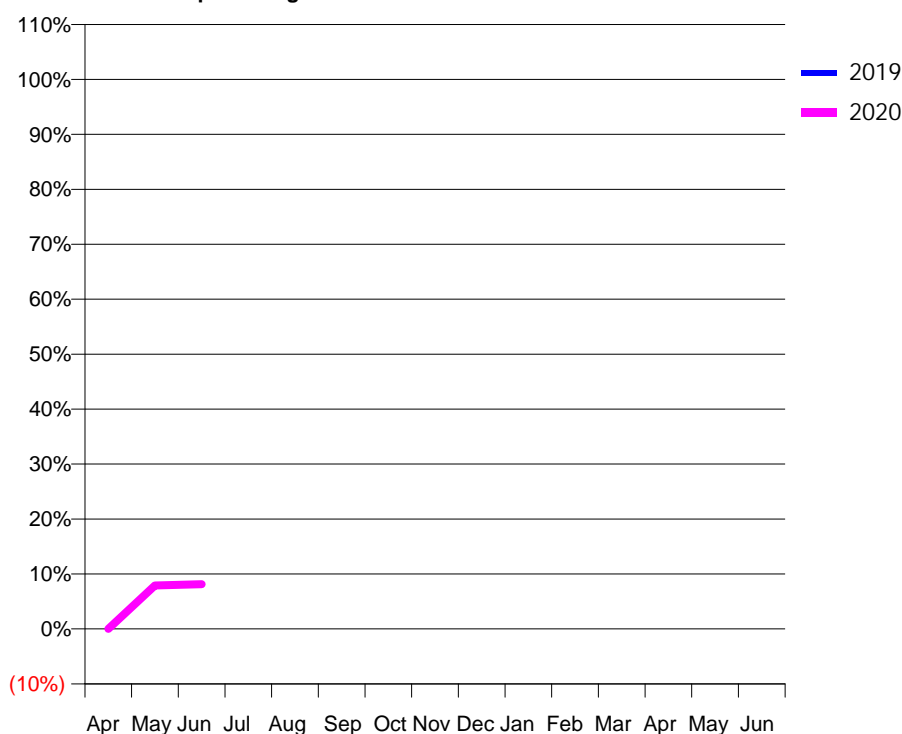
Q65 - Vital Signs Orthodontic At a Glance Contract Report for 101081/0000 - June 2019

Name or company name	ORTHOWORLD 2000 LTD	19/20 Contracted general activity (UDA)	0
Contract type name	PDS Contract	Carry forward general activity (UDA)	0
Purpose of contract	Orthodontic	19/20 Contracted orthodontic activity (UOA)	10,099
Contract start date	01/04/2019	Carry forward orthodontic activity (UOA)	0
Contract end date	31/03/2026	Baseline contract value	£587,981.45

ACCESS	Contract	England and Wales
24 month ratio of assessments to patient IDs	1.00	1.08

ACTIVITY	Contract
Contract assess and fit appliances (case starts) as a percentage of Area Team case starts	0.8 %

Cumulative percentage of contracted UOA delivered 2019 & 2020



Month	Adjusted Scheduled Activity (UOA)		
	2018	2019	2020
April	0	0	0
May	0	0	801
June	0	0	822
July	0	0	
August	0	0	
September	0	0	
October	0	0	
November	0	0	
December	0	0	
January	0	0	
February	0	0	
March	0	0	
April	0	0	
May	0	0	
June	0	0	

QUANTITY METRICS (rolling 12 month period)

	Contract Quantity	Contract Base Number	Contract *	Area Team	Region	England
% of all assessments that were assess and fit appliances (case starts)	39	42	92.9%	54.6%	56.9%	58.2%
% of all assessments that were assess and refuse	0	42	0.0%	12.4%	12.3%	12.4%
% of all assessments that were assess and review	3	42	7.1%	32.9%	30.9%	29.4%
% of case starts with a reported IOTN of 3 and Aesthetic Component of 5 or below	0	39	N/A	0.0%	0.2%	0.1%
% of case starts with a reported IOTN of 3 and Aesthetic Component of 6 or above	3	39	7.7%	4.5%	3.2%	3.9%
% of case starts with a reported IOTN of 4	34	39	87.2%	79.8%	77.6%	77.7%
% of case starts with a reported IOTN of 5	2	39	5.1%	15.0%	17.3%	16.7 %
% of concluded courses in receipt of dual-arch fixed appliances	62	69	89.9%	81.0%	70.7%	72.5%
% of concluded courses where treatment was abandoned or discontinued	4	69	5.8%	10.4%	9.4%	9.1%
% of patients satisfied with the treatment they have received	0	0	N/A	96.4%	96.3%	95.8%

* Figures in italics indicate that the base number is less than 100.

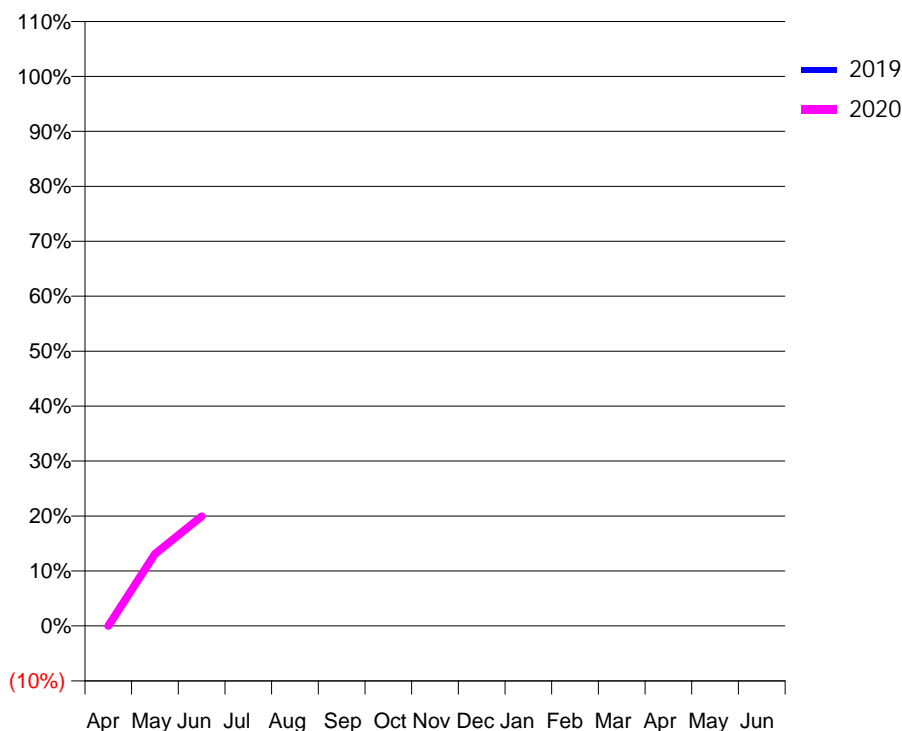
Q65 - Vital Signs Orthodontic At a Glance Contract Report for 101082/0000 - June 2019

Name or company name	MR MR BRICKLEY	19/20 Contracted general activity (UDA)	0
Contract type name	PDS Contract	Carry forward general activity (UDA)	0
Purpose of contract	Orthodontic	19/20 Contracted orthodontic activity (UOA)	10,919
Contract start date	01/04/2019	Carry forward orthodontic activity (UOA)	0
Contract end date	31/03/2026	Baseline contract value	£986,089.07

ACCESS	Contract	England and Wales
24 month ratio of assessments to patient IDs	1.00	1.08

ACTIVITY	Contract
Contract assess and fit appliances (case starts) as a percentage of Area Team case starts	2.1 %

Cumulative percentage of contracted UOA delivered 2019 & 2020



Month	Adjusted Scheduled Activity (UOA)		
	2018	2019	2020
April	0	0	0
May	0	0	1,429
June	0	0	2,177
July	0	0	
August	0	0	
September	0	0	
October	0	0	
November	0	0	
December	0	0	
January	0	0	
February	0	0	
March	0	0	
April	0	0	
May	0	0	
June	0	0	

QUANTITY METRICS (rolling 12 month period)

	Contract Quantity	Contract Base Number	Contract *	Area Team	Region	England
% of all assessments that were assess and fit appliances (case starts)	103	134	76.9%	54.6%	56.9%	58.2%
% of all assessments that were assess and refuse	29	134	21.6%	12.4%	12.3%	12.4%
% of all assessments that were assess and review	2	134	1.5%	32.9%	30.9%	29.4%
% of case starts with a reported IOTN of 3 and Aesthetic Component of 5 or below	0	103	N/A	0.0%	0.2%	0.1%
% of case starts with a reported IOTN of 3 and Aesthetic Component of 6 or above	4	103	3.9%	4.5%	3.2%	3.9%
% of case starts with a reported IOTN of 4	90	103	87.4%	79.8%	77.6%	77.7%
% of case starts with a reported IOTN of 5	8	103	7.8%	15.0%	17.3%	16.7 %
% of concluded courses in receipt of dual-arch fixed appliances	155	166	93.4%	81.0%	70.7%	72.5%
% of concluded courses where treatment was abandoned or discontinued	5	166	3.0%	10.4%	9.4%	9.1%
% of patients satisfied with the treatment they have received	0	0	N/A	96.4%	96.3%	95.8%

* Figures in italics indicate that the base number is less than 100.

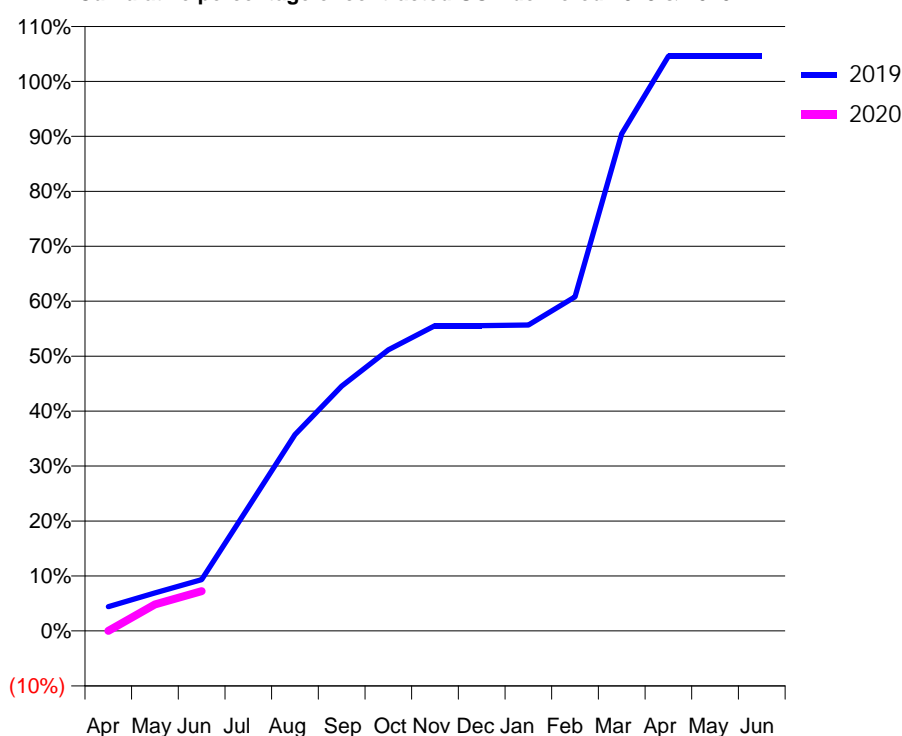
Q65 - Vital Signs Orthodontic At a Glance Contract Report for 101362/0045 - June 2019

Name or company name	Rodericks Dental Limited	19/20 Contracted general activity (UDA)	33,727
Contract type name	GDS Contract	Carry forward general activity (UDA)	0
Purpose of contract	General and Orthodontic	19/20 Contracted orthodontic activity (UOA)	954
Contract start date	01/02/2012	Carry forward orthodontic activity (UOA)	0
Contract end date		Baseline contract value	£785,370.90

ACCESS	Contract	England and Wales
24 month ratio of assessments to patient IDs	1.03	1.08

ACTIVITY	Contract
Contract assess and fit appliances (case starts) as a percentage of Area Team case starts	1.0 %

Cumulative percentage of contracted UOA delivered 2019 & 2020



Month	Adjusted Scheduled Activity (UOA)		
	2018	2019	2020
April	60	42	0
May	82	66	46
June	124	89	69
July	292	215	
August	334	341	
September	418	425	
October	586	488	
November	628	530	
December	693	530	
January	801	531	
February	824	580	
March	952	863	
April	952	998	
May	952	998	
June	973	998	

QUANTITY METRICS (rolling 12 month period)

	Contract Quantity	Contract Base Number	Contract *	Area Team	Region	England
% of all assessments that were assess and fit appliances (case starts)	48	78	61.5%	54.6%	56.9%	58.2%
% of all assessments that were assess and refuse	10	78	12.8%	12.4%	12.3%	12.4%
% of all assessments that were assess and review	20	78	25.6%	32.9%	30.9%	29.4%
% of case starts with a reported IOTN of 3 and Aesthetic Component of 5 or below	0	48	<i>N/A</i>	0.0%	0.2%	0.1%
% of case starts with a reported IOTN of 3 and Aesthetic Component of 6 or above	0	48	<i>N/A</i>	4.5%	3.2%	3.9%
% of case starts with a reported IOTN of 4	47	48	97.9%	79.8%	77.6%	77.7%
% of case starts with a reported IOTN of 5	1	48	2.1%	15.0%	17.3%	16.7 %
% of concluded courses in receipt of dual-arch fixed appliances	14	80	17.5%	81.0%	70.7%	72.5%
% of concluded courses where treatment was abandoned or discontinued	45	80	56.3%	10.4%	9.4%	9.1%
% of patients satisfied with the treatment they have received	2	2	100.0%	96.4%	96.3%	95.8%

* Figures in italics indicate that the base number is less than 100.

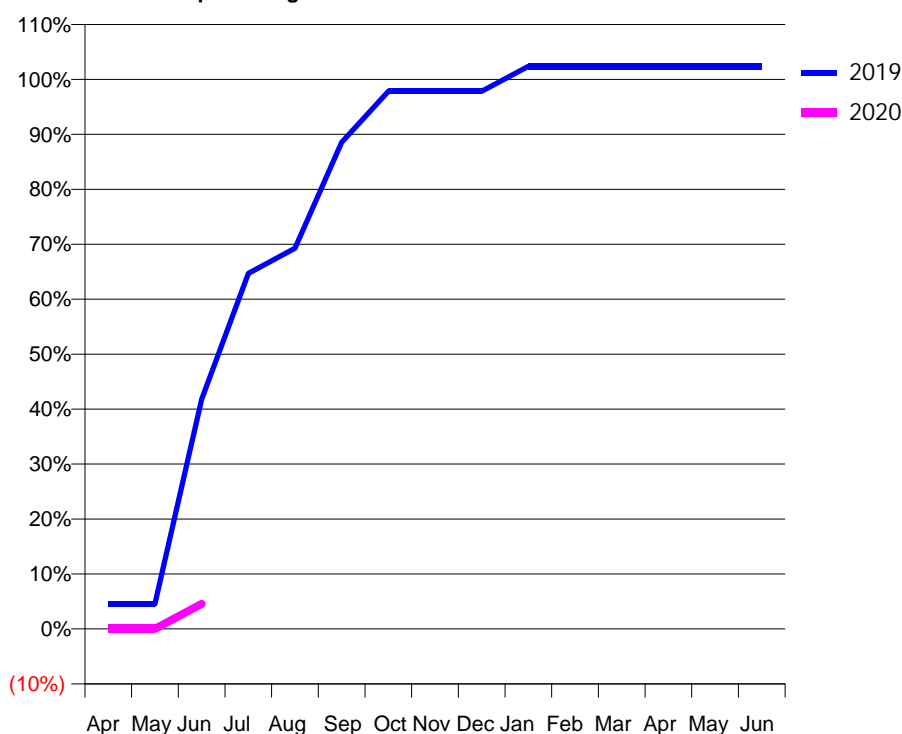
Q65 - Vital Signs Orthodontic At a Glance Contract Report for 106089/0001 - June 2019

Name or company name	Church Street Dental Practice Ltd	19/20 Contracted general activity (UDA)	3,250
Contract type name	GDS Contract	Carry forward general activity (UDA)	0
Purpose of contract	General and Orthodontic	19/20 Contracted orthodontic activity (UOA)	462
Contract start date	01/04/2010	Carry forward orthodontic activity (UOA)	0
Contract end date		Baseline contract value	£103,737.18

ACCESS	Contract	England and Wales
24 month ratio of assessments to patient IDs	1.11	1.08

ACTIVITY	Contract
Contract assess and fit appliances (case starts) as a percentage of Area Team case starts	0.3 %

Cumulative percentage of contracted UOA delivered 2019 & 2020



Month	Adjusted Scheduled Activity (UOA)		
	2018	2019	2020
April	0	21	0
May	63	21	0
June	63	193	21
July	223	299	
August	265	320	
September	286	409	
October	288	452	
November	352	452	
December	373	452	
January	394	473	
February	394	473	
March	416	473	
April	480	473	
May	480	473	
June	480	473	

QUANTITY METRICS (rolling 12 month period)

	Contract Quantity	Contract Base Number	Contract *	Area Team	Region	England
% of all assessments that were assess and fit appliances (case starts)	14	21	66.7%	54.6%	56.9%	58.2%
% of all assessments that were assess and refuse	1	21	4.8%	12.4%	12.3%	12.4%
% of all assessments that were assess and review	6	21	28.6%	32.9%	30.9%	29.4%
% of case starts with a reported IOTN of 3 and Aesthetic Component of 5 or below	0	14	<i>N/A</i>	0.0%	0.2%	0.1%
% of case starts with a reported IOTN of 3 and Aesthetic Component of 6 or above	0	14	<i>N/A</i>	4.5%	3.2%	3.9%
% of case starts with a reported IOTN of 4	11	14	78.6%	79.8%	77.6%	77.7%
% of case starts with a reported IOTN of 5	3	14	21.4%	15.0%	17.3%	16.7 %
% of concluded courses in receipt of dual-arch fixed appliances	0	0	<i>N/A</i>	81.0%	70.7%	72.5%
% of concluded courses where treatment was abandoned or discontinued	0	0	<i>N/A</i>	10.4%	9.4%	9.1%
% of patients satisfied with the treatment they have received	1	1	100.0%	96.4%	96.3%	95.8%

* Figures in italics indicate that the base number is less than 100.

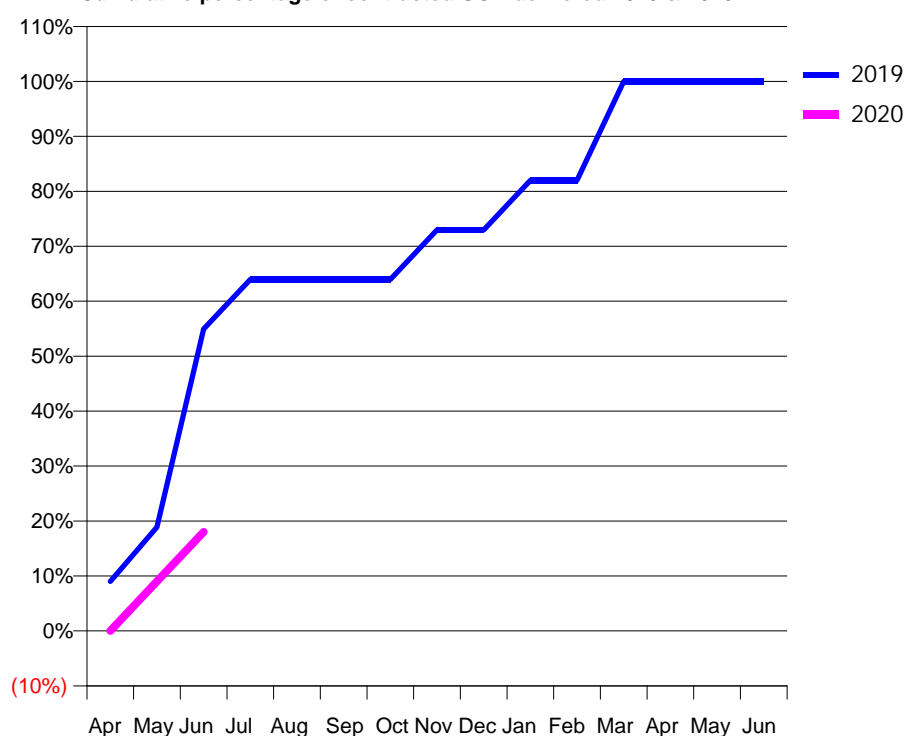
Q65 - Vital Signs Orthodontic At a Glance Contract Report for 111333/0001 - June 2019

Name or company name	Connor Hichens	19/20 Contracted general activity (UDA)	2,700
Contract type name	GDS Contract	Carry forward general activity (UDA)	0
Purpose of contract	General and Orthodontic	19/20 Contracted orthodontic activity (UOA)	233
Contract start date	01/12/2012	Carry forward orthodontic activity (UOA)	0
Contract end date		Baseline contract value	£75,714.01

ACCESS	Contract	England and Wales
24 month ratio of assessments to patient IDs	1.00	1.08

ACTIVITY	Contract
Contract assess and fit appliances (case starts) as a percentage of Area Team case starts	0.1 %

Cumulative percentage of contracted UOA delivered 2019 & 2020



Month	Adjusted Scheduled Activity (UOA)		
	2018	2019	2020
April	147	21	0
May	147	44	21
June	168	128	42
July	189	149	
August	189	149	
September	189	149	
October	191	149	
November	212	170	
December	233	170	
January	233	191	
February	233	191	
March	233	233	
April	233	233	
May	233	233	
June	233	233	

QUANTITY METRICS (rolling 12 month period)

	Contract Quantity	Contract Base Number	Contract *	Area Team	Region	England
% of all assessments that were assess and fit appliances (case starts)	7	7	100.0%	54.6%	56.9%	58.2%
% of all assessments that were assess and refuse	0	7	0.0%	12.4%	12.3%	12.4%
% of all assessments that were assess and review	0	7	0.0%	32.9%	30.9%	29.4%
% of case starts with a reported IOTN of 3 and Aesthetic Component of 5 or below	0	7	N/A	0.0%	0.2%	0.1%
% of case starts with a reported IOTN of 3 and Aesthetic Component of 6 or above	0	7	N/A	4.5%	3.2%	3.9%
% of case starts with a reported IOTN of 4	7	7	100.0%	79.8%	77.6%	77.7%
% of case starts with a reported IOTN of 5	0	7	N/A	15.0%	17.3%	16.7%
% of concluded courses in receipt of dual-arch fixed appliances	0	11	N/A	81.0%	70.7%	72.5%
% of concluded courses where treatment was abandoned or discontinued	0	11	0.0%	10.4%	9.4%	9.1%
% of patients satisfied with the treatment they have received	1	1	100.0%	96.4%	96.3%	95.8%

* Figures in italics indicate that the base number is less than 100.

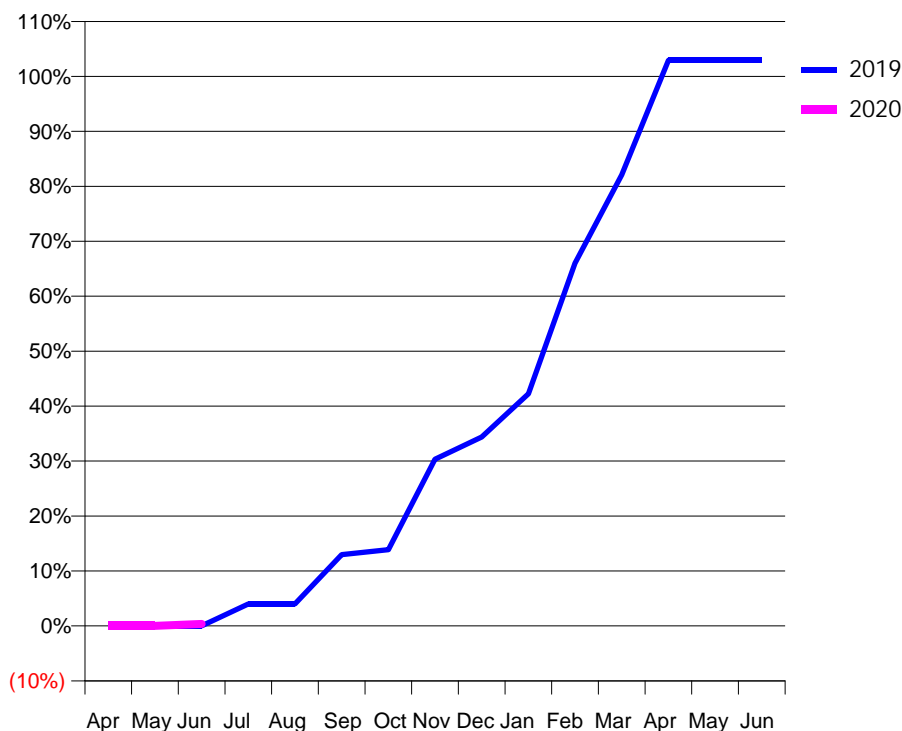
Q65 - Vital Signs Orthodontic At a Glance Contract Report for 119075/0001 - June 2019

Name or company name	Christchurch Healthcare and Management Limited	19/20 Contracted general activity (UDA)	0
Contract type name	PDS Contract	Carry forward general activity (UDA)	0
Purpose of contract	Orthodontic	19/20 Contracted orthodontic activity (UOA)	547
Contract start date	01/07/2011	Carry forward orthodontic activity (UOA)	0
Contract end date	30/06/2021	Baseline contract value	£39,944.68

ACCESS	Contract	England and Wales
24 month ratio of assessments to patient IDs	1.12	1.08

ACTIVITY	Contract
Contract assess and fit appliances (case starts) as a percentage of Area Team case starts	0.5 %

Cumulative percentage of contracted UOA delivered 2019 & 2020



Month	Adjusted Scheduled Activity (UOA)		
	2018	2019	2020
April	0	0	0
May	0	0	0
June	0	0	2
July	63	22	
August	126	22	
September	190	71	
October	190	76	
November	275	166	
December	275	188	
January	275	231	
February	275	361	
March	275	449	
April	528	563	
May	549	563	
June	549	563	

QUANTITY METRICS (rolling 12 month period)

	Contract Quantity	Contract Base Number	Contract *	Area Team	Region	England
% of all assessments that were assess and fit appliances (case starts)	25	65	38.5%	54.6%	56.9%	58.2%
% of all assessments that were assess and refuse	6	65	9.2%	12.4%	12.3%	12.4%
% of all assessments that were assess and review	34	65	52.3%	32.9%	30.9%	29.4%
% of case starts with a reported IOTN of 3 and Aesthetic Component of 5 or below	0	25	<i>N/A</i>	0.0%	0.2%	0.1%
% of case starts with a reported IOTN of 3 and Aesthetic Component of 6 or above	1	25	4.0%	4.5%	3.2%	3.9%
% of case starts with a reported IOTN of 4	18	25	72.0%	79.8%	77.6%	77.7%
% of case starts with a reported IOTN of 5	2	25	8.0%	15.0%	17.3%	16.7 %
% of concluded courses in receipt of dual-arch fixed appliances	14	33	42.4%	81.0%	70.7%	72.5%
% of concluded courses where treatment was abandoned or discontinued	17	33	51.5%	10.4%	9.4%	9.1%
% of patients satisfied with the treatment they have received	0	0	<i>N/A</i>	96.4%	96.3%	95.8%

* Figures in italics indicate that the base number is less than 100.

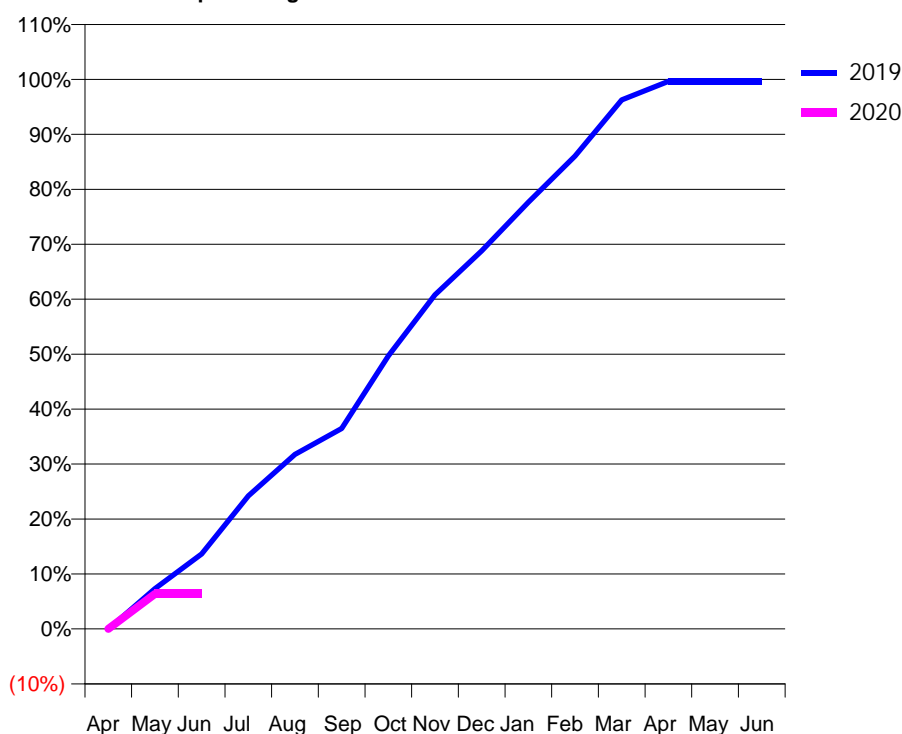
Q65 - Vital Signs Orthodontic At a Glance Contract Report for 123412/0001 - June 2019

Name or company name	Clifton Orthodontics Centre	19/20 Contracted general activity (UDA)	0
Contract type name	PDS Contract	Carry forward general activity (UDA)	0
Purpose of contract	Orthodontic	19/20 Contracted orthodontic activity (UOA)	5,398
Contract start date	01/10/2011	Carry forward orthodontic activity (UOA)	0
Contract end date	31/03/2027	Baseline contract value	£378,229.37

ACCESS	Contract	England and Wales
24 month ratio of assessments to patient IDs	1.31	1.08

ACTIVITY	Contract
Contract assess and fit appliances (case starts) as a percentage of Area Team case starts	4.7 %

Cumulative percentage of contracted UOA delivered 2019 & 2020



Month	Adjusted Scheduled Activity (UOA)		
	2018	2019	2020
April	151	-2	0
May	962	395	344
June	1,223	737	344
July	1,898	1,308	
August	2,577	1,714	
September	2,692	1,970	
October	3,182	2,682	
November	3,438	3,282	
December	3,749	3,714	
January	4,104	4,192	
February	4,635	4,644	
March	5,124	5,196	
April	5,251	5,379	
May	5,273	5,379	
June	5,295	5,379	

QUANTITY METRICS (rolling 12 month period)

	Contract Quantity	Contract Base Number	Contract *	Area Team	Region	England
% of all assessments that were assess and fit appliances (case starts)	228	545	41.8%	54.6%	56.9%	58.2%
% of all assessments that were assess and refuse	134	545	24.6%	12.4%	12.3%	12.4%
% of all assessments that were assess and review	183	545	33.6%	32.9%	30.9%	29.4%
% of case starts with a reported IOTN of 3 and Aesthetic Component of 5 or below	0	228	N/A	0.0%	0.2%	0.1%
% of case starts with a reported IOTN of 3 and Aesthetic Component of 6 or above	3	228	1.3%	4.5%	3.2%	3.9%
% of case starts with a reported IOTN of 4	181	228	79.4%	79.8%	77.6%	77.7%
% of case starts with a reported IOTN of 5	44	228	19.3%	15.0%	17.3%	16.7 %
% of concluded courses in receipt of dual-arch fixed appliances	175	193	90.7%	81.0%	70.7%	72.5%
% of concluded courses where treatment was abandoned or discontinued	4	193	2.1%	10.4%	9.4%	9.1%
% of patients satisfied with the treatment they have received	2	2	100.0%	96.4%	96.3%	95.8%

* Figures in italics indicate that the base number is less than 100.

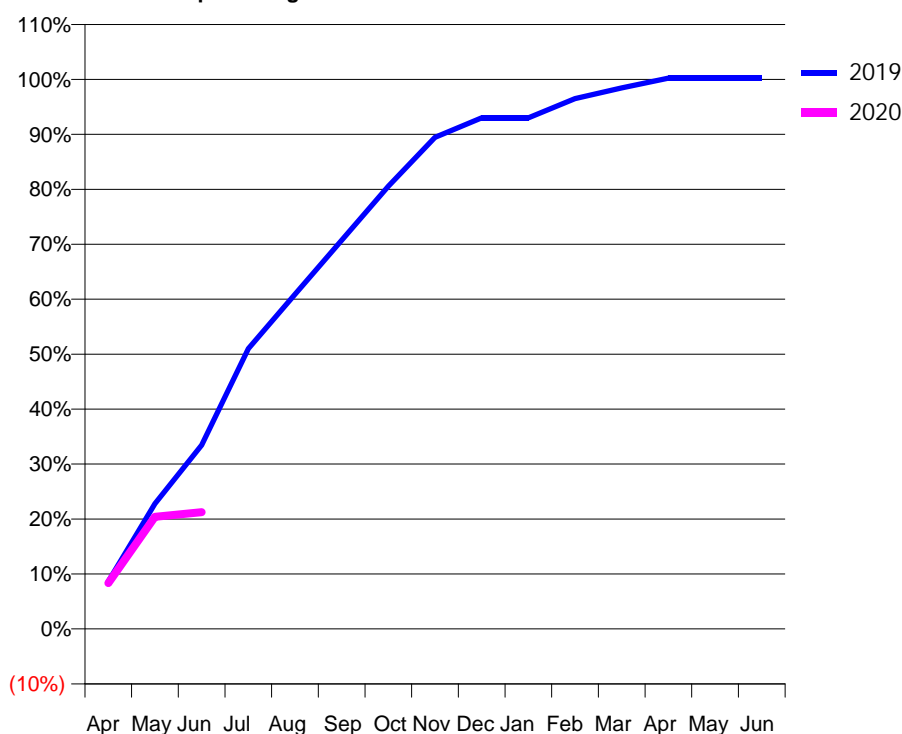
Q65 - Vital Signs Orthodontic At a Glance Contract Report for 129496/0001 - June 2019

Name or company name	Smile Solutions Orthodontics	19/20 Contracted general activity (UDA)	900
Contract type name	PDS Contract	Carry forward general activity (UDA)	0
Purpose of contract	General and Orthodontic	19/20 Contracted orthodontic activity (UOA)	8,008
Contract start date	01/04/2006	Carry forward orthodontic activity (UOA)	0
Contract end date	31/03/2020	Baseline contract value	£580,370.33

ACCESS	Contract	England and Wales
24 month ratio of assessments to patient IDs	1.09	1.08

ACTIVITY	Contract
Contract assess and fit appliances (case starts) as a percentage of Area Team case starts	6.6 %

Cumulative percentage of contracted UOA delivered 2019 & 2020



Month	Adjusted Scheduled Activity (UOA)		
	2018	2019	2020
April	-37	695	668
May	2,084	1,825	1,634
June	2,581	2,679	1,702
July	3,981	4,085	
August	5,018	4,875	
September	5,970	5,663	
October	6,654	6,452	
November	6,928	7,163	
December	7,412	7,448	
January	7,604	7,448	
February	7,796	7,727	
March	7,812	7,883	
April	7,956	8,027	
May	7,956	8,027	
June	7,956	8,027	

QUANTITY METRICS (rolling 12 month period)

	Contract Quantity	Contract Base Number	Contract *	Area Team	Region	England
% of all assessments that were assess and fit appliances (case starts)	322	759	42.4%	54.6%	56.9%	58.2%
% of all assessments that were assess and refuse	30	759	4.0%	12.4%	12.3%	12.4%
% of all assessments that were assess and review	407	759	53.6%	32.9%	30.9%	29.4%
% of case starts with a reported IOTN of 3 and Aesthetic Component of 5 or below	1	322	0.3%	0.0%	0.2%	0.1%
% of case starts with a reported IOTN of 3 and Aesthetic Component of 6 or above	21	322	6.5%	4.5%	3.2%	3.9%
% of case starts with a reported IOTN of 4	241	322	74.8%	79.8%	77.6%	77.7%
% of case starts with a reported IOTN of 5	58	322	18.0%	15.0%	17.3%	16.7 %
% of concluded courses in receipt of dual-arch fixed appliances	282	323	87.3%	81.0%	70.7%	72.5%
% of concluded courses where treatment was abandoned or discontinued	30	323	9.3%	10.4%	9.4%	9.1%
% of patients satisfied with the treatment they have received	8	8	100.0%	96.4%	96.3%	95.8%

* Figures in italics indicate that the base number is less than 100.

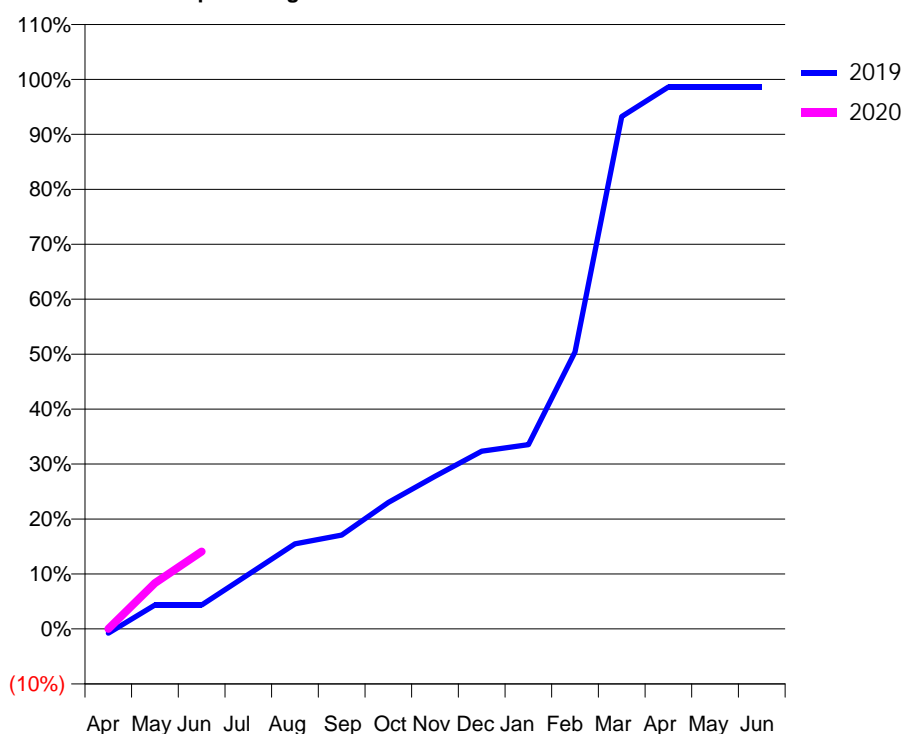
Q65 - Vital Signs Orthodontic At a Glance Contract Report for 129690/0001 - June 2019

Name or company name	Dulverton Dental Practice Ltd	19/20 Contracted general activity (UDA)	16,500
Contract type name	GDS Contract	Carry forward general activity (UDA)	0
Purpose of contract	General and Orthodontic	19/20 Contracted orthodontic activity (UOA)	504
Contract start date	02/04/2007	Carry forward orthodontic activity (UOA)	0
Contract end date		Baseline contract value	£505,929.77

ACCESS	Contract	England and Wales
24 month ratio of assessments to patient IDs	1.27	1.08

ACTIVITY	Contract
Contract assess and fit appliances (case starts) as a percentage of Area Team case starts	0.5 %

Cumulative percentage of contracted UOA delivered 2019 & 2020



Month	Adjusted Scheduled Activity (UOA)		
	2018	2019	2020
April	42	-4	0
May	68	22	42
June	135	22	71
July	210	50	
August	257	78	
September	262	86	
October	328	116	
November	332	140	
December	376	163	
January	428	169	
February	474	254	
March	498	470	
April	498	497	
May	498	497	
June	498	497	

QUANTITY METRICS (rolling 12 month period)

	Contract Quantity	Contract Base Number	Contract *	Area Team	Region	England
% of all assessments that were assess and fit appliances (case starts)	25	86	29.1%	54.6%	56.9%	58.2%
% of all assessments that were assess and refuse	7	86	8.1%	12.4%	12.3%	12.4%
% of all assessments that were assess and review	54	86	62.8%	32.9%	30.9%	29.4%
% of case starts with a reported IOTN of 3 and Aesthetic Component of 5 or below	0	25	<i>N/A</i>	0.0%	0.2%	0.1%
% of case starts with a reported IOTN of 3 and Aesthetic Component of 6 or above	0	25	<i>N/A</i>	4.5%	3.2%	3.9%
% of case starts with a reported IOTN of 4	24	25	96.0%	79.8%	77.6%	77.7%
% of case starts with a reported IOTN of 5	1	25	4.0%	15.0%	17.3%	16.7 %
% of concluded courses in receipt of dual-arch fixed appliances	0	9	<i>N/A</i>	81.0%	70.7%	72.5%
% of concluded courses where treatment was abandoned or discontinued	3	9	33.3%	10.4%	9.4%	9.1%
% of patients satisfied with the treatment they have received	0	0	<i>N/A</i>	96.4%	96.3%	95.8%

* Figures in italics indicate that the base number is less than 100.

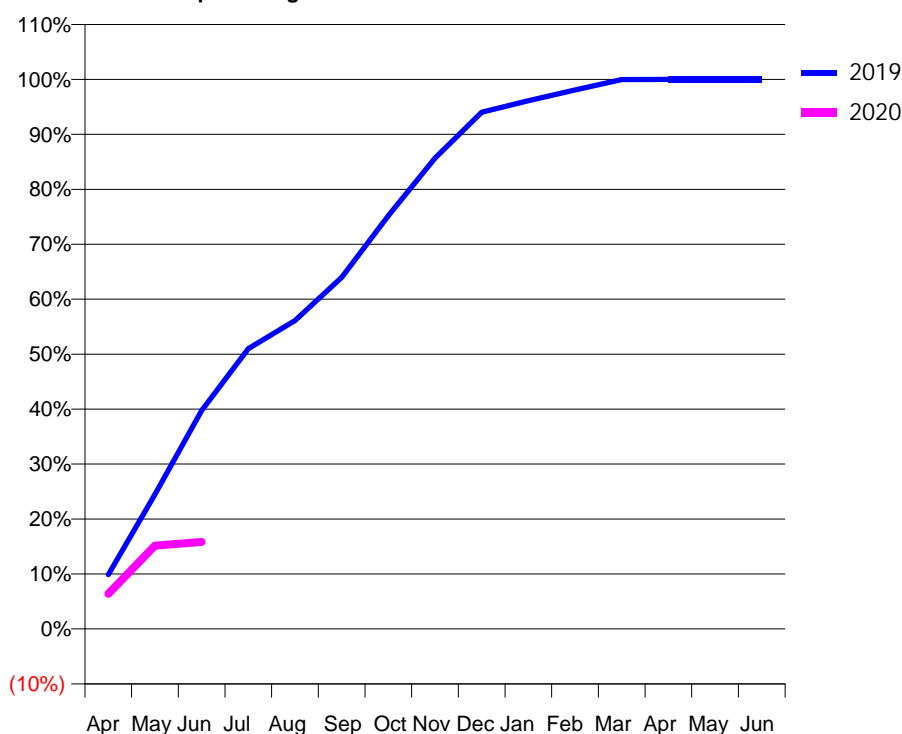
Q65 - Vital Signs Orthodontic At a Glance Contract Report for 161136/0001 - June 2019

Name or company name	Straight & Bright Dental LTD	19/20 Contracted general activity (UDA)	388
Contract type name	PDS Contract	Carry forward general activity (UDA)	0
Purpose of contract	General and Orthodontic	19/20 Contracted orthodontic activity (UOA)	6,957
Contract start date	01/04/2011	Carry forward orthodontic activity (UOA)	0
Contract end date	31/03/2021	Baseline contract value	£520,673.22

ACCESS	Contract	England and Wales
24 month ratio of assessments to patient IDs	1.13	1.08

ACTIVITY	Contract
Contract assess and fit appliances (case starts) as a percentage of Area Team case starts	4.9 %

Cumulative percentage of contracted UOA delivered 2019 & 2020



Month	Adjusted Scheduled Activity (UOA)		
	2018	2019	2020
April	471	688	445
May	1,249	1,703	1,054
June	1,712	2,765	1,102
July	2,309	3,548	
August	3,109	3,902	
September	4,061	4,449	
October	4,998	5,232	
November	5,948	5,958	
December	6,570	6,541	
January	6,770	6,686	
February	6,839	6,823	
March	6,912	6,954	
April	7,020	6,957	
May	7,020	6,957	
June	7,020	6,957	

QUANTITY METRICS (rolling 12 month period)

	Contract Quantity	Contract Base Number	Contract *	Area Team	Region	England
% of all assessments that were assess and fit appliances (case starts)	237	656	36.1%	54.6%	56.9%	58.2%
% of all assessments that were assess and refuse	71	656	10.8%	12.4%	12.3%	12.4%
% of all assessments that were assess and review	348	656	53.0%	32.9%	30.9%	29.4%
% of case starts with a reported IOTN of 3 and Aesthetic Component of 5 or below	0	237	N/A	0.0%	0.2%	0.1%
% of case starts with a reported IOTN of 3 and Aesthetic Component of 6 or above	8	237	3.4%	4.5%	3.2%	3.9%
% of case starts with a reported IOTN of 4	198	237	83.5%	79.8%	77.6%	77.7%
% of case starts with a reported IOTN of 5	31	237	13.1%	15.0%	17.3%	16.7 %
% of concluded courses in receipt of dual-arch fixed appliances	100	210	47.6%	81.0%	70.7%	72.5%
% of concluded courses where treatment was abandoned or discontinued	17	210	8.1%	10.4%	9.4%	9.1%
% of patients satisfied with the treatment they have received	5	5	100.0%	96.4%	96.3%	95.8%

* Figures in italics indicate that the base number is less than 100.

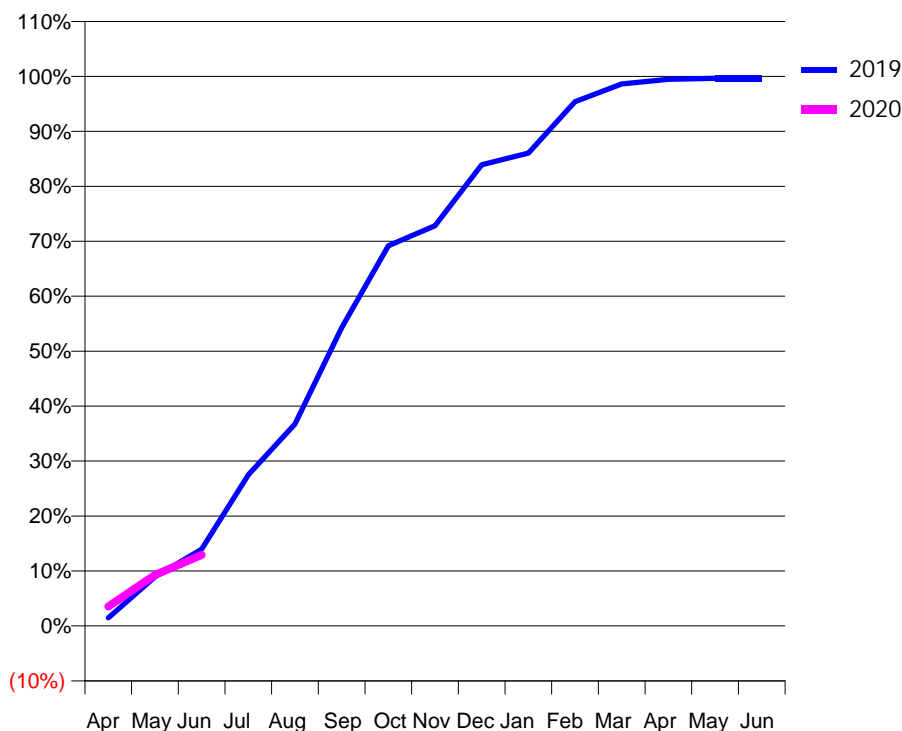
Q65 - Vital Signs Orthodontic At a Glance Contract Report for 176710/0001 - June 2019

Name or company name	Q Dental Care Limited	19/20 Contracted general activity (UDA)	630
Contract type name	PDS Contract	Carry forward general activity (UDA)	0
Purpose of contract	General and Orthodontic	19/20 Contracted orthodontic activity (UOA)	15,713
Contract start date	01/04/2008	Carry forward orthodontic activity (UOA)	0
Contract end date	31/03/2020	Baseline contract value	£1,106,328.49

ACCESS	Contract	England and Wales
24 month ratio of assessments to patient IDs	1.03	1.08

ACTIVITY	Contract
Contract assess and fit appliances (case starts) as a percentage of Area Team case starts	14.7 %

Cumulative percentage of contracted UOA delivered 2019 & 2020



Month	Adjusted Scheduled Activity (UOA)		
	2018	2019	2020
April	670	232	554
May	1,553	1,403	1,458
June	2,304	2,196	2,030
July	3,387	4,321	
August	4,371	5,776	
September	6,554	8,528	
October	8,279	10,871	
November	10,495	11,442	
December	13,039	13,182	
January	13,924	13,521	
February	15,009	14,987	
March	15,284	15,496	
April	15,656	15,627	
May	15,656	15,653	
June	15,698	15,654	

QUANTITY METRICS (rolling 12 month period)

	Contract Quantity	Contract Base Number	Contract *	Area Team	Region	England
% of all assessments that were assess and fit appliances (case starts)	713	1,305	54.6%	54.6%	56.9%	58.2%
% of all assessments that were assess and refuse	213	1,305	16.3%	12.4%	12.3%	12.4%
% of all assessments that were assess and review	379	1,305	29.0%	32.9%	30.9%	29.4%
% of case starts with a reported IOTN of 3 and Aesthetic Component of 5 or below	0	713	N/A	0.0%	0.2%	0.1%
% of case starts with a reported IOTN of 3 and Aesthetic Component of 6 or above	50	713	7.0%	4.5%	3.2%	3.9%
% of case starts with a reported IOTN of 4	555	713	77.8%	79.8%	77.6%	77.7%
% of case starts with a reported IOTN of 5	105	713	14.7%	15.0%	17.3%	16.7 %
% of concluded courses in receipt of dual-arch fixed appliances	533	595	89.6%	81.0%	70.7%	72.5%
% of concluded courses where treatment was abandoned or discontinued	27	595	4.5%	10.4%	9.4%	9.1%
% of patients satisfied with the treatment they have received	6	6	100.0%	96.4%	96.3%	95.8%

* Figures in italics indicate that the base number is less than 100.

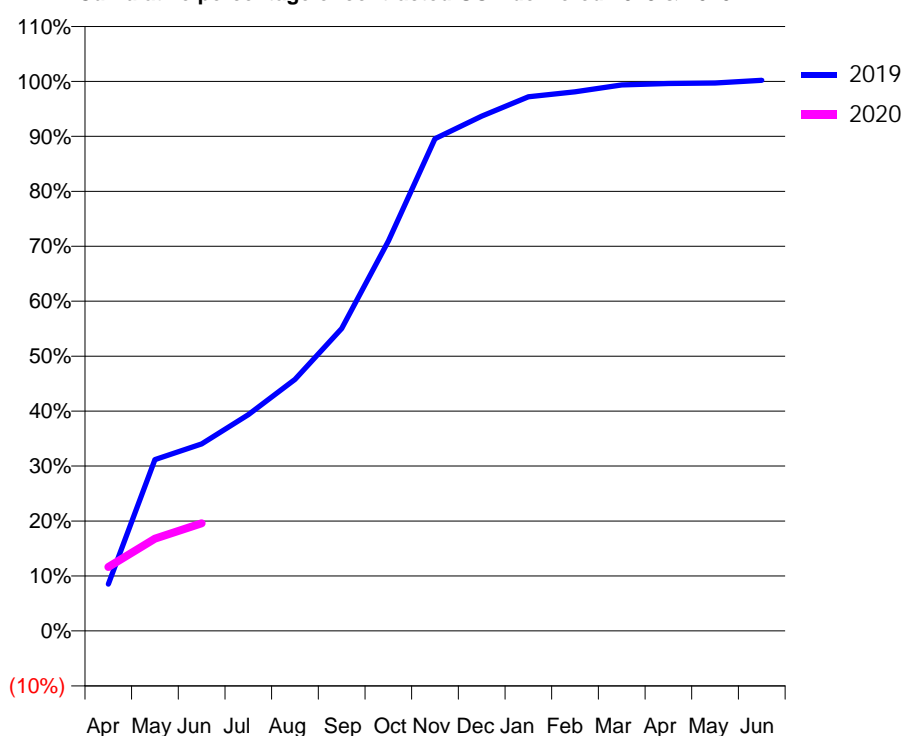
Q65 - Vital Signs Orthodontic At a Glance Contract Report for 176710/0003 - June 2019

Name or company name	Q Dental Care Limited	19/20 Contracted general activity (UDA)	0
Contract type name	PDS Contract	Carry forward general activity (UDA)	0
Purpose of contract	Orthodontic	19/20 Contracted orthodontic activity (UOA)	21,588
Contract start date	01/04/2008	Carry forward orthodontic activity (UOA)	0
Contract end date	31/03/2020	Baseline contract value	£1,500,313.02

ACCESS	Contract	England and Wales
24 month ratio of assessments to patient IDs	1.06	1.08

ACTIVITY	Contract
Contract assess and fit appliances (case starts) as a percentage of Area Team case starts	17.4 %

Cumulative percentage of contracted UOA delivered 2019 & 2020



Month	Adjusted Scheduled Activity (UOA)		
	2018	2019	2020
April	2,301	1,844	2,514
May	3,819	6,727	3,627
June	5,507	7,348	4,229
July	6,022	8,502	
August	9,241	9,883	
September	10,636	11,878	
October	11,919	15,315	
November	14,300	19,331	
December	15,734	20,221	
January	17,571	20,985	
February	20,925	21,179	
March	21,592	21,446	
April	21,592	21,502	
May	21,592	21,523	
June	21,592	21,628	

QUANTITY METRICS (rolling 12 month period)

	Contract Quantity	Contract Base Number	Contract *	Area Team	Region	England
% of all assessments that were assess and fit appliances (case starts)	848	1,751	48.4%	54.6%	56.9%	58.2%
% of all assessments that were assess and refuse	221	1,751	12.6%	12.4%	12.3%	12.4%
% of all assessments that were assess and review	682	1,751	38.9%	32.9%	30.9%	29.4%
% of case starts with a reported IOTN of 3 and Aesthetic Component of 5 or below	0	848	N/A	0.0%	0.2%	0.1%
% of case starts with a reported IOTN of 3 and Aesthetic Component of 6 or above	45	848	5.3%	4.5%	3.2%	3.9%
% of case starts with a reported IOTN of 4	672	848	79.2%	79.8%	77.6%	77.7%
% of case starts with a reported IOTN of 5	131	848	15.4%	15.0%	17.3%	16.7 %
% of concluded courses in receipt of dual-arch fixed appliances	770	834	92.3%	81.0%	70.7%	72.5%
% of concluded courses where treatment was abandoned or discontinued	31	834	3.7%	10.4%	9.4%	9.1%
% of patients satisfied with the treatment they have received	9	9	100.0%	96.4%	96.3%	95.8%

* Figures in italics indicate that the base number is less than 100.

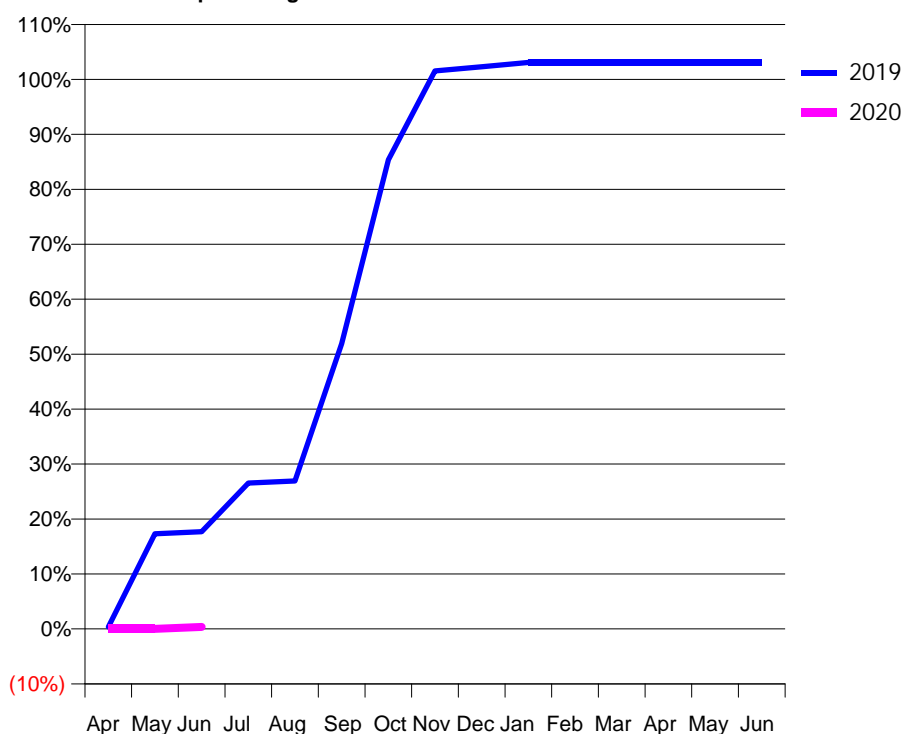
Q65 - Vital Signs Orthodontic At a Glance Contract Report for 186716/0001 - June 2019

Name or company name	Parkfield Dental Surgery Ltd	19/20 Contracted general activity (UDA)	29,027
Contract type name	GDS Contract	Carry forward general activity (UDA)	0
Purpose of contract	General and Orthodontic	19/20 Contracted orthodontic activity (UOA)	260
Contract start date	01/04/2007	Carry forward orthodontic activity (UOA)	0
Contract end date		Baseline contract value	£727,532.77

ACCESS	Contract	England and Wales
24 month ratio of assessments to patient IDs	1.02	1.08

ACTIVITY	Contract
Contract assess and fit appliances (case starts) as a percentage of Area Team case starts	0.2 %

Cumulative percentage of contracted UOA delivered 2019 & 2020



Month	Adjusted Scheduled Activity (UOA)		
	2018	2019	2020
April	22	1	0
May	43	45	0
June	43	46	1
July	64	69	
August	106	70	
September	106	135	
October	148	222	
November	169	264	
December	169	266	
January	170	268	
February	234	268	
March	256	268	
April	298	268	
May	298	268	
June	298	268	

QUANTITY METRICS (rolling 12 month period)

	Contract Quantity	Contract Base Number	Contract *	Area Team	Region	England
% of all assessments that were assess and fit appliances (case starts)	10	23	43.5%	54.6%	56.9%	58.2%
% of all assessments that were assess and refuse	2	23	8.7%	12.4%	12.3%	12.4%
% of all assessments that were assess and review	11	23	47.8%	32.9%	30.9%	29.4%
% of case starts with a reported IOTN of 3 and Aesthetic Component of 5 or below	0	10	<i>N/A</i>	0.0%	0.2%	0.1%
% of case starts with a reported IOTN of 3 and Aesthetic Component of 6 or above	3	10	30.0%	4.5%	3.2%	3.9%
% of case starts with a reported IOTN of 4	6	10	60.0%	79.8%	77.6%	77.7%
% of case starts with a reported IOTN of 5	1	10	10.0%	15.0%	17.3%	16.7%
% of concluded courses in receipt of dual-arch fixed appliances	5	12	41.7%	81.0%	70.7%	72.5%
% of concluded courses where treatment was abandoned or discontinued	6	12	50.0%	10.4%	9.4%	9.1%
% of patients satisfied with the treatment they have received	0	0	<i>N/A</i>	96.4%	96.3%	95.8%

* Figures in italics indicate that the base number is less than 100.

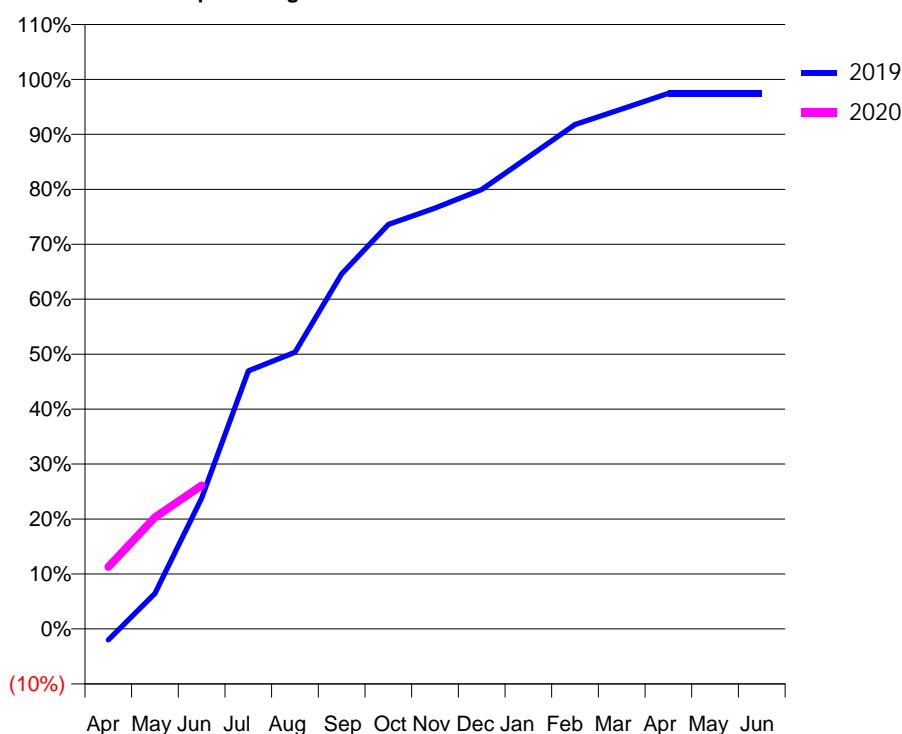
Q65 - Vital Signs Orthodontic At a Glance Contract Report for 568031/0001 - June 2019

Name or company name	MR SC LAWSON	19/20 Contracted general activity (UDA)	2,000
Contract type name	GDS Contract	Carry forward general activity (UDA)	0
Purpose of contract	General and Orthodontic	19/20 Contracted orthodontic activity (UOA)	743
Contract start date	01/01/2015	Carry forward orthodontic activity (UOA)	0
Contract end date		Baseline contract value	£99,565.58

ACCESS	Contract	England and Wales
24 month ratio of assessments to patient IDs	1.11	1.08

ACTIVITY	Contract
Contract assess and fit appliances (case starts) as a percentage of Area Team case starts	0.7 %

Cumulative percentage of contracted UOA delivered 2019 & 2020



Month	Adjusted Scheduled Activity (UOA)		
	2018	2019	2020
April	0	-15	84
May	46	48	151
June	154	177	194
July	218	349	
August	220	374	
September	245	480	
October	267	547	
November	332	569	
December	399	594	
January	400	638	
February	528	682	
March	684	703	
April	728	724	
May	728	724	
June	728	724	

QUANTITY METRICS (rolling 12 month period)

	Contract Quantity	Contract Base Number	Contract *	Area Team	Region	England
% of all assessments that were assess and fit appliances (case starts)	34	61	55.7%	54.6%	56.9%	58.2%
% of all assessments that were assess and refuse	5	61	8.2%	12.4%	12.3%	12.4%
% of all assessments that were assess and review	22	61	36.1%	32.9%	30.9%	29.4%
% of case starts with a reported IOTN of 3 and Aesthetic Component of 5 or below	0	34	<i>N/A</i>	0.0%	0.2%	0.1%
% of case starts with a reported IOTN of 3 and Aesthetic Component of 6 or above	4	34	11.8%	4.5%	3.2%	3.9%
% of case starts with a reported IOTN of 4	21	34	61.8%	79.8%	77.6%	77.7%
% of case starts with a reported IOTN of 5	8	34	23.5%	15.0%	17.3%	16.7 %
% of concluded courses in receipt of dual-arch fixed appliances	24	28	85.7%	81.0%	70.7%	72.5%
% of concluded courses where treatment was abandoned or discontinued	0	28	0.0%	10.4%	9.4%	9.1%
% of patients satisfied with the treatment they have received	1	1	100.0%	96.4%	96.3%	95.8%

* Figures in italics indicate that the base number is less than 100.

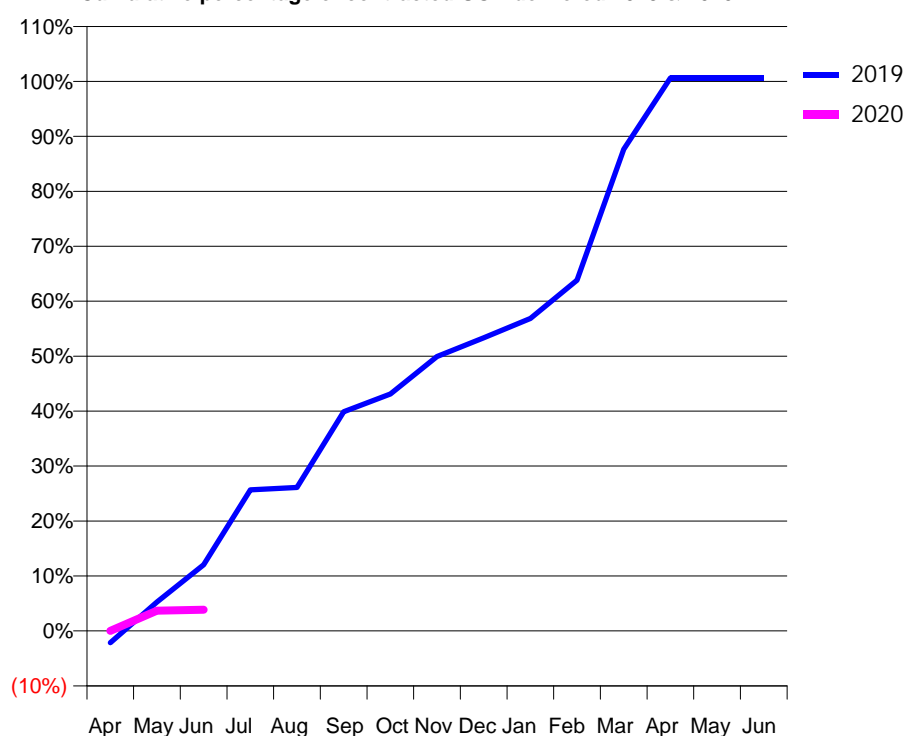
Q65 - Vital Signs Orthodontic At a Glance Contract Report for 810339/0001 - June 2019

Name or company name	MRS C MATHIESON	19/20 Contracted general activity (UDA)	0
Contract type name	PDS Contract	Carry forward general activity (UDA)	0
Purpose of contract	Orthodontic	19/20 Contracted orthodontic activity (UOA)	647
Contract start date	01/04/2006	Carry forward orthodontic activity (UOA)	0
Contract end date	31/03/2021	Baseline contract value	£44,952.86

ACCESS	Contract	England and Wales
24 month ratio of assessments to patient IDs	1.07	1.08

ACTIVITY	Contract
Contract assess and fit appliances (case starts) as a percentage of Area Team case starts	0.6 %

Cumulative percentage of contracted UOA delivered 2019 & 2020



Month	Adjusted Scheduled Activity (UOA)		
	2018	2019	2020
April	-14	-14	0
May	9	34	24
June	30	78	25
July	115	166	
August	311	169	
September	311	258	
October	311	279	
November	355	323	
December	355	345	
January	534	368	
February	577	413	
March	624	567	
April	633	651	
May	633	651	
June	633	651	

QUANTITY METRICS (rolling 12 month period)

	Contract Quantity	Contract Base Number	Contract *	Area Team	Region	England
% of all assessments that were assess and fit appliances (case starts)	27	58	46.6%	54.6%	56.9%	58.2%
% of all assessments that were assess and refuse	6	58	10.3%	12.4%	12.3%	12.4%
% of all assessments that were assess and review	25	58	43.1%	32.9%	30.9%	29.4%
% of case starts with a reported IOTN of 3 and Aesthetic Component of 5 or below	0	27	<i>N/A</i>	0.0%	0.2%	0.1%
% of case starts with a reported IOTN of 3 and Aesthetic Component of 6 or above	2	27	7.4%	4.5%	3.2%	3.9%
% of case starts with a reported IOTN of 4	21	27	77.8%	79.8%	77.6%	77.7%
% of case starts with a reported IOTN of 5	2	27	7.4%	15.0%	17.3%	16.7%
% of concluded courses in receipt of dual-arch fixed appliances	11	15	73.3%	81.0%	70.7%	72.5%
% of concluded courses where treatment was abandoned or discontinued	0	15	0.0%	10.4%	9.4%	9.1%
% of patients satisfied with the treatment they have received	0	0	<i>N/A</i>	96.4%	96.3%	95.8%

* Figures in italics indicate that the base number is less than 100.

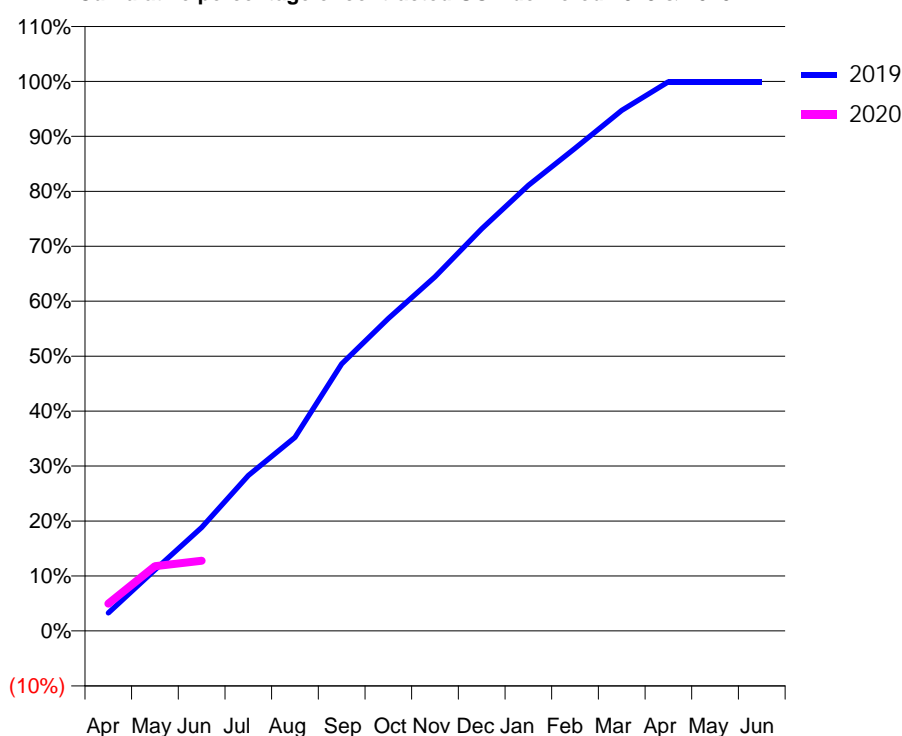
Q65 - Vital Signs Orthodontic At a Glance Contract Report for 813958/0001 - June 2019

Name or company name	MR AA PARFITT	19/20 Contracted general activity (UDA)	0
Contract type name	GDS Contract	Carry forward general activity (UDA)	0
Purpose of contract	Orthodontic	19/20 Contracted orthodontic activity (UOA)	8,970
Contract start date	01/04/2006	Carry forward orthodontic activity (UOA)	0
Contract end date		Baseline contract value	£616,445.02

ACCESS	Contract	England and Wales
24 month ratio of assessments to patient IDs	1.00	1.08

ACTIVITY	Contract
Contract assess and fit appliances (case starts) as a percentage of Area Team case starts	7.5 %

Cumulative percentage of contracted UOA delivered 2019 & 2020



Month	Adjusted Scheduled Activity (UOA)		
	2018	2019	2020
April	254	296	445
May	732	999	1,056
June	1,445	1,691	1,147
July	2,509	2,538	
August	3,259	3,160	
September	3,758	4,359	
October	4,434	5,101	
November	5,295	5,781	
December	6,284	6,564	
January	6,834	7,273	
February	7,727	7,877	
March	8,488	8,497	
April	8,956	8,965	
May	8,956	8,965	
June	8,956	8,965	

QUANTITY METRICS (rolling 12 month period)

	Contract Quantity	Contract Base Number	Contract *	Area Team	Region	England
% of all assessments that were assess and fit appliances (case starts)	363	1,178	30.8%	54.6%	56.9%	58.2%
% of all assessments that were assess and refuse	220	1,178	18.7%	12.4%	12.3%	12.4%
% of all assessments that were assess and review	595	1,178	50.5%	32.9%	30.9%	29.4%
% of case starts with a reported IOTN of 3 and Aesthetic Component of 5 or below	0	363	N/A	0.0%	0.2%	0.1%
% of case starts with a reported IOTN of 3 and Aesthetic Component of 6 or above	1	363	0.3%	4.5%	3.2%	3.9%
% of case starts with a reported IOTN of 4	291	363	80.2%	79.8%	77.6%	77.7%
% of case starts with a reported IOTN of 5	71	363	19.6%	15.0%	17.3%	16.7 %
% of concluded courses in receipt of dual-arch fixed appliances	311	332	93.7%	81.0%	70.7%	72.5%
% of concluded courses where treatment was abandoned or discontinued	14	332	4.2%	10.4%	9.4%	9.1%
% of patients satisfied with the treatment they have received	3	3	100.0%	96.4%	96.3%	95.8%

* Figures in italics indicate that the base number is less than 100.

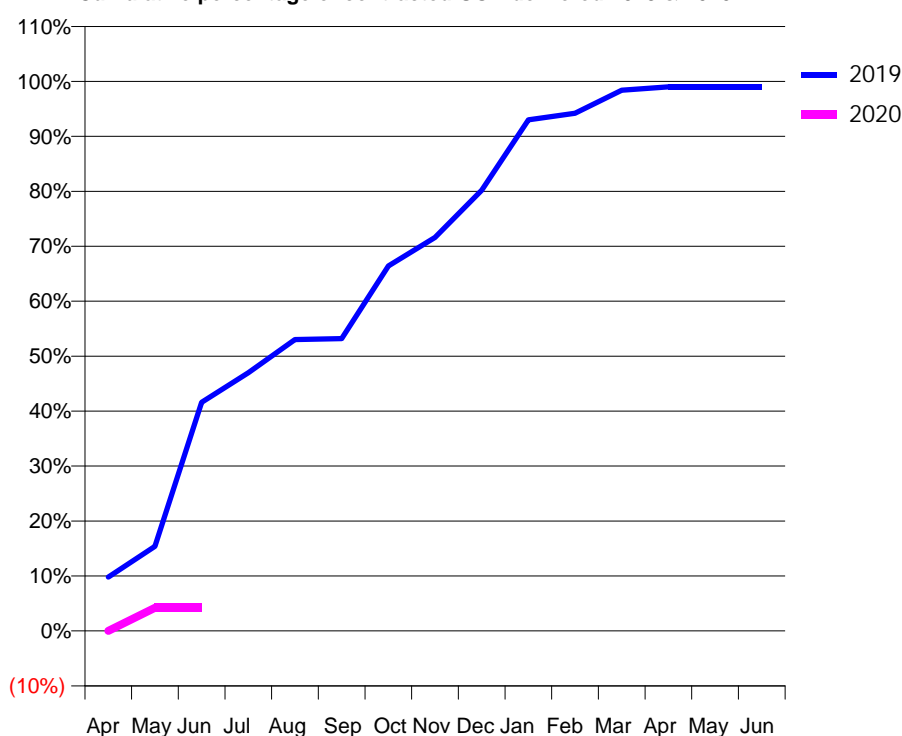
Q65 - Vital Signs Orthodontic At a Glance Contract Report for 836133/0001 - June 2019

Name or company name	Flaxpits Lane Dental Surgery	19/20 Contracted general activity (UDA)	13,500
Contract type name	GDS Contract	Carry forward general activity (UDA)	0
Purpose of contract	General and Orthodontic	19/20 Contracted orthodontic activity (UOA)	500
Contract start date	01/06/2013	Carry forward orthodontic activity (UOA)	0
Contract end date		Baseline contract value	£345,706.76

ACCESS	Contract	England and Wales
24 month ratio of assessments to patient IDs	1.02	1.08

ACTIVITY	Contract
Contract assess and fit appliances (case starts) as a percentage of Area Team case starts	0.3 %

Cumulative percentage of contracted UOA delivered 2019 & 2020



Month	Adjusted Scheduled Activity (UOA)		
	2018	2019	2020
April	0	49	0
May	4	77	21
June	25	208	21
July	52	235	
August	96	265	
September	142	266	
October	184	332	
November	296	358	
December	403	401	
January	445	465	
February	495	471	
March	499	492	
April	500	495	
May	500	495	
June	500	495	

QUANTITY METRICS (rolling 12 month period)

	Contract Quantity	Contract Base Number	Contract *	Area Team	Region	England
% of all assessments that were assess and fit appliances (case starts)	13	48	27.1%	54.6%	56.9%	58.2%
% of all assessments that were assess and refuse	15	48	31.3%	12.4%	12.3%	12.4%
% of all assessments that were assess and review	20	48	41.7%	32.9%	30.9%	29.4%
% of case starts with a reported IOTN of 3 and Aesthetic Component of 5 or below	0	13	<i>N/A</i>	0.0%	0.2%	0.1%
% of case starts with a reported IOTN of 3 and Aesthetic Component of 6 or above	1	13	7.7%	4.5%	3.2%	3.9%
% of case starts with a reported IOTN of 4	11	13	84.6%	79.8%	77.6%	77.7%
% of case starts with a reported IOTN of 5	1	13	7.7%	15.0%	17.3%	16.7 %
% of concluded courses in receipt of dual-arch fixed appliances	1	3	33.3%	81.0%	70.7%	72.5%
% of concluded courses where treatment was abandoned or discontinued	0	3	0.0%	10.4%	9.4%	9.1%
% of patients satisfied with the treatment they have received	2	3	66.7%	96.4%	96.3%	95.8%

* Figures in italics indicate that the base number is less than 100.

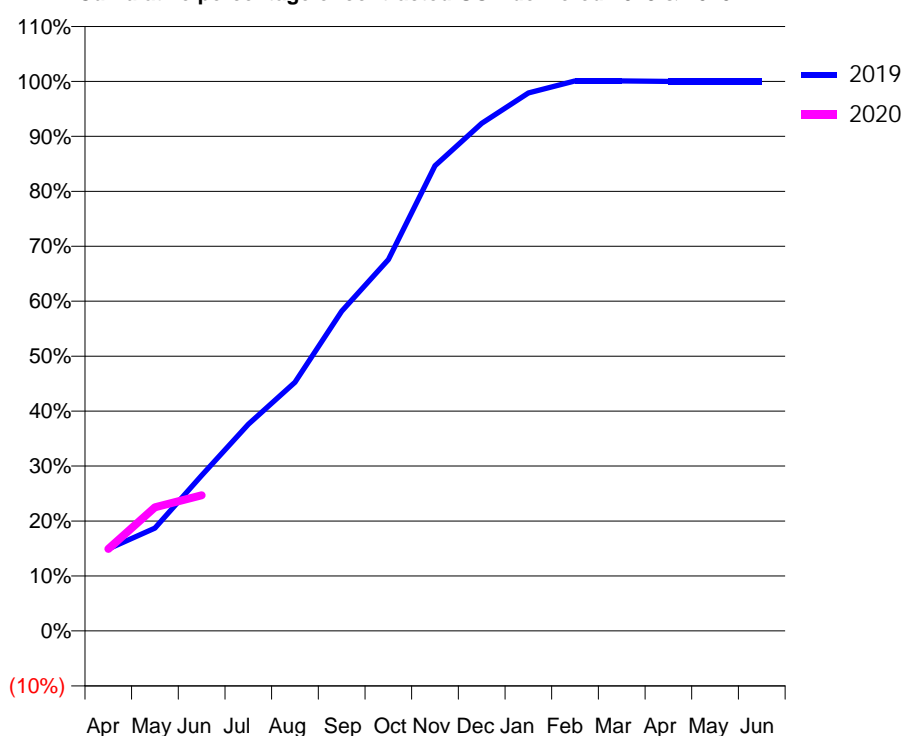
Q65 - Vital Signs Orthodontic At a Glance Contract Report for 913782/0001 - June 2019

Name or company name	MR PJ DRUGAN	19/20 Contracted general activity (UDA)	27,770
Contract type name	GDS Contract	Carry forward general activity (UDA)	0
Purpose of contract	General and Orthodontic	19/20 Contracted orthodontic activity (UOA)	1,138
Contract start date	01/04/2006	Carry forward orthodontic activity (UOA)	0
Contract end date		Baseline contract value	£696,749.35

ACCESS	Contract	England and Wales
24 month ratio of assessments to patient IDs	1.06	1.08

ACTIVITY	Contract
Contract assess and fit appliances (case starts) as a percentage of Area Team case starts	1.1 %

Cumulative percentage of contracted UOA delivered 2019 & 2020



Month	Adjusted Scheduled Activity (UOA)		
	2018	2019	2020
April	42	170	170
May	105	213	256
June	147	322	281
July	279	428	
August	431	515	
September	494	662	
October	621	769	
November	751	963	
December	799	1,051	
January	990	1,114	
February	1,138	1,139	
March	1,138	1,139	
April	1,138	1,138	
May	1,138	1,138	
June	1,138	1,138	

QUANTITY METRICS (rolling 12 month period)

	Contract Quantity	Contract Base Number	Contract *	Area Team	Region	England
% of all assessments that were assess and fit appliances (case starts)	53	76	69.7%	54.6%	56.9%	58.2%
% of all assessments that were assess and refuse	1	76	1.3%	12.4%	12.3%	12.4%
% of all assessments that were assess and review	22	76	28.9%	32.9%	30.9%	29.4%
% of case starts with a reported IOTN of 3 and Aesthetic Component of 5 or below	0	53	<i>N/A</i>	0.0%	0.2%	0.1%
% of case starts with a reported IOTN of 3 and Aesthetic Component of 6 or above	6	53	11.3%	4.5%	3.2%	3.9%
% of case starts with a reported IOTN of 4	40	53	75.5%	79.8%	77.6%	77.7%
% of case starts with a reported IOTN of 5	7	53	13.2%	15.0%	17.3%	16.7 %
% of concluded courses in receipt of dual-arch fixed appliances	45	60	75.0%	81.0%	70.7%	72.5%
% of concluded courses where treatment was abandoned or discontinued	8	60	13.3%	10.4%	9.4%	9.1%
% of patients satisfied with the treatment they have received	0	0	<i>N/A</i>	96.4%	96.3%	95.8%

* Figures in italics indicate that the base number is less than 100.

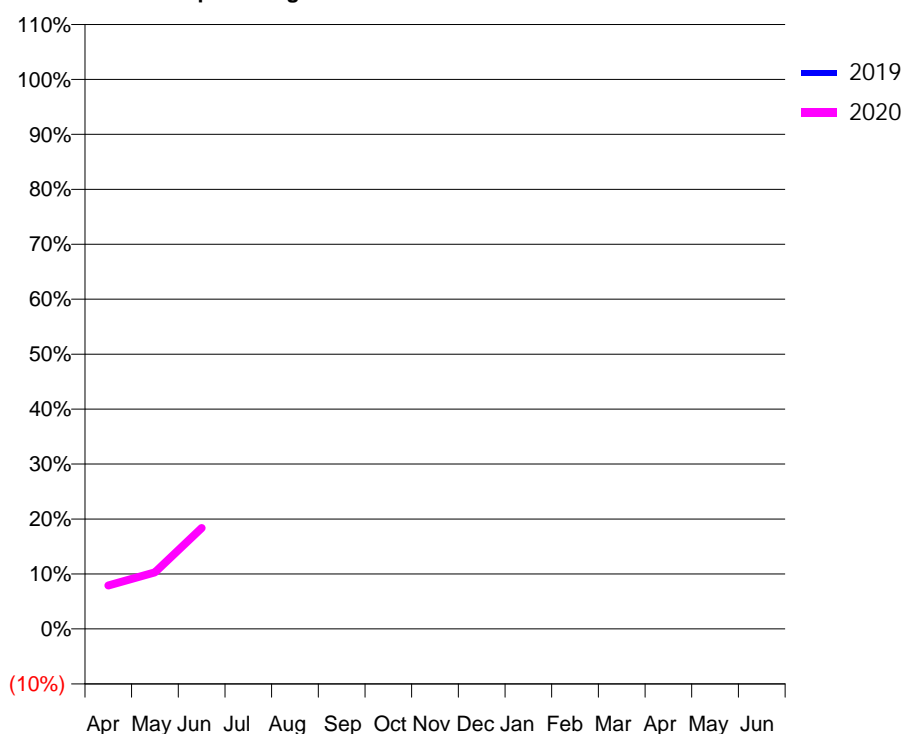
Q66 - Vital Signs Orthodontic At a Glance Contract Report for 101084/0000 - June 2019

Name or company name	Devon Square Orthodontics Ltd	19/20 Contracted general activity (UDA)	0
Contract type name	PDS Contract	Carry forward general activity (UDA)	0
Purpose of contract	Orthodontic	19/20 Contracted orthodontic activity (UOA)	8,476
Contract start date	01/04/2019	Carry forward orthodontic activity (UOA)	0
Contract end date	31/03/2026	Baseline contract value	£1,077,466.33

ACCESS	Contract	England and Wales
24 month ratio of assessments to patient IDs	1.00	1.08

ACTIVITY	Contract
Contract assess and fit appliances (case starts) as a percentage of Area Team case starts	1.5 %

Cumulative percentage of contracted UOA delivered 2019 & 2020



Month	Adjusted Scheduled Activity (UOA)		
	2018	2019	2020
April	0	0	670
May	0	0	874
June	0	0	1,557
July	0	0	
August	0	0	
September	0	0	
October	0	0	
November	0	0	
December	0	0	
January	0	0	
February	0	0	
March	0	0	
April	0	0	
May	0	0	
June	0	0	

QUANTITY METRICS (rolling 12 month period)

	Contract Quantity	Contract Base Number	Contract *	Area Team	Region	England
% of all assessments that were assess and fit appliances (case starts)	71	239	29.7%	53.7%	56.9%	58.2%
% of all assessments that were assess and refuse	41	239	17.2%	13.0%	12.3%	12.4%
% of all assessments that were assess and review	127	239	53.1%	33.4%	30.9%	29.4%
% of case starts with a reported IOTN of 3 and Aesthetic Component of 5 or below	0	71	<i>N/A</i>	0.1%	0.2%	0.1%
% of case starts with a reported IOTN of 3 and Aesthetic Component of 6 or above	1	71	1.4%	2.8%	3.2%	3.9%
% of case starts with a reported IOTN of 4	54	71	76.1%	76.6%	77.6%	77.7%
% of case starts with a reported IOTN of 5	16	71	22.5%	19.5%	17.3%	16.7 %
% of concluded courses in receipt of dual-arch fixed appliances	57	61	93.4%	72.4%	70.7%	72.5%
% of concluded courses where treatment was abandoned or discontinued	0	61	0.0%	12.2%	9.4%	9.1%
% of patients satisfied with the treatment they have received	0	0	<i>N/A</i>	96.8%	96.3%	95.8%

* Figures in italics indicate that the base number is less than 100.

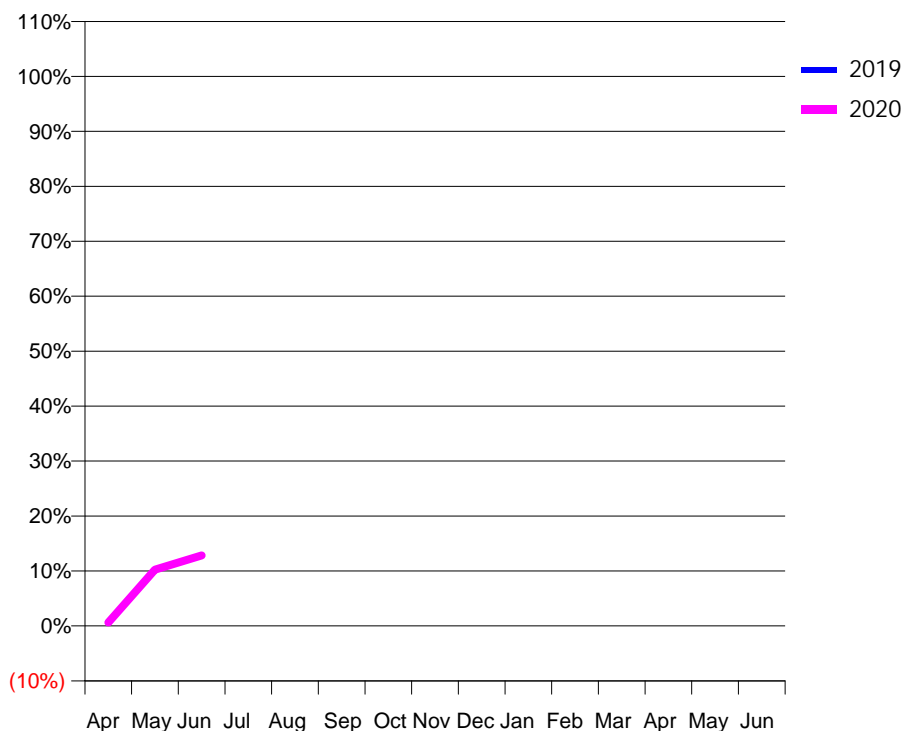
Q66 - Vital Signs Orthodontic At a Glance Contract Report for 101085/0000 - June 2019

Name or company name	Plymouth Orthodontics Ltd	19/20 Contracted general activity (UDA)	0
Contract type name	PDS Contract	Carry forward general activity (UDA)	0
Purpose of contract	Orthodontic	19/20 Contracted orthodontic activity (UOA)	10,496
Contract start date	01/04/2019	Carry forward orthodontic activity (UOA)	0
Contract end date	31/03/2026	Baseline contract value	£589,600.84

ACCESS	Contract	England and Wales
24 month ratio of assessments to patient IDs	1.00	1.08

ACTIVITY	Contract
Contract assess and fit appliances (case starts) as a percentage of Area Team case starts	1.3 %

Cumulative percentage of contracted UOA delivered 2019 & 2020



Month	Adjusted Scheduled Activity (UOA)		
	2018	2019	2020
April	0	0	65
May	0	0	1,075
June	0	0	1,347
July	0	0	
August	0	0	
September	0	0	
October	0	0	
November	0	0	
December	0	0	
January	0	0	
February	0	0	
March	0	0	
April	0	0	
May	0	0	
June	0	0	

QUANTITY METRICS (rolling 12 month period)

	Contract Quantity	Contract Base Number	Contract *	Area Team	Region	England
% of all assessments that were assess and fit appliances (case starts)	61	127	48.0%	53.7%	56.9%	58.2%
% of all assessments that were assess and refuse	8	127	6.3%	13.0%	12.3%	12.4%
% of all assessments that were assess and review	58	127	45.7%	33.4%	30.9%	29.4%
% of case starts with a reported IOTN of 3 and Aesthetic Component of 5 or below	0	61	<i>N/A</i>	0.1%	0.2%	0.1%
% of case starts with a reported IOTN of 3 and Aesthetic Component of 6 or above	1	61	1.6%	2.8%	3.2%	3.9%
% of case starts with a reported IOTN of 4	50	61	82.0%	76.6%	77.6%	77.7%
% of case starts with a reported IOTN of 5	10	61	16.4%	19.5%	17.3%	16.7 %
% of concluded courses in receipt of dual-arch fixed appliances	0	0	<i>N/A</i>	72.4%	70.7%	72.5%
% of concluded courses where treatment was abandoned or discontinued	0	0	<i>N/A</i>	12.2%	9.4%	9.1%
% of patients satisfied with the treatment they have received	0	0	<i>N/A</i>	96.8%	96.3%	95.8%

* Figures in italics indicate that the base number is less than 100.

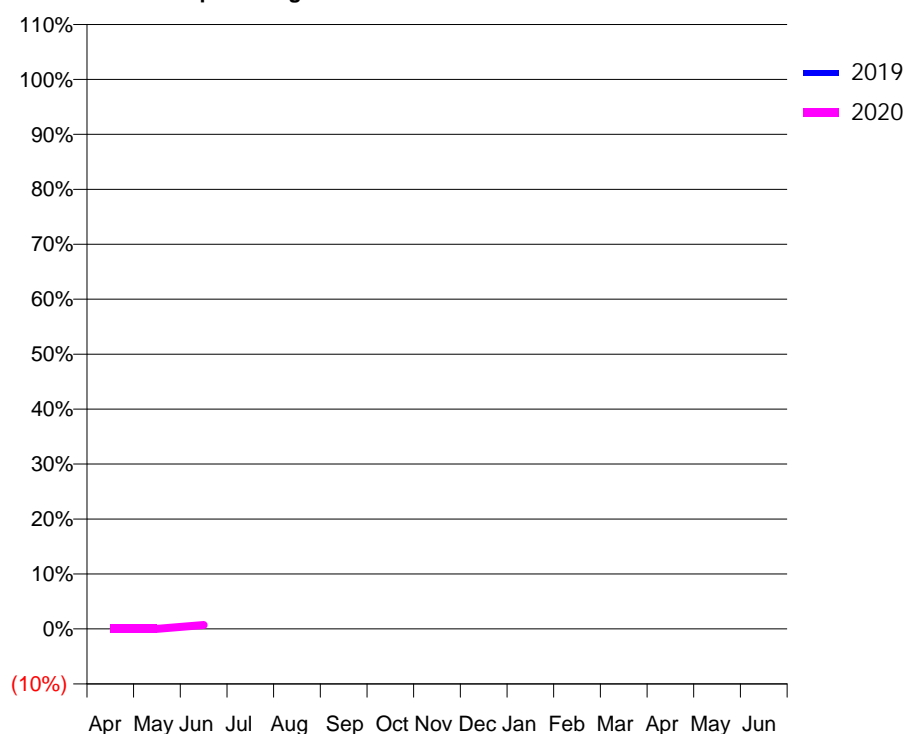
Q66 - Vital Signs Orthodontic At a Glance Contract Report for 101086/0000 - June 2019

Name or company name	The Crescent Specialist Dental Centre	19/20 Contracted general activity (UDA)	0
Contract type name	PDS Contract	Carry forward general activity (UDA)	0
Purpose of contract	Orthodontic	19/20 Contracted orthodontic activity (UOA)	10,496
Contract start date	01/04/2019	Carry forward orthodontic activity (UOA)	0
Contract end date	31/03/2026	Baseline contract value	£611,083.84

ACCESS	Contract	England and Wales
24 month ratio of assessments to patient IDs	1.00	1.08

ACTIVITY	Contract
Contract assess and fit appliances (case starts) as a percentage of Area Team case starts	0.0 %

Cumulative percentage of contracted UOA delivered 2019 & 2020



Month	Adjusted Scheduled Activity (UOA)		
	2018	2019	2020
April	0	0	0
May	0	0	0
June	0	0	74
July	0	0	
August	0	0	
September	0	0	
October	0	0	
November	0	0	
December	0	0	
January	0	0	
February	0	0	
March	0	0	
April	0	0	
May	0	0	
June	0	0	

QUANTITY METRICS (rolling 12 month period)

	Contract Quantity	Contract Base Number	Contract *	Area Team	Region	England
% of all assessments that were assess and fit appliances (case starts)	0	74	0.0%	53.7%	56.9%	58.2%
% of all assessments that were assess and refuse	32	74	43.2%	13.0%	12.3%	12.4%
% of all assessments that were assess and review	42	74	56.8%	33.4%	30.9%	29.4%
% of case starts with a reported IOTN of 3 and Aesthetic Component of 5 or below	0	0	N/A	0.1%	0.2%	0.1%
% of case starts with a reported IOTN of 3 and Aesthetic Component of 6 or above	0	0	N/A	2.8%	3.2%	3.9%
% of case starts with a reported IOTN of 4	0	0	N/A	76.6%	77.6%	77.7%
% of case starts with a reported IOTN of 5	0	0	N/A	19.5%	17.3%	16.7 %
% of concluded courses in receipt of dual-arch fixed appliances	0	0	N/A	72.4%	70.7%	72.5%
% of concluded courses where treatment was abandoned or discontinued	0	0	N/A	12.2%	9.4%	9.1%
% of patients satisfied with the treatment they have received	0	0	N/A	96.8%	96.3%	95.8%

* Figures in italics indicate that the base number is less than 100.

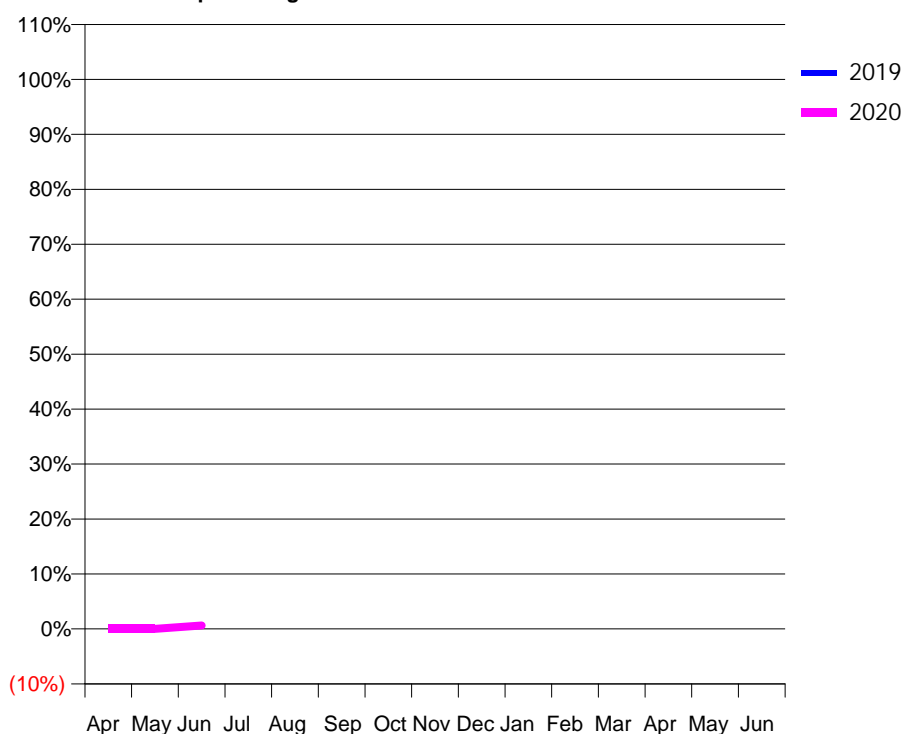
Q66 - Vital Signs Orthodontic At a Glance Contract Report for 101087/0000 - June 2019

Name or company name	River Practice Limited	19/20 Contracted general activity (UDA)	0
Contract type name	PDS Contract	Carry forward general activity (UDA)	0
Purpose of contract	Orthodontic	19/20 Contracted orthodontic activity (UOA)	6,500
Contract start date	01/04/2019	Carry forward orthodontic activity (UOA)	0
Contract end date	31/03/2026	Baseline contract value	£606,612.57

ACCESS	Contract	England and Wales
24 month ratio of assessments to patient IDs	1.00	1.08

ACTIVITY	Contract
Contract assess and fit appliances (case starts) as a percentage of Area Team case starts	0.0 %

Cumulative percentage of contracted UOA delivered 2019 & 2020



Month	Adjusted Scheduled Activity (UOA)		
	2018	2019	2020
April	0	0	0
May	0	0	0
June	0	0	42
July	0	0	
August	0	0	
September	0	0	
October	0	0	
November	0	0	
December	0	0	
January	0	0	
February	0	0	
March	0	0	
April	0	0	
May	0	0	
June	0	0	

QUANTITY METRICS (rolling 12 month period)

	Contract Quantity	Contract Base Number	Contract *	Area Team	Region	England
% of all assessments that were assess and fit appliances (case starts)	2	2	100.0%	53.7%	56.9%	58.2%
% of all assessments that were assess and refuse	0	2	0.0%	13.0%	12.3%	12.4%
% of all assessments that were assess and review	0	2	0.0%	33.4%	30.9%	29.4%
% of case starts with a reported IOTN of 3 and Aesthetic Component of 5 or below	0	2	N/A	0.1%	0.2%	0.1%
% of case starts with a reported IOTN of 3 and Aesthetic Component of 6 or above	0	2	N/A	2.8%	3.2%	3.9%
% of case starts with a reported IOTN of 4	1	2	50.0%	76.6%	77.6%	77.7%
% of case starts with a reported IOTN of 5	1	2	50.0%	19.5%	17.3%	16.7 %
% of concluded courses in receipt of dual-arch fixed appliances	0	0	N/A	72.4%	70.7%	72.5%
% of concluded courses where treatment was abandoned or discontinued	0	0	N/A	12.2%	9.4%	9.1%
% of patients satisfied with the treatment they have received	0	0	N/A	96.8%	96.3%	95.8%

* Figures in italics indicate that the base number is less than 100.

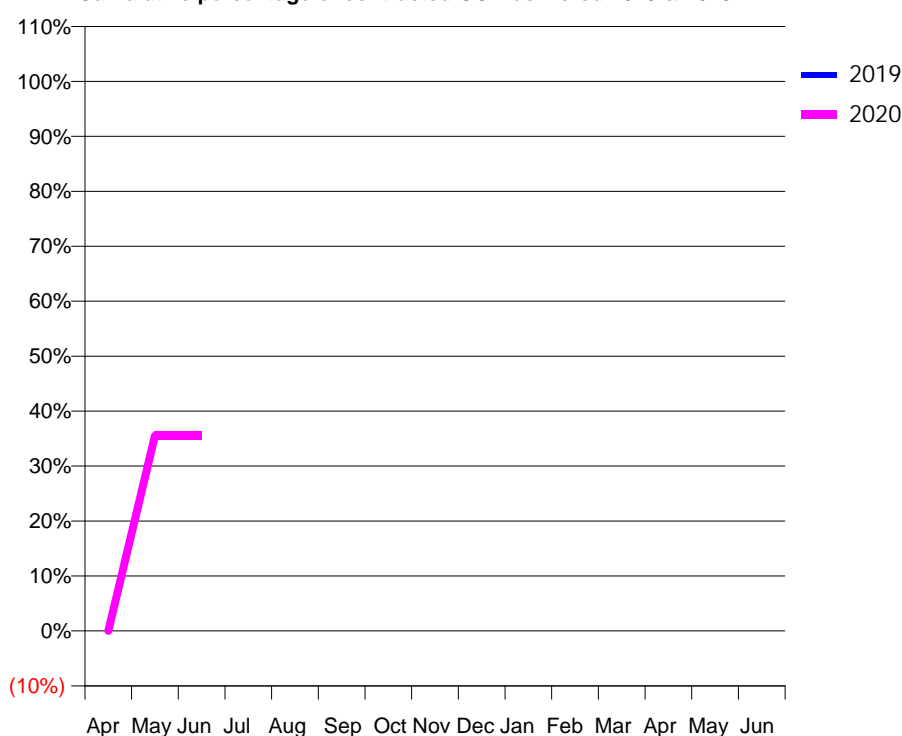
Q66 - Vital Signs Orthodontic At a Glance Contract Report for 101088/0000 - June 2019

Name or company name	Exeter Orthodontic Practice	19/20 Contracted general activity (UDA)	0
Contract type name	PDS Contract	Carry forward general activity (UDA)	0
Purpose of contract	Orthodontic	19/20 Contracted orthodontic activity (UOA)	13,129
Contract start date	01/04/2019	Carry forward orthodontic activity (UOA)	0
Contract end date	31/03/2026	Baseline contract value	£1,071,183.67

ACCESS	Contract	England and Wales
24 month ratio of assessments to patient IDs	1.00	1.08

ACTIVITY	Contract
Contract assess and fit appliances (case starts) as a percentage of Area Team case starts	4.5 %

Cumulative percentage of contracted UOA delivered 2019 & 2020



Month	Adjusted Scheduled Activity (UOA)		
	2018	2019	2020
April	0	0	0
May	0	0	4,663
June	0	0	4,663
July	0	0	
August	0	0	
September	0	0	
October	0	0	
November	0	0	
December	0	0	
January	0	0	
February	0	0	
March	0	0	
April	0	0	
May	0	0	
June	0	0	

QUANTITY METRICS (rolling 12 month period)

	Contract Quantity	Contract Base Number	Contract *	Area Team	Region	England
% of all assessments that were assess and fit appliances (case starts)	213	420	50.7%	53.7%	56.9%	58.2%
% of all assessments that were assess and refuse	47	420	11.2%	13.0%	12.3%	12.4%
% of all assessments that were assess and review	160	420	38.1%	33.4%	30.9%	29.4%
% of case starts with a reported IOTN of 3 and Aesthetic Component of 5 or below	0	213	N/A	0.1%	0.2%	0.1%
% of case starts with a reported IOTN of 3 and Aesthetic Component of 6 or above	3	213	1.4%	2.8%	3.2%	3.9%
% of case starts with a reported IOTN of 4	171	213	80.3%	76.6%	77.6%	77.7%
% of case starts with a reported IOTN of 5	38	213	17.8%	19.5%	17.3%	16.7 %
% of concluded courses in receipt of dual-arch fixed appliances	79	83	95.2%	72.4%	70.7%	72.5%
% of concluded courses where treatment was abandoned or discontinued	0	83	0.0%	12.2%	9.4%	9.1%
% of patients satisfied with the treatment they have received	0	0	N/A	96.8%	96.3%	95.8%

* Figures in italics indicate that the base number is less than 100.

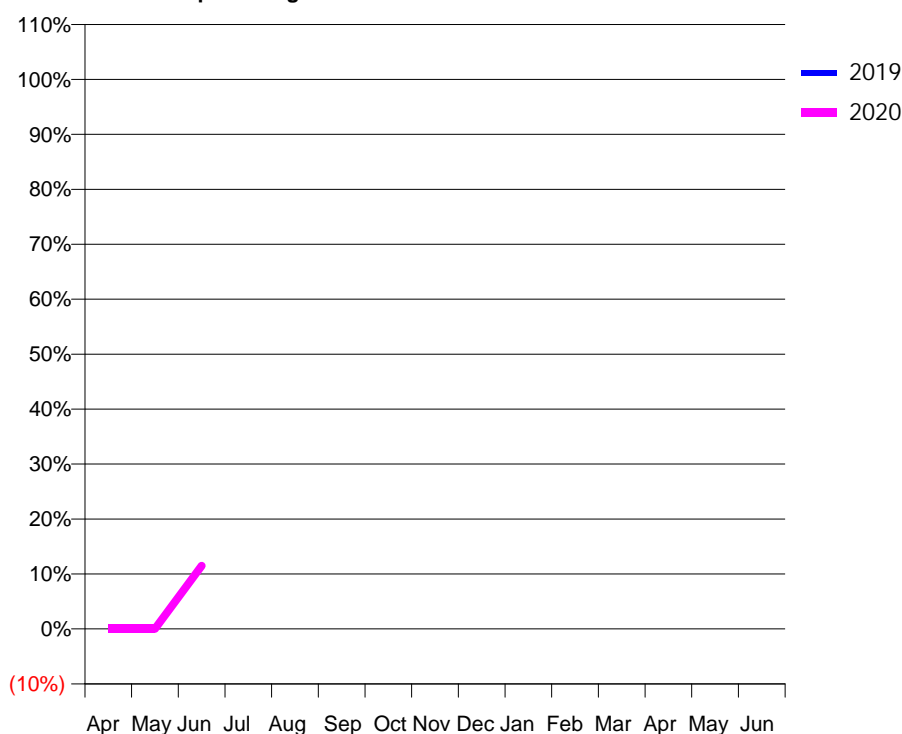
Q66 - Vital Signs Orthodontic At a Glance Contract Report for 101089/0000 - June 2019

Name or company name	Exeter Orthodontic Practice	19/20 Contracted general activity (UDA)	0
Contract type name	PDS Contract	Carry forward general activity (UDA)	0
Purpose of contract	Orthodontic	19/20 Contracted orthodontic activity (UOA)	11,160
Contract start date	01/04/2019	Carry forward orthodontic activity (UOA)	0
Contract end date	31/03/2026	Baseline contract value	£626,892.57

ACCESS	Contract	England and Wales
24 month ratio of assessments to patient IDs	1.00	1.08

ACTIVITY	Contract
Contract assess and fit appliances (case starts) as a percentage of Area Team case starts	1.2 %

Cumulative percentage of contracted UOA delivered 2019 & 2020



Month	Adjusted Scheduled Activity (UOA)		
	2018	2019	2020
April	0	0	0
May	0	0	0
June	0	0	1,282
July	0	0	
August	0	0	
September	0	0	
October	0	0	
November	0	0	
December	0	0	
January	0	0	
February	0	0	
March	0	0	
April	0	0	
May	0	0	
June	0	0	

QUANTITY METRICS (rolling 12 month period)

	Contract Quantity	Contract Base Number	Contract *	Area Team	Region	England
% of all assessments that were assess and fit appliances (case starts)	57	159	35.8%	53.7%	56.9%	58.2%
% of all assessments that were assess and refuse	25	159	15.7%	13.0%	12.3%	12.4%
% of all assessments that were assess and review	77	159	48.4%	33.4%	30.9%	29.4%
% of case starts with a reported IOTN of 3 and Aesthetic Component of 5 or below	0	57	<i>N/A</i>	0.1%	0.2%	0.1%
% of case starts with a reported IOTN of 3 and Aesthetic Component of 6 or above	0	57	<i>N/A</i>	2.8%	3.2%	3.9%
% of case starts with a reported IOTN of 4	48	57	84.2%	76.6%	77.6%	77.7%
% of case starts with a reported IOTN of 5	9	57	15.8%	19.5%	17.3%	16.7 %
% of concluded courses in receipt of dual-arch fixed appliances	25	25	100.0%	72.4%	70.7%	72.5%
% of concluded courses where treatment was abandoned or discontinued	0	25	0.0%	12.2%	9.4%	9.1%
% of patients satisfied with the treatment they have received	0	0	<i>N/A</i>	96.8%	96.3%	95.8%

* Figures in italics indicate that the base number is less than 100.

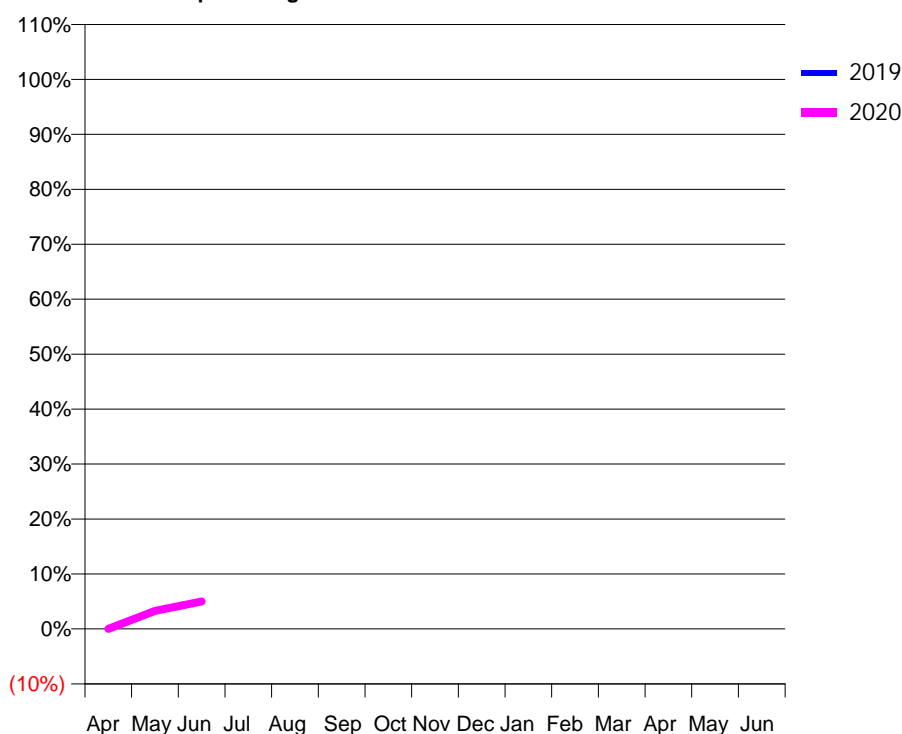
Q66 - Vital Signs Orthodontic At a Glance Contract Report for 101091/0000 - June 2019

Name or company name	Ansa Usman Limited	19/20 Contracted general activity (UDA)	0
Contract type name	PDS Contract	Carry forward general activity (UDA)	0
Purpose of contract	Orthodontic	19/20 Contracted orthodontic activity (UOA)	8,805
Contract start date	01/04/2019	Carry forward orthodontic activity (UOA)	0
Contract end date	31/03/2026	Baseline contract value	£651,031.69

ACCESS	Contract	England and Wales
24 month ratio of assessments to patient IDs	1.00	1.08

ACTIVITY	Contract
Contract assess and fit appliances (case starts) as a percentage of Area Team case starts	0.4 %

Cumulative percentage of contracted UOA delivered 2019 & 2020



Month	Adjusted Scheduled Activity (UOA)		
	2018	2019	2020
April	0	0	0
May	0	0	290
June	0	0	441
July	0	0	
August	0	0	
September	0	0	
October	0	0	
November	0	0	
December	0	0	
January	0	0	
February	0	0	
March	0	0	
April	0	0	
May	0	0	
June	0	0	

QUANTITY METRICS (rolling 12 month period)

	Contract Quantity	Contract Base Number	Contract *	Area Team	Region	England
% of all assessments that were assess and fit appliances (case starts)	17	118	14.4%	53.7%	56.9%	58.2%
% of all assessments that were assess and refuse	52	118	44.1%	13.0%	12.3%	12.4%
% of all assessments that were assess and review	49	118	41.5%	33.4%	30.9%	29.4%
% of case starts with a reported IOTN of 3 and Aesthetic Component of 5 or below	0	17	<i>N/A</i>	0.1%	0.2%	0.1%
% of case starts with a reported IOTN of 3 and Aesthetic Component of 6 or above	0	17	<i>N/A</i>	2.8%	3.2%	3.9%
% of case starts with a reported IOTN of 4	15	17	88.2%	76.6%	77.6%	77.7%
% of case starts with a reported IOTN of 5	1	17	5.9%	19.5%	17.3%	16.7 %
% of concluded courses in receipt of dual-arch fixed appliances	0	22	<i>N/A</i>	72.4%	70.7%	72.5%
% of concluded courses where treatment was abandoned or discontinued	3	22	13.6%	12.2%	9.4%	9.1%
% of patients satisfied with the treatment they have received	0	0	<i>N/A</i>	96.8%	96.3%	95.8%

* Figures in italics indicate that the base number is less than 100.

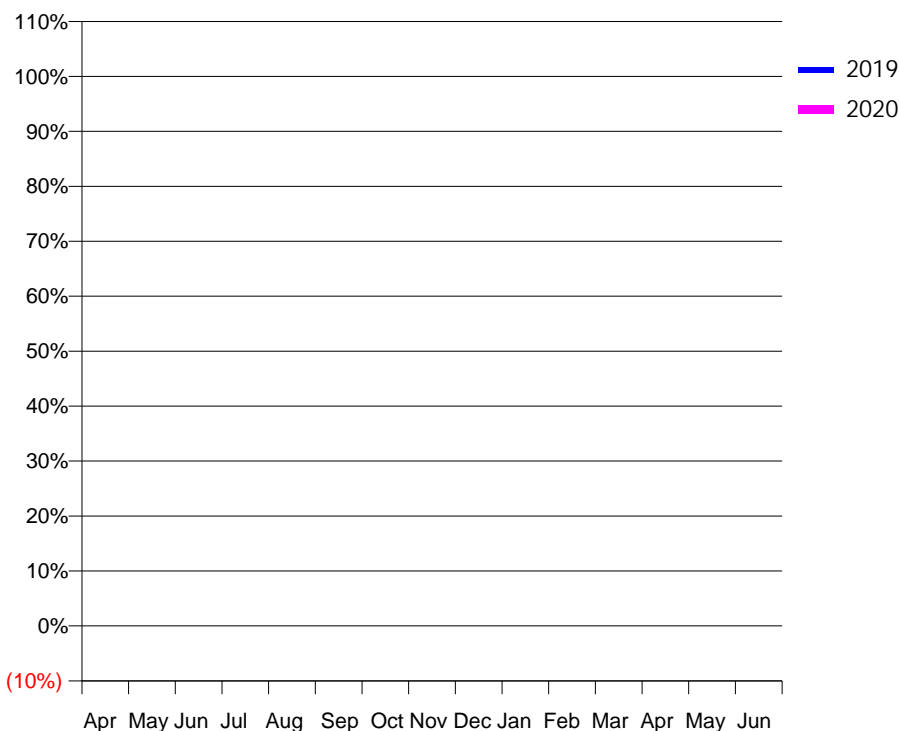
Q66 - Vital Signs Orthodontic At a Glance Contract Report for 101098/0000 - June 2019

Name or company name	Plymouth Orthodontics Ltd	19/20 Contracted general activity (UDA)	0
Contract type name	PDS Contract	Carry forward general activity (UDA)	0
Purpose of contract	Orthodontic	19/20 Contracted orthodontic activity (UOA)	0
Contract start date	01/04/2019	Carry forward orthodontic activity (UOA)	0
Contract end date	31/03/2022	Baseline contract value	£132,153.00

ACCESS	Contract	England and Wales
24 month ratio of assessments to patient IDs	1.00	1.08

ACTIVITY	Contract
Contract assess and fit appliances (case starts) as a percentage of Area Team case starts	0.0 %

Cumulative percentage of contracted UOA delivered 2019 & 2020



Month	Adjusted Scheduled Activity (UOA)		
	2018	2019	2020
April	0	0	0
May	0	0	1
June	0	0	1
July	0	0	
August	0	0	
September	0	0	
October	0	0	
November	0	0	
December	0	0	
January	0	0	
February	0	0	
March	0	0	
April	0	0	
May	0	0	
June	0	0	

QUANTITY METRICS (rolling 12 month period)

	Contract Quantity	Contract Base Number	Contract *	Area Team	Region	England
% of all assessments that were assess and fit appliances (case starts)	0	1	0.0%	53.7%	56.9%	58.2%
% of all assessments that were assess and refuse	0	1	0.0%	13.0%	12.3%	12.4%
% of all assessments that were assess and review	1	1	100.0%	33.4%	30.9%	29.4%
% of case starts with a reported IOTN of 3 and Aesthetic Component of 5 or below	0	0	N/A	0.1%	0.2%	0.1%
% of case starts with a reported IOTN of 3 and Aesthetic Component of 6 or above	0	0	N/A	2.8%	3.2%	3.9%
% of case starts with a reported IOTN of 4	0	0	N/A	76.6%	77.6%	77.7%
% of case starts with a reported IOTN of 5	0	0	N/A	19.5%	17.3%	16.7 %
% of concluded courses in receipt of dual-arch fixed appliances	36	42	85.7%	72.4%	70.7%	72.5%
% of concluded courses where treatment was abandoned or discontinued	4	42	9.5%	12.2%	9.4%	9.1%
% of patients satisfied with the treatment they have received	0	0	N/A	96.8%	96.3%	95.8%

* Figures in italics indicate that the base number is less than 100.

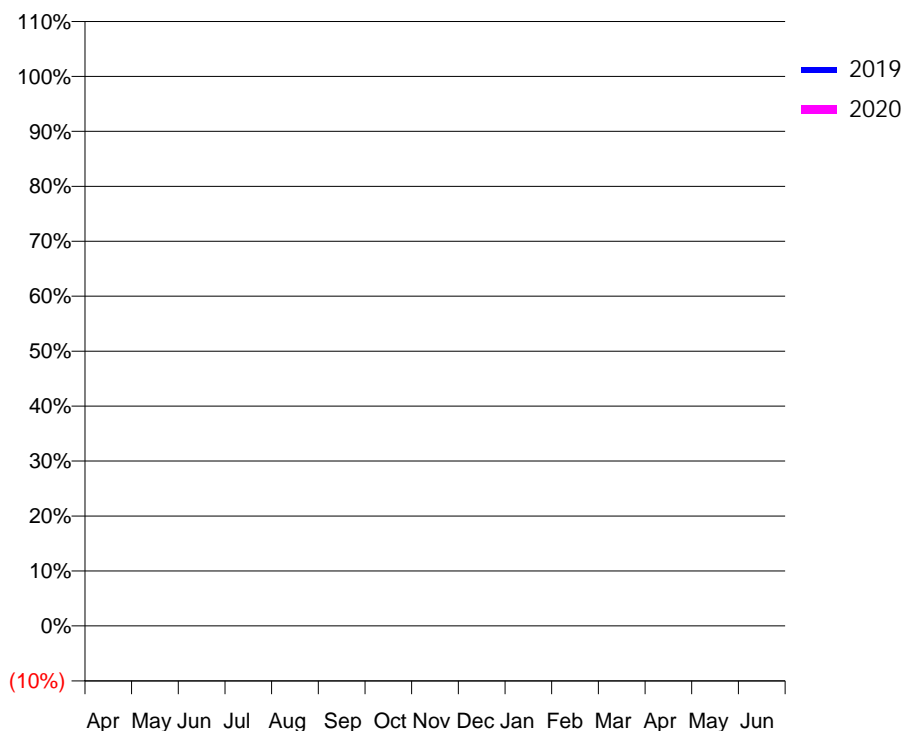
Q66 - Vital Signs Orthodontic At a Glance Contract Report for 101099/0000 - June 2019

Name or company name	The Crescent Specialist Dental Centre	19/20 Contracted general activity (UDA)	0
Contract type name	PDS Contract	Carry forward general activity (UDA)	0
Purpose of contract	Orthodontic	19/20 Contracted orthodontic activity (UOA)	0
Contract start date	01/04/2019	Carry forward orthodontic activity (UOA)	0
Contract end date	31/03/2022	Baseline contract value	£991,519.00

ACCESS	Contract	England and Wales
24 month ratio of assessments to patient IDs	1.00	1.08

ACTIVITY	Contract
Contract assess and fit appliances (case starts) as a percentage of Area Team case starts	0.0 %

Cumulative percentage of contracted UOA delivered 2019 & 2020



Month	Adjusted Scheduled Activity (UOA)		
	2018	2019	2020
April	0	0	0
May	0	0	0
June	0	0	1
July	0	0	
August	0	0	
September	0	0	
October	0	0	
November	0	0	
December	0	0	
January	0	0	
February	0	0	
March	0	0	
April	0	0	
May	0	0	
June	0	0	

QUANTITY METRICS (rolling 12 month period)

	Contract Quantity	Contract Base Number	Contract *	Area Team	Region	England
% of all assessments that were assess and fit appliances (case starts)	0	1	0.0%	53.7%	56.9%	58.2%
% of all assessments that were assess and refuse	0	1	0.0%	13.0%	12.3%	12.4%
% of all assessments that were assess and review	1	1	100.0%	33.4%	30.9%	29.4%
% of case starts with a reported IOTN of 3 and Aesthetic Component of 5 or below	0	0	N/A	0.1%	0.2%	0.1%
% of case starts with a reported IOTN of 3 and Aesthetic Component of 6 or above	0	0	N/A	2.8%	3.2%	3.9%
% of case starts with a reported IOTN of 4	0	0	N/A	76.6%	77.6%	77.7%
% of case starts with a reported IOTN of 5	0	0	N/A	19.5%	17.3%	16.7 %
% of concluded courses in receipt of dual-arch fixed appliances	0	0	N/A	72.4%	70.7%	72.5%
% of concluded courses where treatment was abandoned or discontinued	0	0	N/A	12.2%	9.4%	9.1%
% of patients satisfied with the treatment they have received	0	0	N/A	96.8%	96.3%	95.8%

* Figures in italics indicate that the base number is less than 100.

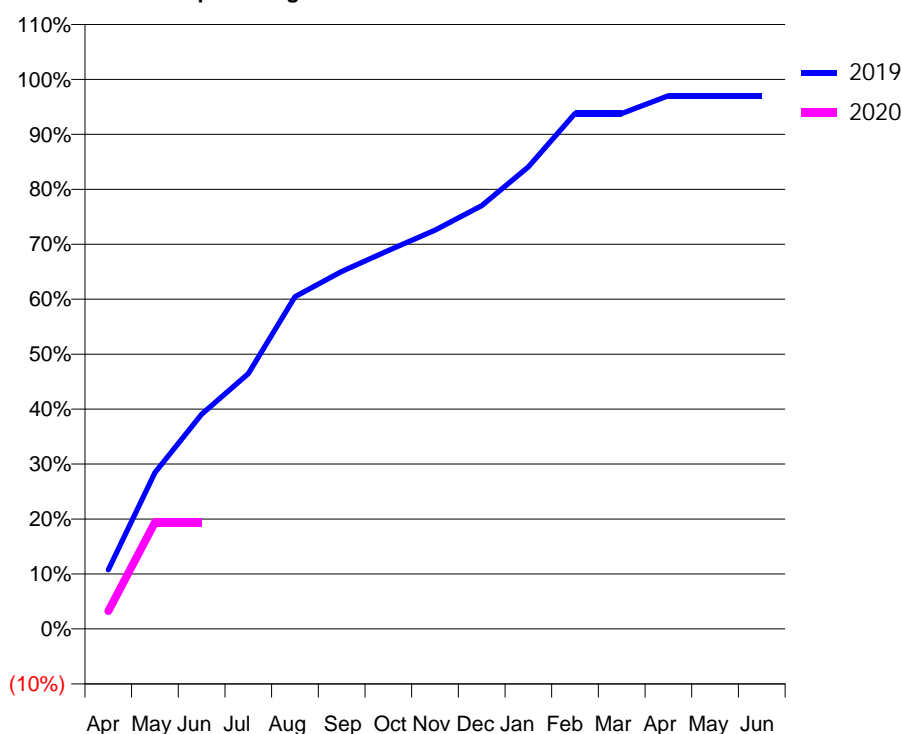
Q66 - Vital Signs Orthodontic At a Glance Contract Report for 116106/0001 - June 2019

Name or company name	Ward Dental Ltd	19/20 Contracted general activity (UDA)	1,378
Contract type name	GDS Contract	Carry forward general activity (UDA)	0
Purpose of contract	General and Orthodontic	19/20 Contracted orthodontic activity (UOA)	650
Contract start date	01/06/2007	Carry forward orthodontic activity (UOA)	0
Contract end date		Baseline contract value	£82,524.67

ACCESS	Contract	England and Wales
24 month ratio of assessments to patient IDs	1.14	1.08

ACTIVITY	Contract
Contract assess and fit appliances (case starts) as a percentage of Area Team case starts	0.5 %

Cumulative percentage of contracted UOA delivered 2019 & 2020



Month	Adjusted Scheduled Activity (UOA)		
	2018	2019	2020
April	52	70	21
May	104	185	126
June	191	254	126
July	217	302	
August	243	393	
September	267	423	
October	449	448	
November	520	472	
December	584	501	
January	585	547	
February	627	610	
March	649	610	
April	650	631	
May	650	631	
June	650	631	

QUANTITY METRICS (rolling 12 month period)

	Contract Quantity	Contract Base Number	Contract *	Area Team	Region	England
% of all assessments that were assess and fit appliances (case starts)	22	61	36.1%	53.7%	56.9%	58.2%
% of all assessments that were assess and refuse	11	61	18.0%	13.0%	12.3%	12.4%
% of all assessments that were assess and review	28	61	45.9%	33.4%	30.9%	29.4%
% of case starts with a reported IOTN of 3 and Aesthetic Component of 5 or below	0	22	N/A	0.1%	0.2%	0.1%
% of case starts with a reported IOTN of 3 and Aesthetic Component of 6 or above	1	22	4.5%	2.8%	3.2%	3.9%
% of case starts with a reported IOTN of 4	15	22	68.2%	76.6%	77.6%	77.7%
% of case starts with a reported IOTN of 5	6	22	27.3%	19.5%	17.3%	16.7 %
% of concluded courses in receipt of dual-arch fixed appliances	18	27	66.7%	72.4%	70.7%	72.5%
% of concluded courses where treatment was abandoned or discontinued	2	27	7.4%	12.2%	9.4%	9.1%
% of patients satisfied with the treatment they have received	0	0	N/A	96.8%	96.3%	95.8%

* Figures in italics indicate that the base number is less than 100.

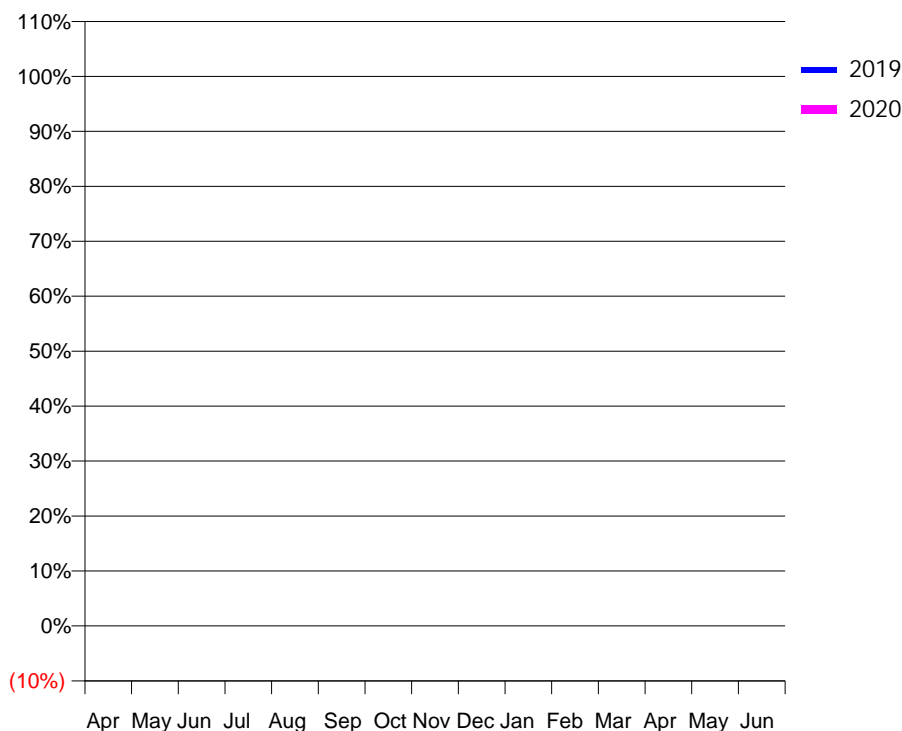
Q66 - Vital Signs Orthodontic At a Glance Contract Report for 136212/0001 - June 2019

Name or company name	PCH Dental CIC	19/20 Contracted general activity (UDA)	46,000
Contract type name	PDS Contract	Carry forward general activity (UDA)	0
Purpose of contract	General	19/20 Contracted orthodontic activity (UOA)	0
Contract start date	01/04/2013	Carry forward orthodontic activity (UOA)	0
Contract end date	31/03/2021	Baseline contract value	£6,797,515.88

ACCESS	Contract	England and Wales
24 month ratio of assessments to patient IDs	1.01	1.08

ACTIVITY	Contract
Contract assess and fit appliances (case starts) as a percentage of Area Team case starts	4.4 %

Cumulative percentage of contracted UOA delivered 2019 & 2020



Month	Adjusted Scheduled Activity (UOA)		
	2018	2019	2020
April	342	45	7
May	864	213	155
June	1,070	403	197
July	1,529	828	
August	2,147	1,209	
September	2,682	1,672	
October	3,105	2,493	
November	3,603	2,893	
December	4,056	3,292	
January	4,422	3,635	
February	4,422	4,184	
March	4,422	4,394	
April	4,485	4,563	
May	4,507	4,563	
June	4,509	4,563	

QUANTITY METRICS (rolling 12 month period)

	Contract Quantity	Contract Base Number	Contract *	Area Team	Region	England
% of all assessments that were assess and fit appliances (case starts)	207	234	88.5%	53.7%	56.9%	58.2%
% of all assessments that were assess and refuse	19	234	8.1%	13.0%	12.3%	12.4%
% of all assessments that were assess and review	8	234	3.4%	33.4%	30.9%	29.4%
% of case starts with a reported IOTN of 3 and Aesthetic Component of 5 or below	0	207	N/A	0.1%	0.2%	0.1%
% of case starts with a reported IOTN of 3 and Aesthetic Component of 6 or above	12	207	5.8%	2.8%	3.2%	3.9%
% of case starts with a reported IOTN of 4	181	207	87.4%	76.6%	77.6%	77.7%
% of case starts with a reported IOTN of 5	14	207	6.8%	19.5%	17.3%	16.7 %
% of concluded courses in receipt of dual-arch fixed appliances	3	137	2.2%	72.4%	70.7%	72.5%
% of concluded courses where treatment was abandoned or discontinued	6	137	4.4%	12.2%	9.4%	9.1%
% of patients satisfied with the treatment they have received	2	2	100.0%	96.8%	96.3%	95.8%

* Figures in italics indicate that the base number is less than 100.

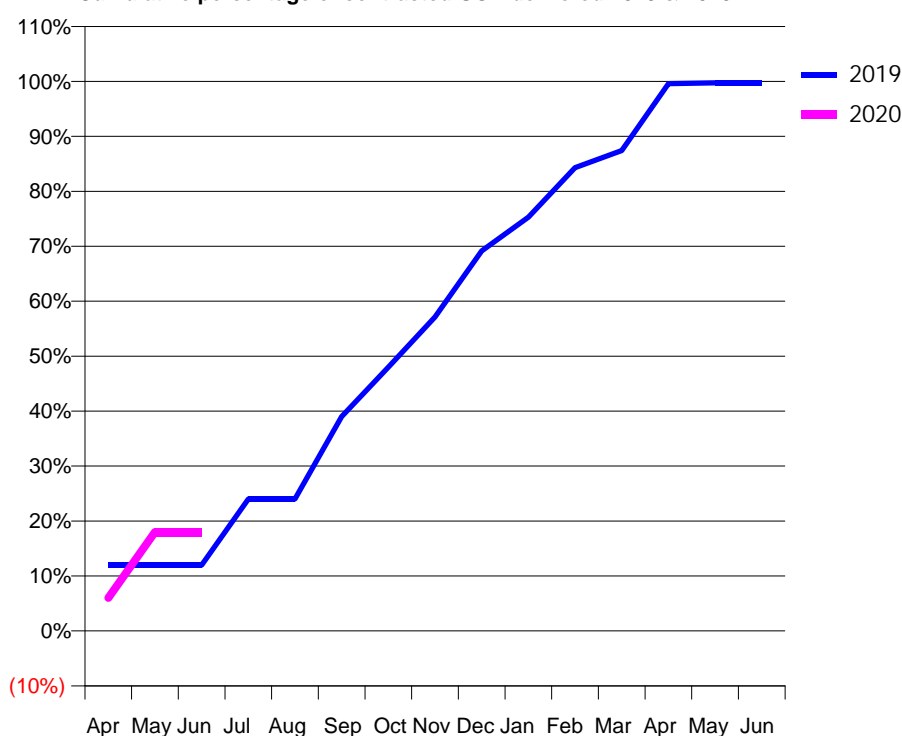
Q66 - Vital Signs Orthodontic At a Glance Contract Report for 141461/0001 - June 2019

Name or company name	Queen Annes Dental Practice Limited	19/20 Contracted general activity (UDA)	14,575
Contract type name	GDS Contract	Carry forward general activity (UDA)	0
Purpose of contract	General and Orthodontic	19/20 Contracted orthodontic activity (UOA)	700
Contract start date	01/10/2007	Carry forward orthodontic activity (UOA)	0
Contract end date		Baseline contract value	£452,705.84

ACCESS	Contract	England and Wales
24 month ratio of assessments to patient IDs	1.03	1.08

ACTIVITY	Contract
Contract assess and fit appliances (case starts) as a percentage of Area Team case starts	0.8 %

Cumulative percentage of contracted UOA delivered 2019 & 2020



Month	Adjusted Scheduled Activity (UOA)		
	2018	2019	2020
April	22	84	42
May	64	84	126
June	108	84	126
July	194	168	
August	281	168	
September	324	273	
October	346	336	
November	409	400	
December	472	484	
January	472	527	
February	493	590	
March	662	612	
April	745	697	
May	766	698	
June	766	698	

QUANTITY METRICS (rolling 12 month period)

	Contract Quantity	Contract Base Number	Contract *	Area Team	Region	England
% of all assessments that were assess and fit appliances (case starts)	36	43	83.7%	53.7%	56.9%	58.2%
% of all assessments that were assess and refuse	4	43	9.3%	13.0%	12.3%	12.4%
% of all assessments that were assess and review	3	43	7.0%	33.4%	30.9%	29.4%
% of case starts with a reported IOTN of 3 and Aesthetic Component of 5 or below	0	36	<i>N/A</i>	0.1%	0.2%	0.1%
% of case starts with a reported IOTN of 3 and Aesthetic Component of 6 or above	2	36	5.6%	2.8%	3.2%	3.9%
% of case starts with a reported IOTN of 4	31	36	86.1%	76.6%	77.6%	77.7%
% of case starts with a reported IOTN of 5	2	36	5.6%	19.5%	17.3%	16.7 %
% of concluded courses in receipt of dual-arch fixed appliances	7	8	87.5%	72.4%	70.7%	72.5%
% of concluded courses where treatment was abandoned or discontinued	0	8	0.0%	12.2%	9.4%	9.1%
% of patients satisfied with the treatment they have received	0	0	<i>N/A</i>	96.8%	96.3%	95.8%

* Figures in italics indicate that the base number is less than 100.

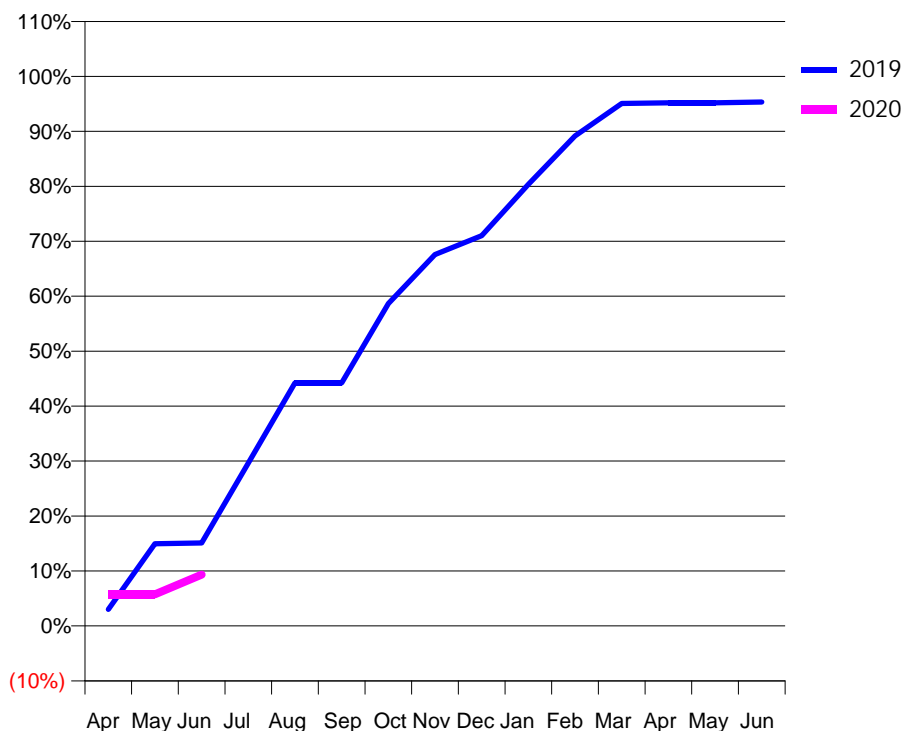
Q66 - Vital Signs Orthodontic At a Glance Contract Report for 177091/0002 - June 2019

Name or company name	Highland Dental Care Ltd	19/20 Contracted general activity (UDA)	0
Contract type name	GDS Contract	Carry forward general activity (UDA)	0
Purpose of contract	Orthodontic	19/20 Contracted orthodontic activity (UOA)	728
Contract start date	01/08/2007	Carry forward orthodontic activity (UOA)	0
Contract end date		Baseline contract value	£48,861.55

ACCESS	Contract	England and Wales
24 month ratio of assessments to patient IDs	1.03	1.08

ACTIVITY	Contract
Contract assess and fit appliances (case starts) as a percentage of Area Team case starts	0.7 %

Cumulative percentage of contracted UOA delivered 2019 & 2020



Month	Adjusted Scheduled Activity (UOA)		
	2018	2019	2020
April	1	22	42
May	134	109	42
June	180	110	68
July	308	216	
August	309	322	
September	353	322	
October	458	427	
November	460	492	
December	565	517	
January	629	585	
February	651	649	
March	714	692	
April	735	693	
May	735	693	
June	736	694	

QUANTITY METRICS (rolling 12 month period)

	Contract Quantity	Contract Base Number	Contract *	Area Team	Region	England
% of all assessments that were assess and fit appliances (case starts)	33	49	67.3%	53.7%	56.9%	58.2%
% of all assessments that were assess and refuse	8	49	16.3%	13.0%	12.3%	12.4%
% of all assessments that were assess and review	8	49	16.3%	33.4%	30.9%	29.4%
% of case starts with a reported IOTN of 3 and Aesthetic Component of 5 or below	0	33	<i>N/A</i>	0.1%	0.2%	0.1%
% of case starts with a reported IOTN of 3 and Aesthetic Component of 6 or above	0	33	<i>N/A</i>	2.8%	3.2%	3.9%
% of case starts with a reported IOTN of 4	26	33	78.8%	76.6%	77.6%	77.7%
% of case starts with a reported IOTN of 5	6	33	18.2%	19.5%	17.3%	16.7 %
% of concluded courses in receipt of dual-arch fixed appliances	5	17	29.4%	72.4%	70.7%	72.5%
% of concluded courses where treatment was abandoned or discontinued	3	17	17.6%	12.2%	9.4%	9.1%
% of patients satisfied with the treatment they have received	0	0	<i>N/A</i>	96.8%	96.3%	95.8%

* Figures in italics indicate that the base number is less than 100.

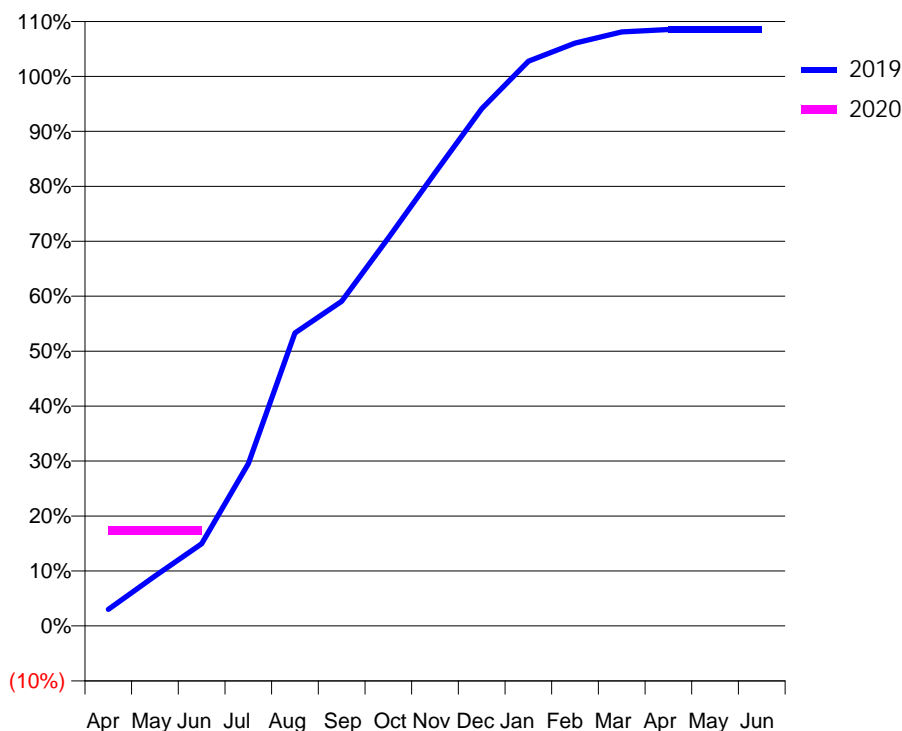
Q66 - Vital Signs Orthodontic At a Glance Contract Report for 324205/0001 - June 2019

Name or company name	MR DK BURGESS	19/20 Contracted general activity (UDA)	2,137
Contract type name	GDS Contract	Carry forward general activity (UDA)	0
Purpose of contract	General and Orthodontic	19/20 Contracted orthodontic activity (UOA)	121
Contract start date	01/04/2006	Carry forward orthodontic activity (UOA)	0
Contract end date		Baseline contract value	£61,198.19

ACCESS	Contract	England and Wales
24 month ratio of assessments to patient IDs	1.02	1.08

ACTIVITY	Contract
Contract assess and fit appliances (case starts) as a percentage of Area Team case starts	0.7 %

Cumulative percentage of contracted UOA delivered 2019 & 2020



Month	Adjusted Scheduled Activity (UOA)		
	2018	2019	2020
April	40	22	21
May	230	66	21
June	273	109	21
July	338	215	
August	466	388	
September	594	430	
October	597	514	
November	641	600	
December	641	685	
January	688	748	
February	692	772	
March	737	787	
April	740	790	
May	740	790	
June	741	790	

QUANTITY METRICS (rolling 12 month period)

	Contract Quantity	Contract Base Number	Contract *	Area Team	Region	England
% of all assessments that were assess and fit appliances (case starts)	32	74	43.2%	53.7%	56.9%	58.2%
% of all assessments that were assess and refuse	36	74	48.6%	13.0%	12.3%	12.4%
% of all assessments that were assess and review	6	74	8.1%	33.4%	30.9%	29.4%
% of case starts with a reported IOTN of 3 and Aesthetic Component of 5 or below	0	32	<i>N/A</i>	0.1%	0.2%	0.1%
% of case starts with a reported IOTN of 3 and Aesthetic Component of 6 or above	2	32	6.3%	2.8%	3.2%	3.9%
% of case starts with a reported IOTN of 4	21	32	65.6%	76.6%	77.6%	77.7%
% of case starts with a reported IOTN of 5	9	32	28.1%	19.5%	17.3%	16.7 %
% of concluded courses in receipt of dual-arch fixed appliances	19	49	38.8%	72.4%	70.7%	72.5%
% of concluded courses where treatment was abandoned or discontinued	0	49	0.0%	12.2%	9.4%	9.1%
% of patients satisfied with the treatment they have received	0	0	<i>N/A</i>	96.8%	96.3%	95.8%

* Figures in italics indicate that the base number is less than 100.

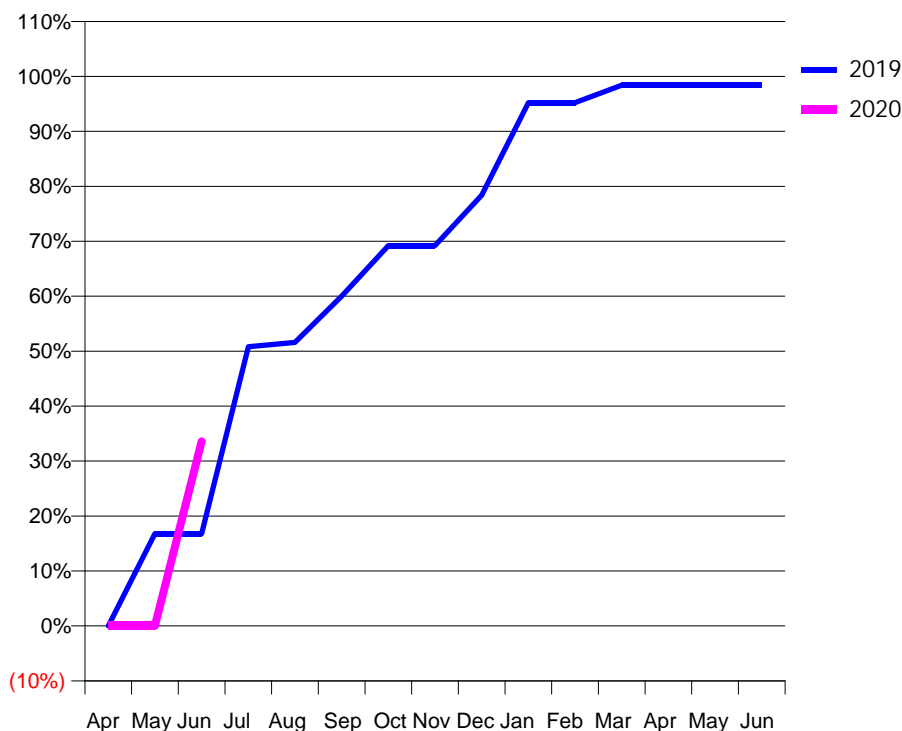
Q66 - Vital Signs Orthodontic At a Glance Contract Report for 738964/0001 - June 2019

Name or company name	MR PA BALDWIN	19/20 Contracted general activity (UDA)	1,815
Contract type name	GDS Contract	Carry forward general activity (UDA)	0
Purpose of contract	General and Orthodontic	19/20 Contracted orthodontic activity (UOA)	250
Contract start date	01/06/2014	Carry forward orthodontic activity (UOA)	0
Contract end date		Baseline contract value	£63,602.88

ACCESS	Contract	England and Wales
24 month ratio of assessments to patient IDs	1.00	1.08

ACTIVITY	Contract
Contract assess and fit appliances (case starts) as a percentage of Area Team case starts	0.3 %

Cumulative percentage of contracted UOA delivered 2019 & 2020



Month	Adjusted Scheduled Activity (UOA)		
	2018	2019	2020
April	0	0	0
May	48	42	0
June	75	42	84
July	97	127	
August	119	129	
September	161	150	
October	165	173	
November	208	173	
December	208	196	
January	230	238	
February	230	238	
March	251	246	
April	251	246	
May	251	246	
June	251	246	

QUANTITY METRICS (rolling 12 month period)

	Contract Quantity	Contract Base Number	Contract *	Area Team	Region	England
% of all assessments that were assess and fit appliances (case starts)	14	26	53.8%	53.7%	56.9%	58.2%
% of all assessments that were assess and refuse	4	26	15.4%	13.0%	12.3%	12.4%
% of all assessments that were assess and review	8	26	30.8%	33.4%	30.9%	29.4%
% of case starts with a reported IOTN of 3 and Aesthetic Component of 5 or below	0	14	N/A	0.1%	0.2%	0.1%
% of case starts with a reported IOTN of 3 and Aesthetic Component of 6 or above	0	14	N/A	2.8%	3.2%	3.9%
% of case starts with a reported IOTN of 4	11	14	78.6%	76.6%	77.6%	77.7%
% of case starts with a reported IOTN of 5	3	14	21.4%	19.5%	17.3%	16.7 %
% of concluded courses in receipt of dual-arch fixed appliances	2	5	40.0%	72.4%	70.7%	72.5%
% of concluded courses where treatment was abandoned or discontinued	1	5	20.0%	12.2%	9.4%	9.1%
% of patients satisfied with the treatment they have received	0	0	N/A	96.8%	96.3%	95.8%

* Figures in italics indicate that the base number is less than 100.

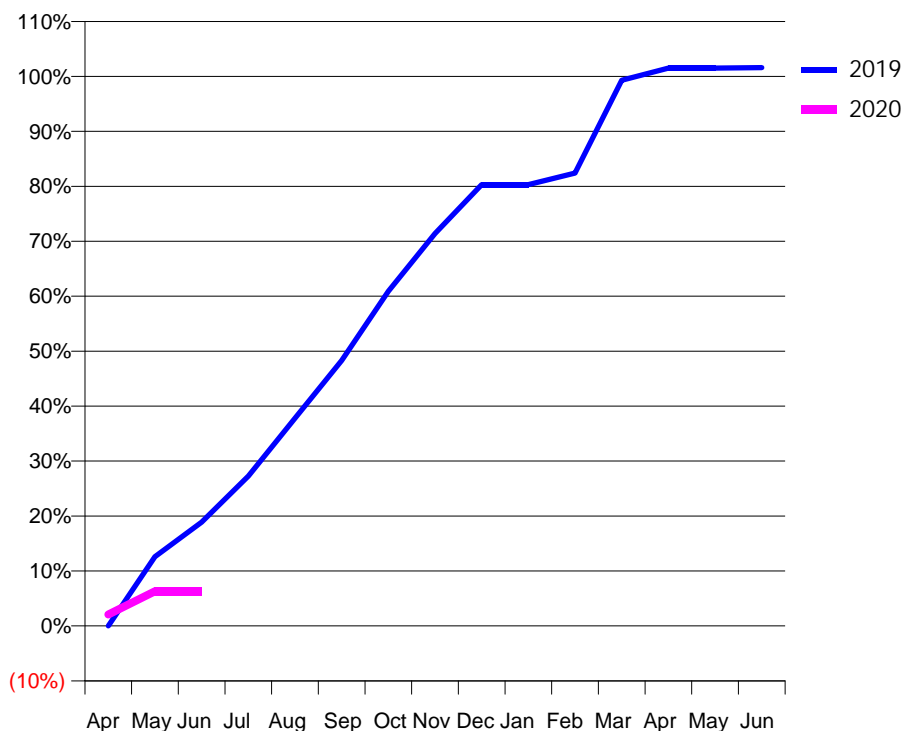
Q66 - Vital Signs Orthodontic At a Glance Contract Report for 762520/0001 - June 2019

Name or company name	Castle View Dental Practice	19/20 Contracted general activity (UDA)	31,724
Contract type name	Pilot Contract	Carry forward general activity (UDA)	0
Purpose of contract	General and Orthodontic	19/20 Contracted orthodontic activity (UOA)	1,000
Contract start date	01/09/2013	Carry forward orthodontic activity (UOA)	0
Contract end date		Baseline contract value	£1,065,834.74

ACCESS	Contract	England and Wales
24 month ratio of assessments to patient IDs	1.00	1.08

ACTIVITY	Contract
Contract assess and fit appliances (case starts) as a percentage of Area Team case starts	0.9 %

Cumulative percentage of contracted UOA delivered 2019 & 2020



Month	Adjusted Scheduled Activity (UOA)		
	2018	2019	2020
April	0	0	21
May	0	126	63
June	63	189	63
July	189	273	
August	252	378	
September	336	483	
October	506	609	
November	661	714	
December	835	803	
January	835	803	
February	944	824	
March	1,007	993	
April	1,007	1,015	
May	1,007	1,015	
June	1,007	1,016	

QUANTITY METRICS (rolling 12 month period)

	Contract Quantity	Contract Base Number	Contract *	Area Team	Region	England
% of all assessments that were assess and fit appliances (case starts)	43	47	91.5%	53.7%	56.9%	58.2%
% of all assessments that were assess and refuse	3	47	6.4%	13.0%	12.3%	12.4%
% of all assessments that were assess and review	1	47	2.1%	33.4%	30.9%	29.4%
% of case starts with a reported IOTN of 3 and Aesthetic Component of 5 or below	0	43	N/A	0.1%	0.2%	0.1%
% of case starts with a reported IOTN of 3 and Aesthetic Component of 6 or above	0	43	N/A	2.8%	3.2%	3.9%
% of case starts with a reported IOTN of 4	37	43	86.0%	76.6%	77.6%	77.7%
% of case starts with a reported IOTN of 5	6	43	14.0%	19.5%	17.3%	16.7 %
% of concluded courses in receipt of dual-arch fixed appliances	36	44	81.8%	72.4%	70.7%	72.5%
% of concluded courses where treatment was abandoned or discontinued	5	44	11.4%	12.2%	9.4%	9.1%
% of patients satisfied with the treatment they have received	1	2	50.0%	96.8%	96.3%	95.8%

* Figures in italics indicate that the base number is less than 100.

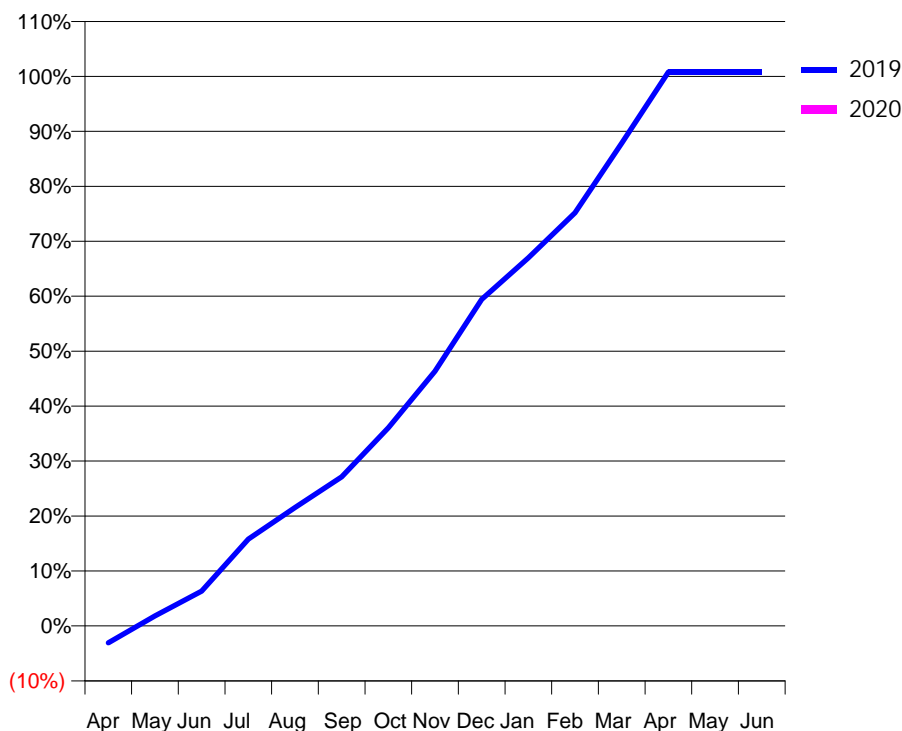
Q67 - Vital Signs Orthodontic At a Glance Contract Report for 100487/0000 - June 2019

Name or company name	Mid Kent Orthodontics Limited	19/20 Contracted general activity (UDA)	0
Contract type name	PDS Contract	Carry forward general activity (UDA)	0
Purpose of contract	Orthodontic	19/20 Contracted orthodontic activity (UOA)	0
Contract start date	01/08/2017	Carry forward orthodontic activity (UOA)	0
Contract end date	31/03/2022	Baseline contract value	£585,155.00

ACCESS	Contract	England and Wales
24 month ratio of assessments to patient IDs	1.05	1.08

ACTIVITY	Contract
Contract assess and fit appliances (case starts) as a percentage of Area Team case starts	9.6 %

Cumulative percentage of contracted UOA delivered 2019 & 2020



Month	Adjusted Scheduled Activity (UOA)		
	2018	2019	2020
April	0	-533	21
May	0	316	22
June	0	1,091	22
July	0	2,722	
August	0	3,709	
September	0	4,675	
October	1,250	6,210	
November	2,772	7,983	
December	4,175	10,230	
January	5,286	11,533	
February	7,305	12,948	
March	9,191	15,124	
April	10,639	17,359	
May	10,681	17,359	
June	10,681	17,359	

QUANTITY METRICS (rolling 12 month period)

	Contract Quantity	Contract Base Number	Contract *	Area Team	Region	England
% of all assessments that were assess and fit appliances (case starts)	759	1,198	63.4%	73.9%	56.9%	58.2%
% of all assessments that were assess and refuse	50	1,198	4.2%	7.0%	12.3%	12.4%
% of all assessments that were assess and review	389	1,198	32.5%	19.1%	30.9%	29.4%
% of case starts with a reported IOTN of 3 and Aesthetic Component of 5 or below	0	759	N/A	0.0%	0.2%	0.1%
% of case starts with a reported IOTN of 3 and Aesthetic Component of 6 or above	1	759	0.1%	2.1%	3.2%	3.9%
% of case starts with a reported IOTN of 4	612	759	80.6%	78.0%	77.6%	77.7%
% of case starts with a reported IOTN of 5	141	759	18.6%	17.8%	17.3%	16.7 %
% of concluded courses in receipt of dual-arch fixed appliances	476	539	88.3%	63.0%	70.7%	72.5%
% of concluded courses where treatment was abandoned or discontinued	41	539	7.6%	11.0%	9.4%	9.1%
% of patients satisfied with the treatment they have received	2	2	100.0%	96.2%	96.3%	95.8%

* Figures in italics indicate that the base number is less than 100.

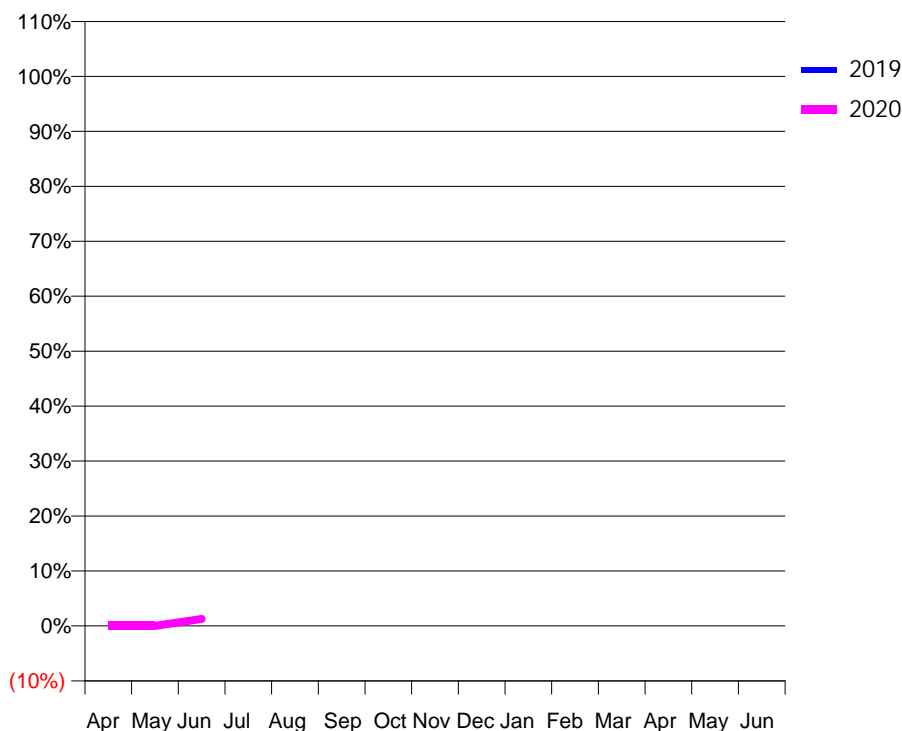
Q67 - Vital Signs Orthodontic At a Glance Contract Report for 100931/0000 - June 2019

Name or company name	Portman Healthcare Limited	19/20 Contracted general activity (UDA)	0
Contract type name	PDS Contract	Carry forward general activity (UDA)	0
Purpose of contract	Orthodontic	19/20 Contracted orthodontic activity (UOA)	13,131
Contract start date	01/04/2019	Carry forward orthodontic activity (UOA)	0
Contract end date	31/03/2026	Baseline contract value	£626,988.07

ACCESS	Contract	England and Wales
24 month ratio of assessments to patient IDs	1.00	1.08

ACTIVITY	Contract
Contract assess and fit appliances (case starts) as a percentage of Area Team case starts	0.1 %

Cumulative percentage of contracted UOA delivered 2019 & 2020



Month	Adjusted Scheduled Activity (UOA)		
	2018	2019	2020
April	0	0	0
May	0	0	0
June	0	0	168
July	0	0	
August	0	0	
September	0	0	
October	0	0	
November	0	0	
December	0	0	
January	0	0	
February	0	0	
March	0	0	
April	0	0	
May	0	0	
June	0	0	

QUANTITY METRICS (rolling 12 month period)

	Contract Quantity	Contract Base Number	Contract *	Area Team	Region	England
% of all assessments that were assess and fit appliances (case starts)	8	8	100.0%	73.9%	56.9%	58.2%
% of all assessments that were assess and refuse	0	8	0.0%	7.0%	12.3%	12.4%
% of all assessments that were assess and review	0	8	0.0%	19.1%	30.9%	29.4%
% of case starts with a reported IOTN of 3 and Aesthetic Component of 5 or below	0	8	N/A	0.0%	0.2%	0.1%
% of case starts with a reported IOTN of 3 and Aesthetic Component of 6 or above	0	8	N/A	2.1%	3.2%	3.9%
% of case starts with a reported IOTN of 4	7	8	87.5%	78.0%	77.6%	77.7%
% of case starts with a reported IOTN of 5	1	8	12.5%	17.8%	17.3%	16.7 %
% of concluded courses in receipt of dual-arch fixed appliances	0	0	N/A	63.0%	70.7%	72.5%
% of concluded courses where treatment was abandoned or discontinued	0	0	N/A	11.0%	9.4%	9.1%
% of patients satisfied with the treatment they have received	0	0	N/A	96.2%	96.3%	95.8%

* Figures in italics indicate that the base number is less than 100.

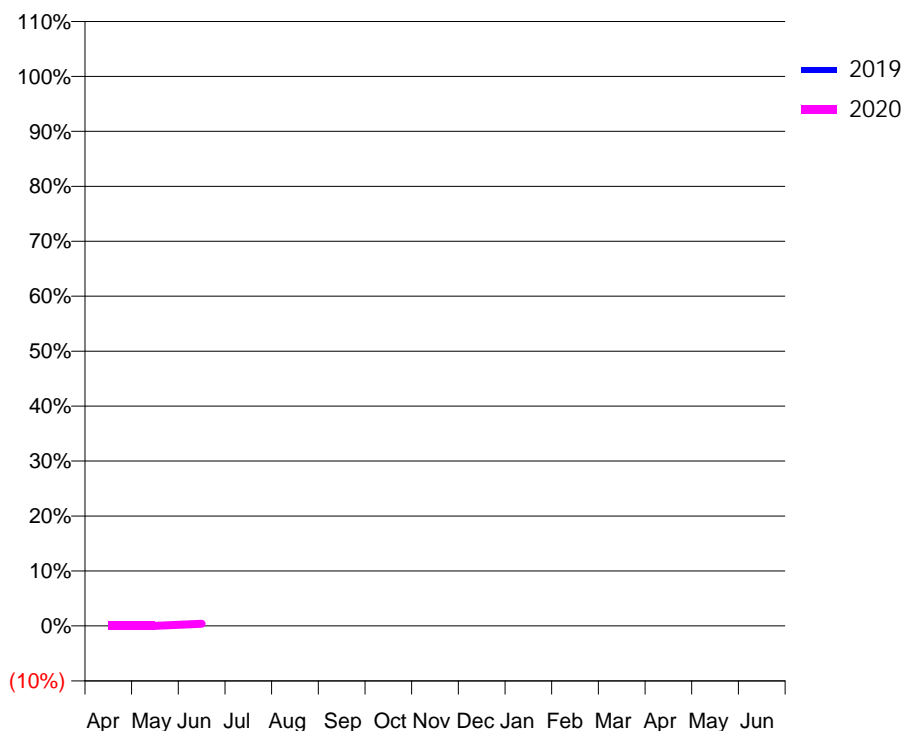
Q67 - Vital Signs Orthodontic At a Glance Contract Report for 100934/0000 - June 2019

Name or company name	Portman Healthcare Limited	19/20 Contracted general activity (UDA)	0
Contract type name	PDS Contract	Carry forward general activity (UDA)	0
Purpose of contract	Orthodontic	19/20 Contracted orthodontic activity (UOA)	10,196
Contract start date	01/04/2019	Carry forward orthodontic activity (UOA)	0
Contract end date	31/03/2026	Baseline contract value	£486,845.66

ACCESS	Contract	England and Wales
24 month ratio of assessments to patient IDs	1.00	1.08

ACTIVITY	Contract
Contract assess and fit appliances (case starts) as a percentage of Area Team case starts	0.0 %

Cumulative percentage of contracted UOA delivered 2019 & 2020



Month	Adjusted Scheduled Activity (UOA)		
	2018	2019	2020
April	0	0	0
May	0	0	0
June	0	0	42
July	0	0	
August	0	0	
September	0	0	
October	0	0	
November	0	0	
December	0	0	
January	0	0	
February	0	0	
March	0	0	
April	0	0	
May	0	0	
June	0	0	

QUANTITY METRICS (rolling 12 month period)

	Contract Quantity	Contract Base Number	Contract *	Area Team	Region	England
% of all assessments that were assess and fit appliances (case starts)	2	2	100.0%	73.9%	56.9%	58.2%
% of all assessments that were assess and refuse	0	2	0.0%	7.0%	12.3%	12.4%
% of all assessments that were assess and review	0	2	0.0%	19.1%	30.9%	29.4%
% of case starts with a reported IOTN of 3 and Aesthetic Component of 5 or below	0	2	N/A	0.0%	0.2%	0.1%
% of case starts with a reported IOTN of 3 and Aesthetic Component of 6 or above	0	2	N/A	2.1%	3.2%	3.9%
% of case starts with a reported IOTN of 4	2	2	100.0%	78.0%	77.6%	77.7%
% of case starts with a reported IOTN of 5	0	2	N/A	17.8%	17.3%	16.7 %
% of concluded courses in receipt of dual-arch fixed appliances	0	0	N/A	63.0%	70.7%	72.5%
% of concluded courses where treatment was abandoned or discontinued	0	0	N/A	11.0%	9.4%	9.1%
% of patients satisfied with the treatment they have received	0	0	N/A	96.2%	96.3%	95.8%

* Figures in italics indicate that the base number is less than 100.

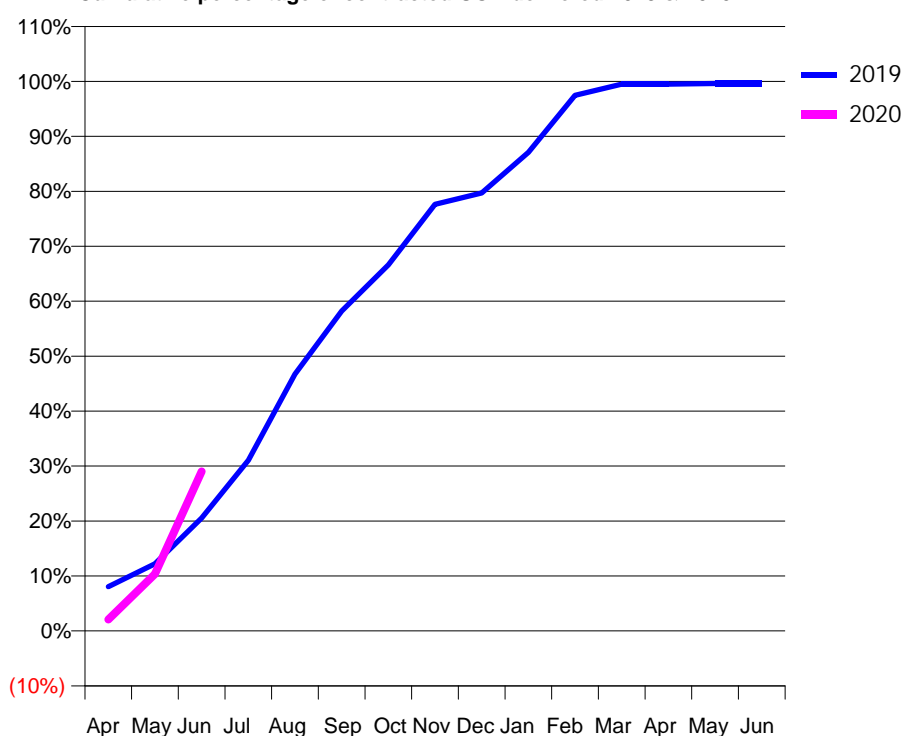
Q67 - Vital Signs Orthodontic At a Glance Contract Report for 101281/0035 - June 2019

Name or company name	OASIS DENTAL CARE LTD	19/20 Contracted general activity (UDA)	7,549
Contract type name	GDS Contract	Carry forward general activity (UDA)	0
Purpose of contract	General and Orthodontic	19/20 Contracted orthodontic activity (UOA)	2,029
Contract start date	01/04/2006	Carry forward orthodontic activity (UOA)	0
Contract end date		Baseline contract value	£379,663.00

ACCESS	Contract	England and Wales
24 month ratio of assessments to patient IDs	1.05	1.08

ACTIVITY	Contract
Contract assess and fit appliances (case starts) as a percentage of Area Team case starts	1.3 %

Cumulative percentage of contracted UOA delivered 2019 & 2020



Month	Adjusted Scheduled Activity (UOA)		
	2018	2019	2020
April	21	163	42
May	233	248	210
June	403	417	589
July	677	630	
August	872	948	
September	1,000	1,181	
October	1,214	1,352	
November	1,452	1,575	
December	1,649	1,617	
January	1,649	1,767	
February	1,841	1,977	
March	2,009	2,019	
April	2,010	2,019	
May	2,010	2,021	
June	2,010	2,021	

QUANTITY METRICS (rolling 12 month period)

	Contract Quantity	Contract Base Number	Contract *	Area Team	Region	England
% of all assessments that were assess and fit appliances (case starts)	107	139	77.0%	73.9%	56.9%	58.2%
% of all assessments that were assess and refuse	12	139	8.6%	7.0%	12.3%	12.4%
% of all assessments that were assess and review	20	139	14.4%	19.1%	30.9%	29.4%
% of case starts with a reported IOTN of 3 and Aesthetic Component of 5 or below	0	107	N/A	0.0%	0.2%	0.1%
% of case starts with a reported IOTN of 3 and Aesthetic Component of 6 or above	7	107	6.5%	2.1%	3.2%	3.9%
% of case starts with a reported IOTN of 4	79	107	73.8%	78.0%	77.6%	77.7%
% of case starts with a reported IOTN of 5	21	107	19.6%	17.8%	17.3%	16.7 %
% of concluded courses in receipt of dual-arch fixed appliances	98	102	96.1%	63.0%	70.7%	72.5%
% of concluded courses where treatment was abandoned or discontinued	2	102	2.0%	11.0%	9.4%	9.1%
% of patients satisfied with the treatment they have received	3	3	100.0%	96.2%	96.3%	95.8%

* Figures in italics indicate that the base number is less than 100.

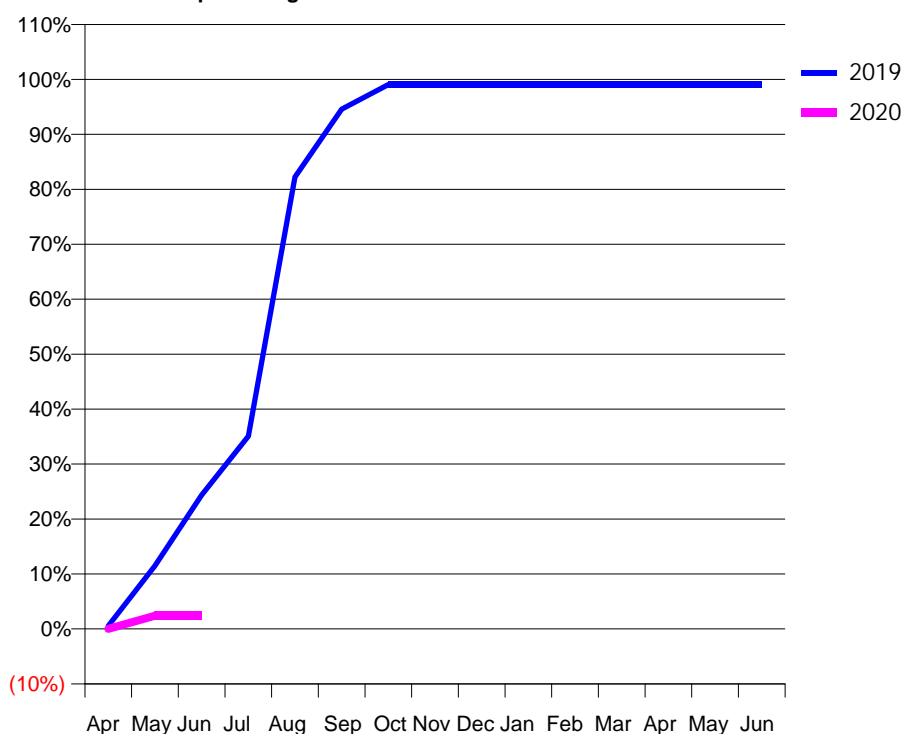
Q67 - Vital Signs Orthodontic At a Glance Contract Report for 101281/0105 - June 2019

Name or company name	OASIS DENTAL CARE LTD	19/20 Contracted general activity (UDA)	19,191
Contract type name	GDS Contract	Carry forward general activity (UDA)	0
Purpose of contract	General and Orthodontic	19/20 Contracted orthodontic activity (UOA)	1,035
Contract start date	01/04/2006	Carry forward orthodontic activity (UOA)	0
Contract end date		Baseline contract value	£516,802.31

ACCESS	Contract	England and Wales
24 month ratio of assessments to patient IDs	1.11	1.08

ACTIVITY	Contract
Contract assess and fit appliances (case starts) as a percentage of Area Team case starts	0.6 %

Cumulative percentage of contracted UOA delivered 2019 & 2020



Month	Adjusted Scheduled Activity (UOA)		
	2018	2019	2020
April	26	6	0
May	92	119	25
June	228	252	25
July	294	363	
August	493	851	
September	604	979	
October	839	1,025	
November	1,035	1,025	
December	1,036	1,025	
January	1,060	1,025	
February	1,062	1,025	
March	1,064	1,025	
April	1,065	1,025	
May	1,065	1,025	
June	1,065	1,025	

QUANTITY METRICS (rolling 12 month period)

	Contract Quantity	Contract Base Number	Contract *	Area Team	Region	England
% of all assessments that were assess and fit appliances (case starts)	50	71	70.4%	73.9%	56.9%	58.2%
% of all assessments that were assess and refuse	21	71	29.6%	7.0%	12.3%	12.4%
% of all assessments that were assess and review	0	71	0.0%	19.1%	30.9%	29.4%
% of case starts with a reported IOTN of 3 and Aesthetic Component of 5 or below	0	50	<i>N/A</i>	0.0%	0.2%	0.1%
% of case starts with a reported IOTN of 3 and Aesthetic Component of 6 or above	8	50	16.0%	2.1%	3.2%	3.9%
% of case starts with a reported IOTN of 4	33	50	66.0%	78.0%	77.6%	77.7%
% of case starts with a reported IOTN of 5	9	50	18.0%	17.8%	17.3%	16.7 %
% of concluded courses in receipt of dual-arch fixed appliances	21	24	87.5%	63.0%	70.7%	72.5%
% of concluded courses where treatment was abandoned or discontinued	1	24	4.2%	11.0%	9.4%	9.1%
% of patients satisfied with the treatment they have received	3	3	100.0%	96.2%	96.3%	95.8%

* Figures in italics indicate that the base number is less than 100.

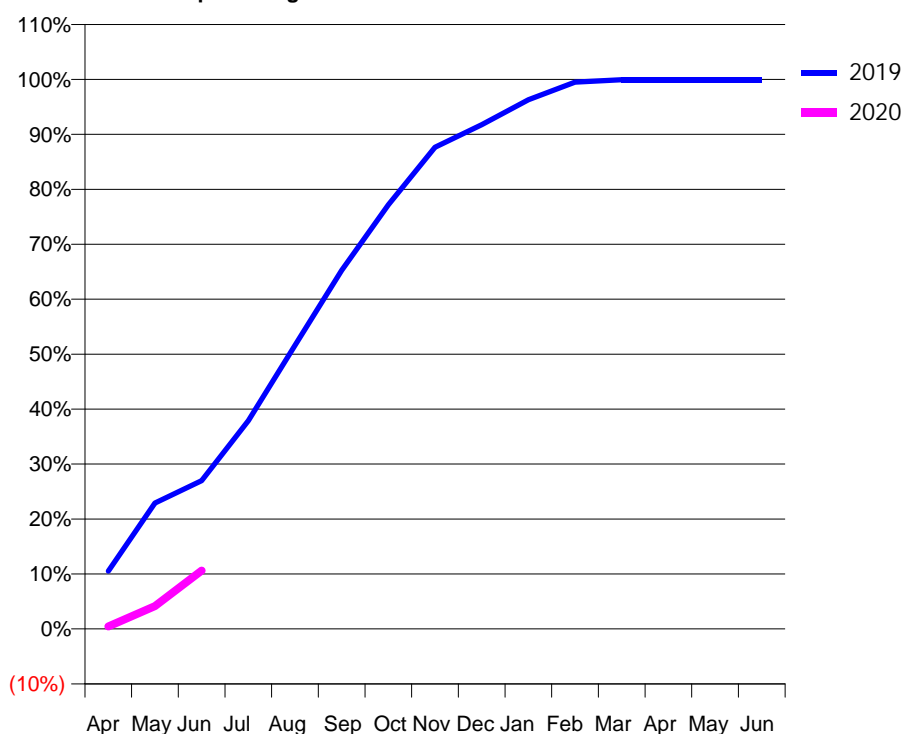
Q67 - Vital Signs Orthodontic At a Glance Contract Report for 101281/0210 - June 2019

Name or company name	OASIS DENTAL CARE LTD	19/20 Contracted general activity (UDA)	0
Contract type name	PDS Contract	Carry forward general activity (UDA)	0
Purpose of contract	Orthodontic	19/20 Contracted orthodontic activity (UOA)	4,630
Contract start date	01/09/2009	Carry forward orthodontic activity (UOA)	0
Contract end date	31/03/2026	Baseline contract value	£313,481.29

ACCESS	Contract	England and Wales
24 month ratio of assessments to patient IDs	1.02	1.08

ACTIVITY	Contract
Contract assess and fit appliances (case starts) as a percentage of Area Team case starts	2.4 %

Cumulative percentage of contracted UOA delivered 2019 & 2020



Month	Adjusted Scheduled Activity (UOA)		
	2018	2019	2020
April	-22	488	21
May	610	1,060	193
June	866	1,249	492
July	1,462	1,755	
August	2,038	2,388	
September	2,378	3,021	
October	3,035	3,573	
November	3,691	4,058	
December	4,156	4,248	
January	4,492	4,458	
February	4,829	4,606	
March	4,871	4,627	
April	4,917	4,627	
May	4,917	4,627	
June	4,917	4,627	

QUANTITY METRICS (rolling 12 month period)

	Contract Quantity	Contract Base Number	Contract *	Area Team	Region	England
% of all assessments that were assess and fit appliances (case starts)	189	208	90.9%	73.9%	56.9%	58.2%
% of all assessments that were assess and refuse	9	208	4.3%	7.0%	12.3%	12.4%
% of all assessments that were assess and review	10	208	4.8%	19.1%	30.9%	29.4%
% of case starts with a reported IOTN of 3 and Aesthetic Component of 5 or below	0	189	N/A	0.0%	0.2%	0.1%
% of case starts with a reported IOTN of 3 and Aesthetic Component of 6 or above	2	189	1.1%	2.1%	3.2%	3.9%
% of case starts with a reported IOTN of 4	142	189	75.1%	78.0%	77.6%	77.7%
% of case starts with a reported IOTN of 5	43	189	22.8%	17.8%	17.3%	16.7 %
% of concluded courses in receipt of dual-arch fixed appliances	61	217	28.1%	63.0%	70.7%	72.5%
% of concluded courses where treatment was abandoned or discontinued	4	217	1.8%	11.0%	9.4%	9.1%
% of patients satisfied with the treatment they have received	2	2	100.0%	96.2%	96.3%	95.8%

* Figures in italics indicate that the base number is less than 100.

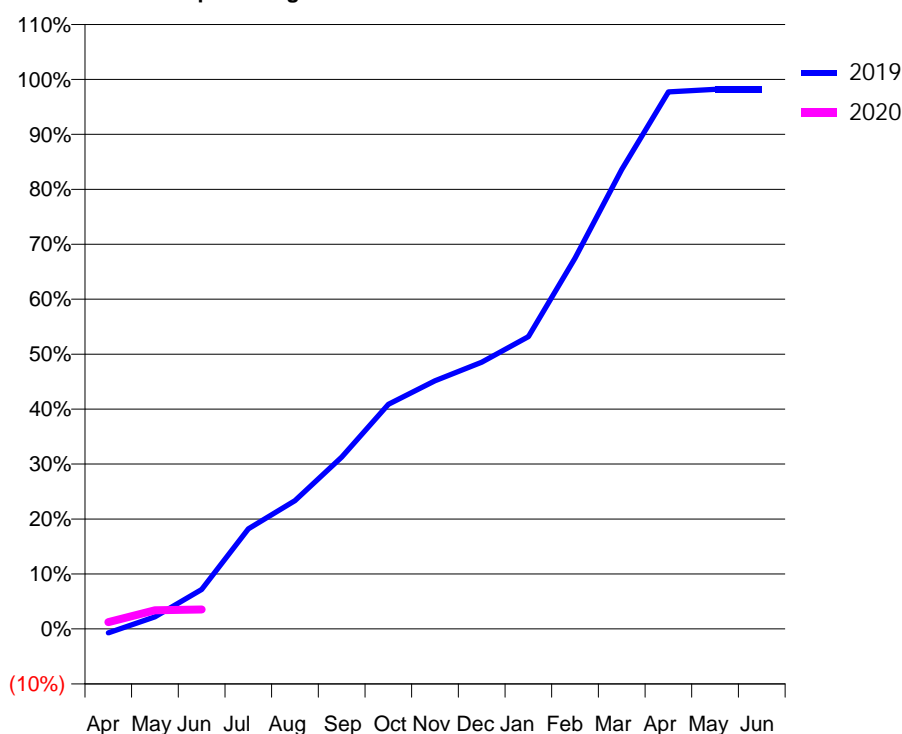
Q67 - Vital Signs Orthodontic At a Glance Contract Report for 115924/0001 - June 2019

Name or company name	Aligndent NK Ltd	19/20 Contracted general activity (UDA)	0
Contract type name	PDS Contract	Carry forward general activity (UDA)	0
Purpose of contract	Orthodontic	19/20 Contracted orthodontic activity (UOA)	13,561
Contract start date	01/04/2013	Carry forward orthodontic activity (UOA)	0
Contract end date	31/03/2026	Baseline contract value	£789,545.14

ACCESS	Contract	England and Wales
24 month ratio of assessments to patient IDs	1.00	1.08

ACTIVITY	Contract
Contract assess and fit appliances (case starts) as a percentage of Area Team case starts	7.9 %

Cumulative percentage of contracted UOA delivered 2019 & 2020



Month	Adjusted Scheduled Activity (UOA)		
	2018	2019	2020
April	-398	-100	168
May	-41	299	462
June	929	975	483
July	1,857	2,478	
August	2,979	3,175	
September	3,785	4,254	
October	4,929	5,561	
November	6,644	6,140	
December	8,042	6,602	
January	9,294	7,236	
February	11,727	9,172	
March	13,226	11,368	
April	13,268	13,289	
May	13,268	13,352	
June	13,289	13,352	

QUANTITY METRICS (rolling 12 month period)

	Contract Quantity	Contract Base Number	Contract *	Area Team	Region	England
% of all assessments that were assess and fit appliances (case starts)	626	629	99.5%	73.9%	56.9%	58.2%
% of all assessments that were assess and refuse	3	629	0.5%	7.0%	12.3%	12.4%
% of all assessments that were assess and review	0	629	0.0%	19.1%	30.9%	29.4%
% of case starts with a reported IOTN of 3 and Aesthetic Component of 5 or below	0	626	N/A	0.0%	0.2%	0.1%
% of case starts with a reported IOTN of 3 and Aesthetic Component of 6 or above	7	626	1.1%	2.1%	3.2%	3.9%
% of case starts with a reported IOTN of 4	498	626	79.6%	78.0%	77.6%	77.7%
% of case starts with a reported IOTN of 5	78	626	12.5%	17.8%	17.3%	16.7 %
% of concluded courses in receipt of dual-arch fixed appliances	0	649	N/A	63.0%	70.7%	72.5%
% of concluded courses where treatment was abandoned or discontinued	163	649	25.1%	11.0%	9.4%	9.1%
% of patients satisfied with the treatment they have received	14	14	100.0%	96.2%	96.3%	95.8%

* Figures in italics indicate that the base number is less than 100.

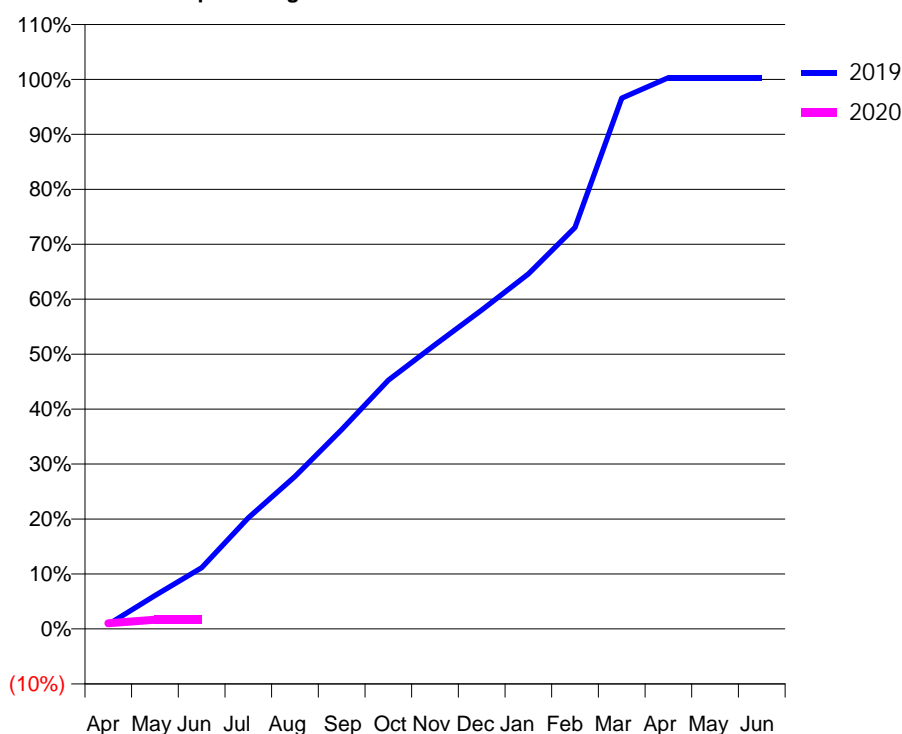
Q67 - Vital Signs Orthodontic At a Glance Contract Report for 133035/0001 - June 2019

Name or company name	MCCANCE LTD.	19/20 Contracted general activity (UDA)	0
Contract type name	PDS Contract	Carry forward general activity (UDA)	0
Purpose of contract	Orthodontic	19/20 Contracted orthodontic activity (UOA)	13,131
Contract start date	07/04/2013	Carry forward orthodontic activity (UOA)	0
Contract end date	31/03/2026	Baseline contract value	£737,633.02

ACCESS	Contract	England and Wales
24 month ratio of assessments to patient IDs	1.01	1.08

ACTIVITY	Contract
Contract assess and fit appliances (case starts) as a percentage of Area Team case starts	20.8 %

Cumulative percentage of contracted UOA delivered 2019 & 2020



Month	Adjusted Scheduled Activity (UOA)		
	2018	2019	2020
April	-174	323	134
May	1,425	2,328	222
June	2,770	4,264	222
July	4,926	7,738	
August	6,773	10,619	
September	8,862	13,875	
October	13,299	17,320	
November	16,966	19,781	
December	22,759	22,200	
January	28,076	24,720	
February	32,024	27,945	
March	36,139	36,946	
April	38,323	38,374	
May	38,323	38,374	
June	38,323	38,374	

QUANTITY METRICS (rolling 12 month period)

	Contract Quantity	Contract Base Number	Contract *	Area Team	Region	England
% of all assessments that were assess and fit appliances (case starts)	1,649	1,652	99.8%	73.9%	56.9%	58.2%
% of all assessments that were assess and refuse	3	1,652	0.2%	7.0%	12.3%	12.4%
% of all assessments that were assess and review	0	1,652	0.0%	19.1%	30.9%	29.4%
% of case starts with a reported IOTN of 3 and Aesthetic Component of 5 or below	0	1,649	N/A	0.0%	0.2%	0.1%
% of case starts with a reported IOTN of 3 and Aesthetic Component of 6 or above	42	1,649	2.5%	2.1%	3.2%	3.9%
% of case starts with a reported IOTN of 4	1,186	1,649	71.9%	78.0%	77.6%	77.7%
% of case starts with a reported IOTN of 5	415	1,649	25.2%	17.8%	17.3%	16.7 %
% of concluded courses in receipt of dual-arch fixed appliances	1,191	1,392	85.6%	63.0%	70.7%	72.5%
% of concluded courses where treatment was abandoned or discontinued	175	1,392	12.6%	11.0%	9.4%	9.1%
% of patients satisfied with the treatment they have received	12	12	100.0%	96.2%	96.3%	95.8%

* Figures in italics indicate that the base number is less than 100.

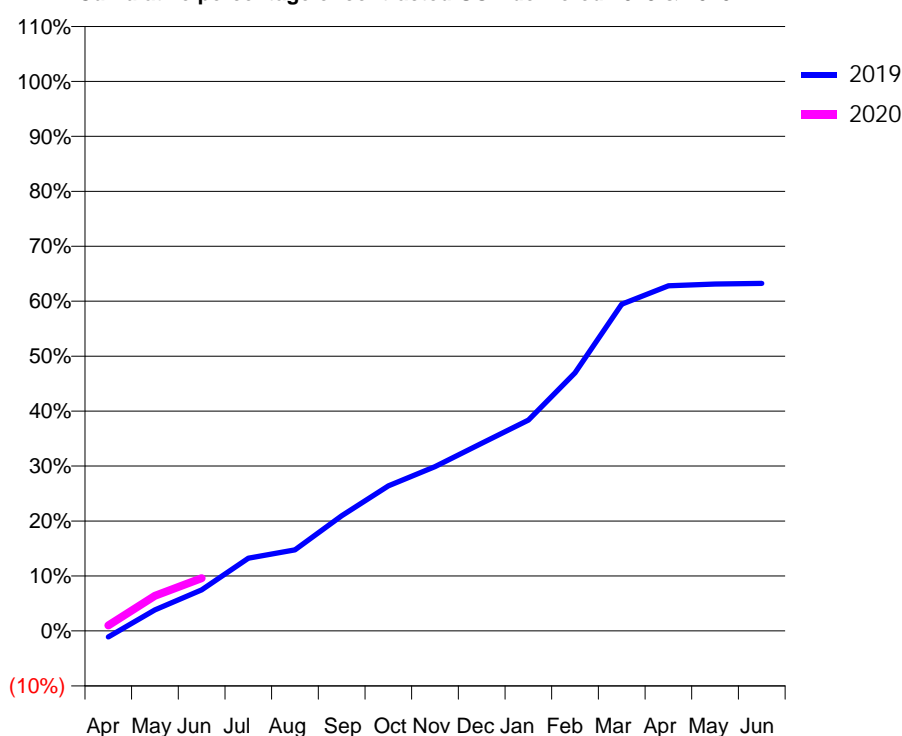
Q67 - Vital Signs Orthodontic At a Glance Contract Report for 195820/0001 - June 2019

Name or company name	Mr B Hayes (Aligndent Limited)	19/20 Contracted general activity (UDA)	0
Contract type name	PDS Contract	Carry forward general activity (UDA)	0
Purpose of contract	Orthodontic	19/20 Contracted orthodontic activity (UOA)	25,364
Contract start date	01/01/2008	Carry forward orthodontic activity (UOA)	0
Contract end date	31/03/2025	Baseline contract value	£1,752,275.67

ACCESS	Contract	England and Wales
24 month ratio of assessments to patient IDs	1.05	1.08

ACTIVITY	Contract
Contract assess and fit appliances (case starts) as a percentage of Area Team case starts	8.3 %

Cumulative percentage of contracted UOA delivered 2019 & 2020



Month	Adjusted Scheduled Activity (UOA)		
	2018	2019	2020
April	39	-237	256
May	234	821	1,620
June	1,746	1,592	2,435
July	3,312	2,830	
August	4,918	3,156	
September	6,794	4,477	
October	8,399	5,646	
November	9,957	6,383	
December	11,032	7,295	
January	13,364	8,198	
February	14,832	10,037	
March	16,346	12,698	
April	17,900	13,419	
May	17,949	13,486	
June	17,949	13,507	

QUANTITY METRICS (rolling 12 month period)

	Contract Quantity	Contract Base Number	Contract *	Area Team	Region	England
% of all assessments that were assess and fit appliances (case starts)	657	1,351	48.6%	73.9%	56.9%	58.2%
% of all assessments that were assess and refuse	135	1,351	10.0%	7.0%	12.3%	12.4%
% of all assessments that were assess and review	559	1,351	41.4%	19.1%	30.9%	29.4%
% of case starts with a reported IOTN of 3 and Aesthetic Component of 5 or below	0	657	N/A	0.0%	0.2%	0.1%
% of case starts with a reported IOTN of 3 and Aesthetic Component of 6 or above	2	657	0.3%	2.1%	3.2%	3.9%
% of case starts with a reported IOTN of 4	545	657	83.0%	78.0%	77.6%	77.7%
% of case starts with a reported IOTN of 5	44	657	6.7%	17.8%	17.3%	16.7 %
% of concluded courses in receipt of dual-arch fixed appliances	0	974	N/A	63.0%	70.7%	72.5%
% of concluded courses where treatment was abandoned or discontinued	62	974	6.4%	11.0%	9.4%	9.1%
% of patients satisfied with the treatment they have received	6	6	100.0%	96.2%	96.3%	95.8%

* Figures in italics indicate that the base number is less than 100.

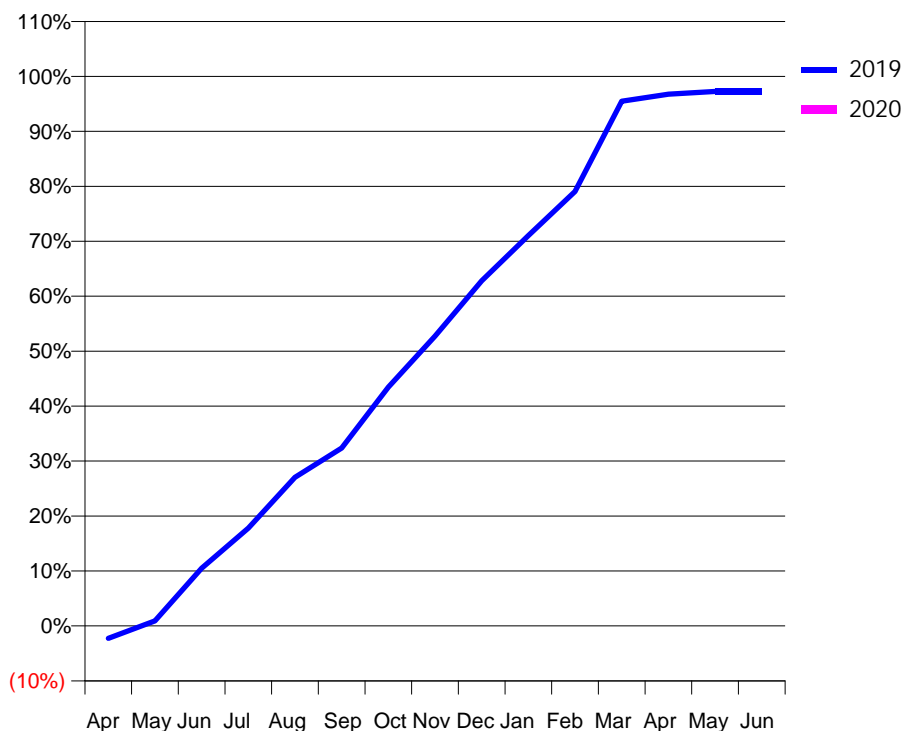
Q67 - Vital Signs Orthodontic At a Glance Contract Report for 197602/0001 - June 2019

Name or company name	Richard Flanagan and Associates Ltd	19/20 Contracted general activity (UDA)	0
Contract type name	PDS Contract	Carry forward general activity (UDA)	0
Purpose of contract	Orthodontic	19/20 Contracted orthodontic activity (UOA)	0
Contract start date	01/09/2007	Carry forward orthodontic activity (UOA)	0
Contract end date	31/03/2022	Baseline contract value	£975,572.00

ACCESS	Contract	England and Wales
24 month ratio of assessments to patient IDs	1.13	1.08

ACTIVITY	Contract
Contract assess and fit appliances (case starts) as a percentage of Area Team case starts	10.4 %

Cumulative percentage of contracted UOA delivered 2019 & 2020



Month	Adjusted Scheduled Activity (UOA)		
	2018	2019	2020
April	-242	-458	21
May	-221	184	21
June	1,337	2,131	21
July	2,420	3,612	
August	4,085	5,486	
September	5,114	6,566	
October	8,336	8,823	
November	10,202	10,699	
December	11,503	12,748	
January	13,400	14,415	
February	16,445	16,043	
March	17,561	19,374	
April	18,933	19,636	
May	19,793	19,735	
June	19,835	19,735	

QUANTITY METRICS (rolling 12 month period)

	Contract Quantity	Contract Base Number	Contract *	Area Team	Region	England
% of all assessments that were assess and fit appliances (case starts)	825	1,307	63.1%	73.9%	56.9%	58.2%
% of all assessments that were assess and refuse	153	1,307	11.7%	7.0%	12.3%	12.4%
% of all assessments that were assess and review	329	1,307	25.2%	19.1%	30.9%	29.4%
% of case starts with a reported IOTN of 3 and Aesthetic Component of 5 or below	0	825	N/A	0.0%	0.2%	0.1%
% of case starts with a reported IOTN of 3 and Aesthetic Component of 6 or above	10	825	1.2%	2.1%	3.2%	3.9%
% of case starts with a reported IOTN of 4	645	825	78.2%	78.0%	77.6%	77.7%
% of case starts with a reported IOTN of 5	170	825	20.6%	17.8%	17.3%	16.7 %
% of concluded courses in receipt of dual-arch fixed appliances	843	1,014	83.1%	63.0%	70.7%	72.5%
% of concluded courses where treatment was abandoned or discontinued	71	1,014	7.0%	11.0%	9.4%	9.1%
% of patients satisfied with the treatment they have received	5	5	100.0%	96.2%	96.3%	95.8%

* Figures in italics indicate that the base number is less than 100.

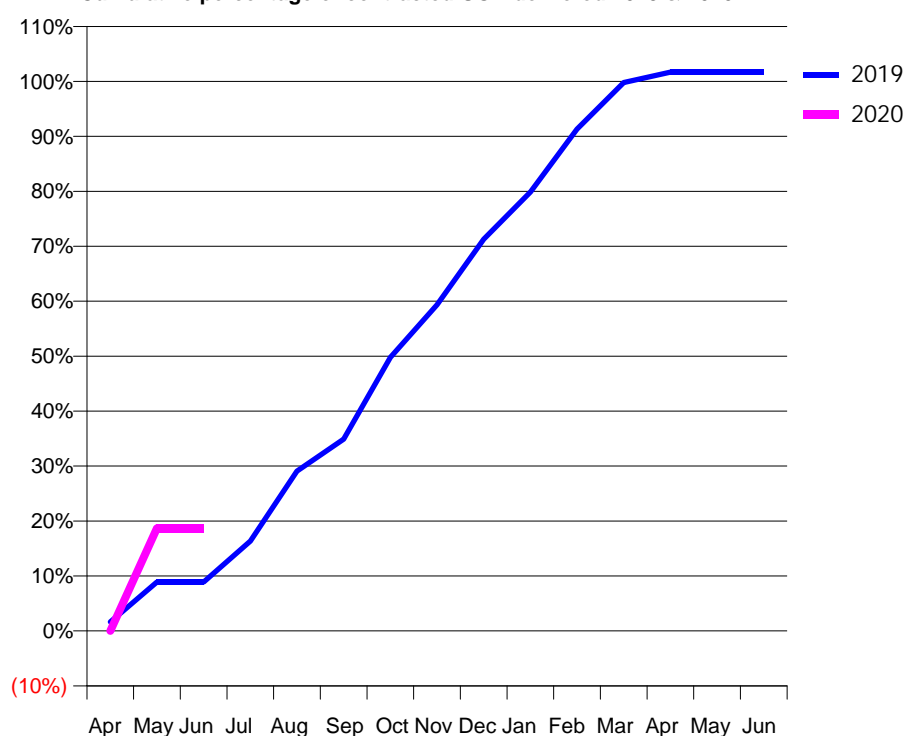
Q67 - Vital Signs Orthodontic At a Glance Contract Report for 326852/0001 - June 2019

Name or company name	Xeon Smiles UK Ltd	19/20 Contracted general activity (UDA)	0
Contract type name	PDS Contract	Carry forward general activity (UDA)	0
Purpose of contract	Orthodontic	19/20 Contracted orthodontic activity (UOA)	10,918
Contract start date	01/04/2006	Carry forward orthodontic activity (UOA)	0
Contract end date	31/03/2026	Baseline contract value	£587,971.77

ACCESS	Contract	England and Wales
24 month ratio of assessments to patient IDs	1.01	1.08

ACTIVITY	Contract
Contract assess and fit appliances (case starts) as a percentage of Area Team case starts	5.7 %

Cumulative percentage of contracted UOA delivered 2019 & 2020



Month	Adjusted Scheduled Activity (UOA)		
	2018	2019	2020
April	0	129	0
May	654	704	2,041
June	1,232	704	2,041
July	1,875	1,292	
August	2,614	2,300	
September	2,845	2,762	
October	3,647	3,938	
November	4,718	4,694	
December	4,718	5,639	
January	4,718	6,319	
February	6,734	7,222	
March	7,133	7,894	
April	7,910	8,041	
May	7,910	8,041	
June	7,910	8,041	

QUANTITY METRICS (rolling 12 month period)

	Contract Quantity	Contract Base Number	Contract *	Area Team	Region	England
% of all assessments that were assess and fit appliances (case starts)	449	449	100.0%	73.9%	56.9%	58.2%
% of all assessments that were assess and refuse	0	449	0.0%	7.0%	12.3%	12.4%
% of all assessments that were assess and review	0	449	0.0%	19.1%	30.9%	29.4%
% of case starts with a reported IOTN of 3 and Aesthetic Component of 5 or below	0	449	N/A	0.0%	0.2%	0.1%
% of case starts with a reported IOTN of 3 and Aesthetic Component of 6 or above	12	449	2.7%	2.1%	3.2%	3.9%
% of case starts with a reported IOTN of 4	392	449	87.3%	78.0%	77.6%	77.7%
% of case starts with a reported IOTN of 5	40	449	8.9%	17.8%	17.3%	16.7 %
% of concluded courses in receipt of dual-arch fixed appliances	426	459	92.8%	63.0%	70.7%	72.5%
% of concluded courses where treatment was abandoned or discontinued	26	459	5.7%	11.0%	9.4%	9.1%
% of patients satisfied with the treatment they have received	3	3	100.0%	96.2%	96.3%	95.8%

* Figures in italics indicate that the base number is less than 100.

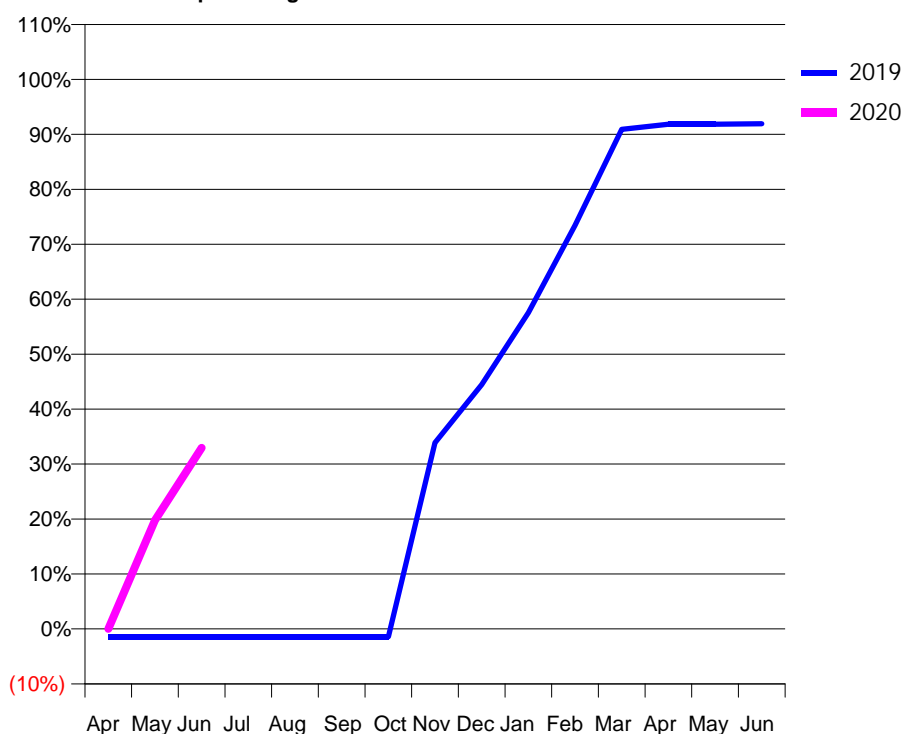
Q67 - Vital Signs Orthodontic At a Glance Contract Report for 330736/0018 - June 2019

Name or company name	MR N PATEL	19/20 Contracted general activity (UDA)	38,100
Contract type name	GDS Contract	Carry forward general activity (UDA)	0
Purpose of contract	General and Orthodontic	19/20 Contracted orthodontic activity (UOA)	1,275
Contract start date	01/01/2015	Carry forward orthodontic activity (UOA)	0
Contract end date		Baseline contract value	£1,021,219.32

ACCESS	Contract	England and Wales
24 month ratio of assessments to patient IDs	1.16	1.08

ACTIVITY	Contract
Contract assess and fit appliances (case starts) as a percentage of Area Team case starts	0.8 %

Cumulative percentage of contracted UOA delivered 2019 & 2020



Month	Adjusted Scheduled Activity (UOA)		
	2018	2019	2020
April	1	-18	0
May	214	-18	252
June	279	-18	420
July	323	-18	
August	410	-18	
September	503	-18	
October	526	-18	
November	642	432	
December	709	567	
January	717	734	
February	877	936	
March	1,129	1,159	
April	1,235	1,171	
May	1,236	1,171	
June	1,236	1,172	

QUANTITY METRICS (rolling 12 month period)

	Contract Quantity	Contract Base Number	Contract *	Area Team	Region	England
% of all assessments that were assess and fit appliances (case starts)	61	391	15.6%	73.9%	56.9%	58.2%
% of all assessments that were assess and refuse	171	391	43.7%	7.0%	12.3%	12.4%
% of all assessments that were assess and review	159	391	40.7%	19.1%	30.9%	29.4%
% of case starts with a reported IOTN of 3 and Aesthetic Component of 5 or below	0	61	<i>N/A</i>	0.0%	0.2%	0.1%
% of case starts with a reported IOTN of 3 and Aesthetic Component of 6 or above	0	61	<i>N/A</i>	2.1%	3.2%	3.9%
% of case starts with a reported IOTN of 4	54	61	88.5%	78.0%	77.6%	77.7%
% of case starts with a reported IOTN of 5	6	61	9.8%	17.8%	17.3%	16.7 %
% of concluded courses in receipt of dual-arch fixed appliances	0	18	<i>N/A</i>	63.0%	70.7%	72.5%
% of concluded courses where treatment was abandoned or discontinued	7	18	38.9%	11.0%	9.4%	9.1%
% of patients satisfied with the treatment they have received	0	0	<i>N/A</i>	96.2%	96.3%	95.8%

* Figures in italics indicate that the base number is less than 100.

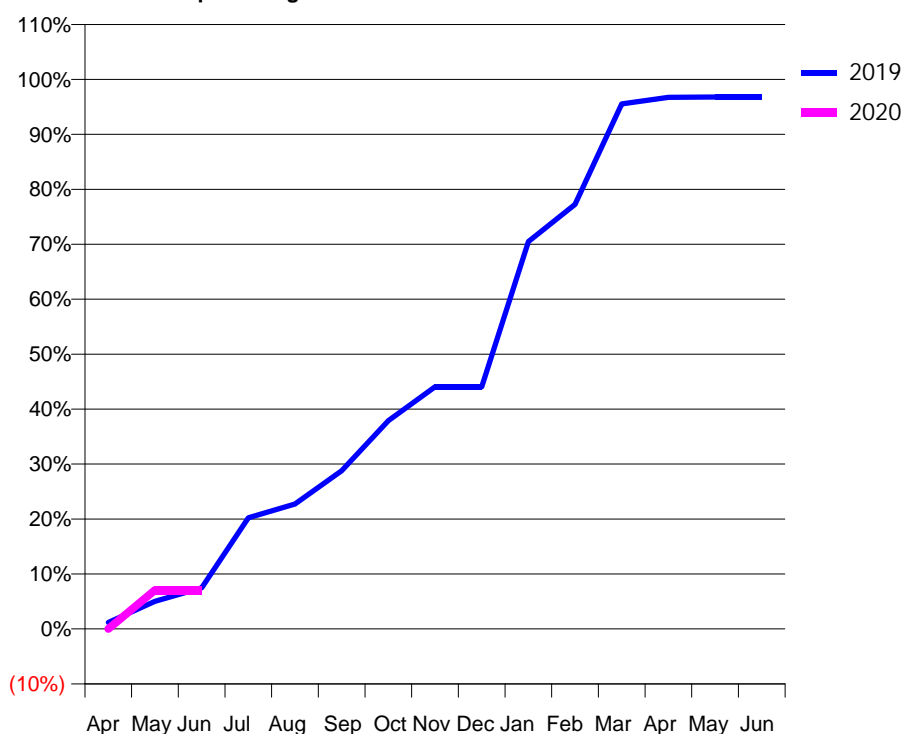
Q67 - Vital Signs Orthodontic At a Glance Contract Report for 574376/0003 - June 2019

Name or company name	Eustace and Partners	19/20 Contracted general activity (UDA)	0
Contract type name	GDS Contract	Carry forward general activity (UDA)	0
Purpose of contract	Orthodontic	19/20 Contracted orthodontic activity (UOA)	3,561
Contract start date	01/12/2013	Carry forward orthodontic activity (UOA)	0
Contract end date		Baseline contract value	£239,020.98

ACCESS	Contract	England and Wales
24 month ratio of assessments to patient IDs	1.04	1.08

ACTIVITY	Contract
Contract assess and fit appliances (case starts) as a percentage of Area Team case starts	2.1 %

Cumulative percentage of contracted UOA delivered 2019 & 2020



Month	Adjusted Scheduled Activity (UOA)		
	2018	2019	2020
April	-91	42	0
May	-70	179	252
June	-33	267	252
July	207	720	
August	388	809	
September	739	1,025	
October	1,167	1,349	
November	1,472	1,569	
December	1,983	1,569	
January	2,181	2,510	
February	2,509	2,751	
March	3,174	3,402	
April	3,377	3,445	
May	3,377	3,447	
June	3,418	3,447	

QUANTITY METRICS (rolling 12 month period)

	Contract Quantity	Contract Base Number	Contract *	Area Team	Region	England
% of all assessments that were assess and fit appliances (case starts)	167	221	75.6%	73.9%	56.9%	58.2%
% of all assessments that were assess and refuse	8	221	3.6%	7.0%	12.3%	12.4%
% of all assessments that were assess and review	46	221	20.8%	19.1%	30.9%	29.4%
% of case starts with a reported IOTN of 3 and Aesthetic Component of 5 or below	0	167	N/A	0.0%	0.2%	0.1%
% of case starts with a reported IOTN of 3 and Aesthetic Component of 6 or above	12	167	7.2%	2.1%	3.2%	3.9%
% of case starts with a reported IOTN of 4	125	167	74.9%	78.0%	77.6%	77.7%
% of case starts with a reported IOTN of 5	28	167	16.8%	17.8%	17.3%	16.7 %
% of concluded courses in receipt of dual-arch fixed appliances	5	92	5.4%	63.0%	70.7%	72.5%
% of concluded courses where treatment was abandoned or discontinued	6	92	6.5%	11.0%	9.4%	9.1%
% of patients satisfied with the treatment they have received	0	0	N/A	96.2%	96.3%	95.8%

* Figures in italics indicate that the base number is less than 100.

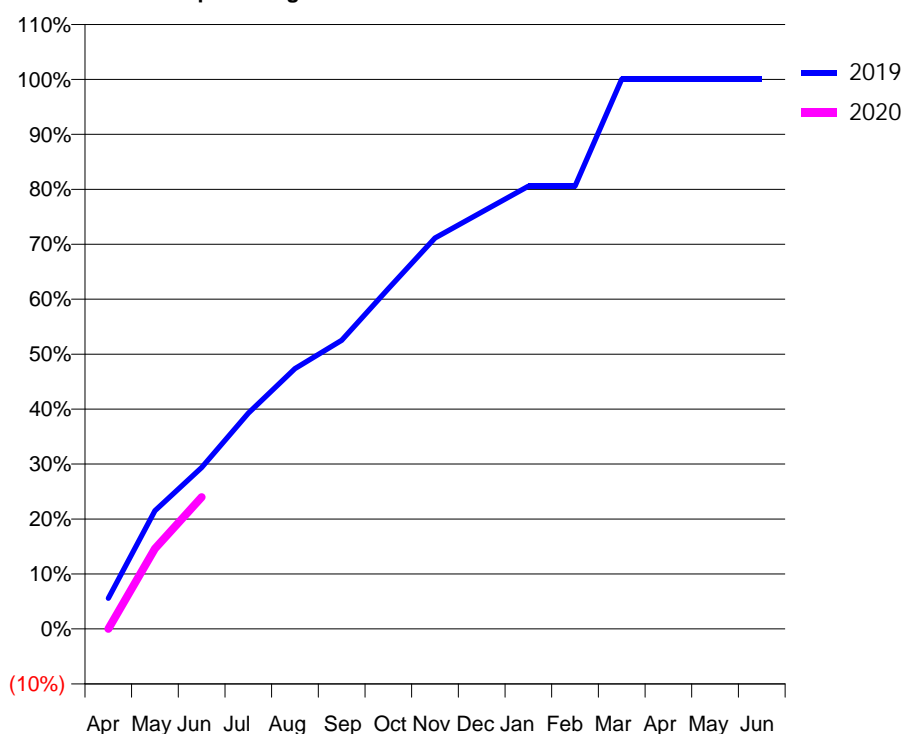
Q67 - Vital Signs Orthodontic At a Glance Contract Report for 811319/0001 - June 2019

Name or company name	Xeon Smiles UK Ltd	19/20 Contracted general activity (UDA)	0
Contract type name	PDS Contract	Carry forward general activity (UDA)	0
Purpose of contract	Orthodontic	19/20 Contracted orthodontic activity (UOA)	11,664
Contract start date	01/04/2006	Carry forward orthodontic activity (UOA)	0
Contract end date	31/03/2026	Baseline contract value	£645,239.30

ACCESS	Contract	England and Wales
24 month ratio of assessments to patient IDs	1.00	1.08

ACTIVITY	Contract
Contract assess and fit appliances (case starts) as a percentage of Area Team case starts	5.7 %

Cumulative percentage of contracted UOA delivered 2019 & 2020



Month	Adjusted Scheduled Activity (UOA)		
	2018	2019	2020
April	613	525	0
May	1,348	2,016	1,705
June	2,294	2,752	2,797
July	3,438	3,680	
August	4,283	4,440	
September	5,484	4,923	
October	6,684	5,805	
November	7,488	6,666	
December	8,551	7,107	
January	9,290	7,548	
February	9,374	7,548	
March	9,374	9,375	
April	9,374	9,375	
May	9,374	9,375	
June	9,374	9,375	

QUANTITY METRICS (rolling 12 month period)

	Contract Quantity	Contract Base Number	Contract *	Area Team	Region	England
% of all assessments that were assess and fit appliances (case starts)	452	452	100.0%	73.9%	56.9%	58.2%
% of all assessments that were assess and refuse	0	452	0.0%	7.0%	12.3%	12.4%
% of all assessments that were assess and review	0	452	0.0%	19.1%	30.9%	29.4%
% of case starts with a reported IOTN of 3 and Aesthetic Component of 5 or below	0	452	N/A	0.0%	0.2%	0.1%
% of case starts with a reported IOTN of 3 and Aesthetic Component of 6 or above	5	452	1.1%	2.1%	3.2%	3.9%
% of case starts with a reported IOTN of 4	376	452	83.2%	78.0%	77.6%	77.7%
% of case starts with a reported IOTN of 5	70	452	15.5%	17.8%	17.3%	16.7 %
% of concluded courses in receipt of dual-arch fixed appliances	369	387	95.3%	63.0%	70.7%	72.5%
% of concluded courses where treatment was abandoned or discontinued	12	387	3.1%	11.0%	9.4%	9.1%
% of patients satisfied with the treatment they have received	6	7	85.7%	96.2%	96.3%	95.8%

* Figures in italics indicate that the base number is less than 100.

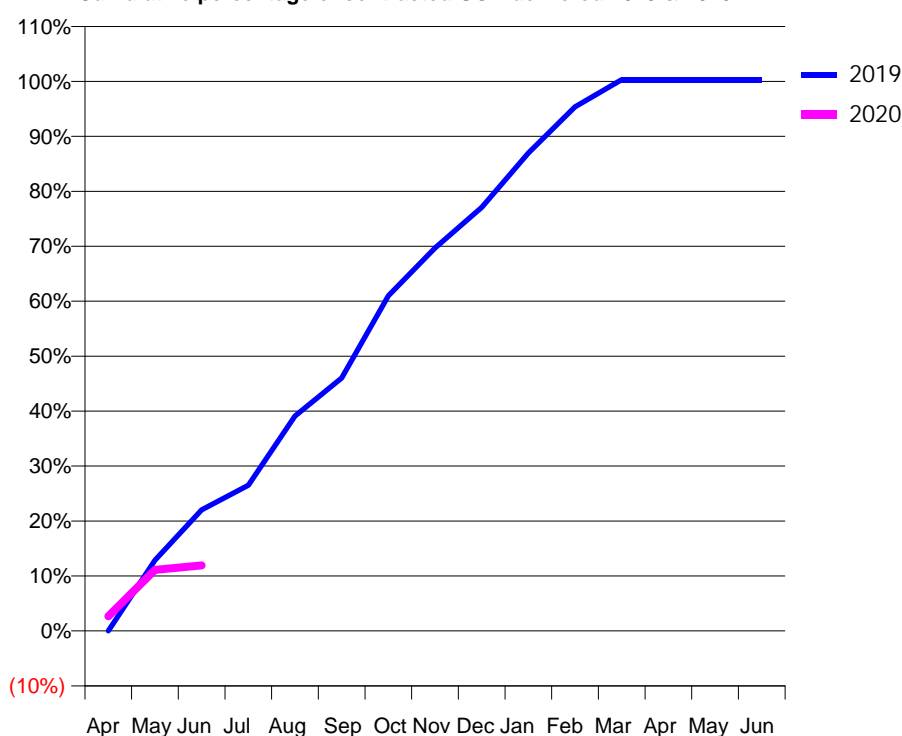
Q67 - Vital Signs Orthodontic At a Glance Contract Report for 835412/0001 - June 2019

Name or company name	Total Orthodontics	19/20 Contracted general activity (UDA)	0
Contract type name	PDS Contract	Carry forward general activity (UDA)	0
Purpose of contract	Orthodontic	19/20 Contracted orthodontic activity (UOA)	12,671
Contract start date	01/04/2006	Carry forward orthodontic activity (UOA)	0
Contract end date	31/03/2026	Baseline contract value	£676,671.98

ACCESS	Contract	England and Wales
24 month ratio of assessments to patient IDs	1.00	1.08

ACTIVITY	Contract
Contract assess and fit appliances (case starts) as a percentage of Area Team case starts	5.0 %

Cumulative percentage of contracted UOA delivered 2019 & 2020



Month	Adjusted Scheduled Activity (UOA)		
	2018	2019	2020
April	-14	0	336
May	1,103	1,092	1,407
June	1,863	1,873	1,512
July	2,684	2,255	
August	3,230	3,326	
September	3,608	3,914	
October	4,263	5,186	
November	4,956	5,925	
December	6,006	6,555	
January	6,724	7,395	
February	7,778	8,109	
March	8,576	8,529	
April	8,618	8,529	
May	8,639	8,529	
June	8,639	8,529	

QUANTITY METRICS (rolling 12 month period)

	Contract Quantity	Contract Base Number	Contract *	Area Team	Region	England
% of all assessments that were assess and fit appliances (case starts)	393	393	100.0%	73.9%	56.9%	58.2%
% of all assessments that were assess and refuse	0	393	0.0%	7.0%	12.3%	12.4%
% of all assessments that were assess and review	0	393	0.0%	19.1%	30.9%	29.4%
% of case starts with a reported IOTN of 3 and Aesthetic Component of 5 or below	1	393	0.3%	0.0%	0.2%	0.1%
% of case starts with a reported IOTN of 3 and Aesthetic Component of 6 or above	5	393	1.3%	2.1%	3.2%	3.9%
% of case starts with a reported IOTN of 4	313	393	79.6%	78.0%	77.6%	77.7%
% of case starts with a reported IOTN of 5	70	393	17.8%	17.8%	17.3%	16.7 %
% of concluded courses in receipt of dual-arch fixed appliances	373	428	87.1%	63.0%	70.7%	72.5%
% of concluded courses where treatment was abandoned or discontinued	26	428	6.1%	11.0%	9.4%	9.1%
% of patients satisfied with the treatment they have received	2	3	66.7%	96.2%	96.3%	95.8%

* Figures in italics indicate that the base number is less than 100.

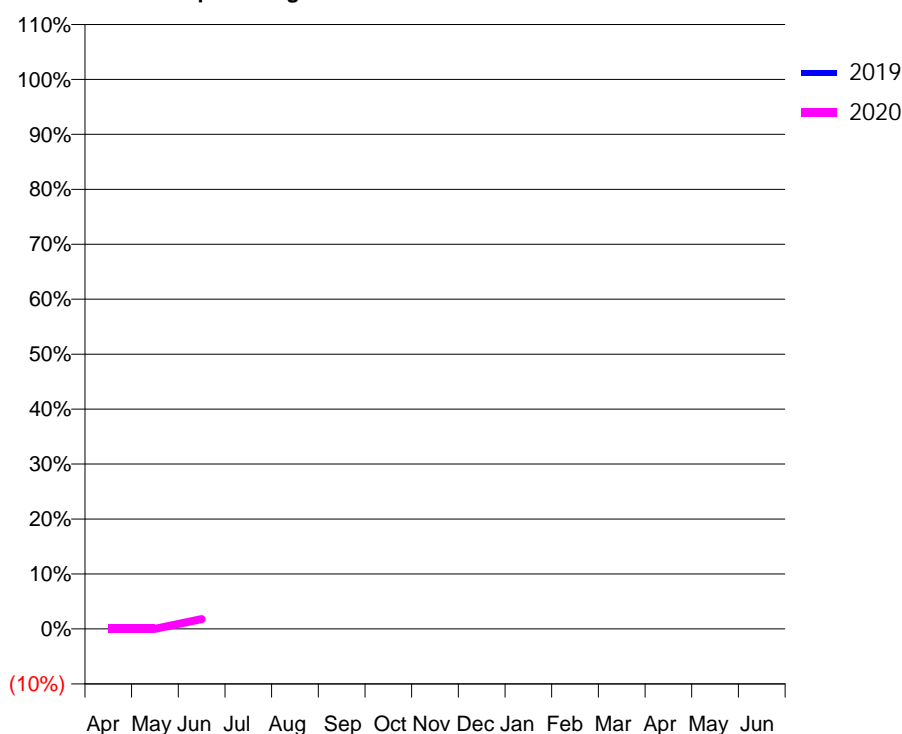
Q68 - Vital Signs Orthodontic At a Glance Contract Report for 100933/0000 - June 2019

Name or company name	Portman Healthcare Limited	19/20 Contracted general activity (UDA)	0
Contract type name	PDS Contract	Carry forward general activity (UDA)	0
Purpose of contract	Orthodontic	19/20 Contracted orthodontic activity (UOA)	8,291
Contract start date	01/04/2019	Carry forward orthodontic activity (UOA)	0
Contract end date	31/03/2026	Baseline contract value	£395,884.40

ACCESS	Contract	England and Wales
24 month ratio of assessments to patient IDs	1.00	1.08

ACTIVITY	Contract
Contract assess and fit appliances (case starts) as a percentage of Area Team case starts	0.1 %

Cumulative percentage of contracted UOA delivered 2019 & 2020



Month	Adjusted Scheduled Activity (UOA)		
	2018	2019	2020
April	0	0	0
May	0	0	0
June	0	0	150
July	0	0	
August	0	0	
September	0	0	
October	0	0	
November	0	0	
December	0	0	
January	0	0	
February	0	0	
March	0	0	
April	0	0	
May	0	0	
June	0	0	

QUANTITY METRICS (rolling 12 month period)

	Contract Quantity	Contract Base Number	Contract *	Area Team	Region	England
% of all assessments that were assess and fit appliances (case starts)	7	10	70.0%	66.4%	56.9%	58.2%
% of all assessments that were assess and refuse	2	10	20.0%	10.1%	12.3%	12.4%
% of all assessments that were assess and review	1	10	10.0%	23.4%	30.9%	29.4%
% of case starts with a reported IOTN of 3 and Aesthetic Component of 5 or below	0	7	<i>N/A</i>	0.0%	0.2%	0.1%
% of case starts with a reported IOTN of 3 and Aesthetic Component of 6 or above	1	7	14.3%	2.7%	3.2%	3.9%
% of case starts with a reported IOTN of 4	4	7	57.1%	78.3%	77.6%	77.7%
% of case starts with a reported IOTN of 5	2	7	28.6%	18.1%	17.3%	16.7%
% of concluded courses in receipt of dual-arch fixed appliances	0	0	<i>N/A</i>	71.0%	70.7%	72.5%
% of concluded courses where treatment was abandoned or discontinued	0	0	<i>N/A</i>	8.7%	9.4%	9.1%
% of patients satisfied with the treatment they have received	0	0	<i>N/A</i>	96.1%	96.3%	95.8%

* Figures in italics indicate that the base number is less than 100.

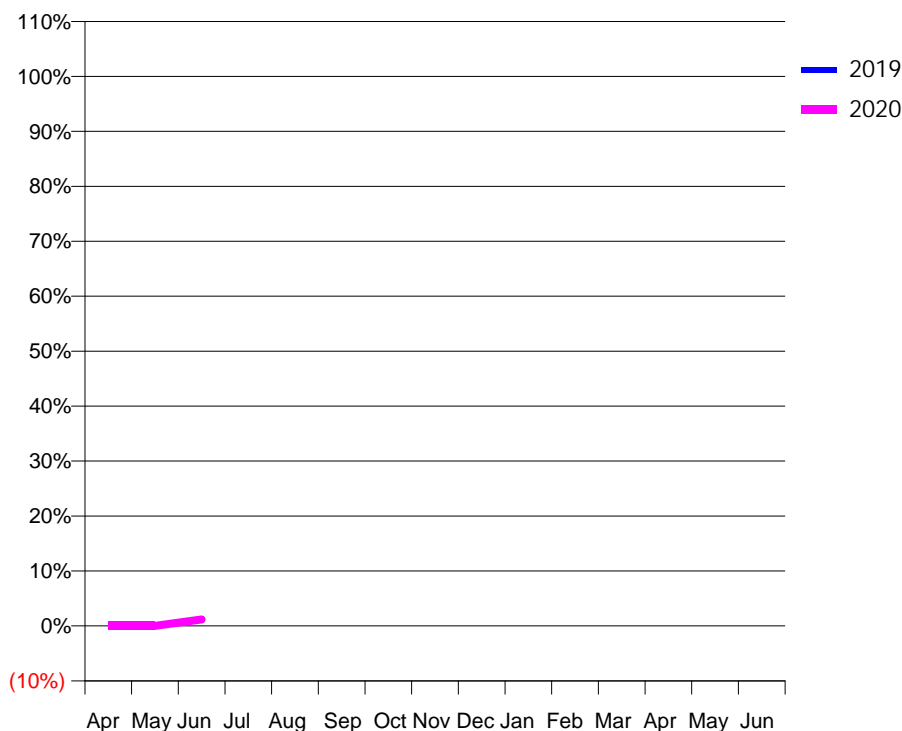
Q68 - Vital Signs Orthodontic At a Glance Contract Report for 100937/0000 - June 2019

Name or company name	Portman Healthcare Limited	19/20 Contracted general activity (UDA)	0
Contract type name	PDS Contract	Carry forward general activity (UDA)	0
Purpose of contract	Orthodontic	19/20 Contracted orthodontic activity (UOA)	7,122
Contract start date	01/04/2019	Carry forward orthodontic activity (UOA)	0
Contract end date	31/03/2026	Baseline contract value	£340,066.18

ACCESS	Contract	England and Wales
24 month ratio of assessments to patient IDs	1.00	1.08

ACTIVITY	Contract
Contract assess and fit appliances (case starts) as a percentage of Area Team case starts	0.0 %

Cumulative percentage of contracted UOA delivered 2019 & 2020



Month	Adjusted Scheduled Activity (UOA)		
	2018	2019	2020
April	0	0	0
May	0	0	0
June	0	0	84
July	0	0	
August	0	0	
September	0	0	
October	0	0	
November	0	0	
December	0	0	
January	0	0	
February	0	0	
March	0	0	
April	0	0	
May	0	0	
June	0	0	

QUANTITY METRICS (rolling 12 month period)

	Contract Quantity	Contract Base Number	Contract *	Area Team	Region	England
% of all assessments that were assess and fit appliances (case starts)	4	4	100.0%	66.4%	56.9%	58.2%
% of all assessments that were assess and refuse	0	4	0.0%	10.1%	12.3%	12.4%
% of all assessments that were assess and review	0	4	0.0%	23.4%	30.9%	29.4%
% of case starts with a reported IOTN of 3 and Aesthetic Component of 5 or below	0	4	N/A	0.0%	0.2%	0.1%
% of case starts with a reported IOTN of 3 and Aesthetic Component of 6 or above	0	4	N/A	2.7%	3.2%	3.9%
% of case starts with a reported IOTN of 4	4	4	100.0%	78.3%	77.6%	77.7%
% of case starts with a reported IOTN of 5	0	4	N/A	18.1%	17.3%	16.7 %
% of concluded courses in receipt of dual-arch fixed appliances	0	0	N/A	71.0%	70.7%	72.5%
% of concluded courses where treatment was abandoned or discontinued	0	0	N/A	8.7%	9.4%	9.1%
% of patients satisfied with the treatment they have received	0	0	N/A	96.1%	96.3%	95.8%

* Figures in italics indicate that the base number is less than 100.

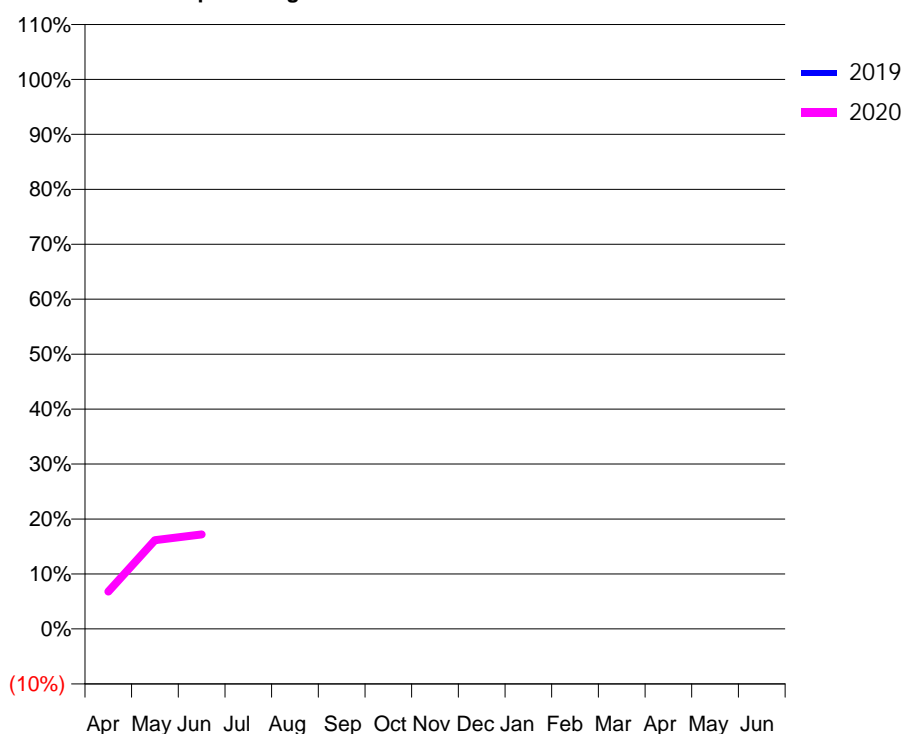
Q68 - Vital Signs Orthodontic At a Glance Contract Report for 100940/0000 - June 2019

Name or company name	Surrey Orthodontics Limited	19/20 Contracted general activity (UDA)	0
Contract type name	PDS Contract	Carry forward general activity (UDA)	0
Purpose of contract	Orthodontic	19/20 Contracted orthodontic activity (UOA)	8,680
Contract start date	01/04/2019	Carry forward orthodontic activity (UOA)	0
Contract end date	31/03/2026	Baseline contract value	£483,157.77

ACCESS	Contract	England and Wales
24 month ratio of assessments to patient IDs	1.00	1.08

ACTIVITY	Contract
Contract assess and fit appliances (case starts) as a percentage of Area Team case starts	0.6 %

Cumulative percentage of contracted UOA delivered 2019 & 2020



Month	Adjusted Scheduled Activity (UOA)		
	2018	2019	2020
April	0	0	591
May	0	0	1,403
June	0	0	1,493
July	0	0	
August	0	0	
September	0	0	
October	0	0	
November	0	0	
December	0	0	
January	0	0	
February	0	0	
March	0	0	
April	0	0	
May	0	0	
June	0	0	

QUANTITY METRICS (rolling 12 month period)

	Contract Quantity	Contract Base Number	Contract *	Area Team	Region	England
% of all assessments that were assess and fit appliances (case starts)	62	268	23.1%	66.4%	56.9%	58.2%
% of all assessments that were assess and refuse	106	268	39.6%	10.1%	12.3%	12.4%
% of all assessments that were assess and review	100	268	37.3%	23.4%	30.9%	29.4%
% of case starts with a reported IOTN of 3 and Aesthetic Component of 5 or below	0	62	<i>N/A</i>	0.0%	0.2%	0.1%
% of case starts with a reported IOTN of 3 and Aesthetic Component of 6 or above	0	62	<i>N/A</i>	2.7%	3.2%	3.9%
% of case starts with a reported IOTN of 4	53	62	85.5%	78.3%	77.6%	77.7%
% of case starts with a reported IOTN of 5	9	62	14.5%	18.1%	17.3%	16.7 %
% of concluded courses in receipt of dual-arch fixed appliances	64	74	86.5%	71.0%	70.7%	72.5%
% of concluded courses where treatment was abandoned or discontinued	5	74	6.8%	8.7%	9.4%	9.1%
% of patients satisfied with the treatment they have received	0	0	<i>N/A</i>	96.1%	96.3%	95.8%

* Figures in italics indicate that the base number is less than 100.

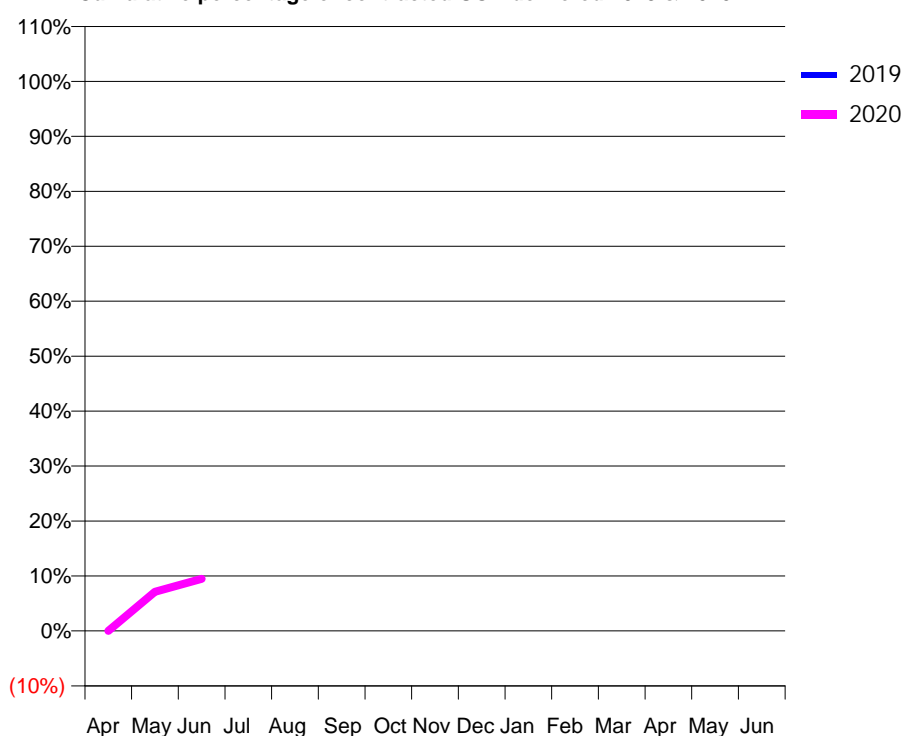
Q68 - Vital Signs Orthodontic At a Glance Contract Report for 100941/0000 - June 2019

Name or company name	IQ Orthodontics Ltd	19/20 Contracted general activity (UDA)	0
Contract type name	PDS Contract	Carry forward general activity (UDA)	0
Purpose of contract	Orthodontic	19/20 Contracted orthodontic activity (UOA)	9,592
Contract start date	01/04/2019	Carry forward orthodontic activity (UOA)	0
Contract end date	31/03/2026	Baseline contract value	£481,396.69

ACCESS	Contract	England and Wales
24 month ratio of assessments to patient IDs	1.00	1.08

ACTIVITY	Contract
Contract assess and fit appliances (case starts) as a percentage of Area Team case starts	0.4 %

Cumulative percentage of contracted UOA delivered 2019 & 2020



Month	Adjusted Scheduled Activity (UOA)		
	2018	2019	2020
April	0	0	0
May	0	0	684
June	0	0	910
July	0	0	
August	0	0	
September	0	0	
October	0	0	
November	0	0	
December	0	0	
January	0	0	
February	0	0	
March	0	0	
April	0	0	
May	0	0	
June	0	0	

QUANTITY METRICS (rolling 12 month period)

	Contract Quantity	Contract Base Number	Contract *	Area Team	Region	England
% of all assessments that were assess and fit appliances (case starts)	39	130	30.0%	66.4%	56.9%	58.2%
% of all assessments that were assess and refuse	10	130	7.7%	10.1%	12.3%	12.4%
% of all assessments that were assess and review	81	130	62.3%	23.4%	30.9%	29.4%
% of case starts with a reported IOTN of 3 and Aesthetic Component of 5 or below	0	39	<i>N/A</i>	0.0%	0.2%	0.1%
% of case starts with a reported IOTN of 3 and Aesthetic Component of 6 or above	0	39	<i>N/A</i>	2.7%	3.2%	3.9%
% of case starts with a reported IOTN of 4	26	39	66.7%	78.3%	77.6%	77.7%
% of case starts with a reported IOTN of 5	13	39	33.3%	18.1%	17.3%	16.7 %
% of concluded courses in receipt of dual-arch fixed appliances	43	49	87.8%	71.0%	70.7%	72.5%
% of concluded courses where treatment was abandoned or discontinued	1	49	2.0%	8.7%	9.4%	9.1%
% of patients satisfied with the treatment they have received	0	0	<i>N/A</i>	96.1%	96.3%	95.8%

* Figures in italics indicate that the base number is less than 100.

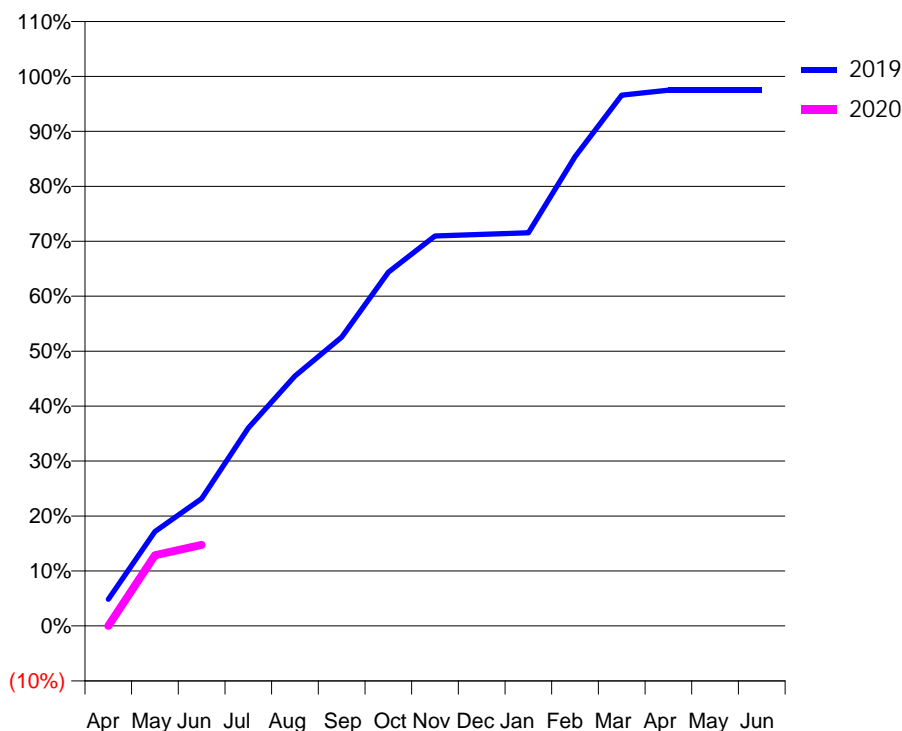
Q68 - Vital Signs Orthodontic At a Glance Contract Report for 104930/0001 - June 2019

Name or company name	Total Orthodontics	19/20 Contracted general activity (UDA)	0
Contract type name	PDS Contract	Carry forward general activity (UDA)	0
Purpose of contract	Orthodontic	19/20 Contracted orthodontic activity (UOA)	7,901
Contract start date	01/10/2008	Carry forward orthodontic activity (UOA)	0
Contract end date	31/03/2026	Baseline contract value	£443,838.13

ACCESS	Contract	England and Wales
24 month ratio of assessments to patient IDs	1.00	1.08

ACTIVITY	Contract
Contract assess and fit appliances (case starts) as a percentage of Area Team case starts	3.1 %

Cumulative percentage of contracted UOA delivered 2019 & 2020



Month	Adjusted Scheduled Activity (UOA)		
	2018	2019	2020
April	173	341	0
May	663	1,202	1,016
June	986	1,622	1,167
July	1,470	2,524	
August	1,827	3,183	
September	2,252	3,678	
October	2,681	4,505	
November	3,236	4,967	
December	3,618	4,988	
January	4,040	5,009	
February	4,948	5,975	
March	6,323	6,762	
April	7,064	6,825	
May	7,064	6,825	
June	7,064	6,825	

QUANTITY METRICS (rolling 12 month period)

	Contract Quantity	Contract Base Number	Contract *	Area Team	Region	England
% of all assessments that were assess and fit appliances (case starts)	318	318	100.0%	66.4%	56.9%	58.2%
% of all assessments that were assess and refuse	0	318	0.0%	10.1%	12.3%	12.4%
% of all assessments that were assess and review	0	318	0.0%	23.4%	30.9%	29.4%
% of case starts with a reported IOTN of 3 and Aesthetic Component of 5 or below	1	318	0.3%	0.0%	0.2%	0.1%
% of case starts with a reported IOTN of 3 and Aesthetic Component of 6 or above	8	318	2.5%	2.7%	3.2%	3.9%
% of case starts with a reported IOTN of 4	243	318	76.4%	78.3%	77.6%	77.7%
% of case starts with a reported IOTN of 5	64	318	20.1%	18.1%	17.3%	16.7 %
% of concluded courses in receipt of dual-arch fixed appliances	210	274	76.6%	71.0%	70.7%	72.5%
% of concluded courses where treatment was abandoned or discontinued	50	274	18.2%	8.7%	9.4%	9.1%
% of patients satisfied with the treatment they have received	9	9	100.0%	96.1%	96.3%	95.8%

* Figures in italics indicate that the base number is less than 100.

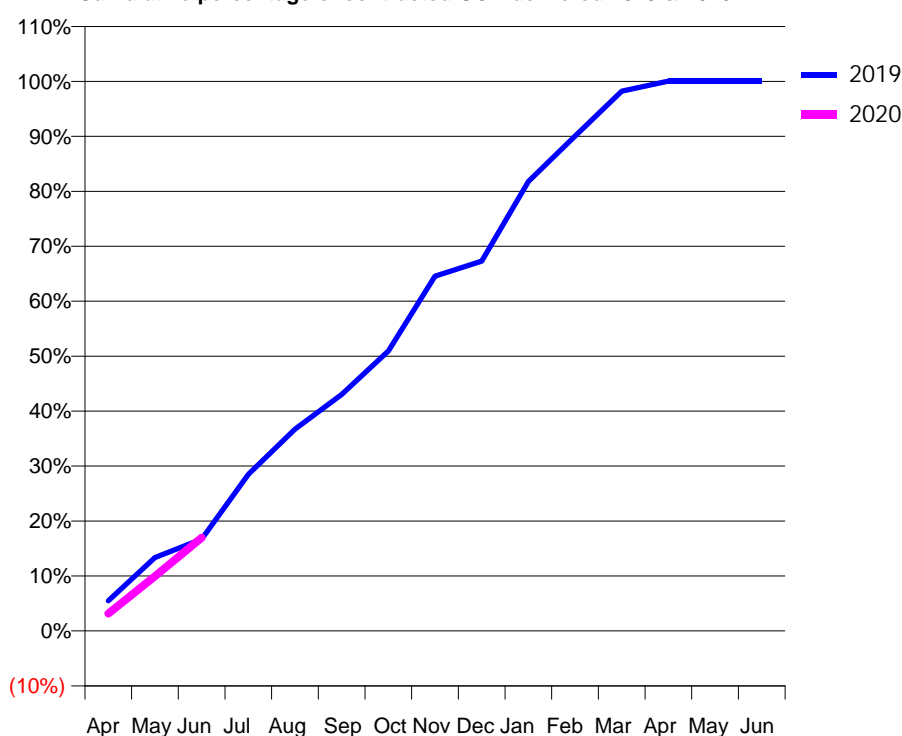
Q68 - Vital Signs Orthodontic At a Glance Contract Report for 146862/0001 - June 2019

Name or company name	Sackville Road Orthodontic Clinic	19/20 Contracted general activity (UDA)	0
Contract type name	PDS Contract	Carry forward general activity (UDA)	0
Purpose of contract	Orthodontic	19/20 Contracted orthodontic activity (UOA)	10,610
Contract start date	01/10/2009	Carry forward orthodontic activity (UOA)	0
Contract end date	31/03/2026	Baseline contract value	£565,125.42

ACCESS	Contract	England and Wales
24 month ratio of assessments to patient IDs	1.00	1.08

ACTIVITY	Contract
Contract assess and fit appliances (case starts) as a percentage of Area Team case starts	3.6 %

Cumulative percentage of contracted UOA delivered 2019 & 2020



Month	Adjusted Scheduled Activity (UOA)		
	2018	2019	2020
April	273	382	336
May	768	928	1,055
June	1,301	1,160	1,800
July	1,952	1,979	
August	2,477	2,548	
September	3,027	2,989	
October	3,657	3,538	
November	4,334	4,483	
December	4,987	4,672	
January	5,512	5,680	
February	6,272	6,253	
March	6,780	6,821	
April	6,969	6,947	
May	6,969	6,947	
June	6,969	6,947	

QUANTITY METRICS (rolling 12 month period)

	Contract Quantity	Contract Base Number	Contract *	Area Team	Region	England
% of all assessments that were assess and fit appliances (case starts)	364	375	97.1%	66.4%	56.9%	58.2%
% of all assessments that were assess and refuse	6	375	1.6%	10.1%	12.3%	12.4%
% of all assessments that were assess and review	5	375	1.3%	23.4%	30.9%	29.4%
% of case starts with a reported IOTN of 3 and Aesthetic Component of 5 or below	0	364	N/A	0.0%	0.2%	0.1%
% of case starts with a reported IOTN of 3 and Aesthetic Component of 6 or above	3	364	0.8%	2.7%	3.2%	3.9%
% of case starts with a reported IOTN of 4	303	364	83.2%	78.3%	77.6%	77.7%
% of case starts with a reported IOTN of 5	58	364	15.9%	18.1%	17.3%	16.7 %
% of concluded courses in receipt of dual-arch fixed appliances	295	372	79.3%	71.0%	70.7%	72.5%
% of concluded courses where treatment was abandoned or discontinued	71	372	19.1%	8.7%	9.4%	9.1%
% of patients satisfied with the treatment they have received	1	1	100.0%	96.1%	96.3%	95.8%

* Figures in italics indicate that the base number is less than 100.

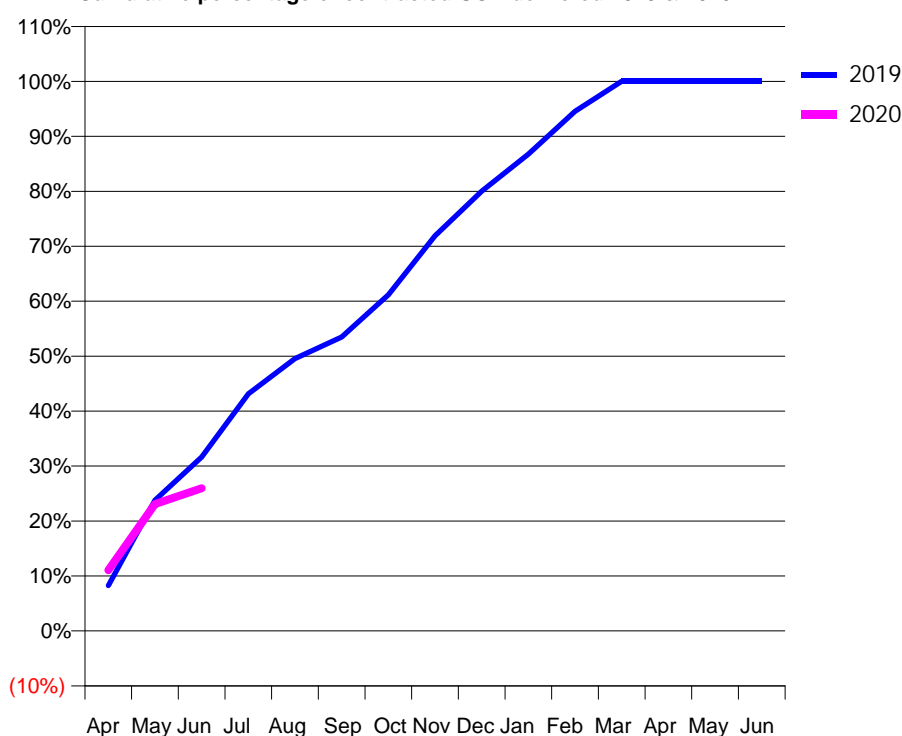
Q68 - Vital Signs Orthodontic At a Glance Contract Report for 155349/0001 - June 2019

Name or company name	E & G Ortho Limited	19/20 Contracted general activity (UDA)	0
Contract type name	PDS Contract	Carry forward general activity (UDA)	0
Purpose of contract	Orthodontic	19/20 Contracted orthodontic activity (UOA)	7,813
Contract start date	01/04/2011	Carry forward orthodontic activity (UOA)	0
Contract end date	31/03/2026	Baseline contract value	£438,894.73

ACCESS	Contract	England and Wales
24 month ratio of assessments to patient IDs	1.03	1.08

ACTIVITY	Contract
Contract assess and fit appliances (case starts) as a percentage of Area Team case starts	4.7 %

Cumulative percentage of contracted UOA delivered 2019 & 2020



Month	Adjusted Scheduled Activity (UOA)		
	2018	2019	2020
April	504	889	864
May	2,202	2,557	1,804
June	3,260	3,401	2,030
July	4,305	4,643	
August	5,233	5,327	
September	6,030	5,751	
October	7,109	6,578	
November	8,121	7,732	
December	9,088	8,605	
January	9,802	9,333	
February	10,571	10,167	
March	10,659	10,757	
April	10,688	10,757	
May	10,688	10,757	
June	10,688	10,757	

QUANTITY METRICS (rolling 12 month period)

	Contract Quantity	Contract Base Number	Contract *	Area Team	Region	England
% of all assessments that were assess and fit appliances (case starts)	479	566	84.6%	66.4%	56.9%	58.2%
% of all assessments that were assess and refuse	7	566	1.2%	10.1%	12.3%	12.4%
% of all assessments that were assess and review	80	566	14.1%	23.4%	30.9%	29.4%
% of case starts with a reported IOTN of 3 and Aesthetic Component of 5 or below	0	479	N/A	0.0%	0.2%	0.1%
% of case starts with a reported IOTN of 3 and Aesthetic Component of 6 or above	4	479	0.8%	2.7%	3.2%	3.9%
% of case starts with a reported IOTN of 4	372	479	77.7%	78.3%	77.6%	77.7%
% of case starts with a reported IOTN of 5	102	479	21.3%	18.1%	17.3%	16.7 %
% of concluded courses in receipt of dual-arch fixed appliances	342	439	77.9%	71.0%	70.7%	72.5%
% of concluded courses where treatment was abandoned or discontinued	22	439	5.0%	8.7%	9.4%	9.1%
% of patients satisfied with the treatment they have received	2	2	100.0%	96.1%	96.3%	95.8%

* Figures in italics indicate that the base number is less than 100.

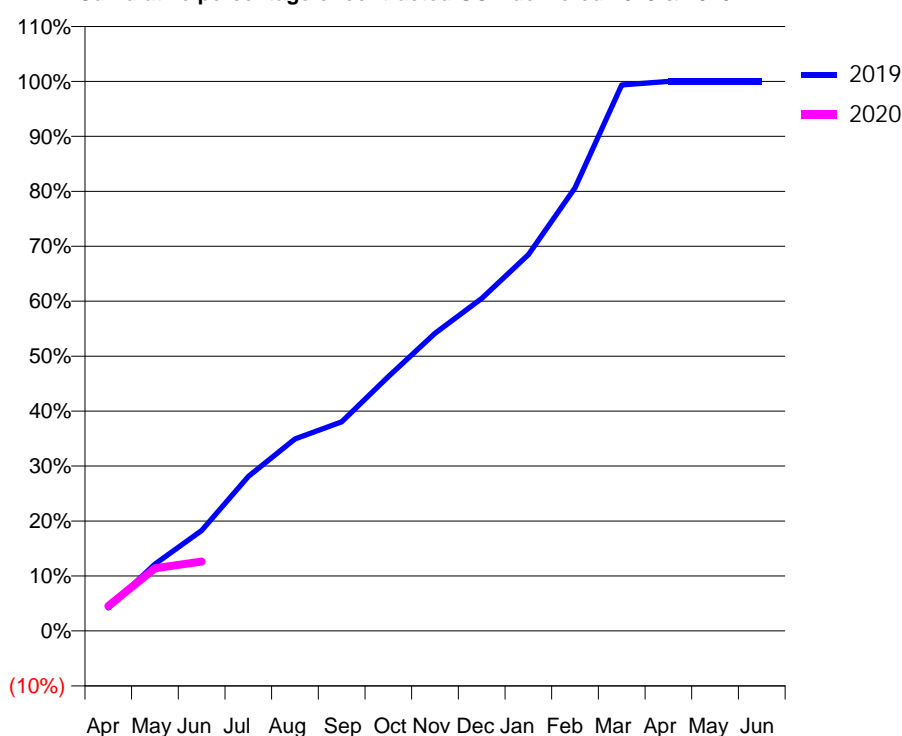
Q68 - Vital Signs Orthodontic At a Glance Contract Report for 155349/0002 - June 2019

Name or company name	E & G Ortho Limited	19/20 Contracted general activity (UDA)	0
Contract type name	PDS Contract	Carry forward general activity (UDA)	0
Purpose of contract	Orthodontic	19/20 Contracted orthodontic activity (UOA)	12,591
Contract start date	01/04/2011	Carry forward orthodontic activity (UOA)	0
Contract end date	31/03/2026	Baseline contract value	£654,019.44

ACCESS	Contract	England and Wales
24 month ratio of assessments to patient IDs	1.04	1.08

ACTIVITY	Contract
Contract assess and fit appliances (case starts) as a percentage of Area Team case starts	3.3 %

Cumulative percentage of contracted UOA delivered 2019 & 2020



Month	Adjusted Scheduled Activity (UOA)		
	2018	2019	2020
April	280	262	570
May	723	763	1,439
June	1,246	1,146	1,590
July	1,928	1,762	
August	2,340	2,190	
September	2,801	2,385	
October	3,359	2,902	
November	3,888	3,394	
December	4,308	3,792	
January	4,732	4,293	
February	5,345	5,054	
March	6,227	6,226	
April	6,290	6,268	
May	6,290	6,268	
June	6,290	6,268	

QUANTITY METRICS (rolling 12 month period)

	Contract Quantity	Contract Base Number	Contract *	Area Team	Region	England
% of all assessments that were assess and fit appliances (case starts)	337	481	70.1%	66.4%	56.9%	58.2%
% of all assessments that were assess and refuse	24	481	5.0%	10.1%	12.3%	12.4%
% of all assessments that were assess and review	120	481	24.9%	23.4%	30.9%	29.4%
% of case starts with a reported IOTN of 3 and Aesthetic Component of 5 or below	0	337	N/A	0.0%	0.2%	0.1%
% of case starts with a reported IOTN of 3 and Aesthetic Component of 6 or above	6	337	1.8%	2.7%	3.2%	3.9%
% of case starts with a reported IOTN of 4	259	337	76.9%	78.3%	77.6%	77.7%
% of case starts with a reported IOTN of 5	72	337	21.4%	18.1%	17.3%	16.7 %
% of concluded courses in receipt of dual-arch fixed appliances	134	244	54.9%	71.0%	70.7%	72.5%
% of concluded courses where treatment was abandoned or discontinued	21	244	8.6%	8.7%	9.4%	9.1%
% of patients satisfied with the treatment they have received	3	3	100.0%	96.1%	96.3%	95.8%

* Figures in italics indicate that the base number is less than 100.

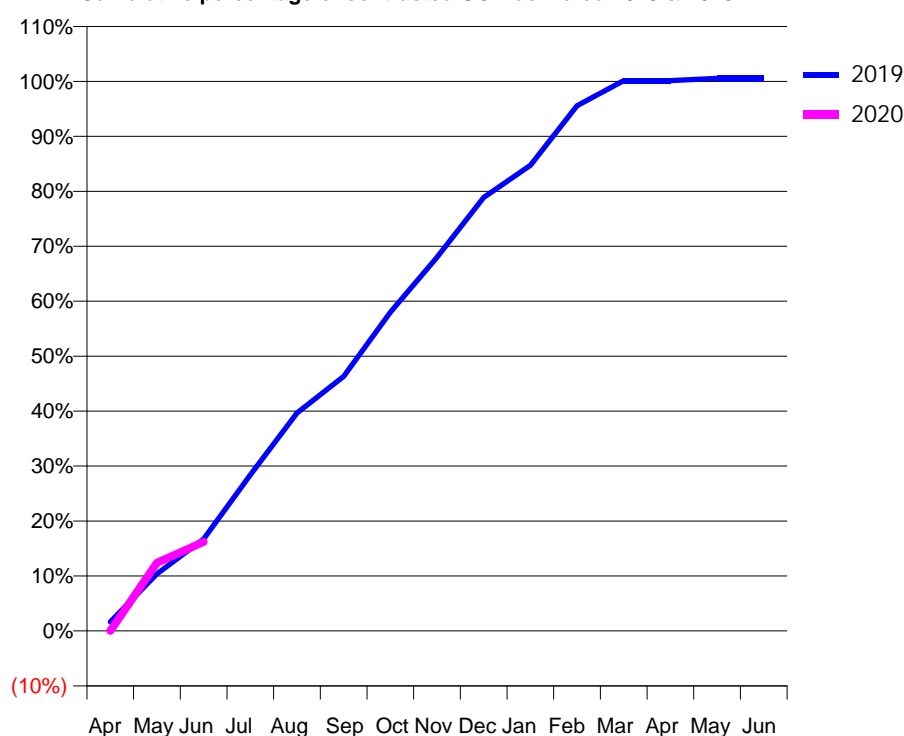
Q68 - Vital Signs Orthodontic At a Glance Contract Report for 156574/0004 - June 2019

Name or company name	Total Orthodontics	19/20 Contracted general activity (UDA)	0
Contract type name	PDS Contract	Carry forward general activity (UDA)	0
Purpose of contract	Orthodontic	19/20 Contracted orthodontic activity (UOA)	7,122
Contract start date	01/05/2010	Carry forward orthodontic activity (UOA)	0
Contract end date	31/03/2026	Baseline contract value	£382,534.43

ACCESS	Contract	England and Wales
24 month ratio of assessments to patient IDs	1.00	1.08

ACTIVITY	Contract
Contract assess and fit appliances (case starts) as a percentage of Area Team case starts	2.5 %

Cumulative percentage of contracted UOA delivered 2019 & 2020



Month	Adjusted Scheduled Activity (UOA)		
	2018	2019	2020
April	151	83	0
May	701	524	882
June	869	843	1,155
July	1,310	1,431	
August	1,688	1,998	
September	2,007	2,334	
October	2,469	2,922	
November	3,099	3,426	
December	3,565	3,976	
January	3,943	4,270	
February	4,321	4,816	
March	4,850	5,047	
April	5,039	5,047	
May	5,039	5,068	
June	5,039	5,068	

QUANTITY METRICS (rolling 12 month period)

	Contract Quantity	Contract Base Number	Contract *	Area Team	Region	England
% of all assessments that were assess and fit appliances (case starts)	257	257	100.0%	66.4%	56.9%	58.2%
% of all assessments that were assess and refuse	0	257	0.0%	10.1%	12.3%	12.4%
% of all assessments that were assess and review	0	257	0.0%	23.4%	30.9%	29.4%
% of case starts with a reported IOTN of 3 and Aesthetic Component of 5 or below	0	257	N/A	0.0%	0.2%	0.1%
% of case starts with a reported IOTN of 3 and Aesthetic Component of 6 or above	11	257	4.3%	2.7%	3.2%	3.9%
% of case starts with a reported IOTN of 4	220	257	85.6%	78.3%	77.6%	77.7%
% of case starts with a reported IOTN of 5	26	257	10.1%	18.1%	17.3%	16.7 %
% of concluded courses in receipt of dual-arch fixed appliances	242	246	98.4%	71.0%	70.7%	72.5%
% of concluded courses where treatment was abandoned or discontinued	0	246	0.0%	8.7%	9.4%	9.1%
% of patients satisfied with the treatment they have received	3	3	100.0%	96.1%	96.3%	95.8%

* Figures in italics indicate that the base number is less than 100.

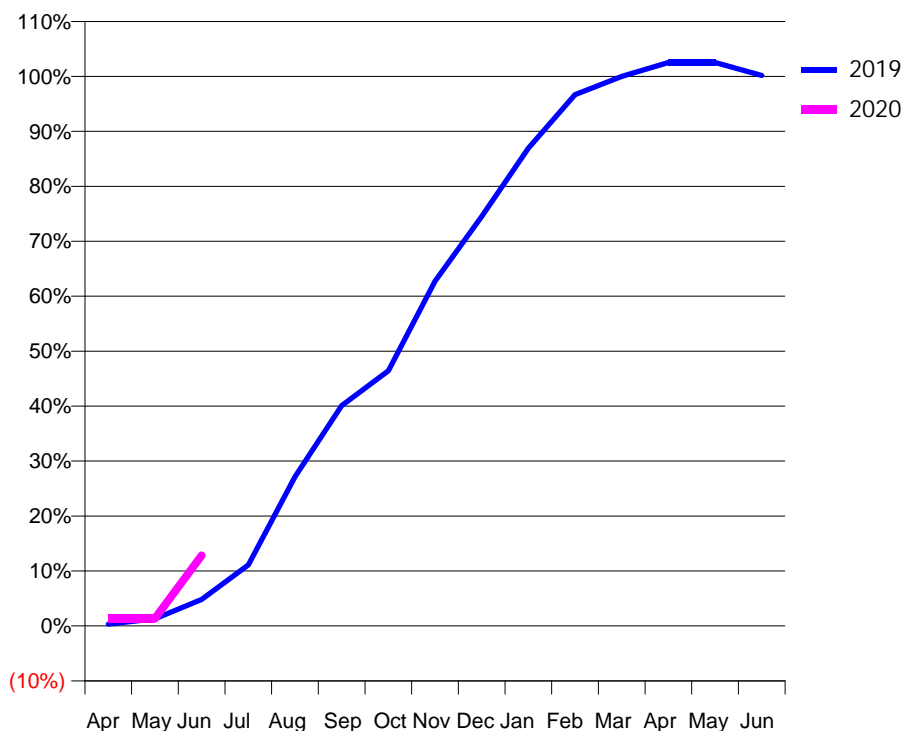
Q68 - Vital Signs Orthodontic At a Glance Contract Report for 183482/0001 - June 2019

Name or company name	Surrey Orthodontics (Godalming) Limited	19/20 Contracted general activity (UDA)	0
Contract type name	PDS Contract	Carry forward general activity (UDA)	0
Purpose of contract	Orthodontic	19/20 Contracted orthodontic activity (UOA)	12,466
Contract start date	20/03/2015	Carry forward orthodontic activity (UOA)	0
Contract end date	31/03/2026	Baseline contract value	£700,276.69

ACCESS	Contract	England and Wales
24 month ratio of assessments to patient IDs	1.03	1.08

ACTIVITY	Contract
Contract assess and fit appliances (case starts) as a percentage of Area Team case starts	7.5 %

Cumulative percentage of contracted UOA delivered 2019 & 2020



Month	Adjusted Scheduled Activity (UOA)		
	2018	2019	2020
April	-377	49	170
May	-292	183	170
June	2,361	672	1,600
July	2,449	1,556	
August	3,503	3,789	
September	3,503	5,598	
October	5,732	6,486	
November	7,705	8,764	
December	8,693	10,409	
January	10,312	12,145	
February	12,113	13,504	
March	13,728	13,971	
April	13,971	14,324	
May	13,975	14,324	
June	13,975	13,992	

QUANTITY METRICS (rolling 12 month period)

	Contract Quantity	Contract Base Number	Contract *	Area Team	Region	England
% of all assessments that were assess and fit appliances (case starts)	756	1,046	72.3%	66.4%	56.9%	58.2%
% of all assessments that were assess and refuse	62	1,046	5.9%	10.1%	12.3%	12.4%
% of all assessments that were assess and review	228	1,046	21.8%	23.4%	30.9%	29.4%
% of case starts with a reported IOTN of 3 and Aesthetic Component of 5 or below	0	756	N/A	0.0%	0.2%	0.1%
% of case starts with a reported IOTN of 3 and Aesthetic Component of 6 or above	13	756	1.7%	2.7%	3.2%	3.9%
% of case starts with a reported IOTN of 4	583	756	77.1%	78.3%	77.6%	77.7%
% of case starts with a reported IOTN of 5	157	756	20.8%	18.1%	17.3%	16.7 %
% of concluded courses in receipt of dual-arch fixed appliances	123	581	21.2%	71.0%	70.7%	72.5%
% of concluded courses where treatment was abandoned or discontinued	52	581	9.0%	8.7%	9.4%	9.1%
% of patients satisfied with the treatment they have received	10	11	90.9%	96.1%	96.3%	95.8%

* Figures in italics indicate that the base number is less than 100.

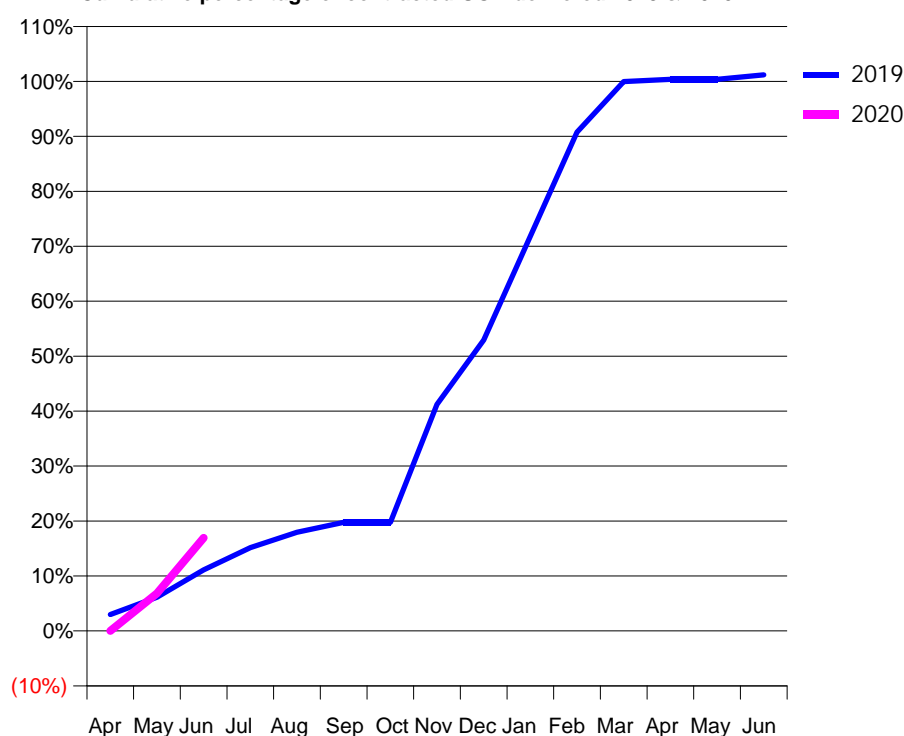
Q68 - Vital Signs Orthodontic At a Glance Contract Report for 186872/0006 - June 2019

Name or company name	ORTHOWORLD 2000 LTD	19/20 Contracted general activity (UDA)	0
Contract type name	PDS Contract	Carry forward general activity (UDA)	0
Purpose of contract	Orthodontic	19/20 Contracted orthodontic activity (UOA)	13,995
Contract start date	01/04/2006	Carry forward orthodontic activity (UOA)	0
Contract end date	31/03/2026	Baseline contract value	£760,099.49

ACCESS	Contract	England and Wales
24 month ratio of assessments to patient IDs	1.01	1.08

ACTIVITY	Contract
Contract assess and fit appliances (case starts) as a percentage of Area Team case starts	4.3 %

Cumulative percentage of contracted UOA delivered 2019 & 2020



Month	Adjusted Scheduled Activity (UOA)		
	2018	2019	2020
April	317	232	0
May	739	473	956
June	1,614	861	2,373
July	2,290	1,172	
August	2,586	1,388	
September	3,427	1,527	
October	4,172	1,527	
November	4,727	3,187	
December	5,092	4,092	
January	5,945	5,556	
February	6,950	7,014	
March	7,354	7,728	
April	7,651	7,759	
May	7,714	7,759	
June	7,777	7,822	

QUANTITY METRICS (rolling 12 month period)

	Contract Quantity	Contract Base Number	Contract *	Area Team	Region	England
% of all assessments that were assess and fit appliances (case starts)	439	698	62.9%	66.4%	56.9%	58.2%
% of all assessments that were assess and refuse	99	698	14.2%	10.1%	12.3%	12.4%
% of all assessments that were assess and review	160	698	22.9%	23.4%	30.9%	29.4%
% of case starts with a reported IOTN of 3 and Aesthetic Component of 5 or below	0	439	N/A	0.0%	0.2%	0.1%
% of case starts with a reported IOTN of 3 and Aesthetic Component of 6 or above	38	439	8.7%	2.7%	3.2%	3.9%
% of case starts with a reported IOTN of 4	301	439	68.6%	78.3%	77.6%	77.7%
% of case starts with a reported IOTN of 5	100	439	22.8%	18.1%	17.3%	16.7 %
% of concluded courses in receipt of dual-arch fixed appliances	302	363	83.2%	71.0%	70.7%	72.5%
% of concluded courses where treatment was abandoned or discontinued	42	363	11.6%	8.7%	9.4%	9.1%
% of patients satisfied with the treatment they have received	0	0	N/A	96.1%	96.3%	95.8%

* Figures in italics indicate that the base number is less than 100.

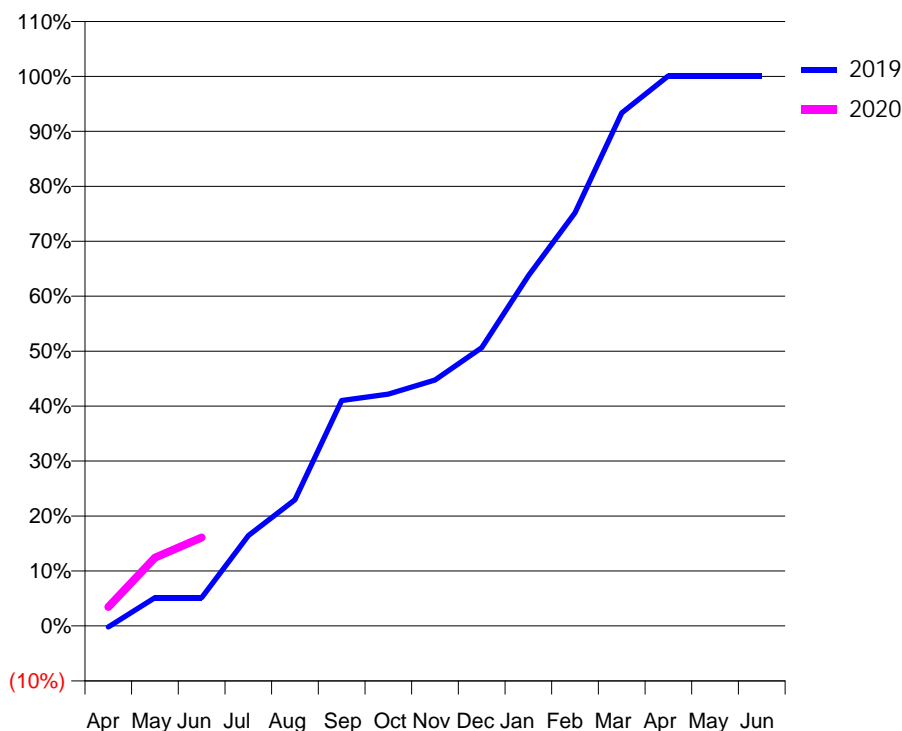
Q68 - Vital Signs Orthodontic At a Glance Contract Report for 207896/0005 - June 2019

Name or company name	MCCANCE LTD.	19/20 Contracted general activity (UDA)	0
Contract type name	PDS Contract	Carry forward general activity (UDA)	0
Purpose of contract	Orthodontic	19/20 Contracted orthodontic activity (UOA)	6,806
Contract start date	08/04/2013	Carry forward orthodontic activity (UOA)	0
Contract end date	31/03/2026	Baseline contract value	£382,326.58

ACCESS	Contract	England and Wales
24 month ratio of assessments to patient IDs	1.00	1.08

ACTIVITY	Contract
Contract assess and fit appliances (case starts) as a percentage of Area Team case starts	4.6 %

Cumulative percentage of contracted UOA delivered 2019 & 2020



Month	Adjusted Scheduled Activity (UOA)		
	2018	2019	2020
April	0	-18	235
May	252	465	844
June	491	465	1,096
July	491	1,481	
August	764	2,069	
September	2,593	3,694	
October	3,378	3,799	
November	4,076	4,030	
December	5,234	4,559	
January	6,099	5,739	
February	7,047	6,768	
March	8,307	8,406	
April	8,987	9,015	
May	8,987	9,015	
June	8,987	9,015	

QUANTITY METRICS (rolling 12 month period)

	Contract Quantity	Contract Base Number	Contract *	Area Team	Region	England
% of all assessments that were assess and fit appliances (case starts)	467	467	100.0%	66.4%	56.9%	58.2%
% of all assessments that were assess and refuse	0	467	0.0%	10.1%	12.3%	12.4%
% of all assessments that were assess and review	0	467	0.0%	23.4%	30.9%	29.4%
% of case starts with a reported IOTN of 3 and Aesthetic Component of 5 or below	0	467	N/A	0.0%	0.2%	0.1%
% of case starts with a reported IOTN of 3 and Aesthetic Component of 6 or above	35	467	7.5%	2.7%	3.2%	3.9%
% of case starts with a reported IOTN of 4	366	467	78.4%	78.3%	77.6%	77.7%
% of case starts with a reported IOTN of 5	65	467	13.9%	18.1%	17.3%	16.7 %
% of concluded courses in receipt of dual-arch fixed appliances	100	349	28.7%	71.0%	70.7%	72.5%
% of concluded courses where treatment was abandoned or discontinued	30	349	8.6%	8.7%	9.4%	9.1%
% of patients satisfied with the treatment they have received	3	3	100.0%	96.1%	96.3%	95.8%

* Figures in italics indicate that the base number is less than 100.

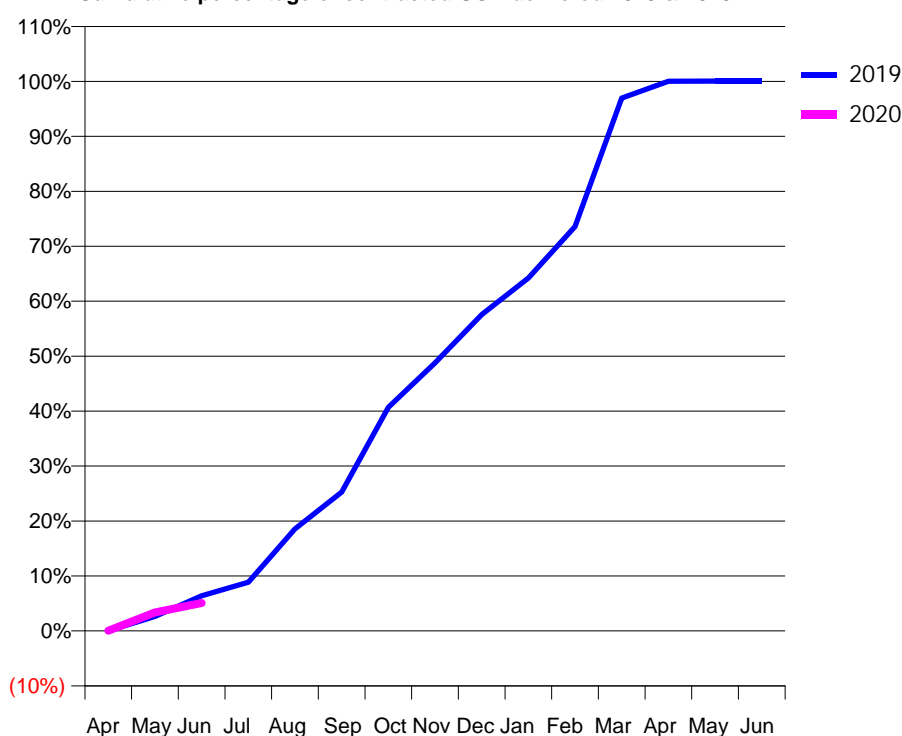
Q68 - Vital Signs Orthodontic At a Glance Contract Report for 331465/0002 - June 2019

Name or company name	HINCHLEY WOOD ORTHODONTICS LTD	19/20 Contracted general activity (UDA)	0
Contract type name	PDS Contract	Carry forward general activity (UDA)	0
Purpose of contract	Orthodontic	19/20 Contracted orthodontic activity (UOA)	6,500
Contract start date	01/04/2011	Carry forward orthodontic activity (UOA)	0
Contract end date	31/03/2026	Baseline contract value	£362,561.32

ACCESS	Contract	England and Wales
24 month ratio of assessments to patient IDs	1.04	1.08

ACTIVITY	Contract
Contract assess and fit appliances (case starts) as a percentage of Area Team case starts	3.0 %

Cumulative percentage of contracted UOA delivered 2019 & 2020



Month	Adjusted Scheduled Activity (UOA)		
	2018	2019	2020
April	0	0	4
May	436	171	218
June	1,093	414	330
July	1,663	574	
August	2,052	1,202	
September	2,526	1,637	
October	3,111	2,636	
November	3,592	3,157	
December	4,191	3,728	
January	4,582	4,158	
February	5,123	4,762	
March	5,812	6,277	
April	5,898	6,475	
May	6,454	6,476	
June	6,476	6,476	

QUANTITY METRICS (rolling 12 month period)

	Contract Quantity	Contract Base Number	Contract *	Area Team	Region	England
% of all assessments that were assess and fit appliances (case starts)	302	488	61.9%	66.4%	56.9%	58.2%
% of all assessments that were assess and refuse	82	488	16.8%	10.1%	12.3%	12.4%
% of all assessments that were assess and review	104	488	21.3%	23.4%	30.9%	29.4%
% of case starts with a reported IOTN of 3 and Aesthetic Component of 5 or below	0	302	N/A	0.0%	0.2%	0.1%
% of case starts with a reported IOTN of 3 and Aesthetic Component of 6 or above	8	302	2.6%	2.7%	3.2%	3.9%
% of case starts with a reported IOTN of 4	218	302	72.2%	78.3%	77.6%	77.7%
% of case starts with a reported IOTN of 5	76	302	25.2%	18.1%	17.3%	16.7 %
% of concluded courses in receipt of dual-arch fixed appliances	271	342	79.2%	71.0%	70.7%	72.5%
% of concluded courses where treatment was abandoned or discontinued	27	342	7.9%	8.7%	9.4%	9.1%
% of patients satisfied with the treatment they have received	8	8	100.0%	96.1%	96.3%	95.8%

* Figures in italics indicate that the base number is less than 100.

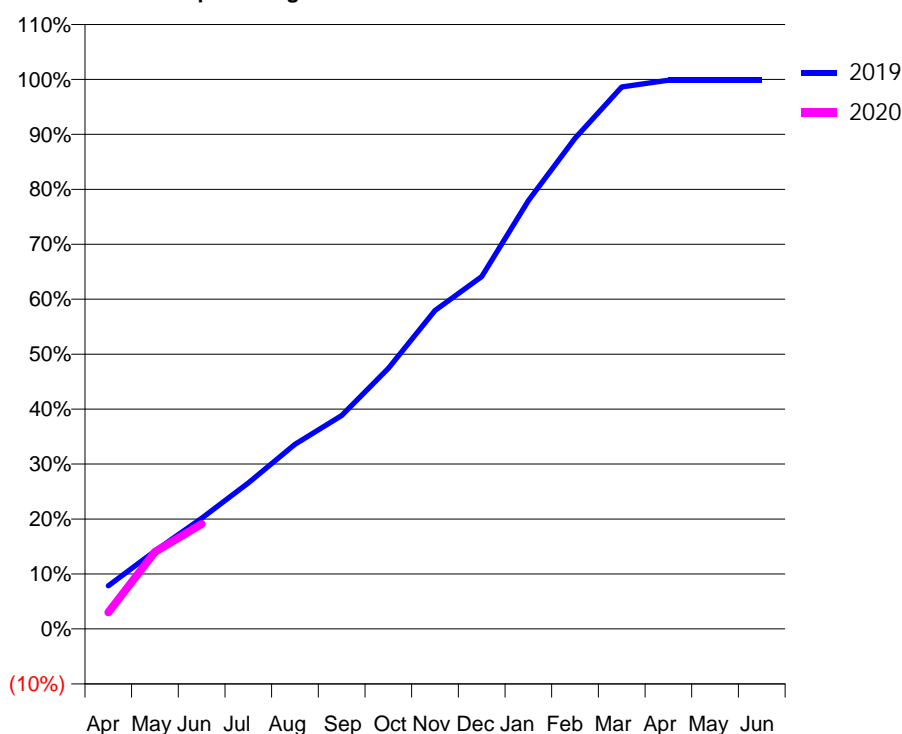
Q68 - Vital Signs Orthodontic At a Glance Contract Report for 677256/0001 - June 2019

Name or company name	MR GT WYNNE-HUGHES	19/20 Contracted general activity (UDA)	0
Contract type name	PDS Contract	Carry forward general activity (UDA)	0
Purpose of contract	Orthodontic	19/20 Contracted orthodontic activity (UOA)	13,141
Contract start date	01/04/2006	Carry forward orthodontic activity (UOA)	0
Contract end date	31/03/2026	Baseline contract value	£897,030.53

ACCESS	Contract	England and Wales
24 month ratio of assessments to patient IDs	1.09	1.08

ACTIVITY	Contract
Contract assess and fit appliances (case starts) as a percentage of Area Team case starts	6.1 %

Cumulative percentage of contracted UOA delivered 2019 & 2020



Month	Adjusted Scheduled Activity (UOA)		
	2018	2019	2020
April	1,188	1,031	396
May	2,912	1,863	1,845
June	4,019	2,645	2,507
July	5,012	3,494	
August	6,098	4,416	
September	6,926	5,104	
October	8,137	6,232	
November	9,312	7,615	
December	10,281	8,423	
January	10,967	10,242	
February	11,975	11,732	
March	13,060	12,962	
April	13,155	13,122	
May	13,178	13,122	
June	13,178	13,122	

QUANTITY METRICS (rolling 12 month period)

	Contract Quantity	Contract Base Number	Contract *	Area Team	Region	England
% of all assessments that were assess and fit appliances (case starts)	614	965	63.6%	66.4%	56.9%	58.2%
% of all assessments that were assess and refuse	103	965	10.7%	10.1%	12.3%	12.4%
% of all assessments that were assess and review	248	965	25.7%	23.4%	30.9%	29.4%
% of case starts with a reported IOTN of 3 and Aesthetic Component of 5 or below	0	614	N/A	0.0%	0.2%	0.1%
% of case starts with a reported IOTN of 3 and Aesthetic Component of 6 or above	1	614	0.2%	2.7%	3.2%	3.9%
% of case starts with a reported IOTN of 4	496	614	80.8%	78.3%	77.6%	77.7%
% of case starts with a reported IOTN of 5	112	614	18.2%	18.1%	17.3%	16.7 %
% of concluded courses in receipt of dual-arch fixed appliances	545	586	93.0%	71.0%	70.7%	72.5%
% of concluded courses where treatment was abandoned or discontinued	18	586	3.1%	8.7%	9.4%	9.1%
% of patients satisfied with the treatment they have received	6	7	85.7%	96.1%	96.3%	95.8%

* Figures in italics indicate that the base number is less than 100.

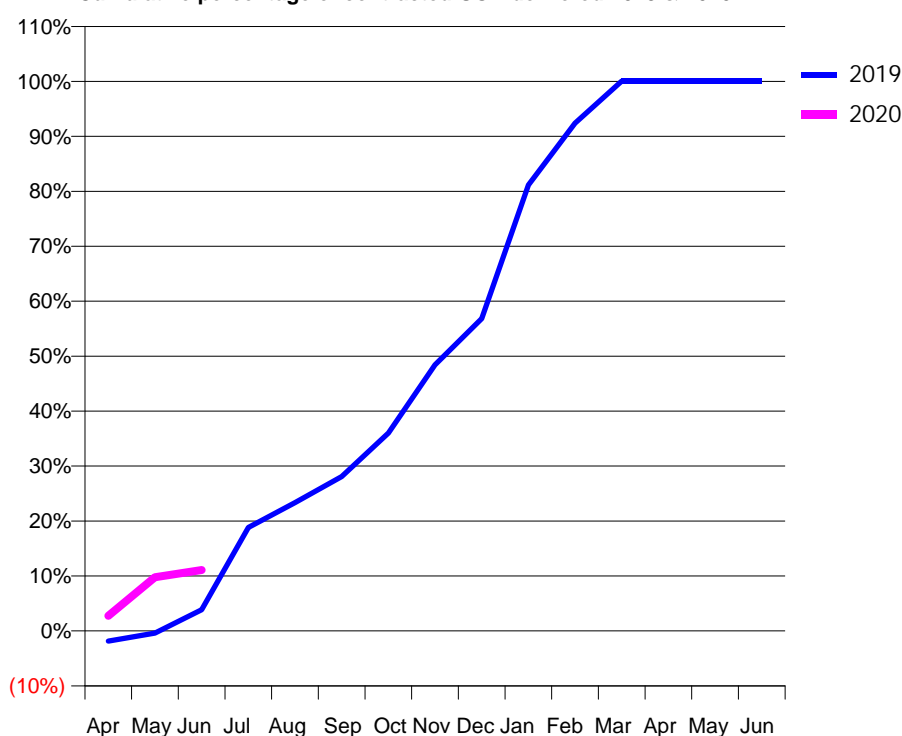
Q68 - Vital Signs Orthodontic At a Glance Contract Report for 835021/0002 - June 2019

Name or company name	REDHILL ORTHODONTICS LIMITED	19/20 Contracted general activity (UDA)	0
Contract type name	PDS Contract	Carry forward general activity (UDA)	0
Purpose of contract	Orthodontic	19/20 Contracted orthodontic activity (UOA)	6,545
Contract start date	01/04/2011	Carry forward orthodontic activity (UOA)	0
Contract end date	31/03/2026	Baseline contract value	£367,664.92

ACCESS	Contract	England and Wales
24 month ratio of assessments to patient IDs	1.04	1.08

ACTIVITY	Contract
Contract assess and fit appliances (case starts) as a percentage of Area Team case starts	3.7 %

Cumulative percentage of contracted UOA delivered 2019 & 2020



Month	Adjusted Scheduled Activity (UOA)		
	2018	2019	2020
April	105	-140	180
May	1,033	-30	639
June	1,684	293	725
July	2,488	1,429	
August	3,228	1,770	
September	4,281	2,131	
October	4,733	2,734	
November	5,101	3,676	
December	6,036	4,312	
January	6,382	6,158	
February	6,946	7,012	
March	7,215	7,592	
April	7,447	7,592	
May	7,447	7,592	
June	7,447	7,592	

QUANTITY METRICS (rolling 12 month period)

	Contract Quantity	Contract Base Number	Contract *	Area Team	Region	England
% of all assessments that were assess and fit appliances (case starts)	375	591	63.5%	66.4%	56.9%	58.2%
% of all assessments that were assess and refuse	32	591	5.4%	10.1%	12.3%	12.4%
% of all assessments that were assess and review	184	591	31.1%	23.4%	30.9%	29.4%
% of case starts with a reported IOTN of 3 and Aesthetic Component of 5 or below	0	375	N/A	0.0%	0.2%	0.1%
% of case starts with a reported IOTN of 3 and Aesthetic Component of 6 or above	10	375	2.7%	2.7%	3.2%	3.9%
% of case starts with a reported IOTN of 4	256	375	68.3%	78.3%	77.6%	77.7%
% of case starts with a reported IOTN of 5	71	375	18.9%	18.1%	17.3%	16.7 %
% of concluded courses in receipt of dual-arch fixed appliances	229	293	78.2%	71.0%	70.7%	72.5%
% of concluded courses where treatment was abandoned or discontinued	8	293	2.7%	8.7%	9.4%	9.1%
% of patients satisfied with the treatment they have received	3	3	100.0%	96.1%	96.3%	95.8%

* Figures in italics indicate that the base number is less than 100.

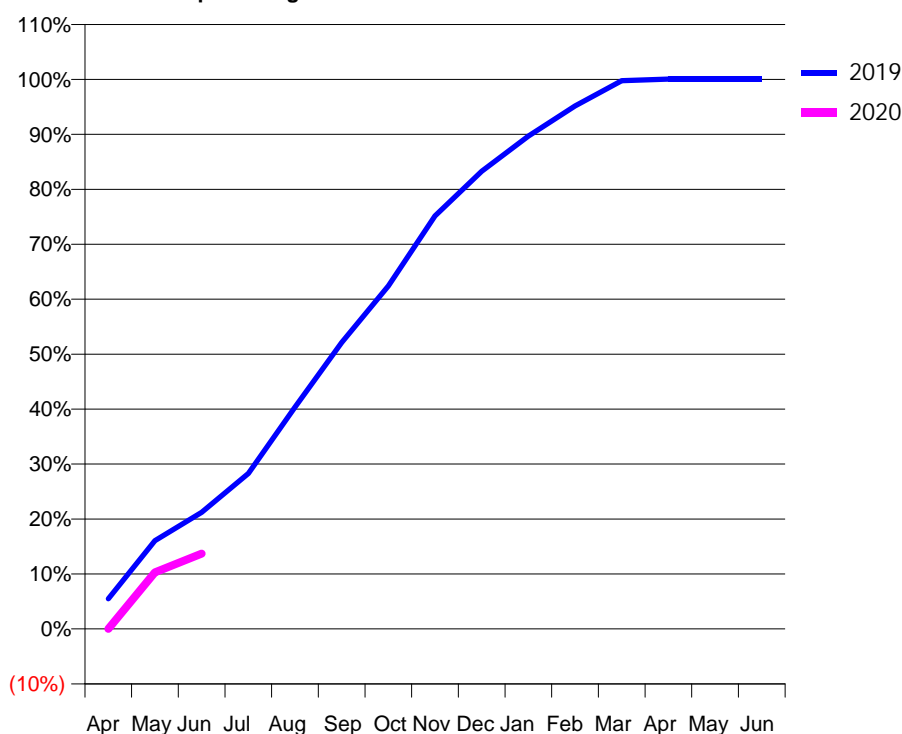
Q68 - Vital Signs Orthodontic At a Glance Contract Report for 923044/0001 - June 2019

Name or company name	Total Orthodontics	19/20 Contracted general activity (UDA)	0
Contract type name	PDS Contract	Carry forward general activity (UDA)	0
Purpose of contract	Orthodontic	19/20 Contracted orthodontic activity (UOA)	6,806
Contract start date	01/04/2006	Carry forward orthodontic activity (UOA)	0
Contract end date	31/03/2026	Baseline contract value	£390,126.58

ACCESS	Contract	England and Wales
24 month ratio of assessments to patient IDs	1.01	1.08

ACTIVITY	Contract
Contract assess and fit appliances (case starts) as a percentage of Area Team case starts	3.2 %

Cumulative percentage of contracted UOA delivered 2019 & 2020



Month	Adjusted Scheduled Activity (UOA)		
	2018	2019	2020
April	210	382	0
May	609	1,117	701
June	1,033	1,478	932
July	1,793	1,969	
August	2,318	2,809	
September	3,057	3,628	
October	3,855	4,346	
November	4,783	5,232	
December	5,455	5,799	
January	5,917	6,244	
February	6,505	6,626	
March	6,967	6,945	
April	6,967	6,966	
May	6,967	6,966	
June	6,967	6,966	

QUANTITY METRICS (rolling 12 month period)

	Contract Quantity	Contract Base Number	Contract *	Area Team	Region	England
% of all assessments that were assess and fit appliances (case starts)	320	320	100.0%	66.4%	56.9%	58.2%
% of all assessments that were assess and refuse	0	320	0.0%	10.1%	12.3%	12.4%
% of all assessments that were assess and review	0	320	0.0%	23.4%	30.9%	29.4%
% of case starts with a reported IOTN of 3 and Aesthetic Component of 5 or below	0	320	N/A	0.0%	0.2%	0.1%
% of case starts with a reported IOTN of 3 and Aesthetic Component of 6 or above	1	320	0.3%	2.7%	3.2%	3.9%
% of case starts with a reported IOTN of 4	297	320	92.8%	78.3%	77.6%	77.7%
% of case starts with a reported IOTN of 5	22	320	6.9%	18.1%	17.3%	16.7 %
% of concluded courses in receipt of dual-arch fixed appliances	290	331	87.6%	71.0%	70.7%	72.5%
% of concluded courses where treatment was abandoned or discontinued	29	331	8.8%	8.7%	9.4%	9.1%
% of patients satisfied with the treatment they have received	4	4	100.0%	96.1%	96.3%	95.8%

* Figures in italics indicate that the base number is less than 100.

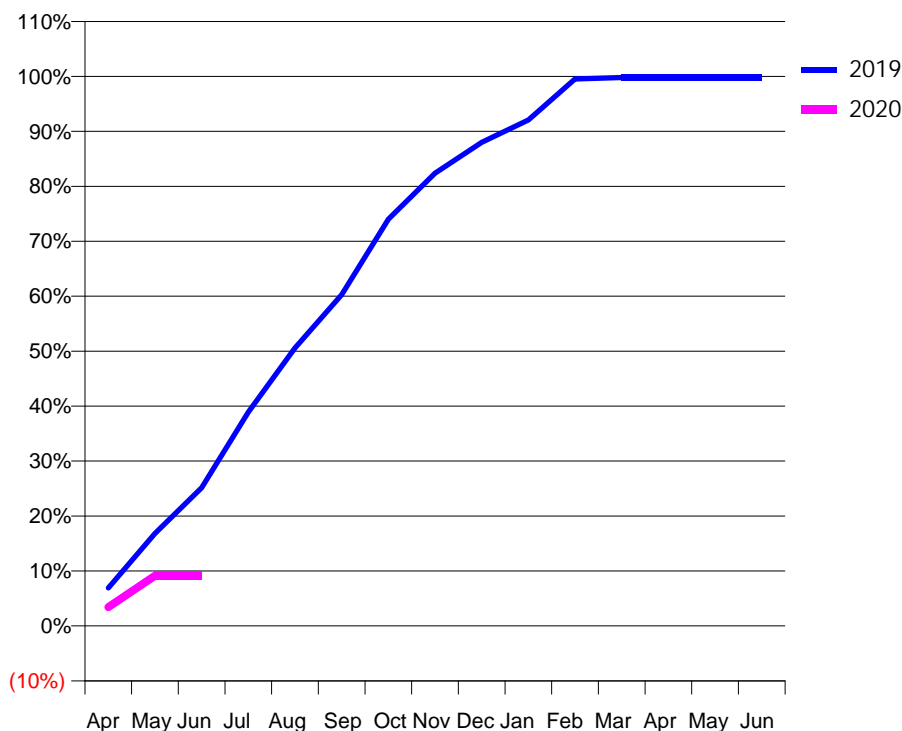
Q68 - Vital Signs Orthodontic At a Glance Contract Report for 923044/0004 - June 2019

Name or company name	Total Orthodontics	19/20 Contracted general activity (UDA)	0
Contract type name	PDS Contract	Carry forward general activity (UDA)	0
Purpose of contract	Orthodontic	19/20 Contracted orthodontic activity (UOA)	10,378
Contract start date	01/04/2006	Carry forward orthodontic activity (UOA)	0
Contract end date	31/03/2026	Baseline contract value	£574,262.28

ACCESS	Contract	England and Wales
24 month ratio of assessments to patient IDs	1.00	1.08

ACTIVITY	Contract
Contract assess and fit appliances (case starts) as a percentage of Area Team case starts	3.8 %

Cumulative percentage of contracted UOA delivered 2019 & 2020



Month	Adjusted Scheduled Activity (UOA)		
	2018	2019	2020
April	399	648	357
May	1,264	1,573	949
June	2,083	2,350	949
July	2,965	3,635	
August	3,616	4,727	
September	4,435	5,630	
October	5,443	6,915	
November	6,577	7,696	
December	7,543	8,221	
January	8,131	8,603	
February	9,139	9,300	
March	9,290	9,321	
April	9,332	9,321	
May	9,332	9,321	
June	9,332	9,321	

QUANTITY METRICS (rolling 12 month period)

	Contract Quantity	Contract Base Number	Contract *	Area Team	Region	England
% of all assessments that were assess and fit appliances (case starts)	382	382	100.0%	66.4%	56.9%	58.2%
% of all assessments that were assess and refuse	0	382	0.0%	10.1%	12.3%	12.4%
% of all assessments that were assess and review	0	382	0.0%	23.4%	30.9%	29.4%
% of case starts with a reported IOTN of 3 and Aesthetic Component of 5 or below	0	382	N/A	0.0%	0.2%	0.1%
% of case starts with a reported IOTN of 3 and Aesthetic Component of 6 or above	1	382	0.3%	2.7%	3.2%	3.9%
% of case starts with a reported IOTN of 4	299	382	78.3%	78.3%	77.6%	77.7%
% of case starts with a reported IOTN of 5	76	382	19.9%	18.1%	17.3%	16.7 %
% of concluded courses in receipt of dual-arch fixed appliances	337	398	84.7%	71.0%	70.7%	72.5%
% of concluded courses where treatment was abandoned or discontinued	36	398	9.0%	8.7%	9.4%	9.1%
% of patients satisfied with the treatment they have received	2	2	100.0%	96.1%	96.3%	95.8%

* Figures in italics indicate that the base number is less than 100.

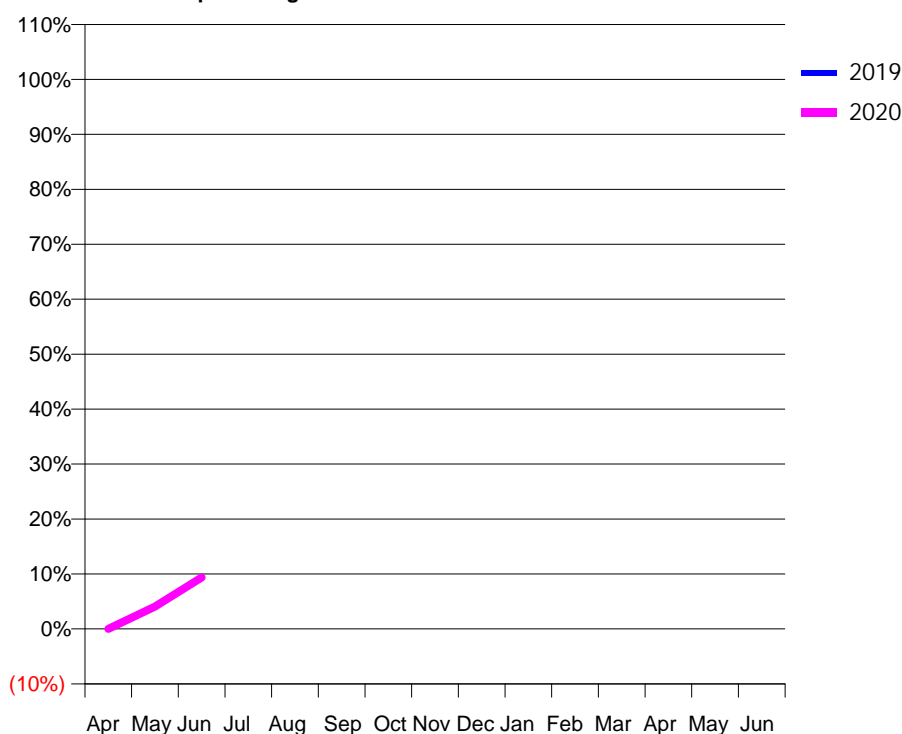
Q69 - Vital Signs Orthodontic At a Glance Contract Report for 100977/0000 - June 2019

Name or company name	The Orthodontic Centre (Reading) Ltd	19/20 Contracted general activity (UDA)	0
Contract type name	PDS Contract	Carry forward general activity (UDA)	0
Purpose of contract	Orthodontic	19/20 Contracted orthodontic activity (UOA)	23,340
Contract start date	01/04/2019	Carry forward orthodontic activity (UOA)	0
Contract end date	31/03/2026	Baseline contract value	£1,665,381.35

ACCESS	Contract	England and Wales
24 month ratio of assessments to patient IDs	1.00	1.08

ACTIVITY	Contract
Contract assess and fit appliances (case starts) as a percentage of Area Team case starts	1.3 %

Cumulative percentage of contracted UOA delivered 2019 & 2020



Month	Adjusted Scheduled Activity (UOA)		
	2018	2019	2020
April	0	0	0
May	0	0	949
June	0	0	2,185
July	0	0	
August	0	0	
September	0	0	
October	0	0	
November	0	0	
December	0	0	
January	0	0	
February	0	0	
March	0	0	
April	0	0	
May	0	0	
June	0	0	

QUANTITY METRICS (rolling 12 month period)

	Contract Quantity	Contract Base Number	Contract *	Area Team	Region	England
% of all assessments that were assess and fit appliances (case starts)	96	300	32.0%	45.6%	56.9%	58.2%
% of all assessments that were assess and refuse	54	300	18.0%	10.6%	12.3%	12.4%
% of all assessments that were assess and review	150	300	50.0%	43.8%	30.9%	29.4%
% of case starts with a reported IOTN of 3 and Aesthetic Component of 5 or below	0	96	<i>N/A</i>	0.1%	0.2%	0.1%
% of case starts with a reported IOTN of 3 and Aesthetic Component of 6 or above	3	96	3.1%	2.8%	3.2%	3.9%
% of case starts with a reported IOTN of 4	83	96	86.5%	80.7%	77.6%	77.7%
% of case starts with a reported IOTN of 5	10	96	10.4%	15.9%	17.3%	16.7 %
% of concluded courses in receipt of dual-arch fixed appliances	175	181	96.7%	74.4%	70.7%	72.5%
% of concluded courses where treatment was abandoned or discontinued	4	181	2.2%	6.4%	9.4%	9.1%
% of patients satisfied with the treatment they have received	0	0	<i>N/A</i>	97.7%	96.3%	95.8%

* Figures in italics indicate that the base number is less than 100.

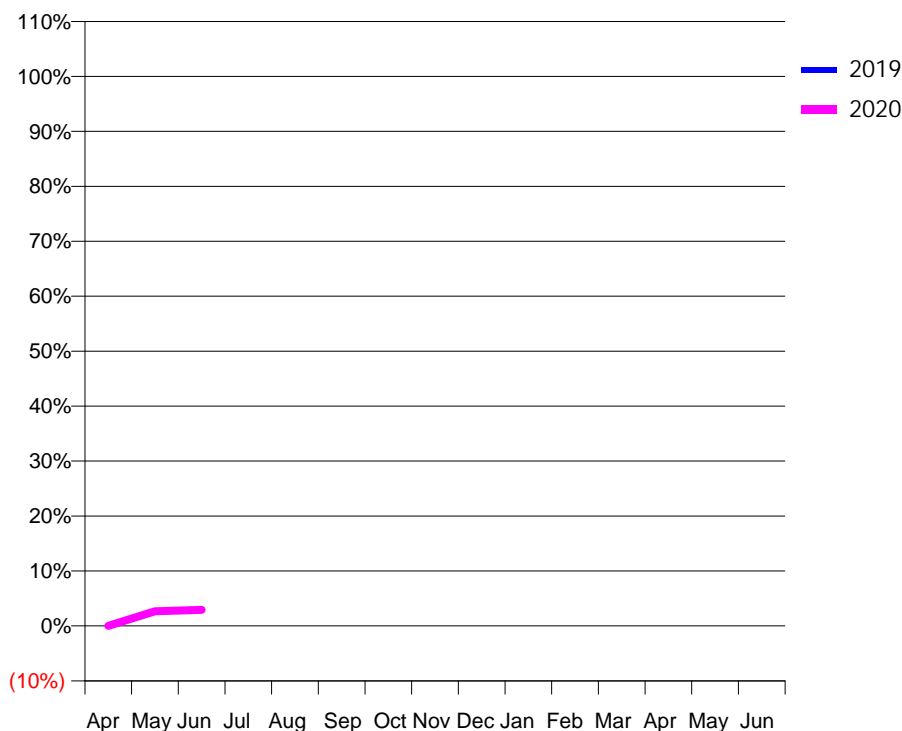
Q69 - Vital Signs Orthodontic At a Glance Contract Report for 100979/0000 - June 2019

Name or company name	Ortho-Tek Limited	19/20 Contracted general activity (UDA)	0
Contract type name	PDS Contract	Carry forward general activity (UDA)	0
Purpose of contract	Orthodontic	19/20 Contracted orthodontic activity (UOA)	7,888
Contract start date	01/04/2019	Carry forward orthodontic activity (UOA)	0
Contract end date	31/03/2026	Baseline contract value	£423,705.17

ACCESS	Contract	England and Wales
24 month ratio of assessments to patient IDs	1.00	1.08

ACTIVITY	Contract
Contract assess and fit appliances (case starts) as a percentage of Area Team case starts	0.1 %

Cumulative percentage of contracted UOA delivered 2019 & 2020



Month	Adjusted Scheduled Activity (UOA)		
	2018	2019	2020
April	0	0	0
May	0	0	210
June	0	0	231
July	0	0	
August	0	0	
September	0	0	
October	0	0	
November	0	0	
December	0	0	
January	0	0	
February	0	0	
March	0	0	
April	0	0	
May	0	0	
June	0	0	

QUANTITY METRICS (rolling 12 month period)

	Contract Quantity	Contract Base Number	Contract *	Area Team	Region	England
% of all assessments that were assess and fit appliances (case starts)	11	11	100.0%	45.6%	56.9%	58.2%
% of all assessments that were assess and refuse	0	11	0.0%	10.6%	12.3%	12.4%
% of all assessments that were assess and review	0	11	0.0%	43.8%	30.9%	29.4%
% of case starts with a reported IOTN of 3 and Aesthetic Component of 5 or below	0	11	N/A	0.1%	0.2%	0.1%
% of case starts with a reported IOTN of 3 and Aesthetic Component of 6 or above	1	11	9.1%	2.8%	3.2%	3.9%
% of case starts with a reported IOTN of 4	9	11	81.8%	80.7%	77.6%	77.7%
% of case starts with a reported IOTN of 5	1	11	9.1%	15.9%	17.3%	16.7%
% of concluded courses in receipt of dual-arch fixed appliances	23	27	85.2%	74.4%	70.7%	72.5%
% of concluded courses where treatment was abandoned or discontinued	2	27	7.4%	6.4%	9.4%	9.1%
% of patients satisfied with the treatment they have received	0	0	N/A	97.7%	96.3%	95.8%

* Figures in italics indicate that the base number is less than 100.

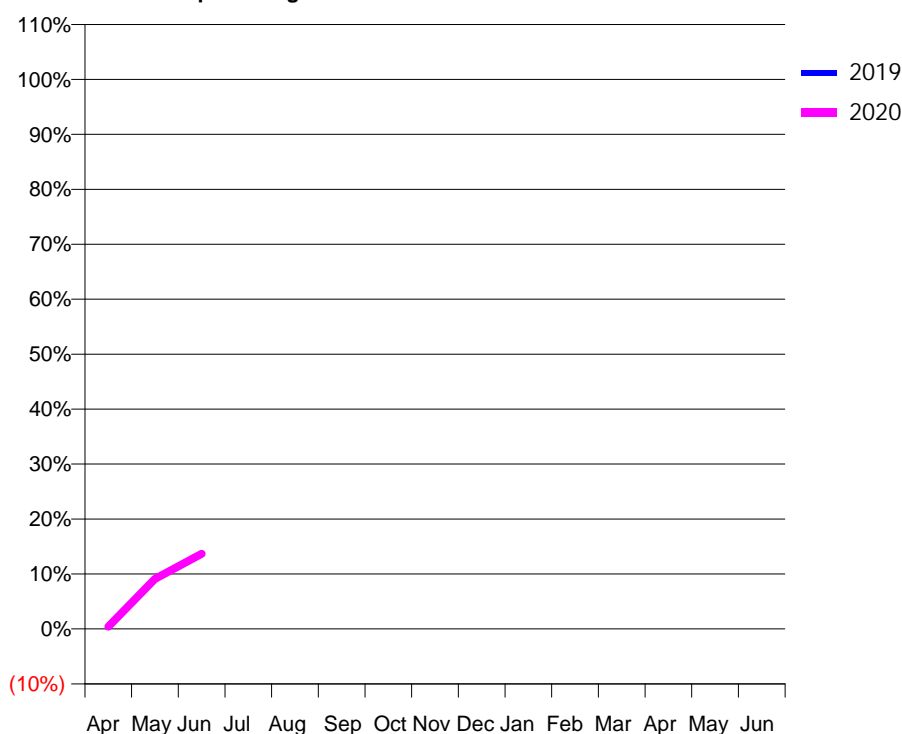
Q69 - Vital Signs Orthodontic At a Glance Contract Report for 100981/0000 - June 2019

Name or company name	MR MY CHEUNG	19/20 Contracted general activity (UDA)	0
Contract type name	PDS Contract	Carry forward general activity (UDA)	0
Purpose of contract	Orthodontic	19/20 Contracted orthodontic activity (UOA)	7,702
Contract start date	01/04/2019	Carry forward orthodontic activity (UOA)	0
Contract end date	31/03/2026	Baseline contract value	£400,638.84

ACCESS	Contract	England and Wales
24 month ratio of assessments to patient IDs	1.00	1.08

ACTIVITY	Contract
Contract assess and fit appliances (case starts) as a percentage of Area Team case starts	0.5 %

Cumulative percentage of contracted UOA delivered 2019 & 2020



Month	Adjusted Scheduled Activity (UOA)		
	2018	2019	2020
April	0	0	33
May	0	0	702
June	0	0	1,053
July	0	0	
August	0	0	
September	0	0	
October	0	0	
November	0	0	
December	0	0	
January	0	0	
February	0	0	
March	0	0	
April	0	0	
May	0	0	
June	0	0	

QUANTITY METRICS (rolling 12 month period)

	Contract Quantity	Contract Base Number	Contract *	Area Team	Region	England
% of all assessments that were assess and fit appliances (case starts)	41	233	17.6%	45.6%	56.9%	58.2%
% of all assessments that were assess and refuse	0	233	0.0%	10.6%	12.3%	12.4%
% of all assessments that were assess and review	192	233	82.4%	43.8%	30.9%	29.4%
% of case starts with a reported IOTN of 3 and Aesthetic Component of 5 or below	0	41	<i>N/A</i>	0.1%	0.2%	0.1%
% of case starts with a reported IOTN of 3 and Aesthetic Component of 6 or above	1	41	2.4%	2.8%	3.2%	3.9%
% of case starts with a reported IOTN of 4	37	41	90.2%	80.7%	77.6%	77.7%
% of case starts with a reported IOTN of 5	3	41	7.3%	15.9%	17.3%	16.7 %
% of concluded courses in receipt of dual-arch fixed appliances	20	20	100.0%	74.4%	70.7%	72.5%
% of concluded courses where treatment was abandoned or discontinued	0	20	0.0%	6.4%	9.4%	9.1%
% of patients satisfied with the treatment they have received	0	0	<i>N/A</i>	97.7%	96.3%	95.8%

* Figures in italics indicate that the base number is less than 100.

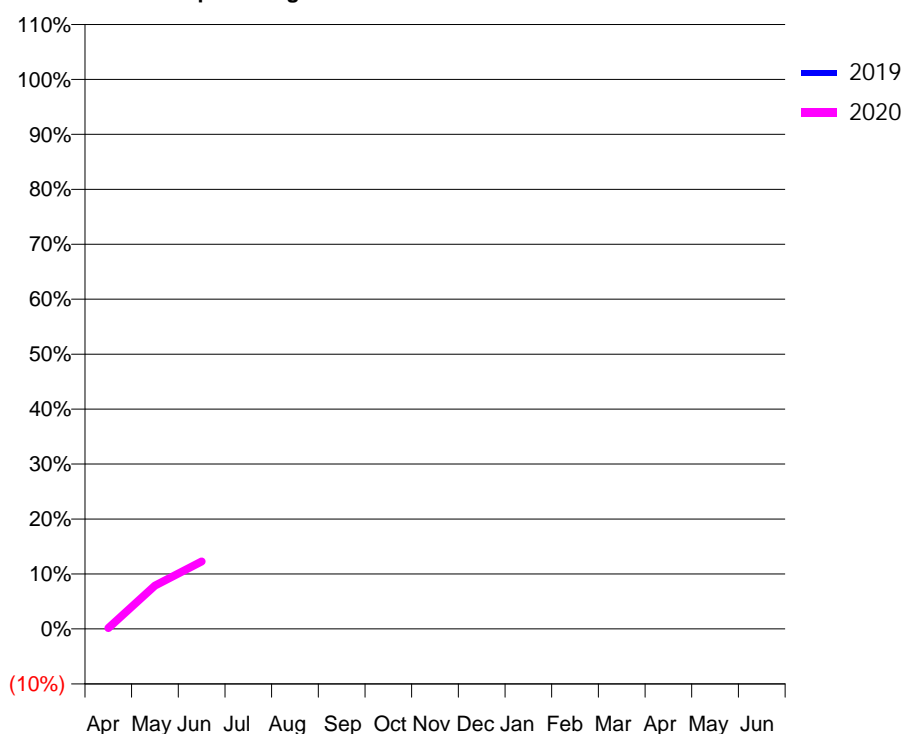
Q69 - Vital Signs Orthodontic At a Glance Contract Report for 101032/0000 - June 2019

Name or company name	Newbury Orthodontics Limited	19/20 Contracted general activity (UDA)	0
Contract type name	PDS Contract	Carry forward general activity (UDA)	0
Purpose of contract	Orthodontic	19/20 Contracted orthodontic activity (UOA)	10,046
Contract start date	01/04/2019	Carry forward orthodontic activity (UOA)	0
Contract end date	31/03/2026	Baseline contract value	£674,266.66

ACCESS	Contract	England and Wales
24 month ratio of assessments to patient IDs	1.00	1.08

ACTIVITY	Contract
Contract assess and fit appliances (case starts) as a percentage of Area Team case starts	0.8 %

Cumulative percentage of contracted UOA delivered 2019 & 2020



Month	Adjusted Scheduled Activity (UOA)		
	2018	2019	2020
April	0	0	16
May	0	0	790
June	0	0	1,235
July	0	0	
August	0	0	
September	0	0	
October	0	0	
November	0	0	
December	0	0	
January	0	0	
February	0	0	
March	0	0	
April	0	0	
May	0	0	
June	0	0	

QUANTITY METRICS (rolling 12 month period)

	Contract Quantity	Contract Base Number	Contract *	Area Team	Region	England
% of all assessments that were assess and fit appliances (case starts)	57	110	51.8%	45.6%	56.9%	58.2%
% of all assessments that were assess and refuse	20	110	18.2%	10.6%	12.3%	12.4%
% of all assessments that were assess and review	33	110	30.0%	43.8%	30.9%	29.4%
% of case starts with a reported IOTN of 3 and Aesthetic Component of 5 or below	0	57	<i>N/A</i>	0.1%	0.2%	0.1%
% of case starts with a reported IOTN of 3 and Aesthetic Component of 6 or above	3	57	5.3%	2.8%	3.2%	3.9%
% of case starts with a reported IOTN of 4	46	57	80.7%	80.7%	77.6%	77.7%
% of case starts with a reported IOTN of 5	8	57	14.0%	15.9%	17.3%	16.7%
% of concluded courses in receipt of dual-arch fixed appliances	66	67	98.5%	74.4%	70.7%	72.5%
% of concluded courses where treatment was abandoned or discontinued	0	67	0.0%	6.4%	9.4%	9.1%
% of patients satisfied with the treatment they have received	0	0	<i>N/A</i>	97.7%	96.3%	95.8%

* Figures in italics indicate that the base number is less than 100.

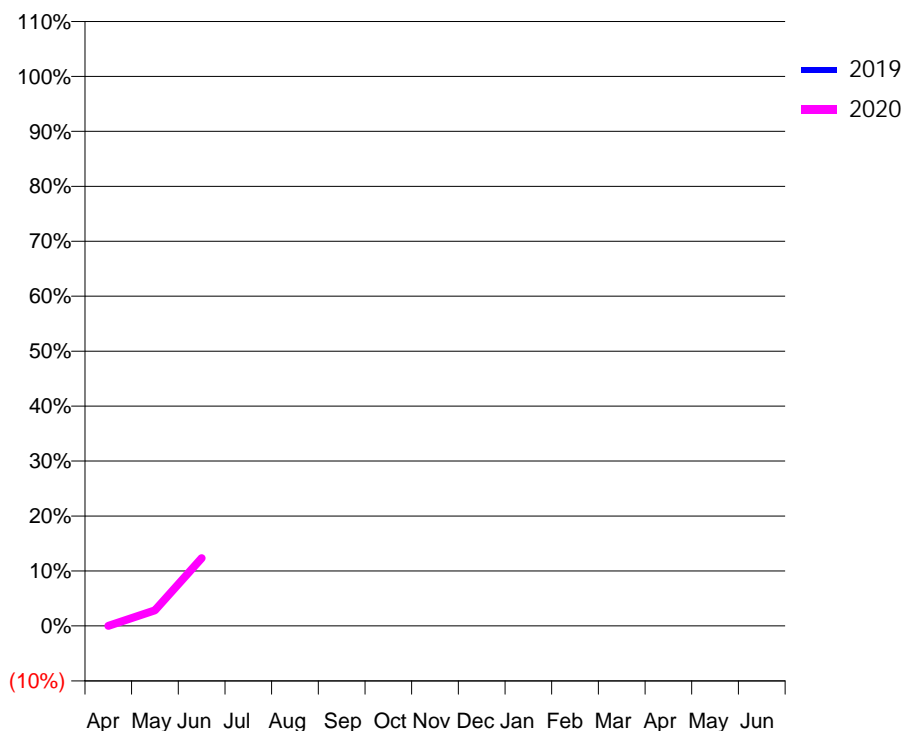
Q69 - Vital Signs Orthodontic At a Glance Contract Report for 101038/0000 - June 2019

Name or company name	BUSBY HOUSE DENTAL CENTRE LTD	19/20 Contracted general activity (UDA)	0
Contract type name	PDS Contract	Carry forward general activity (UDA)	0
Purpose of contract	Orthodontic	19/20 Contracted orthodontic activity (UOA)	5,154
Contract start date	01/04/2019	Carry forward orthodontic activity (UOA)	0
Contract end date	31/03/2026	Baseline contract value	£247,674.64

ACCESS	Contract	England and Wales
24 month ratio of assessments to patient IDs	1.01	1.08

ACTIVITY	Contract
Contract assess and fit appliances (case starts) as a percentage of Area Team case starts	0.4 %

Cumulative percentage of contracted UOA delivered 2019 & 2020



Month	Adjusted Scheduled Activity (UOA)		
	2018	2019	2020
April	0	0	0
May	0	0	147
June	0	0	636
July	0	0	
August	0	0	
September	0	0	
October	0	0	
November	0	0	
December	0	0	
January	0	0	
February	0	0	
March	0	0	
April	0	0	
May	0	0	
June	0	0	

QUANTITY METRICS (rolling 12 month period)

	Contract Quantity	Contract Base Number	Contract *	Area Team	Region	England
% of all assessments that were assess and fit appliances (case starts)	28	97	28.9%	45.6%	56.9%	58.2%
% of all assessments that were assess and refuse	13	97	13.4%	10.6%	12.3%	12.4%
% of all assessments that were assess and review	56	97	57.7%	43.8%	30.9%	29.4%
% of case starts with a reported IOTN of 3 and Aesthetic Component of 5 or below	0	28	<i>N/A</i>	0.1%	0.2%	0.1%
% of case starts with a reported IOTN of 3 and Aesthetic Component of 6 or above	2	28	7.1%	2.8%	3.2%	3.9%
% of case starts with a reported IOTN of 4	22	28	78.6%	80.7%	77.6%	77.7%
% of case starts with a reported IOTN of 5	4	28	14.3%	15.9%	17.3%	16.7 %
% of concluded courses in receipt of dual-arch fixed appliances	0	0	<i>N/A</i>	74.4%	70.7%	72.5%
% of concluded courses where treatment was abandoned or discontinued	0	0	<i>N/A</i>	6.4%	9.4%	9.1%
% of patients satisfied with the treatment they have received	0	0	<i>N/A</i>	97.7%	96.3%	95.8%

* Figures in italics indicate that the base number is less than 100.

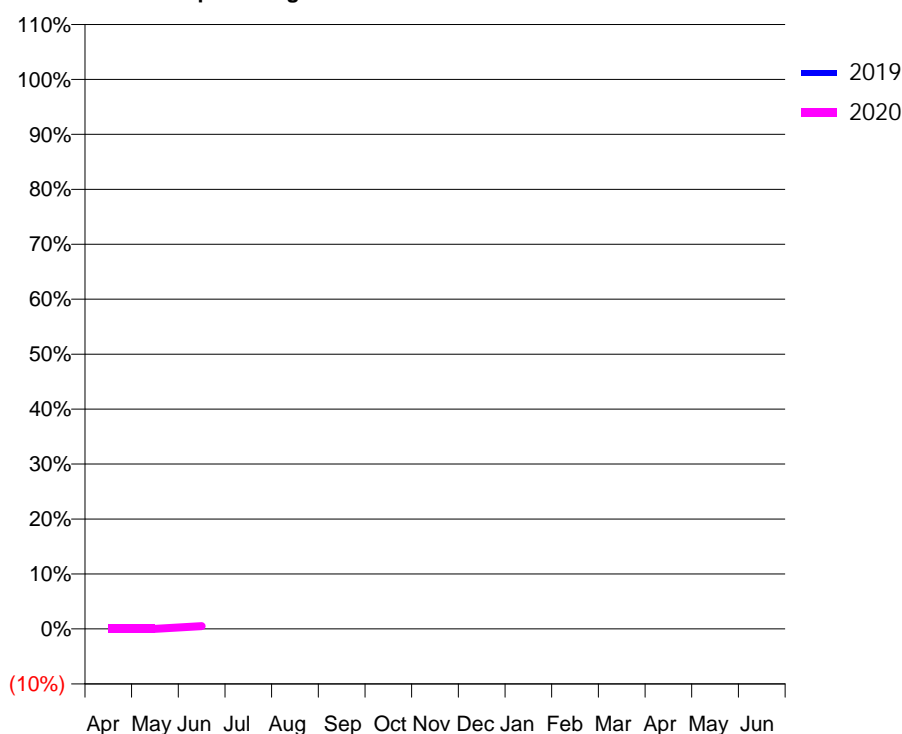
Q69 - Vital Signs Orthodontic At a Glance Contract Report for 101039/0000 - June 2019

Name or company name	Impressions Orthodontics Ltd	19/20 Contracted general activity (UDA)	0
Contract type name	PDS Contract	Carry forward general activity (UDA)	0
Purpose of contract	Orthodontic	19/20 Contracted orthodontic activity (UOA)	8,539
Contract start date	01/04/2019	Carry forward orthodontic activity (UOA)	0
Contract end date	31/03/2026	Baseline contract value	£410,340.28

ACCESS	Contract	England and Wales
24 month ratio of assessments to patient IDs	1.00	1.08

ACTIVITY	Contract
Contract assess and fit appliances (case starts) as a percentage of Area Team case starts	0.0 %

Cumulative percentage of contracted UOA delivered 2019 & 2020



Month	Adjusted Scheduled Activity (UOA)		
	2018	2019	2020
April	0	0	0
May	0	0	0
June	0	0	44
July	0	0	
August	0	0	
September	0	0	
October	0	0	
November	0	0	
December	0	0	
January	0	0	
February	0	0	
March	0	0	
April	0	0	
May	0	0	
June	0	0	

QUANTITY METRICS (rolling 12 month period)

	Contract Quantity	Contract Base Number	Contract *	Area Team	Region	England
% of all assessments that were assess and fit appliances (case starts)	2	4	50.0%	45.6%	56.9%	58.2%
% of all assessments that were assess and refuse	2	4	50.0%	10.6%	12.3%	12.4%
% of all assessments that were assess and review	0	4	0.0%	43.8%	30.9%	29.4%
% of case starts with a reported IOTN of 3 and Aesthetic Component of 5 or below	0	2	N/A	0.1%	0.2%	0.1%
% of case starts with a reported IOTN of 3 and Aesthetic Component of 6 or above	0	2	N/A	2.8%	3.2%	3.9%
% of case starts with a reported IOTN of 4	2	2	100.0%	80.7%	77.6%	77.7%
% of case starts with a reported IOTN of 5	0	2	N/A	15.9%	17.3%	16.7%
% of concluded courses in receipt of dual-arch fixed appliances	0	0	N/A	74.4%	70.7%	72.5%
% of concluded courses where treatment was abandoned or discontinued	0	0	N/A	6.4%	9.4%	9.1%
% of patients satisfied with the treatment they have received	0	0	N/A	97.7%	96.3%	95.8%

* Figures in italics indicate that the base number is less than 100.

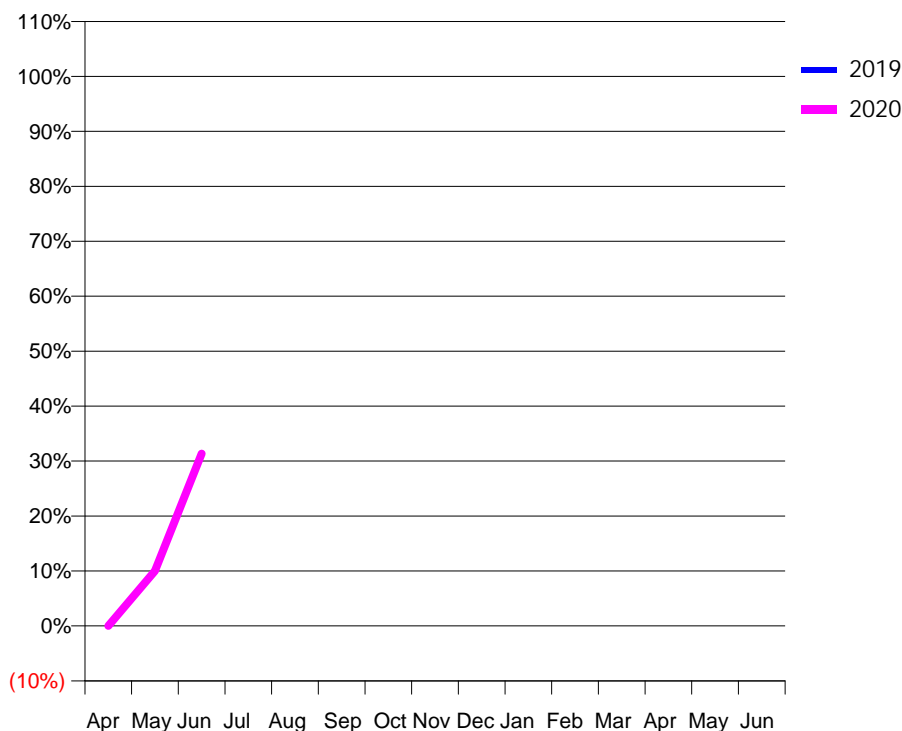
Q69 - Vital Signs Orthodontic At a Glance Contract Report for 101040/0000 - June 2019

Name or company name	Impressions Orthodontics Ltd	19/20 Contracted general activity (UDA)	0
Contract type name	PDS Contract	Carry forward general activity (UDA)	0
Purpose of contract	Orthodontic	19/20 Contracted orthodontic activity (UOA)	7,597
Contract start date	01/04/2019	Carry forward orthodontic activity (UOA)	0
Contract end date	31/03/2026	Baseline contract value	£395,423.48

ACCESS	Contract	England and Wales
24 month ratio of assessments to patient IDs	1.00	1.08

ACTIVITY	Contract
Contract assess and fit appliances (case starts) as a percentage of Area Team case starts	1.3 %

Cumulative percentage of contracted UOA delivered 2019 & 2020



Month	Adjusted Scheduled Activity (UOA)		
	2018	2019	2020
April	0	0	0
May	0	0	761
June	0	0	2,383
July	0	0	
August	0	0	
September	0	0	
October	0	0	
November	0	0	
December	0	0	
January	0	0	
February	0	0	
March	0	0	
April	0	0	
May	0	0	
June	0	0	

QUANTITY METRICS (rolling 12 month period)

	Contract Quantity	Contract Base Number	Contract *	Area Team	Region	England
% of all assessments that were assess and fit appliances (case starts)	101	363	27.8%	45.6%	56.9%	58.2%
% of all assessments that were assess and refuse	34	363	9.4%	10.6%	12.3%	12.4%
% of all assessments that were assess and review	228	363	62.8%	43.8%	30.9%	29.4%
% of case starts with a reported IOTN of 3 and Aesthetic Component of 5 or below	0	101	N/A	0.1%	0.2%	0.1%
% of case starts with a reported IOTN of 3 and Aesthetic Component of 6 or above	0	101	N/A	2.8%	3.2%	3.9%
% of case starts with a reported IOTN of 4	89	101	88.1%	80.7%	77.6%	77.7%
% of case starts with a reported IOTN of 5	12	101	11.9%	15.9%	17.3%	16.7 %
% of concluded courses in receipt of dual-arch fixed appliances	12	12	100.0%	74.4%	70.7%	72.5%
% of concluded courses where treatment was abandoned or discontinued	0	12	0.0%	6.4%	9.4%	9.1%
% of patients satisfied with the treatment they have received	0	0	N/A	97.7%	96.3%	95.8%

* Figures in italics indicate that the base number is less than 100.

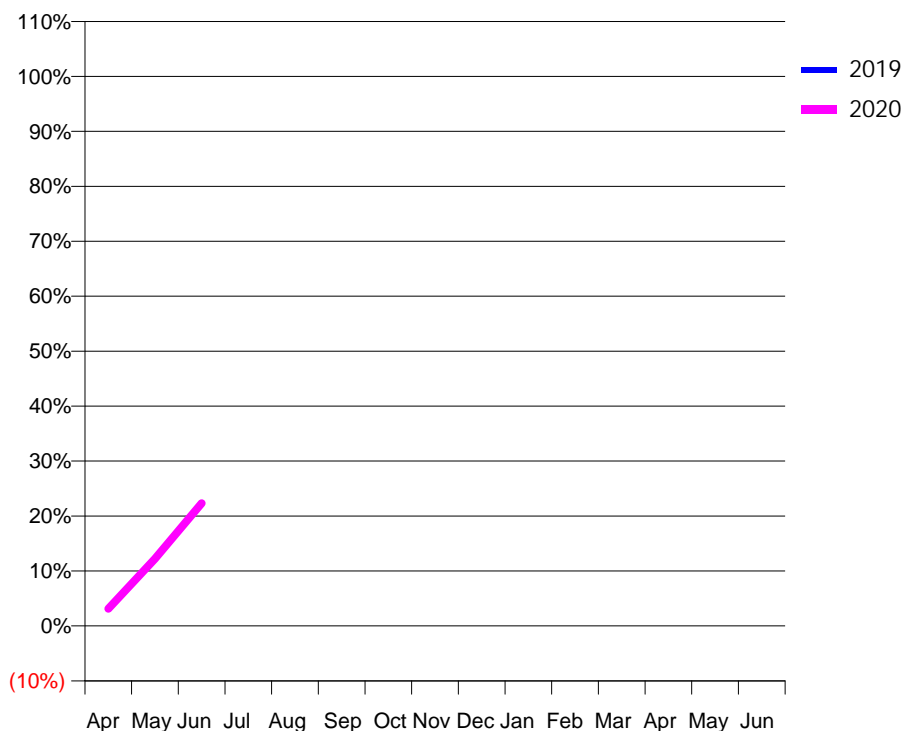
Q69 - Vital Signs Orthodontic At a Glance Contract Report for 101043/0000 - June 2019

Name or company name	Mr Andrew Pearson	19/20 Contracted general activity (UDA)	0
Contract type name	PDS Contract	Carry forward general activity (UDA)	0
Purpose of contract	Orthodontic	19/20 Contracted orthodontic activity (UOA)	8,090
Contract start date	01/04/2019	Carry forward orthodontic activity (UOA)	0
Contract end date	31/03/2026	Baseline contract value	£443,775.13

ACCESS	Contract	England and Wales
24 month ratio of assessments to patient IDs	1.01	1.08

ACTIVITY	Contract
Contract assess and fit appliances (case starts) as a percentage of Area Team case starts	1.0 %

Cumulative percentage of contracted UOA delivered 2019 & 2020



Month	Adjusted Scheduled Activity (UOA)		
	2018	2019	2020
April	0	0	255
May	0	0	989
June	0	0	1,808
July	0	0	
August	0	0	
September	0	0	
October	0	0	
November	0	0	
December	0	0	
January	0	0	
February	0	0	
March	0	0	
April	0	0	
May	0	0	
June	0	0	

QUANTITY METRICS (rolling 12 month period)

	Contract Quantity	Contract Base Number	Contract *	Area Team	Region	England
% of all assessments that were assess and fit appliances (case starts)	74	328	22.6%	45.6%	56.9%	58.2%
% of all assessments that were assess and refuse	47	328	14.3%	10.6%	12.3%	12.4%
% of all assessments that were assess and review	207	328	63.1%	43.8%	30.9%	29.4%
% of case starts with a reported IOTN of 3 and Aesthetic Component of 5 or below	0	74	<i>N/A</i>	0.1%	0.2%	0.1%
% of case starts with a reported IOTN of 3 and Aesthetic Component of 6 or above	8	74	10.8%	2.8%	3.2%	3.9%
% of case starts with a reported IOTN of 4	60	74	81.1%	80.7%	77.6%	77.7%
% of case starts with a reported IOTN of 5	5	74	6.8%	15.9%	17.3%	16.7%
% of concluded courses in receipt of dual-arch fixed appliances	37	55	67.3%	74.4%	70.7%	72.5%
% of concluded courses where treatment was abandoned or discontinued	1	55	1.8%	6.4%	9.4%	9.1%
% of patients satisfied with the treatment they have received	0	0	<i>N/A</i>	97.7%	96.3%	95.8%

* Figures in italics indicate that the base number is less than 100.

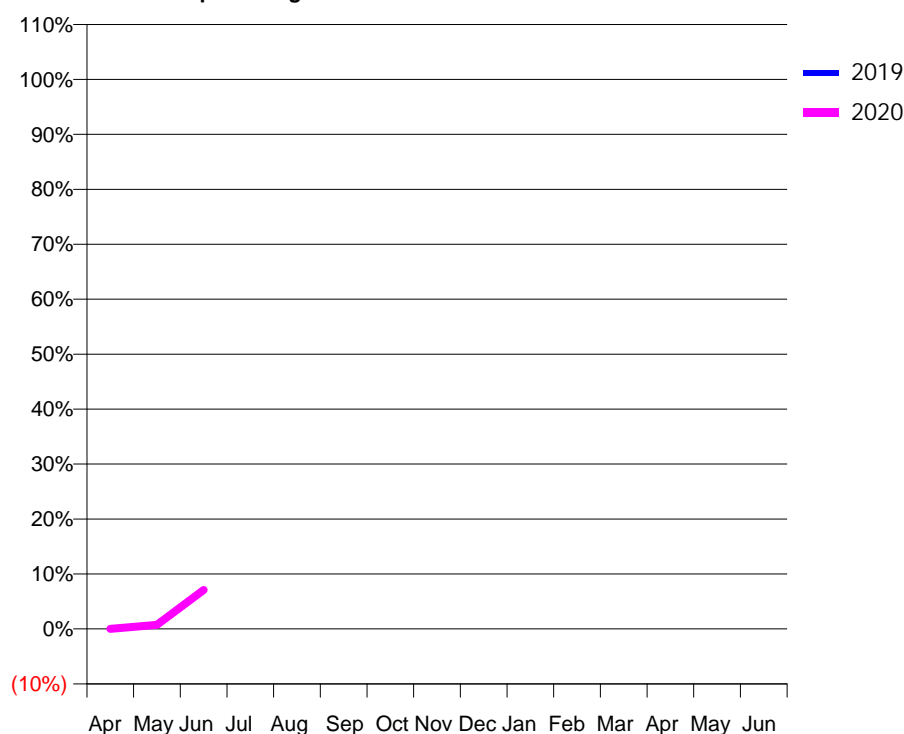
Q69 - Vital Signs Orthodontic At a Glance Contract Report for 101045/0000 - June 2019

Name or company name	Aspire Orthodontics Ltd	19/20 Contracted general activity (UDA)	0
Contract type name	PDS Contract	Carry forward general activity (UDA)	0
Purpose of contract	Orthodontic	19/20 Contracted orthodontic activity (UOA)	5,690
Contract start date	01/04/2019	Carry forward orthodontic activity (UOA)	0
Contract end date	31/03/2026	Baseline contract value	£516,992.84

ACCESS	Contract	England and Wales
24 month ratio of assessments to patient IDs	1.04	1.08

ACTIVITY	Contract
Contract assess and fit appliances (case starts) as a percentage of Area Team case starts	0.3 %

Cumulative percentage of contracted UOA delivered 2019 & 2020



Month	Adjusted Scheduled Activity (UOA)		
	2018	2019	2020
April	0	0	0
May	0	0	42
June	0	0	404
July	0	0	
August	0	0	
September	0	0	
October	0	0	
November	0	0	
December	0	0	
January	0	0	
February	0	0	
March	0	0	
April	0	0	
May	0	0	
June	0	0	

QUANTITY METRICS (rolling 12 month period)

	Contract Quantity	Contract Base Number	Contract *	Area Team	Region	England
% of all assessments that were assess and fit appliances (case starts)	19	25	76.0%	45.6%	56.9%	58.2%
% of all assessments that were assess and refuse	6	25	24.0%	10.6%	12.3%	12.4%
% of all assessments that were assess and review	0	25	0.0%	43.8%	30.9%	29.4%
% of case starts with a reported IOTN of 3 and Aesthetic Component of 5 or below	0	19	N/A	0.1%	0.2%	0.1%
% of case starts with a reported IOTN of 3 and Aesthetic Component of 6 or above	0	19	N/A	2.8%	3.2%	3.9%
% of case starts with a reported IOTN of 4	16	19	84.2%	80.7%	77.6%	77.7%
% of case starts with a reported IOTN of 5	2	19	10.5%	15.9%	17.3%	16.7 %
% of concluded courses in receipt of dual-arch fixed appliances	0	14	N/A	74.4%	70.7%	72.5%
% of concluded courses where treatment was abandoned or discontinued	3	14	21.4%	6.4%	9.4%	9.1%
% of patients satisfied with the treatment they have received	0	0	N/A	97.7%	96.3%	95.8%

* Figures in italics indicate that the base number is less than 100.

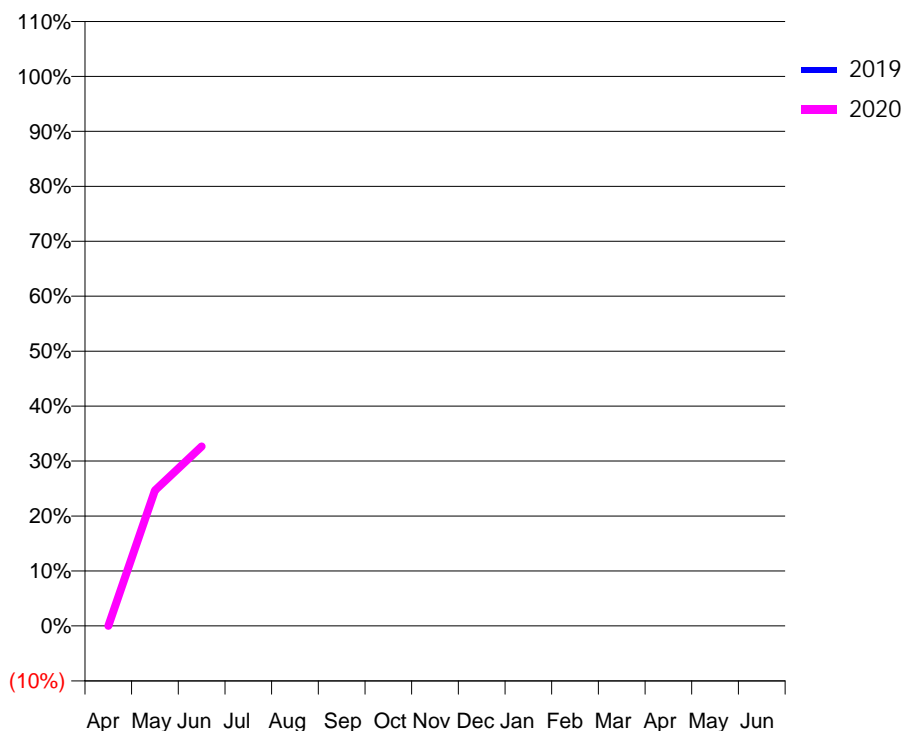
Q69 - Vital Signs Orthodontic At a Glance Contract Report for 101046/0000 - June 2019

Name or company name	OASIS DENTAL CARE LTD	19/20 Contracted general activity (UDA)	0
Contract type name	PDS Contract	Carry forward general activity (UDA)	0
Purpose of contract	Orthodontic	19/20 Contracted orthodontic activity (UOA)	6,249
Contract start date	01/04/2019	Carry forward orthodontic activity (UOA)	0
Contract end date	31/03/2026	Baseline contract value	£305,035.16

ACCESS	Contract	England and Wales
24 month ratio of assessments to patient IDs	1.00	1.08

ACTIVITY	Contract
Contract assess and fit appliances (case starts) as a percentage of Area Team case starts	1.3 %

Cumulative percentage of contracted UOA delivered 2019 & 2020



Month	Adjusted Scheduled Activity (UOA)		
	2018	2019	2020
April	0	0	0
May	0	0	1,541
June	0	0	2,041
July	0	0	
August	0	0	
September	0	0	
October	0	0	
November	0	0	
December	0	0	
January	0	0	
February	0	0	
March	0	0	
April	0	0	
May	0	0	
June	0	0	

QUANTITY METRICS (rolling 12 month period)

	Contract Quantity	Contract Base Number	Contract *	Area Team	Region	England
% of all assessments that were assess and fit appliances (case starts)	99	110	90.0%	45.6%	56.9%	58.2%
% of all assessments that were assess and refuse	0	110	0.0%	10.6%	12.3%	12.4%
% of all assessments that were assess and review	11	110	10.0%	43.8%	30.9%	29.4%
% of case starts with a reported IOTN of 3 and Aesthetic Component of 5 or below	0	99	<i>N/A</i>	0.1%	0.2%	0.1%
% of case starts with a reported IOTN of 3 and Aesthetic Component of 6 or above	0	99	<i>N/A</i>	2.8%	3.2%	3.9%
% of case starts with a reported IOTN of 4	97	99	98.0%	80.7%	77.6%	77.7%
% of case starts with a reported IOTN of 5	2	99	2.0%	15.9%	17.3%	16.7 %
% of concluded courses in receipt of dual-arch fixed appliances	0	2	<i>N/A</i>	74.4%	70.7%	72.5%
% of concluded courses where treatment was abandoned or discontinued	0	2	0.0%	6.4%	9.4%	9.1%
% of patients satisfied with the treatment they have received	0	0	<i>N/A</i>	97.7%	96.3%	95.8%

* Figures in italics indicate that the base number is less than 100.

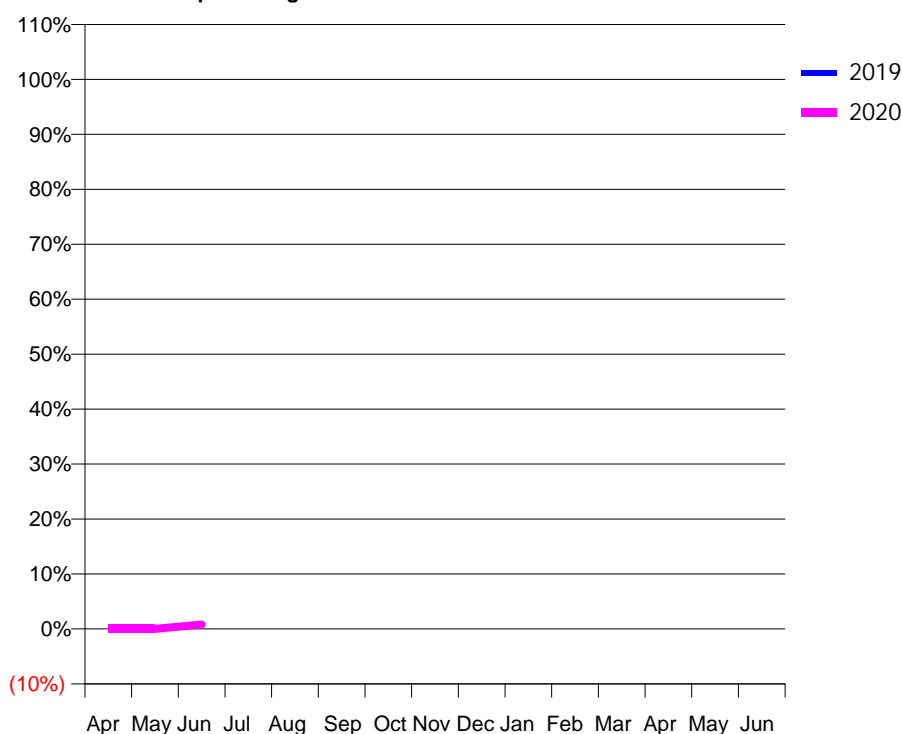
Q69 - Vital Signs Orthodontic At a Glance Contract Report for 101136/0000 - June 2019

Name or company name	Dentalcare Limited	19/20 Contracted general activity (UDA)	0
Contract type name	PDS Contract	Carry forward general activity (UDA)	0
Purpose of contract	Orthodontic	19/20 Contracted orthodontic activity (UOA)	7,702
Contract start date	01/04/2019	Carry forward orthodontic activity (UOA)	0
Contract end date	31/03/2026	Baseline contract value	£370,118.37

ACCESS	Contract	England and Wales
24 month ratio of assessments to patient IDs	1.00	1.08

ACTIVITY	Contract
Contract assess and fit appliances (case starts) as a percentage of Area Team case starts	0.0 %

Cumulative percentage of contracted UOA delivered 2019 & 2020



Month	Adjusted Scheduled Activity (UOA)		
	2018	2019	2020
April	0	0	0
May	0	0	0
June	0	0	63
July	0	0	
August	0	0	
September	0	0	
October	0	0	
November	0	0	
December	0	0	
January	0	0	
February	0	0	
March	0	0	
April	0	0	
May	0	0	
June	0	0	

QUANTITY METRICS (rolling 12 month period)

	Contract Quantity	Contract Base Number	Contract *	Area Team	Region	England
% of all assessments that were assess and fit appliances (case starts)	3	3	100.0%	45.6%	56.9%	58.2%
% of all assessments that were assess and refuse	0	3	0.0%	10.6%	12.3%	12.4%
% of all assessments that were assess and review	0	3	0.0%	43.8%	30.9%	29.4%
% of case starts with a reported IOTN of 3 and Aesthetic Component of 5 or below	0	3	N/A	0.1%	0.2%	0.1%
% of case starts with a reported IOTN of 3 and Aesthetic Component of 6 or above	1	3	33.3%	2.8%	3.2%	3.9%
% of case starts with a reported IOTN of 4	1	3	33.3%	80.7%	77.6%	77.7%
% of case starts with a reported IOTN of 5	1	3	33.3%	15.9%	17.3%	16.7 %
% of concluded courses in receipt of dual-arch fixed appliances	0	0	N/A	74.4%	70.7%	72.5%
% of concluded courses where treatment was abandoned or discontinued	0	0	N/A	6.4%	9.4%	9.1%
% of patients satisfied with the treatment they have received	0	0	N/A	97.7%	96.3%	95.8%

* Figures in italics indicate that the base number is less than 100.

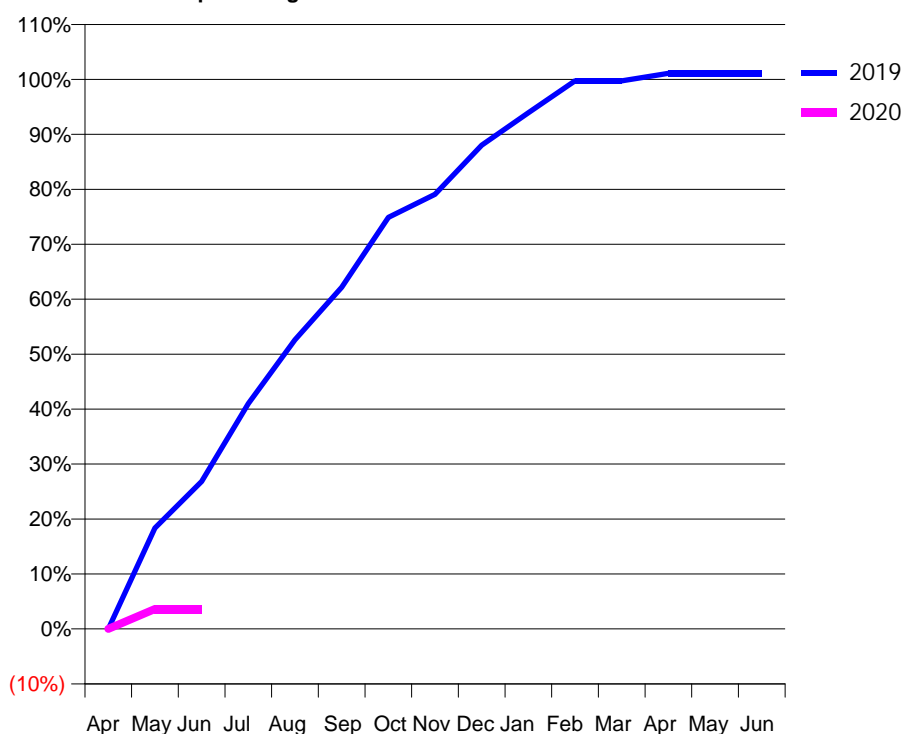
Q69 - Vital Signs Orthodontic At a Glance Contract Report for 105279/0001 - June 2019

Name or company name	PCORTHO Ltd	19/20 Contracted general activity (UDA)	0
Contract type name	PDS Contract	Carry forward general activity (UDA)	0
Purpose of contract	Orthodontic	19/20 Contracted orthodontic activity (UOA)	4,535
Contract start date	01/01/2010	Carry forward orthodontic activity (UOA)	0
Contract end date	30/11/2019	Baseline contract value	£297,925.68

ACCESS	Contract	England and Wales
24 month ratio of assessments to patient IDs	1.07	1.08

ACTIVITY	Contract
Contract assess and fit appliances (case starts) as a percentage of Area Team case starts	3.1 %

Cumulative percentage of contracted UOA delivered 2019 & 2020



Month	Adjusted Scheduled Activity (UOA)		
	2018	2019	2020
April	193	0	0
May	1,223	1,249	164
June	1,789	1,826	164
July	2,533	2,791	
August	2,898	3,579	
September	3,799	4,228	
October	4,802	5,093	
November	5,574	5,380	
December	5,910	5,989	
January	6,218	6,390	
February	6,660	6,785	
March	6,897	6,785	
April	6,897	6,876	
May	6,918	6,876	
June	6,918	6,876	

QUANTITY METRICS (rolling 12 month period)

	Contract Quantity	Contract Base Number	Contract *	Area Team	Region	England
% of all assessments that were assess and fit appliances (case starts)	232	650	35.7%	45.6%	56.9%	58.2%
% of all assessments that were assess and refuse	36	650	5.5%	10.6%	12.3%	12.4%
% of all assessments that were assess and review	382	650	58.8%	43.8%	30.9%	29.4%
% of case starts with a reported IOTN of 3 and Aesthetic Component of 5 or below	0	232	N/A	0.1%	0.2%	0.1%
% of case starts with a reported IOTN of 3 and Aesthetic Component of 6 or above	0	232	N/A	2.8%	3.2%	3.9%
% of case starts with a reported IOTN of 4	199	232	85.8%	80.7%	77.6%	77.7%
% of case starts with a reported IOTN of 5	33	232	14.2%	15.9%	17.3%	16.7 %
% of concluded courses in receipt of dual-arch fixed appliances	222	290	76.6%	74.4%	70.7%	72.5%
% of concluded courses where treatment was abandoned or discontinued	48	290	16.6%	6.4%	9.4%	9.1%
% of patients satisfied with the treatment they have received	5	5	100.0%	97.7%	96.3%	95.8%

* Figures in italics indicate that the base number is less than 100.

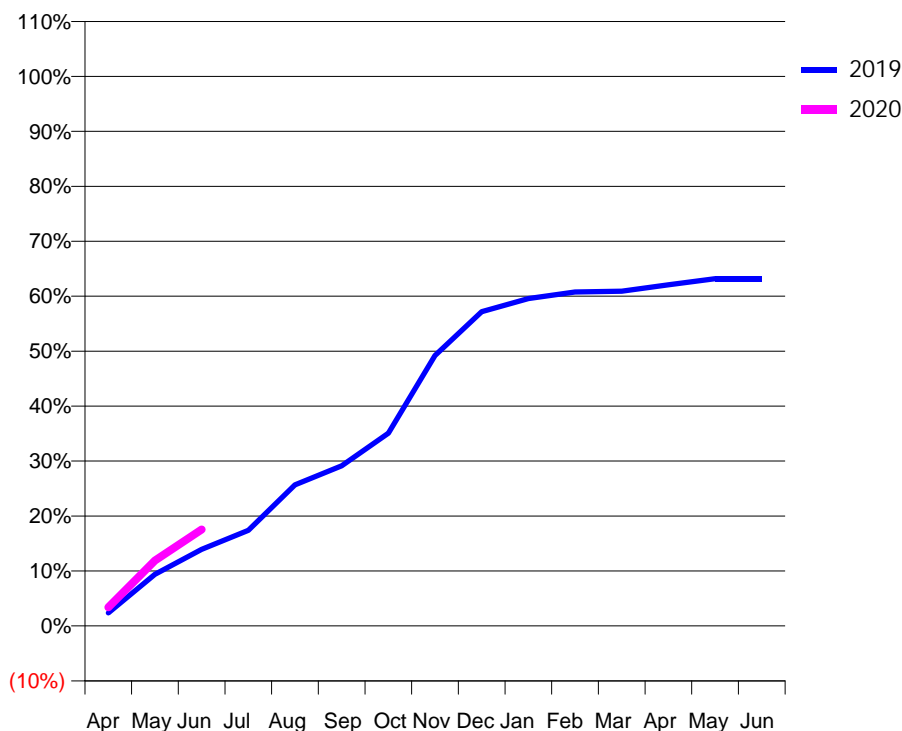
Q69 - Vital Signs Orthodontic At a Glance Contract Report for 154601/0013 - June 2019

Name or company name	Oxfordshire Priority Dental Service	19/20 Contracted general activity (UDA)	0
Contract type name	PDS Contract	Carry forward general activity (UDA)	0
Purpose of contract	Orthodontic	19/20 Contracted orthodontic activity (UOA)	1,850
Contract start date	01/04/2006	Carry forward orthodontic activity (UOA)	0
Contract end date	31/03/2021	Baseline contract value	£1.04

ACCESS	Contract	England and Wales
24 month ratio of assessments to patient IDs	1.02	1.08

ACTIVITY	Contract
Contract assess and fit appliances (case starts) as a percentage of Area Team case starts	0.8 %

Cumulative percentage of contracted UOA delivered 2019 & 2020



Month	Adjusted Scheduled Activity (UOA)		
	2018	2019	2020
April	0	44	63
May	0	174	220
June	170	258	325
July	380	322	
August	485	475	
September	575	539	
October	682	649	
November	831	910	
December	857	1,058	
January	882	1,102	
February	967	1,124	
March	1,053	1,127	
April	1,117	1,148	
May	1,117	1,169	
June	1,117	1,169	

QUANTITY METRICS (rolling 12 month period)

	Contract Quantity	Contract Base Number	Contract *	Area Team	Region	England
% of all assessments that were assess and fit appliances (case starts)	59	90	65.6%	45.6%	56.9%	58.2%
% of all assessments that were assess and refuse	19	90	21.1%	10.6%	12.3%	12.4%
% of all assessments that were assess and review	12	90	13.3%	43.8%	30.9%	29.4%
% of case starts with a reported IOTN of 3 and Aesthetic Component of 5 or below	0	59	<i>N/A</i>	0.1%	0.2%	0.1%
% of case starts with a reported IOTN of 3 and Aesthetic Component of 6 or above	1	59	1.7%	2.8%	3.2%	3.9%
% of case starts with a reported IOTN of 4	16	59	27.1%	80.7%	77.6%	77.7%
% of case starts with a reported IOTN of 5	42	59	71.2%	15.9%	17.3%	16.7%
% of concluded courses in receipt of dual-arch fixed appliances	27	35	77.1%	74.4%	70.7%	72.5%
% of concluded courses where treatment was abandoned or discontinued	1	35	2.9%	6.4%	9.4%	9.1%
% of patients satisfied with the treatment they have received	0	0	<i>N/A</i>	97.7%	96.3%	95.8%

* Figures in italics indicate that the base number is less than 100.

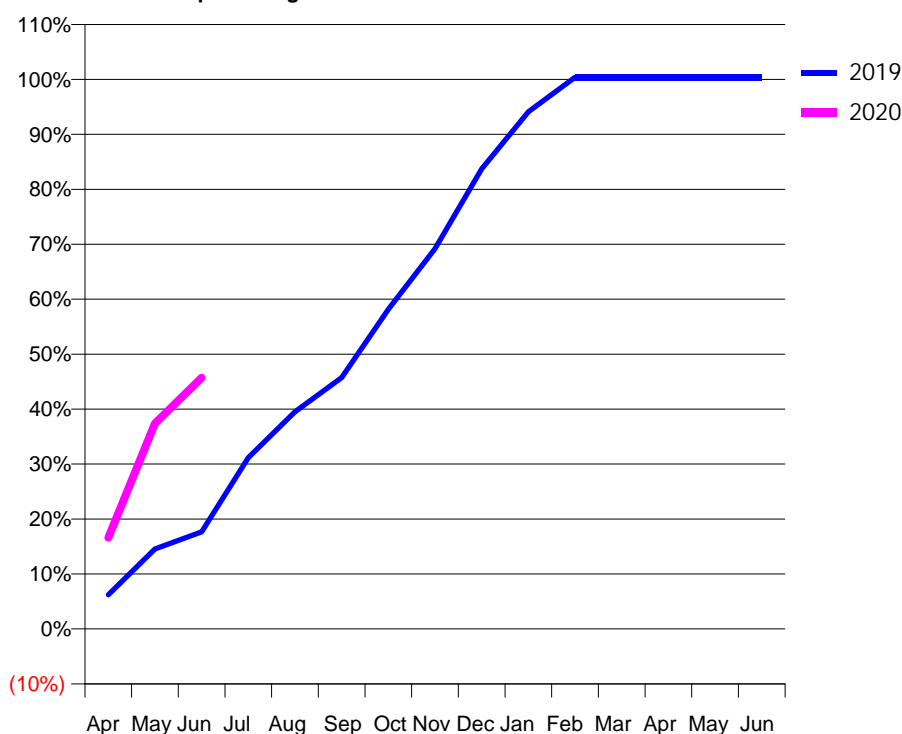
Q69 - Vital Signs Orthodontic At a Glance Contract Report for 180750/0001 - June 2019

Name or company name	MR AL DAVEY AND MR N OROLLOGA	19/20 Contracted general activity (UDA)	0
Contract type name	PDS Contract	Carry forward general activity (UDA)	0
Purpose of contract	Orthodontic	19/20 Contracted orthodontic activity (UOA)	1,011
Contract start date	01/01/2014	Carry forward orthodontic activity (UOA)	0
Contract end date	30/09/2019	Baseline contract value	£66,379.66

ACCESS	Contract	England and Wales
24 month ratio of assessments to patient IDs	1.00	1.08

ACTIVITY	Contract
Contract assess and fit appliances (case starts) as a percentage of Area Team case starts	1.3 %

Cumulative percentage of contracted UOA delivered 2019 & 2020



Month	Adjusted Scheduled Activity (UOA)		
	2018	2019	2020
April	105	126	168
May	252	294	378
June	378	357	462
July	546	630	
August	798	798	
September	903	924	
October	1,134	1,176	
November	1,365	1,398	
December	1,449	1,692	
January	1,575	1,902	
February	1,785	2,028	
March	1,848	2,028	
April	2,025	2,028	
May	2,025	2,028	
June	2,025	2,028	

QUANTITY METRICS (rolling 12 month period)

	Contract Quantity	Contract Base Number	Contract *	Area Team	Region	England
% of all assessments that were assess and fit appliances (case starts)	101	113	89.4%	45.6%	56.9%	58.2%
% of all assessments that were assess and refuse	0	113	0.0%	10.6%	12.3%	12.4%
% of all assessments that were assess and review	12	113	10.6%	43.8%	30.9%	29.4%
% of case starts with a reported IOTN of 3 and Aesthetic Component of 5 or below	0	101	N/A	0.1%	0.2%	0.1%
% of case starts with a reported IOTN of 3 and Aesthetic Component of 6 or above	0	101	N/A	2.8%	3.2%	3.9%
% of case starts with a reported IOTN of 4	84	101	83.2%	80.7%	77.6%	77.7%
% of case starts with a reported IOTN of 5	17	101	16.8%	15.9%	17.3%	16.7 %
% of concluded courses in receipt of dual-arch fixed appliances	141	147	95.9%	74.4%	70.7%	72.5%
% of concluded courses where treatment was abandoned or discontinued	6	147	4.1%	6.4%	9.4%	9.1%
% of patients satisfied with the treatment they have received	3	3	100.0%	97.7%	96.3%	95.8%

* Figures in italics indicate that the base number is less than 100.

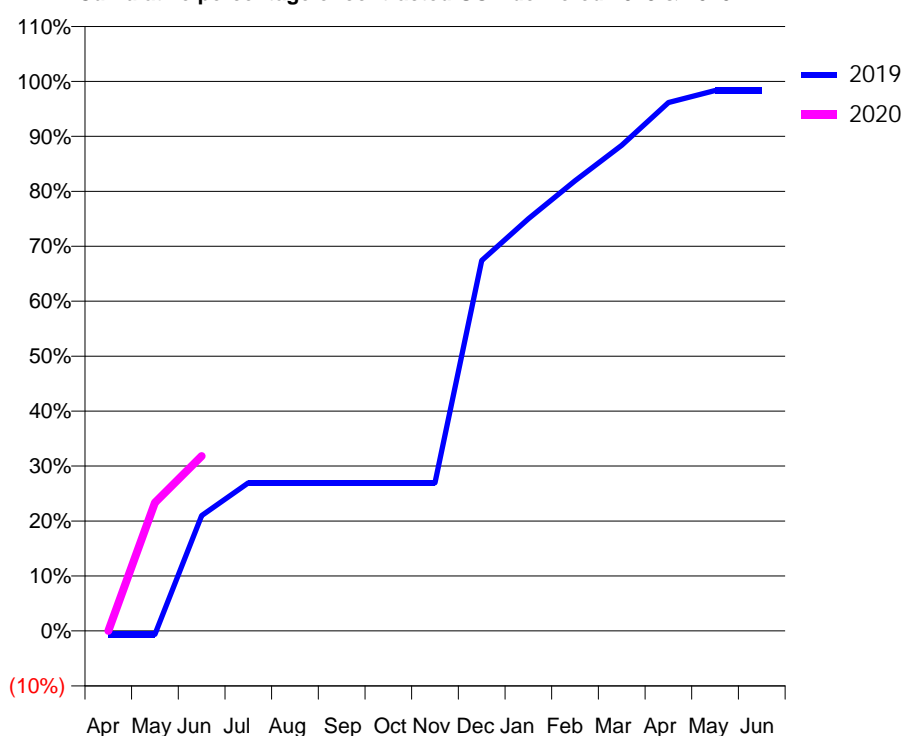
Q69 - Vital Signs Orthodontic At a Glance Contract Report for 195332/0001 - June 2019

Name or company name	Oxford Orthodontics Ltd	19/20 Contracted general activity (UDA)	0
Contract type name	PDS Contract	Carry forward general activity (UDA)	0
Purpose of contract	Orthodontic	19/20 Contracted orthodontic activity (UOA)	3,892
Contract start date	01/10/2015	Carry forward orthodontic activity (UOA)	0
Contract end date	30/09/2019	Baseline contract value	£255,665.16

ACCESS	Contract	England and Wales
24 month ratio of assessments to patient IDs	1.03	1.08

ACTIVITY	Contract
Contract assess and fit appliances (case starts) as a percentage of Area Team case starts	4.3 %

Cumulative percentage of contracted UOA delivered 2019 & 2020



Month	Adjusted Scheduled Activity (UOA)		
	2018	2019	2020
April	80	-50	0
May	1,154	-50	909
June	1,154	1,633	1,239
July	1,154	2,098	
August	3,210	2,098	
September	3,210	2,098	
October	4,753	2,098	
November	4,753	2,098	
December	4,753	5,247	
January	7,231	5,837	
February	7,521	6,376	
March	7,662	6,879	
April	7,662	7,485	
May	7,662	7,655	
June	7,734	7,655	

QUANTITY METRICS (rolling 12 month period)

	Contract Quantity	Contract Base Number	Contract *	Area Team	Region	England
% of all assessments that were assess and fit appliances (case starts)	322	925	34.8%	45.6%	56.9%	58.2%
% of all assessments that were assess and refuse	341	925	36.9%	10.6%	12.3%	12.4%
% of all assessments that were assess and review	262	925	28.3%	43.8%	30.9%	29.4%
% of case starts with a reported IOTN of 3 and Aesthetic Component of 5 or below	0	322	N/A	0.1%	0.2%	0.1%
% of case starts with a reported IOTN of 3 and Aesthetic Component of 6 or above	6	322	1.9%	2.8%	3.2%	3.9%
% of case starts with a reported IOTN of 4	259	322	80.4%	80.7%	77.6%	77.7%
% of case starts with a reported IOTN of 5	54	322	16.8%	15.9%	17.3%	16.7 %
% of concluded courses in receipt of dual-arch fixed appliances	265	286	92.7%	74.4%	70.7%	72.5%
% of concluded courses where treatment was abandoned or discontinued	12	286	4.2%	6.4%	9.4%	9.1%
% of patients satisfied with the treatment they have received	1	1	100.0%	97.7%	96.3%	95.8%

* Figures in italics indicate that the base number is less than 100.

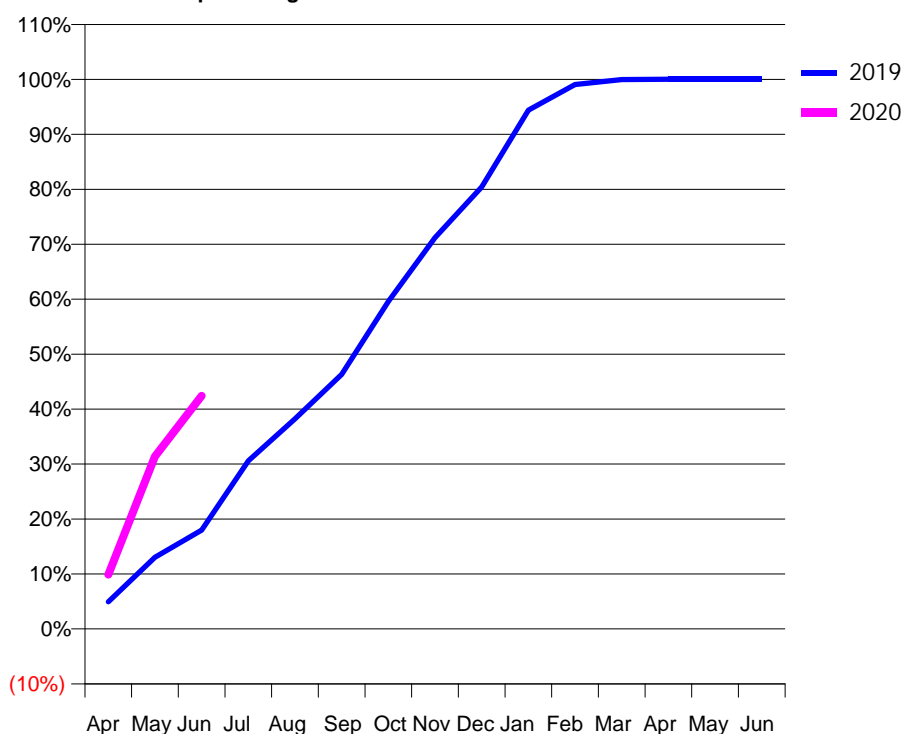
Q69 - Vital Signs Orthodontic At a Glance Contract Report for 274895/0002 - June 2019

Name or company name	MR AL DAVEY	19/20 Contracted general activity (UDA)	0
Contract type name	PDS Contract	Carry forward general activity (UDA)	0
Purpose of contract	Orthodontic	19/20 Contracted orthodontic activity (UOA)	2,335
Contract start date	01/04/2006	Carry forward orthodontic activity (UOA)	0
Contract end date	30/09/2019	Baseline contract value	£153,385.96

ACCESS	Contract	England and Wales
24 month ratio of assessments to patient IDs	1.05	1.08

ACTIVITY	Contract
Contract assess and fit appliances (case starts) as a percentage of Area Team case starts	3.0 %

Cumulative percentage of contracted UOA delivered 2019 & 2020



Month	Adjusted Scheduled Activity (UOA)		
	2018	2019	2020
April	147	231	231
May	567	609	733
June	882	840	991
July	1,302	1,428	
August	1,470	1,785	
September	1,848	2,163	
October	2,289	2,783	
November	2,919	3,325	
December	3,477	3,755	
January	3,865	4,409	
February	4,580	4,627	
March	4,689	4,669	
April	4,689	4,671	
May	4,689	4,671	
June	4,689	4,671	

QUANTITY METRICS (rolling 12 month period)

	Contract Quantity	Contract Base Number	Contract *	Area Team	Region	England
% of all assessments that were assess and fit appliances (case starts)	223	379	58.8%	45.6%	56.9%	58.2%
% of all assessments that were assess and refuse	0	379	0.0%	10.6%	12.3%	12.4%
% of all assessments that were assess and review	156	379	41.2%	43.8%	30.9%	29.4%
% of case starts with a reported IOTN of 3 and Aesthetic Component of 5 or below	0	223	N/A	0.1%	0.2%	0.1%
% of case starts with a reported IOTN of 3 and Aesthetic Component of 6 or above	0	223	N/A	2.8%	3.2%	3.9%
% of case starts with a reported IOTN of 4	184	223	82.5%	80.7%	77.6%	77.7%
% of case starts with a reported IOTN of 5	39	223	17.5%	15.9%	17.3%	16.7 %
% of concluded courses in receipt of dual-arch fixed appliances	244	277	88.1%	74.4%	70.7%	72.5%
% of concluded courses where treatment was abandoned or discontinued	32	277	11.6%	6.4%	9.4%	9.1%
% of patients satisfied with the treatment they have received	5	5	100.0%	97.7%	96.3%	95.8%

* Figures in italics indicate that the base number is less than 100.

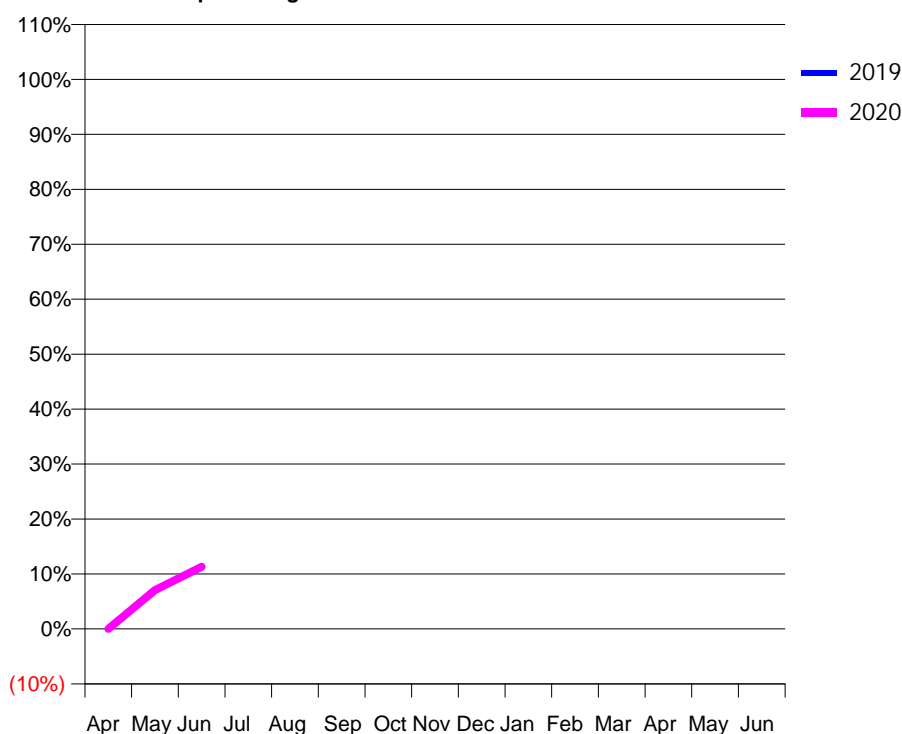
Q70 - Vital Signs Orthodontic At a Glance Contract Report for 100967/0000 - June 2019

Name or company name	Orthodontics by Eva Winchester	19/20 Contracted general activity (UDA)	0
Contract type name	PDS Contract	Carry forward general activity (UDA)	0
Purpose of contract	Orthodontic	19/20 Contracted orthodontic activity (UOA)	13,000
Contract start date	01/04/2019	Carry forward orthodontic activity (UOA)	0
Contract end date	31/03/2026	Baseline contract value	£620,732.99

ACCESS	Contract	England and Wales
24 month ratio of assessments to patient IDs	1.00	1.08

ACTIVITY	Contract
Contract assess and fit appliances (case starts) as a percentage of Area Team case starts	0.9 %

Cumulative percentage of contracted UOA delivered 2019 & 2020



Month	Adjusted Scheduled Activity (UOA)		
	2018	2019	2020
April	0	0	0
May	0	0	920
June	0	0	1,472
July	0	0	
August	0	0	
September	0	0	
October	0	0	
November	0	0	
December	0	0	
January	0	0	
February	0	0	
March	0	0	
April	0	0	
May	0	0	
June	0	0	

QUANTITY METRICS (rolling 12 month period)

	Contract Quantity	Contract Base Number	Contract *	Area Team	Region	England
% of all assessments that were assess and fit appliances (case starts)	68	108	63.0%	54.3%	56.9%	58.2%
% of all assessments that were assess and refuse	21	108	19.4%	17.5%	12.3%	12.4%
% of all assessments that were assess and review	19	108	17.6%	28.2%	30.9%	29.4%
% of case starts with a reported IOTN of 3 and Aesthetic Component of 5 or below	0	68	<i>N/A</i>	0.7%	0.2%	0.1%
% of case starts with a reported IOTN of 3 and Aesthetic Component of 6 or above	0	68	<i>N/A</i>	3.8%	3.2%	3.9%
% of case starts with a reported IOTN of 4	52	68	76.5%	73.2%	77.6%	77.7%
% of case starts with a reported IOTN of 5	15	68	22.1%	18.0%	17.3%	16.7 %
% of concluded courses in receipt of dual-arch fixed appliances	44	51	86.3%	75.6%	70.7%	72.5%
% of concluded courses where treatment was abandoned or discontinued	2	51	3.9%	7.4%	9.4%	9.1%
% of patients satisfied with the treatment they have received	0	0	<i>N/A</i>	94.6%	96.3%	95.8%

* Figures in italics indicate that the base number is less than 100.

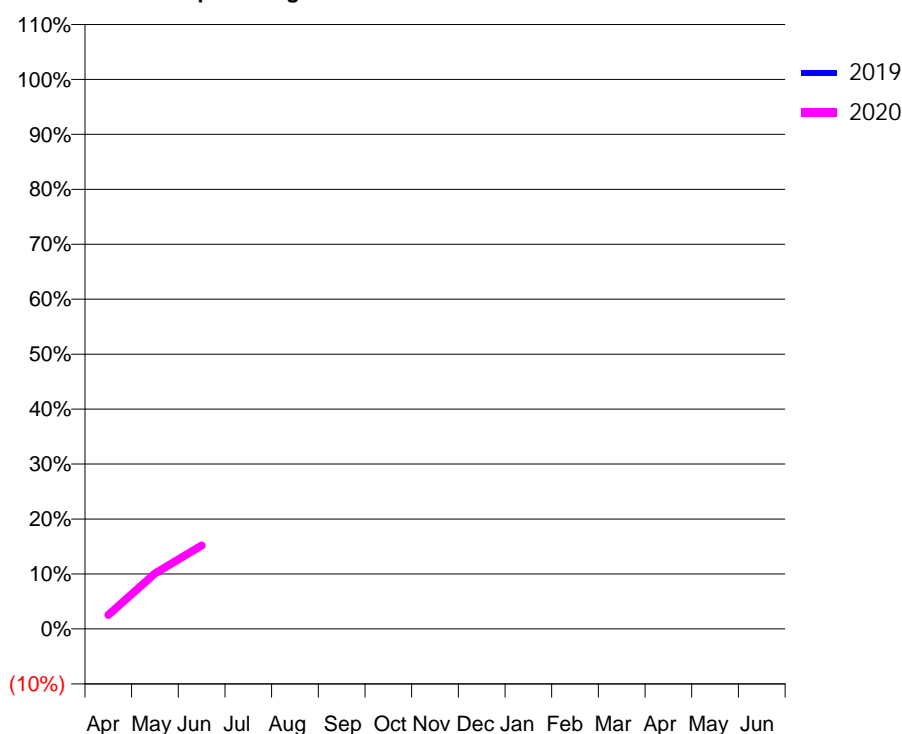
Q70 - Vital Signs Orthodontic At a Glance Contract Report for 101008/0000 - June 2019

Name or company name	ORTHODONTICA LIMITED	19/20 Contracted general activity (UDA)	0
Contract type name	PDS Contract	Carry forward general activity (UDA)	0
Purpose of contract	Orthodontic	19/20 Contracted orthodontic activity (UOA)	7,000
Contract start date	01/04/2019	Carry forward orthodontic activity (UOA)	0
Contract end date	31/03/2026	Baseline contract value	£334,240.84

ACCESS	Contract	England and Wales
24 month ratio of assessments to patient IDs	1.00	1.08

ACTIVITY	Contract
Contract assess and fit appliances (case starts) as a percentage of Area Team case starts	0.6 %

Cumulative percentage of contracted UOA delivered 2019 & 2020



Month	Adjusted Scheduled Activity (UOA)		
	2018	2019	2020
April	0	0	180
May	0	0	706
June	0	0	1,062
July	0	0	0
August	0	0	0
September	0	0	0
October	0	0	0
November	0	0	0
December	0	0	0
January	0	0	0
February	0	0	0
March	0	0	0
April	0	0	0
May	0	0	0
June	0	0	0

QUANTITY METRICS (rolling 12 month period)

	Contract Quantity	Contract Base Number	Contract *	Area Team	Region	England
% of all assessments that were assess and fit appliances (case starts)	47	121	38.8%	54.3%	56.9%	58.2%
% of all assessments that were assess and refuse	20	121	16.5%	17.5%	12.3%	12.4%
% of all assessments that were assess and review	54	121	44.6%	28.2%	30.9%	29.4%
% of case starts with a reported IOTN of 3 and Aesthetic Component of 5 or below	0	47	<i>N/A</i>	0.7%	0.2%	0.1%
% of case starts with a reported IOTN of 3 and Aesthetic Component of 6 or above	2	47	4.3%	3.8%	3.2%	3.9%
% of case starts with a reported IOTN of 4	36	47	76.6%	73.2%	77.6%	77.7%
% of case starts with a reported IOTN of 5	9	47	19.1%	18.0%	17.3%	16.7 %
% of concluded courses in receipt of dual-arch fixed appliances	0	0	<i>N/A</i>	75.6%	70.7%	72.5%
% of concluded courses where treatment was abandoned or discontinued	0	0	<i>N/A</i>	7.4%	9.4%	9.1%
% of patients satisfied with the treatment they have received	0	0	<i>N/A</i>	94.6%	96.3%	95.8%

* Figures in italics indicate that the base number is less than 100.

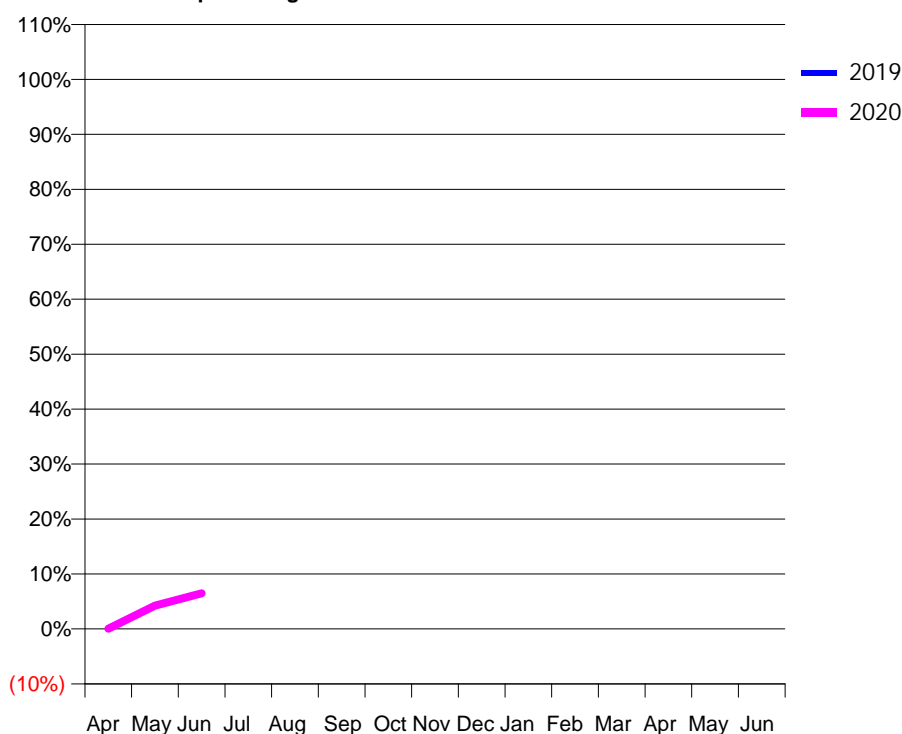
Q70 - Vital Signs Orthodontic At a Glance Contract Report for 101009/0000 - June 2019

Name or company name	Optimum Orthodontics Ltd	19/20 Contracted general activity (UDA)	0
Contract type name	PDS Contract	Carry forward general activity (UDA)	0
Purpose of contract	Orthodontic	19/20 Contracted orthodontic activity (UOA)	8,113
Contract start date	01/04/2019	Carry forward orthodontic activity (UOA)	0
Contract end date	31/03/2026	Baseline contract value	£430,021.91

ACCESS	Contract	England and Wales
24 month ratio of assessments to patient IDs	1.02	1.08

ACTIVITY	Contract
Contract assess and fit appliances (case starts) as a percentage of Area Team case starts	0.3 %

Cumulative percentage of contracted UOA delivered 2019 & 2020



Month	Adjusted Scheduled Activity (UOA)		
	2018	2019	2020
April	0	0	2
May	0	0	343
June	0	0	527
July	0	0	
August	0	0	
September	0	0	
October	0	0	
November	0	0	
December	0	0	
January	0	0	
February	0	0	
March	0	0	
April	0	0	
May	0	0	
June	0	0	

QUANTITY METRICS (rolling 12 month period)

	Contract Quantity	Contract Base Number	Contract *	Area Team	Region	England
% of all assessments that were assess and fit appliances (case starts)	24	46	52.2%	54.3%	56.9%	58.2%
% of all assessments that were assess and refuse	10	46	21.7%	17.5%	12.3%	12.4%
% of all assessments that were assess and review	12	46	26.1%	28.2%	30.9%	29.4%
% of case starts with a reported IOTN of 3 and Aesthetic Component of 5 or below	0	24	<i>N/A</i>	0.7%	0.2%	0.1%
% of case starts with a reported IOTN of 3 and Aesthetic Component of 6 or above	0	24	<i>N/A</i>	3.8%	3.2%	3.9%
% of case starts with a reported IOTN of 4	13	24	54.2%	73.2%	77.6%	77.7%
% of case starts with a reported IOTN of 5	11	24	45.8%	18.0%	17.3%	16.7 %
% of concluded courses in receipt of dual-arch fixed appliances	33	39	84.6%	75.6%	70.7%	72.5%
% of concluded courses where treatment was abandoned or discontinued	0	39	0.0%	7.4%	9.4%	9.1%
% of patients satisfied with the treatment they have received	0	0	<i>N/A</i>	94.6%	96.3%	95.8%

* Figures in italics indicate that the base number is less than 100.

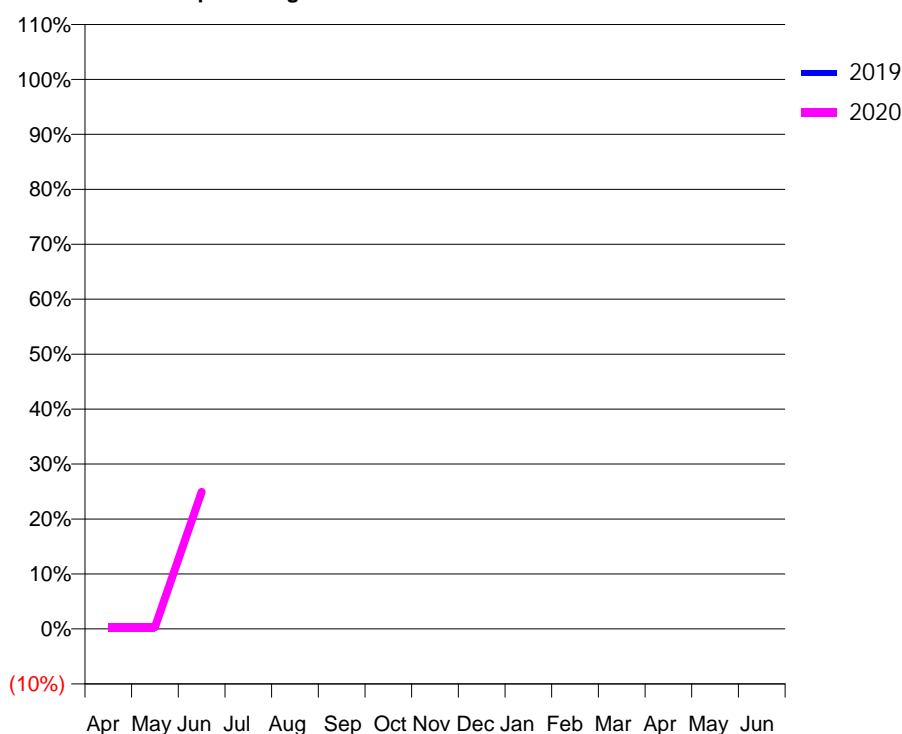
Q70 - Vital Signs Orthodontic At a Glance Contract Report for 101010/0000 - June 2019

Name or company name	Optimum Orthodontics Ltd	19/20 Contracted general activity (UDA)	0
Contract type name	PDS Contract	Carry forward general activity (UDA)	0
Purpose of contract	Orthodontic	19/20 Contracted orthodontic activity (UOA)	11,747
Contract start date	01/04/2019	Carry forward orthodontic activity (UOA)	0
Contract end date	31/03/2026	Baseline contract value	£659,886.91

ACCESS	Contract	England and Wales
24 month ratio of assessments to patient IDs	1.00	1.08

ACTIVITY	Contract
Contract assess and fit appliances (case starts) as a percentage of Area Team case starts	1.7 %

Cumulative percentage of contracted UOA delivered 2019 & 2020



Month	Adjusted Scheduled Activity (UOA)		
	2018	2019	2020
April	0	0	35
May	0	0	35
June	0	0	2,928
July	0	0	
August	0	0	
September	0	0	
October	0	0	
November	0	0	
December	0	0	
January	0	0	
February	0	0	
March	0	0	
April	0	0	
May	0	0	
June	0	0	

QUANTITY METRICS (rolling 12 month period)

	Contract Quantity	Contract Base Number	Contract *	Area Team	Region	England
% of all assessments that were assess and fit appliances (case starts)	135	243	55.6%	54.3%	56.9%	58.2%
% of all assessments that were assess and refuse	32	243	13.2%	17.5%	12.3%	12.4%
% of all assessments that were assess and review	76	243	31.3%	28.2%	30.9%	29.4%
% of case starts with a reported IOTN of 3 and Aesthetic Component of 5 or below	0	135	N/A	0.7%	0.2%	0.1%
% of case starts with a reported IOTN of 3 and Aesthetic Component of 6 or above	7	135	5.2%	3.8%	3.2%	3.9%
% of case starts with a reported IOTN of 4	100	135	74.1%	73.2%	77.6%	77.7%
% of case starts with a reported IOTN of 5	28	135	20.7%	18.0%	17.3%	16.7 %
% of concluded courses in receipt of dual-arch fixed appliances	69	80	86.3%	75.6%	70.7%	72.5%
% of concluded courses where treatment was abandoned or discontinued	4	80	5.0%	7.4%	9.4%	9.1%
% of patients satisfied with the treatment they have received	0	0	N/A	94.6%	96.3%	95.8%

* Figures in italics indicate that the base number is less than 100.

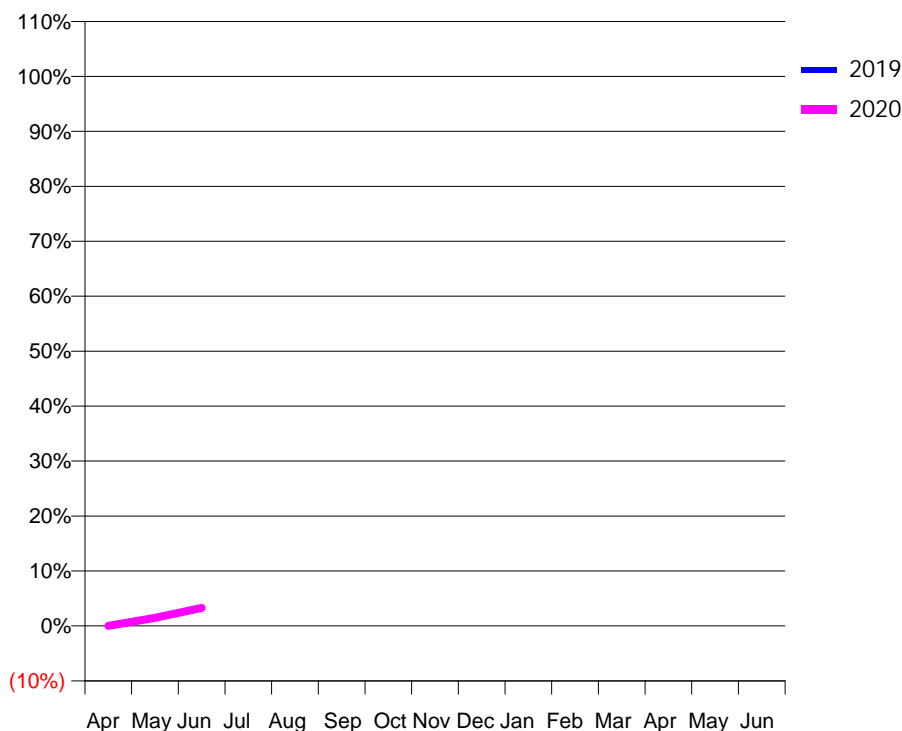
Q70 - Vital Signs Orthodontic At a Glance Contract Report for 101011/0000 - June 2019

Name or company name	Southampton Orthodontic Centre	19/20 Contracted general activity (UDA)	0
Contract type name	PDS Contract	Carry forward general activity (UDA)	0
Purpose of contract	Orthodontic	19/20 Contracted orthodontic activity (UOA)	11,500
Contract start date	01/04/2019	Carry forward orthodontic activity (UOA)	0
Contract end date	31/03/2026	Baseline contract value	£549,109.95

ACCESS	Contract	England and Wales
24 month ratio of assessments to patient IDs	1.00	1.08

ACTIVITY	Contract
Contract assess and fit appliances (case starts) as a percentage of Area Team case starts	0.2 %

Cumulative percentage of contracted UOA delivered 2019 & 2020



Month	Adjusted Scheduled Activity (UOA)		
	2018	2019	2020
April	0	0	0
May	0	0	168
June	0	0	378
July	0	0	
August	0	0	
September	0	0	
October	0	0	
November	0	0	
December	0	0	
January	0	0	
February	0	0	
March	0	0	
April	0	0	
May	0	0	
June	0	0	

QUANTITY METRICS (rolling 12 month period)

	Contract Quantity	Contract Base Number	Contract *	Area Team	Region	England
% of all assessments that were assess and fit appliances (case starts)	18	18	100.0%	54.3%	56.9%	58.2%
% of all assessments that were assess and refuse	0	18	0.0%	17.5%	12.3%	12.4%
% of all assessments that were assess and review	0	18	0.0%	28.2%	30.9%	29.4%
% of case starts with a reported IOTN of 3 and Aesthetic Component of 5 or below	0	18	N/A	0.7%	0.2%	0.1%
% of case starts with a reported IOTN of 3 and Aesthetic Component of 6 or above	0	18	N/A	3.8%	3.2%	3.9%
% of case starts with a reported IOTN of 4	16	18	88.9%	73.2%	77.6%	77.7%
% of case starts with a reported IOTN of 5	1	18	5.6%	18.0%	17.3%	16.7 %
% of concluded courses in receipt of dual-arch fixed appliances	0	0	N/A	75.6%	70.7%	72.5%
% of concluded courses where treatment was abandoned or discontinued	0	0	N/A	7.4%	9.4%	9.1%
% of patients satisfied with the treatment they have received	0	0	N/A	94.6%	96.3%	95.8%

* Figures in italics indicate that the base number is less than 100.

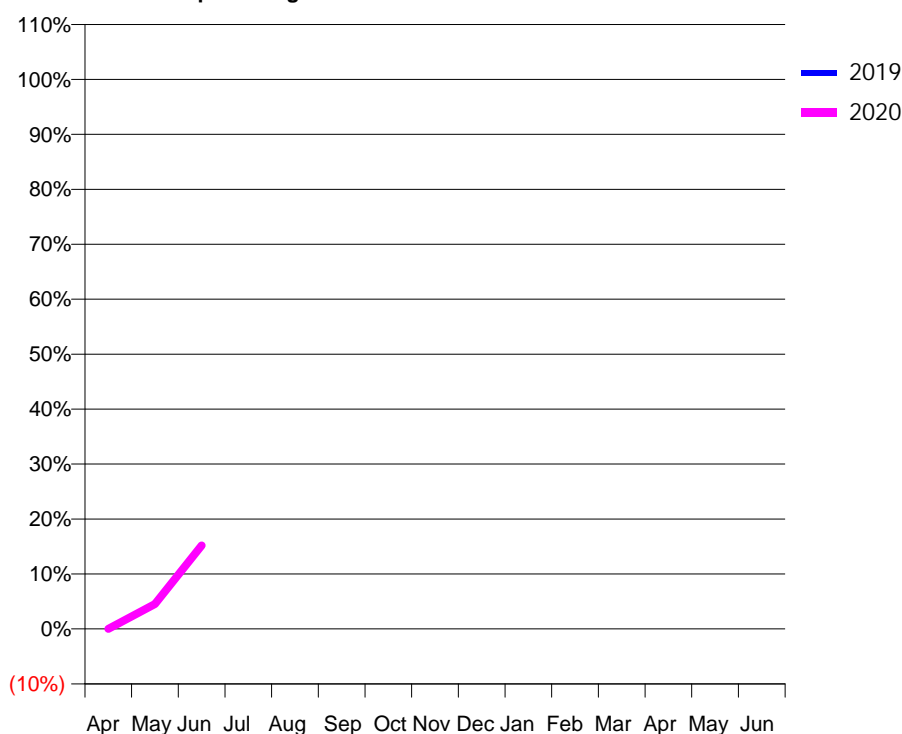
Q70 - Vital Signs Orthodontic At a Glance Contract Report for 101033/0000 - June 2019

Name or company name	Southampton Orthodontic Centre	19/20 Contracted general activity (UDA)	0
Contract type name	PDS Contract	Carry forward general activity (UDA)	0
Purpose of contract	Orthodontic	19/20 Contracted orthodontic activity (UOA)	12,502
Contract start date	01/04/2019	Carry forward orthodontic activity (UOA)	0
Contract end date	31/03/2026	Baseline contract value	£702,298.99

ACCESS	Contract	England and Wales
24 month ratio of assessments to patient IDs	1.00	1.08

ACTIVITY	Contract
Contract assess and fit appliances (case starts) as a percentage of Area Team case starts	1.2 %

Cumulative percentage of contracted UOA delivered 2019 & 2020



Month	Adjusted Scheduled Activity (UOA)		
	2018	2019	2020
April	0	0	0
May	0	0	567
June	0	0	1,902
July	0	0	
August	0	0	
September	0	0	
October	0	0	
November	0	0	
December	0	0	
January	0	0	
February	0	0	
March	0	0	
April	0	0	
May	0	0	
June	0	0	

QUANTITY METRICS (rolling 12 month period)

	Contract Quantity	Contract Base Number	Contract *	Area Team	Region	England
% of all assessments that were assess and fit appliances (case starts)	92	92	100.0%	54.3%	56.9%	58.2%
% of all assessments that were assess and refuse	0	92	0.0%	17.5%	12.3%	12.4%
% of all assessments that were assess and review	0	92	0.0%	28.2%	30.9%	29.4%
% of case starts with a reported IOTN of 3 and Aesthetic Component of 5 or below	0	92	N/A	0.7%	0.2%	0.1%
% of case starts with a reported IOTN of 3 and Aesthetic Component of 6 or above	0	92	N/A	3.8%	3.2%	3.9%
% of case starts with a reported IOTN of 4	75	92	81.5%	73.2%	77.6%	77.7%
% of case starts with a reported IOTN of 5	17	92	18.5%	18.0%	17.3%	16.7 %
% of concluded courses in receipt of dual-arch fixed appliances	1	4	25.0%	75.6%	70.7%	72.5%
% of concluded courses where treatment was abandoned or discontinued	1	4	25.0%	7.4%	9.4%	9.1%
% of patients satisfied with the treatment they have received	0	0	N/A	94.6%	96.3%	95.8%

* Figures in italics indicate that the base number is less than 100.

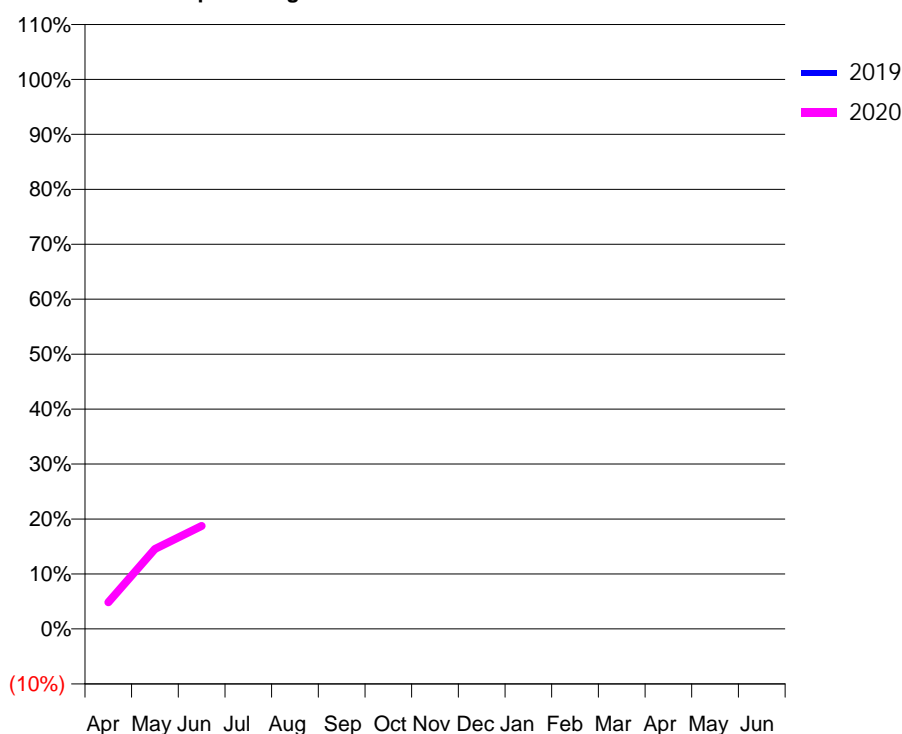
Q70 - Vital Signs Orthodontic At a Glance Contract Report for 101103/0000 - June 2019

Name or company name	MS NM HENDRICKSE	19/20 Contracted general activity (UDA)	0
Contract type name	PDS Contract	Carry forward general activity (UDA)	0
Purpose of contract	Orthodontic	19/20 Contracted orthodontic activity (UOA)	6,500
Contract start date	01/04/2019	Carry forward orthodontic activity (UOA)	0
Contract end date	31/03/2026	Baseline contract value	£358,817.37

ACCESS	Contract	England and Wales
24 month ratio of assessments to patient IDs	1.00	1.08

ACTIVITY	Contract
Contract assess and fit appliances (case starts) as a percentage of Area Team case starts	0.7 %

Cumulative percentage of contracted UOA delivered 2019 & 2020



Month	Adjusted Scheduled Activity (UOA)		
	2018	2019	2020
April	0	0	315
May	0	0	945
June	0	0	1,218
July	0	0	
August	0	0	
September	0	0	
October	0	0	
November	0	0	
December	0	0	
January	0	0	
February	0	0	
March	0	0	
April	0	0	
May	0	0	
June	0	0	

QUANTITY METRICS (rolling 12 month period)

	Contract Quantity	Contract Base Number	Contract *	Area Team	Region	England
% of all assessments that were assess and fit appliances (case starts)	58	58	100.0%	54.3%	56.9%	58.2%
% of all assessments that were assess and refuse	0	58	0.0%	17.5%	12.3%	12.4%
% of all assessments that were assess and review	0	58	0.0%	28.2%	30.9%	29.4%
% of case starts with a reported IOTN of 3 and Aesthetic Component of 5 or below	0	58	N/A	0.7%	0.2%	0.1%
% of case starts with a reported IOTN of 3 and Aesthetic Component of 6 or above	2	58	3.4%	3.8%	3.2%	3.9%
% of case starts with a reported IOTN of 4	36	58	62.1%	73.2%	77.6%	77.7%
% of case starts with a reported IOTN of 5	20	58	34.5%	18.0%	17.3%	16.7 %
% of concluded courses in receipt of dual-arch fixed appliances	41	49	83.7%	75.6%	70.7%	72.5%
% of concluded courses where treatment was abandoned or discontinued	1	49	2.0%	7.4%	9.4%	9.1%
% of patients satisfied with the treatment they have received	0	0	N/A	94.6%	96.3%	95.8%

* Figures in italics indicate that the base number is less than 100.

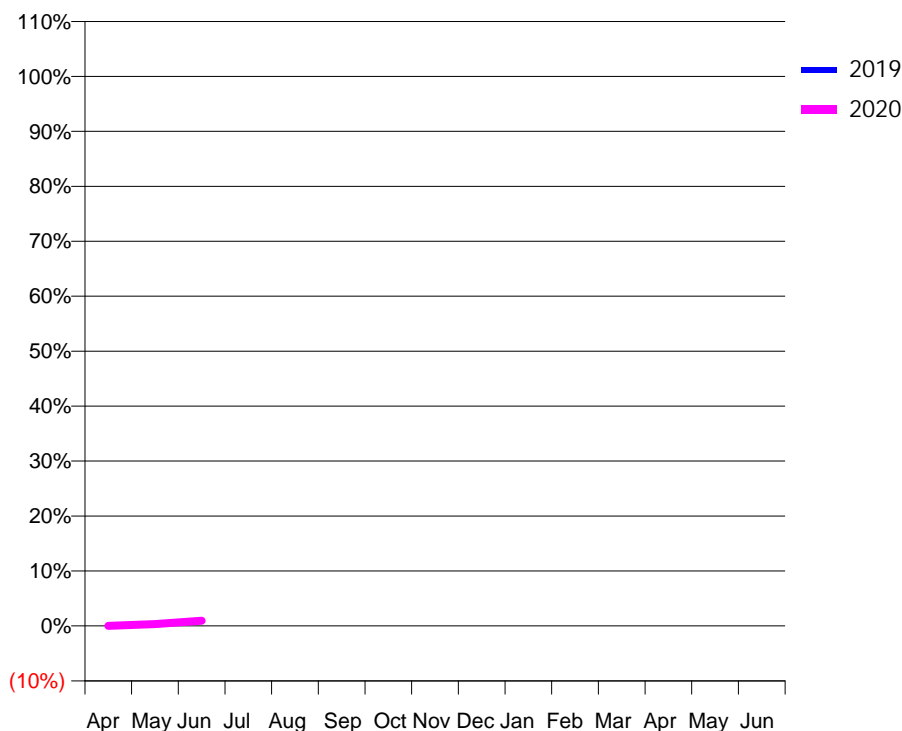
Q70 - Vital Signs Orthodontic At a Glance Contract Report for 101107/0000 - June 2019

Name or company name	Portman Healthcare Limited	19/20 Contracted general activity (UDA)	0
Contract type name	PDS Contract	Carry forward general activity (UDA)	0
Purpose of contract	Orthodontic	19/20 Contracted orthodontic activity (UOA)	6,500
Contract start date	01/04/2019	Carry forward orthodontic activity (UOA)	0
Contract end date	31/03/2026	Baseline contract value	£310,366.49

ACCESS	Contract	England and Wales
24 month ratio of assessments to patient IDs	1.00	1.08

ACTIVITY	Contract
Contract assess and fit appliances (case starts) as a percentage of Area Team case starts	0.0 %

Cumulative percentage of contracted UOA delivered 2019 & 2020



Month	Adjusted Scheduled Activity (UOA)		
	2018	2019	2020
April	0	0	0
May	0	0	21
June	0	0	63
July	0	0	
August	0	0	
September	0	0	
October	0	0	
November	0	0	
December	0	0	
January	0	0	
February	0	0	
March	0	0	
April	0	0	
May	0	0	
June	0	0	

QUANTITY METRICS (rolling 12 month period)

	Contract Quantity	Contract Base Number	Contract *	Area Team	Region	England
% of all assessments that were assess and fit appliances (case starts)	3	3	100.0%	54.3%	56.9%	58.2%
% of all assessments that were assess and refuse	0	3	0.0%	17.5%	12.3%	12.4%
% of all assessments that were assess and review	0	3	0.0%	28.2%	30.9%	29.4%
% of case starts with a reported IOTN of 3 and Aesthetic Component of 5 or below	0	3	N/A	0.7%	0.2%	0.1%
% of case starts with a reported IOTN of 3 and Aesthetic Component of 6 or above	0	3	N/A	3.8%	3.2%	3.9%
% of case starts with a reported IOTN of 4	2	3	66.7%	73.2%	77.6%	77.7%
% of case starts with a reported IOTN of 5	1	3	33.3%	18.0%	17.3%	16.7 %
% of concluded courses in receipt of dual-arch fixed appliances	0	0	N/A	75.6%	70.7%	72.5%
% of concluded courses where treatment was abandoned or discontinued	0	0	N/A	7.4%	9.4%	9.1%
% of patients satisfied with the treatment they have received	0	0	N/A	94.6%	96.3%	95.8%

* Figures in italics indicate that the base number is less than 100.

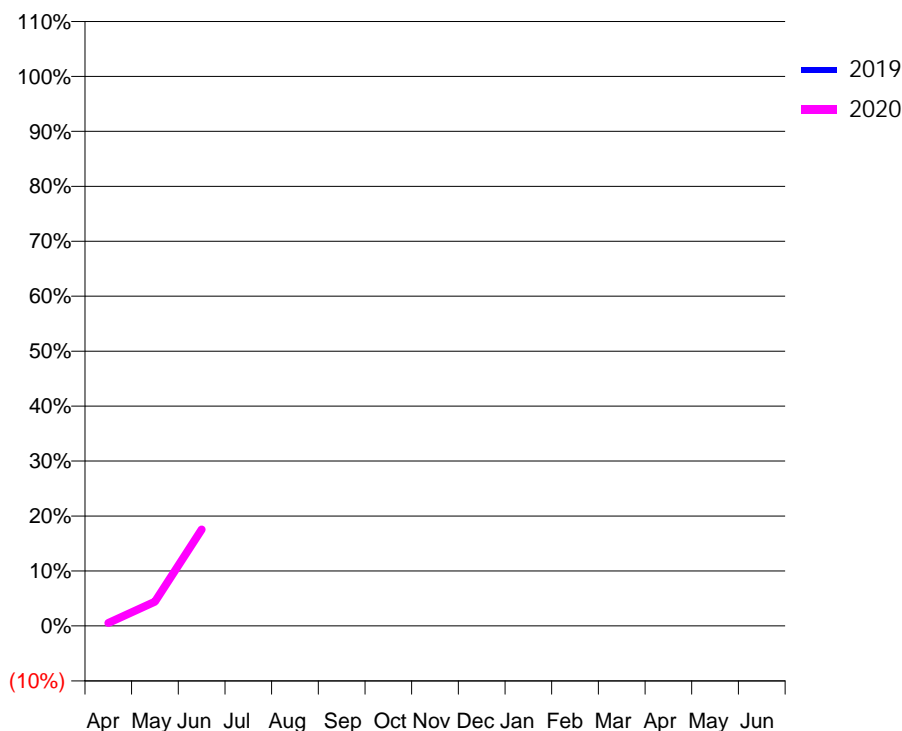
Q70 - Vital Signs Orthodontic At a Glance Contract Report for 101111/0000 - June 2019

Name or company name	Mrs P Wilson	19/20 Contracted general activity (UDA)	0
Contract type name	PDS Contract	Carry forward general activity (UDA)	0
Purpose of contract	Orthodontic	19/20 Contracted orthodontic activity (UOA)	13,000
Contract start date	01/04/2019	Carry forward orthodontic activity (UOA)	0
Contract end date	31/03/2026	Baseline contract value	£710,969.59

ACCESS	Contract	England and Wales
24 month ratio of assessments to patient IDs	1.00	1.08

ACTIVITY	Contract
Contract assess and fit appliances (case starts) as a percentage of Area Team case starts	1.3 %

Cumulative percentage of contracted UOA delivered 2019 & 2020



Month	Adjusted Scheduled Activity (UOA)		
	2018	2019	2020
April	0	0	71
May	0	0	575
June	0	0	2,283
July	0	0	
August	0	0	
September	0	0	
October	0	0	
November	0	0	
December	0	0	
January	0	0	
February	0	0	
March	0	0	
April	0	0	
May	0	0	
June	0	0	

QUANTITY METRICS (rolling 12 month period)

	Contract Quantity	Contract Base Number	Contract *	Area Team	Region	England
% of all assessments that were assess and fit appliances (case starts)	103	259	39.8%	54.3%	56.9%	58.2%
% of all assessments that were assess and refuse	72	259	27.8%	17.5%	12.3%	12.4%
% of all assessments that were assess and review	84	259	32.4%	28.2%	30.9%	29.4%
% of case starts with a reported IOTN of 3 and Aesthetic Component of 5 or below	0	103	N/A	0.7%	0.2%	0.1%
% of case starts with a reported IOTN of 3 and Aesthetic Component of 6 or above	1	103	1.0%	3.8%	3.2%	3.9%
% of case starts with a reported IOTN of 4	77	103	74.8%	73.2%	77.6%	77.7%
% of case starts with a reported IOTN of 5	25	103	24.3%	18.0%	17.3%	16.7 %
% of concluded courses in receipt of dual-arch fixed appliances	41	54	75.9%	75.6%	70.7%	72.5%
% of concluded courses where treatment was abandoned or discontinued	11	54	20.4%	7.4%	9.4%	9.1%
% of patients satisfied with the treatment they have received	0	0	N/A	94.6%	96.3%	95.8%

* Figures in italics indicate that the base number is less than 100.

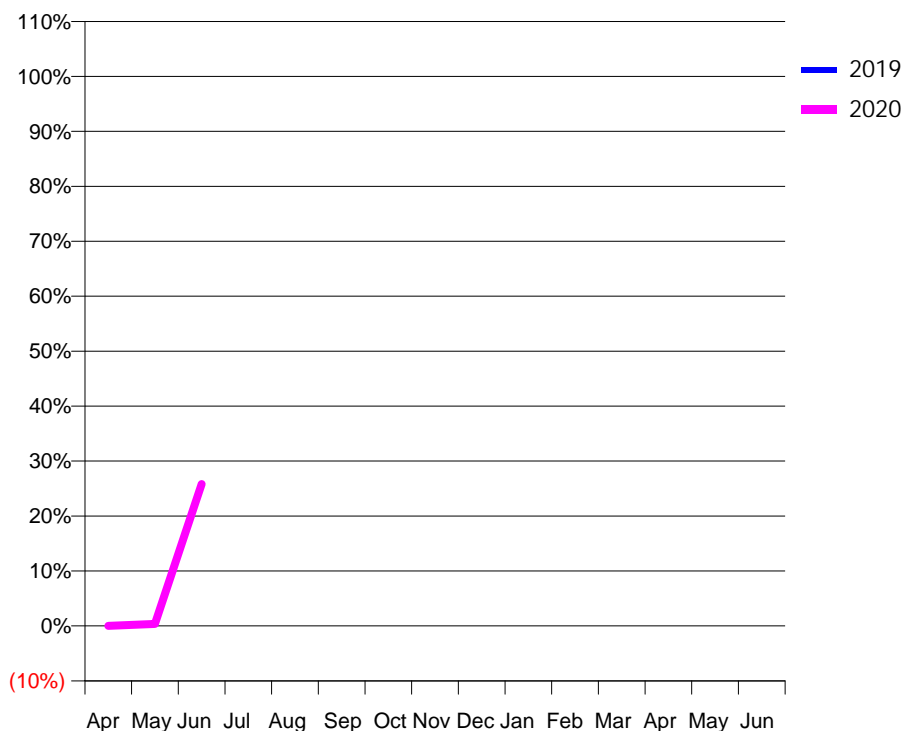
Q70 - Vital Signs Orthodontic At a Glance Contract Report for 101117/0000 - June 2019

Name or company name	Gillian Johnson	19/20 Contracted general activity (UDA)	0
Contract type name	PDS Contract	Carry forward general activity (UDA)	0
Purpose of contract	Orthodontic	19/20 Contracted orthodontic activity (UOA)	5,500
Contract start date	01/04/2019	Carry forward orthodontic activity (UOA)	0
Contract end date	31/03/2026	Baseline contract value	£272,186.68

ACCESS	Contract	England and Wales
24 month ratio of assessments to patient IDs	1.00	1.08

ACTIVITY	Contract
Contract assess and fit appliances (case starts) as a percentage of Area Team case starts	0.8 %

Cumulative percentage of contracted UOA delivered 2019 & 2020



Month	Adjusted Scheduled Activity (UOA)		
	2018	2019	2020
April	0	0	0
May	0	0	21
June	0	0	1,420
July	0	0	
August	0	0	
September	0	0	
October	0	0	
November	0	0	
December	0	0	
January	0	0	
February	0	0	
March	0	0	
April	0	0	
May	0	0	
June	0	0	

QUANTITY METRICS (rolling 12 month period)

	Contract Quantity	Contract Base Number	Contract *	Area Team	Region	England
% of all assessments that were assess and fit appliances (case starts)	66	98	67.3%	54.3%	56.9%	58.2%
% of all assessments that were assess and refuse	7	98	7.1%	17.5%	12.3%	12.4%
% of all assessments that were assess and review	25	98	25.5%	28.2%	30.9%	29.4%
% of case starts with a reported IOTN of 3 and Aesthetic Component of 5 or below	1	66	1.5%	0.7%	0.2%	0.1%
% of case starts with a reported IOTN of 3 and Aesthetic Component of 6 or above	6	66	9.1%	3.8%	3.2%	3.9%
% of case starts with a reported IOTN of 4	44	66	66.7%	73.2%	77.6%	77.7%
% of case starts with a reported IOTN of 5	15	66	22.7%	18.0%	17.3%	16.7 %
% of concluded courses in receipt of dual-arch fixed appliances	0	15	<i>N/A</i>	75.6%	70.7%	72.5%
% of concluded courses where treatment was abandoned or discontinued	0	15	0.0%	7.4%	9.4%	9.1%
% of patients satisfied with the treatment they have received	0	0	<i>N/A</i>	94.6%	96.3%	95.8%

* Figures in italics indicate that the base number is less than 100.

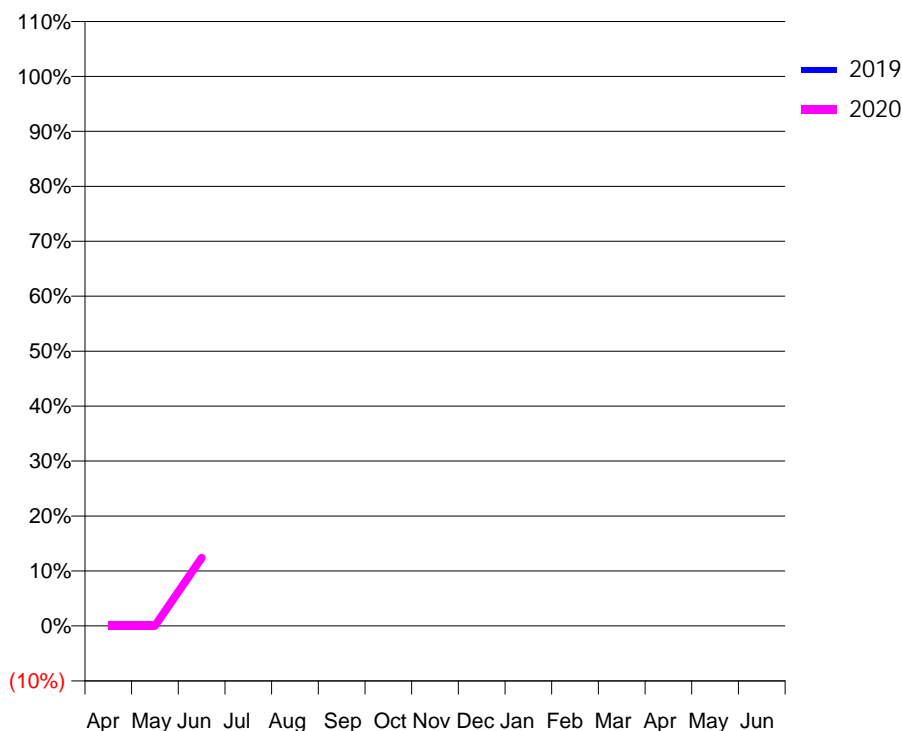
Q70 - Vital Signs Orthodontic At a Glance Contract Report for 101123/0000 - June 2019

Name or company name	Elizabeth Richardson (trading as Basingstoke Orthoc	19/20 Contracted general activity (UDA)	0
Contract type name	PDS Contract	Carry forward general activity (UDA)	0
Purpose of contract	Orthodontic	19/20 Contracted orthodontic activity (UOA)	10,568
Contract start date	01/04/2019	Carry forward orthodontic activity (UOA)	0
Contract end date	31/03/2026	Baseline contract value	£553,324.96

ACCESS	Contract	England and Wales
24 month ratio of assessments to patient IDs	1.01	1.08

ACTIVITY	Contract
Contract assess and fit appliances (case starts) as a percentage of Area Team case starts	0.8 %

Cumulative percentage of contracted UOA delivered 2019 & 2020



Month	Adjusted Scheduled Activity (UOA)		
	2018	2019	2020
April	0	0	0
May	0	0	0
June	0	0	1,310
July	0	0	
August	0	0	
September	0	0	
October	0	0	
November	0	0	
December	0	0	
January	0	0	
February	0	0	
March	0	0	
April	0	0	
May	0	0	
June	0	0	

QUANTITY METRICS (rolling 12 month period)

	Contract Quantity	Contract Base Number	Contract *	Area Team	Region	England
% of all assessments that were assess and fit appliances (case starts)	61	90	67.8%	54.3%	56.9%	58.2%
% of all assessments that were assess and refuse	11	90	12.2%	17.5%	12.3%	12.4%
% of all assessments that were assess and review	18	90	20.0%	28.2%	30.9%	29.4%
% of case starts with a reported IOTN of 3 and Aesthetic Component of 5 or below	0	61	<i>N/A</i>	0.7%	0.2%	0.1%
% of case starts with a reported IOTN of 3 and Aesthetic Component of 6 or above	1	61	1.6%	3.8%	3.2%	3.9%
% of case starts with a reported IOTN of 4	43	61	70.5%	73.2%	77.6%	77.7%
% of case starts with a reported IOTN of 5	17	61	27.9%	18.0%	17.3%	16.7 %
% of concluded courses in receipt of dual-arch fixed appliances	2	23	8.7%	75.6%	70.7%	72.5%
% of concluded courses where treatment was abandoned or discontinued	3	23	13.0%	7.4%	9.4%	9.1%
% of patients satisfied with the treatment they have received	0	0	<i>N/A</i>	94.6%	96.3%	95.8%

* Figures in italics indicate that the base number is less than 100.

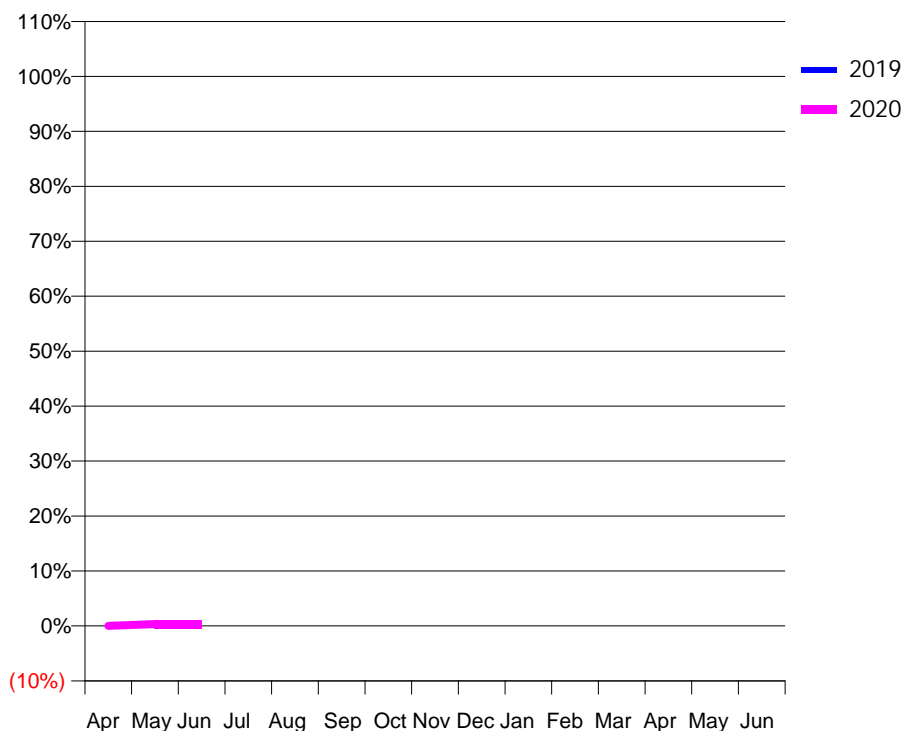
Q70 - Vital Signs Orthodontic At a Glance Contract Report for 101153/0000 - June 2019

Name or company name	Smile Dental Care Limited	19/20 Contracted general activity (UDA)	0
Contract type name	PDS Contract	Carry forward general activity (UDA)	0
Purpose of contract	Orthodontic	19/20 Contracted orthodontic activity (UOA)	6,164
Contract start date	01/04/2019	Carry forward orthodontic activity (UOA)	0
Contract end date	31/03/2022	Baseline contract value	£95,176.00

ACCESS	Contract	England and Wales
24 month ratio of assessments to patient IDs	1.00	1.08

ACTIVITY	Contract
Contract assess and fit appliances (case starts) as a percentage of Area Team case starts	0.0 %

Cumulative percentage of contracted UOA delivered 2019 & 2020



Month	Adjusted Scheduled Activity (UOA)		
	2018	2019	2020
April	0	0	0
May	0	0	21
June	0	0	21
July	0	0	
August	0	0	
September	0	0	
October	0	0	
November	0	0	
December	0	0	
January	0	0	
February	0	0	
March	0	0	
April	0	0	
May	0	0	
June	0	0	

QUANTITY METRICS (rolling 12 month period)

	Contract Quantity	Contract Base Number	Contract *	Area Team	Region	England
% of all assessments that were assess and fit appliances (case starts)	1	1	100.0%	54.3%	56.9%	58.2%
% of all assessments that were assess and refuse	0	1	0.0%	17.5%	12.3%	12.4%
% of all assessments that were assess and review	0	1	0.0%	28.2%	30.9%	29.4%
% of case starts with a reported IOTN of 3 and Aesthetic Component of 5 or below	0	1	N/A	0.7%	0.2%	0.1%
% of case starts with a reported IOTN of 3 and Aesthetic Component of 6 or above	0	1	N/A	3.8%	3.2%	3.9%
% of case starts with a reported IOTN of 4	1	1	100.0%	73.2%	77.6%	77.7%
% of case starts with a reported IOTN of 5	0	1	N/A	18.0%	17.3%	16.7 %
% of concluded courses in receipt of dual-arch fixed appliances	4	4	100.0%	75.6%	70.7%	72.5%
% of concluded courses where treatment was abandoned or discontinued	0	4	0.0%	7.4%	9.4%	9.1%
% of patients satisfied with the treatment they have received	0	0	N/A	94.6%	96.3%	95.8%

* Figures in italics indicate that the base number is less than 100.

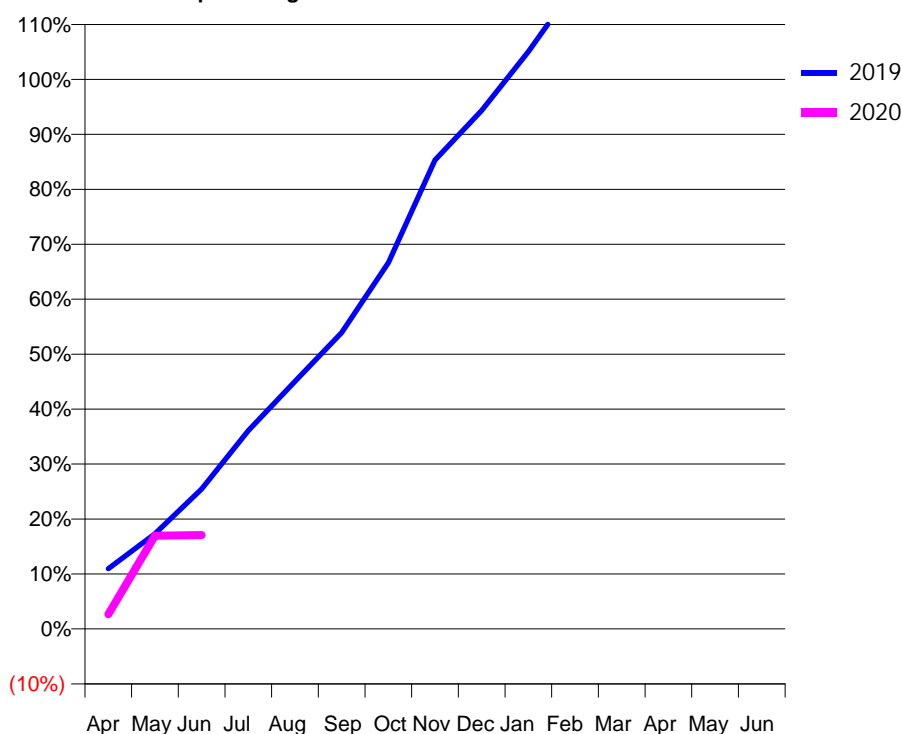
Q70 - Vital Signs Orthodontic At a Glance Contract Report for 102938/0001 - June 2019

Name or company name	Milford Dental Practice Partnership	19/20 Contracted general activity (UDA)	10,405
Contract type name	GDS Contract	Carry forward general activity (UDA)	0
Purpose of contract	General and Orthodontic	19/20 Contracted orthodontic activity (UOA)	2,368
Contract start date	01/04/2011	Carry forward orthodontic activity (UOA)	0
Contract end date		Baseline contract value	£408,100.15

ACCESS	Contract	England and Wales
24 month ratio of assessments to patient IDs	1.01	1.08

ACTIVITY	Contract
Contract assess and fit appliances (case starts) as a percentage of Area Team case starts	1.6 %

Cumulative percentage of contracted UOA delivered 2019 & 2020



Month	Adjusted Scheduled Activity (UOA)		
	2018	2019	2020
April	0	260	63
May	130	410	402
June	130	603	404
July	670	855	
August	952	1,067	
September	1,312	1,277	
October	1,611	1,578	
November	1,781	2,020	
December	1,971	2,234	
January	2,225	2,488	
February	2,416	2,769	
March	2,904	2,856	
April	2,904	2,859	
May	2,904	2,859	
June	2,904	2,859	

QUANTITY METRICS (rolling 12 month period)

	Contract Quantity	Contract Base Number	Contract *	Area Team	Region	England
% of all assessments that were assess and fit appliances (case starts)	127	168	75.6%	54.3%	56.9%	58.2%
% of all assessments that were assess and refuse	19	168	11.3%	17.5%	12.3%	12.4%
% of all assessments that were assess and review	22	168	13.1%	28.2%	30.9%	29.4%
% of case starts with a reported IOTN of 3 and Aesthetic Component of 5 or below	0	127	N/A	0.7%	0.2%	0.1%
% of case starts with a reported IOTN of 3 and Aesthetic Component of 6 or above	0	127	N/A	3.8%	3.2%	3.9%
% of case starts with a reported IOTN of 4	99	127	78.0%	73.2%	77.6%	77.7%
% of case starts with a reported IOTN of 5	28	127	22.0%	18.0%	17.3%	16.7 %
% of concluded courses in receipt of dual-arch fixed appliances	111	131	84.7%	75.6%	70.7%	72.5%
% of concluded courses where treatment was abandoned or discontinued	12	131	9.2%	7.4%	9.4%	9.1%
% of patients satisfied with the treatment they have received	0	0	N/A	94.6%	96.3%	95.8%

* Figures in italics indicate that the base number is less than 100.

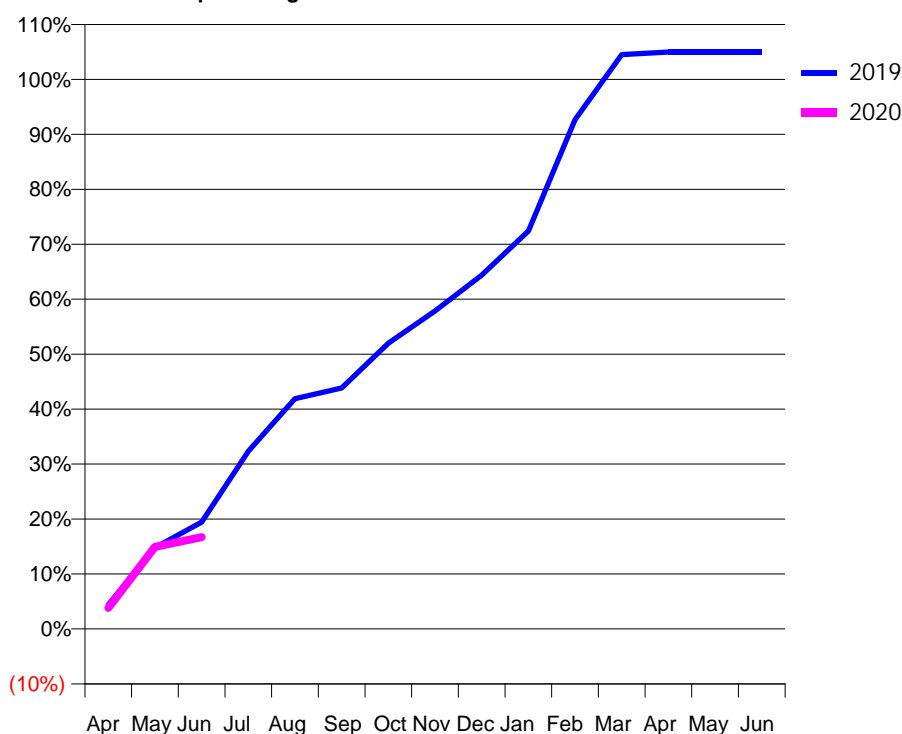
Q70 - Vital Signs Orthodontic At a Glance Contract Report for 151904/0001 - June 2019

Name or company name	Besher Al Aswad	19/20 Contracted general activity (UDA)	0
Contract type name	PDS Contract	Carry forward general activity (UDA)	0
Purpose of contract	General and Orthodontic	19/20 Contracted orthodontic activity (UOA)	11,190
Contract start date	01/04/2006	Carry forward orthodontic activity (UOA)	0
Contract end date	31/03/2026	Baseline contract value	£751,080.28

ACCESS	Contract	England and Wales
24 month ratio of assessments to patient IDs	1.01	1.08

ACTIVITY	Contract
Contract assess and fit appliances (case starts) as a percentage of Area Team case starts	6.6 %

Cumulative percentage of contracted UOA delivered 2019 & 2020



Month	Adjusted Scheduled Activity (UOA)		
	2018	2019	2020
April	247	494	430
May	869	1,655	1,673
June	1,359	2,178	1,870
July	2,771	3,618	
August	4,154	4,689	
September	4,800	4,905	
October	6,700	5,819	
November	7,792	6,472	
December	8,532	7,203	
January	8,870	8,102	
February	9,886	10,368	
March	10,321	11,694	
April	11,290	11,745	
May	11,290	11,745	
June	11,290	11,745	

QUANTITY METRICS (rolling 12 month period)

	Contract Quantity	Contract Base Number	Contract *	Area Team	Region	England
% of all assessments that were assess and fit appliances (case starts)	526	1,024	51.4%	54.3%	56.9%	58.2%
% of all assessments that were assess and refuse	140	1,024	13.7%	17.5%	12.3%	12.4%
% of all assessments that were assess and review	358	1,024	35.0%	28.2%	30.9%	29.4%
% of case starts with a reported IOTN of 3 and Aesthetic Component of 5 or below	37	526	7.0%	0.7%	0.2%	0.1%
% of case starts with a reported IOTN of 3 and Aesthetic Component of 6 or above	15	526	2.9%	3.8%	3.2%	3.9%
% of case starts with a reported IOTN of 4	388	526	73.8%	73.2%	77.6%	77.7%
% of case starts with a reported IOTN of 5	79	526	15.0%	18.0%	17.3%	16.7 %
% of concluded courses in receipt of dual-arch fixed appliances	486	541	89.8%	75.6%	70.7%	72.5%
% of concluded courses where treatment was abandoned or discontinued	23	541	4.3%	7.4%	9.4%	9.1%
% of patients satisfied with the treatment they have received	2	2	100.0%	94.6%	96.3%	95.8%

* Figures in italics indicate that the base number is less than 100.

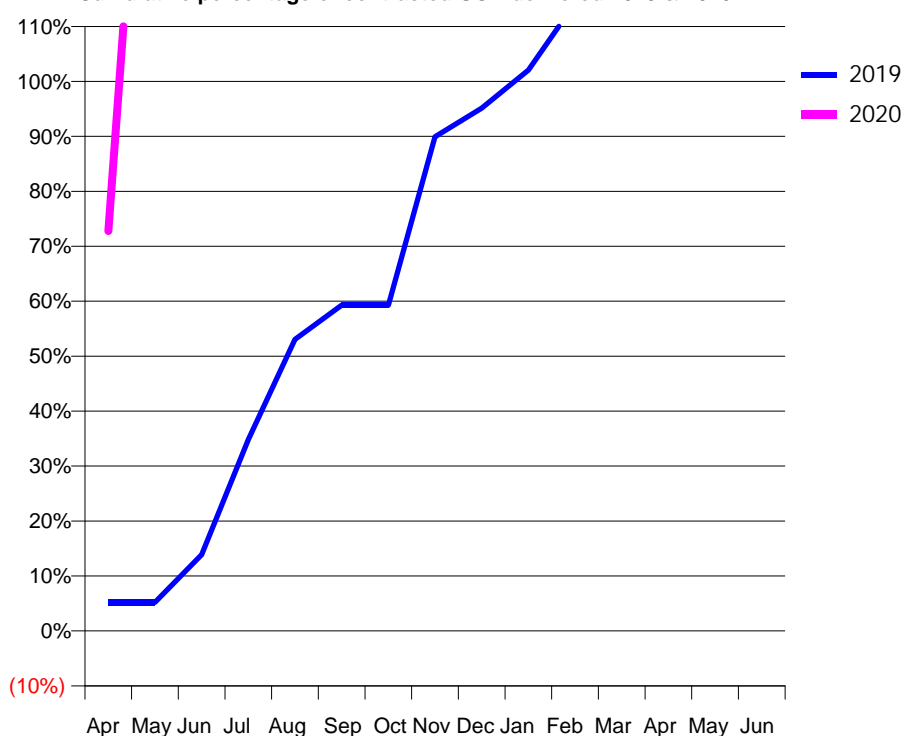
Q70 - Vital Signs Orthodontic At a Glance Contract Report for 170747/0001 - June 2019

Name or company name	Farnborough Dental Centre Ltd	19/20 Contracted general activity (UDA)	1,354
Contract type name	GDS Contract	Carry forward general activity (UDA)	0
Purpose of contract	General and Orthodontic	19/20 Contracted orthodontic activity (UOA)	202
Contract start date	01/12/2013	Carry forward orthodontic activity (UOA)	0
Contract end date	31/05/2019	Baseline contract value	£48,895.62

ACCESS	Contract	England and Wales
24 month ratio of assessments to patient IDs	1.02	1.08

ACTIVITY	Contract
Contract assess and fit appliances (case starts) as a percentage of Area Team case starts	2.1 %

Cumulative percentage of contracted UOA delivered 2019 & 2020



Month	Adjusted Scheduled Activity (UOA)		
	2018	2019	2020
April	0	126	147
May	210	126	378
June	336	336	609
July	882	844	
August	1,096	1,285	
September	1,390	1,436	
October	1,915	1,436	
November	2,608	2,179	
December	2,608	2,305	
January	2,860	2,473	
February	2,839	2,767	
March	3,662	2,914	
April	3,704	3,019	
May	3,704	3,019	
June	3,704	3,019	

QUANTITY METRICS (rolling 12 month period)

	Contract Quantity	Contract Base Number	Contract *	Area Team	Region	England
% of all assessments that were assess and fit appliances (case starts)	168	168	100.0%	54.3%	56.9%	58.2%
% of all assessments that were assess and refuse	0	168	0.0%	17.5%	12.3%	12.4%
% of all assessments that were assess and review	0	168	0.0%	28.2%	30.9%	29.4%
% of case starts with a reported IOTN of 3 and Aesthetic Component of 5 or below	0	168	N/A	0.7%	0.2%	0.1%
% of case starts with a reported IOTN of 3 and Aesthetic Component of 6 or above	1	168	0.6%	3.8%	3.2%	3.9%
% of case starts with a reported IOTN of 4	148	168	88.1%	73.2%	77.6%	77.7%
% of case starts with a reported IOTN of 5	19	168	11.3%	18.0%	17.3%	16.7 %
% of concluded courses in receipt of dual-arch fixed appliances	0	69	N/A	75.6%	70.7%	72.5%
% of concluded courses where treatment was abandoned or discontinued	0	69	0.0%	7.4%	9.4%	9.1%
% of patients satisfied with the treatment they have received	2	3	66.7%	94.6%	96.3%	95.8%

* Figures in italics indicate that the base number is less than 100.

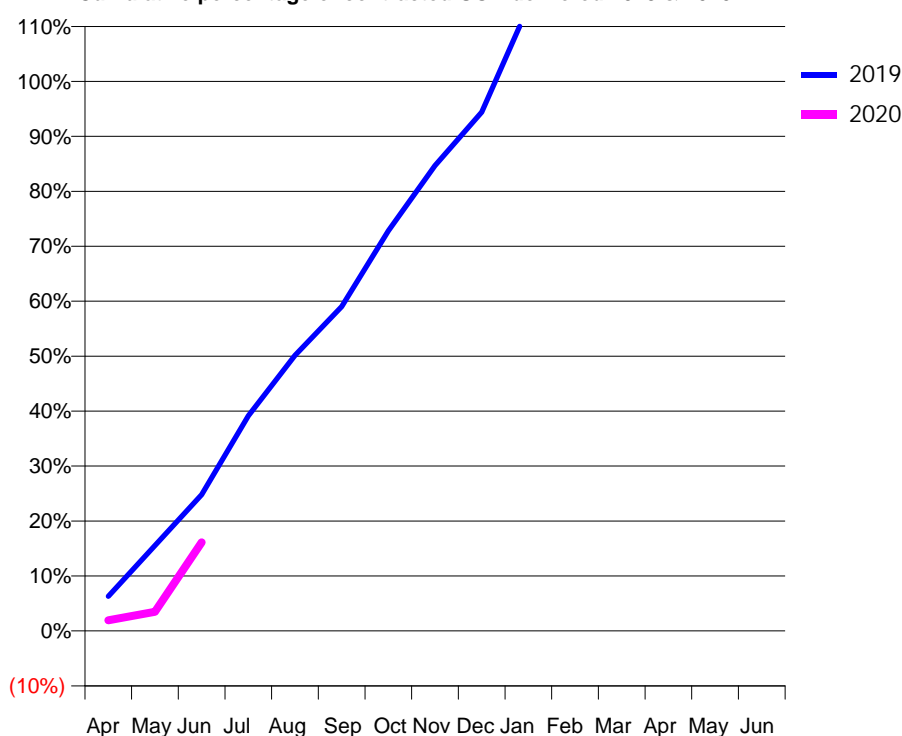
Q70 - Vital Signs Orthodontic At a Glance Contract Report for 177261/0002 - June 2019

Name or company name	Orthoworld 2000 Ltd	19/20 Contracted general activity (UDA)	0
Contract type name	PDS Contract	Carry forward general activity (UDA)	0
Purpose of contract	General and Orthodontic	19/20 Contracted orthodontic activity (UOA)	8,429
Contract start date	01/04/2006	Carry forward orthodontic activity (UOA)	0
Contract end date	31/03/2021	Baseline contract value	£510,065.80

ACCESS	Contract	England and Wales
24 month ratio of assessments to patient IDs	1.10	1.08

ACTIVITY	Contract
Contract assess and fit appliances (case starts) as a percentage of Area Team case starts	6.5 %

Cumulative percentage of contracted UOA delivered 2019 & 2020



Month	Adjusted Scheduled Activity (UOA)		
	2018	2019	2020
April	234	533	165
May	962	1,310	294
June	1,616	2,090	1,359
July	2,788	3,300	
August	3,792	4,227	
September	4,386	4,974	
October	5,286	6,138	
November	6,476	7,138	
December	7,751	7,955	
January	9,294	9,574	
February	10,809	10,789	
March	11,798	11,749	
April	11,854	11,814	
May	11,854	11,814	
June	11,854	11,814	

QUANTITY METRICS (rolling 12 month period)

	Contract Quantity	Contract Base Number	Contract *	Area Team	Region	England
% of all assessments that were assess and fit appliances (case starts)	521	808	64.5%	54.3%	56.9%	58.2%
% of all assessments that were assess and refuse	213	808	26.4%	17.5%	12.3%	12.4%
% of all assessments that were assess and review	74	808	9.2%	28.2%	30.9%	29.4%
% of case starts with a reported IOTN of 3 and Aesthetic Component of 5 or below	1	521	0.2%	0.7%	0.2%	0.1%
% of case starts with a reported IOTN of 3 and Aesthetic Component of 6 or above	27	521	5.2%	3.8%	3.2%	3.9%
% of case starts with a reported IOTN of 4	398	521	76.4%	73.2%	77.6%	77.7%
% of case starts with a reported IOTN of 5	94	521	18.0%	18.0%	17.3%	16.7 %
% of concluded courses in receipt of dual-arch fixed appliances	322	386	83.4%	75.6%	70.7%	72.5%
% of concluded courses where treatment was abandoned or discontinued	18	386	4.7%	7.4%	9.4%	9.1%
% of patients satisfied with the treatment they have received	5	5	100.0%	94.6%	96.3%	95.8%

* Figures in italics indicate that the base number is less than 100.

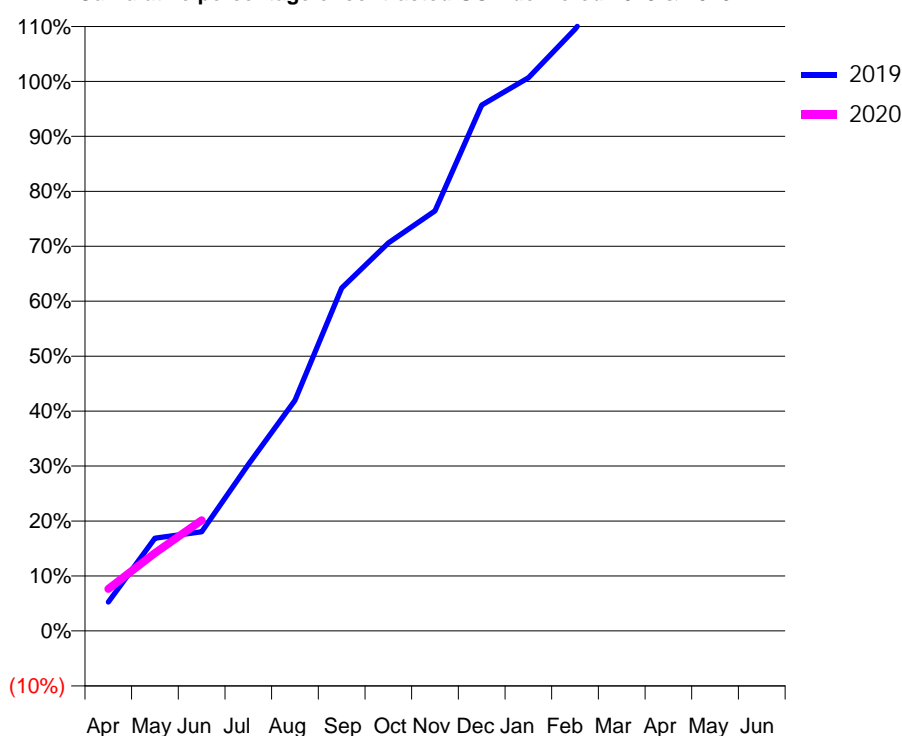
Q70 - Vital Signs Orthodontic At a Glance Contract Report for 181595/0002 - June 2019

Name or company name	Mr D Tehrani Yeganeh	19/20 Contracted general activity (UDA)	0
Contract type name	PDS Contract	Carry forward general activity (UDA)	0
Purpose of contract	General and Orthodontic	19/20 Contracted orthodontic activity (UOA)	7,684
Contract start date	01/04/2010	Carry forward orthodontic activity (UOA)	0
Contract end date	31/03/2020	Baseline contract value	£515,729.75

ACCESS	Contract	England and Wales
24 month ratio of assessments to patient IDs	1.11	1.08

ACTIVITY	Contract
Contract assess and fit appliances (case starts) as a percentage of Area Team case starts	5.5 %

Cumulative percentage of contracted UOA delivered 2019 & 2020



Month	Adjusted Scheduled Activity (UOA)		
	2018	2019	2020
April	609	403	589
May	1,210	1,297	1,088
June	2,005	1,386	1,549
July	2,835	2,328	
August	3,591	3,224	
September	4,530	4,795	
October	5,535	5,425	
November	6,520	5,872	
December	7,659	7,351	
January	7,953	7,734	
February	8,923	8,412	
March	9,191	9,265	
April	9,211	9,290	
May	9,211	9,289	
June	9,211	9,288	

QUANTITY METRICS (rolling 12 month period)

	Contract Quantity	Contract Base Number	Contract *	Area Team	Region	England
% of all assessments that were assess and fit appliances (case starts)	441	1,077	40.9%	54.3%	56.9%	58.2%
% of all assessments that were assess and refuse	235	1,077	21.8%	17.5%	12.3%	12.4%
% of all assessments that were assess and review	401	1,077	37.2%	28.2%	30.9%	29.4%
% of case starts with a reported IOTN of 3 and Aesthetic Component of 5 or below	0	441	N/A	0.7%	0.2%	0.1%
% of case starts with a reported IOTN of 3 and Aesthetic Component of 6 or above	38	441	8.6%	3.8%	3.2%	3.9%
% of case starts with a reported IOTN of 4	377	441	85.5%	73.2%	77.6%	77.7%
% of case starts with a reported IOTN of 5	26	441	5.9%	18.0%	17.3%	16.7 %
% of concluded courses in receipt of dual-arch fixed appliances	529	552	95.8%	75.6%	70.7%	72.5%
% of concluded courses where treatment was abandoned or discontinued	19	552	3.4%	7.4%	9.4%	9.1%
% of patients satisfied with the treatment they have received	4	4	100.0%	94.6%	96.3%	95.8%

* Figures in italics indicate that the base number is less than 100.

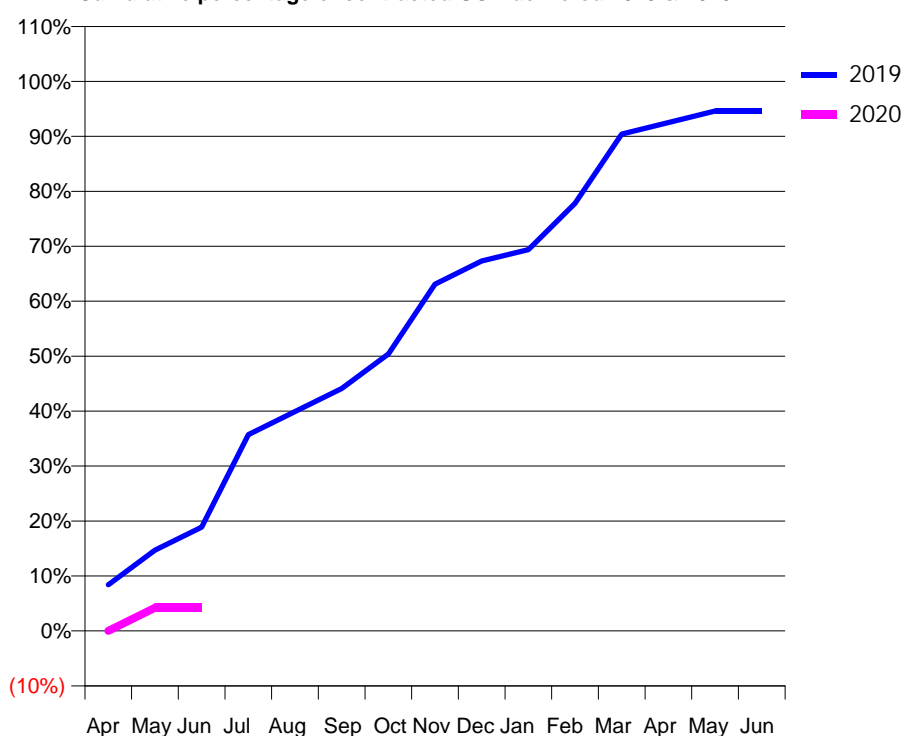
Q70 - Vital Signs Orthodontic At a Glance Contract Report for 183563/0001 - June 2019

Name or company name	Madeira Road Partnership	19/20 Contracted general activity (UDA)	11,520
Contract type name	GDS Contract	Carry forward general activity (UDA)	0
Purpose of contract	General and Orthodontic	19/20 Contracted orthodontic activity (UOA)	1,000
Contract start date	01/04/2006	Carry forward orthodontic activity (UOA)	0
Contract end date		Baseline contract value	£352,578.75

ACCESS	Contract	England and Wales
24 month ratio of assessments to patient IDs	1.00	1.08

ACTIVITY	Contract
Contract assess and fit appliances (case starts) as a percentage of Area Team case starts	0.5 %

Cumulative percentage of contracted UOA delivered 2019 & 2020



Month	Adjusted Scheduled Activity (UOA)		
	2018	2019	2020
April	0	84	0
May	0	147	42
June	0	189	42
July	316	357	
August	423	399	
September	486	441	
October	528	504	
November	591	631	
December	633	673	
January	696	694	
February	864	778	
March	1,011	904	
April	1,032	925	
May	1,032	946	
June	1,032	946	

QUANTITY METRICS (rolling 12 month period)

	Contract Quantity	Contract Base Number	Contract *	Area Team	Region	England
% of all assessments that were assess and fit appliances (case starts)	38	39	97.4%	54.3%	56.9%	58.2%
% of all assessments that were assess and refuse	1	39	2.6%	17.5%	12.3%	12.4%
% of all assessments that were assess and review	0	39	0.0%	28.2%	30.9%	29.4%
% of case starts with a reported IOTN of 3 and Aesthetic Component of 5 or below	0	38	N/A	0.7%	0.2%	0.1%
% of case starts with a reported IOTN of 3 and Aesthetic Component of 6 or above	1	38	2.6%	3.8%	3.2%	3.9%
% of case starts with a reported IOTN of 4	33	38	86.8%	73.2%	77.6%	77.7%
% of case starts with a reported IOTN of 5	4	38	10.5%	18.0%	17.3%	16.7 %
% of concluded courses in receipt of dual-arch fixed appliances	47	48	97.9%	75.6%	70.7%	72.5%
% of concluded courses where treatment was abandoned or discontinued	0	48	0.0%	7.4%	9.4%	9.1%
% of patients satisfied with the treatment they have received	0	0	N/A	94.6%	96.3%	95.8%

* Figures in italics indicate that the base number is less than 100.

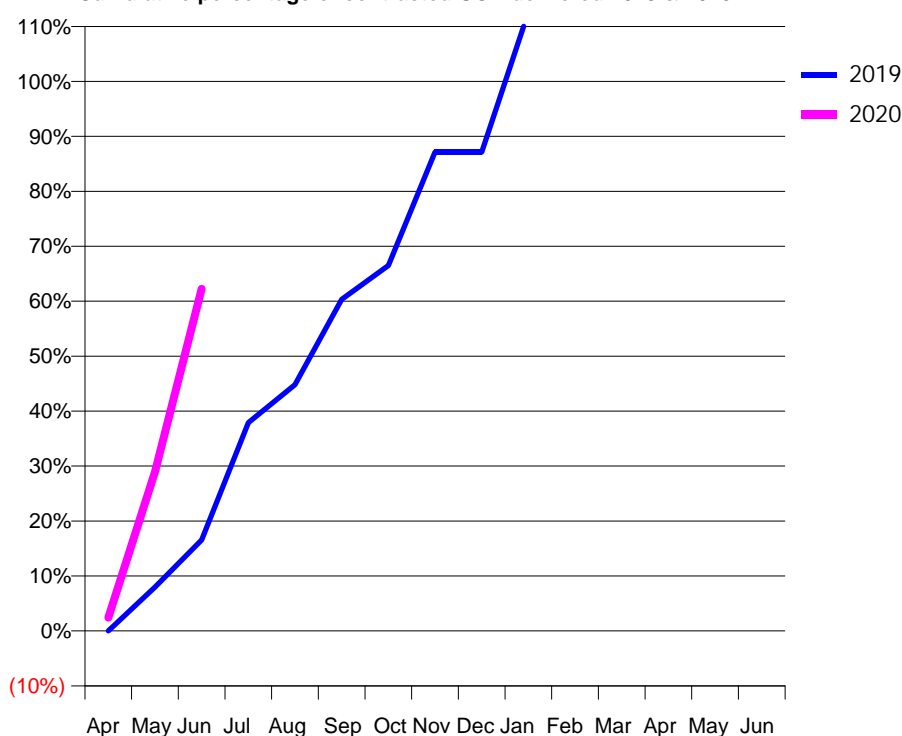
Q70 - Vital Signs Orthodontic At a Glance Contract Report for 193682/0001 - June 2019

Name or company name	Braceurself Limited	19/20 Contracted general activity (UDA)	0
Contract type name	PDS Contract	Carry forward general activity (UDA)	0
Purpose of contract	General and Orthodontic	19/20 Contracted orthodontic activity (UOA)	861
Contract start date	01/04/2011	Carry forward orthodontic activity (UOA)	0
Contract end date	01/07/2019	Baseline contract value	£50,305.41

ACCESS	Contract	England and Wales
24 month ratio of assessments to patient IDs	1.05	1.08

ACTIVITY	Contract
Contract assess and fit appliances (case starts) as a percentage of Area Team case starts	3.3 %

Cumulative percentage of contracted UOA delivered 2019 & 2020



Month	Adjusted Scheduled Activity (UOA)		
	2018	2019	2020
April	0	0	21
May	310	275	249
June	377	571	536
July	1,087	1,306	
August	1,284	1,544	
September	1,463	2,079	
October	1,789	2,292	
November	2,296	3,002	
December	2,696	3,002	
January	3,256	3,880	
February	4,361	4,010	
March	4,990	5,194	
April	5,488	5,450	
May	5,555	5,814	
June	5,555	5,806	

QUANTITY METRICS (rolling 12 month period)

	Contract Quantity	Contract Base Number	Contract *	Area Team	Region	England
% of all assessments that were assess and fit appliances (case starts)	263	561	46.9%	54.3%	56.9%	58.2%
% of all assessments that were assess and refuse	67	561	11.9%	17.5%	12.3%	12.4%
% of all assessments that were assess and review	231	561	41.2%	28.2%	30.9%	29.4%
% of case starts with a reported IOTN of 3 and Aesthetic Component of 5 or below	0	263	N/A	0.7%	0.2%	0.1%
% of case starts with a reported IOTN of 3 and Aesthetic Component of 6 or above	3	263	1.1%	3.8%	3.2%	3.9%
% of case starts with a reported IOTN of 4	211	263	80.2%	73.2%	77.6%	77.7%
% of case starts with a reported IOTN of 5	37	263	14.1%	18.0%	17.3%	16.7 %
% of concluded courses in receipt of dual-arch fixed appliances	2	253	0.8%	75.6%	70.7%	72.5%
% of concluded courses where treatment was abandoned or discontinued	15	253	5.9%	7.4%	9.4%	9.1%
% of patients satisfied with the treatment they have received	4	5	80.0%	94.6%	96.3%	95.8%

* Figures in italics indicate that the base number is less than 100.

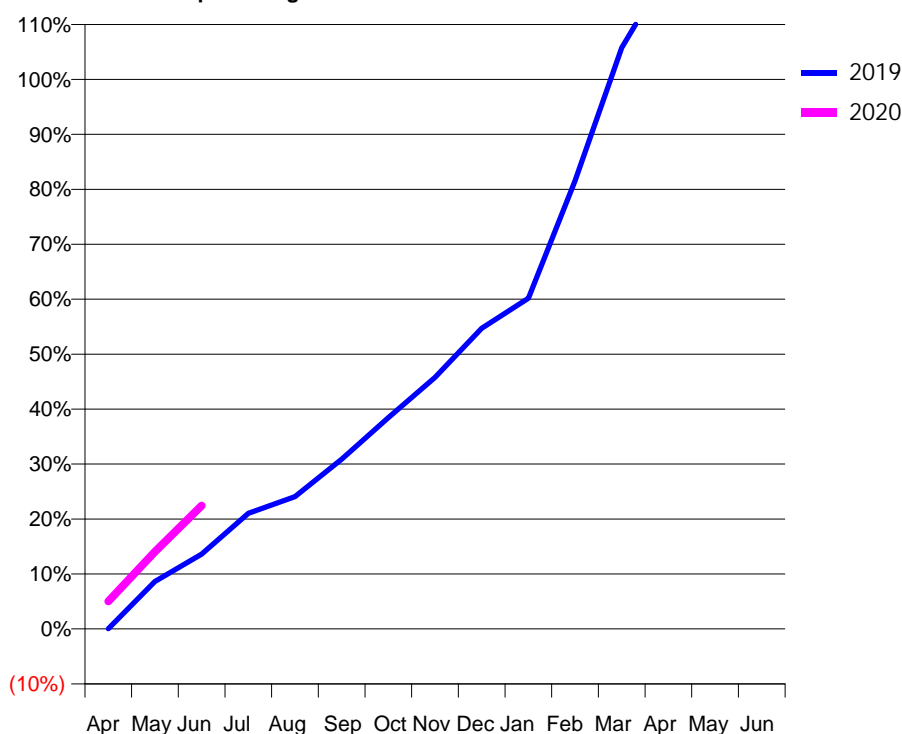
Q70 - Vital Signs Orthodontic At a Glance Contract Report for 338389/0001 - June 2019

Name or company name	MR TA HARTRIDGE	19/20 Contracted general activity (UDA)	0
Contract type name	PDS Contract	Carry forward general activity (UDA)	0
Purpose of contract	General and Orthodontic	19/20 Contracted orthodontic activity (UOA)	7,915
Contract start date	01/04/2006	Carry forward orthodontic activity (UOA)	0
Contract end date	31/03/2026	Baseline contract value	£531,265.59

ACCESS	Contract	England and Wales
24 month ratio of assessments to patient IDs	1.06	1.08

ACTIVITY	Contract
Contract assess and fit appliances (case starts) as a percentage of Area Team case starts	5.8 %

Cumulative percentage of contracted UOA delivered 2019 & 2020



Month	Adjusted Scheduled Activity (UOA)		
	2018	2019	2020
April	0	2	398
May	344	684	1,113
June	808	1,078	1,776
July	1,018	1,667	
August	1,714	1,907	
September	2,431	2,445	
October	2,767	3,044	
November	4,635	3,624	
December	5,609	4,330	
January	6,042	4,762	
February	6,515	6,453	
March	8,930	8,370	
April	9,486	9,501	
May	9,486	9,502	
June	9,486	9,502	

QUANTITY METRICS (rolling 12 month period)

	Contract Quantity	Contract Base Number	Contract *	Area Team	Region	England
% of all assessments that were assess and fit appliances (case starts)	463	970	47.7%	54.3%	56.9%	58.2%
% of all assessments that were assess and refuse	122	970	12.6%	17.5%	12.3%	12.4%
% of all assessments that were assess and review	385	970	39.7%	28.2%	30.9%	29.4%
% of case starts with a reported IOTN of 3 and Aesthetic Component of 5 or below	1	463	0.2%	0.7%	0.2%	0.1%
% of case starts with a reported IOTN of 3 and Aesthetic Component of 6 or above	26	463	5.6%	3.8%	3.2%	3.9%
% of case starts with a reported IOTN of 4	348	463	75.2%	73.2%	77.6%	77.7%
% of case starts with a reported IOTN of 5	85	463	18.4%	18.0%	17.3%	16.7 %
% of concluded courses in receipt of dual-arch fixed appliances	292	318	91.8%	75.6%	70.7%	72.5%
% of concluded courses where treatment was abandoned or discontinued	17	318	5.3%	7.4%	9.4%	9.1%
% of patients satisfied with the treatment they have received	1	1	100.0%	94.6%	96.3%	95.8%

* Figures in italics indicate that the base number is less than 100.

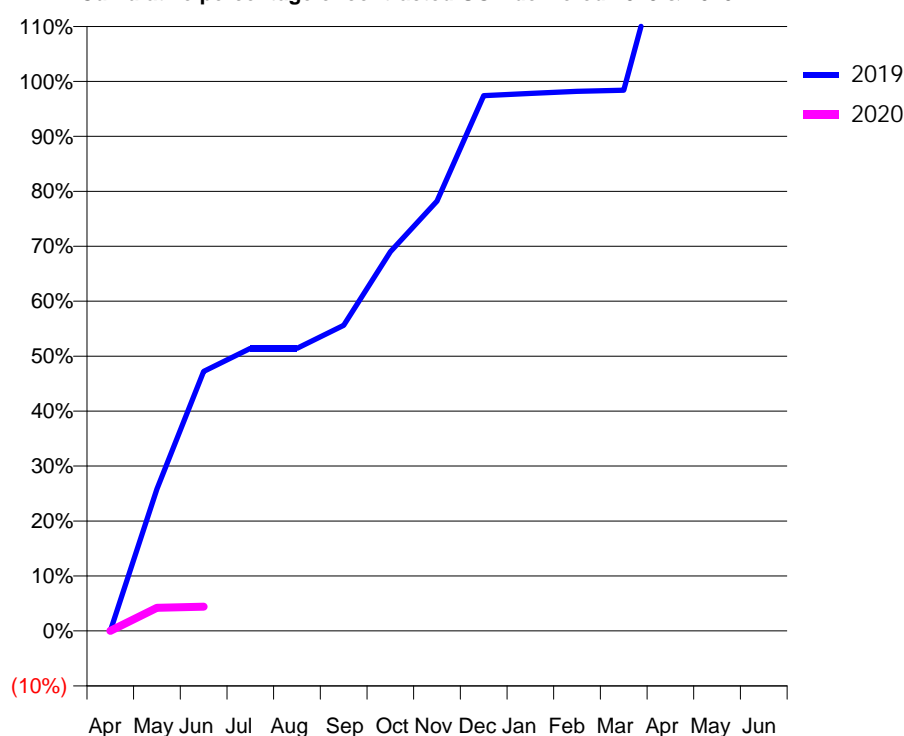
Q70 - Vital Signs Orthodontic At a Glance Contract Report for 574074/0001 - June 2019

Name or company name	Mr N Jones	19/20 Contracted general activity (UDA)	13,816
Contract type name	GDS Contract	Carry forward general activity (UDA)	0
Purpose of contract	General and Orthodontic	19/20 Contracted orthodontic activity (UOA)	500
Contract start date	01/04/2006	Carry forward orthodontic activity (UOA)	0
Contract end date		Baseline contract value	£447,841.44

ACCESS	Contract	England and Wales
24 month ratio of assessments to patient IDs	1.10	1.08

ACTIVITY	Contract
Contract assess and fit appliances (case starts) as a percentage of Area Team case starts	0.3 %

Cumulative percentage of contracted UOA delivered 2019 & 2020



Month	Adjusted Scheduled Activity (UOA)		
	2018	2019	2020
April	0	0	0
May	26	129	21
June	26	236	22
July	47	257	
August	49	257	
September	72	278	
October	156	345	
November	332	391	
December	442	487	
January	442	489	
February	570	491	
March	596	492	
April	596	648	
May	597	648	
June	597	648	

QUANTITY METRICS (rolling 12 month period)

	Contract Quantity	Contract Base Number	Contract *	Area Team	Region	England
% of all assessments that were assess and fit appliances (case starts)	25	56	44.6%	54.3%	56.9%	58.2%
% of all assessments that were assess and refuse	6	56	10.7%	17.5%	12.3%	12.4%
% of all assessments that were assess and review	25	56	44.6%	28.2%	30.9%	29.4%
% of case starts with a reported IOTN of 3 and Aesthetic Component of 5 or below	0	25	N/A	0.7%	0.2%	0.1%
% of case starts with a reported IOTN of 3 and Aesthetic Component of 6 or above	2	25	8.0%	3.8%	3.2%	3.9%
% of case starts with a reported IOTN of 4	18	25	72.0%	73.2%	77.6%	77.7%
% of case starts with a reported IOTN of 5	5	25	20.0%	18.0%	17.3%	16.7 %
% of concluded courses in receipt of dual-arch fixed appliances	16	25	64.0%	75.6%	70.7%	72.5%
% of concluded courses where treatment was abandoned or discontinued	5	25	20.0%	7.4%	9.4%	9.1%
% of patients satisfied with the treatment they have received	0	0	N/A	94.6%	96.3%	95.8%

* Figures in italics indicate that the base number is less than 100.

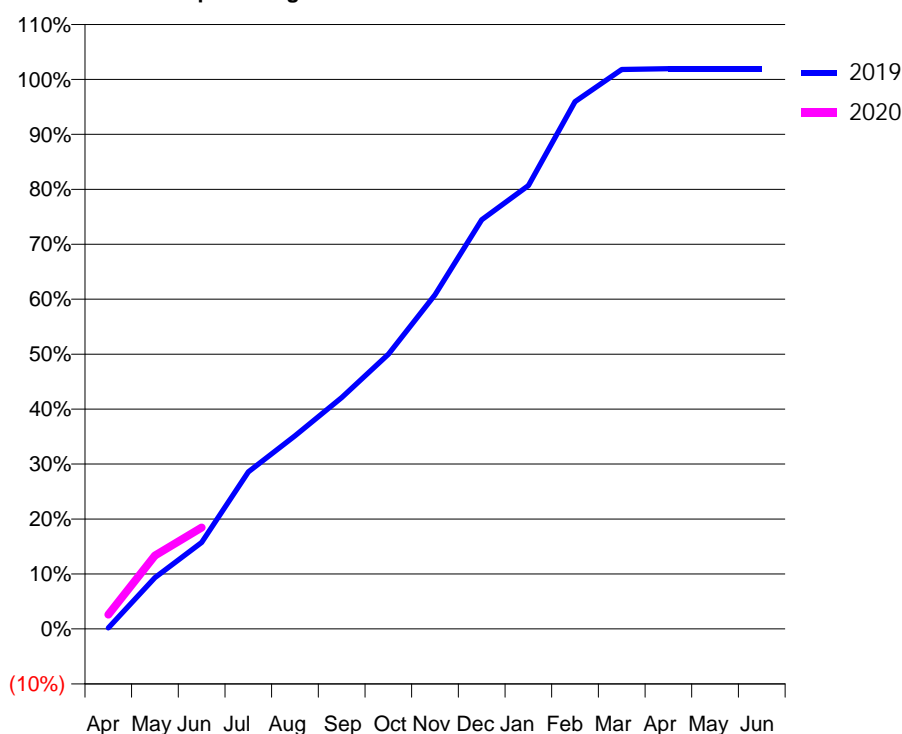
Q70 - Vital Signs Orthodontic At a Glance Contract Report for 745383/0001 - June 2019

Name or company name	MR DJ GALE	19/20 Contracted general activity (UDA)	0
Contract type name	PDS Contract	Carry forward general activity (UDA)	0
Purpose of contract	General and Orthodontic	19/20 Contracted orthodontic activity (UOA)	7,045
Contract start date	01/04/2006	Carry forward orthodontic activity (UOA)	0
Contract end date	31/03/2026	Baseline contract value	£472,847.14

ACCESS	Contract	England and Wales
24 month ratio of assessments to patient IDs	1.04	1.08

ACTIVITY	Contract
Contract assess and fit appliances (case starts) as a percentage of Area Team case starts	4.2 %

Cumulative percentage of contracted UOA delivered 2019 & 2020



Month	Adjusted Scheduled Activity (UOA)		
	2018	2019	2020
April	314	13	183
May	896	658	942
June	1,636	1,108	1,301
July	2,485	2,014	
August	3,307	2,477	
September	4,093	2,966	
October	4,806	3,522	
November	5,730	4,283	
December	6,364	5,246	
January	6,615	5,684	
February	7,648	6,759	
March	8,405	7,171	
April	8,634	7,180	
May	8,634	7,180	
June	8,634	7,180	

QUANTITY METRICS (rolling 12 month period)

	Contract Quantity	Contract Base Number	Contract *	Area Team	Region	England
% of all assessments that were assess and fit appliances (case starts)	336	646	52.0%	54.3%	56.9%	58.2%
% of all assessments that were assess and refuse	170	646	26.3%	17.5%	12.3%	12.4%
% of all assessments that were assess and review	140	646	21.7%	28.2%	30.9%	29.4%
% of case starts with a reported IOTN of 3 and Aesthetic Component of 5 or below	2	336	0.6%	0.7%	0.2%	0.1%
% of case starts with a reported IOTN of 3 and Aesthetic Component of 6 or above	0	336	N/A	3.8%	3.2%	3.9%
% of case starts with a reported IOTN of 4	281	336	83.6%	73.2%	77.6%	77.7%
% of case starts with a reported IOTN of 5	50	336	14.9%	18.0%	17.3%	16.7 %
% of concluded courses in receipt of dual-arch fixed appliances	356	376	94.7%	75.6%	70.7%	72.5%
% of concluded courses where treatment was abandoned or discontinued	15	376	4.0%	7.4%	9.4%	9.1%
% of patients satisfied with the treatment they have received	7	7	100.0%	94.6%	96.3%	95.8%

* Figures in italics indicate that the base number is less than 100.

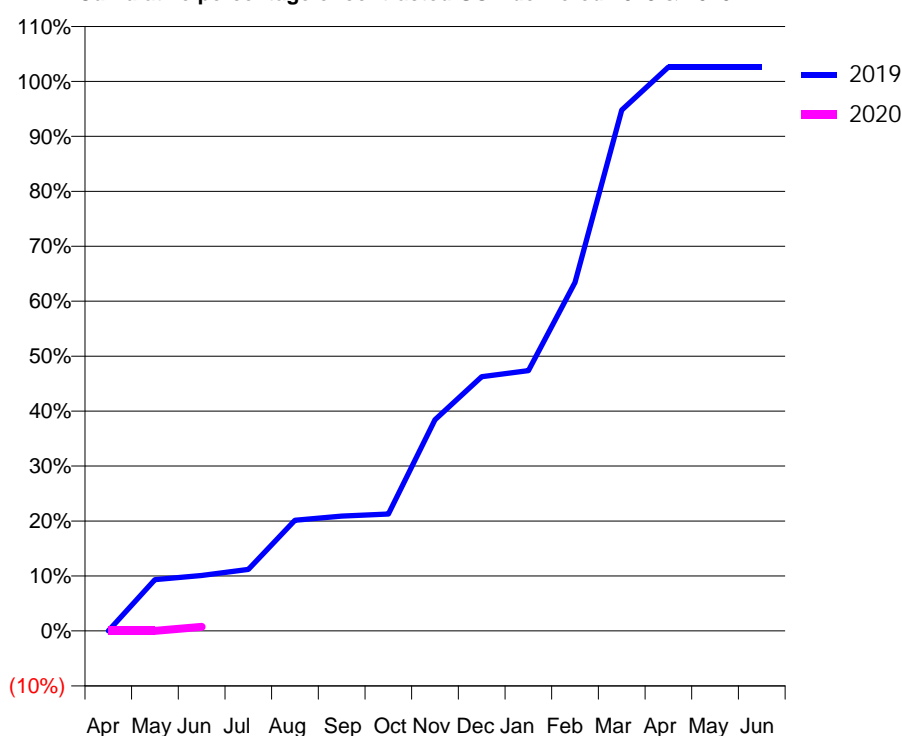
Q70 - Vital Signs Orthodontic At a Glance Contract Report for 915394/0001 - June 2019

Name or company name	Linden Avenue Partnership	19/20 Contracted general activity (UDA)	2,800
Contract type name	GDS Contract	Carry forward general activity (UDA)	0
Purpose of contract	General and Orthodontic	19/20 Contracted orthodontic activity (UOA)	268
Contract start date	01/04/2006	Carry forward orthodontic activity (UOA)	0
Contract end date		Baseline contract value	£91,334.35

ACCESS	Contract	England and Wales
24 month ratio of assessments to patient IDs	1.09	1.08

ACTIVITY	Contract
Contract assess and fit appliances (case starts) as a percentage of Area Team case starts	0.1 %

Cumulative percentage of contracted UOA delivered 2019 & 2020



Month	Adjusted Scheduled Activity (UOA)		
	2018	2019	2020
April	3	0	0
May	3	25	0
June	3	27	2
July	3	30	
August	29	54	
September	31	56	
October	75	57	
November	118	103	
December	119	124	
January	120	127	
February	142	170	
March	269	254	
April	269	275	
May	269	275	
June	269	275	

QUANTITY METRICS (rolling 12 month period)

	Contract Quantity	Contract Base Number	Contract *	Area Team	Region	England
% of all assessments that were assess and fit appliances (case starts)	11	30	36.7%	54.3%	56.9%	58.2%
% of all assessments that were assess and refuse	8	30	26.7%	17.5%	12.3%	12.4%
% of all assessments that were assess and review	11	30	36.7%	28.2%	30.9%	29.4%
% of case starts with a reported IOTN of 3 and Aesthetic Component of 5 or below	0	11	<i>N/A</i>	0.7%	0.2%	0.1%
% of case starts with a reported IOTN of 3 and Aesthetic Component of 6 or above	0	11	<i>N/A</i>	3.8%	3.2%	3.9%
% of case starts with a reported IOTN of 4	9	11	81.8%	73.2%	77.6%	77.7%
% of case starts with a reported IOTN of 5	2	11	18.2%	18.0%	17.3%	16.7 %
% of concluded courses in receipt of dual-arch fixed appliances	0	11	<i>N/A</i>	75.6%	70.7%	72.5%
% of concluded courses where treatment was abandoned or discontinued	0	11	0.0%	7.4%	9.4%	9.1%
% of patients satisfied with the treatment they have received	0	0	<i>N/A</i>	94.6%	96.3%	95.8%

* Figures in italics indicate that the base number is less than 100.

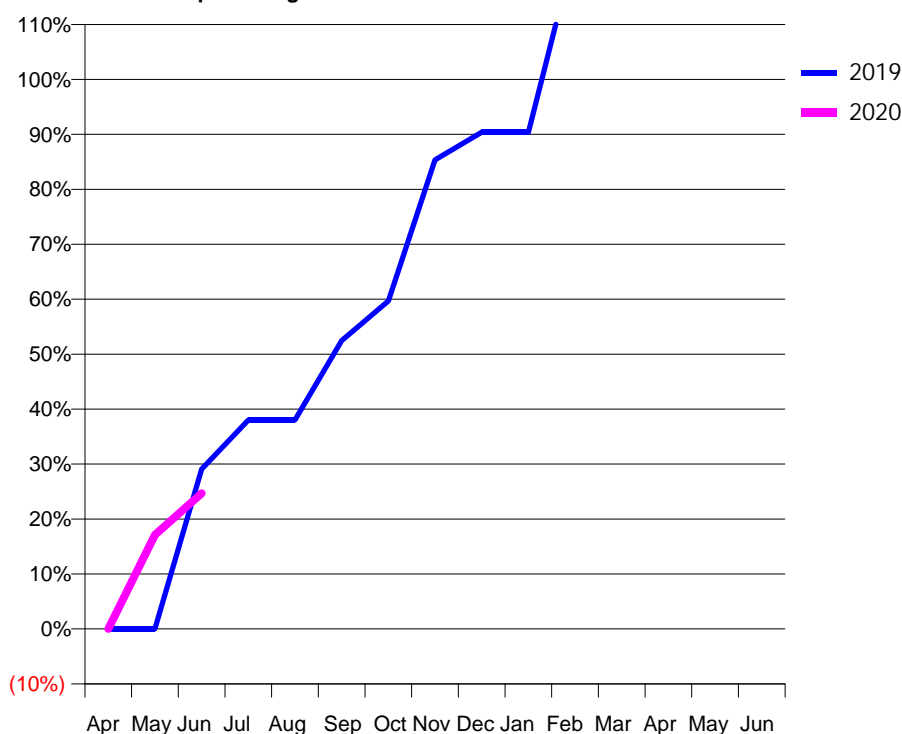
Q70 - Vital Signs Orthodontic At a Glance Contract Report for 939900/0001 - June 2019

Name or company name	MRS KM ROWLAND	19/20 Contracted general activity (UDA)	0
Contract type name	GDS Contract	Carry forward general activity (UDA)	0
Purpose of contract	General and Orthodontic	19/20 Contracted orthodontic activity (UOA)	3,349
Contract start date	01/04/2006	Carry forward orthodontic activity (UOA)	0
Contract end date		Baseline contract value	£224,782.63

ACCESS	Contract	England and Wales
24 month ratio of assessments to patient IDs	1.03	1.08

ACTIVITY	Contract
Contract assess and fit appliances (case starts) as a percentage of Area Team case starts	2.4 %

Cumulative percentage of contracted UOA delivered 2019 & 2020



Month	Adjusted Scheduled Activity (UOA)		
	2018	2019	2020
April	22	0	0
May	295	0	573
June	781	974	827
July	1,900	1,273	
August	2,454	1,273	
September	3,141	1,757	
October	3,426	1,999	
November	4,139	2,858	
December	4,790	3,027	
January	5,162	3,027	
February	5,859	4,139	
March	6,660	4,330	
April	7,007	4,330	
May	7,007	4,478	
June	7,012	4,479	

QUANTITY METRICS (rolling 12 month period)

	Contract Quantity	Contract Base Number	Contract *	Area Team	Region	England
% of all assessments that were assess and fit appliances (case starts)	189	678	27.9%	54.3%	56.9%	58.2%
% of all assessments that were assess and refuse	82	678	12.1%	17.5%	12.3%	12.4%
% of all assessments that were assess and review	407	678	60.0%	28.2%	30.9%	29.4%
% of case starts with a reported IOTN of 3 and Aesthetic Component of 5 or below	0	189	N/A	0.7%	0.2%	0.1%
% of case starts with a reported IOTN of 3 and Aesthetic Component of 6 or above	40	189	21.2%	3.8%	3.2%	3.9%
% of case starts with a reported IOTN of 4	118	189	62.4%	73.2%	77.6%	77.7%
% of case starts with a reported IOTN of 5	28	189	14.8%	18.0%	17.3%	16.7 %
% of concluded courses in receipt of dual-arch fixed appliances	197	227	86.8%	75.6%	70.7%	72.5%
% of concluded courses where treatment was abandoned or discontinued	20	227	8.8%	7.4%	9.4%	9.1%
% of patients satisfied with the treatment they have received	3	3	100.0%	94.6%	96.3%	95.8%

* Figures in italics indicate that the base number is less than 100.