

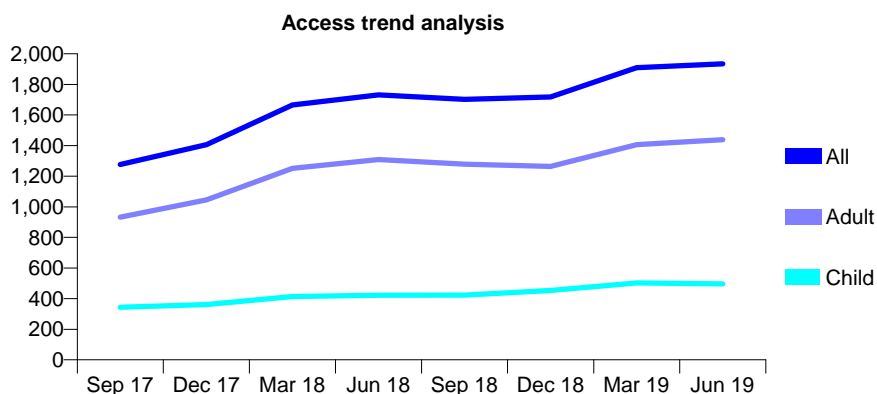
Q49 - Vital Signs At a Glance Contract Report for 100172/0000 - June 2019

Name or company name	No.1 Victoria Terrace Ltd
Contract type name	PDS Contract
Purpose of contract	General
Contract start date	01/07/2016
Contract end date	31/03/2021

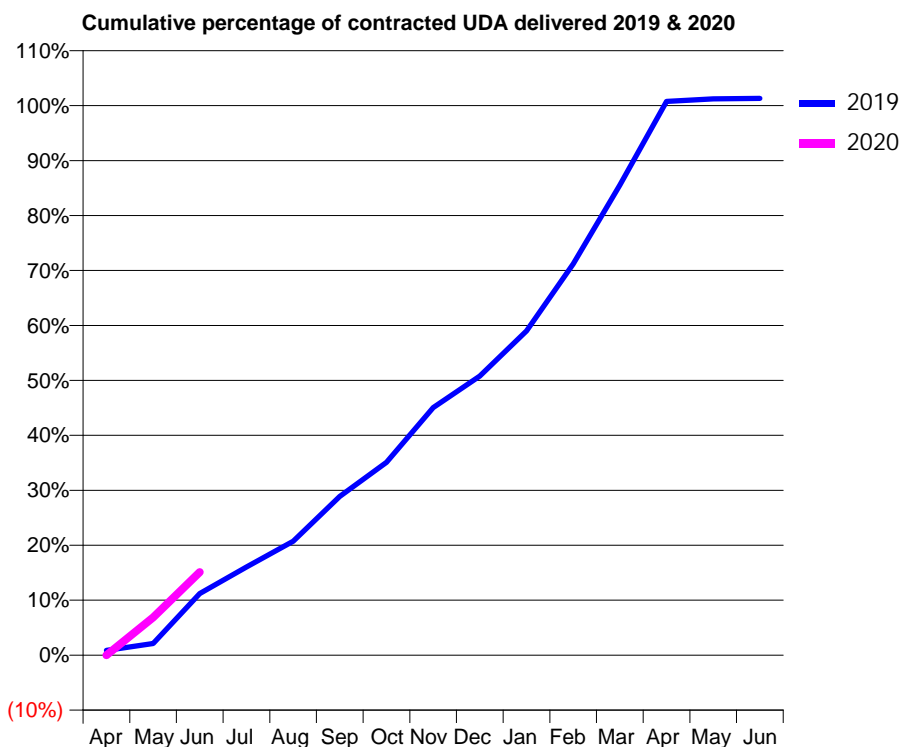
19/20 Contracted general activity (UDA)	4,640
Carry forward general activity (UDA)	0
19/20 Contracted orthodontic activity (UOA)	0
Carry forward orthodontic activity (UOA)	0
Baseline contract value	£103,507.60

ACCESS*

Patients seen in 24 months	Total	Change since previous quarter
Quarter ending June 2018	1,731	
Quarter ending September 2018	1,702	↓
Quarter ending December 2018	1,718	→
Quarter ending March 2019	1,909	↑
Quarter ending June 2019	1,934	→
Variance since June 2018	11.7%	↑



ACTIVITY



Month	Adjusted Scheduled Activity (UDA)	
	2019	2020
April	40	0
May	99	319
June	519	701
July	745	
August	962	
September	1,341	
October	1,629	
November	2,090	
December	2,356	
January	2,738	
February	3,304	
March	3,968	
April	4,676	
May	4,698	
June	4,701	

QUALITY

	Quantity	Base Number	Contract	AT	Region	England
% of FP17s for the same patient ID Re-attending within 3 months - Children	9	150	6.0%	10.2%	12.1%	11.4%
% of FP17s for the same patient ID Re-attending within 3 months - Adults	55	448	12.3%	14.2%	15.6%	15.4%
% of FP17s for the same patient ID Re-attending between 3 & 9 months - Children	75	150	50.0%	58.1%	61.2%	59.8%
% of FP17s for the same patient ID Re-attending between 3 & 9 months - Adults	139	448	31.0%	53.3%	54.5%	52.1%
% of FP17s for Band 1 Urgent Courses	15	306	4.9%	8.4%	9.1%	9.2%
% of FP17s Relating to Free Repair or Replacements	8	306	2.6%	1.1%	1.0%	0.7%
% of FP17s Relating to Continuations	8	306	2.6%	1.2%	1.0%	0.8%
% of Patients satisfied with the dentistry they have received	5	5	N/A	96.0%	94.2%	93.4%
% of Patients satisfied with the time they had to wait for an appointment	5	5	N/A	91.3%	88.4%	87.6%

* This is based on patients treated on this contract for their most recent course of treatment. Figures in italics indicate the base number of FP17s or Patient Questionnaire responses are less than 100. N/A is shown where the base number of responses is less than 10 during the period. % is calculated as Quantity/Base number*100

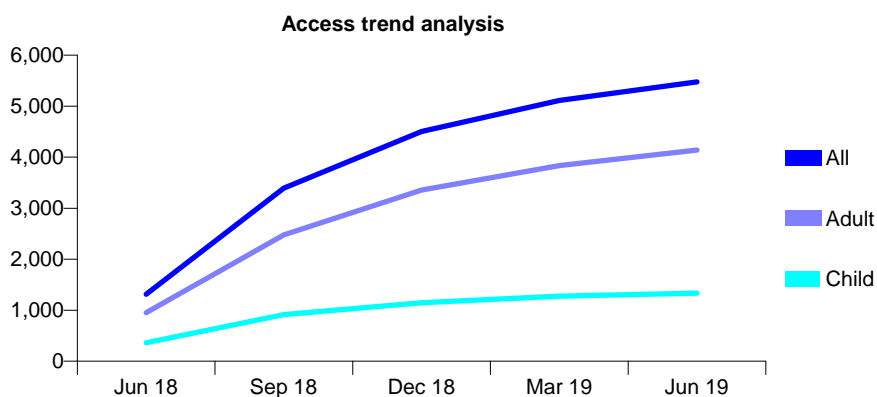
Q49 - Vital Signs At a Glance Contract Report for 100662/0000 - June 2019

Name or company name	Genix Healthcare Ltd
Contract type name	GDS Contract
Purpose of contract	General
Contract start date	01/04/2018
Contract end date	

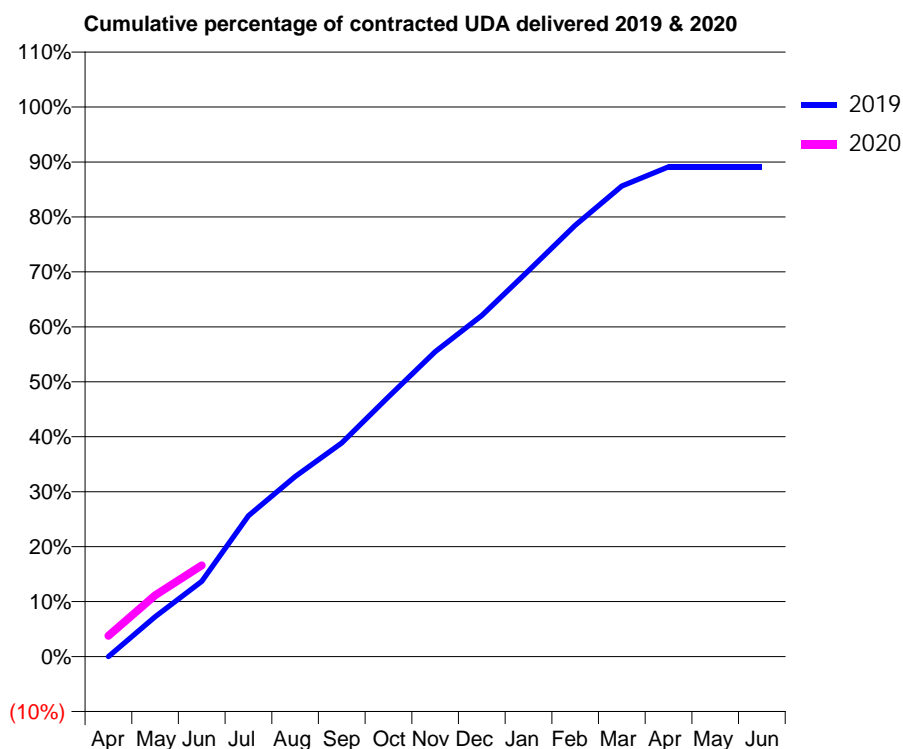
19/20 Contracted general activity (UDA)	21,849
Carry forward general activity (UDA)	0
19/20 Contracted orthodontic activity (UOA)	0
Carry forward orthodontic activity (UOA)	0
Baseline contract value	£554,777.02

ACCESS*

Patients seen in 24 months	Total	Change since previous quarter
Quarter ending June 2018	1,315	
Quarter ending September 2018	3,394	↑
Quarter ending December 2018	4,505	↑
Quarter ending March 2019	5,113	↑
Quarter ending June 2019	5,477	↑
Variance since June 2018	316.5%	↑



ACTIVITY



Month	Adjusted Scheduled Activity (UDA)	
	2019	2020
April	0	829
May	1,583	2,437
June	2,987	3,625
July	5,604	
August	7,157	
September	8,495	
October	10,324	
November	12,117	
December	13,561	
January	15,343	
February	17,143	
March	18,703	
April	19,474	
May	19,474	
June	19,468	

QUALITY

	Quantity	Base Number	Contract	AT	Region	England
% of FP17s for the same patient ID Re-attending within 3 months - Children	30	514	5.8%	10.2%	12.1%	11.4%
% of FP17s for the same patient ID Re-attending within 3 months - Adults	133	1,483	9.0%	14.2%	15.6%	15.4%
% of FP17s for the same patient ID Re-attending between 3 & 9 months - Children	310	514	60.3%	58.1%	61.2%	59.8%
% of FP17s for the same patient ID Re-attending between 3 & 9 months - Adults	810	1,483	54.6%	53.3%	54.5%	52.1%
% of FP17s for Band 1 Urgent Courses	43	1,649	2.6%	8.4%	9.1%	9.2%
% of FP17s Relating to Free Repair or Replacements	26	1,649	1.6%	1.1%	1.0%	0.7%
% of FP17s Relating to Continuations	8	1,649	0.5%	1.2%	1.0%	0.8%
% of Patients satisfied with the dentistry they have received	1	2	N/A	96.0%	94.2%	93.4%
% of Patients satisfied with the time they had to wait for an appointment	2	2	N/A	91.3%	88.4%	87.6%

* This is based on patients treated on this contract for their most recent course of treatment. Figures in italics indicate the base number of FP17s or Patient Questionnaire responses are less than 100. N/A is shown where the base number of responses is less than 10 during the period. % is calculated as Quantity/Base number*100

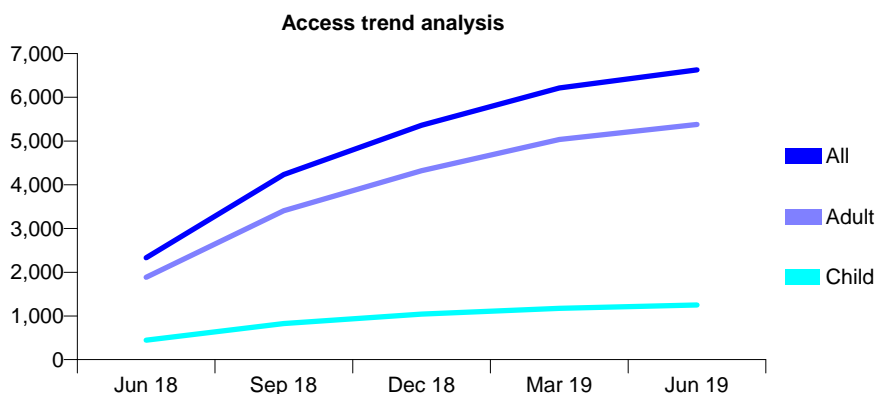
Q49 - Vital Signs At a Glance Contract Report for 100663/0000 - June 2019

Name or company name	Genix Healthcare Ltd
Contract type name	GDS Contract
Purpose of contract	General
Contract start date	01/04/2018
Contract end date	

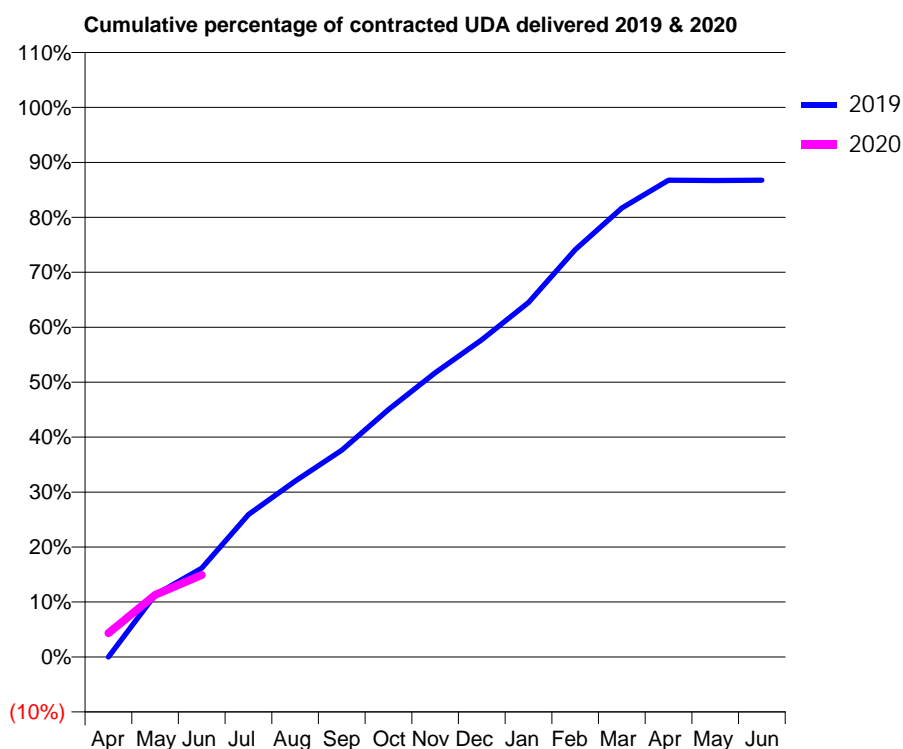
19/20 Contracted general activity (UDA)	21,849
Carry forward general activity (UDA)	0
19/20 Contracted orthodontic activity (UOA)	0
Carry forward orthodontic activity (UOA)	0
Baseline contract value	£554,777.02

ACCESS*

Patients seen in 24 months	Total	Change since previous quarter
Quarter ending June 2018	2,331	
Quarter ending September 2018	4,235	↑
Quarter ending December 2018	5,362	↑
Quarter ending March 2019	6,215	↑
Quarter ending June 2019	6,630	↑
Variance since June 2018	184.4%	↑



ACTIVITY



Adjusted Scheduled Activity (UDA)		
Month	2019	2020
April	0	949
May	2,468	2,467
June	3,535	3,256
July	5,667	
August	6,993	
September	8,223	
October	9,837	
November	11,304	
December	12,611	
January	14,094	
February	16,195	
March	17,846	
April	18,952	
May	18,943	
June	18,951	

QUALITY

	Quantity	Base Number	Contract	AT	Region	England
% of FP17s for the same patient ID Re-attending within 3 months - Children	22	437	5.0%	10.2%	12.1%	11.4%
% of FP17s for the same patient ID Re-attending within 3 months - Adults	223	1,844	12.1%	14.2%	15.6%	15.4%
% of FP17s for the same patient ID Re-attending between 3 & 9 months - Children	264	437	60.4%	58.1%	61.2%	59.8%
% of FP17s for the same patient ID Re-attending between 3 & 9 months - Adults	1,070	1,844	58.0%	53.3%	54.5%	52.1%
% of FP17s for Band 1 Urgent Courses	130	1,731	7.5%	8.4%	9.1%	9.2%
% of FP17s Relating to Free Repair or Replacements	28	1,731	1.6%	1.1%	1.0%	0.7%
% of FP17s Relating to Continuations	33	1,731	1.9%	1.2%	1.0%	0.8%
% of Patients satisfied with the dentistry they have received	2	2	N/A	96.0%	94.2%	93.4%
% of Patients satisfied with the time they had to wait for an appointment	2	2	N/A	91.3%	88.4%	87.6%

* This is based on patients treated on this contract for their most recent course of treatment. Figures in italics indicate the base number of FP17s or Patient Questionnaire responses are less than 100. N/A is shown where the base number of responses is less than 10 during the period. % is calculated as Quantity/Base number*100

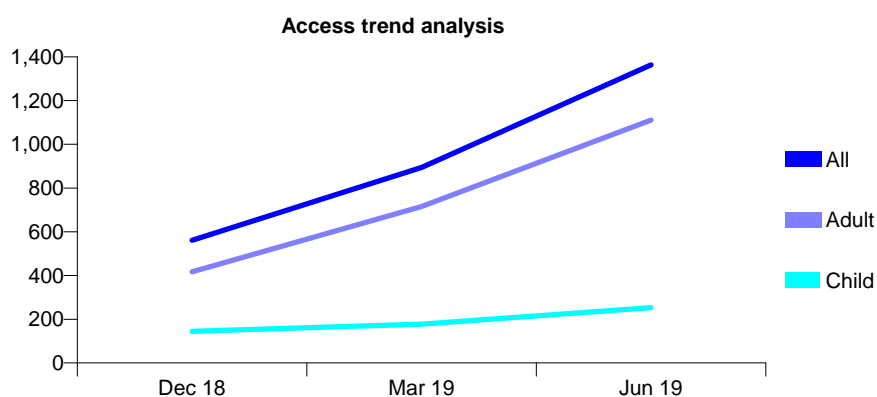
Q49 - Vital Signs At a Glance Contract Report for 100707/0000 - June 2019

Name or company name	RLL LIMITED
Contract type name	PDS Contract
Purpose of contract	General
Contract start date	01/08/2018
Contract end date	30/09/2023

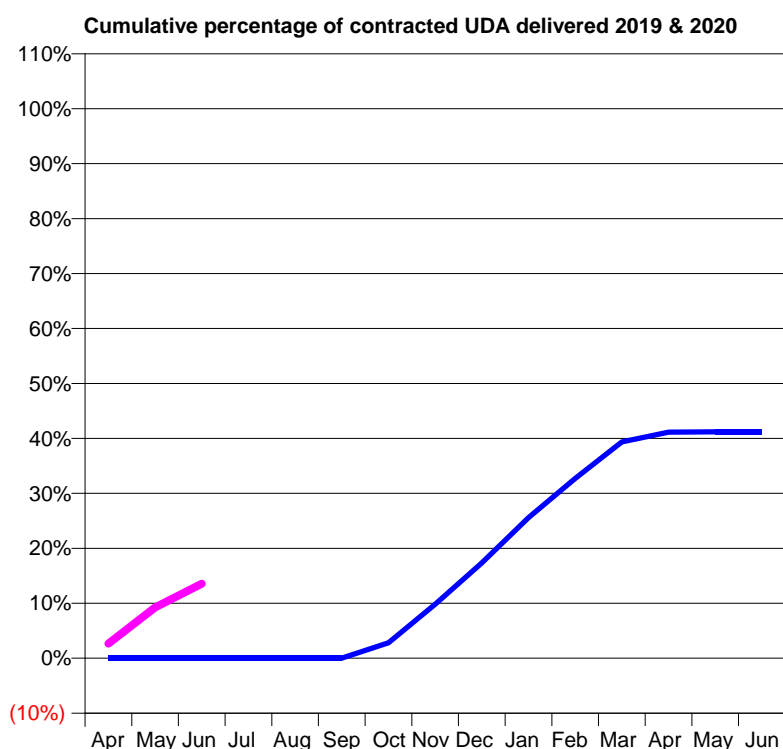
19/20 Contracted general activity (UDA)	11,500
Carry forward general activity (UDA)	0
19/20 Contracted orthodontic activity (UOA)	0
Carry forward orthodontic activity (UOA)	0
Baseline contract value	£376,614.59

ACCESS*

Patients seen in 24 months	Total	Change since previous quarter
Quarter ending June 2018	0	
Quarter ending September 2018	0	
Quarter ending December 2018	561	↑
Quarter ending March 2019	894	↑
Quarter ending June 2019	1,364	↑
Variance since June 2018	N/A	



ACTIVITY



Month	2019	2020
April	0	305
May	0	1,064
June	0	1,558
July	0	
August	0	
September	0	
October	161	
November	565	
December	997	
January	1,471	
February	1,881	
March	2,264	
April	2,366	
May	2,369	
June	2,369	

QUALITY

	Quantity	Base Number	Contract	AT	Region	England
% of FP17s for the same patient ID Re-attending within 3 months - Children	4	138	2.9%	10.2%	12.1%	11.4%
% of FP17s for the same patient ID Re-attending within 3 months - Adults	54	605	8.9%	14.2%	15.6%	15.4%
% of FP17s for the same patient ID Re-attending between 3 & 9 months - Children	69	138	50.0%	58.1%	61.2%	59.8%
% of FP17s for the same patient ID Re-attending between 3 & 9 months - Adults	233	605	38.5%	53.3%	54.5%	52.1%
% of FP17s for Band 1 Urgent Courses	25	696	3.6%	8.4%	9.1%	9.2%
% of FP17s Relating to Free Repair or Replacements	30	696	4.3%	1.1%	1.0%	0.7%
% of FP17s Relating to Continuations	7	696	1.0%	1.2%	1.0%	0.8%
% of Patients satisfied with the dentistry they have received	0	0	N/A	96.0%	94.2%	93.4%
% of Patients satisfied with the time they had to wait for an appointment	0	0	N/A	91.3%	88.4%	87.6%

* This is based on patients treated on this contract for their most recent course of treatment.

Figures in italics indicate the base number of FP17s or Patient Questionnaire responses are less than 100. N/A is shown where the base number of responses is less than 10 during the period. % is calculated as Quantity/Base number*100

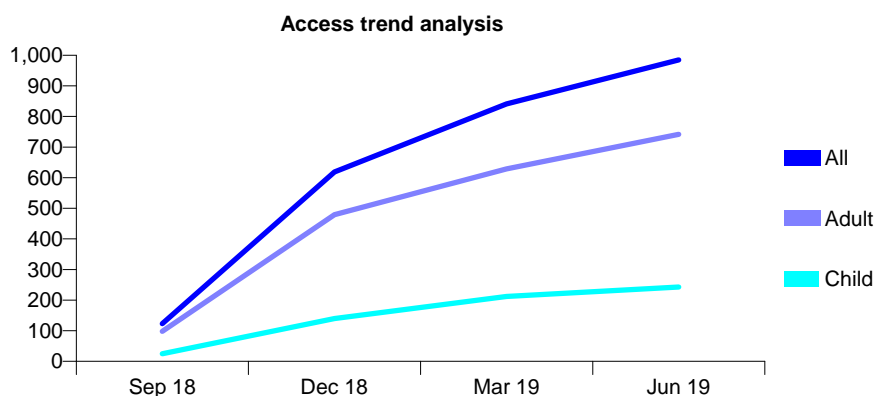
Q49 - Vital Signs At a Glance Contract Report for 100865/0000 - June 2019

Name or company name	Mr M Hyder, Mr J Bedford and Mr B Lanesh
Contract type name	GDS Contract
Purpose of contract	General
Contract start date	01/09/2018
Contract end date	

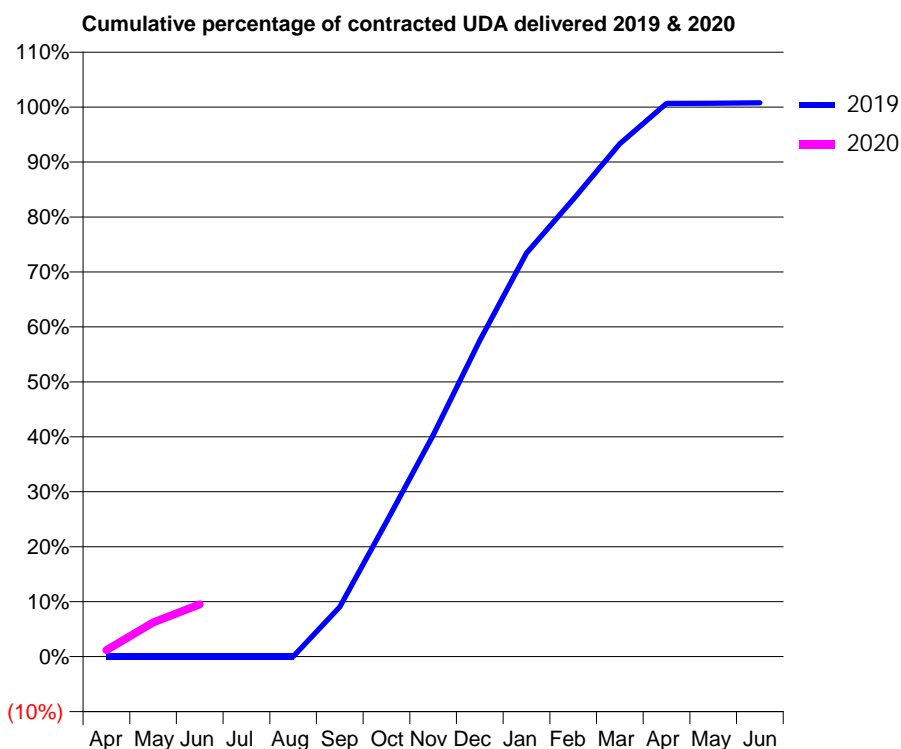
19/20 Contracted general activity (UDA)	4,330
Carry forward general activity (UDA)	0
19/20 Contracted orthodontic activity (UOA)	0
Carry forward orthodontic activity (UOA)	0
Baseline contract value	£110,910.31

ACCESS*

Patients seen in 24 months	Total	Change since previous quarter
Quarter ending June 2018	0	
Quarter ending September 2018	123	↑
Quarter ending December 2018	619	↑
Quarter ending March 2019	841	↑
Quarter ending June 2019	985	↑
Variance since June 2018	N/A	



ACTIVITY



Month	Adjusted Scheduled Activity (UDA)	
	2019	2020
April	0	51
May	0	270
June	0	411
July	0	
August	0	
September	268	
October	726	
November	1,193	
December	1,702	
January	2,173	
February	2,463	
March	2,761	
April	2,979	
May	2,980	
June	2,982	

QUALITY

	Quantity	Base Number	Contract	AT	Region	England
% of FP17s for the same patient ID Re-attending within 3 months - Children	5	82	6.1%	10.2%	12.1%	11.4%
% of FP17s for the same patient ID Re-attending within 3 months - Adults	33	194	17.0%	14.2%	15.6%	15.4%
% of FP17s for the same patient ID Re-attending between 3 & 9 months - Children	33	82	40.2%	58.1%	61.2%	59.8%
% of FP17s for the same patient ID Re-attending between 3 & 9 months - Adults	92	194	47.4%	53.3%	54.5%	52.1%
% of FP17s for Band 1 Urgent Courses	31	197	15.7%	8.4%	9.1%	9.2%
% of FP17s Relating to Free Repair or Replacements	5	197	2.5%	1.1%	1.0%	0.7%
% of FP17s Relating to Continuations	0	197	0.0%	1.2%	1.0%	0.8%
% of Patients satisfied with the dentistry they have received	1	1	N/A	96.0%	94.2%	93.4%
% of Patients satisfied with the time they had to wait for an appointment	1	1	N/A	91.3%	88.4%	87.6%

* This is based on patients treated on this contract for their most recent course of treatment. Figures in italics indicate the base number of FP17s or Patient Questionnaire responses are less than 100. N/A is shown where the base number of responses is less than 10 during the period. % is calculated as Quantity/Base number*100

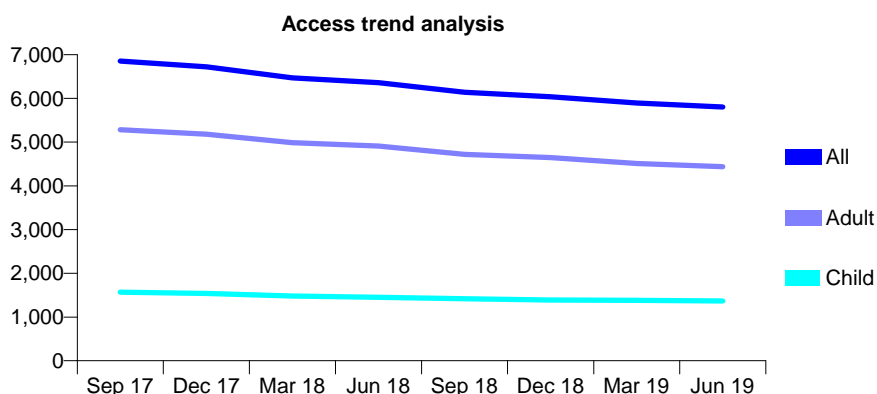
Q49 - Vital Signs At a Glance Contract Report for 101281/0036 - June 2019

Name or company name	OASIS DENTAL CARE LTD
Contract type name	GDS Contract
Purpose of contract	General
Contract start date	01/04/2006
Contract end date	

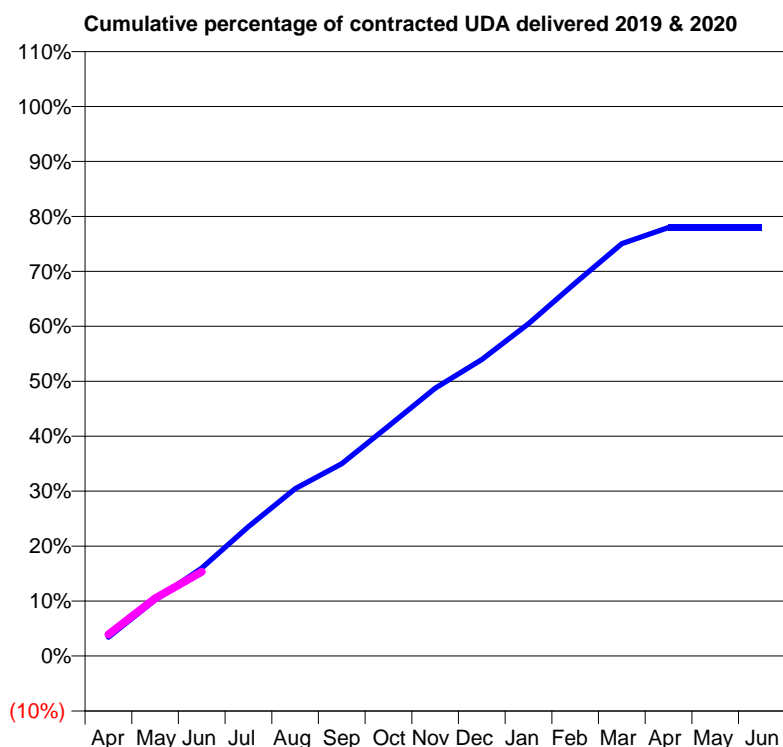
19/20 Contracted general activity (UDA)	25,973
Carry forward general activity (UDA)	0
19/20 Contracted orthodontic activity (UOA)	0
Carry forward orthodontic activity (UOA)	0
Baseline contract value	£646,625.34

ACCESS*

Patients seen in 24 months	Total	Change since previous quarter
Quarter ending June 2018	6,359	
Quarter ending September 2018	6,140	↓
Quarter ending December 2018	6,038	↓
Quarter ending March 2019	5,893	↓
Quarter ending June 2019	5,803	↓
Variance since June 2018	(8.7%)	↓



ACTIVITY



Month	Adjusted Scheduled Activity (UDA)	
	2019	2020
April	889	1,020
May	2,650	2,728
June	4,158	3,979
July	6,118	
August	7,909	
September	9,083	
October	10,861	
November	12,657	
December	14,014	
January	15,713	
February	17,625	
March	19,483	
April	20,252	
May	20,252	
June	20,252	

QUALITY

	Quantity	Base Number	Contract	AT	Region	England
% of FP17s for the same patient ID Re-attending within 3 months - Children	33	437	7.6%	10.2%	12.1%	11.4%
% of FP17s for the same patient ID Re-attending within 3 months - Adults	282	1,433	19.7%	14.2%	15.6%	15.4%
% of FP17s for the same patient ID Re-attending between 3 & 9 months - Children	213	437	48.7%	58.1%	61.2%	59.8%
% of FP17s for the same patient ID Re-attending between 3 & 9 months - Adults	712	1,433	49.7%	53.3%	54.5%	52.1%
% of FP17s for Band 1 Urgent Courses	155	1,610	9.6%	8.4%	9.1%	9.2%
% of FP17s Relating to Free Repair or Replacements	15	1,610	0.9%	1.1%	1.0%	0.7%
% of FP17s Relating to Continuations	39	1,610	2.4%	1.2%	1.0%	0.8%
% of Patients satisfied with the dentistry they have received	3	3	N/A	96.0%	94.2%	93.4%
% of Patients satisfied with the time they had to wait for an appointment	2	3	N/A	91.3%	88.4%	87.6%

* This is based on patients treated on this contract for their most recent course of treatment. Figures in italics indicate the base number of FP17s or Patient Questionnaire responses are less than 100. N/A is shown where the base number of responses is less than 10 during the period. % is calculated as Quantity/Base number*100

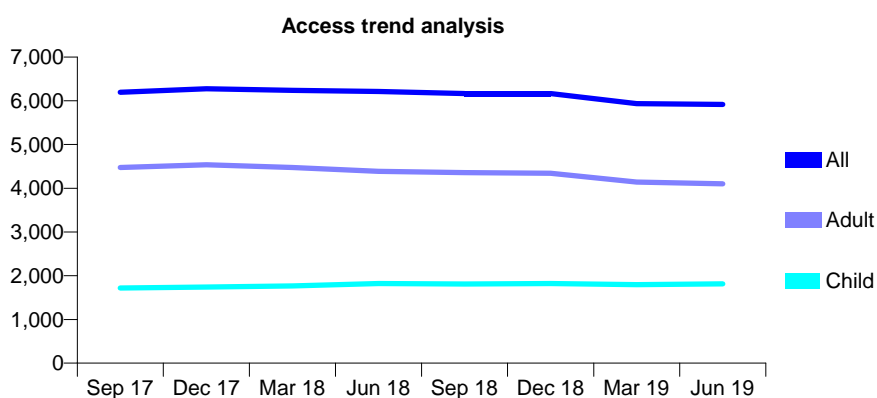
Q49 - Vital Signs At a Glance Contract Report for 101281/0069 - June 2019

Name or company name	OASIS DENTAL CARE LTD
Contract type name	Pilot Contract
Purpose of contract	General and Orthodontic
Contract start date	01/04/2006
Contract end date	

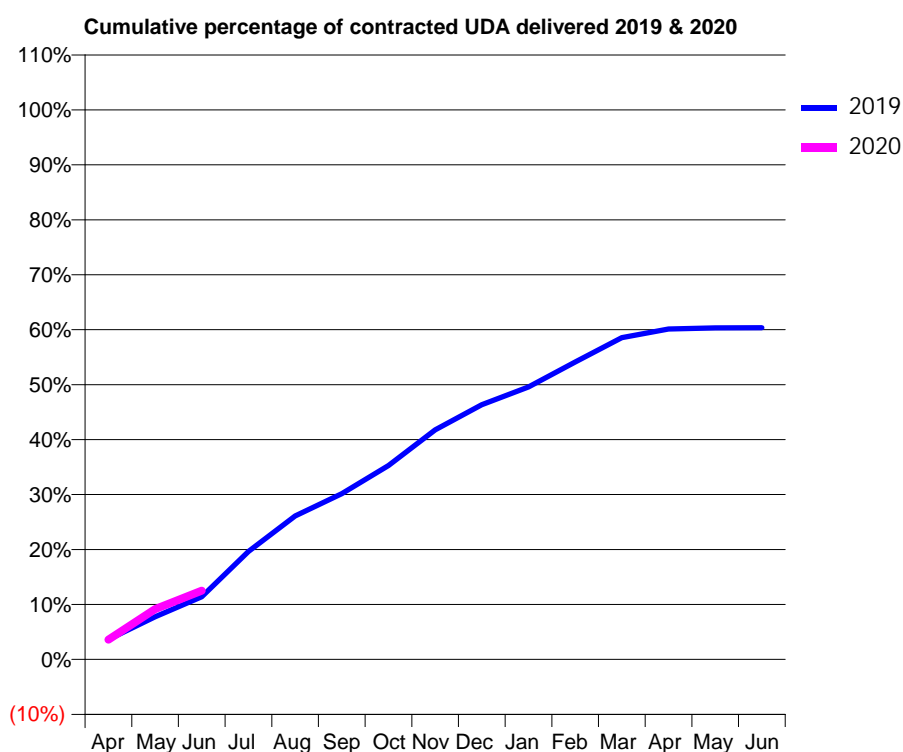
19/20 Contracted general activity (UDA)	23,665
Carry forward general activity (UDA)	0
19/20 Contracted orthodontic activity (UOA)	0
Carry forward orthodontic activity (UOA)	0
Baseline contract value	£634,132.53

ACCESS*

Patients seen in 24 months	Total	Change since previous quarter
Quarter ending June 2018	6,212	
Quarter ending September 2018	6,165	→
Quarter ending December 2018	6,166	→
Quarter ending March 2019	5,933	↓
Quarter ending June 2019	5,915	→
Variance since June 2018	(4.8%)	↓



ACTIVITY



Month	2019	2020
April	861	854
May	1,842	2,170
June	2,702	2,962
July	4,646	
August	6,178	
September	7,137	
October	8,354	
November	9,885	
December	10,965	
January	11,738	
February	12,809	
March	13,855	
April	14,227	
May	14,272	
June	14,283	

QUALITY

	Quantity	Base Number	Contract	AT	Region	England
% of FP17s for the same patient ID Re-attending within 3 months - Children	19	579	3.3%	10.2%	12.1%	11.4%
% of FP17s for the same patient ID Re-attending within 3 months - Adults	75	1,020	7.4%	14.2%	15.6%	15.4%
% of FP17s for the same patient ID Re-attending between 3 & 9 months - Children	275	579	47.5%	58.1%	61.2%	59.8%
% of FP17s for the same patient ID Re-attending between 3 & 9 months - Adults	466	1,020	45.7%	53.3%	54.5%	52.1%
% of FP17s for Band 1 Urgent Courses	7	1,359	0.5%	8.4%	9.1%	9.2%
% of FP17s Relating to Free Repair or Replacements	16	1,359	1.2%	1.1%	1.0%	0.7%
% of FP17s Relating to Continuations	18	1,359	1.3%	1.2%	1.0%	0.8%
% of Patients satisfied with the dentistry they have received	2	2	N/A	96.0%	94.2%	93.4%
% of Patients satisfied with the time they had to wait for an appointment	2	2	N/A	91.3%	88.4%	87.6%

* This is based on patients treated on this contract for their most recent course of treatment. Figures in italics indicate the base number of FP17s or Patient Questionnaire responses are less than 100. N/A is shown where the base number of responses is less than 10 during the period. % is calculated as Quantity/Base number*100

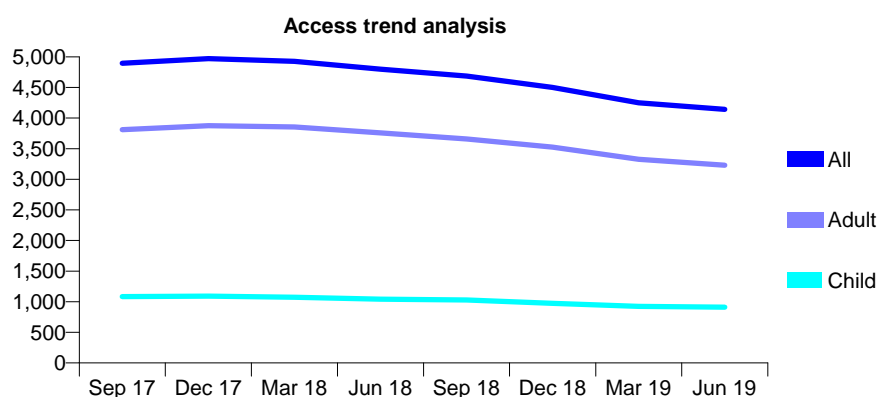
Q49 - Vital Signs At a Glance Contract Report for 101281/0202 - June 2019

Name or company name	OASIS DENTAL CARE LTD
Contract type name	GDS Contract
Purpose of contract	General
Contract start date	18/05/2009
Contract end date	

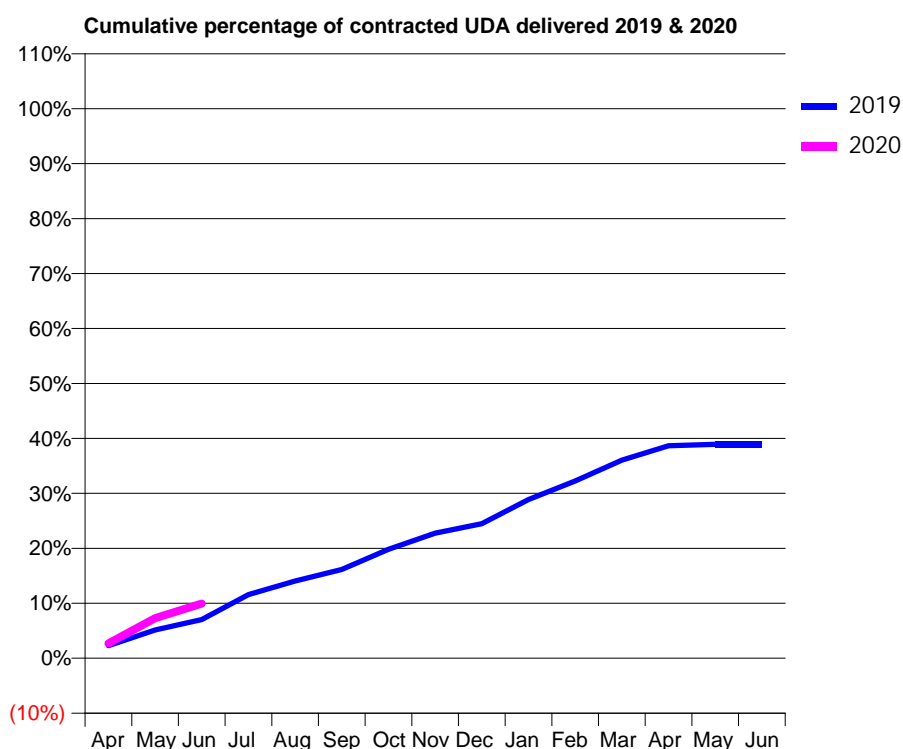
19/20 Contracted general activity (UDA)	14,000
Carry forward general activity (UDA)	0
19/20 Contracted orthodontic activity (UOA)	0
Carry forward orthodontic activity (UOA)	0
Baseline contract value	£326,372.09

ACCESS*

Patients seen in 24 months	Total	Change since previous quarter
Quarter ending June 2018	4,799	
Quarter ending September 2018	4,688	↓
Quarter ending December 2018	4,499	↓
Quarter ending March 2019	4,249	↓
Quarter ending June 2019	4,142	↓
Variance since June 2018	(13.7%)	↓



ACTIVITY



Month	2019	2020
April	319	378
May	718	1,022
June	986	1,396
July	1,623	
August	1,968	
September	2,260	
October	2,774	
November	3,184	
December	3,428	
January	4,042	
February	4,517	
March	5,046	
April	5,413	
May	5,447	
June	5,447	

QUALITY

	Quantity	Base Number	Contract	AT	Region	England
% of FP17s for the same patient ID Re-attending within 3 months - Children	10	249	4.0%	10.2%	12.1%	11.4%
% of FP17s for the same patient ID Re-attending within 3 months - Adults	83	843	9.8%	14.2%	15.6%	15.4%
% of FP17s for the same patient ID Re-attending between 3 & 9 months - Children	61	249	24.5%	58.1%	61.2%	59.8%
% of FP17s for the same patient ID Re-attending between 3 & 9 months - Adults	148	843	17.6%	53.3%	54.5%	52.1%
% of FP17s for Band 1 Urgent Courses	154	831	18.5%	8.4%	9.1%	9.2%
% of FP17s Relating to Free Repair or Replacements	2	831	0.2%	1.1%	1.0%	0.7%
% of FP17s Relating to Continuations	11	831	1.3%	1.2%	1.0%	0.8%
% of Patients satisfied with the dentistry they have received	0	0	N/A	96.0%	94.2%	93.4%
% of Patients satisfied with the time they had to wait for an appointment	0	0	N/A	91.3%	88.4%	87.6%

* This is based on patients treated on this contract for their most recent course of treatment.

Figures in italics indicate the base number of FP17s or Patient Questionnaire responses are less than 100. N/A is shown where the base number of responses is less than 10 during the period. % is calculated as Quantity/Base number*100

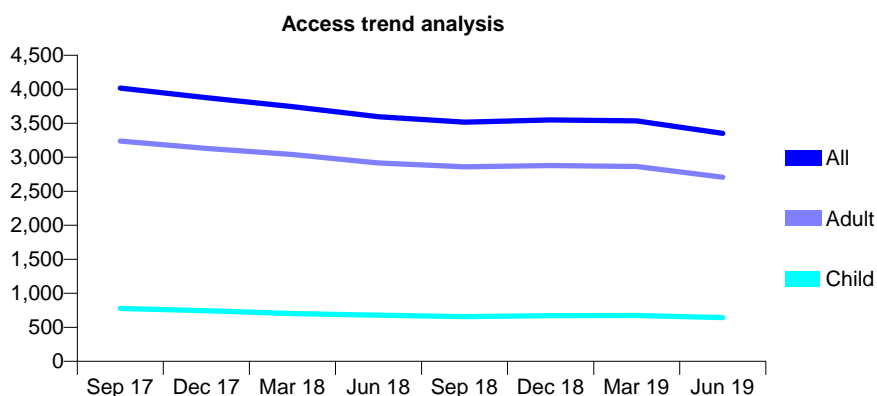
Q49 - Vital Signs At a Glance Contract Report for 101281/0203 - June 2019

Name or company name	OASIS DENTAL CARE LTD
Contract type name	GDS Contract
Purpose of contract	General
Contract start date	18/05/2009
Contract end date	

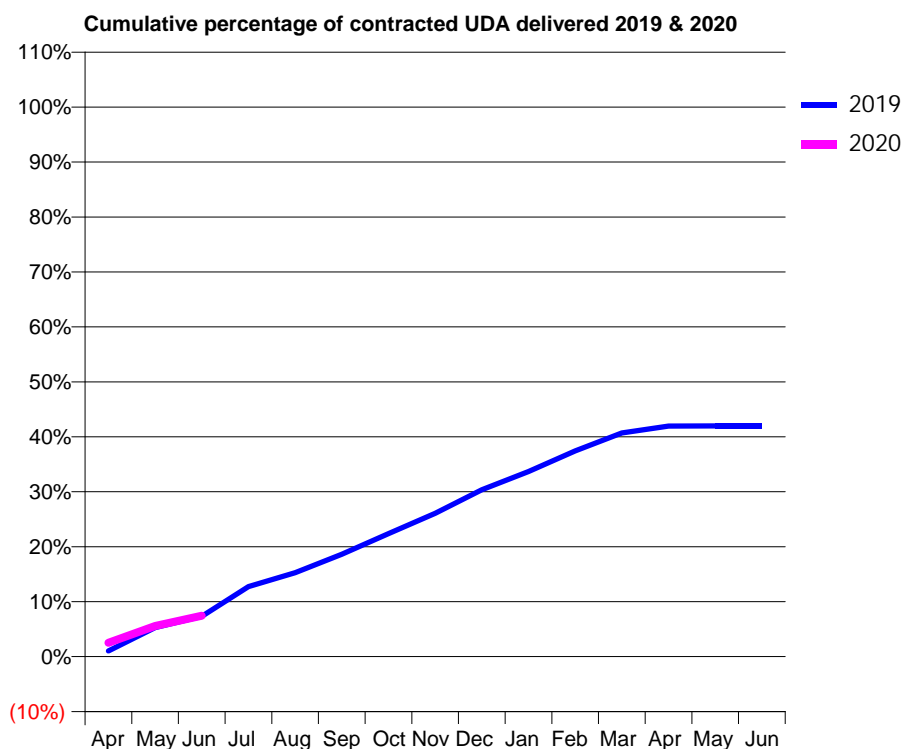
19/20 Contracted general activity (UDA)	14,000
Carry forward general activity (UDA)	0
19/20 Contracted orthodontic activity (UOA)	0
Carry forward orthodontic activity (UOA)	0
Baseline contract value	£326,372.09

ACCESS*

Patients seen in 24 months	Total	Change since previous quarter
Quarter ending June 2018	3,597	
Quarter ending September 2018	3,517	↓
Quarter ending December 2018	3,550	→
Quarter ending March 2019	3,537	→
Quarter ending June 2019	3,351	↓
Variance since June 2018	(6.8%)	↓



ACTIVITY



Month	Adjusted Scheduled Activity (UDA)	
	2019	2020
April	144	350
May	739	785
June	1,029	1,040
July	1,786	
August	2,139	
September	2,606	
October	3,135	
November	3,650	
December	4,250	
January	4,718	
February	5,240	
March	5,699	
April	5,872	
May	5,876	
June	5,877	

QUALITY

	Quantity	Base Number	Contract	AT	Region	England
% of FP17s for the same patient ID Re-attending within 3 months - Children	4	123	3.3%	10.2%	12.1%	11.4%
% of FP17s for the same patient ID Re-attending within 3 months - Adults	73	491	14.9%	14.2%	15.6%	15.4%
% of FP17s for the same patient ID Re-attending between 3 & 9 months - Children	29	123	23.6%	58.1%	61.2%	59.8%
% of FP17s for the same patient ID Re-attending between 3 & 9 months - Adults	114	491	23.2%	53.3%	54.5%	52.1%
% of FP17s for Band 1 Urgent Courses	108	523	20.7%	8.4%	9.1%	9.2%
% of FP17s Relating to Free Repair or Replacements	6	523	1.1%	1.1%	1.0%	0.7%
% of FP17s Relating to Continuations	4	523	0.8%	1.2%	1.0%	0.8%
% of Patients satisfied with the dentistry they have received	0	0	N/A	96.0%	94.2%	93.4%
% of Patients satisfied with the time they had to wait for an appointment	0	0	N/A	91.3%	88.4%	87.6%

* This is based on patients treated on this contract for their most recent course of treatment. Figures in italics indicate the base number of FP17s or Patient Questionnaire responses are less than 100. N/A is shown where the base number of responses is less than 10 during the period. % is calculated as Quantity/Base number*100

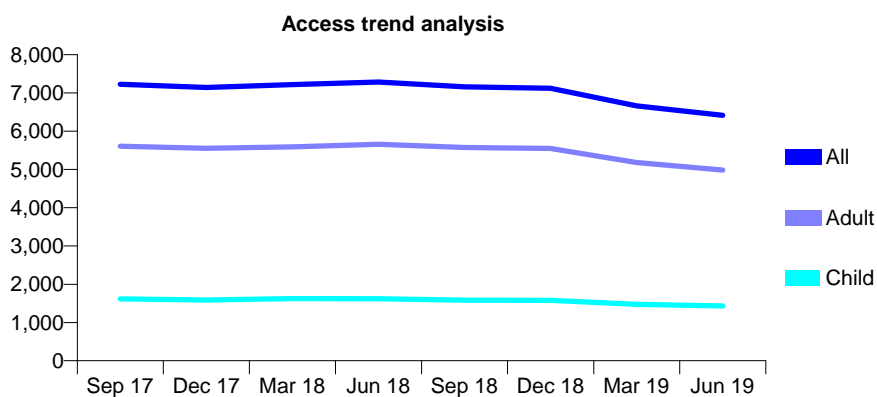
Q49 - Vital Signs At a Glance Contract Report for 101281/0205 - June 2019

Name or company name	OASIS DENTAL CARE LTD
Contract type name	GDS Contract
Purpose of contract	General
Contract start date	04/08/2009
Contract end date	

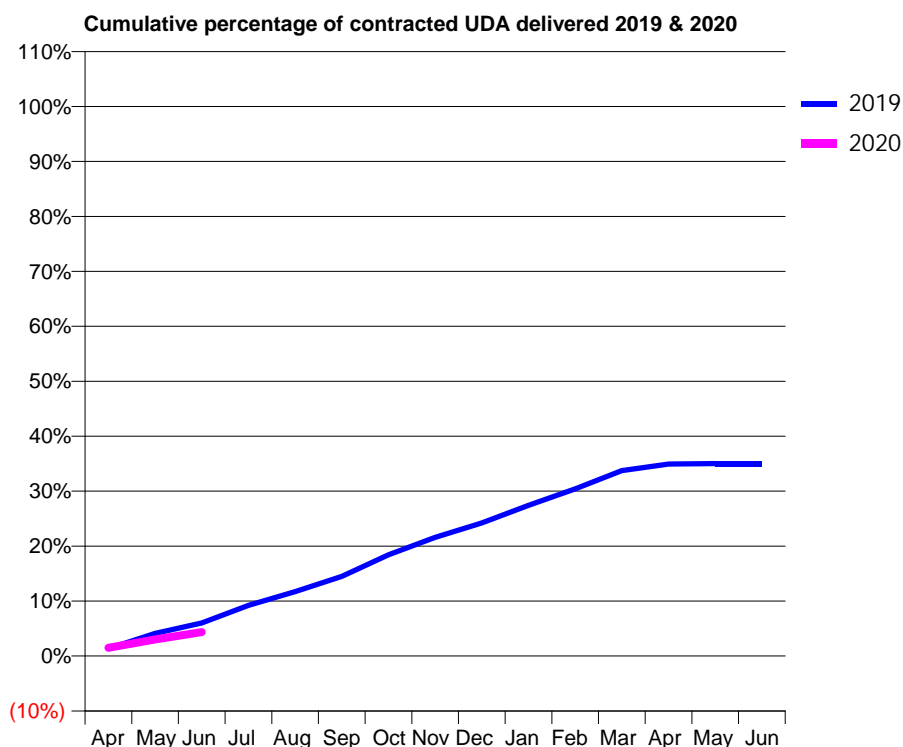
19/20 Contracted general activity (UDA)	28,000
Carry forward general activity (UDA)	0
19/20 Contracted orthodontic activity (UOA)	0
Carry forward orthodontic activity (UOA)	0
Baseline contract value	£652,744.17

ACCESS*

Patients seen in 24 months	Total	Change since previous quarter
Quarter ending June 2018	7,285	
Quarter ending September 2018	7,158	↓
Quarter ending December 2018	7,124	→
Quarter ending March 2019	6,658	↓
Quarter ending June 2019	6,414	↓
Variance since June 2018	(12.0%)	↓



ACTIVITY



Month	Adjusted Scheduled Activity (UDA)	
	2019	2020
April	385	423
May	1,160	848
June	1,680	1,222
July	2,582	
August	3,288	
September	4,057	
October	5,162	
November	6,048	
December	6,779	
January	7,675	
February	8,516	
March	9,445	
April	9,780	
May	9,807	
June	9,811	

QUALITY

	Quantity	Base Number	Contract	AT	Region	England
% of FP17s for the same patient ID Re-attending within 3 months - Children	7	268	2.6%	10.2%	12.1%	11.4%
% of FP17s for the same patient ID Re-attending within 3 months - Adults	52	715	7.3%	14.2%	15.6%	15.4%
% of FP17s for the same patient ID Re-attending between 3 & 9 months - Children	88	268	32.8%	58.1%	61.2%	59.8%
% of FP17s for the same patient ID Re-attending between 3 & 9 months - Adults	128	715	17.9%	53.3%	54.5%	52.1%
% of FP17s for Band 1 Urgent Courses	186	760	24.5%	8.4%	9.1%	9.2%
% of FP17s Relating to Free Repair or Replacements	3	760	0.4%	1.1%	1.0%	0.7%
% of FP17s Relating to Continuations	1	760	0.1%	1.2%	1.0%	0.8%
% of Patients satisfied with the dentistry they have received	0	0	N/A	96.0%	94.2%	93.4%
% of Patients satisfied with the time they had to wait for an appointment	0	0	N/A	91.3%	88.4%	87.6%

* This is based on patients treated on this contract for their most recent course of treatment. Figures in italics indicate the base number of FP17s or Patient Questionnaire responses are less than 100. N/A is shown where the base number of responses is less than 10 during the period. % is calculated as Quantity/Base number*100

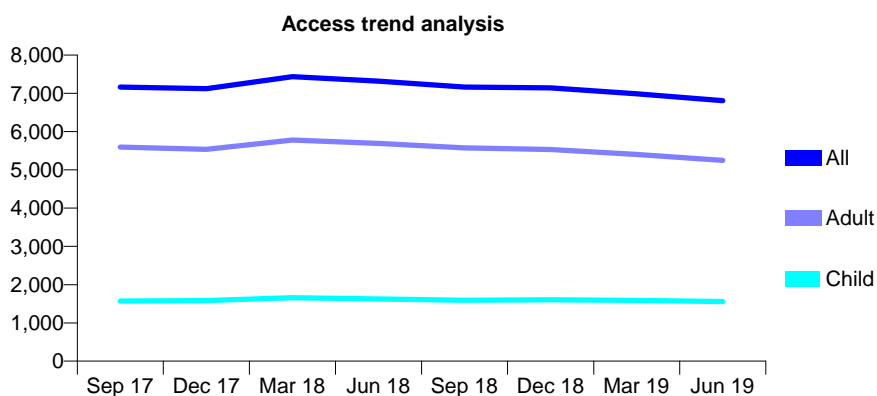
Q49 - Vital Signs At a Glance Contract Report for 101281/0206 - June 2019

Name or company name	OASIS DENTAL CARE LTD
Contract type name	GDS Contract
Purpose of contract	General
Contract start date	16/07/2009
Contract end date	

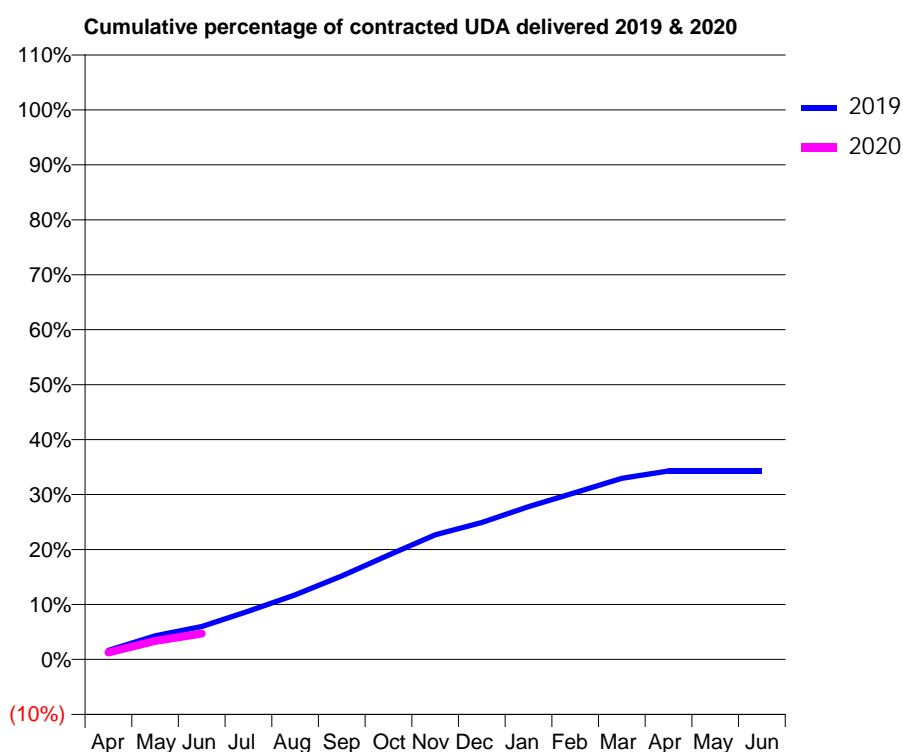
19/20 Contracted general activity (UDA)	28,000
Carry forward general activity (UDA)	0
19/20 Contracted orthodontic activity (UOA)	0
Carry forward orthodontic activity (UOA)	0
Baseline contract value	£652,744.17

ACCESS*

Patients seen in 24 months	Total	Change since previous quarter
Quarter ending June 2018	7,317	
Quarter ending September 2018	7,165	↓
Quarter ending December 2018	7,140	→
Quarter ending March 2019	6,989	↓
Quarter ending June 2019	6,807	↓
Variance since June 2018	(7.0%)	↓



ACTIVITY



Month	2019	2020
April	463	358
May	1,209	943
June	1,673	1,314
July	2,454	
August	3,293	
September	4,257	
October	5,312	
November	6,352	
December	6,978	
January	7,780	
February	8,504	
March	9,232	
April	9,604	
May	9,604	
June	9,604	

QUALITY

	Quantity	Base Number	Contract	AT	Region	England
% of FP17s for the same patient ID Re-attending within 3 months - Children	8	256	3.1%	10.2%	12.1%	11.4%
% of FP17s for the same patient ID Re-attending within 3 months - Adults	80	800	10.0%	14.2%	15.6%	15.4%
% of FP17s for the same patient ID Re-attending between 3 & 9 months - Children	43	256	16.8%	58.1%	61.2%	59.8%
% of FP17s for the same patient ID Re-attending between 3 & 9 months - Adults	172	800	21.5%	53.3%	54.5%	52.1%
% of FP17s for Band 1 Urgent Courses	168	818	20.5%	8.4%	9.1%	9.2%
% of FP17s Relating to Free Repair or Replacements	10	818	1.2%	1.1%	1.0%	0.7%
% of FP17s Relating to Continuations	6	818	0.7%	1.2%	1.0%	0.8%
% of Patients satisfied with the dentistry they have received	0	0	N/A	96.0%	94.2%	93.4%
% of Patients satisfied with the time they had to wait for an appointment	0	0	N/A	91.3%	88.4%	87.6%

* This is based on patients treated on this contract for their most recent course of treatment. Figures in italics indicate the base number of FP17s or Patient Questionnaire responses are less than 100. N/A is shown where the base number of responses is less than 10 during the period. % is calculated as Quantity/Base number*100

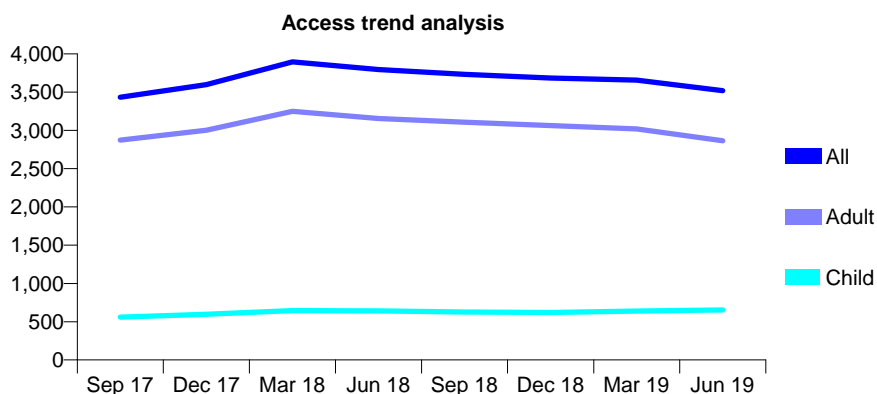
Q49 - Vital Signs At a Glance Contract Report for 101281/0222 - June 2019

Name or company name	OASIS DENTAL CARE LTD
Contract type name	PDS Plus Contract
Purpose of contract	General
Contract start date	18/08/2010
Contract end date	31/03/2020

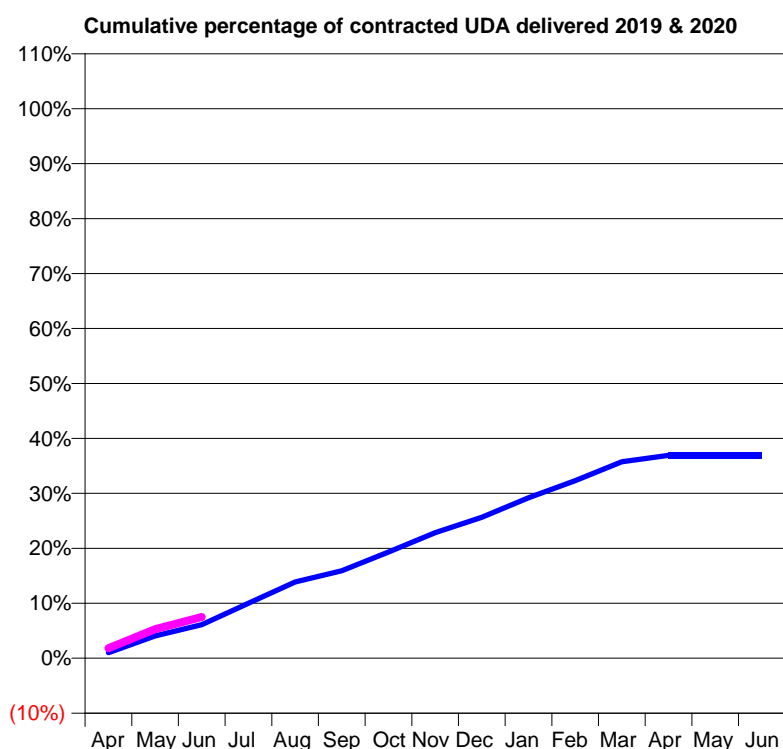
19/20 Contracted general activity (UDA)	14,000
Carry forward general activity (UDA)	0
19/20 Contracted orthodontic activity (UOA)	0
Carry forward orthodontic activity (UOA)	0
Baseline contract value	£178,616.15

ACCESS*

Patients seen in 24 months	Total	Change since previous quarter
Quarter ending June 2018	3,796	
Quarter ending September 2018	3,733	↓
Quarter ending December 2018	3,684	↓
Quarter ending March 2019	3,658	→
Quarter ending June 2019	3,519	↓
Variance since June 2018	(7.3%)	↓



ACTIVITY



Month	2019	2020
April	141	257
May	568	739
June	853	1,050
July	1,400	
August	1,941	
September	2,231	
October	2,706	
November	3,200	
December	3,590	
January	4,089	
February	4,523	
March	5,006	
April	5,169	
May	5,169	
June	5,169	

QUALITY

	Quantity	Base Number	Contract	AT	Region	England
% of FP17s for the same patient ID Re-attending within 3 months - Children	6	157	3.8%	10.2%	12.1%	11.4%
% of FP17s for the same patient ID Re-attending within 3 months - Adults	63	563	11.2%	14.2%	15.6%	15.4%
% of FP17s for the same patient ID Re-attending between 3 & 9 months - Children	27	157	17.2%	58.1%	61.2%	59.8%
% of FP17s for the same patient ID Re-attending between 3 & 9 months - Adults	188	563	33.4%	53.3%	54.5%	52.1%
% of FP17s for Band 1 Urgent Courses	122	624	19.6%	8.4%	9.1%	9.2%
% of FP17s Relating to Free Repair or Replacements	1	624	0.2%	1.1%	1.0%	0.7%
% of FP17s Relating to Continuations	1	624	0.2%	1.2%	1.0%	0.8%
% of Patients satisfied with the dentistry they have received	1	1	N/A	96.0%	94.2%	93.4%
% of Patients satisfied with the time they had to wait for an appointment	1	1	N/A	91.3%	88.4%	87.6%

* This is based on patients treated on this contract for their most recent course of treatment.

Figures in italics indicate the base number of FP17s or Patient Questionnaire responses are less than 100. N/A is shown where the base number of responses is less than 10 during the period. % is calculated as Quantity/Base number*100

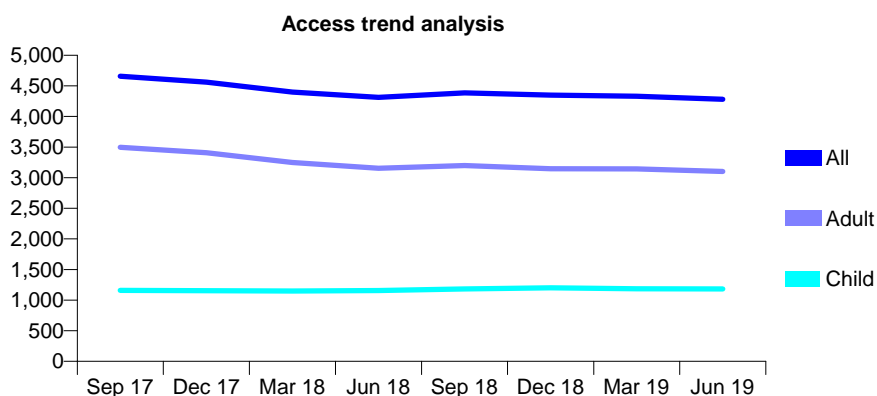
Q49 - Vital Signs At a Glance Contract Report for 101281/0223 - June 2019

Name or company name	OASIS DENTAL CARE LTD
Contract type name	PDS Plus Contract
Purpose of contract	General
Contract start date	01/09/2010
Contract end date	31/03/2020

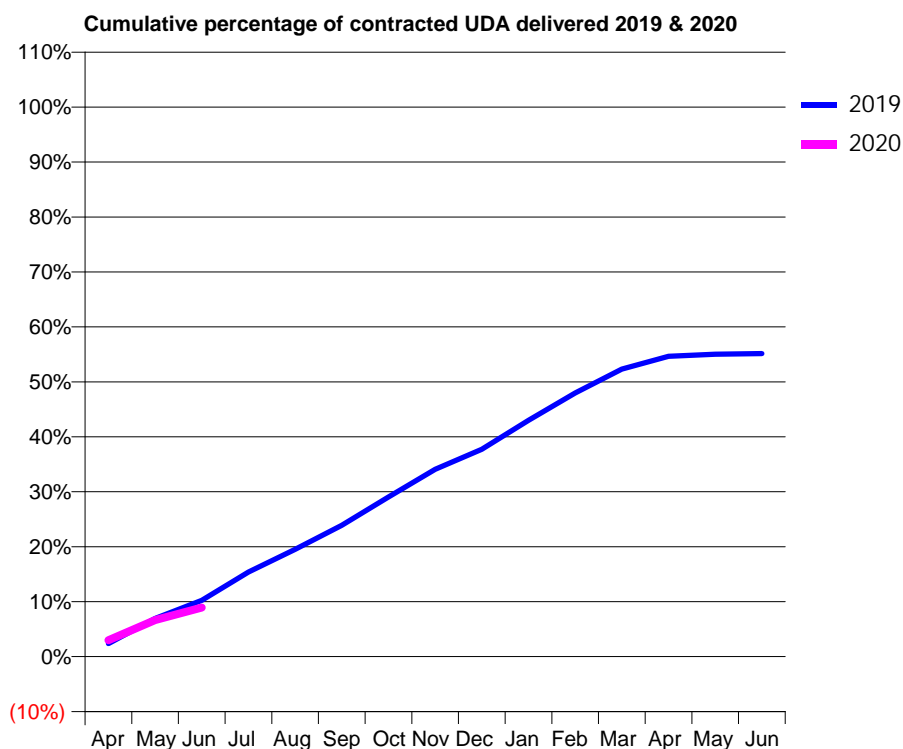
19/20 Contracted general activity (UDA)	18,000
Carry forward general activity (UDA)	0
19/20 Contracted orthodontic activity (UOA)	0
Carry forward orthodontic activity (UOA)	0
Baseline contract value	£329,496.64

ACCESS*

Patients seen in 24 months	Total	Change since previous quarter
Quarter ending June 2018	4,313	
Quarter ending September 2018	4,385	→
Quarter ending December 2018	4,350	→
Quarter ending March 2019	4,329	→
Quarter ending June 2019	4,282	↓
Variance since June 2018	(0.7%)	→



ACTIVITY



Month	Adjusted Scheduled Activity (UDA)	
	2019	2020
April	431	538
May	1,252	1,198
June	1,841	1,605
July	2,772	
August	3,512	
September	4,300	
October	5,231	
November	6,135	
December	6,790	
January	7,741	
February	8,636	
March	9,418	
April	9,839	
May	9,905	
June	9,927	

QUALITY

	Quantity	Base Number	Contract	AT	Region	England
% of FP17s for the same patient ID Re-attending within 3 months - Children	22	260	8.5%	10.2%	12.1%	11.4%
% of FP17s for the same patient ID Re-attending within 3 months - Adults	151	750	20.1%	14.2%	15.6%	15.4%
% of FP17s for the same patient ID Re-attending between 3 & 9 months - Children	76	260	29.2%	58.1%	61.2%	59.8%
% of FP17s for the same patient ID Re-attending between 3 & 9 months - Adults	268	750	35.7%	53.3%	54.5%	52.1%
% of FP17s for Band 1 Urgent Courses	152	782	19.4%	8.4%	9.1%	9.2%
% of FP17s Relating to Free Repair or Replacements	11	782	1.4%	1.1%	1.0%	0.7%
% of FP17s Relating to Continuations	7	782	0.9%	1.2%	1.0%	0.8%
% of Patients satisfied with the dentistry they have received	2	4	N/A	96.0%	94.2%	93.4%
% of Patients satisfied with the time they had to wait for an appointment	4	4	N/A	91.3%	88.4%	87.6%

* This is based on patients treated on this contract for their most recent course of treatment. Figures in italics indicate the base number of FP17s or Patient Questionnaire responses are less than 100. N/A is shown where the base number of responses is less than 10 during the period. % is calculated as Quantity/Base number*100

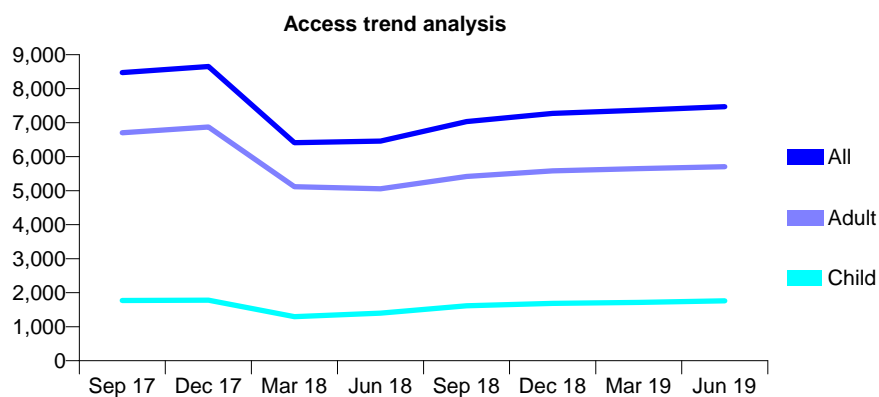
Q49 - Vital Signs At a Glance Contract Report for 101338/0046 - June 2019

Name or company name	Whitecross Dental Care Limited
Contract type name	GDS Contract
Purpose of contract	General
Contract start date	01/02/2007
Contract end date	

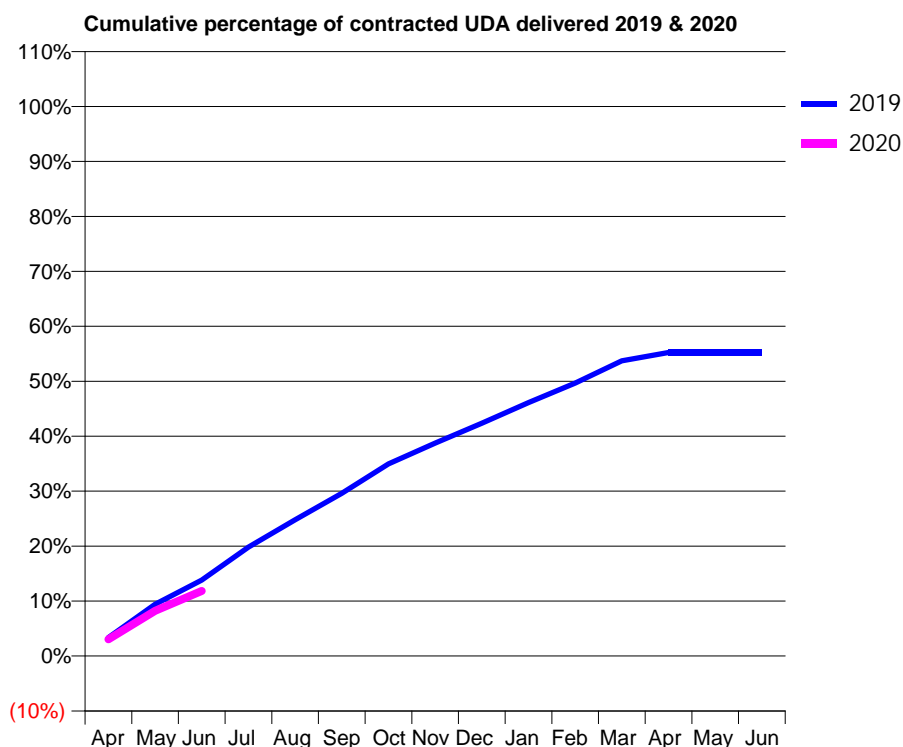
19/20 Contracted general activity (UDA)	34,237
Carry forward general activity (UDA)	0
19/20 Contracted orthodontic activity (UOA)	0
Carry forward orthodontic activity (UOA)	0
Baseline contract value	£837,932.26

ACCESS*

Patients seen in 24 months	Total	Change since previous quarter
Quarter ending June 2018	6,456	
Quarter ending September 2018	7,032	↑
Quarter ending December 2018	7,272	↑
Quarter ending March 2019	7,365	→
Quarter ending June 2019	7,467	→
Variance since June 2018	15.7%	↑



ACTIVITY



Month	Adjusted Scheduled Activity (UDA)	
	2019	2020
April	1,155	1,046
May	3,225	2,817
June	4,731	4,048
July	6,786	
August	8,486	
September	10,140	
October	11,967	
November	13,265	
December	14,503	
January	15,787	
February	17,007	
March	18,389	
April	18,903	
May	18,904	
June	18,903	

QUALITY

	Quantity	Base Number	Contract	AT	Region	England
% of FP17s for the same patient ID Re-attending within 3 months - Children	27	552	4.9%	10.2%	12.1%	11.4%
% of FP17s for the same patient ID Re-attending within 3 months - Adults	188	1,769	10.6%	14.2%	15.6%	15.4%
% of FP17s for the same patient ID Re-attending between 3 & 9 months - Children	285	552	51.6%	58.1%	61.2%	59.8%
% of FP17s for the same patient ID Re-attending between 3 & 9 months - Adults	817	1,769	46.2%	53.3%	54.5%	52.1%
% of FP17s for Band 1 Urgent Courses	157	2,104	7.5%	8.4%	9.1%	9.2%
% of FP17s Relating to Free Repair or Replacements	16	2,104	0.8%	1.1%	1.0%	0.7%
% of FP17s Relating to Continuations	22	2,104	1.0%	1.2%	1.0%	0.8%
% of Patients satisfied with the dentistry they have received	7	7	N/A	96.0%	94.2%	93.4%
% of Patients satisfied with the time they had to wait for an appointment	5	7	N/A	91.3%	88.4%	87.6%

* This is based on patients treated on this contract for their most recent course of treatment. Figures in italics indicate the base number of FP17s or Patient Questionnaire responses are less than 100. N/A is shown where the base number of responses is less than 10 during the period. % is calculated as Quantity/Base number*100

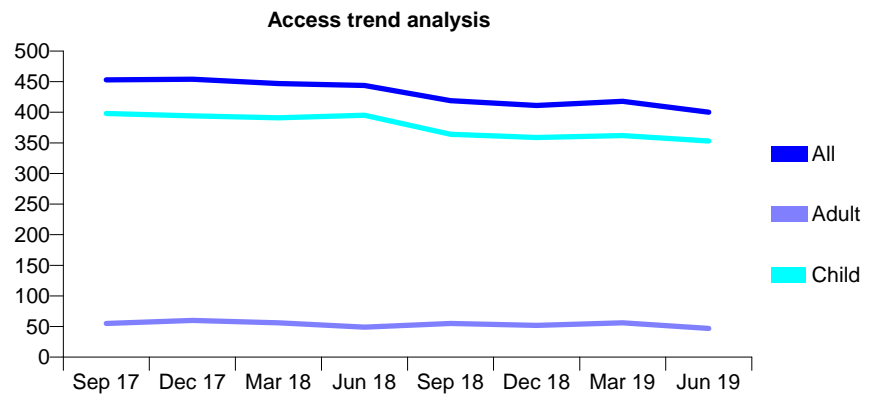
Q49 - Vital Signs At a Glance Contract Report for 105953/0001 - June 2019

Name or company name	St Helen's Dental Practice Ltd
Contract type name	GDS Contract
Purpose of contract	General
Contract start date	01/05/2011
Contract end date	

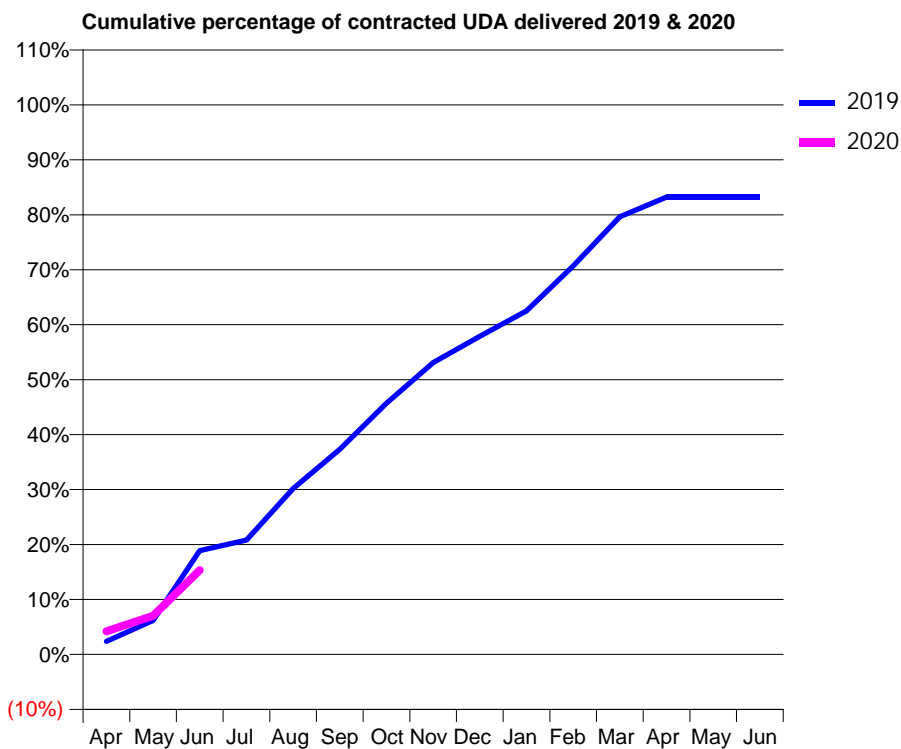
19/20 Contracted general activity (UDA)	1,000
Carry forward general activity (UDA)	0
19/20 Contracted orthodontic activity (UOA)	0
Carry forward orthodontic activity (UOA)	0
Baseline contract value	£24,145.07

ACCESS*

Patients seen in 24 months	Total	Change since previous quarter
Quarter ending June 2018	444	
Quarter ending September 2018	419	↓
Quarter ending December 2018	411	↓
Quarter ending March 2019	418	→
Quarter ending June 2019	400	↓
Variance since June 2018	(9.9%)	↓



ACTIVITY



Month	2019	2020
April	24	42
May	62	70
June	189	153
July	208	
August	302	
September	373	
October	457	
November	531	
December	579	
January	625	
February	707	
March	796	
April	832	
May	832	
June	832	

QUALITY

	Quantity	Base Number	Contract	AT	Region	England
% of FP17s for the same patient ID Re-attending within 3 months - Children	12	139	8.6%	10.2%	12.1%	11.4%
% of FP17s for the same patient ID Re-attending within 3 months - Adults	0	0	N/A	14.2%	15.6%	15.4%
% of FP17s for the same patient ID Re-attending between 3 & 9 months - Children	97	139	69.8%	58.1%	61.2%	59.8%
% of FP17s for the same patient ID Re-attending between 3 & 9 months - Adults	0	0	N/A	53.3%	54.5%	52.1%
% of FP17s for Band 1 Urgent Courses	1	108	0.9%	8.4%	9.1%	9.2%
% of FP17s Relating to Free Repair or Replacements	0	108	0.0%	1.1%	1.0%	0.7%
% of FP17s Relating to Continuations	2	108	1.9%	1.2%	1.0%	0.8%
% of Patients satisfied with the dentistry they have received	0	0	N/A	96.0%	94.2%	93.4%
% of Patients satisfied with the time they had to wait for an appointment	0	0	N/A	91.3%	88.4%	87.6%

* This is based on patients treated on this contract for their most recent course of treatment. Figures in italics indicate the base number of FP17s or Patient Questionnaire responses are less than 100. N/A is shown where the base number of responses is less than 10 during the period. % is calculated as Quantity/Base number*100

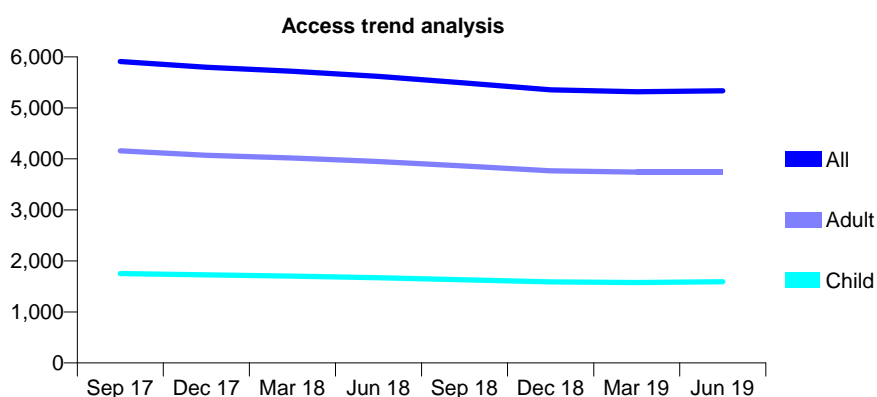
Q49 - Vital Signs At a Glance Contract Report for 106453/0001 - June 2019

Name or company name	The Whitley Dental Clinic Partnership
Contract type name	GDS Contract
Purpose of contract	General
Contract start date	01/11/2013
Contract end date	

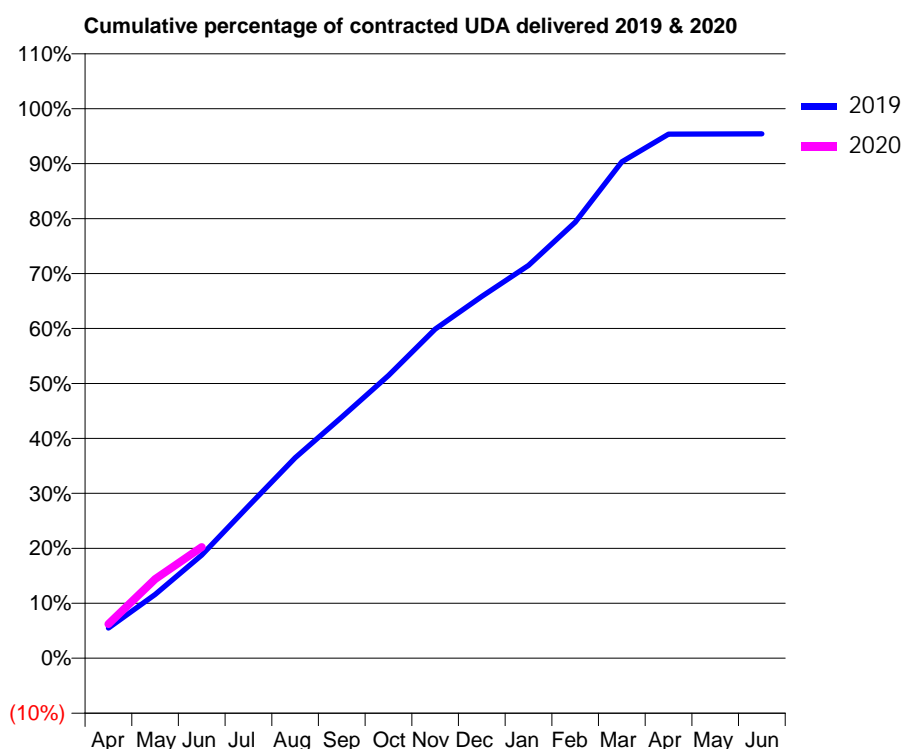
19/20 Contracted general activity (UDA)	13,393
Carry forward general activity (UDA)	0
19/20 Contracted orthodontic activity (UOA)	0
Carry forward orthodontic activity (UOA)	0
Baseline contract value	£334,087.66

ACCESS*

Patients seen in 24 months	Total	Change since previous quarter
Quarter ending June 2018	5,618	
Quarter ending September 2018	5,490	↓
Quarter ending December 2018	5,354	↓
Quarter ending March 2019	5,316	→
Quarter ending June 2019	5,334	→
Variance since June 2018	(5.1%)	↓



ACTIVITY



Month	2019	2020
April	736	832
May	1,556	1,930
June	2,514	2,710
July	3,706	
August	4,886	
September	5,875	
October	6,888	
November	8,019	
December	8,817	
January	9,572	
February	10,625	
March	12,098	
April	12,770	
May	12,775	
June	12,776	

QUALITY

	Quantity	Base Number	Contract	AT	Region	England
% of FP17s for the same patient ID Re-attending within 3 months - Children	47	626	7.5%	10.2%	12.1%	11.4%
% of FP17s for the same patient ID Re-attending within 3 months - Adults	235	1,362	17.3%	14.2%	15.6%	15.4%
% of FP17s for the same patient ID Re-attending between 3 & 9 months - Children	346	626	55.3%	58.1%	61.2%	59.8%
% of FP17s for the same patient ID Re-attending between 3 & 9 months - Adults	683	1,362	50.1%	53.3%	54.5%	52.1%
% of FP17s for Band 1 Urgent Courses	113	1,470	7.7%	8.4%	9.1%	9.2%
% of FP17s Relating to Free Repair or Replacements	19	1,470	1.3%	1.1%	1.0%	0.7%
% of FP17s Relating to Continuations	14	1,470	1.0%	1.2%	1.0%	0.8%
% of Patients satisfied with the dentistry they have received	1	1	N/A	96.0%	94.2%	93.4%
% of Patients satisfied with the time they had to wait for an appointment	0	1	N/A	91.3%	88.4%	87.6%

* This is based on patients treated on this contract for their most recent course of treatment.

Figures in italics indicate the base number of FP17s or Patient Questionnaire responses are less than 100. N/A is shown where the base number of responses is less than 10 during the period. % is calculated as Quantity/Base number*100

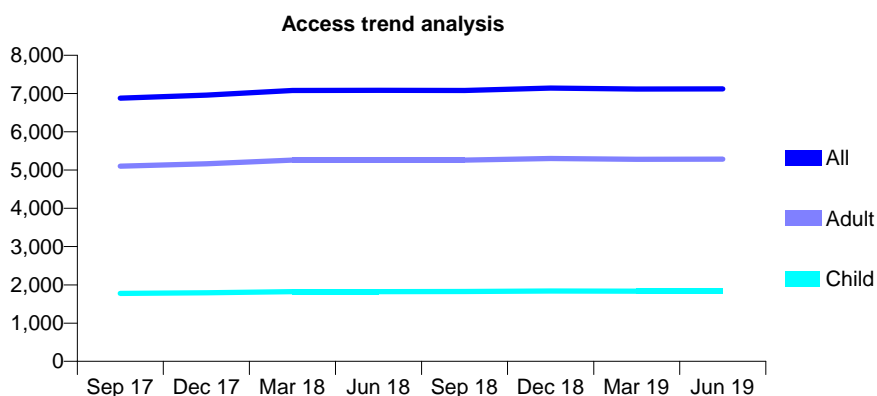
Q49 - Vital Signs At a Glance Contract Report for 109193/0001 - June 2019

Name or company name	Browns Dental Surgery
Contract type name	GDS Contract
Purpose of contract	General
Contract start date	09/10/2013
Contract end date	

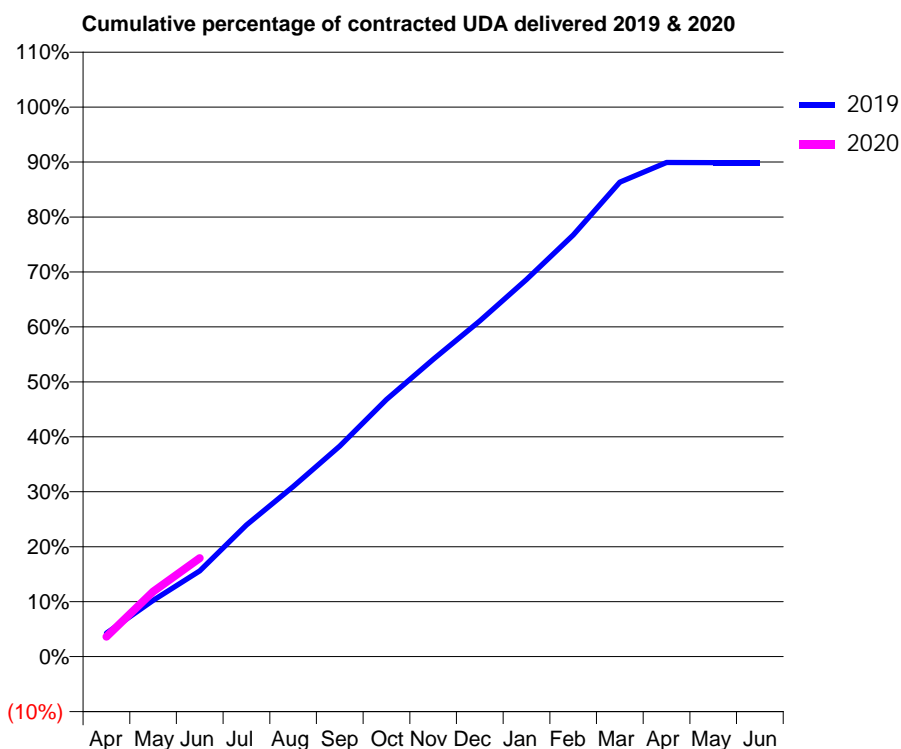
19/20 Contracted general activity (UDA)	20,354
Carry forward general activity (UDA)	0
19/20 Contracted orthodontic activity (UOA)	0
Carry forward orthodontic activity (UOA)	0
Baseline contract value	£559,025.38

ACCESS*

Patients seen in 24 months	Total	Change since previous quarter
Quarter ending June 2018	7,085	
Quarter ending September 2018	7,083	→
Quarter ending December 2018	7,143	→
Quarter ending March 2019	7,117	→
Quarter ending June 2019	7,123	→
Variance since June 2018	0.5%	→



ACTIVITY



Month	Adjusted Scheduled Activity (UDA)	
	2019	2020
April	871	738
May	2,085	2,414
June	3,172	3,646
July	4,877	
August	6,302	
September	7,799	
October	9,524	
November	11,014	
December	12,437	
January	13,971	
February	15,614	
March	17,571	
April	18,302	
May	18,297	
June	18,295	

QUALITY

	Quantity	Base Number	Contract	AT	Region	England
% of FP17s for the same patient ID Re-attending within 3 months - Children	28	546	5.1%	10.2%	12.1%	11.4%
% of FP17s for the same patient ID Re-attending within 3 months - Adults	165	1,491	11.1%	14.2%	15.6%	15.4%
% of FP17s for the same patient ID Re-attending between 3 & 9 months - Children	273	546	50.0%	58.1%	61.2%	59.8%
% of FP17s for the same patient ID Re-attending between 3 & 9 months - Adults	693	1,491	46.5%	53.3%	54.5%	52.1%
% of FP17s for Band 1 Urgent Courses	122	1,753	7.0%	8.4%	9.1%	9.2%
% of FP17s Relating to Free Repair or Replacements	40	1,753	2.3%	1.1%	1.0%	0.7%
% of FP17s Relating to Continuations	24	1,753	1.4%	1.2%	1.0%	0.8%
% of Patients satisfied with the dentistry they have received	3	3	N/A	96.0%	94.2%	93.4%
% of Patients satisfied with the time they had to wait for an appointment	3	3	N/A	91.3%	88.4%	87.6%

* This is based on patients treated on this contract for their most recent course of treatment. Figures in italics indicate the base number of FP17s or Patient Questionnaire responses are less than 100. N/A is shown where the base number of responses is less than 10 during the period. % is calculated as Quantity/Base number*100

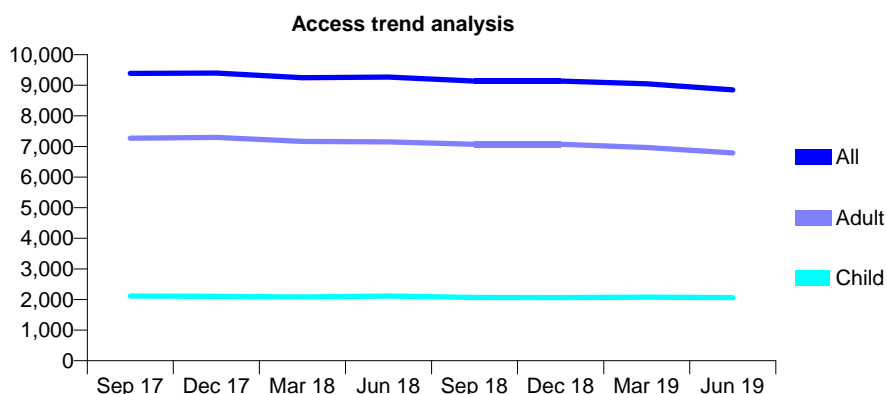
Q49 - Vital Signs At a Glance Contract Report for 109290/0001 - June 2019

Name or company name	Kenton Park Dental Practice Partnership
Contract type name	GDS Contract
Purpose of contract	General
Contract start date	01/08/2013
Contract end date	

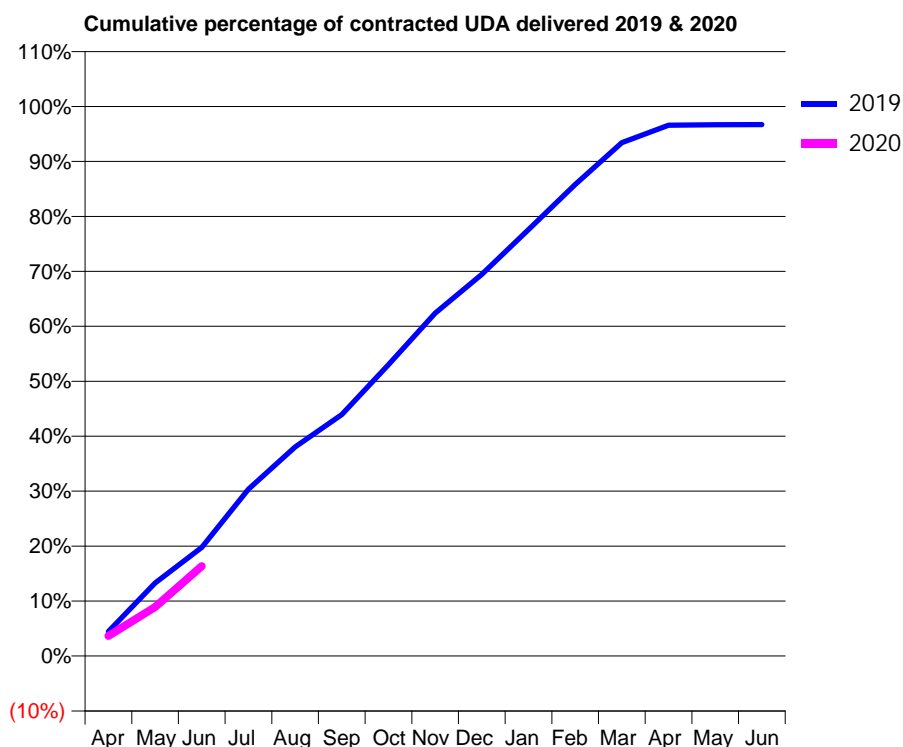
19/20 Contracted general activity (UDA)	25,000
Carry forward general activity (UDA)	0
19/20 Contracted orthodontic activity (UOA)	0
Carry forward orthodontic activity (UOA)	0
Baseline contract value	£656,927.57

ACCESS*

Patients seen in 24 months	Total	Change since previous quarter
Quarter ending June 2018	9,271	
Quarter ending September 2018	9,137	↓
Quarter ending December 2018	9,135	→
Quarter ending March 2019	9,048	→
Quarter ending June 2019	8,854	↓
Variance since June 2018	(4.5%)	↓



ACTIVITY



Month	Adjusted Scheduled Activity (UDA)	
	2019	2020
April	1,120	913
May	3,325	2,232
June	4,944	4,095
July	7,595	
August	9,518	
September	10,986	
October	13,251	
November	15,602	
December	17,358	
January	19,398	
February	21,451	
March	23,355	
April	24,140	
May	24,164	
June	24,173	

QUALITY

	Quantity	Base Number	Contract	AT	Region	England
% of FP17s for the same patient ID Re-attending within 3 months - Children	32	591	5.4%	10.2%	12.1%	11.4%
% of FP17s for the same patient ID Re-attending within 3 months - Adults	249	1,736	14.3%	14.2%	15.6%	15.4%
% of FP17s for the same patient ID Re-attending between 3 & 9 months - Children	340	591	57.5%	58.1%	61.2%	59.8%
% of FP17s for the same patient ID Re-attending between 3 & 9 months - Adults	907	1,736	52.2%	53.3%	54.5%	52.1%
% of FP17s for Band 1 Urgent Courses	195	1,967	9.9%	8.4%	9.1%	9.2%
% of FP17s Relating to Free Repair or Replacements	19	1,967	1.0%	1.1%	1.0%	0.7%
% of FP17s Relating to Continuations	39	1,967	2.0%	1.2%	1.0%	0.8%
% of Patients satisfied with the dentistry they have received	5	5	N/A	96.0%	94.2%	93.4%
% of Patients satisfied with the time they had to wait for an appointment	4	5	N/A	91.3%	88.4%	87.6%

* This is based on patients treated on this contract for their most recent course of treatment. Figures in italics indicate the base number of FP17s or Patient Questionnaire responses are less than 100. N/A is shown where the base number of responses is less than 10 during the period. % is calculated as Quantity/Base number*100

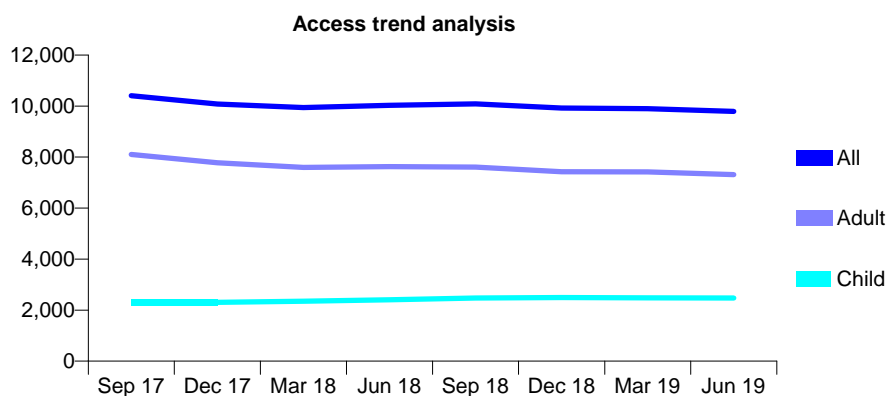
Q49 - Vital Signs At a Glance Contract Report for 109401/0002 - June 2019

Name or company name	IDH 406 Ltd
Contract type name	GDS Contract
Purpose of contract	General
Contract start date	01/05/2009
Contract end date	

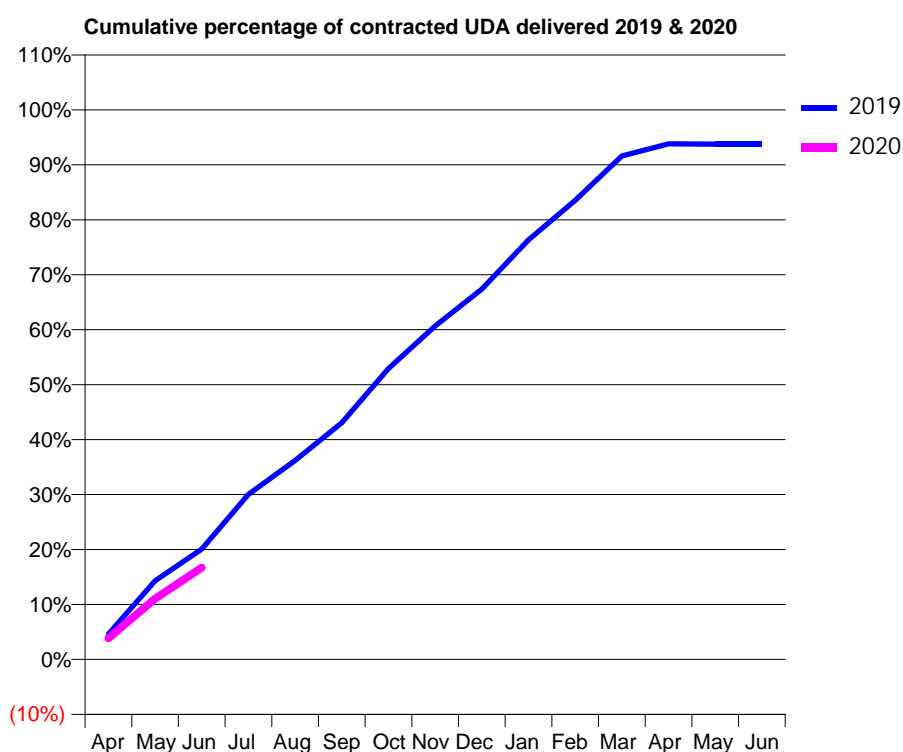
19/20 Contracted general activity (UDA)	28,624
Carry forward general activity (UDA)	0
19/20 Contracted orthodontic activity (UOA)	0
Carry forward orthodontic activity (UOA)	0
Baseline contract value	£707,158.73

ACCESS*

Patients seen in 24 months	Total	Change since previous quarter
Quarter ending June 2018	10,033	
Quarter ending September 2018	10,085	→
Quarter ending December 2018	9,923	↓
Quarter ending March 2019	9,903	→
Quarter ending June 2019	9,791	↓
Variance since June 2018	(2.4%)	↓



ACTIVITY



Month	2019	2020
April	1,324	1,109
May	4,100	3,167
June	5,750	4,782
July	8,599	
August	10,370	
September	12,327	
October	15,153	
November	17,370	
December	19,284	
January	21,852	
February	23,910	
March	26,216	
April	26,848	
May	26,840	
June	26,836	

QUALITY

	Quantity	Base Number	Contract	AT	Region	England
% of FP17s for the same patient ID Re-attending within 3 months - Children	15	714	2.1%	10.2%	12.1%	11.4%
% of FP17s for the same patient ID Re-attending within 3 months - Adults	139	2,037	6.8%	14.2%	15.6%	15.4%
% of FP17s for the same patient ID Re-attending between 3 & 9 months - Children	473	714	66.2%	58.1%	61.2%	59.8%
% of FP17s for the same patient ID Re-attending between 3 & 9 months - Adults	1,233	2,037	60.5%	53.3%	54.5%	52.1%
% of FP17s for Band 1 Urgent Courses	166	2,447	6.8%	8.4%	9.1%	9.2%
% of FP17s Relating to Free Repair or Replacements	15	2,447	0.6%	1.1%	1.0%	0.7%
% of FP17s Relating to Continuations	9	2,447	0.4%	1.2%	1.0%	0.8%
% of Patients satisfied with the dentistry they have received	3	3	N/A	96.0%	94.2%	93.4%
% of Patients satisfied with the time they had to wait for an appointment	2	3	N/A	91.3%	88.4%	87.6%

* This is based on patients treated on this contract for their most recent course of treatment. Figures in italics indicate the base number of FP17s or Patient Questionnaire responses are less than 100. N/A is shown where the base number of responses is less than 10 during the period. % is calculated as Quantity/Base number*100

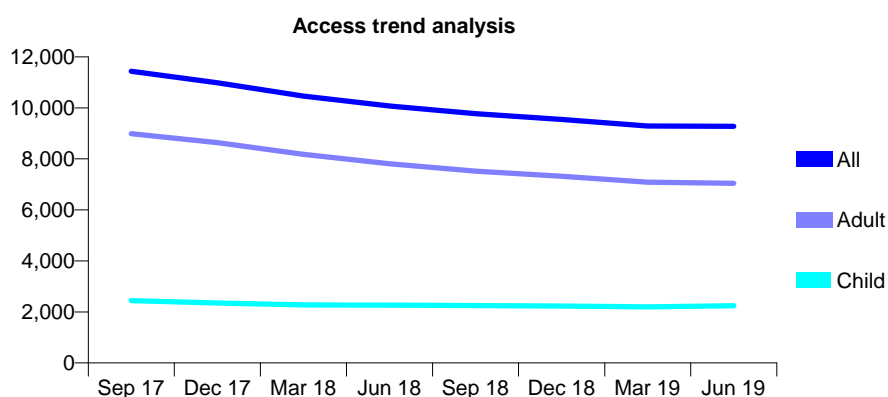
Q49 - Vital Signs At a Glance Contract Report for 116521/0001 - June 2019

Name or company name	Central Dental Practice
Contract type name	GDS Contract
Purpose of contract	General
Contract start date	01/04/2010
Contract end date	

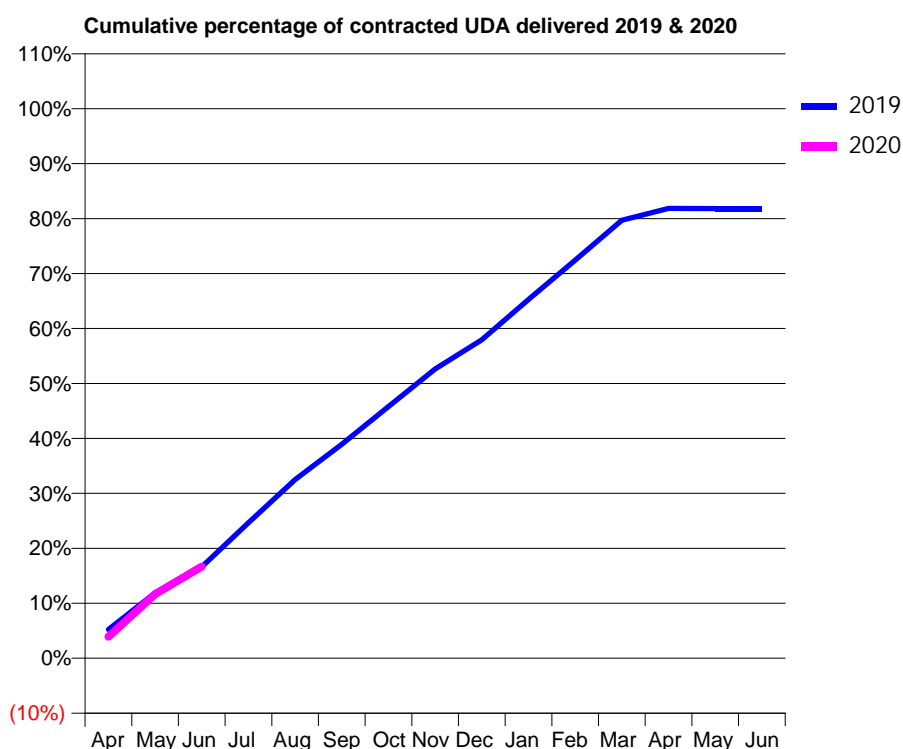
19/20 Contracted general activity (UDA)	36,564
Carry forward general activity (UDA)	0
19/20 Contracted orthodontic activity (UOA)	0
Carry forward orthodontic activity (UOA)	0
Baseline contract value	£894,710.62

ACCESS*

Patients seen in 24 months	Total	Change since previous quarter
Quarter ending June 2018	10,074	
Quarter ending September 2018	9,771	↓
Quarter ending December 2018	9,547	↓
Quarter ending March 2019	9,290	↓
Quarter ending June 2019	9,280	→
Variance since June 2018	(7.9%)	↓



ACTIVITY



Month	Adjusted Scheduled Activity (UDA)	
	2019	2020
April	1,909	1,429
May	4,354	4,261
June	6,076	6,098
July	9,018	
August	11,893	
September	14,236	
October	16,746	
November	19,252	
December	21,187	
January	23,874	
February	26,494	
March	29,132	
April	29,921	
May	29,918	
June	29,915	

QUALITY

	Quantity	Base Number	Contract	AT	Region	England
% of FP17s for the same patient ID Re-attending within 3 months - Children	34	729	4.7%	10.2%	12.1%	11.4%
% of FP17s for the same patient ID Re-attending within 3 months - Adults	252	2,119	11.9%	14.2%	15.6%	15.4%
% of FP17s for the same patient ID Re-attending between 3 & 9 months - Children	445	729	61.0%	58.1%	61.2%	59.8%
% of FP17s for the same patient ID Re-attending between 3 & 9 months - Adults	1,116	2,119	52.7%	53.3%	54.5%	52.1%
% of FP17s for Band 1 Urgent Courses	306	2,569	11.9%	8.4%	9.1%	9.2%
% of FP17s Relating to Free Repair or Replacements	29	2,569	1.1%	1.1%	1.0%	0.7%
% of FP17s Relating to Continuations	19	2,569	0.7%	1.2%	1.0%	0.8%
% of Patients satisfied with the dentistry they have received	3	3	N/A	96.0%	94.2%	93.4%
% of Patients satisfied with the time they had to wait for an appointment	3	3	N/A	91.3%	88.4%	87.6%

* This is based on patients treated on this contract for their most recent course of treatment.

Figures in italics indicate the base number of FP17s or Patient Questionnaire responses are less than 100. N/A is shown where the base number of responses is less than 10 during the period. % is calculated as Quantity/Base number*100

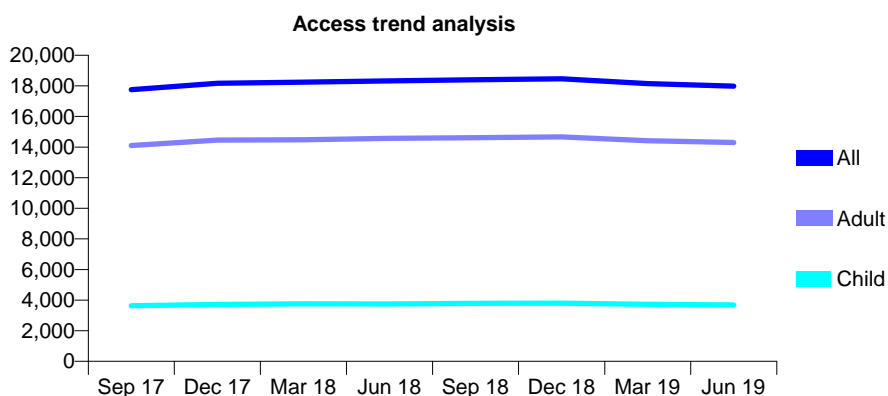
Q49 - Vital Signs At a Glance Contract Report for 116998/0001 - June 2019

Name or company name	The Cowpen and Waterloo Dental Practice
Contract type name	GDS Contract
Purpose of contract	General
Contract start date	30/07/2013
Contract end date	

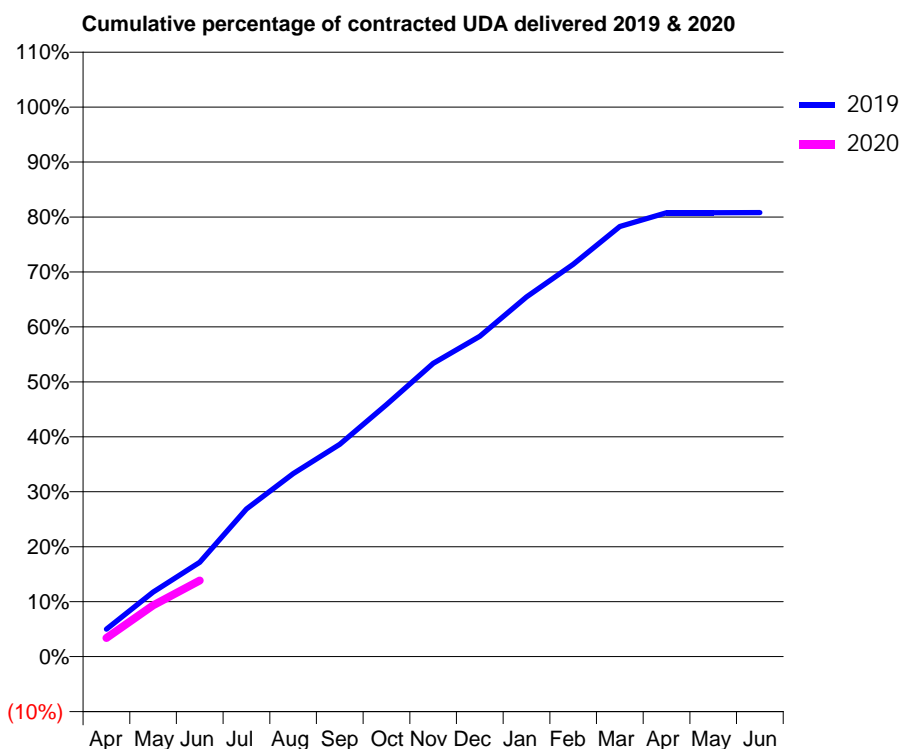
19/20 Contracted general activity (UDA)	61,155
Carry forward general activity (UDA)	0
19/20 Contracted orthodontic activity (UOA)	0
Carry forward orthodontic activity (UOA)	0
Baseline contract value	£1,937,707.94

ACCESS*

Patients seen in 24 months	Total	Change since previous quarter
Quarter ending June 2018	18,324	
Quarter ending September 2018	18,402	→
Quarter ending December 2018	18,464	→
Quarter ending March 2019	18,151	↓
Quarter ending June 2019	17,983	→
Variance since June 2018	(1.9%)	↓



ACTIVITY



Month	Adjusted Scheduled Activity (UDA)	
	2019	2020
April	2,931	2,068
May	6,923	5,700
June	10,107	8,462
July	15,816	
August	19,605	
September	22,735	
October	26,986	
November	31,407	
December	34,306	
January	38,520	
February	42,014	
March	46,063	
April	47,539	
May	47,534	
June	47,551	

QUALITY

	Quantity	Base Number	Contract	AT	Region	England
% of FP17s for the same patient ID Re-attending within 3 months - Children	72	1,022	7.0%	10.2%	12.1%	11.4%
% of FP17s for the same patient ID Re-attending within 3 months - Adults	522	3,850	13.6%	14.2%	15.6%	15.4%
% of FP17s for the same patient ID Re-attending between 3 & 9 months - Children	567	1,022	55.5%	58.1%	61.2%	59.8%
% of FP17s for the same patient ID Re-attending between 3 & 9 months - Adults	2,091	3,850	54.3%	53.3%	54.5%	52.1%
% of FP17s for Band 1 Urgent Courses	393	4,271	9.2%	8.4%	9.1%	9.2%
% of FP17s Relating to Free Repair or Replacements	50	4,271	1.2%	1.1%	1.0%	0.7%
% of FP17s Relating to Continuations	75	4,271	1.8%	1.2%	1.0%	0.8%
% of Patients satisfied with the dentistry they have received	6	7	N/A	96.0%	94.2%	93.4%
% of Patients satisfied with the time they had to wait for an appointment	6	7	N/A	91.3%	88.4%	87.6%

* This is based on patients treated on this contract for their most recent course of treatment. Figures in italics indicate the base number of FP17s or Patient Questionnaire responses are less than 100. N/A is shown where the base number of responses is less than 10 during the period. % is calculated as Quantity/Base number*100

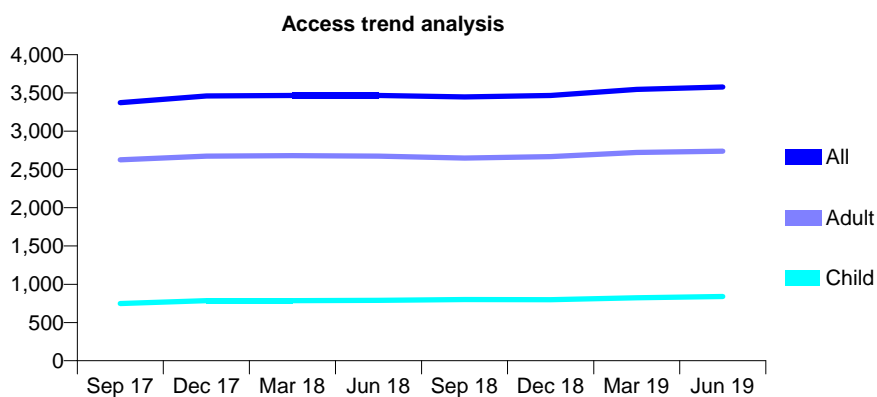
Q49 - Vital Signs At a Glance Contract Report for 123145/0001 - June 2019

Name or company name	Melita Dental Practice Limited
Contract type name	GDS Contract
Purpose of contract	General
Contract start date	01/11/2012
Contract end date	

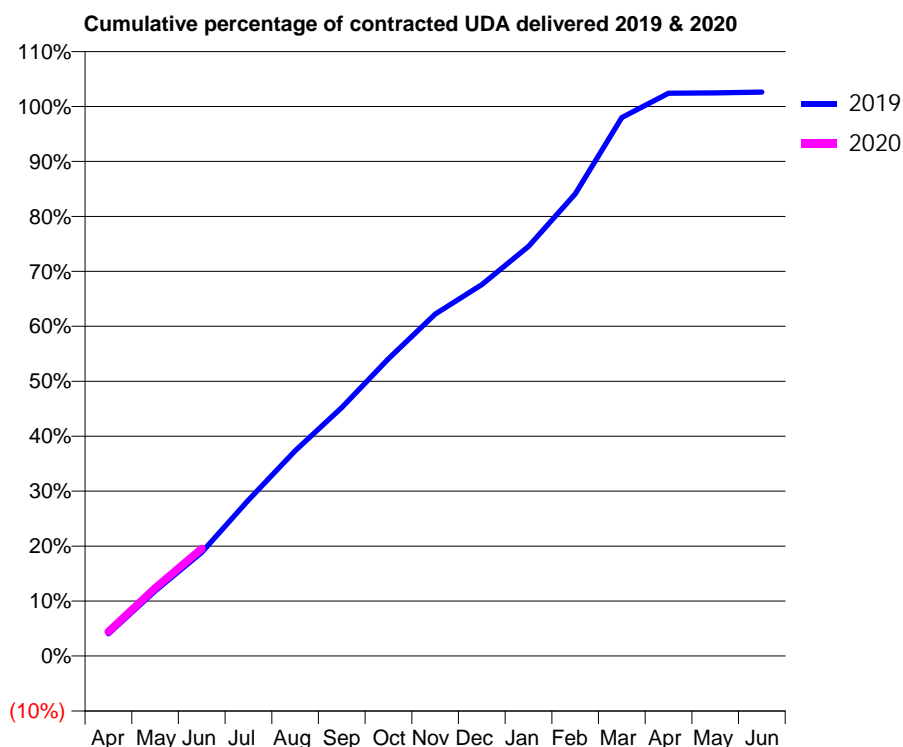
19/20 Contracted general activity (UDA)	8,408
Carry forward general activity (UDA)	0
19/20 Contracted orthodontic activity (UOA)	0
Carry forward orthodontic activity (UOA)	0
Baseline contract value	£186,671.38

ACCESS*

Patients seen in 24 months	Total	Change since previous quarter
Quarter ending June 2018	3,465	
Quarter ending September 2018	3,448	→
Quarter ending December 2018	3,465	→
Quarter ending March 2019	3,546	↑
Quarter ending June 2019	3,578	→
Variance since June 2018	3.3%	↑



ACTIVITY



Month	Adjusted Scheduled Activity (UDA)	
	2019	2020
April	339	371
May	994	1,040
June	1,586	1,642
July	2,386	
August	3,141	
September	3,802	
October	4,549	
November	5,230	
December	5,680	
January	6,267	
February	7,071	
March	8,237	
April	8,612	
May	8,615	
June	8,628	

QUALITY

	Quantity	Base Number	Contract	AT	Region	England
% of FP17s for the same patient ID Re-attending within 3 months - Children	24	315	7.6%	10.2%	12.1%	11.4%
% of FP17s for the same patient ID Re-attending within 3 months - Adults	146	1,045	14.0%	14.2%	15.6%	15.4%
% of FP17s for the same patient ID Re-attending between 3 & 9 months - Children	206	315	65.4%	58.1%	61.2%	59.8%
% of FP17s for the same patient ID Re-attending between 3 & 9 months - Adults	669	1,045	64.0%	53.3%	54.5%	52.1%
% of FP17s for Band 1 Urgent Courses	122	1,017	12.0%	8.4%	9.1%	9.2%
% of FP17s Relating to Free Repair or Replacements	4	1,017	0.4%	1.1%	1.0%	0.7%
% of FP17s Relating to Continuations	4	1,017	0.4%	1.2%	1.0%	0.8%
% of Patients satisfied with the dentistry they have received	1	1	N/A	96.0%	94.2%	93.4%
% of Patients satisfied with the time they had to wait for an appointment	1	1	N/A	91.3%	88.4%	87.6%

* This is based on patients treated on this contract for their most recent course of treatment. Figures in italics indicate the base number of FP17s or Patient Questionnaire responses are less than 100. N/A is shown where the base number of responses is less than 10 during the period. % is calculated as Quantity/Base number*100

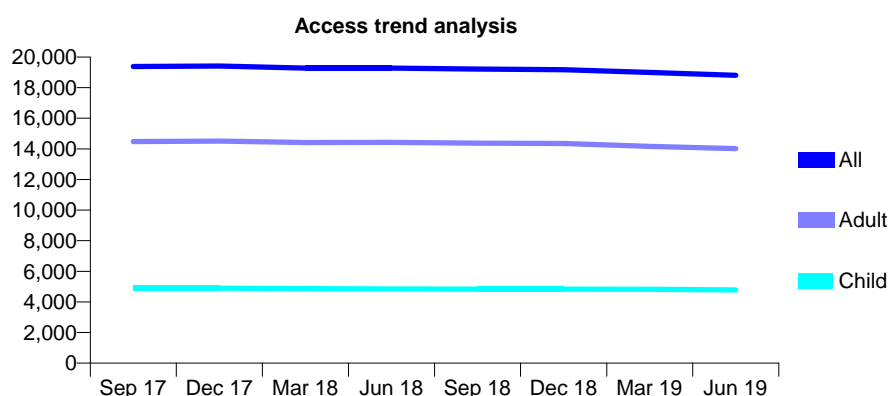
Q49 - Vital Signs At a Glance Contract Report for 126624/0001 - June 2019

Name or company name	The Killingworth Dental Practice Partnership
Contract type name	GDS Contract
Purpose of contract	General and Orthodontic
Contract start date	01/05/2013
Contract end date	

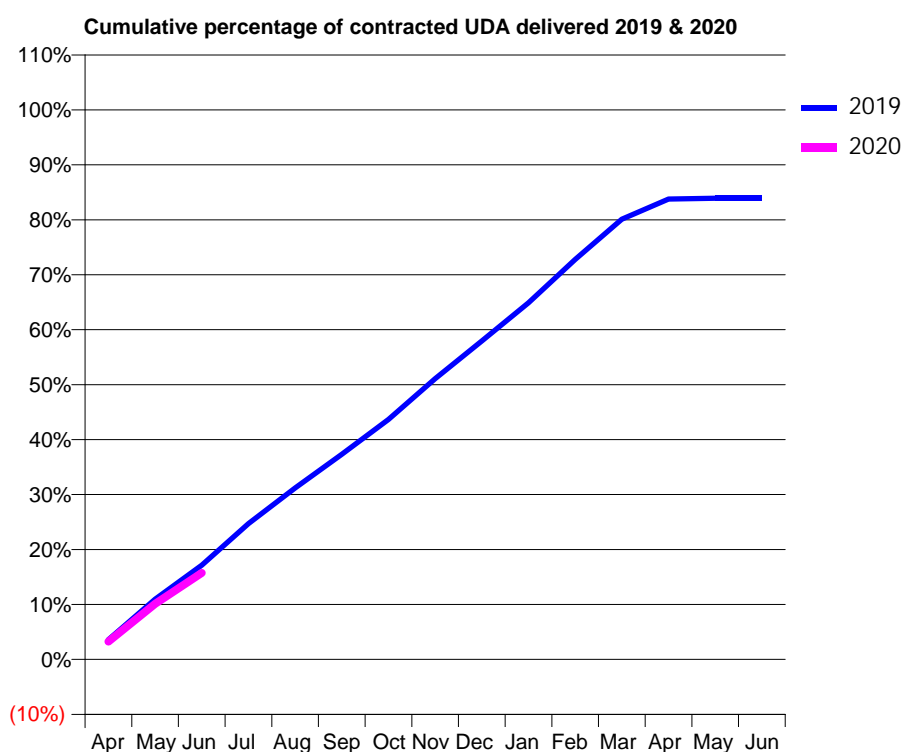
19/20 Contracted general activity (UDA)	58,286
Carry forward general activity (UDA)	0
19/20 Contracted orthodontic activity (UOA)	2,619
Carry forward orthodontic activity (UOA)	0
Baseline contract value	£1,913,686.38

ACCESS*

Patients seen in 24 months	Total	Change since previous quarter
Quarter ending June 2018	19,284	
Quarter ending September 2018	19,213	→
Quarter ending December 2018	19,180	→
Quarter ending March 2019	18,990	→
Quarter ending June 2019	18,811	→
Variance since June 2018	(2.5%)	↓



ACTIVITY



Month	Adjusted Scheduled Activity (UDA)	
	2019	2020
April	2,104	1,904
May	6,392	5,906
June	9,994	9,167
July	14,403	
August	18,191	
September	21,762	
October	25,453	
November	29,785	
December	33,766	
January	37,835	
February	42,426	
March	46,690	
April	48,832	
May	48,902	
June	48,912	

QUALITY

	Quantity	Base Number	Contract	AT	Region	England
% of FP17s for the same patient ID Re-attending within 3 months - Children	92	1,320	7.0%	10.2%	12.1%	11.4%
% of FP17s for the same patient ID Re-attending within 3 months - Adults	557	3,802	14.7%	14.2%	15.6%	15.4%
% of FP17s for the same patient ID Re-attending between 3 & 9 months - Children	670	1,320	50.8%	58.1%	61.2%	59.8%
% of FP17s for the same patient ID Re-attending between 3 & 9 months - Adults	1,754	3,802	46.1%	53.3%	54.5%	52.1%
% of FP17s for Band 1 Urgent Courses	454	4,282	10.6%	8.4%	9.1%	9.2%
% of FP17s Relating to Free Repair or Replacements	51	4,282	1.2%	1.1%	1.0%	0.7%
% of FP17s Relating to Continuations	67	4,282	1.6%	1.2%	1.0%	0.8%
% of Patients satisfied with the dentistry they have received	11	11	100.0%	96.0%	94.2%	93.4%
% of Patients satisfied with the time they had to wait for an appointment	9	11	81.8%	91.3%	88.4%	87.6%

* This is based on patients treated on this contract for their most recent course of treatment. Figures in italics indicate the base number of FP17s or Patient Questionnaire responses are less than 100. N/A is shown where the base number of responses is less than 10 during the period. % is calculated as Quantity/Base number*100

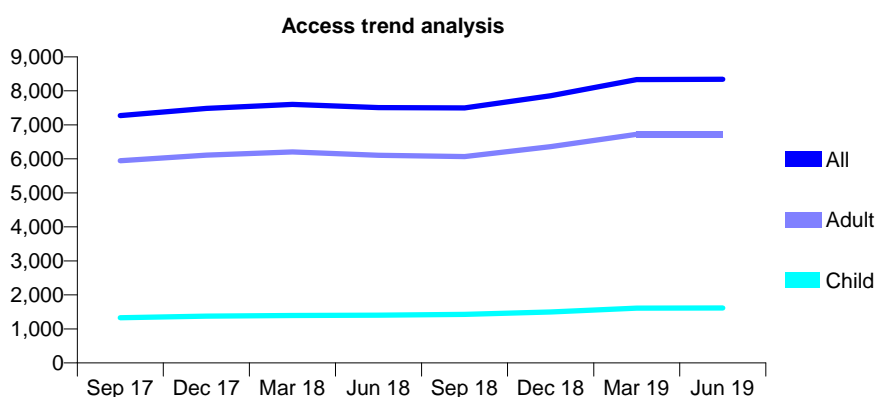
Q49 - Vital Signs At a Glance Contract Report for 127825/0001 - June 2019

Name or company name	Chandlers Lane Dental Practice Ltd
Contract type name	GDS Contract
Purpose of contract	General and Orthodontic
Contract start date	01/05/2011
Contract end date	

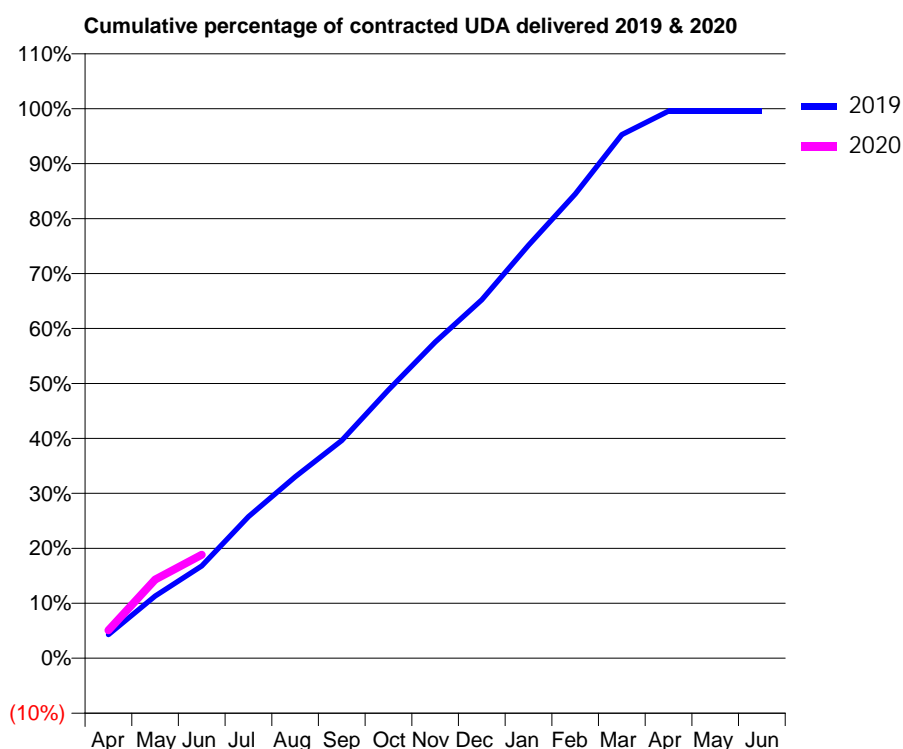
19/20 Contracted general activity (UDA)	20,958
Carry forward general activity (UDA)	0
19/20 Contracted orthodontic activity (UOA)	0
Carry forward orthodontic activity (UOA)	0
Baseline contract value	£527,523.51

ACCESS*

Patients seen in 24 months	Total	Change since previous quarter
Quarter ending June 2018	7,507	
Quarter ending September 2018	7,499	→
Quarter ending December 2018	7,858	↑
Quarter ending March 2019	8,332	↑
Quarter ending June 2019	8,341	→
Variance since June 2018	11.1%	↑



ACTIVITY



Month	2019	2020
April	993	1,066
May	2,609	3,003
June	3,871	3,947
July	5,937	
August	7,613	
September	9,135	
October	11,259	
November	13,262	
December	15,036	
January	17,324	
February	19,473	
March	21,962	
April	22,951	
May	22,949	
June	22,949	

QUALITY

	Quantity	Base Number	Contract	AT	Region	England
% of FP17s for the same patient ID Re-attending within 3 months - Children	29	567	5.1%	10.2%	12.1%	11.4%
% of FP17s for the same patient ID Re-attending within 3 months - Adults	227	2,385	9.5%	14.2%	15.6%	15.4%
% of FP17s for the same patient ID Re-attending between 3 & 9 months - Children	445	567	78.5%	58.1%	61.2%	59.8%
% of FP17s for the same patient ID Re-attending between 3 & 9 months - Adults	1,678	2,385	70.4%	53.3%	54.5%	52.1%
% of FP17s for Band 1 Urgent Courses	98	2,412	4.1%	8.4%	9.1%	9.2%
% of FP17s Relating to Free Repair or Replacements	14	2,412	0.6%	1.1%	1.0%	0.7%
% of FP17s Relating to Continuations	26	2,412	1.1%	1.2%	1.0%	0.8%
% of Patients satisfied with the dentistry they have received	7	7	N/A	96.0%	94.2%	93.4%
% of Patients satisfied with the time they had to wait for an appointment	7	7	N/A	91.3%	88.4%	87.6%

* This is based on patients treated on this contract for their most recent course of treatment.

Figures in italics indicate the base number of FP17s or Patient Questionnaire responses are less than 100. N/A is shown where the base number of responses is less than 10 during the period. % is calculated as Quantity/Base number*100

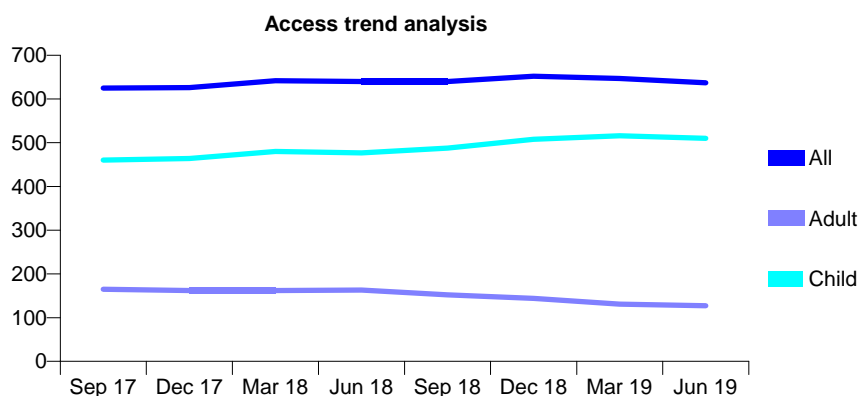
Q49 - Vital Signs At a Glance Contract Report for 128147/0001 - June 2019

Name or company name	Derwent Dental Care Limited
Contract type name	GDS Contract
Purpose of contract	General
Contract start date	11/03/2011
Contract end date	

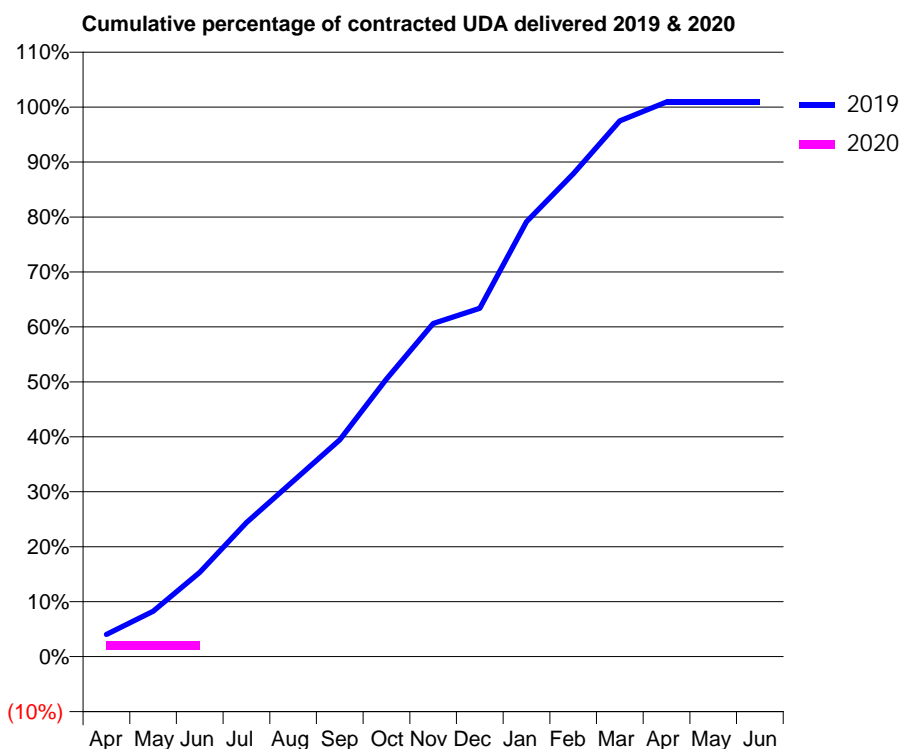
19/20 Contracted general activity (UDA)	1,700
Carry forward general activity (UDA)	0
19/20 Contracted orthodontic activity (UOA)	0
Carry forward orthodontic activity (UOA)	0
Baseline contract value	£41,609.69

ACCESS*

Patients seen in 24 months	Total	Change since previous quarter
Quarter ending June 2018	640	
Quarter ending September 2018	640	→
Quarter ending December 2018	652	→
Quarter ending March 2019	647	→
Quarter ending June 2019	637	↓
Variance since June 2018	(0.5%)	→



ACTIVITY



Month	Adjusted Scheduled Activity (UDA)	
	2019	2020
April	69	35
May	141	35
June	261	35
July	415	
August	543	
September	670	
October	859	
November	1,030	
December	1,078	
January	1,346	
February	1,493	
March	1,657	
April	1,715	
May	1,715	
June	1,715	

QUALITY

	Quantity	Base Number	Contract	AT	Region	England
% of FP17s for the same patient ID Re-attending within 3 months - Children	8	62	12.9%	10.2%	12.1%	11.4%
% of FP17s for the same patient ID Re-attending within 3 months - Adults	0	2	0.0%	14.2%	15.6%	15.4%
% of FP17s for the same patient ID Re-attending between 3 & 9 months - Children	39	62	62.9%	58.1%	61.2%	59.8%
% of FP17s for the same patient ID Re-attending between 3 & 9 months - Adults	2	2	100.0%	53.3%	54.5%	52.1%
% of FP17s for Band 1 Urgent Courses	0	27	0.0%	8.4%	9.1%	9.2%
% of FP17s Relating to Free Repair or Replacements	0	27	0.0%	1.1%	1.0%	0.7%
% of FP17s Relating to Continuations	3	27	11.1%	1.2%	1.0%	0.8%
% of Patients satisfied with the dentistry they have received	0	0	N/A	96.0%	94.2%	93.4%
% of Patients satisfied with the time they had to wait for an appointment	0	0	N/A	91.3%	88.4%	87.6%

* This is based on patients treated on this contract for their most recent course of treatment. Figures in italics indicate the base number of FP17s or Patient Questionnaire responses are less than 100. N/A is shown where the base number of responses is less than 10 during the period. % is calculated as Quantity/Base number*100

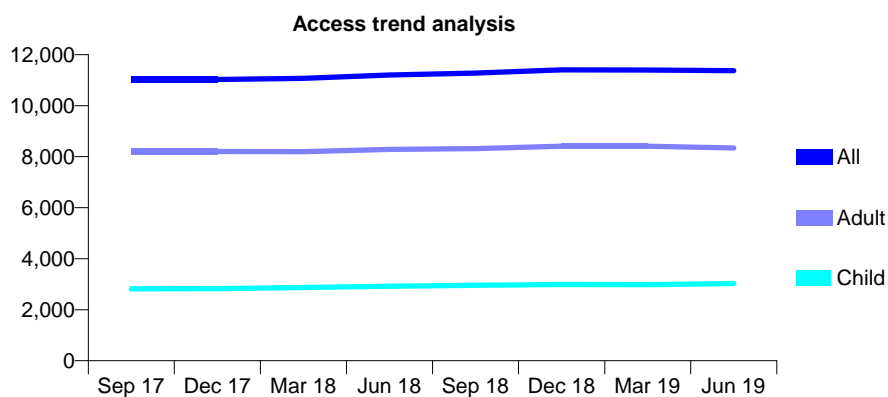
Q49 - Vital Signs At a Glance Contract Report for 130974/0001 - June 2019

Name or company name	Heaton and Blakelaw Partnership
Contract type name	GDS Contract
Purpose of contract	General
Contract start date	27/10/2014
Contract end date	

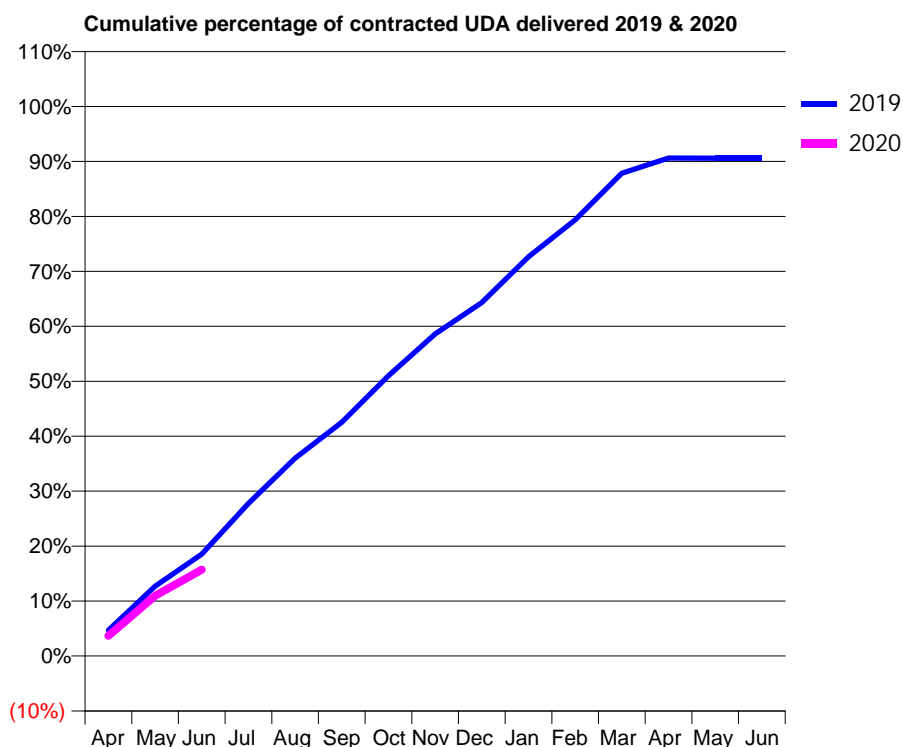
19/20 Contracted general activity (UDA)	39,634
Carry forward general activity (UDA)	0
19/20 Contracted orthodontic activity (UOA)	0
Carry forward orthodontic activity (UOA)	0
Baseline contract value	£951,708.05

ACCESS*

Patients seen in 24 months	Total	Change since previous quarter
Quarter ending June 2018	11,203	
Quarter ending September 2018	11,276	→
Quarter ending December 2018	11,399	→
Quarter ending March 2019	11,396	→
Quarter ending June 2019	11,372	→
Variance since June 2018	1.5%	→



ACTIVITY



Month	Adjusted Scheduled Activity (UDA)	
	2019	2020
April	1,870	1,459
May	5,032	4,342
June	7,348	6,224
July	11,011	
August	14,272	
September	16,855	
October	20,209	
November	23,228	
December	25,497	
January	28,788	
February	31,455	
March	34,807	
April	35,909	
May	35,896	
June	35,896	

QUALITY

	Quantity	Base Number	Contract	AT	Region	England
% of FP17s for the same patient ID Re-attending within 3 months - Children	48	920	5.2%	10.2%	12.1%	11.4%
% of FP17s for the same patient ID Re-attending within 3 months - Adults	269	2,188	12.3%	14.2%	15.6%	15.4%
% of FP17s for the same patient ID Re-attending between 3 & 9 months - Children	526	920	57.2%	58.1%	61.2%	59.8%
% of FP17s for the same patient ID Re-attending between 3 & 9 months - Adults	1,221	2,188	55.8%	53.3%	54.5%	52.1%
% of FP17s for Band 1 Urgent Courses	125	2,715	4.6%	8.4%	9.1%	9.2%
% of FP17s Relating to Free Repair or Replacements	34	2,715	1.3%	1.1%	1.0%	0.7%
% of FP17s Relating to Continuations	44	2,715	1.6%	1.2%	1.0%	0.8%
% of Patients satisfied with the dentistry they have received	6	6	N/A	96.0%	94.2%	93.4%
% of Patients satisfied with the time they had to wait for an appointment	6	6	N/A	91.3%	88.4%	87.6%

* This is based on patients treated on this contract for their most recent course of treatment.

Figures in italics indicate the base number of FP17s or Patient Questionnaire responses are less than 100. N/A is shown where the base number of responses is less than 10 during the period. % is calculated as Quantity/Base number*100

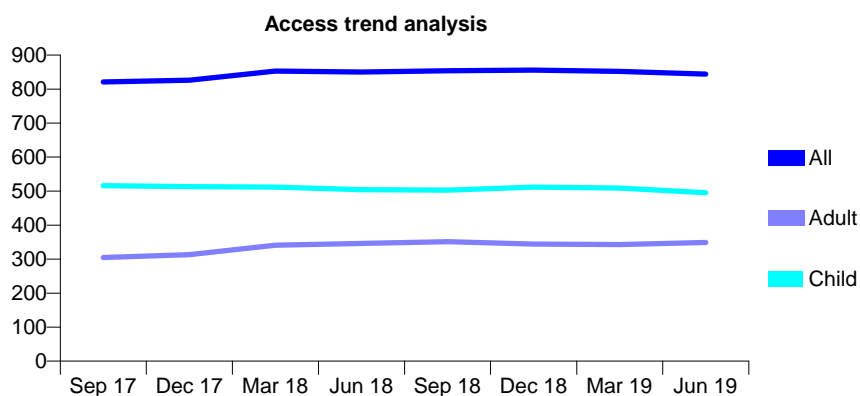
Q49 - Vital Signs At a Glance Contract Report for 131962/0001 - June 2019

Name or company name	Gateshead Lobley Hill Partnership
Contract type name	GDS Contract
Purpose of contract	General
Contract start date	01/07/2013
Contract end date	

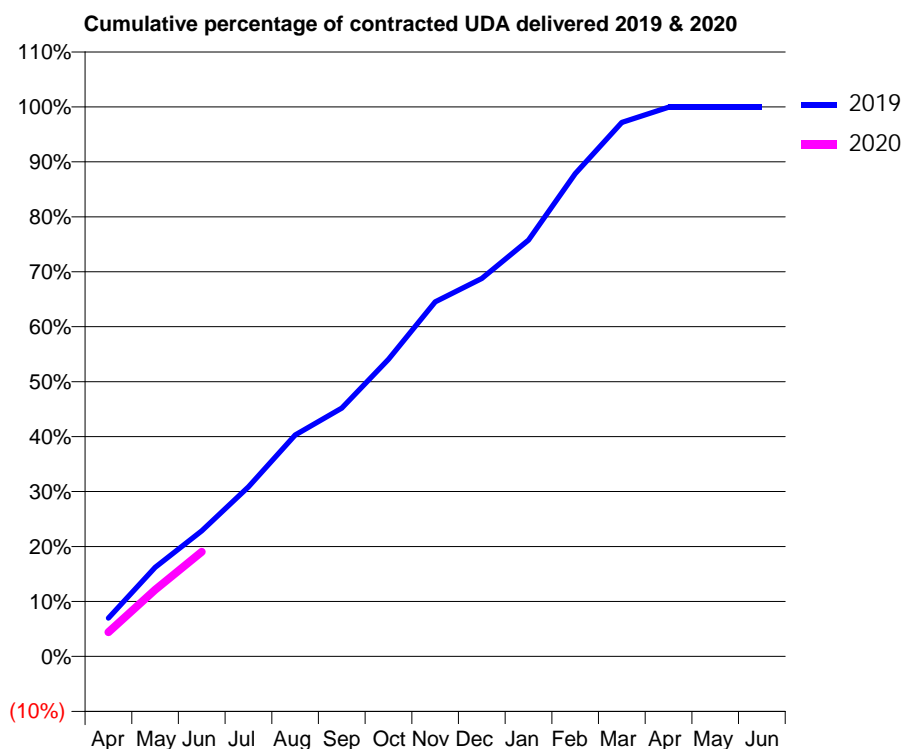
19/20 Contracted general activity (UDA)	2,475
Carry forward general activity (UDA)	0
19/20 Contracted orthodontic activity (UOA)	0
Carry forward orthodontic activity (UOA)	0
Baseline contract value	£69,364.73

ACCESS*

Patients seen in 24 months	Total	Change since previous quarter
Quarter ending June 2018	850	
Quarter ending September 2018	854	→
Quarter ending December 2018	856	→
Quarter ending March 2019	852	→
Quarter ending June 2019	844	→
Variance since June 2018	(0.7%)	→



ACTIVITY



Month	2019	2020
April	173	110
May	401	300
June	566	471
July	764	
August	998	
September	1,118	
October	1,338	
November	1,597	
December	1,702	
January	1,875	
February	2,175	
March	2,405	
April	2,474	
May	2,474	
June	2,474	

QUALITY

	Quantity	Base Number	Contract	AT	Region	England
% of FP17s for the same patient ID Re-attending within 3 months - Children	25	221	11.3%	10.2%	12.1%	11.4%
% of FP17s for the same patient ID Re-attending within 3 months - Adults	14	112	12.5%	14.2%	15.6%	15.4%
% of FP17s for the same patient ID Re-attending between 3 & 9 months - Children	172	221	77.8%	58.1%	61.2%	59.8%
% of FP17s for the same patient ID Re-attending between 3 & 9 months - Adults	75	112	67.0%	53.3%	54.5%	52.1%
% of FP17s for Band 1 Urgent Courses	15	293	5.1%	8.4%	9.1%	9.2%
% of FP17s Relating to Free Repair or Replacements	1	293	0.3%	1.1%	1.0%	0.7%
% of FP17s Relating to Continuations	6	293	2.0%	1.2%	1.0%	0.8%
% of Patients satisfied with the dentistry they have received	0	0	N/A	96.0%	94.2%	93.4%
% of Patients satisfied with the time they had to wait for an appointment	0	0	N/A	91.3%	88.4%	87.6%

* This is based on patients treated on this contract for their most recent course of treatment. Figures in italics indicate the base number of FP17s or Patient Questionnaire responses are less than 100. N/A is shown where the base number of responses is less than 10 during the period. % is calculated as Quantity/Base number*100

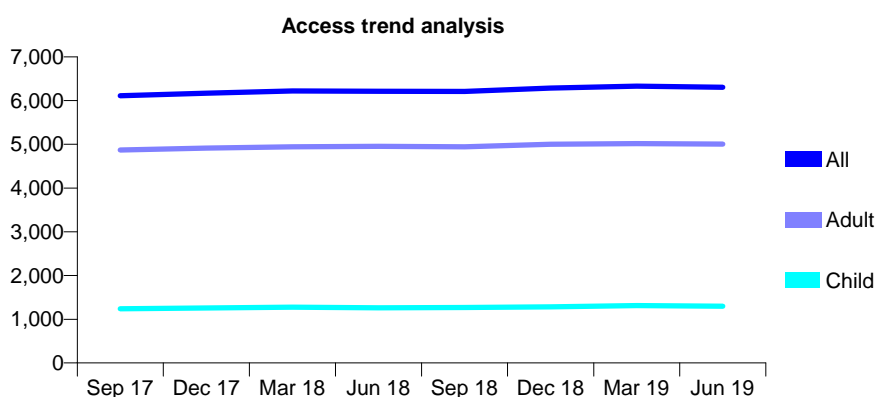
Q49 - Vital Signs At a Glance Contract Report for 132098/0001 - June 2019

Name or company name	Ryton Dental Clinic
Contract type name	GDS Contract
Purpose of contract	General
Contract start date	01/11/2014
Contract end date	

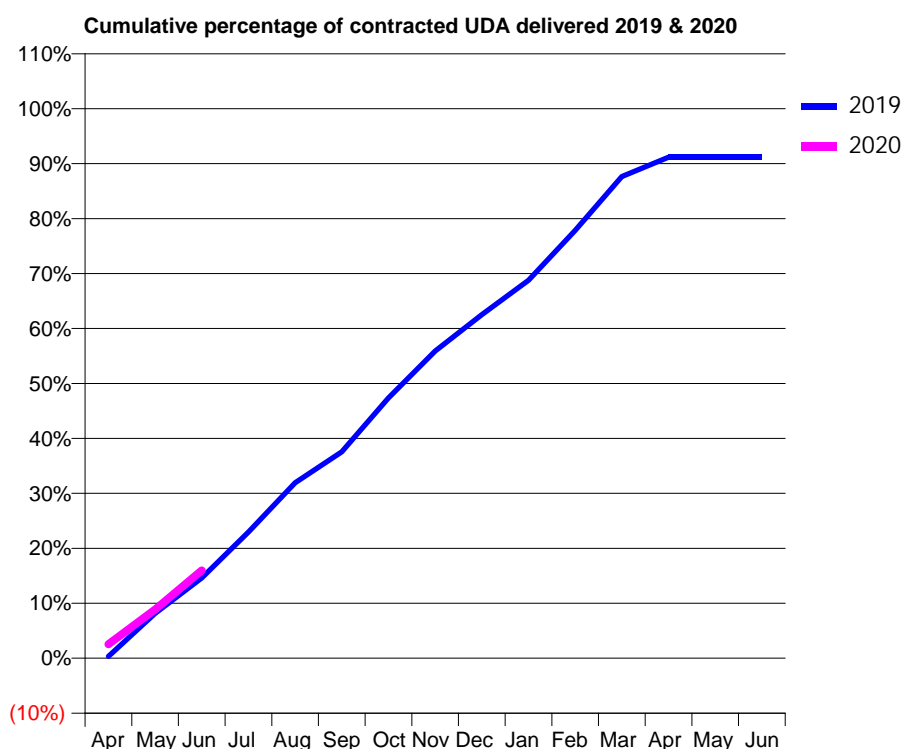
19/20 Contracted general activity (UDA)	20,000
Carry forward general activity (UDA)	0
19/20 Contracted orthodontic activity (UOA)	0
Carry forward orthodontic activity (UOA)	0
Baseline contract value	£470,613.94

ACCESS*

Patients seen in 24 months	Total	Change since previous quarter
Quarter ending June 2018	6,216	
Quarter ending September 2018	6,208	→
Quarter ending December 2018	6,285	→
Quarter ending March 2019	6,329	→
Quarter ending June 2019	6,303	→
Variance since June 2018	1.4%	→



ACTIVITY



Month	2019	2020
April	65	513
May	1,635	1,774
June	2,918	3,194
July	4,596	
August	6,382	
September	7,510	
October	9,476	
November	11,179	
December	12,500	
January	13,753	
February	15,570	
March	17,529	
April	18,231	
May	18,232	
June	18,232	

QUALITY

	Quantity	Base Number	Contract	AT	Region	England
% of FP17s for the same patient ID Re-attending within 3 months - Children	40	512	7.8%	10.2%	12.1%	11.4%
% of FP17s for the same patient ID Re-attending within 3 months - Adults	176	1,689	10.4%	14.2%	15.6%	15.4%
% of FP17s for the same patient ID Re-attending between 3 & 9 months - Children	352	512	68.8%	58.1%	61.2%	59.8%
% of FP17s for the same patient ID Re-attending between 3 & 9 months - Adults	1,127	1,689	66.7%	53.3%	54.5%	52.1%
% of FP17s for Band 1 Urgent Courses	90	1,564	5.8%	8.4%	9.1%	9.2%
% of FP17s Relating to Free Repair or Replacements	19	1,564	1.2%	1.1%	1.0%	0.7%
% of FP17s Relating to Continuations	21	1,564	1.3%	1.2%	1.0%	0.8%
% of Patients satisfied with the dentistry they have received	4	4	N/A	96.0%	94.2%	93.4%
% of Patients satisfied with the time they had to wait for an appointment	4	4	N/A	91.3%	88.4%	87.6%

* This is based on patients treated on this contract for their most recent course of treatment.

Figures in italics indicate the base number of FP17s or Patient Questionnaire responses are less than 100. N/A is shown where the base number of responses is less than 10 during the period. % is calculated as Quantity/Base number*100

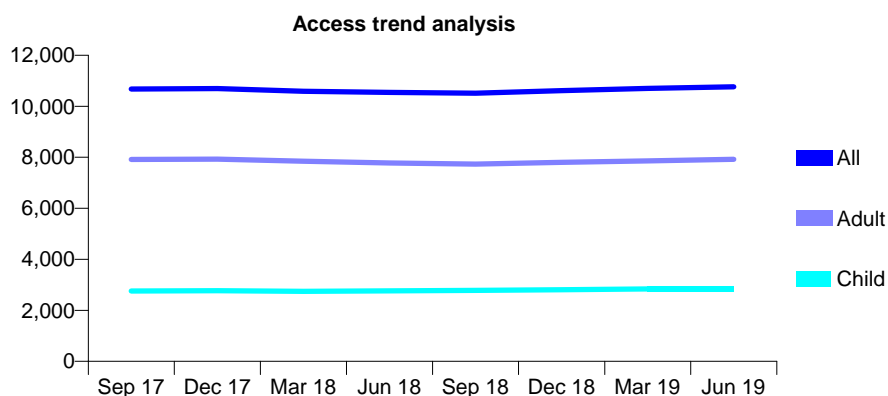
Q49 - Vital Signs At a Glance Contract Report for 133639/0001 - June 2019

Name or company name	DP Rundle Dentalcare Partnership
Contract type name	GDS Contract
Purpose of contract	General
Contract start date	20/01/2014
Contract end date	

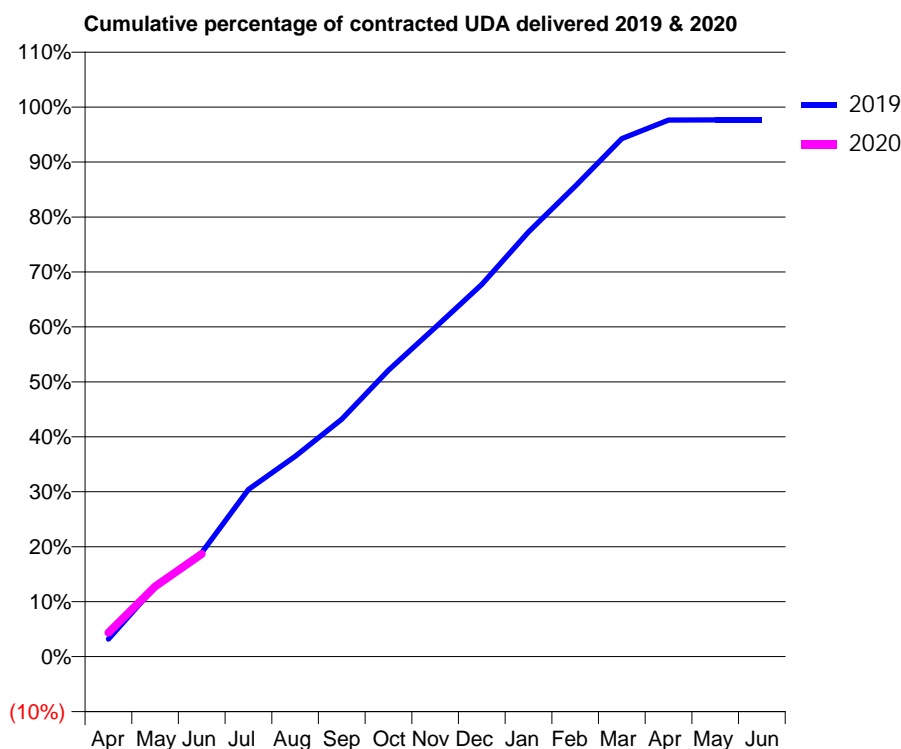
19/20 Contracted general activity (UDA)	27,000
Carry forward general activity (UDA)	0
19/20 Contracted orthodontic activity (UOA)	0
Carry forward orthodontic activity (UOA)	0
Baseline contract value	£804,790.69

ACCESS*

Patients seen in 24 months	Total	Change since previous quarter
Quarter ending June 2018	10,544	
Quarter ending September 2018	10,511	→
Quarter ending December 2018	10,610	→
Quarter ending March 2019	10,699	→
Quarter ending June 2019	10,764	→
Variance since June 2018	2.1%	↑



ACTIVITY



Month	Adjusted Scheduled Activity (UDA)	
	2019	2020
April	865	1,178
May	3,433	3,452
June	5,104	5,042
July	8,216	
August	9,835	
September	11,664	
October	14,070	
November	16,176	
December	18,282	
January	20,867	
February	23,109	
March	25,450	
April	26,362	
May	26,371	
June	26,369	

QUALITY

	Quantity	Base Number	Contract	AT	Region	England
% of FP17s for the same patient ID Re-attending within 3 months - Children	46	840	5.5%	10.2%	12.1%	11.4%
% of FP17s for the same patient ID Re-attending within 3 months - Adults	361	2,317	15.6%	14.2%	15.6%	15.4%
% of FP17s for the same patient ID Re-attending between 3 & 9 months - Children	422	840	50.2%	58.1%	61.2%	59.8%
% of FP17s for the same patient ID Re-attending between 3 & 9 months - Adults	1,123	2,317	48.5%	53.3%	54.5%	52.1%
% of FP17s for Band 1 Urgent Courses	264	2,655	9.9%	8.4%	9.1%	9.2%
% of FP17s Relating to Free Repair or Replacements	9	2,655	0.3%	1.1%	1.0%	0.7%
% of FP17s Relating to Continuations	34	2,655	1.3%	1.2%	1.0%	0.8%
% of Patients satisfied with the dentistry they have received	5	5	N/A	96.0%	94.2%	93.4%
% of Patients satisfied with the time they had to wait for an appointment	5	5	N/A	91.3%	88.4%	87.6%

* This is based on patients treated on this contract for their most recent course of treatment. Figures in italics indicate the base number of FP17s or Patient Questionnaire responses are less than 100. N/A is shown where the base number of responses is less than 10 during the period. % is calculated as Quantity/Base number*100

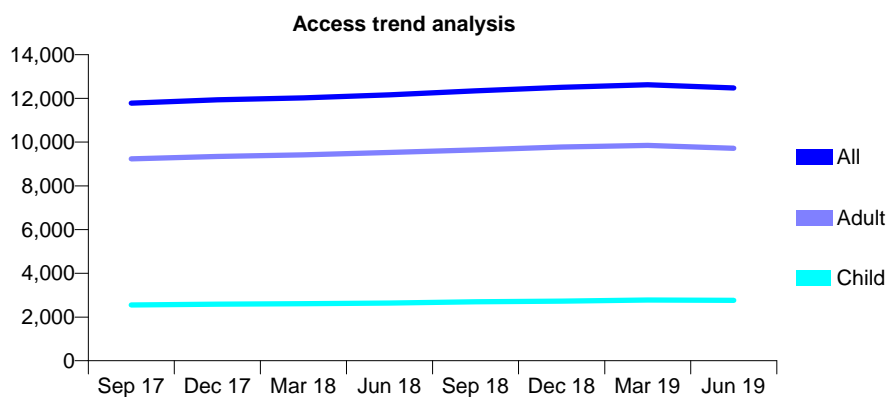
Q49 - Vital Signs At a Glance Contract Report for 134058/0001 - June 2019

Name or company name	Alison Brett Dental Care LLP
Contract type name	GDS Contract
Purpose of contract	General and Orthodontic
Contract start date	01/08/2012
Contract end date	

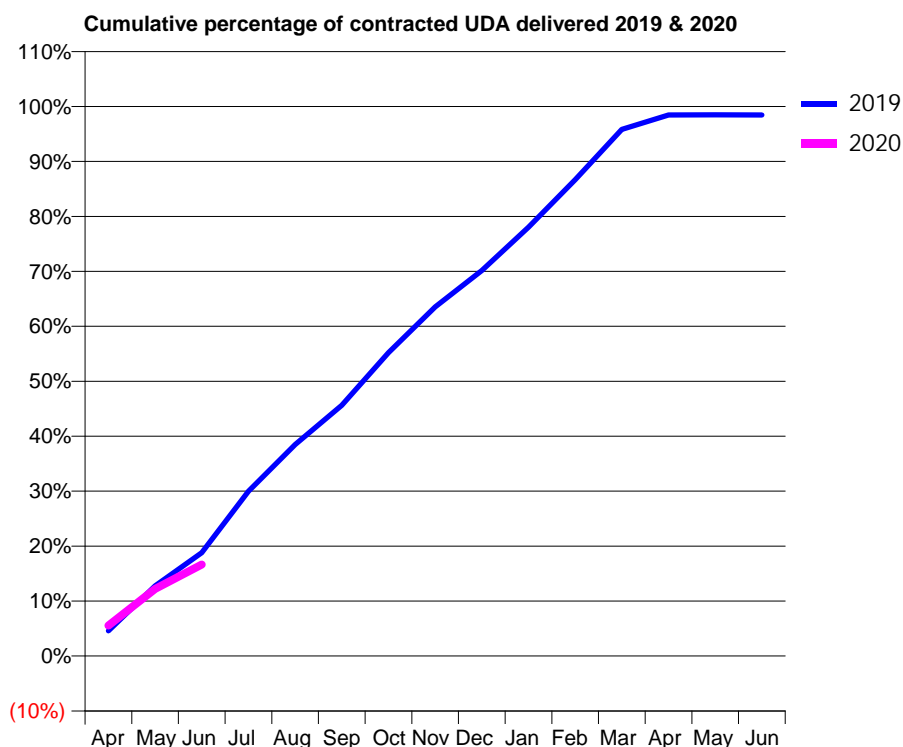
19/20 Contracted general activity (UDA)	35,972
Carry forward general activity (UDA)	0
19/20 Contracted orthodontic activity (UOA)	0
Carry forward orthodontic activity (UOA)	0
Baseline contract value	£1,053,834.07

ACCESS*

Patients seen in 24 months	Total	Change since previous quarter
Quarter ending June 2018	12,162	
Quarter ending September 2018	12,341	→
Quarter ending December 2018	12,506	→
Quarter ending March 2019	12,626	→
Quarter ending June 2019	12,480	↓
Variance since June 2018	2.6%	↑



ACTIVITY



Month	Adjusted Scheduled Activity (UDA)	
	2019	2020
April	1,650	1,993
May	4,596	4,392
June	6,759	5,983
July	10,786	
August	13,842	
September	16,408	
October	19,855	
November	22,846	
December	25,229	
January	28,073	
February	31,180	
March	34,471	
April	35,414	
May	35,416	
June	35,414	

QUALITY

	Quantity	Base Number	Contract	AT	Region	England
% of FP17s for the same patient ID Re-attending within 3 months - Children	101	1,053	9.6%	10.2%	12.1%	11.4%
% of FP17s for the same patient ID Re-attending within 3 months - Adults	484	3,072	15.8%	14.2%	15.6%	15.4%
% of FP17s for the same patient ID Re-attending between 3 & 9 months - Children	781	1,053	74.2%	58.1%	61.2%	59.8%
% of FP17s for the same patient ID Re-attending between 3 & 9 months - Adults	1,733	3,072	56.4%	53.3%	54.5%	52.1%
% of FP17s for Band 1 Urgent Courses	362	3,133	11.6%	8.4%	9.1%	9.2%
% of FP17s Relating to Free Repair or Replacements	27	3,133	0.9%	1.1%	1.0%	0.7%
% of FP17s Relating to Continuations	45	3,133	1.4%	1.2%	1.0%	0.8%
% of Patients satisfied with the dentistry they have received	7	7	N/A	96.0%	94.2%	93.4%
% of Patients satisfied with the time they had to wait for an appointment	6	7	N/A	91.3%	88.4%	87.6%

* This is based on patients treated on this contract for their most recent course of treatment. Figures in italics indicate the base number of FP17s or Patient Questionnaire responses are less than 100. N/A is shown where the base number of responses is less than 10 during the period. % is calculated as Quantity/Base number*100

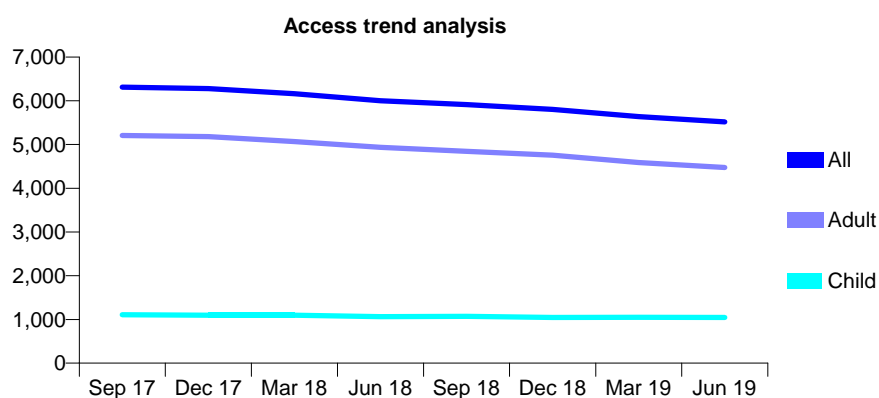
Q49 - Vital Signs At a Glance Contract Report for 136360/0001 - June 2019

Name or company name	The Mill Dental Practice Partnership
Contract type name	GDS Contract
Purpose of contract	General
Contract start date	31/01/2014
Contract end date	

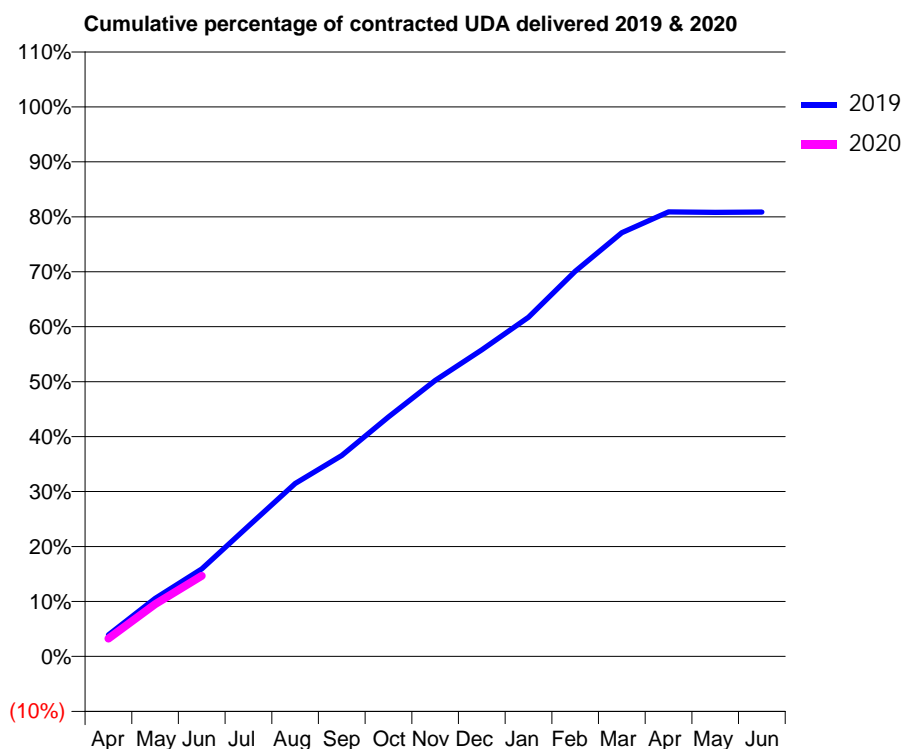
19/20 Contracted general activity (UDA)	18,000
Carry forward general activity (UDA)	0
19/20 Contracted orthodontic activity (UOA)	0
Carry forward orthodontic activity (UOA)	0
Baseline contract value	£481,641.47

ACCESS*

Patients seen in 24 months	Total	Change since previous quarter
Quarter ending June 2018	6,002	
Quarter ending September 2018	5,914	↓
Quarter ending December 2018	5,802	↓
Quarter ending March 2019	5,638	↓
Quarter ending June 2019	5,519	↓
Variance since June 2018	(8.0%)	↓



ACTIVITY



Month	Adjusted Scheduled Activity (UDA)	
	2019	2020
April	704	582
May	1,904	1,713
June	2,863	2,640
July	4,270	
August	5,664	
September	6,579	
October	7,842	
November	9,039	
December	10,039	
January	11,112	
February	12,616	
March	13,881	
April	14,559	
May	14,545	
June	14,551	

QUALITY

	Quantity	Base Number	Contract	AT	Region	England
% of FP17s for the same patient ID Re-attending within 3 months - Children	16	331	4.8%	10.2%	12.1%	11.4%
% of FP17s for the same patient ID Re-attending within 3 months - Adults	113	1,213	9.3%	14.2%	15.6%	15.4%
% of FP17s for the same patient ID Re-attending between 3 & 9 months - Children	187	331	56.5%	58.1%	61.2%	59.8%
% of FP17s for the same patient ID Re-attending between 3 & 9 months - Adults	648	1,213	53.4%	53.3%	54.5%	52.1%
% of FP17s for Band 1 Urgent Courses	59	1,292	4.6%	8.4%	9.1%	9.2%
% of FP17s Relating to Free Repair or Replacements	18	1,292	1.4%	1.1%	1.0%	0.7%
% of FP17s Relating to Continuations	22	1,292	1.7%	1.2%	1.0%	0.8%
% of Patients satisfied with the dentistry they have received	4	4	N/A	96.0%	94.2%	93.4%
% of Patients satisfied with the time they had to wait for an appointment	4	4	N/A	91.3%	88.4%	87.6%

* This is based on patients treated on this contract for their most recent course of treatment. Figures in italics indicate the base number of FP17s or Patient Questionnaire responses are less than 100. N/A is shown where the base number of responses is less than 10 during the period. % is calculated as Quantity/Base number*100

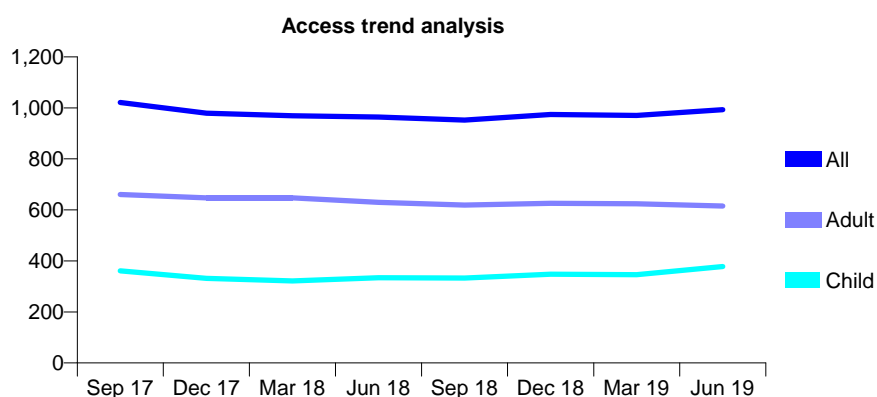
Q49 - Vital Signs At a Glance Contract Report for 140449/0001 - June 2019

Name or company name	South Tyneside Foundation Trust
Contract type name	PDS Contract
Purpose of contract	General
Contract start date	01/06/2013
Contract end date	31/03/2020

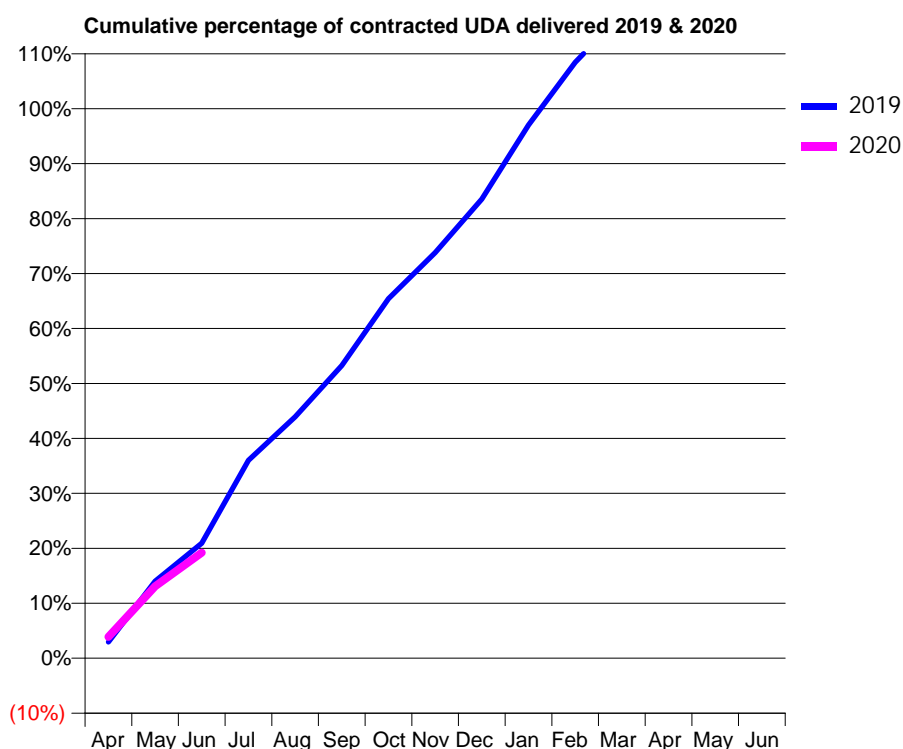
19/20 Contracted general activity (UDA)	2,200
Carry forward general activity (UDA)	0
19/20 Contracted orthodontic activity (UOA)	0
Carry forward orthodontic activity (UOA)	0
Baseline contract value	£991,719.18

ACCESS*

Patients seen in 24 months	Total	Change since previous quarter
Quarter ending June 2018	964	
Quarter ending September 2018	952	↓
Quarter ending December 2018	974	↑
Quarter ending March 2019	970	→
Quarter ending June 2019	993	↑
Variance since June 2018	3.0%	↑



ACTIVITY



Month	2019	2020
April	65	86
May	309	288
June	461	423
July	792	
August	967	
September	1,172	
October	1,439	
November	1,624	
December	1,838	
January	2,134	
February	2,386	
March	2,577	
April	2,664	
May	2,668	
June	2,668	

QUALITY

	Quantity	Base Number	Contract	AT	Region	England
% of FP17s for the same patient ID Re-attending within 3 months - Children	3	131	2.3%	10.2%	12.1%	11.4%
% of FP17s for the same patient ID Re-attending within 3 months - Adults	16	181	8.8%	14.2%	15.6%	15.4%
% of FP17s for the same patient ID Re-attending between 3 & 9 months - Children	47	131	35.9%	58.1%	61.2%	59.8%
% of FP17s for the same patient ID Re-attending between 3 & 9 months - Adults	99	181	54.7%	53.3%	54.5%	52.1%
% of FP17s for Band 1 Urgent Courses	8	249	3.2%	8.4%	9.1%	9.2%
% of FP17s Relating to Free Repair or Replacements	1	249	0.4%	1.1%	1.0%	0.7%
% of FP17s Relating to Continuations	2	249	0.8%	1.2%	1.0%	0.8%
% of Patients satisfied with the dentistry they have received	1	1	N/A	96.0%	94.2%	93.4%
% of Patients satisfied with the time they had to wait for an appointment	1	1	N/A	91.3%	88.4%	87.6%

* This is based on patients treated on this contract for their most recent course of treatment.

Figures in italics indicate the base number of FP17s or Patient Questionnaire responses are less than 100. N/A is shown where the base number of responses is less than 10 during the period. % is calculated as Quantity/Base number*100

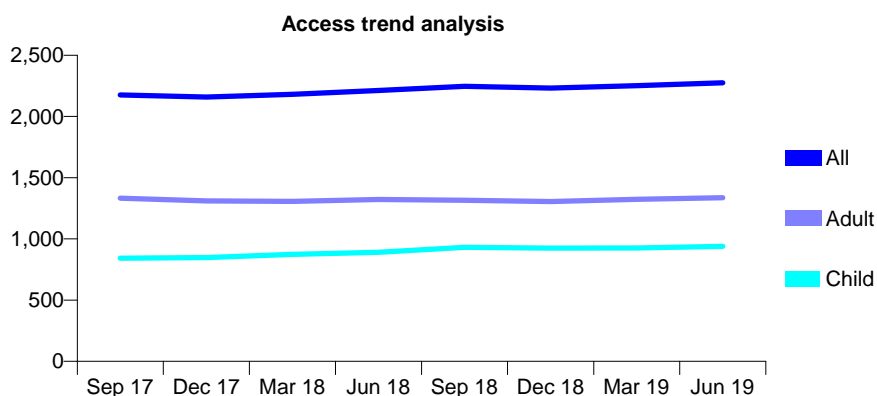
Q49 - Vital Signs At a Glance Contract Report for 140449/0002 - June 2019

Name or company name	South Tyneside Foundation Trust
Contract type name	PDS Contract
Purpose of contract	General
Contract start date	01/06/2013
Contract end date	31/03/2020

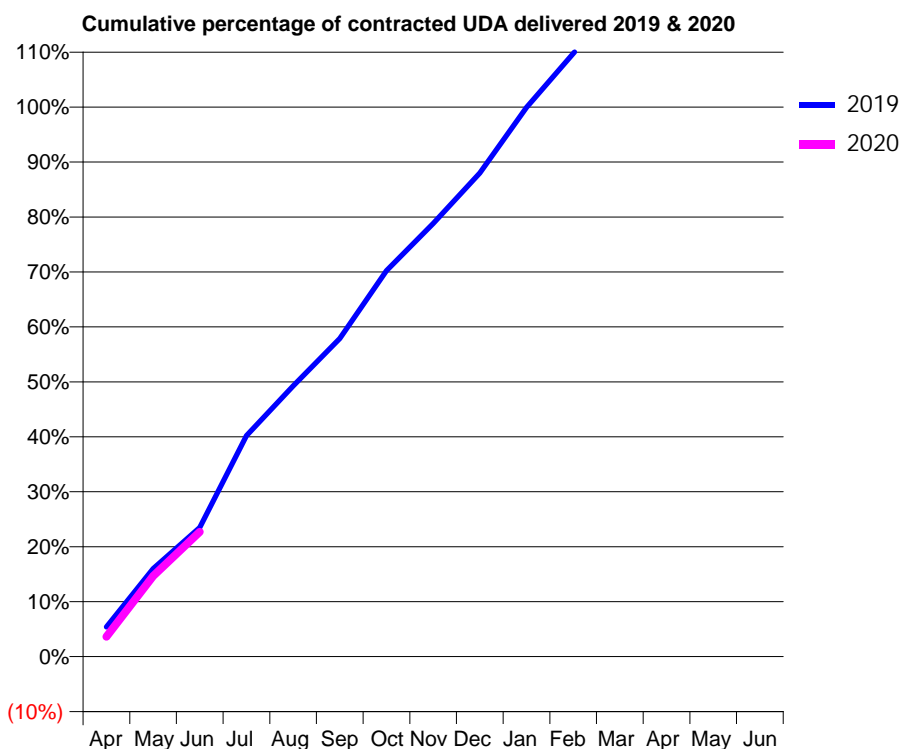
19/20 Contracted general activity (UDA)	5,050
Carry forward general activity (UDA)	0
19/20 Contracted orthodontic activity (UOA)	0
Carry forward orthodontic activity (UOA)	0
Baseline contract value	£2,125,633.87

ACCESS*

Patients seen in 24 months	Total	Change since previous quarter
Quarter ending June 2018	2,213	
Quarter ending September 2018	2,247	→
Quarter ending December 2018	2,231	→
Quarter ending March 2019	2,251	→
Quarter ending June 2019	2,275	→
Variance since June 2018	2.8%	↑



ACTIVITY



Month	Adjusted Scheduled Activity (UDA)	
	2019	2020
April	272	184
May	808	741
June	1,186	1,147
July	2,030	
August	2,488	
September	2,923	
October	3,546	
November	3,981	
December	4,444	
January	5,045	
February	5,543	
March	6,002	
April	6,300	
May	6,313	
June	6,313	

QUALITY

	Quantity	Base Number	Contract	AT	Region	England
% of FP17s for the same patient ID Re-attending within 3 months - Children	17	309	5.5%	10.2%	12.1%	11.4%
% of FP17s for the same patient ID Re-attending within 3 months - Adults	15	374	4.0%	14.2%	15.6%	15.4%
% of FP17s for the same patient ID Re-attending between 3 & 9 months - Children	80	309	25.9%	58.1%	61.2%	59.8%
% of FP17s for the same patient ID Re-attending between 3 & 9 months - Adults	203	374	54.3%	53.3%	54.5%	52.1%
% of FP17s for Band 1 Urgent Courses	4	522	0.8%	8.4%	9.1%	9.2%
% of FP17s Relating to Free Repair or Replacements	0	522	0.0%	1.1%	1.0%	0.7%
% of FP17s Relating to Continuations	5	522	1.0%	1.2%	1.0%	0.8%
% of Patients satisfied with the dentistry they have received	2	2	N/A	96.0%	94.2%	93.4%
% of Patients satisfied with the time they had to wait for an appointment	1	2	N/A	91.3%	88.4%	87.6%

* This is based on patients treated on this contract for their most recent course of treatment. Figures in italics indicate the base number of FP17s or Patient Questionnaire responses are less than 100. N/A is shown where the base number of responses is less than 10 during the period. % is calculated as Quantity/Base number*100

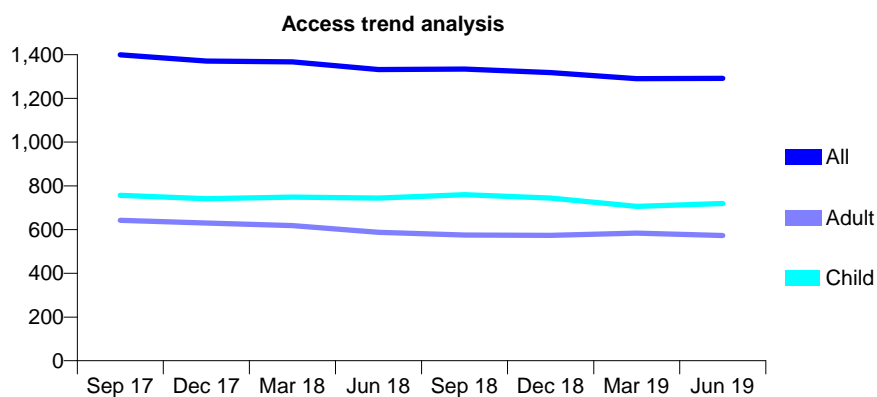
Q49 - Vital Signs At a Glance Contract Report for 140449/0003 - June 2019

Name or company name	South Tyneside Foundation Trust
Contract type name	PDS Contract
Purpose of contract	General
Contract start date	01/06/2013
Contract end date	31/03/2020

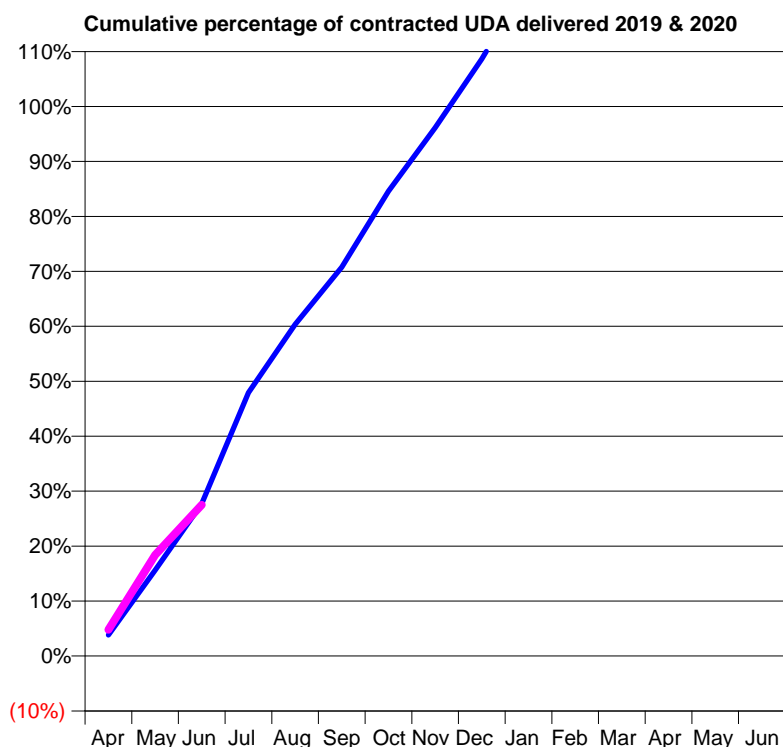
19/20 Contracted general activity (UDA)	2,195
Carry forward general activity (UDA)	0
19/20 Contracted orthodontic activity (UOA)	0
Carry forward orthodontic activity (UOA)	0
Baseline contract value	£1,265,180.71

ACCESS*

Patients seen in 24 months	Total	Change since previous quarter
Quarter ending June 2018	1,332	
Quarter ending September 2018	1,334	→
Quarter ending December 2018	1,318	↓
Quarter ending March 2019	1,290	↓
Quarter ending June 2019	1,292	→
Variance since June 2018	(3.0%)	↓



ACTIVITY



Month	Adjusted Scheduled Activity (UDA)	
	2019	2020
April	84	105
May	343	404
June	609	604
July	1,052	
August	1,325	
September	1,553	
October	1,856	
November	2,111	
December	2,384	
January	2,705	
February	3,036	
March	3,237	
April	3,337	
May	3,350	
June	3,350	

QUALITY

	Quantity	Base Number	Contract	AT	Region	England
% of FP17s for the same patient ID Re-attending within 3 months - Children	29	247	11.7%	10.2%	12.1%	11.4%
% of FP17s for the same patient ID Re-attending within 3 months - Adults	19	134	14.2%	14.2%	15.6%	15.4%
% of FP17s for the same patient ID Re-attending between 3 & 9 months - Children	96	247	38.9%	58.1%	61.2%	59.8%
% of FP17s for the same patient ID Re-attending between 3 & 9 months - Adults	50	134	37.3%	53.3%	54.5%	52.1%
% of FP17s for Band 1 Urgent Courses	5	320	1.6%	8.4%	9.1%	9.2%
% of FP17s Relating to Free Repair or Replacements	0	320	0.0%	1.1%	1.0%	0.7%
% of FP17s Relating to Continuations	10	320	3.1%	1.2%	1.0%	0.8%
% of Patients satisfied with the dentistry they have received	0	0	N/A	96.0%	94.2%	93.4%
% of Patients satisfied with the time they had to wait for an appointment	0	0	N/A	91.3%	88.4%	87.6%

* This is based on patients treated on this contract for their most recent course of treatment. Figures in italics indicate the base number of FP17s or Patient Questionnaire responses are less than 100. N/A is shown where the base number of responses is less than 10 during the period. % is calculated as Quantity/Base number*100

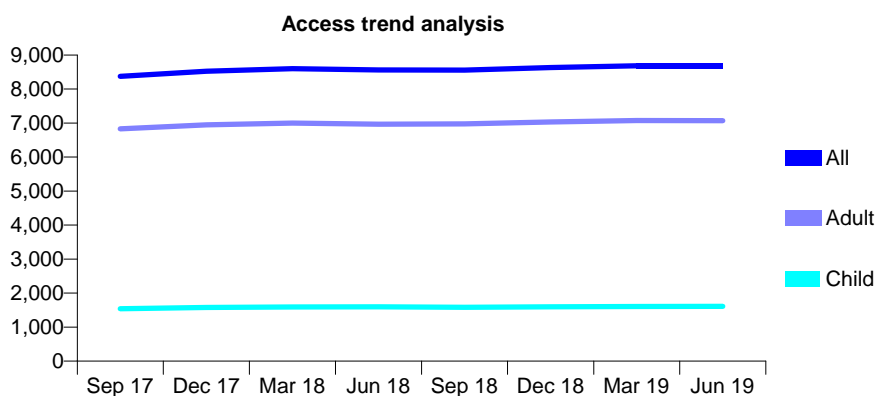
Q49 - Vital Signs At a Glance Contract Report for 141593/0001 - June 2019

Name or company name	J R P Jones and Associates
Contract type name	GDS Contract
Purpose of contract	General and Orthodontic
Contract start date	01/03/2012
Contract end date	

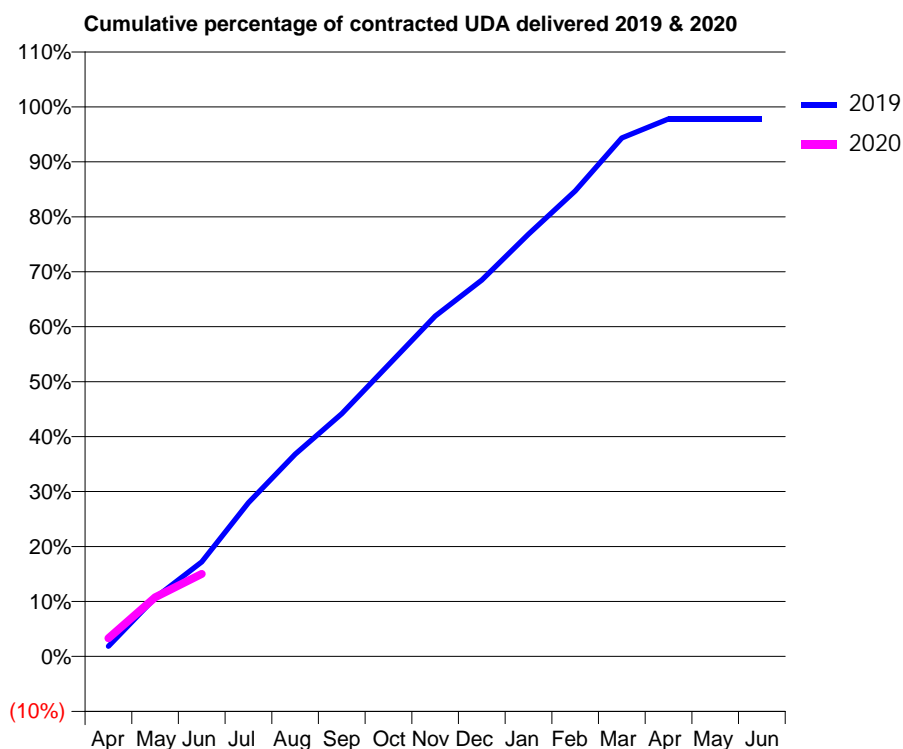
19/20 Contracted general activity (UDA)	26,411
Carry forward general activity (UDA)	0
19/20 Contracted orthodontic activity (UOA)	300
Carry forward orthodontic activity (UOA)	0
Baseline contract value	£722,449.45

ACCESS*

Patients seen in 24 months	Total	Change since previous quarter
Quarter ending June 2018	8,563	
Quarter ending September 2018	8,558	→
Quarter ending December 2018	8,634	→
Quarter ending March 2019	8,684	→
Quarter ending June 2019	8,683	→
Variance since June 2018	1.4%	→



ACTIVITY



Month	2019	2020
April	460	875
May	2,656	2,840
June	4,275	3,967
July	6,954	
August	9,147	
September	10,979	
October	13,186	
November	15,392	
December	17,018	
January	19,098	
February	21,052	
March	23,447	
April	24,307	
May	24,308	
June	24,308	

QUALITY

	Quantity	Base Number	Contract	AT	Region	England
% of FP17s for the same patient ID Re-attending within 3 months - Children	38	642	5.9%	10.2%	12.1%	11.4%
% of FP17s for the same patient ID Re-attending within 3 months - Adults	249	2,497	10.0%	14.2%	15.6%	15.4%
% of FP17s for the same patient ID Re-attending between 3 & 9 months - Children	500	642	77.9%	58.1%	61.2%	59.8%
% of FP17s for the same patient ID Re-attending between 3 & 9 months - Adults	1,820	2,497	72.9%	53.3%	54.5%	52.1%
% of FP17s for Band 1 Urgent Courses	123	2,421	5.1%	8.4%	9.1%	9.2%
% of FP17s Relating to Free Repair or Replacements	32	2,421	1.3%	1.1%	1.0%	0.7%
% of FP17s Relating to Continuations	27	2,421	1.1%	1.2%	1.0%	0.8%
% of Patients satisfied with the dentistry they have received	8	8	N/A	96.0%	94.2%	93.4%
% of Patients satisfied with the time they had to wait for an appointment	8	8	N/A	91.3%	88.4%	87.6%

* This is based on patients treated on this contract for their most recent course of treatment. Figures in italics indicate the base number of FP17s or Patient Questionnaire responses are less than 100. N/A is shown where the base number of responses is less than 10 during the period. % is calculated as Quantity/Base number*100

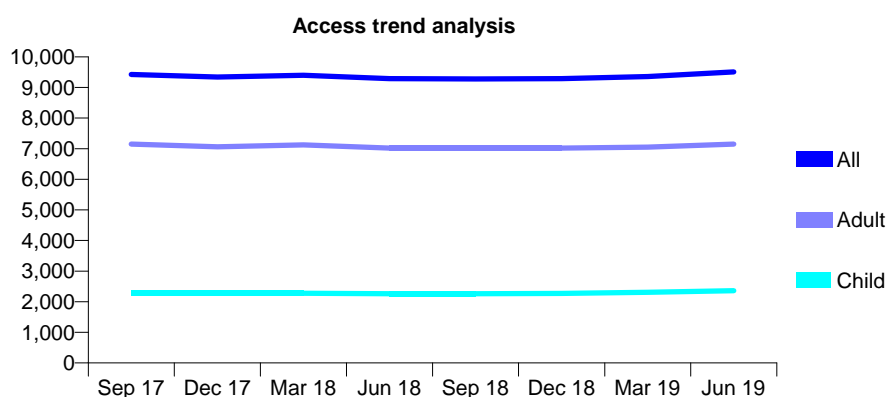
Q49 - Vital Signs At a Glance Contract Report for 141852/0001 - June 2019

Name or company name	Perfect Smile Gateshead Partnership
Contract type name	GDS Contract
Purpose of contract	General and Orthodontic
Contract start date	01/07/2014
Contract end date	

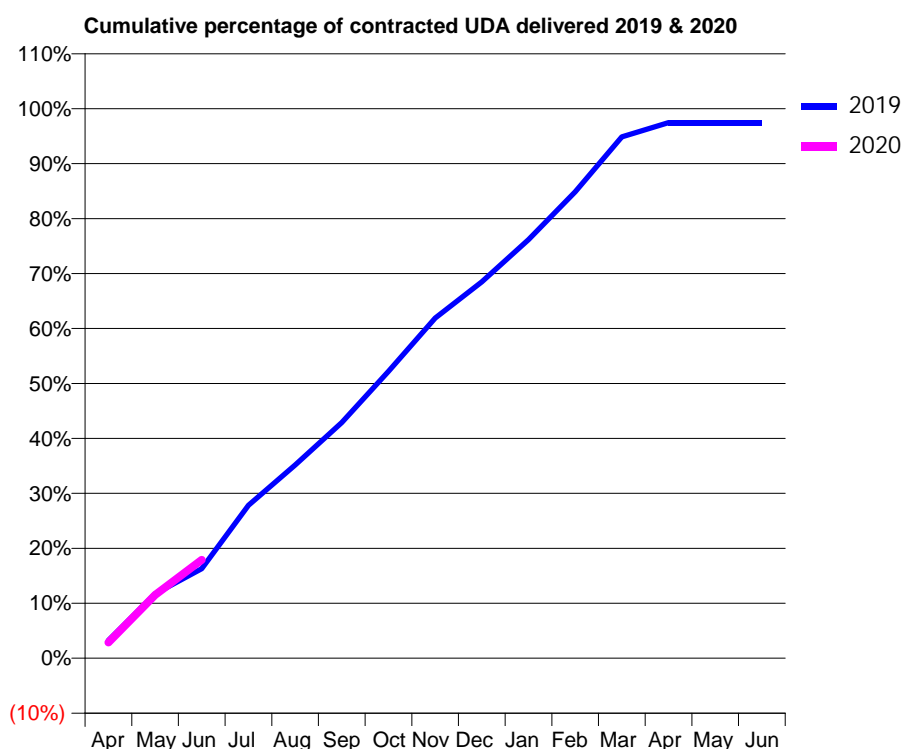
19/20 Contracted general activity (UDA)	28,872
Carry forward general activity (UDA)	0
19/20 Contracted orthodontic activity (UOA)	500
Carry forward orthodontic activity (UOA)	0
Baseline contract value	£878,870.79

ACCESS*

Patients seen in 24 months	Total	Change since previous quarter
Quarter ending June 2018	9,286	
Quarter ending September 2018	9,279	→
Quarter ending December 2018	9,288	→
Quarter ending March 2019	9,359	→
Quarter ending June 2019	9,508	→
Variance since June 2018	2.4%	↑



ACTIVITY



Month	2019	2020
April	933	832
May	3,385	3,328
June	4,704	5,165
July	8,031	
August	10,159	
September	12,385	
October	15,072	
November	17,872	
December	19,774	
January	21,991	
February	24,503	
March	27,393	
April	28,140	
May	28,140	
June	28,137	

QUALITY

	Quantity	Base Number	Contract	AT	Region	England
% of FP17s for the same patient ID Re-attending within 3 months - Children	47	580	8.1%	10.2%	12.1%	11.4%
% of FP17s for the same patient ID Re-attending within 3 months - Adults	155	1,800	8.6%	14.2%	15.6%	15.4%
% of FP17s for the same patient ID Re-attending between 3 & 9 months - Children	236	580	40.7%	58.1%	61.2%	59.8%
% of FP17s for the same patient ID Re-attending between 3 & 9 months - Adults	892	1,800	49.6%	53.3%	54.5%	52.1%
% of FP17s for Band 1 Urgent Courses	181	2,011	9.0%	8.4%	9.1%	9.2%
% of FP17s Relating to Free Repair or Replacements	21	2,011	1.0%	1.1%	1.0%	0.7%
% of FP17s Relating to Continuations	4	2,011	0.2%	1.2%	1.0%	0.8%
% of Patients satisfied with the dentistry they have received	6	6	N/A	96.0%	94.2%	93.4%
% of Patients satisfied with the time they had to wait for an appointment	6	6	N/A	91.3%	88.4%	87.6%

* This is based on patients treated on this contract for their most recent course of treatment. Figures in italics indicate the base number of FP17s or Patient Questionnaire responses are less than 100. N/A is shown where the base number of responses is less than 10 during the period. % is calculated as Quantity/Base number*100

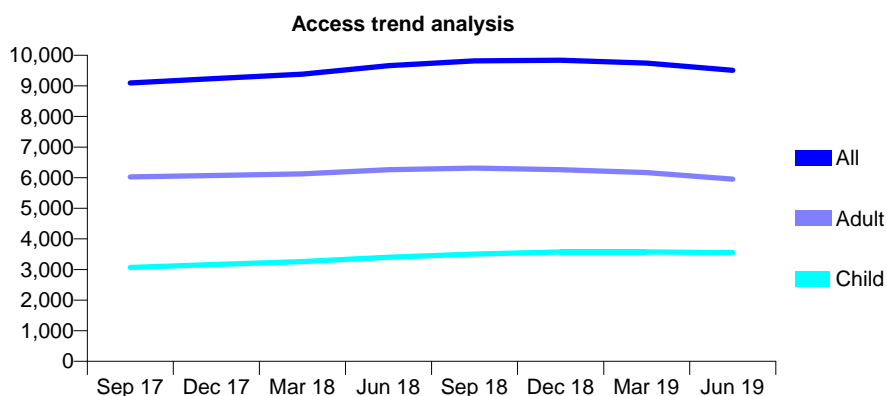
Q49 - Vital Signs At a Glance Contract Report for 142050/0001 - June 2019

Name or company name	The Grainger Stockton, Birtley and Stanley
Contract type name	GDS Contract
Purpose of contract	General
Contract start date	01/02/2014
Contract end date	

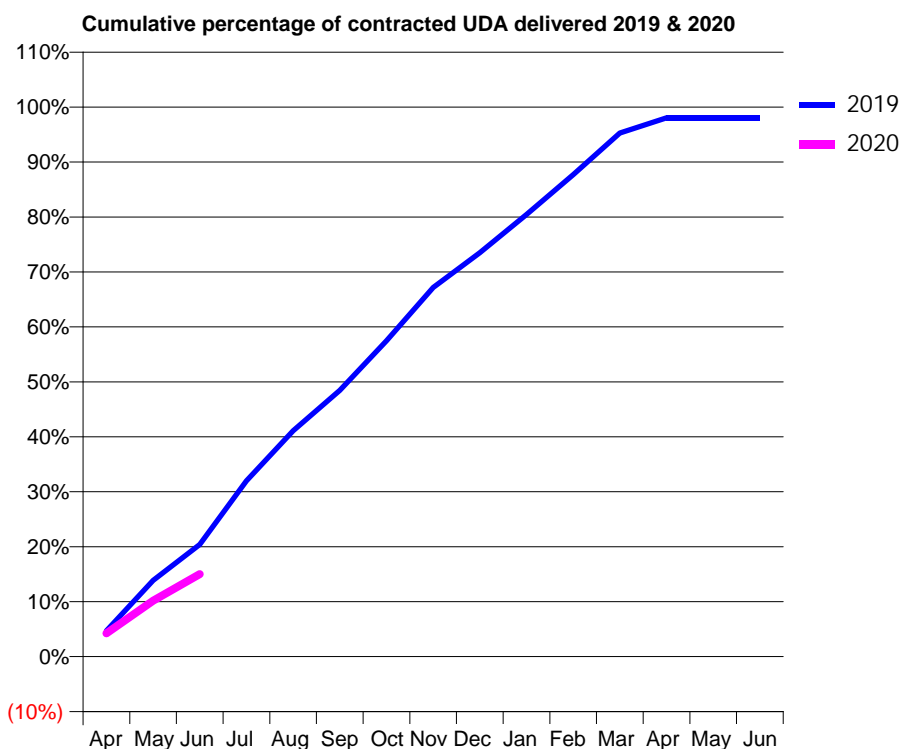
19/20 Contracted general activity (UDA)	32,500
Carry forward general activity (UDA)	0
19/20 Contracted orthodontic activity (UOA)	0
Carry forward orthodontic activity (UOA)	0
Baseline contract value	£787,654.93

ACCESS*

Patients seen in 24 months	Total	Change since previous quarter
Quarter ending June 2018	9,663	
Quarter ending September 2018	9,817	→
Quarter ending December 2018	9,835	→
Quarter ending March 2019	9,745	→
Quarter ending June 2019	9,508	↓
Variance since June 2018	(1.6%)	↓



ACTIVITY



Month	Adjusted Scheduled Activity (UDA)	
	2019	2020
April	1,533	1,380
May	4,517	3,309
June	6,632	4,875
July	10,396	
August	13,368	
September	15,742	
October	18,678	
November	21,832	
December	23,885	
January	26,149	
February	28,497	
March	30,965	
April	31,862	
May	31,862	
June	31,862	

QUALITY

	Quantity	Base Number	Contract	AT	Region	England
% of FP17s for the same patient ID Re-attending within 3 months - Children	48	1,044	4.6%	10.2%	12.1%	11.4%
% of FP17s for the same patient ID Re-attending within 3 months - Adults	212	1,518	14.0%	14.2%	15.6%	15.4%
% of FP17s for the same patient ID Re-attending between 3 & 9 months - Children	693	1,044	66.4%	58.1%	61.2%	59.8%
% of FP17s for the same patient ID Re-attending between 3 & 9 months - Adults	870	1,518	57.3%	53.3%	54.5%	52.1%
% of FP17s for Band 1 Urgent Courses	150	2,175	6.9%	8.4%	9.1%	9.2%
% of FP17s Relating to Free Repair or Replacements	15	2,175	0.7%	1.1%	1.0%	0.7%
% of FP17s Relating to Continuations	29	2,175	1.3%	1.2%	1.0%	0.8%
% of Patients satisfied with the dentistry they have received	1	1	N/A	96.0%	94.2%	93.4%
% of Patients satisfied with the time they had to wait for an appointment	1	1	N/A	91.3%	88.4%	87.6%

* This is based on patients treated on this contract for their most recent course of treatment. Figures in italics indicate the base number of FP17s or Patient Questionnaire responses are less than 100. N/A is shown where the base number of responses is less than 10 during the period. % is calculated as Quantity/Base number*100

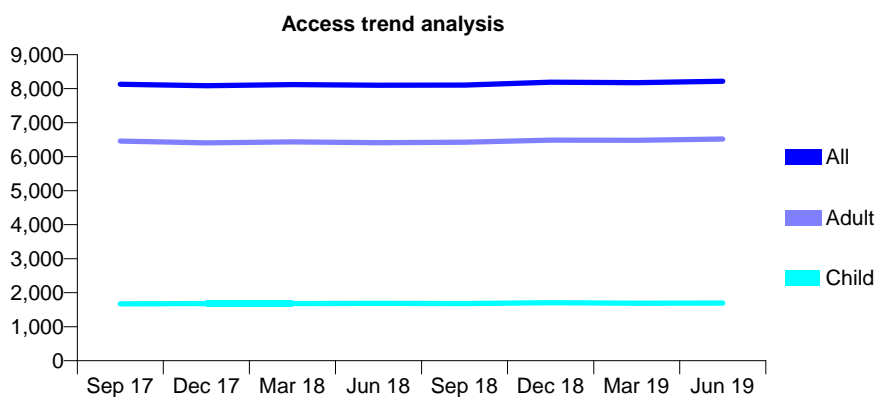
Q49 - Vital Signs At a Glance Contract Report for 143324/0001 - June 2019

Name or company name	Perfect Smile Blaydon Partnership
Contract type name	GDS Contract
Purpose of contract	General
Contract start date	01/07/2014
Contract end date	

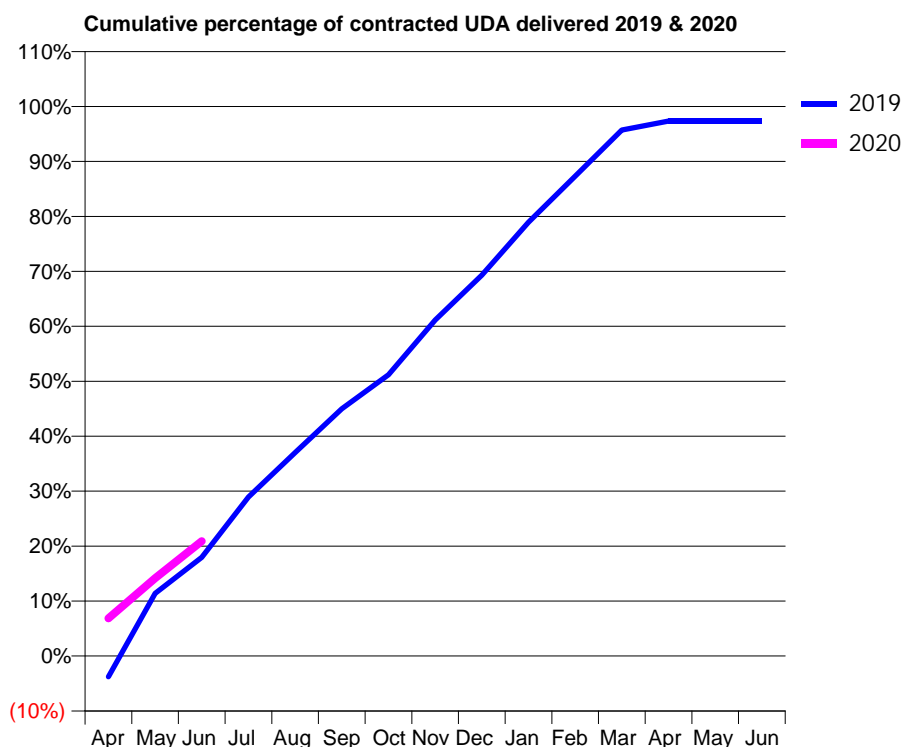
19/20 Contracted general activity (UDA)	22,584
Carry forward general activity (UDA)	0
19/20 Contracted orthodontic activity (UOA)	0
Carry forward orthodontic activity (UOA)	0
Baseline contract value	£732,141.82

ACCESS*

Patients seen in 24 months	Total	Change since previous quarter
Quarter ending June 2018	8,101	
Quarter ending September 2018	8,107	→
Quarter ending December 2018	8,191	→
Quarter ending March 2019	8,176	→
Quarter ending June 2019	8,217	→
Variance since June 2018	1.4%	→



ACTIVITY



Month	Adjusted Scheduled Activity (UDA)	
	2019	2020
April	-857	1,548
May	2,574	3,201
June	4,051	4,721
July	6,535	
August	8,365	
September	10,160	
October	11,558	
November	13,808	
December	15,650	
January	17,823	
February	19,720	
March	21,614	
April	21,986	
May	21,986	
June	21,986	

QUALITY

	Quantity	Base Number	Contract	AT	Region	England
% of FP17s for the same patient ID Re-attending within 3 months - Children	13	447	2.9%	10.2%	12.1%	11.4%
% of FP17s for the same patient ID Re-attending within 3 months - Adults	151	1,528	9.9%	14.2%	15.6%	15.4%
% of FP17s for the same patient ID Re-attending between 3 & 9 months - Children	202	447	45.2%	58.1%	61.2%	59.8%
% of FP17s for the same patient ID Re-attending between 3 & 9 months - Adults	643	1,528	42.1%	53.3%	54.5%	52.1%
% of FP17s for Band 1 Urgent Courses	81	1,801	4.5%	8.4%	9.1%	9.2%
% of FP17s Relating to Free Repair or Replacements	9	1,801	0.5%	1.1%	1.0%	0.7%
% of FP17s Relating to Continuations	22	1,801	1.2%	1.2%	1.0%	0.8%
% of Patients satisfied with the dentistry they have received	7	7	N/A	96.0%	94.2%	93.4%
% of Patients satisfied with the time they had to wait for an appointment	5	7	N/A	91.3%	88.4%	87.6%

* This is based on patients treated on this contract for their most recent course of treatment. Figures in italics indicate the base number of FP17s or Patient Questionnaire responses are less than 100. N/A is shown where the base number of responses is less than 10 during the period. % is calculated as Quantity/Base number*100

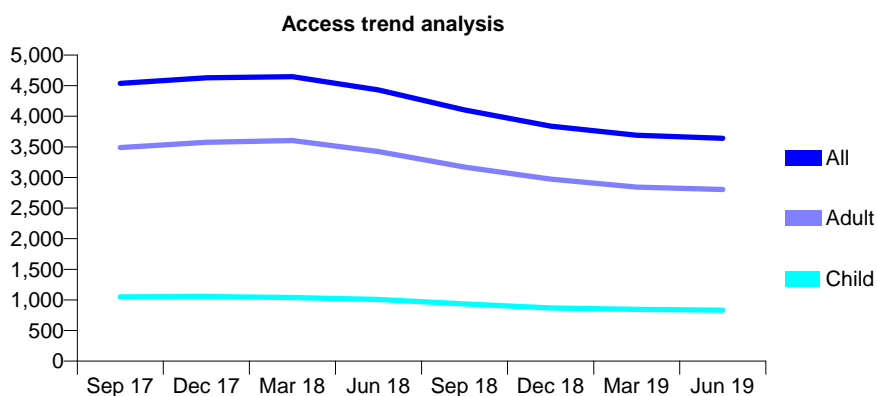
Q49 - Vital Signs At a Glance Contract Report for 143960/0001 - June 2019

Name or company name	Dr I Chandler, Mr G Venchard, Mr Y Nojib
Contract type name	GDS Contract
Purpose of contract	General
Contract start date	31/01/2014
Contract end date	

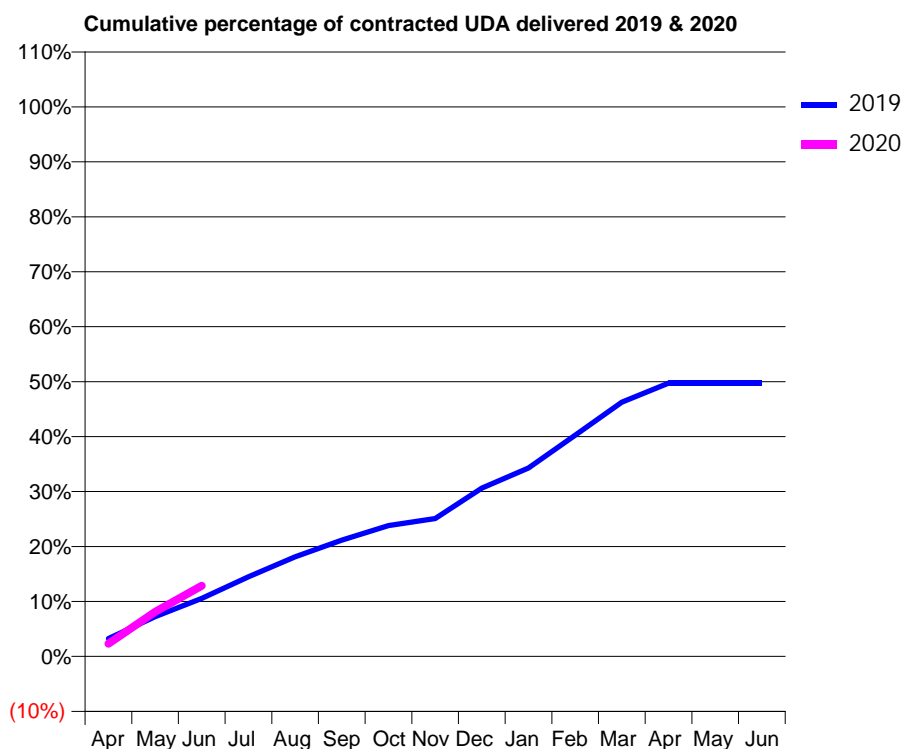
19/20 Contracted general activity (UDA)	19,000
Carry forward general activity (UDA)	0
19/20 Contracted orthodontic activity (UOA)	0
Carry forward orthodontic activity (UOA)	0
Baseline contract value	£601,970.84

ACCESS*

Patients seen in 24 months	Total	Change since previous quarter
Quarter ending June 2018	4,430	
Quarter ending September 2018	4,104	↓
Quarter ending December 2018	3,840	↓
Quarter ending March 2019	3,690	↓
Quarter ending June 2019	3,639	↓
Variance since June 2018	(17.9%)	↓



ACTIVITY



Month	Adjusted Scheduled Activity (UDA)	
	2019	2020
April	614	440
May	1,375	1,544
June	2,010	2,440
July	2,755	
August	3,446	
September	4,025	
October	4,523	
November	4,764	
December	5,821	
January	6,518	
February	7,652	
March	8,789	
April	9,451	
May	9,448	
June	9,448	

QUALITY

	Quantity	Base Number	Contract	AT	Region	England
% of FP17s for the same patient ID Re-attending within 3 months - Children	22	286	7.7%	10.2%	12.1%	11.4%
% of FP17s for the same patient ID Re-attending within 3 months - Adults	102	813	12.5%	14.2%	15.6%	15.4%
% of FP17s for the same patient ID Re-attending between 3 & 9 months - Children	93	286	32.5%	58.1%	61.2%	59.8%
% of FP17s for the same patient ID Re-attending between 3 & 9 months - Adults	231	813	28.4%	53.3%	54.5%	52.1%
% of FP17s for Band 1 Urgent Courses	101	908	11.1%	8.4%	9.1%	9.2%
% of FP17s Relating to Free Repair or Replacements	6	908	0.7%	1.1%	1.0%	0.7%
% of FP17s Relating to Continuations	14	908	1.5%	1.2%	1.0%	0.8%
% of Patients satisfied with the dentistry they have received	1	2	N/A	96.0%	94.2%	93.4%
% of Patients satisfied with the time they had to wait for an appointment	1	2	N/A	91.3%	88.4%	87.6%

* This is based on patients treated on this contract for their most recent course of treatment. Figures in italics indicate the base number of FP17s or Patient Questionnaire responses are less than 100. N/A is shown where the base number of responses is less than 10 during the period. % is calculated as Quantity/Base number*100

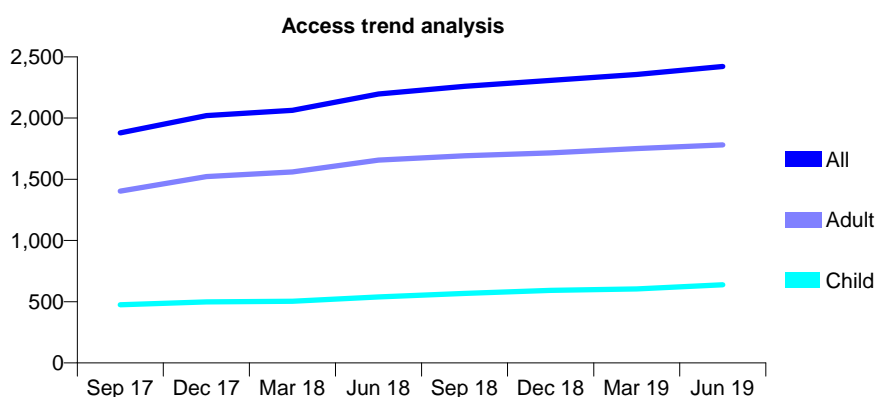
Q49 - Vital Signs At a Glance Contract Report for 144479/0001 - June 2019

Name or company name	CSDP(UK) Ltd
Contract type name	GDS Contract
Purpose of contract	General
Contract start date	01/07/2010
Contract end date	

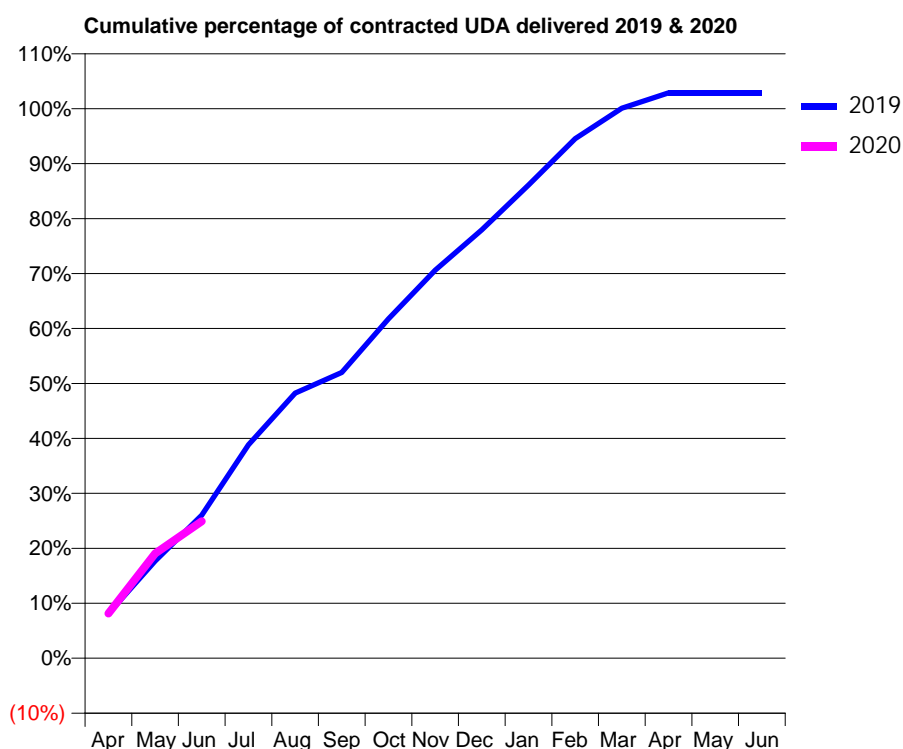
19/20 Contracted general activity (UDA)	6,622
Carry forward general activity (UDA)	0
19/20 Contracted orthodontic activity (UOA)	0
Carry forward orthodontic activity (UOA)	0
Baseline contract value	£186,548.54

ACCESS*

Patients seen in 24 months	Total	Change since previous quarter
Quarter ending June 2018	2,197	
Quarter ending September 2018	2,260	↑
Quarter ending December 2018	2,308	↑
Quarter ending March 2019	2,356	↑
Quarter ending June 2019	2,421	↑
Variance since June 2018	10.2%	↑



ACTIVITY



Month	2019	2020
April	537	538
May	1,173	1,262
June	1,723	1,650
July	2,572	
August	3,194	
September	3,443	
October	4,089	
November	4,675	
December	5,162	
January	5,703	
February	6,259	
March	6,627	
April	6,812	
May	6,812	
June	6,812	

QUALITY

	Quantity	Base Number	Contract	AT	Region	England
% of FP17s for the same patient ID Re-attending within 3 months - Children	10	261	3.8%	10.2%	12.1%	11.4%
% of FP17s for the same patient ID Re-attending within 3 months - Adults	38	570	6.7%	14.2%	15.6%	15.4%
% of FP17s for the same patient ID Re-attending between 3 & 9 months - Children	140	261	53.6%	58.1%	61.2%	59.8%
% of FP17s for the same patient ID Re-attending between 3 & 9 months - Adults	292	570	51.2%	53.3%	54.5%	52.1%
% of FP17s for Band 1 Urgent Courses	29	732	4.0%	8.4%	9.1%	9.2%
% of FP17s Relating to Free Repair or Replacements	4	732	0.5%	1.1%	1.0%	0.7%
% of FP17s Relating to Continuations	4	732	0.5%	1.2%	1.0%	0.8%
% of Patients satisfied with the dentistry they have received	1	1	N/A	96.0%	94.2%	93.4%
% of Patients satisfied with the time they had to wait for an appointment	1	1	N/A	91.3%	88.4%	87.6%

* This is based on patients treated on this contract for their most recent course of treatment.

Figures in italics indicate the base number of FP17s or Patient Questionnaire responses are less than 100. N/A is shown where the base number of responses is less than 10 during the period. % is calculated as Quantity/Base number*100

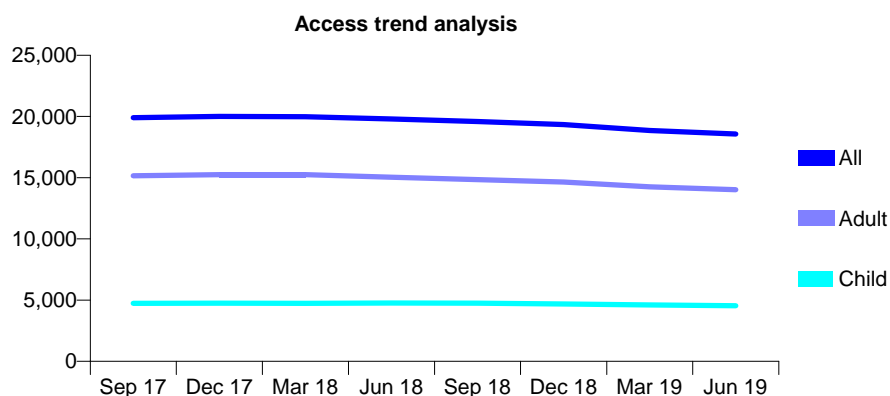
Q49 - Vital Signs At a Glance Contract Report for 144770/0001 - June 2019

Name or company name	Newcastle and Wallsend Dental Practice Pa
Contract type name	GDS Contract
Purpose of contract	General
Contract start date	01/05/2013
Contract end date	

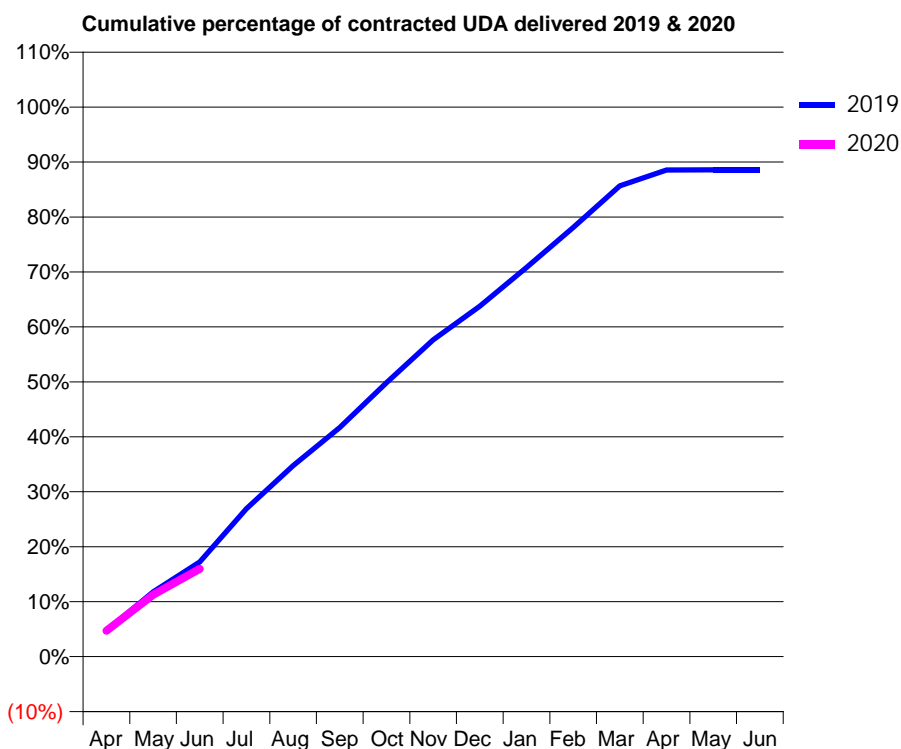
19/20 Contracted general activity (UDA)	52,238
Carry forward general activity (UDA)	0
19/20 Contracted orthodontic activity (UOA)	0
Carry forward orthodontic activity (UOA)	0
Baseline contract value	£1,388,882.46

ACCESS*

Patients seen in 24 months	Total	Change since previous quarter
Quarter ending June 2018	19,799	
Quarter ending September 2018	19,592	↓
Quarter ending December 2018	19,339	↓
Quarter ending March 2019	18,867	↓
Quarter ending June 2019	18,571	↓
Variance since June 2018	(6.2%)	↓



ACTIVITY



Month	Adjusted Scheduled Activity (UDA)	
	2019	2020
April	2,489	2,467
May	6,151	5,878
June	9,001	8,350
July	14,060	
August	18,160	
September	21,786	
October	26,038	
November	30,116	
December	33,310	
January	36,995	
February	40,794	
March	44,748	
April	46,255	
May	46,266	
June	46,279	

QUALITY

	Quantity	Base Number	Contract	AT	Region	England
% of FP17s for the same patient ID Re-attending within 3 months - Children	56	1,091	5.1%	10.2%	12.1%	11.4%
% of FP17s for the same patient ID Re-attending within 3 months - Adults	428	3,463	12.4%	14.2%	15.6%	15.4%
% of FP17s for the same patient ID Re-attending between 3 & 9 months - Children	578	1,091	53.0%	58.1%	61.2%	59.8%
% of FP17s for the same patient ID Re-attending between 3 & 9 months - Adults	1,797	3,463	51.9%	53.3%	54.5%	52.1%
% of FP17s for Band 1 Urgent Courses	411	3,888	10.6%	8.4%	9.1%	9.2%
% of FP17s Relating to Free Repair or Replacements	31	3,888	0.8%	1.1%	1.0%	0.7%
% of FP17s Relating to Continuations	38	3,888	1.0%	1.2%	1.0%	0.8%
% of Patients satisfied with the dentistry they have received	6	7	N/A	96.0%	94.2%	93.4%
% of Patients satisfied with the time they had to wait for an appointment	5	7	N/A	91.3%	88.4%	87.6%

* This is based on patients treated on this contract for their most recent course of treatment. Figures in italics indicate the base number of FP17s or Patient Questionnaire responses are less than 100. N/A is shown where the base number of responses is less than 10 during the period. % is calculated as Quantity/Base number*100

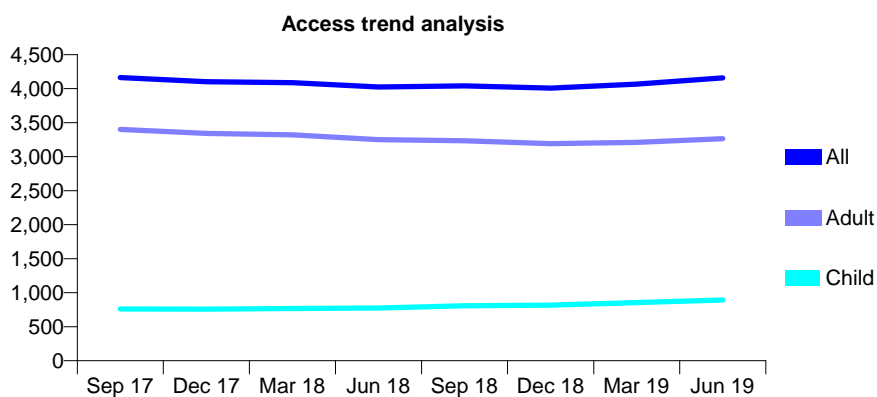
Q49 - Vital Signs At a Glance Contract Report for 144878/0001 - June 2019

Name or company name	Geoff Antons Limited
Contract type name	GDS Contract
Purpose of contract	General
Contract start date	01/04/2008
Contract end date	

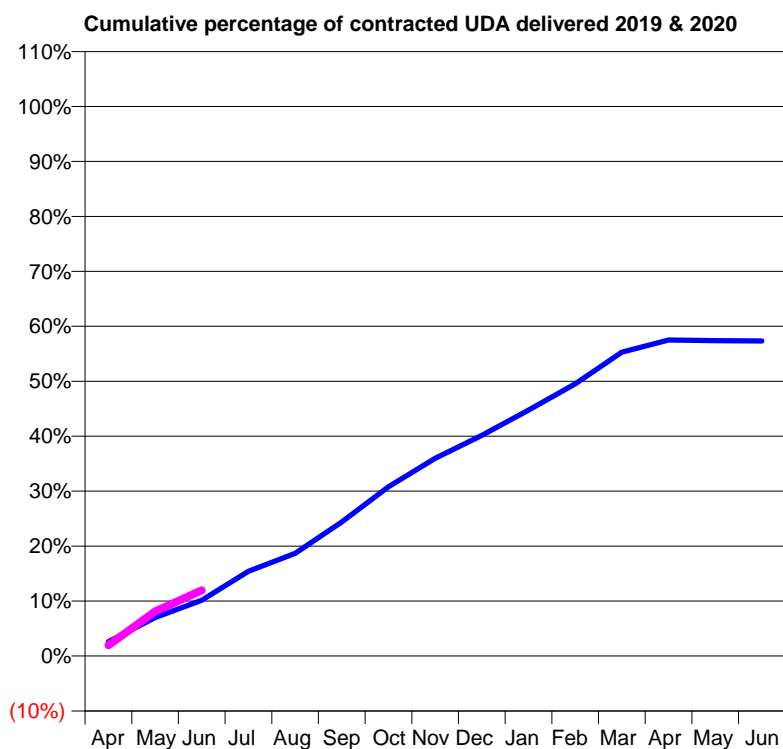
19/20 Contracted general activity (UDA)	19,462
Carry forward general activity (UDA)	0
19/20 Contracted orthodontic activity (UOA)	0
Carry forward orthodontic activity (UOA)	0
Baseline contract value	£530,717.99

ACCESS*

Patients seen in 24 months	Total	Change since previous quarter
Quarter ending June 2018	4,025	
Quarter ending September 2018	4,042	→
Quarter ending December 2018	4,009	→
Quarter ending March 2019	4,067	→
Quarter ending June 2019	4,160	↑
Variance since June 2018	3.4%	↑



ACTIVITY



Month	Adjusted Scheduled Activity (UDA)	
	2019	2020
April	510	383
May	1,362	1,580
June	1,974	2,324
July	3,000	
August	3,637	
September	4,749	
October	5,995	
November	7,001	
December	7,812	
January	8,709	
February	9,636	
March	10,761	
April	11,193	
May	11,167	
June	11,159	

QUALITY

	Quantity	Base Number	Contract	AT	Region	England
% of FP17s for the same patient ID Re-attending within 3 months - Children	17	325	5.2%	10.2%	12.1%	11.4%
% of FP17s for the same patient ID Re-attending within 3 months - Adults	100	1,183	8.5%	14.2%	15.6%	15.4%
% of FP17s for the same patient ID Re-attending between 3 & 9 months - Children	208	325	64.0%	58.1%	61.2%	59.8%
% of FP17s for the same patient ID Re-attending between 3 & 9 months - Adults	794	1,183	67.1%	53.3%	54.5%	52.1%
% of FP17s for Band 1 Urgent Courses	89	1,334	6.7%	8.4%	9.1%	9.2%
% of FP17s Relating to Free Repair or Replacements	26	1,334	1.9%	1.1%	1.0%	0.7%
% of FP17s Relating to Continuations	5	1,334	0.4%	1.2%	1.0%	0.8%
% of Patients satisfied with the dentistry they have received	1	1	N/A	96.0%	94.2%	93.4%
% of Patients satisfied with the time they had to wait for an appointment	1	1	N/A	91.3%	88.4%	87.6%

* This is based on patients treated on this contract for their most recent course of treatment. Figures in italics indicate the base number of FP17s or Patient Questionnaire responses are less than 100. N/A is shown where the base number of responses is less than 10 during the period. % is calculated as Quantity/Base number*100

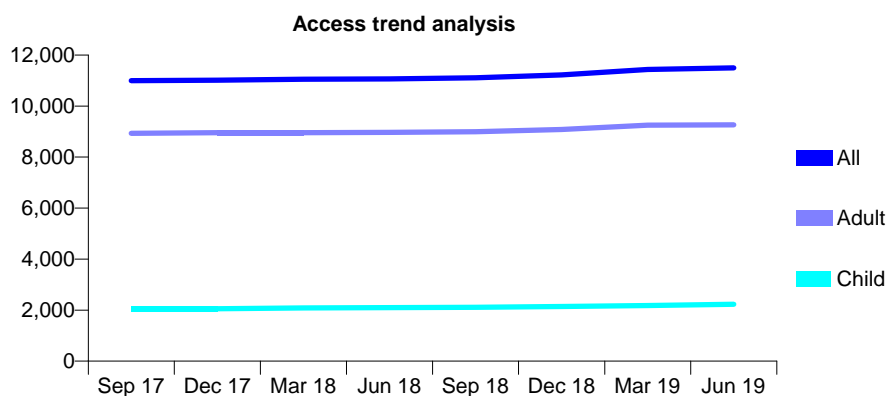
Q49 - Vital Signs At a Glance Contract Report for 148792/0001 - June 2019

Name or company name	Perfect Smile North Shields Partnership
Contract type name	GDS Contract
Purpose of contract	General
Contract start date	01/07/2014
Contract end date	

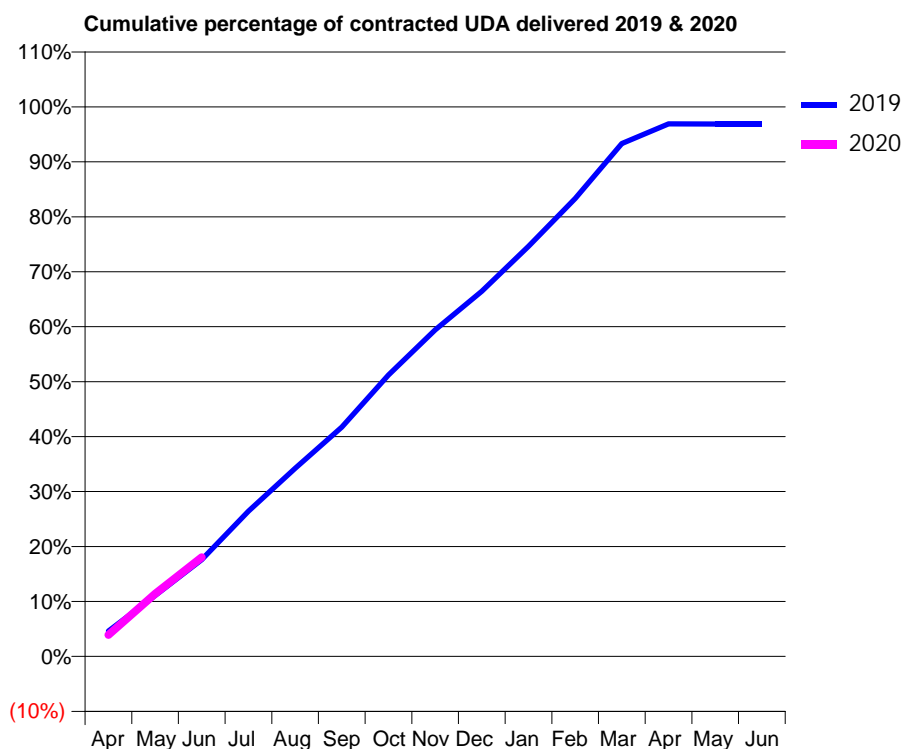
19/20 Contracted general activity (UDA)	36,119
Carry forward general activity (UDA)	0
19/20 Contracted orthodontic activity (UOA)	0
Carry forward orthodontic activity (UOA)	0
Baseline contract value	£876,785.13

ACCESS*

Patients seen in 24 months	Total	Change since previous quarter
Quarter ending June 2018	11,066	
Quarter ending September 2018	11,109	→
Quarter ending December 2018	11,223	→
Quarter ending March 2019	11,437	→
Quarter ending June 2019	11,495	→
Variance since June 2018	3.9%	↑



ACTIVITY



Month	2019	2020
April	1,667	1,414
May	3,998	4,121
June	6,363	6,521
July	9,549	
August	12,360	
September	15,072	
October	18,502	
November	21,463	
December	24,004	
January	26,958	
February	30,105	
March	33,708	
April	35,001	
May	34,990	
June	34,987	

QUALITY

	Quantity	Base Number	Contract	AT	Region	England
% of FP17s for the same patient ID Re-attending within 3 months - Children	44	786	5.6%	10.2%	12.1%	11.4%
% of FP17s for the same patient ID Re-attending within 3 months - Adults	367	3,183	11.5%	14.2%	15.6%	15.4%
% of FP17s for the same patient ID Re-attending between 3 & 9 months - Children	521	786	66.3%	58.1%	61.2%	59.8%
% of FP17s for the same patient ID Re-attending between 3 & 9 months - Adults	2,235	3,183	70.2%	53.3%	54.5%	52.1%
% of FP17s for Band 1 Urgent Courses	193	3,368	5.7%	8.4%	9.1%	9.2%
% of FP17s Relating to Free Repair or Replacements	45	3,368	1.3%	1.1%	1.0%	0.7%
% of FP17s Relating to Continuations	20	3,368	0.6%	1.2%	1.0%	0.8%
% of Patients satisfied with the dentistry they have received	3	3	N/A	96.0%	94.2%	93.4%
% of Patients satisfied with the time they had to wait for an appointment	2	3	N/A	91.3%	88.4%	87.6%

* This is based on patients treated on this contract for their most recent course of treatment. Figures in italics indicate the base number of FP17s or Patient Questionnaire responses are less than 100. N/A is shown where the base number of responses is less than 10 during the period. % is calculated as Quantity/Base number*100

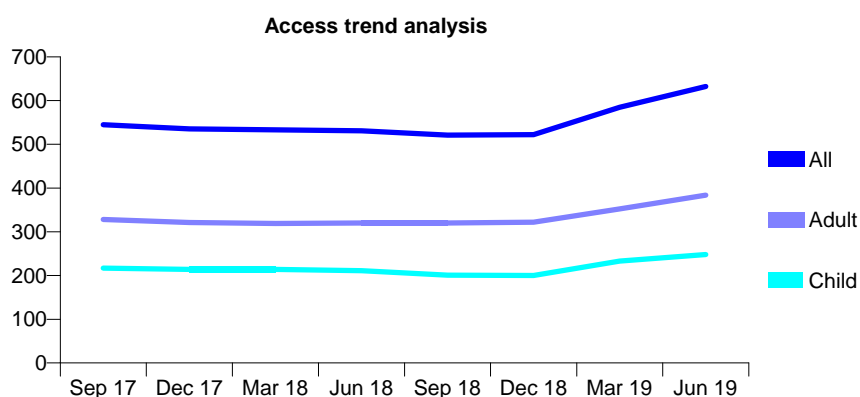
Q49 - Vital Signs At a Glance Contract Report for 150622/0001 - June 2019

Name or company name	Newgate Dental Practice
Contract type name	GDS Contract
Purpose of contract	General
Contract start date	29/07/2014
Contract end date	

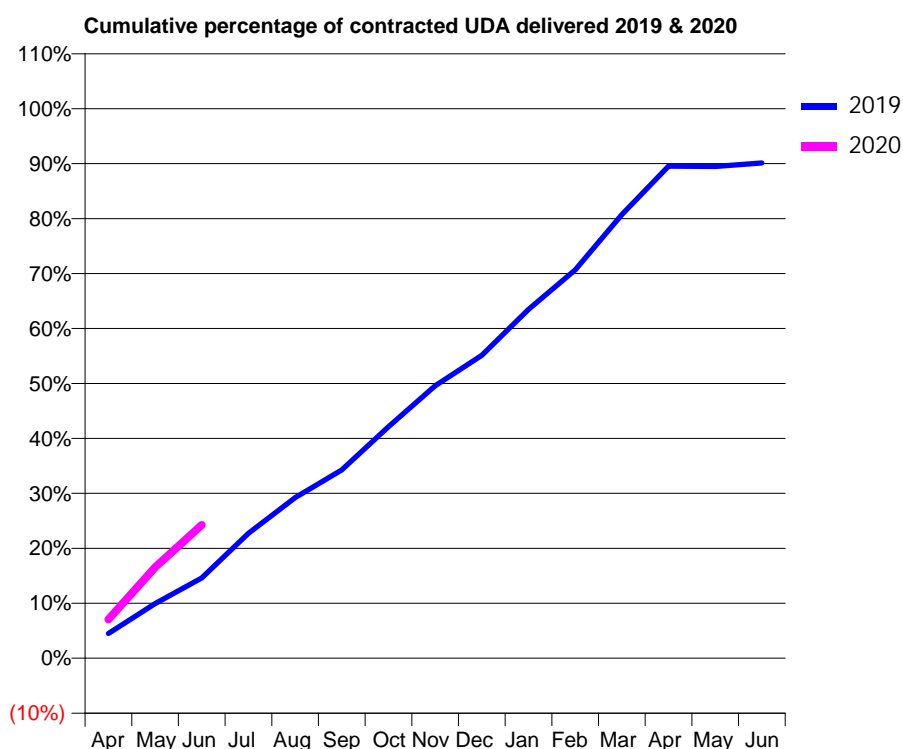
19/20 Contracted general activity (UDA)	1,759
Carry forward general activity (UDA)	0
19/20 Contracted orthodontic activity (UOA)	0
Carry forward orthodontic activity (UOA)	0
Baseline contract value	£40,274.17

ACCESS*

Patients seen in 24 months	Total	Change since previous quarter
Quarter ending June 2018	531	
Quarter ending September 2018	521	↓
Quarter ending December 2018	522	→
Quarter ending March 2019	585	↑
Quarter ending June 2019	632	↑
Variance since June 2018	19.0%	↑



ACTIVITY



Month	2019	2020
April	79	125
May	175	291
June	257	427
July	400	
August	514	
September	602	
October	741	
November	872	
December	970	
January	1,117	
February	1,243	
March	1,419	
April	1,575	
May	1,574	
June	1,585	

QUALITY

	Quantity	Base Number	Contract	AT	Region	England
% of FP17s for the same patient ID Re-attending within 3 months - Children	9	110	8.2%	10.2%	12.1%	11.4%
% of FP17s for the same patient ID Re-attending within 3 months - Adults	17	183	9.3%	14.2%	15.6%	15.4%
% of FP17s for the same patient ID Re-attending between 3 & 9 months - Children	54	110	49.1%	58.1%	61.2%	59.8%
% of FP17s for the same patient ID Re-attending between 3 & 9 months - Adults	83	183	45.4%	53.3%	54.5%	52.1%
% of FP17s for Band 1 Urgent Courses	13	204	6.4%	8.4%	9.1%	9.2%
% of FP17s Relating to Free Repair or Replacements	1	204	0.5%	1.1%	1.0%	0.7%
% of FP17s Relating to Continuations	2	204	1.0%	1.2%	1.0%	0.8%
% of Patients satisfied with the dentistry they have received	1	1	N/A	96.0%	94.2%	93.4%
% of Patients satisfied with the time they had to wait for an appointment	0	1	N/A	91.3%	88.4%	87.6%

* This is based on patients treated on this contract for their most recent course of treatment.

Figures in italics indicate the base number of FP17s or Patient Questionnaire responses are less than 100. N/A is shown where the base number of responses is less than 10 during the period. % is calculated as Quantity/Base number*100

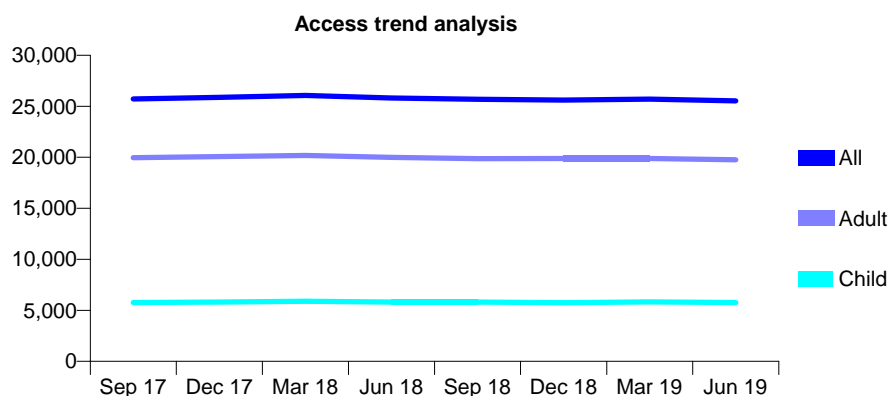
Q49 - Vital Signs At a Glance Contract Report for 150886/0001 - June 2019

Name or company name	Silver and Charlton
Contract type name	GDS Contract
Purpose of contract	General
Contract start date	01/07/2013
Contract end date	

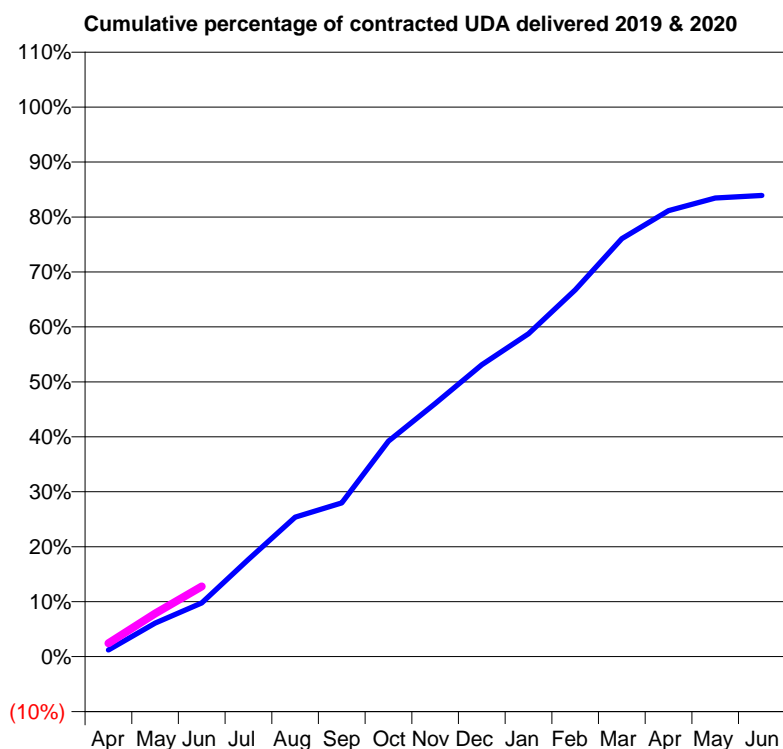
19/20 Contracted general activity (UDA)	86,878
Carry forward general activity (UDA)	0
19/20 Contracted orthodontic activity (UOA)	0
Carry forward orthodontic activity (UOA)	0
Baseline contract value	£2,486,868.32

ACCESS*

Patients seen in 24 months	Total	Change since previous quarter
Quarter ending June 2018	25,804	
Quarter ending September 2018	25,676	→
Quarter ending December 2018	25,612	→
Quarter ending March 2019	25,712	→
Quarter ending June 2019	25,519	→
Variance since June 2018	(1.1%)	↓



ACTIVITY



Month	Adjusted Scheduled Activity (UDA)	
	2019	2020
April	1,050	2,124
May	5,307	6,815
June	8,492	11,102
July	15,388	
August	22,066	
September	24,300	
October	34,082	
November	40,000	
December	46,150	
January	51,062	
February	57,993	
March	66,092	
April	70,496	
May	72,489	
June	72,891	

QUALITY

	Quantity	Base Number	Contract	AT	Region	England
% of FP17s for the same patient ID Re-attending within 3 months - Children	121	1,688	7.2%	10.2%	12.1%	11.4%
% of FP17s for the same patient ID Re-attending within 3 months - Adults	797	5,679	14.0%	14.2%	15.6%	15.4%
% of FP17s for the same patient ID Re-attending between 3 & 9 months - Children	702	1,688	41.6%	58.1%	61.2%	59.8%
% of FP17s for the same patient ID Re-attending between 3 & 9 months - Adults	2,385	5,679	42.0%	53.3%	54.5%	52.1%
% of FP17s for Band 1 Urgent Courses	568	5,352	10.6%	8.4%	9.1%	9.2%
% of FP17s Relating to Free Repair or Replacements	93	5,352	1.7%	1.1%	1.0%	0.7%
% of FP17s Relating to Continuations	97	5,352	1.8%	1.2%	1.0%	0.8%
% of Patients satisfied with the dentistry they have received	11	12	91.7%	96.0%	94.2%	93.4%
% of Patients satisfied with the time they had to wait for an appointment	12	12	100.0%	91.3%	88.4%	87.6%

* This is based on patients treated on this contract for their most recent course of treatment. Figures in italics indicate the base number of FP17s or Patient Questionnaire responses are less than 100. N/A is shown where the base number of responses is less than 10 during the period. % is calculated as Quantity/Base number*100

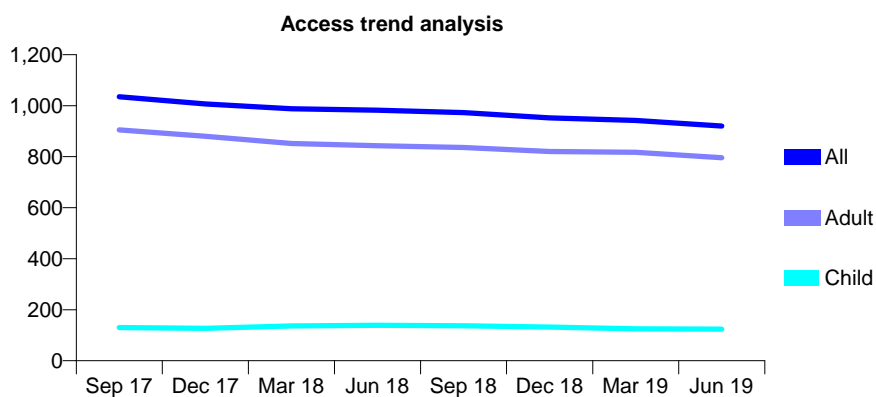
Q49 - Vital Signs At a Glance Contract Report for 153923/0001 - June 2019

Name or company name	Mr Devanand Isukapatla
Contract type name	GDS Contract
Purpose of contract	General
Contract start date	01/11/2015
Contract end date	

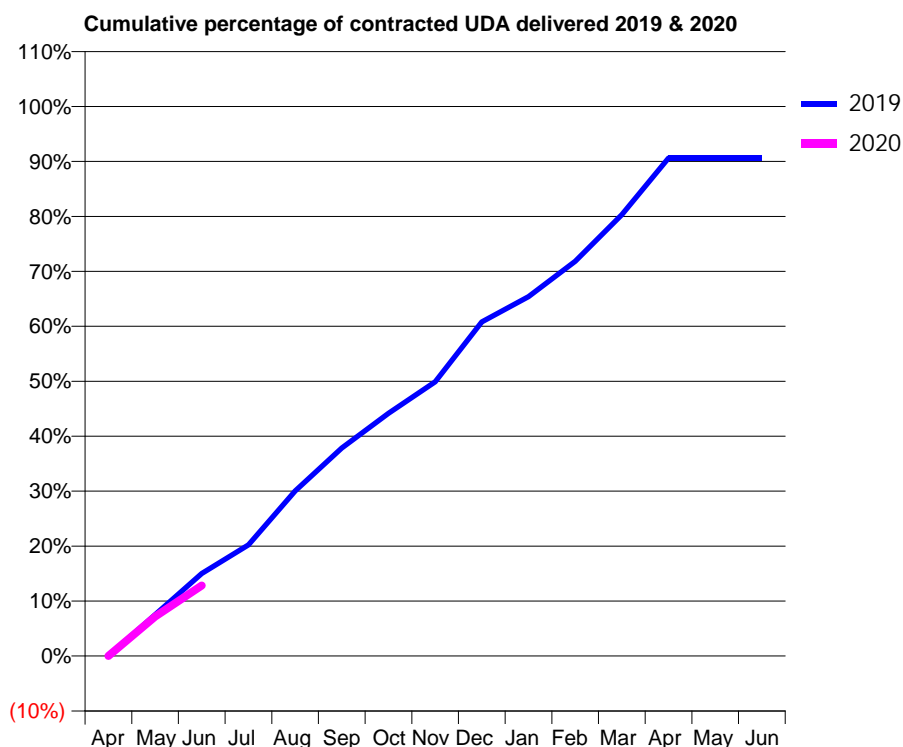
19/20 Contracted general activity (UDA)	3,371
Carry forward general activity (UDA)	0
19/20 Contracted orthodontic activity (UOA)	0
Carry forward orthodontic activity (UOA)	0
Baseline contract value	£88,190.20

ACCESS*

Patients seen in 24 months	Total	Change since previous quarter
Quarter ending June 2018	982	
Quarter ending September 2018	973	→
Quarter ending December 2018	952	↓
Quarter ending March 2019	942	↓
Quarter ending June 2019	920	↓
Variance since June 2018	(6.3%)	↓



ACTIVITY



Month	Adjusted Scheduled Activity (UDA)	
	2019	2020
April	0	0
May	254	242
June	506	432
July	682	
August	1,013	
September	1,275	
October	1,489	
November	1,683	
December	2,049	
January	2,204	
February	2,422	
March	2,707	
April	3,055	
May	3,055	
June	3,055	

QUALITY

	Quantity	Base Number	Contract	AT	Region	England
% of FP17s for the same patient ID Re-attending within 3 months - Children	3	57	5.3%	10.2%	12.1%	11.4%
% of FP17s for the same patient ID Re-attending within 3 months - Adults	43	357	12.0%	14.2%	15.6%	15.4%
% of FP17s for the same patient ID Re-attending between 3 & 9 months - Children	30	57	52.6%	58.1%	61.2%	59.8%
% of FP17s for the same patient ID Re-attending between 3 & 9 months - Adults	240	357	67.2%	53.3%	54.5%	52.1%
% of FP17s for Band 1 Urgent Courses	26	263	9.9%	8.4%	9.1%	9.2%
% of FP17s Relating to Free Repair or Replacements	2	263	0.8%	1.1%	1.0%	0.7%
% of FP17s Relating to Continuations	6	263	2.3%	1.2%	1.0%	0.8%
% of Patients satisfied with the dentistry they have received	1	1	N/A	96.0%	94.2%	93.4%
% of Patients satisfied with the time they had to wait for an appointment	1	1	N/A	91.3%	88.4%	87.6%

* This is based on patients treated on this contract for their most recent course of treatment. Figures in italics indicate the base number of FP17s or Patient Questionnaire responses are less than 100. N/A is shown where the base number of responses is less than 10 during the period. % is calculated as Quantity/Base number*100

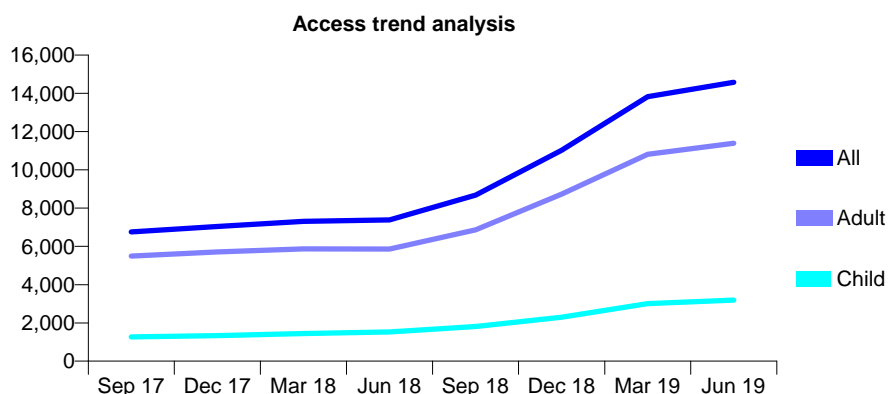
Q49 - Vital Signs At a Glance Contract Report for 156663/0001 - June 2019

Name or company name	The Belvedere Dental Practice Ltd
Contract type name	GDS Contract
Purpose of contract	General and Orthodontic
Contract start date	01/09/2010
Contract end date	

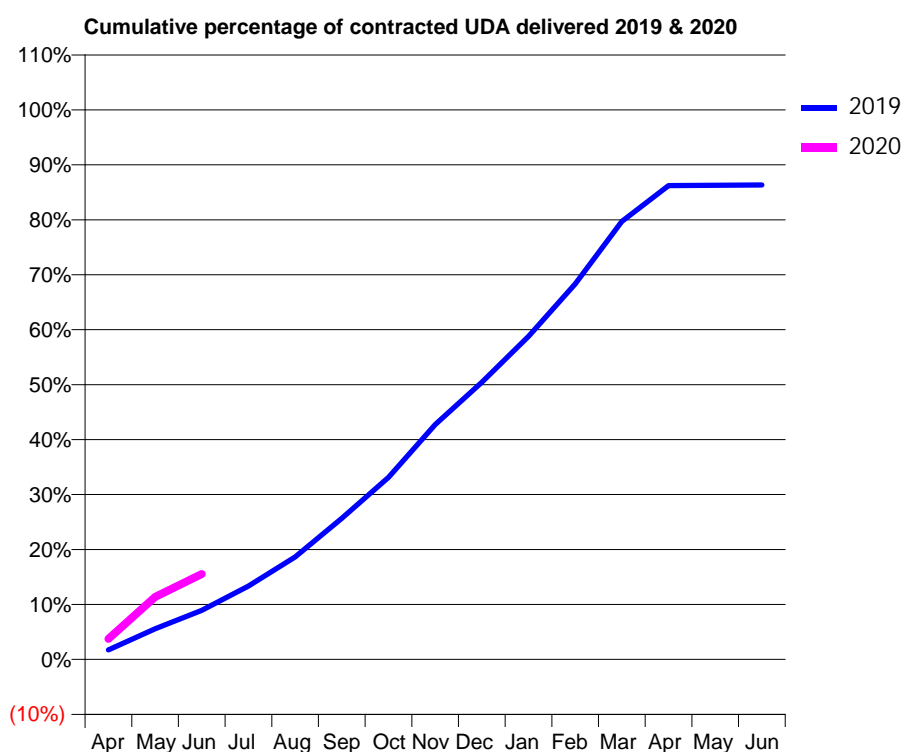
19/20 Contracted general activity (UDA)	53,785
Carry forward general activity (UDA)	0
19/20 Contracted orthodontic activity (UOA)	0
Carry forward orthodontic activity (UOA)	0
Baseline contract value	£1,325,221.98

ACCESS*

Patients seen in 24 months	Total	Change since previous quarter
Quarter ending June 2018	7,381	
Quarter ending September 2018	8,676	↑
Quarter ending December 2018	11,028	↑
Quarter ending March 2019	13,823	↑
Quarter ending June 2019	14,577	↑
Variance since June 2018	97.5%	↑



ACTIVITY



Month	2019	2020
April	760	2,019
May	2,463	6,113
June	3,920	8,364
July	5,873	
August	8,206	
September	11,303	
October	14,577	
November	18,803	
December	22,186	
January	25,864	
February	30,072	
March	35,062	
April	37,929	
May	37,968	
June	37,986	

QUALITY

	Quantity	Base Number	Contract	AT	Region	England
% of FP17s for the same patient ID Re-attending within 3 months - Children	99	1,363	7.3%	10.2%	12.1%	11.4%
% of FP17s for the same patient ID Re-attending within 3 months - Adults	733	4,639	15.8%	14.2%	15.6%	15.4%
% of FP17s for the same patient ID Re-attending between 3 & 9 months - Children	835	1,363	61.3%	58.1%	61.2%	59.8%
% of FP17s for the same patient ID Re-attending between 3 & 9 months - Adults	2,547	4,639	54.9%	53.3%	54.5%	52.1%
% of FP17s for Band 1 Urgent Courses	395	4,688	8.4%	8.4%	9.1%	9.2%
% of FP17s Relating to Free Repair or Replacements	32	4,688	0.7%	1.1%	1.0%	0.7%
% of FP17s Relating to Continuations	117	4,688	2.5%	1.2%	1.0%	0.8%
% of Patients satisfied with the dentistry they have received	7	7	N/A	96.0%	94.2%	93.4%
% of Patients satisfied with the time they had to wait for an appointment	5	7	N/A	91.3%	88.4%	87.6%

* This is based on patients treated on this contract for their most recent course of treatment. Figures in italics indicate the base number of FP17s or Patient Questionnaire responses are less than 100. N/A is shown where the base number of responses is less than 10 during the period. % is calculated as Quantity/Base number*100

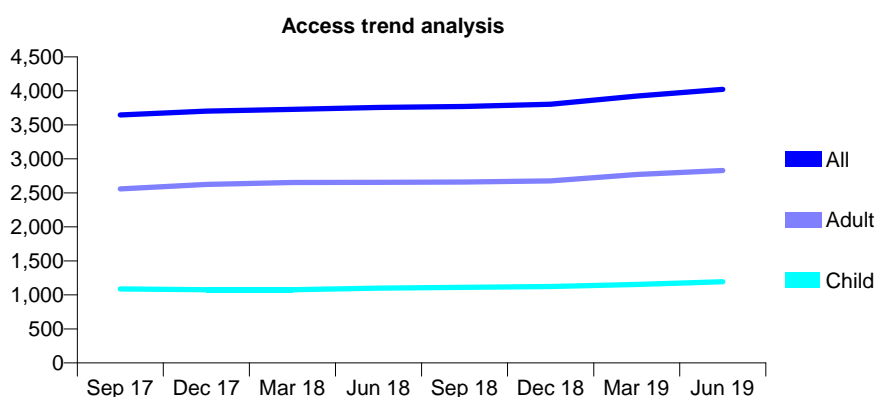
Q49 - Vital Signs At a Glance Contract Report for 157457/0001 - June 2019

Name or company name	Northumbria Dental Care Limited
Contract type name	GDS Contract
Purpose of contract	General and Orthodontic
Contract start date	01/01/2012
Contract end date	

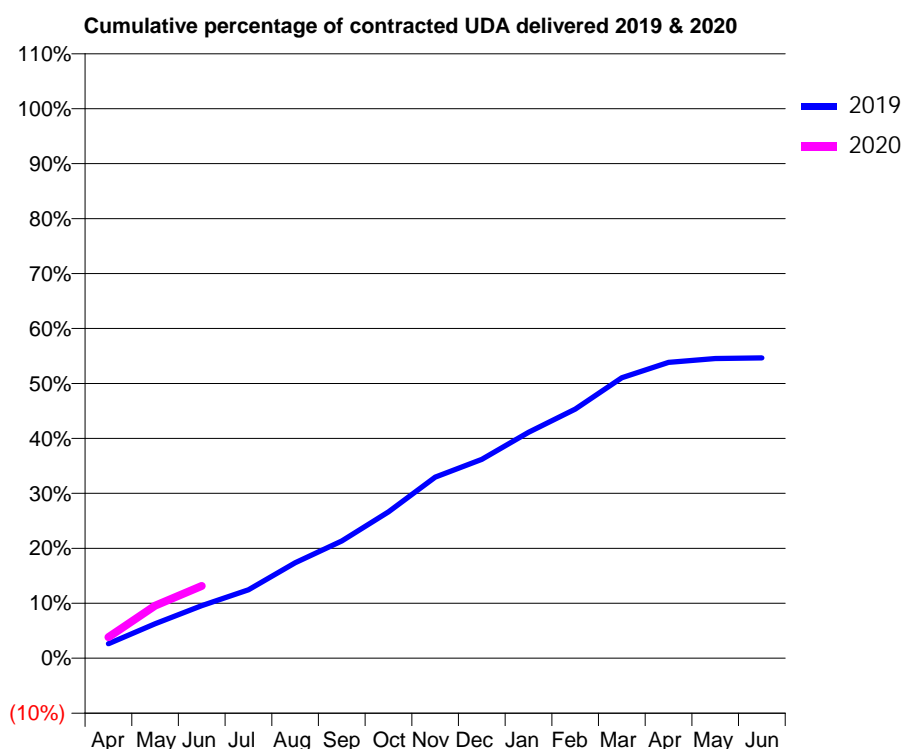
19/20 Contracted general activity (UDA)	11,342
Carry forward general activity (UDA)	0
19/20 Contracted orthodontic activity (UOA)	420
Carry forward orthodontic activity (UOA)	0
Baseline contract value	£458,465.22

ACCESS*

Patients seen in 24 months	Total	Change since previous quarter
Quarter ending June 2018	3,755	
Quarter ending September 2018	3,769	→
Quarter ending December 2018	3,803	→
Quarter ending March 2019	3,924	↑
Quarter ending June 2019	4,023	↑
Variance since June 2018	7.1%	↑



ACTIVITY



Month	Adjusted Scheduled Activity (UDA)	
	2019	2020
April	350	433
May	836	1,087
June	1,277	1,489
July	1,664	
August	2,320	
September	2,848	
October	3,554	
November	4,397	
December	4,829	
January	5,485	
February	6,048	
March	6,812	
April	7,183	
May	7,277	
June	7,295	

QUALITY

	Quantity	Base Number	Contract	AT	Region	England
% of FP17s for the same patient ID Re-attending within 3 months - Children	25	337	7.4%	10.2%	12.1%	11.4%
% of FP17s for the same patient ID Re-attending within 3 months - Adults	99	677	14.6%	14.2%	15.6%	15.4%
% of FP17s for the same patient ID Re-attending between 3 & 9 months - Children	104	337	30.9%	58.1%	61.2%	59.8%
% of FP17s for the same patient ID Re-attending between 3 & 9 months - Adults	201	677	29.7%	53.3%	54.5%	52.1%
% of FP17s for Band 1 Urgent Courses	51	625	8.2%	8.4%	9.1%	9.2%
% of FP17s Relating to Free Repair or Replacements	1	625	0.2%	1.1%	1.0%	0.7%
% of FP17s Relating to Continuations	8	625	1.3%	1.2%	1.0%	0.8%
% of Patients satisfied with the dentistry they have received	2	2	N/A	96.0%	94.2%	93.4%
% of Patients satisfied with the time they had to wait for an appointment	2	2	N/A	91.3%	88.4%	87.6%

* This is based on patients treated on this contract for their most recent course of treatment.

Figures in italics indicate the base number of FP17s or Patient Questionnaire responses are less than 100. N/A is shown where the base number of responses is less than 10 during the period. % is calculated as Quantity/Base number*100

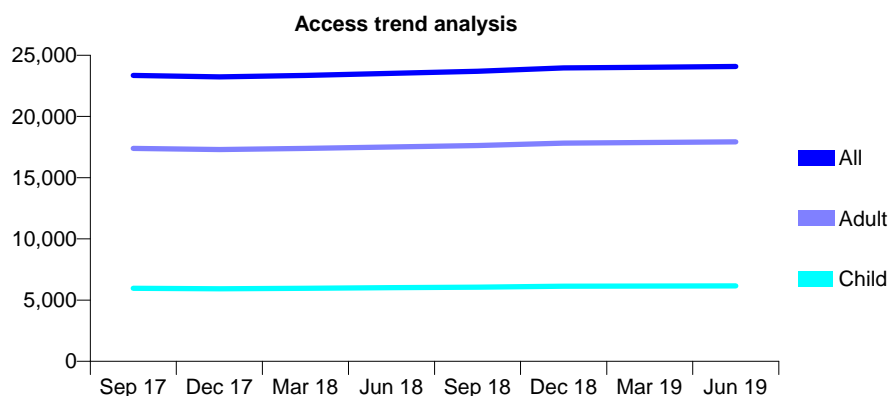
Q49 - Vital Signs At a Glance Contract Report for 159891/0001 - June 2019

Name or company name	The Southwick and Whitburn Dental Practic
Contract type name	GDS Contract
Purpose of contract	General
Contract start date	01/04/2014
Contract end date	

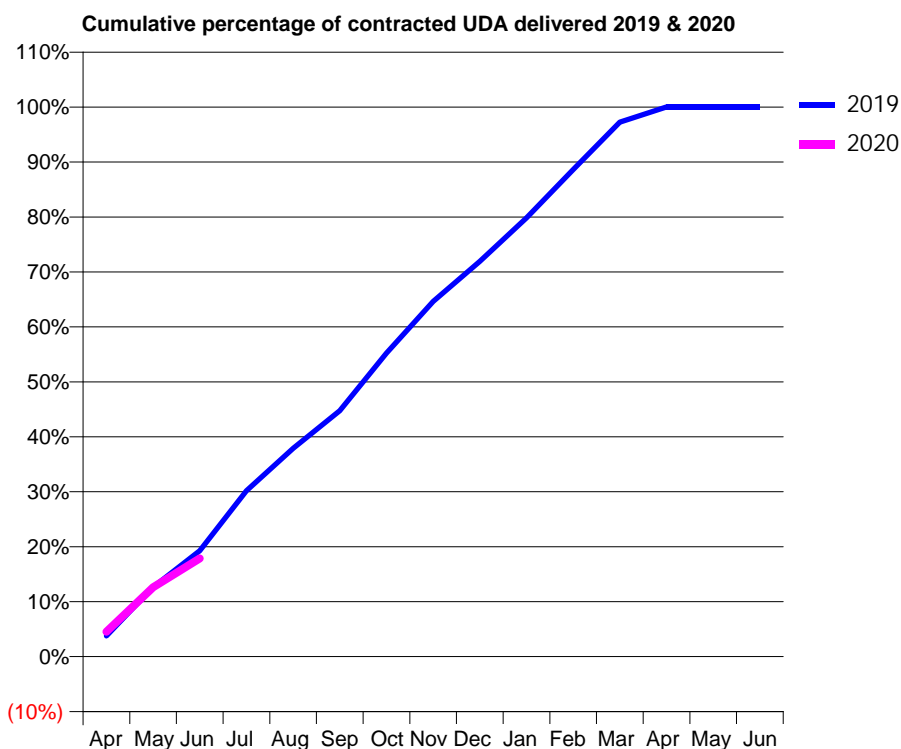
19/20 Contracted general activity (UDA)	64,555
Carry forward general activity (UDA)	0
19/20 Contracted orthodontic activity (UOA)	0
Carry forward orthodontic activity (UOA)	0
Baseline contract value	£1,795,360.24

ACCESS*

Patients seen in 24 months	Total	Change since previous quarter
Quarter ending June 2018	23,526	
Quarter ending September 2018	23,684	→
Quarter ending December 2018	23,967	→
Quarter ending March 2019	24,017	→
Quarter ending June 2019	24,093	→
Variance since June 2018	2.4%	↑



ACTIVITY



Month	Adjusted Scheduled Activity (UDA)	
	2019	2020
April	2,431	2,916
May	8,173	8,157
June	12,442	11,532
July	19,491	
August	24,459	
September	28,872	
October	35,656	
November	41,730	
December	46,430	
January	51,541	
February	57,214	
March	62,773	
April	64,567	
May	64,568	
June	64,570	

QUALITY

	Quantity	Base Number	Contract	AT	Region	England
% of FP17s for the same patient ID Re-attending within 3 months - Children	111	1,768	6.3%	10.2%	12.1%	11.4%
% of FP17s for the same patient ID Re-attending within 3 months - Adults	428	4,430	9.7%	14.2%	15.6%	15.4%
% of FP17s for the same patient ID Re-attending between 3 & 9 months - Children	918	1,768	51.9%	58.1%	61.2%	59.8%
% of FP17s for the same patient ID Re-attending between 3 & 9 months - Adults	2,244	4,430	50.7%	53.3%	54.5%	52.1%
% of FP17s for Band 1 Urgent Courses	434	5,315	8.2%	8.4%	9.1%	9.2%
% of FP17s Relating to Free Repair or Replacements	27	5,315	0.5%	1.1%	1.0%	0.7%
% of FP17s Relating to Continuations	36	5,315	0.7%	1.2%	1.0%	0.8%
% of Patients satisfied with the dentistry they have received	21	22	95.5%	96.0%	94.2%	93.4%
% of Patients satisfied with the time they had to wait for an appointment	19	22	86.4%	91.3%	88.4%	87.6%

* This is based on patients treated on this contract for their most recent course of treatment. Figures in italics indicate the base number of FP17s or Patient Questionnaire responses are less than 100. N/A is shown where the base number of responses is less than 10 during the period. % is calculated as Quantity/Base number*100

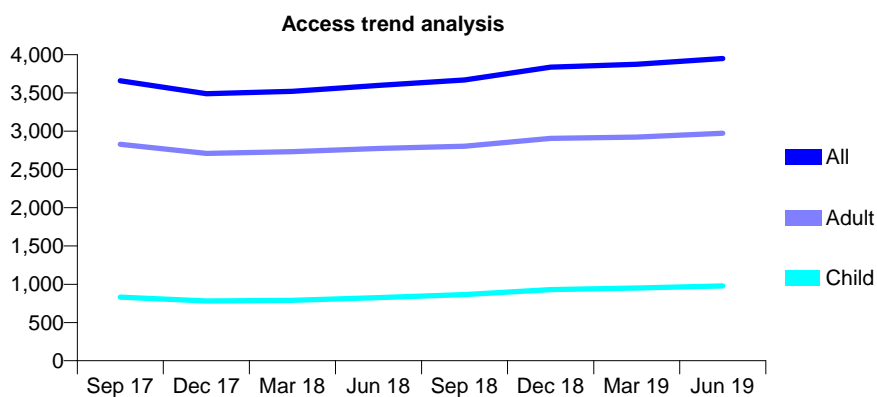
Q49 - Vital Signs At a Glance Contract Report for 160296/0001 - June 2019

Name or company name	Queen Street Dental Practice Partnership
Contract type name	GDS Contract
Purpose of contract	General
Contract start date	22/10/2009
Contract end date	

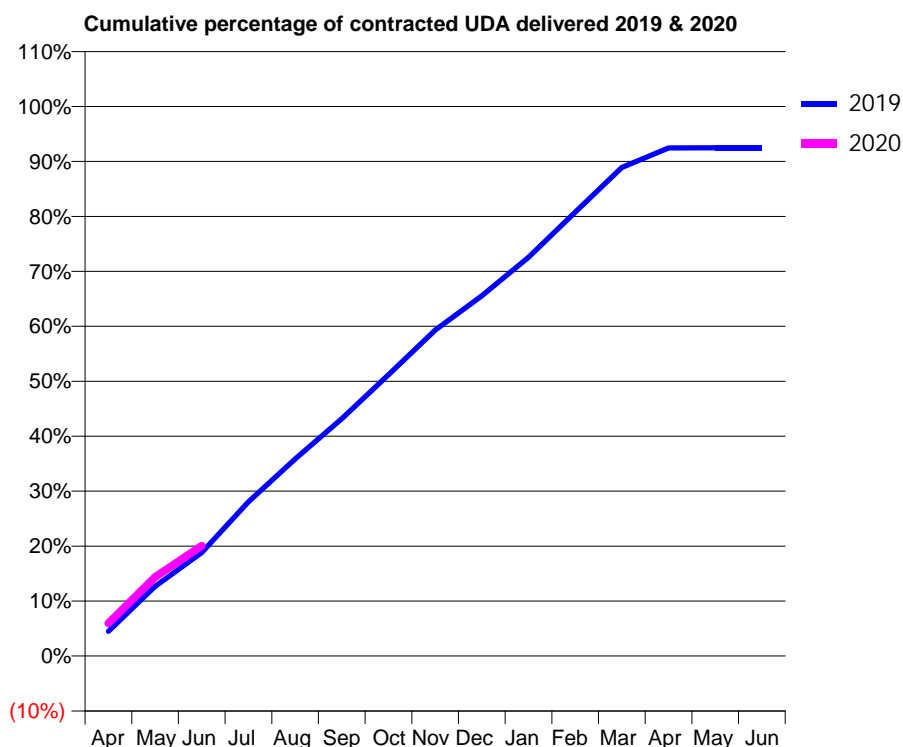
19/20 Contracted general activity (UDA)	12,000
Carry forward general activity (UDA)	0
19/20 Contracted orthodontic activity (UOA)	0
Carry forward orthodontic activity (UOA)	0
Baseline contract value	£338,221.45

ACCESS*

Patients seen in 24 months	Total	Change since previous quarter
Quarter ending June 2018	3,599	
Quarter ending September 2018	3,669	→
Quarter ending December 2018	3,837	↑
Quarter ending March 2019	3,873	→
Quarter ending June 2019	3,951	↑
Variance since June 2018	9.8%	↑



ACTIVITY



Month	Adjusted Scheduled Activity (UDA)	
	2019	2020
April	568	716
May	1,597	1,724
June	2,370	2,406
July	3,537	
August	4,519	
September	5,441	
October	6,451	
November	7,474	
December	8,258	
January	9,141	
February	10,177	
March	11,200	
April	11,649	
May	11,650	
June	11,650	

QUALITY

	Quantity	Base Number	Contract	AT	Region	England
% of FP17s for the same patient ID Re-attending within 3 months - Children	30	434	6.9%	10.2%	12.1%	11.4%
% of FP17s for the same patient ID Re-attending within 3 months - Adults	165	1,081	15.3%	14.2%	15.6%	15.4%
% of FP17s for the same patient ID Re-attending between 3 & 9 months - Children	268	434	61.8%	58.1%	61.2%	59.8%
% of FP17s for the same patient ID Re-attending between 3 & 9 months - Adults	508	1,081	47.0%	53.3%	54.5%	52.1%
% of FP17s for Band 1 Urgent Courses	99	1,281	7.7%	8.4%	9.1%	9.2%
% of FP17s Relating to Free Repair or Replacements	16	1,281	1.2%	1.1%	1.0%	0.7%
% of FP17s Relating to Continuations	25	1,281	2.0%	1.2%	1.0%	0.8%
% of Patients satisfied with the dentistry they have received	0	0	N/A	96.0%	94.2%	93.4%
% of Patients satisfied with the time they had to wait for an appointment	0	0	N/A	91.3%	88.4%	87.6%

* This is based on patients treated on this contract for their most recent course of treatment. Figures in italics indicate the base number of FP17s or Patient Questionnaire responses are less than 100. N/A is shown where the base number of responses is less than 10 during the period. % is calculated as Quantity/Base number*100

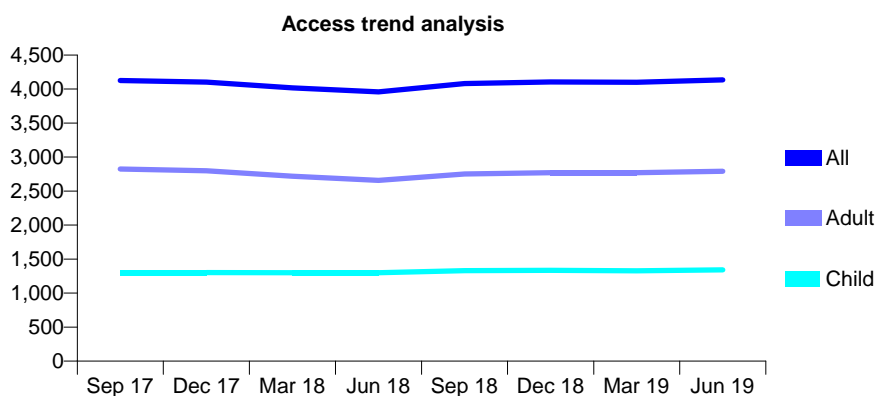
Q49 - Vital Signs At a Glance Contract Report for 162507/0001 - June 2019

Name or company name	Tyneview Dental Practice
Contract type name	GDS Contract
Purpose of contract	General
Contract start date	04/06/2015
Contract end date	

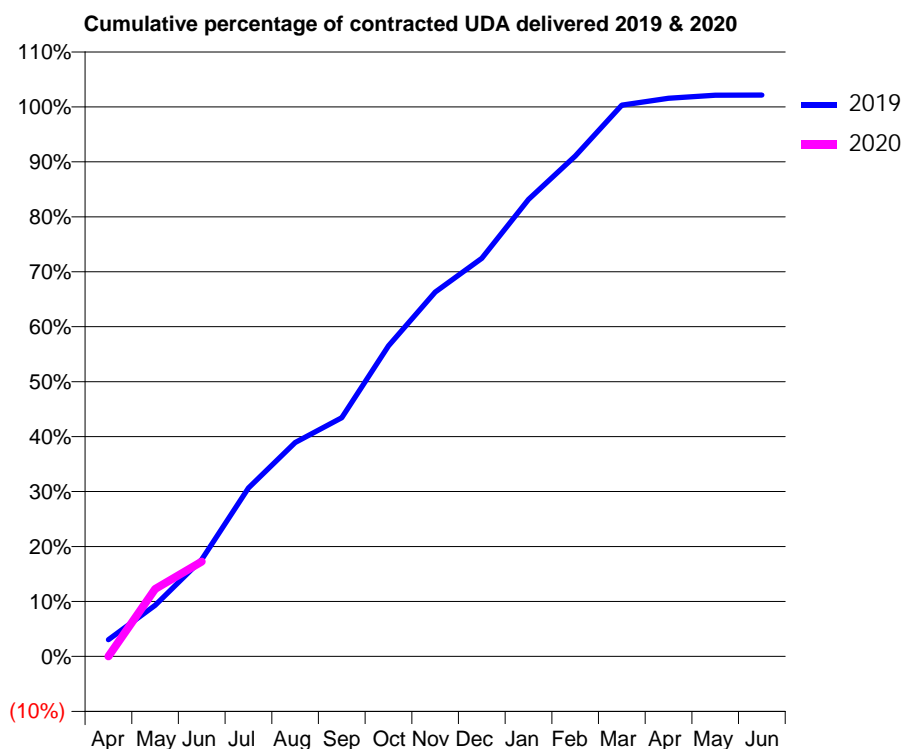
19/20 Contracted general activity (UDA)	13,000
Carry forward general activity (UDA)	0
19/20 Contracted orthodontic activity (UOA)	0
Carry forward orthodontic activity (UOA)	0
Baseline contract value	£327,183.05

ACCESS*

Patients seen in 24 months	Total	Change since previous quarter
Quarter ending June 2018	3,957	
Quarter ending September 2018	4,082	↑
Quarter ending December 2018	4,104	→
Quarter ending March 2019	4,099	→
Quarter ending June 2019	4,134	→
Variance since June 2018	4.5%	↑



ACTIVITY



Month	Adjusted Scheduled Activity (UDA)	
	2019	2020
April	395	0
May	1,209	1,598
June	2,290	2,245
July	3,985	
August	5,060	
September	5,644	
October	7,344	
November	8,621	
December	9,417	
January	10,810	
February	11,834	
March	13,041	
April	13,203	
May	13,274	
June	13,280	

QUALITY

	Quantity	Base Number	Contract	AT	Region	England
% of FP17s for the same patient ID Re-attending within 3 months - Children	26	393	6.6%	10.2%	12.1%	11.4%
% of FP17s for the same patient ID Re-attending within 3 months - Adults	86	665	12.9%	14.2%	15.6%	15.4%
% of FP17s for the same patient ID Re-attending between 3 & 9 months - Children	188	393	47.8%	58.1%	61.2%	59.8%
% of FP17s for the same patient ID Re-attending between 3 & 9 months - Adults	248	665	37.3%	53.3%	54.5%	52.1%
% of FP17s for Band 1 Urgent Courses	104	758	13.7%	8.4%	9.1%	9.2%
% of FP17s Relating to Free Repair or Replacements	0	758	0.0%	1.1%	1.0%	0.7%
% of FP17s Relating to Continuations	3	758	0.4%	1.2%	1.0%	0.8%
% of Patients satisfied with the dentistry they have received	4	6	N/A	96.0%	94.2%	93.4%
% of Patients satisfied with the time they had to wait for an appointment	5	6	N/A	91.3%	88.4%	87.6%

* This is based on patients treated on this contract for their most recent course of treatment. Figures in italics indicate the base number of FP17s or Patient Questionnaire responses are less than 100. N/A is shown where the base number of responses is less than 10 during the period. % is calculated as Quantity/Base number*100

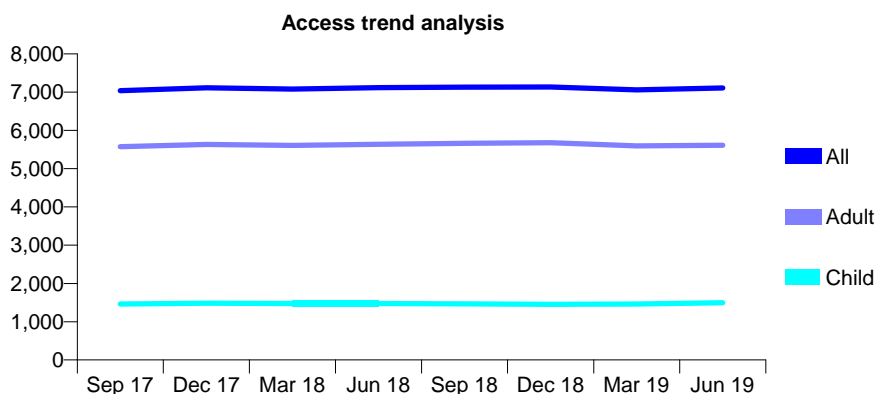
Q49 - Vital Signs At a Glance Contract Report for 168564/0001 - June 2019

Name or company name	The Grainger Stockton, Birtley and Stanley
Contract type name	GDS Contract
Purpose of contract	General
Contract start date	01/02/2014
Contract end date	

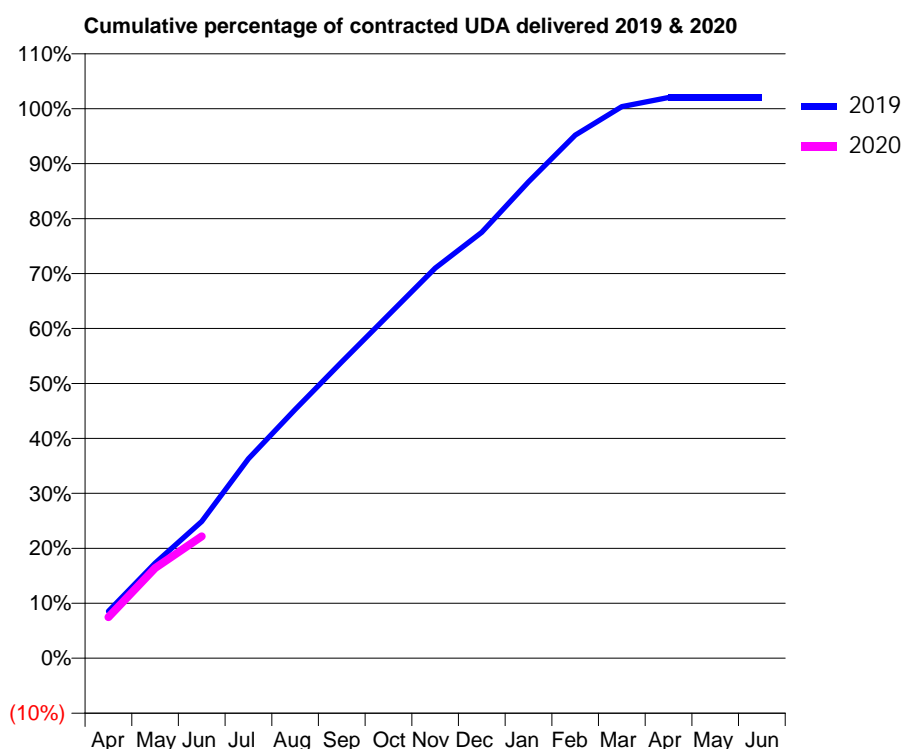
19/20 Contracted general activity (UDA)	21,272
Carry forward general activity (UDA)	0
19/20 Contracted orthodontic activity (UOA)	0
Carry forward orthodontic activity (UOA)	0
Baseline contract value	£486,780.11

ACCESS*

Patients seen in 24 months	Total	Change since previous quarter
Quarter ending June 2018	7,116	
Quarter ending September 2018	7,129	→
Quarter ending December 2018	7,133	→
Quarter ending March 2019	7,058	↓
Quarter ending June 2019	7,109	→
Variance since June 2018	(0.1%)	→



ACTIVITY



Month	2019	2020
April	1,821	1,585
May	3,684	3,491
June	5,294	4,722
July	7,720	
August	9,632	
September	11,472	
October	13,284	
November	15,103	
December	16,486	
January	18,442	
February	20,248	
March	21,348	
April	21,704	
May	21,704	
June	21,703	

QUALITY

	Quantity	Base Number	Contract	AT	Region	England
% of FP17s for the same patient ID Re-attending within 3 months - Children	16	535	3.0%	10.2%	12.1%	11.4%
% of FP17s for the same patient ID Re-attending within 3 months - Adults	115	1,951	5.9%	14.2%	15.6%	15.4%
% of FP17s for the same patient ID Re-attending between 3 & 9 months - Children	320	535	59.8%	58.1%	61.2%	59.8%
% of FP17s for the same patient ID Re-attending between 3 & 9 months - Adults	1,269	1,951	65.0%	53.3%	54.5%	52.1%
% of FP17s for Band 1 Urgent Courses	94	2,315	4.1%	8.4%	9.1%	9.2%
% of FP17s Relating to Free Repair or Replacements	0	2,315	0.0%	1.1%	1.0%	0.7%
% of FP17s Relating to Continuations	8	2,315	0.3%	1.2%	1.0%	0.8%
% of Patients satisfied with the dentistry they have received	3	4	N/A	96.0%	94.2%	93.4%
% of Patients satisfied with the time they had to wait for an appointment	3	4	N/A	91.3%	88.4%	87.6%

* This is based on patients treated on this contract for their most recent course of treatment.

Figures in italics indicate the base number of FP17s or Patient Questionnaire responses are less than 100. N/A is shown where the base number of responses is less than 10 during the period. % is calculated as Quantity/Base number*100

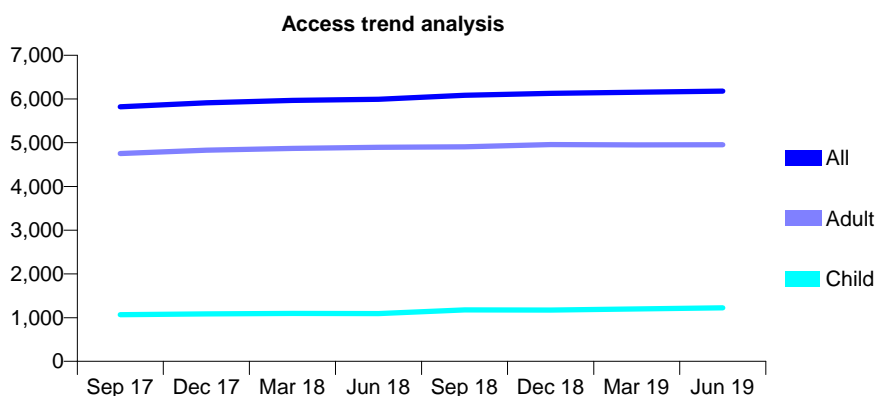
Q49 - Vital Signs At a Glance Contract Report for 168866/0001 - June 2019

Name or company name	H Singh & Associates Ltd
Contract type name	GDS Contract
Purpose of contract	General and Orthodontic
Contract start date	01/04/2010
Contract end date	

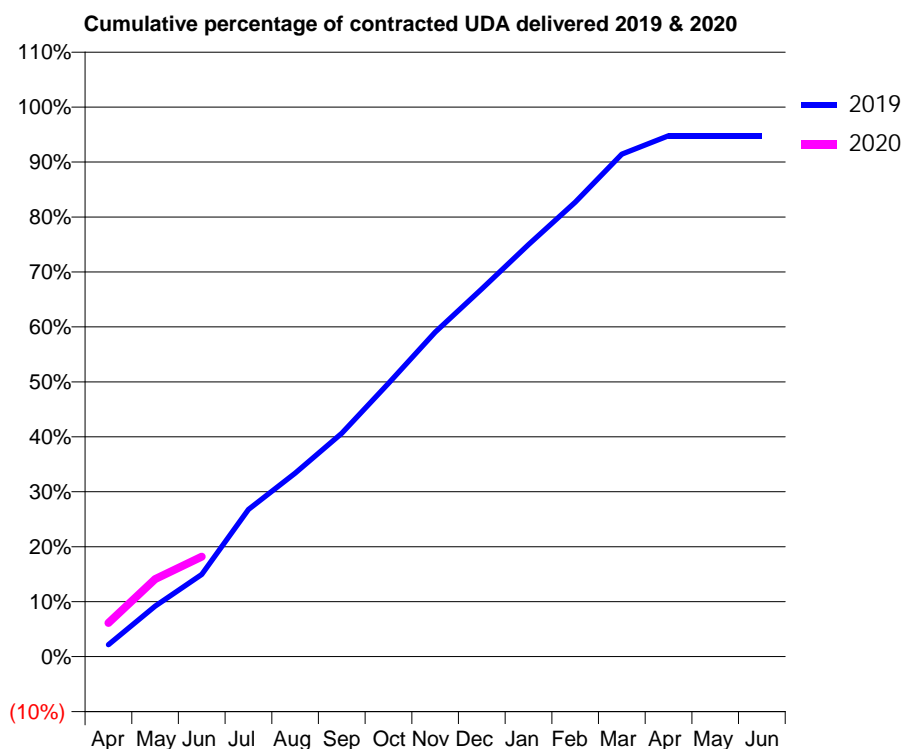
19/20 Contracted general activity (UDA)	18,452
Carry forward general activity (UDA)	0
19/20 Contracted orthodontic activity (UOA)	0
Carry forward orthodontic activity (UOA)	0
Baseline contract value	£514,250.97

ACCESS*

Patients seen in 24 months	Total	Change since previous quarter
Quarter ending June 2018	5,991	
Quarter ending September 2018	6,082	→
Quarter ending December 2018	6,130	→
Quarter ending March 2019	6,153	→
Quarter ending June 2019	6,180	→
Variance since June 2018	3.2%	↑



ACTIVITY



Month	Adjusted Scheduled Activity (UDA)	
	2019	2020
April	399	1,132
May	1,693	2,605
June	2,762	3,355
July	4,943	
August	6,166	
September	7,497	
October	9,175	
November	10,898	
December	12,346	
January	13,833	
February	15,257	
March	16,869	
April	17,486	
May	17,487	
June	17,487	

QUALITY

	Quantity	Base Number	Contract	AT	Region	England
% of FP17s for the same patient ID Re-attending within 3 months - Children	40	389	10.3%	10.2%	12.1%	11.4%
% of FP17s for the same patient ID Re-attending within 3 months - Adults	304	1,617	18.8%	14.2%	15.6%	15.4%
% of FP17s for the same patient ID Re-attending between 3 & 9 months - Children	176	389	45.2%	58.1%	61.2%	59.8%
% of FP17s for the same patient ID Re-attending between 3 & 9 months - Adults	852	1,617	52.7%	53.3%	54.5%	52.1%
% of FP17s for Band 1 Urgent Courses	188	1,734	10.8%	8.4%	9.1%	9.2%
% of FP17s Relating to Free Repair or Replacements	54	1,734	3.1%	1.1%	1.0%	0.7%
% of FP17s Relating to Continuations	34	1,734	2.0%	1.2%	1.0%	0.8%
% of Patients satisfied with the dentistry they have received	2	2	N/A	96.0%	94.2%	93.4%
% of Patients satisfied with the time they had to wait for an appointment	2	2	N/A	91.3%	88.4%	87.6%

* This is based on patients treated on this contract for their most recent course of treatment. Figures in italics indicate the base number of FP17s or Patient Questionnaire responses are less than 100. N/A is shown where the base number of responses is less than 10 during the period. % is calculated as Quantity/Base number*100

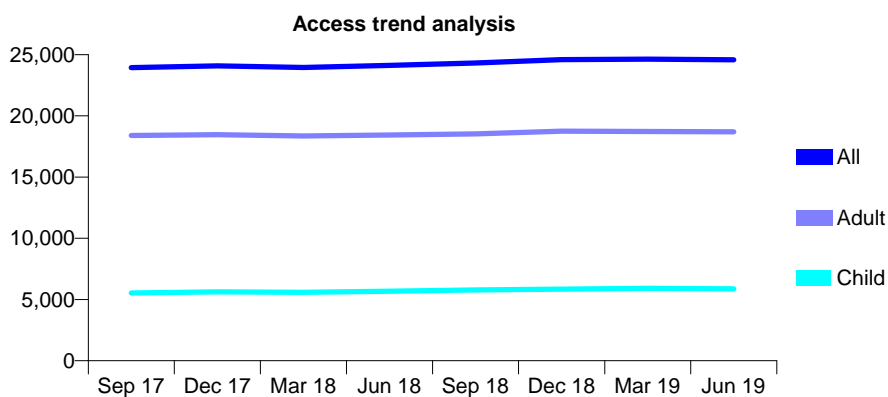
Q49 - Vital Signs At a Glance Contract Report for 170011/0001 - June 2019

Name or company name	SRDP
Contract type name	GDS Contract
Purpose of contract	General and Orthodontic
Contract start date	01/10/2007
Contract end date	

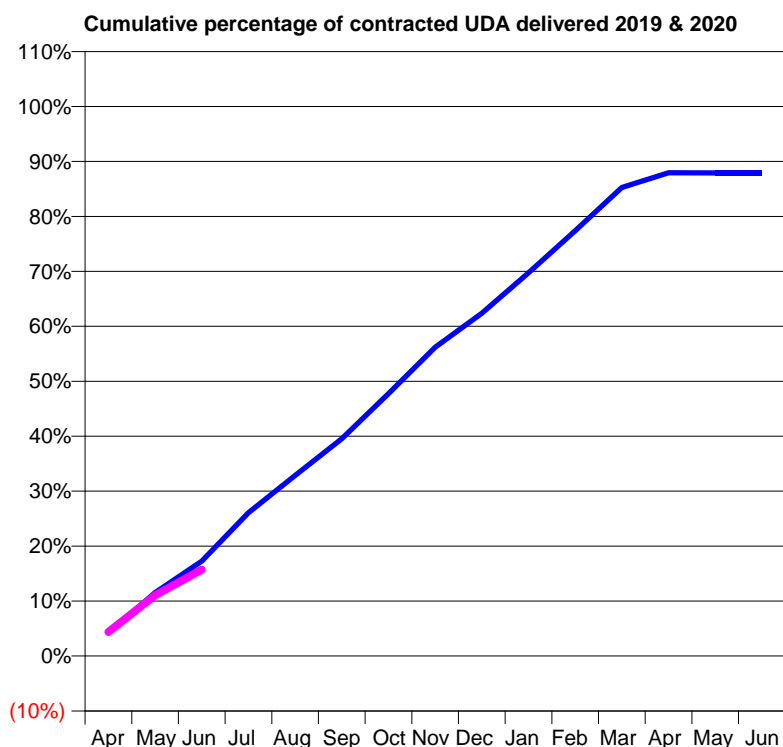
19/20 Contracted general activity (UDA)	71,215
Carry forward general activity (UDA)	0
19/20 Contracted orthodontic activity (UOA)	1,281
Carry forward orthodontic activity (UOA)	0
Baseline contract value	£2,162,934.32

ACCESS*

Patients seen in 24 months	Total	Change since previous quarter
Quarter ending June 2018	24,120	
Quarter ending September 2018	24,322	→
Quarter ending December 2018	24,595	→
Quarter ending March 2019	24,630	→
Quarter ending June 2019	24,582	→
Variance since June 2018	1.9%	→



ACTIVITY



Month	Adjusted Scheduled Activity (UDA)	
	2019	2020
April	3,001	3,118
May	8,221	7,880
June	12,304	11,188
July	18,569	
August	23,403	
September	28,155	
October	34,005	
November	40,020	
December	44,421	
January	49,658	
February	55,119	
March	60,716	
April	62,614	
May	62,605	
June	62,604	

QUALITY

	Quantity	Base Number	Contract	AT	Region	England
% of FP17s for the same patient ID Re-attending within 3 months - Children	136	1,629	8.3%	10.2%	12.1%	11.4%
% of FP17s for the same patient ID Re-attending within 3 months - Adults	587	4,739	12.4%	14.2%	15.6%	15.4%
% of FP17s for the same patient ID Re-attending between 3 & 9 months - Children	790	1,629	48.5%	58.1%	61.2%	59.8%
% of FP17s for the same patient ID Re-attending between 3 & 9 months - Adults	2,145	4,739	45.3%	53.3%	54.5%	52.1%
% of FP17s for Band 1 Urgent Courses	460	5,439	8.5%	8.4%	9.1%	9.2%
% of FP17s Relating to Free Repair or Replacements	49	5,439	0.9%	1.1%	1.0%	0.7%
% of FP17s Relating to Continuations	94	5,439	1.7%	1.2%	1.0%	0.8%
% of Patients satisfied with the dentistry they have received	3	3	N/A	96.0%	94.2%	93.4%
% of Patients satisfied with the time they had to wait for an appointment	3	3	N/A	91.3%	88.4%	87.6%

* This is based on patients treated on this contract for their most recent course of treatment. Figures in italics indicate the base number of FP17s or Patient Questionnaire responses are less than 100. N/A is shown where the base number of responses is less than 10 during the period. % is calculated as Quantity/Base number*100

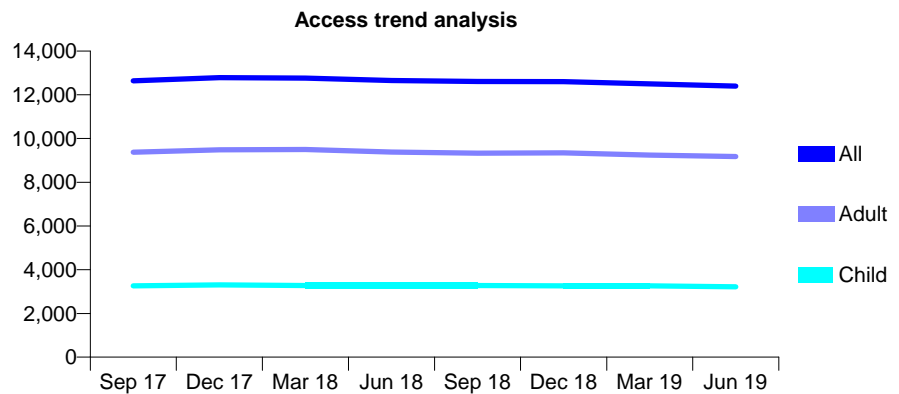
Q49 - Vital Signs At a Glance Contract Report for 170941/0001 - June 2019

Name or company name	InDental Practice Limited
Contract type name	GDS Contract
Purpose of contract	General
Contract start date	01/07/2008
Contract end date	

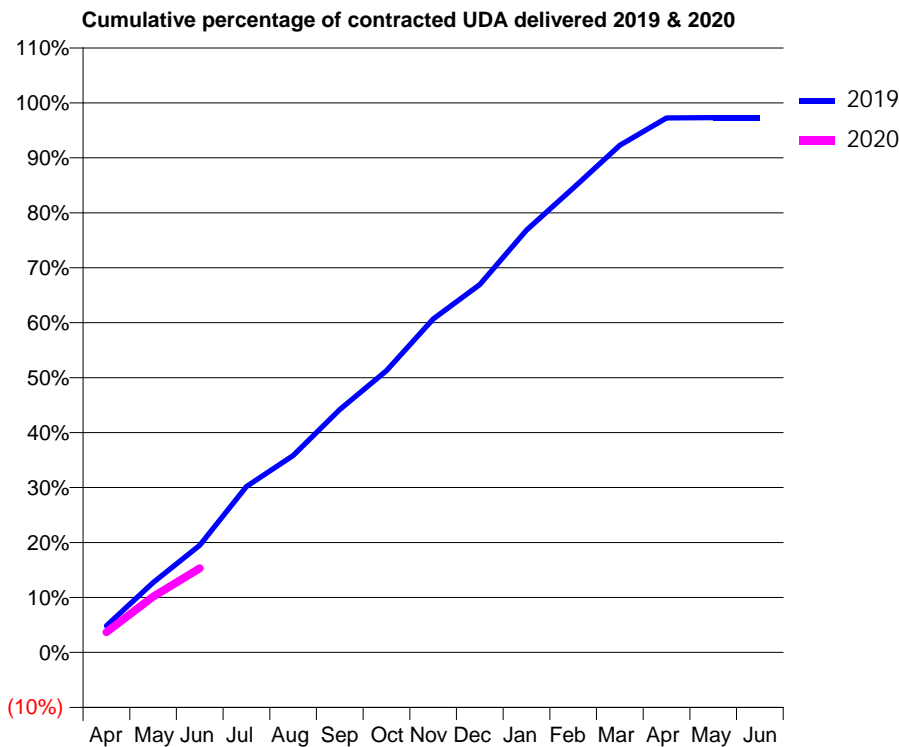
19/20 Contracted general activity (UDA)	36,554
Carry forward general activity (UDA)	0
19/20 Contracted orthodontic activity (UOA)	0
Carry forward orthodontic activity (UOA)	0
Baseline contract value	£1,154,137.88

ACCESS*

Patients seen in 24 months	Total	Change since previous quarter
Quarter ending June 2018	12,657	
Quarter ending September 2018	12,612	→
Quarter ending December 2018	12,600	→
Quarter ending March 2019	12,497	→
Quarter ending June 2019	12,396	→
Variance since June 2018	(2.1%)	↓



ACTIVITY



Month	2019	2020
April	1,812	1,348
May	4,754	3,713
June	7,280	5,592
July	11,260	
August	13,369	
September	16,493	
October	19,126	
November	22,646	
December	24,980	
January	28,671	
February	31,537	
March	34,431	
April	36,286	
May	36,310	
June	36,316	

QUALITY

	Quantity	Base Number	Contract	AT	Region	England
% of FP17s for the same patient ID Re-attending within 3 months - Children	70	1,065	6.6%	10.2%	12.1%	11.4%
% of FP17s for the same patient ID Re-attending within 3 months - Adults	484	2,863	16.9%	14.2%	15.6%	15.4%
% of FP17s for the same patient ID Re-attending between 3 & 9 months - Children	644	1,065	60.5%	58.1%	61.2%	59.8%
% of FP17s for the same patient ID Re-attending between 3 & 9 months - Adults	1,493	2,863	52.1%	53.3%	54.5%	52.1%
% of FP17s for Band 1 Urgent Courses	369	2,857	12.9%	8.4%	9.1%	9.2%
% of FP17s Relating to Free Repair or Replacements	33	2,857	1.2%	1.1%	1.0%	0.7%
% of FP17s Relating to Continuations	15	2,857	0.5%	1.2%	1.0%	0.8%
% of Patients satisfied with the dentistry they have received	3	3	N/A	96.0%	94.2%	93.4%
% of Patients satisfied with the time they had to wait for an appointment	3	3	N/A	91.3%	88.4%	87.6%

* This is based on patients treated on this contract for their most recent course of treatment. Figures in italics indicate the base number of FP17s or Patient Questionnaire responses are less than 100. N/A is shown where the base number of responses is less than 10 during the period. % is calculated as Quantity/Base number*100

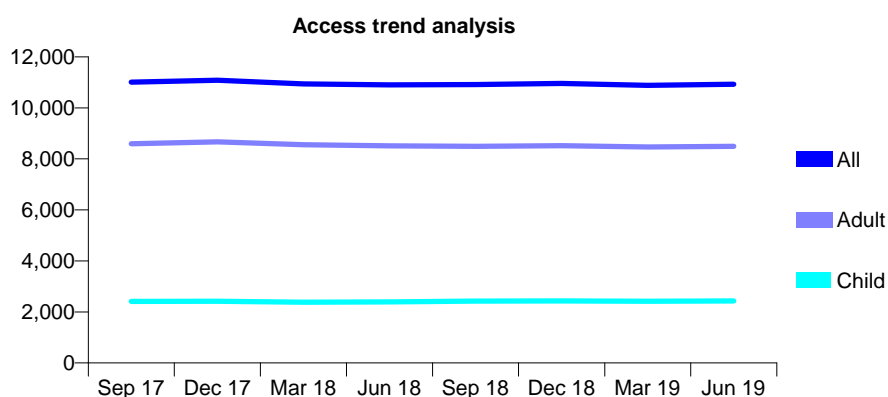
Q49 - Vital Signs At a Glance Contract Report for 172847/0001 - June 2019

Name or company name	Newcastle and Wallsend Dental Practice Pa
Contract type name	GDS Contract
Purpose of contract	General
Contract start date	01/05/2013
Contract end date	

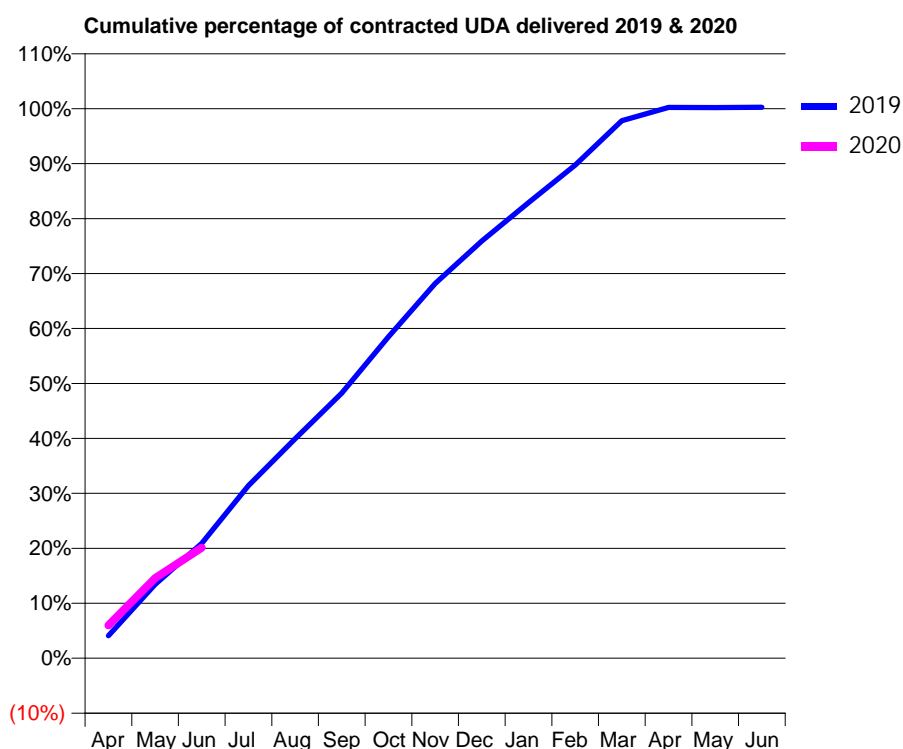
19/20 Contracted general activity (UDA)	32,000
Carry forward general activity (UDA)	0
19/20 Contracted orthodontic activity (UOA)	0
Carry forward orthodontic activity (UOA)	0
Baseline contract value	£867,335.67

ACCESS*

Patients seen in 24 months	Total	Change since previous quarter
Quarter ending June 2018	10,905	
Quarter ending September 2018	10,914	→
Quarter ending December 2018	10,956	→
Quarter ending March 2019	10,886	→
Quarter ending June 2019	10,926	→
Variance since June 2018	0.2%	→



ACTIVITY



Month	Adjusted Scheduled Activity (UDA)	
	2019	2020
April	1,305	1,917
May	4,299	4,661
June	6,689	6,430
July	10,052	
August	12,788	
September	15,435	
October	18,719	
November	21,821	
December	24,294	
January	26,526	
February	28,719	
March	31,302	
April	32,068	
May	32,063	
June	32,086	

QUALITY

	Quantity	Base Number	Contract	AT	Region	England
% of FP17s for the same patient ID Re-attending within 3 months - Children	38	738	5.1%	10.2%	12.1%	11.4%
% of FP17s for the same patient ID Re-attending within 3 months - Adults	291	2,522	11.5%	14.2%	15.6%	15.4%
% of FP17s for the same patient ID Re-attending between 3 & 9 months - Children	364	738	49.3%	58.1%	61.2%	59.8%
% of FP17s for the same patient ID Re-attending between 3 & 9 months - Adults	1,302	2,522	51.6%	53.3%	54.5%	52.1%
% of FP17s for Band 1 Urgent Courses	247	2,896	8.5%	8.4%	9.1%	9.2%
% of FP17s Relating to Free Repair or Replacements	40	2,896	1.4%	1.1%	1.0%	0.7%
% of FP17s Relating to Continuations	48	2,896	1.7%	1.2%	1.0%	0.8%
% of Patients satisfied with the dentistry they have received	7	7	N/A	96.0%	94.2%	93.4%
% of Patients satisfied with the time they had to wait for an appointment	6	7	N/A	91.3%	88.4%	87.6%

* This is based on patients treated on this contract for their most recent course of treatment.

Figures in italics indicate the base number of FP17s or Patient Questionnaire responses are less than 100. N/A is shown where the base number of responses is less than 10 during the period. % is calculated as Quantity/Base number*100

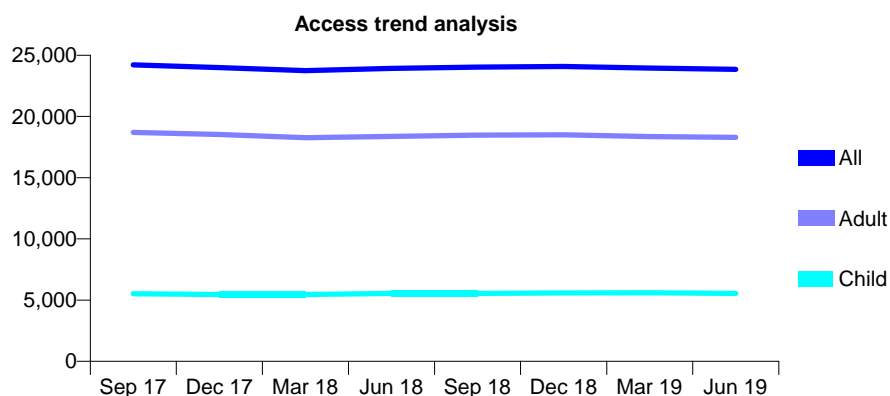
Q49 - Vital Signs At a Glance Contract Report for 176648/0001 - June 2019

Name or company name	South Tyneside Smiles Limited
Contract type name	GDS Contract
Purpose of contract	General and Orthodontic
Contract start date	01/04/2008
Contract end date	

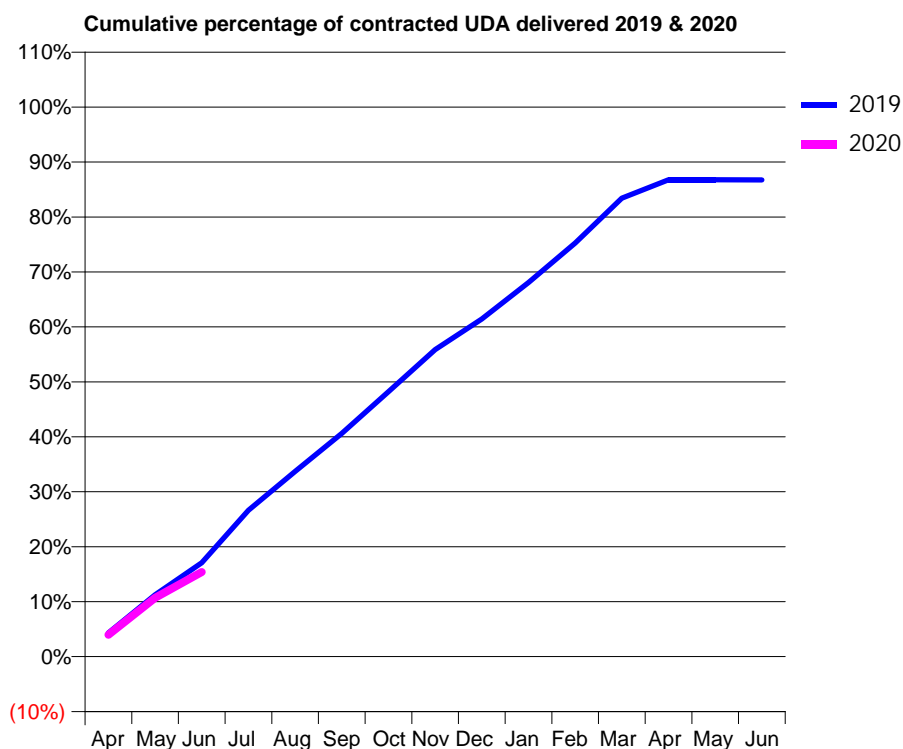
19/20 Contracted general activity (UDA)	83,974
Carry forward general activity (UDA)	0
19/20 Contracted orthodontic activity (UOA)	2,119
Carry forward orthodontic activity (UOA)	0
Baseline contract value	£2,481,617.01

ACCESS*

Patients seen in 24 months	Total	Change since previous quarter
Quarter ending June 2018	23,925	
Quarter ending September 2018	24,031	→
Quarter ending December 2018	24,085	→
Quarter ending March 2019	23,959	→
Quarter ending June 2019	23,846	→
Variance since June 2018	(0.3%)	→



ACTIVITY



Month	Adjusted Scheduled Activity (UDA)	
	2019	2020
April	3,645	3,322
May	9,475	9,006
June	14,337	12,925
July	22,361	
August	28,316	
September	34,106	
October	40,477	
November	46,920	
December	51,592	
January	57,169	
February	63,203	
March	70,047	
April	72,860	
May	72,857	
June	72,849	

QUALITY

	Quantity	Base Number	Contract	AT	Region	England
% of FP17s for the same patient ID Re-attending within 3 months - Children	132	1,826	7.2%	10.2%	12.1%	11.4%
% of FP17s for the same patient ID Re-attending within 3 months - Adults	595	5,333	11.2%	14.2%	15.6%	15.4%
% of FP17s for the same patient ID Re-attending between 3 & 9 months - Children	1,076	1,826	58.9%	58.1%	61.2%	59.8%
% of FP17s for the same patient ID Re-attending between 3 & 9 months - Adults	2,690	5,333	50.4%	53.3%	54.5%	52.1%
% of FP17s for Band 1 Urgent Courses	466	5,848	8.0%	8.4%	9.1%	9.2%
% of FP17s Relating to Free Repair or Replacements	38	5,848	0.6%	1.1%	1.0%	0.7%
% of FP17s Relating to Continuations	75	5,848	1.3%	1.2%	1.0%	0.8%
% of Patients satisfied with the dentistry they have received	12	12	100.0%	96.0%	94.2%	93.4%
% of Patients satisfied with the time they had to wait for an appointment	12	12	100.0%	91.3%	88.4%	87.6%

* This is based on patients treated on this contract for their most recent course of treatment. Figures in italics indicate the base number of FP17s or Patient Questionnaire responses are less than 100. N/A is shown where the base number of responses is less than 10 during the period. % is calculated as Quantity/Base number*100

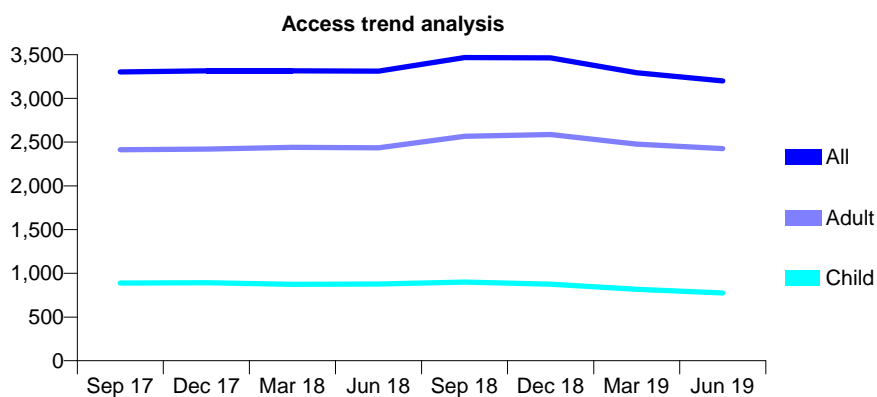
Q49 - Vital Signs At a Glance Contract Report for 177644/0001 - June 2019

Name or company name	Goodteeth Dental Surgeries Ltd
Contract type name	GDS Contract
Purpose of contract	General and Orthodontic
Contract start date	01/09/2009
Contract end date	

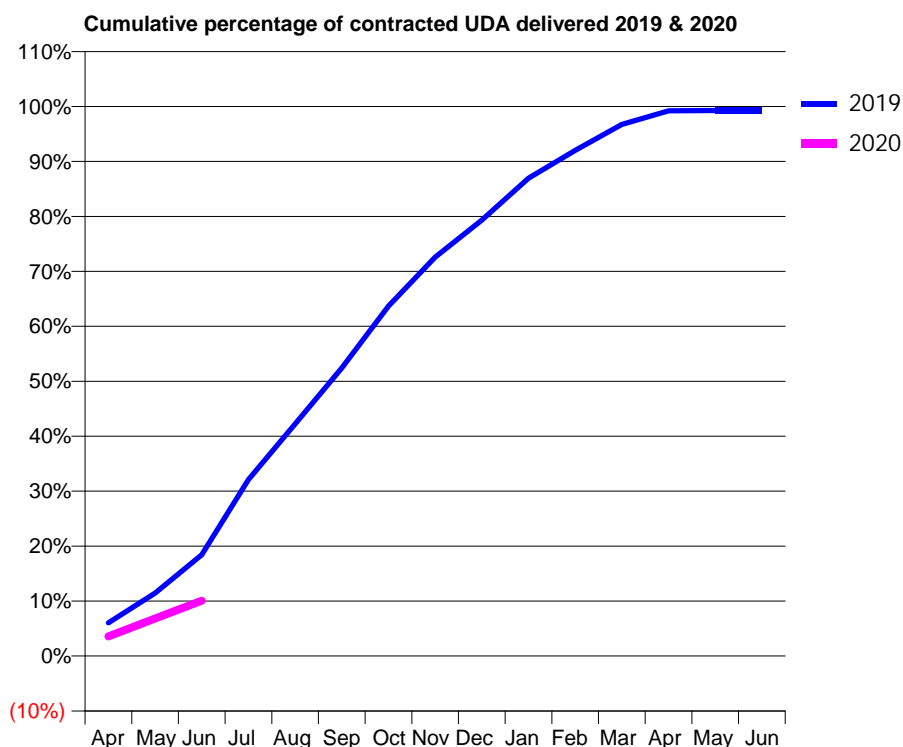
19/20 Contracted general activity (UDA)	8,745
Carry forward general activity (UDA)	0
19/20 Contracted orthodontic activity (UOA)	418
Carry forward orthodontic activity (UOA)	0
Baseline contract value	£241,927.45

ACCESS*

Patients seen in 24 months	Total	Change since previous quarter
Quarter ending June 2018	3,312	
Quarter ending September 2018	3,467	↑
Quarter ending December 2018	3,463	→
Quarter ending March 2019	3,294	↓
Quarter ending June 2019	3,201	↓
Variance since June 2018	(3.4%)	↓



ACTIVITY



Month	Adjusted Scheduled Activity (UDA)	
	2019	2020
April	530	312
May	1,002	598
June	1,612	880
July	2,809	
August	3,693	
September	4,583	
October	5,570	
November	6,348	
December	6,937	
January	7,604	
February	8,045	
March	8,458	
April	8,676	
May	8,681	
June	8,681	

QUALITY

	Quantity	Base Number	Contract	AT	Region	England
% of FP17s for the same patient ID Re-attending within 3 months - Children	18	156	11.5%	10.2%	12.1%	11.4%
% of FP17s for the same patient ID Re-attending within 3 months - Adults	56	447	12.5%	14.2%	15.6%	15.4%
% of FP17s for the same patient ID Re-attending between 3 & 9 months - Children	57	156	36.5%	58.1%	61.2%	59.8%
% of FP17s for the same patient ID Re-attending between 3 & 9 months - Adults	168	447	37.6%	53.3%	54.5%	52.1%
% of FP17s for Band 1 Urgent Courses	133	504	26.4%	8.4%	9.1%	9.2%
% of FP17s Relating to Free Repair or Replacements	5	504	1.0%	1.1%	1.0%	0.7%
% of FP17s Relating to Continuations	0	504	0.0%	1.2%	1.0%	0.8%
% of Patients satisfied with the dentistry they have received	0	0	N/A	96.0%	94.2%	93.4%
% of Patients satisfied with the time they had to wait for an appointment	0	0	N/A	91.3%	88.4%	87.6%

* This is based on patients treated on this contract for their most recent course of treatment. Figures in italics indicate the base number of FP17s or Patient Questionnaire responses are less than 100. N/A is shown where the base number of responses is less than 10 during the period. % is calculated as Quantity/Base number*100

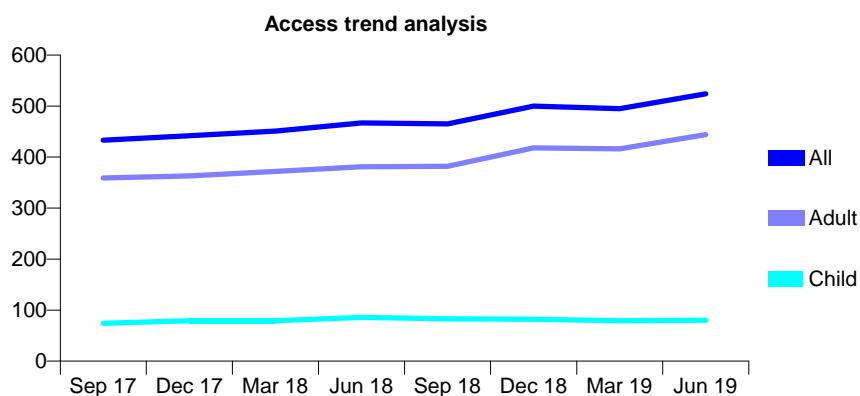
Q49 - Vital Signs At a Glance Contract Report for 177644/0002 - June 2019

Name or company name	Alston Dental Practice Limited
Contract type name	GDS Contract
Purpose of contract	General
Contract start date	01/09/2009
Contract end date	

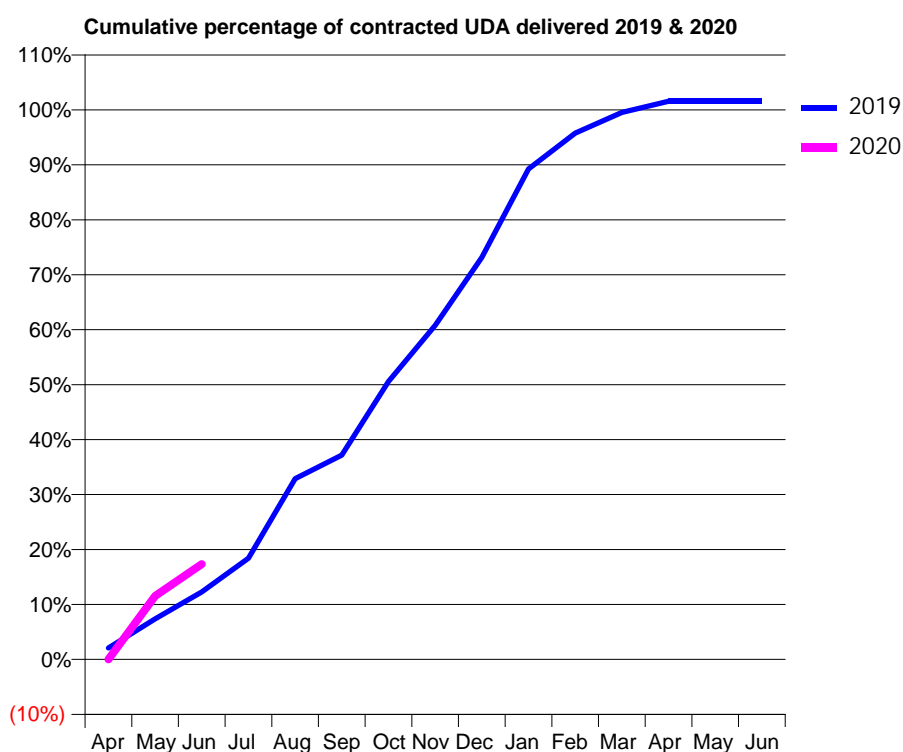
19/20 Contracted general activity (UDA)	1,500
Carry forward general activity (UDA)	0
19/20 Contracted orthodontic activity (UOA)	0
Carry forward orthodontic activity (UOA)	0
Baseline contract value	£44,336.72

ACCESS*

Patients seen in 24 months	Total	Change since previous quarter
Quarter ending June 2018	467	
Quarter ending September 2018	465	→
Quarter ending December 2018	500	↑
Quarter ending March 2019	495	↓
Quarter ending June 2019	524	↑
Variance since June 2018	12.2%	↑



ACTIVITY



Month	2019	2020
April	31	0
May	111	173
June	184	260
July	276	
August	493	
September	557	
October	759	
November	912	
December	1,097	
January	1,339	
February	1,437	
March	1,493	
April	1,524	
May	1,524	
June	1,524	

QUALITY

	Quantity	Base Number	Contract	AT	Region	England
% of FP17s for the same patient ID Re-attending within 3 months - Children	1	23	4.3%	10.2%	12.1%	11.4%
% of FP17s for the same patient ID Re-attending within 3 months - Adults	4	126	3.2%	14.2%	15.6%	15.4%
% of FP17s for the same patient ID Re-attending between 3 & 9 months - Children	7	23	30.4%	58.1%	61.2%	59.8%
% of FP17s for the same patient ID Re-attending between 3 & 9 months - Adults	58	126	46.0%	53.3%	54.5%	52.1%
% of FP17s for Band 1 Urgent Courses	5	127	3.9%	8.4%	9.1%	9.2%
% of FP17s Relating to Free Repair or Replacements	0	127	0.0%	1.1%	1.0%	0.7%
% of FP17s Relating to Continuations	0	127	0.0%	1.2%	1.0%	0.8%
% of Patients satisfied with the dentistry they have received	1	2	N/A	96.0%	94.2%	93.4%
% of Patients satisfied with the time they had to wait for an appointment	2	2	N/A	91.3%	88.4%	87.6%

* This is based on patients treated on this contract for their most recent course of treatment. Figures in italics indicate the base number of FP17s or Patient Questionnaire responses are less than 100. N/A is shown where the base number of responses is less than 10 during the period. % is calculated as Quantity/Base number*100

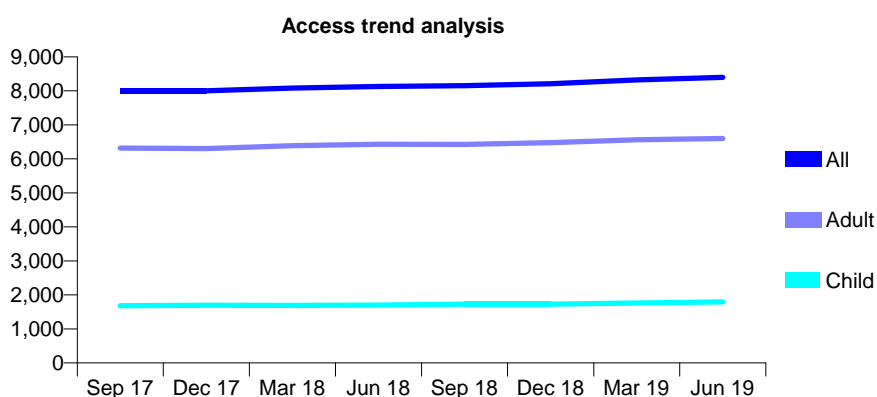
Q49 - Vital Signs At a Glance Contract Report for 180866/0001 - June 2019

Name or company name	Perfect Smile Acorn Dental Partnership
Contract type name	GDS Contract
Purpose of contract	General
Contract start date	01/07/2014
Contract end date	

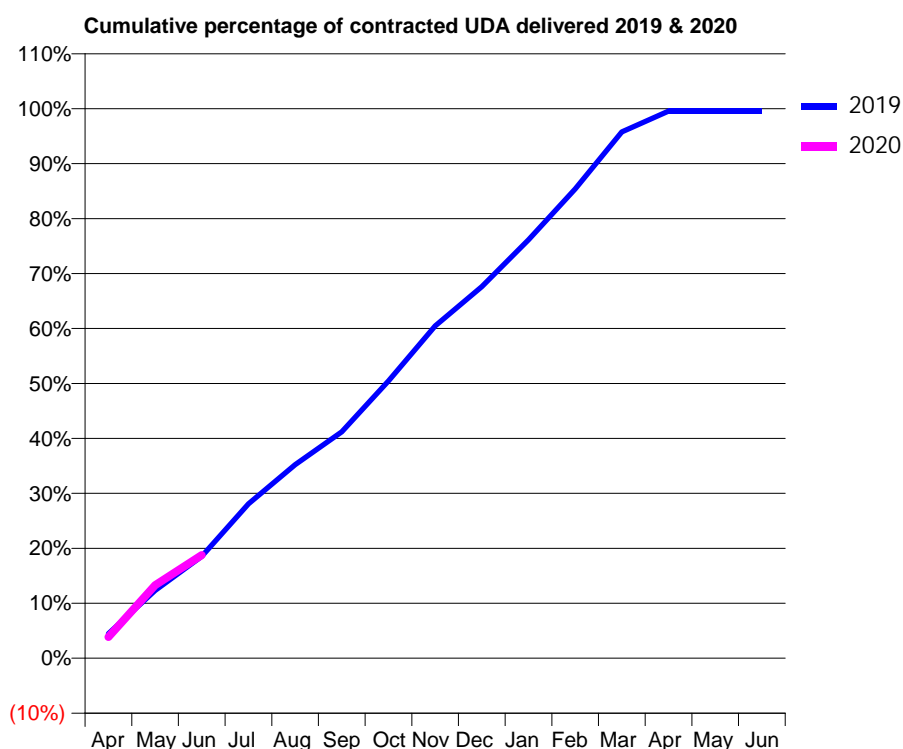
19/20 Contracted general activity (UDA)	20,230
Carry forward general activity (UDA)	0
19/20 Contracted orthodontic activity (UOA)	0
Carry forward orthodontic activity (UOA)	0
Baseline contract value	£582,617.77

ACCESS*

Patients seen in 24 months	Total	Change since previous quarter
Quarter ending June 2018	8,129	
Quarter ending September 2018	8,151	→
Quarter ending December 2018	8,211	→
Quarter ending March 2019	8,325	→
Quarter ending June 2019	8,399	→
Variance since June 2018	3.3%	↑



ACTIVITY



Month	2019	2020
April	905	781
May	2,498	2,688
June	3,751	3,799
July	5,683	
August	7,124	
September	8,332	
October	10,209	
November	12,235	
December	13,682	
January	15,403	
February	17,277	
March	19,372	
April	20,142	
May	20,142	
June	20,139	

QUALITY

	Quantity	Base Number	Contract	AT	Region	England
% of FP17s for the same patient ID Re-attending within 3 months - Children	37	610	6.1%	10.2%	12.1%	11.4%
% of FP17s for the same patient ID Re-attending within 3 months - Adults	317	1,993	15.9%	14.2%	15.6%	15.4%
% of FP17s for the same patient ID Re-attending between 3 & 9 months - Children	346	610	56.7%	58.1%	61.2%	59.8%
% of FP17s for the same patient ID Re-attending between 3 & 9 months - Adults	926	1,993	46.5%	53.3%	54.5%	52.1%
% of FP17s for Band 1 Urgent Courses	198	2,032	9.7%	8.4%	9.1%	9.2%
% of FP17s Relating to Free Repair or Replacements	27	2,032	1.3%	1.1%	1.0%	0.7%
% of FP17s Relating to Continuations	37	2,032	1.8%	1.2%	1.0%	0.8%
% of Patients satisfied with the dentistry they have received	11	11	100.0%	96.0%	94.2%	93.4%
% of Patients satisfied with the time they had to wait for an appointment	10	11	90.9%	91.3%	88.4%	87.6%

* This is based on patients treated on this contract for their most recent course of treatment.

Figures in italics indicate the base number of FP17s or Patient Questionnaire responses are less than 100. N/A is shown where the base number of responses is less than 10 during the period. % is calculated as Quantity/Base number*100

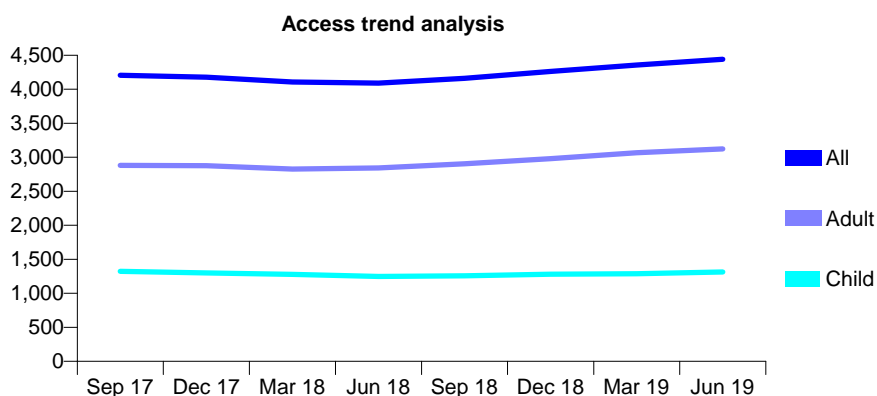
Q49 - Vital Signs At a Glance Contract Report for 181986/0001 - June 2019

Name or company name	Perfect Smile Laburnum Partnership
Contract type name	GDS Contract
Purpose of contract	General
Contract start date	01/07/2014
Contract end date	

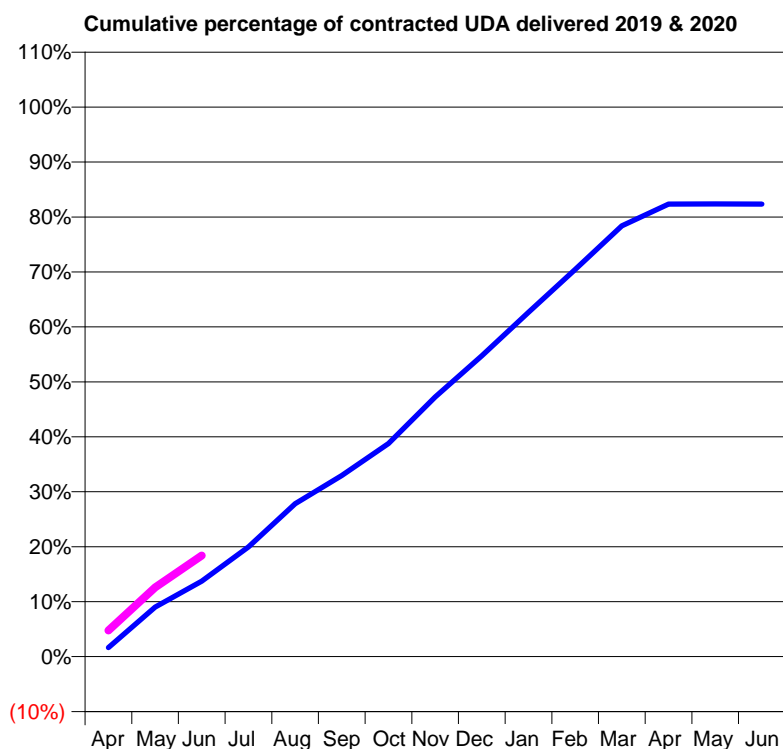
19/20 Contracted general activity (UDA)	15,771
Carry forward general activity (UDA)	0
19/20 Contracted orthodontic activity (UOA)	0
Carry forward orthodontic activity (UOA)	0
Baseline contract value	£386,376.42

ACCESS*

Patients seen in 24 months	Total	Change since previous quarter
Quarter ending June 2018	4,092	
Quarter ending September 2018	4,162	→
Quarter ending December 2018	4,261	↑
Quarter ending March 2019	4,356	↑
Quarter ending June 2019	4,440	→
Variance since June 2018	8.5%	↑



ACTIVITY



Month	Adjusted Scheduled Activity (UDA)	
	2019	2020
April	263	752
May	1,422	1,988
June	2,165	2,901
July	3,149	
August	4,389	
September	5,194	
October	6,118	
November	7,453	
December	8,634	
January	9,882	
February	11,111	
March	12,365	
April	12,988	
May	12,990	
June	12,989	

QUALITY

	Quantity	Base Number	Contract	AT	Region	England
% of FP17s for the same patient ID Re-attending within 3 months - Children	21	464	4.5%	10.2%	12.1%	11.4%
% of FP17s for the same patient ID Re-attending within 3 months - Adults	161	1,032	15.6%	14.2%	15.6%	15.4%
% of FP17s for the same patient ID Re-attending between 3 & 9 months - Children	273	464	58.8%	58.1%	61.2%	59.8%
% of FP17s for the same patient ID Re-attending between 3 & 9 months - Adults	524	1,032	50.8%	53.3%	54.5%	52.1%
% of FP17s for Band 1 Urgent Courses	74	1,244	5.9%	8.4%	9.1%	9.2%
% of FP17s Relating to Free Repair or Replacements	13	1,244	1.0%	1.1%	1.0%	0.7%
% of FP17s Relating to Continuations	27	1,244	2.2%	1.2%	1.0%	0.8%
% of Patients satisfied with the dentistry they have received	1	1	N/A	96.0%	94.2%	93.4%
% of Patients satisfied with the time they had to wait for an appointment	1	1	N/A	91.3%	88.4%	87.6%

* This is based on patients treated on this contract for their most recent course of treatment. Figures in italics indicate the base number of FP17s or Patient Questionnaire responses are less than 100. N/A is shown where the base number of responses is less than 10 during the period. % is calculated as Quantity/Base number*100

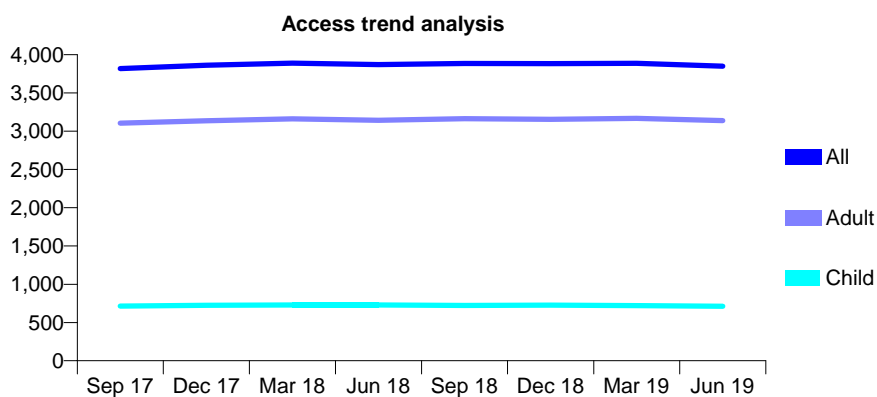
Q49 - Vital Signs At a Glance Contract Report for 182834/0001 - June 2019

Name or company name	Princes Street Dental Practice Limited
Contract type name	GDS Contract
Purpose of contract	General
Contract start date	01/04/2011
Contract end date	

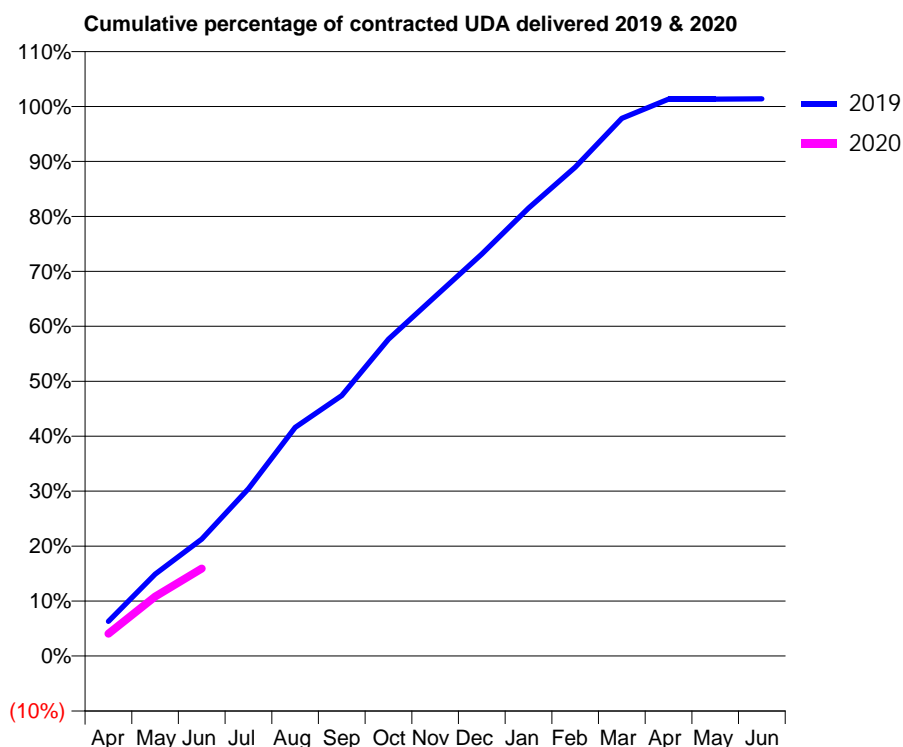
19/20 Contracted general activity (UDA)	8,772
Carry forward general activity (UDA)	0
19/20 Contracted orthodontic activity (UOA)	0
Carry forward orthodontic activity (UOA)	0
Baseline contract value	£202,348.92

ACCESS*

Patients seen in 24 months	Total	Change since previous quarter
Quarter ending June 2018	3,871	
Quarter ending September 2018	3,885	→
Quarter ending December 2018	3,883	→
Quarter ending March 2019	3,888	→
Quarter ending June 2019	3,850	→
Variance since June 2018	(0.5%)	→



ACTIVITY



Month	Adjusted Scheduled Activity (UDA)	
	2019	2020
April	554	358
May	1,309	948
June	1,866	1,397
July	2,671	
August	3,650	
September	4,159	
October	5,057	
November	5,738	
December	6,415	
January	7,148	
February	7,802	
March	8,581	
April	8,889	
May	8,889	
June	8,892	

QUALITY

	Quantity	Base Number	Contract	AT	Region	England
% of FP17s for the same patient ID Re-attending within 3 months - Children	9	227	4.0%	10.2%	12.1%	11.4%
% of FP17s for the same patient ID Re-attending within 3 months - Adults	94	820	11.5%	14.2%	15.6%	15.4%
% of FP17s for the same patient ID Re-attending between 3 & 9 months - Children	146	227	64.3%	58.1%	61.2%	59.8%
% of FP17s for the same patient ID Re-attending between 3 & 9 months - Adults	375	820	45.7%	53.3%	54.5%	52.1%
% of FP17s for Band 1 Urgent Courses	50	875	5.7%	8.4%	9.1%	9.2%
% of FP17s Relating to Free Repair or Replacements	5	875	0.6%	1.1%	1.0%	0.7%
% of FP17s Relating to Continuations	11	875	1.3%	1.2%	1.0%	0.8%
% of Patients satisfied with the dentistry they have received	4	4	N/A	96.0%	94.2%	93.4%
% of Patients satisfied with the time they had to wait for an appointment	4	4	N/A	91.3%	88.4%	87.6%

* This is based on patients treated on this contract for their most recent course of treatment. Figures in italics indicate the base number of FP17s or Patient Questionnaire responses are less than 100. N/A is shown where the base number of responses is less than 10 during the period. % is calculated as Quantity/Base number*100

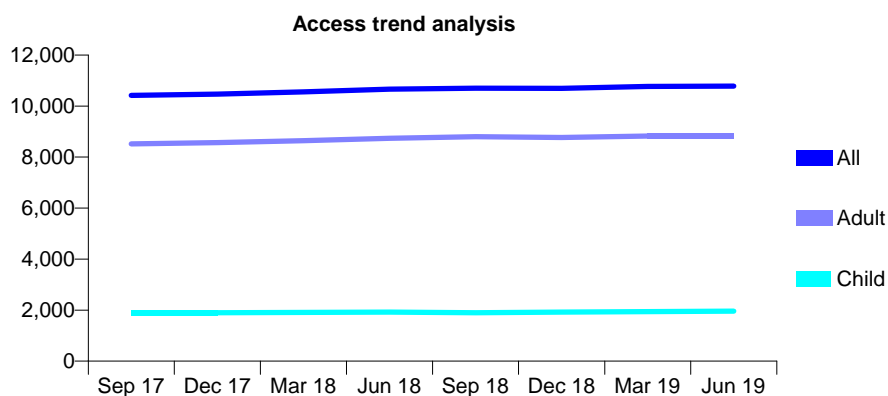
Q49 - Vital Signs At a Glance Contract Report for 183962/0001 - June 2019

Name or company name	Goodwin and Associates
Contract type name	Pilot Contract
Purpose of contract	General and Orthodontic
Contract start date	01/04/2008
Contract end date	31/03/2020

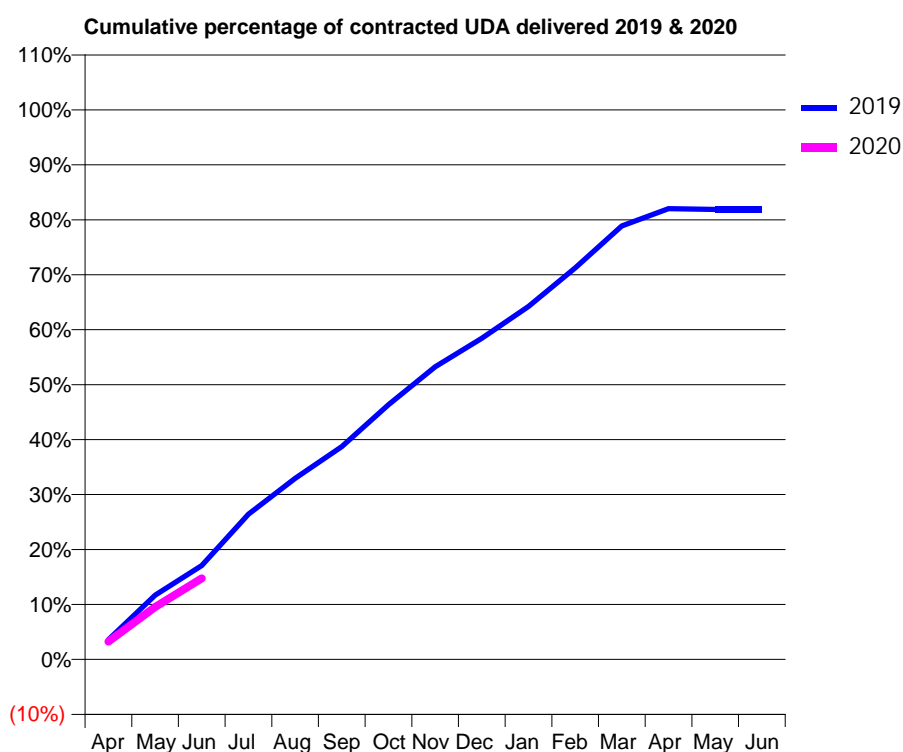
19/20 Contracted general activity (UDA)	29,752
Carry forward general activity (UDA)	0
19/20 Contracted orthodontic activity (UOA)	0
Carry forward orthodontic activity (UOA)	0
Baseline contract value	£791,116.18

ACCESS*

Patients seen in 24 months	Total	Change since previous quarter
Quarter ending June 2018	10,662	
Quarter ending September 2018	10,699	→
Quarter ending December 2018	10,693	→
Quarter ending March 2019	10,769	→
Quarter ending June 2019	10,785	→
Variance since June 2018	1.2%	→



ACTIVITY



Month	2019	2020
April	1,071	973
May	3,483	2,843
June	5,079	4,396
July	7,869	
August	9,805	
September	11,517	
October	13,797	
November	15,845	
December	17,380	
January	19,111	
February	21,204	
March	23,468	
April	24,396	
May	24,364	
June	24,362	

QUALITY

	Quantity	Base Number	Contract	AT	Region	England
% of FP17s for the same patient ID Re-attending within 3 months - Children	40	691	5.8%	10.2%	12.1%	11.4%
% of FP17s for the same patient ID Re-attending within 3 months - Adults	341	2,450	13.9%	14.2%	15.6%	15.4%
% of FP17s for the same patient ID Re-attending between 3 & 9 months - Children	437	691	63.2%	58.1%	61.2%	59.8%
% of FP17s for the same patient ID Re-attending between 3 & 9 months - Adults	928	2,450	37.9%	53.3%	54.5%	52.1%
% of FP17s for Band 1 Urgent Courses	237	2,688	8.8%	8.4%	9.1%	9.2%
% of FP17s Relating to Free Repair or Replacements	11	2,688	0.4%	1.1%	1.0%	0.7%
% of FP17s Relating to Continuations	10	2,688	0.4%	1.2%	1.0%	0.8%
% of Patients satisfied with the dentistry they have received	5	5	N/A	96.0%	94.2%	93.4%
% of Patients satisfied with the time they had to wait for an appointment	5	5	N/A	91.3%	88.4%	87.6%

* This is based on patients treated on this contract for their most recent course of treatment. Figures in italics indicate the base number of FP17s or Patient Questionnaire responses are less than 100. N/A is shown where the base number of responses is less than 10 during the period. % is calculated as Quantity/Base number*100

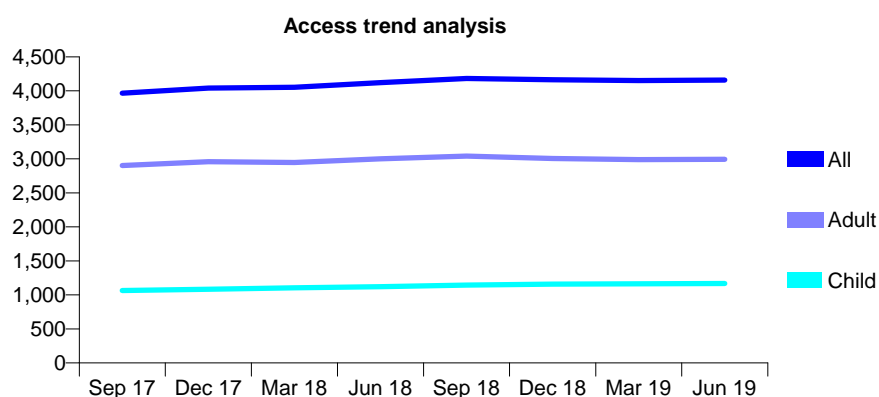
Q49 - Vital Signs At a Glance Contract Report for 185590/0001 - June 2019

Name or company name	The Grange Dental Centre
Contract type name	GDS Contract
Purpose of contract	General
Contract start date	01/10/2015
Contract end date	

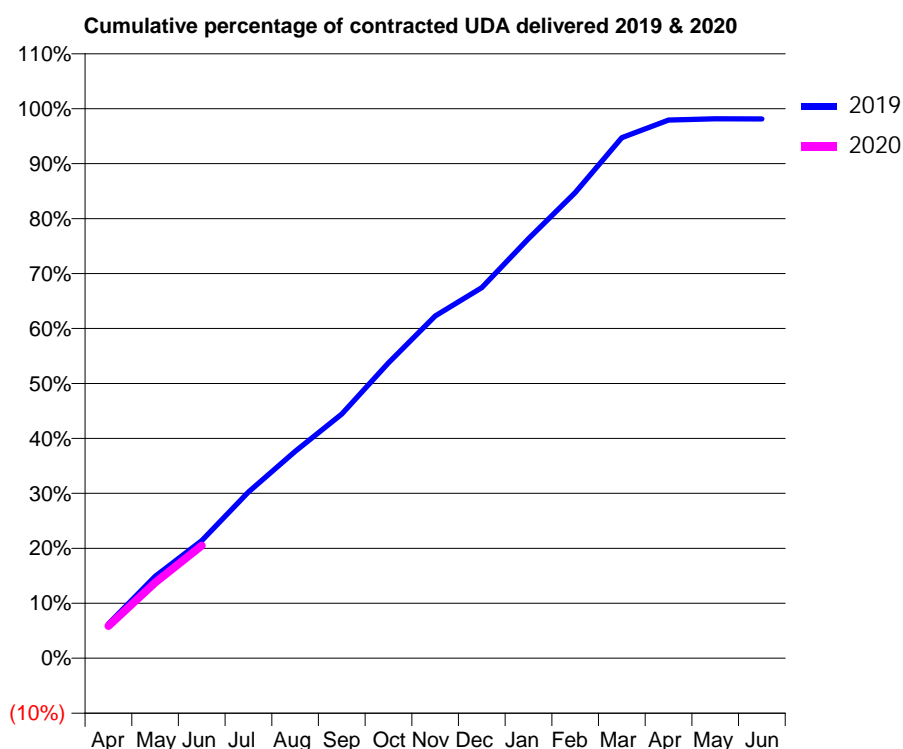
19/20 Contracted general activity (UDA)	7,288
Carry forward general activity (UDA)	0
19/20 Contracted orthodontic activity (UOA)	0
Carry forward orthodontic activity (UOA)	0
Baseline contract value	£161,808.02

ACCESS*

Patients seen in 24 months	Total	Change since previous quarter
Quarter ending June 2018	4,120	
Quarter ending September 2018	4,184	→
Quarter ending December 2018	4,163	→
Quarter ending March 2019	4,152	→
Quarter ending June 2019	4,160	→
Variance since June 2018	1.0%	→



ACTIVITY



Adjusted Scheduled Activity (UDA)		
Month	2019	2020
April	490	428
May	1,167	1,004
June	1,677	1,493
July	2,371	
August	2,952	
September	3,482	
October	4,211	
November	4,882	
December	5,285	
January	5,983	
February	6,640	
March	7,425	
April	7,676	
May	7,693	
June	7,692	

QUALITY

	Quantity	Base Number	Contract	AT	Region	England
% of FP17s for the same patient ID Re-attending within 3 months - Children	51	448	11.4%	10.2%	12.1%	11.4%
% of FP17s for the same patient ID Re-attending within 3 months - Adults	167	911	18.3%	14.2%	15.6%	15.4%
% of FP17s for the same patient ID Re-attending between 3 & 9 months - Children	286	448	63.8%	58.1%	61.2%	59.8%
% of FP17s for the same patient ID Re-attending between 3 & 9 months - Adults	374	911	41.1%	53.3%	54.5%	52.1%
% of FP17s for Band 1 Urgent Courses	94	938	10.0%	8.4%	9.1%	9.2%
% of FP17s Relating to Free Repair or Replacements	16	938	1.7%	1.1%	1.0%	0.7%
% of FP17s Relating to Continuations	3	938	0.3%	1.2%	1.0%	0.8%
% of Patients satisfied with the dentistry they have received	2	2	N/A	96.0%	94.2%	93.4%
% of Patients satisfied with the time they had to wait for an appointment	2	2	N/A	91.3%	88.4%	87.6%

* This is based on patients treated on this contract for their most recent course of treatment.

Figures in italics indicate the base number of FP17s or Patient Questionnaire responses are less than 100. N/A is shown where the base number of responses is less than 10 during the period. % is calculated as Quantity/Base number*100

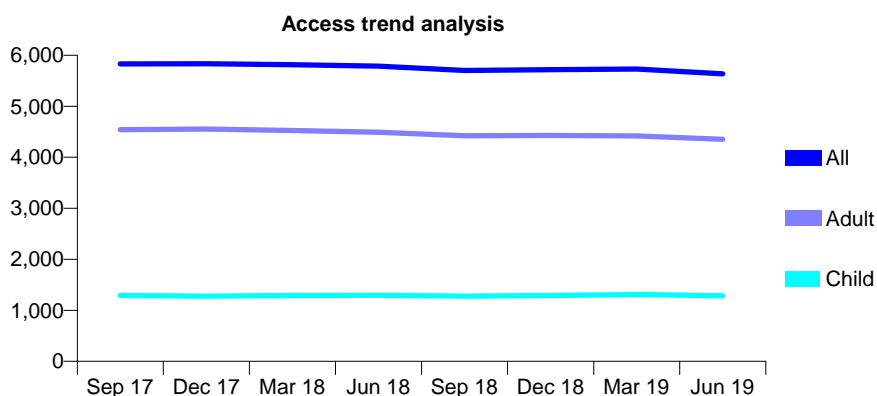
Q49 - Vital Signs At a Glance Contract Report for 185957/0001 - June 2019

Name or company name	T. S. Lalli Limited
Contract type name	GDS Contract
Purpose of contract	General
Contract start date	01/11/2006
Contract end date	

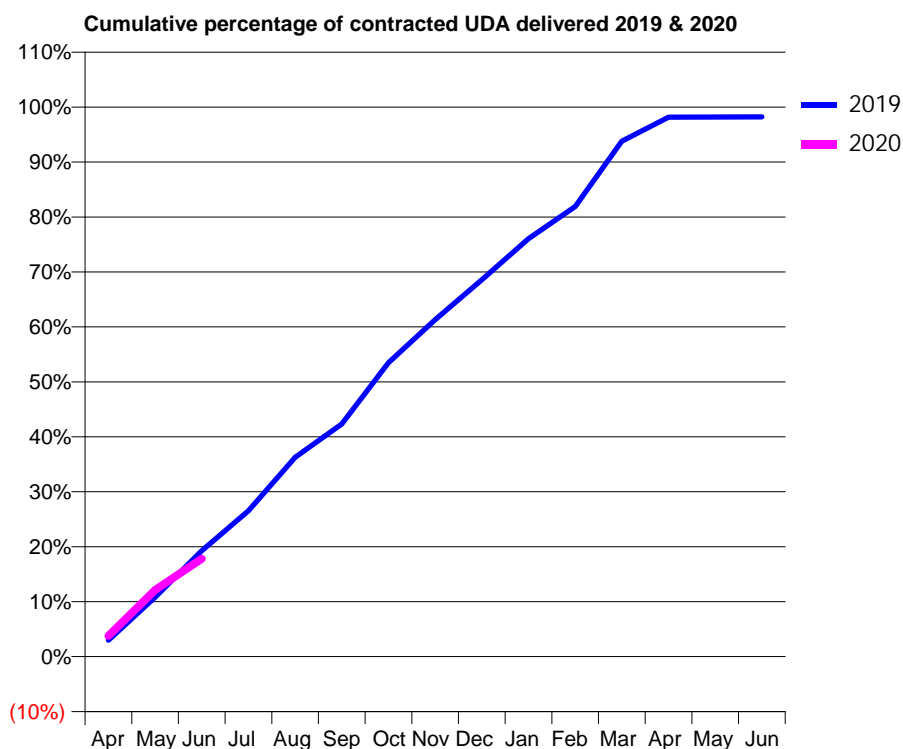
19/20 Contracted general activity (UDA)	13,428
Carry forward general activity (UDA)	0
19/20 Contracted orthodontic activity (UOA)	0
Carry forward orthodontic activity (UOA)	0
Baseline contract value	£392,583.72

ACCESS*

Patients seen in 24 months	Total	Change since previous quarter
Quarter ending June 2018	5,786	
Quarter ending September 2018	5,700	↓
Quarter ending December 2018	5,719	→
Quarter ending March 2019	5,729	→
Quarter ending June 2019	5,636	↓
Variance since June 2018	(2.6%)	↓



ACTIVITY



Month	Adjusted Scheduled Activity (UDA)	
	2019	2020
April	402	508
May	1,452	1,627
June	2,588	2,395
July	3,565	
August	4,870	
September	5,684	
October	7,182	
November	8,232	
December	9,207	
January	10,211	
February	10,998	
March	12,592	
April	13,181	
May	13,183	
June	13,188	

QUALITY

	Quantity	Base Number	Contract	AT	Region	England
% of FP17s for the same patient ID Re-attending within 3 months - Children	32	345	9.3%	10.2%	12.1%	11.4%
% of FP17s for the same patient ID Re-attending within 3 months - Adults	149	1,215	12.3%	14.2%	15.6%	15.4%
% of FP17s for the same patient ID Re-attending between 3 & 9 months - Children	175	345	50.7%	58.1%	61.2%	59.8%
% of FP17s for the same patient ID Re-attending between 3 & 9 months - Adults	594	1,215	48.9%	53.3%	54.5%	52.1%
% of FP17s for Band 1 Urgent Courses	113	1,194	9.5%	8.4%	9.1%	9.2%
% of FP17s Relating to Free Repair or Replacements	4	1,194	0.3%	1.1%	1.0%	0.7%
% of FP17s Relating to Continuations	3	1,194	0.3%	1.2%	1.0%	0.8%
% of Patients satisfied with the dentistry they have received	33	33	100.0%	96.0%	94.2%	93.4%
% of Patients satisfied with the time they had to wait for an appointment	31	33	93.9%	91.3%	88.4%	87.6%

* This is based on patients treated on this contract for their most recent course of treatment. Figures in italics indicate the base number of FP17s or Patient Questionnaire responses are less than 100. N/A is shown where the base number of responses is less than 10 during the period. % is calculated as Quantity/Base number*100

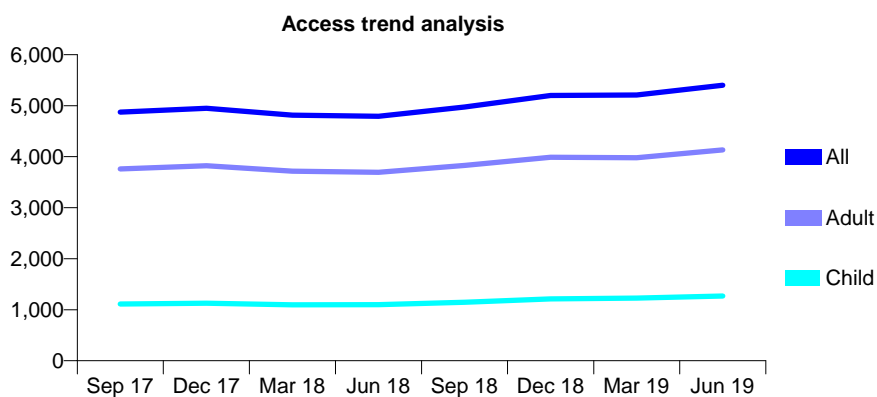
Q49 - Vital Signs At a Glance Contract Report for 186481/0001 - June 2019

Name or company name	Bensham and Sunnyside Dental Practices
Contract type name	GDS Contract
Purpose of contract	General and Orthodontic
Contract start date	12/07/2013
Contract end date	

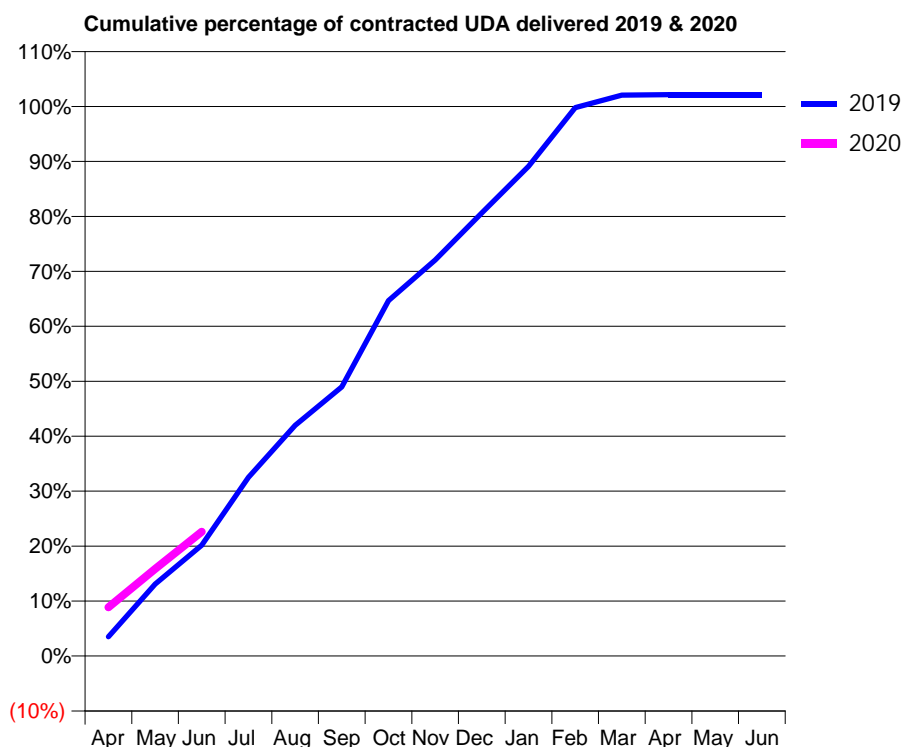
19/20 Contracted general activity (UDA)	18,310
Carry forward general activity (UDA)	0
19/20 Contracted orthodontic activity (UOA)	0
Carry forward orthodontic activity (UOA)	0
Baseline contract value	£448,338.86

ACCESS*

Patients seen in 24 months	Total	Change since previous quarter
Quarter ending June 2018	4,793	
Quarter ending September 2018	4,975	↑
Quarter ending December 2018	5,200	↑
Quarter ending March 2019	5,208	→
Quarter ending June 2019	5,401	↑
Variance since June 2018	12.7%	↑



ACTIVITY



Month	Adjusted Scheduled Activity (UDA)	
	2019	2020
April	643	1,622
May	2,397	2,902
June	3,693	4,140
July	5,953	
August	7,688	
September	8,965	
October	11,839	
November	13,196	
December	14,762	
January	16,314	
February	18,271	
March	18,688	
April	18,703	
May	18,703	
June	18,703	

QUALITY

	Quantity	Base Number	Contract	AT	Region	England
% of FP17s for the same patient ID Re-attending within 3 months - Children	33	338	9.8%	10.2%	12.1%	11.4%
% of FP17s for the same patient ID Re-attending within 3 months - Adults	182	1,082	16.8%	14.2%	15.6%	15.4%
% of FP17s for the same patient ID Re-attending between 3 & 9 months - Children	148	338	43.8%	58.1%	61.2%	59.8%
% of FP17s for the same patient ID Re-attending between 3 & 9 months - Adults	427	1,082	39.5%	53.3%	54.5%	52.1%
% of FP17s for Band 1 Urgent Courses	186	1,413	13.2%	8.4%	9.1%	9.2%
% of FP17s Relating to Free Repair or Replacements	8	1,413	0.6%	1.1%	1.0%	0.7%
% of FP17s Relating to Continuations	30	1,413	2.1%	1.2%	1.0%	0.8%
% of Patients satisfied with the dentistry they have received	4	4	N/A	96.0%	94.2%	93.4%
% of Patients satisfied with the time they had to wait for an appointment	3	4	N/A	91.3%	88.4%	87.6%

* This is based on patients treated on this contract for their most recent course of treatment. Figures in italics indicate the base number of FP17s or Patient Questionnaire responses are less than 100. N/A is shown where the base number of responses is less than 10 during the period. % is calculated as Quantity/Base number*100

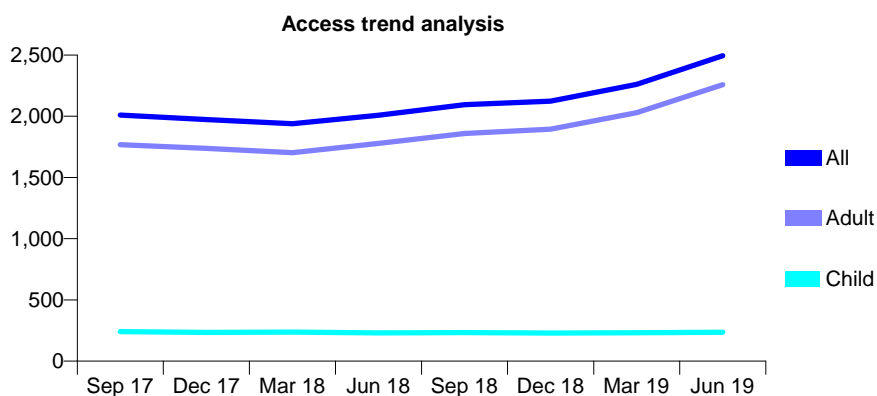
Q49 - Vital Signs At a Glance Contract Report for 187879/0001 - June 2019

Name or company name	Newcastle Dental Care Practice Partnership
Contract type name	GDS Contract
Purpose of contract	General
Contract start date	01/03/2014
Contract end date	

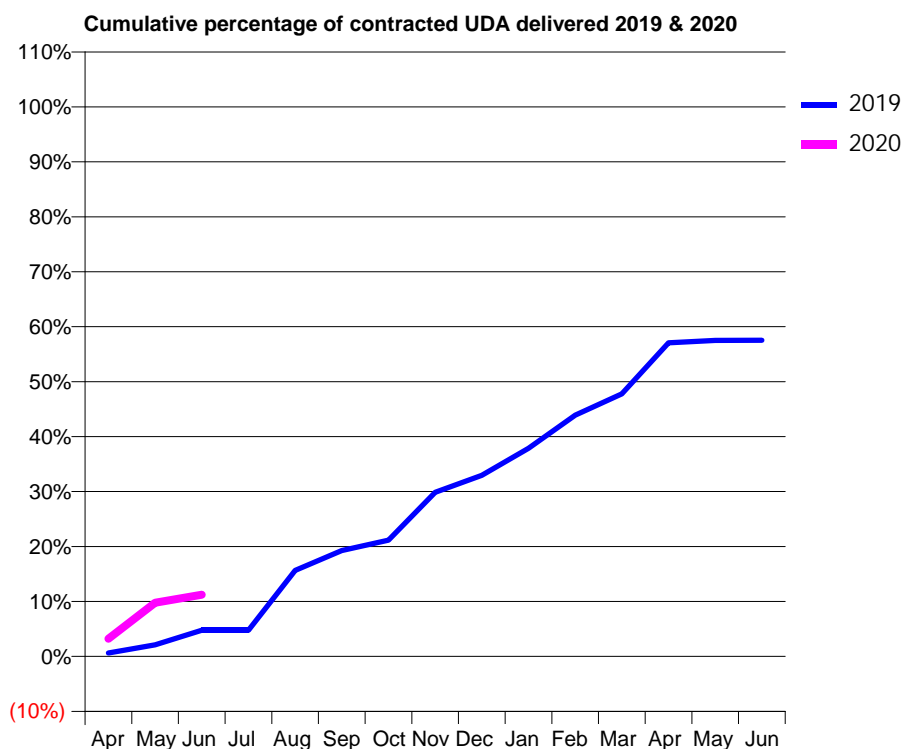
19/20 Contracted general activity (UDA)	14,000
Carry forward general activity (UDA)	0
19/20 Contracted orthodontic activity (UOA)	0
Carry forward orthodontic activity (UOA)	0
Baseline contract value	£437,523.09

ACCESS*

Patients seen in 24 months	Total	Change since previous quarter
Quarter ending June 2018	2,008	
Quarter ending September 2018	2,094	↑
Quarter ending December 2018	2,124	→
Quarter ending March 2019	2,261	↑
Quarter ending June 2019	2,495	↑
Variance since June 2018	24.3%	↑



ACTIVITY



Month	2019	2020
April	87	450
May	296	1,368
June	668	1,573
July	668	
August	2,192	
September	2,694	
October	2,963	
November	4,181	
December	4,611	
January	5,300	
February	6,147	
March	6,689	
April	7,989	
May	8,049	
June	8,052	

QUALITY

	Quantity	Base Number	Contract	AT	Region	England
% of FP17s for the same patient ID Re-attending within 3 months - Children	7	96	7.3%	10.2%	12.1%	11.4%
% of FP17s for the same patient ID Re-attending within 3 months - Adults	140	865	16.2%	14.2%	15.6%	15.4%
% of FP17s for the same patient ID Re-attending between 3 & 9 months - Children	30	96	31.3%	58.1%	61.2%	59.8%
% of FP17s for the same patient ID Re-attending between 3 & 9 months - Adults	274	865	31.7%	53.3%	54.5%	52.1%
% of FP17s for Band 1 Urgent Courses	84	568	14.8%	8.4%	9.1%	9.2%
% of FP17s Relating to Free Repair or Replacements	12	568	2.1%	1.1%	1.0%	0.7%
% of FP17s Relating to Continuations	4	568	0.7%	1.2%	1.0%	0.8%
% of Patients satisfied with the dentistry they have received	2	2	N/A	96.0%	94.2%	93.4%
% of Patients satisfied with the time they had to wait for an appointment	2	2	N/A	91.3%	88.4%	87.6%

* This is based on patients treated on this contract for their most recent course of treatment. Figures in italics indicate the base number of FP17s or Patient Questionnaire responses are less than 100. N/A is shown where the base number of responses is less than 10 during the period. % is calculated as Quantity/Base number*100

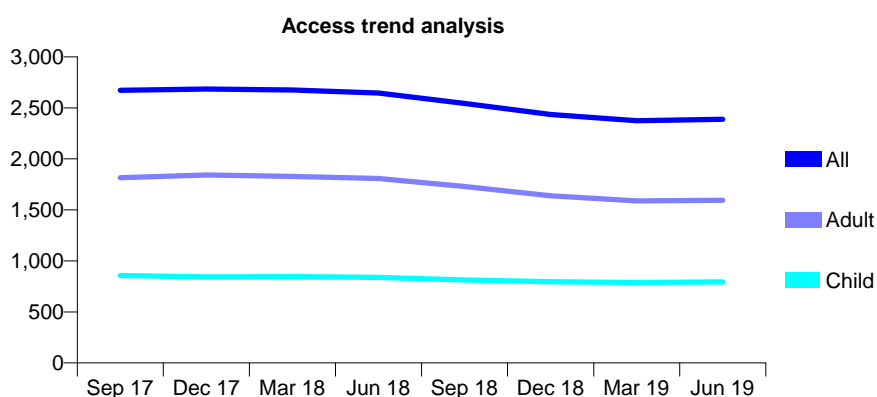
Q49 - Vital Signs At a Glance Contract Report for 193372/0001 - June 2019

Name or company name	Alistair Bartlett Dental Practice Limited
Contract type name	GDS Contract
Purpose of contract	General
Contract start date	01/08/2012
Contract end date	

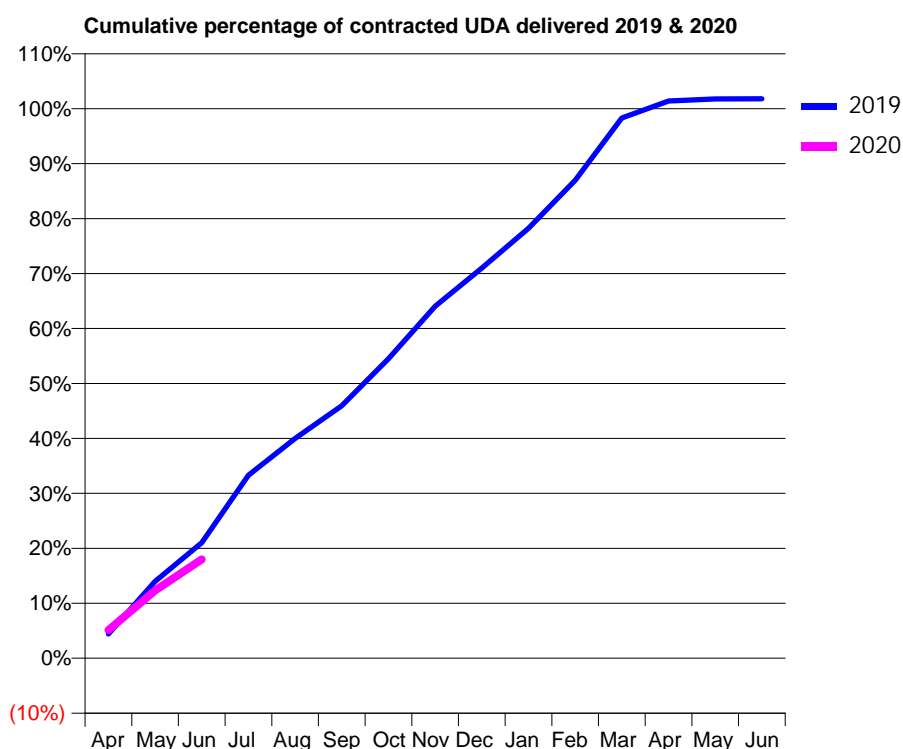
19/20 Contracted general activity (UDA)	7,887
Carry forward general activity (UDA)	0
19/20 Contracted orthodontic activity (UOA)	0
Carry forward orthodontic activity (UOA)	0
Baseline contract value	£207,096.38

ACCESS*

Patients seen in 24 months	Total	Change since previous quarter
Quarter ending June 2018	2,645	
Quarter ending September 2018	2,543	↓
Quarter ending December 2018	2,435	↓
Quarter ending March 2019	2,374	↓
Quarter ending June 2019	2,388	→
Variance since June 2018	(9.7%)	↓



ACTIVITY



Month	2019	2020
April	257	402
May	811	973
June	1,218	1,418
July	1,931	
August	2,320	
September	2,665	
October	3,161	
November	3,715	
December	4,117	
January	4,539	
February	5,046	
March	5,701	
April	5,882	
May	5,903	
June	5,904	

QUALITY

	Quantity	Base Number	Contract	AT	Region	England
% of FP17s for the same patient ID Re-attending within 3 months - Children	12	352	3.4%	10.2%	12.1%	11.4%
% of FP17s for the same patient ID Re-attending within 3 months - Adults	68	572	11.9%	14.2%	15.6%	15.4%
% of FP17s for the same patient ID Re-attending between 3 & 9 months - Children	202	352	57.4%	58.1%	61.2%	59.8%
% of FP17s for the same patient ID Re-attending between 3 & 9 months - Adults	284	572	49.7%	53.3%	54.5%	52.1%
% of FP17s for Band 1 Urgent Courses	47	810	5.8%	8.4%	9.1%	9.2%
% of FP17s Relating to Free Repair or Replacements	2	810	0.2%	1.1%	1.0%	0.7%
% of FP17s Relating to Continuations	8	810	1.0%	1.2%	1.0%	0.8%
% of Patients satisfied with the dentistry they have received	2	2	N/A	96.0%	94.2%	93.4%
% of Patients satisfied with the time they had to wait for an appointment	1	2	N/A	91.3%	88.4%	87.6%

* This is based on patients treated on this contract for their most recent course of treatment.

Figures in italics indicate the base number of FP17s or Patient Questionnaire responses are less than 100. N/A is shown where the base number of responses is less than 10 during the period. % is calculated as Quantity/Base number*100

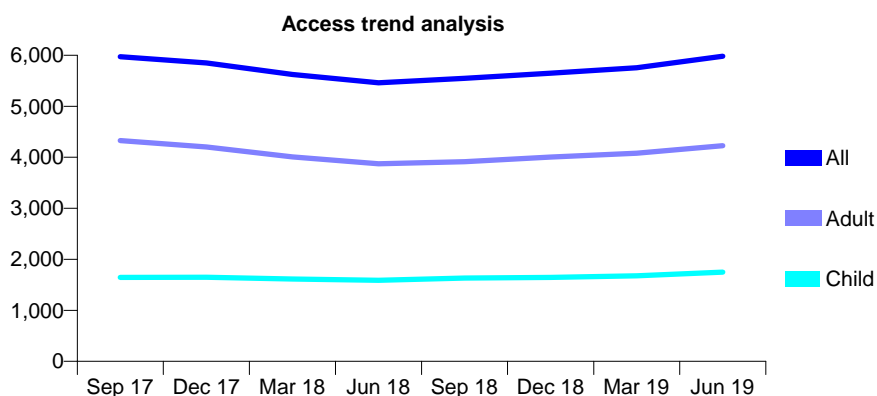
Q49 - Vital Signs At a Glance Contract Report for 193372/0002 - June 2019

Name or company name	Alistair Bartlett Dental Practice Limited
Contract type name	GDS Contract
Purpose of contract	General
Contract start date	01/08/2012
Contract end date	

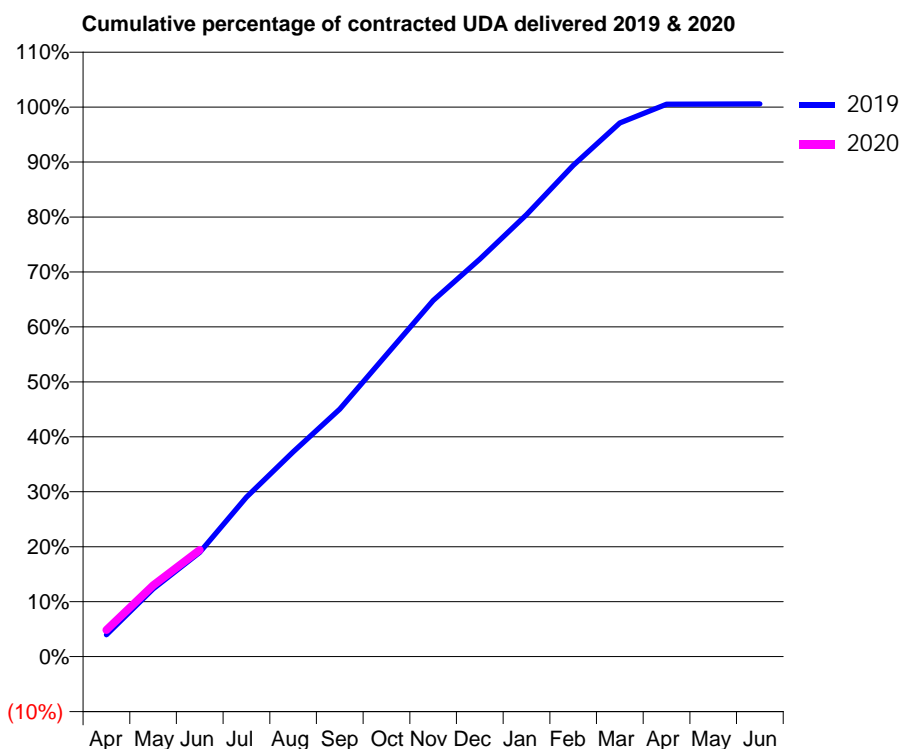
19/20 Contracted general activity (UDA)	22,902
Carry forward general activity (UDA)	0
19/20 Contracted orthodontic activity (UOA)	0
Carry forward orthodontic activity (UOA)	0
Baseline contract value	£539,249.38

ACCESS*

Patients seen in 24 months	Total	Change since previous quarter
Quarter ending June 2018	5,461	
Quarter ending September 2018	5,549	→
Quarter ending December 2018	5,649	→
Quarter ending March 2019	5,755	→
Quarter ending June 2019	5,980	↑
Variance since June 2018	9.5%	↑



ACTIVITY



Month	Adjusted Scheduled Activity (UDA)	
	2019	2020
April	834	1,110
May	2,593	2,971
June	3,987	4,451
July	6,091	
August	7,823	
September	9,456	
October	11,538	
November	13,610	
December	15,189	
January	16,892	
February	18,771	
March	20,392	
April	21,108	
May	21,117	
June	21,118	

QUALITY

	Quantity	Base Number	Contract	AT	Region	England
% of FP17s for the same patient ID Re-attending within 3 months - Children	68	784	8.7%	10.2%	12.1%	11.4%
% of FP17s for the same patient ID Re-attending within 3 months - Adults	212	1,576	13.5%	14.2%	15.6%	15.4%
% of FP17s for the same patient ID Re-attending between 3 & 9 months - Children	492	784	62.8%	58.1%	61.2%	59.8%
% of FP17s for the same patient ID Re-attending between 3 & 9 months - Adults	926	1,576	58.8%	53.3%	54.5%	52.1%
% of FP17s for Band 1 Urgent Courses	188	2,040	9.2%	8.4%	9.1%	9.2%
% of FP17s Relating to Free Repair or Replacements	43	2,040	2.1%	1.1%	1.0%	0.7%
% of FP17s Relating to Continuations	20	2,040	1.0%	1.2%	1.0%	0.8%
% of Patients satisfied with the dentistry they have received	2	2	N/A	96.0%	94.2%	93.4%
% of Patients satisfied with the time they had to wait for an appointment	2	2	N/A	91.3%	88.4%	87.6%

* This is based on patients treated on this contract for their most recent course of treatment. Figures in italics indicate the base number of FP17s or Patient Questionnaire responses are less than 100. N/A is shown where the base number of responses is less than 10 during the period. % is calculated as Quantity/Base number*100

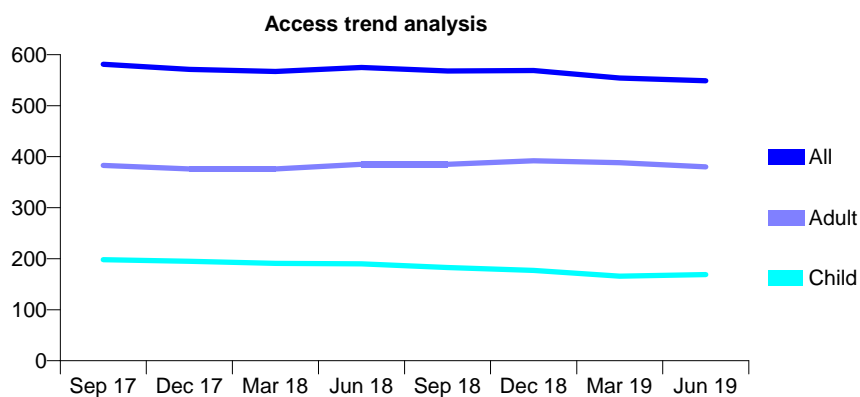
Q49 - Vital Signs At a Glance Contract Report for 194948/0001 - June 2019

Name or company name	Wessington Way Dental Practice
Contract type name	GDS Contract
Purpose of contract	General
Contract start date	01/10/2015
Contract end date	

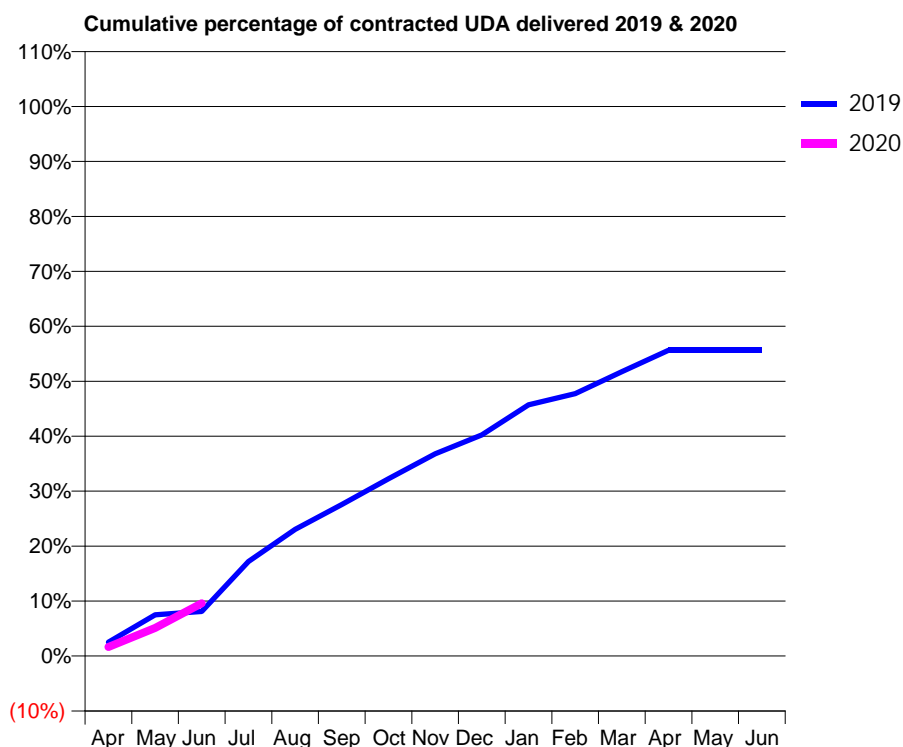
19/20 Contracted general activity (UDA)	2,400
Carry forward general activity (UDA)	0
19/20 Contracted orthodontic activity (UOA)	0
Carry forward orthodontic activity (UOA)	0
Baseline contract value	£61,028.50

ACCESS*

Patients seen in 24 months	Total	Change since previous quarter
Quarter ending June 2018	575	
Quarter ending September 2018	568	↓
Quarter ending December 2018	569	→
Quarter ending March 2019	554	↓
Quarter ending June 2019	549	→
Variance since June 2018	(4.5%)	↓



ACTIVITY



Month	Adjusted Scheduled Activity (UDA)	
	2019	2020
April	60	40
May	180	122
June	195	231
July	413	
August	553	
September	662	
October	774	
November	883	
December	966	
January	1,097	
February	1,146	
March	1,242	
April	1,335	
May	1,335	
June	1,335	

QUALITY

	Quantity	Base Number	Contract	AT	Region	England
% of FP17s for the same patient ID Re-attending within 3 months - Children	2	79	2.5%	10.2%	12.1%	11.4%
% of FP17s for the same patient ID Re-attending within 3 months - Adults	20	139	14.4%	14.2%	15.6%	15.4%
% of FP17s for the same patient ID Re-attending between 3 & 9 months - Children	59	79	74.7%	58.1%	61.2%	59.8%
% of FP17s for the same patient ID Re-attending between 3 & 9 months - Adults	91	139	65.5%	53.3%	54.5%	52.1%
% of FP17s for Band 1 Urgent Courses	18	162	11.1%	8.4%	9.1%	9.2%
% of FP17s Relating to Free Repair or Replacements	2	162	1.2%	1.1%	1.0%	0.7%
% of FP17s Relating to Continuations	0	162	0.0%	1.2%	1.0%	0.8%
% of Patients satisfied with the dentistry they have received	0	0	N/A	96.0%	94.2%	93.4%
% of Patients satisfied with the time they had to wait for an appointment	0	0	N/A	91.3%	88.4%	87.6%

* This is based on patients treated on this contract for their most recent course of treatment. Figures in italics indicate the base number of FP17s or Patient Questionnaire responses are less than 100. N/A is shown where the base number of responses is less than 10 during the period. % is calculated as Quantity/Base number*100

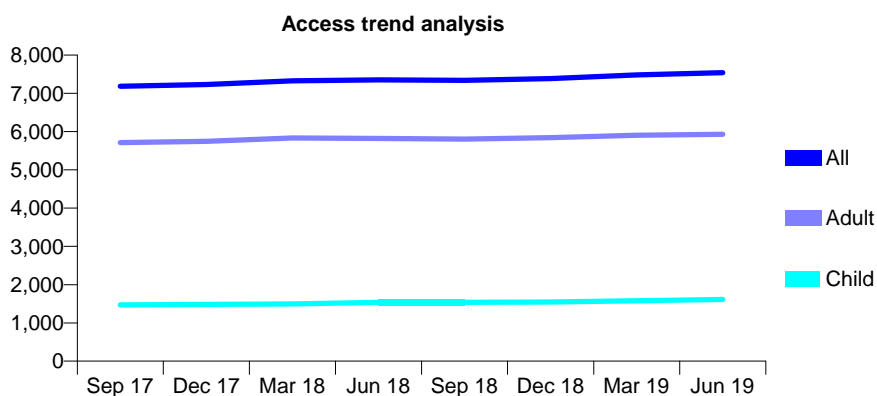
Q49 - Vital Signs At a Glance Contract Report for 196851/0001 - June 2019

Name or company name	Low Fell Dental Practice
Contract type name	GDS Contract
Purpose of contract	General
Contract start date	01/10/2013
Contract end date	

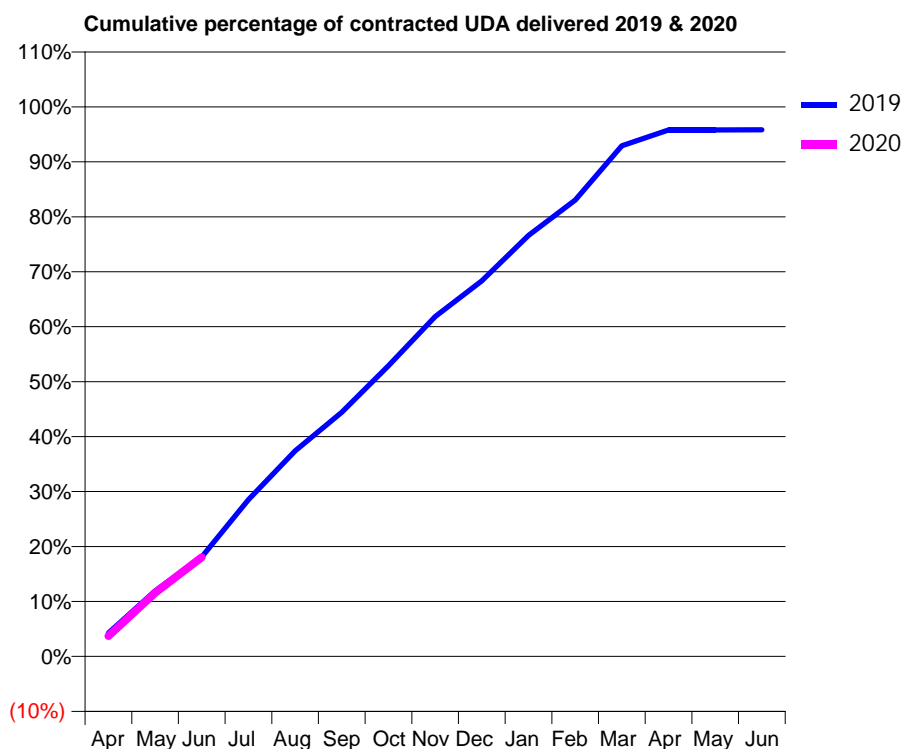
19/20 Contracted general activity (UDA)	25,488
Carry forward general activity (UDA)	0
19/20 Contracted orthodontic activity (UOA)	0
Carry forward orthodontic activity (UOA)	0
Baseline contract value	£763,139.94

ACCESS*

Patients seen in 24 months	Total	Change since previous quarter
Quarter ending June 2018	7,354	
Quarter ending September 2018	7,338	→
Quarter ending December 2018	7,386	→
Quarter ending March 2019	7,482	→
Quarter ending June 2019	7,540	→
Variance since June 2018	2.5%	↑



ACTIVITY



Month	2019	2020
April	1,089	948
May	3,038	2,950
June	4,610	4,600
July	7,269	
August	9,534	
September	11,324	
October	13,479	
November	15,764	
December	17,423	
January	19,523	
February	21,162	
March	23,678	
April	24,415	
May	24,414	
June	24,425	

QUALITY

	Quantity	Base Number	Contract	AT	Region	England
% of FP17s for the same patient ID Re-attending within 3 months - Children	35	568	6.2%	10.2%	12.1%	11.4%
% of FP17s for the same patient ID Re-attending within 3 months - Adults	260	2,064	12.6%	14.2%	15.6%	15.4%
% of FP17s for the same patient ID Re-attending between 3 & 9 months - Children	368	568	64.8%	58.1%	61.2%	59.8%
% of FP17s for the same patient ID Re-attending between 3 & 9 months - Adults	1,276	2,064	61.8%	53.3%	54.5%	52.1%
% of FP17s for Band 1 Urgent Courses	209	2,323	9.0%	8.4%	9.1%	9.2%
% of FP17s Relating to Free Repair or Replacements	15	2,323	0.6%	1.1%	1.0%	0.7%
% of FP17s Relating to Continuations	34	2,323	1.5%	1.2%	1.0%	0.8%
% of Patients satisfied with the dentistry they have received	3	3	N/A	96.0%	94.2%	93.4%
% of Patients satisfied with the time they had to wait for an appointment	3	3	N/A	91.3%	88.4%	87.6%

* This is based on patients treated on this contract for their most recent course of treatment. Figures in italics indicate the base number of FP17s or Patient Questionnaire responses are less than 100. N/A is shown where the base number of responses is less than 10 during the period. % is calculated as Quantity/Base number*100

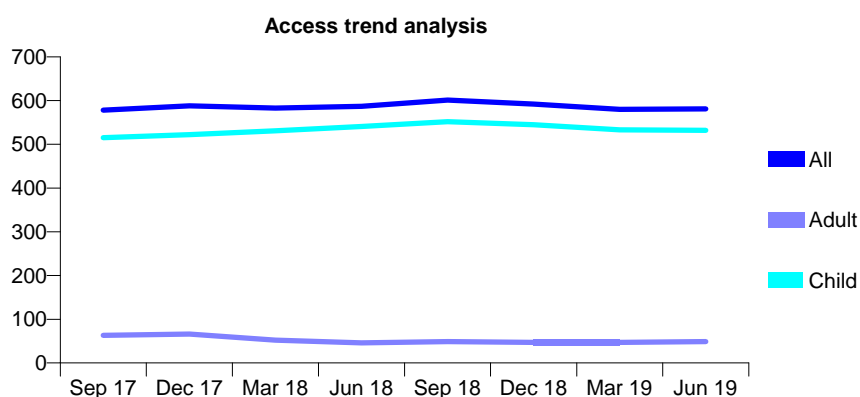
Q49 - Vital Signs At a Glance Contract Report for 203947/0001 - June 2019

Name or company name	Campbell and Wilson Dental Practice
Contract type name	GDS Contract
Purpose of contract	General
Contract start date	01/07/2012
Contract end date	

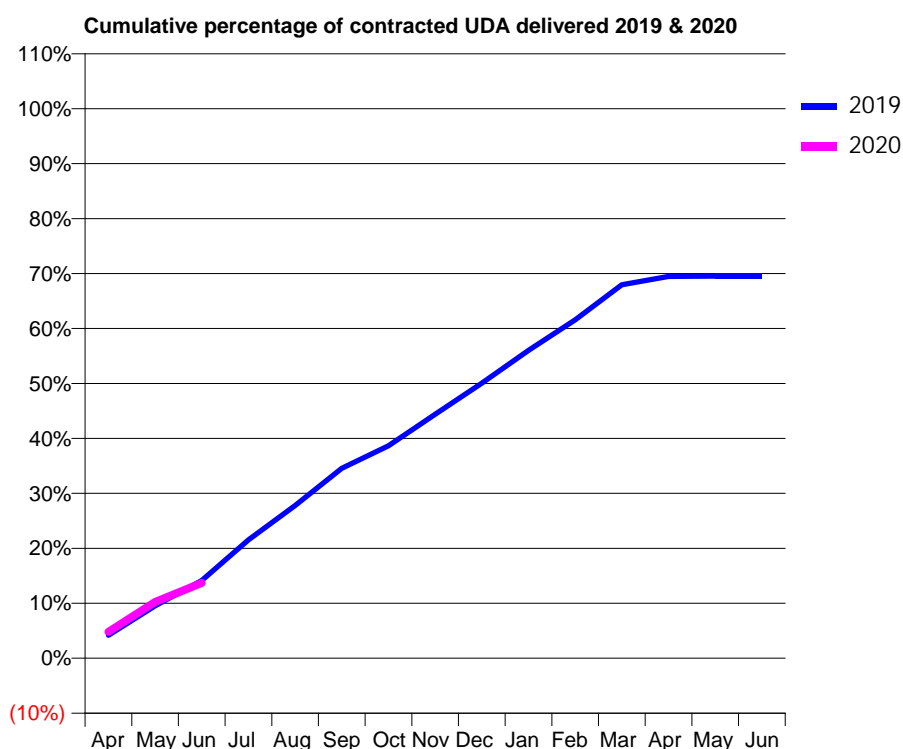
19/20 Contracted general activity (UDA)	1,839
Carry forward general activity (UDA)	0
19/20 Contracted orthodontic activity (UOA)	0
Carry forward orthodontic activity (UOA)	0
Baseline contract value	£45,010.30

ACCESS*

Patients seen in 24 months	Total	Change since previous quarter
Quarter ending June 2018	587	
Quarter ending September 2018	601	↑
Quarter ending December 2018	592	↓
Quarter ending March 2019	580	↓
Quarter ending June 2019	581	→
Variance since June 2018	(1.0%)	↓



ACTIVITY



Month	2019	2020
April	77	88
May	176	188
June	260	252
July	396	
August	511	
September	635	
October	711	
November	816	
December	920	
January	1,030	
February	1,133	
March	1,250	
April	1,278	
May	1,279	
June	1,279	

QUALITY

	Quantity	Base Number	Contract	AT	Region	England
% of FP17s for the same patient ID Re-attending within 3 months - Children	19	220	8.6%	10.2%	12.1%	11.4%
% of FP17s for the same patient ID Re-attending within 3 months - Adults	0	0	N/A	14.2%	15.6%	15.4%
% of FP17s for the same patient ID Re-attending between 3 & 9 months - Children	159	220	72.3%	58.1%	61.2%	59.8%
% of FP17s for the same patient ID Re-attending between 3 & 9 months - Adults	0	0	N/A	53.3%	54.5%	52.1%
% of FP17s for Band 1 Urgent Courses	0	197	0.0%	8.4%	9.1%	9.2%
% of FP17s Relating to Free Repair or Replacements	0	197	0.0%	1.1%	1.0%	0.7%
% of FP17s Relating to Continuations	0	197	0.0%	1.2%	1.0%	0.8%
% of Patients satisfied with the dentistry they have received	0	0	N/A	96.0%	94.2%	93.4%
% of Patients satisfied with the time they had to wait for an appointment	0	0	N/A	91.3%	88.4%	87.6%

* This is based on patients treated on this contract for their most recent course of treatment.

Figures in italics indicate the base number of FP17s or Patient Questionnaire responses are less than 100. N/A is shown where the base number of responses is less than 10 during the period. % is calculated as Quantity/Base number*100

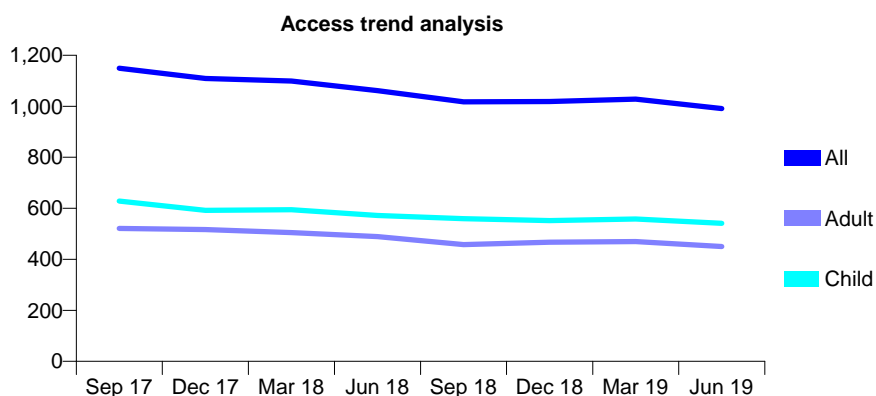
Q49 - Vital Signs At a Glance Contract Report for 209503/0001 - June 2019

Name or company name	MRS AE PASS
Contract type name	GDS Contract
Purpose of contract	General
Contract start date	01/04/2006
Contract end date	

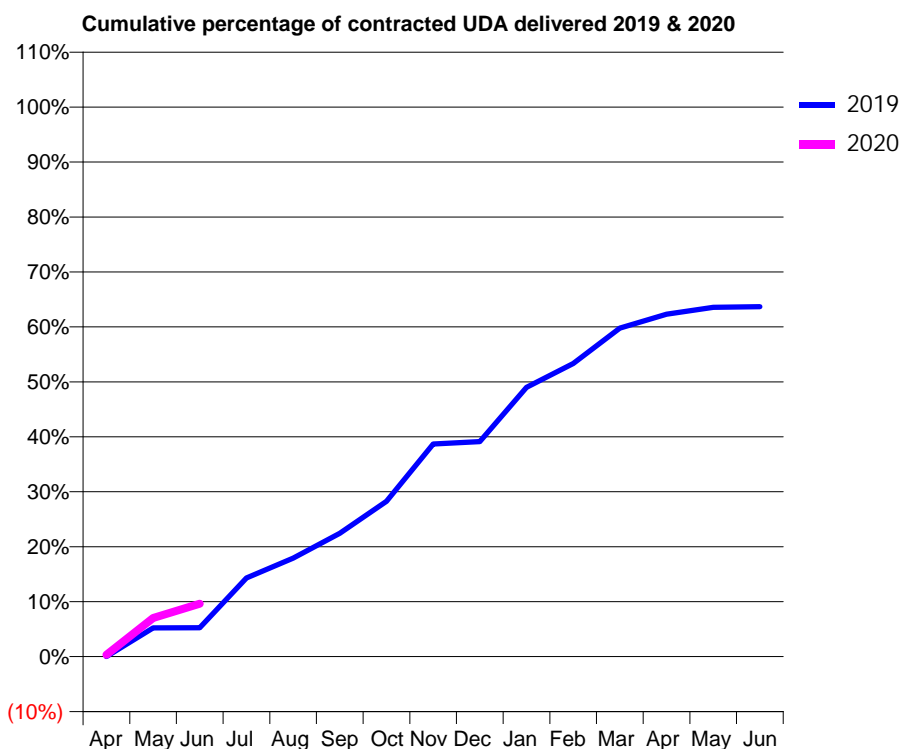
19/20 Contracted general activity (UDA)	3,700
Carry forward general activity (UDA)	0
19/20 Contracted orthodontic activity (UOA)	0
Carry forward orthodontic activity (UOA)	0
Baseline contract value	£82,661.12

ACCESS*

Patients seen in 24 months	Total	Change since previous quarter
Quarter ending June 2018	1,061	
Quarter ending September 2018	1,017	↓
Quarter ending December 2018	1,019	→
Quarter ending March 2019	1,028	→
Quarter ending June 2019	991	↓
Variance since June 2018	(6.6%)	↓



ACTIVITY



Month	Adjusted Scheduled Activity (UDA)	
	2019	2020
April	0	12
May	193	260
June	194	356
July	531	
August	663	
September	830	
October	1,046	
November	1,431	
December	1,448	
January	1,813	
February	1,974	
March	2,212	
April	2,305	
May	2,352	
June	2,356	

QUALITY

	Quantity	Base Number	Contract	AT	Region	England
% of FP17s for the same patient ID Re-attending within 3 months - Children	15	203	7.4%	10.2%	12.1%	11.4%
% of FP17s for the same patient ID Re-attending within 3 months - Adults	29	118	24.6%	14.2%	15.6%	15.4%
% of FP17s for the same patient ID Re-attending between 3 & 9 months - Children	134	203	66.0%	58.1%	61.2%	59.8%
% of FP17s for the same patient ID Re-attending between 3 & 9 months - Adults	64	118	54.2%	53.3%	54.5%	52.1%
% of FP17s for Band 1 Urgent Courses	11	227	4.8%	8.4%	9.1%	9.2%
% of FP17s Relating to Free Repair or Replacements	0	227	0.0%	1.1%	1.0%	0.7%
% of FP17s Relating to Continuations	0	227	0.0%	1.2%	1.0%	0.8%
% of Patients satisfied with the dentistry they have received	0	0	N/A	96.0%	94.2%	93.4%
% of Patients satisfied with the time they had to wait for an appointment	0	0	N/A	91.3%	88.4%	87.6%

* This is based on patients treated on this contract for their most recent course of treatment. Figures in italics indicate the base number of FP17s or Patient Questionnaire responses are less than 100. N/A is shown where the base number of responses is less than 10 during the period. % is calculated as Quantity/Base number*100

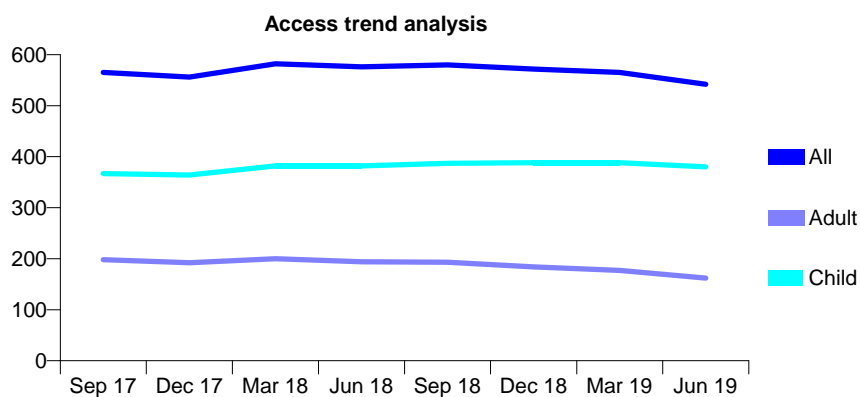
Q49 - Vital Signs At a Glance Contract Report for 213756/0002 - June 2019

Name or company name	Lismore House Dental Care
Contract type name	GDS Contract
Purpose of contract	General
Contract start date	26/12/2012
Contract end date	

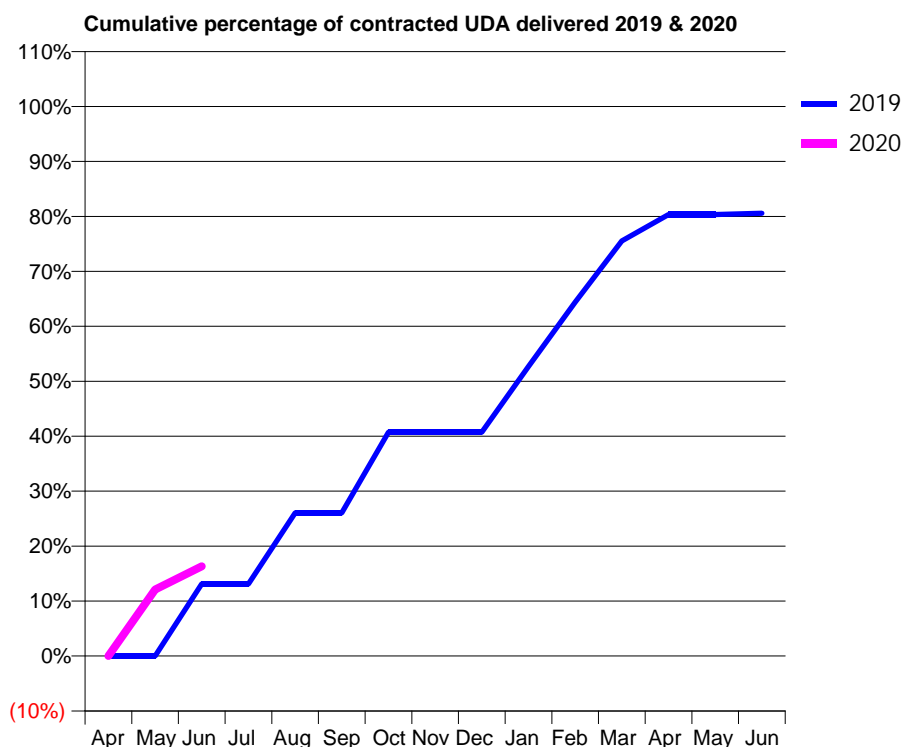
19/20 Contracted general activity (UDA)	1,300
Carry forward general activity (UDA)	0
19/20 Contracted orthodontic activity (UOA)	0
Carry forward orthodontic activity (UOA)	0
Baseline contract value	£31,819.18

ACCESS*

Patients seen in 24 months	Total	Change since previous quarter
Quarter ending June 2018	576	
Quarter ending September 2018	580	→
Quarter ending December 2018	572	↓
Quarter ending March 2019	565	↓
Quarter ending June 2019	542	↓
Variance since June 2018	(5.9%)	↓



ACTIVITY



Month	Adjusted Scheduled Activity (UDA)	
	2019	2020
April	0	0
May	0	157
June	171	212
July	171	
August	339	
September	339	
October	529	
November	529	
December	529	
January	685	
February	837	
March	982	
April	1,044	
May	1,044	
June	1,047	

QUALITY

	Quantity	Base Number	Contract	AT	Region	England
% of FP17s for the same patient ID Re-attending within 3 months - Children	7	132	5.3%	10.2%	12.1%	11.4%
% of FP17s for the same patient ID Re-attending within 3 months - Adults	10	45	22.2%	14.2%	15.6%	15.4%
% of FP17s for the same patient ID Re-attending between 3 & 9 months - Children	96	132	72.7%	58.1%	61.2%	59.8%
% of FP17s for the same patient ID Re-attending between 3 & 9 months - Adults	24	45	53.3%	53.3%	54.5%	52.1%
% of FP17s for Band 1 Urgent Courses	6	143	4.2%	8.4%	9.1%	9.2%
% of FP17s Relating to Free Repair or Replacements	0	143	0.0%	1.1%	1.0%	0.7%
% of FP17s Relating to Continuations	0	143	0.0%	1.2%	1.0%	0.8%
% of Patients satisfied with the dentistry they have received	0	0	N/A	96.0%	94.2%	93.4%
% of Patients satisfied with the time they had to wait for an appointment	0	0	N/A	91.3%	88.4%	87.6%

* This is based on patients treated on this contract for their most recent course of treatment. Figures in italics indicate the base number of FP17s or Patient Questionnaire responses are less than 100. N/A is shown where the base number of responses is less than 10 during the period. % is calculated as Quantity/Base number*100

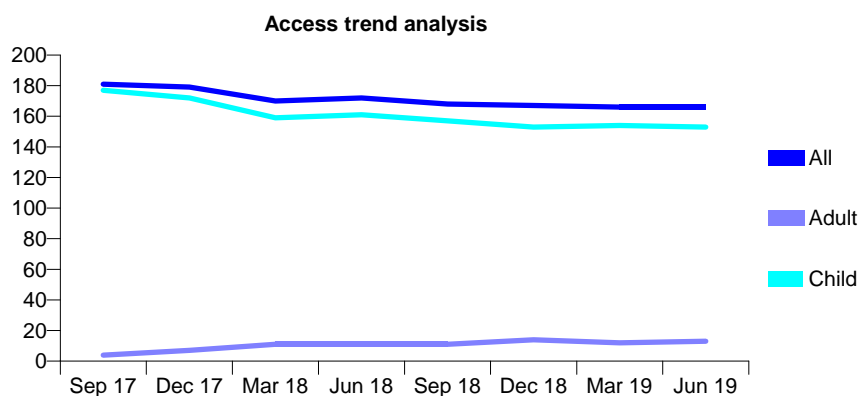
Q49 - Vital Signs At a Glance Contract Report for 214922/0001 - June 2019

Name or company name	MISS AL DAVIDSON
Contract type name	GDS Contract
Purpose of contract	General and Orthodontic
Contract start date	01/04/2006
Contract end date	

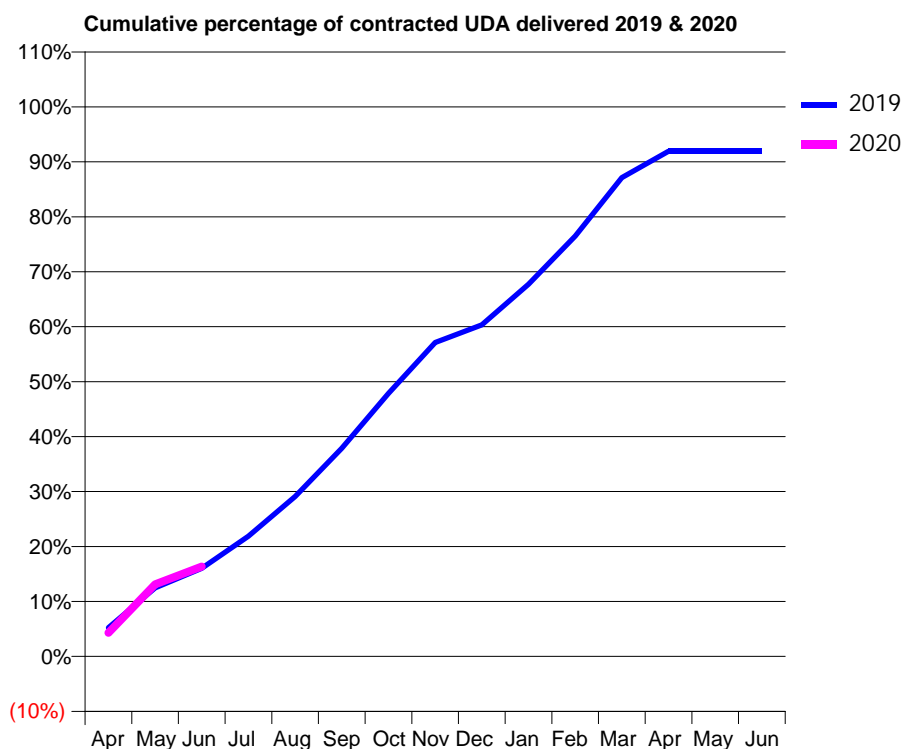
19/20 Contracted general activity (UDA)	650
Carry forward general activity (UDA)	0
19/20 Contracted orthodontic activity (UOA)	33
Carry forward orthodontic activity (UOA)	0
Baseline contract value	£21,975.54

ACCESS*

Patients seen in 24 months	Total	Change since previous quarter
Quarter ending June 2018	172	
Quarter ending September 2018	168	↓
Quarter ending December 2018	167	→
Quarter ending March 2019	166	→
Quarter ending June 2019	166	→
Variance since June 2018	(3.5%)	↓



ACTIVITY



Month	2019	2020
April	34	28
May	81	85
June	104	106
July	142	
August	189	
September	246	
October	311	
November	371	
December	392	
January	440	
February	497	
March	566	
April	597	
May	597	
June	597	

QUALITY

	Quantity	Base Number	Contract	AT	Region	England
% of FP17s for the same patient ID Re-attending within 3 months - Children	9	78	11.5%	10.2%	12.1%	11.4%
% of FP17s for the same patient ID Re-attending within 3 months - Adults	0	0	N/A	14.2%	15.6%	15.4%
% of FP17s for the same patient ID Re-attending between 3 & 9 months - Children	54	78	69.2%	58.1%	61.2%	59.8%
% of FP17s for the same patient ID Re-attending between 3 & 9 months - Adults	0	0	N/A	53.3%	54.5%	52.1%
% of FP17s for Band 1 Urgent Courses	1	57	1.8%	8.4%	9.1%	9.2%
% of FP17s Relating to Free Repair or Replacements	0	57	0.0%	1.1%	1.0%	0.7%
% of FP17s Relating to Continuations	2	57	3.5%	1.2%	1.0%	0.8%
% of Patients satisfied with the dentistry they have received	0	0	N/A	96.0%	94.2%	93.4%
% of Patients satisfied with the time they had to wait for an appointment	0	0	N/A	91.3%	88.4%	87.6%

* This is based on patients treated on this contract for their most recent course of treatment. Figures in italics indicate the base number of FP17s or Patient Questionnaire responses are less than 100. N/A is shown where the base number of responses is less than 10 during the period. % is calculated as Quantity/Base number*100

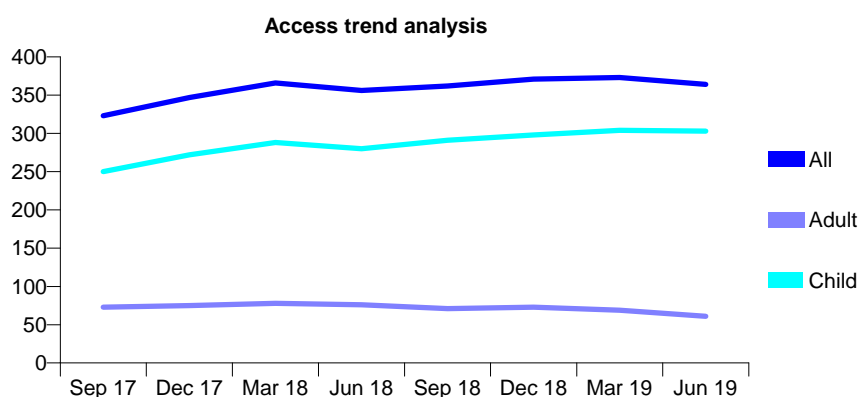
Q49 - Vital Signs At a Glance Contract Report for 215031/0001 - June 2019

Name or company name	Mr R Govan & Mr W Crank
Contract type name	GDS Contract
Purpose of contract	General and Orthodontic
Contract start date	01/04/2006
Contract end date	

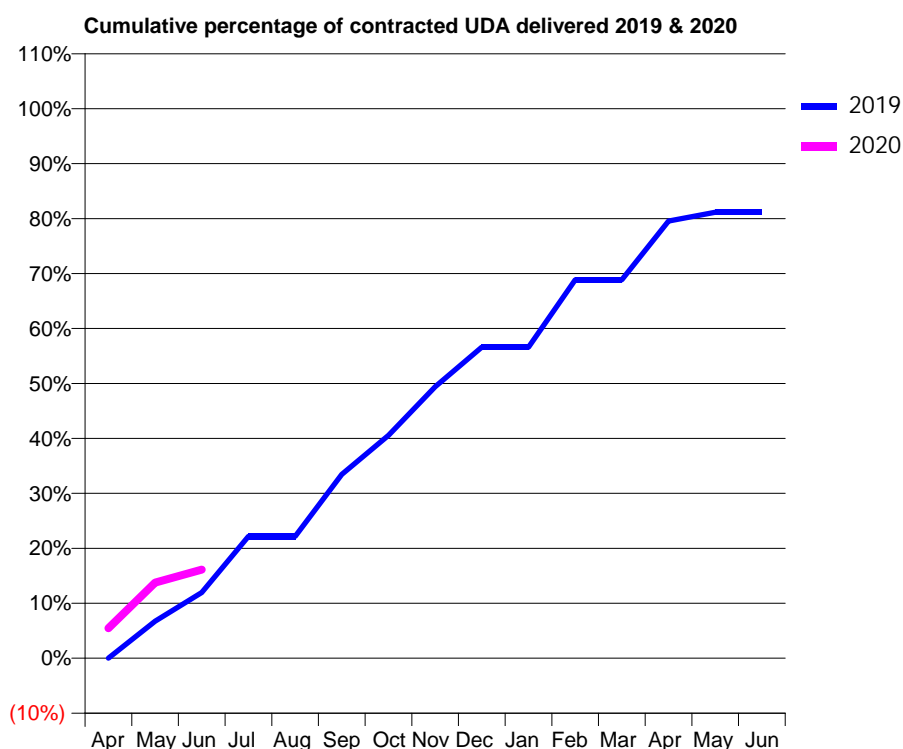
19/20 Contracted general activity (UDA)	1,100
Carry forward general activity (UDA)	0
19/20 Contracted orthodontic activity (UOA)	0
Carry forward orthodontic activity (UOA)	0
Baseline contract value	£27,368.75

ACCESS*

Patients seen in 24 months	Total	Change since previous quarter
Quarter ending June 2018	356	
Quarter ending September 2018	362	→
Quarter ending December 2018	371	↑
Quarter ending March 2019	373	→
Quarter ending June 2019	364	↓
Variance since June 2018	2.2%	↑



ACTIVITY



Month	2019	2020
April	0	60
May	74	151
June	131	177
July	244	
August	244	
September	368	
October	446	
November	543	
December	623	
January	623	
February	757	
March	757	
April	875	
May	893	
June	893	

QUALITY

	Quantity	Base Number	Contract	AT	Region	England
% of FP17s for the same patient ID Re-attending within 3 months - Children	32	219	14.6%	10.2%	12.1%	11.4%
% of FP17s for the same patient ID Re-attending within 3 months - Adults	2	24	8.3%	14.2%	15.6%	15.4%
% of FP17s for the same patient ID Re-attending between 3 & 9 months - Children	141	219	64.4%	58.1%	61.2%	59.8%
% of FP17s for the same patient ID Re-attending between 3 & 9 months - Adults	14	24	58.3%	53.3%	54.5%	52.1%
% of FP17s for Band 1 Urgent Courses	7	116	6.0%	8.4%	9.1%	9.2%
% of FP17s Relating to Free Repair or Replacements	0	116	0.0%	1.1%	1.0%	0.7%
% of FP17s Relating to Continuations	0	116	0.0%	1.2%	1.0%	0.8%
% of Patients satisfied with the dentistry they have received	3	3	N/A	96.0%	94.2%	93.4%
% of Patients satisfied with the time they had to wait for an appointment	2	3	N/A	91.3%	88.4%	87.6%

* This is based on patients treated on this contract for their most recent course of treatment.

Figures in italics indicate the base number of FP17s or Patient Questionnaire responses are less than 100. N/A is shown where the base number of responses is less than 10 during the period. % is calculated as Quantity/Base number*100

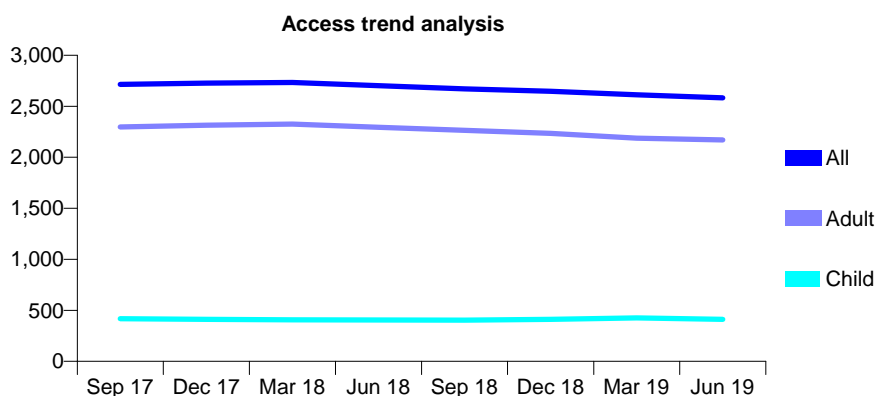
Q49 - Vital Signs At a Glance Contract Report for 218731/0001 - June 2019

Name or company name	Mr S Harrison, Mr S Solaiman and Mr K Nig
Contract type name	GDS Contract
Purpose of contract	General and Orthodontic
Contract start date	01/04/2006
Contract end date	

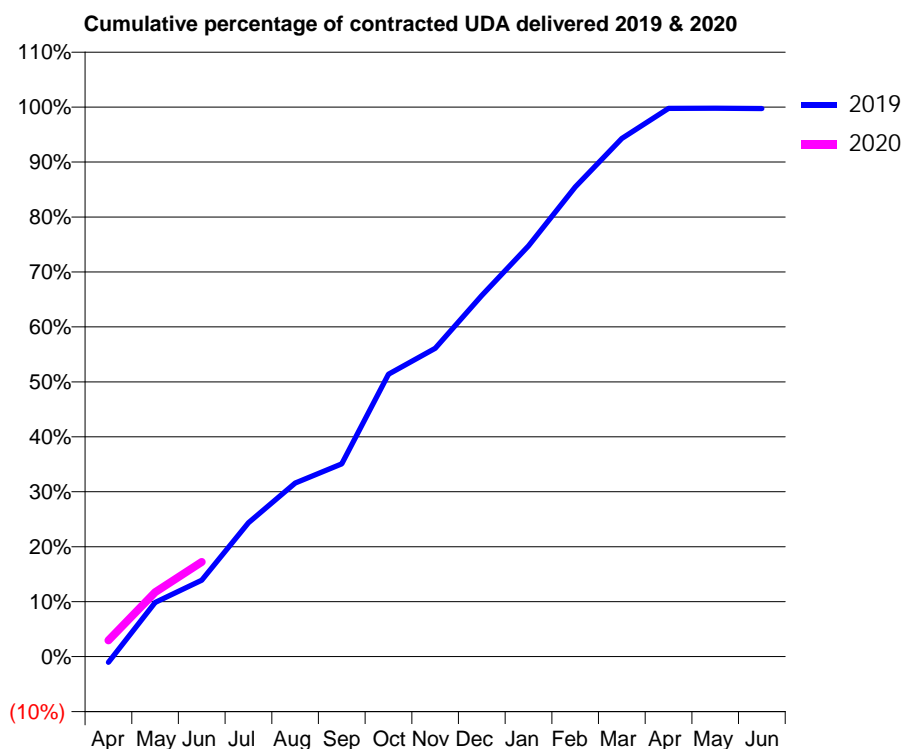
19/20 Contracted general activity (UDA)	8,954
Carry forward general activity (UDA)	0
19/20 Contracted orthodontic activity (UOA)	0
Carry forward orthodontic activity (UOA)	0
Baseline contract value	£207,787.78

ACCESS*

Patients seen in 24 months	Total	Change since previous quarter
Quarter ending June 2018	2,701	
Quarter ending September 2018	2,670	↓
Quarter ending December 2018	2,647	→
Quarter ending March 2019	2,613	↓
Quarter ending June 2019	2,583	↓
Variance since June 2018	(4.4%)	↓



ACTIVITY



Month	Adjusted Scheduled Activity (UDA)	
	2019	2020
April	-96	267
May	883	1,050
June	1,247	1,542
July	2,180	
August	2,828	
September	3,141	
October	4,602	
November	5,022	
December	5,884	
January	6,692	
February	7,652	
March	8,442	
April	8,932	
May	8,935	
June	8,929	

QUALITY

	Quantity	Base Number	Contract	AT	Region	England
% of FP17s for the same patient ID Re-attending within 3 months - Children	7	127	5.5%	10.2%	12.1%	11.4%
% of FP17s for the same patient ID Re-attending within 3 months - Adults	77	639	12.1%	14.2%	15.6%	15.4%
% of FP17s for the same patient ID Re-attending between 3 & 9 months - Children	68	127	53.5%	58.1%	61.2%	59.8%
% of FP17s for the same patient ID Re-attending between 3 & 9 months - Adults	387	639	60.6%	53.3%	54.5%	52.1%
% of FP17s for Band 1 Urgent Courses	31	607	5.1%	8.4%	9.1%	9.2%
% of FP17s Relating to Free Repair or Replacements	4	607	0.7%	1.1%	1.0%	0.7%
% of FP17s Relating to Continuations	6	607	1.0%	1.2%	1.0%	0.8%
% of Patients satisfied with the dentistry they have received	0	0	N/A	96.0%	94.2%	93.4%
% of Patients satisfied with the time they had to wait for an appointment	0	0	N/A	91.3%	88.4%	87.6%

* This is based on patients treated on this contract for their most recent course of treatment. Figures in italics indicate the base number of FP17s or Patient Questionnaire responses are less than 100. N/A is shown where the base number of responses is less than 10 during the period. % is calculated as Quantity/Base number*100

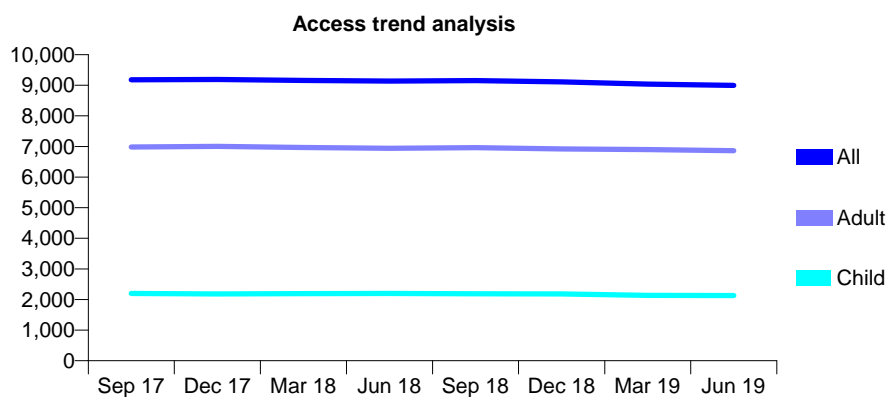
Q49 - Vital Signs At a Glance Contract Report for 219576/0001 - June 2019

Name or company name	MR DJ WHITE
Contract type name	GDS Contract
Purpose of contract	General and Orthodontic
Contract start date	01/04/2006
Contract end date	

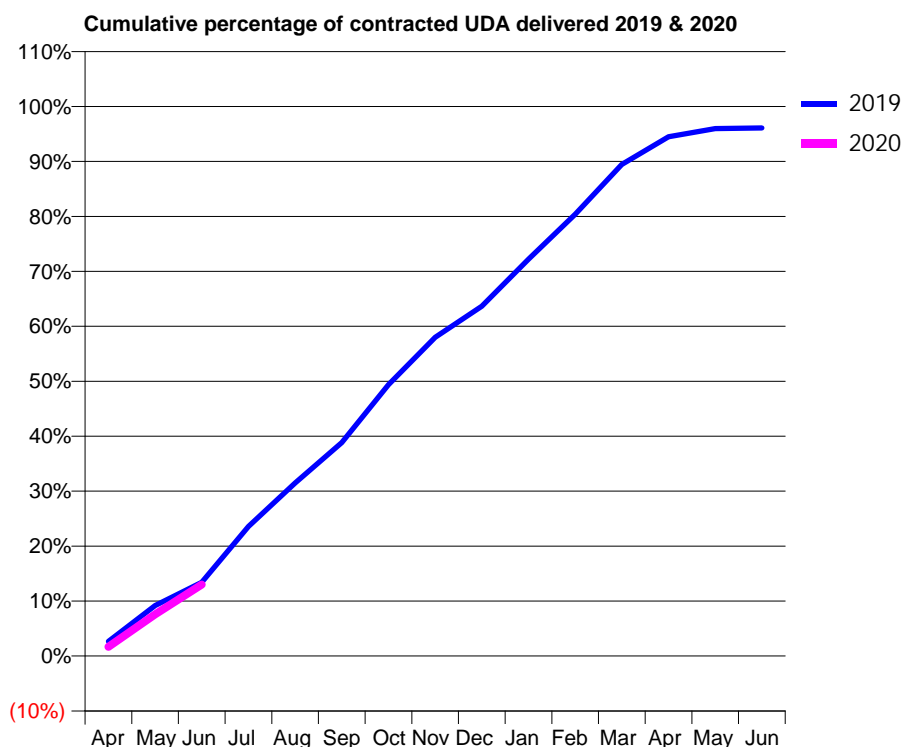
19/20 Contracted general activity (UDA)	29,504
Carry forward general activity (UDA)	0
19/20 Contracted orthodontic activity (UOA)	100
Carry forward orthodontic activity (UOA)	0
Baseline contract value	£810,070.64

ACCESS*

Patients seen in 24 months	Total	Change since previous quarter
Quarter ending June 2018	9,137	
Quarter ending September 2018	9,151	→
Quarter ending December 2018	9,109	→
Quarter ending March 2019	9,039	→
Quarter ending June 2019	8,997	→
Variance since June 2018	(1.5%)	↓



ACTIVITY



Month	Adjusted Scheduled Activity (UDA)	
	2019	2020
April	763	500
May	2,637	2,239
June	3,846	3,837
July	6,769	
August	9,048	
September	11,151	
October	14,171	
November	16,651	
December	18,268	
January	20,723	
February	23,075	
March	25,681	
April	27,123	
May	27,547	
June	27,580	

QUALITY

	Quantity	Base Number	Contract	AT	Region	England
% of FP17s for the same patient ID Re-attending within 3 months - Children	77	642	12.0%	10.2%	12.1%	11.4%
% of FP17s for the same patient ID Re-attending within 3 months - Adults	456	2,123	21.5%	14.2%	15.6%	15.4%
% of FP17s for the same patient ID Re-attending between 3 & 9 months - Children	286	642	44.5%	58.1%	61.2%	59.8%
% of FP17s for the same patient ID Re-attending between 3 & 9 months - Adults	978	2,123	46.1%	53.3%	54.5%	52.1%
% of FP17s for Band 1 Urgent Courses	329	2,059	16.0%	8.4%	9.1%	9.2%
% of FP17s Relating to Free Repair or Replacements	60	2,059	2.9%	1.1%	1.0%	0.7%
% of FP17s Relating to Continuations	40	2,059	1.9%	1.2%	1.0%	0.8%
% of Patients satisfied with the dentistry they have received	11	12	91.7%	96.0%	94.2%	93.4%
% of Patients satisfied with the time they had to wait for an appointment	11	12	91.7%	91.3%	88.4%	87.6%

* This is based on patients treated on this contract for their most recent course of treatment. Figures in italics indicate the base number of FP17s or Patient Questionnaire responses are less than 100. N/A is shown where the base number of responses is less than 10 during the period. % is calculated as Quantity/Base number*100

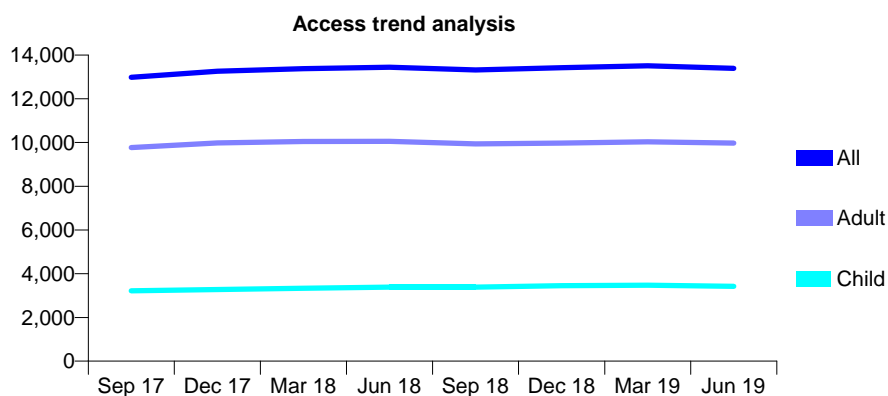
Q49 - Vital Signs At a Glance Contract Report for 220639/0001 - June 2019

Name or company name	MR PG KILKER
Contract type name	GDS Contract
Purpose of contract	General and Orthodontic
Contract start date	01/04/2006
Contract end date	

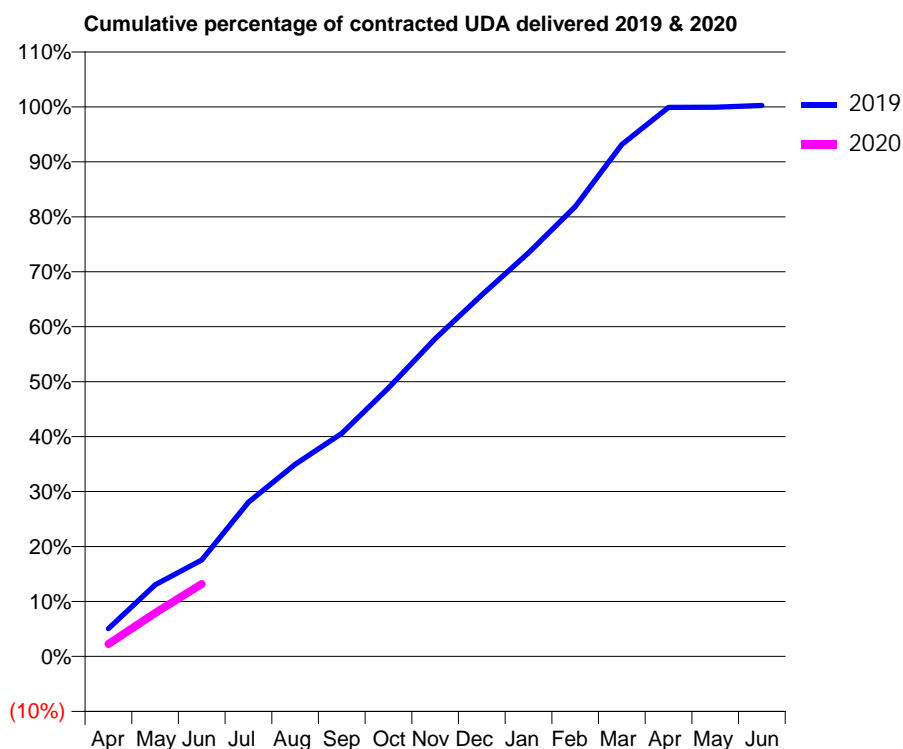
19/20 Contracted general activity (UDA)	32,937
Carry forward general activity (UDA)	0
19/20 Contracted orthodontic activity (UOA)	0
Carry forward orthodontic activity (UOA)	0
Baseline contract value	£917,217.61

ACCESS*

Patients seen in 24 months	Total	Change since previous quarter
Quarter ending June 2018	13,440	
Quarter ending September 2018	13,320	→
Quarter ending December 2018	13,425	→
Quarter ending March 2019	13,506	→
Quarter ending June 2019	13,394	→
Variance since June 2018	(0.3%)	→



ACTIVITY



Month	2019	2020
April	1,665	748
May	4,296	2,602
June	5,783	4,342
July	9,246	
August	11,511	
September	13,369	
October	16,092	
November	19,040	
December	21,667	
January	24,187	
February	26,956	
March	30,679	
April	32,905	
May	32,909	
June	33,019	

QUALITY

	Quantity	Base Number	Contract	AT	Region	England
% of FP17s for the same patient ID Re-attending within 3 months - Children	63	793	7.9%	10.2%	12.1%	11.4%
% of FP17s for the same patient ID Re-attending within 3 months - Adults	326	2,237	14.6%	14.2%	15.6%	15.4%
% of FP17s for the same patient ID Re-attending between 3 & 9 months - Children	304	793	38.3%	58.1%	61.2%	59.8%
% of FP17s for the same patient ID Re-attending between 3 & 9 months - Adults	794	2,237	35.5%	53.3%	54.5%	52.1%
% of FP17s for Band 1 Urgent Courses	253	2,094	12.1%	8.4%	9.1%	9.2%
% of FP17s Relating to Free Repair or Replacements	35	2,094	1.7%	1.1%	1.0%	0.7%
% of FP17s Relating to Continuations	8	2,094	0.4%	1.2%	1.0%	0.8%
% of Patients satisfied with the dentistry they have received	5	5	N/A	96.0%	94.2%	93.4%
% of Patients satisfied with the time they had to wait for an appointment	5	5	N/A	91.3%	88.4%	87.6%

* This is based on patients treated on this contract for their most recent course of treatment. Figures in italics indicate the base number of FP17s or Patient Questionnaire responses are less than 100. N/A is shown where the base number of responses is less than 10 during the period. % is calculated as Quantity/Base number*100

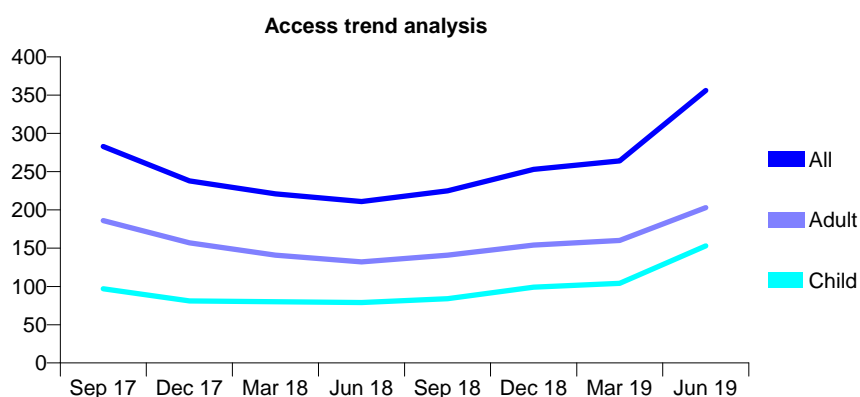
Q49 - Vital Signs At a Glance Contract Report for 224499/0001 - June 2019

Name or company name	MR DS ROW
Contract type name	GDS Contract
Purpose of contract	General
Contract start date	01/04/2006
Contract end date	

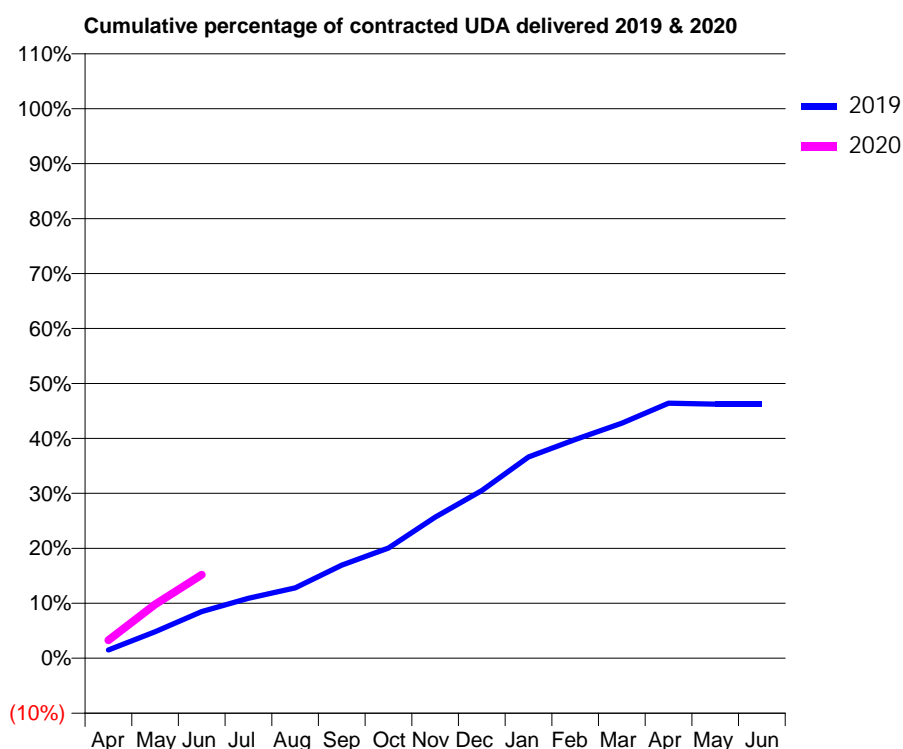
19/20 Contracted general activity (UDA)	1,218
Carry forward general activity (UDA)	0
19/20 Contracted orthodontic activity (UOA)	0
Carry forward orthodontic activity (UOA)	0
Baseline contract value	£29,274.89

ACCESS*

Patients seen in 24 months	Total	Change since previous quarter
Quarter ending June 2018	211	
Quarter ending September 2018	225	↑
Quarter ending December 2018	253	↑
Quarter ending March 2019	264	↑
Quarter ending June 2019	356	↑
Variance since June 2018	68.7%	↑



ACTIVITY



Month	2019	2020
April	18	40
May	59	119
June	103	185
July	133	
August	156	
September	207	
October	244	
November	313	
December	372	
January	446	
February	485	
March	521	
April	565	
May	563	
June	563	

QUALITY

	Quantity	Base Number	Contract	AT	Region	England
% of FP17s for the same patient ID Re-attending within 3 months - Children	4	83	4.8%	10.2%	12.1%	11.4%
% of FP17s for the same patient ID Re-attending within 3 months - Adults	3	62	4.8%	14.2%	15.6%	15.4%
% of FP17s for the same patient ID Re-attending between 3 & 9 months - Children	22	83	26.5%	58.1%	61.2%	59.8%
% of FP17s for the same patient ID Re-attending between 3 & 9 months - Adults	25	62	40.3%	53.3%	54.5%	52.1%
% of FP17s for Band 1 Urgent Courses	9	125	7.2%	8.4%	9.1%	9.2%
% of FP17s Relating to Free Repair or Replacements	1	125	0.8%	1.1%	1.0%	0.7%
% of FP17s Relating to Continuations	0	125	0.0%	1.2%	1.0%	0.8%
% of Patients satisfied with the dentistry they have received	0	0	N/A	96.0%	94.2%	93.4%
% of Patients satisfied with the time they had to wait for an appointment	0	0	N/A	91.3%	88.4%	87.6%

* This is based on patients treated on this contract for their most recent course of treatment.

Figures in italics indicate the base number of FP17s or Patient Questionnaire responses are less than 100. N/A is shown where the base number of responses is less than 10 during the period. % is calculated as Quantity/Base number*100

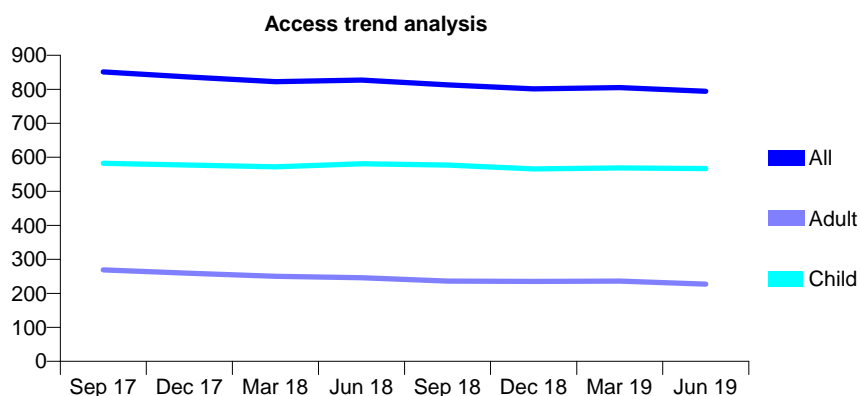
Q49 - Vital Signs At a Glance Contract Report for 229261/0001 - June 2019

Name or company name	Mr Hamburger & Ms Sadler
Contract type name	GDS Contract
Purpose of contract	General
Contract start date	01/04/2006
Contract end date	

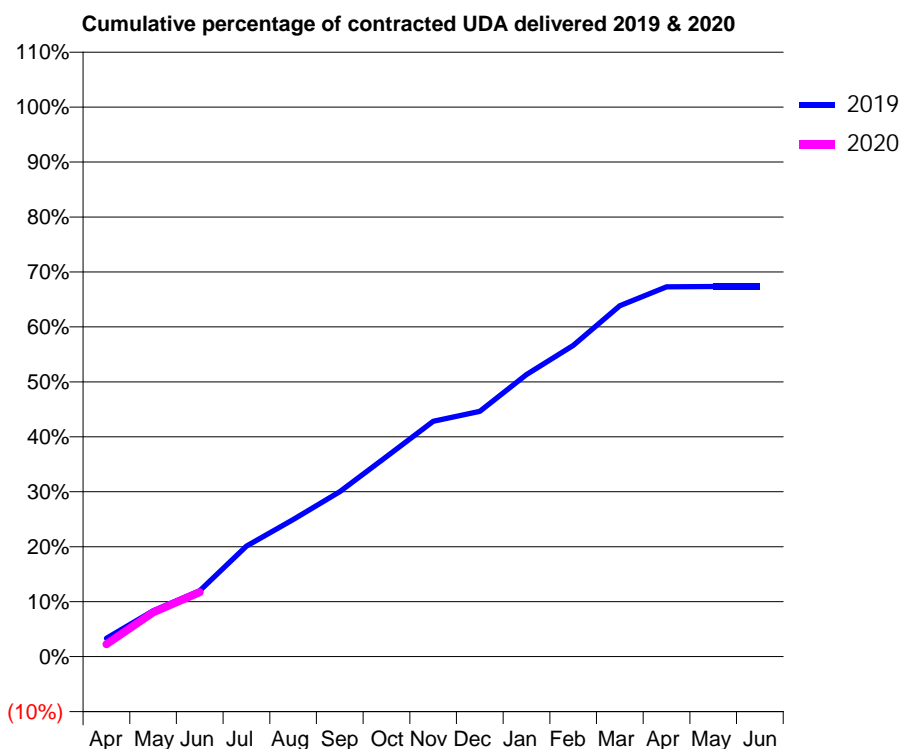
19/20 Contracted general activity (UDA)	3,017
Carry forward general activity (UDA)	0
19/20 Contracted orthodontic activity (UOA)	0
Carry forward orthodontic activity (UOA)	0
Baseline contract value	£71,448.27

ACCESS*

Patients seen in 24 months	Total	Change since previous quarter
Quarter ending June 2018	827	
Quarter ending September 2018	813	↓
Quarter ending December 2018	801	↓
Quarter ending March 2019	805	→
Quarter ending June 2019	794	↓
Variance since June 2018	(4.0%)	↓



ACTIVITY



Month	Adjusted Scheduled Activity (UDA)	
	2019	2020
April	100	68
May	252	243
June	361	354
July	606	
August	753	
September	906	
October	1,098	
November	1,292	
December	1,346	
January	1,549	
February	1,708	
March	1,927	
April	2,030	
May	2,032	
June	2,032	

QUALITY

	Quantity	Base Number	Contract	AT	Region	England
% of FP17s for the same patient ID Re-attending within 3 months - Children	36	251	14.3%	10.2%	12.1%	11.4%
% of FP17s for the same patient ID Re-attending within 3 months - Adults	9	61	14.8%	14.2%	15.6%	15.4%
% of FP17s for the same patient ID Re-attending between 3 & 9 months - Children	162	251	64.5%	58.1%	61.2%	59.8%
% of FP17s for the same patient ID Re-attending between 3 & 9 months - Adults	39	61	63.9%	53.3%	54.5%	52.1%
% of FP17s for Band 1 Urgent Courses	9	242	3.7%	8.4%	9.1%	9.2%
% of FP17s Relating to Free Repair or Replacements	0	242	0.0%	1.1%	1.0%	0.7%
% of FP17s Relating to Continuations	0	242	0.0%	1.2%	1.0%	0.8%
% of Patients satisfied with the dentistry they have received	2	2	N/A	96.0%	94.2%	93.4%
% of Patients satisfied with the time they had to wait for an appointment	2	2	N/A	91.3%	88.4%	87.6%

* This is based on patients treated on this contract for their most recent course of treatment. Figures in italics indicate the base number of FP17s or Patient Questionnaire responses are less than 100. N/A is shown where the base number of responses is less than 10 during the period. % is calculated as Quantity/Base number*100

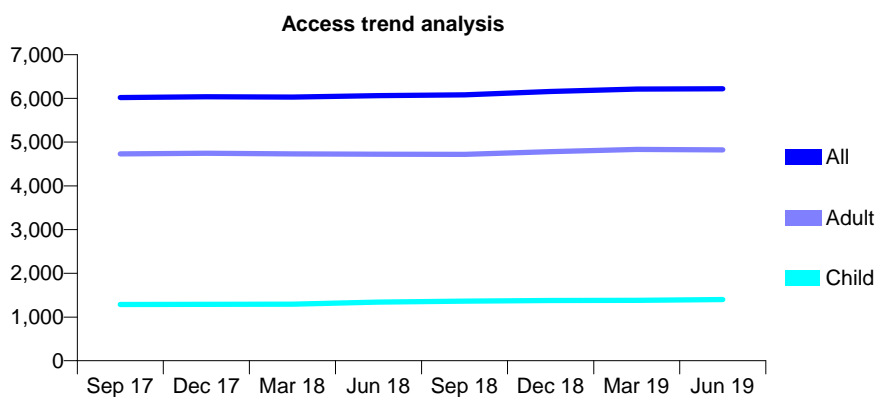
Q49 - Vital Signs At a Glance Contract Report for 230618/0001 - June 2019

Name or company name	Grangetown Family Dental Health
Contract type name	GDS Contract
Purpose of contract	General
Contract start date	01/04/2006
Contract end date	

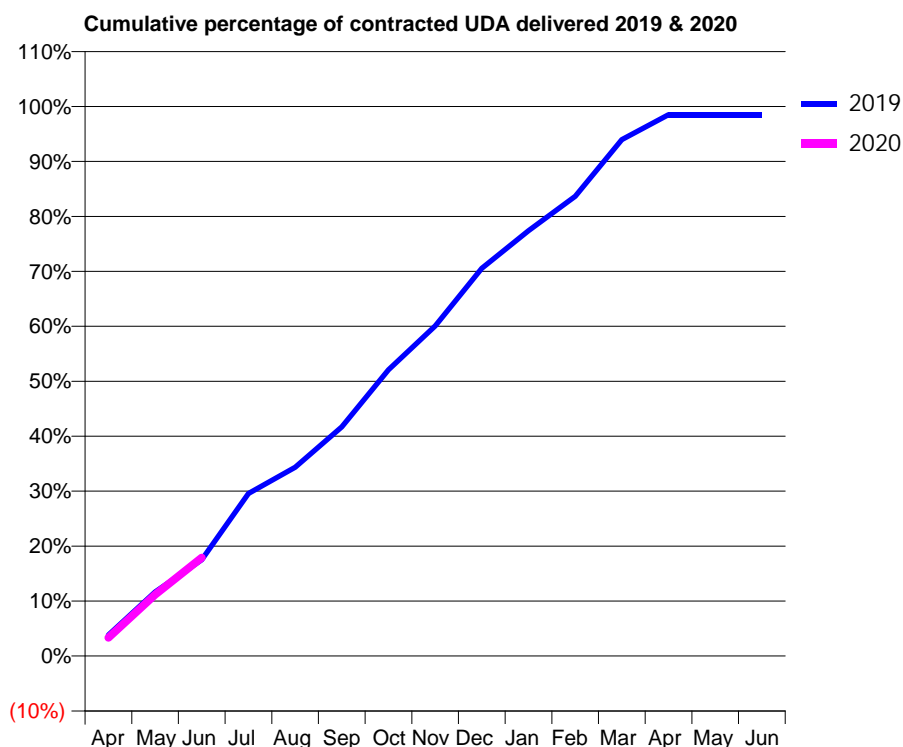
19/20 Contracted general activity (UDA)	20,660
Carry forward general activity (UDA)	0
19/20 Contracted orthodontic activity (UOA)	0
Carry forward orthodontic activity (UOA)	0
Baseline contract value	£559,966.95

ACCESS*

Patients seen in 24 months	Total	Change since previous quarter
Quarter ending June 2018	6,061	
Quarter ending September 2018	6,080	→
Quarter ending December 2018	6,159	→
Quarter ending March 2019	6,216	→
Quarter ending June 2019	6,220	→
Variance since June 2018	2.6%	↑



ACTIVITY



Month	Adjusted Scheduled Activity (UDA)	
	2019	2020
April	791	690
May	2,407	2,307
June	3,616	3,699
July	6,110	
August	7,096	
September	8,616	
October	10,760	
November	12,412	
December	14,576	
January	15,992	
February	17,283	
March	19,413	
April	20,352	
May	20,353	
June	20,353	

QUALITY

	Quantity	Base Number	Contract	AT	Region	England
% of FP17s for the same patient ID Re-attending within 3 months - Children	30	569	5.3%	10.2%	12.1%	11.4%
% of FP17s for the same patient ID Re-attending within 3 months - Adults	245	1,952	12.6%	14.2%	15.6%	15.4%
% of FP17s for the same patient ID Re-attending between 3 & 9 months - Children	396	569	69.6%	58.1%	61.2%	59.8%
% of FP17s for the same patient ID Re-attending between 3 & 9 months - Adults	1,337	1,952	68.5%	53.3%	54.5%	52.1%
% of FP17s for Band 1 Urgent Courses	119	2,059	5.8%	8.4%	9.1%	9.2%
% of FP17s Relating to Free Repair or Replacements	10	2,059	0.5%	1.1%	1.0%	0.7%
% of FP17s Relating to Continuations	33	2,059	1.6%	1.2%	1.0%	0.8%
% of Patients satisfied with the dentistry they have received	2	2	N/A	96.0%	94.2%	93.4%
% of Patients satisfied with the time they had to wait for an appointment	2	2	N/A	91.3%	88.4%	87.6%

* This is based on patients treated on this contract for their most recent course of treatment. Figures in italics indicate the base number of FP17s or Patient Questionnaire responses are less than 100. N/A is shown where the base number of responses is less than 10 during the period. % is calculated as Quantity/Base number*100

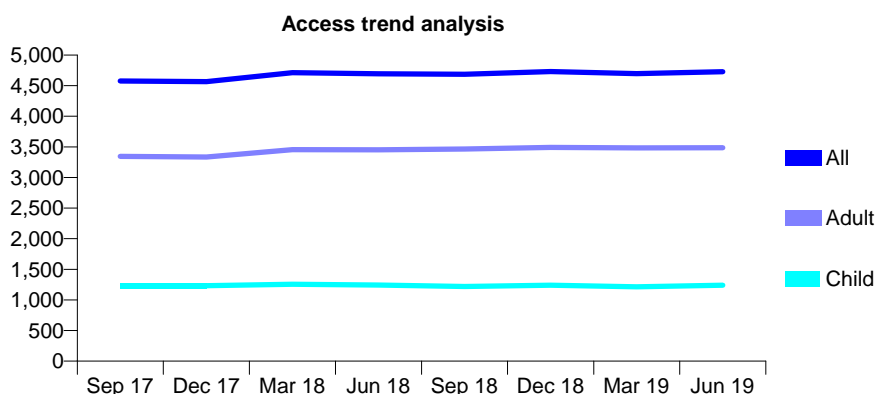
Q49 - Vital Signs At a Glance Contract Report for 232750/0002 - June 2019

Name or company name	Mr Ridgway and Mr Pearey
Contract type name	GDS Contract
Purpose of contract	General
Contract start date	01/09/2011
Contract end date	

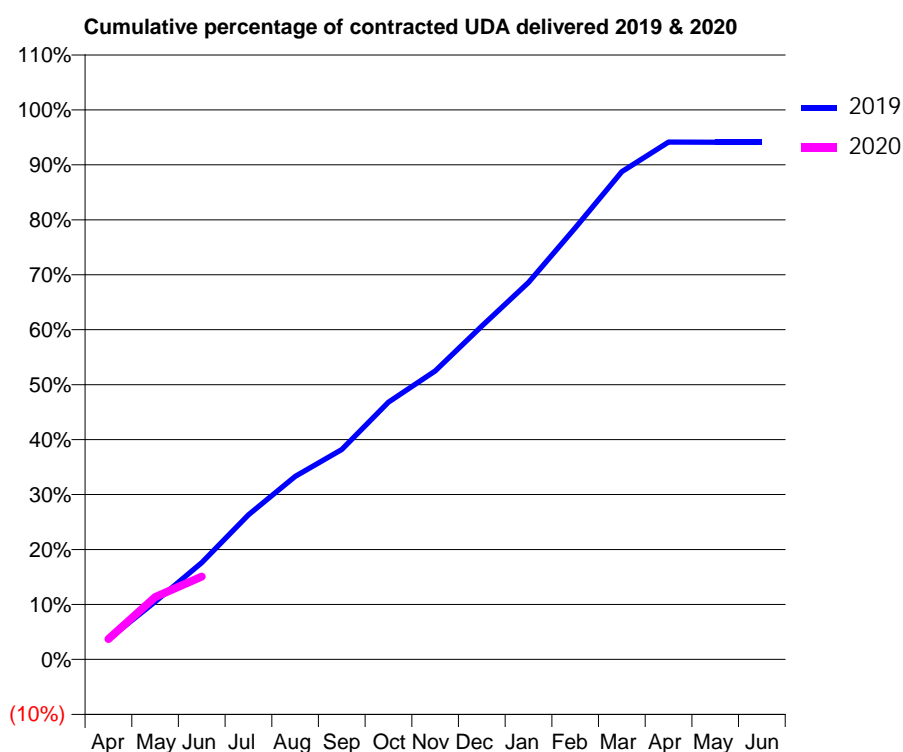
19/20 Contracted general activity (UDA)	16,393
Carry forward general activity (UDA)	0
19/20 Contracted orthodontic activity (UOA)	0
Carry forward orthodontic activity (UOA)	0
Baseline contract value	£442,075.54

ACCESS*

Patients seen in 24 months	Total	Change since previous quarter
Quarter ending June 2018	4,694	
Quarter ending September 2018	4,686	→
Quarter ending December 2018	4,732	→
Quarter ending March 2019	4,696	→
Quarter ending June 2019	4,728	→
Variance since June 2018	0.7%	→



ACTIVITY



Month	2019	2020
April	603	609
May	1,719	1,861
June	2,888	2,474
July	4,313	
August	5,460	
September	6,262	
October	7,677	
November	8,607	
December	9,943	
January	11,243	
February	12,875	
March	14,551	
April	15,434	
May	15,426	
June	15,426	

QUALITY

	Quantity	Base Number	Contract	AT	Region	England
% of FP17s for the same patient ID Re-attending within 3 months - Children	28	294	9.5%	10.2%	12.1%	11.4%
% of FP17s for the same patient ID Re-attending within 3 months - Adults	214	863	24.8%	14.2%	15.6%	15.4%
% of FP17s for the same patient ID Re-attending between 3 & 9 months - Children	100	294	34.0%	58.1%	61.2%	59.8%
% of FP17s for the same patient ID Re-attending between 3 & 9 months - Adults	322	863	37.3%	53.3%	54.5%	52.1%
% of FP17s for Band 1 Urgent Courses	80	910	8.8%	8.4%	9.1%	9.2%
% of FP17s Relating to Free Repair or Replacements	32	910	3.5%	1.1%	1.0%	0.7%
% of FP17s Relating to Continuations	7	910	0.8%	1.2%	1.0%	0.8%
% of Patients satisfied with the dentistry they have received	4	4	N/A	96.0%	94.2%	93.4%
% of Patients satisfied with the time they had to wait for an appointment	4	4	N/A	91.3%	88.4%	87.6%

* This is based on patients treated on this contract for their most recent course of treatment. Figures in italics indicate the base number of FP17s or Patient Questionnaire responses are less than 100. N/A is shown where the base number of responses is less than 10 during the period. % is calculated as Quantity/Base number*100

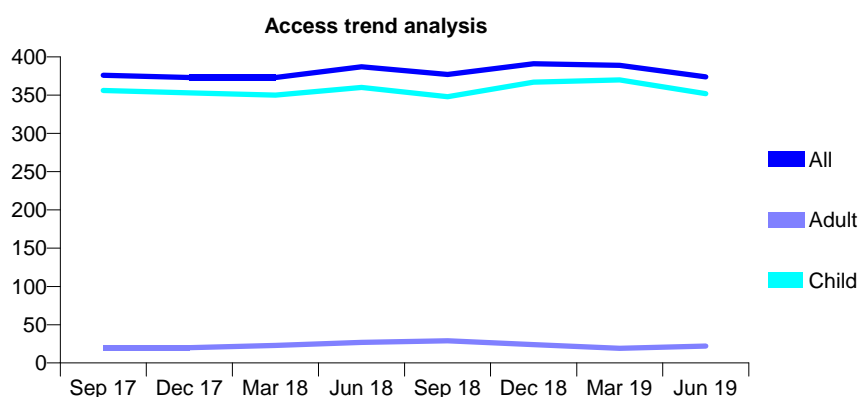
Q49 - Vital Signs At a Glance Contract Report for 233099/0001 - June 2019

Name or company name	MR AW LEYS
Contract type name	GDS Contract
Purpose of contract	General
Contract start date	01/04/2006
Contract end date	

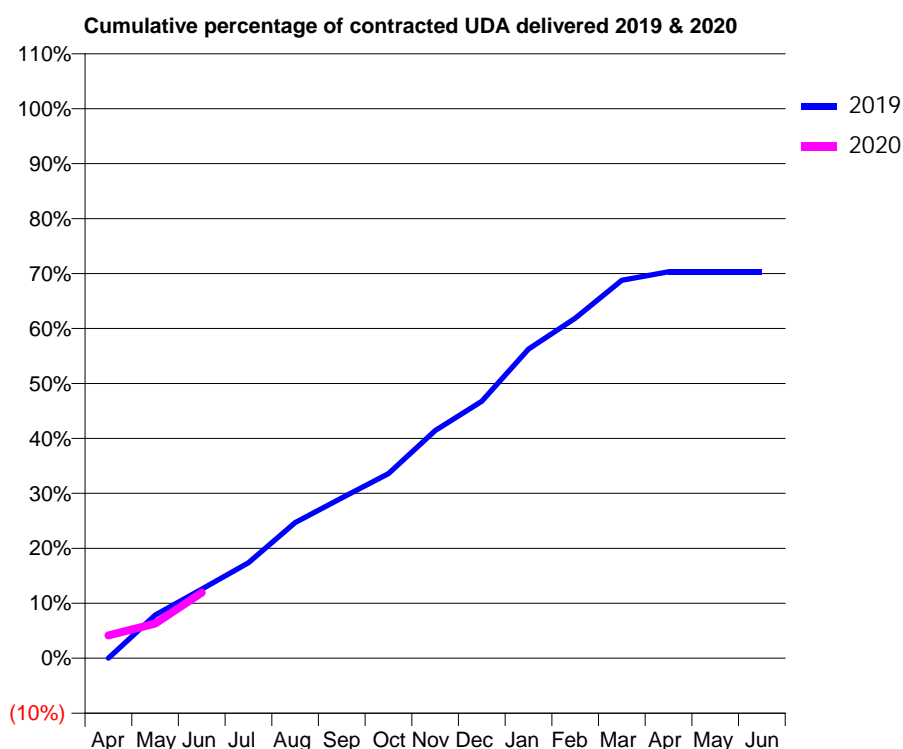
19/20 Contracted general activity (UDA)	1,034
Carry forward general activity (UDA)	0
19/20 Contracted orthodontic activity (UOA)	0
Carry forward orthodontic activity (UOA)	0
Baseline contract value	£24,541.11

ACCESS*

Patients seen in 24 months	Total	Change since previous quarter
Quarter ending June 2018	387	
Quarter ending September 2018	377	↓
Quarter ending December 2018	391	↑
Quarter ending March 2019	389	→
Quarter ending June 2019	374	↓
Variance since June 2018	(3.4%)	↓



ACTIVITY



Month	2019	2020
April	0	43
May	81	65
June	130	123
July	180	
August	255	
September	301	
October	347	
November	428	
December	483	
January	582	
February	640	
March	711	
April	727	
May	727	
June	727	

QUALITY

	Quantity	Base Number	Contract	AT	Region	England
% of FP17s for the same patient ID Re-attending within 3 months - Children	13	108	12.0%	10.2%	12.1%	11.4%
% of FP17s for the same patient ID Re-attending within 3 months - Adults	0	0	N/A	14.2%	15.6%	15.4%
% of FP17s for the same patient ID Re-attending between 3 & 9 months - Children	68	108	63.0%	58.1%	61.2%	59.8%
% of FP17s for the same patient ID Re-attending between 3 & 9 months - Adults	0	0	N/A	53.3%	54.5%	52.1%
% of FP17s for Band 1 Urgent Courses	2	103	1.9%	8.4%	9.1%	9.2%
% of FP17s Relating to Free Repair or Replacements	0	103	0.0%	1.1%	1.0%	0.7%
% of FP17s Relating to Continuations	0	103	0.0%	1.2%	1.0%	0.8%
% of Patients satisfied with the dentistry they have received	0	0	N/A	96.0%	94.2%	93.4%
% of Patients satisfied with the time they had to wait for an appointment	0	0	N/A	91.3%	88.4%	87.6%

* This is based on patients treated on this contract for their most recent course of treatment.

Figures in italics indicate the base number of FP17s or Patient Questionnaire responses are less than 100. N/A is shown where the base number of responses is less than 10 during the period. % is calculated as Quantity/Base number*100

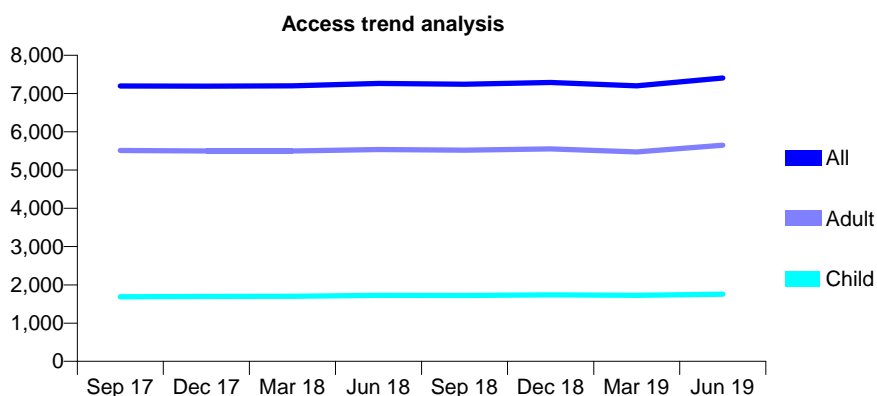
Q49 - Vital Signs At a Glance Contract Report for 235296/0001 - June 2019

Name or company name	MR RK SAJJANHAR
Contract type name	GDS Contract
Purpose of contract	General
Contract start date	01/04/2006
Contract end date	

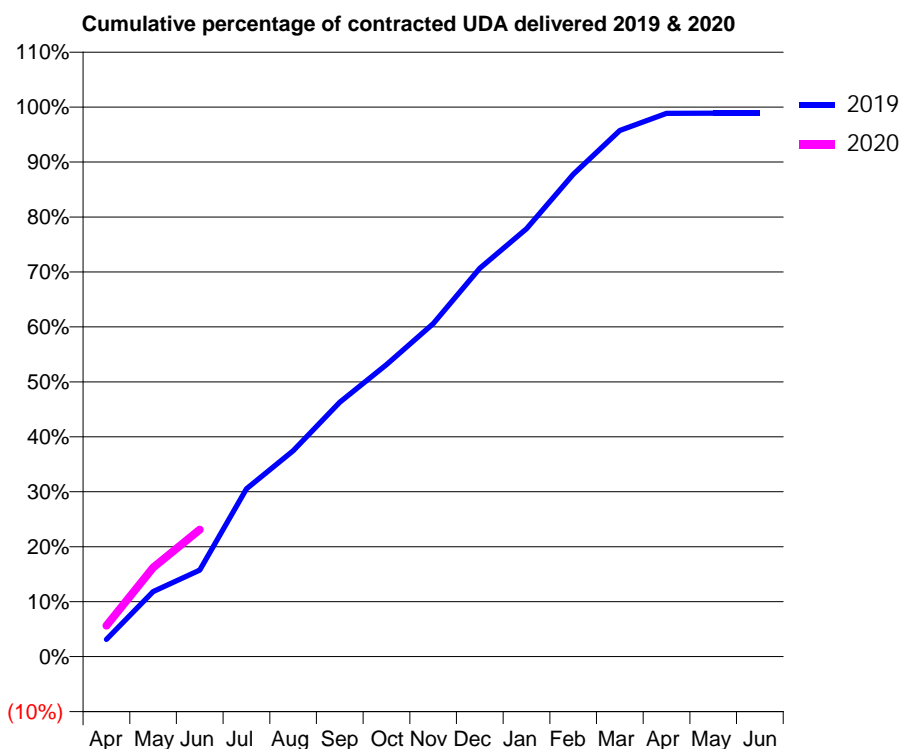
19/20 Contracted general activity (UDA)	21,582
Carry forward general activity (UDA)	0
19/20 Contracted orthodontic activity (UOA)	0
Carry forward orthodontic activity (UOA)	0
Baseline contract value	£682,756.50

ACCESS*

Patients seen in 24 months	Total	Change since previous quarter
Quarter ending June 2018	7,263	
Quarter ending September 2018	7,241	→
Quarter ending December 2018	7,289	→
Quarter ending March 2019	7,201	↓
Quarter ending June 2019	7,404	↑
Variance since June 2018	1.9%	→



ACTIVITY



Month	Adjusted Scheduled Activity (UDA)	
	2019	2020
April	677	1,217
May	2,558	3,502
June	3,399	4,989
July	6,593	
August	8,085	
September	9,990	
October	11,468	
November	13,075	
December	15,247	
January	16,806	
February	18,942	
March	20,666	
April	21,334	
May	21,340	
June	21,341	

QUALITY

	Quantity	Base Number	Contract	AT	Region	England
% of FP17s for the same patient ID Re-attending within 3 months - Children	43	722	6.0%	10.2%	12.1%	11.4%
% of FP17s for the same patient ID Re-attending within 3 months - Adults	308	2,180	14.1%	14.2%	15.6%	15.4%
% of FP17s for the same patient ID Re-attending between 3 & 9 months - Children	444	722	61.5%	58.1%	61.2%	59.8%
% of FP17s for the same patient ID Re-attending between 3 & 9 months - Adults	1,195	2,180	54.8%	53.3%	54.5%	52.1%
% of FP17s for Band 1 Urgent Courses	162	2,587	6.3%	8.4%	9.1%	9.2%
% of FP17s Relating to Free Repair or Replacements	52	2,587	2.0%	1.1%	1.0%	0.7%
% of FP17s Relating to Continuations	24	2,587	0.9%	1.2%	1.0%	0.8%
% of Patients satisfied with the dentistry they have received	3	4	N/A	96.0%	94.2%	93.4%
% of Patients satisfied with the time they had to wait for an appointment	3	4	N/A	91.3%	88.4%	87.6%

* This is based on patients treated on this contract for their most recent course of treatment. Figures in italics indicate the base number of FP17s or Patient Questionnaire responses are less than 100. N/A is shown where the base number of responses is less than 10 during the period. % is calculated as Quantity/Base number*100

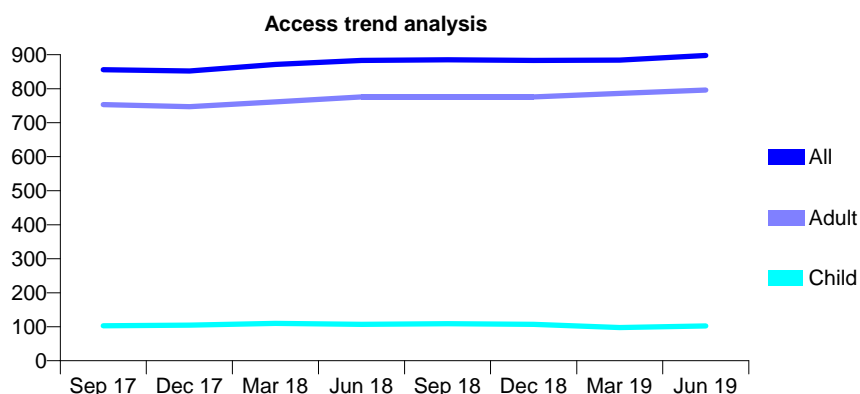
Q49 - Vital Signs At a Glance Contract Report for 237728/0001 - June 2019

Name or company name	MISS SL GOODMAN
Contract type name	GDS Contract
Purpose of contract	General
Contract start date	01/04/2006
Contract end date	

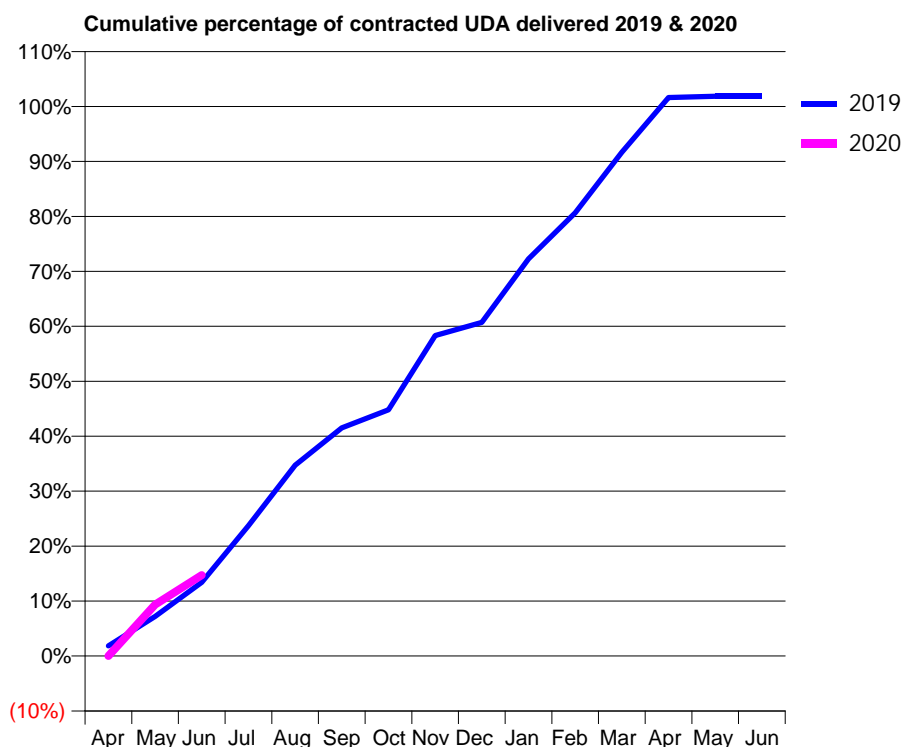
19/20 Contracted general activity (UDA)	2,425
Carry forward general activity (UDA)	0
19/20 Contracted orthodontic activity (UOA)	0
Carry forward orthodontic activity (UOA)	0
Baseline contract value	£66,876.57

ACCESS*

Patients seen in 24 months	Total	Change since previous quarter
Quarter ending June 2018	883	
Quarter ending September 2018	885	→
Quarter ending December 2018	883	→
Quarter ending March 2019	884	→
Quarter ending June 2019	898	→
Variance since June 2018	1.7%	→



ACTIVITY



Month	Adjusted Scheduled Activity (UDA)	
	2019	2020
April	45	0
May	175	227
June	325	357
July	575	
August	842	
September	1,007	
October	1,087	
November	1,415	
December	1,472	
January	1,752	
February	1,956	
March	2,223	
April	2,464	
May	2,470	
June	2,470	

QUALITY

	Quantity	Base Number	Contract	AT	Region	England
% of FP17s for the same patient ID Re-attending within 3 months - Children	0	26	0.0%	10.2%	12.1%	11.4%
% of FP17s for the same patient ID Re-attending within 3 months - Adults	26	209	12.4%	14.2%	15.6%	15.4%
% of FP17s for the same patient ID Re-attending between 3 & 9 months - Children	14	26	53.8%	58.1%	61.2%	59.8%
% of FP17s for the same patient ID Re-attending between 3 & 9 months - Adults	91	209	43.5%	53.3%	54.5%	52.1%
% of FP17s for Band 1 Urgent Courses	10	156	6.4%	8.4%	9.1%	9.2%
% of FP17s Relating to Free Repair or Replacements	2	156	1.3%	1.1%	1.0%	0.7%
% of FP17s Relating to Continuations	3	156	1.9%	1.2%	1.0%	0.8%
% of Patients satisfied with the dentistry they have received	2	2	N/A	96.0%	94.2%	93.4%
% of Patients satisfied with the time they had to wait for an appointment	2	2	N/A	91.3%	88.4%	87.6%

* This is based on patients treated on this contract for their most recent course of treatment. Figures in italics indicate the base number of FP17s or Patient Questionnaire responses are less than 100. N/A is shown where the base number of responses is less than 10 during the period. % is calculated as Quantity/Base number*100

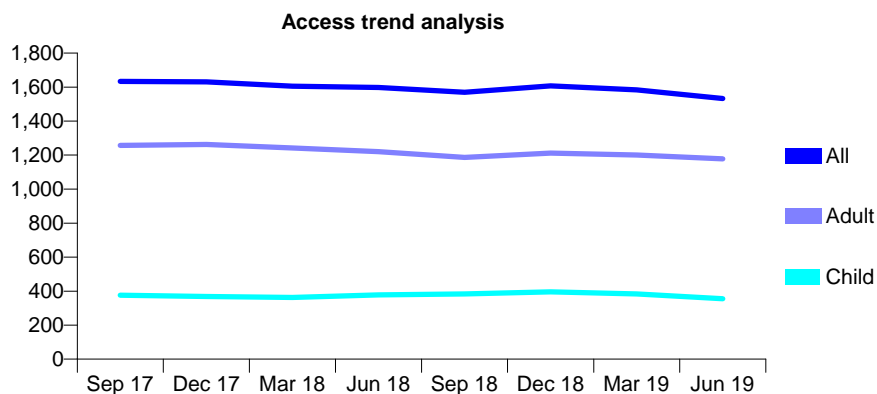
Q49 - Vital Signs At a Glance Contract Report for 243469/0002 - June 2019

Name or company name	MR PP NANA
Contract type name	GDS Contract
Purpose of contract	General
Contract start date	24/02/2014
Contract end date	

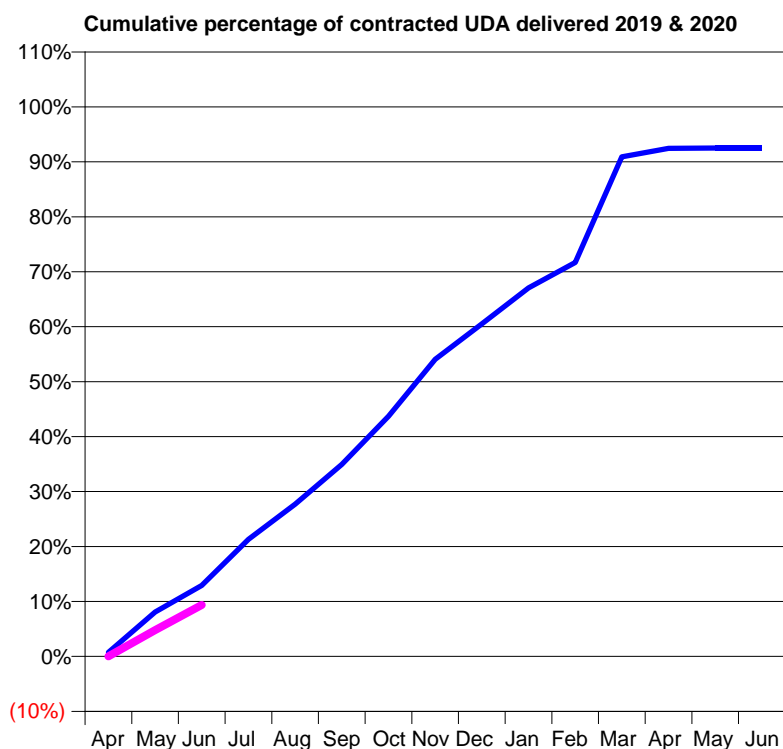
19/20 Contracted general activity (UDA)	7,000
Carry forward general activity (UDA)	0
19/20 Contracted orthodontic activity (UOA)	0
Carry forward orthodontic activity (UOA)	0
Baseline contract value	£204,127.87

ACCESS*

Patients seen in 24 months	Total	Change since previous quarter
Quarter ending June 2018	1,598	
Quarter ending September 2018	1,569	↓
Quarter ending December 2018	1,607	↑
Quarter ending March 2019	1,584	↓
Quarter ending June 2019	1,533	↓
Variance since June 2018	(4.1%)	↓



ACTIVITY



Month	2019	2020
April	52	0
May	567	335
June	904	657
July	1,491	
August	1,941	
September	2,445	
October	3,058	
November	3,785	
December	4,236	
January	4,694	
February	5,017	
March	6,363	
April	6,471	
May	6,477	
June	6,477	

QUALITY

	Quantity	Base Number	Contract	AT	Region	England
% of FP17s for the same patient ID Re-attending within 3 months - Children	6	68	8.8%	10.2%	12.1%	11.4%
% of FP17s for the same patient ID Re-attending within 3 months - Adults	22	231	9.5%	14.2%	15.6%	15.4%
% of FP17s for the same patient ID Re-attending between 3 & 9 months - Children	31	68	45.6%	58.1%	61.2%	59.8%
% of FP17s for the same patient ID Re-attending between 3 & 9 months - Adults	138	231	59.7%	53.3%	54.5%	52.1%
% of FP17s for Band 1 Urgent Courses	0	247	0.0%	8.4%	9.1%	9.2%
% of FP17s Relating to Free Repair or Replacements	0	247	0.0%	1.1%	1.0%	0.7%
% of FP17s Relating to Continuations	11	247	4.5%	1.2%	1.0%	0.8%
% of Patients satisfied with the dentistry they have received	2	2	N/A	96.0%	94.2%	93.4%
% of Patients satisfied with the time they had to wait for an appointment	2	2	N/A	91.3%	88.4%	87.6%

* This is based on patients treated on this contract for their most recent course of treatment. Figures in italics indicate the base number of FP17s or Patient Questionnaire responses are less than 100. N/A is shown where the base number of responses is less than 10 during the period. % is calculated as Quantity/Base number*100

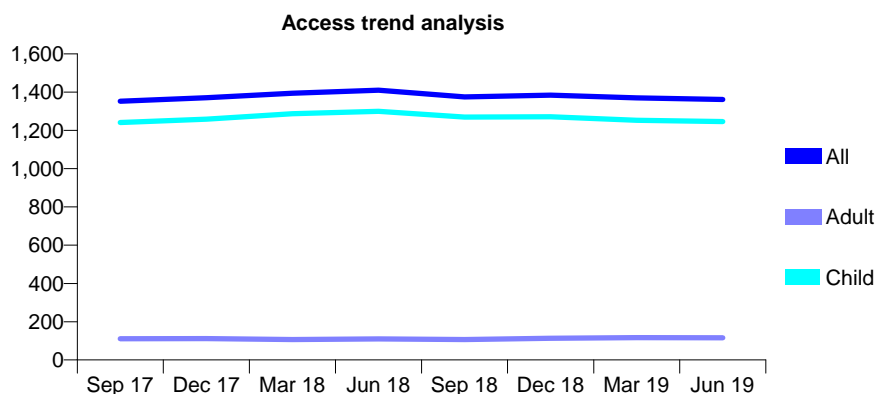
Q49 - Vital Signs At a Glance Contract Report for 245380/0001 - June 2019

Name or company name	MR JI SPEDDING
Contract type name	GDS Contract
Purpose of contract	General and Orthodontic
Contract start date	01/04/2006
Contract end date	

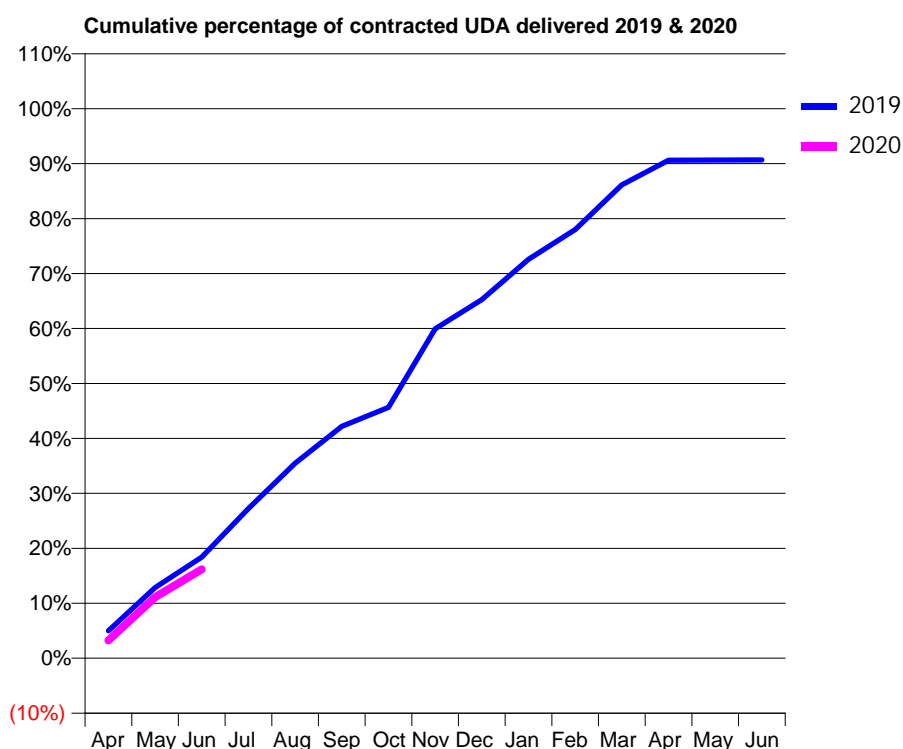
19/20 Contracted general activity (UDA)	3,500
Carry forward general activity (UDA)	0
19/20 Contracted orthodontic activity (UOA)	176
Carry forward orthodontic activity (UOA)	0
Baseline contract value	£90,087.20

ACCESS*

Patients seen in 24 months	Total	Change since previous quarter
Quarter ending June 2018	1,410	
Quarter ending September 2018	1,375	↓
Quarter ending December 2018	1,384	→
Quarter ending March 2019	1,370	↓
Quarter ending June 2019	1,362	→
Variance since June 2018	(3.4%)	↓



ACTIVITY



Month	2019	2020
April	176	114
May	451	389
June	643	566
July	953	
August	1,242	
September	1,477	
October	1,598	
November	2,099	
December	2,283	
January	2,541	
February	2,730	
March	3,015	
April	3,171	
May	3,172	
June	3,173	

QUALITY

	Quantity	Base Number	Contract	AT	Region	England
% of FP17s for the same patient ID Re-attending within 3 months - Children	27	529	5.1%	10.2%	12.1%	11.4%
% of FP17s for the same patient ID Re-attending within 3 months - Adults	0	0	N/A	14.2%	15.6%	15.4%
% of FP17s for the same patient ID Re-attending between 3 & 9 months - Children	440	529	83.2%	58.1%	61.2%	59.8%
% of FP17s for the same patient ID Re-attending between 3 & 9 months - Adults	0	0	N/A	53.3%	54.5%	52.1%
% of FP17s for Band 1 Urgent Courses	9	416	2.2%	8.4%	9.1%	9.2%
% of FP17s Relating to Free Repair or Replacements	0	416	0.0%	1.1%	1.0%	0.7%
% of FP17s Relating to Continuations	0	416	0.0%	1.2%	1.0%	0.8%
% of Patients satisfied with the dentistry they have received	0	0	N/A	96.0%	94.2%	93.4%
% of Patients satisfied with the time they had to wait for an appointment	0	0	N/A	91.3%	88.4%	87.6%

* This is based on patients treated on this contract for their most recent course of treatment.

Figures in italics indicate the base number of FP17s or Patient Questionnaire responses are less than 100. N/A is shown where the base number of responses is less than 10 during the period. % is calculated as Quantity/Base number*100

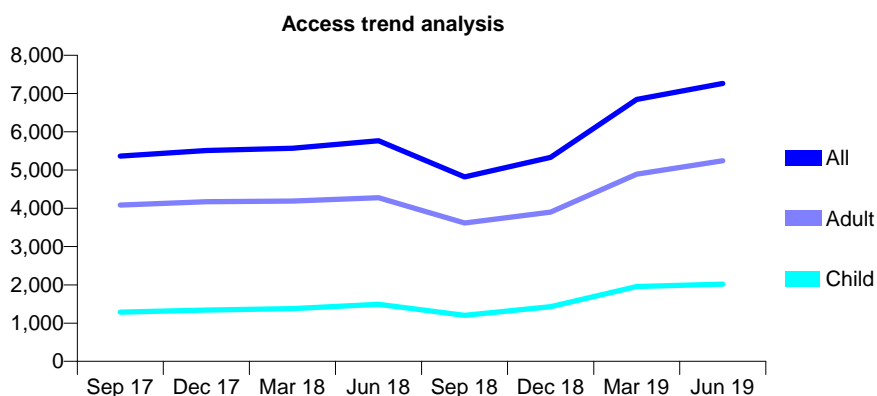
Q49 - Vital Signs At a Glance Contract Report for 275786/0005 - June 2019

Name or company name	MR MA QURASHI
Contract type name	GDS Contract
Purpose of contract	General
Contract start date	01/11/2010
Contract end date	

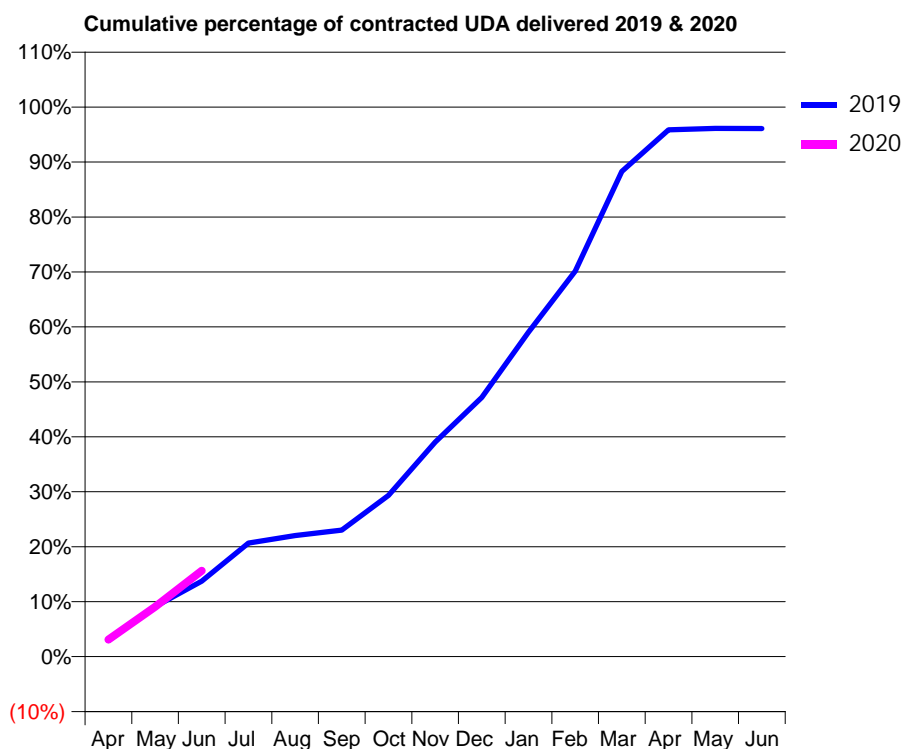
19/20 Contracted general activity (UDA)	32,000
Carry forward general activity (UDA)	0
19/20 Contracted orthodontic activity (UOA)	0
Carry forward orthodontic activity (UOA)	0
Baseline contract value	£729,442.91

ACCESS*

Patients seen in 24 months	Total	Change since previous quarter
Quarter ending June 2018	5,768	
Quarter ending September 2018	4,822	↓
Quarter ending December 2018	5,332	↑
Quarter ending March 2019	6,844	↑
Quarter ending June 2019	7,263	↑
Variance since June 2018	25.9%	↑



ACTIVITY



Month	Adjusted Scheduled Activity (UDA)	
	2019	2020
April	707	998
May	2,201	2,910
June	3,307	5,007
July	4,985	
August	5,318	
September	5,549	
October	7,079	
November	9,417	
December	11,375	
January	14,242	
February	16,917	
March	21,291	
April	23,117	
May	23,180	
June	23,177	

QUALITY

	Quantity	Base Number	Contract	AT	Region	England
% of FP17s for the same patient ID Re-attending within 3 months - Children	47	720	6.5%	10.2%	12.1%	11.4%
% of FP17s for the same patient ID Re-attending within 3 months - Adults	252	1,850	13.6%	14.2%	15.6%	15.4%
% of FP17s for the same patient ID Re-attending between 3 & 9 months - Children	393	720	54.6%	58.1%	61.2%	59.8%
% of FP17s for the same patient ID Re-attending between 3 & 9 months - Adults	783	1,850	42.3%	53.3%	54.5%	52.1%
% of FP17s for Band 1 Urgent Courses	228	1,973	11.6%	8.4%	9.1%	9.2%
% of FP17s Relating to Free Repair or Replacements	11	1,973	0.6%	1.1%	1.0%	0.7%
% of FP17s Relating to Continuations	8	1,973	0.4%	1.2%	1.0%	0.8%
% of Patients satisfied with the dentistry they have received	1	1	N/A	96.0%	94.2%	93.4%
% of Patients satisfied with the time they had to wait for an appointment	1	1	N/A	91.3%	88.4%	87.6%

* This is based on patients treated on this contract for their most recent course of treatment. Figures in italics indicate the base number of FP17s or Patient Questionnaire responses are less than 100. N/A is shown where the base number of responses is less than 10 during the period. % is calculated as Quantity/Base number*100

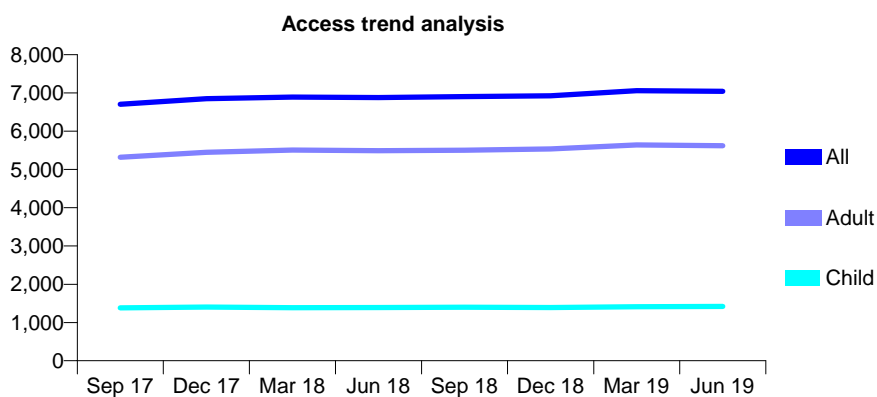
Q49 - Vital Signs At a Glance Contract Report for 303194/0003 - June 2019

Name or company name	MR AA WAUGH
Contract type name	GDS Contract
Purpose of contract	General
Contract start date	01/06/2014
Contract end date	

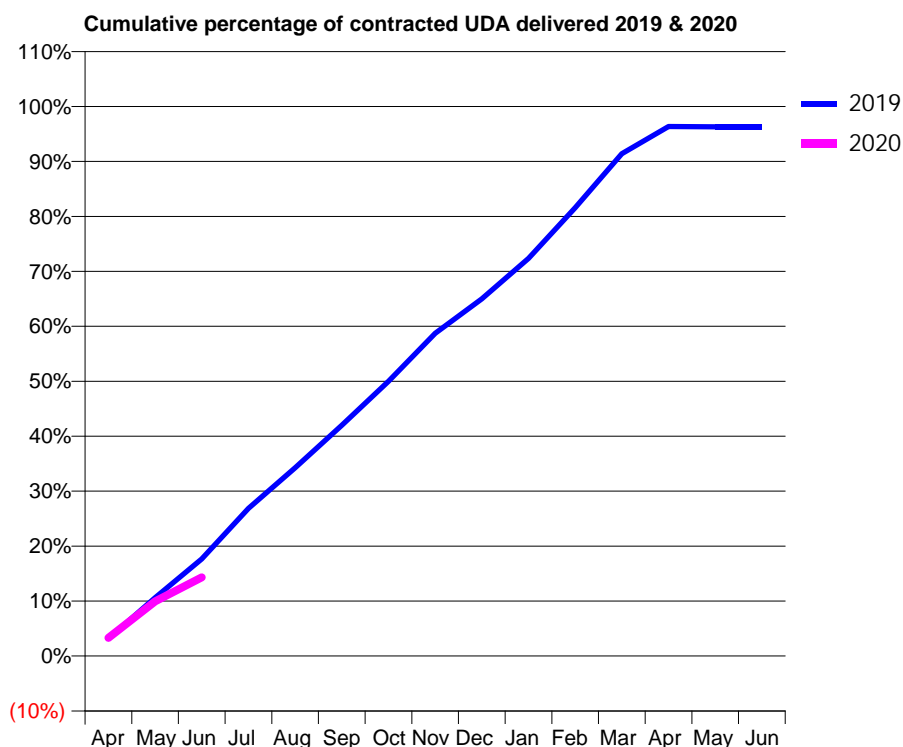
19/20 Contracted general activity (UDA)	20,525
Carry forward general activity (UDA)	0
19/20 Contracted orthodontic activity (UOA)	0
Carry forward orthodontic activity (UOA)	0
Baseline contract value	£466,832.81

ACCESS*

Patients seen in 24 months	Total	Change since previous quarter
Quarter ending June 2018	6,878	
Quarter ending September 2018	6,902	→
Quarter ending December 2018	6,926	→
Quarter ending March 2019	7,057	→
Quarter ending June 2019	7,043	→
Variance since June 2018	2.4%	↑



ACTIVITY



Month	Adjusted Scheduled Activity (UDA)	
	2019	2020
April	655	679
May	2,178	2,043
June	3,622	2,943
July	5,514	
August	7,030	
September	8,616	
October	10,265	
November	12,057	
December	13,334	
January	14,852	
February	16,744	
March	18,758	
April	19,775	
May	19,764	
June	19,765	

QUALITY

	Quantity	Base Number	Contract	AT	Region	England
% of FP17s for the same patient ID Re-attending within 3 months - Children	23	317	7.3%	10.2%	12.1%	11.4%
% of FP17s for the same patient ID Re-attending within 3 months - Adults	138	1,201	11.5%	14.2%	15.6%	15.4%
% of FP17s for the same patient ID Re-attending between 3 & 9 months - Children	147	317	46.4%	58.1%	61.2%	59.8%
% of FP17s for the same patient ID Re-attending between 3 & 9 months - Adults	467	1,201	38.9%	53.3%	54.5%	52.1%
% of FP17s for Band 1 Urgent Courses	44	1,158	3.8%	8.4%	9.1%	9.2%
% of FP17s Relating to Free Repair or Replacements	14	1,158	1.2%	1.1%	1.0%	0.7%
% of FP17s Relating to Continuations	22	1,158	1.9%	1.2%	1.0%	0.8%
% of Patients satisfied with the dentistry they have received	4	4	N/A	96.0%	94.2%	93.4%
% of Patients satisfied with the time they had to wait for an appointment	4	4	N/A	91.3%	88.4%	87.6%

* This is based on patients treated on this contract for their most recent course of treatment. Figures in italics indicate the base number of FP17s or Patient Questionnaire responses are less than 100. N/A is shown where the base number of responses is less than 10 during the period. % is calculated as Quantity/Base number*100

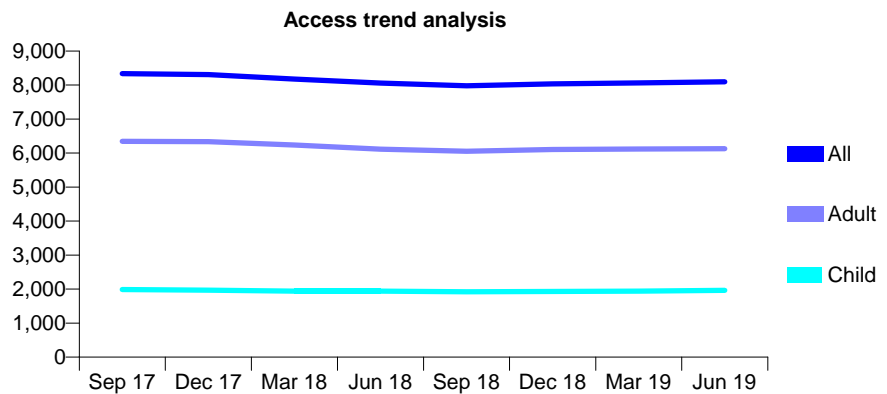
Q49 - Vital Signs At a Glance Contract Report for 303194/0004 - June 2019

Name or company name	MR AA WAUGH
Contract type name	GDS Contract
Purpose of contract	General
Contract start date	01/06/2014
Contract end date	

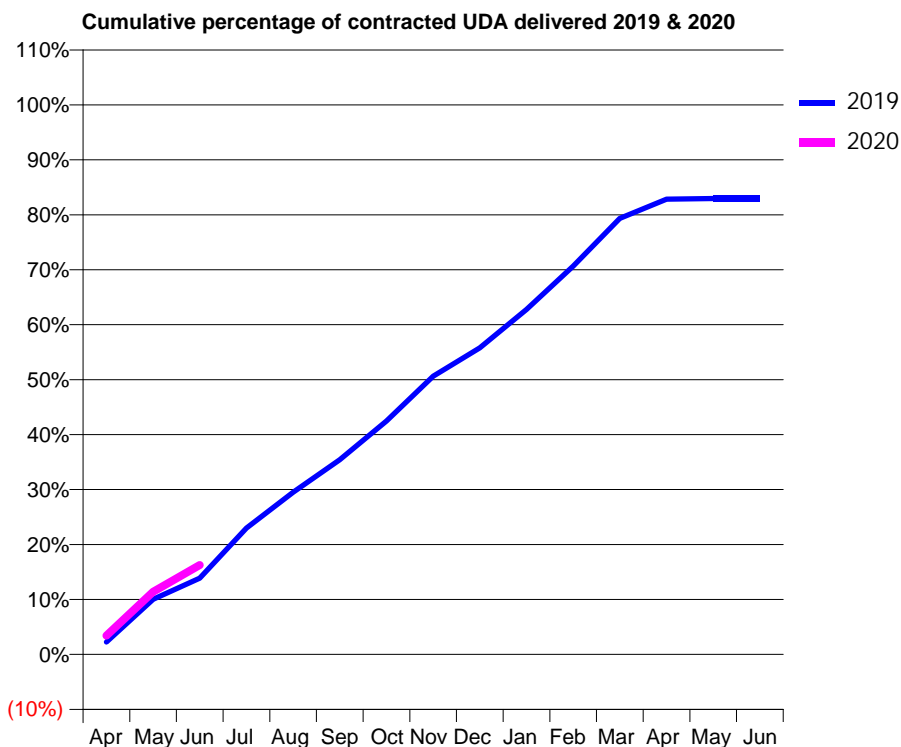
19/20 Contracted general activity (UDA)	26,423
Carry forward general activity (UDA)	0
19/20 Contracted orthodontic activity (UOA)	0
Carry forward orthodontic activity (UOA)	0
Baseline contract value	£651,440.92

ACCESS*

Patients seen in 24 months	Total	Change since previous quarter
Quarter ending June 2018	8,056	
Quarter ending September 2018	7,977	→
Quarter ending December 2018	8,038	→
Quarter ending March 2019	8,063	→
Quarter ending June 2019	8,096	→
Variance since June 2018	0.5%	→



ACTIVITY



Month	2019	2020
April	597	905
May	2,654	3,011
June	3,668	4,296
July	6,076	
August	7,800	
September	9,361	
October	11,226	
November	13,379	
December	14,740	
January	16,586	
February	18,667	
March	20,962	
April	21,889	
May	21,917	
June	21,917	

QUALITY

	Quantity	Base Number	Contract	AT	Region	England
% of FP17s for the same patient ID Re-attending within 3 months - Children	40	549	7.3%	10.2%	12.1%	11.4%
% of FP17s for the same patient ID Re-attending within 3 months - Adults	163	1,498	10.9%	14.2%	15.6%	15.4%
% of FP17s for the same patient ID Re-attending between 3 & 9 months - Children	290	549	52.8%	58.1%	61.2%	59.8%
% of FP17s for the same patient ID Re-attending between 3 & 9 months - Adults	745	1,498	49.7%	53.3%	54.5%	52.1%
% of FP17s for Band 1 Urgent Courses	62	1,673	3.7%	8.4%	9.1%	9.2%
% of FP17s Relating to Free Repair or Replacements	5	1,673	0.3%	1.1%	1.0%	0.7%
% of FP17s Relating to Continuations	33	1,673	2.0%	1.2%	1.0%	0.8%
% of Patients satisfied with the dentistry they have received	3	3	N/A	96.0%	94.2%	93.4%
% of Patients satisfied with the time they had to wait for an appointment	3	3	N/A	91.3%	88.4%	87.6%

* This is based on patients treated on this contract for their most recent course of treatment. Figures in italics indicate the base number of FP17s or Patient Questionnaire responses are less than 100. N/A is shown where the base number of responses is less than 10 during the period. % is calculated as Quantity/Base number*100

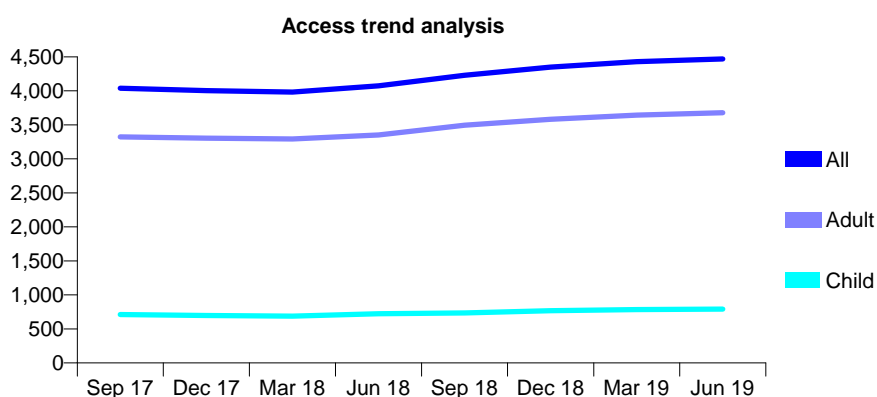
Q49 - Vital Signs At a Glance Contract Report for 306266/0001 - June 2019

Name or company name	Mr YA Nojib and Mr J Robinson
Contract type name	GDS Contract
Purpose of contract	General
Contract start date	01/04/2006
Contract end date	

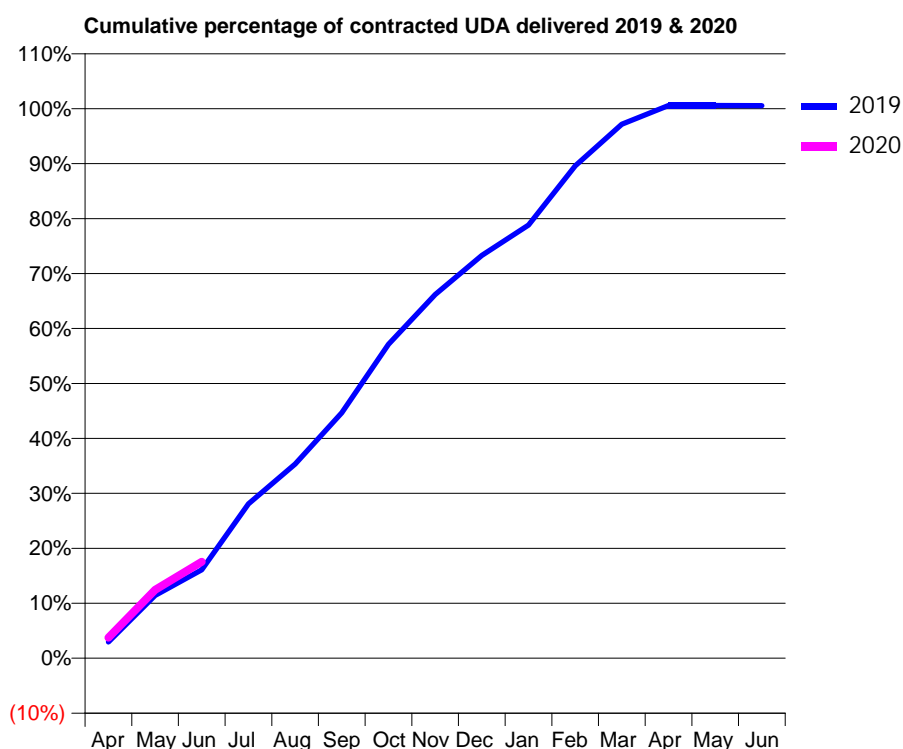
19/20 Contracted general activity (UDA)	10,000
Carry forward general activity (UDA)	0
19/20 Contracted orthodontic activity (UOA)	0
Carry forward orthodontic activity (UOA)	0
Baseline contract value	£283,541.89

ACCESS*

Patients seen in 24 months	Total	Change since previous quarter
Quarter ending June 2018	4,074	
Quarter ending September 2018	4,231	↑
Quarter ending December 2018	4,350	↑
Quarter ending March 2019	4,430	→
Quarter ending June 2019	4,470	→
Variance since June 2018	9.7%	↑



ACTIVITY



Month	2019	2020
April	319	375
May	1,231	1,245
June	1,731	1,757
July	3,020	
August	3,802	
September	4,803	
October	6,145	
November	7,120	
December	7,880	
January	8,478	
February	9,637	
March	10,449	
April	10,817	
May	10,817	
June	10,814	

QUALITY

	Quantity	Base Number	Contract	AT	Region	England
% of FP17s for the same patient ID Re-attending within 3 months - Children	10	227	4.4%	10.2%	12.1%	11.4%
% of FP17s for the same patient ID Re-attending within 3 months - Adults	151	1,076	14.0%	14.2%	15.6%	15.4%
% of FP17s for the same patient ID Re-attending between 3 & 9 months - Children	120	227	52.9%	58.1%	61.2%	59.8%
% of FP17s for the same patient ID Re-attending between 3 & 9 months - Adults	535	1,076	49.7%	53.3%	54.5%	52.1%
% of FP17s for Band 1 Urgent Courses	118	1,019	11.6%	8.4%	9.1%	9.2%
% of FP17s Relating to Free Repair or Replacements	13	1,019	1.3%	1.1%	1.0%	0.7%
% of FP17s Relating to Continuations	10	1,019	1.0%	1.2%	1.0%	0.8%
% of Patients satisfied with the dentistry they have received	1	1	N/A	96.0%	94.2%	93.4%
% of Patients satisfied with the time they had to wait for an appointment	1	1	N/A	91.3%	88.4%	87.6%

* This is based on patients treated on this contract for their most recent course of treatment.

Figures in italics indicate the base number of FP17s or Patient Questionnaire responses are less than 100. N/A is shown where the base number of responses is less than 10 during the period. % is calculated as Quantity/Base number*100

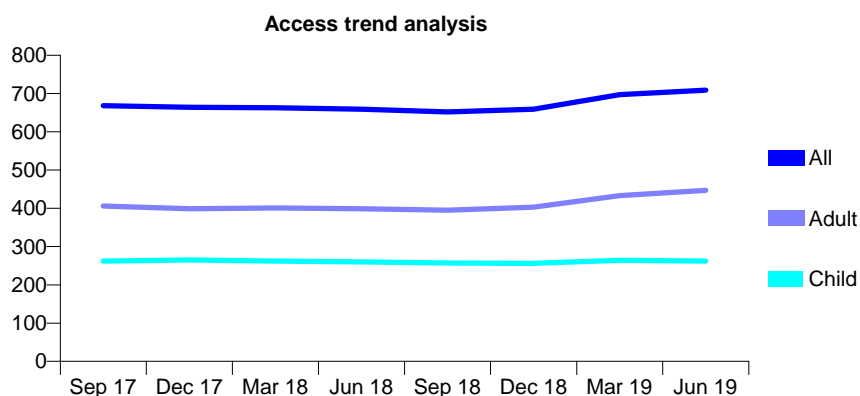
Q49 - Vital Signs At a Glance Contract Report for 309516/0001 - June 2019

Name or company name	DR ID GRIME
Contract type name	GDS Contract
Purpose of contract	General
Contract start date	01/04/2006
Contract end date	

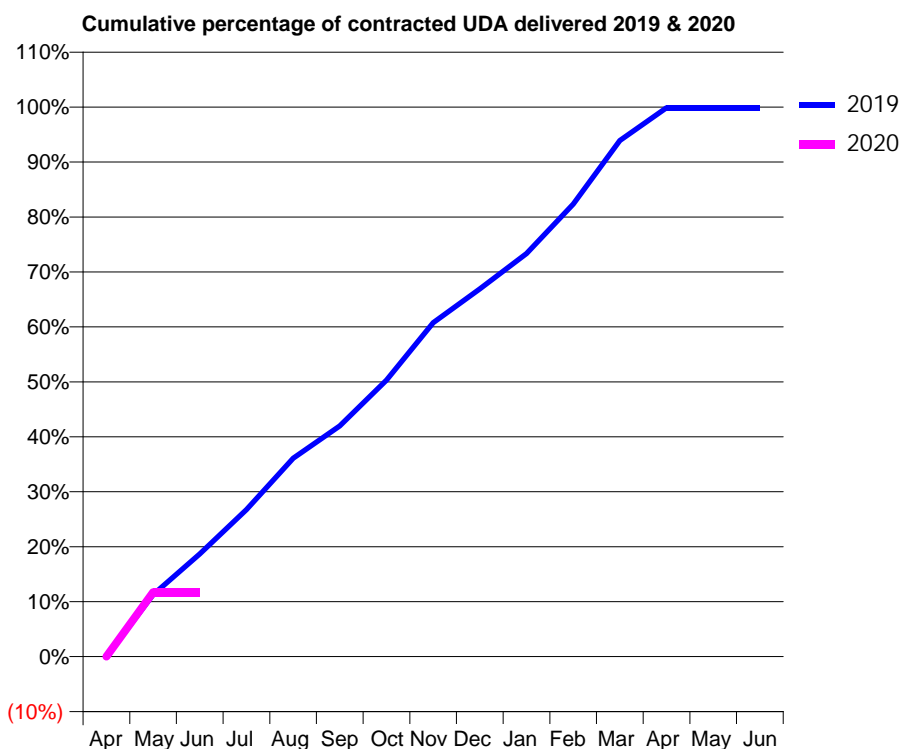
19/20 Contracted general activity (UDA)	1,650
Carry forward general activity (UDA)	0
19/20 Contracted orthodontic activity (UOA)	0
Carry forward orthodontic activity (UOA)	0
Baseline contract value	£43,716.46

ACCESS*

Patients seen in 24 months	Total	Change since previous quarter
Quarter ending June 2018	659	
Quarter ending September 2018	652	↓
Quarter ending December 2018	659	→
Quarter ending March 2019	697	↑
Quarter ending June 2019	709	→
Variance since June 2018	7.6%	↑



ACTIVITY



Month	Adjusted Scheduled Activity (UDA)	
	2019	2020
April	0	0
May	186	194
June	308	194
July	441	
August	596	
September	692	
October	830	
November	1,003	
December	1,104	
January	1,210	
February	1,359	
March	1,549	
April	1,648	
May	1,648	
June	1,648	

QUALITY

	Quantity	Base Number	Contract	AT	Region	England
% of FP17s for the same patient ID Re-attending within 3 months - Children	3	66	4.5%	10.2%	12.1%	11.4%
% of FP17s for the same patient ID Re-attending within 3 months - Adults	6	105	5.7%	14.2%	15.6%	15.4%
% of FP17s for the same patient ID Re-attending between 3 & 9 months - Children	34	66	51.5%	58.1%	61.2%	59.8%
% of FP17s for the same patient ID Re-attending between 3 & 9 months - Adults	56	105	53.3%	53.3%	54.5%	52.1%
% of FP17s for Band 1 Urgent Courses	3	115	2.6%	8.4%	9.1%	9.2%
% of FP17s Relating to Free Repair or Replacements	0	115	0.0%	1.1%	1.0%	0.7%
% of FP17s Relating to Continuations	2	115	1.7%	1.2%	1.0%	0.8%
% of Patients satisfied with the dentistry they have received	1	1	N/A	96.0%	94.2%	93.4%
% of Patients satisfied with the time they had to wait for an appointment	1	1	N/A	91.3%	88.4%	87.6%

* This is based on patients treated on this contract for their most recent course of treatment. Figures in italics indicate the base number of FP17s or Patient Questionnaire responses are less than 100. N/A is shown where the base number of responses is less than 10 during the period. % is calculated as Quantity/Base number*100

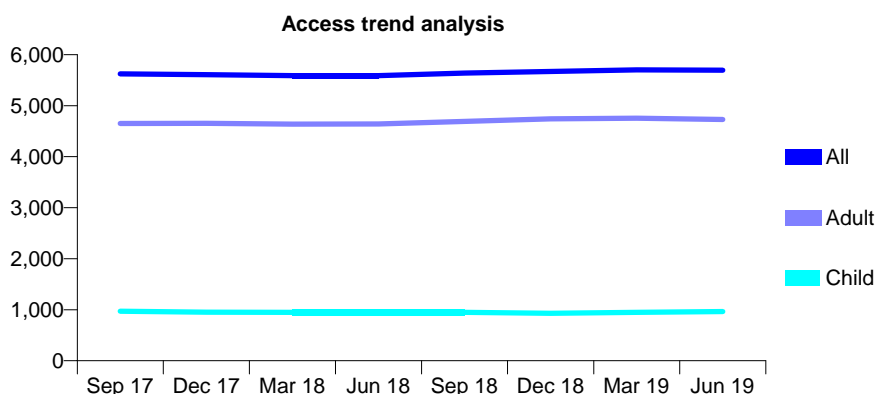
Q49 - Vital Signs At a Glance Contract Report for 320978/0001 - June 2019

Name or company name	N Suggett and B Suggett
Contract type name	GDS Contract
Purpose of contract	General and Orthodontic
Contract start date	01/04/2006
Contract end date	

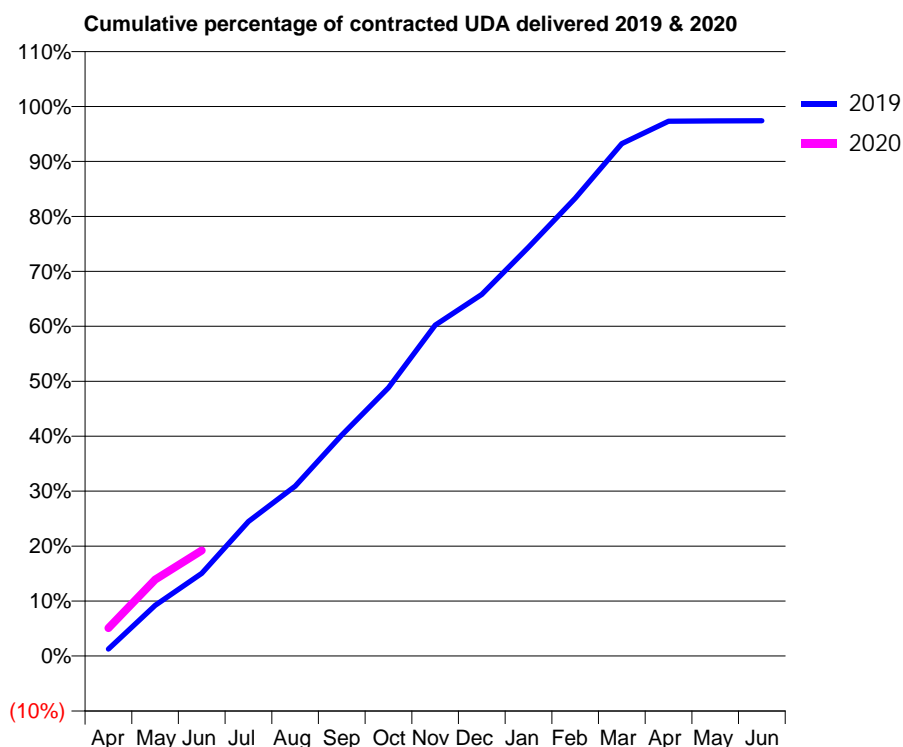
19/20 Contracted general activity (UDA)	13,087
Carry forward general activity (UDA)	0
19/20 Contracted orthodontic activity (UOA)	0
Carry forward orthodontic activity (UOA)	0
Baseline contract value	£403,616.84

ACCESS*

Patients seen in 24 months	Total	Change since previous quarter
Quarter ending June 2018	5,589	
Quarter ending September 2018	5,640	→
Quarter ending December 2018	5,669	→
Quarter ending March 2019	5,703	→
Quarter ending June 2019	5,695	→
Variance since June 2018	1.9%	→



ACTIVITY



Month	Adjusted Scheduled Activity (UDA)	
	2019	2020
April	170	665
May	1,225	1,822
June	1,995	2,513
July	3,246	
August	4,096	
September	5,330	
October	6,474	
November	7,982	
December	8,723	
January	9,862	
February	11,044	
March	12,357	
April	12,900	
May	12,908	
June	12,911	

QUALITY

	Quantity	Base Number	Contract	AT	Region	England
% of FP17s for the same patient ID Re-attending within 3 months - Children	20	319	6.3%	10.2%	12.1%	11.4%
% of FP17s for the same patient ID Re-attending within 3 months - Adults	241	1,500	16.1%	14.2%	15.6%	15.4%
% of FP17s for the same patient ID Re-attending between 3 & 9 months - Children	145	319	45.5%	58.1%	61.2%	59.8%
% of FP17s for the same patient ID Re-attending between 3 & 9 months - Adults	753	1,500	50.2%	53.3%	54.5%	52.1%
% of FP17s for Band 1 Urgent Courses	115	1,402	8.2%	8.4%	9.1%	9.2%
% of FP17s Relating to Free Repair or Replacements	11	1,402	0.8%	1.1%	1.0%	0.7%
% of FP17s Relating to Continuations	14	1,402	1.0%	1.2%	1.0%	0.8%
% of Patients satisfied with the dentistry they have received	2	3	N/A	96.0%	94.2%	93.4%
% of Patients satisfied with the time they had to wait for an appointment	2	3	N/A	91.3%	88.4%	87.6%

* This is based on patients treated on this contract for their most recent course of treatment. Figures in italics indicate the base number of FP17s or Patient Questionnaire responses are less than 100. N/A is shown where the base number of responses is less than 10 during the period. % is calculated as Quantity/Base number*100

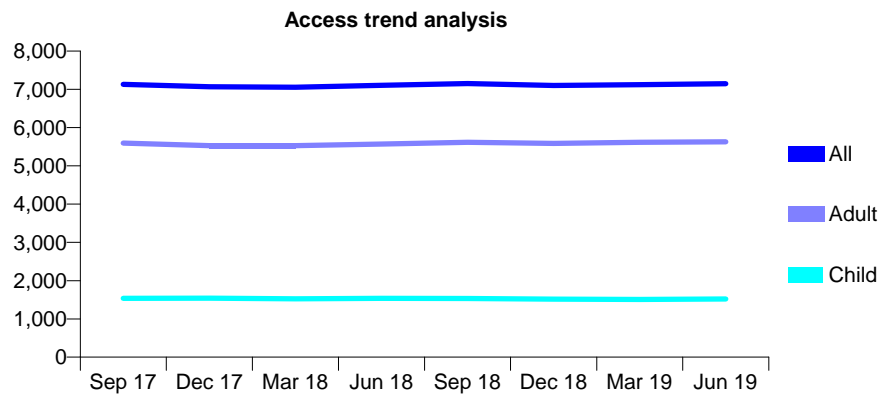
Q49 - Vital Signs At a Glance Contract Report for 324604/0001 - June 2019

Name or company name	MR MG HAILS
Contract type name	GDS Contract
Purpose of contract	General and Orthodontic
Contract start date	01/04/2006
Contract end date	

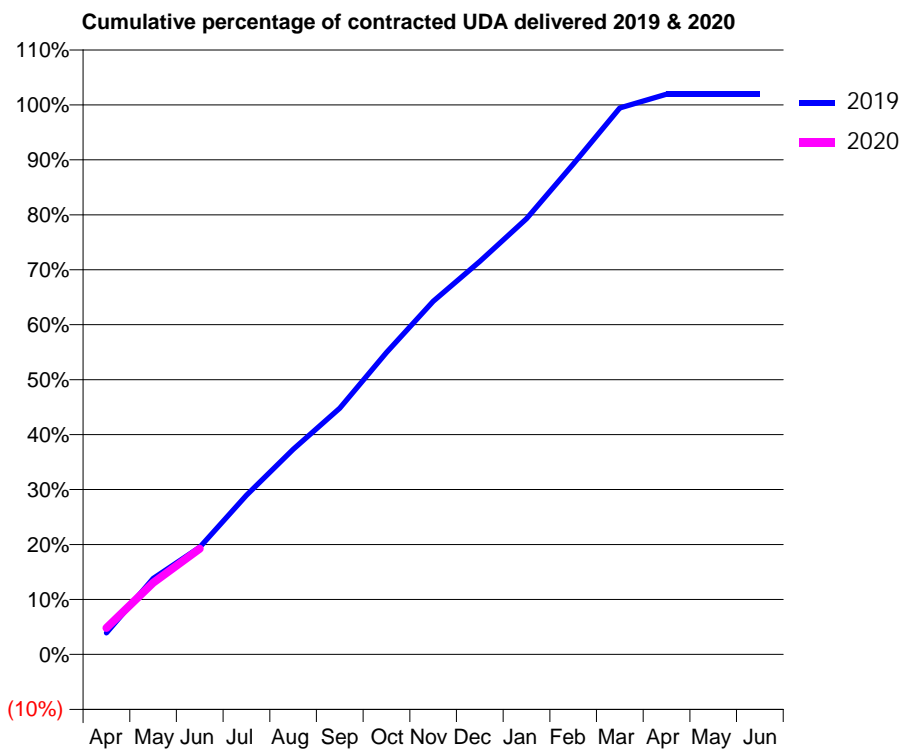
19/20 Contracted general activity (UDA)	19,424
Carry forward general activity (UDA)	0
19/20 Contracted orthodontic activity (UOA)	0
Carry forward orthodontic activity (UOA)	0
Baseline contract value	£459,185.91

ACCESS*

Patients seen in 24 months	Total	Change since previous quarter
Quarter ending June 2018	7,107	
Quarter ending September 2018	7,150	→
Quarter ending December 2018	7,103	→
Quarter ending March 2019	7,121	→
Quarter ending June 2019	7,149	→
Variance since June 2018	0.6%	→



ACTIVITY



Month	2019	2020
April	759	936
May	2,683	2,534
June	3,787	3,735
July	5,624	
August	7,248	
September	8,705	
October	10,668	
November	12,479	
December	13,890	
January	15,401	
February	17,331	
March	19,315	
April	19,799	
May	19,801	
June	19,801	

QUALITY

	Quantity	Base Number	Contract	AT	Region	England
% of FP17s for the same patient ID Re-attending within 3 months - Children	25	461	5.4%	10.2%	12.1%	11.4%
% of FP17s for the same patient ID Re-attending within 3 months - Adults	219	1,525	14.4%	14.2%	15.6%	15.4%
% of FP17s for the same patient ID Re-attending between 3 & 9 months - Children	241	461	52.3%	58.1%	61.2%	59.8%
% of FP17s for the same patient ID Re-attending between 3 & 9 months - Adults	789	1,525	51.7%	53.3%	54.5%	52.1%
% of FP17s for Band 1 Urgent Courses	167	1,774	9.4%	8.4%	9.1%	9.2%
% of FP17s Relating to Free Repair or Replacements	16	1,774	0.9%	1.1%	1.0%	0.7%
% of FP17s Relating to Continuations	32	1,774	1.8%	1.2%	1.0%	0.8%
% of Patients satisfied with the dentistry they have received	5	5	N/A	96.0%	94.2%	93.4%
% of Patients satisfied with the time they had to wait for an appointment	5	5	N/A	91.3%	88.4%	87.6%

* This is based on patients treated on this contract for their most recent course of treatment. Figures in italics indicate the base number of FP17s or Patient Questionnaire responses are less than 100. N/A is shown where the base number of responses is less than 10 during the period. % is calculated as Quantity/Base number*100

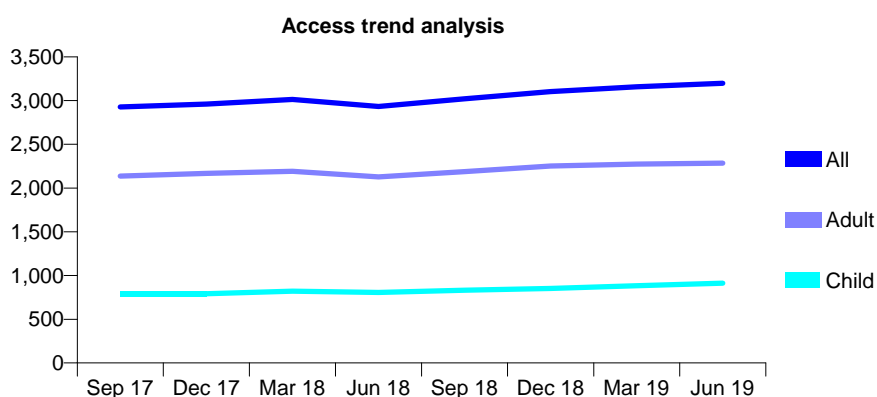
Q49 - Vital Signs At a Glance Contract Report for 327646/0001 - June 2019

Name or company name	Park Dental Practice
Contract type name	GDS Contract
Purpose of contract	General
Contract start date	01/04/2006
Contract end date	

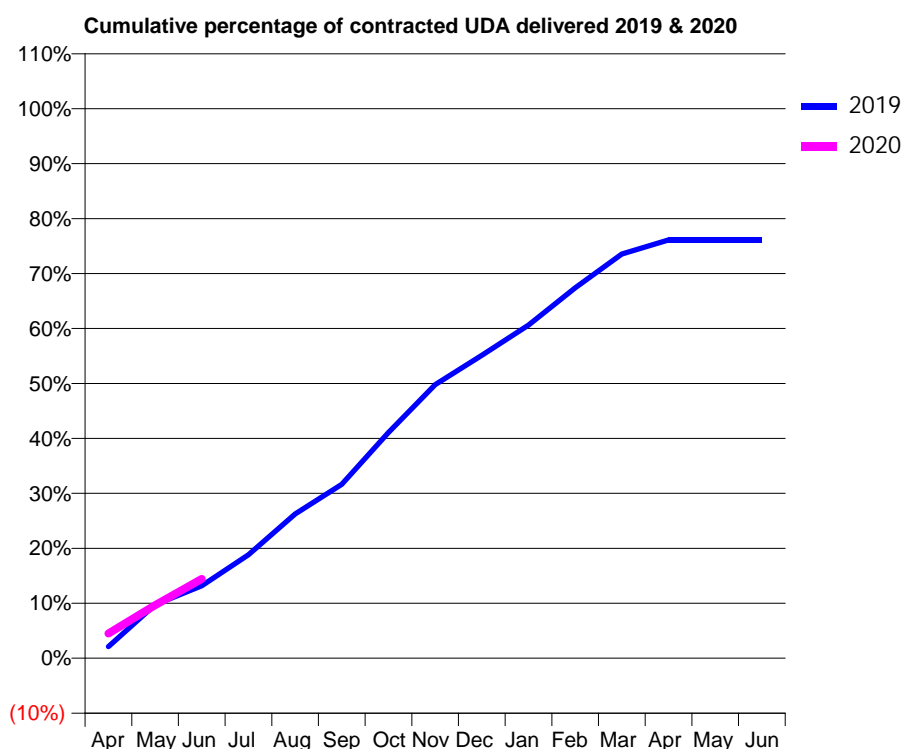
19/20 Contracted general activity (UDA)	12,000
Carry forward general activity (UDA)	0
19/20 Contracted orthodontic activity (UOA)	0
Carry forward orthodontic activity (UOA)	0
Baseline contract value	£290,395.65

ACCESS*

Patients seen in 24 months	Total	Change since previous quarter
Quarter ending June 2018	2,932	
Quarter ending September 2018	3,020	↑
Quarter ending December 2018	3,103	↑
Quarter ending March 2019	3,157	→
Quarter ending June 2019	3,198	→
Variance since June 2018	9.1%	↑



ACTIVITY



Month	2019	2020
April	262	540
May	1,204	1,160
June	1,631	1,731
July	2,331	
August	3,246	
September	3,912	
October	5,077	
November	6,155	
December	6,813	
January	7,491	
February	8,331	
March	9,091	
April	9,409	
May	9,409	
June	9,409	

QUALITY

	Quantity	Base Number	Contract	AT	Region	England
% of FP17s for the same patient ID Re-attending within 3 months - Children	23	302	7.6%	10.2%	12.1%	11.4%
% of FP17s for the same patient ID Re-attending within 3 months - Adults	83	732	11.3%	14.2%	15.6%	15.4%
% of FP17s for the same patient ID Re-attending between 3 & 9 months - Children	200	302	66.2%	58.1%	61.2%	59.8%
% of FP17s for the same patient ID Re-attending between 3 & 9 months - Adults	425	732	58.1%	53.3%	54.5%	52.1%
% of FP17s for Band 1 Urgent Courses	71	879	8.1%	8.4%	9.1%	9.2%
% of FP17s Relating to Free Repair or Replacements	8	879	0.9%	1.1%	1.0%	0.7%
% of FP17s Relating to Continuations	5	879	0.6%	1.2%	1.0%	0.8%
% of Patients satisfied with the dentistry they have received	1	1	N/A	96.0%	94.2%	93.4%
% of Patients satisfied with the time they had to wait for an appointment	1	1	N/A	91.3%	88.4%	87.6%

* This is based on patients treated on this contract for their most recent course of treatment. Figures in italics indicate the base number of FP17s or Patient Questionnaire responses are less than 100. N/A is shown where the base number of responses is less than 10 during the period. % is calculated as Quantity/Base number*100

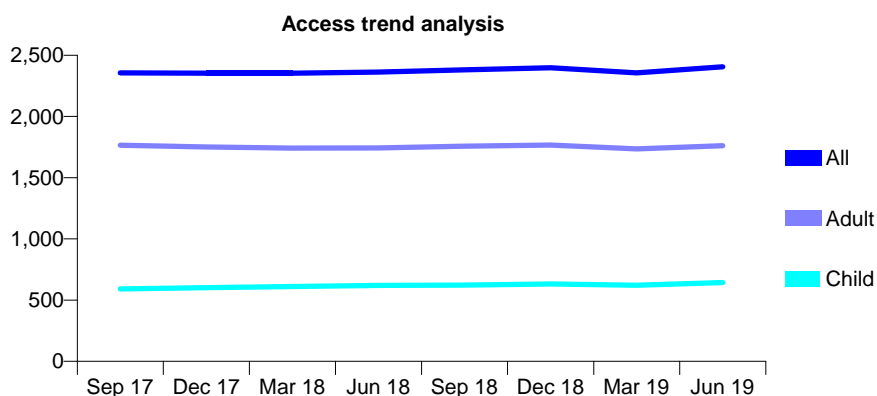
Q49 - Vital Signs At a Glance Contract Report for 329711/0001 - June 2019

Name or company name	MR S NEPALI
Contract type name	GDS Contract
Purpose of contract	General and Orthodontic
Contract start date	01/04/2006
Contract end date	

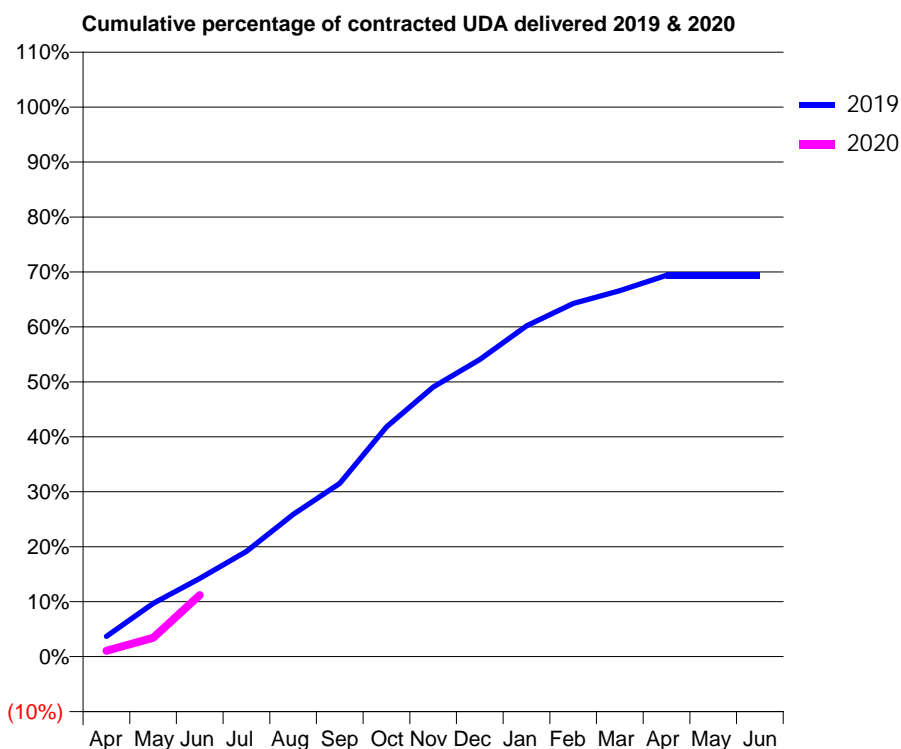
19/20 Contracted general activity (UDA)	9,100
Carry forward general activity (UDA)	0
19/20 Contracted orthodontic activity (UOA)	250
Carry forward orthodontic activity (UOA)	0
Baseline contract value	£236,970.39

ACCESS*

Patients seen in 24 months	Total	Change since previous quarter
Quarter ending June 2018	2,363	
Quarter ending September 2018	2,381	→
Quarter ending December 2018	2,398	→
Quarter ending March 2019	2,356	↓
Quarter ending June 2019	2,406	↑
Variance since June 2018	1.8%	→



ACTIVITY



Month	Adjusted Scheduled Activity (UDA)	
	2019	2020
April	334	98
May	883	313
June	1,295	1,018
July	1,744	
August	2,354	
September	2,870	
October	3,804	
November	4,463	
December	4,918	
January	5,477	
February	5,849	
March	6,058	
April	6,315	
May	6,315	
June	6,315	

QUALITY

	Quantity	Base Number	Contract	AT	Region	England
% of FP17s for the same patient ID Re-attending within 3 months - Children	13	258	5.0%	10.2%	12.1%	11.4%
% of FP17s for the same patient ID Re-attending within 3 months - Adults	73	629	11.6%	14.2%	15.6%	15.4%
% of FP17s for the same patient ID Re-attending between 3 & 9 months - Children	139	258	53.9%	58.1%	61.2%	59.8%
% of FP17s for the same patient ID Re-attending between 3 & 9 months - Adults	316	629	50.2%	53.3%	54.5%	52.1%
% of FP17s for Band 1 Urgent Courses	31	568	5.5%	8.4%	9.1%	9.2%
% of FP17s Relating to Free Repair or Replacements	3	568	0.5%	1.1%	1.0%	0.7%
% of FP17s Relating to Continuations	2	568	0.4%	1.2%	1.0%	0.8%
% of Patients satisfied with the dentistry they have received	1	1	N/A	96.0%	94.2%	93.4%
% of Patients satisfied with the time they had to wait for an appointment	1	1	N/A	91.3%	88.4%	87.6%

* This is based on patients treated on this contract for their most recent course of treatment. Figures in italics indicate the base number of FP17s or Patient Questionnaire responses are less than 100. N/A is shown where the base number of responses is less than 10 during the period. % is calculated as Quantity/Base number*100

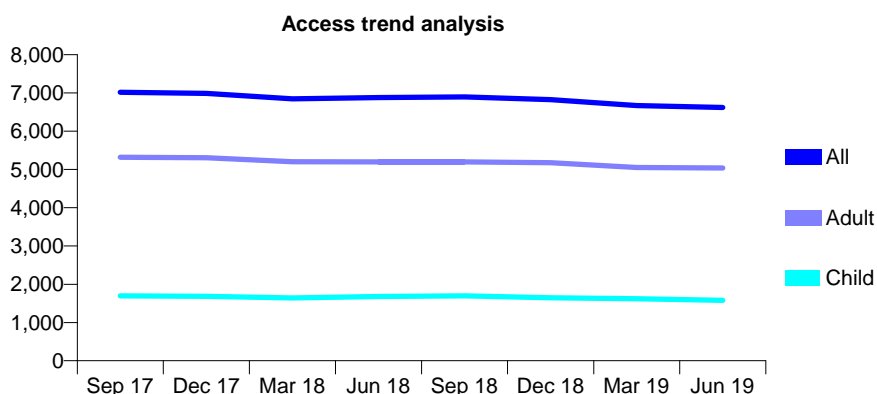
Q49 - Vital Signs At a Glance Contract Report for 331015/0001 - June 2019

Name or company name	MR KC MCCARTHY
Contract type name	GDS Contract
Purpose of contract	General
Contract start date	01/04/2006
Contract end date	

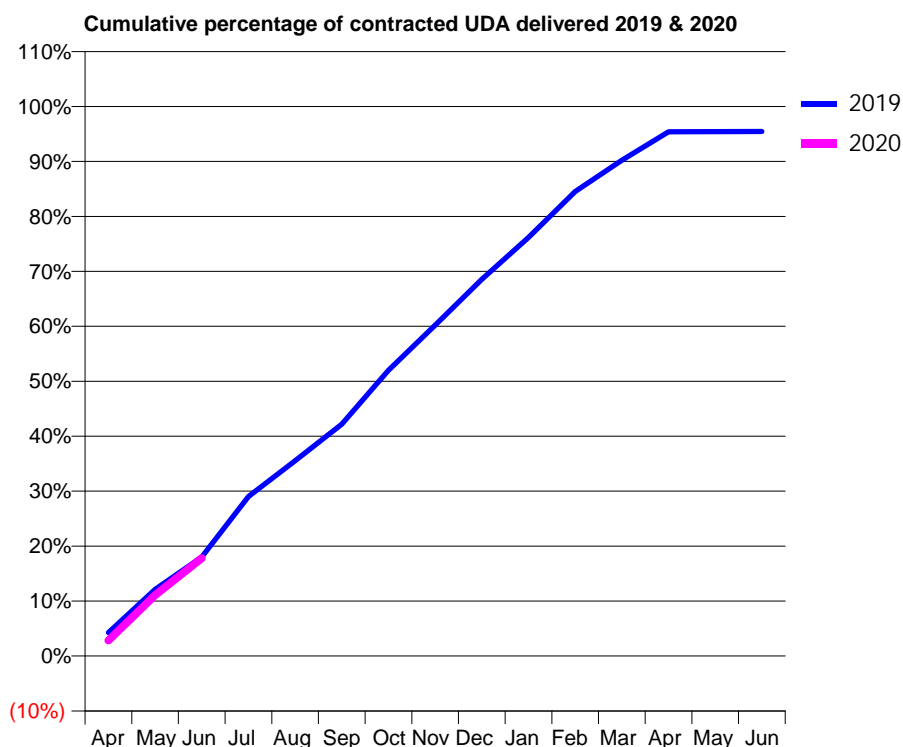
19/20 Contracted general activity (UDA)	16,742
Carry forward general activity (UDA)	0
19/20 Contracted orthodontic activity (UOA)	0
Carry forward orthodontic activity (UOA)	0
Baseline contract value	£462,726.94

ACCESS*

Patients seen in 24 months	Total	Change since previous quarter
Quarter ending June 2018	6,878	
Quarter ending September 2018	6,895	→
Quarter ending December 2018	6,825	↓
Quarter ending March 2019	6,671	↓
Quarter ending June 2019	6,617	→
Variance since June 2018	(3.8%)	↓



ACTIVITY



Month	Adjusted Scheduled Activity (UDA)	
	2019	2020
April	697	477
May	1,982	1,856
June	2,944	2,985
July	4,741	
August	5,808	
September	6,893	
October	8,495	
November	9,840	
December	11,202	
January	12,448	
February	13,815	
March	14,741	
April	15,588	
May	15,596	
June	15,601	

QUALITY

	Quantity	Base Number	Contract	AT	Region	England
% of FP17s for the same patient ID Re-attending within 3 months - Children	30	480	6.3%	10.2%	12.1%	11.4%
% of FP17s for the same patient ID Re-attending within 3 months - Adults	88	1,244	7.1%	14.2%	15.6%	15.4%
% of FP17s for the same patient ID Re-attending between 3 & 9 months - Children	108	480	22.5%	58.1%	61.2%	59.8%
% of FP17s for the same patient ID Re-attending between 3 & 9 months - Adults	341	1,244	27.4%	53.3%	54.5%	52.1%
% of FP17s for Band 1 Urgent Courses	71	1,338	5.3%	8.4%	9.1%	9.2%
% of FP17s Relating to Free Repair or Replacements	14	1,338	1.0%	1.1%	1.0%	0.7%
% of FP17s Relating to Continuations	11	1,338	0.8%	1.2%	1.0%	0.8%
% of Patients satisfied with the dentistry they have received	0	0	N/A	96.0%	94.2%	93.4%
% of Patients satisfied with the time they had to wait for an appointment	0	0	N/A	91.3%	88.4%	87.6%

* This is based on patients treated on this contract for their most recent course of treatment. Figures in italics indicate the base number of FP17s or Patient Questionnaire responses are less than 100. N/A is shown where the base number of responses is less than 10 during the period. % is calculated as Quantity/Base number*100

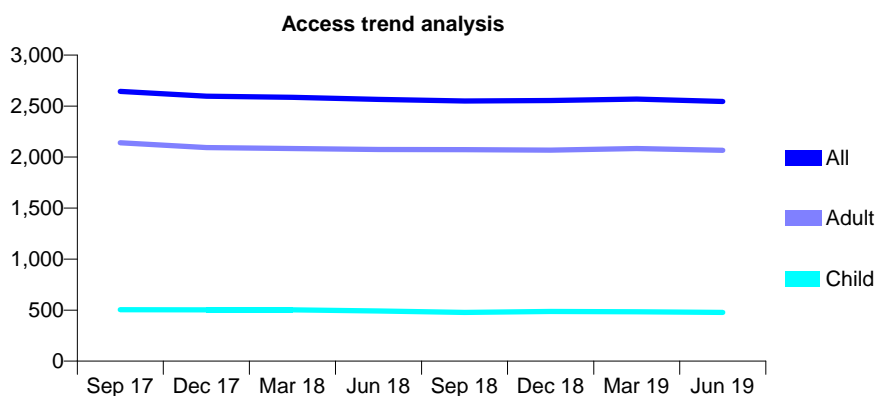
Q49 - Vital Signs At a Glance Contract Report for 333026/0002 - June 2019

Name or company name	MR K NUTT
Contract type name	GDS Contract
Purpose of contract	General
Contract start date	01/04/2006
Contract end date	

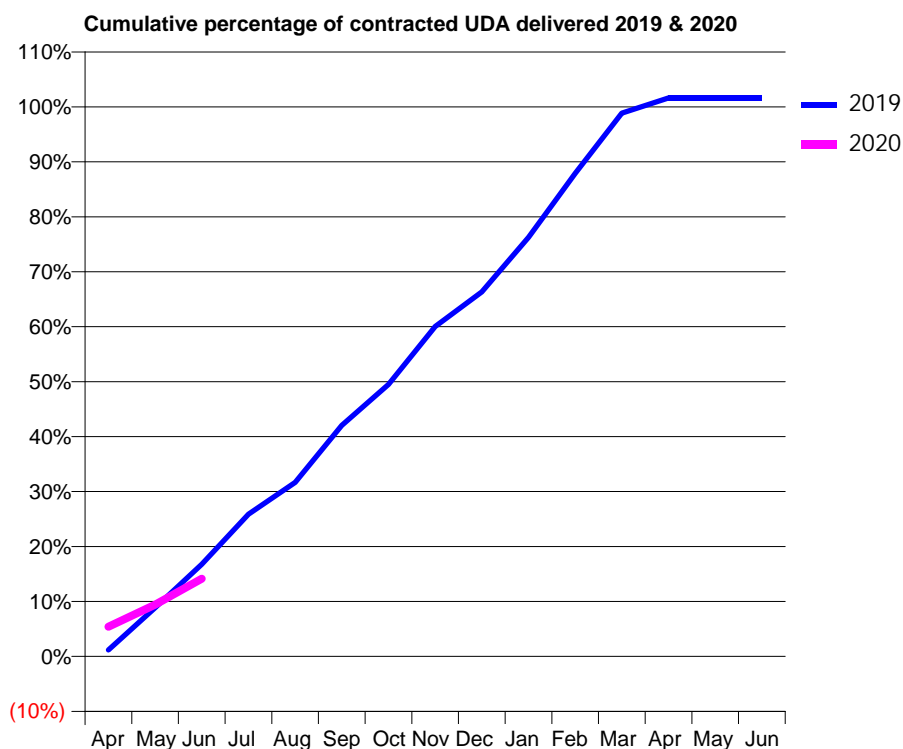
19/20 Contracted general activity (UDA)	8,454
Carry forward general activity (UDA)	0
19/20 Contracted orthodontic activity (UOA)	0
Carry forward orthodontic activity (UOA)	0
Baseline contract value	£214,841.89

ACCESS*

Patients seen in 24 months	Total	Change since previous quarter
Quarter ending June 2018	2,566	
Quarter ending September 2018	2,550	→
Quarter ending December 2018	2,555	→
Quarter ending March 2019	2,568	→
Quarter ending June 2019	2,545	→
Variance since June 2018	(0.8%)	→



ACTIVITY



Month	Adjusted Scheduled Activity (UDA)	
	2019	2020
April	99	457
May	750	797
June	1,417	1,195
July	2,189	
August	2,679	
September	3,553	
October	4,184	
November	5,076	
December	5,608	
January	6,447	
February	7,431	
March	8,357	
April	8,590	
May	8,590	
June	8,590	

QUALITY

	Quantity	Base Number	Contract	AT	Region	England
% of FP17s for the same patient ID Re-attending within 3 months - Children	5	166	3.0%	10.2%	12.1%	11.4%
% of FP17s for the same patient ID Re-attending within 3 months - Adults	86	624	13.8%	14.2%	15.6%	15.4%
% of FP17s for the same patient ID Re-attending between 3 & 9 months - Children	125	166	75.3%	58.1%	61.2%	59.8%
% of FP17s for the same patient ID Re-attending between 3 & 9 months - Adults	404	624	64.7%	53.3%	54.5%	52.1%
% of FP17s for Band 1 Urgent Courses	35	676	5.2%	8.4%	9.1%	9.2%
% of FP17s Relating to Free Repair or Replacements	11	676	1.6%	1.1%	1.0%	0.7%
% of FP17s Relating to Continuations	6	676	0.9%	1.2%	1.0%	0.8%
% of Patients satisfied with the dentistry they have received	4	4	N/A	96.0%	94.2%	93.4%
% of Patients satisfied with the time they had to wait for an appointment	4	4	N/A	91.3%	88.4%	87.6%

* This is based on patients treated on this contract for their most recent course of treatment. Figures in italics indicate the base number of FP17s or Patient Questionnaire responses are less than 100. N/A is shown where the base number of responses is less than 10 during the period. % is calculated as Quantity/Base number*100

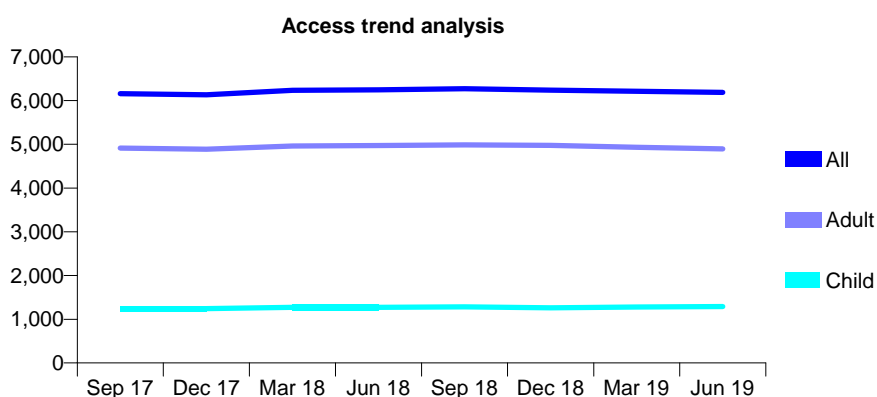
Q49 - Vital Signs At a Glance Contract Report for 334189/0001 - June 2019

Name or company name	MR GW MAW
Contract type name	GDS Contract
Purpose of contract	General
Contract start date	01/04/2006
Contract end date	

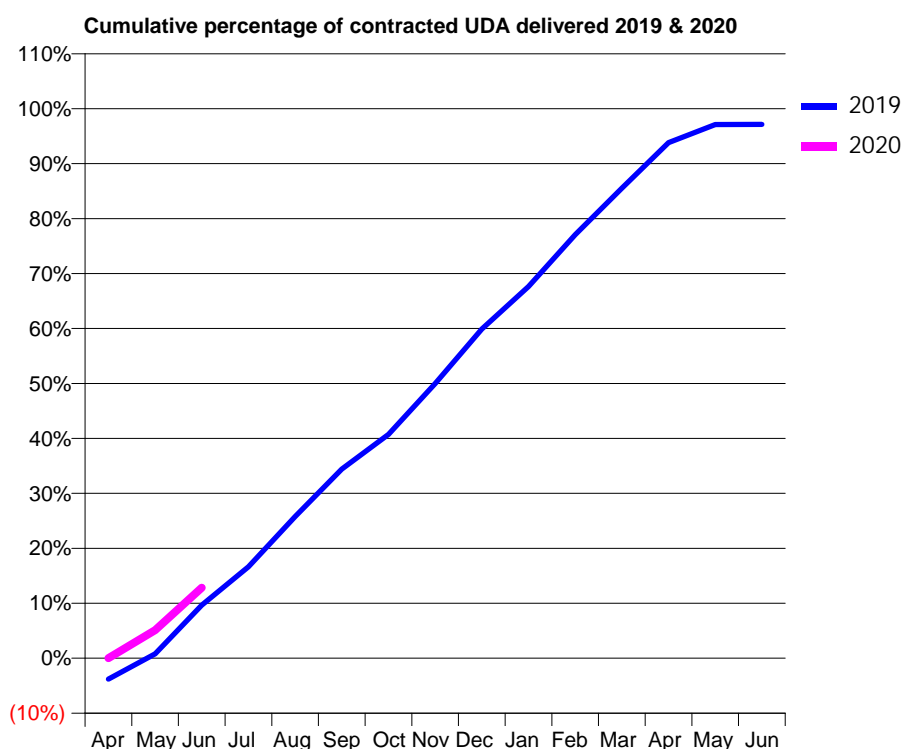
19/20 Contracted general activity (UDA)	19,221
Carry forward general activity (UDA)	0
19/20 Contracted orthodontic activity (UOA)	0
Carry forward orthodontic activity (UOA)	0
Baseline contract value	£458,306.00

ACCESS*

Patients seen in 24 months	Total	Change since previous quarter
Quarter ending June 2018	6,246	
Quarter ending September 2018	6,272	→
Quarter ending December 2018	6,238	→
Quarter ending March 2019	6,211	→
Quarter ending June 2019	6,188	→
Variance since June 2018	(0.9%)	→



ACTIVITY



Month	2019	2020
April	-736	0
May	158	983
June	1,859	2,467
July	3,200	
August	4,955	
September	6,613	
October	7,828	
November	9,611	
December	11,511	
January	13,002	
February	14,812	
March	16,433	
April	18,035	
May	18,664	
June	18,667	

QUALITY

	Quantity	Base Number	Contract	AT	Region	England
% of FP17s for the same patient ID Re-attending within 3 months - Children	46	503	9.1%	10.2%	12.1%	11.4%
% of FP17s for the same patient ID Re-attending within 3 months - Adults	257	1,722	14.9%	14.2%	15.6%	15.4%
% of FP17s for the same patient ID Re-attending between 3 & 9 months - Children	281	503	55.9%	58.1%	61.2%	59.8%
% of FP17s for the same patient ID Re-attending between 3 & 9 months - Adults	965	1,722	56.0%	53.3%	54.5%	52.1%
% of FP17s for Band 1 Urgent Courses	133	1,274	10.4%	8.4%	9.1%	9.2%
% of FP17s Relating to Free Repair or Replacements	10	1,274	0.8%	1.1%	1.0%	0.7%
% of FP17s Relating to Continuations	20	1,274	1.6%	1.2%	1.0%	0.8%
% of Patients satisfied with the dentistry they have received	2	2	N/A	96.0%	94.2%	93.4%
% of Patients satisfied with the time they had to wait for an appointment	2	2	N/A	91.3%	88.4%	87.6%

* This is based on patients treated on this contract for their most recent course of treatment.

Figures in italics indicate the base number of FP17s or Patient Questionnaire responses are less than 100. N/A is shown where the base number of responses is less than 10 during the period. % is calculated as Quantity/Base number*100

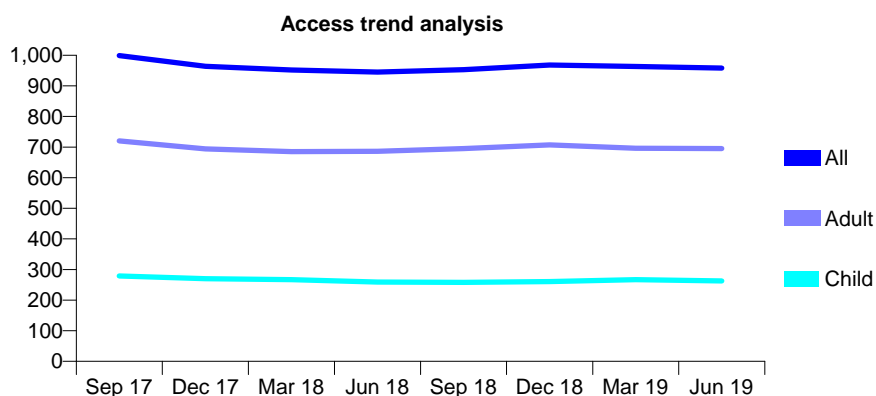
Q49 - Vital Signs At a Glance Contract Report for 334952/0001 - June 2019

Name or company name	MR JP OLD
Contract type name	GDS Contract
Purpose of contract	General
Contract start date	01/04/2006
Contract end date	

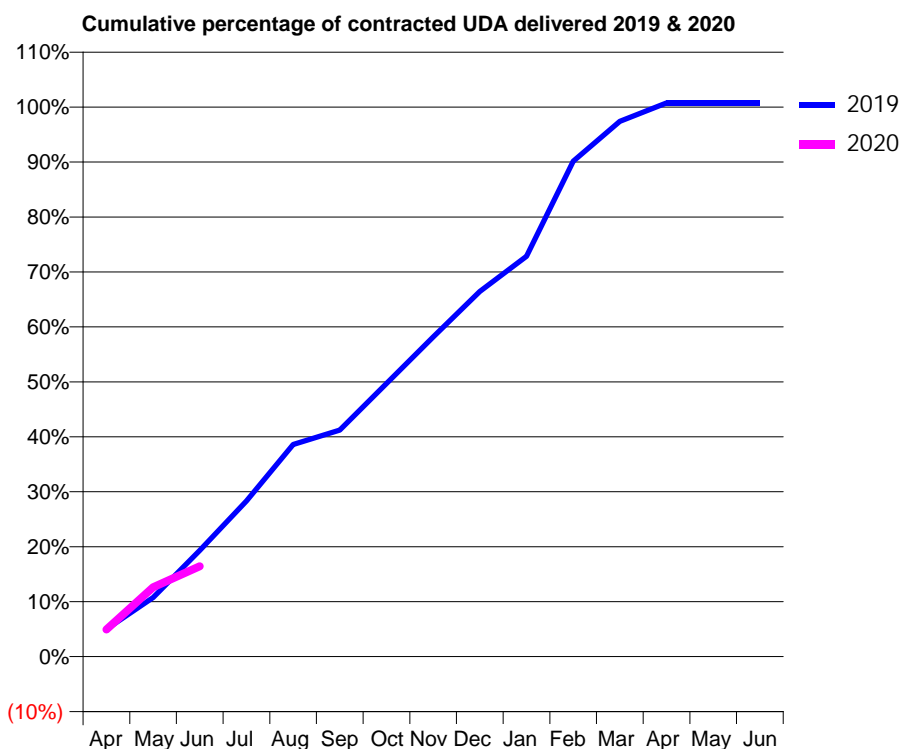
19/20 Contracted general activity (UDA)	2,872
Carry forward general activity (UDA)	0
19/20 Contracted orthodontic activity (UOA)	0
Carry forward orthodontic activity (UOA)	0
Baseline contract value	£85,634.64

ACCESS*

Patients seen in 24 months	Total	Change since previous quarter
Quarter ending June 2018	945	
Quarter ending September 2018	953	→
Quarter ending December 2018	968	→
Quarter ending March 2019	963	→
Quarter ending June 2019	958	→
Variance since June 2018	1.4%	→



ACTIVITY



Month	Adjusted Scheduled Activity (UDA)	
	2019	2020
April	144	142
May	309	363
June	555	472
July	814	
August	1,108	
September	1,184	
October	1,427	
November	1,671	
December	1,908	
January	2,092	
February	2,589	
March	2,797	
April	2,894	
May	2,894	
June	2,894	

QUALITY

	Quantity	Base Number	Contract	AT	Region	England
% of FP17s for the same patient ID Re-attending within 3 months - Children	16	94	17.0%	10.2%	12.1%	11.4%
% of FP17s for the same patient ID Re-attending within 3 months - Adults	29	224	12.9%	14.2%	15.6%	15.4%
% of FP17s for the same patient ID Re-attending between 3 & 9 months - Children	63	94	67.0%	58.1%	61.2%	59.8%
% of FP17s for the same patient ID Re-attending between 3 & 9 months - Adults	130	224	58.0%	53.3%	54.5%	52.1%
% of FP17s for Band 1 Urgent Courses	21	264	8.0%	8.4%	9.1%	9.2%
% of FP17s Relating to Free Repair or Replacements	1	264	0.4%	1.1%	1.0%	0.7%
% of FP17s Relating to Continuations	5	264	1.9%	1.2%	1.0%	0.8%
% of Patients satisfied with the dentistry they have received	1	1	N/A	96.0%	94.2%	93.4%
% of Patients satisfied with the time they had to wait for an appointment	1	1	N/A	91.3%	88.4%	87.6%

* This is based on patients treated on this contract for their most recent course of treatment. Figures in italics indicate the base number of FP17s or Patient Questionnaire responses are less than 100. N/A is shown where the base number of responses is less than 10 during the period. % is calculated as Quantity/Base number*100

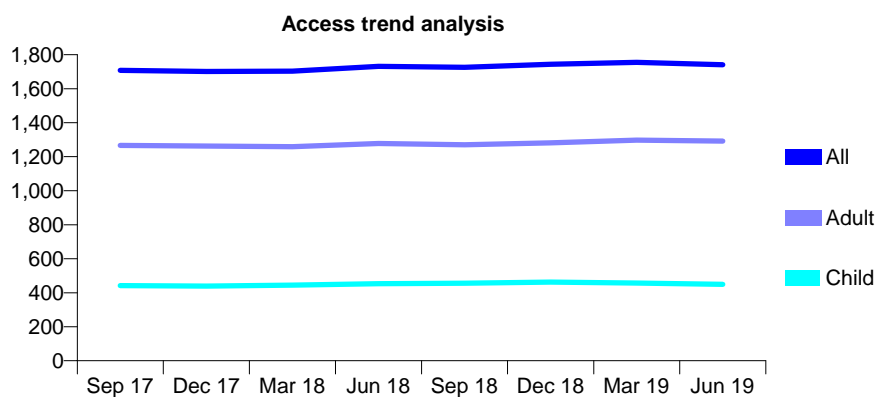
Q49 - Vital Signs At a Glance Contract Report for 334952/0002 - June 2019

Name or company name	MR JP OLD
Contract type name	GDS Contract
Purpose of contract	General
Contract start date	01/04/2006
Contract end date	

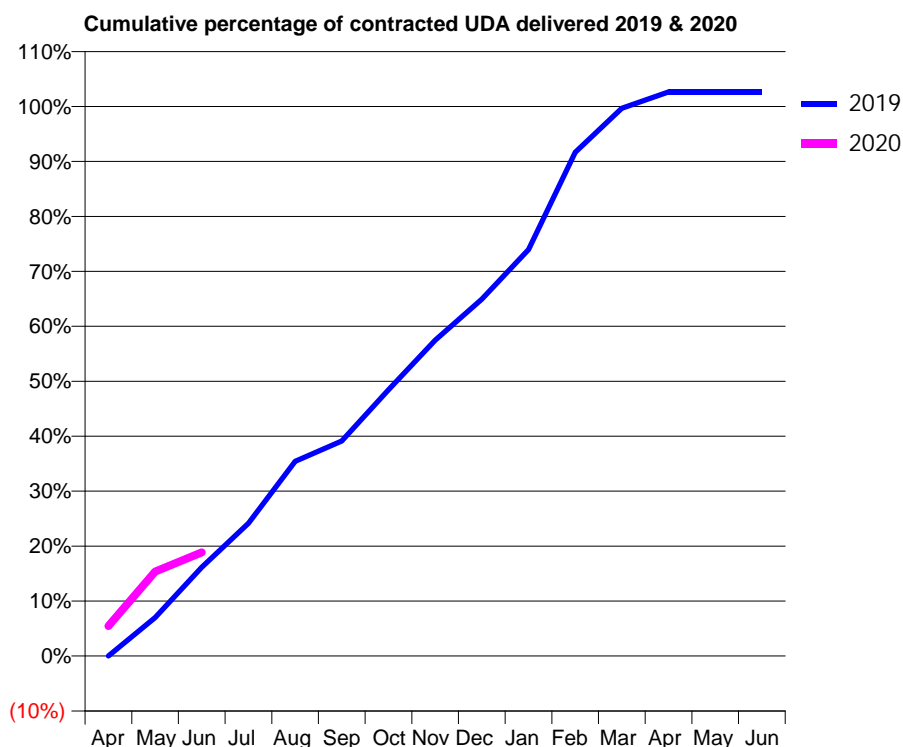
19/20 Contracted general activity (UDA)	4,832
Carry forward general activity (UDA)	0
19/20 Contracted orthodontic activity (UOA)	0
Carry forward orthodontic activity (UOA)	0
Baseline contract value	£144,063.44

ACCESS*

Patients seen in 24 months	Total	Change since previous quarter
Quarter ending June 2018	1,731	
Quarter ending September 2018	1,726	→
Quarter ending December 2018	1,743	→
Quarter ending March 2019	1,755	→
Quarter ending June 2019	1,741	→
Variance since June 2018	0.6%	→



ACTIVITY



Month	Adjusted Scheduled Activity (UDA)	
	2019	2020
April	0	264
May	338	743
June	780	912
July	1,167	
August	1,712	
September	1,890	
October	2,341	
November	2,777	
December	3,137	
January	3,573	
February	4,429	
March	4,816	
April	4,959	
May	4,959	
June	4,959	

QUALITY

	Quantity	Base Number	Contract	AT	Region	England
% of FP17s for the same patient ID Re-attending within 3 months - Children	14	162	8.6%	10.2%	12.1%	11.4%
% of FP17s for the same patient ID Re-attending within 3 months - Adults	74	501	14.8%	14.2%	15.6%	15.4%
% of FP17s for the same patient ID Re-attending between 3 & 9 months - Children	113	162	69.8%	58.1%	61.2%	59.8%
% of FP17s for the same patient ID Re-attending between 3 & 9 months - Adults	328	501	65.5%	53.3%	54.5%	52.1%
% of FP17s for Band 1 Urgent Courses	33	578	5.7%	8.4%	9.1%	9.2%
% of FP17s Relating to Free Repair or Replacements	2	578	0.3%	1.1%	1.0%	0.7%
% of FP17s Relating to Continuations	10	578	1.7%	1.2%	1.0%	0.8%
% of Patients satisfied with the dentistry they have received	1	1	N/A	96.0%	94.2%	93.4%
% of Patients satisfied with the time they had to wait for an appointment	1	1	N/A	91.3%	88.4%	87.6%

* This is based on patients treated on this contract for their most recent course of treatment. Figures in italics indicate the base number of FP17s or Patient Questionnaire responses are less than 100. N/A is shown where the base number of responses is less than 10 during the period. % is calculated as Quantity/Base number*100

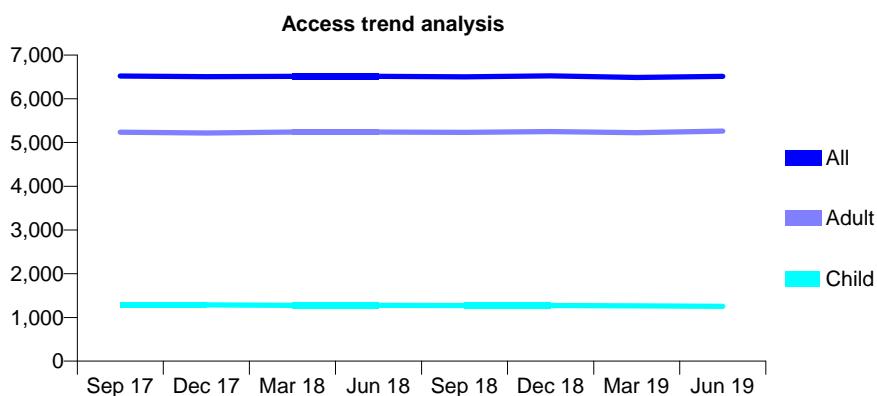
Q49 - Vital Signs At a Glance Contract Report for 336610/0001 - June 2019

Name or company name	MISS EL ALPIN
Contract type name	GDS Contract
Purpose of contract	General
Contract start date	01/04/2006
Contract end date	

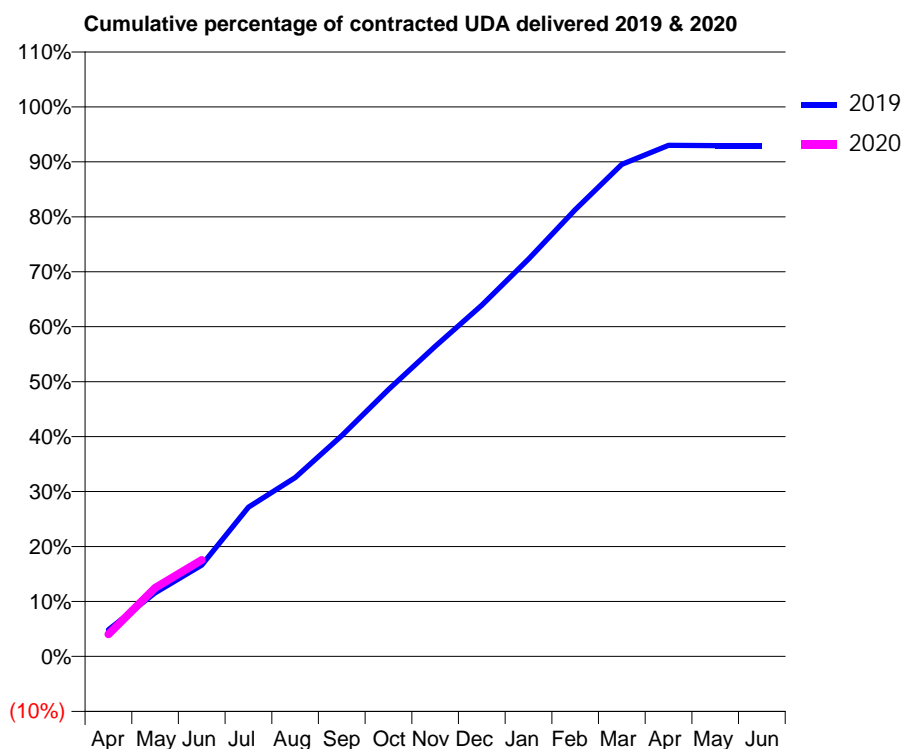
19/20 Contracted general activity (UDA)	22,901
Carry forward general activity (UDA)	0
19/20 Contracted orthodontic activity (UOA)	0
Carry forward orthodontic activity (UOA)	0
Baseline contract value	£533,475.76

ACCESS*

Patients seen in 24 months	Total	Change since previous quarter
Quarter ending June 2018	6,515	
Quarter ending September 2018	6,502	→
Quarter ending December 2018	6,525	→
Quarter ending March 2019	6,487	→
Quarter ending June 2019	6,514	→
Variance since June 2018	(0.0%)	→



ACTIVITY



Month	Adjusted Scheduled Activity (UDA)	
	2019	2020
April	1,112	923
May	2,653	2,859
June	3,804	4,022
July	6,224	
August	7,453	
September	9,203	
October	11,123	
November	12,924	
December	14,638	
January	16,560	
February	18,615	
March	20,501	
April	21,298	
May	21,283	
June	21,282	

QUALITY

	Quantity	Base Number	Contract	AT	Region	England
% of FP17s for the same patient ID Re-attending within 3 months - Children	35	398	8.8%	10.2%	12.1%	11.4%
% of FP17s for the same patient ID Re-attending within 3 months - Adults	243	1,608	15.1%	14.2%	15.6%	15.4%
% of FP17s for the same patient ID Re-attending between 3 & 9 months - Children	250	398	62.8%	58.1%	61.2%	59.8%
% of FP17s for the same patient ID Re-attending between 3 & 9 months - Adults	888	1,608	55.2%	53.3%	54.5%	52.1%
% of FP17s for Band 1 Urgent Courses	102	1,749	5.8%	8.4%	9.1%	9.2%
% of FP17s Relating to Free Repair or Replacements	22	1,749	1.3%	1.1%	1.0%	0.7%
% of FP17s Relating to Continuations	43	1,749	2.5%	1.2%	1.0%	0.8%
% of Patients satisfied with the dentistry they have received	1	1	N/A	96.0%	94.2%	93.4%
% of Patients satisfied with the time they had to wait for an appointment	1	1	N/A	91.3%	88.4%	87.6%

* This is based on patients treated on this contract for their most recent course of treatment. Figures in italics indicate the base number of FP17s or Patient Questionnaire responses are less than 100. N/A is shown where the base number of responses is less than 10 during the period. % is calculated as Quantity/Base number*100

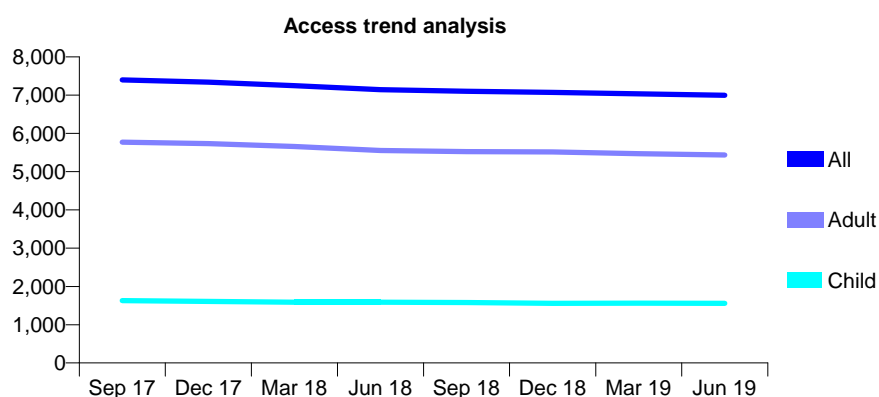
Q49 - Vital Signs At a Glance Contract Report for 336610/0002 - June 2019

Name or company name	MISS EL ALPIN
Contract type name	GDS Contract
Purpose of contract	General
Contract start date	01/02/2007
Contract end date	

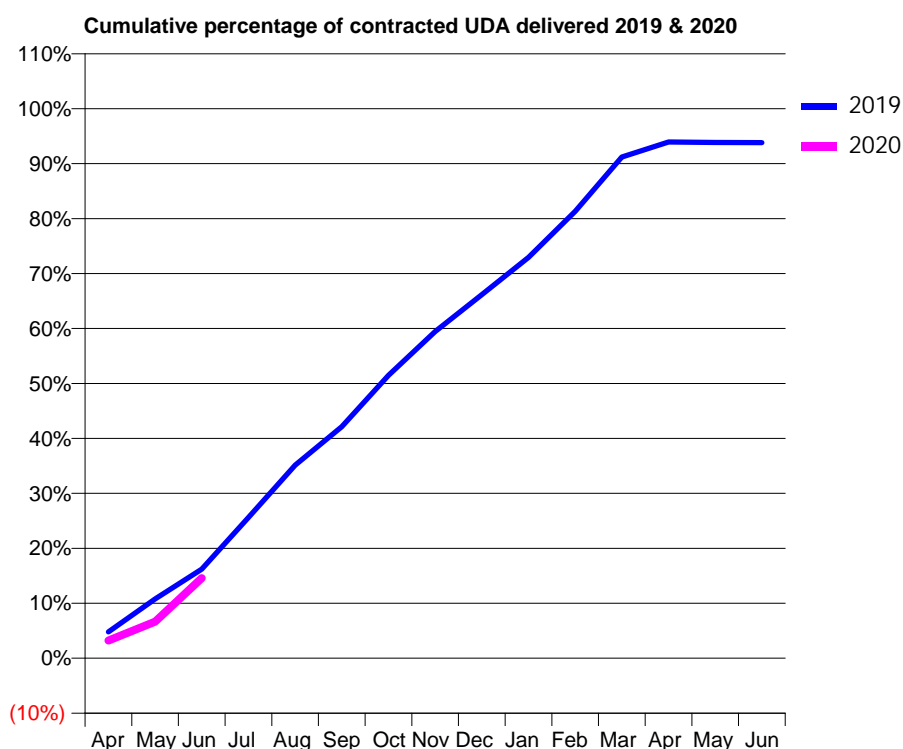
19/20 Contracted general activity (UDA)	21,500
Carry forward general activity (UDA)	0
19/20 Contracted orthodontic activity (UOA)	0
Carry forward orthodontic activity (UOA)	0
Baseline contract value	£610,141.67

ACCESS*

Patients seen in 24 months	Total	Change since previous quarter
Quarter ending June 2018	7,140	
Quarter ending September 2018	7,103	→
Quarter ending December 2018	7,071	→
Quarter ending March 2019	7,034	→
Quarter ending June 2019	6,997	→
Variance since June 2018	(2.0%)	↓



ACTIVITY



Month	2019	2020
April	1,030	692
May	2,319	1,434
June	3,481	3,131
July	5,509	
August	7,557	
September	9,052	
October	11,070	
November	12,786	
December	14,223	
January	15,680	
February	17,485	
March	19,602	
April	20,192	
May	20,178	
June	20,169	

QUALITY

	Quantity	Base Number	Contract	AT	Region	England
% of FP17s for the same patient ID Re-attending within 3 months - Children	32	391	8.2%	10.2%	12.1%	11.4%
% of FP17s for the same patient ID Re-attending within 3 months - Adults	151	1,387	10.9%	14.2%	15.6%	15.4%
% of FP17s for the same patient ID Re-attending between 3 & 9 months - Children	223	391	57.0%	58.1%	61.2%	59.8%
% of FP17s for the same patient ID Re-attending between 3 & 9 months - Adults	809	1,387	58.3%	53.3%	54.5%	52.1%
% of FP17s for Band 1 Urgent Courses	86	1,554	5.5%	8.4%	9.1%	9.2%
% of FP17s Relating to Free Repair or Replacements	33	1,554	2.1%	1.1%	1.0%	0.7%
% of FP17s Relating to Continuations	29	1,554	1.9%	1.2%	1.0%	0.8%
% of Patients satisfied with the dentistry they have received	2	3	N/A	96.0%	94.2%	93.4%
% of Patients satisfied with the time they had to wait for an appointment	2	3	N/A	91.3%	88.4%	87.6%

* This is based on patients treated on this contract for their most recent course of treatment.

Figures in italics indicate the base number of FP17s or Patient Questionnaire responses are less than 100. N/A is shown where the base number of responses is less than 10 during the period. % is calculated as Quantity/Base number*100

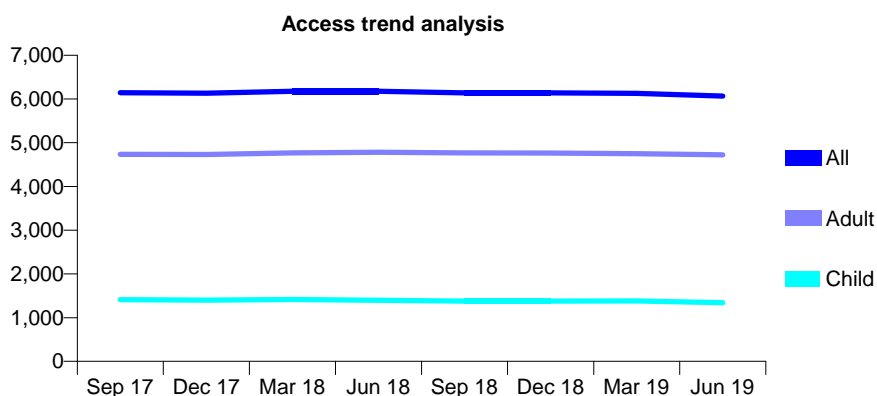
Q49 - Vital Signs At a Glance Contract Report for 336610/0003 - June 2019

Name or company name	MISS EL ALPIN
Contract type name	GDS Contract
Purpose of contract	General
Contract start date	08/02/2007
Contract end date	

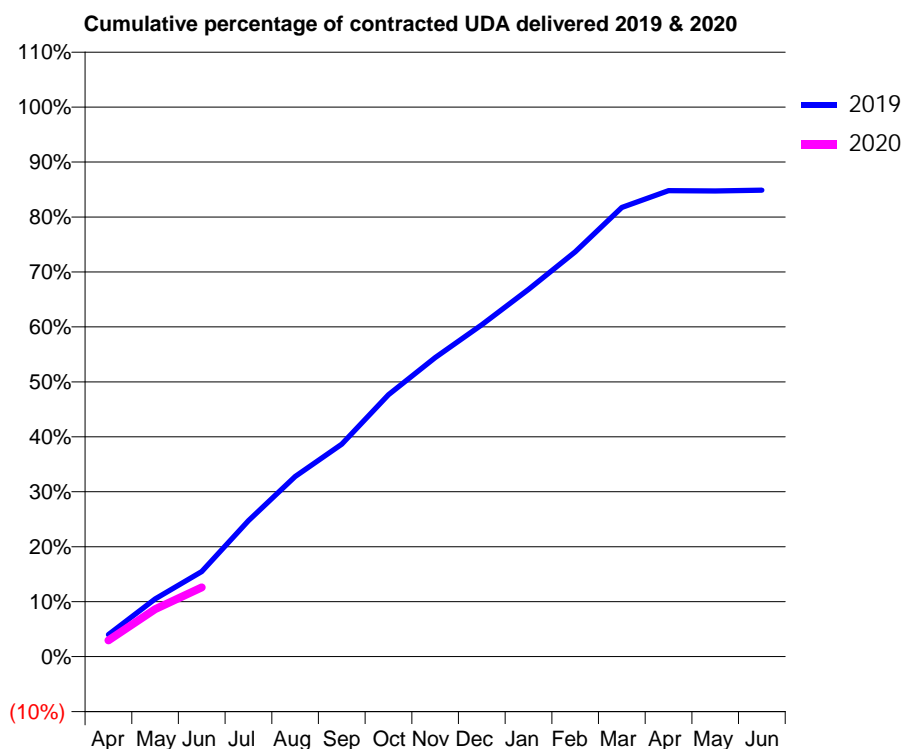
19/20 Contracted general activity (UDA)	19,468
Carry forward general activity (UDA)	0
19/20 Contracted orthodontic activity (UOA)	0
Carry forward orthodontic activity (UOA)	0
Baseline contract value	£431,357.84

ACCESS*

Patients seen in 24 months	Total	Change since previous quarter
Quarter ending June 2018	6,176	
Quarter ending September 2018	6,142	→
Quarter ending December 2018	6,139	→
Quarter ending March 2019	6,128	→
Quarter ending June 2019	6,064	↓
Variance since June 2018	(1.8%)	↓



ACTIVITY



Month	Adjusted Scheduled Activity (UDA)	
	2019	2020
April	781	579
May	2,042	1,680
June	3,019	2,457
July	4,817	
August	6,382	
September	7,530	
October	9,274	
November	10,596	
December	11,757	
January	13,008	
February	14,340	
March	15,910	
April	16,508	
May	16,497	
June	16,523	

QUALITY

	Quantity	Base Number	Contract	AT	Region	England
% of FP17s for the same patient ID Re-attending within 3 months - Children	12	328	3.7%	10.2%	12.1%	11.4%
% of FP17s for the same patient ID Re-attending within 3 months - Adults	149	1,180	12.6%	14.2%	15.6%	15.4%
% of FP17s for the same patient ID Re-attending between 3 & 9 months - Children	221	328	67.4%	58.1%	61.2%	59.8%
% of FP17s for the same patient ID Re-attending between 3 & 9 months - Adults	659	1,180	55.8%	53.3%	54.5%	52.1%
% of FP17s for Band 1 Urgent Courses	53	1,287	4.1%	8.4%	9.1%	9.2%
% of FP17s Relating to Free Repair or Replacements	44	1,287	3.4%	1.1%	1.0%	0.7%
% of FP17s Relating to Continuations	29	1,287	2.3%	1.2%	1.0%	0.8%
% of Patients satisfied with the dentistry they have received	2	2	N/A	96.0%	94.2%	93.4%
% of Patients satisfied with the time they had to wait for an appointment	1	2	N/A	91.3%	88.4%	87.6%

* This is based on patients treated on this contract for their most recent course of treatment. Figures in italics indicate the base number of FP17s or Patient Questionnaire responses are less than 100. N/A is shown where the base number of responses is less than 10 during the period. % is calculated as Quantity/Base number*100

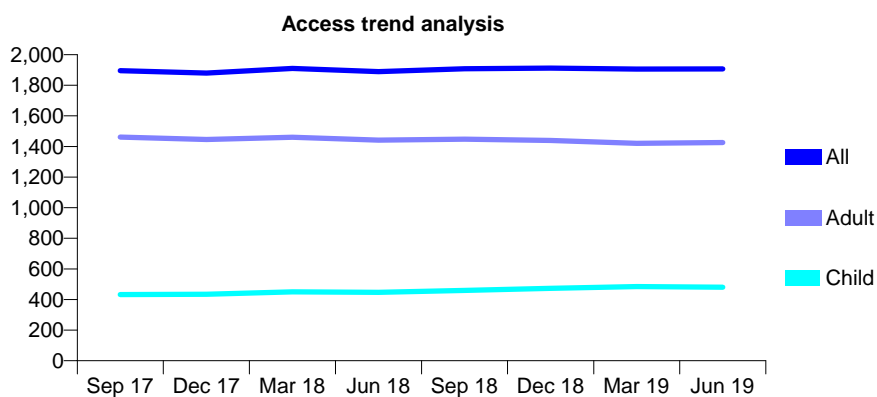
Q49 - Vital Signs At a Glance Contract Report for 336610/0004 - June 2019

Name or company name	MISS EL ALPIN
Contract type name	GDS Contract
Purpose of contract	General
Contract start date	01/05/2010
Contract end date	

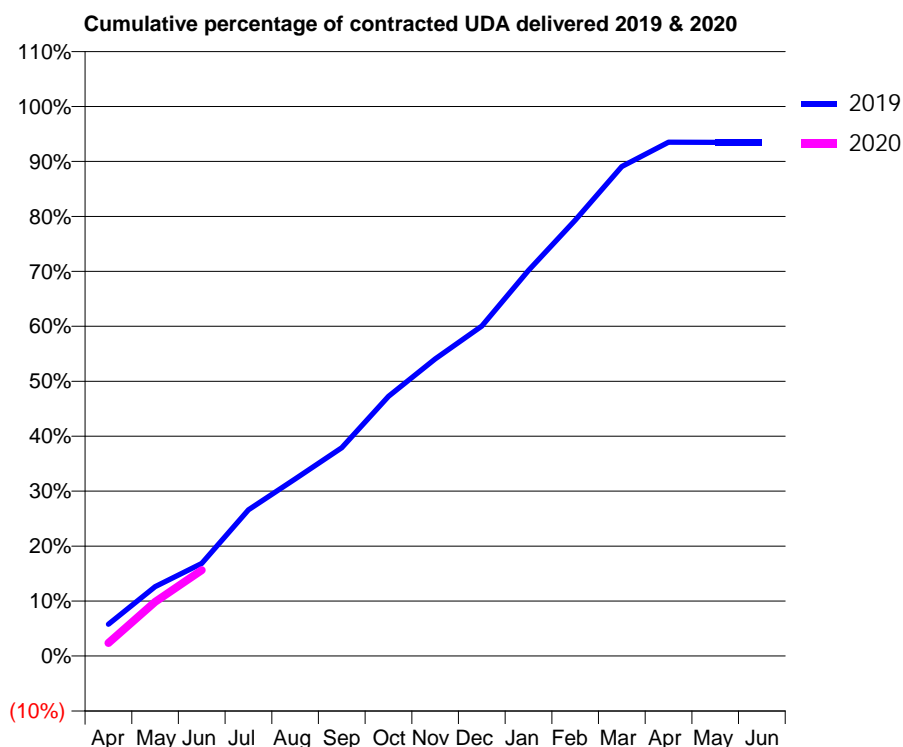
19/20 Contracted general activity (UDA)	6,000
Carry forward general activity (UDA)	0
19/20 Contracted orthodontic activity (UOA)	0
Carry forward orthodontic activity (UOA)	0
Baseline contract value	£133,213.10

ACCESS*

Patients seen in 24 months	Total	Change since previous quarter
Quarter ending June 2018	1,889	
Quarter ending September 2018	1,908	→
Quarter ending December 2018	1,912	→
Quarter ending March 2019	1,906	→
Quarter ending June 2019	1,907	→
Variance since June 2018	1.0%	→



ACTIVITY



Month	Adjusted Scheduled Activity (UDA)	
	2019	2020
April	347	144
May	757	592
June	1,012	938
July	1,596	
August	1,933	
September	2,274	
October	2,835	
November	3,243	
December	3,602	
January	4,210	
February	4,759	
March	5,344	
April	5,609	
May	5,608	
June	5,608	

QUALITY

	Quantity	Base Number	Contract	AT	Region	England
% of FP17s for the same patient ID Re-attending within 3 months - Children	11	131	8.4%	10.2%	12.1%	11.4%
% of FP17s for the same patient ID Re-attending within 3 months - Adults	70	386	18.1%	14.2%	15.6%	15.4%
% of FP17s for the same patient ID Re-attending between 3 & 9 months - Children	72	131	55.0%	58.1%	61.2%	59.8%
% of FP17s for the same patient ID Re-attending between 3 & 9 months - Adults	186	386	48.2%	53.3%	54.5%	52.1%
% of FP17s for Band 1 Urgent Courses	28	421	6.7%	8.4%	9.1%	9.2%
% of FP17s Relating to Free Repair or Replacements	7	421	1.7%	1.1%	1.0%	0.7%
% of FP17s Relating to Continuations	12	421	2.9%	1.2%	1.0%	0.8%
% of Patients satisfied with the dentistry they have received	3	3	N/A	96.0%	94.2%	93.4%
% of Patients satisfied with the time they had to wait for an appointment	3	3	N/A	91.3%	88.4%	87.6%

* This is based on patients treated on this contract for their most recent course of treatment. Figures in italics indicate the base number of FP17s or Patient Questionnaire responses are less than 100. N/A is shown where the base number of responses is less than 10 during the period. % is calculated as Quantity/Base number*100

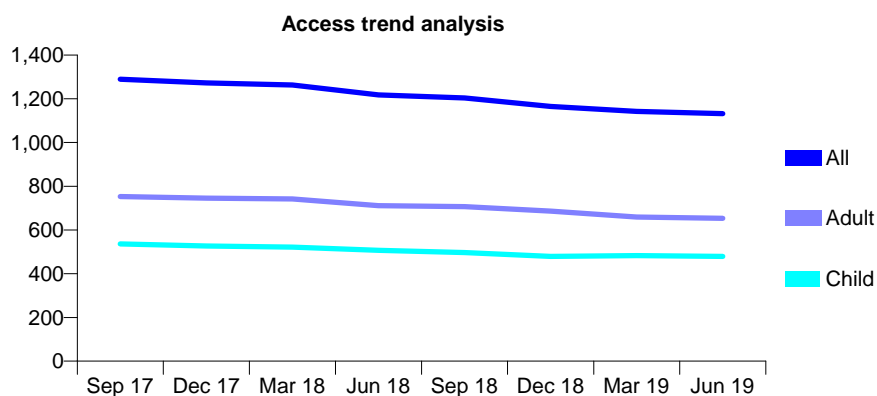
Q49 - Vital Signs At a Glance Contract Report for 338206/0001 - June 2019

Name or company name	MRS J CANTY
Contract type name	GDS Contract
Purpose of contract	General and Orthodontic
Contract start date	01/04/2006
Contract end date	

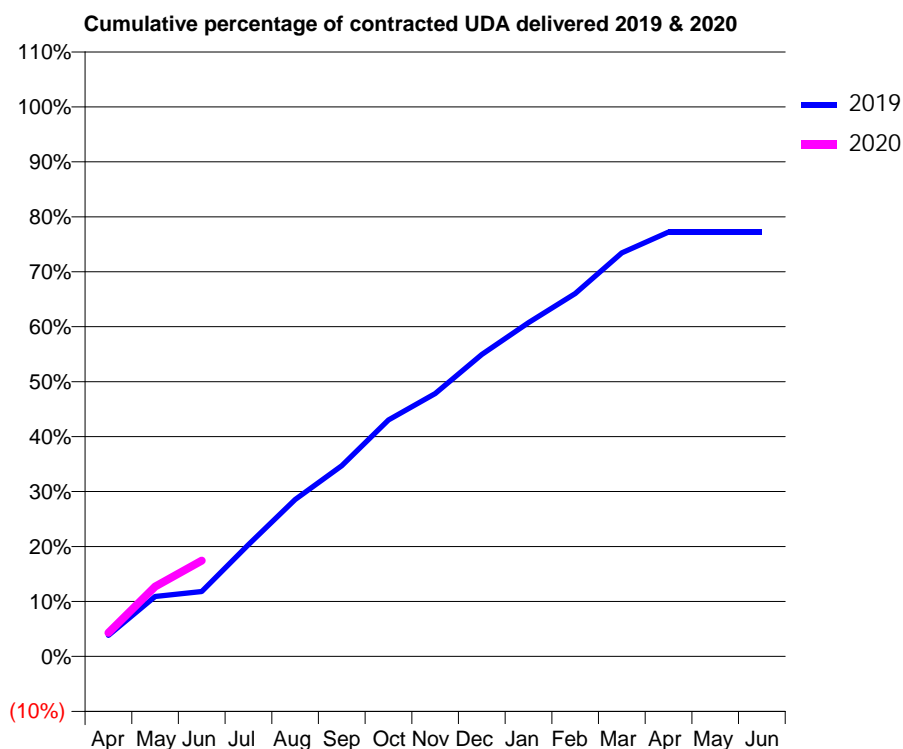
19/20 Contracted general activity (UDA)	5,300
Carry forward general activity (UDA)	0
19/20 Contracted orthodontic activity (UOA)	0
Carry forward orthodontic activity (UOA)	0
Baseline contract value	£132,768.74

ACCESS*

Patients seen in 24 months	Total	Change since previous quarter
Quarter ending June 2018	1,218	
Quarter ending September 2018	1,204	↓
Quarter ending December 2018	1,165	↓
Quarter ending March 2019	1,142	↓
Quarter ending June 2019	1,132	→
Variance since June 2018	(7.1%)	↓



ACTIVITY



Month	2019	2020
April	191	228
May	545	675
June	590	924
July	1,018	
August	1,428	
September	1,735	
October	2,151	
November	2,392	
December	2,746	
January	3,037	
February	3,302	
March	3,671	
April	3,860	
May	3,860	
June	3,860	

QUALITY

	Quantity	Base Number	Contract	AT	Region	England
% of FP17s for the same patient ID Re-attending within 3 months - Children	8	160	5.0%	10.2%	12.1%	11.4%
% of FP17s for the same patient ID Re-attending within 3 months - Adults	35	225	15.6%	14.2%	15.6%	15.4%
% of FP17s for the same patient ID Re-attending between 3 & 9 months - Children	65	160	40.6%	58.1%	61.2%	59.8%
% of FP17s for the same patient ID Re-attending between 3 & 9 months - Adults	72	225	32.0%	53.3%	54.5%	52.1%
% of FP17s for Band 1 Urgent Courses	19	339	5.6%	8.4%	9.1%	9.2%
% of FP17s Relating to Free Repair or Replacements	0	339	0.0%	1.1%	1.0%	0.7%
% of FP17s Relating to Continuations	0	339	0.0%	1.2%	1.0%	0.8%
% of Patients satisfied with the dentistry they have received	0	0	N/A	96.0%	94.2%	93.4%
% of Patients satisfied with the time they had to wait for an appointment	0	0	N/A	91.3%	88.4%	87.6%

* This is based on patients treated on this contract for their most recent course of treatment. Figures in italics indicate the base number of FP17s or Patient Questionnaire responses are less than 100. N/A is shown where the base number of responses is less than 10 during the period. % is calculated as Quantity/Base number*100

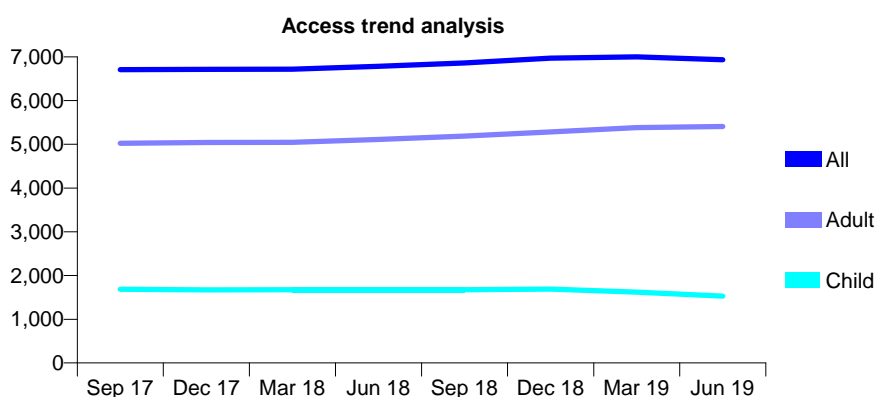
Q49 - Vital Signs At a Glance Contract Report for 340103/0001 - June 2019

Name or company name	MRS JA COATES
Contract type name	GDS Contract
Purpose of contract	General
Contract start date	07/06/2007
Contract end date	

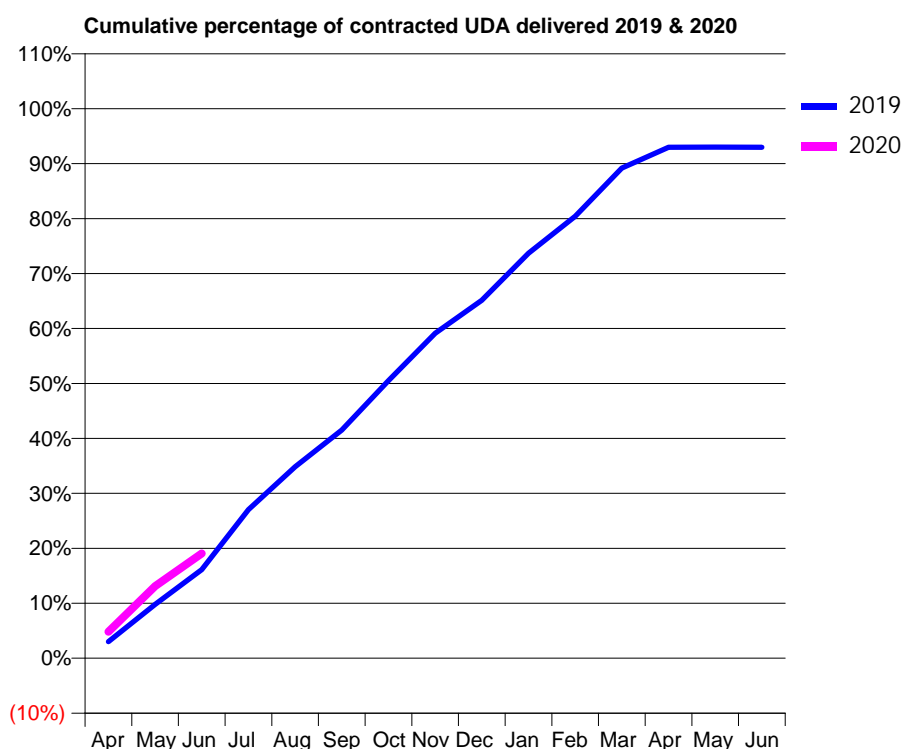
19/20 Contracted general activity (UDA)	20,000
Carry forward general activity (UDA)	0
19/20 Contracted orthodontic activity (UOA)	0
Carry forward orthodontic activity (UOA)	0
Baseline contract value	£594,025.19

ACCESS*

Patients seen in 24 months	Total	Change since previous quarter
Quarter ending June 2018	6,786	
Quarter ending September 2018	6,861	→
Quarter ending December 2018	6,972	→
Quarter ending March 2019	6,999	→
Quarter ending June 2019	6,934	→
Variance since June 2018	2.2%	↑



ACTIVITY



Month	2019	2020
April	619	964
May	2,008	2,625
June	3,310	3,814
July	5,551	
August	7,156	
September	8,521	
October	10,369	
November	12,135	
December	13,374	
January	15,125	
February	16,506	
March	18,306	
April	19,084	
May	19,090	
June	19,086	

QUALITY

	Quantity	Base Number	Contract	AT	Region	England
% of FP17s for the same patient ID Re-attending within 3 months - Children	34	530	6.4%	10.2%	12.1%	11.4%
% of FP17s for the same patient ID Re-attending within 3 months - Adults	198	1,579	12.5%	14.2%	15.6%	15.4%
% of FP17s for the same patient ID Re-attending between 3 & 9 months - Children	293	530	55.3%	58.1%	61.2%	59.8%
% of FP17s for the same patient ID Re-attending between 3 & 9 months - Adults	785	1,579	49.7%	53.3%	54.5%	52.1%
% of FP17s for Band 1 Urgent Courses	212	1,737	12.2%	8.4%	9.1%	9.2%
% of FP17s Relating to Free Repair or Replacements	48	1,737	2.8%	1.1%	1.0%	0.7%
% of FP17s Relating to Continuations	23	1,737	1.3%	1.2%	1.0%	0.8%
% of Patients satisfied with the dentistry they have received	6	6	N/A	96.0%	94.2%	93.4%
% of Patients satisfied with the time they had to wait for an appointment	6	6	N/A	91.3%	88.4%	87.6%

* This is based on patients treated on this contract for their most recent course of treatment. Figures in italics indicate the base number of FP17s or Patient Questionnaire responses are less than 100. N/A is shown where the base number of responses is less than 10 during the period. % is calculated as Quantity/Base number*100

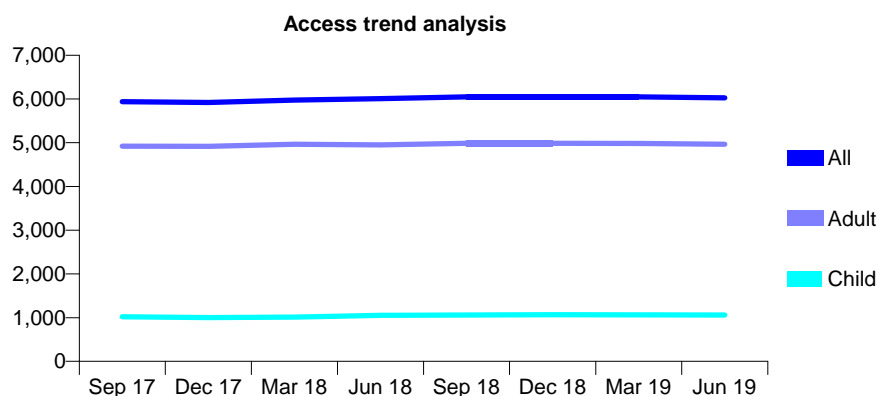
Q49 - Vital Signs At a Glance Contract Report for 341894/0001 - June 2019

Name or company name	MR YA NOJIB
Contract type name	GDS Contract
Purpose of contract	General
Contract start date	14/04/2007
Contract end date	

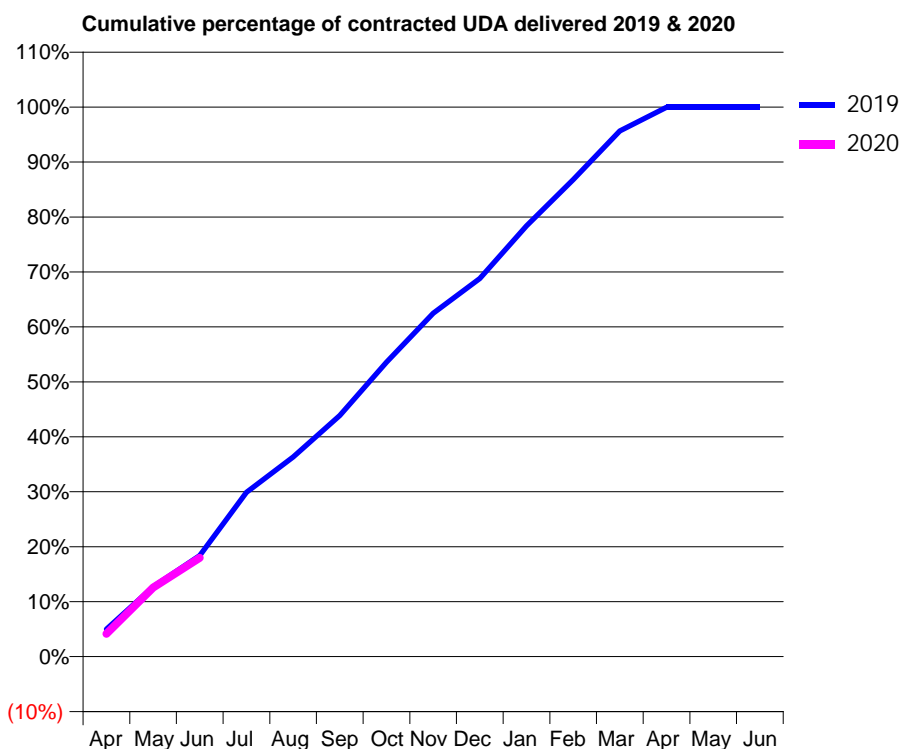
19/20 Contracted general activity (UDA)	18,117
Carry forward general activity (UDA)	0
19/20 Contracted orthodontic activity (UOA)	0
Carry forward orthodontic activity (UOA)	0
Baseline contract value	£502,872.20

ACCESS*

Patients seen in 24 months	Total	Change since previous quarter
Quarter ending June 2018	6,007	
Quarter ending September 2018	6,050	→
Quarter ending December 2018	6,050	→
Quarter ending March 2019	6,047	→
Quarter ending June 2019	6,024	→
Variance since June 2018	0.3%	→



ACTIVITY



Month	Adjusted Scheduled Activity (UDA)	
	2019	2020
April	903	756
May	2,305	2,278
June	3,335	3,259
July	5,418	
August	6,584	
September	7,950	
October	9,705	
November	11,318	
December	12,467	
January	14,202	
February	15,724	
March	17,330	
April	18,112	
May	18,112	
June	18,112	

QUALITY

	Quantity	Base Number	Contract	AT	Region	England
% of FP17s for the same patient ID Re-attending within 3 months - Children	23	408	5.6%	10.2%	12.1%	11.4%
% of FP17s for the same patient ID Re-attending within 3 months - Adults	223	1,897	11.8%	14.2%	15.6%	15.4%
% of FP17s for the same patient ID Re-attending between 3 & 9 months - Children	284	408	69.6%	58.1%	61.2%	59.8%
% of FP17s for the same patient ID Re-attending between 3 & 9 months - Adults	1,289	1,897	67.9%	53.3%	54.5%	52.1%
% of FP17s for Band 1 Urgent Courses	54	1,787	3.0%	8.4%	9.1%	9.2%
% of FP17s Relating to Free Repair or Replacements	24	1,787	1.3%	1.1%	1.0%	0.7%
% of FP17s Relating to Continuations	49	1,787	2.7%	1.2%	1.0%	0.8%
% of Patients satisfied with the dentistry they have received	2	2	N/A	96.0%	94.2%	93.4%
% of Patients satisfied with the time they had to wait for an appointment	2	2	N/A	91.3%	88.4%	87.6%

* This is based on patients treated on this contract for their most recent course of treatment. Figures in italics indicate the base number of FP17s or Patient Questionnaire responses are less than 100. N/A is shown where the base number of responses is less than 10 during the period. % is calculated as Quantity/Base number*100

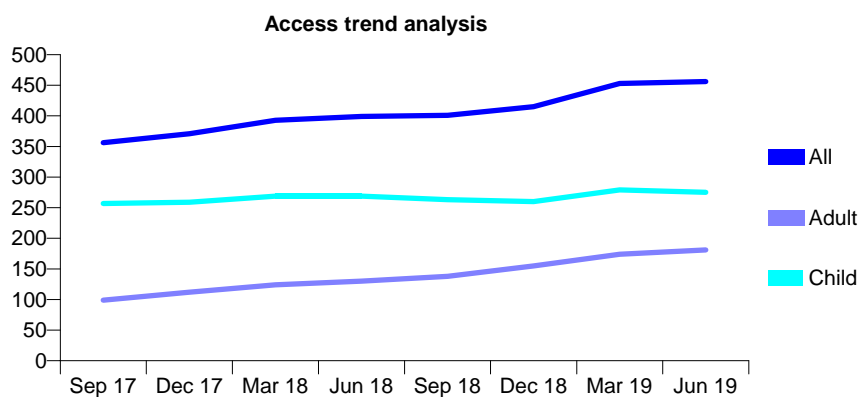
Q49 - Vital Signs At a Glance Contract Report for 341894/0004 - June 2019

Name or company name	MR YA NOJIB
Contract type name	GDS Contract
Purpose of contract	General
Contract start date	01/04/2011
Contract end date	

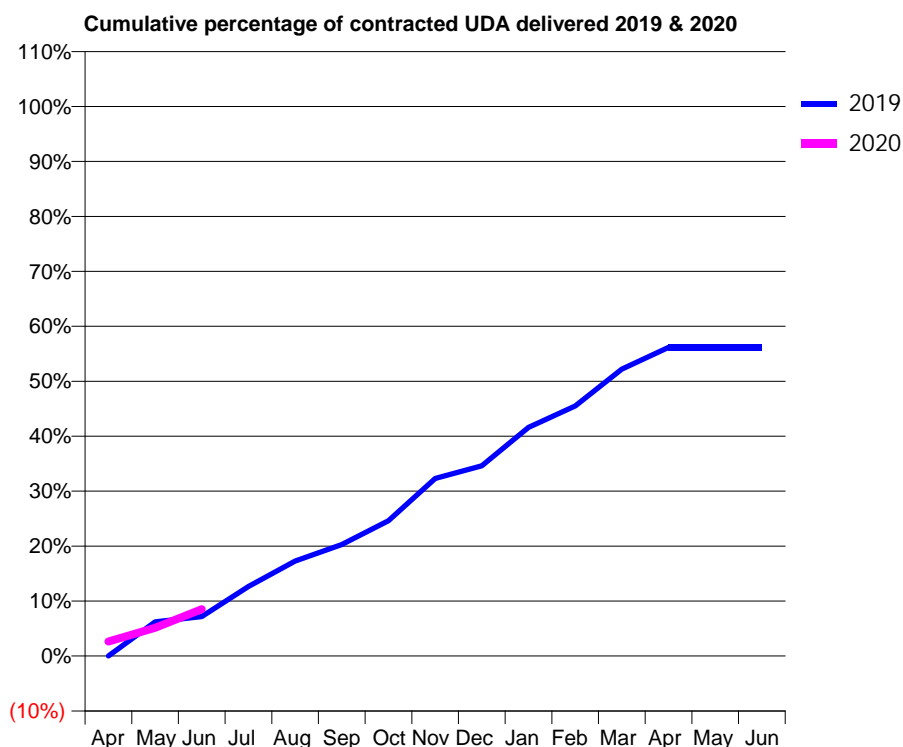
19/20 Contracted general activity (UDA)	2,031
Carry forward general activity (UDA)	0
19/20 Contracted orthodontic activity (UOA)	0
Carry forward orthodontic activity (UOA)	0
Baseline contract value	£45,083.33

ACCESS*

Patients seen in 24 months	Total	Change since previous quarter
Quarter ending June 2018	399	
Quarter ending September 2018	401	→
Quarter ending December 2018	415	↑
Quarter ending March 2019	453	↑
Quarter ending June 2019	456	→
Variance since June 2018	14.3%	↑



ACTIVITY



Month	Adjusted Scheduled Activity (UDA)	
	2019	2020
April	0	54
May	126	105
June	145	173
July	257	
August	351	
September	412	
October	500	
November	656	
December	703	
January	845	
February	924	
March	1,060	
April	1,141	
May	1,141	
June	1,141	

QUALITY

	Quantity	Base Number	Contract	AT	Region	England
% of FP17s for the same patient ID Re-attending within 3 months - Children	6	97	6.2%	10.2%	12.1%	11.4%
% of FP17s for the same patient ID Re-attending within 3 months - Adults	7	37	18.9%	14.2%	15.6%	15.4%
% of FP17s for the same patient ID Re-attending between 3 & 9 months - Children	70	97	72.2%	58.1%	61.2%	59.8%
% of FP17s for the same patient ID Re-attending between 3 & 9 months - Adults	20	37	54.1%	53.3%	54.5%	52.1%
% of FP17s for Band 1 Urgent Courses	7	103	6.8%	8.4%	9.1%	9.2%
% of FP17s Relating to Free Repair or Replacements	0	103	0.0%	1.1%	1.0%	0.7%
% of FP17s Relating to Continuations	2	103	1.9%	1.2%	1.0%	0.8%
% of Patients satisfied with the dentistry they have received	0	0	N/A	96.0%	94.2%	93.4%
% of Patients satisfied with the time they had to wait for an appointment	0	0	N/A	91.3%	88.4%	87.6%

* This is based on patients treated on this contract for their most recent course of treatment. Figures in italics indicate the base number of FP17s or Patient Questionnaire responses are less than 100. N/A is shown where the base number of responses is less than 10 during the period. % is calculated as Quantity/Base number*100

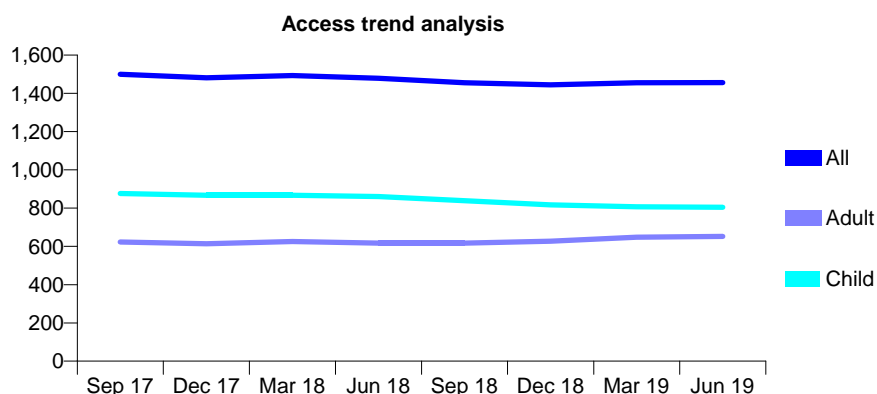
Q49 - Vital Signs At a Glance Contract Report for 344702/0001 - June 2019

Name or company name	MRS EM GRIFFIN
Contract type name	GDS Contract
Purpose of contract	General
Contract start date	01/01/2012
Contract end date	

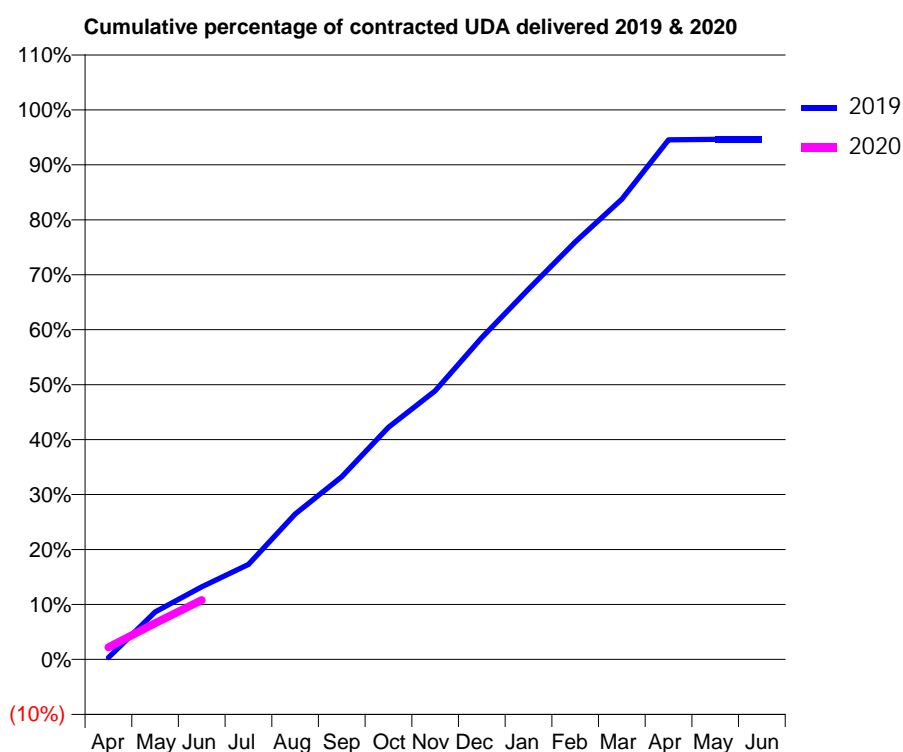
19/20 Contracted general activity (UDA)	4,000
Carry forward general activity (UDA)	0
19/20 Contracted orthodontic activity (UOA)	0
Carry forward orthodontic activity (UOA)	0
Baseline contract value	£101,200.28

ACCESS*

Patients seen in 24 months	Total	Change since previous quarter
Quarter ending June 2018	1,478	
Quarter ending September 2018	1,455	↓
Quarter ending December 2018	1,444	→
Quarter ending March 2019	1,455	→
Quarter ending June 2019	1,456	→
Variance since June 2018	(1.5%)	↓



ACTIVITY



Month	2019	2020
April	14	88
May	345	265
June	529	431
July	691	
August	1,059	
September	1,331	
October	1,690	
November	1,955	
December	2,342	
January	2,695	
February	3,038	
March	3,350	
April	3,783	
May	3,786	
June	3,786	

QUALITY

	Quantity	Base Number	Contract	AT	Region	England
% of FP17s for the same patient ID Re-attending within 3 months - Children	34	339	10.0%	10.2%	12.1%	11.4%
% of FP17s for the same patient ID Re-attending within 3 months - Adults	28	220	12.7%	14.2%	15.6%	15.4%
% of FP17s for the same patient ID Re-attending between 3 & 9 months - Children	246	339	72.6%	58.1%	61.2%	59.8%
% of FP17s for the same patient ID Re-attending between 3 & 9 months - Adults	143	220	65.0%	53.3%	54.5%	52.1%
% of FP17s for Band 1 Urgent Courses	26	321	8.1%	8.4%	9.1%	9.2%
% of FP17s Relating to Free Repair or Replacements	0	321	0.0%	1.1%	1.0%	0.7%
% of FP17s Relating to Continuations	0	321	0.0%	1.2%	1.0%	0.8%
% of Patients satisfied with the dentistry they have received	0	0	N/A	96.0%	94.2%	93.4%
% of Patients satisfied with the time they had to wait for an appointment	0	0	N/A	91.3%	88.4%	87.6%

* This is based on patients treated on this contract for their most recent course of treatment. Figures in italics indicate the base number of FP17s or Patient Questionnaire responses are less than 100. N/A is shown where the base number of responses is less than 10 during the period. % is calculated as Quantity/Base number*100

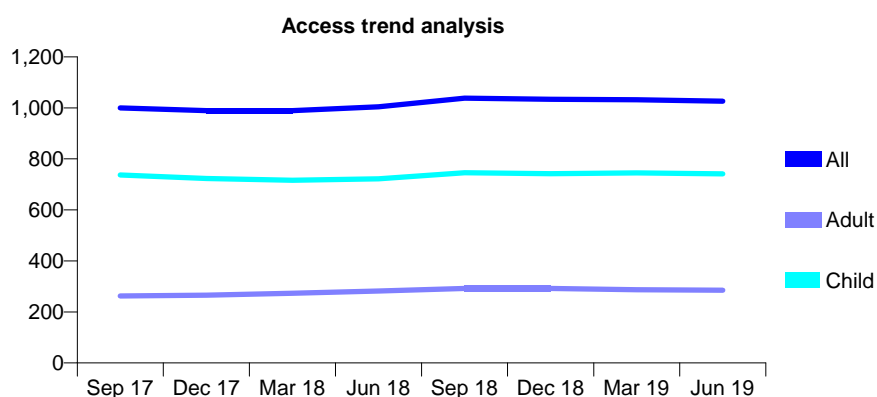
Q49 - Vital Signs At a Glance Contract Report for 357499/0001 - June 2019

Name or company name	MR TD DAVIES
Contract type name	GDS Contract
Purpose of contract	General
Contract start date	01/08/2012
Contract end date	

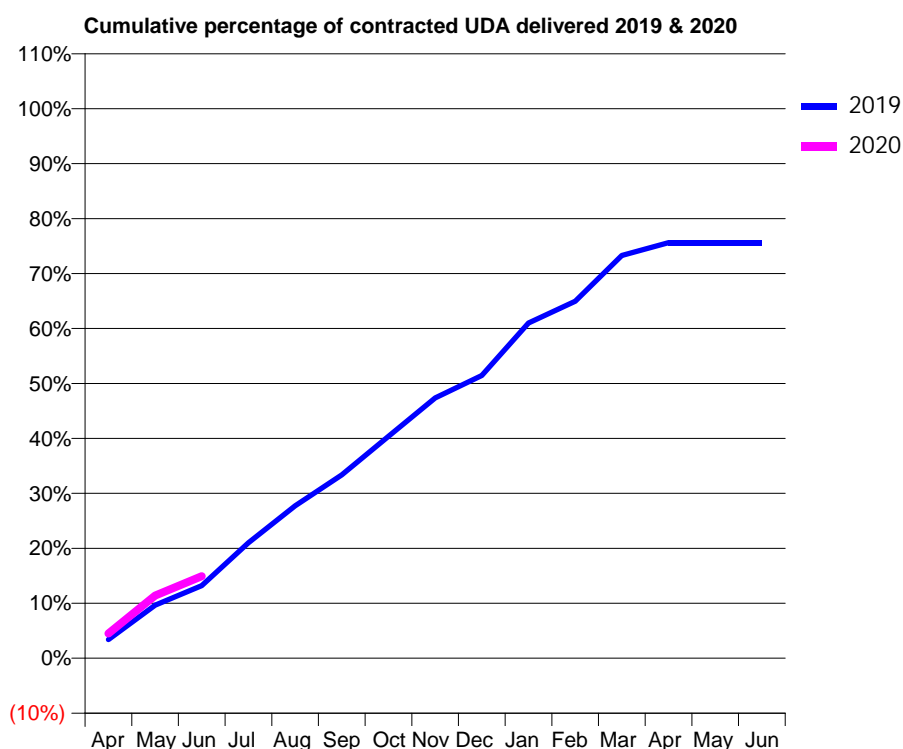
19/20 Contracted general activity (UDA)	3,093
Carry forward general activity (UDA)	0
19/20 Contracted orthodontic activity (UOA)	0
Carry forward orthodontic activity (UOA)	0
Baseline contract value	£70,454.12

ACCESS*

Patients seen in 24 months	Total	Change since previous quarter
Quarter ending June 2018	1,004	
Quarter ending September 2018	1,038	↑
Quarter ending December 2018	1,034	→
Quarter ending March 2019	1,032	→
Quarter ending June 2019	1,026	→
Variance since June 2018	2.2%	↑



ACTIVITY



Month	2019	2020
April	105	139
May	299	353
June	409	462
July	649	
August	859	
September	1,031	
October	1,248	
November	1,465	
December	1,592	
January	1,886	
February	2,009	
March	2,267	
April	2,339	
May	2,339	
June	2,339	

QUALITY

	Quantity	Base Number	Contract	AT	Region	England
% of FP17s for the same patient ID Re-attending within 3 months - Children	18	216	8.3%	10.2%	12.1%	11.4%
% of FP17s for the same patient ID Re-attending within 3 months - Adults	18	67	26.9%	14.2%	15.6%	15.4%
% of FP17s for the same patient ID Re-attending between 3 & 9 months - Children	121	216	56.0%	58.1%	61.2%	59.8%
% of FP17s for the same patient ID Re-attending between 3 & 9 months - Adults	27	67	40.3%	53.3%	54.5%	52.1%
% of FP17s for Band 1 Urgent Courses	9	235	3.8%	8.4%	9.1%	9.2%
% of FP17s Relating to Free Repair or Replacements	0	235	0.0%	1.1%	1.0%	0.7%
% of FP17s Relating to Continuations	0	235	0.0%	1.2%	1.0%	0.8%
% of Patients satisfied with the dentistry they have received	0	0	N/A	96.0%	94.2%	93.4%
% of Patients satisfied with the time they had to wait for an appointment	0	0	N/A	91.3%	88.4%	87.6%

* This is based on patients treated on this contract for their most recent course of treatment. Figures in italics indicate the base number of FP17s or Patient Questionnaire responses are less than 100. N/A is shown where the base number of responses is less than 10 during the period. % is calculated as Quantity/Base number*100

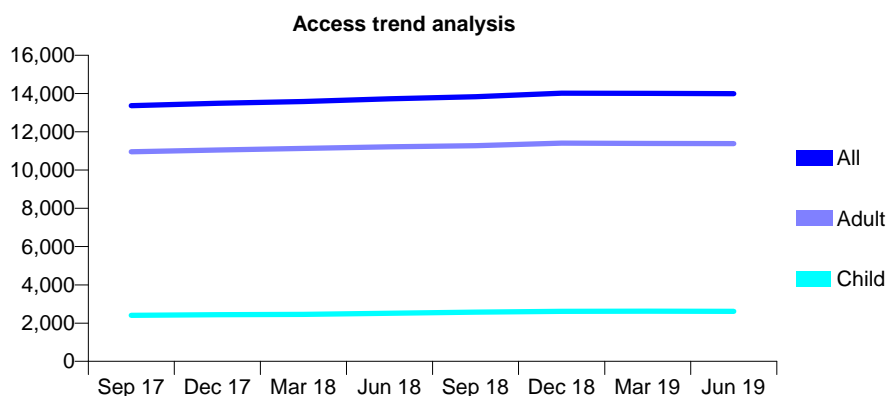
Q49 - Vital Signs At a Glance Contract Report for 358398/0001 - June 2019

Name or company name	MR DJ RYNN
Contract type name	GDS Contract
Purpose of contract	General
Contract start date	01/04/2011
Contract end date	

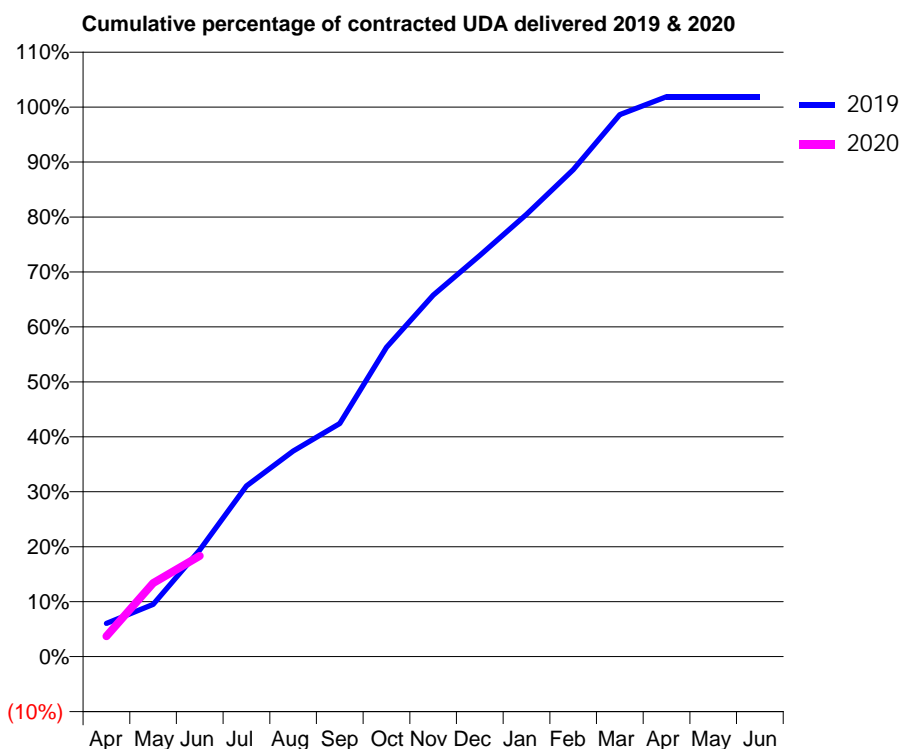
19/20 Contracted general activity (UDA)	37,204
Carry forward general activity (UDA)	0
19/20 Contracted orthodontic activity (UOA)	0
Carry forward orthodontic activity (UOA)	0
Baseline contract value	£896,719.58

ACCESS*

Patients seen in 24 months	Total	Change since previous quarter
Quarter ending June 2018	13,725	
Quarter ending September 2018	13,838	→
Quarter ending December 2018	14,016	→
Quarter ending March 2019	14,012	→
Quarter ending June 2019	13,997	→
Variance since June 2018	2.0%	→



ACTIVITY



Month	Adjusted Scheduled Activity (UDA)	
	2019	2020
April	2,255	1,382
May	3,547	4,976
June	7,230	6,824
July	11,559	
August	13,913	
September	15,790	
October	20,945	
November	24,467	
December	27,154	
January	29,947	
February	32,969	
March	36,697	
April	37,902	
May	37,908	
June	37,903	

QUALITY

	Quantity	Base Number	Contract	AT	Region	England
% of FP17s for the same patient ID Re-attending within 3 months - Children	53	1,020	5.2%	10.2%	12.1%	11.4%
% of FP17s for the same patient ID Re-attending within 3 months - Adults	436	4,526	9.6%	14.2%	15.6%	15.4%
% of FP17s for the same patient ID Re-attending between 3 & 9 months - Children	751	1,020	73.6%	58.1%	61.2%	59.8%
% of FP17s for the same patient ID Re-attending between 3 & 9 months - Adults	3,356	4,526	74.1%	53.3%	54.5%	52.1%
% of FP17s for Band 1 Urgent Courses	242	4,472	5.4%	8.4%	9.1%	9.2%
% of FP17s Relating to Free Repair or Replacements	33	4,472	0.7%	1.1%	1.0%	0.7%
% of FP17s Relating to Continuations	40	4,472	0.9%	1.2%	1.0%	0.8%
% of Patients satisfied with the dentistry they have received	8	8	N/A	96.0%	94.2%	93.4%
% of Patients satisfied with the time they had to wait for an appointment	8	8	N/A	91.3%	88.4%	87.6%

* This is based on patients treated on this contract for their most recent course of treatment. Figures in italics indicate the base number of FP17s or Patient Questionnaire responses are less than 100. N/A is shown where the base number of responses is less than 10 during the period. % is calculated as Quantity/Base number*100

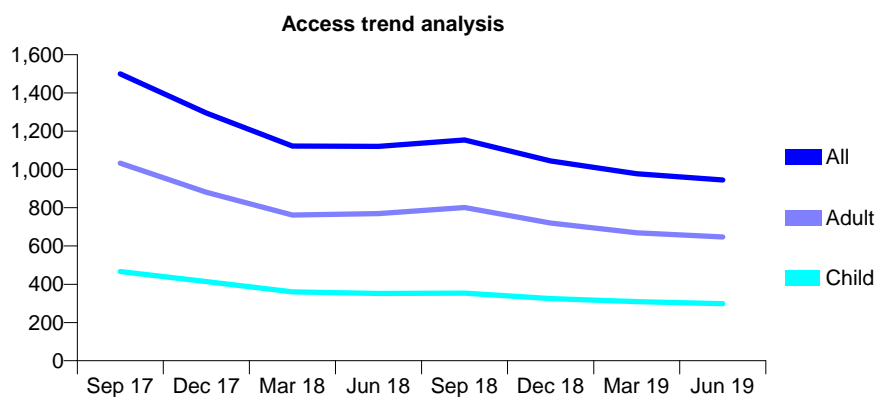
Q49 - Vital Signs At a Glance Contract Report for 367672/0001 - June 2019

Name or company name	MR GA HARRISON
Contract type name	GDS Contract
Purpose of contract	General
Contract start date	01/08/2006
Contract end date	

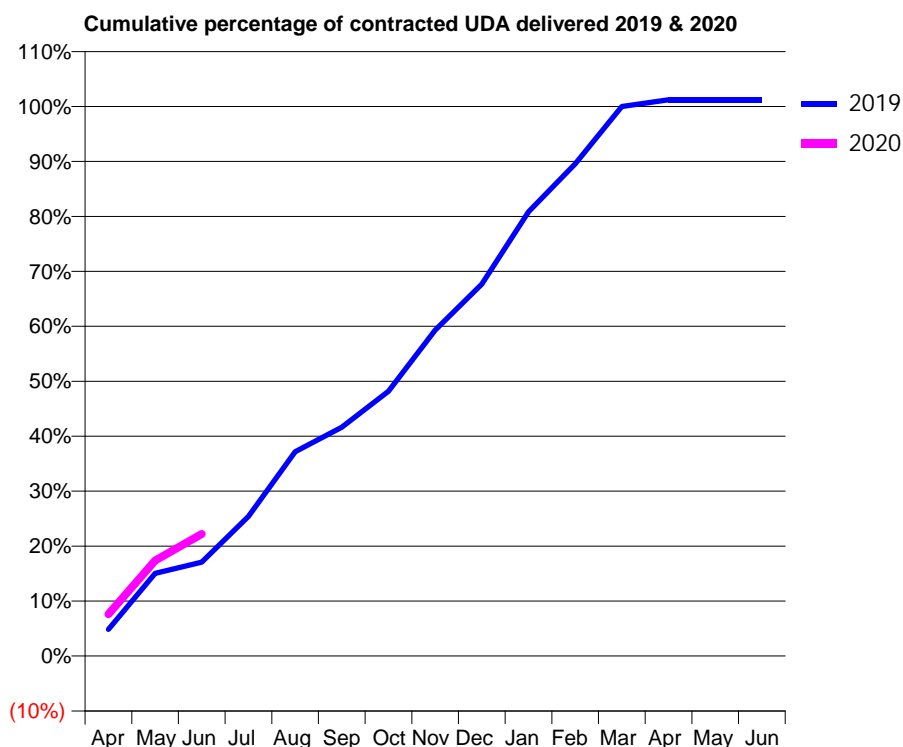
19/20 Contracted general activity (UDA)	2,190
Carry forward general activity (UDA)	0
19/20 Contracted orthodontic activity (UOA)	0
Carry forward orthodontic activity (UOA)	0
Baseline contract value	£53,597.37

ACCESS*

Patients seen in 24 months	Total	Change since previous quarter
Quarter ending June 2018	1,121	
Quarter ending September 2018	1,154	↑
Quarter ending December 2018	1,045	↓
Quarter ending March 2019	978	↓
Quarter ending June 2019	945	↓
Variance since June 2018	(15.7%)	↓



ACTIVITY



Month	Adjusted Scheduled Activity (UDA)	
	2019	2020
April	106	167
May	329	380
June	374	487
July	557	
August	814	
September	912	
October	1,055	
November	1,298	
December	1,482	
January	1,770	
February	1,961	
March	2,190	
April	2,216	
May	2,216	
June	2,216	

QUALITY

	Quantity	Base Number	Contract	AT	Region	England
% of FP17s for the same patient ID Re-attending within 3 months - Children	5	115	4.3%	10.2%	12.1%	11.4%
% of FP17s for the same patient ID Re-attending within 3 months - Adults	20	214	9.3%	14.2%	15.6%	15.4%
% of FP17s for the same patient ID Re-attending between 3 & 9 months - Children	80	115	69.6%	58.1%	61.2%	59.8%
% of FP17s for the same patient ID Re-attending between 3 & 9 months - Adults	105	214	49.1%	53.3%	54.5%	52.1%
% of FP17s for Band 1 Urgent Courses	48	320	15.0%	8.4%	9.1%	9.2%
% of FP17s Relating to Free Repair or Replacements	2	320	0.6%	1.1%	1.0%	0.7%
% of FP17s Relating to Continuations	3	320	0.9%	1.2%	1.0%	0.8%
% of Patients satisfied with the dentistry they have received	0	0	N/A	96.0%	94.2%	93.4%
% of Patients satisfied with the time they had to wait for an appointment	0	0	N/A	91.3%	88.4%	87.6%

* This is based on patients treated on this contract for their most recent course of treatment. Figures in italics indicate the base number of FP17s or Patient Questionnaire responses are less than 100. N/A is shown where the base number of responses is less than 10 during the period. % is calculated as Quantity/Base number*100

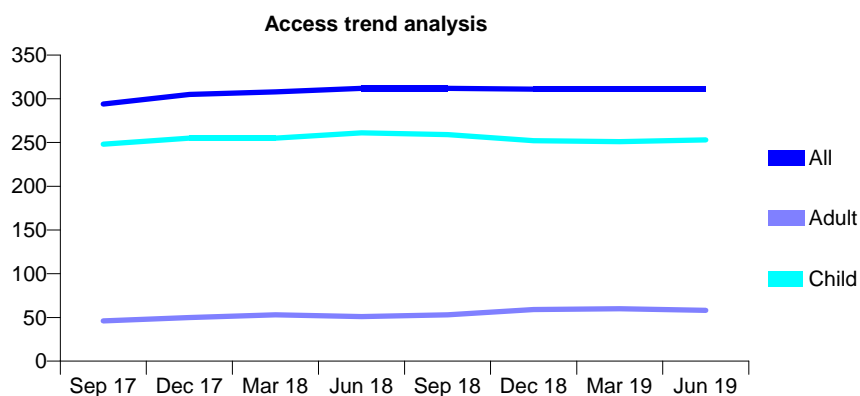
Q49 - Vital Signs At a Glance Contract Report for 565989/0001 - June 2019

Name or company name	Wetheral Dental Practice
Contract type name	GDS Contract
Purpose of contract	General
Contract start date	01/04/2006
Contract end date	

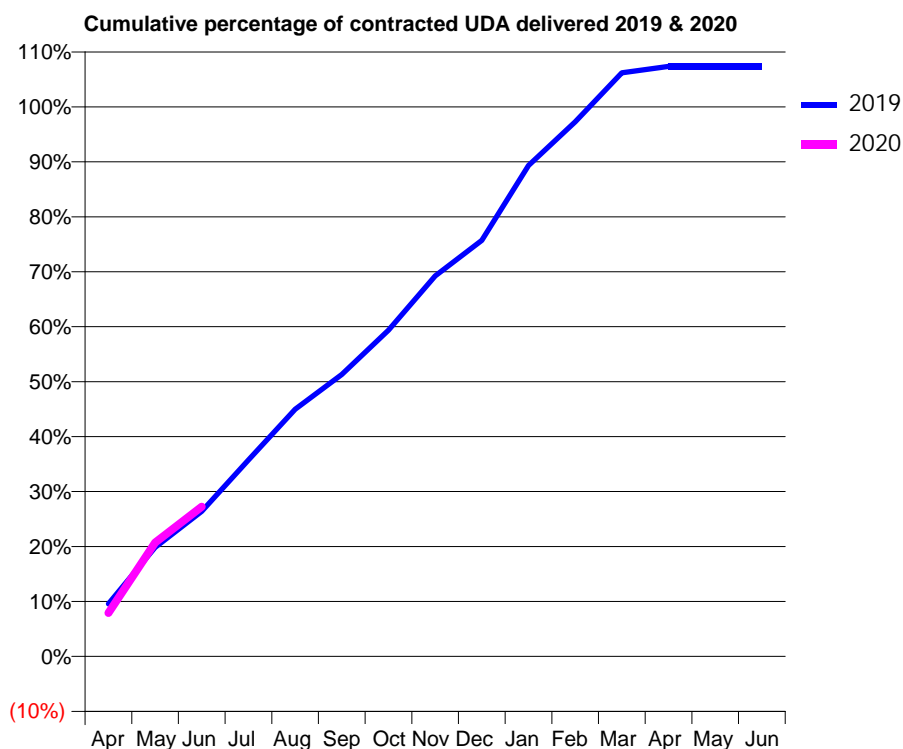
19/20 Contracted general activity (UDA)	506
Carry forward general activity (UDA)	0
19/20 Contracted orthodontic activity (UOA)	0
Carry forward orthodontic activity (UOA)	0
Baseline contract value	£12,744.53

ACCESS*

Patients seen in 24 months	Total	Change since previous quarter
Quarter ending June 2018	312	
Quarter ending September 2018	312	→
Quarter ending December 2018	311	→
Quarter ending March 2019	311	→
Quarter ending June 2019	311	→
Variance since June 2018	(0.3%)	→



ACTIVITY



Adjusted Scheduled Activity (UDA)		
Month	2019	2020
April	58	40
May	121	105
June	160	138
July	217	
August	273	
September	312	
October	361	
November	421	
December	460	
January	543	
February	591	
March	646	
April	653	
May	653	
June	653	

QUALITY

	Quantity	Base Number	Contract	AT	Region	England
% of FP17s for the same patient ID Re-attending within 3 months - Children	5	113	4.4%	10.2%	12.1%	11.4%
% of FP17s for the same patient ID Re-attending within 3 months - Adults	1	14	7.1%	14.2%	15.6%	15.4%
% of FP17s for the same patient ID Re-attending between 3 & 9 months - Children	92	113	81.4%	58.1%	61.2%	59.8%
% of FP17s for the same patient ID Re-attending between 3 & 9 months - Adults	12	14	85.7%	53.3%	54.5%	52.1%
% of FP17s for Band 1 Urgent Courses	4	119	3.4%	8.4%	9.1%	9.2%
% of FP17s Relating to Free Repair or Replacements	0	119	0.0%	1.1%	1.0%	0.7%
% of FP17s Relating to Continuations	0	119	0.0%	1.2%	1.0%	0.8%
% of Patients satisfied with the dentistry they have received	0	0	N/A	96.0%	94.2%	93.4%
% of Patients satisfied with the time they had to wait for an appointment	0	0	N/A	91.3%	88.4%	87.6%

* This is based on patients treated on this contract for their most recent course of treatment. Figures in italics indicate the base number of FP17s or Patient Questionnaire responses are less than 100. N/A is shown where the base number of responses is less than 10 during the period. % is calculated as Quantity/Base number*100

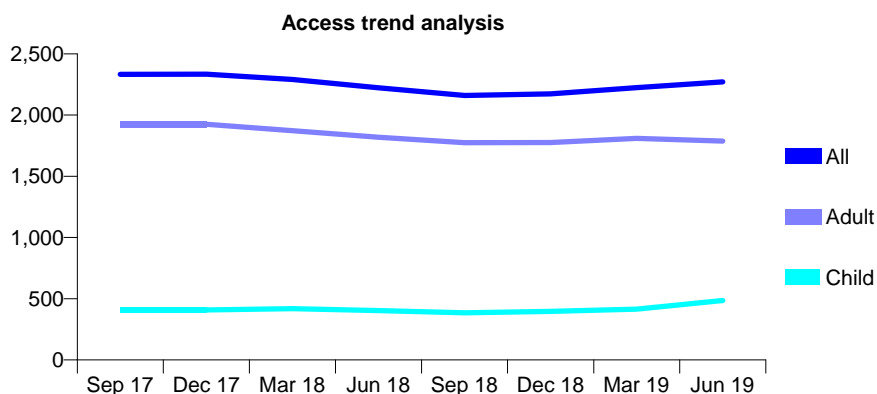
Q49 - Vital Signs At a Glance Contract Report for 567337/0001 - June 2019

Name or company name	Harley House Dental Practice
Contract type name	GDS Contract
Purpose of contract	General and Orthodontic
Contract start date	01/04/2006
Contract end date	

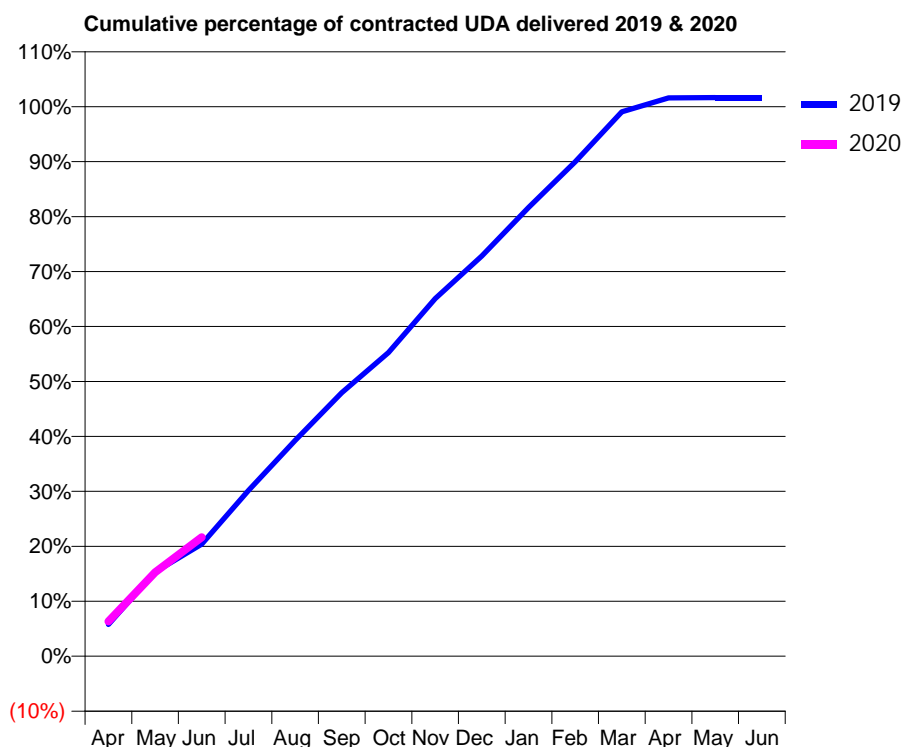
19/20 Contracted general activity (UDA)	7,344
Carry forward general activity (UDA)	0
19/20 Contracted orthodontic activity (UOA)	0
Carry forward orthodontic activity (UOA)	0
Baseline contract value	£189,663.78

ACCESS*

Patients seen in 24 months	Total	Change since previous quarter
Quarter ending June 2018	2,223	
Quarter ending September 2018	2,160	↓
Quarter ending December 2018	2,173	→
Quarter ending March 2019	2,224	↑
Quarter ending June 2019	2,272	↑
Variance since June 2018	2.2%	↑



ACTIVITY



Month	2019	2020
April	426	466
May	1,125	1,121
June	1,498	1,590
July	2,215	
August	2,884	
September	3,521	
October	4,059	
November	4,778	
December	5,348	
January	5,995	
February	6,607	
March	7,276	
April	7,461	
May	7,464	
June	7,464	

QUALITY

	Quantity	Base Number	Contract	AT	Region	England
% of FP17s for the same patient ID Re-attending within 3 months - Children	19	273	7.0%	10.2%	12.1%	11.4%
% of FP17s for the same patient ID Re-attending within 3 months - Adults	86	757	11.4%	14.2%	15.6%	15.4%
% of FP17s for the same patient ID Re-attending between 3 & 9 months - Children	150	273	54.9%	58.1%	61.2%	59.8%
% of FP17s for the same patient ID Re-attending between 3 & 9 months - Adults	579	757	76.5%	53.3%	54.5%	52.1%
% of FP17s for Band 1 Urgent Courses	66	931	7.1%	8.4%	9.1%	9.2%
% of FP17s Relating to Free Repair or Replacements	2	931	0.2%	1.1%	1.0%	0.7%
% of FP17s Relating to Continuations	5	931	0.5%	1.2%	1.0%	0.8%
% of Patients satisfied with the dentistry they have received	1	1	N/A	96.0%	94.2%	93.4%
% of Patients satisfied with the time they had to wait for an appointment	1	1	N/A	91.3%	88.4%	87.6%

* This is based on patients treated on this contract for their most recent course of treatment. Figures in italics indicate the base number of FP17s or Patient Questionnaire responses are less than 100. N/A is shown where the base number of responses is less than 10 during the period. % is calculated as Quantity/Base number*100

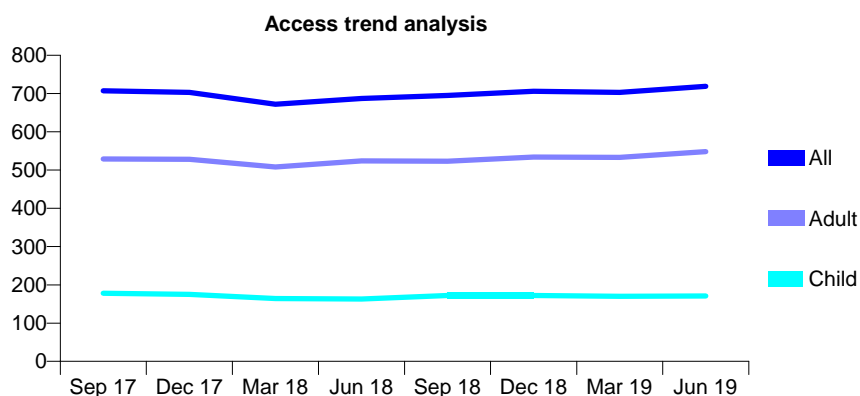
Q49 - Vital Signs At a Glance Contract Report for 570869/0001 - June 2019

Name or company name	MR MI BHOLAH
Contract type name	GDS Contract
Purpose of contract	General and Orthodontic
Contract start date	01/04/2006
Contract end date	

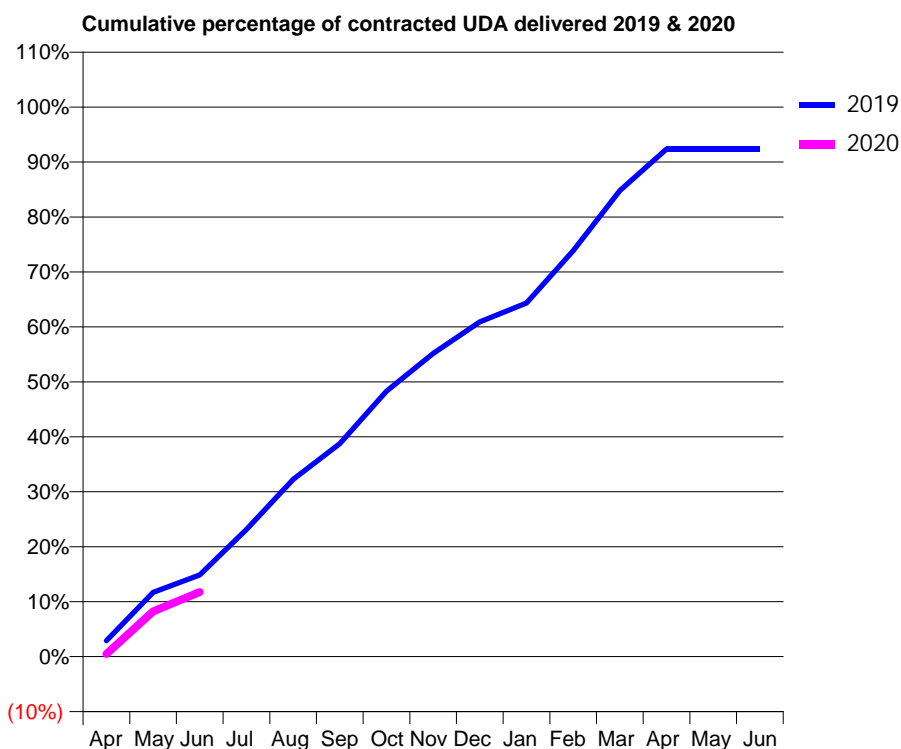
19/20 Contracted general activity (UDA)	3,219
Carry forward general activity (UDA)	0
19/20 Contracted orthodontic activity (UOA)	0
Carry forward orthodontic activity (UOA)	0
Baseline contract value	£88,248.65

ACCESS*

Patients seen in 24 months	Total	Change since previous quarter
Quarter ending June 2018	687	
Quarter ending September 2018	695	→
Quarter ending December 2018	706	→
Quarter ending March 2019	703	→
Quarter ending June 2019	719	↑
Variance since June 2018	4.7%	↑



ACTIVITY



Month	Adjusted Scheduled Activity (UDA)	
	2019	2020
April	94	16
May	376	265
June	479	378
July	745	
August	1,038	
September	1,247	
October	1,555	
November	1,776	
December	1,961	
January	2,071	
February	2,377	
March	2,729	
April	2,973	
May	2,973	
June	2,973	

QUALITY

	Quantity	Base Number	Contract	AT	Region	England
% of FP17s for the same patient ID Re-attending within 3 months - Children	1	56	1.8%	10.2%	12.1%	11.4%
% of FP17s for the same patient ID Re-attending within 3 months - Adults	19	147	12.9%	14.2%	15.6%	15.4%
% of FP17s for the same patient ID Re-attending between 3 & 9 months - Children	41	56	73.2%	58.1%	61.2%	59.8%
% of FP17s for the same patient ID Re-attending between 3 & 9 months - Adults	82	147	55.8%	53.3%	54.5%	52.1%
% of FP17s for Band 1 Urgent Courses	7	154	4.5%	8.4%	9.1%	9.2%
% of FP17s Relating to Free Repair or Replacements	0	154	0.0%	1.1%	1.0%	0.7%
% of FP17s Relating to Continuations	3	154	1.9%	1.2%	1.0%	0.8%
% of Patients satisfied with the dentistry they have received	2	2	N/A	96.0%	94.2%	93.4%
% of Patients satisfied with the time they had to wait for an appointment	2	2	N/A	91.3%	88.4%	87.6%

* This is based on patients treated on this contract for their most recent course of treatment. Figures in italics indicate the base number of FP17s or Patient Questionnaire responses are less than 100. N/A is shown where the base number of responses is less than 10 during the period. % is calculated as Quantity/Base number*100

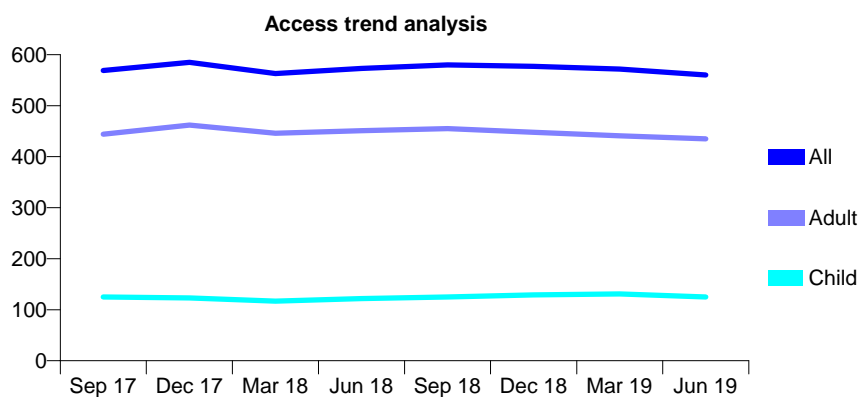
Q49 - Vital Signs At a Glance Contract Report for 570869/0002 - June 2019

Name or company name	MR MI BHOLAH
Contract type name	GDS Contract
Purpose of contract	General and Orthodontic
Contract start date	01/04/2006
Contract end date	

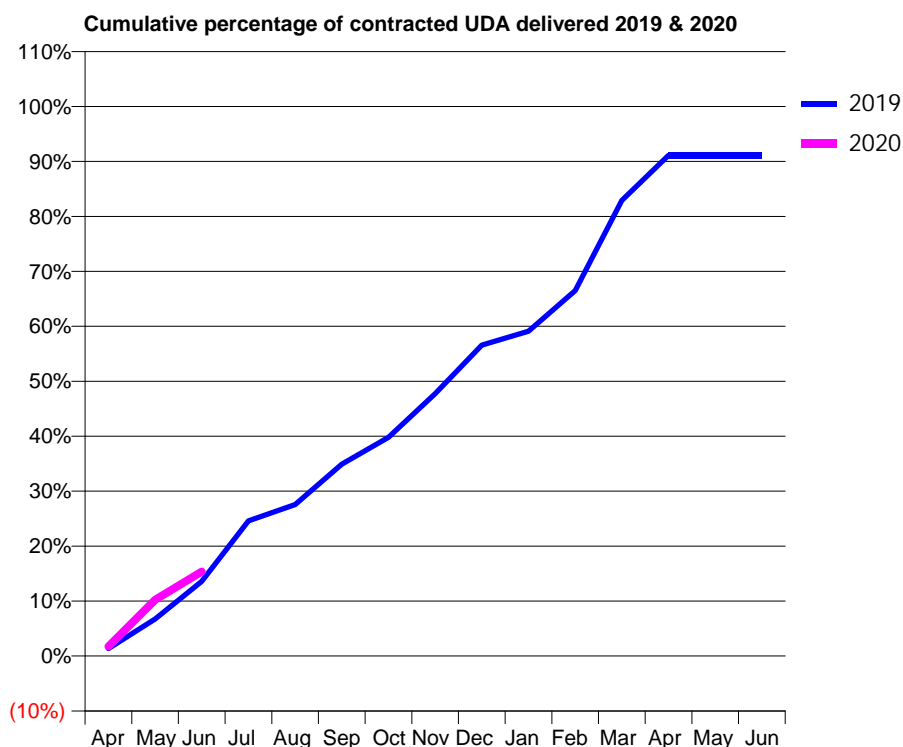
19/20 Contracted general activity (UDA)	2,956
Carry forward general activity (UDA)	0
19/20 Contracted orthodontic activity (UOA)	0
Carry forward orthodontic activity (UOA)	0
Baseline contract value	£94,983.12

ACCESS*

Patients seen in 24 months	Total	Change since previous quarter
Quarter ending June 2018	573	
Quarter ending September 2018	580	→
Quarter ending December 2018	577	→
Quarter ending March 2019	572	→
Quarter ending June 2019	560	↓
Variance since June 2018	(2.3%)	↓



ACTIVITY



Month	Adjusted Scheduled Activity (UDA)	
	2019	2020
April	41	51
May	199	303
June	401	455
July	727	
August	814	
September	1,032	
October	1,176	
November	1,411	
December	1,673	
January	1,747	
February	1,966	
March	2,451	
April	2,693	
May	2,693	
June	2,693	

QUALITY

	Quantity	Base Number	Contract	AT	Region	England
% of FP17s for the same patient ID Re-attending within 3 months - Children	1	35	2.9%	10.2%	12.1%	11.4%
% of FP17s for the same patient ID Re-attending within 3 months - Adults	12	136	8.8%	14.2%	15.6%	15.4%
% of FP17s for the same patient ID Re-attending between 3 & 9 months - Children	24	35	68.6%	58.1%	61.2%	59.8%
% of FP17s for the same patient ID Re-attending between 3 & 9 months - Adults	78	136	57.4%	53.3%	54.5%	52.1%
% of FP17s for Band 1 Urgent Courses	3	135	2.2%	8.4%	9.1%	9.2%
% of FP17s Relating to Free Repair or Replacements	0	135	0.0%	1.1%	1.0%	0.7%
% of FP17s Relating to Continuations	0	135	0.0%	1.2%	1.0%	0.8%
% of Patients satisfied with the dentistry they have received	5	6	N/A	96.0%	94.2%	93.4%
% of Patients satisfied with the time they had to wait for an appointment	6	6	N/A	91.3%	88.4%	87.6%

* This is based on patients treated on this contract for their most recent course of treatment. Figures in italics indicate the base number of FP17s or Patient Questionnaire responses are less than 100. N/A is shown where the base number of responses is less than 10 during the period. % is calculated as Quantity/Base number*100

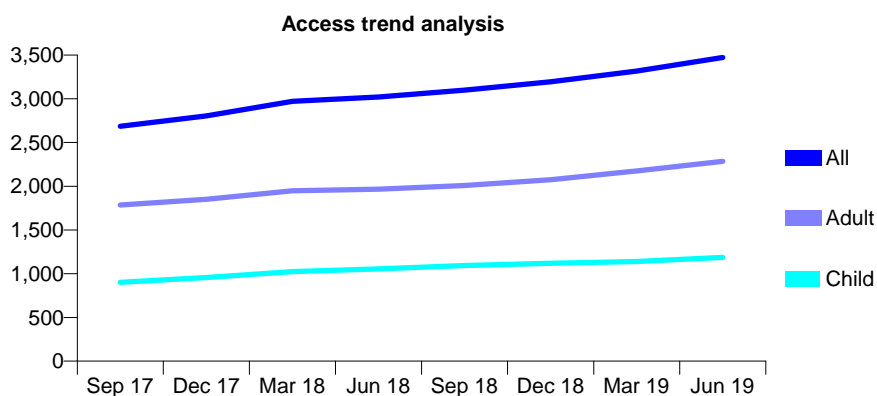
Q49 - Vital Signs At a Glance Contract Report for 572276/0002 - June 2019

Name or company name	Curzon Street Dental Practice
Contract type name	GDS Contract
Purpose of contract	General
Contract start date	01/04/2006
Contract end date	

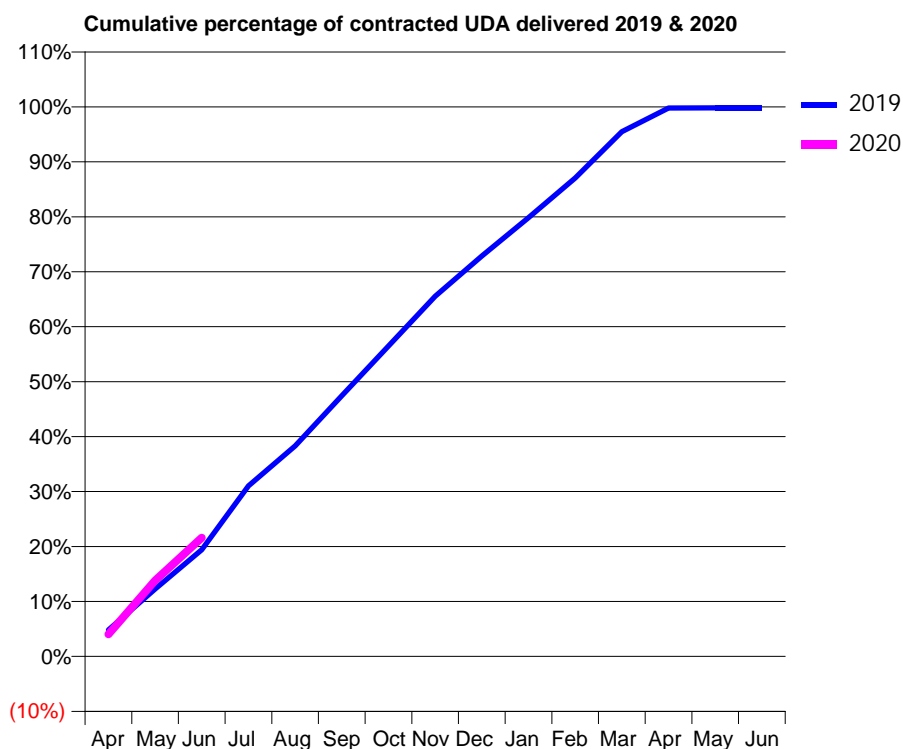
19/20 Contracted general activity (UDA)	10,191
Carry forward general activity (UDA)	0
19/20 Contracted orthodontic activity (UOA)	0
Carry forward orthodontic activity (UOA)	0
Baseline contract value	£249,437.80

ACCESS*

Patients seen in 24 months	Total	Change since previous quarter
Quarter ending June 2018	3,021	
Quarter ending September 2018	3,100	↑
Quarter ending December 2018	3,194	↑
Quarter ending March 2019	3,316	↑
Quarter ending June 2019	3,472	↑
Variance since June 2018	14.9%	↑



ACTIVITY



Month	Adjusted Scheduled Activity (UDA)	
	2019	2020
April	538	413
May	1,372	1,408
June	2,172	2,200
July	3,472	
August	4,285	
September	5,308	
October	6,321	
November	7,335	
December	8,153	
January	8,936	
February	9,742	
March	10,686	
April	11,167	
May	11,171	
June	11,172	

QUALITY

	Quantity	Base Number	Contract	AT	Region	England
% of FP17s for the same patient ID Re-attending within 3 months - Children	35	440	8.0%	10.2%	12.1%	11.4%
% of FP17s for the same patient ID Re-attending within 3 months - Adults	189	900	21.0%	14.2%	15.6%	15.4%
% of FP17s for the same patient ID Re-attending between 3 & 9 months - Children	263	440	59.8%	58.1%	61.2%	59.8%
% of FP17s for the same patient ID Re-attending between 3 & 9 months - Adults	468	900	52.0%	53.3%	54.5%	52.1%
% of FP17s for Band 1 Urgent Courses	95	1,097	8.7%	8.4%	9.1%	9.2%
% of FP17s Relating to Free Repair or Replacements	14	1,097	1.3%	1.1%	1.0%	0.7%
% of FP17s Relating to Continuations	39	1,097	3.6%	1.2%	1.0%	0.8%
% of Patients satisfied with the dentistry they have received	4	4	N/A	96.0%	94.2%	93.4%
% of Patients satisfied with the time they had to wait for an appointment	3	4	N/A	91.3%	88.4%	87.6%

* This is based on patients treated on this contract for their most recent course of treatment. Figures in italics indicate the base number of FP17s or Patient Questionnaire responses are less than 100. N/A is shown where the base number of responses is less than 10 during the period. % is calculated as Quantity/Base number*100

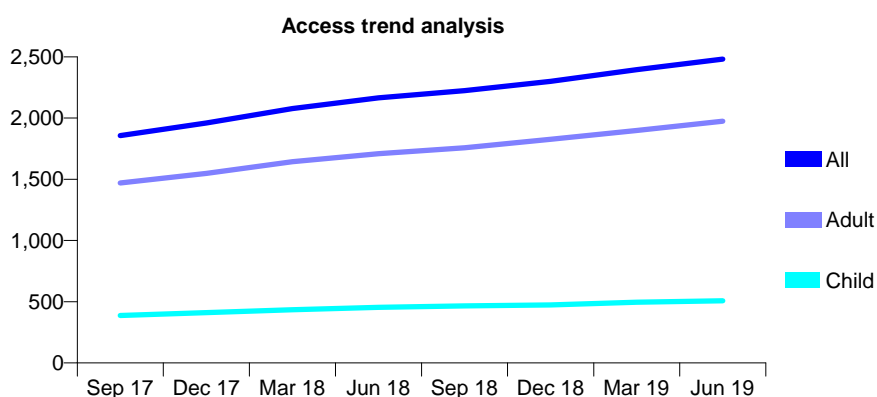
Q49 - Vital Signs At a Glance Contract Report for 573639/0004 - June 2019

Name or company name	MR SB PABARY
Contract type name	GDS Contract
Purpose of contract	General
Contract start date	01/06/2007
Contract end date	

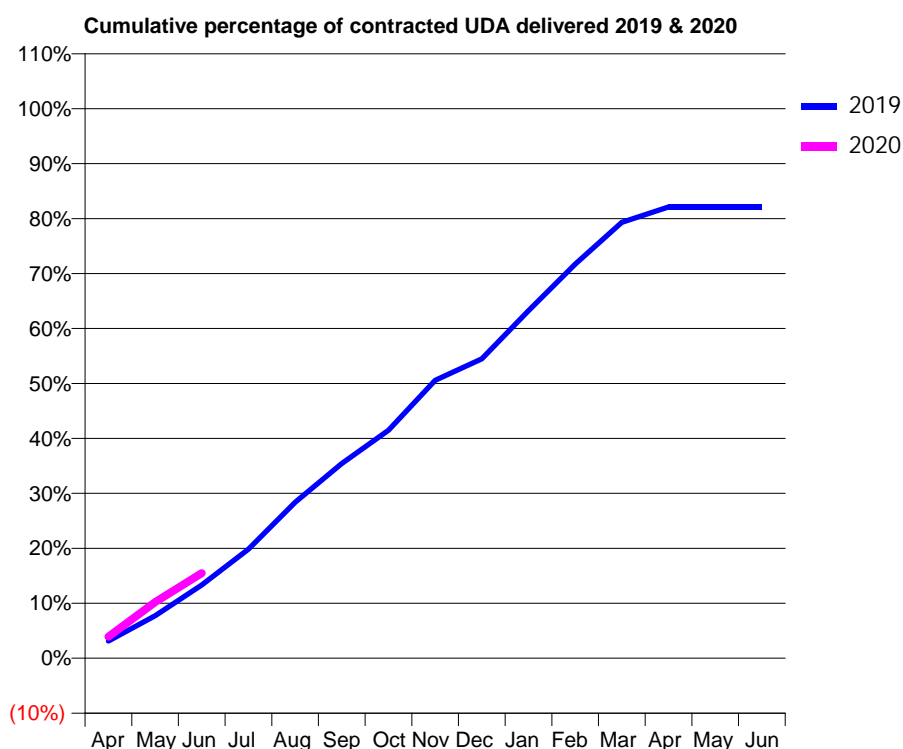
19/20 Contracted general activity (UDA)	7,426
Carry forward general activity (UDA)	0
19/20 Contracted orthodontic activity (UOA)	0
Carry forward orthodontic activity (UOA)	0
Baseline contract value	£208,905.88

ACCESS*

Patients seen in 24 months	Total	Change since previous quarter
Quarter ending June 2018	2,165	
Quarter ending September 2018	2,224	↑
Quarter ending December 2018	2,300	↑
Quarter ending March 2019	2,395	↑
Quarter ending June 2019	2,482	↑
Variance since June 2018	14.6%	↑



ACTIVITY



Month	2019	2020
April	233	292
May	575	758
June	991	1,149
July	1,475	
August	2,107	
September	2,633	
October	3,081	
November	3,756	
December	4,045	
January	4,695	
February	5,326	
March	5,890	
April	6,097	
May	6,097	
June	6,097	

QUALITY

	Quantity	Base Number	Contract	AT	Region	England
% of FP17s for the same patient ID Re-attending within 3 months - Children	5	169	3.0%	10.2%	12.1%	11.4%
% of FP17s for the same patient ID Re-attending within 3 months - Adults	61	678	9.0%	14.2%	15.6%	15.4%
% of FP17s for the same patient ID Re-attending between 3 & 9 months - Children	110	169	65.1%	58.1%	61.2%	59.8%
% of FP17s for the same patient ID Re-attending between 3 & 9 months - Adults	436	678	64.3%	53.3%	54.5%	52.1%
% of FP17s for Band 1 Urgent Courses	51	620	8.2%	8.4%	9.1%	9.2%
% of FP17s Relating to Free Repair or Replacements	5	620	0.8%	1.1%	1.0%	0.7%
% of FP17s Relating to Continuations	1	620	0.2%	1.2%	1.0%	0.8%
% of Patients satisfied with the dentistry they have received	0	0	N/A	96.0%	94.2%	93.4%
% of Patients satisfied with the time they had to wait for an appointment	0	0	N/A	91.3%	88.4%	87.6%

* This is based on patients treated on this contract for their most recent course of treatment.

Figures in italics indicate the base number of FP17s or Patient Questionnaire responses are less than 100. N/A is shown where the base number of responses is less than 10 during the period. % is calculated as Quantity/Base number*100

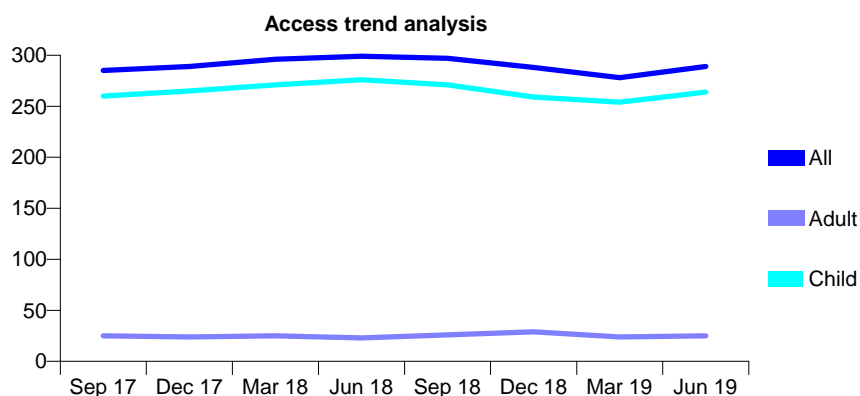
Q49 - Vital Signs At a Glance Contract Report for 573663/0001 - June 2019

Name or company name	Broadway Dental Surgery
Contract type name	GDS Contract
Purpose of contract	General
Contract start date	01/04/2006
Contract end date	

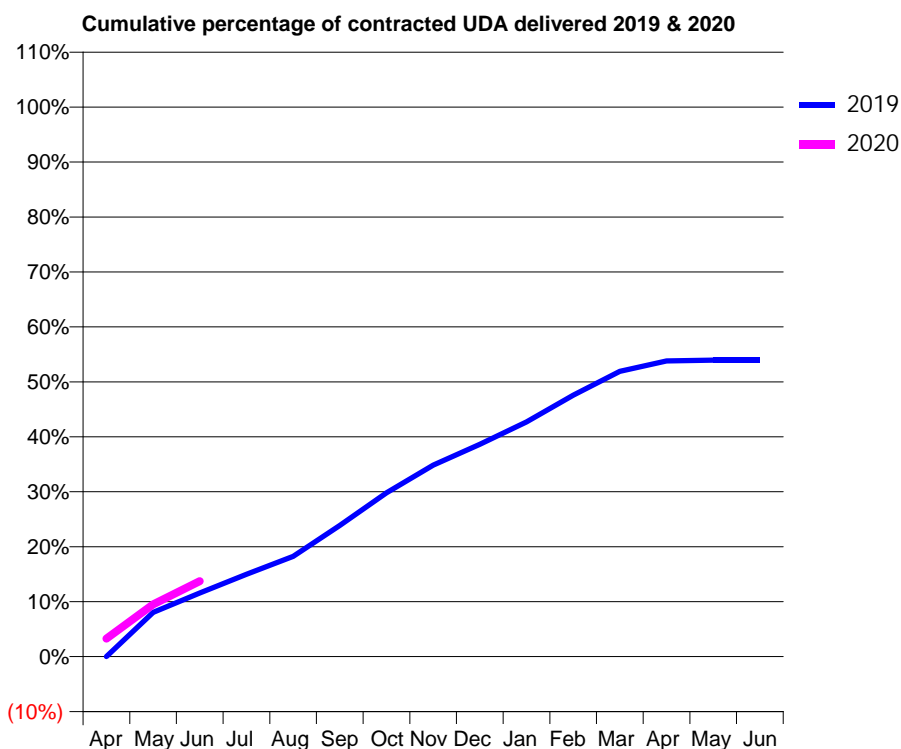
19/20 Contracted general activity (UDA)	740
Carry forward general activity (UDA)	0
19/20 Contracted orthodontic activity (UOA)	0
Carry forward orthodontic activity (UOA)	0
Baseline contract value	£17,857.90

ACCESS*

Patients seen in 24 months	Total	Change since previous quarter
Quarter ending June 2018	299	
Quarter ending September 2018	297	→
Quarter ending December 2018	288	↓
Quarter ending March 2019	278	↓
Quarter ending June 2019	289	↑
Variance since June 2018	(3.3%)	↓



ACTIVITY



Month	Adjusted Scheduled Activity (UDA)	
	2019	2020
April	0	24
May	60	70
June	86	102
July	111	
August	135	
September	177	
October	221	
November	258	
December	286	
January	316	
February	352	
March	384	
April	398	
May	399	
June	399	

QUALITY

	Quantity	Base Number	Contract	AT	Region	England
% of FP17s for the same patient ID Re-attending within 3 months - Children	10	98	10.2%	10.2%	12.1%	11.4%
% of FP17s for the same patient ID Re-attending within 3 months - Adults	0	4	0.0%	14.2%	15.6%	15.4%
% of FP17s for the same patient ID Re-attending between 3 & 9 months - Children	40	98	40.8%	58.1%	61.2%	59.8%
% of FP17s for the same patient ID Re-attending between 3 & 9 months - Adults	1	4	25.0%	53.3%	54.5%	52.1%
% of FP17s for Band 1 Urgent Courses	4	91	4.4%	8.4%	9.1%	9.2%
% of FP17s Relating to Free Repair or Replacements	0	91	0.0%	1.1%	1.0%	0.7%
% of FP17s Relating to Continuations	3	91	3.3%	1.2%	1.0%	0.8%
% of Patients satisfied with the dentistry they have received	0	0	N/A	96.0%	94.2%	93.4%
% of Patients satisfied with the time they had to wait for an appointment	0	0	N/A	91.3%	88.4%	87.6%

* This is based on patients treated on this contract for their most recent course of treatment. Figures in italics indicate the base number of FP17s or Patient Questionnaire responses are less than 100. N/A is shown where the base number of responses is less than 10 during the period. % is calculated as Quantity/Base number*100

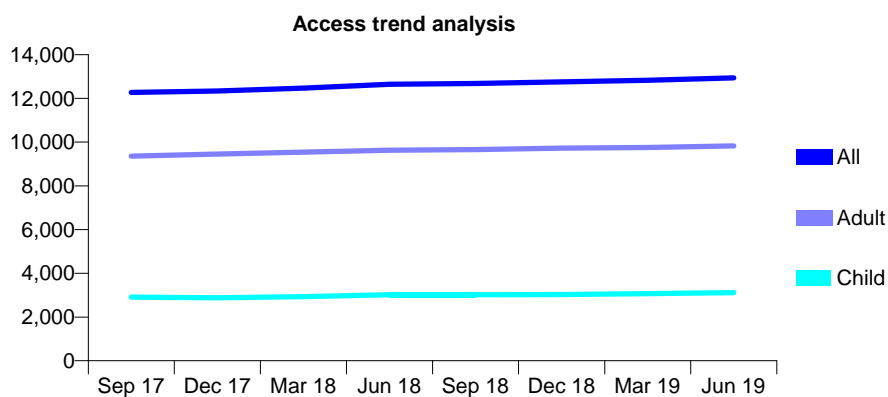
Q49 - Vital Signs At a Glance Contract Report for 574112/0001 - June 2019

Name or company name	Mr D Hall
Contract type name	GDS Contract
Purpose of contract	General and Orthodontic
Contract start date	01/04/2006
Contract end date	

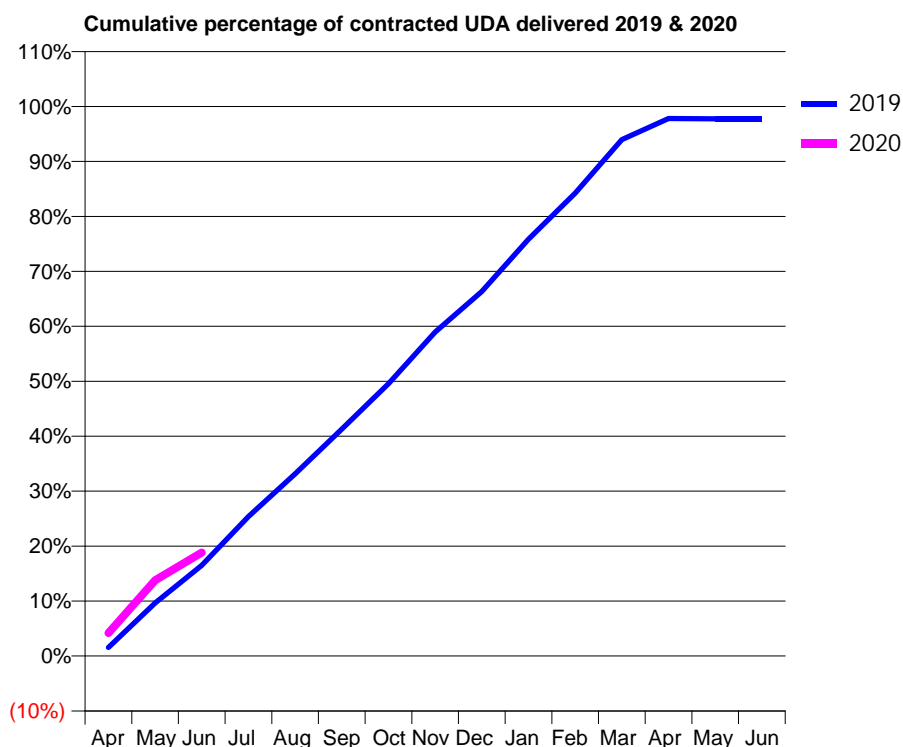
19/20 Contracted general activity (UDA)	40,129
Carry forward general activity (UDA)	0
19/20 Contracted orthodontic activity (UOA)	33
Carry forward orthodontic activity (UOA)	0
Baseline contract value	£1,053,916.09

ACCESS*

Patients seen in 24 months	Total	Change since previous quarter
Quarter ending June 2018	12,649	
Quarter ending September 2018	12,678	→
Quarter ending December 2018	12,751	→
Quarter ending March 2019	12,827	→
Quarter ending June 2019	12,938	→
Variance since June 2018	2.3%	↑



ACTIVITY



Month	Adjusted Scheduled Activity (UDA)	
	2019	2020
April	626	1,679
May	3,883	5,536
June	6,625	7,552
July	10,180	
August	13,305	
September	16,573	
October	19,883	
November	23,656	
December	26,622	
January	30,433	
February	33,805	
March	37,700	
April	39,254	
May	39,227	
June	39,227	

QUALITY

	Quantity	Base Number	Contract	AT	Region	England
% of FP17s for the same patient ID Re-attending within 3 months - Children	49	929	5.3%	10.2%	12.1%	11.4%
% of FP17s for the same patient ID Re-attending within 3 months - Adults	362	3,020	12.0%	14.2%	15.6%	15.4%
% of FP17s for the same patient ID Re-attending between 3 & 9 months - Children	564	929	60.7%	58.1%	61.2%	59.8%
% of FP17s for the same patient ID Re-attending between 3 & 9 months - Adults	1,734	3,020	57.4%	53.3%	54.5%	52.1%
% of FP17s for Band 1 Urgent Courses	181	3,390	5.3%	8.4%	9.1%	9.2%
% of FP17s Relating to Free Repair or Replacements	49	3,390	1.4%	1.1%	1.0%	0.7%
% of FP17s Relating to Continuations	52	3,390	1.5%	1.2%	1.0%	0.8%
% of Patients satisfied with the dentistry they have received	9	9	N/A	96.0%	94.2%	93.4%
% of Patients satisfied with the time they had to wait for an appointment	9	9	N/A	91.3%	88.4%	87.6%

* This is based on patients treated on this contract for their most recent course of treatment. Figures in italics indicate the base number of FP17s or Patient Questionnaire responses are less than 100. N/A is shown where the base number of responses is less than 10 during the period. % is calculated as Quantity/Base number*100

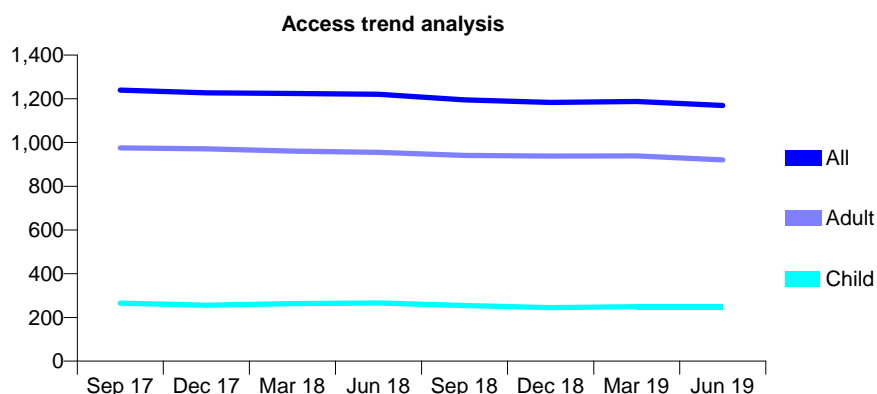
Q49 - Vital Signs At a Glance Contract Report for 575488/0001 - June 2019

Name or company name	MISS S DOWNS
Contract type name	GDS Contract
Purpose of contract	General
Contract start date	01/04/2006
Contract end date	

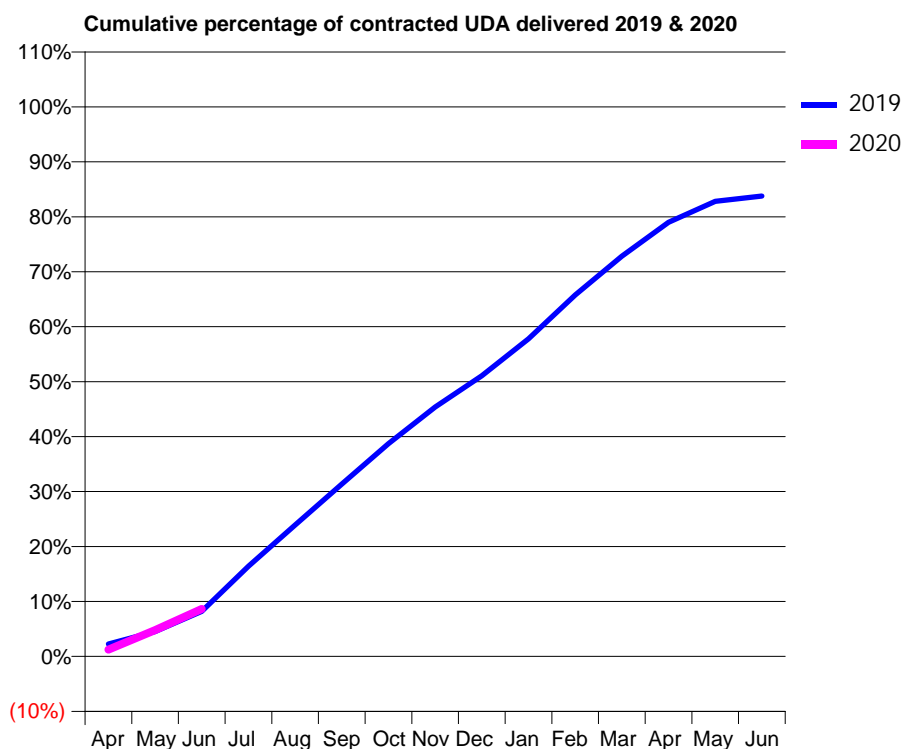
19/20 Contracted general activity (UDA)	3,941
Carry forward general activity (UDA)	0
19/20 Contracted orthodontic activity (UOA)	0
Carry forward orthodontic activity (UOA)	0
Baseline contract value	£87,504.27

ACCESS*

Patients seen in 24 months	Total	Change since previous quarter
Quarter ending June 2018	1,221	
Quarter ending September 2018	1,195	↓
Quarter ending December 2018	1,183	↓
Quarter ending March 2019	1,188	→
Quarter ending June 2019	1,170	↓
Variance since June 2018	(4.2%)	↓



ACTIVITY



Month	2019	2020
April	89	49
May	179	189
June	324	341
July	647	
August	943	
September	1,235	
October	1,526	
November	1,789	
December	2,013	
January	2,278	
February	2,592	
March	2,869	
April	3,113	
May	3,263	
June	3,300	

QUALITY

	Quantity	Base Number	Contract	AT	Region	England
% of FP17s for the same patient ID Re-attending within 3 months - Children	7	110	6.4%	10.2%	12.1%	11.4%
% of FP17s for the same patient ID Re-attending within 3 months - Adults	58	348	16.7%	14.2%	15.6%	15.4%
% of FP17s for the same patient ID Re-attending between 3 & 9 months - Children	72	110	65.5%	58.1%	61.2%	59.8%
% of FP17s for the same patient ID Re-attending between 3 & 9 months - Adults	216	348	62.1%	53.3%	54.5%	52.1%
% of FP17s for Band 1 Urgent Courses	0	220	0.0%	8.4%	9.1%	9.2%
% of FP17s Relating to Free Repair or Replacements	3	220	1.4%	1.1%	1.0%	0.7%
% of FP17s Relating to Continuations	10	220	4.5%	1.2%	1.0%	0.8%
% of Patients satisfied with the dentistry they have received	0	0	N/A	96.0%	94.2%	93.4%
% of Patients satisfied with the time they had to wait for an appointment	0	0	N/A	91.3%	88.4%	87.6%

* This is based on patients treated on this contract for their most recent course of treatment. Figures in italics indicate the base number of FP17s or Patient Questionnaire responses are less than 100. N/A is shown where the base number of responses is less than 10 during the period. % is calculated as Quantity/Base number*100

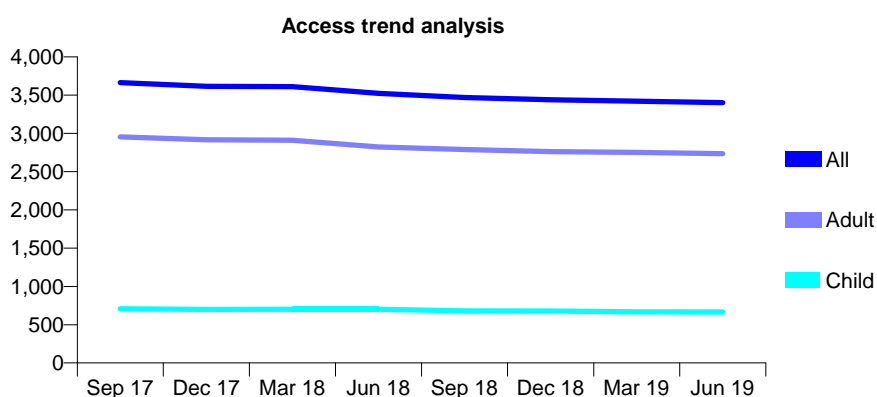
Q49 - Vital Signs At a Glance Contract Report for 578940/0001 - June 2019

Name or company name	MR CJ BELFIELD
Contract type name	GDS Contract
Purpose of contract	General
Contract start date	01/04/2006
Contract end date	

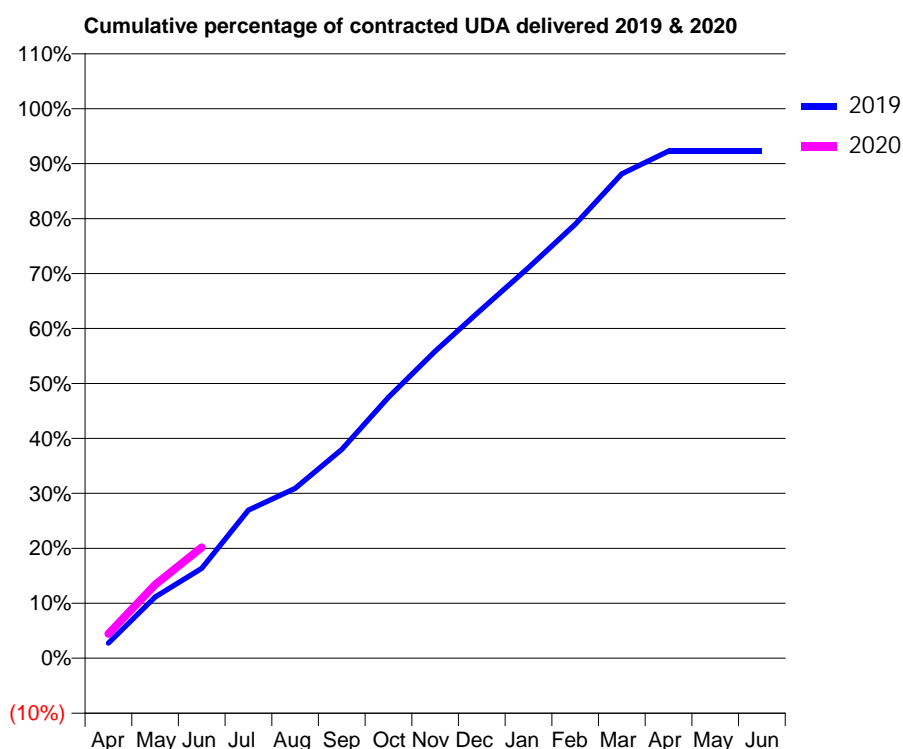
19/20 Contracted general activity (UDA)	8,000
Carry forward general activity (UDA)	0
19/20 Contracted orthodontic activity (UOA)	0
Carry forward orthodontic activity (UOA)	0
Baseline contract value	£214,609.47

ACCESS*

Patients seen in 24 months	Total	Change since previous quarter
Quarter ending June 2018	3,523	
Quarter ending September 2018	3,470	↓
Quarter ending December 2018	3,440	→
Quarter ending March 2019	3,420	→
Quarter ending June 2019	3,401	→
Variance since June 2018	(3.5%)	↓



ACTIVITY



Month	2019	2020
April	247	357
May	1,004	1,072
June	1,472	1,614
July	2,425	
August	2,782	
September	3,418	
October	4,274	
November	5,030	
December	5,718	
January	6,396	
February	7,108	
March	7,931	
April	8,306	
May	8,306	
June	8,306	

QUALITY

	Quantity	Base Number	Contract	AT	Region	England
% of FP17s for the same patient ID Re-attending within 3 months - Children	20	259	7.7%	10.2%	12.1%	11.4%
% of FP17s for the same patient ID Re-attending within 3 months - Adults	81	1,028	7.9%	14.2%	15.6%	15.4%
% of FP17s for the same patient ID Re-attending between 3 & 9 months - Children	172	259	66.4%	58.1%	61.2%	59.8%
% of FP17s for the same patient ID Re-attending between 3 & 9 months - Adults	746	1,028	72.6%	53.3%	54.5%	52.1%
% of FP17s for Band 1 Urgent Courses	53	1,091	4.9%	8.4%	9.1%	9.2%
% of FP17s Relating to Free Repair or Replacements	7	1,091	0.6%	1.1%	1.0%	0.7%
% of FP17s Relating to Continuations	8	1,091	0.7%	1.2%	1.0%	0.8%
% of Patients satisfied with the dentistry they have received	3	3	N/A	96.0%	94.2%	93.4%
% of Patients satisfied with the time they had to wait for an appointment	2	3	N/A	91.3%	88.4%	87.6%

* This is based on patients treated on this contract for their most recent course of treatment.

Figures in italics indicate the base number of FP17s or Patient Questionnaire responses are less than 100. N/A is shown where the base number of responses is less than 10 during the period. % is calculated as Quantity/Base number*100

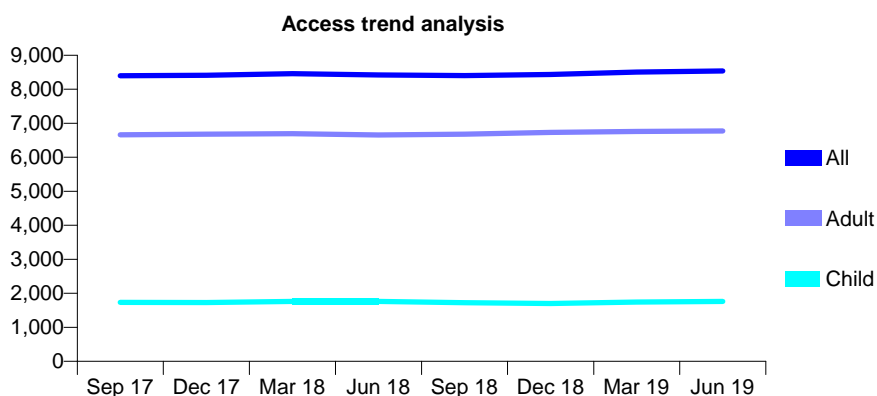
Q49 - Vital Signs At a Glance Contract Report for 601365/0001 - June 2019

Name or company name	MRS JA OWEN
Contract type name	GDS Contract
Purpose of contract	General
Contract start date	01/05/2015
Contract end date	

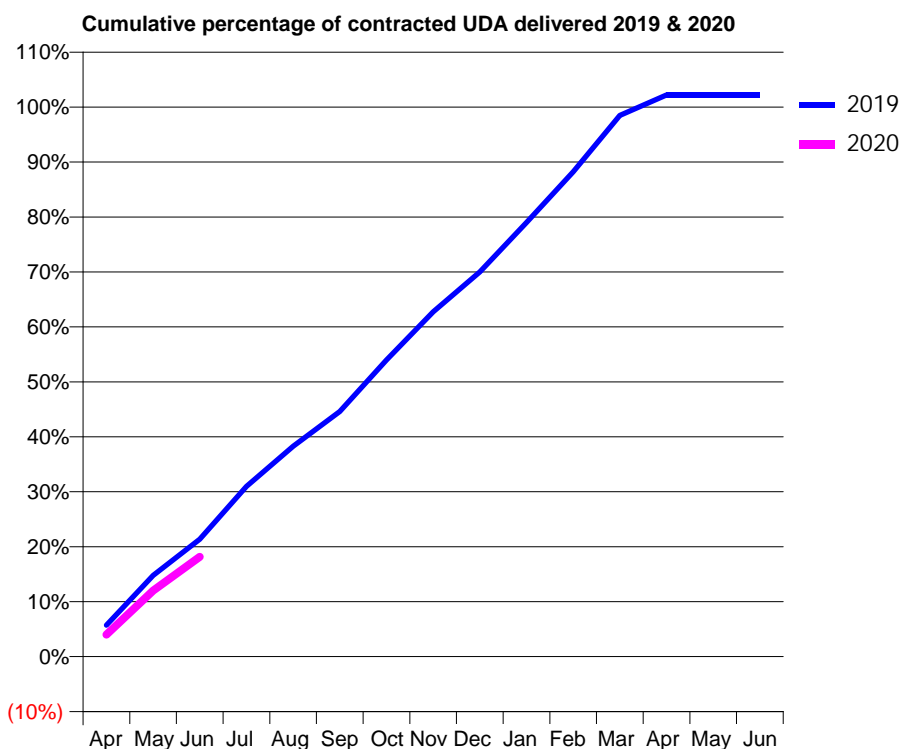
19/20 Contracted general activity (UDA)	23,296
Carry forward general activity (UDA)	0
19/20 Contracted orthodontic activity (UOA)	0
Carry forward orthodontic activity (UOA)	0
Baseline contract value	£684,465.16

ACCESS*

Patients seen in 24 months	Total	Change since previous quarter
Quarter ending June 2018	8,421	
Quarter ending September 2018	8,403	→
Quarter ending December 2018	8,432	→
Quarter ending March 2019	8,503	→
Quarter ending June 2019	8,539	→
Variance since June 2018	1.4%	→



ACTIVITY



Month	Adjusted Scheduled Activity (UDA)	
	2019	2020
April	1,334	937
May	3,446	2,799
June	4,979	4,229
July	7,216	
August	8,920	
September	10,391	
October	12,574	
November	14,614	
December	16,309	
January	18,403	
February	20,550	
March	22,940	
April	23,809	
May	23,809	
June	23,806	

QUALITY

	Quantity	Base Number	Contract	AT	Region	England
% of FP17s for the same patient ID Re-attending within 3 months - Children	30	541	5.5%	10.2%	12.1%	11.4%
% of FP17s for the same patient ID Re-attending within 3 months - Adults	243	2,064	11.8%	14.2%	15.6%	15.4%
% of FP17s for the same patient ID Re-attending between 3 & 9 months - Children	323	541	59.7%	58.1%	61.2%	59.8%
% of FP17s for the same patient ID Re-attending between 3 & 9 months - Adults	1,220	2,064	59.1%	53.3%	54.5%	52.1%
% of FP17s for Band 1 Urgent Courses	36	2,091	1.7%	8.4%	9.1%	9.2%
% of FP17s Relating to Free Repair or Replacements	48	2,091	2.3%	1.1%	1.0%	0.7%
% of FP17s Relating to Continuations	10	2,091	0.5%	1.2%	1.0%	0.8%
% of Patients satisfied with the dentistry they have received	2	2	N/A	96.0%	94.2%	93.4%
% of Patients satisfied with the time they had to wait for an appointment	1	2	N/A	91.3%	88.4%	87.6%

* This is based on patients treated on this contract for their most recent course of treatment. Figures in italics indicate the base number of FP17s or Patient Questionnaire responses are less than 100. N/A is shown where the base number of responses is less than 10 during the period. % is calculated as Quantity/Base number*100

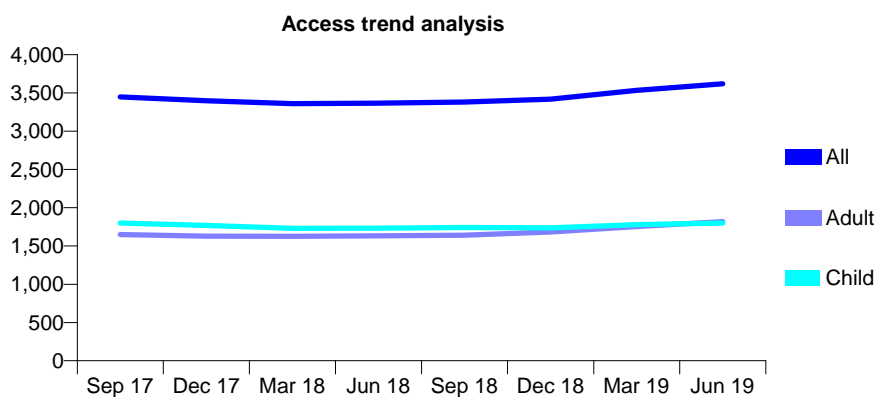
Q49 - Vital Signs At a Glance Contract Report for 622605/0001 - June 2019

Name or company name	MR RA GRANT
Contract type name	GDS Contract
Purpose of contract	General
Contract start date	01/04/2006
Contract end date	

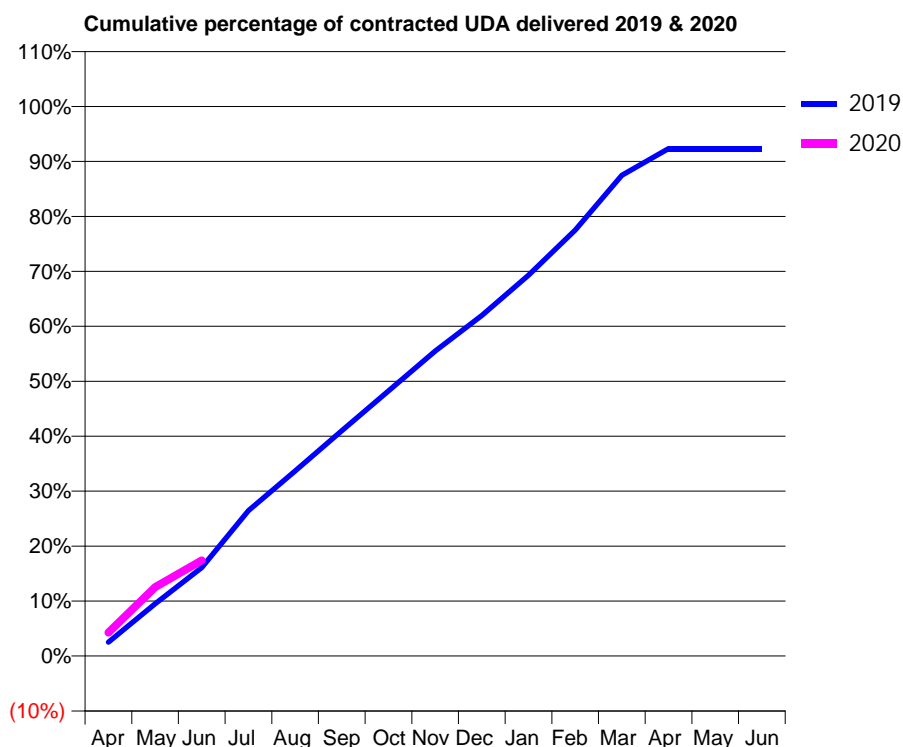
19/20 Contracted general activity (UDA)	11,293
Carry forward general activity (UDA)	0
19/20 Contracted orthodontic activity (UOA)	0
Carry forward orthodontic activity (UOA)	0
Baseline contract value	£301,212.39

ACCESS*

Patients seen in 24 months	Total	Change since previous quarter
Quarter ending June 2018	3,366	
Quarter ending September 2018	3,381	→
Quarter ending December 2018	3,418	→
Quarter ending March 2019	3,533	↑
Quarter ending June 2019	3,619	↑
Variance since June 2018	7.5%	↑



ACTIVITY



Month	Adjusted Scheduled Activity (UDA)	
	2019	2020
April	287	481
May	1,072	1,414
June	1,819	1,966
July	2,989	
August	3,806	
September	4,630	
October	5,446	
November	6,267	
December	6,998	
January	7,825	
February	8,756	
March	9,877	
April	10,426	
May	10,427	
June	10,427	

QUALITY

	Quantity	Base Number	Contract	AT	Region	England
% of FP17s for the same patient ID Re-attending within 3 months - Children	39	555	7.0%	10.2%	12.1%	11.4%
% of FP17s for the same patient ID Re-attending within 3 months - Adults	103	587	17.5%	14.2%	15.6%	15.4%
% of FP17s for the same patient ID Re-attending between 3 & 9 months - Children	291	555	52.4%	58.1%	61.2%	59.8%
% of FP17s for the same patient ID Re-attending between 3 & 9 months - Adults	258	587	44.0%	53.3%	54.5%	52.1%
% of FP17s for Band 1 Urgent Courses	61	951	6.4%	8.4%	9.1%	9.2%
% of FP17s Relating to Free Repair or Replacements	3	951	0.3%	1.1%	1.0%	0.7%
% of FP17s Relating to Continuations	0	951	0.0%	1.2%	1.0%	0.8%
% of Patients satisfied with the dentistry they have received	2	2	N/A	96.0%	94.2%	93.4%
% of Patients satisfied with the time they had to wait for an appointment	2	2	N/A	91.3%	88.4%	87.6%

* This is based on patients treated on this contract for their most recent course of treatment. Figures in italics indicate the base number of FP17s or Patient Questionnaire responses are less than 100. N/A is shown where the base number of responses is less than 10 during the period. % is calculated as Quantity/Base number*100

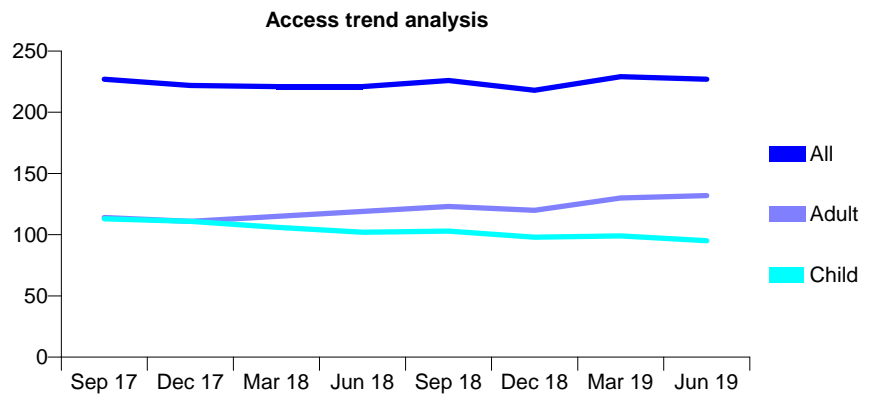
Q49 - Vital Signs At a Glance Contract Report for 622605/0002 - June 2019

Name or company name	MR RA GRANT
Contract type name	GDS Contract
Purpose of contract	General
Contract start date	01/04/2006
Contract end date	

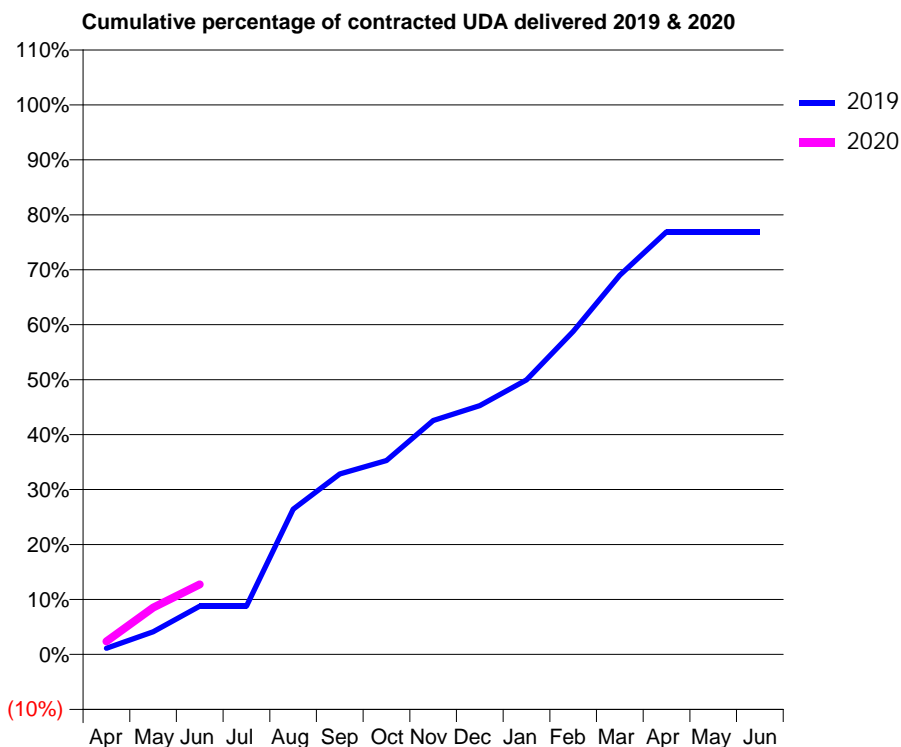
19/20 Contracted general activity (UDA)	813
Carry forward general activity (UDA)	0
19/20 Contracted orthodontic activity (UOA)	0
Carry forward orthodontic activity (UOA)	0
Baseline contract value	£20,599.80

ACCESS*

Patients seen in 24 months	Total	Change since previous quarter
Quarter ending June 2018	221	
Quarter ending September 2018	226	↑
Quarter ending December 2018	218	↓
Quarter ending March 2019	229	↑
Quarter ending June 2019	227	→
Variance since June 2018	2.7%	↑



ACTIVITY



Month	2019	2020
April	9	19
May	33	69
June	72	104
July	72	
August	215	
September	267	
October	287	
November	346	
December	368	
January	406	
February	478	
March	561	
April	625	
May	625	
June	625	

QUALITY

	Quantity	Base Number	Contract	AT	Region	England
% of FP17s for the same patient ID Re-attending within 3 months - Children	6	56	10.7%	10.2%	12.1%	11.4%
% of FP17s for the same patient ID Re-attending within 3 months - Adults	6	36	16.7%	14.2%	15.6%	15.4%
% of FP17s for the same patient ID Re-attending between 3 & 9 months - Children	27	56	48.2%	58.1%	61.2%	59.8%
% of FP17s for the same patient ID Re-attending between 3 & 9 months - Adults	14	36	38.9%	53.3%	54.5%	52.1%
% of FP17s for Band 1 Urgent Courses	3	66	4.5%	8.4%	9.1%	9.2%
% of FP17s Relating to Free Repair or Replacements	0	66	0.0%	1.1%	1.0%	0.7%
% of FP17s Relating to Continuations	0	66	0.0%	1.2%	1.0%	0.8%
% of Patients satisfied with the dentistry they have received	0	0	N/A	96.0%	94.2%	93.4%
% of Patients satisfied with the time they had to wait for an appointment	0	0	N/A	91.3%	88.4%	87.6%

* This is based on patients treated on this contract for their most recent course of treatment. Figures in italics indicate the base number of FP17s or Patient Questionnaire responses are less than 100. N/A is shown where the base number of responses is less than 10 during the period. % is calculated as Quantity/Base number*100

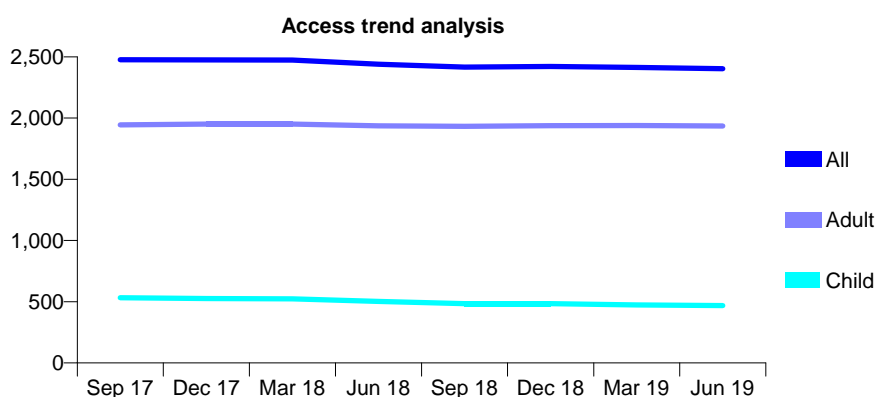
Q49 - Vital Signs At a Glance Contract Report for 631434/0001 - June 2019

Name or company name	MR JM ATKINSON
Contract type name	GDS Contract
Purpose of contract	General
Contract start date	01/04/2006
Contract end date	

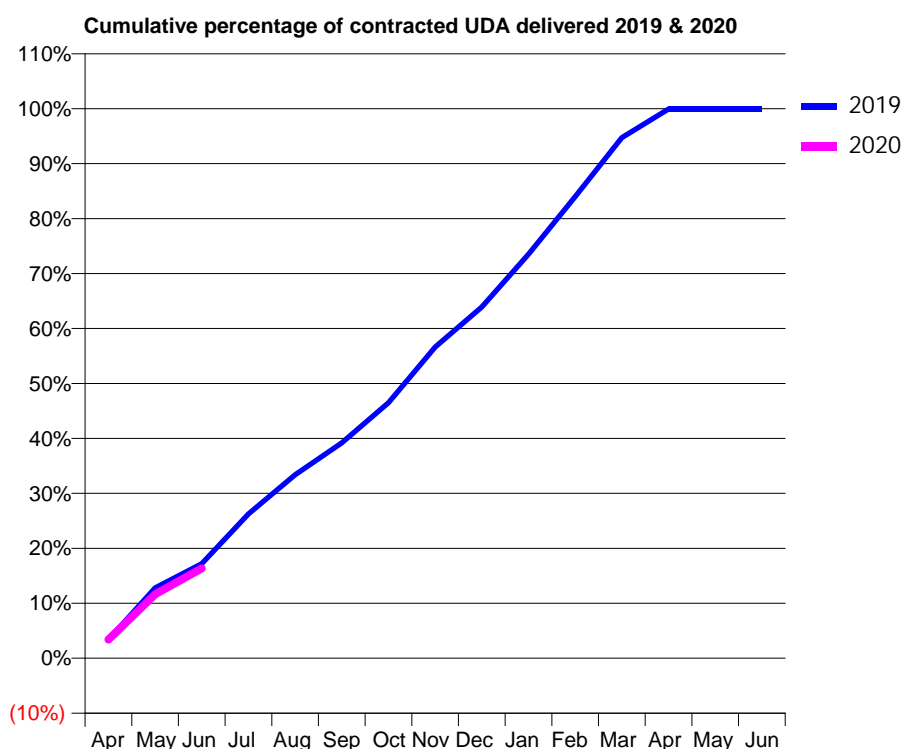
19/20 Contracted general activity (UDA)	8,350
Carry forward general activity (UDA)	0
19/20 Contracted orthodontic activity (UOA)	0
Carry forward orthodontic activity (UOA)	0
Baseline contract value	£198,185.21

ACCESS*

Patients seen in 24 months	Total	Change since previous quarter
Quarter ending June 2018	2,439	
Quarter ending September 2018	2,417	→
Quarter ending December 2018	2,421	→
Quarter ending March 2019	2,413	→
Quarter ending June 2019	2,404	→
Variance since June 2018	(1.4%)	↓



ACTIVITY



Month	2019	2020
April	282	285
May	1,070	971
June	1,435	1,366
July	2,191	
August	2,786	
September	3,272	
October	3,883	
November	4,728	
December	5,336	
January	6,139	
February	7,014	
March	7,909	
April	8,346	
May	8,346	
June	8,346	

QUALITY

	Quantity	Base Number	Contract	AT	Region	England
% of FP17s for the same patient ID Re-attending within 3 months - Children	9	168	5.4%	10.2%	12.1%	11.4%
% of FP17s for the same patient ID Re-attending within 3 months - Adults	164	756	21.7%	14.2%	15.6%	15.4%
% of FP17s for the same patient ID Re-attending between 3 & 9 months - Children	103	168	61.3%	58.1%	61.2%	59.8%
% of FP17s for the same patient ID Re-attending between 3 & 9 months - Adults	428	756	56.6%	53.3%	54.5%	52.1%
% of FP17s for Band 1 Urgent Courses	43	726	5.9%	8.4%	9.1%	9.2%
% of FP17s Relating to Free Repair or Replacements	21	726	2.9%	1.1%	1.0%	0.7%
% of FP17s Relating to Continuations	8	726	1.1%	1.2%	1.0%	0.8%
% of Patients satisfied with the dentistry they have received	4	4	N/A	96.0%	94.2%	93.4%
% of Patients satisfied with the time they had to wait for an appointment	4	4	N/A	91.3%	88.4%	87.6%

* This is based on patients treated on this contract for their most recent course of treatment.

Figures in italics indicate the base number of FP17s or Patient Questionnaire responses are less than 100. N/A is shown where the base number of responses is less than 10 during the period. % is calculated as Quantity/Base number*100

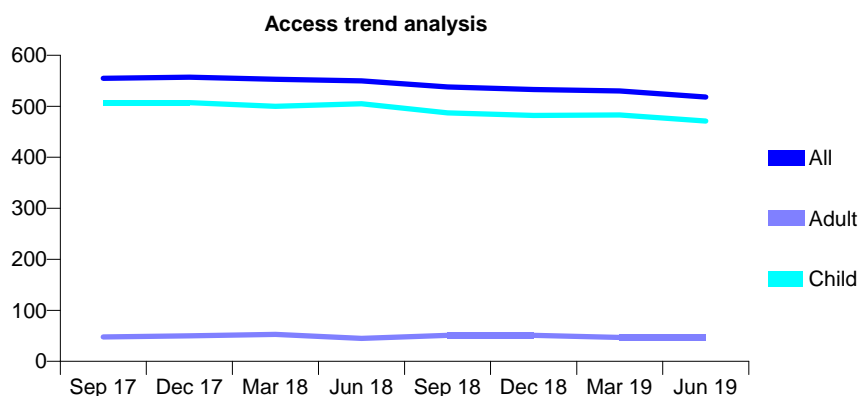
Q49 - Vital Signs At a Glance Contract Report for 635081/0001 - June 2019

Name or company name	MR WA TAYLOR
Contract type name	GDS Contract
Purpose of contract	General and Orthodontic
Contract start date	01/04/2006
Contract end date	

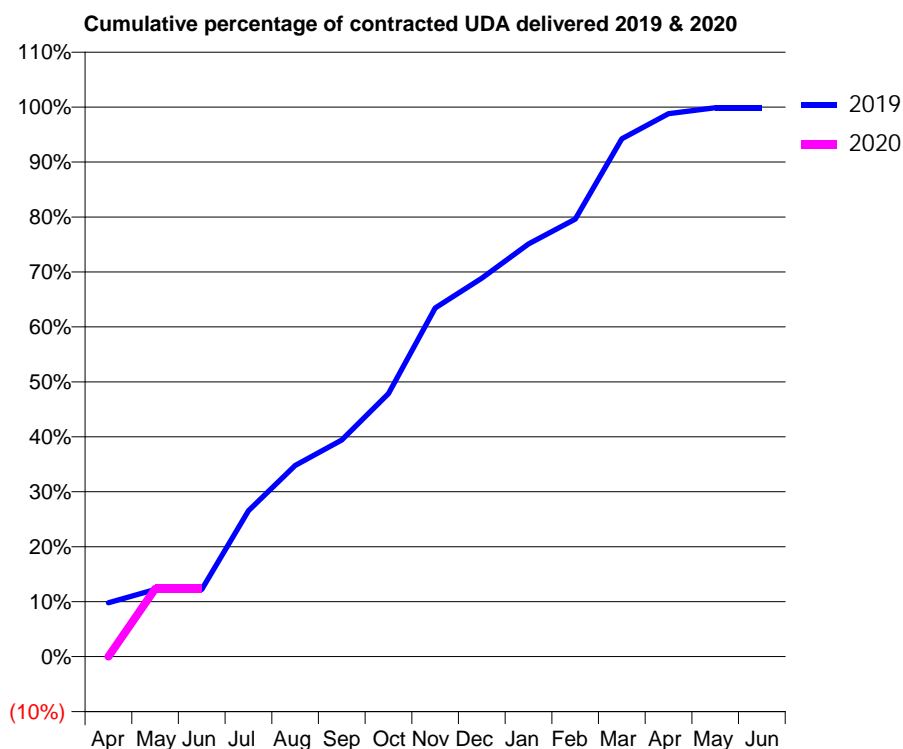
19/20 Contracted general activity (UDA)	1,400
Carry forward general activity (UDA)	0
19/20 Contracted orthodontic activity (UOA)	0
Carry forward orthodontic activity (UOA)	0
Baseline contract value	£34,262.00

ACCESS*

Patients seen in 24 months	Total	Change since previous quarter
Quarter ending June 2018	550	
Quarter ending September 2018	538	↓
Quarter ending December 2018	533	→
Quarter ending March 2019	530	→
Quarter ending June 2019	518	↓
Variance since June 2018	(5.8%)	↓



ACTIVITY



Month	Adjusted Scheduled Activity (UDA)	
	2019	2020
April	137	0
May	171	173
June	171	173
July	371	
August	487	
September	552	
October	670	
November	888	
December	964	
January	1,051	
February	1,114	
March	1,319	
April	1,383	
May	1,398	
June	1,398	

QUALITY

	Quantity	Base Number	Contract	AT	Region	England
% of FP17s for the same patient ID Re-attending within 3 months - Children	8	150	5.3%	10.2%	12.1%	11.4%
% of FP17s for the same patient ID Re-attending within 3 months - Adults	0	0	N/A	14.2%	15.6%	15.4%
% of FP17s for the same patient ID Re-attending between 3 & 9 months - Children	127	150	84.7%	58.1%	61.2%	59.8%
% of FP17s for the same patient ID Re-attending between 3 & 9 months - Adults	0	0	N/A	53.3%	54.5%	52.1%
% of FP17s for Band 1 Urgent Courses	4	105	3.8%	8.4%	9.1%	9.2%
% of FP17s Relating to Free Repair or Replacements	0	105	0.0%	1.1%	1.0%	0.7%
% of FP17s Relating to Continuations	0	105	0.0%	1.2%	1.0%	0.8%
% of Patients satisfied with the dentistry they have received	0	0	N/A	96.0%	94.2%	93.4%
% of Patients satisfied with the time they had to wait for an appointment	0	0	N/A	91.3%	88.4%	87.6%

* This is based on patients treated on this contract for their most recent course of treatment. Figures in italics indicate the base number of FP17s or Patient Questionnaire responses are less than 100. N/A is shown where the base number of responses is less than 10 during the period. % is calculated as Quantity/Base number*100

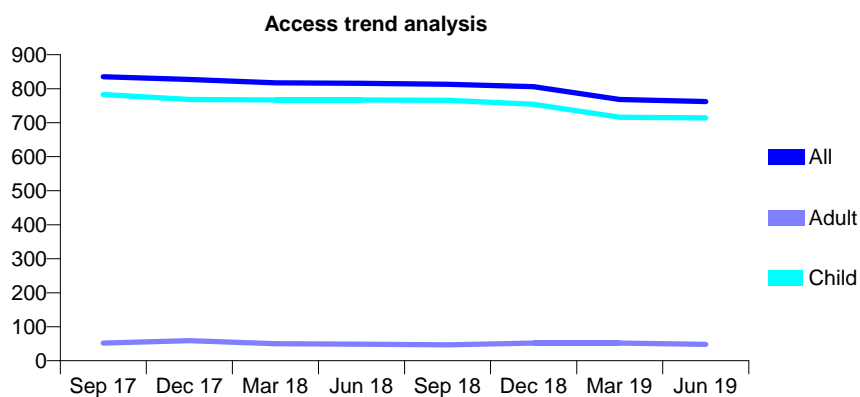
Q49 - Vital Signs At a Glance Contract Report for 636029/0001 - June 2019

Name or company name	MRS JM STEVENSON
Contract type name	GDS Contract
Purpose of contract	General and Orthodontic
Contract start date	01/04/2006
Contract end date	

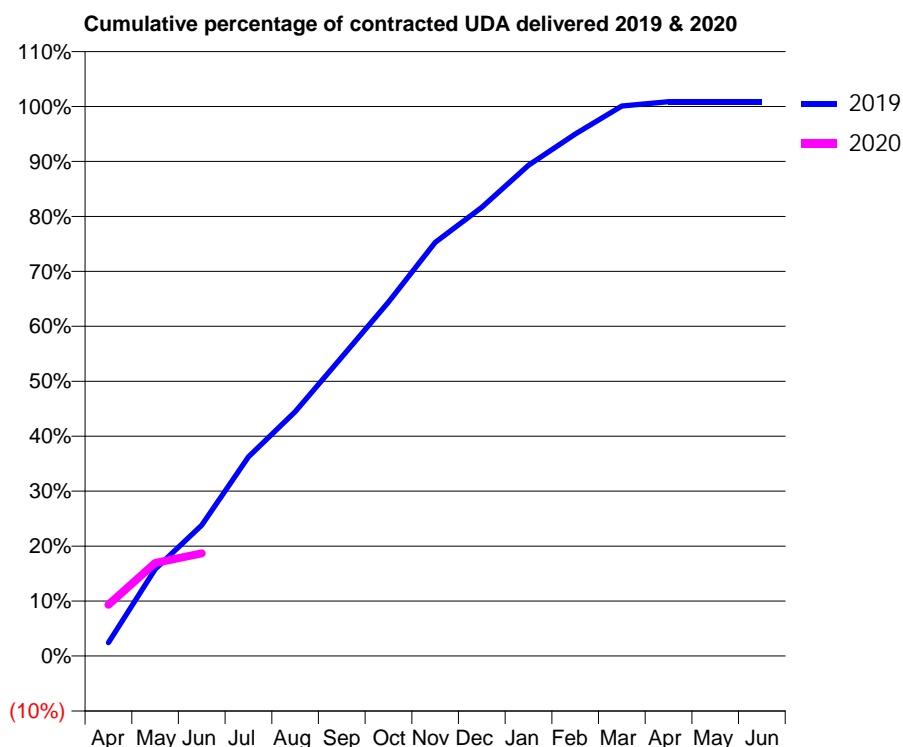
19/20 Contracted general activity (UDA)	1,515
Carry forward general activity (UDA)	0
19/20 Contracted orthodontic activity (UOA)	0
Carry forward orthodontic activity (UOA)	0
Baseline contract value	£37,443.73

ACCESS*

Patients seen in 24 months	Total	Change since previous quarter
Quarter ending June 2018	816	
Quarter ending September 2018	813	→
Quarter ending December 2018	806	→
Quarter ending March 2019	768	↓
Quarter ending June 2019	762	→
Variance since June 2018	(6.6%)	↓



ACTIVITY



Month	Adjusted Scheduled Activity (UDA)	
	2019	2020
April	37	141
May	239	257
June	361	283
July	549	
August	673	
September	824	
October	976	
November	1,140	
December	1,237	
January	1,353	
February	1,439	
March	1,516	
April	1,528	
May	1,528	
June	1,528	

QUALITY

	Quantity	Base Number	Contract	AT	Region	England
% of FP17s for the same patient ID Re-attending within 3 months - Children	13	223	5.8%	10.2%	12.1%	11.4%
% of FP17s for the same patient ID Re-attending within 3 months - Adults	0	0	N/A	14.2%	15.6%	15.4%
% of FP17s for the same patient ID Re-attending between 3 & 9 months - Children	135	223	60.5%	58.1%	61.2%	59.8%
% of FP17s for the same patient ID Re-attending between 3 & 9 months - Adults	0	0	N/A	53.3%	54.5%	52.1%
% of FP17s for Band 1 Urgent Courses	4	212	1.9%	8.4%	9.1%	9.2%
% of FP17s Relating to Free Repair or Replacements	0	212	0.0%	1.1%	1.0%	0.7%
% of FP17s Relating to Continuations	4	212	1.9%	1.2%	1.0%	0.8%
% of Patients satisfied with the dentistry they have received	0	0	N/A	96.0%	94.2%	93.4%
% of Patients satisfied with the time they had to wait for an appointment	0	0	N/A	91.3%	88.4%	87.6%

* This is based on patients treated on this contract for their most recent course of treatment. Figures in italics indicate the base number of FP17s or Patient Questionnaire responses are less than 100. N/A is shown where the base number of responses is less than 10 during the period. % is calculated as Quantity/Base number*100

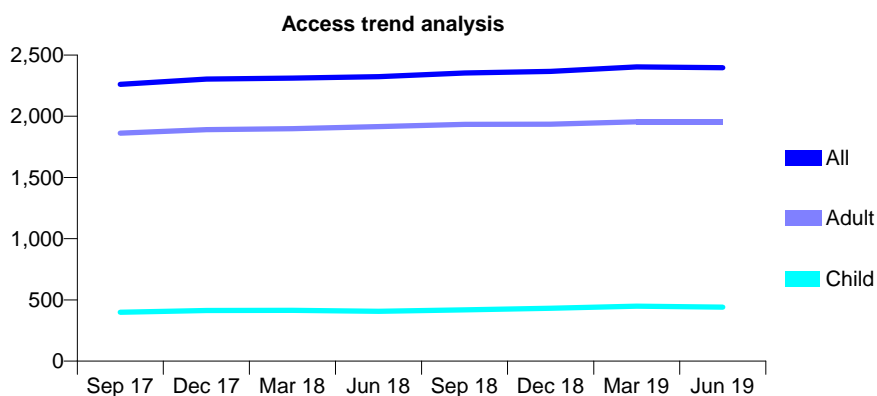
Q49 - Vital Signs At a Glance Contract Report for 636746/0001 - June 2019

Name or company name	Marsden Road Dental Practice Partnership
Contract type name	GDS Contract
Purpose of contract	General and Orthodontic
Contract start date	01/04/2006
Contract end date	

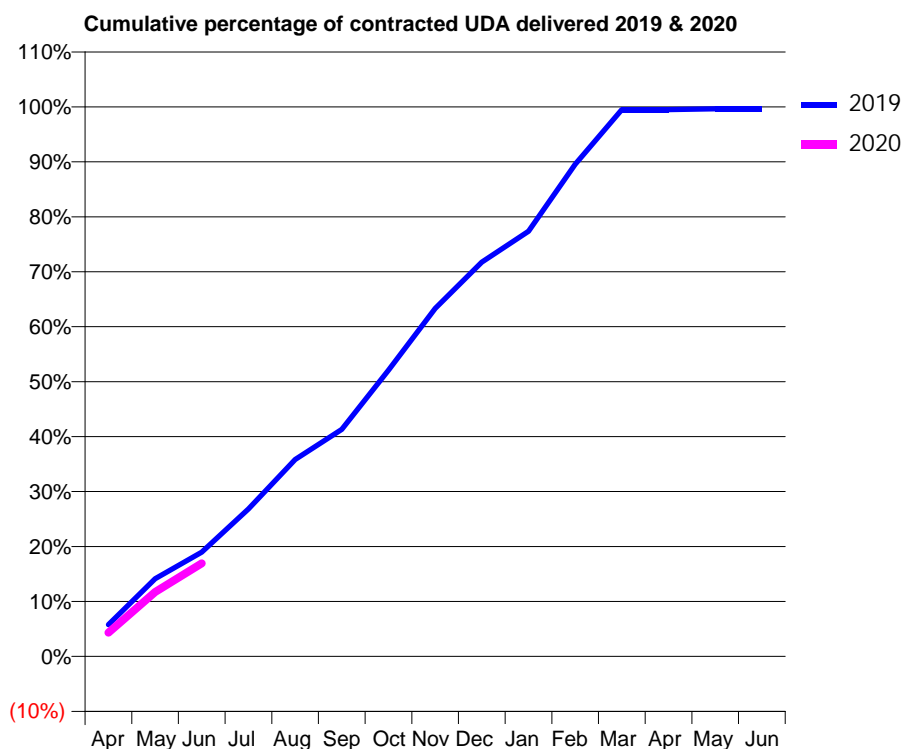
19/20 Contracted general activity (UDA)	8,699
Carry forward general activity (UDA)	0
19/20 Contracted orthodontic activity (UOA)	0
Carry forward orthodontic activity (UOA)	0
Baseline contract value	£237,871.00

ACCESS*

Patients seen in 24 months	Total	Change since previous quarter
Quarter ending June 2018	2,323	
Quarter ending September 2018	2,353	→
Quarter ending December 2018	2,367	→
Quarter ending March 2019	2,404	→
Quarter ending June 2019	2,397	→
Variance since June 2018	3.2%	↑



ACTIVITY



Month	Adjusted Scheduled Activity (UDA)	
	2019	2020
April	504	378
May	1,230	1,021
June	1,650	1,474
July	2,334	
August	3,117	
September	3,594	
October	4,531	
November	5,510	
December	6,241	
January	6,731	
February	7,791	
March	8,654	
April	8,656	
May	8,669	
June	8,669	

QUALITY

	Quantity	Base Number	Contract	AT	Region	England
% of FP17s for the same patient ID Re-attending within 3 months - Children	8	130	6.2%	10.2%	12.1%	11.4%
% of FP17s for the same patient ID Re-attending within 3 months - Adults	94	647	14.5%	14.2%	15.6%	15.4%
% of FP17s for the same patient ID Re-attending between 3 & 9 months - Children	84	130	64.6%	58.1%	61.2%	59.8%
% of FP17s for the same patient ID Re-attending between 3 & 9 months - Adults	415	647	64.1%	53.3%	54.5%	52.1%
% of FP17s for Band 1 Urgent Courses	43	766	5.6%	8.4%	9.1%	9.2%
% of FP17s Relating to Free Repair or Replacements	8	766	1.0%	1.1%	1.0%	0.7%
% of FP17s Relating to Continuations	16	766	2.1%	1.2%	1.0%	0.8%
% of Patients satisfied with the dentistry they have received	0	0	N/A	96.0%	94.2%	93.4%
% of Patients satisfied with the time they had to wait for an appointment	0	0	N/A	91.3%	88.4%	87.6%

* This is based on patients treated on this contract for their most recent course of treatment. Figures in italics indicate the base number of FP17s or Patient Questionnaire responses are less than 100. N/A is shown where the base number of responses is less than 10 during the period. % is calculated as Quantity/Base number*100

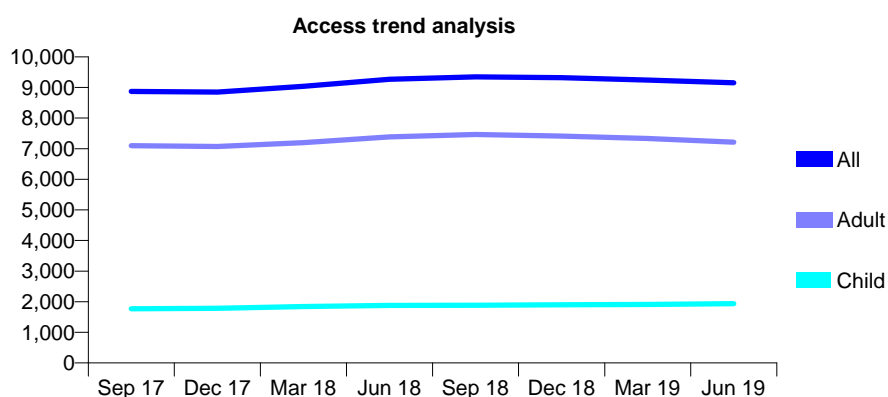
Q49 - Vital Signs At a Glance Contract Report for 636827/0001 - June 2019

Name or company name	Honour Health Partnership
Contract type name	GDS Contract
Purpose of contract	General
Contract start date	01/04/2006
Contract end date	

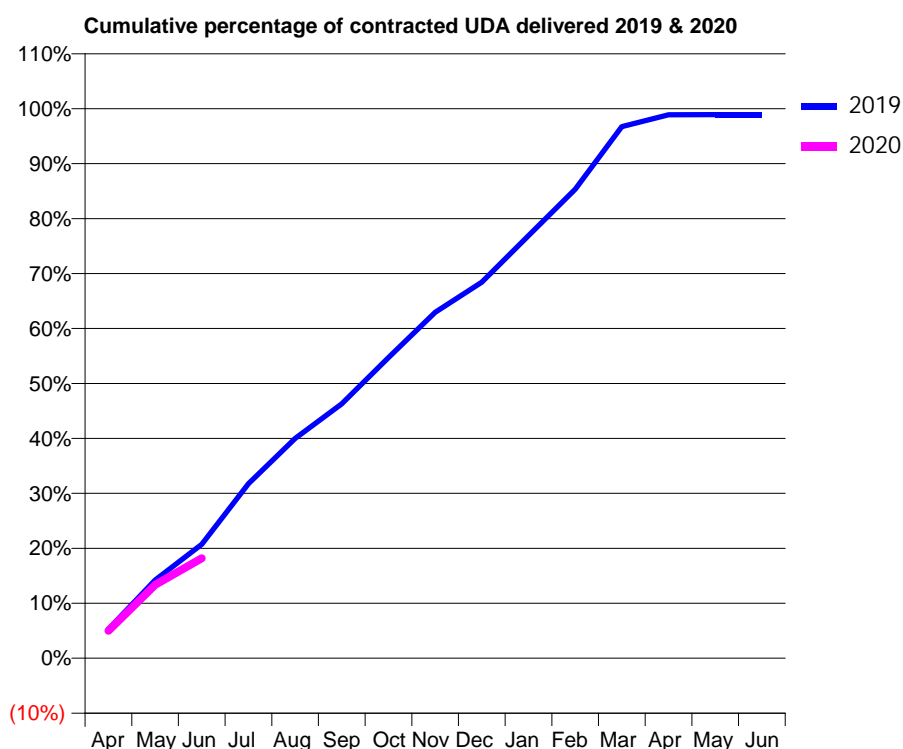
19/20 Contracted general activity (UDA)	17,950
Carry forward general activity (UDA)	0
19/20 Contracted orthodontic activity (UOA)	0
Carry forward orthodontic activity (UOA)	0
Baseline contract value	£481,432.88

ACCESS*

Patients seen in 24 months	Total	Change since previous quarter
Quarter ending June 2018	9,267	
Quarter ending September 2018	9,350	→
Quarter ending December 2018	9,316	→
Quarter ending March 2019	9,243	→
Quarter ending June 2019	9,152	→
Variance since June 2018	(1.2%)	↓



ACTIVITY



Month	2019	2020
April	949	896
May	2,554	2,398
June	3,718	3,266
July	5,701	
August	7,181	
September	8,311	
October	9,822	
November	11,299	
December	12,279	
January	13,802	
February	15,319	
March	17,361	
April	17,746	
May	17,755	
June	17,751	

QUALITY

	Quantity	Base Number	Contract	AT	Region	England
% of FP17s for the same patient ID Re-attending within 3 months - Children	32	625	5.1%	10.2%	12.1%	11.4%
% of FP17s for the same patient ID Re-attending within 3 months - Adults	198	1,743	11.4%	14.2%	15.6%	15.4%
% of FP17s for the same patient ID Re-attending between 3 & 9 months - Children	351	625	56.2%	58.1%	61.2%	59.8%
% of FP17s for the same patient ID Re-attending between 3 & 9 months - Adults	906	1,743	52.0%	53.3%	54.5%	52.1%
% of FP17s for Band 1 Urgent Courses	238	2,102	11.3%	8.4%	9.1%	9.2%
% of FP17s Relating to Free Repair or Replacements	11	2,102	0.5%	1.1%	1.0%	0.7%
% of FP17s Relating to Continuations	6	2,102	0.3%	1.2%	1.0%	0.8%
% of Patients satisfied with the dentistry they have received	5	6	N/A	96.0%	94.2%	93.4%
% of Patients satisfied with the time they had to wait for an appointment	5	6	N/A	91.3%	88.4%	87.6%

* This is based on patients treated on this contract for their most recent course of treatment. Figures in italics indicate the base number of FP17s or Patient Questionnaire responses are less than 100. N/A is shown where the base number of responses is less than 10 during the period. % is calculated as Quantity/Base number*100

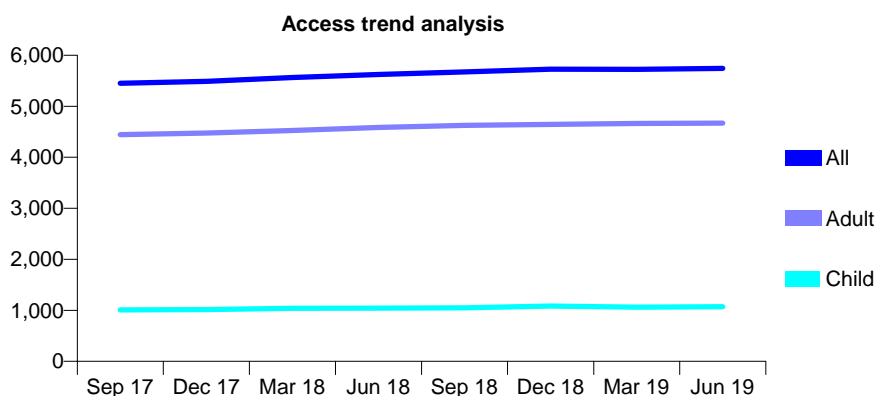
Q49 - Vital Signs At a Glance Contract Report for 642495/0001 - June 2019

Name or company name	Garvey & Hicks
Contract type name	GDS Contract
Purpose of contract	General and Orthodontic
Contract start date	01/04/2006
Contract end date	

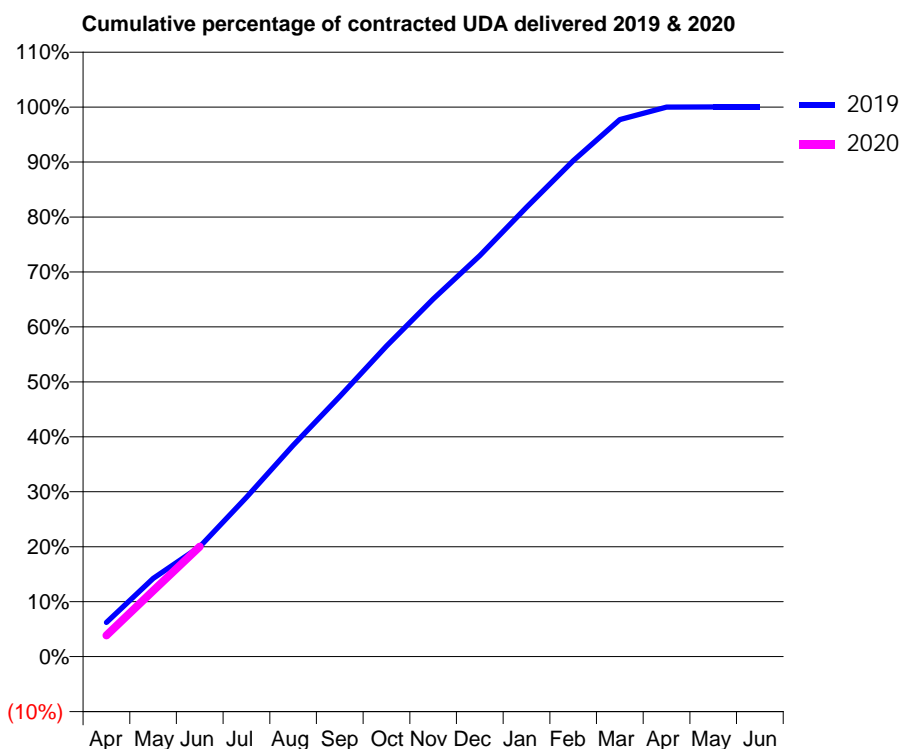
19/20 Contracted general activity (UDA)	19,348
Carry forward general activity (UDA)	0
19/20 Contracted orthodontic activity (UOA)	0
Carry forward orthodontic activity (UOA)	0
Baseline contract value	£568,755.93

ACCESS*

Patients seen in 24 months	Total	Change since previous quarter
Quarter ending June 2018	5,625	
Quarter ending September 2018	5,675	→
Quarter ending December 2018	5,728	→
Quarter ending March 2019	5,724	→
Quarter ending June 2019	5,742	→
Variance since June 2018	2.1%	↑



ACTIVITY



Month	Adjusted Scheduled Activity (UDA)	
	2019	2020
April	1,204	747
May	2,755	2,321
June	3,867	3,875
July	5,608	
August	7,438	
September	9,158	
October	10,934	
November	12,592	
December	14,117	
January	15,821	
February	17,457	
March	18,907	
April	19,348	
May	19,350	
June	19,353	

QUALITY

	Quantity	Base Number	Contract	AT	Region	England
% of FP17s for the same patient ID Re-attending within 3 months - Children	18	351	5.1%	10.2%	12.1%	11.4%
% of FP17s for the same patient ID Re-attending within 3 months - Adults	187	1,437	13.0%	14.2%	15.6%	15.4%
% of FP17s for the same patient ID Re-attending between 3 & 9 months - Children	188	351	53.6%	58.1%	61.2%	59.8%
% of FP17s for the same patient ID Re-attending between 3 & 9 months - Adults	835	1,437	58.1%	53.3%	54.5%	52.1%
% of FP17s for Band 1 Urgent Courses	110	1,599	6.9%	8.4%	9.1%	9.2%
% of FP17s Relating to Free Repair or Replacements	16	1,599	1.0%	1.1%	1.0%	0.7%
% of FP17s Relating to Continuations	19	1,599	1.2%	1.2%	1.0%	0.8%
% of Patients satisfied with the dentistry they have received	5	5	N/A	96.0%	94.2%	93.4%
% of Patients satisfied with the time they had to wait for an appointment	5	5	N/A	91.3%	88.4%	87.6%

* This is based on patients treated on this contract for their most recent course of treatment. Figures in italics indicate the base number of FP17s or Patient Questionnaire responses are less than 100. N/A is shown where the base number of responses is less than 10 during the period. % is calculated as Quantity/Base number*100

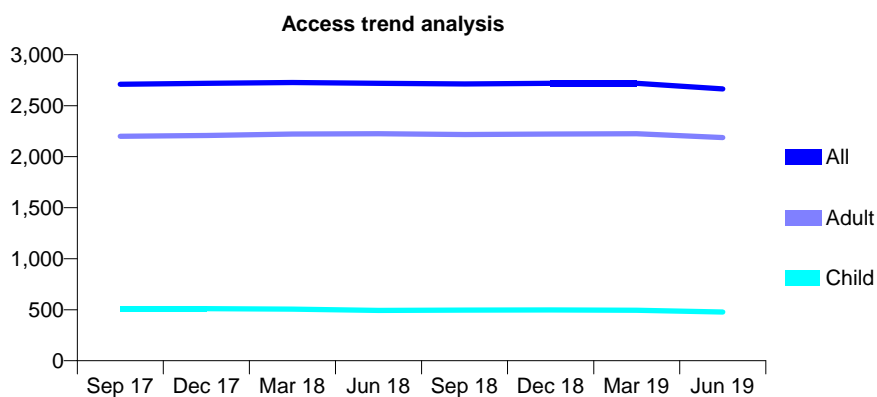
Q49 - Vital Signs At a Glance Contract Report for 643874/0001 - June 2019

Name or company name	MR M STEPHENSON
Contract type name	GDS Contract
Purpose of contract	General
Contract start date	01/04/2006
Contract end date	

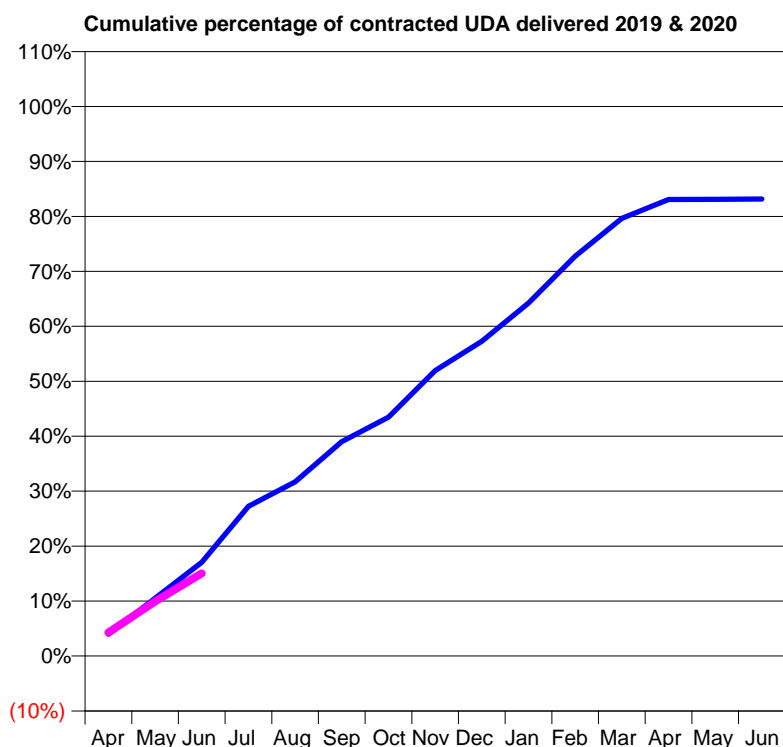
19/20 Contracted general activity (UDA)	8,954
Carry forward general activity (UDA)	0
19/20 Contracted orthodontic activity (UOA)	0
Carry forward orthodontic activity (UOA)	0
Baseline contract value	£198,803.32

ACCESS*

Patients seen in 24 months	Total	Change since previous quarter
Quarter ending June 2018	2,720	
Quarter ending September 2018	2,713	→
Quarter ending December 2018	2,720	→
Quarter ending March 2019	2,720	→
Quarter ending June 2019	2,665	↓
Variance since June 2018	(2.0%)	↓



ACTIVITY



Month	Adjusted Scheduled Activity (UDA)	
	2019	2020
April	358	383
May	944	889
June	1,526	1,349
July	2,438	
August	2,839	
September	3,493	
October	3,892	
November	4,652	
December	5,127	
January	5,751	
February	6,516	
March	7,130	
April	7,440	
May	7,440	
June	7,444	

QUALITY

	Quantity	Base Number	Contract	AT	Region	England
% of FP17s for the same patient ID Re-attending within 3 months - Children	9	142	6.3%	10.2%	12.1%	11.4%
% of FP17s for the same patient ID Re-attending within 3 months - Adults	91	695	13.1%	14.2%	15.6%	15.4%
% of FP17s for the same patient ID Re-attending between 3 & 9 months - Children	77	142	54.2%	58.1%	61.2%	59.8%
% of FP17s for the same patient ID Re-attending between 3 & 9 months - Adults	415	695	59.7%	53.3%	54.5%	52.1%
% of FP17s for Band 1 Urgent Courses	68	721	9.4%	8.4%	9.1%	9.2%
% of FP17s Relating to Free Repair or Replacements	8	721	1.1%	1.1%	1.0%	0.7%
% of FP17s Relating to Continuations	7	721	1.0%	1.2%	1.0%	0.8%
% of Patients satisfied with the dentistry they have received	1	1	N/A	96.0%	94.2%	93.4%
% of Patients satisfied with the time they had to wait for an appointment	1	1	N/A	91.3%	88.4%	87.6%

* This is based on patients treated on this contract for their most recent course of treatment. Figures in italics indicate the base number of FP17s or Patient Questionnaire responses are less than 100. N/A is shown where the base number of responses is less than 10 during the period. % is calculated as Quantity/Base number*100

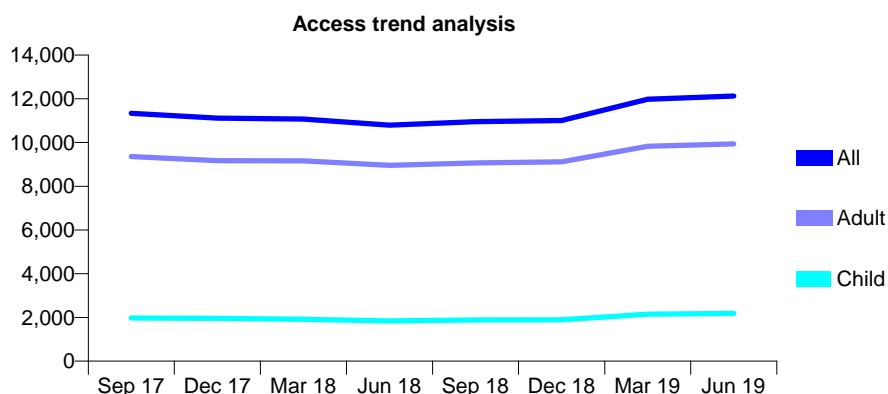
Q49 - Vital Signs At a Glance Contract Report for 644366/0001 - June 2019

Name or company name	S J Smith & Associates
Contract type name	GDS Contract
Purpose of contract	General
Contract start date	01/04/2006
Contract end date	

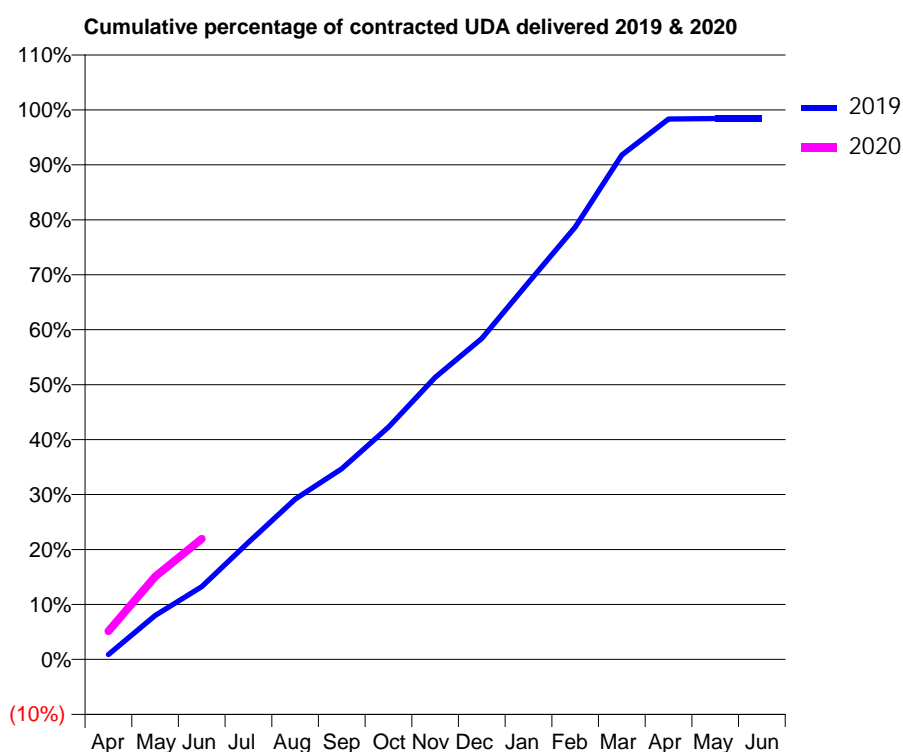
19/20 Contracted general activity (UDA)	27,687
Carry forward general activity (UDA)	0
19/20 Contracted orthodontic activity (UOA)	0
Carry forward orthodontic activity (UOA)	0
Baseline contract value	£730,903.83

ACCESS*

Patients seen in 24 months	Total	Change since previous quarter
Quarter ending June 2018	10,794	
Quarter ending September 2018	10,954	→
Quarter ending December 2018	11,010	→
Quarter ending March 2019	11,980	↑
Quarter ending June 2019	12,124	→
Variance since June 2018	12.3%	↑



ACTIVITY



Month	Adjusted Scheduled Activity (UDA)	
	2019	2020
April	273	1,421
May	2,438	4,174
June	4,030	6,076
July	6,483	
August	8,876	
September	10,569	
October	12,878	
November	15,636	
December	17,785	
January	20,889	
February	23,962	
March	27,946	
April	29,947	
May	29,973	
June	29,973	

QUALITY

	Quantity	Base Number	Contract	AT	Region	England
% of FP17s for the same patient ID Re-attending within 3 months - Children	18	616	2.9%	10.2%	12.1%	11.4%
% of FP17s for the same patient ID Re-attending within 3 months - Adults	275	2,672	10.3%	14.2%	15.6%	15.4%
% of FP17s for the same patient ID Re-attending between 3 & 9 months - Children	245	616	39.8%	58.1%	61.2%	59.8%
% of FP17s for the same patient ID Re-attending between 3 & 9 months - Adults	941	2,672	35.2%	53.3%	54.5%	52.1%
% of FP17s for Band 1 Urgent Courses	46	2,570	1.8%	8.4%	9.1%	9.2%
% of FP17s Relating to Free Repair or Replacements	24	2,570	0.9%	1.1%	1.0%	0.7%
% of FP17s Relating to Continuations	63	2,570	2.5%	1.2%	1.0%	0.8%
% of Patients satisfied with the dentistry they have received	13	13	100.0%	96.0%	94.2%	93.4%
% of Patients satisfied with the time they had to wait for an appointment	12	13	92.3%	91.3%	88.4%	87.6%

* This is based on patients treated on this contract for their most recent course of treatment. Figures in italics indicate the base number of FP17s or Patient Questionnaire responses are less than 100. N/A is shown where the base number of responses is less than 10 during the period. % is calculated as Quantity/Base number*100

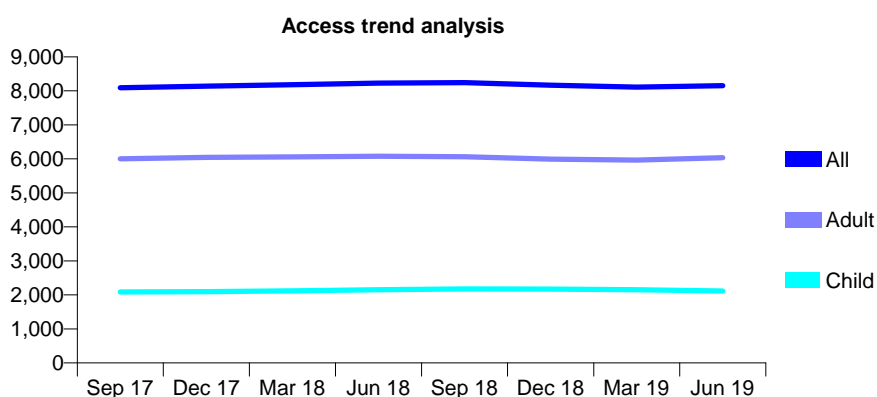
Q49 - Vital Signs At a Glance Contract Report for 644676/0001 - June 2019

Name or company name	MRS JM DORAN
Contract type name	Pilot Contract
Purpose of contract	General
Contract start date	01/04/2006
Contract end date	

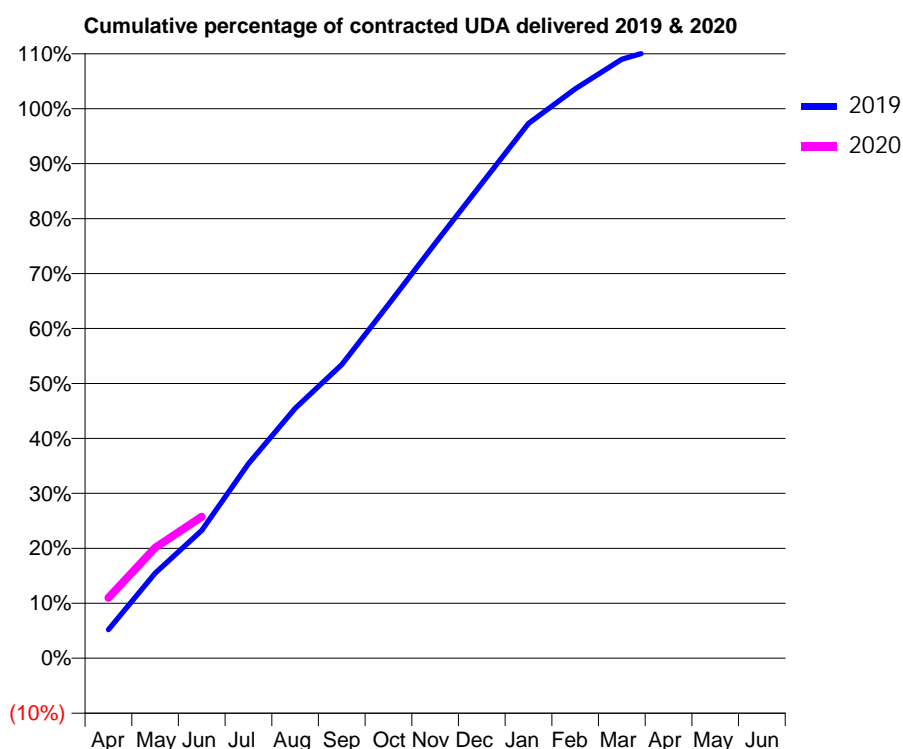
19/20 Contracted general activity (UDA)	15,280
Carry forward general activity (UDA)	0
19/20 Contracted orthodontic activity (UOA)	0
Carry forward orthodontic activity (UOA)	0
Baseline contract value	£724,495.98

ACCESS*

Patients seen in 24 months	Total	Change since previous quarter
Quarter ending June 2018	8,229	
Quarter ending September 2018	8,240	→
Quarter ending December 2018	8,165	→
Quarter ending March 2019	8,113	→
Quarter ending June 2019	8,152	→
Variance since June 2018	(0.9%)	→



ACTIVITY



Month	Adjusted Scheduled Activity (UDA)	
	2019	2020
April	796	1,681
May	2,364	3,072
June	3,554	3,935
July	5,409	
August	6,949	
September	8,165	
October	9,835	
November	11,538	
December	13,198	
January	14,870	
February	15,831	
March	16,653	
April	17,034	
May	17,062	
June	17,049	

QUALITY

	Quantity	Base Number	Contract	AT	Region	England
% of FP17s for the same patient ID Re-attending within 3 months - Children	8	380	2.1%	10.2%	12.1%	11.4%
% of FP17s for the same patient ID Re-attending within 3 months - Adults	92	1,103	8.3%	14.2%	15.6%	15.4%
% of FP17s for the same patient ID Re-attending between 3 & 9 months - Children	159	380	41.8%	58.1%	61.2%	59.8%
% of FP17s for the same patient ID Re-attending between 3 & 9 months - Adults	341	1,103	30.9%	53.3%	54.5%	52.1%
% of FP17s for Band 1 Urgent Courses	15	1,175	1.3%	8.4%	9.1%	9.2%
% of FP17s Relating to Free Repair or Replacements	6	1,175	0.5%	1.1%	1.0%	0.7%
% of FP17s Relating to Continuations	13	1,175	1.1%	1.2%	1.0%	0.8%
% of Patients satisfied with the dentistry they have received	3	4	N/A	96.0%	94.2%	93.4%
% of Patients satisfied with the time they had to wait for an appointment	4	4	N/A	91.3%	88.4%	87.6%

* This is based on patients treated on this contract for their most recent course of treatment.

Figures in italics indicate the base number of FP17s or Patient Questionnaire responses are less than 100. N/A is shown where the base number of responses is less than 10 during the period. % is calculated as Quantity/Base number*100

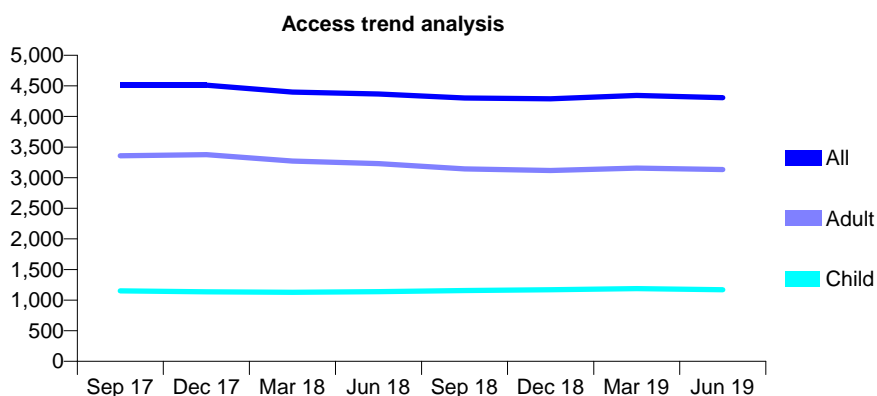
Q49 - Vital Signs At a Glance Contract Report for 644676/0002 - June 2019

Name or company name	MRS JM DORAN
Contract type name	Pilot Contract
Purpose of contract	General
Contract start date	24/05/2008
Contract end date	

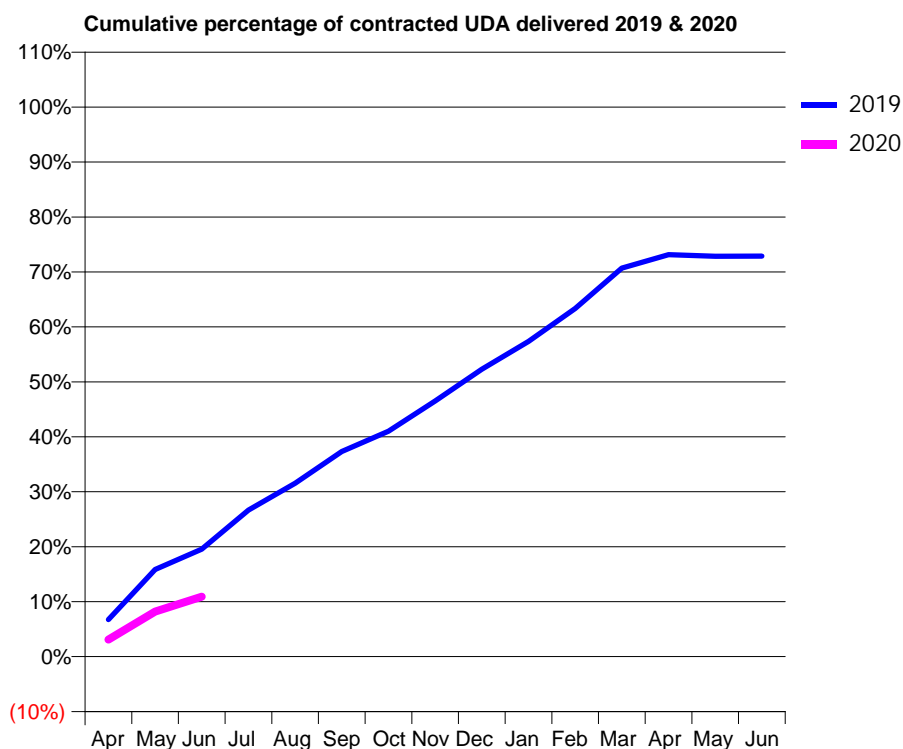
19/20 Contracted general activity (UDA)	15,280
Carry forward general activity (UDA)	0
19/20 Contracted orthodontic activity (UOA)	0
Carry forward orthodontic activity (UOA)	0
Baseline contract value	£351,862.22

ACCESS*

Patients seen in 24 months	Total	Change since previous quarter
Quarter ending June 2018	4,367	
Quarter ending September 2018	4,302	↓
Quarter ending December 2018	4,289	→
Quarter ending March 2019	4,344	→
Quarter ending June 2019	4,307	→
Variance since June 2018	(1.4%)	↓



ACTIVITY



Month	Adjusted Scheduled Activity (UDA)	
	2019	2020
April	1,029	477
May	2,422	1,254
June	2,987	1,666
July	4,075	
August	4,822	
September	5,699	
October	6,267	
November	7,110	
December	7,987	
January	8,764	
February	9,681	
March	10,804	
April	11,172	
May	11,133	
June	11,136	

QUALITY

	Quantity	Base Number	Contract	AT	Region	England
% of FP17s for the same patient ID Re-attending within 3 months - Children	14	221	6.3%	10.2%	12.1%	11.4%
% of FP17s for the same patient ID Re-attending within 3 months - Adults	38	491	7.7%	14.2%	15.6%	15.4%
% of FP17s for the same patient ID Re-attending between 3 & 9 months - Children	55	221	24.9%	58.1%	61.2%	59.8%
% of FP17s for the same patient ID Re-attending between 3 & 9 months - Adults	112	491	22.8%	53.3%	54.5%	52.1%
% of FP17s for Band 1 Urgent Courses	9	593	1.5%	8.4%	9.1%	9.2%
% of FP17s Relating to Free Repair or Replacements	5	593	0.8%	1.1%	1.0%	0.7%
% of FP17s Relating to Continuations	11	593	1.9%	1.2%	1.0%	0.8%
% of Patients satisfied with the dentistry they have received	2	2	N/A	96.0%	94.2%	93.4%
% of Patients satisfied with the time they had to wait for an appointment	2	2	N/A	91.3%	88.4%	87.6%

* This is based on patients treated on this contract for their most recent course of treatment. Figures in italics indicate the base number of FP17s or Patient Questionnaire responses are less than 100. N/A is shown where the base number of responses is less than 10 during the period. % is calculated as Quantity/Base number*100

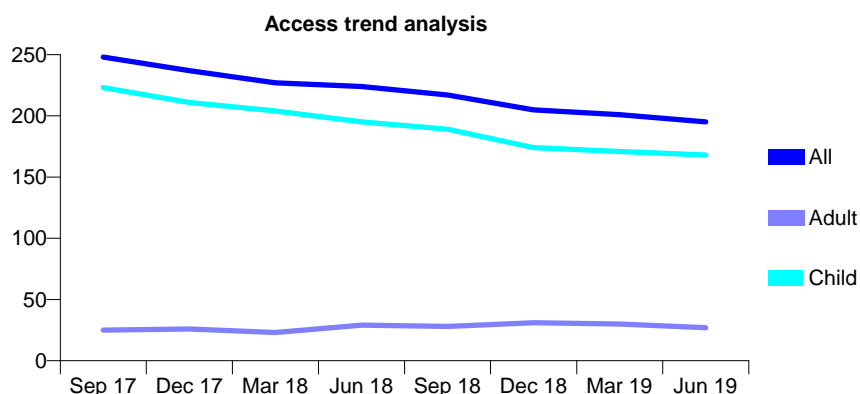
Q49 - Vital Signs At a Glance Contract Report for 649341/0001 - June 2019

Name or company name	MR SR MORRIS
Contract type name	GDS Contract
Purpose of contract	General
Contract start date	01/04/2006
Contract end date	

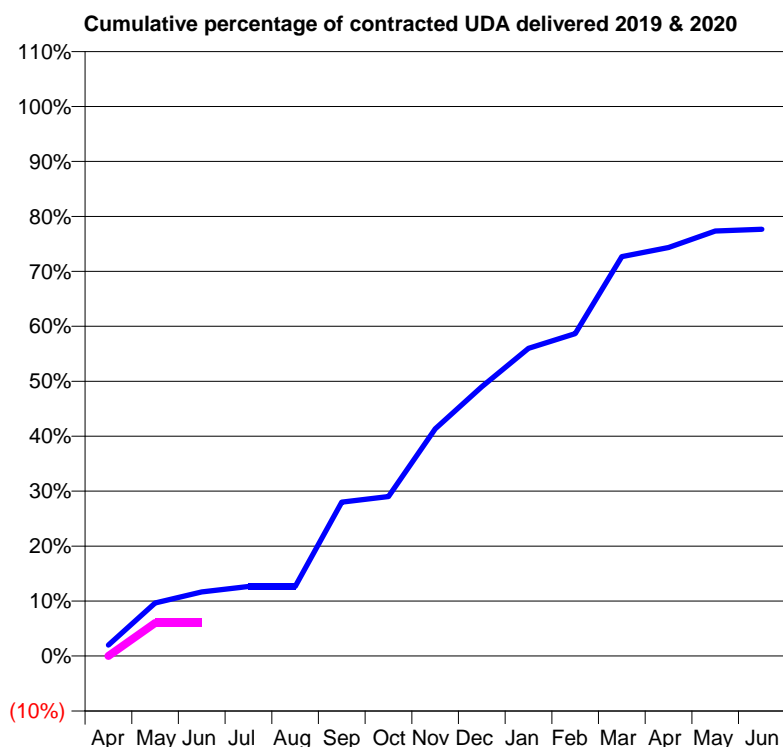
19/20 Contracted general activity (UDA)	300
Carry forward general activity (UDA)	0
19/20 Contracted orthodontic activity (UOA)	0
Carry forward orthodontic activity (UOA)	0
Baseline contract value	£6,462.94

ACCESS*

Patients seen in 24 months	Total	Change since previous quarter
Quarter ending June 2018	224	
Quarter ending September 2018	217	↓
Quarter ending December 2018	205	↓
Quarter ending March 2019	201	↓
Quarter ending June 2019	195	↓
Variance since June 2018	(12.9%)	↓



ACTIVITY



Month	Adjusted Scheduled Activity (UDA)	
	2019	2020
April	6	0
May	29	18
June	35	18
July	38	
August	38	
September	84	
October	87	
November	124	
December	147	
January	168	
February	176	
March	218	
April	223	
May	232	
June	233	

QUALITY

	Quantity	Base Number	Contract	AT	Region	England
% of FP17s for the same patient ID Re-attending within 3 months - Children	0	35	0.0%	10.2%	12.1%	11.4%
% of FP17s for the same patient ID Re-attending within 3 months - Adults	0	0	N/A	14.2%	15.6%	15.4%
% of FP17s for the same patient ID Re-attending between 3 & 9 months - Children	13	35	37.1%	58.1%	61.2%	59.8%
% of FP17s for the same patient ID Re-attending between 3 & 9 months - Adults	0	0	N/A	53.3%	54.5%	52.1%
% of FP17s for Band 1 Urgent Courses	0	17	0.0%	8.4%	9.1%	9.2%
% of FP17s Relating to Free Repair or Replacements	0	17	0.0%	1.1%	1.0%	0.7%
% of FP17s Relating to Continuations	0	17	0.0%	1.2%	1.0%	0.8%
% of Patients satisfied with the dentistry they have received	0	0	N/A	96.0%	94.2%	93.4%
% of Patients satisfied with the time they had to wait for an appointment	0	0	N/A	91.3%	88.4%	87.6%

* This is based on patients treated on this contract for their most recent course of treatment. Figures in italics indicate the base number of FP17s or Patient Questionnaire responses are less than 100. N/A is shown where the base number of responses is less than 10 during the period. % is calculated as Quantity/Base number*100

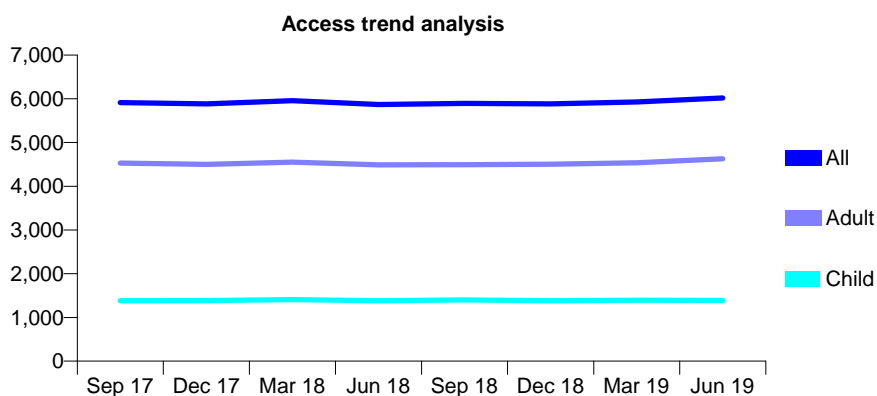
Q49 - Vital Signs At a Glance Contract Report for 650803/0001 - June 2019

Name or company name	Brantingham, Farrell, Owen & Berry
Contract type name	GDS Contract
Purpose of contract	General
Contract start date	01/04/2006
Contract end date	

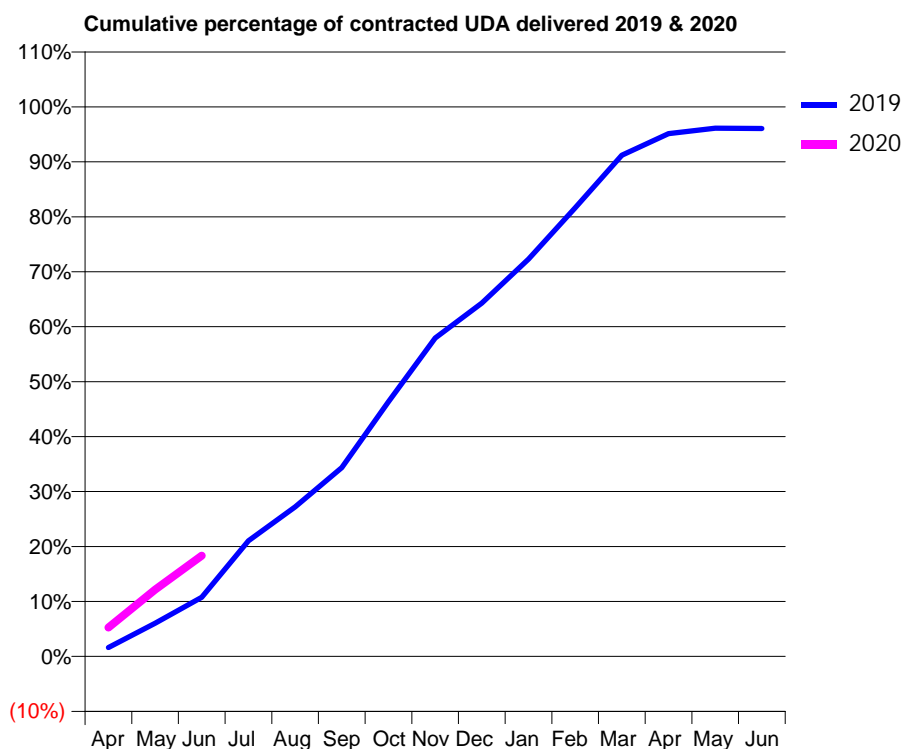
19/20 Contracted general activity (UDA)	17,629
Carry forward general activity (UDA)	0
19/20 Contracted orthodontic activity (UOA)	0
Carry forward orthodontic activity (UOA)	0
Baseline contract value	£561,959.91

ACCESS*

Patients seen in 24 months	Total	Change since previous quarter
Quarter ending June 2018	5,869	
Quarter ending September 2018	5,895	→
Quarter ending December 2018	5,884	→
Quarter ending March 2019	5,929	→
Quarter ending June 2019	6,018	→
Variance since June 2018	2.5%	↑



ACTIVITY



Month	2019	2020
April	284	925
May	1,068	2,147
June	1,898	3,234
July	3,709	
August	4,800	
September	6,057	
October	8,172	
November	10,215	
December	11,334	
January	12,746	
February	14,394	
March	16,079	
April	16,767	
May	16,945	
June	16,933	

QUALITY

	Quantity	Base Number	Contract	AT	Region	England
% of FP17s for the same patient ID Re-attending within 3 months - Children	15	443	3.4%	10.2%	12.1%	11.4%
% of FP17s for the same patient ID Re-attending within 3 months - Adults	156	1,571	9.9%	14.2%	15.6%	15.4%
% of FP17s for the same patient ID Re-attending between 3 & 9 months - Children	264	443	59.6%	58.1%	61.2%	59.8%
% of FP17s for the same patient ID Re-attending between 3 & 9 months - Adults	862	1,571	54.9%	53.3%	54.5%	52.1%
% of FP17s for Band 1 Urgent Courses	48	1,678	2.9%	8.4%	9.1%	9.2%
% of FP17s Relating to Free Repair or Replacements	13	1,678	0.8%	1.1%	1.0%	0.7%
% of FP17s Relating to Continuations	10	1,678	0.6%	1.2%	1.0%	0.8%
% of Patients satisfied with the dentistry they have received	1	1	N/A	96.0%	94.2%	93.4%
% of Patients satisfied with the time they had to wait for an appointment	1	1	N/A	91.3%	88.4%	87.6%

* This is based on patients treated on this contract for their most recent course of treatment. Figures in italics indicate the base number of FP17s or Patient Questionnaire responses are less than 100. N/A is shown where the base number of responses is less than 10 during the period. % is calculated as Quantity/Base number*100

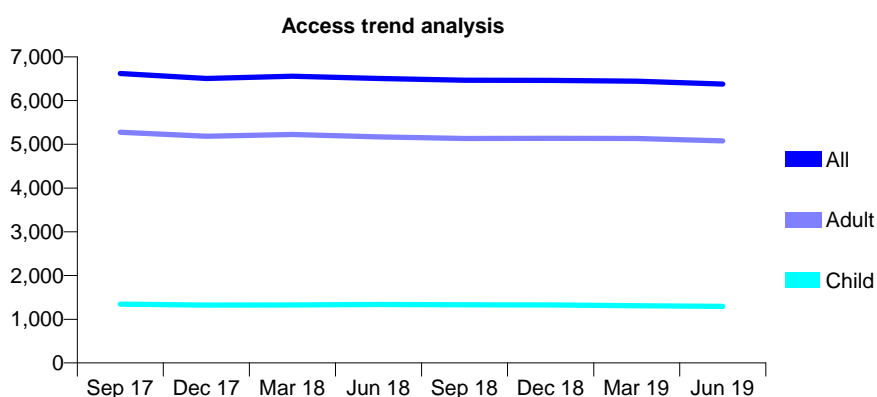
Q49 - Vital Signs At a Glance Contract Report for 653314/0001 - June 2019

Name or company name	MR JN BUTTERWORTH
Contract type name	GDS Contract
Purpose of contract	General and Orthodontic
Contract start date	01/04/2006
Contract end date	

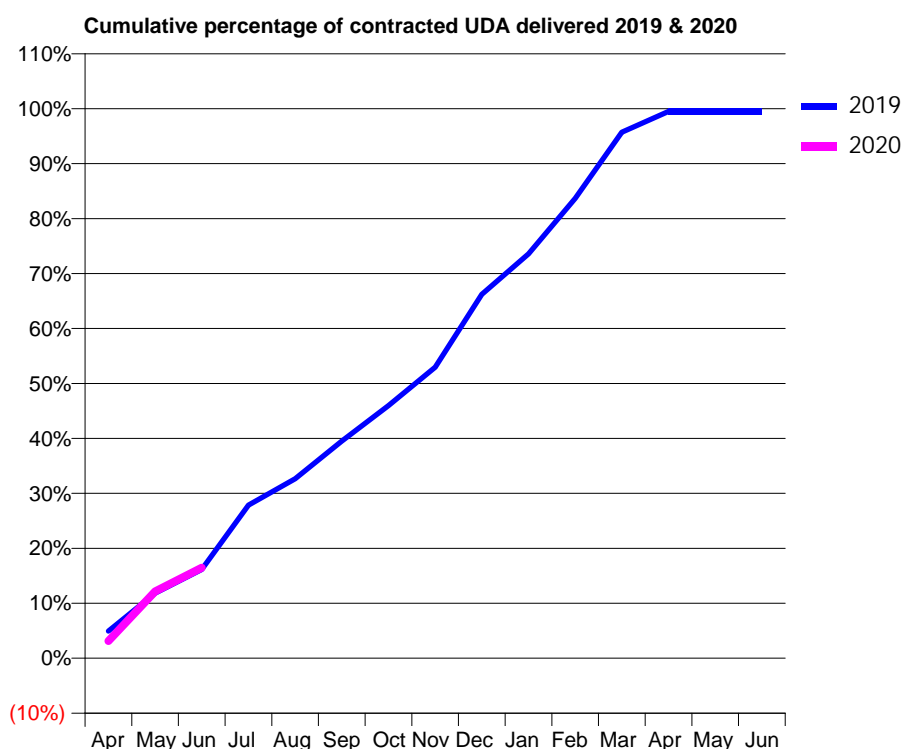
19/20 Contracted general activity (UDA)	19,577
Carry forward general activity (UDA)	0
19/20 Contracted orthodontic activity (UOA)	374
Carry forward orthodontic activity (UOA)	0
Baseline contract value	£483,506.39

ACCESS*

Patients seen in 24 months	Total	Change since previous quarter
Quarter ending June 2018	6,508	
Quarter ending September 2018	6,466	→
Quarter ending December 2018	6,463	→
Quarter ending March 2019	6,443	→
Quarter ending June 2019	6,375	↓
Variance since June 2018	(2.0%)	↓



ACTIVITY



Adjusted Scheduled Activity (UDA)		
Month	2019	2020
April	968	616
May	2,316	2,382
June	3,161	3,225
July	5,450	
August	6,394	
September	7,733	
October	8,998	
November	10,371	
December	12,961	
January	14,401	
February	16,383	
March	18,741	
April	19,474	
May	19,477	
June	19,477	

QUALITY

	Quantity	Base Number	Contract	AT	Region	England
% of FP17s for the same patient ID Re-attending within 3 months - Children	57	417	13.7%	10.2%	12.1%	11.4%
% of FP17s for the same patient ID Re-attending within 3 months - Adults	506	1,809	28.0%	14.2%	15.6%	15.4%
% of FP17s for the same patient ID Re-attending between 3 & 9 months - Children	262	417	62.8%	58.1%	61.2%	59.8%
% of FP17s for the same patient ID Re-attending between 3 & 9 months - Adults	988	1,809	54.6%	53.3%	54.5%	52.1%
% of FP17s for Band 1 Urgent Courses	275	1,728	15.9%	8.4%	9.1%	9.2%
% of FP17s Relating to Free Repair or Replacements	19	1,728	1.1%	1.1%	1.0%	0.7%
% of FP17s Relating to Continuations	50	1,728	2.9%	1.2%	1.0%	0.8%
% of Patients satisfied with the dentistry they have received	2	2	N/A	96.0%	94.2%	93.4%
% of Patients satisfied with the time they had to wait for an appointment	2	2	N/A	91.3%	88.4%	87.6%

* This is based on patients treated on this contract for their most recent course of treatment.

Figures in italics indicate the base number of FP17s or Patient Questionnaire responses are less than 100. N/A is shown where the base number of responses is less than 10 during the period. % is calculated as Quantity/Base number*100

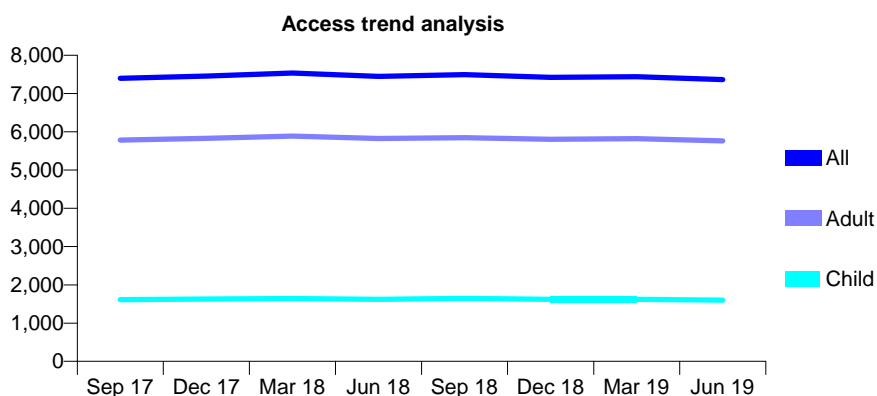
Q49 - Vital Signs At a Glance Contract Report for 654205/0001 - June 2019

Name or company name	MRS KK AMLANI
Contract type name	Pilot Contract
Purpose of contract	General and Orthodontic
Contract start date	01/04/2006
Contract end date	

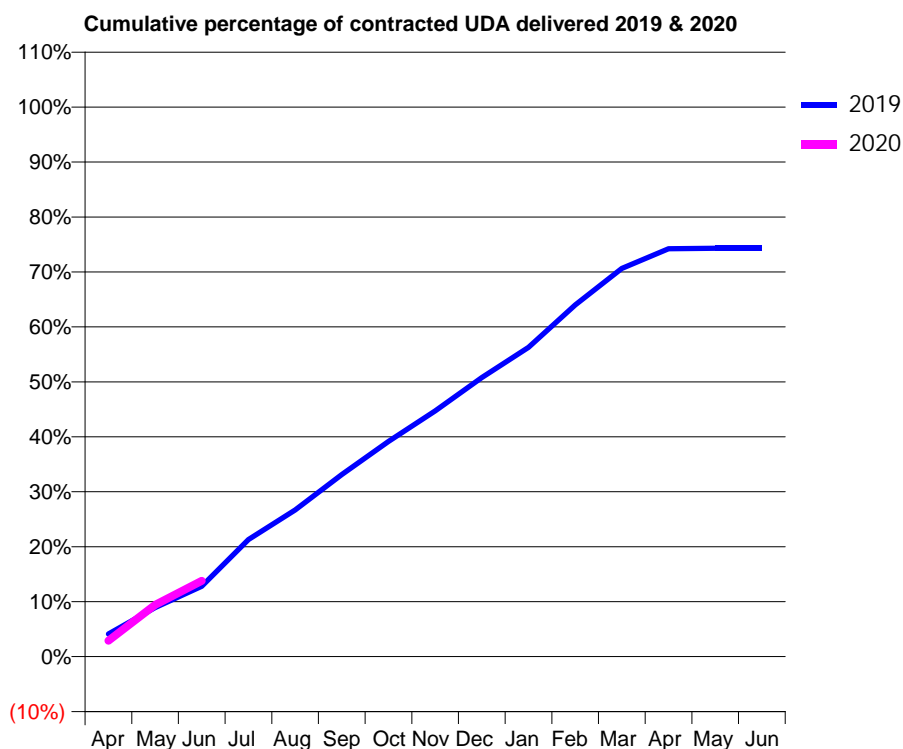
19/20 Contracted general activity (UDA)	27,729
Carry forward general activity (UDA)	0
19/20 Contracted orthodontic activity (UOA)	5
Carry forward orthodontic activity (UOA)	0
Baseline contract value	£644,251.97

ACCESS*

Patients seen in 24 months	Total	Change since previous quarter
Quarter ending June 2018	7,449	
Quarter ending September 2018	7,494	→
Quarter ending December 2018	7,422	→
Quarter ending March 2019	7,440	→
Quarter ending June 2019	7,364	↓
Variance since June 2018	(1.1%)	↓



ACTIVITY



Month	Adjusted Scheduled Activity (UDA)	
	2019	2020
April	1,143	806
May	2,477	2,611
June	3,550	3,829
July	5,910	
August	7,405	
September	9,187	
October	10,855	
November	12,399	
December	14,080	
January	15,605	
February	17,751	
March	19,585	
April	20,579	
May	20,603	
June	20,599	

QUALITY

	Quantity	Base Number	Contract	AT	Region	England
% of FP17s for the same patient ID Re-attending within 3 months - Children	23	528	4.4%	10.2%	12.1%	11.4%
% of FP17s for the same patient ID Re-attending within 3 months - Adults	253	1,714	14.8%	14.2%	15.6%	15.4%
% of FP17s for the same patient ID Re-attending between 3 & 9 months - Children	312	528	59.1%	58.1%	61.2%	59.8%
% of FP17s for the same patient ID Re-attending between 3 & 9 months - Adults	793	1,714	46.3%	53.3%	54.5%	52.1%
% of FP17s for Band 1 Urgent Courses	28	1,817	1.5%	8.4%	9.1%	9.2%
% of FP17s Relating to Free Repair or Replacements	43	1,817	2.4%	1.1%	1.0%	0.7%
% of FP17s Relating to Continuations	14	1,817	0.8%	1.2%	1.0%	0.8%
% of Patients satisfied with the dentistry they have received	3	3	N/A	96.0%	94.2%	93.4%
% of Patients satisfied with the time they had to wait for an appointment	3	3	N/A	91.3%	88.4%	87.6%

* This is based on patients treated on this contract for their most recent course of treatment. Figures in italics indicate the base number of FP17s or Patient Questionnaire responses are less than 100. N/A is shown where the base number of responses is less than 10 during the period. % is calculated as Quantity/Base number*100

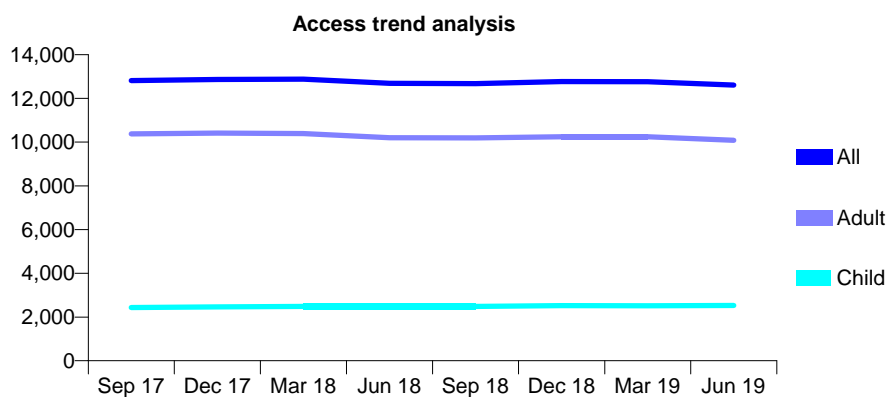
Q49 - Vital Signs At a Glance Contract Report for 654337/0001 - June 2019

Name or company name	MR F ANSARI-ARDABILI
Contract type name	GDS Contract
Purpose of contract	General
Contract start date	01/04/2006
Contract end date	

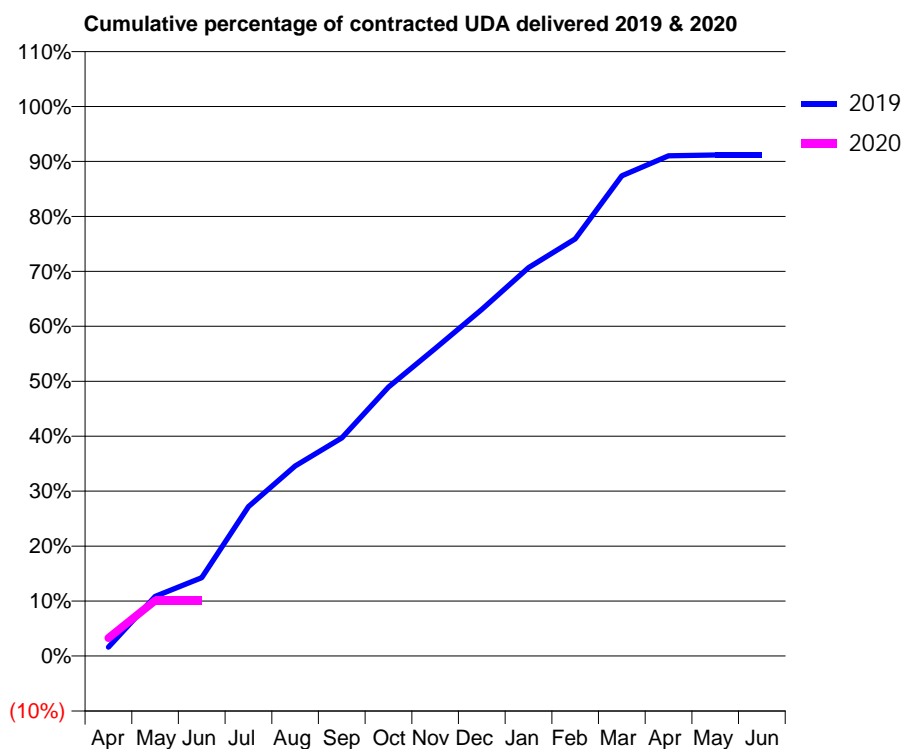
19/20 Contracted general activity (UDA)	44,500
Carry forward general activity (UDA)	0
19/20 Contracted orthodontic activity (UOA)	0
Carry forward orthodontic activity (UOA)	0
Baseline contract value	£1,181,150.12

ACCESS*

Patients seen in 24 months	Total	Change since previous quarter
Quarter ending June 2018	12,689	
Quarter ending September 2018	12,674	→
Quarter ending December 2018	12,768	→
Quarter ending March 2019	12,763	→
Quarter ending June 2019	12,607	↓
Variance since June 2018	(0.6%)	→



ACTIVITY



Month	Adjusted Scheduled Activity (UDA)	
	2019	2020
April	718	1,460
May	4,828	4,490
June	6,349	4,490
July	12,097	
August	15,395	
September	17,666	
October	21,780	
November	24,912	
December	28,059	
January	31,453	
February	33,775	
March	38,886	
April	40,499	
May	40,561	
June	40,561	

QUALITY

	Quantity	Base Number	Contract	AT	Region	England
% of FP17s for the same patient ID Re-attending within 3 months - Children	15	463	3.2%	10.2%	12.1%	11.4%
% of FP17s for the same patient ID Re-attending within 3 months - Adults	115	1,675	6.9%	14.2%	15.6%	15.4%
% of FP17s for the same patient ID Re-attending between 3 & 9 months - Children	209	463	45.1%	58.1%	61.2%	59.8%
% of FP17s for the same patient ID Re-attending between 3 & 9 months - Adults	818	1,675	48.8%	53.3%	54.5%	52.1%
% of FP17s for Band 1 Urgent Courses	112	1,665	6.7%	8.4%	9.1%	9.2%
% of FP17s Relating to Free Repair or Replacements	31	1,665	1.9%	1.1%	1.0%	0.7%
% of FP17s Relating to Continuations	13	1,665	0.8%	1.2%	1.0%	0.8%
% of Patients satisfied with the dentistry they have received	6	7	N/A	96.0%	94.2%	93.4%
% of Patients satisfied with the time they had to wait for an appointment	7	7	N/A	91.3%	88.4%	87.6%

* This is based on patients treated on this contract for their most recent course of treatment. Figures in italics indicate the base number of FP17s or Patient Questionnaire responses are less than 100. N/A is shown where the base number of responses is less than 10 during the period. % is calculated as Quantity/Base number*100

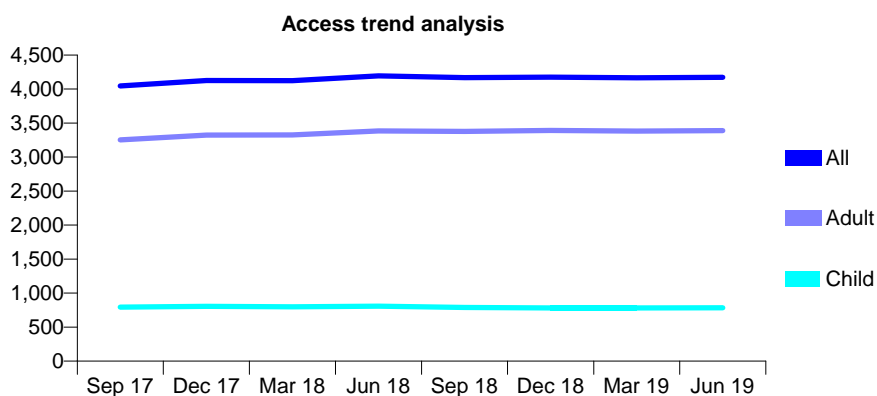
Q49 - Vital Signs At a Glance Contract Report for 658170/0001 - June 2019

Name or company name	MR ME BENN
Contract type name	GDS Contract
Purpose of contract	General
Contract start date	01/04/2006
Contract end date	

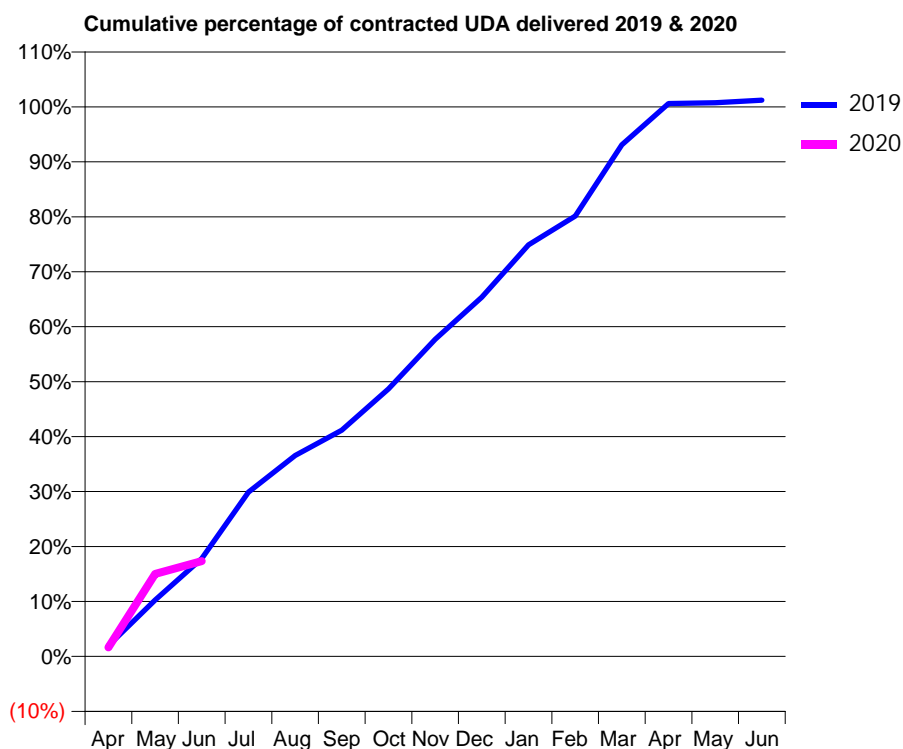
19/20 Contracted general activity (UDA)	11,451
Carry forward general activity (UDA)	0
19/20 Contracted orthodontic activity (UOA)	0
Carry forward orthodontic activity (UOA)	0
Baseline contract value	£344,079.48

ACCESS*

Patients seen in 24 months	Total	Change since previous quarter
Quarter ending June 2018	4,194	
Quarter ending September 2018	4,167	→
Quarter ending December 2018	4,176	→
Quarter ending March 2019	4,165	→
Quarter ending June 2019	4,174	→
Variance since June 2018	(0.5%)	→



ACTIVITY



Month	Adjusted Scheduled Activity (UDA)	
	2019	2020
April	228	191
May	1,177	1,719
June	2,041	1,985
July	3,422	
August	4,186	
September	4,716	
October	5,575	
November	6,611	
December	7,485	
January	8,575	
February	9,174	
March	10,661	
April	11,520	
May	11,536	
June	11,590	

QUALITY

	Quantity	Base Number	Contract	AT	Region	England
% of FP17s for the same patient ID Re-attending within 3 months - Children	3	216	1.4%	10.2%	12.1%	11.4%
% of FP17s for the same patient ID Re-attending within 3 months - Adults	101	1,143	8.8%	14.2%	15.6%	15.4%
% of FP17s for the same patient ID Re-attending between 3 & 9 months - Children	46	216	21.3%	58.1%	61.2%	59.8%
% of FP17s for the same patient ID Re-attending between 3 & 9 months - Adults	499	1,143	43.7%	53.3%	54.5%	52.1%
% of FP17s for Band 1 Urgent Courses	54	884	6.1%	8.4%	9.1%	9.2%
% of FP17s Relating to Free Repair or Replacements	7	884	0.8%	1.1%	1.0%	0.7%
% of FP17s Relating to Continuations	4	884	0.5%	1.2%	1.0%	0.8%
% of Patients satisfied with the dentistry they have received	5	5	N/A	96.0%	94.2%	93.4%
% of Patients satisfied with the time they had to wait for an appointment	5	5	N/A	91.3%	88.4%	87.6%

* This is based on patients treated on this contract for their most recent course of treatment. Figures in italics indicate the base number of FP17s or Patient Questionnaire responses are less than 100. N/A is shown where the base number of responses is less than 10 during the period. % is calculated as Quantity/Base number*100

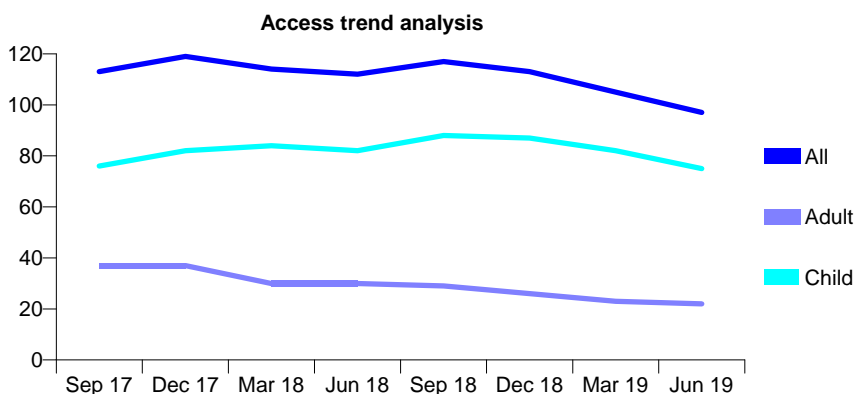
Q49 - Vital Signs At a Glance Contract Report for 660957/0002 - June 2019

Name or company name	MR CJ BARR
Contract type name	GDS Contract
Purpose of contract	General and Orthodontic
Contract start date	17/03/2012
Contract end date	

19/20 Contracted general activity (UDA)	100
Carry forward general activity (UDA)	0
19/20 Contracted orthodontic activity (UOA)	2,548
Carry forward orthodontic activity (UOA)	0
Baseline contract value	£174,837.18

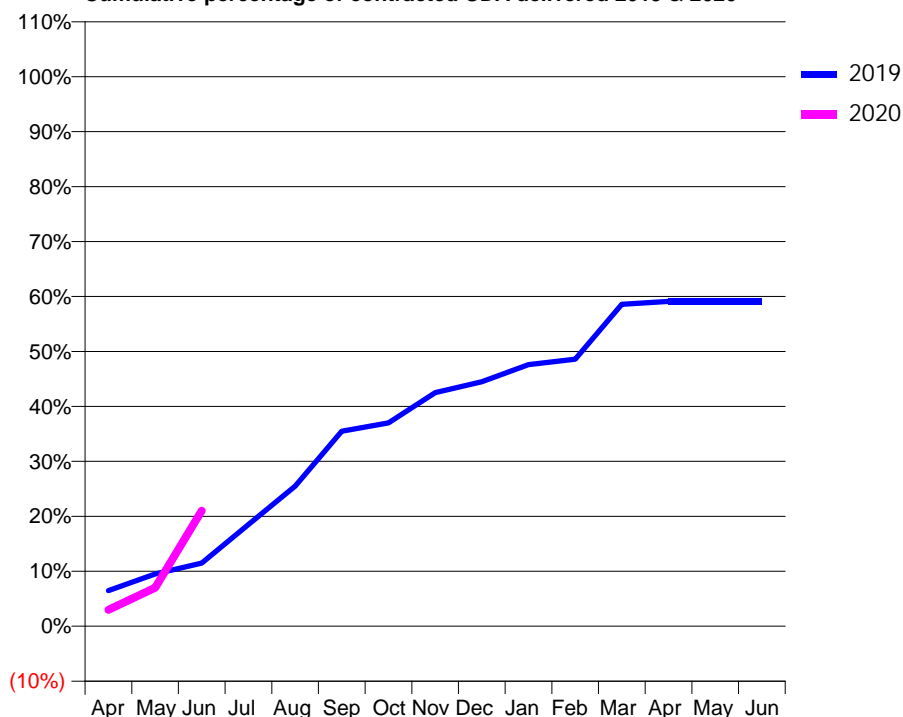
ACCESS*

Patients seen in 24 months	Total	Change since previous quarter
Quarter ending June 2018	112	
Quarter ending September 2018	117	↑
Quarter ending December 2018	113	↓
Quarter ending March 2019	105	↓
Quarter ending June 2019	97	↓
Variance since June 2018	(13.4%)	↓



ACTIVITY

Cumulative percentage of contracted UDA delivered 2019 & 2020



Adjusted Scheduled Activity (UDA)

Month	2019	2020
April	13	3
May	19	7
June	23	21
July	37	
August	51	
September	71	
October	74	
November	85	
December	89	
January	95	
February	97	
March	117	
April	118	
May	118	
June	118	

QUALITY

	Quantity	Base Number	Contract	AT	Region	England
% of FP17s for the same patient ID Re-attending within 3 months - Children	3	22	13.6%	10.2%	12.1%	11.4%
% of FP17s for the same patient ID Re-attending within 3 months - Adults	0	2	0.0%	14.2%	15.6%	15.4%
% of FP17s for the same patient ID Re-attending between 3 & 9 months - Children	7	22	31.8%	58.1%	61.2%	59.8%
% of FP17s for the same patient ID Re-attending between 3 & 9 months - Adults	1	2	50.0%	53.3%	54.5%	52.1%
% of FP17s for Band 1 Urgent Courses	0	10	0.0%	8.4%	9.1%	9.2%
% of FP17s Relating to Free Repair or Replacements	0	10	0.0%	1.1%	1.0%	0.7%
% of FP17s Relating to Continuations	0	10	0.0%	1.2%	1.0%	0.8%
% of Patients satisfied with the dentistry they have received	0	0	N/A	96.0%	94.2%	93.4%
% of Patients satisfied with the time they had to wait for an appointment	0	0	N/A	91.3%	88.4%	87.6%

* This is based on patients treated on this contract for their most recent course of treatment.

Figures in italics indicate the base number of FP17s or Patient Questionnaire responses are less than 100. N/A is shown where the base number of responses is less than 10 during the period. % is calculated as Quantity/Base number*100

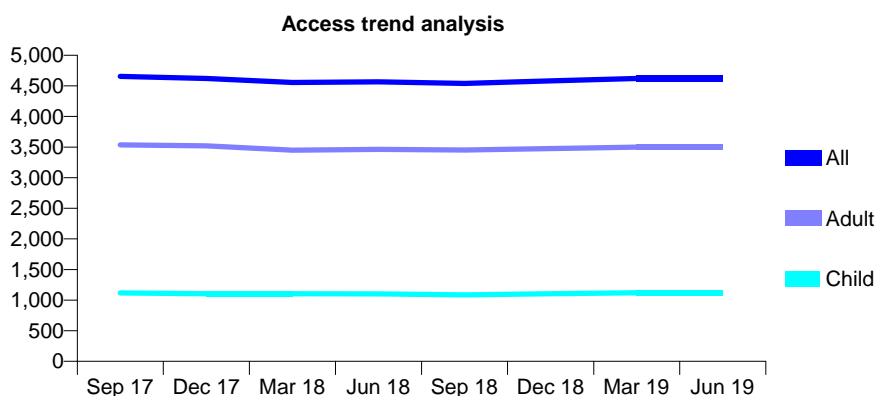
Q49 - Vital Signs At a Glance Contract Report for 661155/0001 - June 2019

Name or company name	MR G REID
Contract type name	GDS Contract
Purpose of contract	General
Contract start date	01/04/2006
Contract end date	

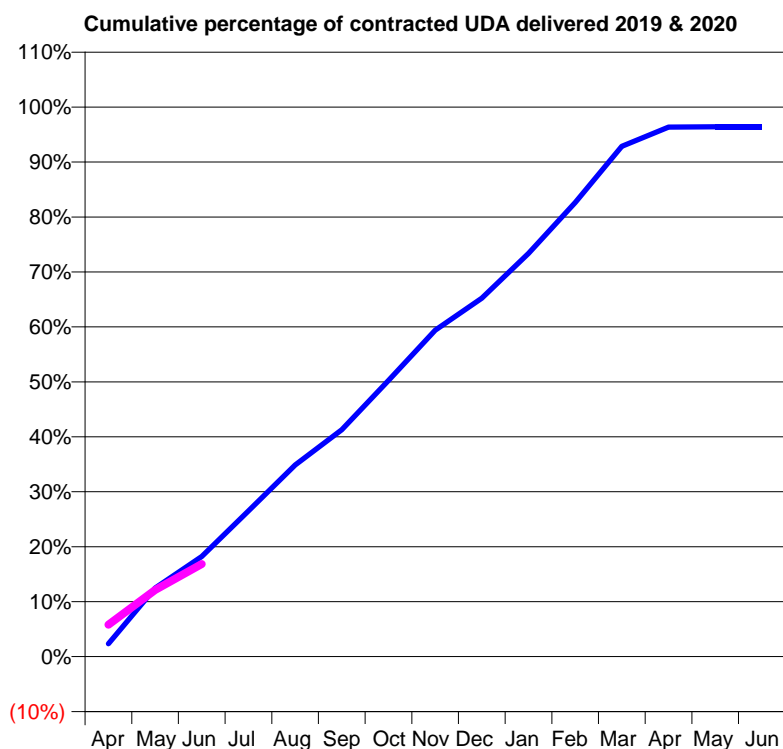
19/20 Contracted general activity (UDA)	13,848
Carry forward general activity (UDA)	0
19/20 Contracted orthodontic activity (UOA)	0
Carry forward orthodontic activity (UOA)	0
Baseline contract value	£419,600.86

ACCESS*

Patients seen in 24 months	Total	Change since previous quarter
Quarter ending June 2018	4,565	
Quarter ending September 2018	4,539	→
Quarter ending December 2018	4,582	→
Quarter ending March 2019	4,621	→
Quarter ending June 2019	4,621	→
Variance since June 2018	1.2%	→



ACTIVITY



Month	Adjusted Scheduled Activity (UDA)	
	2019	2020
April	324	803
May	1,728	1,683
June	2,522	2,334
July	3,670	
August	4,830	
September	5,717	
October	6,958	
November	8,224	
December	9,032	
January	10,160	
February	11,445	
March	12,859	
April	13,343	
May	13,350	
June	13,350	

QUALITY

	Quantity	Base Number	Contract	AT	Region	England
% of FP17s for the same patient ID Re-attending within 3 months - Children	24	385	6.2%	10.2%	12.1%	11.4%
% of FP17s for the same patient ID Re-attending within 3 months - Adults	235	1,197	19.6%	14.2%	15.6%	15.4%
% of FP17s for the same patient ID Re-attending between 3 & 9 months - Children	252	385	65.5%	58.1%	61.2%	59.8%
% of FP17s for the same patient ID Re-attending between 3 & 9 months - Adults	697	1,197	58.2%	53.3%	54.5%	52.1%
% of FP17s for Band 1 Urgent Courses	64	1,357	4.7%	8.4%	9.1%	9.2%
% of FP17s Relating to Free Repair or Replacements	26	1,357	1.9%	1.1%	1.0%	0.7%
% of FP17s Relating to Continuations	29	1,357	2.1%	1.2%	1.0%	0.8%
% of Patients satisfied with the dentistry they have received	2	2	N/A	96.0%	94.2%	93.4%
% of Patients satisfied with the time they had to wait for an appointment	2	2	N/A	91.3%	88.4%	87.6%

* This is based on patients treated on this contract for their most recent course of treatment. Figures in italics indicate the base number of FP17s or Patient Questionnaire responses are less than 100. N/A is shown where the base number of responses is less than 10 during the period. % is calculated as Quantity/Base number*100

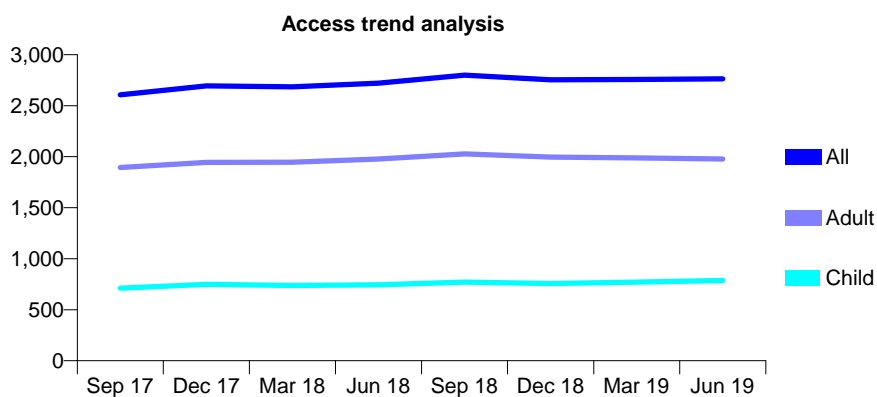
Q49 - Vital Signs At a Glance Contract Report for 674338/0001 - June 2019

Name or company name	MRS LJ HUNTER
Contract type name	GDS Contract
Purpose of contract	General
Contract start date	01/04/2006
Contract end date	

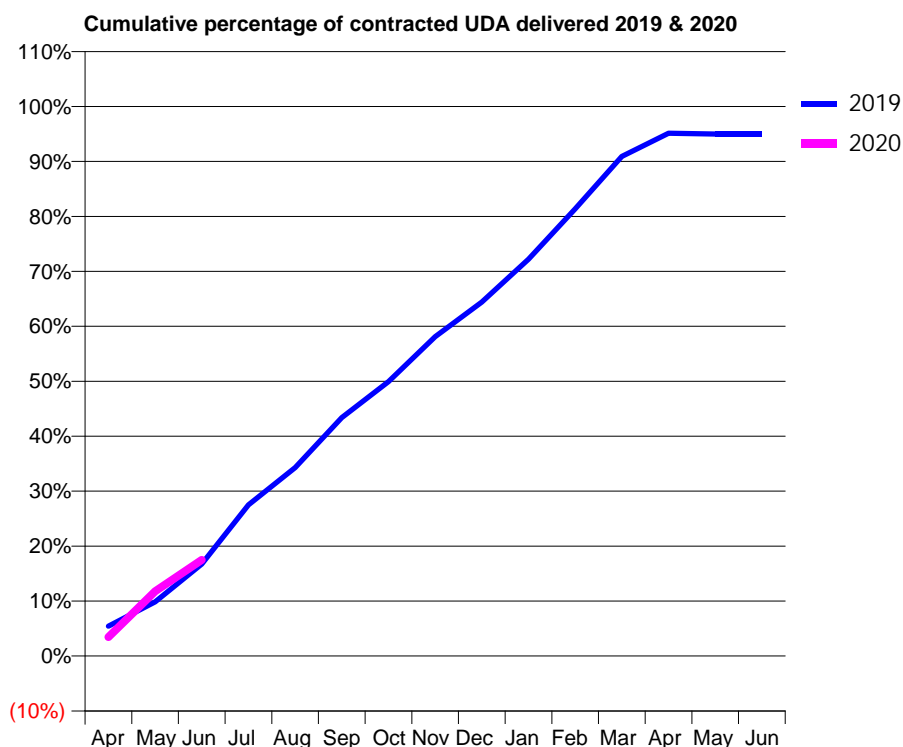
19/20 Contracted general activity (UDA)	8,826
Carry forward general activity (UDA)	0
19/20 Contracted orthodontic activity (UOA)	0
Carry forward orthodontic activity (UOA)	0
Baseline contract value	£250,018.83

ACCESS*

Patients seen in 24 months	Total	Change since previous quarter
Quarter ending June 2018	2,721	
Quarter ending September 2018	2,799	↑
Quarter ending December 2018	2,753	↓
Quarter ending March 2019	2,758	→
Quarter ending June 2019	2,763	→
Variance since June 2018	1.5%	→



ACTIVITY



Month	Adjusted Scheduled Activity (UDA)	
	2019	2020
April	481	304
May	871	1,039
June	1,477	1,543
July	2,427	
August	3,027	
September	3,828	
October	4,408	
November	5,128	
December	5,683	
January	6,373	
February	7,182	
March	8,023	
April	8,395	
May	8,383	
June	8,383	

QUALITY

	Quantity	Base Number	Contract	AT	Region	England
% of FP17s for the same patient ID Re-attending within 3 months - Children	32	242	13.2%	10.2%	12.1%	11.4%
% of FP17s for the same patient ID Re-attending within 3 months - Adults	127	559	22.7%	14.2%	15.6%	15.4%
% of FP17s for the same patient ID Re-attending between 3 & 9 months - Children	126	242	52.1%	58.1%	61.2%	59.8%
% of FP17s for the same patient ID Re-attending between 3 & 9 months - Adults	231	559	41.3%	53.3%	54.5%	52.1%
% of FP17s for Band 1 Urgent Courses	49	667	7.3%	8.4%	9.1%	9.2%
% of FP17s Relating to Free Repair or Replacements	11	667	1.6%	1.1%	1.0%	0.7%
% of FP17s Relating to Continuations	20	667	3.0%	1.2%	1.0%	0.8%
% of Patients satisfied with the dentistry they have received	2	2	N/A	96.0%	94.2%	93.4%
% of Patients satisfied with the time they had to wait for an appointment	1	2	N/A	91.3%	88.4%	87.6%

* This is based on patients treated on this contract for their most recent course of treatment. Figures in italics indicate the base number of FP17s or Patient Questionnaire responses are less than 100. N/A is shown where the base number of responses is less than 10 during the period. % is calculated as Quantity/Base number*100

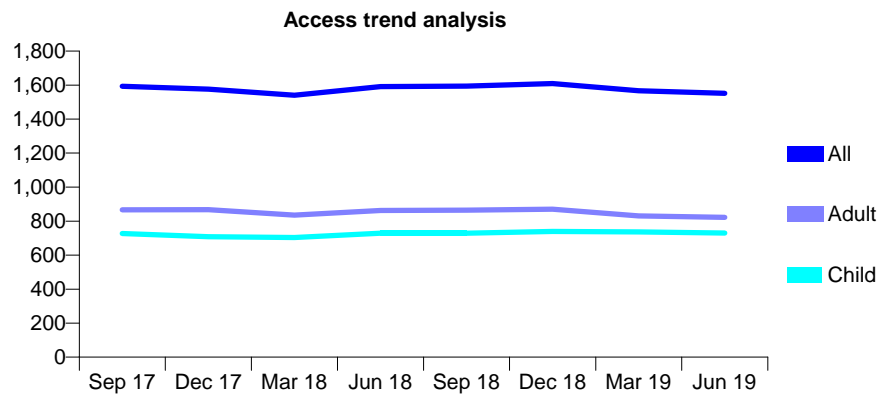
Q49 - Vital Signs At a Glance Contract Report for 676098/0001 - June 2019

Name or company name	MR BS LIVERSIDGE
Contract type name	GDS Contract
Purpose of contract	General and Orthodontic
Contract start date	01/04/2006
Contract end date	

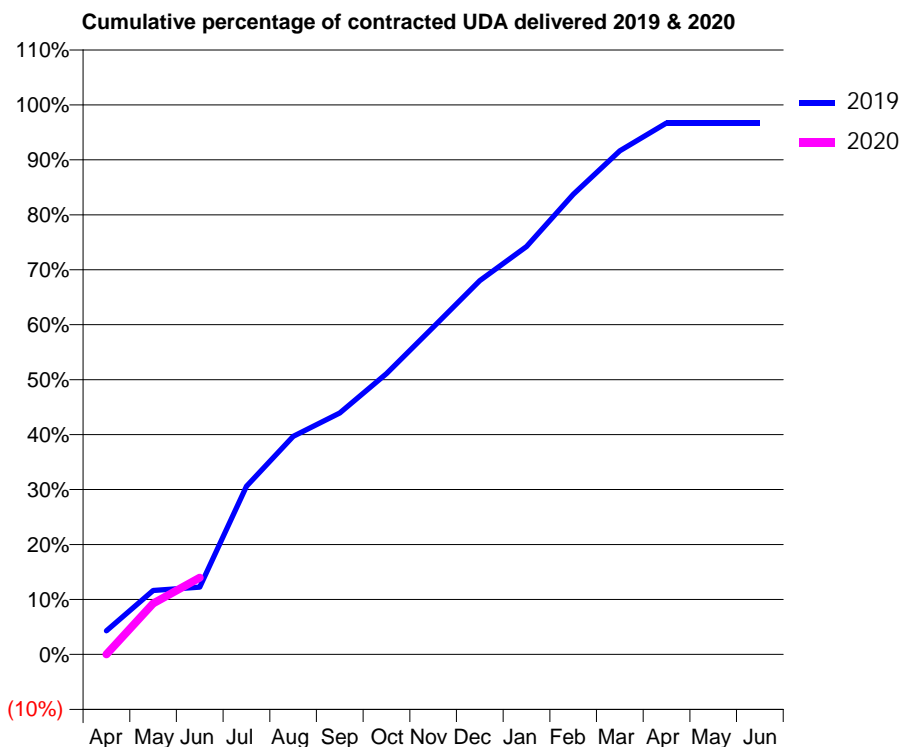
19/20 Contracted general activity (UDA)	6,054
Carry forward general activity (UDA)	0
19/20 Contracted orthodontic activity (UOA)	0
Carry forward orthodontic activity (UOA)	0
Baseline contract value	£158,953.00

ACCESS*

Patients seen in 24 months	Total	Change since previous quarter
Quarter ending June 2018	1,591	
Quarter ending September 2018	1,594	→
Quarter ending December 2018	1,609	→
Quarter ending March 2019	1,567	↓
Quarter ending June 2019	1,552	→
Variance since June 2018	(2.5%)	↓



ACTIVITY



Month	2019	2020
April	260	0
May	705	562
June	741	846
July	1,852	
August	2,403	
September	2,660	
October	3,094	
November	3,604	
December	4,117	
January	4,493	
February	5,068	
March	5,547	
April	5,853	
May	5,853	
June	5,853	

QUALITY

	Quantity	Base Number	Contract	AT	Region	England
% of FP17s for the same patient ID Re-attending within 3 months - Children	9	191	4.7%	10.2%	12.1%	11.4%
% of FP17s for the same patient ID Re-attending within 3 months - Adults	21	199	10.6%	14.2%	15.6%	15.4%
% of FP17s for the same patient ID Re-attending between 3 & 9 months - Children	73	191	38.2%	58.1%	61.2%	59.8%
% of FP17s for the same patient ID Re-attending between 3 & 9 months - Adults	83	199	41.7%	53.3%	54.5%	52.1%
% of FP17s for Band 1 Urgent Courses	13	302	4.3%	8.4%	9.1%	9.2%
% of FP17s Relating to Free Repair or Replacements	0	302	0.0%	1.1%	1.0%	0.7%
% of FP17s Relating to Continuations	0	302	0.0%	1.2%	1.0%	0.8%
% of Patients satisfied with the dentistry they have received	0	0	N/A	96.0%	94.2%	93.4%
% of Patients satisfied with the time they had to wait for an appointment	0	0	N/A	91.3%	88.4%	87.6%

* This is based on patients treated on this contract for their most recent course of treatment. Figures in italics indicate the base number of FP17s or Patient Questionnaire responses are less than 100. N/A is shown where the base number of responses is less than 10 during the period. % is calculated as Quantity/Base number*100

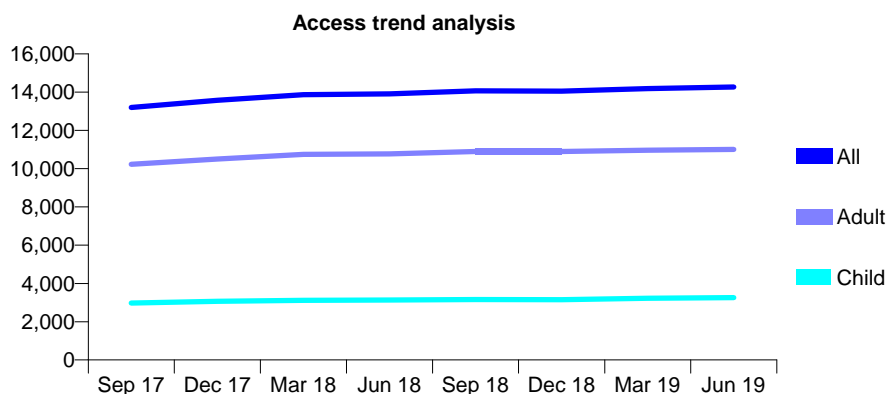
Q49 - Vital Signs At a Glance Contract Report for 678457/0001 - June 2019

Name or company name	MR LA NIGHTINGALE
Contract type name	GDS Contract
Purpose of contract	General
Contract start date	01/04/2006
Contract end date	

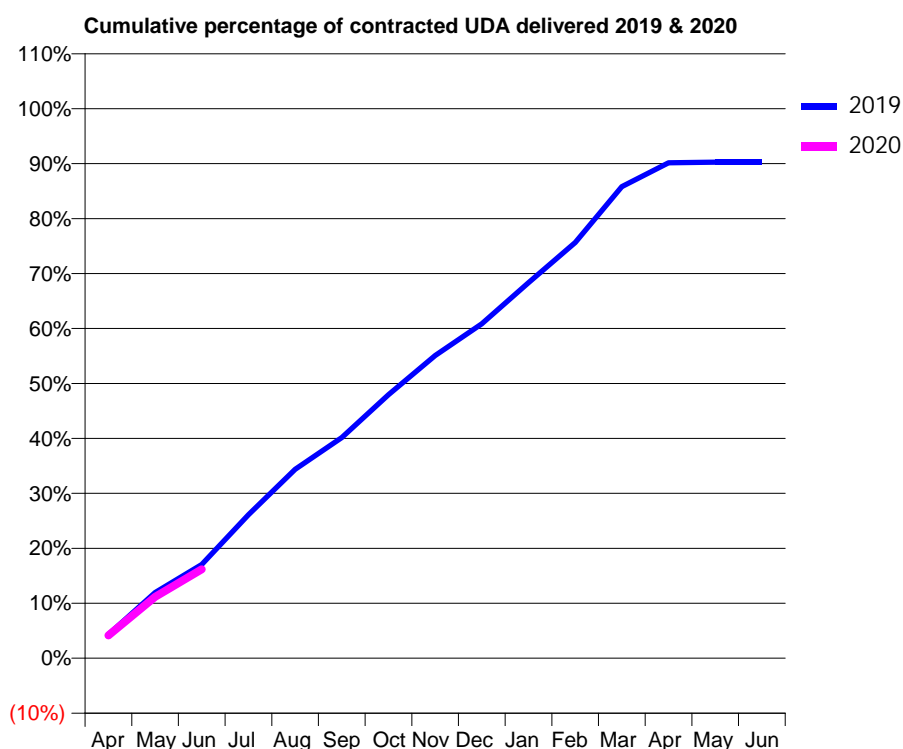
19/20 Contracted general activity (UDA)	47,798
Carry forward general activity (UDA)	0
19/20 Contracted orthodontic activity (UOA)	0
Carry forward orthodontic activity (UOA)	0
Baseline contract value	£1,152,960.30

ACCESS*

Patients seen in 24 months	Total	Change since previous quarter
Quarter ending June 2018	13,903	
Quarter ending September 2018	14,062	→
Quarter ending December 2018	14,048	→
Quarter ending March 2019	14,187	→
Quarter ending June 2019	14,267	→
Variance since June 2018	2.6%	↑



ACTIVITY



Month	2019	2020
April	2,069	1,989
May	5,716	5,337
June	8,150	7,731
July	12,488	
August	16,435	
September	19,188	
October	22,922	
November	26,330	
December	29,086	
January	32,654	
February	36,163	
March	41,019	
April	43,082	
May	43,137	
June	43,141	

QUALITY

	Quantity	Base Number	Contract	AT	Region	England
% of FP17s for the same patient ID Re-attending within 3 months - Children	67	1,127	5.9%	10.2%	12.1%	11.4%
% of FP17s for the same patient ID Re-attending within 3 months - Adults	457	3,652	12.5%	14.2%	15.6%	15.4%
% of FP17s for the same patient ID Re-attending between 3 & 9 months - Children	678	1,127	60.2%	58.1%	61.2%	59.8%
% of FP17s for the same patient ID Re-attending between 3 & 9 months - Adults	2,164	3,652	59.3%	53.3%	54.5%	52.1%
% of FP17s for Band 1 Urgent Courses	247	3,888	6.4%	8.4%	9.1%	9.2%
% of FP17s Relating to Free Repair or Replacements	50	3,888	1.3%	1.1%	1.0%	0.7%
% of FP17s Relating to Continuations	70	3,888	1.8%	1.2%	1.0%	0.8%
% of Patients satisfied with the dentistry they have received	4	4	N/A	96.0%	94.2%	93.4%
% of Patients satisfied with the time they had to wait for an appointment	4	4	N/A	91.3%	88.4%	87.6%

* This is based on patients treated on this contract for their most recent course of treatment.

Figures in italics indicate the base number of FP17s or Patient Questionnaire responses are less than 100. N/A is shown where the base number of responses is less than 10 during the period. % is calculated as Quantity/Base number*100

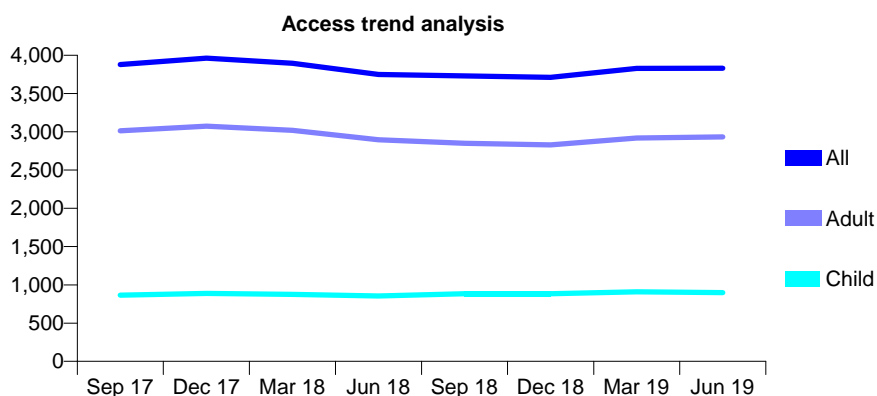
Q49 - Vital Signs At a Glance Contract Report for 688703/0001 - June 2019

Name or company name	MR KA NIGHTINGALE
Contract type name	GDS Contract
Purpose of contract	General
Contract start date	01/04/2006
Contract end date	

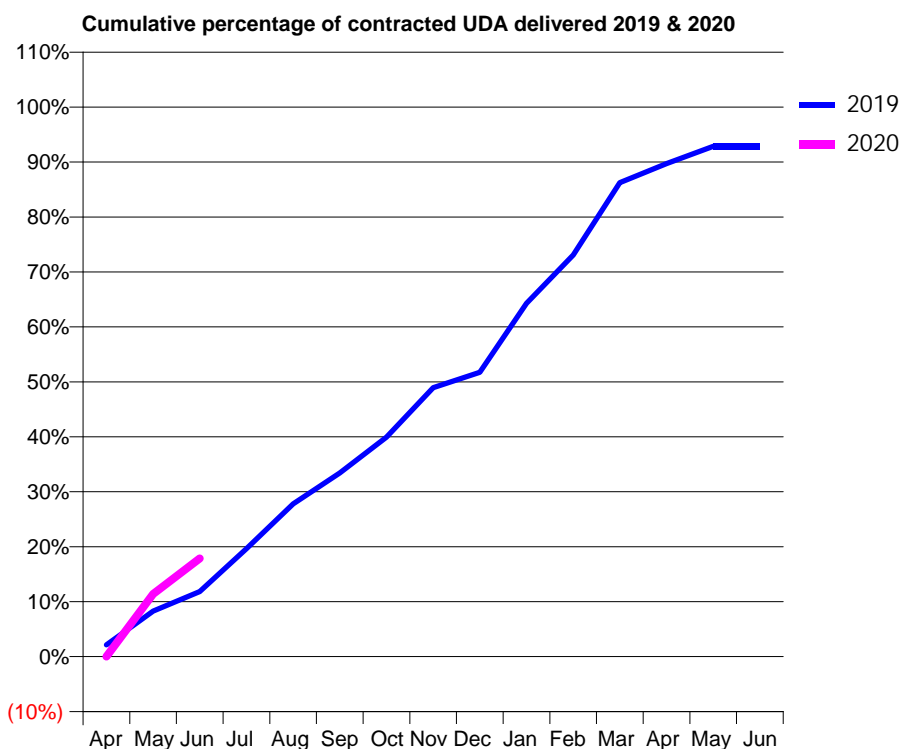
19/20 Contracted general activity (UDA)	13,450
Carry forward general activity (UDA)	0
19/20 Contracted orthodontic activity (UOA)	0
Carry forward orthodontic activity (UOA)	0
Baseline contract value	£322,172.94

ACCESS*

Patients seen in 24 months	Total	Change since previous quarter
Quarter ending June 2018	3,750	
Quarter ending September 2018	3,731	→
Quarter ending December 2018	3,712	→
Quarter ending March 2019	3,828	↑
Quarter ending June 2019	3,830	→
Variance since June 2018	2.1%	↑



ACTIVITY



Month	Adjusted Scheduled Activity (UDA)	
	2019	2020
April	288	0
May	1,116	1,532
June	1,592	2,403
July	2,643	
August	3,738	
September	4,495	
October	5,375	
November	6,581	
December	6,957	
January	8,647	
February	9,830	
March	11,601	
April	12,066	
May	12,490	
June	12,490	

QUALITY

	Quantity	Base Number	Contract	AT	Region	England
% of FP17s for the same patient ID Re-attending within 3 months - Children	23	281	8.2%	10.2%	12.1%	11.4%
% of FP17s for the same patient ID Re-attending within 3 months - Adults	128	836	15.3%	14.2%	15.6%	15.4%
% of FP17s for the same patient ID Re-attending between 3 & 9 months - Children	120	281	42.7%	58.1%	61.2%	59.8%
% of FP17s for the same patient ID Re-attending between 3 & 9 months - Adults	262	836	31.3%	53.3%	54.5%	52.1%
% of FP17s for Band 1 Urgent Courses	113	901	12.5%	8.4%	9.1%	9.2%
% of FP17s Relating to Free Repair or Replacements	4	901	0.4%	1.1%	1.0%	0.7%
% of FP17s Relating to Continuations	30	901	3.3%	1.2%	1.0%	0.8%
% of Patients satisfied with the dentistry they have received	5	5	N/A	96.0%	94.2%	93.4%
% of Patients satisfied with the time they had to wait for an appointment	5	5	N/A	91.3%	88.4%	87.6%

* This is based on patients treated on this contract for their most recent course of treatment. Figures in italics indicate the base number of FP17s or Patient Questionnaire responses are less than 100. N/A is shown where the base number of responses is less than 10 during the period. % is calculated as Quantity/Base number*100

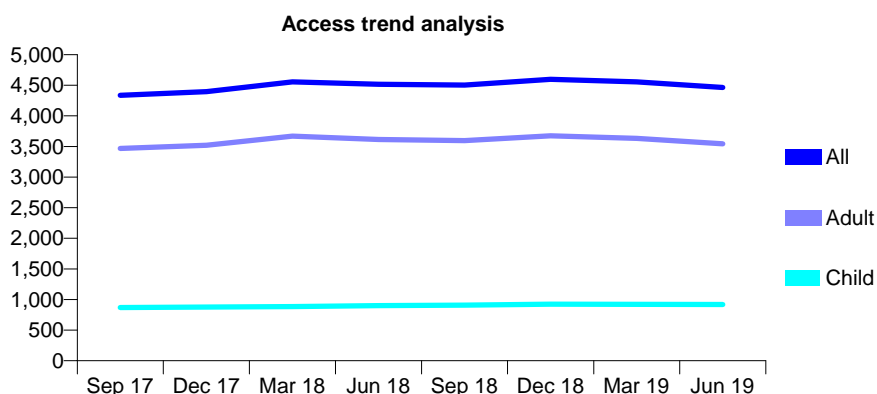
Q49 - Vital Signs At a Glance Contract Report for 688703/0005 - June 2019

Name or company name	MR KA NIGHTINGALE
Contract type name	GDS Contract
Purpose of contract	General
Contract start date	29/11/2010
Contract end date	

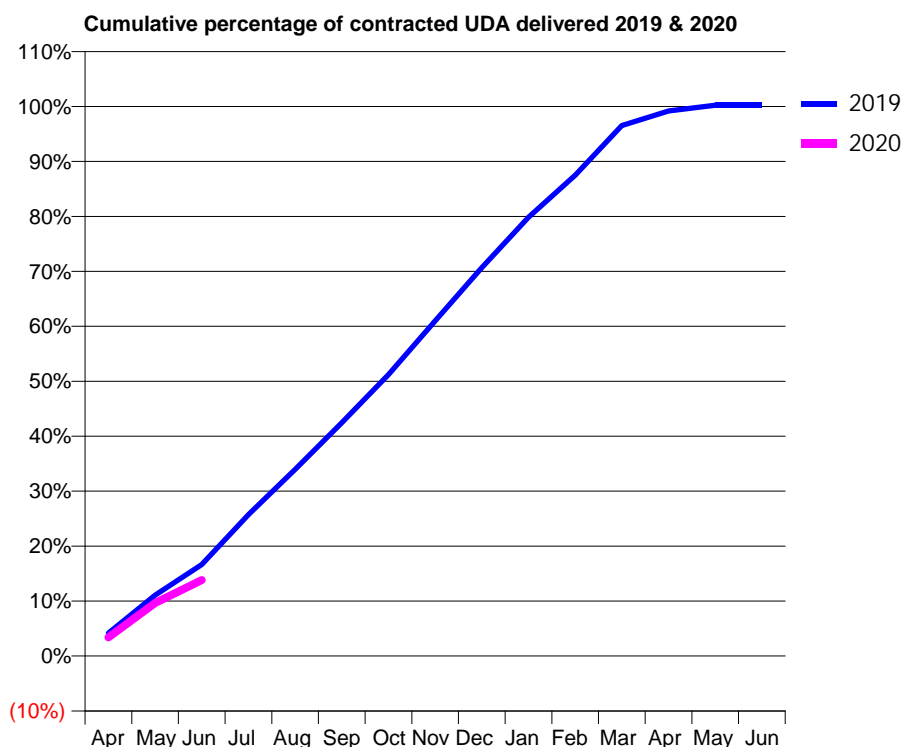
19/20 Contracted general activity (UDA)	15,000
Carry forward general activity (UDA)	0
19/20 Contracted orthodontic activity (UOA)	0
Carry forward orthodontic activity (UOA)	0
Baseline contract value	£391,741.90

ACCESS*

Patients seen in 24 months	Total	Change since previous quarter
Quarter ending June 2018	4,515	
Quarter ending September 2018	4,505	→
Quarter ending December 2018	4,598	↑
Quarter ending March 2019	4,556	→
Quarter ending June 2019	4,462	↓
Variance since June 2018	(1.2%)	↓



ACTIVITY



Month	Adjusted Scheduled Activity (UDA)	
	2019	2020
April	629	513
May	1,662	1,446
June	2,494	2,075
July	3,859	
August	5,098	
September	6,369	
October	7,684	
November	9,148	
December	10,603	
January	11,976	
February	13,123	
March	14,478	
April	14,875	
May	15,030	
June	15,030	

QUALITY

	Quantity	Base Number	Contract	AT	Region	England
% of FP17s for the same patient ID Re-attending within 3 months - Children	11	253	4.3%	10.2%	12.1%	11.4%
% of FP17s for the same patient ID Re-attending within 3 months - Adults	71	732	9.7%	14.2%	15.6%	15.4%
% of FP17s for the same patient ID Re-attending between 3 & 9 months - Children	107	253	42.3%	58.1%	61.2%	59.8%
% of FP17s for the same patient ID Re-attending between 3 & 9 months - Adults	298	732	40.7%	53.3%	54.5%	52.1%
% of FP17s for Band 1 Urgent Courses	78	819	9.5%	8.4%	9.1%	9.2%
% of FP17s Relating to Free Repair or Replacements	3	819	0.4%	1.1%	1.0%	0.7%
% of FP17s Relating to Continuations	7	819	0.9%	1.2%	1.0%	0.8%
% of Patients satisfied with the dentistry they have received	11	11	100.0%	96.0%	94.2%	93.4%
% of Patients satisfied with the time they had to wait for an appointment	11	11	100.0%	91.3%	88.4%	87.6%

* This is based on patients treated on this contract for their most recent course of treatment. Figures in italics indicate the base number of FP17s or Patient Questionnaire responses are less than 100. N/A is shown where the base number of responses is less than 10 during the period. % is calculated as Quantity/Base number*100

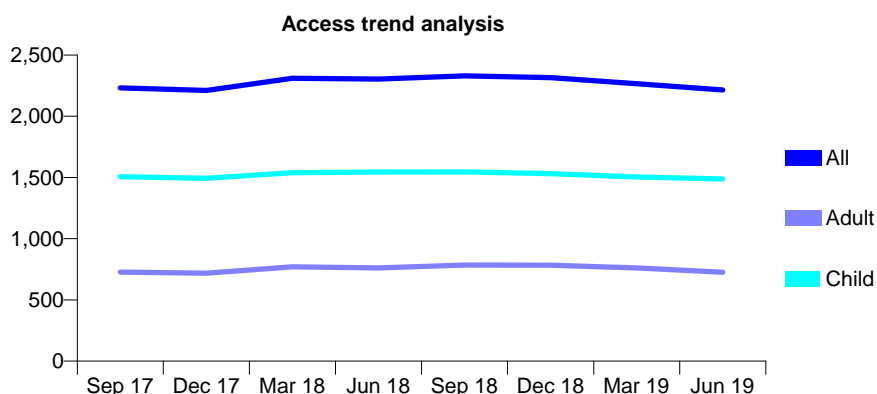
Q49 - Vital Signs At a Glance Contract Report for 729086/0001 - June 2019

Name or company name	Fir Tree Dental Practice
Contract type name	GDS Contract
Purpose of contract	General and Orthodontic
Contract start date	01/04/2006
Contract end date	

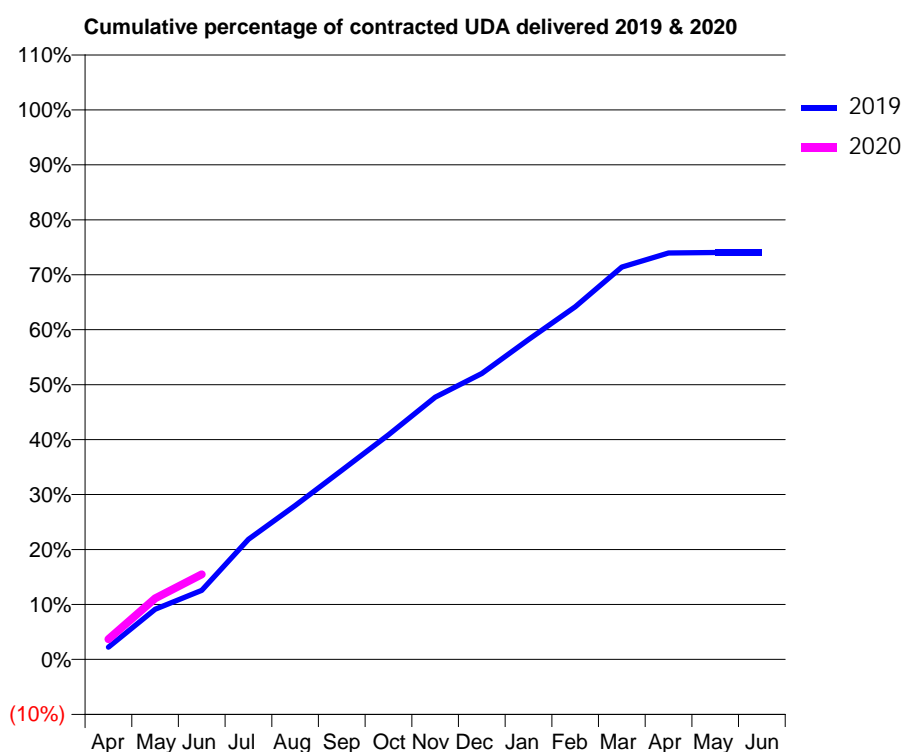
19/20 Contracted general activity (UDA)	6,118
Carry forward general activity (UDA)	0
19/20 Contracted orthodontic activity (UOA)	0
Carry forward orthodontic activity (UOA)	0
Baseline contract value	£151,494.12

ACCESS*

Patients seen in 24 months	Total	Change since previous quarter
Quarter ending June 2018	2,305	
Quarter ending September 2018	2,331	→
Quarter ending December 2018	2,315	→
Quarter ending March 2019	2,266	↓
Quarter ending June 2019	2,215	↓
Variance since June 2018	(3.9%)	↓



ACTIVITY



Month	2019	2020
April	136	227
May	559	679
June	769	947
July	1,336	
August	1,714	
September	2,105	
October	2,501	
November	2,920	
December	3,184	
January	3,560	
February	3,926	
March	4,369	
April	4,525	
May	4,531	
June	4,531	

QUALITY

	Quantity	Base Number	Contract	AT	Region	England
% of FP17s for the same patient ID Re-attending within 3 months - Children	51	614	8.3%	10.2%	12.1%	11.4%
% of FP17s for the same patient ID Re-attending within 3 months - Adults	35	185	18.9%	14.2%	15.6%	15.4%
% of FP17s for the same patient ID Re-attending between 3 & 9 months - Children	390	614	63.5%	58.1%	61.2%	59.8%
% of FP17s for the same patient ID Re-attending between 3 & 9 months - Adults	100	185	54.1%	53.3%	54.5%	52.1%
% of FP17s for Band 1 Urgent Courses	39	677	5.8%	8.4%	9.1%	9.2%
% of FP17s Relating to Free Repair or Replacements	0	677	0.0%	1.1%	1.0%	0.7%
% of FP17s Relating to Continuations	0	677	0.0%	1.2%	1.0%	0.8%
% of Patients satisfied with the dentistry they have received	0	0	N/A	96.0%	94.2%	93.4%
% of Patients satisfied with the time they had to wait for an appointment	0	0	N/A	91.3%	88.4%	87.6%

* This is based on patients treated on this contract for their most recent course of treatment. Figures in italics indicate the base number of FP17s or Patient Questionnaire responses are less than 100. N/A is shown where the base number of responses is less than 10 during the period. % is calculated as Quantity/Base number*100

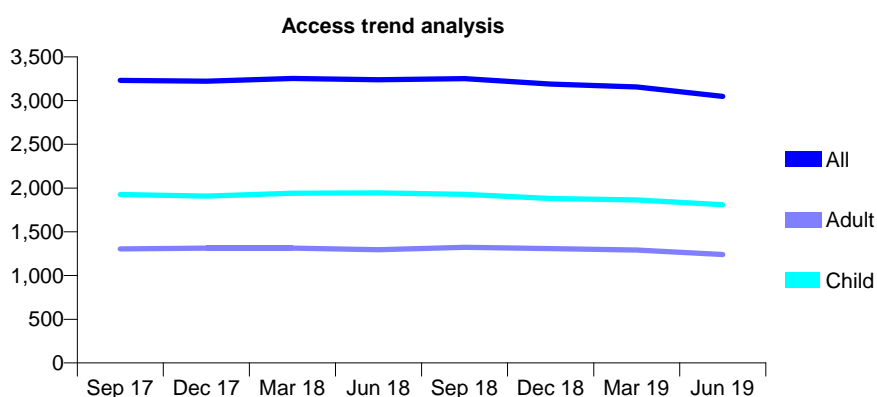
Q49 - Vital Signs At a Glance Contract Report for 729566/0001 - June 2019

Name or company name	Mr A J Dixon
Contract type name	GDS Contract
Purpose of contract	General and Orthodontic
Contract start date	01/04/2006
Contract end date	

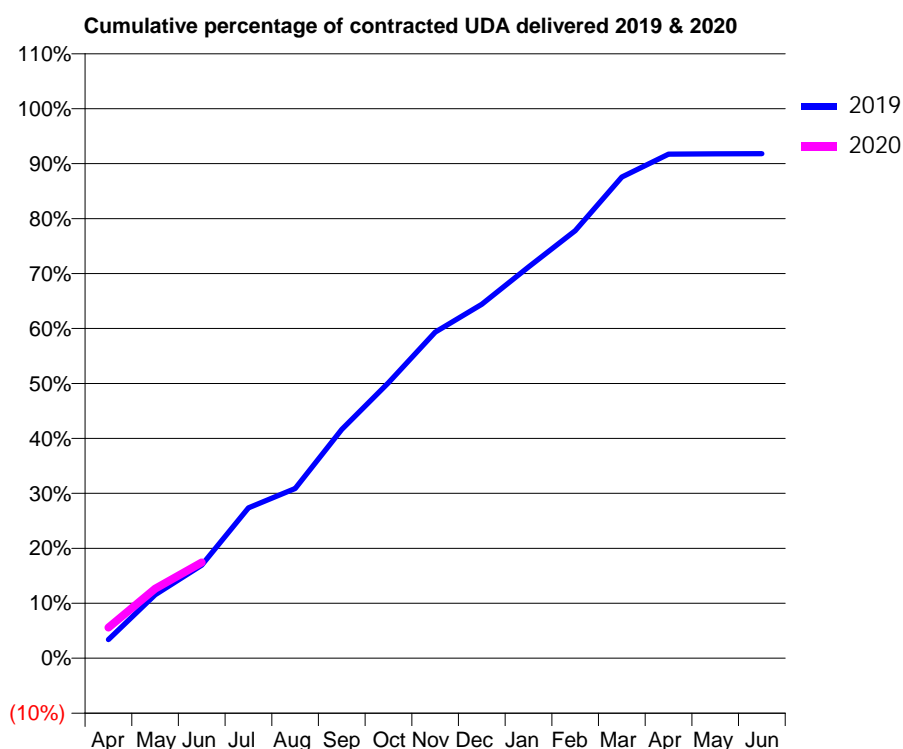
19/20 Contracted general activity (UDA)	8,408
Carry forward general activity (UDA)	0
19/20 Contracted orthodontic activity (UOA)	539
Carry forward orthodontic activity (UOA)	0
Baseline contract value	£248,303.14

ACCESS*

Patients seen in 24 months	Total	Change since previous quarter
Quarter ending June 2018	3,239	
Quarter ending September 2018	3,251	→
Quarter ending December 2018	3,188	↓
Quarter ending March 2019	3,156	↓
Quarter ending June 2019	3,048	↓
Variance since June 2018	(5.9%)	↓



ACTIVITY



Month	2019	2020
April	286	471
May	973	1,064
June	1,423	1,465
July	2,300	
August	2,596	
September	3,500	
October	4,214	
November	4,990	
December	5,415	
January	5,985	
February	6,543	
March	7,361	
April	7,711	
May	7,719	
June	7,720	

QUALITY

	Quantity	Base Number	Contract	AT	Region	England
% of FP17s for the same patient ID Re-attending within 3 months - Children	56	613	9.1%	10.2%	12.1%	11.4%
% of FP17s for the same patient ID Re-attending within 3 months - Adults	54	355	15.2%	14.2%	15.6%	15.4%
% of FP17s for the same patient ID Re-attending between 3 & 9 months - Children	366	613	59.7%	58.1%	61.2%	59.8%
% of FP17s for the same patient ID Re-attending between 3 & 9 months - Adults	190	355	53.5%	53.3%	54.5%	52.1%
% of FP17s for Band 1 Urgent Courses	47	785	6.0%	8.4%	9.1%	9.2%
% of FP17s Relating to Free Repair or Replacements	0	785	0.0%	1.1%	1.0%	0.7%
% of FP17s Relating to Continuations	0	785	0.0%	1.2%	1.0%	0.8%
% of Patients satisfied with the dentistry they have received	0	0	N/A	96.0%	94.2%	93.4%
% of Patients satisfied with the time they had to wait for an appointment	0	0	N/A	91.3%	88.4%	87.6%

* This is based on patients treated on this contract for their most recent course of treatment.

Figures in italics indicate the base number of FP17s or Patient Questionnaire responses are less than 100. N/A is shown where the base number of responses is less than 10 during the period. % is calculated as Quantity/Base number*100

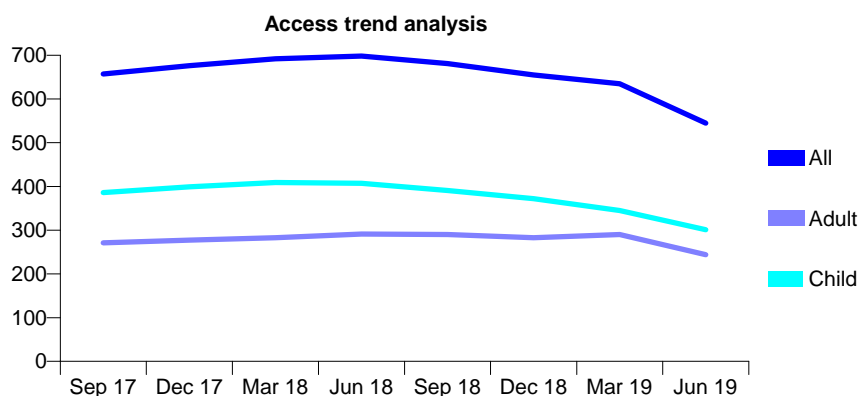
Q49 - Vital Signs At a Glance Contract Report for 730661/0001 - June 2019

Name or company name	MR PH COULTHARD
Contract type name	GDS Contract
Purpose of contract	General
Contract start date	01/04/2006
Contract end date	

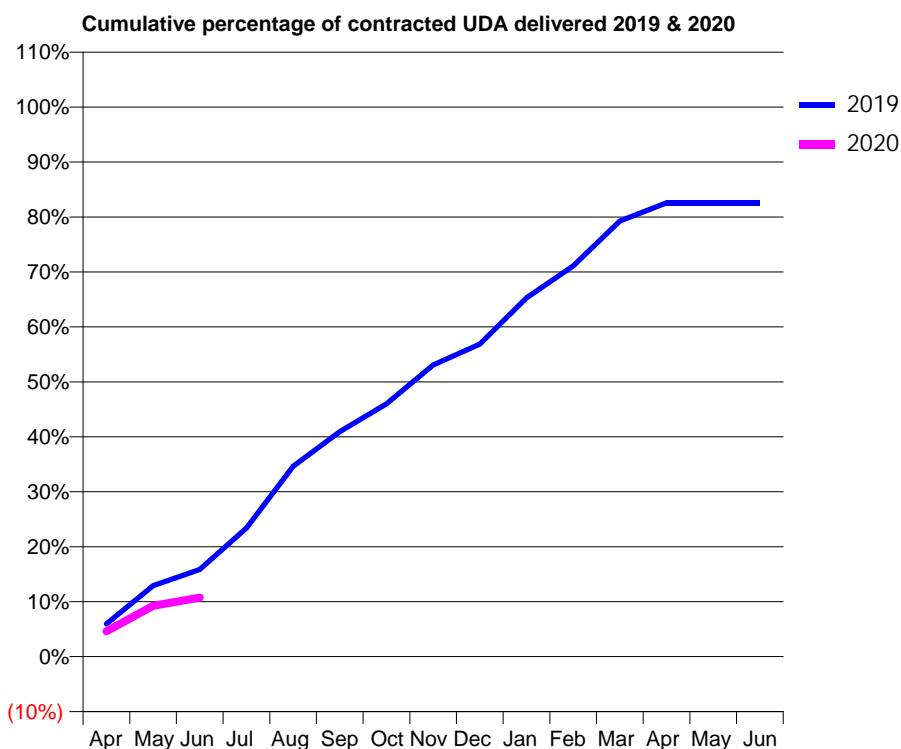
19/20 Contracted general activity (UDA)	1,280
Carry forward general activity (UDA)	0
19/20 Contracted orthodontic activity (UOA)	0
Carry forward orthodontic activity (UOA)	0
Baseline contract value	£31,449.69

ACCESS*

Patients seen in 24 months	Total	Change since previous quarter
Quarter ending June 2018	698	
Quarter ending September 2018	681	↓
Quarter ending December 2018	655	↓
Quarter ending March 2019	635	↓
Quarter ending June 2019	545	↓
Variance since June 2018	(21.9%)	↓



ACTIVITY



Month	Adjusted Scheduled Activity (UDA)	
	2019	2020
April	76	59
May	165	118
June	203	137
July	300	
August	443	
September	524	
October	589	
November	680	
December	728	
January	836	
February	910	
March	1,015	
April	1,057	
May	1,057	
June	1,057	

QUALITY

	Quantity	Base Number	Contract	AT	Region	England
% of FP17s for the same patient ID Re-attending within 3 months - Children	4	109	3.7%	10.2%	12.1%	11.4%
% of FP17s for the same patient ID Re-attending within 3 months - Adults	5	43	11.6%	14.2%	15.6%	15.4%
% of FP17s for the same patient ID Re-attending between 3 & 9 months - Children	68	109	62.4%	58.1%	61.2%	59.8%
% of FP17s for the same patient ID Re-attending between 3 & 9 months - Adults	20	43	46.5%	53.3%	54.5%	52.1%
% of FP17s for Band 1 Urgent Courses	2	113	1.8%	8.4%	9.1%	9.2%
% of FP17s Relating to Free Repair or Replacements	0	113	0.0%	1.1%	1.0%	0.7%
% of FP17s Relating to Continuations	0	113	0.0%	1.2%	1.0%	0.8%
% of Patients satisfied with the dentistry they have received	0	0	N/A	96.0%	94.2%	93.4%
% of Patients satisfied with the time they had to wait for an appointment	0	0	N/A	91.3%	88.4%	87.6%

* This is based on patients treated on this contract for their most recent course of treatment. Figures in italics indicate the base number of FP17s or Patient Questionnaire responses are less than 100. N/A is shown where the base number of responses is less than 10 during the period. % is calculated as Quantity/Base number*100

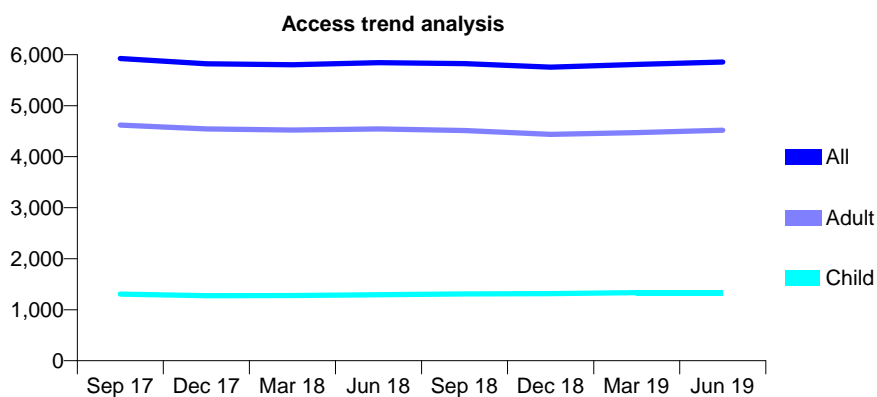
Q49 - Vital Signs At a Glance Contract Report for 730696/0001 - June 2019

Name or company name	Pearsons Dental Practice Partnership
Contract type name	GDS Contract
Purpose of contract	General and Orthodontic
Contract start date	01/04/2006
Contract end date	

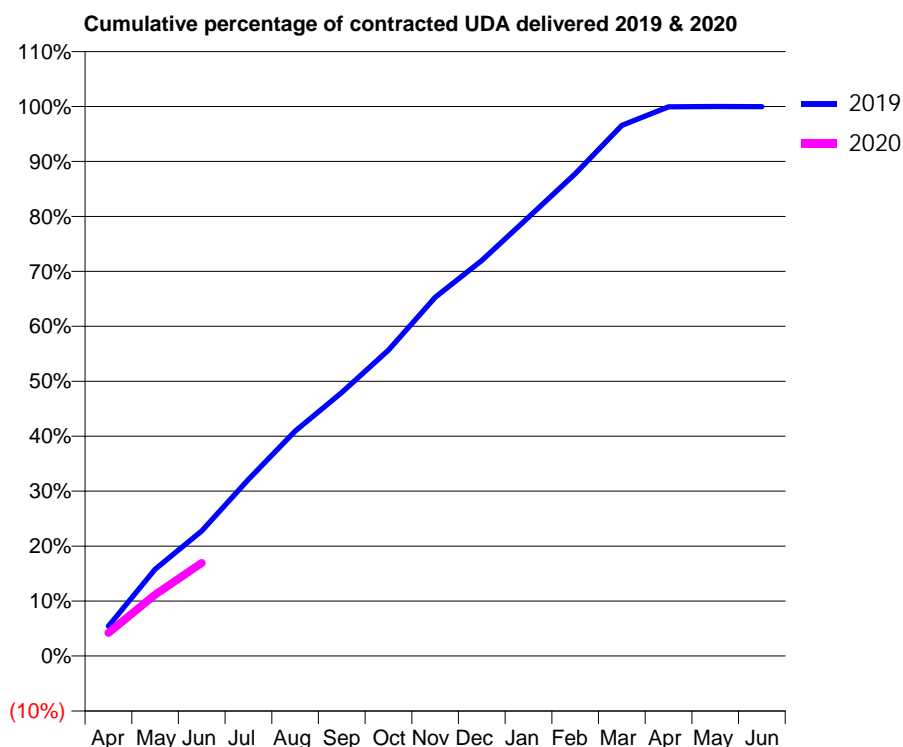
19/20 Contracted general activity (UDA)	19,103
Carry forward general activity (UDA)	0
19/20 Contracted orthodontic activity (UOA)	0
Carry forward orthodontic activity (UOA)	0
Baseline contract value	£480,311.20

ACCESS*

Patients seen in 24 months	Total	Change since previous quarter
Quarter ending June 2018	5,842	
Quarter ending September 2018	5,824	→
Quarter ending December 2018	5,756	↓
Quarter ending March 2019	5,807	→
Quarter ending June 2019	5,855	→
Variance since June 2018	0.2%	→



ACTIVITY



Month	Adjusted Scheduled Activity (UDA)	
	2019	2020
April	1,062	802
May	3,098	2,136
June	4,467	3,233
July	6,300	
August	8,023	
September	9,404	
October	10,916	
November	12,795	
December	14,107	
January	15,655	
February	17,203	
March	18,924	
April	19,587	
May	19,602	
June	19,597	

QUALITY

	Quantity	Base Number	Contract	AT	Region	England
% of FP17s for the same patient ID Re-attending within 3 months - Children	27	472	5.7%	10.2%	12.1%	11.4%
% of FP17s for the same patient ID Re-attending within 3 months - Adults	197	1,809	10.9%	14.2%	15.6%	15.4%
% of FP17s for the same patient ID Re-attending between 3 & 9 months - Children	355	472	75.2%	58.1%	61.2%	59.8%
% of FP17s for the same patient ID Re-attending between 3 & 9 months - Adults	1,359	1,809	75.1%	53.3%	54.5%	52.1%
% of FP17s for Band 1 Urgent Courses	59	1,923	3.1%	8.4%	9.1%	9.2%
% of FP17s Relating to Free Repair or Replacements	47	1,923	2.4%	1.1%	1.0%	0.7%
% of FP17s Relating to Continuations	24	1,923	1.2%	1.2%	1.0%	0.8%
% of Patients satisfied with the dentistry they have received	4	4	N/A	96.0%	94.2%	93.4%
% of Patients satisfied with the time they had to wait for an appointment	4	4	N/A	91.3%	88.4%	87.6%

* This is based on patients treated on this contract for their most recent course of treatment. Figures in italics indicate the base number of FP17s or Patient Questionnaire responses are less than 100. N/A is shown where the base number of responses is less than 10 during the period. % is calculated as Quantity/Base number*100

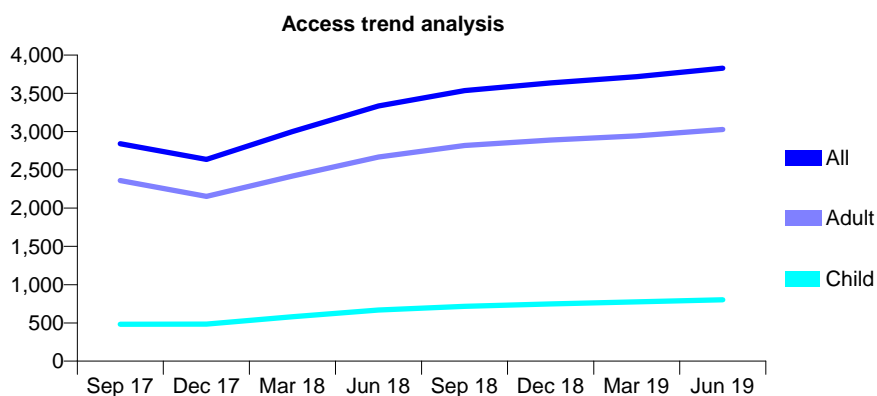
Q49 - Vital Signs At a Glance Contract Report for 736473/0001 - June 2019

Name or company name	Westmount Dental Surgery Jarrow
Contract type name	GDS Contract
Purpose of contract	General and Orthodontic
Contract start date	01/04/2006
Contract end date	

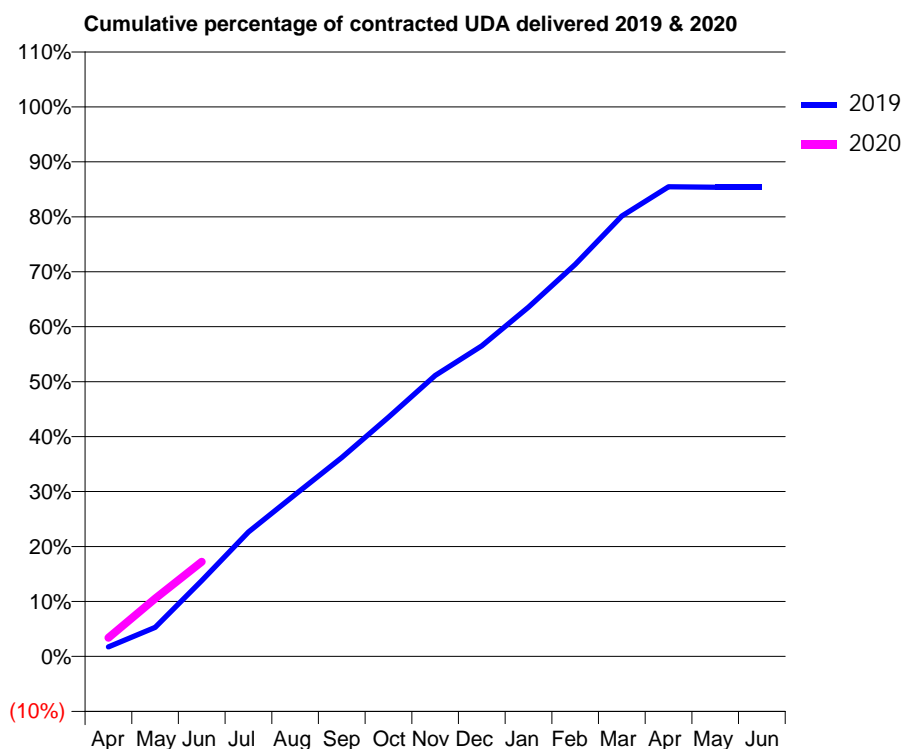
19/20 Contracted general activity (UDA)	18,335
Carry forward general activity (UDA)	0
19/20 Contracted orthodontic activity (UOA)	0
Carry forward orthodontic activity (UOA)	0
Baseline contract value	£507,304.72

ACCESS*

Patients seen in 24 months	Total	Change since previous quarter
Quarter ending June 2018	3,335	
Quarter ending September 2018	3,536	↑
Quarter ending December 2018	3,636	↑
Quarter ending March 2019	3,718	↑
Quarter ending June 2019	3,828	↑
Variance since June 2018	14.8%	↑



ACTIVITY



Month	2019	2020
April	319	621
May	970	1,934
June	2,528	3,161
July	4,156	
August	5,404	
September	6,637	
October	7,982	
November	9,373	
December	10,359	
January	11,656	
February	13,079	
March	14,692	
April	15,668	
May	15,652	
June	15,653	

QUALITY

	Quantity	Base Number	Contract	AT	Region	England
% of FP17s for the same patient ID Re-attending within 3 months - Children	30	314	9.6%	10.2%	12.1%	11.4%
% of FP17s for the same patient ID Re-attending within 3 months - Adults	161	1,109	14.5%	14.2%	15.6%	15.4%
% of FP17s for the same patient ID Re-attending between 3 & 9 months - Children	185	314	58.9%	58.1%	61.2%	59.8%
% of FP17s for the same patient ID Re-attending between 3 & 9 months - Adults	570	1,109	51.4%	53.3%	54.5%	52.1%
% of FP17s for Band 1 Urgent Courses	148	1,124	13.2%	8.4%	9.1%	9.2%
% of FP17s Relating to Free Repair or Replacements	12	1,124	1.1%	1.1%	1.0%	0.7%
% of FP17s Relating to Continuations	21	1,124	1.9%	1.2%	1.0%	0.8%
% of Patients satisfied with the dentistry they have received	0	0	N/A	96.0%	94.2%	93.4%
% of Patients satisfied with the time they had to wait for an appointment	0	0	N/A	91.3%	88.4%	87.6%

* This is based on patients treated on this contract for their most recent course of treatment. Figures in italics indicate the base number of FP17s or Patient Questionnaire responses are less than 100. N/A is shown where the base number of responses is less than 10 during the period. % is calculated as Quantity/Base number*100

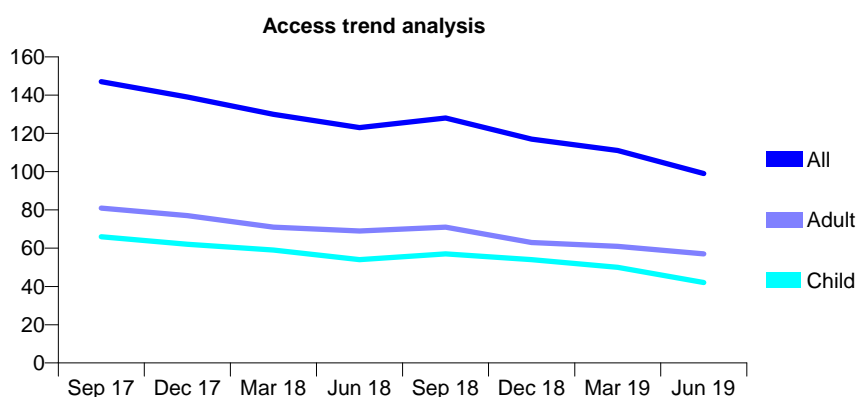
Q49 - Vital Signs At a Glance Contract Report for 737798/0001 - June 2019

Name or company name	MR AR GREENWOOD
Contract type name	GDS Contract
Purpose of contract	General
Contract start date	01/04/2006
Contract end date	

19/20 Contracted general activity (UDA)	400
Carry forward general activity (UDA)	0
19/20 Contracted orthodontic activity (UOA)	0
Carry forward orthodontic activity (UOA)	0
Baseline contract value	£10,243.88

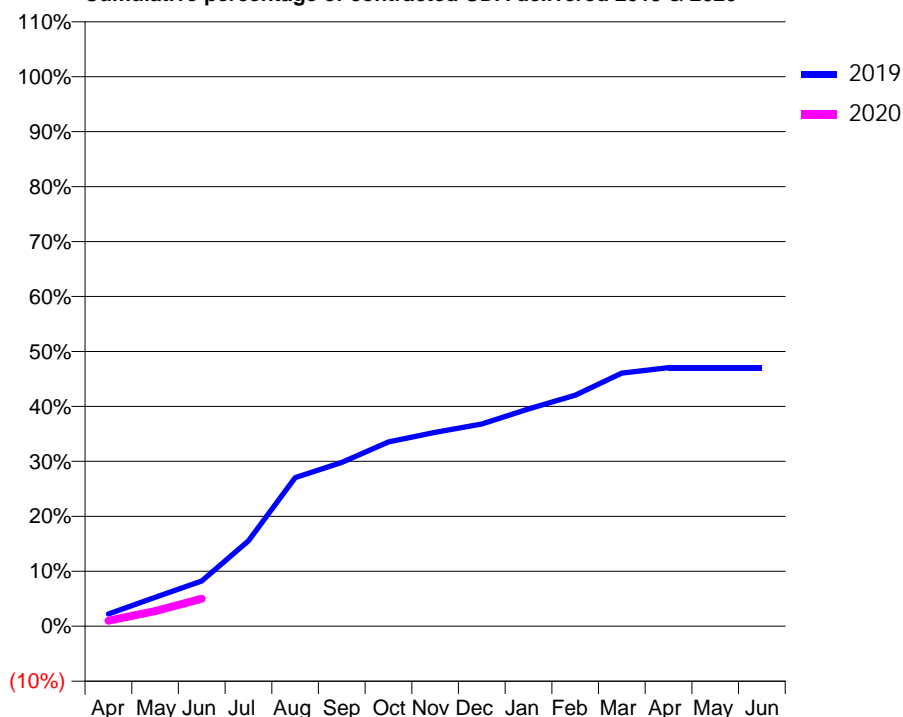
ACCESS*

Patients seen in 24 months	Total	Change since previous quarter
Quarter ending June 2018	123	
Quarter ending September 2018	128	↑
Quarter ending December 2018	117	↓
Quarter ending March 2019	111	↓
Quarter ending June 2019	99	↓
Variance since June 2018	(19.5%)	↓



ACTIVITY

Cumulative percentage of contracted UDA delivered 2019 & 2020



Adjusted Scheduled Activity (UDA)

Month	2019	2020
April	9	4
May	21	11
June	33	20
July	62	
August	108	
September	119	
October	134	
November	141	
December	147	
January	158	
February	168	
March	184	
April	188	
May	188	
June	188	

QUALITY

	Quantity	Base Number	Contract	AT	Region	England
% of FP17s for the same patient ID Re-attending within 3 months - Children	0	12	0.0%	10.2%	12.1%	11.4%
% of FP17s for the same patient ID Re-attending within 3 months - Adults	0	10	0.0%	14.2%	15.6%	15.4%
% of FP17s for the same patient ID Re-attending between 3 & 9 months - Children	7	12	58.3%	58.1%	61.2%	59.8%
% of FP17s for the same patient ID Re-attending between 3 & 9 months - Adults	5	10	50.0%	53.3%	54.5%	52.1%
% of FP17s for Band 1 Urgent Courses	0	18	0.0%	8.4%	9.1%	9.2%
% of FP17s Relating to Free Repair or Replacements	0	18	0.0%	1.1%	1.0%	0.7%
% of FP17s Relating to Continuations	0	18	0.0%	1.2%	1.0%	0.8%
% of Patients satisfied with the dentistry they have received	0	0	N/A	96.0%	94.2%	93.4%
% of Patients satisfied with the time they had to wait for an appointment	0	0	N/A	91.3%	88.4%	87.6%

* This is based on patients treated on this contract for their most recent course of treatment.

Figures in italics indicate the base number of FP17s or Patient Questionnaire responses are less than 100. N/A is shown where the base number of responses is less than 10 during the period. % is calculated as Quantity/Base number*100

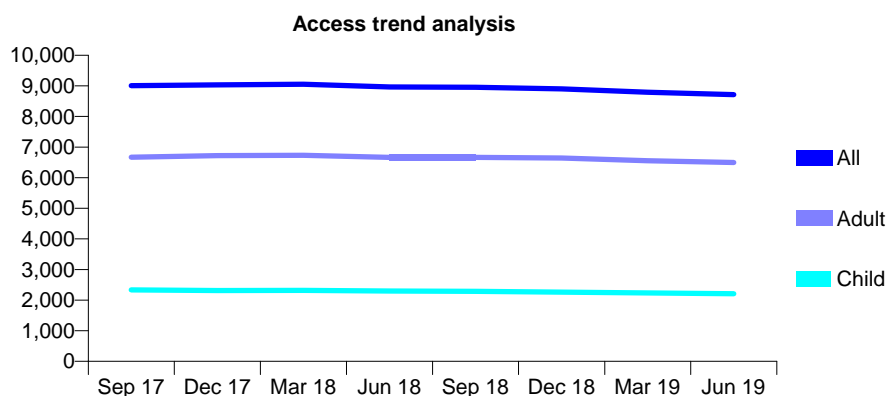
Q49 - Vital Signs At a Glance Contract Report for 737917/0001 - June 2019

Name or company name	MR DS SOMAL
Contract type name	GDS Contract
Purpose of contract	General
Contract start date	01/04/2006
Contract end date	

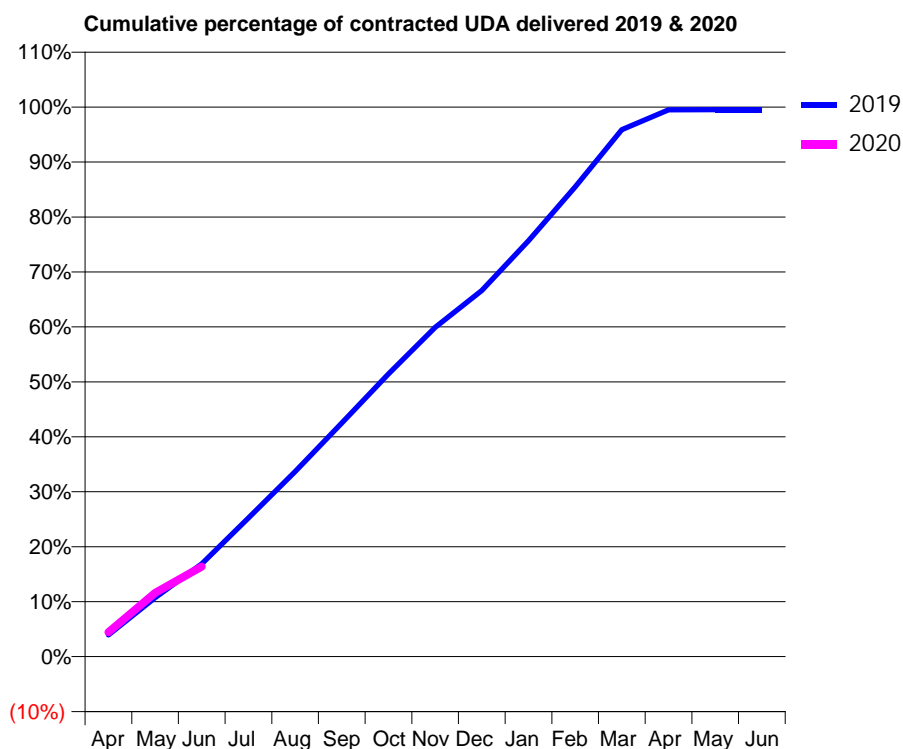
19/20 Contracted general activity (UDA)	19,383
Carry forward general activity (UDA)	0
19/20 Contracted orthodontic activity (UOA)	0
Carry forward orthodontic activity (UOA)	0
Baseline contract value	£605,031.34

ACCESS*

Patients seen in 24 months	Total	Change since previous quarter
Quarter ending June 2018	8,966	
Quarter ending September 2018	8,952	→
Quarter ending December 2018	8,905	→
Quarter ending March 2019	8,793	↓
Quarter ending June 2019	8,711	→
Variance since June 2018	(2.8%)	↓



ACTIVITY



Month	Adjusted Scheduled Activity (UDA)	
	2019	2020
April	763	864
May	2,082	2,249
June	3,273	3,176
July	4,887	
August	6,526	
September	8,237	
October	9,967	
November	11,615	
December	12,915	
January	14,667	
February	16,567	
March	18,589	
April	19,287	
May	19,291	
June	19,291	

QUALITY

	Quantity	Base Number	Contract	AT	Region	England
% of FP17s for the same patient ID Re-attending within 3 months - Children	68	768	8.9%	10.2%	12.1%	11.4%
% of FP17s for the same patient ID Re-attending within 3 months - Adults	293	1,861	15.7%	14.2%	15.6%	15.4%
% of FP17s for the same patient ID Re-attending between 3 & 9 months - Children	476	768	62.0%	58.1%	61.2%	59.8%
% of FP17s for the same patient ID Re-attending between 3 & 9 months - Adults	820	1,861	44.1%	53.3%	54.5%	52.1%
% of FP17s for Band 1 Urgent Courses	268	2,032	13.2%	8.4%	9.1%	9.2%
% of FP17s Relating to Free Repair or Replacements	8	2,032	0.4%	1.1%	1.0%	0.7%
% of FP17s Relating to Continuations	7	2,032	0.3%	1.2%	1.0%	0.8%
% of Patients satisfied with the dentistry they have received	6	7	N/A	96.0%	94.2%	93.4%
% of Patients satisfied with the time they had to wait for an appointment	7	7	N/A	91.3%	88.4%	87.6%

* This is based on patients treated on this contract for their most recent course of treatment. Figures in italics indicate the base number of FP17s or Patient Questionnaire responses are less than 100. N/A is shown where the base number of responses is less than 10 during the period. % is calculated as Quantity/Base number*100

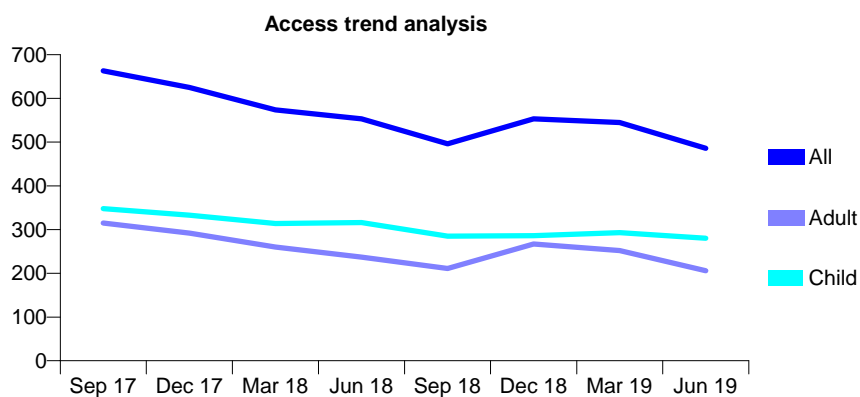
Q49 - Vital Signs At a Glance Contract Report for 740950/0001 - June 2019

Name or company name	MR PN JACKSON
Contract type name	GDS Contract
Purpose of contract	General
Contract start date	01/04/2006
Contract end date	

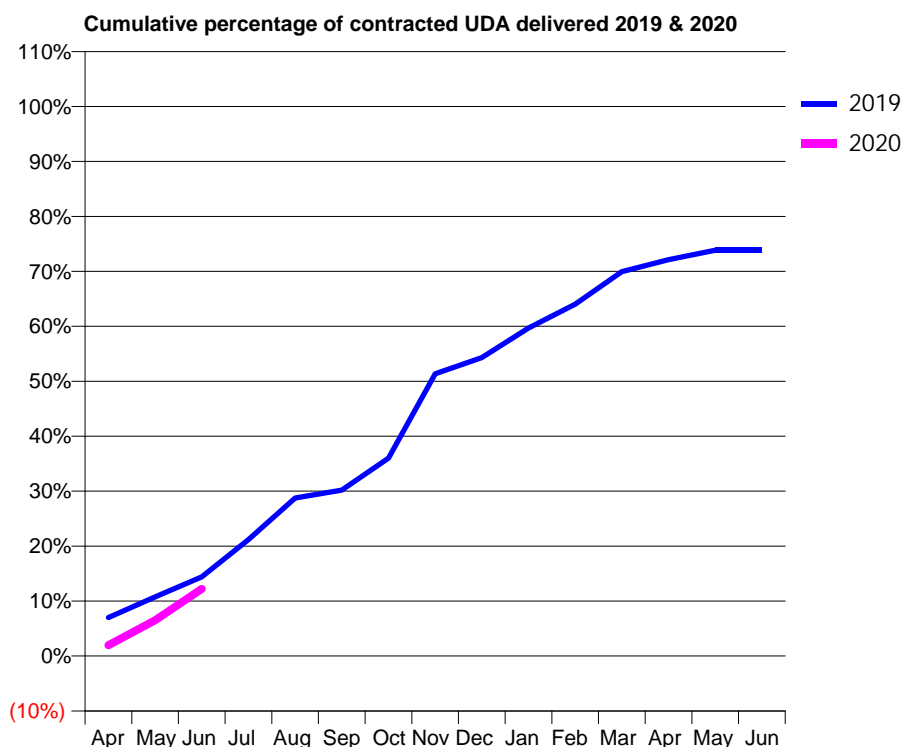
19/20 Contracted general activity (UDA)	1,932
Carry forward general activity (UDA)	0
19/20 Contracted orthodontic activity (UOA)	0
Carry forward orthodontic activity (UOA)	0
Baseline contract value	£49,597.41

ACCESS*

Patients seen in 24 months	Total	Change since previous quarter
Quarter ending June 2018	553	
Quarter ending September 2018	496	↓
Quarter ending December 2018	553	↑
Quarter ending March 2019	545	↓
Quarter ending June 2019	486	↓
Variance since June 2018	(12.1%)	↓



ACTIVITY



Month	Adjusted Scheduled Activity (UDA)	
	2019	2020
April	135	38
May	208	126
June	278	236
July	409	
August	556	
September	583	
October	696	
November	992	
December	1,049	
January	1,153	
February	1,237	
March	1,351	
April	1,393	
May	1,426	
June	1,426	

QUALITY

	Quantity	Base Number	Contract	AT	Region	England
% of FP17s for the same patient ID Re-attending within 3 months - Children	1	98	1.0%	10.2%	12.1%	11.4%
% of FP17s for the same patient ID Re-attending within 3 months - Adults	4	64	6.3%	14.2%	15.6%	15.4%
% of FP17s for the same patient ID Re-attending between 3 & 9 months - Children	57	98	58.2%	58.1%	61.2%	59.8%
% of FP17s for the same patient ID Re-attending between 3 & 9 months - Adults	24	64	37.5%	53.3%	54.5%	52.1%
% of FP17s for Band 1 Urgent Courses	10	151	6.6%	8.4%	9.1%	9.2%
% of FP17s Relating to Free Repair or Replacements	0	151	0.0%	1.1%	1.0%	0.7%
% of FP17s Relating to Continuations	0	151	0.0%	1.2%	1.0%	0.8%
% of Patients satisfied with the dentistry they have received	0	0	N/A	96.0%	94.2%	93.4%
% of Patients satisfied with the time they had to wait for an appointment	0	0	N/A	91.3%	88.4%	87.6%

* This is based on patients treated on this contract for their most recent course of treatment. Figures in italics indicate the base number of FP17s or Patient Questionnaire responses are less than 100. N/A is shown where the base number of responses is less than 10 during the period. % is calculated as Quantity/Base number*100

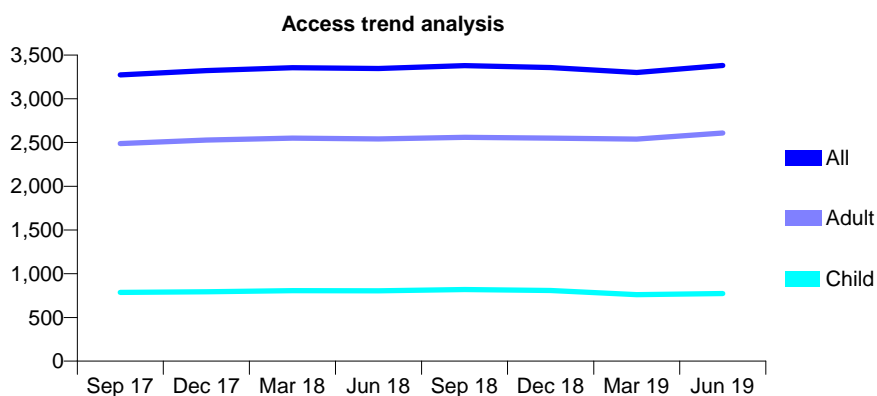
Q49 - Vital Signs At a Glance Contract Report for 740950/0002 - June 2019

Name or company name	MR PN JACKSON
Contract type name	GDS Contract
Purpose of contract	General
Contract start date	01/04/2006
Contract end date	

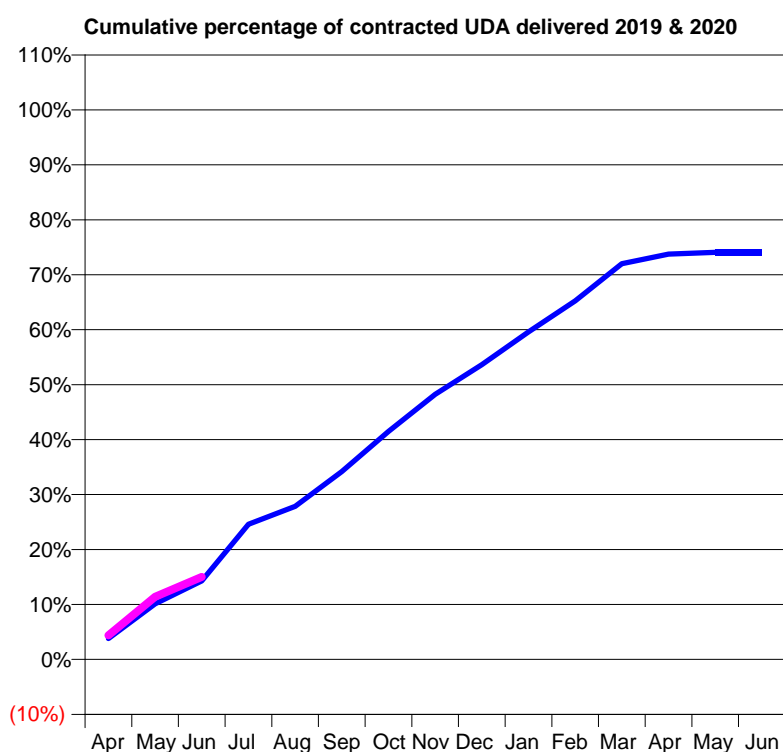
19/20 Contracted general activity (UDA)	13,302
Carry forward general activity (UDA)	0
19/20 Contracted orthodontic activity (UOA)	0
Carry forward orthodontic activity (UOA)	0
Baseline contract value	£322,574.65

ACCESS*

Patients seen in 24 months	Total	Change since previous quarter
Quarter ending June 2018	3,347	
Quarter ending September 2018	3,379	→
Quarter ending December 2018	3,358	→
Quarter ending March 2019	3,301	↓
Quarter ending June 2019	3,381	↑
Variance since June 2018	1.0%	→



ACTIVITY



Month	2019	2020
April	505	584
May	1,348	1,517
June	1,898	1,998
July	3,271	
August	3,707	
September	4,547	
October	5,520	
November	6,417	
December	7,133	
January	7,928	
February	8,678	
March	9,580	
April	9,810	
May	9,855	
June	9,855	

QUALITY

	Quantity	Base Number	Contract	AT	Region	England
% of FP17s for the same patient ID Re-attending within 3 months - Children	10	259	3.9%	10.2%	12.1%	11.4%
% of FP17s for the same patient ID Re-attending within 3 months - Adults	90	907	9.9%	14.2%	15.6%	15.4%
% of FP17s for the same patient ID Re-attending between 3 & 9 months - Children	155	259	59.8%	58.1%	61.2%	59.8%
% of FP17s for the same patient ID Re-attending between 3 & 9 months - Adults	539	907	59.4%	53.3%	54.5%	52.1%
% of FP17s for Band 1 Urgent Courses	63	1,002	6.3%	8.4%	9.1%	9.2%
% of FP17s Relating to Free Repair or Replacements	10	1,002	1.0%	1.1%	1.0%	0.7%
% of FP17s Relating to Continuations	2	1,002	0.2%	1.2%	1.0%	0.8%
% of Patients satisfied with the dentistry they have received	1	1	N/A	96.0%	94.2%	93.4%
% of Patients satisfied with the time they had to wait for an appointment	1	1	N/A	91.3%	88.4%	87.6%

* This is based on patients treated on this contract for their most recent course of treatment. Figures in italics indicate the base number of FP17s or Patient Questionnaire responses are less than 100. N/A is shown where the base number of responses is less than 10 during the period. % is calculated as Quantity/Base number*100

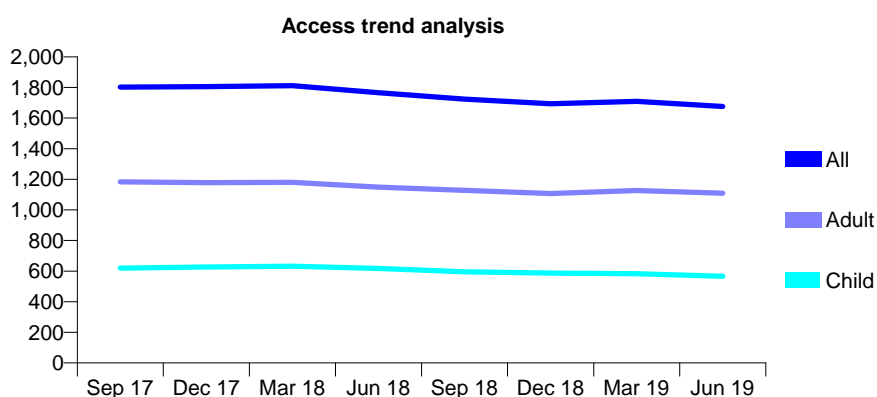
Q49 - Vital Signs At a Glance Contract Report for 749141/0001 - June 2019

Name or company name	MRS LK CAVE
Contract type name	GDS Contract
Purpose of contract	General
Contract start date	01/04/2006
Contract end date	

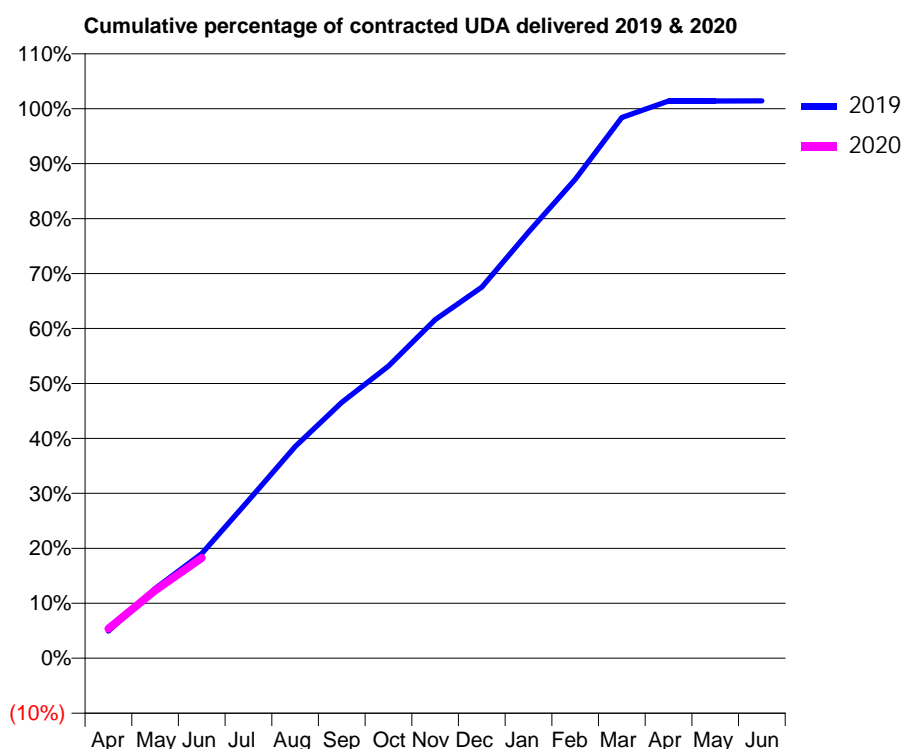
19/20 Contracted general activity (UDA)	5,333
Carry forward general activity (UDA)	0
19/20 Contracted orthodontic activity (UOA)	0
Carry forward orthodontic activity (UOA)	0
Baseline contract value	£153,467.88

ACCESS*

Patients seen in 24 months	Total	Change since previous quarter
Quarter ending June 2018	1,766	
Quarter ending September 2018	1,724	↓
Quarter ending December 2018	1,694	↓
Quarter ending March 2019	1,709	→
Quarter ending June 2019	1,675	↓
Variance since June 2018	(5.2%)	↓



ACTIVITY



Month	2019	2020
April	264	286
May	676	658
June	1,015	974
July	1,530	
August	2,054	
September	2,483	
October	2,835	
November	3,286	
December	3,601	
January	4,136	
February	4,648	
March	5,247	
April	5,406	
May	5,406	
June	5,409	

QUALITY

	Quantity	Base Number	Contract	AT	Region	England
% of FP17s for the same patient ID Re-attending within 3 months - Children	34	204	16.7%	10.2%	12.1%	11.4%
% of FP17s for the same patient ID Re-attending within 3 months - Adults	53	329	16.1%	14.2%	15.6%	15.4%
% of FP17s for the same patient ID Re-attending between 3 & 9 months - Children	129	204	63.2%	58.1%	61.2%	59.8%
% of FP17s for the same patient ID Re-attending between 3 & 9 months - Adults	192	329	58.4%	53.3%	54.5%	52.1%
% of FP17s for Band 1 Urgent Courses	9	463	1.9%	8.4%	9.1%	9.2%
% of FP17s Relating to Free Repair or Replacements	1	463	0.2%	1.1%	1.0%	0.7%
% of FP17s Relating to Continuations	3	463	0.6%	1.2%	1.0%	0.8%
% of Patients satisfied with the dentistry they have received	2	2	N/A	96.0%	94.2%	93.4%
% of Patients satisfied with the time they had to wait for an appointment	2	2	N/A	91.3%	88.4%	87.6%

* This is based on patients treated on this contract for their most recent course of treatment.

Figures in italics indicate the base number of FP17s or Patient Questionnaire responses are less than 100. N/A is shown where the base number of responses is less than 10 during the period. % is calculated as Quantity/Base number*100

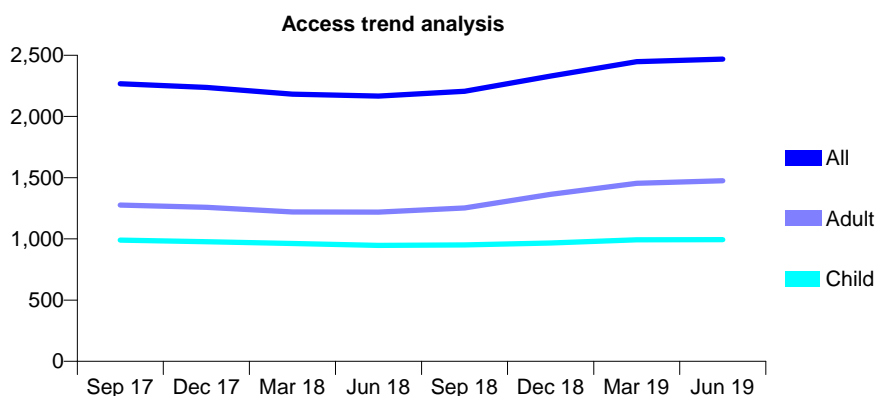
Q49 - Vital Signs At a Glance Contract Report for 751847/0001 - June 2019

Name or company name	MR TB JUKES
Contract type name	GDS Contract
Purpose of contract	General
Contract start date	01/04/2006
Contract end date	

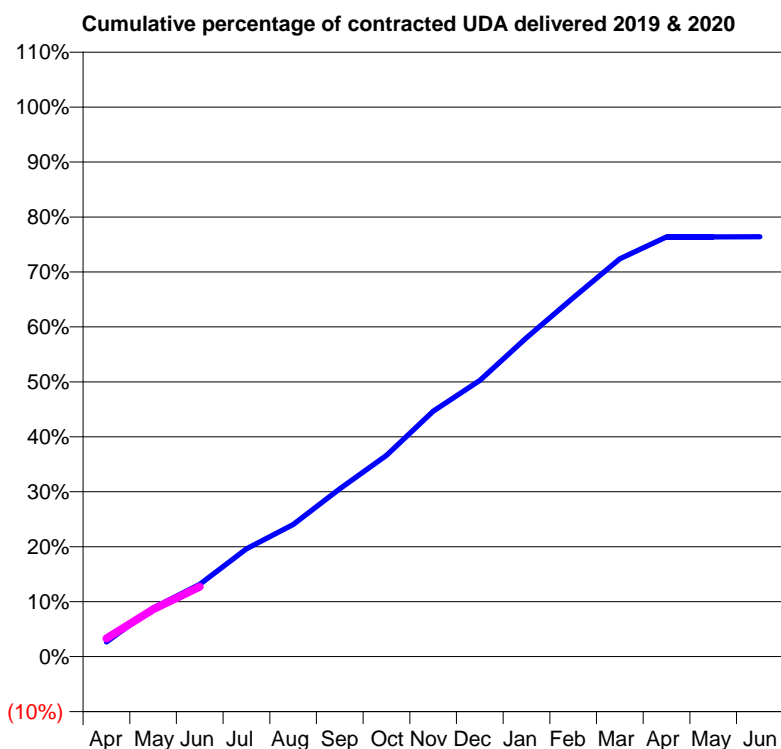
19/20 Contracted general activity (UDA)	10,962
Carry forward general activity (UDA)	0
19/20 Contracted orthodontic activity (UOA)	0
Carry forward orthodontic activity (UOA)	0
Baseline contract value	£289,812.17

ACCESS*

Patients seen in 24 months	Total	Change since previous quarter
Quarter ending June 2018	2,167	
Quarter ending September 2018	2,205	→
Quarter ending December 2018	2,331	↑
Quarter ending March 2019	2,447	↑
Quarter ending June 2019	2,469	→
Variance since June 2018	13.9%	↑



ACTIVITY



Month	Adjusted Scheduled Activity (UDA)	
	2019	2020
April	293	363
May	970	944
June	1,441	1,393
July	2,149	
August	2,636	
September	3,348	
October	4,015	
November	4,896	
December	5,509	
January	6,362	
February	7,161	
March	7,934	
April	8,372	
May	8,372	
June	8,375	

QUALITY

	Quantity	Base Number	Contract	AT	Region	England
% of FP17s for the same patient ID Re-attending within 3 months - Children	18	275	6.5%	10.2%	12.1%	11.4%
% of FP17s for the same patient ID Re-attending within 3 months - Adults	97	427	22.7%	14.2%	15.6%	15.4%
% of FP17s for the same patient ID Re-attending between 3 & 9 months - Children	139	275	50.5%	58.1%	61.2%	59.8%
% of FP17s for the same patient ID Re-attending between 3 & 9 months - Adults	196	427	45.9%	53.3%	54.5%	52.1%
% of FP17s for Band 1 Urgent Courses	42	570	7.4%	8.4%	9.1%	9.2%
% of FP17s Relating to Free Repair or Replacements	9	570	1.6%	1.1%	1.0%	0.7%
% of FP17s Relating to Continuations	0	570	0.0%	1.2%	1.0%	0.8%
% of Patients satisfied with the dentistry they have received	1	1	N/A	96.0%	94.2%	93.4%
% of Patients satisfied with the time they had to wait for an appointment	1	1	N/A	91.3%	88.4%	87.6%

* This is based on patients treated on this contract for their most recent course of treatment. Figures in italics indicate the base number of FP17s or Patient Questionnaire responses are less than 100. N/A is shown where the base number of responses is less than 10 during the period. % is calculated as Quantity/Base number*100

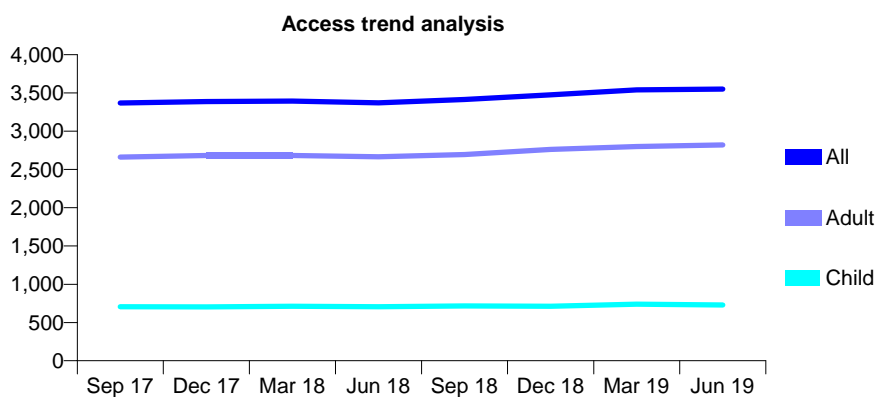
Q49 - Vital Signs At a Glance Contract Report for 754722/0001 - June 2019

Name or company name	MR K ROBSON
Contract type name	GDS Contract
Purpose of contract	General
Contract start date	01/08/2011
Contract end date	

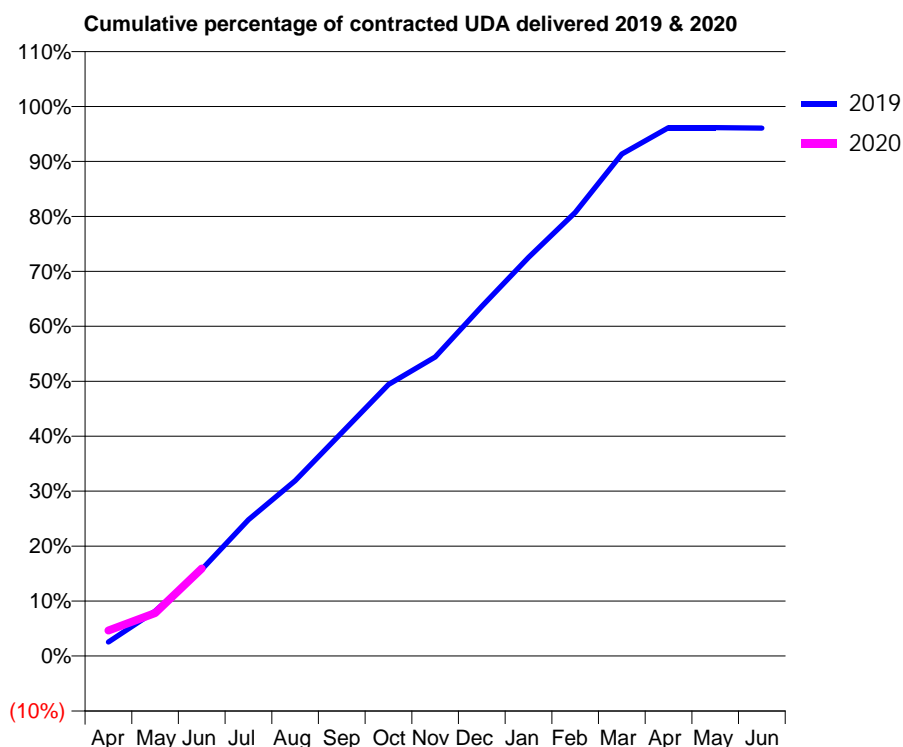
19/20 Contracted general activity (UDA)	11,463
Carry forward general activity (UDA)	0
19/20 Contracted orthodontic activity (UOA)	0
Carry forward orthodontic activity (UOA)	0
Baseline contract value	£308,046.28

ACCESS*

Patients seen in 24 months	Total	Change since previous quarter
Quarter ending June 2018	3,370	
Quarter ending September 2018	3,413	→
Quarter ending December 2018	3,474	→
Quarter ending March 2019	3,540	→
Quarter ending June 2019	3,550	→
Variance since June 2018	5.3%	↑



ACTIVITY



Month	Adjusted Scheduled Activity (UDA)	
	2019	2020
April	308	533
May	978	898
June	1,887	1,825
July	2,974	
August	3,825	
September	4,874	
October	5,925	
November	6,525	
December	7,630	
January	8,697	
February	9,679	
March	10,953	
April	11,532	
May	11,532	
June	11,520	

QUALITY

	Quantity	Base Number	Contract	AT	Region	England
% of FP17s for the same patient ID Re-attending within 3 months - Children	10	221	4.5%	10.2%	12.1%	11.4%
% of FP17s for the same patient ID Re-attending within 3 months - Adults	131	888	14.8%	14.2%	15.6%	15.4%
% of FP17s for the same patient ID Re-attending between 3 & 9 months - Children	122	221	55.2%	58.1%	61.2%	59.8%
% of FP17s for the same patient ID Re-attending between 3 & 9 months - Adults	519	888	58.4%	53.3%	54.5%	52.1%
% of FP17s for Band 1 Urgent Courses	47	848	5.5%	8.4%	9.1%	9.2%
% of FP17s Relating to Free Repair or Replacements	10	848	1.2%	1.1%	1.0%	0.7%
% of FP17s Relating to Continuations	9	848	1.1%	1.2%	1.0%	0.8%
% of Patients satisfied with the dentistry they have received	1	1	N/A	96.0%	94.2%	93.4%
% of Patients satisfied with the time they had to wait for an appointment	1	1	N/A	91.3%	88.4%	87.6%

* This is based on patients treated on this contract for their most recent course of treatment. Figures in italics indicate the base number of FP17s or Patient Questionnaire responses are less than 100. N/A is shown where the base number of responses is less than 10 during the period. % is calculated as Quantity/Base number*100

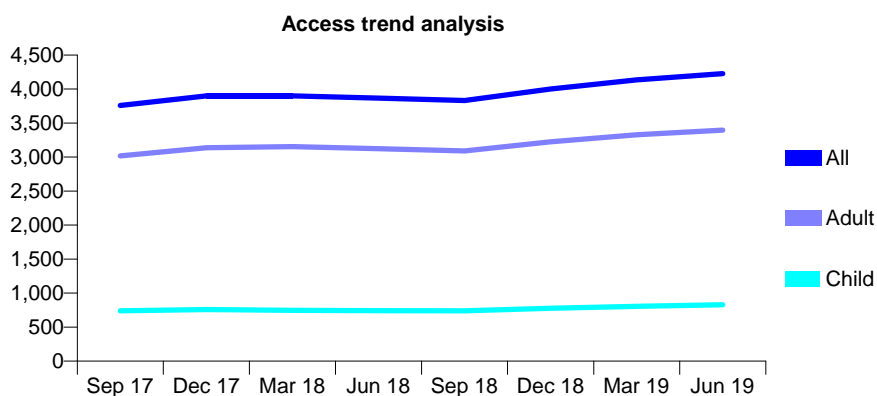
Q49 - Vital Signs At a Glance Contract Report for 761028/0001 - June 2019

Name or company name	Mr Amit Nayyar
Contract type name	GDS Contract
Purpose of contract	General
Contract start date	01/04/2006
Contract end date	

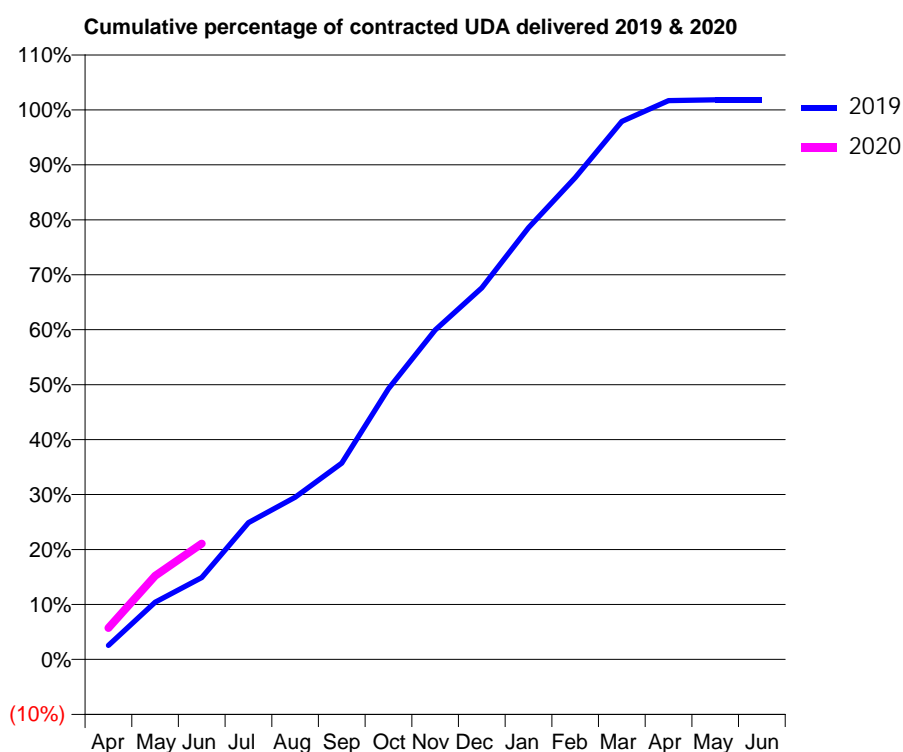
19/20 Contracted general activity (UDA)	10,751
Carry forward general activity (UDA)	0
19/20 Contracted orthodontic activity (UOA)	0
Carry forward orthodontic activity (UOA)	0
Baseline contract value	£335,904.61

ACCESS*

Patients seen in 24 months	Total	Change since previous quarter
Quarter ending June 2018	3,868	
Quarter ending September 2018	3,833	→
Quarter ending December 2018	4,001	↑
Quarter ending March 2019	4,134	↑
Quarter ending June 2019	4,226	↑
Variance since June 2018	9.3%	↑



ACTIVITY



Month	2019	2020
April	274	614
May	1,121	1,637
June	1,602	2,265
July	2,675	
August	3,174	
September	3,842	
October	5,297	
November	6,446	
December	7,267	
January	8,447	
February	9,424	
March	10,524	
April	10,933	
May	10,945	
June	10,945	

QUALITY

	Quantity	Base Number	Contract	AT	Region	England
% of FP17s for the same patient ID Re-attending within 3 months - Children	22	332	6.6%	10.2%	12.1%	11.4%
% of FP17s for the same patient ID Re-attending within 3 months - Adults	173	1,229	14.1%	14.2%	15.6%	15.4%
% of FP17s for the same patient ID Re-attending between 3 & 9 months - Children	227	332	68.4%	58.1%	61.2%	59.8%
% of FP17s for the same patient ID Re-attending between 3 & 9 months - Adults	675	1,229	54.9%	53.3%	54.5%	52.1%
% of FP17s for Band 1 Urgent Courses	141	1,318	10.7%	8.4%	9.1%	9.2%
% of FP17s Relating to Free Repair or Replacements	11	1,318	0.8%	1.1%	1.0%	0.7%
% of FP17s Relating to Continuations	3	1,318	0.2%	1.2%	1.0%	0.8%
% of Patients satisfied with the dentistry they have received	2	2	N/A	96.0%	94.2%	93.4%
% of Patients satisfied with the time they had to wait for an appointment	2	2	N/A	91.3%	88.4%	87.6%

* This is based on patients treated on this contract for their most recent course of treatment. Figures in italics indicate the base number of FP17s or Patient Questionnaire responses are less than 100. N/A is shown where the base number of responses is less than 10 during the period. % is calculated as Quantity/Base number*100

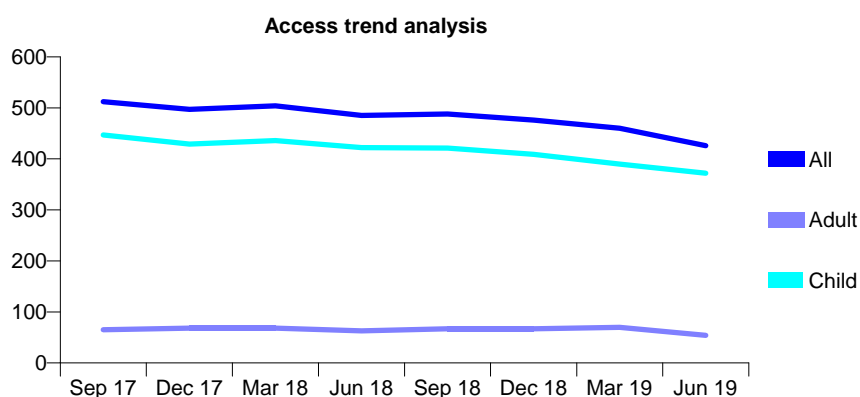
Q49 - Vital Signs At a Glance Contract Report for 761044/0001 - June 2019

Name or company name	MR RA WINTER
Contract type name	GDS Contract
Purpose of contract	General
Contract start date	01/11/2011
Contract end date	

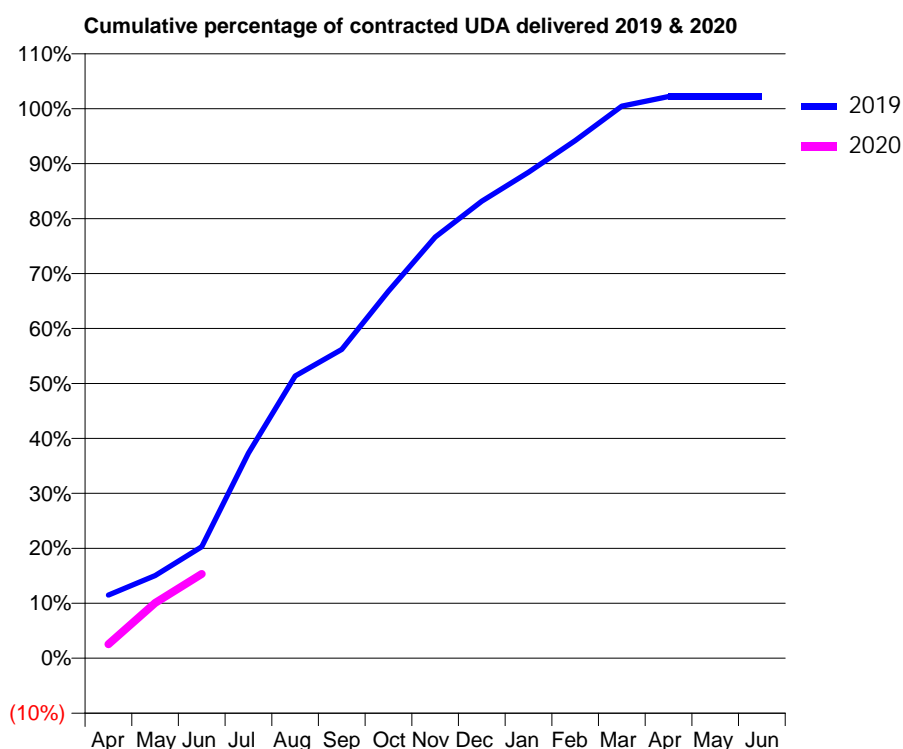
19/20 Contracted general activity (UDA)	400
Carry forward general activity (UDA)	0
19/20 Contracted orthodontic activity (UOA)	0
Carry forward orthodontic activity (UOA)	0
Baseline contract value	£9,558.03

ACCESS*

Patients seen in 24 months	Total	Change since previous quarter
Quarter ending June 2018	485	
Quarter ending September 2018	488	→
Quarter ending December 2018	476	↓
Quarter ending March 2019	460	↓
Quarter ending June 2019	426	↓
Variance since June 2018	(12.2%)	↓



ACTIVITY



Month	2019	2020
April	46	10
May	60	40
June	81	61
July	149	
August	205	
September	225	
October	267	
November	307	
December	333	
January	354	
February	377	
March	402	
April	409	
May	409	
June	409	

QUALITY

	Quantity	Base Number	Contract	AT	Region	England
% of FP17s for the same patient ID Re-attending within 3 months - Children	1	59	1.7%	10.2%	12.1%	11.4%
% of FP17s for the same patient ID Re-attending within 3 months - Adults	0	1	0.0%	14.2%	15.6%	15.4%
% of FP17s for the same patient ID Re-attending between 3 & 9 months - Children	16	59	27.1%	58.1%	61.2%	59.8%
% of FP17s for the same patient ID Re-attending between 3 & 9 months - Adults	1	1	100.0%	53.3%	54.5%	52.1%
% of FP17s for Band 1 Urgent Courses	2	53	3.8%	8.4%	9.1%	9.2%
% of FP17s Relating to Free Repair or Replacements	0	53	0.0%	1.1%	1.0%	0.7%
% of FP17s Relating to Continuations	0	53	0.0%	1.2%	1.0%	0.8%
% of Patients satisfied with the dentistry they have received	0	0	N/A	96.0%	94.2%	93.4%
% of Patients satisfied with the time they had to wait for an appointment	0	0	N/A	91.3%	88.4%	87.6%

* This is based on patients treated on this contract for their most recent course of treatment.

Figures in italics indicate the base number of FP17s or Patient Questionnaire responses are less than 100. N/A is shown where the base number of responses is less than 10 during the period. % is calculated as Quantity/Base number*100

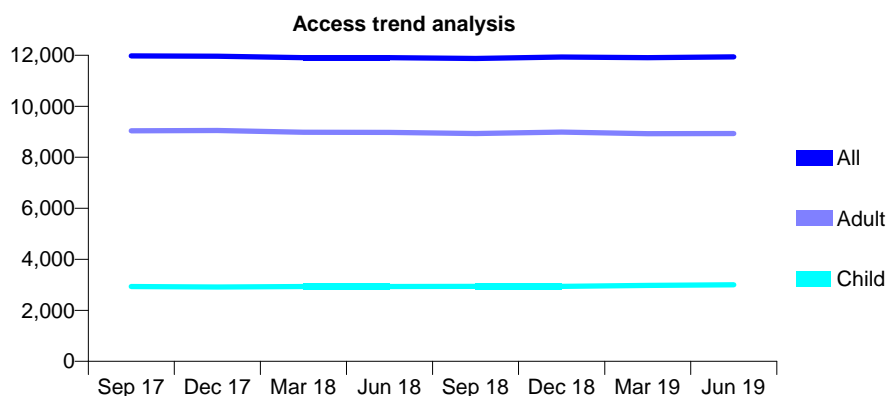
Q49 - Vital Signs At a Glance Contract Report for 762083/0001 - June 2019

Name or company name	Westerhope Limited
Contract type name	GDS Contract
Purpose of contract	General
Contract start date	01/04/2006
Contract end date	

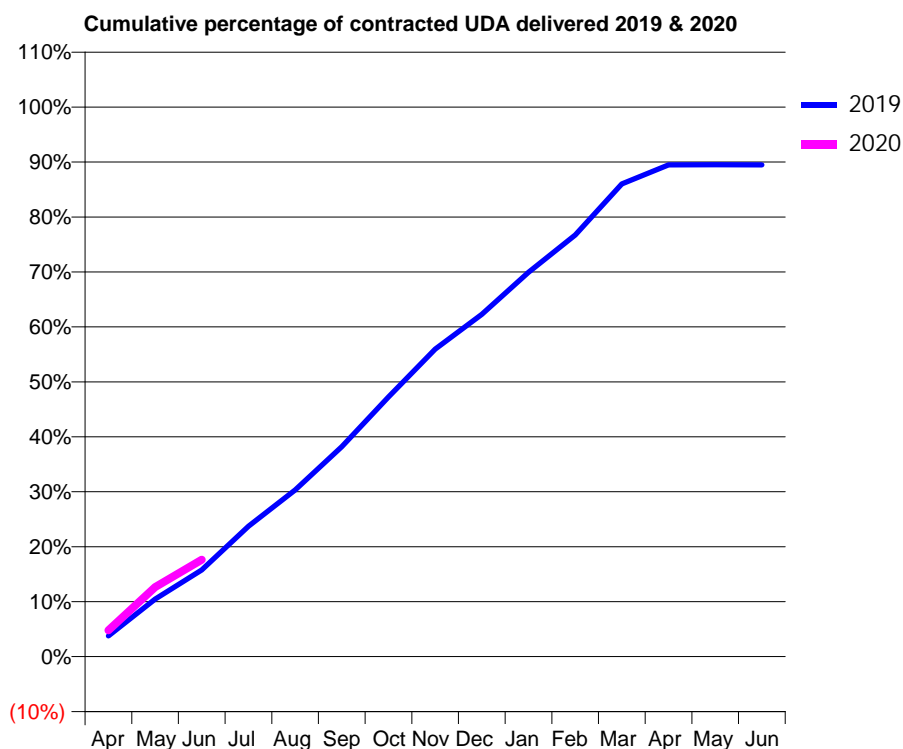
19/20 Contracted general activity (UDA)	36,983
Carry forward general activity (UDA)	0
19/20 Contracted orthodontic activity (UOA)	0
Carry forward orthodontic activity (UOA)	0
Baseline contract value	£1,017,171.67

ACCESS*

Patients seen in 24 months	Total	Change since previous quarter
Quarter ending June 2018	11,907	
Quarter ending September 2018	11,874	→
Quarter ending December 2018	11,928	→
Quarter ending March 2019	11,909	→
Quarter ending June 2019	11,938	→
Variance since June 2018	0.3%	→



ACTIVITY



Month	Adjusted Scheduled Activity (UDA)	
	2019	2020
April	1,425	1,776
May	3,960	4,680
June	5,970	6,524
July	8,979	
August	11,476	
September	14,468	
October	17,890	
November	21,181	
December	23,583	
January	26,482	
February	29,045	
March	32,568	
April	33,881	
May	33,893	
June	33,880	

QUALITY

	Quantity	Base Number	Contract	AT	Region	England
% of FP17s for the same patient ID Re-attending within 3 months - Children	65	914	7.1%	10.2%	12.1%	11.4%
% of FP17s for the same patient ID Re-attending within 3 months - Adults	520	2,611	19.9%	14.2%	15.6%	15.4%
% of FP17s for the same patient ID Re-attending between 3 & 9 months - Children	480	914	52.5%	58.1%	61.2%	59.8%
% of FP17s for the same patient ID Re-attending between 3 & 9 months - Adults	1,142	2,611	43.7%	53.3%	54.5%	52.1%
% of FP17s for Band 1 Urgent Courses	433	2,880	15.0%	8.4%	9.1%	9.2%
% of FP17s Relating to Free Repair or Replacements	24	2,880	0.8%	1.1%	1.0%	0.7%
% of FP17s Relating to Continuations	22	2,880	0.8%	1.2%	1.0%	0.8%
% of Patients satisfied with the dentistry they have received	0	0	N/A	96.0%	94.2%	93.4%
% of Patients satisfied with the time they had to wait for an appointment	0	0	N/A	91.3%	88.4%	87.6%

* This is based on patients treated on this contract for their most recent course of treatment. Figures in italics indicate the base number of FP17s or Patient Questionnaire responses are less than 100. N/A is shown where the base number of responses is less than 10 during the period. % is calculated as Quantity/Base number*100

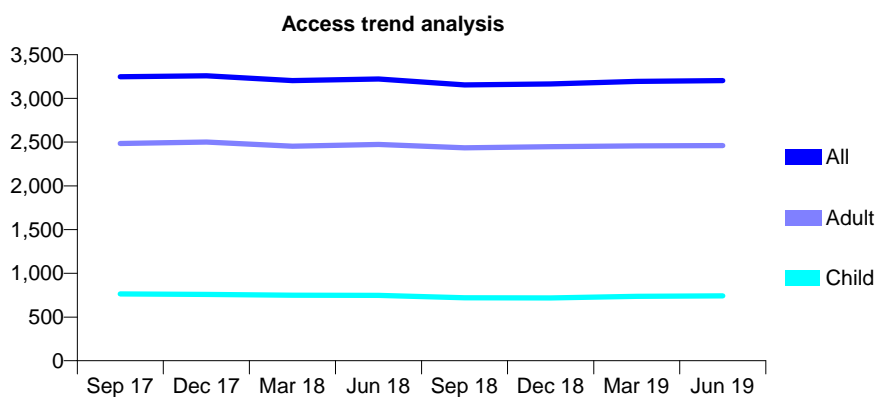
Q49 - Vital Signs At a Glance Contract Report for 762083/0002 - June 2019

Name or company name	MR SU CHOHAN
Contract type name	GDS Contract
Purpose of contract	General and Orthodontic
Contract start date	01/12/2010
Contract end date	

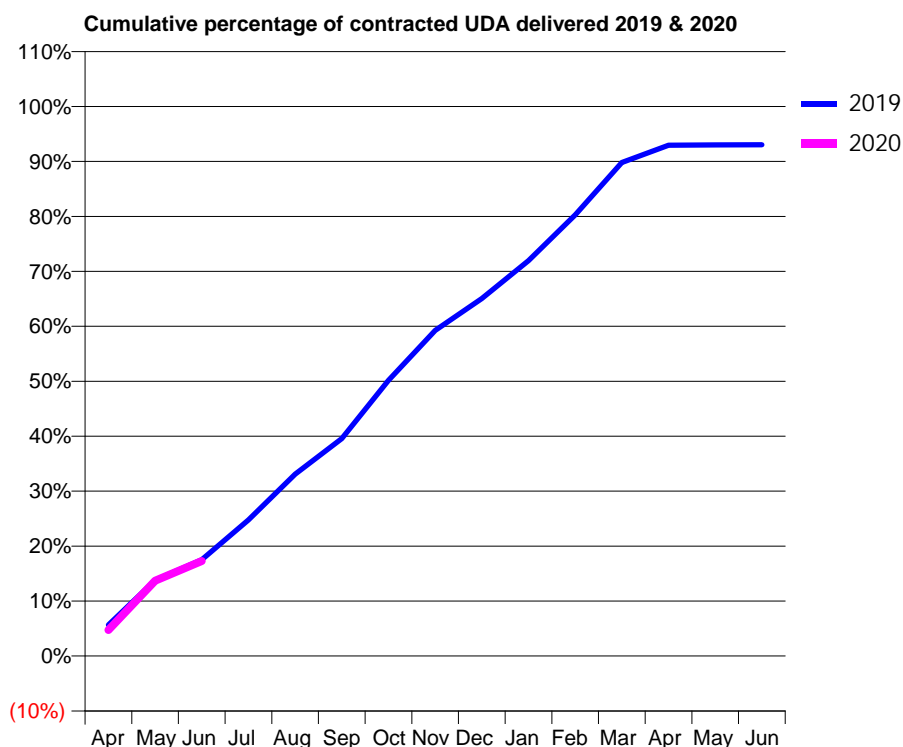
19/20 Contracted general activity (UDA)	13,500
Carry forward general activity (UDA)	0
19/20 Contracted orthodontic activity (UOA)	0
Carry forward orthodontic activity (UOA)	0
Baseline contract value	£388,538.20

ACCESS*

Patients seen in 24 months	Total	Change since previous quarter
Quarter ending June 2018	3,221	
Quarter ending September 2018	3,154	↓
Quarter ending December 2018	3,165	→
Quarter ending March 2019	3,194	→
Quarter ending June 2019	3,203	→
Variance since June 2018	(0.6%)	→



ACTIVITY



Month	Adjusted Scheduled Activity (UDA)	
	2019	2020
April	764	642
May	1,864	1,849
June	2,366	2,334
July	3,345	
August	4,470	
September	5,343	
October	6,773	
November	8,000	
December	8,783	
January	9,711	
February	10,835	
March	12,123	
April	12,547	
May	12,554	
June	12,558	

QUALITY

	Quantity	Base Number	Contract	AT	Region	England
% of FP17s for the same patient ID Re-attending within 3 months - Children	20	227	8.8%	10.2%	12.1%	11.4%
% of FP17s for the same patient ID Re-attending within 3 months - Adults	142	817	17.4%	14.2%	15.6%	15.4%
% of FP17s for the same patient ID Re-attending between 3 & 9 months - Children	129	227	56.8%	58.1%	61.2%	59.8%
% of FP17s for the same patient ID Re-attending between 3 & 9 months - Adults	452	817	55.3%	53.3%	54.5%	52.1%
% of FP17s for Band 1 Urgent Courses	124	897	13.8%	8.4%	9.1%	9.2%
% of FP17s Relating to Free Repair or Replacements	16	897	1.8%	1.1%	1.0%	0.7%
% of FP17s Relating to Continuations	13	897	1.4%	1.2%	1.0%	0.8%
% of Patients satisfied with the dentistry they have received	4	4	N/A	96.0%	94.2%	93.4%
% of Patients satisfied with the time they had to wait for an appointment	4	4	N/A	91.3%	88.4%	87.6%

* This is based on patients treated on this contract for their most recent course of treatment. Figures in italics indicate the base number of FP17s or Patient Questionnaire responses are less than 100. N/A is shown where the base number of responses is less than 10 during the period. % is calculated as Quantity/Base number*100

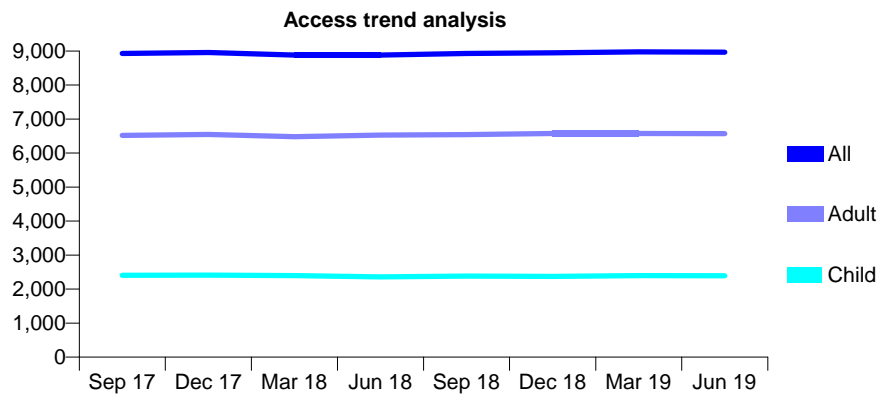
Q49 - Vital Signs At a Glance Contract Report for 766747/0001 - June 2019

Name or company name	MR S BEDI
Contract type name	GDS Contract
Purpose of contract	General and Orthodontic
Contract start date	01/04/2006
Contract end date	

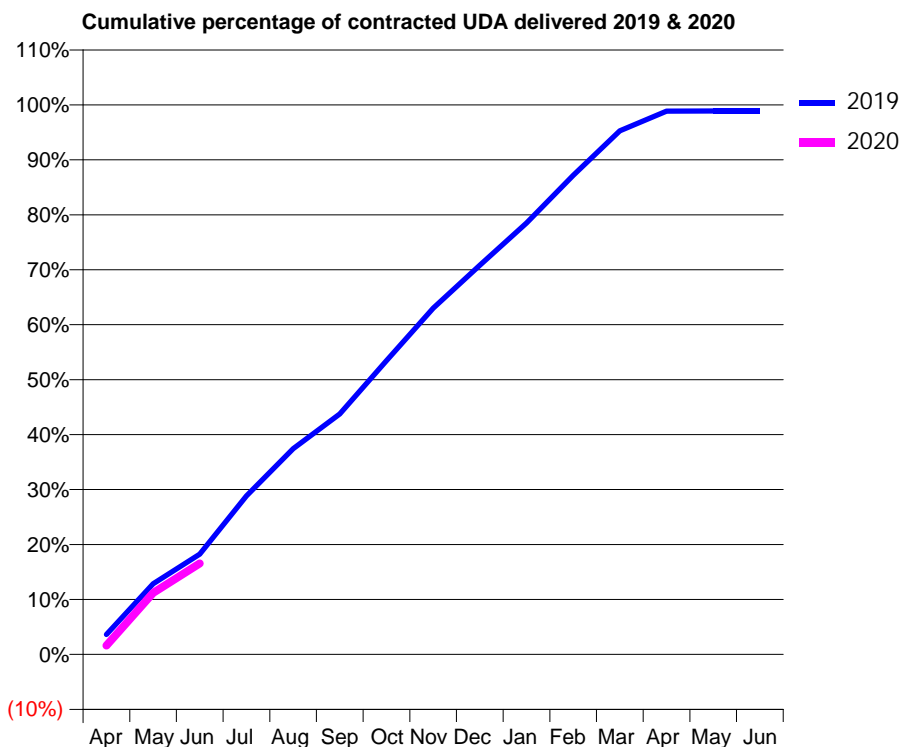
19/20 Contracted general activity (UDA)	25,485
Carry forward general activity (UDA)	0
19/20 Contracted orthodontic activity (UOA)	0
Carry forward orthodontic activity (UOA)	0
Baseline contract value	£678,000.08

ACCESS*

Patients seen in 24 months	Total	Change since previous quarter
Quarter ending June 2018	8,885	
Quarter ending September 2018	8,927	→
Quarter ending December 2018	8,949	→
Quarter ending March 2019	8,975	→
Quarter ending June 2019	8,966	→
Variance since June 2018	0.9%	→



ACTIVITY



Month	Adjusted Scheduled Activity (UDA)	
	2019	2020
April	924	410
May	3,277	2,853
June	4,646	4,222
July	7,347	
August	9,538	
September	11,156	
October	13,624	
November	16,057	
December	18,041	
January	20,003	
February	22,215	
March	24,278	
April	25,194	
May	25,195	
June	25,196	

QUALITY

	Quantity	Base Number	Contract	AT	Region	England
% of FP17s for the same patient ID Re-attending within 3 months - Children	47	750	6.3%	10.2%	12.1%	11.4%
% of FP17s for the same patient ID Re-attending within 3 months - Adults	249	1,822	13.7%	14.2%	15.6%	15.4%
% of FP17s for the same patient ID Re-attending between 3 & 9 months - Children	432	750	57.6%	58.1%	61.2%	59.8%
% of FP17s for the same patient ID Re-attending between 3 & 9 months - Adults	953	1,822	52.3%	53.3%	54.5%	52.1%
% of FP17s for Band 1 Urgent Courses	197	2,056	9.6%	8.4%	9.1%	9.2%
% of FP17s Relating to Free Repair or Replacements	18	2,056	0.9%	1.1%	1.0%	0.7%
% of FP17s Relating to Continuations	28	2,056	1.4%	1.2%	1.0%	0.8%
% of Patients satisfied with the dentistry they have received	6	6	N/A	96.0%	94.2%	93.4%
% of Patients satisfied with the time they had to wait for an appointment	5	6	N/A	91.3%	88.4%	87.6%

* This is based on patients treated on this contract for their most recent course of treatment. Figures in italics indicate the base number of FP17s or Patient Questionnaire responses are less than 100. N/A is shown where the base number of responses is less than 10 during the period. % is calculated as Quantity/Base number*100

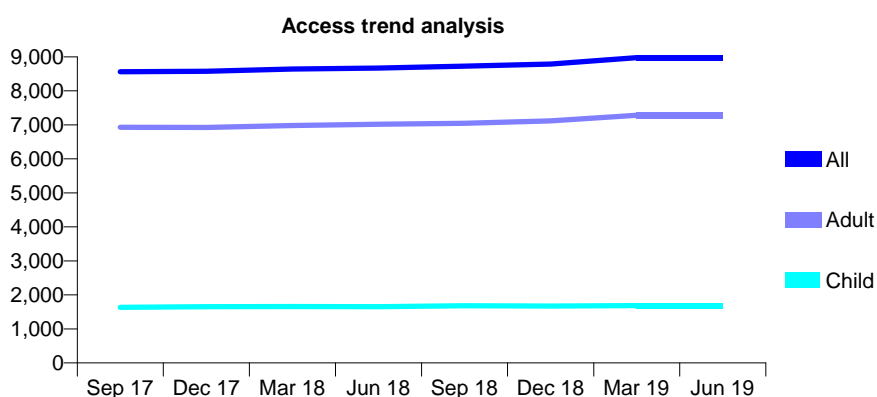
Q49 - Vital Signs At a Glance Contract Report for 767514/0001 - June 2019

Name or company name	MISS KE BOOTH
Contract type name	GDS Contract
Purpose of contract	General and Orthodontic
Contract start date	01/04/2006
Contract end date	

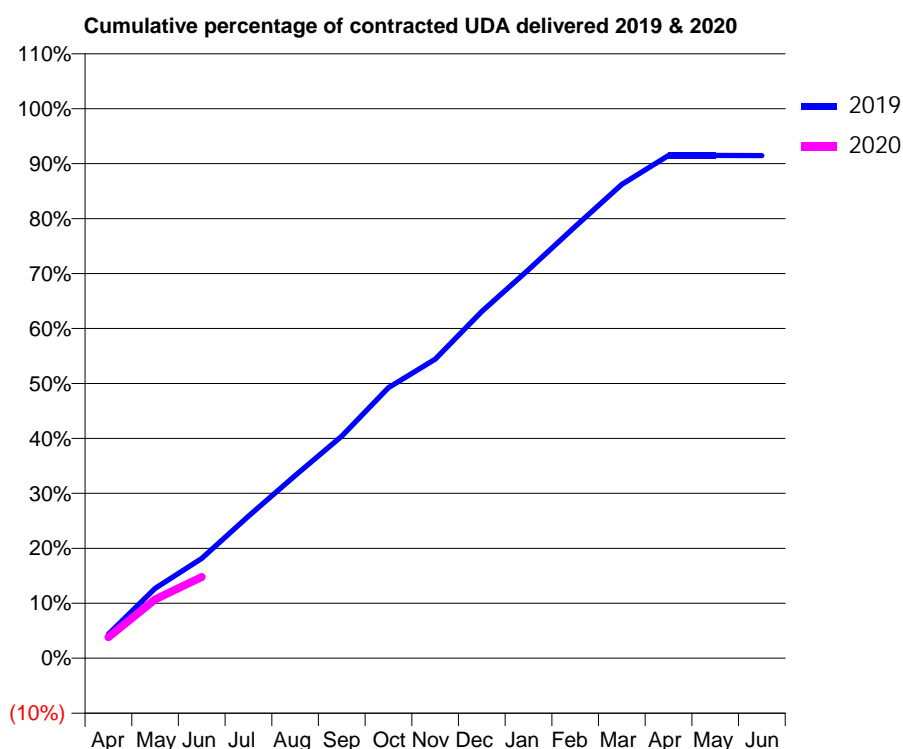
19/20 Contracted general activity (UDA)	25,201
Carry forward general activity (UDA)	0
19/20 Contracted orthodontic activity (UOA)	220
Carry forward orthodontic activity (UOA)	0
Baseline contract value	£577,917.11

ACCESS*

Patients seen in 24 months	Total	Change since previous quarter
Quarter ending June 2018	8,672	
Quarter ending September 2018	8,727	→
Quarter ending December 2018	8,787	→
Quarter ending March 2019	8,974	↑
Quarter ending June 2019	8,974	→
Variance since June 2018	3.5%	↑



ACTIVITY



Month	2019	2020
April	1,101	963
May	3,210	2,702
June	4,576	3,725
July	6,514	
August	8,381	
September	10,184	
October	12,402	
November	13,715	
December	15,896	
January	17,818	
February	19,799	
March	21,724	
April	23,055	
May	23,056	
June	23,048	

QUALITY

	Quantity	Base Number	Contract	AT	Region	England
% of FP17s for the same patient ID Re-attending within 3 months - Children	51	601	8.5%	10.2%	12.1%	11.4%
% of FP17s for the same patient ID Re-attending within 3 months - Adults	383	2,385	16.1%	14.2%	15.6%	15.4%
% of FP17s for the same patient ID Re-attending between 3 & 9 months - Children	366	601	60.9%	58.1%	61.2%	59.8%
% of FP17s for the same patient ID Re-attending between 3 & 9 months - Adults	1,356	2,385	56.9%	53.3%	54.5%	52.1%
% of FP17s for Band 1 Urgent Courses	216	2,094	10.3%	8.4%	9.1%	9.2%
% of FP17s Relating to Free Repair or Replacements	15	2,094	0.7%	1.1%	1.0%	0.7%
% of FP17s Relating to Continuations	7	2,094	0.3%	1.2%	1.0%	0.8%
% of Patients satisfied with the dentistry they have received	5	5	N/A	96.0%	94.2%	93.4%
% of Patients satisfied with the time they had to wait for an appointment	5	5	N/A	91.3%	88.4%	87.6%

* This is based on patients treated on this contract for their most recent course of treatment.

Figures in italics indicate the base number of FP17s or Patient Questionnaire responses are less than 100. N/A is shown where the base number of responses is less than 10 during the period. % is calculated as Quantity/Base number*100

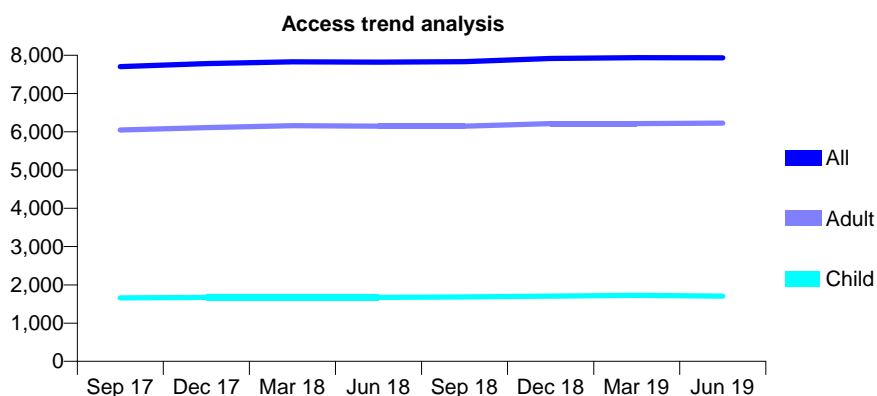
Q49 - Vital Signs At a Glance Contract Report for 768820/0001 - June 2019

Name or company name	MRS S HYDER
Contract type name	GDS Contract
Purpose of contract	General
Contract start date	01/10/2008
Contract end date	

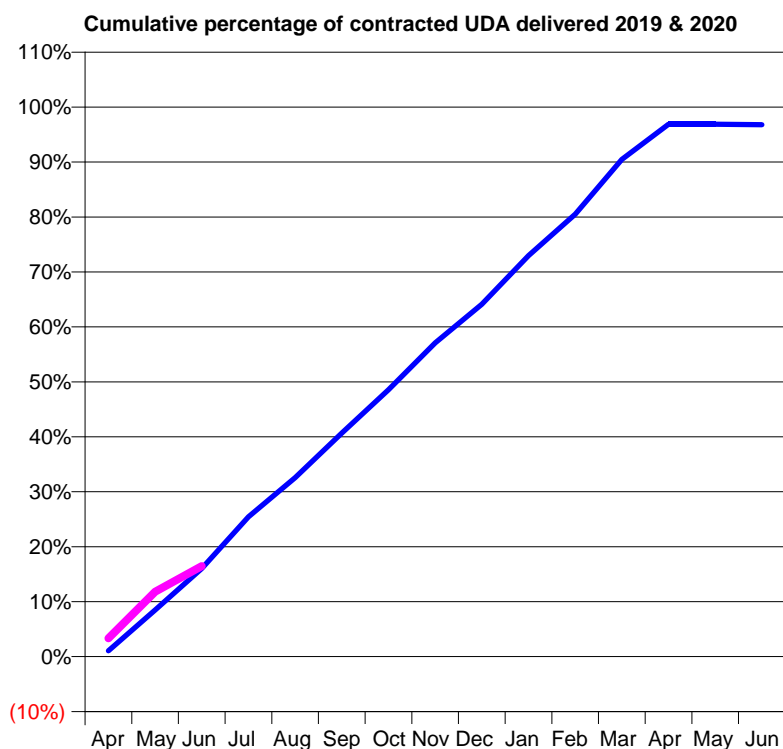
19/20 Contracted general activity (UDA)	21,792
Carry forward general activity (UDA)	0
19/20 Contracted orthodontic activity (UOA)	0
Carry forward orthodontic activity (UOA)	0
Baseline contract value	£533,728.42

ACCESS*

Patients seen in 24 months	Total	Change since previous quarter
Quarter ending June 2018	7,822	
Quarter ending September 2018	7,831	→
Quarter ending December 2018	7,915	→
Quarter ending March 2019	7,939	→
Quarter ending June 2019	7,932	→
Variance since June 2018	1.4%	→



ACTIVITY



Month	Adjusted Scheduled Activity (UDA)	
	2019	2020
April	229	725
May	1,852	2,572
June	3,495	3,589
July	5,543	
August	7,099	
September	8,863	
October	10,587	
November	12,438	
December	13,973	
January	15,900	
February	17,542	
March	19,714	
April	21,109	
May	21,109	
June	21,094	

QUALITY

	Quantity	Base Number	Contract	AT	Region	England
% of FP17s for the same patient ID Re-attending within 3 months - Children	50	639	7.8%	10.2%	12.1%	11.4%
% of FP17s for the same patient ID Re-attending within 3 months - Adults	308	2,156	14.3%	14.2%	15.6%	15.4%
% of FP17s for the same patient ID Re-attending between 3 & 9 months - Children	418	639	65.4%	58.1%	61.2%	59.8%
% of FP17s for the same patient ID Re-attending between 3 & 9 months - Adults	1,362	2,156	63.2%	53.3%	54.5%	52.1%
% of FP17s for Band 1 Urgent Courses	182	1,942	9.4%	8.4%	9.1%	9.2%
% of FP17s Relating to Free Repair or Replacements	43	1,942	2.2%	1.1%	1.0%	0.7%
% of FP17s Relating to Continuations	11	1,942	0.6%	1.2%	1.0%	0.8%
% of Patients satisfied with the dentistry they have received	5	5	N/A	96.0%	94.2%	93.4%
% of Patients satisfied with the time they had to wait for an appointment	5	5	N/A	91.3%	88.4%	87.6%

* This is based on patients treated on this contract for their most recent course of treatment. Figures in italics indicate the base number of FP17s or Patient Questionnaire responses are less than 100. N/A is shown where the base number of responses is less than 10 during the period. % is calculated as Quantity/Base number*100

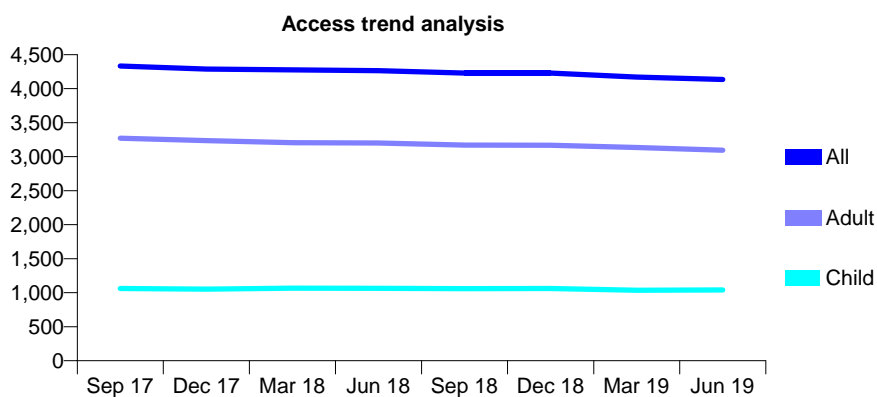
Q49 - Vital Signs At a Glance Contract Report for 784540/0001 - June 2019

Name or company name	JL and VA Gamon
Contract type name	GDS Contract
Purpose of contract	General and Orthodontic
Contract start date	12/04/2009
Contract end date	

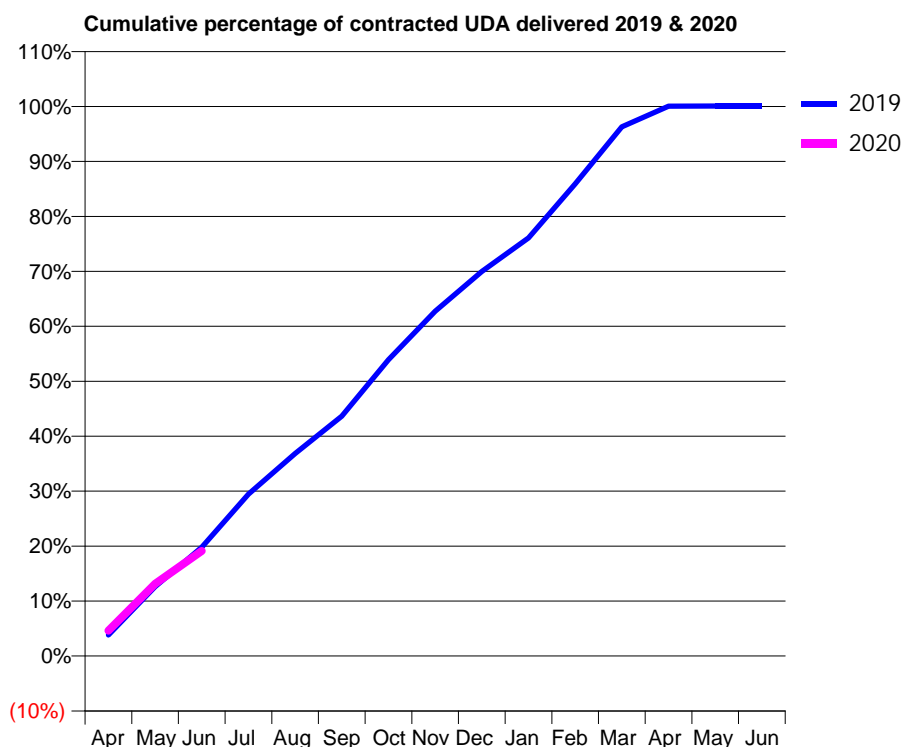
19/20 Contracted general activity (UDA)	13,247
Carry forward general activity (UDA)	0
19/20 Contracted orthodontic activity (UOA)	375
Carry forward orthodontic activity (UOA)	0
Baseline contract value	£327,625.08

ACCESS*

Patients seen in 24 months	Total	Change since previous quarter
Quarter ending June 2018	4,264	
Quarter ending September 2018	4,230	→
Quarter ending December 2018	4,228	→
Quarter ending March 2019	4,171	↓
Quarter ending June 2019	4,136	→
Variance since June 2018	(3.0%)	↓



ACTIVITY



Month	Adjusted Scheduled Activity (UDA)	
	2019	2020
April	506	611
May	1,672	1,744
June	2,620	2,535
July	3,905	
August	4,881	
September	5,781	
October	7,143	
November	8,313	
December	9,270	
January	10,079	
February	11,383	
March	12,753	
April	13,253	
May	13,258	
June	13,258	

QUALITY

	Quantity	Base Number	Contract	AT	Region	England
% of FP17s for the same patient ID Re-attending within 3 months - Children	43	374	11.5%	10.2%	12.1%	11.4%
% of FP17s for the same patient ID Re-attending within 3 months - Adults	143	926	15.4%	14.2%	15.6%	15.4%
% of FP17s for the same patient ID Re-attending between 3 & 9 months - Children	211	374	56.4%	58.1%	61.2%	59.8%
% of FP17s for the same patient ID Re-attending between 3 & 9 months - Adults	477	926	51.5%	53.3%	54.5%	52.1%
% of FP17s for Band 1 Urgent Courses	99	1,106	9.0%	8.4%	9.1%	9.2%
% of FP17s Relating to Free Repair or Replacements	9	1,106	0.8%	1.1%	1.0%	0.7%
% of FP17s Relating to Continuations	13	1,106	1.2%	1.2%	1.0%	0.8%
% of Patients satisfied with the dentistry they have received	1	1	N/A	96.0%	94.2%	93.4%
% of Patients satisfied with the time they had to wait for an appointment	1	1	N/A	91.3%	88.4%	87.6%

* This is based on patients treated on this contract for their most recent course of treatment. Figures in italics indicate the base number of FP17s or Patient Questionnaire responses are less than 100. N/A is shown where the base number of responses is less than 10 during the period. % is calculated as Quantity/Base number*100

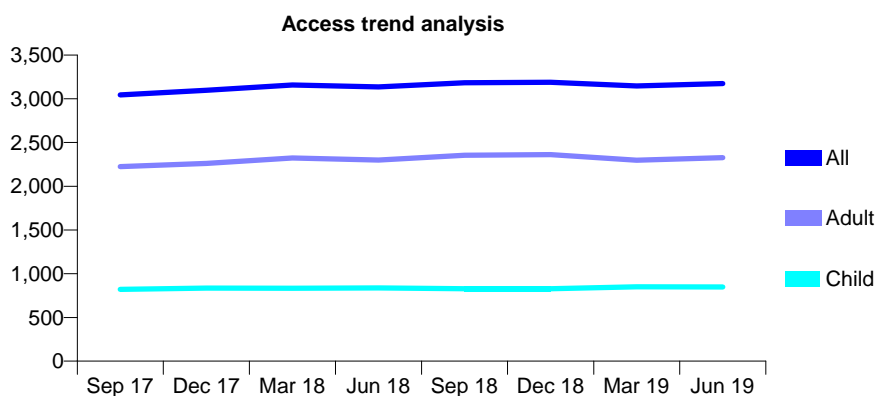
Q49 - Vital Signs At a Glance Contract Report for 789348/0001 - June 2019

Name or company name	MR B MOHRI
Contract type name	GDS Contract
Purpose of contract	General
Contract start date	01/01/2015
Contract end date	

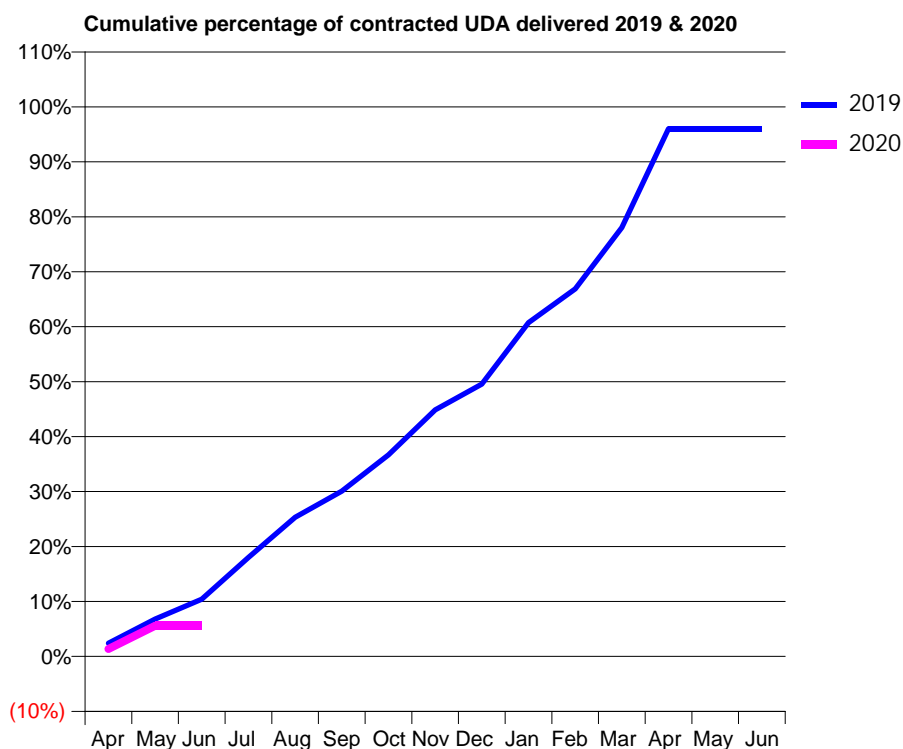
19/20 Contracted general activity (UDA)	11,409
Carry forward general activity (UDA)	0
19/20 Contracted orthodontic activity (UOA)	0
Carry forward orthodontic activity (UOA)	0
Baseline contract value	£253,300.55

ACCESS*

Patients seen in 24 months	Total	Change since previous quarter
Quarter ending June 2018	3,136	
Quarter ending September 2018	3,183	→
Quarter ending December 2018	3,190	→
Quarter ending March 2019	3,147	↓
Quarter ending June 2019	3,175	→
Variance since June 2018	1.2%	→



ACTIVITY



Month	2019	2020
April	276	157
May	777	635
June	1,190	635
July	2,056	
August	2,890	
September	3,432	
October	4,185	
November	5,117	
December	5,651	
January	6,929	
February	7,630	
March	8,901	
April	10,958	
May	10,958	
June	10,958	

QUALITY

	Quantity	Base Number	Contract	AT	Region	England
% of FP17s for the same patient ID Re-attending within 3 months - Children	18	240	7.5%	10.2%	12.1%	11.4%
% of FP17s for the same patient ID Re-attending within 3 months - Adults	124	660	18.8%	14.2%	15.6%	15.4%
% of FP17s for the same patient ID Re-attending between 3 & 9 months - Children	106	240	44.2%	58.1%	61.2%	59.8%
% of FP17s for the same patient ID Re-attending between 3 & 9 months - Adults	262	660	39.7%	53.3%	54.5%	52.1%
% of FP17s for Band 1 Urgent Courses	50	337	14.8%	8.4%	9.1%	9.2%
% of FP17s Relating to Free Repair or Replacements	0	337	0.0%	1.1%	1.0%	0.7%
% of FP17s Relating to Continuations	5	337	1.5%	1.2%	1.0%	0.8%
% of Patients satisfied with the dentistry they have received	2	2	N/A	96.0%	94.2%	93.4%
% of Patients satisfied with the time they had to wait for an appointment	2	2	N/A	91.3%	88.4%	87.6%

* This is based on patients treated on this contract for their most recent course of treatment. Figures in italics indicate the base number of FP17s or Patient Questionnaire responses are less than 100. N/A is shown where the base number of responses is less than 10 during the period. % is calculated as Quantity/Base number*100

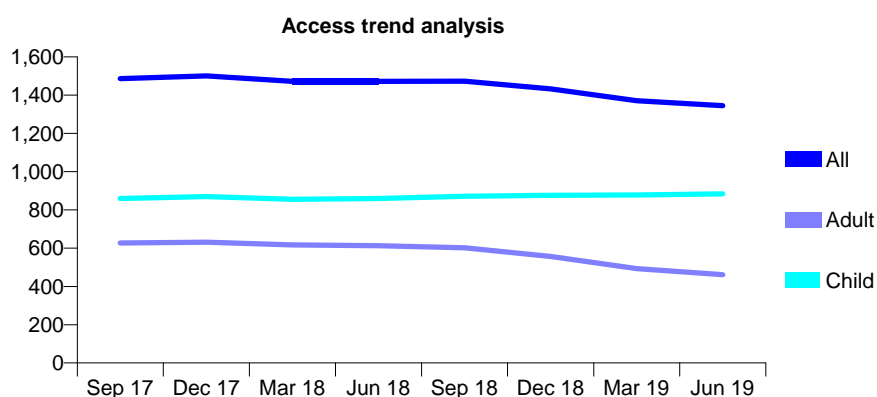
Q49 - Vital Signs At a Glance Contract Report for 804991/0001 - June 2019

Name or company name	Northern Smile
Contract type name	GDS Contract
Purpose of contract	General
Contract start date	01/04/2006
Contract end date	

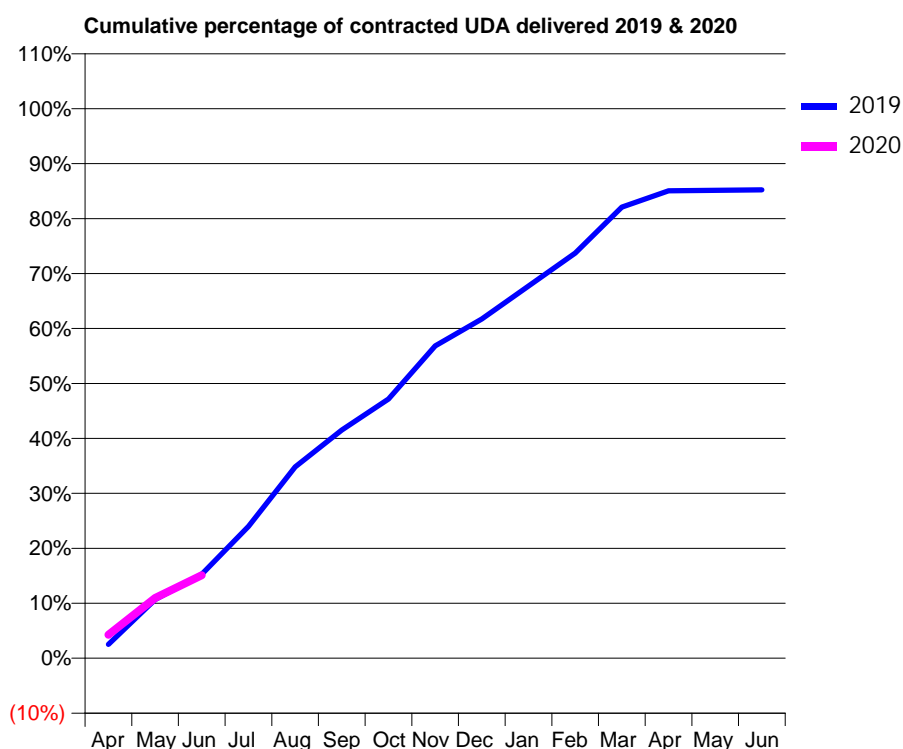
19/20 Contracted general activity (UDA)	3,405
Carry forward general activity (UDA)	0
19/20 Contracted orthodontic activity (UOA)	0
Carry forward orthodontic activity (UOA)	0
Baseline contract value	£82,029.46

ACCESS*

Patients seen in 24 months	Total	Change since previous quarter
Quarter ending June 2018	1,472	
Quarter ending September 2018	1,473	→
Quarter ending December 2018	1,433	↓
Quarter ending March 2019	1,371	↓
Quarter ending June 2019	1,345	↓
Variance since June 2018	(8.6%)	↓



ACTIVITY



Month	2019	2020
April	85	146
May	364	374
June	520	515
July	816	
August	1,186	
September	1,413	
October	1,606	
November	1,935	
December	2,102	
January	2,306	
February	2,511	
March	2,795	
April	2,896	
May	2,899	
June	2,902	

QUALITY

	Quantity	Base Number	Contract	AT	Region	England
% of FP17s for the same patient ID Re-attending within 3 months - Children	13	289	4.5%	10.2%	12.1%	11.4%
% of FP17s for the same patient ID Re-attending within 3 months - Adults	22	122	18.0%	14.2%	15.6%	15.4%
% of FP17s for the same patient ID Re-attending between 3 & 9 months - Children	187	289	64.7%	58.1%	61.2%	59.8%
% of FP17s for the same patient ID Re-attending between 3 & 9 months - Adults	76	122	62.3%	53.3%	54.5%	52.1%
% of FP17s for Band 1 Urgent Courses	13	352	3.7%	8.4%	9.1%	9.2%
% of FP17s Relating to Free Repair or Replacements	0	352	0.0%	1.1%	1.0%	0.7%
% of FP17s Relating to Continuations	13	352	3.7%	1.2%	1.0%	0.8%
% of Patients satisfied with the dentistry they have received	0	0	N/A	96.0%	94.2%	93.4%
% of Patients satisfied with the time they had to wait for an appointment	0	0	N/A	91.3%	88.4%	87.6%

* This is based on patients treated on this contract for their most recent course of treatment.

Figures in italics indicate the base number of FP17s or Patient Questionnaire responses are less than 100. N/A is shown where the base number of responses is less than 10 during the period. % is calculated as Quantity/Base number*100

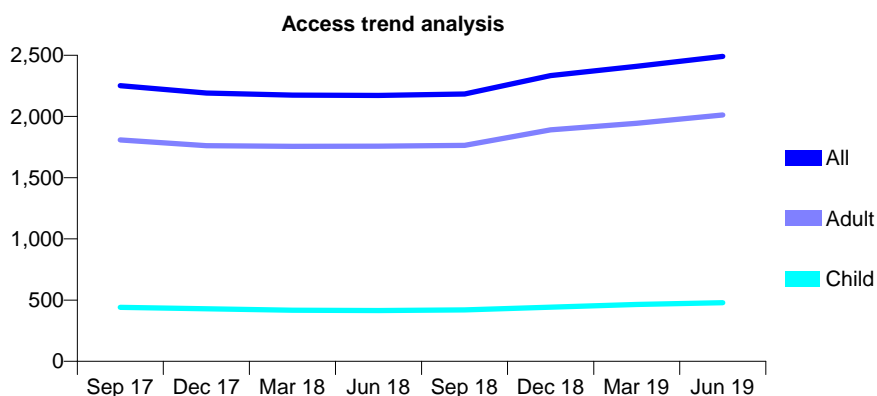
Q49 - Vital Signs At a Glance Contract Report for 808172/0001 - June 2019

Name or company name	Mrs S Kothiwala
Contract type name	GDS Contract
Purpose of contract	General and Orthodontic
Contract start date	01/04/2006
Contract end date	

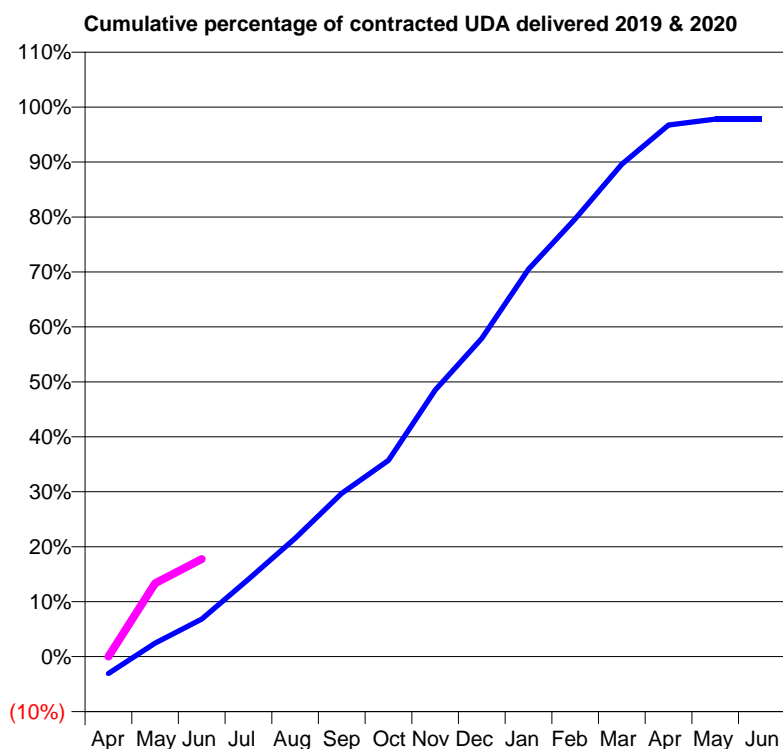
19/20 Contracted general activity (UDA)	5,797
Carry forward general activity (UDA)	0
19/20 Contracted orthodontic activity (UOA)	0
Carry forward orthodontic activity (UOA)	0
Baseline contract value	£170,743.14

ACCESS*

Patients seen in 24 months	Total	Change since previous quarter
Quarter ending June 2018	2,172	
Quarter ending September 2018	2,184	→
Quarter ending December 2018	2,334	↑
Quarter ending March 2019	2,410	↑
Quarter ending June 2019	2,491	↑
Variance since June 2018	14.7%	↑



ACTIVITY



Month	Adjusted Scheduled Activity (UDA)	
	2019	2020
April	-210	0
May	167	774
June	464	1,029
July	957	
August	1,463	
September	2,020	
October	2,429	
November	3,296	
December	3,936	
January	4,791	
February	5,414	
March	6,089	
April	6,575	
May	6,648	
June	6,648	

QUALITY

	Quantity	Base Number	Contract	AT	Region	England
% of FP17s for the same patient ID Re-attending within 3 months - Children	21	213	9.9%	10.2%	12.1%	11.4%
% of FP17s for the same patient ID Re-attending within 3 months - Adults	58	686	8.5%	14.2%	15.6%	15.4%
% of FP17s for the same patient ID Re-attending between 3 & 9 months - Children	139	213	65.3%	58.1%	61.2%	59.8%
% of FP17s for the same patient ID Re-attending between 3 & 9 months - Adults	398	686	58.0%	53.3%	54.5%	52.1%
% of FP17s for Band 1 Urgent Courses	15	639	2.3%	8.4%	9.1%	9.2%
% of FP17s Relating to Free Repair or Replacements	5	639	0.8%	1.1%	1.0%	0.7%
% of FP17s Relating to Continuations	12	639	1.9%	1.2%	1.0%	0.8%
% of Patients satisfied with the dentistry they have received	4	4	N/A	96.0%	94.2%	93.4%
% of Patients satisfied with the time they had to wait for an appointment	4	4	N/A	91.3%	88.4%	87.6%

* This is based on patients treated on this contract for their most recent course of treatment. Figures in italics indicate the base number of FP17s or Patient Questionnaire responses are less than 100. N/A is shown where the base number of responses is less than 10 during the period. % is calculated as Quantity/Base number*100

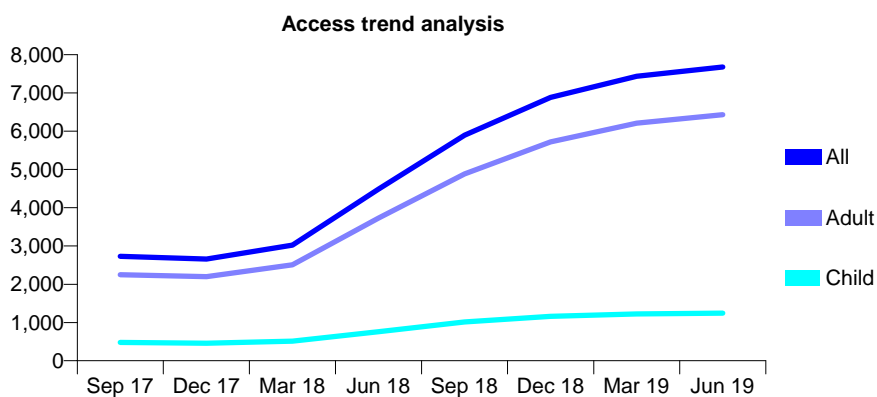
Q49 - Vital Signs At a Glance Contract Report for 813257/0001 - June 2019

Name or company name	The Berwick Dental Practice Partnership
Contract type name	GDS Contract
Purpose of contract	General
Contract start date	01/04/2006
Contract end date	

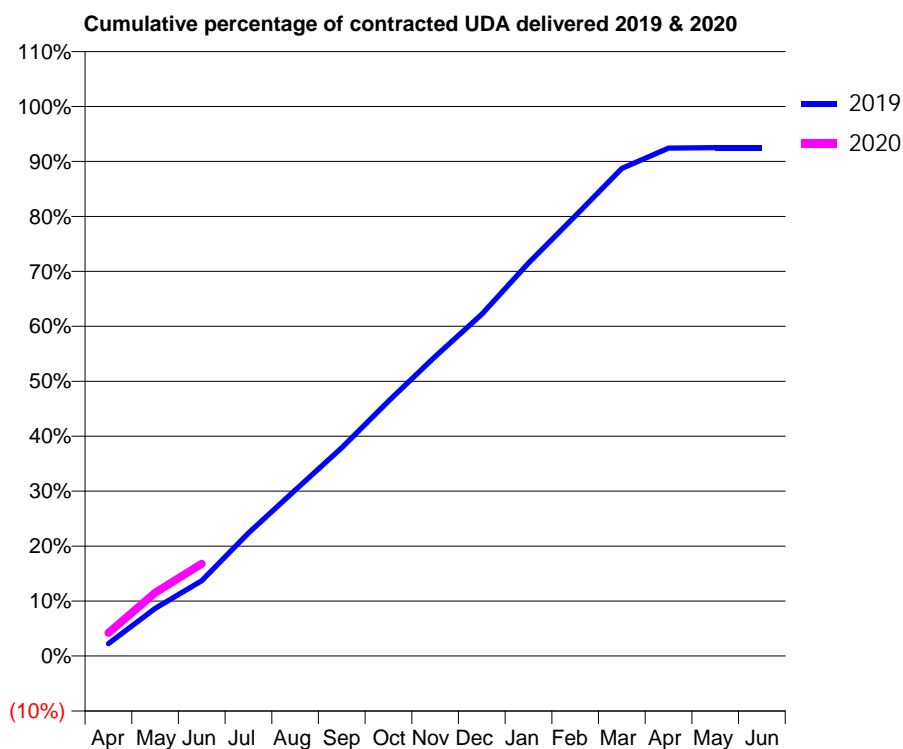
19/20 Contracted general activity (UDA)	32,744
Carry forward general activity (UDA)	0
19/20 Contracted orthodontic activity (UOA)	0
Carry forward orthodontic activity (UOA)	0
Baseline contract value	£810,062.36

ACCESS*

Patients seen in 24 months	Total	Change since previous quarter
Quarter ending June 2018	4,484	
Quarter ending September 2018	5,896	↑
Quarter ending December 2018	6,882	↑
Quarter ending March 2019	7,434	↑
Quarter ending June 2019	7,679	↑
Variance since June 2018	71.3%	↑



ACTIVITY



Month	Adjusted Scheduled Activity (UDA)	
	2019	2020
April	674	1,382
May	2,579	3,772
June	4,075	5,500
July	6,662	
August	8,977	
September	11,275	
October	13,799	
November	16,213	
December	18,494	
January	21,266	
February	23,814	
March	26,387	
April	27,492	
May	27,517	
June	27,518	

QUALITY

	Quantity	Base Number	Contract	AT	Region	England
% of FP17s for the same patient ID Re-attending within 3 months - Children	18	416	4.3%	10.2%	12.1%	11.4%
% of FP17s for the same patient ID Re-attending within 3 months - Adults	363	2,491	14.6%	14.2%	15.6%	15.4%
% of FP17s for the same patient ID Re-attending between 3 & 9 months - Children	275	416	66.1%	58.1%	61.2%	59.8%
% of FP17s for the same patient ID Re-attending between 3 & 9 months - Adults	1,552	2,491	62.3%	53.3%	54.5%	52.1%
% of FP17s for Band 1 Urgent Courses	134	2,459	5.4%	8.4%	9.1%	9.2%
% of FP17s Relating to Free Repair or Replacements	23	2,459	0.9%	1.1%	1.0%	0.7%
% of FP17s Relating to Continuations	61	2,459	2.5%	1.2%	1.0%	0.8%
% of Patients satisfied with the dentistry they have received	9	9	N/A	96.0%	94.2%	93.4%
% of Patients satisfied with the time they had to wait for an appointment	7	9	N/A	91.3%	88.4%	87.6%

* This is based on patients treated on this contract for their most recent course of treatment. Figures in italics indicate the base number of FP17s or Patient Questionnaire responses are less than 100. N/A is shown where the base number of responses is less than 10 during the period. % is calculated as Quantity/Base number*100

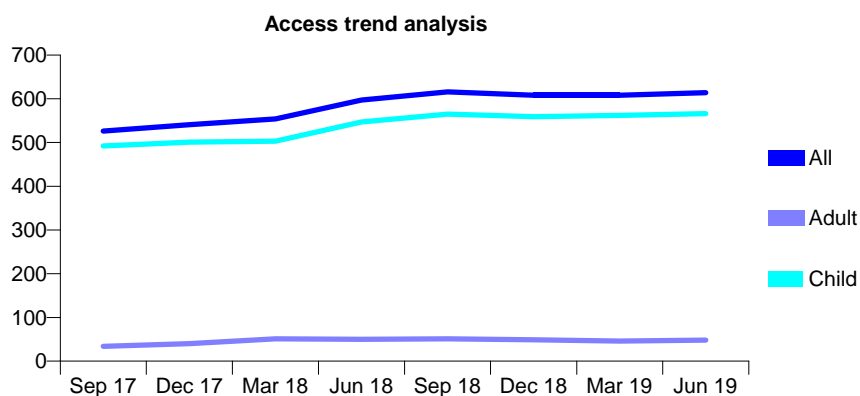
Q49 - Vital Signs At a Glance Contract Report for 814016/0001 - June 2019

Name or company name	Mr James Leigh and Mrs Susan Leigh
Contract type name	GDS Contract
Purpose of contract	General
Contract start date	01/04/2006
Contract end date	

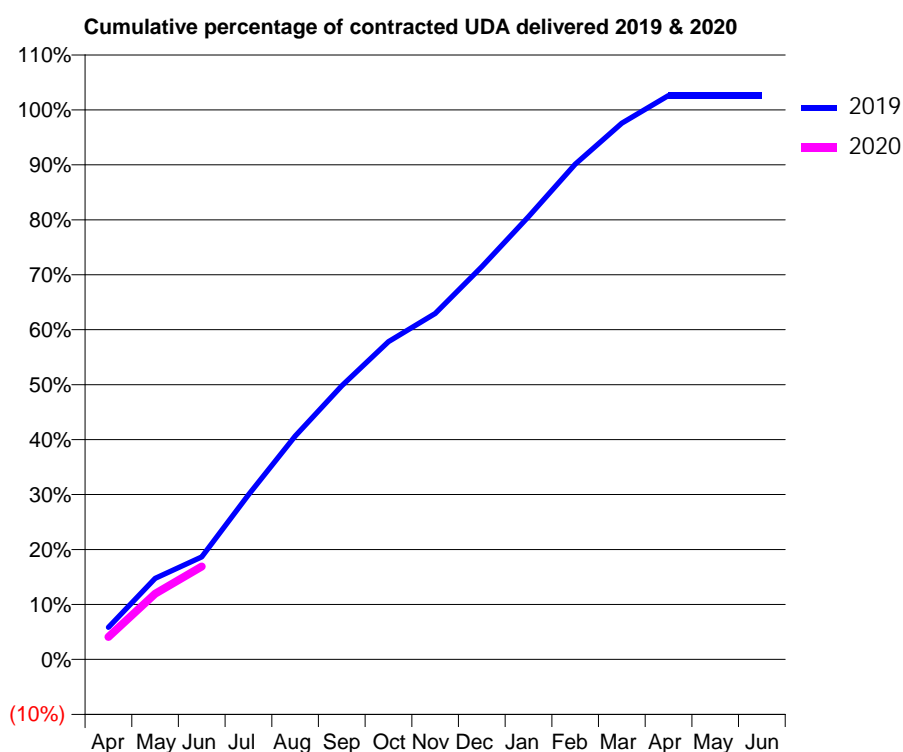
19/20 Contracted general activity (UDA)	1,250
Carry forward general activity (UDA)	0
19/20 Contracted orthodontic activity (UOA)	0
Carry forward orthodontic activity (UOA)	0
Baseline contract value	£31,067.45

ACCESS*

Patients seen in 24 months	Total	Change since previous quarter
Quarter ending June 2018	597	
Quarter ending September 2018	616	↑
Quarter ending December 2018	608	↓
Quarter ending March 2019	608	→
Quarter ending June 2019	614	→
Variance since June 2018	2.8%	↑



ACTIVITY



Month	2019	2020
April	73	51
May	184	149
June	233	211
July	375	
August	508	
September	622	
October	723	
November	787	
December	893	
January	1,007	
February	1,126	
March	1,220	
April	1,283	
May	1,283	
June	1,283	

QUALITY

	Quantity	Base Number	Contract	AT	Region	England
% of FP17s for the same patient ID Re-attending within 3 months - Children	13	208	6.3%	10.2%	12.1%	11.4%
% of FP17s for the same patient ID Re-attending within 3 months - Adults	0	0	N/A	14.2%	15.6%	15.4%
% of FP17s for the same patient ID Re-attending between 3 & 9 months - Children	144	208	69.2%	58.1%	61.2%	59.8%
% of FP17s for the same patient ID Re-attending between 3 & 9 months - Adults	0	0	N/A	53.3%	54.5%	52.1%
% of FP17s for Band 1 Urgent Courses	2	163	1.2%	8.4%	9.1%	9.2%
% of FP17s Relating to Free Repair or Replacements	0	163	0.0%	1.1%	1.0%	0.7%
% of FP17s Relating to Continuations	0	163	0.0%	1.2%	1.0%	0.8%
% of Patients satisfied with the dentistry they have received	0	1	N/A	96.0%	94.2%	93.4%
% of Patients satisfied with the time they had to wait for an appointment	1	1	N/A	91.3%	88.4%	87.6%

* This is based on patients treated on this contract for their most recent course of treatment. Figures in italics indicate the base number of FP17s or Patient Questionnaire responses are less than 100. N/A is shown where the base number of responses is less than 10 during the period. % is calculated as Quantity/Base number*100

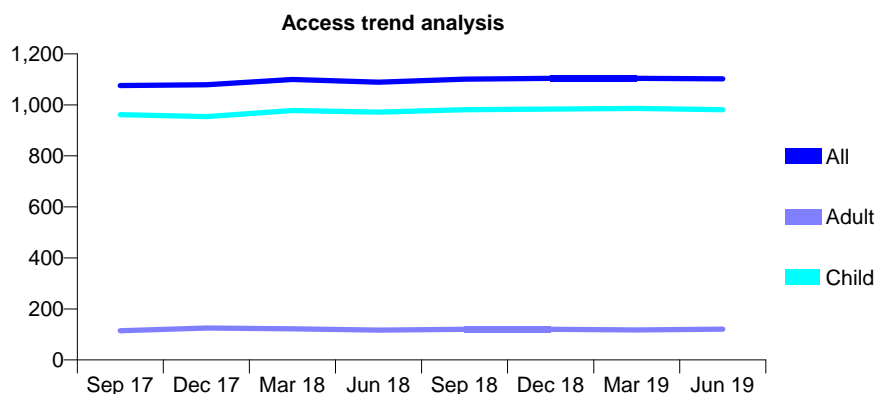
Q49 - Vital Signs At a Glance Contract Report for 817201/0001 - June 2019

Name or company name	MR JB LEWIS
Contract type name	GDS Contract
Purpose of contract	General
Contract start date	01/04/2011
Contract end date	

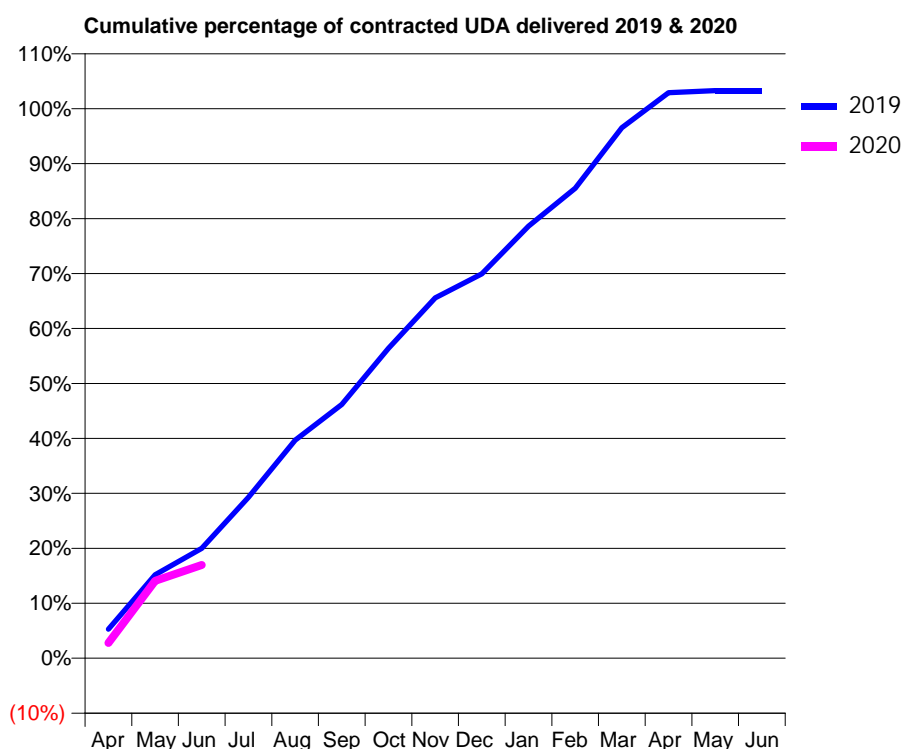
19/20 Contracted general activity (UDA)	2,408
Carry forward general activity (UDA)	0
19/20 Contracted orthodontic activity (UOA)	0
Carry forward orthodontic activity (UOA)	0
Baseline contract value	£59,666.57

ACCESS*

Patients seen in 24 months	Total	Change since previous quarter
Quarter ending June 2018	1,089	
Quarter ending September 2018	1,101	→
Quarter ending December 2018	1,104	→
Quarter ending March 2019	1,104	→
Quarter ending June 2019	1,102	→
Variance since June 2018	1.2%	→



ACTIVITY



Month	2019	2020
April	127	67
May	366	339
June	481	409
July	705	
August	956	
September	1,112	
October	1,358	
November	1,579	
December	1,684	
January	1,893	
February	2,059	
March	2,324	
April	2,478	
May	2,487	
June	2,487	

QUALITY

	Quantity	Base Number	Contract	AT	Region	England
% of FP17s for the same patient ID Re-attending within 3 months - Children	35	419	8.4%	10.2%	12.1%	11.4%
% of FP17s for the same patient ID Re-attending within 3 months - Adults	0	0	N/A	14.2%	15.6%	15.4%
% of FP17s for the same patient ID Re-attending between 3 & 9 months - Children	284	419	67.8%	58.1%	61.2%	59.8%
% of FP17s for the same patient ID Re-attending between 3 & 9 months - Adults	0	0	N/A	53.3%	54.5%	52.1%
% of FP17s for Band 1 Urgent Courses	3	302	1.0%	8.4%	9.1%	9.2%
% of FP17s Relating to Free Repair or Replacements	0	302	0.0%	1.1%	1.0%	0.7%
% of FP17s Relating to Continuations	0	302	0.0%	1.2%	1.0%	0.8%
% of Patients satisfied with the dentistry they have received	1	1	N/A	96.0%	94.2%	93.4%
% of Patients satisfied with the time they had to wait for an appointment	1	1	N/A	91.3%	88.4%	87.6%

* This is based on patients treated on this contract for their most recent course of treatment.

Figures in italics indicate the base number of FP17s or Patient Questionnaire responses are less than 100. N/A is shown where the base number of responses is less than 10 during the period. % is calculated as Quantity/Base number*100

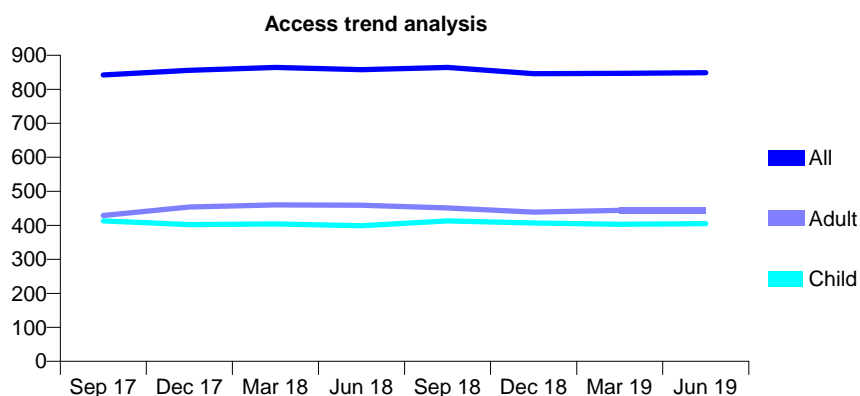
Q49 - Vital Signs At a Glance Contract Report for 819042/0001 - June 2019

Name or company name	Mr D W Thomas
Contract type name	GDS Contract
Purpose of contract	General
Contract start date	01/04/2006
Contract end date	

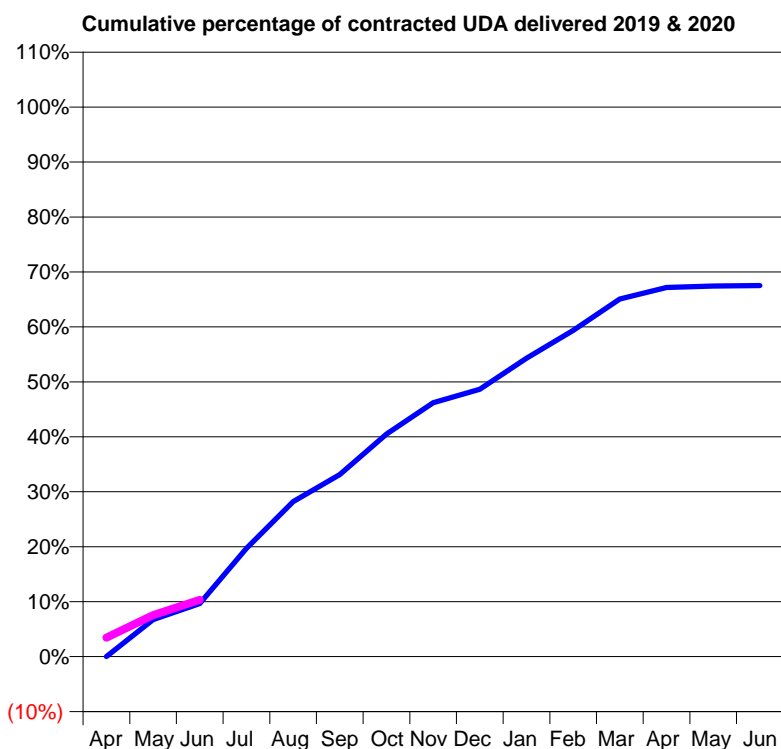
19/20 Contracted general activity (UDA)	3,200
Carry forward general activity (UDA)	0
19/20 Contracted orthodontic activity (UOA)	0
Carry forward orthodontic activity (UOA)	0
Baseline contract value	£89,548.17

ACCESS*

Patients seen in 24 months	Total	Change since previous quarter
Quarter ending June 2018	858	
Quarter ending September 2018	864	→
Quarter ending December 2018	846	↓
Quarter ending March 2019	847	→
Quarter ending June 2019	849	→
Variance since June 2018	(1.0%)	↓



ACTIVITY



Month	Adjusted Scheduled Activity (UDA)	
	2019	2020
April	0	111
May	215	242
June	309	331
July	631	
August	902	
September	1,060	
October	1,296	
November	1,479	
December	1,557	
January	1,737	
February	1,900	
March	2,082	
April	2,149	
May	2,158	
June	2,161	

QUALITY

	Quantity	Base Number	Contract	AT	Region	England
% of FP17s for the same patient ID Re-attending within 3 months - Children	16	168	9.5%	10.2%	12.1%	11.4%
% of FP17s for the same patient ID Re-attending within 3 months - Adults	15	123	12.2%	14.2%	15.6%	15.4%
% of FP17s for the same patient ID Re-attending between 3 & 9 months - Children	119	168	70.8%	58.1%	61.2%	59.8%
% of FP17s for the same patient ID Re-attending between 3 & 9 months - Adults	78	123	63.4%	53.3%	54.5%	52.1%
% of FP17s for Band 1 Urgent Courses	19	247	7.7%	8.4%	9.1%	9.2%
% of FP17s Relating to Free Repair or Replacements	0	247	0.0%	1.1%	1.0%	0.7%
% of FP17s Relating to Continuations	4	247	1.6%	1.2%	1.0%	0.8%
% of Patients satisfied with the dentistry they have received	0	0	N/A	96.0%	94.2%	93.4%
% of Patients satisfied with the time they had to wait for an appointment	0	0	N/A	91.3%	88.4%	87.6%

* This is based on patients treated on this contract for their most recent course of treatment. Figures in italics indicate the base number of FP17s or Patient Questionnaire responses are less than 100. N/A is shown where the base number of responses is less than 10 during the period. % is calculated as Quantity/Base number*100

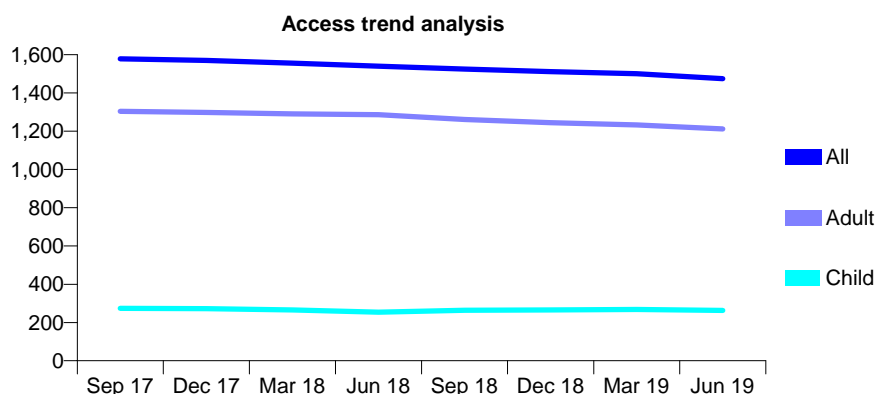
Q49 - Vital Signs At a Glance Contract Report for 826324/0002 - June 2019

Name or company name	MR B SWIFT
Contract type name	GDS Contract
Purpose of contract	General
Contract start date	06/04/2013
Contract end date	

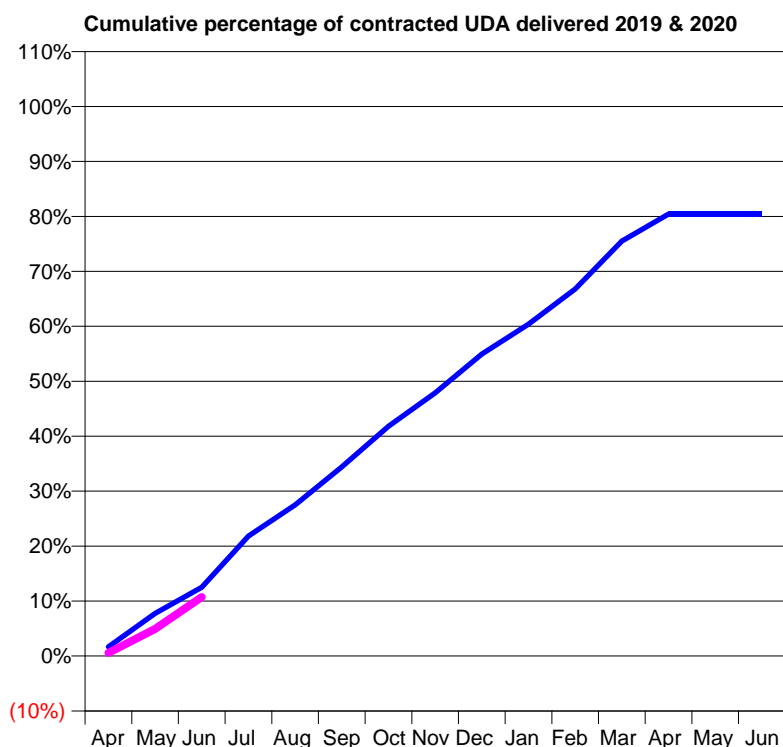
19/20 Contracted general activity (UDA)	6,000
Carry forward general activity (UDA)	0
19/20 Contracted orthodontic activity (UOA)	0
Carry forward orthodontic activity (UOA)	0
Baseline contract value	£143,672.22

ACCESS*

Patients seen in 24 months	Total	Change since previous quarter
Quarter ending June 2018	1,540	
Quarter ending September 2018	1,525	→
Quarter ending December 2018	1,511	→
Quarter ending March 2019	1,501	→
Quarter ending June 2019	1,475	↓
Variance since June 2018	(4.2%)	↓



ACTIVITY



Month	Adjusted Scheduled Activity (UDA)	
	2019	2020
April	101	34
May	466	296
June	750	645
July	1,310	
August	1,651	
September	2,064	
October	2,509	
November	2,874	
December	3,296	
January	3,623	
February	4,008	
March	4,531	
April	4,825	
May	4,824	
June	4,824	

QUALITY

	Quantity	Base Number	Contract	AT	Region	England
% of FP17s for the same patient ID Re-attending within 3 months - Children	6	99	6.1%	10.2%	12.1%	11.4%
% of FP17s for the same patient ID Re-attending within 3 months - Adults	94	479	19.6%	14.2%	15.6%	15.4%
% of FP17s for the same patient ID Re-attending between 3 & 9 months - Children	58	99	58.6%	58.1%	61.2%	59.8%
% of FP17s for the same patient ID Re-attending between 3 & 9 months - Adults	313	479	65.3%	53.3%	54.5%	52.1%
% of FP17s for Band 1 Urgent Courses	56	433	12.9%	8.4%	9.1%	9.2%
% of FP17s Relating to Free Repair or Replacements	10	433	2.3%	1.1%	1.0%	0.7%
% of FP17s Relating to Continuations	3	433	0.7%	1.2%	1.0%	0.8%
% of Patients satisfied with the dentistry they have received	0	0	N/A	96.0%	94.2%	93.4%
% of Patients satisfied with the time they had to wait for an appointment	0	0	N/A	91.3%	88.4%	87.6%

* This is based on patients treated on this contract for their most recent course of treatment. Figures in italics indicate the base number of FP17s or Patient Questionnaire responses are less than 100. N/A is shown where the base number of responses is less than 10 during the period. % is calculated as Quantity/Base number*100

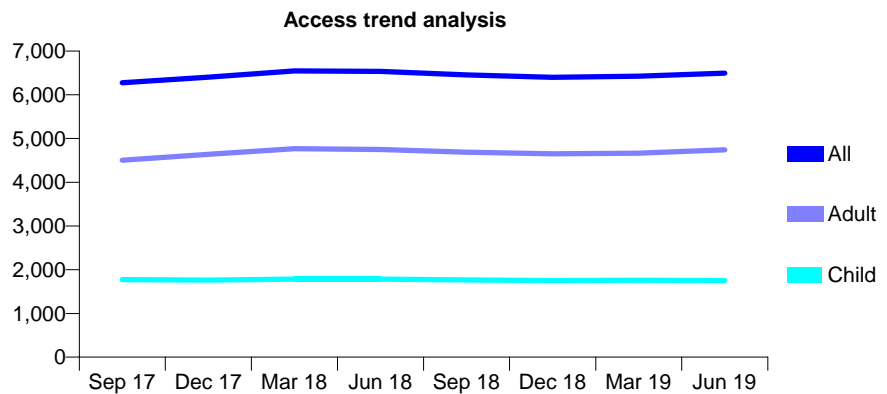
Q49 - Vital Signs At a Glance Contract Report for 829390/0001 - June 2019

Name or company name	MR DA CUNNINGHAM
Contract type name	GDS Contract
Purpose of contract	General
Contract start date	01/04/2006
Contract end date	

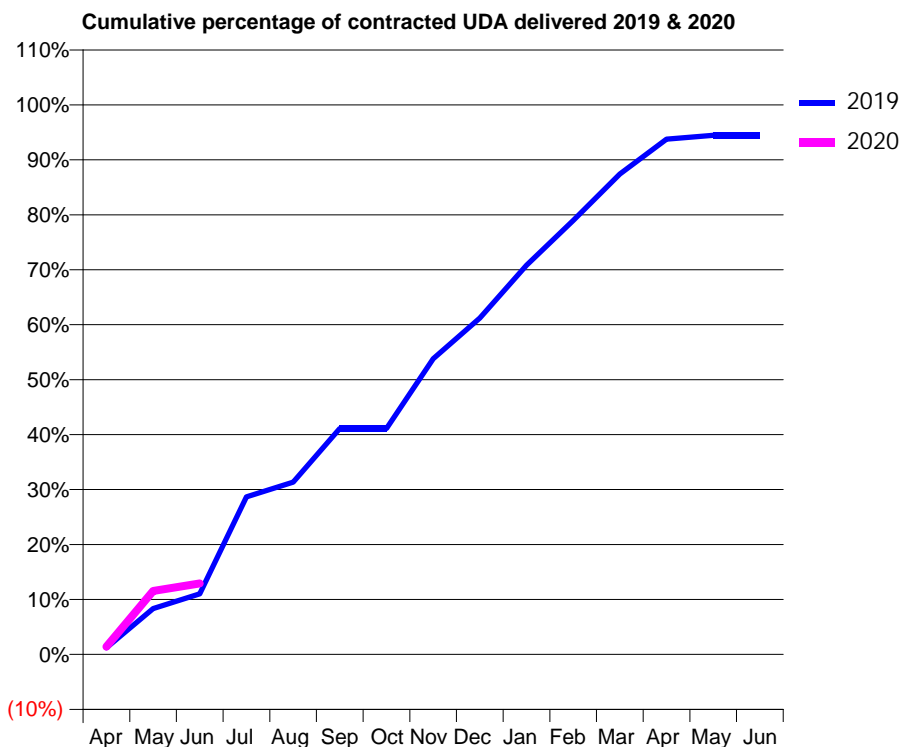
19/20 Contracted general activity (UDA)	17,500
Carry forward general activity (UDA)	0
19/20 Contracted orthodontic activity (UOA)	0
Carry forward orthodontic activity (UOA)	0
Baseline contract value	£399,957.02

ACCESS*

Patients seen in 24 months	Total	Change since previous quarter
Quarter ending June 2018	6,535	
Quarter ending September 2018	6,455	↓
Quarter ending December 2018	6,402	→
Quarter ending March 2019	6,424	→
Quarter ending June 2019	6,494	→
Variance since June 2018	(0.6%)	→



ACTIVITY



Month	2019	2020
April	214	248
May	1,459	2,020
June	1,931	2,263
July	5,018	
August	5,489	
September	7,195	
October	7,195	
November	9,419	
December	10,709	
January	12,395	
February	13,818	
March	15,301	
April	16,408	
May	16,532	
June	16,532	

QUALITY

	Quantity	Base Number	Contract	AT	Region	England
% of FP17s for the same patient ID Re-attending within 3 months - Children	35	573	6.1%	10.2%	12.1%	11.4%
% of FP17s for the same patient ID Re-attending within 3 months - Adults	185	1,518	12.2%	14.2%	15.6%	15.4%
% of FP17s for the same patient ID Re-attending between 3 & 9 months - Children	351	573	61.3%	58.1%	61.2%	59.8%
% of FP17s for the same patient ID Re-attending between 3 & 9 months - Adults	971	1,518	64.0%	53.3%	54.5%	52.1%
% of FP17s for Band 1 Urgent Courses	99	1,372	7.2%	8.4%	9.1%	9.2%
% of FP17s Relating to Free Repair or Replacements	14	1,372	1.0%	1.1%	1.0%	0.7%
% of FP17s Relating to Continuations	17	1,372	1.2%	1.2%	1.0%	0.8%
% of Patients satisfied with the dentistry they have received	6	6	N/A	96.0%	94.2%	93.4%
% of Patients satisfied with the time they had to wait for an appointment	5	6	N/A	91.3%	88.4%	87.6%

* This is based on patients treated on this contract for their most recent course of treatment. Figures in italics indicate the base number of FP17s or Patient Questionnaire responses are less than 100. N/A is shown where the base number of responses is less than 10 during the period. % is calculated as Quantity/Base number*100

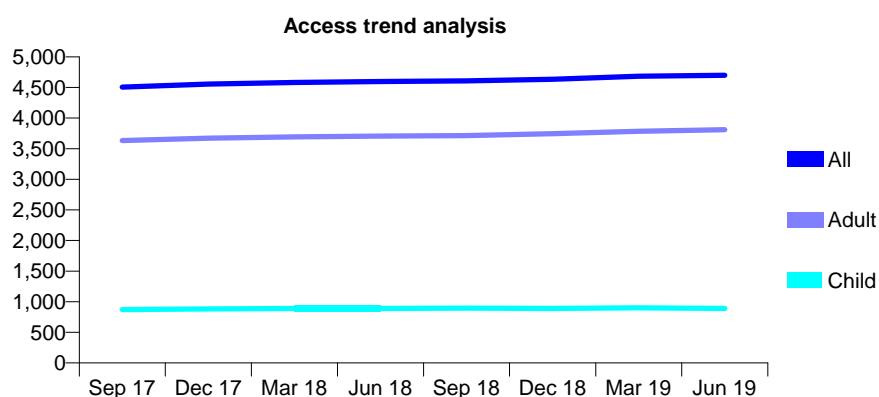
Q49 - Vital Signs At a Glance Contract Report for 830003/0001 - June 2019

Name or company name	MR PJ KNOPS
Contract type name	GDS Contract
Purpose of contract	General
Contract start date	01/04/2006
Contract end date	

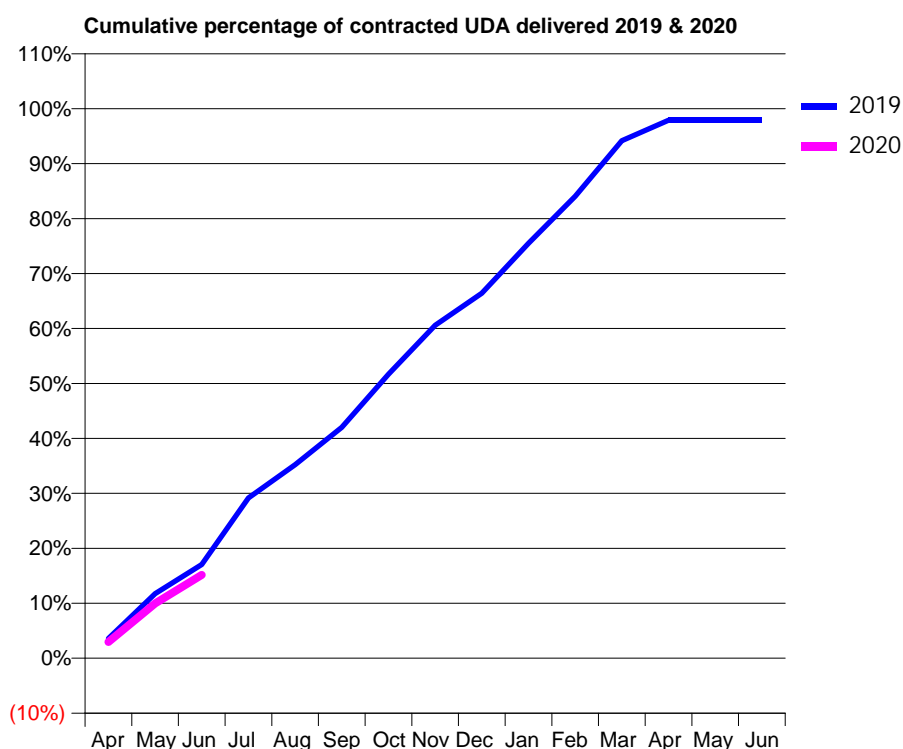
19/20 Contracted general activity (UDA)	13,493
Carry forward general activity (UDA)	0
19/20 Contracted orthodontic activity (UOA)	0
Carry forward orthodontic activity (UOA)	0
Baseline contract value	£360,366.80

ACCESS*

Patients seen in 24 months	Total	Change since previous quarter
Quarter ending June 2018	4,597	
Quarter ending September 2018	4,608	→
Quarter ending December 2018	4,636	→
Quarter ending March 2019	4,683	→
Quarter ending June 2019	4,701	→
Variance since June 2018	2.3%	↑



ACTIVITY



Month	2019	2020
April	485	400
May	1,585	1,349
June	2,300	2,043
July	3,935	
August	4,751	
September	5,669	
October	6,973	
November	8,176	
December	8,959	
January	10,188	
February	11,344	
March	12,705	
April	13,207	
May	13,208	
June	13,208	

QUALITY

	Quantity	Base Number	Contract	AT	Region	England
% of FP17s for the same patient ID Re-attending within 3 months - Children	19	272	7.0%	10.2%	12.1%	11.4%
% of FP17s for the same patient ID Re-attending within 3 months - Adults	162	1,062	15.3%	14.2%	15.6%	15.4%
% of FP17s for the same patient ID Re-attending between 3 & 9 months - Children	158	272	58.1%	58.1%	61.2%	59.8%
% of FP17s for the same patient ID Re-attending between 3 & 9 months - Adults	544	1,062	51.2%	53.3%	54.5%	52.1%
% of FP17s for Band 1 Urgent Courses	96	1,004	9.6%	8.4%	9.1%	9.2%
% of FP17s Relating to Free Repair or Replacements	6	1,004	0.6%	1.1%	1.0%	0.7%
% of FP17s Relating to Continuations	13	1,004	1.3%	1.2%	1.0%	0.8%
% of Patients satisfied with the dentistry they have received	2	2	N/A	96.0%	94.2%	93.4%
% of Patients satisfied with the time they had to wait for an appointment	2	2	N/A	91.3%	88.4%	87.6%

* This is based on patients treated on this contract for their most recent course of treatment.

Figures in italics indicate the base number of FP17s or Patient Questionnaire responses are less than 100. N/A is shown where the base number of responses is less than 10 during the period. % is calculated as Quantity/Base number*100

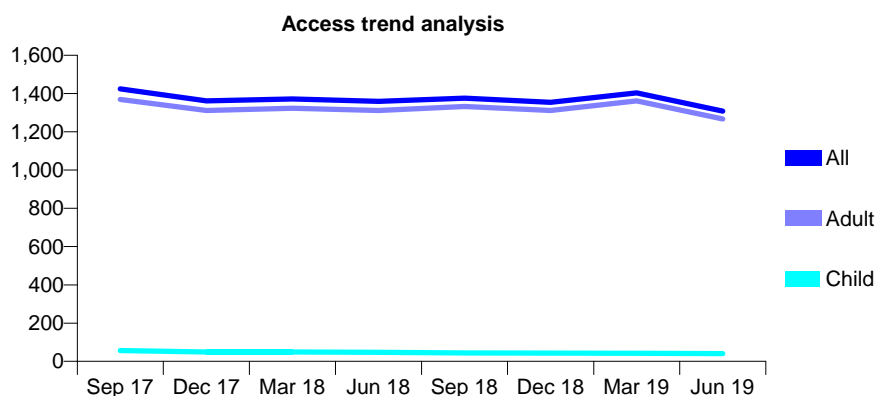
Q49 - Vital Signs At a Glance Contract Report for 830631/0001 - June 2019

Name or company name	MR ME LITTLE
Contract type name	GDS Contract
Purpose of contract	General
Contract start date	01/04/2006
Contract end date	

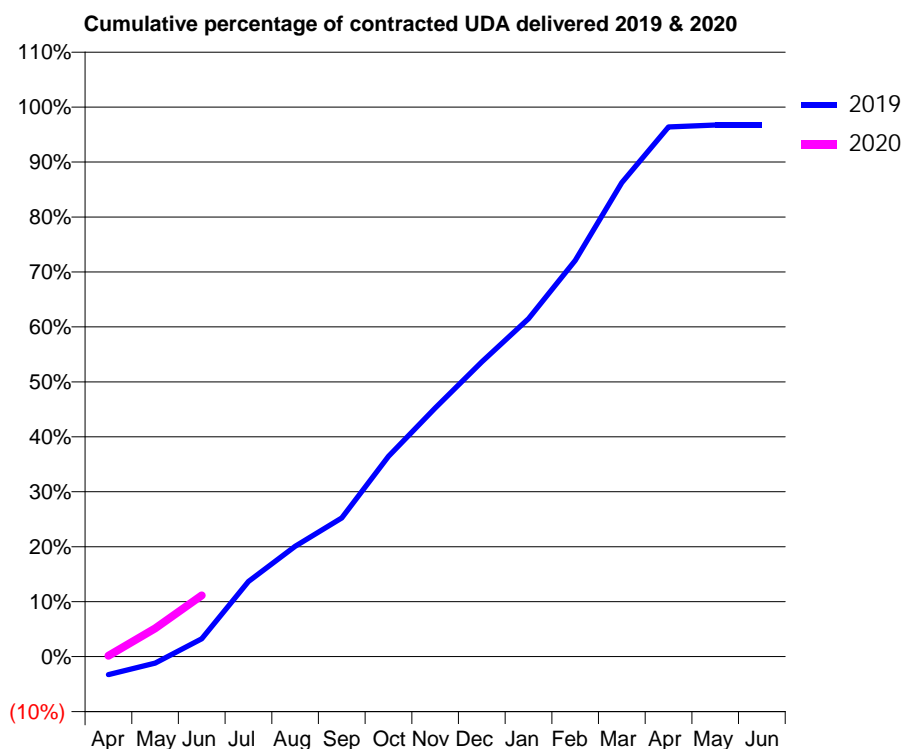
19/20 Contracted general activity (UDA)	3,674
Carry forward general activity (UDA)	0
19/20 Contracted orthodontic activity (UOA)	0
Carry forward orthodontic activity (UOA)	0
Baseline contract value	£127,176.60

ACCESS*

Patients seen in 24 months	Total	Change since previous quarter
Quarter ending June 2018	1,359	
Quarter ending September 2018	1,376	→
Quarter ending December 2018	1,354	↓
Quarter ending March 2019	1,403	↑
Quarter ending June 2019	1,308	↓
Variance since June 2018	(3.8%)	↓



ACTIVITY



Month	Adjusted Scheduled Activity (UDA)	
	2019	2020
April	-121	6
May	-44	189
June	119	410
July	502	
August	738	
September	928	
October	1,339	
November	1,662	
December	1,970	
January	2,259	
February	2,648	
March	3,168	
April	3,541	
May	3,553	
June	3,553	

QUALITY

	Quantity	Base Number	Contract	AT	Region	England
% of FP17s for the same patient ID Re-attending within 3 months - Children	0	10	0.0%	10.2%	12.1%	11.4%
% of FP17s for the same patient ID Re-attending within 3 months - Adults	8	197	4.1%	14.2%	15.6%	15.4%
% of FP17s for the same patient ID Re-attending between 3 & 9 months - Children	2	10	20.0%	58.1%	61.2%	59.8%
% of FP17s for the same patient ID Re-attending between 3 & 9 months - Adults	64	197	32.5%	53.3%	54.5%	52.1%
% of FP17s for Band 1 Urgent Courses	0	100	0.0%	8.4%	9.1%	9.2%
% of FP17s Relating to Free Repair or Replacements	0	100	0.0%	1.1%	1.0%	0.7%
% of FP17s Relating to Continuations	0	100	0.0%	1.2%	1.0%	0.8%
% of Patients satisfied with the dentistry they have received	0	0	N/A	96.0%	94.2%	93.4%
% of Patients satisfied with the time they had to wait for an appointment	0	0	N/A	91.3%	88.4%	87.6%

* This is based on patients treated on this contract for their most recent course of treatment. Figures in italics indicate the base number of FP17s or Patient Questionnaire responses are less than 100. N/A is shown where the base number of responses is less than 10 during the period. % is calculated as Quantity/Base number*100

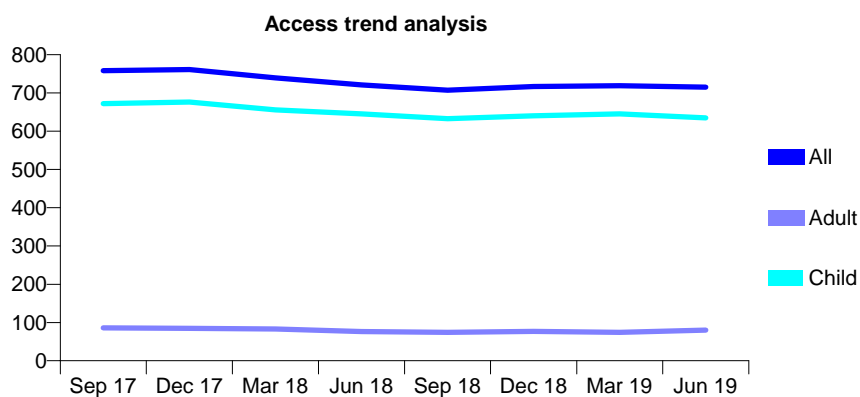
Q49 - Vital Signs At a Glance Contract Report for 836184/0001 - June 2019

Name or company name	MR JS BREEDON
Contract type name	GDS Contract
Purpose of contract	General and Orthodontic
Contract start date	01/04/2006
Contract end date	

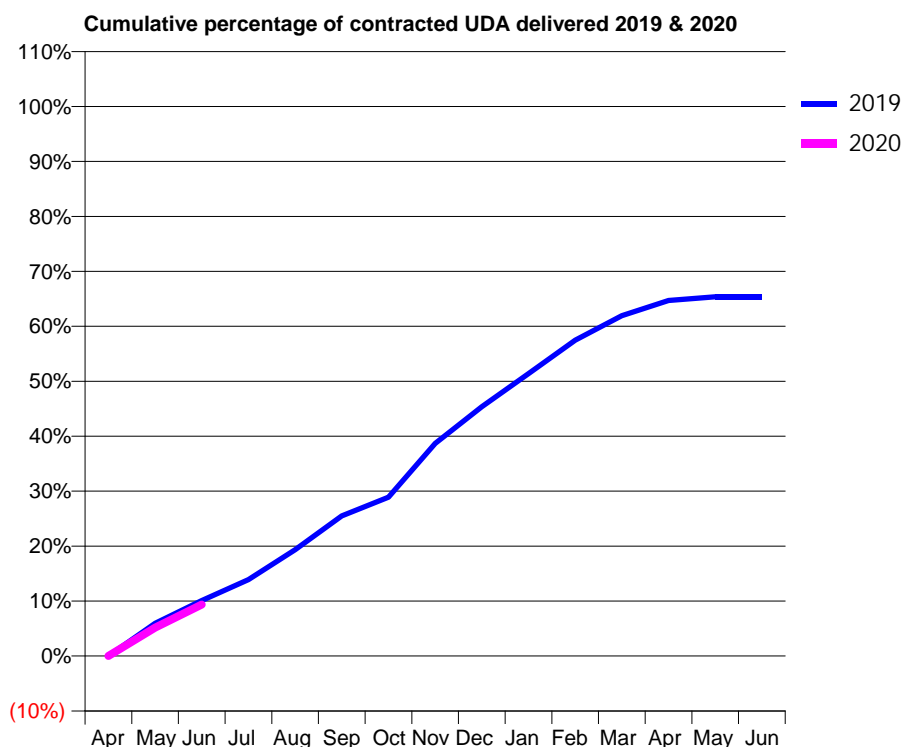
19/20 Contracted general activity (UDA)	2,100
Carry forward general activity (UDA)	0
19/20 Contracted orthodontic activity (UOA)	0
Carry forward orthodontic activity (UOA)	0
Baseline contract value	£52,195.89

ACCESS*

Patients seen in 24 months	Total	Change since previous quarter
Quarter ending June 2018	721	
Quarter ending September 2018	707	↓
Quarter ending December 2018	717	→
Quarter ending March 2019	719	→
Quarter ending June 2019	715	→
Variance since June 2018	(0.8%)	→



ACTIVITY



Month	Adjusted Scheduled Activity (UDA)	
	2019	2020
April	0	0
May	125	109
June	212	197
July	292	
August	406	
September	535	
October	607	
November	812	
December	953	
January	1,079	
February	1,207	
March	1,300	
April	1,358	
May	1,372	
June	1,372	

QUALITY

	Quantity	Base Number	Contract	AT	Region	England
% of FP17s for the same patient ID Re-attending within 3 months - Children	3	205	1.5%	10.2%	12.1%	11.4%
% of FP17s for the same patient ID Re-attending within 3 months - Adults	0	0	N/A	14.2%	15.6%	15.4%
% of FP17s for the same patient ID Re-attending between 3 & 9 months - Children	149	205	72.7%	58.1%	61.2%	59.8%
% of FP17s for the same patient ID Re-attending between 3 & 9 months - Adults	0	0	N/A	53.3%	54.5%	52.1%
% of FP17s for Band 1 Urgent Courses	0	142	0.0%	8.4%	9.1%	9.2%
% of FP17s Relating to Free Repair or Replacements	0	142	0.0%	1.1%	1.0%	0.7%
% of FP17s Relating to Continuations	0	142	0.0%	1.2%	1.0%	0.8%
% of Patients satisfied with the dentistry they have received	0	0	N/A	96.0%	94.2%	93.4%
% of Patients satisfied with the time they had to wait for an appointment	0	0	N/A	91.3%	88.4%	87.6%

* This is based on patients treated on this contract for their most recent course of treatment. Figures in italics indicate the base number of FP17s or Patient Questionnaire responses are less than 100. N/A is shown where the base number of responses is less than 10 during the period. % is calculated as Quantity/Base number*100

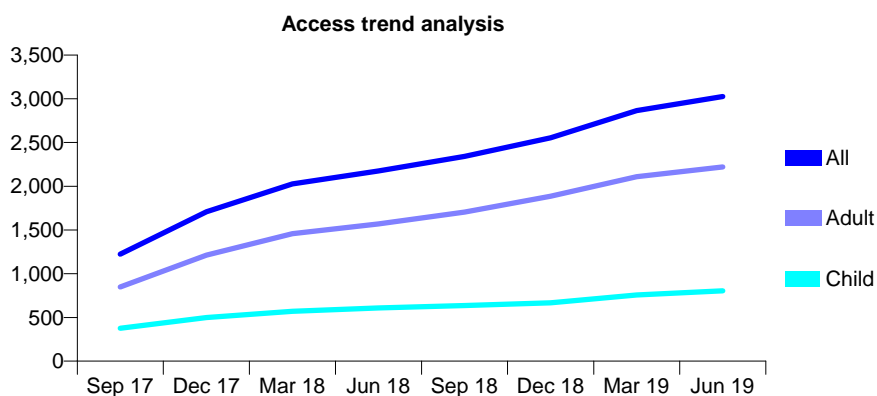
Q49 - Vital Signs At a Glance Contract Report for 840505/0001 - June 2019

Name or company name	MISS E MATHER
Contract type name	GDS Contract
Purpose of contract	General
Contract start date	01/04/2006
Contract end date	

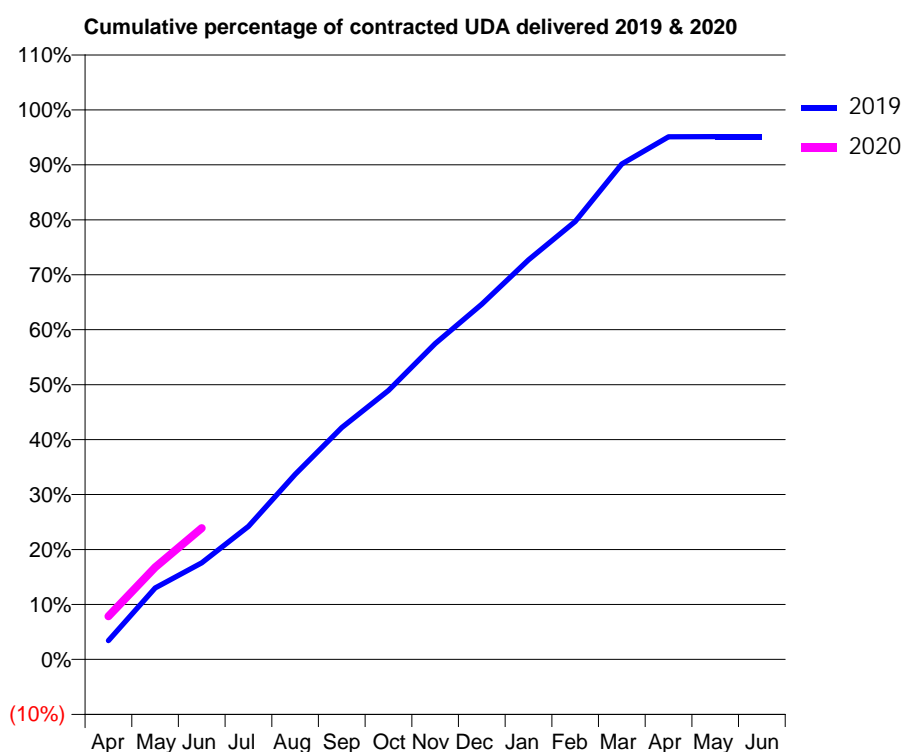
19/20 Contracted general activity (UDA)	5,520
Carry forward general activity (UDA)	0
19/20 Contracted orthodontic activity (UOA)	0
Carry forward orthodontic activity (UOA)	0
Baseline contract value	£138,773.06

ACCESS*

Patients seen in 24 months	Total	Change since previous quarter
Quarter ending June 2018	2,176	
Quarter ending September 2018	2,341	↑
Quarter ending December 2018	2,553	↑
Quarter ending March 2019	2,865	↑
Quarter ending June 2019	3,026	↑
Variance since June 2018	39.1%	↑



ACTIVITY



Adjusted Scheduled Activity (UDA)		
Month	2019	2020
April	224	433
May	847	925
June	1,147	1,319
July	1,579	
August	2,195	
September	2,751	
October	3,190	
November	3,748	
December	4,214	
January	4,741	
February	5,195	
March	5,877	
April	6,200	
May	6,204	
June	6,204	

QUALITY

	Quantity	Base Number	Contract	AT	Region	England
% of FP17s for the same patient ID Re-attending within 3 months - Children	26	303	8.6%	10.2%	12.1%	11.4%
% of FP17s for the same patient ID Re-attending within 3 months - Adults	135	886	15.2%	14.2%	15.6%	15.4%
% of FP17s for the same patient ID Re-attending between 3 & 9 months - Children	183	303	60.4%	58.1%	61.2%	59.8%
% of FP17s for the same patient ID Re-attending between 3 & 9 months - Adults	541	886	61.1%	53.3%	54.5%	52.1%
% of FP17s for Band 1 Urgent Courses	64	829	7.7%	8.4%	9.1%	9.2%
% of FP17s Relating to Free Repair or Replacements	4	829	0.5%	1.1%	1.0%	0.7%
% of FP17s Relating to Continuations	16	829	1.9%	1.2%	1.0%	0.8%
% of Patients satisfied with the dentistry they have received	2	2	N/A	96.0%	94.2%	93.4%
% of Patients satisfied with the time they had to wait for an appointment	2	2	N/A	91.3%	88.4%	87.6%

* This is based on patients treated on this contract for their most recent course of treatment. Figures in italics indicate the base number of FP17s or Patient Questionnaire responses are less than 100. N/A is shown where the base number of responses is less than 10 during the period. % is calculated as Quantity/Base number*100

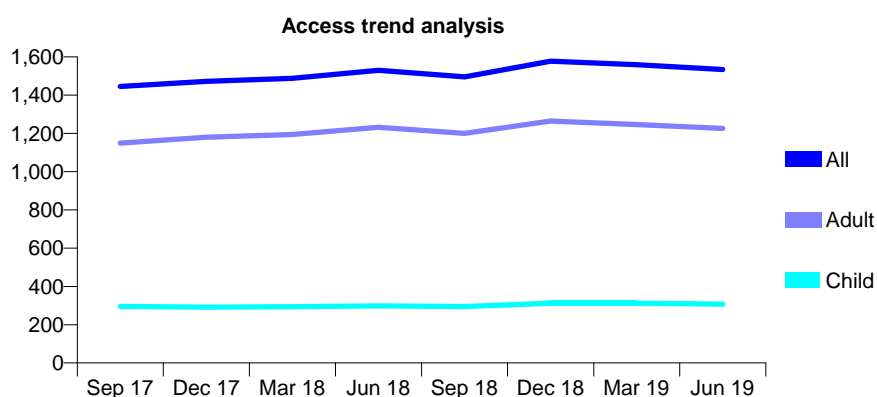
Q49 - Vital Signs At a Glance Contract Report for 840645/0001 - June 2019

Name or company name	MR KS BAMRAH
Contract type name	GDS Contract
Purpose of contract	General
Contract start date	01/04/2006
Contract end date	

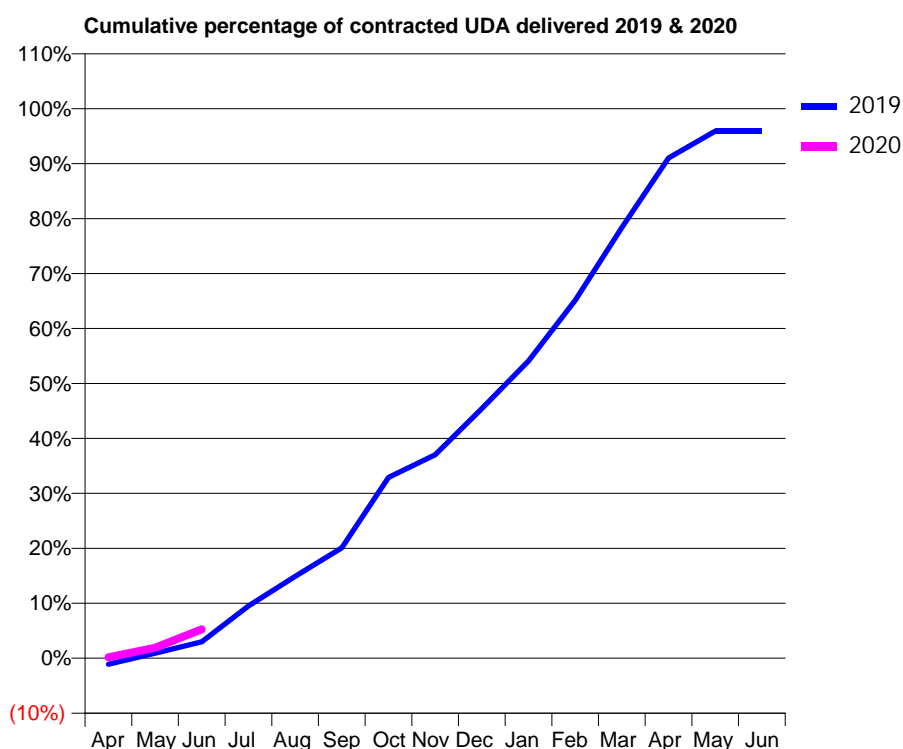
19/20 Contracted general activity (UDA)	10,061
Carry forward general activity (UDA)	0
19/20 Contracted orthodontic activity (UOA)	0
Carry forward orthodontic activity (UOA)	0
Baseline contract value	£267,854.89

ACCESS*

Patients seen in 24 months	Total	Change since previous quarter
Quarter ending June 2018	1,530	
Quarter ending September 2018	1,495	↓
Quarter ending December 2018	1,577	↑
Quarter ending March 2019	1,559	↓
Quarter ending June 2019	1,534	↓
Variance since June 2018	0.3%	→



ACTIVITY



Month	2019	2020
April	-111	15
May	92	193
June	302	528
July	958	
August	1,497	
September	2,021	
October	3,309	
November	3,727	
December	4,570	
January	5,443	
February	6,552	
March	7,881	
April	9,157	
May	9,650	
June	9,650	

QUALITY

	Quantity	Base Number	Contract	AT	Region	England
% of FP17s for the same patient ID Re-attending within 3 months - Children	10	65	15.4%	10.2%	12.1%	11.4%
% of FP17s for the same patient ID Re-attending within 3 months - Adults	72	323	22.3%	14.2%	15.6%	15.4%
% of FP17s for the same patient ID Re-attending between 3 & 9 months - Children	29	65	44.6%	58.1%	61.2%	59.8%
% of FP17s for the same patient ID Re-attending between 3 & 9 months - Adults	112	323	34.7%	53.3%	54.5%	52.1%
% of FP17s for Band 1 Urgent Courses	61	181	33.7%	8.4%	9.1%	9.2%
% of FP17s Relating to Free Repair or Replacements	2	181	1.1%	1.1%	1.0%	0.7%
% of FP17s Relating to Continuations	0	181	0.0%	1.2%	1.0%	0.8%
% of Patients satisfied with the dentistry they have received	0	0	N/A	96.0%	94.2%	93.4%
% of Patients satisfied with the time they had to wait for an appointment	0	0	N/A	91.3%	88.4%	87.6%

* This is based on patients treated on this contract for their most recent course of treatment.

Figures in italics indicate the base number of FP17s or Patient Questionnaire responses are less than 100. N/A is shown where the base number of responses is less than 10 during the period. % is calculated as Quantity/Base number*100

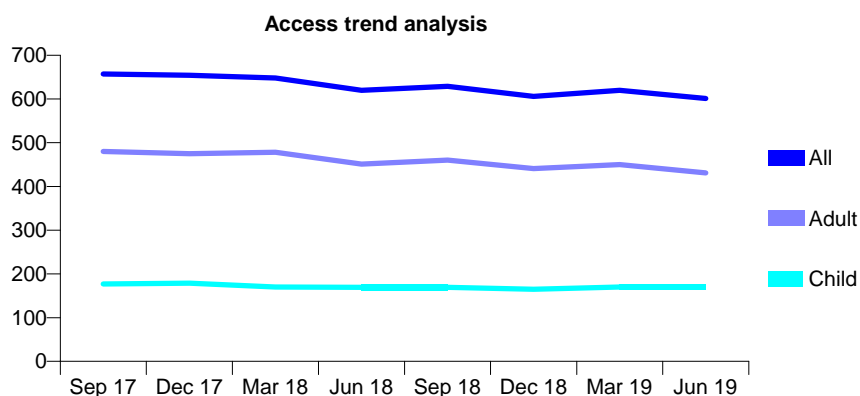
Q49 - Vital Signs At a Glance Contract Report for 840645/0002 - June 2019

Name or company name	MR KS BAMRAH
Contract type name	GDS Contract
Purpose of contract	General
Contract start date	01/04/2006
Contract end date	

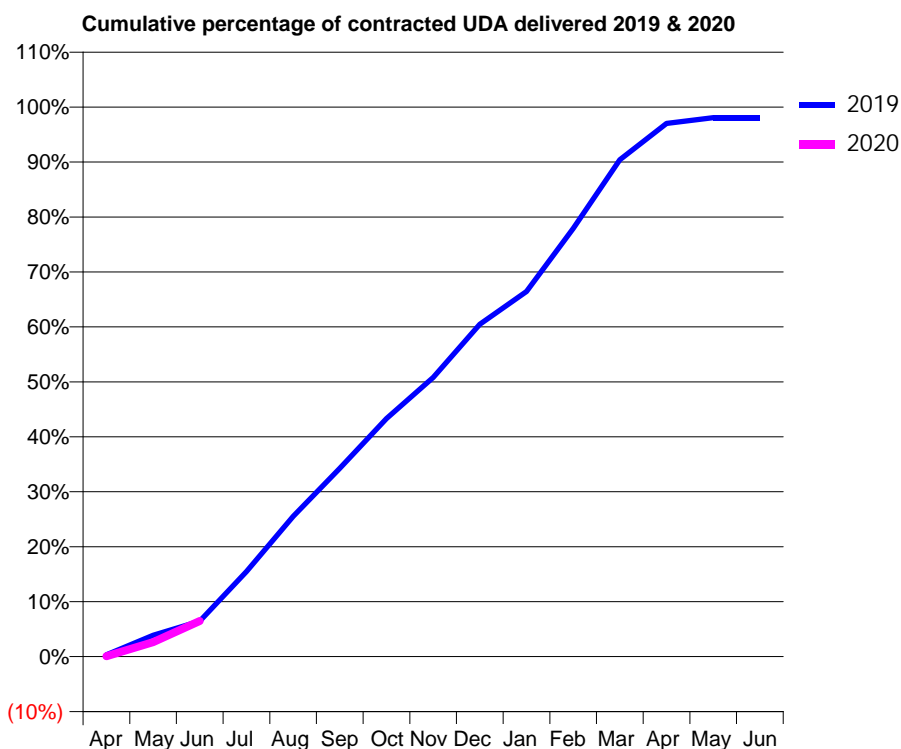
19/20 Contracted general activity (UDA)	3,407
Carry forward general activity (UDA)	0
19/20 Contracted orthodontic activity (UOA)	0
Carry forward orthodontic activity (UOA)	0
Baseline contract value	£73,934.68

ACCESS*

Patients seen in 24 months	Total	Change since previous quarter
Quarter ending June 2018	620	
Quarter ending September 2018	629	→
Quarter ending December 2018	606	↓
Quarter ending March 2019	620	↑
Quarter ending June 2019	601	↓
Variance since June 2018	(3.1%)	↓



ACTIVITY



Month	Adjusted Scheduled Activity (UDA)	
	2019	2020
April	11	3
May	132	90
June	219	221
July	527	
August	869	
September	1,168	
October	1,476	
November	1,731	
December	2,061	
January	2,264	
February	2,654	
March	3,080	
April	3,305	
May	3,341	
June	3,341	

QUALITY

	Quantity	Base Number	Contract	AT	Region	England
% of FP17s for the same patient ID Re-attending within 3 months - Children	6	42	14.3%	10.2%	12.1%	11.4%
% of FP17s for the same patient ID Re-attending within 3 months - Adults	12	68	17.6%	14.2%	15.6%	15.4%
% of FP17s for the same patient ID Re-attending between 3 & 9 months - Children	17	42	40.5%	58.1%	61.2%	59.8%
% of FP17s for the same patient ID Re-attending between 3 & 9 months - Adults	22	68	32.4%	53.3%	54.5%	52.1%
% of FP17s for Band 1 Urgent Courses	20	74	27.0%	8.4%	9.1%	9.2%
% of FP17s Relating to Free Repair or Replacements	1	74	1.4%	1.1%	1.0%	0.7%
% of FP17s Relating to Continuations	0	74	0.0%	1.2%	1.0%	0.8%
% of Patients satisfied with the dentistry they have received	0	0	N/A	96.0%	94.2%	93.4%
% of Patients satisfied with the time they had to wait for an appointment	0	0	N/A	91.3%	88.4%	87.6%

* This is based on patients treated on this contract for their most recent course of treatment. Figures in italics indicate the base number of FP17s or Patient Questionnaire responses are less than 100. N/A is shown where the base number of responses is less than 10 during the period. % is calculated as Quantity/Base number*100

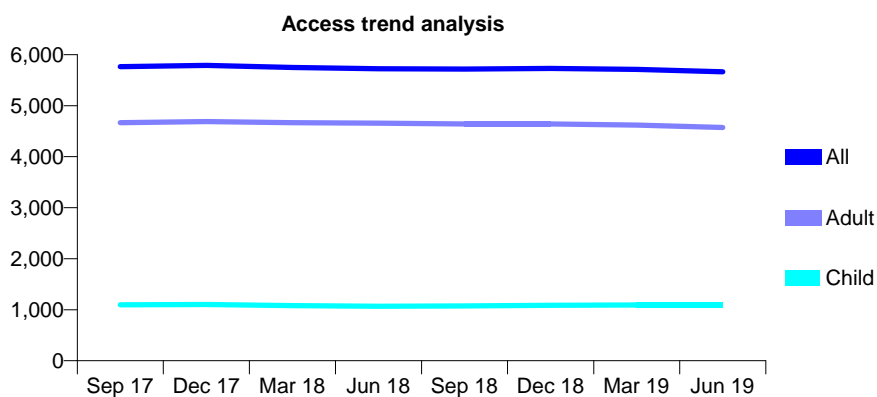
Q49 - Vital Signs At a Glance Contract Report for 858358/0001 - June 2019

Name or company name	MR RG SMITH
Contract type name	GDS Contract
Purpose of contract	General
Contract start date	06/04/2011
Contract end date	

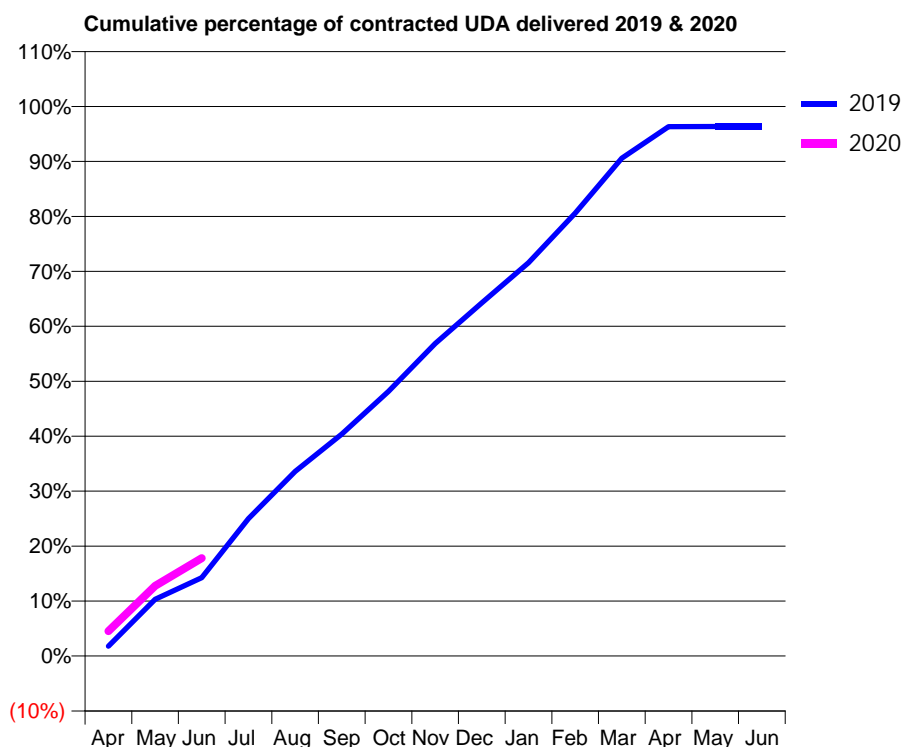
19/20 Contracted general activity (UDA)	16,808
Carry forward general activity (UDA)	0
19/20 Contracted orthodontic activity (UOA)	0
Carry forward orthodontic activity (UOA)	0
Baseline contract value	£373,173.81

ACCESS*

Patients seen in 24 months	Total	Change since previous quarter
Quarter ending June 2018	5,725	
Quarter ending September 2018	5,720	→
Quarter ending December 2018	5,730	→
Quarter ending March 2019	5,711	→
Quarter ending June 2019	5,665	→
Variance since June 2018	(1.0%)	↓



ACTIVITY



Month	Adjusted Scheduled Activity (UDA)	
	2019	2020
April	304	762
May	1,737	2,146
June	2,397	2,994
July	4,204	
August	5,649	
September	6,788	
October	8,094	
November	9,559	
December	10,802	
January	12,029	
February	13,546	
March	15,225	
April	16,190	
May	16,194	
June	16,195	

QUALITY

	Quantity	Base Number	Contract	AT	Region	England
% of FP17s for the same patient ID Re-attending within 3 months - Children	33	366	9.0%	10.2%	12.1%	11.4%
% of FP17s for the same patient ID Re-attending within 3 months - Adults	266	1,610	16.5%	14.2%	15.6%	15.4%
% of FP17s for the same patient ID Re-attending between 3 & 9 months - Children	189	366	51.6%	58.1%	61.2%	59.8%
% of FP17s for the same patient ID Re-attending between 3 & 9 months - Adults	987	1,610	61.3%	53.3%	54.5%	52.1%
% of FP17s for Band 1 Urgent Courses	202	1,519	13.3%	8.4%	9.1%	9.2%
% of FP17s Relating to Free Repair or Replacements	21	1,519	1.4%	1.1%	1.0%	0.7%
% of FP17s Relating to Continuations	10	1,519	0.7%	1.2%	1.0%	0.8%
% of Patients satisfied with the dentistry they have received	1	1	N/A	96.0%	94.2%	93.4%
% of Patients satisfied with the time they had to wait for an appointment	1	1	N/A	91.3%	88.4%	87.6%

* This is based on patients treated on this contract for their most recent course of treatment. Figures in italics indicate the base number of FP17s or Patient Questionnaire responses are less than 100. N/A is shown where the base number of responses is less than 10 during the period. % is calculated as Quantity/Base number*100

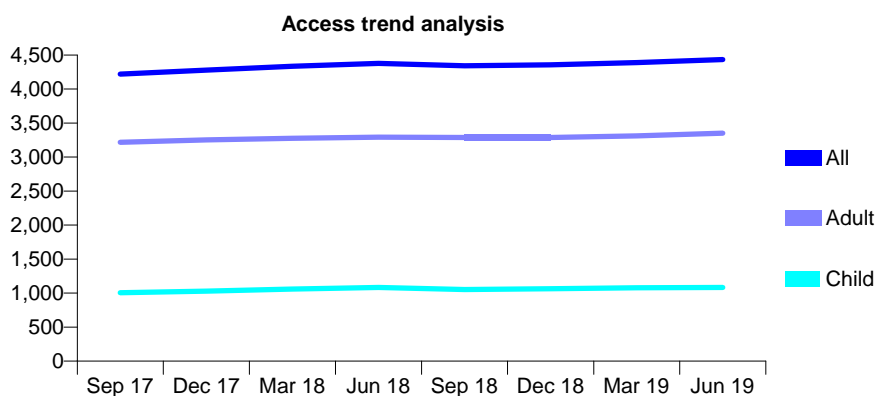
Q49 - Vital Signs At a Glance Contract Report for 866253/0001 - June 2019

Name or company name	MR LB FERGUSON
Contract type name	GDS Contract
Purpose of contract	General
Contract start date	01/04/2010
Contract end date	

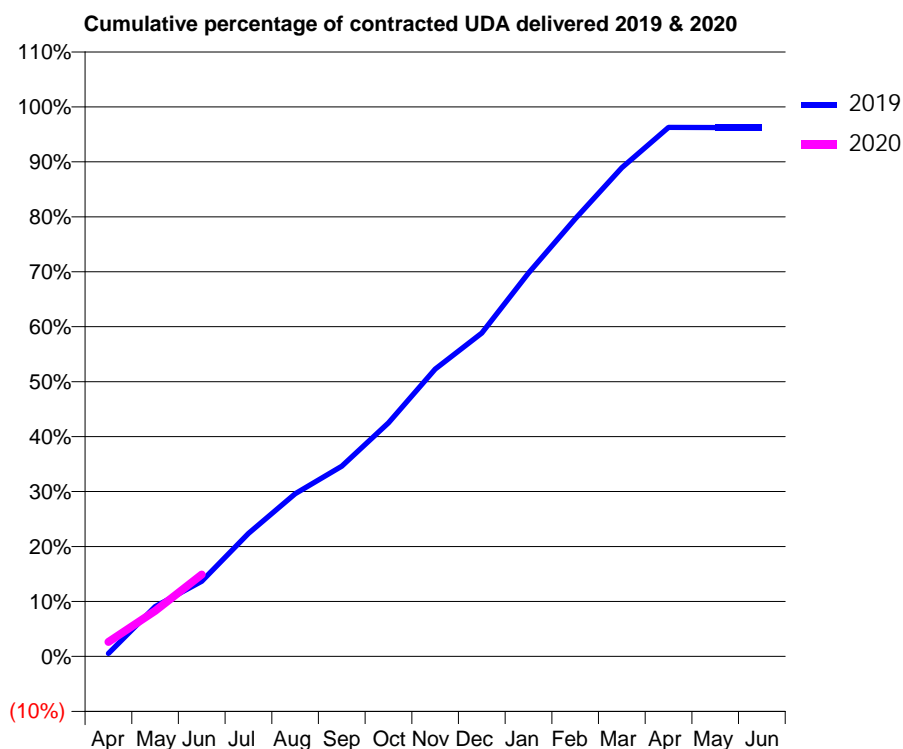
19/20 Contracted general activity (UDA)	10,475
Carry forward general activity (UDA)	0
19/20 Contracted orthodontic activity (UOA)	0
Carry forward orthodontic activity (UOA)	0
Baseline contract value	£232,578.86

ACCESS*

Patients seen in 24 months	Total	Change since previous quarter
Quarter ending June 2018	4,377	
Quarter ending September 2018	4,342	→
Quarter ending December 2018	4,356	→
Quarter ending March 2019	4,389	→
Quarter ending June 2019	4,434	→
Variance since June 2018	1.3%	→



ACTIVITY



Month	2019	2020
April	58	276
May	952	867
June	1,432	1,563
July	2,345	
August	3,104	
September	3,626	
October	4,453	
November	5,477	
December	6,163	
January	7,306	
February	8,340	
March	9,314	
April	10,084	
May	10,081	
June	10,081	

QUALITY

	Quantity	Base Number	Contract	AT	Region	England
% of FP17s for the same patient ID Re-attending within 3 months - Children	21	350	6.0%	10.2%	12.1%	11.4%
% of FP17s for the same patient ID Re-attending within 3 months - Adults	115	1,100	10.5%	14.2%	15.6%	15.4%
% of FP17s for the same patient ID Re-attending between 3 & 9 months - Children	184	350	52.6%	58.1%	61.2%	59.8%
% of FP17s for the same patient ID Re-attending between 3 & 9 months - Adults	641	1,100	58.3%	53.3%	54.5%	52.1%
% of FP17s for Band 1 Urgent Courses	69	892	7.7%	8.4%	9.1%	9.2%
% of FP17s Relating to Free Repair or Replacements	9	892	1.0%	1.1%	1.0%	0.7%
% of FP17s Relating to Continuations	2	892	0.2%	1.2%	1.0%	0.8%
% of Patients satisfied with the dentistry they have received	3	3	N/A	96.0%	94.2%	93.4%
% of Patients satisfied with the time they had to wait for an appointment	3	3	N/A	91.3%	88.4%	87.6%

* This is based on patients treated on this contract for their most recent course of treatment. Figures in italics indicate the base number of FP17s or Patient Questionnaire responses are less than 100. N/A is shown where the base number of responses is less than 10 during the period. % is calculated as Quantity/Base number*100

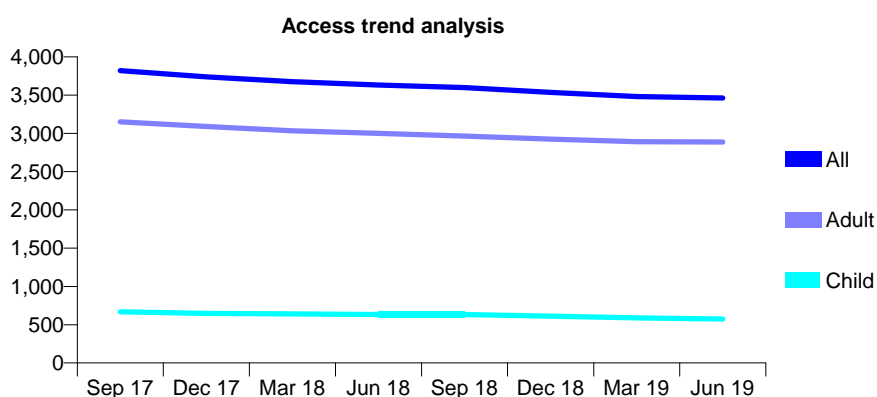
Q49 - Vital Signs At a Glance Contract Report for 907979/0001 - June 2019

Name or company name	MR GA CONLON
Contract type name	GDS Contract
Purpose of contract	General
Contract start date	01/04/2006
Contract end date	

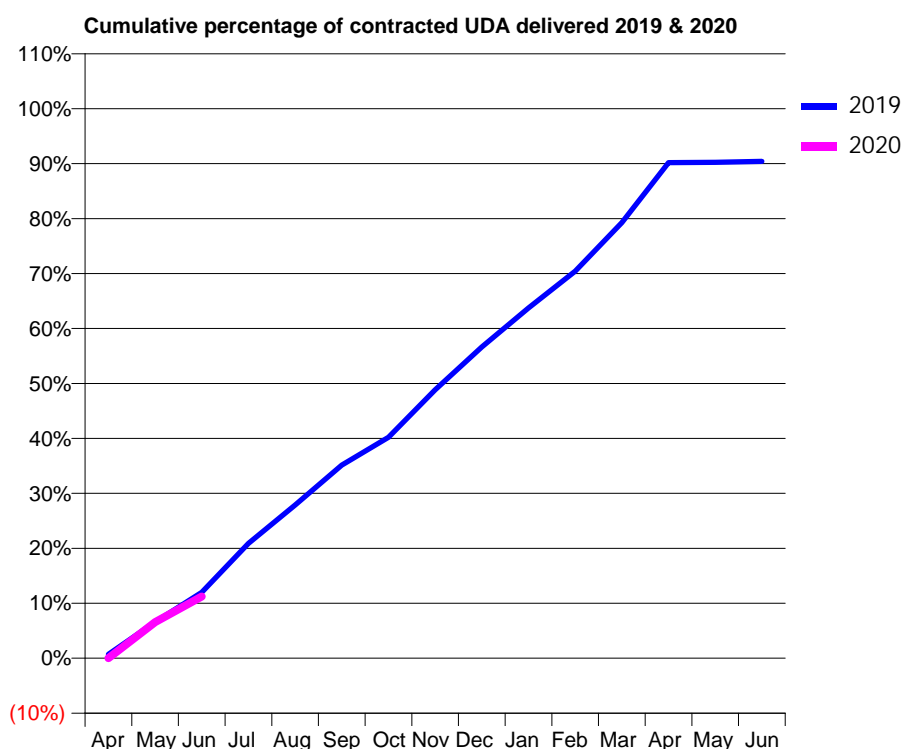
19/20 Contracted general activity (UDA)	11,000
Carry forward general activity (UDA)	0
19/20 Contracted orthodontic activity (UOA)	0
Carry forward orthodontic activity (UOA)	0
Baseline contract value	£244,465.03

ACCESS*

Patients seen in 24 months	Total	Change since previous quarter
Quarter ending June 2018	3,631	
Quarter ending September 2018	3,598	→
Quarter ending December 2018	3,536	↓
Quarter ending March 2019	3,481	↓
Quarter ending June 2019	3,463	→
Variance since June 2018	(4.6%)	↓



ACTIVITY



Adjusted Scheduled Activity (UDA)		
Month	2019	2020
April	79	0
May	728	721
June	1,320	1,233
July	2,300	
August	3,069	
September	3,866	
October	4,422	
November	5,375	
December	6,230	
January	7,011	
February	7,748	
March	8,718	
April	9,922	
May	9,927	
June	9,945	

QUALITY

	Quantity	Base Number	Contract	AT	Region	England
% of FP17s for the same patient ID Re-attending within 3 months - Children	13	176	7.4%	10.2%	12.1%	11.4%
% of FP17s for the same patient ID Re-attending within 3 months - Adults	156	960	16.3%	14.2%	15.6%	15.4%
% of FP17s for the same patient ID Re-attending between 3 & 9 months - Children	89	176	50.6%	58.1%	61.2%	59.8%
% of FP17s for the same patient ID Re-attending between 3 & 9 months - Adults	512	960	53.3%	53.3%	54.5%	52.1%
% of FP17s for Band 1 Urgent Courses	2	657	0.3%	8.4%	9.1%	9.2%
% of FP17s Relating to Free Repair or Replacements	7	657	1.1%	1.1%	1.0%	0.7%
% of FP17s Relating to Continuations	16	657	2.4%	1.2%	1.0%	0.8%
% of Patients satisfied with the dentistry they have received	8	8	N/A	96.0%	94.2%	93.4%
% of Patients satisfied with the time they had to wait for an appointment	8	8	N/A	91.3%	88.4%	87.6%

* This is based on patients treated on this contract for their most recent course of treatment.

Figures in italics indicate the base number of FP17s or Patient Questionnaire responses are less than 100. N/A is shown where the base number of responses is less than 10 during the period. % is calculated as Quantity/Base number*100

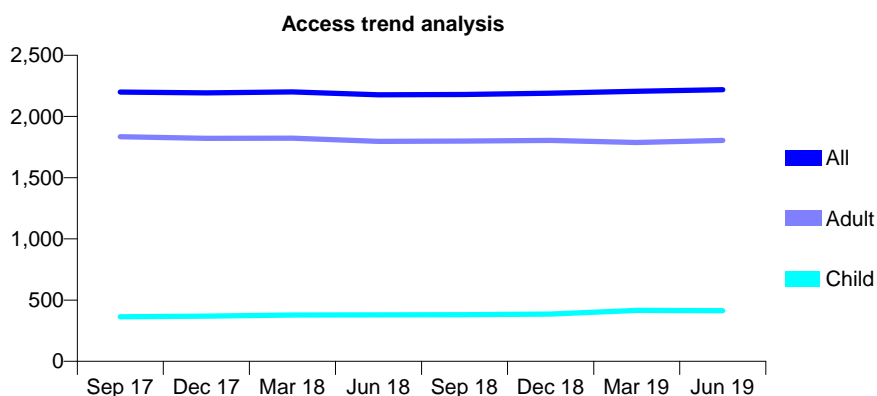
Q49 - Vital Signs At a Glance Contract Report for 912948/0001 - June 2019

Name or company name	MR MF LEE
Contract type name	GDS Contract
Purpose of contract	General
Contract start date	01/04/2006
Contract end date	

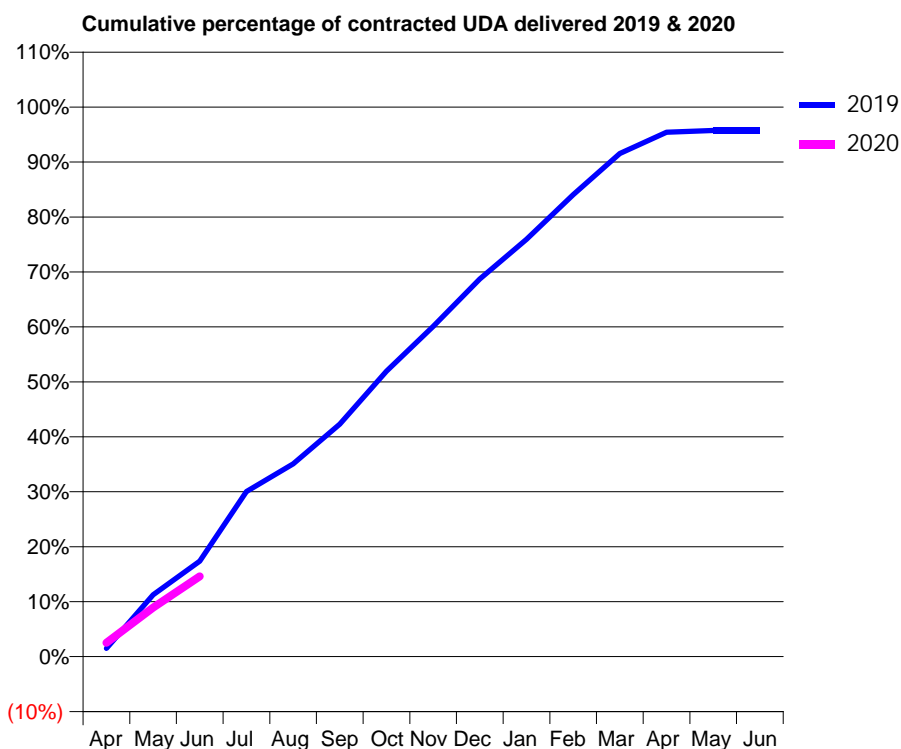
19/20 Contracted general activity (UDA)	6,547
Carry forward general activity (UDA)	0
19/20 Contracted orthodontic activity (UOA)	0
Carry forward orthodontic activity (UOA)	0
Baseline contract value	£176,774.53

ACCESS*

Patients seen in 24 months	Total	Change since previous quarter
Quarter ending June 2018	2,177	
Quarter ending September 2018	2,180	→
Quarter ending December 2018	2,190	→
Quarter ending March 2019	2,205	→
Quarter ending June 2019	2,218	→
Variance since June 2018	1.9%	→



ACTIVITY



Month	Adjusted Scheduled Activity (UDA)	
	2019	2020
April	98	165
May	738	583
June	1,136	957
July	1,966	
August	2,296	
September	2,771	
October	3,401	
November	3,934	
December	4,498	
January	4,972	
February	5,504	
March	5,994	
April	6,246	
May	6,269	
June	6,269	

QUALITY

	Quantity	Base Number	Contract	AT	Region	England
% of FP17s for the same patient ID Re-attending within 3 months - Children	14	126	11.1%	10.2%	12.1%	11.4%
% of FP17s for the same patient ID Re-attending within 3 months - Adults	33	452	7.3%	14.2%	15.6%	15.4%
% of FP17s for the same patient ID Re-attending between 3 & 9 months - Children	65	126	51.6%	58.1%	61.2%	59.8%
% of FP17s for the same patient ID Re-attending between 3 & 9 months - Adults	208	452	46.0%	53.3%	54.5%	52.1%
% of FP17s for Band 1 Urgent Courses	25	455	5.5%	8.4%	9.1%	9.2%
% of FP17s Relating to Free Repair or Replacements	0	455	0.0%	1.1%	1.0%	0.7%
% of FP17s Relating to Continuations	3	455	0.7%	1.2%	1.0%	0.8%
% of Patients satisfied with the dentistry they have received	1	1	N/A	96.0%	94.2%	93.4%
% of Patients satisfied with the time they had to wait for an appointment	1	1	N/A	91.3%	88.4%	87.6%

* This is based on patients treated on this contract for their most recent course of treatment. Figures in italics indicate the base number of FP17s or Patient Questionnaire responses are less than 100. N/A is shown where the base number of responses is less than 10 during the period. % is calculated as Quantity/Base number*100

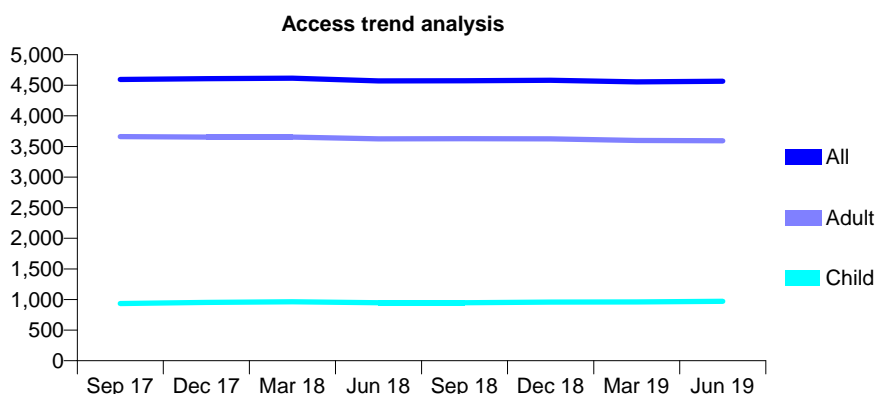
Q49 - Vital Signs At a Glance Contract Report for 914223/0001 - June 2019

Name or company name	MR S TAYLOR
Contract type name	GDS Contract
Purpose of contract	General
Contract start date	01/04/2006
Contract end date	

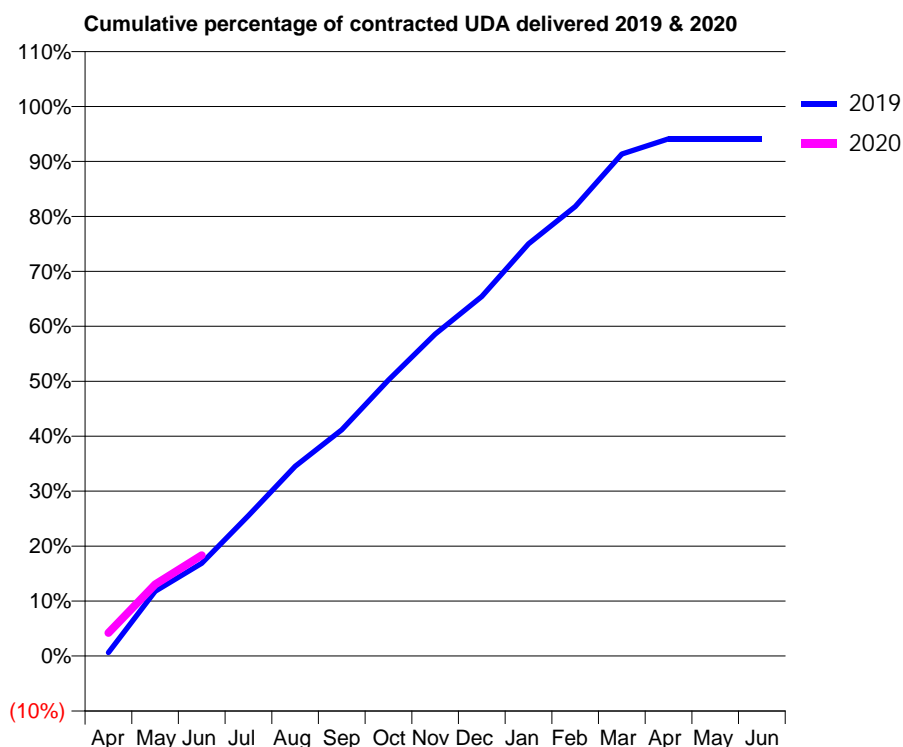
19/20 Contracted general activity (UDA)	12,600
Carry forward general activity (UDA)	0
19/20 Contracted orthodontic activity (UOA)	0
Carry forward orthodontic activity (UOA)	0
Baseline contract value	£383,555.79

ACCESS*

Patients seen in 24 months	Total	Change since previous quarter
Quarter ending June 2018	4,571	
Quarter ending September 2018	4,575	→
Quarter ending December 2018	4,581	→
Quarter ending March 2019	4,556	→
Quarter ending June 2019	4,565	→
Variance since June 2018	(0.1%)	→



ACTIVITY



Month	Adjusted Scheduled Activity (UDA)	
	2019	2020
April	79	530
May	1,486	1,643
June	2,128	2,310
July	3,221	
August	4,349	
September	5,188	
October	6,328	
November	7,379	
December	8,245	
January	9,448	
February	10,305	
March	11,510	
April	11,856	
May	11,856	
June	11,856	

QUALITY

	Quantity	Base Number	Contract	AT	Region	England
% of FP17s for the same patient ID Re-attending within 3 months - Children	17	308	5.5%	10.2%	12.1%	11.4%
% of FP17s for the same patient ID Re-attending within 3 months - Adults	141	1,168	12.1%	14.2%	15.6%	15.4%
% of FP17s for the same patient ID Re-attending between 3 & 9 months - Children	187	308	60.7%	58.1%	61.2%	59.8%
% of FP17s for the same patient ID Re-attending between 3 & 9 months - Adults	726	1,168	62.2%	53.3%	54.5%	52.1%
% of FP17s for Band 1 Urgent Courses	57	1,298	4.4%	8.4%	9.1%	9.2%
% of FP17s Relating to Free Repair or Replacements	18	1,298	1.4%	1.1%	1.0%	0.7%
% of FP17s Relating to Continuations	33	1,298	2.5%	1.2%	1.0%	0.8%
% of Patients satisfied with the dentistry they have received	1	1	N/A	96.0%	94.2%	93.4%
% of Patients satisfied with the time they had to wait for an appointment	1	1	N/A	91.3%	88.4%	87.6%

* This is based on patients treated on this contract for their most recent course of treatment. Figures in italics indicate the base number of FP17s or Patient Questionnaire responses are less than 100. N/A is shown where the base number of responses is less than 10 during the period. % is calculated as Quantity/Base number*100

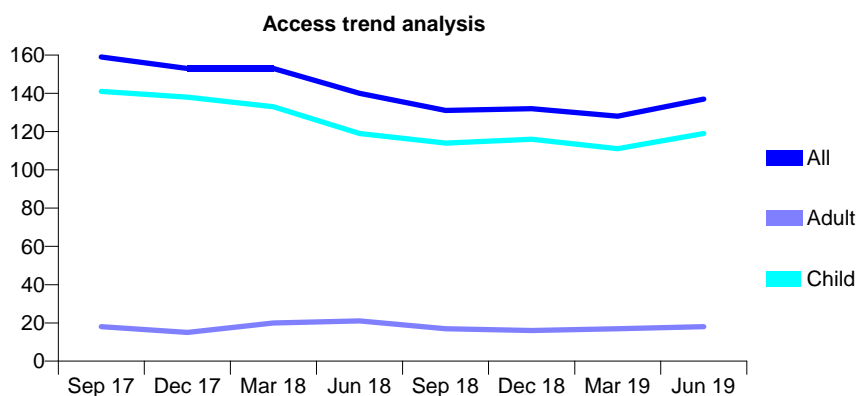
Q49 - Vital Signs At a Glance Contract Report for 914797/0001 - June 2019

Name or company name	MR RJ PARKER
Contract type name	GDS Contract
Purpose of contract	General and Orthodontic
Contract start date	01/04/2006
Contract end date	

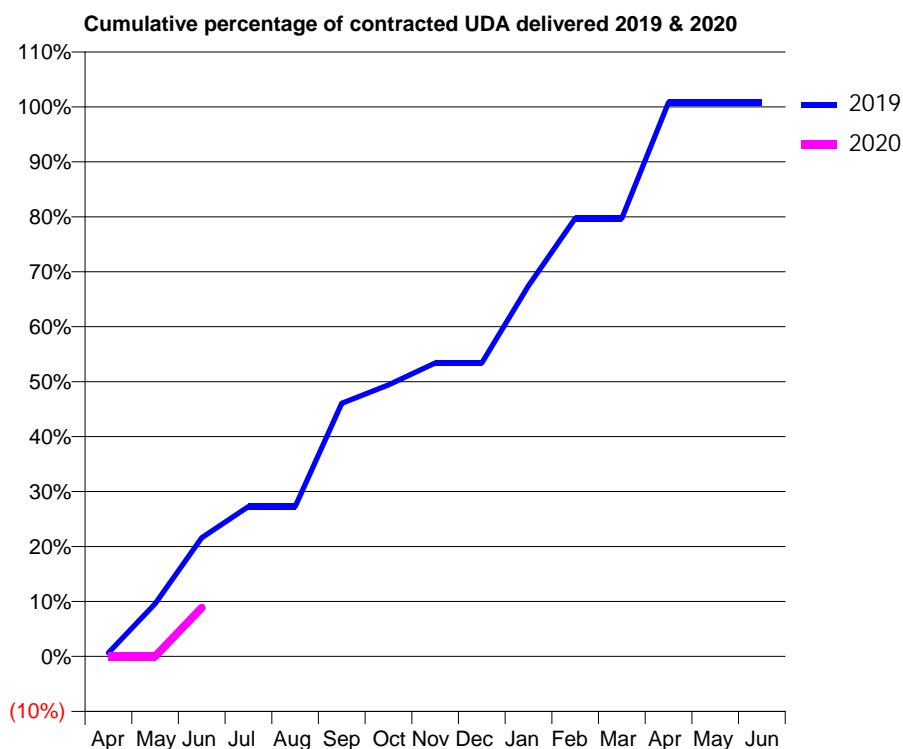
19/20 Contracted general activity (UDA)	300
Carry forward general activity (UDA)	0
19/20 Contracted orthodontic activity (UOA)	810
Carry forward orthodontic activity (UOA)	0
Baseline contract value	£61,284.46

ACCESS*

Patients seen in 24 months	Total	Change since previous quarter
Quarter ending June 2018	140	
Quarter ending September 2018	131	↓
Quarter ending December 2018	132	→
Quarter ending March 2019	128	↓
Quarter ending June 2019	137	↑
Variance since June 2018	(2.1%)	↓



ACTIVITY



Month	Adjusted Scheduled Activity (UDA)	
	2019	2020
April	2	0
May	29	0
June	65	27
July	82	
August	82	
September	138	
October	148	
November	160	
December	160	
January	202	
February	239	
March	239	
April	302	
May	302	
June	302	

QUALITY

	Quantity	Base Number	Contract	AT	Region	England
% of FP17s for the same patient ID Re-attending within 3 months - Children	12	105	11.4%	10.2%	12.1%	11.4%
% of FP17s for the same patient ID Re-attending within 3 months - Adults	0	0	N/A	14.2%	15.6%	15.4%
% of FP17s for the same patient ID Re-attending between 3 & 9 months - Children	37	105	35.2%	58.1%	61.2%	59.8%
% of FP17s for the same patient ID Re-attending between 3 & 9 months - Adults	0	0	N/A	53.3%	54.5%	52.1%
% of FP17s for Band 1 Urgent Courses	3	20	15.0%	8.4%	9.1%	9.2%
% of FP17s Relating to Free Repair or Replacements	0	20	0.0%	1.1%	1.0%	0.7%
% of FP17s Relating to Continuations	0	20	0.0%	1.2%	1.0%	0.8%
% of Patients satisfied with the dentistry they have received	0	0	N/A	96.0%	94.2%	93.4%
% of Patients satisfied with the time they had to wait for an appointment	0	0	N/A	91.3%	88.4%	87.6%

* This is based on patients treated on this contract for their most recent course of treatment. Figures in italics indicate the base number of FP17s or Patient Questionnaire responses are less than 100. N/A is shown where the base number of responses is less than 10 during the period. % is calculated as Quantity/Base number*100

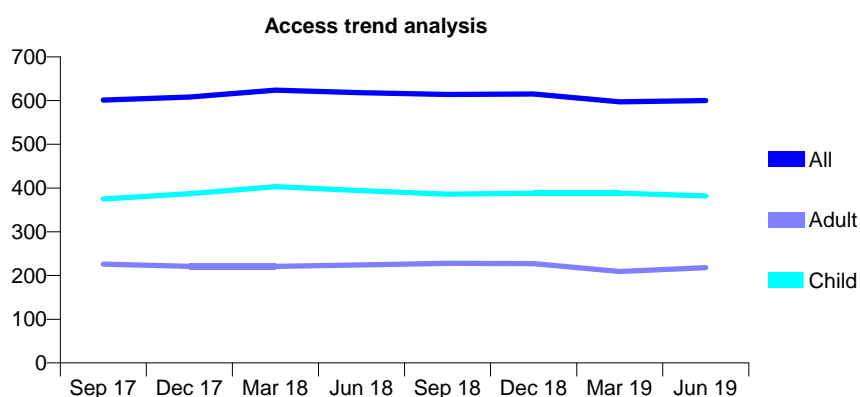
Q49 - Vital Signs At a Glance Contract Report for 916870/0001 - June 2019

Name or company name	MR WD DOBLE
Contract type name	GDS Contract
Purpose of contract	General and Orthodontic
Contract start date	01/10/2013
Contract end date	

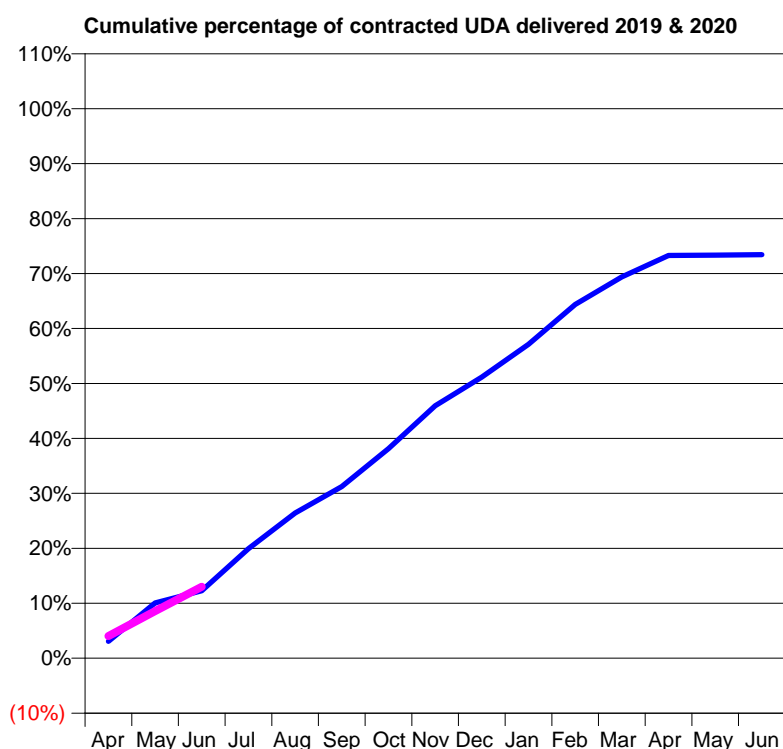
19/20 Contracted general activity (UDA)	1,921
Carry forward general activity (UDA)	0
19/20 Contracted orthodontic activity (UOA)	0
Carry forward orthodontic activity (UOA)	0
Baseline contract value	£48,670.98

ACCESS*

Patients seen in 24 months	Total	Change since previous quarter
Quarter ending June 2018	618	
Quarter ending September 2018	614	→
Quarter ending December 2018	615	→
Quarter ending March 2019	597	↓
Quarter ending June 2019	600	→
Variance since June 2018	(2.9%)	↓



ACTIVITY



Month	2019	2020
April	59	77
May	193	165
June	236	249
July	383	
August	508	
September	600	
October	732	
November	883	
December	983	
January	1,097	
February	1,236	
March	1,333	
April	1,408	
May	1,409	
June	1,410	

QUALITY

	Quantity	Base Number	Contract	AT	Region	England
% of FP17s for the same patient ID Re-attending within 3 months - Children	12	179	6.7%	10.2%	12.1%	11.4%
% of FP17s for the same patient ID Re-attending within 3 months - Adults	3	63	4.8%	14.2%	15.6%	15.4%
% of FP17s for the same patient ID Re-attending between 3 & 9 months - Children	138	179	77.1%	58.1%	61.2%	59.8%
% of FP17s for the same patient ID Re-attending between 3 & 9 months - Adults	46	63	73.0%	53.3%	54.5%	52.1%
% of FP17s for Band 1 Urgent Courses	7	192	3.6%	8.4%	9.1%	9.2%
% of FP17s Relating to Free Repair or Replacements	0	192	0.0%	1.1%	1.0%	0.7%
% of FP17s Relating to Continuations	0	192	0.0%	1.2%	1.0%	0.8%
% of Patients satisfied with the dentistry they have received	0	0	N/A	96.0%	94.2%	93.4%
% of Patients satisfied with the time they had to wait for an appointment	0	0	N/A	91.3%	88.4%	87.6%

* This is based on patients treated on this contract for their most recent course of treatment.

Figures in italics indicate the base number of FP17s or Patient Questionnaire responses are less than 100. N/A is shown where the base number of responses is less than 10 during the period. % is calculated as Quantity/Base number*100

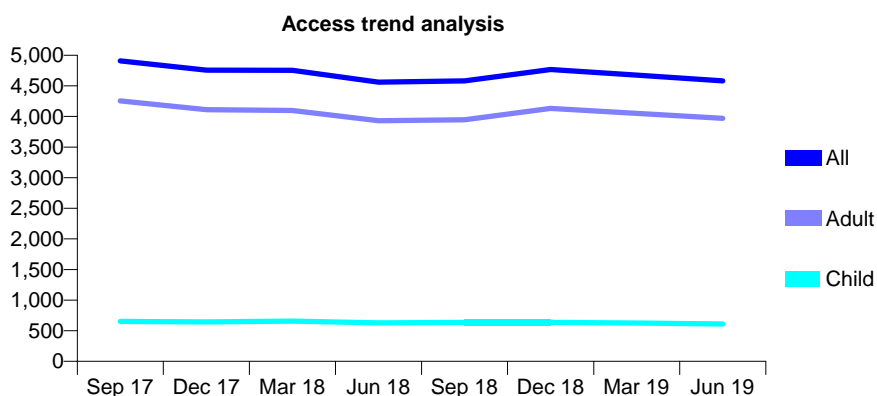
Q49 - Vital Signs At a Glance Contract Report for 917427/0003 - June 2019

Name or company name	MR P BRANTINGHAM
Contract type name	GDS Contract
Purpose of contract	General
Contract start date	01/04/2006
Contract end date	

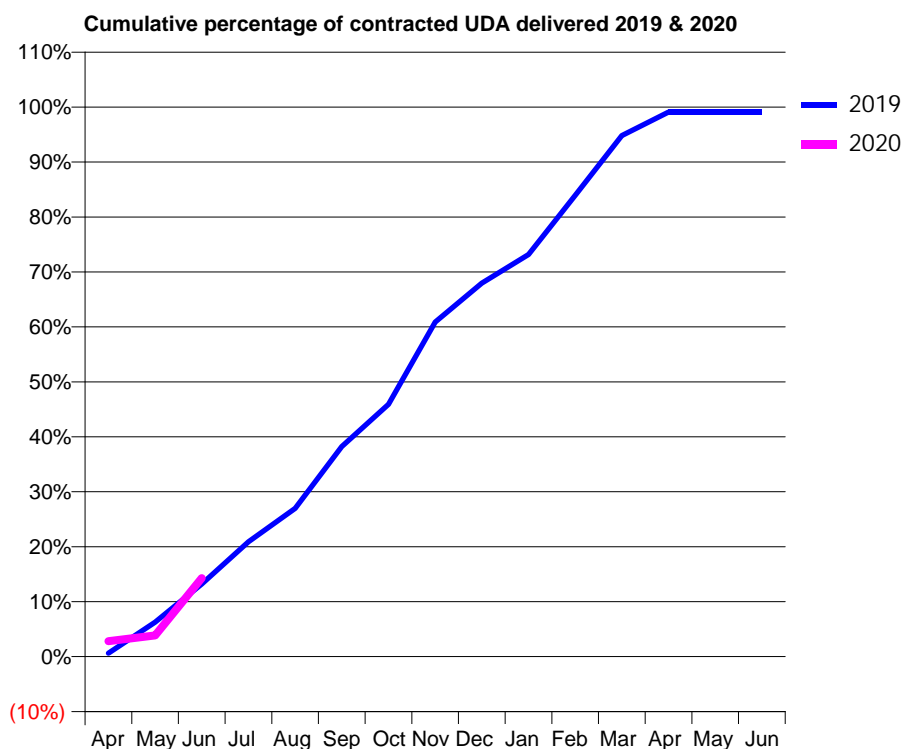
19/20 Contracted general activity (UDA)	13,884
Carry forward general activity (UDA)	0
19/20 Contracted orthodontic activity (UOA)	0
Carry forward orthodontic activity (UOA)	0
Baseline contract value	£468,251.65

ACCESS*

Patients seen in 24 months	Total	Change since previous quarter
Quarter ending June 2018	4,561	
Quarter ending September 2018	4,583	→
Quarter ending December 2018	4,769	↑
Quarter ending March 2019	4,677	↓
Quarter ending June 2019	4,582	↓
Variance since June 2018	0.5%	→



ACTIVITY



Month	Adjusted Scheduled Activity (UDA)	
	2019	2020
April	95	389
May	920	538
June	1,933	1,984
July	3,062	
August	3,949	
September	5,597	
October	6,722	
November	8,910	
December	9,948	
January	10,711	
February	12,291	
March	13,877	
April	14,505	
May	14,505	
June	14,505	

QUALITY

	Quantity	Base Number	Contract	AT	Region	England
% of FP17s for the same patient ID Re-attending within 3 months - Children	10	134	7.5%	10.2%	12.1%	11.4%
% of FP17s for the same patient ID Re-attending within 3 months - Adults	170	933	18.2%	14.2%	15.6%	15.4%
% of FP17s for the same patient ID Re-attending between 3 & 9 months - Children	74	134	55.2%	58.1%	61.2%	59.8%
% of FP17s for the same patient ID Re-attending between 3 & 9 months - Adults	416	933	44.6%	53.3%	54.5%	52.1%
% of FP17s for Band 1 Urgent Courses	118	807	14.6%	8.4%	9.1%	9.2%
% of FP17s Relating to Free Repair or Replacements	12	807	1.5%	1.1%	1.0%	0.7%
% of FP17s Relating to Continuations	14	807	1.7%	1.2%	1.0%	0.8%
% of Patients satisfied with the dentistry they have received	2	2	N/A	96.0%	94.2%	93.4%
% of Patients satisfied with the time they had to wait for an appointment	1	2	N/A	91.3%	88.4%	87.6%

* This is based on patients treated on this contract for their most recent course of treatment. Figures in italics indicate the base number of FP17s or Patient Questionnaire responses are less than 100. N/A is shown where the base number of responses is less than 10 during the period. % is calculated as Quantity/Base number*100

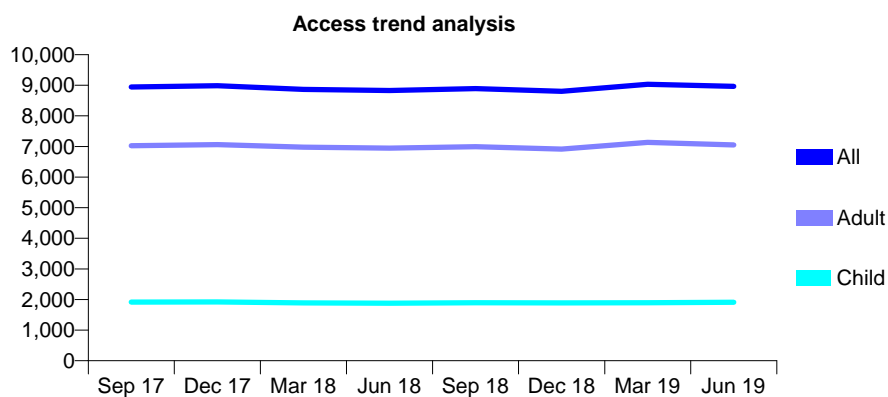
Q49 - Vital Signs At a Glance Contract Report for 917427/0004 - June 2019

Name or company name	MR P BRANTINGHAM
Contract type name	GDS Contract
Purpose of contract	General
Contract start date	01/04/2006
Contract end date	

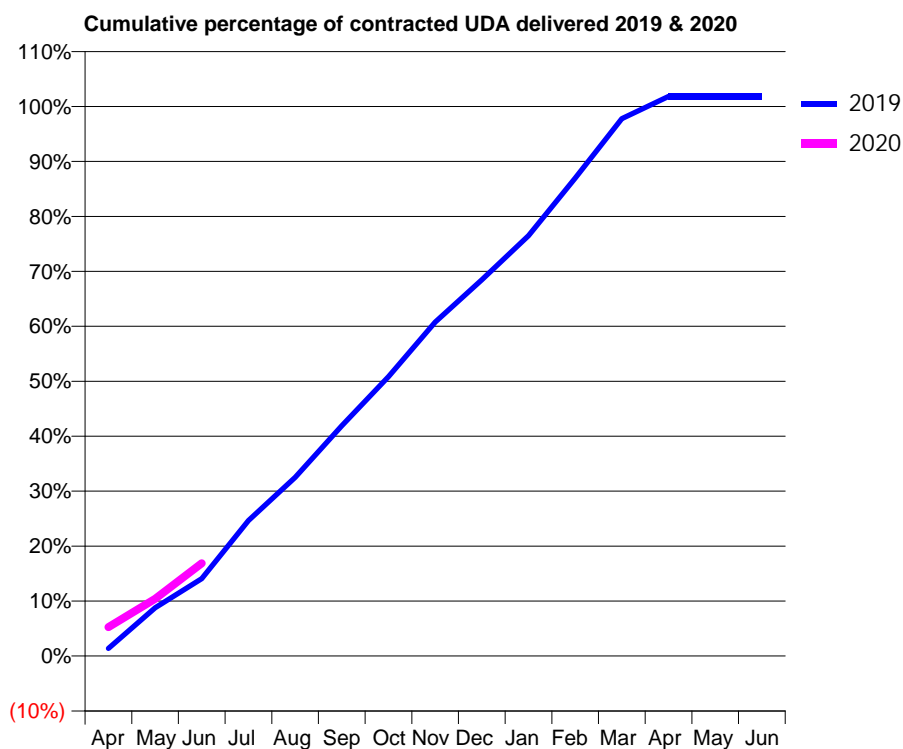
19/20 Contracted general activity (UDA)	32,087
Carry forward general activity (UDA)	0
19/20 Contracted orthodontic activity (UOA)	0
Carry forward orthodontic activity (UOA)	0
Baseline contract value	£986,986.62

ACCESS*

Patients seen in 24 months	Total	Change since previous quarter
Quarter ending June 2018	8,829	
Quarter ending September 2018	8,893	→
Quarter ending December 2018	8,805	→
Quarter ending March 2019	9,030	↑
Quarter ending June 2019	8,966	→
Variance since June 2018	1.6%	→



ACTIVITY



Month	Adjusted Scheduled Activity (UDA)	
	2019	2020
April	425	1,685
May	2,673	3,343
June	4,291	5,418
July	7,509	
August	9,914	
September	12,769	
October	15,493	
November	18,521	
December	20,860	
January	23,316	
February	26,510	
March	29,804	
April	31,031	
May	31,032	
June	31,032	

QUALITY

	Quantity	Base Number	Contract	AT	Region	England
% of FP17s for the same patient ID Re-attending within 3 months - Children	87	716	12.2%	10.2%	12.1%	11.4%
% of FP17s for the same patient ID Re-attending within 3 months - Adults	431	2,146	20.1%	14.2%	15.6%	15.4%
% of FP17s for the same patient ID Re-attending between 3 & 9 months - Children	393	716	54.9%	58.1%	61.2%	59.8%
% of FP17s for the same patient ID Re-attending between 3 & 9 months - Adults	1,069	2,146	49.8%	53.3%	54.5%	52.1%
% of FP17s for Band 1 Urgent Courses	338	2,323	14.6%	8.4%	9.1%	9.2%
% of FP17s Relating to Free Repair or Replacements	42	2,323	1.8%	1.1%	1.0%	0.7%
% of FP17s Relating to Continuations	61	2,323	2.6%	1.2%	1.0%	0.8%
% of Patients satisfied with the dentistry they have received	3	3	N/A	96.0%	94.2%	93.4%
% of Patients satisfied with the time they had to wait for an appointment	3	3	N/A	91.3%	88.4%	87.6%

* This is based on patients treated on this contract for their most recent course of treatment. Figures in italics indicate the base number of FP17s or Patient Questionnaire responses are less than 100. N/A is shown where the base number of responses is less than 10 during the period. % is calculated as Quantity/Base number*100

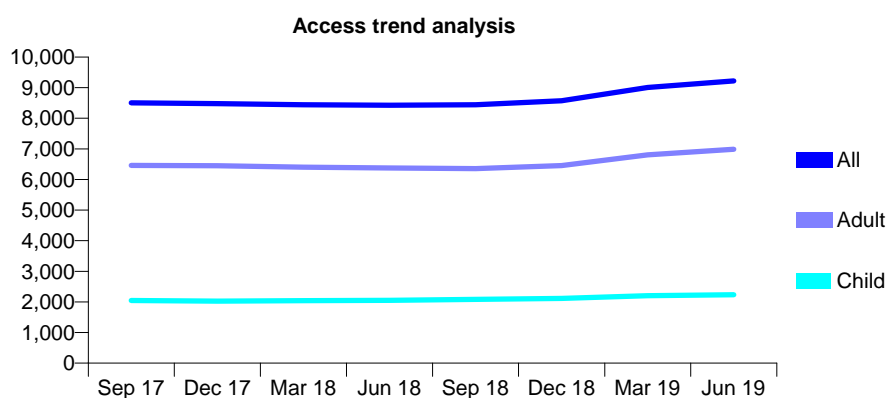
Q49 - Vital Signs At a Glance Contract Report for 920045/0002 - June 2019

Name or company name	MRS PA DODD
Contract type name	GDS Contract
Purpose of contract	General and Orthodontic
Contract start date	01/04/2006
Contract end date	

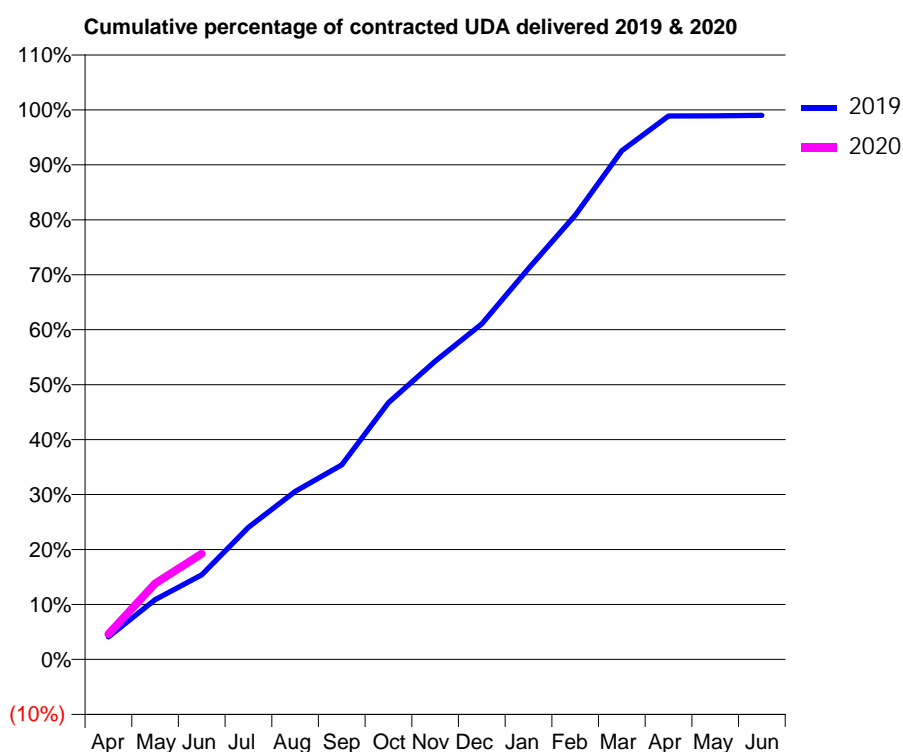
19/20 Contracted general activity (UDA)	23,381
Carry forward general activity (UDA)	0
19/20 Contracted orthodontic activity (UOA)	0
Carry forward orthodontic activity (UOA)	0
Baseline contract value	£583,133.42

ACCESS*

Patients seen in 24 months	Total	Change since previous quarter
Quarter ending June 2018	8,424	
Quarter ending September 2018	8,441	→
Quarter ending December 2018	8,573	→
Quarter ending March 2019	9,008	↑
Quarter ending June 2019	9,224	↑
Variance since June 2018	9.5%	↑



ACTIVITY



Month	2019	2020
April	1,015	1,081
May	2,708	3,230
June	3,831	4,497
July	5,979	
August	7,603	
September	8,804	
October	11,628	
November	13,506	
December	15,186	
January	17,698	
February	20,109	
March	23,034	
April	24,598	
May	24,614	
June	24,632	

QUALITY

	Quantity	Base Number	Contract	AT	Region	England
% of FP17s for the same patient ID Re-attending within 3 months - Children	49	902	5.4%	10.2%	12.1%	11.4%
% of FP17s for the same patient ID Re-attending within 3 months - Adults	193	2,525	7.6%	14.2%	15.6%	15.4%
% of FP17s for the same patient ID Re-attending between 3 & 9 months - Children	668	902	74.1%	58.1%	61.2%	59.8%
% of FP17s for the same patient ID Re-attending between 3 & 9 months - Adults	1,563	2,525	61.9%	53.3%	54.5%	52.1%
% of FP17s for Band 1 Urgent Courses	131	2,516	5.2%	8.4%	9.1%	9.2%
% of FP17s Relating to Free Repair or Replacements	9	2,516	0.4%	1.1%	1.0%	0.7%
% of FP17s Relating to Continuations	7	2,516	0.3%	1.2%	1.0%	0.8%
% of Patients satisfied with the dentistry they have received	6	6	N/A	96.0%	94.2%	93.4%
% of Patients satisfied with the time they had to wait for an appointment	5	6	N/A	91.3%	88.4%	87.6%

* This is based on patients treated on this contract for their most recent course of treatment. Figures in italics indicate the base number of FP17s or Patient Questionnaire responses are less than 100. N/A is shown where the base number of responses is less than 10 during the period. % is calculated as Quantity/Base number*100

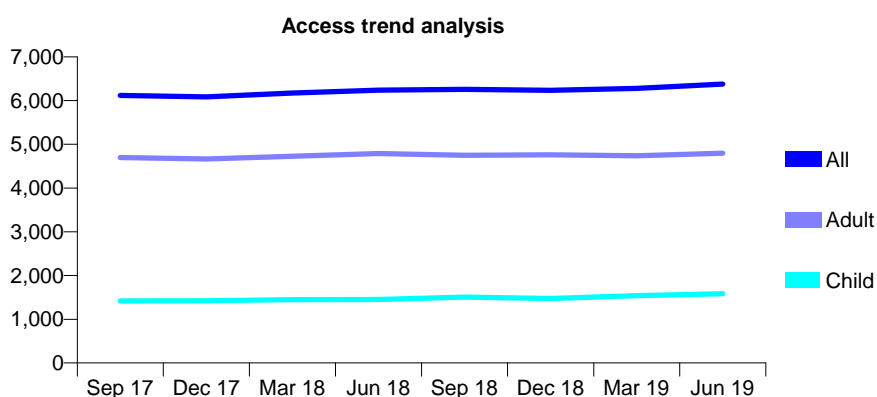
Q49 - Vital Signs At a Glance Contract Report for 925705/0001 - June 2019

Name or company name	MR SA EABORN
Contract type name	GDS Contract
Purpose of contract	General
Contract start date	01/04/2006
Contract end date	

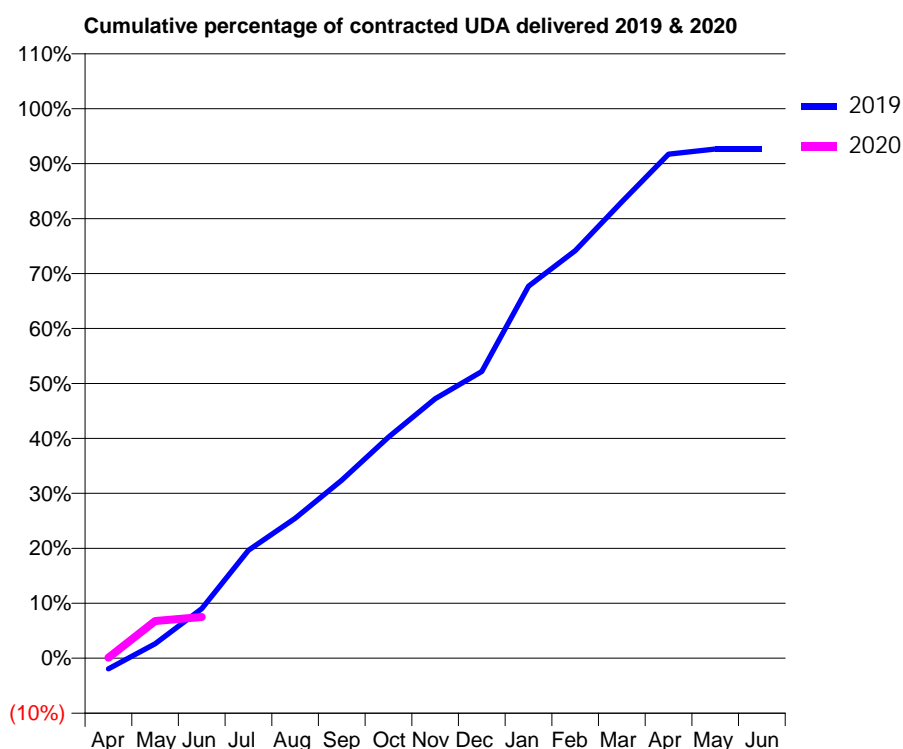
19/20 Contracted general activity (UDA)	16,440
Carry forward general activity (UDA)	0
19/20 Contracted orthodontic activity (UOA)	0
Carry forward orthodontic activity (UOA)	0
Baseline contract value	£450,537.22

ACCESS*

Patients seen in 24 months	Total	Change since previous quarter
Quarter ending June 2018	6,240	
Quarter ending September 2018	6,258	→
Quarter ending December 2018	6,236	→
Quarter ending March 2019	6,279	→
Quarter ending June 2019	6,376	→
Variance since June 2018	2.2%	↑



ACTIVITY



Month	2019	2020
April	-316	18
May	427	1,115
June	1,457	1,235
July	3,179	
August	4,121	
September	5,246	
October	6,512	
November	7,644	
December	8,441	
January	10,952	
February	12,001	
March	13,441	
April	14,840	
May	14,993	
June	14,993	

QUALITY

	Quantity	Base Number	Contract	AT	Region	England
% of FP17s for the same patient ID Re-attending within 3 months - Children	16	338	4.7%	10.2%	12.1%	11.4%
% of FP17s for the same patient ID Re-attending within 3 months - Adults	134	884	15.2%	14.2%	15.6%	15.4%
% of FP17s for the same patient ID Re-attending between 3 & 9 months - Children	131	338	38.8%	58.1%	61.2%	59.8%
% of FP17s for the same patient ID Re-attending between 3 & 9 months - Adults	348	884	39.4%	53.3%	54.5%	52.1%
% of FP17s for Band 1 Urgent Courses	60	541	11.1%	8.4%	9.1%	9.2%
% of FP17s Relating to Free Repair or Replacements	10	541	1.8%	1.1%	1.0%	0.7%
% of FP17s Relating to Continuations	1	541	0.2%	1.2%	1.0%	0.8%
% of Patients satisfied with the dentistry they have received	4	4	N/A	96.0%	94.2%	93.4%
% of Patients satisfied with the time they had to wait for an appointment	4	4	N/A	91.3%	88.4%	87.6%

* This is based on patients treated on this contract for their most recent course of treatment.

Figures in italics indicate the base number of FP17s or Patient Questionnaire responses are less than 100. N/A is shown where the base number of responses is less than 10 during the period. % is calculated as Quantity/Base number*100

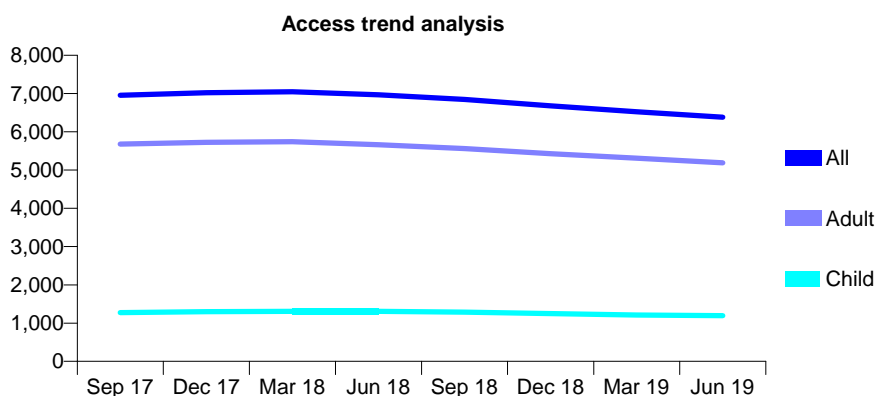
Q49 - Vital Signs At a Glance Contract Report for 933406/0001 - June 2019

Name or company name	MR JI SYKES
Contract type name	GDS Contract
Purpose of contract	General
Contract start date	11/08/2007
Contract end date	

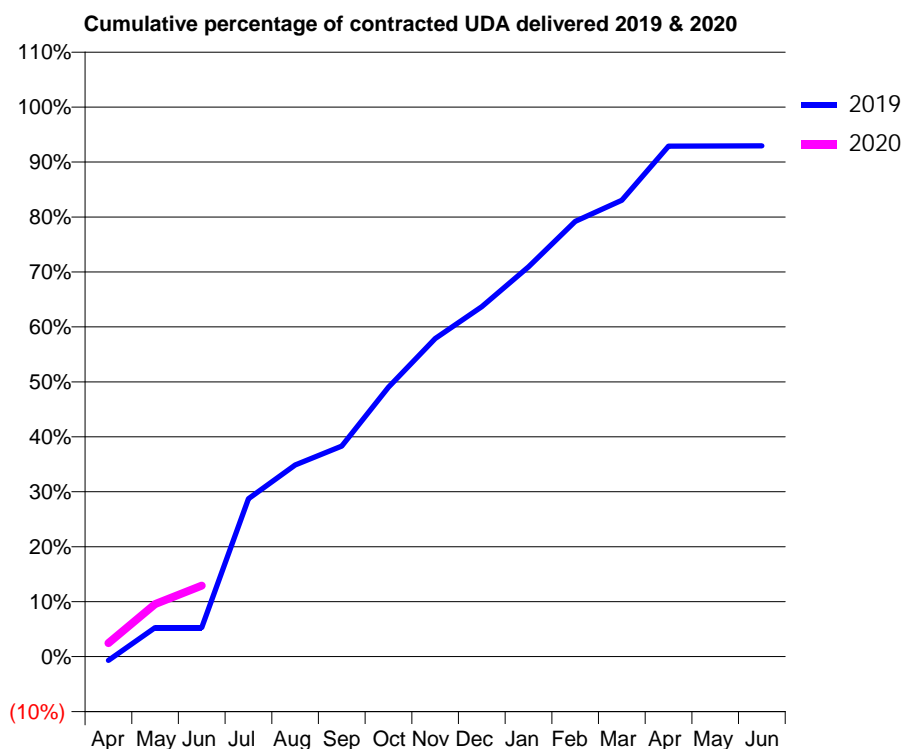
19/20 Contracted general activity (UDA)	19,332
Carry forward general activity (UDA)	0
19/20 Contracted orthodontic activity (UOA)	0
Carry forward orthodontic activity (UOA)	0
Baseline contract value	£444,554.61

ACCESS*

Patients seen in 24 months	Total	Change since previous quarter
Quarter ending June 2018	6,966	
Quarter ending September 2018	6,845	↓
Quarter ending December 2018	6,676	↓
Quarter ending March 2019	6,523	↓
Quarter ending June 2019	6,381	↓
Variance since June 2018	(8.4%)	↓



ACTIVITY



Month	Adjusted Scheduled Activity (UDA)	
	2019	2020
April	-134	476
May	1,020	1,850
June	1,020	2,500
July	5,556	
August	6,744	
September	7,405	
October	9,476	
November	11,190	
December	12,310	
January	13,710	
February	15,309	
March	16,053	
April	17,955	
May	17,961	
June	17,964	

QUALITY

	Quantity	Base Number	Contract	AT	Region	England
% of FP17s for the same patient ID Re-attending within 3 months - Children	36	463	7.8%	10.2%	12.1%	11.4%
% of FP17s for the same patient ID Re-attending within 3 months - Adults	248	1,642	15.1%	14.2%	15.6%	15.4%
% of FP17s for the same patient ID Re-attending between 3 & 9 months - Children	291	463	62.9%	58.1%	61.2%	59.8%
% of FP17s for the same patient ID Re-attending between 3 & 9 months - Adults	795	1,642	48.4%	53.3%	54.5%	52.1%
% of FP17s for Band 1 Urgent Courses	119	1,310	9.1%	8.4%	9.1%	9.2%
% of FP17s Relating to Free Repair or Replacements	25	1,310	1.9%	1.1%	1.0%	0.7%
% of FP17s Relating to Continuations	17	1,310	1.3%	1.2%	1.0%	0.8%
% of Patients satisfied with the dentistry they have received	5	5	N/A	96.0%	94.2%	93.4%
% of Patients satisfied with the time they had to wait for an appointment	4	5	N/A	91.3%	88.4%	87.6%

* This is based on patients treated on this contract for their most recent course of treatment. Figures in italics indicate the base number of FP17s or Patient Questionnaire responses are less than 100. N/A is shown where the base number of responses is less than 10 during the period. % is calculated as Quantity/Base number*100

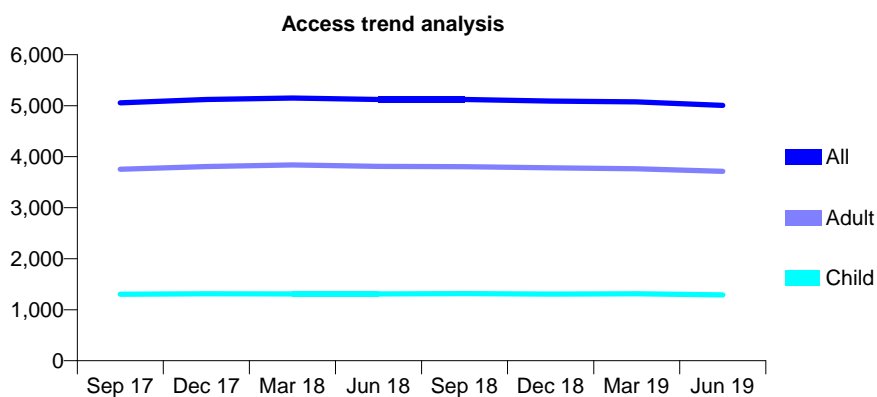
Q49 - Vital Signs At a Glance Contract Report for 934518/0001 - June 2019

Name or company name	Mrs J D Black and Mr G Cowie
Contract type name	GDS Contract
Purpose of contract	General
Contract start date	01/04/2006
Contract end date	

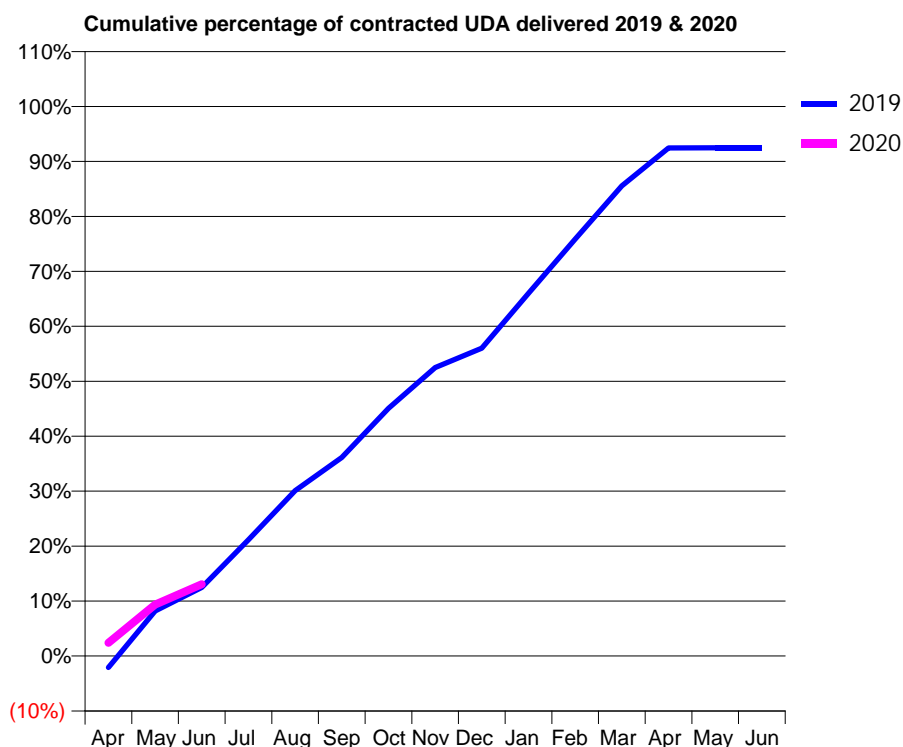
19/20 Contracted general activity (UDA)	16,216
Carry forward general activity (UDA)	0
19/20 Contracted orthodontic activity (UOA)	0
Carry forward orthodontic activity (UOA)	0
Baseline contract value	£446,257.27

ACCESS*

Patients seen in 24 months	Total	Change since previous quarter
Quarter ending June 2018	5,119	
Quarter ending September 2018	5,120	→
Quarter ending December 2018	5,089	→
Quarter ending March 2019	5,076	→
Quarter ending June 2019	5,005	↓
Variance since June 2018	(2.2%)	↓



ACTIVITY



Month	Adjusted Scheduled Activity (UDA)	
	2019	2020
April	-340	391
May	1,329	1,519
June	2,024	2,118
July	3,433	
August	4,881	
September	5,858	
October	7,311	
November	8,512	
December	9,083	
January	10,701	
February	12,303	
March	13,871	
April	14,990	
May	14,995	
June	14,995	

QUALITY

	Quantity	Base Number	Contract	AT	Region	England
% of FP17s for the same patient ID Re-attending within 3 months - Children	22	299	7.4%	10.2%	12.1%	11.4%
% of FP17s for the same patient ID Re-attending within 3 months - Adults	124	913	13.6%	14.2%	15.6%	15.4%
% of FP17s for the same patient ID Re-attending between 3 & 9 months - Children	135	299	45.2%	58.1%	61.2%	59.8%
% of FP17s for the same patient ID Re-attending between 3 & 9 months - Adults	440	913	48.2%	53.3%	54.5%	52.1%
% of FP17s for Band 1 Urgent Courses	73	876	8.3%	8.4%	9.1%	9.2%
% of FP17s Relating to Free Repair or Replacements	9	876	1.0%	1.1%	1.0%	0.7%
% of FP17s Relating to Continuations	4	876	0.5%	1.2%	1.0%	0.8%
% of Patients satisfied with the dentistry they have received	5	5	N/A	96.0%	94.2%	93.4%
% of Patients satisfied with the time they had to wait for an appointment	4	5	N/A	91.3%	88.4%	87.6%

* This is based on patients treated on this contract for their most recent course of treatment. Figures in italics indicate the base number of FP17s or Patient Questionnaire responses are less than 100. N/A is shown where the base number of responses is less than 10 during the period. % is calculated as Quantity/Base number*100

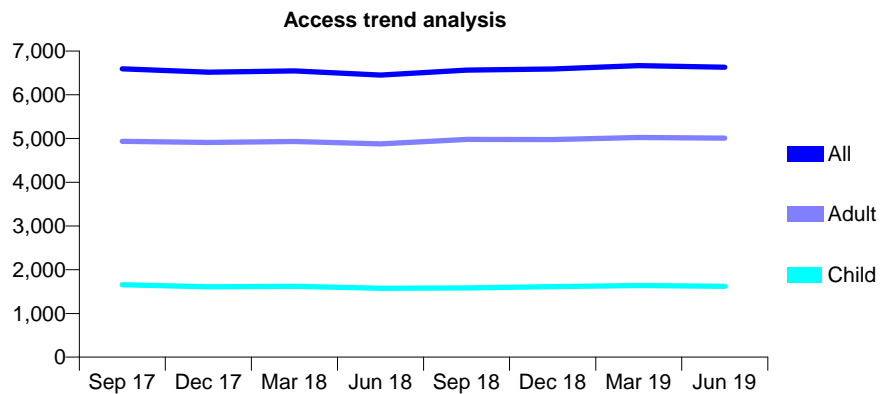
Q49 - Vital Signs At a Glance Contract Report for 941212/0001 - June 2019

Name or company name	MR I DAVIES
Contract type name	GDS Contract
Purpose of contract	General and Orthodontic
Contract start date	01/05/2011
Contract end date	

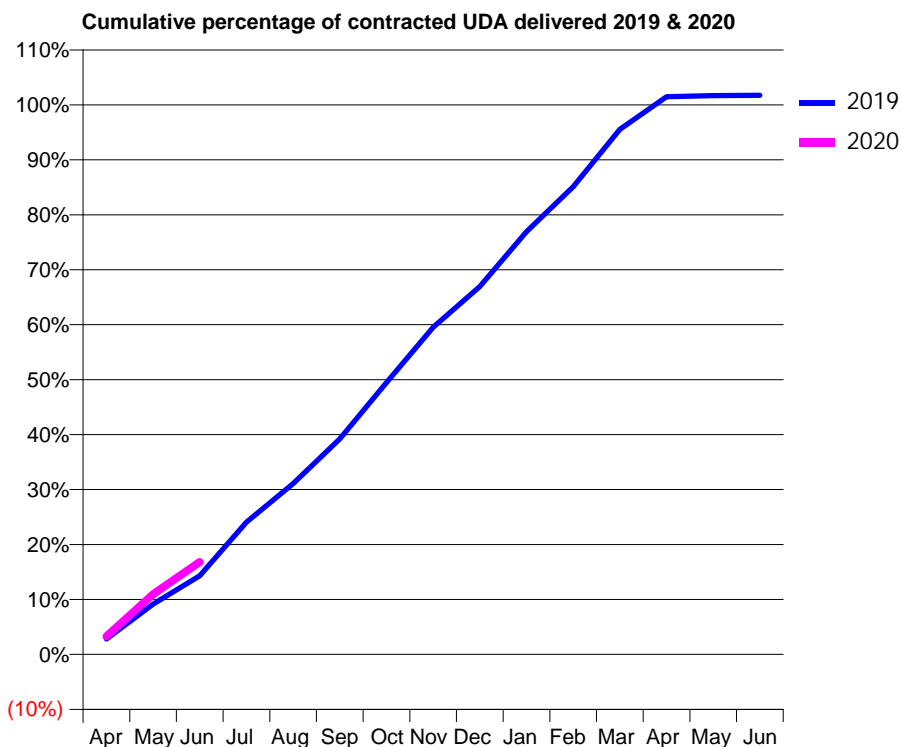
19/20 Contracted general activity (UDA)	21,674
Carry forward general activity (UDA)	0
19/20 Contracted orthodontic activity (UOA)	0
Carry forward orthodontic activity (UOA)	0
Baseline contract value	£576,944.76

ACCESS*

Patients seen in 24 months	Total	Change since previous quarter
Quarter ending June 2018	6,454	
Quarter ending September 2018	6,564	→
Quarter ending December 2018	6,589	→
Quarter ending March 2019	6,665	→
Quarter ending June 2019	6,628	→
Variance since June 2018	2.7%	↑



ACTIVITY



Month	2019	2020
April	612	715
May	1,987	2,377
June	3,103	3,645
July	5,218	
August	6,741	
September	8,501	
October	10,719	
November	12,903	
December	14,506	
January	16,674	
February	18,450	
March	20,705	
April	21,995	
May	22,040	
June	22,051	

QUALITY

	Quantity	Base Number	Contract	AT	Region	England
% of FP17s for the same patient ID Re-attending within 3 months - Children	57	557	10.2%	10.2%	12.1%	11.4%
% of FP17s for the same patient ID Re-attending within 3 months - Adults	383	1,780	21.5%	14.2%	15.6%	15.4%
% of FP17s for the same patient ID Re-attending between 3 & 9 months - Children	298	557	53.5%	58.1%	61.2%	59.8%
% of FP17s for the same patient ID Re-attending between 3 & 9 months - Adults	920	1,780	51.7%	53.3%	54.5%	52.1%
% of FP17s for Band 1 Urgent Courses	165	1,609	10.3%	8.4%	9.1%	9.2%
% of FP17s Relating to Free Repair or Replacements	43	1,609	2.7%	1.1%	1.0%	0.7%
% of FP17s Relating to Continuations	32	1,609	2.0%	1.2%	1.0%	0.8%
% of Patients satisfied with the dentistry they have received	8	9	N/A	96.0%	94.2%	93.4%
% of Patients satisfied with the time they had to wait for an appointment	7	9	N/A	91.3%	88.4%	87.6%

* This is based on patients treated on this contract for their most recent course of treatment. Figures in italics indicate the base number of FP17s or Patient Questionnaire responses are less than 100. N/A is shown where the base number of responses is less than 10 during the period. % is calculated as Quantity/Base number*100

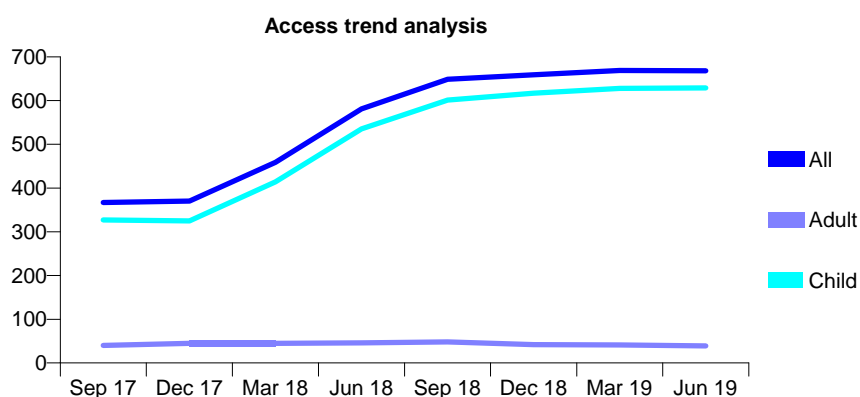
Q49 - Vital Signs At a Glance Contract Report for 943754/0003 - June 2019

Name or company name	MR S ISMAIL
Contract type name	GDS Contract
Purpose of contract	General and Orthodontic
Contract start date	01/07/2012
Contract end date	

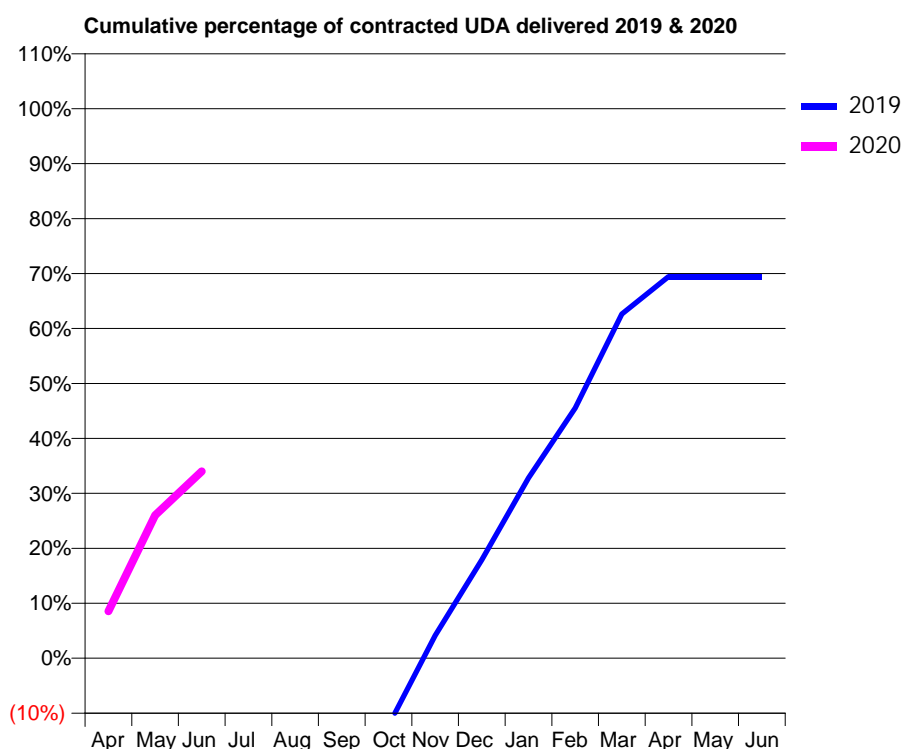
19/20 Contracted general activity (UDA)	866
Carry forward general activity (UDA)	0
19/20 Contracted orthodontic activity (UOA)	0
Carry forward orthodontic activity (UOA)	0
Baseline contract value	£22,292.02

ACCESS*

Patients seen in 24 months	Total	Change since previous quarter
Quarter ending June 2018	581	
Quarter ending September 2018	649	↑
Quarter ending December 2018	659	→
Quarter ending March 2019	669	→
Quarter ending June 2019	668	→
Variance since June 2018	15.0%	↑



ACTIVITY



Month	Adjusted Scheduled Activity (UDA)	
	2019	2020
April	-953	74
May	-855	225
June	-739	295
July	-575	
August	-403	
September	-237	
October	-106	
November	36	
December	155	
January	284	
February	394	
March	542	
April	601	
May	601	
June	601	

QUALITY

	Quantity	Base Number	Contract	AT	Region	England
% of FP17s for the same patient ID Re-attending within 3 months - Children	20	255	7.8%	10.2%	12.1%	11.4%
% of FP17s for the same patient ID Re-attending within 3 months - Adults	0	0	N/A	14.2%	15.6%	15.4%
% of FP17s for the same patient ID Re-attending between 3 & 9 months - Children	199	255	78.0%	58.1%	61.2%	59.8%
% of FP17s for the same patient ID Re-attending between 3 & 9 months - Adults	0	0	N/A	53.3%	54.5%	52.1%
% of FP17s for Band 1 Urgent Courses	3	210	1.4%	8.4%	9.1%	9.2%
% of FP17s Relating to Free Repair or Replacements	0	210	0.0%	1.1%	1.0%	0.7%
% of FP17s Relating to Continuations	1	210	0.5%	1.2%	1.0%	0.8%
% of Patients satisfied with the dentistry they have received	0	0	N/A	96.0%	94.2%	93.4%
% of Patients satisfied with the time they had to wait for an appointment	0	0	N/A	91.3%	88.4%	87.6%

* This is based on patients treated on this contract for their most recent course of treatment. Figures in italics indicate the base number of FP17s or Patient Questionnaire responses are less than 100. N/A is shown where the base number of responses is less than 10 during the period. % is calculated as Quantity/Base number*100

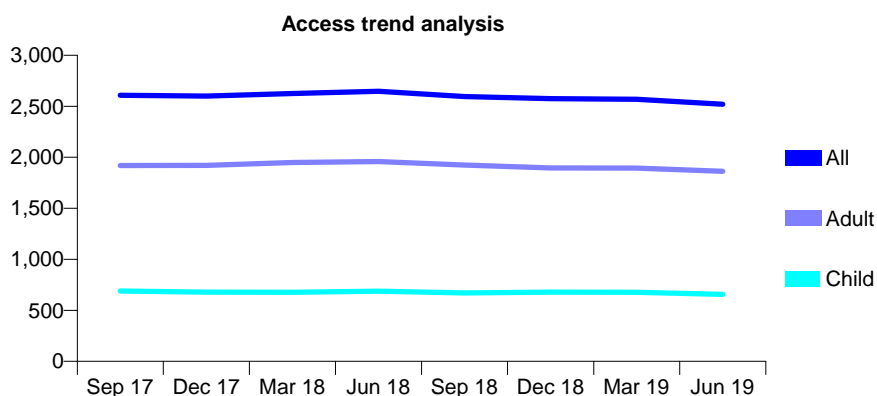
Q49 - Vital Signs At a Glance Contract Report for 960322/0001 - June 2019

Name or company name	MR AJ CHURM
Contract type name	GDS Contract
Purpose of contract	General
Contract start date	01/08/2009
Contract end date	

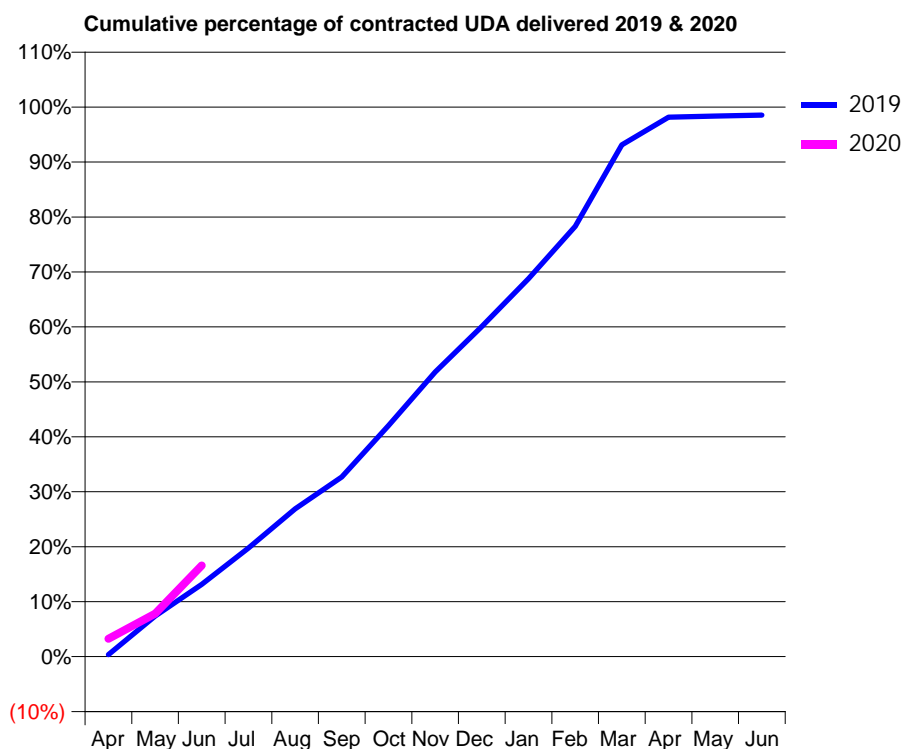
19/20 Contracted general activity (UDA)	5,962
Carry forward general activity (UDA)	0
19/20 Contracted orthodontic activity (UOA)	0
Carry forward orthodontic activity (UOA)	0
Baseline contract value	£177,685.68

ACCESS*

Patients seen in 24 months	Total	Change since previous quarter
Quarter ending June 2018	2,647	
Quarter ending September 2018	2,595	↓
Quarter ending December 2018	2,574	→
Quarter ending March 2019	2,569	→
Quarter ending June 2019	2,520	↓
Variance since June 2018	(4.8%)	↓



ACTIVITY



Month	Adjusted Scheduled Activity (UDA)	
	2019	2020
April	23	193
May	441	466
June	783	989
July	1,178	
August	1,603	
September	1,949	
October	2,507	
November	3,089	
December	3,582	
January	4,100	
February	4,669	
March	5,552	
April	5,852	
May	5,864	
June	5,874	

QUALITY

	Quantity	Base Number	Contract	AT	Region	England
% of FP17s for the same patient ID Re-attending within 3 months - Children	12	155	7.7%	10.2%	12.1%	11.4%
% of FP17s for the same patient ID Re-attending within 3 months - Adults	62	469	13.2%	14.2%	15.6%	15.4%
% of FP17s for the same patient ID Re-attending between 3 & 9 months - Children	90	155	58.1%	58.1%	61.2%	59.8%
% of FP17s for the same patient ID Re-attending between 3 & 9 months - Adults	217	469	46.3%	53.3%	54.5%	52.1%
% of FP17s for Band 1 Urgent Courses	44	385	11.4%	8.4%	9.1%	9.2%
% of FP17s Relating to Free Repair or Replacements	2	385	0.5%	1.1%	1.0%	0.7%
% of FP17s Relating to Continuations	3	385	0.8%	1.2%	1.0%	0.8%
% of Patients satisfied with the dentistry they have received	4	4	N/A	96.0%	94.2%	93.4%
% of Patients satisfied with the time they had to wait for an appointment	4	4	N/A	91.3%	88.4%	87.6%

* This is based on patients treated on this contract for their most recent course of treatment. Figures in italics indicate the base number of FP17s or Patient Questionnaire responses are less than 100. N/A is shown where the base number of responses is less than 10 during the period. % is calculated as Quantity/Base number*100

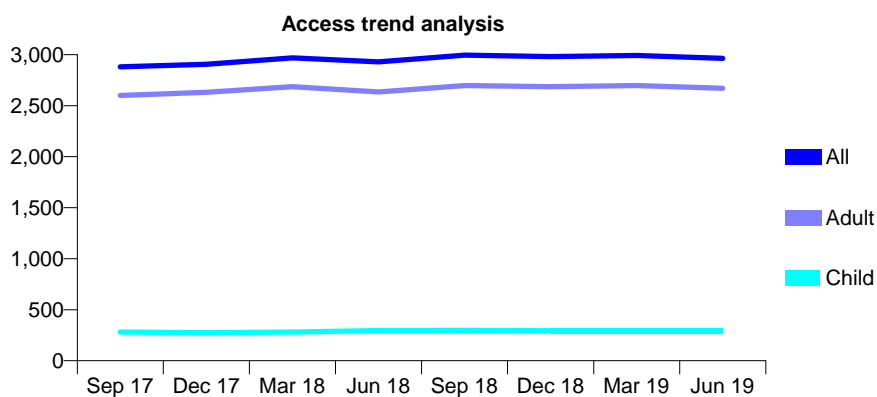
Q49 - Vital Signs At a Glance Contract Report for 962295/0001 - June 2019

Name or company name	MR S SOLAIMAN
Contract type name	GDS Contract
Purpose of contract	General
Contract start date	01/06/2007
Contract end date	

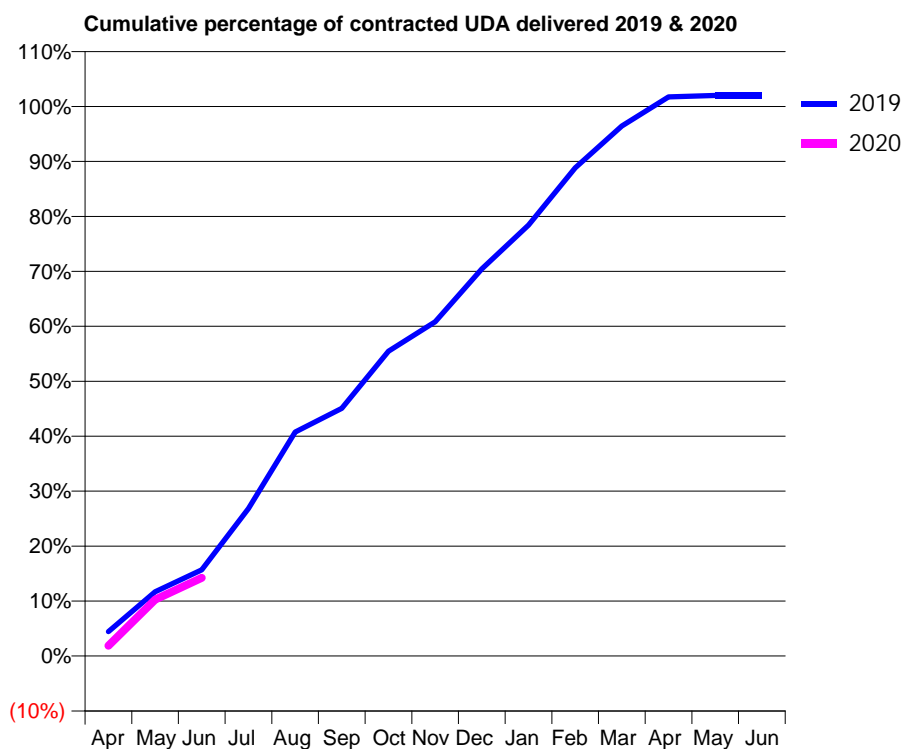
19/20 Contracted general activity (UDA)	9,211
Carry forward general activity (UDA)	0
19/20 Contracted orthodontic activity (UOA)	0
Carry forward orthodontic activity (UOA)	0
Baseline contract value	£262,206.59

ACCESS*

Patients seen in 24 months	Total	Change since previous quarter
Quarter ending June 2018	2,930	
Quarter ending September 2018	2,995	↑
Quarter ending December 2018	2,981	→
Quarter ending March 2019	2,992	→
Quarter ending June 2019	2,964	→
Variance since June 2018	1.2%	→



ACTIVITY



Month	Adjusted Scheduled Activity (UDA)	
	2019	2020
April	409	174
May	1,075	946
June	1,444	1,311
July	2,471	
August	3,754	
September	4,151	
October	5,108	
November	5,603	
December	6,488	
January	7,223	
February	8,183	
March	8,882	
April	9,370	
May	9,396	
June	9,396	

QUALITY

	Quantity	Base Number	Contract	AT	Region	England
% of FP17s for the same patient ID Re-attending within 3 months - Children	7	71	9.9%	10.2%	12.1%	11.4%
% of FP17s for the same patient ID Re-attending within 3 months - Adults	80	600	13.3%	14.2%	15.6%	15.4%
% of FP17s for the same patient ID Re-attending between 3 & 9 months - Children	22	71	31.0%	58.1%	61.2%	59.8%
% of FP17s for the same patient ID Re-attending between 3 & 9 months - Adults	212	600	35.3%	53.3%	54.5%	52.1%
% of FP17s for Band 1 Urgent Courses	82	536	15.3%	8.4%	9.1%	9.2%
% of FP17s Relating to Free Repair or Replacements	1	536	0.2%	1.1%	1.0%	0.7%
% of FP17s Relating to Continuations	10	536	1.9%	1.2%	1.0%	0.8%
% of Patients satisfied with the dentistry they have received	1	2	N/A	96.0%	94.2%	93.4%
% of Patients satisfied with the time they had to wait for an appointment	2	2	N/A	91.3%	88.4%	87.6%

* This is based on patients treated on this contract for their most recent course of treatment. Figures in italics indicate the base number of FP17s or Patient Questionnaire responses are less than 100. N/A is shown where the base number of responses is less than 10 during the period. % is calculated as Quantity/Base number*100

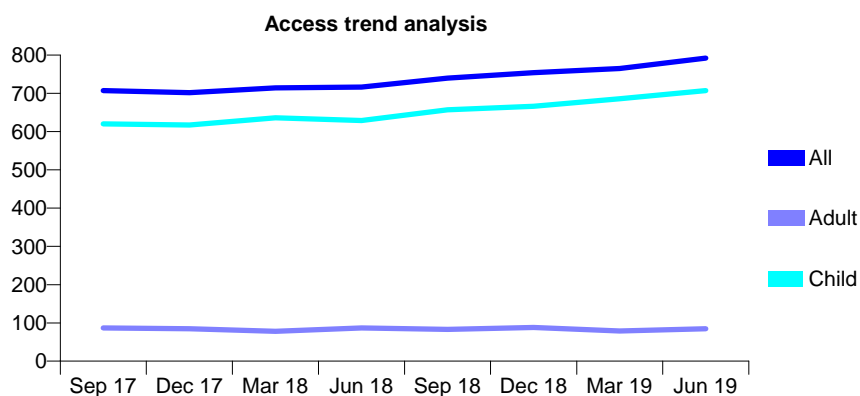
Q49 - Vital Signs At a Glance Contract Report for 962740/0001 - June 2019

Name or company name	Stricklandgate Dental Practice
Contract type name	GDS Contract
Purpose of contract	General
Contract start date	01/02/2013
Contract end date	

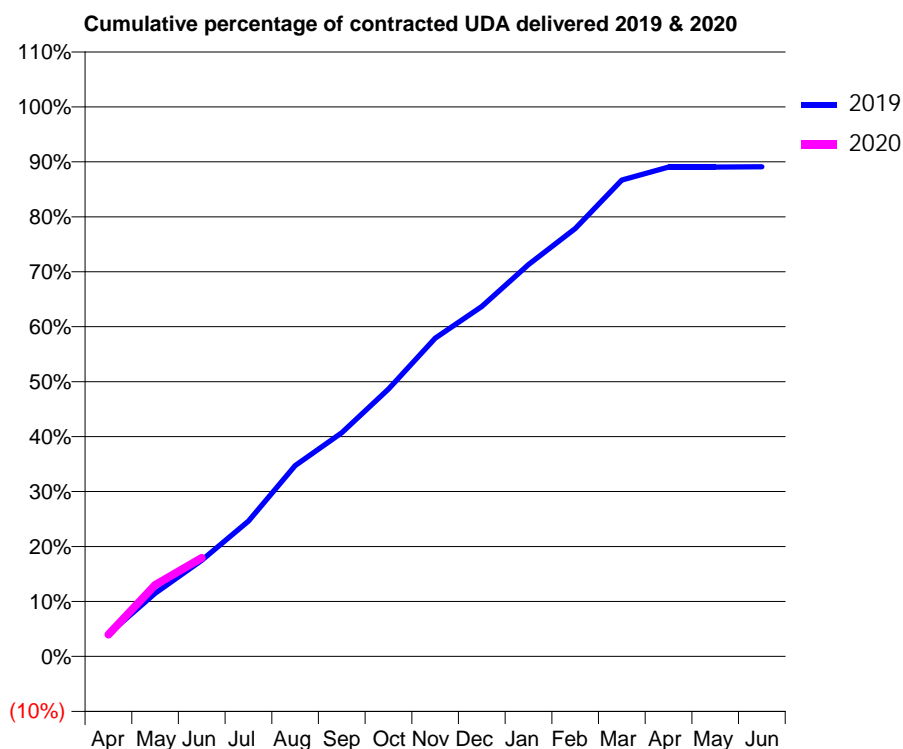
19/20 Contracted general activity (UDA)	2,278
Carry forward general activity (UDA)	0
19/20 Contracted orthodontic activity (UOA)	0
Carry forward orthodontic activity (UOA)	0
Baseline contract value	£57,081.96

ACCESS*

Patients seen in 24 months	Total	Change since previous quarter
Quarter ending June 2018	716	
Quarter ending September 2018	740	↑
Quarter ending December 2018	754	→
Quarter ending March 2019	765	→
Quarter ending June 2019	792	↑
Variance since June 2018	10.6%	↑



ACTIVITY



Month	2019	2020
April	93	90
May	262	296
June	398	408
July	561	
August	792	
September	927	
October	1,108	
November	1,319	
December	1,451	
January	1,624	
February	1,774	
March	1,975	
April	2,028	
May	2,028	
June	2,029	

QUALITY

	Quantity	Base Number	Contract	AT	Region	England
% of FP17s for the same patient ID Re-attending within 3 months - Children	21	337	6.2%	10.2%	12.1%	11.4%
% of FP17s for the same patient ID Re-attending within 3 months - Adults	0	0	N/A	14.2%	15.6%	15.4%
% of FP17s for the same patient ID Re-attending between 3 & 9 months - Children	254	337	75.4%	58.1%	61.2%	59.8%
% of FP17s for the same patient ID Re-attending between 3 & 9 months - Adults	0	0	N/A	53.3%	54.5%	52.1%
% of FP17s for Band 1 Urgent Courses	7	304	2.3%	8.4%	9.1%	9.2%
% of FP17s Relating to Free Repair or Replacements	0	304	0.0%	1.1%	1.0%	0.7%
% of FP17s Relating to Continuations	0	304	0.0%	1.2%	1.0%	0.8%
% of Patients satisfied with the dentistry they have received	0	0	N/A	96.0%	94.2%	93.4%
% of Patients satisfied with the time they had to wait for an appointment	0	0	N/A	91.3%	88.4%	87.6%

* This is based on patients treated on this contract for their most recent course of treatment. Figures in italics indicate the base number of FP17s or Patient Questionnaire responses are less than 100. N/A is shown where the base number of responses is less than 10 during the period. % is calculated as Quantity/Base number*100

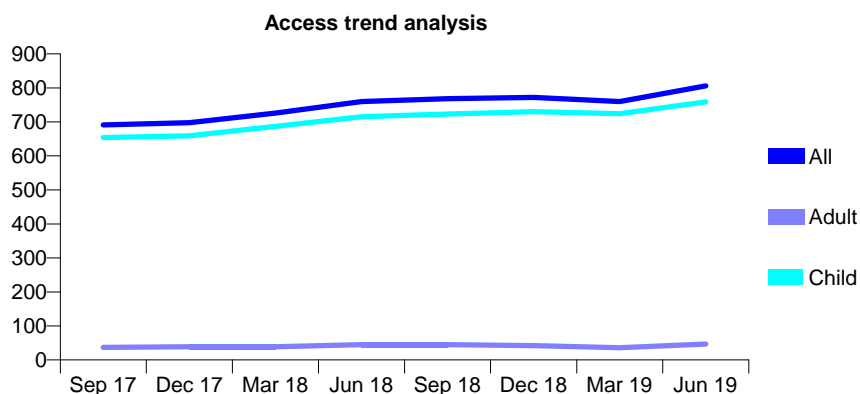
Q49 - Vital Signs At a Glance Contract Report for 967912/0001 - June 2019

Name or company name	MR M CAREW
Contract type name	GDS Contract
Purpose of contract	General
Contract start date	01/06/2011
Contract end date	

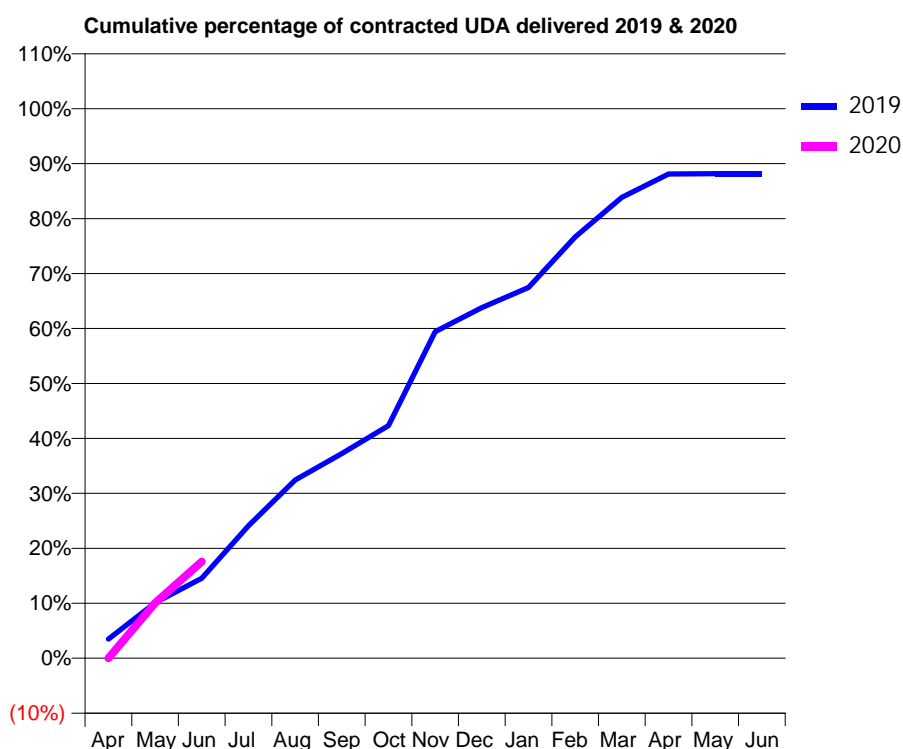
19/20 Contracted general activity (UDA)	1,558
Carry forward general activity (UDA)	0
19/20 Contracted orthodontic activity (UOA)	0
Carry forward orthodontic activity (UOA)	0
Baseline contract value	£34,592.03

ACCESS*

Patients seen in 24 months	Total	Change since previous quarter
Quarter ending June 2018	760	
Quarter ending September 2018	768	→
Quarter ending December 2018	772	→
Quarter ending March 2019	760	↓
Quarter ending June 2019	806	↑
Variance since June 2018	6.1%	↑



ACTIVITY



Month	2019	2020
April	54	0
May	157	157
June	227	274
July	376	
August	505	
September	580	
October	660	
November	926	
December	994	
January	1,051	
February	1,195	
March	1,307	
April	1,373	
May	1,374	
June	1,374	

QUALITY

	Quantity	Base Number	Contract	AT	Region	England
% of FP17s for the same patient ID Re-attending within 3 months - Children	13	256	5.1%	10.2%	12.1%	11.4%
% of FP17s for the same patient ID Re-attending within 3 months - Adults	0	0	N/A	14.2%	15.6%	15.4%
% of FP17s for the same patient ID Re-attending between 3 & 9 months - Children	120	256	46.9%	58.1%	61.2%	59.8%
% of FP17s for the same patient ID Re-attending between 3 & 9 months - Adults	0	0	N/A	53.3%	54.5%	52.1%
% of FP17s for Band 1 Urgent Courses	4	203	2.0%	8.4%	9.1%	9.2%
% of FP17s Relating to Free Repair or Replacements	0	203	0.0%	1.1%	1.0%	0.7%
% of FP17s Relating to Continuations	0	203	0.0%	1.2%	1.0%	0.8%
% of Patients satisfied with the dentistry they have received	0	0	N/A	96.0%	94.2%	93.4%
% of Patients satisfied with the time they had to wait for an appointment	0	0	N/A	91.3%	88.4%	87.6%

* This is based on patients treated on this contract for their most recent course of treatment.

Figures in italics indicate the base number of FP17s or Patient Questionnaire responses are less than 100. N/A is shown where the base number of responses is less than 10 during the period. % is calculated as Quantity/Base number*100

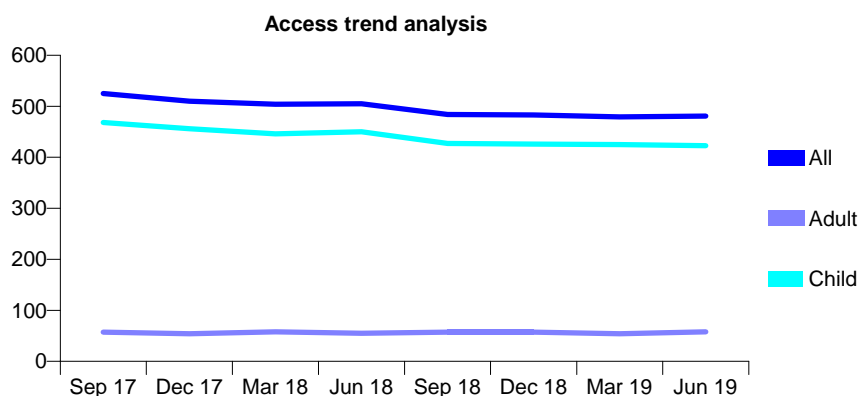
Q49 - Vital Signs At a Glance Contract Report for 998478/0001 - June 2019

Name or company name	Burnett Dental Group
Contract type name	GDS Contract
Purpose of contract	General
Contract start date	01/04/2006
Contract end date	

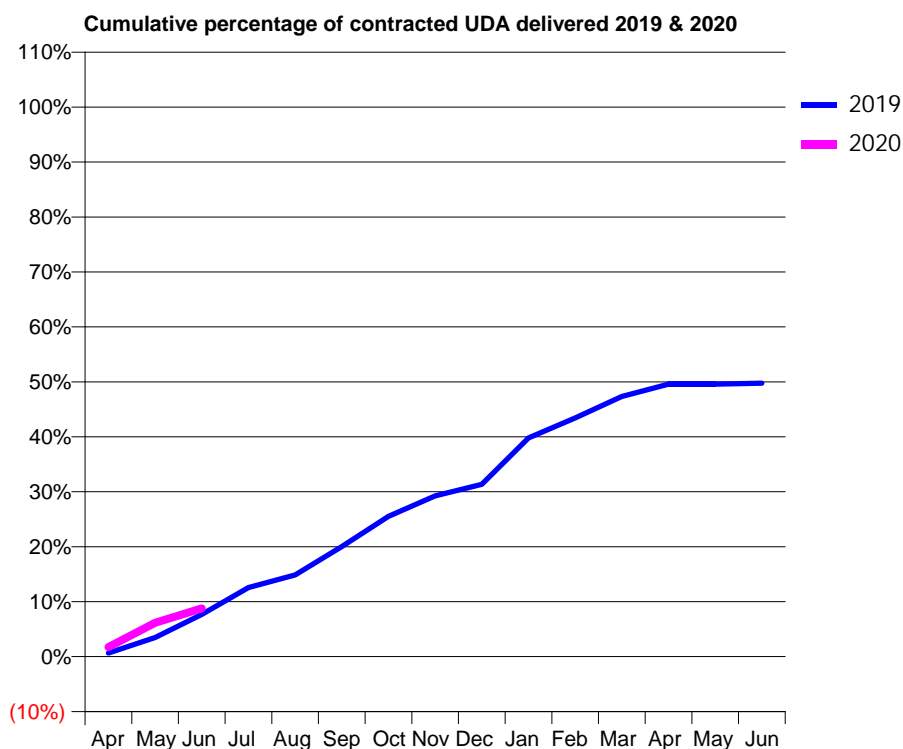
19/20 Contracted general activity (UDA)	1,961
Carry forward general activity (UDA)	0
19/20 Contracted orthodontic activity (UOA)	0
Carry forward orthodontic activity (UOA)	0
Baseline contract value	£43,532.36

ACCESS*

Patients seen in 24 months	Total	Change since previous quarter
Quarter ending June 2018	505	
Quarter ending September 2018	484	↓
Quarter ending December 2018	483	→
Quarter ending March 2019	479	→
Quarter ending June 2019	481	→
Variance since June 2018	(4.8%)	↓



ACTIVITY



Month	Adjusted Scheduled Activity (UDA)	
	2019	2020
April	13	34
May	68	121
June	151	173
July	247	
August	292	
September	393	
October	501	
November	574	
December	615	
January	780	
February	851	
March	928	
April	973	
May	973	
June	976	

QUALITY

	Quantity	Base Number	Contract	AT	Region	England
% of FP17s for the same patient ID Re-attending within 3 months - Children	9	160	5.6%	10.2%	12.1%	11.4%
% of FP17s for the same patient ID Re-attending within 3 months - Adults	0	6	0.0%	14.2%	15.6%	15.4%
% of FP17s for the same patient ID Re-attending between 3 & 9 months - Children	118	160	73.8%	58.1%	61.2%	59.8%
% of FP17s for the same patient ID Re-attending between 3 & 9 months - Adults	5	6	83.3%	53.3%	54.5%	52.1%
% of FP17s for Band 1 Urgent Courses	8	125	6.4%	8.4%	9.1%	9.2%
% of FP17s Relating to Free Repair or Replacements	0	125	0.0%	1.1%	1.0%	0.7%
% of FP17s Relating to Continuations	0	125	0.0%	1.2%	1.0%	0.8%
% of Patients satisfied with the dentistry they have received	0	0	N/A	96.0%	94.2%	93.4%
% of Patients satisfied with the time they had to wait for an appointment	0	0	N/A	91.3%	88.4%	87.6%

* This is based on patients treated on this contract for their most recent course of treatment. Figures in italics indicate the base number of FP17s or Patient Questionnaire responses are less than 100. N/A is shown where the base number of responses is less than 10 during the period. % is calculated as Quantity/Base number*100

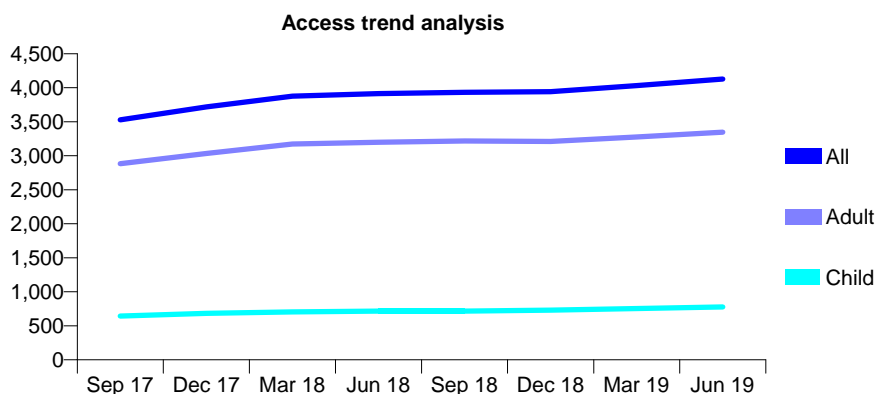
Q50 - Vital Signs At a Glance Contract Report for 100105/0000 - June 2019

Name or company name	Dental Logic Limited
Contract type name	GDS Contract
Purpose of contract	General
Contract start date	01/04/2016
Contract end date	

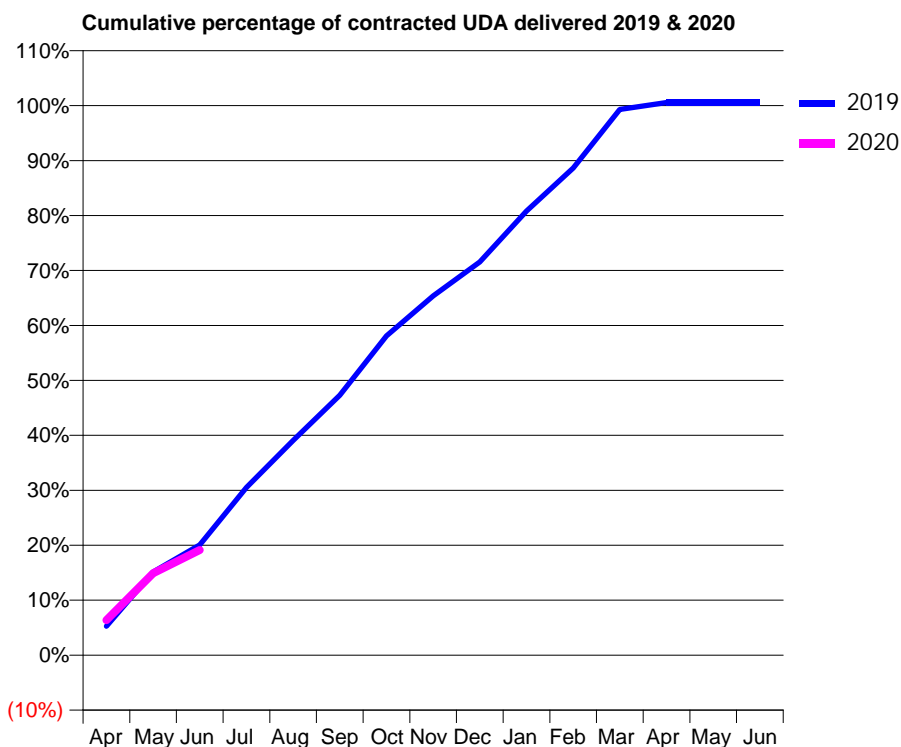
19/20 Contracted general activity (UDA)	8,624
Carry forward general activity (UDA)	0
19/20 Contracted orthodontic activity (UOA)	0
Carry forward orthodontic activity (UOA)	0
Baseline contract value	£213,649.25

ACCESS*

Patients seen in 24 months	Total	Change since previous quarter
Quarter ending June 2018	3,915	
Quarter ending September 2018	3,934	→
Quarter ending December 2018	3,943	→
Quarter ending March 2019	4,033	↑
Quarter ending June 2019	4,129	↑
Variance since June 2018	5.5%	↑



ACTIVITY



Month	Adjusted Scheduled Activity (UDA)	
	2019	2020
April	455	549
May	1,307	1,286
June	1,730	1,651
July	2,632	
August	3,371	
September	4,079	
October	5,010	
November	5,636	
December	6,171	
January	6,969	
February	7,644	
March	8,565	
April	8,671	
May	8,671	
June	8,671	

QUALITY

	Quantity	Base Number	Contract	AT	Region	England
% of FP17s for the same patient ID Re-attending within 3 months - Children	9	242	3.7%	9.4%	12.1%	11.4%
% of FP17s for the same patient ID Re-attending within 3 months - Adults	91	895	10.2%	12.4%	15.6%	15.4%
% of FP17s for the same patient ID Re-attending between 3 & 9 months - Children	144	242	59.5%	64.6%	61.2%	59.8%
% of FP17s for the same patient ID Re-attending between 3 & 9 months - Adults	479	895	53.5%	56.3%	54.5%	52.1%
% of FP17s for Band 1 Urgent Courses	53	1,069	5.0%	7.8%	9.1%	9.2%
% of FP17s Relating to Free Repair or Replacements	0	1,069	0.0%	0.9%	1.0%	0.7%
% of FP17s Relating to Continuations	4	1,069	0.4%	0.9%	1.0%	0.8%
% of Patients satisfied with the dentistry they have received	2	2	N/A	93.7%	94.2%	93.4%
% of Patients satisfied with the time they had to wait for an appointment	2	2	N/A	90.4%	88.4%	87.6%

* This is based on patients treated on this contract for their most recent course of treatment. Figures in italics indicate the base number of FP17s or Patient Questionnaire responses are less than 100. N/A is shown where the base number of responses is less than 10 during the period. % is calculated as Quantity/Base number*100

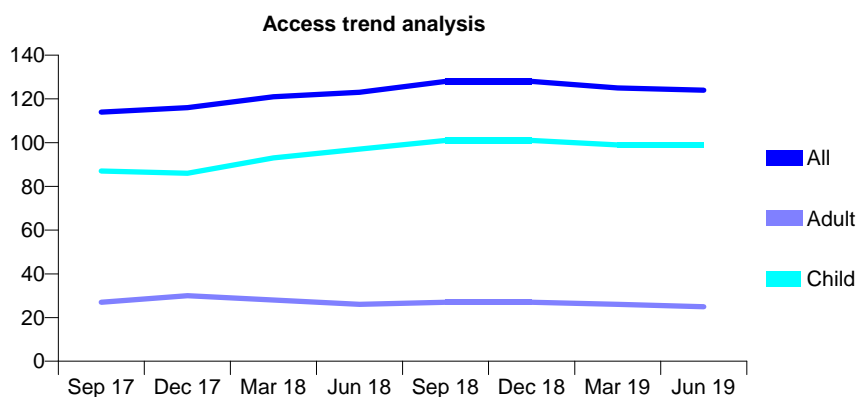
Q50 - Vital Signs At a Glance Contract Report for 100111/0000 - June 2019

Name or company name	Bodental Practice
Contract type name	GDS Contract
Purpose of contract	General
Contract start date	01/04/2016
Contract end date	

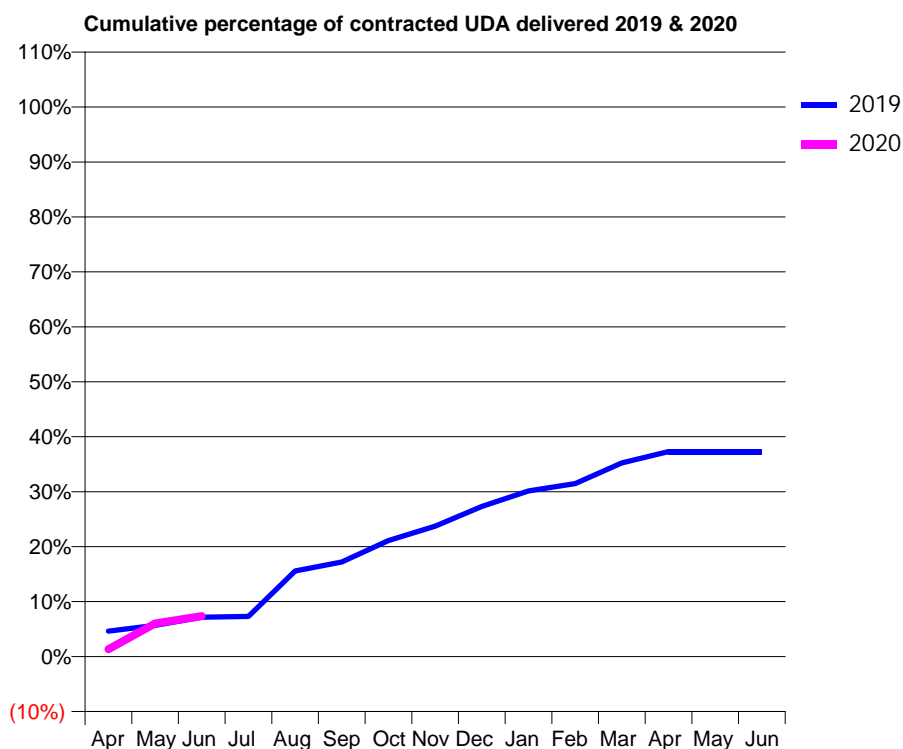
19/20 Contracted general activity (UDA)	670
Carry forward general activity (UDA)	0
19/20 Contracted orthodontic activity (UOA)	0
Carry forward orthodontic activity (UOA)	0
Baseline contract value	£16,996.31

ACCESS*

Patients seen in 24 months	Total	Change since previous quarter
Quarter ending June 2018	123	
Quarter ending September 2018	128	↑
Quarter ending December 2018	128	→
Quarter ending March 2019	125	↓
Quarter ending June 2019	124	→
Variance since June 2018	0.8%	→



ACTIVITY



Month	Adjusted Scheduled Activity (UDA)	
	2019	2020
April	31	9
May	38	40
June	48	49
July	49	
August	104	
September	115	
October	142	
November	159	
December	183	
January	202	
February	211	
March	236	
April	250	
May	250	
June	250	

QUALITY

	Quantity	Base Number	Contract	AT	Region	England
% of FP17s for the same patient ID Re-attending within 3 months - Children	1	36	2.8%	9.4%	12.1%	11.4%
% of FP17s for the same patient ID Re-attending within 3 months - Adults	1	7	14.3%	12.4%	15.6%	15.4%
% of FP17s for the same patient ID Re-attending between 3 & 9 months - Children	24	36	66.7%	64.6%	61.2%	59.8%
% of FP17s for the same patient ID Re-attending between 3 & 9 months - Adults	5	7	71.4%	56.3%	54.5%	52.1%
% of FP17s for Band 1 Urgent Courses	2	34	5.9%	7.8%	9.1%	9.2%
% of FP17s Relating to Free Repair or Replacements	0	34	0.0%	0.9%	1.0%	0.7%
% of FP17s Relating to Continuations	0	34	0.0%	0.9%	1.0%	0.8%
% of Patients satisfied with the dentistry they have received	0	0	N/A	93.7%	94.2%	93.4%
% of Patients satisfied with the time they had to wait for an appointment	0	0	N/A	90.4%	88.4%	87.6%

* This is based on patients treated on this contract for their most recent course of treatment. Figures in italics indicate the base number of FP17s or Patient Questionnaire responses are less than 100. N/A is shown where the base number of responses is less than 10 during the period. % is calculated as Quantity/Base number*100

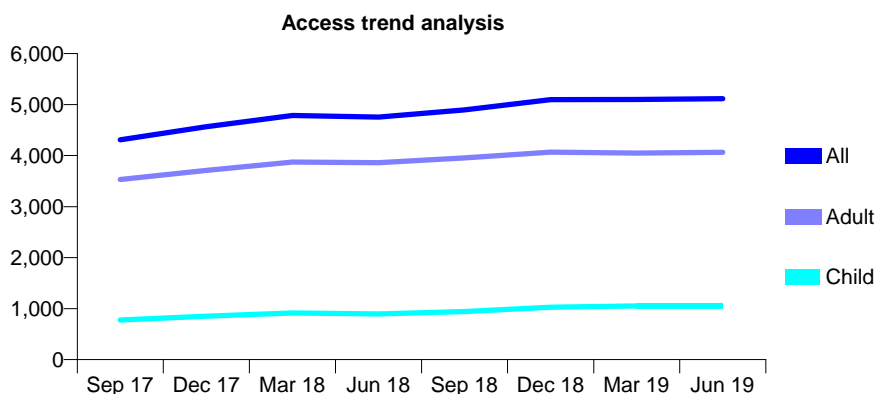
Q50 - Vital Signs At a Glance Contract Report for 100135/0000 - June 2019

Name or company name	MR N TIBREWAL
Contract type name	GDS Contract
Purpose of contract	General
Contract start date	01/05/2016
Contract end date	

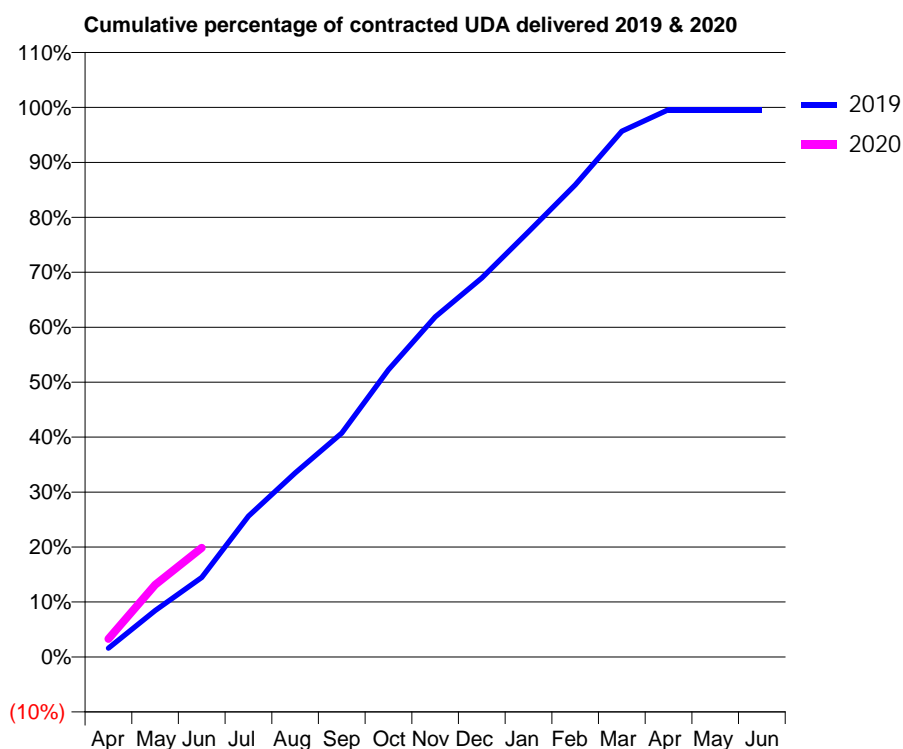
19/20 Contracted general activity (UDA)	16,464
Carry forward general activity (UDA)	0
19/20 Contracted orthodontic activity (UOA)	0
Carry forward orthodontic activity (UOA)	0
Baseline contract value	£474,393.87

ACCESS*

Patients seen in 24 months	Total	Change since previous quarter
Quarter ending June 2018	4,757	
Quarter ending September 2018	4,899	↑
Quarter ending December 2018	5,096	↑
Quarter ending March 2019	5,103	→
Quarter ending June 2019	5,118	→
Variance since June 2018	7.6%	↑



ACTIVITY



Adjusted Scheduled Activity (UDA)		
Month	2019	2020
April	261	541
May	1,393	2,162
June	2,385	3,271
July	4,221	
August	5,510	
September	6,705	
October	8,606	
November	10,186	
December	11,354	
January	12,738	
February	14,146	
March	15,753	
April	16,394	
May	16,396	
June	16,396	

QUALITY

	Quantity	Base Number	Contract	AT	Region	England
% of FP17s for the same patient ID Re-attending within 3 months - Children	24	390	6.2%	9.4%	12.1%	11.4%
% of FP17s for the same patient ID Re-attending within 3 months - Adults	265	1,646	16.1%	12.4%	15.6%	15.4%
% of FP17s for the same patient ID Re-attending between 3 & 9 months - Children	261	390	66.9%	64.6%	61.2%	59.8%
% of FP17s for the same patient ID Re-attending between 3 & 9 months - Adults	1,076	1,646	65.4%	56.3%	54.5%	52.1%
% of FP17s for Band 1 Urgent Courses	126	1,709	7.4%	7.8%	9.1%	9.2%
% of FP17s Relating to Free Repair or Replacements	26	1,709	1.5%	0.9%	1.0%	0.7%
% of FP17s Relating to Continuations	24	1,709	1.4%	0.9%	1.0%	0.8%
% of Patients satisfied with the dentistry they have received	2	2	N/A	93.7%	94.2%	93.4%
% of Patients satisfied with the time they had to wait for an appointment	2	2	N/A	90.4%	88.4%	87.6%

* This is based on patients treated on this contract for their most recent course of treatment.

Figures in italics indicate the base number of FP17s or Patient Questionnaire responses are less than 100. N/A is shown where the base number of responses is less than 10 during the period. % is calculated as Quantity/Base number*100

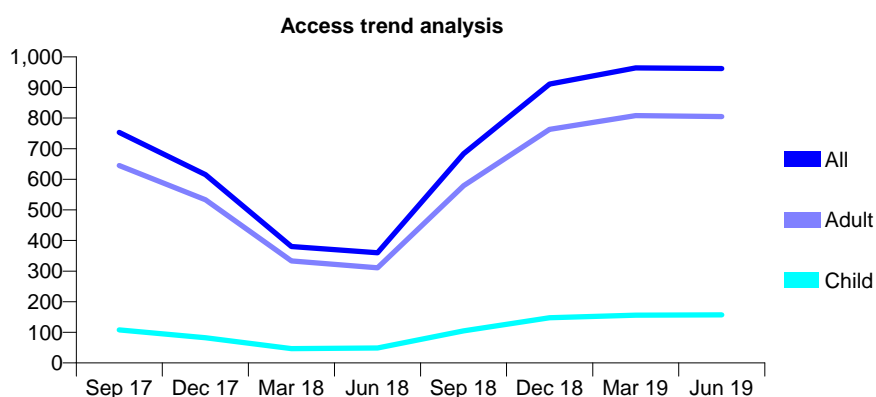
Q50 - Vital Signs At a Glance Contract Report for 100140/0000 - June 2019

Name or company name	Ishak & Bee
Contract type name	GDS Contract
Purpose of contract	General
Contract start date	01/05/2016
Contract end date	

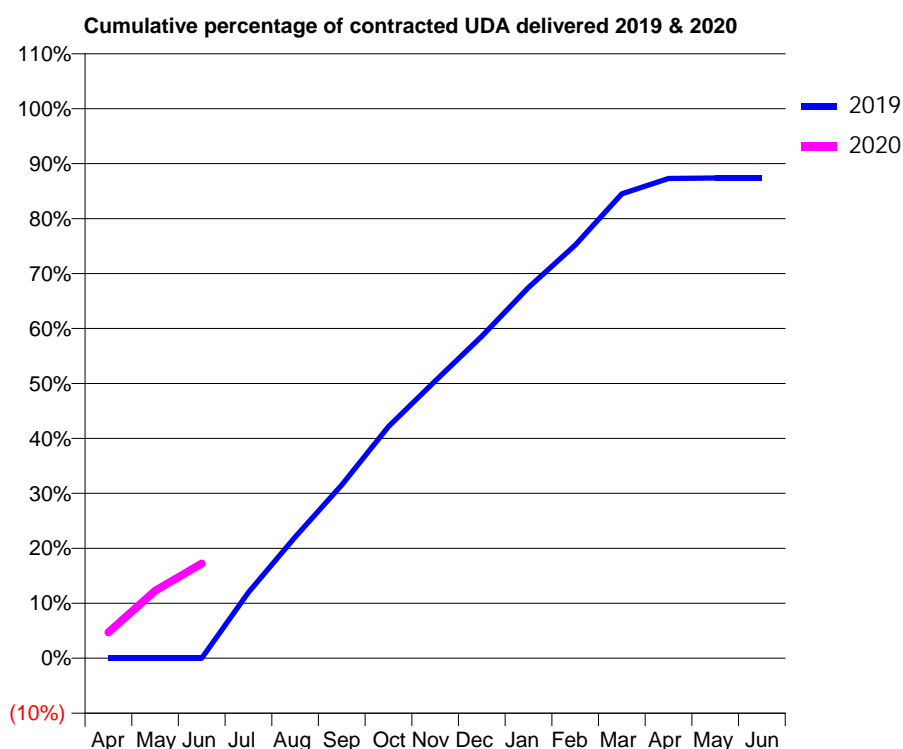
19/20 Contracted general activity (UDA)	4,102
Carry forward general activity (UDA)	0
19/20 Contracted orthodontic activity (UOA)	0
Carry forward orthodontic activity (UOA)	0
Baseline contract value	£108,416.63

ACCESS*

Patients seen in 24 months	Total	Change since previous quarter
Quarter ending June 2018	360	
Quarter ending September 2018	684	↑
Quarter ending December 2018	911	↑
Quarter ending March 2019	964	↑
Quarter ending June 2019	962	→
Variance since June 2018	167.2%	↑



ACTIVITY



Month	2019	2020
April	0	193
May	0	503
June	0	706
July	491	
August	905	
September	1,293	
October	1,730	
November	2,070	
December	2,402	
January	2,768	
February	3,085	
March	3,467	
April	3,581	
May	3,584	
June	3,584	

QUALITY

	Quantity	Base Number	Contract	AT	Region	England
% of FP17s for the same patient ID Re-attending within 3 months - Children	2	49	4.1%	9.4%	12.1%	11.4%
% of FP17s for the same patient ID Re-attending within 3 months - Adults	42	230	18.3%	12.4%	15.6%	15.4%
% of FP17s for the same patient ID Re-attending between 3 & 9 months - Children	10	49	20.4%	64.6%	61.2%	59.8%
% of FP17s for the same patient ID Re-attending between 3 & 9 months - Adults	63	230	27.4%	56.3%	54.5%	52.1%
% of FP17s for Band 1 Urgent Courses	30	241	12.4%	7.8%	9.1%	9.2%
% of FP17s Relating to Free Repair or Replacements	3	241	1.2%	0.9%	1.0%	0.7%
% of FP17s Relating to Continuations	2	241	0.8%	0.9%	1.0%	0.8%
% of Patients satisfied with the dentistry they have received	0	0	N/A	93.7%	94.2%	93.4%
% of Patients satisfied with the time they had to wait for an appointment	0	0	N/A	90.4%	88.4%	87.6%

* This is based on patients treated on this contract for their most recent course of treatment.

Figures in italics indicate the base number of FP17s or Patient Questionnaire responses are less than 100. N/A is shown where the base number of responses is less than 10 during the period. % is calculated as Quantity/Base number*100

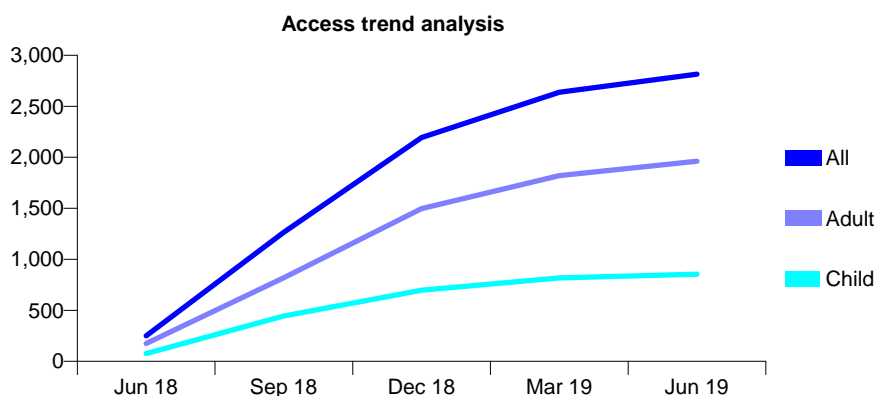
Q50 - Vital Signs At a Glance Contract Report for 100672/0000 - June 2019

Name or company name	City Health Dental
Contract type name	GDS Contract
Purpose of contract	General
Contract start date	01/04/2018
Contract end date	

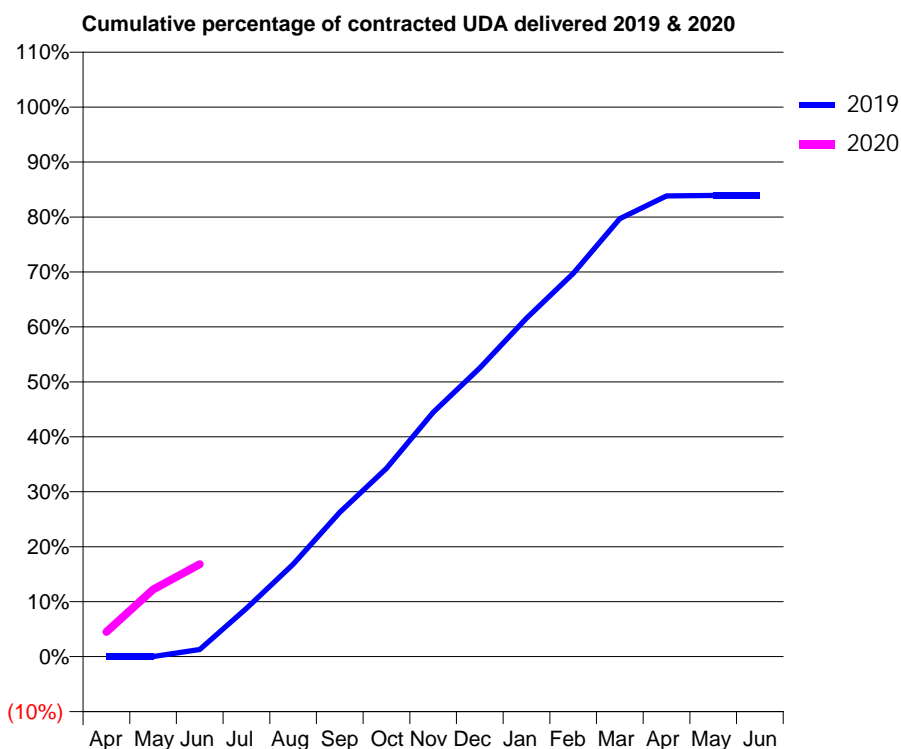
19/20 Contracted general activity (UDA)	10,000
Carry forward general activity (UDA)	0
19/20 Contracted orthodontic activity (UOA)	0
Carry forward orthodontic activity (UOA)	0
Baseline contract value	£365,795.88

ACCESS*

Patients seen in 24 months	Total	Change since previous quarter
Quarter ending June 2018	250	
Quarter ending September 2018	1,265	↑
Quarter ending December 2018	2,194	↑
Quarter ending March 2019	2,637	↑
Quarter ending June 2019	2,815	↑
Variance since June 2018	1026.0%	↑



ACTIVITY



Month	Adjusted Scheduled Activity (UDA)	
	2019	2020
April	0	450
May	0	1,223
June	108	1,682
July	734	
August	1,402	
September	2,188	
October	2,854	
November	3,704	
December	4,377	
January	5,131	
February	5,811	
March	6,640	
April	6,986	
May	6,991	
June	6,991	

QUALITY

	Quantity	Base Number	Contract	AT	Region	England
% of FP17s for the same patient ID Re-attending within 3 months - Children	17	333	5.1%	9.4%	12.1%	11.4%
% of FP17s for the same patient ID Re-attending within 3 months - Adults	144	864	16.7%	12.4%	15.6%	15.4%
% of FP17s for the same patient ID Re-attending between 3 & 9 months - Children	226	333	67.9%	64.6%	61.2%	59.8%
% of FP17s for the same patient ID Re-attending between 3 & 9 months - Adults	525	864	60.8%	56.3%	54.5%	52.1%
% of FP17s for Band 1 Urgent Courses	91	1,013	9.0%	7.8%	9.1%	9.2%
% of FP17s Relating to Free Repair or Replacements	21	1,013	2.1%	0.9%	1.0%	0.7%
% of FP17s Relating to Continuations	15	1,013	1.5%	0.9%	1.0%	0.8%
% of Patients satisfied with the dentistry they have received	1	1	N/A	93.7%	94.2%	93.4%
% of Patients satisfied with the time they had to wait for an appointment	1	1	N/A	90.4%	88.4%	87.6%

* This is based on patients treated on this contract for their most recent course of treatment. Figures in italics indicate the base number of FP17s or Patient Questionnaire responses are less than 100. N/A is shown where the base number of responses is less than 10 during the period. % is calculated as Quantity/Base number*100

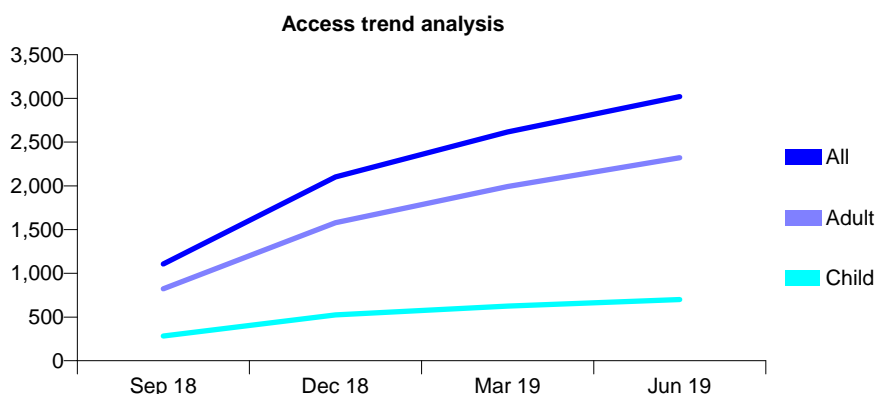
Q50 - Vital Signs At a Glance Contract Report for 100673/0000 - June 2019

Name or company name	City Health Dental
Contract type name	GDS Contract
Purpose of contract	General
Contract start date	01/04/2018
Contract end date	

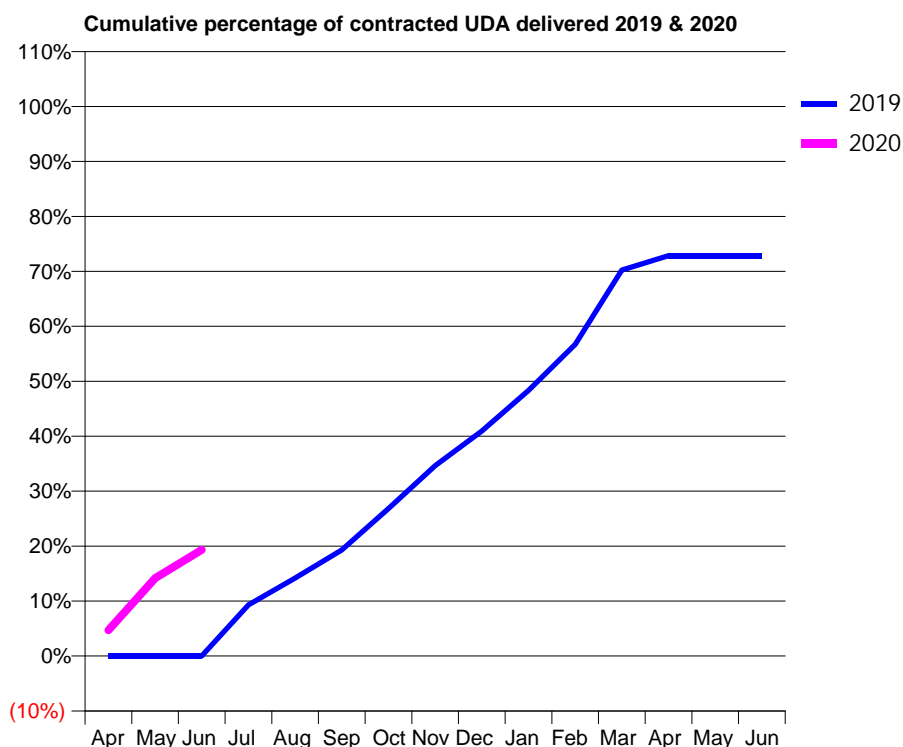
19/20 Contracted general activity (UDA)	11,000
Carry forward general activity (UDA)	0
19/20 Contracted orthodontic activity (UOA)	0
Carry forward orthodontic activity (UOA)	0
Baseline contract value	£402,377.51

ACCESS*

Patients seen in 24 months	Total	Change since previous quarter
Quarter ending June 2018	0	
Quarter ending September 2018	1,106	↑
Quarter ending December 2018	2,102	↑
Quarter ending March 2019	2,616	↑
Quarter ending June 2019	3,021	↑
Variance since June 2018	N/A	



ACTIVITY



Month	Adjusted Scheduled Activity (UDA)	
	2019	2020
April	0	518
May	0	1,559
June	0	2,126
July	852	
August	1,303	
September	1,770	
October	2,461	
November	3,175	
December	3,751	
January	4,431	
February	5,201	
March	6,438	
April	6,678	
May	6,679	
June	6,679	

QUALITY

	Quantity	Base Number	Contract	AT	Region	England
% of FP17s for the same patient ID Re-attending within 3 months - Children	23	282	8.2%	9.4%	12.1%	11.4%
% of FP17s for the same patient ID Re-attending within 3 months - Adults	186	1,024	18.2%	12.4%	15.6%	15.4%
% of FP17s for the same patient ID Re-attending between 3 & 9 months - Children	164	282	58.2%	64.6%	61.2%	59.8%
% of FP17s for the same patient ID Re-attending between 3 & 9 months - Adults	517	1,024	50.5%	56.3%	54.5%	52.1%
% of FP17s for Band 1 Urgent Courses	160	1,210	13.2%	7.8%	9.1%	9.2%
% of FP17s Relating to Free Repair or Replacements	23	1,210	1.9%	0.9%	1.0%	0.7%
% of FP17s Relating to Continuations	23	1,210	1.9%	0.9%	1.0%	0.8%
% of Patients satisfied with the dentistry they have received	2	2	N/A	93.7%	94.2%	93.4%
% of Patients satisfied with the time they had to wait for an appointment	0	2	N/A	90.4%	88.4%	87.6%

* This is based on patients treated on this contract for their most recent course of treatment. Figures in italics indicate the base number of FP17s or Patient Questionnaire responses are less than 100. N/A is shown where the base number of responses is less than 10 during the period. % is calculated as Quantity/Base number*100

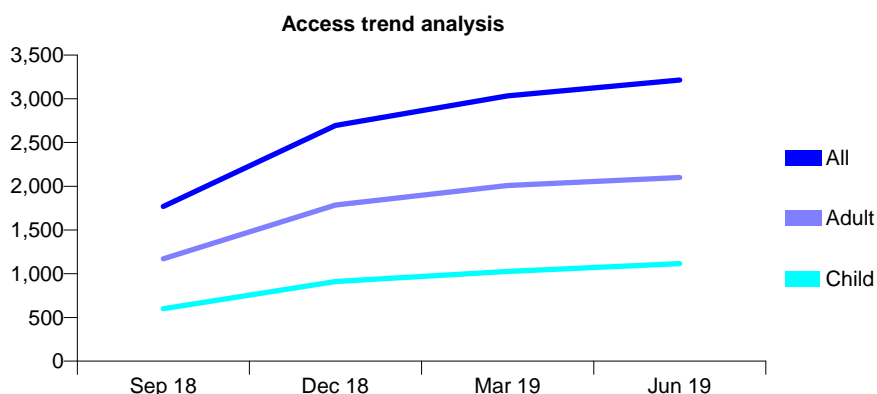
Q50 - Vital Signs At a Glance Contract Report for 100674/0000 - June 2019

Name or company name	City Health Dental
Contract type name	GDS Contract
Purpose of contract	General
Contract start date	01/04/2018
Contract end date	

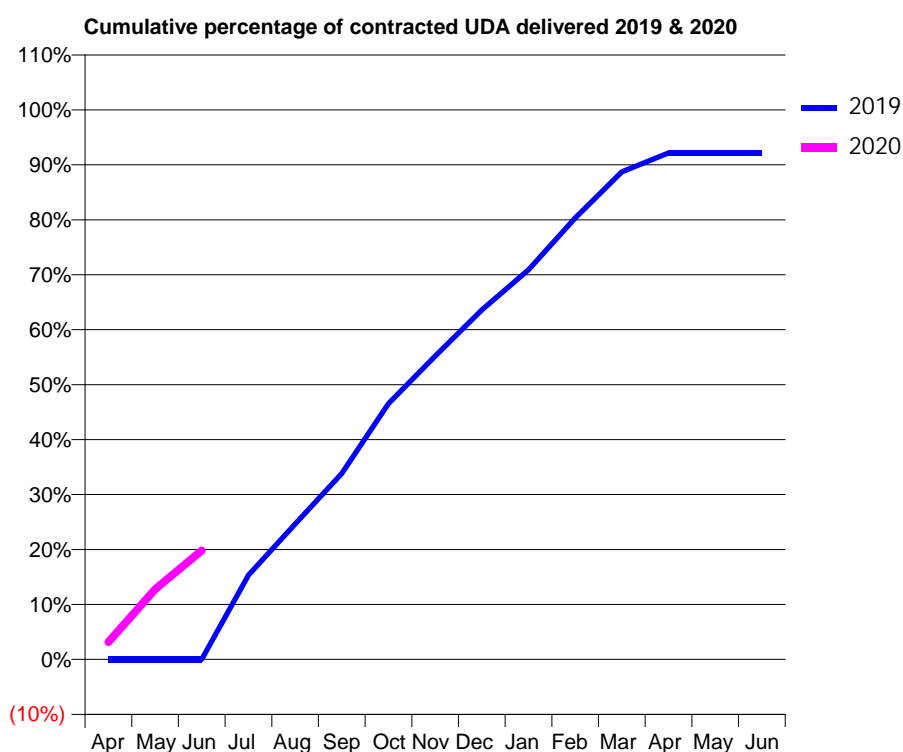
19/20 Contracted general activity (UDA)	10,000
Carry forward general activity (UDA)	0
19/20 Contracted orthodontic activity (UOA)	0
Carry forward orthodontic activity (UOA)	0
Baseline contract value	£365,795.88

ACCESS*

Patients seen in 24 months	Total	Change since previous quarter
Quarter ending June 2018	0	
Quarter ending September 2018	1,769	↑
Quarter ending December 2018	2,694	↑
Quarter ending March 2019	3,033	↑
Quarter ending June 2019	3,214	↑
Variance since June 2018	N/A	



ACTIVITY



Adjusted Scheduled Activity (UDA)		
Month	2019	2020
April	0	317
May	0	1,278
June	0	1,982
July	1,278	
August	2,055	
September	2,820	
October	3,880	
November	4,599	
December	5,299	
January	5,907	
February	6,694	
March	7,394	
April	7,679	
May	7,679	
June	7,679	

QUALITY

	Quantity	Base Number	Contract	AT	Region	England
% of FP17s for the same patient ID Re-attending within 3 months - Children	45	554	8.1%	9.4%	12.1%	11.4%
% of FP17s for the same patient ID Re-attending within 3 months - Adults	96	887	10.8%	12.4%	15.6%	15.4%
% of FP17s for the same patient ID Re-attending between 3 & 9 months - Children	367	554	66.2%	64.6%	61.2%	59.8%
% of FP17s for the same patient ID Re-attending between 3 & 9 months - Adults	623	887	70.2%	56.3%	54.5%	52.1%
% of FP17s for Band 1 Urgent Courses	102	1,264	8.1%	7.8%	9.1%	9.2%
% of FP17s Relating to Free Repair or Replacements	11	1,264	0.9%	0.9%	1.0%	0.7%
% of FP17s Relating to Continuations	4	1,264	0.3%	0.9%	1.0%	0.8%
% of Patients satisfied with the dentistry they have received	1	1	N/A	93.7%	94.2%	93.4%
% of Patients satisfied with the time they had to wait for an appointment	1	1	N/A	90.4%	88.4%	87.6%

* This is based on patients treated on this contract for their most recent course of treatment. Figures in italics indicate the base number of FP17s or Patient Questionnaire responses are less than 100. N/A is shown where the base number of responses is less than 10 during the period. % is calculated as Quantity/Base number*100

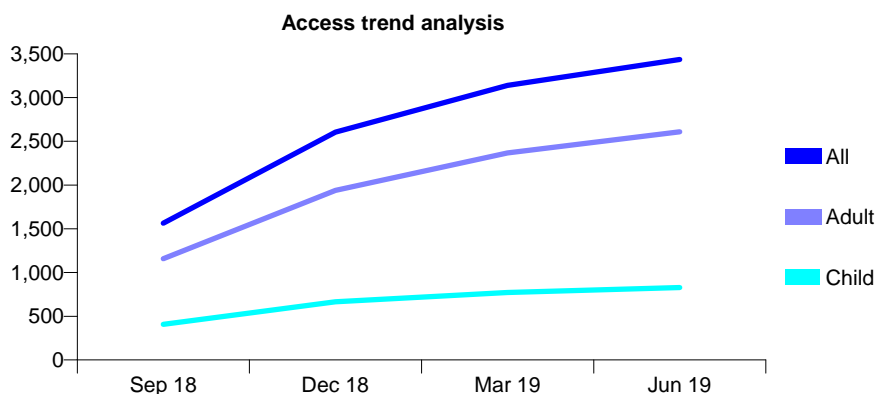
Q50 - Vital Signs At a Glance Contract Report for 100675/0000 - June 2019

Name or company name	City Health Dental
Contract type name	GDS Contract
Purpose of contract	General
Contract start date	01/04/2018
Contract end date	

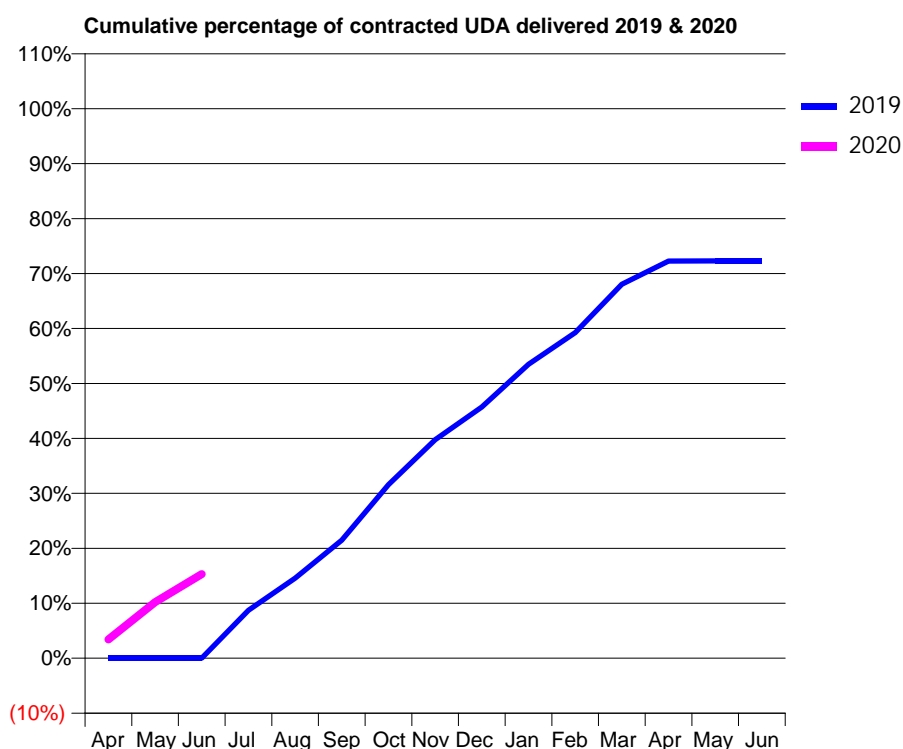
19/20 Contracted general activity (UDA)	13,000
Carry forward general activity (UDA)	0
19/20 Contracted orthodontic activity (UOA)	0
Carry forward orthodontic activity (UOA)	0
Baseline contract value	£475,534.63

ACCESS*

Patients seen in 24 months	Total	Change since previous quarter
Quarter ending June 2018	0	
Quarter ending September 2018	1,564	↑
Quarter ending December 2018	2,605	↑
Quarter ending March 2019	3,139	↑
Quarter ending June 2019	3,437	↑
Variance since June 2018	N/A	



ACTIVITY



Month	2019	2020
April	0	446
May	0	1,328
June	0	1,988
July	946	
August	1,579	
September	2,327	
October	3,421	
November	4,308	
December	4,952	
January	5,792	
February	6,417	
March	7,373	
April	7,830	
May	7,833	
June	7,833	

QUALITY

	Quantity	Base Number	Contract	AT	Region	England
% of FP17s for the same patient ID Re-attending within 3 months - Children	20	293	6.8%	9.4%	12.1%	11.4%
% of FP17s for the same patient ID Re-attending within 3 months - Adults	128	1,084	11.8%	12.4%	15.6%	15.4%
% of FP17s for the same patient ID Re-attending between 3 & 9 months - Children	170	293	58.0%	64.6%	61.2%	59.8%
% of FP17s for the same patient ID Re-attending between 3 & 9 months - Adults	609	1,084	56.2%	56.3%	54.5%	52.1%
% of FP17s for Band 1 Urgent Courses	97	1,162	8.3%	7.8%	9.1%	9.2%
% of FP17s Relating to Free Repair or Replacements	27	1,162	2.3%	0.9%	1.0%	0.7%
% of FP17s Relating to Continuations	17	1,162	1.5%	0.9%	1.0%	0.8%
% of Patients satisfied with the dentistry they have received	1	1	N/A	93.7%	94.2%	93.4%
% of Patients satisfied with the time they had to wait for an appointment	1	1	N/A	90.4%	88.4%	87.6%

* This is based on patients treated on this contract for their most recent course of treatment. Figures in italics indicate the base number of FP17s or Patient Questionnaire responses are less than 100. N/A is shown where the base number of responses is less than 10 during the period. % is calculated as Quantity/Base number*100

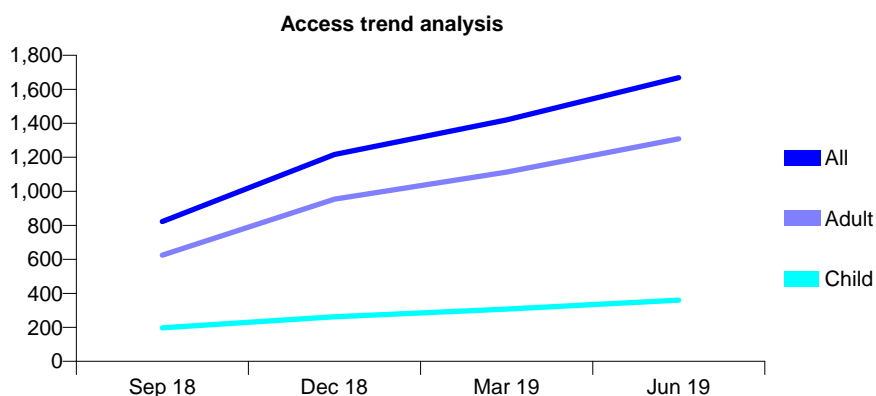
Q50 - Vital Signs At a Glance Contract Report for 100676/0000 - June 2019

Name or company name	City Health Dental
Contract type name	GDS Contract
Purpose of contract	General
Contract start date	01/04/2018
Contract end date	

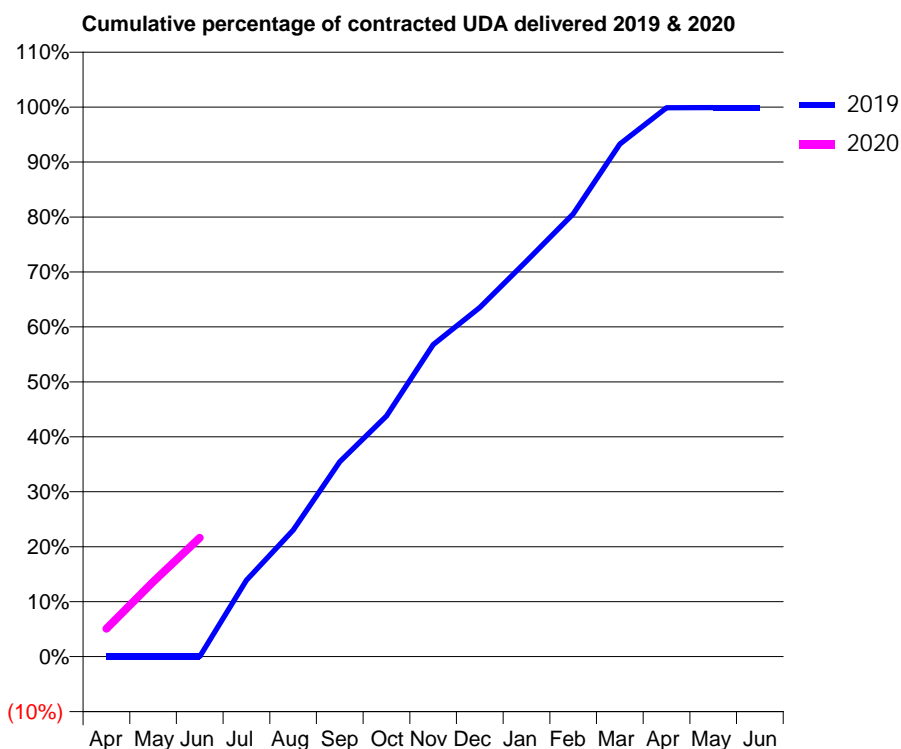
19/20 Contracted general activity (UDA)	7,500
Carry forward general activity (UDA)	0
19/20 Contracted orthodontic activity (UOA)	0
Carry forward orthodontic activity (UOA)	0
Baseline contract value	£274,346.91

ACCESS*

Patients seen in 24 months	Total	Change since previous quarter
Quarter ending June 2018	0	
Quarter ending September 2018	822	↑
Quarter ending December 2018	1,216	↑
Quarter ending March 2019	1,420	↑
Quarter ending June 2019	1,669	↑
Variance since June 2018	N/A	



ACTIVITY



Month	Adjusted Scheduled Activity (UDA)	
	2019	2020
April	0	381
May	0	1,023
June	0	1,622
July	869	
August	1,438	
September	2,216	
October	2,737	
November	3,549	
December	3,971	
January	4,499	
February	5,035	
March	5,830	
April	6,242	
May	6,243	
June	6,243	

QUALITY

	Quantity	Base Number	Contract	AT	Region	England
% of FP17s for the same patient ID Re-attending within 3 months - Children	7	158	4.4%	9.4%	12.1%	11.4%
% of FP17s for the same patient ID Re-attending within 3 months - Adults	106	655	16.2%	12.4%	15.6%	15.4%
% of FP17s for the same patient ID Re-attending between 3 & 9 months - Children	85	158	53.8%	64.6%	61.2%	59.8%
% of FP17s for the same patient ID Re-attending between 3 & 9 months - Adults	335	655	51.1%	56.3%	54.5%	52.1%
% of FP17s for Band 1 Urgent Courses	46	651	7.1%	7.8%	9.1%	9.2%
% of FP17s Relating to Free Repair or Replacements	21	651	3.2%	0.9%	1.0%	0.7%
% of FP17s Relating to Continuations	10	651	1.5%	0.9%	1.0%	0.8%
% of Patients satisfied with the dentistry they have received	4	4	N/A	93.7%	94.2%	93.4%
% of Patients satisfied with the time they had to wait for an appointment	4	4	N/A	90.4%	88.4%	87.6%

* This is based on patients treated on this contract for their most recent course of treatment. Figures in italics indicate the base number of FP17s or Patient Questionnaire responses are less than 100. N/A is shown where the base number of responses is less than 10 during the period. % is calculated as Quantity/Base number*100

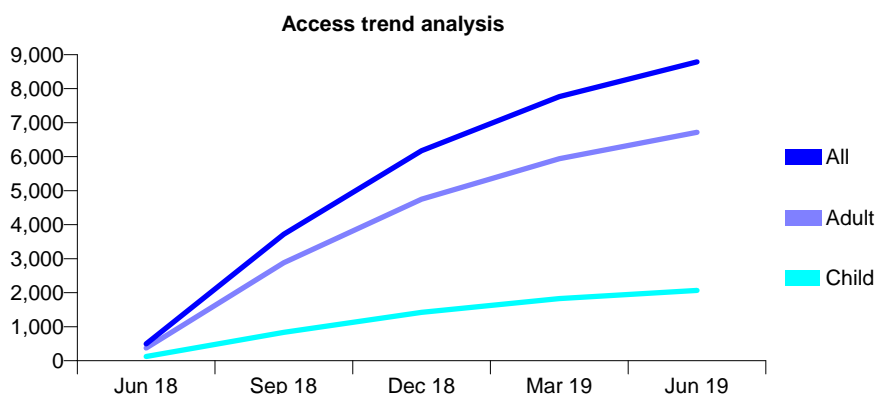
Q50 - Vital Signs At a Glance Contract Report for 100677/0000 - June 2019

Name or company name	City Health Dental
Contract type name	GDS Contract
Purpose of contract	General
Contract start date	01/04/2018
Contract end date	

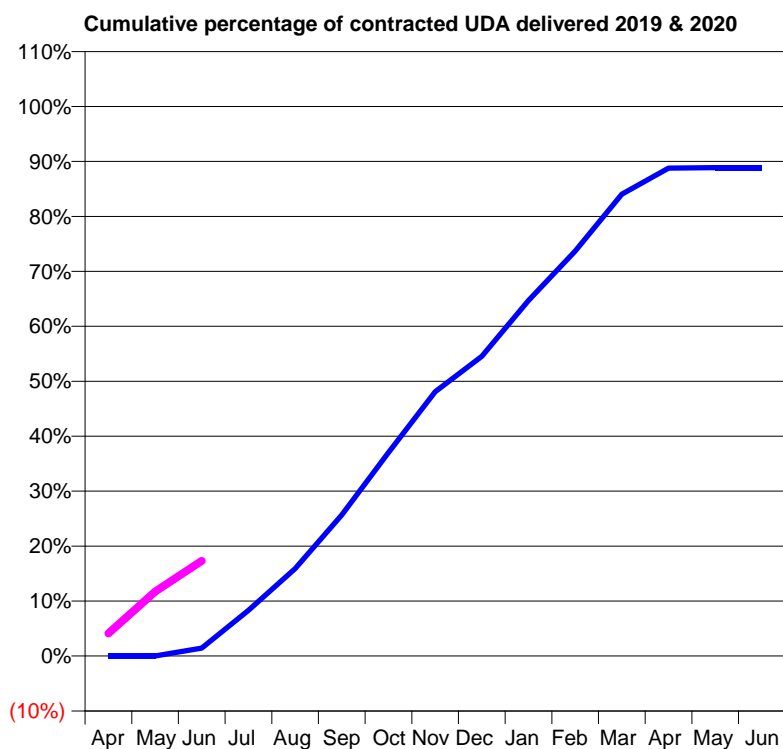
19/20 Contracted general activity (UDA)	36,200
Carry forward general activity (UDA)	0
19/20 Contracted orthodontic activity (UOA)	0
Carry forward orthodontic activity (UOA)	0
Baseline contract value	£1,324,181.08

ACCESS*

Patients seen in 24 months	Total	Change since previous quarter
Quarter ending June 2018	498	
Quarter ending September 2018	3,718	↑
Quarter ending December 2018	6,175	↑
Quarter ending March 2019	7,768	↑
Quarter ending June 2019	8,786	↑
Variance since June 2018	1664.3%	↑



ACTIVITY



Month	Adjusted Scheduled Activity (UDA)	
	2019	2020
April	0	1,500
May	0	4,249
June	434	6,267
July	2,506	
August	4,807	
September	7,748	
October	11,168	
November	14,516	
December	16,453	
January	19,524	
February	22,229	
March	25,348	
April	26,786	
May	26,805	
June	26,809	

QUALITY

	Quantity	Base Number	Contract	AT	Region	England
% of FP17s for the same patient ID Re-attending within 3 months - Children	84	740	11.4%	9.4%	12.1%	11.4%
% of FP17s for the same patient ID Re-attending within 3 months - Adults	416	2,415	17.2%	12.4%	15.6%	15.4%
% of FP17s for the same patient ID Re-attending between 3 & 9 months - Children	301	740	40.7%	64.6%	61.2%	59.8%
% of FP17s for the same patient ID Re-attending between 3 & 9 months - Adults	997	2,415	41.3%	56.3%	54.5%	52.1%
% of FP17s for Band 1 Urgent Courses	481	2,594	18.5%	7.8%	9.1%	9.2%
% of FP17s Relating to Free Repair or Replacements	14	2,594	0.5%	0.9%	1.0%	0.7%
% of FP17s Relating to Continuations	34	2,594	1.3%	0.9%	1.0%	0.8%
% of Patients satisfied with the dentistry they have received	4	5	N/A	93.7%	94.2%	93.4%
% of Patients satisfied with the time they had to wait for an appointment	4	5	N/A	90.4%	88.4%	87.6%

* This is based on patients treated on this contract for their most recent course of treatment. Figures in italics indicate the base number of FP17s or Patient Questionnaire responses are less than 100. N/A is shown where the base number of responses is less than 10 during the period. % is calculated as Quantity/Base number*100

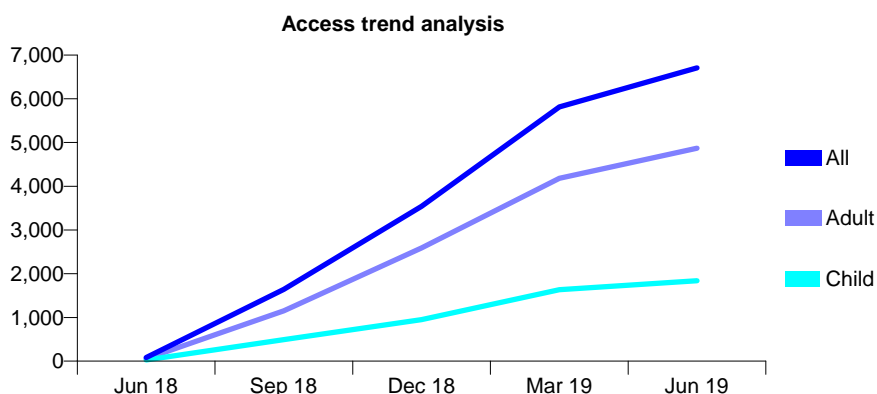
Q50 - Vital Signs At a Glance Contract Report for 100678/0000 - June 2019

Name or company name	32 Dental Care Limited
Contract type name	PDS Contract
Purpose of contract	General
Contract start date	01/06/2018
Contract end date	31/05/2021

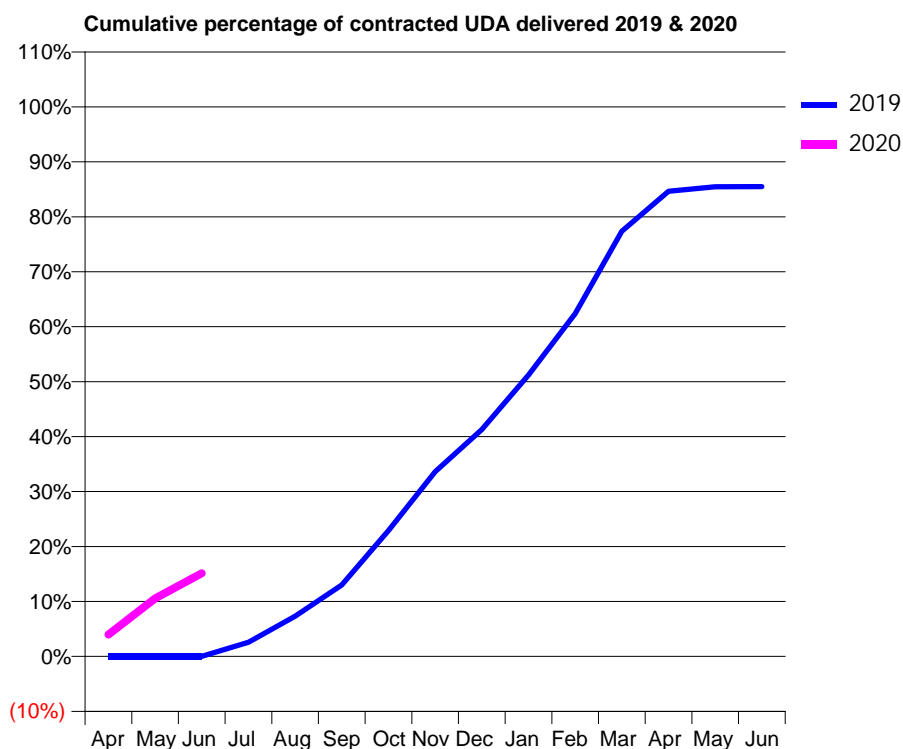
19/20 Contracted general activity (UDA)	27,341
Carry forward general activity (UDA)	0
19/20 Contracted orthodontic activity (UOA)	0
Carry forward orthodontic activity (UOA)	0
Baseline contract value	£791,862.87

ACCESS*

Patients seen in 24 months	Total	Change since previous quarter
Quarter ending June 2018	80	
Quarter ending September 2018	1,644	↑
Quarter ending December 2018	3,541	↑
Quarter ending March 2019	5,814	↑
Quarter ending June 2019	6,708	↑
Variance since June 2018	8285.0%	↑



ACTIVITY



Month	2019	2020
April	0	1,091
May	0	2,892
June	0	4,138
July	588	
August	1,674	
September	2,959	
October	5,219	
November	7,661	
December	9,410	
January	11,667	
February	14,218	
March	17,627	
April	19,284	
May	19,471	
June	19,473	

QUALITY

	Quantity	Base Number	Contract	AT	Region	England
% of FP17s for the same patient ID Re-attending within 3 months - Children	39	661	5.9%	9.4%	12.1%	11.4%
% of FP17s for the same patient ID Re-attending within 3 months - Adults	256	1,854	13.8%	12.4%	15.6%	15.4%
% of FP17s for the same patient ID Re-attending between 3 & 9 months - Children	272	661	41.1%	64.6%	61.2%	59.8%
% of FP17s for the same patient ID Re-attending between 3 & 9 months - Adults	692	1,854	37.3%	56.3%	54.5%	52.1%
% of FP17s for Band 1 Urgent Courses	238	1,840	12.9%	7.8%	9.1%	9.2%
% of FP17s Relating to Free Repair or Replacements	13	1,840	0.7%	0.9%	1.0%	0.7%
% of FP17s Relating to Continuations	5	1,840	0.3%	0.9%	1.0%	0.8%
% of Patients satisfied with the dentistry they have received	12	13	92.3%	93.7%	94.2%	93.4%
% of Patients satisfied with the time they had to wait for an appointment	12	13	92.3%	90.4%	88.4%	87.6%

* This is based on patients treated on this contract for their most recent course of treatment. Figures in italics indicate the base number of FP17s or Patient Questionnaire responses are less than 100. N/A is shown where the base number of responses is less than 10 during the period. % is calculated as Quantity/Base number*100

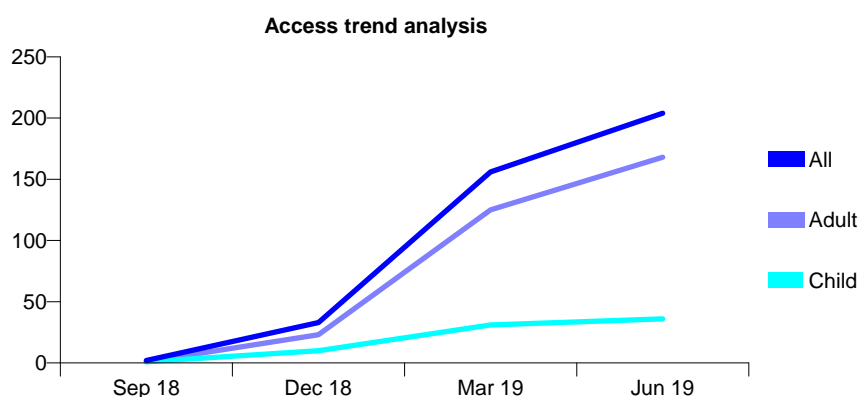
Q50 - Vital Signs At a Glance Contract Report for 100770/0000 - June 2019

Name or company name	Aishwaryam Limited
Contract type name	GDS Contract
Purpose of contract	General
Contract start date	01/07/2018
Contract end date	31/03/2021

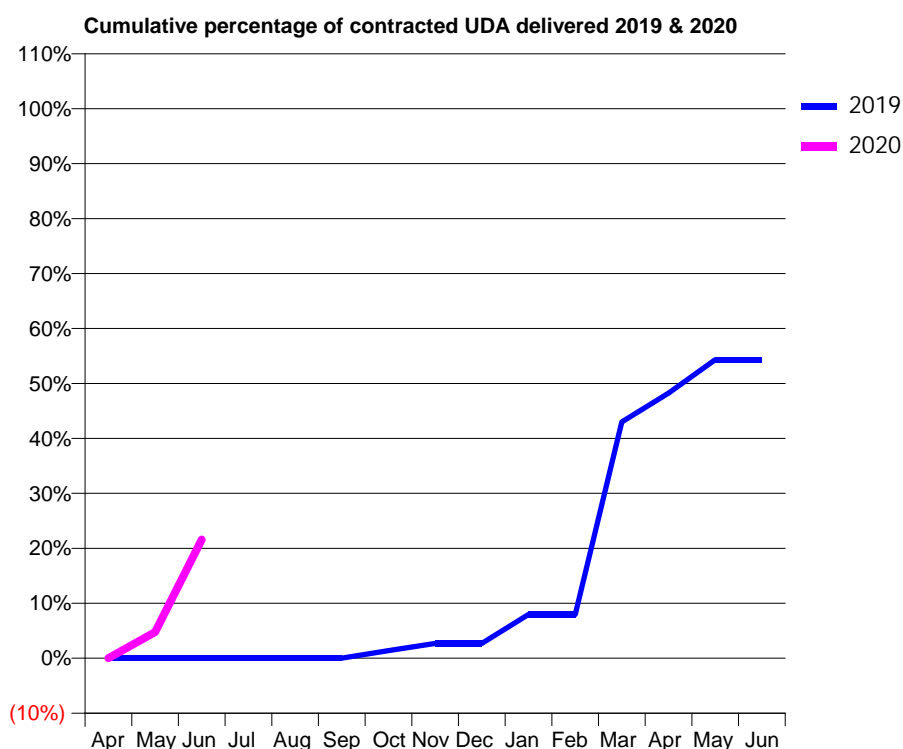
19/20 Contracted general activity (UDA)	1,223
Carry forward general activity (UDA)	0
19/20 Contracted orthodontic activity (UOA)	0
Carry forward orthodontic activity (UOA)	0
Baseline contract value	£34,610.90

ACCESS*

Patients seen in 24 months	Total	Change since previous quarter
Quarter ending June 2018	0	
Quarter ending September 2018	2	↑
Quarter ending December 2018	33	↑
Quarter ending March 2019	156	↑
Quarter ending June 2019	204	↑
Variance since June 2018	N/A	



ACTIVITY



Month	2019	2020
April	0	0
May	0	58
June	0	264
July	0	
August	0	
September	0	
October	17	
November	33	
December	33	
January	97	
February	97	
March	526	
April	590	
May	664	
June	664	

QUALITY

	Quantity	Base Number	Contract	AT	Region	England
% of FP17s for the same patient ID Re-attending within 3 months - Children	1	13	7.7%	9.4%	12.1%	11.4%
% of FP17s for the same patient ID Re-attending within 3 months - Adults	1	58	1.7%	12.4%	15.6%	15.4%
% of FP17s for the same patient ID Re-attending between 3 & 9 months - Children	1	13	7.7%	64.6%	61.2%	59.8%
% of FP17s for the same patient ID Re-attending between 3 & 9 months - Adults	2	58	3.4%	56.3%	54.5%	52.1%
% of FP17s for Band 1 Urgent Courses	2	40	5.0%	7.8%	9.1%	9.2%
% of FP17s Relating to Free Repair or Replacements	0	40	0.0%	0.9%	1.0%	0.7%
% of FP17s Relating to Continuations	1	40	2.5%	0.9%	1.0%	0.8%
% of Patients satisfied with the dentistry they have received	0	0	N/A	93.7%	94.2%	93.4%
% of Patients satisfied with the time they had to wait for an appointment	0	0	N/A	90.4%	88.4%	87.6%

* This is based on patients treated on this contract for their most recent course of treatment.

Figures in italics indicate the base number of FP17s or Patient Questionnaire responses are less than 100. N/A is shown where the base number of responses is less than 10 during the period. % is calculated as Quantity/Base number*100

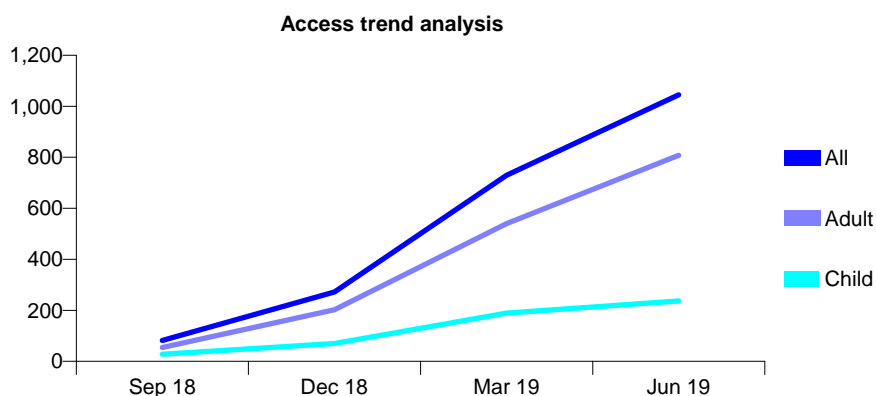
Q50 - Vital Signs At a Glance Contract Report for 100772/0000 - June 2019

Name or company name	The Corner Dental Practice
Contract type name	GDS Contract
Purpose of contract	General
Contract start date	01/07/2018
Contract end date	31/03/2021

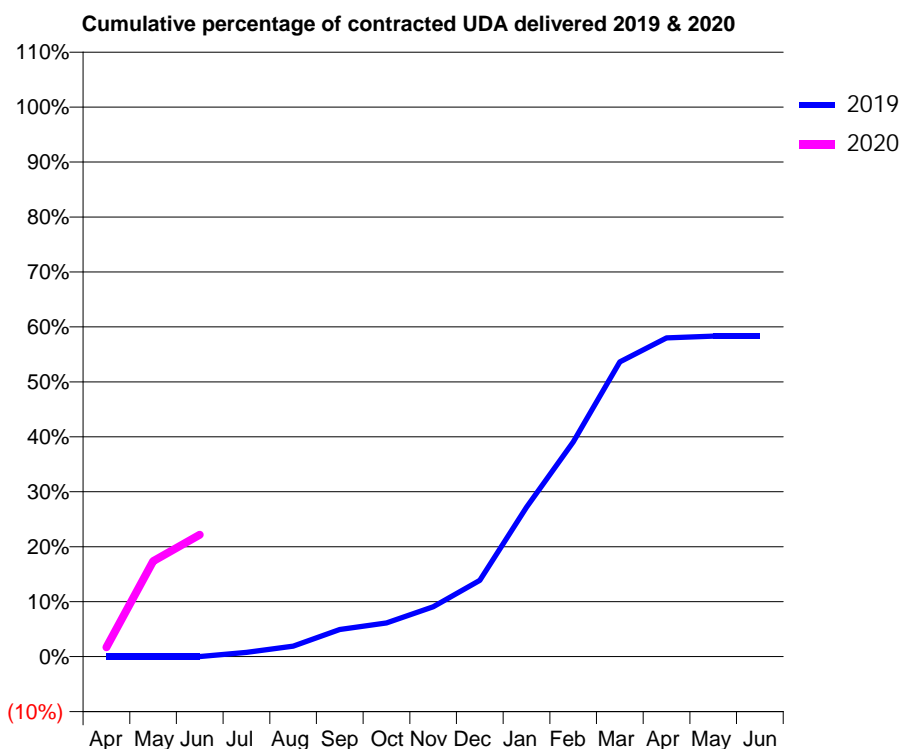
19/20 Contracted general activity (UDA)	4,814
Carry forward general activity (UDA)	0
19/20 Contracted orthodontic activity (UOA)	0
Carry forward orthodontic activity (UOA)	0
Baseline contract value	£136,236.20

ACCESS*

Patients seen in 24 months	Total	Change since previous quarter
Quarter ending June 2018	0	
Quarter ending September 2018	82	↑
Quarter ending December 2018	272	↑
Quarter ending March 2019	729	↑
Quarter ending June 2019	1,045	↑
Variance since June 2018	N/A	



ACTIVITY



Month	Adjusted Scheduled Activity (UDA)	
	2019	2020
April	0	82
May	0	837
June	0	1,067
July	38	
August	92	
September	237	
October	295	
November	437	
December	668	
January	1,309	
February	1,881	
March	2,582	
April	2,792	
May	2,808	
June	2,808	

QUALITY

	Quantity	Base Number	Contract	AT	Region	England
% of FP17s for the same patient ID Re-attending within 3 months - Children	3	82	3.7%	9.4%	12.1%	11.4%
% of FP17s for the same patient ID Re-attending within 3 months - Adults	15	328	4.6%	12.4%	15.6%	15.4%
% of FP17s for the same patient ID Re-attending between 3 & 9 months - Children	21	82	25.6%	64.6%	61.2%	59.8%
% of FP17s for the same patient ID Re-attending between 3 & 9 months - Adults	27	328	8.2%	56.3%	54.5%	52.1%
% of FP17s for Band 1 Urgent Courses	5	327	1.5%	7.8%	9.1%	9.2%
% of FP17s Relating to Free Repair or Replacements	0	327	0.0%	0.9%	1.0%	0.7%
% of FP17s Relating to Continuations	2	327	0.6%	0.9%	1.0%	0.8%
% of Patients satisfied with the dentistry they have received	1	1	N/A	93.7%	94.2%	93.4%
% of Patients satisfied with the time they had to wait for an appointment	1	1	N/A	90.4%	88.4%	87.6%

* This is based on patients treated on this contract for their most recent course of treatment. Figures in italics indicate the base number of FP17s or Patient Questionnaire responses are less than 100. N/A is shown where the base number of responses is less than 10 during the period. % is calculated as Quantity/Base number*100

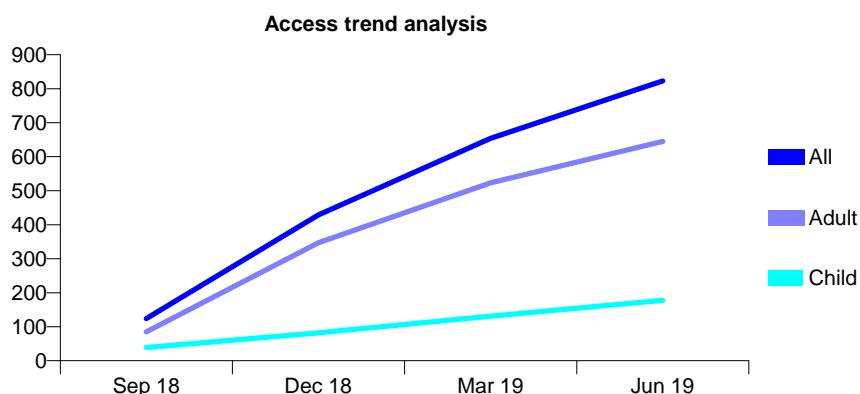
Q50 - Vital Signs At a Glance Contract Report for 100781/0000 - June 2019

Name or company name	MR RP BERRY
Contract type name	GDS Contract
Purpose of contract	General
Contract start date	01/07/2018
Contract end date	31/03/2021

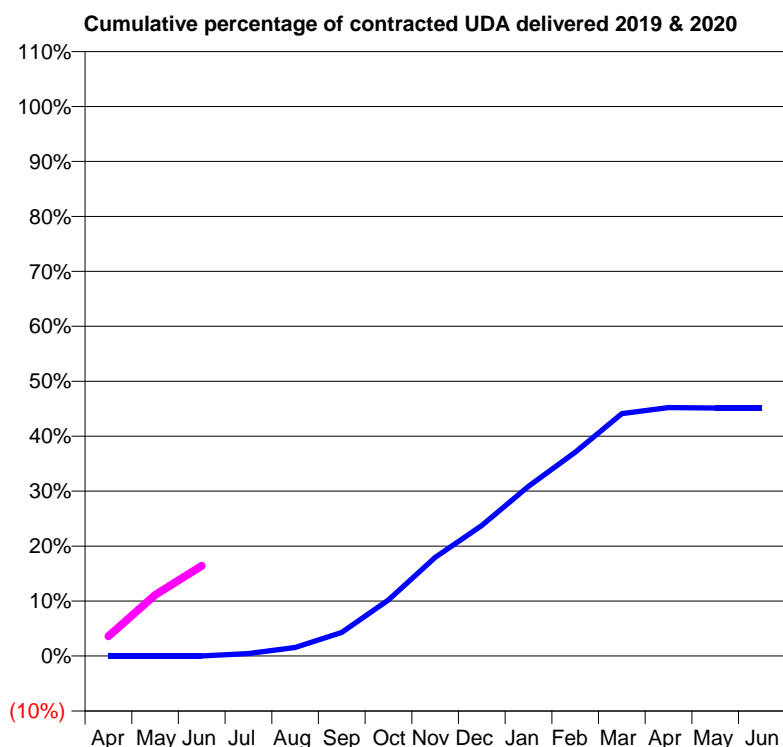
19/20 Contracted general activity (UDA)	3,849
Carry forward general activity (UDA)	0
19/20 Contracted orthodontic activity (UOA)	0
Carry forward orthodontic activity (UOA)	0
Baseline contract value	£108,926.70

ACCESS*

Patients seen in 24 months	Total	Change since previous quarter
Quarter ending June 2018	0	
Quarter ending September 2018	124	↑
Quarter ending December 2018	429	↑
Quarter ending March 2019	654	↑
Quarter ending June 2019	823	↑
Variance since June 2018	N/A	



ACTIVITY



Month	Adjusted Scheduled Activity (UDA)	
	2019	2020
April	0	139
May	0	427
June	0	632
July	17	
August	60	
September	165	
October	393	
November	691	
December	914	
January	1,189	
February	1,428	
March	1,698	
April	1,741	
May	1,737	
June	1,737	

QUALITY

	Quantity	Base Number	Contract	AT	Region	England
% of FP17s for the same patient ID Re-attending within 3 months - Children	0	72	0.0%	9.4%	12.1%	11.4%
% of FP17s for the same patient ID Re-attending within 3 months - Adults	18	248	7.3%	12.4%	15.6%	15.4%
% of FP17s for the same patient ID Re-attending between 3 & 9 months - Children	5	72	6.9%	64.6%	61.2%	59.8%
% of FP17s for the same patient ID Re-attending between 3 & 9 months - Adults	37	248	14.9%	56.3%	54.5%	52.1%
% of FP17s for Band 1 Urgent Courses	23	293	7.8%	7.8%	9.1%	9.2%
% of FP17s Relating to Free Repair or Replacements	0	293	0.0%	0.9%	1.0%	0.7%
% of FP17s Relating to Continuations	2	293	0.7%	0.9%	1.0%	0.8%
% of Patients satisfied with the dentistry they have received	1	1	N/A	93.7%	94.2%	93.4%
% of Patients satisfied with the time they had to wait for an appointment	0	1	N/A	90.4%	88.4%	87.6%

* This is based on patients treated on this contract for their most recent course of treatment. Figures in italics indicate the base number of FP17s or Patient Questionnaire responses are less than 100. N/A is shown where the base number of responses is less than 10 during the period. % is calculated as Quantity/Base number*100

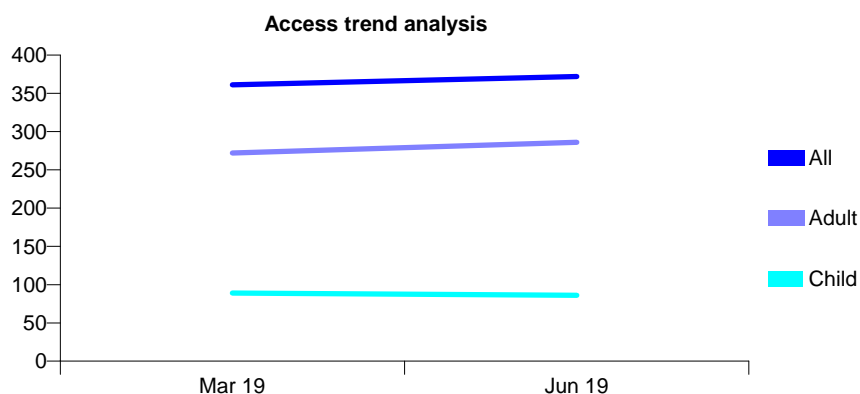
Q50 - Vital Signs At a Glance Contract Report for 100782/0000 - June 2019

Name or company name	Dental Design Studio
Contract type name	GDS Contract
Purpose of contract	General
Contract start date	01/07/2018
Contract end date	31/03/2021

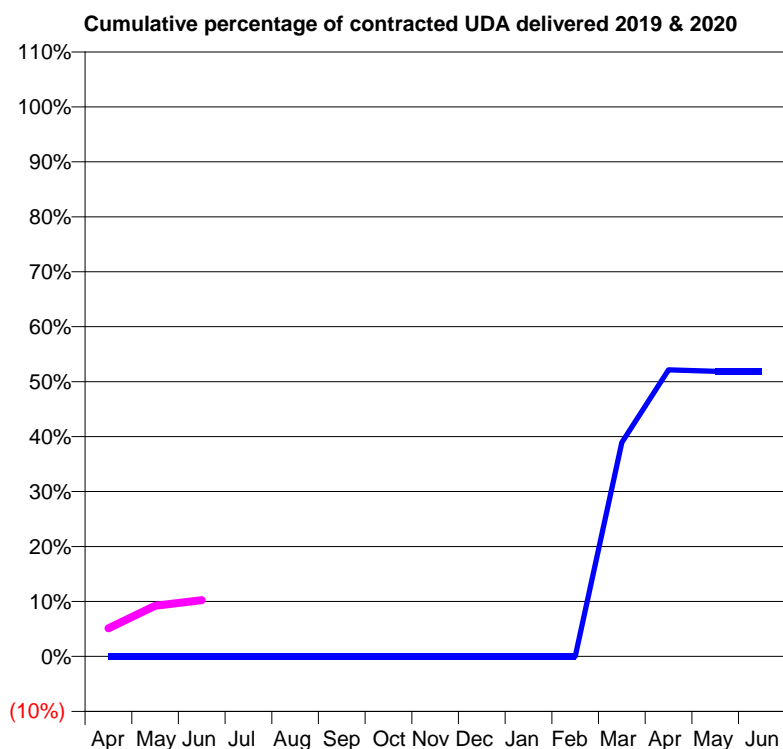
19/20 Contracted general activity (UDA)	1,174
Carry forward general activity (UDA)	0
19/20 Contracted orthodontic activity (UOA)	0
Carry forward orthodontic activity (UOA)	0
Baseline contract value	£33,224.20

ACCESS*

Patients seen in 24 months	Total	Change since previous quarter
Quarter ending June 2018	0	
Quarter ending September 2018	0	
Quarter ending December 2018	0	
Quarter ending March 2019	361	
Quarter ending June 2019	372	↑
Variance since June 2018	N/A	



ACTIVITY



Adjusted Scheduled Activity (UDA)		
Month	2019	2020
April	0	60
May	0	108
June	0	120
July	0	
August	0	
September	0	
October	0	
November	0	
December	0	
January	0	
February	0	
March	457	
April	612	
May	609	
June	609	

QUALITY

	Quantity	Base Number	Contract	AT	Region	England
% of FP17s for the same patient ID Re-attending within 3 months - Children	0	29	0.0%	9.4%	12.1%	11.4%
% of FP17s for the same patient ID Re-attending within 3 months - Adults	1	101	1.0%	12.4%	15.6%	15.4%
% of FP17s for the same patient ID Re-attending between 3 & 9 months - Children	0	29	0.0%	64.6%	61.2%	59.8%
% of FP17s for the same patient ID Re-attending between 3 & 9 months - Adults	0	101	0.0%	56.3%	54.5%	52.1%
% of FP17s for Band 1 Urgent Courses	0	31	0.0%	7.8%	9.1%	9.2%
% of FP17s Relating to Free Repair or Replacements	0	31	0.0%	0.9%	1.0%	0.7%
% of FP17s Relating to Continuations	0	31	0.0%	0.9%	1.0%	0.8%
% of Patients satisfied with the dentistry they have received	0	0	N/A	93.7%	94.2%	93.4%
% of Patients satisfied with the time they had to wait for an appointment	0	0	N/A	90.4%	88.4%	87.6%

* This is based on patients treated on this contract for their most recent course of treatment. Figures in italics indicate the base number of FP17s or Patient Questionnaire responses are less than 100. N/A is shown where the base number of responses is less than 10 during the period. % is calculated as Quantity/Base number*100

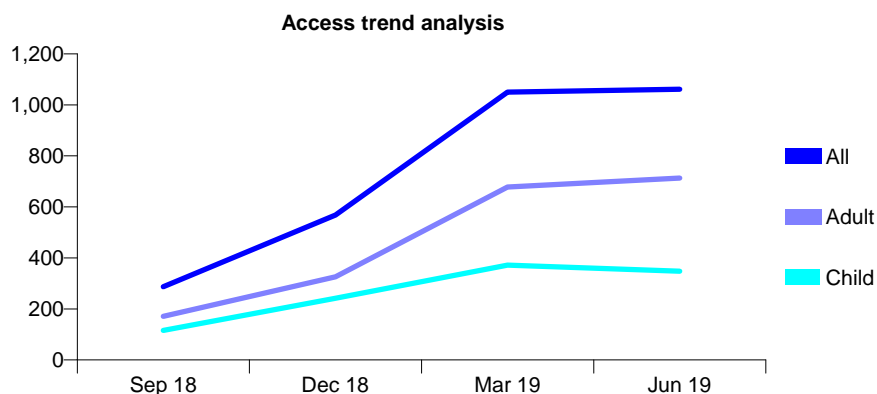
Q50 - Vital Signs At a Glance Contract Report for 100786/0000 - June 2019

Name or company name	OASIS DENTAL CARE LTD
Contract type name	GDS Contract
Purpose of contract	General
Contract start date	01/07/2018
Contract end date	31/03/2021

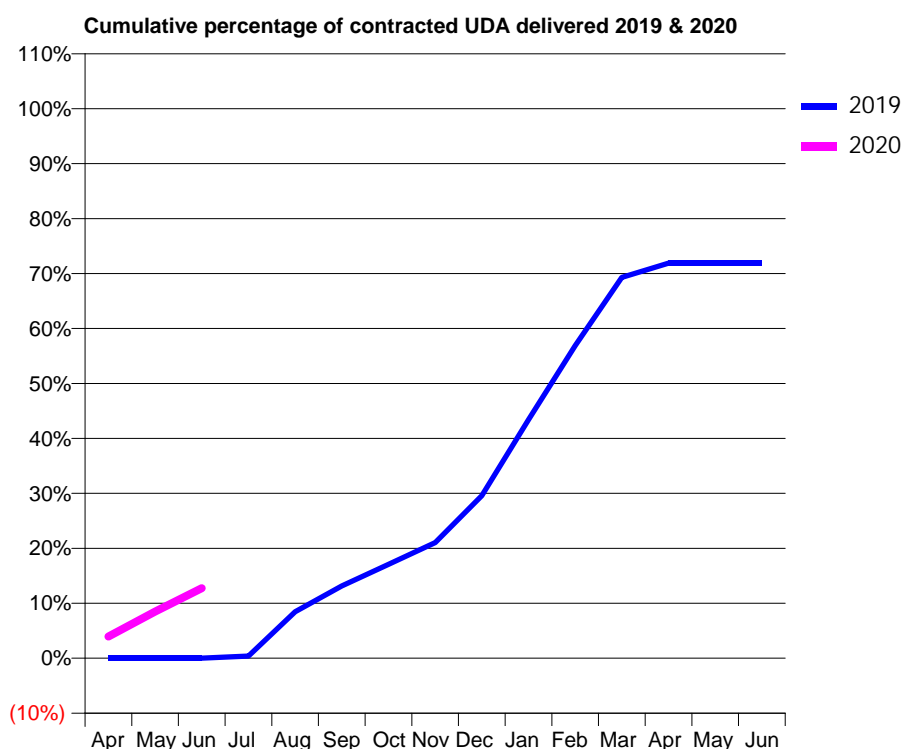
19/20 Contracted general activity (UDA)	2,162
Carry forward general activity (UDA)	0
19/20 Contracted orthodontic activity (UOA)	0
Carry forward orthodontic activity (UOA)	0
Baseline contract value	£61,184.60

ACCESS*

Patients seen in 24 months	Total	Change since previous quarter
Quarter ending June 2018	0	
Quarter ending September 2018	287	↑
Quarter ending December 2018	568	↑
Quarter ending March 2019	1,050	↑
Quarter ending June 2019	1,061	→
Variance since June 2018	N/A	



ACTIVITY



Month	2019	2020
April	0	85
May	0	183
June	0	276
July	12	
August	248	
September	385	
October	502	
November	617	
December	868	
January	1,273	
February	1,669	
March	2,033	
April	2,108	
May	2,108	
June	2,108	

QUALITY

	Quantity	Base Number	Contract	AT	Region	England
% of FP17s for the same patient ID Re-attending within 3 months - Children	1	87	1.1%	9.4%	12.1%	11.4%
% of FP17s for the same patient ID Re-attending within 3 months - Adults	0	130	0.0%	12.4%	15.6%	15.4%
% of FP17s for the same patient ID Re-attending between 3 & 9 months - Children	2	87	2.3%	64.6%	61.2%	59.8%
% of FP17s for the same patient ID Re-attending between 3 & 9 months - Adults	4	130	3.1%	56.3%	54.5%	52.1%
% of FP17s for Band 1 Urgent Courses	4	180	2.2%	7.8%	9.1%	9.2%
% of FP17s Relating to Free Repair or Replacements	1	180	0.6%	0.9%	1.0%	0.7%
% of FP17s Relating to Continuations	0	180	0.0%	0.9%	1.0%	0.8%
% of Patients satisfied with the dentistry they have received	1	1	N/A	93.7%	94.2%	93.4%
% of Patients satisfied with the time they had to wait for an appointment	1	1	N/A	90.4%	88.4%	87.6%

* This is based on patients treated on this contract for their most recent course of treatment. Figures in italics indicate the base number of FP17s or Patient Questionnaire responses are less than 100. N/A is shown where the base number of responses is less than 10 during the period. % is calculated as Quantity/Base number*100

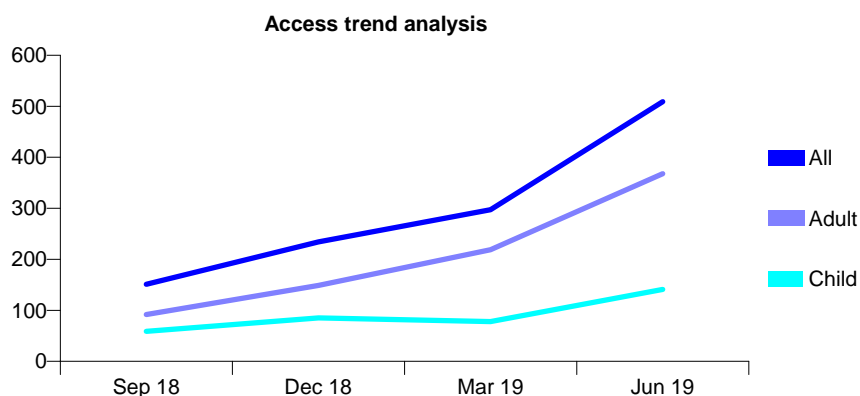
Q50 - Vital Signs At a Glance Contract Report for 100787/0000 - June 2019

Name or company name	B & R Dental Care
Contract type name	GDS Contract
Purpose of contract	General
Contract start date	01/07/2018
Contract end date	31/03/2021

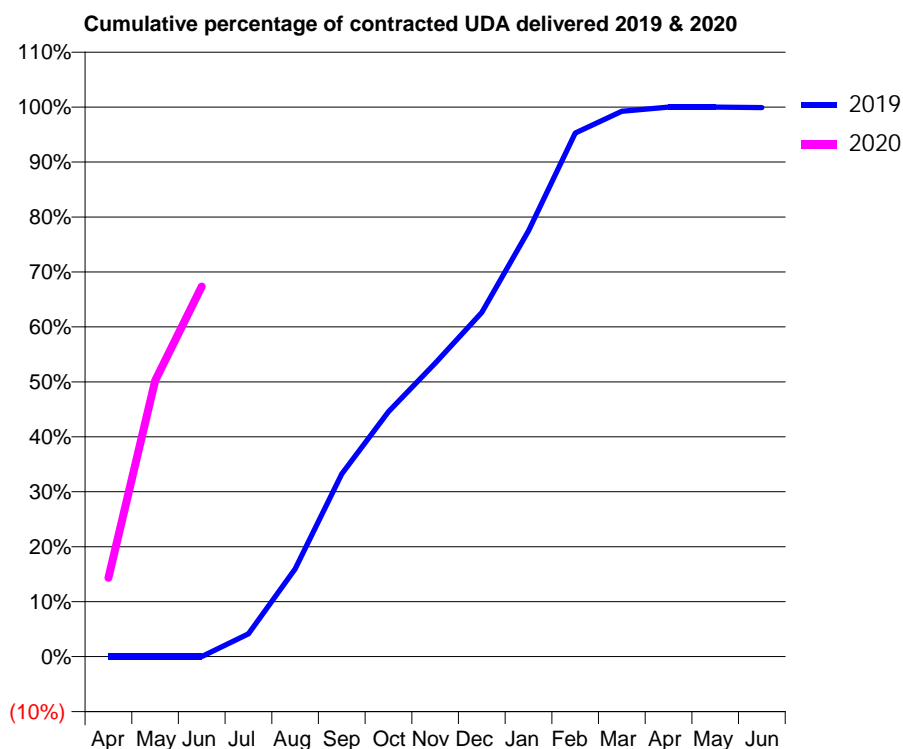
19/20 Contracted general activity (UDA)	935
Carry forward general activity (UDA)	0
19/20 Contracted orthodontic activity (UOA)	0
Carry forward orthodontic activity (UOA)	0
Baseline contract value	£26,460.50

ACCESS*

Patients seen in 24 months	Total	Change since previous quarter
Quarter ending June 2018	0	
Quarter ending September 2018	151	↑
Quarter ending December 2018	234	↑
Quarter ending March 2019	297	↑
Quarter ending June 2019	509	↑
Variance since June 2018	N/A	



ACTIVITY



Month	Adjusted Scheduled Activity (UDA)	
	2019	2020
April	0	134
May	0	470
June	0	630
July	39	
August	149	
September	311	
October	417	
November	499	
December	586	
January	724	
February	891	
March	928	
April	935	
May	935	
June	934	

QUALITY

	Quantity	Base Number	Contract	AT	Region	England
% of FP17s for the same patient ID Re-attending within 3 months - Children	0	77	0.0%	9.4%	12.1%	11.4%
% of FP17s for the same patient ID Re-attending within 3 months - Adults	2	154	1.3%	12.4%	15.6%	15.4%
% of FP17s for the same patient ID Re-attending between 3 & 9 months - Children	0	77	0.0%	64.6%	61.2%	59.8%
% of FP17s for the same patient ID Re-attending between 3 & 9 months - Adults	0	154	0.0%	56.3%	54.5%	52.1%
% of FP17s for Band 1 Urgent Courses	9	227	4.0%	7.8%	9.1%	9.2%
% of FP17s Relating to Free Repair or Replacements	0	227	0.0%	0.9%	1.0%	0.7%
% of FP17s Relating to Continuations	1	227	0.4%	0.9%	1.0%	0.8%
% of Patients satisfied with the dentistry they have received	0	0	N/A	93.7%	94.2%	93.4%
% of Patients satisfied with the time they had to wait for an appointment	0	0	N/A	90.4%	88.4%	87.6%

* This is based on patients treated on this contract for their most recent course of treatment. Figures in italics indicate the base number of FP17s or Patient Questionnaire responses are less than 100. N/A is shown where the base number of responses is less than 10 during the period. % is calculated as Quantity/Base number*100

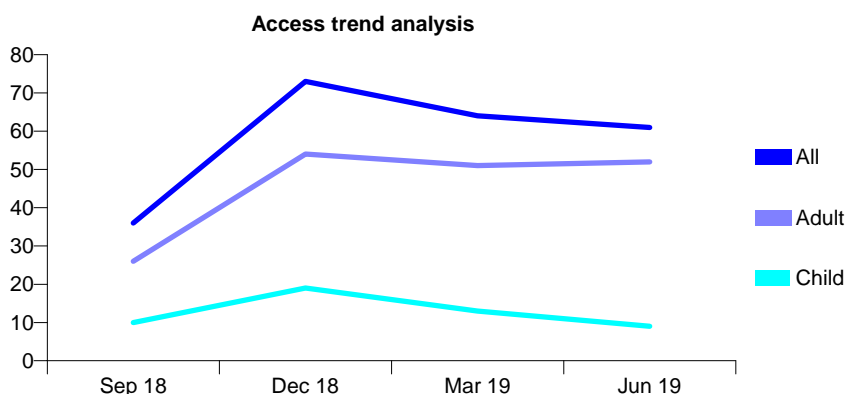
Q50 - Vital Signs At a Glance Contract Report for 100788/0000 - June 2019

Name or company name	MR AN GATECLIFF
Contract type name	GDS Contract
Purpose of contract	General
Contract start date	01/07/2018
Contract end date	31/03/2021

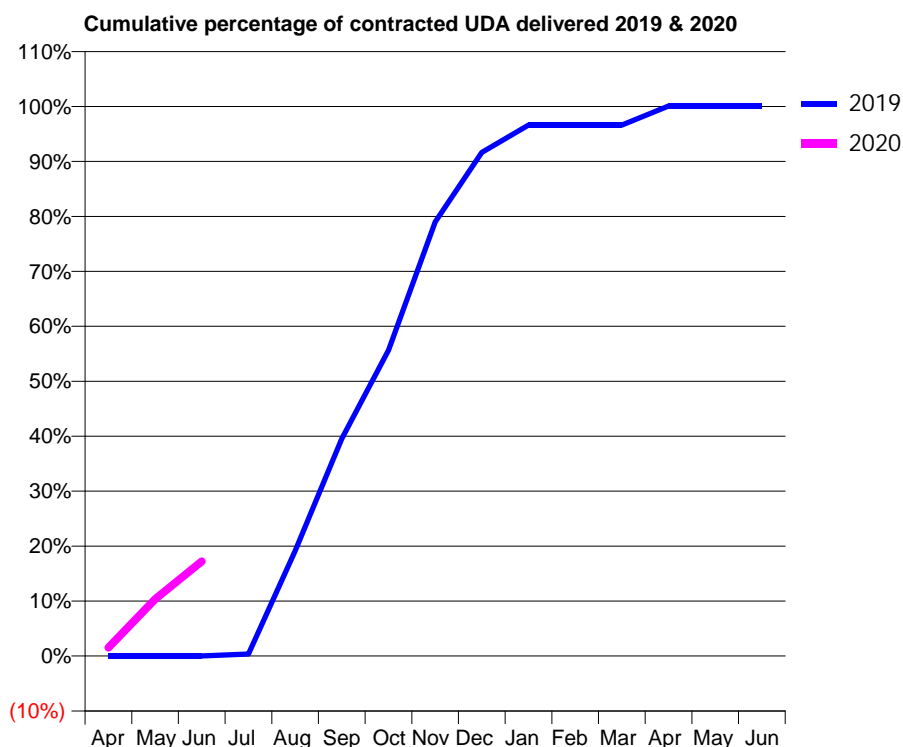
19/20 Contracted general activity (UDA)	261
Carry forward general activity (UDA)	0
19/20 Contracted orthodontic activity (UOA)	0
Carry forward orthodontic activity (UOA)	0
Baseline contract value	£7,386.30

ACCESS*

Patients seen in 24 months	Total	Change since previous quarter
Quarter ending June 2018	0	
Quarter ending September 2018	36	↑
Quarter ending December 2018	73	↑
Quarter ending March 2019	64	↓
Quarter ending June 2019	61	↓
Variance since June 2018	N/A	



ACTIVITY



Month	Adjusted Scheduled Activity (UDA)	
	2019	2020
April	0	4
May	0	27
June	0	45
July	1	
August	50	
September	103	
October	145	
November	206	
December	239	
January	252	
February	252	
March	252	
April	261	
May	261	
June	261	

QUALITY

	Quantity	Base Number	Contract	AT	Region	England
% of FP17s for the same patient ID Re-attending within 3 months - Children	0	1	0.0%	9.4%	12.1%	11.4%
% of FP17s for the same patient ID Re-attending within 3 months - Adults	0	13	0.0%	12.4%	15.6%	15.4%
% of FP17s for the same patient ID Re-attending between 3 & 9 months - Children	0	1	0.0%	64.6%	61.2%	59.8%
% of FP17s for the same patient ID Re-attending between 3 & 9 months - Adults	0	13	0.0%	56.3%	54.5%	52.1%
% of FP17s for Band 1 Urgent Courses	0	11	0.0%	7.8%	9.1%	9.2%
% of FP17s Relating to Free Repair or Replacements	0	11	0.0%	0.9%	1.0%	0.7%
% of FP17s Relating to Continuations	0	11	0.0%	0.9%	1.0%	0.8%
% of Patients satisfied with the dentistry they have received	0	0	N/A	93.7%	94.2%	93.4%
% of Patients satisfied with the time they had to wait for an appointment	0	0	N/A	90.4%	88.4%	87.6%

* This is based on patients treated on this contract for their most recent course of treatment. Figures in italics indicate the base number of FP17s or Patient Questionnaire responses are less than 100. N/A is shown where the base number of responses is less than 10 during the period. % is calculated as Quantity/Base number*100

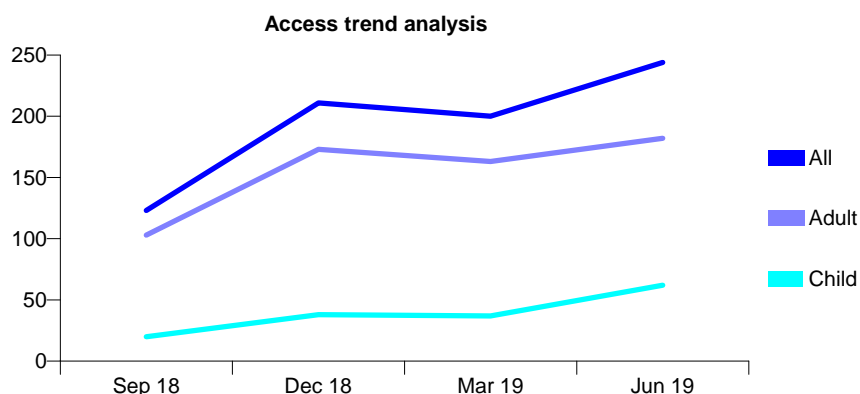
Q50 - Vital Signs At a Glance Contract Report for 100789/0000 - June 2019

Name or company name	MS MM ODUKOYA
Contract type name	GDS Contract
Purpose of contract	General
Contract start date	01/07/2018
Contract end date	31/03/2021

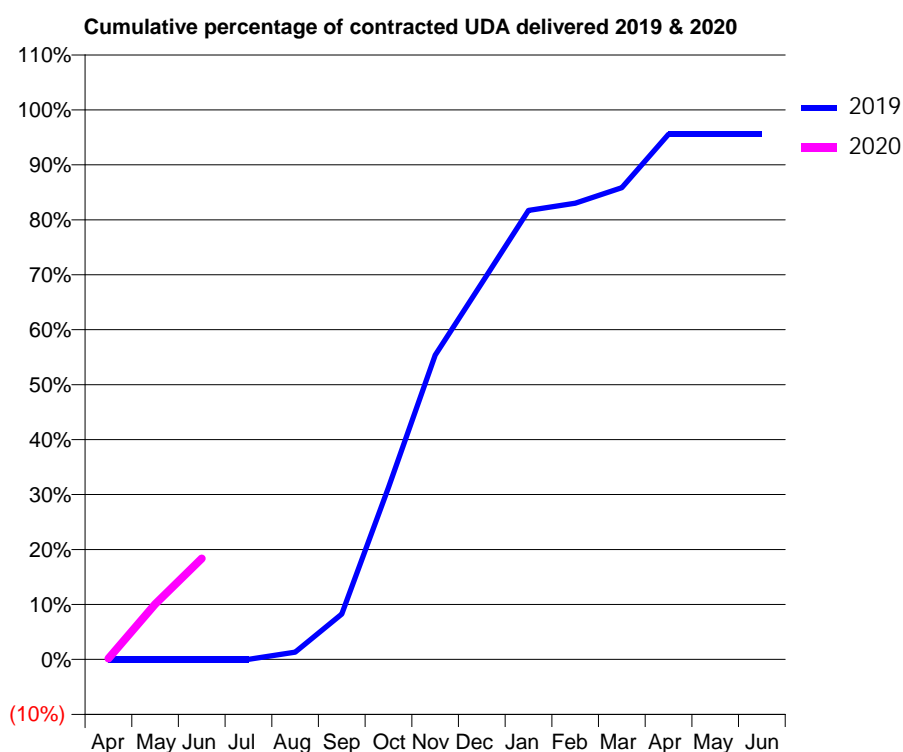
19/20 Contracted general activity (UDA)	606
Carry forward general activity (UDA)	0
19/20 Contracted orthodontic activity (UOA)	0
Carry forward orthodontic activity (UOA)	0
Baseline contract value	£17,149.80

ACCESS*

Patients seen in 24 months	Total	Change since previous quarter
Quarter ending June 2018	0	
Quarter ending September 2018	123	↑
Quarter ending December 2018	211	↑
Quarter ending March 2019	200	↓
Quarter ending June 2019	244	↑
Variance since June 2018	N/A	



ACTIVITY



Month	Adjusted Scheduled Activity (UDA)	
	2019	2020
April	0	1
May	0	61
June	0	111
July	0	
August	8	
September	50	
October	190	
November	336	
December	415	
January	495	
February	503	
March	520	
April	579	
May	579	
June	579	

QUALITY

	Quantity	Base Number	Contract	AT	Region	England
% of FP17s for the same patient ID Re-attending within 3 months - Children	0	35	0.0%	9.4%	12.1%	11.4%
% of FP17s for the same patient ID Re-attending within 3 months - Adults	1	66	1.5%	12.4%	15.6%	15.4%
% of FP17s for the same patient ID Re-attending between 3 & 9 months - Children	10	35	28.6%	64.6%	61.2%	59.8%
% of FP17s for the same patient ID Re-attending between 3 & 9 months - Adults	26	66	39.4%	56.3%	54.5%	52.1%
% of FP17s for Band 1 Urgent Courses	1	65	1.5%	7.8%	9.1%	9.2%
% of FP17s Relating to Free Repair or Replacements	1	65	1.5%	0.9%	1.0%	0.7%
% of FP17s Relating to Continuations	1	65	1.5%	0.9%	1.0%	0.8%
% of Patients satisfied with the dentistry they have received	0	0	N/A	93.7%	94.2%	93.4%
% of Patients satisfied with the time they had to wait for an appointment	0	0	N/A	90.4%	88.4%	87.6%

* This is based on patients treated on this contract for their most recent course of treatment. Figures in italics indicate the base number of FP17s or Patient Questionnaire responses are less than 100. N/A is shown where the base number of responses is less than 10 during the period. % is calculated as Quantity/Base number*100

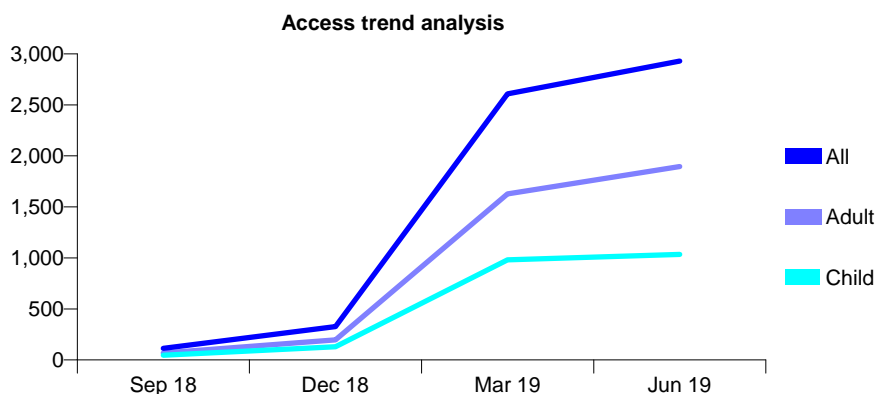
Q50 - Vital Signs At a Glance Contract Report for 100802/0000 - June 2019

Name or company name	The Dental Design Studio
Contract type name	GDS Contract
Purpose of contract	General
Contract start date	01/07/2018
Contract end date	31/03/2021

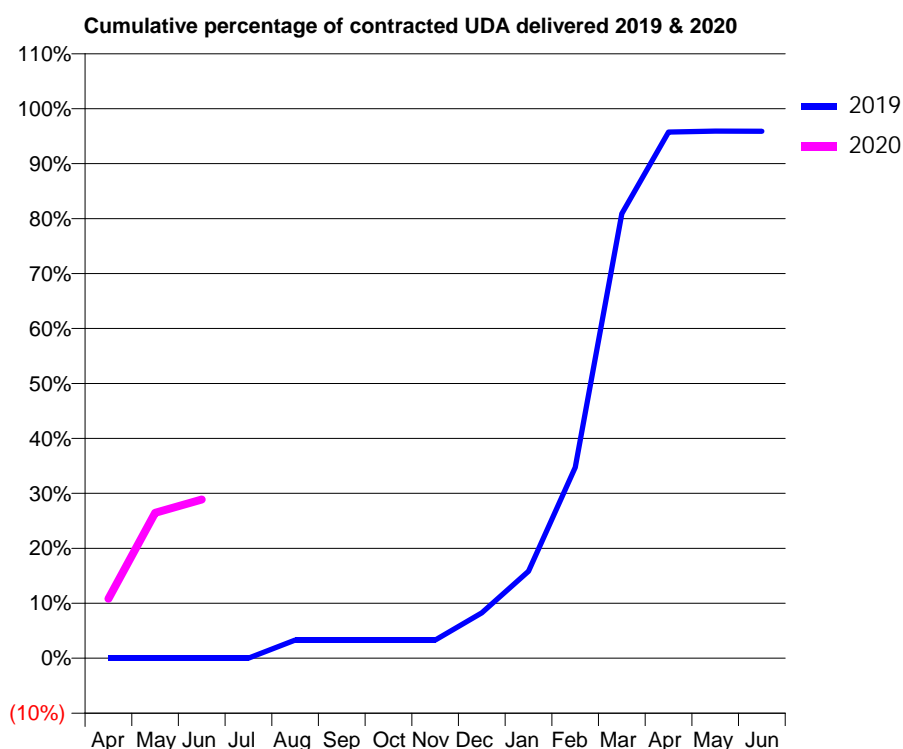
19/20 Contracted general activity (UDA)	4,910
Carry forward general activity (UDA)	0
19/20 Contracted orthodontic activity (UOA)	0
Carry forward orthodontic activity (UOA)	0
Baseline contract value	£138,953.00

ACCESS*

Patients seen in 24 months	Total	Change since previous quarter
Quarter ending June 2018	0	
Quarter ending September 2018	114	↑
Quarter ending December 2018	327	↑
Quarter ending March 2019	2,609	↑
Quarter ending June 2019	2,930	↑
Variance since June 2018	N/A	



ACTIVITY



Month	2019	2020
April	0	532
May	0	1,299
June	0	1,418
July	0	
August	163	
September	163	
October	163	
November	163	
December	405	
January	777	
February	1,706	
March	3,972	
April	4,702	
May	4,710	
June	4,709	

QUALITY

	Quantity	Base Number	Contract	AT	Region	England
% of FP17s for the same patient ID Re-attending within 3 months - Children	27	468	5.8%	9.4%	12.1%	11.4%
% of FP17s for the same patient ID Re-attending within 3 months - Adults	54	701	7.7%	12.4%	15.6%	15.4%
% of FP17s for the same patient ID Re-attending between 3 & 9 months - Children	16	468	3.4%	64.6%	61.2%	59.8%
% of FP17s for the same patient ID Re-attending between 3 & 9 months - Adults	7	701	1.0%	56.3%	54.5%	52.1%
% of FP17s for Band 1 Urgent Courses	26	783	3.3%	7.8%	9.1%	9.2%
% of FP17s Relating to Free Repair or Replacements	10	783	1.3%	0.9%	1.0%	0.7%
% of FP17s Relating to Continuations	7	783	0.9%	0.9%	1.0%	0.8%
% of Patients satisfied with the dentistry they have received	0	1	N/A	93.7%	94.2%	93.4%
% of Patients satisfied with the time they had to wait for an appointment	0	1	N/A	90.4%	88.4%	87.6%

* This is based on patients treated on this contract for their most recent course of treatment.

Figures in italics indicate the base number of FP17s or Patient Questionnaire responses are less than 100. N/A is shown where the base number of responses is less than 10 during the period. % is calculated as Quantity/Base number*100

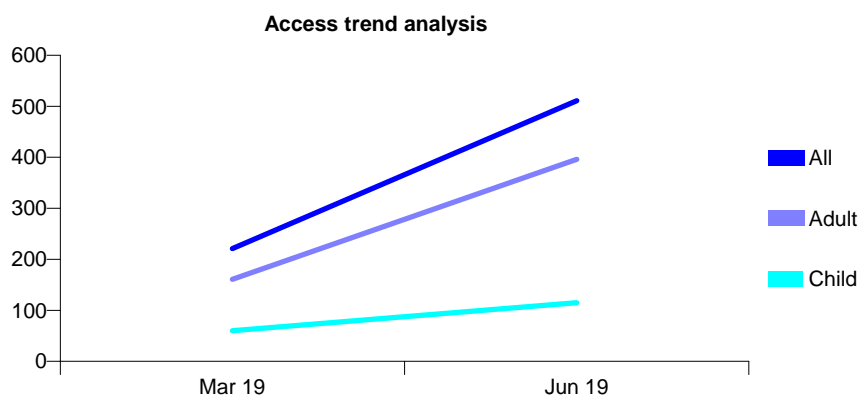
Q50 - Vital Signs At a Glance Contract Report for 100804/0000 - June 2019

Name or company name	Perfect 32 Dentistry
Contract type name	GDS Contract
Purpose of contract	General
Contract start date	01/11/2018
Contract end date	31/03/2021

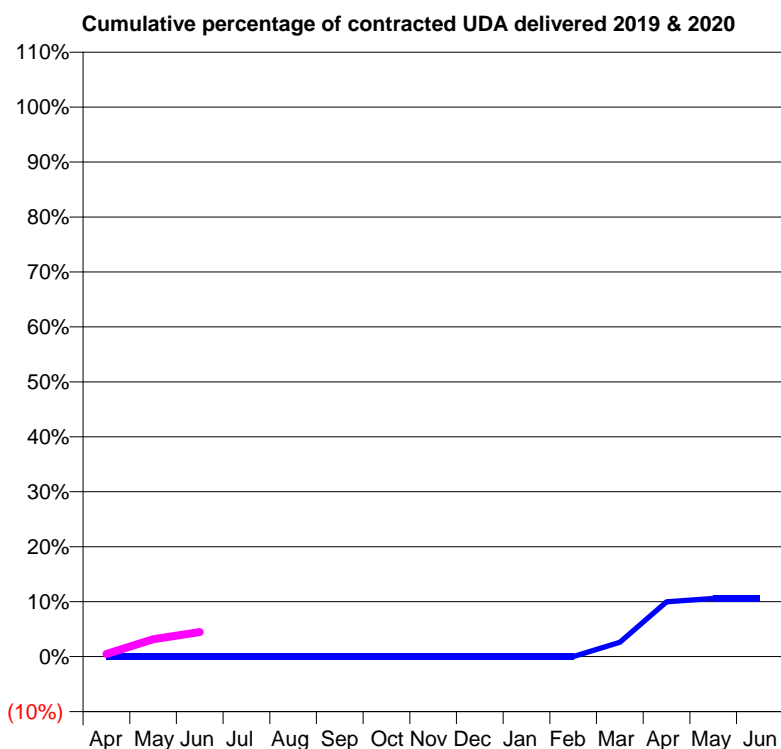
19/20 Contracted general activity (UDA)	6,665
Carry forward general activity (UDA)	0
19/20 Contracted orthodontic activity (UOA)	0
Carry forward orthodontic activity (UOA)	0
Baseline contract value	£188,619.50

ACCESS*

Patients seen in 24 months	Total	Change since previous quarter
Quarter ending June 2018	0	
Quarter ending September 2018	0	
Quarter ending December 2018	0	
Quarter ending March 2019	221	
Quarter ending June 2019	511	↑
Variance since June 2018	N/A	



ACTIVITY



Month	Adjusted Scheduled Activity (UDA)	
	2019	2020
April	0	31
May	0	211
June	0	299
July	0	
August	0	
September	0	
October	0	
November	0	
December	0	
January	0	
February	0	
March	157	
April	599	
May	635	
June	635	

QUALITY

	Quantity	Base Number	Contract	AT	Region	England
% of FP17s for the same patient ID Re-attending within 3 months - Children	0	88	0.0%	9.4%	12.1%	11.4%
% of FP17s for the same patient ID Re-attending within 3 months - Adults	0	290	0.0%	12.4%	15.6%	15.4%
% of FP17s for the same patient ID Re-attending between 3 & 9 months - Children	0	88	0.0%	64.6%	61.2%	59.8%
% of FP17s for the same patient ID Re-attending between 3 & 9 months - Adults	0	290	0.0%	56.3%	54.5%	52.1%
% of FP17s for Band 1 Urgent Courses	5	152	3.3%	7.8%	9.1%	9.2%
% of FP17s Relating to Free Repair or Replacements	0	152	0.0%	0.9%	1.0%	0.7%
% of FP17s Relating to Continuations	0	152	0.0%	0.9%	1.0%	0.8%
% of Patients satisfied with the dentistry they have received	0	0	N/A	93.7%	94.2%	93.4%
% of Patients satisfied with the time they had to wait for an appointment	0	0	N/A	90.4%	88.4%	87.6%

* This is based on patients treated on this contract for their most recent course of treatment. Figures in italics indicate the base number of FP17s or Patient Questionnaire responses are less than 100. N/A is shown where the base number of responses is less than 10 during the period. % is calculated as Quantity/Base number*100

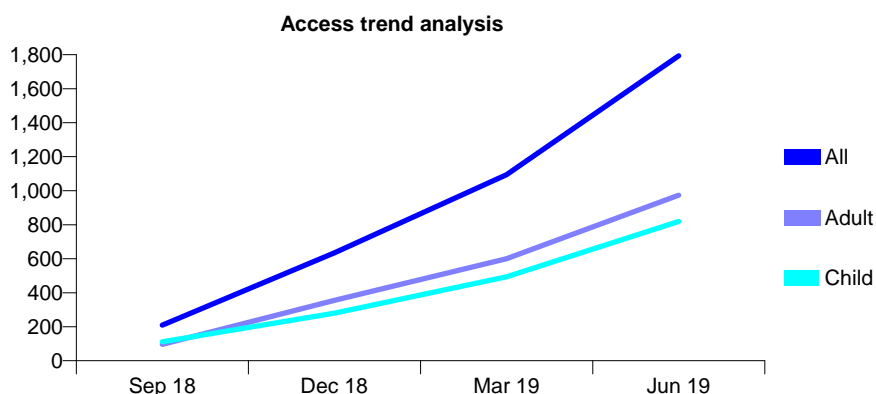
Q50 - Vital Signs At a Glance Contract Report for 100806/0000 - June 2019

Name or company name	Scunthorpe Health Club Limited
Contract type name	GDS Contract
Purpose of contract	General
Contract start date	01/07/2018
Contract end date	31/03/2021

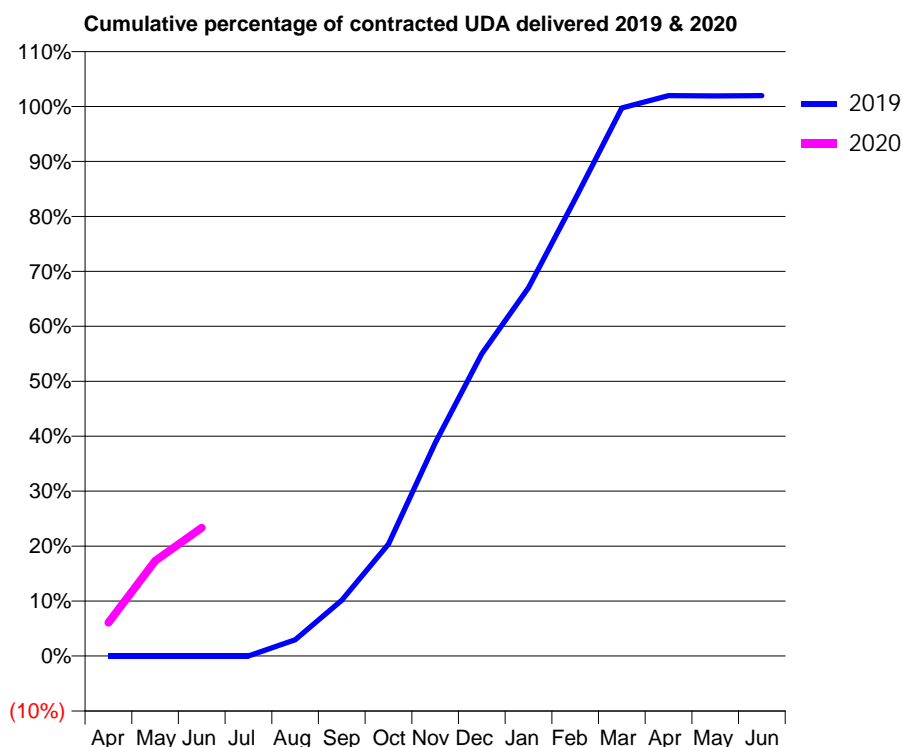
19/20 Contracted general activity (UDA)	7,620
Carry forward general activity (UDA)	0
19/20 Contracted orthodontic activity (UOA)	0
Carry forward orthodontic activity (UOA)	0
Baseline contract value	£215,646.00

ACCESS*

Patients seen in 24 months	Total	Change since previous quarter
Quarter ending June 2018	0	
Quarter ending September 2018	209	↑
Quarter ending December 2018	635	↑
Quarter ending March 2019	1,094	↑
Quarter ending June 2019	1,793	↑
Variance since June 2018	N/A	



ACTIVITY



Month	Adjusted Scheduled Activity (UDA)	
	2019	2020
April	0	464
May	0	1,319
June	0	1,777
July	0	
August	88	
September	305	
October	611	
November	1,164	
December	1,650	
January	2,010	
February	2,496	
March	2,991	
April	3,059	
May	3,057	
June	3,059	

QUALITY

	Quantity	Base Number	Contract	AT	Region	England
% of FP17s for the same patient ID Re-attending within 3 months - Children	13	387	3.4%	9.4%	12.1%	11.4%
% of FP17s for the same patient ID Re-attending within 3 months - Adults	31	512	6.1%	12.4%	15.6%	15.4%
% of FP17s for the same patient ID Re-attending between 3 & 9 months - Children	32	387	8.3%	64.6%	61.2%	59.8%
% of FP17s for the same patient ID Re-attending between 3 & 9 months - Adults	87	512	17.0%	56.3%	54.5%	52.1%
% of FP17s for Band 1 Urgent Courses	102	862	11.8%	7.8%	9.1%	9.2%
% of FP17s Relating to Free Repair or Replacements	0	862	0.0%	0.9%	1.0%	0.7%
% of FP17s Relating to Continuations	0	862	0.0%	0.9%	1.0%	0.8%
% of Patients satisfied with the dentistry they have received	0	0	N/A	93.7%	94.2%	93.4%
% of Patients satisfied with the time they had to wait for an appointment	0	0	N/A	90.4%	88.4%	87.6%

* This is based on patients treated on this contract for their most recent course of treatment. Figures in italics indicate the base number of FP17s or Patient Questionnaire responses are less than 100. N/A is shown where the base number of responses is less than 10 during the period. % is calculated as Quantity/Base number*100

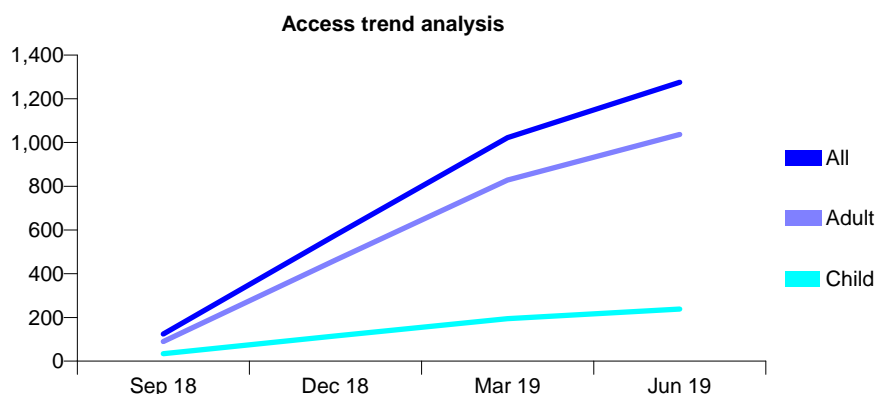
Q50 - Vital Signs At a Glance Contract Report for 100807/0000 - June 2019

Name or company name	MR A BAGGA
Contract type name	GDS Contract
Purpose of contract	General
Contract start date	01/09/2018
Contract end date	31/03/2021

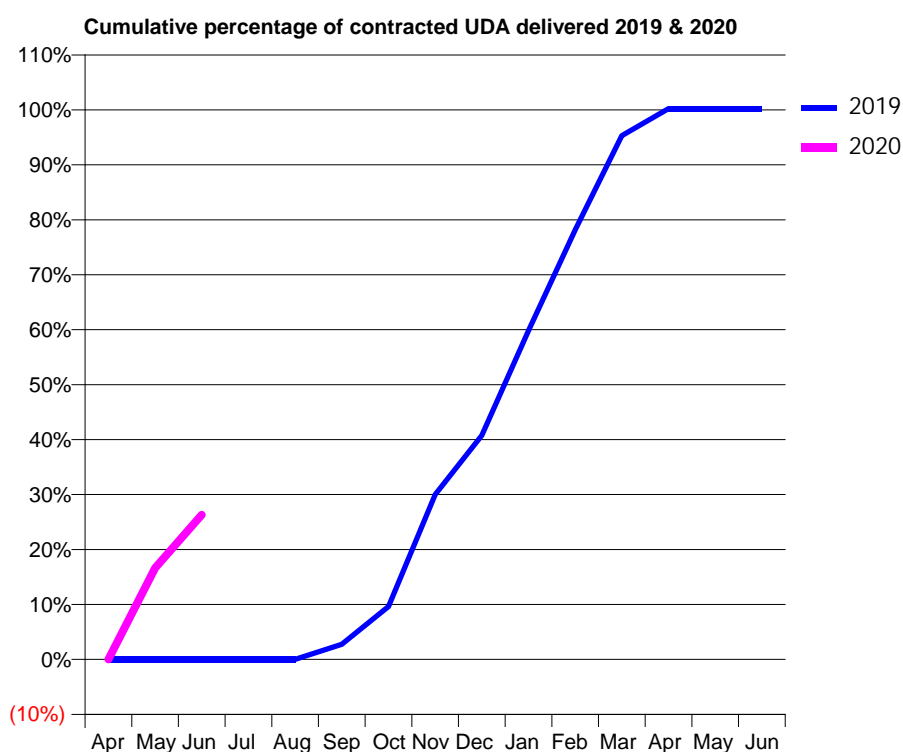
19/20 Contracted general activity (UDA)	4,159
Carry forward general activity (UDA)	0
19/20 Contracted orthodontic activity (UOA)	0
Carry forward orthodontic activity (UOA)	0
Baseline contract value	£117,699.70

ACCESS*

Patients seen in 24 months	Total	Change since previous quarter
Quarter ending June 2018	0	
Quarter ending September 2018	124	↑
Quarter ending December 2018	577	↑
Quarter ending March 2019	1,022	↑
Quarter ending June 2019	1,275	↑
Variance since June 2018	N/A	



ACTIVITY



Month	Adjusted Scheduled Activity (UDA)	
	2019	2020
April	0	0
May	0	691
June	0	1,095
July	0	
August	0	
September	89	
October	310	
November	966	
December	1,312	
January	1,926	
February	2,517	
March	3,069	
April	3,227	
May	3,228	
June	3,227	

QUALITY

	Quantity	Base Number	Contract	AT	Region	England
% of FP17s for the same patient ID Re-attending within 3 months - Children	3	86	3.5%	9.4%	12.1%	11.4%
% of FP17s for the same patient ID Re-attending within 3 months - Adults	38	431	8.8%	12.4%	15.6%	15.4%
% of FP17s for the same patient ID Re-attending between 3 & 9 months - Children	35	86	40.7%	64.6%	61.2%	59.8%
% of FP17s for the same patient ID Re-attending between 3 & 9 months - Adults	149	431	34.6%	56.3%	54.5%	52.1%
% of FP17s for Band 1 Urgent Courses	33	444	7.4%	7.8%	9.1%	9.2%
% of FP17s Relating to Free Repair or Replacements	5	444	1.1%	0.9%	1.0%	0.7%
% of FP17s Relating to Continuations	7	444	1.6%	0.9%	1.0%	0.8%
% of Patients satisfied with the dentistry they have received	0	0	N/A	93.7%	94.2%	93.4%
% of Patients satisfied with the time they had to wait for an appointment	0	0	N/A	90.4%	88.4%	87.6%

* This is based on patients treated on this contract for their most recent course of treatment. Figures in italics indicate the base number of FP17s or Patient Questionnaire responses are less than 100. N/A is shown where the base number of responses is less than 10 during the period. % is calculated as Quantity/Base number*100

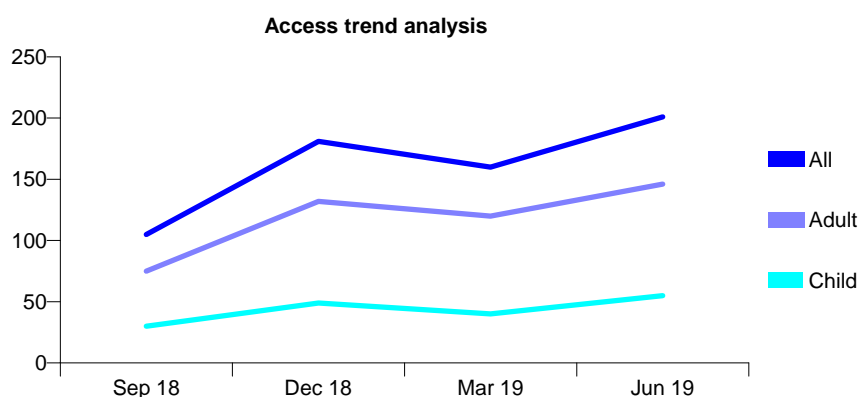
Q50 - Vital Signs At a Glance Contract Report for 100808/0000 - June 2019

Name or company name	Exchange Street Practice Ltd
Contract type name	GDS Contract
Purpose of contract	General
Contract start date	01/07/2018
Contract end date	31/03/2021

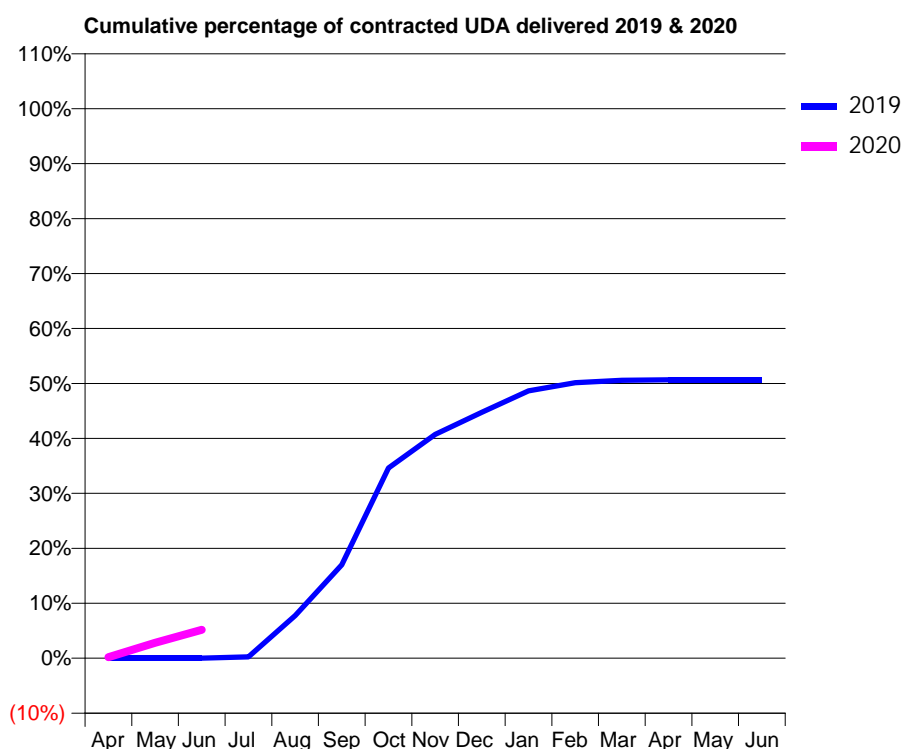
19/20 Contracted general activity (UDA)	3,234
Carry forward general activity (UDA)	0
19/20 Contracted orthodontic activity (UOA)	0
Carry forward orthodontic activity (UOA)	0
Baseline contract value	£91,522.20

ACCESS*

Patients seen in 24 months	Total	Change since previous quarter
Quarter ending June 2018	0	
Quarter ending September 2018	105	↑
Quarter ending December 2018	181	↑
Quarter ending March 2019	160	↓
Quarter ending June 2019	201	↑
Variance since June 2018	N/A	



ACTIVITY



Month	Adjusted Scheduled Activity (UDA)	
	2019	2020
April	0	7
May	0	91
June	0	167
July	3	
August	93	
September	204	
October	415	
November	489	
December	537	
January	584	
February	602	
March	607	
April	608	
May	608	
June	608	

QUALITY

	Quantity	Base Number	Contract	AT	Region	England
% of FP17s for the same patient ID Re-attending within 3 months - Children	0	31	0.0%	9.4%	12.1%	11.4%
% of FP17s for the same patient ID Re-attending within 3 months - Adults	0	53	0.0%	12.4%	15.6%	15.4%
% of FP17s for the same patient ID Re-attending between 3 & 9 months - Children	0	31	0.0%	64.6%	61.2%	59.8%
% of FP17s for the same patient ID Re-attending between 3 & 9 months - Adults	0	53	0.0%	56.3%	54.5%	52.1%
% of FP17s for Band 1 Urgent Courses	2	83	2.4%	7.8%	9.1%	9.2%
% of FP17s Relating to Free Repair or Replacements	0	83	0.0%	0.9%	1.0%	0.7%
% of FP17s Relating to Continuations	0	83	0.0%	0.9%	1.0%	0.8%
% of Patients satisfied with the dentistry they have received	1	1	N/A	93.7%	94.2%	93.4%
% of Patients satisfied with the time they had to wait for an appointment	1	1	N/A	90.4%	88.4%	87.6%

* This is based on patients treated on this contract for their most recent course of treatment.

Figures in italics indicate the base number of FP17s or Patient Questionnaire responses are less than 100. N/A is shown where the base number of responses is less than 10 during the period. % is calculated as Quantity/Base number*100

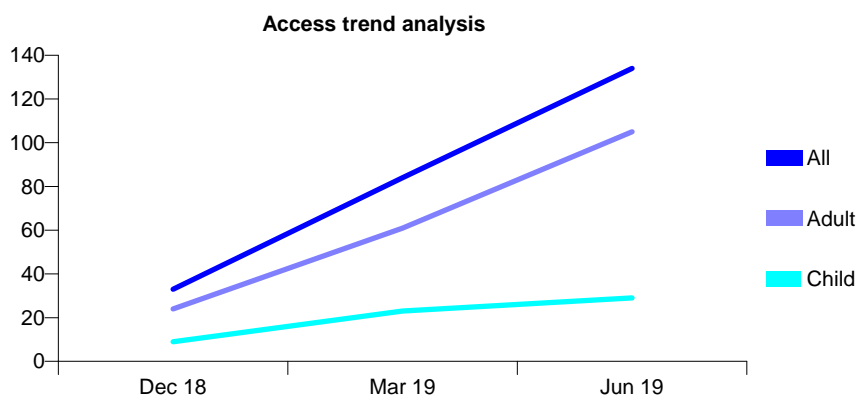
Q50 - Vital Signs At a Glance Contract Report for 100809/0000 - June 2019

Name or company name	Barton Dental Care Limited
Contract type name	GDS Contract
Purpose of contract	General
Contract start date	01/10/2018
Contract end date	31/03/2021

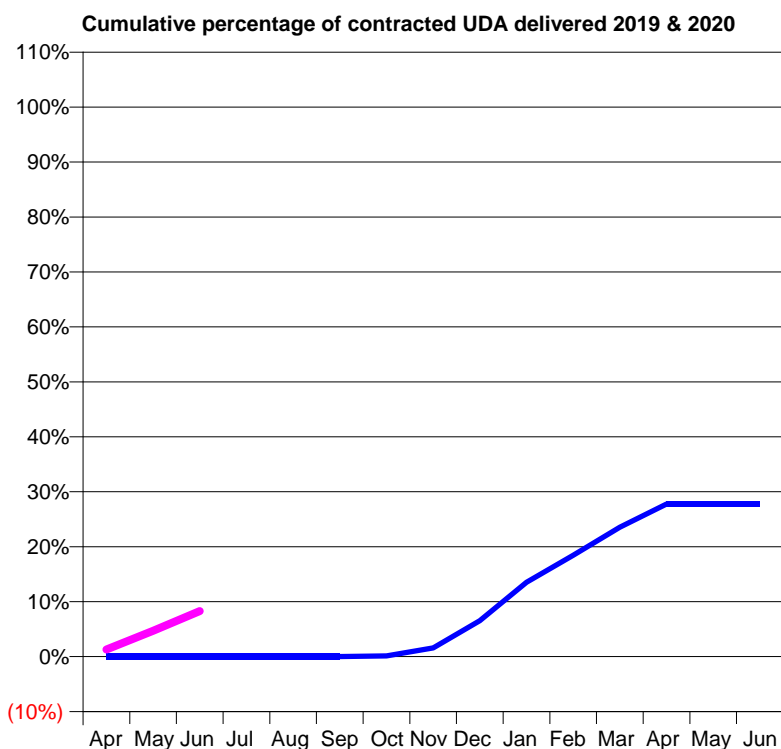
19/20 Contracted general activity (UDA)	1,376
Carry forward general activity (UDA)	0
19/20 Contracted orthodontic activity (UOA)	0
Carry forward orthodontic activity (UOA)	0
Baseline contract value	£38,940.80

ACCESS*

Patients seen in 24 months	Total	Change since previous quarter
Quarter ending June 2018	0	
Quarter ending September 2018	0	
Quarter ending December 2018	33	↑
Quarter ending March 2019	84	↑
Quarter ending June 2019	134	↑
Variance since June 2018	N/A	



ACTIVITY



Month	Adjusted Scheduled Activity (UDA)	
	2019	2020
April	0	18
May	0	65
June	0	114
July	0	
August	0	
September	0	
October	1	
November	11	
December	45	
January	93	
February	127	
March	162	
April	191	
May	191	
June	191	

QUALITY

	Quantity	Base Number	Contract	AT	Region	England
% of FP17s for the same patient ID Re-attending within 3 months - Children	0	9	0.0%	9.4%	12.1%	11.4%
% of FP17s for the same patient ID Re-attending within 3 months - Adults	0	51	0.0%	12.4%	15.6%	15.4%
% of FP17s for the same patient ID Re-attending between 3 & 9 months - Children	0	9	0.0%	64.6%	61.2%	59.8%
% of FP17s for the same patient ID Re-attending between 3 & 9 months - Adults	1	51	2.0%	56.3%	54.5%	52.1%
% of FP17s for Band 1 Urgent Courses	0	50	0.0%	7.8%	9.1%	9.2%
% of FP17s Relating to Free Repair or Replacements	0	50	0.0%	0.9%	1.0%	0.7%
% of FP17s Relating to Continuations	0	50	0.0%	0.9%	1.0%	0.8%
% of Patients satisfied with the dentistry they have received	1	1	N/A	93.7%	94.2%	93.4%
% of Patients satisfied with the time they had to wait for an appointment	1	1	N/A	90.4%	88.4%	87.6%

* This is based on patients treated on this contract for their most recent course of treatment. Figures in italics indicate the base number of FP17s or Patient Questionnaire responses are less than 100. N/A is shown where the base number of responses is less than 10 during the period. % is calculated as Quantity/Base number*100

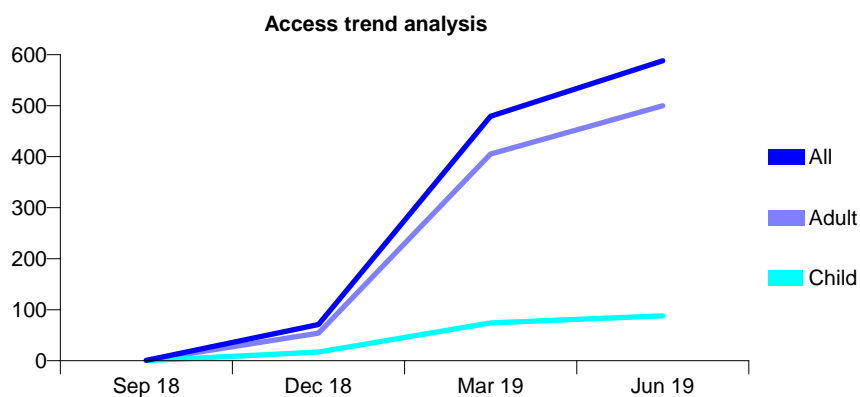
Q50 - Vital Signs At a Glance Contract Report for 100874/0000 - June 2019

Name or company name	Aishwaryam Limited
Contract type name	GDS Contract
Purpose of contract	General
Contract start date	01/09/2018
Contract end date	31/03/2022

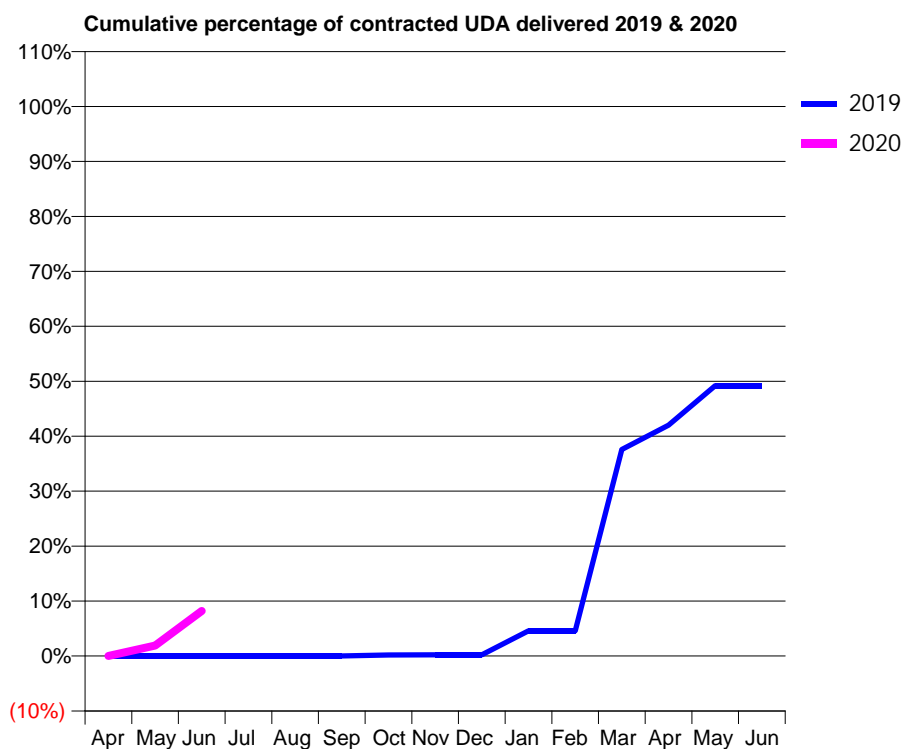
19/20 Contracted general activity (UDA)	4,133
Carry forward general activity (UDA)	0
19/20 Contracted orthodontic activity (UOA)	0
Carry forward orthodontic activity (UOA)	0
Baseline contract value	£116,963.90

ACCESS*

Patients seen in 24 months	Total	Change since previous quarter
Quarter ending June 2018	0	
Quarter ending September 2018	1	↑
Quarter ending December 2018	71	↑
Quarter ending March 2019	479	↑
Quarter ending June 2019	588	↑
Variance since June 2018	N/A	



ACTIVITY



Month	Adjusted Scheduled Activity (UDA)	
	2019	2020
April	0	0
May	0	78
June	0	339
July	0	
August	0	
September	0	
October	8	
November	10	
December	10	
January	190	
February	190	
March	1,553	
April	1,737	
May	2,033	
June	2,033	

QUALITY

	Quantity	Base Number	Contract	AT	Region	England
% of FP17s for the same patient ID Re-attending within 3 months - Children	1	26	3.8%	9.4%	12.1%	11.4%
% of FP17s for the same patient ID Re-attending within 3 months - Adults	26	170	15.3%	12.4%	15.6%	15.4%
% of FP17s for the same patient ID Re-attending between 3 & 9 months - Children	4	26	15.4%	64.6%	61.2%	59.8%
% of FP17s for the same patient ID Re-attending between 3 & 9 months - Adults	14	170	8.2%	56.3%	54.5%	52.1%
% of FP17s for Band 1 Urgent Courses	16	68	23.5%	7.8%	9.1%	9.2%
% of FP17s Relating to Free Repair or Replacements	0	68	0.0%	0.9%	1.0%	0.7%
% of FP17s Relating to Continuations	0	68	0.0%	0.9%	1.0%	0.8%
% of Patients satisfied with the dentistry they have received	0	0	N/A	93.7%	94.2%	93.4%
% of Patients satisfied with the time they had to wait for an appointment	0	0	N/A	90.4%	88.4%	87.6%

* This is based on patients treated on this contract for their most recent course of treatment. Figures in italics indicate the base number of FP17s or Patient Questionnaire responses are less than 100. N/A is shown where the base number of responses is less than 10 during the period. % is calculated as Quantity/Base number*100

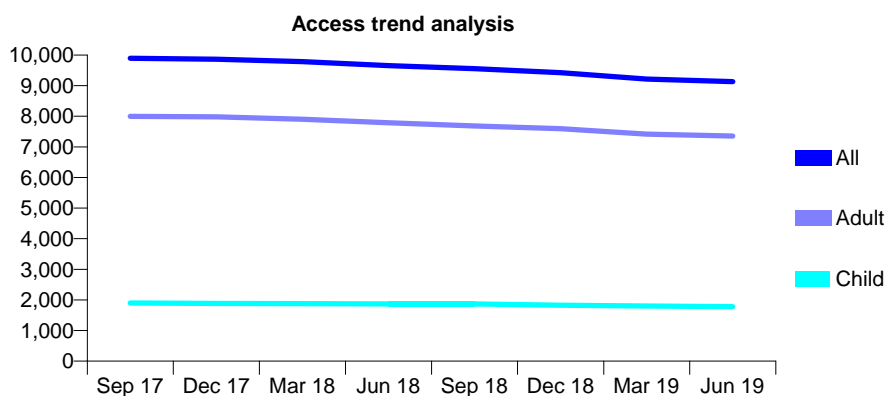
Q50 - Vital Signs At a Glance Contract Report for 101281/0039 - June 2019

Name or company name	OASIS DENTAL CARE LTD
Contract type name	GDS Contract
Purpose of contract	General
Contract start date	01/04/2006
Contract end date	

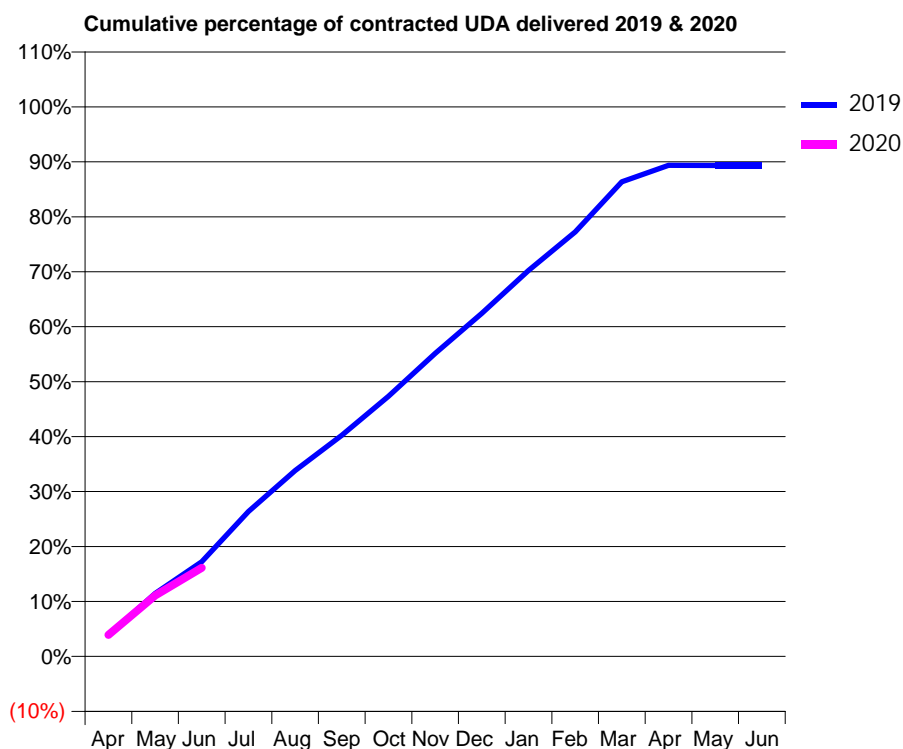
19/20 Contracted general activity (UDA)	28,313
Carry forward general activity (UDA)	0
19/20 Contracted orthodontic activity (UOA)	0
Carry forward orthodontic activity (UOA)	0
Baseline contract value	£856,015.26

ACCESS*

Patients seen in 24 months	Total	Change since previous quarter
Quarter ending June 2018	9,654	
Quarter ending September 2018	9,553	↓
Quarter ending December 2018	9,421	↓
Quarter ending March 2019	9,220	↓
Quarter ending June 2019	9,131	→
Variance since June 2018	(5.4%)	↓



ACTIVITY



Month	2019	2020
April	1,102	1,110
May	3,248	3,133
June	4,877	4,566
July	7,463	
August	9,575	
September	11,394	
October	13,404	
November	15,613	
December	17,674	
January	19,883	
February	21,876	
March	24,450	
April	25,302	
May	25,297	
June	25,297	

QUALITY

	Quantity	Base Number	Contract	AT	Region	England
% of FP17s for the same patient ID Re-attending within 3 months - Children	39	613	6.4%	9.4%	12.1%	11.4%
% of FP17s for the same patient ID Re-attending within 3 months - Adults	359	2,676	13.4%	12.4%	15.6%	15.4%
% of FP17s for the same patient ID Re-attending between 3 & 9 months - Children	407	613	66.4%	64.6%	61.2%	59.8%
% of FP17s for the same patient ID Re-attending between 3 & 9 months - Adults	1,793	2,676	67.0%	56.3%	54.5%	52.1%
% of FP17s for Band 1 Urgent Courses	227	2,822	8.0%	7.8%	9.1%	9.2%
% of FP17s Relating to Free Repair or Replacements	25	2,822	0.9%	0.9%	1.0%	0.7%
% of FP17s Relating to Continuations	35	2,822	1.2%	0.9%	1.0%	0.8%
% of Patients satisfied with the dentistry they have received	9	9	N/A	93.7%	94.2%	93.4%
% of Patients satisfied with the time they had to wait for an appointment	9	9	N/A	90.4%	88.4%	87.6%

* This is based on patients treated on this contract for their most recent course of treatment. Figures in italics indicate the base number of FP17s or Patient Questionnaire responses are less than 100. N/A is shown where the base number of responses is less than 10 during the period. % is calculated as Quantity/Base number*100

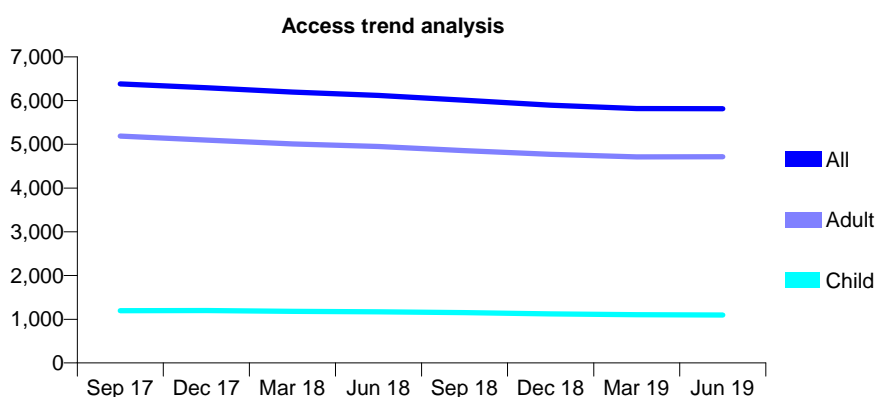
Q50 - Vital Signs At a Glance Contract Report for 101281/0089 - June 2019

Name or company name	OASIS DENTAL CARE LTD
Contract type name	GDS Contract
Purpose of contract	General
Contract start date	01/04/2006
Contract end date	

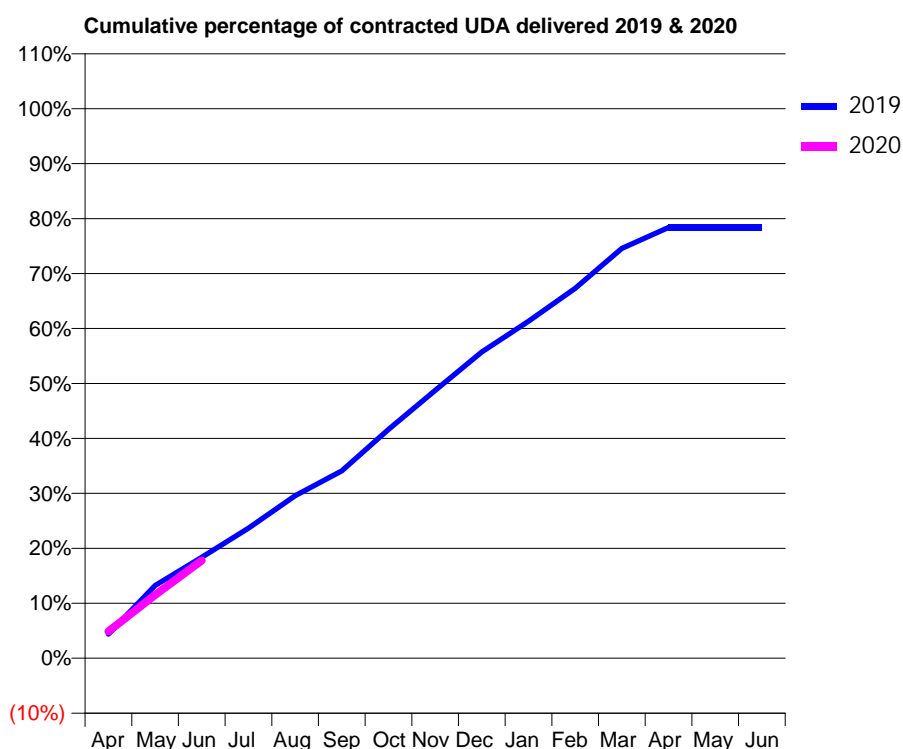
19/20 Contracted general activity (UDA)	19,294
Carry forward general activity (UDA)	0
19/20 Contracted orthodontic activity (UOA)	0
Carry forward orthodontic activity (UOA)	0
Baseline contract value	£606,326.79

ACCESS*

Patients seen in 24 months	Total	Change since previous quarter
Quarter ending June 2018	6,118	
Quarter ending September 2018	6,006	↓
Quarter ending December 2018	5,894	↓
Quarter ending March 2019	5,818	↓
Quarter ending June 2019	5,815	→
Variance since June 2018	(5.0%)	↓



ACTIVITY



Month	2019	2020
April	843	945
May	2,555	2,222
June	3,540	3,431
July	4,569	
August	5,706	
September	6,576	
October	8,034	
November	9,402	
December	10,750	
January	11,828	
February	12,986	
March	14,386	
April	15,121	
May	15,121	
June	15,121	

QUALITY

	Quantity	Base Number	Contract	AT	Region	England
% of FP17s for the same patient ID Re-attending within 3 months - Children	29	407	7.1%	9.4%	12.1%	11.4%
% of FP17s for the same patient ID Re-attending within 3 months - Adults	228	1,678	13.6%	12.4%	15.6%	15.4%
% of FP17s for the same patient ID Re-attending between 3 & 9 months - Children	234	407	57.5%	64.6%	61.2%	59.8%
% of FP17s for the same patient ID Re-attending between 3 & 9 months - Adults	944	1,678	56.3%	56.3%	54.5%	52.1%
% of FP17s for Band 1 Urgent Courses	93	1,775	5.2%	7.8%	9.1%	9.2%
% of FP17s Relating to Free Repair or Replacements	48	1,775	2.7%	0.9%	1.0%	0.7%
% of FP17s Relating to Continuations	53	1,775	3.0%	0.9%	1.0%	0.8%
% of Patients satisfied with the dentistry they have received	1	1	N/A	93.7%	94.2%	93.4%
% of Patients satisfied with the time they had to wait for an appointment	1	1	N/A	90.4%	88.4%	87.6%

* This is based on patients treated on this contract for their most recent course of treatment. Figures in italics indicate the base number of FP17s or Patient Questionnaire responses are less than 100. N/A is shown where the base number of responses is less than 10 during the period. % is calculated as Quantity/Base number*100

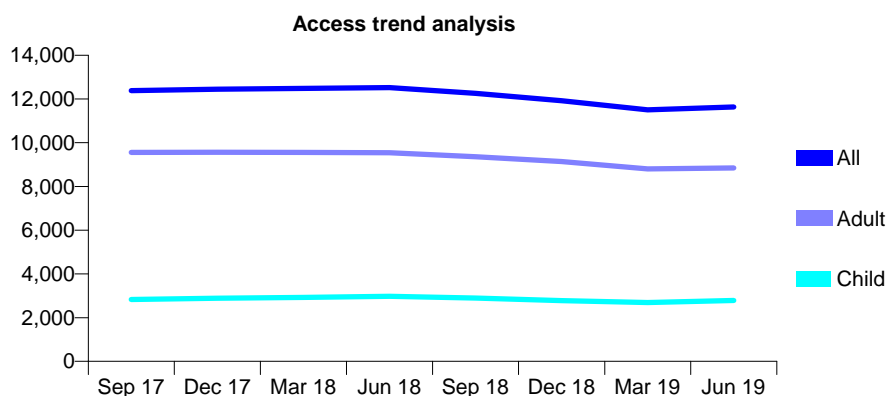
Q50 - Vital Signs At a Glance Contract Report for 101281/0096 - June 2019

Name or company name	OASIS DENTAL CARE LTD
Contract type name	GDS Contract
Purpose of contract	General
Contract start date	01/04/2006
Contract end date	

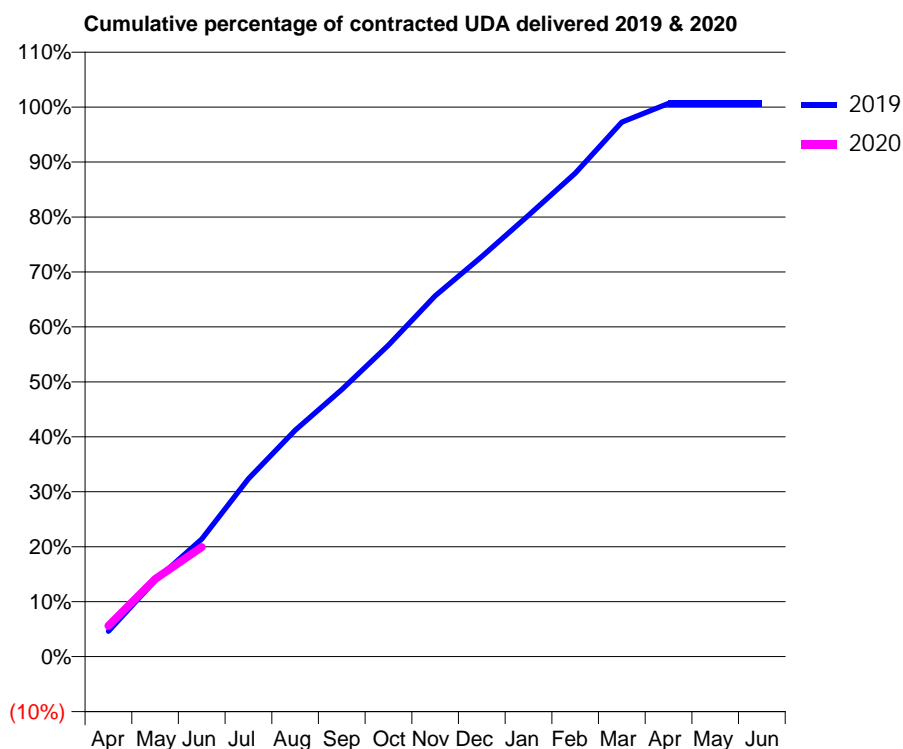
19/20 Contracted general activity (UDA)	30,555
Carry forward general activity (UDA)	0
19/20 Contracted orthodontic activity (UOA)	0
Carry forward orthodontic activity (UOA)	0
Baseline contract value	£971,974.64

ACCESS*

Patients seen in 24 months	Total	Change since previous quarter
Quarter ending June 2018	12,518	
Quarter ending September 2018	12,260	↓
Quarter ending December 2018	11,920	↓
Quarter ending March 2019	11,500	↓
Quarter ending June 2019	11,636	→
Variance since June 2018	(7.0%)	↓



ACTIVITY



Month	Adjusted Scheduled Activity (UDA)	
	2019	2020
April	1,413	1,719
May	4,233	4,313
June	6,536	6,093
July	9,895	
August	12,584	
September	14,848	
October	17,326	
November	20,057	
December	22,239	
January	24,543	
February	26,877	
March	29,717	
April	30,754	
May	30,757	
June	30,758	

QUALITY

	Quantity	Base Number	Contract	AT	Region	England
% of FP17s for the same patient ID Re-attending within 3 months - Children	69	1,185	5.8%	9.4%	12.1%	11.4%
% of FP17s for the same patient ID Re-attending within 3 months - Adults	305	3,034	10.1%	12.4%	15.6%	15.4%
% of FP17s for the same patient ID Re-attending between 3 & 9 months - Children	777	1,185	65.6%	64.6%	61.2%	59.8%
% of FP17s for the same patient ID Re-attending between 3 & 9 months - Adults	1,242	3,034	40.9%	56.3%	54.5%	52.1%
% of FP17s for Band 1 Urgent Courses	262	3,681	7.1%	7.8%	9.1%	9.2%
% of FP17s Relating to Free Repair or Replacements	65	3,681	1.8%	0.9%	1.0%	0.7%
% of FP17s Relating to Continuations	51	3,681	1.4%	0.9%	1.0%	0.8%
% of Patients satisfied with the dentistry they have received	4	4	N/A	93.7%	94.2%	93.4%
% of Patients satisfied with the time they had to wait for an appointment	4	4	N/A	90.4%	88.4%	87.6%

* This is based on patients treated on this contract for their most recent course of treatment. Figures in italics indicate the base number of FP17s or Patient Questionnaire responses are less than 100. N/A is shown where the base number of responses is less than 10 during the period. % is calculated as Quantity/Base number*100

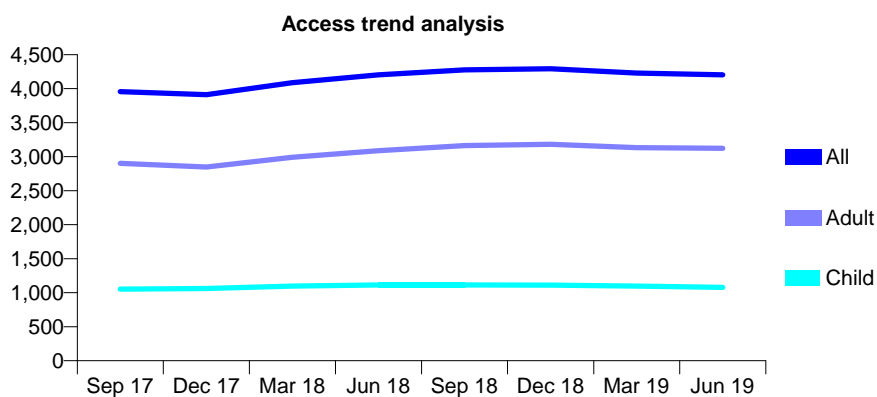
Q50 - Vital Signs At a Glance Contract Report for 101281/0104 - June 2019

Name or company name	OASIS DENTAL CARE LTD
Contract type name	GDS Contract
Purpose of contract	General
Contract start date	01/04/2006
Contract end date	

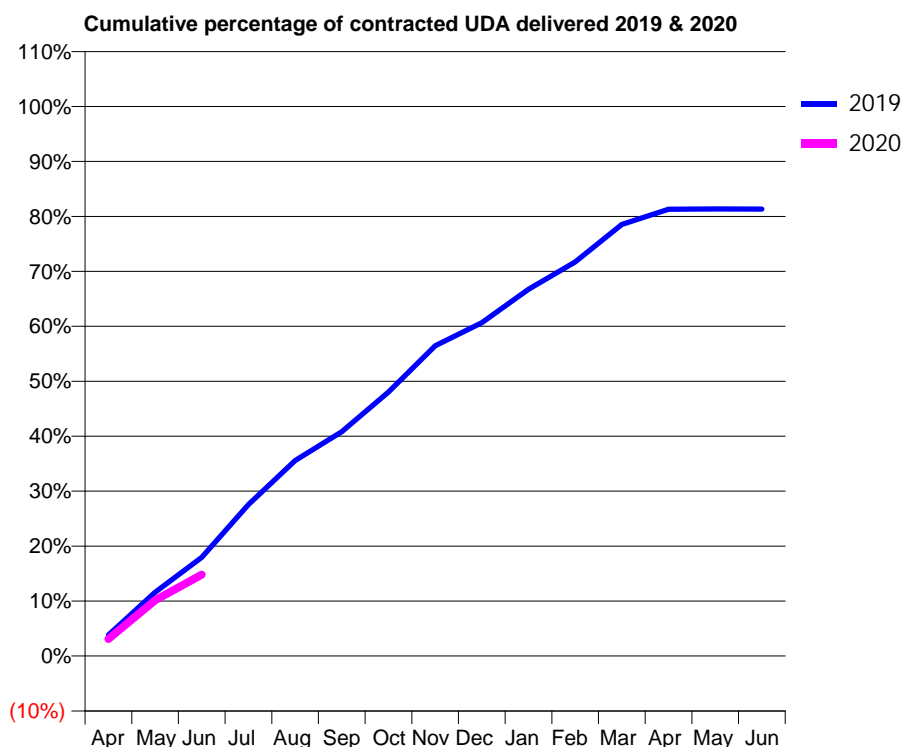
19/20 Contracted general activity (UDA)	13,717
Carry forward general activity (UDA)	0
19/20 Contracted orthodontic activity (UOA)	0
Carry forward orthodontic activity (UOA)	0
Baseline contract value	£418,249.15

ACCESS*

Patients seen in 24 months	Total	Change since previous quarter
Quarter ending June 2018	4,202	
Quarter ending September 2018	4,277	→
Quarter ending December 2018	4,294	→
Quarter ending March 2019	4,229	↓
Quarter ending June 2019	4,202	→
Variance since June 2018	0.0%	→



ACTIVITY



Month	Adjusted Scheduled Activity (UDA)	
	2019	2020
April	526	426
May	1,594	1,391
June	2,466	2,033
July	3,781	
August	4,879	
September	5,600	
October	6,589	
November	7,743	
December	8,319	
January	9,157	
February	9,839	
March	10,772	
April	11,154	
May	11,159	
June	11,156	

QUALITY

	Quantity	Base Number	Contract	AT	Region	England
% of FP17s for the same patient ID Re-attending within 3 months - Children	19	359	5.3%	9.4%	12.1%	11.4%
% of FP17s for the same patient ID Re-attending within 3 months - Adults	143	1,063	13.5%	12.4%	15.6%	15.4%
% of FP17s for the same patient ID Re-attending between 3 & 9 months - Children	238	359	66.3%	64.6%	61.2%	59.8%
% of FP17s for the same patient ID Re-attending between 3 & 9 months - Adults	657	1,063	61.8%	56.3%	54.5%	52.1%
% of FP17s for Band 1 Urgent Courses	90	1,214	7.4%	7.8%	9.1%	9.2%
% of FP17s Relating to Free Repair or Replacements	19	1,214	1.6%	0.9%	1.0%	0.7%
% of FP17s Relating to Continuations	11	1,214	0.9%	0.9%	1.0%	0.8%
% of Patients satisfied with the dentistry they have received	6	6	N/A	93.7%	94.2%	93.4%
% of Patients satisfied with the time they had to wait for an appointment	6	6	N/A	90.4%	88.4%	87.6%

* This is based on patients treated on this contract for their most recent course of treatment. Figures in italics indicate the base number of FP17s or Patient Questionnaire responses are less than 100. N/A is shown where the base number of responses is less than 10 during the period. % is calculated as Quantity/Base number*100

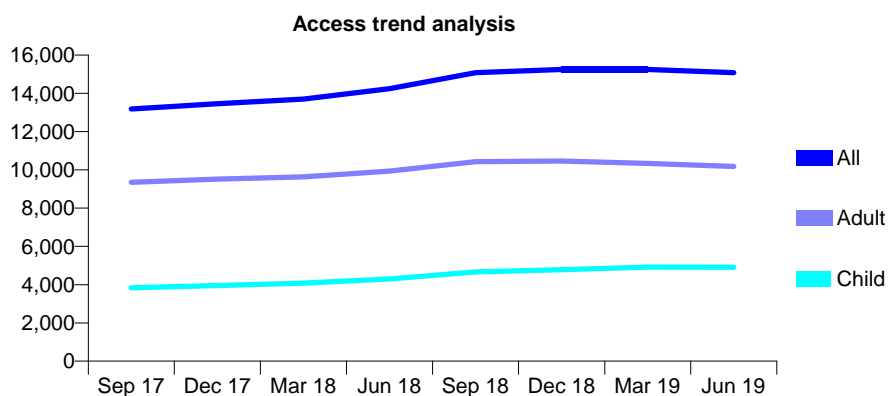
Q50 - Vital Signs At a Glance Contract Report for 101281/0106 - June 2019

Name or company name	OASIS DENTAL CARE LTD
Contract type name	GDS Contract
Purpose of contract	General
Contract start date	01/04/2006
Contract end date	

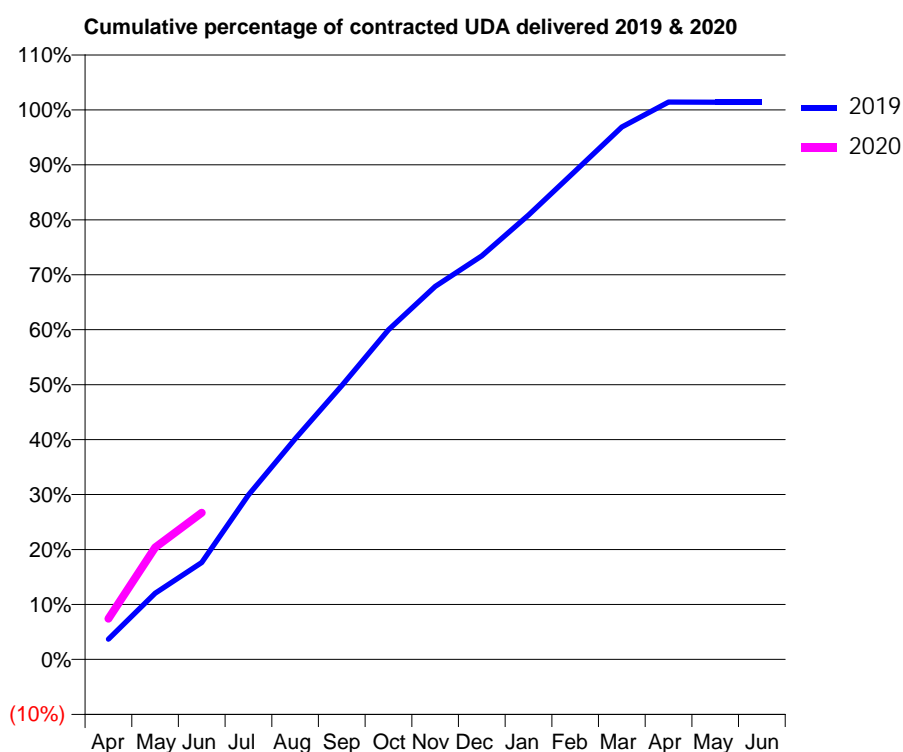
19/20 Contracted general activity (UDA)	28,605
Carry forward general activity (UDA)	0
19/20 Contracted orthodontic activity (UOA)	0
Carry forward orthodontic activity (UOA)	0
Baseline contract value	£812,316.92

ACCESS*

Patients seen in 24 months	Total	Change since previous quarter
Quarter ending June 2018	14,241	
Quarter ending September 2018	15,086	↑
Quarter ending December 2018	15,246	→
Quarter ending March 2019	15,246	→
Quarter ending June 2019	15,082	↓
Variance since June 2018	5.9%	↑



ACTIVITY



Month	2019	2020
April	1,507	2,122
May	4,934	5,828
June	7,224	7,637
July	12,258	
August	16,449	
September	20,400	
October	24,571	
November	27,801	
December	30,075	
January	33,127	
February	36,400	
March	39,685	
April	41,548	
May	41,530	
June	41,532	

QUALITY

	Quantity	Base Number	Contract	AT	Region	England
% of FP17s for the same patient ID Re-attending within 3 months - Children	133	1,868	7.1%	9.4%	12.1%	11.4%
% of FP17s for the same patient ID Re-attending within 3 months - Adults	426	3,441	12.4%	12.4%	15.6%	15.4%
% of FP17s for the same patient ID Re-attending between 3 & 9 months - Children	1,110	1,868	59.4%	64.6%	61.2%	59.8%
% of FP17s for the same patient ID Re-attending between 3 & 9 months - Adults	1,880	3,441	54.6%	56.3%	54.5%	52.1%
% of FP17s for Band 1 Urgent Courses	555	4,473	12.4%	7.8%	9.1%	9.2%
% of FP17s Relating to Free Repair or Replacements	36	4,473	0.8%	0.9%	1.0%	0.7%
% of FP17s Relating to Continuations	33	4,473	0.7%	0.9%	1.0%	0.8%
% of Patients satisfied with the dentistry they have received	4	5	N/A	93.7%	94.2%	93.4%
% of Patients satisfied with the time they had to wait for an appointment	4	5	N/A	90.4%	88.4%	87.6%

* This is based on patients treated on this contract for their most recent course of treatment. Figures in italics indicate the base number of FP17s or Patient Questionnaire responses are less than 100. N/A is shown where the base number of responses is less than 10 during the period. % is calculated as Quantity/Base number*100

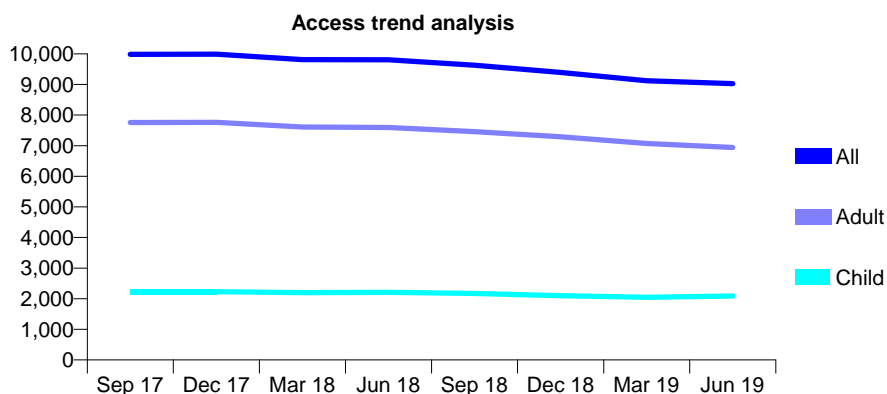
Q50 - Vital Signs At a Glance Contract Report for 101281/0121 - June 2019

Name or company name	OASIS DENTAL CARE LTD
Contract type name	GDS Contract
Purpose of contract	General
Contract start date	01/04/2006
Contract end date	

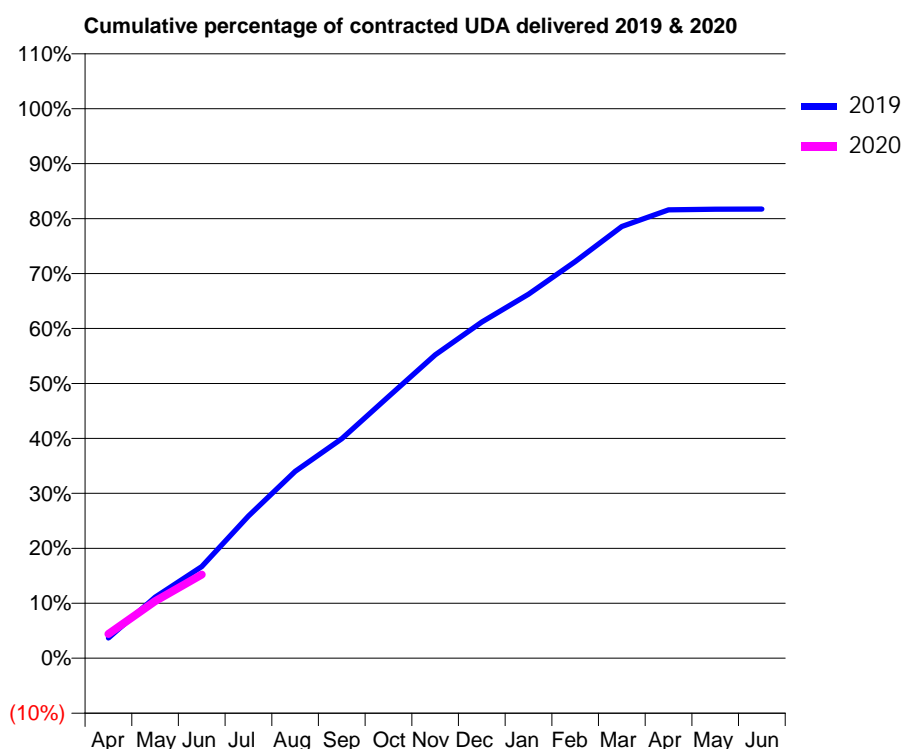
19/20 Contracted general activity (UDA)	31,745
Carry forward general activity (UDA)	0
19/20 Contracted orthodontic activity (UOA)	0
Carry forward orthodontic activity (UOA)	0
Baseline contract value	£866,740.49

ACCESS*

Patients seen in 24 months	Total	Change since previous quarter
Quarter ending June 2018	9,807	
Quarter ending September 2018	9,628	↓
Quarter ending December 2018	9,391	↓
Quarter ending March 2019	9,121	↓
Quarter ending June 2019	9,028	↓
Variance since June 2018	(7.9%)	↓



ACTIVITY



Month	2019	2020
April	1,170	1,395
May	3,528	3,294
June	5,296	4,835
July	8,218	
August	10,793	
September	12,677	
October	15,113	
November	17,518	
December	19,418	
January	21,024	
February	22,912	
March	24,938	
April	25,902	
May	25,934	
June	25,940	

QUALITY

	Quantity	Base Number	Contract	AT	Region	England
% of FP17s for the same patient ID Re-attending within 3 months - Children	56	694	8.1%	9.4%	12.1%	11.4%
% of FP17s for the same patient ID Re-attending within 3 months - Adults	256	2,183	11.7%	12.4%	15.6%	15.4%
% of FP17s for the same patient ID Re-attending between 3 & 9 months - Children	375	694	54.0%	64.6%	61.2%	59.8%
% of FP17s for the same patient ID Re-attending between 3 & 9 months - Adults	1,259	2,183	57.7%	56.3%	54.5%	52.1%
% of FP17s for Band 1 Urgent Courses	218	2,395	9.1%	7.8%	9.1%	9.2%
% of FP17s Relating to Free Repair or Replacements	45	2,395	1.9%	0.9%	1.0%	0.7%
% of FP17s Relating to Continuations	10	2,395	0.4%	0.9%	1.0%	0.8%
% of Patients satisfied with the dentistry they have received	2	2	N/A	93.7%	94.2%	93.4%
% of Patients satisfied with the time they had to wait for an appointment	2	2	N/A	90.4%	88.4%	87.6%

* This is based on patients treated on this contract for their most recent course of treatment.

Figures in italics indicate the base number of FP17s or Patient Questionnaire responses are less than 100. N/A is shown where the base number of responses is less than 10 during the period. % is calculated as Quantity/Base number*100

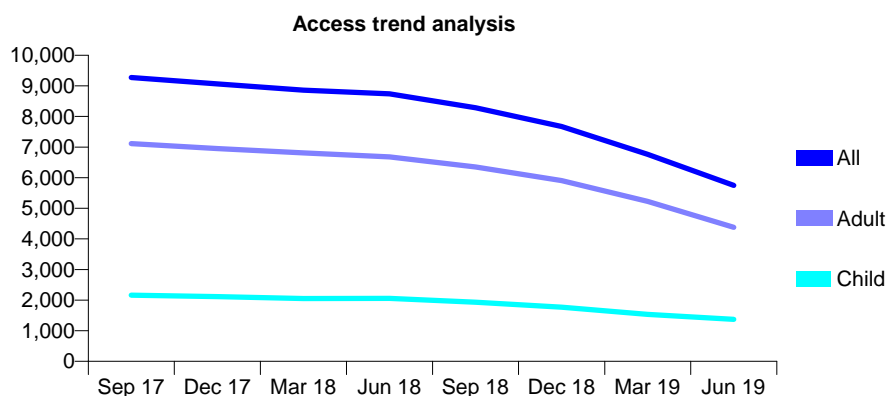
Q50 - Vital Signs At a Glance Contract Report for 101281/0147 - June 2019

Name or company name	OASIS DENTAL CARE LTD
Contract type name	GDS Contract
Purpose of contract	General
Contract start date	01/04/2006
Contract end date	

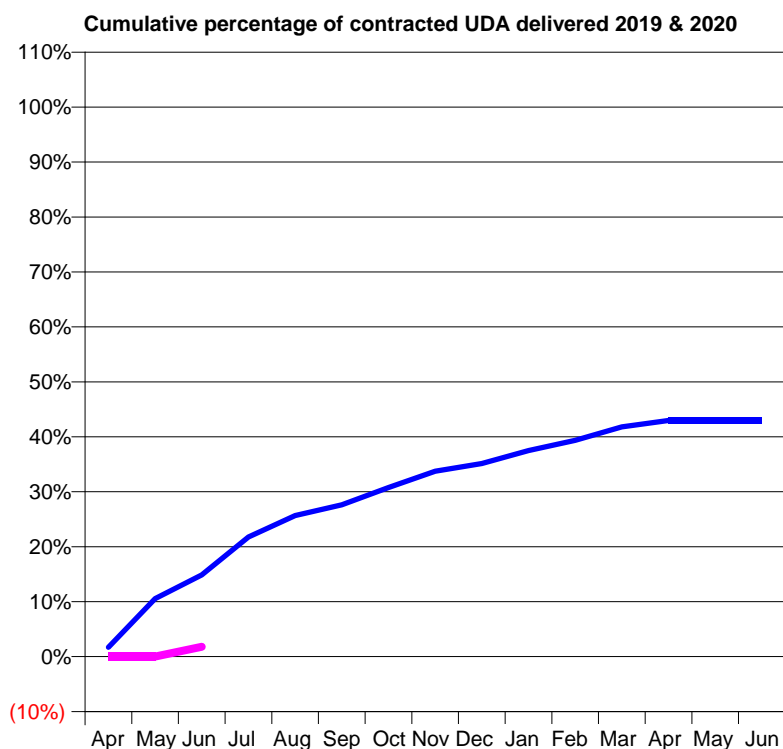
19/20 Contracted general activity (UDA)	26,360
Carry forward general activity (UDA)	0
19/20 Contracted orthodontic activity (UOA)	0
Carry forward orthodontic activity (UOA)	0
Baseline contract value	£757,586.40

ACCESS*

Patients seen in 24 months	Total	Change since previous quarter
Quarter ending June 2018	8,737	
Quarter ending September 2018	8,284	↓
Quarter ending December 2018	7,676	↓
Quarter ending March 2019	6,766	↓
Quarter ending June 2019	5,749	↓
Variance since June 2018	(34.2%)	↓



ACTIVITY



Month	Adjusted Scheduled Activity (UDA)	
	2019	2020
April	647	0
May	3,977	0
June	5,599	475
July	8,206	
August	9,668	
September	10,404	
October	11,581	
November	12,703	
December	13,239	
January	14,125	
February	14,821	
March	15,745	
April	16,180	
May	16,180	
June	16,180	

QUALITY

	Quantity	Base Number	Contract	AT	Region	England
% of FP17s for the same patient ID Re-attending within 3 months - Children	5	148	3.4%	9.4%	12.1%	11.4%
% of FP17s for the same patient ID Re-attending within 3 months - Adults	23	354	6.5%	12.4%	15.6%	15.4%
% of FP17s for the same patient ID Re-attending between 3 & 9 months - Children	19	148	12.8%	64.6%	61.2%	59.8%
% of FP17s for the same patient ID Re-attending between 3 & 9 months - Adults	115	354	32.5%	56.3%	54.5%	52.1%
% of FP17s for Band 1 Urgent Courses	39	274	14.2%	7.8%	9.1%	9.2%
% of FP17s Relating to Free Repair or Replacements	2	274	0.7%	0.9%	1.0%	0.7%
% of FP17s Relating to Continuations	1	274	0.4%	0.9%	1.0%	0.8%
% of Patients satisfied with the dentistry they have received	2	2	N/A	93.7%	94.2%	93.4%
% of Patients satisfied with the time they had to wait for an appointment	2	2	N/A	90.4%	88.4%	87.6%

* This is based on patients treated on this contract for their most recent course of treatment. Figures in italics indicate the base number of FP17s or Patient Questionnaire responses are less than 100. N/A is shown where the base number of responses is less than 10 during the period. % is calculated as Quantity/Base number*100

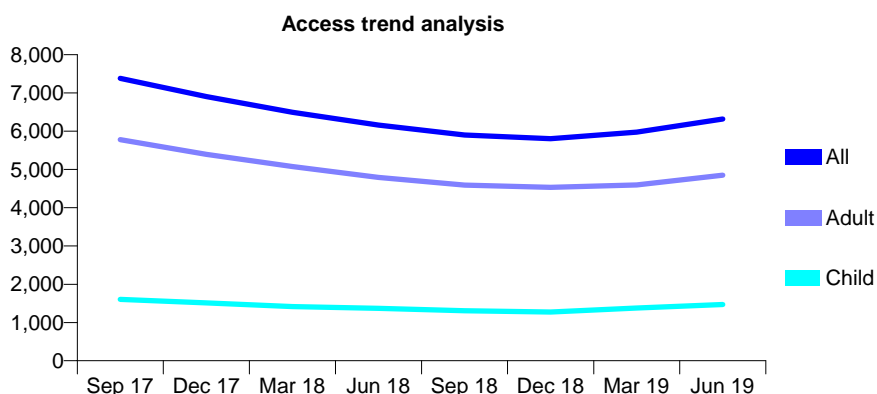
Q50 - Vital Signs At a Glance Contract Report for 101338/0049 - June 2019

Name or company name	Skipton Acorn Business Park Dental Practic
Contract type name	GDS Contract
Purpose of contract	General
Contract start date	01/04/2007
Contract end date	

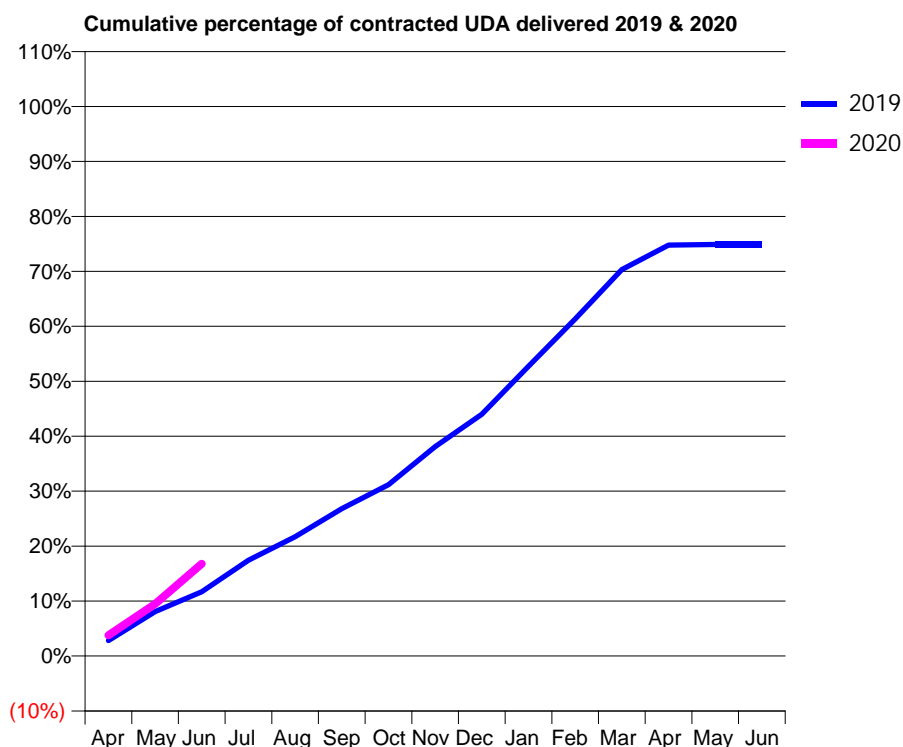
19/20 Contracted general activity (UDA)	30,272
Carry forward general activity (UDA)	0
19/20 Contracted orthodontic activity (UOA)	0
Carry forward orthodontic activity (UOA)	0
Baseline contract value	£755,236.05

ACCESS*

Patients seen in 24 months	Total	Change since previous quarter
Quarter ending June 2018	6,160	
Quarter ending September 2018	5,900	↓
Quarter ending December 2018	5,805	↓
Quarter ending March 2019	5,975	↑
Quarter ending June 2019	6,319	↑
Variance since June 2018	2.6%	↑



ACTIVITY



Month	Adjusted Scheduled Activity (UDA)	
	2019	2020
April	853	1,141
May	2,452	2,866
June	3,546	5,082
July	5,275	
August	6,574	
September	8,114	
October	9,433	
November	11,537	
December	13,312	
January	15,957	
February	18,564	
March	21,289	
April	22,637	
May	22,677	
June	22,670	

QUALITY

	Quantity	Base Number	Contract	AT	Region	England
% of FP17s for the same patient ID Re-attending within 3 months - Children	47	548	8.6%	9.4%	12.1%	11.4%
% of FP17s for the same patient ID Re-attending within 3 months - Adults	297	2,070	14.3%	12.4%	15.6%	15.4%
% of FP17s for the same patient ID Re-attending between 3 & 9 months - Children	290	548	52.9%	64.6%	61.2%	59.8%
% of FP17s for the same patient ID Re-attending between 3 & 9 months - Adults	1,089	2,070	52.6%	56.3%	54.5%	52.1%
% of FP17s for Band 1 Urgent Courses	173	2,195	7.9%	7.8%	9.1%	9.2%
% of FP17s Relating to Free Repair or Replacements	20	2,195	0.9%	0.9%	1.0%	0.7%
% of FP17s Relating to Continuations	62	2,195	2.8%	0.9%	1.0%	0.8%
% of Patients satisfied with the dentistry they have received	10	10	100.0%	93.7%	94.2%	93.4%
% of Patients satisfied with the time they had to wait for an appointment	6	10	60.0%	90.4%	88.4%	87.6%

* This is based on patients treated on this contract for their most recent course of treatment. Figures in italics indicate the base number of FP17s or Patient Questionnaire responses are less than 100. N/A is shown where the base number of responses is less than 10 during the period. % is calculated as Quantity/Base number*100

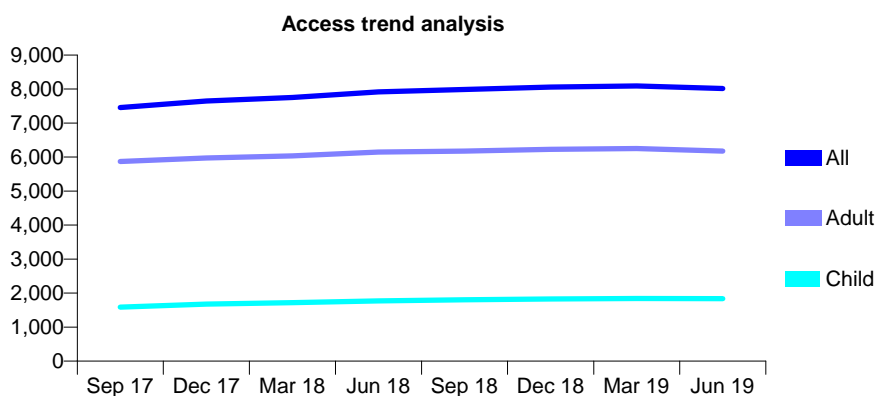
Q50 - Vital Signs At a Glance Contract Report for 101338/0124 - June 2019

Name or company name	Whitecross Dental Care Limited
Contract type name	GDS Contract
Purpose of contract	General
Contract start date	24/08/2010
Contract end date	

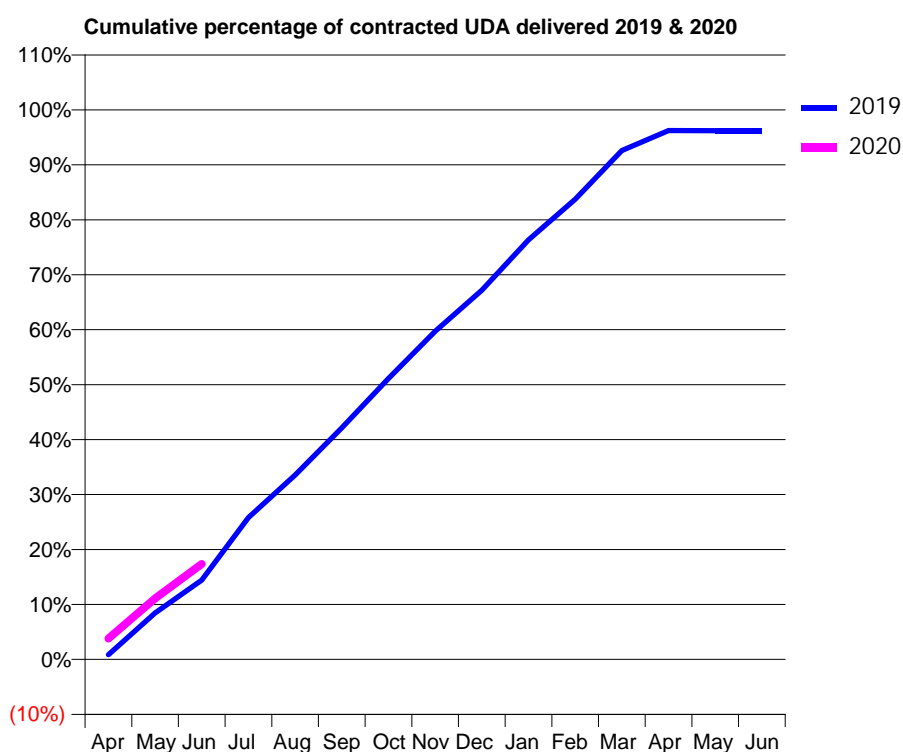
19/20 Contracted general activity (UDA)	24,000
Carry forward general activity (UDA)	0
19/20 Contracted orthodontic activity (UOA)	0
Carry forward orthodontic activity (UOA)	0
Baseline contract value	£667,517.75

ACCESS*

Patients seen in 24 months	Total	Change since previous quarter
Quarter ending June 2018	7,919	
Quarter ending September 2018	7,985	→
Quarter ending December 2018	8,059	→
Quarter ending March 2019	8,094	→
Quarter ending June 2019	8,018	→
Variance since June 2018	1.3%	→



ACTIVITY



Month	Adjusted Scheduled Activity (UDA)	
	2019	2020
April	209	910
May	2,029	2,665
June	3,464	4,167
July	6,196	
August	8,060	
September	10,108	
October	12,267	
November	14,331	
December	16,123	
January	18,318	
February	20,098	
March	22,220	
April	23,093	
May	23,090	
June	23,091	

QUALITY

	Quantity	Base Number	Contract	AT	Region	England
% of FP17s for the same patient ID Re-attending within 3 months - Children	28	706	4.0%	9.4%	12.1%	11.4%
% of FP17s for the same patient ID Re-attending within 3 months - Adults	208	2,047	10.2%	12.4%	15.6%	15.4%
% of FP17s for the same patient ID Re-attending between 3 & 9 months - Children	546	706	77.3%	64.6%	61.2%	59.8%
% of FP17s for the same patient ID Re-attending between 3 & 9 months - Adults	1,197	2,047	58.5%	56.3%	54.5%	52.1%
% of FP17s for Band 1 Urgent Courses	106	2,342	4.5%	7.8%	9.1%	9.2%
% of FP17s Relating to Free Repair or Replacements	8	2,342	0.3%	0.9%	1.0%	0.7%
% of FP17s Relating to Continuations	30	2,342	1.3%	0.9%	1.0%	0.8%
% of Patients satisfied with the dentistry they have received	9	9	N/A	93.7%	94.2%	93.4%
% of Patients satisfied with the time they had to wait for an appointment	8	9	N/A	90.4%	88.4%	87.6%

* This is based on patients treated on this contract for their most recent course of treatment. Figures in italics indicate the base number of FP17s or Patient Questionnaire responses are less than 100. N/A is shown where the base number of responses is less than 10 during the period. % is calculated as Quantity/Base number*100

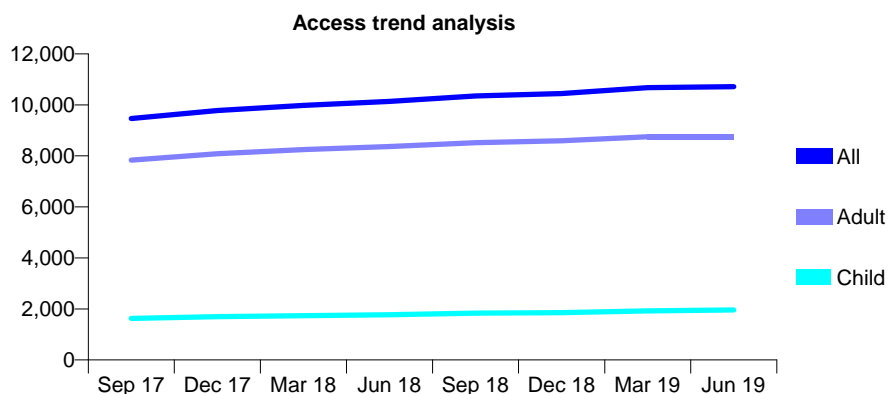
Q50 - Vital Signs At a Glance Contract Report for 101338/0135 - June 2019

Name or company name	Whitecross Dental Care Limited
Contract type name	GDS Contract
Purpose of contract	General
Contract start date	01/02/2012
Contract end date	

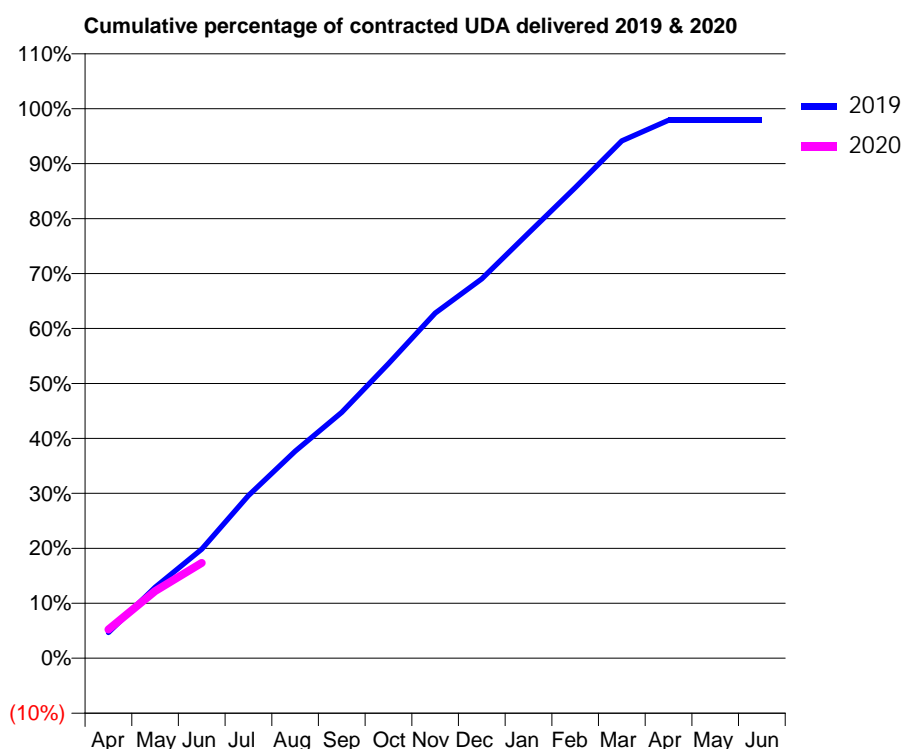
19/20 Contracted general activity (UDA)	33,200
Carry forward general activity (UDA)	0
19/20 Contracted orthodontic activity (UOA)	0
Carry forward orthodontic activity (UOA)	0
Baseline contract value	£900,901.76

ACCESS*

Patients seen in 24 months	Total	Change since previous quarter
Quarter ending June 2018	10,138	
Quarter ending September 2018	10,348	↑
Quarter ending December 2018	10,443	→
Quarter ending March 2019	10,672	↑
Quarter ending June 2019	10,712	→
Variance since June 2018	5.7%	↑



ACTIVITY



Month	2019	2020
April	1,554	1,739
May	4,291	4,055
June	6,586	5,757
July	9,831	
August	12,508	
September	14,860	
October	17,791	
November	20,847	
December	22,914	
January	25,679	
February	28,431	
March	31,253	
April	32,499	
May	32,498	
June	32,495	

QUALITY

	Quantity	Base Number	Contract	AT	Region	England
% of FP17s for the same patient ID Re-attending within 3 months - Children	22	689	3.2%	9.4%	12.1%	11.4%
% of FP17s for the same patient ID Re-attending within 3 months - Adults	255	2,888	8.8%	12.4%	15.6%	15.4%
% of FP17s for the same patient ID Re-attending between 3 & 9 months - Children	484	689	70.2%	64.6%	61.2%	59.8%
% of FP17s for the same patient ID Re-attending between 3 & 9 months - Adults	1,915	2,888	66.3%	56.3%	54.5%	52.1%
% of FP17s for Band 1 Urgent Courses	45	3,017	1.5%	7.8%	9.1%	9.2%
% of FP17s Relating to Free Repair or Replacements	14	3,017	0.5%	0.9%	1.0%	0.7%
% of FP17s Relating to Continuations	49	3,017	1.6%	0.9%	1.0%	0.8%
% of Patients satisfied with the dentistry they have received	12	13	92.3%	93.7%	94.2%	93.4%
% of Patients satisfied with the time they had to wait for an appointment	13	13	100.0%	90.4%	88.4%	87.6%

* This is based on patients treated on this contract for their most recent course of treatment.

Figures in italics indicate the base number of FP17s or Patient Questionnaire responses are less than 100. N/A is shown where the base number of responses is less than 10 during the period. % is calculated as Quantity/Base number*100

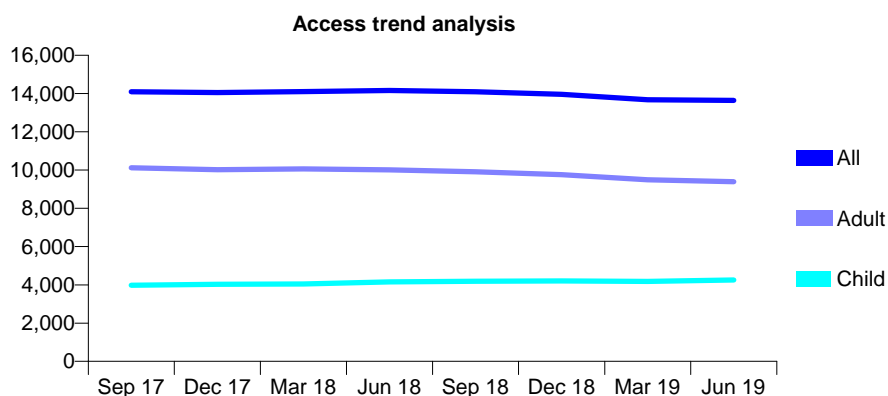
Q50 - Vital Signs At a Glance Contract Report for 101338/0136 - June 2019

Name or company name	Whitecross Dental Care Limited
Contract type name	GDS Contract
Purpose of contract	General
Contract start date	01/06/2012
Contract end date	

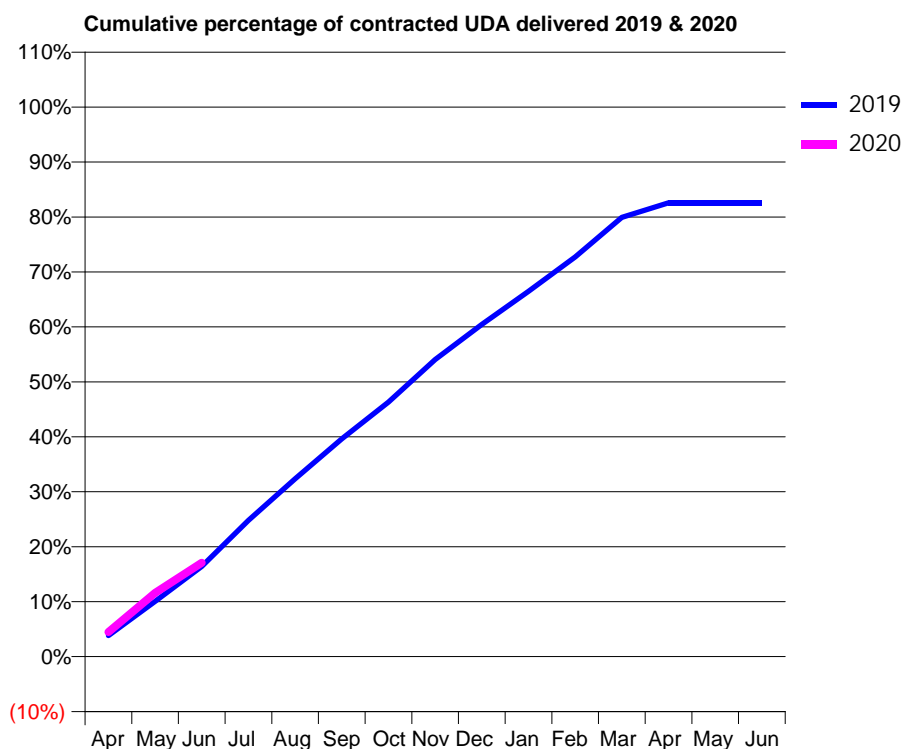
19/20 Contracted general activity (UDA)	34,166
Carry forward general activity (UDA)	0
19/20 Contracted orthodontic activity (UOA)	0
Carry forward orthodontic activity (UOA)	0
Baseline contract value	£961,524.73

ACCESS*

Patients seen in 24 months	Total	Change since previous quarter
Quarter ending June 2018	14,160	
Quarter ending September 2018	14,091	→
Quarter ending December 2018	13,964	→
Quarter ending March 2019	13,674	↓
Quarter ending June 2019	13,637	→
Variance since June 2018	(3.7%)	↓



ACTIVITY



Month	Adjusted Scheduled Activity (UDA)	
	2019	2020
April	1,304	1,533
May	3,433	3,964
June	5,611	5,829
July	8,467	
August	11,055	
September	13,534	
October	15,822	
November	18,465	
December	20,650	
January	22,714	
February	24,854	
March	27,308	
April	28,208	
May	28,207	
June	28,207	

QUALITY

	Quantity	Base Number	Contract	AT	Region	England
% of FP17s for the same patient ID Re-attending within 3 months - Children	64	1,323	4.8%	9.4%	12.1%	11.4%
% of FP17s for the same patient ID Re-attending within 3 months - Adults	222	2,585	8.6%	12.4%	15.6%	15.4%
% of FP17s for the same patient ID Re-attending between 3 & 9 months - Children	668	1,323	50.5%	64.6%	61.2%	59.8%
% of FP17s for the same patient ID Re-attending between 3 & 9 months - Adults	1,252	2,585	48.4%	56.3%	54.5%	52.1%
% of FP17s for Band 1 Urgent Courses	265	3,459	7.7%	7.8%	9.1%	9.2%
% of FP17s Relating to Free Repair or Replacements	16	3,459	0.5%	0.9%	1.0%	0.7%
% of FP17s Relating to Continuations	22	3,459	0.6%	0.9%	1.0%	0.8%
% of Patients satisfied with the dentistry they have received	3	3	N/A	93.7%	94.2%	93.4%
% of Patients satisfied with the time they had to wait for an appointment	3	3	N/A	90.4%	88.4%	87.6%

* This is based on patients treated on this contract for their most recent course of treatment. Figures in italics indicate the base number of FP17s or Patient Questionnaire responses are less than 100. N/A is shown where the base number of responses is less than 10 during the period. % is calculated as Quantity/Base number*100

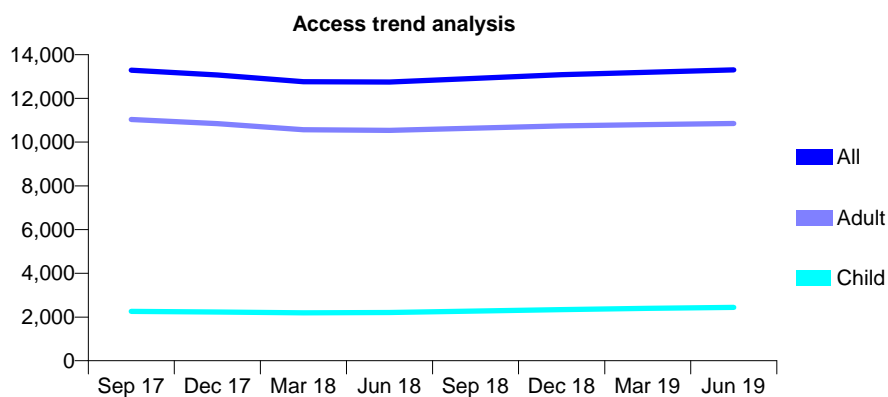
Q50 - Vital Signs At a Glance Contract Report for 101370/0090 - June 2019

Name or company name	Petrie Tucker & Partners Ltd
Contract type name	GDS Contract
Purpose of contract	General
Contract start date	01/04/2007
Contract end date	

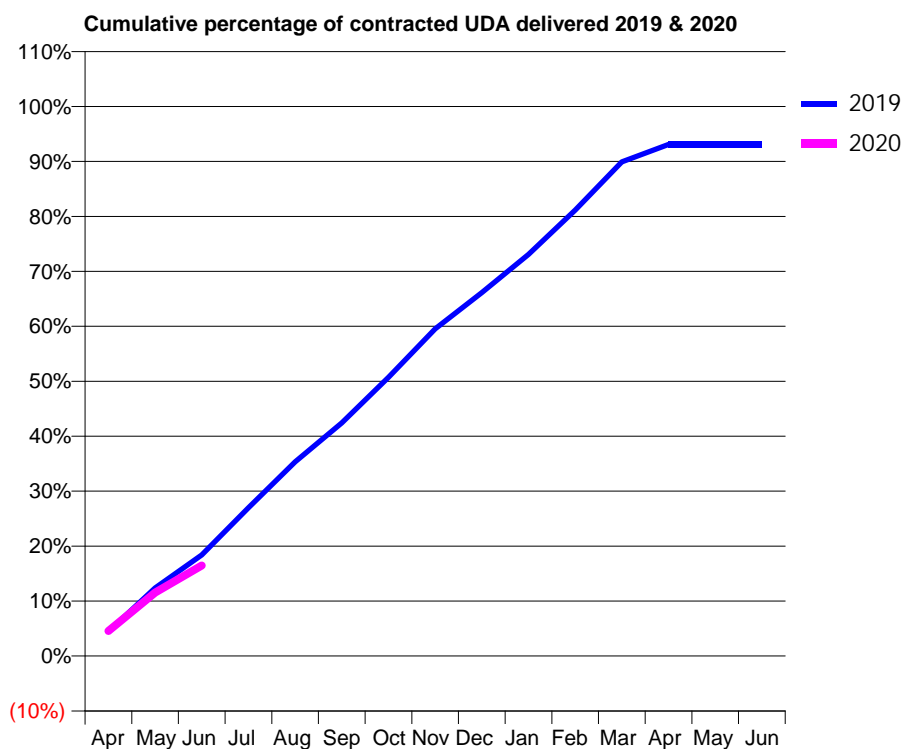
19/20 Contracted general activity (UDA)	41,727
Carry forward general activity (UDA)	0
19/20 Contracted orthodontic activity (UOA)	0
Carry forward orthodontic activity (UOA)	0
Baseline contract value	£1,234,765.89

ACCESS*

Patients seen in 24 months	Total	Change since previous quarter
Quarter ending June 2018	12,745	
Quarter ending September 2018	12,915	→
Quarter ending December 2018	13,085	→
Quarter ending March 2019	13,199	→
Quarter ending June 2019	13,299	→
Variance since June 2018	4.3%	↑



ACTIVITY



Month	Adjusted Scheduled Activity (UDA)	
	2019	2020
April	1,869	1,896
May	5,166	4,829
June	7,677	6,874
July	11,262	
August	14,747	
September	17,703	
October	21,171	
November	24,848	
December	27,585	
January	30,490	
February	33,862	
March	37,517	
April	38,847	
May	38,848	
June	38,849	

QUALITY

	Quantity	Base Number	Contract	AT	Region	England
% of FP17s for the same patient ID Re-attending within 3 months - Children	40	830	4.8%	9.4%	12.1%	11.4%
% of FP17s for the same patient ID Re-attending within 3 months - Adults	335	3,675	9.1%	12.4%	15.6%	15.4%
% of FP17s for the same patient ID Re-attending between 3 & 9 months - Children	530	830	63.9%	64.6%	61.2%	59.8%
% of FP17s for the same patient ID Re-attending between 3 & 9 months - Adults	2,236	3,675	60.8%	56.3%	54.5%	52.1%
% of FP17s for Band 1 Urgent Courses	189	3,824	4.9%	7.8%	9.1%	9.2%
% of FP17s Relating to Free Repair or Replacements	17	3,824	0.4%	0.9%	1.0%	0.7%
% of FP17s Relating to Continuations	52	3,824	1.4%	0.9%	1.0%	0.8%
% of Patients satisfied with the dentistry they have received	12	12	100.0%	93.7%	94.2%	93.4%
% of Patients satisfied with the time they had to wait for an appointment	10	12	83.3%	90.4%	88.4%	87.6%

* This is based on patients treated on this contract for their most recent course of treatment. Figures in italics indicate the base number of FP17s or Patient Questionnaire responses are less than 100. N/A is shown where the base number of responses is less than 10 during the period. % is calculated as Quantity/Base number*100

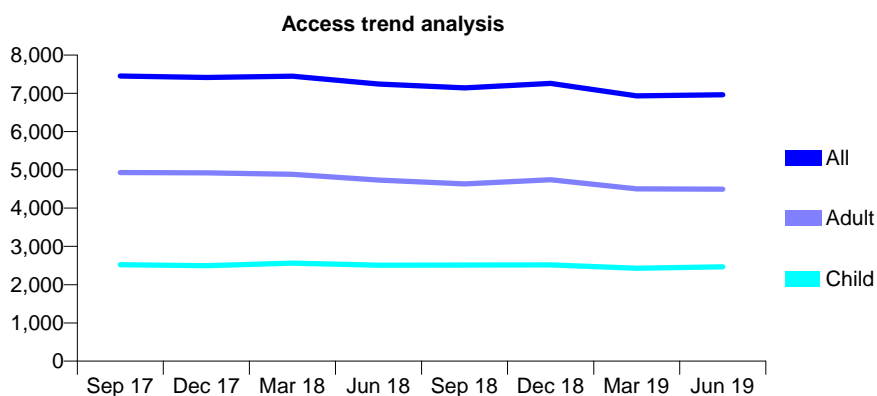
Q50 - Vital Signs At a Glance Contract Report for 101435/0063 - June 2019

Name or company name	IDH Limited
Contract type name	GDS Contract
Purpose of contract	General
Contract start date	01/06/2007
Contract end date	

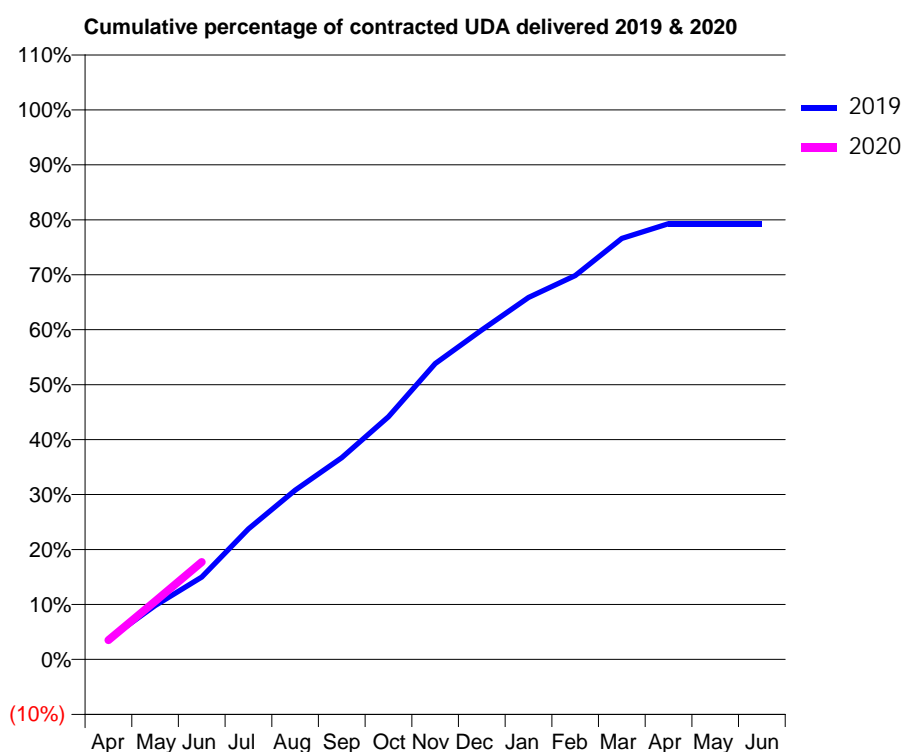
19/20 Contracted general activity (UDA)	23,500
Carry forward general activity (UDA)	0
19/20 Contracted orthodontic activity (UOA)	0
Carry forward orthodontic activity (UOA)	0
Baseline contract value	£622,164.24

ACCESS*

Patients seen in 24 months	Total	Change since previous quarter
Quarter ending June 2018	7,241	
Quarter ending September 2018	7,144	↓
Quarter ending December 2018	7,258	→
Quarter ending March 2019	6,930	↓
Quarter ending June 2019	6,962	→
Variance since June 2018	(3.9%)	↓



ACTIVITY



Month	2019	2020
April	861	824
May	2,308	2,490
June	3,523	4,167
July	5,583	
August	7,240	
September	8,624	
October	10,381	
November	12,651	
December	14,089	
January	15,475	
February	16,415	
March	18,000	
April	18,635	
May	18,635	
June	18,635	

QUALITY

	Quantity	Base Number	Contract	AT	Region	England
% of FP17s for the same patient ID Re-attending within 3 months - Children	33	859	3.8%	9.4%	12.1%	11.4%
% of FP17s for the same patient ID Re-attending within 3 months - Adults	102	1,165	8.8%	12.4%	15.6%	15.4%
% of FP17s for the same patient ID Re-attending between 3 & 9 months - Children	491	859	57.2%	64.6%	61.2%	59.8%
% of FP17s for the same patient ID Re-attending between 3 & 9 months - Adults	549	1,165	47.1%	56.3%	54.5%	52.1%
% of FP17s for Band 1 Urgent Courses	97	1,765	5.5%	7.8%	9.1%	9.2%
% of FP17s Relating to Free Repair or Replacements	0	1,765	0.0%	0.9%	1.0%	0.7%
% of FP17s Relating to Continuations	13	1,765	0.7%	0.9%	1.0%	0.8%
% of Patients satisfied with the dentistry they have received	1	2	N/A	93.7%	94.2%	93.4%
% of Patients satisfied with the time they had to wait for an appointment	2	2	N/A	90.4%	88.4%	87.6%

* This is based on patients treated on this contract for their most recent course of treatment. Figures in italics indicate the base number of FP17s or Patient Questionnaire responses are less than 100. N/A is shown where the base number of responses is less than 10 during the period. % is calculated as Quantity/Base number*100

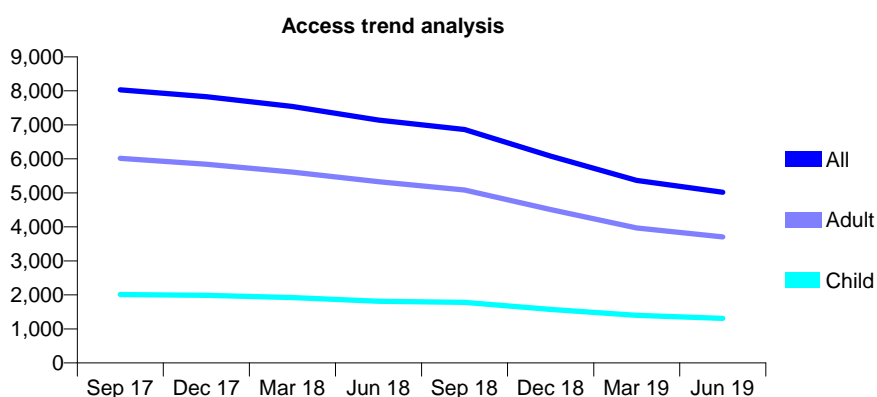
Q50 - Vital Signs At a Glance Contract Report for 101435/0072 - June 2019

Name or company name	IDH Limited
Contract type name	GDS Contract
Purpose of contract	General
Contract start date	01/12/2007
Contract end date	

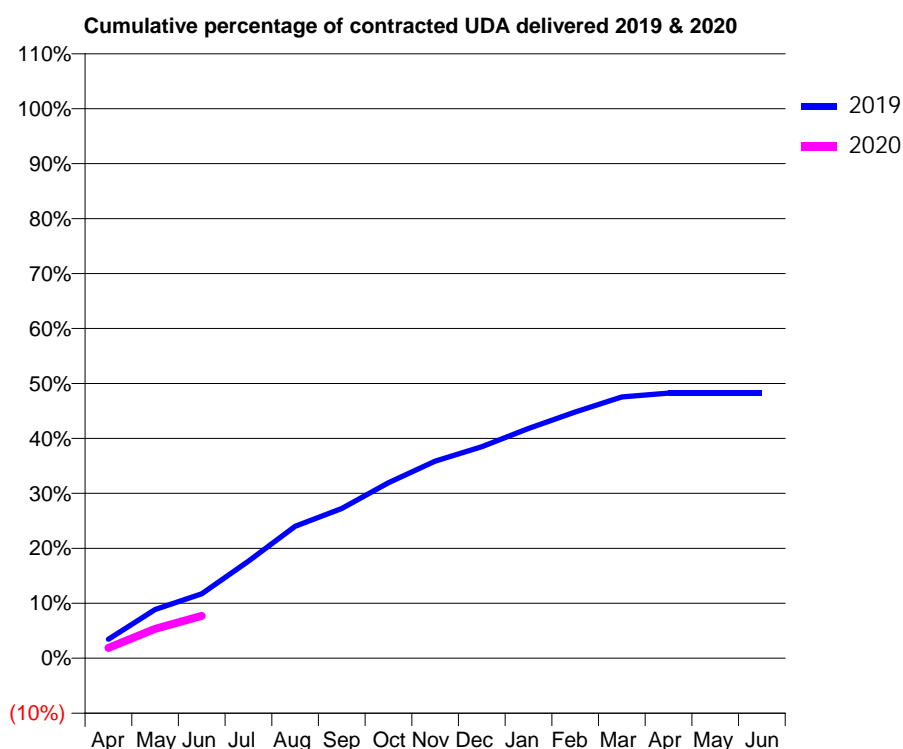
19/20 Contracted general activity (UDA)	30,373
Carry forward general activity (UDA)	0
19/20 Contracted orthodontic activity (UOA)	0
Carry forward orthodontic activity (UOA)	0
Baseline contract value	£828,419.35

ACCESS*

Patients seen in 24 months	Total	Change since previous quarter
Quarter ending June 2018	7,139	
Quarter ending September 2018	6,865	↓
Quarter ending December 2018	6,085	↓
Quarter ending March 2019	5,368	↓
Quarter ending June 2019	5,019	↓
Variance since June 2018	(29.7%)	↓



ACTIVITY



Month	2019	2020
April	1,049	569
May	2,695	1,626
June	3,565	2,337
July	5,369	
August	7,294	
September	8,273	
October	9,697	
November	10,887	
December	11,685	
January	12,695	
February	13,606	
March	14,446	
April	14,658	
May	14,658	
June	14,659	

QUALITY

	Quantity	Base Number	Contract	AT	Region	England
% of FP17s for the same patient ID Re-attending within 3 months - Children	14	324	4.3%	9.4%	12.1%	11.4%
% of FP17s for the same patient ID Re-attending within 3 months - Adults	87	955	9.1%	12.4%	15.6%	15.4%
% of FP17s for the same patient ID Re-attending between 3 & 9 months - Children	168	324	51.9%	64.6%	61.2%	59.8%
% of FP17s for the same patient ID Re-attending between 3 & 9 months - Adults	575	955	60.2%	56.3%	54.5%	52.1%
% of FP17s for Band 1 Urgent Courses	51	1,165	4.4%	7.8%	9.1%	9.2%
% of FP17s Relating to Free Repair or Replacements	13	1,165	1.1%	0.9%	1.0%	0.7%
% of FP17s Relating to Continuations	14	1,165	1.2%	0.9%	1.0%	0.8%
% of Patients satisfied with the dentistry they have received	2	2	N/A	93.7%	94.2%	93.4%
% of Patients satisfied with the time they had to wait for an appointment	1	2	N/A	90.4%	88.4%	87.6%

* This is based on patients treated on this contract for their most recent course of treatment.

Figures in italics indicate the base number of FP17s or Patient Questionnaire responses are less than 100. N/A is shown where the base number of responses is less than 10 during the period. % is calculated as Quantity/Base number*100

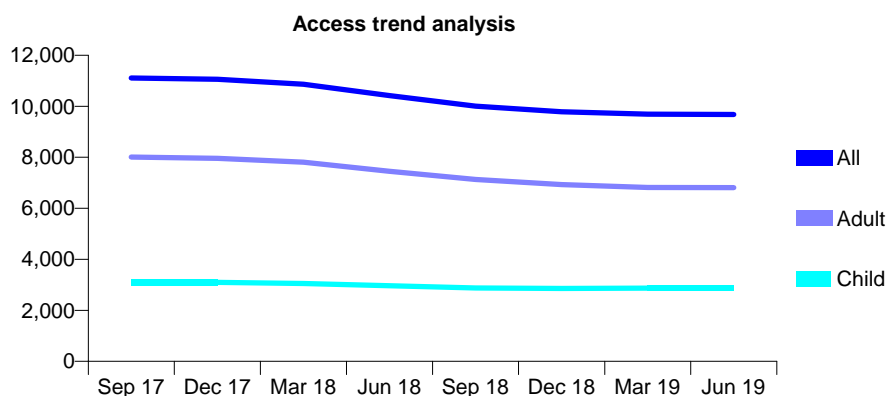
Q50 - Vital Signs At a Glance Contract Report for 101435/0073 - June 2019

Name or company name	York Pioneer Business Park Partnership
Contract type name	GDS Contract
Purpose of contract	General
Contract start date	01/12/2007
Contract end date	

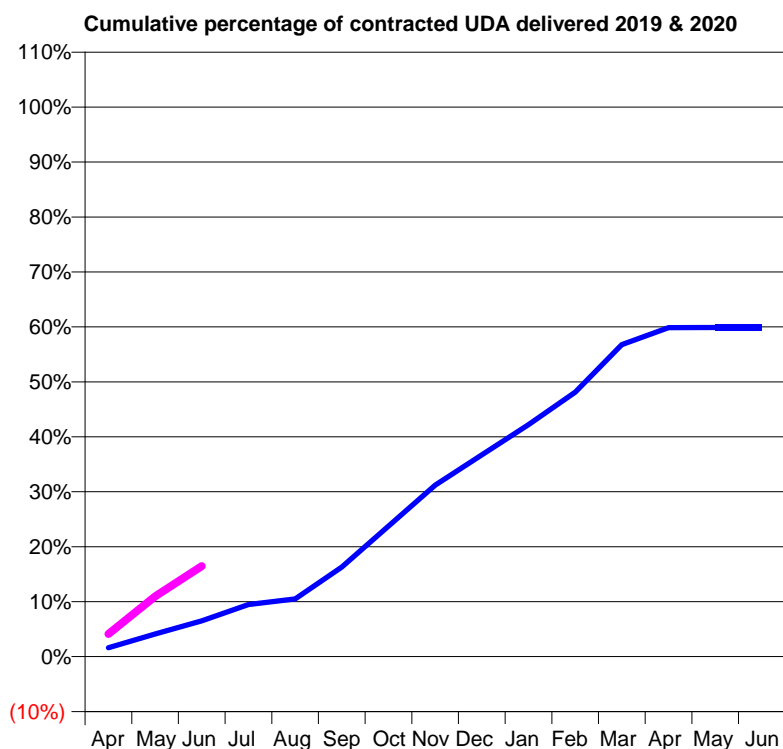
19/20 Contracted general activity (UDA)	32,011
Carry forward general activity (UDA)	0
19/20 Contracted orthodontic activity (UOA)	0
Carry forward orthodontic activity (UOA)	0
Baseline contract value	£647,933.31

ACCESS*

Patients seen in 24 months	Total	Change since previous quarter
Quarter ending June 2018	10,416	
Quarter ending September 2018	10,004	↓
Quarter ending December 2018	9,787	↓
Quarter ending March 2019	9,690	→
Quarter ending June 2019	9,681	→
Variance since June 2018	(7.1%)	↓



ACTIVITY



Month	Adjusted Scheduled Activity (UDA)	
	2019	2020
April	580	1,328
May	1,491	3,515
June	2,347	5,270
July	3,412	
August	3,779	
September	5,870	
October	8,549	
November	11,235	
December	13,210	
January	15,192	
February	17,325	
March	20,437	
April	21,544	
May	21,561	
June	21,561	

QUALITY

	Quantity	Base Number	Contract	AT	Region	England
% of FP17s for the same patient ID Re-attending within 3 months - Children	62	1,184	5.2%	9.4%	12.1%	11.4%
% of FP17s for the same patient ID Re-attending within 3 months - Adults	198	2,210	9.0%	12.4%	15.6%	15.4%
% of FP17s for the same patient ID Re-attending between 3 & 9 months - Children	841	1,184	71.0%	64.6%	61.2%	59.8%
% of FP17s for the same patient ID Re-attending between 3 & 9 months - Adults	1,222	2,210	55.3%	56.3%	54.5%	52.1%
% of FP17s for Band 1 Urgent Courses	96	2,991	3.2%	7.8%	9.1%	9.2%
% of FP17s Relating to Free Repair or Replacements	13	2,991	0.4%	0.9%	1.0%	0.7%
% of FP17s Relating to Continuations	8	2,991	0.3%	0.9%	1.0%	0.8%
% of Patients satisfied with the dentistry they have received	6	6	N/A	93.7%	94.2%	93.4%
% of Patients satisfied with the time they had to wait for an appointment	6	6	N/A	90.4%	88.4%	87.6%

* This is based on patients treated on this contract for their most recent course of treatment. Figures in italics indicate the base number of FP17s or Patient Questionnaire responses are less than 100. N/A is shown where the base number of responses is less than 10 during the period. % is calculated as Quantity/Base number*100

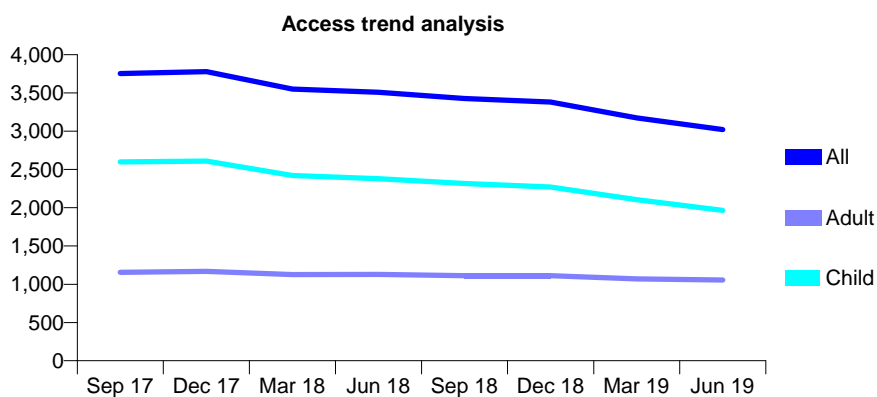
Q50 - Vital Signs At a Glance Contract Report for 102490/0003 - June 2019

Name or company name	Ashby Dental Clinic (CDS Unit)
Contract type name	PDS Contract
Purpose of contract	General
Contract start date	26/09/2011
Contract end date	30/09/2023

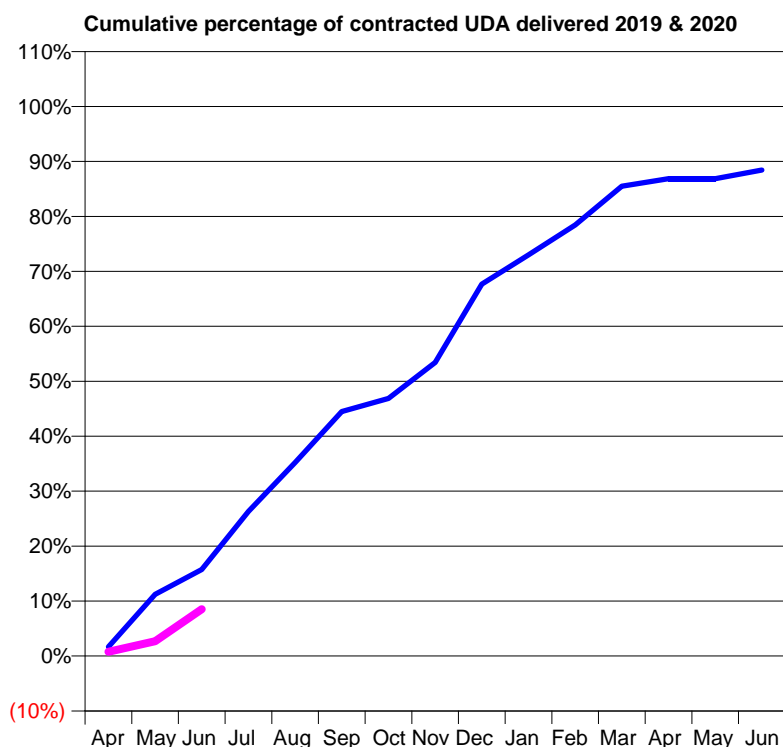
19/20 Contracted general activity (UDA)	6,924
Carry forward general activity (UDA)	0
19/20 Contracted orthodontic activity (UOA)	0
Carry forward orthodontic activity (UOA)	0
Baseline contract value	£570,006.08

ACCESS*

Patients seen in 24 months	Total	Change since previous quarter
Quarter ending June 2018	3,507	
Quarter ending September 2018	3,428	↓
Quarter ending December 2018	3,381	↓
Quarter ending March 2019	3,175	↓
Quarter ending June 2019	3,022	↓
Variance since June 2018	(13.8%)	↓



ACTIVITY



Month	Adjusted Scheduled Activity (UDA)	
	2019	2020
April	116	54
May	777	187
June	1,090	590
July	1,823	
August	2,439	
September	3,080	
October	3,246	
November	3,699	
December	4,685	
January	5,054	
February	5,431	
March	5,918	
April	6,015	
May	6,015	
June	6,121	

QUALITY

	Quantity	Base Number	Contract	AT	Region	England
% of FP17s for the same patient ID Re-attending within 3 months - Children	21	343	6.1%	9.4%	12.1%	11.4%
% of FP17s for the same patient ID Re-attending within 3 months - Adults	3	177	1.7%	12.4%	15.6%	15.4%
% of FP17s for the same patient ID Re-attending between 3 & 9 months - Children	107	343	31.2%	64.6%	61.2%	59.8%
% of FP17s for the same patient ID Re-attending between 3 & 9 months - Adults	36	177	20.3%	56.3%	54.5%	52.1%
% of FP17s for Band 1 Urgent Courses	4	327	1.2%	7.8%	9.1%	9.2%
% of FP17s Relating to Free Repair or Replacements	0	327	0.0%	0.9%	1.0%	0.7%
% of FP17s Relating to Continuations	0	327	0.0%	0.9%	1.0%	0.8%
% of Patients satisfied with the dentistry they have received	0	0	N/A	93.7%	94.2%	93.4%
% of Patients satisfied with the time they had to wait for an appointment	0	0	N/A	90.4%	88.4%	87.6%

* This is based on patients treated on this contract for their most recent course of treatment. Figures in italics indicate the base number of FP17s or Patient Questionnaire responses are less than 100. N/A is shown where the base number of responses is less than 10 during the period. % is calculated as Quantity/Base number*100

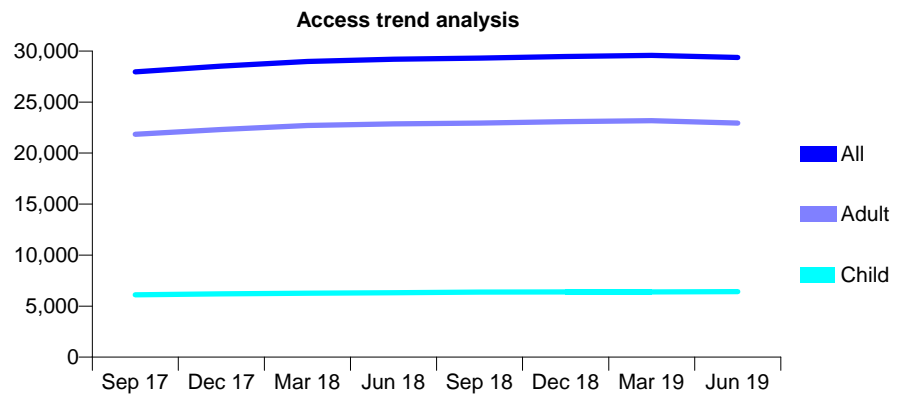
Q50 - Vital Signs At a Glance Contract Report for 104094/0001 - June 2019

Name or company name	543 Dental Centre Limited
Contract type name	GDS Contract
Purpose of contract	General
Contract start date	08/09/2008
Contract end date	

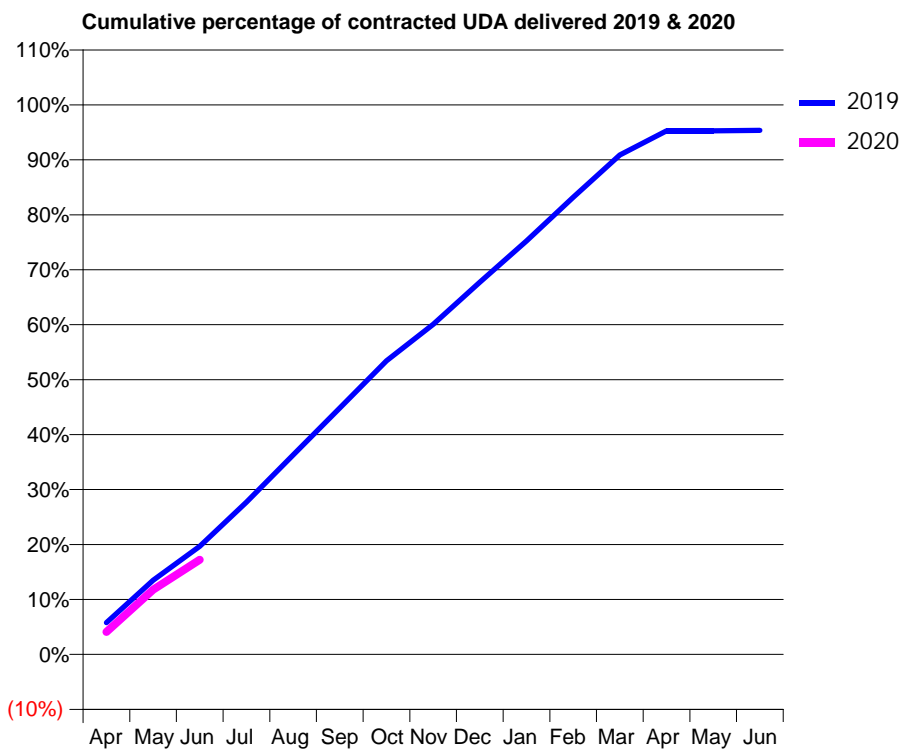
19/20 Contracted general activity (UDA)	79,925
Carry forward general activity (UDA)	0
19/20 Contracted orthodontic activity (UOA)	0
Carry forward orthodontic activity (UOA)	0
Baseline contract value	£2,509,827.93

ACCESS*

Patients seen in 24 months	Total	Change since previous quarter
Quarter ending June 2018	29,191	
Quarter ending September 2018	29,315	→
Quarter ending December 2018	29,465	→
Quarter ending March 2019	29,570	→
Quarter ending June 2019	29,384	→
Variance since June 2018	0.7%	→



ACTIVITY



Month	Adjusted Scheduled Activity (UDA)	
	2019	2020
April	4,624	3,271
May	10,801	9,408
June	15,714	13,756
July	22,149	
August	29,007	
September	35,834	
October	42,706	
November	48,006	
December	54,128	
January	60,139	
February	66,477	
March	72,619	
April	76,134	
May	76,164	
June	76,215	

QUALITY

	Quantity	Base Number	Contract	AT	Region	England
% of FP17s for the same patient ID Re-attending within 3 months - Children	157	2,135	7.4%	9.4%	12.1%	11.4%
% of FP17s for the same patient ID Re-attending within 3 months - Adults	751	7,165	10.5%	12.4%	15.6%	15.4%
% of FP17s for the same patient ID Re-attending between 3 & 9 months - Children	1,289	2,135	60.4%	64.6%	61.2%	59.8%
% of FP17s for the same patient ID Re-attending between 3 & 9 months - Adults	4,403	7,165	61.5%	56.3%	54.5%	52.1%
% of FP17s for Band 1 Urgent Courses	508	7,383	6.9%	7.8%	9.1%	9.2%
% of FP17s Relating to Free Repair or Replacements	53	7,383	0.7%	0.9%	1.0%	0.7%
% of FP17s Relating to Continuations	0	7,383	0.0%	0.9%	1.0%	0.8%
% of Patients satisfied with the dentistry they have received	12	12	100.0%	93.7%	94.2%	93.4%
% of Patients satisfied with the time they had to wait for an appointment	10	12	83.3%	90.4%	88.4%	87.6%

* This is based on patients treated on this contract for their most recent course of treatment. Figures in italics indicate the base number of FP17s or Patient Questionnaire responses are less than 100. N/A is shown where the base number of responses is less than 10 during the period. % is calculated as Quantity/Base number*100

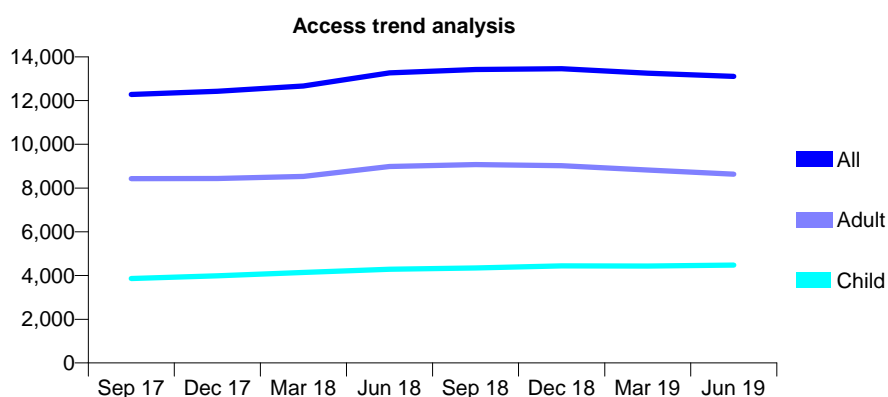
Q50 - Vital Signs At a Glance Contract Report for 104663/0001 - June 2019

Name or company name	Osborne Street Surgery Limited
Contract type name	GDS Contract
Purpose of contract	General
Contract start date	01/07/2007
Contract end date	

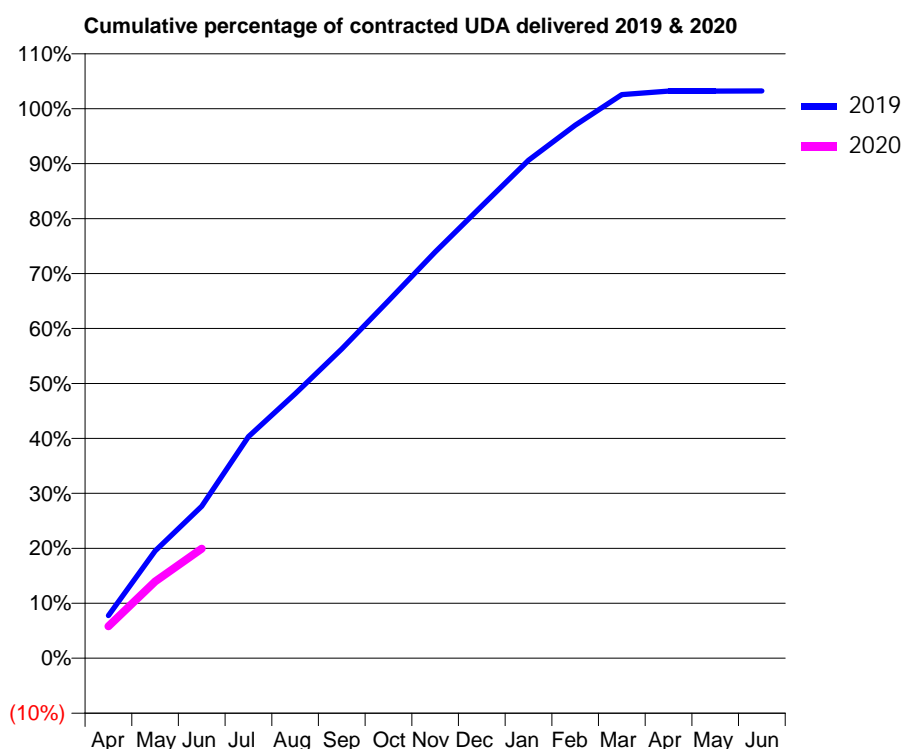
19/20 Contracted general activity (UDA)	32,000
Carry forward general activity (UDA)	0
19/20 Contracted orthodontic activity (UOA)	0
Carry forward orthodontic activity (UOA)	0
Baseline contract value	£972,390.04

ACCESS*

Patients seen in 24 months	Total	Change since previous quarter
Quarter ending June 2018	13,273	
Quarter ending September 2018	13,424	→
Quarter ending December 2018	13,458	→
Quarter ending March 2019	13,254	↓
Quarter ending June 2019	13,109	↓
Variance since June 2018	(1.2%)	↓



ACTIVITY



Month	2019	2020
April	2,487	1,863
May	6,249	4,471
June	8,848	6,383
July	12,903	
August	15,401	
September	18,015	
October	20,813	
November	23,654	
December	26,332	
January	28,993	
February	31,034	
March	32,818	
April	33,022	
May	33,023	
June	33,027	

QUALITY

	Quantity	Base Number	Contract	AT	Region	England
% of FP17s for the same patient ID Re-attending within 3 months - Children	78	1,316	5.9%	9.4%	12.1%	11.4%
% of FP17s for the same patient ID Re-attending within 3 months - Adults	290	2,487	11.7%	12.4%	15.6%	15.4%
% of FP17s for the same patient ID Re-attending between 3 & 9 months - Children	680	1,316	51.7%	64.6%	61.2%	59.8%
% of FP17s for the same patient ID Re-attending between 3 & 9 months - Adults	1,550	2,487	62.3%	56.3%	54.5%	52.1%
% of FP17s for Band 1 Urgent Courses	276	3,662	7.5%	7.8%	9.1%	9.2%
% of FP17s Relating to Free Repair or Replacements	13	3,662	0.4%	0.9%	1.0%	0.7%
% of FP17s Relating to Continuations	1	3,662	0.0%	0.9%	1.0%	0.8%
% of Patients satisfied with the dentistry they have received	2	2	N/A	93.7%	94.2%	93.4%
% of Patients satisfied with the time they had to wait for an appointment	2	2	N/A	90.4%	88.4%	87.6%

* This is based on patients treated on this contract for their most recent course of treatment.

Figures in italics indicate the base number of FP17s or Patient Questionnaire responses are less than 100. N/A is shown where the base number of responses is less than 10 during the period. % is calculated as Quantity/Base number*100

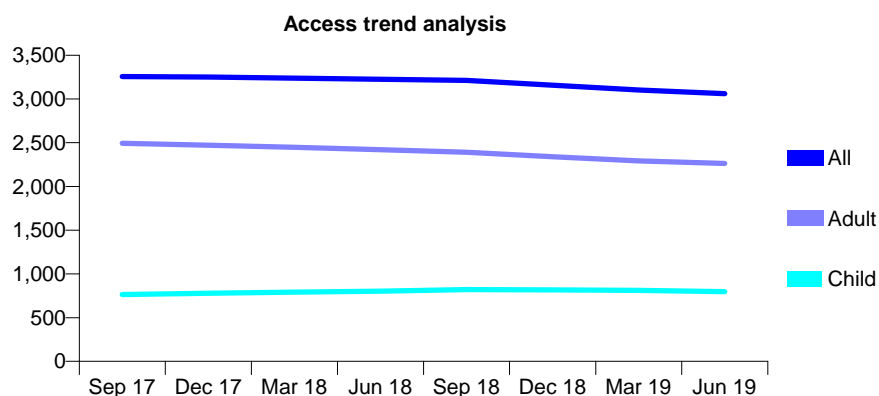
Q50 - Vital Signs At a Glance Contract Report for 108731/0001 - June 2019

Name or company name	Elmet Dental Care
Contract type name	GDS Contract
Purpose of contract	General
Contract start date	01/04/2006
Contract end date	

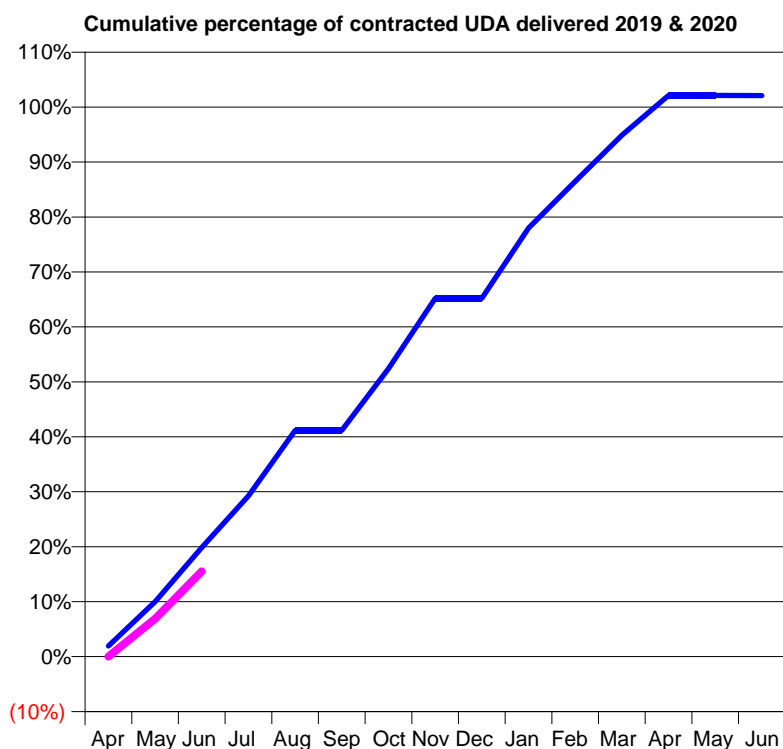
19/20 Contracted general activity (UDA)	7,506
Carry forward general activity (UDA)	0
19/20 Contracted orthodontic activity (UOA)	0
Carry forward orthodontic activity (UOA)	0
Baseline contract value	£234,528.99

ACCESS*

Patients seen in 24 months	Total	Change since previous quarter
Quarter ending June 2018	3,224	
Quarter ending September 2018	3,213	→
Quarter ending December 2018	3,157	↓
Quarter ending March 2019	3,103	↓
Quarter ending June 2019	3,060	↓
Variance since June 2018	(5.1%)	↓



ACTIVITY



Month	Adjusted Scheduled Activity (UDA)	
	2019	2020
April	145	1
May	752	518
June	1,491	1,165
July	2,195	
August	3,090	
September	3,090	
October	3,934	
November	4,894	
December	4,894	
January	5,854	
February	6,491	
March	7,122	
April	7,664	
May	7,666	
June	7,662	

QUALITY

	Quantity	Base Number	Contract	AT	Region	England
% of FP17s for the same patient ID Re-attending within 3 months - Children	7	351	2.0%	9.4%	12.1%	11.4%
% of FP17s for the same patient ID Re-attending within 3 months - Adults	63	690	9.1%	12.4%	15.6%	15.4%
% of FP17s for the same patient ID Re-attending between 3 & 9 months - Children	267	351	76.1%	64.6%	61.2%	59.8%
% of FP17s for the same patient ID Re-attending between 3 & 9 months - Adults	447	690	64.8%	56.3%	54.5%	52.1%
% of FP17s for Band 1 Urgent Courses	23	733	3.1%	7.8%	9.1%	9.2%
% of FP17s Relating to Free Repair or Replacements	9	733	1.2%	0.9%	1.0%	0.7%
% of FP17s Relating to Continuations	2	733	0.3%	0.9%	1.0%	0.8%
% of Patients satisfied with the dentistry they have received	2	2	N/A	93.7%	94.2%	93.4%
% of Patients satisfied with the time they had to wait for an appointment	2	2	N/A	90.4%	88.4%	87.6%

* This is based on patients treated on this contract for their most recent course of treatment. Figures in italics indicate the base number of FP17s or Patient Questionnaire responses are less than 100. N/A is shown where the base number of responses is less than 10 during the period. % is calculated as Quantity/Base number*100

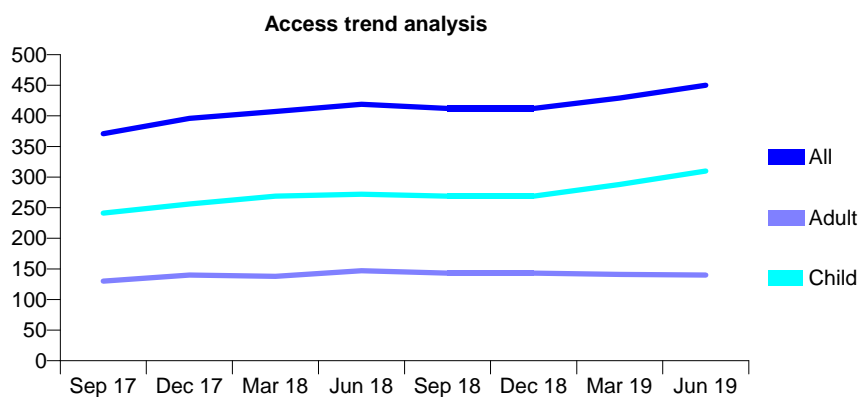
Q50 - Vital Signs At a Glance Contract Report for 110310/0001 - June 2019

Name or company name	Brown-Craven Limited
Contract type name	GDS Contract
Purpose of contract	General
Contract start date	01/01/2013
Contract end date	

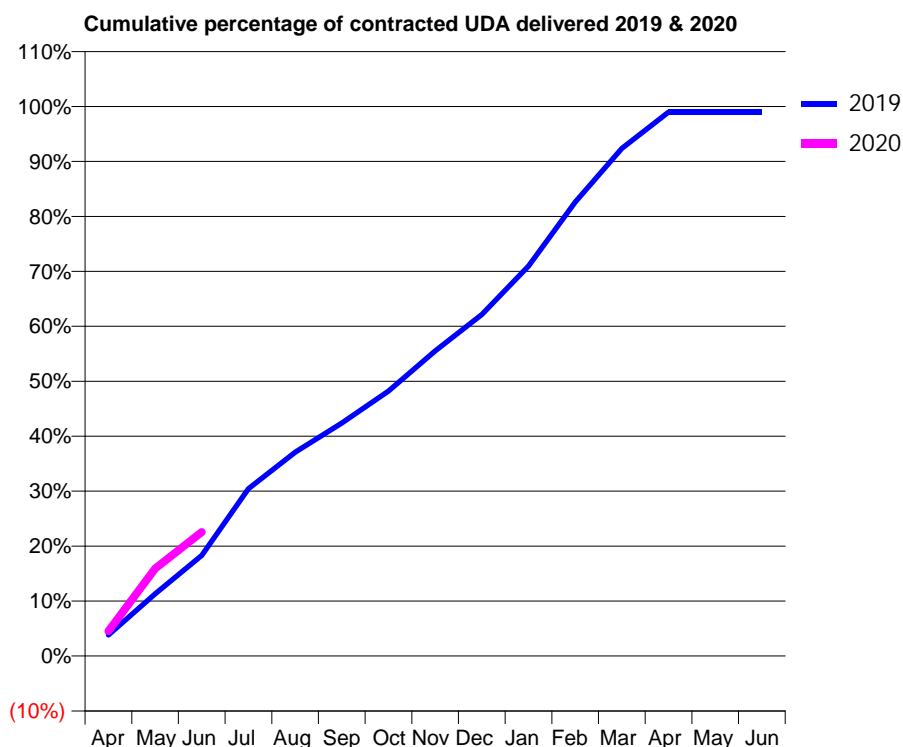
19/20 Contracted general activity (UDA)	861
Carry forward general activity (UDA)	0
19/20 Contracted orthodontic activity (UOA)	0
Carry forward orthodontic activity (UOA)	0
Baseline contract value	£23,268.27

ACCESS*

Patients seen in 24 months	Total	Change since previous quarter
Quarter ending June 2018	419	
Quarter ending September 2018	412	↓
Quarter ending December 2018	412	→
Quarter ending March 2019	429	↑
Quarter ending June 2019	450	↑
Variance since June 2018	7.4%	↑



ACTIVITY



Month	Adjusted Scheduled Activity (UDA)	
	2019	2020
April	33	39
May	97	137
June	158	194
July	262	
August	319	
September	365	
October	415	
November	478	
December	535	
January	611	
February	711	
March	795	
April	852	
May	852	
June	852	

QUALITY

	Quantity	Base Number	Contract	AT	Region	England
% of FP17s for the same patient ID Re-attending within 3 months - Children	12	125	9.6%	9.4%	12.1%	11.4%
% of FP17s for the same patient ID Re-attending within 3 months - Adults	1	47	2.1%	12.4%	15.6%	15.4%
% of FP17s for the same patient ID Re-attending between 3 & 9 months - Children	75	125	60.0%	64.6%	61.2%	59.8%
% of FP17s for the same patient ID Re-attending between 3 & 9 months - Adults	26	47	55.3%	56.3%	54.5%	52.1%
% of FP17s for Band 1 Urgent Courses	1	135	0.7%	7.8%	9.1%	9.2%
% of FP17s Relating to Free Repair or Replacements	0	135	0.0%	0.9%	1.0%	0.7%
% of FP17s Relating to Continuations	0	135	0.0%	0.9%	1.0%	0.8%
% of Patients satisfied with the dentistry they have received	0	0	N/A	93.7%	94.2%	93.4%
% of Patients satisfied with the time they had to wait for an appointment	0	0	N/A	90.4%	88.4%	87.6%

* This is based on patients treated on this contract for their most recent course of treatment. Figures in italics indicate the base number of FP17s or Patient Questionnaire responses are less than 100. N/A is shown where the base number of responses is less than 10 during the period. % is calculated as Quantity/Base number*100

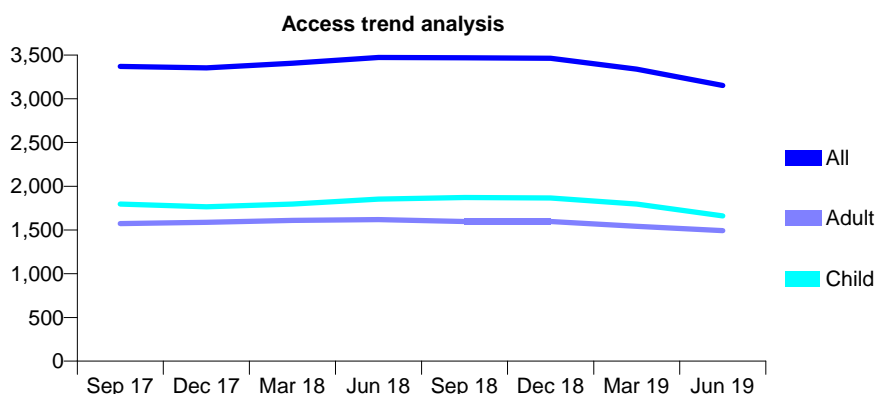
Q50 - Vital Signs At a Glance Contract Report for 114650/0002 - June 2019

Name or company name	Community Dental Clinic
Contract type name	PDS Contract
Purpose of contract	General and Orthodontic
Contract start date	01/05/2007
Contract end date	30/09/2023

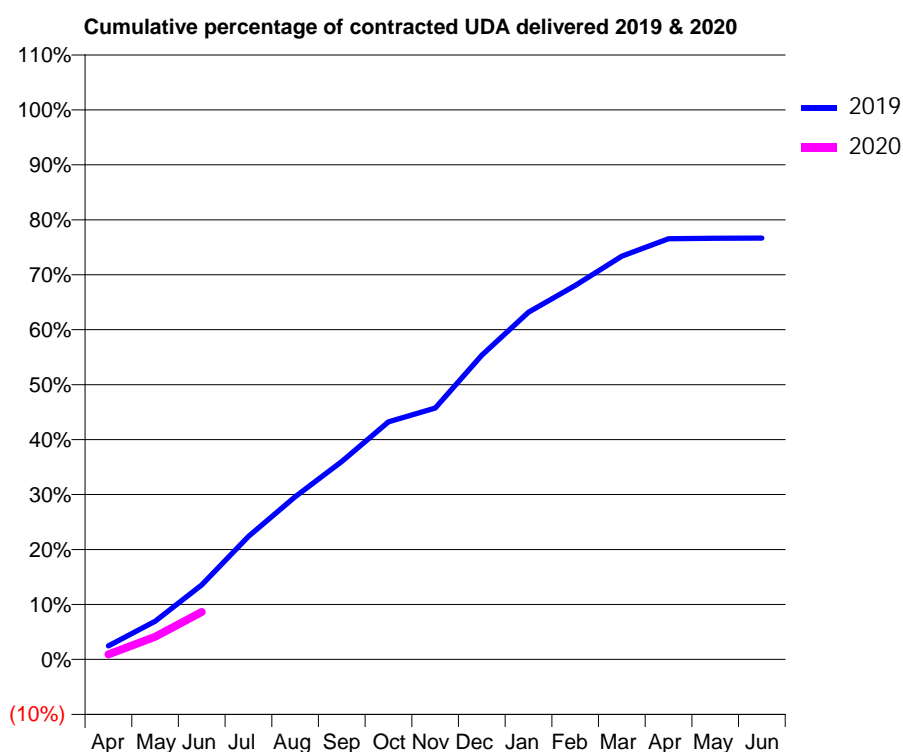
19/20 Contracted general activity (UDA)	9,000
Carry forward general activity (UDA)	0
19/20 Contracted orthodontic activity (UOA)	0
Carry forward orthodontic activity (UOA)	0
Baseline contract value	£902,574.01

ACCESS*

Patients seen in 24 months	Total	Change since previous quarter
Quarter ending June 2018	3,473	
Quarter ending September 2018	3,468	→
Quarter ending December 2018	3,464	→
Quarter ending March 2019	3,339	↓
Quarter ending June 2019	3,152	↓
Variance since June 2018	(9.2%)	↓



ACTIVITY



Month	2019	2020
April	221	83
May	626	371
June	1,220	779
July	2,016	
August	2,665	
September	3,241	
October	3,890	
November	4,116	
December	4,980	
January	5,685	
February	6,123	
March	6,604	
April	6,890	
May	6,898	
June	6,900	

QUALITY

	Quantity	Base Number	Contract	AT	Region	England
% of FP17s for the same patient ID Re-attending within 3 months - Children	28	230	12.2%	9.4%	12.1%	11.4%
% of FP17s for the same patient ID Re-attending within 3 months - Adults	44	290	15.2%	12.4%	15.6%	15.4%
% of FP17s for the same patient ID Re-attending between 3 & 9 months - Children	76	230	33.0%	64.6%	61.2%	59.8%
% of FP17s for the same patient ID Re-attending between 3 & 9 months - Adults	110	290	37.9%	56.3%	54.5%	52.1%
% of FP17s for Band 1 Urgent Courses	17	381	4.5%	7.8%	9.1%	9.2%
% of FP17s Relating to Free Repair or Replacements	2	381	0.5%	0.9%	1.0%	0.7%
% of FP17s Relating to Continuations	7	381	1.8%	0.9%	1.0%	0.8%
% of Patients satisfied with the dentistry they have received	1	1	N/A	93.7%	94.2%	93.4%
% of Patients satisfied with the time they had to wait for an appointment	1	1	N/A	90.4%	88.4%	87.6%

* This is based on patients treated on this contract for their most recent course of treatment. Figures in italics indicate the base number of FP17s or Patient Questionnaire responses are less than 100. N/A is shown where the base number of responses is less than 10 during the period. % is calculated as Quantity/Base number*100

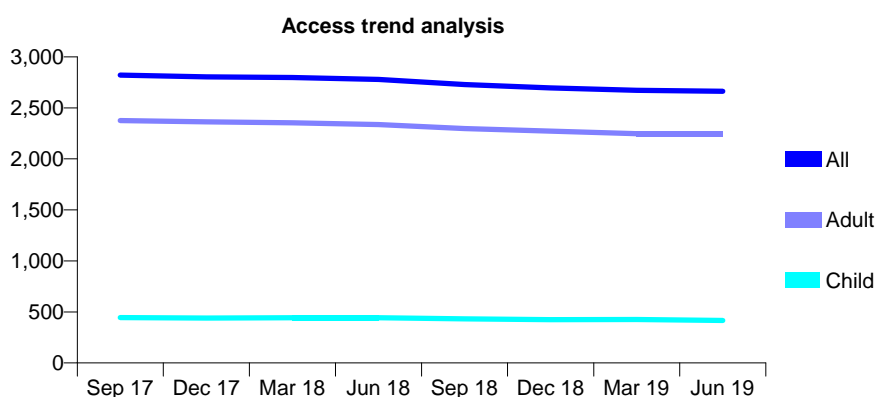
Q50 - Vital Signs At a Glance Contract Report for 115339/0001 - June 2019

Name or company name	Bondgate Dental Practice
Contract type name	GDS Contract
Purpose of contract	General and Orthodontic
Contract start date	01/03/2015
Contract end date	

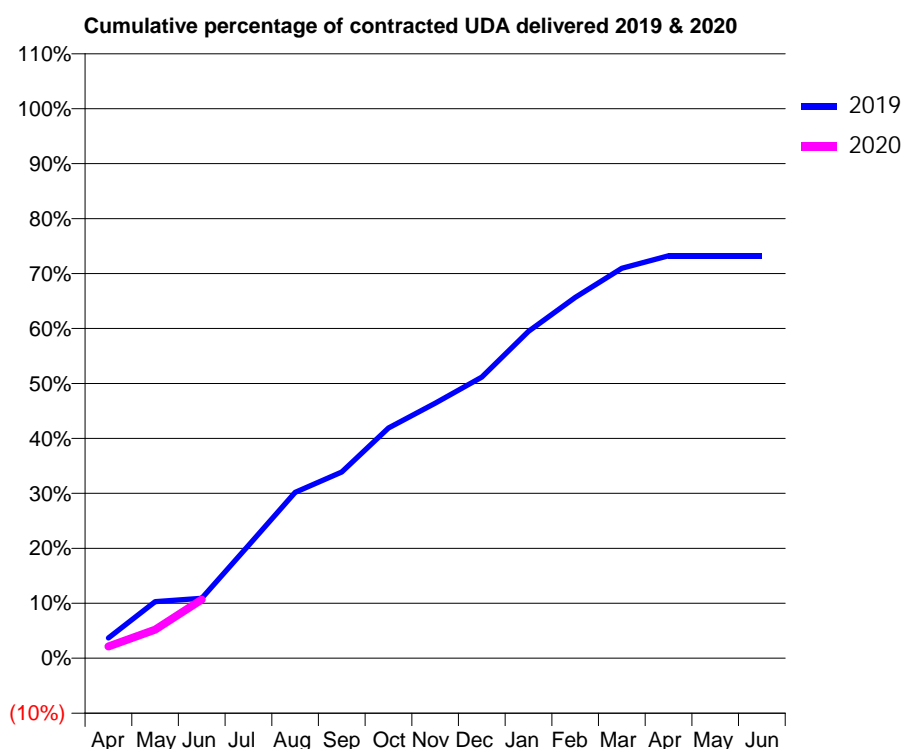
19/20 Contracted general activity (UDA)	9,998
Carry forward general activity (UDA)	0
19/20 Contracted orthodontic activity (UOA)	228
Carry forward orthodontic activity (UOA)	0
Baseline contract value	£269,083.94

ACCESS*

Patients seen in 24 months	Total	Change since previous quarter
Quarter ending June 2018	2,779	
Quarter ending September 2018	2,729	↓
Quarter ending December 2018	2,696	↓
Quarter ending March 2019	2,672	→
Quarter ending June 2019	2,664	→
Variance since June 2018	(4.1%)	↓



ACTIVITY



Month	2019	2020
April	371	215
May	1,029	521
June	1,090	1,066
July	2,052	
August	3,019	
September	3,389	
October	4,190	
November	4,639	
December	5,113	
January	5,948	
February	6,565	
March	7,093	
April	7,322	
May	7,322	
June	7,322	

QUALITY

	Quantity	Base Number	Contract	AT	Region	England
% of FP17s for the same patient ID Re-attending within 3 months - Children	5	114	4.4%	9.4%	12.1%	11.4%
% of FP17s for the same patient ID Re-attending within 3 months - Adults	94	643	14.6%	12.4%	15.6%	15.4%
% of FP17s for the same patient ID Re-attending between 3 & 9 months - Children	78	114	68.4%	64.6%	61.2%	59.8%
% of FP17s for the same patient ID Re-attending between 3 & 9 months - Adults	328	643	51.0%	56.3%	54.5%	52.1%
% of FP17s for Band 1 Urgent Courses	35	614	5.7%	7.8%	9.1%	9.2%
% of FP17s Relating to Free Repair or Replacements	6	614	1.0%	0.9%	1.0%	0.7%
% of FP17s Relating to Continuations	14	614	2.3%	0.9%	1.0%	0.8%
% of Patients satisfied with the dentistry they have received	1	1	N/A	93.7%	94.2%	93.4%
% of Patients satisfied with the time they had to wait for an appointment	1	1	N/A	90.4%	88.4%	87.6%

* This is based on patients treated on this contract for their most recent course of treatment.

Figures in italics indicate the base number of FP17s or Patient Questionnaire responses are less than 100. N/A is shown where the base number of responses is less than 10 during the period. % is calculated as Quantity/Base number*100

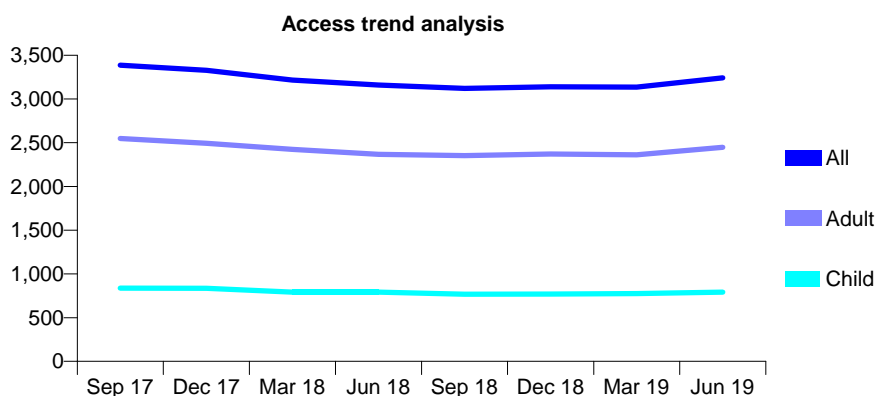
Q50 - Vital Signs At a Glance Contract Report for 118060/0010 - June 2019

Name or company name	Genix Healthcare Ltd
Contract type name	GDS Contract
Purpose of contract	General
Contract start date	01/01/2007
Contract end date	

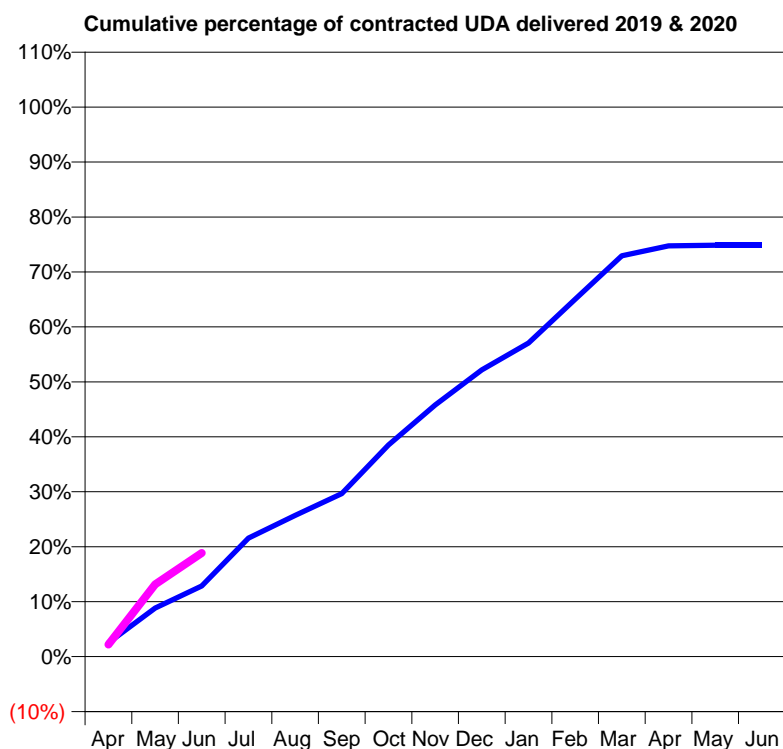
19/20 Contracted general activity (UDA)	13,715
Carry forward general activity (UDA)	0
19/20 Contracted orthodontic activity (UOA)	0
Carry forward orthodontic activity (UOA)	0
Baseline contract value	£389,981.73

ACCESS*

Patients seen in 24 months	Total	Change since previous quarter
Quarter ending June 2018	3,159	
Quarter ending September 2018	3,121	↓
Quarter ending December 2018	3,140	→
Quarter ending March 2019	3,137	→
Quarter ending June 2019	3,241	↑
Variance since June 2018	2.6%	↑



ACTIVITY



Month	Adjusted Scheduled Activity (UDA)	
	2019	2020
April	348	301
May	1,214	1,801
June	1,766	2,589
July	2,958	
August	3,525	
September	4,069	
October	5,283	
November	6,282	
December	7,154	
January	7,826	
February	8,923	
March	10,002	
April	10,252	
May	10,267	
June	10,267	

QUALITY

	Quantity	Base Number	Contract	AT	Region	England
% of FP17s for the same patient ID Re-attending within 3 months - Children	55	275	20.0%	9.4%	12.1%	11.4%
% of FP17s for the same patient ID Re-attending within 3 months - Adults	172	867	19.8%	12.4%	15.6%	15.4%
% of FP17s for the same patient ID Re-attending between 3 & 9 months - Children	149	275	54.2%	64.6%	61.2%	59.8%
% of FP17s for the same patient ID Re-attending between 3 & 9 months - Adults	434	867	50.1%	56.3%	54.5%	52.1%
% of FP17s for Band 1 Urgent Courses	113	1,050	10.8%	7.8%	9.1%	9.2%
% of FP17s Relating to Free Repair or Replacements	6	1,050	0.6%	0.9%	1.0%	0.7%
% of FP17s Relating to Continuations	5	1,050	0.5%	0.9%	1.0%	0.8%
% of Patients satisfied with the dentistry they have received	0	0	N/A	93.7%	94.2%	93.4%
% of Patients satisfied with the time they had to wait for an appointment	0	0	N/A	90.4%	88.4%	87.6%

* This is based on patients treated on this contract for their most recent course of treatment. Figures in italics indicate the base number of FP17s or Patient Questionnaire responses are less than 100. N/A is shown where the base number of responses is less than 10 during the period. % is calculated as Quantity/Base number*100

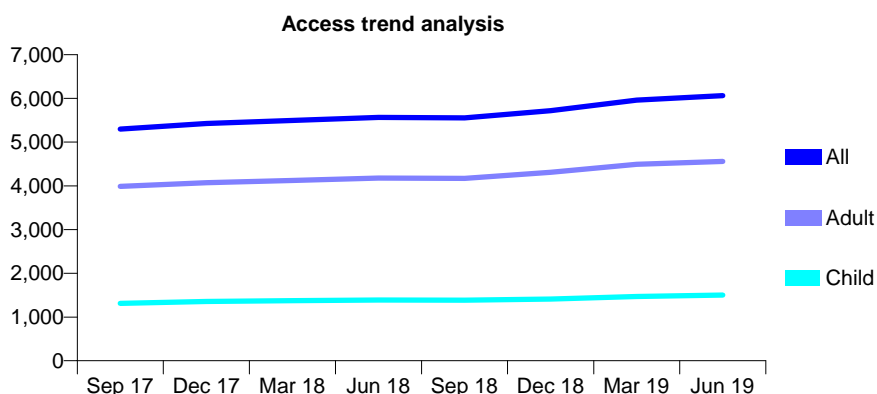
Q50 - Vital Signs At a Glance Contract Report for 118060/0017 - June 2019

Name or company name	Genix Healthcare Ltd
Contract type name	GDS Contract
Purpose of contract	General
Contract start date	01/10/2009
Contract end date	

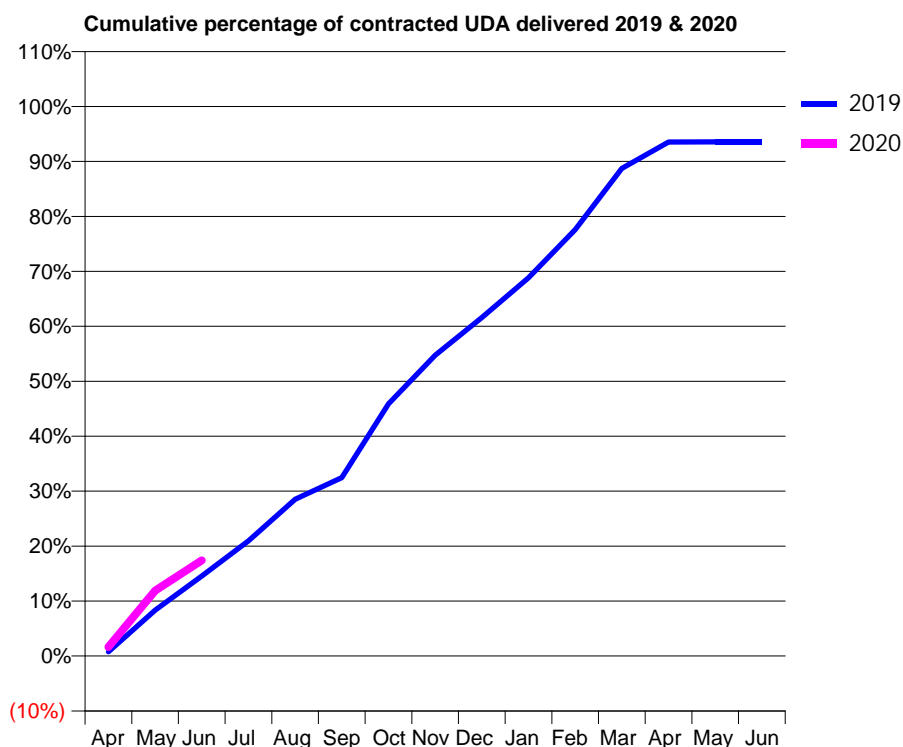
19/20 Contracted general activity (UDA)	15,000
Carry forward general activity (UDA)	0
19/20 Contracted orthodontic activity (UOA)	0
Carry forward orthodontic activity (UOA)	0
Baseline contract value	£400,100.56

ACCESS*

Patients seen in 24 months	Total	Change since previous quarter
Quarter ending June 2018	5,566	
Quarter ending September 2018	5,557	→
Quarter ending December 2018	5,720	↑
Quarter ending March 2019	5,962	↑
Quarter ending June 2019	6,061	→
Variance since June 2018	8.9%	↑



ACTIVITY



Month	Adjusted Scheduled Activity (UDA)	
	2019	2020
April	116	246
May	1,253	1,784
June	2,184	2,610
July	3,145	
August	4,279	
September	4,869	
October	6,882	
November	8,209	
December	9,236	
January	10,323	
February	11,639	
March	13,307	
April	14,032	
May	14,035	
June	14,036	

QUALITY

	Quantity	Base Number	Contract	AT	Region	England
% of FP17s for the same patient ID Re-attending within 3 months - Children	40	542	7.4%	9.4%	12.1%	11.4%
% of FP17s for the same patient ID Re-attending within 3 months - Adults	158	1,427	11.1%	12.4%	15.6%	15.4%
% of FP17s for the same patient ID Re-attending between 3 & 9 months - Children	338	542	62.4%	64.6%	61.2%	59.8%
% of FP17s for the same patient ID Re-attending between 3 & 9 months - Adults	873	1,427	61.2%	56.3%	54.5%	52.1%
% of FP17s for Band 1 Urgent Courses	130	1,547	8.4%	7.8%	9.1%	9.2%
% of FP17s Relating to Free Repair or Replacements	28	1,547	1.8%	0.9%	1.0%	0.7%
% of FP17s Relating to Continuations	5	1,547	0.3%	0.9%	1.0%	0.8%
% of Patients satisfied with the dentistry they have received	8	8	N/A	93.7%	94.2%	93.4%
% of Patients satisfied with the time they had to wait for an appointment	8	8	N/A	90.4%	88.4%	87.6%

* This is based on patients treated on this contract for their most recent course of treatment. Figures in italics indicate the base number of FP17s or Patient Questionnaire responses are less than 100. N/A is shown where the base number of responses is less than 10 during the period. % is calculated as Quantity/Base number*100

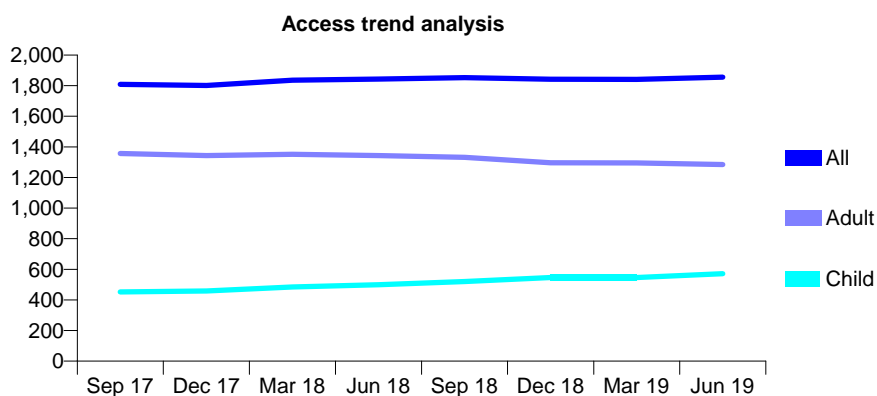
Q50 - Vital Signs At a Glance Contract Report for 120642/0001 - June 2019

Name or company name	Grimsby Dental Care
Contract type name	GDS Contract
Purpose of contract	General
Contract start date	01/02/2014
Contract end date	

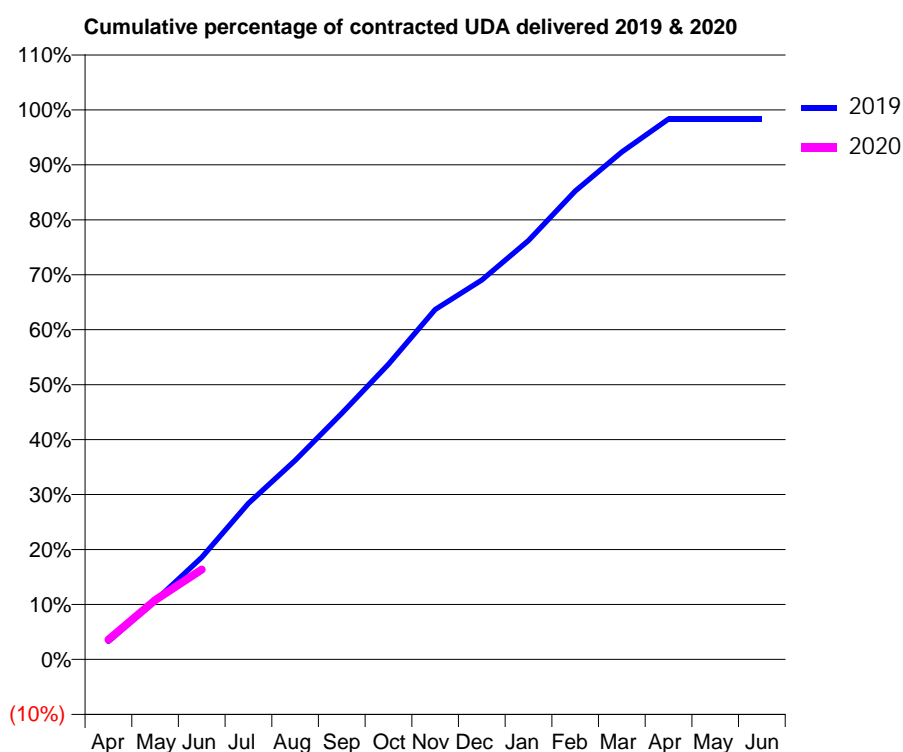
19/20 Contracted general activity (UDA)	5,005
Carry forward general activity (UDA)	0
19/20 Contracted orthodontic activity (UOA)	0
Carry forward orthodontic activity (UOA)	0
Baseline contract value	£161,735.22

ACCESS*

Patients seen in 24 months	Total	Change since previous quarter
Quarter ending June 2018	1,843	
Quarter ending September 2018	1,852	→
Quarter ending December 2018	1,842	→
Quarter ending March 2019	1,841	→
Quarter ending June 2019	1,856	→
Variance since June 2018	0.7%	→



ACTIVITY



Month	Adjusted Scheduled Activity (UDA)	
	2019	2020
April	164	180
May	535	540
June	930	819
July	1,422	
August	1,813	
September	2,242	
October	2,688	
November	3,186	
December	3,455	
January	3,815	
February	4,265	
March	4,621	
April	4,920	
May	4,921	
June	4,921	

QUALITY

	Quantity	Base Number	Contract	AT	Region	England
% of FP17s for the same patient ID Re-attending within 3 months - Children	8	203	3.9%	9.4%	12.1%	11.4%
% of FP17s for the same patient ID Re-attending within 3 months - Adults	41	461	8.9%	12.4%	15.6%	15.4%
% of FP17s for the same patient ID Re-attending between 3 & 9 months - Children	141	203	69.5%	64.6%	61.2%	59.8%
% of FP17s for the same patient ID Re-attending between 3 & 9 months - Adults	333	461	72.2%	56.3%	54.5%	52.1%
% of FP17s for Band 1 Urgent Courses	16	523	3.1%	7.8%	9.1%	9.2%
% of FP17s Relating to Free Repair or Replacements	3	523	0.6%	0.9%	1.0%	0.7%
% of FP17s Relating to Continuations	8	523	1.5%	0.9%	1.0%	0.8%
% of Patients satisfied with the dentistry they have received	1	2	N/A	93.7%	94.2%	93.4%
% of Patients satisfied with the time they had to wait for an appointment	2	2	N/A	90.4%	88.4%	87.6%

* This is based on patients treated on this contract for their most recent course of treatment. Figures in italics indicate the base number of FP17s or Patient Questionnaire responses are less than 100. N/A is shown where the base number of responses is less than 10 during the period. % is calculated as Quantity/Base number*100

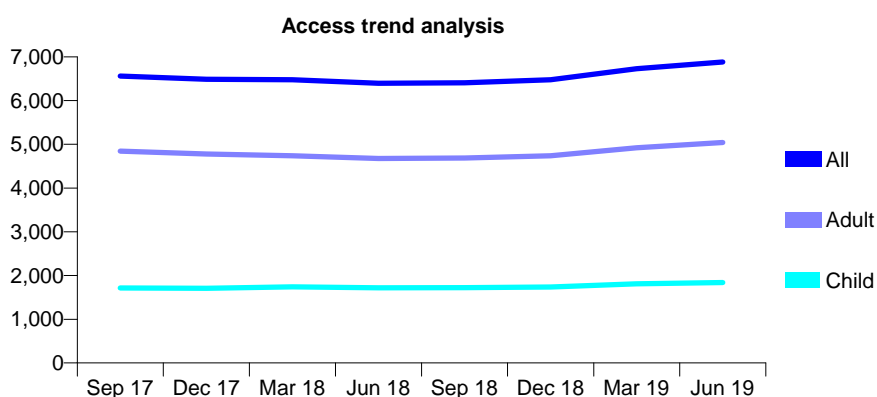
Q50 - Vital Signs At a Glance Contract Report for 121010/0001 - June 2019

Name or company name	Clifton Moor Dental Centre
Contract type name	GDS Contract
Purpose of contract	General
Contract start date	01/02/2014
Contract end date	

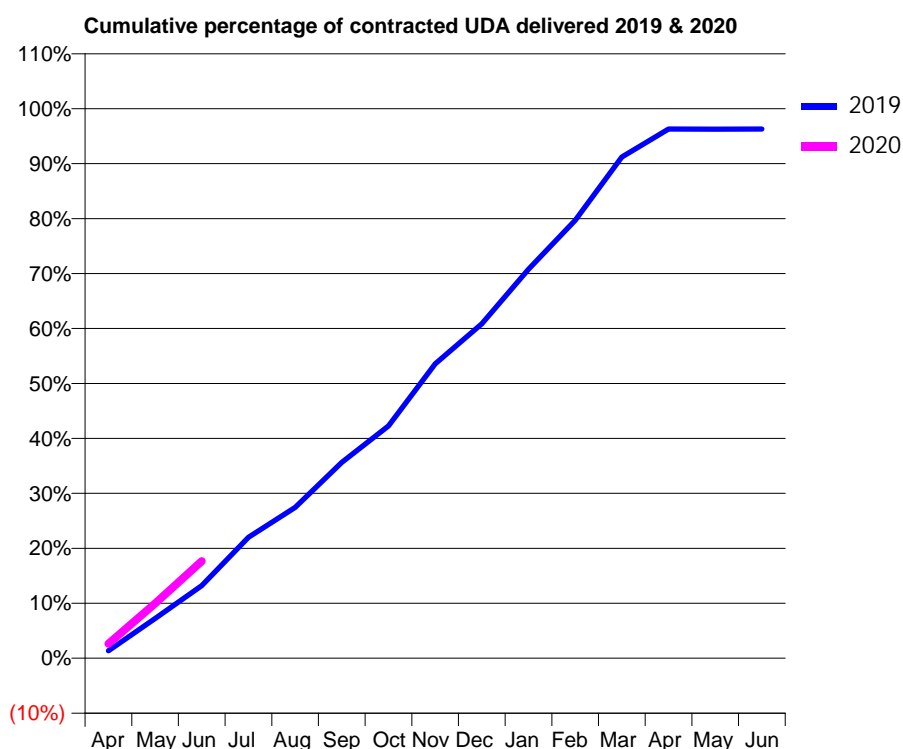
19/20 Contracted general activity (UDA)	19,203
Carry forward general activity (UDA)	0
19/20 Contracted orthodontic activity (UOA)	0
Carry forward orthodontic activity (UOA)	0
Baseline contract value	£574,288.64

ACCESS*

Patients seen in 24 months	Total	Change since previous quarter
Quarter ending June 2018	6,396	
Quarter ending September 2018	6,408	→
Quarter ending December 2018	6,477	→
Quarter ending March 2019	6,731	↑
Quarter ending June 2019	6,882	↑
Variance since June 2018	7.6%	↑



ACTIVITY



Month	2019	2020
April	263	504
May	1,391	1,917
June	2,538	3,390
July	4,223	
August	5,271	
September	6,844	
October	8,114	
November	10,286	
December	11,687	
January	13,591	
February	15,301	
March	17,514	
April	18,494	
May	18,483	
June	18,491	

QUALITY

	Quantity	Base Number	Contract	AT	Region	England
% of FP17s for the same patient ID Re-attending within 3 months - Children	58	690	8.4%	9.4%	12.1%	11.4%
% of FP17s for the same patient ID Re-attending within 3 months - Adults	267	1,787	14.9%	12.4%	15.6%	15.4%
% of FP17s for the same patient ID Re-attending between 3 & 9 months - Children	475	690	68.8%	64.6%	61.2%	59.8%
% of FP17s for the same patient ID Re-attending between 3 & 9 months - Adults	966	1,787	54.1%	56.3%	54.5%	52.1%
% of FP17s for Band 1 Urgent Courses	161	1,988	8.1%	7.8%	9.1%	9.2%
% of FP17s Relating to Free Repair or Replacements	24	1,988	1.2%	0.9%	1.0%	0.7%
% of FP17s Relating to Continuations	3	1,988	0.2%	0.9%	1.0%	0.8%
% of Patients satisfied with the dentistry they have received	4	4	N/A	93.7%	94.2%	93.4%
% of Patients satisfied with the time they had to wait for an appointment	4	4	N/A	90.4%	88.4%	87.6%

* This is based on patients treated on this contract for their most recent course of treatment.

Figures in italics indicate the base number of FP17s or Patient Questionnaire responses are less than 100. N/A is shown where the base number of responses is less than 10 during the period. % is calculated as Quantity/Base number*100

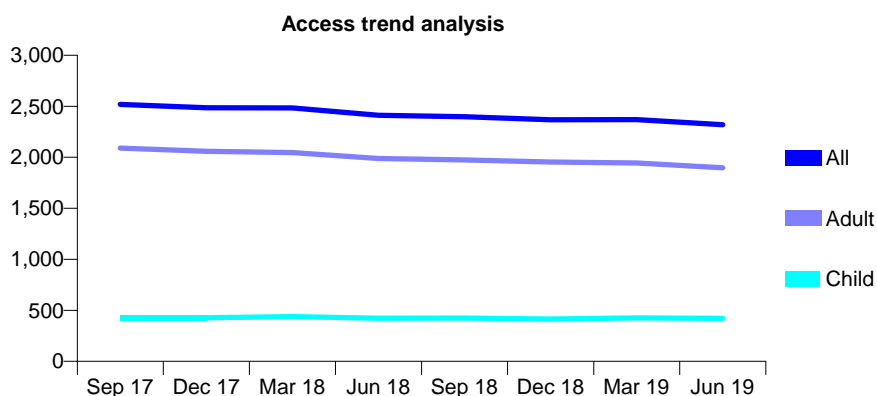
Q50 - Vital Signs At a Glance Contract Report for 121126/0001 - June 2019

Name or company name	Yorkshire Dental Practice
Contract type name	GDS Contract
Purpose of contract	General
Contract start date	01/10/2012
Contract end date	

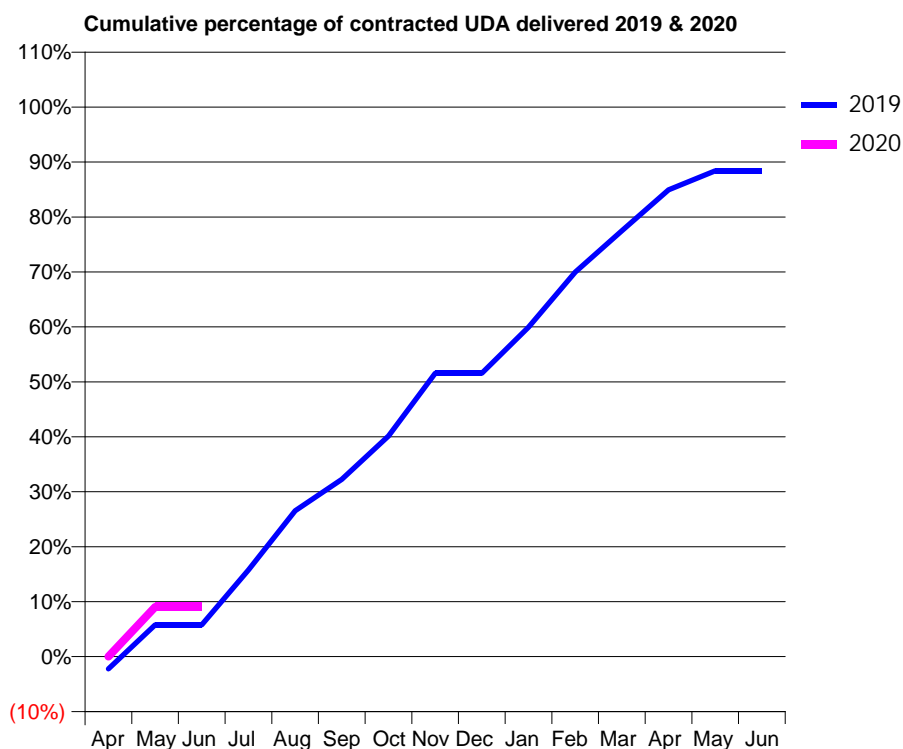
19/20 Contracted general activity (UDA)	7,600
Carry forward general activity (UDA)	0
19/20 Contracted orthodontic activity (UOA)	0
Carry forward orthodontic activity (UOA)	0
Baseline contract value	£182,128.82

ACCESS*

Patients seen in 24 months	Total	Change since previous quarter
Quarter ending June 2018	2,411	
Quarter ending September 2018	2,398	→
Quarter ending December 2018	2,368	↓
Quarter ending March 2019	2,369	→
Quarter ending June 2019	2,319	↓
Variance since June 2018	(3.8%)	↓



ACTIVITY



Month	Adjusted Scheduled Activity (UDA)	
	2019	2020
April	-170	0
May	441	686
June	441	686
July	1,199	
August	2,018	
September	2,452	
October	3,052	
November	3,918	
December	3,918	
January	4,557	
February	5,318	
March	5,887	
April	6,456	
May	6,718	
June	6,718	

QUALITY

	Quantity	Base Number	Contract	AT	Region	England
% of FP17s for the same patient ID Re-attending within 3 months - Children	14	151	9.3%	9.4%	12.1%	11.4%
% of FP17s for the same patient ID Re-attending within 3 months - Adults	51	663	7.7%	12.4%	15.6%	15.4%
% of FP17s for the same patient ID Re-attending between 3 & 9 months - Children	80	151	53.0%	64.6%	61.2%	59.8%
% of FP17s for the same patient ID Re-attending between 3 & 9 months - Adults	500	663	75.4%	56.3%	54.5%	52.1%
% of FP17s for Band 1 Urgent Courses	27	446	6.1%	7.8%	9.1%	9.2%
% of FP17s Relating to Free Repair or Replacements	0	446	0.0%	0.9%	1.0%	0.7%
% of FP17s Relating to Continuations	0	446	0.0%	0.9%	1.0%	0.8%
% of Patients satisfied with the dentistry they have received	10	10	100.0%	93.7%	94.2%	93.4%
% of Patients satisfied with the time they had to wait for an appointment	9	10	90.0%	90.4%	88.4%	87.6%

* This is based on patients treated on this contract for their most recent course of treatment. Figures in italics indicate the base number of FP17s or Patient Questionnaire responses are less than 100. N/A is shown where the base number of responses is less than 10 during the period. % is calculated as Quantity/Base number*100

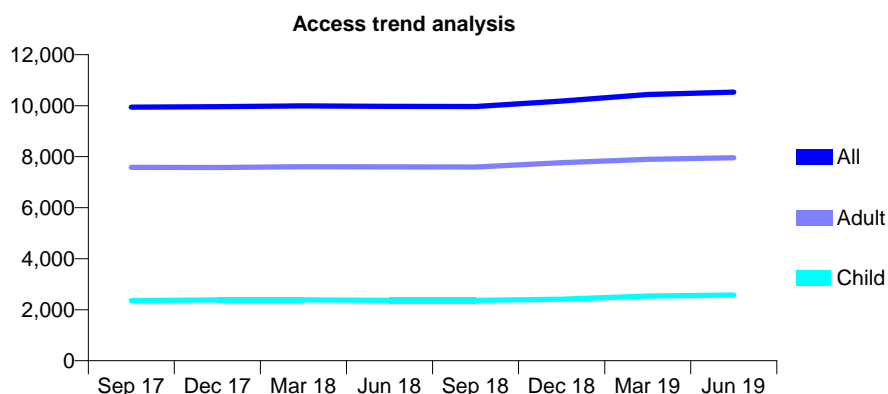
Q50 - Vital Signs At a Glance Contract Report for 121517/0001 - June 2019

Name or company name	K L DOBBS
Contract type name	GDS Contract
Purpose of contract	General and Orthodontic
Contract start date	01/11/2014
Contract end date	

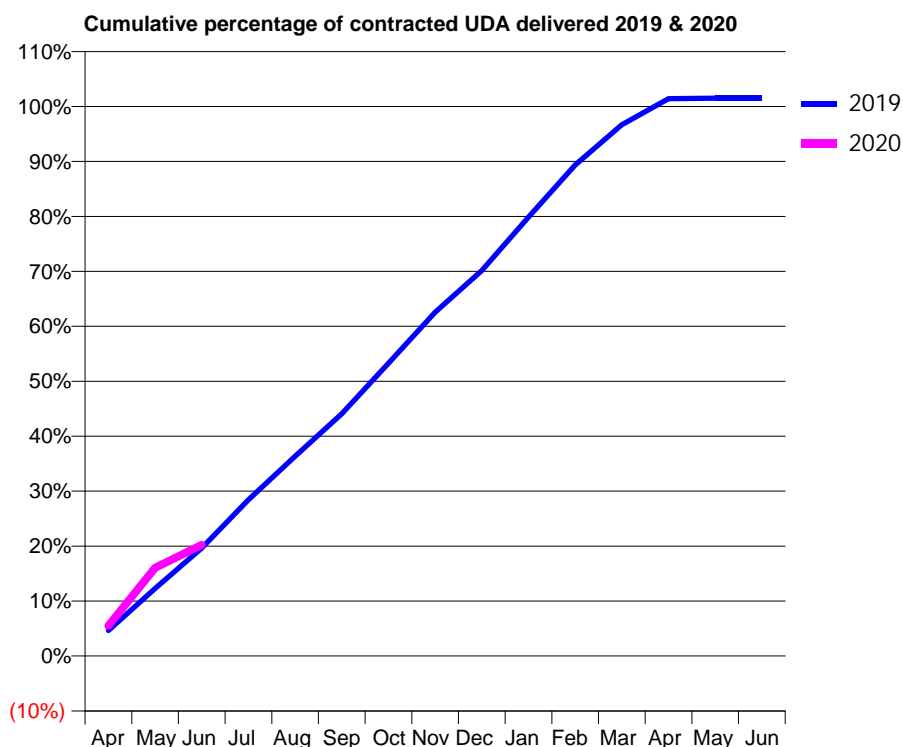
19/20 Contracted general activity (UDA)	27,495
Carry forward general activity (UDA)	0
19/20 Contracted orthodontic activity (UOA)	87
Carry forward orthodontic activity (UOA)	0
Baseline contract value	£1,037,957.19

ACCESS*

Patients seen in 24 months	Total	Change since previous quarter
Quarter ending June 2018	9,973	
Quarter ending September 2018	9,967	→
Quarter ending December 2018	10,178	↑
Quarter ending March 2019	10,439	↑
Quarter ending June 2019	10,533	→
Variance since June 2018	5.6%	↑



ACTIVITY



Month	Adjusted Scheduled Activity (UDA)	
	2019	2020
April	1,281	1,521
May	3,386	4,418
June	5,399	5,564
July	7,825	
August	9,998	
September	12,122	
October	14,647	
November	17,205	
December	19,285	
January	21,960	
February	24,568	
March	26,577	
April	27,883	
May	27,906	
June	27,906	

QUALITY

	Quantity	Base Number	Contract	AT	Region	England
% of FP17s for the same patient ID Re-attending within 3 months - Children	57	796	7.2%	9.4%	12.1%	11.4%
% of FP17s for the same patient ID Re-attending within 3 months - Adults	213	2,010	10.6%	12.4%	15.6%	15.4%
% of FP17s for the same patient ID Re-attending between 3 & 9 months - Children	263	796	33.0%	64.6%	61.2%	59.8%
% of FP17s for the same patient ID Re-attending between 3 & 9 months - Adults	717	2,010	35.7%	56.3%	54.5%	52.1%
% of FP17s for Band 1 Urgent Courses	217	2,270	9.6%	7.8%	9.1%	9.2%
% of FP17s Relating to Free Repair or Replacements	14	2,270	0.6%	0.9%	1.0%	0.7%
% of FP17s Relating to Continuations	33	2,270	1.5%	0.9%	1.0%	0.8%
% of Patients satisfied with the dentistry they have received	5	5	N/A	93.7%	94.2%	93.4%
% of Patients satisfied with the time they had to wait for an appointment	5	5	N/A	90.4%	88.4%	87.6%

* This is based on patients treated on this contract for their most recent course of treatment. Figures in italics indicate the base number of FP17s or Patient Questionnaire responses are less than 100. N/A is shown where the base number of responses is less than 10 during the period. % is calculated as Quantity/Base number*100

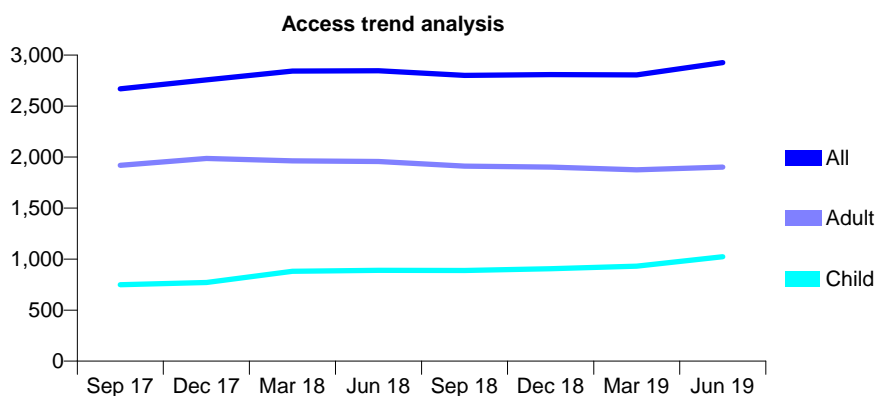
Q50 - Vital Signs At a Glance Contract Report for 121800/0001 - June 2019

Name or company name	Corner House Surgery
Contract type name	GDS Contract
Purpose of contract	General
Contract start date	01/04/2015
Contract end date	

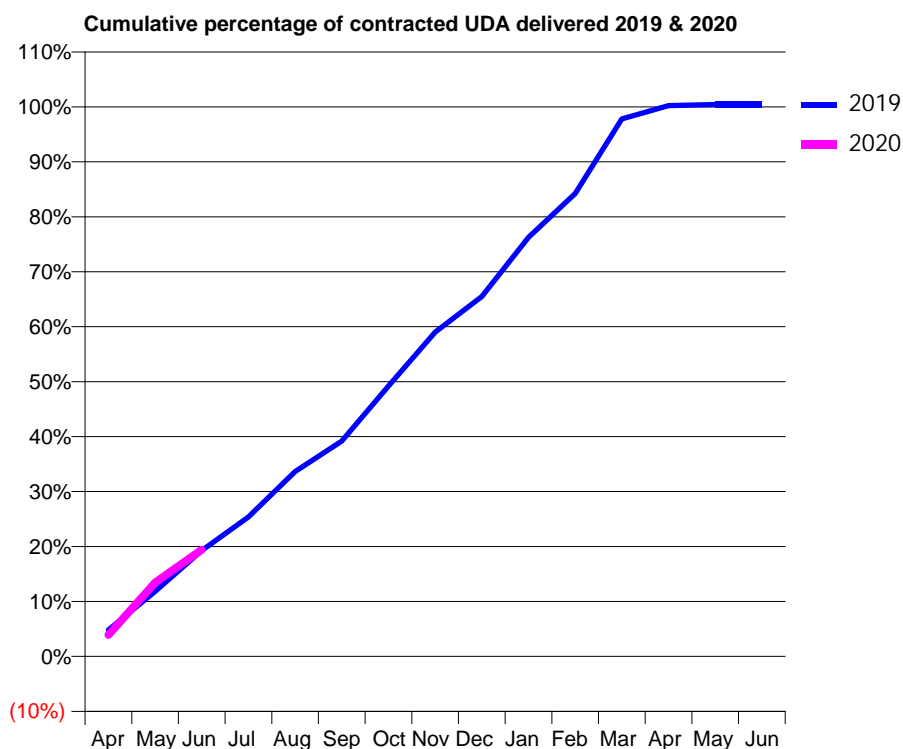
19/20 Contracted general activity (UDA)	8,038
Carry forward general activity (UDA)	0
19/20 Contracted orthodontic activity (UOA)	0
Carry forward orthodontic activity (UOA)	0
Baseline contract value	£352,044.75

ACCESS*

Patients seen in 24 months	Total	Change since previous quarter
Quarter ending June 2018	2,847	
Quarter ending September 2018	2,800	↓
Quarter ending December 2018	2,809	→
Quarter ending March 2019	2,806	→
Quarter ending June 2019	2,926	↑
Variance since June 2018	2.8%	↑



ACTIVITY



Month	Adjusted Scheduled Activity (UDA)	
	2019	2020
April	388	315
May	950	1,080
June	1,548	1,559
July	2,041	
August	2,704	
September	3,149	
October	3,955	
November	4,744	
December	5,263	
January	6,129	
February	6,772	
March	7,862	
April	8,054	
May	8,072	
June	8,073	

QUALITY

	Quantity	Base Number	Contract	AT	Region	England
% of FP17s for the same patient ID Re-attending within 3 months - Children	44	408	10.8%	9.4%	12.1%	11.4%
% of FP17s for the same patient ID Re-attending within 3 months - Adults	86	639	13.5%	12.4%	15.6%	15.4%
% of FP17s for the same patient ID Re-attending between 3 & 9 months - Children	240	408	58.8%	64.6%	61.2%	59.8%
% of FP17s for the same patient ID Re-attending between 3 & 9 months - Adults	398	639	62.3%	56.3%	54.5%	52.1%
% of FP17s for Band 1 Urgent Courses	92	918	10.0%	7.8%	9.1%	9.2%
% of FP17s Relating to Free Repair or Replacements	3	918	0.3%	0.9%	1.0%	0.7%
% of FP17s Relating to Continuations	2	918	0.2%	0.9%	1.0%	0.8%
% of Patients satisfied with the dentistry they have received	0	1	N/A	93.7%	94.2%	93.4%
% of Patients satisfied with the time they had to wait for an appointment	0	1	N/A	90.4%	88.4%	87.6%

* This is based on patients treated on this contract for their most recent course of treatment. Figures in italics indicate the base number of FP17s or Patient Questionnaire responses are less than 100. N/A is shown where the base number of responses is less than 10 during the period. % is calculated as Quantity/Base number*100

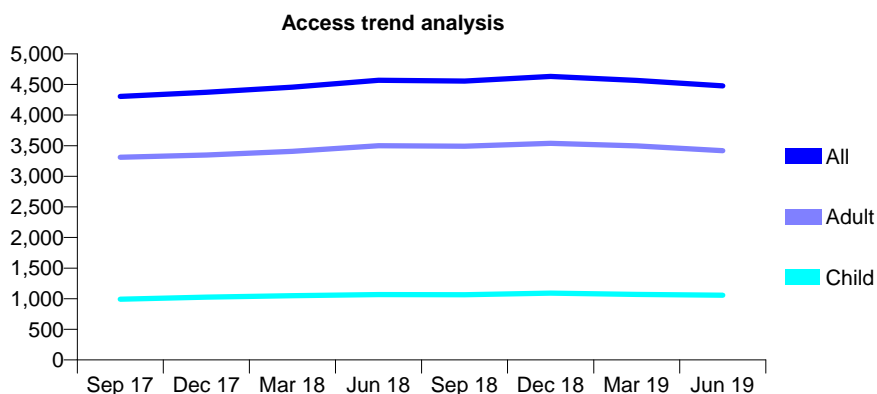
Q50 - Vital Signs At a Glance Contract Report for 122467/0001 - June 2019

Name or company name	Clifton Gardens Dental Practice
Contract type name	GDS Contract
Purpose of contract	General
Contract start date	01/07/2008
Contract end date	

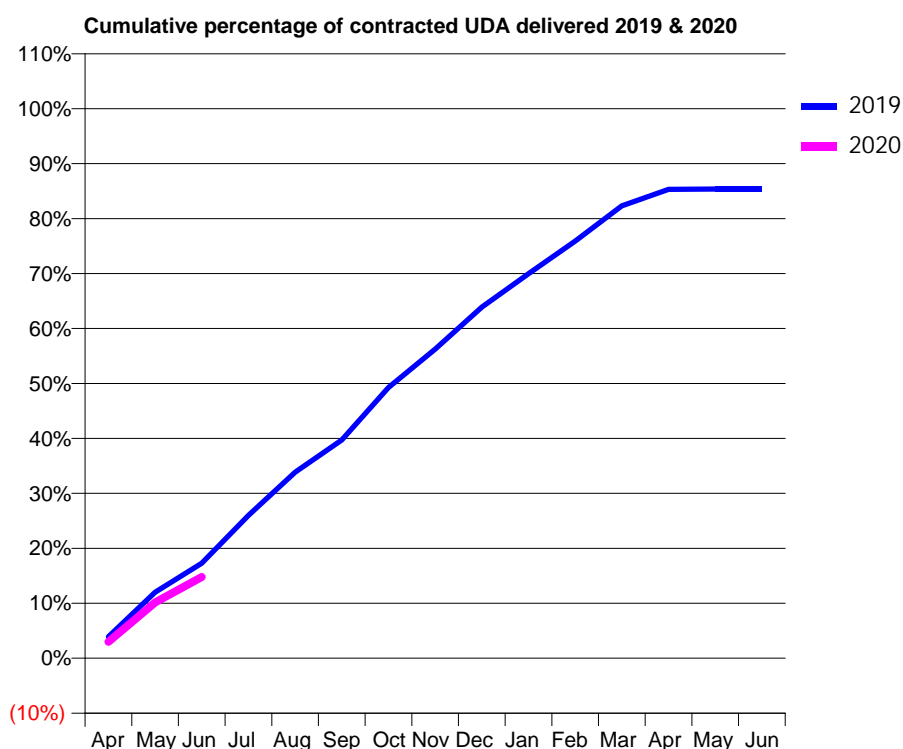
19/20 Contracted general activity (UDA)	16,902
Carry forward general activity (UDA)	0
19/20 Contracted orthodontic activity (UOA)	0
Carry forward orthodontic activity (UOA)	0
Baseline contract value	£427,907.97

ACCESS*

Patients seen in 24 months	Total	Change since previous quarter
Quarter ending June 2018	4,568	
Quarter ending September 2018	4,556	→
Quarter ending December 2018	4,630	→
Quarter ending March 2019	4,565	↓
Quarter ending June 2019	4,478	↓
Variance since June 2018	(2.0%)	↓



ACTIVITY



Month	2019	2020
April	664	506
May	2,034	1,716
June	2,924	2,499
July	4,394	
August	5,726	
September	6,712	
October	8,322	
November	9,504	
December	10,796	
January	11,826	
February	12,827	
March	13,913	
April	14,420	
May	14,426	
June	14,426	

QUALITY

	Quantity	Base Number	Contract	AT	Region	England
% of FP17s for the same patient ID Re-attending within 3 months - Children	19	347	5.5%	9.4%	12.1%	11.4%
% of FP17s for the same patient ID Re-attending within 3 months - Adults	102	1,113	9.2%	12.4%	15.6%	15.4%
% of FP17s for the same patient ID Re-attending between 3 & 9 months - Children	228	347	65.7%	64.6%	61.2%	59.8%
% of FP17s for the same patient ID Re-attending between 3 & 9 months - Adults	743	1,113	66.8%	56.3%	54.5%	52.1%
% of FP17s for Band 1 Urgent Courses	78	1,212	6.4%	7.8%	9.1%	9.2%
% of FP17s Relating to Free Repair or Replacements	1	1,212	0.1%	0.9%	1.0%	0.7%
% of FP17s Relating to Continuations	10	1,212	0.8%	0.9%	1.0%	0.8%
% of Patients satisfied with the dentistry they have received	0	0	N/A	93.7%	94.2%	93.4%
% of Patients satisfied with the time they had to wait for an appointment	0	0	N/A	90.4%	88.4%	87.6%

* This is based on patients treated on this contract for their most recent course of treatment. Figures in italics indicate the base number of FP17s or Patient Questionnaire responses are less than 100. N/A is shown where the base number of responses is less than 10 during the period. % is calculated as Quantity/Base number*100

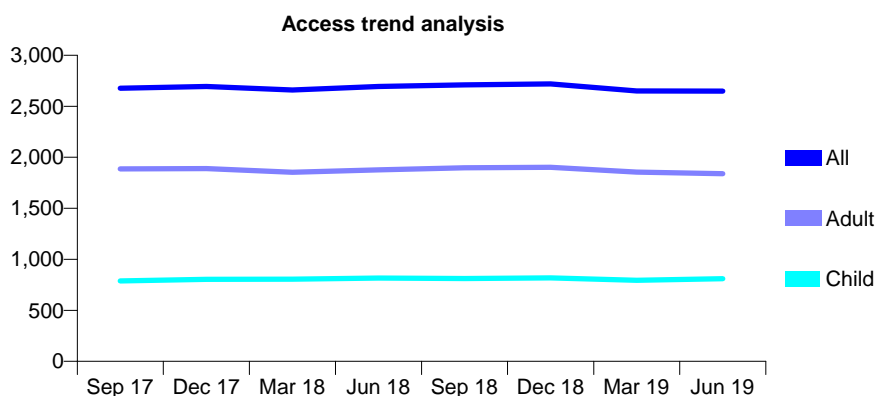
Q50 - Vital Signs At a Glance Contract Report for 122777/0001 - June 2019

Name or company name	Xeon Smiles UK Ltd
Contract type name	GDS Contract
Purpose of contract	General
Contract start date	01/11/2008
Contract end date	

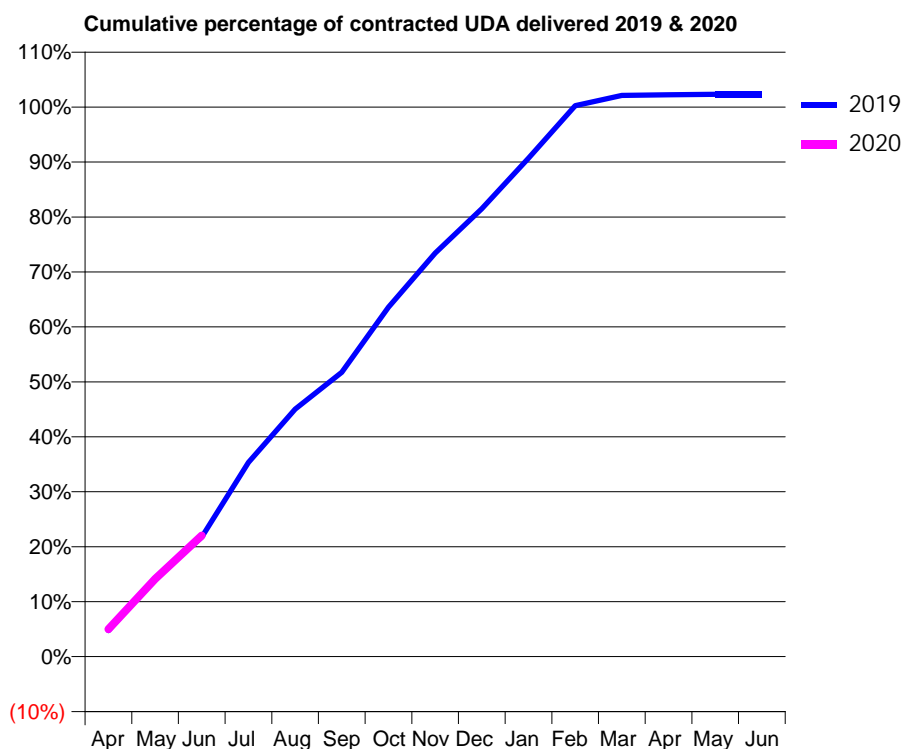
19/20 Contracted general activity (UDA)	7,261
Carry forward general activity (UDA)	0
19/20 Contracted orthodontic activity (UOA)	0
Carry forward orthodontic activity (UOA)	0
Baseline contract value	£192,754.75

ACCESS*

Patients seen in 24 months	Total	Change since previous quarter
Quarter ending June 2018	2,693	
Quarter ending September 2018	2,709	→
Quarter ending December 2018	2,719	→
Quarter ending March 2019	2,650	↓
Quarter ending June 2019	2,649	→
Variance since June 2018	(1.6%)	↓



ACTIVITY



Month	Adjusted Scheduled Activity (UDA)	
	2019	2020
April	345	362
May	1,040	1,026
June	1,580	1,598
July	2,566	
August	3,269	
September	3,757	
October	4,617	
November	5,332	
December	5,919	
January	6,586	
February	7,279	
March	7,416	
April	7,423	
May	7,429	
June	7,429	

QUALITY

	Quantity	Base Number	Contract	AT	Region	England
% of FP17s for the same patient ID Re-attending within 3 months - Children	19	386	4.9%	9.4%	12.1%	11.4%
% of FP17s for the same patient ID Re-attending within 3 months - Adults	59	639	9.2%	12.4%	15.6%	15.4%
% of FP17s for the same patient ID Re-attending between 3 & 9 months - Children	280	386	72.5%	64.6%	61.2%	59.8%
% of FP17s for the same patient ID Re-attending between 3 & 9 months - Adults	464	639	72.6%	56.3%	54.5%	52.1%
% of FP17s for Band 1 Urgent Courses	51	1,018	5.0%	7.8%	9.1%	9.2%
% of FP17s Relating to Free Repair or Replacements	16	1,018	1.6%	0.9%	1.0%	0.7%
% of FP17s Relating to Continuations	1	1,018	0.1%	0.9%	1.0%	0.8%
% of Patients satisfied with the dentistry they have received	4	4	N/A	93.7%	94.2%	93.4%
% of Patients satisfied with the time they had to wait for an appointment	4	4	N/A	90.4%	88.4%	87.6%

* This is based on patients treated on this contract for their most recent course of treatment. Figures in italics indicate the base number of FP17s or Patient Questionnaire responses are less than 100. N/A is shown where the base number of responses is less than 10 during the period. % is calculated as Quantity/Base number*100

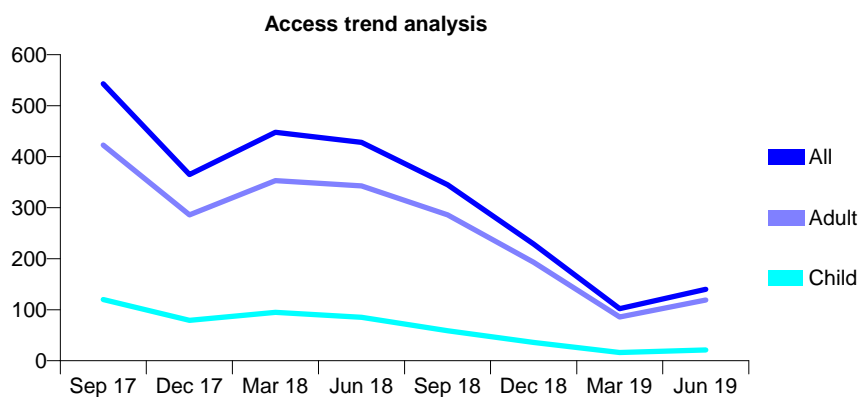
Q50 - Vital Signs At a Glance Contract Report for 124451/0001 - June 2019

Name or company name	MARKET LANE DENTAL CARE
Contract type name	GDS Contract
Purpose of contract	General
Contract start date	01/10/2013
Contract end date	

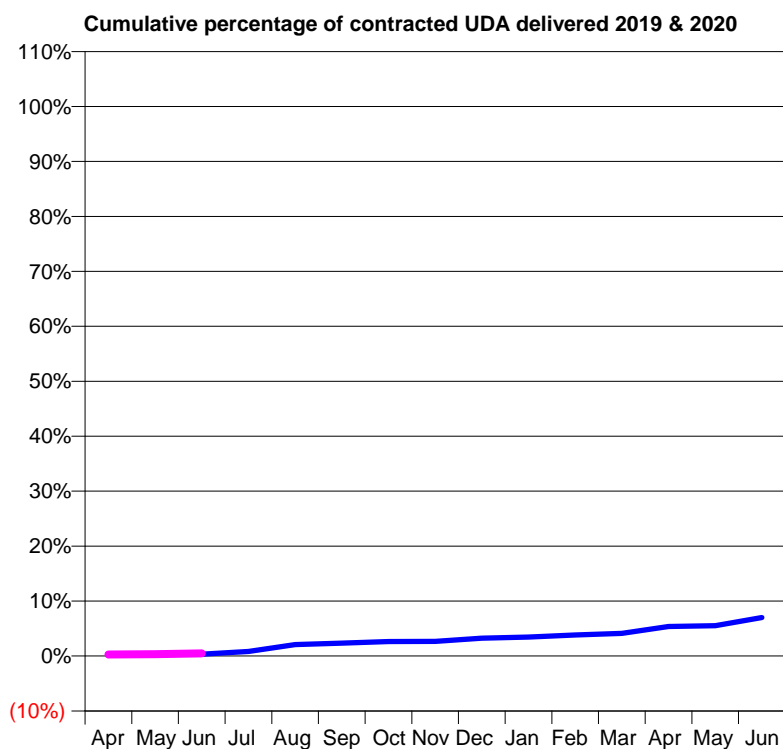
19/20 Contracted general activity (UDA)	4,700
Carry forward general activity (UDA)	0
19/20 Contracted orthodontic activity (UOA)	0
Carry forward orthodontic activity (UOA)	0
Baseline contract value	£110,622.82

ACCESS*

Patients seen in 24 months	Total	Change since previous quarter
Quarter ending June 2018	428	
Quarter ending September 2018	345	↓
Quarter ending December 2018	229	↓
Quarter ending March 2019	102	↓
Quarter ending June 2019	140	↑
Variance since June 2018	(67.3%)	↓



ACTIVITY



Month	Adjusted Scheduled Activity (UDA)	
	2019	2020
April	10	13
May	13	17
June	17	22
July	39	
August	97	
September	110	
October	124	
November	126	
December	152	
January	163	
February	181	
March	194	
April	252	
May	259	
June	329	

QUALITY

	Quantity	Base Number	Contract	AT	Region	England
% of FP17s for the same patient ID Re-attending within 3 months - Children	0	14	0.0%	9.4%	12.1%	11.4%
% of FP17s for the same patient ID Re-attending within 3 months - Adults	3	60	5.0%	12.4%	15.6%	15.4%
% of FP17s for the same patient ID Re-attending between 3 & 9 months - Children	0	14	0.0%	64.6%	61.2%	59.8%
% of FP17s for the same patient ID Re-attending between 3 & 9 months - Adults	1	60	1.7%	56.3%	54.5%	52.1%
% of FP17s for Band 1 Urgent Courses	0	10	0.0%	7.8%	9.1%	9.2%
% of FP17s Relating to Free Repair or Replacements	0	10	0.0%	0.9%	1.0%	0.7%
% of FP17s Relating to Continuations	2	10	20.0%	0.9%	1.0%	0.8%
% of Patients satisfied with the dentistry they have received	0	0	N/A	93.7%	94.2%	93.4%
% of Patients satisfied with the time they had to wait for an appointment	0	0	N/A	90.4%	88.4%	87.6%

* This is based on patients treated on this contract for their most recent course of treatment. Figures in italics indicate the base number of FP17s or Patient Questionnaire responses are less than 100. N/A is shown where the base number of responses is less than 10 during the period. % is calculated as Quantity/Base number*100

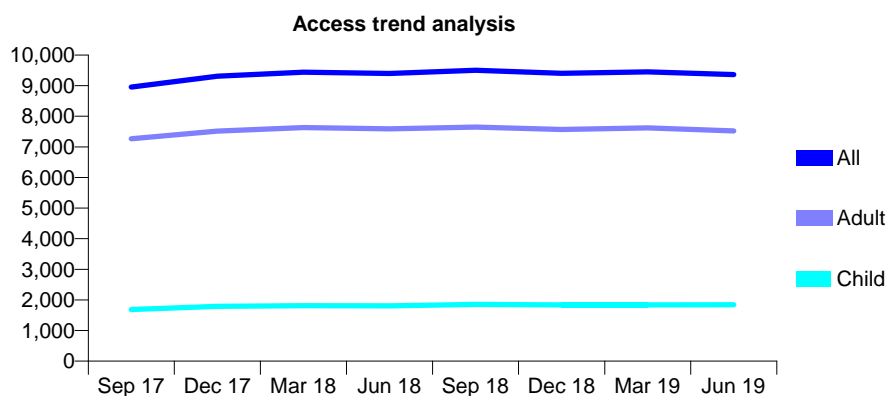
Q50 - Vital Signs At a Glance Contract Report for 125695/0001 - June 2019

Name or company name	Denbond Ltd
Contract type name	GDS Contract
Purpose of contract	General
Contract start date	22/03/2012
Contract end date	

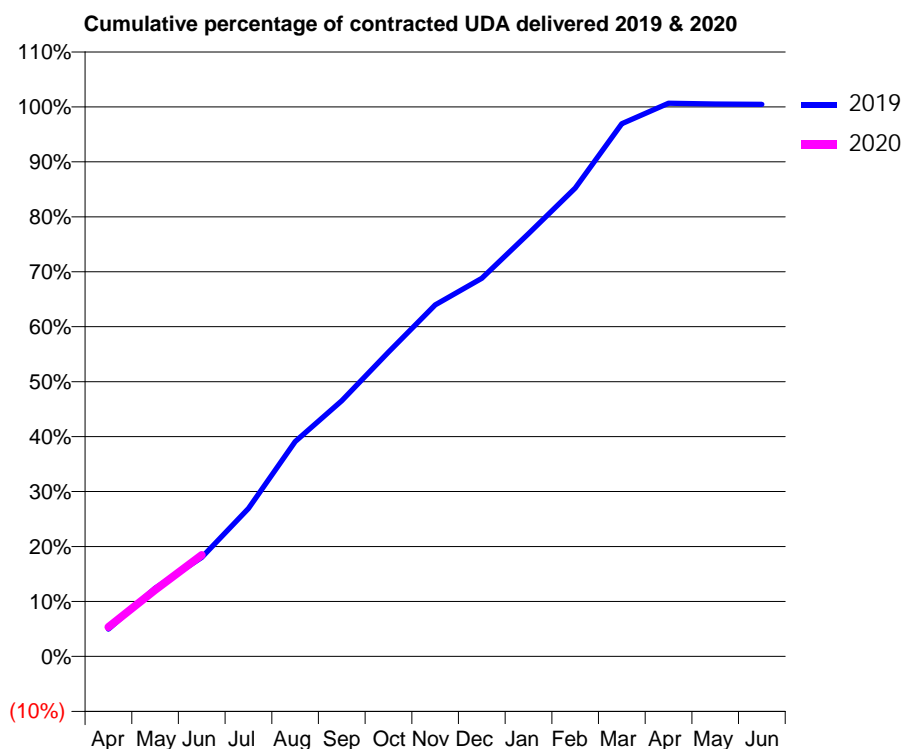
19/20 Contracted general activity (UDA)	26,352
Carry forward general activity (UDA)	0
19/20 Contracted orthodontic activity (UOA)	0
Carry forward orthodontic activity (UOA)	0
Baseline contract value	£817,415.40

ACCESS*

Patients seen in 24 months	Total	Change since previous quarter
Quarter ending June 2018	9,396	
Quarter ending September 2018	9,499	→
Quarter ending December 2018	9,405	→
Quarter ending March 2019	9,454	→
Quarter ending June 2019	9,363	→
Variance since June 2018	(0.4%)	→



ACTIVITY



Month	Adjusted Scheduled Activity (UDA)	
	2019	2020
April	1,309	1,411
May	3,272	3,187
June	4,750	4,865
July	7,093	
August	10,308	
September	12,262	
October	14,596	
November	16,855	
December	18,130	
January	20,269	
February	22,460	
March	25,543	
April	26,525	
May	26,486	
June	26,474	

QUALITY

	Quantity	Base Number	Contract	AT	Region	England
% of FP17s for the same patient ID Re-attending within 3 months - Children	51	684	7.5%	9.4%	12.1%	11.4%
% of FP17s for the same patient ID Re-attending within 3 months - Adults	261	2,240	11.7%	12.4%	15.6%	15.4%
% of FP17s for the same patient ID Re-attending between 3 & 9 months - Children	475	684	69.4%	64.6%	61.2%	59.8%
% of FP17s for the same patient ID Re-attending between 3 & 9 months - Adults	1,370	2,240	61.2%	56.3%	54.5%	52.1%
% of FP17s for Band 1 Urgent Courses	162	2,453	6.6%	7.8%	9.1%	9.2%
% of FP17s Relating to Free Repair or Replacements	9	2,453	0.4%	0.9%	1.0%	0.7%
% of FP17s Relating to Continuations	39	2,453	1.6%	0.9%	1.0%	0.8%
% of Patients satisfied with the dentistry they have received	5	5	N/A	93.7%	94.2%	93.4%
% of Patients satisfied with the time they had to wait for an appointment	5	5	N/A	90.4%	88.4%	87.6%

* This is based on patients treated on this contract for their most recent course of treatment. Figures in italics indicate the base number of FP17s or Patient Questionnaire responses are less than 100. N/A is shown where the base number of responses is less than 10 during the period. % is calculated as Quantity/Base number*100

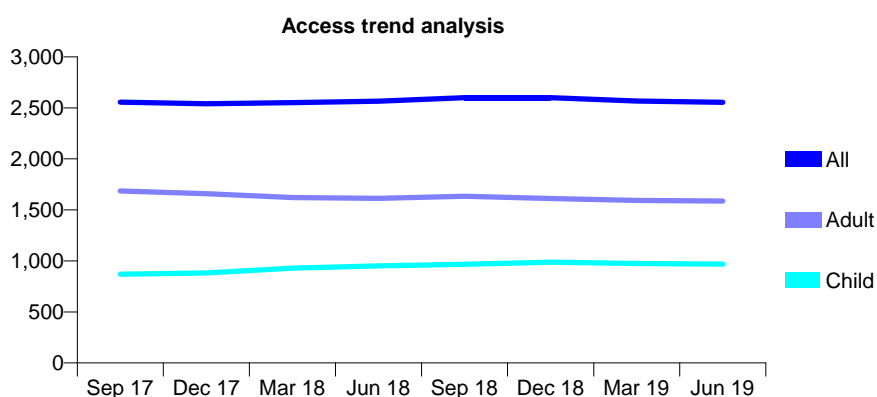
Q50 - Vital Signs At a Glance Contract Report for 125717/0001 - June 2019

Name or company name	Andrew Jones Dental Practice Ltd
Contract type name	GDS Contract
Purpose of contract	General and Orthodontic
Contract start date	01/04/2008
Contract end date	

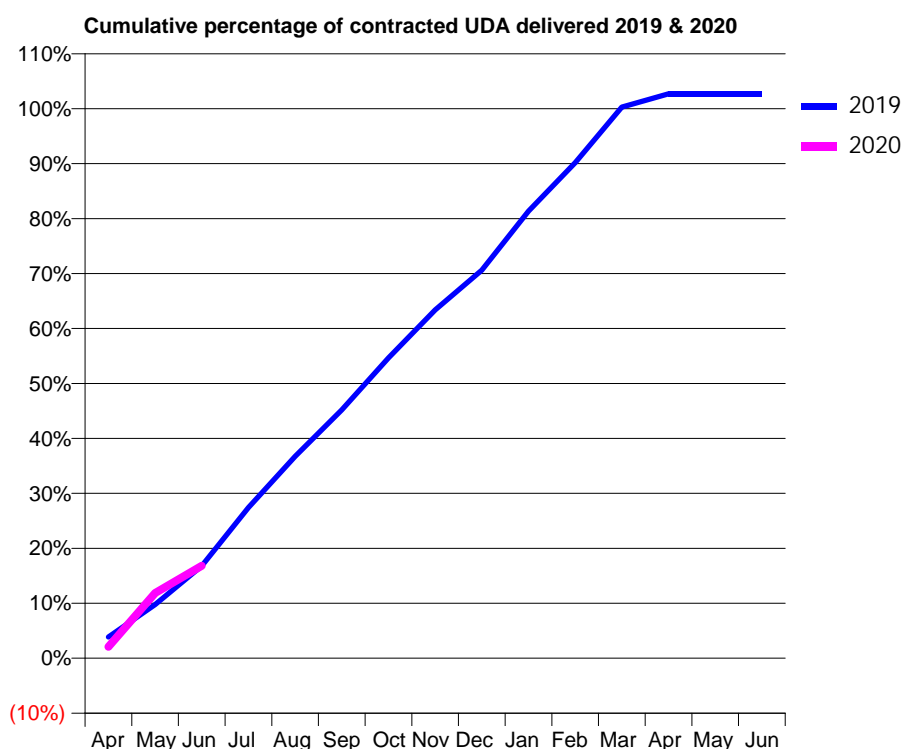
19/20 Contracted general activity (UDA)	5,433
Carry forward general activity (UDA)	0
19/20 Contracted orthodontic activity (UOA)	42
Carry forward orthodontic activity (UOA)	0
Baseline contract value	£154,294.05

ACCESS*

Patients seen in 24 months	Total	Change since previous quarter
Quarter ending June 2018	2,565	
Quarter ending September 2018	2,600	→
Quarter ending December 2018	2,600	→
Quarter ending March 2019	2,567	↓
Quarter ending June 2019	2,555	→
Variance since June 2018	(0.4%)	→



ACTIVITY



Adjusted Scheduled Activity (UDA)		
Month	2019	2020
April	211	113
May	531	646
June	911	915
July	1,491	
August	1,995	
September	2,454	
October	2,968	
November	3,444	
December	3,836	
January	4,420	
February	4,899	
March	5,448	
April	5,579	
May	5,579	
June	5,579	

QUALITY

	Quantity	Base Number	Contract	AT	Region	England
% of FP17s for the same patient ID Re-attending within 3 months - Children	16	289	5.5%	9.4%	12.1%	11.4%
% of FP17s for the same patient ID Re-attending within 3 months - Adults	46	351	13.1%	12.4%	15.6%	15.4%
% of FP17s for the same patient ID Re-attending between 3 & 9 months - Children	207	289	71.6%	64.6%	61.2%	59.8%
% of FP17s for the same patient ID Re-attending between 3 & 9 months - Adults	239	351	68.1%	56.3%	54.5%	52.1%
% of FP17s for Band 1 Urgent Courses	34	560	6.1%	7.8%	9.1%	9.2%
% of FP17s Relating to Free Repair or Replacements	5	560	0.9%	0.9%	1.0%	0.7%
% of FP17s Relating to Continuations	0	560	0.0%	0.9%	1.0%	0.8%
% of Patients satisfied with the dentistry they have received	0	0	N/A	93.7%	94.2%	93.4%
% of Patients satisfied with the time they had to wait for an appointment	0	0	N/A	90.4%	88.4%	87.6%

* This is based on patients treated on this contract for their most recent course of treatment.

Figures in italics indicate the base number of FP17s or Patient Questionnaire responses are less than 100. N/A is shown where the base number of responses is less than 10 during the period. % is calculated as Quantity/Base number*100

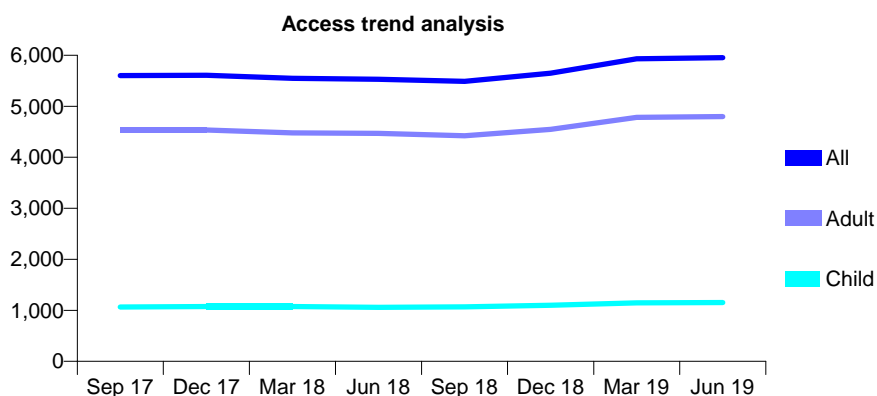
Q50 - Vital Signs At a Glance Contract Report for 126012/0001 - June 2019

Name or company name	Alpha Dental Dales
Contract type name	GDS Contract
Purpose of contract	General
Contract start date	21/10/2009
Contract end date	

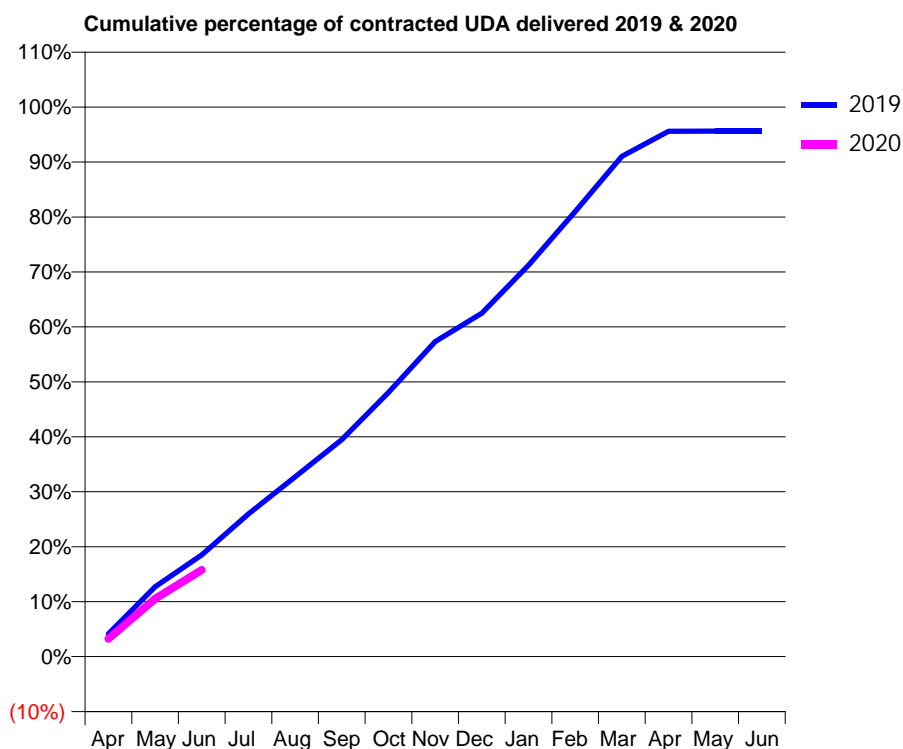
19/20 Contracted general activity (UDA)	18,000
Carry forward general activity (UDA)	0
19/20 Contracted orthodontic activity (UOA)	0
Carry forward orthodontic activity (UOA)	0
Baseline contract value	£625,343.78

ACCESS*

Patients seen in 24 months	Total	Change since previous quarter
Quarter ending June 2018	5,529	
Quarter ending September 2018	5,490	→
Quarter ending December 2018	5,648	↑
Quarter ending March 2019	5,931	↑
Quarter ending June 2019	5,954	→
Variance since June 2018	7.7%	↑



ACTIVITY



Month	Adjusted Scheduled Activity (UDA)	
	2019	2020
April	727	585
May	2,228	1,899
June	3,239	2,841
July	4,541	
August	5,726	
September	6,909	
October	8,409	
November	10,034	
December	10,935	
January	12,463	
February	14,175	
March	15,928	
April	16,729	
May	16,736	
June	16,736	

QUALITY

	Quantity	Base Number	Contract	AT	Region	England
% of FP17s for the same patient ID Re-attending within 3 months - Children	22	446	4.9%	9.4%	12.1%	11.4%
% of FP17s for the same patient ID Re-attending within 3 months - Adults	162	1,580	10.3%	12.4%	15.6%	15.4%
% of FP17s for the same patient ID Re-attending between 3 & 9 months - Children	327	446	73.3%	64.6%	61.2%	59.8%
% of FP17s for the same patient ID Re-attending between 3 & 9 months - Adults	979	1,580	62.0%	56.3%	54.5%	52.1%
% of FP17s for Band 1 Urgent Courses	79	1,514	5.2%	7.8%	9.1%	9.2%
% of FP17s Relating to Free Repair or Replacements	8	1,514	0.5%	0.9%	1.0%	0.7%
% of FP17s Relating to Continuations	4	1,514	0.3%	0.9%	1.0%	0.8%
% of Patients satisfied with the dentistry they have received	8	8	N/A	93.7%	94.2%	93.4%
% of Patients satisfied with the time they had to wait for an appointment	8	8	N/A	90.4%	88.4%	87.6%

* This is based on patients treated on this contract for their most recent course of treatment. Figures in italics indicate the base number of FP17s or Patient Questionnaire responses are less than 100. N/A is shown where the base number of responses is less than 10 during the period. % is calculated as Quantity/Base number*100

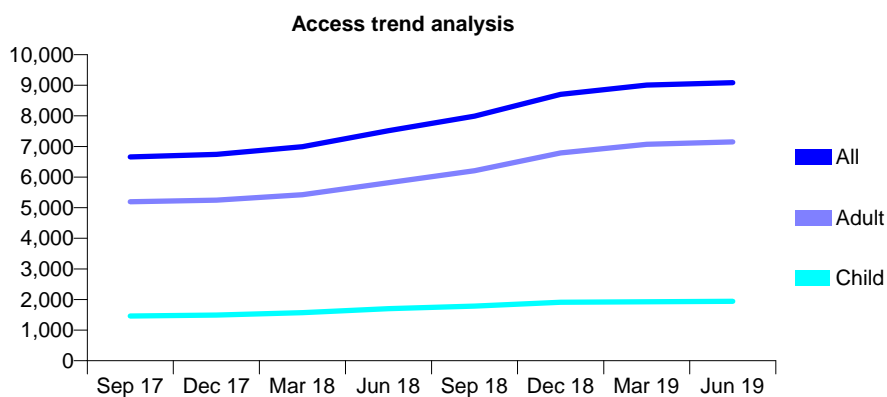
Q50 - Vital Signs At a Glance Contract Report for 126772/0002 - June 2019

Name or company name	Alpha Dental Studio Northallerton
Contract type name	GDS Contract
Purpose of contract	General
Contract start date	01/05/2009
Contract end date	

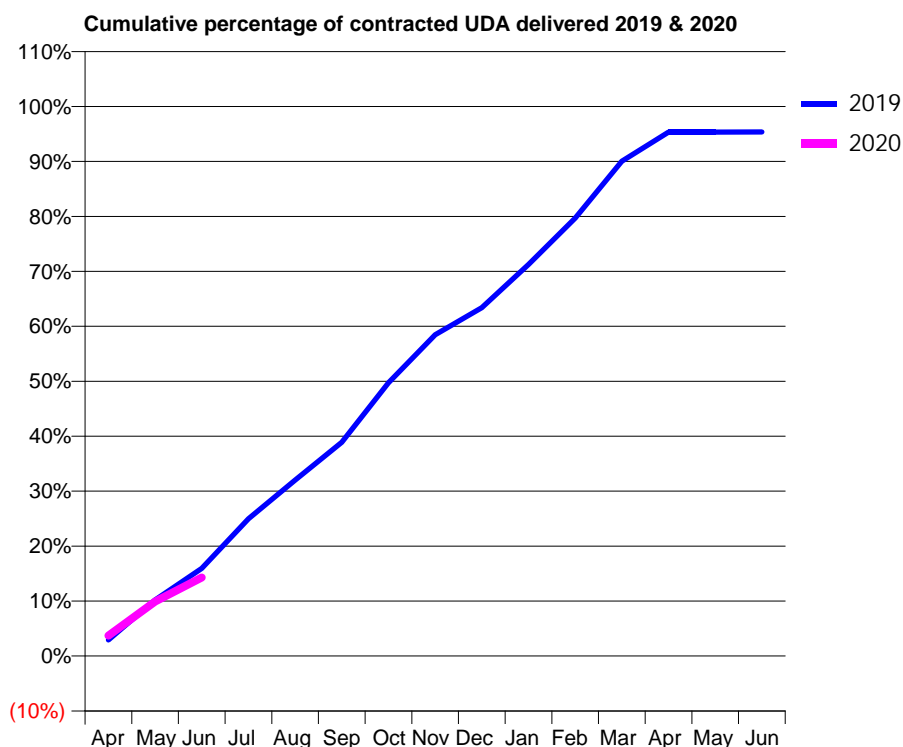
19/20 Contracted general activity (UDA)	30,000
Carry forward general activity (UDA)	0
19/20 Contracted orthodontic activity (UOA)	0
Carry forward orthodontic activity (UOA)	0
Baseline contract value	£872,475.78

ACCESS*

Patients seen in 24 months	Total	Change since previous quarter
Quarter ending June 2018	7,515	
Quarter ending September 2018	7,993	↑
Quarter ending December 2018	8,705	↑
Quarter ending March 2019	9,003	↑
Quarter ending June 2019	9,089	→
Variance since June 2018	20.9%	↑



ACTIVITY



Month	Adjusted Scheduled Activity (UDA)	
	2019	2020
April	816	1,118
May	2,860	2,976
June	4,469	4,284
July	6,998	
August	8,968	
September	10,887	
October	13,924	
November	16,373	
December	17,750	
January	19,954	
February	22,313	
March	25,214	
April	26,690	
May	26,696	
June	26,701	

QUALITY

	Quantity	Base Number	Contract	AT	Region	England
% of FP17s for the same patient ID Re-attending within 3 months - Children	47	660	7.1%	9.4%	12.1%	11.4%
% of FP17s for the same patient ID Re-attending within 3 months - Adults	229	2,250	10.2%	12.4%	15.6%	15.4%
% of FP17s for the same patient ID Re-attending between 3 & 9 months - Children	417	660	63.2%	64.6%	61.2%	59.8%
% of FP17s for the same patient ID Re-attending between 3 & 9 months - Adults	1,385	2,250	61.6%	56.3%	54.5%	52.1%
% of FP17s for Band 1 Urgent Courses	104	2,324	4.5%	7.8%	9.1%	9.2%
% of FP17s Relating to Free Repair or Replacements	7	2,324	0.3%	0.9%	1.0%	0.7%
% of FP17s Relating to Continuations	11	2,324	0.5%	0.9%	1.0%	0.8%
% of Patients satisfied with the dentistry they have received	15	16	93.8%	93.7%	94.2%	93.4%
% of Patients satisfied with the time they had to wait for an appointment	15	16	93.8%	90.4%	88.4%	87.6%

* This is based on patients treated on this contract for their most recent course of treatment. Figures in italics indicate the base number of FP17s or Patient Questionnaire responses are less than 100. N/A is shown where the base number of responses is less than 10 during the period. % is calculated as Quantity/Base number*100

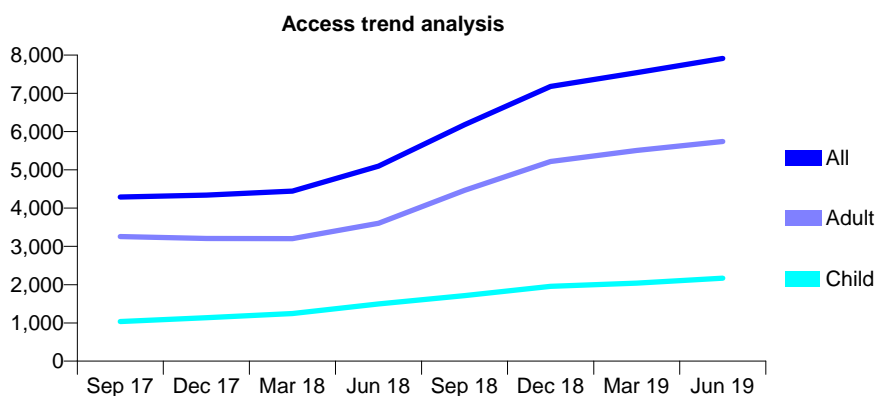
Q50 - Vital Signs At a Glance Contract Report for 130060/0001 - June 2019

Name or company name	Lion House Dental Practice Ltd
Contract type name	GDS Contract
Purpose of contract	General
Contract start date	01/02/2013
Contract end date	

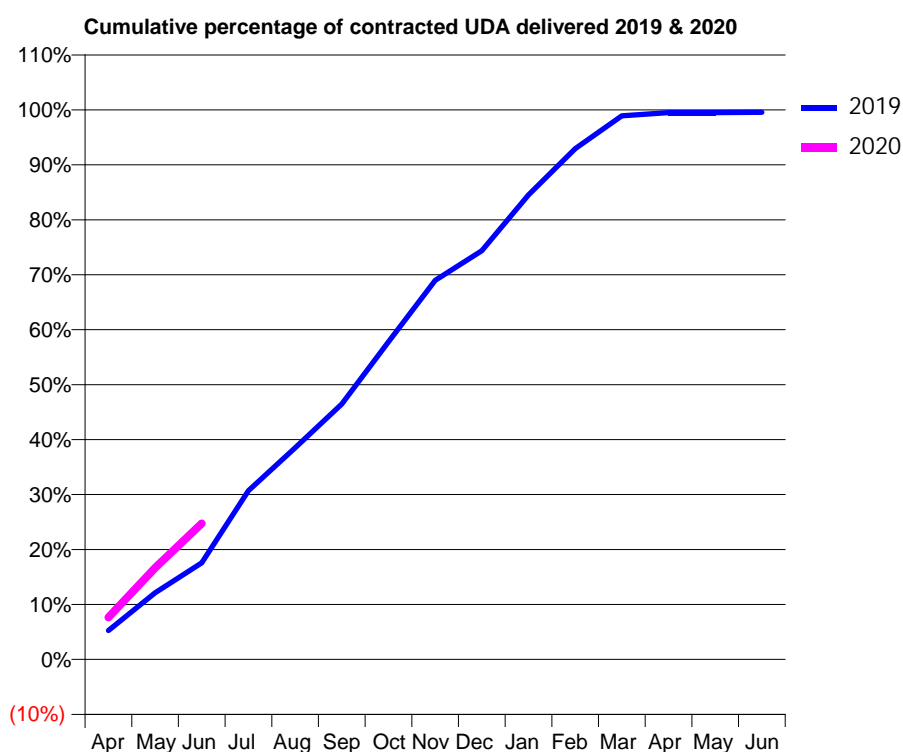
19/20 Contracted general activity (UDA)	21,420
Carry forward general activity (UDA)	0
19/20 Contracted orthodontic activity (UOA)	0
Carry forward orthodontic activity (UOA)	0
Baseline contract value	£608,333.86

ACCESS*

Patients seen in 24 months	Total	Change since previous quarter
Quarter ending June 2018	5,099	
Quarter ending September 2018	6,179	↑
Quarter ending December 2018	7,178	↑
Quarter ending March 2019	7,543	↑
Quarter ending June 2019	7,912	↑
Variance since June 2018	55.2%	↑



ACTIVITY



Month	2019	2020
April	1,127	1,639
May	2,602	3,575
June	3,767	5,301
July	6,580	
August	8,250	
September	9,949	
October	12,381	
November	14,777	
December	15,928	
January	18,108	
February	19,910	
March	21,190	
April	21,311	
May	21,316	
June	21,325	

QUALITY

	Quantity	Base Number	Contract	AT	Region	England
% of FP17s for the same patient ID Re-attending within 3 months - Children	68	928	7.3%	9.4%	12.1%	11.4%
% of FP17s for the same patient ID Re-attending within 3 months - Adults	369	2,065	17.9%	12.4%	15.6%	15.4%
% of FP17s for the same patient ID Re-attending between 3 & 9 months - Children	548	928	59.1%	64.6%	61.2%	59.8%
% of FP17s for the same patient ID Re-attending between 3 & 9 months - Adults	1,190	2,065	57.6%	56.3%	54.5%	52.1%
% of FP17s for Band 1 Urgent Courses	293	2,887	10.1%	7.8%	9.1%	9.2%
% of FP17s Relating to Free Repair or Replacements	21	2,887	0.7%	0.9%	1.0%	0.7%
% of FP17s Relating to Continuations	7	2,887	0.2%	0.9%	1.0%	0.8%
% of Patients satisfied with the dentistry they have received	15	16	93.8%	93.7%	94.2%	93.4%
% of Patients satisfied with the time they had to wait for an appointment	12	16	75.0%	90.4%	88.4%	87.6%

* This is based on patients treated on this contract for their most recent course of treatment. Figures in italics indicate the base number of FP17s or Patient Questionnaire responses are less than 100. N/A is shown where the base number of responses is less than 10 during the period. % is calculated as Quantity/Base number*100

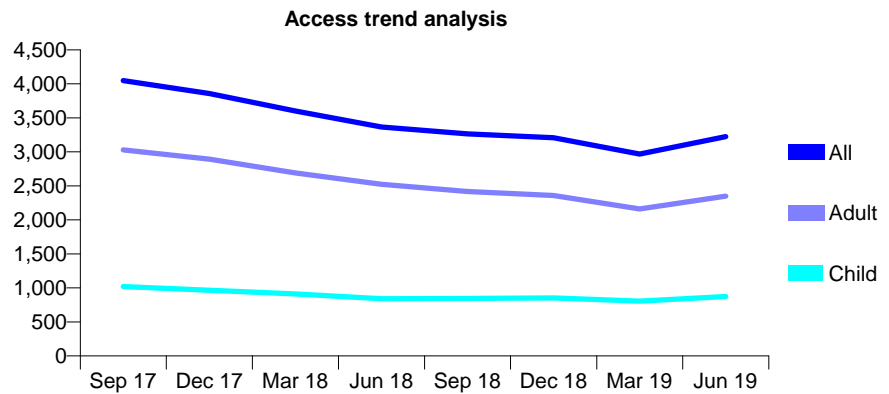
Q50 - Vital Signs At a Glance Contract Report for 131520/0001 - June 2019

Name or company name	Dentaris Limited
Contract type name	GDS Contract
Purpose of contract	General
Contract start date	01/04/2008
Contract end date	

19/20 Contracted general activity (UDA)	13,500
Carry forward general activity (UDA)	0
19/20 Contracted orthodontic activity (UOA)	0
Carry forward orthodontic activity (UOA)	0
Baseline contract value	£365,851.05

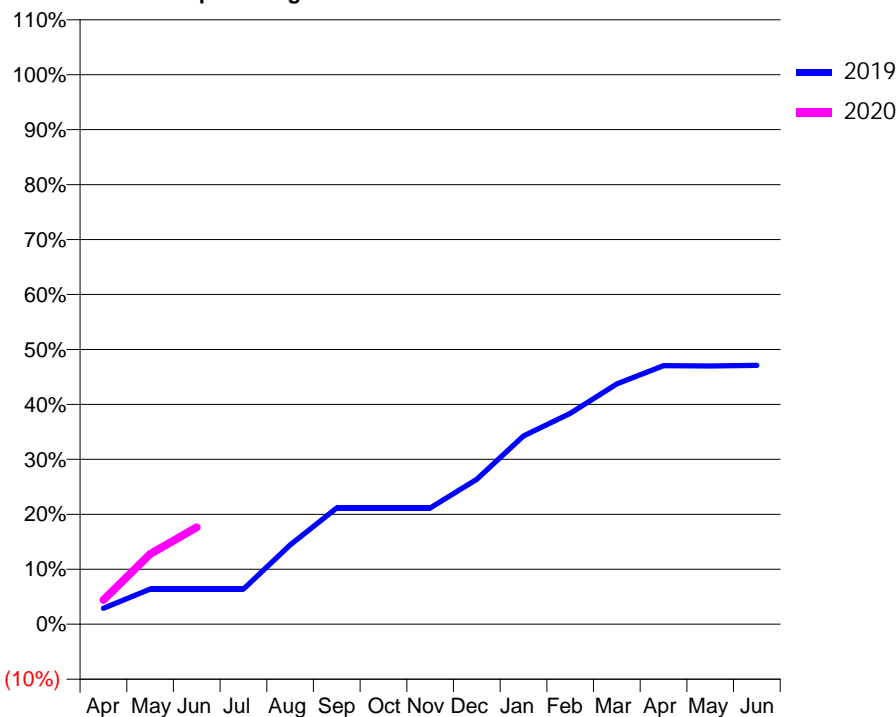
ACCESS*

Patients seen in 24 months	Total	Change since previous quarter
Quarter ending June 2018	3,366	
Quarter ending September 2018	3,265	↓
Quarter ending December 2018	3,208	↓
Quarter ending March 2019	2,968	↓
Quarter ending June 2019	3,224	↑
Variance since June 2018	(4.2%)	↓



ACTIVITY

Cumulative percentage of contracted UDA delivered 2019 & 2020



Adjusted Scheduled Activity (UDA)		
Month	2019	2020
April	390	595
May	862	1,723
June	862	2,381
July	862	
August	1,948	
September	2,854	
October	2,854	
November	2,854	
December	3,559	
January	4,627	
February	5,180	
March	5,901	
April	6,351	
May	6,344	
June	6,359	

QUALITY

	Quantity	Base Number	Contract	AT	Region	England
% of FP17s for the same patient ID Re-attending within 3 months - Children	18	379	4.7%	9.4%	12.1%	11.4%
% of FP17s for the same patient ID Re-attending within 3 months - Adults	90	922	9.8%	12.4%	15.6%	15.4%
% of FP17s for the same patient ID Re-attending between 3 & 9 months - Children	171	379	45.1%	64.6%	61.2%	59.8%
% of FP17s for the same patient ID Re-attending between 3 & 9 months - Adults	377	922	40.9%	56.3%	54.5%	52.1%
% of FP17s for Band 1 Urgent Courses	39	1,065	3.7%	7.8%	9.1%	9.2%
% of FP17s Relating to Free Repair or Replacements	11	1,065	1.0%	0.9%	1.0%	0.7%
% of FP17s Relating to Continuations	0	1,065	0.0%	0.9%	1.0%	0.8%
% of Patients satisfied with the dentistry they have received	2	2	N/A	93.7%	94.2%	93.4%
% of Patients satisfied with the time they had to wait for an appointment	2	2	N/A	90.4%	88.4%	87.6%

* This is based on patients treated on this contract for their most recent course of treatment.

Figures in italics indicate the base number of FP17s or Patient Questionnaire responses are less than 100. N/A is shown where the base number of responses is less than 10 during the period. % is calculated as Quantity/Base number*100

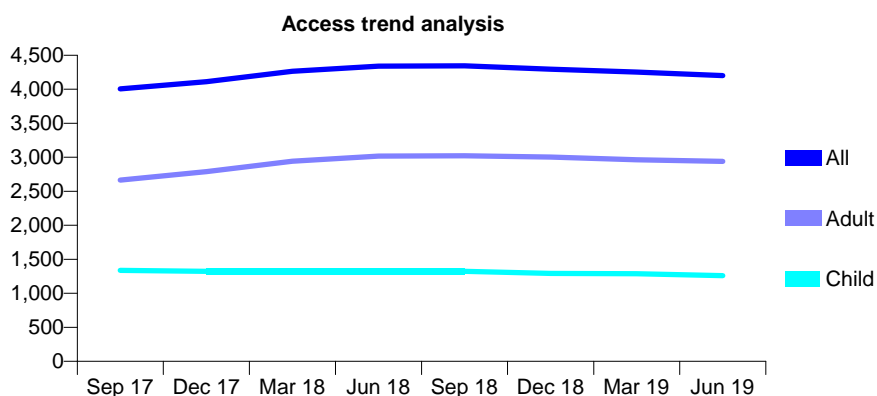
Q50 - Vital Signs At a Glance Contract Report for 132667/0001 - June 2019

Name or company name	Barton Dental Care Limited
Contract type name	GDS Contract
Purpose of contract	General and Orthodontic
Contract start date	01/04/2011
Contract end date	

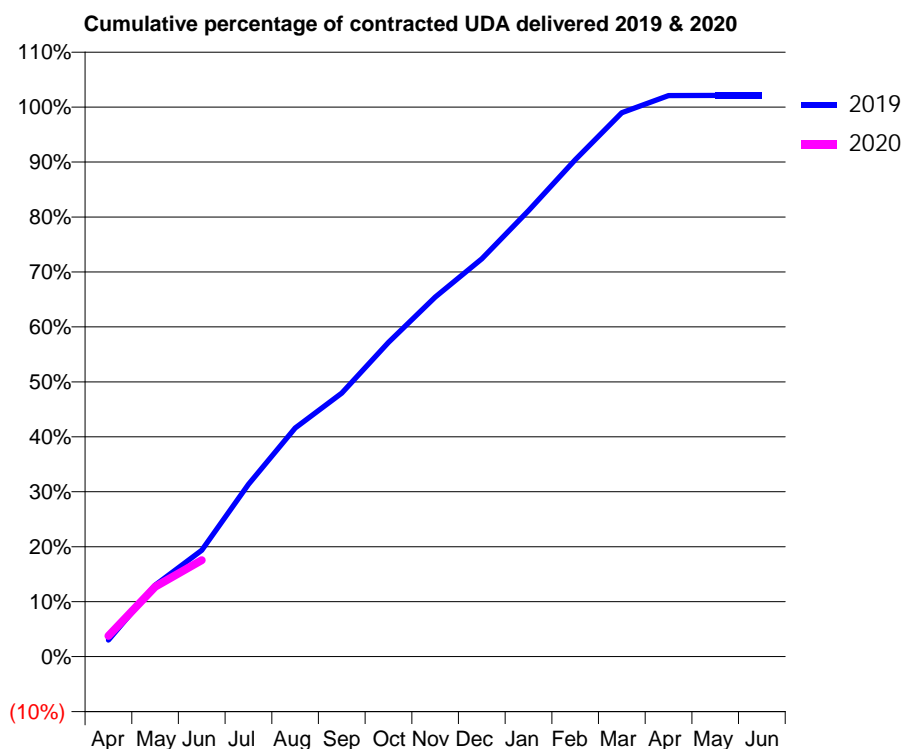
19/20 Contracted general activity (UDA)	9,295
Carry forward general activity (UDA)	0
19/20 Contracted orthodontic activity (UOA)	548
Carry forward orthodontic activity (UOA)	0
Baseline contract value	£336,782.61

ACCESS*

Patients seen in 24 months	Total	Change since previous quarter
Quarter ending June 2018	4,340	
Quarter ending September 2018	4,345	→
Quarter ending December 2018	4,296	↓
Quarter ending March 2019	4,251	↓
Quarter ending June 2019	4,200	↓
Variance since June 2018	(3.2%)	↓



ACTIVITY



Month	Adjusted Scheduled Activity (UDA)	
	2019	2020
April	280	351
May	1,210	1,181
June	1,798	1,632
July	2,916	
August	3,868	
September	4,458	
October	5,316	
November	6,082	
December	6,728	
January	7,541	
February	8,404	
March	9,199	
April	9,489	
May	9,490	
June	9,490	

QUALITY

	Quantity	Base Number	Contract	AT	Region	England
% of FP17s for the same patient ID Re-attending within 3 months - Children	23	422	5.5%	9.4%	12.1%	11.4%
% of FP17s for the same patient ID Re-attending within 3 months - Adults	120	755	15.9%	12.4%	15.6%	15.4%
% of FP17s for the same patient ID Re-attending between 3 & 9 months - Children	278	422	65.9%	64.6%	61.2%	59.8%
% of FP17s for the same patient ID Re-attending between 3 & 9 months - Adults	281	755	37.2%	56.3%	54.5%	52.1%
% of FP17s for Band 1 Urgent Courses	58	975	5.9%	7.8%	9.1%	9.2%
% of FP17s Relating to Free Repair or Replacements	0	975	0.0%	0.9%	1.0%	0.7%
% of FP17s Relating to Continuations	12	975	1.2%	0.9%	1.0%	0.8%
% of Patients satisfied with the dentistry they have received	3	3	N/A	93.7%	94.2%	93.4%
% of Patients satisfied with the time they had to wait for an appointment	3	3	N/A	90.4%	88.4%	87.6%

* This is based on patients treated on this contract for their most recent course of treatment. Figures in italics indicate the base number of FP17s or Patient Questionnaire responses are less than 100. N/A is shown where the base number of responses is less than 10 during the period. % is calculated as Quantity/Base number*100

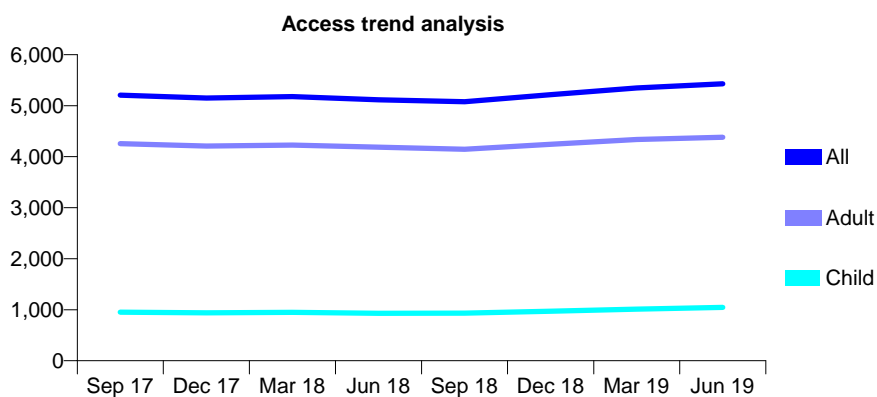
Q50 - Vital Signs At a Glance Contract Report for 132756/0001 - June 2019

Name or company name	North Marine Road Dental practice Partners
Contract type name	GDS Contract
Purpose of contract	General
Contract start date	30/11/2011
Contract end date	

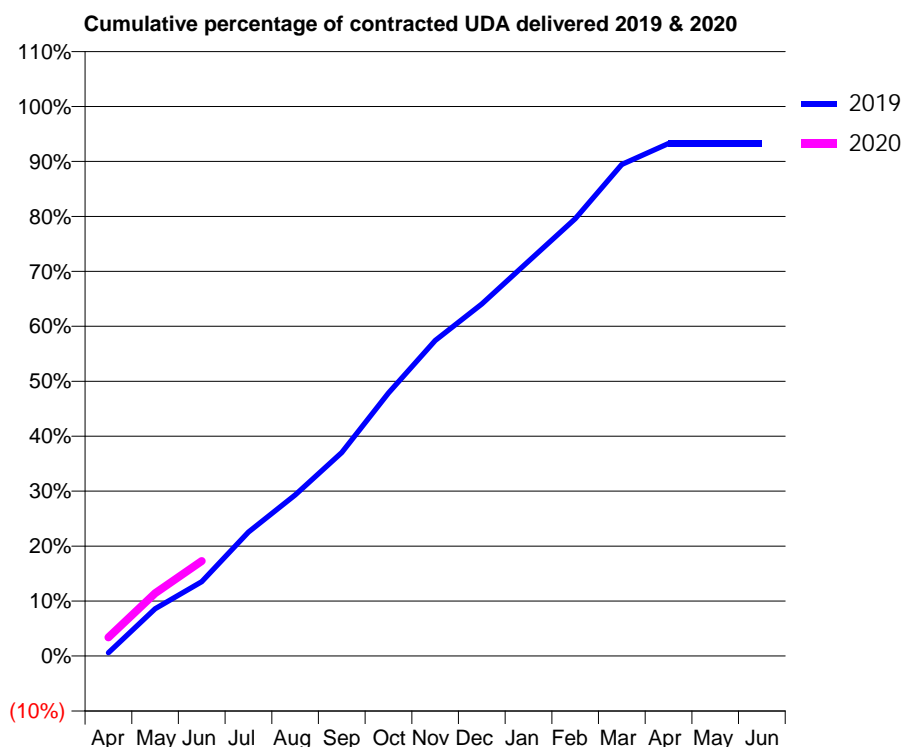
19/20 Contracted general activity (UDA)	14,442
Carry forward general activity (UDA)	0
19/20 Contracted orthodontic activity (UOA)	0
Carry forward orthodontic activity (UOA)	0
Baseline contract value	£517,341.74

ACCESS*

Patients seen in 24 months	Total	Change since previous quarter
Quarter ending June 2018	5,116	
Quarter ending September 2018	5,078	→
Quarter ending December 2018	5,216	↑
Quarter ending March 2019	5,348	↑
Quarter ending June 2019	5,428	→
Variance since June 2018	6.1%	↑



ACTIVITY



Month	Adjusted Scheduled Activity (UDA)	
	2019	2020
April	86	492
May	1,243	1,652
June	1,954	2,498
July	3,258	
August	4,235	
September	5,349	
October	6,914	
November	8,294	
December	9,249	
January	10,374	
February	11,495	
March	12,917	
April	13,472	
May	13,472	
June	13,472	

QUALITY

	Quantity	Base Number	Contract	AT	Region	England
% of FP17s for the same patient ID Re-attending within 3 months - Children	6	349	1.7%	9.4%	12.1%	11.4%
% of FP17s for the same patient ID Re-attending within 3 months - Adults	105	1,209	8.7%	12.4%	15.6%	15.4%
% of FP17s for the same patient ID Re-attending between 3 & 9 months - Children	205	349	58.7%	64.6%	61.2%	59.8%
% of FP17s for the same patient ID Re-attending between 3 & 9 months - Adults	549	1,209	45.4%	56.3%	54.5%	52.1%
% of FP17s for Band 1 Urgent Courses	46	1,323	3.5%	7.8%	9.1%	9.2%
% of FP17s Relating to Free Repair or Replacements	1	1,323	0.1%	0.9%	1.0%	0.7%
% of FP17s Relating to Continuations	19	1,323	1.4%	0.9%	1.0%	0.8%
% of Patients satisfied with the dentistry they have received	2	2	N/A	93.7%	94.2%	93.4%
% of Patients satisfied with the time they had to wait for an appointment	1	2	N/A	90.4%	88.4%	87.6%

* This is based on patients treated on this contract for their most recent course of treatment. Figures in italics indicate the base number of FP17s or Patient Questionnaire responses are less than 100. N/A is shown where the base number of responses is less than 10 during the period. % is calculated as Quantity/Base number*100

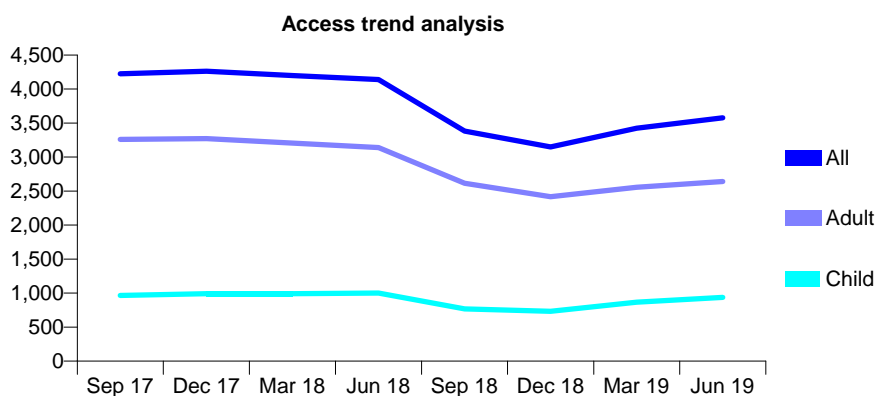
Q50 - Vital Signs At a Glance Contract Report for 137545/0001 - June 2019

Name or company name	The Dental Design Studio
Contract type name	GDS Contract
Purpose of contract	General
Contract start date	01/05/2015
Contract end date	

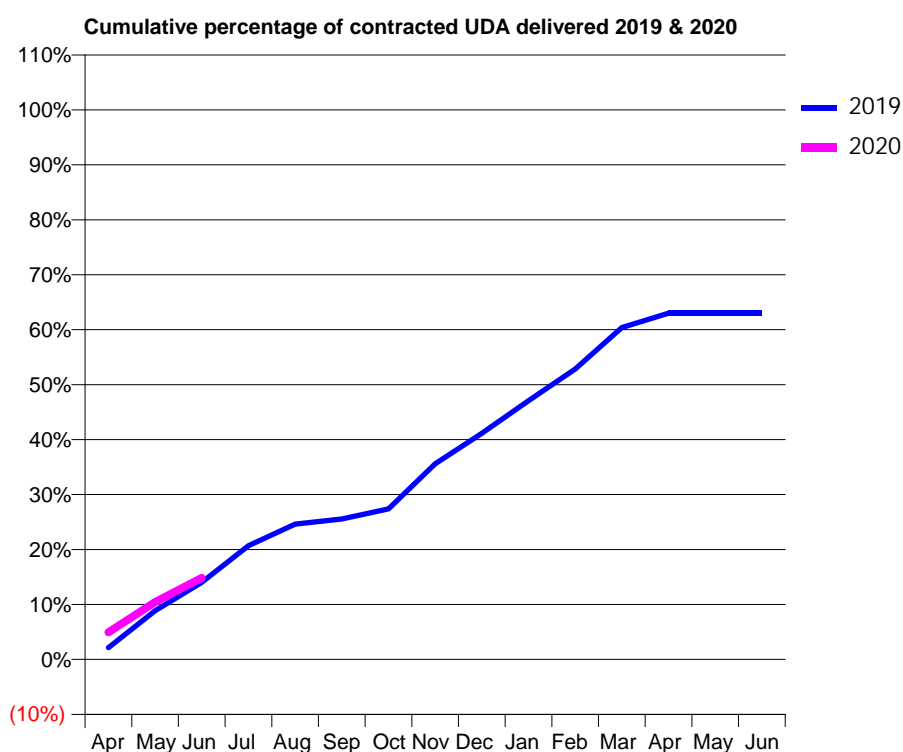
19/20 Contracted general activity (UDA)	11,000
Carry forward general activity (UDA)	0
19/20 Contracted orthodontic activity (UOA)	0
Carry forward orthodontic activity (UOA)	0
Baseline contract value	£363,185.36

ACCESS*

Patients seen in 24 months	Total	Change since previous quarter
Quarter ending June 2018	4,141	
Quarter ending September 2018	3,383	↓
Quarter ending December 2018	3,150	↓
Quarter ending March 2019	3,424	↑
Quarter ending June 2019	3,578	↑
Variance since June 2018	(13.6%)	↓



ACTIVITY



Month	Adjusted Scheduled Activity (UDA)	
	2019	2020
April	237	542
May	974	1,149
June	1,541	1,633
July	2,275	
August	2,707	
September	2,813	
October	3,013	
November	3,918	
December	4,527	
January	5,178	
February	5,814	
March	6,643	
April	6,930	
May	6,932	
June	6,932	

QUALITY

	Quantity	Base Number	Contract	AT	Region	England
% of FP17s for the same patient ID Re-attending within 3 months - Children	31	340	9.1%	9.4%	12.1%	11.4%
% of FP17s for the same patient ID Re-attending within 3 months - Adults	112	928	12.1%	12.4%	15.6%	15.4%
% of FP17s for the same patient ID Re-attending between 3 & 9 months - Children	144	340	42.4%	64.6%	61.2%	59.8%
% of FP17s for the same patient ID Re-attending between 3 & 9 months - Adults	372	928	40.1%	56.3%	54.5%	52.1%
% of FP17s for Band 1 Urgent Courses	99	1,084	9.1%	7.8%	9.1%	9.2%
% of FP17s Relating to Free Repair or Replacements	3	1,084	0.3%	0.9%	1.0%	0.7%
% of FP17s Relating to Continuations	11	1,084	1.0%	0.9%	1.0%	0.8%
% of Patients satisfied with the dentistry they have received	1	1	N/A	93.7%	94.2%	93.4%
% of Patients satisfied with the time they had to wait for an appointment	1	1	N/A	90.4%	88.4%	87.6%

* This is based on patients treated on this contract for their most recent course of treatment. Figures in italics indicate the base number of FP17s or Patient Questionnaire responses are less than 100. N/A is shown where the base number of responses is less than 10 during the period. % is calculated as Quantity/Base number*100

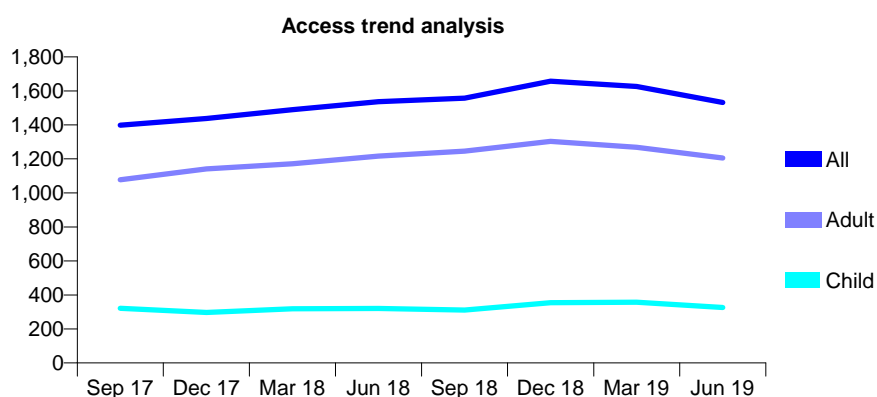
Q50 - Vital Signs At a Glance Contract Report for 137561/0001 - June 2019

Name or company name	The Limes Dental Practice
Contract type name	GDS Contract
Purpose of contract	General
Contract start date	01/09/2011
Contract end date	

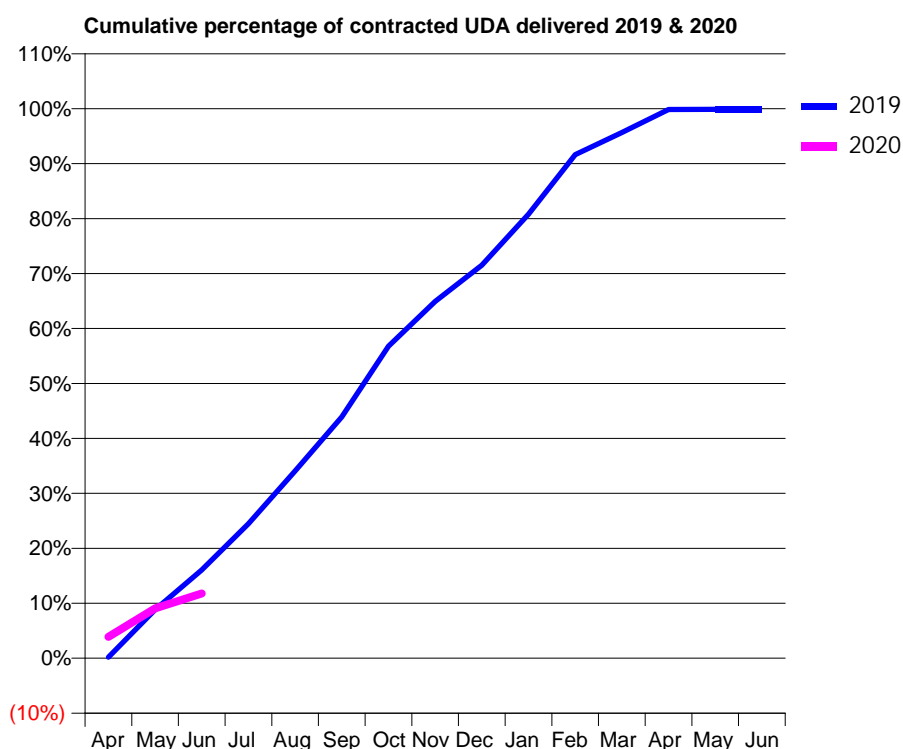
19/20 Contracted general activity (UDA)	3,877
Carry forward general activity (UDA)	0
19/20 Contracted orthodontic activity (UOA)	0
Carry forward orthodontic activity (UOA)	0
Baseline contract value	£125,585.13

ACCESS*

Patients seen in 24 months	Total	Change since previous quarter
Quarter ending June 2018	1,537	
Quarter ending September 2018	1,557	→
Quarter ending December 2018	1,657	↑
Quarter ending March 2019	1,626	↓
Quarter ending June 2019	1,531	↓
Variance since June 2018	(0.4%)	→



ACTIVITY



Month	2019	2020
April	8	151
May	343	352
June	623	456
July	949	
August	1,322	
September	1,703	
October	2,201	
November	2,517	
December	2,772	
January	3,133	
February	3,552	
March	3,708	
April	3,871	
May	3,872	
June	3,872	

QUALITY

	Quantity	Base Number	Contract	AT	Region	England
% of FP17s for the same patient ID Re-attending within 3 months - Children	6	115	5.2%	9.4%	12.1%	11.4%
% of FP17s for the same patient ID Re-attending within 3 months - Adults	19	307	6.2%	12.4%	15.6%	15.4%
% of FP17s for the same patient ID Re-attending between 3 & 9 months - Children	75	115	65.2%	64.6%	61.2%	59.8%
% of FP17s for the same patient ID Re-attending between 3 & 9 months - Adults	107	307	34.9%	56.3%	54.5%	52.1%
% of FP17s for Band 1 Urgent Courses	16	340	4.7%	7.8%	9.1%	9.2%
% of FP17s Relating to Free Repair or Replacements	10	340	2.9%	0.9%	1.0%	0.7%
% of FP17s Relating to Continuations	4	340	1.2%	0.9%	1.0%	0.8%
% of Patients satisfied with the dentistry they have received	0	0	N/A	93.7%	94.2%	93.4%
% of Patients satisfied with the time they had to wait for an appointment	0	0	N/A	90.4%	88.4%	87.6%

* This is based on patients treated on this contract for their most recent course of treatment.

Figures in italics indicate the base number of FP17s or Patient Questionnaire responses are less than 100. N/A is shown where the base number of responses is less than 10 during the period. % is calculated as Quantity/Base number*100

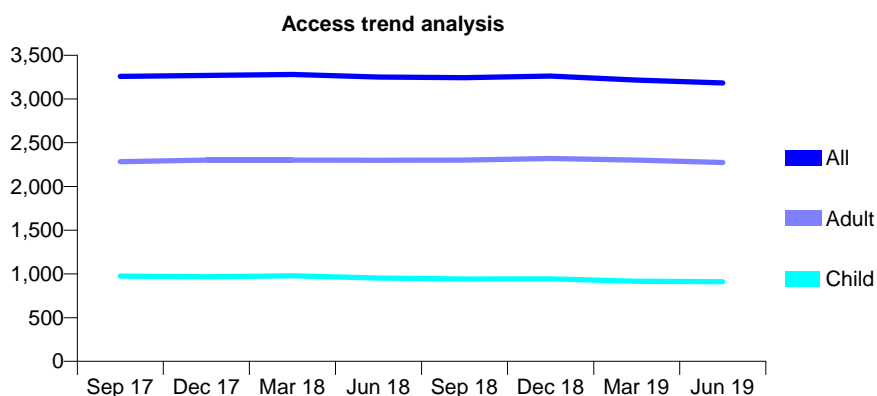
Q50 - Vital Signs At a Glance Contract Report for 139017/0001 - June 2019

Name or company name	Bottesford Dental Practice
Contract type name	GDS Contract
Purpose of contract	General
Contract start date	01/06/2011
Contract end date	

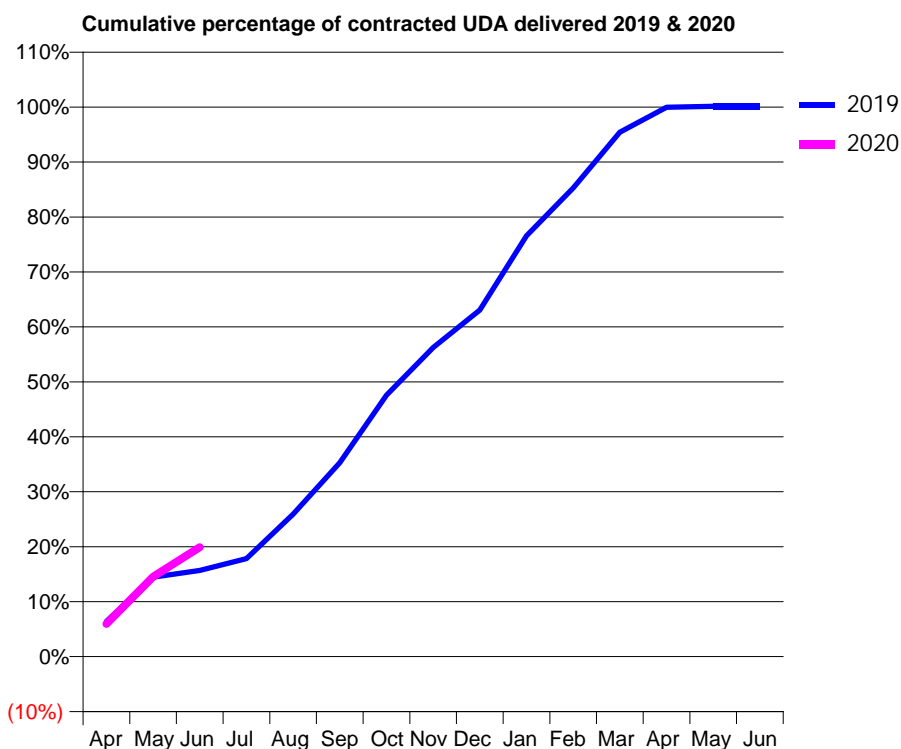
19/20 Contracted general activity (UDA)	7,204
Carry forward general activity (UDA)	0
19/20 Contracted orthodontic activity (UOA)	0
Carry forward orthodontic activity (UOA)	0
Baseline contract value	£230,132.27

ACCESS*

Patients seen in 24 months	Total	Change since previous quarter
Quarter ending June 2018	3,251	
Quarter ending September 2018	3,244	→
Quarter ending December 2018	3,263	→
Quarter ending March 2019	3,217	↓
Quarter ending June 2019	3,184	↓
Variance since June 2018	(2.1%)	↓



ACTIVITY



Month	Adjusted Scheduled Activity (UDA)	
	2019	2020
April	462	429
May	1,042	1,049
June	1,130	1,435
July	1,286	
August	1,868	
September	2,541	
October	3,427	
November	4,052	
December	4,542	
January	5,516	
February	6,144	
March	6,872	
April	7,202	
May	7,214	
June	7,214	

QUALITY

	Quantity	Base Number	Contract	AT	Region	England
% of FP17s for the same patient ID Re-attending within 3 months - Children	29	312	9.3%	9.4%	12.1%	11.4%
% of FP17s for the same patient ID Re-attending within 3 months - Adults	64	576	11.1%	12.4%	15.6%	15.4%
% of FP17s for the same patient ID Re-attending between 3 & 9 months - Children	180	312	57.7%	64.6%	61.2%	59.8%
% of FP17s for the same patient ID Re-attending between 3 & 9 months - Adults	202	576	35.1%	56.3%	54.5%	52.1%
% of FP17s for Band 1 Urgent Courses	45	760	5.9%	7.8%	9.1%	9.2%
% of FP17s Relating to Free Repair or Replacements	4	760	0.5%	0.9%	1.0%	0.7%
% of FP17s Relating to Continuations	7	760	0.9%	0.9%	1.0%	0.8%
% of Patients satisfied with the dentistry they have received	1	1	N/A	93.7%	94.2%	93.4%
% of Patients satisfied with the time they had to wait for an appointment	1	1	N/A	90.4%	88.4%	87.6%

* This is based on patients treated on this contract for their most recent course of treatment. Figures in italics indicate the base number of FP17s or Patient Questionnaire responses are less than 100. N/A is shown where the base number of responses is less than 10 during the period. % is calculated as Quantity/Base number*100

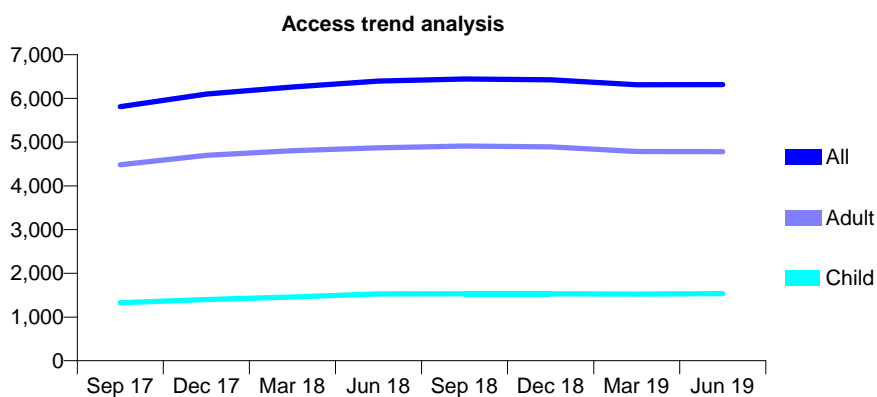
Q50 - Vital Signs At a Glance Contract Report for 139300/0001 - June 2019

Name or company name	Grassington Dental Care Ltd
Contract type name	GDS Contract
Purpose of contract	General
Contract start date	01/07/2014
Contract end date	

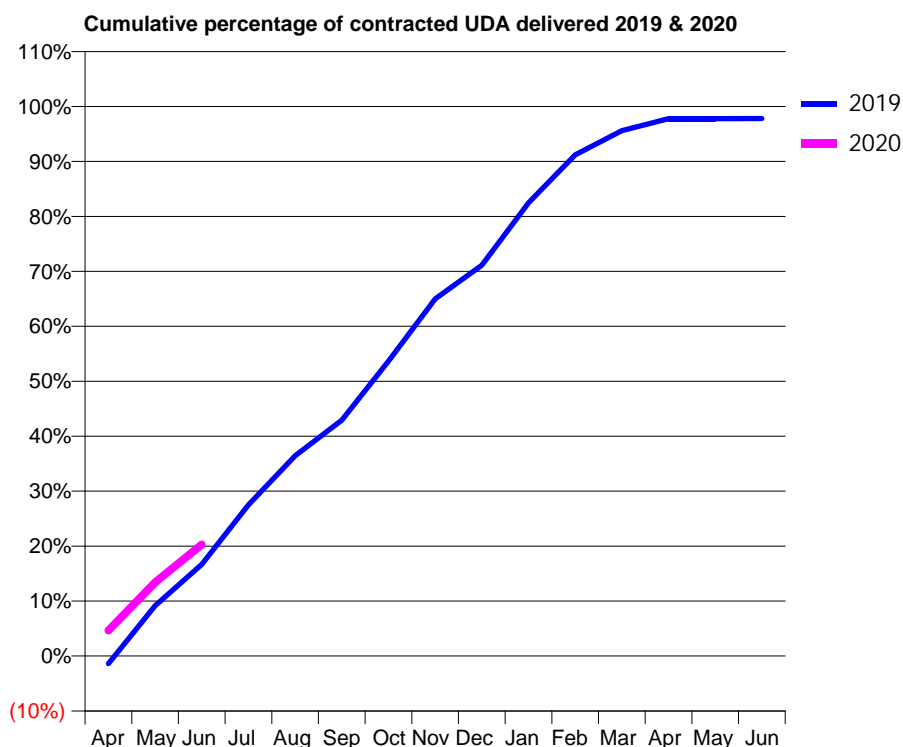
19/20 Contracted general activity (UDA)	16,308
Carry forward general activity (UDA)	0
19/20 Contracted orthodontic activity (UOA)	0
Carry forward orthodontic activity (UOA)	0
Baseline contract value	£450,807.54

ACCESS*

Patients seen in 24 months	Total	Change since previous quarter
Quarter ending June 2018	6,396	
Quarter ending September 2018	6,442	→
Quarter ending December 2018	6,424	→
Quarter ending March 2019	6,312	↓
Quarter ending June 2019	6,316	→
Variance since June 2018	(1.3%)	↓



ACTIVITY



Month	Adjusted Scheduled Activity (UDA)	
	2019	2020
April	-226	759
May	1,494	2,185
June	2,721	3,311
July	4,486	
August	5,944	
September	7,000	
October	8,754	
November	10,596	
December	11,592	
January	13,447	
February	14,873	
March	15,589	
April	15,948	
May	15,948	
June	15,951	

QUALITY

	Quantity	Base Number	Contract	AT	Region	England
% of FP17s for the same patient ID Re-attending within 3 months - Children	43	640	6.7%	9.4%	12.1%	11.4%
% of FP17s for the same patient ID Re-attending within 3 months - Adults	196	1,570	12.5%	12.4%	15.6%	15.4%
% of FP17s for the same patient ID Re-attending between 3 & 9 months - Children	452	640	70.6%	64.6%	61.2%	59.8%
% of FP17s for the same patient ID Re-attending between 3 & 9 months - Adults	983	1,570	62.6%	56.3%	54.5%	52.1%
% of FP17s for Band 1 Urgent Courses	187	1,991	9.4%	7.8%	9.1%	9.2%
% of FP17s Relating to Free Repair or Replacements	15	1,991	0.8%	0.9%	1.0%	0.7%
% of FP17s Relating to Continuations	19	1,991	1.0%	0.9%	1.0%	0.8%
% of Patients satisfied with the dentistry they have received	3	3	N/A	93.7%	94.2%	93.4%
% of Patients satisfied with the time they had to wait for an appointment	3	3	N/A	90.4%	88.4%	87.6%

* This is based on patients treated on this contract for their most recent course of treatment. Figures in italics indicate the base number of FP17s or Patient Questionnaire responses are less than 100. N/A is shown where the base number of responses is less than 10 during the period. % is calculated as Quantity/Base number*100

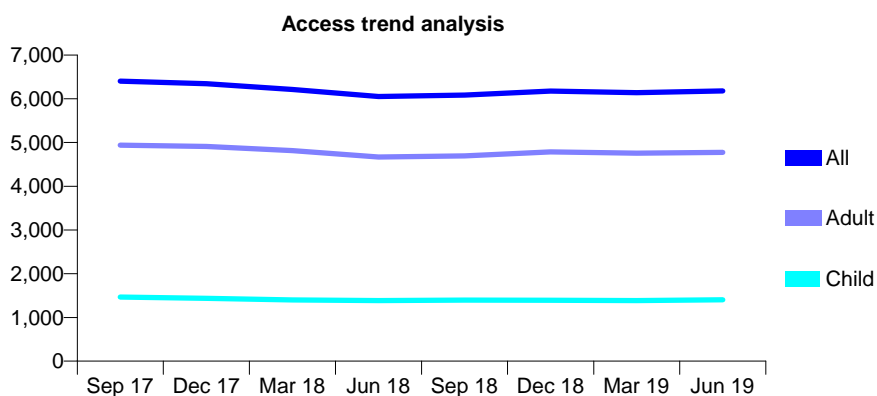
Q50 - Vital Signs At a Glance Contract Report for 143332/0001 - June 2019

Name or company name	Cleethorpes Dental Practice Limited
Contract type name	GDS Contract
Purpose of contract	General
Contract start date	01/07/2012
Contract end date	

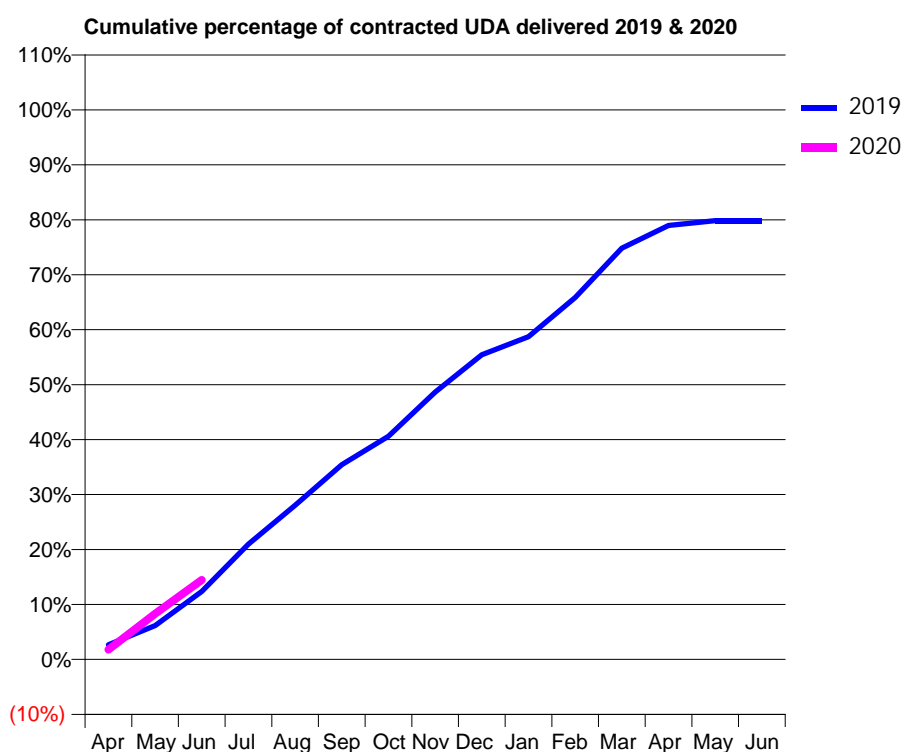
19/20 Contracted general activity (UDA)	21,404
Carry forward general activity (UDA)	0
19/20 Contracted orthodontic activity (UOA)	0
Carry forward orthodontic activity (UOA)	0
Baseline contract value	£726,017.52

ACCESS*

Patients seen in 24 months	Total	Change since previous quarter
Quarter ending June 2018	6,054	
Quarter ending September 2018	6,088	→
Quarter ending December 2018	6,178	→
Quarter ending March 2019	6,141	→
Quarter ending June 2019	6,180	→
Variance since June 2018	2.1%	↑



ACTIVITY



Month	2019	2020
April	568	385
May	1,318	1,780
June	2,648	3,096
July	4,491	
August	6,009	
September	7,582	
October	8,693	
November	10,414	
December	11,864	
January	12,569	
February	14,096	
March	16,015	
April	16,902	
May	17,093	
June	17,093	

QUALITY

	Quantity	Base Number	Contract	AT	Region	England
% of FP17s for the same patient ID Re-attending within 3 months - Children	25	455	5.5%	9.4%	12.1%	11.4%
% of FP17s for the same patient ID Re-attending within 3 months - Adults	182	1,531	11.9%	12.4%	15.6%	15.4%
% of FP17s for the same patient ID Re-attending between 3 & 9 months - Children	250	455	54.9%	64.6%	61.2%	59.8%
% of FP17s for the same patient ID Re-attending between 3 & 9 months - Adults	810	1,531	52.9%	56.3%	54.5%	52.1%
% of FP17s for Band 1 Urgent Courses	49	1,589	3.1%	7.8%	9.1%	9.2%
% of FP17s Relating to Free Repair or Replacements	24	1,589	1.5%	0.9%	1.0%	0.7%
% of FP17s Relating to Continuations	26	1,589	1.6%	0.9%	1.0%	0.8%
% of Patients satisfied with the dentistry they have received	2	2	N/A	93.7%	94.2%	93.4%
% of Patients satisfied with the time they had to wait for an appointment	2	2	N/A	90.4%	88.4%	87.6%

* This is based on patients treated on this contract for their most recent course of treatment. Figures in italics indicate the base number of FP17s or Patient Questionnaire responses are less than 100. N/A is shown where the base number of responses is less than 10 during the period. % is calculated as Quantity/Base number*100

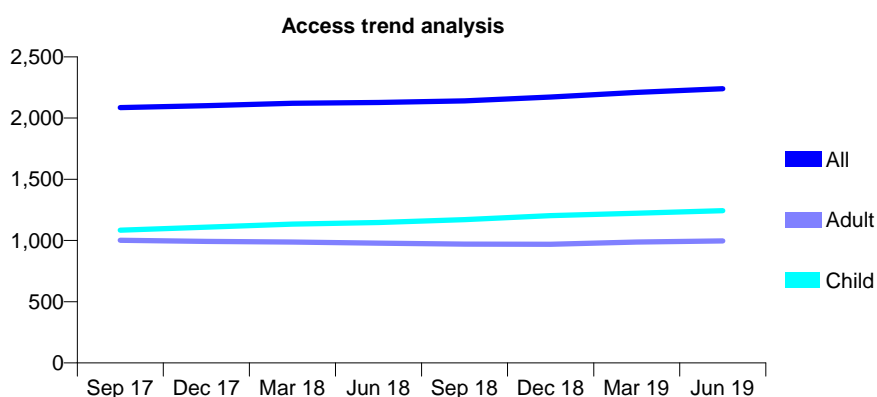
Q50 - Vital Signs At a Glance Contract Report for 143464/0001 - June 2019

Name or company name	The Dental Health Practice Ltd.
Contract type name	GDS Contract
Purpose of contract	General and Orthodontic
Contract start date	01/01/2009
Contract end date	

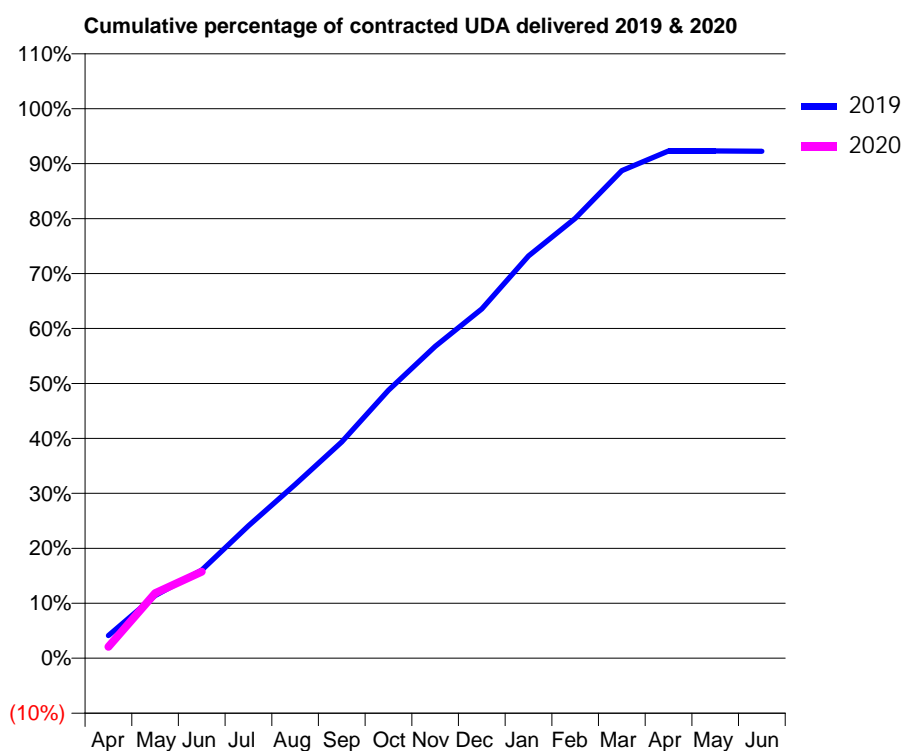
19/20 Contracted general activity (UDA)	5,931
Carry forward general activity (UDA)	0
19/20 Contracted orthodontic activity (UOA)	585
Carry forward orthodontic activity (UOA)	0
Baseline contract value	£230,731.86

ACCESS*

Patients seen in 24 months	Total	Change since previous quarter
Quarter ending June 2018	2,127	
Quarter ending September 2018	2,140	→
Quarter ending December 2018	2,172	→
Quarter ending March 2019	2,210	→
Quarter ending June 2019	2,240	→
Variance since June 2018	5.3%	↑



ACTIVITY



Month	2019	2020
April	244	125
May	677	702
June	950	933
July	1,430	
August	1,875	
September	2,336	
October	2,893	
November	3,366	
December	3,770	
January	4,341	
February	4,747	
March	5,261	
April	5,474	
May	5,474	
June	5,471	

QUALITY

	Quantity	Base Number	Contract	AT	Region	England
% of FP17s for the same patient ID Re-attending within 3 months - Children	36	422	8.5%	9.4%	12.1%	11.4%
% of FP17s for the same patient ID Re-attending within 3 months - Adults	31	274	11.3%	12.4%	15.6%	15.4%
% of FP17s for the same patient ID Re-attending between 3 & 9 months - Children	275	422	65.2%	64.6%	61.2%	59.8%
% of FP17s for the same patient ID Re-attending between 3 & 9 months - Adults	170	274	62.0%	56.3%	54.5%	52.1%
% of FP17s for Band 1 Urgent Courses	29	580	5.0%	7.8%	9.1%	9.2%
% of FP17s Relating to Free Repair or Replacements	1	580	0.2%	0.9%	1.0%	0.7%
% of FP17s Relating to Continuations	2	580	0.3%	0.9%	1.0%	0.8%
% of Patients satisfied with the dentistry they have received	0	0	N/A	93.7%	94.2%	93.4%
% of Patients satisfied with the time they had to wait for an appointment	0	0	N/A	90.4%	88.4%	87.6%

* This is based on patients treated on this contract for their most recent course of treatment.

Figures in italics indicate the base number of FP17s or Patient Questionnaire responses are less than 100. N/A is shown where the base number of responses is less than 10 during the period. % is calculated as Quantity/Base number*100

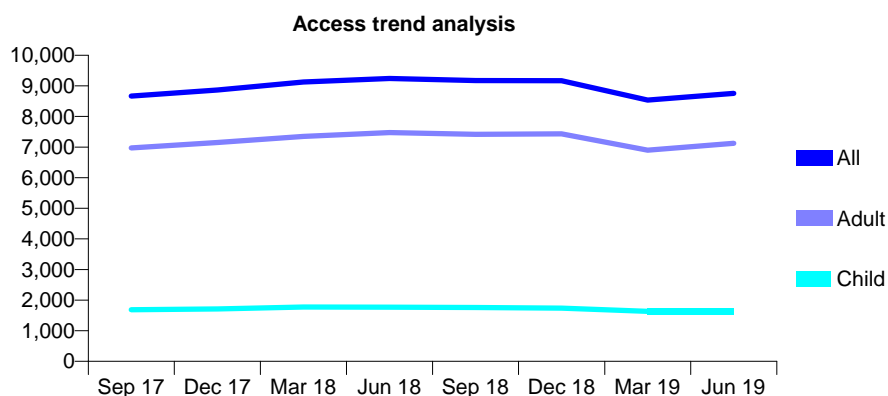
Q50 - Vital Signs At a Glance Contract Report for 143782/0001 - June 2019

Name or company name	Mr R Sharma
Contract type name	GDS Contract
Purpose of contract	General
Contract start date	01/04/2013
Contract end date	

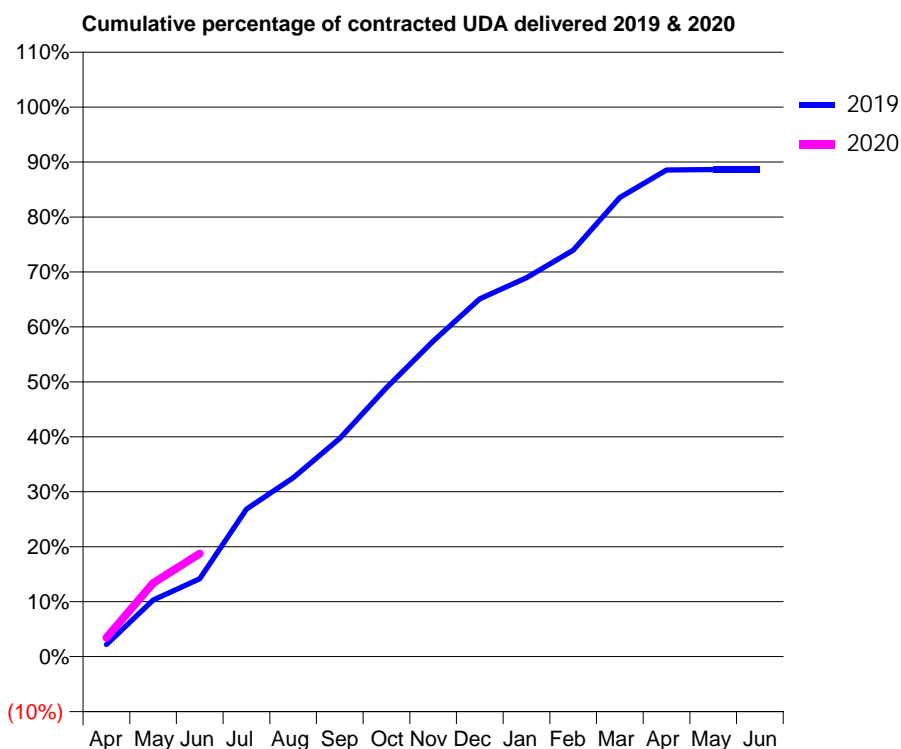
19/20 Contracted general activity (UDA)	23,860
Carry forward general activity (UDA)	0
19/20 Contracted orthodontic activity (UOA)	0
Carry forward orthodontic activity (UOA)	0
Baseline contract value	£769,319.46

ACCESS*

Patients seen in 24 months	Total	Change since previous quarter
Quarter ending June 2018	9,246	
Quarter ending September 2018	9,175	→
Quarter ending December 2018	9,172	→
Quarter ending March 2019	8,532	↓
Quarter ending June 2019	8,757	↑
Variance since June 2018	(5.3%)	↓



ACTIVITY



Month	Adjusted Scheduled Activity (UDA)	
	2019	2020
April	525	825
May	2,455	3,195
June	3,386	4,472
July	6,400	
August	7,768	
September	9,473	
October	11,676	
November	13,696	
December	15,530	
January	16,450	
February	17,645	
March	19,931	
April	21,127	
May	21,147	
June	21,147	

QUALITY

	Quantity	Base Number	Contract	AT	Region	England
% of FP17s for the same patient ID Re-attending within 3 months - Children	19	439	4.3%	9.4%	12.1%	11.4%
% of FP17s for the same patient ID Re-attending within 3 months - Adults	169	1,837	9.2%	12.4%	15.6%	15.4%
% of FP17s for the same patient ID Re-attending between 3 & 9 months - Children	171	439	39.0%	64.6%	61.2%	59.8%
% of FP17s for the same patient ID Re-attending between 3 & 9 months - Adults	488	1,837	26.6%	56.3%	54.5%	52.1%
% of FP17s for Band 1 Urgent Courses	177	1,844	9.6%	7.8%	9.1%	9.2%
% of FP17s Relating to Free Repair or Replacements	13	1,844	0.7%	0.9%	1.0%	0.7%
% of FP17s Relating to Continuations	37	1,844	2.0%	0.9%	1.0%	0.8%
% of Patients satisfied with the dentistry they have received	7	7	N/A	93.7%	94.2%	93.4%
% of Patients satisfied with the time they had to wait for an appointment	7	7	N/A	90.4%	88.4%	87.6%

* This is based on patients treated on this contract for their most recent course of treatment. Figures in italics indicate the base number of FP17s or Patient Questionnaire responses are less than 100. N/A is shown where the base number of responses is less than 10 during the period. % is calculated as Quantity/Base number*100

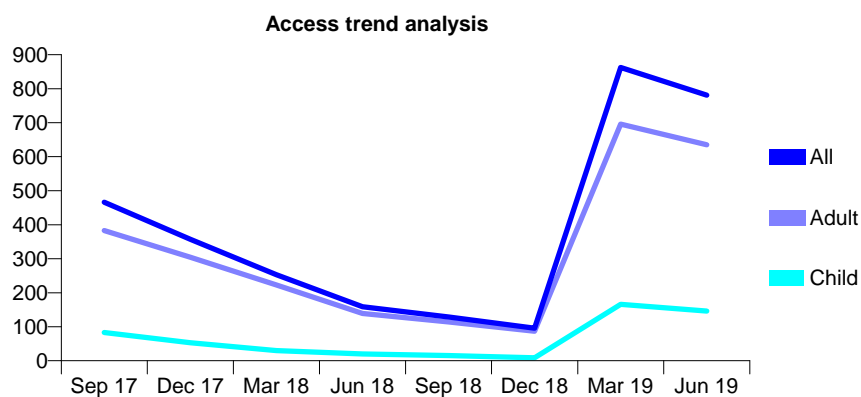
Q50 - Vital Signs At a Glance Contract Report for 143782/0002 - June 2019

Name or company name	Mr R Sharma
Contract type name	GDS Contract
Purpose of contract	General
Contract start date	01/04/2013
Contract end date	

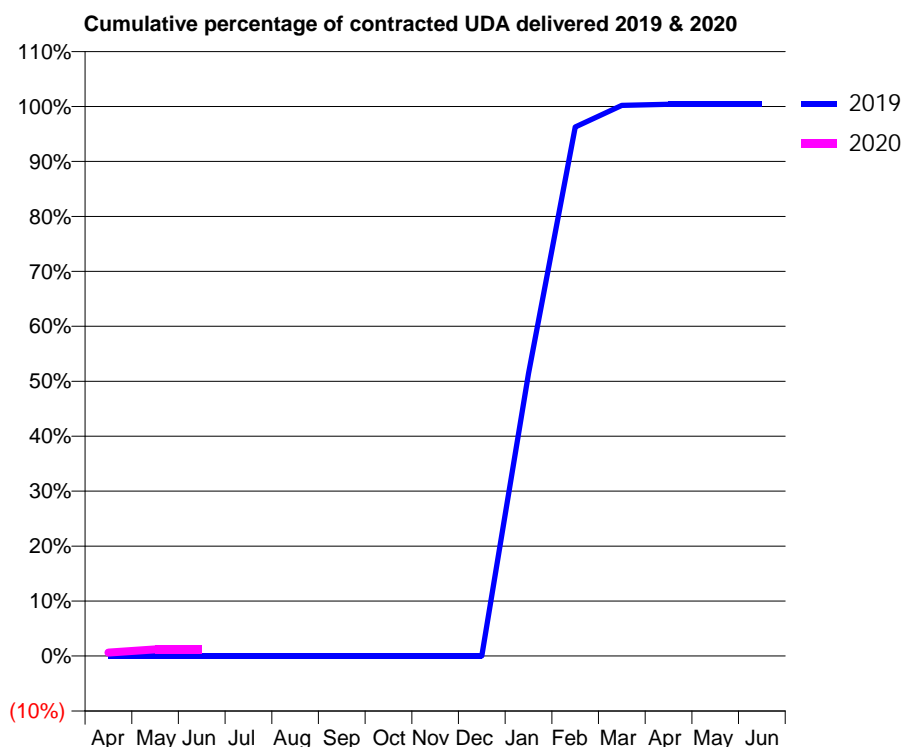
19/20 Contracted general activity (UDA)	2,446
Carry forward general activity (UDA)	0
19/20 Contracted orthodontic activity (UOA)	0
Carry forward orthodontic activity (UOA)	0
Baseline contract value	£67,525.06

ACCESS*

Patients seen in 24 months	Total	Change since previous quarter
Quarter ending June 2018	159	
Quarter ending September 2018	129	↓
Quarter ending December 2018	96	↓
Quarter ending March 2019	862	↑
Quarter ending June 2019	781	↓
Variance since June 2018	391.2%	↑



ACTIVITY



Month	Adjusted Scheduled Activity (UDA)	
	2019	2020
April	0	15
May	0	30
June	0	30
July	0	
August	0	
September	0	
October	0	
November	0	
December	0	
January	1,257	
February	2,355	
March	2,451	
April	2,456	
May	2,456	
June	2,456	

QUALITY

	Quantity	Base Number	Contract	AT	Region	England
% of FP17s for the same patient ID Re-attending within 3 months - Children	0	2	0.0%	9.4%	12.1%	11.4%
% of FP17s for the same patient ID Re-attending within 3 months - Adults	0	6	0.0%	12.4%	15.6%	15.4%
% of FP17s for the same patient ID Re-attending between 3 & 9 months - Children	0	2	0.0%	64.6%	61.2%	59.8%
% of FP17s for the same patient ID Re-attending between 3 & 9 months - Adults	0	6	0.0%	56.3%	54.5%	52.1%
% of FP17s for Band 1 Urgent Courses	0	4	0.0%	7.8%	9.1%	9.2%
% of FP17s Relating to Free Repair or Replacements	0	4	0.0%	0.9%	1.0%	0.7%
% of FP17s Relating to Continuations	0	4	0.0%	0.9%	1.0%	0.8%
% of Patients satisfied with the dentistry they have received	1	1	N/A	93.7%	94.2%	93.4%
% of Patients satisfied with the time they had to wait for an appointment	1	1	N/A	90.4%	88.4%	87.6%

* This is based on patients treated on this contract for their most recent course of treatment. Figures in italics indicate the base number of FP17s or Patient Questionnaire responses are less than 100. N/A is shown where the base number of responses is less than 10 during the period. % is calculated as Quantity/Base number*100

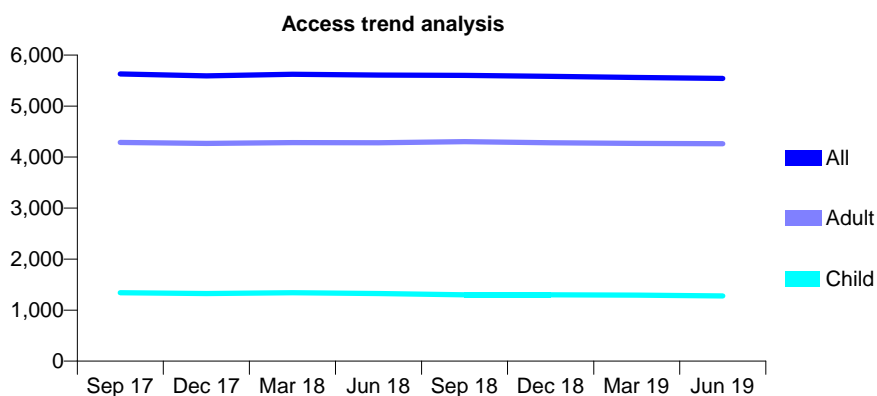
Q50 - Vital Signs At a Glance Contract Report for 145777/0001 - June 2019

Name or company name	Burnby Lane Dental Practice
Contract type name	GDS Contract
Purpose of contract	General
Contract start date	28/03/2014
Contract end date	

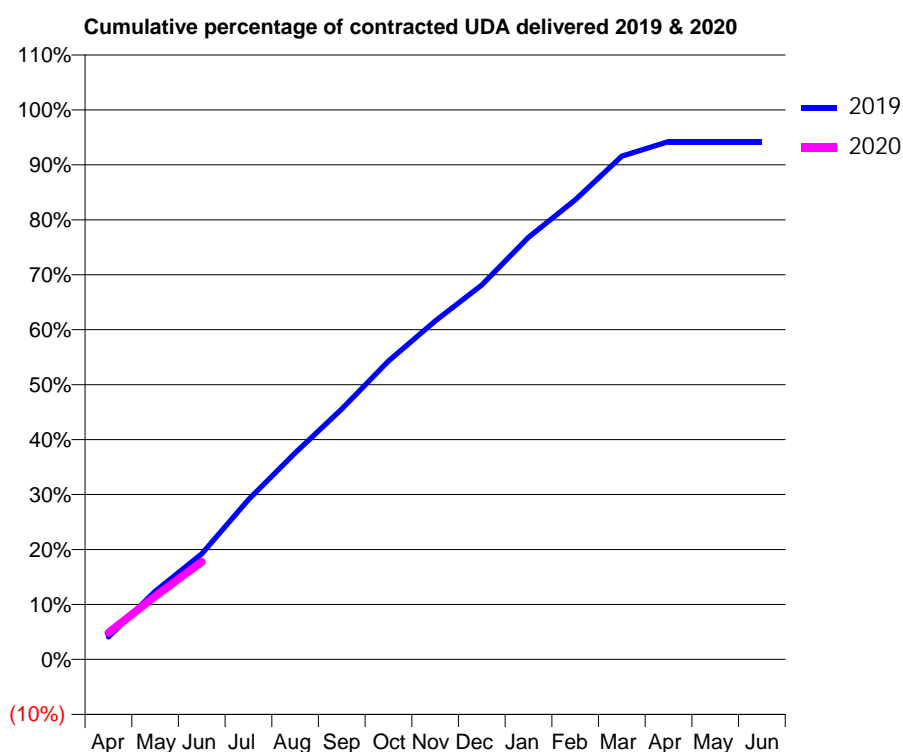
19/20 Contracted general activity (UDA)	14,520
Carry forward general activity (UDA)	0
19/20 Contracted orthodontic activity (UOA)	0
Carry forward orthodontic activity (UOA)	0
Baseline contract value	£427,099.27

ACCESS*

Patients seen in 24 months	Total	Change since previous quarter
Quarter ending June 2018	5,607	
Quarter ending September 2018	5,602	→
Quarter ending December 2018	5,582	→
Quarter ending March 2019	5,561	→
Quarter ending June 2019	5,540	→
Variance since June 2018	(1.2%)	↓



ACTIVITY



Month	Adjusted Scheduled Activity (UDA)	
	2019	2020
April	594	704
May	1,800	1,667
June	2,787	2,577
July	4,224	
August	5,456	
September	6,617	
October	7,884	
November	8,940	
December	9,894	
January	11,155	
February	12,146	
March	13,298	
April	13,680	
May	13,680	
June	13,680	

QUALITY

	Quantity	Base Number	Contract	AT	Region	England
% of FP17s for the same patient ID Re-attending within 3 months - Children	21	460	4.6%	9.4%	12.1%	11.4%
% of FP17s for the same patient ID Re-attending within 3 months - Adults	175	1,281	13.7%	12.4%	15.6%	15.4%
% of FP17s for the same patient ID Re-attending between 3 & 9 months - Children	321	460	69.8%	64.6%	61.2%	59.8%
% of FP17s for the same patient ID Re-attending between 3 & 9 months - Adults	612	1,281	47.8%	56.3%	54.5%	52.1%
% of FP17s for Band 1 Urgent Courses	153	1,512	10.1%	7.8%	9.1%	9.2%
% of FP17s Relating to Free Repair or Replacements	33	1,512	2.2%	0.9%	1.0%	0.7%
% of FP17s Relating to Continuations	14	1,512	0.9%	0.9%	1.0%	0.8%
% of Patients satisfied with the dentistry they have received	6	6	N/A	93.7%	94.2%	93.4%
% of Patients satisfied with the time they had to wait for an appointment	6	6	N/A	90.4%	88.4%	87.6%

* This is based on patients treated on this contract for their most recent course of treatment. Figures in italics indicate the base number of FP17s or Patient Questionnaire responses are less than 100. N/A is shown where the base number of responses is less than 10 during the period. % is calculated as Quantity/Base number*100

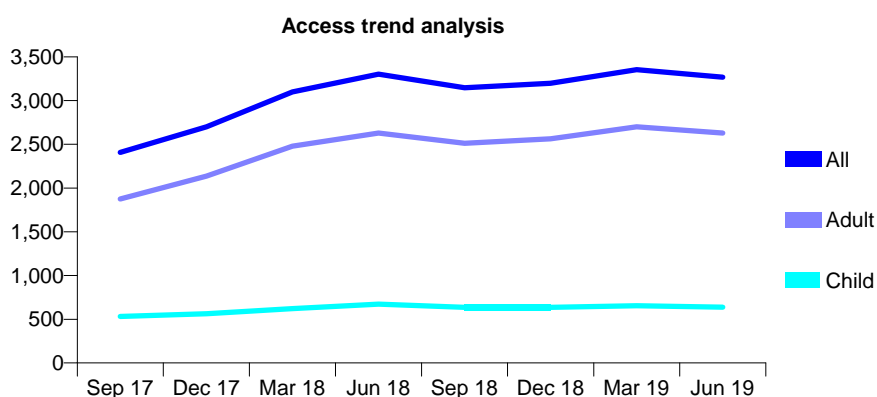
Q50 - Vital Signs At a Glance Contract Report for 146269/0001 - June 2019

Name or company name	Ishak Practices Ltd
Contract type name	GDS Contract
Purpose of contract	General
Contract start date	01/04/2011
Contract end date	

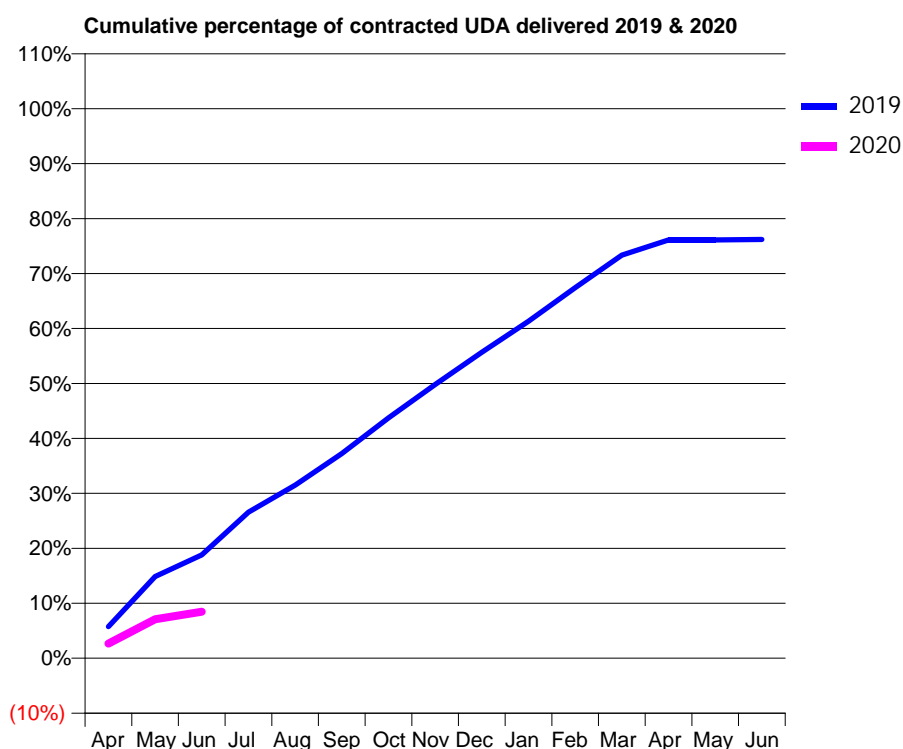
19/20 Contracted general activity (UDA)	16,000
Carry forward general activity (UDA)	0
19/20 Contracted orthodontic activity (UOA)	0
Carry forward orthodontic activity (UOA)	0
Baseline contract value	£444,043.65

ACCESS*

Patients seen in 24 months	Total	Change since previous quarter
Quarter ending June 2018	3,303	
Quarter ending September 2018	3,147	↓
Quarter ending December 2018	3,198	→
Quarter ending March 2019	3,355	↑
Quarter ending June 2019	3,267	↓
Variance since June 2018	(1.1%)	↓



ACTIVITY



Month	2019	2020
April	922	426
May	2,379	1,138
June	3,008	1,352
July	4,254	
August	5,040	
September	5,957	
October	6,996	
November	7,971	
December	8,904	
January	9,810	
February	10,789	
March	11,735	
April	12,177	
May	12,178	
June	12,190	

QUALITY

	Quantity	Base Number	Contract	AT	Region	England
% of FP17s for the same patient ID Re-attending within 3 months - Children	18	113	15.9%	9.4%	12.1%	11.4%
% of FP17s for the same patient ID Re-attending within 3 months - Adults	132	600	22.0%	12.4%	15.6%	15.4%
% of FP17s for the same patient ID Re-attending between 3 & 9 months - Children	57	113	50.4%	64.6%	61.2%	59.8%
% of FP17s for the same patient ID Re-attending between 3 & 9 months - Adults	278	600	46.3%	56.3%	54.5%	52.1%
% of FP17s for Band 1 Urgent Courses	77	566	13.6%	7.8%	9.1%	9.2%
% of FP17s Relating to Free Repair or Replacements	14	566	2.5%	0.9%	1.0%	0.7%
% of FP17s Relating to Continuations	21	566	3.7%	0.9%	1.0%	0.8%
% of Patients satisfied with the dentistry they have received	1	1	N/A	93.7%	94.2%	93.4%
% of Patients satisfied with the time they had to wait for an appointment	1	1	N/A	90.4%	88.4%	87.6%

* This is based on patients treated on this contract for their most recent course of treatment. Figures in italics indicate the base number of FP17s or Patient Questionnaire responses are less than 100. N/A is shown where the base number of responses is less than 10 during the period. % is calculated as Quantity/Base number*100

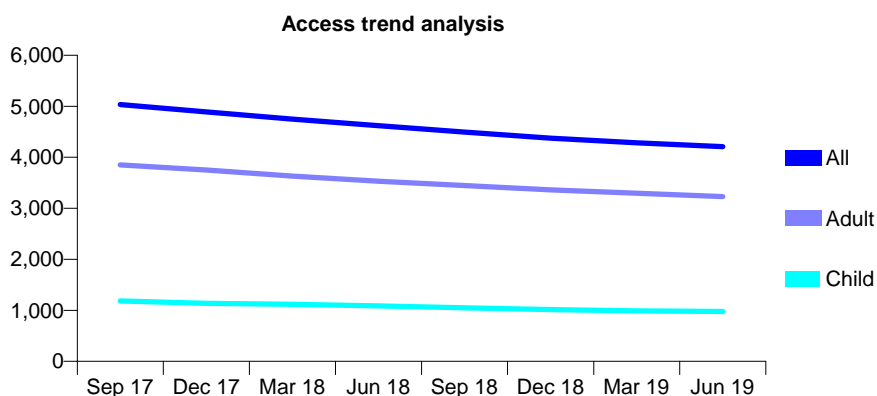
Q50 - Vital Signs At a Glance Contract Report for 146293/0001 - June 2019

Name or company name	Willerby Dental Care
Contract type name	GDS Contract
Purpose of contract	General
Contract start date	01/04/2009
Contract end date	

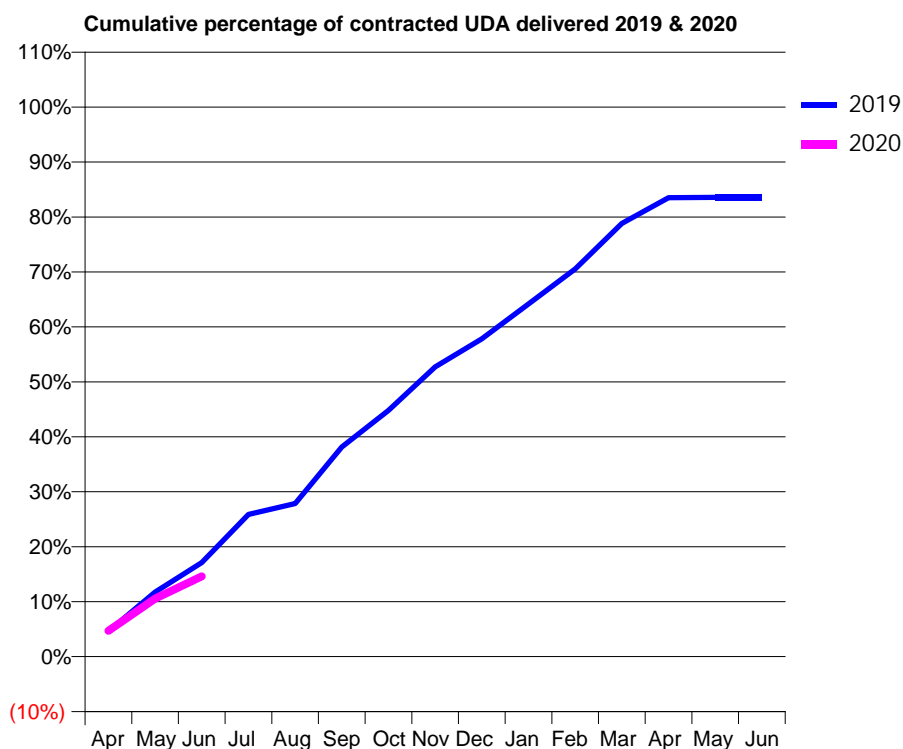
19/20 Contracted general activity (UDA)	12,500
Carry forward general activity (UDA)	0
19/20 Contracted orthodontic activity (UOA)	0
Carry forward orthodontic activity (UOA)	0
Baseline contract value	£412,831.06

ACCESS*

Patients seen in 24 months	Total	Change since previous quarter
Quarter ending June 2018	4,617	
Quarter ending September 2018	4,496	↓
Quarter ending December 2018	4,376	↓
Quarter ending March 2019	4,284	↓
Quarter ending June 2019	4,207	↓
Variance since June 2018	(8.9%)	↓



ACTIVITY



Month	Adjusted Scheduled Activity (UDA)	
	2019	2020
April	578	589
May	1,469	1,320
June	2,139	1,825
July	3,234	
August	3,484	
September	4,766	
October	5,601	
November	6,590	
December	7,227	
January	8,020	
February	8,819	
March	9,855	
April	10,440	
May	10,446	
June	10,446	

QUALITY

	Quantity	Base Number	Contract	AT	Region	England
% of FP17s for the same patient ID Re-attending within 3 months - Children	51	400	12.8%	9.4%	12.1%	11.4%
% of FP17s for the same patient ID Re-attending within 3 months - Adults	103	923	11.2%	12.4%	15.6%	15.4%
% of FP17s for the same patient ID Re-attending between 3 & 9 months - Children	276	400	69.0%	64.6%	61.2%	59.8%
% of FP17s for the same patient ID Re-attending between 3 & 9 months - Adults	365	923	39.5%	56.3%	54.5%	52.1%
% of FP17s for Band 1 Urgent Courses	103	1,063	9.7%	7.8%	9.1%	9.2%
% of FP17s Relating to Free Repair or Replacements	3	1,063	0.3%	0.9%	1.0%	0.7%
% of FP17s Relating to Continuations	15	1,063	1.4%	0.9%	1.0%	0.8%
% of Patients satisfied with the dentistry they have received	4	4	N/A	93.7%	94.2%	93.4%
% of Patients satisfied with the time they had to wait for an appointment	4	4	N/A	90.4%	88.4%	87.6%

* This is based on patients treated on this contract for their most recent course of treatment. Figures in italics indicate the base number of FP17s or Patient Questionnaire responses are less than 100. N/A is shown where the base number of responses is less than 10 during the period. % is calculated as Quantity/Base number*100

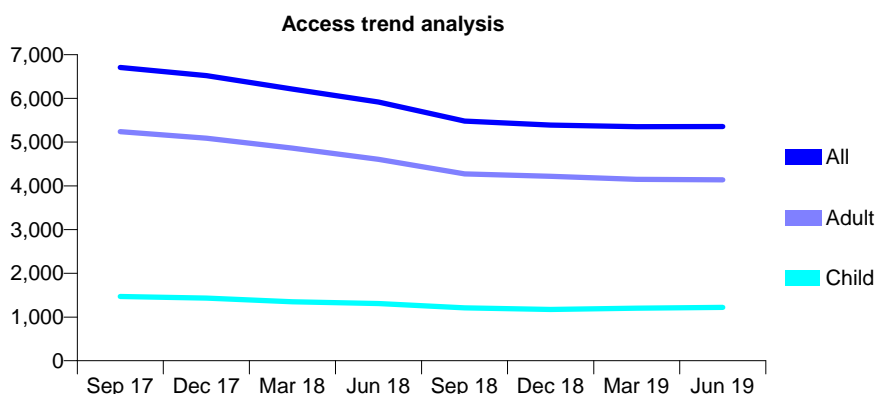
Q50 - Vital Signs At a Glance Contract Report for 148016/0001 - June 2019

Name or company name	CROMWELL DENTAL PRACTICE LIMITED
Contract type name	GDS Contract
Purpose of contract	General
Contract start date	01/01/2008
Contract end date	

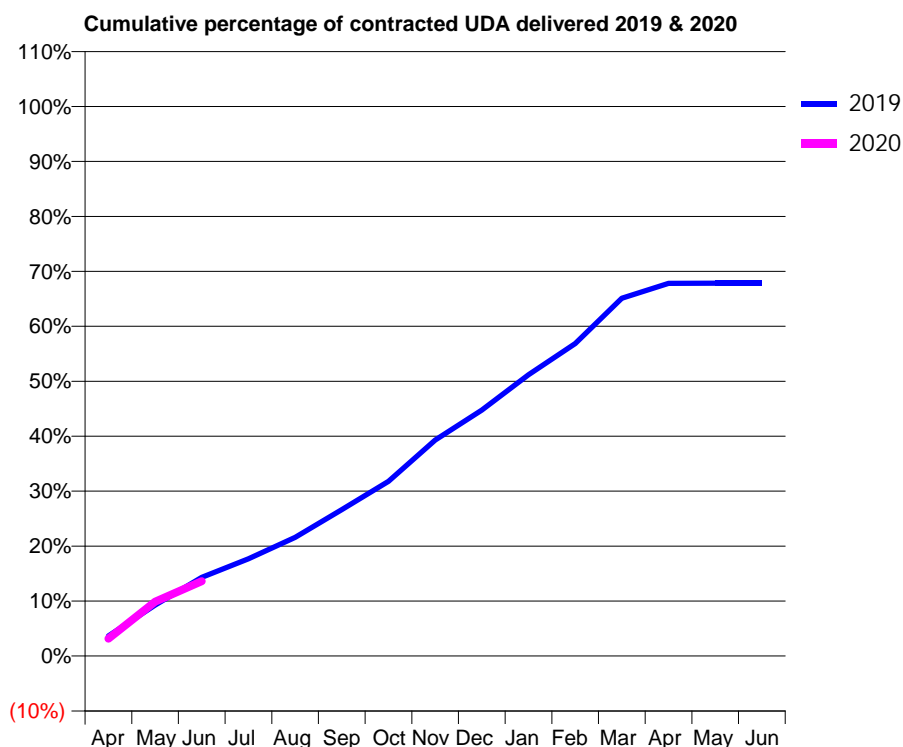
19/20 Contracted general activity (UDA)	18,271
Carry forward general activity (UDA)	0
19/20 Contracted orthodontic activity (UOA)	0
Carry forward orthodontic activity (UOA)	0
Baseline contract value	£557,079.62

ACCESS*

Patients seen in 24 months	Total	Change since previous quarter
Quarter ending June 2018	5,915	
Quarter ending September 2018	5,479	↓
Quarter ending December 2018	5,391	↓
Quarter ending March 2019	5,352	→
Quarter ending June 2019	5,357	→
Variance since June 2018	(9.4%)	↓



ACTIVITY



Month	Adjusted Scheduled Activity (UDA)	
	2019	2020
April	668	577
May	1,694	1,805
June	2,618	2,491
July	3,236	
August	3,942	
September	4,864	
October	5,811	
November	7,179	
December	8,172	
January	9,353	
February	10,391	
March	11,894	
April	12,390	
May	12,396	
June	12,396	

QUALITY

	Quantity	Base Number	Contract	AT	Region	England
% of FP17s for the same patient ID Re-attending within 3 months - Children	15	365	4.1%	9.4%	12.1%	11.4%
% of FP17s for the same patient ID Re-attending within 3 months - Adults	143	1,107	12.9%	12.4%	15.6%	15.4%
% of FP17s for the same patient ID Re-attending between 3 & 9 months - Children	180	365	49.3%	64.6%	61.2%	59.8%
% of FP17s for the same patient ID Re-attending between 3 & 9 months - Adults	368	1,107	33.2%	56.3%	54.5%	52.1%
% of FP17s for Band 1 Urgent Courses	85	1,265	6.7%	7.8%	9.1%	9.2%
% of FP17s Relating to Free Repair or Replacements	30	1,265	2.4%	0.9%	1.0%	0.7%
% of FP17s Relating to Continuations	25	1,265	2.0%	0.9%	1.0%	0.8%
% of Patients satisfied with the dentistry they have received	4	4	N/A	93.7%	94.2%	93.4%
% of Patients satisfied with the time they had to wait for an appointment	4	4	N/A	90.4%	88.4%	87.6%

* This is based on patients treated on this contract for their most recent course of treatment. Figures in italics indicate the base number of FP17s or Patient Questionnaire responses are less than 100. N/A is shown where the base number of responses is less than 10 during the period. % is calculated as Quantity/Base number*100

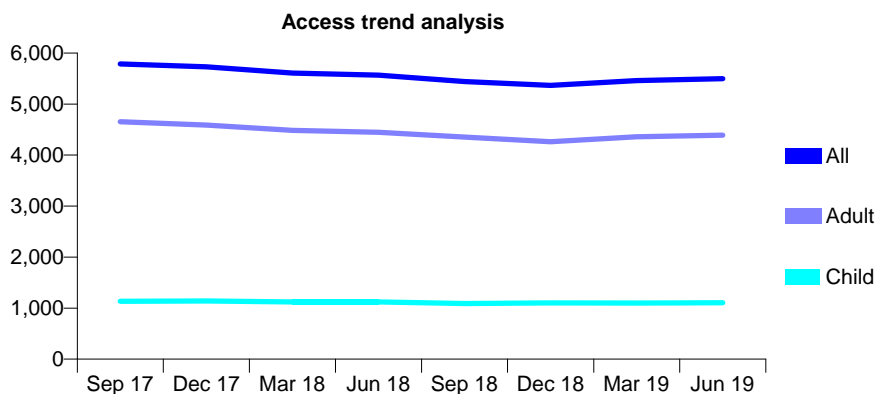
Q50 - Vital Signs At a Glance Contract Report for 149624/0001 - June 2019

Name or company name	Alpha Dental Kirkbymoorside
Contract type name	GDS Contract
Purpose of contract	General
Contract start date	01/11/2011
Contract end date	

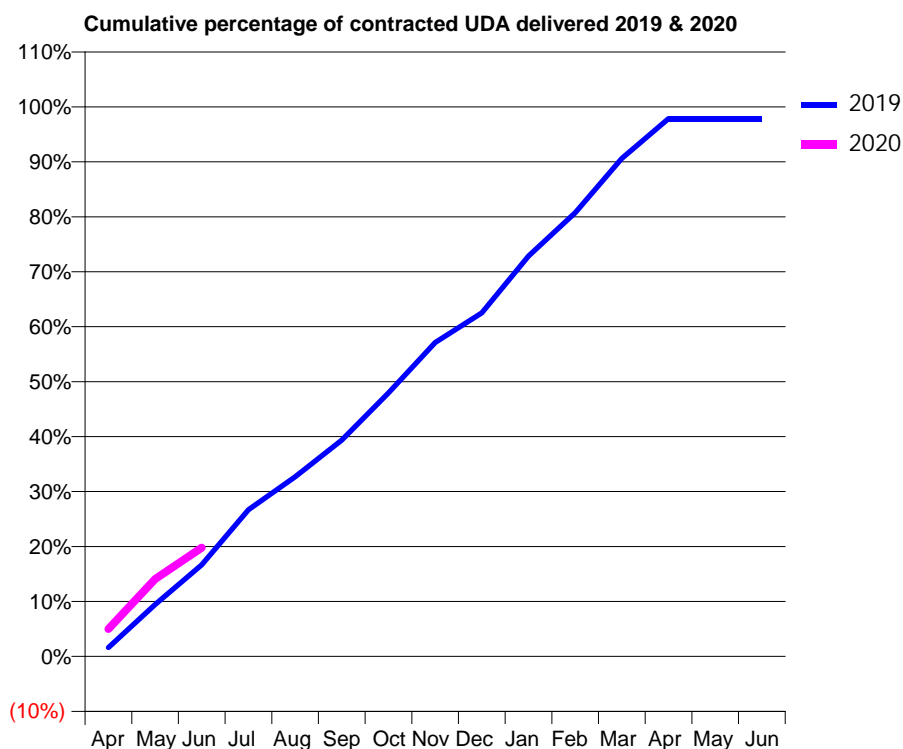
19/20 Contracted general activity (UDA)	13,809
Carry forward general activity (UDA)	0
19/20 Contracted orthodontic activity (UOA)	0
Carry forward orthodontic activity (UOA)	0
Baseline contract value	£347,767.76

ACCESS*

Patients seen in 24 months	Total	Change since previous quarter
Quarter ending June 2018	5,568	
Quarter ending September 2018	5,443	↓
Quarter ending December 2018	5,367	↓
Quarter ending March 2019	5,459	→
Quarter ending June 2019	5,496	→
Variance since June 2018	(1.3%)	↓



ACTIVITY



Month	2019	2020
April	223	692
May	1,304	1,944
June	2,303	2,734
July	3,683	
August	4,515	
September	5,437	
October	6,624	
November	7,887	
December	8,631	
January	10,062	
February	11,151	
March	12,510	
April	13,514	
May	13,514	
June	13,514	

QUALITY

	Quantity	Base Number	Contract	AT	Region	England
% of FP17s for the same patient ID Re-attending within 3 months - Children	27	384	7.0%	9.4%	12.1%	11.4%
% of FP17s for the same patient ID Re-attending within 3 months - Adults	209	1,557	13.4%	12.4%	15.6%	15.4%
% of FP17s for the same patient ID Re-attending between 3 & 9 months - Children	200	384	52.1%	64.6%	61.2%	59.8%
% of FP17s for the same patient ID Re-attending between 3 & 9 months - Adults	834	1,557	53.6%	56.3%	54.5%	52.1%
% of FP17s for Band 1 Urgent Courses	74	1,275	5.8%	7.8%	9.1%	9.2%
% of FP17s Relating to Free Repair or Replacements	8	1,275	0.6%	0.9%	1.0%	0.7%
% of FP17s Relating to Continuations	14	1,275	1.1%	0.9%	1.0%	0.8%
% of Patients satisfied with the dentistry they have received	8	9	N/A	93.7%	94.2%	93.4%
% of Patients satisfied with the time they had to wait for an appointment	9	9	N/A	90.4%	88.4%	87.6%

* This is based on patients treated on this contract for their most recent course of treatment. Figures in italics indicate the base number of FP17s or Patient Questionnaire responses are less than 100. N/A is shown where the base number of responses is less than 10 during the period. % is calculated as Quantity/Base number*100

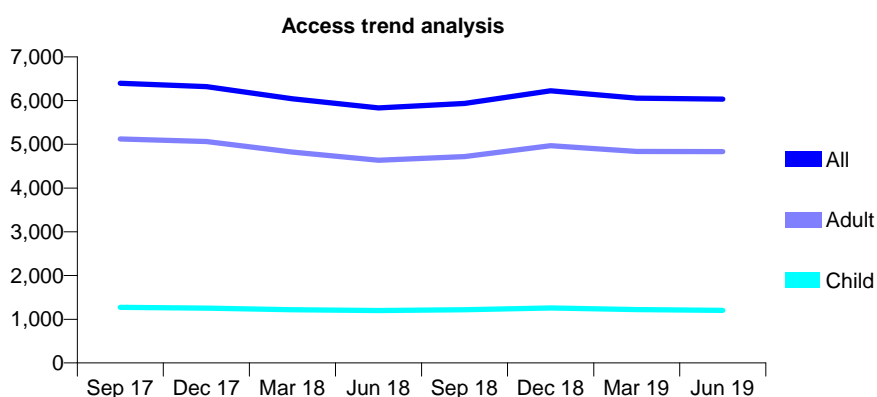
Q50 - Vital Signs At a Glance Contract Report for 149918/0001 - June 2019

Name or company name	North Park Dental Practice
Contract type name	GDS Contract
Purpose of contract	General
Contract start date	01/11/2008
Contract end date	

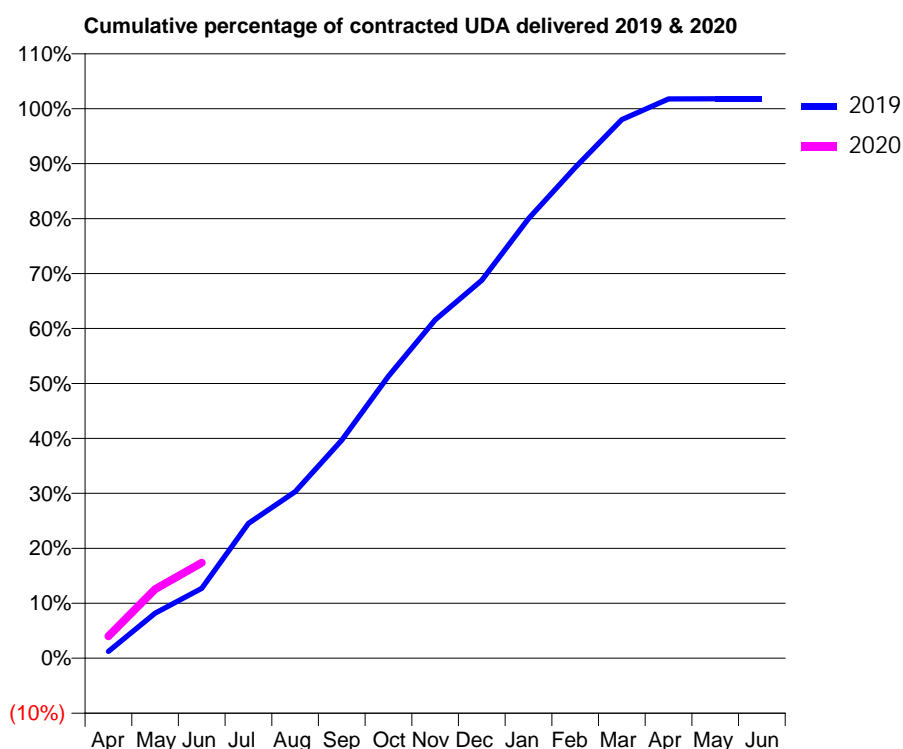
19/20 Contracted general activity (UDA)	16,902
Carry forward general activity (UDA)	0
19/20 Contracted orthodontic activity (UOA)	0
Carry forward orthodontic activity (UOA)	0
Baseline contract value	£441,481.80

ACCESS*

Patients seen in 24 months	Total	Change since previous quarter
Quarter ending June 2018	5,832	
Quarter ending September 2018	5,933	→
Quarter ending December 2018	6,225	↑
Quarter ending March 2019	6,056	↓
Quarter ending June 2019	6,035	→
Variance since June 2018	3.5%	↑



ACTIVITY



Month	2019	2020
April	210	677
May	1,388	2,127
June	2,152	2,936
July	4,148	
August	5,122	
September	6,707	
October	8,676	
November	10,409	
December	11,622	
January	13,516	
February	15,091	
March	16,563	
April	17,202	
May	17,204	
June	17,203	

QUALITY

	Quantity	Base Number	Contract	AT	Region	England
% of FP17s for the same patient ID Re-attending within 3 months - Children	51	461	11.1%	9.4%	12.1%	11.4%
% of FP17s for the same patient ID Re-attending within 3 months - Adults	241	1,618	14.9%	12.4%	15.6%	15.4%
% of FP17s for the same patient ID Re-attending between 3 & 9 months - Children	326	461	70.7%	64.6%	61.2%	59.8%
% of FP17s for the same patient ID Re-attending between 3 & 9 months - Adults	1,075	1,618	66.4%	56.3%	54.5%	52.1%
% of FP17s for Band 1 Urgent Courses	145	1,646	8.8%	7.8%	9.1%	9.2%
% of FP17s Relating to Free Repair or Replacements	32	1,646	1.9%	0.9%	1.0%	0.7%
% of FP17s Relating to Continuations	8	1,646	0.5%	0.9%	1.0%	0.8%
% of Patients satisfied with the dentistry they have received	23	24	95.8%	93.7%	94.2%	93.4%
% of Patients satisfied with the time they had to wait for an appointment	23	24	95.8%	90.4%	88.4%	87.6%

* This is based on patients treated on this contract for their most recent course of treatment.

Figures in italics indicate the base number of FP17s or Patient Questionnaire responses are less than 100. N/A is shown where the base number of responses is less than 10 during the period. % is calculated as Quantity/Base number*100

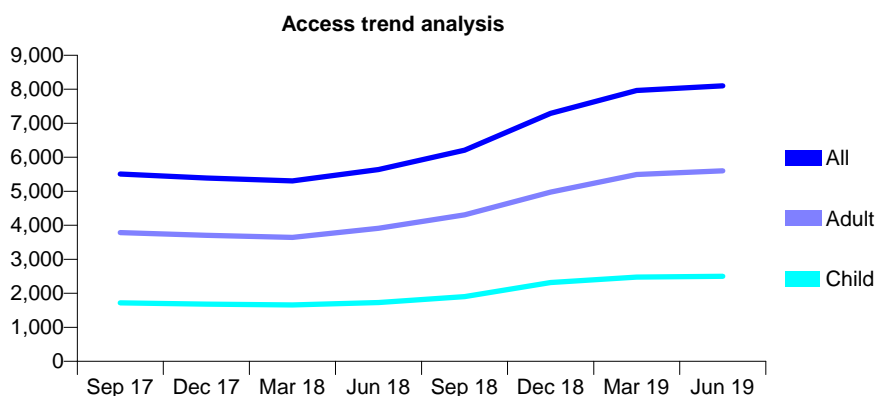
Q50 - Vital Signs At a Glance Contract Report for 150118/0001 - June 2019

Name or company name	Alpha Dental Studio
Contract type name	GDS Contract
Purpose of contract	General
Contract start date	01/10/2008
Contract end date	

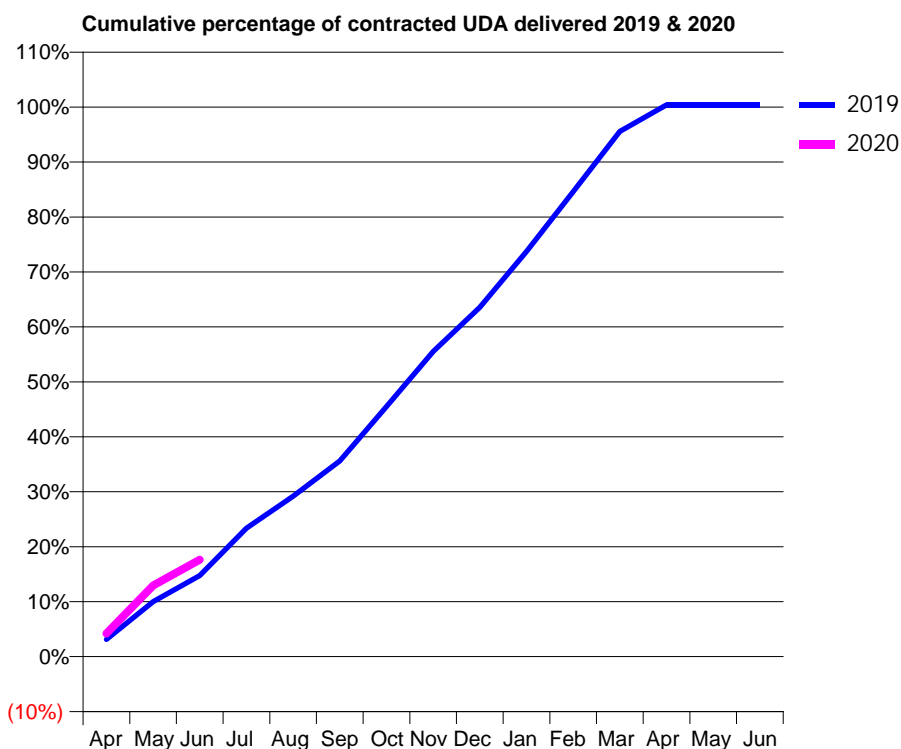
19/20 Contracted general activity (UDA)	23,677
Carry forward general activity (UDA)	0
19/20 Contracted orthodontic activity (UOA)	0
Carry forward orthodontic activity (UOA)	0
Baseline contract value	£646,363.70

ACCESS*

Patients seen in 24 months	Total	Change since previous quarter
Quarter ending June 2018	5,640	
Quarter ending September 2018	6,211	↑
Quarter ending December 2018	7,294	↑
Quarter ending March 2019	7,967	↑
Quarter ending June 2019	8,101	→
Variance since June 2018	43.6%	↑



ACTIVITY



Month	Adjusted Scheduled Activity (UDA)	
	2019	2020
April	674	996
May	2,154	3,066
June	3,171	4,176
July	5,026	
August	6,277	
September	7,659	
October	9,787	
November	11,941	
December	13,667	
January	15,849	
February	18,192	
March	20,548	
April	21,586	
May	21,586	
June	21,585	

QUALITY

	Quantity	Base Number	Contract	AT	Region	England
% of FP17s for the same patient ID Re-attending within 3 months - Children	60	840	7.1%	9.4%	12.1%	11.4%
% of FP17s for the same patient ID Re-attending within 3 months - Adults	177	1,811	9.8%	12.4%	15.6%	15.4%
% of FP17s for the same patient ID Re-attending between 3 & 9 months - Children	539	840	64.2%	64.6%	61.2%	59.8%
% of FP17s for the same patient ID Re-attending between 3 & 9 months - Adults	1,144	1,811	63.2%	56.3%	54.5%	52.1%
% of FP17s for Band 1 Urgent Courses	106	2,028	5.2%	7.8%	9.1%	9.2%
% of FP17s Relating to Free Repair or Replacements	5	2,028	0.2%	0.9%	1.0%	0.7%
% of FP17s Relating to Continuations	11	2,028	0.5%	0.9%	1.0%	0.8%
% of Patients satisfied with the dentistry they have received	7	7	N/A	93.7%	94.2%	93.4%
% of Patients satisfied with the time they had to wait for an appointment	7	7	N/A	90.4%	88.4%	87.6%

* This is based on patients treated on this contract for their most recent course of treatment. Figures in italics indicate the base number of FP17s or Patient Questionnaire responses are less than 100. N/A is shown where the base number of responses is less than 10 during the period. % is calculated as Quantity/Base number*100

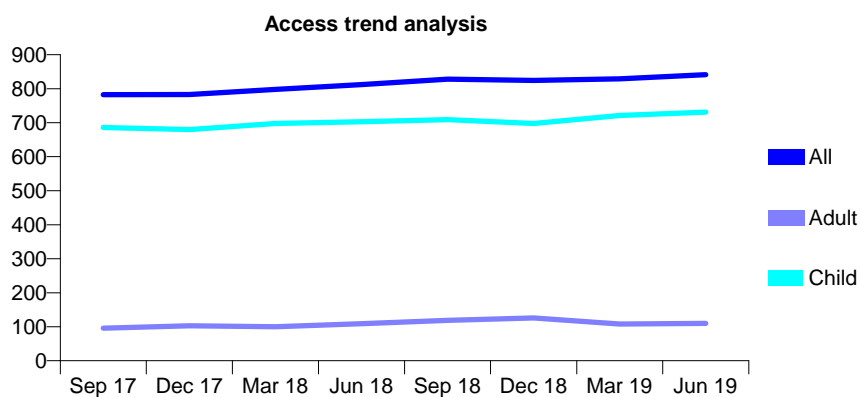
Q50 - Vital Signs At a Glance Contract Report for 150681/0001 - June 2019

Name or company name	Leyburn Dental Practice Ltd
Contract type name	GDS Contract
Purpose of contract	General
Contract start date	01/06/2013
Contract end date	

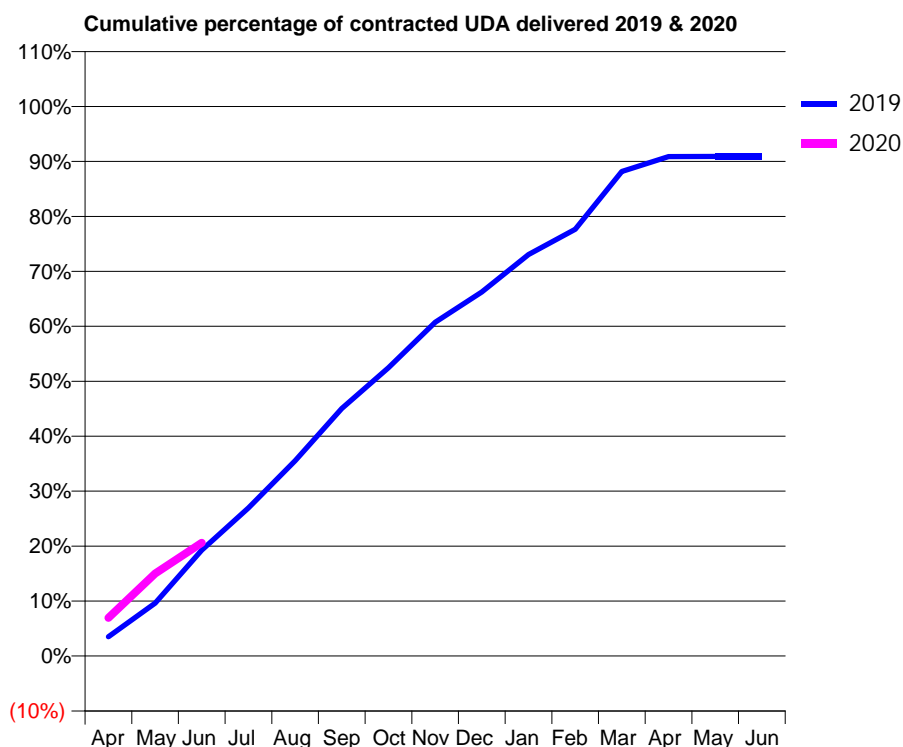
19/20 Contracted general activity (UDA)	2,004
Carry forward general activity (UDA)	0
19/20 Contracted orthodontic activity (UOA)	0
Carry forward orthodontic activity (UOA)	0
Baseline contract value	£53,969.21

ACCESS*

Patients seen in 24 months	Total	Change since previous quarter
Quarter ending June 2018	812	
Quarter ending September 2018	828	→
Quarter ending December 2018	824	→
Quarter ending March 2019	829	→
Quarter ending June 2019	841	→
Variance since June 2018	3.6%	↑



ACTIVITY



Month	Adjusted Scheduled Activity (UDA)	
	2019	2020
April	70	139
May	193	301
June	386	413
July	540	
August	712	
September	902	
October	1,051	
November	1,217	
December	1,327	
January	1,464	
February	1,556	
March	1,767	
April	1,821	
May	1,822	
June	1,822	

QUALITY

	Quantity	Base Number	Contract	AT	Region	England
% of FP17s for the same patient ID Re-attending within 3 months - Children	41	356	11.5%	9.4%	12.1%	11.4%
% of FP17s for the same patient ID Re-attending within 3 months - Adults	0	1	0.0%	12.4%	15.6%	15.4%
% of FP17s for the same patient ID Re-attending between 3 & 9 months - Children	238	356	66.9%	64.6%	61.2%	59.8%
% of FP17s for the same patient ID Re-attending between 3 & 9 months - Adults	0	1	0.0%	56.3%	54.5%	52.1%
% of FP17s for Band 1 Urgent Courses	6	311	1.9%	7.8%	9.1%	9.2%
% of FP17s Relating to Free Repair or Replacements	0	311	0.0%	0.9%	1.0%	0.7%
% of FP17s Relating to Continuations	0	311	0.0%	0.9%	1.0%	0.8%
% of Patients satisfied with the dentistry they have received	0	0	N/A	93.7%	94.2%	93.4%
% of Patients satisfied with the time they had to wait for an appointment	0	0	N/A	90.4%	88.4%	87.6%

* This is based on patients treated on this contract for their most recent course of treatment. Figures in italics indicate the base number of FP17s or Patient Questionnaire responses are less than 100. N/A is shown where the base number of responses is less than 10 during the period. % is calculated as Quantity/Base number*100

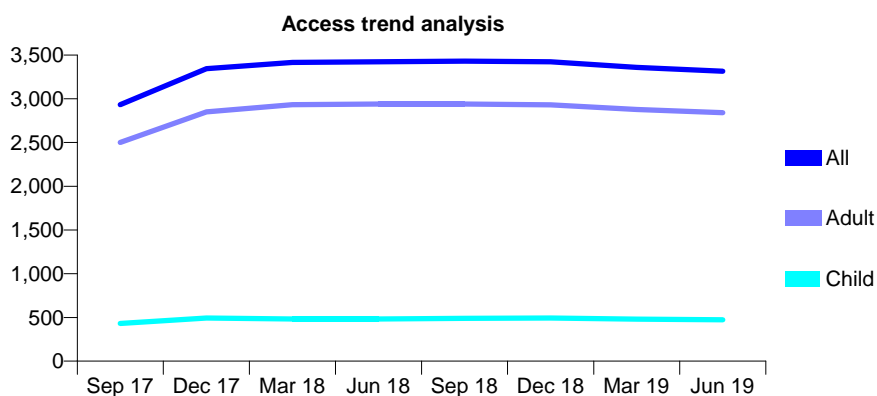
Q50 - Vital Signs At a Glance Contract Report for 151874/0001 - June 2019

Name or company name	Miss Z Ishak
Contract type name	GDS Contract
Purpose of contract	General
Contract start date	01/10/2015
Contract end date	

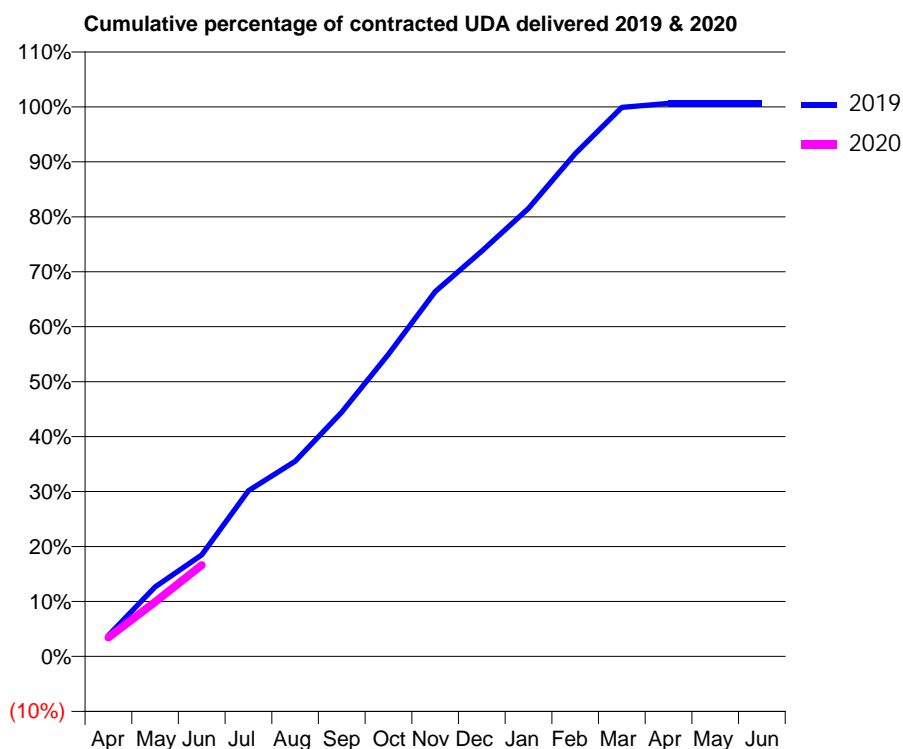
19/20 Contracted general activity (UDA)	10,178
Carry forward general activity (UDA)	0
19/20 Contracted orthodontic activity (UOA)	0
Carry forward orthodontic activity (UOA)	0
Baseline contract value	£324,393.23

ACCESS*

Patients seen in 24 months	Total	Change since previous quarter
Quarter ending June 2018	3,423	
Quarter ending September 2018	3,430	→
Quarter ending December 2018	3,423	→
Quarter ending March 2019	3,359	↓
Quarter ending June 2019	3,315	↓
Variance since June 2018	(3.2%)	↓



ACTIVITY



Month	2019	2020
April	392	353
May	1,287	1,009
June	1,880	1,692
July	3,069	
August	3,614	
September	4,527	
October	5,598	
November	6,756	
December	7,507	
January	8,296	
February	9,311	
March	10,168	
April	10,241	
May	10,242	
June	10,242	

QUALITY

	Quantity	Base Number	Contract	AT	Region	England
% of FP17s for the same patient ID Re-attending within 3 months - Children	19	197	9.6%	9.4%	12.1%	11.4%
% of FP17s for the same patient ID Re-attending within 3 months - Adults	68	957	7.1%	12.4%	15.6%	15.4%
% of FP17s for the same patient ID Re-attending between 3 & 9 months - Children	146	197	74.1%	64.6%	61.2%	59.8%
% of FP17s for the same patient ID Re-attending between 3 & 9 months - Adults	787	957	82.2%	56.3%	54.5%	52.1%
% of FP17s for Band 1 Urgent Courses	54	1,117	4.8%	7.8%	9.1%	9.2%
% of FP17s Relating to Free Repair or Replacements	0	1,117	0.0%	0.9%	1.0%	0.7%
% of FP17s Relating to Continuations	1	1,117	0.1%	0.9%	1.0%	0.8%
% of Patients satisfied with the dentistry they have received	5	5	N/A	93.7%	94.2%	93.4%
% of Patients satisfied with the time they had to wait for an appointment	5	5	N/A	90.4%	88.4%	87.6%

* This is based on patients treated on this contract for their most recent course of treatment. Figures in italics indicate the base number of FP17s or Patient Questionnaire responses are less than 100. N/A is shown where the base number of responses is less than 10 during the period. % is calculated as Quantity/Base number*100

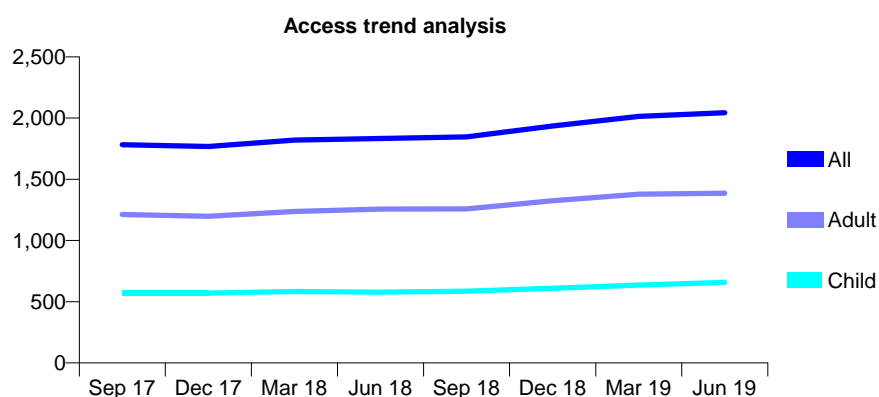
Q50 - Vital Signs At a Glance Contract Report for 152293/0001 - June 2019

Name or company name	Winterton Dental Practice Limited
Contract type name	GDS Contract
Purpose of contract	General
Contract start date	01/06/2012
Contract end date	

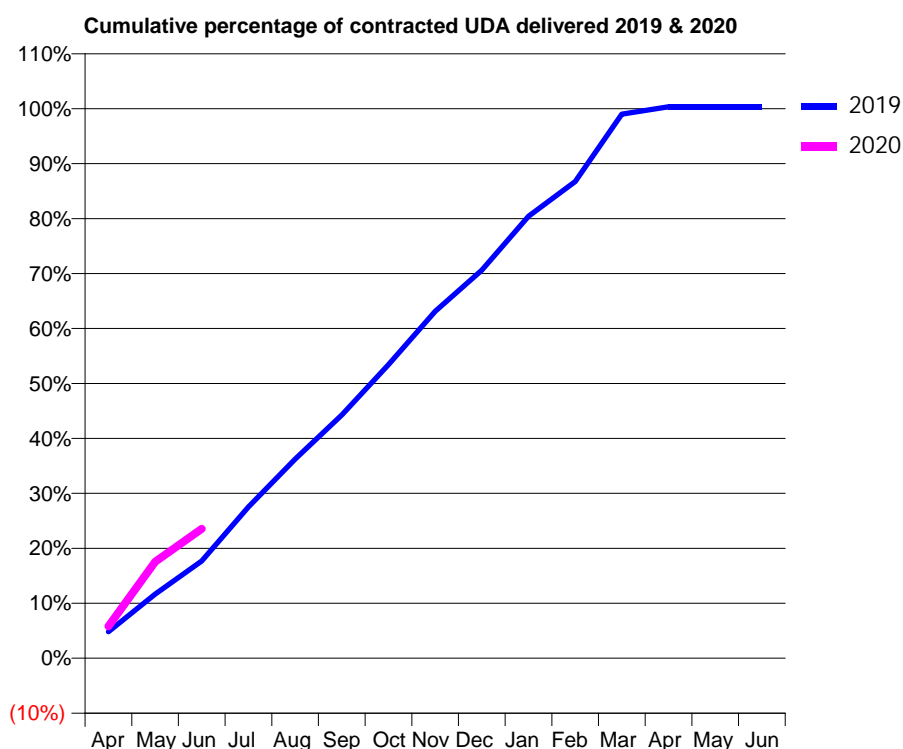
19/20 Contracted general activity (UDA)	4,467
Carry forward general activity (UDA)	0
19/20 Contracted orthodontic activity (UOA)	0
Carry forward orthodontic activity (UOA)	0
Baseline contract value	£143,212.53

ACCESS*

Patients seen in 24 months	Total	Change since previous quarter
Quarter ending June 2018	1,834	
Quarter ending September 2018	1,846	→
Quarter ending December 2018	1,935	↑
Quarter ending March 2019	2,014	↑
Quarter ending June 2019	2,044	→
Variance since June 2018	11.5%	↑



ACTIVITY



Month	2019	2020
April	216	260
May	521	784
June	791	1,052
July	1,230	
August	1,619	
September	1,977	
October	2,386	
November	2,820	
December	3,154	
January	3,593	
February	3,875	
March	4,422	
April	4,482	
May	4,482	
June	4,482	

QUALITY

	Quantity	Base Number	Contract	AT	Region	England
% of FP17s for the same patient ID Re-attending within 3 months - Children	11	281	3.9%	9.4%	12.1%	11.4%
% of FP17s for the same patient ID Re-attending within 3 months - Adults	44	430	10.2%	12.4%	15.6%	15.4%
% of FP17s for the same patient ID Re-attending between 3 & 9 months - Children	196	281	69.8%	64.6%	61.2%	59.8%
% of FP17s for the same patient ID Re-attending between 3 & 9 months - Adults	272	430	63.3%	56.3%	54.5%	52.1%
% of FP17s for Band 1 Urgent Courses	37	661	5.6%	7.8%	9.1%	9.2%
% of FP17s Relating to Free Repair or Replacements	5	661	0.8%	0.9%	1.0%	0.7%
% of FP17s Relating to Continuations	7	661	1.1%	0.9%	1.0%	0.8%
% of Patients satisfied with the dentistry they have received	0	0	N/A	93.7%	94.2%	93.4%
% of Patients satisfied with the time they had to wait for an appointment	0	0	N/A	90.4%	88.4%	87.6%

* This is based on patients treated on this contract for their most recent course of treatment.

Figures in italics indicate the base number of FP17s or Patient Questionnaire responses are less than 100. N/A is shown where the base number of responses is less than 10 during the period. % is calculated as Quantity/Base number*100

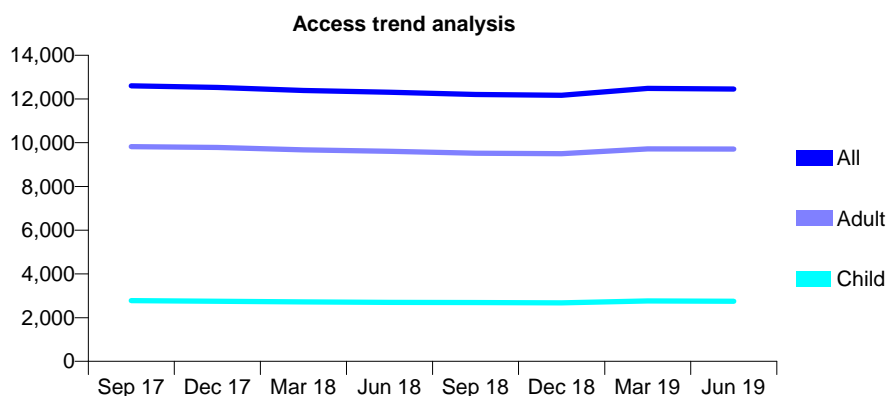
Q50 - Vital Signs At a Glance Contract Report for 152404/0001 - June 2019

Name or company name	Wortley House Dental Practice
Contract type name	GDS Contract
Purpose of contract	General
Contract start date	01/11/2015
Contract end date	

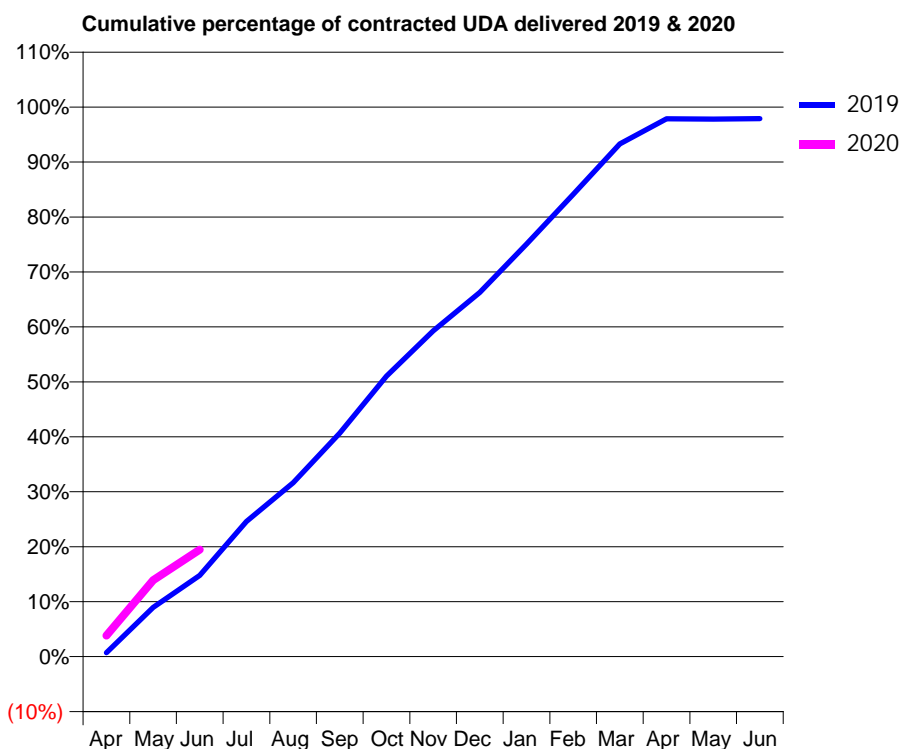
19/20 Contracted general activity (UDA)	30,321
Carry forward general activity (UDA)	0
19/20 Contracted orthodontic activity (UOA)	0
Carry forward orthodontic activity (UOA)	0
Baseline contract value	£903,767.29

ACCESS*

Patients seen in 24 months	Total	Change since previous quarter
Quarter ending June 2018	12,310	
Quarter ending September 2018	12,208	→
Quarter ending December 2018	12,168	→
Quarter ending March 2019	12,482	↑
Quarter ending June 2019	12,455	→
Variance since June 2018	1.2%	→



ACTIVITY



Month	Adjusted Scheduled Activity (UDA)	
	2019	2020
April	217	1,161
May	2,717	4,218
June	4,482	5,908
July	7,459	
August	9,594	
September	12,333	
October	15,475	
November	17,971	
December	20,091	
January	22,763	
February	25,509	
March	28,290	
April	29,673	
May	29,659	
June	29,681	

QUALITY

	Quantity	Base Number	Contract	AT	Region	England
% of FP17s for the same patient ID Re-attending within 3 months - Children	57	1,032	5.5%	9.4%	12.1%	11.4%
% of FP17s for the same patient ID Re-attending within 3 months - Adults	411	3,324	12.4%	12.4%	15.6%	15.4%
% of FP17s for the same patient ID Re-attending between 3 & 9 months - Children	746	1,032	72.3%	64.6%	61.2%	59.8%
% of FP17s for the same patient ID Re-attending between 3 & 9 months - Adults	1,956	3,324	58.8%	56.3%	54.5%	52.1%
% of FP17s for Band 1 Urgent Courses	212	3,408	6.2%	7.8%	9.1%	9.2%
% of FP17s Relating to Free Repair or Replacements	50	3,408	1.5%	0.9%	1.0%	0.7%
% of FP17s Relating to Continuations	23	3,408	0.7%	0.9%	1.0%	0.8%
% of Patients satisfied with the dentistry they have received	11	12	91.7%	93.7%	94.2%	93.4%
% of Patients satisfied with the time they had to wait for an appointment	12	12	100.0%	90.4%	88.4%	87.6%

* This is based on patients treated on this contract for their most recent course of treatment. Figures in italics indicate the base number of FP17s or Patient Questionnaire responses are less than 100. N/A is shown where the base number of responses is less than 10 during the period. % is calculated as Quantity/Base number*100

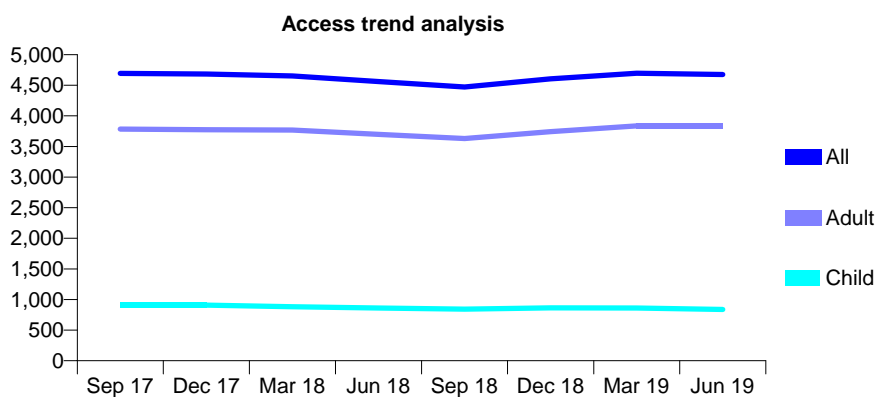
Q50 - Vital Signs At a Glance Contract Report for 155365/0002 - June 2019

Name or company name	Ishak Practices Ltd
Contract type name	GDS Contract
Purpose of contract	General and Orthodontic
Contract start date	01/06/2015
Contract end date	

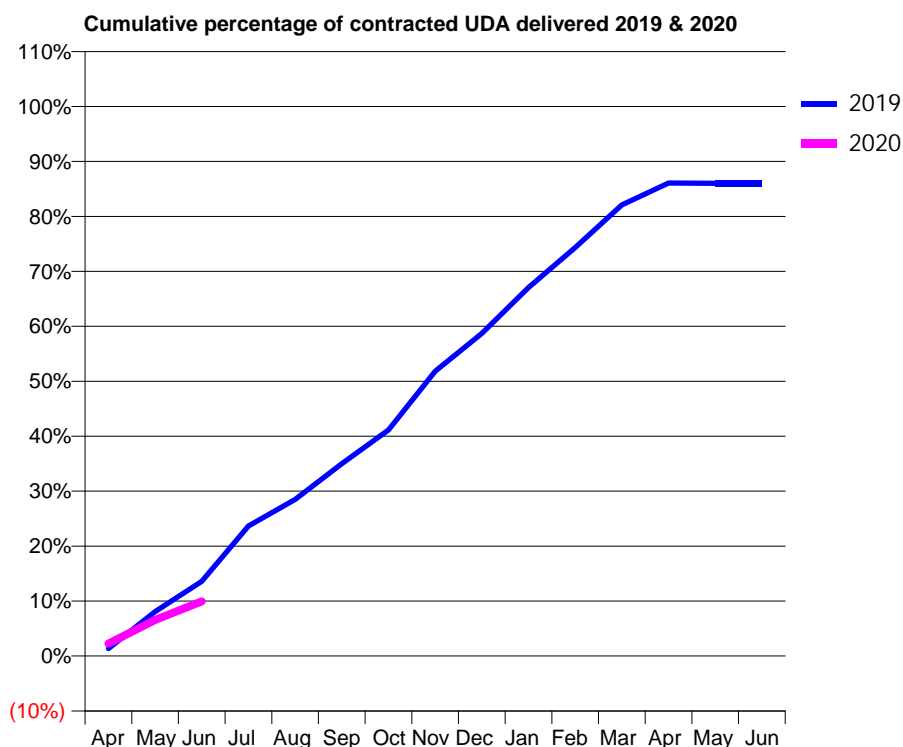
19/20 Contracted general activity (UDA)	17,246
Carry forward general activity (UDA)	0
19/20 Contracted orthodontic activity (UOA)	756
Carry forward orthodontic activity (UOA)	0
Baseline contract value	£572,156.04

ACCESS*

Patients seen in 24 months	Total	Change since previous quarter
Quarter ending June 2018	4,560	
Quarter ending September 2018	4,472	↓
Quarter ending December 2018	4,605	↑
Quarter ending March 2019	4,697	→
Quarter ending June 2019	4,676	→
Variance since June 2018	2.5%	↑



ACTIVITY



Month	Adjusted Scheduled Activity (UDA)	
	2019	2020
April	232	393
May	1,396	1,133
June	2,342	1,712
July	4,084	
August	4,915	
September	6,032	
October	7,095	
November	8,939	
December	10,120	
January	11,566	
February	12,819	
March	14,154	
April	14,841	
May	14,833	
June	14,833	

QUALITY

	Quantity	Base Number	Contract	AT	Region	England
% of FP17s for the same patient ID Re-attending within 3 months - Children	16	205	7.8%	9.4%	12.1%	11.4%
% of FP17s for the same patient ID Re-attending within 3 months - Adults	98	990	9.9%	12.4%	15.6%	15.4%
% of FP17s for the same patient ID Re-attending between 3 & 9 months - Children	136	205	66.3%	64.6%	61.2%	59.8%
% of FP17s for the same patient ID Re-attending between 3 & 9 months - Adults	684	990	69.1%	56.3%	54.5%	52.1%
% of FP17s for Band 1 Urgent Courses	59	926	6.4%	7.8%	9.1%	9.2%
% of FP17s Relating to Free Repair or Replacements	7	926	0.8%	0.9%	1.0%	0.7%
% of FP17s Relating to Continuations	4	926	0.4%	0.9%	1.0%	0.8%
% of Patients satisfied with the dentistry they have received	2	3	N/A	93.7%	94.2%	93.4%
% of Patients satisfied with the time they had to wait for an appointment	2	3	N/A	90.4%	88.4%	87.6%

* This is based on patients treated on this contract for their most recent course of treatment. Figures in italics indicate the base number of FP17s or Patient Questionnaire responses are less than 100. N/A is shown where the base number of responses is less than 10 during the period. % is calculated as Quantity/Base number*100

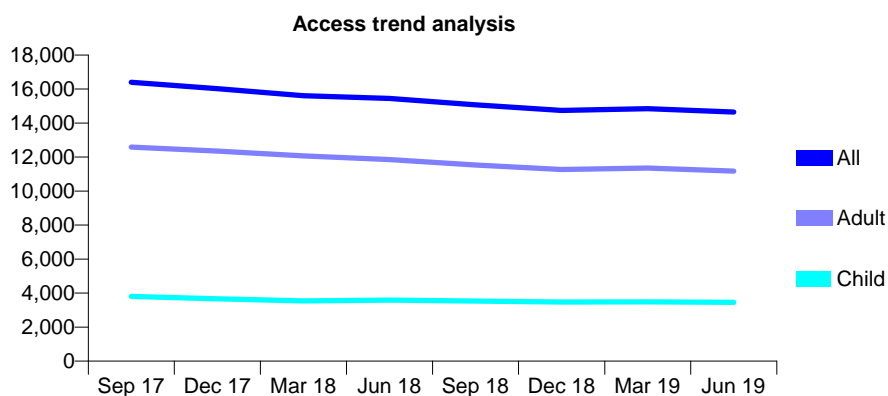
Q50 - Vital Signs At a Glance Contract Report for 156655/0001 - June 2019

Name or company name	Burrell & Ubhi
Contract type name	GDS Contract
Purpose of contract	General
Contract start date	01/01/2013
Contract end date	

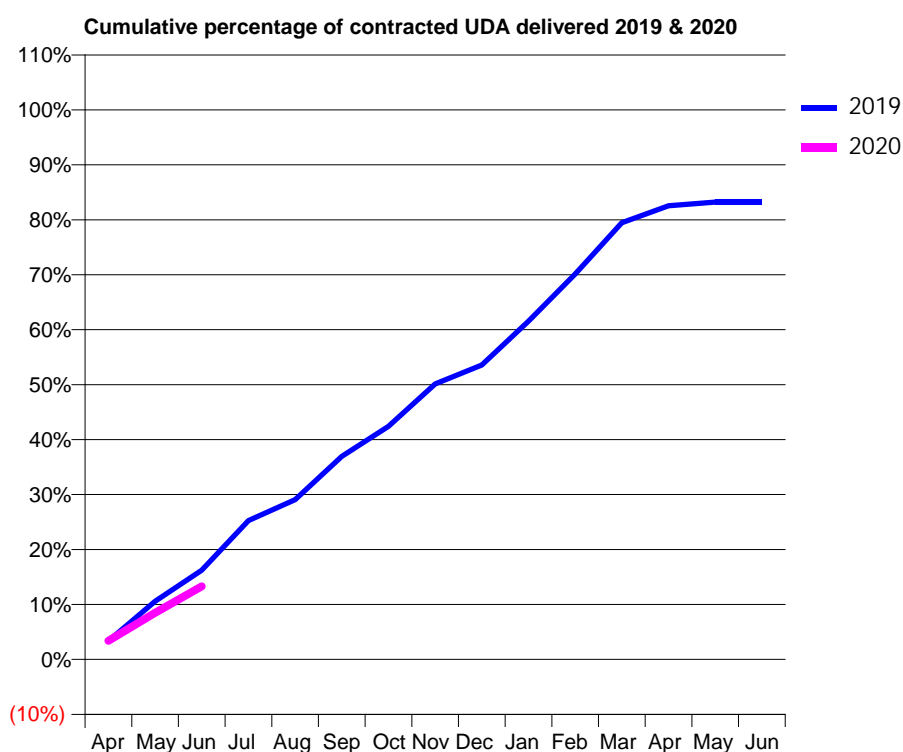
19/20 Contracted general activity (UDA)	45,300
Carry forward general activity (UDA)	0
19/20 Contracted orthodontic activity (UOA)	0
Carry forward orthodontic activity (UOA)	0
Baseline contract value	£1,215,834.03

ACCESS*

Patients seen in 24 months	Total	Change since previous quarter
Quarter ending June 2018	15,444	
Quarter ending September 2018	15,069	↓
Quarter ending December 2018	14,744	↓
Quarter ending March 2019	14,845	→
Quarter ending June 2019	14,644	↓
Variance since June 2018	(5.2%)	↓



ACTIVITY



Month	2019	2020
April	1,518	1,543
May	4,799	3,846
June	7,361	6,032
July	11,454	
August	13,179	
September	16,741	
October	19,218	
November	22,705	
December	24,267	
January	27,882	
February	31,774	
March	35,993	
April	37,398	
May	37,704	
June	37,706	

QUALITY

	Quantity	Base Number	Contract	AT	Region	England
% of FP17s for the same patient ID Re-attending within 3 months - Children	39	831	4.7%	9.4%	12.1%	11.4%
% of FP17s for the same patient ID Re-attending within 3 months - Adults	200	2,298	8.7%	12.4%	15.6%	15.4%
% of FP17s for the same patient ID Re-attending between 3 & 9 months - Children	437	831	52.6%	64.6%	61.2%	59.8%
% of FP17s for the same patient ID Re-attending between 3 & 9 months - Adults	763	2,298	33.2%	56.3%	54.5%	52.1%
% of FP17s for Band 1 Urgent Courses	18	2,424	0.7%	7.8%	9.1%	9.2%
% of FP17s Relating to Free Repair or Replacements	8	2,424	0.3%	0.9%	1.0%	0.7%
% of FP17s Relating to Continuations	49	2,424	2.0%	0.9%	1.0%	0.8%
% of Patients satisfied with the dentistry they have received	6	6	N/A	93.7%	94.2%	93.4%
% of Patients satisfied with the time they had to wait for an appointment	6	6	N/A	90.4%	88.4%	87.6%

* This is based on patients treated on this contract for their most recent course of treatment. Figures in italics indicate the base number of FP17s or Patient Questionnaire responses are less than 100. N/A is shown where the base number of responses is less than 10 during the period. % is calculated as Quantity/Base number*100

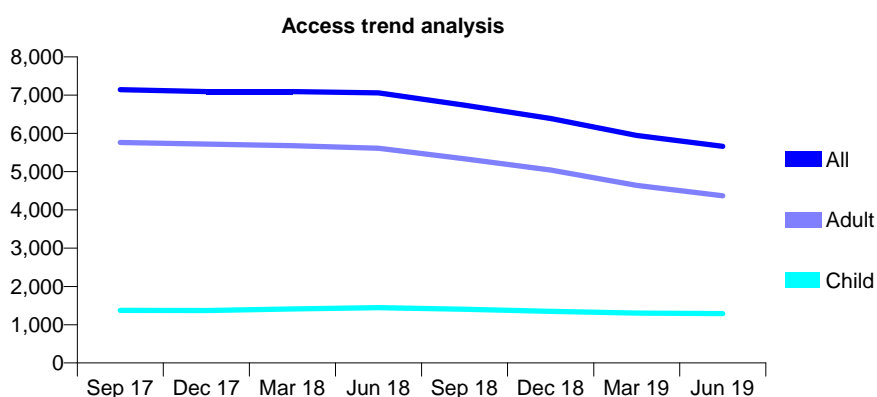
Q50 - Vital Signs At a Glance Contract Report for 157341/0001 - June 2019

Name or company name	Freetown Way Surgery Limited
Contract type name	GDS Contract
Purpose of contract	General
Contract start date	01/04/2013
Contract end date	

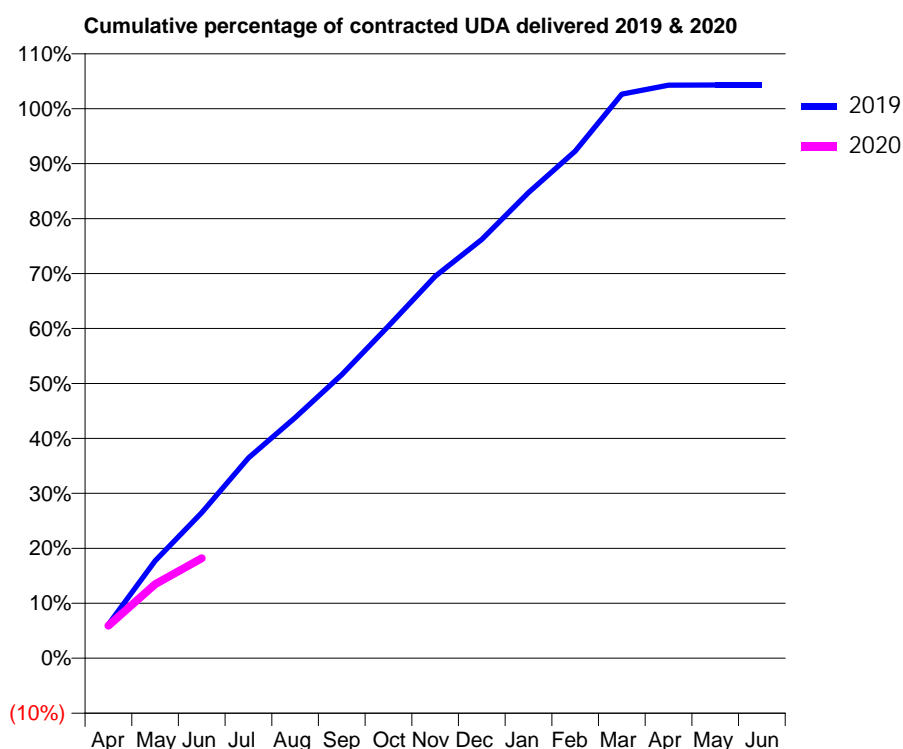
19/20 Contracted general activity (UDA)	12,000
Carry forward general activity (UDA)	0
19/20 Contracted orthodontic activity (UOA)	0
Carry forward orthodontic activity (UOA)	0
Baseline contract value	£338,936.68

ACCESS*

Patients seen in 24 months	Total	Change since previous quarter
Quarter ending June 2018	7,057	
Quarter ending September 2018	6,738	↓
Quarter ending December 2018	6,390	↓
Quarter ending March 2019	5,946	↓
Quarter ending June 2019	5,662	↓
Variance since June 2018	(19.8%)	↓



ACTIVITY



Month	2019	2020
April	739	712
May	2,127	1,619
June	3,179	2,184
July	4,374	
August	5,254	
September	6,194	
October	7,253	
November	8,342	
December	9,144	
January	10,168	
February	11,074	
March	12,315	
April	12,513	
May	12,517	
June	12,518	

QUALITY

	Quantity	Base Number	Contract	AT	Region	England
% of FP17s for the same patient ID Re-attending within 3 months - Children	42	330	12.7%	9.4%	12.1%	11.4%
% of FP17s for the same patient ID Re-attending within 3 months - Adults	185	1,073	17.2%	12.4%	15.6%	15.4%
% of FP17s for the same patient ID Re-attending between 3 & 9 months - Children	161	330	48.8%	64.6%	61.2%	59.8%
% of FP17s for the same patient ID Re-attending between 3 & 9 months - Adults	636	1,073	59.3%	56.3%	54.5%	52.1%
% of FP17s for Band 1 Urgent Courses	200	1,313	15.2%	7.8%	9.1%	9.2%
% of FP17s Relating to Free Repair or Replacements	17	1,313	1.3%	0.9%	1.0%	0.7%
% of FP17s Relating to Continuations	1	1,313	0.1%	0.9%	1.0%	0.8%
% of Patients satisfied with the dentistry they have received	1	1	N/A	93.7%	94.2%	93.4%
% of Patients satisfied with the time they had to wait for an appointment	1	1	N/A	90.4%	88.4%	87.6%

* This is based on patients treated on this contract for their most recent course of treatment.

Figures in italics indicate the base number of FP17s or Patient Questionnaire responses are less than 100. N/A is shown where the base number of responses is less than 10 during the period. % is calculated as Quantity/Base number*100

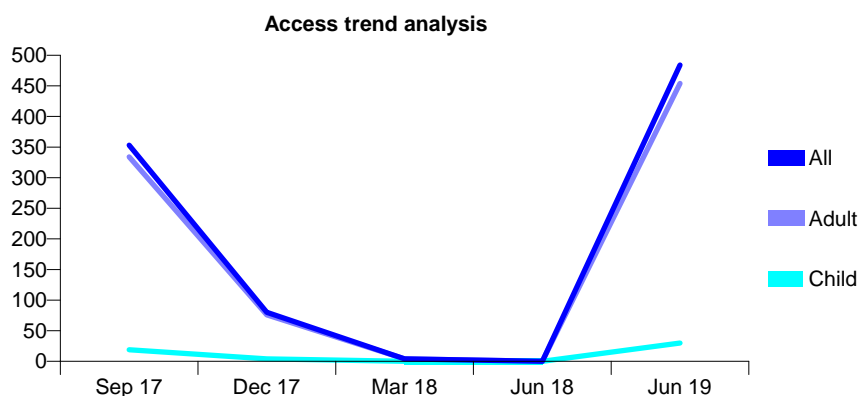
Q50 - Vital Signs At a Glance Contract Report for 157341/0002 - June 2019

Name or company name	Freetown Way Surgery Limited
Contract type name	GDS Contract
Purpose of contract	General
Contract start date	01/04/2013
Contract end date	

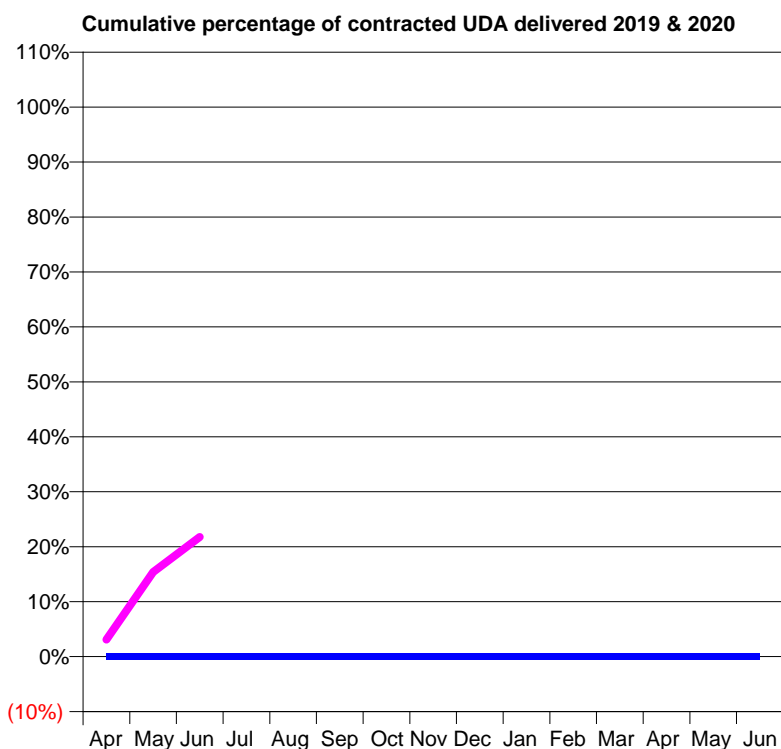
19/20 Contracted general activity (UDA)	3,322
Carry forward general activity (UDA)	0
19/20 Contracted orthodontic activity (UOA)	0
Carry forward orthodontic activity (UOA)	0
Baseline contract value	£159,771.17

ACCESS*

Patients seen in 24 months	Total	Change since previous quarter
Quarter ending June 2018	0	
Quarter ending September 2018	0	
Quarter ending December 2018	0	
Quarter ending March 2019	0	
Quarter ending June 2019	484	↑
Variance since June 2018	N/A	



ACTIVITY



Month	Adjusted Scheduled Activity (UDA)	
	2019	2020
April	0	103
May	0	511
June	0	724
July	0	
August	0	
September	0	
October	0	
November	0	
December	0	
January	0	
February	0	
March	0	
April	0	
May	0	
June	0	

QUALITY

	Quantity	Base Number	Contract	AT	Region	England
% of FP17s for the same patient ID Re-attending within 3 months - Children	2	55	3.6%	9.4%	12.1%	11.4%
% of FP17s for the same patient ID Re-attending within 3 months - Adults	17	548	3.1%	12.4%	15.6%	15.4%
% of FP17s for the same patient ID Re-attending between 3 & 9 months - Children	0	55	0.0%	64.6%	61.2%	59.8%
% of FP17s for the same patient ID Re-attending between 3 & 9 months - Adults	0	548	0.0%	56.3%	54.5%	52.1%
% of FP17s for Band 1 Urgent Courses	603	603	100.0%	7.8%	9.1%	9.2%
% of FP17s Relating to Free Repair or Replacements	0	603	0.0%	0.9%	1.0%	0.7%
% of FP17s Relating to Continuations	0	603	0.0%	0.9%	1.0%	0.8%
% of Patients satisfied with the dentistry they have received	0	0	N/A	93.7%	94.2%	93.4%
% of Patients satisfied with the time they had to wait for an appointment	0	0	N/A	90.4%	88.4%	87.6%

* This is based on patients treated on this contract for their most recent course of treatment. Figures in italics indicate the base number of FP17s or Patient Questionnaire responses are less than 100. N/A is shown where the base number of responses is less than 10 during the period. % is calculated as Quantity/Base number*100

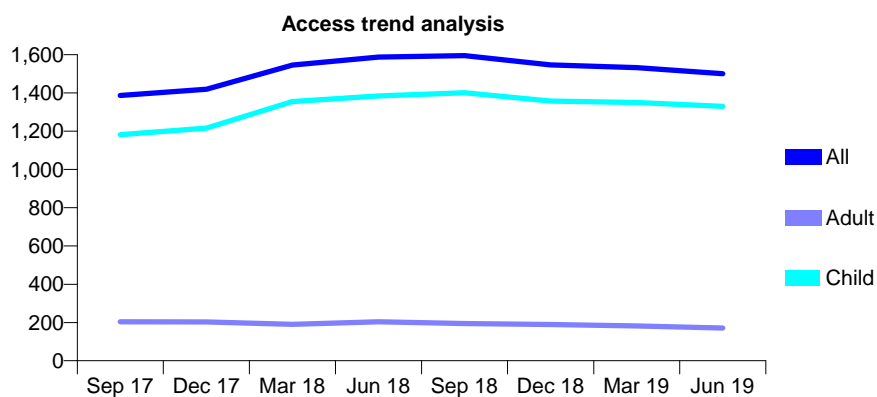
Q50 - Vital Signs At a Glance Contract Report for 158488/0001 - June 2019

Name or company name	Bedale Dental Practice Ltd
Contract type name	GDS Contract
Purpose of contract	General and Orthodontic
Contract start date	01/02/2012
Contract end date	

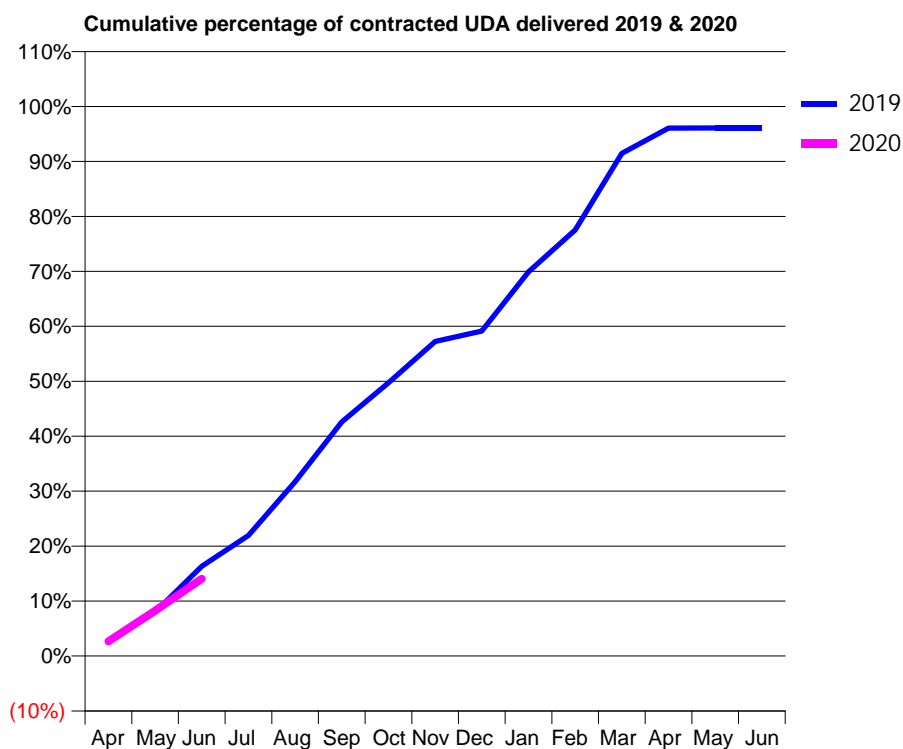
19/20 Contracted general activity (UDA)	3,500
Carry forward general activity (UDA)	0
19/20 Contracted orthodontic activity (UOA)	463
Carry forward orthodontic activity (UOA)	0
Baseline contract value	£122,153.91

ACCESS*

Patients seen in 24 months	Total	Change since previous quarter
Quarter ending June 2018	1,588	
Quarter ending September 2018	1,595	→
Quarter ending December 2018	1,547	↓
Quarter ending March 2019	1,532	→
Quarter ending June 2019	1,501	↓
Variance since June 2018	(5.5%)	↓



ACTIVITY



Month	Adjusted Scheduled Activity (UDA)	
	2019	2020
April	94	93
May	280	289
June	571	492
July	768	
August	1,110	
September	1,491	
October	1,741	
November	2,003	
December	2,069	
January	2,446	
February	2,714	
March	3,201	
April	3,362	
May	3,363	
June	3,363	

QUALITY

	Quantity	Base Number	Contract	AT	Region	England
% of FP17s for the same patient ID Re-attending within 3 months - Children	81	521	15.5%	9.4%	12.1%	11.4%
% of FP17s for the same patient ID Re-attending within 3 months - Adults	2	21	9.5%	12.4%	15.6%	15.4%
% of FP17s for the same patient ID Re-attending between 3 & 9 months - Children	363	521	69.7%	64.6%	61.2%	59.8%
% of FP17s for the same patient ID Re-attending between 3 & 9 months - Adults	16	21	76.2%	56.3%	54.5%	52.1%
% of FP17s for Band 1 Urgent Courses	29	406	7.1%	7.8%	9.1%	9.2%
% of FP17s Relating to Free Repair or Replacements	0	406	0.0%	0.9%	1.0%	0.7%
% of FP17s Relating to Continuations	0	406	0.0%	0.9%	1.0%	0.8%
% of Patients satisfied with the dentistry they have received	1	1	N/A	93.7%	94.2%	93.4%
% of Patients satisfied with the time they had to wait for an appointment	0	1	N/A	90.4%	88.4%	87.6%

* This is based on patients treated on this contract for their most recent course of treatment. Figures in italics indicate the base number of FP17s or Patient Questionnaire responses are less than 100. N/A is shown where the base number of responses is less than 10 during the period. % is calculated as Quantity/Base number*100

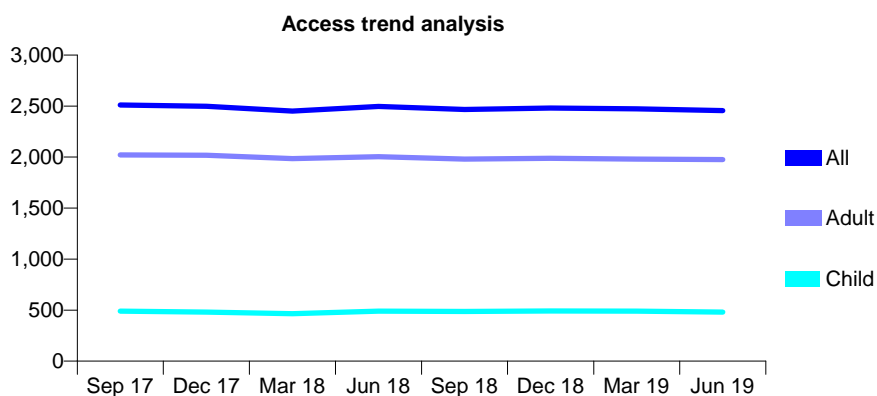
Q50 - Vital Signs At a Glance Contract Report for 159786/0001 - June 2019

Name or company name	A R Broskill Ltd
Contract type name	GDS Contract
Purpose of contract	General
Contract start date	01/05/2008
Contract end date	

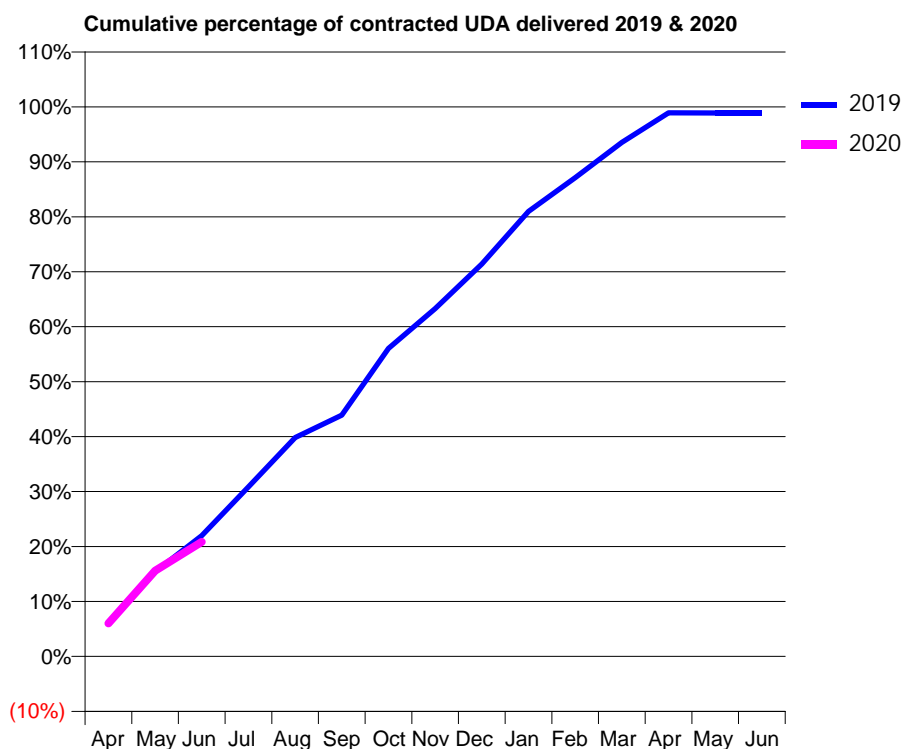
19/20 Contracted general activity (UDA)	6,650
Carry forward general activity (UDA)	0
19/20 Contracted orthodontic activity (UOA)	0
Carry forward orthodontic activity (UOA)	0
Baseline contract value	£233,440.80

ACCESS*

Patients seen in 24 months	Total	Change since previous quarter
Quarter ending June 2018	2,496	
Quarter ending September 2018	2,467	↓
Quarter ending December 2018	2,481	→
Quarter ending March 2019	2,472	→
Quarter ending June 2019	2,456	→
Variance since June 2018	(1.6%)	↓



ACTIVITY



Month	2019	2020
April	397	400
May	1,026	1,038
June	1,462	1,385
July	2,051	
August	2,650	
September	2,920	
October	3,727	
November	4,210	
December	4,747	
January	5,385	
February	5,793	
March	6,219	
April	6,578	
May	6,576	
June	6,575	

QUALITY

	Quantity	Base Number	Contract	AT	Region	England
% of FP17s for the same patient ID Re-attending within 3 months - Children	14	202	6.9%	9.4%	12.1%	11.4%
% of FP17s for the same patient ID Re-attending within 3 months - Adults	82	871	9.4%	12.4%	15.6%	15.4%
% of FP17s for the same patient ID Re-attending between 3 & 9 months - Children	153	202	75.7%	64.6%	61.2%	59.8%
% of FP17s for the same patient ID Re-attending between 3 & 9 months - Adults	673	871	77.3%	56.3%	54.5%	52.1%
% of FP17s for Band 1 Urgent Courses	49	876	5.6%	7.8%	9.1%	9.2%
% of FP17s Relating to Free Repair or Replacements	3	876	0.3%	0.9%	1.0%	0.7%
% of FP17s Relating to Continuations	1	876	0.1%	0.9%	1.0%	0.8%
% of Patients satisfied with the dentistry they have received	1	1	N/A	93.7%	94.2%	93.4%
% of Patients satisfied with the time they had to wait for an appointment	1	1	N/A	90.4%	88.4%	87.6%

* This is based on patients treated on this contract for their most recent course of treatment. Figures in italics indicate the base number of FP17s or Patient Questionnaire responses are less than 100. N/A is shown where the base number of responses is less than 10 during the period. % is calculated as Quantity/Base number*100

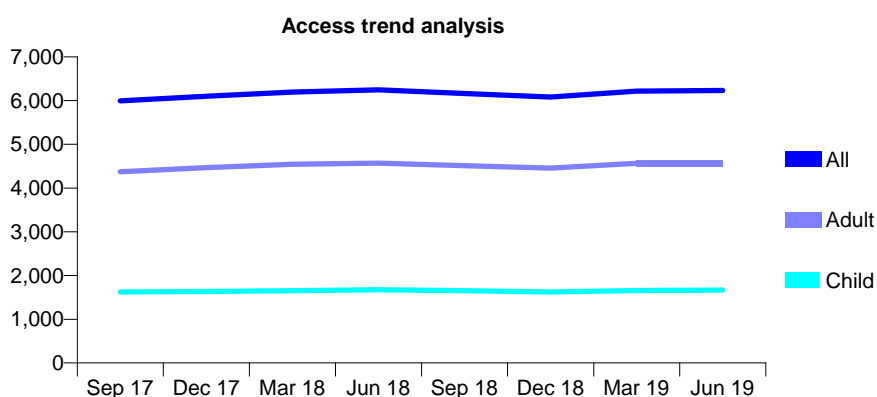
Q50 - Vital Signs At a Glance Contract Report for 161586/0001 - June 2019

Name or company name	B & R Dental Care
Contract type name	GDS Contract
Purpose of contract	General
Contract start date	01/12/2015
Contract end date	

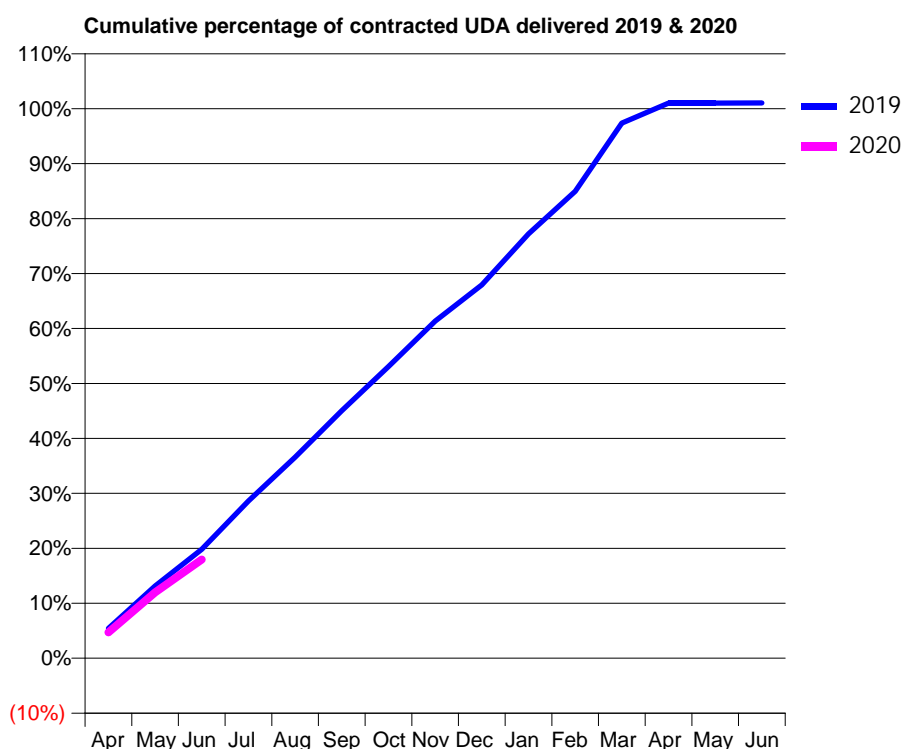
19/20 Contracted general activity (UDA)	16,800
Carry forward general activity (UDA)	0
19/20 Contracted orthodontic activity (UOA)	0
Carry forward orthodontic activity (UOA)	0
Baseline contract value	£515,018.72

ACCESS*

Patients seen in 24 months	Total	Change since previous quarter
Quarter ending June 2018	6,246	
Quarter ending September 2018	6,164	↓
Quarter ending December 2018	6,081	↓
Quarter ending March 2019	6,219	↑
Quarter ending June 2019	6,231	→
Variance since June 2018	(0.2%)	→



ACTIVITY



Month	2019	2020
April	913	792
May	2,212	2,015
June	3,329	3,019
July	4,810	
August	6,151	
September	7,564	
October	8,920	
November	10,304	
December	11,411	
January	12,970	
February	14,274	
March	16,358	
April	16,969	
May	16,971	
June	16,973	

QUALITY

	Quantity	Base Number	Contract	AT	Region	England
% of FP17s for the same patient ID Re-attending within 3 months - Children	39	723	5.4%	9.4%	12.1%	11.4%
% of FP17s for the same patient ID Re-attending within 3 months - Adults	105	1,183	8.9%	12.4%	15.6%	15.4%
% of FP17s for the same patient ID Re-attending between 3 & 9 months - Children	518	723	71.6%	64.6%	61.2%	59.8%
% of FP17s for the same patient ID Re-attending between 3 & 9 months - Adults	225	1,183	19.0%	56.3%	54.5%	52.1%
% of FP17s for Band 1 Urgent Courses	79	1,607	4.9%	7.8%	9.1%	9.2%
% of FP17s Relating to Free Repair or Replacements	15	1,607	0.9%	0.9%	1.0%	0.7%
% of FP17s Relating to Continuations	8	1,607	0.5%	0.9%	1.0%	0.8%
% of Patients satisfied with the dentistry they have received	3	3	N/A	93.7%	94.2%	93.4%
% of Patients satisfied with the time they had to wait for an appointment	3	3	N/A	90.4%	88.4%	87.6%

* This is based on patients treated on this contract for their most recent course of treatment.

Figures in italics indicate the base number of FP17s or Patient Questionnaire responses are less than 100. N/A is shown where the base number of responses is less than 10 during the period. % is calculated as Quantity/Base number*100

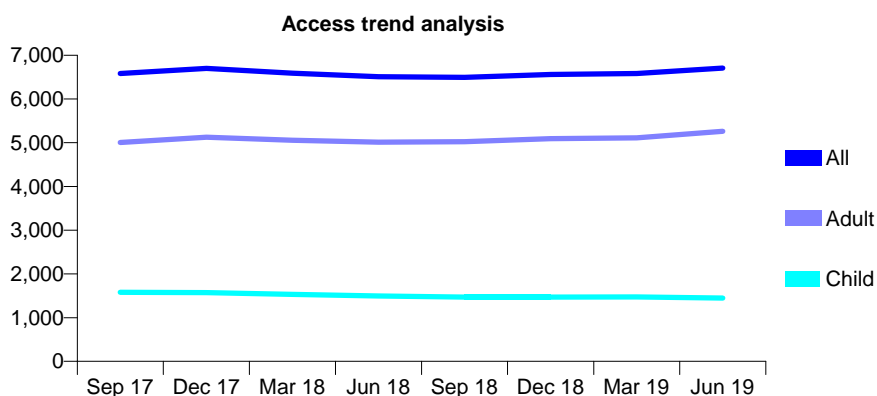
Q50 - Vital Signs At a Glance Contract Report for 161586/0002 - June 2019

Name or company name	B & R Dental Care
Contract type name	GDS Contract
Purpose of contract	General
Contract start date	01/12/2015
Contract end date	

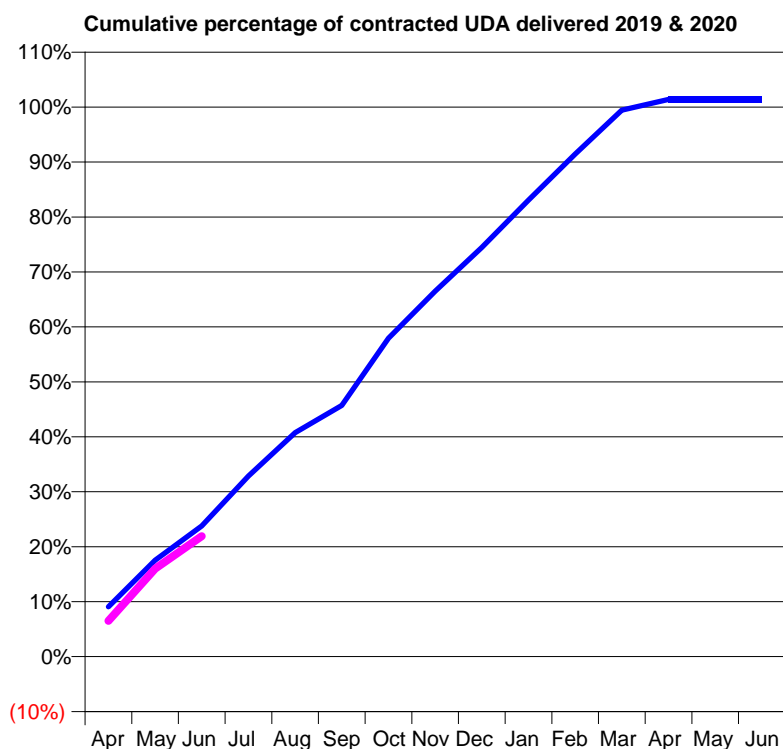
19/20 Contracted general activity (UDA)	16,800
Carry forward general activity (UDA)	0
19/20 Contracted orthodontic activity (UOA)	0
Carry forward orthodontic activity (UOA)	0
Baseline contract value	£513,995.28

ACCESS*

Patients seen in 24 months	Total	Change since previous quarter
Quarter ending June 2018	6,511	
Quarter ending September 2018	6,494	→
Quarter ending December 2018	6,562	→
Quarter ending March 2019	6,583	→
Quarter ending June 2019	6,710	→
Variance since June 2018	3.1%	↑



ACTIVITY



Month	Adjusted Scheduled Activity (UDA)	
	2019	2020
April	1,528	1,097
May	2,952	2,688
June	3,992	3,683
July	5,522	
August	6,847	
September	7,681	
October	9,732	
November	11,171	
December	12,509	
January	13,956	
February	15,363	
March	16,706	
April	17,031	
May	17,031	
June	17,031	

QUALITY

	Quantity	Base Number	Contract	AT	Region	England
% of FP17s for the same patient ID Re-attending within 3 months - Children	34	644	5.3%	9.4%	12.1%	11.4%
% of FP17s for the same patient ID Re-attending within 3 months - Adults	99	1,469	6.7%	12.4%	15.6%	15.4%
% of FP17s for the same patient ID Re-attending between 3 & 9 months - Children	453	644	70.3%	64.6%	61.2%	59.8%
% of FP17s for the same patient ID Re-attending between 3 & 9 months - Adults	283	1,469	19.3%	56.3%	54.5%	52.1%
% of FP17s for Band 1 Urgent Courses	121	1,886	6.4%	7.8%	9.1%	9.2%
% of FP17s Relating to Free Repair or Replacements	4	1,886	0.2%	0.9%	1.0%	0.7%
% of FP17s Relating to Continuations	20	1,886	1.1%	0.9%	1.0%	0.8%
% of Patients satisfied with the dentistry they have received	5	5	N/A	93.7%	94.2%	93.4%
% of Patients satisfied with the time they had to wait for an appointment	5	5	N/A	90.4%	88.4%	87.6%

* This is based on patients treated on this contract for their most recent course of treatment. Figures in italics indicate the base number of FP17s or Patient Questionnaire responses are less than 100. N/A is shown where the base number of responses is less than 10 during the period. % is calculated as Quantity/Base number*100

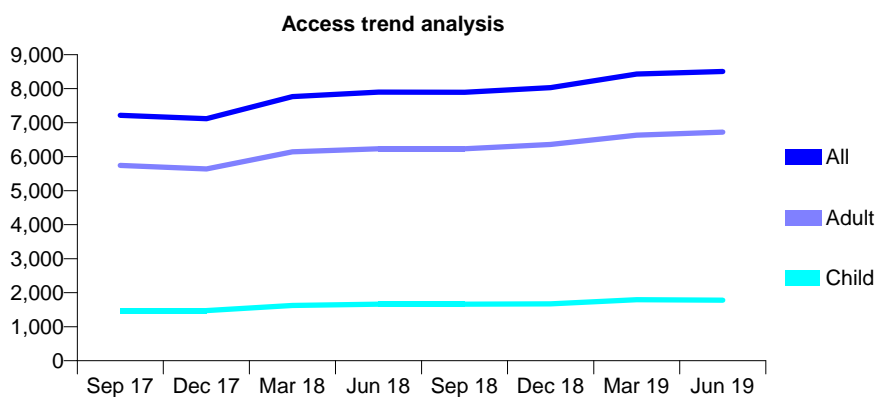
Q50 - Vital Signs At a Glance Contract Report for 161829/0001 - June 2019

Name or company name	Exchange Street Practice Ltd
Contract type name	GDS Contract
Purpose of contract	General
Contract start date	01/04/2011
Contract end date	

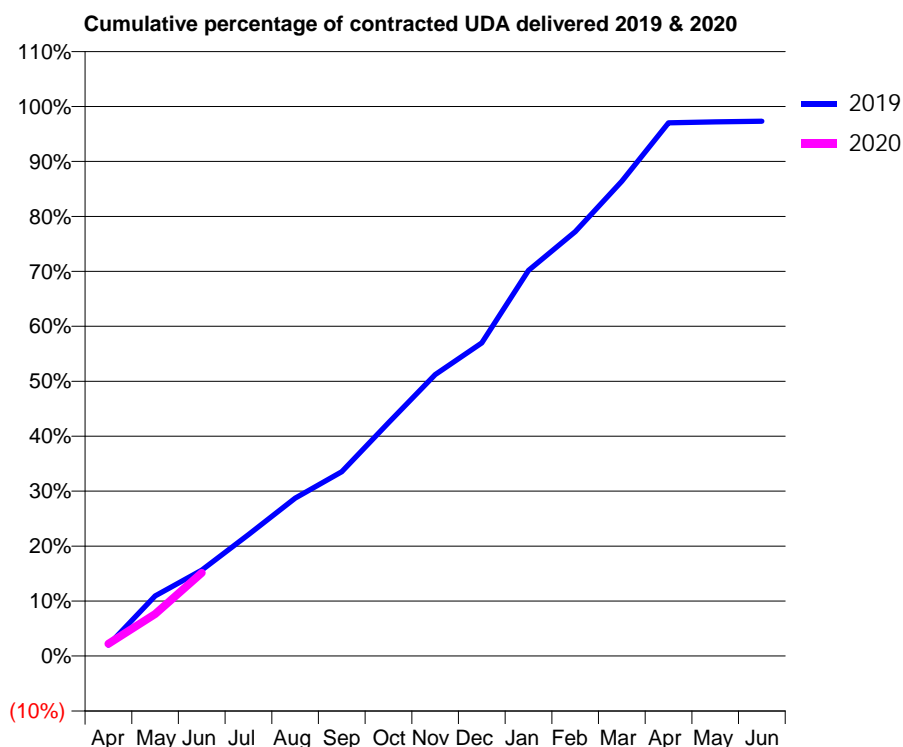
19/20 Contracted general activity (UDA)	21,484
Carry forward general activity (UDA)	0
19/20 Contracted orthodontic activity (UOA)	0
Carry forward orthodontic activity (UOA)	0
Baseline contract value	£679,331.29

ACCESS*

Patients seen in 24 months	Total	Change since previous quarter
Quarter ending June 2018	7,899	
Quarter ending September 2018	7,898	→
Quarter ending December 2018	8,031	→
Quarter ending March 2019	8,430	↑
Quarter ending June 2019	8,506	→
Variance since June 2018	7.7%	↑



ACTIVITY



Month	Adjusted Scheduled Activity (UDA)	
	2019	2020
April	428	476
May	2,351	1,646
June	3,361	3,250
July	4,749	
August	6,171	
September	7,204	
October	9,119	
November	11,006	
December	12,241	
January	15,077	
February	16,592	
March	18,556	
April	20,844	
May	20,882	
June	20,905	

QUALITY

	Quantity	Base Number	Contract	AT	Region	England
% of FP17s for the same patient ID Re-attending within 3 months - Children	27	542	5.0%	9.4%	12.1%	11.4%
% of FP17s for the same patient ID Re-attending within 3 months - Adults	213	1,891	11.3%	12.4%	15.6%	15.4%
% of FP17s for the same patient ID Re-attending between 3 & 9 months - Children	313	542	57.7%	64.6%	61.2%	59.8%
% of FP17s for the same patient ID Re-attending between 3 & 9 months - Adults	858	1,891	45.4%	56.3%	54.5%	52.1%
% of FP17s for Band 1 Urgent Courses	122	1,594	7.7%	7.8%	9.1%	9.2%
% of FP17s Relating to Free Repair or Replacements	15	1,594	0.9%	0.9%	1.0%	0.7%
% of FP17s Relating to Continuations	14	1,594	0.9%	0.9%	1.0%	0.8%
% of Patients satisfied with the dentistry they have received	5	5	N/A	93.7%	94.2%	93.4%
% of Patients satisfied with the time they had to wait for an appointment	4	5	N/A	90.4%	88.4%	87.6%

* This is based on patients treated on this contract for their most recent course of treatment. Figures in italics indicate the base number of FP17s or Patient Questionnaire responses are less than 100. N/A is shown where the base number of responses is less than 10 during the period. % is calculated as Quantity/Base number*100

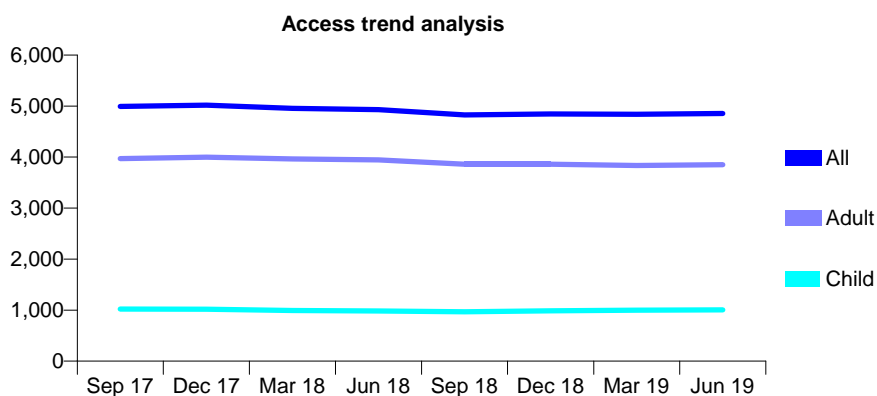
Q50 - Vital Signs At a Glance Contract Report for 163252/0001 - June 2019

Name or company name	Alpha Dental Great Ayton
Contract type name	GDS Contract
Purpose of contract	General
Contract start date	01/04/2009
Contract end date	

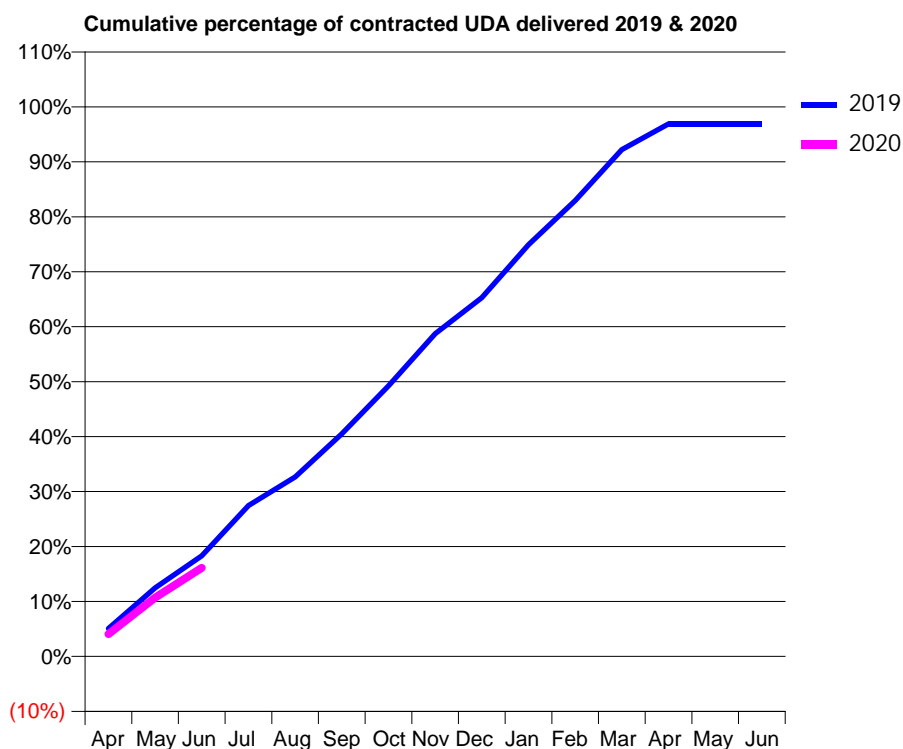
19/20 Contracted general activity (UDA)	14,000
Carry forward general activity (UDA)	0
19/20 Contracted orthodontic activity (UOA)	0
Carry forward orthodontic activity (UOA)	0
Baseline contract value	£374,747.77

ACCESS*

Patients seen in 24 months	Total	Change since previous quarter
Quarter ending June 2018	4,929	
Quarter ending September 2018	4,827	↓
Quarter ending December 2018	4,847	→
Quarter ending March 2019	4,837	→
Quarter ending June 2019	4,855	→
Variance since June 2018	(1.5%)	↓



ACTIVITY



Month	Adjusted Scheduled Activity (UDA)	
	2019	2020
April	711	569
May	1,748	1,501
June	2,564	2,259
July	3,845	
August	4,576	
September	5,667	
October	6,893	
November	8,224	
December	9,136	
January	10,490	
February	11,613	
March	12,912	
April	13,567	
May	13,567	
June	13,567	

QUALITY

	Quantity	Base Number	Contract	AT	Region	England
% of FP17s for the same patient ID Re-attending within 3 months - Children	27	308	8.8%	9.4%	12.1%	11.4%
% of FP17s for the same patient ID Re-attending within 3 months - Adults	159	1,129	14.1%	12.4%	15.6%	15.4%
% of FP17s for the same patient ID Re-attending between 3 & 9 months - Children	179	308	58.1%	64.6%	61.2%	59.8%
% of FP17s for the same patient ID Re-attending between 3 & 9 months - Adults	607	1,129	53.8%	56.3%	54.5%	52.1%
% of FP17s for Band 1 Urgent Courses	83	1,101	7.5%	7.8%	9.1%	9.2%
% of FP17s Relating to Free Repair or Replacements	15	1,101	1.4%	0.9%	1.0%	0.7%
% of FP17s Relating to Continuations	8	1,101	0.7%	0.9%	1.0%	0.8%
% of Patients satisfied with the dentistry they have received	5	5	N/A	93.7%	94.2%	93.4%
% of Patients satisfied with the time they had to wait for an appointment	5	5	N/A	90.4%	88.4%	87.6%

* This is based on patients treated on this contract for their most recent course of treatment. Figures in italics indicate the base number of FP17s or Patient Questionnaire responses are less than 100. N/A is shown where the base number of responses is less than 10 during the period. % is calculated as Quantity/Base number*100

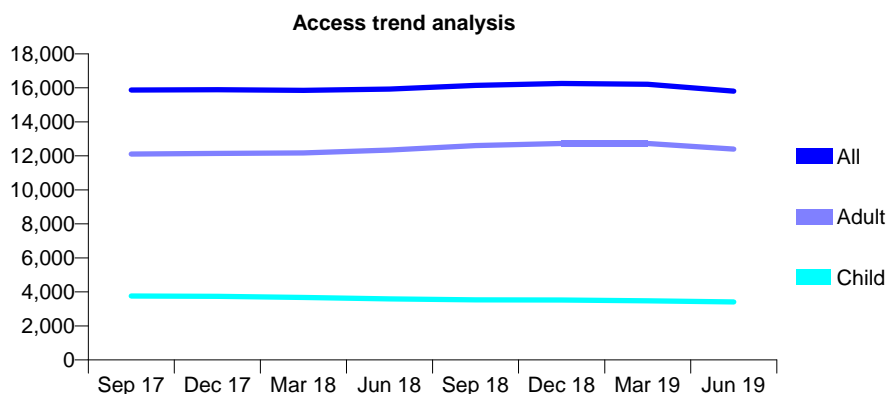
Q50 - Vital Signs At a Glance Contract Report for 163880/0001 - June 2019

Name or company name	Lawrence Street Dental Practice Ltd
Contract type name	GDS Contract
Purpose of contract	General
Contract start date	01/03/2008
Contract end date	

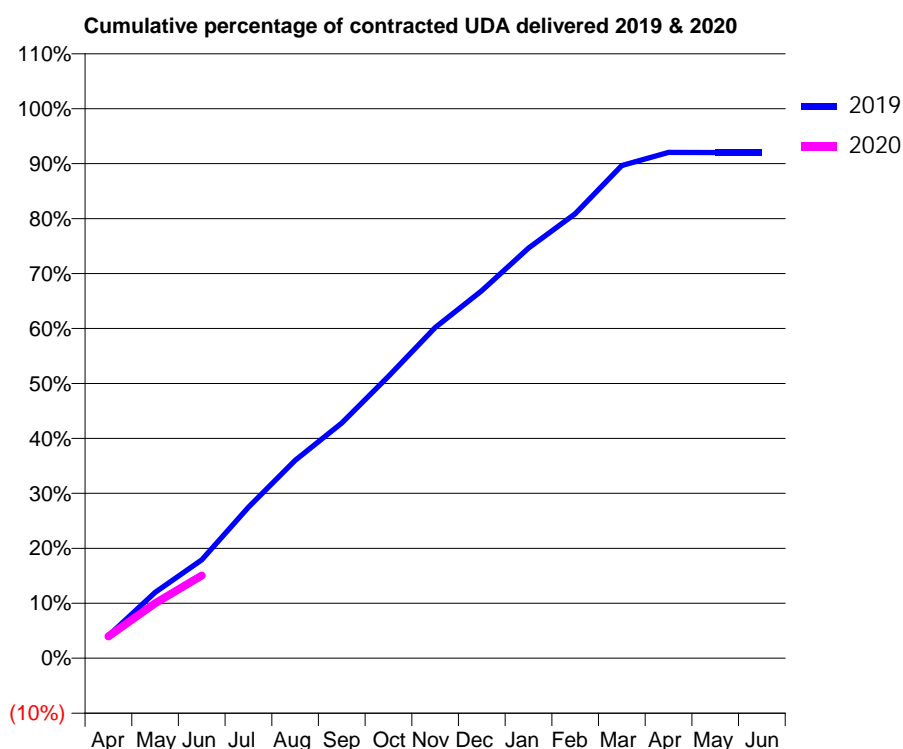
19/20 Contracted general activity (UDA)	44,087
Carry forward general activity (UDA)	0
19/20 Contracted orthodontic activity (UOA)	0
Carry forward orthodontic activity (UOA)	0
Baseline contract value	£1,451,402.65

ACCESS*

Patients seen in 24 months	Total	Change since previous quarter
Quarter ending June 2018	15,932	
Quarter ending September 2018	16,144	→
Quarter ending December 2018	16,261	→
Quarter ending March 2019	16,213	→
Quarter ending June 2019	15,810	↓
Variance since June 2018	(0.8%)	→



ACTIVITY



Month	2019	2020
April	1,798	1,751
May	5,291	4,414
June	7,894	6,641
July	12,121	
August	15,884	
September	18,868	
October	22,622	
November	26,535	
December	29,485	
January	32,904	
February	35,667	
March	39,529	
April	40,572	
May	40,567	
June	40,562	

QUALITY

	Quantity	Base Number	Contract	AT	Region	England
% of FP17s for the same patient ID Re-attending within 3 months - Children	69	1,010	6.8%	9.4%	12.1%	11.4%
% of FP17s for the same patient ID Re-attending within 3 months - Adults	415	3,619	11.5%	12.4%	15.6%	15.4%
% of FP17s for the same patient ID Re-attending between 3 & 9 months - Children	677	1,010	67.0%	64.6%	61.2%	59.8%
% of FP17s for the same patient ID Re-attending between 3 & 9 months - Adults	2,324	3,619	64.2%	56.3%	54.5%	52.1%
% of FP17s for Band 1 Urgent Courses	391	4,073	9.6%	7.8%	9.1%	9.2%
% of FP17s Relating to Free Repair or Replacements	22	4,073	0.5%	0.9%	1.0%	0.7%
% of FP17s Relating to Continuations	22	4,073	0.5%	0.9%	1.0%	0.8%
% of Patients satisfied with the dentistry they have received	8	10	80.0%	93.7%	94.2%	93.4%
% of Patients satisfied with the time they had to wait for an appointment	9	10	90.0%	90.4%	88.4%	87.6%

* This is based on patients treated on this contract for their most recent course of treatment.

Figures in italics indicate the base number of FP17s or Patient Questionnaire responses are less than 100. N/A is shown where the base number of responses is less than 10 during the period. % is calculated as Quantity/Base number*100

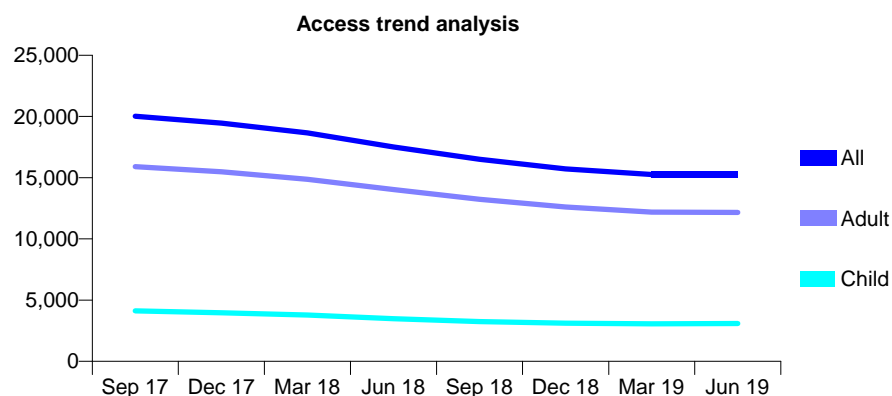
Q50 - Vital Signs At a Glance Contract Report for 163961/0001 - June 2019

Name or company name	Pierce & Geddes Limited
Contract type name	GDS Contract
Purpose of contract	General
Contract start date	01/12/2008
Contract end date	

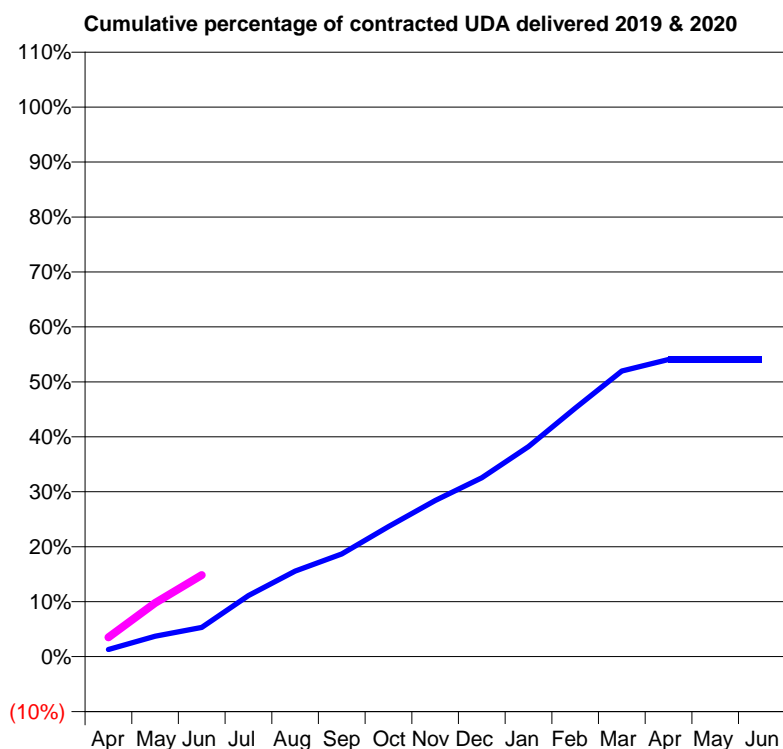
19/20 Contracted general activity (UDA)	65,063
Carry forward general activity (UDA)	0
19/20 Contracted orthodontic activity (UOA)	0
Carry forward orthodontic activity (UOA)	0
Baseline contract value	£2,053,617.55

ACCESS*

Patients seen in 24 months	Total	Change since previous quarter
Quarter ending June 2018	17,512	
Quarter ending September 2018	16,501	↓
Quarter ending December 2018	15,722	↓
Quarter ending March 2019	15,255	↓
Quarter ending June 2019	15,253	→
Variance since June 2018	(12.9%)	↓



ACTIVITY



Month	Adjusted Scheduled Activity (UDA)	
	2019	2020
April	839	2,286
May	2,428	6,355
June	3,468	9,652
July	7,228	
August	10,121	
September	12,149	
October	15,400	
November	18,480	
December	21,184	
January	24,878	
February	29,422	
March	33,817	
April	35,192	
May	35,182	
June	35,174	

QUALITY

	Quantity	Base Number	Contract	AT	Region	England
% of FP17s for the same patient ID Re-attending within 3 months - Children	40	1,054	3.8%	9.4%	12.1%	11.4%
% of FP17s for the same patient ID Re-attending within 3 months - Adults	326	4,282	7.6%	12.4%	15.6%	15.4%
% of FP17s for the same patient ID Re-attending between 3 & 9 months - Children	611	1,054	58.0%	64.6%	61.2%	59.8%
% of FP17s for the same patient ID Re-attending between 3 & 9 months - Adults	2,367	4,282	55.3%	56.3%	54.5%	52.1%
% of FP17s for Band 1 Urgent Courses	237	4,695	5.0%	7.8%	9.1%	9.2%
% of FP17s Relating to Free Repair or Replacements	35	4,695	0.7%	0.9%	1.0%	0.7%
% of FP17s Relating to Continuations	36	4,695	0.8%	0.9%	1.0%	0.8%
% of Patients satisfied with the dentistry they have received	7	7	N/A	93.7%	94.2%	93.4%
% of Patients satisfied with the time they had to wait for an appointment	6	7	N/A	90.4%	88.4%	87.6%

* This is based on patients treated on this contract for their most recent course of treatment. Figures in italics indicate the base number of FP17s or Patient Questionnaire responses are less than 100. N/A is shown where the base number of responses is less than 10 during the period. % is calculated as Quantity/Base number*100

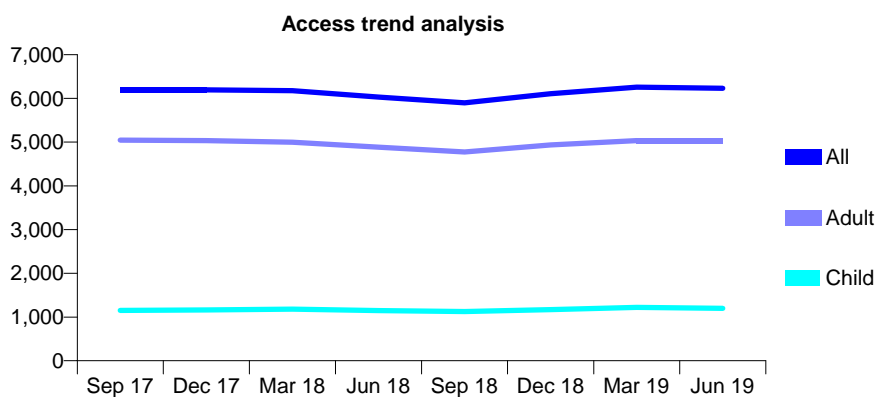
Q50 - Vital Signs At a Glance Contract Report for 164119/0001 - June 2019

Name or company name	Filey Dental Care Centre Partnership
Contract type name	GDS Contract
Purpose of contract	General
Contract start date	24/08/2012
Contract end date	

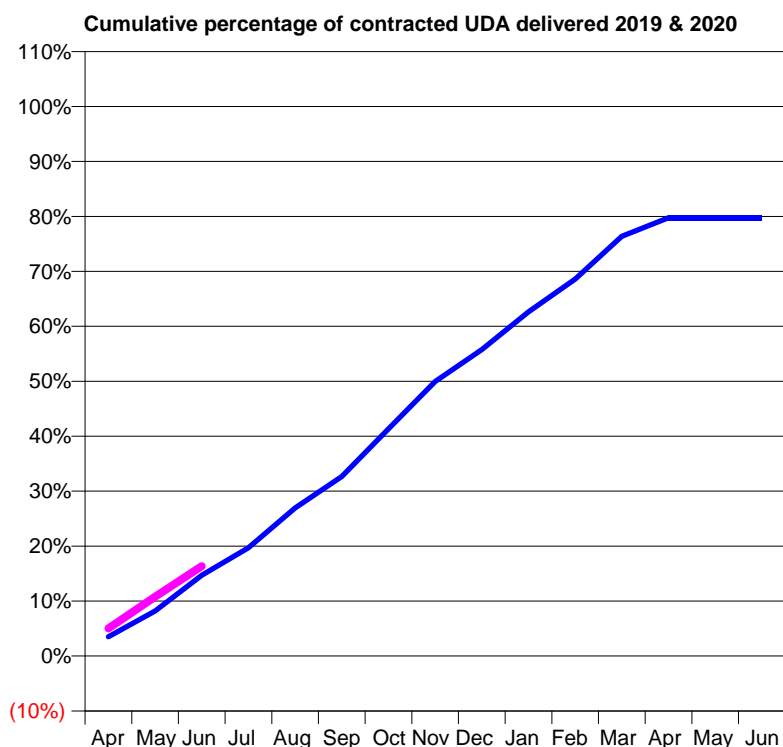
19/20 Contracted general activity (UDA)	20,700
Carry forward general activity (UDA)	0
19/20 Contracted orthodontic activity (UOA)	0
Carry forward orthodontic activity (UOA)	0
Baseline contract value	£567,814.10

ACCESS*

Patients seen in 24 months	Total	Change since previous quarter
Quarter ending June 2018	6,033	
Quarter ending September 2018	5,897	↓
Quarter ending December 2018	6,107	↑
Quarter ending March 2019	6,256	↑
Quarter ending June 2019	6,232	→
Variance since June 2018	3.3%	↑



ACTIVITY



Month	Adjusted Scheduled Activity (UDA)	
	2019	2020
April	727	1,043
May	1,693	2,232
June	3,043	3,388
July	4,081	
August	5,579	
September	6,758	
October	8,558	
November	10,340	
December	11,540	
January	12,961	
February	14,199	
March	15,809	
April	16,511	
May	16,511	
June	16,511	

QUALITY

	Quantity	Base Number	Contract	AT	Region	England
% of FP17s for the same patient ID Re-attending within 3 months - Children	21	426	4.9%	9.4%	12.1%	11.4%
% of FP17s for the same patient ID Re-attending within 3 months - Adults	163	1,623	10.0%	12.4%	15.6%	15.4%
% of FP17s for the same patient ID Re-attending between 3 & 9 months - Children	277	426	65.0%	64.6%	61.2%	59.8%
% of FP17s for the same patient ID Re-attending between 3 & 9 months - Adults	722	1,623	44.5%	56.3%	54.5%	52.1%
% of FP17s for Band 1 Urgent Courses	108	1,749	6.2%	7.8%	9.1%	9.2%
% of FP17s Relating to Free Repair or Replacements	13	1,749	0.7%	0.9%	1.0%	0.7%
% of FP17s Relating to Continuations	18	1,749	1.0%	0.9%	1.0%	0.8%
% of Patients satisfied with the dentistry they have received	1	1	N/A	93.7%	94.2%	93.4%
% of Patients satisfied with the time they had to wait for an appointment	1	1	N/A	90.4%	88.4%	87.6%

* This is based on patients treated on this contract for their most recent course of treatment. Figures in italics indicate the base number of FP17s or Patient Questionnaire responses are less than 100. N/A is shown where the base number of responses is less than 10 during the period. % is calculated as Quantity/Base number*100

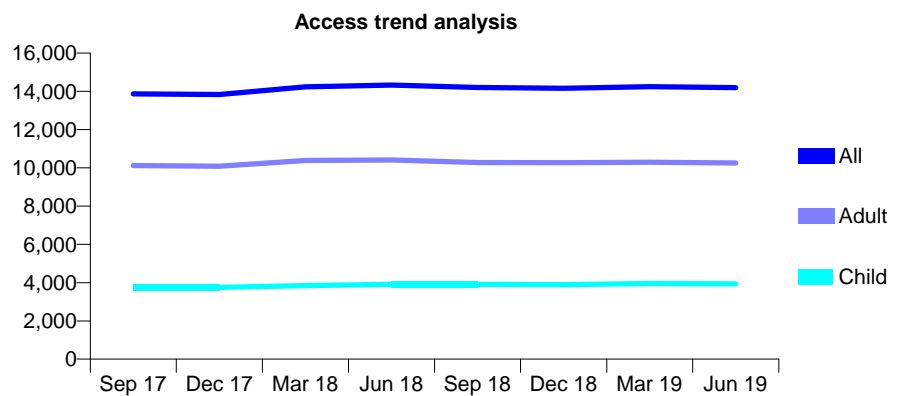
Q50 - Vital Signs At a Glance Contract Report for 164623/0001 - June 2019

Name or company name	Clock House Dental Practice
Contract type name	GDS Contract
Purpose of contract	General
Contract start date	01/07/2014
Contract end date	

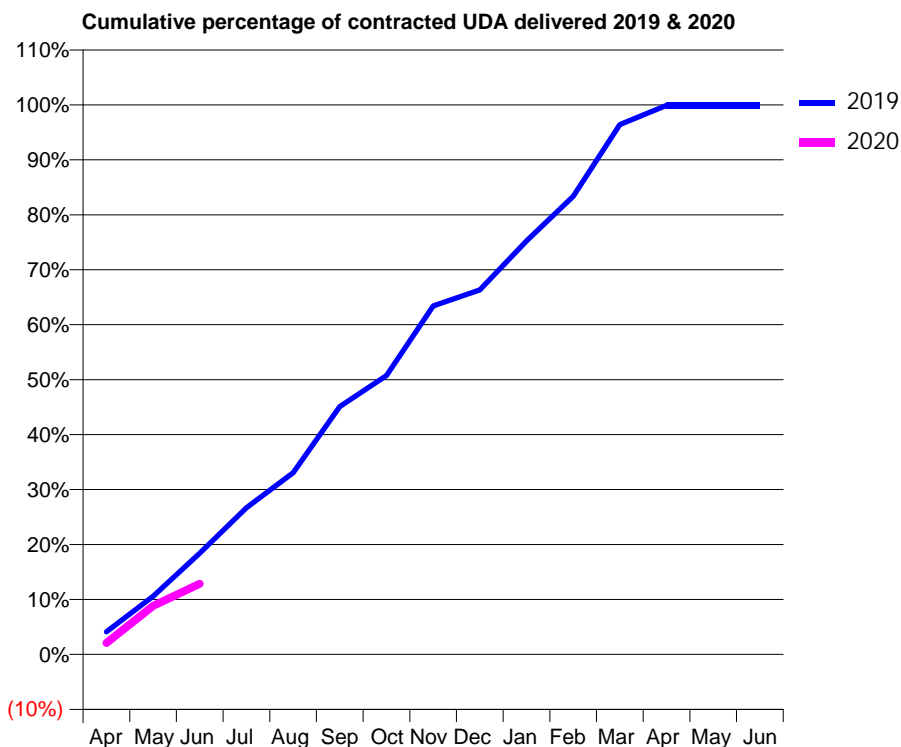
19/20 Contracted general activity (UDA)	38,182
Carry forward general activity (UDA)	0
19/20 Contracted orthodontic activity (UOA)	0
Carry forward orthodontic activity (UOA)	0
Baseline contract value	£1,129,086.07

ACCESS*

Patients seen in 24 months	Total	Change since previous quarter
Quarter ending June 2018	14,329	
Quarter ending September 2018	14,195	→
Quarter ending December 2018	14,159	→
Quarter ending March 2019	14,241	→
Quarter ending June 2019	14,192	→
Variance since June 2018	(1.0%)	→



ACTIVITY



Month	Adjusted Scheduled Activity (UDA)	
	2019	2020
April	1,569	796
May	4,043	3,373
June	7,036	4,908
July	10,184	
August	12,623	
September	17,216	
October	19,378	
November	24,218	
December	25,332	
January	28,731	
February	31,835	
March	36,809	
April	38,140	
May	38,142	
June	38,142	

QUALITY

	Quantity	Base Number	Contract	AT	Region	England
% of FP17s for the same patient ID Re-attending within 3 months - Children	63	1,178	5.3%	9.4%	12.1%	11.4%
% of FP17s for the same patient ID Re-attending within 3 months - Adults	298	2,793	10.7%	12.4%	15.6%	15.4%
% of FP17s for the same patient ID Re-attending between 3 & 9 months - Children	756	1,178	64.2%	64.6%	61.2%	59.8%
% of FP17s for the same patient ID Re-attending between 3 & 9 months - Adults	1,680	2,793	60.2%	56.3%	54.5%	52.1%
% of FP17s for Band 1 Urgent Courses	195	3,007	6.5%	7.8%	9.1%	9.2%
% of FP17s Relating to Free Repair or Replacements	16	3,007	0.5%	0.9%	1.0%	0.7%
% of FP17s Relating to Continuations	25	3,007	0.8%	0.9%	1.0%	0.8%
% of Patients satisfied with the dentistry they have received	8	8	N/A	93.7%	94.2%	93.4%
% of Patients satisfied with the time they had to wait for an appointment	7	8	N/A	90.4%	88.4%	87.6%

* This is based on patients treated on this contract for their most recent course of treatment. Figures in italics indicate the base number of FP17s or Patient Questionnaire responses are less than 100. N/A is shown where the base number of responses is less than 10 during the period. % is calculated as Quantity/Base number*100

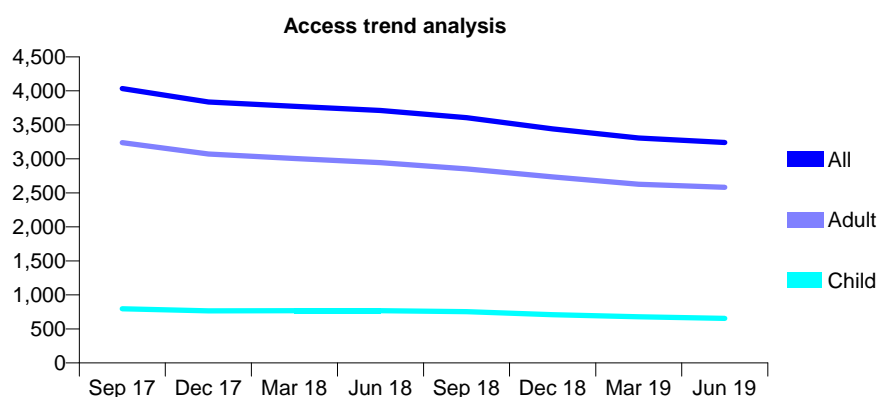
Q50 - Vital Signs At a Glance Contract Report for 164690/0001 - June 2019

Name or company name	IDH 477 Limited
Contract type name	GDS Contract
Purpose of contract	General
Contract start date	01/04/2008
Contract end date	

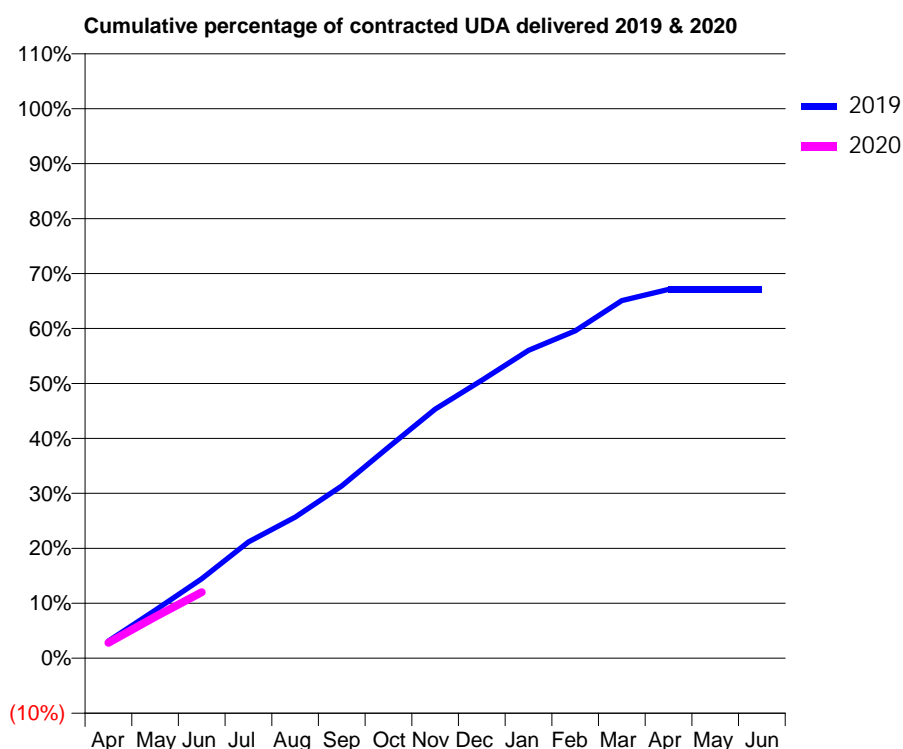
19/20 Contracted general activity (UDA)	11,845
Carry forward general activity (UDA)	0
19/20 Contracted orthodontic activity (UOA)	0
Carry forward orthodontic activity (UOA)	0
Baseline contract value	£380,600.88

ACCESS*

Patients seen in 24 months	Total	Change since previous quarter
Quarter ending June 2018	3,712	
Quarter ending September 2018	3,607	↓
Quarter ending December 2018	3,443	↓
Quarter ending March 2019	3,306	↓
Quarter ending June 2019	3,240	↓
Variance since June 2018	(12.7%)	↓



ACTIVITY



Month	2019	2020
April	373	331
May	1,035	892
June	1,715	1,425
July	2,507	
August	3,044	
September	3,715	
October	4,548	
November	5,372	
December	5,990	
January	6,636	
February	7,056	
March	7,707	
April	7,950	
May	7,950	
June	7,950	

QUALITY

	Quantity	Base Number	Contract	AT	Region	England
% of FP17s for the same patient ID Re-attending within 3 months - Children	5	113	4.4%	9.4%	12.1%	11.4%
% of FP17s for the same patient ID Re-attending within 3 months - Adults	48	477	10.1%	12.4%	15.6%	15.4%
% of FP17s for the same patient ID Re-attending between 3 & 9 months - Children	37	113	32.7%	64.6%	61.2%	59.8%
% of FP17s for the same patient ID Re-attending between 3 & 9 months - Adults	150	477	31.4%	56.3%	54.5%	52.1%
% of FP17s for Band 1 Urgent Courses	41	495	8.3%	7.8%	9.1%	9.2%
% of FP17s Relating to Free Repair or Replacements	6	495	1.2%	0.9%	1.0%	0.7%
% of FP17s Relating to Continuations	1	495	0.2%	0.9%	1.0%	0.8%
% of Patients satisfied with the dentistry they have received	3	3	N/A	93.7%	94.2%	93.4%
% of Patients satisfied with the time they had to wait for an appointment	3	3	N/A	90.4%	88.4%	87.6%

* This is based on patients treated on this contract for their most recent course of treatment.

Figures in italics indicate the base number of FP17s or Patient Questionnaire responses are less than 100. N/A is shown where the base number of responses is less than 10 during the period. % is calculated as Quantity/Base number*100

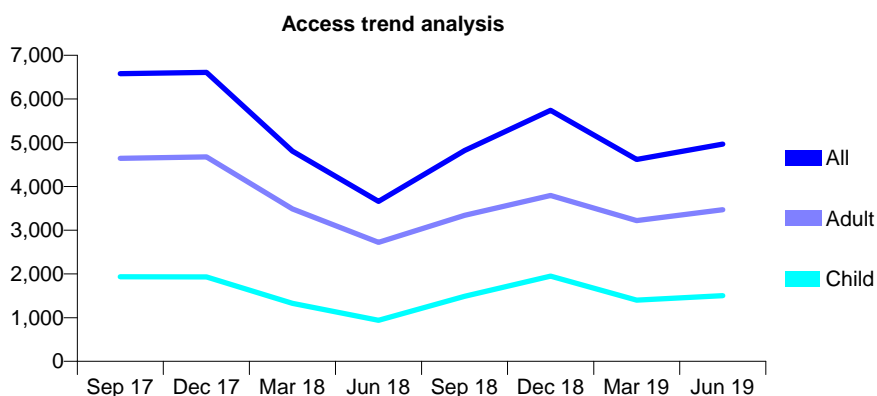
Q50 - Vital Signs At a Glance Contract Report for 166103/0001 - June 2019

Name or company name	The Dental Design Studio
Contract type name	GDS Contract
Purpose of contract	General
Contract start date	01/09/2013
Contract end date	

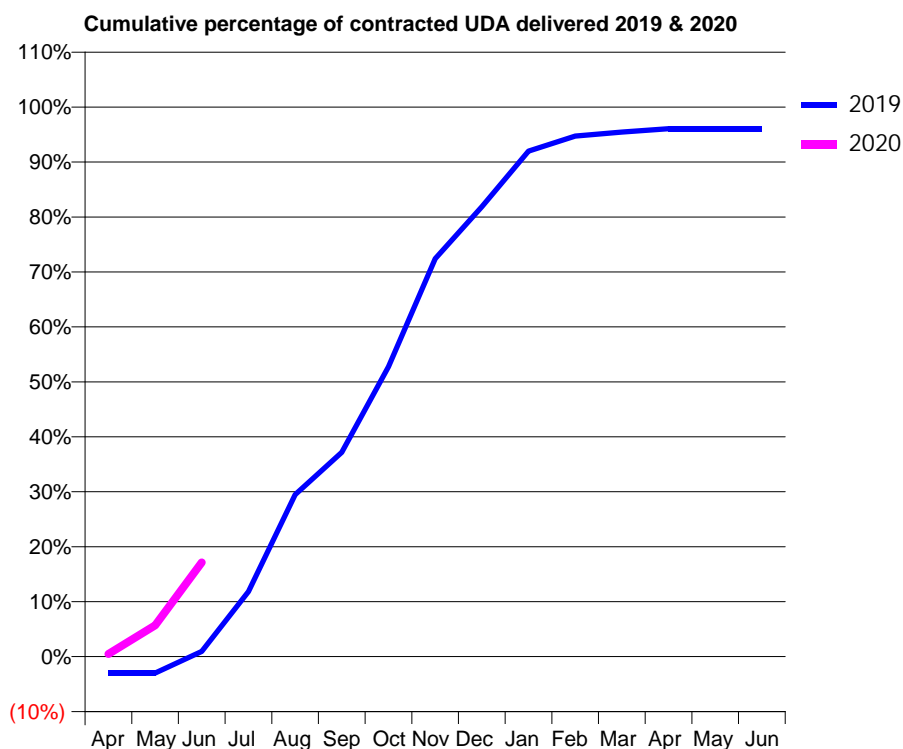
19/20 Contracted general activity (UDA)	11,620
Carry forward general activity (UDA)	0
19/20 Contracted orthodontic activity (UOA)	0
Carry forward orthodontic activity (UOA)	0
Baseline contract value	£376,536.53

ACCESS*

Patients seen in 24 months	Total	Change since previous quarter
Quarter ending June 2018	3,660	
Quarter ending September 2018	4,824	↑
Quarter ending December 2018	5,742	↑
Quarter ending March 2019	4,617	↓
Quarter ending June 2019	4,970	↑
Variance since June 2018	35.8%	↑



ACTIVITY



Month	Adjusted Scheduled Activity (UDA)	
	2019	2020
April	-348	55
May	-347	662
June	110	1,993
July	1,375	
August	3,427	
September	4,319	
October	6,131	
November	8,413	
December	9,510	
January	10,689	
February	11,008	
March	11,091	
April	11,163	
May	11,163	
June	11,163	

QUALITY

	Quantity	Base Number	Contract	AT	Region	England
% of FP17s for the same patient ID Re-attending within 3 months - Children	16	603	2.7%	9.4%	12.1%	11.4%
% of FP17s for the same patient ID Re-attending within 3 months - Adults	24	914	2.6%	12.4%	15.6%	15.4%
% of FP17s for the same patient ID Re-attending between 3 & 9 months - Children	271	603	44.9%	64.6%	61.2%	59.8%
% of FP17s for the same patient ID Re-attending between 3 & 9 months - Adults	330	914	36.1%	56.3%	54.5%	52.1%
% of FP17s for Band 1 Urgent Courses	78	1,482	5.3%	7.8%	9.1%	9.2%
% of FP17s Relating to Free Repair or Replacements	13	1,482	0.9%	0.9%	1.0%	0.7%
% of FP17s Relating to Continuations	14	1,482	0.9%	0.9%	1.0%	0.8%
% of Patients satisfied with the dentistry they have received	3	6	N/A	93.7%	94.2%	93.4%
% of Patients satisfied with the time they had to wait for an appointment	6	6	N/A	90.4%	88.4%	87.6%

* This is based on patients treated on this contract for their most recent course of treatment. Figures in italics indicate the base number of FP17s or Patient Questionnaire responses are less than 100. N/A is shown where the base number of responses is less than 10 during the period. % is calculated as Quantity/Base number*100

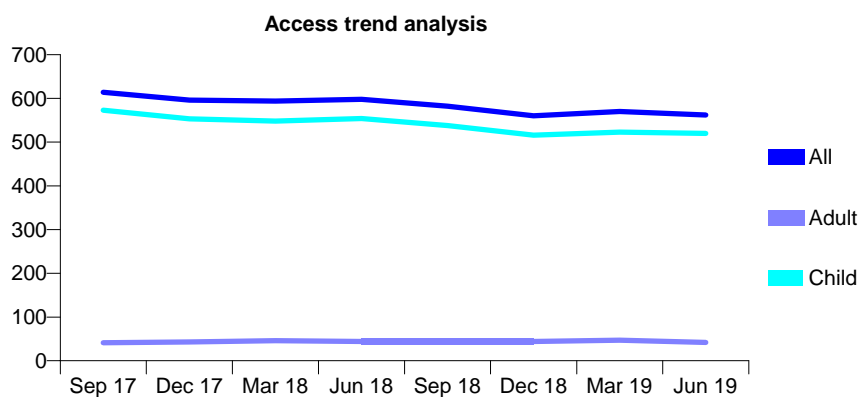
Q50 - Vital Signs At a Glance Contract Report for 167037/0001 - June 2019

Name or company name	Scartho Dental Practice Limited
Contract type name	GDS Contract
Purpose of contract	General
Contract start date	21/03/2013
Contract end date	

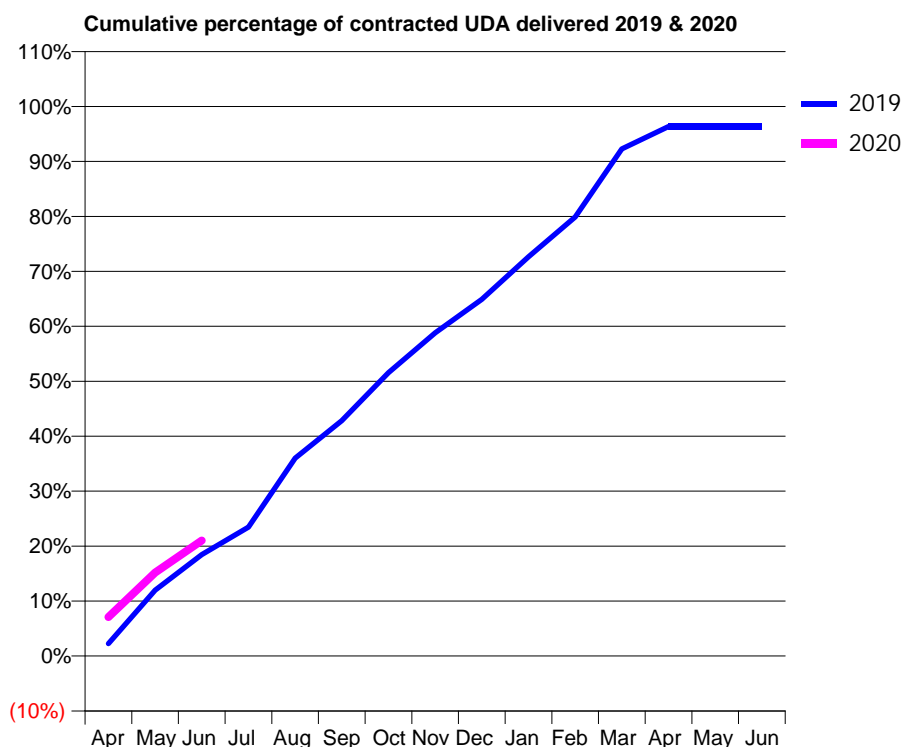
19/20 Contracted general activity (UDA)	1,100
Carry forward general activity (UDA)	0
19/20 Contracted orthodontic activity (UOA)	0
Carry forward orthodontic activity (UOA)	0
Baseline contract value	£28,634.20

ACCESS*

Patients seen in 24 months	Total	Change since previous quarter
Quarter ending June 2018	598	
Quarter ending September 2018	582	↓
Quarter ending December 2018	560	↓
Quarter ending March 2019	570	→
Quarter ending June 2019	562	↓
Variance since June 2018	(6.0%)	↓



ACTIVITY



Month	Adjusted Scheduled Activity (UDA)	
	2019	2020
April	25	78
May	132	167
June	203	231
July	258	
August	396	
September	471	
October	567	
November	647	
December	714	
January	799	
February	879	
March	1,015	
April	1,060	
May	1,060	
June	1,060	

QUALITY

	Quantity	Base Number	Contract	AT	Region	England
% of FP17s for the same patient ID Re-attending within 3 months - Children	5	205	2.4%	9.4%	12.1%	11.4%
% of FP17s for the same patient ID Re-attending within 3 months - Adults	0	0	N/A	12.4%	15.6%	15.4%
% of FP17s for the same patient ID Re-attending between 3 & 9 months - Children	136	205	66.3%	64.6%	61.2%	59.8%
% of FP17s for the same patient ID Re-attending between 3 & 9 months - Adults	0	0	N/A	56.3%	54.5%	52.1%
% of FP17s for Band 1 Urgent Courses	1	168	0.6%	7.8%	9.1%	9.2%
% of FP17s Relating to Free Repair or Replacements	0	168	0.0%	0.9%	1.0%	0.7%
% of FP17s Relating to Continuations	0	168	0.0%	0.9%	1.0%	0.8%
% of Patients satisfied with the dentistry they have received	0	0	N/A	93.7%	94.2%	93.4%
% of Patients satisfied with the time they had to wait for an appointment	0	0	N/A	90.4%	88.4%	87.6%

* This is based on patients treated on this contract for their most recent course of treatment. Figures in italics indicate the base number of FP17s or Patient Questionnaire responses are less than 100. N/A is shown where the base number of responses is less than 10 during the period. % is calculated as Quantity/Base number*100

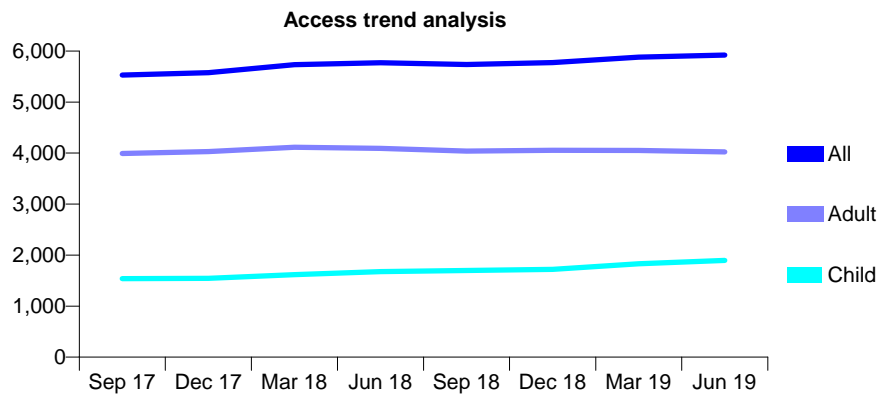
Q50 - Vital Signs At a Glance Contract Report for 167150/0001 - June 2019

Name or company name	Harris Family Dental Practice
Contract type name	GDS Contract
Purpose of contract	General
Contract start date	09/08/2012
Contract end date	

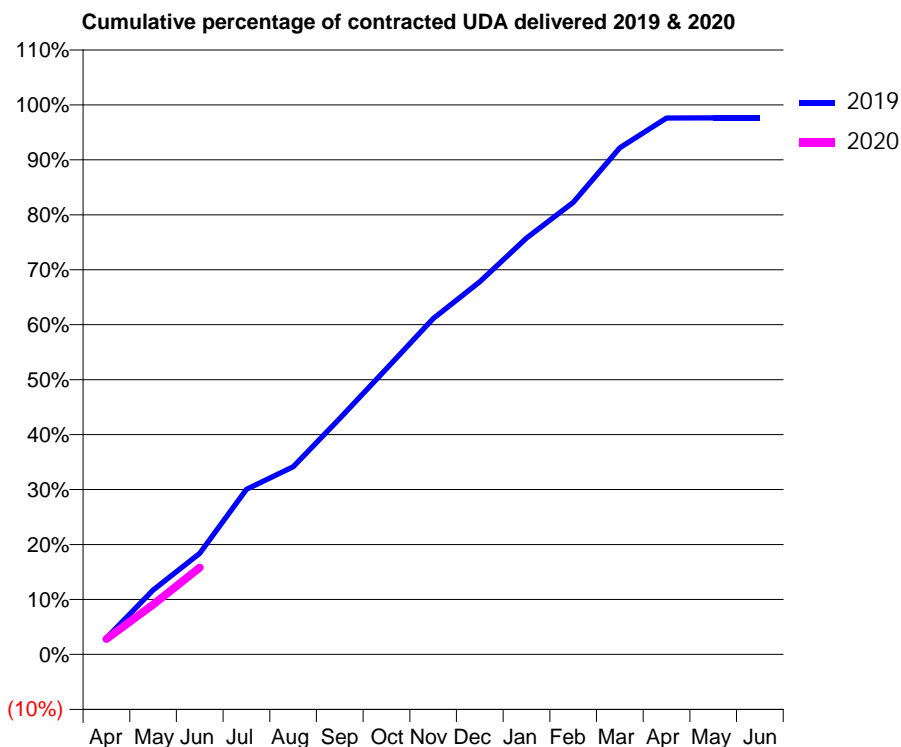
19/20 Contracted general activity (UDA)	17,600
Carry forward general activity (UDA)	0
19/20 Contracted orthodontic activity (UOA)	0
Carry forward orthodontic activity (UOA)	0
Baseline contract value	£524,623.35

ACCESS*

Patients seen in 24 months	Total	Change since previous quarter
Quarter ending June 2018	5,771	
Quarter ending September 2018	5,737	→
Quarter ending December 2018	5,775	→
Quarter ending March 2019	5,882	→
Quarter ending June 2019	5,919	→
Variance since June 2018	2.6%	↑



ACTIVITY



Month	Adjusted Scheduled Activity (UDA)	
	2019	2020
April	526	499
May	2,063	1,600
June	3,240	2,782
July	5,284	
August	6,013	
September	7,559	
October	9,152	
November	10,757	
December	11,935	
January	13,331	
February	14,476	
March	16,223	
April	17,181	
May	17,183	
June	17,183	

QUALITY

	Quantity	Base Number	Contract	AT	Region	England
% of FP17s for the same patient ID Re-attending within 3 months - Children	30	680	4.4%	9.4%	12.1%	11.4%
% of FP17s for the same patient ID Re-attending within 3 months - Adults	170	1,282	13.3%	12.4%	15.6%	15.4%
% of FP17s for the same patient ID Re-attending between 3 & 9 months - Children	440	680	64.7%	64.6%	61.2%	59.8%
% of FP17s for the same patient ID Re-attending between 3 & 9 months - Adults	809	1,282	63.1%	56.3%	54.5%	52.1%
% of FP17s for Band 1 Urgent Courses	60	1,564	3.8%	7.8%	9.1%	9.2%
% of FP17s Relating to Free Repair or Replacements	7	1,564	0.4%	0.9%	1.0%	0.7%
% of FP17s Relating to Continuations	20	1,564	1.3%	0.9%	1.0%	0.8%
% of Patients satisfied with the dentistry they have received	3	3	N/A	93.7%	94.2%	93.4%
% of Patients satisfied with the time they had to wait for an appointment	3	3	N/A	90.4%	88.4%	87.6%

* This is based on patients treated on this contract for their most recent course of treatment. Figures in italics indicate the base number of FP17s or Patient Questionnaire responses are less than 100. N/A is shown where the base number of responses is less than 10 during the period. % is calculated as Quantity/Base number*100

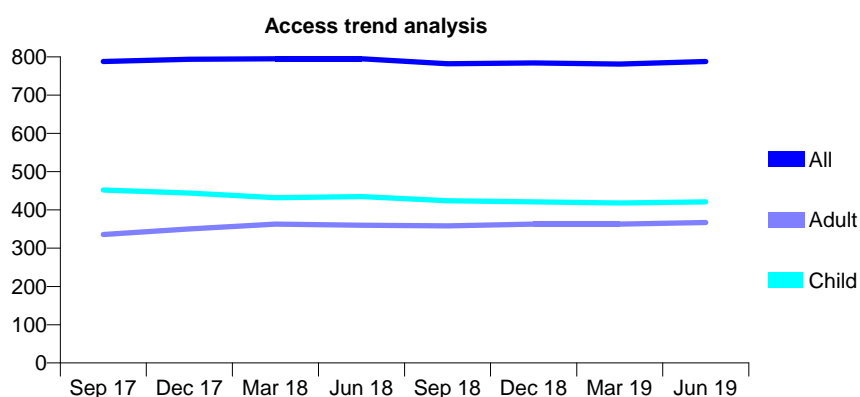
Q50 - Vital Signs At a Glance Contract Report for 167347/0001 - June 2019

Name or company name	Clifton Dental Practice Limited
Contract type name	GDS Contract
Purpose of contract	General
Contract start date	01/04/2008
Contract end date	

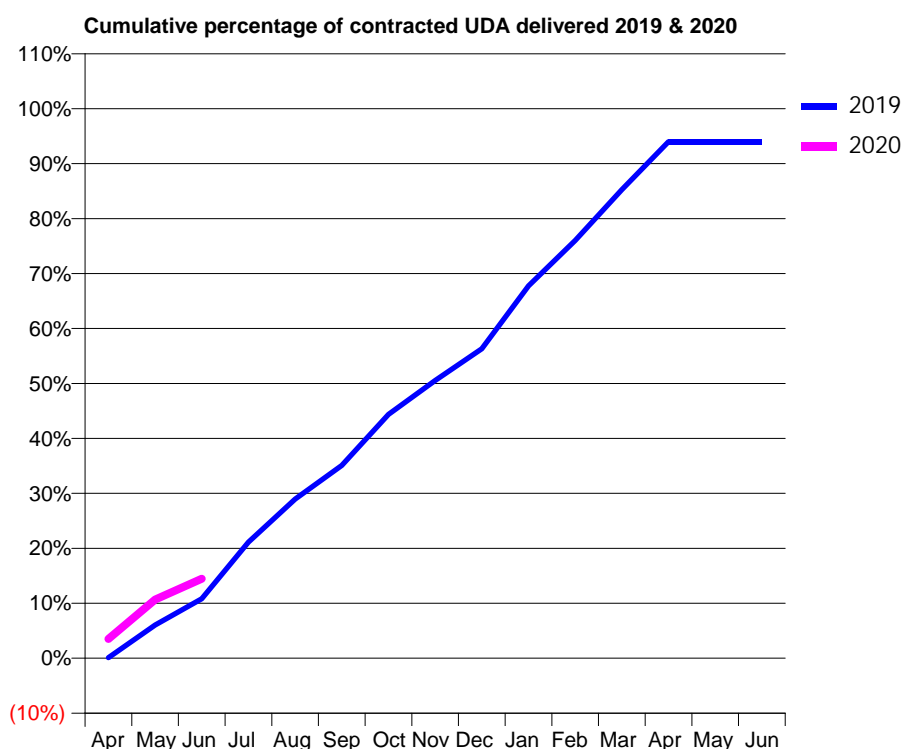
19/20 Contracted general activity (UDA)	2,700
Carry forward general activity (UDA)	0
19/20 Contracted orthodontic activity (UOA)	0
Carry forward orthodontic activity (UOA)	0
Baseline contract value	£82,070.83

ACCESS*

Patients seen in 24 months	Total	Change since previous quarter
Quarter ending June 2018	795	
Quarter ending September 2018	782	↓
Quarter ending December 2018	784	→
Quarter ending March 2019	781	→
Quarter ending June 2019	788	→
Variance since June 2018	(0.9%)	→



ACTIVITY



Month	2019	2020
April	3	94
May	163	289
June	293	390
July	571	
August	782	
September	947	
October	1,198	
November	1,365	
December	1,521	
January	1,829	
February	2,052	
March	2,302	
April	2,538	
May	2,538	
June	2,538	

QUALITY

	Quantity	Base Number	Contract	AT	Region	England
% of FP17s for the same patient ID Re-attending within 3 months - Children	13	183	7.1%	9.4%	12.1%	11.4%
% of FP17s for the same patient ID Re-attending within 3 months - Adults	5	122	4.1%	12.4%	15.6%	15.4%
% of FP17s for the same patient ID Re-attending between 3 & 9 months - Children	131	183	71.6%	64.6%	61.2%	59.8%
% of FP17s for the same patient ID Re-attending between 3 & 9 months - Adults	75	122	61.5%	56.3%	54.5%	52.1%
% of FP17s for Band 1 Urgent Courses	5	224	2.2%	7.8%	9.1%	9.2%
% of FP17s Relating to Free Repair or Replacements	2	224	0.9%	0.9%	1.0%	0.7%
% of FP17s Relating to Continuations	0	224	0.0%	0.9%	1.0%	0.8%
% of Patients satisfied with the dentistry they have received	0	0	N/A	93.7%	94.2%	93.4%
% of Patients satisfied with the time they had to wait for an appointment	0	0	N/A	90.4%	88.4%	87.6%

* This is based on patients treated on this contract for their most recent course of treatment.

Figures in italics indicate the base number of FP17s or Patient Questionnaire responses are less than 100. N/A is shown where the base number of responses is less than 10 during the period. % is calculated as Quantity/Base number*100

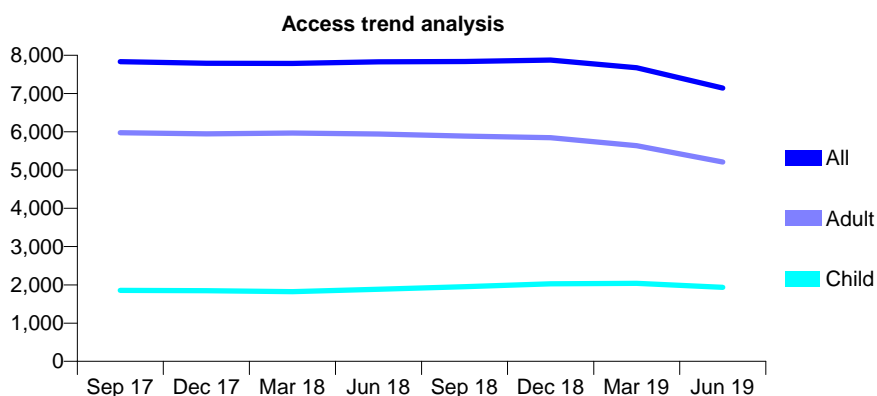
Q50 - Vital Signs At a Glance Contract Report for 169781/0001 - June 2019

Name or company name	Scunthorpe Health Club Limited
Contract type name	GDS Contract
Purpose of contract	General
Contract start date	01/09/2007
Contract end date	

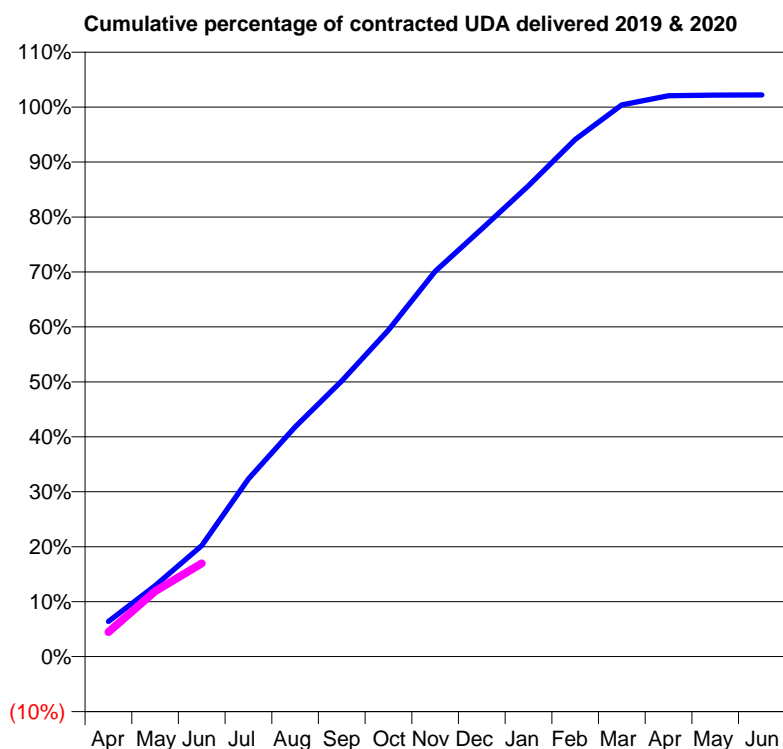
19/20 Contracted general activity (UDA)	18,030
Carry forward general activity (UDA)	0
19/20 Contracted orthodontic activity (UOA)	0
Carry forward orthodontic activity (UOA)	0
Baseline contract value	£576,100.14

ACCESS*

Patients seen in 24 months	Total	Change since previous quarter
Quarter ending June 2018	7,828	
Quarter ending September 2018	7,838	→
Quarter ending December 2018	7,875	→
Quarter ending March 2019	7,673	↓
Quarter ending June 2019	7,145	↓
Variance since June 2018	(8.7%)	↓



ACTIVITY



Month	Adjusted Scheduled Activity (UDA)	
	2019	2020
April	1,151	807
May	2,331	2,145
June	3,641	3,061
July	5,832	
August	7,537	
September	9,047	
October	10,714	
November	12,642	
December	14,033	
January	15,453	
February	16,967	
March	18,104	
April	18,402	
May	18,424	
June	18,427	

QUALITY

	Quantity	Base Number	Contract	AT	Region	England
% of FP17s for the same patient ID Re-attending within 3 months - Children	21	550	3.8%	9.4%	12.1%	11.4%
% of FP17s for the same patient ID Re-attending within 3 months - Adults	133	1,120	11.9%	12.4%	15.6%	15.4%
% of FP17s for the same patient ID Re-attending between 3 & 9 months - Children	281	550	51.1%	64.6%	61.2%	59.8%
% of FP17s for the same patient ID Re-attending between 3 & 9 months - Adults	413	1,120	36.9%	56.3%	54.5%	52.1%
% of FP17s for Band 1 Urgent Courses	185	1,549	11.9%	7.8%	9.1%	9.2%
% of FP17s Relating to Free Repair or Replacements	1	1,549	0.1%	0.9%	1.0%	0.7%
% of FP17s Relating to Continuations	6	1,549	0.4%	0.9%	1.0%	0.8%
% of Patients satisfied with the dentistry they have received	10	10	100.0%	93.7%	94.2%	93.4%
% of Patients satisfied with the time they had to wait for an appointment	8	10	80.0%	90.4%	88.4%	87.6%

* This is based on patients treated on this contract for their most recent course of treatment. Figures in italics indicate the base number of FP17s or Patient Questionnaire responses are less than 100. N/A is shown where the base number of responses is less than 10 during the period. % is calculated as Quantity/Base number*100

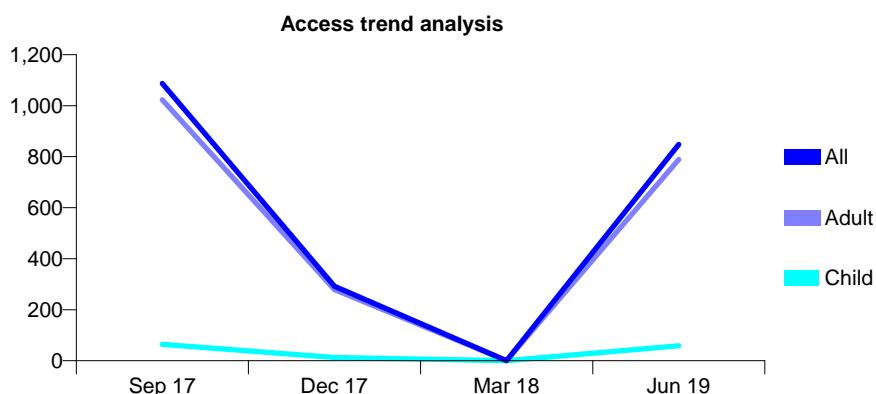
Q50 - Vital Signs At a Glance Contract Report for 169781/0003 - June 2019

Name or company name	Scunthorpe Health Club Limited
Contract type name	GDS Contract
Purpose of contract	General
Contract start date	20/05/2011
Contract end date	

19/20 Contracted general activity (UDA)	5,000
Carry forward general activity (UDA)	0
19/20 Contracted orthodontic activity (UOA)	0
Carry forward orthodontic activity (UOA)	0
Baseline contract value	£523,479.02

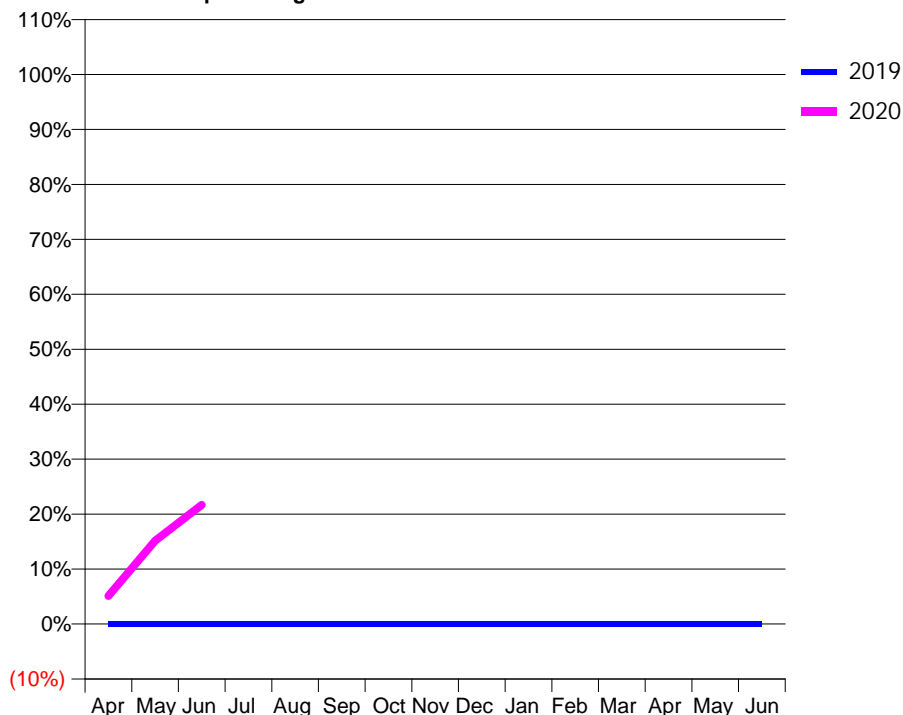
ACCESS*

Patients seen in 24 months	Total	Change since previous quarter
Quarter ending June 2018	0	
Quarter ending September 2018	0	
Quarter ending December 2018	0	
Quarter ending March 2019	0	
Quarter ending June 2019	848	↑
Variance since June 2018	N/A	



ACTIVITY

Cumulative percentage of contracted UDA delivered 2019 & 2020



Month	Adjusted Scheduled Activity (UDA)	
	2019	2020
April	0	256
May	0	757
June	0	1,084
July	0	
August	0	
September	0	
October	0	
November	0	
December	0	
January	0	
February	0	
March	0	
April	0	
May	0	
June	0	

QUALITY

	Quantity	Base Number	Contract	AT	Region	England
% of FP17s for the same patient ID Re-attending within 3 months - Children	4	78	5.1%	9.4%	12.1%	11.4%
% of FP17s for the same patient ID Re-attending within 3 months - Adults	45	825	5.5%	12.4%	15.6%	15.4%
% of FP17s for the same patient ID Re-attending between 3 & 9 months - Children	0	78	0.0%	64.6%	61.2%	59.8%
% of FP17s for the same patient ID Re-attending between 3 & 9 months - Adults	0	825	0.0%	56.3%	54.5%	52.1%
% of FP17s for Band 1 Urgent Courses	903	903	100.0%	7.8%	9.1%	9.2%
% of FP17s Relating to Free Repair or Replacements	0	903	0.0%	0.9%	1.0%	0.7%
% of FP17s Relating to Continuations	0	903	0.0%	0.9%	1.0%	0.8%
% of Patients satisfied with the dentistry they have received	0	0	N/A	93.7%	94.2%	93.4%
% of Patients satisfied with the time they had to wait for an appointment	0	0	N/A	90.4%	88.4%	87.6%

* This is based on patients treated on this contract for their most recent course of treatment. Figures in italics indicate the base number of FP17s or Patient Questionnaire responses are less than 100. N/A is shown where the base number of responses is less than 10 during the period. % is calculated as Quantity/Base number*100

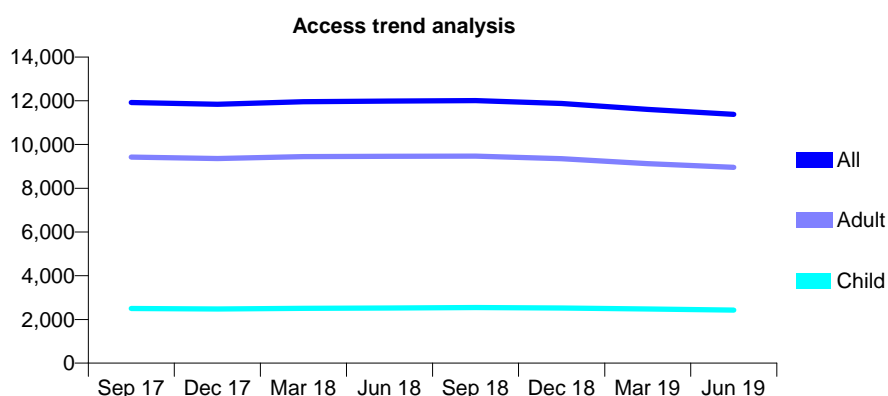
Q50 - Vital Signs At a Glance Contract Report for 170550/0001 - June 2019

Name or company name	V I Dental Centre
Contract type name	GDS Contract
Purpose of contract	General
Contract start date	01/04/2009
Contract end date	

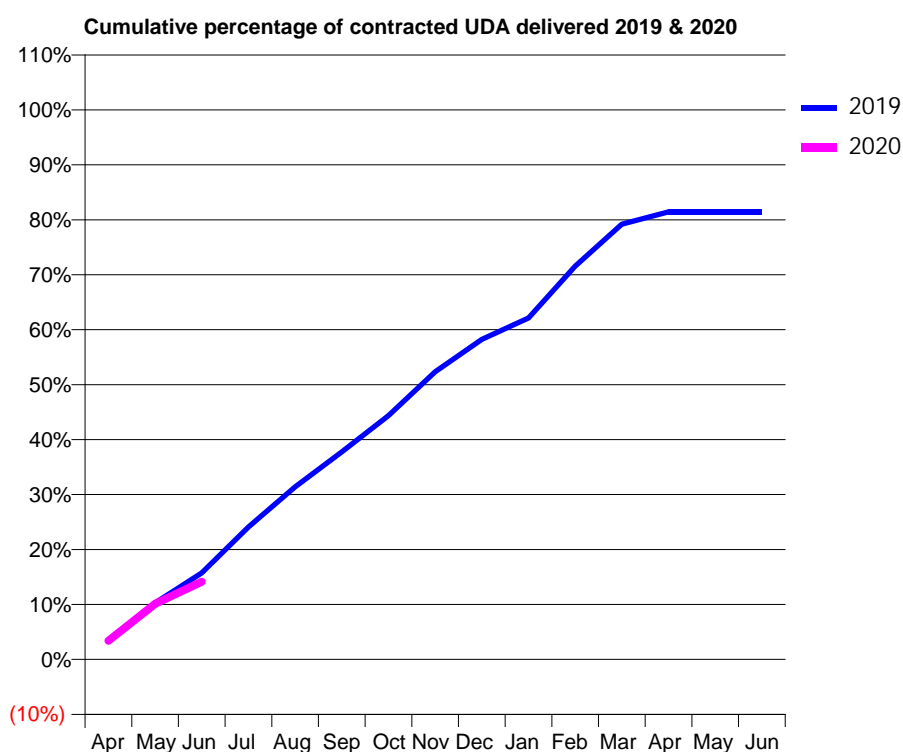
19/20 Contracted general activity (UDA)	37,374
Carry forward general activity (UDA)	0
19/20 Contracted orthodontic activity (UOA)	0
Carry forward orthodontic activity (UOA)	0
Baseline contract value	£1,149,729.90

ACCESS*

Patients seen in 24 months	Total	Change since previous quarter
Quarter ending June 2018	11,988	
Quarter ending September 2018	12,011	→
Quarter ending December 2018	11,875	↓
Quarter ending March 2019	11,603	↓
Quarter ending June 2019	11,383	↓
Variance since June 2018	(5.0%)	↓



ACTIVITY



Month	2019	2020
April	1,222	1,262
May	3,848	3,785
June	5,880	5,284
July	9,013	
August	11,736	
September	14,121	
October	16,581	
November	19,566	
December	21,763	
January	23,222	
February	26,753	
March	29,602	
April	30,443	
May	30,430	
June	30,430	

QUALITY

	Quantity	Base Number	Contract	AT	Region	England
% of FP17s for the same patient ID Re-attending within 3 months - Children	38	708	5.4%	9.4%	12.1%	11.4%
% of FP17s for the same patient ID Re-attending within 3 months - Adults	196	2,579	7.6%	12.4%	15.6%	15.4%
% of FP17s for the same patient ID Re-attending between 3 & 9 months - Children	499	708	70.5%	64.6%	61.2%	59.8%
% of FP17s for the same patient ID Re-attending between 3 & 9 months - Adults	1,499	2,579	58.1%	56.3%	54.5%	52.1%
% of FP17s for Band 1 Urgent Courses	112	2,882	3.9%	7.8%	9.1%	9.2%
% of FP17s Relating to Free Repair or Replacements	16	2,882	0.6%	0.9%	1.0%	0.7%
% of FP17s Relating to Continuations	31	2,882	1.1%	0.9%	1.0%	0.8%
% of Patients satisfied with the dentistry they have received	5	5	N/A	93.7%	94.2%	93.4%
% of Patients satisfied with the time they had to wait for an appointment	3	5	N/A	90.4%	88.4%	87.6%

* This is based on patients treated on this contract for their most recent course of treatment. Figures in italics indicate the base number of FP17s or Patient Questionnaire responses are less than 100. N/A is shown where the base number of responses is less than 10 during the period. % is calculated as Quantity/Base number*100

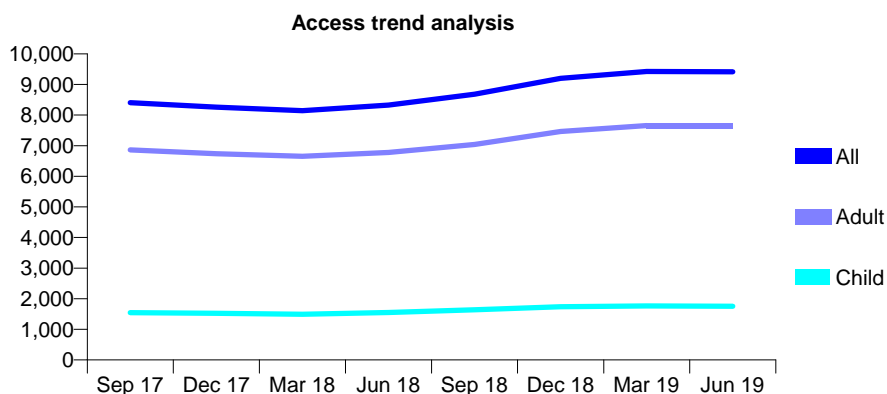
Q50 - Vital Signs At a Glance Contract Report for 170690/0001 - June 2019

Name or company name	Church House Dental Practice
Contract type name	GDS Contract
Purpose of contract	General and Orthodontic
Contract start date	18/03/2014
Contract end date	

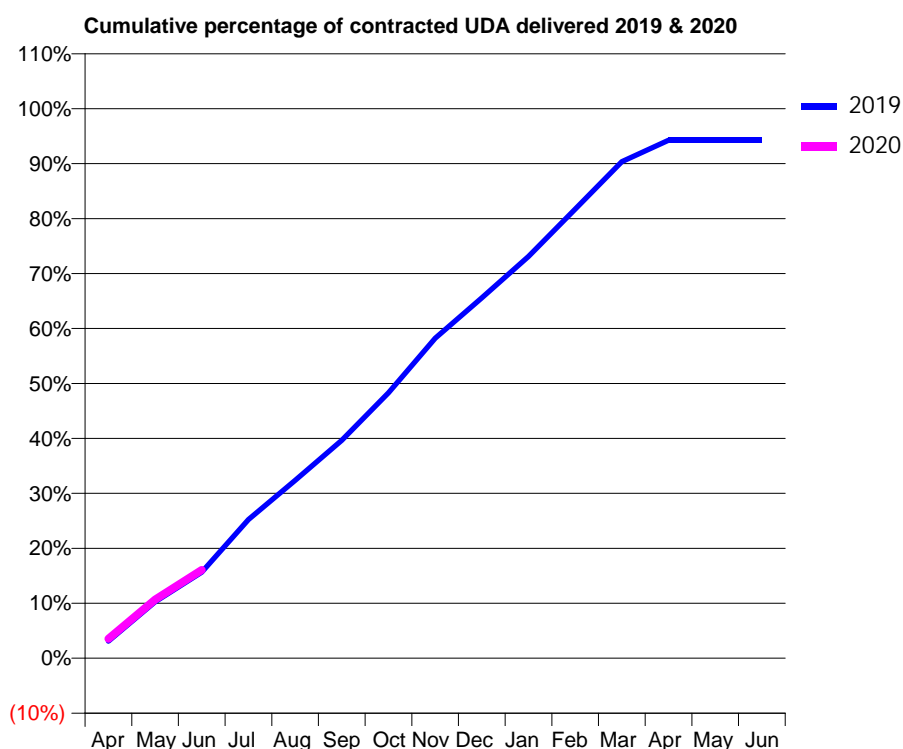
19/20 Contracted general activity (UDA)	26,382
Carry forward general activity (UDA)	0
19/20 Contracted orthodontic activity (UOA)	900
Carry forward orthodontic activity (UOA)	0
Baseline contract value	£915,469.45

ACCESS*

Patients seen in 24 months	Total	Change since previous quarter
Quarter ending June 2018	8,326	
Quarter ending September 2018	8,683	↑
Quarter ending December 2018	9,201	↑
Quarter ending March 2019	9,423	↑
Quarter ending June 2019	9,413	→
Variance since June 2018	13.1%	↑



ACTIVITY



Month	2019	2020
April	825	929
May	2,714	2,812
June	4,132	4,232
July	6,660	
August	8,539	
September	10,456	
October	12,744	
November	15,360	
December	17,297	
January	19,286	
February	21,560	
March	23,838	
April	24,860	
May	24,862	
June	24,862	

QUALITY

	Quantity	Base Number	Contract	AT	Region	England
% of FP17s for the same patient ID Re-attending within 3 months - Children	38	642	5.9%	9.4%	12.1%	11.4%
% of FP17s for the same patient ID Re-attending within 3 months - Adults	236	2,198	10.7%	12.4%	15.6%	15.4%
% of FP17s for the same patient ID Re-attending between 3 & 9 months - Children	472	642	73.5%	64.6%	61.2%	59.8%
% of FP17s for the same patient ID Re-attending between 3 & 9 months - Adults	955	2,198	43.4%	56.3%	54.5%	52.1%
% of FP17s for Band 1 Urgent Courses	209	2,396	8.7%	7.8%	9.1%	9.2%
% of FP17s Relating to Free Repair or Replacements	18	2,396	0.8%	0.9%	1.0%	0.7%
% of FP17s Relating to Continuations	14	2,396	0.6%	0.9%	1.0%	0.8%
% of Patients satisfied with the dentistry they have received	3	3	N/A	93.7%	94.2%	93.4%
% of Patients satisfied with the time they had to wait for an appointment	2	3	N/A	90.4%	88.4%	87.6%

* This is based on patients treated on this contract for their most recent course of treatment.

Figures in italics indicate the base number of FP17s or Patient Questionnaire responses are less than 100. N/A is shown where the base number of responses is less than 10 during the period. % is calculated as Quantity/Base number*100

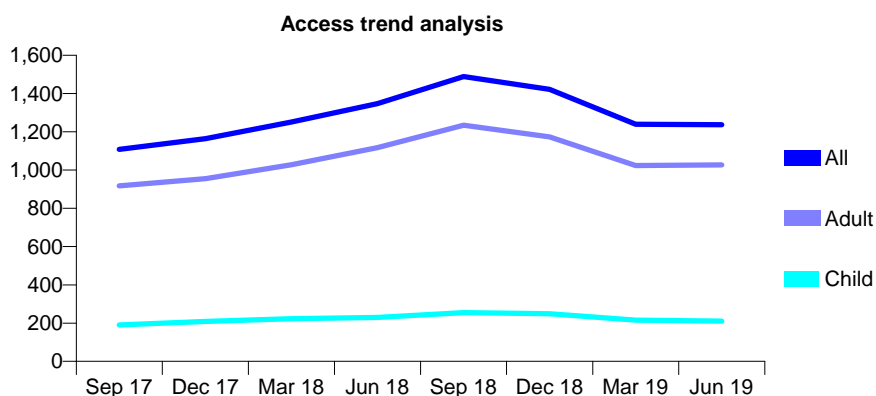
Q50 - Vital Signs At a Glance Contract Report for 171344/0002 - June 2019

Name or company name	Ishak Practices Ltd
Contract type name	GDS Contract
Purpose of contract	General
Contract start date	06/05/2015
Contract end date	

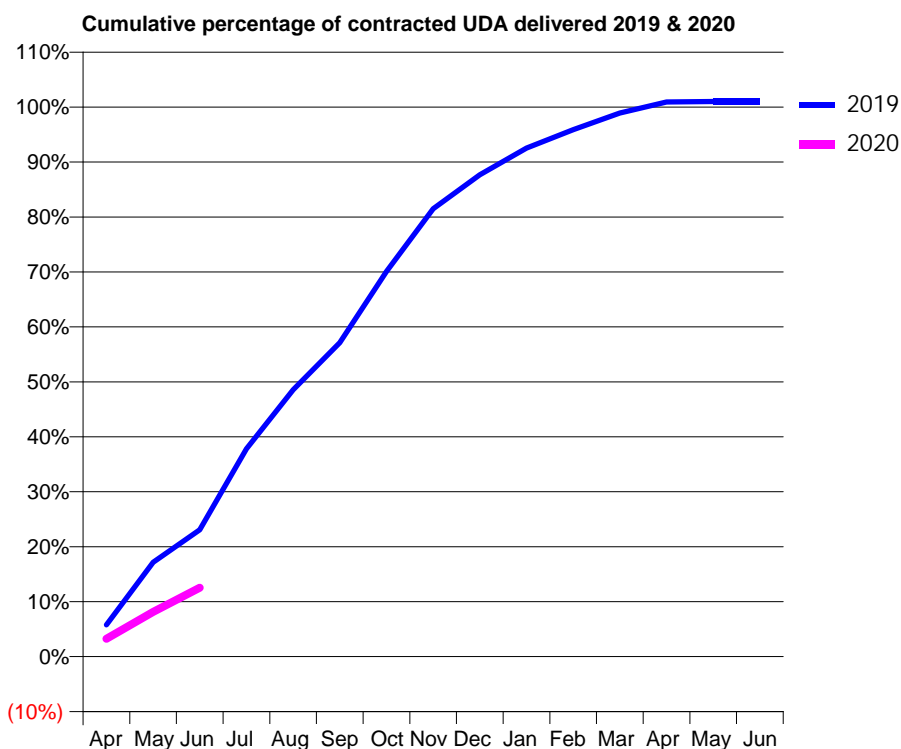
19/20 Contracted general activity (UDA)	4,500
Carry forward general activity (UDA)	0
19/20 Contracted orthodontic activity (UOA)	0
Carry forward orthodontic activity (UOA)	0
Baseline contract value	£189,271.36

ACCESS*

Patients seen in 24 months	Total	Change since previous quarter
Quarter ending June 2018	1,347	
Quarter ending September 2018	1,489	↑
Quarter ending December 2018	1,422	↓
Quarter ending March 2019	1,239	↓
Quarter ending June 2019	1,237	→
Variance since June 2018	(8.2%)	↓



ACTIVITY



Month	Adjusted Scheduled Activity (UDA)	
	2019	2020
April	260	147
May	772	366
June	1,039	564
July	1,702	
August	2,186	
September	2,571	
October	3,153	
November	3,668	
December	3,944	
January	4,165	
February	4,316	
March	4,450	
April	4,541	
May	4,545	
June	4,545	

QUALITY

	Quantity	Base Number	Contract	AT	Region	England
% of FP17s for the same patient ID Re-attending within 3 months - Children	1	68	1.5%	9.4%	12.1%	11.4%
% of FP17s for the same patient ID Re-attending within 3 months - Adults	24	324	7.4%	12.4%	15.6%	15.4%
% of FP17s for the same patient ID Re-attending between 3 & 9 months - Children	45	68	66.2%	64.6%	61.2%	59.8%
% of FP17s for the same patient ID Re-attending between 3 & 9 months - Adults	211	324	65.1%	56.3%	54.5%	52.1%
% of FP17s for Band 1 Urgent Courses	39	337	11.6%	7.8%	9.1%	9.2%
% of FP17s Relating to Free Repair or Replacements	0	337	0.0%	0.9%	1.0%	0.7%
% of FP17s Relating to Continuations	1	337	0.3%	0.9%	1.0%	0.8%
% of Patients satisfied with the dentistry they have received	0	1	N/A	93.7%	94.2%	93.4%
% of Patients satisfied with the time they had to wait for an appointment	1	1	N/A	90.4%	88.4%	87.6%

* This is based on patients treated on this contract for their most recent course of treatment. Figures in italics indicate the base number of FP17s or Patient Questionnaire responses are less than 100. N/A is shown where the base number of responses is less than 10 during the period. % is calculated as Quantity/Base number*100

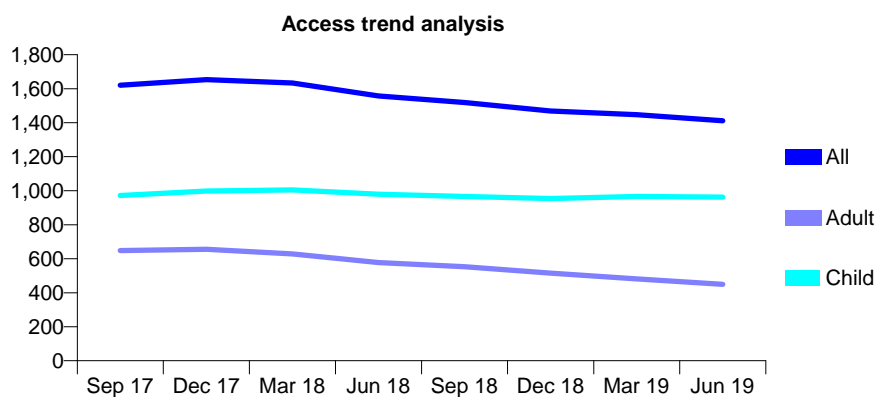
Q50 - Vital Signs At a Glance Contract Report for 173320/0001 - June 2019

Name or company name	Malpas House Family Dental Practice
Contract type name	GDS Contract
Purpose of contract	General
Contract start date	01/12/2015
Contract end date	

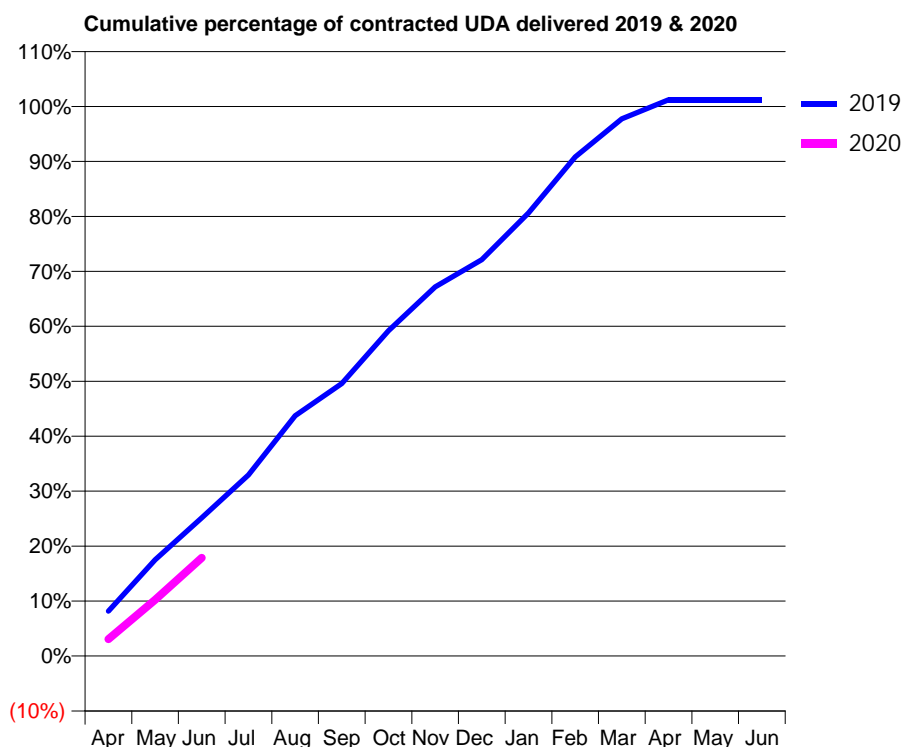
19/20 Contracted general activity (UDA)	4,000
Carry forward general activity (UDA)	0
19/20 Contracted orthodontic activity (UOA)	0
Carry forward orthodontic activity (UOA)	0
Baseline contract value	£102,307.70

ACCESS*

Patients seen in 24 months	Total	Change since previous quarter
Quarter ending June 2018	1,557	
Quarter ending September 2018	1,519	↓
Quarter ending December 2018	1,469	↓
Quarter ending March 2019	1,447	↓
Quarter ending June 2019	1,411	↓
Variance since June 2018	(9.4%)	↓



ACTIVITY



Month	Adjusted Scheduled Activity (UDA)	
	2019	2020
April	327	123
May	700	410
June	1,006	715
July	1,317	
August	1,748	
September	1,984	
October	2,368	
November	2,687	
December	2,884	
January	3,225	
February	3,633	
March	3,910	
April	4,048	
May	4,048	
June	4,048	

QUALITY

	Quantity	Base Number	Contract	AT	Region	England
% of FP17s for the same patient ID Re-attending within 3 months - Children	29	391	7.4%	9.4%	12.1%	11.4%
% of FP17s for the same patient ID Re-attending within 3 months - Adults	31	139	22.3%	12.4%	15.6%	15.4%
% of FP17s for the same patient ID Re-attending between 3 & 9 months - Children	272	391	69.6%	64.6%	61.2%	59.8%
% of FP17s for the same patient ID Re-attending between 3 & 9 months - Adults	85	139	61.2%	56.3%	54.5%	52.1%
% of FP17s for Band 1 Urgent Courses	34	429	7.9%	7.8%	9.1%	9.2%
% of FP17s Relating to Free Repair or Replacements	1	429	0.2%	0.9%	1.0%	0.7%
% of FP17s Relating to Continuations	3	429	0.7%	0.9%	1.0%	0.8%
% of Patients satisfied with the dentistry they have received	2	2	N/A	93.7%	94.2%	93.4%
% of Patients satisfied with the time they had to wait for an appointment	1	2	N/A	90.4%	88.4%	87.6%

* This is based on patients treated on this contract for their most recent course of treatment. Figures in italics indicate the base number of FP17s or Patient Questionnaire responses are less than 100. N/A is shown where the base number of responses is less than 10 during the period. % is calculated as Quantity/Base number*100

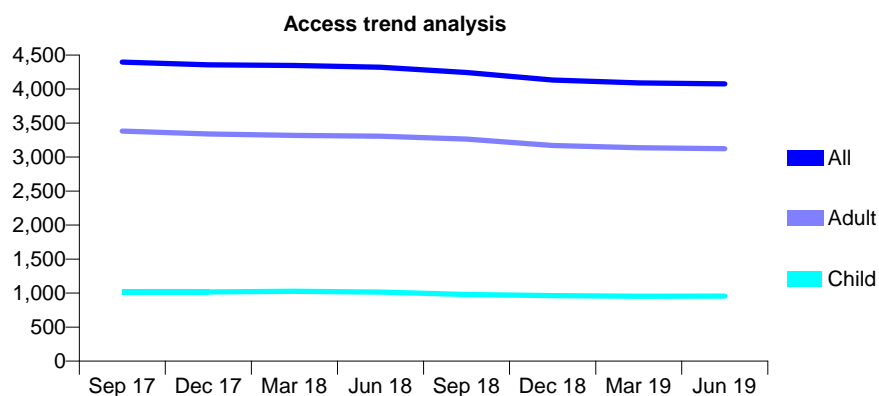
Q50 - Vital Signs At a Glance Contract Report for 173592/0002 - June 2019

Name or company name	Pearl Smile Limited
Contract type name	GDS Contract
Purpose of contract	General
Contract start date	30/04/2010
Contract end date	

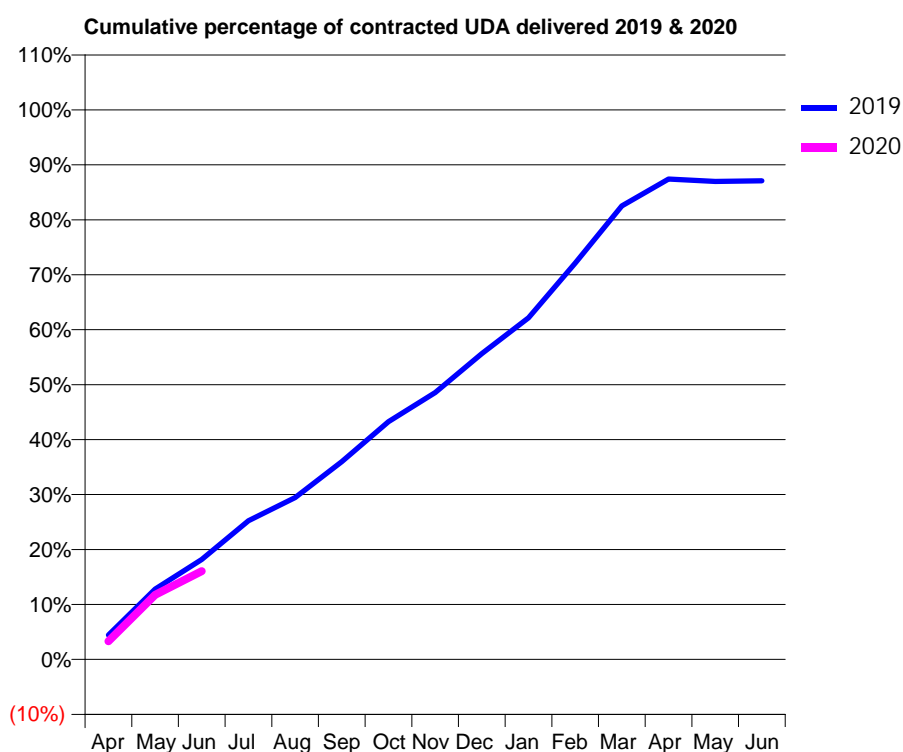
19/20 Contracted general activity (UDA)	12,576
Carry forward general activity (UDA)	0
19/20 Contracted orthodontic activity (UOA)	0
Carry forward orthodontic activity (UOA)	0
Baseline contract value	£407,534.01

ACCESS*

Patients seen in 24 months	Total	Change since previous quarter
Quarter ending June 2018	4,321	
Quarter ending September 2018	4,244	↓
Quarter ending December 2018	4,133	↓
Quarter ending March 2019	4,092	→
Quarter ending June 2019	4,078	→
Variance since June 2018	(5.6%)	↓



ACTIVITY



Month	Adjusted Scheduled Activity (UDA)	
	2019	2020
April	560	417
May	1,610	1,480
June	2,287	2,020
July	3,176	
August	3,703	
September	4,526	
October	5,441	
November	6,108	
December	6,997	
January	7,818	
February	9,067	
March	10,377	
April	10,993	
May	10,936	
June	10,952	

QUALITY

	Quantity	Base Number	Contract	AT	Region	England
% of FP17s for the same patient ID Re-attending within 3 months - Children	32	377	8.5%	9.4%	12.1%	11.4%
% of FP17s for the same patient ID Re-attending within 3 months - Adults	107	1,089	9.8%	12.4%	15.6%	15.4%
% of FP17s for the same patient ID Re-attending between 3 & 9 months - Children	213	377	56.5%	64.6%	61.2%	59.8%
% of FP17s for the same patient ID Re-attending between 3 & 9 months - Adults	619	1,089	56.8%	56.3%	54.5%	52.1%
% of FP17s for Band 1 Urgent Courses	63	1,189	5.3%	7.8%	9.1%	9.2%
% of FP17s Relating to Free Repair or Replacements	11	1,189	0.9%	0.9%	1.0%	0.7%
% of FP17s Relating to Continuations	5	1,189	0.4%	0.9%	1.0%	0.8%
% of Patients satisfied with the dentistry they have received	1	1	N/A	93.7%	94.2%	93.4%
% of Patients satisfied with the time they had to wait for an appointment	1	1	N/A	90.4%	88.4%	87.6%

* This is based on patients treated on this contract for their most recent course of treatment. Figures in italics indicate the base number of FP17s or Patient Questionnaire responses are less than 100. N/A is shown where the base number of responses is less than 10 during the period. % is calculated as Quantity/Base number*100

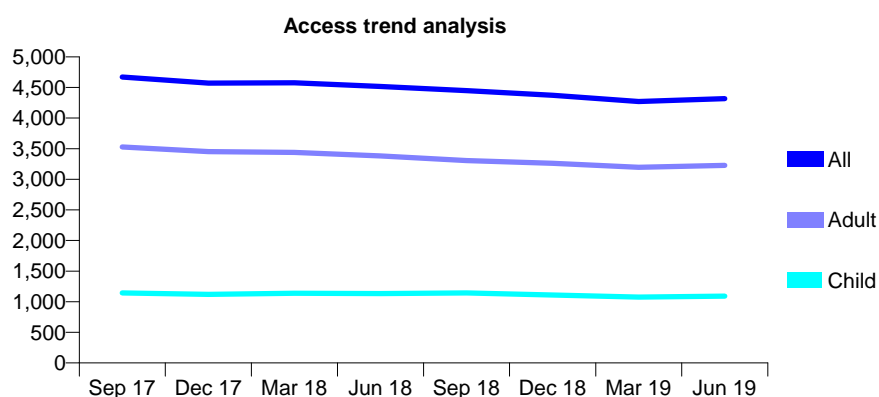
Q50 - Vital Signs At a Glance Contract Report for 174777/0001 - June 2019

Name or company name	Perfect 32 Dentistry
Contract type name	GDS Contract
Purpose of contract	General
Contract start date	10/04/2015
Contract end date	

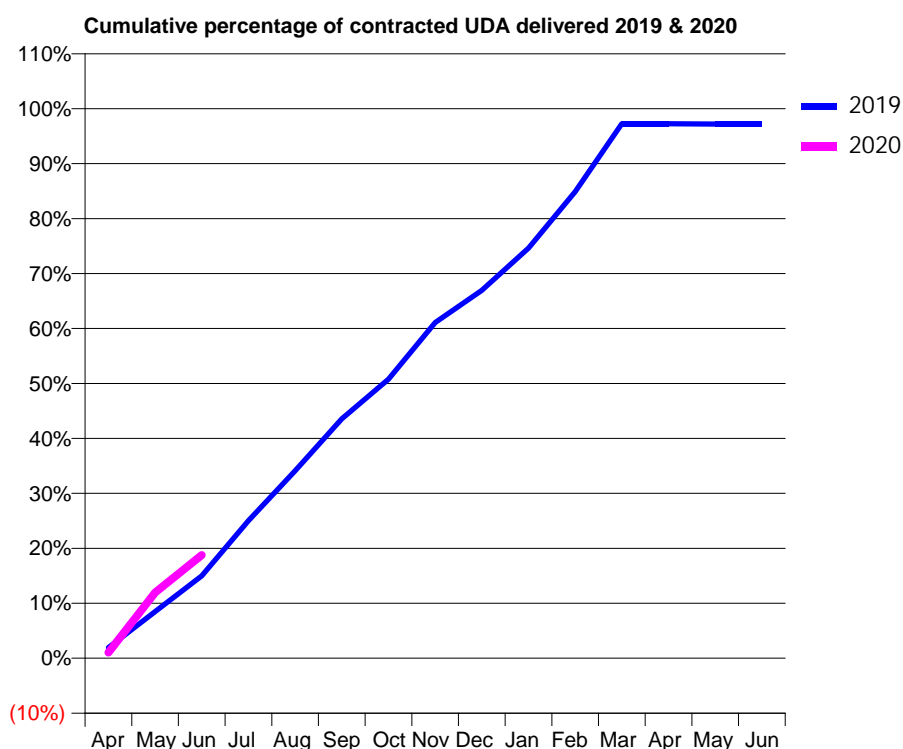
19/20 Contracted general activity (UDA)	12,300
Carry forward general activity (UDA)	0
19/20 Contracted orthodontic activity (UOA)	0
Carry forward orthodontic activity (UOA)	0
Baseline contract value	£365,794.87

ACCESS*

Patients seen in 24 months	Total	Change since previous quarter
Quarter ending June 2018	4,516	
Quarter ending September 2018	4,448	↓
Quarter ending December 2018	4,372	↓
Quarter ending March 2019	4,272	↓
Quarter ending June 2019	4,318	→
Variance since June 2018	(4.4%)	↓



ACTIVITY



Month	2019	2020
April	241	128
May	1,044	1,470
June	1,843	2,310
July	3,078	
August	4,198	
September	5,357	
October	6,247	
November	7,515	
December	8,234	
January	9,178	
February	10,442	
March	11,963	
April	11,961	
May	11,955	
June	11,955	

QUALITY

	Quantity	Base Number	Contract	AT	Region	England
% of FP17s for the same patient ID Re-attending within 3 months - Children	21	377	5.6%	9.4%	12.1%	11.4%
% of FP17s for the same patient ID Re-attending within 3 months - Adults	77	1,003	7.7%	12.4%	15.6%	15.4%
% of FP17s for the same patient ID Re-attending between 3 & 9 months - Children	235	377	62.3%	64.6%	61.2%	59.8%
% of FP17s for the same patient ID Re-attending between 3 & 9 months - Adults	598	1,003	59.6%	56.3%	54.5%	52.1%
% of FP17s for Band 1 Urgent Courses	63	1,265	5.0%	7.8%	9.1%	9.2%
% of FP17s Relating to Free Repair or Replacements	5	1,265	0.4%	0.9%	1.0%	0.7%
% of FP17s Relating to Continuations	3	1,265	0.2%	0.9%	1.0%	0.8%
% of Patients satisfied with the dentistry they have received	3	3	N/A	93.7%	94.2%	93.4%
% of Patients satisfied with the time they had to wait for an appointment	3	3	N/A	90.4%	88.4%	87.6%

* This is based on patients treated on this contract for their most recent course of treatment.

Figures in italics indicate the base number of FP17s or Patient Questionnaire responses are less than 100. N/A is shown where the base number of responses is less than 10 during the period. % is calculated as Quantity/Base number*100

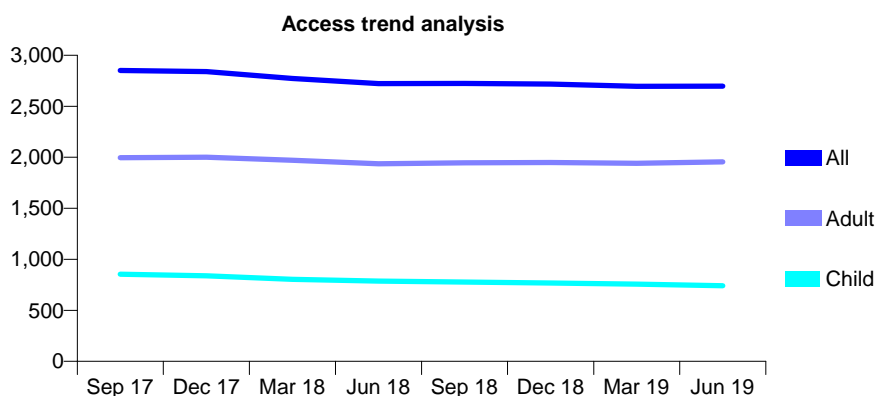
Q50 - Vital Signs At a Glance Contract Report for 175838/0001 - June 2019

Name or company name	Mr R A FROST & Mr N J RANNS
Contract type name	GDS Contract
Purpose of contract	General
Contract start date	01/05/2012
Contract end date	

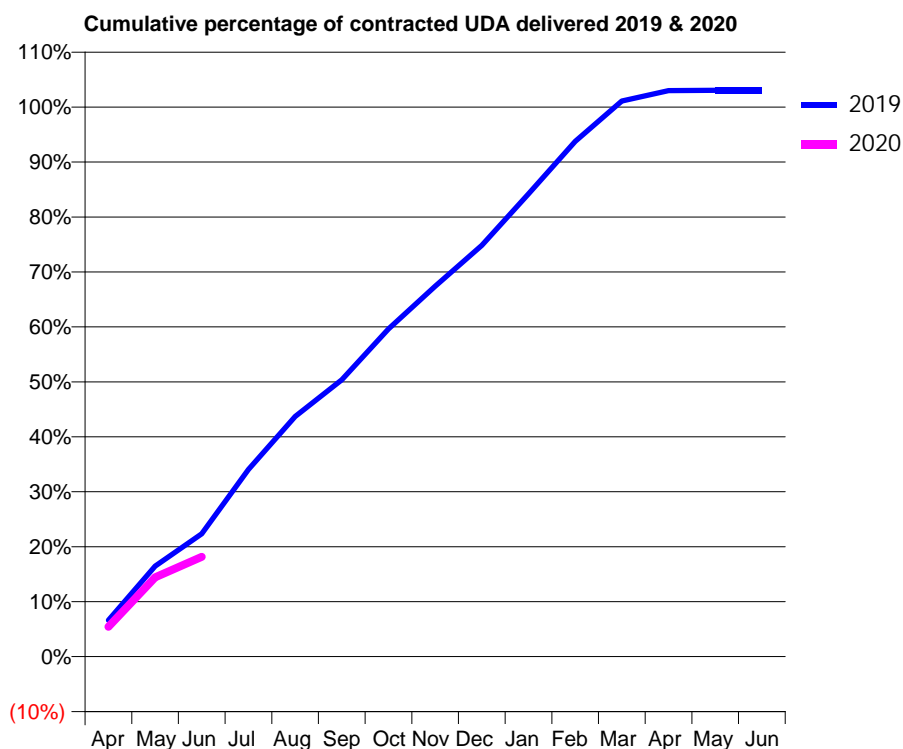
19/20 Contracted general activity (UDA)	7,505
Carry forward general activity (UDA)	0
19/20 Contracted orthodontic activity (UOA)	0
Carry forward orthodontic activity (UOA)	0
Baseline contract value	£217,436.29

ACCESS*

Patients seen in 24 months	Total	Change since previous quarter
Quarter ending June 2018	2,722	
Quarter ending September 2018	2,723	→
Quarter ending December 2018	2,717	→
Quarter ending March 2019	2,696	→
Quarter ending June 2019	2,697	→
Variance since June 2018	(0.9%)	→



ACTIVITY



Month	Adjusted Scheduled Activity (UDA)	
	2019	2020
April	498	409
May	1,235	1,082
June	1,679	1,363
July	2,555	
August	3,279	
September	3,780	
October	4,476	
November	5,058	
December	5,615	
January	6,319	
February	7,036	
March	7,588	
April	7,730	
May	7,733	
June	7,733	

QUALITY

	Quantity	Base Number	Contract	AT	Region	England
% of FP17s for the same patient ID Re-attending within 3 months - Children	12	248	4.8%	9.4%	12.1%	11.4%
% of FP17s for the same patient ID Re-attending within 3 months - Adults	61	651	9.4%	12.4%	15.6%	15.4%
% of FP17s for the same patient ID Re-attending between 3 & 9 months - Children	196	248	79.0%	64.6%	61.2%	59.8%
% of FP17s for the same patient ID Re-attending between 3 & 9 months - Adults	448	651	68.8%	56.3%	54.5%	52.1%
% of FP17s for Band 1 Urgent Courses	51	801	6.4%	7.8%	9.1%	9.2%
% of FP17s Relating to Free Repair or Replacements	2	801	0.2%	0.9%	1.0%	0.7%
% of FP17s Relating to Continuations	3	801	0.4%	0.9%	1.0%	0.8%
% of Patients satisfied with the dentistry they have received	1	1	N/A	93.7%	94.2%	93.4%
% of Patients satisfied with the time they had to wait for an appointment	1	1	N/A	90.4%	88.4%	87.6%

* This is based on patients treated on this contract for their most recent course of treatment. Figures in italics indicate the base number of FP17s or Patient Questionnaire responses are less than 100. N/A is shown where the base number of responses is less than 10 during the period. % is calculated as Quantity/Base number*100

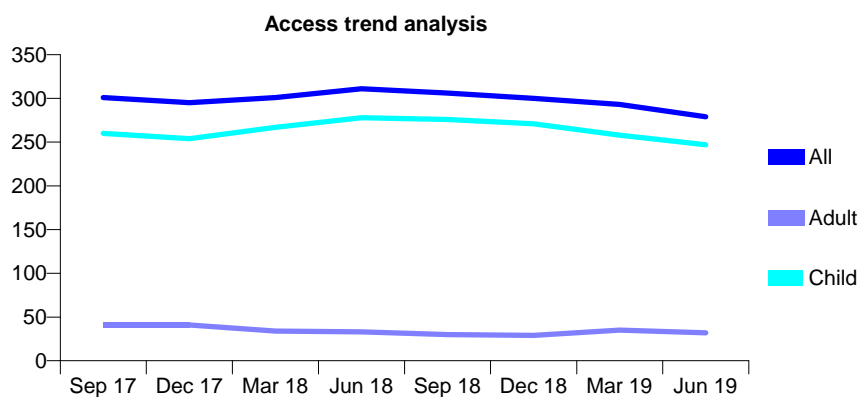
Q50 - Vital Signs At a Glance Contract Report for 177032/0001 - June 2019

Name or company name	Orchard House Dental Care
Contract type name	GDS Contract
Purpose of contract	General and Orthodontic
Contract start date	01/04/2015
Contract end date	

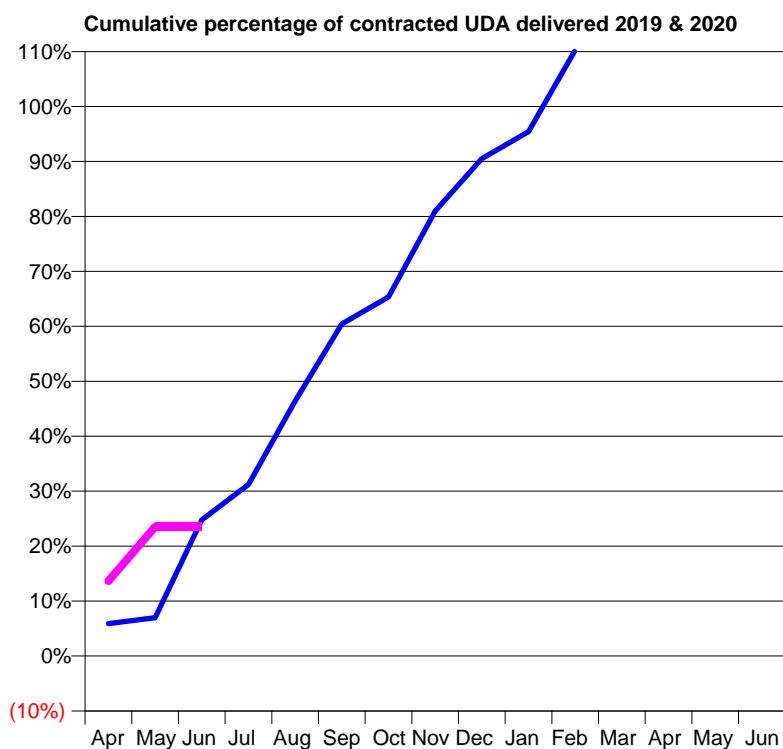
19/20 Contracted general activity (UDA)	390
Carry forward general activity (UDA)	0
19/20 Contracted orthodontic activity (UOA)	134
Carry forward orthodontic activity (UOA)	0
Baseline contract value	£28,439.80

ACCESS*

Patients seen in 24 months	Total	Change since previous quarter
Quarter ending June 2018	311	
Quarter ending September 2018	306	↓
Quarter ending December 2018	300	↓
Quarter ending March 2019	293	↓
Quarter ending June 2019	279	↓
Variance since June 2018	(10.3%)	↓



ACTIVITY



Month	Adjusted Scheduled Activity (UDA)	
	2019	2020
April	23	53
May	27	92
June	97	92
July	122	
August	181	
September	236	
October	255	
November	316	
December	353	
January	372	
February	430	
March	471	
April	489	
May	489	
June	489	

QUALITY

	Quantity	Base Number	Contract	AT	Region	England
% of FP17s for the same patient ID Re-attending within 3 months - Children	6	96	6.3%	9.4%	12.1%	11.4%
% of FP17s for the same patient ID Re-attending within 3 months - Adults	0	3	0.0%	12.4%	15.6%	15.4%
% of FP17s for the same patient ID Re-attending between 3 & 9 months - Children	64	96	66.7%	64.6%	61.2%	59.8%
% of FP17s for the same patient ID Re-attending between 3 & 9 months - Adults	1	3	33.3%	56.3%	54.5%	52.1%
% of FP17s for Band 1 Urgent Courses	4	60	6.7%	7.8%	9.1%	9.2%
% of FP17s Relating to Free Repair or Replacements	0	60	0.0%	0.9%	1.0%	0.7%
% of FP17s Relating to Continuations	0	60	0.0%	0.9%	1.0%	0.8%
% of Patients satisfied with the dentistry they have received	0	0	N/A	93.7%	94.2%	93.4%
% of Patients satisfied with the time they had to wait for an appointment	0	0	N/A	90.4%	88.4%	87.6%

* This is based on patients treated on this contract for their most recent course of treatment. Figures in italics indicate the base number of FP17s or Patient Questionnaire responses are less than 100. N/A is shown where the base number of responses is less than 10 during the period. % is calculated as Quantity/Base number*100

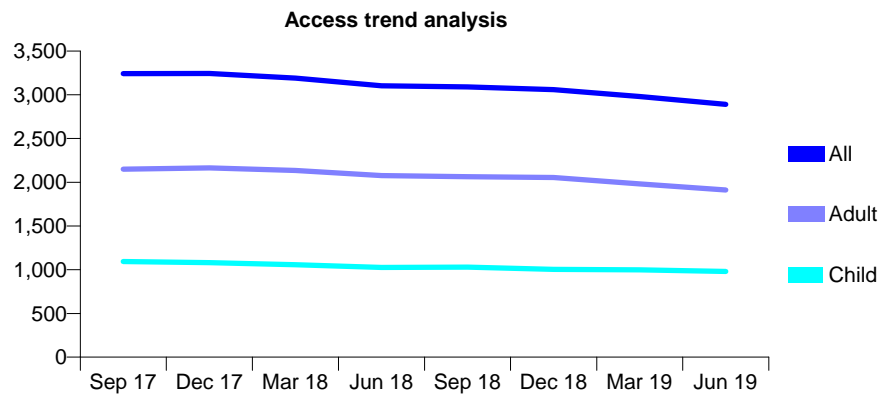
Q50 - Vital Signs At a Glance Contract Report for 177717/0001 - June 2019

Name or company name	Smile Lincs Ltd
Contract type name	GDS Contract
Purpose of contract	General
Contract start date	01/07/2007
Contract end date	

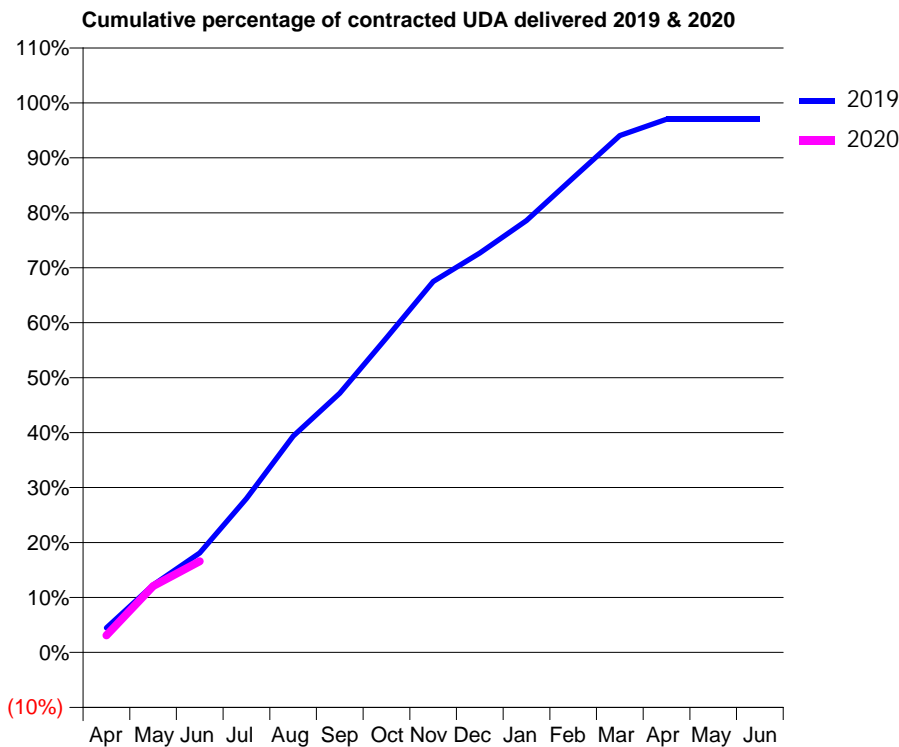
19/20 Contracted general activity (UDA)	9,473
Carry forward general activity (UDA)	0
19/20 Contracted orthodontic activity (UOA)	0
Carry forward orthodontic activity (UOA)	0
Baseline contract value	£240,012.12

ACCESS*

Patients seen in 24 months	Total	Change since previous quarter
Quarter ending June 2018	3,102	
Quarter ending September 2018	3,090	→
Quarter ending December 2018	3,058	↓
Quarter ending March 2019	2,980	↓
Quarter ending June 2019	2,891	↓
Variance since June 2018	(6.8%)	↓



ACTIVITY



Month	Adjusted Scheduled Activity (UDA)	
	2019	2020
April	425	295
May	1,163	1,145
June	1,716	1,572
July	2,654	
August	3,730	
September	4,468	
October	5,421	
November	6,394	
December	6,884	
January	7,446	
February	8,181	
March	8,910	
April	9,189	
May	9,190	
June	9,190	

QUALITY

	Quantity	Base Number	Contract	AT	Region	England
% of FP17s for the same patient ID Re-attending within 3 months - Children	26	291	8.9%	9.4%	12.1%	11.4%
% of FP17s for the same patient ID Re-attending within 3 months - Adults	88	535	16.4%	12.4%	15.6%	15.4%
% of FP17s for the same patient ID Re-attending between 3 & 9 months - Children	184	291	63.2%	64.6%	61.2%	59.8%
% of FP17s for the same patient ID Re-attending between 3 & 9 months - Adults	302	535	56.4%	56.3%	54.5%	52.1%
% of FP17s for Band 1 Urgent Courses	85	712	11.9%	7.8%	9.1%	9.2%
% of FP17s Relating to Free Repair or Replacements	4	712	0.6%	0.9%	1.0%	0.7%
% of FP17s Relating to Continuations	5	712	0.7%	0.9%	1.0%	0.8%
% of Patients satisfied with the dentistry they have received	2	2	N/A	93.7%	94.2%	93.4%
% of Patients satisfied with the time they had to wait for an appointment	2	2	N/A	90.4%	88.4%	87.6%

* This is based on patients treated on this contract for their most recent course of treatment. Figures in italics indicate the base number of FP17s or Patient Questionnaire responses are less than 100. N/A is shown where the base number of responses is less than 10 during the period. % is calculated as Quantity/Base number*100

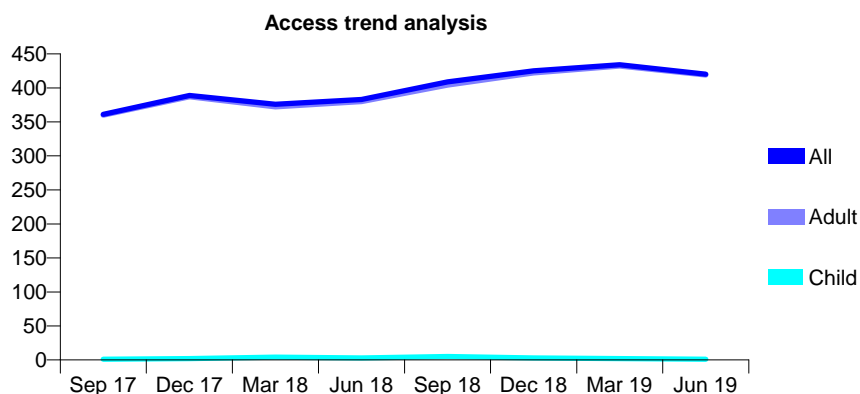
Q50 - Vital Signs At a Glance Contract Report for 177717/0002 - June 2019

Name or company name	Smile Lincs Ltd
Contract type name	PDS Contract
Purpose of contract	General
Contract start date	01/01/2011
Contract end date	31/12/2020

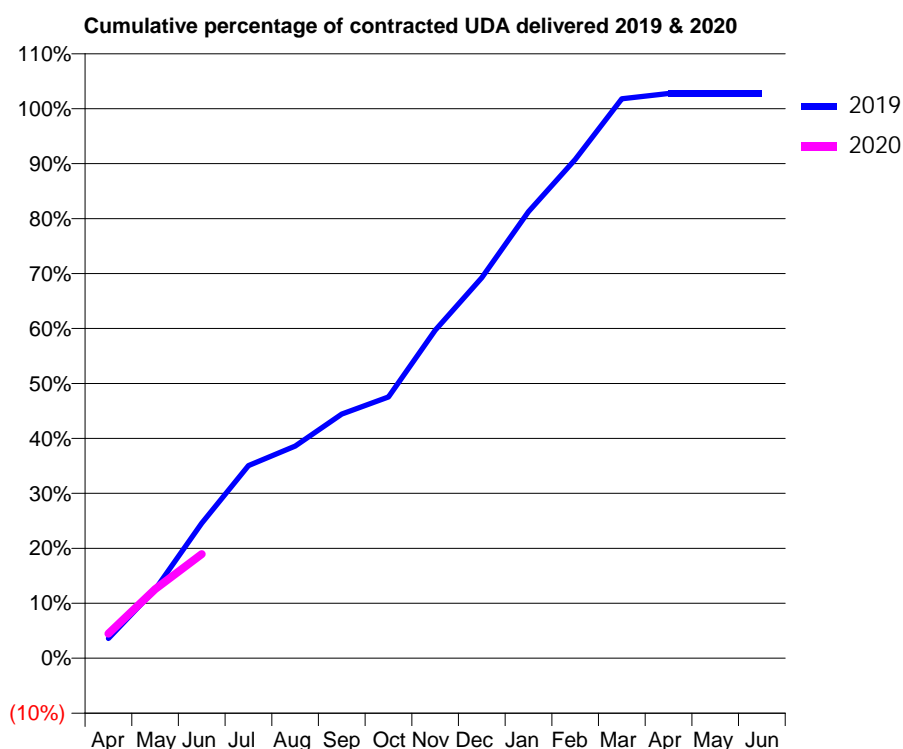
19/20 Contracted general activity (UDA)	1,632
Carry forward general activity (UDA)	0
19/20 Contracted orthodontic activity (UOA)	0
Carry forward orthodontic activity (UOA)	0
Baseline contract value	£170,532.27

ACCESS*

Patients seen in 24 months	Total	Change since previous quarter
Quarter ending June 2018	383	
Quarter ending September 2018	409	↑
Quarter ending December 2018	425	↑
Quarter ending March 2019	434	↑
Quarter ending June 2019	420	↓
Variance since June 2018	9.7%	↑



ACTIVITY



Adjusted Scheduled Activity (UDA)		
Month	2019	2020
April	59	73
May	204	205
June	401	309
July	572	
August	630	
September	725	
October	776	
November	974	
December	1,130	
January	1,326	
February	1,481	
March	1,661	
April	1,677	
May	1,677	
June	1,677	

QUALITY

	Quantity	Base Number	Contract	AT	Region	England
% of FP17s for the same patient ID Re-attending within 3 months - Children	0	2	0.0%	9.4%	12.1%	11.4%
% of FP17s for the same patient ID Re-attending within 3 months - Adults	3	127	2.4%	12.4%	15.6%	15.4%
% of FP17s for the same patient ID Re-attending between 3 & 9 months - Children	0	2	0.0%	64.6%	61.2%	59.8%
% of FP17s for the same patient ID Re-attending between 3 & 9 months - Adults	4	127	3.1%	56.3%	54.5%	52.1%
% of FP17s for Band 1 Urgent Courses	0	121	0.0%	7.8%	9.1%	9.2%
% of FP17s Relating to Free Repair or Replacements	0	121	0.0%	0.9%	1.0%	0.7%
% of FP17s Relating to Continuations	0	121	0.0%	0.9%	1.0%	0.8%
% of Patients satisfied with the dentistry they have received	0	0	N/A	93.7%	94.2%	93.4%
% of Patients satisfied with the time they had to wait for an appointment	0	0	N/A	90.4%	88.4%	87.6%

* This is based on patients treated on this contract for their most recent course of treatment.

Figures in italics indicate the base number of FP17s or Patient Questionnaire responses are less than 100. N/A is shown where the base number of responses is less than 10 during the period. % is calculated as Quantity/Base number*100

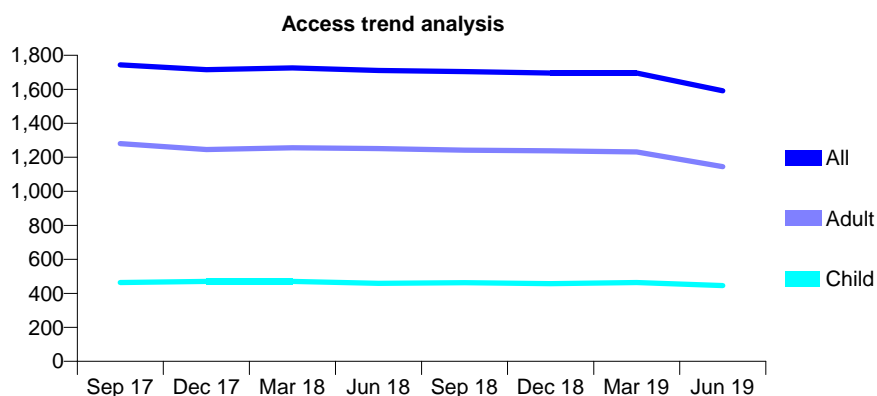
Q50 - Vital Signs At a Glance Contract Report for 178691/0001 - June 2019

Name or company name	The Regent Street Dental Practice
Contract type name	GDS Contract
Purpose of contract	General and Orthodontic
Contract start date	01/10/2014
Contract end date	

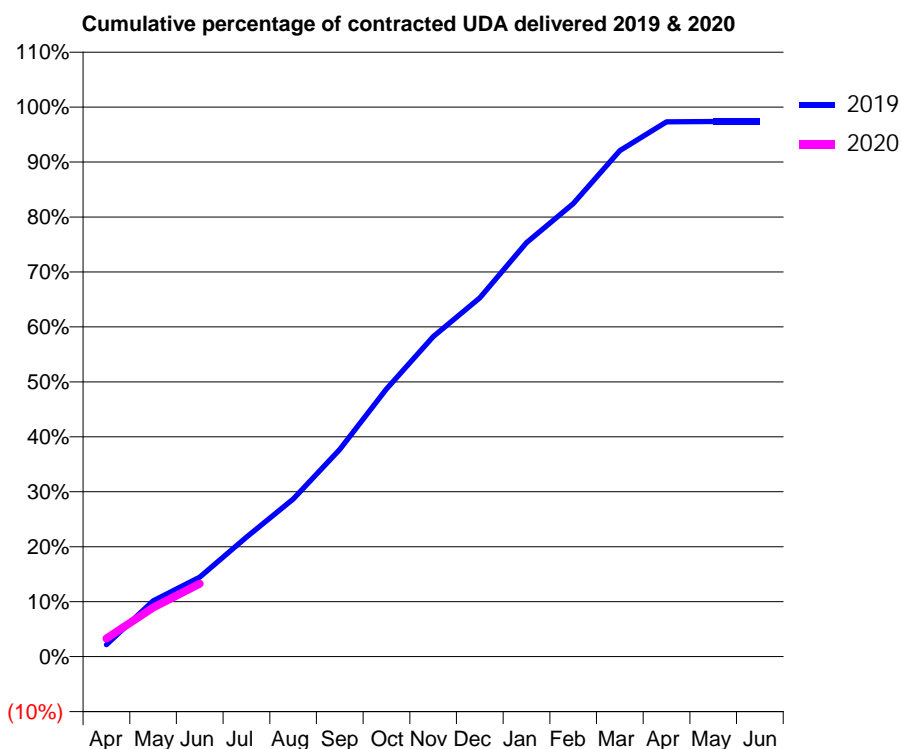
19/20 Contracted general activity (UDA)	5,508
Carry forward general activity (UDA)	0
19/20 Contracted orthodontic activity (UOA)	221
Carry forward orthodontic activity (UOA)	0
Baseline contract value	£166,592.16

ACCESS*

Patients seen in 24 months	Total	Change since previous quarter
Quarter ending June 2018	1,710	
Quarter ending September 2018	1,704	→
Quarter ending December 2018	1,695	→
Quarter ending March 2019	1,695	→
Quarter ending June 2019	1,591	↓
Variance since June 2018	(7.0%)	↓



ACTIVITY



Month	Adjusted Scheduled Activity (UDA)	
	2019	2020
April	120	183
May	560	492
June	796	730
July	1,198	
August	1,580	
September	2,076	
October	2,684	
November	3,207	
December	3,596	
January	4,149	
February	4,539	
March	5,071	
April	5,360	
May	5,363	
June	5,364	

QUALITY

	Quantity	Base Number	Contract	AT	Region	England
% of FP17s for the same patient ID Re-attending within 3 months - Children	25	198	12.6%	9.4%	12.1%	11.4%
% of FP17s for the same patient ID Re-attending within 3 months - Adults	92	445	20.7%	12.4%	15.6%	15.4%
% of FP17s for the same patient ID Re-attending between 3 & 9 months - Children	138	198	69.7%	64.6%	61.2%	59.8%
% of FP17s for the same patient ID Re-attending between 3 & 9 months - Adults	320	445	71.9%	56.3%	54.5%	52.1%
% of FP17s for Band 1 Urgent Courses	24	507	4.7%	7.8%	9.1%	9.2%
% of FP17s Relating to Free Repair or Replacements	4	507	0.8%	0.9%	1.0%	0.7%
% of FP17s Relating to Continuations	3	507	0.6%	0.9%	1.0%	0.8%
% of Patients satisfied with the dentistry they have received	3	3	N/A	93.7%	94.2%	93.4%
% of Patients satisfied with the time they had to wait for an appointment	3	3	N/A	90.4%	88.4%	87.6%

* This is based on patients treated on this contract for their most recent course of treatment. Figures in italics indicate the base number of FP17s or Patient Questionnaire responses are less than 100. N/A is shown where the base number of responses is less than 10 during the period. % is calculated as Quantity/Base number*100

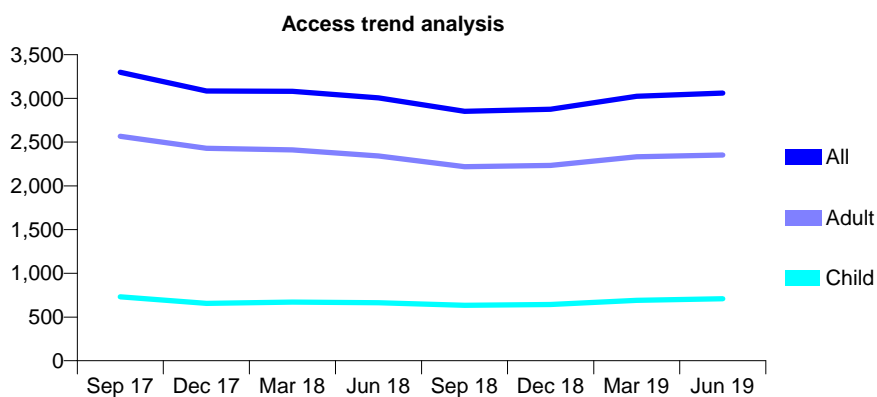
Q50 - Vital Signs At a Glance Contract Report for 178780/0001 - June 2019

Name or company name	Scarborough Dental Care Limited
Contract type name	GDS Contract
Purpose of contract	General
Contract start date	01/09/2008
Contract end date	

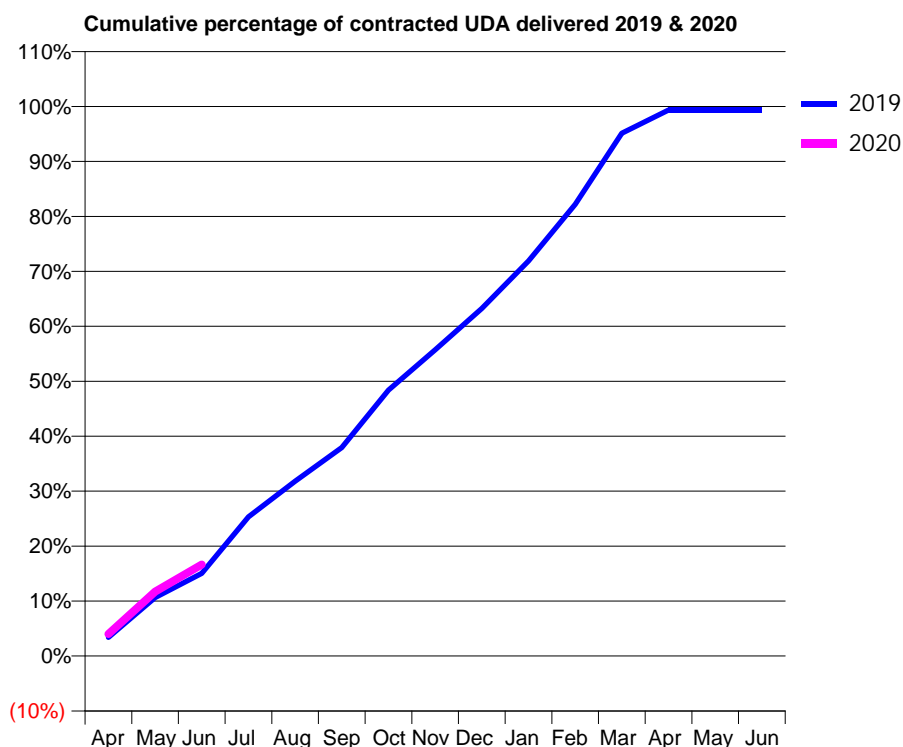
19/20 Contracted general activity (UDA)	8,780
Carry forward general activity (UDA)	0
19/20 Contracted orthodontic activity (UOA)	0
Carry forward orthodontic activity (UOA)	0
Baseline contract value	£264,391.72

ACCESS*

Patients seen in 24 months	Total	Change since previous quarter
Quarter ending June 2018	3,006	
Quarter ending September 2018	2,853	↓
Quarter ending December 2018	2,876	→
Quarter ending March 2019	3,023	↑
Quarter ending June 2019	3,061	→
Variance since June 2018	1.8%	→



ACTIVITY



Month	Adjusted Scheduled Activity (UDA)	
	2019	2020
April	297	353
May	934	1,030
June	1,323	1,462
July	2,224	
August	2,794	
September	3,330	
October	4,249	
November	4,892	
December	5,553	
January	6,312	
February	7,218	
March	8,351	
April	8,721	
May	8,721	
June	8,721	

QUALITY

	Quantity	Base Number	Contract	AT	Region	England
% of FP17s for the same patient ID Re-attending within 3 months - Children	33	292	11.3%	9.4%	12.1%	11.4%
% of FP17s for the same patient ID Re-attending within 3 months - Adults	148	909	16.3%	12.4%	15.6%	15.4%
% of FP17s for the same patient ID Re-attending between 3 & 9 months - Children	154	292	52.7%	64.6%	61.2%	59.8%
% of FP17s for the same patient ID Re-attending between 3 & 9 months - Adults	505	909	55.6%	56.3%	54.5%	52.1%
% of FP17s for Band 1 Urgent Courses	56	865	6.5%	7.8%	9.1%	9.2%
% of FP17s Relating to Free Repair or Replacements	10	865	1.2%	0.9%	1.0%	0.7%
% of FP17s Relating to Continuations	26	865	3.0%	0.9%	1.0%	0.8%
% of Patients satisfied with the dentistry they have received	3	3	N/A	93.7%	94.2%	93.4%
% of Patients satisfied with the time they had to wait for an appointment	3	3	N/A	90.4%	88.4%	87.6%

* This is based on patients treated on this contract for their most recent course of treatment. Figures in italics indicate the base number of FP17s or Patient Questionnaire responses are less than 100. N/A is shown where the base number of responses is less than 10 during the period. % is calculated as Quantity/Base number*100

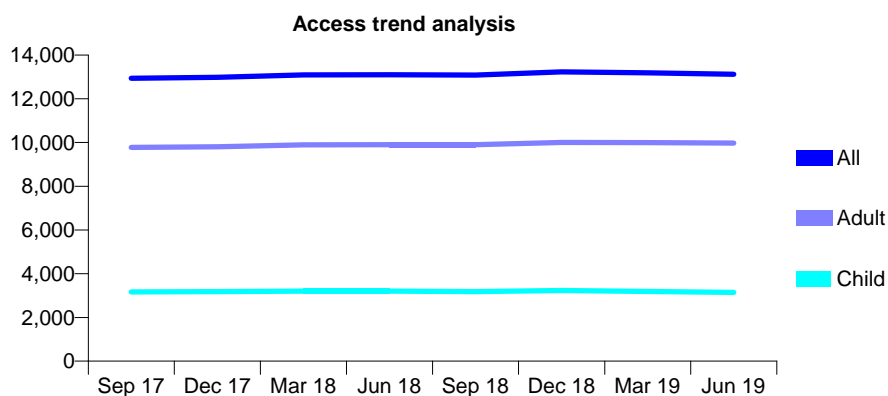
Q50 - Vital Signs At a Glance Contract Report for 179582/0001 - June 2019

Name or company name	Abbey Dental Care
Contract type name	GDS Contract
Purpose of contract	General
Contract start date	01/02/2012
Contract end date	

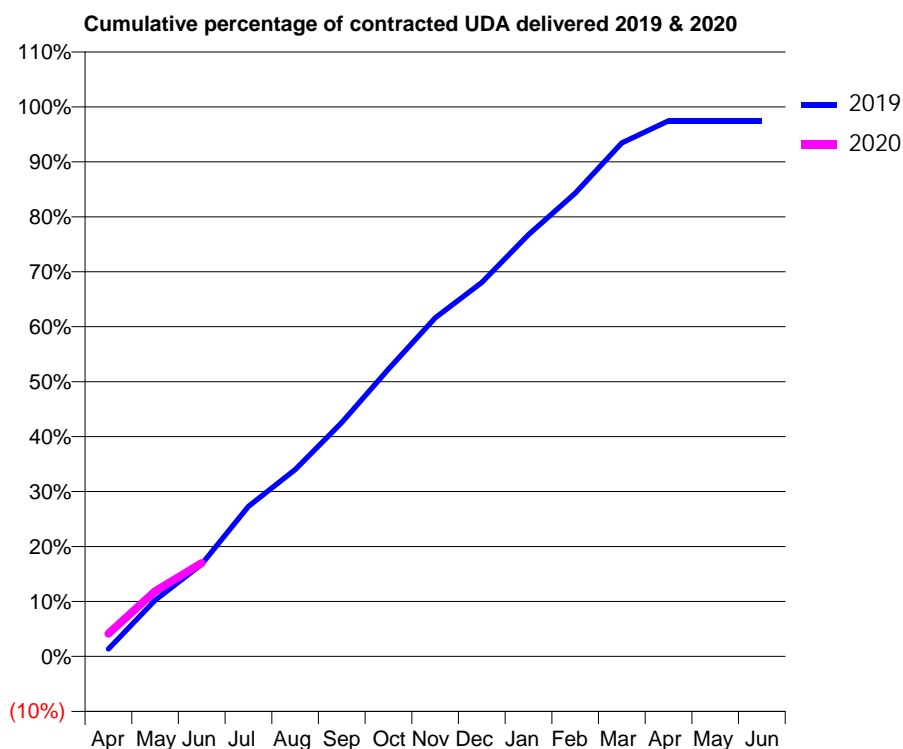
19/20 Contracted general activity (UDA)	40,900
Carry forward general activity (UDA)	0
19/20 Contracted orthodontic activity (UOA)	0
Carry forward orthodontic activity (UOA)	0
Baseline contract value	£1,231,137.80

ACCESS*

Patients seen in 24 months	Total	Change since previous quarter
Quarter ending June 2018	13,103	
Quarter ending September 2018	13,083	→
Quarter ending December 2018	13,234	→
Quarter ending March 2019	13,185	→
Quarter ending June 2019	13,120	→
Variance since June 2018	0.1%	→



ACTIVITY



Month	Adjusted Scheduled Activity (UDA)	
	2019	2020
April	561	1,699
May	4,185	4,861
June	6,866	6,948
July	11,174	
August	13,906	
September	17,402	
October	21,387	
November	25,194	
December	27,835	
January	31,392	
February	34,471	
March	38,213	
April	39,867	
May	39,857	
June	39,859	

QUALITY

	Quantity	Base Number	Contract	AT	Region	England
% of FP17s for the same patient ID Re-attending within 3 months - Children	116	1,339	8.7%	9.4%	12.1%	11.4%
% of FP17s for the same patient ID Re-attending within 3 months - Adults	553	3,650	15.2%	12.4%	15.6%	15.4%
% of FP17s for the same patient ID Re-attending between 3 & 9 months - Children	1,028	1,339	76.8%	64.6%	61.2%	59.8%
% of FP17s for the same patient ID Re-attending between 3 & 9 months - Adults	2,448	3,650	67.1%	56.3%	54.5%	52.1%
% of FP17s for Band 1 Urgent Courses	260	4,164	6.2%	7.8%	9.1%	9.2%
% of FP17s Relating to Free Repair or Replacements	50	4,164	1.2%	0.9%	1.0%	0.7%
% of FP17s Relating to Continuations	24	4,164	0.6%	0.9%	1.0%	0.8%
% of Patients satisfied with the dentistry they have received	9	10	90.0%	93.7%	94.2%	93.4%
% of Patients satisfied with the time they had to wait for an appointment	9	10	90.0%	90.4%	88.4%	87.6%

* This is based on patients treated on this contract for their most recent course of treatment. Figures in italics indicate the base number of FP17s or Patient Questionnaire responses are less than 100. N/A is shown where the base number of responses is less than 10 during the period. % is calculated as Quantity/Base number*100

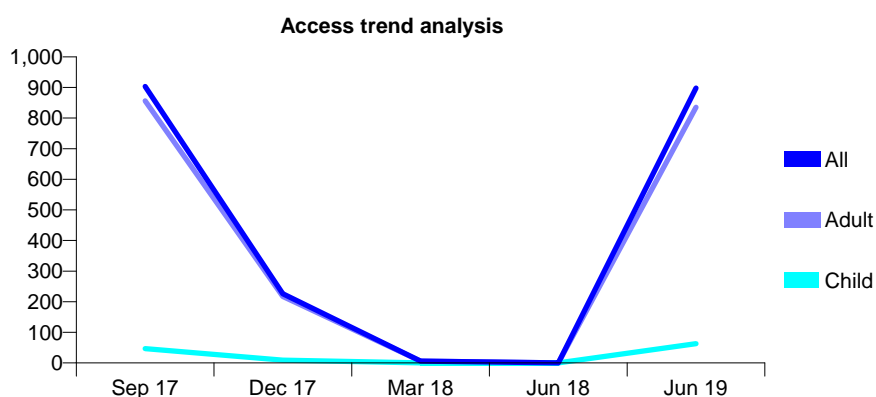
Q50 - Vital Signs At a Glance Contract Report for 180785/0001 - June 2019

Name or company name	Emergency Dental Services Limited
Contract type name	GDS Contract
Purpose of contract	General
Contract start date	02/08/2011
Contract end date	

19/20 Contracted general activity (UDA)	5,000
Carry forward general activity (UDA)	0
19/20 Contracted orthodontic activity (UOA)	0
Carry forward orthodontic activity (UOA)	0
Baseline contract value	£369,718.05

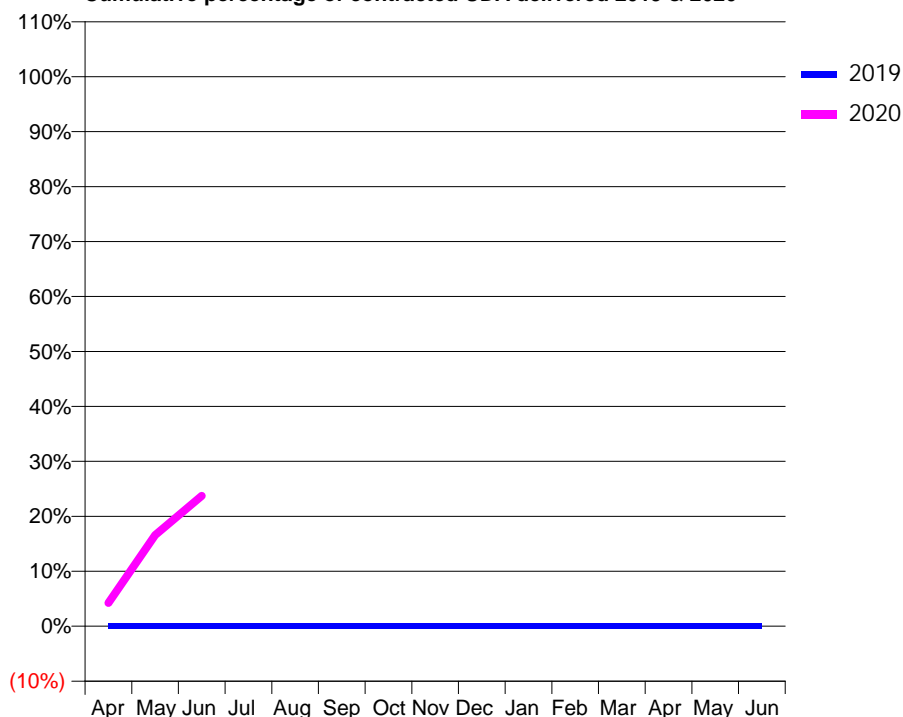
ACCESS*

Patients seen in 24 months	Total	Change since previous quarter
Quarter ending June 2018	0	
Quarter ending September 2018	0	
Quarter ending December 2018	0	
Quarter ending March 2019	0	
Quarter ending June 2019	898	↑
Variance since June 2018	N/A	



ACTIVITY

Cumulative percentage of contracted UDA delivered 2019 & 2020



Adjusted Scheduled Activity (UDA)

Month	2019	2020
April	0	212
May	0	829
June	0	1,186
July	0	
August	0	
September	0	
October	0	
November	0	
December	0	
January	0	
February	0	
March	0	
April	0	
May	0	
June	0	

QUALITY

	Quantity	Base Number	Contract	AT	Region	England
% of FP17s for the same patient ID Re-attending within 3 months - Children	3	96	3.1%	9.4%	12.1%	11.4%
% of FP17s for the same patient ID Re-attending within 3 months - Adults	55	894	6.2%	12.4%	15.6%	15.4%
% of FP17s for the same patient ID Re-attending between 3 & 9 months - Children	0	96	0.0%	64.6%	61.2%	59.8%
% of FP17s for the same patient ID Re-attending between 3 & 9 months - Adults	0	894	0.0%	56.3%	54.5%	52.1%
% of FP17s for Band 1 Urgent Courses	986	990	99.6%	7.8%	9.1%	9.2%
% of FP17s Relating to Free Repair or Replacements	0	990	0.0%	0.9%	1.0%	0.7%
% of FP17s Relating to Continuations	0	990	0.0%	0.9%	1.0%	0.8%
% of Patients satisfied with the dentistry they have received	0	0	N/A	93.7%	94.2%	93.4%
% of Patients satisfied with the time they had to wait for an appointment	0	0	N/A	90.4%	88.4%	87.6%

* This is based on patients treated on this contract for their most recent course of treatment.

Figures in italics indicate the base number of FP17s or Patient Questionnaire responses are less than 100. N/A is shown where the base number of responses is less than 10 during the period. % is calculated as Quantity/Base number*100

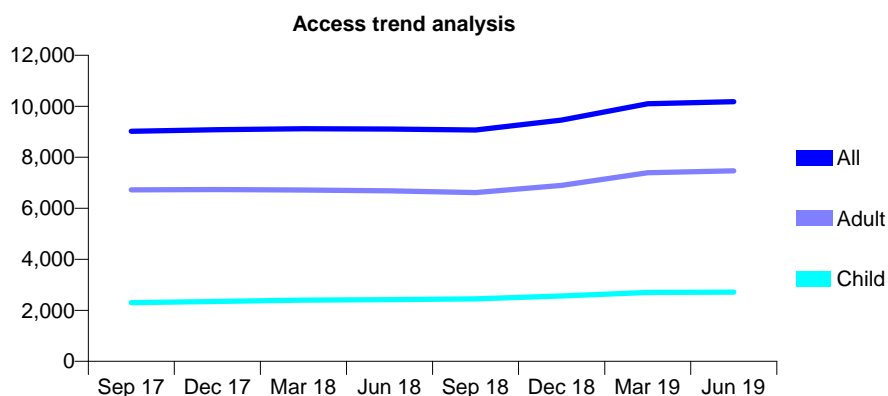
Q50 - Vital Signs At a Glance Contract Report for 180904/0003 - June 2019

Name or company name	Perfect Smile Clinic (UK) Ltd
Contract type name	GDS Contract
Purpose of contract	General
Contract start date	25/06/2012
Contract end date	

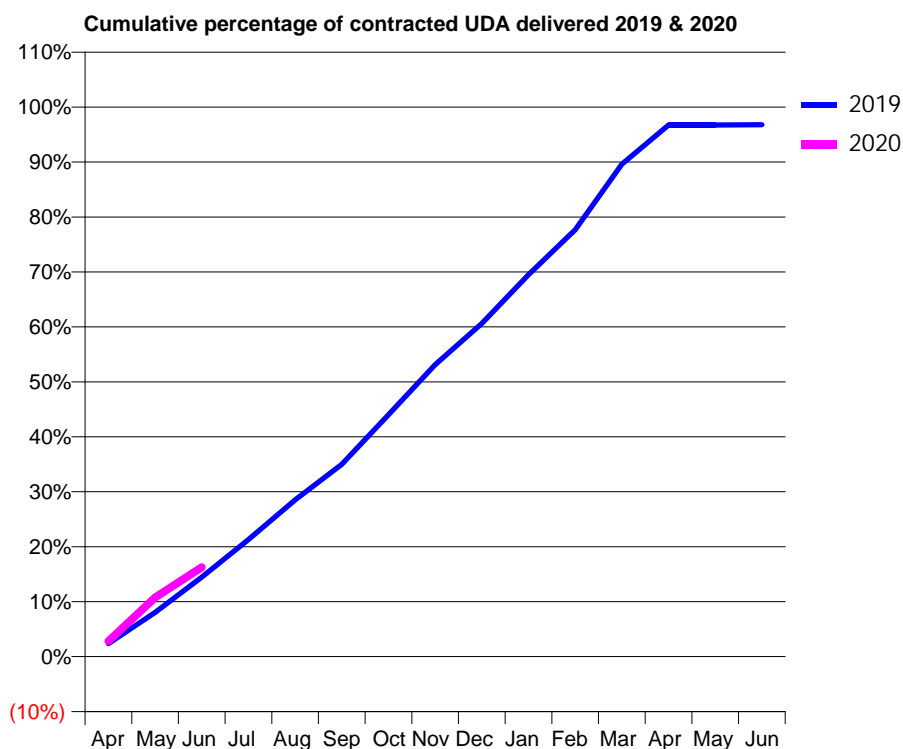
19/20 Contracted general activity (UDA)	32,500
Carry forward general activity (UDA)	0
19/20 Contracted orthodontic activity (UOA)	0
Carry forward orthodontic activity (UOA)	0
Baseline contract value	£853,892.22

ACCESS*

Patients seen in 24 months	Total	Change since previous quarter
Quarter ending June 2018	9,105	
Quarter ending September 2018	9,068	→
Quarter ending December 2018	9,462	↑
Quarter ending March 2019	10,098	↑
Quarter ending June 2019	10,184	→
Variance since June 2018	11.9%	↑



ACTIVITY



Month	Adjusted Scheduled Activity (UDA)	
	2019	2020
April	767	917
May	2,618	3,501
June	4,700	5,288
July	6,931	
August	9,274	
September	11,369	
October	14,312	
November	17,267	
December	19,709	
January	22,582	
February	25,246	
March	29,119	
April	31,431	
May	31,439	
June	31,453	

QUALITY

	Quantity	Base Number	Contract	AT	Region	England
% of FP17s for the same patient ID Re-attending within 3 months - Children	140	1,092	12.8%	9.4%	12.1%	11.4%
% of FP17s for the same patient ID Re-attending within 3 months - Adults	386	2,632	14.7%	12.4%	15.6%	15.4%
% of FP17s for the same patient ID Re-attending between 3 & 9 months - Children	710	1,092	65.0%	64.6%	61.2%	59.8%
% of FP17s for the same patient ID Re-attending between 3 & 9 months - Adults	1,593	2,632	60.5%	56.3%	54.5%	52.1%
% of FP17s for Band 1 Urgent Courses	197	2,730	7.2%	7.8%	9.1%	9.2%
% of FP17s Relating to Free Repair or Replacements	26	2,730	1.0%	0.9%	1.0%	0.7%
% of FP17s Relating to Continuations	17	2,730	0.6%	0.9%	1.0%	0.8%
% of Patients satisfied with the dentistry they have received	3	5	N/A	93.7%	94.2%	93.4%
% of Patients satisfied with the time they had to wait for an appointment	4	5	N/A	90.4%	88.4%	87.6%

* This is based on patients treated on this contract for their most recent course of treatment. Figures in italics indicate the base number of FP17s or Patient Questionnaire responses are less than 100. N/A is shown where the base number of responses is less than 10 during the period. % is calculated as Quantity/Base number*100

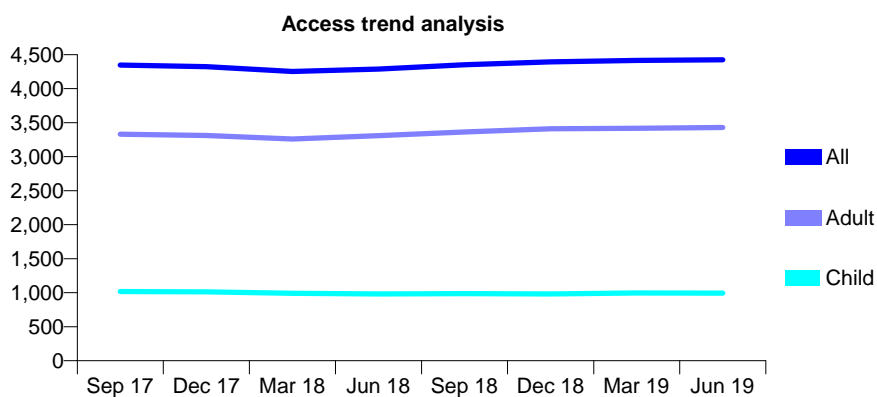
Q50 - Vital Signs At a Glance Contract Report for 182176/0001 - June 2019

Name or company name	Snaith Dental Care
Contract type name	GDS Contract
Purpose of contract	General
Contract start date	11/01/2010
Contract end date	

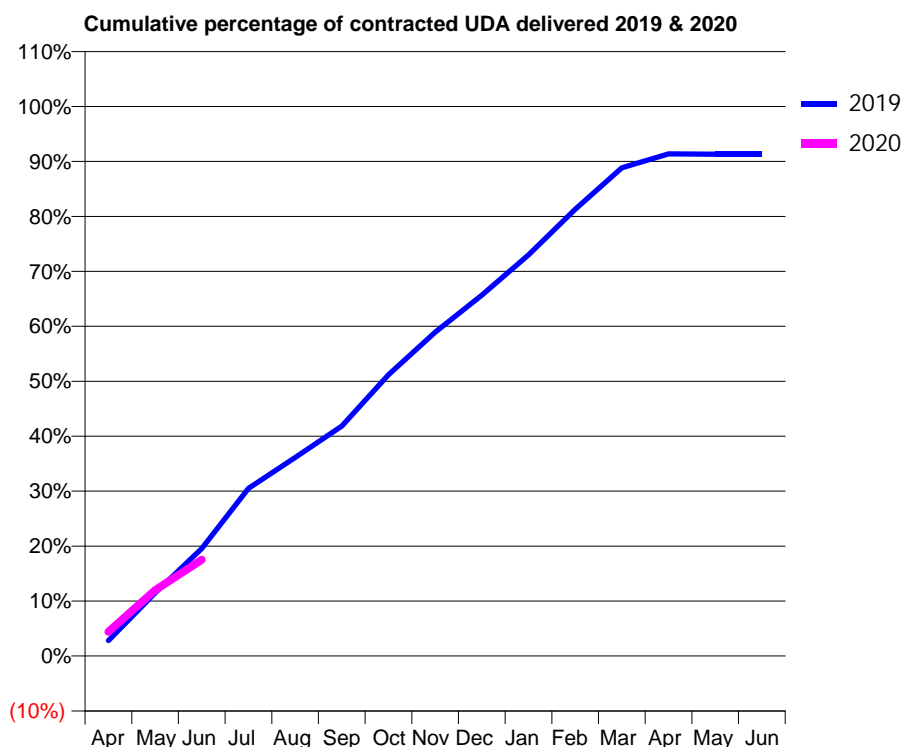
19/20 Contracted general activity (UDA)	15,000
Carry forward general activity (UDA)	0
19/20 Contracted orthodontic activity (UOA)	0
Carry forward orthodontic activity (UOA)	0
Baseline contract value	£400,262.93

ACCESS*

Patients seen in 24 months	Total	Change since previous quarter
Quarter ending June 2018	4,290	
Quarter ending September 2018	4,351	→
Quarter ending December 2018	4,394	→
Quarter ending March 2019	4,414	→
Quarter ending June 2019	4,424	→
Variance since June 2018	3.1%	↑



ACTIVITY



Month	Adjusted Scheduled Activity (UDA)	
	2019	2020
April	421	662
May	1,722	1,799
June	2,934	2,629
July	4,578	
August	5,420	
September	6,275	
October	7,678	
November	8,841	
December	9,848	
January	10,949	
February	12,191	
March	13,324	
April	13,706	
May	13,696	
June	13,696	

QUALITY

	Quantity	Base Number	Contract	AT	Region	England
% of FP17s for the same patient ID Re-attending within 3 months - Children	26	446	5.8%	9.4%	12.1%	11.4%
% of FP17s for the same patient ID Re-attending within 3 months - Adults	103	1,252	8.2%	12.4%	15.6%	15.4%
% of FP17s for the same patient ID Re-attending between 3 & 9 months - Children	349	446	78.3%	64.6%	61.2%	59.8%
% of FP17s for the same patient ID Re-attending between 3 & 9 months - Adults	911	1,252	72.8%	56.3%	54.5%	52.1%
% of FP17s for Band 1 Urgent Courses	122	1,520	8.0%	7.8%	9.1%	9.2%
% of FP17s Relating to Free Repair or Replacements	3	1,520	0.2%	0.9%	1.0%	0.7%
% of FP17s Relating to Continuations	1	1,520	0.1%	0.9%	1.0%	0.8%
% of Patients satisfied with the dentistry they have received	8	8	N/A	93.7%	94.2%	93.4%
% of Patients satisfied with the time they had to wait for an appointment	7	8	N/A	90.4%	88.4%	87.6%

* This is based on patients treated on this contract for their most recent course of treatment. Figures in italics indicate the base number of FP17s or Patient Questionnaire responses are less than 100. N/A is shown where the base number of responses is less than 10 during the period. % is calculated as Quantity/Base number*100

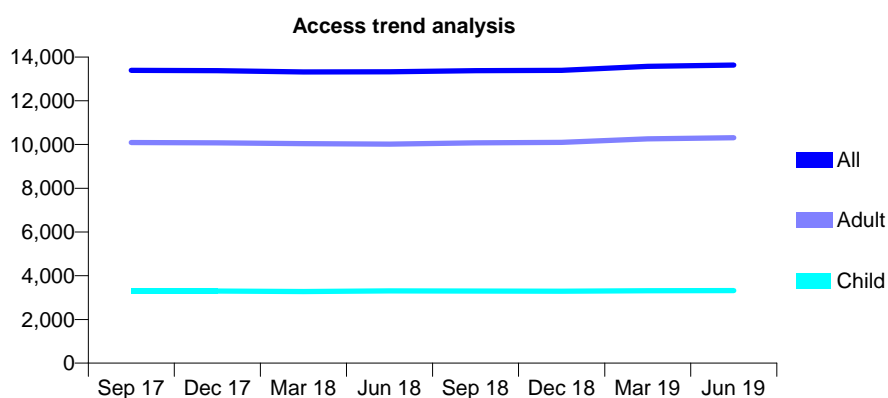
Q50 - Vital Signs At a Glance Contract Report for 183679/0001 - June 2019

Name or company name	Hessle Grange Dental Care Ltd.
Contract type name	GDS Contract
Purpose of contract	General
Contract start date	01/07/2008
Contract end date	

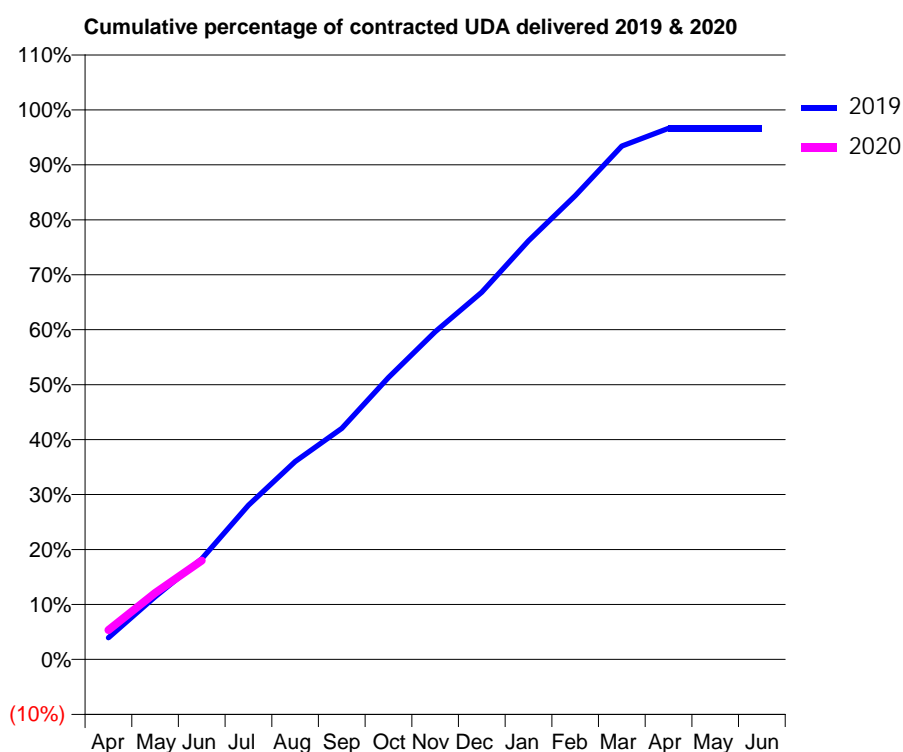
19/20 Contracted general activity (UDA)	33,167
Carry forward general activity (UDA)	0
19/20 Contracted orthodontic activity (UOA)	0
Carry forward orthodontic activity (UOA)	0
Baseline contract value	£1,013,122.80

ACCESS*

Patients seen in 24 months	Total	Change since previous quarter
Quarter ending June 2018	13,324	
Quarter ending September 2018	13,373	→
Quarter ending December 2018	13,391	→
Quarter ending March 2019	13,573	→
Quarter ending June 2019	13,638	→
Variance since June 2018	2.4%	↑



ACTIVITY



Month	Adjusted Scheduled Activity (UDA)	
	2019	2020
April	1,312	1,771
May	3,783	4,014
June	6,073	5,964
July	9,304	
August	11,940	
September	13,945	
October	17,013	
November	19,777	
December	22,160	
January	25,258	
February	27,986	
March	30,984	
April	32,050	
May	32,054	
June	32,055	

QUALITY

	Quantity	Base Number	Contract	AT	Region	England
% of FP17s for the same patient ID Re-attending within 3 months - Children	78	1,217	6.4%	9.4%	12.1%	11.4%
% of FP17s for the same patient ID Re-attending within 3 months - Adults	323	2,971	10.9%	12.4%	15.6%	15.4%
% of FP17s for the same patient ID Re-attending between 3 & 9 months - Children	804	1,217	66.1%	64.6%	61.2%	59.8%
% of FP17s for the same patient ID Re-attending between 3 & 9 months - Adults	1,165	2,971	39.2%	56.3%	54.5%	52.1%
% of FP17s for Band 1 Urgent Courses	252	3,440	7.3%	7.8%	9.1%	9.2%
% of FP17s Relating to Free Repair or Replacements	37	3,440	1.1%	0.9%	1.0%	0.7%
% of FP17s Relating to Continuations	50	3,440	1.5%	0.9%	1.0%	0.8%
% of Patients satisfied with the dentistry they have received	2	2	N/A	93.7%	94.2%	93.4%
% of Patients satisfied with the time they had to wait for an appointment	2	2	N/A	90.4%	88.4%	87.6%

* This is based on patients treated on this contract for their most recent course of treatment. Figures in italics indicate the base number of FP17s or Patient Questionnaire responses are less than 100. N/A is shown where the base number of responses is less than 10 during the period. % is calculated as Quantity/Base number*100

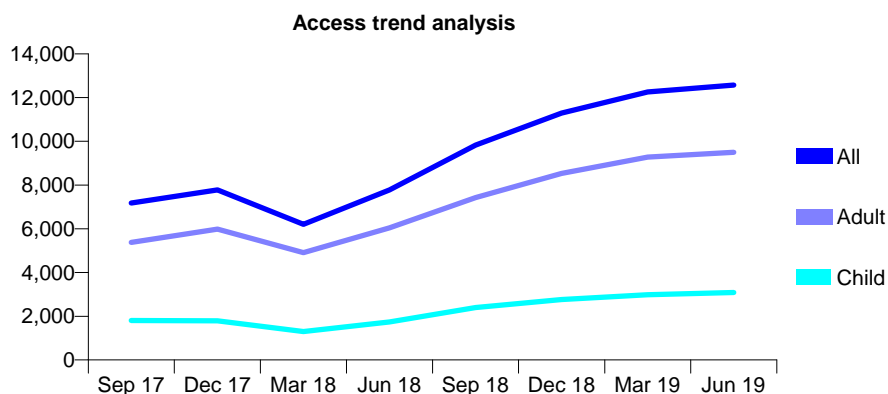
Q50 - Vital Signs At a Glance Contract Report for 189995/0001 - June 2019

Name or company name	Priory House Dental Care Ltd.
Contract type name	GDS Contract
Purpose of contract	General
Contract start date	01/04/2009
Contract end date	

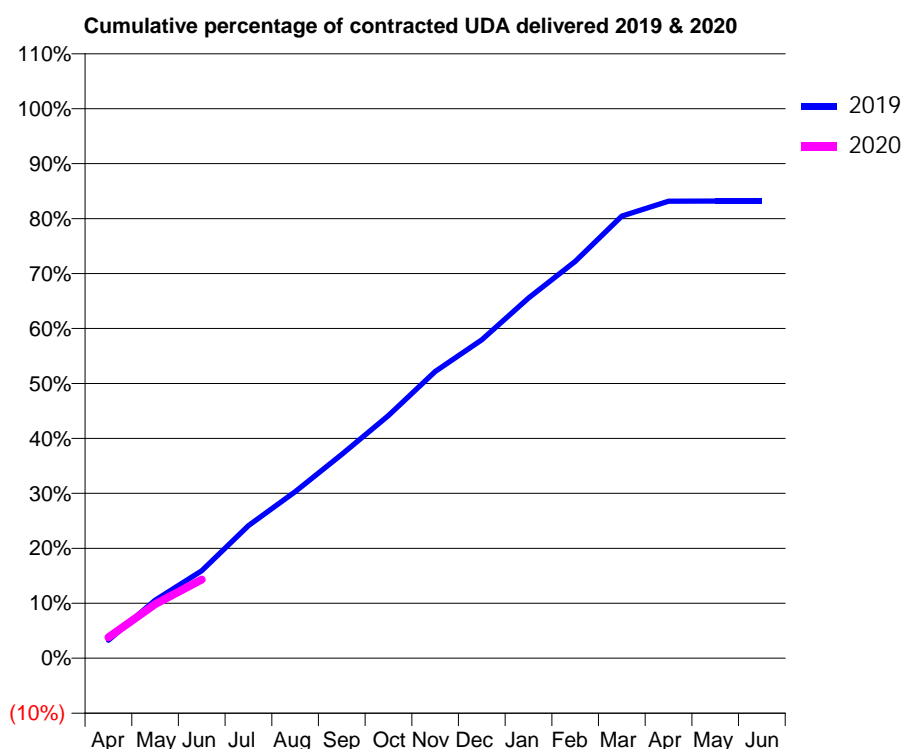
19/20 Contracted general activity (UDA)	36,750
Carry forward general activity (UDA)	0
19/20 Contracted orthodontic activity (UOA)	0
Carry forward orthodontic activity (UOA)	0
Baseline contract value	£1,032,673.20

ACCESS*

Patients seen in 24 months	Total	Change since previous quarter
Quarter ending June 2018	7,779	
Quarter ending September 2018	9,826	↑
Quarter ending December 2018	11,297	↑
Quarter ending March 2019	12,261	↑
Quarter ending June 2019	12,578	↑
Variance since June 2018	61.7%	↑



ACTIVITY



Month	2019	2020
April	1,212	1,397
May	3,881	3,616
June	5,847	5,255
July	8,865	
August	11,131	
September	13,635	
October	16,228	
November	19,172	
December	21,294	
January	24,087	
February	26,535	
March	29,571	
April	30,557	
May	30,576	
June	30,564	

QUALITY

	Quantity	Base Number	Contract	AT	Region	England
% of FP17s for the same patient ID Re-attending within 3 months - Children	48	1,060	4.5%	9.4%	12.1%	11.4%
% of FP17s for the same patient ID Re-attending within 3 months - Adults	303	2,898	10.5%	12.4%	15.6%	15.4%
% of FP17s for the same patient ID Re-attending between 3 & 9 months - Children	696	1,060	65.7%	64.6%	61.2%	59.8%
% of FP17s for the same patient ID Re-attending between 3 & 9 months - Adults	1,685	2,898	58.1%	56.3%	54.5%	52.1%
% of FP17s for Band 1 Urgent Courses	176	3,012	5.8%	7.8%	9.1%	9.2%
% of FP17s Relating to Free Repair or Replacements	42	3,012	1.4%	0.9%	1.0%	0.7%
% of FP17s Relating to Continuations	12	3,012	0.4%	0.9%	1.0%	0.8%
% of Patients satisfied with the dentistry they have received	13	14	92.9%	93.7%	94.2%	93.4%
% of Patients satisfied with the time they had to wait for an appointment	10	14	71.4%	90.4%	88.4%	87.6%

* This is based on patients treated on this contract for their most recent course of treatment. Figures in italics indicate the base number of FP17s or Patient Questionnaire responses are less than 100. N/A is shown where the base number of responses is less than 10 during the period. % is calculated as Quantity/Base number*100

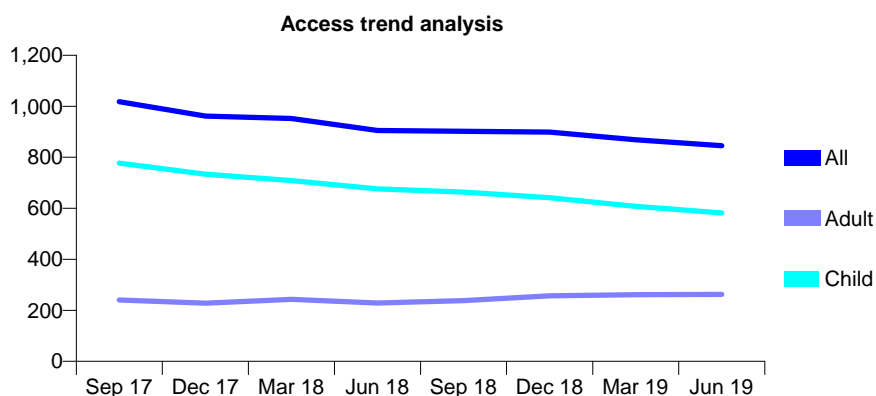
Q50 - Vital Signs At a Glance Contract Report for 190195/0005 - June 2019

Name or company name	Xeon Smiles UK Ltd
Contract type name	GDS Contract
Purpose of contract	General
Contract start date	01/05/2008
Contract end date	

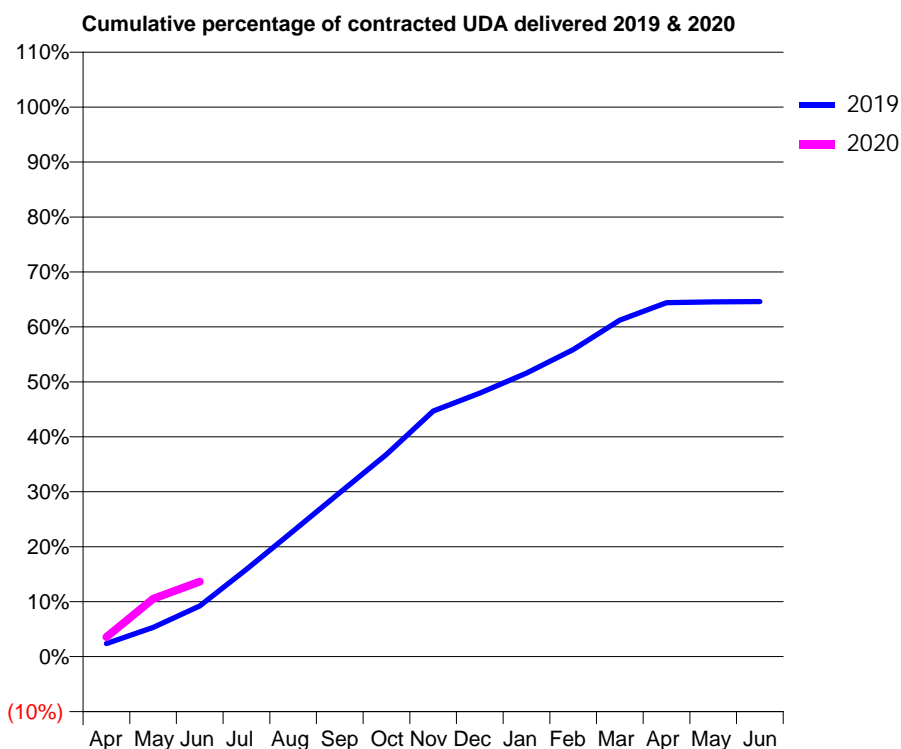
19/20 Contracted general activity (UDA)	2,200
Carry forward general activity (UDA)	0
19/20 Contracted orthodontic activity (UOA)	0
Carry forward orthodontic activity (UOA)	0
Baseline contract value	£54,022.45

ACCESS*

Patients seen in 24 months	Total	Change since previous quarter
Quarter ending June 2018	905	
Quarter ending September 2018	902	→
Quarter ending December 2018	899	→
Quarter ending March 2019	869	↓
Quarter ending June 2019	845	↓
Variance since June 2018	(6.6%)	↓



ACTIVITY



Month	Adjusted Scheduled Activity (UDA)	
	2019	2020
April	52	79
May	117	232
June	203	300
July	349	
August	502	
September	656	
October	809	
November	983	
December	1,055	
January	1,135	
February	1,229	
March	1,347	
April	1,417	
May	1,420	
June	1,421	

QUALITY

	Quantity	Base Number	Contract	AT	Region	England
% of FP17s for the same patient ID Re-attending within 3 months - Children	13	181	7.2%	9.4%	12.1%	11.4%
% of FP17s for the same patient ID Re-attending within 3 months - Adults	3	71	4.2%	12.4%	15.6%	15.4%
% of FP17s for the same patient ID Re-attending between 3 & 9 months - Children	113	181	62.4%	64.6%	61.2%	59.8%
% of FP17s for the same patient ID Re-attending between 3 & 9 months - Adults	40	71	56.3%	56.3%	54.5%	52.1%
% of FP17s for Band 1 Urgent Courses	11	199	5.5%	7.8%	9.1%	9.2%
% of FP17s Relating to Free Repair or Replacements	0	199	0.0%	0.9%	1.0%	0.7%
% of FP17s Relating to Continuations	1	199	0.5%	0.9%	1.0%	0.8%
% of Patients satisfied with the dentistry they have received	1	1	N/A	93.7%	94.2%	93.4%
% of Patients satisfied with the time they had to wait for an appointment	1	1	N/A	90.4%	88.4%	87.6%

* This is based on patients treated on this contract for their most recent course of treatment. Figures in italics indicate the base number of FP17s or Patient Questionnaire responses are less than 100. N/A is shown where the base number of responses is less than 10 during the period. % is calculated as Quantity/Base number*100

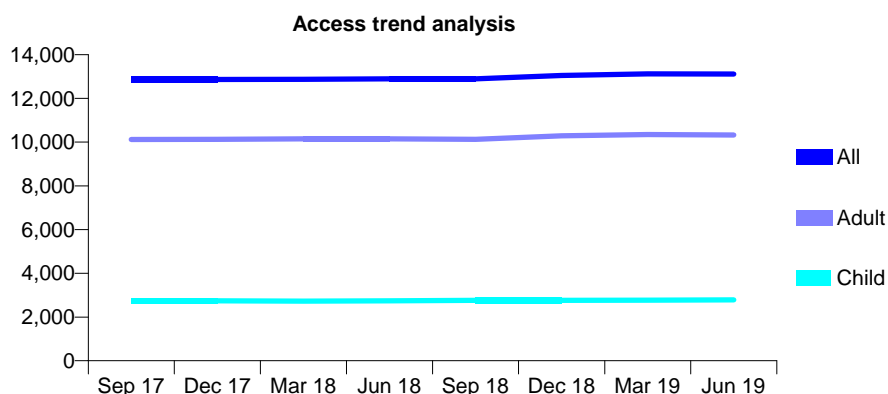
Q50 - Vital Signs At a Glance Contract Report for 190586/0001 - June 2019

Name or company name	SELBY DENTAL CARE LTD
Contract type name	GDS Contract
Purpose of contract	General
Contract start date	01/04/2011
Contract end date	

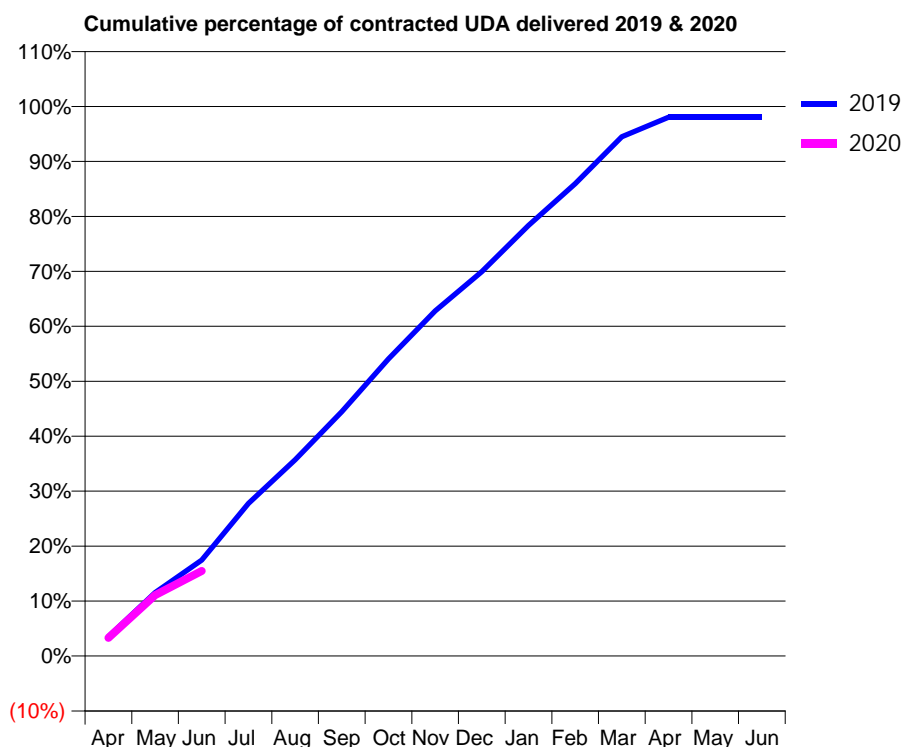
19/20 Contracted general activity (UDA)	34,448
Carry forward general activity (UDA)	0
19/20 Contracted orthodontic activity (UOA)	0
Carry forward orthodontic activity (UOA)	0
Baseline contract value	£1,029,475.18

ACCESS*

Patients seen in 24 months	Total	Change since previous quarter
Quarter ending June 2018	12,893	
Quarter ending September 2018	12,890	→
Quarter ending December 2018	13,048	→
Quarter ending March 2019	13,118	→
Quarter ending June 2019	13,110	→
Variance since June 2018	1.7%	→



ACTIVITY



Month	Adjusted Scheduled Activity (UDA)	
	2019	2020
April	1,220	1,140
May	3,986	3,819
June	6,015	5,331
July	9,568	
August	12,309	
September	15,314	
October	18,617	
November	21,636	
December	24,085	
January	26,991	
February	29,603	
March	32,547	
April	33,764	
May	33,764	
June	33,764	

QUALITY

	Quantity	Base Number	Contract	AT	Region	England
% of FP17s for the same patient ID Re-attending within 3 months - Children	68	1,027	6.6%	9.4%	12.1%	11.4%
% of FP17s for the same patient ID Re-attending within 3 months - Adults	386	3,473	11.1%	12.4%	15.6%	15.4%
% of FP17s for the same patient ID Re-attending between 3 & 9 months - Children	732	1,027	71.3%	64.6%	61.2%	59.8%
% of FP17s for the same patient ID Re-attending between 3 & 9 months - Adults	2,257	3,473	65.0%	56.3%	54.5%	52.1%
% of FP17s for Band 1 Urgent Courses	174	3,174	5.5%	7.8%	9.1%	9.2%
% of FP17s Relating to Free Repair or Replacements	18	3,174	0.6%	0.9%	1.0%	0.7%
% of FP17s Relating to Continuations	30	3,174	0.9%	0.9%	1.0%	0.8%
% of Patients satisfied with the dentistry they have received	16	17	94.1%	93.7%	94.2%	93.4%
% of Patients satisfied with the time they had to wait for an appointment	17	17	100.0%	90.4%	88.4%	87.6%

* This is based on patients treated on this contract for their most recent course of treatment. Figures in italics indicate the base number of FP17s or Patient Questionnaire responses are less than 100. N/A is shown where the base number of responses is less than 10 during the period. % is calculated as Quantity/Base number*100

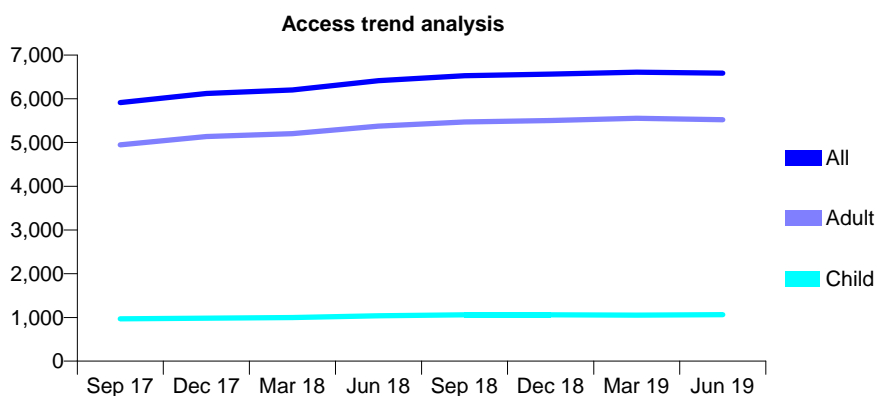
Q50 - Vital Signs At a Glance Contract Report for 191361/0001 - June 2019

Name or company name	Hopkins & Poyner Dental Surgery
Contract type name	GDS Contract
Purpose of contract	General
Contract start date	01/12/2014
Contract end date	

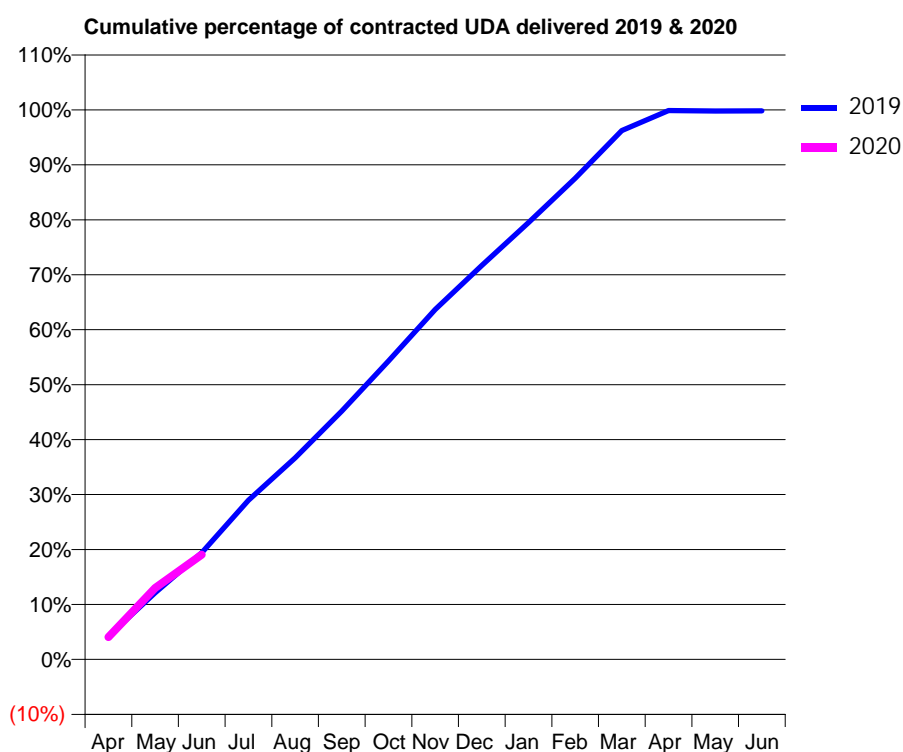
19/20 Contracted general activity (UDA)	16,835
Carry forward general activity (UDA)	0
19/20 Contracted orthodontic activity (UOA)	0
Carry forward orthodontic activity (UOA)	0
Baseline contract value	£506,989.45

ACCESS*

Patients seen in 24 months	Total	Change since previous quarter
Quarter ending June 2018	6,415	
Quarter ending September 2018	6,529	→
Quarter ending December 2018	6,564	→
Quarter ending March 2019	6,609	→
Quarter ending June 2019	6,587	→
Variance since June 2018	2.7%	↑



ACTIVITY



Month	Adjusted Scheduled Activity (UDA)	
	2019	2020
April	707	683
May	2,039	2,188
June	3,271	3,208
July	4,878	
August	6,175	
September	7,610	
October	9,140	
November	10,723	
December	12,066	
January	13,383	
February	14,741	
March	16,202	
April	16,813	
May	16,802	
June	16,807	

QUALITY

	Quantity	Base Number	Contract	AT	Region	England
% of FP17s for the same patient ID Re-attending within 3 months - Children	14	334	4.2%	9.4%	12.1%	11.4%
% of FP17s for the same patient ID Re-attending within 3 months - Adults	271	1,919	14.1%	12.4%	15.6%	15.4%
% of FP17s for the same patient ID Re-attending between 3 & 9 months - Children	206	334	61.7%	64.6%	61.2%	59.8%
% of FP17s for the same patient ID Re-attending between 3 & 9 months - Adults	1,188	1,919	61.9%	56.3%	54.5%	52.1%
% of FP17s for Band 1 Urgent Courses	140	1,823	7.7%	7.8%	9.1%	9.2%
% of FP17s Relating to Free Repair or Replacements	33	1,823	1.8%	0.9%	1.0%	0.7%
% of FP17s Relating to Continuations	21	1,823	1.2%	0.9%	1.0%	0.8%
% of Patients satisfied with the dentistry they have received	4	4	N/A	93.7%	94.2%	93.4%
% of Patients satisfied with the time they had to wait for an appointment	4	4	N/A	90.4%	88.4%	87.6%

* This is based on patients treated on this contract for their most recent course of treatment. Figures in italics indicate the base number of FP17s or Patient Questionnaire responses are less than 100. N/A is shown where the base number of responses is less than 10 during the period. % is calculated as Quantity/Base number*100

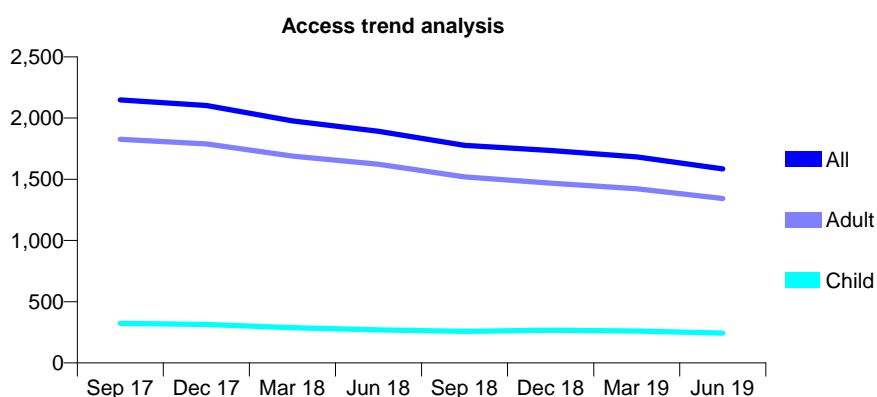
Q50 - Vital Signs At a Glance Contract Report for 191833/0001 - June 2019

Name or company name	Aishwaryam Limited
Contract type name	GDS Contract
Purpose of contract	General
Contract start date	01/04/2012
Contract end date	

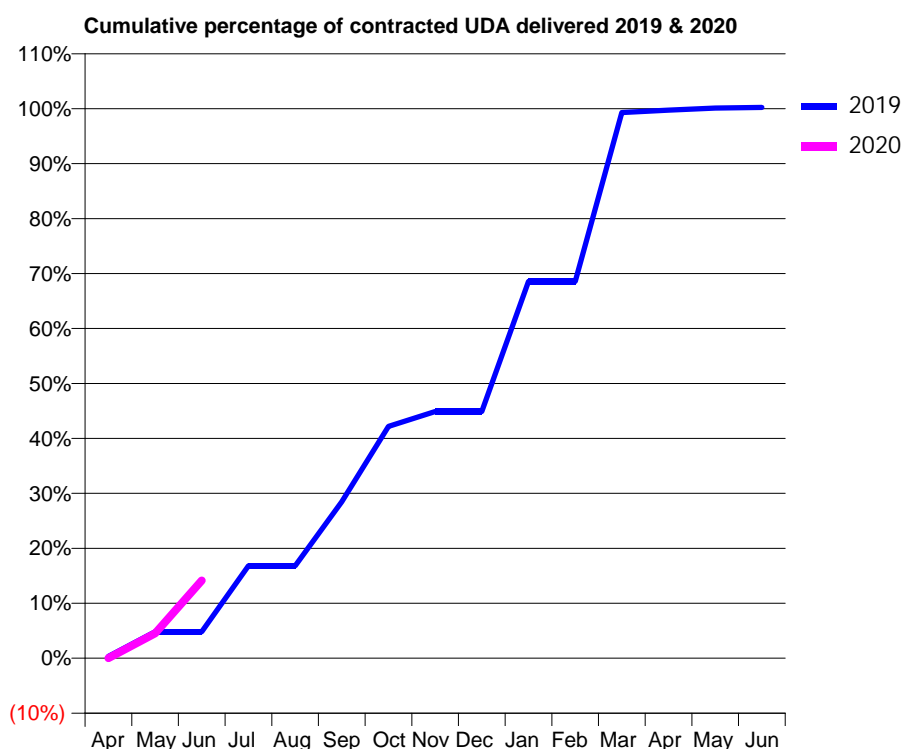
19/20 Contracted general activity (UDA)	8,265
Carry forward general activity (UDA)	0
19/20 Contracted orthodontic activity (UOA)	0
Carry forward orthodontic activity (UOA)	0
Baseline contract value	£252,361.82

ACCESS*

Patients seen in 24 months	Total	Change since previous quarter
Quarter ending June 2018	1,893	
Quarter ending September 2018	1,777	↓
Quarter ending December 2018	1,736	↓
Quarter ending March 2019	1,684	↓
Quarter ending June 2019	1,586	↓
Variance since June 2018	(16.2%)	↓



ACTIVITY



Month	2019	2020
April	29	0
May	399	373
June	399	1,169
July	1,390	
August	1,390	
September	2,353	
October	3,487	
November	3,712	
December	3,712	
January	5,667	
February	5,667	
March	8,206	
April	8,243	
May	8,275	
June	8,285	

QUALITY

	Quantity	Base Number	Contract	AT	Region	England
% of FP17s for the same patient ID Re-attending within 3 months - Children	3	38	7.9%	9.4%	12.1%	11.4%
% of FP17s for the same patient ID Re-attending within 3 months - Adults	38	269	14.1%	12.4%	15.6%	15.4%
% of FP17s for the same patient ID Re-attending between 3 & 9 months - Children	26	38	68.4%	64.6%	61.2%	59.8%
% of FP17s for the same patient ID Re-attending between 3 & 9 months - Adults	193	269	71.7%	56.3%	54.5%	52.1%
% of FP17s for Band 1 Urgent Courses	25	262	9.5%	7.8%	9.1%	9.2%
% of FP17s Relating to Free Repair or Replacements	0	262	0.0%	0.9%	1.0%	0.7%
% of FP17s Relating to Continuations	3	262	1.1%	0.9%	1.0%	0.8%
% of Patients satisfied with the dentistry they have received	4	4	N/A	93.7%	94.2%	93.4%
% of Patients satisfied with the time they had to wait for an appointment	3	4	N/A	90.4%	88.4%	87.6%

* This is based on patients treated on this contract for their most recent course of treatment. Figures in italics indicate the base number of FP17s or Patient Questionnaire responses are less than 100. N/A is shown where the base number of responses is less than 10 during the period. % is calculated as Quantity/Base number*100

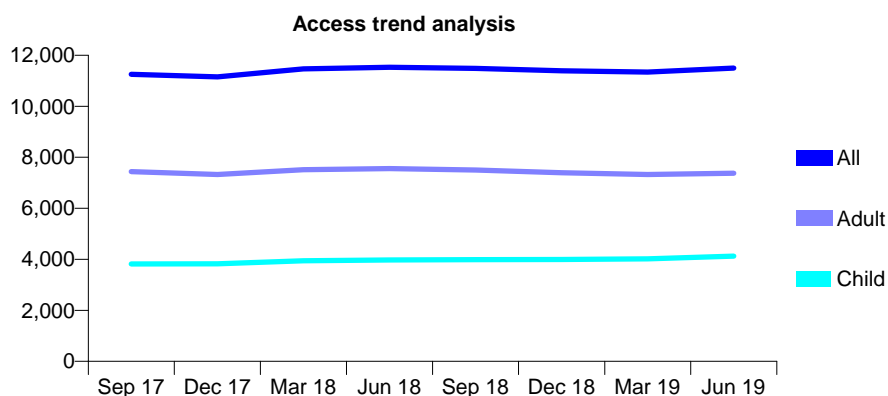
Q50 - Vital Signs At a Glance Contract Report for 193445/0001 - June 2019

Name or company name	Genesis Dental Care
Contract type name	GDS Contract
Purpose of contract	General
Contract start date	17/08/2009
Contract end date	

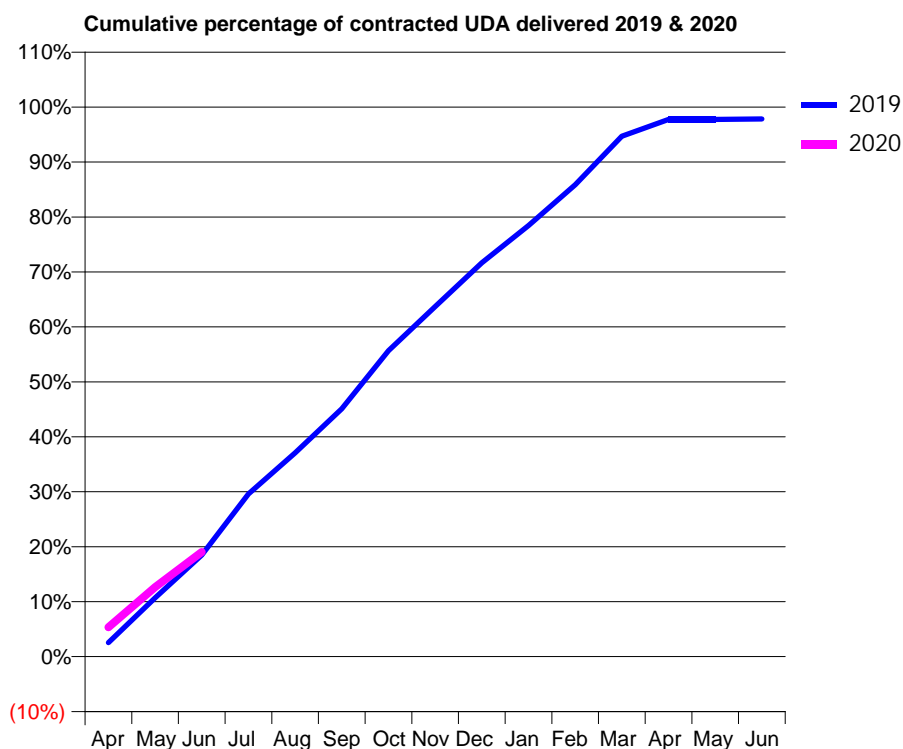
19/20 Contracted general activity (UDA)	29,200
Carry forward general activity (UDA)	0
19/20 Contracted orthodontic activity (UOA)	0
Carry forward orthodontic activity (UOA)	0
Baseline contract value	£794,172.08

ACCESS*

Patients seen in 24 months	Total	Change since previous quarter
Quarter ending June 2018	11,534	
Quarter ending September 2018	11,484	→
Quarter ending December 2018	11,390	→
Quarter ending March 2019	11,342	→
Quarter ending June 2019	11,501	→
Variance since June 2018	(0.3%)	→



ACTIVITY



Month	Adjusted Scheduled Activity (UDA)	
	2019	2020
April	745	1,561
May	3,125	3,697
June	5,395	5,560
July	8,647	
August	10,834	
September	13,172	
October	16,261	
November	18,604	
December	20,922	
January	22,907	
February	25,074	
March	27,651	
April	28,544	
May	28,549	
June	28,564	

QUALITY

	Quantity	Base Number	Contract	AT	Region	England
% of FP17s for the same patient ID Re-attending within 3 months - Children	48	1,418	3.4%	9.4%	12.1%	11.4%
% of FP17s for the same patient ID Re-attending within 3 months - Adults	149	2,109	7.1%	12.4%	15.6%	15.4%
% of FP17s for the same patient ID Re-attending between 3 & 9 months - Children	946	1,418	66.7%	64.6%	61.2%	59.8%
% of FP17s for the same patient ID Re-attending between 3 & 9 months - Adults	1,352	2,109	64.1%	56.3%	54.5%	52.1%
% of FP17s for Band 1 Urgent Courses	215	3,043	7.1%	7.8%	9.1%	9.2%
% of FP17s Relating to Free Repair or Replacements	12	3,043	0.4%	0.9%	1.0%	0.7%
% of FP17s Relating to Continuations	5	3,043	0.2%	0.9%	1.0%	0.8%
% of Patients satisfied with the dentistry they have received	3	4	N/A	93.7%	94.2%	93.4%
% of Patients satisfied with the time they had to wait for an appointment	4	4	N/A	90.4%	88.4%	87.6%

* This is based on patients treated on this contract for their most recent course of treatment. Figures in italics indicate the base number of FP17s or Patient Questionnaire responses are less than 100. N/A is shown where the base number of responses is less than 10 during the period. % is calculated as Quantity/Base number*100

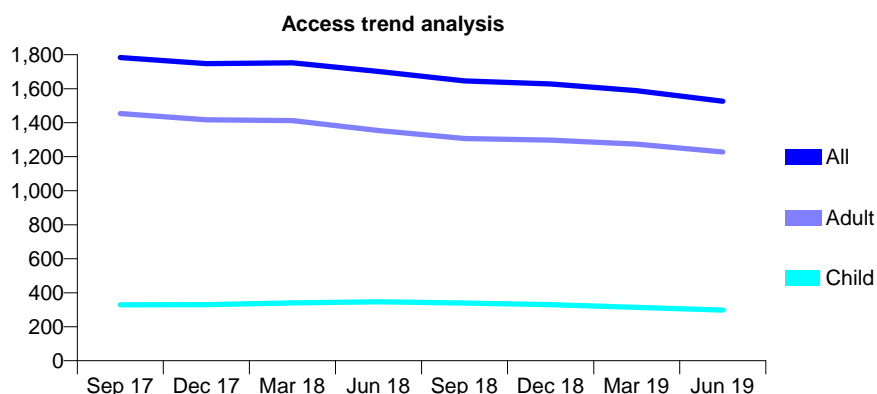
Q50 - Vital Signs At a Glance Contract Report for 194794/0001 - June 2019

Name or company name	The Corner Dental Practice
Contract type name	GDS Contract
Purpose of contract	General
Contract start date	01/07/2012
Contract end date	

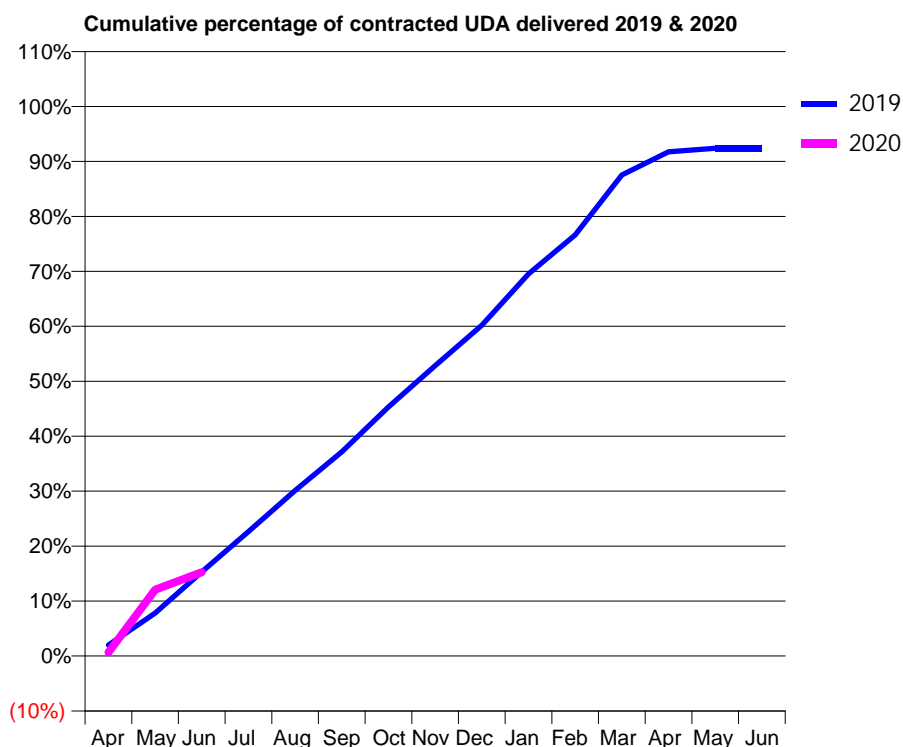
19/20 Contracted general activity (UDA)	5,500
Carry forward general activity (UDA)	0
19/20 Contracted orthodontic activity (UOA)	0
Carry forward orthodontic activity (UOA)	0
Baseline contract value	£161,511.58

ACCESS*

Patients seen in 24 months	Total	Change since previous quarter
Quarter ending June 2018	1,701	
Quarter ending September 2018	1,646	↓
Quarter ending December 2018	1,628	↓
Quarter ending March 2019	1,588	↓
Quarter ending June 2019	1,526	↓
Variance since June 2018	(10.3%)	↓



ACTIVITY



Month	Adjusted Scheduled Activity (UDA)	
	2019	2020
April	110	37
May	431	664
June	842	839
July	1,246	
August	1,657	
September	2,043	
October	2,492	
November	2,906	
December	3,310	
January	3,824	
February	4,214	
March	4,814	
April	5,046	
May	5,082	
June	5,082	

QUALITY

	Quantity	Base Number	Contract	AT	Region	England
% of FP17s for the same patient ID Re-attending within 3 months - Children	1	73	1.4%	9.4%	12.1%	11.4%
% of FP17s for the same patient ID Re-attending within 3 months - Adults	15	337	4.5%	12.4%	15.6%	15.4%
% of FP17s for the same patient ID Re-attending between 3 & 9 months - Children	54	73	74.0%	64.6%	61.2%	59.8%
% of FP17s for the same patient ID Re-attending between 3 & 9 months - Adults	198	337	58.8%	56.3%	54.5%	52.1%
% of FP17s for Band 1 Urgent Courses	4	300	1.3%	7.8%	9.1%	9.2%
% of FP17s Relating to Free Repair or Replacements	1	300	0.3%	0.9%	1.0%	0.7%
% of FP17s Relating to Continuations	1	300	0.3%	0.9%	1.0%	0.8%
% of Patients satisfied with the dentistry they have received	3	3	N/A	93.7%	94.2%	93.4%
% of Patients satisfied with the time they had to wait for an appointment	3	3	N/A	90.4%	88.4%	87.6%

* This is based on patients treated on this contract for their most recent course of treatment. Figures in italics indicate the base number of FP17s or Patient Questionnaire responses are less than 100. N/A is shown where the base number of responses is less than 10 during the period. % is calculated as Quantity/Base number*100

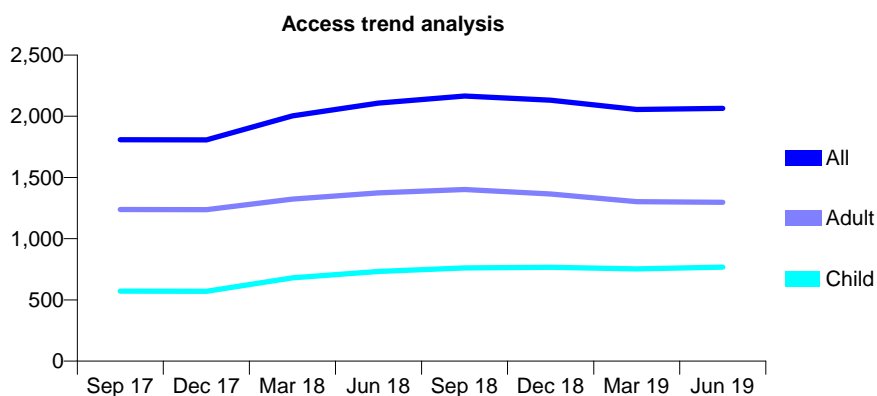
Q50 - Vital Signs At a Glance Contract Report for 197432/0001 - June 2019

Name or company name	FINKLE HILL DENTAL CARE LTD
Contract type name	GDS Contract
Purpose of contract	General
Contract start date	01/05/2012
Contract end date	

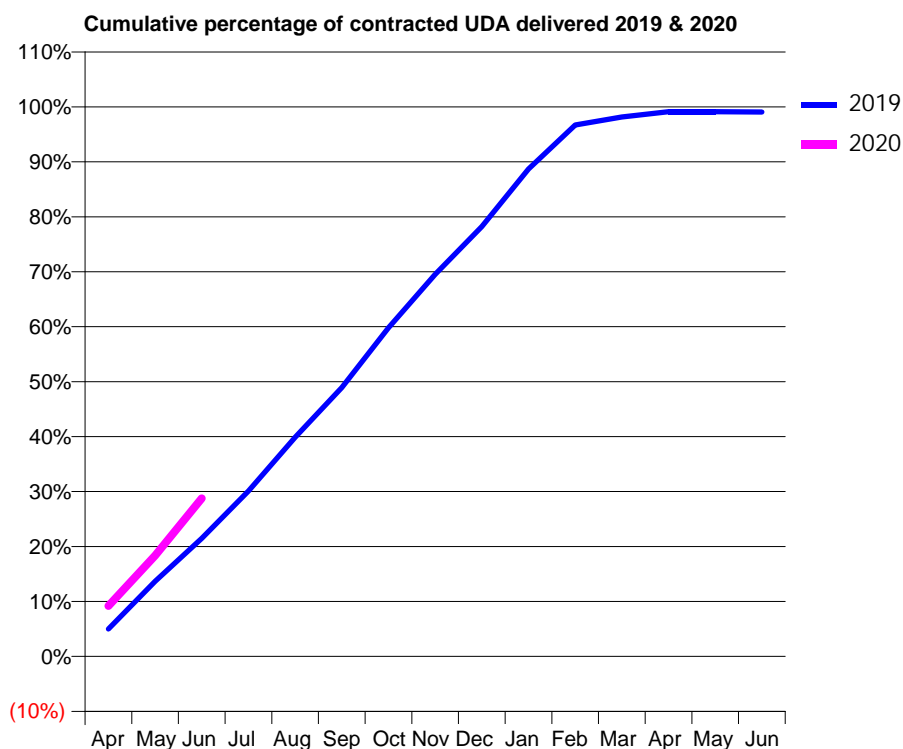
19/20 Contracted general activity (UDA)	4,000
Carry forward general activity (UDA)	0
19/20 Contracted orthodontic activity (UOA)	0
Carry forward orthodontic activity (UOA)	0
Baseline contract value	£123,927.60

ACCESS*

Patients seen in 24 months	Total	Change since previous quarter
Quarter ending June 2018	2,107	
Quarter ending September 2018	2,165	↑
Quarter ending December 2018	2,131	↓
Quarter ending March 2019	2,055	↓
Quarter ending June 2019	2,065	→
Variance since June 2018	(2.0%)	↓



ACTIVITY



Month	2019	2020
April	200	368
May	547	735
June	860	1,151
July	1,204	
August	1,595	
September	1,956	
October	2,392	
November	2,781	
December	3,128	
January	3,547	
February	3,868	
March	3,926	
April	3,965	
May	3,965	
June	3,962	

QUALITY

	Quantity	Base Number	Contract	AT	Region	England
% of FP17s for the same patient ID Re-attending within 3 months - Children	12	305	3.9%	9.4%	12.1%	11.4%
% of FP17s for the same patient ID Re-attending within 3 months - Adults	28	508	5.5%	12.4%	15.6%	15.4%
% of FP17s for the same patient ID Re-attending between 3 & 9 months - Children	199	305	65.2%	64.6%	61.2%	59.8%
% of FP17s for the same patient ID Re-attending between 3 & 9 months - Adults	359	508	70.7%	56.3%	54.5%	52.1%
% of FP17s for Band 1 Urgent Courses	14	782	1.8%	7.8%	9.1%	9.2%
% of FP17s Relating to Free Repair or Replacements	6	782	0.8%	0.9%	1.0%	0.7%
% of FP17s Relating to Continuations	0	782	0.0%	0.9%	1.0%	0.8%
% of Patients satisfied with the dentistry they have received	0	0	N/A	93.7%	94.2%	93.4%
% of Patients satisfied with the time they had to wait for an appointment	0	0	N/A	90.4%	88.4%	87.6%

* This is based on patients treated on this contract for their most recent course of treatment. Figures in italics indicate the base number of FP17s or Patient Questionnaire responses are less than 100. N/A is shown where the base number of responses is less than 10 during the period. % is calculated as Quantity/Base number*100

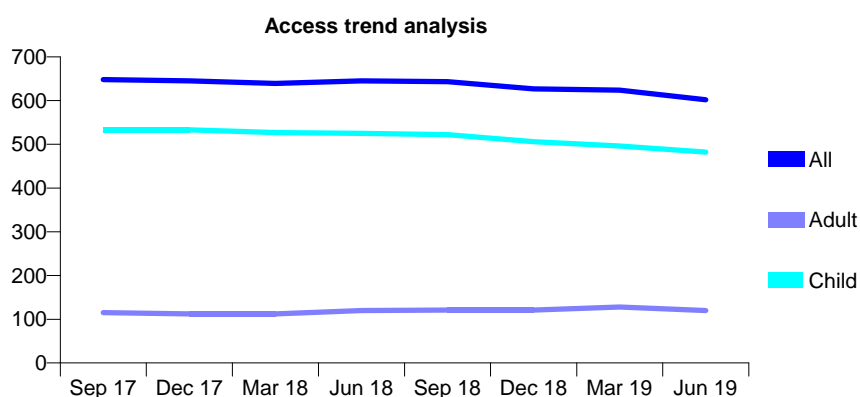
Q50 - Vital Signs At a Glance Contract Report for 197580/0001 - June 2019

Name or company name	CLOCK TOWER DENTAL CARE LTD.
Contract type name	GDS Contract
Purpose of contract	General and Orthodontic
Contract start date	01/12/2012
Contract end date	

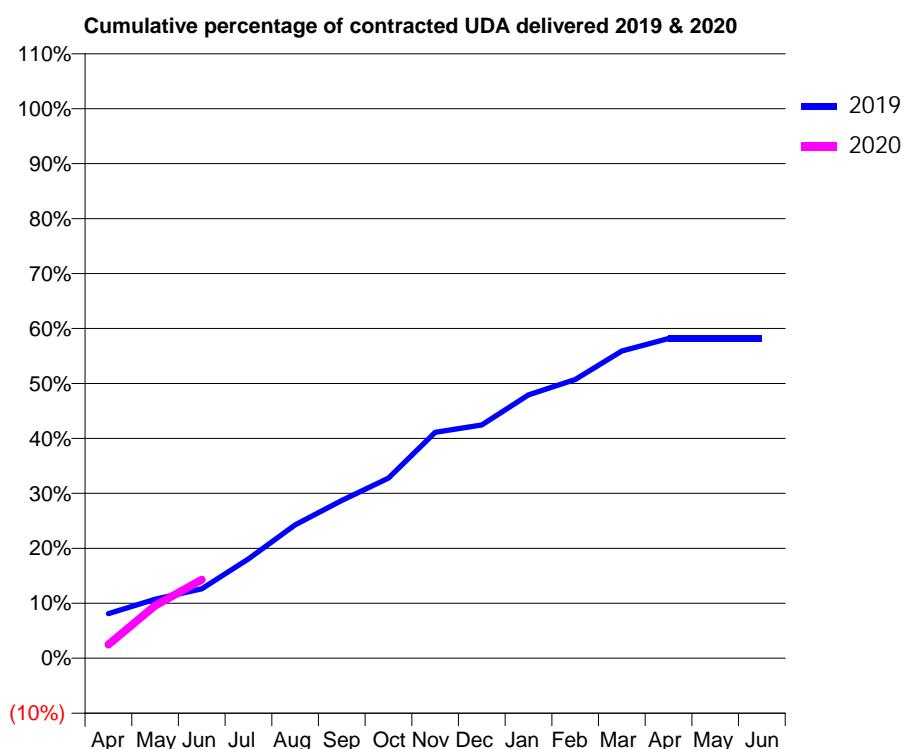
19/20 Contracted general activity (UDA)	2,000
Carry forward general activity (UDA)	0
19/20 Contracted orthodontic activity (UOA)	398
Carry forward orthodontic activity (UOA)	0
Baseline contract value	£93,305.81

ACCESS*

Patients seen in 24 months	Total	Change since previous quarter
Quarter ending June 2018	645	
Quarter ending September 2018	643	→
Quarter ending December 2018	627	↓
Quarter ending March 2019	624	→
Quarter ending June 2019	602	↓
Variance since June 2018	(6.7%)	↓



ACTIVITY



Month	2019	2020
April	162	50
May	215	191
June	253	285
July	361	
August	486	
September	574	
October	656	
November	822	
December	849	
January	958	
February	1,015	
March	1,118	
April	1,163	
May	1,163	
June	1,163	

QUALITY

	Quantity	Base Number	Contract	AT	Region	England
% of FP17s for the same patient ID Re-attending within 3 months - Children	21	252	8.3%	9.4%	12.1%	11.4%
% of FP17s for the same patient ID Re-attending within 3 months - Adults	5	22	22.7%	12.4%	15.6%	15.4%
% of FP17s for the same patient ID Re-attending between 3 & 9 months - Children	204	252	81.0%	64.6%	61.2%	59.8%
% of FP17s for the same patient ID Re-attending between 3 & 9 months - Adults	16	22	72.7%	56.3%	54.5%	52.1%
% of FP17s for Band 1 Urgent Courses	7	225	3.1%	7.8%	9.1%	9.2%
% of FP17s Relating to Free Repair or Replacements	0	225	0.0%	0.9%	1.0%	0.7%
% of FP17s Relating to Continuations	0	225	0.0%	0.9%	1.0%	0.8%
% of Patients satisfied with the dentistry they have received	0	0	N/A	93.7%	94.2%	93.4%
% of Patients satisfied with the time they had to wait for an appointment	0	0	N/A	90.4%	88.4%	87.6%

* This is based on patients treated on this contract for their most recent course of treatment.

Figures in italics indicate the base number of FP17s or Patient Questionnaire responses are less than 100. N/A is shown where the base number of responses is less than 10 during the period. % is calculated as Quantity/Base number*100

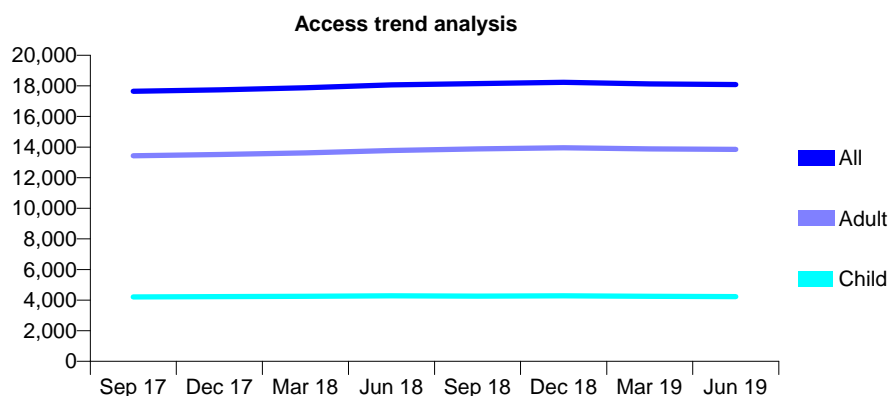
Q50 - Vital Signs At a Glance Contract Report for 213683/0001 - June 2019

Name or company name	MRS C BOLLAND
Contract type name	GDS Contract
Purpose of contract	General
Contract start date	01/04/2006
Contract end date	

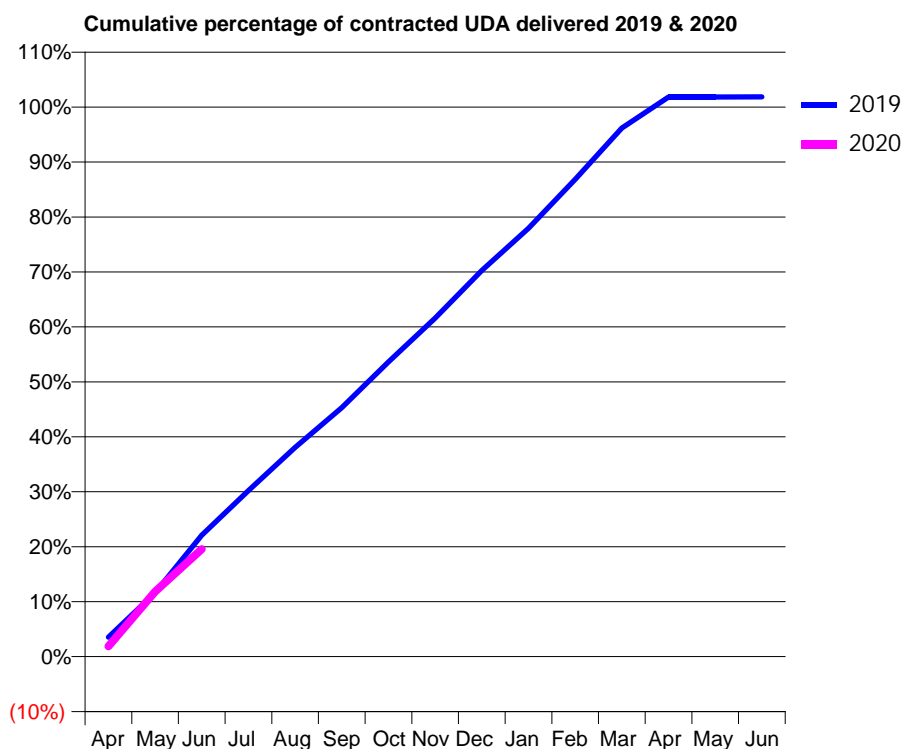
19/20 Contracted general activity (UDA)	43,039
Carry forward general activity (UDA)	0
19/20 Contracted orthodontic activity (UOA)	0
Carry forward orthodontic activity (UOA)	0
Baseline contract value	£1,100,805.34

ACCESS*

Patients seen in 24 months	Total	Change since previous quarter
Quarter ending June 2018	18,070	
Quarter ending September 2018	18,151	→
Quarter ending December 2018	18,234	→
Quarter ending March 2019	18,129	→
Quarter ending June 2019	18,089	→
Variance since June 2018	0.1%	→



ACTIVITY



Month	Adjusted Scheduled Activity (UDA)	
	2019	2020
April	1,519	807
May	5,008	5,087
June	9,507	8,426
July	13,008	
August	16,389	
September	19,489	
October	23,083	
November	26,509	
December	30,243	
January	33,556	
February	37,381	
March	41,392	
April	43,816	
May	43,824	
June	43,836	

QUALITY

	Quantity	Base Number	Contract	AT	Region	England
% of FP17s for the same patient ID Re-attending within 3 months - Children	88	1,651	5.3%	9.4%	12.1%	11.4%
% of FP17s for the same patient ID Re-attending within 3 months - Adults	593	5,374	11.0%	12.4%	15.6%	15.4%
% of FP17s for the same patient ID Re-attending between 3 & 9 months - Children	1,167	1,651	70.7%	64.6%	61.2%	59.8%
% of FP17s for the same patient ID Re-attending between 3 & 9 months - Adults	3,479	5,374	64.7%	56.3%	54.5%	52.1%
% of FP17s for Band 1 Urgent Courses	448	5,503	8.1%	7.8%	9.1%	9.2%
% of FP17s Relating to Free Repair or Replacements	32	5,503	0.6%	0.9%	1.0%	0.7%
% of FP17s Relating to Continuations	43	5,503	0.8%	0.9%	1.0%	0.8%
% of Patients satisfied with the dentistry they have received	7	7	N/A	93.7%	94.2%	93.4%
% of Patients satisfied with the time they had to wait for an appointment	7	7	N/A	90.4%	88.4%	87.6%

* This is based on patients treated on this contract for their most recent course of treatment. Figures in italics indicate the base number of FP17s or Patient Questionnaire responses are less than 100. N/A is shown where the base number of responses is less than 10 during the period. % is calculated as Quantity/Base number*100

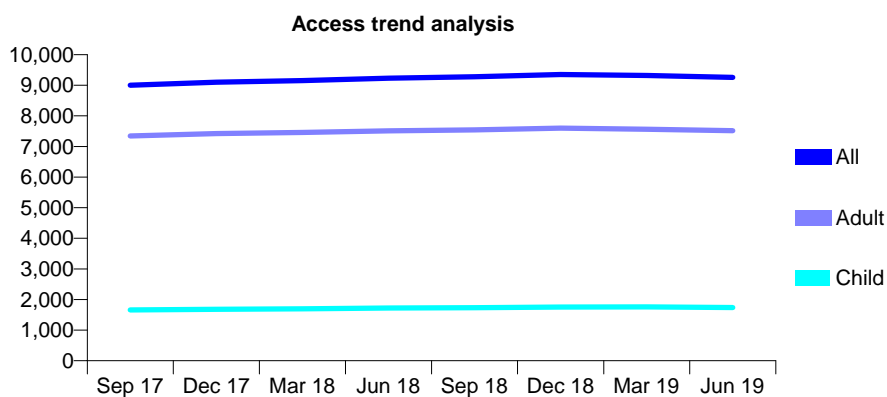
Q50 - Vital Signs At a Glance Contract Report for 219789/0001 - June 2019

Name or company name	MR JD WHITE
Contract type name	GDS Contract
Purpose of contract	General
Contract start date	01/04/2006
Contract end date	

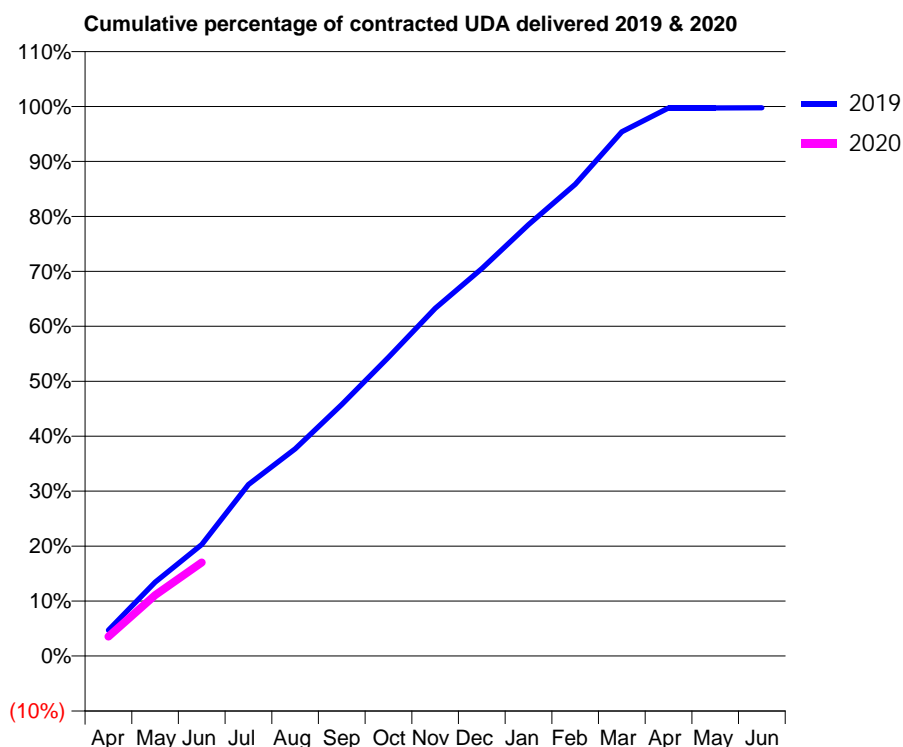
19/20 Contracted general activity (UDA)	25,582
Carry forward general activity (UDA)	0
19/20 Contracted orthodontic activity (UOA)	0
Carry forward orthodontic activity (UOA)	0
Baseline contract value	£765,292.11

ACCESS*

Patients seen in 24 months	Total	Change since previous quarter
Quarter ending June 2018	9,232	
Quarter ending September 2018	9,277	→
Quarter ending December 2018	9,354	→
Quarter ending March 2019	9,319	→
Quarter ending June 2019	9,257	→
Variance since June 2018	0.3%	→



ACTIVITY



Month	Adjusted Scheduled Activity (UDA)	
	2019	2020
April	1,207	904
May	3,437	2,833
June	5,193	4,357
July	7,985	
August	9,643	
September	11,705	
October	13,906	
November	16,187	
December	18,031	
January	20,077	
February	21,958	
March	24,398	
April	25,512	
May	25,514	
June	25,516	

QUALITY

	Quantity	Base Number	Contract	AT	Region	England
% of FP17s for the same patient ID Re-attending within 3 months - Children	38	643	5.9%	9.4%	12.1%	11.4%
% of FP17s for the same patient ID Re-attending within 3 months - Adults	278	2,557	10.9%	12.4%	15.6%	15.4%
% of FP17s for the same patient ID Re-attending between 3 & 9 months - Children	500	643	77.8%	64.6%	61.2%	59.8%
% of FP17s for the same patient ID Re-attending between 3 & 9 months - Adults	1,685	2,557	65.9%	56.3%	54.5%	52.1%
% of FP17s for Band 1 Urgent Courses	161	2,660	6.1%	7.8%	9.1%	9.2%
% of FP17s Relating to Free Repair or Replacements	23	2,660	0.9%	0.9%	1.0%	0.7%
% of FP17s Relating to Continuations	20	2,660	0.8%	0.9%	1.0%	0.8%
% of Patients satisfied with the dentistry they have received	7	8	N/A	93.7%	94.2%	93.4%
% of Patients satisfied with the time they had to wait for an appointment	7	8	N/A	90.4%	88.4%	87.6%

* This is based on patients treated on this contract for their most recent course of treatment. Figures in italics indicate the base number of FP17s or Patient Questionnaire responses are less than 100. N/A is shown where the base number of responses is less than 10 during the period. % is calculated as Quantity/Base number*100

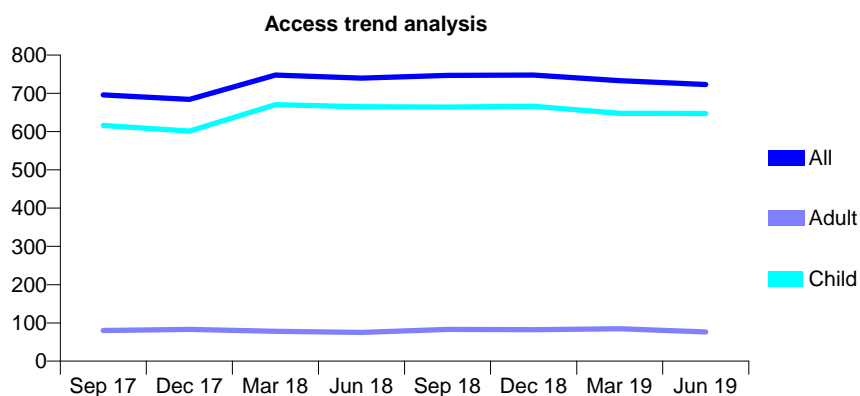
Q50 - Vital Signs At a Glance Contract Report for 239534/0001 - June 2019

Name or company name	MR JE MARTIN
Contract type name	GDS Contract
Purpose of contract	General
Contract start date	01/04/2006
Contract end date	

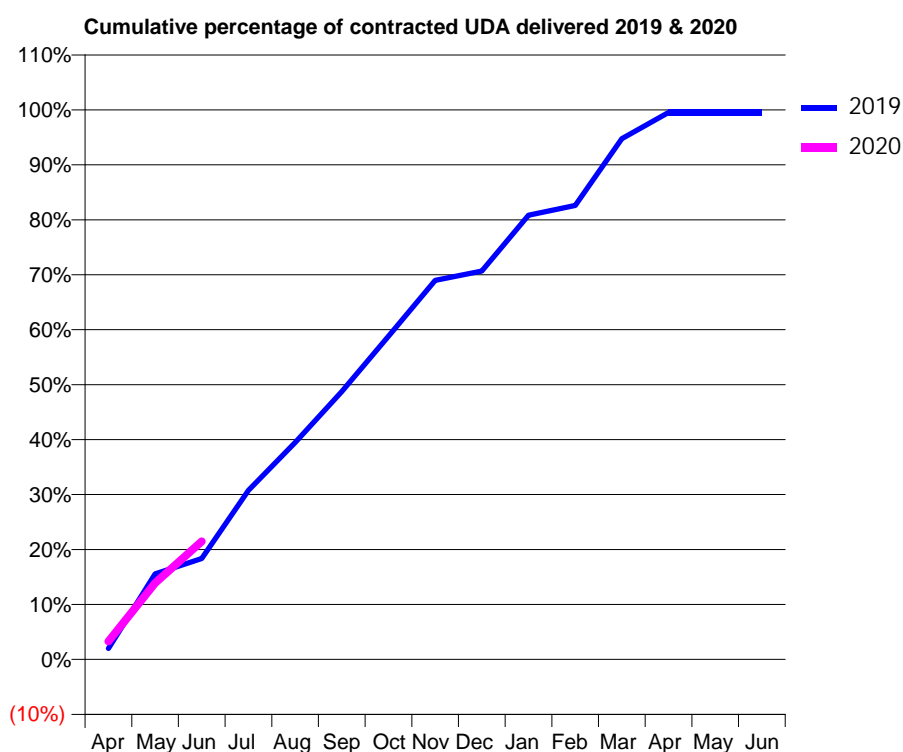
19/20 Contracted general activity (UDA)	1,442
Carry forward general activity (UDA)	0
19/20 Contracted orthodontic activity (UOA)	0
Carry forward orthodontic activity (UOA)	0
Baseline contract value	£52,046.55

ACCESS*

Patients seen in 24 months	Total	Change since previous quarter
Quarter ending June 2018	740	
Quarter ending September 2018	747	→
Quarter ending December 2018	748	→
Quarter ending March 2019	733	↓
Quarter ending June 2019	723	↓
Variance since June 2018	(2.3%)	↓



ACTIVITY



Month	2019	2020
April	29	47
May	224	201
June	265	310
July	444	
August	569	
September	703	
October	848	
November	995	
December	1,019	
January	1,165	
February	1,191	
March	1,366	
April	1,435	
May	1,435	
June	1,435	

QUALITY

	Quantity	Base Number	Contract	AT	Region	England
% of FP17s for the same patient ID Re-attending within 3 months - Children	15	286	5.2%	9.4%	12.1%	11.4%
% of FP17s for the same patient ID Re-attending within 3 months - Adults	0	8	0.0%	12.4%	15.6%	15.4%
% of FP17s for the same patient ID Re-attending between 3 & 9 months - Children	211	286	73.8%	64.6%	61.2%	59.8%
% of FP17s for the same patient ID Re-attending between 3 & 9 months - Adults	7	8	87.5%	56.3%	54.5%	52.1%
% of FP17s for Band 1 Urgent Courses	5	235	2.1%	7.8%	9.1%	9.2%
% of FP17s Relating to Free Repair or Replacements	0	235	0.0%	0.9%	1.0%	0.7%
% of FP17s Relating to Continuations	0	235	0.0%	0.9%	1.0%	0.8%
% of Patients satisfied with the dentistry they have received	0	0	N/A	93.7%	94.2%	93.4%
% of Patients satisfied with the time they had to wait for an appointment	0	0	N/A	90.4%	88.4%	87.6%

* This is based on patients treated on this contract for their most recent course of treatment. Figures in italics indicate the base number of FP17s or Patient Questionnaire responses are less than 100. N/A is shown where the base number of responses is less than 10 during the period. % is calculated as Quantity/Base number*100

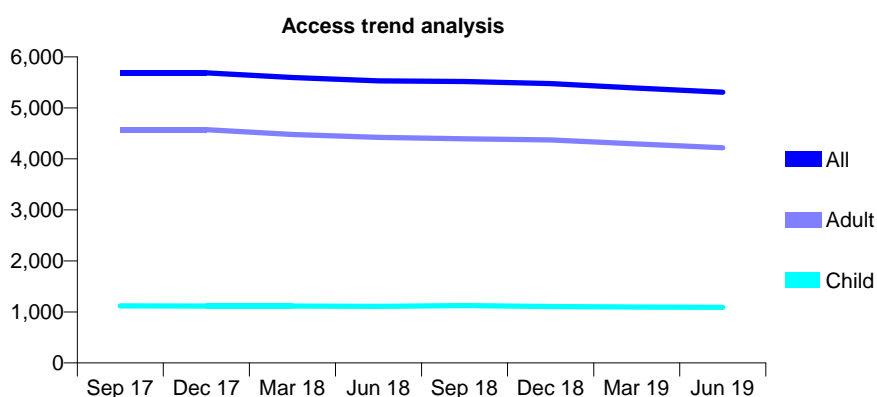
Q50 - Vital Signs At a Glance Contract Report for 243892/0002 - June 2019

Name or company name	MR JA MCCOURT
Contract type name	GDS Contract
Purpose of contract	General
Contract start date	01/04/2006
Contract end date	

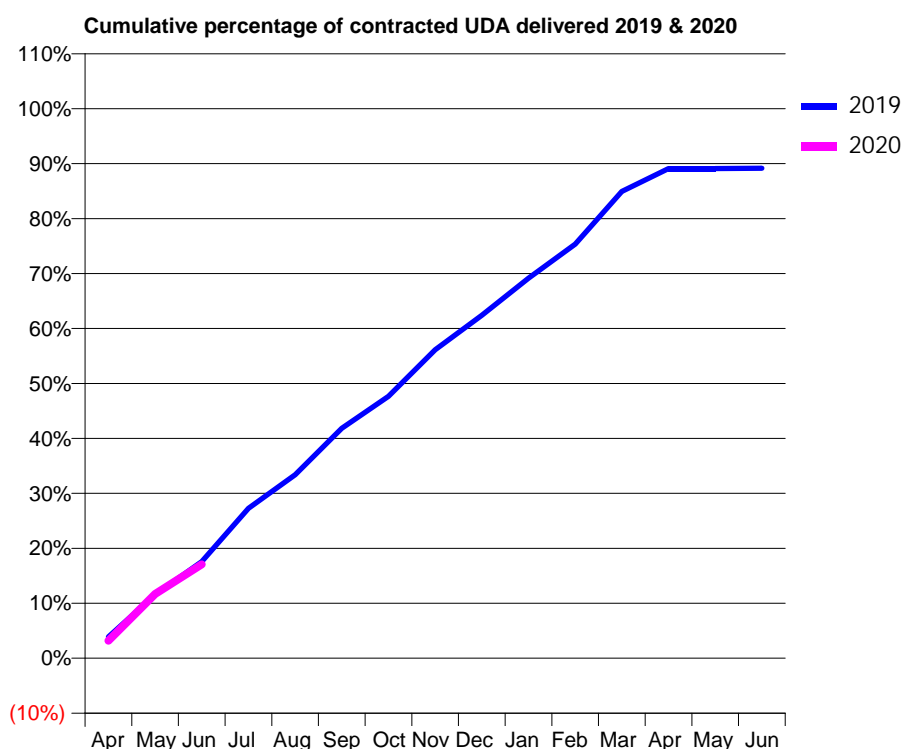
19/20 Contracted general activity (UDA)	18,750
Carry forward general activity (UDA)	0
19/20 Contracted orthodontic activity (UOA)	0
Carry forward orthodontic activity (UOA)	0
Baseline contract value	£559,812.59

ACCESS*

Patients seen in 24 months	Total	Change since previous quarter
Quarter ending June 2018	5,530	
Quarter ending September 2018	5,518	→
Quarter ending December 2018	5,476	→
Quarter ending March 2019	5,390	↓
Quarter ending June 2019	5,305	↓
Variance since June 2018	(4.1%)	↓



ACTIVITY



Month	2019	2020
April	732	597
May	2,172	2,191
June	3,297	3,202
July	5,115	
August	6,263	
September	7,845	
October	8,932	
November	10,525	
December	11,703	
January	12,966	
February	14,132	
March	15,925	
April	16,706	
May	16,707	
June	16,719	

QUALITY

	Quantity	Base Number	Contract	AT	Region	England
% of FP17s for the same patient ID Re-attending within 3 months - Children	28	458	6.1%	9.4%	12.1%	11.4%
% of FP17s for the same patient ID Re-attending within 3 months - Adults	163	1,621	10.1%	12.4%	15.6%	15.4%
% of FP17s for the same patient ID Re-attending between 3 & 9 months - Children	340	458	74.2%	64.6%	61.2%	59.8%
% of FP17s for the same patient ID Re-attending between 3 & 9 months - Adults	1,173	1,621	72.4%	56.3%	54.5%	52.1%
% of FP17s for Band 1 Urgent Courses	38	1,715	2.2%	7.8%	9.1%	9.2%
% of FP17s Relating to Free Repair or Replacements	11	1,715	0.6%	0.9%	1.0%	0.7%
% of FP17s Relating to Continuations	32	1,715	1.9%	0.9%	1.0%	0.8%
% of Patients satisfied with the dentistry they have received	4	6	N/A	93.7%	94.2%	93.4%
% of Patients satisfied with the time they had to wait for an appointment	5	6	N/A	90.4%	88.4%	87.6%

* This is based on patients treated on this contract for their most recent course of treatment. Figures in italics indicate the base number of FP17s or Patient Questionnaire responses are less than 100. N/A is shown where the base number of responses is less than 10 during the period. % is calculated as Quantity/Base number*100

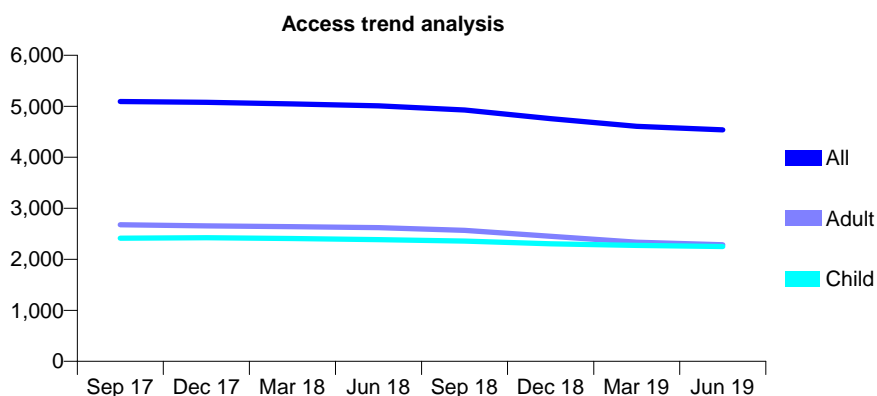
Q50 - Vital Signs At a Glance Contract Report for 278564/0001 - June 2019

Name or company name	MR K LEESON
Contract type name	GDS Contract
Purpose of contract	General
Contract start date	14/01/2008
Contract end date	

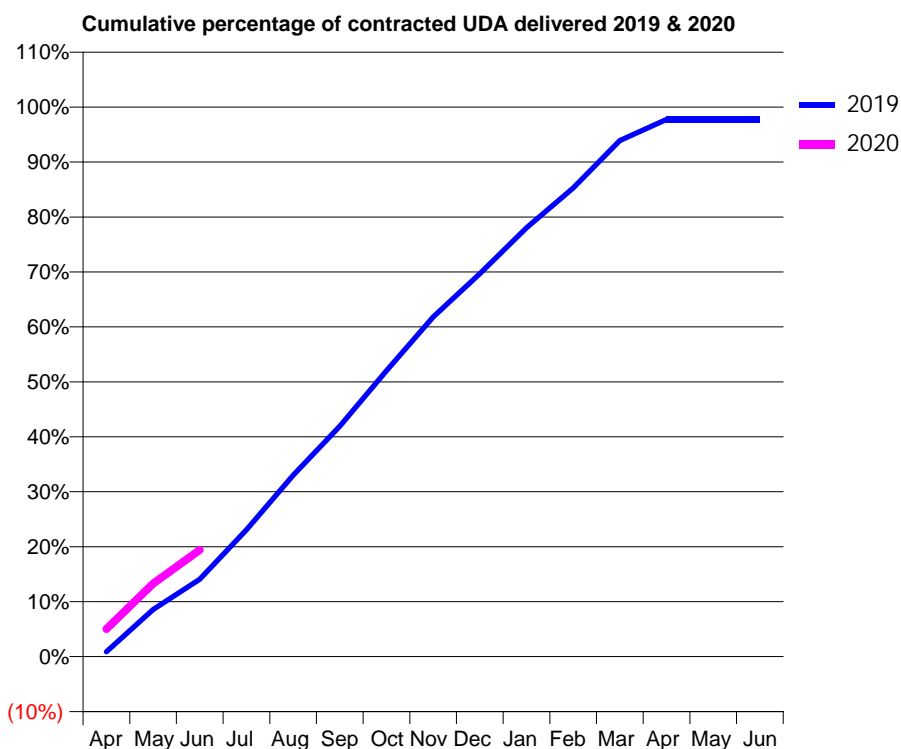
19/20 Contracted general activity (UDA)	9,708
Carry forward general activity (UDA)	0
19/20 Contracted orthodontic activity (UOA)	0
Carry forward orthodontic activity (UOA)	0
Baseline contract value	£298,101.65

ACCESS*

Patients seen in 24 months	Total	Change since previous quarter
Quarter ending June 2018	5,007	
Quarter ending September 2018	4,927	↓
Quarter ending December 2018	4,757	↓
Quarter ending March 2019	4,607	↓
Quarter ending June 2019	4,536	↓
Variance since June 2018	(9.4%)	↓



ACTIVITY



Month	Adjusted Scheduled Activity (UDA)	
	2019	2020
April	85	488
May	833	1,292
June	1,368	1,883
July	2,242	
August	3,204	
September	4,070	
October	5,052	
November	6,001	
December	6,766	
January	7,576	
February	8,280	
March	9,117	
April	9,491	
May	9,491	
June	9,491	

QUALITY

	Quantity	Base Number	Contract	AT	Region	England
% of FP17s for the same patient ID Re-attending within 3 months - Children	83	966	8.6%	9.4%	12.1%	11.4%
% of FP17s for the same patient ID Re-attending within 3 months - Adults	76	562	13.5%	12.4%	15.6%	15.4%
% of FP17s for the same patient ID Re-attending between 3 & 9 months - Children	738	966	76.4%	64.6%	61.2%	59.8%
% of FP17s for the same patient ID Re-attending between 3 & 9 months - Adults	390	562	69.4%	56.3%	54.5%	52.1%
% of FP17s for Band 1 Urgent Courses	59	1,286	4.6%	7.8%	9.1%	9.2%
% of FP17s Relating to Free Repair or Replacements	6	1,286	0.5%	0.9%	1.0%	0.7%
% of FP17s Relating to Continuations	17	1,286	1.3%	0.9%	1.0%	0.8%
% of Patients satisfied with the dentistry they have received	2	2	N/A	93.7%	94.2%	93.4%
% of Patients satisfied with the time they had to wait for an appointment	1	2	N/A	90.4%	88.4%	87.6%

* This is based on patients treated on this contract for their most recent course of treatment. Figures in italics indicate the base number of FP17s or Patient Questionnaire responses are less than 100. N/A is shown where the base number of responses is less than 10 during the period. % is calculated as Quantity/Base number*100

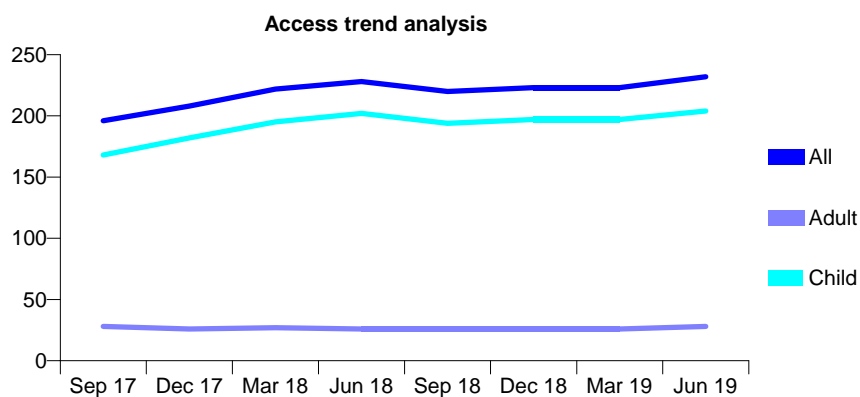
Q50 - Vital Signs At a Glance Contract Report for 309850/0001 - June 2019

Name or company name	MR JJ SCARLETT
Contract type name	GDS Contract
Purpose of contract	General
Contract start date	01/04/2006
Contract end date	

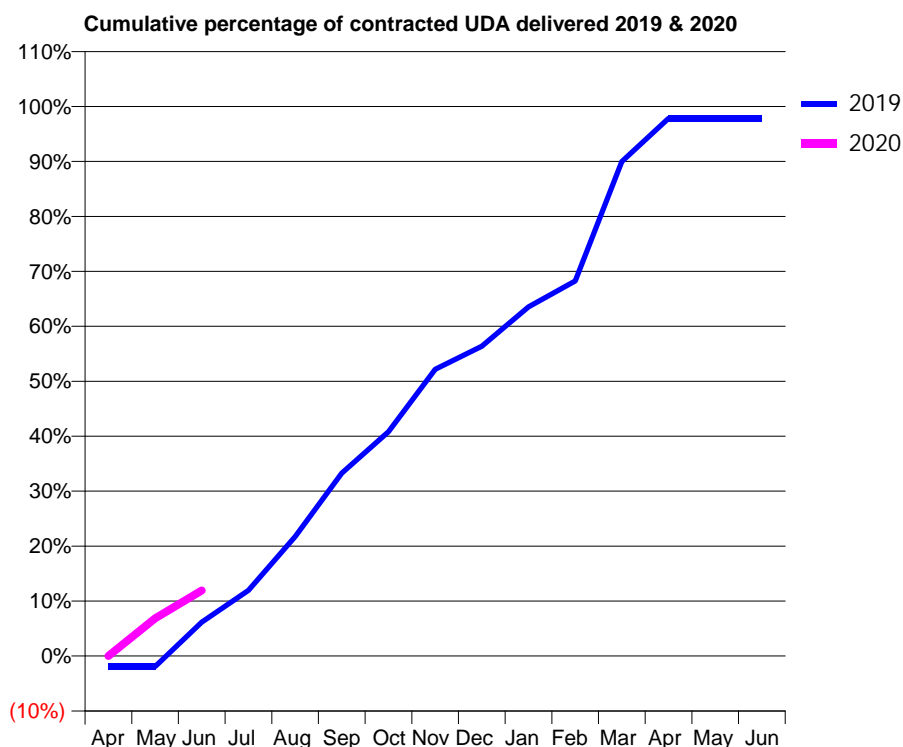
19/20 Contracted general activity (UDA)	572
Carry forward general activity (UDA)	0
19/20 Contracted orthodontic activity (UOA)	0
Carry forward orthodontic activity (UOA)	0
Baseline contract value	£13,641.95

ACCESS*

Patients seen in 24 months	Total	Change since previous quarter
Quarter ending June 2018	228	
Quarter ending September 2018	220	↓
Quarter ending December 2018	223	→
Quarter ending March 2019	223	→
Quarter ending June 2019	232	↑
Variance since June 2018	1.8%	→



ACTIVITY



Month	Adjusted Scheduled Activity (UDA)	
	2019	2020
April	-11	0
May	-11	39
June	35	68
July	68	
August	124	
September	190	
October	233	
November	298	
December	322	
January	363	
February	390	
March	515	
April	560	
May	560	
June	560	

QUALITY

	Quantity	Base Number	Contract	AT	Region	England
% of FP17s for the same patient ID Re-attending within 3 months - Children	4	76	5.3%	9.4%	12.1%	11.4%
% of FP17s for the same patient ID Re-attending within 3 months - Adults	0	3	0.0%	12.4%	15.6%	15.4%
% of FP17s for the same patient ID Re-attending between 3 & 9 months - Children	53	76	69.7%	64.6%	61.2%	59.8%
% of FP17s for the same patient ID Re-attending between 3 & 9 months - Adults	3	3	100.0%	56.3%	54.5%	52.1%
% of FP17s for Band 1 Urgent Courses	0	49	0.0%	7.8%	9.1%	9.2%
% of FP17s Relating to Free Repair or Replacements	0	49	0.0%	0.9%	1.0%	0.7%
% of FP17s Relating to Continuations	0	49	0.0%	0.9%	1.0%	0.8%
% of Patients satisfied with the dentistry they have received	0	0	N/A	93.7%	94.2%	93.4%
% of Patients satisfied with the time they had to wait for an appointment	0	0	N/A	90.4%	88.4%	87.6%

* This is based on patients treated on this contract for their most recent course of treatment. Figures in italics indicate the base number of FP17s or Patient Questionnaire responses are less than 100. N/A is shown where the base number of responses is less than 10 during the period. % is calculated as Quantity/Base number*100

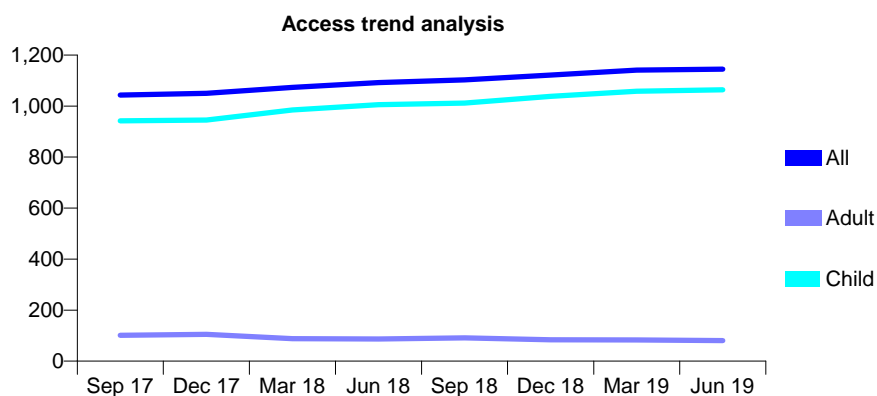
Q50 - Vital Signs At a Glance Contract Report for 321524/0001 - June 2019

Name or company name	MR ML LUND
Contract type name	GDS Contract
Purpose of contract	General
Contract start date	01/04/2006
Contract end date	

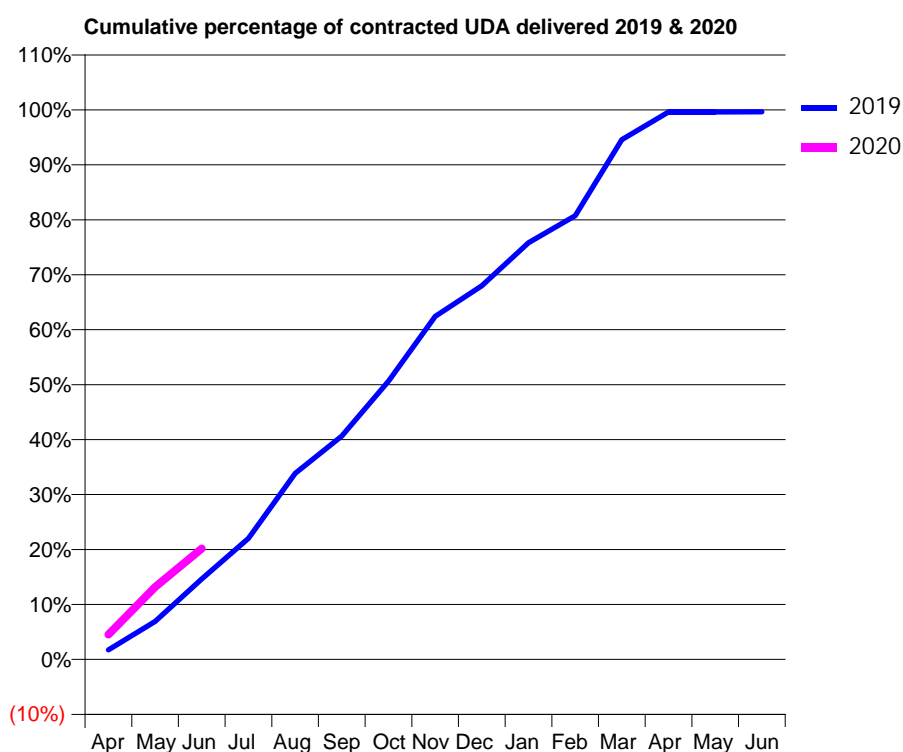
19/20 Contracted general activity (UDA)	2,362
Carry forward general activity (UDA)	0
19/20 Contracted orthodontic activity (UOA)	0
Carry forward orthodontic activity (UOA)	0
Baseline contract value	£74,384.91

ACCESS*

Patients seen in 24 months	Total	Change since previous quarter
Quarter ending June 2018	1,092	
Quarter ending September 2018	1,103	→
Quarter ending December 2018	1,122	→
Quarter ending March 2019	1,141	→
Quarter ending June 2019	1,145	→
Variance since June 2018	4.9%	↑



ACTIVITY



Month	2019	2020
April	41	107
May	164	311
June	346	476
July	521	
August	800	
September	960	
October	1,196	
November	1,475	
December	1,606	
January	1,791	
February	1,907	
March	2,234	
April	2,352	
May	2,352	
June	2,353	

QUALITY

	Quantity	Base Number	Contract	AT	Region	England
% of FP17s for the same patient ID Re-attending within 3 months - Children	26	467	5.6%	9.4%	12.1%	11.4%
% of FP17s for the same patient ID Re-attending within 3 months - Adults	0	0	N/A	12.4%	15.6%	15.4%
% of FP17s for the same patient ID Re-attending between 3 & 9 months - Children	352	467	75.4%	64.6%	61.2%	59.8%
% of FP17s for the same patient ID Re-attending between 3 & 9 months - Adults	0	0	N/A	56.3%	54.5%	52.1%
% of FP17s for Band 1 Urgent Courses	7	385	1.8%	7.8%	9.1%	9.2%
% of FP17s Relating to Free Repair or Replacements	0	385	0.0%	0.9%	1.0%	0.7%
% of FP17s Relating to Continuations	0	385	0.0%	0.9%	1.0%	0.8%
% of Patients satisfied with the dentistry they have received	0	0	N/A	93.7%	94.2%	93.4%
% of Patients satisfied with the time they had to wait for an appointment	0	0	N/A	90.4%	88.4%	87.6%

* This is based on patients treated on this contract for their most recent course of treatment. Figures in italics indicate the base number of FP17s or Patient Questionnaire responses are less than 100. N/A is shown where the base number of responses is less than 10 during the period. % is calculated as Quantity/Base number*100

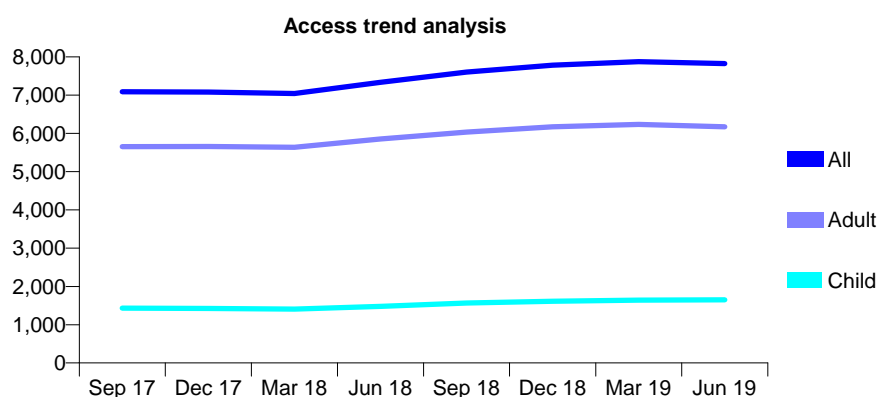
Q50 - Vital Signs At a Glance Contract Report for 328170/0001 - June 2019

Name or company name	MR CD AYER
Contract type name	GDS Contract
Purpose of contract	General
Contract start date	01/04/2006
Contract end date	

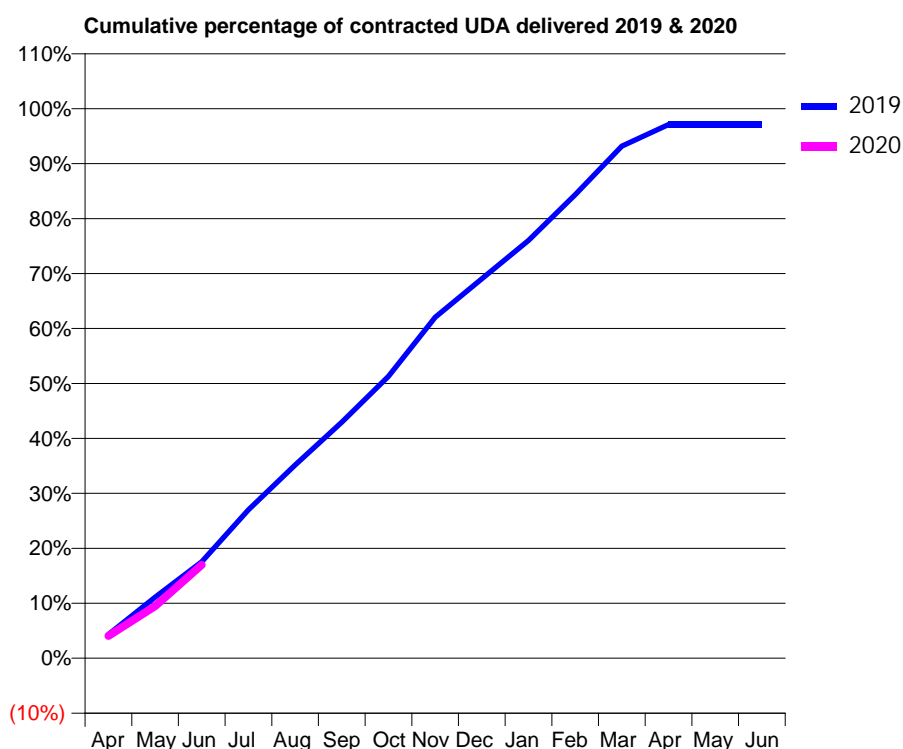
19/20 Contracted general activity (UDA)	22,000
Carry forward general activity (UDA)	0
19/20 Contracted orthodontic activity (UOA)	0
Carry forward orthodontic activity (UOA)	0
Baseline contract value	£634,584.51

ACCESS*

Patients seen in 24 months	Total	Change since previous quarter
Quarter ending June 2018	7,336	
Quarter ending September 2018	7,600	↑
Quarter ending December 2018	7,782	↑
Quarter ending March 2019	7,875	→
Quarter ending June 2019	7,824	→
Variance since June 2018	6.7%	↑



ACTIVITY



Month	2019	2020
April	953	896
May	2,442	2,087
June	3,865	3,742
July	5,943	
August	7,740	
September	9,445	
October	11,291	
November	13,651	
December	15,186	
January	16,721	
February	18,558	
March	20,499	
April	21,364	
May	21,364	
June	21,363	

QUALITY

	Quantity	Base Number	Contract	AT	Region	England
% of FP17s for the same patient ID Re-attending within 3 months - Children	36	550	6.5%	9.4%	12.1%	11.4%
% of FP17s for the same patient ID Re-attending within 3 months - Adults	175	1,756	10.0%	12.4%	15.6%	15.4%
% of FP17s for the same patient ID Re-attending between 3 & 9 months - Children	371	550	67.5%	64.6%	61.2%	59.8%
% of FP17s for the same patient ID Re-attending between 3 & 9 months - Adults	1,028	1,756	58.5%	56.3%	54.5%	52.1%
% of FP17s for Band 1 Urgent Courses	88	1,933	4.6%	7.8%	9.1%	9.2%
% of FP17s Relating to Free Repair or Replacements	10	1,933	0.5%	0.9%	1.0%	0.7%
% of FP17s Relating to Continuations	17	1,933	0.9%	0.9%	1.0%	0.8%
% of Patients satisfied with the dentistry they have received	2	2	N/A	93.7%	94.2%	93.4%
% of Patients satisfied with the time they had to wait for an appointment	2	2	N/A	90.4%	88.4%	87.6%

* This is based on patients treated on this contract for their most recent course of treatment.

Figures in italics indicate the base number of FP17s or Patient Questionnaire responses are less than 100. N/A is shown where the base number of responses is less than 10 during the period. % is calculated as Quantity/Base number*100

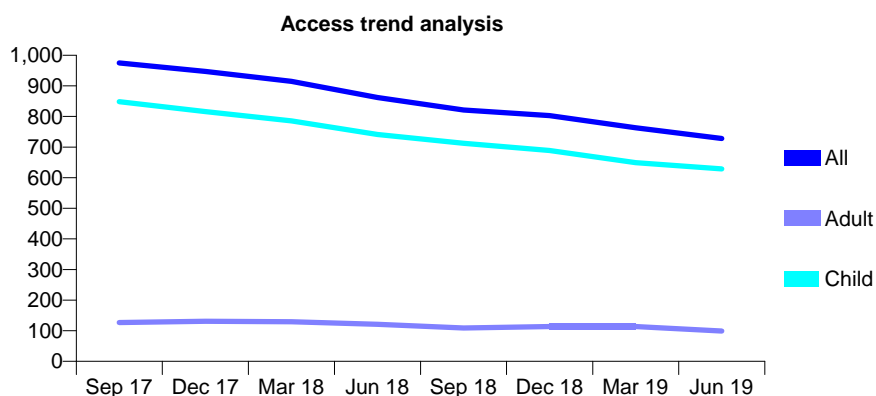
Q50 - Vital Signs At a Glance Contract Report for 334855/0001 - June 2019

Name or company name	The Smile Rooms Dental Practice
Contract type name	GDS Contract
Purpose of contract	General
Contract start date	01/04/2007
Contract end date	

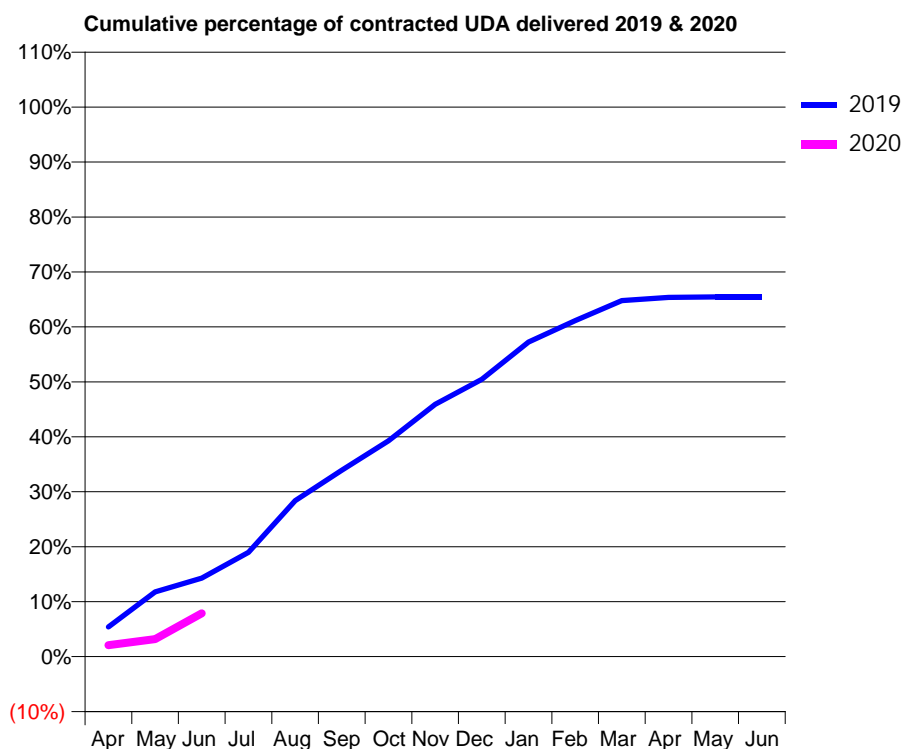
19/20 Contracted general activity (UDA)	2,200
Carry forward general activity (UDA)	0
19/20 Contracted orthodontic activity (UOA)	0
Carry forward orthodontic activity (UOA)	0
Baseline contract value	£50,148.90

ACCESS*

Patients seen in 24 months	Total	Change since previous quarter
Quarter ending June 2018	862	
Quarter ending September 2018	821	↓
Quarter ending December 2018	803	↓
Quarter ending March 2019	763	↓
Quarter ending June 2019	728	↓
Variance since June 2018	(15.5%)	↓



ACTIVITY



Month	Adjusted Scheduled Activity (UDA)	
	2019	2020
April	119	46
May	259	70
June	314	173
July	417	
August	624	
September	746	
October	864	
November	1,010	
December	1,110	
January	1,259	
February	1,345	
March	1,425	
April	1,438	
May	1,440	
June	1,440	

QUALITY

	Quantity	Base Number	Contract	AT	Region	England
% of FP17s for the same patient ID Re-attending within 3 months - Children	4	148	2.7%	9.4%	12.1%	11.4%
% of FP17s for the same patient ID Re-attending within 3 months - Adults	0	6	0.0%	12.4%	15.6%	15.4%
% of FP17s for the same patient ID Re-attending between 3 & 9 months - Children	124	148	83.8%	64.6%	61.2%	59.8%
% of FP17s for the same patient ID Re-attending between 3 & 9 months - Adults	5	6	83.3%	56.3%	54.5%	52.1%
% of FP17s for Band 1 Urgent Courses	2	131	1.5%	7.8%	9.1%	9.2%
% of FP17s Relating to Free Repair or Replacements	0	131	0.0%	0.9%	1.0%	0.7%
% of FP17s Relating to Continuations	0	131	0.0%	0.9%	1.0%	0.8%
% of Patients satisfied with the dentistry they have received	0	0	N/A	93.7%	94.2%	93.4%
% of Patients satisfied with the time they had to wait for an appointment	0	0	N/A	90.4%	88.4%	87.6%

* This is based on patients treated on this contract for their most recent course of treatment. Figures in italics indicate the base number of FP17s or Patient Questionnaire responses are less than 100. N/A is shown where the base number of responses is less than 10 during the period. % is calculated as Quantity/Base number*100

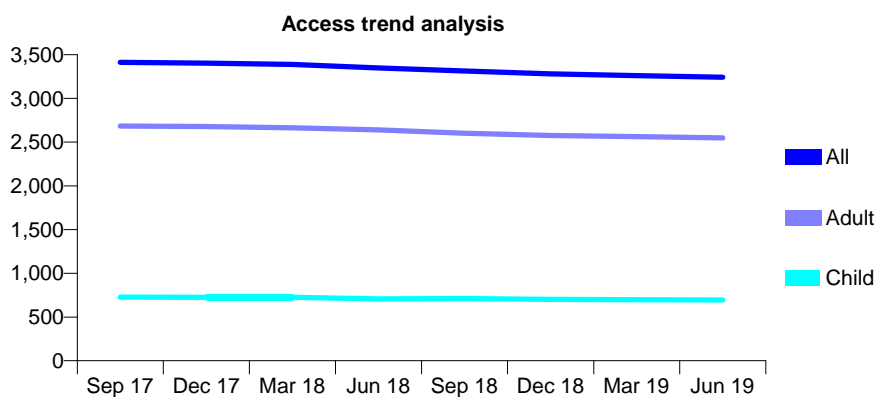
Q50 - Vital Signs At a Glance Contract Report for 336998/0001 - June 2019

Name or company name	MR C LANGLEY
Contract type name	GDS Contract
Purpose of contract	General
Contract start date	01/04/2006
Contract end date	

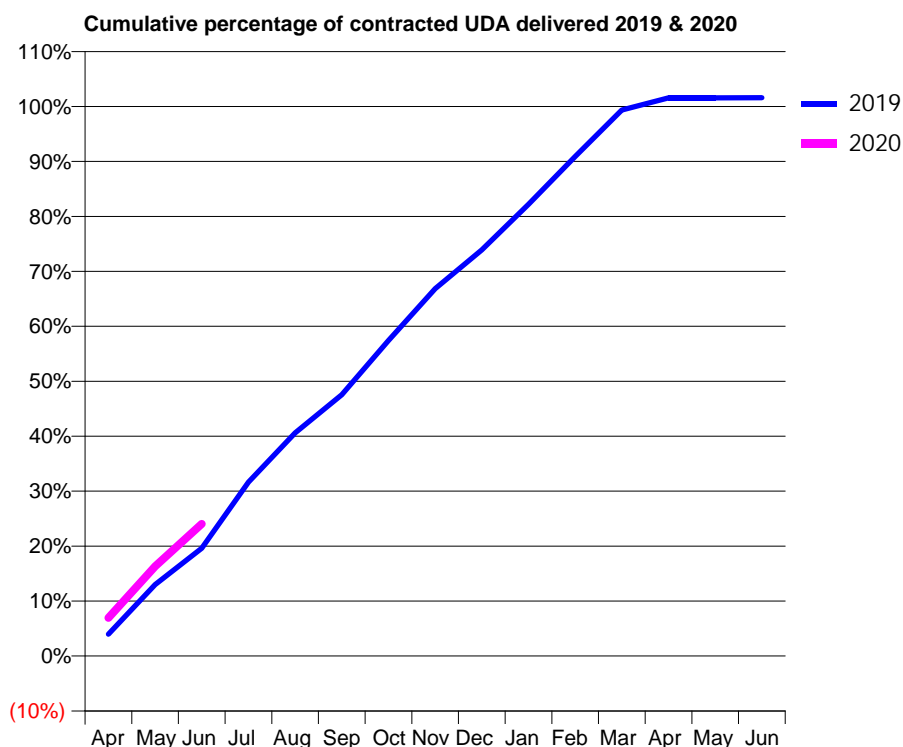
19/20 Contracted general activity (UDA)	9,000
Carry forward general activity (UDA)	0
19/20 Contracted orthodontic activity (UOA)	0
Carry forward orthodontic activity (UOA)	0
Baseline contract value	£252,652.86

ACCESS*

Patients seen in 24 months	Total	Change since previous quarter
Quarter ending June 2018	3,348	
Quarter ending September 2018	3,313	↓
Quarter ending December 2018	3,279	↓
Quarter ending March 2019	3,260	→
Quarter ending June 2019	3,241	→
Variance since June 2018	(3.2%)	↓



ACTIVITY



Month	Adjusted Scheduled Activity (UDA)	
	2019	2020
April	358	626
May	1,172	1,468
June	1,767	2,163
July	2,847	
August	3,654	
September	4,279	
October	5,168	
November	6,015	
December	6,651	
January	7,399	
February	8,180	
March	8,943	
April	9,141	
May	9,141	
June	9,143	

QUALITY

	Quantity	Base Number	Contract	AT	Region	England
% of FP17s for the same patient ID Re-attending within 3 months - Children	11	262	4.2%	9.4%	12.1%	11.4%
% of FP17s for the same patient ID Re-attending within 3 months - Adults	169	1,104	15.3%	12.4%	15.6%	15.4%
% of FP17s for the same patient ID Re-attending between 3 & 9 months - Children	193	262	73.7%	64.6%	61.2%	59.8%
% of FP17s for the same patient ID Re-attending between 3 & 9 months - Adults	751	1,104	68.0%	56.3%	54.5%	52.1%
% of FP17s for Band 1 Urgent Courses	78	1,226	6.4%	7.8%	9.1%	9.2%
% of FP17s Relating to Free Repair or Replacements	7	1,226	0.6%	0.9%	1.0%	0.7%
% of FP17s Relating to Continuations	20	1,226	1.6%	0.9%	1.0%	0.8%
% of Patients satisfied with the dentistry they have received	2	2	N/A	93.7%	94.2%	93.4%
% of Patients satisfied with the time they had to wait for an appointment	2	2	N/A	90.4%	88.4%	87.6%

* This is based on patients treated on this contract for their most recent course of treatment. Figures in italics indicate the base number of FP17s or Patient Questionnaire responses are less than 100. N/A is shown where the base number of responses is less than 10 during the period. % is calculated as Quantity/Base number*100

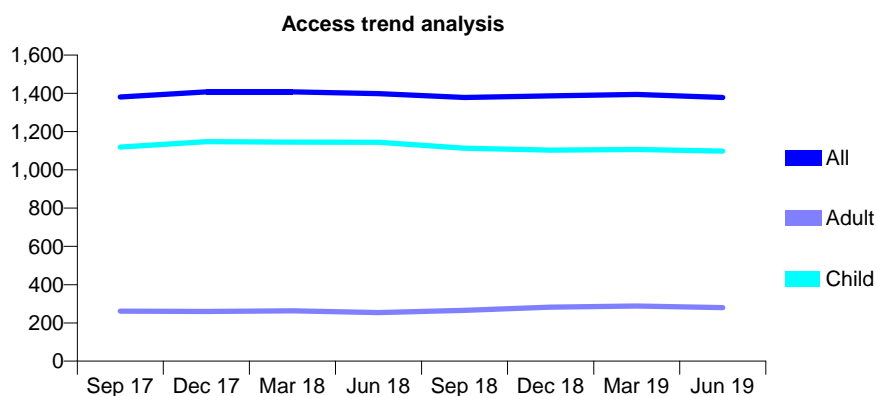
Q50 - Vital Signs At a Glance Contract Report for 352004/0003 - June 2019

Name or company name	MR JG MURRAY
Contract type name	GDS Contract
Purpose of contract	General
Contract start date	01/04/2014
Contract end date	

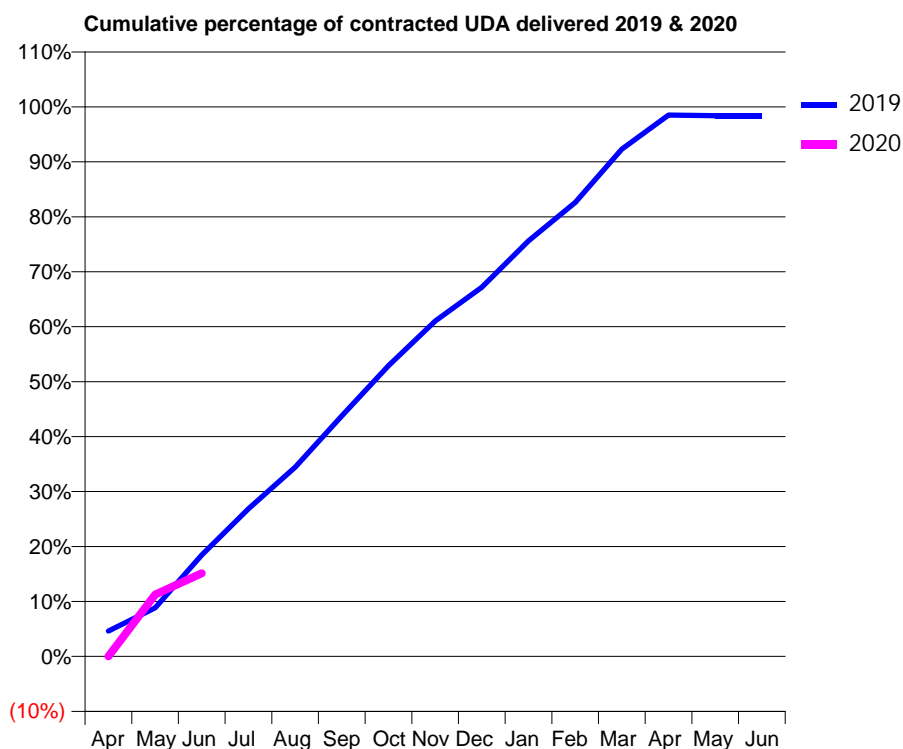
19/20 Contracted general activity (UDA)	2,811
Carry forward general activity (UDA)	0
19/20 Contracted orthodontic activity (UOA)	0
Carry forward orthodontic activity (UOA)	0
Baseline contract value	£90,630.24

ACCESS*

Patients seen in 24 months	Total	Change since previous quarter
Quarter ending June 2018	1,398	
Quarter ending September 2018	1,378	↓
Quarter ending December 2018	1,386	→
Quarter ending March 2019	1,394	→
Quarter ending June 2019	1,378	↓
Variance since June 2018	(1.4%)	↓



ACTIVITY



Month	2019	2020
April	130	0
May	249	316
June	519	425
July	756	
August	968	
September	1,230	
October	1,487	
November	1,715	
December	1,888	
January	2,126	
February	2,322	
March	2,595	
April	2,769	
May	2,766	
June	2,766	

QUALITY

	Quantity	Base Number	Contract	AT	Region	England
% of FP17s for the same patient ID Re-attending within 3 months - Children	22	426	5.2%	9.4%	12.1%	11.4%
% of FP17s for the same patient ID Re-attending within 3 months - Adults	5	48	10.4%	12.4%	15.6%	15.4%
% of FP17s for the same patient ID Re-attending between 3 & 9 months - Children	309	426	72.5%	64.6%	61.2%	59.8%
% of FP17s for the same patient ID Re-attending between 3 & 9 months - Adults	32	48	66.7%	56.3%	54.5%	52.1%
% of FP17s for Band 1 Urgent Courses	7	340	2.1%	7.8%	9.1%	9.2%
% of FP17s Relating to Free Repair or Replacements	0	340	0.0%	0.9%	1.0%	0.7%
% of FP17s Relating to Continuations	0	340	0.0%	0.9%	1.0%	0.8%
% of Patients satisfied with the dentistry they have received	0	0	N/A	93.7%	94.2%	93.4%
% of Patients satisfied with the time they had to wait for an appointment	0	0	N/A	90.4%	88.4%	87.6%

* This is based on patients treated on this contract for their most recent course of treatment. Figures in italics indicate the base number of FP17s or Patient Questionnaire responses are less than 100. N/A is shown where the base number of responses is less than 10 during the period. % is calculated as Quantity/Base number*100

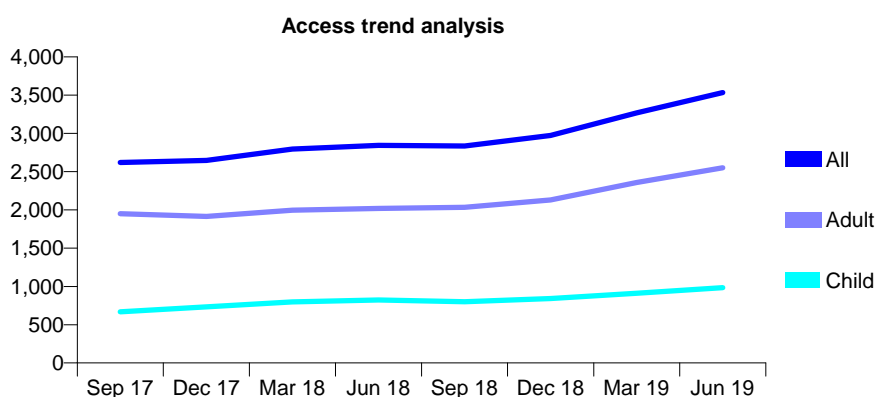
Q50 - Vital Signs At a Glance Contract Report for 358231/0003 - June 2019

Name or company name	Falsgrave Dental Surgery
Contract type name	GDS Contract
Purpose of contract	General
Contract start date	01/07/2011
Contract end date	

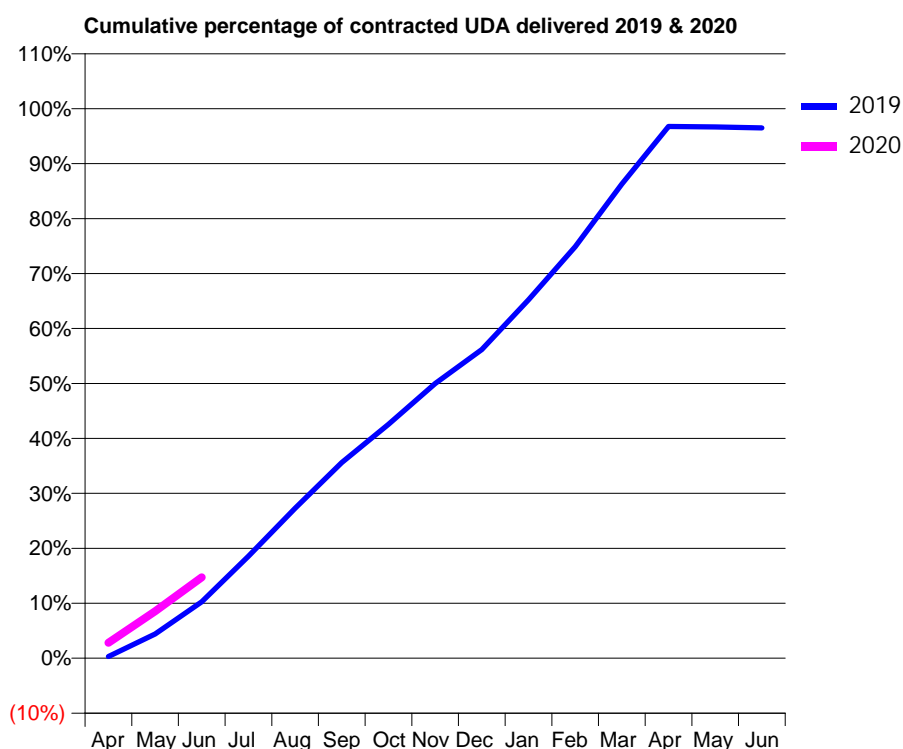
19/20 Contracted general activity (UDA)	10,769
Carry forward general activity (UDA)	0
19/20 Contracted orthodontic activity (UOA)	0
Carry forward orthodontic activity (UOA)	0
Baseline contract value	£341,689.13

ACCESS*

Patients seen in 24 months	Total	Change since previous quarter
Quarter ending June 2018	2,843	
Quarter ending September 2018	2,834	→
Quarter ending December 2018	2,972	↑
Quarter ending March 2019	3,267	↑
Quarter ending June 2019	3,534	↑
Variance since June 2018	24.3%	↑



ACTIVITY



Month	2019	2020
April	33	304
May	476	922
June	1,106	1,585
July	2,001	
August	2,942	
September	3,834	
October	4,584	
November	5,385	
December	6,049	
January	7,024	
February	8,066	
March	9,291	
April	10,421	
May	10,409	
June	10,392	

QUALITY

	Quantity	Base Number	Contract	AT	Region	England
% of FP17s for the same patient ID Re-attending within 3 months - Children	42	405	10.4%	9.4%	12.1%	11.4%
% of FP17s for the same patient ID Re-attending within 3 months - Adults	138	1,024	13.5%	12.4%	15.6%	15.4%
% of FP17s for the same patient ID Re-attending between 3 & 9 months - Children	188	405	46.4%	64.6%	61.2%	59.8%
% of FP17s for the same patient ID Re-attending between 3 & 9 months - Adults	477	1,024	46.6%	56.3%	54.5%	52.1%
% of FP17s for Band 1 Urgent Courses	103	885	11.6%	7.8%	9.1%	9.2%
% of FP17s Relating to Free Repair or Replacements	6	885	0.7%	0.9%	1.0%	0.7%
% of FP17s Relating to Continuations	2	885	0.2%	0.9%	1.0%	0.8%
% of Patients satisfied with the dentistry they have received	6	6	N/A	93.7%	94.2%	93.4%
% of Patients satisfied with the time they had to wait for an appointment	5	6	N/A	90.4%	88.4%	87.6%

* This is based on patients treated on this contract for their most recent course of treatment. Figures in italics indicate the base number of FP17s or Patient Questionnaire responses are less than 100. N/A is shown where the base number of responses is less than 10 during the period. % is calculated as Quantity/Base number*100

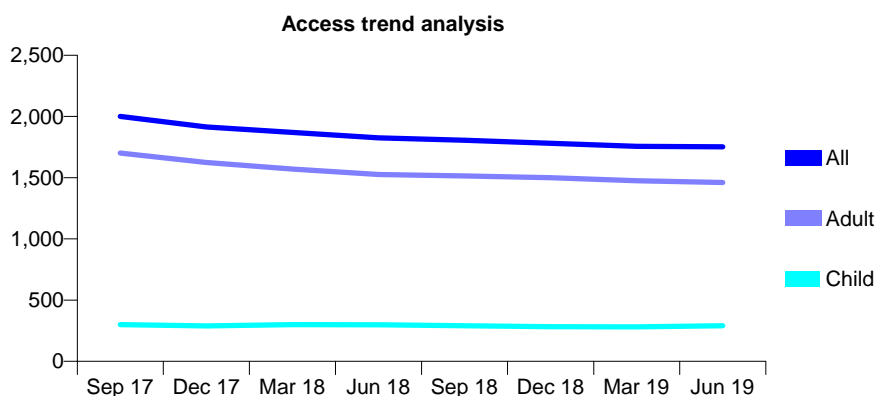
Q50 - Vital Signs At a Glance Contract Report for 359157/0001 - June 2019

Name or company name	MR D TOMKINSON
Contract type name	GDS Contract
Purpose of contract	General
Contract start date	01/04/2014
Contract end date	

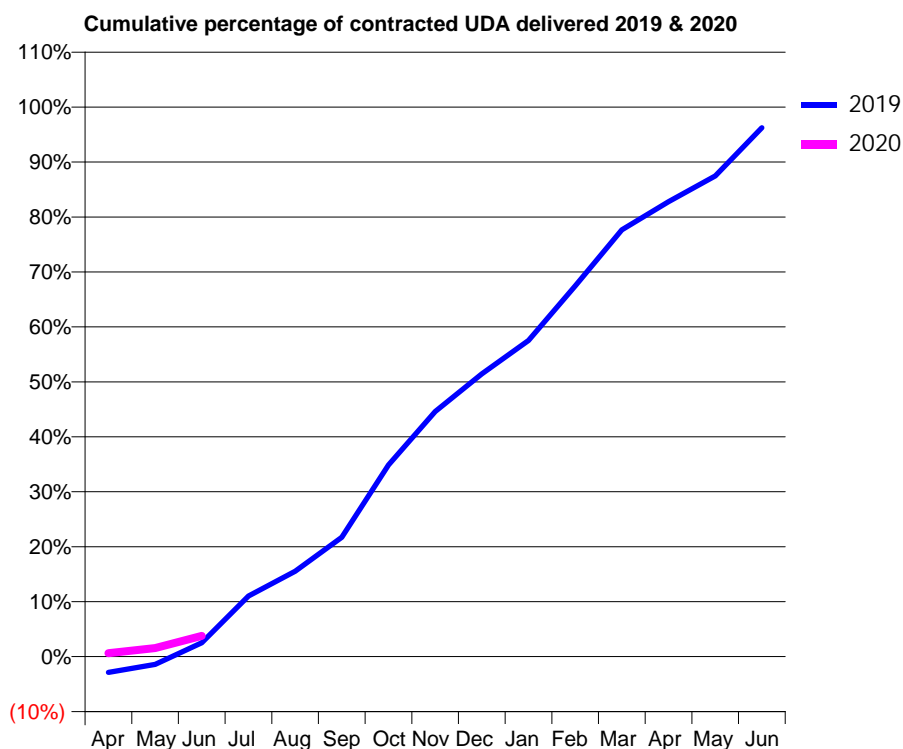
19/20 Contracted general activity (UDA)	5,735
Carry forward general activity (UDA)	0
19/20 Contracted orthodontic activity (UOA)	0
Carry forward orthodontic activity (UOA)	0
Baseline contract value	£175,281.62

ACCESS*

Patients seen in 24 months	Total	Change since previous quarter
Quarter ending June 2018	1,825	
Quarter ending September 2018	1,806	↓
Quarter ending December 2018	1,782	↓
Quarter ending March 2019	1,757	↓
Quarter ending June 2019	1,752	→
Variance since June 2018	(4.0%)	↓



ACTIVITY



Month	Adjusted Scheduled Activity (UDA)	
	2019	2020
April	-166	36
May	-82	89
June	146	216
July	632	
August	892	
September	1,245	
October	2,000	
November	2,559	
December	2,951	
January	3,299	
February	3,868	
March	4,453	
April	4,747	
May	5,016	
June	5,519	

QUALITY

	Quantity	Base Number	Contract	AT	Region	England
% of FP17s for the same patient ID Re-attending within 3 months - Children	27	144	18.8%	9.4%	12.1%	11.4%
% of FP17s for the same patient ID Re-attending within 3 months - Adults	97	418	23.2%	12.4%	15.6%	15.4%
% of FP17s for the same patient ID Re-attending between 3 & 9 months - Children	70	144	48.6%	64.6%	61.2%	59.8%
% of FP17s for the same patient ID Re-attending between 3 & 9 months - Adults	150	418	35.9%	56.3%	54.5%	52.1%
% of FP17s for Band 1 Urgent Courses	7	111	6.3%	7.8%	9.1%	9.2%
% of FP17s Relating to Free Repair or Replacements	1	111	0.9%	0.9%	1.0%	0.7%
% of FP17s Relating to Continuations	3	111	2.7%	0.9%	1.0%	0.8%
% of Patients satisfied with the dentistry they have received	15	15	100.0%	93.7%	94.2%	93.4%
% of Patients satisfied with the time they had to wait for an appointment	13	15	86.7%	90.4%	88.4%	87.6%

* This is based on patients treated on this contract for their most recent course of treatment. Figures in italics indicate the base number of FP17s or Patient Questionnaire responses are less than 100. N/A is shown where the base number of responses is less than 10 during the period. % is calculated as Quantity/Base number*100

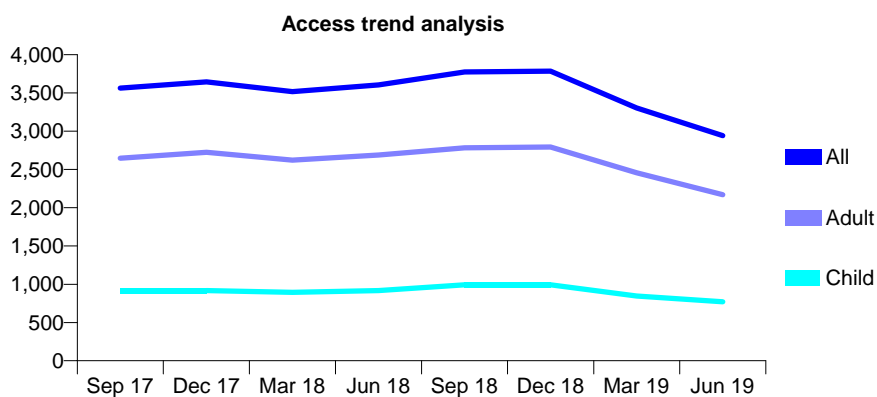
Q50 - Vital Signs At a Glance Contract Report for 567205/0001 - June 2019

Name or company name	Mr Muhammad Farooq
Contract type name	GDS Contract
Purpose of contract	General
Contract start date	01/04/2006
Contract end date	

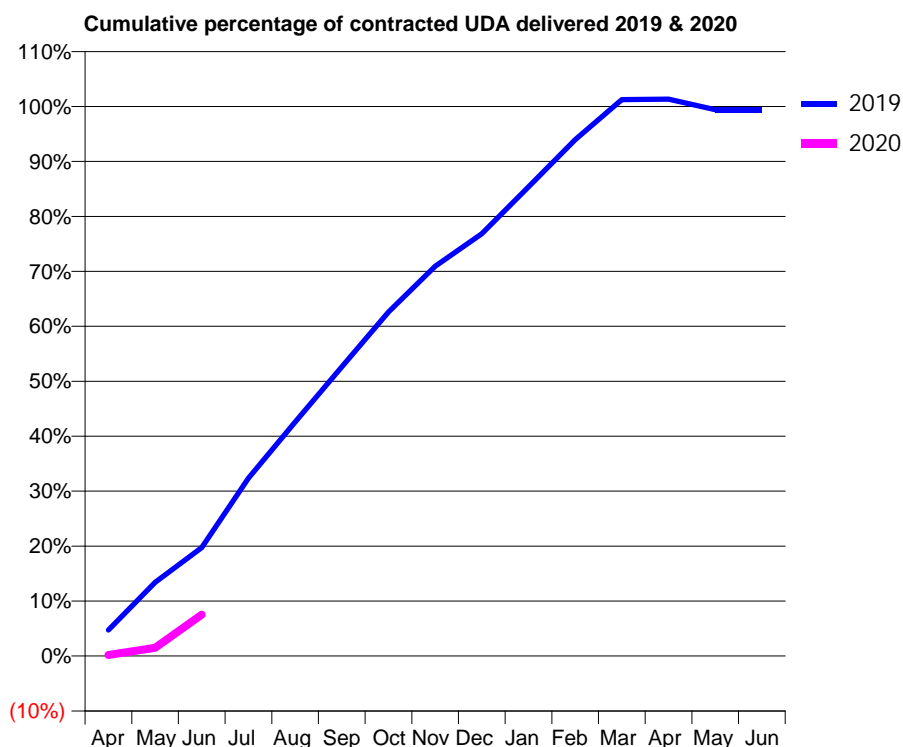
19/20 Contracted general activity (UDA)	8,540
Carry forward general activity (UDA)	0
19/20 Contracted orthodontic activity (UOA)	0
Carry forward orthodontic activity (UOA)	0
Baseline contract value	£264,536.13

ACCESS*

Patients seen in 24 months	Total	Change since previous quarter
Quarter ending June 2018	3,606	
Quarter ending September 2018	3,775	↑
Quarter ending December 2018	3,785	→
Quarter ending March 2019	3,304	↓
Quarter ending June 2019	2,941	↓
Variance since June 2018	(18.4%)	↓



ACTIVITY



Month	Adjusted Scheduled Activity (UDA)	
	2019	2020
April	405	16
May	1,145	128
June	1,685	644
July	2,766	
August	3,638	
September	4,492	
October	5,345	
November	6,057	
December	6,562	
January	7,293	
February	8,025	
March	8,645	
April	8,653	
May	8,490	
June	8,490	

QUALITY

	Quantity	Base Number	Contract	AT	Region	England
% of FP17s for the same patient ID Re-attending within 3 months - Children	4	212	1.9%	9.4%	12.1%	11.4%
% of FP17s for the same patient ID Re-attending within 3 months - Adults	18	405	4.4%	12.4%	15.6%	15.4%
% of FP17s for the same patient ID Re-attending between 3 & 9 months - Children	121	212	57.1%	64.6%	61.2%	59.8%
% of FP17s for the same patient ID Re-attending between 3 & 9 months - Adults	224	405	55.3%	56.3%	54.5%	52.1%
% of FP17s for Band 1 Urgent Courses	26	374	7.0%	7.8%	9.1%	9.2%
% of FP17s Relating to Free Repair or Replacements	3	374	0.8%	0.9%	1.0%	0.7%
% of FP17s Relating to Continuations	0	374	0.0%	0.9%	1.0%	0.8%
% of Patients satisfied with the dentistry they have received	1	1	N/A	93.7%	94.2%	93.4%
% of Patients satisfied with the time they had to wait for an appointment	1	1	N/A	90.4%	88.4%	87.6%

* This is based on patients treated on this contract for their most recent course of treatment. Figures in italics indicate the base number of FP17s or Patient Questionnaire responses are less than 100. N/A is shown where the base number of responses is less than 10 during the period. % is calculated as Quantity/Base number*100

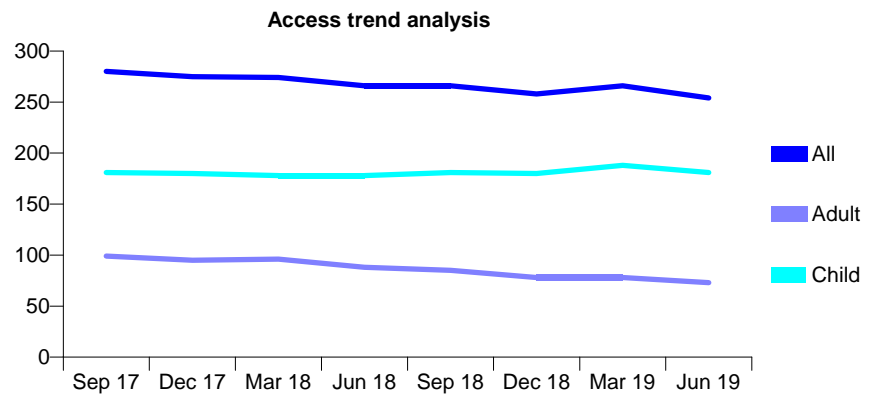
Q50 - Vital Signs At a Glance Contract Report for 572063/0001 - June 2019

Name or company name	Peasholm Dental Practice (Moran)
Contract type name	GDS Contract
Purpose of contract	General
Contract start date	01/04/2006
Contract end date	

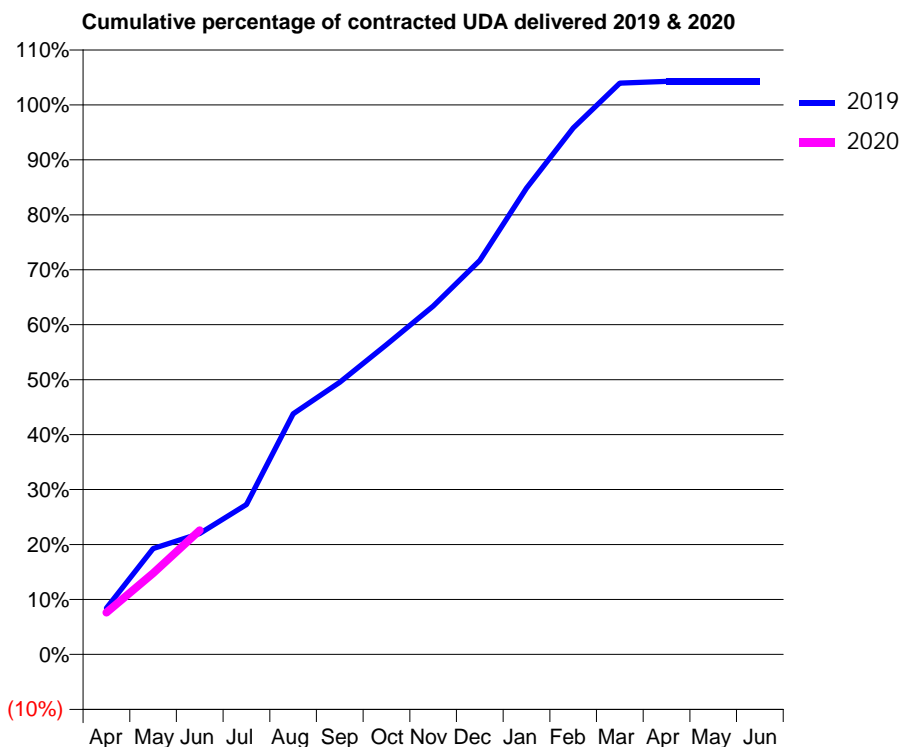
19/20 Contracted general activity (UDA)	700
Carry forward general activity (UDA)	0
19/20 Contracted orthodontic activity (UOA)	0
Carry forward orthodontic activity (UOA)	0
Baseline contract value	£15,976.70

ACCESS*

Patients seen in 24 months	Total	Change since previous quarter
Quarter ending June 2018	266	
Quarter ending September 2018	266	→
Quarter ending December 2018	258	↓
Quarter ending March 2019	266	↑
Quarter ending June 2019	254	↓
Variance since June 2018	(4.5%)	↓



ACTIVITY



Month	Adjusted Scheduled Activity (UDA)	
	2019	2020
April	59	53
May	135	104
June	154	158
July	191	
August	307	
September	347	
October	395	
November	444	
December	502	
January	594	
February	671	
March	728	
April	730	
May	730	
June	730	

QUALITY

	Quantity	Base Number	Contract	AT	Region	England
% of FP17s for the same patient ID Re-attending within 3 months - Children	4	65	6.2%	9.4%	12.1%	11.4%
% of FP17s for the same patient ID Re-attending within 3 months - Adults	9	24	37.5%	12.4%	15.6%	15.4%
% of FP17s for the same patient ID Re-attending between 3 & 9 months - Children	45	65	69.2%	64.6%	61.2%	59.8%
% of FP17s for the same patient ID Re-attending between 3 & 9 months - Adults	12	24	50.0%	56.3%	54.5%	52.1%
% of FP17s for Band 1 Urgent Courses	5	87	5.7%	7.8%	9.1%	9.2%
% of FP17s Relating to Free Repair or Replacements	0	87	0.0%	0.9%	1.0%	0.7%
% of FP17s Relating to Continuations	3	87	3.4%	0.9%	1.0%	0.8%
% of Patients satisfied with the dentistry they have received	1	1	N/A	93.7%	94.2%	93.4%
% of Patients satisfied with the time they had to wait for an appointment	1	1	N/A	90.4%	88.4%	87.6%

* This is based on patients treated on this contract for their most recent course of treatment. Figures in italics indicate the base number of FP17s or Patient Questionnaire responses are less than 100. N/A is shown where the base number of responses is less than 10 during the period. % is calculated as Quantity/Base number*100

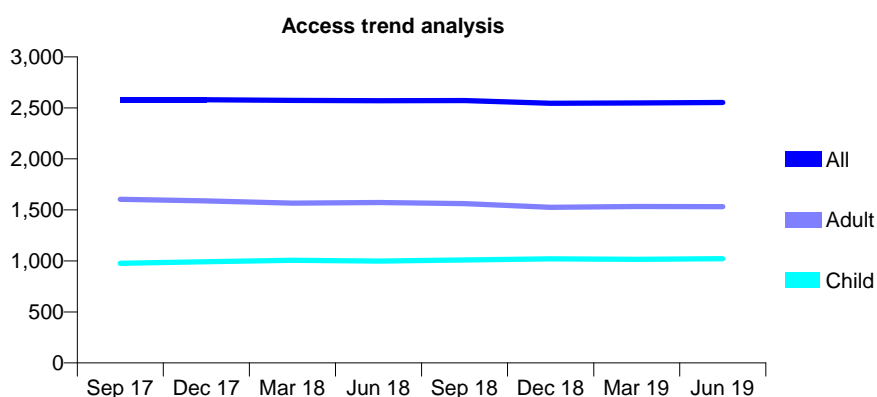
Q50 - Vital Signs At a Glance Contract Report for 573973/0001 - June 2019

Name or company name	MR SB JAMIESON
Contract type name	GDS Contract
Purpose of contract	General and Orthodontic
Contract start date	01/04/2006
Contract end date	

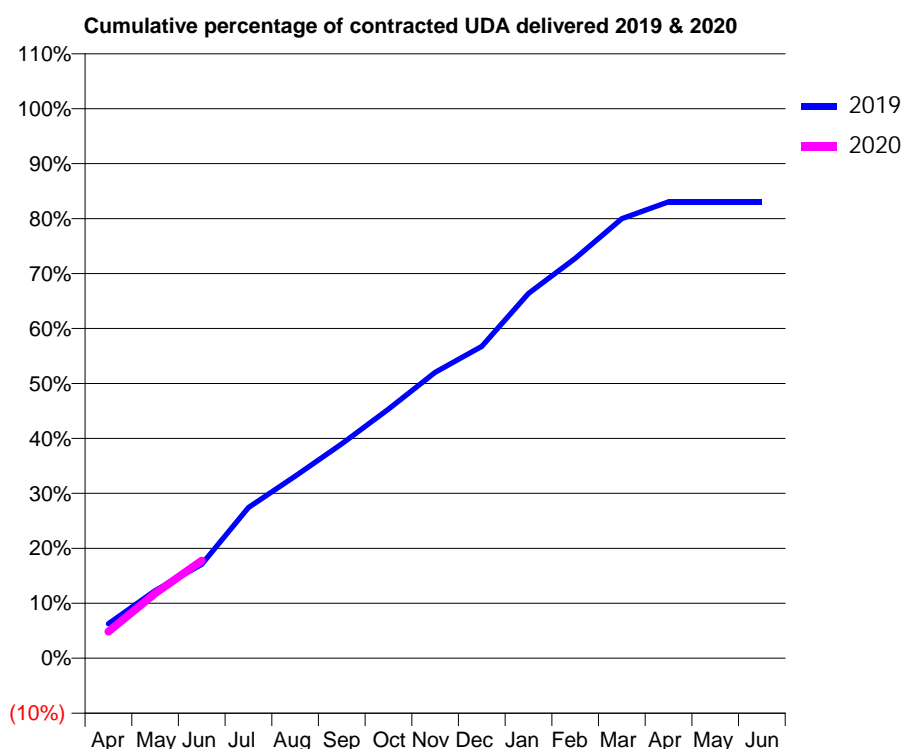
19/20 Contracted general activity (UDA)	8,938
Carry forward general activity (UDA)	0
19/20 Contracted orthodontic activity (UOA)	339
Carry forward orthodontic activity (UOA)	0
Baseline contract value	£234,017.98

ACCESS*

Patients seen in 24 months	Total	Change since previous quarter
Quarter ending June 2018	2,570	
Quarter ending September 2018	2,572	→
Quarter ending December 2018	2,546	↓
Quarter ending March 2019	2,549	→
Quarter ending June 2019	2,553	→
Variance since June 2018	(0.7%)	→



ACTIVITY



Adjusted Scheduled Activity (UDA)		
Month	2019	2020
April	561	435
May	1,100	1,055
June	1,528	1,587
July	2,452	
August	2,962	
September	3,486	
October	4,050	
November	4,648	
December	5,072	
January	5,933	
February	6,504	
March	7,150	
April	7,424	
May	7,424	
June	7,424	

QUALITY

	Quantity	Base Number	Contract	AT	Region	England
% of FP17s for the same patient ID Re-attending within 3 months - Children	87	485	17.9%	9.4%	12.1%	11.4%
% of FP17s for the same patient ID Re-attending within 3 months - Adults	70	633	11.1%	12.4%	15.6%	15.4%
% of FP17s for the same patient ID Re-attending between 3 & 9 months - Children	333	485	68.7%	64.6%	61.2%	59.8%
% of FP17s for the same patient ID Re-attending between 3 & 9 months - Adults	491	633	77.6%	56.3%	54.5%	52.1%
% of FP17s for Band 1 Urgent Courses	41	949	4.3%	7.8%	9.1%	9.2%
% of FP17s Relating to Free Repair or Replacements	4	949	0.4%	0.9%	1.0%	0.7%
% of FP17s Relating to Continuations	13	949	1.4%	0.9%	1.0%	0.8%
% of Patients satisfied with the dentistry they have received	1	1	N/A	93.7%	94.2%	93.4%
% of Patients satisfied with the time they had to wait for an appointment	1	1	N/A	90.4%	88.4%	87.6%

* This is based on patients treated on this contract for their most recent course of treatment.

Figures in italics indicate the base number of FP17s or Patient Questionnaire responses are less than 100. N/A is shown where the base number of responses is less than 10 during the period. % is calculated as Quantity/Base number*100

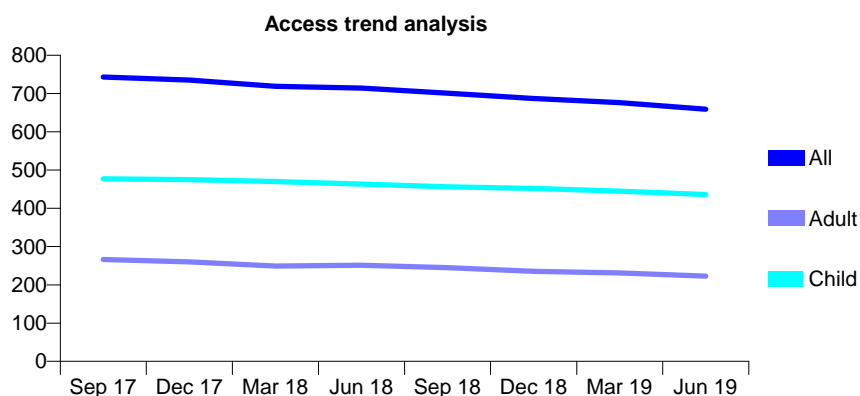
Q50 - Vital Signs At a Glance Contract Report for 576549/0002 - June 2019

Name or company name	MR SK ASHBY
Contract type name	GDS Contract
Purpose of contract	General and Orthodontic
Contract start date	01/04/2006
Contract end date	

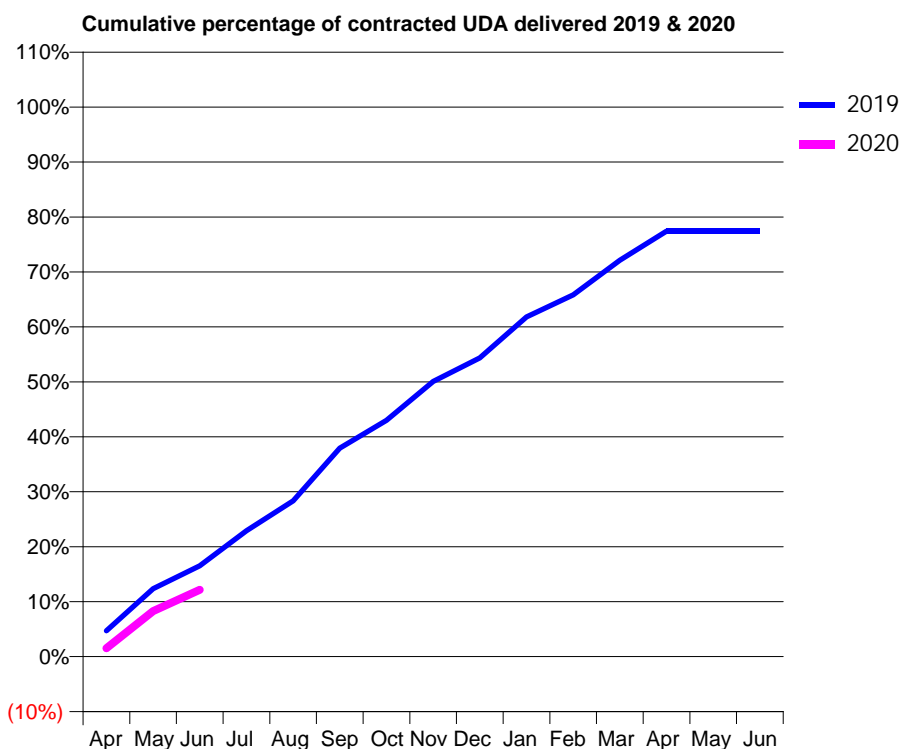
19/20 Contracted general activity (UDA)	1,700
Carry forward general activity (UDA)	0
19/20 Contracted orthodontic activity (UOA)	0
Carry forward orthodontic activity (UOA)	0
Baseline contract value	£39,551.83

ACCESS*

Patients seen in 24 months	Total	Change since previous quarter
Quarter ending June 2018	714	
Quarter ending September 2018	701	↓
Quarter ending December 2018	687	↓
Quarter ending March 2019	676	↓
Quarter ending June 2019	659	↓
Variance since June 2018	(7.7%)	↓



ACTIVITY



Month	Adjusted Scheduled Activity (UDA)	
	2019	2020
April	80	26
May	210	141
June	281	207
July	390	
August	482	
September	645	
October	731	
November	851	
December	924	
January	1,051	
February	1,119	
March	1,226	
April	1,316	
May	1,316	
June	1,316	

QUALITY

	Quantity	Base Number	Contract	AT	Region	England
% of FP17s for the same patient ID Re-attending within 3 months - Children	15	202	7.4%	9.4%	12.1%	11.4%
% of FP17s for the same patient ID Re-attending within 3 months - Adults	4	42	9.5%	12.4%	15.6%	15.4%
% of FP17s for the same patient ID Re-attending between 3 & 9 months - Children	154	202	76.2%	64.6%	61.2%	59.8%
% of FP17s for the same patient ID Re-attending between 3 & 9 months - Adults	22	42	52.4%	56.3%	54.5%	52.1%
% of FP17s for Band 1 Urgent Courses	9	180	5.0%	7.8%	9.1%	9.2%
% of FP17s Relating to Free Repair or Replacements	0	180	0.0%	0.9%	1.0%	0.7%
% of FP17s Relating to Continuations	3	180	1.7%	0.9%	1.0%	0.8%
% of Patients satisfied with the dentistry they have received	0	0	N/A	93.7%	94.2%	93.4%
% of Patients satisfied with the time they had to wait for an appointment	0	0	N/A	90.4%	88.4%	87.6%

* This is based on patients treated on this contract for their most recent course of treatment. Figures in italics indicate the base number of FP17s or Patient Questionnaire responses are less than 100. N/A is shown where the base number of responses is less than 10 during the period. % is calculated as Quantity/Base number*100

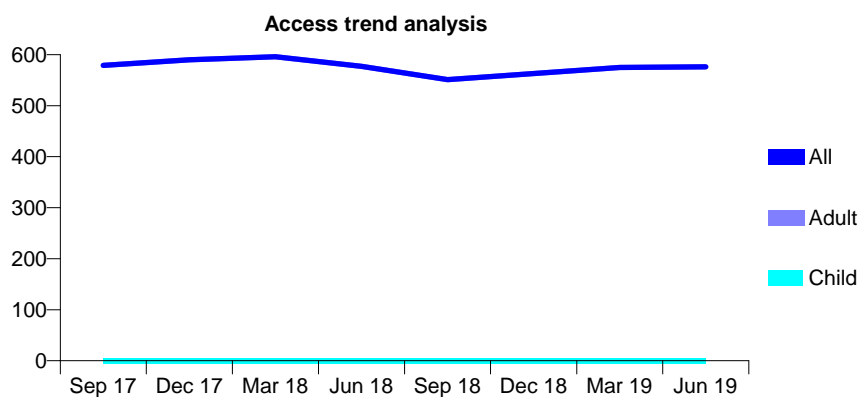
Q50 - Vital Signs At a Glance Contract Report for 577308/0001 - June 2019

Name or company name	MR BR DAVIES
Contract type name	GDS Contract
Purpose of contract	General
Contract start date	01/04/2006
Contract end date	

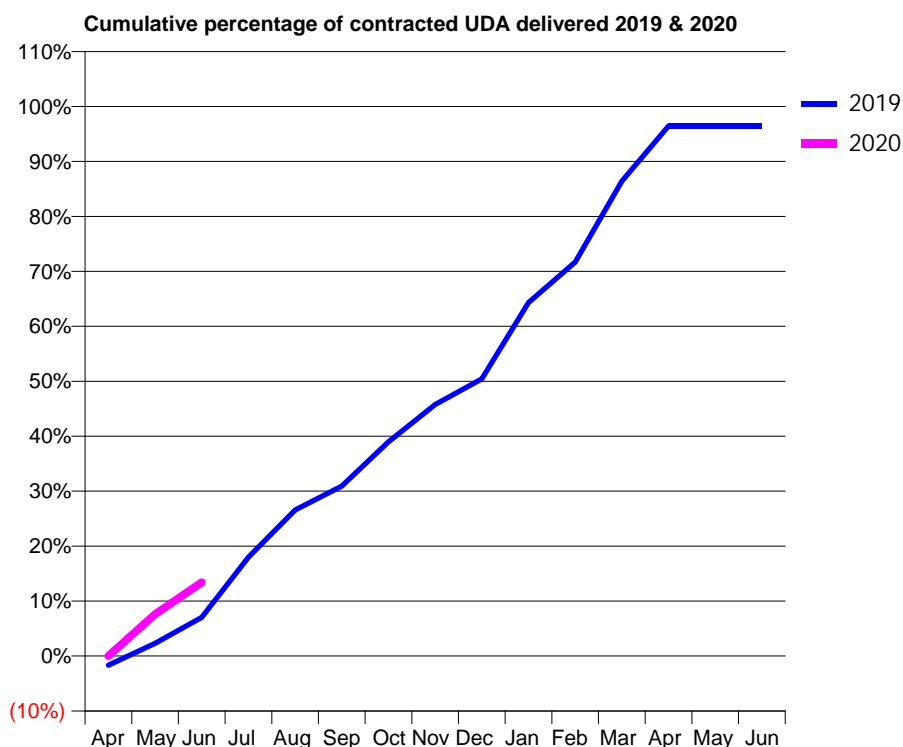
19/20 Contracted general activity (UDA)	4,000
Carry forward general activity (UDA)	0
19/20 Contracted orthodontic activity (UOA)	0
Carry forward orthodontic activity (UOA)	0
Baseline contract value	£174,895.94

ACCESS*

Patients seen in 24 months	Total	Change since previous quarter
Quarter ending June 2018	577	
Quarter ending September 2018	551	↓
Quarter ending December 2018	563	↑
Quarter ending March 2019	575	↑
Quarter ending June 2019	576	→
Variance since June 2018	(0.2%)	→



ACTIVITY



Month	Adjusted Scheduled Activity (UDA)	
	2019	2020
April	-67	0
May	93	305
June	281	536
July	720	
August	1,063	
September	1,237	
October	1,559	
November	1,831	
December	2,018	
January	2,573	
February	2,867	
March	3,455	
April	3,858	
May	3,858	
June	3,858	

QUALITY

	Quantity	Base Number	Contract	AT	Region	England
% of FP17s for the same patient ID Re-attending within 3 months - Children	0	0	N/A	9.4%	12.1%	11.4%
% of FP17s for the same patient ID Re-attending within 3 months - Adults	3	92	3.3%	12.4%	15.6%	15.4%
% of FP17s for the same patient ID Re-attending between 3 & 9 months - Children	0	0	N/A	64.6%	61.2%	59.8%
% of FP17s for the same patient ID Re-attending between 3 & 9 months - Adults	5	92	5.4%	56.3%	54.5%	52.1%
% of FP17s for Band 1 Urgent Courses	0	52	0.0%	7.8%	9.1%	9.2%
% of FP17s Relating to Free Repair or Replacements	0	52	0.0%	0.9%	1.0%	0.7%
% of FP17s Relating to Continuations	0	52	0.0%	0.9%	1.0%	0.8%
% of Patients satisfied with the dentistry they have received	2	4	N/A	93.7%	94.2%	93.4%
% of Patients satisfied with the time they had to wait for an appointment	3	4	N/A	90.4%	88.4%	87.6%

* This is based on patients treated on this contract for their most recent course of treatment. Figures in italics indicate the base number of FP17s or Patient Questionnaire responses are less than 100. N/A is shown where the base number of responses is less than 10 during the period. % is calculated as Quantity/Base number*100

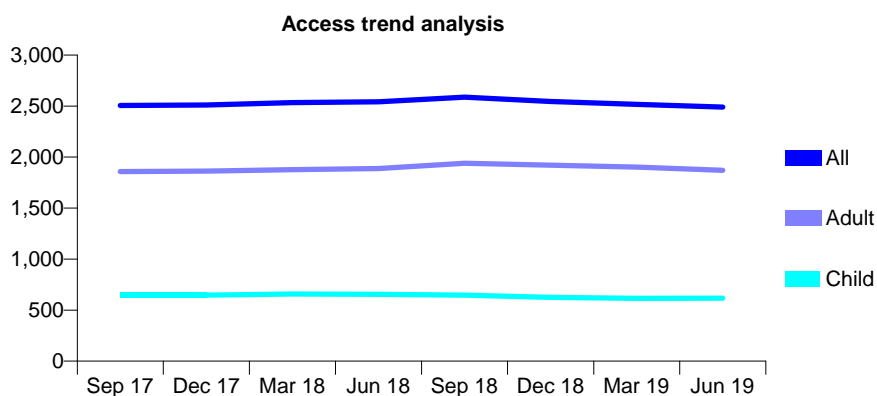
Q50 - Vital Signs At a Glance Contract Report for 610194/0001 - June 2019

Name or company name	MISS C DURNING
Contract type name	GDS Contract
Purpose of contract	General
Contract start date	01/01/2013
Contract end date	

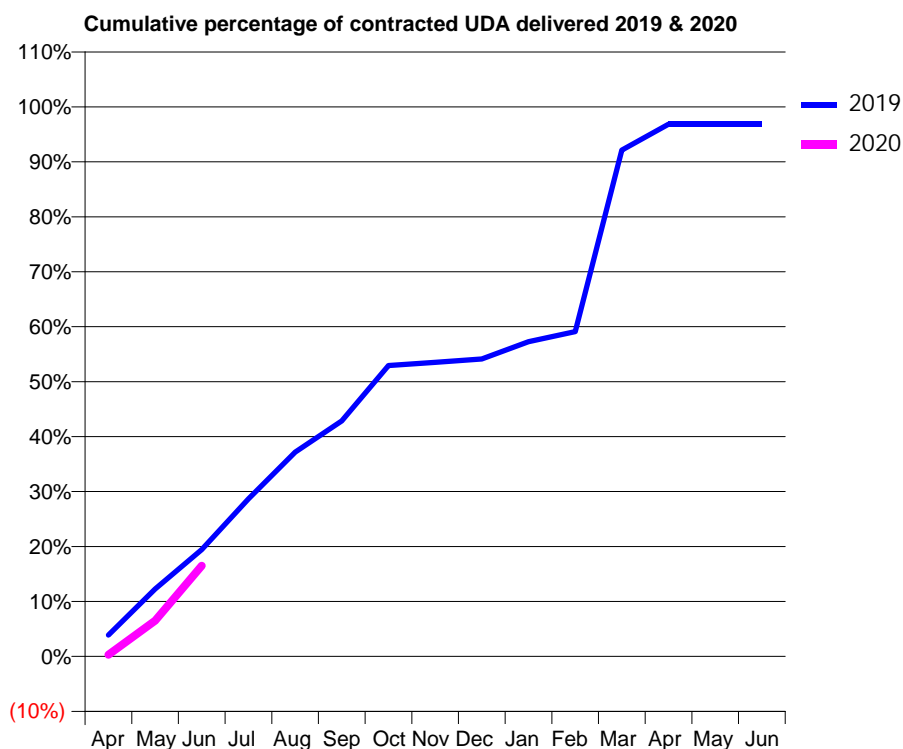
19/20 Contracted general activity (UDA)	7,098
Carry forward general activity (UDA)	0
19/20 Contracted orthodontic activity (UOA)	0
Carry forward orthodontic activity (UOA)	0
Baseline contract value	£189,465.29

ACCESS*

Patients seen in 24 months	Total	Change since previous quarter
Quarter ending June 2018	2,542	
Quarter ending September 2018	2,587	→
Quarter ending December 2018	2,546	↓
Quarter ending March 2019	2,517	↓
Quarter ending June 2019	2,489	↓
Variance since June 2018	(2.1%)	↓



ACTIVITY



Month	Adjusted Scheduled Activity (UDA)	
	2019	2020
April	276	22
May	872	462
June	1,380	1,172
July	2,035	
August	2,640	
September	3,043	
October	3,757	
November	3,799	
December	3,842	
January	4,064	
February	4,195	
March	6,540	
April	6,873	
May	6,873	
June	6,873	

QUALITY

	Quantity	Base Number	Contract	AT	Region	England
% of FP17s for the same patient ID Re-attending within 3 months - Children	20	282	7.1%	9.4%	12.1%	11.4%
% of FP17s for the same patient ID Re-attending within 3 months - Adults	99	654	15.1%	12.4%	15.6%	15.4%
% of FP17s for the same patient ID Re-attending between 3 & 9 months - Children	158	282	56.0%	64.6%	61.2%	59.8%
% of FP17s for the same patient ID Re-attending between 3 & 9 months - Adults	325	654	49.7%	56.3%	54.5%	52.1%
% of FP17s for Band 1 Urgent Courses	62	774	8.0%	7.8%	9.1%	9.2%
% of FP17s Relating to Free Repair or Replacements	11	774	1.4%	0.9%	1.0%	0.7%
% of FP17s Relating to Continuations	13	774	1.7%	0.9%	1.0%	0.8%
% of Patients satisfied with the dentistry they have received	2	2	N/A	93.7%	94.2%	93.4%
% of Patients satisfied with the time they had to wait for an appointment	2	2	N/A	90.4%	88.4%	87.6%

* This is based on patients treated on this contract for their most recent course of treatment. Figures in italics indicate the base number of FP17s or Patient Questionnaire responses are less than 100. N/A is shown where the base number of responses is less than 10 during the period. % is calculated as Quantity/Base number*100

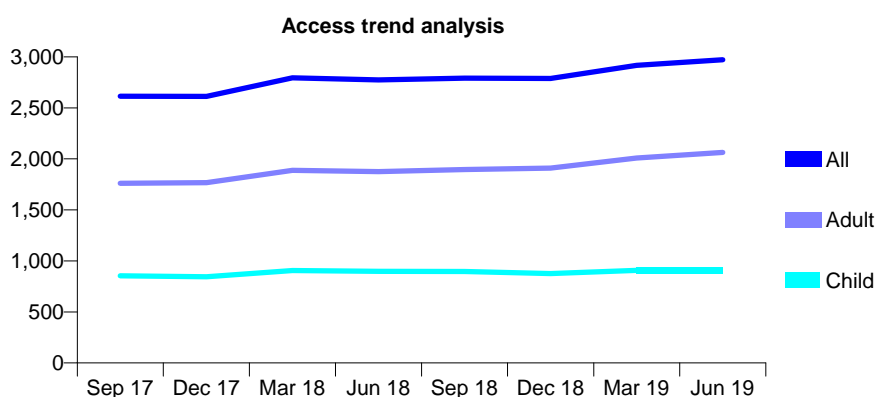
Q50 - Vital Signs At a Glance Contract Report for 618594/0002 - June 2019

Name or company name	Booth, Law, Spence & Maher
Contract type name	GDS Contract
Purpose of contract	General
Contract start date	01/11/2010
Contract end date	

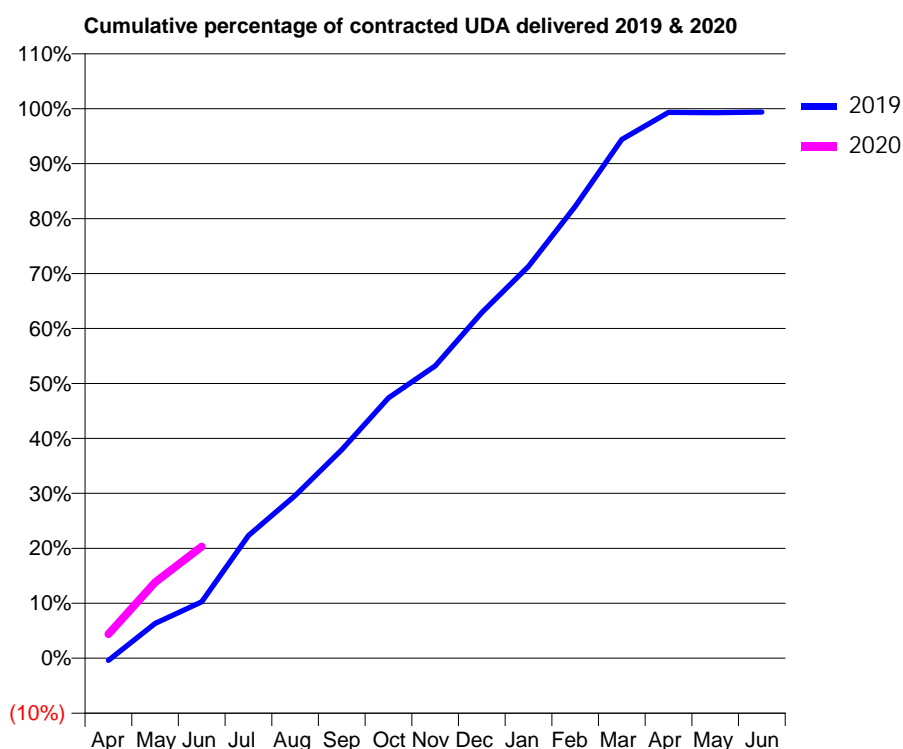
19/20 Contracted general activity (UDA)	7,000
Carry forward general activity (UDA)	0
19/20 Contracted orthodontic activity (UOA)	0
Carry forward orthodontic activity (UOA)	0
Baseline contract value	£208,115.73

ACCESS*

Patients seen in 24 months	Total	Change since previous quarter
Quarter ending June 2018	2,774	
Quarter ending September 2018	2,792	→
Quarter ending December 2018	2,787	→
Quarter ending March 2019	2,917	↑
Quarter ending June 2019	2,972	→
Variance since June 2018	7.1%	↑



ACTIVITY



Month	2019	2020
April	-30	306
May	445	968
June	719	1,423
July	1,562	
August	2,073	
September	2,657	
October	3,317	
November	3,725	
December	4,402	
January	4,991	
February	5,756	
March	6,608	
April	6,951	
May	6,949	
June	6,956	

QUALITY

	Quantity	Base Number	Contract	AT	Region	England
% of FP17s for the same patient ID Re-attending within 3 months - Children	34	336	10.1%	9.4%	12.1%	11.4%
% of FP17s for the same patient ID Re-attending within 3 months - Adults	108	800	13.5%	12.4%	15.6%	15.4%
% of FP17s for the same patient ID Re-attending between 3 & 9 months - Children	215	336	64.0%	64.6%	61.2%	59.8%
% of FP17s for the same patient ID Re-attending between 3 & 9 months - Adults	519	800	64.9%	56.3%	54.5%	52.1%
% of FP17s for Band 1 Urgent Courses	54	923	5.9%	7.8%	9.1%	9.2%
% of FP17s Relating to Free Repair or Replacements	3	923	0.3%	0.9%	1.0%	0.7%
% of FP17s Relating to Continuations	1	923	0.1%	0.9%	1.0%	0.8%
% of Patients satisfied with the dentistry they have received	3	3	N/A	93.7%	94.2%	93.4%
% of Patients satisfied with the time they had to wait for an appointment	3	3	N/A	90.4%	88.4%	87.6%

* This is based on patients treated on this contract for their most recent course of treatment. Figures in italics indicate the base number of FP17s or Patient Questionnaire responses are less than 100. N/A is shown where the base number of responses is less than 10 during the period. % is calculated as Quantity/Base number*100

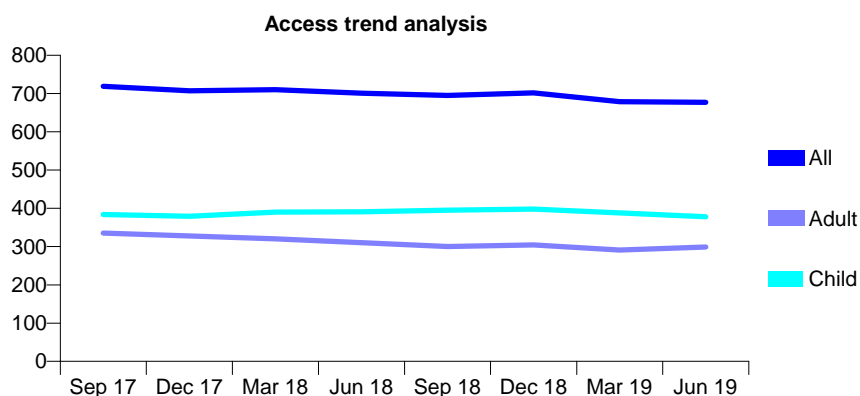
Q50 - Vital Signs At a Glance Contract Report for 620610/0001 - June 2019

Name or company name	MR S OSBORNE
Contract type name	GDS Contract
Purpose of contract	General
Contract start date	01/04/2006
Contract end date	

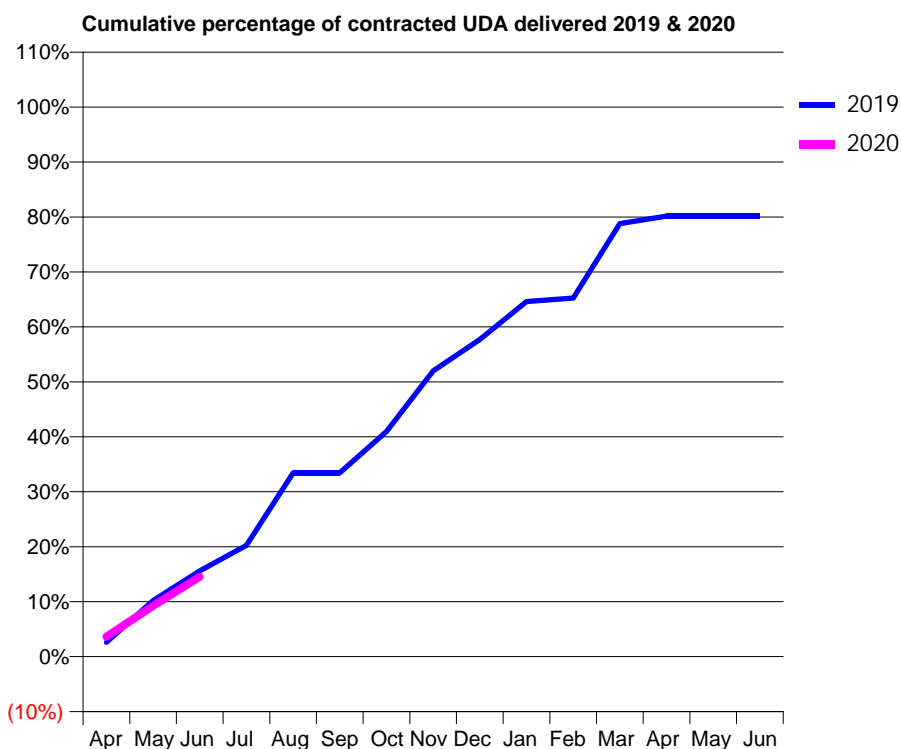
19/20 Contracted general activity (UDA)	1,600
Carry forward general activity (UDA)	0
19/20 Contracted orthodontic activity (UOA)	0
Carry forward orthodontic activity (UOA)	0
Baseline contract value	£37,917.54

ACCESS*

Patients seen in 24 months	Total	Change since previous quarter
Quarter ending June 2018	701	
Quarter ending September 2018	695	→
Quarter ending December 2018	702	→
Quarter ending March 2019	679	↓
Quarter ending June 2019	677	→
Variance since June 2018	(3.4%)	↓



ACTIVITY



Month	Adjusted Scheduled Activity (UDA)	
	2019	2020
April	42	58
May	163	148
June	250	232
July	324	
August	535	
September	535	
October	655	
November	832	
December	923	
January	1,034	
February	1,044	
March	1,260	
April	1,283	
May	1,283	
June	1,283	

QUALITY

	Quantity	Base Number	Contract	AT	Region	England
% of FP17s for the same patient ID Re-attending within 3 months - Children	15	125	12.0%	9.4%	12.1%	11.4%
% of FP17s for the same patient ID Re-attending within 3 months - Adults	5	50	10.0%	12.4%	15.6%	15.4%
% of FP17s for the same patient ID Re-attending between 3 & 9 months - Children	88	125	70.4%	64.6%	61.2%	59.8%
% of FP17s for the same patient ID Re-attending between 3 & 9 months - Adults	27	50	54.0%	56.3%	54.5%	52.1%
% of FP17s for Band 1 Urgent Courses	12	157	7.6%	7.8%	9.1%	9.2%
% of FP17s Relating to Free Repair or Replacements	0	157	0.0%	0.9%	1.0%	0.7%
% of FP17s Relating to Continuations	0	157	0.0%	0.9%	1.0%	0.8%
% of Patients satisfied with the dentistry they have received	0	0	N/A	93.7%	94.2%	93.4%
% of Patients satisfied with the time they had to wait for an appointment	0	0	N/A	90.4%	88.4%	87.6%

* This is based on patients treated on this contract for their most recent course of treatment. Figures in italics indicate the base number of FP17s or Patient Questionnaire responses are less than 100. N/A is shown where the base number of responses is less than 10 during the period. % is calculated as Quantity/Base number*100

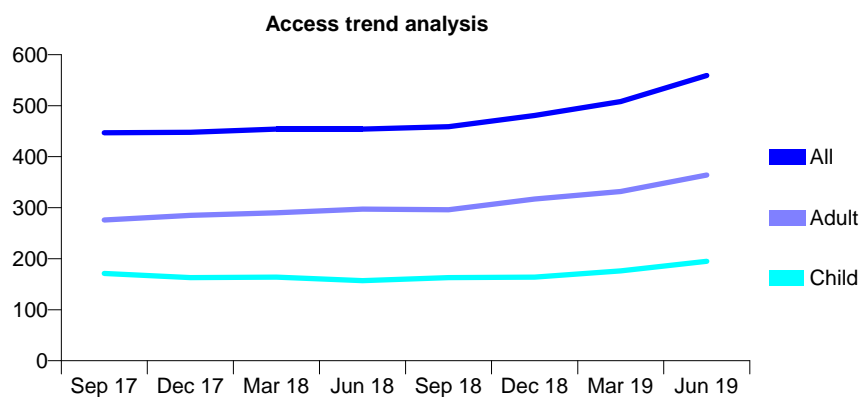
Q50 - Vital Signs At a Glance Contract Report for 632201/0001 - June 2019

Name or company name	MRS FC HEYLINGS
Contract type name	GDS Contract
Purpose of contract	General
Contract start date	01/04/2006
Contract end date	

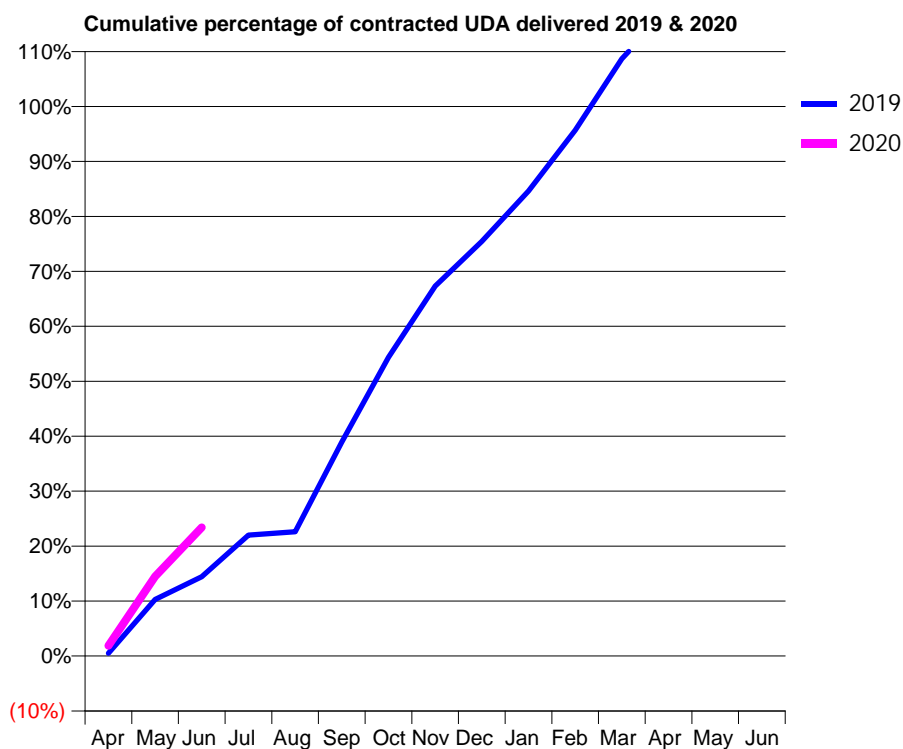
19/20 Contracted general activity (UDA)	960
Carry forward general activity (UDA)	0
19/20 Contracted orthodontic activity (UOA)	0
Carry forward orthodontic activity (UOA)	0
Baseline contract value	£24,594.72

ACCESS*

Patients seen in 24 months	Total	Change since previous quarter
Quarter ending June 2018	454	
Quarter ending September 2018	459	→
Quarter ending December 2018	481	↑
Quarter ending March 2019	508	↑
Quarter ending June 2019	559	↑
Variance since June 2018	23.1%	↑



ACTIVITY



Month	Adjusted Scheduled Activity (UDA)	
	2019	2020
April	5	18
May	99	139
June	138	225
July	211	
August	217	
September	374	
October	522	
November	646	
December	724	
January	812	
February	918	
March	1,043	
April	1,131	
May	1,131	
June	1,132	

QUALITY

	Quantity	Base Number	Contract	AT	Region	England
% of FP17s for the same patient ID Re-attending within 3 months - Children	1	55	1.8%	9.4%	12.1%	11.4%
% of FP17s for the same patient ID Re-attending within 3 months - Adults	6	115	5.2%	12.4%	15.6%	15.4%
% of FP17s for the same patient ID Re-attending between 3 & 9 months - Children	18	55	32.7%	64.6%	61.2%	59.8%
% of FP17s for the same patient ID Re-attending between 3 & 9 months - Adults	50	115	43.5%	56.3%	54.5%	52.1%
% of FP17s for Band 1 Urgent Courses	3	136	2.2%	7.8%	9.1%	9.2%
% of FP17s Relating to Free Repair or Replacements	0	136	0.0%	0.9%	1.0%	0.7%
% of FP17s Relating to Continuations	0	136	0.0%	0.9%	1.0%	0.8%
% of Patients satisfied with the dentistry they have received	1	1	N/A	93.7%	94.2%	93.4%
% of Patients satisfied with the time they had to wait for an appointment	1	1	N/A	90.4%	88.4%	87.6%

* This is based on patients treated on this contract for their most recent course of treatment. Figures in italics indicate the base number of FP17s or Patient Questionnaire responses are less than 100. N/A is shown where the base number of responses is less than 10 during the period. % is calculated as Quantity/Base number*100

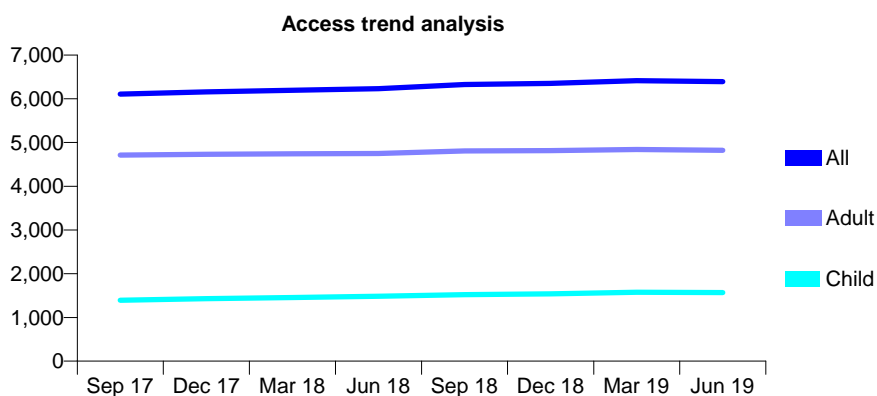
Q50 - Vital Signs At a Glance Contract Report for 638536/0001 - June 2019

Name or company name	MR B WILSON
Contract type name	GDS Contract
Purpose of contract	General
Contract start date	01/04/2006
Contract end date	

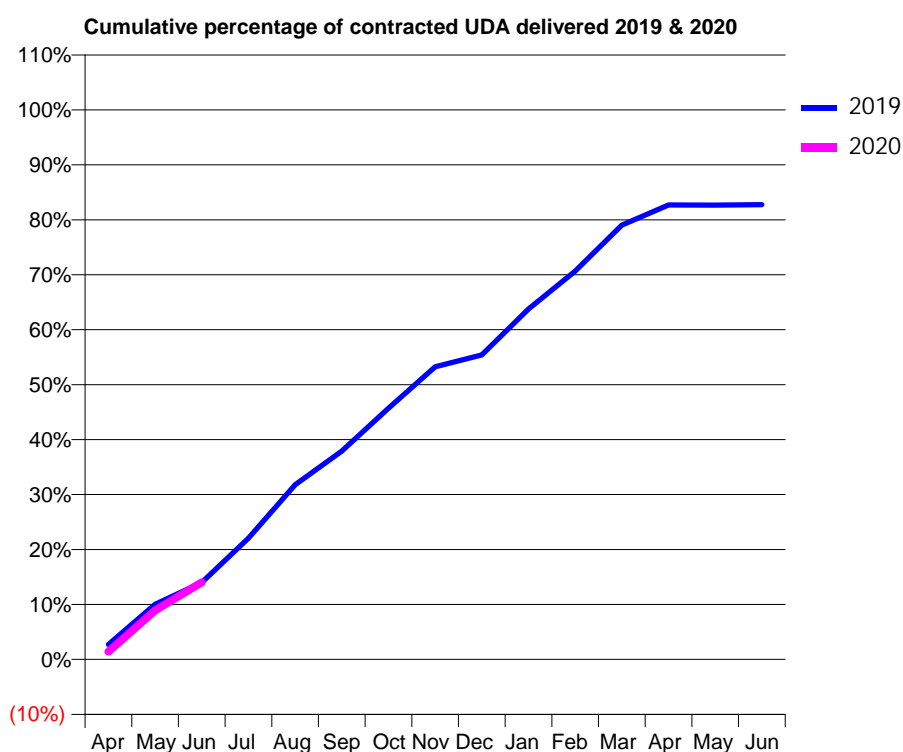
19/20 Contracted general activity (UDA)	27,839
Carry forward general activity (UDA)	0
19/20 Contracted orthodontic activity (UOA)	0
Carry forward orthodontic activity (UOA)	0
Baseline contract value	£600,062.23

ACCESS*

Patients seen in 24 months	Total	Change since previous quarter
Quarter ending June 2018	6,234	
Quarter ending September 2018	6,328	→
Quarter ending December 2018	6,353	→
Quarter ending March 2019	6,415	→
Quarter ending June 2019	6,393	→
Variance since June 2018	2.6%	↑



ACTIVITY



Month	2019	2020
April	758	397
May	2,794	2,485
June	3,893	3,909
July	6,146	
August	8,853	
September	10,558	
October	12,726	
November	14,826	
December	15,424	
January	17,753	
February	19,679	
March	22,000	
April	23,023	
May	23,013	
June	23,036	

QUALITY

	Quantity	Base Number	Contract	AT	Region	England
% of FP17s for the same patient ID Re-attending within 3 months - Children	42	545	7.7%	9.4%	12.1%	11.4%
% of FP17s for the same patient ID Re-attending within 3 months - Adults	189	1,583	11.9%	12.4%	15.6%	15.4%
% of FP17s for the same patient ID Re-attending between 3 & 9 months - Children	363	545	66.6%	64.6%	61.2%	59.8%
% of FP17s for the same patient ID Re-attending between 3 & 9 months - Adults	1,068	1,583	67.5%	56.3%	54.5%	52.1%
% of FP17s for Band 1 Urgent Courses	59	1,668	3.5%	7.8%	9.1%	9.2%
% of FP17s Relating to Free Repair or Replacements	59	1,668	3.5%	0.9%	1.0%	0.7%
% of FP17s Relating to Continuations	18	1,668	1.1%	0.9%	1.0%	0.8%
% of Patients satisfied with the dentistry they have received	9	9	N/A	93.7%	94.2%	93.4%
% of Patients satisfied with the time they had to wait for an appointment	9	9	N/A	90.4%	88.4%	87.6%

* This is based on patients treated on this contract for their most recent course of treatment. Figures in italics indicate the base number of FP17s or Patient Questionnaire responses are less than 100. N/A is shown where the base number of responses is less than 10 during the period. % is calculated as Quantity/Base number*100

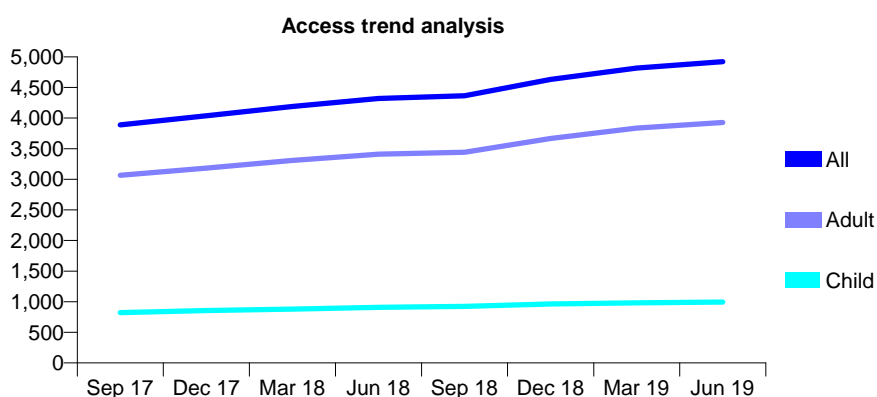
Q50 - Vital Signs At a Glance Contract Report for 643173/0001 - June 2019

Name or company name	The White House Dental Practice
Contract type name	GDS Contract
Purpose of contract	General
Contract start date	01/04/2006
Contract end date	

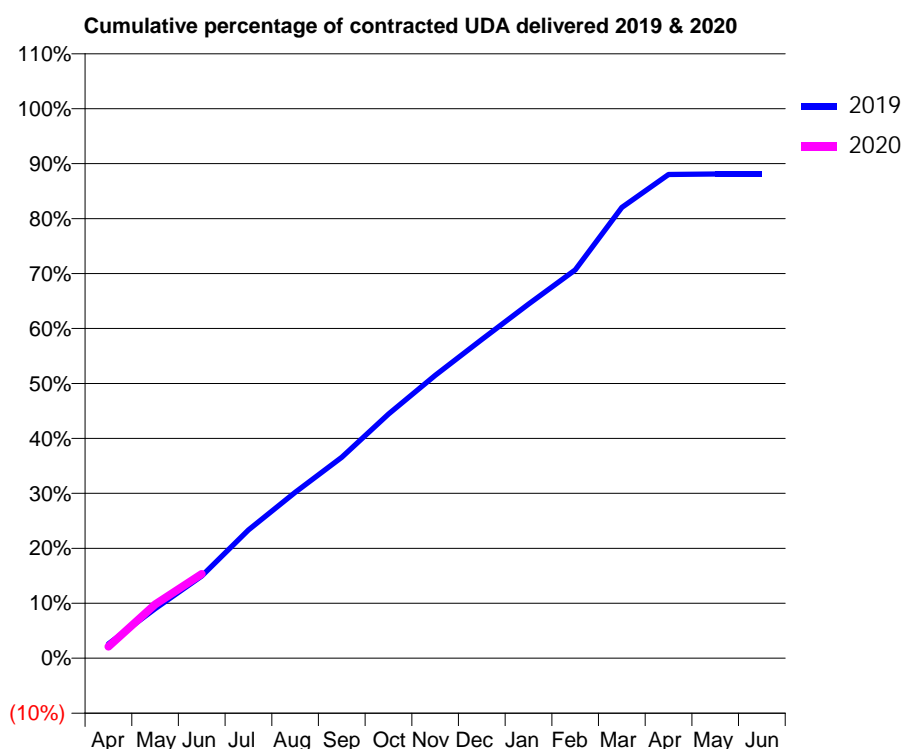
19/20 Contracted general activity (UDA)	19,500
Carry forward general activity (UDA)	0
19/20 Contracted orthodontic activity (UOA)	0
Carry forward orthodontic activity (UOA)	0
Baseline contract value	£675,497.10

ACCESS*

Patients seen in 24 months	Total	Change since previous quarter
Quarter ending June 2018	4,319	
Quarter ending September 2018	4,365	→
Quarter ending December 2018	4,630	↑
Quarter ending March 2019	4,818	↑
Quarter ending June 2019	4,922	↑
Variance since June 2018	14.0%	↑



ACTIVITY



Month	Adjusted Scheduled Activity (UDA)	
	2019	2020
April	507	414
May	1,756	1,909
June	2,915	2,990
July	4,551	
August	5,887	
September	7,130	
October	8,663	
November	10,037	
December	11,314	
January	12,565	
February	13,778	
March	15,996	
April	17,166	
May	17,178	
June	17,178	

QUALITY

	Quantity	Base Number	Contract	AT	Region	England
% of FP17s for the same patient ID Re-attending within 3 months - Children	14	287	4.9%	9.4%	12.1%	11.4%
% of FP17s for the same patient ID Re-attending within 3 months - Adults	189	1,253	15.1%	12.4%	15.6%	15.4%
% of FP17s for the same patient ID Re-attending between 3 & 9 months - Children	163	287	56.8%	64.6%	61.2%	59.8%
% of FP17s for the same patient ID Re-attending between 3 & 9 months - Adults	658	1,253	52.5%	56.3%	54.5%	52.1%
% of FP17s for Band 1 Urgent Courses	165	1,220	13.5%	7.8%	9.1%	9.2%
% of FP17s Relating to Free Repair or Replacements	15	1,220	1.2%	0.9%	1.0%	0.7%
% of FP17s Relating to Continuations	32	1,220	2.6%	0.9%	1.0%	0.8%
% of Patients satisfied with the dentistry they have received	3	3	N/A	93.7%	94.2%	93.4%
% of Patients satisfied with the time they had to wait for an appointment	3	3	N/A	90.4%	88.4%	87.6%

* This is based on patients treated on this contract for their most recent course of treatment.

Figures in italics indicate the base number of FP17s or Patient Questionnaire responses are less than 100. N/A is shown where the base number of responses is less than 10 during the period. % is calculated as Quantity/Base number*100

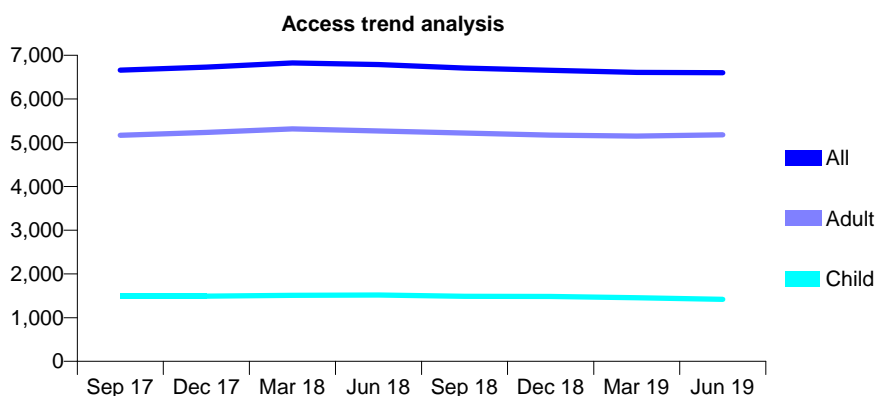
Q50 - Vital Signs At a Glance Contract Report for 643181/0002 - June 2019

Name or company name	MR RP BERRY
Contract type name	GDS Contract
Purpose of contract	General
Contract start date	01/04/2006
Contract end date	

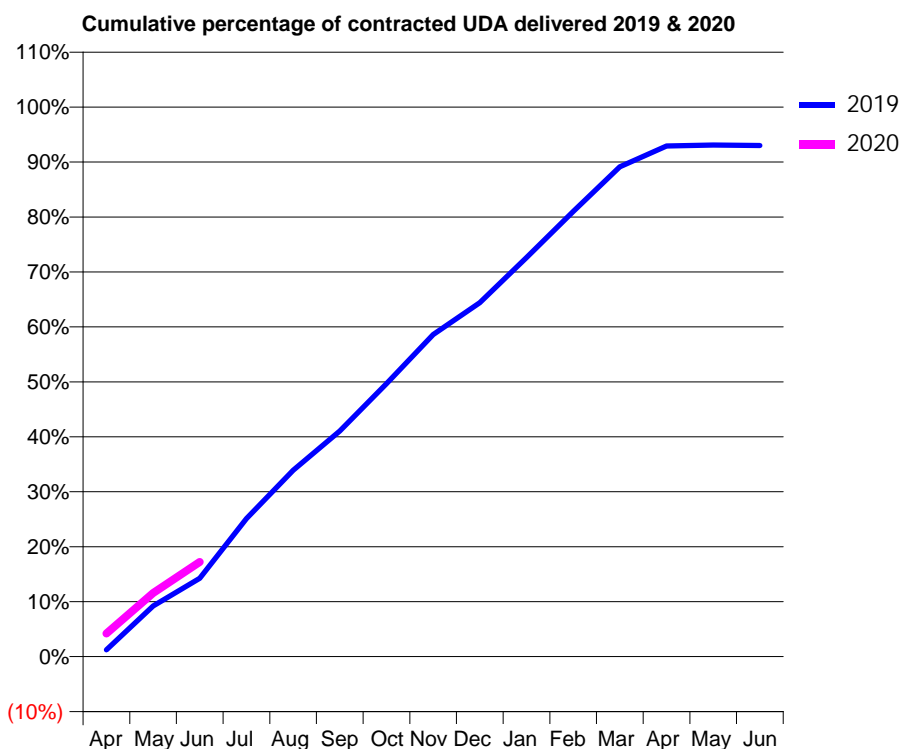
19/20 Contracted general activity (UDA)	17,500
Carry forward general activity (UDA)	0
19/20 Contracted orthodontic activity (UOA)	0
Carry forward orthodontic activity (UOA)	0
Baseline contract value	£539,586.98

ACCESS*

Patients seen in 24 months	Total	Change since previous quarter
Quarter ending June 2018	6,788	
Quarter ending September 2018	6,707	↓
Quarter ending December 2018	6,658	→
Quarter ending March 2019	6,609	→
Quarter ending June 2019	6,603	→
Variance since June 2018	(2.7%)	↓



ACTIVITY



Month	Adjusted Scheduled Activity (UDA)	
	2019	2020
April	220	735
May	1,614	2,028
June	2,494	3,015
July	4,397	
August	5,936	
September	7,183	
October	8,691	
November	10,260	
December	11,271	
January	12,708	
February	14,177	
March	15,594	
April	16,259	
May	16,288	
June	16,274	

QUALITY

	Quantity	Base Number	Contract	AT	Region	England
% of FP17s for the same patient ID Re-attending within 3 months - Children	28	506	5.5%	9.4%	12.1%	11.4%
% of FP17s for the same patient ID Re-attending within 3 months - Adults	273	1,830	14.9%	12.4%	15.6%	15.4%
% of FP17s for the same patient ID Re-attending between 3 & 9 months - Children	344	506	68.0%	64.6%	61.2%	59.8%
% of FP17s for the same patient ID Re-attending between 3 & 9 months - Adults	922	1,830	50.4%	56.3%	54.5%	52.1%
% of FP17s for Band 1 Urgent Courses	222	1,839	12.1%	7.8%	9.1%	9.2%
% of FP17s Relating to Free Repair or Replacements	25	1,839	1.4%	0.9%	1.0%	0.7%
% of FP17s Relating to Continuations	3	1,839	0.2%	0.9%	1.0%	0.8%
% of Patients satisfied with the dentistry they have received	4	4	N/A	93.7%	94.2%	93.4%
% of Patients satisfied with the time they had to wait for an appointment	4	4	N/A	90.4%	88.4%	87.6%

* This is based on patients treated on this contract for their most recent course of treatment. Figures in italics indicate the base number of FP17s or Patient Questionnaire responses are less than 100. N/A is shown where the base number of responses is less than 10 during the period. % is calculated as Quantity/Base number*100

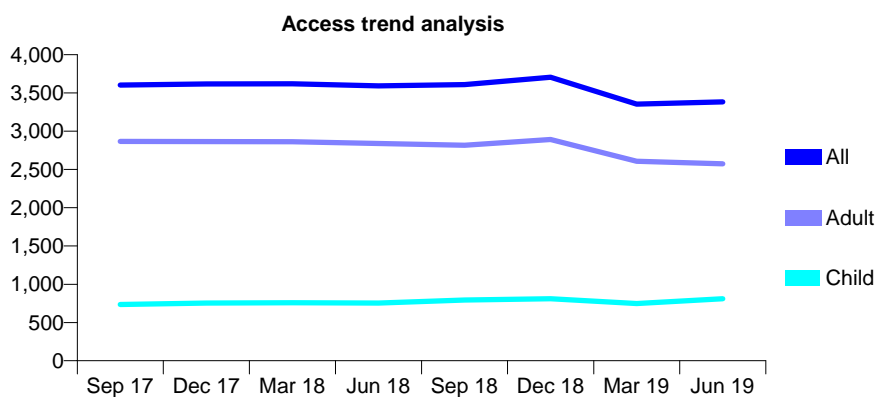
Q50 - Vital Signs At a Glance Contract Report for 648647/0001 - June 2019

Name or company name	Dental Design Studio
Contract type name	GDS Contract
Purpose of contract	General
Contract start date	01/04/2006
Contract end date	

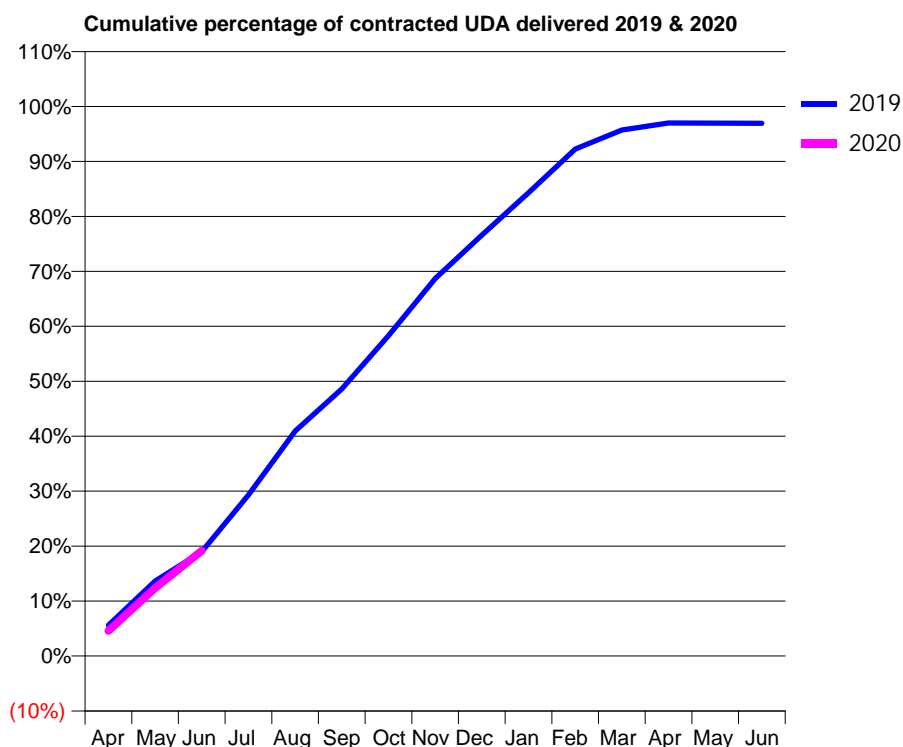
19/20 Contracted general activity (UDA)	8,752
Carry forward general activity (UDA)	0
19/20 Contracted orthodontic activity (UOA)	0
Carry forward orthodontic activity (UOA)	0
Baseline contract value	£278,852.21

ACCESS*

Patients seen in 24 months	Total	Change since previous quarter
Quarter ending June 2018	3,593	
Quarter ending September 2018	3,609	→
Quarter ending December 2018	3,704	↑
Quarter ending March 2019	3,355	↓
Quarter ending June 2019	3,384	→
Variance since June 2018	(5.8%)	↓



ACTIVITY



Month	Adjusted Scheduled Activity (UDA)	
	2019	2020
April	492	403
May	1,195	1,085
June	1,659	1,676
July	2,566	
August	3,581	
September	4,252	
October	5,103	
November	6,011	
December	6,701	
January	7,377	
February	8,073	
March	8,375	
April	8,488	
May	8,485	
June	8,483	

QUALITY

	Quantity	Base Number	Contract	AT	Region	England
% of FP17s for the same patient ID Re-attending within 3 months - Children	9	295	3.1%	9.4%	12.1%	11.4%
% of FP17s for the same patient ID Re-attending within 3 months - Adults	36	709	5.1%	12.4%	15.6%	15.4%
% of FP17s for the same patient ID Re-attending between 3 & 9 months - Children	171	295	58.0%	64.6%	61.2%	59.8%
% of FP17s for the same patient ID Re-attending between 3 & 9 months - Adults	235	709	33.1%	56.3%	54.5%	52.1%
% of FP17s for Band 1 Urgent Courses	52	952	5.5%	7.8%	9.1%	9.2%
% of FP17s Relating to Free Repair or Replacements	9	952	0.9%	0.9%	1.0%	0.7%
% of FP17s Relating to Continuations	0	952	0.0%	0.9%	1.0%	0.8%
% of Patients satisfied with the dentistry they have received	2	2	N/A	93.7%	94.2%	93.4%
% of Patients satisfied with the time they had to wait for an appointment	2	2	N/A	90.4%	88.4%	87.6%

* This is based on patients treated on this contract for their most recent course of treatment. Figures in italics indicate the base number of FP17s or Patient Questionnaire responses are less than 100. N/A is shown where the base number of responses is less than 10 during the period. % is calculated as Quantity/Base number*100

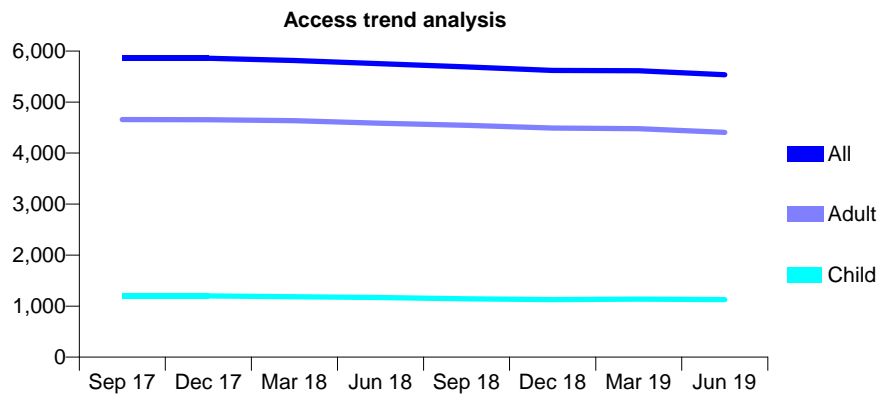
Q50 - Vital Signs At a Glance Contract Report for 651311/0001 - June 2019

Name or company name	MR MA AMOS
Contract type name	GDS Contract
Purpose of contract	General
Contract start date	01/04/2006
Contract end date	

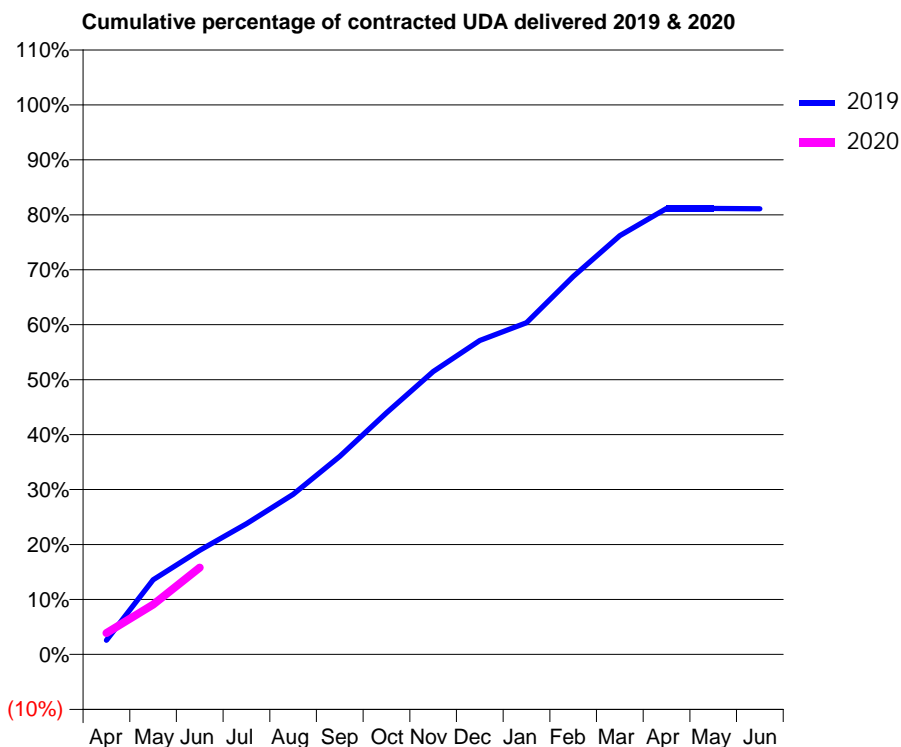
19/20 Contracted general activity (UDA)	14,800
Carry forward general activity (UDA)	0
19/20 Contracted orthodontic activity (UOA)	0
Carry forward orthodontic activity (UOA)	0
Baseline contract value	£354,375.56

ACCESS*

Patients seen in 24 months	Total	Change since previous quarter
Quarter ending June 2018	5,753	
Quarter ending September 2018	5,690	↓
Quarter ending December 2018	5,619	↓
Quarter ending March 2019	5,615	→
Quarter ending June 2019	5,535	↓
Variance since June 2018	(3.8%)	↓



ACTIVITY



Month	2019	2020
April	384	575
May	2,015	1,346
June	2,804	2,341
July	3,520	
August	4,311	
September	5,335	
October	6,506	
November	7,620	
December	8,457	
January	8,935	
February	10,177	
March	11,280	
April	12,007	
May	12,008	
June	12,003	

QUALITY

	Quantity	Base Number	Contract	AT	Region	England
% of FP17s for the same patient ID Re-attending within 3 months - Children	29	462	6.3%	9.4%	12.1%	11.4%
% of FP17s for the same patient ID Re-attending within 3 months - Adults	166	1,531	10.8%	12.4%	15.6%	15.4%
% of FP17s for the same patient ID Re-attending between 3 & 9 months - Children	280	462	60.6%	64.6%	61.2%	59.8%
% of FP17s for the same patient ID Re-attending between 3 & 9 months - Adults	837	1,531	54.7%	56.3%	54.5%	52.1%
% of FP17s for Band 1 Urgent Courses	46	1,285	3.6%	7.8%	9.1%	9.2%
% of FP17s Relating to Free Repair or Replacements	2	1,285	0.2%	0.9%	1.0%	0.7%
% of FP17s Relating to Continuations	8	1,285	0.6%	0.9%	1.0%	0.8%
% of Patients satisfied with the dentistry they have received	15	15	100.0%	93.7%	94.2%	93.4%
% of Patients satisfied with the time they had to wait for an appointment	15	15	100.0%	90.4%	88.4%	87.6%

* This is based on patients treated on this contract for their most recent course of treatment. Figures in italics indicate the base number of FP17s or Patient Questionnaire responses are less than 100. N/A is shown where the base number of responses is less than 10 during the period. % is calculated as Quantity/Base number*100

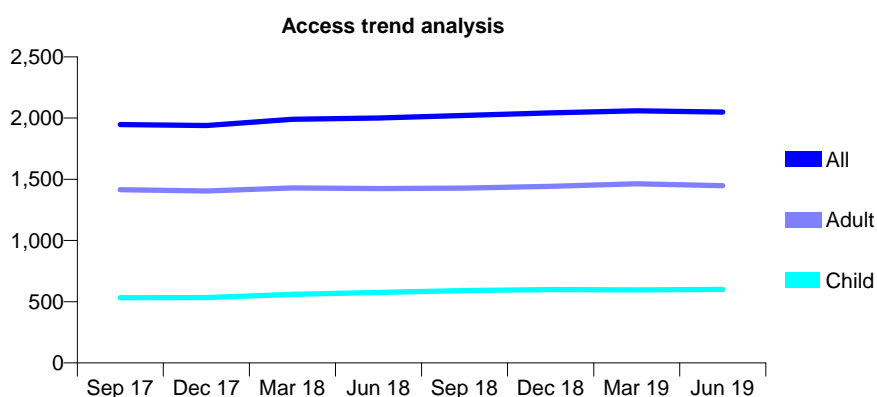
Q50 - Vital Signs At a Glance Contract Report for 651788/0001 - June 2019

Name or company name	MR A MOHAGH
Contract type name	GDS Contract
Purpose of contract	General
Contract start date	01/04/2006
Contract end date	

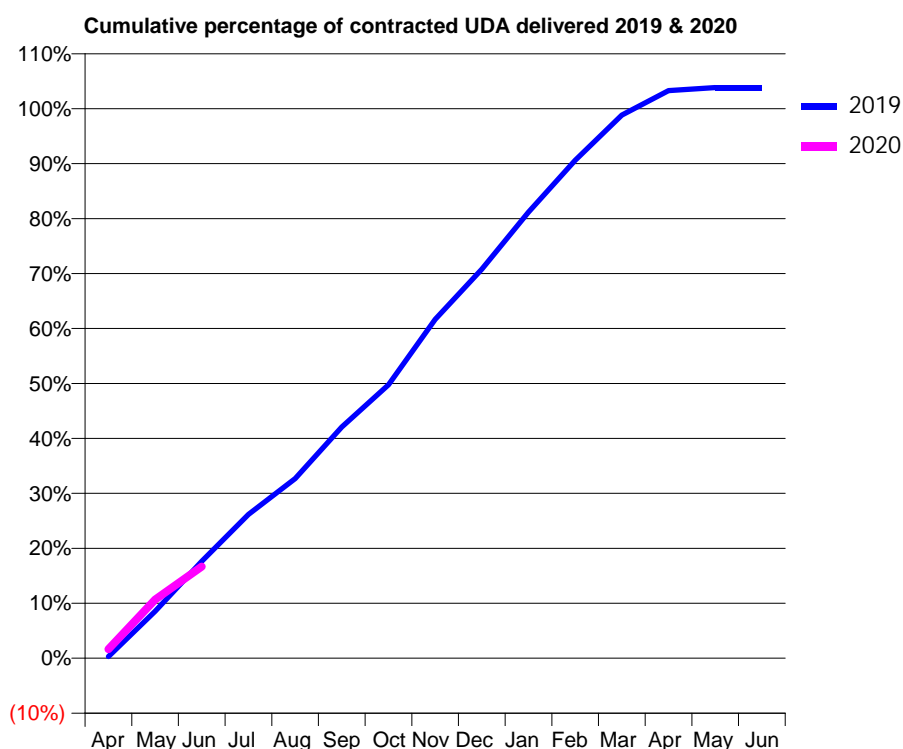
19/20 Contracted general activity (UDA)	5,051
Carry forward general activity (UDA)	0
19/20 Contracted orthodontic activity (UOA)	0
Carry forward orthodontic activity (UOA)	0
Baseline contract value	£132,604.66

ACCESS*

Patients seen in 24 months	Total	Change since previous quarter
Quarter ending June 2018	2,000	
Quarter ending September 2018	2,021	→
Quarter ending December 2018	2,043	→
Quarter ending March 2019	2,059	→
Quarter ending June 2019	2,049	→
Variance since June 2018	2.5%	↑



ACTIVITY



Adjusted Scheduled Activity (UDA)		
Month	2019	2020
April	15	83
May	432	538
June	890	842
July	1,322	
August	1,652	
September	2,124	
October	2,514	
November	3,115	
December	3,574	
January	4,101	
February	4,577	
March	4,992	
April	5,217	
May	5,245	
June	5,245	

QUALITY

	Quantity	Base Number	Contract	AT	Region	England
% of FP17s for the same patient ID Re-attending within 3 months - Children	23	205	11.2%	9.4%	12.1%	11.4%
% of FP17s for the same patient ID Re-attending within 3 months - Adults	36	384	9.4%	12.4%	15.6%	15.4%
% of FP17s for the same patient ID Re-attending between 3 & 9 months - Children	112	205	54.6%	64.6%	61.2%	59.8%
% of FP17s for the same patient ID Re-attending between 3 & 9 months - Adults	128	384	33.3%	56.3%	54.5%	52.1%
% of FP17s for Band 1 Urgent Courses	61	462	13.2%	7.8%	9.1%	9.2%
% of FP17s Relating to Free Repair or Replacements	0	462	0.0%	0.9%	1.0%	0.7%
% of FP17s Relating to Continuations	0	462	0.0%	0.9%	1.0%	0.8%
% of Patients satisfied with the dentistry they have received	10	11	90.9%	93.7%	94.2%	93.4%
% of Patients satisfied with the time they had to wait for an appointment	9	11	81.8%	90.4%	88.4%	87.6%

* This is based on patients treated on this contract for their most recent course of treatment. Figures in italics indicate the base number of FP17s or Patient Questionnaire responses are less than 100. N/A is shown where the base number of responses is less than 10 during the period. % is calculated as Quantity/Base number*100

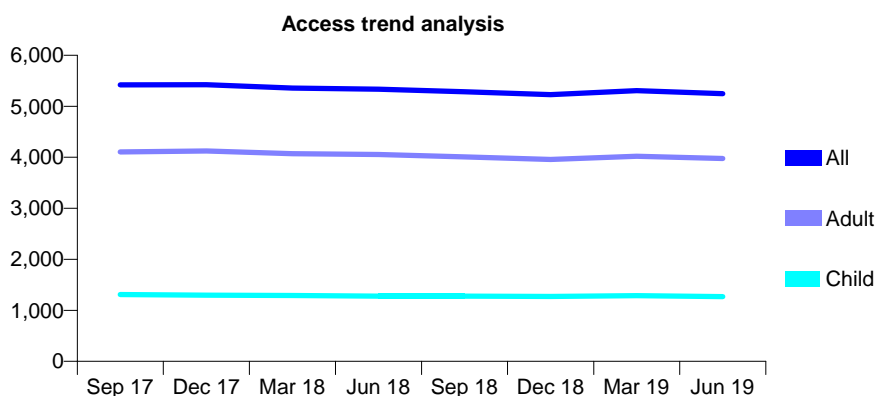
Q50 - Vital Signs At a Glance Contract Report for 678473/0001 - June 2019

Name or company name	MR TJ SPENCE
Contract type name	GDS Contract
Purpose of contract	General
Contract start date	01/04/2006
Contract end date	

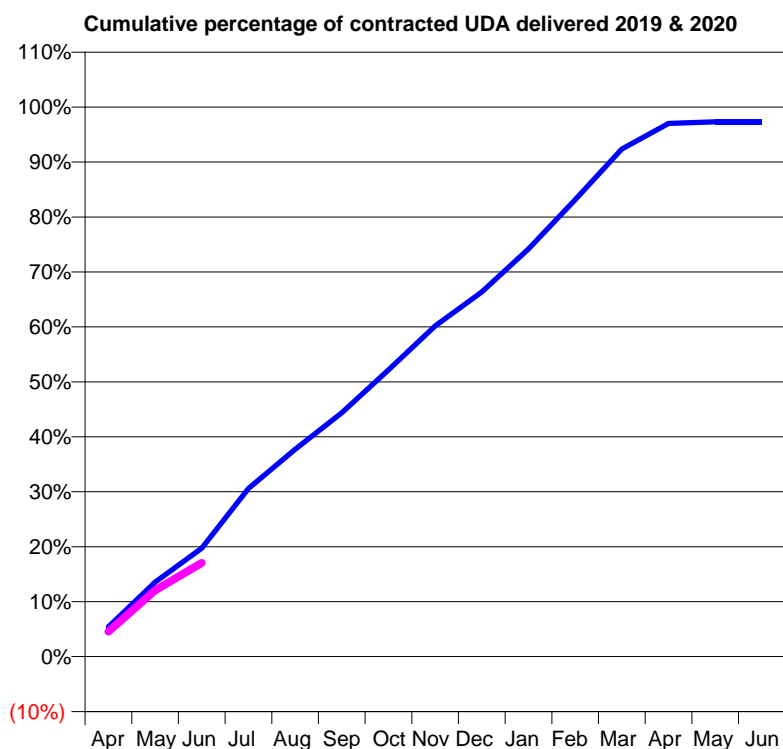
19/20 Contracted general activity (UDA)	16,050
Carry forward general activity (UDA)	0
19/20 Contracted orthodontic activity (UOA)	0
Carry forward orthodontic activity (UOA)	0
Baseline contract value	£462,079.38

ACCESS*

Patients seen in 24 months	Total	Change since previous quarter
Quarter ending June 2018	5,335	
Quarter ending September 2018	5,286	→
Quarter ending December 2018	5,228	↓
Quarter ending March 2019	5,307	→
Quarter ending June 2019	5,245	↓
Variance since June 2018	(1.7%)	↓



ACTIVITY



Month	Adjusted Scheduled Activity (UDA)	
	2019	2020
April	869	729
May	2,173	1,938
June	3,167	2,737
July	4,909	
August	6,055	
September	7,122	
October	8,377	
November	9,660	
December	10,649	
January	11,909	
February	13,347	
March	14,826	
April	15,568	
May	15,616	
June	15,617	

QUALITY

	Quantity	Base Number	Contract	AT	Region	England
% of FP17s for the same patient ID Re-attending within 3 months - Children	32	494	6.5%	9.4%	12.1%	11.4%
% of FP17s for the same patient ID Re-attending within 3 months - Adults	156	1,496	10.4%	12.4%	15.6%	15.4%
% of FP17s for the same patient ID Re-attending between 3 & 9 months - Children	352	494	71.3%	64.6%	61.2%	59.8%
% of FP17s for the same patient ID Re-attending between 3 & 9 months - Adults	1,040	1,496	69.5%	56.3%	54.5%	52.1%
% of FP17s for Band 1 Urgent Courses	72	1,604	4.5%	7.8%	9.1%	9.2%
% of FP17s Relating to Free Repair or Replacements	25	1,604	1.6%	0.9%	1.0%	0.7%
% of FP17s Relating to Continuations	23	1,604	1.4%	0.9%	1.0%	0.8%
% of Patients satisfied with the dentistry they have received	1	1	N/A	93.7%	94.2%	93.4%
% of Patients satisfied with the time they had to wait for an appointment	1	1	N/A	90.4%	88.4%	87.6%

* This is based on patients treated on this contract for their most recent course of treatment. Figures in italics indicate the base number of FP17s or Patient Questionnaire responses are less than 100. N/A is shown where the base number of responses is less than 10 during the period. % is calculated as Quantity/Base number*100

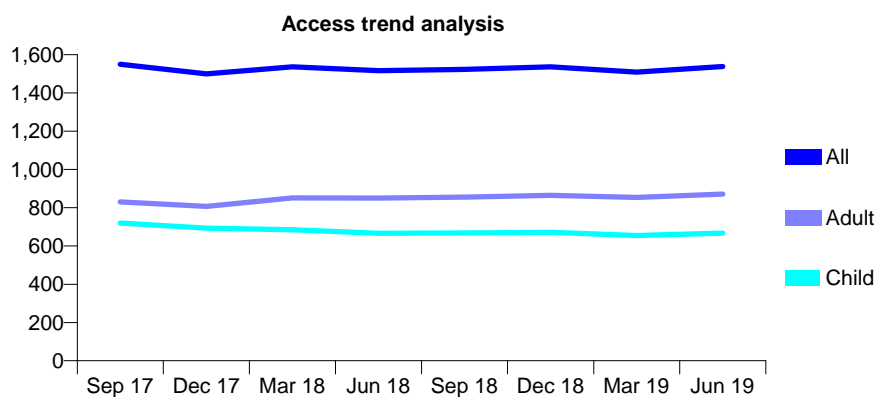
Q50 - Vital Signs At a Glance Contract Report for 678473/0002 - June 2019

Name or company name	MR TJ SPENCE
Contract type name	GDS Contract
Purpose of contract	General
Contract start date	01/04/2006
Contract end date	

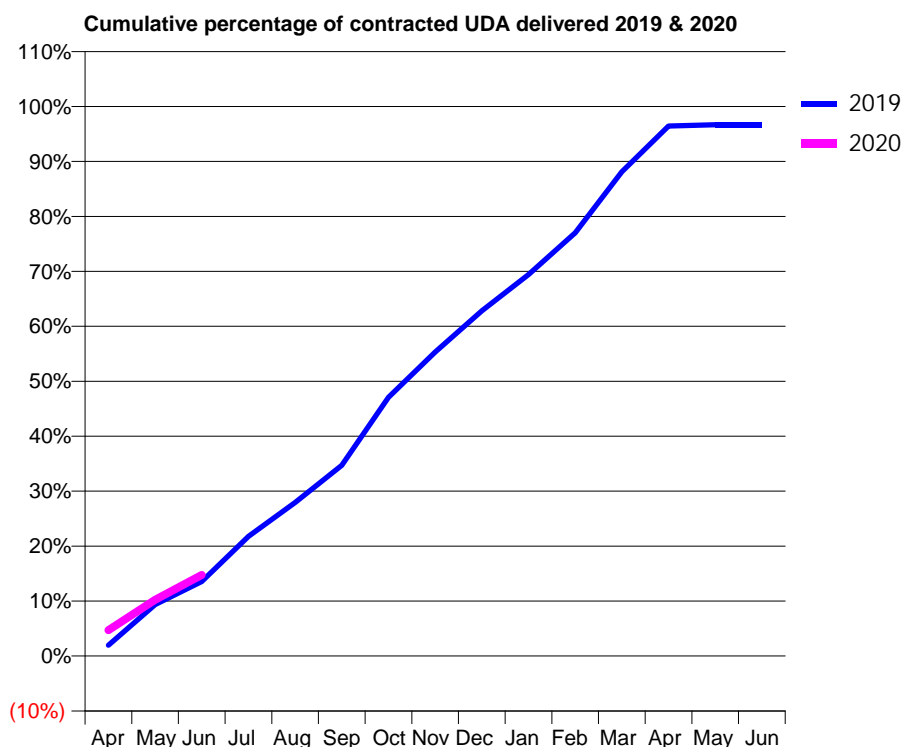
19/20 Contracted general activity (UDA)	3,787
Carry forward general activity (UDA)	0
19/20 Contracted orthodontic activity (UOA)	0
Carry forward orthodontic activity (UOA)	0
Baseline contract value	£100,865.40

ACCESS*

Patients seen in 24 months	Total	Change since previous quarter
Quarter ending June 2018	1,516	
Quarter ending September 2018	1,523	→
Quarter ending December 2018	1,536	→
Quarter ending March 2019	1,509	↓
Quarter ending June 2019	1,538	→
Variance since June 2018	1.5%	→



ACTIVITY



Month	Adjusted Scheduled Activity (UDA)	
	2019	2020
April	75	179
May	354	388
June	513	558
July	825	
August	1,058	
September	1,315	
October	1,783	
November	2,095	
December	2,378	
January	2,629	
February	2,917	
March	3,336	
April	3,652	
May	3,661	
June	3,661	

QUALITY

	Quantity	Base Number	Contract	AT	Region	England
% of FP17s for the same patient ID Re-attending within 3 months - Children	18	248	7.3%	9.4%	12.1%	11.4%
% of FP17s for the same patient ID Re-attending within 3 months - Adults	13	249	5.2%	12.4%	15.6%	15.4%
% of FP17s for the same patient ID Re-attending between 3 & 9 months - Children	164	248	66.1%	64.6%	61.2%	59.8%
% of FP17s for the same patient ID Re-attending between 3 & 9 months - Adults	143	249	57.4%	56.3%	54.5%	52.1%
% of FP17s for Band 1 Urgent Courses	7	368	1.9%	7.8%	9.1%	9.2%
% of FP17s Relating to Free Repair or Replacements	4	368	1.1%	0.9%	1.0%	0.7%
% of FP17s Relating to Continuations	2	368	0.5%	0.9%	1.0%	0.8%
% of Patients satisfied with the dentistry they have received	0	0	N/A	93.7%	94.2%	93.4%
% of Patients satisfied with the time they had to wait for an appointment	0	0	N/A	90.4%	88.4%	87.6%

* This is based on patients treated on this contract for their most recent course of treatment. Figures in italics indicate the base number of FP17s or Patient Questionnaire responses are less than 100. N/A is shown where the base number of responses is less than 10 during the period. % is calculated as Quantity/Base number*100

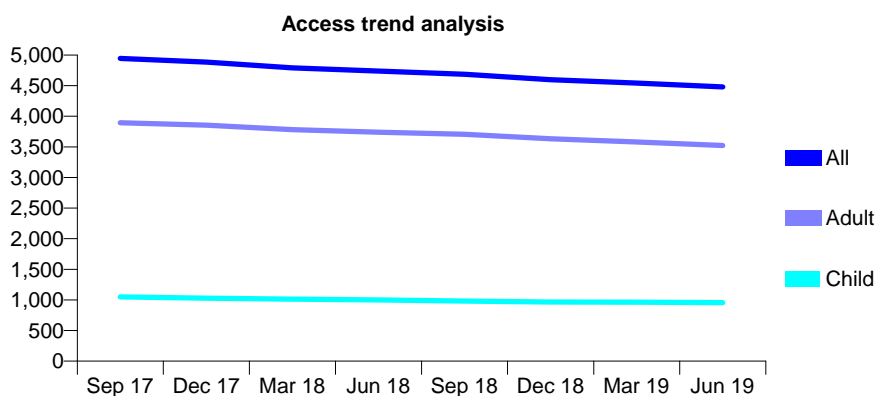
Q50 - Vital Signs At a Glance Contract Report for 682985/0001 - June 2019

Name or company name	MRS ZR BURNS
Contract type name	GDS Contract
Purpose of contract	General
Contract start date	01/04/2015
Contract end date	

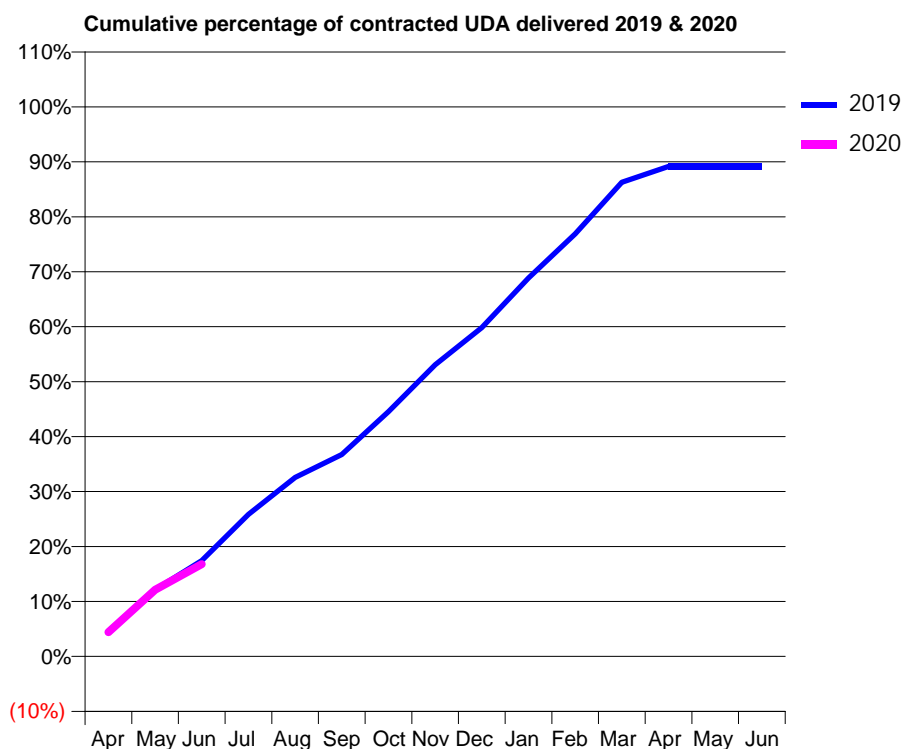
19/20 Contracted general activity (UDA)	16,157
Carry forward general activity (UDA)	0
19/20 Contracted orthodontic activity (UOA)	0
Carry forward orthodontic activity (UOA)	0
Baseline contract value	£390,597.04

ACCESS*

Patients seen in 24 months	Total	Change since previous quarter
Quarter ending June 2018	4,738	
Quarter ending September 2018	4,688	↓
Quarter ending December 2018	4,599	↓
Quarter ending March 2019	4,544	↓
Quarter ending June 2019	4,480	↓
Variance since June 2018	(5.4%)	↓



ACTIVITY



Month	2019	2020
April	739	717
May	1,967	1,960
June	2,816	2,715
July	4,176	
August	5,265	
September	5,933	
October	7,197	
November	8,577	
December	9,665	
January	11,126	
February	12,424	
March	13,940	
April	14,407	
May	14,408	
June	14,408	

QUALITY

	Quantity	Base Number	Contract	AT	Region	England
% of FP17s for the same patient ID Re-attending within 3 months - Children	30	377	8.0%	9.4%	12.1%	11.4%
% of FP17s for the same patient ID Re-attending within 3 months - Adults	139	1,132	12.3%	12.4%	15.6%	15.4%
% of FP17s for the same patient ID Re-attending between 3 & 9 months - Children	263	377	69.8%	64.6%	61.2%	59.8%
% of FP17s for the same patient ID Re-attending between 3 & 9 months - Adults	773	1,132	68.3%	56.3%	54.5%	52.1%
% of FP17s for Band 1 Urgent Courses	50	1,302	3.8%	7.8%	9.1%	9.2%
% of FP17s Relating to Free Repair or Replacements	10	1,302	0.8%	0.9%	1.0%	0.7%
% of FP17s Relating to Continuations	9	1,302	0.7%	0.9%	1.0%	0.8%
% of Patients satisfied with the dentistry they have received	4	5	N/A	93.7%	94.2%	93.4%
% of Patients satisfied with the time they had to wait for an appointment	4	5	N/A	90.4%	88.4%	87.6%

* This is based on patients treated on this contract for their most recent course of treatment. Figures in italics indicate the base number of FP17s or Patient Questionnaire responses are less than 100. N/A is shown where the base number of responses is less than 10 during the period. % is calculated as Quantity/Base number*100

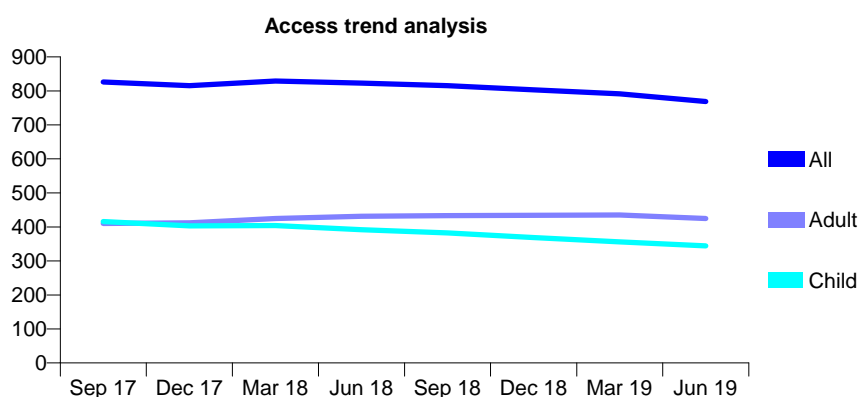
Q50 - Vital Signs At a Glance Contract Report for 706523/0001 - June 2019

Name or company name	Market Place Dentistry
Contract type name	GDS Contract
Purpose of contract	General
Contract start date	01/04/2014
Contract end date	

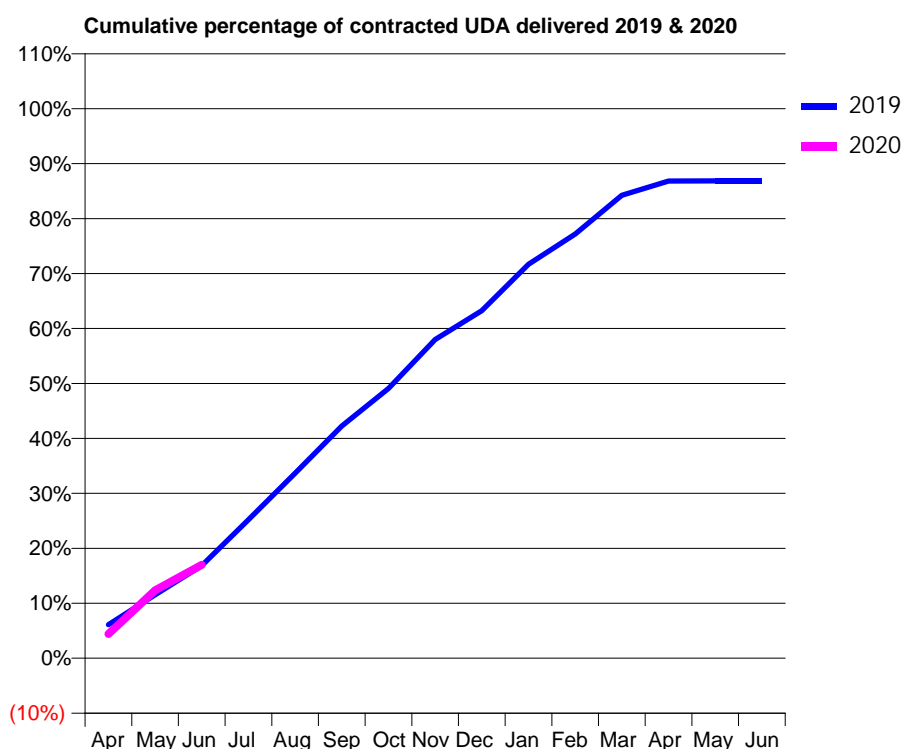
19/20 Contracted general activity (UDA)	1,990
Carry forward general activity (UDA)	0
19/20 Contracted orthodontic activity (UOA)	0
Carry forward orthodontic activity (UOA)	0
Baseline contract value	£56,986.63

ACCESS*

Patients seen in 24 months	Total	Change since previous quarter
Quarter ending June 2018	823	
Quarter ending September 2018	815	→
Quarter ending December 2018	803	↓
Quarter ending March 2019	791	↓
Quarter ending June 2019	769	↓
Variance since June 2018	(6.6%)	↓



ACTIVITY



Month	2019	2020
April	121	88
May	230	246
June	335	338
July	502	
August	670	
September	841	
October	977	
November	1,154	
December	1,258	
January	1,426	
February	1,536	
March	1,677	
April	1,728	
May	1,729	
June	1,729	

QUALITY

	Quantity	Base Number	Contract	AT	Region	England
% of FP17s for the same patient ID Re-attending within 3 months - Children	7	131	5.3%	9.4%	12.1%	11.4%
% of FP17s for the same patient ID Re-attending within 3 months - Adults	17	127	13.4%	12.4%	15.6%	15.4%
% of FP17s for the same patient ID Re-attending between 3 & 9 months - Children	101	131	77.1%	64.6%	61.2%	59.8%
% of FP17s for the same patient ID Re-attending between 3 & 9 months - Adults	80	127	63.0%	56.3%	54.5%	52.1%
% of FP17s for Band 1 Urgent Courses	6	226	2.7%	7.8%	9.1%	9.2%
% of FP17s Relating to Free Repair or Replacements	1	226	0.4%	0.9%	1.0%	0.7%
% of FP17s Relating to Continuations	5	226	2.2%	0.9%	1.0%	0.8%
% of Patients satisfied with the dentistry they have received	0	0	N/A	93.7%	94.2%	93.4%
% of Patients satisfied with the time they had to wait for an appointment	0	0	N/A	90.4%	88.4%	87.6%

* This is based on patients treated on this contract for their most recent course of treatment. Figures in italics indicate the base number of FP17s or Patient Questionnaire responses are less than 100. N/A is shown where the base number of responses is less than 10 during the period. % is calculated as Quantity/Base number*100

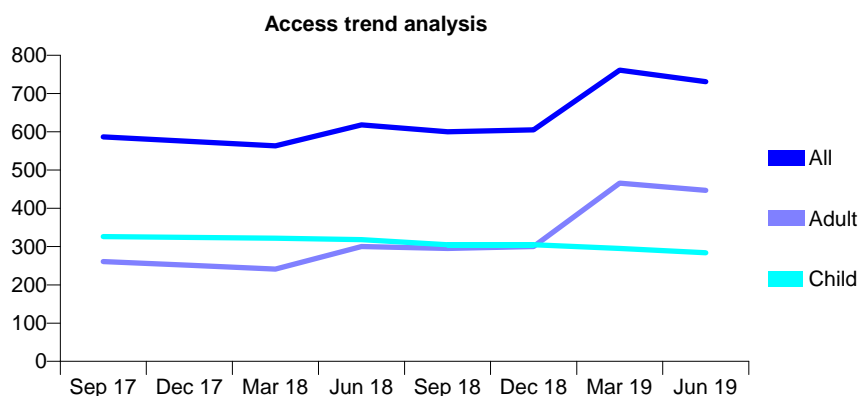
Q50 - Vital Signs At a Glance Contract Report for 725153/0002 - June 2019

Name or company name	MR DC GILKESON
Contract type name	GDS Contract
Purpose of contract	General
Contract start date	23/12/2012
Contract end date	

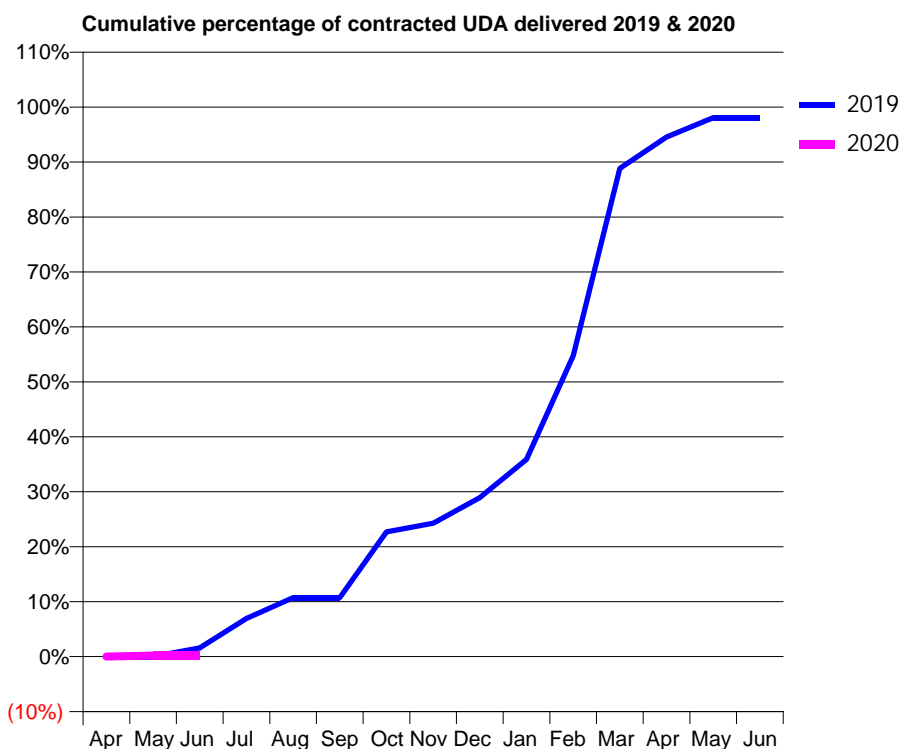
19/20 Contracted general activity (UDA)	1,390
Carry forward general activity (UDA)	0
19/20 Contracted orthodontic activity (UOA)	0
Carry forward orthodontic activity (UOA)	0
Baseline contract value	£42,811.42

ACCESS*

Patients seen in 24 months	Total	Change since previous quarter
Quarter ending June 2018	618	
Quarter ending September 2018	600	↓
Quarter ending December 2018	605	→
Quarter ending March 2019	761	↑
Quarter ending June 2019	731	↓
Variance since June 2018	18.3%	↑



ACTIVITY



Month	Adjusted Scheduled Activity (UDA)	
	2019	2020
April	0	0
May	0	3
June	22	3
July	97	
August	149	
September	149	
October	316	
November	338	
December	402	
January	499	
February	761	
March	1,235	
April	1,314	
May	1,363	
June	1,363	

QUALITY

	Quantity	Base Number	Contract	AT	Region	England
% of FP17s for the same patient ID Re-attending within 3 months - Children	1	14	7.1%	9.4%	12.1%	11.4%
% of FP17s for the same patient ID Re-attending within 3 months - Adults	2	38	5.3%	12.4%	15.6%	15.4%
% of FP17s for the same patient ID Re-attending between 3 & 9 months - Children	7	14	50.0%	64.6%	61.2%	59.8%
% of FP17s for the same patient ID Re-attending between 3 & 9 months - Adults	5	38	13.2%	56.3%	54.5%	52.1%
% of FP17s for Band 1 Urgent Courses	0	1	0.0%	7.8%	9.1%	9.2%
% of FP17s Relating to Free Repair or Replacements	0	1	0.0%	0.9%	1.0%	0.7%
% of FP17s Relating to Continuations	0	1	0.0%	0.9%	1.0%	0.8%
% of Patients satisfied with the dentistry they have received	0	0	N/A	93.7%	94.2%	93.4%
% of Patients satisfied with the time they had to wait for an appointment	0	0	N/A	90.4%	88.4%	87.6%

* This is based on patients treated on this contract for their most recent course of treatment. Figures in italics indicate the base number of FP17s or Patient Questionnaire responses are less than 100. N/A is shown where the base number of responses is less than 10 during the period. % is calculated as Quantity/Base number*100

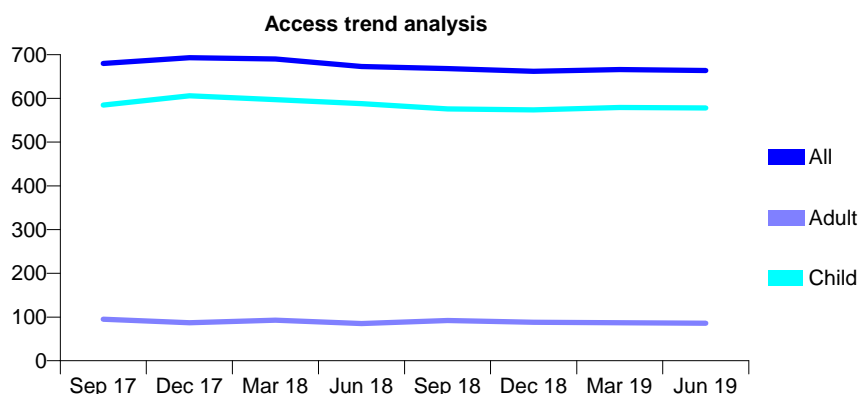
Q50 - Vital Signs At a Glance Contract Report for 732974/0001 - June 2019

Name or company name	MR IJ AUCKLAND
Contract type name	GDS Contract
Purpose of contract	General and Orthodontic
Contract start date	01/04/2006
Contract end date	

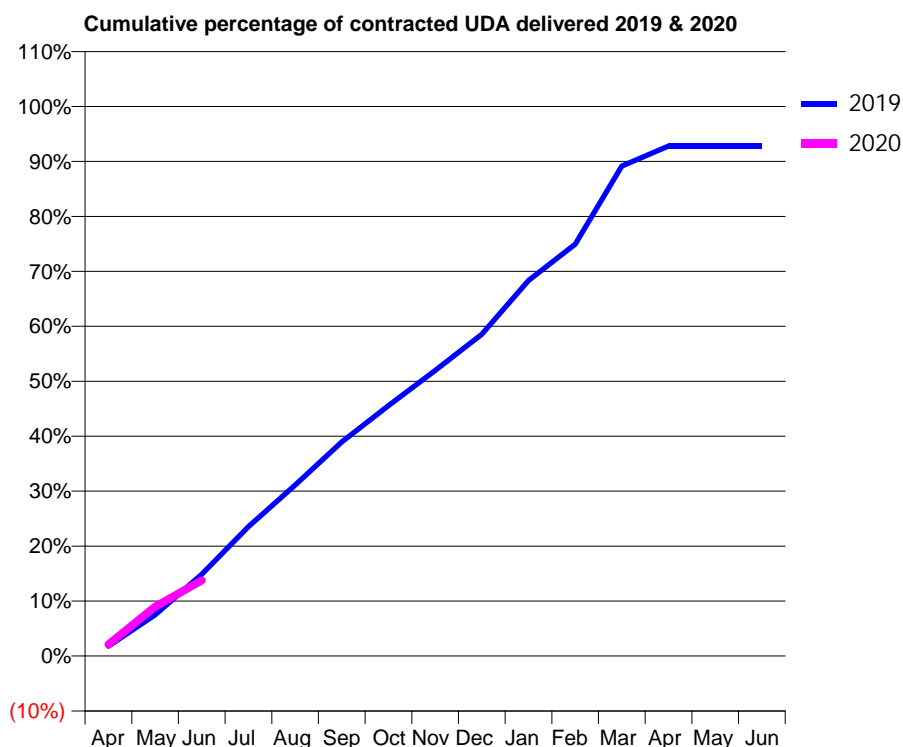
19/20 Contracted general activity (UDA)	1,332
Carry forward general activity (UDA)	0
19/20 Contracted orthodontic activity (UOA)	815
Carry forward orthodontic activity (UOA)	0
Baseline contract value	£109,305.49

ACCESS*

Patients seen in 24 months	Total	Change since previous quarter
Quarter ending June 2018	673	
Quarter ending September 2018	668	→
Quarter ending December 2018	662	→
Quarter ending March 2019	666	→
Quarter ending June 2019	664	→
Variance since June 2018	(1.3%)	↓



ACTIVITY



Month	Adjusted Scheduled Activity (UDA)	
	2019	2020
April	24	28
May	100	120
June	198	183
July	314	
August	415	
September	519	
October	607	
November	692	
December	780	
January	910	
February	998	
March	1,188	
April	1,236	
May	1,236	
June	1,236	

QUALITY

	Quantity	Base Number	Contract	AT	Region	England
% of FP17s for the same patient ID Re-attending within 3 months - Children	29	238	12.2%	9.4%	12.1%	11.4%
% of FP17s for the same patient ID Re-attending within 3 months - Adults	1	12	8.3%	12.4%	15.6%	15.4%
% of FP17s for the same patient ID Re-attending between 3 & 9 months - Children	138	238	58.0%	64.6%	61.2%	59.8%
% of FP17s for the same patient ID Re-attending between 3 & 9 months - Adults	7	12	58.3%	56.3%	54.5%	52.1%
% of FP17s for Band 1 Urgent Courses	7	136	5.1%	7.8%	9.1%	9.2%
% of FP17s Relating to Free Repair or Replacements	0	136	0.0%	0.9%	1.0%	0.7%
% of FP17s Relating to Continuations	0	136	0.0%	0.9%	1.0%	0.8%
% of Patients satisfied with the dentistry they have received	1	1	N/A	93.7%	94.2%	93.4%
% of Patients satisfied with the time they had to wait for an appointment	1	1	N/A	90.4%	88.4%	87.6%

* This is based on patients treated on this contract for their most recent course of treatment. Figures in italics indicate the base number of FP17s or Patient Questionnaire responses are less than 100. N/A is shown where the base number of responses is less than 10 during the period. % is calculated as Quantity/Base number*100

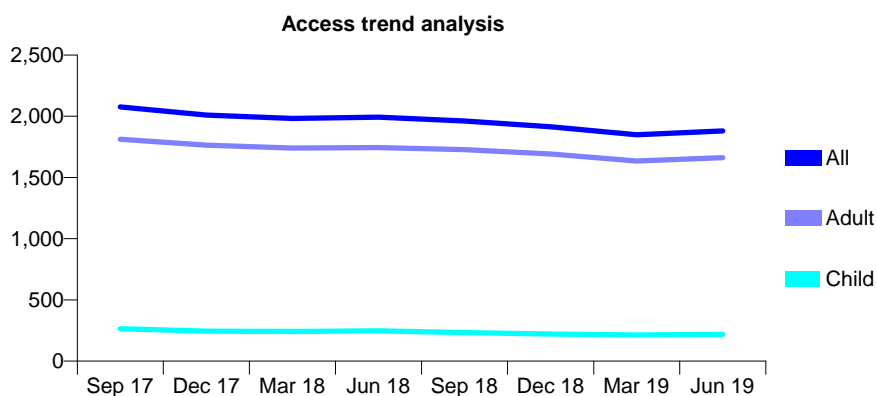
Q50 - Vital Signs At a Glance Contract Report for 736449/0001 - June 2019

Name or company name	MR N SINCLAIR
Contract type name	GDS Contract
Purpose of contract	General
Contract start date	01/04/2006
Contract end date	

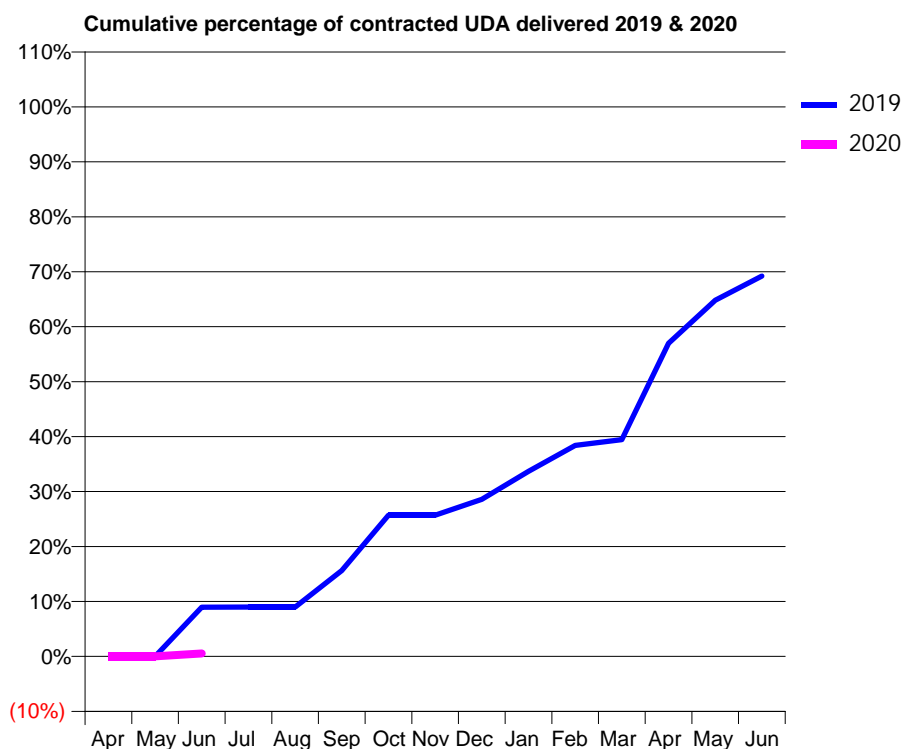
19/20 Contracted general activity (UDA)	9,815
Carry forward general activity (UDA)	0
19/20 Contracted orthodontic activity (UOA)	0
Carry forward orthodontic activity (UOA)	0
Baseline contract value	£230,848.85

ACCESS*

Patients seen in 24 months	Total	Change since previous quarter
Quarter ending June 2018	1,993	
Quarter ending September 2018	1,961	↓
Quarter ending December 2018	1,914	↓
Quarter ending March 2019	1,849	↓
Quarter ending June 2019	1,881	→
Variance since June 2018	(5.6%)	↓



ACTIVITY



Month	Adjusted Scheduled Activity (UDA)	
	2019	2020
April	0	0
May	1	2
June	880	54
July	882	
August	882	
September	1,534	
October	2,524	
November	2,524	
December	2,804	
January	3,304	
February	3,768	
March	3,872	
April	5,591	
May	6,361	
June	6,795	

QUALITY

	Quantity	Base Number	Contract	AT	Region	England
% of FP17s for the same patient ID Re-attending within 3 months - Children	15	155	9.7%	9.4%	12.1%	11.4%
% of FP17s for the same patient ID Re-attending within 3 months - Adults	210	1,135	18.5%	12.4%	15.6%	15.4%
% of FP17s for the same patient ID Re-attending between 3 & 9 months - Children	101	155	65.2%	64.6%	61.2%	59.8%
% of FP17s for the same patient ID Re-attending between 3 & 9 months - Adults	720	1,135	63.4%	56.3%	54.5%	52.1%
% of FP17s for Band 1 Urgent Courses	8	34	23.5%	7.8%	9.1%	9.2%
% of FP17s Relating to Free Repair or Replacements	2	34	5.9%	0.9%	1.0%	0.7%
% of FP17s Relating to Continuations	1	34	2.9%	0.9%	1.0%	0.8%
% of Patients satisfied with the dentistry they have received	1	1	N/A	93.7%	94.2%	93.4%
% of Patients satisfied with the time they had to wait for an appointment	1	1	N/A	90.4%	88.4%	87.6%

* This is based on patients treated on this contract for their most recent course of treatment. Figures in italics indicate the base number of FP17s or Patient Questionnaire responses are less than 100. N/A is shown where the base number of responses is less than 10 during the period. % is calculated as Quantity/Base number*100

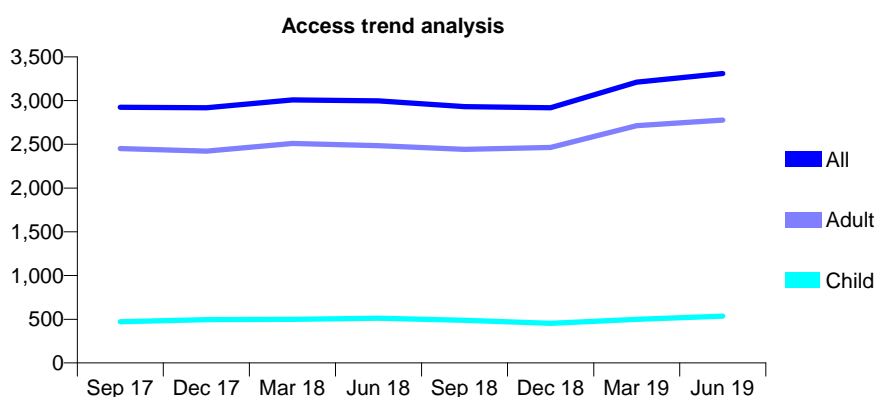
Q50 - Vital Signs At a Glance Contract Report for 737089/0001 - June 2019

Name or company name	MR AN GATECLIFF
Contract type name	GDS Contract
Purpose of contract	General
Contract start date	01/04/2006
Contract end date	

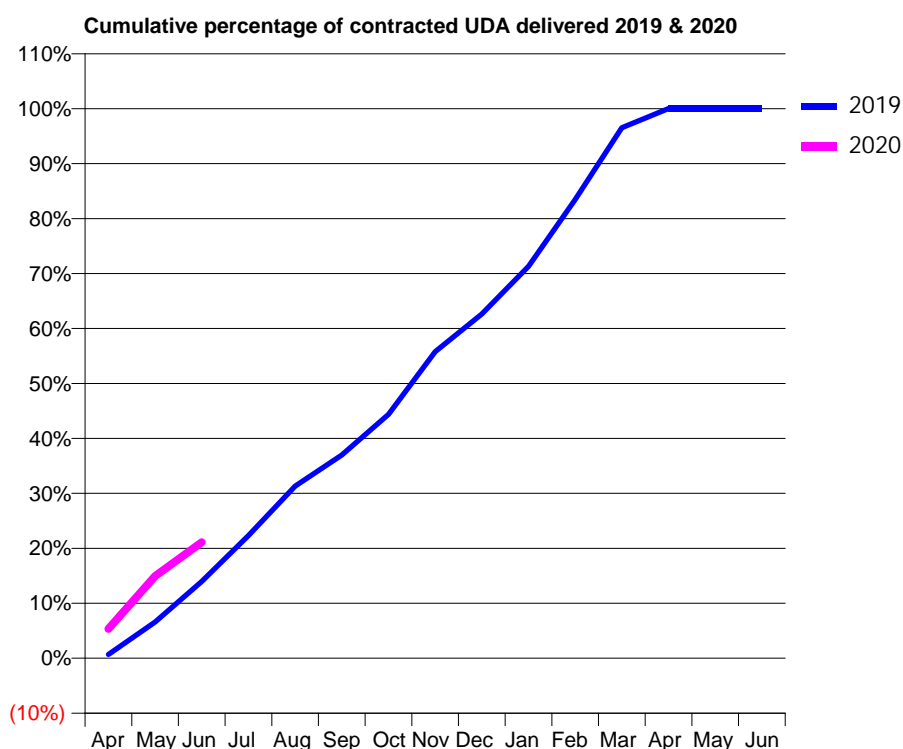
19/20 Contracted general activity (UDA)	8,178
Carry forward general activity (UDA)	0
19/20 Contracted orthodontic activity (UOA)	0
Carry forward orthodontic activity (UOA)	0
Baseline contract value	£265,015.29

ACCESS*

Patients seen in 24 months	Total	Change since previous quarter
Quarter ending June 2018	2,996	
Quarter ending September 2018	2,930	↓
Quarter ending December 2018	2,918	→
Quarter ending March 2019	3,211	↑
Quarter ending June 2019	3,310	↑
Variance since June 2018	10.5%	↑



ACTIVITY



Month	2019	2020
April	56	438
May	541	1,224
June	1,141	1,726
July	1,827	
August	2,561	
September	3,023	
October	3,628	
November	4,562	
December	5,121	
January	5,832	
February	6,828	
March	7,894	
April	8,180	
May	8,180	
June	8,180	

QUALITY

	Quantity	Base Number	Contract	AT	Region	England
% of FP17s for the same patient ID Re-attending within 3 months - Children	8	201	4.0%	9.4%	12.1%	11.4%
% of FP17s for the same patient ID Re-attending within 3 months - Adults	64	855	7.5%	12.4%	15.6%	15.4%
% of FP17s for the same patient ID Re-attending between 3 & 9 months - Children	92	201	45.8%	64.6%	61.2%	59.8%
% of FP17s for the same patient ID Re-attending between 3 & 9 months - Adults	275	855	32.2%	56.3%	54.5%	52.1%
% of FP17s for Band 1 Urgent Courses	40	906	4.4%	7.8%	9.1%	9.2%
% of FP17s Relating to Free Repair or Replacements	6	906	0.7%	0.9%	1.0%	0.7%
% of FP17s Relating to Continuations	27	906	3.0%	0.9%	1.0%	0.8%
% of Patients satisfied with the dentistry they have received	1	2	N/A	93.7%	94.2%	93.4%
% of Patients satisfied with the time they had to wait for an appointment	1	2	N/A	90.4%	88.4%	87.6%

* This is based on patients treated on this contract for their most recent course of treatment. Figures in italics indicate the base number of FP17s or Patient Questionnaire responses are less than 100. N/A is shown where the base number of responses is less than 10 during the period. % is calculated as Quantity/Base number*100

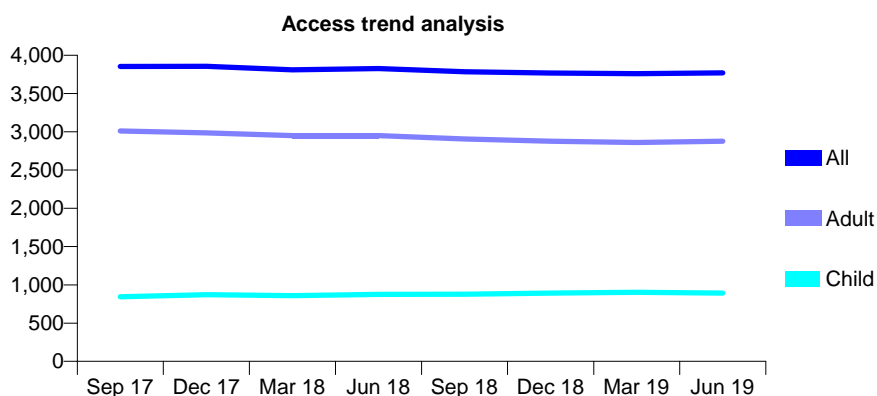
Q50 - Vital Signs At a Glance Contract Report for 739146/0001 - June 2019

Name or company name	MR MA HOMA
Contract type name	GDS Contract
Purpose of contract	General
Contract start date	01/04/2006
Contract end date	

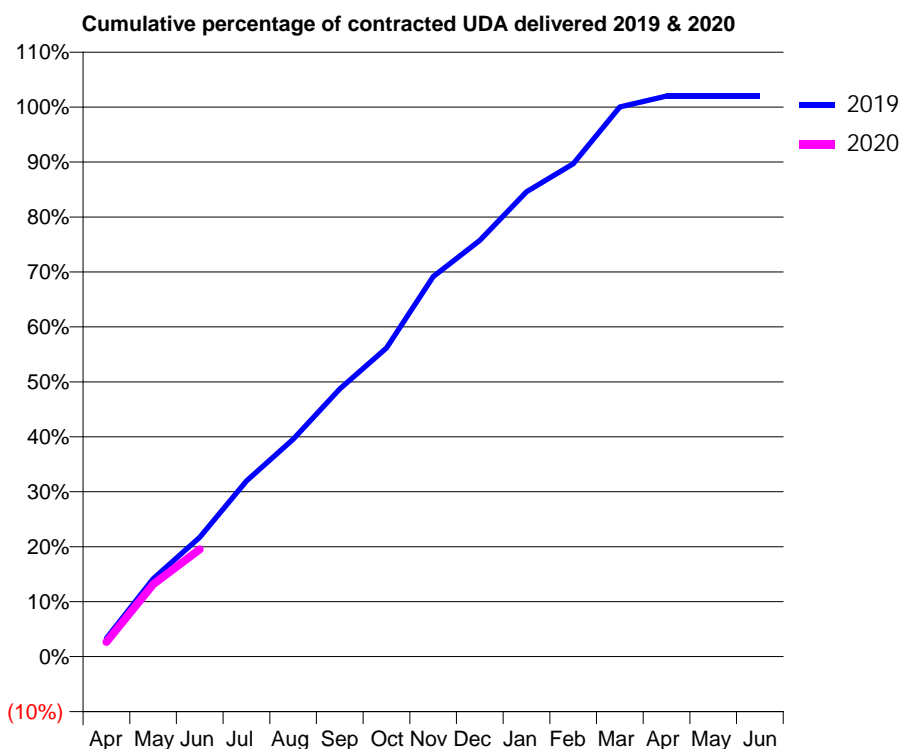
19/20 Contracted general activity (UDA)	7,753
Carry forward general activity (UDA)	0
19/20 Contracted orthodontic activity (UOA)	0
Carry forward orthodontic activity (UOA)	0
Baseline contract value	£226,547.21

ACCESS*

Patients seen in 24 months	Total	Change since previous quarter
Quarter ending June 2018	3,826	
Quarter ending September 2018	3,785	↓
Quarter ending December 2018	3,768	→
Quarter ending March 2019	3,761	→
Quarter ending June 2019	3,769	→
Variance since June 2018	(1.5%)	↓



ACTIVITY



Month	Adjusted Scheduled Activity (UDA)	
	2019	2020
April	258	205
May	1,097	1,021
June	1,683	1,513
July	2,478	
August	3,067	
September	3,777	
October	4,355	
November	5,361	
December	5,871	
January	6,557	
February	6,953	
March	7,754	
April	7,908	
May	7,908	
June	7,908	

QUALITY

	Quantity	Base Number	Contract	AT	Region	England
% of FP17s for the same patient ID Re-attending within 3 months - Children	8	337	2.4%	9.4%	12.1%	11.4%
% of FP17s for the same patient ID Re-attending within 3 months - Adults	116	890	13.0%	12.4%	15.6%	15.4%
% of FP17s for the same patient ID Re-attending between 3 & 9 months - Children	217	337	64.4%	64.6%	61.2%	59.8%
% of FP17s for the same patient ID Re-attending between 3 & 9 months - Adults	448	890	50.3%	56.3%	54.5%	52.1%
% of FP17s for Band 1 Urgent Courses	46	838	5.5%	7.8%	9.1%	9.2%
% of FP17s Relating to Free Repair or Replacements	4	838	0.5%	0.9%	1.0%	0.7%
% of FP17s Relating to Continuations	14	838	1.7%	0.9%	1.0%	0.8%
% of Patients satisfied with the dentistry they have received	0	0	N/A	93.7%	94.2%	93.4%
% of Patients satisfied with the time they had to wait for an appointment	0	0	N/A	90.4%	88.4%	87.6%

* This is based on patients treated on this contract for their most recent course of treatment. Figures in italics indicate the base number of FP17s or Patient Questionnaire responses are less than 100. N/A is shown where the base number of responses is less than 10 during the period. % is calculated as Quantity/Base number*100

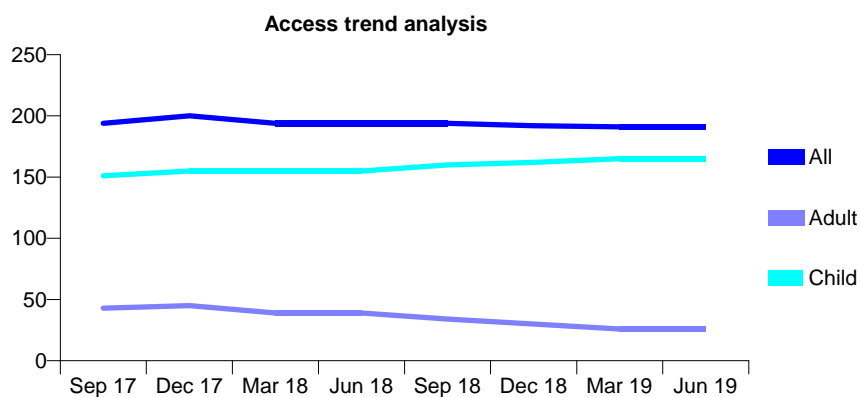
Q50 - Vital Signs At a Glance Contract Report for 739375/0001 - June 2019

Name or company name	Holbrook Dental Practice
Contract type name	GDS Contract
Purpose of contract	General
Contract start date	01/04/2006
Contract end date	

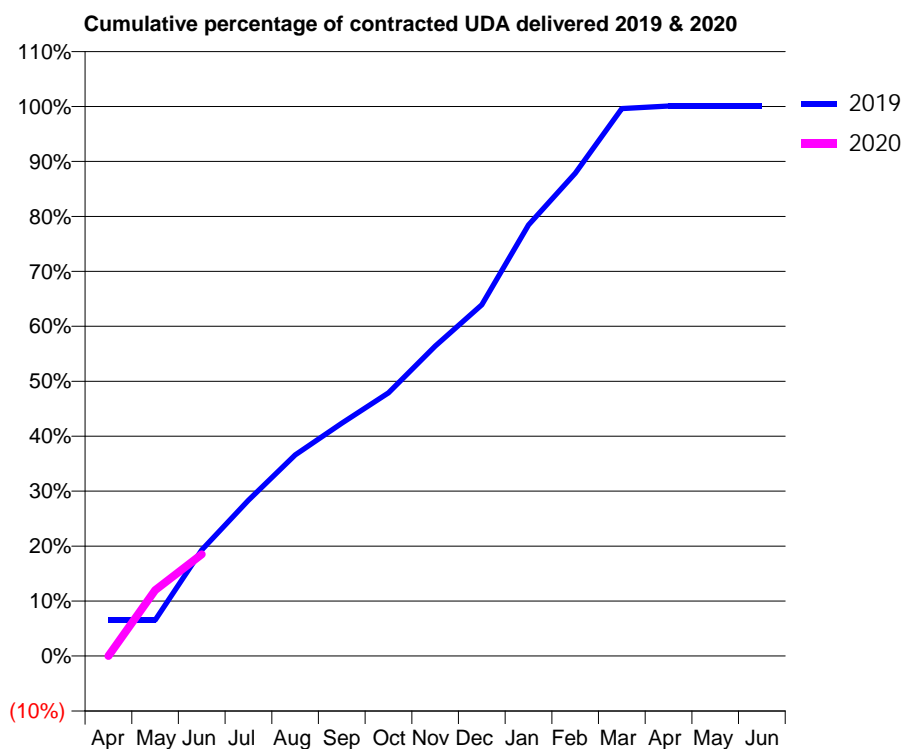
19/20 Contracted general activity (UDA)	400
Carry forward general activity (UDA)	0
19/20 Contracted orthodontic activity (UOA)	0
Carry forward orthodontic activity (UOA)	0
Baseline contract value	£12,122.14

ACCESS*

Patients seen in 24 months	Total	Change since previous quarter
Quarter ending June 2018	194	
Quarter ending September 2018	194	→
Quarter ending December 2018	192	↓
Quarter ending March 2019	191	→
Quarter ending June 2019	191	→
Variance since June 2018	(1.5%)	↓



ACTIVITY



Month	Adjusted Scheduled Activity (UDA)	
	2019	2020
April	26	0
May	26	48
June	77	74
July	113	
August	146	
September	169	
October	192	
November	226	
December	256	
January	314	
February	351	
March	398	
April	400	
May	400	
June	400	

QUALITY

	Quantity	Base Number	Contract	AT	Region	England
% of FP17s for the same patient ID Re-attending within 3 months - Children	3	49	6.1%	9.4%	12.1%	11.4%
% of FP17s for the same patient ID Re-attending within 3 months - Adults	0	5	0.0%	12.4%	15.6%	15.4%
% of FP17s for the same patient ID Re-attending between 3 & 9 months - Children	38	49	77.6%	64.6%	61.2%	59.8%
% of FP17s for the same patient ID Re-attending between 3 & 9 months - Adults	5	5	100.0%	56.3%	54.5%	52.1%
% of FP17s for Band 1 Urgent Courses	0	52	0.0%	7.8%	9.1%	9.2%
% of FP17s Relating to Free Repair or Replacements	0	52	0.0%	0.9%	1.0%	0.7%
% of FP17s Relating to Continuations	0	52	0.0%	0.9%	1.0%	0.8%
% of Patients satisfied with the dentistry they have received	0	0	N/A	93.7%	94.2%	93.4%
% of Patients satisfied with the time they had to wait for an appointment	0	0	N/A	90.4%	88.4%	87.6%

* This is based on patients treated on this contract for their most recent course of treatment. Figures in italics indicate the base number of FP17s or Patient Questionnaire responses are less than 100. N/A is shown where the base number of responses is less than 10 during the period. % is calculated as Quantity/Base number*100

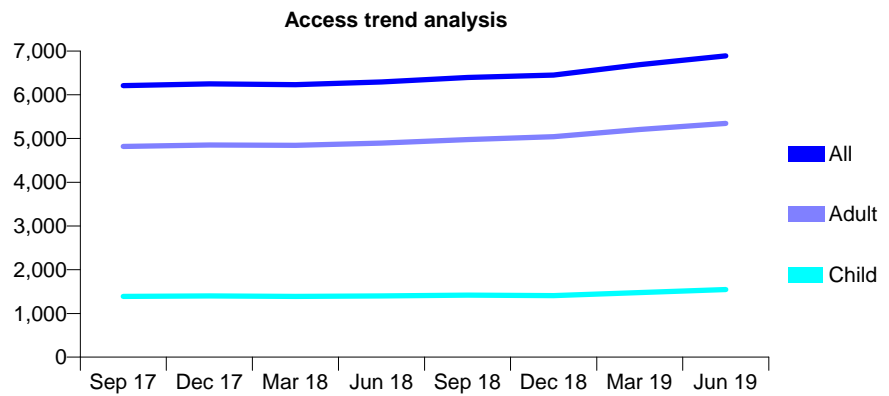
Q50 - Vital Signs At a Glance Contract Report for 739766/0001 - June 2019

Name or company name	MR DG BOFF
Contract type name	GDS Contract
Purpose of contract	General
Contract start date	01/04/2006
Contract end date	

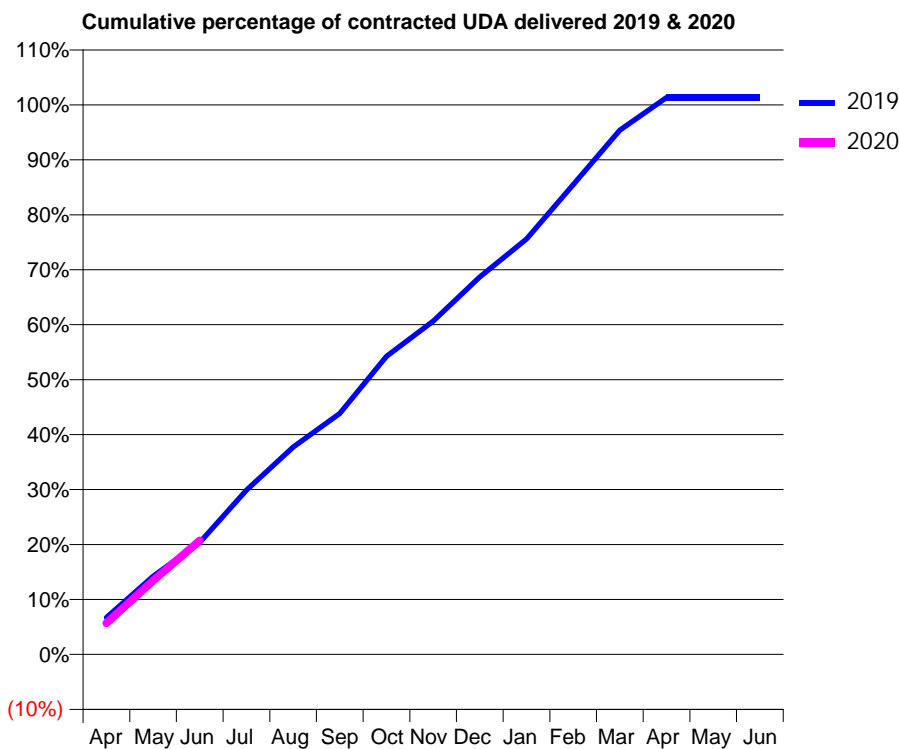
19/20 Contracted general activity (UDA)	15,658
Carry forward general activity (UDA)	0
19/20 Contracted orthodontic activity (UOA)	0
Carry forward orthodontic activity (UOA)	0
Baseline contract value	£486,435.97

ACCESS*

Patients seen in 24 months	Total	Change since previous quarter
Quarter ending June 2018	6,294	
Quarter ending September 2018	6,394	→
Quarter ending December 2018	6,453	→
Quarter ending March 2019	6,686	↑
Quarter ending June 2019	6,890	↑
Variance since June 2018	9.5%	↑



ACTIVITY



Month	Adjusted Scheduled Activity (UDA)	
	2019	2020
April	1,051	892
May	2,228	2,107
June	3,190	3,245
July	4,682	
August	5,905	
September	6,864	
October	8,496	
November	9,496	
December	10,755	
January	11,834	
February	13,386	
March	14,935	
April	15,867	
May	15,867	
June	15,867	

QUALITY

	Quantity	Base Number	Contract	AT	Region	England
% of FP17s for the same patient ID Re-attending within 3 months - Children	44	599	7.3%	9.4%	12.1%	11.4%
% of FP17s for the same patient ID Re-attending within 3 months - Adults	157	1,687	9.3%	12.4%	15.6%	15.4%
% of FP17s for the same patient ID Re-attending between 3 & 9 months - Children	356	599	59.4%	64.6%	61.2%	59.8%
% of FP17s for the same patient ID Re-attending between 3 & 9 months - Adults	505	1,687	29.9%	56.3%	54.5%	52.1%
% of FP17s for Band 1 Urgent Courses	27	1,785	1.5%	7.8%	9.1%	9.2%
% of FP17s Relating to Free Repair or Replacements	5	1,785	0.3%	0.9%	1.0%	0.7%
% of FP17s Relating to Continuations	26	1,785	1.5%	0.9%	1.0%	0.8%
% of Patients satisfied with the dentistry they have received	4	4	N/A	93.7%	94.2%	93.4%
% of Patients satisfied with the time they had to wait for an appointment	3	4	N/A	90.4%	88.4%	87.6%

* This is based on patients treated on this contract for their most recent course of treatment. Figures in italics indicate the base number of FP17s or Patient Questionnaire responses are less than 100. N/A is shown where the base number of responses is less than 10 during the period. % is calculated as Quantity/Base number*100

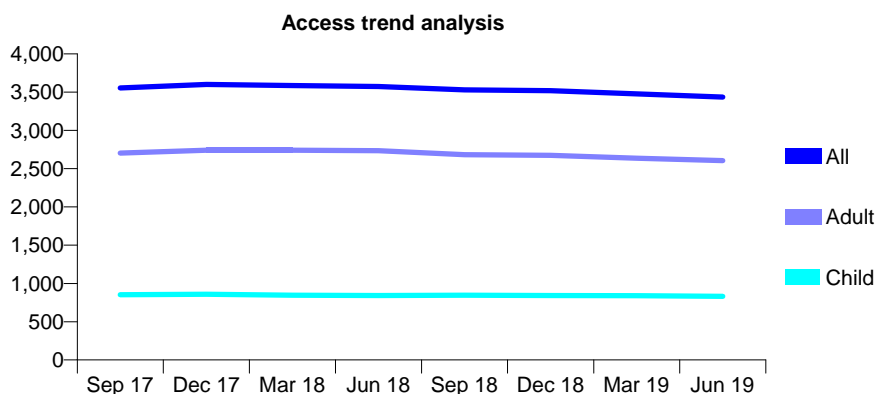
Q50 - Vital Signs At a Glance Contract Report for 739766/0002 - June 2019

Name or company name	MR DG BOFF
Contract type name	GDS Contract
Purpose of contract	General
Contract start date	01/04/2006
Contract end date	

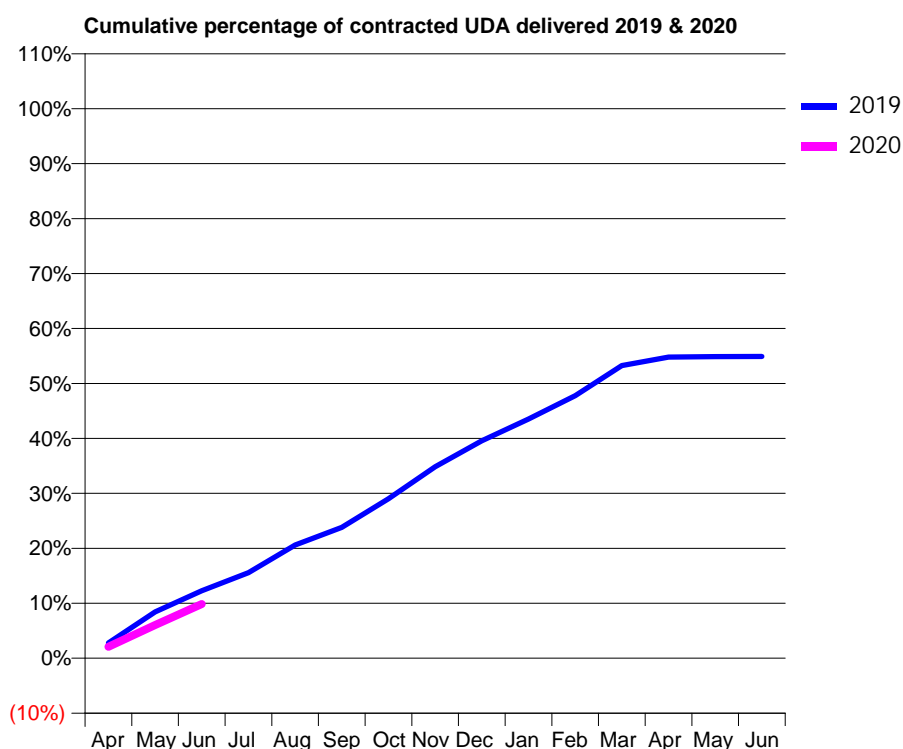
19/20 Contracted general activity (UDA)	18,000
Carry forward general activity (UDA)	0
19/20 Contracted orthodontic activity (UOA)	0
Carry forward orthodontic activity (UOA)	0
Baseline contract value	£597,467.82

ACCESS*

Patients seen in 24 months	Total	Change since previous quarter
Quarter ending June 2018	3,574	
Quarter ending September 2018	3,531	↓
Quarter ending December 2018	3,518	→
Quarter ending March 2019	3,476	↓
Quarter ending June 2019	3,436	↓
Variance since June 2018	(3.9%)	↓



ACTIVITY



Month	Adjusted Scheduled Activity (UDA)	
	2019	2020
April	499	374
May	1,518	1,088
June	2,209	1,775
July	2,800	
August	3,713	
September	4,286	
October	5,227	
November	6,269	
December	7,123	
January	7,834	
February	8,599	
March	9,588	
April	9,859	
May	9,878	
June	9,882	

QUALITY

	Quantity	Base Number	Contract	AT	Region	England
% of FP17s for the same patient ID Re-attending within 3 months - Children	34	384	8.9%	9.4%	12.1%	11.4%
% of FP17s for the same patient ID Re-attending within 3 months - Adults	83	731	11.4%	12.4%	15.6%	15.4%
% of FP17s for the same patient ID Re-attending between 3 & 9 months - Children	241	384	62.8%	64.6%	61.2%	59.8%
% of FP17s for the same patient ID Re-attending between 3 & 9 months - Adults	442	731	60.5%	56.3%	54.5%	52.1%
% of FP17s for Band 1 Urgent Courses	47	1,017	4.6%	7.8%	9.1%	9.2%
% of FP17s Relating to Free Repair or Replacements	6	1,017	0.6%	0.9%	1.0%	0.7%
% of FP17s Relating to Continuations	18	1,017	1.8%	0.9%	1.0%	0.8%
% of Patients satisfied with the dentistry they have received	2	2	N/A	93.7%	94.2%	93.4%
% of Patients satisfied with the time they had to wait for an appointment	2	2	N/A	90.4%	88.4%	87.6%

* This is based on patients treated on this contract for their most recent course of treatment.

Figures in italics indicate the base number of FP17s or Patient Questionnaire responses are less than 100. N/A is shown where the base number of responses is less than 10 during the period. % is calculated as Quantity/Base number*100

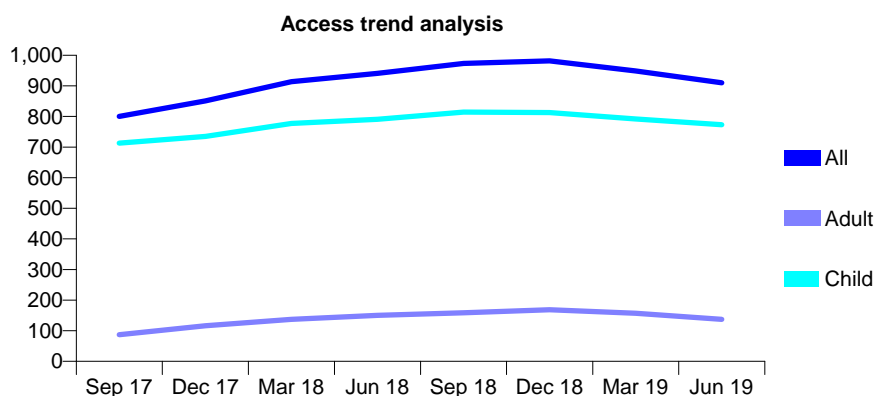
Q50 - Vital Signs At a Glance Contract Report for 740683/0001 - June 2019

Name or company name	MR JW MUIRHEAD
Contract type name	GDS Contract
Purpose of contract	General
Contract start date	01/04/2006
Contract end date	

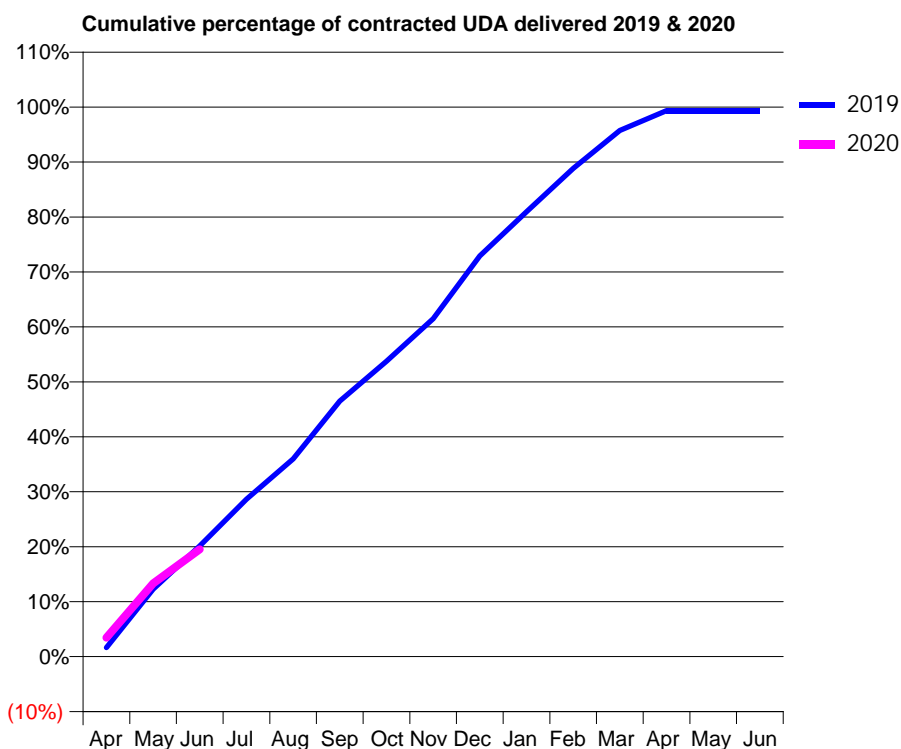
19/20 Contracted general activity (UDA)	1,404
Carry forward general activity (UDA)	0
19/20 Contracted orthodontic activity (UOA)	0
Carry forward orthodontic activity (UOA)	0
Baseline contract value	£36,374.03

ACCESS*

Patients seen in 24 months	Total	Change since previous quarter
Quarter ending June 2018	941	
Quarter ending September 2018	973	↑
Quarter ending December 2018	982	→
Quarter ending March 2019	949	↓
Quarter ending June 2019	910	↓
Variance since June 2018	(3.3%)	↓



ACTIVITY



Month	Adjusted Scheduled Activity (UDA)	
	2019	2020
April	23	48
May	173	187
June	283	274
July	402	
August	505	
September	653	
October	755	
November	863	
December	1,024	
January	1,137	
February	1,247	
March	1,344	
April	1,395	
May	1,395	
June	1,395	

QUALITY

	Quantity	Base Number	Contract	AT	Region	England
% of FP17s for the same patient ID Re-attending within 3 months - Children	14	252	5.6%	9.4%	12.1%	11.4%
% of FP17s for the same patient ID Re-attending within 3 months - Adults	0	10	0.0%	12.4%	15.6%	15.4%
% of FP17s for the same patient ID Re-attending between 3 & 9 months - Children	150	252	59.5%	64.6%	61.2%	59.8%
% of FP17s for the same patient ID Re-attending between 3 & 9 months - Adults	5	10	50.0%	56.3%	54.5%	52.1%
% of FP17s for Band 1 Urgent Courses	15	218	6.9%	7.8%	9.1%	9.2%
% of FP17s Relating to Free Repair or Replacements	0	218	0.0%	0.9%	1.0%	0.7%
% of FP17s Relating to Continuations	0	218	0.0%	0.9%	1.0%	0.8%
% of Patients satisfied with the dentistry they have received	0	0	N/A	93.7%	94.2%	93.4%
% of Patients satisfied with the time they had to wait for an appointment	0	0	N/A	90.4%	88.4%	87.6%

* This is based on patients treated on this contract for their most recent course of treatment. Figures in italics indicate the base number of FP17s or Patient Questionnaire responses are less than 100. N/A is shown where the base number of responses is less than 10 during the period. % is calculated as Quantity/Base number*100

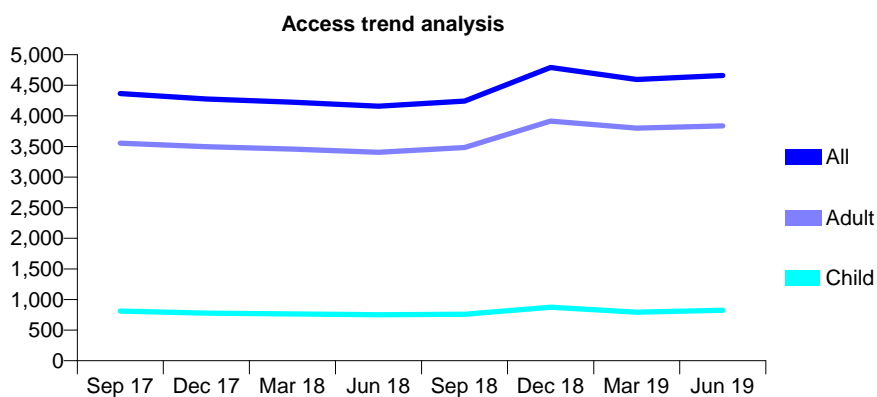
Q50 - Vital Signs At a Glance Contract Report for 740888/0002 - June 2019

Name or company name	MR A FORDY
Contract type name	GDS Contract
Purpose of contract	General
Contract start date	01/04/2006
Contract end date	

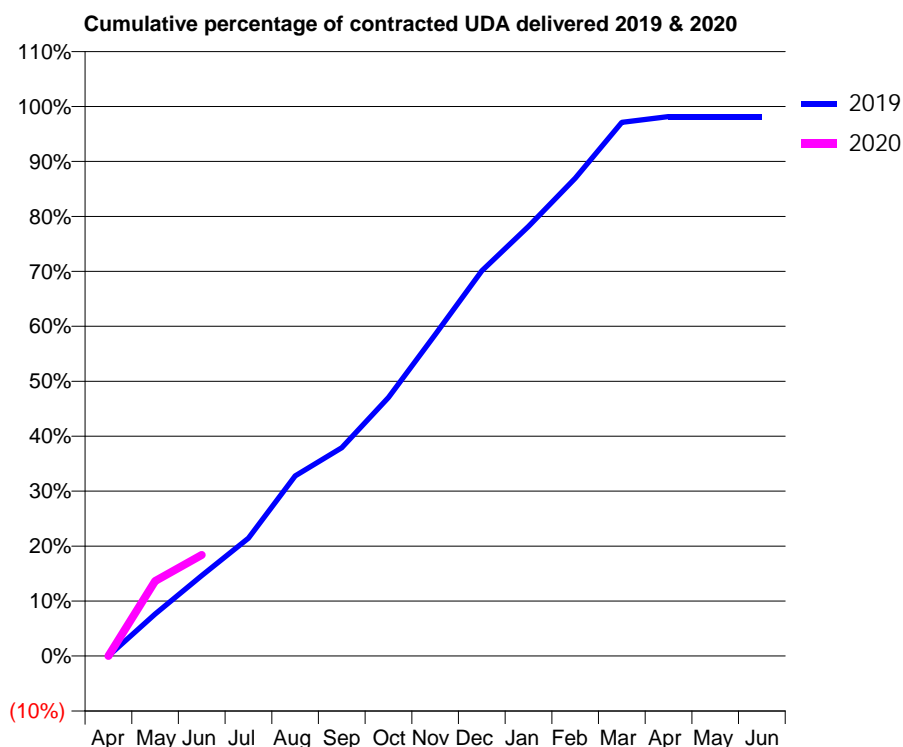
19/20 Contracted general activity (UDA)	13,620
Carry forward general activity (UDA)	0
19/20 Contracted orthodontic activity (UOA)	0
Carry forward orthodontic activity (UOA)	0
Baseline contract value	£432,169.61

ACCESS*

Patients seen in 24 months	Total	Change since previous quarter
Quarter ending June 2018	4,157	
Quarter ending September 2018	4,242	↑
Quarter ending December 2018	4,791	↑
Quarter ending March 2019	4,594	↓
Quarter ending June 2019	4,662	→
Variance since June 2018	12.1%	↑



ACTIVITY



Month	Adjusted Scheduled Activity (UDA)	
	2019	2020
April	0	0
May	1,042	1,858
June	1,995	2,502
July	2,920	
August	4,462	
September	5,162	
October	6,407	
November	7,968	
December	9,546	
January	10,646	
February	11,842	
March	13,227	
April	13,368	
May	13,369	
June	13,369	

QUALITY

	Quantity	Base Number	Contract	AT	Region	England
% of FP17s for the same patient ID Re-attending within 3 months - Children	15	311	4.8%	9.4%	12.1%	11.4%
% of FP17s for the same patient ID Re-attending within 3 months - Adults	138	1,059	13.0%	12.4%	15.6%	15.4%
% of FP17s for the same patient ID Re-attending between 3 & 9 months - Children	214	311	68.8%	64.6%	61.2%	59.8%
% of FP17s for the same patient ID Re-attending between 3 & 9 months - Adults	448	1,059	42.3%	56.3%	54.5%	52.1%
% of FP17s for Band 1 Urgent Courses	111	1,315	8.4%	7.8%	9.1%	9.2%
% of FP17s Relating to Free Repair or Replacements	6	1,315	0.5%	0.9%	1.0%	0.7%
% of FP17s Relating to Continuations	29	1,315	2.2%	0.9%	1.0%	0.8%
% of Patients satisfied with the dentistry they have received	4	4	N/A	93.7%	94.2%	93.4%
% of Patients satisfied with the time they had to wait for an appointment	4	4	N/A	90.4%	88.4%	87.6%

* This is based on patients treated on this contract for their most recent course of treatment. Figures in italics indicate the base number of FP17s or Patient Questionnaire responses are less than 100. N/A is shown where the base number of responses is less than 10 during the period. % is calculated as Quantity/Base number*100

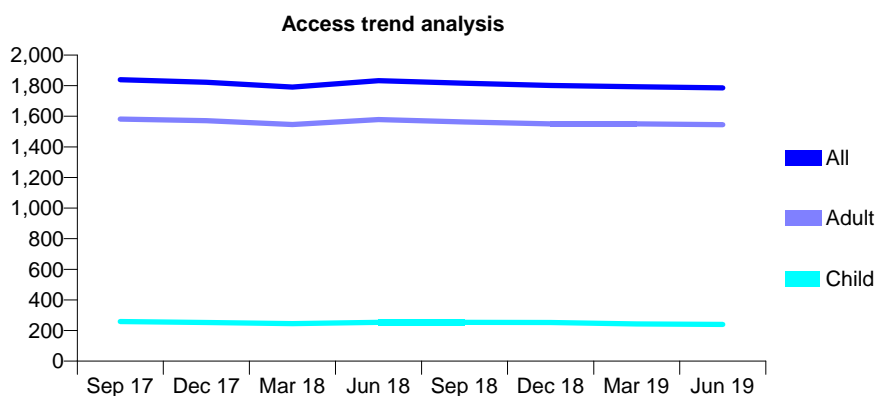
Q50 - Vital Signs At a Glance Contract Report for 741671/0002 - June 2019

Name or company name	MR DA JACKSON
Contract type name	GDS Contract
Purpose of contract	General
Contract start date	01/04/2006
Contract end date	

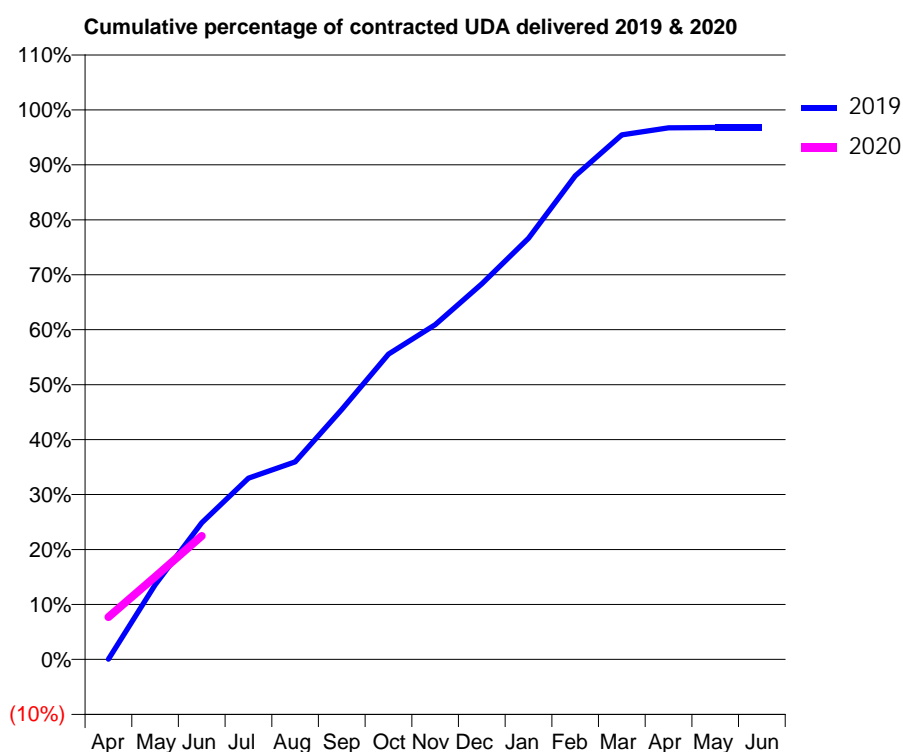
19/20 Contracted general activity (UDA)	5,851
Carry forward general activity (UDA)	0
19/20 Contracted orthodontic activity (UOA)	0
Carry forward orthodontic activity (UOA)	0
Baseline contract value	£136,789.13

ACCESS*

Patients seen in 24 months	Total	Change since previous quarter
Quarter ending June 2018	1,832	
Quarter ending September 2018	1,816	→
Quarter ending December 2018	1,802	→
Quarter ending March 2019	1,793	→
Quarter ending June 2019	1,785	→
Variance since June 2018	(2.6%)	↓



ACTIVITY



Month	Adjusted Scheduled Activity (UDA)	
	2019	2020
April	2	451
May	794	881
June	1,454	1,315
July	1,931	
August	2,104	
September	2,661	
October	3,251	
November	3,565	
December	3,998	
January	4,483	
February	5,149	
March	5,585	
April	5,660	
May	5,663	
June	5,663	

QUALITY

	Quantity	Base Number	Contract	AT	Region	England
% of FP17s for the same patient ID Re-attending within 3 months - Children	1	90	1.1%	9.4%	12.1%	11.4%
% of FP17s for the same patient ID Re-attending within 3 months - Adults	76	628	12.1%	12.4%	15.6%	15.4%
% of FP17s for the same patient ID Re-attending between 3 & 9 months - Children	68	90	75.6%	64.6%	61.2%	59.8%
% of FP17s for the same patient ID Re-attending between 3 & 9 months - Adults	425	628	67.7%	56.3%	54.5%	52.1%
% of FP17s for Band 1 Urgent Courses	44	651	6.8%	7.8%	9.1%	9.2%
% of FP17s Relating to Free Repair or Replacements	3	651	0.5%	0.9%	1.0%	0.7%
% of FP17s Relating to Continuations	7	651	1.1%	0.9%	1.0%	0.8%
% of Patients satisfied with the dentistry they have received	1	1	N/A	93.7%	94.2%	93.4%
% of Patients satisfied with the time they had to wait for an appointment	1	1	N/A	90.4%	88.4%	87.6%

* This is based on patients treated on this contract for their most recent course of treatment. Figures in italics indicate the base number of FP17s or Patient Questionnaire responses are less than 100. N/A is shown where the base number of responses is less than 10 during the period. % is calculated as Quantity/Base number*100

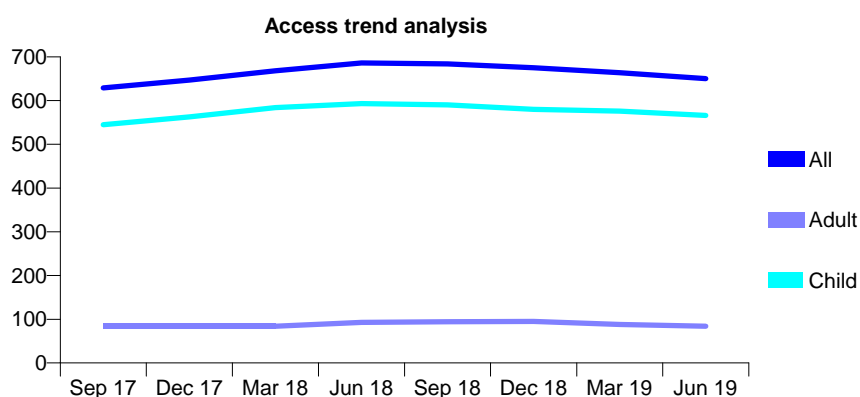
Q50 - Vital Signs At a Glance Contract Report for 742775/0001 - June 2019

Name or company name	Belle Vue Dental Practice
Contract type name	GDS Contract
Purpose of contract	General
Contract start date	01/04/2006
Contract end date	

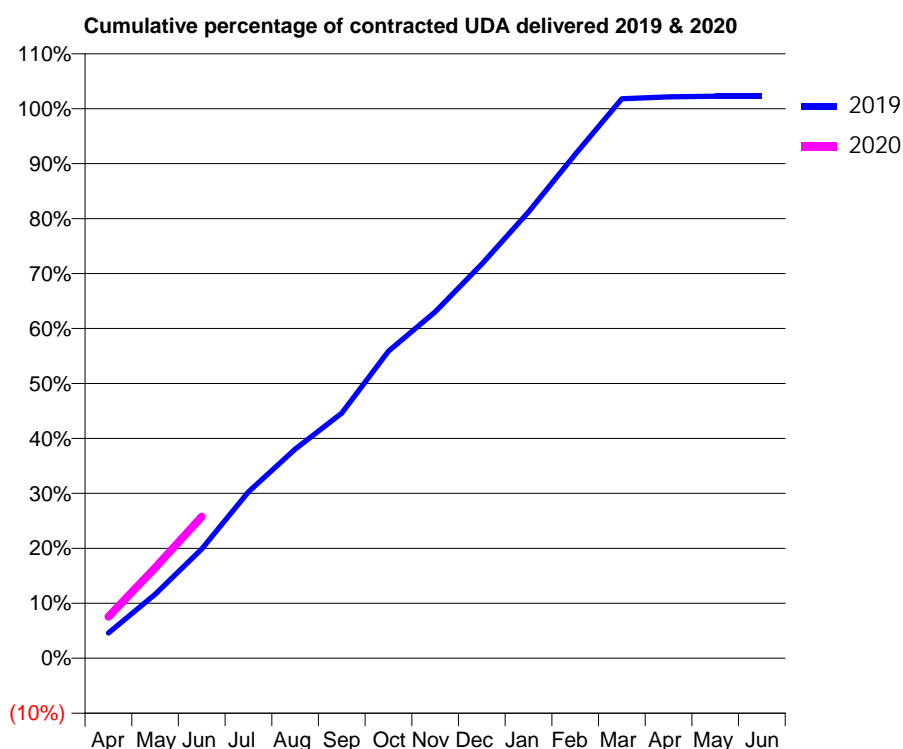
19/20 Contracted general activity (UDA)	1,350
Carry forward general activity (UDA)	0
19/20 Contracted orthodontic activity (UOA)	0
Carry forward orthodontic activity (UOA)	0
Baseline contract value	£30,037.89

ACCESS*

Patients seen in 24 months	Total	Change since previous quarter
Quarter ending June 2018	686	
Quarter ending September 2018	684	→
Quarter ending December 2018	675	↓
Quarter ending March 2019	664	↓
Quarter ending June 2019	650	↓
Variance since June 2018	(5.2%)	↓



ACTIVITY



Adjusted Scheduled Activity (UDA)		
Month	2019	2020
April	62	102
May	157	222
June	268	348
July	409	
August	514	
September	602	
October	754	
November	851	
December	968	
January	1,096	
February	1,238	
March	1,374	
April	1,379	
May	1,380	
June	1,380	

QUALITY

	Quantity	Base Number	Contract	AT	Region	England
% of FP17s for the same patient ID Re-attending within 3 months - Children	24	267	9.0%	9.4%	12.1%	11.4%
% of FP17s for the same patient ID Re-attending within 3 months - Adults	1	11	9.1%	12.4%	15.6%	15.4%
% of FP17s for the same patient ID Re-attending between 3 & 9 months - Children	205	267	76.8%	64.6%	61.2%	59.8%
% of FP17s for the same patient ID Re-attending between 3 & 9 months - Adults	9	11	81.8%	56.3%	54.5%	52.1%
% of FP17s for Band 1 Urgent Courses	3	270	1.1%	7.8%	9.1%	9.2%
% of FP17s Relating to Free Repair or Replacements	0	270	0.0%	0.9%	1.0%	0.7%
% of FP17s Relating to Continuations	0	270	0.0%	0.9%	1.0%	0.8%
% of Patients satisfied with the dentistry they have received	0	0	N/A	93.7%	94.2%	93.4%
% of Patients satisfied with the time they had to wait for an appointment	0	0	N/A	90.4%	88.4%	87.6%

* This is based on patients treated on this contract for their most recent course of treatment.

Figures in italics indicate the base number of FP17s or Patient Questionnaire responses are less than 100. N/A is shown where the base number of responses is less than 10 during the period. % is calculated as Quantity/Base number*100

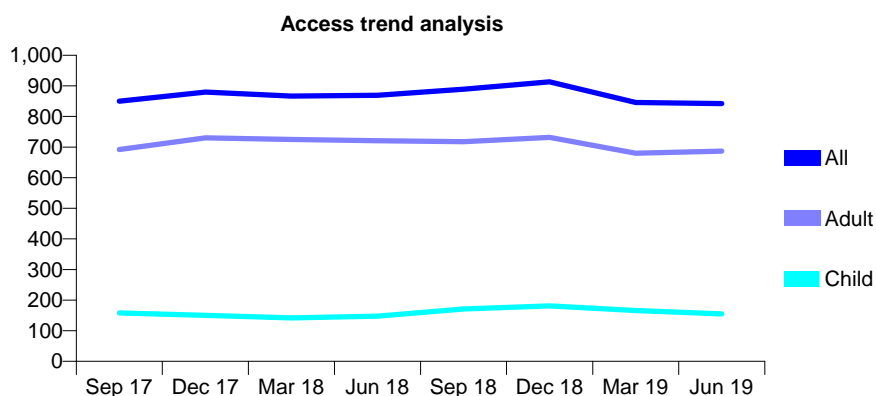
Q50 - Vital Signs At a Glance Contract Report for 749869/0001 - June 2019

Name or company name	MRS ML GATECLIFF
Contract type name	GDS Contract
Purpose of contract	General and Orthodontic
Contract start date	01/04/2006
Contract end date	

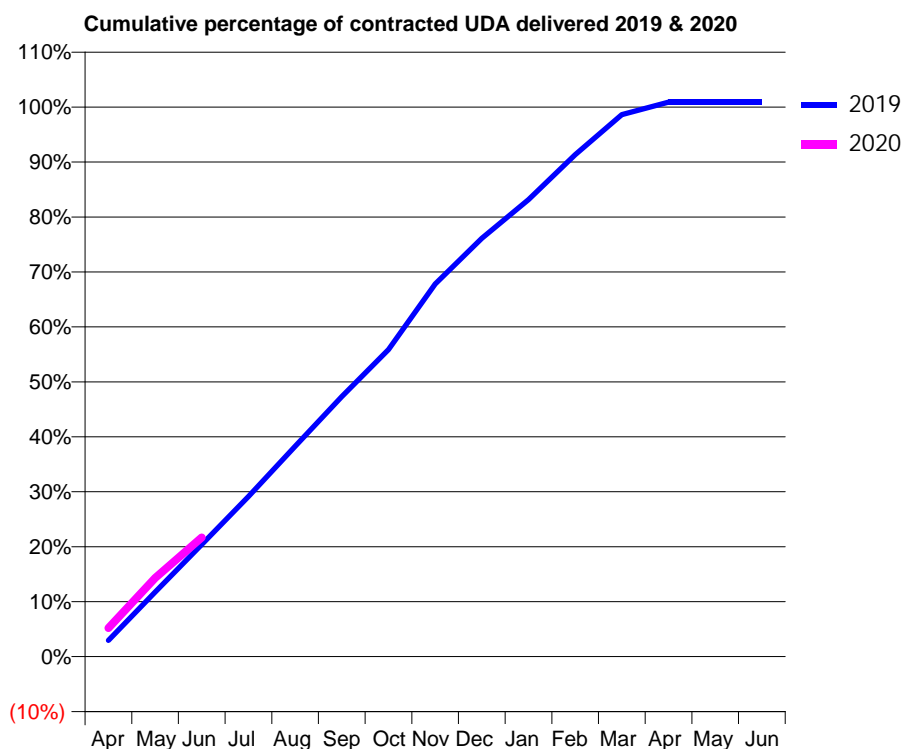
19/20 Contracted general activity (UDA)	2,024
Carry forward general activity (UDA)	0
19/20 Contracted orthodontic activity (UOA)	420
Carry forward orthodontic activity (UOA)	0
Baseline contract value	£93,692.37

ACCESS*

Patients seen in 24 months	Total	Change since previous quarter
Quarter ending June 2018	869	
Quarter ending September 2018	889	↑
Quarter ending December 2018	913	↑
Quarter ending March 2019	846	↓
Quarter ending June 2019	842	→
Variance since June 2018	(3.1%)	↓



ACTIVITY



Month	Adjusted Scheduled Activity (UDA)	
	2019	2020
April	60	105
May	238	290
June	413	439
July	590	
August	775	
September	957	
October	1,131	
November	1,373	
December	1,540	
January	1,683	
February	1,849	
March	1,996	
April	2,042	
May	2,042	
June	2,042	

QUALITY

	Quantity	Base Number	Contract	AT	Region	England
% of FP17s for the same patient ID Re-attending within 3 months - Children	3	69	4.3%	9.4%	12.1%	11.4%
% of FP17s for the same patient ID Re-attending within 3 months - Adults	15	248	6.0%	12.4%	15.6%	15.4%
% of FP17s for the same patient ID Re-attending between 3 & 9 months - Children	38	69	55.1%	64.6%	61.2%	59.8%
% of FP17s for the same patient ID Re-attending between 3 & 9 months - Adults	86	248	34.7%	56.3%	54.5%	52.1%
% of FP17s for Band 1 Urgent Courses	9	286	3.1%	7.8%	9.1%	9.2%
% of FP17s Relating to Free Repair or Replacements	3	286	1.0%	0.9%	1.0%	0.7%
% of FP17s Relating to Continuations	3	286	1.0%	0.9%	1.0%	0.8%
% of Patients satisfied with the dentistry they have received	1	1	N/A	93.7%	94.2%	93.4%
% of Patients satisfied with the time they had to wait for an appointment	1	1	N/A	90.4%	88.4%	87.6%

* This is based on patients treated on this contract for their most recent course of treatment. Figures in italics indicate the base number of FP17s or Patient Questionnaire responses are less than 100. N/A is shown where the base number of responses is less than 10 during the period. % is calculated as Quantity/Base number*100

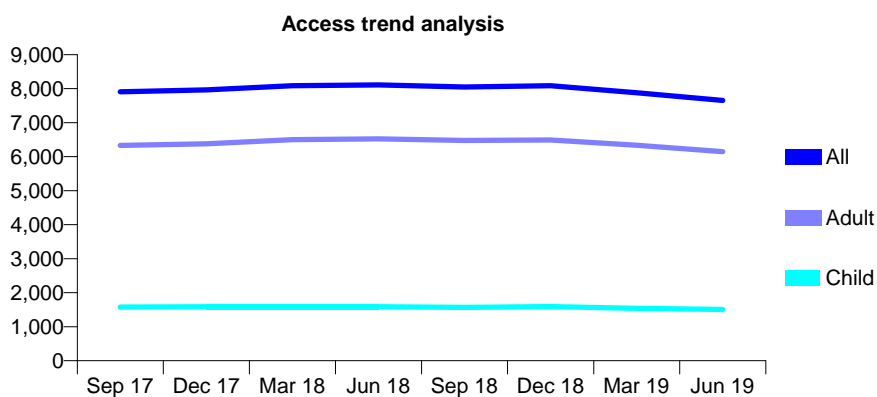
Q50 - Vital Signs At a Glance Contract Report for 750069/0001 - June 2019

Name or company name	MISS IT GREENSTREET
Contract type name	GDS Contract
Purpose of contract	General
Contract start date	01/04/2006
Contract end date	

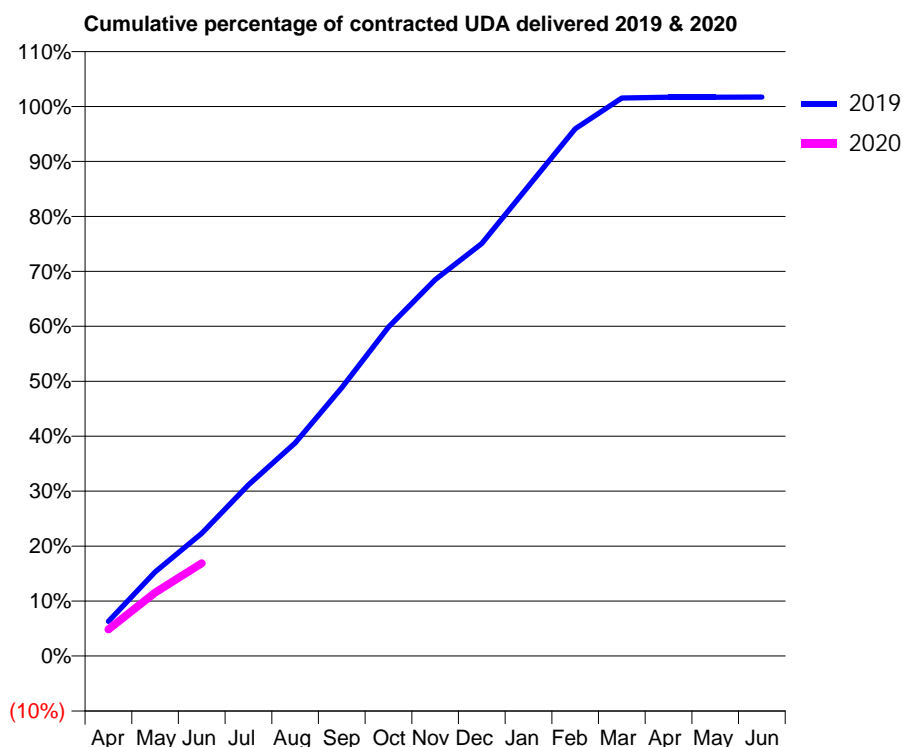
19/20 Contracted general activity (UDA)	17,900
Carry forward general activity (UDA)	0
19/20 Contracted orthodontic activity (UOA)	0
Carry forward orthodontic activity (UOA)	0
Baseline contract value	£567,814.13

ACCESS*

Patients seen in 24 months	Total	Change since previous quarter
Quarter ending June 2018	8,112	
Quarter ending September 2018	8,048	→
Quarter ending December 2018	8,087	→
Quarter ending March 2019	7,882	↓
Quarter ending June 2019	7,653	↓
Variance since June 2018	(5.7%)	↓



ACTIVITY



Month	Adjusted Scheduled Activity (UDA)	
	2019	2020
April	1,131	865
May	2,741	2,063
June	3,994	3,020
July	5,577	
August	6,942	
September	8,744	
October	10,716	
November	12,260	
December	13,438	
January	15,305	
February	17,174	
March	18,178	
April	18,198	
May	18,202	
June	18,207	

QUALITY

	Quantity	Base Number	Contract	AT	Region	England
% of FP17s for the same patient ID Re-attending within 3 months - Children	23	487	4.7%	9.4%	12.1%	11.4%
% of FP17s for the same patient ID Re-attending within 3 months - Adults	231	1,857	12.4%	12.4%	15.6%	15.4%
% of FP17s for the same patient ID Re-attending between 3 & 9 months - Children	321	487	65.9%	64.6%	61.2%	59.8%
% of FP17s for the same patient ID Re-attending between 3 & 9 months - Adults	1,141	1,857	61.4%	56.3%	54.5%	52.1%
% of FP17s for Band 1 Urgent Courses	160	1,906	8.4%	7.8%	9.1%	9.2%
% of FP17s Relating to Free Repair or Replacements	30	1,906	1.6%	0.9%	1.0%	0.7%
% of FP17s Relating to Continuations	3	1,906	0.2%	0.9%	1.0%	0.8%
% of Patients satisfied with the dentistry they have received	6	6	N/A	93.7%	94.2%	93.4%
% of Patients satisfied with the time they had to wait for an appointment	6	6	N/A	90.4%	88.4%	87.6%

* This is based on patients treated on this contract for their most recent course of treatment. Figures in italics indicate the base number of FP17s or Patient Questionnaire responses are less than 100. N/A is shown where the base number of responses is less than 10 during the period. % is calculated as Quantity/Base number*100

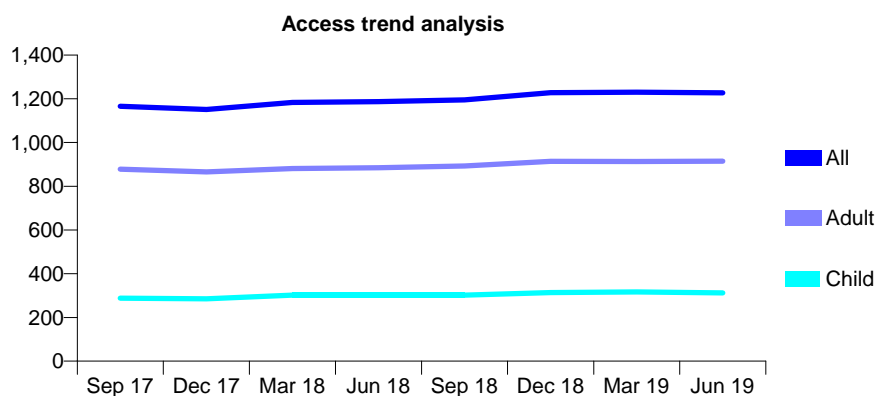
Q50 - Vital Signs At a Glance Contract Report for 750069/0002 - June 2019

Name or company name	MISS IT GREENSTREET
Contract type name	GDS Contract
Purpose of contract	General
Contract start date	01/11/2014
Contract end date	

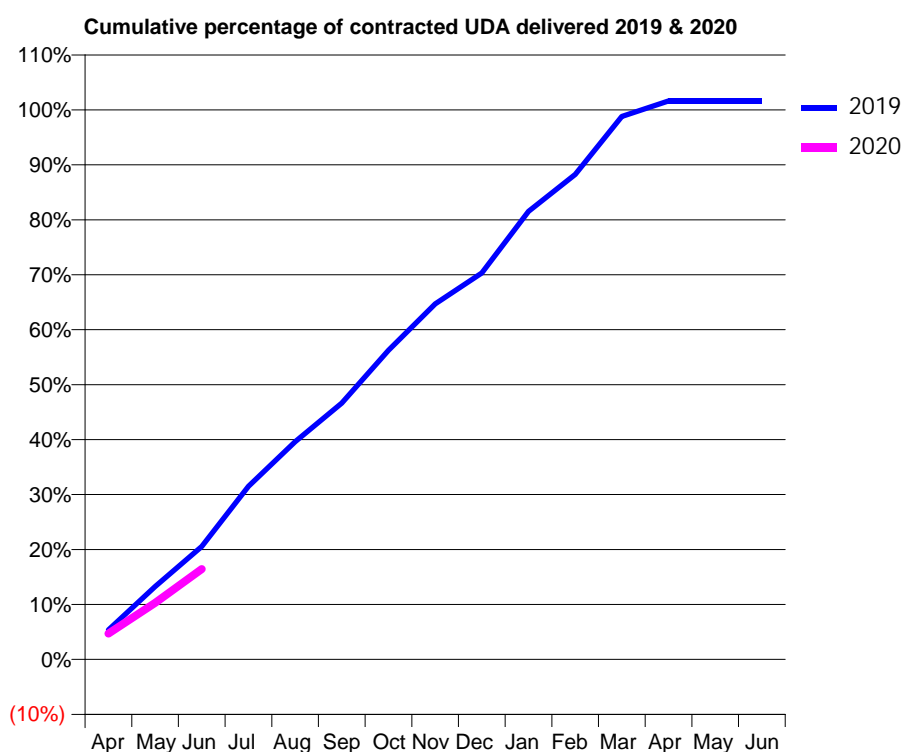
19/20 Contracted general activity (UDA)	3,210
Carry forward general activity (UDA)	0
19/20 Contracted orthodontic activity (UOA)	0
Carry forward orthodontic activity (UOA)	0
Baseline contract value	£101,834.88

ACCESS*

Patients seen in 24 months	Total	Change since previous quarter
Quarter ending June 2018	1,187	
Quarter ending September 2018	1,195	→
Quarter ending December 2018	1,228	↑
Quarter ending March 2019	1,230	→
Quarter ending June 2019	1,227	→
Variance since June 2018	3.4%	↑



ACTIVITY



Month	2019	2020
April	172	151
May	426	331
June	659	528
July	1,012	
August	1,272	
September	1,498	
October	1,805	
November	2,077	
December	2,257	
January	2,617	
February	2,833	
March	3,172	
April	3,262	
May	3,262	
June	3,262	

QUALITY

	Quantity	Base Number	Contract	AT	Region	England
% of FP17s for the same patient ID Re-attending within 3 months - Children	8	123	6.5%	9.4%	12.1%	11.4%
% of FP17s for the same patient ID Re-attending within 3 months - Adults	36	291	12.4%	12.4%	15.6%	15.4%
% of FP17s for the same patient ID Re-attending between 3 & 9 months - Children	101	123	82.1%	64.6%	61.2%	59.8%
% of FP17s for the same patient ID Re-attending between 3 & 9 months - Adults	215	291	73.9%	56.3%	54.5%	52.1%
% of FP17s for Band 1 Urgent Courses	28	361	7.8%	7.8%	9.1%	9.2%
% of FP17s Relating to Free Repair or Replacements	6	361	1.7%	0.9%	1.0%	0.7%
% of FP17s Relating to Continuations	0	361	0.0%	0.9%	1.0%	0.8%
% of Patients satisfied with the dentistry they have received	1	1	N/A	93.7%	94.2%	93.4%
% of Patients satisfied with the time they had to wait for an appointment	1	1	N/A	90.4%	88.4%	87.6%

* This is based on patients treated on this contract for their most recent course of treatment. Figures in italics indicate the base number of FP17s or Patient Questionnaire responses are less than 100. N/A is shown where the base number of responses is less than 10 during the period. % is calculated as Quantity/Base number*100

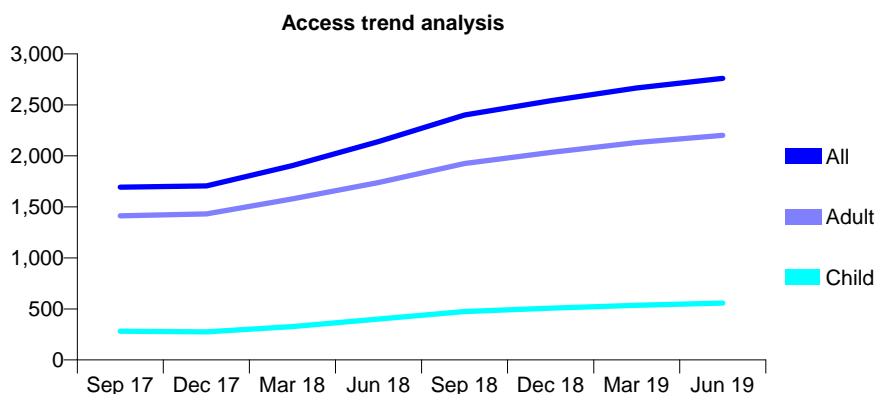
Q50 - Vital Signs At a Glance Contract Report for 761060/0001 - June 2019

Name or company name	Mr Jagdeep Matharu
Contract type name	GDS Contract
Purpose of contract	General
Contract start date	01/04/2006
Contract end date	

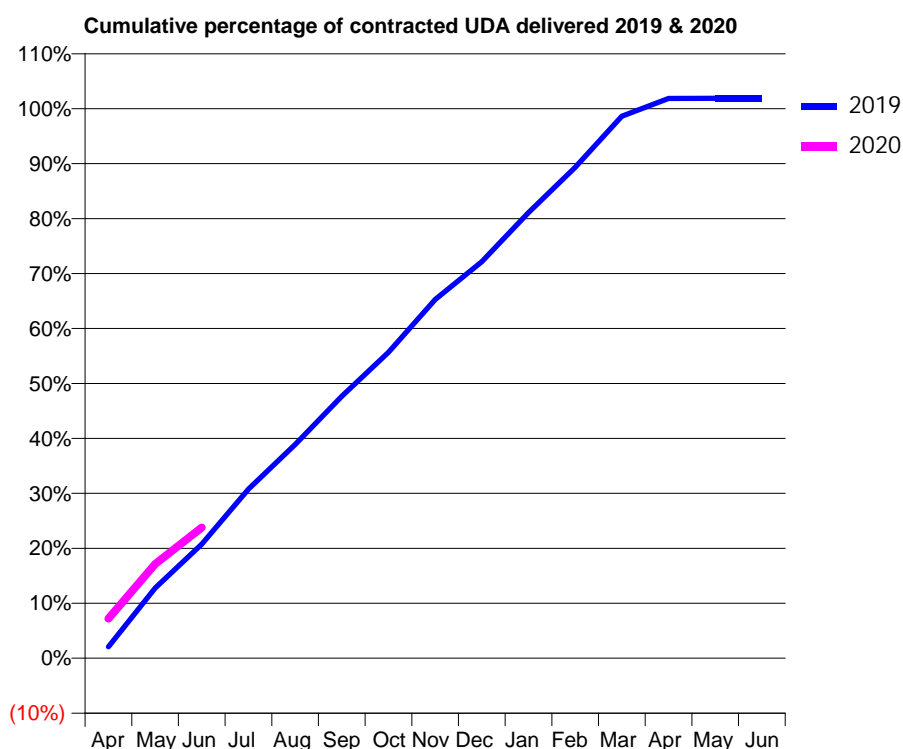
19/20 Contracted general activity (UDA)	6,072
Carry forward general activity (UDA)	0
19/20 Contracted orthodontic activity (UOA)	0
Carry forward orthodontic activity (UOA)	0
Baseline contract value	£182,943.48

ACCESS*

Patients seen in 24 months	Total	Change since previous quarter
Quarter ending June 2018	2,140	
Quarter ending September 2018	2,401	↑
Quarter ending December 2018	2,541	↑
Quarter ending March 2019	2,666	↑
Quarter ending June 2019	2,760	↑
Variance since June 2018	29.0%	↑



ACTIVITY



Adjusted Scheduled Activity (UDA)		
Month	2019	2020
April	127	438
May	776	1,042
June	1,261	1,445
July	1,867	
August	2,361	
September	2,893	
October	3,380	
November	3,964	
December	4,382	
January	4,924	
February	5,425	
March	5,990	
April	6,186	
May	6,187	
June	6,187	

QUALITY

	Quantity	Base Number	Contract	AT	Region	England
% of FP17s for the same patient ID Re-attending within 3 months - Children	13	196	6.6%	9.4%	12.1%	11.4%
% of FP17s for the same patient ID Re-attending within 3 months - Adults	71	735	9.7%	12.4%	15.6%	15.4%
% of FP17s for the same patient ID Re-attending between 3 & 9 months - Children	110	196	56.1%	64.6%	61.2%	59.8%
% of FP17s for the same patient ID Re-attending between 3 & 9 months - Adults	395	735	53.7%	56.3%	54.5%	52.1%
% of FP17s for Band 1 Urgent Courses	4	821	0.5%	7.8%	9.1%	9.2%
% of FP17s Relating to Free Repair or Replacements	8	821	1.0%	0.9%	1.0%	0.7%
% of FP17s Relating to Continuations	7	821	0.9%	0.9%	1.0%	0.8%
% of Patients satisfied with the dentistry they have received	1	1	N/A	93.7%	94.2%	93.4%
% of Patients satisfied with the time they had to wait for an appointment	1	1	N/A	90.4%	88.4%	87.6%

* This is based on patients treated on this contract for their most recent course of treatment. Figures in italics indicate the base number of FP17s or Patient Questionnaire responses are less than 100. N/A is shown where the base number of responses is less than 10 during the period. % is calculated as Quantity/Base number*100

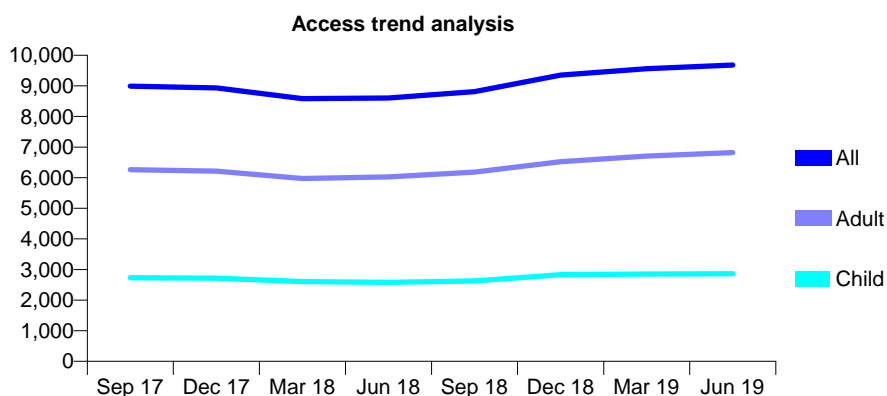
Q50 - Vital Signs At a Glance Contract Report for 762180/0001 - June 2019

Name or company name	MR RJ BROMILEY
Contract type name	GDS Contract
Purpose of contract	General
Contract start date	01/04/2006
Contract end date	

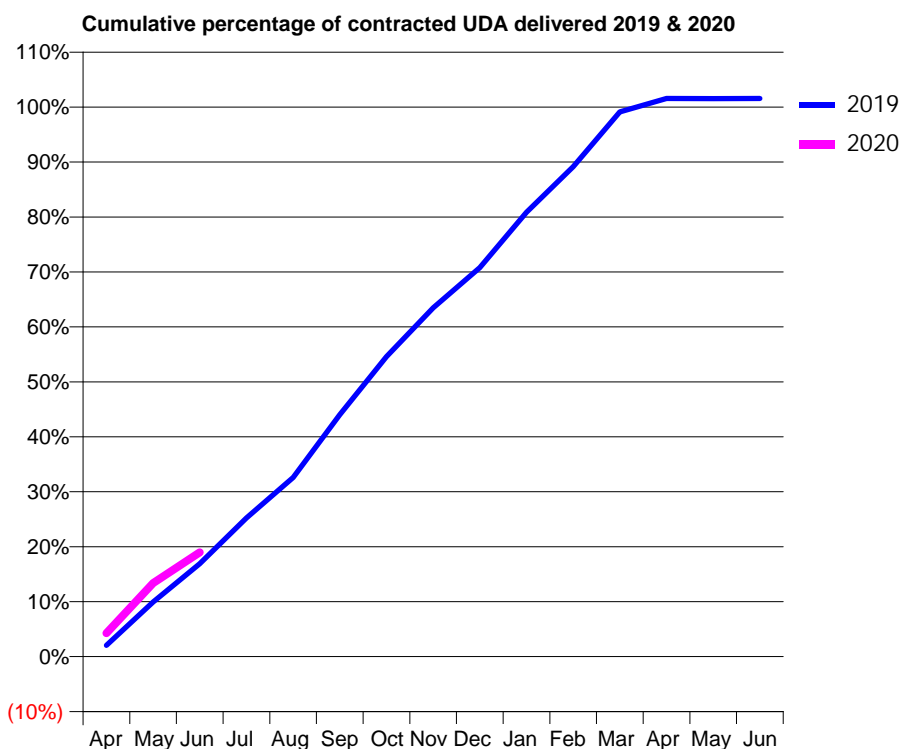
19/20 Contracted general activity (UDA)	23,124
Carry forward general activity (UDA)	0
19/20 Contracted orthodontic activity (UOA)	0
Carry forward orthodontic activity (UOA)	0
Baseline contract value	£794,042.98

ACCESS*

Patients seen in 24 months	Total	Change since previous quarter
Quarter ending June 2018	8,605	
Quarter ending September 2018	8,813	↑
Quarter ending December 2018	9,351	↑
Quarter ending March 2019	9,560	↑
Quarter ending June 2019	9,681	→
Variance since June 2018	12.5%	↑



ACTIVITY



Month	Adjusted Scheduled Activity (UDA)	
	2019	2020
April	477	992
May	2,301	3,096
June	3,906	4,391
July	5,832	
August	7,542	
September	10,180	
October	12,625	
November	14,674	
December	16,366	
January	18,702	
February	20,615	
March	22,921	
April	23,486	
May	23,480	
June	23,485	

QUALITY

	Quantity	Base Number	Contract	AT	Region	England
% of FP17s for the same patient ID Re-attending within 3 months - Children	99	1,244	8.0%	9.4%	12.1%	11.4%
% of FP17s for the same patient ID Re-attending within 3 months - Adults	327	2,220	14.7%	12.4%	15.6%	15.4%
% of FP17s for the same patient ID Re-attending between 3 & 9 months - Children	959	1,244	77.1%	64.6%	61.2%	59.8%
% of FP17s for the same patient ID Re-attending between 3 & 9 months - Adults	1,270	2,220	57.2%	56.3%	54.5%	52.1%
% of FP17s for Band 1 Urgent Courses	297	2,742	10.8%	7.8%	9.1%	9.2%
% of FP17s Relating to Free Repair or Replacements	29	2,742	1.1%	0.9%	1.0%	0.7%
% of FP17s Relating to Continuations	6	2,742	0.2%	0.9%	1.0%	0.8%
% of Patients satisfied with the dentistry they have received	8	9	N/A	93.7%	94.2%	93.4%
% of Patients satisfied with the time they had to wait for an appointment	9	9	N/A	90.4%	88.4%	87.6%

* This is based on patients treated on this contract for their most recent course of treatment. Figures in italics indicate the base number of FP17s or Patient Questionnaire responses are less than 100. N/A is shown where the base number of responses is less than 10 during the period. % is calculated as Quantity/Base number*100

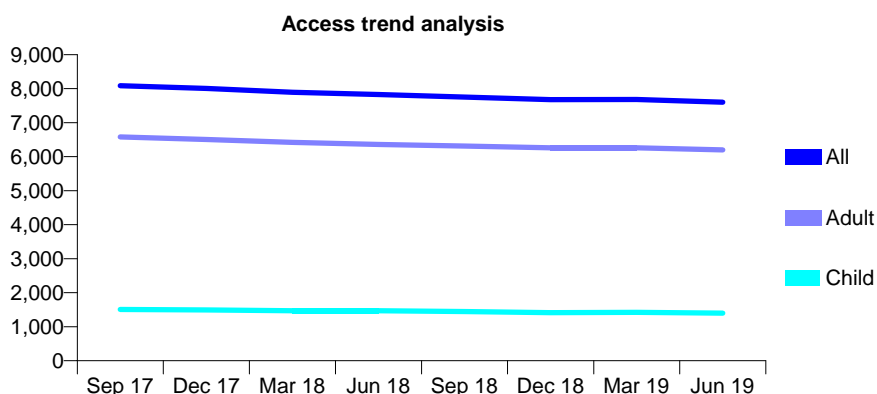
Q50 - Vital Signs At a Glance Contract Report for 772275/0001 - June 2019

Name or company name	MS MM ODUKOYA
Contract type name	GDS Contract
Purpose of contract	General
Contract start date	01/04/2006
Contract end date	

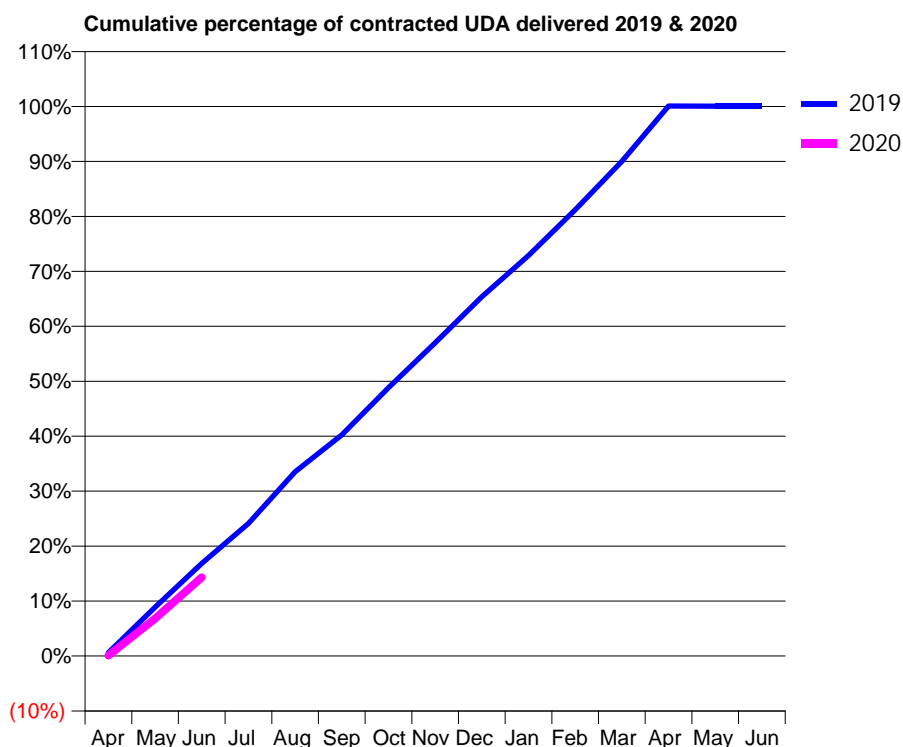
19/20 Contracted general activity (UDA)	19,042
Carry forward general activity (UDA)	0
19/20 Contracted orthodontic activity (UOA)	0
Carry forward orthodontic activity (UOA)	0
Baseline contract value	£613,946.20

ACCESS*

Patients seen in 24 months	Total	Change since previous quarter
Quarter ending June 2018	7,828	
Quarter ending September 2018	7,756	→
Quarter ending December 2018	7,675	↓
Quarter ending March 2019	7,684	→
Quarter ending June 2019	7,600	↓
Variance since June 2018	(2.9%)	↓



ACTIVITY



Month	Adjusted Scheduled Activity (UDA)	
	2019	2020
April	119	22
May	1,695	1,302
June	3,210	2,729
July	4,595	
August	6,389	
September	7,659	
October	9,295	
November	10,855	
December	12,445	
January	13,877	
February	15,462	
March	17,139	
April	19,057	
May	19,052	
June	19,050	

QUALITY

	Quantity	Base Number	Contract	AT	Region	England
% of FP17s for the same patient ID Re-attending within 3 months - Children	39	584	6.7%	9.4%	12.1%	11.4%
% of FP17s for the same patient ID Re-attending within 3 months - Adults	284	2,248	12.6%	12.4%	15.6%	15.4%
% of FP17s for the same patient ID Re-attending between 3 & 9 months - Children	413	584	70.7%	64.6%	61.2%	59.8%
% of FP17s for the same patient ID Re-attending between 3 & 9 months - Adults	1,052	2,248	46.8%	56.3%	54.5%	52.1%
% of FP17s for Band 1 Urgent Courses	128	1,695	7.6%	7.8%	9.1%	9.2%
% of FP17s Relating to Free Repair or Replacements	41	1,695	2.4%	0.9%	1.0%	0.7%
% of FP17s Relating to Continuations	22	1,695	1.3%	0.9%	1.0%	0.8%
% of Patients satisfied with the dentistry they have received	7	8	N/A	93.7%	94.2%	93.4%
% of Patients satisfied with the time they had to wait for an appointment	7	8	N/A	90.4%	88.4%	87.6%

* This is based on patients treated on this contract for their most recent course of treatment. Figures in italics indicate the base number of FP17s or Patient Questionnaire responses are less than 100. N/A is shown where the base number of responses is less than 10 during the period. % is calculated as Quantity/Base number*100

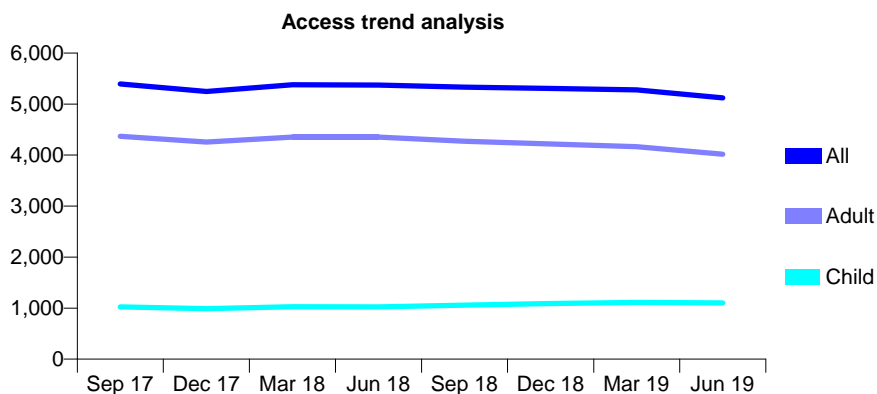
Q50 - Vital Signs At a Glance Contract Report for 776882/0001 - June 2019

Name or company name	Dental Design Studio Hull
Contract type name	GDS Contract
Purpose of contract	General
Contract start date	01/12/2006
Contract end date	

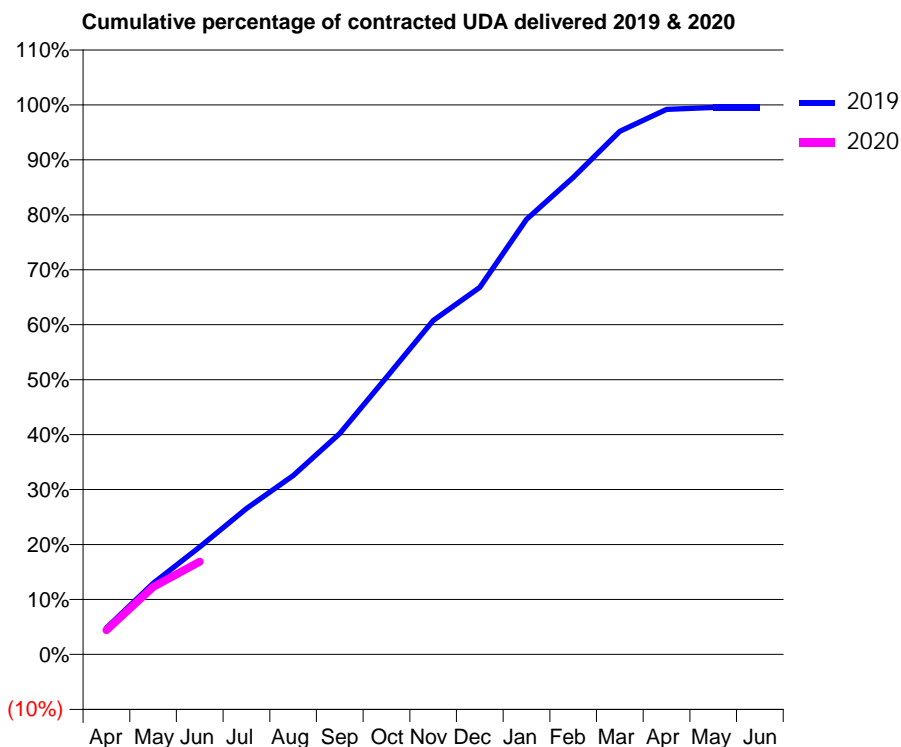
19/20 Contracted general activity (UDA)	13,078
Carry forward general activity (UDA)	0
19/20 Contracted orthodontic activity (UOA)	0
Carry forward orthodontic activity (UOA)	0
Baseline contract value	£356,309.74

ACCESS*

Patients seen in 24 months	Total	Change since previous quarter
Quarter ending June 2018	5,374	
Quarter ending September 2018	5,332	→
Quarter ending December 2018	5,306	→
Quarter ending March 2019	5,277	→
Quarter ending June 2019	5,119	↓
Variance since June 2018	(4.7%)	↓



ACTIVITY



Month	2019	2020
April	631	576
May	1,692	1,608
June	2,555	2,206
July	3,471	
August	4,258	
September	5,257	
October	6,595	
November	7,944	
December	8,734	
January	10,353	
February	11,350	
March	12,447	
April	12,968	
May	13,016	
June	13,017	

QUALITY

	Quantity	Base Number	Contract	AT	Region	England
% of FP17s for the same patient ID Re-attending within 3 months - Children	38	410	9.3%	9.4%	12.1%	11.4%
% of FP17s for the same patient ID Re-attending within 3 months - Adults	171	1,284	13.3%	12.4%	15.6%	15.4%
% of FP17s for the same patient ID Re-attending between 3 & 9 months - Children	236	410	57.6%	64.6%	61.2%	59.8%
% of FP17s for the same patient ID Re-attending between 3 & 9 months - Adults	760	1,284	59.2%	56.3%	54.5%	52.1%
% of FP17s for Band 1 Urgent Courses	141	1,186	11.9%	7.8%	9.1%	9.2%
% of FP17s Relating to Free Repair or Replacements	12	1,186	1.0%	0.9%	1.0%	0.7%
% of FP17s Relating to Continuations	7	1,186	0.6%	0.9%	1.0%	0.8%
% of Patients satisfied with the dentistry they have received	2	2	N/A	93.7%	94.2%	93.4%
% of Patients satisfied with the time they had to wait for an appointment	2	2	N/A	90.4%	88.4%	87.6%

* This is based on patients treated on this contract for their most recent course of treatment. Figures in italics indicate the base number of FP17s or Patient Questionnaire responses are less than 100. N/A is shown where the base number of responses is less than 10 during the period. % is calculated as Quantity/Base number*100

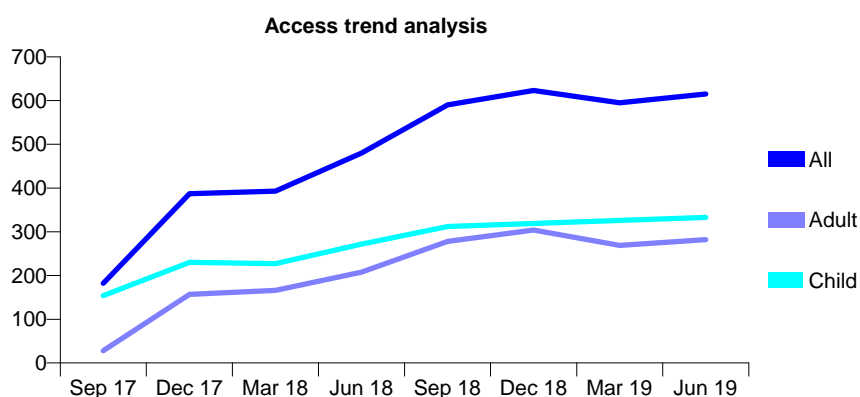
Q50 - Vital Signs At a Glance Contract Report for 802425/0001 - June 2019

Name or company name	Skipper & Moran
Contract type name	GDS Contract
Purpose of contract	General and Orthodontic
Contract start date	01/04/2006
Contract end date	

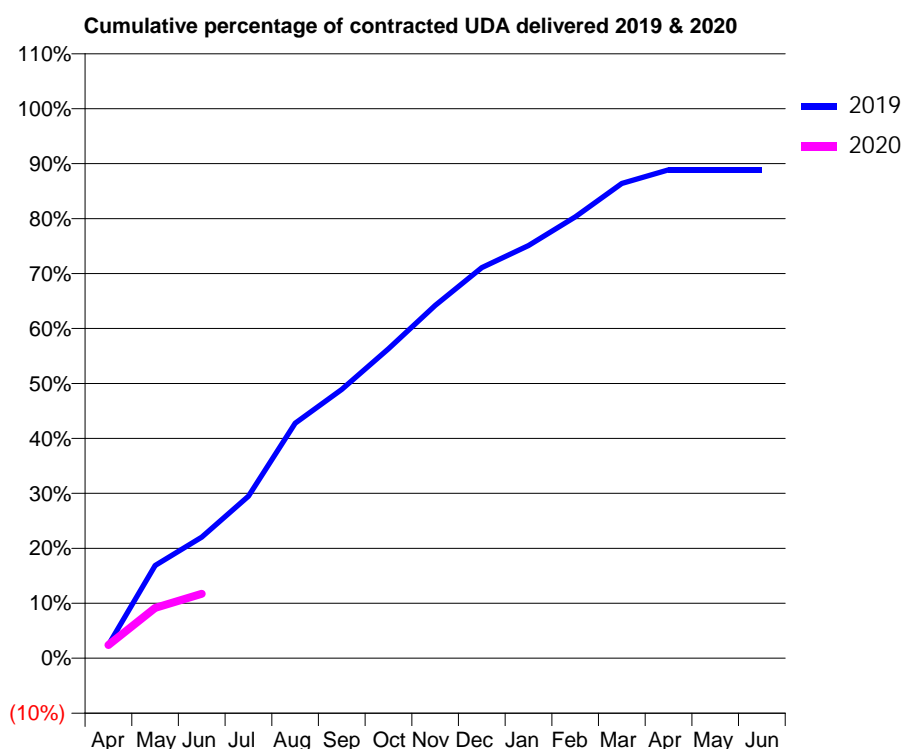
19/20 Contracted general activity (UDA)	1,846
Carry forward general activity (UDA)	0
19/20 Contracted orthodontic activity (UOA)	0
Carry forward orthodontic activity (UOA)	0
Baseline contract value	£85,792.62

ACCESS*

Patients seen in 24 months	Total	Change since previous quarter
Quarter ending June 2018	480	
Quarter ending September 2018	590	↑
Quarter ending December 2018	623	↑
Quarter ending March 2019	595	↓
Quarter ending June 2019	615	↑
Variance since June 2018	28.1%	↑



ACTIVITY



Month	2019	2020
April	45	45
May	311	169
June	406	217
July	545	
August	790	
September	903	
October	1,039	
November	1,185	
December	1,312	
January	1,386	
February	1,483	
March	1,595	
April	1,640	
May	1,640	
June	1,640	

QUALITY

	Quantity	Base Number	Contract	AT	Region	England
% of FP17s for the same patient ID Re-attending within 3 months - Children	8	126	6.3%	9.4%	12.1%	11.4%
% of FP17s for the same patient ID Re-attending within 3 months - Adults	3	56	5.4%	12.4%	15.6%	15.4%
% of FP17s for the same patient ID Re-attending between 3 & 9 months - Children	78	126	61.9%	64.6%	61.2%	59.8%
% of FP17s for the same patient ID Re-attending between 3 & 9 months - Adults	19	56	33.9%	56.3%	54.5%	52.1%
% of FP17s for Band 1 Urgent Courses	24	157	15.3%	7.8%	9.1%	9.2%
% of FP17s Relating to Free Repair or Replacements	0	157	0.0%	0.9%	1.0%	0.7%
% of FP17s Relating to Continuations	3	157	1.9%	0.9%	1.0%	0.8%
% of Patients satisfied with the dentistry they have received	1	1	N/A	93.7%	94.2%	93.4%
% of Patients satisfied with the time they had to wait for an appointment	1	1	N/A	90.4%	88.4%	87.6%

* This is based on patients treated on this contract for their most recent course of treatment. Figures in italics indicate the base number of FP17s or Patient Questionnaire responses are less than 100. N/A is shown where the base number of responses is less than 10 during the period. % is calculated as Quantity/Base number*100

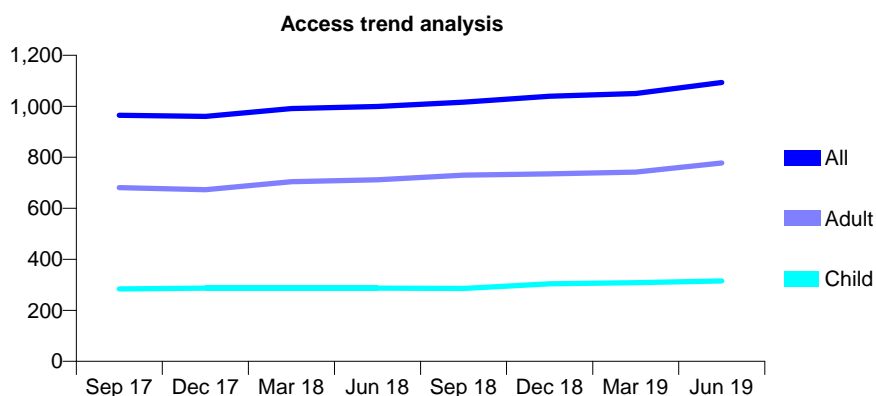
Q50 - Vital Signs At a Glance Contract Report for 810223/0001 - June 2019

Name or company name	MR SW HEYLINGS
Contract type name	GDS Contract
Purpose of contract	General
Contract start date	01/04/2006
Contract end date	

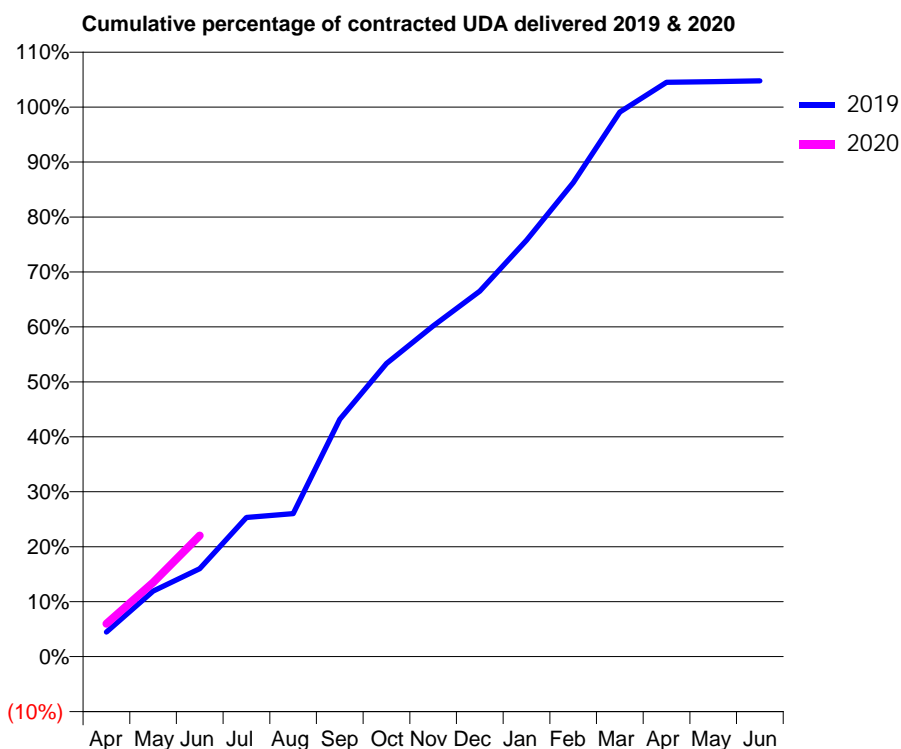
19/20 Contracted general activity (UDA)	2,635
Carry forward general activity (UDA)	0
19/20 Contracted orthodontic activity (UOA)	0
Carry forward orthodontic activity (UOA)	0
Baseline contract value	£73,975.50

ACCESS*

Patients seen in 24 months	Total	Change since previous quarter
Quarter ending June 2018	999	
Quarter ending September 2018	1,016	→
Quarter ending December 2018	1,039	↑
Quarter ending March 2019	1,050	→
Quarter ending June 2019	1,093	↑
Variance since June 2018	9.4%	↑



ACTIVITY



Month	Adjusted Scheduled Activity (UDA)	
	2019	2020
April	118	158
May	314	356
June	422	581
July	667	
August	686	
September	1,138	
October	1,405	
November	1,586	
December	1,752	
January	1,996	
February	2,272	
March	2,611	
April	2,754	
May	2,757	
June	2,761	

QUALITY

	Quantity	Base Number	Contract	AT	Region	England
% of FP17s for the same patient ID Re-attending within 3 months - Children	2	66	3.0%	9.4%	12.1%	11.4%
% of FP17s for the same patient ID Re-attending within 3 months - Adults	45	290	15.5%	12.4%	15.6%	15.4%
% of FP17s for the same patient ID Re-attending between 3 & 9 months - Children	35	66	53.0%	64.6%	61.2%	59.8%
% of FP17s for the same patient ID Re-attending between 3 & 9 months - Adults	126	290	43.4%	56.3%	54.5%	52.1%
% of FP17s for Band 1 Urgent Courses	16	285	5.6%	7.8%	9.1%	9.2%
% of FP17s Relating to Free Repair or Replacements	0	285	0.0%	0.9%	1.0%	0.7%
% of FP17s Relating to Continuations	2	285	0.7%	0.9%	1.0%	0.8%
% of Patients satisfied with the dentistry they have received	2	2	N/A	93.7%	94.2%	93.4%
% of Patients satisfied with the time they had to wait for an appointment	2	2	N/A	90.4%	88.4%	87.6%

* This is based on patients treated on this contract for their most recent course of treatment. Figures in italics indicate the base number of FP17s or Patient Questionnaire responses are less than 100. N/A is shown where the base number of responses is less than 10 during the period. % is calculated as Quantity/Base number*100

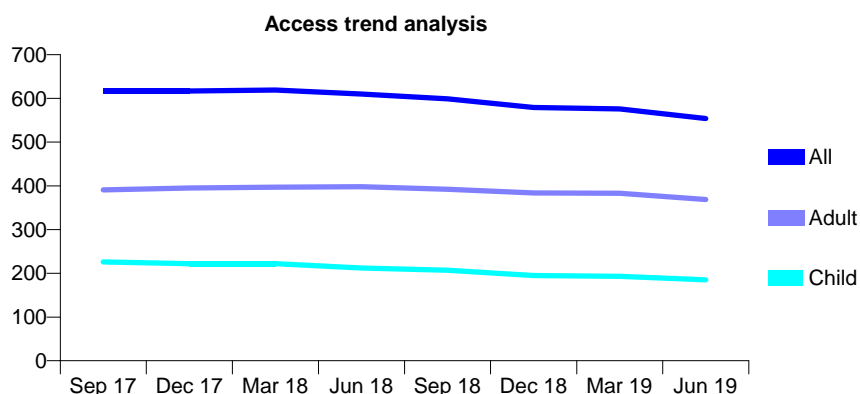
Q50 - Vital Signs At a Glance Contract Report for 810290/0001 - June 2019

Name or company name	MR PA RIDING
Contract type name	GDS Contract
Purpose of contract	General
Contract start date	01/04/2006
Contract end date	

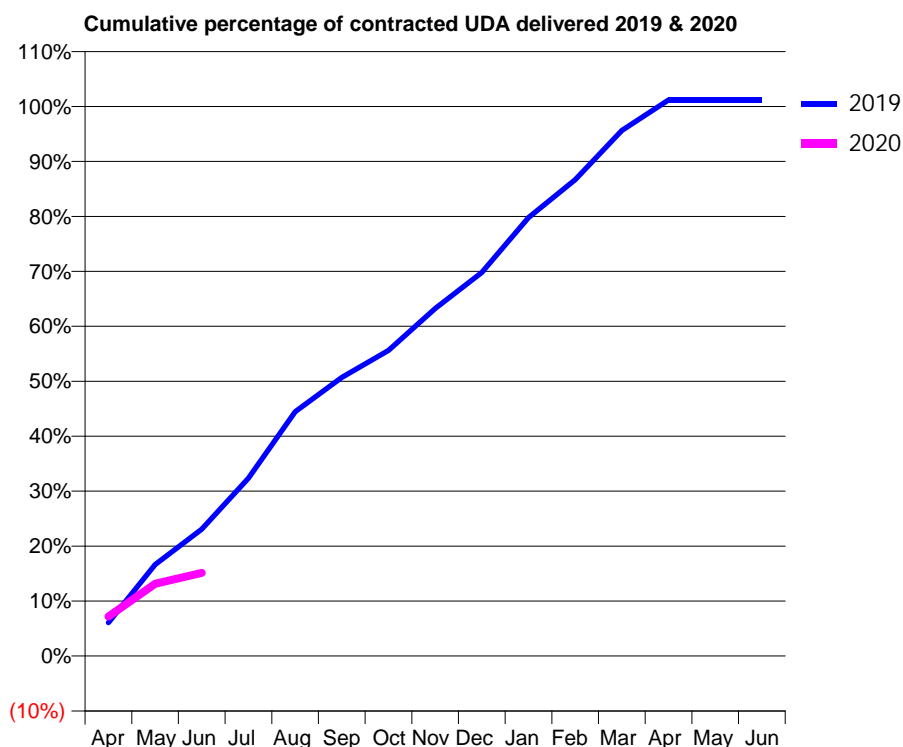
19/20 Contracted general activity (UDA)	1,711
Carry forward general activity (UDA)	0
19/20 Contracted orthodontic activity (UOA)	0
Carry forward orthodontic activity (UOA)	0
Baseline contract value	£52,928.32

ACCESS*

Patients seen in 24 months	Total	Change since previous quarter
Quarter ending June 2018	610	
Quarter ending September 2018	599	↓
Quarter ending December 2018	579	↓
Quarter ending March 2019	576	→
Quarter ending June 2019	554	↓
Variance since June 2018	(9.2%)	↓



ACTIVITY



Month	Adjusted Scheduled Activity (UDA)	
	2019	2020
April	104	123
May	285	225
June	395	259
July	554	
August	761	
September	867	
October	952	
November	1,082	
December	1,194	
January	1,365	
February	1,483	
March	1,636	
April	1,731	
May	1,731	
June	1,731	

QUALITY

	Quantity	Base Number	Contract	AT	Region	England
% of FP17s for the same patient ID Re-attending within 3 months - Children	4	68	5.9%	9.4%	12.1%	11.4%
% of FP17s for the same patient ID Re-attending within 3 months - Adults	8	91	8.8%	12.4%	15.6%	15.4%
% of FP17s for the same patient ID Re-attending between 3 & 9 months - Children	44	68	64.7%	64.6%	61.2%	59.8%
% of FP17s for the same patient ID Re-attending between 3 & 9 months - Adults	59	91	64.8%	56.3%	54.5%	52.1%
% of FP17s for Band 1 Urgent Courses	5	118	4.2%	7.8%	9.1%	9.2%
% of FP17s Relating to Free Repair or Replacements	0	118	0.0%	0.9%	1.0%	0.7%
% of FP17s Relating to Continuations	1	118	0.8%	0.9%	1.0%	0.8%
% of Patients satisfied with the dentistry they have received	0	0	N/A	93.7%	94.2%	93.4%
% of Patients satisfied with the time they had to wait for an appointment	0	0	N/A	90.4%	88.4%	87.6%

* This is based on patients treated on this contract for their most recent course of treatment. Figures in italics indicate the base number of FP17s or Patient Questionnaire responses are less than 100. N/A is shown where the base number of responses is less than 10 during the period. % is calculated as Quantity/Base number*100

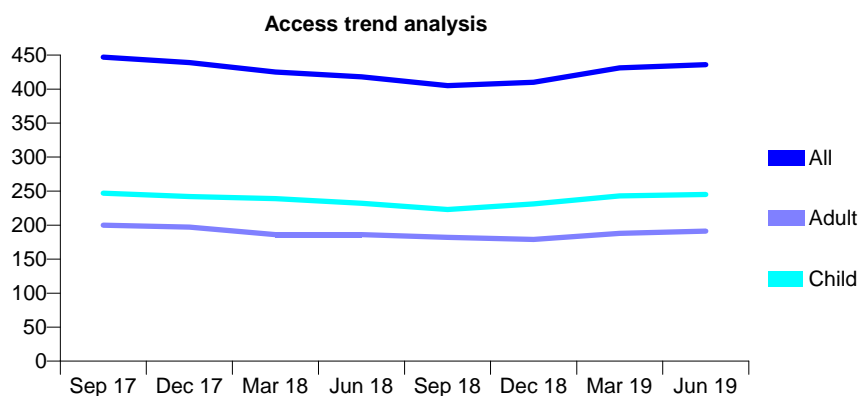
Q50 - Vital Signs At a Glance Contract Report for 811076/0001 - June 2019

Name or company name	MR DR FEIRN
Contract type name	GDS Contract
Purpose of contract	General and Orthodontic
Contract start date	01/04/2006
Contract end date	

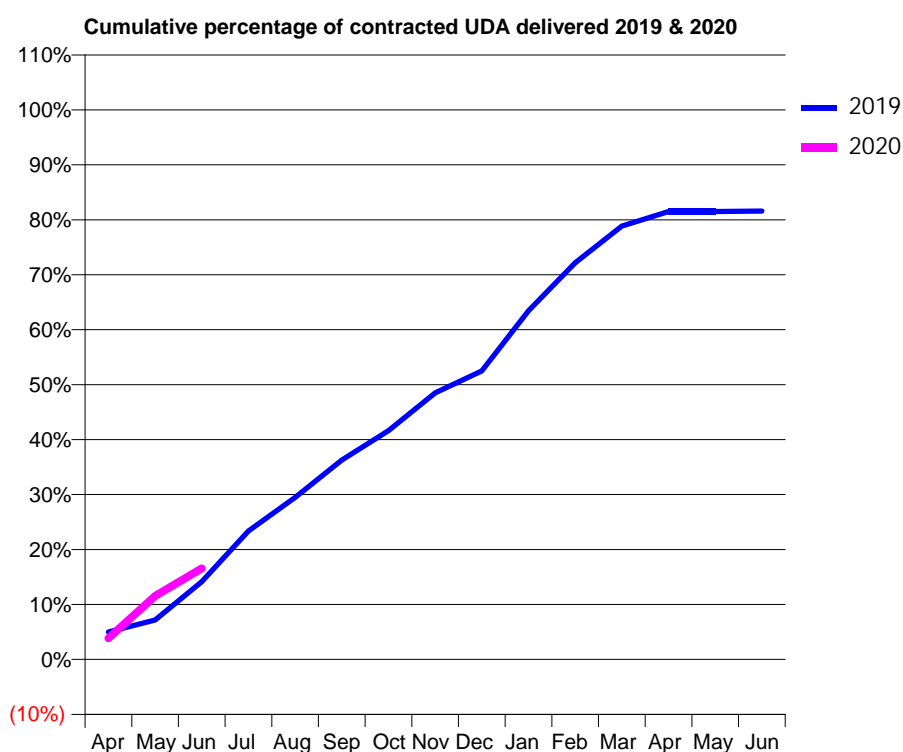
19/20 Contracted general activity (UDA)	1,000
Carry forward general activity (UDA)	0
19/20 Contracted orthodontic activity (UOA)	220
Carry forward orthodontic activity (UOA)	0
Baseline contract value	£41,375.94

ACCESS*

Patients seen in 24 months	Total	Change since previous quarter
Quarter ending June 2018	418	
Quarter ending September 2018	405	↓
Quarter ending December 2018	410	→
Quarter ending March 2019	431	↑
Quarter ending June 2019	436	→
Variance since June 2018	4.3%	↑



ACTIVITY



Month	Adjusted Scheduled Activity (UDA)	
	2019	2020
April	50	39
May	72	115
June	141	166
July	234	
August	295	
September	363	
October	416	
November	485	
December	525	
January	634	
February	722	
March	789	
April	815	
May	815	
June	816	

QUALITY

	Quantity	Base Number	Contract	AT	Region	England
% of FP17s for the same patient ID Re-attending within 3 months - Children	9	87	10.3%	9.4%	12.1%	11.4%
% of FP17s for the same patient ID Re-attending within 3 months - Adults	9	42	21.4%	12.4%	15.6%	15.4%
% of FP17s for the same patient ID Re-attending between 3 & 9 months - Children	45	87	51.7%	64.6%	61.2%	59.8%
% of FP17s for the same patient ID Re-attending between 3 & 9 months - Adults	10	42	23.8%	56.3%	54.5%	52.1%
% of FP17s for Band 1 Urgent Courses	8	106	7.5%	7.8%	9.1%	9.2%
% of FP17s Relating to Free Repair or Replacements	0	106	0.0%	0.9%	1.0%	0.7%
% of FP17s Relating to Continuations	1	106	0.9%	0.9%	1.0%	0.8%
% of Patients satisfied with the dentistry they have received	0	0	N/A	93.7%	94.2%	93.4%
% of Patients satisfied with the time they had to wait for an appointment	0	0	N/A	90.4%	88.4%	87.6%

* This is based on patients treated on this contract for their most recent course of treatment. Figures in italics indicate the base number of FP17s or Patient Questionnaire responses are less than 100. N/A is shown where the base number of responses is less than 10 during the period. % is calculated as Quantity/Base number*100

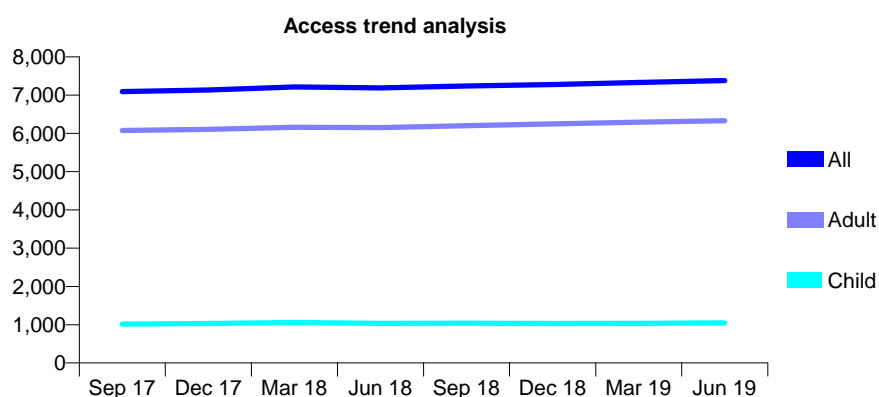
Q50 - Vital Signs At a Glance Contract Report for 819794/0001 - June 2019

Name or company name	Stokesley Dental Practice
Contract type name	GDS Contract
Purpose of contract	General
Contract start date	01/12/2006
Contract end date	

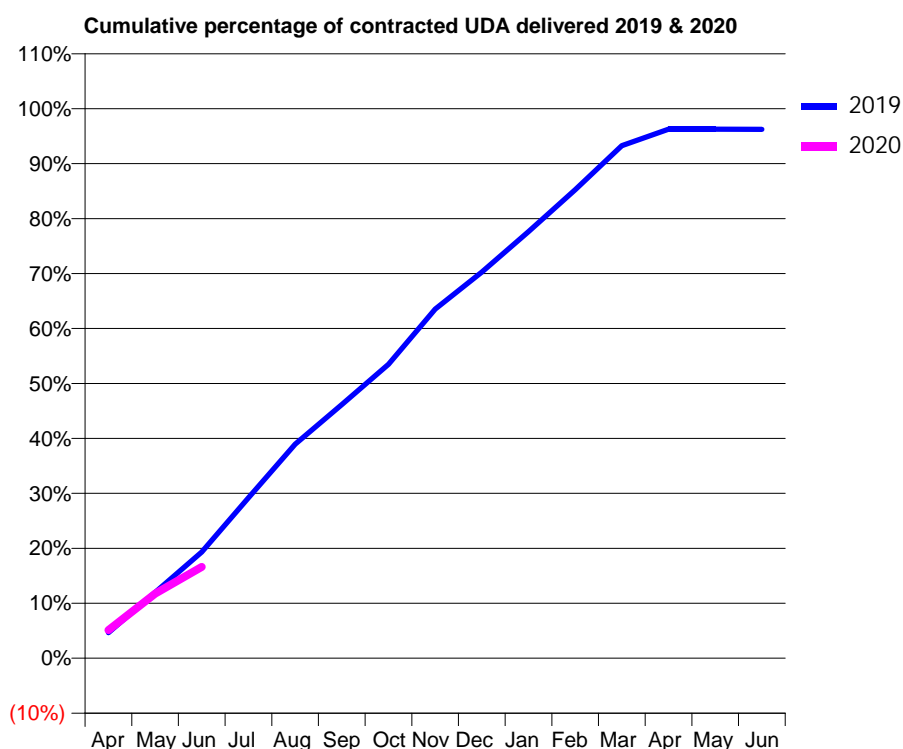
19/20 Contracted general activity (UDA)	24,510
Carry forward general activity (UDA)	0
19/20 Contracted orthodontic activity (UOA)	0
Carry forward orthodontic activity (UOA)	0
Baseline contract value	£589,185.10

ACCESS*

Patients seen in 24 months	Total	Change since previous quarter
Quarter ending June 2018	7,188	
Quarter ending September 2018	7,237	→
Quarter ending December 2018	7,277	→
Quarter ending March 2019	7,330	→
Quarter ending June 2019	7,382	→
Variance since June 2018	2.7%	↑



ACTIVITY



Month	2019	2020
April	1,141	1,251
May	2,934	2,879
June	4,736	4,073
July	7,157	
August	9,552	
September	11,308	
October	13,103	
November	15,569	
December	17,221	
January	19,026	
February	20,896	
March	22,858	
April	23,594	
May	23,589	
June	23,586	

QUALITY

	Quantity	Base Number	Contract	AT	Region	England
% of FP17s for the same patient ID Re-attending within 3 months - Children	26	394	6.6%	9.4%	12.1%	11.4%
% of FP17s for the same patient ID Re-attending within 3 months - Adults	373	2,568	14.5%	12.4%	15.6%	15.4%
% of FP17s for the same patient ID Re-attending between 3 & 9 months - Children	277	394	70.3%	64.6%	61.2%	59.8%
% of FP17s for the same patient ID Re-attending between 3 & 9 months - Adults	1,767	2,568	68.8%	56.3%	54.5%	52.1%
% of FP17s for Band 1 Urgent Courses	260	2,563	10.1%	7.8%	9.1%	9.2%
% of FP17s Relating to Free Repair or Replacements	69	2,563	2.7%	0.9%	1.0%	0.7%
% of FP17s Relating to Continuations	43	2,563	1.7%	0.9%	1.0%	0.8%
% of Patients satisfied with the dentistry they have received	7	8	N/A	93.7%	94.2%	93.4%
% of Patients satisfied with the time they had to wait for an appointment	8	8	N/A	90.4%	88.4%	87.6%

* This is based on patients treated on this contract for their most recent course of treatment.

Figures in italics indicate the base number of FP17s or Patient Questionnaire responses are less than 100. N/A is shown where the base number of responses is less than 10 during the period. % is calculated as Quantity/Base number*100

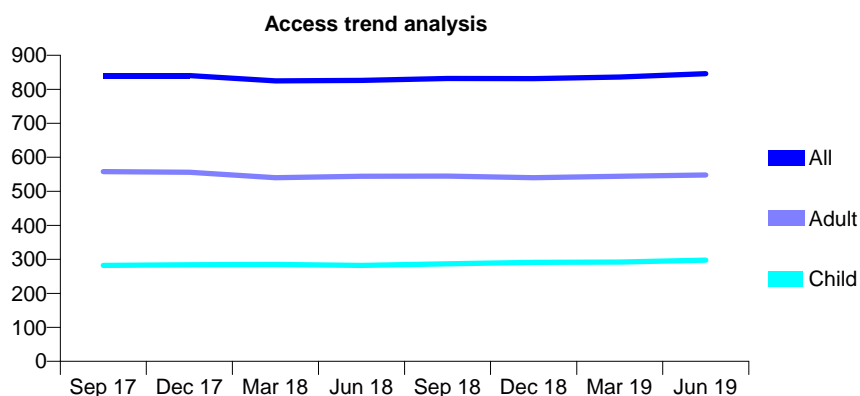
Q50 - Vital Signs At a Glance Contract Report for 824100/0001 - June 2019

Name or company name	MR AR DICKENS
Contract type name	GDS Contract
Purpose of contract	General
Contract start date	01/04/2006
Contract end date	

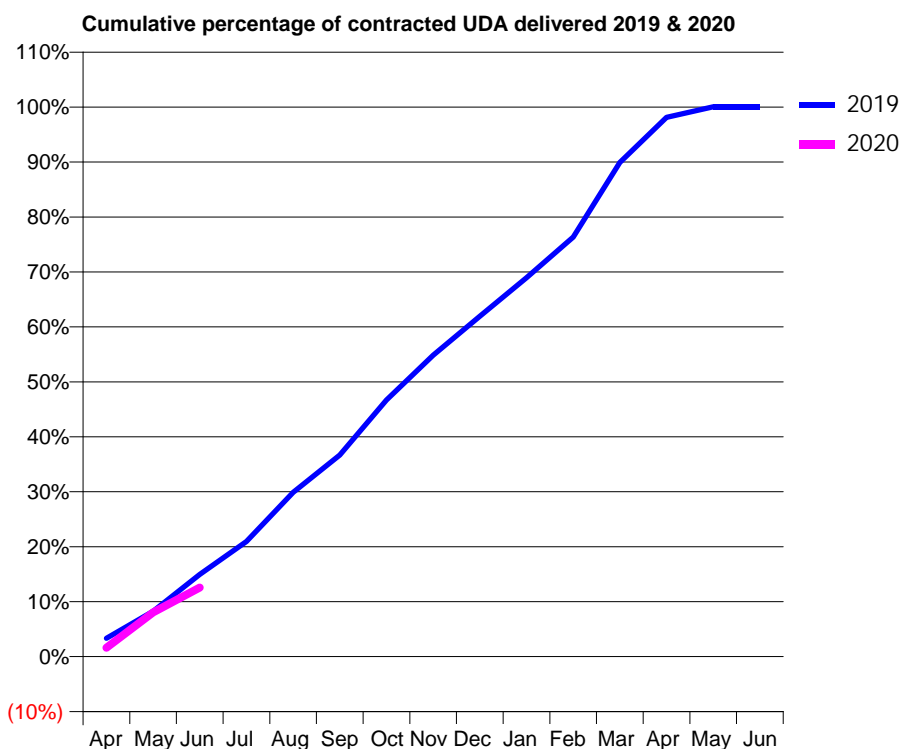
19/20 Contracted general activity (UDA)	1,924
Carry forward general activity (UDA)	0
19/20 Contracted orthodontic activity (UOA)	0
Carry forward orthodontic activity (UOA)	0
Baseline contract value	£59,846.72

ACCESS*

Patients seen in 24 months	Total	Change since previous quarter
Quarter ending June 2018	826	
Quarter ending September 2018	832	→
Quarter ending December 2018	831	→
Quarter ending March 2019	836	→
Quarter ending June 2019	846	→
Variance since June 2018	2.4%	↑



ACTIVITY



Month	Adjusted Scheduled Activity (UDA)	
	2019	2020
April	64	31
May	159	155
June	288	242
July	403	
August	575	
September	706	
October	898	
November	1,055	
December	1,191	
January	1,327	
February	1,468	
March	1,730	
April	1,888	
May	1,925	
June	1,925	

QUALITY

	Quantity	Base Number	Contract	AT	Region	England
% of FP17s for the same patient ID Re-attending within 3 months - Children	6	90	6.7%	9.4%	12.1%	11.4%
% of FP17s for the same patient ID Re-attending within 3 months - Adults	21	151	13.9%	12.4%	15.6%	15.4%
% of FP17s for the same patient ID Re-attending between 3 & 9 months - Children	48	90	53.3%	64.6%	61.2%	59.8%
% of FP17s for the same patient ID Re-attending between 3 & 9 months - Adults	58	151	38.4%	56.3%	54.5%	52.1%
% of FP17s for Band 1 Urgent Courses	13	168	7.7%	7.8%	9.1%	9.2%
% of FP17s Relating to Free Repair or Replacements	1	168	0.6%	0.9%	1.0%	0.7%
% of FP17s Relating to Continuations	1	168	0.6%	0.9%	1.0%	0.8%
% of Patients satisfied with the dentistry they have received	9	9	N/A	93.7%	94.2%	93.4%
% of Patients satisfied with the time they had to wait for an appointment	9	9	N/A	90.4%	88.4%	87.6%

* This is based on patients treated on this contract for their most recent course of treatment. Figures in italics indicate the base number of FP17s or Patient Questionnaire responses are less than 100. N/A is shown where the base number of responses is less than 10 during the period. % is calculated as Quantity/Base number*100

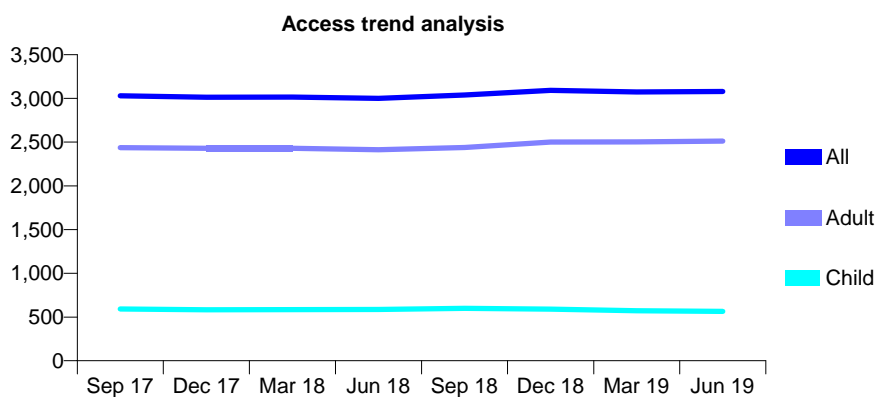
Q50 - Vital Signs At a Glance Contract Report for 844152/0001 - June 2019

Name or company name	MR ST COLES
Contract type name	GDS Contract
Purpose of contract	General
Contract start date	01/04/2006
Contract end date	

19/20 Contracted general activity (UDA)	8,810
Carry forward general activity (UDA)	0
19/20 Contracted orthodontic activity (UOA)	0
Carry forward orthodontic activity (UOA)	0
Baseline contract value	£279,060.13

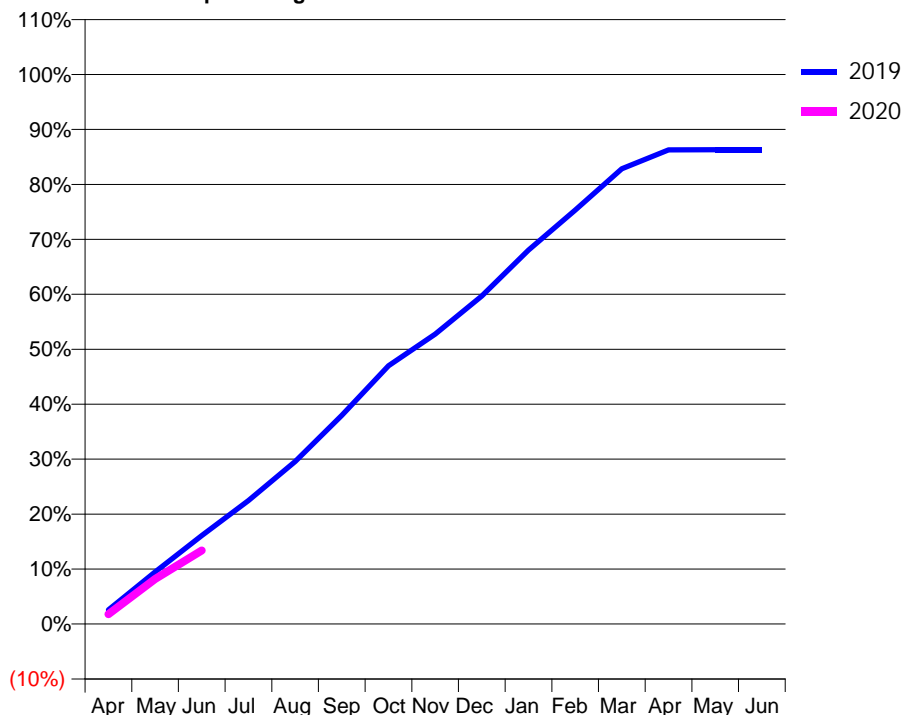
ACCESS*

Patients seen in 24 months	Total	Change since previous quarter
Quarter ending June 2018	3,000	
Quarter ending September 2018	3,039	→
Quarter ending December 2018	3,092	→
Quarter ending March 2019	3,074	→
Quarter ending June 2019	3,078	→
Variance since June 2018	2.6%	↑



ACTIVITY

Cumulative percentage of contracted UDA delivered 2019 & 2020



Adjusted Scheduled Activity (UDA)

Month	2019	2020
April	228	157
May	835	722
June	1,418	1,178
July	1,979	
August	2,604	
September	3,345	
October	4,139	
November	4,647	
December	5,258	
January	5,993	
February	6,637	
March	7,298	
April	7,601	
May	7,604	
June	7,604	

QUALITY

	Quantity	Base Number	Contract	AT	Region	England
% of FP17s for the same patient ID Re-attending within 3 months - Children	12	125	9.6%	9.4%	12.1%	11.4%
% of FP17s for the same patient ID Re-attending within 3 months - Adults	90	583	15.4%	12.4%	15.6%	15.4%
% of FP17s for the same patient ID Re-attending between 3 & 9 months - Children	16	125	12.8%	64.6%	61.2%	59.8%
% of FP17s for the same patient ID Re-attending between 3 & 9 months - Adults	148	583	25.4%	56.3%	54.5%	52.1%
% of FP17s for Band 1 Urgent Courses	40	566	7.1%	7.8%	9.1%	9.2%
% of FP17s Relating to Free Repair or Replacements	6	566	1.1%	0.9%	1.0%	0.7%
% of FP17s Relating to Continuations	4	566	0.7%	0.9%	1.0%	0.8%
% of Patients satisfied with the dentistry they have received	0	1	N/A	93.7%	94.2%	93.4%
% of Patients satisfied with the time they had to wait for an appointment	0	1	N/A	90.4%	88.4%	87.6%

* This is based on patients treated on this contract for their most recent course of treatment.

Figures in italics indicate the base number of FP17s or Patient Questionnaire responses are less than 100. N/A is shown where the base number of responses is less than 10 during the period. % is calculated as Quantity/Base number*100

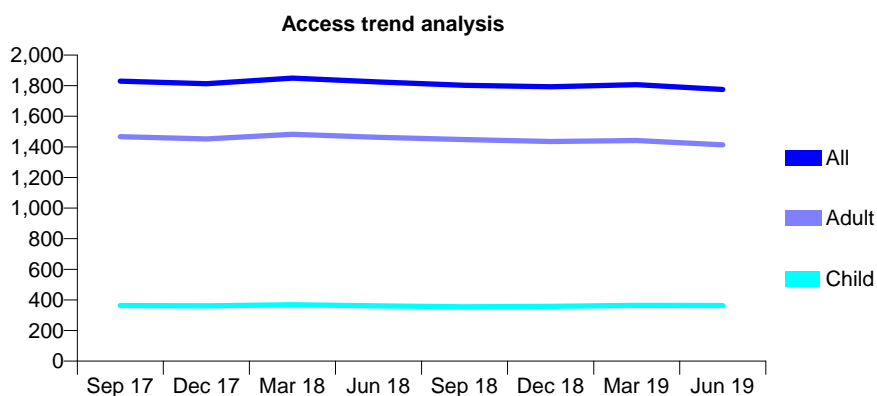
Q50 - Vital Signs At a Glance Contract Report for 854549/0001 - June 2019

Name or company name	Nirav Thakker Dental Limited
Contract type name	GDS Contract
Purpose of contract	General
Contract start date	20/07/2009
Contract end date	

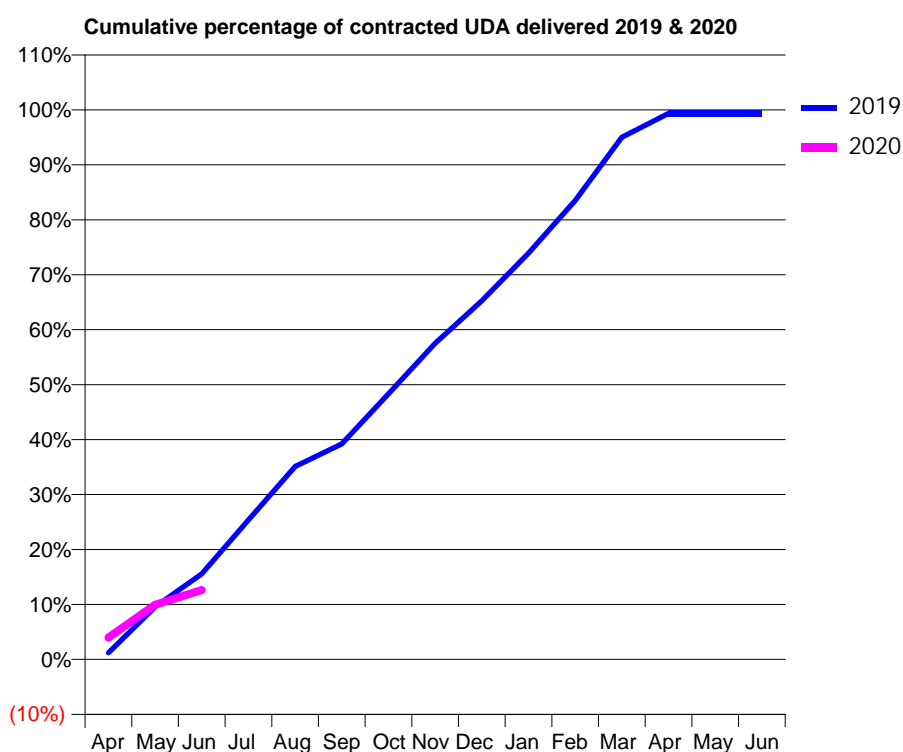
19/20 Contracted general activity (UDA)	7,000
Carry forward general activity (UDA)	0
19/20 Contracted orthodontic activity (UOA)	0
Carry forward orthodontic activity (UOA)	0
Baseline contract value	£194,657.08

ACCESS*

Patients seen in 24 months	Total	Change since previous quarter
Quarter ending June 2018	1,824	
Quarter ending September 2018	1,803	↓
Quarter ending December 2018	1,793	→
Quarter ending March 2019	1,807	→
Quarter ending June 2019	1,776	↓
Variance since June 2018	(2.6%)	↓



ACTIVITY



Month	Adjusted Scheduled Activity (UDA)	
	2019	2020
April	86	278
May	670	697
June	1,089	885
July	1,775	
August	2,457	
September	2,745	
October	3,383	
November	4,027	
December	4,567	
January	5,176	
February	5,846	
March	6,651	
April	6,953	
May	6,955	
June	6,955	

QUALITY

	Quantity	Base Number	Contract	AT	Region	England
% of FP17s for the same patient ID Re-attending within 3 months - Children	9	145	6.2%	9.4%	12.1%	11.4%
% of FP17s for the same patient ID Re-attending within 3 months - Adults	77	500	15.4%	12.4%	15.6%	15.4%
% of FP17s for the same patient ID Re-attending between 3 & 9 months - Children	118	145	81.4%	64.6%	61.2%	59.8%
% of FP17s for the same patient ID Re-attending between 3 & 9 months - Adults	367	500	73.4%	56.3%	54.5%	52.1%
% of FP17s for Band 1 Urgent Courses	18	563	3.2%	7.8%	9.1%	9.2%
% of FP17s Relating to Free Repair or Replacements	5	563	0.9%	0.9%	1.0%	0.7%
% of FP17s Relating to Continuations	2	563	0.4%	0.9%	1.0%	0.8%
% of Patients satisfied with the dentistry they have received	0	1	N/A	93.7%	94.2%	93.4%
% of Patients satisfied with the time they had to wait for an appointment	1	1	N/A	90.4%	88.4%	87.6%

* This is based on patients treated on this contract for their most recent course of treatment. Figures in italics indicate the base number of FP17s or Patient Questionnaire responses are less than 100. N/A is shown where the base number of responses is less than 10 during the period. % is calculated as Quantity/Base number*100

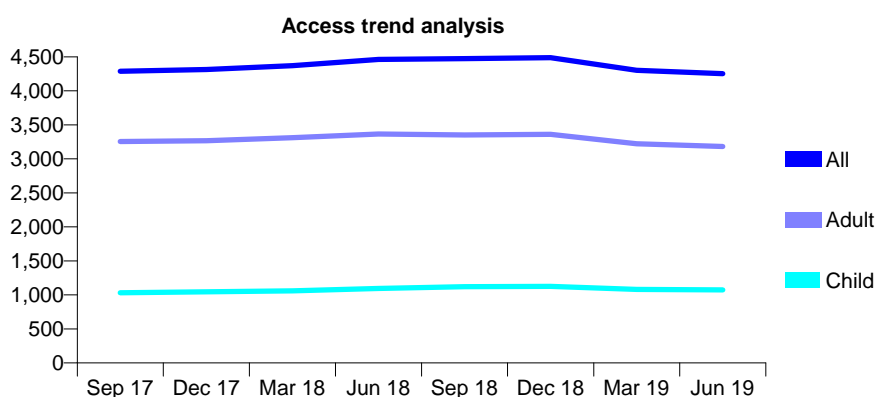
Q50 - Vital Signs At a Glance Contract Report for 858404/0001 - June 2019

Name or company name	MR MS AKHTAR
Contract type name	GDS Contract
Purpose of contract	General
Contract start date	01/12/2009
Contract end date	

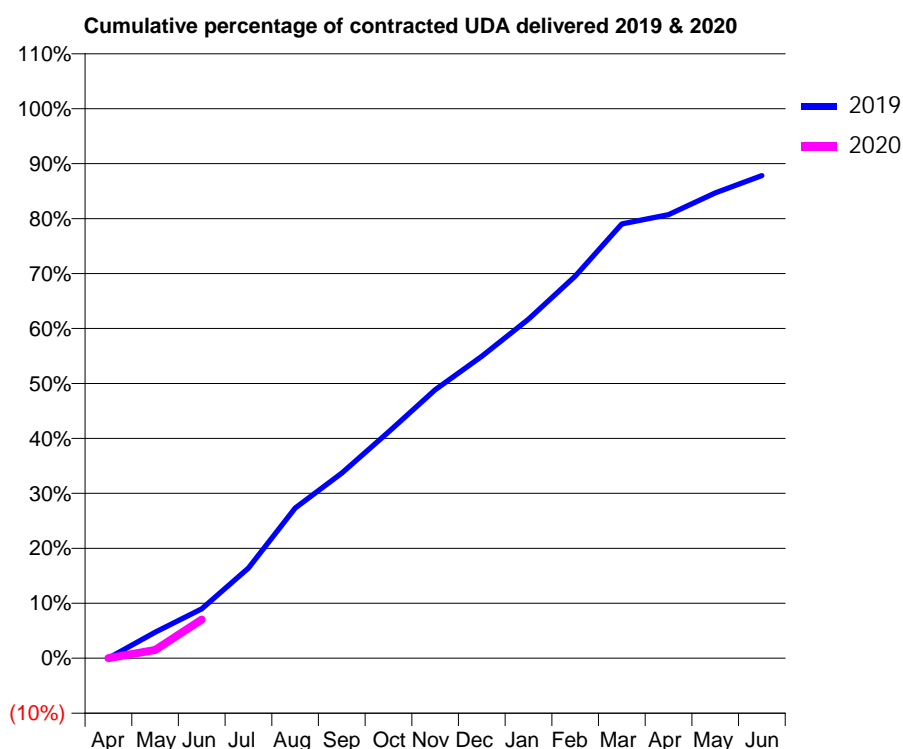
19/20 Contracted general activity (UDA)	14,000
Carry forward general activity (UDA)	0
19/20 Contracted orthodontic activity (UOA)	0
Carry forward orthodontic activity (UOA)	0
Baseline contract value	£373,427.15

ACCESS*

Patients seen in 24 months	Total	Change since previous quarter
Quarter ending June 2018	4,462	
Quarter ending September 2018	4,473	→
Quarter ending December 2018	4,488	→
Quarter ending March 2019	4,303	↓
Quarter ending June 2019	4,254	↓
Variance since June 2018	(4.7%)	↓



ACTIVITY



Month	2019	2020
April	0	0
May	663	212
June	1,259	987
July	2,297	
August	3,826	
September	4,714	
October	5,764	
November	6,840	
December	7,689	
January	8,637	
February	9,735	
March	11,064	
April	11,297	
May	11,854	
June	12,294	

QUALITY

	Quantity	Base Number	Contract	AT	Region	England
% of FP17s for the same patient ID Re-attending within 3 months - Children	19	248	7.7%	9.4%	12.1%	11.4%
% of FP17s for the same patient ID Re-attending within 3 months - Adults	84	793	10.6%	12.4%	15.6%	15.4%
% of FP17s for the same patient ID Re-attending between 3 & 9 months - Children	166	248	66.9%	64.6%	61.2%	59.8%
% of FP17s for the same patient ID Re-attending between 3 & 9 months - Adults	513	793	64.7%	56.3%	54.5%	52.1%
% of FP17s for Band 1 Urgent Courses	43	600	7.2%	7.8%	9.1%	9.2%
% of FP17s Relating to Free Repair or Replacements	20	600	3.3%	0.9%	1.0%	0.7%
% of FP17s Relating to Continuations	4	600	0.7%	0.9%	1.0%	0.8%
% of Patients satisfied with the dentistry they have received	2	2	N/A	93.7%	94.2%	93.4%
% of Patients satisfied with the time they had to wait for an appointment	2	2	N/A	90.4%	88.4%	87.6%

* This is based on patients treated on this contract for their most recent course of treatment.

Figures in italics indicate the base number of FP17s or Patient Questionnaire responses are less than 100. N/A is shown where the base number of responses is less than 10 during the period. % is calculated as Quantity/Base number*100

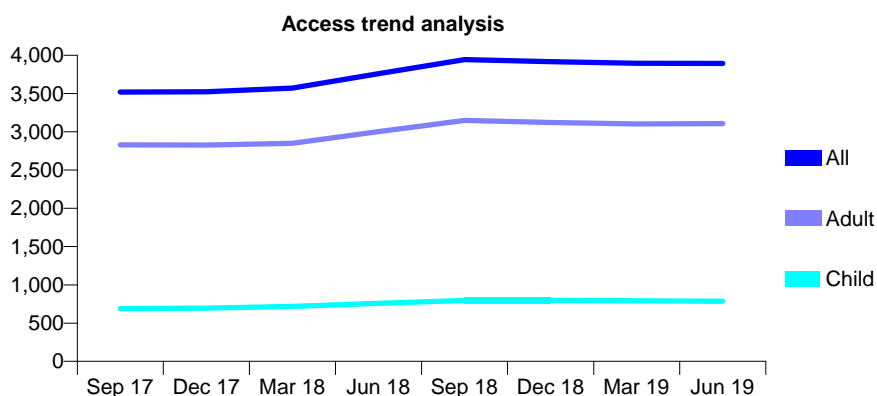
Q50 - Vital Signs At a Glance Contract Report for 876712/0001 - June 2019

Name or company name	MR A BAGGA
Contract type name	GDS Contract
Purpose of contract	General
Contract start date	01/09/2015
Contract end date	

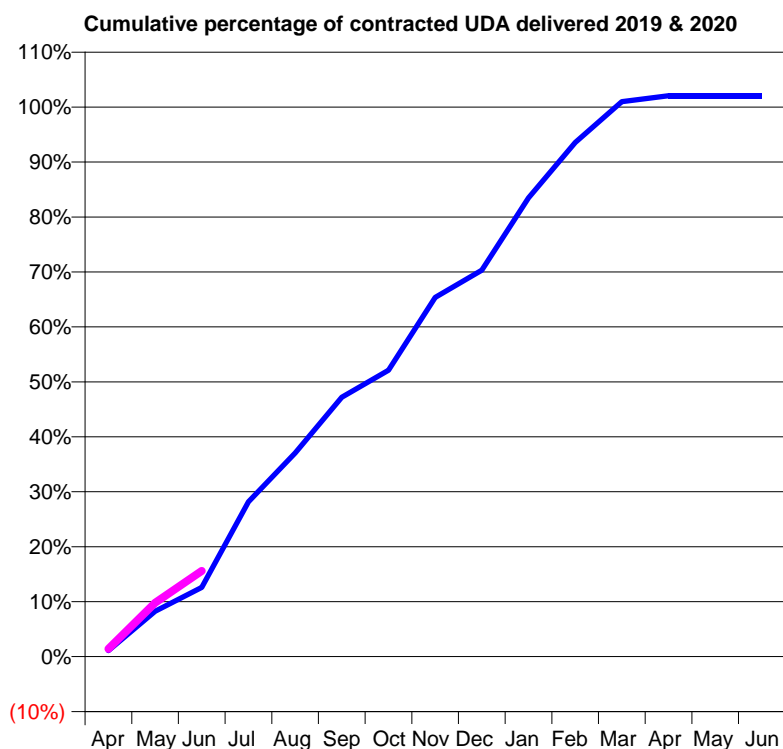
19/20 Contracted general activity (UDA)	9,841
Carry forward general activity (UDA)	0
19/20 Contracted orthodontic activity (UOA)	0
Carry forward orthodontic activity (UOA)	0
Baseline contract value	£314,690.16

ACCESS*

Patients seen in 24 months	Total	Change since previous quarter
Quarter ending June 2018	3,761	
Quarter ending September 2018	3,944	↑
Quarter ending December 2018	3,918	→
Quarter ending March 2019	3,896	→
Quarter ending June 2019	3,893	→
Variance since June 2018	3.5%	↑



ACTIVITY



Month	Adjusted Scheduled Activity (UDA)	
	2019	2020
April	108	139
May	812	964
June	1,240	1,533
July	2,774	
August	3,647	
September	4,645	
October	5,128	
November	6,433	
December	6,919	
January	8,215	
February	9,207	
March	9,938	
April	10,043	
May	10,043	
June	10,043	

QUALITY

	Quantity	Base Number	Contract	AT	Region	England
% of FP17s for the same patient ID Re-attending within 3 months - Children	6	214	2.8%	9.4%	12.1%	11.4%
% of FP17s for the same patient ID Re-attending within 3 months - Adults	39	697	5.6%	12.4%	15.6%	15.4%
% of FP17s for the same patient ID Re-attending between 3 & 9 months - Children	143	214	66.8%	64.6%	61.2%	59.8%
% of FP17s for the same patient ID Re-attending between 3 & 9 months - Adults	466	697	66.9%	56.3%	54.5%	52.1%
% of FP17s for Band 1 Urgent Courses	36	852	4.2%	7.8%	9.1%	9.2%
% of FP17s Relating to Free Repair or Replacements	3	852	0.4%	0.9%	1.0%	0.7%
% of FP17s Relating to Continuations	1	852	0.1%	0.9%	1.0%	0.8%
% of Patients satisfied with the dentistry they have received	0	0	N/A	93.7%	94.2%	93.4%
% of Patients satisfied with the time they had to wait for an appointment	0	0	N/A	90.4%	88.4%	87.6%

* This is based on patients treated on this contract for their most recent course of treatment. Figures in italics indicate the base number of FP17s or Patient Questionnaire responses are less than 100. N/A is shown where the base number of responses is less than 10 during the period. % is calculated as Quantity/Base number*100

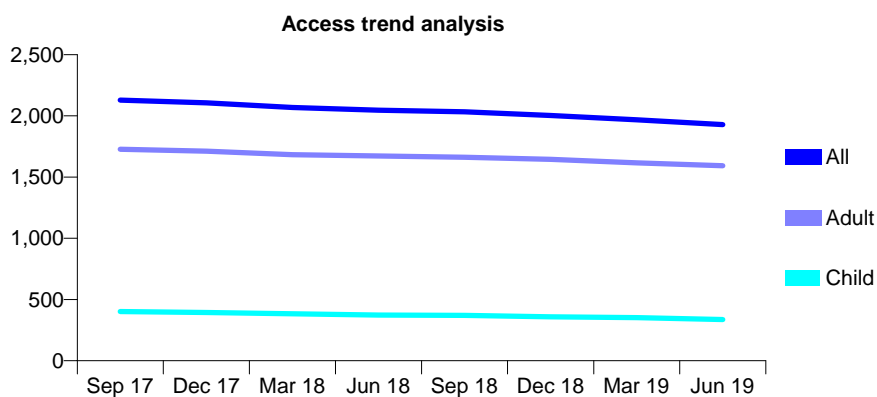
Q50 - Vital Signs At a Glance Contract Report for 878340/0001 - June 2019

Name or company name	Bridge Street Dental Surgery
Contract type name	GDS Contract
Purpose of contract	General
Contract start date	01/06/2012
Contract end date	

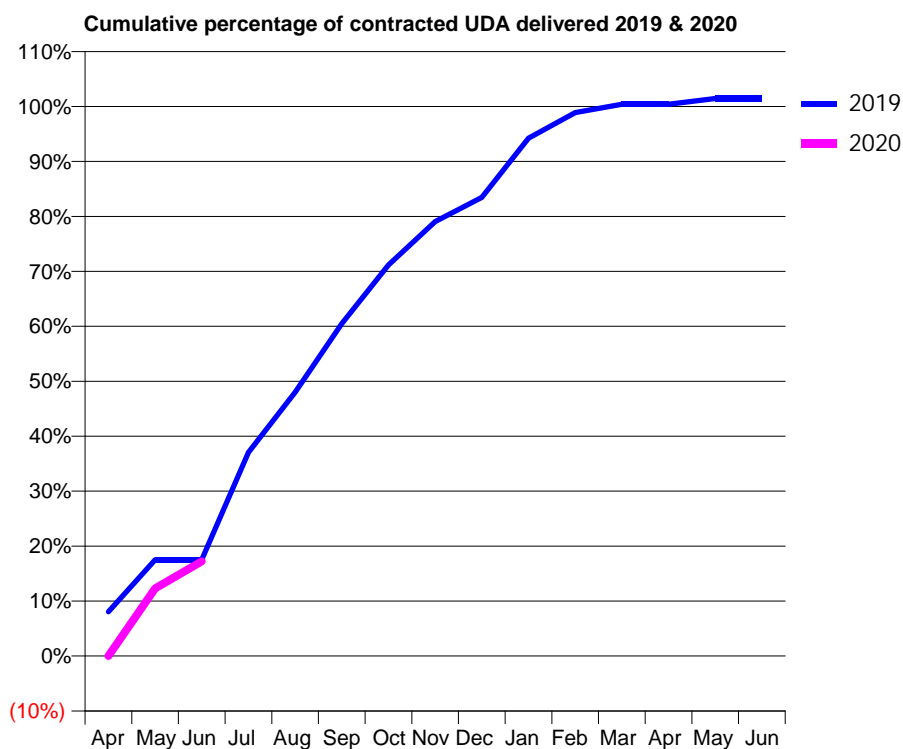
19/20 Contracted general activity (UDA)	5,696
Carry forward general activity (UDA)	0
19/20 Contracted orthodontic activity (UOA)	0
Carry forward orthodontic activity (UOA)	0
Baseline contract value	£175,690.29

ACCESS*

Patients seen in 24 months	Total	Change since previous quarter
Quarter ending June 2018	2,046	
Quarter ending September 2018	2,033	→
Quarter ending December 2018	2,004	↓
Quarter ending March 2019	1,968	↓
Quarter ending June 2019	1,929	↓
Variance since June 2018	(5.7%)	↓



ACTIVITY



Month	Adjusted Scheduled Activity (UDA)	
	2019	2020
April	458	0
May	997	702
June	997	980
July	2,111	
August	2,735	
September	3,443	
October	4,053	
November	4,502	
December	4,753	
January	5,366	
February	5,632	
March	5,719	
April	5,719	
May	5,778	
June	5,778	

QUALITY

	Quantity	Base Number	Contract	AT	Region	England
% of FP17s for the same patient ID Re-attending within 3 months - Children	3	168	1.8%	9.4%	12.1%	11.4%
% of FP17s for the same patient ID Re-attending within 3 months - Adults	46	478	9.6%	12.4%	15.6%	15.4%
% of FP17s for the same patient ID Re-attending between 3 & 9 months - Children	154	168	91.7%	64.6%	61.2%	59.8%
% of FP17s for the same patient ID Re-attending between 3 & 9 months - Adults	380	478	79.5%	56.3%	54.5%	52.1%
% of FP17s for Band 1 Urgent Courses	41	600	6.8%	7.8%	9.1%	9.2%
% of FP17s Relating to Free Repair or Replacements	2	600	0.3%	0.9%	1.0%	0.7%
% of FP17s Relating to Continuations	1	600	0.2%	0.9%	1.0%	0.8%
% of Patients satisfied with the dentistry they have received	2	2	N/A	93.7%	94.2%	93.4%
% of Patients satisfied with the time they had to wait for an appointment	2	2	N/A	90.4%	88.4%	87.6%

* This is based on patients treated on this contract for their most recent course of treatment. Figures in italics indicate the base number of FP17s or Patient Questionnaire responses are less than 100. N/A is shown where the base number of responses is less than 10 during the period. % is calculated as Quantity/Base number*100

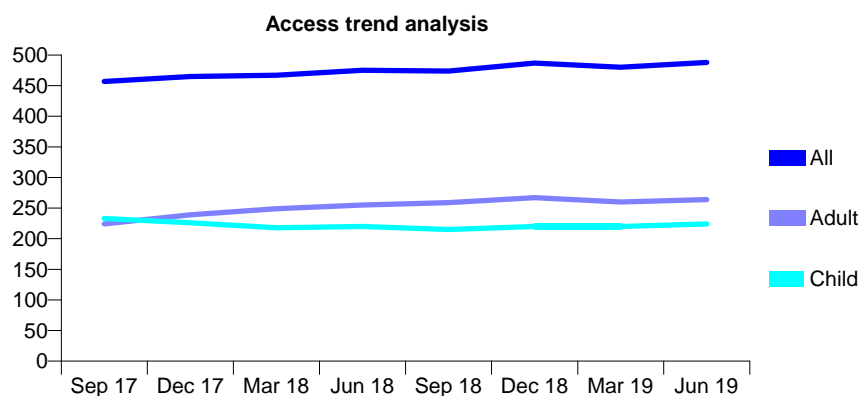
Q50 - Vital Signs At a Glance Contract Report for 911747/0001 - June 2019

Name or company name	MR N MUHAIREZ
Contract type name	GDS Contract
Purpose of contract	General
Contract start date	01/04/2006
Contract end date	

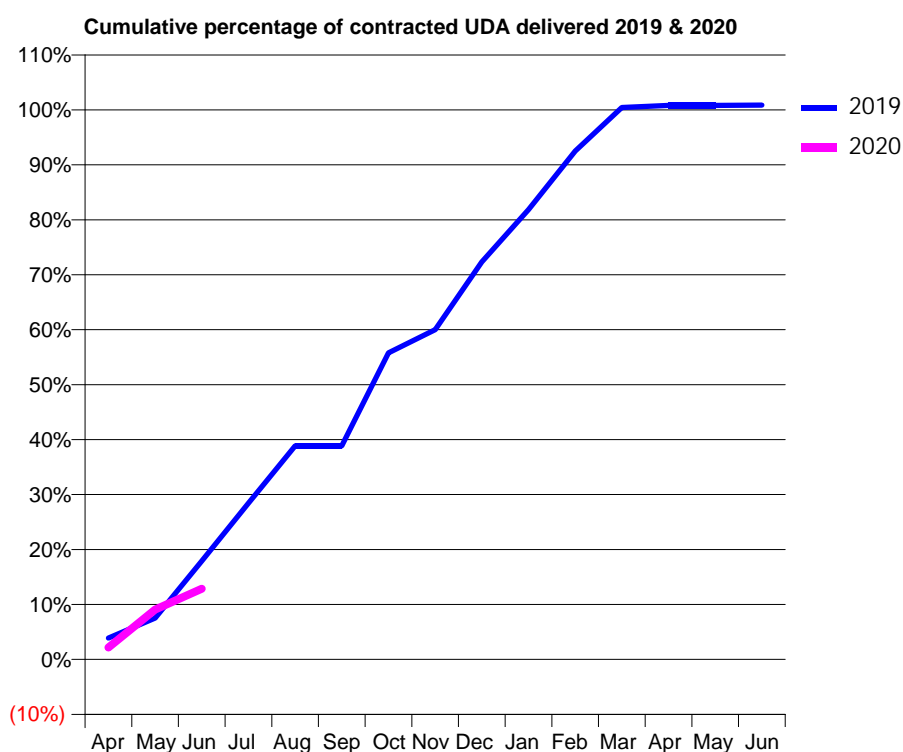
19/20 Contracted general activity (UDA)	1,850
Carry forward general activity (UDA)	0
19/20 Contracted orthodontic activity (UOA)	0
Carry forward orthodontic activity (UOA)	0
Baseline contract value	£44,373.54

ACCESS*

Patients seen in 24 months	Total	Change since previous quarter
Quarter ending June 2018	475	
Quarter ending September 2018	474	→
Quarter ending December 2018	487	↑
Quarter ending March 2019	480	↓
Quarter ending June 2019	488	→
Variance since June 2018	2.7%	↑



ACTIVITY



Month	2019	2020
April	72	40
May	140	168
June	331	238
July	527	
August	719	
September	719	
October	1,032	
November	1,110	
December	1,338	
January	1,514	
February	1,711	
March	1,858	
April	1,865	
May	1,865	
June	1,866	

QUALITY

	Quantity	Base Number	Contract	AT	Region	England
% of FP17s for the same patient ID Re-attending within 3 months - Children	8	73	11.0%	9.4%	12.1%	11.4%
% of FP17s for the same patient ID Re-attending within 3 months - Adults	13	62	21.0%	12.4%	15.6%	15.4%
% of FP17s for the same patient ID Re-attending between 3 & 9 months - Children	52	73	71.2%	64.6%	61.2%	59.8%
% of FP17s for the same patient ID Re-attending between 3 & 9 months - Adults	42	62	67.7%	56.3%	54.5%	52.1%
% of FP17s for Band 1 Urgent Courses	5	129	3.9%	7.8%	9.1%	9.2%
% of FP17s Relating to Free Repair or Replacements	0	129	0.0%	0.9%	1.0%	0.7%
% of FP17s Relating to Continuations	0	129	0.0%	0.9%	1.0%	0.8%
% of Patients satisfied with the dentistry they have received	0	0	N/A	93.7%	94.2%	93.4%
% of Patients satisfied with the time they had to wait for an appointment	0	0	N/A	90.4%	88.4%	87.6%

* This is based on patients treated on this contract for their most recent course of treatment. Figures in italics indicate the base number of FP17s or Patient Questionnaire responses are less than 100. N/A is shown where the base number of responses is less than 10 during the period. % is calculated as Quantity/Base number*100

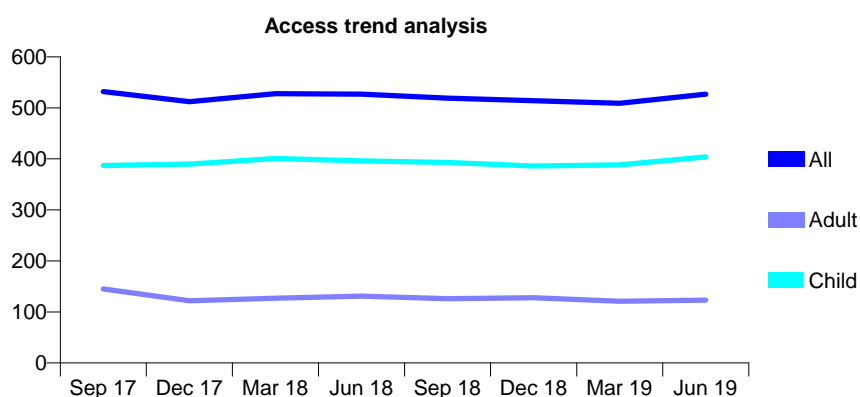
Q50 - Vital Signs At a Glance Contract Report for 915009/0001 - June 2019

Name or company name	MR NJ ALLDAY
Contract type name	GDS Contract
Purpose of contract	General and Orthodontic
Contract start date	01/04/2006
Contract end date	

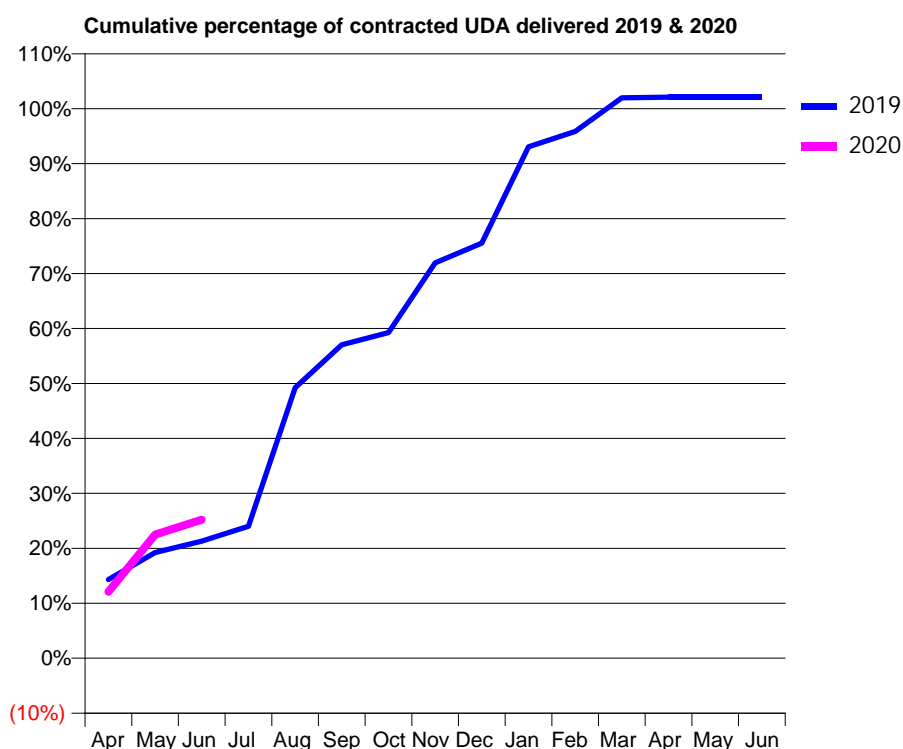
19/20 Contracted general activity (UDA)	1,000
Carry forward general activity (UDA)	0
19/20 Contracted orthodontic activity (UOA)	147
Carry forward orthodontic activity (UOA)	0
Baseline contract value	£37,690.54

ACCESS*

Patients seen in 24 months	Total	Change since previous quarter
Quarter ending June 2018	527	
Quarter ending September 2018	519	↓
Quarter ending December 2018	514	→
Quarter ending March 2019	509	→
Quarter ending June 2019	527	↑
Variance since June 2018	0.0%	→



ACTIVITY



Adjusted Scheduled Activity (UDA)		
Month	2019	2020
April	143	121
May	192	225
June	213	252
July	240	
August	492	
September	570	
October	592	
November	719	
December	755	
January	930	
February	958	
March	1,020	
April	1,021	
May	1,021	
June	1,021	

QUALITY

	Quantity	Base Number	Contract	AT	Region	England
% of FP17s for the same patient ID Re-attending within 3 months - Children	29	207	14.0%	9.4%	12.1%	11.4%
% of FP17s for the same patient ID Re-attending within 3 months - Adults	1	16	6.3%	12.4%	15.6%	15.4%
% of FP17s for the same patient ID Re-attending between 3 & 9 months - Children	134	207	64.7%	64.6%	61.2%	59.8%
% of FP17s for the same patient ID Re-attending between 3 & 9 months - Adults	9	16	56.3%	56.3%	54.5%	52.1%
% of FP17s for Band 1 Urgent Courses	0	217	0.0%	7.8%	9.1%	9.2%
% of FP17s Relating to Free Repair or Replacements	0	217	0.0%	0.9%	1.0%	0.7%
% of FP17s Relating to Continuations	0	217	0.0%	0.9%	1.0%	0.8%
% of Patients satisfied with the dentistry they have received	0	0	N/A	93.7%	94.2%	93.4%
% of Patients satisfied with the time they had to wait for an appointment	0	0	N/A	90.4%	88.4%	87.6%

* This is based on patients treated on this contract for their most recent course of treatment.

Figures in italics indicate the base number of FP17s or Patient Questionnaire responses are less than 100. N/A is shown where the base number of responses is less than 10 during the period. % is calculated as Quantity/Base number*100

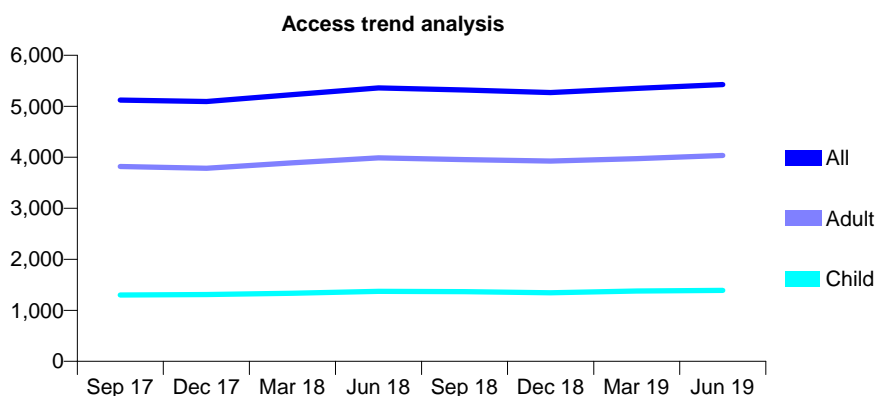
Q50 - Vital Signs At a Glance Contract Report for 917370/0012 - June 2019

Name or company name	Chatsworth House Dental Clinic
Contract type name	GDS Contract
Purpose of contract	General
Contract start date	19/02/2009
Contract end date	

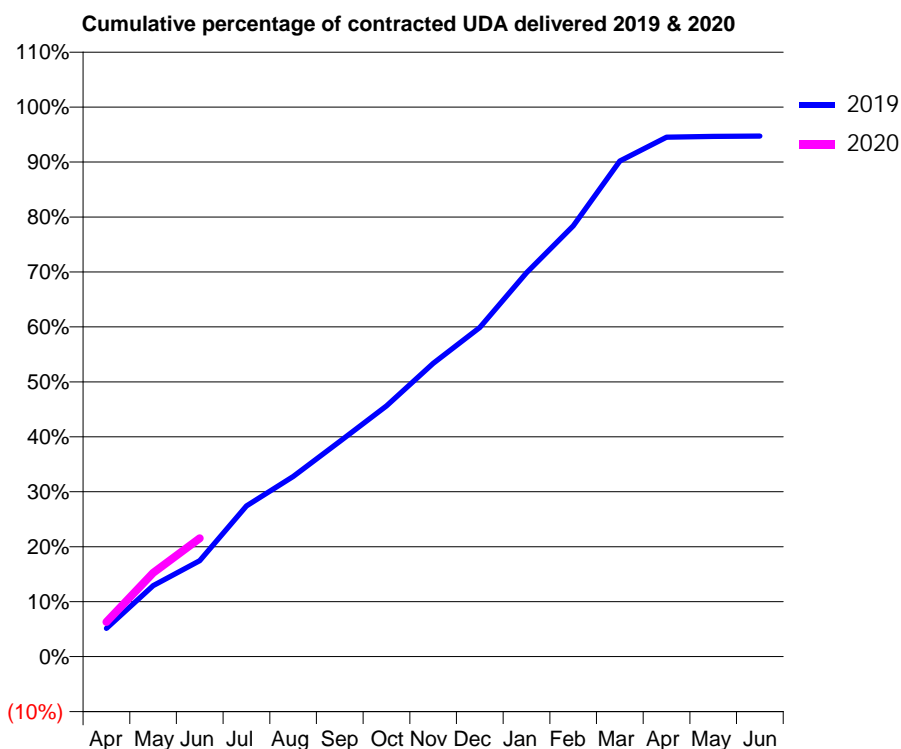
19/20 Contracted general activity (UDA)	14,100
Carry forward general activity (UDA)	0
19/20 Contracted orthodontic activity (UOA)	0
Carry forward orthodontic activity (UOA)	0
Baseline contract value	£327,410.80

ACCESS*

Patients seen in 24 months	Total	Change since previous quarter
Quarter ending June 2018	5,360	
Quarter ending September 2018	5,320	→
Quarter ending December 2018	5,269	→
Quarter ending March 2019	5,351	→
Quarter ending June 2019	5,427	→
Variance since June 2018	1.3%	→



ACTIVITY



Month	Adjusted Scheduled Activity (UDA)	
	2019	2020
April	726	892
May	1,823	2,152
June	2,462	3,038
July	3,869	
August	4,620	
September	5,519	
October	6,434	
November	7,526	
December	8,441	
January	9,848	
February	11,049	
March	12,716	
April	13,325	
May	13,345	
June	13,357	

QUALITY

	Quantity	Base Number	Contract	AT	Region	England
% of FP17s for the same patient ID Re-attending within 3 months - Children	27	483	5.6%	9.4%	12.1%	11.4%
% of FP17s for the same patient ID Re-attending within 3 months - Adults	169	1,359	12.4%	12.4%	15.6%	15.4%
% of FP17s for the same patient ID Re-attending between 3 & 9 months - Children	269	483	55.7%	64.6%	61.2%	59.8%
% of FP17s for the same patient ID Re-attending between 3 & 9 months - Adults	736	1,359	54.2%	56.3%	54.5%	52.1%
% of FP17s for Band 1 Urgent Courses	53	1,567	3.4%	7.8%	9.1%	9.2%
% of FP17s Relating to Free Repair or Replacements	26	1,567	1.7%	0.9%	1.0%	0.7%
% of FP17s Relating to Continuations	12	1,567	0.8%	0.9%	1.0%	0.8%
% of Patients satisfied with the dentistry they have received	1	1	N/A	93.7%	94.2%	93.4%
% of Patients satisfied with the time they had to wait for an appointment	0	1	N/A	90.4%	88.4%	87.6%

* This is based on patients treated on this contract for their most recent course of treatment. Figures in italics indicate the base number of FP17s or Patient Questionnaire responses are less than 100. N/A is shown where the base number of responses is less than 10 during the period. % is calculated as Quantity/Base number*100

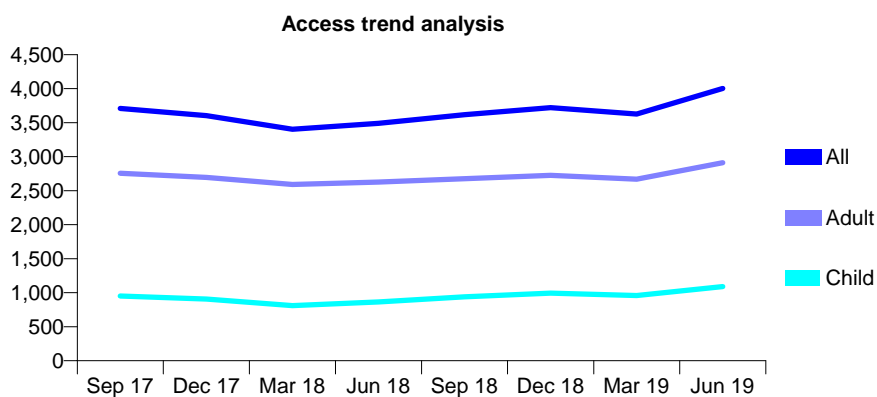
Q50 - Vital Signs At a Glance Contract Report for 925802/0001 - June 2019

Name or company name	MR KB SINCLAIR
Contract type name	GDS Contract
Purpose of contract	General
Contract start date	01/04/2006
Contract end date	

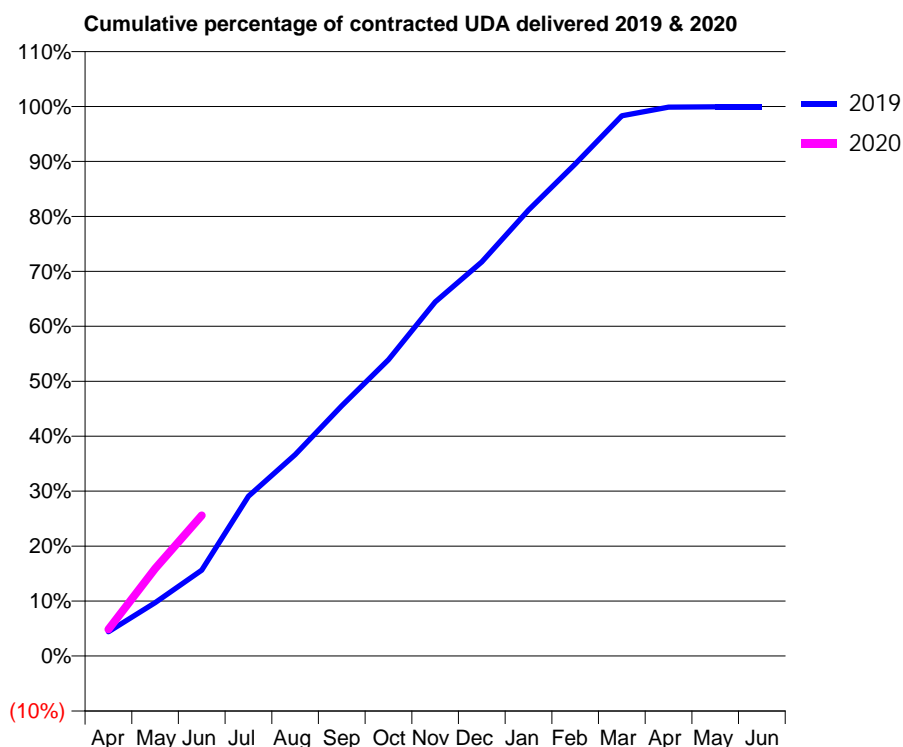
19/20 Contracted general activity (UDA)	10,969
Carry forward general activity (UDA)	0
19/20 Contracted orthodontic activity (UOA)	0
Carry forward orthodontic activity (UOA)	0
Baseline contract value	£332,504.98

ACCESS*

Patients seen in 24 months	Total	Change since previous quarter
Quarter ending June 2018	3,492	
Quarter ending September 2018	3,616	↑
Quarter ending December 2018	3,720	↑
Quarter ending March 2019	3,626	↓
Quarter ending June 2019	4,002	↑
Variance since June 2018	14.6%	↑



ACTIVITY



Month	Adjusted Scheduled Activity (UDA)	
	2019	2020
April	482	533
May	1,067	1,747
June	1,713	2,806
July	3,191	
August	4,022	
September	4,994	
October	5,916	
November	7,069	
December	7,868	
January	8,900	
February	9,821	
March	10,782	
April	10,955	
May	10,960	
June	10,959	

QUALITY

	Quantity	Base Number	Contract	AT	Region	England
% of FP17s for the same patient ID Re-attending within 3 months - Children	33	531	6.2%	9.4%	12.1%	11.4%
% of FP17s for the same patient ID Re-attending within 3 months - Adults	116	1,074	10.8%	12.4%	15.6%	15.4%
% of FP17s for the same patient ID Re-attending between 3 & 9 months - Children	279	531	52.5%	64.6%	61.2%	59.8%
% of FP17s for the same patient ID Re-attending between 3 & 9 months - Adults	383	1,074	35.7%	56.3%	54.5%	52.1%
% of FP17s for Band 1 Urgent Courses	95	1,562	6.1%	7.8%	9.1%	9.2%
% of FP17s Relating to Free Repair or Replacements	15	1,562	1.0%	0.9%	1.0%	0.7%
% of FP17s Relating to Continuations	6	1,562	0.4%	0.9%	1.0%	0.8%
% of Patients satisfied with the dentistry they have received	3	3	N/A	93.7%	94.2%	93.4%
% of Patients satisfied with the time they had to wait for an appointment	3	3	N/A	90.4%	88.4%	87.6%

* This is based on patients treated on this contract for their most recent course of treatment. Figures in italics indicate the base number of FP17s or Patient Questionnaire responses are less than 100. N/A is shown where the base number of responses is less than 10 during the period. % is calculated as Quantity/Base number*100

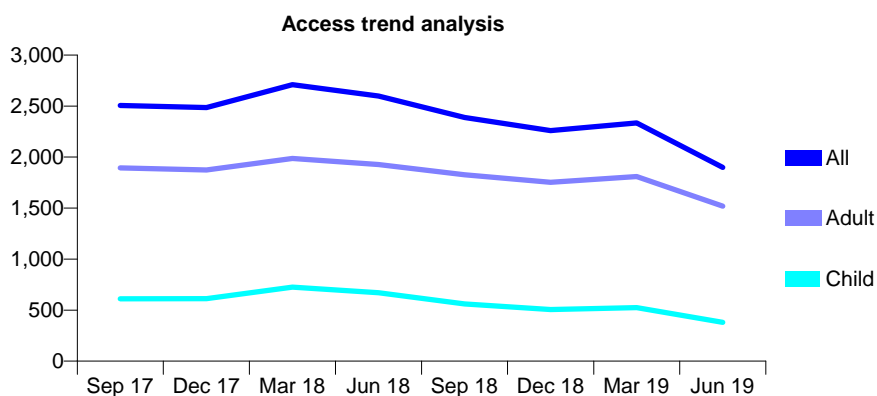
Q50 - Vital Signs At a Glance Contract Report for 925802/0002 - June 2019

Name or company name	MR KB SINCLAIR
Contract type name	GDS Contract
Purpose of contract	General
Contract start date	01/04/2012
Contract end date	

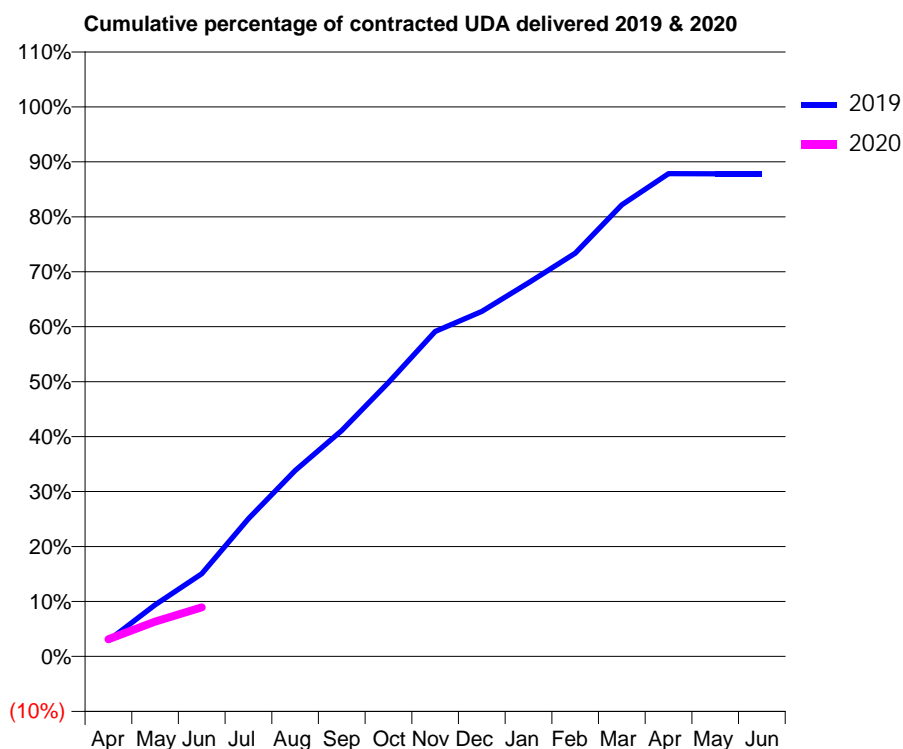
19/20 Contracted general activity (UDA)	8,831
Carry forward general activity (UDA)	0
19/20 Contracted orthodontic activity (UOA)	0
Carry forward orthodontic activity (UOA)	0
Baseline contract value	£220,991.11

ACCESS*

Patients seen in 24 months	Total	Change since previous quarter
Quarter ending June 2018	2,598	
Quarter ending September 2018	2,388	↓
Quarter ending December 2018	2,260	↓
Quarter ending March 2019	2,335	↑
Quarter ending June 2019	1,899	↓
Variance since June 2018	(26.9%)	↓



ACTIVITY



Month	2019	2020
April	257	277
May	831	561
June	1,327	788
July	2,212	
August	2,986	
September	3,631	
October	4,403	
November	5,221	
December	5,544	
January	6,003	
February	6,480	
March	7,256	
April	7,756	
May	7,754	
June	7,754	

QUALITY

	Quantity	Base Number	Contract	AT	Region	England
% of FP17s for the same patient ID Re-attending within 3 months - Children	10	134	7.5%	9.4%	12.1%	11.4%
% of FP17s for the same patient ID Re-attending within 3 months - Adults	49	478	10.3%	12.4%	15.6%	15.4%
% of FP17s for the same patient ID Re-attending between 3 & 9 months - Children	54	134	40.3%	64.6%	61.2%	59.8%
% of FP17s for the same patient ID Re-attending between 3 & 9 months - Adults	255	478	53.3%	56.3%	54.5%	52.1%
% of FP17s for Band 1 Urgent Courses	8	360	2.2%	7.8%	9.1%	9.2%
% of FP17s Relating to Free Repair or Replacements	6	360	1.7%	0.9%	1.0%	0.7%
% of FP17s Relating to Continuations	4	360	1.1%	0.9%	1.0%	0.8%
% of Patients satisfied with the dentistry they have received	1	1	N/A	93.7%	94.2%	93.4%
% of Patients satisfied with the time they had to wait for an appointment	1	1	N/A	90.4%	88.4%	87.6%

* This is based on patients treated on this contract for their most recent course of treatment. Figures in italics indicate the base number of FP17s or Patient Questionnaire responses are less than 100. N/A is shown where the base number of responses is less than 10 during the period. % is calculated as Quantity/Base number*100

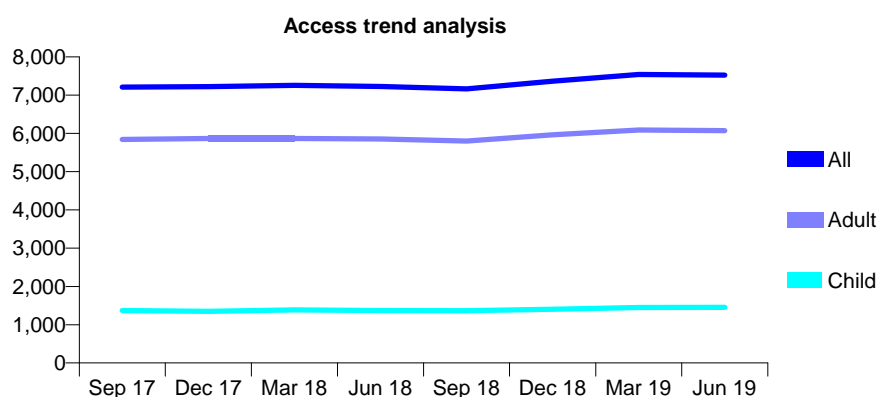
Q50 - Vital Signs At a Glance Contract Report for 938912/0004 - June 2019

Name or company name	Lloyd Lane Limited t/a Kirkgate Dental Surg
Contract type name	GDS Contract
Purpose of contract	General
Contract start date	09/09/2012
Contract end date	

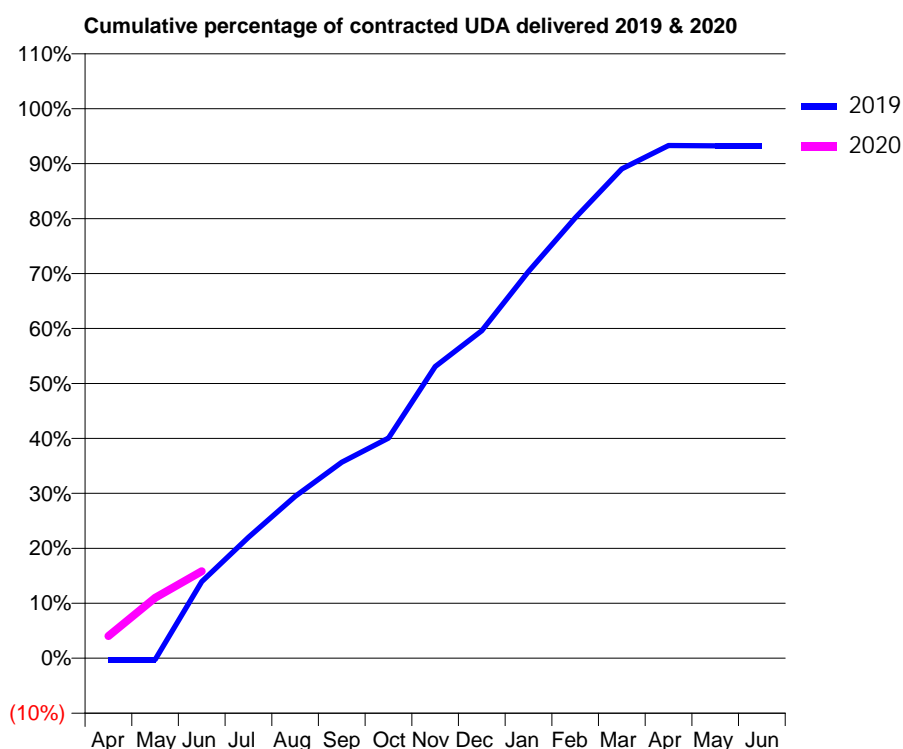
19/20 Contracted general activity (UDA)	20,735
Carry forward general activity (UDA)	0
19/20 Contracted orthodontic activity (UOA)	0
Carry forward orthodontic activity (UOA)	0
Baseline contract value	£600,528.54

ACCESS*

Patients seen in 24 months	Total	Change since previous quarter
Quarter ending June 2018	7,223	
Quarter ending September 2018	7,161	→
Quarter ending December 2018	7,365	↑
Quarter ending March 2019	7,539	↑
Quarter ending June 2019	7,524	→
Variance since June 2018	4.2%	↑



ACTIVITY



Month	2019	2020
April	-59	837
May	-59	2,283
June	2,851	3,281
July	4,500	
August	6,020	
September	7,290	
October	8,190	
November	10,854	
December	12,185	
January	14,391	
February	16,385	
March	18,208	
April	19,073	
May	19,062	
June	19,062	

QUALITY

	Quantity	Base Number	Contract	AT	Region	England
% of FP17s for the same patient ID Re-attending within 3 months - Children	36	470	7.7%	9.4%	12.1%	11.4%
% of FP17s for the same patient ID Re-attending within 3 months - Adults	239	2,017	11.8%	12.4%	15.6%	15.4%
% of FP17s for the same patient ID Re-attending between 3 & 9 months - Children	343	470	73.0%	64.6%	61.2%	59.8%
% of FP17s for the same patient ID Re-attending between 3 & 9 months - Adults	1,400	2,017	69.4%	56.3%	54.5%	52.1%
% of FP17s for Band 1 Urgent Courses	177	2,030	8.7%	7.8%	9.1%	9.2%
% of FP17s Relating to Free Repair or Replacements	9	2,030	0.4%	0.9%	1.0%	0.7%
% of FP17s Relating to Continuations	15	2,030	0.7%	0.9%	1.0%	0.8%
% of Patients satisfied with the dentistry they have received	6	6	N/A	93.7%	94.2%	93.4%
% of Patients satisfied with the time they had to wait for an appointment	5	6	N/A	90.4%	88.4%	87.6%

* This is based on patients treated on this contract for their most recent course of treatment.

Figures in italics indicate the base number of FP17s or Patient Questionnaire responses are less than 100. N/A is shown where the base number of responses is less than 10 during the period. % is calculated as Quantity/Base number*100

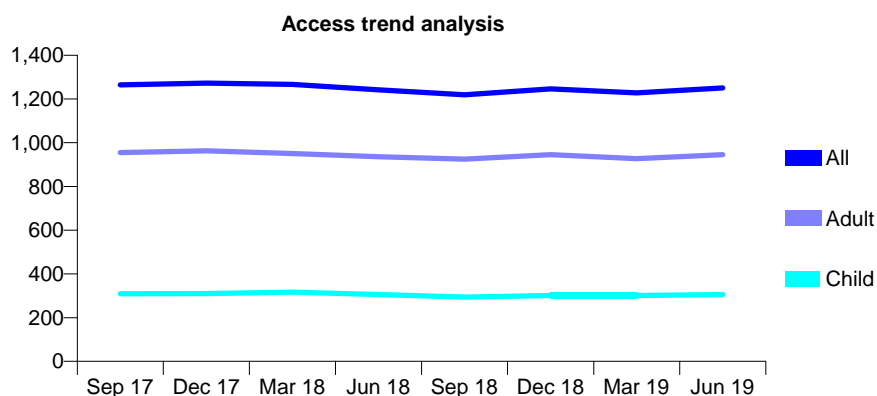
Q50 - Vital Signs At a Glance Contract Report for 939838/0010 - June 2019

Name or company name	MISS Z ISHAK
Contract type name	GDS Contract
Purpose of contract	General
Contract start date	01/10/2015
Contract end date	

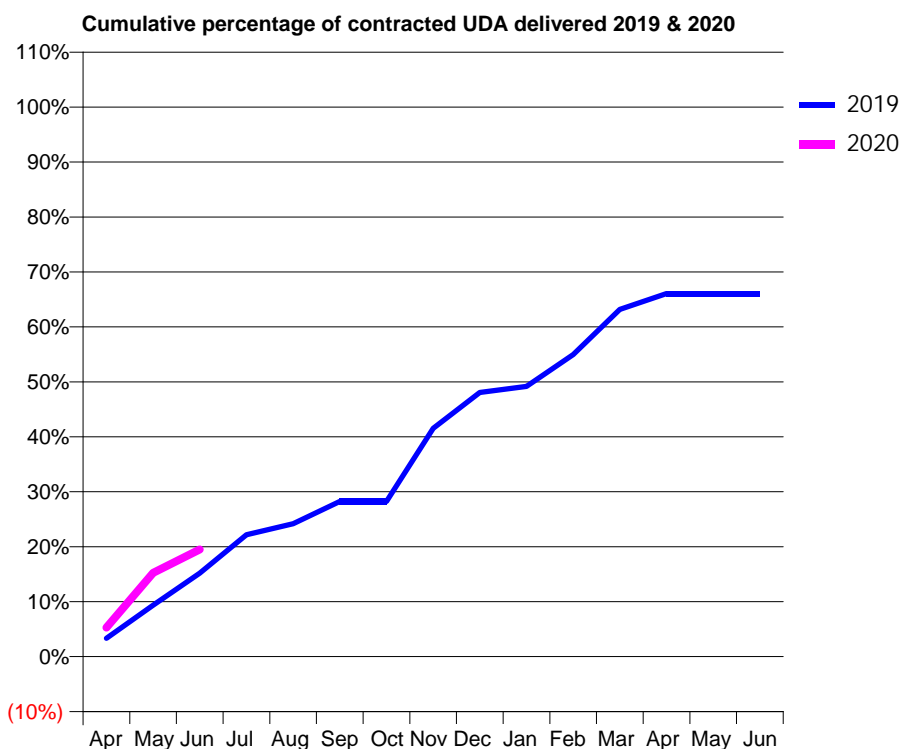
19/20 Contracted general activity (UDA)	3,800
Carry forward general activity (UDA)	0
19/20 Contracted orthodontic activity (UOA)	0
Carry forward orthodontic activity (UOA)	0
Baseline contract value	£103,548.87

ACCESS*

Patients seen in 24 months	Total	Change since previous quarter
Quarter ending June 2018	1,242	
Quarter ending September 2018	1,219	↓
Quarter ending December 2018	1,246	↑
Quarter ending March 2019	1,228	↓
Quarter ending June 2019	1,251	→
Variance since June 2018	0.7%	→



ACTIVITY



Month	Adjusted Scheduled Activity (UDA)	
	2019	2020
April	126	201
May	356	579
June	577	741
July	844	
August	919	
September	1,073	
October	1,073	
November	1,580	
December	1,827	
January	1,869	
February	2,089	
March	2,401	
April	2,510	
May	2,510	
June	2,510	

QUALITY

	Quantity	Base Number	Contract	AT	Region	England
% of FP17s for the same patient ID Re-attending within 3 months - Children	3	104	2.9%	9.4%	12.1%	11.4%
% of FP17s for the same patient ID Re-attending within 3 months - Adults	42	347	12.1%	12.4%	15.6%	15.4%
% of FP17s for the same patient ID Re-attending between 3 & 9 months - Children	55	104	52.9%	64.6%	61.2%	59.8%
% of FP17s for the same patient ID Re-attending between 3 & 9 months - Adults	145	347	41.8%	56.3%	54.5%	52.1%
% of FP17s for Band 1 Urgent Courses	40	387	10.3%	7.8%	9.1%	9.2%
% of FP17s Relating to Free Repair or Replacements	1	387	0.3%	0.9%	1.0%	0.7%
% of FP17s Relating to Continuations	6	387	1.6%	0.9%	1.0%	0.8%
% of Patients satisfied with the dentistry they have received	0	0	N/A	93.7%	94.2%	93.4%
% of Patients satisfied with the time they had to wait for an appointment	0	0	N/A	90.4%	88.4%	87.6%

* This is based on patients treated on this contract for their most recent course of treatment. Figures in italics indicate the base number of FP17s or Patient Questionnaire responses are less than 100. N/A is shown where the base number of responses is less than 10 during the period. % is calculated as Quantity/Base number*100

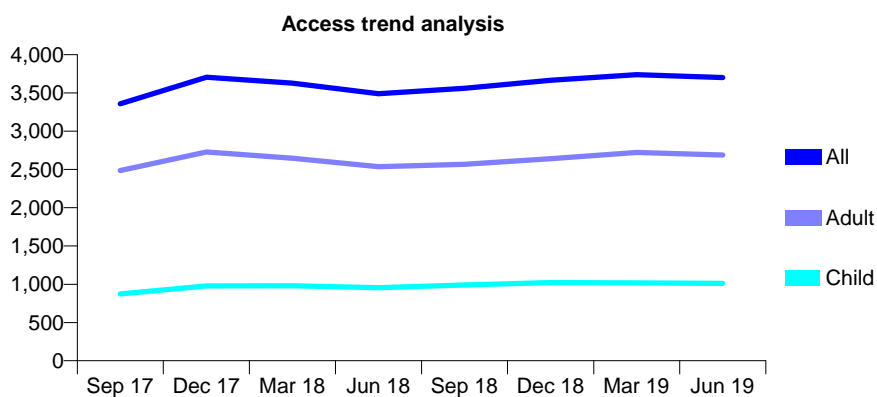
Q50 - Vital Signs At a Glance Contract Report for 950289/0001 - June 2019

Name or company name	MR JS GAKHAL
Contract type name	GDS Contract
Purpose of contract	General
Contract start date	01/04/2006
Contract end date	

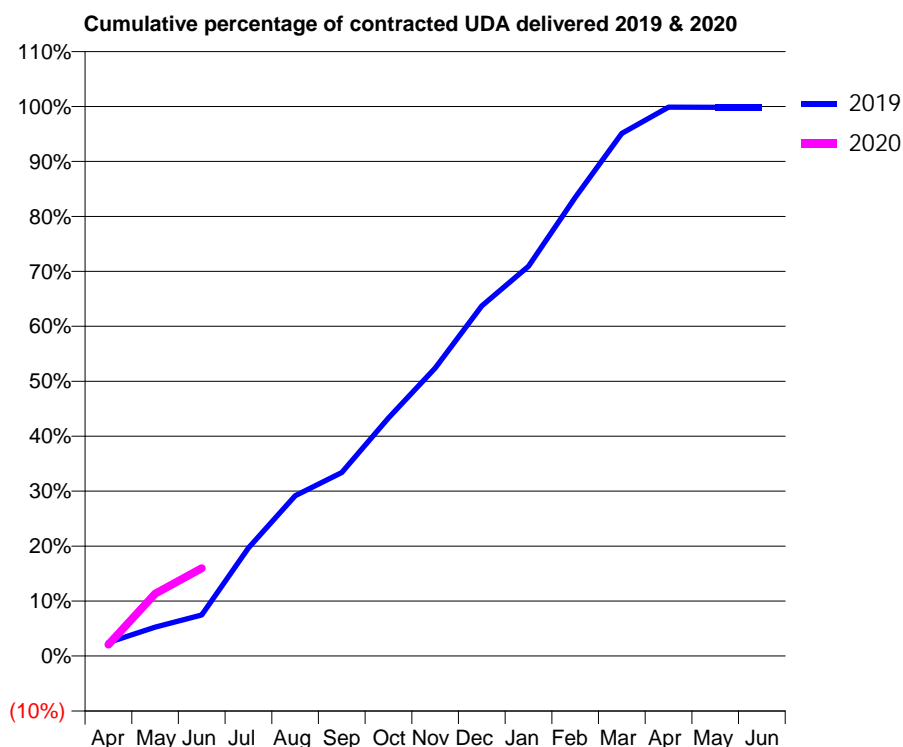
19/20 Contracted general activity (UDA)	11,851
Carry forward general activity (UDA)	0
19/20 Contracted orthodontic activity (UOA)	0
Carry forward orthodontic activity (UOA)	0
Baseline contract value	£350,706.07

ACCESS*

Patients seen in 24 months	Total	Change since previous quarter
Quarter ending June 2018	3,491	
Quarter ending September 2018	3,560	→
Quarter ending December 2018	3,664	↑
Quarter ending March 2019	3,738	↑
Quarter ending June 2019	3,701	→
Variance since June 2018	6.0%	↑



ACTIVITY



Month	Adjusted Scheduled Activity (UDA)	
	2019	2020
April	292	245
May	623	1,344
June	887	1,892
July	2,331	
August	3,458	
September	3,955	
October	5,135	
November	6,210	
December	7,550	
January	8,404	
February	9,889	
March	11,269	
April	11,837	
May	11,834	
June	11,834	

QUALITY

	Quantity	Base Number	Contract	AT	Region	England
% of FP17s for the same patient ID Re-attending within 3 months - Children	20	308	6.5%	9.4%	12.1%	11.4%
% of FP17s for the same patient ID Re-attending within 3 months - Adults	111	801	13.9%	12.4%	15.6%	15.4%
% of FP17s for the same patient ID Re-attending between 3 & 9 months - Children	171	308	55.5%	64.6%	61.2%	59.8%
% of FP17s for the same patient ID Re-attending between 3 & 9 months - Adults	439	801	54.8%	56.3%	54.5%	52.1%
% of FP17s for Band 1 Urgent Courses	47	857	5.5%	7.8%	9.1%	9.2%
% of FP17s Relating to Free Repair or Replacements	23	857	2.7%	0.9%	1.0%	0.7%
% of FP17s Relating to Continuations	10	857	1.2%	0.9%	1.0%	0.8%
% of Patients satisfied with the dentistry they have received	2	3	N/A	93.7%	94.2%	93.4%
% of Patients satisfied with the time they had to wait for an appointment	2	3	N/A	90.4%	88.4%	87.6%

* This is based on patients treated on this contract for their most recent course of treatment. Figures in italics indicate the base number of FP17s or Patient Questionnaire responses are less than 100. N/A is shown where the base number of responses is less than 10 during the period. % is calculated as Quantity/Base number*100

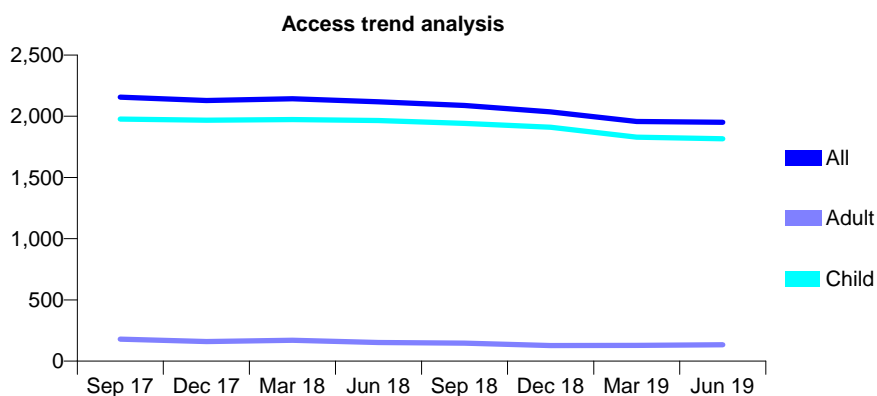
Q50 - Vital Signs At a Glance Contract Report for 952907/0001 - June 2019

Name or company name	Campbell Dental Health
Contract type name	GDS Contract
Purpose of contract	General
Contract start date	01/04/2006
Contract end date	

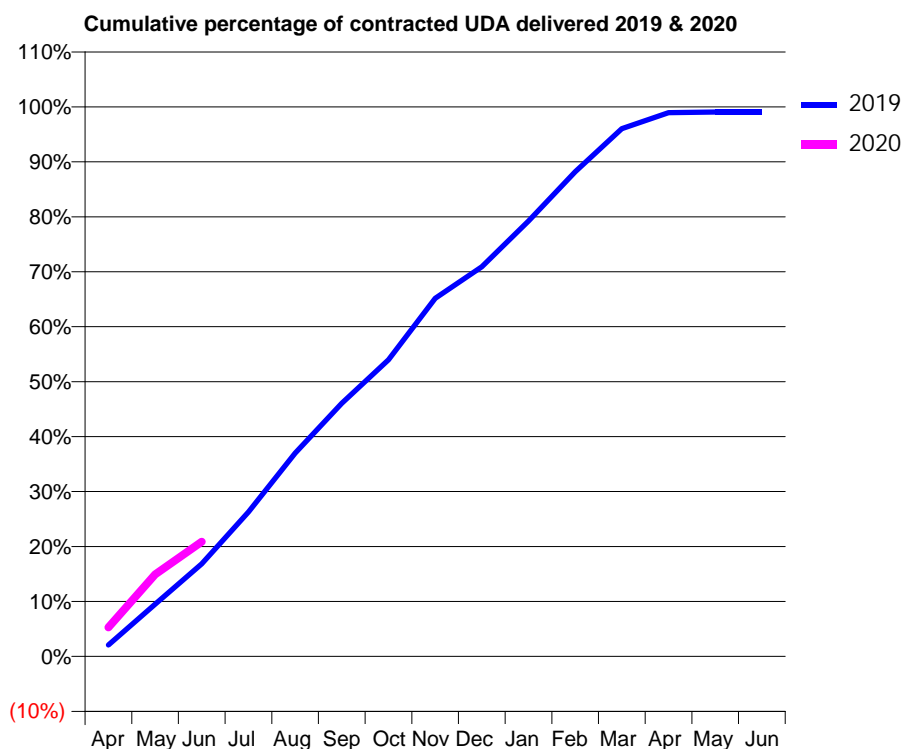
19/20 Contracted general activity (UDA)	4,232
Carry forward general activity (UDA)	0
19/20 Contracted orthodontic activity (UOA)	0
Carry forward orthodontic activity (UOA)	0
Baseline contract value	£100,157.22

ACCESS*

Patients seen in 24 months	Total	Change since previous quarter
Quarter ending June 2018	2,118	
Quarter ending September 2018	2,089	↓
Quarter ending December 2018	2,037	↓
Quarter ending March 2019	1,958	↓
Quarter ending June 2019	1,950	→
Variance since June 2018	(7.9%)	↓



ACTIVITY



Month	Adjusted Scheduled Activity (UDA)	
	2019	2020
April	89	223
May	402	632
June	713	884
July	1,113	
August	1,566	
September	1,950	
October	2,285	
November	2,758	
December	3,001	
January	3,353	
February	3,733	
March	4,064	
April	4,188	
May	4,192	
June	4,192	

QUALITY

	Quantity	Base Number	Contract	AT	Region	England
% of FP17s for the same patient ID Re-attending within 3 months - Children	55	785	7.0%	9.4%	12.1%	11.4%
% of FP17s for the same patient ID Re-attending within 3 months - Adults	0	0	N/A	12.4%	15.6%	15.4%
% of FP17s for the same patient ID Re-attending between 3 & 9 months - Children	568	785	72.4%	64.6%	61.2%	59.8%
% of FP17s for the same patient ID Re-attending between 3 & 9 months - Adults	0	0	N/A	56.3%	54.5%	52.1%
% of FP17s for Band 1 Urgent Courses	18	691	2.6%	7.8%	9.1%	9.2%
% of FP17s Relating to Free Repair or Replacements	0	691	0.0%	0.9%	1.0%	0.7%
% of FP17s Relating to Continuations	0	691	0.0%	0.9%	1.0%	0.8%
% of Patients satisfied with the dentistry they have received	0	0	N/A	93.7%	94.2%	93.4%
% of Patients satisfied with the time they had to wait for an appointment	0	0	N/A	90.4%	88.4%	87.6%

* This is based on patients treated on this contract for their most recent course of treatment. Figures in italics indicate the base number of FP17s or Patient Questionnaire responses are less than 100. N/A is shown where the base number of responses is less than 10 during the period. % is calculated as Quantity/Base number*100

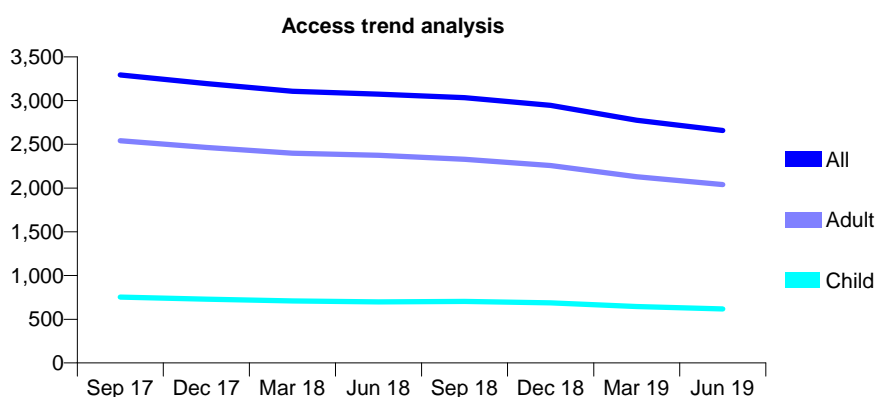
Q50 - Vital Signs At a Glance Contract Report for 962147/0002 - June 2019

Name or company name	MS Z NEMCIK
Contract type name	GDS Contract
Purpose of contract	General
Contract start date	01/07/2011
Contract end date	

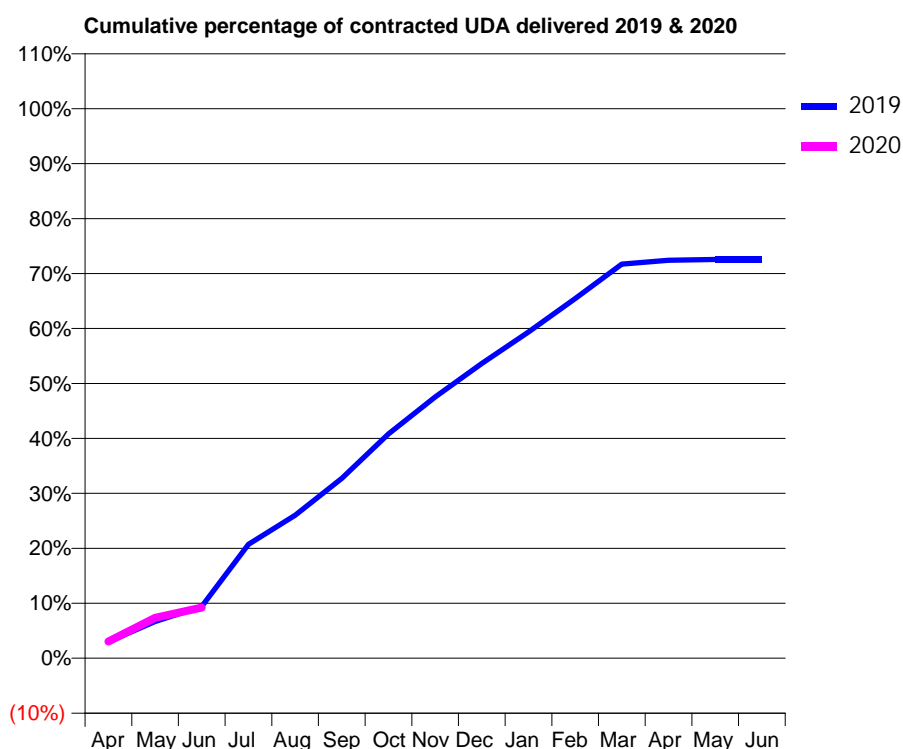
19/20 Contracted general activity (UDA)	10,769
Carry forward general activity (UDA)	0
19/20 Contracted orthodontic activity (UOA)	0
Carry forward orthodontic activity (UOA)	0
Baseline contract value	£341,689.13

ACCESS*

Patients seen in 24 months	Total	Change since previous quarter
Quarter ending June 2018	3,074	
Quarter ending September 2018	3,034	↓
Quarter ending December 2018	2,945	↓
Quarter ending March 2019	2,775	↓
Quarter ending June 2019	2,657	↓
Variance since June 2018	(13.6%)	↓



ACTIVITY



Month	2019	2020
April	323	329
May	721	793
June	1,015	991
July	2,233	
August	2,803	
September	3,523	
October	4,396	
November	5,120	
December	5,777	
January	6,392	
February	7,049	
March	7,724	
April	7,798	
May	7,813	
June	7,813	

QUALITY

	Quantity	Base Number	Contract	AT	Region	England
% of FP17s for the same patient ID Re-attending within 3 months - Children	10	97	10.3%	9.4%	12.1%	11.4%
% of FP17s for the same patient ID Re-attending within 3 months - Adults	76	437	17.4%	12.4%	15.6%	15.4%
% of FP17s for the same patient ID Re-attending between 3 & 9 months - Children	44	97	45.4%	64.6%	61.2%	59.8%
% of FP17s for the same patient ID Re-attending between 3 & 9 months - Adults	247	437	56.5%	56.3%	54.5%	52.1%
% of FP17s for Band 1 Urgent Courses	59	506	11.7%	7.8%	9.1%	9.2%
% of FP17s Relating to Free Repair or Replacements	8	506	1.6%	0.9%	1.0%	0.7%
% of FP17s Relating to Continuations	3	506	0.6%	0.9%	1.0%	0.8%
% of Patients satisfied with the dentistry they have received	5	5	N/A	93.7%	94.2%	93.4%
% of Patients satisfied with the time they had to wait for an appointment	4	5	N/A	90.4%	88.4%	87.6%

* This is based on patients treated on this contract for their most recent course of treatment. Figures in italics indicate the base number of FP17s or Patient Questionnaire responses are less than 100. N/A is shown where the base number of responses is less than 10 during the period. % is calculated as Quantity/Base number*100

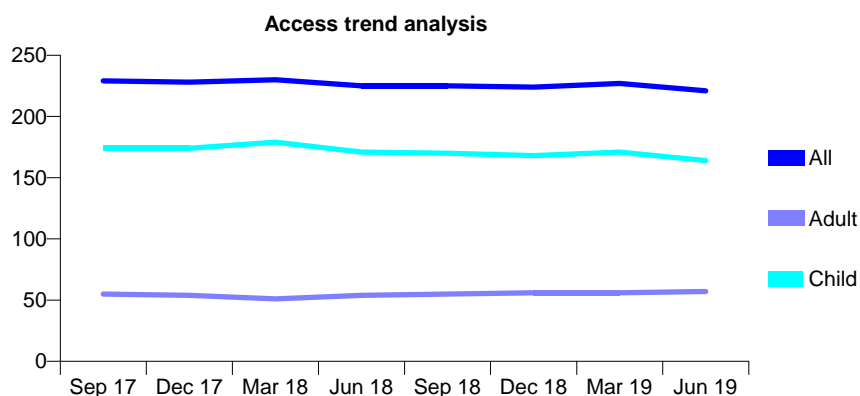
Q50 - Vital Signs At a Glance Contract Report for 999334/0001 - June 2019

Name or company name	MR EO DUODU
Contract type name	GDS Contract
Purpose of contract	General and Orthodontic
Contract start date	01/04/2006
Contract end date	

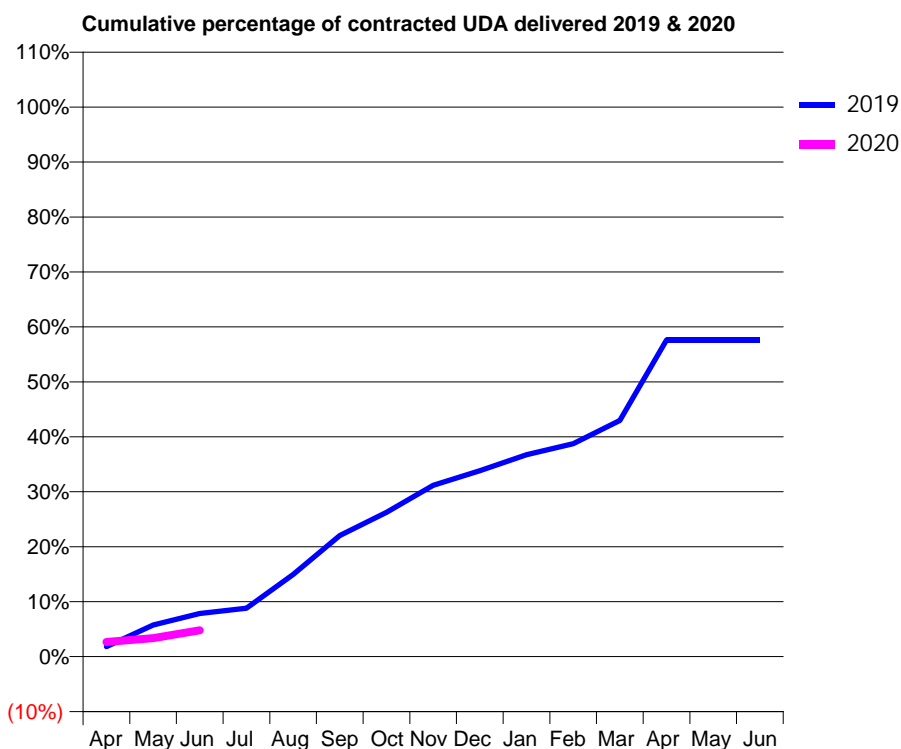
19/20 Contracted general activity (UDA)	1,043
Carry forward general activity (UDA)	0
19/20 Contracted orthodontic activity (UOA)	154
Carry forward orthodontic activity (UOA)	0
Baseline contract value	£42,583.50

ACCESS*

Patients seen in 24 months	Total	Change since previous quarter
Quarter ending June 2018	225	
Quarter ending September 2018	225	→
Quarter ending December 2018	224	→
Quarter ending March 2019	227	→
Quarter ending June 2019	221	↓
Variance since June 2018	(1.8%)	↓



ACTIVITY



Month	Adjusted Scheduled Activity (UDA)	
	2019	2020
April	19	28
May	60	35
June	82	50
July	92	
August	156	
September	230	
October	274	
November	325	
December	353	
January	383	
February	404	
March	448	
April	601	
May	601	
June	601	

QUALITY

	Quantity	Base Number	Contract	AT	Region	England
% of FP17s for the same patient ID Re-attending within 3 months - Children	7	69	10.1%	9.4%	12.1%	11.4%
% of FP17s for the same patient ID Re-attending within 3 months - Adults	0	12	0.0%	12.4%	15.6%	15.4%
% of FP17s for the same patient ID Re-attending between 3 & 9 months - Children	45	69	65.2%	64.6%	61.2%	59.8%
% of FP17s for the same patient ID Re-attending between 3 & 9 months - Adults	7	12	58.3%	56.3%	54.5%	52.1%
% of FP17s for Band 1 Urgent Courses	0	25	0.0%	7.8%	9.1%	9.2%
% of FP17s Relating to Free Repair or Replacements	0	25	0.0%	0.9%	1.0%	0.7%
% of FP17s Relating to Continuations	0	25	0.0%	0.9%	1.0%	0.8%
% of Patients satisfied with the dentistry they have received	0	0	N/A	93.7%	94.2%	93.4%
% of Patients satisfied with the time they had to wait for an appointment	0	0	N/A	90.4%	88.4%	87.6%

* This is based on patients treated on this contract for their most recent course of treatment. Figures in italics indicate the base number of FP17s or Patient Questionnaire responses are less than 100. N/A is shown where the base number of responses is less than 10 during the period. % is calculated as Quantity/Base number*100

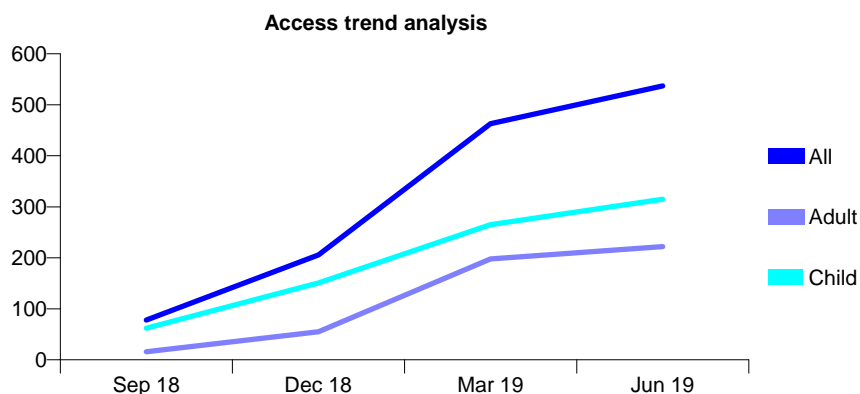
Q51 - Vital Signs At a Glance Contract Report for 100715/0000 - June 2019

Name or company name	Pitsmoor Dental Health
Contract type name	GDS Contract
Purpose of contract	General
Contract start date	01/07/2018
Contract end date	31/03/2021

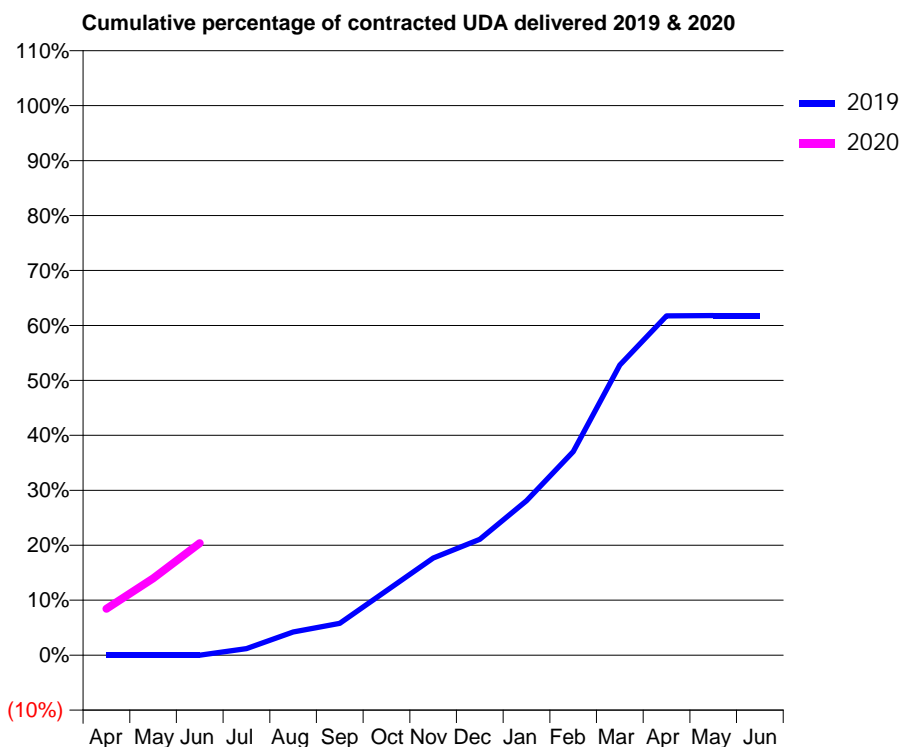
19/20 Contracted general activity (UDA)	2,010
Carry forward general activity (UDA)	0
19/20 Contracted orthodontic activity (UOA)	0
Carry forward orthodontic activity (UOA)	0
Baseline contract value	£56,883.00

ACCESS*

Patients seen in 24 months	Total	Change since previous quarter
Quarter ending June 2018	0	
Quarter ending September 2018	78	↑
Quarter ending December 2018	206	↑
Quarter ending March 2019	463	↑
Quarter ending June 2019	537	↑
Variance since June 2018	N/A	



ACTIVITY



Month	Adjusted Scheduled Activity (UDA)	
	2019	2020
April	0	169
May	0	281
June	0	410
July	24	
August	85	
September	116	
October	236	
November	355	
December	423	
January	565	
February	745	
March	1,061	
April	1,241	
May	1,242	
June	1,242	

QUALITY

	Quantity	Base Number	Contract	AT	Region	England
% of FP17s for the same patient ID Re-attending within 3 months - Children	10	139	7.2%	9.4%	12.1%	11.4%
% of FP17s for the same patient ID Re-attending within 3 months - Adults	6	95	6.3%	13.4%	15.6%	15.4%
% of FP17s for the same patient ID Re-attending between 3 & 9 months - Children	53	139	38.1%	61.9%	61.2%	59.8%
% of FP17s for the same patient ID Re-attending between 3 & 9 months - Adults	17	95	17.9%	56.5%	54.5%	52.1%
% of FP17s for Band 1 Urgent Courses	8	174	4.6%	7.6%	9.1%	9.2%
% of FP17s Relating to Free Repair or Replacements	2	174	1.1%	1.2%	1.0%	0.7%
% of FP17s Relating to Continuations	0	174	0.0%	1.1%	1.0%	0.8%
% of Patients satisfied with the dentistry they have received	0	0	N/A	96.0%	94.2%	93.4%
% of Patients satisfied with the time they had to wait for an appointment	0	0	N/A	87.6%	88.4%	87.6%

* This is based on patients treated on this contract for their most recent course of treatment. Figures in italics indicate the base number of FP17s or Patient Questionnaire responses are less than 100. N/A is shown where the base number of responses is less than 10 during the period. % is calculated as Quantity/Base number*100

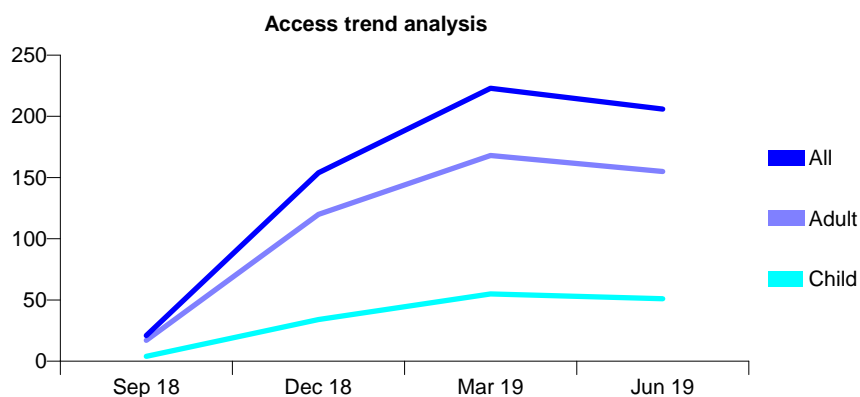
Q51 - Vital Signs At a Glance Contract Report for 100716/0000 - June 2019

Name or company name	Leppings Lane Dental Care
Contract type name	GDS Contract
Purpose of contract	General
Contract start date	01/07/2018
Contract end date	31/03/2021

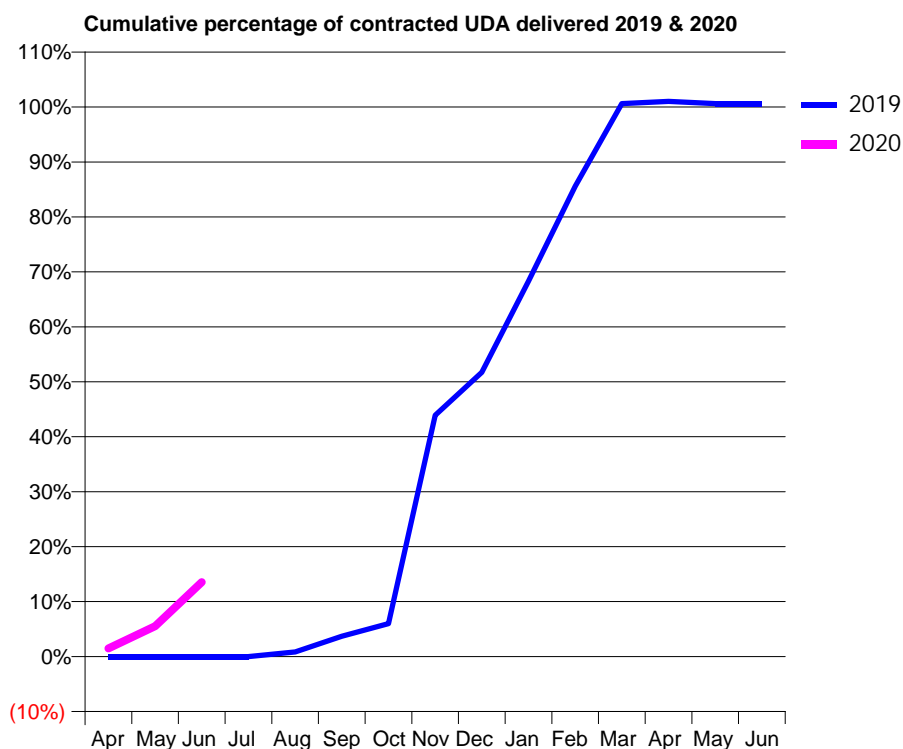
19/20 Contracted general activity (UDA)	745
Carry forward general activity (UDA)	0
19/20 Contracted orthodontic activity (UOA)	0
Carry forward orthodontic activity (UOA)	0
Baseline contract value	£21,090.00

ACCESS*

Patients seen in 24 months	Total	Change since previous quarter
Quarter ending June 2018	0	
Quarter ending September 2018	21	↑
Quarter ending December 2018	154	↑
Quarter ending March 2019	223	↑
Quarter ending June 2019	206	↓
Variance since June 2018	N/A	



ACTIVITY



Month	Adjusted Scheduled Activity (UDA)	
	2019	2020
April	0	11
May	0	41
June	0	101
July	0	
August	6	
September	28	
October	45	
November	327	
December	385	
January	509	
February	638	
March	750	
April	753	
May	750	
June	750	

QUALITY

	Quantity	Base Number	Contract	AT	Region	England
% of FP17s for the same patient ID Re-attending within 3 months - Children	0	12	0.0%	9.4%	12.1%	11.4%
% of FP17s for the same patient ID Re-attending within 3 months - Adults	2	29	6.9%	13.4%	15.6%	15.4%
% of FP17s for the same patient ID Re-attending between 3 & 9 months - Children	1	12	8.3%	61.9%	61.2%	59.8%
% of FP17s for the same patient ID Re-attending between 3 & 9 months - Adults	10	29	34.5%	56.5%	54.5%	52.1%
% of FP17s for Band 1 Urgent Courses	4	39	10.3%	7.6%	9.1%	9.2%
% of FP17s Relating to Free Repair or Replacements	1	39	2.6%	1.2%	1.0%	0.7%
% of FP17s Relating to Continuations	0	39	0.0%	1.1%	1.0%	0.8%
% of Patients satisfied with the dentistry they have received	0	0	N/A	96.0%	94.2%	93.4%
% of Patients satisfied with the time they had to wait for an appointment	0	0	N/A	87.6%	88.4%	87.6%

* This is based on patients treated on this contract for their most recent course of treatment. Figures in italics indicate the base number of FP17s or Patient Questionnaire responses are less than 100. N/A is shown where the base number of responses is less than 10 during the period. % is calculated as Quantity/Base number*100

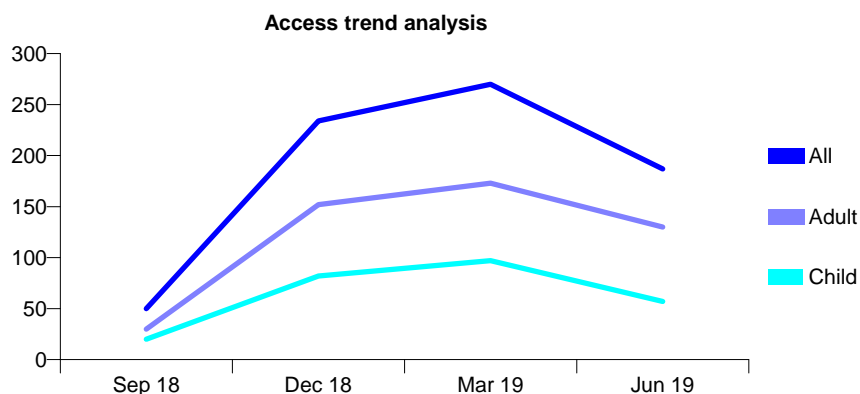
Q51 - Vital Signs At a Glance Contract Report for 100717/0000 - June 2019

Name or company name	Genix Healthcare Ltd
Contract type name	GDS Contract
Purpose of contract	General
Contract start date	31/07/2018
Contract end date	31/03/2021

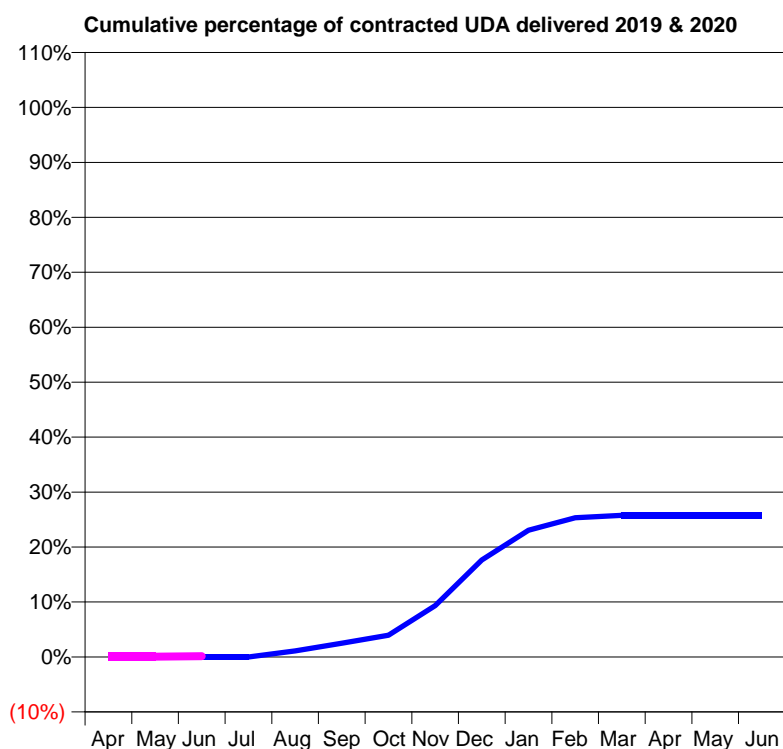
19/20 Contracted general activity (UDA)	2,046
Carry forward general activity (UDA)	0
19/20 Contracted orthodontic activity (UOA)	0
Carry forward orthodontic activity (UOA)	0
Baseline contract value	£57,901.80

ACCESS*

Patients seen in 24 months	Total	Change since previous quarter
Quarter ending June 2018	0	
Quarter ending September 2018	50	↑
Quarter ending December 2018	234	↑
Quarter ending March 2019	270	↑
Quarter ending June 2019	187	↓
Variance since June 2018	N/A	



ACTIVITY



Month	Adjusted Scheduled Activity (UDA)	
	2019	2020
April	0	1
May	0	1
June	0	3
July	0	
August	28	
September	64	
October	101	
November	238	
December	450	
January	588	
February	645	
March	656	
April	656	
May	656	
June	656	

QUALITY

	Quantity	Base Number	Contract	AT	Region	England
% of FP17s for the same patient ID Re-attending within 3 months - Children	0	1	0.0%	9.4%	12.1%	11.4%
% of FP17s for the same patient ID Re-attending within 3 months - Adults	0	2	0.0%	13.4%	15.6%	15.4%
% of FP17s for the same patient ID Re-attending between 3 & 9 months - Children	1	1	100.0%	61.9%	61.2%	59.8%
% of FP17s for the same patient ID Re-attending between 3 & 9 months - Adults	0	2	0.0%	56.5%	54.5%	52.1%
% of FP17s for Band 1 Urgent Courses	0	3	0.0%	7.6%	9.1%	9.2%
% of FP17s Relating to Free Repair or Replacements	0	3	0.0%	1.2%	1.0%	0.7%
% of FP17s Relating to Continuations	0	3	0.0%	1.1%	1.0%	0.8%
% of Patients satisfied with the dentistry they have received	0	0	N/A	96.0%	94.2%	93.4%
% of Patients satisfied with the time they had to wait for an appointment	0	0	N/A	87.6%	88.4%	87.6%

* This is based on patients treated on this contract for their most recent course of treatment.

Figures in italics indicate the base number of FP17s or Patient Questionnaire responses are less than 100. N/A is shown where the base number of responses is less than 10 during the period. % is calculated as Quantity/Base number*100

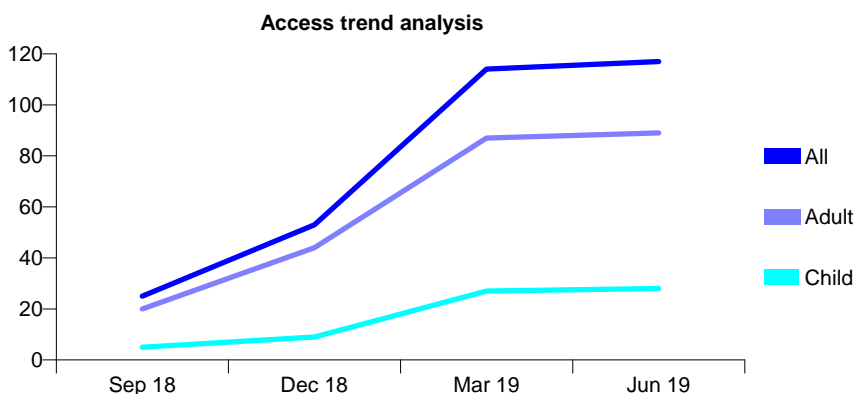
Q51 - Vital Signs At a Glance Contract Report for 100718/0000 - June 2019

Name or company name	Thurcroft Dental Practice
Contract type name	GDS Contract
Purpose of contract	General
Contract start date	01/07/2018
Contract end date	31/03/2021

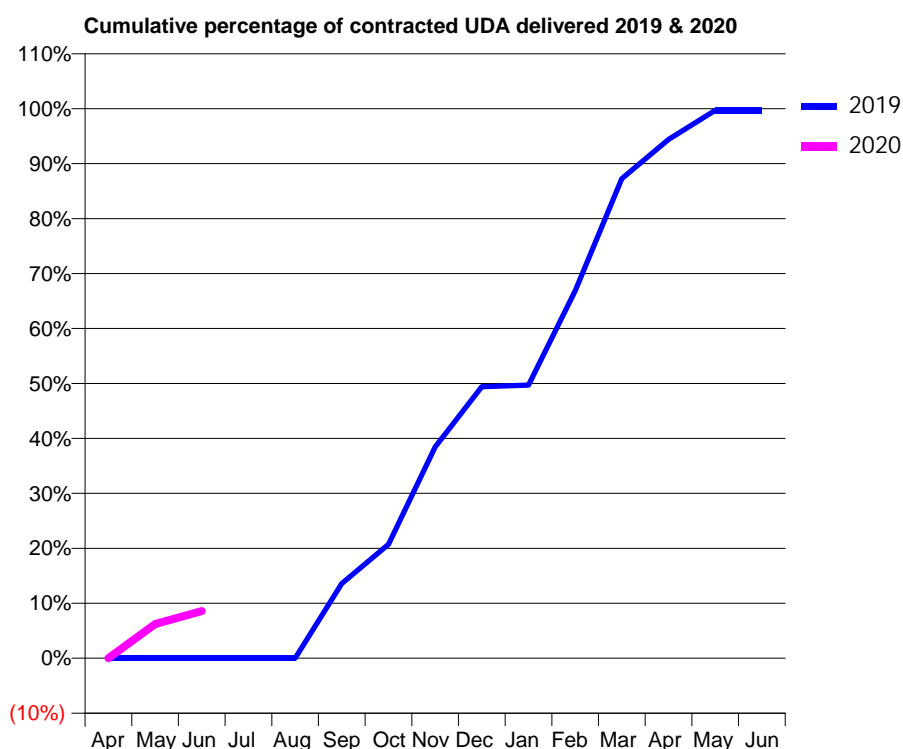
19/20 Contracted general activity (UDA)	338
Carry forward general activity (UDA)	0
19/20 Contracted orthodontic activity (UOA)	0
Carry forward orthodontic activity (UOA)	0
Baseline contract value	£9,552.00

ACCESS*

Patients seen in 24 months	Total	Change since previous quarter
Quarter ending June 2018	0	
Quarter ending September 2018	25	↑
Quarter ending December 2018	53	↑
Quarter ending March 2019	114	↑
Quarter ending June 2019	117	↑
Variance since June 2018	N/A	



ACTIVITY



Month	Adjusted Scheduled Activity (UDA)	
	2019	2020
April	0	0
May	0	21
June	0	29
July	0	
August	0	
September	46	
October	70	
November	130	
December	167	
January	168	
February	226	
March	295	
April	319	
May	337	
June	337	

QUALITY

	Quantity	Base Number	Contract	AT	Region	England
% of FP17s for the same patient ID Re-attending within 3 months - Children	0	7	0.0%	9.4%	12.1%	11.4%
% of FP17s for the same patient ID Re-attending within 3 months - Adults	0	24	0.0%	13.4%	15.6%	15.4%
% of FP17s for the same patient ID Re-attending between 3 & 9 months - Children	0	7	0.0%	61.9%	61.2%	59.8%
% of FP17s for the same patient ID Re-attending between 3 & 9 months - Adults	0	24	0.0%	56.5%	54.5%	52.1%
% of FP17s for Band 1 Urgent Courses	0	12	0.0%	7.6%	9.1%	9.2%
% of FP17s Relating to Free Repair or Replacements	0	12	0.0%	1.2%	1.0%	0.7%
% of FP17s Relating to Continuations	0	12	0.0%	1.1%	1.0%	0.8%
% of Patients satisfied with the dentistry they have received	0	0	N/A	96.0%	94.2%	93.4%
% of Patients satisfied with the time they had to wait for an appointment	0	0	N/A	87.6%	88.4%	87.6%

* This is based on patients treated on this contract for their most recent course of treatment. Figures in italics indicate the base number of FP17s or Patient Questionnaire responses are less than 100. N/A is shown where the base number of responses is less than 10 during the period. % is calculated as Quantity/Base number*100

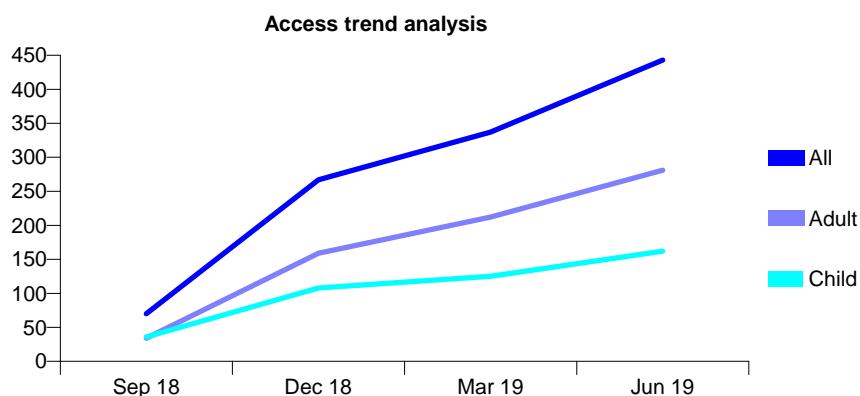
Q51 - Vital Signs At a Glance Contract Report for 100720/0000 - June 2019

Name or company name	Dental Directions
Contract type name	GDS Contract
Purpose of contract	General
Contract start date	01/07/2018
Contract end date	31/03/2021

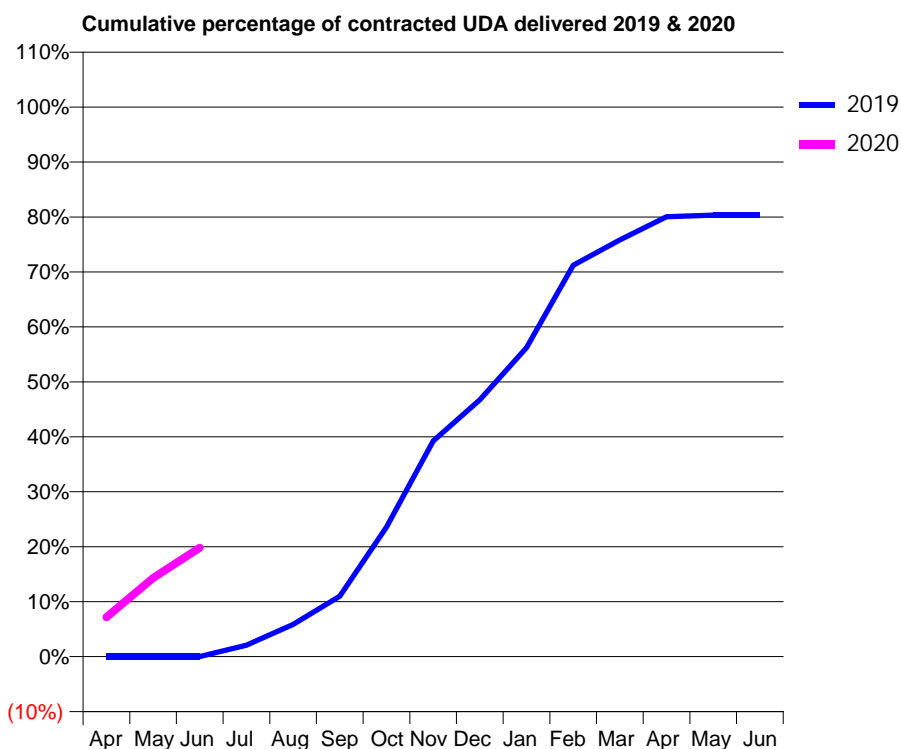
19/20 Contracted general activity (UDA)	1,876
Carry forward general activity (UDA)	0
19/20 Contracted orthodontic activity (UOA)	0
Carry forward orthodontic activity (UOA)	0
Baseline contract value	£53,090.80

ACCESS*

Patients seen in 24 months	Total	Change since previous quarter
Quarter ending June 2018	0	
Quarter ending September 2018	70	↑
Quarter ending December 2018	267	↑
Quarter ending March 2019	337	↑
Quarter ending June 2019	443	↑
Variance since June 2018	N/A	



ACTIVITY



Month	Adjusted Scheduled Activity (UDA)	
	2019	2020
April	0	135
May	0	269
June	0	372
July	28	
August	78	
September	146	
October	313	
November	521	
December	620	
January	747	
February	946	
March	1,007	
April	1,063	
May	1,067	
June	1,067	

QUALITY

	Quantity	Base Number	Contract	AT	Region	England
% of FP17s for the same patient ID Re-attending within 3 months - Children	0	76	0.0%	9.4%	12.1%	11.4%
% of FP17s for the same patient ID Re-attending within 3 months - Adults	7	117	6.0%	13.4%	15.6%	15.4%
% of FP17s for the same patient ID Re-attending between 3 & 9 months - Children	24	76	31.6%	61.9%	61.2%	59.8%
% of FP17s for the same patient ID Re-attending between 3 & 9 months - Adults	31	117	26.5%	56.5%	54.5%	52.1%
% of FP17s for Band 1 Urgent Courses	4	180	2.2%	7.6%	9.1%	9.2%
% of FP17s Relating to Free Repair or Replacements	0	180	0.0%	1.2%	1.0%	0.7%
% of FP17s Relating to Continuations	0	180	0.0%	1.1%	1.0%	0.8%
% of Patients satisfied with the dentistry they have received	0	0	N/A	96.0%	94.2%	93.4%
% of Patients satisfied with the time they had to wait for an appointment	0	0	N/A	87.6%	88.4%	87.6%

* This is based on patients treated on this contract for their most recent course of treatment. Figures in italics indicate the base number of FP17s or Patient Questionnaire responses are less than 100. N/A is shown where the base number of responses is less than 10 during the period. % is calculated as Quantity/Base number*100

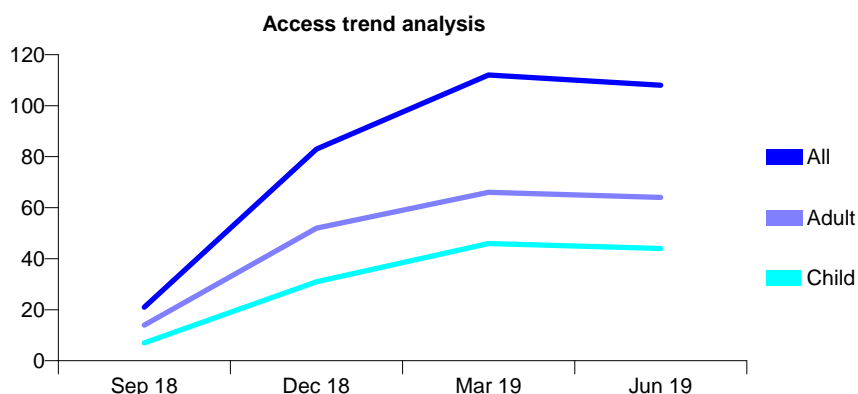
Q51 - Vital Signs At a Glance Contract Report for 100721/0000 - June 2019

Name or company name	Prime Dental Care Limited
Contract type name	GDS Contract
Purpose of contract	General
Contract start date	01/07/2018
Contract end date	31/03/2021

19/20 Contracted general activity (UDA)	497
Carry forward general activity (UDA)	0
19/20 Contracted orthodontic activity (UOA)	0
Carry forward orthodontic activity (UOA)	0
Baseline contract value	£14,047.00

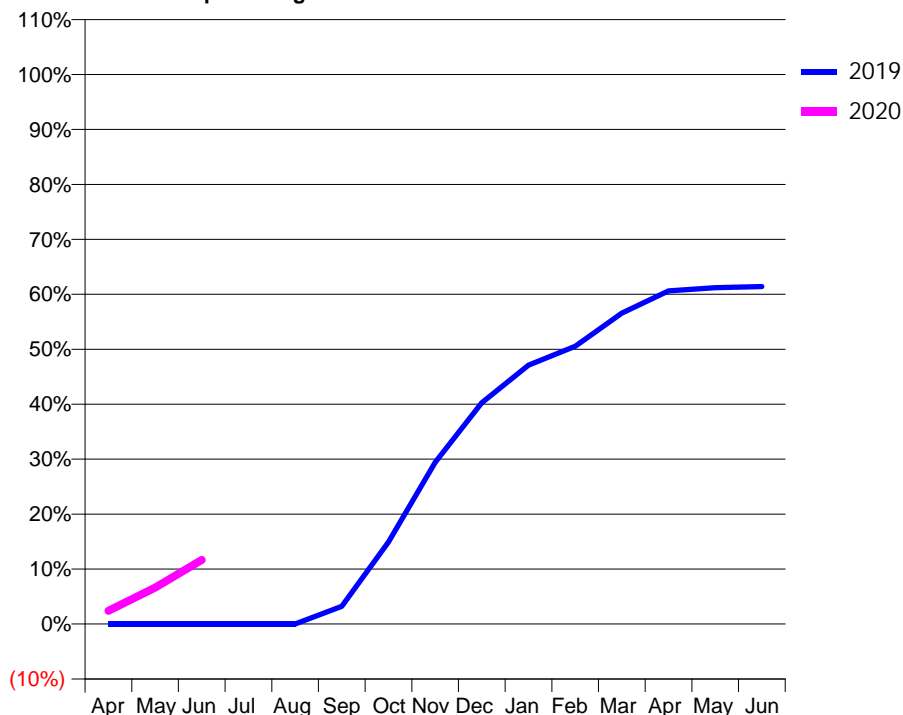
ACCESS*

Patients seen in 24 months	Total	Change since previous quarter
Quarter ending June 2018	0	
Quarter ending September 2018	21	↑
Quarter ending December 2018	83	↑
Quarter ending March 2019	112	↑
Quarter ending June 2019	108	↓
Variance since June 2018	N/A	



ACTIVITY

Cumulative percentage of contracted UDA delivered 2019 & 2020



Adjusted Scheduled Activity (UDA)

Month	2019	2020
April	0	12
May	0	33
June	0	58
July	0	0
August	0	0
September	16	0
October	74	0
November	146	0
December	200	0
January	234	0
February	251	0
March	281	0
April	301	0
May	304	0
June	305	0

QUALITY

	Quantity	Base Number	Contract	AT	Region	England
% of FP17s for the same patient ID Re-attending within 3 months - Children	0	13	0.0%	9.4%	12.1%	11.4%
% of FP17s for the same patient ID Re-attending within 3 months - Adults	0	24	0.0%	13.4%	15.6%	15.4%
% of FP17s for the same patient ID Re-attending between 3 & 9 months - Children	0	13	0.0%	61.9%	61.2%	59.8%
% of FP17s for the same patient ID Re-attending between 3 & 9 months - Adults	0	24	0.0%	56.5%	54.5%	52.1%
% of FP17s for Band 1 Urgent Courses	0	23	0.0%	7.6%	9.1%	9.2%
% of FP17s Relating to Free Repair or Replacements	0	23	0.0%	1.2%	1.0%	0.7%
% of FP17s Relating to Continuations	0	23	0.0%	1.1%	1.0%	0.8%
% of Patients satisfied with the dentistry they have received	0	0	N/A	96.0%	94.2%	93.4%
% of Patients satisfied with the time they had to wait for an appointment	0	0	N/A	87.6%	88.4%	87.6%

* This is based on patients treated on this contract for their most recent course of treatment.

Figures in italics indicate the base number of FP17s or Patient Questionnaire responses are less than 100. N/A is shown where the base number of responses is less than 10 during the period. % is calculated as Quantity/Base number*100

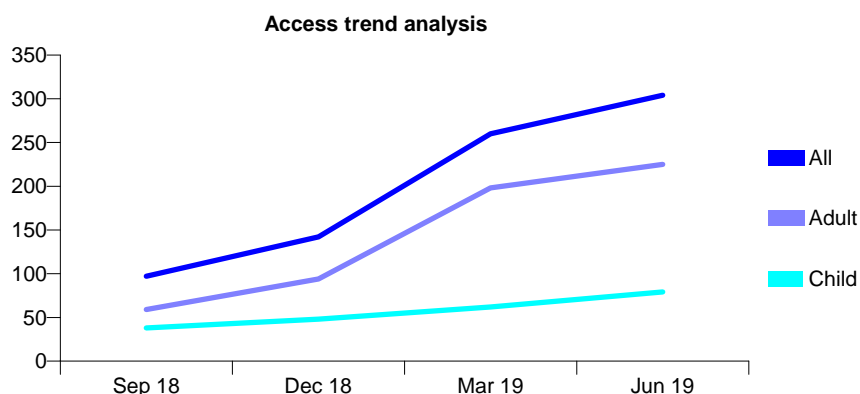
Q51 - Vital Signs At a Glance Contract Report for 100722/0000 - June 2019

Name or company name	Anderson & Broadberry Dental Care
Contract type name	GDS Contract
Purpose of contract	General
Contract start date	01/07/2018
Contract end date	31/03/2021

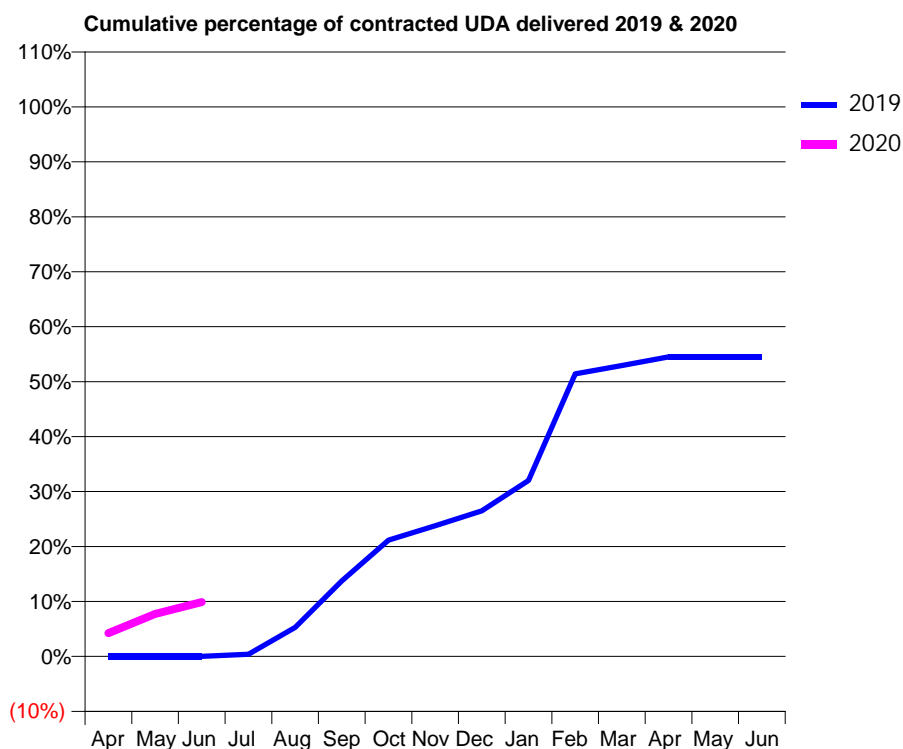
19/20 Contracted general activity (UDA)	1,204
Carry forward general activity (UDA)	0
19/20 Contracted orthodontic activity (UOA)	0
Carry forward orthodontic activity (UOA)	0
Baseline contract value	£34,073.20

ACCESS*

Patients seen in 24 months	Total	Change since previous quarter
Quarter ending June 2018	0	
Quarter ending September 2018	97	↑
Quarter ending December 2018	142	↑
Quarter ending March 2019	260	↑
Quarter ending June 2019	304	↑
Variance since June 2018	N/A	



ACTIVITY



Adjusted Scheduled Activity (UDA)		
Month	2019	2020
April	0	51
May	0	93
June	0	119
July	6	
August	79	
September	206	
October	317	
November	356	
December	397	
January	480	
February	771	
March	794	
April	817	
May	817	
June	817	

QUALITY

	Quantity	Base Number	Contract	AT	Region	England
% of FP17s for the same patient ID Re-attending within 3 months - Children	0	21	0.0%	9.4%	12.1%	11.4%
% of FP17s for the same patient ID Re-attending within 3 months - Adults	1	37	2.7%	13.4%	15.6%	15.4%
% of FP17s for the same patient ID Re-attending between 3 & 9 months - Children	0	21	0.0%	61.9%	61.2%	59.8%
% of FP17s for the same patient ID Re-attending between 3 & 9 months - Adults	0	37	0.0%	56.5%	54.5%	52.1%
% of FP17s for Band 1 Urgent Courses	0	49	0.0%	7.6%	9.1%	9.2%
% of FP17s Relating to Free Repair or Replacements	0	49	0.0%	1.2%	1.0%	0.7%
% of FP17s Relating to Continuations	0	49	0.0%	1.1%	1.0%	0.8%
% of Patients satisfied with the dentistry they have received	0	0	N/A	96.0%	94.2%	93.4%
% of Patients satisfied with the time they had to wait for an appointment	0	0	N/A	87.6%	88.4%	87.6%

* This is based on patients treated on this contract for their most recent course of treatment. Figures in italics indicate the base number of FP17s or Patient Questionnaire responses are less than 100. N/A is shown where the base number of responses is less than 10 during the period. % is calculated as Quantity/Base number*100

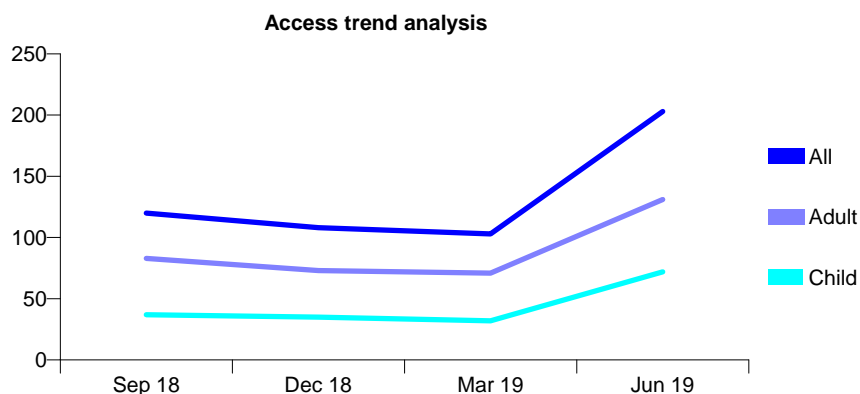
Q51 - Vital Signs At a Glance Contract Report for 100723/0000 - June 2019

Name or company name	Croft House Dental Surgery
Contract type name	GDS Contract
Purpose of contract	General
Contract start date	01/07/2018
Contract end date	31/03/2021

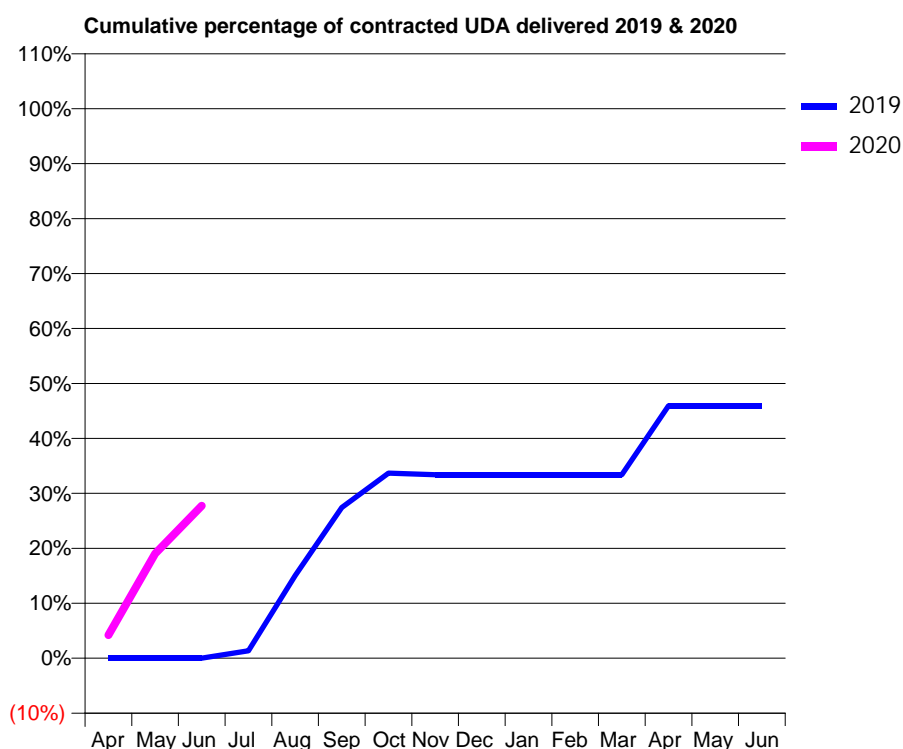
19/20 Contracted general activity (UDA)	837
Carry forward general activity (UDA)	0
19/20 Contracted orthodontic activity (UOA)	0
Carry forward orthodontic activity (UOA)	0
Baseline contract value	£23,687.10

ACCESS*

Patients seen in 24 months	Total	Change since previous quarter
Quarter ending June 2018	0	
Quarter ending September 2018	120	↑
Quarter ending December 2018	108	↓
Quarter ending March 2019	103	↓
Quarter ending June 2019	203	↑
Variance since June 2018	N/A	



ACTIVITY



Adjusted Scheduled Activity (UDA)		
Month	2019	2020
April	0	35
May	0	159
June	0	232
July	14	
August	157	
September	286	
October	352	
November	349	
December	349	
January	349	
February	349	
March	349	
April	480	
May	480	
June	480	

QUALITY

	Quantity	Base Number	Contract	AT	Region	England
% of FP17s for the same patient ID Re-attending within 3 months - Children	0	49	0.0%	9.4%	12.1%	11.4%
% of FP17s for the same patient ID Re-attending within 3 months - Adults	2	90	2.2%	13.4%	15.6%	15.4%
% of FP17s for the same patient ID Re-attending between 3 & 9 months - Children	1	49	2.0%	61.9%	61.2%	59.8%
% of FP17s for the same patient ID Re-attending between 3 & 9 months - Adults	2	90	2.2%	56.5%	54.5%	52.1%
% of FP17s for Band 1 Urgent Courses	6	101	5.9%	7.6%	9.1%	9.2%
% of FP17s Relating to Free Repair or Replacements	0	101	0.0%	1.2%	1.0%	0.7%
% of FP17s Relating to Continuations	2	101	2.0%	1.1%	1.0%	0.8%
% of Patients satisfied with the dentistry they have received	0	0	N/A	96.0%	94.2%	93.4%
% of Patients satisfied with the time they had to wait for an appointment	0	0	N/A	87.6%	88.4%	87.6%

* This is based on patients treated on this contract for their most recent course of treatment.

Figures in italics indicate the base number of FP17s or Patient Questionnaire responses are less than 100. N/A is shown where the base number of responses is less than 10 during the period. % is calculated as Quantity/Base number*100

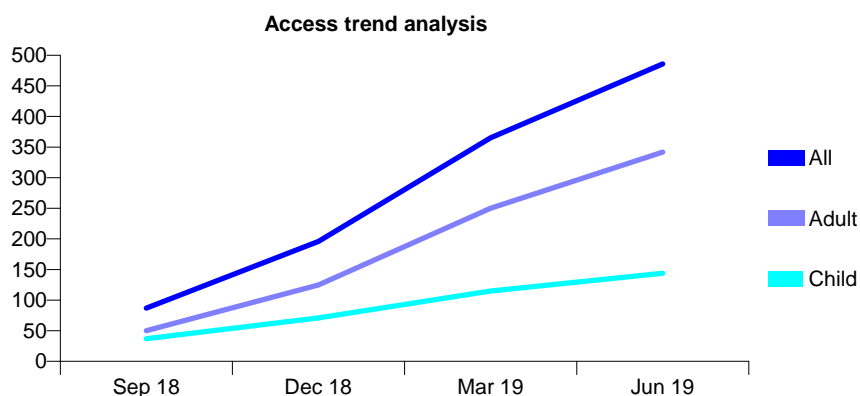
Q51 - Vital Signs At a Glance Contract Report for 100726/0000 - June 2019

Name or company name	Pawson Dental Partnership
Contract type name	GDS Contract
Purpose of contract	General
Contract start date	01/07/2018
Contract end date	31/03/2021

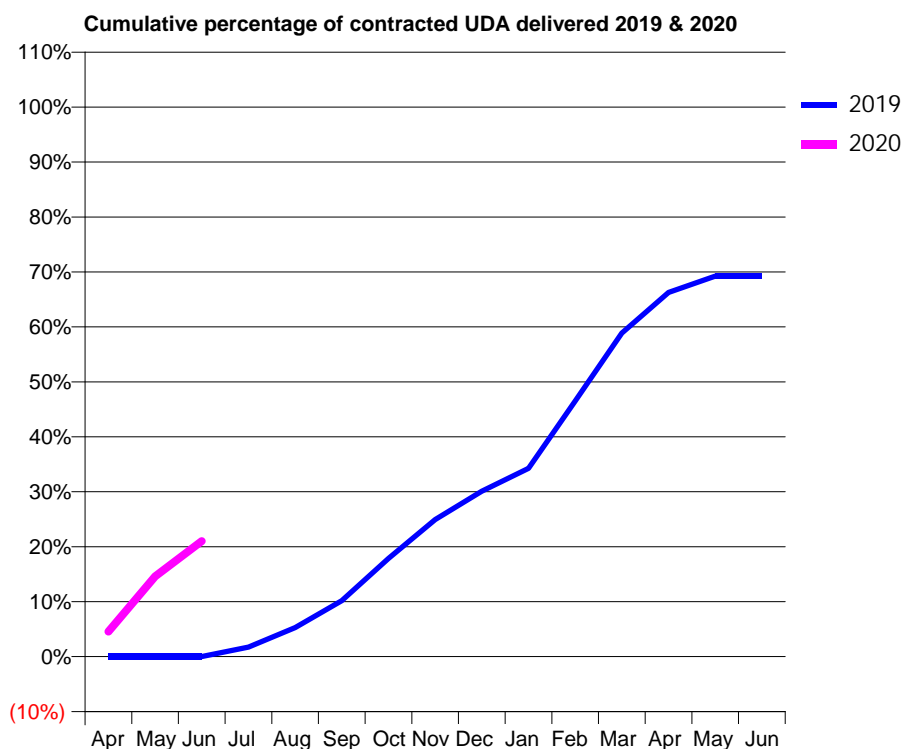
19/20 Contracted general activity (UDA)	1,829
Carry forward general activity (UDA)	0
19/20 Contracted orthodontic activity (UOA)	0
Carry forward orthodontic activity (UOA)	0
Baseline contract value	£51,760.70

ACCESS*

Patients seen in 24 months	Total	Change since previous quarter
Quarter ending June 2018	0	
Quarter ending September 2018	87	↑
Quarter ending December 2018	196	↑
Quarter ending March 2019	365	↑
Quarter ending June 2019	486	↑
Variance since June 2018	N/A	



ACTIVITY



Month	Adjusted Scheduled Activity (UDA)	
	2019	2020
April	0	83
May	0	267
June	0	384
July	42	
August	128	
September	247	
October	433	
November	605	
December	730	
January	831	
February	1,128	
March	1,428	
April	1,607	
May	1,679	
June	1,679	

QUALITY

	Quantity	Base Number	Contract	AT	Region	England
% of FP17s for the same patient ID Re-attending within 3 months - Children	1	55	1.8%	9.4%	12.1%	11.4%
% of FP17s for the same patient ID Re-attending within 3 months - Adults	17	146	11.6%	13.4%	15.6%	15.4%
% of FP17s for the same patient ID Re-attending between 3 & 9 months - Children	19	55	34.5%	61.9%	61.2%	59.8%
% of FP17s for the same patient ID Re-attending between 3 & 9 months - Adults	24	146	16.4%	56.5%	54.5%	52.1%
% of FP17s for Band 1 Urgent Courses	20	126	15.9%	7.6%	9.1%	9.2%
% of FP17s Relating to Free Repair or Replacements	1	126	0.8%	1.2%	1.0%	0.7%
% of FP17s Relating to Continuations	1	126	0.8%	1.1%	1.0%	0.8%
% of Patients satisfied with the dentistry they have received	0	0	N/A	96.0%	94.2%	93.4%
% of Patients satisfied with the time they had to wait for an appointment	0	0	N/A	87.6%	88.4%	87.6%

* This is based on patients treated on this contract for their most recent course of treatment. Figures in italics indicate the base number of FP17s or Patient Questionnaire responses are less than 100. N/A is shown where the base number of responses is less than 10 during the period. % is calculated as Quantity/Base number*100

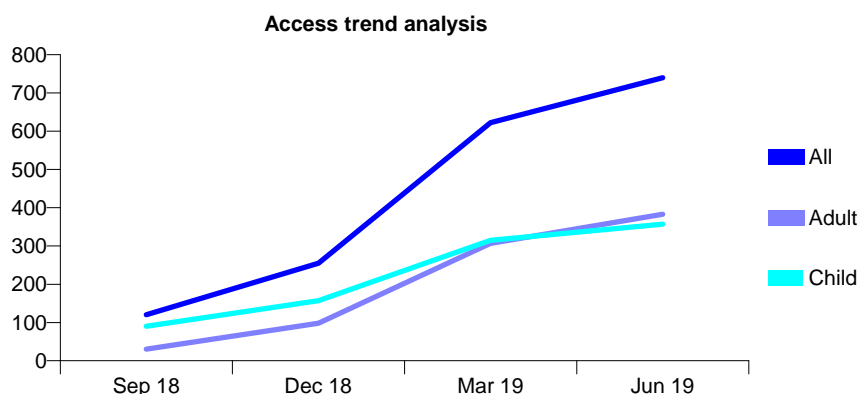
Q51 - Vital Signs At a Glance Contract Report for 100729/0000 - June 2019

Name or company name	Adrian Vasile
Contract type name	GDS Contract
Purpose of contract	General
Contract start date	01/07/2018
Contract end date	31/03/2021

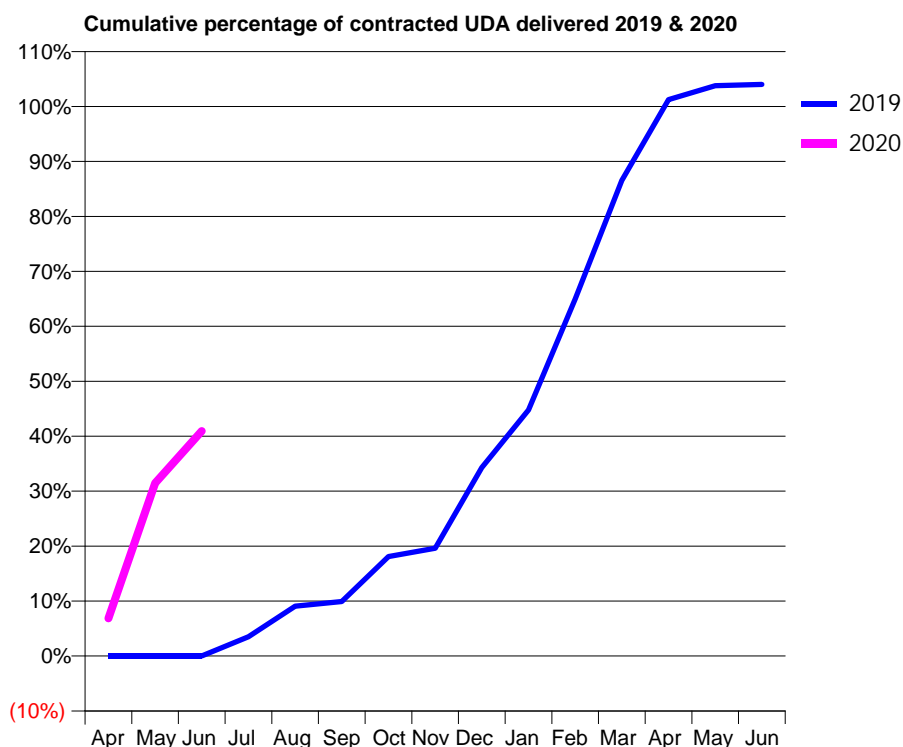
19/20 Contracted general activity (UDA)	1,332
Carry forward general activity (UDA)	0
19/20 Contracted orthodontic activity (UOA)	0
Carry forward orthodontic activity (UOA)	0
Baseline contract value	£37,695.60

ACCESS*

Patients seen in 24 months	Total	Change since previous quarter
Quarter ending June 2018	0	
Quarter ending September 2018	120	↑
Quarter ending December 2018	255	↑
Quarter ending March 2019	622	↑
Quarter ending June 2019	740	↑
Variance since June 2018	N/A	



ACTIVITY



Month	Adjusted Scheduled Activity (UDA)	
	2019	2020
April	0	91
May	0	419
June	0	545
July	62	
August	160	
September	175	
October	319	
November	346	
December	606	
January	791	
February	1,147	
March	1,528	
April	1,788	
May	1,833	
June	1,837	

QUALITY

	Quantity	Base Number	Contract	AT	Region	England
% of FP17s for the same patient ID Re-attending within 3 months - Children	26	148	17.6%	9.4%	12.1%	11.4%
% of FP17s for the same patient ID Re-attending within 3 months - Adults	27	171	15.8%	13.4%	15.6%	15.4%
% of FP17s for the same patient ID Re-attending between 3 & 9 months - Children	34	148	23.0%	61.9%	61.2%	59.8%
% of FP17s for the same patient ID Re-attending between 3 & 9 months - Adults	15	171	8.8%	56.5%	54.5%	52.1%
% of FP17s for Band 1 Urgent Courses	11	193	5.7%	7.6%	9.1%	9.2%
% of FP17s Relating to Free Repair or Replacements	1	193	0.5%	1.2%	1.0%	0.7%
% of FP17s Relating to Continuations	0	193	0.0%	1.1%	1.0%	0.8%
% of Patients satisfied with the dentistry they have received	0	0	N/A	96.0%	94.2%	93.4%
% of Patients satisfied with the time they had to wait for an appointment	0	0	N/A	87.6%	88.4%	87.6%

* This is based on patients treated on this contract for their most recent course of treatment. Figures in italics indicate the base number of FP17s or Patient Questionnaire responses are less than 100. N/A is shown where the base number of responses is less than 10 during the period. % is calculated as Quantity/Base number*100

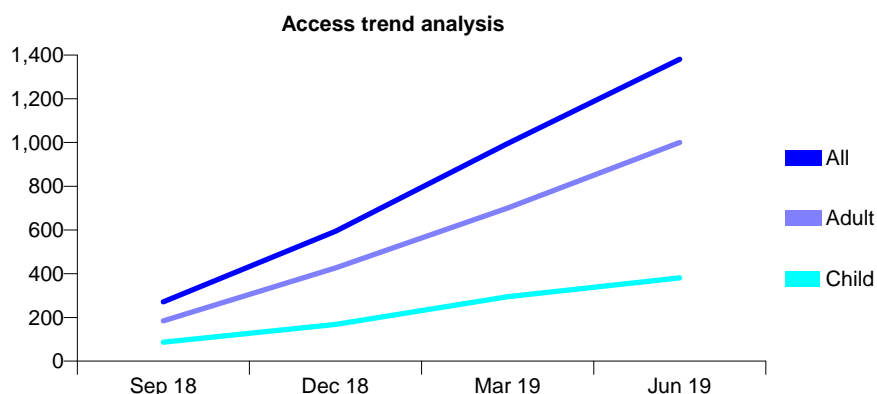
Q51 - Vital Signs At a Glance Contract Report for 100739/0000 - June 2019

Name or company name	Arif & Razzaq Dental Surgery
Contract type name	GDS Contract
Purpose of contract	General
Contract start date	01/07/2018
Contract end date	31/03/2021

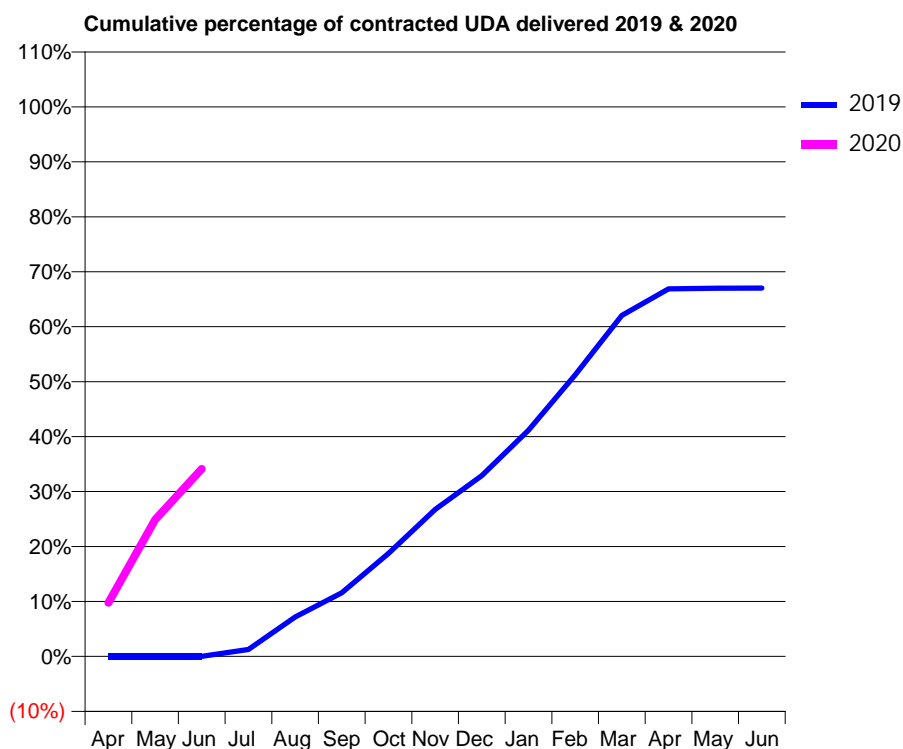
19/20 Contracted general activity (UDA)	3,156
Carry forward general activity (UDA)	0
19/20 Contracted orthodontic activity (UOA)	0
Carry forward orthodontic activity (UOA)	0
Baseline contract value	£89,314.80

ACCESS*

Patients seen in 24 months	Total	Change since previous quarter
Quarter ending June 2018	0	
Quarter ending September 2018	271	↑
Quarter ending December 2018	594	↑
Quarter ending March 2019	995	↑
Quarter ending June 2019	1,381	↑
Variance since June 2018	N/A	



ACTIVITY



Month	2019	2020
April	0	309
May	0	785
June	0	1,076
July	55	
August	310	
September	500	
October	809	
November	1,154	
December	1,418	
January	1,775	
February	2,209	
March	2,675	
April	2,884	
May	2,888	
June	2,889	

QUALITY

	Quantity	Base Number	Contract	AT	Region	England
% of FP17s for the same patient ID Re-attending within 3 months - Children	10	184	5.4%	9.4%	12.1%	11.4%
% of FP17s for the same patient ID Re-attending within 3 months - Adults	46	458	10.0%	13.4%	15.6%	15.4%
% of FP17s for the same patient ID Re-attending between 3 & 9 months - Children	67	184	36.4%	61.9%	61.2%	59.8%
% of FP17s for the same patient ID Re-attending between 3 & 9 months - Adults	132	458	28.8%	56.5%	54.5%	52.1%
% of FP17s for Band 1 Urgent Courses	41	531	7.7%	7.6%	9.1%	9.2%
% of FP17s Relating to Free Repair or Replacements	5	531	0.9%	1.2%	1.0%	0.7%
% of FP17s Relating to Continuations	4	531	0.8%	1.1%	1.0%	0.8%
% of Patients satisfied with the dentistry they have received	1	1	N/A	96.0%	94.2%	93.4%
% of Patients satisfied with the time they had to wait for an appointment	1	1	N/A	87.6%	88.4%	87.6%

* This is based on patients treated on this contract for their most recent course of treatment. Figures in italics indicate the base number of FP17s or Patient Questionnaire responses are less than 100. N/A is shown where the base number of responses is less than 10 during the period. % is calculated as Quantity/Base number*100

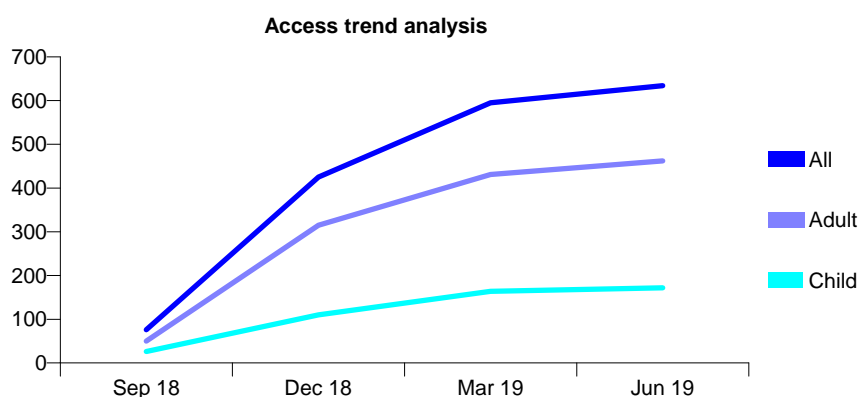
Q51 - Vital Signs At a Glance Contract Report for 100740/0000 - June 2019

Name or company name	Bramley Dental Practice
Contract type name	GDS Contract
Purpose of contract	General
Contract start date	01/07/2018
Contract end date	31/03/2021

19/20 Contracted general activity (UDA)	3,534
Carry forward general activity (UDA)	0
19/20 Contracted orthodontic activity (UOA)	0
Carry forward orthodontic activity (UOA)	0
Baseline contract value	£100,032.00

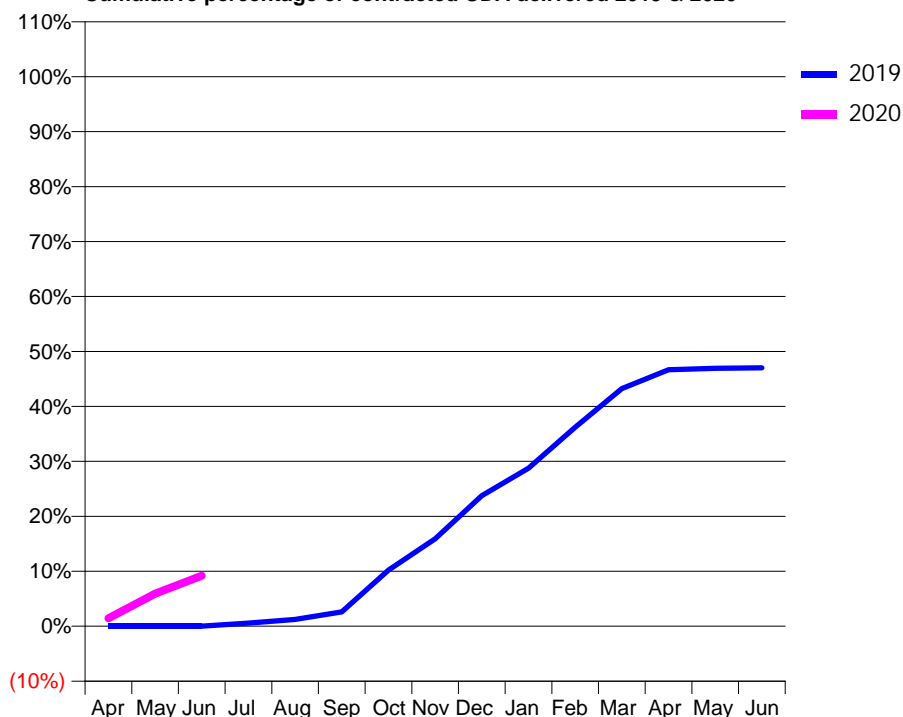
ACCESS*

Patients seen in 24 months	Total	Change since previous quarter
Quarter ending June 2018	0	
Quarter ending September 2018	76	↑
Quarter ending December 2018	425	↑
Quarter ending March 2019	595	↑
Quarter ending June 2019	634	↑
Variance since June 2018	N/A	



ACTIVITY

Cumulative percentage of contracted UDA delivered 2019 & 2020



Adjusted Scheduled Activity (UDA)

Month	2019	2020
April	0	51
May	0	209
June	0	325
July	20	
August	44	
September	92	
October	361	
November	563	
December	839	
January	1,017	
February	1,280	
March	1,528	
April	1,650	
May	1,659	
June	1,662	

QUALITY

	Quantity	Base Number	Contract	AT	Region	England
% of FP17s for the same patient ID Re-attending within 3 months - Children	4	66	6.1%	9.4%	12.1%	11.4%
% of FP17s for the same patient ID Re-attending within 3 months - Adults	13	151	8.6%	13.4%	15.6%	15.4%
% of FP17s for the same patient ID Re-attending between 3 & 9 months - Children	28	66	42.4%	61.9%	61.2%	59.8%
% of FP17s for the same patient ID Re-attending between 3 & 9 months - Adults	55	151	36.4%	56.5%	54.5%	52.1%
% of FP17s for Band 1 Urgent Courses	3	159	1.9%	7.6%	9.1%	9.2%
% of FP17s Relating to Free Repair or Replacements	2	159	1.3%	1.2%	1.0%	0.7%
% of FP17s Relating to Continuations	0	159	0.0%	1.1%	1.0%	0.8%
% of Patients satisfied with the dentistry they have received	1	1	N/A	96.0%	94.2%	93.4%
% of Patients satisfied with the time they had to wait for an appointment	1	1	N/A	87.6%	88.4%	87.6%

* This is based on patients treated on this contract for their most recent course of treatment.

Figures in italics indicate the base number of FP17s or Patient Questionnaire responses are less than 100. N/A is shown where the base number of responses is less than 10 during the period. % is calculated as Quantity/Base number*100

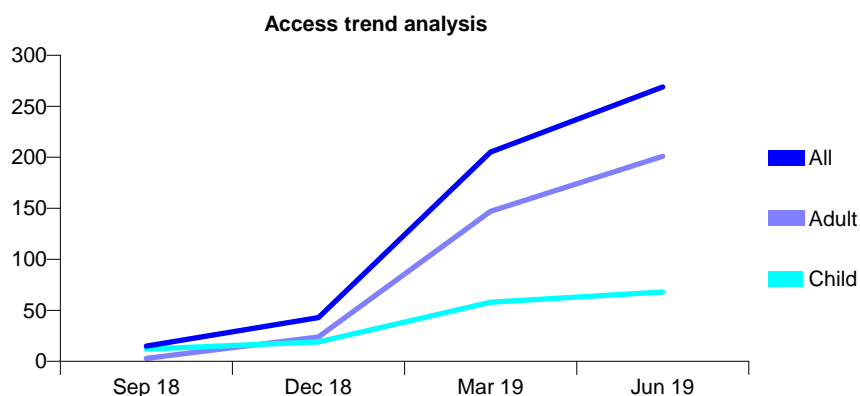
Q51 - Vital Signs At a Glance Contract Report for 100741/0000 - June 2019

Name or company name	Swinton Dental Practice
Contract type name	GDS Contract
Purpose of contract	General
Contract start date	01/07/2018
Contract end date	31/03/2021

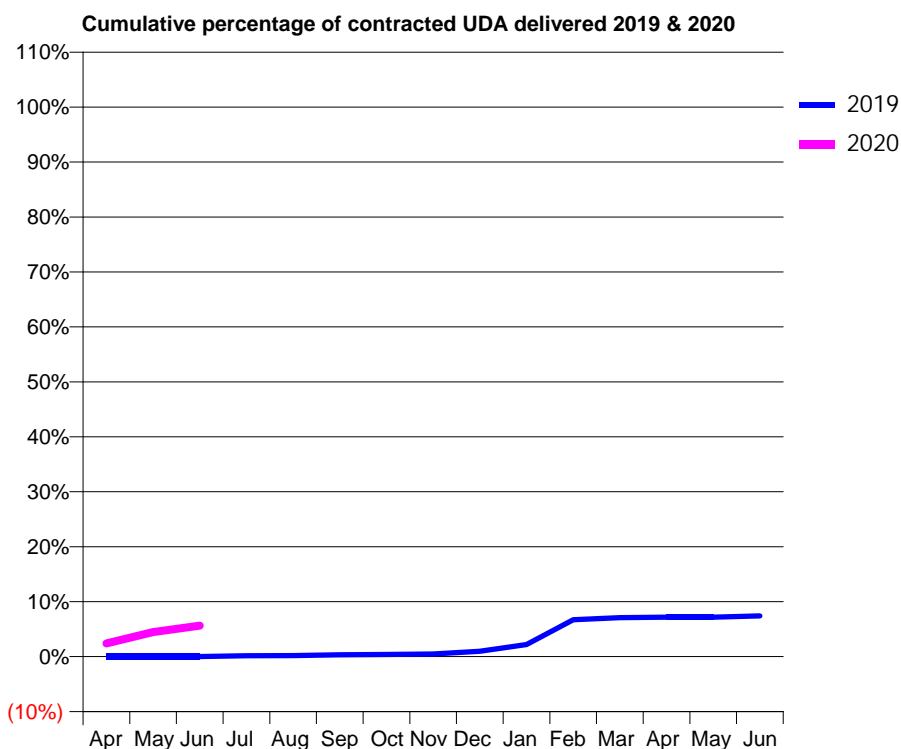
19/20 Contracted general activity (UDA)	4,410
Carry forward general activity (UDA)	0
19/20 Contracted orthodontic activity (UOA)	0
Carry forward orthodontic activity (UOA)	0
Baseline contract value	£124,803.00

ACCESS*

Patients seen in 24 months	Total	Change since previous quarter
Quarter ending June 2018	0	
Quarter ending September 2018	15	↑
Quarter ending December 2018	43	↑
Quarter ending March 2019	205	↑
Quarter ending June 2019	269	↑
Variance since June 2018	N/A	



ACTIVITY



Month	Adjusted Scheduled Activity (UDA)	
	2019	2020
April	0	106
May	0	197
June	0	249
July	9	
August	13	
September	21	
October	24	
November	29	
December	59	
January	132	
February	405	
March	428	
April	432	
May	432	
June	447	

QUALITY

	Quantity	Base Number	Contract	AT	Region	England
% of FP17s for the same patient ID Re-attending within 3 months - Children	2	16	12.5%	9.4%	12.1%	11.4%
% of FP17s for the same patient ID Re-attending within 3 months - Adults	6	74	8.1%	13.4%	15.6%	15.4%
% of FP17s for the same patient ID Re-attending between 3 & 9 months - Children	1	16	6.3%	61.9%	61.2%	59.8%
% of FP17s for the same patient ID Re-attending between 3 & 9 months - Adults	4	74	5.4%	56.5%	54.5%	52.1%
% of FP17s for Band 1 Urgent Courses	8	86	9.3%	7.6%	9.1%	9.2%
% of FP17s Relating to Free Repair or Replacements	0	86	0.0%	1.2%	1.0%	0.7%
% of FP17s Relating to Continuations	0	86	0.0%	1.1%	1.0%	0.8%
% of Patients satisfied with the dentistry they have received	0	0	N/A	96.0%	94.2%	93.4%
% of Patients satisfied with the time they had to wait for an appointment	0	0	N/A	87.6%	88.4%	87.6%

* This is based on patients treated on this contract for their most recent course of treatment. Figures in italics indicate the base number of FP17s or Patient Questionnaire responses are less than 100. N/A is shown where the base number of responses is less than 10 during the period. % is calculated as Quantity/Base number*100

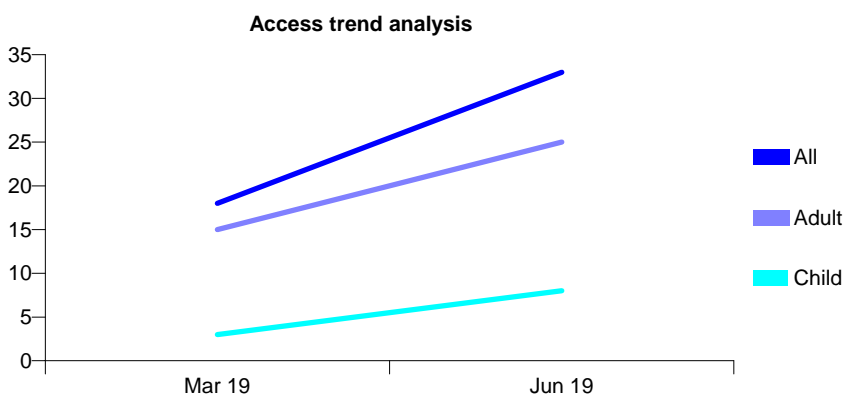
Q51 - Vital Signs At a Glance Contract Report for 100742/0000 - June 2019

Name or company name	Norfolk Park Family Dental Centre
Contract type name	GDS Contract
Purpose of contract	General
Contract start date	01/07/2018
Contract end date	31/03/2021

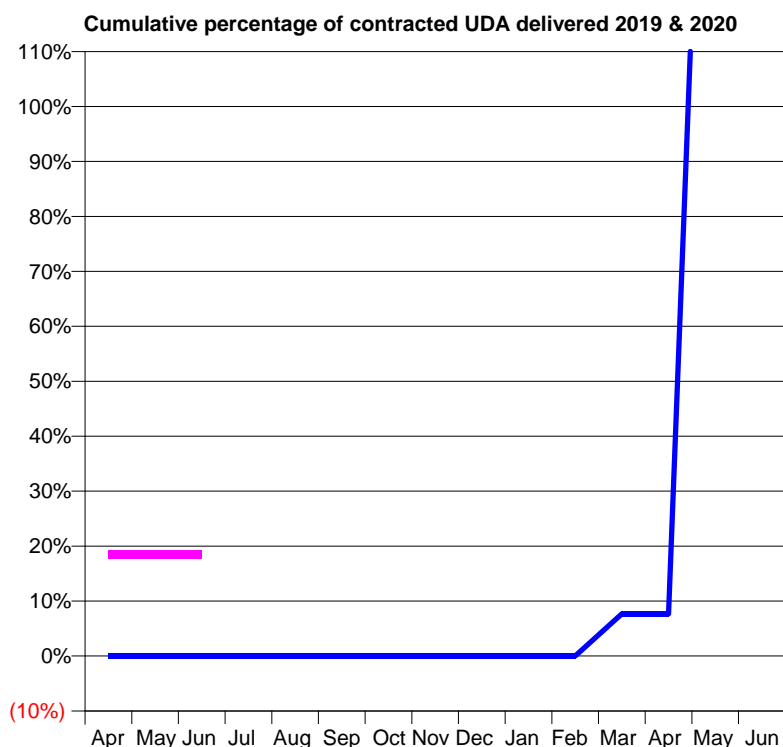
19/20 Contracted general activity (UDA)	65
Carry forward general activity (UDA)	0
19/20 Contracted orthodontic activity (UOA)	0
Carry forward orthodontic activity (UOA)	0
Baseline contract value	£1,821.00

ACCESS*

Patients seen in 24 months	Total	Change since previous quarter
Quarter ending June 2018	0	
Quarter ending September 2018	0	
Quarter ending December 2018	0	
Quarter ending March 2019	18	
Quarter ending June 2019	33	↑
Variance since June 2018	N/A	



ACTIVITY



Month	Adjusted Scheduled Activity (UDA)	
	2019	2020
April	0	12
May	0	12
June	0	12
July	0	
August	0	
September	0	
October	0	
November	0	
December	0	
January	0	
February	0	
March	5	
April	5	
May	148	
June	148	

QUALITY

	Quantity	Base Number	Contract	AT	Region	England
% of FP17s for the same patient ID Re-attending within 3 months - Children	0	11	0.0%	9.4%	12.1%	11.4%
% of FP17s for the same patient ID Re-attending within 3 months - Adults	0	24	0.0%	13.4%	15.6%	15.4%
% of FP17s for the same patient ID Re-attending between 3 & 9 months - Children	0	11	0.0%	61.9%	61.2%	59.8%
% of FP17s for the same patient ID Re-attending between 3 & 9 months - Adults	0	24	0.0%	56.5%	54.5%	52.1%
% of FP17s for Band 1 Urgent Courses	0	1	0.0%	7.6%	9.1%	9.2%
% of FP17s Relating to Free Repair or Replacements	0	1	0.0%	1.2%	1.0%	0.7%
% of FP17s Relating to Continuations	0	1	0.0%	1.1%	1.0%	0.8%
% of Patients satisfied with the dentistry they have received	0	0	N/A	96.0%	94.2%	93.4%
% of Patients satisfied with the time they had to wait for an appointment	0	0	N/A	87.6%	88.4%	87.6%

* This is based on patients treated on this contract for their most recent course of treatment. Figures in italics indicate the base number of FP17s or Patient Questionnaire responses are less than 100. N/A is shown where the base number of responses is less than 10 during the period. % is calculated as Quantity/Base number*100

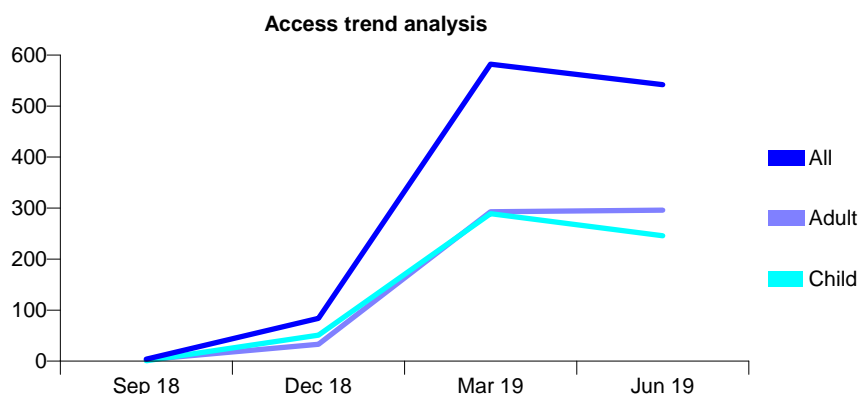
Q51 - Vital Signs At a Glance Contract Report for 100743/0000 - June 2019

Name or company name	Al-Kufaishi and Hanji Partnership
Contract type name	GDS Contract
Purpose of contract	General
Contract start date	01/07/2018
Contract end date	31/03/2021

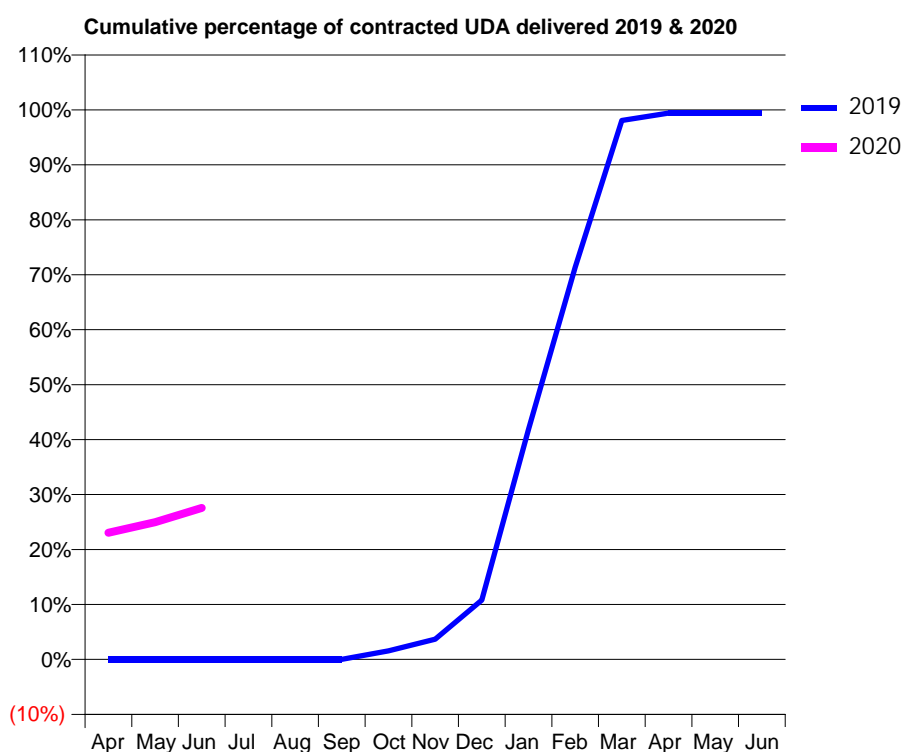
19/20 Contracted general activity (UDA)	781
Carry forward general activity (UDA)	0
19/20 Contracted orthodontic activity (UOA)	0
Carry forward orthodontic activity (UOA)	0
Baseline contract value	£22,102.30

ACCESS*

Patients seen in 24 months	Total	Change since previous quarter
Quarter ending June 2018	0	
Quarter ending September 2018	4	↑
Quarter ending December 2018	84	↑
Quarter ending March 2019	582	↑
Quarter ending June 2019	542	↓
Variance since June 2018	N/A	



ACTIVITY



Month	Adjusted Scheduled Activity (UDA)	
	2019	2020
April	0	180
May	0	195
June	0	215
July	0	
August	0	
September	0	
October	16	
November	38	
December	112	
January	433	
February	738	
March	1,014	
April	1,028	
May	1,028	
June	1,028	

QUALITY

	Quantity	Base Number	Contract	AT	Region	England
% of FP17s for the same patient ID Re-attending within 3 months - Children	1	28	3.6%	9.4%	12.1%	11.4%
% of FP17s for the same patient ID Re-attending within 3 months - Adults	3	53	5.7%	13.4%	15.6%	15.4%
% of FP17s for the same patient ID Re-attending between 3 & 9 months - Children	1	28	3.6%	61.9%	61.2%	59.8%
% of FP17s for the same patient ID Re-attending between 3 & 9 months - Adults	0	53	0.0%	56.5%	54.5%	52.1%
% of FP17s for Band 1 Urgent Courses	1	71	1.4%	7.6%	9.1%	9.2%
% of FP17s Relating to Free Repair or Replacements	0	71	0.0%	1.2%	1.0%	0.7%
% of FP17s Relating to Continuations	0	71	0.0%	1.1%	1.0%	0.8%
% of Patients satisfied with the dentistry they have received	0	0	N/A	96.0%	94.2%	93.4%
% of Patients satisfied with the time they had to wait for an appointment	0	0	N/A	87.6%	88.4%	87.6%

* This is based on patients treated on this contract for their most recent course of treatment. Figures in italics indicate the base number of FP17s or Patient Questionnaire responses are less than 100. N/A is shown where the base number of responses is less than 10 during the period. % is calculated as Quantity/Base number*100

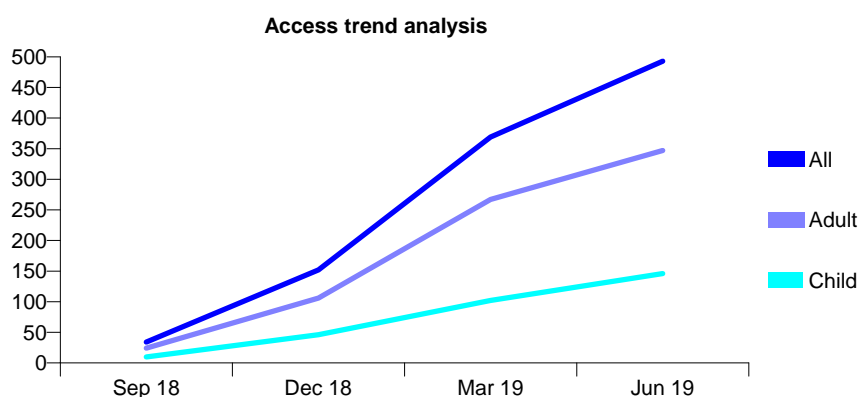
Q51 - Vital Signs At a Glance Contract Report for 100745/0000 - June 2019

Name or company name	MR SI HODGSON
Contract type name	GDS Contract
Purpose of contract	General
Contract start date	01/07/2018
Contract end date	31/03/2021

19/20 Contracted general activity (UDA)	2,684
Carry forward general activity (UDA)	0
19/20 Contracted orthodontic activity (UOA)	0
Carry forward orthodontic activity (UOA)	0
Baseline contract value	£75,957.20

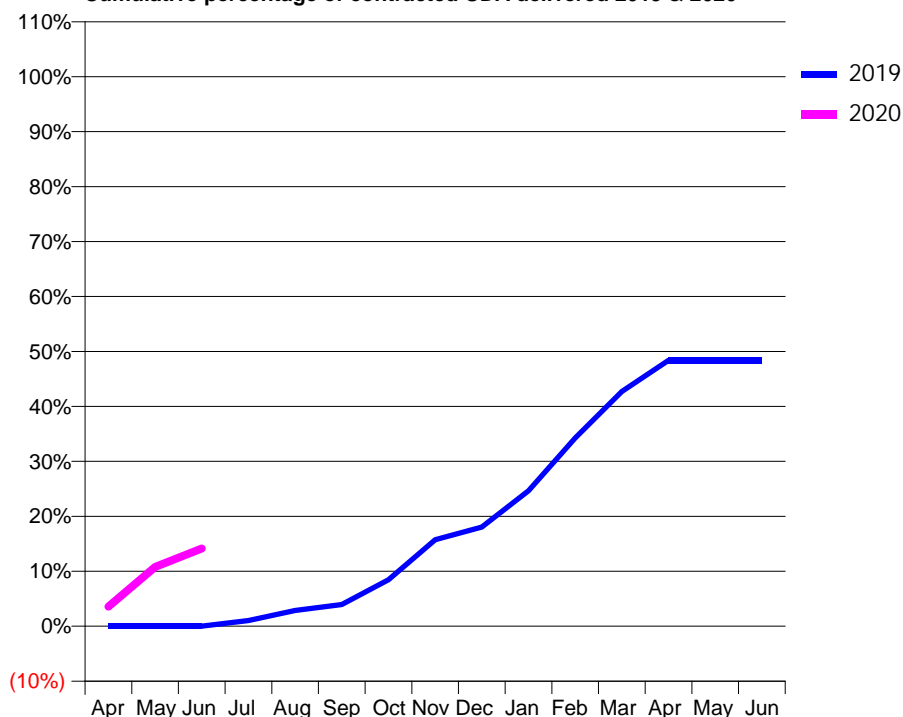
ACCESS*

Patients seen in 24 months	Total	Change since previous quarter
Quarter ending June 2018	0	
Quarter ending September 2018	34	↑
Quarter ending December 2018	152	↑
Quarter ending March 2019	369	↑
Quarter ending June 2019	493	↑
Variance since June 2018	N/A	



ACTIVITY

Cumulative percentage of contracted UDA delivered 2019 & 2020



Adjusted Scheduled Activity (UDA)		
Month	2019	2020
April	0	96
May	0	289
June	0	380
July	24	
August	67	
September	92	
October	198	
November	368	
December	422	
January	576	
February	801	
March	998	
April	1,132	
May	1,132	
June	1,132	

QUALITY

	Quantity	Base Number	Contract	AT	Region	England
% of FP17s for the same patient ID Re-attending within 3 months - Children	8	89	9.0%	9.4%	12.1%	11.4%
% of FP17s for the same patient ID Re-attending within 3 months - Adults	4	149	2.7%	13.4%	15.6%	15.4%
% of FP17s for the same patient ID Re-attending between 3 & 9 months - Children	19	89	21.3%	61.9%	61.2%	59.8%
% of FP17s for the same patient ID Re-attending between 3 & 9 months - Adults	34	149	22.8%	56.5%	54.5%	52.1%
% of FP17s for Band 1 Urgent Courses	3	167	1.8%	7.6%	9.1%	9.2%
% of FP17s Relating to Free Repair or Replacements	1	167	0.6%	1.2%	1.0%	0.7%
% of FP17s Relating to Continuations	1	167	0.6%	1.1%	1.0%	0.8%
% of Patients satisfied with the dentistry they have received	1	1	N/A	96.0%	94.2%	93.4%
% of Patients satisfied with the time they had to wait for an appointment	1	1	N/A	87.6%	88.4%	87.6%

* This is based on patients treated on this contract for their most recent course of treatment.

Figures in italics indicate the base number of FP17s or Patient Questionnaire responses are less than 100. N/A is shown where the base number of responses is less than 10 during the period. % is calculated as Quantity/Base number*100

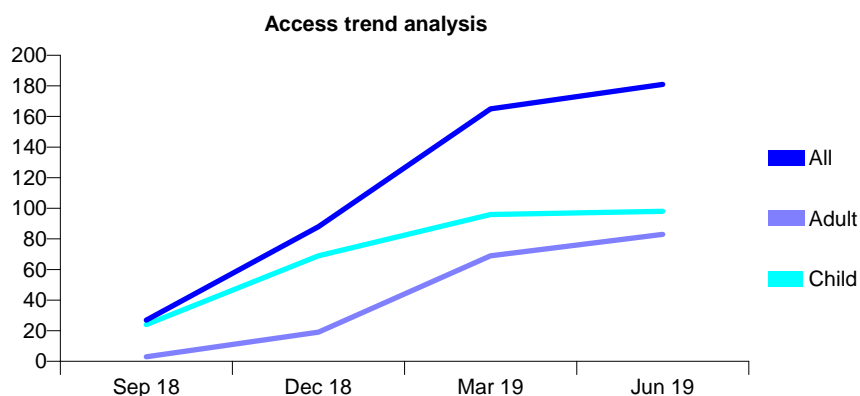
Q51 - Vital Signs At a Glance Contract Report for 100746/0000 - June 2019

Name or company name	Lowedges Dental Care Limited
Contract type name	GDS Contract
Purpose of contract	General
Contract start date	01/07/2018
Contract end date	31/03/2021

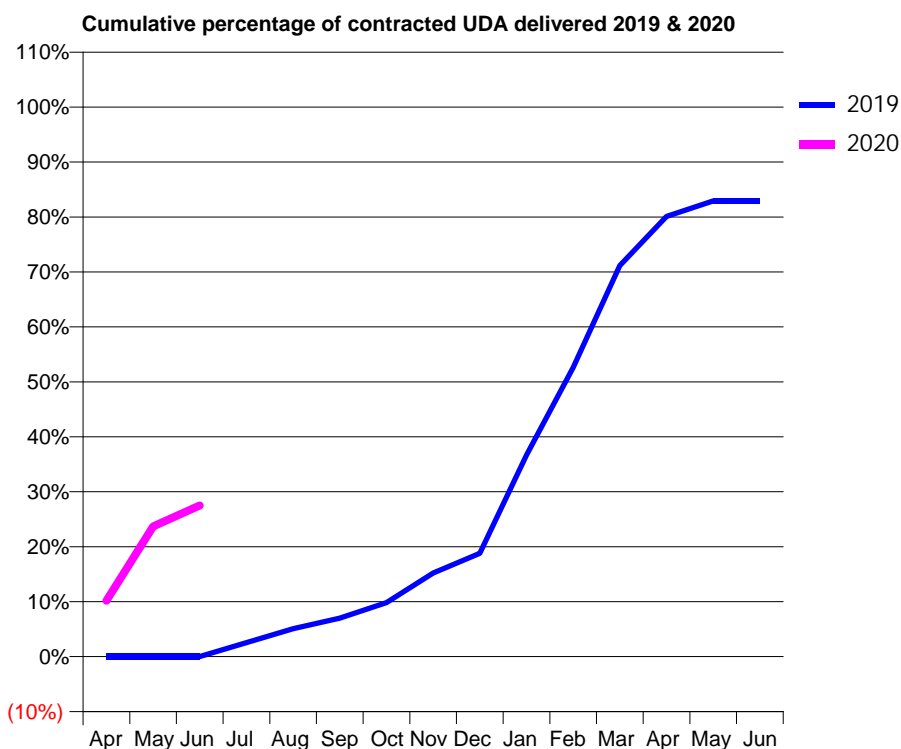
19/20 Contracted general activity (UDA)	477
Carry forward general activity (UDA)	0
19/20 Contracted orthodontic activity (UOA)	0
Carry forward orthodontic activity (UOA)	0
Baseline contract value	£13,499.10

ACCESS*

Patients seen in 24 months	Total	Change since previous quarter
Quarter ending June 2018	0	
Quarter ending September 2018	27	↑
Quarter ending December 2018	88	↑
Quarter ending March 2019	165	↑
Quarter ending June 2019	181	↑
Variance since June 2018	N/A	



ACTIVITY



Month	Adjusted Scheduled Activity (UDA)	
	2019	2020
April	0	49
May	0	113
June	0	131
July	16	
August	32	
September	44	
October	62	
November	96	
December	119	
January	232	
February	333	
March	450	
April	506	
May	524	
June	524	

QUALITY

	Quantity	Base Number	Contract	AT	Region	England
% of FP17s for the same patient ID Re-attending within 3 months - Children	3	35	8.6%	9.4%	12.1%	11.4%
% of FP17s for the same patient ID Re-attending within 3 months - Adults	3	34	8.8%	13.4%	15.6%	15.4%
% of FP17s for the same patient ID Re-attending between 3 & 9 months - Children	8	35	22.9%	61.9%	61.2%	59.8%
% of FP17s for the same patient ID Re-attending between 3 & 9 months - Adults	6	34	17.6%	56.5%	54.5%	52.1%
% of FP17s for Band 1 Urgent Courses	6	48	12.5%	7.6%	9.1%	9.2%
% of FP17s Relating to Free Repair or Replacements	0	48	0.0%	1.2%	1.0%	0.7%
% of FP17s Relating to Continuations	0	48	0.0%	1.1%	1.0%	0.8%
% of Patients satisfied with the dentistry they have received	0	0	N/A	96.0%	94.2%	93.4%
% of Patients satisfied with the time they had to wait for an appointment	0	0	N/A	87.6%	88.4%	87.6%

* This is based on patients treated on this contract for their most recent course of treatment. Figures in italics indicate the base number of FP17s or Patient Questionnaire responses are less than 100. N/A is shown where the base number of responses is less than 10 during the period. % is calculated as Quantity/Base number*100

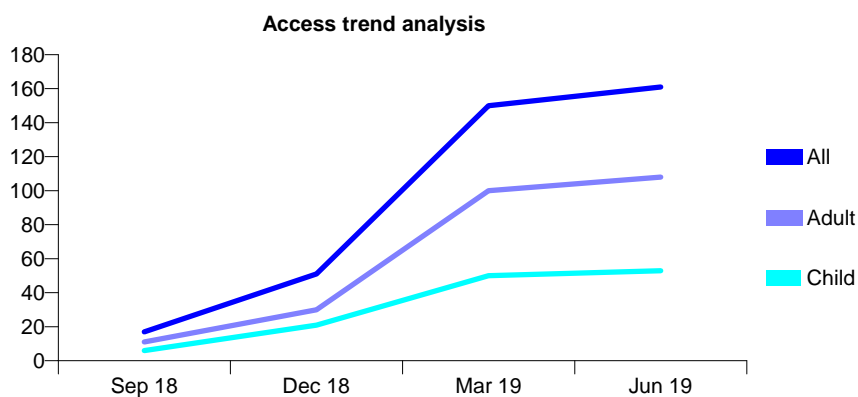
Q51 - Vital Signs At a Glance Contract Report for 100747/0000 - June 2019

Name or company name	Aditya Singh
Contract type name	GDS Contract
Purpose of contract	General
Contract start date	01/07/2018
Contract end date	31/03/2021

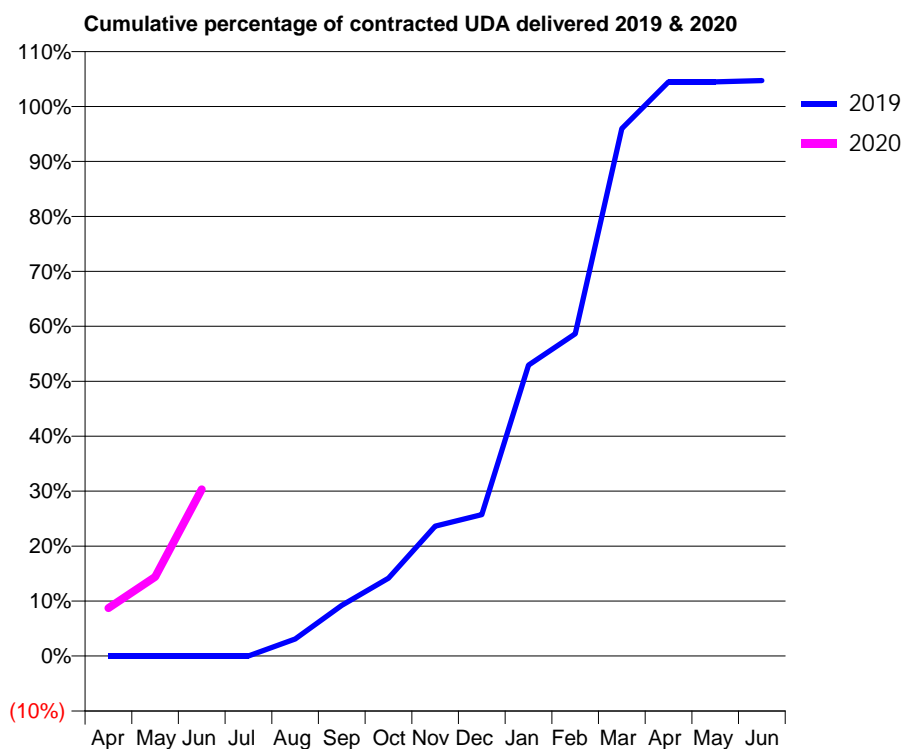
19/20 Contracted general activity (UDA)	321
Carry forward general activity (UDA)	0
19/20 Contracted orthodontic activity (UOA)	0
Carry forward orthodontic activity (UOA)	0
Baseline contract value	£9,236.92

ACCESS*

Patients seen in 24 months	Total	Change since previous quarter
Quarter ending June 2018	0	
Quarter ending September 2018	17	↑
Quarter ending December 2018	51	↑
Quarter ending March 2019	150	↑
Quarter ending June 2019	161	↑
Variance since June 2018	N/A	



ACTIVITY



Month	Adjusted Scheduled Activity (UDA)	
	2019	2020
April	0	28
May	0	46
June	0	97
July	0	
August	13	
September	39	
October	60	
November	100	
December	109	
January	225	
February	249	
March	408	
April	444	
May	444	
June	445	

QUALITY

	Quantity	Base Number	Contract	AT	Region	England
% of FP17s for the same patient ID Re-attending within 3 months - Children	0	12	0.0%	9.4%	12.1%	11.4%
% of FP17s for the same patient ID Re-attending within 3 months - Adults	2	29	6.9%	13.4%	15.6%	15.4%
% of FP17s for the same patient ID Re-attending between 3 & 9 months - Children	5	12	41.7%	61.9%	61.2%	59.8%
% of FP17s for the same patient ID Re-attending between 3 & 9 months - Adults	3	29	10.3%	56.5%	54.5%	52.1%
% of FP17s for Band 1 Urgent Courses	2	29	6.9%	7.6%	9.1%	9.2%
% of FP17s Relating to Free Repair or Replacements	0	29	0.0%	1.2%	1.0%	0.7%
% of FP17s Relating to Continuations	1	29	3.4%	1.1%	1.0%	0.8%
% of Patients satisfied with the dentistry they have received	0	0	N/A	96.0%	94.2%	93.4%
% of Patients satisfied with the time they had to wait for an appointment	0	0	N/A	87.6%	88.4%	87.6%

* This is based on patients treated on this contract for their most recent course of treatment. Figures in italics indicate the base number of FP17s or Patient Questionnaire responses are less than 100. N/A is shown where the base number of responses is less than 10 during the period. % is calculated as Quantity/Base number*100

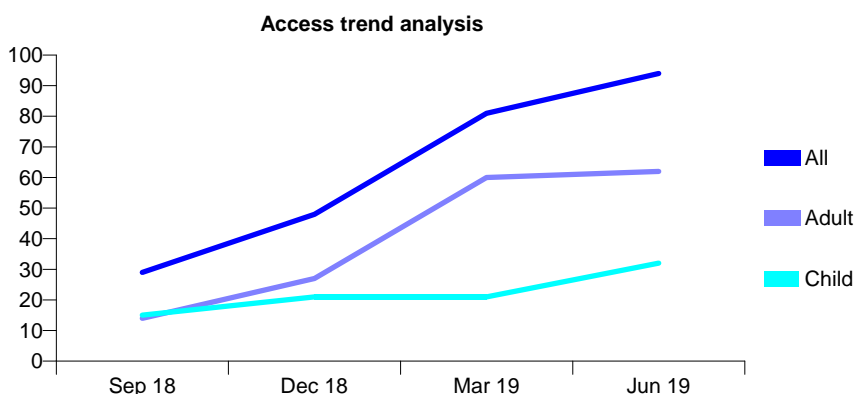
Q51 - Vital Signs At a Glance Contract Report for 100748/0000 - June 2019

Name or company name	Mr D Leung
Contract type name	GDS Contract
Purpose of contract	General
Contract start date	01/07/2018
Contract end date	31/03/2021

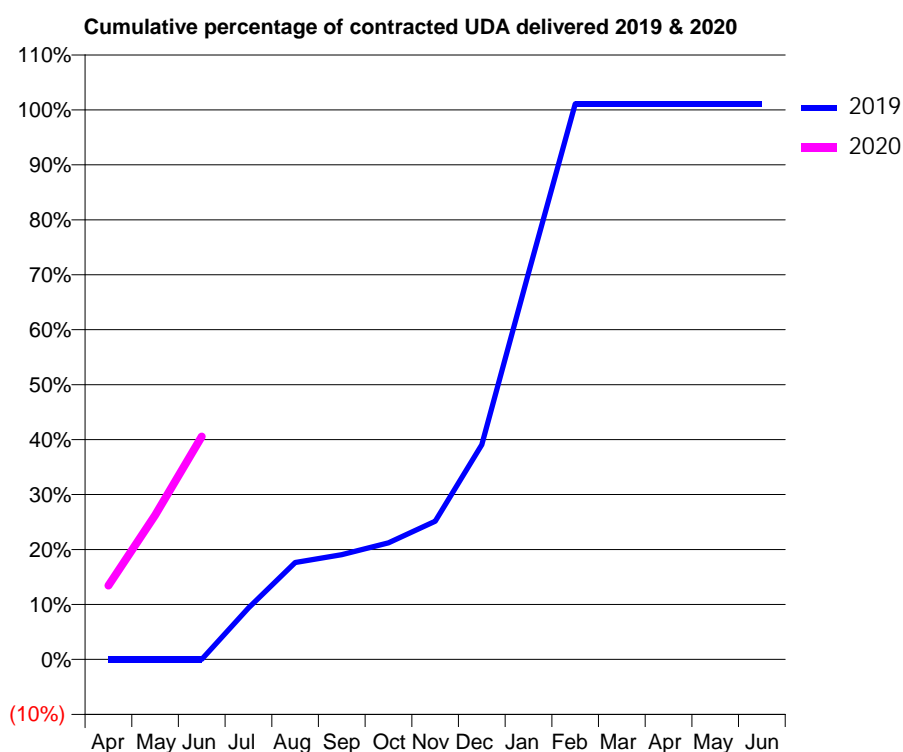
19/20 Contracted general activity (UDA)	211
Carry forward general activity (UDA)	0
19/20 Contracted orthodontic activity (UOA)	0
Carry forward orthodontic activity (UOA)	0
Baseline contract value	£5,971.30

ACCESS*

Patients seen in 24 months	Total	Change since previous quarter
Quarter ending June 2018	0	
Quarter ending September 2018	29	↑
Quarter ending December 2018	48	↑
Quarter ending March 2019	81	↑
Quarter ending June 2019	94	↑
Variance since June 2018	N/A	



ACTIVITY



Month	2019	2020
April	0	28
May	0	55
June	0	86
July	26	
August	49	
September	53	
October	59	
November	70	
December	109	
January	196	
February	282	
March	282	
April	282	
May	282	
June	282	

QUALITY

	Quantity	Base Number	Contract	AT	Region	England
% of FP17s for the same patient ID Re-attending within 3 months - Children	1	25	4.0%	9.4%	12.1%	11.4%
% of FP17s for the same patient ID Re-attending within 3 months - Adults	0	10	0.0%	13.4%	15.6%	15.4%
% of FP17s for the same patient ID Re-attending between 3 & 9 months - Children	11	25	44.0%	61.9%	61.2%	59.8%
% of FP17s for the same patient ID Re-attending between 3 & 9 months - Adults	5	10	50.0%	56.5%	54.5%	52.1%
% of FP17s for Band 1 Urgent Courses	3	35	8.6%	7.6%	9.1%	9.2%
% of FP17s Relating to Free Repair or Replacements	0	35	0.0%	1.2%	1.0%	0.7%
% of FP17s Relating to Continuations	0	35	0.0%	1.1%	1.0%	0.8%
% of Patients satisfied with the dentistry they have received	0	0	N/A	96.0%	94.2%	93.4%
% of Patients satisfied with the time they had to wait for an appointment	0	0	N/A	87.6%	88.4%	87.6%

* This is based on patients treated on this contract for their most recent course of treatment. Figures in italics indicate the base number of FP17s or Patient Questionnaire responses are less than 100. N/A is shown where the base number of responses is less than 10 during the period. % is calculated as Quantity/Base number*100

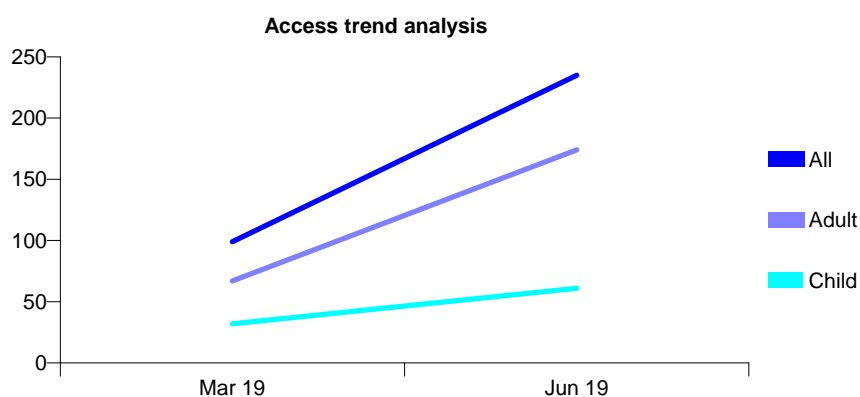
Q51 - Vital Signs At a Glance Contract Report for 100750/0000 - June 2019

Name or company name	Hurlfield Limited
Contract type name	GDS Contract
Purpose of contract	General
Contract start date	01/09/2018
Contract end date	31/03/2021

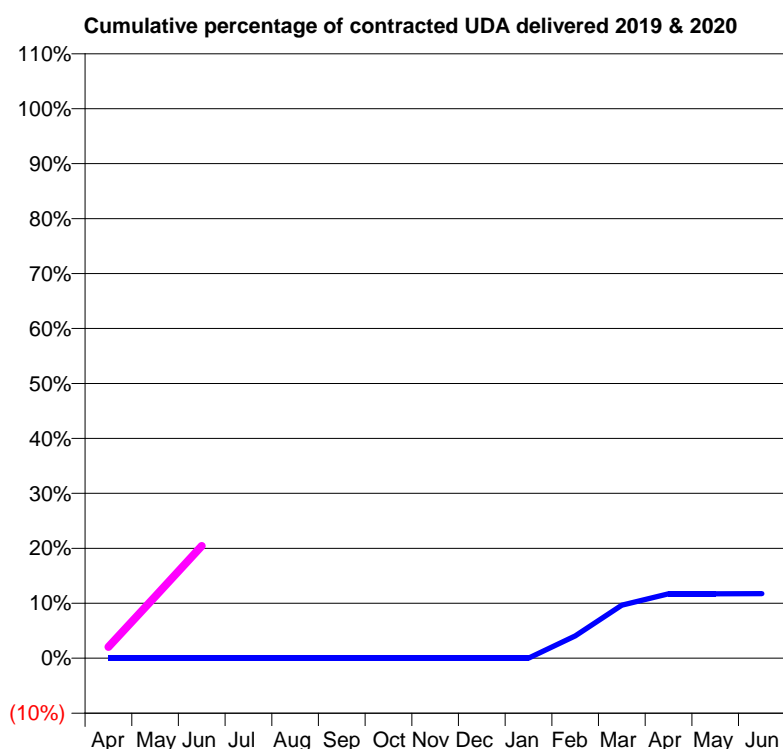
19/20 Contracted general activity (UDA)	1,747
Carry forward general activity (UDA)	0
19/20 Contracted orthodontic activity (UOA)	0
Carry forward orthodontic activity (UOA)	0
Baseline contract value	£49,440.10

ACCESS*

Patients seen in 24 months	Total	Change since previous quarter
Quarter ending June 2018	0	
Quarter ending September 2018	0	
Quarter ending December 2018	0	
Quarter ending March 2019	99	
Quarter ending June 2019	235	↑
Variance since June 2018	N/A	



ACTIVITY



Month	2019	2020
April	0	36
May	0	196
June	0	357
July	0	
August	0	
September	0	
October	0	
November	0	
December	0	
January	0	
February	94	
March	223	
April	271	
May	271	
June	272	

QUALITY

	Quantity	Base Number	Contract	AT	Region	England
% of FP17s for the same patient ID Re-attending within 3 months - Children	0	31	0.0%	9.4%	12.1%	11.4%
% of FP17s for the same patient ID Re-attending within 3 months - Adults	1	112	0.9%	13.4%	15.6%	15.4%
% of FP17s for the same patient ID Re-attending between 3 & 9 months - Children	0	31	0.0%	61.9%	61.2%	59.8%
% of FP17s for the same patient ID Re-attending between 3 & 9 months - Adults	0	112	0.0%	56.5%	54.5%	52.1%
% of FP17s for Band 1 Urgent Courses	1	128	0.8%	7.6%	9.1%	9.2%
% of FP17s Relating to Free Repair or Replacements	0	128	0.0%	1.2%	1.0%	0.7%
% of FP17s Relating to Continuations	1	128	0.8%	1.1%	1.0%	0.8%
% of Patients satisfied with the dentistry they have received	0	0	N/A	96.0%	94.2%	93.4%
% of Patients satisfied with the time they had to wait for an appointment	0	0	N/A	87.6%	88.4%	87.6%

* This is based on patients treated on this contract for their most recent course of treatment.

Figures in italics indicate the base number of FP17s or Patient Questionnaire responses are less than 100. N/A is shown where the base number of responses is less than 10 during the period. % is calculated as Quantity/Base number*100

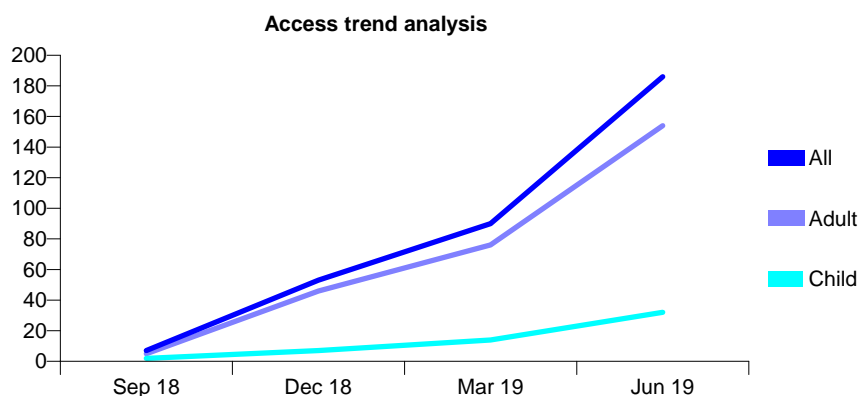
Q51 - Vital Signs At a Glance Contract Report for 100752/0000 - June 2019

Name or company name	Ridgeway Dental Practice
Contract type name	GDS Contract
Purpose of contract	General
Contract start date	01/07/2018
Contract end date	31/03/2021

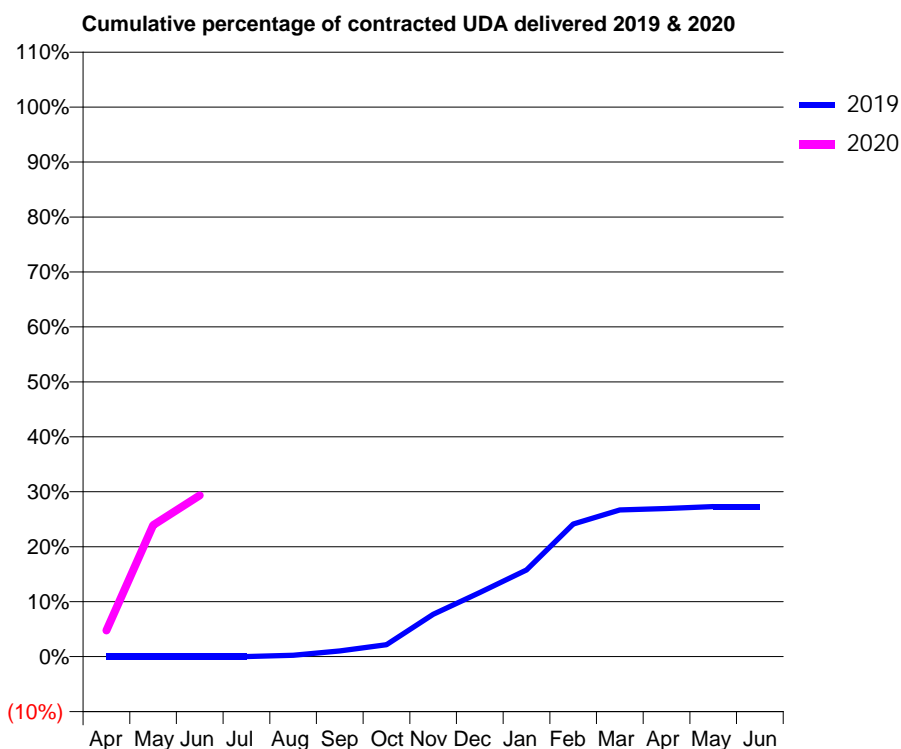
19/20 Contracted general activity (UDA)	590
Carry forward general activity (UDA)	0
19/20 Contracted orthodontic activity (UOA)	0
Carry forward orthodontic activity (UOA)	0
Baseline contract value	£16,697.00

ACCESS*

Patients seen in 24 months	Total	Change since previous quarter
Quarter ending June 2018	0	
Quarter ending September 2018	7	↑
Quarter ending December 2018	53	↑
Quarter ending March 2019	90	↑
Quarter ending June 2019	186	↑
Variance since June 2018	N/A	



ACTIVITY



Month	Adjusted Scheduled Activity (UDA)	
	2019	2020
April	0	28
May	0	141
June	0	173
July	0	
August	2	
September	8	
October	17	
November	60	
December	91	
January	124	
February	189	
March	209	
April	211	
May	214	
June	214	

QUALITY

	Quantity	Base Number	Contract	AT	Region	England
% of FP17s for the same patient ID Re-attending within 3 months - Children	2	19	10.5%	9.4%	12.1%	11.4%
% of FP17s for the same patient ID Re-attending within 3 months - Adults	2	88	2.3%	13.4%	15.6%	15.4%
% of FP17s for the same patient ID Re-attending between 3 & 9 months - Children	2	19	10.5%	61.9%	61.2%	59.8%
% of FP17s for the same patient ID Re-attending between 3 & 9 months - Adults	12	88	13.6%	56.5%	54.5%	52.1%
% of FP17s for Band 1 Urgent Courses	1	104	1.0%	7.6%	9.1%	9.2%
% of FP17s Relating to Free Repair or Replacements	1	104	1.0%	1.2%	1.0%	0.7%
% of FP17s Relating to Continuations	1	104	1.0%	1.1%	1.0%	0.8%
% of Patients satisfied with the dentistry they have received	0	0	N/A	96.0%	94.2%	93.4%
% of Patients satisfied with the time they had to wait for an appointment	0	0	N/A	87.6%	88.4%	87.6%

* This is based on patients treated on this contract for their most recent course of treatment. Figures in italics indicate the base number of FP17s or Patient Questionnaire responses are less than 100. N/A is shown where the base number of responses is less than 10 during the period. % is calculated as Quantity/Base number*100


Q51 - Vital Signs At a Glance Contract Report for 100985/0000 - June 2019

Name or company name	Taptonville House Limited
Contract type name	PDS Contract
Purpose of contract	General
Contract start date	01/04/2019
Contract end date	31/03/2024

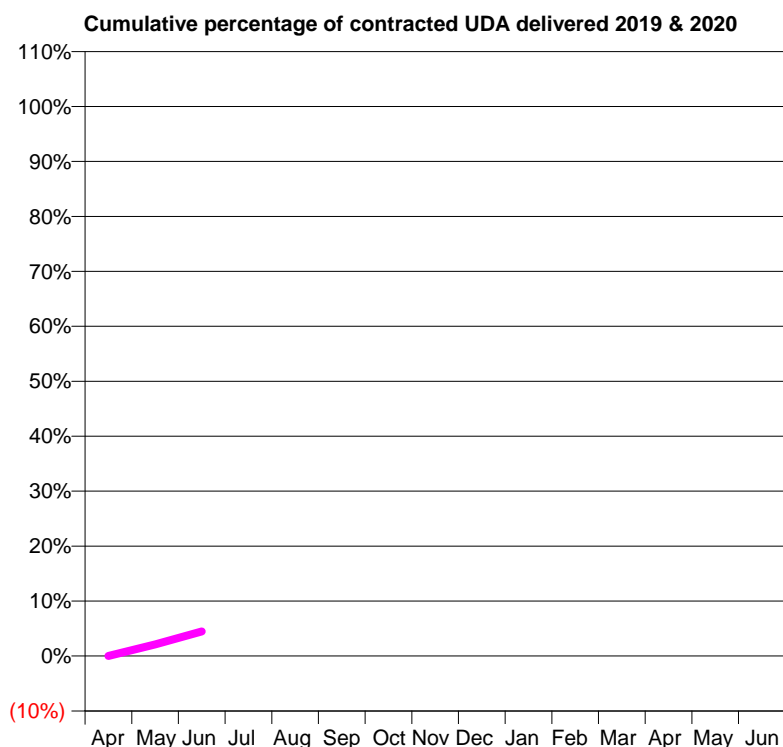
19/20 Contracted general activity (UDA)	34,404
Carry forward general activity (UDA)	0
19/20 Contracted orthodontic activity (UOA)	0
Carry forward orthodontic activity (UOA)	0
Baseline contract value	£1,363,086.40

ACCESS*

Patients seen in 24 months	Total	Change since previous quarter
Quarter ending June 2018	0	
Quarter ending September 2018	0	
Quarter ending December 2018	0	
Quarter ending March 2019	0	
Quarter ending June 2019	1,146	↑
Variance since June 2018	N/A	



ACTIVITY



Month	Adjusted Scheduled Activity (UDA)	
	2019	2020
April	0	0
May	0	730
June	0	1,540
July	0	0
August	0	0
September	0	0
October	0	0
November	0	0
December	0	0
January	0	0
February	0	0
March	0	0
April	0	0
May	0	0
June	0	0

QUALITY

	Quantity	Base Number	Contract	AT	Region	England
% of FP17s for the same patient ID Re-attending within 3 months - Children	4	136	2.9%	9.4%	12.1%	11.4%
% of FP17s for the same patient ID Re-attending within 3 months - Adults	26	1,135	2.3%	13.4%	15.6%	15.4%
% of FP17s for the same patient ID Re-attending between 3 & 9 months - Children	0	136	0.0%	61.9%	61.2%	59.8%
% of FP17s for the same patient ID Re-attending between 3 & 9 months - Adults	0	1,135	0.0%	56.5%	54.5%	52.1%
% of FP17s for Band 1 Urgent Courses	1,252	1,271	98.5%	7.6%	9.1%	9.2%
% of FP17s Relating to Free Repair or Replacements	0	1,271	0.0%	1.2%	1.0%	0.7%
% of FP17s Relating to Continuations	0	1,271	0.0%	1.1%	1.0%	0.8%
% of Patients satisfied with the dentistry they have received	0	0	N/A	96.0%	94.2%	93.4%
% of Patients satisfied with the time they had to wait for an appointment	0	0	N/A	87.6%	88.4%	87.6%

* This is based on patients treated on this contract for their most recent course of treatment. Figures in italics indicate the base number of FP17s or Patient Questionnaire responses are less than 100. N/A is shown where the base number of responses is less than 10 during the period. % is calculated as Quantity/Base number*100

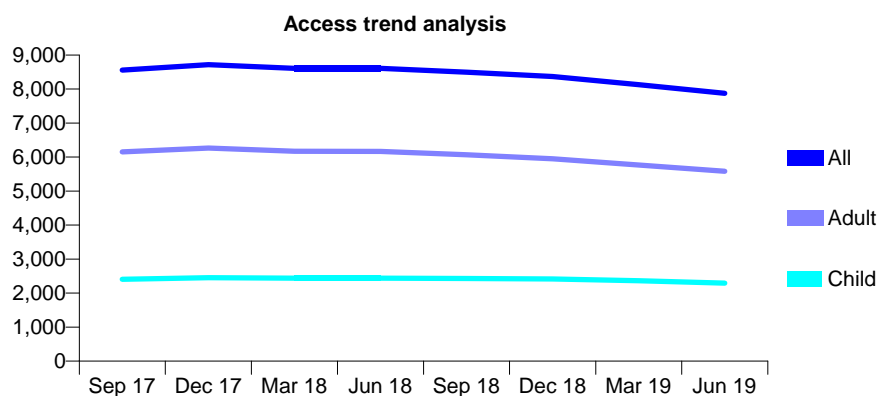
Q51 - Vital Signs At a Glance Contract Report for 101281/0026 - June 2019

Name or company name	OASIS DENTAL CARE LTD
Contract type name	GDS Contract
Purpose of contract	General
Contract start date	01/04/2006
Contract end date	

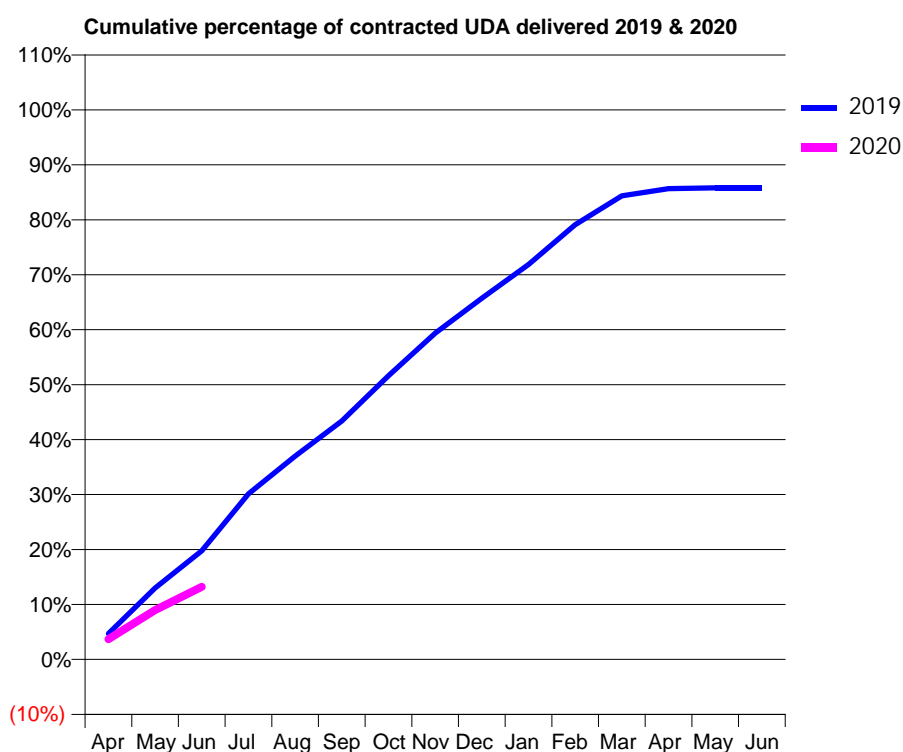
19/20 Contracted general activity (UDA)	25,823
Carry forward general activity (UDA)	0
19/20 Contracted orthodontic activity (UOA)	0
Carry forward orthodontic activity (UOA)	0
Baseline contract value	£631,483.45

ACCESS*

Patients seen in 24 months	Total	Change since previous quarter
Quarter ending June 2018	8,608	
Quarter ending September 2018	8,498	↓
Quarter ending December 2018	8,369	↓
Quarter ending March 2019	8,133	↓
Quarter ending June 2019	7,877	↓
Variance since June 2018	(8.5%)	↓



ACTIVITY



Month	2019	2020
April	1,219	955
May	3,358	2,321
June	5,104	3,415
July	7,777	
August	9,551	
September	11,201	
October	13,331	
November	15,332	
December	16,968	
January	18,559	
February	20,424	
March	21,788	
April	22,126	
May	22,164	
June	22,164	

QUALITY

	Quantity	Base Number	Contract	AT	Region	England
% of FP17s for the same patient ID Re-attending within 3 months - Children	41	653	6.3%	9.4%	12.1%	11.4%
% of FP17s for the same patient ID Re-attending within 3 months - Adults	135	1,446	9.3%	13.4%	15.6%	15.4%
% of FP17s for the same patient ID Re-attending between 3 & 9 months - Children	444	653	68.0%	61.9%	61.2%	59.8%
% of FP17s for the same patient ID Re-attending between 3 & 9 months - Adults	994	1,446	68.7%	56.5%	54.5%	52.1%
% of FP17s for Band 1 Urgent Courses	119	1,876	6.3%	7.6%	9.1%	9.2%
% of FP17s Relating to Free Repair or Replacements	26	1,876	1.4%	1.2%	1.0%	0.7%
% of FP17s Relating to Continuations	9	1,876	0.5%	1.1%	1.0%	0.8%
% of Patients satisfied with the dentistry they have received	1	2	N/A	96.0%	94.2%	93.4%
% of Patients satisfied with the time they had to wait for an appointment	2	2	N/A	87.6%	88.4%	87.6%

* This is based on patients treated on this contract for their most recent course of treatment. Figures in italics indicate the base number of FP17s or Patient Questionnaire responses are less than 100. N/A is shown where the base number of responses is less than 10 during the period. % is calculated as Quantity/Base number*100

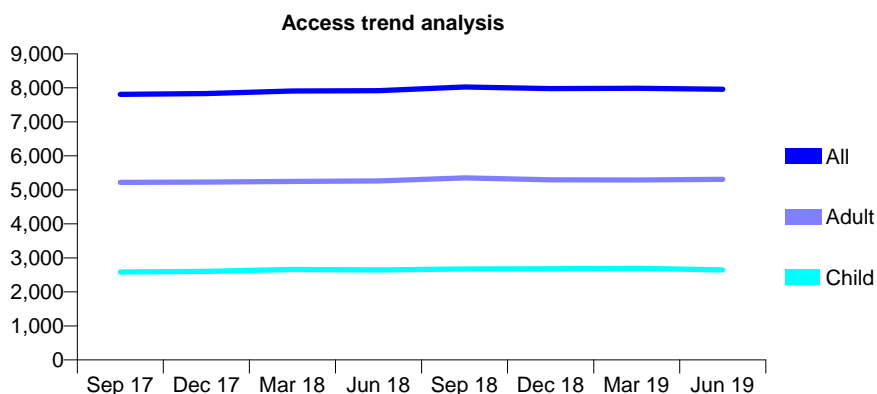
Q51 - Vital Signs At a Glance Contract Report for 101281/0179 - June 2019

Name or company name	OASIS DENTAL CARE LTD
Contract type name	GDS Contract
Purpose of contract	General
Contract start date	01/06/2008
Contract end date	

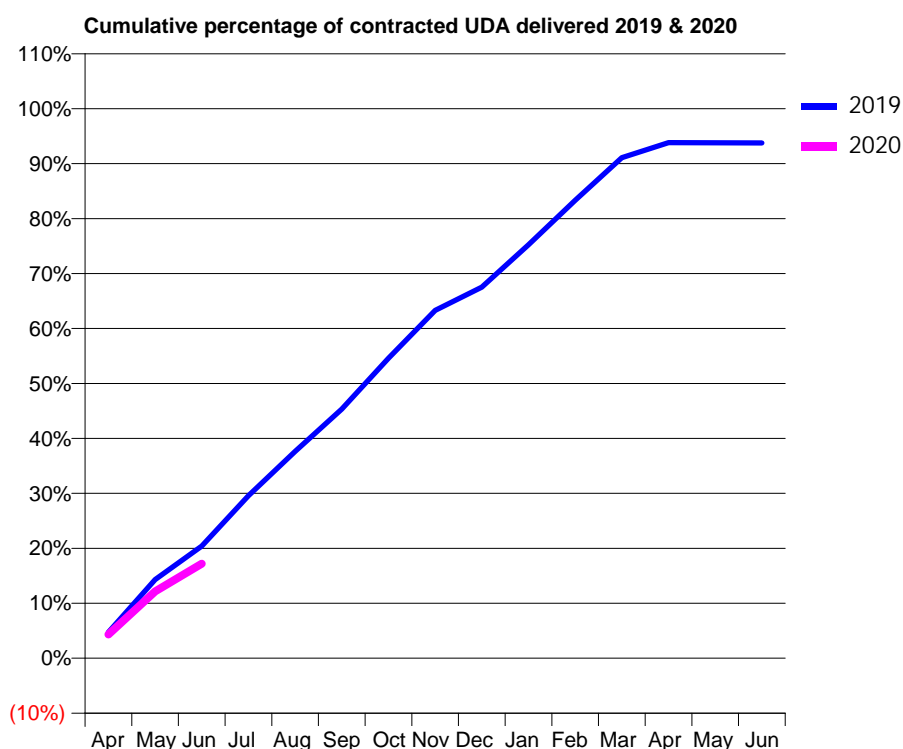
19/20 Contracted general activity (UDA)	25,086
Carry forward general activity (UDA)	0
19/20 Contracted orthodontic activity (UOA)	0
Carry forward orthodontic activity (UOA)	0
Baseline contract value	£751,303.38

ACCESS*

Patients seen in 24 months	Total	Change since previous quarter
Quarter ending June 2018	7,915	
Quarter ending September 2018	8,025	→
Quarter ending December 2018	7,979	→
Quarter ending March 2019	7,985	→
Quarter ending June 2019	7,958	→
Variance since June 2018	0.5%	→



ACTIVITY



Month	2019	2020
April	1,192	1,087
May	3,596	3,050
June	5,118	4,313
July	7,417	
August	9,447	
September	11,366	
October	13,694	
November	15,882	
December	16,940	
January	18,877	
February	20,903	
March	22,851	
April	23,533	
May	23,523	
June	23,519	

QUALITY

	Quantity	Base Number	Contract	AT	Region	England
% of FP17s for the same patient ID Re-attending within 3 months - Children	44	790	5.6%	9.4%	12.1%	11.4%
% of FP17s for the same patient ID Re-attending within 3 months - Adults	110	1,454	7.6%	13.4%	15.6%	15.4%
% of FP17s for the same patient ID Re-attending between 3 & 9 months - Children	495	790	62.7%	61.9%	61.2%	59.8%
% of FP17s for the same patient ID Re-attending between 3 & 9 months - Adults	881	1,454	60.6%	56.5%	54.5%	52.1%
% of FP17s for Band 1 Urgent Courses	62	1,986	3.1%	7.6%	9.1%	9.2%
% of FP17s Relating to Free Repair or Replacements	15	1,986	0.8%	1.2%	1.0%	0.7%
% of FP17s Relating to Continuations	17	1,986	0.9%	1.1%	1.0%	0.8%
% of Patients satisfied with the dentistry they have received	0	0	N/A	96.0%	94.2%	93.4%
% of Patients satisfied with the time they had to wait for an appointment	0	0	N/A	87.6%	88.4%	87.6%

* This is based on patients treated on this contract for their most recent course of treatment.

Figures in italics indicate the base number of FP17s or Patient Questionnaire responses are less than 100. N/A is shown where the base number of responses is less than 10 during the period. % is calculated as Quantity/Base number*100

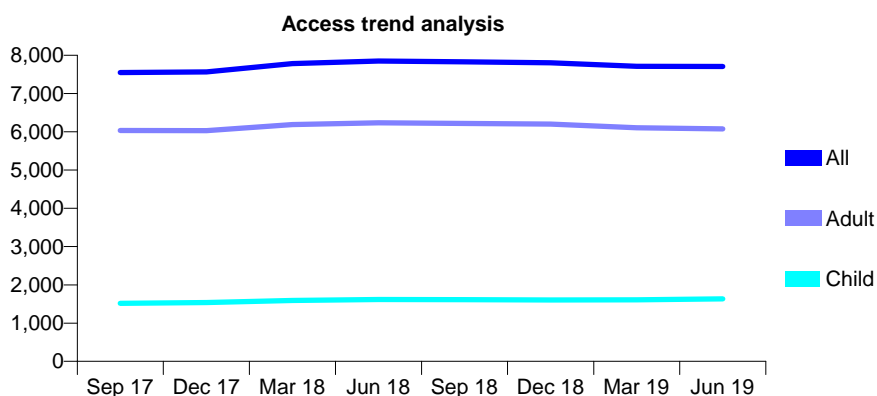
Q51 - Vital Signs At a Glance Contract Report for 101338/0069 - June 2019

Name or company name	Whitecross Dental Care Limited
Contract type name	GDS Contract
Purpose of contract	General and Orthodontic
Contract start date	01/11/2008
Contract end date	

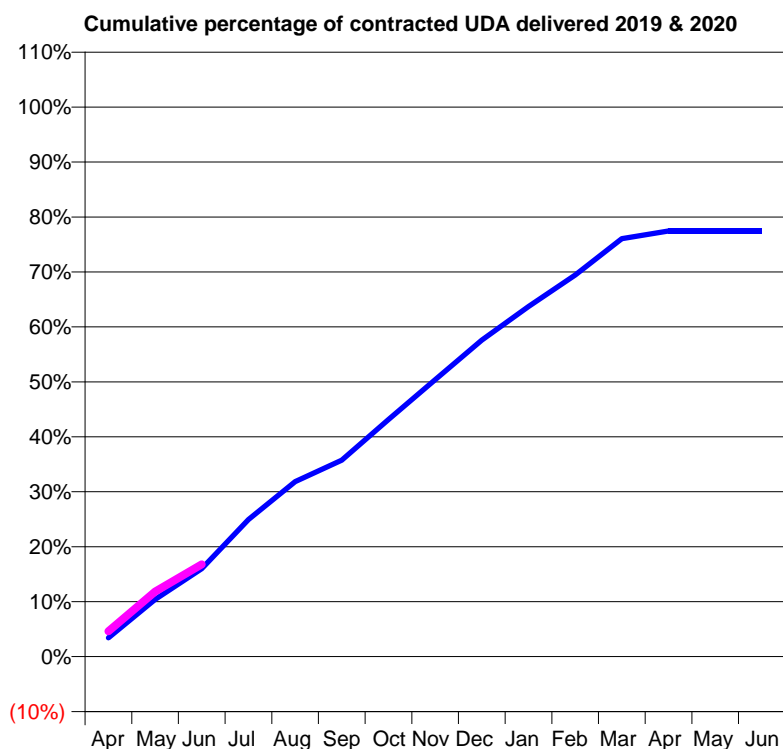
19/20 Contracted general activity (UDA)	24,277
Carry forward general activity (UDA)	0
19/20 Contracted orthodontic activity (UOA)	1,008
Carry forward orthodontic activity (UOA)	0
Baseline contract value	£778,737.09

ACCESS*

Patients seen in 24 months	Total	Change since previous quarter
Quarter ending June 2018	7,850	
Quarter ending September 2018	7,829	→
Quarter ending December 2018	7,804	→
Quarter ending March 2019	7,714	↓
Quarter ending June 2019	7,710	→
Variance since June 2018	(1.8%)	↓



ACTIVITY



Month	Adjusted Scheduled Activity (UDA)	
	2019	2020
April	836	1,121
May	2,531	2,878
June	3,887	4,075
July	6,054	
August	7,732	
September	8,678	
October	10,474	
November	12,235	
December	13,985	
January	15,465	
February	16,860	
March	18,465	
April	18,804	
May	18,804	
June	18,804	

QUALITY

	Quantity	Base Number	Contract	AT	Region	England
% of FP17s for the same patient ID Re-attending within 3 months - Children	33	555	5.9%	9.4%	12.1%	11.4%
% of FP17s for the same patient ID Re-attending within 3 months - Adults	214	1,703	12.6%	13.4%	15.6%	15.4%
% of FP17s for the same patient ID Re-attending between 3 & 9 months - Children	317	555	57.1%	61.9%	61.2%	59.8%
% of FP17s for the same patient ID Re-attending between 3 & 9 months - Adults	781	1,703	45.9%	56.5%	54.5%	52.1%
% of FP17s for Band 1 Urgent Courses	131	2,056	6.4%	7.6%	9.1%	9.2%
% of FP17s Relating to Free Repair or Replacements	14	2,056	0.7%	1.2%	1.0%	0.7%
% of FP17s Relating to Continuations	39	2,056	1.9%	1.1%	1.0%	0.8%
% of Patients satisfied with the dentistry they have received	4	4	N/A	96.0%	94.2%	93.4%
% of Patients satisfied with the time they had to wait for an appointment	3	4	N/A	87.6%	88.4%	87.6%

* This is based on patients treated on this contract for their most recent course of treatment. Figures in italics indicate the base number of FP17s or Patient Questionnaire responses are less than 100. N/A is shown where the base number of responses is less than 10 during the period. % is calculated as Quantity/Base number*100

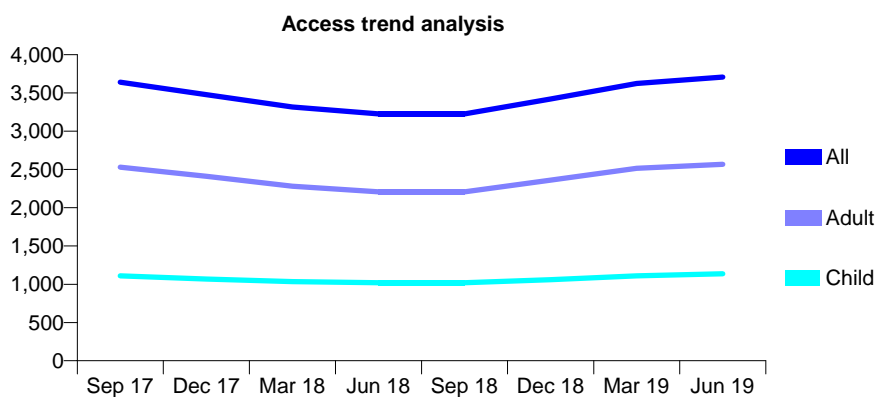
Q51 - Vital Signs At a Glance Contract Report for 101338/0086 - June 2019

Name or company name	Whitecross Dental Care Limited
Contract type name	GDS Contract
Purpose of contract	General
Contract start date	01/04/2009
Contract end date	

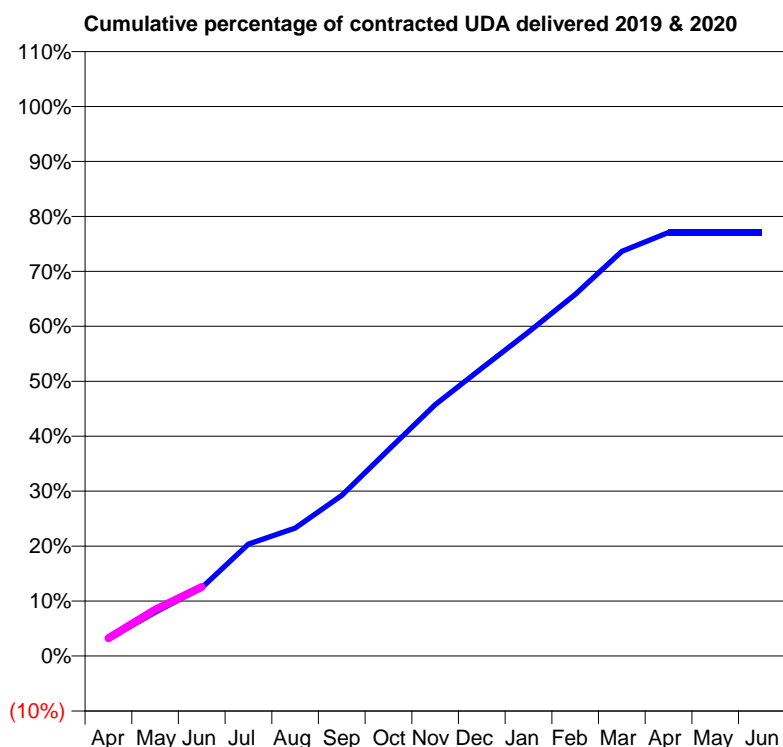
19/20 Contracted general activity (UDA)	13,567
Carry forward general activity (UDA)	0
19/20 Contracted orthodontic activity (UOA)	0
Carry forward orthodontic activity (UOA)	0
Baseline contract value	£389,137.18

ACCESS*

Patients seen in 24 months	Total	Change since previous quarter
Quarter ending June 2018	3,227	
Quarter ending September 2018	3,227	→
Quarter ending December 2018	3,420	↑
Quarter ending March 2019	3,624	↑
Quarter ending June 2019	3,707	↑
Variance since June 2018	14.9%	↑



ACTIVITY



Month	Adjusted Scheduled Activity (UDA)	
	2019	2020
April	421	440
May	1,082	1,145
June	1,683	1,704
July	2,764	
August	3,158	
September	3,967	
October	5,091	
November	6,204	
December	7,106	
January	7,998	
February	8,926	
March	9,991	
April	10,457	
May	10,457	
June	10,456	

QUALITY

	Quantity	Base Number	Contract	AT	Region	England
% of FP17s for the same patient ID Re-attending within 3 months - Children	11	335	3.3%	9.4%	12.1%	11.4%
% of FP17s for the same patient ID Re-attending within 3 months - Adults	63	711	8.9%	13.4%	15.6%	15.4%
% of FP17s for the same patient ID Re-attending between 3 & 9 months - Children	172	335	51.3%	61.9%	61.2%	59.8%
% of FP17s for the same patient ID Re-attending between 3 & 9 months - Adults	334	711	47.0%	56.5%	54.5%	52.1%
% of FP17s for Band 1 Urgent Courses	63	857	7.4%	7.6%	9.1%	9.2%
% of FP17s Relating to Free Repair or Replacements	13	857	1.5%	1.2%	1.0%	0.7%
% of FP17s Relating to Continuations	2	857	0.2%	1.1%	1.0%	0.8%
% of Patients satisfied with the dentistry they have received	1	2	N/A	96.0%	94.2%	93.4%
% of Patients satisfied with the time they had to wait for an appointment	1	2	N/A	87.6%	88.4%	87.6%

* This is based on patients treated on this contract for their most recent course of treatment. Figures in italics indicate the base number of FP17s or Patient Questionnaire responses are less than 100. N/A is shown where the base number of responses is less than 10 during the period. % is calculated as Quantity/Base number*100

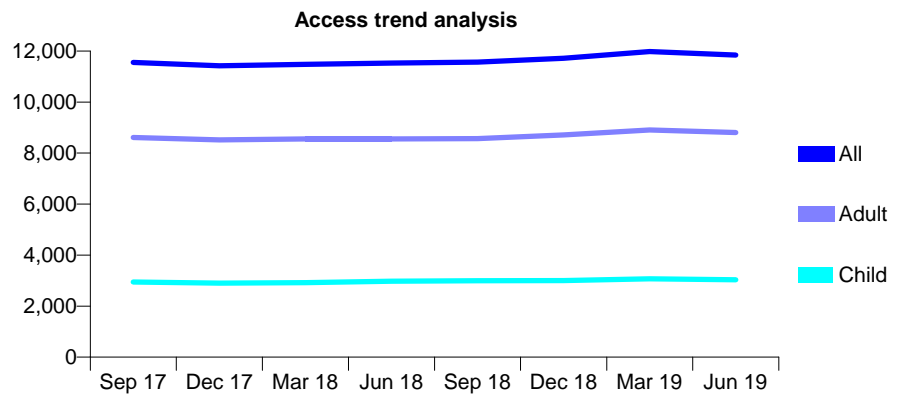
Q51 - Vital Signs At a Glance Contract Report for 101338/0090 - June 2019

Name or company name	Whitecross Dental Care Limited
Contract type name	GDS Contract
Purpose of contract	General
Contract start date	01/08/2009
Contract end date	

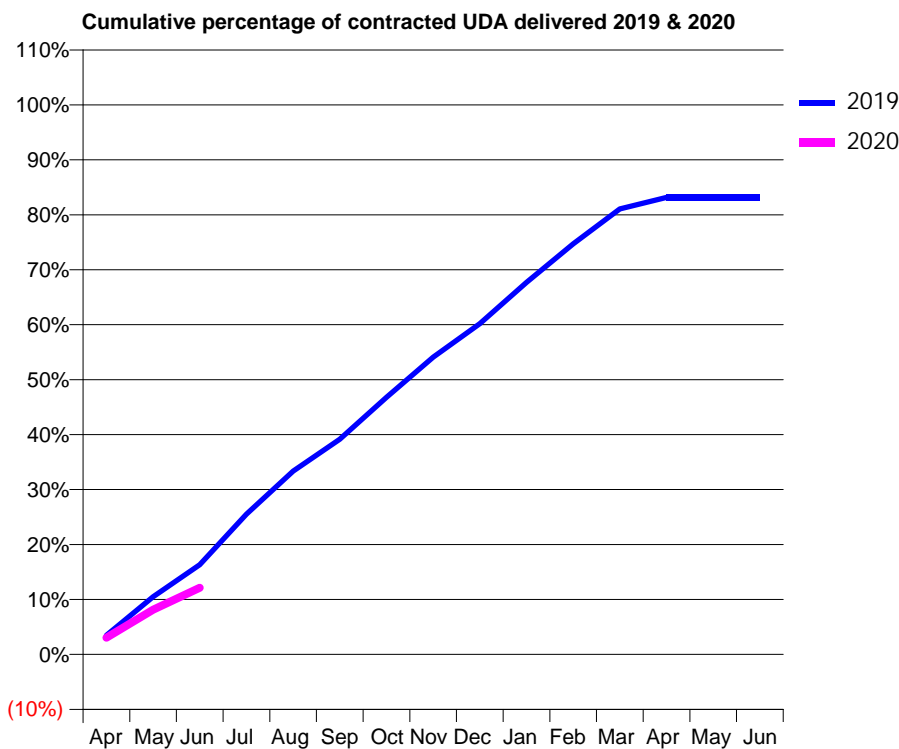
19/20 Contracted general activity (UDA)	36,924
Carry forward general activity (UDA)	0
19/20 Contracted orthodontic activity (UOA)	0
Carry forward orthodontic activity (UOA)	0
Baseline contract value	£1,081,691.20

ACCESS*

Patients seen in 24 months	Total	Change since previous quarter
Quarter ending June 2018	11,534	
Quarter ending September 2018	11,570	→
Quarter ending December 2018	11,719	→
Quarter ending March 2019	11,981	↑
Quarter ending June 2019	11,847	↓
Variance since June 2018	2.7%	↑



ACTIVITY



Month	2019	2020
April	1,290	1,124
May	3,876	3,010
June	6,025	4,476
July	9,431	
August	12,313	
September	14,457	
October	17,270	
November	19,974	
December	22,223	
January	24,998	
February	27,587	
March	29,933	
April	30,706	
May	30,706	
June	30,706	

QUALITY

	Quantity	Base Number	Contract	AT	Region	England
% of FP17s for the same patient ID Re-attending within 3 months - Children	28	701	4.0%	9.4%	12.1%	11.4%
% of FP17s for the same patient ID Re-attending within 3 months - Adults	155	2,045	7.6%	13.4%	15.6%	15.4%
% of FP17s for the same patient ID Re-attending between 3 & 9 months - Children	351	701	50.1%	61.9%	61.2%	59.8%
% of FP17s for the same patient ID Re-attending between 3 & 9 months - Adults	973	2,045	47.6%	56.5%	54.5%	52.1%
% of FP17s for Band 1 Urgent Courses	116	2,387	4.9%	7.6%	9.1%	9.2%
% of FP17s Relating to Free Repair or Replacements	13	2,387	0.5%	1.2%	1.0%	0.7%
% of FP17s Relating to Continuations	26	2,387	1.1%	1.1%	1.0%	0.8%
% of Patients satisfied with the dentistry they have received	4	5	N/A	96.0%	94.2%	93.4%
% of Patients satisfied with the time they had to wait for an appointment	4	5	N/A	87.6%	88.4%	87.6%

* This is based on patients treated on this contract for their most recent course of treatment. Figures in italics indicate the base number of FP17s or Patient Questionnaire responses are less than 100. N/A is shown where the base number of responses is less than 10 during the period. % is calculated as Quantity/Base number*100

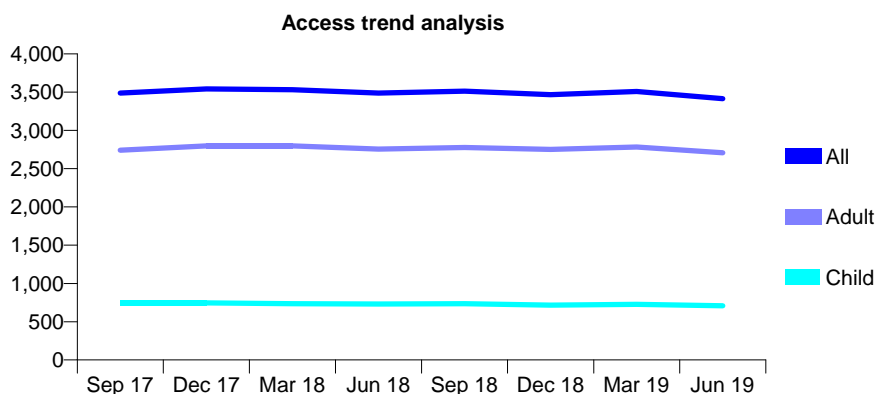
Q51 - Vital Signs At a Glance Contract Report for 101338/0093 - June 2019

Name or company name	Whitecross Dental Care Limited
Contract type name	GDS Contract
Purpose of contract	General
Contract start date	01/08/2009
Contract end date	

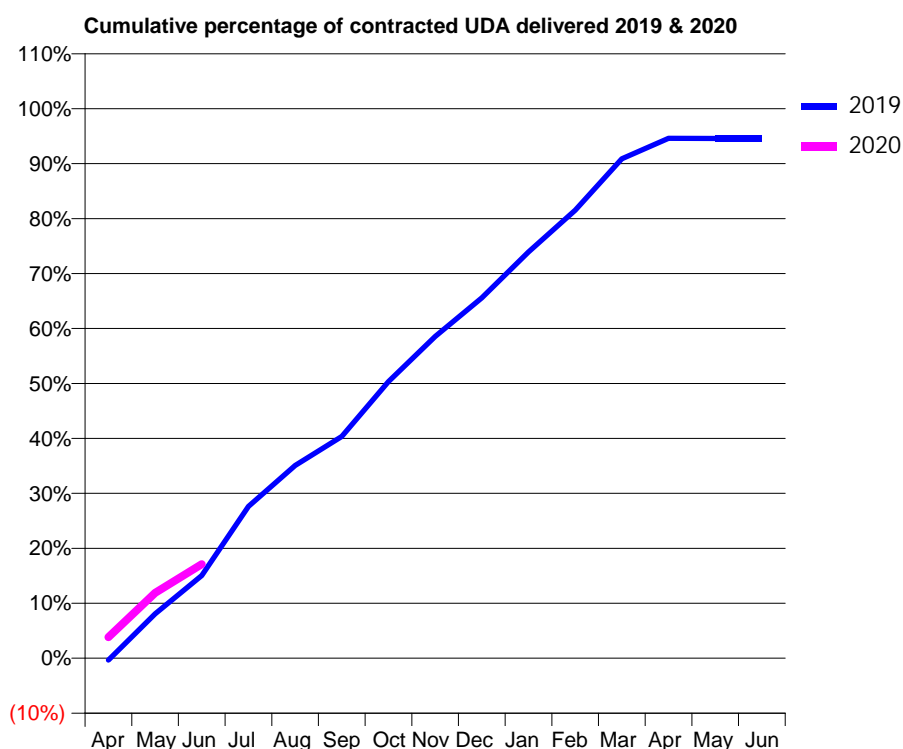
19/20 Contracted general activity (UDA)	10,563
Carry forward general activity (UDA)	0
19/20 Contracted orthodontic activity (UOA)	0
Carry forward orthodontic activity (UOA)	0
Baseline contract value	£283,309.95

ACCESS*

Patients seen in 24 months	Total	Change since previous quarter
Quarter ending June 2018	3,487	
Quarter ending September 2018	3,512	→
Quarter ending December 2018	3,467	↓
Quarter ending March 2019	3,509	→
Quarter ending June 2019	3,415	↓
Variance since June 2018	(2.1%)	↓



ACTIVITY



Month	2019	2020
April	-37	405
May	855	1,257
June	1,590	1,809
July	2,918	
August	3,706	
September	4,262	
October	5,318	
November	6,184	
December	6,925	
January	7,809	
February	8,611	
March	9,600	
April	9,994	
May	9,992	
June	9,992	

QUALITY

	Quantity	Base Number	Contract	AT	Region	England
% of FP17s for the same patient ID Re-attending within 3 months - Children	15	239	6.3%	9.4%	12.1%	11.4%
% of FP17s for the same patient ID Re-attending within 3 months - Adults	103	850	12.1%	13.4%	15.6%	15.4%
% of FP17s for the same patient ID Re-attending between 3 & 9 months - Children	146	239	61.1%	61.9%	61.2%	59.8%
% of FP17s for the same patient ID Re-attending between 3 & 9 months - Adults	522	850	61.4%	56.5%	54.5%	52.1%
% of FP17s for Band 1 Urgent Courses	46	916	5.0%	7.6%	9.1%	9.2%
% of FP17s Relating to Free Repair or Replacements	2	916	0.2%	1.2%	1.0%	0.7%
% of FP17s Relating to Continuations	18	916	2.0%	1.1%	1.0%	0.8%
% of Patients satisfied with the dentistry they have received	2	2	N/A	96.0%	94.2%	93.4%
% of Patients satisfied with the time they had to wait for an appointment	2	2	N/A	87.6%	88.4%	87.6%

* This is based on patients treated on this contract for their most recent course of treatment.

Figures in italics indicate the base number of FP17s or Patient Questionnaire responses are less than 100. N/A is shown where the base number of responses is less than 10 during the period. % is calculated as Quantity/Base number*100

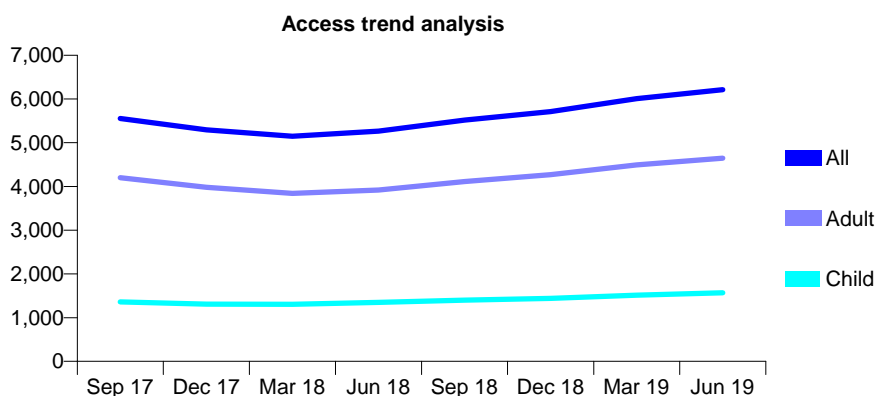
Q51 - Vital Signs At a Glance Contract Report for 101338/0108 - June 2019

Name or company name	Whitecross Dental Care Limited
Contract type name	GDS Contract
Purpose of contract	General
Contract start date	01/12/2009
Contract end date	

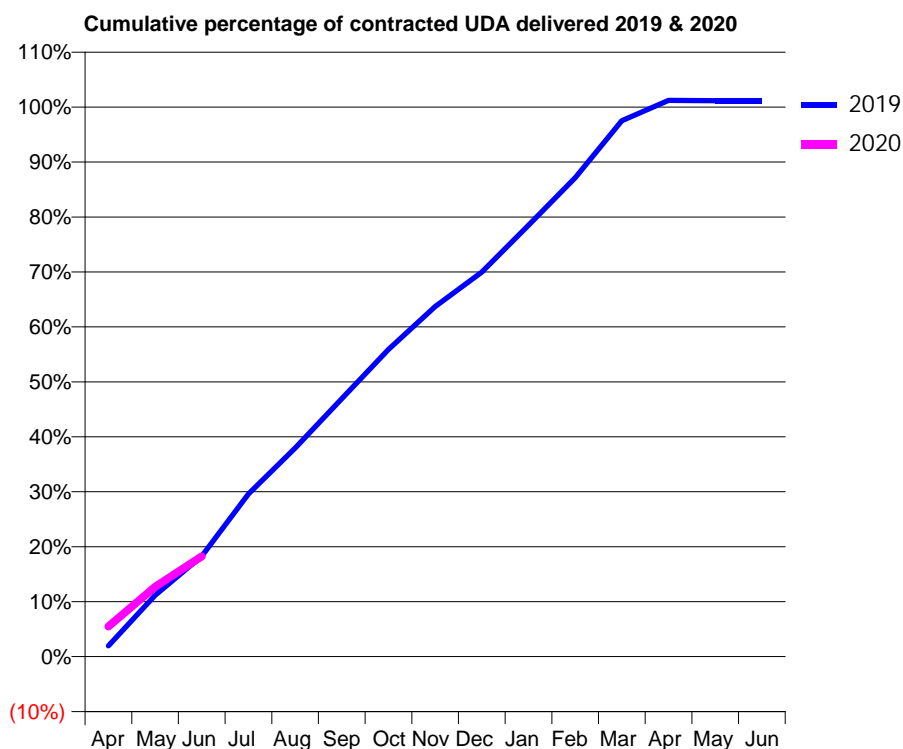
19/20 Contracted general activity (UDA)	18,070
Carry forward general activity (UDA)	0
19/20 Contracted orthodontic activity (UOA)	0
Carry forward orthodontic activity (UOA)	0
Baseline contract value	£493,550.90

ACCESS*

Patients seen in 24 months	Total	Change since previous quarter
Quarter ending June 2018	5,267	
Quarter ending September 2018	5,516	↑
Quarter ending December 2018	5,710	↑
Quarter ending March 2019	6,008	↑
Quarter ending June 2019	6,214	↑
Variance since June 2018	18.0%	↑



ACTIVITY



Month	Adjusted Scheduled Activity (UDA)	
	2019	2020
April	356	991
May	2,020	2,301
June	3,303	3,297
July	5,348	
August	6,858	
September	8,482	
October	10,100	
November	11,512	
December	12,643	
January	14,184	
February	15,751	
March	17,623	
April	18,289	
May	18,278	
June	18,278	

QUALITY

	Quantity	Base Number	Contract	AT	Region	England
% of FP17s for the same patient ID Re-attending within 3 months - Children	40	512	7.8%	9.4%	12.1%	11.4%
% of FP17s for the same patient ID Re-attending within 3 months - Adults	138	1,380	10.0%	13.4%	15.6%	15.4%
% of FP17s for the same patient ID Re-attending between 3 & 9 months - Children	261	512	51.0%	61.9%	61.2%	59.8%
% of FP17s for the same patient ID Re-attending between 3 & 9 months - Adults	786	1,380	57.0%	56.5%	54.5%	52.1%
% of FP17s for Band 1 Urgent Courses	122	1,567	7.8%	7.6%	9.1%	9.2%
% of FP17s Relating to Free Repair or Replacements	12	1,567	0.8%	1.2%	1.0%	0.7%
% of FP17s Relating to Continuations	15	1,567	1.0%	1.1%	1.0%	0.8%
% of Patients satisfied with the dentistry they have received	3	3	N/A	96.0%	94.2%	93.4%
% of Patients satisfied with the time they had to wait for an appointment	3	3	N/A	87.6%	88.4%	87.6%

* This is based on patients treated on this contract for their most recent course of treatment. Figures in italics indicate the base number of FP17s or Patient Questionnaire responses are less than 100. N/A is shown where the base number of responses is less than 10 during the period. % is calculated as Quantity/Base number*100

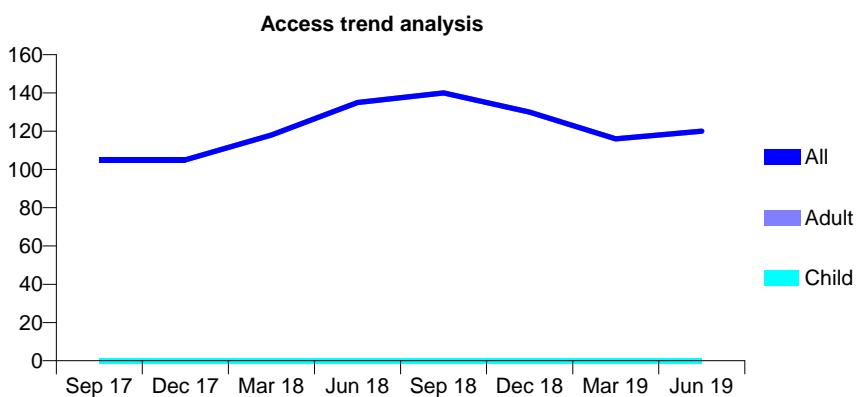
Q51 - Vital Signs At a Glance Contract Report for 101338/0153 - June 2019

Name or company name	Whitecross Dental Care Limited
Contract type name	PDS Contract
Purpose of contract	General
Contract start date	01/05/2015
Contract end date	30/04/2020

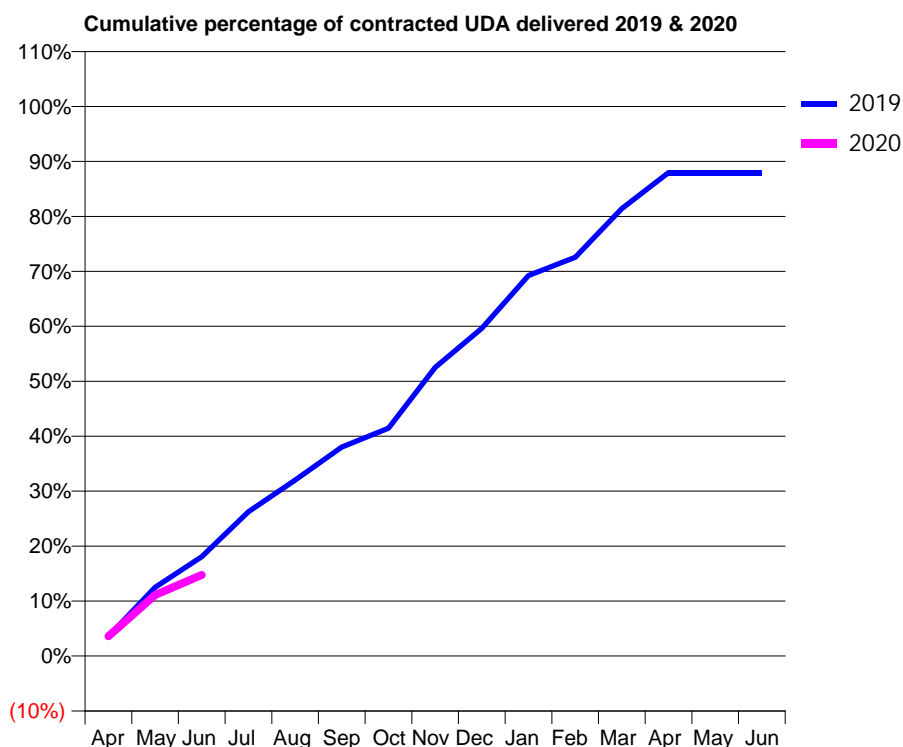
19/20 Contracted general activity (UDA)	1,800
Carry forward general activity (UDA)	0
19/20 Contracted orthodontic activity (UOA)	0
Carry forward orthodontic activity (UOA)	0
Baseline contract value	£77,947.77

ACCESS*

Patients seen in 24 months	Total	Change since previous quarter
Quarter ending June 2018	135	
Quarter ending September 2018	140	↑
Quarter ending December 2018	130	↓
Quarter ending March 2019	116	↓
Quarter ending June 2019	120	↑
Variance since June 2018	(11.1%)	↓



ACTIVITY



Month	Adjusted Scheduled Activity (UDA)	
	2019	2020
April	65	65
May	225	200
June	325	266
July	472	
August	576	
September	684	
October	746	
November	945	
December	1,073	
January	1,246	
February	1,306	
March	1,465	
April	1,583	
May	1,583	
June	1,583	

QUALITY

	Quantity	Base Number	Contract	AT	Region	England
% of FP17s for the same patient ID Re-attending within 3 months - Children	0	0	N/A	9.4%	12.1%	11.4%
% of FP17s for the same patient ID Re-attending within 3 months - Adults	8	144	5.6%	13.4%	15.6%	15.4%
% of FP17s for the same patient ID Re-attending between 3 & 9 months - Children	0	0	N/A	61.9%	61.2%	59.8%
% of FP17s for the same patient ID Re-attending between 3 & 9 months - Adults	0	144	0.0%	56.5%	54.5%	52.1%
% of FP17s for Band 1 Urgent Courses	0	100	0.0%	7.6%	9.1%	9.2%
% of FP17s Relating to Free Repair or Replacements	0	100	0.0%	1.2%	1.0%	0.7%
% of FP17s Relating to Continuations	0	100	0.0%	1.1%	1.0%	0.8%
% of Patients satisfied with the dentistry they have received	1	1	N/A	96.0%	94.2%	93.4%
% of Patients satisfied with the time they had to wait for an appointment	1	1	N/A	87.6%	88.4%	87.6%

* This is based on patients treated on this contract for their most recent course of treatment. Figures in italics indicate the base number of FP17s or Patient Questionnaire responses are less than 100. N/A is shown where the base number of responses is less than 10 during the period. % is calculated as Quantity/Base number*100

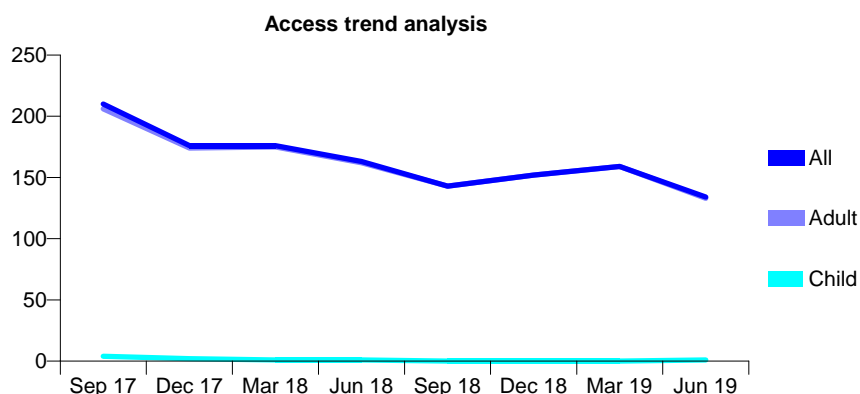
Q51 - Vital Signs At a Glance Contract Report for 101338/0154 - June 2019

Name or company name	Whitecross Dental Care Limited
Contract type name	PDS Contract
Purpose of contract	General
Contract start date	01/05/2015
Contract end date	30/04/2020

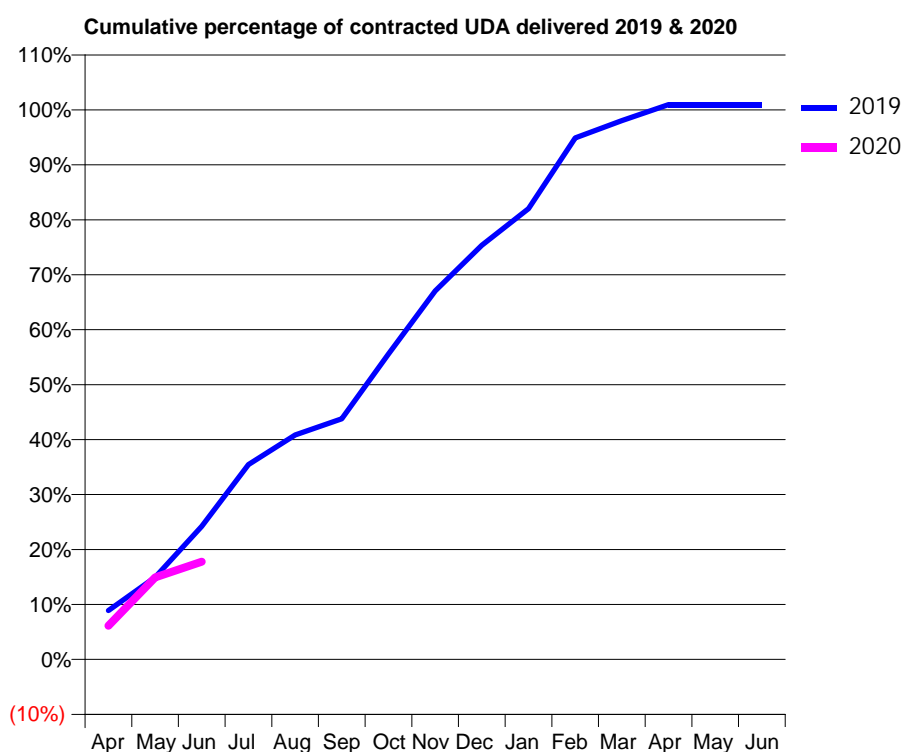
19/20 Contracted general activity (UDA)	2,550
Carry forward general activity (UDA)	0
19/20 Contracted orthodontic activity (UOA)	0
Carry forward orthodontic activity (UOA)	0
Baseline contract value	£110,426.01

ACCESS*

Patients seen in 24 months	Total	Change since previous quarter
Quarter ending June 2018	163	
Quarter ending September 2018	143	↓
Quarter ending December 2018	152	↑
Quarter ending March 2019	159	↑
Quarter ending June 2019	134	↓
Variance since June 2018	(17.8%)	↓



ACTIVITY



Month	2019	2020
April	228	156
May	384	381
June	621	453
July	910	
August	1,048	
September	1,123	
October	1,426	
November	1,720	
December	1,933	
January	2,104	
February	2,434	
March	2,515	
April	2,590	
May	2,590	
June	2,590	

QUALITY

	Quantity	Base Number	Contract	AT	Region	England
% of FP17s for the same patient ID Re-attending within 3 months - Children	1	4	25.0%	9.4%	12.1%	11.4%
% of FP17s for the same patient ID Re-attending within 3 months - Adults	8	172	4.7%	13.4%	15.6%	15.4%
% of FP17s for the same patient ID Re-attending between 3 & 9 months - Children	0	4	0.0%	61.9%	61.2%	59.8%
% of FP17s for the same patient ID Re-attending between 3 & 9 months - Adults	3	172	1.7%	56.5%	54.5%	52.1%
% of FP17s for Band 1 Urgent Courses	0	151	0.0%	7.6%	9.1%	9.2%
% of FP17s Relating to Free Repair or Replacements	0	151	0.0%	1.2%	1.0%	0.7%
% of FP17s Relating to Continuations	0	151	0.0%	1.1%	1.0%	0.8%
% of Patients satisfied with the dentistry they have received	0	0	N/A	96.0%	94.2%	93.4%
% of Patients satisfied with the time they had to wait for an appointment	0	0	N/A	87.6%	88.4%	87.6%

* This is based on patients treated on this contract for their most recent course of treatment. Figures in italics indicate the base number of FP17s or Patient Questionnaire responses are less than 100. N/A is shown where the base number of responses is less than 10 during the period. % is calculated as Quantity/Base number*100

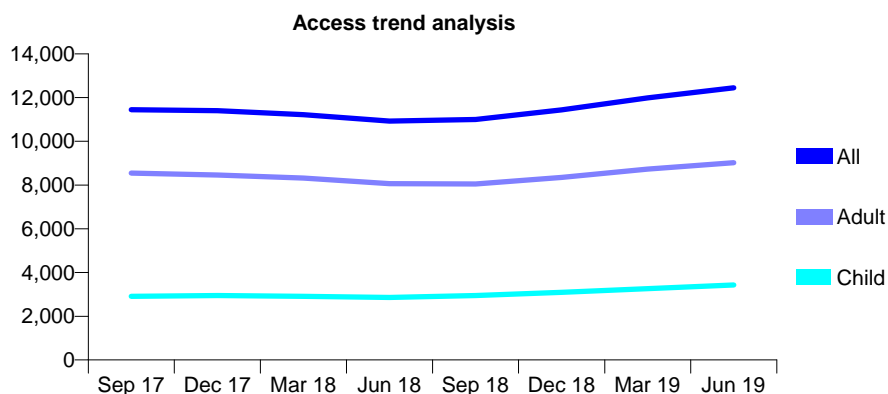
Q51 - Vital Signs At a Glance Contract Report for 101338/0155 - June 2019

Name or company name	Whitecross Dental Care Limited
Contract type name	GDS Contract
Purpose of contract	General
Contract start date	01/06/2015
Contract end date	

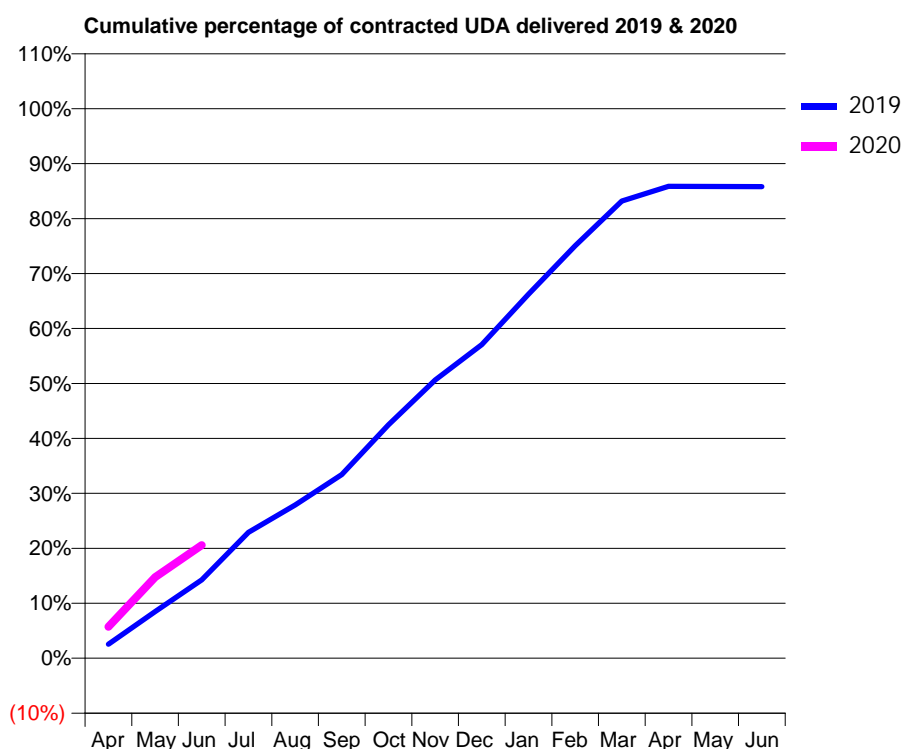
19/20 Contracted general activity (UDA)	42,692
Carry forward general activity (UDA)	0
19/20 Contracted orthodontic activity (UOA)	0
Carry forward orthodontic activity (UOA)	0
Baseline contract value	£1,225,135.85

ACCESS*

Patients seen in 24 months	Total	Change since previous quarter
Quarter ending June 2018	10,923	
Quarter ending September 2018	10,997	→
Quarter ending December 2018	11,435	↑
Quarter ending March 2019	11,985	↑
Quarter ending June 2019	12,449	↑
Variance since June 2018	14.0%	↑



ACTIVITY



Month	2019	2020
April	1,090	2,444
May	3,631	6,289
June	6,086	8,777
July	9,788	
August	11,906	
September	14,267	
October	18,135	
November	21,618	
December	24,359	
January	28,274	
February	32,048	
March	35,523	
April	36,657	
May	36,647	
June	36,643	

QUALITY

	Quantity	Base Number	Contract	AT	Region	England
% of FP17s for the same patient ID Re-attending within 3 months - Children	45	1,284	3.5%	9.4%	12.1%	11.4%
% of FP17s for the same patient ID Re-attending within 3 months - Adults	263	2,934	9.0%	13.4%	15.6%	15.4%
% of FP17s for the same patient ID Re-attending between 3 & 9 months - Children	817	1,284	63.6%	61.9%	61.2%	59.8%
% of FP17s for the same patient ID Re-attending between 3 & 9 months - Adults	1,417	2,934	48.3%	56.5%	54.5%	52.1%
% of FP17s for Band 1 Urgent Courses	135	3,771	3.6%	7.6%	9.1%	9.2%
% of FP17s Relating to Free Repair or Replacements	23	3,771	0.6%	1.2%	1.0%	0.7%
% of FP17s Relating to Continuations	69	3,771	1.8%	1.1%	1.0%	0.8%
% of Patients satisfied with the dentistry they have received	8	8	N/A	96.0%	94.2%	93.4%
% of Patients satisfied with the time they had to wait for an appointment	5	8	N/A	87.6%	88.4%	87.6%

* This is based on patients treated on this contract for their most recent course of treatment.

Figures in italics indicate the base number of FP17s or Patient Questionnaire responses are less than 100. N/A is shown where the base number of responses is less than 10 during the period. % is calculated as Quantity/Base number*100

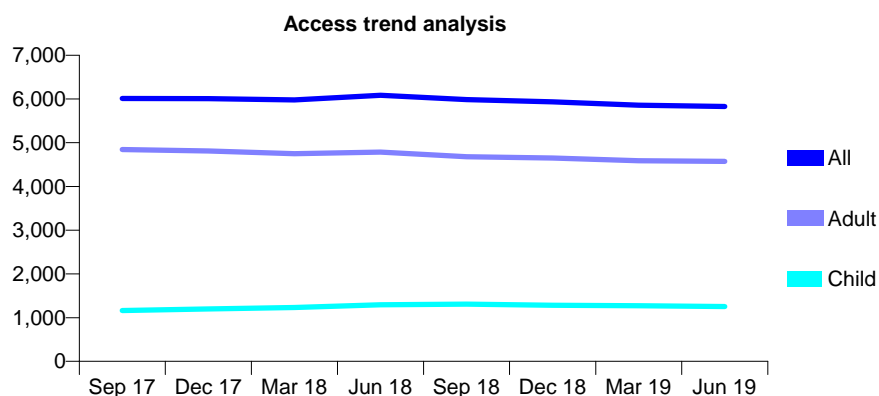
Q51 - Vital Signs At a Glance Contract Report for 101370/0005 - June 2019

Name or company name	Petrie Tucker & Partners Ltd
Contract type name	GDS Contract
Purpose of contract	General and Orthodontic
Contract start date	01/04/2006
Contract end date	

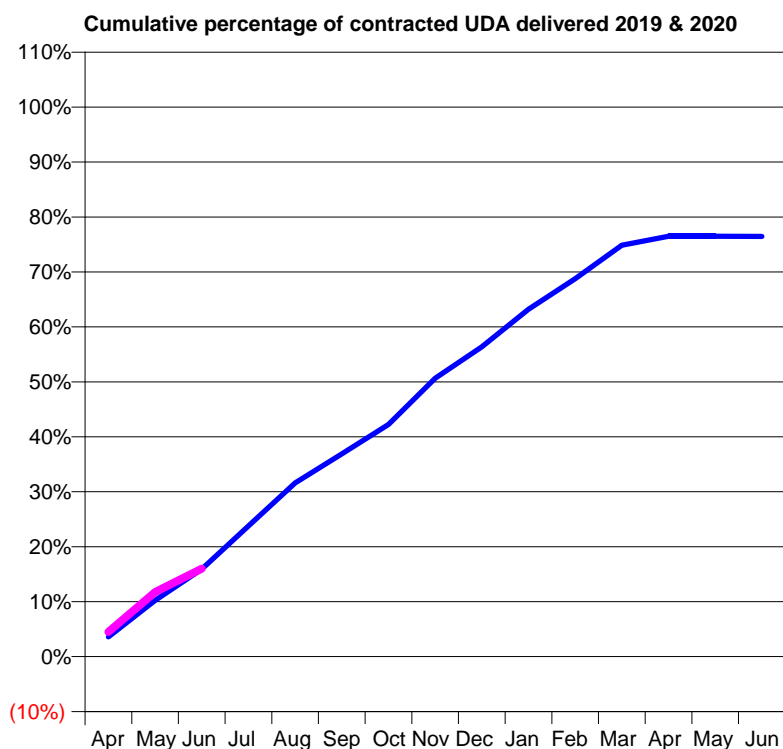
19/20 Contracted general activity (UDA)	24,146
Carry forward general activity (UDA)	0
19/20 Contracted orthodontic activity (UOA)	630
Carry forward orthodontic activity (UOA)	0
Baseline contract value	£749,533.40

ACCESS*

Patients seen in 24 months	Total	Change since previous quarter
Quarter ending June 2018	6,083	
Quarter ending September 2018	5,985	↓
Quarter ending December 2018	5,933	→
Quarter ending March 2019	5,858	↓
Quarter ending June 2019	5,830	→
Variance since June 2018	(4.2%)	↓



ACTIVITY



Month	Adjusted Scheduled Activity (UDA)	
	2019	2020
April	871	1,089
May	2,478	2,837
June	3,841	3,866
July	5,743	
August	7,632	
September	8,903	
October	10,200	
November	12,233	
December	13,607	
January	15,260	
February	16,605	
March	18,071	
April	18,472	
May	18,472	
June	18,461	

QUALITY

	Quantity	Base Number	Contract	AT	Region	England
% of FP17s for the same patient ID Re-attending within 3 months - Children	32	437	7.3%	9.4%	12.1%	11.4%
% of FP17s for the same patient ID Re-attending within 3 months - Adults	145	1,403	10.3%	13.4%	15.6%	15.4%
% of FP17s for the same patient ID Re-attending between 3 & 9 months - Children	256	437	58.6%	61.9%	61.2%	59.8%
% of FP17s for the same patient ID Re-attending between 3 & 9 months - Adults	743	1,403	53.0%	56.5%	54.5%	52.1%
% of FP17s for Band 1 Urgent Courses	99	1,664	5.9%	7.6%	9.1%	9.2%
% of FP17s Relating to Free Repair or Replacements	10	1,664	0.6%	1.2%	1.0%	0.7%
% of FP17s Relating to Continuations	20	1,664	1.2%	1.1%	1.0%	0.8%
% of Patients satisfied with the dentistry they have received	7	7	N/A	96.0%	94.2%	93.4%
% of Patients satisfied with the time they had to wait for an appointment	6	7	N/A	87.6%	88.4%	87.6%

* This is based on patients treated on this contract for their most recent course of treatment. Figures in italics indicate the base number of FP17s or Patient Questionnaire responses are less than 100. N/A is shown where the base number of responses is less than 10 during the period. % is calculated as Quantity/Base number*100

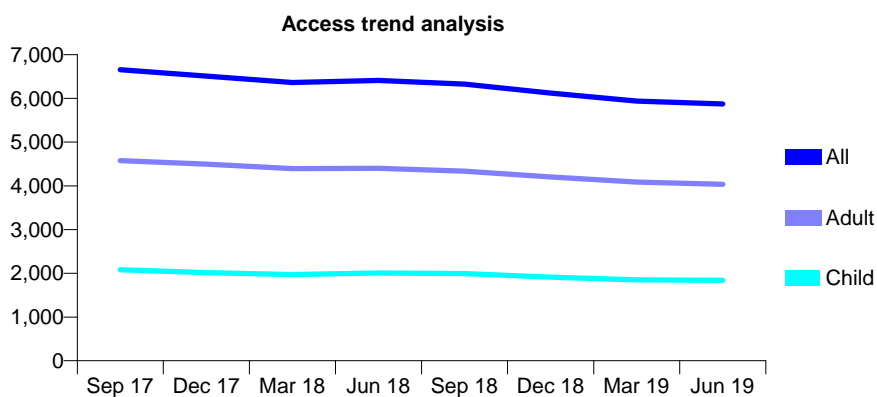
Q51 - Vital Signs At a Glance Contract Report for 101370/0010 - June 2019

Name or company name	Petrie Tucker & Partners Ltd
Contract type name	Pilot Contract
Purpose of contract	General
Contract start date	01/04/2006
Contract end date	

19/20 Contracted general activity (UDA)	20,443
Carry forward general activity (UDA)	0
19/20 Contracted orthodontic activity (UOA)	0
Carry forward orthodontic activity (UOA)	0
Baseline contract value	£570,893.20

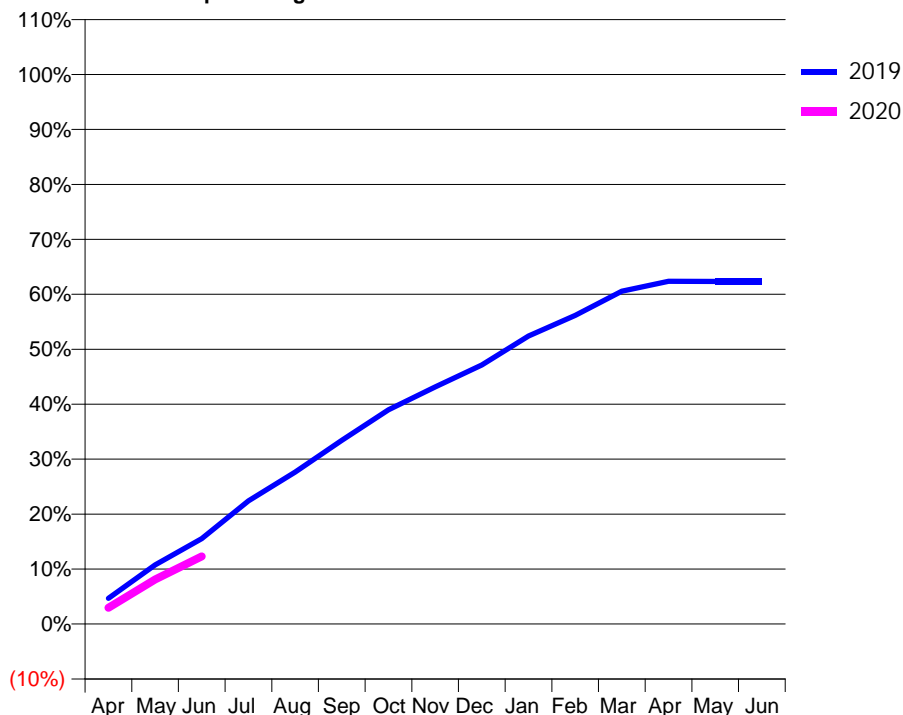
ACCESS*

Patients seen in 24 months	Total	Change since previous quarter
Quarter ending June 2018	6,410	
Quarter ending September 2018	6,328	↓
Quarter ending December 2018	6,120	↓
Quarter ending March 2019	5,936	↓
Quarter ending June 2019	5,872	↓
Variance since June 2018	(8.4%)	↓



ACTIVITY

Cumulative percentage of contracted UDA delivered 2019 & 2020



Adjusted Scheduled Activity (UDA)

Month	2019	2020
April	956	608
May	2,198	1,659
June	3,179	2,518
July	4,579	
August	5,651	
September	6,836	
October	7,969	
November	8,822	
December	9,639	
January	10,711	
February	11,481	
March	12,379	
April	12,746	
May	12,742	
June	12,742	

QUALITY

	Quantity	Base Number	Contract	AT	Region	England
% of FP17s for the same patient ID Re-attending within 3 months - Children	14	444	3.2%	9.4%	12.1%	11.4%
% of FP17s for the same patient ID Re-attending within 3 months - Adults	35	837	4.2%	13.4%	15.6%	15.4%
% of FP17s for the same patient ID Re-attending between 3 & 9 months - Children	144	444	32.4%	61.9%	61.2%	59.8%
% of FP17s for the same patient ID Re-attending between 3 & 9 months - Adults	350	837	41.8%	56.5%	54.5%	52.1%
% of FP17s for Band 1 Urgent Courses	15	1,087	1.4%	7.6%	9.1%	9.2%
% of FP17s Relating to Free Repair or Replacements	7	1,087	0.6%	1.2%	1.0%	0.7%
% of FP17s Relating to Continuations	8	1,087	0.7%	1.1%	1.0%	0.8%
% of Patients satisfied with the dentistry they have received	3	3	N/A	96.0%	94.2%	93.4%
% of Patients satisfied with the time they had to wait for an appointment	2	3	N/A	87.6%	88.4%	87.6%

* This is based on patients treated on this contract for their most recent course of treatment.

Figures in italics indicate the base number of FP17s or Patient Questionnaire responses are less than 100. N/A is shown where the base number of responses is less than 10 during the period. % is calculated as Quantity/Base number*100

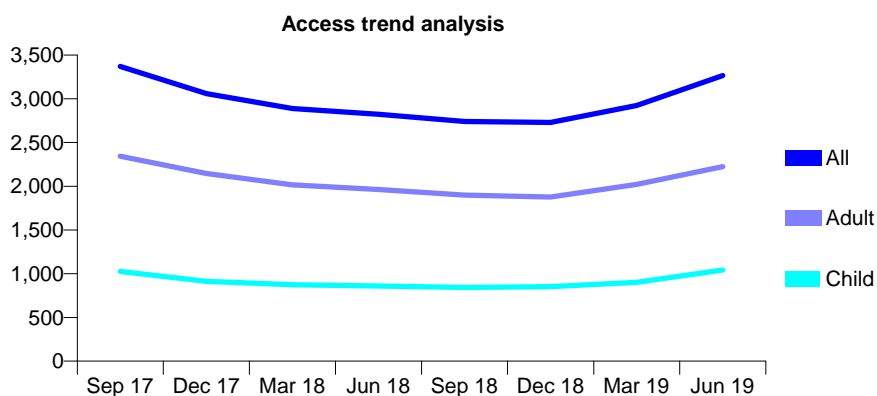
Q51 - Vital Signs At a Glance Contract Report for 101370/0069 - June 2019

Name or company name	Whitecross Dental Care Limited
Contract type name	GDS Contract
Purpose of contract	General
Contract start date	26/05/2006
Contract end date	

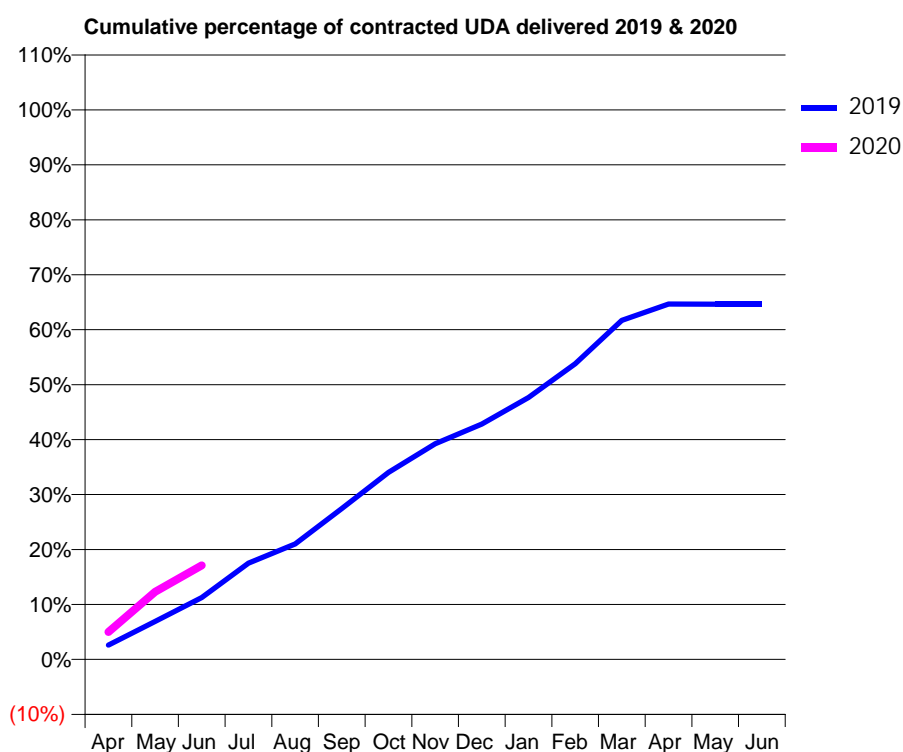
19/20 Contracted general activity (UDA)	14,267
Carry forward general activity (UDA)	0
19/20 Contracted orthodontic activity (UOA)	0
Carry forward orthodontic activity (UOA)	0
Baseline contract value	£417,888.16

ACCESS*

Patients seen in 24 months	Total	Change since previous quarter
Quarter ending June 2018	2,823	
Quarter ending September 2018	2,742	↓
Quarter ending December 2018	2,729	→
Quarter ending March 2019	2,924	↑
Quarter ending June 2019	3,266	↑
Variance since June 2018	15.7%	↑



ACTIVITY



Month	2019	2020
April	373	710
May	987	1,758
June	1,607	2,443
July	2,502	
August	3,000	
September	3,917	
October	4,856	
November	5,601	
December	6,108	
January	6,797	
February	7,676	
March	8,802	
April	9,225	
May	9,222	
June	9,222	

QUALITY

	Quantity	Base Number	Contract	AT	Region	England
% of FP17s for the same patient ID Re-attending within 3 months - Children	35	481	7.3%	9.4%	12.1%	11.4%
% of FP17s for the same patient ID Re-attending within 3 months - Adults	81	803	10.1%	13.4%	15.6%	15.4%
% of FP17s for the same patient ID Re-attending between 3 & 9 months - Children	227	481	47.2%	61.9%	61.2%	59.8%
% of FP17s for the same patient ID Re-attending between 3 & 9 months - Adults	326	803	40.6%	56.5%	54.5%	52.1%
% of FP17s for Band 1 Urgent Courses	63	1,118	5.6%	7.6%	9.1%	9.2%
% of FP17s Relating to Free Repair or Replacements	7	1,118	0.6%	1.2%	1.0%	0.7%
% of FP17s Relating to Continuations	11	1,118	1.0%	1.1%	1.0%	0.8%
% of Patients satisfied with the dentistry they have received	0	0	N/A	96.0%	94.2%	93.4%
% of Patients satisfied with the time they had to wait for an appointment	0	0	N/A	87.6%	88.4%	87.6%

* This is based on patients treated on this contract for their most recent course of treatment. Figures in italics indicate the base number of FP17s or Patient Questionnaire responses are less than 100. N/A is shown where the base number of responses is less than 10 during the period. % is calculated as Quantity/Base number*100

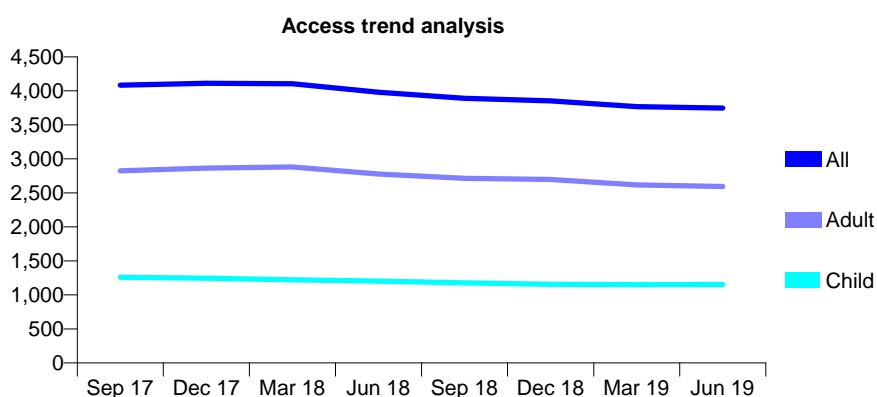
Q51 - Vital Signs At a Glance Contract Report for 101370/0109 - June 2019

Name or company name	Petrie Tucker & Partners Ltd
Contract type name	GDS Contract
Purpose of contract	General
Contract start date	01/10/2008
Contract end date	

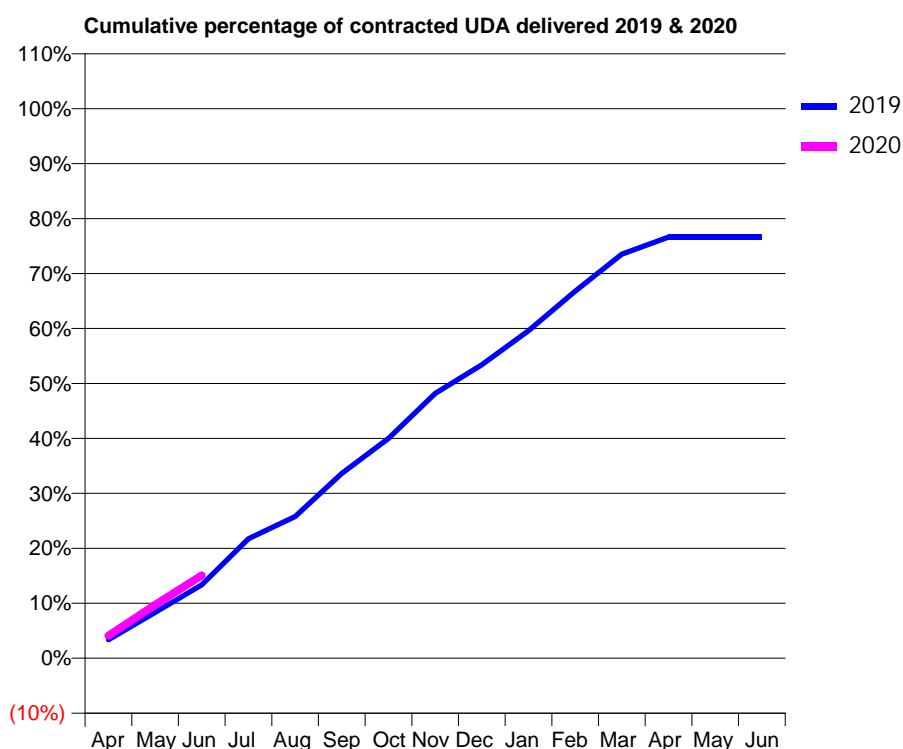
19/20 Contracted general activity (UDA)	12,748
Carry forward general activity (UDA)	0
19/20 Contracted orthodontic activity (UOA)	0
Carry forward orthodontic activity (UOA)	0
Baseline contract value	£365,830.41

ACCESS*

Patients seen in 24 months	Total	Change since previous quarter
Quarter ending June 2018	3,979	
Quarter ending September 2018	3,892	↓
Quarter ending December 2018	3,853	↓
Quarter ending March 2019	3,768	↓
Quarter ending June 2019	3,746	→
Variance since June 2018	(5.9%)	↓



ACTIVITY



Month	2019	2020
April	428	522
May	1,062	1,239
June	1,703	1,923
July	2,769	
August	3,287	
September	4,287	
October	5,099	
November	6,144	
December	6,808	
January	7,595	
February	8,515	
March	9,373	
April	9,766	
May	9,767	
June	9,768	

QUALITY

	Quantity	Base Number	Contract	AT	Region	England
% of FP17s for the same patient ID Re-attending within 3 months - Children	4	359	1.1%	9.4%	12.1%	11.4%
% of FP17s for the same patient ID Re-attending within 3 months - Adults	31	663	4.7%	13.4%	15.6%	15.4%
% of FP17s for the same patient ID Re-attending between 3 & 9 months - Children	210	359	58.5%	61.9%	61.2%	59.8%
% of FP17s for the same patient ID Re-attending between 3 & 9 months - Adults	318	663	48.0%	56.5%	54.5%	52.1%
% of FP17s for Band 1 Urgent Courses	44	856	5.1%	7.6%	9.1%	9.2%
% of FP17s Relating to Free Repair or Replacements	8	856	0.9%	1.2%	1.0%	0.7%
% of FP17s Relating to Continuations	7	856	0.8%	1.1%	1.0%	0.8%
% of Patients satisfied with the dentistry they have received	1	1	N/A	96.0%	94.2%	93.4%
% of Patients satisfied with the time they had to wait for an appointment	1	1	N/A	87.6%	88.4%	87.6%

* This is based on patients treated on this contract for their most recent course of treatment.

Figures in italics indicate the base number of FP17s or Patient Questionnaire responses are less than 100. N/A is shown where the base number of responses is less than 10 during the period. % is calculated as Quantity/Base number*100

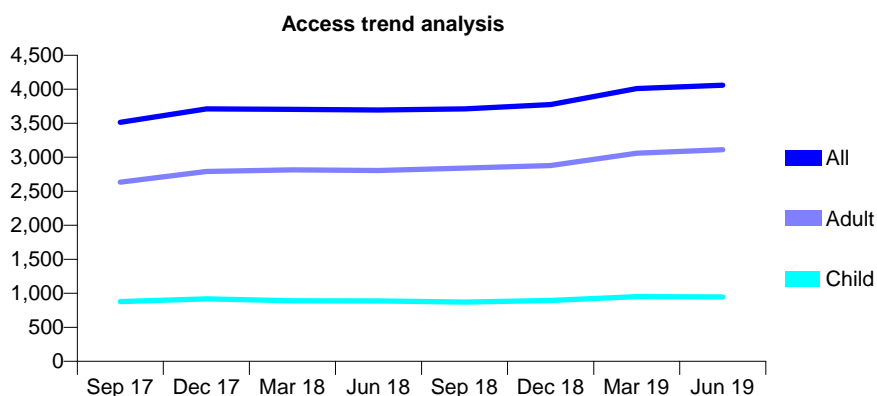
Q51 - Vital Signs At a Glance Contract Report for 101435/0106 - June 2019

Name or company name	IDH Limited
Contract type name	GDS Contract
Purpose of contract	General
Contract start date	01/08/2008
Contract end date	

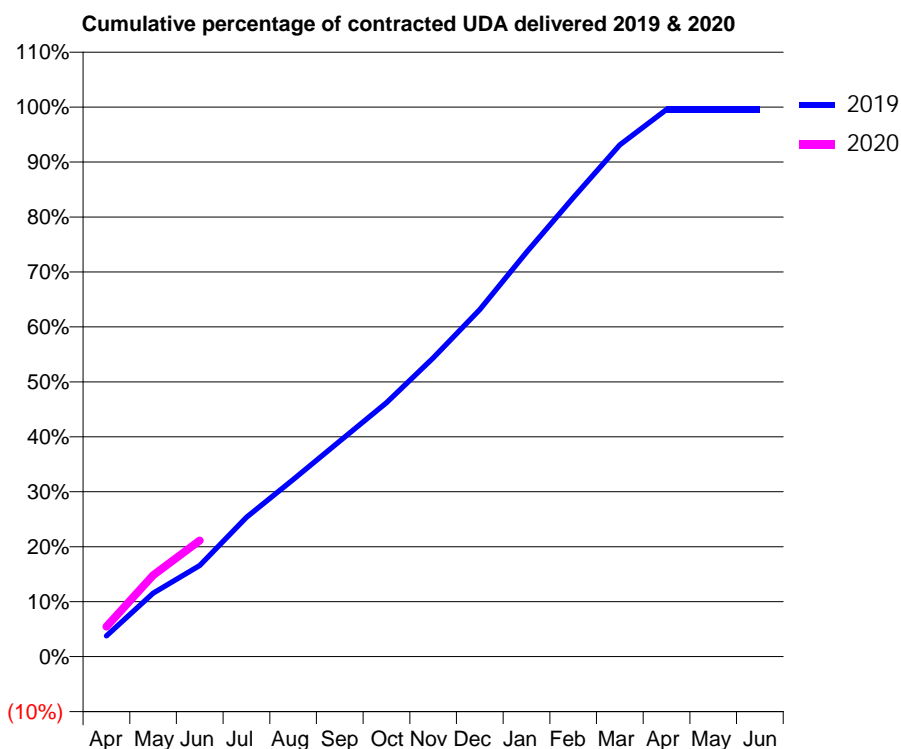
19/20 Contracted general activity (UDA)	11,883
Carry forward general activity (UDA)	0
19/20 Contracted orthodontic activity (UOA)	0
Carry forward orthodontic activity (UOA)	0
Baseline contract value	£357,258.90

ACCESS*

Patients seen in 24 months	Total	Change since previous quarter
Quarter ending June 2018	3,695	
Quarter ending September 2018	3,713	→
Quarter ending December 2018	3,775	→
Quarter ending March 2019	4,011	↑
Quarter ending June 2019	4,060	→
Variance since June 2018	9.9%	↑



ACTIVITY



Month	Adjusted Scheduled Activity (UDA)	
	2019	2020
April	448	651
May	1,371	1,761
June	1,972	2,509
July	3,012	
August	3,828	
September	4,658	
October	5,491	
November	6,458	
December	7,504	
January	8,742	
February	9,923	
March	11,066	
April	11,831	
May	11,831	
June	11,831	

QUALITY

	Quantity	Base Number	Contract	AT	Region	England
% of FP17s for the same patient ID Re-attending within 3 months - Children	21	410	5.1%	9.4%	12.1%	11.4%
% of FP17s for the same patient ID Re-attending within 3 months - Adults	134	1,216	11.0%	13.4%	15.6%	15.4%
% of FP17s for the same patient ID Re-attending between 3 & 9 months - Children	292	410	71.2%	61.9%	61.2%	59.8%
% of FP17s for the same patient ID Re-attending between 3 & 9 months - Adults	747	1,216	61.4%	56.5%	54.5%	52.1%
% of FP17s for Band 1 Urgent Courses	51	1,281	4.0%	7.6%	9.1%	9.2%
% of FP17s Relating to Free Repair or Replacements	4	1,281	0.3%	1.2%	1.0%	0.7%
% of FP17s Relating to Continuations	16	1,281	1.2%	1.1%	1.0%	0.8%
% of Patients satisfied with the dentistry they have received	1	1	N/A	96.0%	94.2%	93.4%
% of Patients satisfied with the time they had to wait for an appointment	1	1	N/A	87.6%	88.4%	87.6%

* This is based on patients treated on this contract for their most recent course of treatment. Figures in italics indicate the base number of FP17s or Patient Questionnaire responses are less than 100. N/A is shown where the base number of responses is less than 10 during the period. % is calculated as Quantity/Base number*100

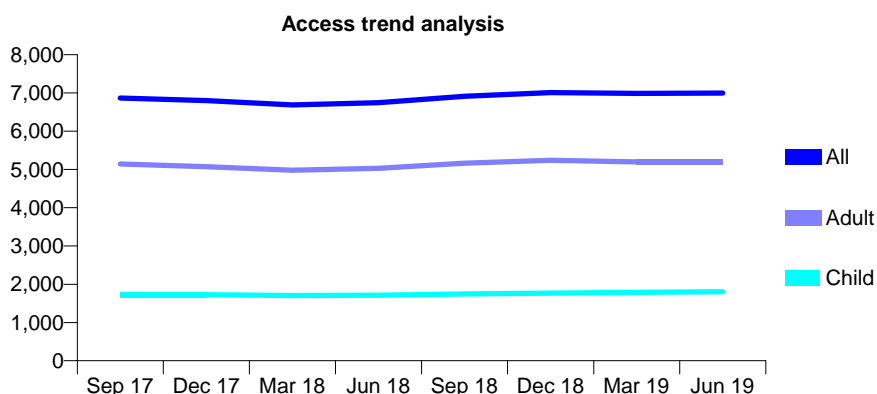
Q51 - Vital Signs At a Glance Contract Report for 101435/0112 - June 2019

Name or company name	IDH Limited
Contract type name	GDS Contract
Purpose of contract	General
Contract start date	01/08/2008
Contract end date	

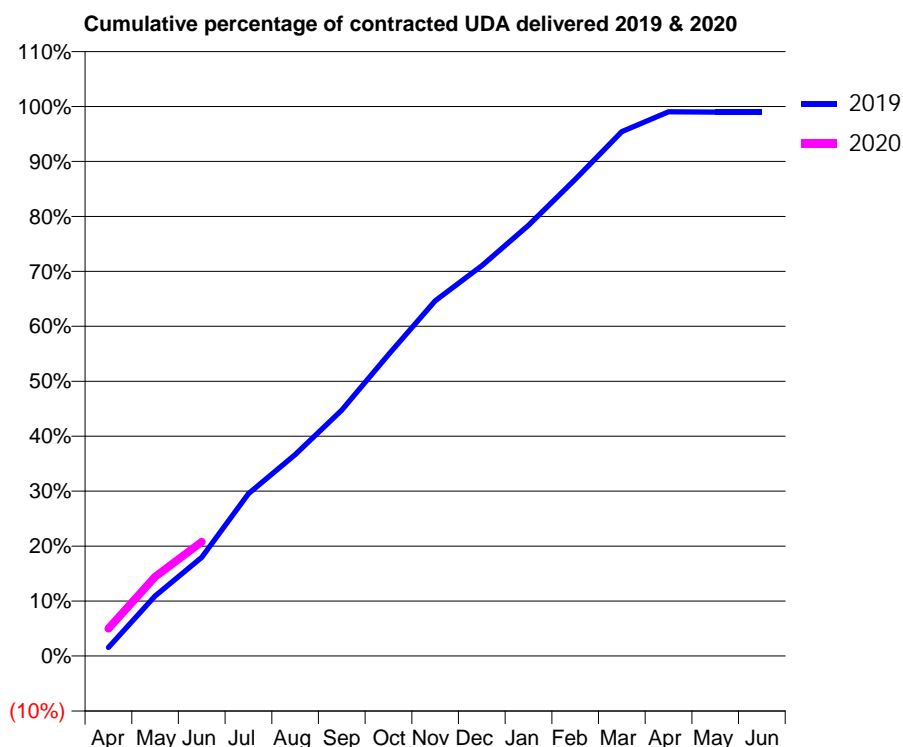
19/20 Contracted general activity (UDA)	18,223
Carry forward general activity (UDA)	0
19/20 Contracted orthodontic activity (UOA)	0
Carry forward orthodontic activity (UOA)	0
Baseline contract value	£517,749.78

ACCESS*

Patients seen in 24 months	Total	Change since previous quarter
Quarter ending June 2018	6,742	
Quarter ending September 2018	6,912	↑
Quarter ending December 2018	7,007	→
Quarter ending March 2019	6,986	→
Quarter ending June 2019	6,997	→
Variance since June 2018	3.8%	↑



ACTIVITY



Month	Adjusted Scheduled Activity (UDA)	
	2019	2020
April	287	910
May	1,991	2,630
June	3,269	3,787
July	5,384	
August	6,680	
September	8,152	
October	9,996	
November	11,778	
December	12,941	
January	14,287	
February	15,806	
March	17,387	
April	18,046	
May	18,037	
June	18,037	

QUALITY

	Quantity	Base Number	Contract	AT	Region	England
% of FP17s for the same patient ID Re-attending within 3 months - Children	26	638	4.1%	9.4%	12.1%	11.4%
% of FP17s for the same patient ID Re-attending within 3 months - Adults	156	1,598	9.8%	13.4%	15.6%	15.4%
% of FP17s for the same patient ID Re-attending between 3 & 9 months - Children	321	638	50.3%	61.9%	61.2%	59.8%
% of FP17s for the same patient ID Re-attending between 3 & 9 months - Adults	773	1,598	48.4%	56.5%	54.5%	52.1%
% of FP17s for Band 1 Urgent Courses	87	1,938	4.5%	7.6%	9.1%	9.2%
% of FP17s Relating to Free Repair or Replacements	5	1,938	0.3%	1.2%	1.0%	0.7%
% of FP17s Relating to Continuations	33	1,938	1.7%	1.1%	1.0%	0.8%
% of Patients satisfied with the dentistry they have received	3	3	N/A	96.0%	94.2%	93.4%
% of Patients satisfied with the time they had to wait for an appointment	3	3	N/A	87.6%	88.4%	87.6%

* This is based on patients treated on this contract for their most recent course of treatment. Figures in italics indicate the base number of FP17s or Patient Questionnaire responses are less than 100. N/A is shown where the base number of responses is less than 10 during the period. % is calculated as Quantity/Base number*100

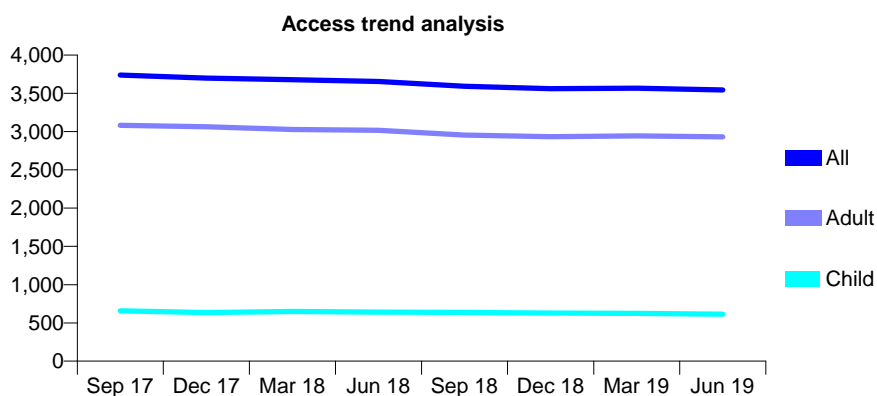
Q51 - Vital Signs At a Glance Contract Report for 101613/0001 - June 2019

Name or company name	Yorkshire Smiles Limited
Contract type name	GDS Contract
Purpose of contract	General
Contract start date	01/07/2012
Contract end date	

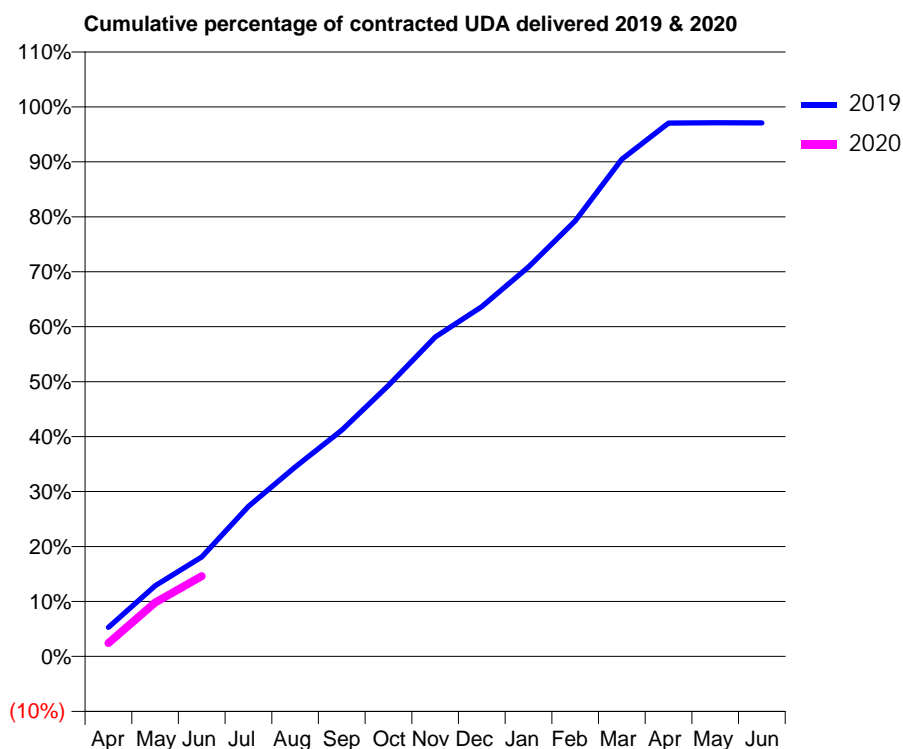
19/20 Contracted general activity (UDA)	16,000
Carry forward general activity (UDA)	0
19/20 Contracted orthodontic activity (UOA)	0
Carry forward orthodontic activity (UOA)	0
Baseline contract value	£459,076.94

ACCESS*

Patients seen in 24 months	Total	Change since previous quarter
Quarter ending June 2018	3,656	
Quarter ending September 2018	3,592	↓
Quarter ending December 2018	3,562	→
Quarter ending March 2019	3,567	→
Quarter ending June 2019	3,544	→
Variance since June 2018	(3.1%)	↓



ACTIVITY



Month	2019	2020
April	850	391
May	2,060	1,567
June	2,894	2,337
July	4,372	
August	5,515	
September	6,586	
October	7,891	
November	9,296	
December	10,182	
January	11,338	
February	12,677	
March	14,479	
April	15,530	
May	15,535	
June	15,532	

QUALITY

	Quantity	Base Number	Contract	AT	Region	England
% of FP17s for the same patient ID Re-attending within 3 months - Children	12	223	5.4%	9.4%	12.1%	11.4%
% of FP17s for the same patient ID Re-attending within 3 months - Adults	163	1,021	16.0%	13.4%	15.6%	15.4%
% of FP17s for the same patient ID Re-attending between 3 & 9 months - Children	143	223	64.1%	61.9%	61.2%	59.8%
% of FP17s for the same patient ID Re-attending between 3 & 9 months - Adults	567	1,021	55.5%	56.5%	54.5%	52.1%
% of FP17s for Band 1 Urgent Courses	76	932	8.2%	7.6%	9.1%	9.2%
% of FP17s Relating to Free Repair or Replacements	25	932	2.7%	1.2%	1.0%	0.7%
% of FP17s Relating to Continuations	8	932	0.9%	1.1%	1.0%	0.8%
% of Patients satisfied with the dentistry they have received	3	3	N/A	96.0%	94.2%	93.4%
% of Patients satisfied with the time they had to wait for an appointment	3	3	N/A	87.6%	88.4%	87.6%

* This is based on patients treated on this contract for their most recent course of treatment. Figures in italics indicate the base number of FP17s or Patient Questionnaire responses are less than 100. N/A is shown where the base number of responses is less than 10 during the period. % is calculated as Quantity/Base number*100

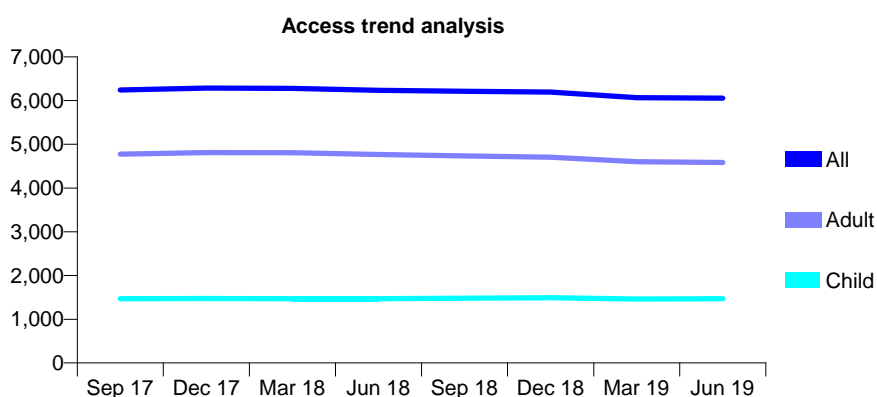
Q51 - Vital Signs At a Glance Contract Report for 102334/0001 - June 2019

Name or company name	157 Dental Care Limited
Contract type name	GDS Contract
Purpose of contract	General
Contract start date	01/11/2010
Contract end date	

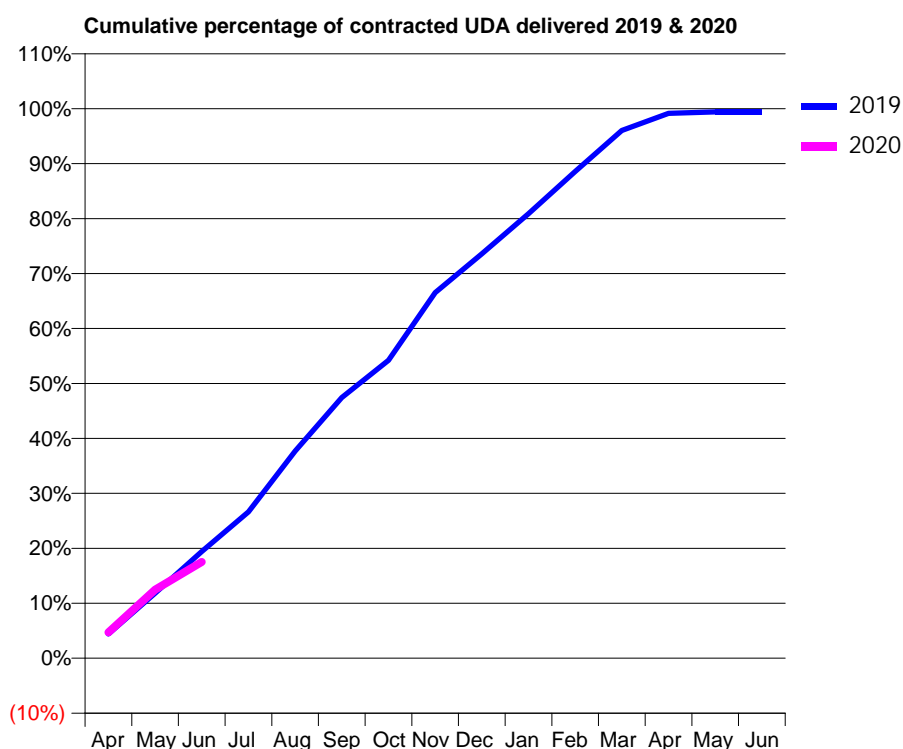
19/20 Contracted general activity (UDA)	17,639
Carry forward general activity (UDA)	0
19/20 Contracted orthodontic activity (UOA)	0
Carry forward orthodontic activity (UOA)	0
Baseline contract value	£513,415.86

ACCESS*

Patients seen in 24 months	Total	Change since previous quarter
Quarter ending June 2018	6,235	
Quarter ending September 2018	6,215	→
Quarter ending December 2018	6,197	→
Quarter ending March 2019	6,064	↓
Quarter ending June 2019	6,055	→
Variance since June 2018	(2.9%)	↓



ACTIVITY



Month	2019	2020
April	777	834
May	2,086	2,201
June	3,423	3,093
July	4,699	
August	6,650	
September	8,368	
October	9,564	
November	11,736	
December	12,976	
January	14,268	
February	15,620	
March	16,941	
April	17,487	
May	17,533	
June	17,533	

QUALITY

	Quantity	Base Number	Contract	AT	Region	England
% of FP17s for the same patient ID Re-attending within 3 months - Children	24	539	4.5%	9.4%	12.1%	11.4%
% of FP17s for the same patient ID Re-attending within 3 months - Adults	184	1,376	13.4%	13.4%	15.6%	15.4%
% of FP17s for the same patient ID Re-attending between 3 & 9 months - Children	364	539	67.5%	61.9%	61.2%	59.8%
% of FP17s for the same patient ID Re-attending between 3 & 9 months - Adults	670	1,376	48.7%	56.5%	54.5%	52.1%
% of FP17s for Band 1 Urgent Courses	167	1,582	10.6%	7.6%	9.1%	9.2%
% of FP17s Relating to Free Repair or Replacements	20	1,582	1.3%	1.2%	1.0%	0.7%
% of FP17s Relating to Continuations	32	1,582	2.0%	1.1%	1.0%	0.8%
% of Patients satisfied with the dentistry they have received	1	1	N/A	96.0%	94.2%	93.4%
% of Patients satisfied with the time they had to wait for an appointment	0	1	N/A	87.6%	88.4%	87.6%

* This is based on patients treated on this contract for their most recent course of treatment.

Figures in italics indicate the base number of FP17s or Patient Questionnaire responses are less than 100. N/A is shown where the base number of responses is less than 10 during the period. % is calculated as Quantity/Base number*100

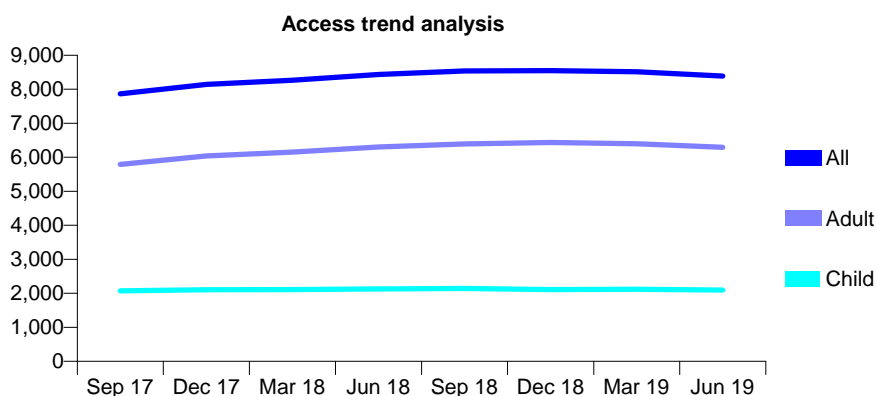
Q51 - Vital Signs At a Glance Contract Report for 104221/0001 - June 2019

Name or company name	Hoyland Family Dental Centre
Contract type name	GDS Contract
Purpose of contract	General
Contract start date	01/01/2009
Contract end date	

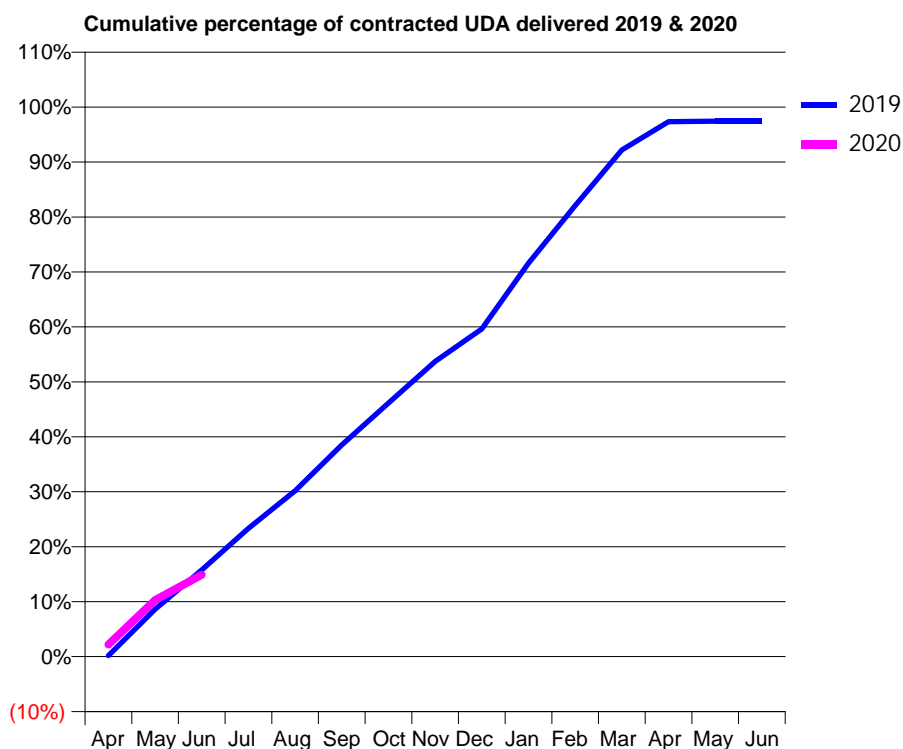
19/20 Contracted general activity (UDA)	24,001
Carry forward general activity (UDA)	0
19/20 Contracted orthodontic activity (UOA)	0
Carry forward orthodontic activity (UOA)	0
Baseline contract value	£688,758.68

ACCESS*

Patients seen in 24 months	Total	Change since previous quarter
Quarter ending June 2018	8,438	
Quarter ending September 2018	8,539	→
Quarter ending December 2018	8,548	→
Quarter ending March 2019	8,516	→
Quarter ending June 2019	8,389	↓
Variance since June 2018	(0.6%)	→



ACTIVITY



Month	Adjusted Scheduled Activity (UDA)	
	2019	2020
April	41	526
May	2,073	2,474
June	3,787	3,576
July	5,599	
August	7,240	
September	9,243	
October	11,076	
November	12,895	
December	14,312	
January	17,185	
February	19,698	
March	22,123	
April	23,362	
May	23,381	
June	23,383	

QUALITY

	Quantity	Base Number	Contract	AT	Region	England
% of FP17s for the same patient ID Re-attending within 3 months - Children	40	747	5.4%	9.4%	12.1%	11.4%
% of FP17s for the same patient ID Re-attending within 3 months - Adults	130	1,715	7.6%	13.4%	15.6%	15.4%
% of FP17s for the same patient ID Re-attending between 3 & 9 months - Children	510	747	68.3%	61.9%	61.2%	59.8%
% of FP17s for the same patient ID Re-attending between 3 & 9 months - Adults	1,056	1,715	61.6%	56.5%	54.5%	52.1%
% of FP17s for Band 1 Urgent Courses	65	1,776	3.7%	7.6%	9.1%	9.2%
% of FP17s Relating to Free Repair or Replacements	33	1,776	1.9%	1.2%	1.0%	0.7%
% of FP17s Relating to Continuations	17	1,776	1.0%	1.1%	1.0%	0.8%
% of Patients satisfied with the dentistry they have received	10	13	76.9%	96.0%	94.2%	93.4%
% of Patients satisfied with the time they had to wait for an appointment	12	13	92.3%	87.6%	88.4%	87.6%

* This is based on patients treated on this contract for their most recent course of treatment. Figures in italics indicate the base number of FP17s or Patient Questionnaire responses are less than 100. N/A is shown where the base number of responses is less than 10 during the period. % is calculated as Quantity/Base number*100

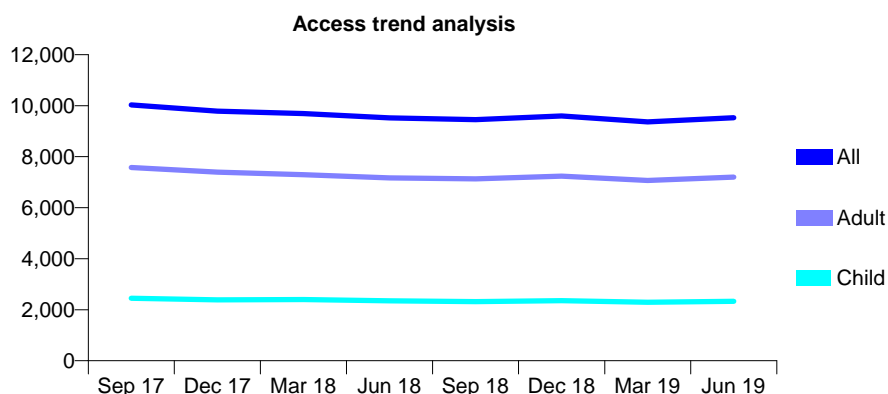
Q51 - Vital Signs At a Glance Contract Report for 108022/0001 - June 2019

Name or company name	P B Robinson Doncaster Ltd
Contract type name	GDS Contract
Purpose of contract	General
Contract start date	01/10/2011
Contract end date	

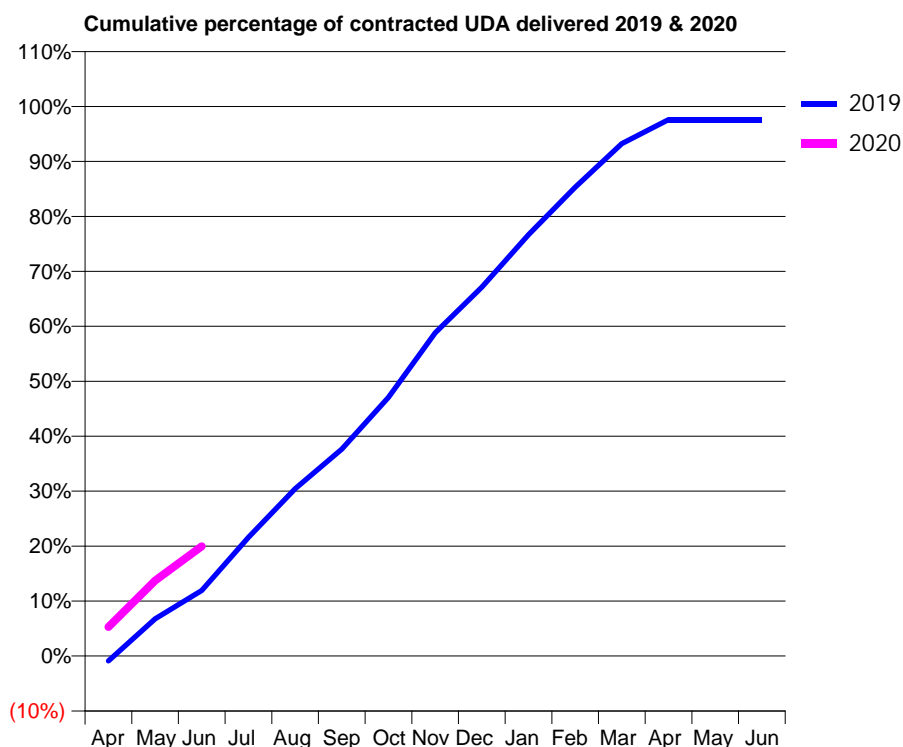
19/20 Contracted general activity (UDA)	28,644
Carry forward general activity (UDA)	0
19/20 Contracted orthodontic activity (UOA)	0
Carry forward orthodontic activity (UOA)	0
Baseline contract value	£839,008.12

ACCESS*

Patients seen in 24 months	Total	Change since previous quarter
Quarter ending June 2018	9,522	
Quarter ending September 2018	9,449	→
Quarter ending December 2018	9,595	→
Quarter ending March 2019	9,361	↓
Quarter ending June 2019	9,527	→
Variance since June 2018	0.1%	→



ACTIVITY



Month	Adjusted Scheduled Activity (UDA)	
	2019	2020
April	-261	1,518
May	1,945	3,928
June	3,414	5,714
July	6,181	
August	8,718	
September	10,783	
October	13,481	
November	16,845	
December	19,223	
January	21,964	
February	24,439	
March	26,701	
April	27,963	
May	27,960	
June	27,960	

QUALITY

	Quantity	Base Number	Contract	AT	Region	England
% of FP17s for the same patient ID Re-attending within 3 months - Children	77	834	9.2%	9.4%	12.1%	11.4%
% of FP17s for the same patient ID Re-attending within 3 months - Adults	344	2,566	13.4%	13.4%	15.6%	15.4%
% of FP17s for the same patient ID Re-attending between 3 & 9 months - Children	482	834	57.8%	61.9%	61.2%	59.8%
% of FP17s for the same patient ID Re-attending between 3 & 9 months - Adults	1,380	2,566	53.8%	56.5%	54.5%	52.1%
% of FP17s for Band 1 Urgent Courses	236	2,820	8.4%	7.6%	9.1%	9.2%
% of FP17s Relating to Free Repair or Replacements	44	2,820	1.6%	1.2%	1.0%	0.7%
% of FP17s Relating to Continuations	22	2,820	0.8%	1.1%	1.0%	0.8%
% of Patients satisfied with the dentistry they have received	1	1	N/A	96.0%	94.2%	93.4%
% of Patients satisfied with the time they had to wait for an appointment	1	1	N/A	87.6%	88.4%	87.6%

* This is based on patients treated on this contract for their most recent course of treatment. Figures in italics indicate the base number of FP17s or Patient Questionnaire responses are less than 100. N/A is shown where the base number of responses is less than 10 during the period. % is calculated as Quantity/Base number*100

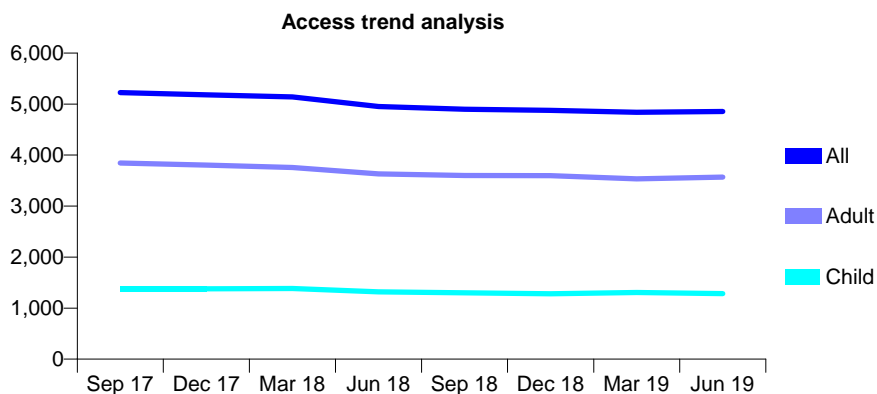
Q51 - Vital Signs At a Glance Contract Report for 108022/0002 - June 2019

Name or company name	P B Robinson Doncaster Ltd
Contract type name	GDS Contract
Purpose of contract	General
Contract start date	01/10/2011
Contract end date	

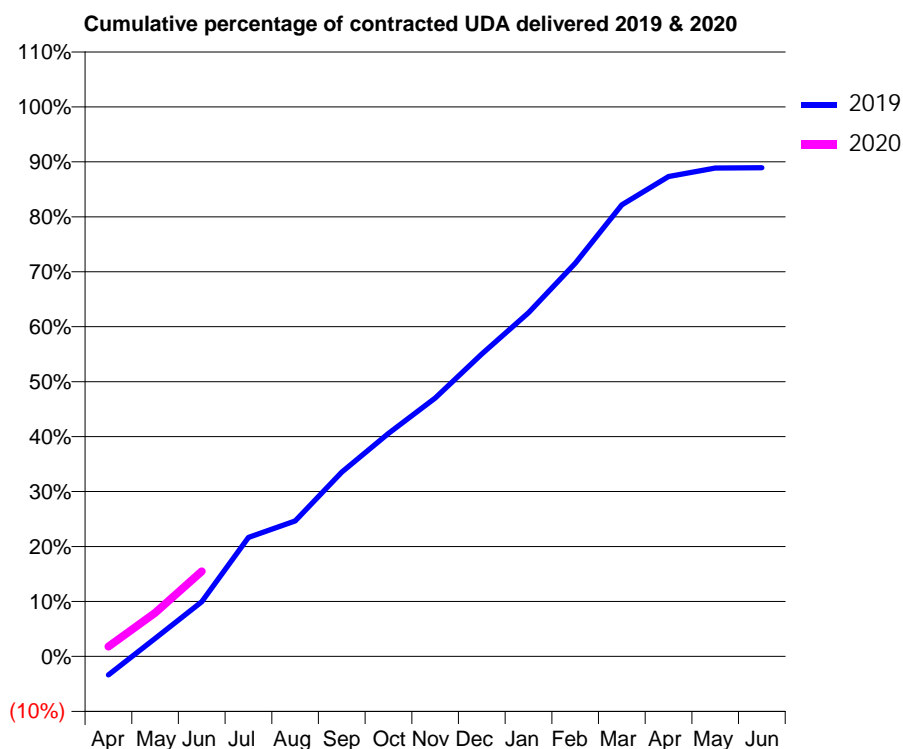
19/20 Contracted general activity (UDA)	14,348
Carry forward general activity (UDA)	0
19/20 Contracted orthodontic activity (UOA)	0
Carry forward orthodontic activity (UOA)	0
Baseline contract value	£420,325.56

ACCESS*

Patients seen in 24 months	Total	Change since previous quarter
Quarter ending June 2018	4,952	
Quarter ending September 2018	4,899	↓
Quarter ending December 2018	4,878	→
Quarter ending March 2019	4,840	→
Quarter ending June 2019	4,854	→
Variance since June 2018	(2.0%)	↓



ACTIVITY



Month	2019	2020
April	-486	255
May	473	1,139
June	1,429	2,222
July	3,108	
August	3,536	
September	4,815	
October	5,823	
November	6,747	
December	7,894	
January	8,973	
February	10,263	
March	11,792	
April	12,531	
May	12,751	
June	12,759	

QUALITY

	Quantity	Base Number	Contract	AT	Region	England
% of FP17s for the same patient ID Re-attending within 3 months - Children	28	396	7.1%	9.4%	12.1%	11.4%
% of FP17s for the same patient ID Re-attending within 3 months - Adults	107	1,109	9.6%	13.4%	15.6%	15.4%
% of FP17s for the same patient ID Re-attending between 3 & 9 months - Children	197	396	49.7%	61.9%	61.2%	59.8%
% of FP17s for the same patient ID Re-attending between 3 & 9 months - Adults	533	1,109	48.1%	56.5%	54.5%	52.1%
% of FP17s for Band 1 Urgent Courses	119	1,165	10.2%	7.6%	9.1%	9.2%
% of FP17s Relating to Free Repair or Replacements	2	1,165	0.2%	1.2%	1.0%	0.7%
% of FP17s Relating to Continuations	8	1,165	0.7%	1.1%	1.0%	0.8%
% of Patients satisfied with the dentistry they have received	0	0	N/A	96.0%	94.2%	93.4%
% of Patients satisfied with the time they had to wait for an appointment	0	0	N/A	87.6%	88.4%	87.6%

* This is based on patients treated on this contract for their most recent course of treatment. Figures in italics indicate the base number of FP17s or Patient Questionnaire responses are less than 100. N/A is shown where the base number of responses is less than 10 during the period. % is calculated as Quantity/Base number*100

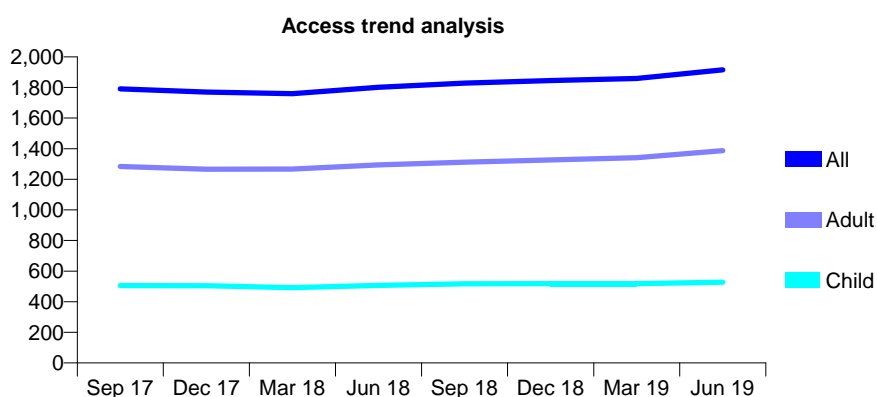
Q51 - Vital Signs At a Glance Contract Report for 108022/0003 - June 2019

Name or company name	P B Robinson Doncaster Ltd
Contract type name	GDS Contract
Purpose of contract	General
Contract start date	01/10/2011
Contract end date	

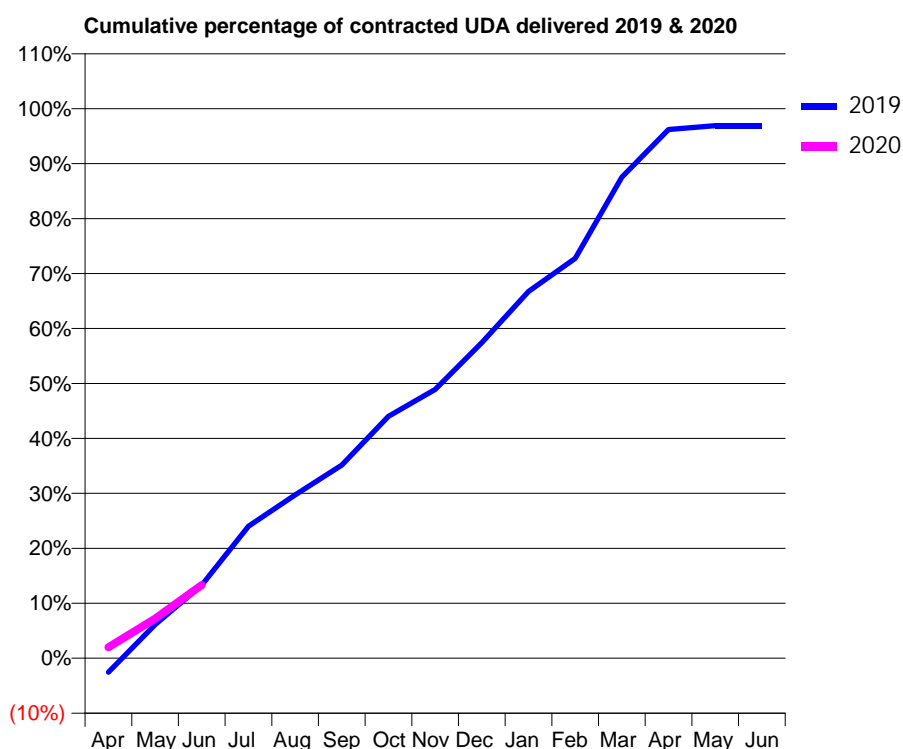
19/20 Contracted general activity (UDA)	4,696
Carry forward general activity (UDA)	0
19/20 Contracted orthodontic activity (UOA)	0
Carry forward orthodontic activity (UOA)	0
Baseline contract value	£137,548.79

ACCESS*

Patients seen in 24 months	Total	Change since previous quarter
Quarter ending June 2018	1,801	
Quarter ending September 2018	1,829	→
Quarter ending December 2018	1,845	→
Quarter ending March 2019	1,859	→
Quarter ending June 2019	1,915	↑
Variance since June 2018	6.3%	↑



ACTIVITY



Month	2019	2020
April	-120	94
May	288	339
June	624	626
July	1,128	
August	1,395	
September	1,651	
October	2,068	
November	2,297	
December	2,697	
January	3,134	
February	3,417	
March	4,110	
April	4,518	
May	4,551	
June	4,551	

QUALITY

	Quantity	Base Number	Contract	AT	Region	England
% of FP17s for the same patient ID Re-attending within 3 months - Children	14	142	9.9%	9.4%	12.1%	11.4%
% of FP17s for the same patient ID Re-attending within 3 months - Adults	43	396	10.9%	13.4%	15.6%	15.4%
% of FP17s for the same patient ID Re-attending between 3 & 9 months - Children	55	142	38.7%	61.9%	61.2%	59.8%
% of FP17s for the same patient ID Re-attending between 3 & 9 months - Adults	195	396	49.2%	56.5%	54.5%	52.1%
% of FP17s for Band 1 Urgent Courses	29	361	8.0%	7.6%	9.1%	9.2%
% of FP17s Relating to Free Repair or Replacements	1	361	0.3%	1.2%	1.0%	0.7%
% of FP17s Relating to Continuations	7	361	1.9%	1.1%	1.0%	0.8%
% of Patients satisfied with the dentistry they have received	0	0	N/A	96.0%	94.2%	93.4%
% of Patients satisfied with the time they had to wait for an appointment	0	0	N/A	87.6%	88.4%	87.6%

* This is based on patients treated on this contract for their most recent course of treatment.

Figures in italics indicate the base number of FP17s or Patient Questionnaire responses are less than 100. N/A is shown where the base number of responses is less than 10 during the period. % is calculated as Quantity/Base number*100

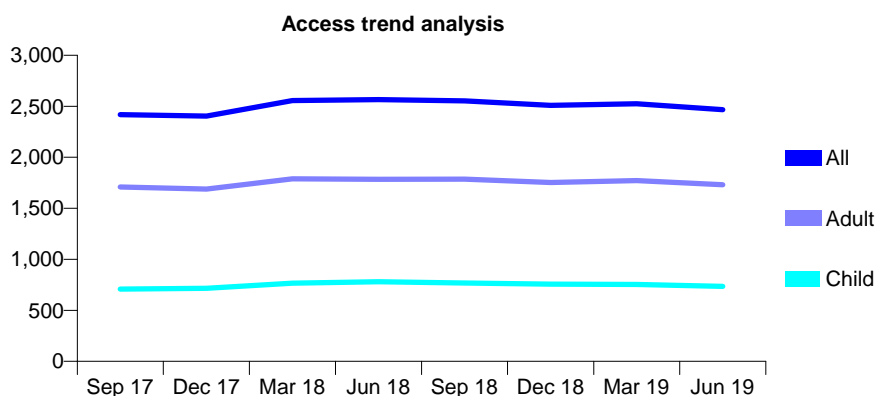
Q51 - Vital Signs At a Glance Contract Report for 108022/0004 - June 2019

Name or company name	P B Robinson Doncaster Ltd
Contract type name	GDS Contract
Purpose of contract	General
Contract start date	01/10/2011
Contract end date	

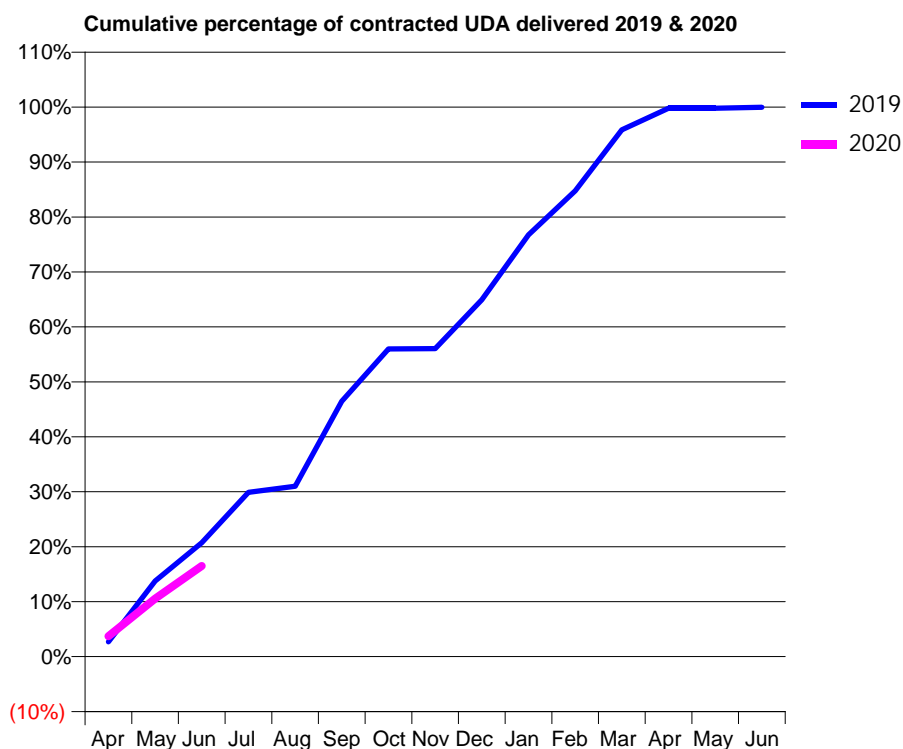
19/20 Contracted general activity (UDA)	6,618
Carry forward general activity (UDA)	0
19/20 Contracted orthodontic activity (UOA)	0
Carry forward orthodontic activity (UOA)	0
Baseline contract value	£193,847.08

ACCESS*

Patients seen in 24 months	Total	Change since previous quarter
Quarter ending June 2018	2,566	
Quarter ending September 2018	2,554	→
Quarter ending December 2018	2,509	↓
Quarter ending March 2019	2,525	→
Quarter ending June 2019	2,466	↓
Variance since June 2018	(3.9%)	↓



ACTIVITY



Month	Adjusted Scheduled Activity (UDA)	
	2019	2020
April	179	246
May	911	699
June	1,373	1,092
July	1,980	
August	2,052	
September	3,075	
October	3,707	
November	3,709	
December	4,296	
January	5,079	
February	5,608	
March	6,344	
April	6,602	
May	6,604	
June	6,616	

QUALITY

	Quantity	Base Number	Contract	AT	Region	England
% of FP17s for the same patient ID Re-attending within 3 months - Children	27	190	14.2%	9.4%	12.1%	11.4%
% of FP17s for the same patient ID Re-attending within 3 months - Adults	55	388	14.2%	13.4%	15.6%	15.4%
% of FP17s for the same patient ID Re-attending between 3 & 9 months - Children	66	190	34.7%	61.9%	61.2%	59.8%
% of FP17s for the same patient ID Re-attending between 3 & 9 months - Adults	172	388	44.3%	56.5%	54.5%	52.1%
% of FP17s for Band 1 Urgent Courses	47	491	9.6%	7.6%	9.1%	9.2%
% of FP17s Relating to Free Repair or Replacements	6	491	1.2%	1.2%	1.0%	0.7%
% of FP17s Relating to Continuations	1	491	0.2%	1.1%	1.0%	0.8%
% of Patients satisfied with the dentistry they have received	0	0	N/A	96.0%	94.2%	93.4%
% of Patients satisfied with the time they had to wait for an appointment	0	0	N/A	87.6%	88.4%	87.6%

* This is based on patients treated on this contract for their most recent course of treatment. Figures in italics indicate the base number of FP17s or Patient Questionnaire responses are less than 100. N/A is shown where the base number of responses is less than 10 during the period. % is calculated as Quantity/Base number*100

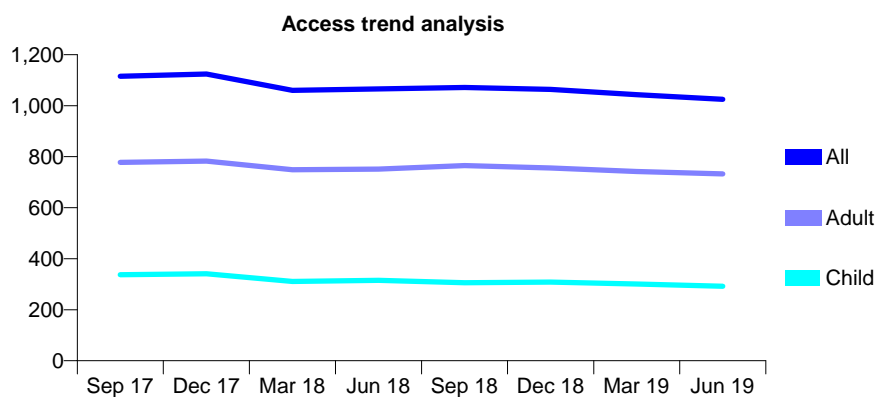
Q51 - Vital Signs At a Glance Contract Report for 108022/0005 - June 2019

Name or company name	P B Robinson Doncaster Ltd
Contract type name	GDS Contract
Purpose of contract	General
Contract start date	01/11/2011
Contract end date	

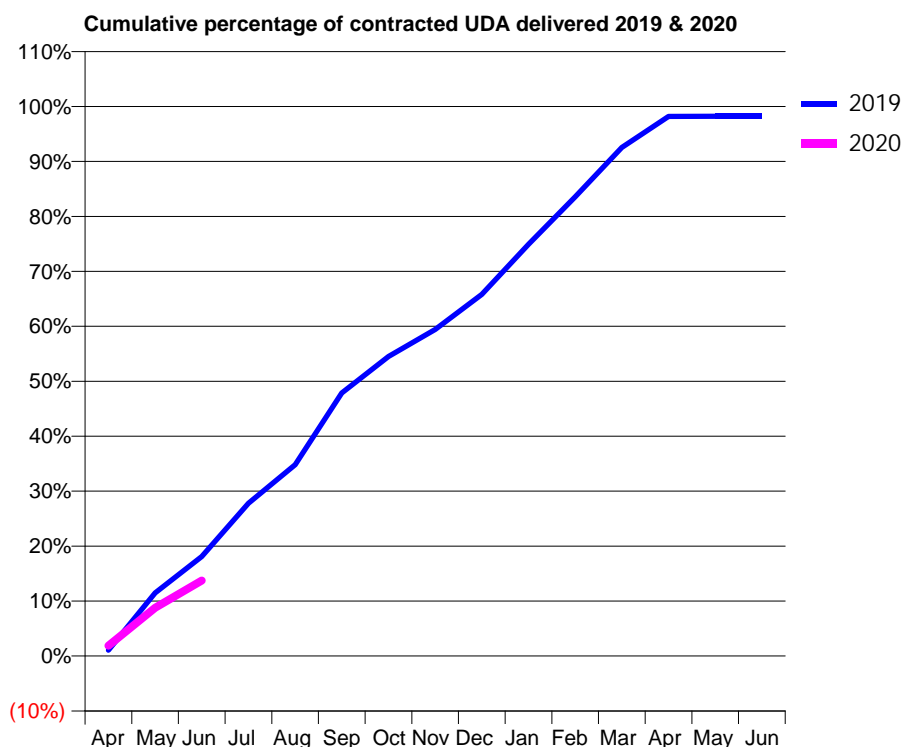
19/20 Contracted general activity (UDA)	3,346
Carry forward general activity (UDA)	0
19/20 Contracted orthodontic activity (UOA)	0
Carry forward orthodontic activity (UOA)	0
Baseline contract value	£89,742.97

ACCESS*

Patients seen in 24 months	Total	Change since previous quarter
Quarter ending June 2018	1,066	
Quarter ending September 2018	1,071	→
Quarter ending December 2018	1,064	→
Quarter ending March 2019	1,043	↓
Quarter ending June 2019	1,025	↓
Variance since June 2018	(3.8%)	↓



ACTIVITY



Month	Adjusted Scheduled Activity (UDA)	
	2019	2020
April	36	63
May	384	293
June	605	459
July	930	
August	1,165	
September	1,602	
October	1,823	
November	1,988	
December	2,202	
January	2,507	
February	2,796	
March	3,097	
April	3,286	
May	3,287	
June	3,287	

QUALITY

	Quantity	Base Number	Contract	AT	Region	England
% of FP17s for the same patient ID Re-attending within 3 months - Children	4	58	6.9%	9.4%	12.1%	11.4%
% of FP17s for the same patient ID Re-attending within 3 months - Adults	32	177	18.1%	13.4%	15.6%	15.4%
% of FP17s for the same patient ID Re-attending between 3 & 9 months - Children	35	58	60.3%	61.9%	61.2%	59.8%
% of FP17s for the same patient ID Re-attending between 3 & 9 months - Adults	68	177	38.4%	56.5%	54.5%	52.1%
% of FP17s for Band 1 Urgent Courses	15	186	8.1%	7.6%	9.1%	9.2%
% of FP17s Relating to Free Repair or Replacements	4	186	2.2%	1.2%	1.0%	0.7%
% of FP17s Relating to Continuations	2	186	1.1%	1.1%	1.0%	0.8%
% of Patients satisfied with the dentistry they have received	1	1	N/A	96.0%	94.2%	93.4%
% of Patients satisfied with the time they had to wait for an appointment	1	1	N/A	87.6%	88.4%	87.6%

* This is based on patients treated on this contract for their most recent course of treatment. Figures in italics indicate the base number of FP17s or Patient Questionnaire responses are less than 100. N/A is shown where the base number of responses is less than 10 during the period. % is calculated as Quantity/Base number*100

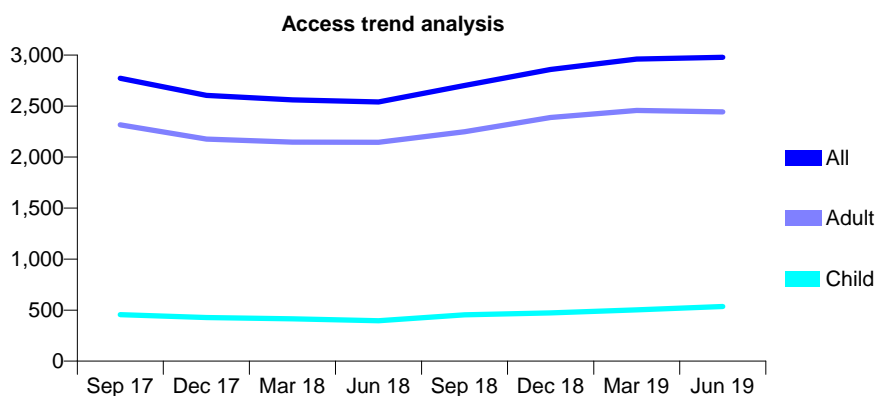
Q51 - Vital Signs At a Glance Contract Report for 108022/0006 - June 2019

Name or company name	P B Robinson Doncaster Ltd
Contract type name	GDS Contract
Purpose of contract	General
Contract start date	01/11/2011
Contract end date	

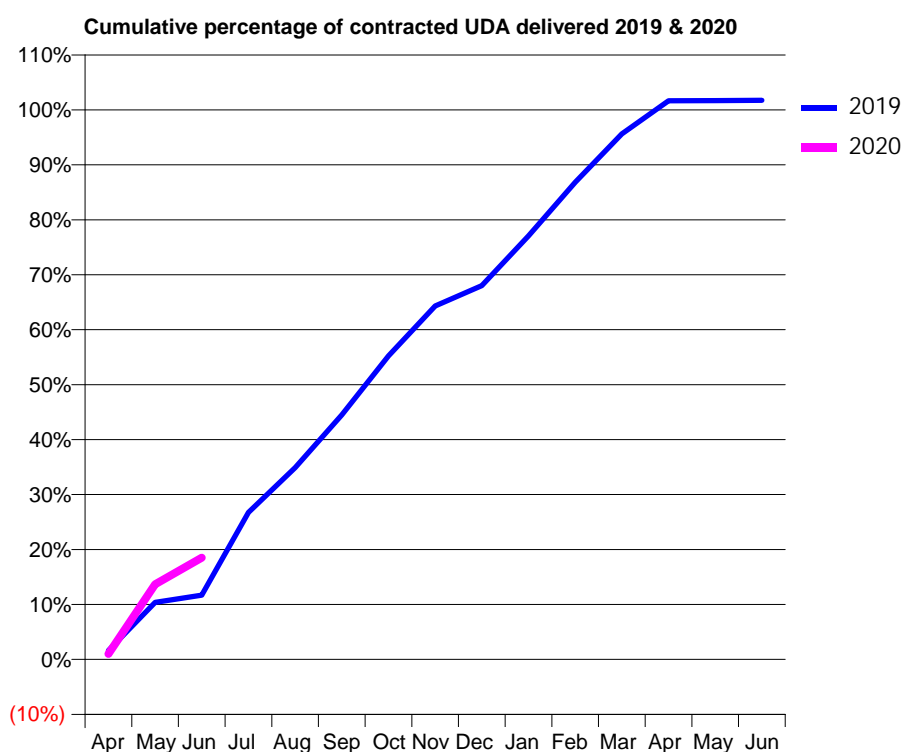
19/20 Contracted general activity (UDA)	8,800
Carry forward general activity (UDA)	0
19/20 Contracted orthodontic activity (UOA)	0
Carry forward orthodontic activity (UOA)	0
Baseline contract value	£257,731.22

ACCESS*

Patients seen in 24 months	Total	Change since previous quarter
Quarter ending June 2018	2,541	
Quarter ending September 2018	2,703	↑
Quarter ending December 2018	2,860	↑
Quarter ending March 2019	2,960	↑
Quarter ending June 2019	2,979	→
Variance since June 2018	17.2%	↑



ACTIVITY



Month	2019	2020
April	142	88
May	915	1,204
June	1,030	1,628
July	2,354	
August	3,071	
September	3,916	
October	4,862	
November	5,660	
December	5,985	
January	6,781	
February	7,642	
March	8,415	
April	8,944	
May	8,949	
June	8,952	

QUALITY

	Quantity	Base Number	Contract	AT	Region	England
% of FP17s for the same patient ID Re-attending within 3 months - Children	13	181	7.2%	9.4%	12.1%	11.4%
% of FP17s for the same patient ID Re-attending within 3 months - Adults	60	687	8.7%	13.4%	15.6%	15.4%
% of FP17s for the same patient ID Re-attending between 3 & 9 months - Children	76	181	42.0%	61.9%	61.2%	59.8%
% of FP17s for the same patient ID Re-attending between 3 & 9 months - Adults	325	687	47.3%	56.5%	54.5%	52.1%
% of FP17s for Band 1 Urgent Courses	55	720	7.6%	7.6%	9.1%	9.2%
% of FP17s Relating to Free Repair or Replacements	1	720	0.1%	1.2%	1.0%	0.7%
% of FP17s Relating to Continuations	1	720	0.1%	1.1%	1.0%	0.8%
% of Patients satisfied with the dentistry they have received	4	4	N/A	96.0%	94.2%	93.4%
% of Patients satisfied with the time they had to wait for an appointment	4	4	N/A	87.6%	88.4%	87.6%

* This is based on patients treated on this contract for their most recent course of treatment. Figures in italics indicate the base number of FP17s or Patient Questionnaire responses are less than 100. N/A is shown where the base number of responses is less than 10 during the period. % is calculated as Quantity/Base number*100

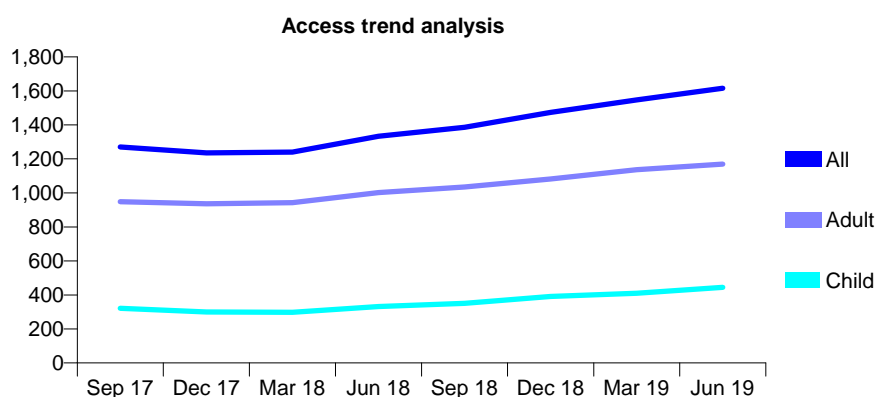
Q51 - Vital Signs At a Glance Contract Report for 108022/0007 - June 2019

Name or company name	P B Robinson Doncaster Ltd
Contract type name	GDS Contract
Purpose of contract	General
Contract start date	01/02/2013
Contract end date	

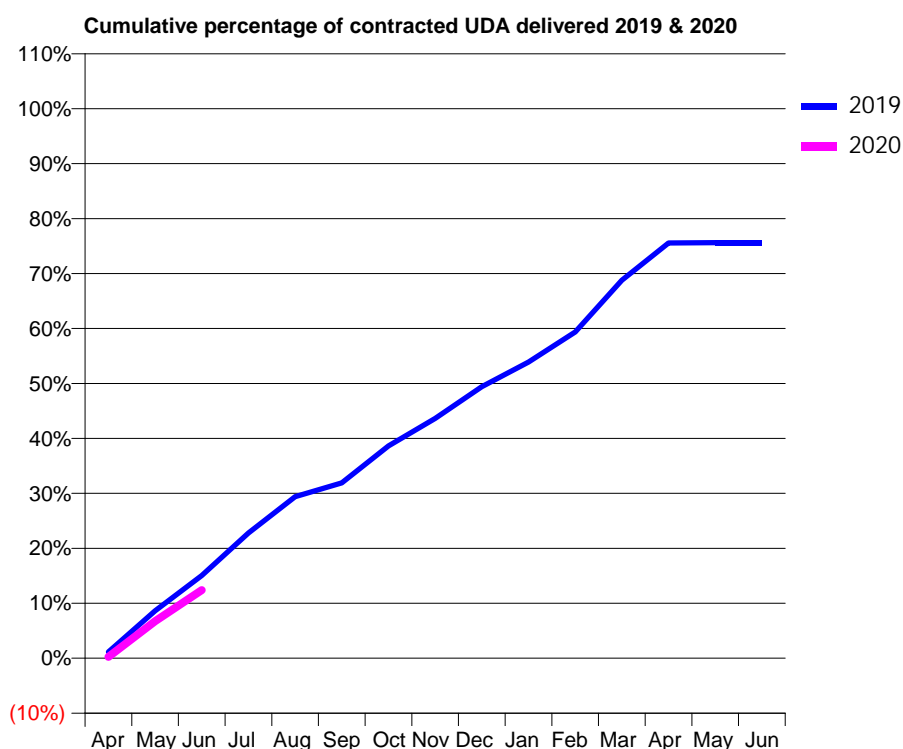
19/20 Contracted general activity (UDA)	5,120
Carry forward general activity (UDA)	0
19/20 Contracted orthodontic activity (UOA)	0
Carry forward orthodontic activity (UOA)	0
Baseline contract value	£167,086.13

ACCESS*

Patients seen in 24 months	Total	Change since previous quarter
Quarter ending June 2018	1,333	
Quarter ending September 2018	1,386	↑
Quarter ending December 2018	1,473	↑
Quarter ending March 2019	1,547	↑
Quarter ending June 2019	1,615	↑
Variance since June 2018	21.2%	↑



ACTIVITY



Month	2019	2020
April	59	13
May	443	346
June	771	635
July	1,168	
August	1,505	
September	1,633	
October	1,978	
November	2,235	
December	2,530	
January	2,759	
February	3,039	
March	3,522	
April	3,869	
May	3,871	
June	3,871	

QUALITY

	Quantity	Base Number	Contract	AT	Region	England
% of FP17s for the same patient ID Re-attending within 3 months - Children	29	162	17.9%	9.4%	12.1%	11.4%
% of FP17s for the same patient ID Re-attending within 3 months - Adults	45	337	13.4%	13.4%	15.6%	15.4%
% of FP17s for the same patient ID Re-attending between 3 & 9 months - Children	62	162	38.3%	61.9%	61.2%	59.8%
% of FP17s for the same patient ID Re-attending between 3 & 9 months - Adults	148	337	43.9%	56.5%	54.5%	52.1%
% of FP17s for Band 1 Urgent Courses	29	352	8.2%	7.6%	9.1%	9.2%
% of FP17s Relating to Free Repair or Replacements	0	352	0.0%	1.2%	1.0%	0.7%
% of FP17s Relating to Continuations	1	352	0.3%	1.1%	1.0%	0.8%
% of Patients satisfied with the dentistry they have received	1	1	N/A	96.0%	94.2%	93.4%
% of Patients satisfied with the time they had to wait for an appointment	1	1	N/A	87.6%	88.4%	87.6%

* This is based on patients treated on this contract for their most recent course of treatment. Figures in italics indicate the base number of FP17s or Patient Questionnaire responses are less than 100. N/A is shown where the base number of responses is less than 10 during the period. % is calculated as Quantity/Base number*100

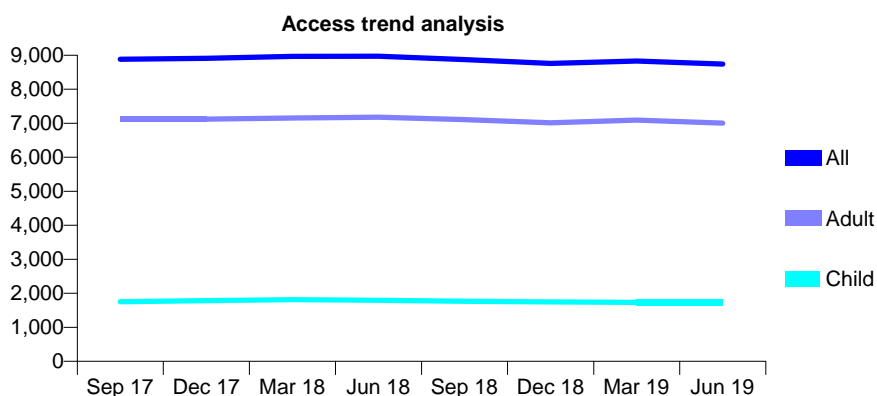
Q51 - Vital Signs At a Glance Contract Report for 109134/0001 - June 2019

Name or company name	Number 9 Dental Care Ltd
Contract type name	GDS Contract
Purpose of contract	General
Contract start date	01/06/2014
Contract end date	

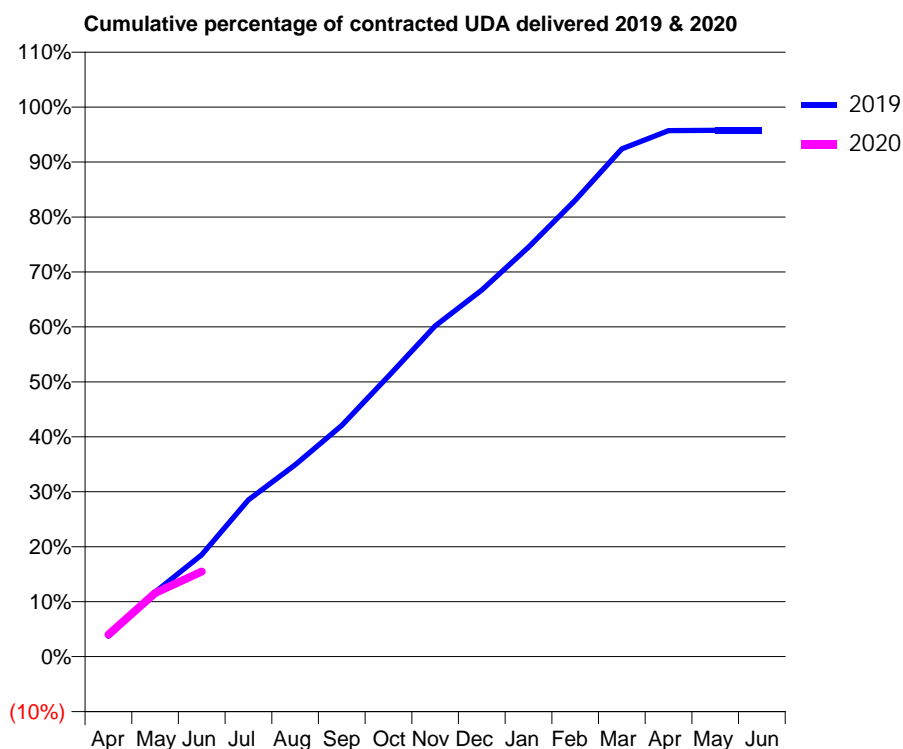
19/20 Contracted general activity (UDA)	27,894
Carry forward general activity (UDA)	0
19/20 Contracted orthodontic activity (UOA)	0
Carry forward orthodontic activity (UOA)	0
Baseline contract value	£808,096.28

ACCESS*

Patients seen in 24 months	Total	Change since previous quarter
Quarter ending June 2018	8,972	
Quarter ending September 2018	8,873	↓
Quarter ending December 2018	8,760	↓
Quarter ending March 2019	8,829	→
Quarter ending June 2019	8,742	→
Variance since June 2018	(2.6%)	↓



ACTIVITY



Month	Adjusted Scheduled Activity (UDA)	
	2019	2020
April	1,038	1,124
May	3,277	3,232
June	5,176	4,320
July	7,955	
August	9,735	
September	11,736	
October	14,239	
November	16,786	
December	18,603	
January	20,787	
February	23,160	
March	25,774	
April	26,701	
May	26,714	
June	26,714	

QUALITY

	Quantity	Base Number	Contract	AT	Region	England
% of FP17s for the same patient ID Re-attending within 3 months - Children	48	610	7.9%	9.4%	12.1%	11.4%
% of FP17s for the same patient ID Re-attending within 3 months - Adults	351	2,350	14.9%	13.4%	15.6%	15.4%
% of FP17s for the same patient ID Re-attending between 3 & 9 months - Children	403	610	66.1%	61.9%	61.2%	59.8%
% of FP17s for the same patient ID Re-attending between 3 & 9 months - Adults	1,554	2,350	66.1%	56.5%	54.5%	52.1%
% of FP17s for Band 1 Urgent Courses	204	2,522	8.1%	7.6%	9.1%	9.2%
% of FP17s Relating to Free Repair or Replacements	37	2,522	1.5%	1.2%	1.0%	0.7%
% of FP17s Relating to Continuations	23	2,522	0.9%	1.1%	1.0%	0.8%
% of Patients satisfied with the dentistry they have received	1	1	N/A	96.0%	94.2%	93.4%
% of Patients satisfied with the time they had to wait for an appointment	1	1	N/A	87.6%	88.4%	87.6%

* This is based on patients treated on this contract for their most recent course of treatment. Figures in italics indicate the base number of FP17s or Patient Questionnaire responses are less than 100. N/A is shown where the base number of responses is less than 10 during the period. % is calculated as Quantity/Base number*100

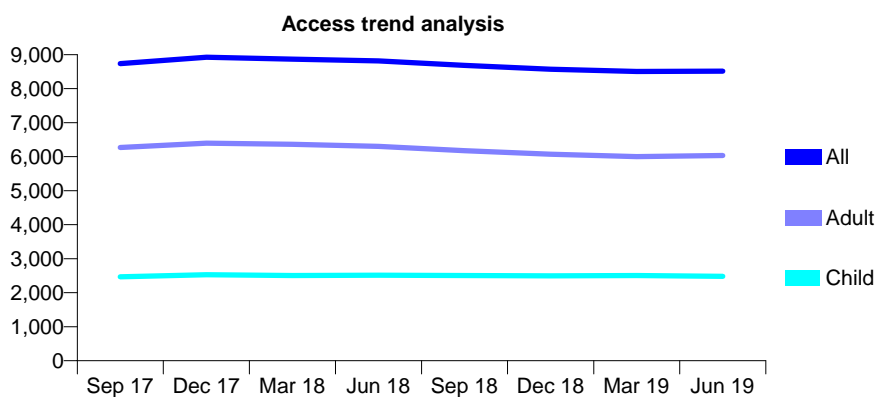
Q51 - Vital Signs At a Glance Contract Report for 109630/0001 - June 2019

Name or company name	TSJ Smile Limited
Contract type name	GDS Contract
Purpose of contract	General
Contract start date	01/04/2012
Contract end date	

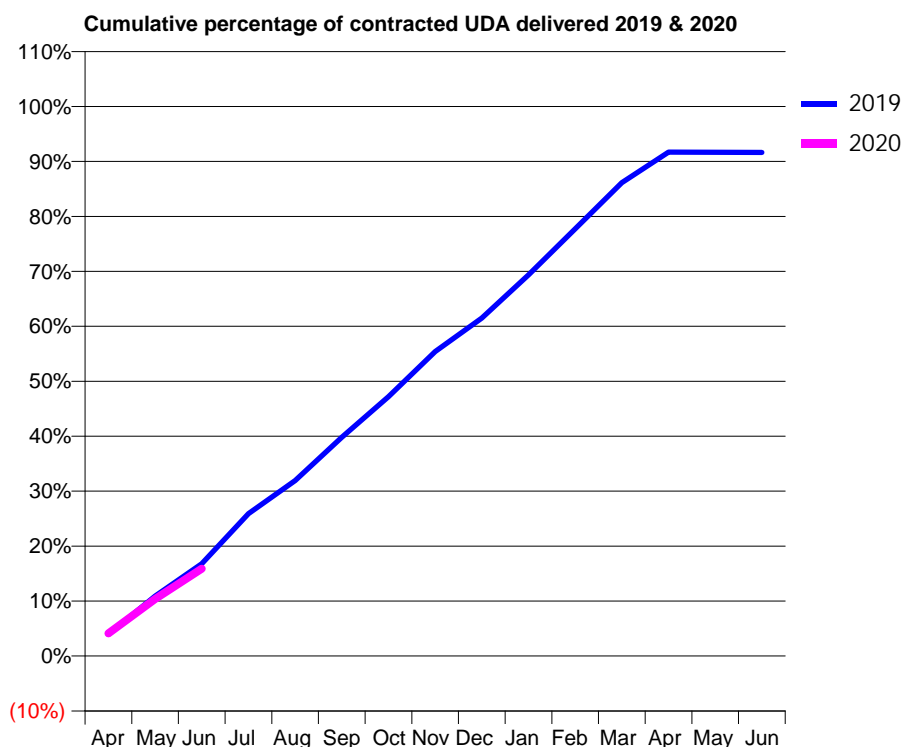
19/20 Contracted general activity (UDA)	25,537
Carry forward general activity (UDA)	0
19/20 Contracted orthodontic activity (UOA)	0
Carry forward orthodontic activity (UOA)	0
Baseline contract value	£743,250.33

ACCESS*

Patients seen in 24 months	Total	Change since previous quarter
Quarter ending June 2018	8,817	
Quarter ending September 2018	8,686	↓
Quarter ending December 2018	8,571	↓
Quarter ending March 2019	8,505	→
Quarter ending June 2019	8,517	→
Variance since June 2018	(3.4%)	↓



ACTIVITY



Month	Adjusted Scheduled Activity (UDA)	
	2019	2020
April	1,018	1,058
May	2,788	2,652
June	4,292	4,058
July	6,618	
August	8,161	
September	10,164	
October	12,053	
November	14,152	
December	15,700	
January	17,712	
February	19,850	
March	21,995	
April	23,413	
May	23,411	
June	23,406	

QUALITY

	Quantity	Base Number	Contract	AT	Region	England
% of FP17s for the same patient ID Re-attending within 3 months - Children	74	880	8.4%	9.4%	12.1%	11.4%
% of FP17s for the same patient ID Re-attending within 3 months - Adults	287	1,945	14.8%	13.4%	15.6%	15.4%
% of FP17s for the same patient ID Re-attending between 3 & 9 months - Children	542	880	61.6%	61.9%	61.2%	59.8%
% of FP17s for the same patient ID Re-attending between 3 & 9 months - Adults	1,027	1,945	52.8%	56.5%	54.5%	52.1%
% of FP17s for Band 1 Urgent Courses	246	2,261	10.9%	7.6%	9.1%	9.2%
% of FP17s Relating to Free Repair or Replacements	28	2,261	1.2%	1.2%	1.0%	0.7%
% of FP17s Relating to Continuations	21	2,261	0.9%	1.1%	1.0%	0.8%
% of Patients satisfied with the dentistry they have received	3	3	N/A	96.0%	94.2%	93.4%
% of Patients satisfied with the time they had to wait for an appointment	2	3	N/A	87.6%	88.4%	87.6%

* This is based on patients treated on this contract for their most recent course of treatment. Figures in italics indicate the base number of FP17s or Patient Questionnaire responses are less than 100. N/A is shown where the base number of responses is less than 10 during the period. % is calculated as Quantity/Base number*100

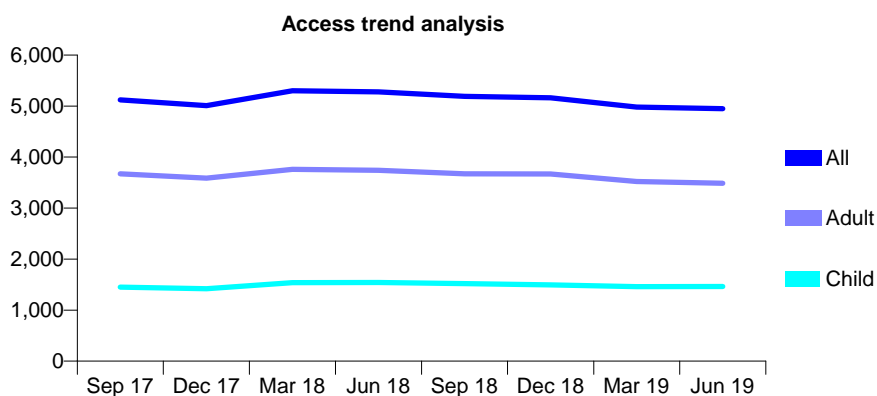
Q51 - Vital Signs At a Glance Contract Report for 109630/0002 - June 2019

Name or company name	TSJ Smile Limited
Contract type name	GDS Contract
Purpose of contract	General
Contract start date	01/04/2012
Contract end date	

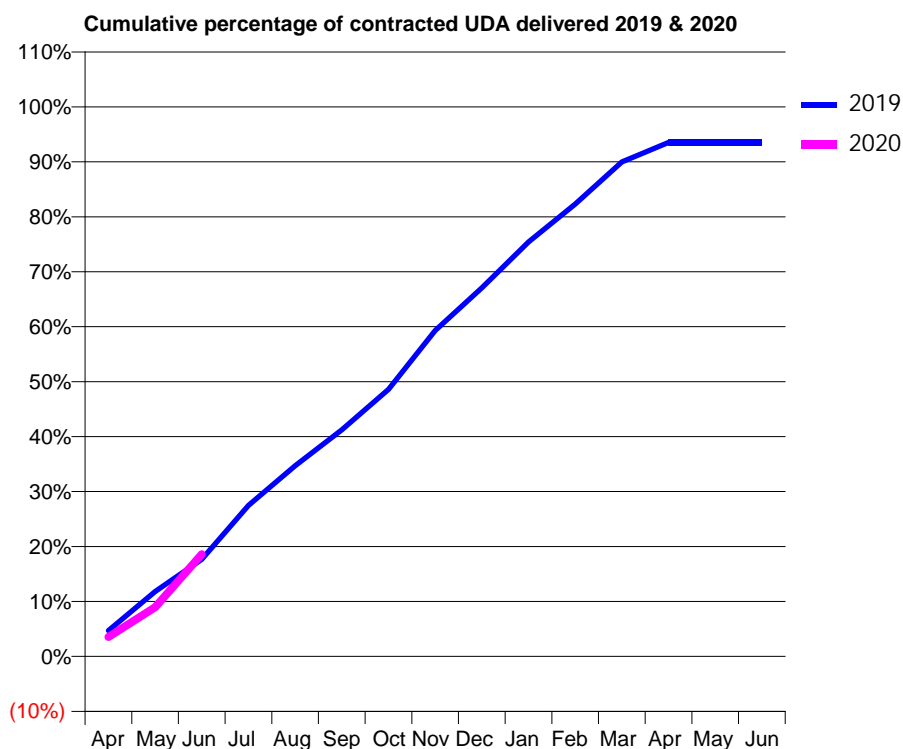
19/20 Contracted general activity (UDA)	15,000
Carry forward general activity (UDA)	0
19/20 Contracted orthodontic activity (UOA)	0
Carry forward orthodontic activity (UOA)	0
Baseline contract value	£430,456.25

ACCESS*

Patients seen in 24 months	Total	Change since previous quarter
Quarter ending June 2018	5,281	
Quarter ending September 2018	5,192	↓
Quarter ending December 2018	5,162	→
Quarter ending March 2019	4,981	↓
Quarter ending June 2019	4,948	→
Variance since June 2018	(6.3%)	↓



ACTIVITY



Month	2019	2020
April	708	530
May	1,773	1,345
June	2,652	2,790
July	4,124	
August	5,203	
September	6,184	
October	7,288	
November	8,895	
December	10,058	
January	11,313	
February	12,344	
March	13,497	
April	14,028	
May	14,028	
June	14,031	

QUALITY

	Quantity	Base Number	Contract	AT	Region	England
% of FP17s for the same patient ID Re-attending within 3 months - Children	30	507	5.9%	9.4%	12.1%	11.4%
% of FP17s for the same patient ID Re-attending within 3 months - Adults	165	1,236	13.3%	13.4%	15.6%	15.4%
% of FP17s for the same patient ID Re-attending between 3 & 9 months - Children	315	507	62.1%	61.9%	61.2%	59.8%
% of FP17s for the same patient ID Re-attending between 3 & 9 months - Adults	742	1,236	60.0%	56.5%	54.5%	52.1%
% of FP17s for Band 1 Urgent Courses	120	1,520	7.9%	7.6%	9.1%	9.2%
% of FP17s Relating to Free Repair or Replacements	23	1,520	1.5%	1.2%	1.0%	0.7%
% of FP17s Relating to Continuations	18	1,520	1.2%	1.1%	1.0%	0.8%
% of Patients satisfied with the dentistry they have received	2	2	N/A	96.0%	94.2%	93.4%
% of Patients satisfied with the time they had to wait for an appointment	2	2	N/A	87.6%	88.4%	87.6%

* This is based on patients treated on this contract for their most recent course of treatment. Figures in italics indicate the base number of FP17s or Patient Questionnaire responses are less than 100. N/A is shown where the base number of responses is less than 10 during the period. % is calculated as Quantity/Base number*100

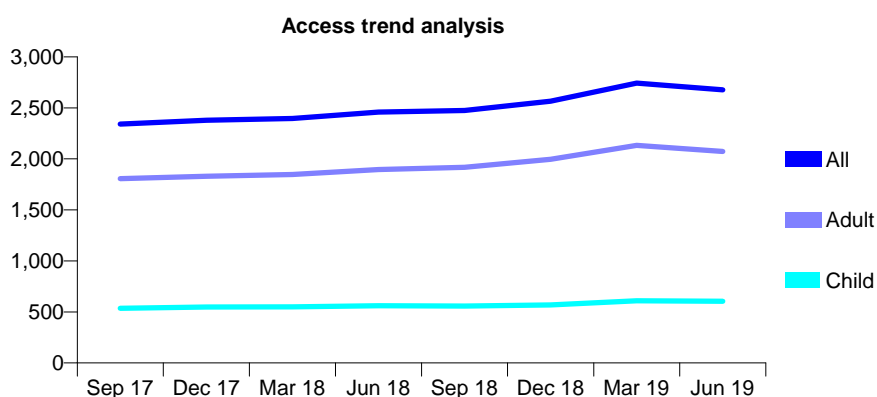
Q51 - Vital Signs At a Glance Contract Report for 109630/0006 - June 2019

Name or company name	TSJ Smile Limited
Contract type name	GDS Contract
Purpose of contract	General
Contract start date	01/12/2012
Contract end date	

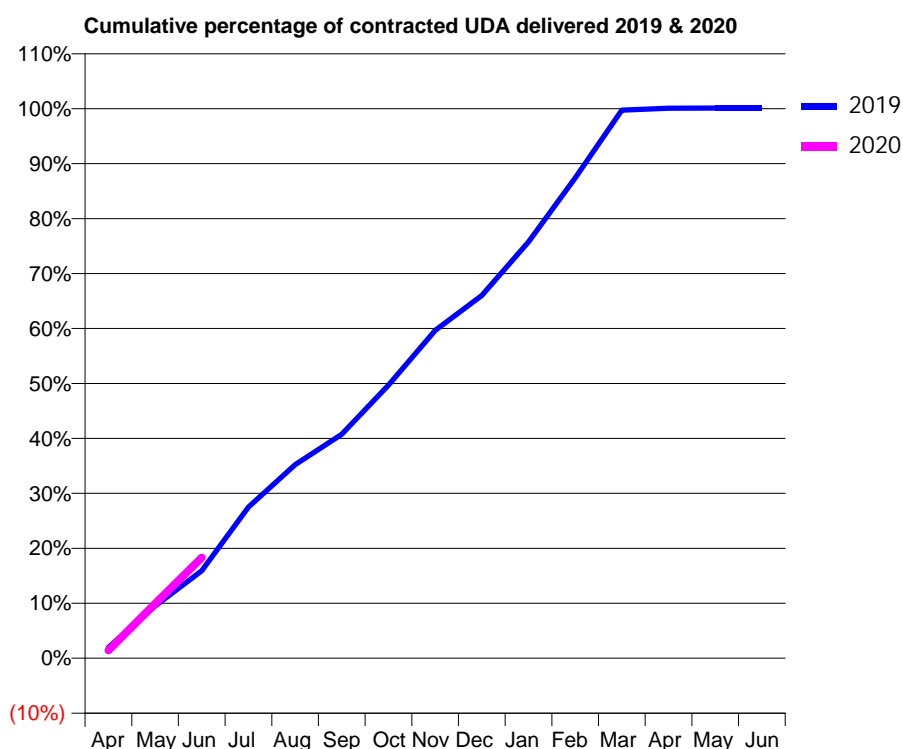
19/20 Contracted general activity (UDA)	7,500
Carry forward general activity (UDA)	0
19/20 Contracted orthodontic activity (UOA)	0
Carry forward orthodontic activity (UOA)	0
Baseline contract value	£215,228.11

ACCESS*

Patients seen in 24 months	Total	Change since previous quarter
Quarter ending June 2018	2,458	
Quarter ending September 2018	2,475	→
Quarter ending December 2018	2,565	↑
Quarter ending March 2019	2,743	↑
Quarter ending June 2019	2,677	↓
Variance since June 2018	8.9%	↑



ACTIVITY



Month	2019	2020
April	149	109
May	715	745
June	1,194	1,373
July	2,063	
August	2,641	
September	3,057	
October	3,727	
November	4,475	
December	4,950	
January	5,681	
February	6,557	
March	7,480	
April	7,507	
May	7,508	
June	7,508	

QUALITY

	Quantity	Base Number	Contract	AT	Region	England
% of FP17s for the same patient ID Re-attending within 3 months - Children	12	185	6.5%	9.4%	12.1%	11.4%
% of FP17s for the same patient ID Re-attending within 3 months - Adults	49	571	8.6%	13.4%	15.6%	15.4%
% of FP17s for the same patient ID Re-attending between 3 & 9 months - Children	99	185	53.5%	61.9%	61.2%	59.8%
% of FP17s for the same patient ID Re-attending between 3 & 9 months - Adults	320	571	56.0%	56.5%	54.5%	52.1%
% of FP17s for Band 1 Urgent Courses	22	740	3.0%	7.6%	9.1%	9.2%
% of FP17s Relating to Free Repair or Replacements	7	740	0.9%	1.2%	1.0%	0.7%
% of FP17s Relating to Continuations	9	740	1.2%	1.1%	1.0%	0.8%
% of Patients satisfied with the dentistry they have received	1	1	N/A	96.0%	94.2%	93.4%
% of Patients satisfied with the time they had to wait for an appointment	0	1	N/A	87.6%	88.4%	87.6%

* This is based on patients treated on this contract for their most recent course of treatment.

Figures in italics indicate the base number of FP17s or Patient Questionnaire responses are less than 100. N/A is shown where the base number of responses is less than 10 during the period. % is calculated as Quantity/Base number*100

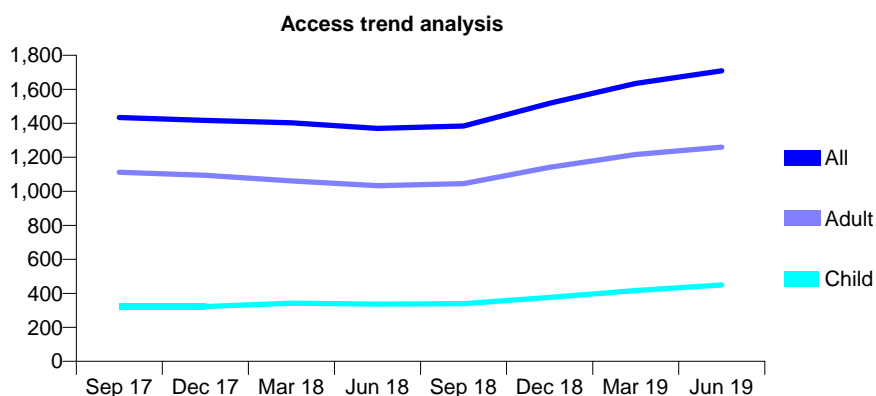
Q51 - Vital Signs At a Glance Contract Report for 109630/0007 - June 2019

Name or company name	TSJ Smile Limited
Contract type name	GDS Contract
Purpose of contract	General
Contract start date	01/10/2015
Contract end date	

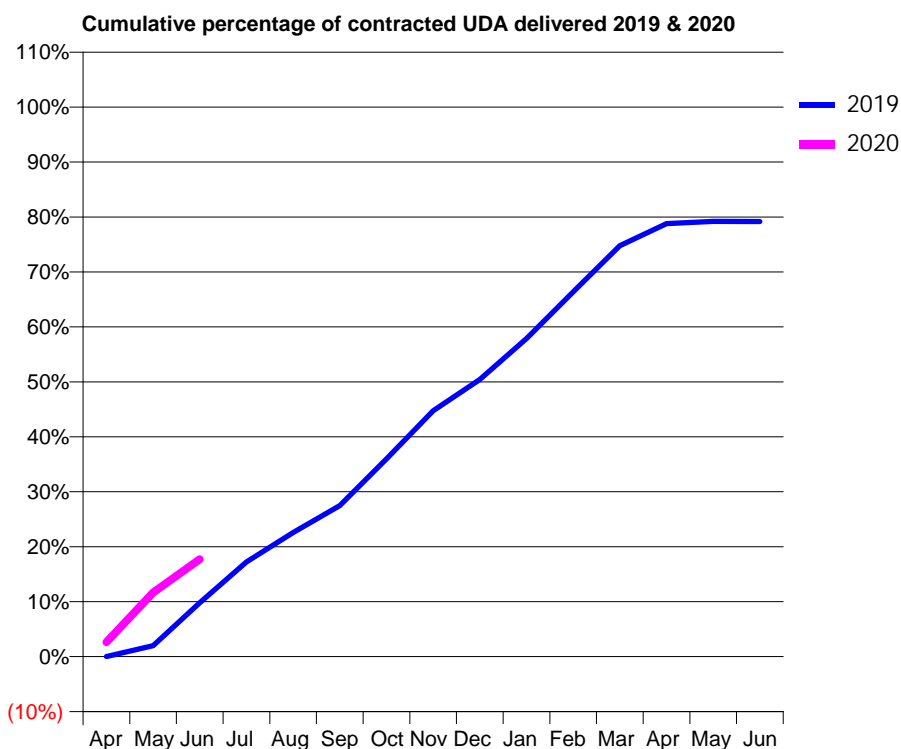
19/20 Contracted general activity (UDA)	6,086
Carry forward general activity (UDA)	0
19/20 Contracted orthodontic activity (UOA)	0
Carry forward orthodontic activity (UOA)	0
Baseline contract value	£174,650.43

ACCESS*

Patients seen in 24 months	Total	Change since previous quarter
Quarter ending June 2018	1,370	
Quarter ending September 2018	1,384	→
Quarter ending December 2018	1,517	↑
Quarter ending March 2019	1,634	↑
Quarter ending June 2019	1,709	↑
Variance since June 2018	24.7%	↑



ACTIVITY



Month	Adjusted Scheduled Activity (UDA)	
	2019	2020
April	0	160
May	122	709
June	597	1,079
July	1,050	
August	1,374	
September	1,672	
October	2,190	
November	2,723	
December	3,068	
January	3,523	
February	4,040	
March	4,552	
April	4,794	
May	4,819	
June	4,818	

QUALITY

	Quantity	Base Number	Contract	AT	Region	England
% of FP17s for the same patient ID Re-attending within 3 months - Children	18	193	9.3%	9.4%	12.1%	11.4%
% of FP17s for the same patient ID Re-attending within 3 months - Adults	42	511	8.2%	13.4%	15.6%	15.4%
% of FP17s for the same patient ID Re-attending between 3 & 9 months - Children	123	193	63.7%	61.9%	61.2%	59.8%
% of FP17s for the same patient ID Re-attending between 3 & 9 months - Adults	337	511	65.9%	56.5%	54.5%	52.1%
% of FP17s for Band 1 Urgent Courses	28	579	4.8%	7.6%	9.1%	9.2%
% of FP17s Relating to Free Repair or Replacements	6	579	1.0%	1.2%	1.0%	0.7%
% of FP17s Relating to Continuations	3	579	0.5%	1.1%	1.0%	0.8%
% of Patients satisfied with the dentistry they have received	0	1	N/A	96.0%	94.2%	93.4%
% of Patients satisfied with the time they had to wait for an appointment	1	1	N/A	87.6%	88.4%	87.6%

* This is based on patients treated on this contract for their most recent course of treatment. Figures in italics indicate the base number of FP17s or Patient Questionnaire responses are less than 100. N/A is shown where the base number of responses is less than 10 during the period. % is calculated as Quantity/Base number*100

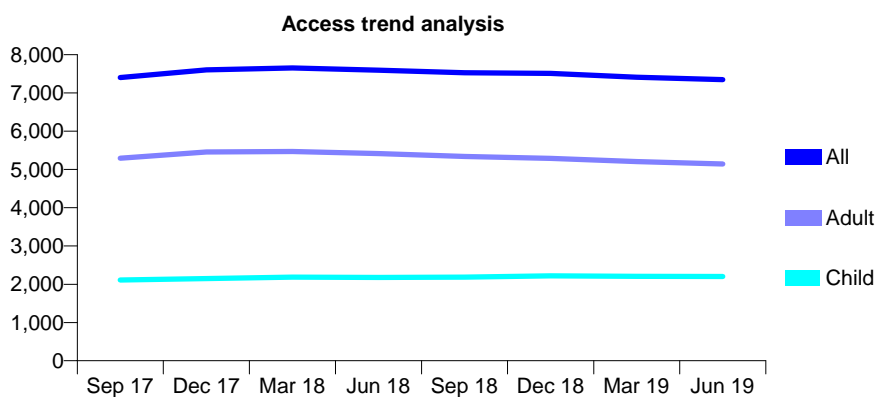
Q51 - Vital Signs At a Glance Contract Report for 109630/0008 - June 2019

Name or company name	TSJ Smile Limited
Contract type name	GDS Contract
Purpose of contract	General
Contract start date	01/10/2015
Contract end date	

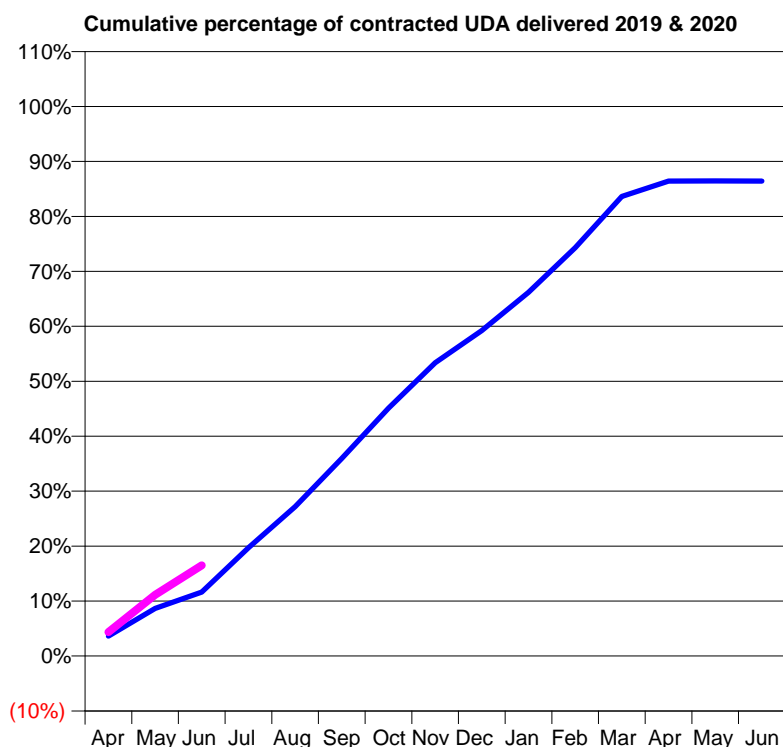
19/20 Contracted general activity (UDA)	24,500
Carry forward general activity (UDA)	0
19/20 Contracted orthodontic activity (UOA)	0
Carry forward orthodontic activity (UOA)	0
Baseline contract value	£703,046.04

ACCESS*

Patients seen in 24 months	Total	Change since previous quarter
Quarter ending June 2018	7,593	
Quarter ending September 2018	7,526	→
Quarter ending December 2018	7,511	→
Quarter ending March 2019	7,410	↓
Quarter ending June 2019	7,346	→
Variance since June 2018	(3.3%)	↓



ACTIVITY



Month	Adjusted Scheduled Activity (UDA)	
	2019	2020
April	888	1,068
May	2,124	2,733
June	2,852	4,041
July	4,828	
August	6,664	
September	8,806	
October	11,051	
November	13,076	
December	14,510	
January	16,215	
February	18,206	
March	20,493	
April	21,177	
May	21,179	
June	21,177	

QUALITY

	Quantity	Base Number	Contract	AT	Region	England
% of FP17s for the same patient ID Re-attending within 3 months - Children	89	789	11.3%	9.4%	12.1%	11.4%
% of FP17s for the same patient ID Re-attending within 3 months - Adults	201	1,482	13.6%	13.4%	15.6%	15.4%
% of FP17s for the same patient ID Re-attending between 3 & 9 months - Children	462	789	58.6%	61.9%	61.2%	59.8%
% of FP17s for the same patient ID Re-attending between 3 & 9 months - Adults	776	1,482	52.4%	56.5%	54.5%	52.1%
% of FP17s for Band 1 Urgent Courses	240	1,954	12.3%	7.6%	9.1%	9.2%
% of FP17s Relating to Free Repair or Replacements	18	1,954	0.9%	1.2%	1.0%	0.7%
% of FP17s Relating to Continuations	22	1,954	1.1%	1.1%	1.0%	0.8%
% of Patients satisfied with the dentistry they have received	2	2	N/A	96.0%	94.2%	93.4%
% of Patients satisfied with the time they had to wait for an appointment	2	2	N/A	87.6%	88.4%	87.6%

* This is based on patients treated on this contract for their most recent course of treatment. Figures in italics indicate the base number of FP17s or Patient Questionnaire responses are less than 100. N/A is shown where the base number of responses is less than 10 during the period. % is calculated as Quantity/Base number*100

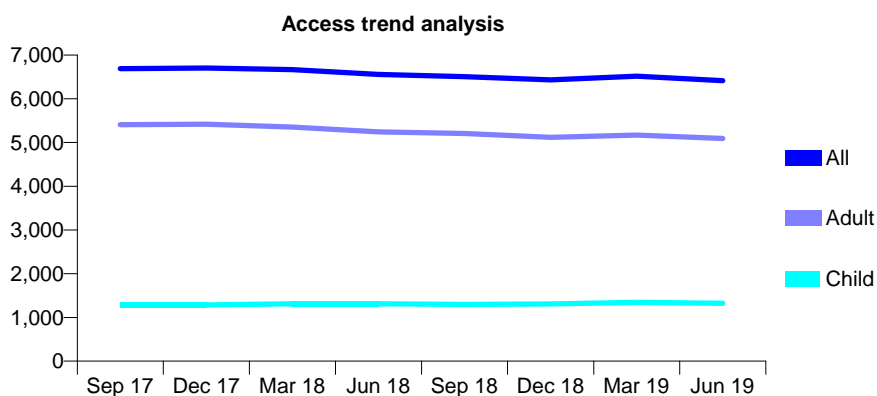
Q51 - Vital Signs At a Glance Contract Report for 109983/0001 - June 2019

Name or company name	Smile Create Ltd
Contract type name	GDS Contract
Purpose of contract	General and Orthodontic
Contract start date	01/04/2012
Contract end date	

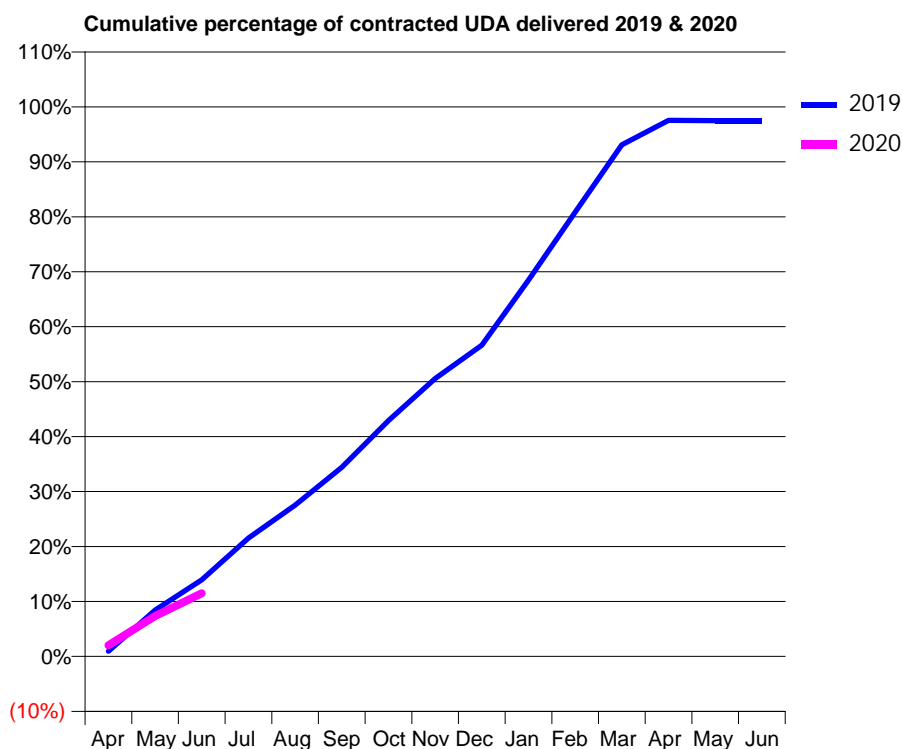
19/20 Contracted general activity (UDA)	15,796
Carry forward general activity (UDA)	0
19/20 Contracted orthodontic activity (UOA)	1,575
Carry forward orthodontic activity (UOA)	0
Baseline contract value	£568,378.00

ACCESS*

Patients seen in 24 months	Total	Change since previous quarter
Quarter ending June 2018	6,557	
Quarter ending September 2018	6,503	→
Quarter ending December 2018	6,431	↓
Quarter ending March 2019	6,516	→
Quarter ending June 2019	6,412	↓
Variance since June 2018	(2.2%)	↓



ACTIVITY



Month	2019	2020
April	152	319
May	1,333	1,162
June	2,203	1,814
July	3,403	
August	4,349	
September	5,437	
October	6,777	
November	7,990	
December	8,945	
January	10,814	
February	12,775	
March	14,700	
April	15,409	
May	15,399	
June	15,398	

QUALITY

	Quantity	Base Number	Contract	AT	Region	England
% of FP17s for the same patient ID Re-attending within 3 months - Children	36	316	11.4%	9.4%	12.1%	11.4%
% of FP17s for the same patient ID Re-attending within 3 months - Adults	202	1,180	17.1%	13.4%	15.6%	15.4%
% of FP17s for the same patient ID Re-attending between 3 & 9 months - Children	171	316	54.1%	61.9%	61.2%	59.8%
% of FP17s for the same patient ID Re-attending between 3 & 9 months - Adults	611	1,180	51.8%	56.5%	54.5%	52.1%
% of FP17s for Band 1 Urgent Courses	95	1,051	9.0%	7.6%	9.1%	9.2%
% of FP17s Relating to Free Repair or Replacements	12	1,051	1.1%	1.2%	1.0%	0.7%
% of FP17s Relating to Continuations	9	1,051	0.9%	1.1%	1.0%	0.8%
% of Patients satisfied with the dentistry they have received	3	3	N/A	96.0%	94.2%	93.4%
% of Patients satisfied with the time they had to wait for an appointment	3	3	N/A	87.6%	88.4%	87.6%

* This is based on patients treated on this contract for their most recent course of treatment. Figures in italics indicate the base number of FP17s or Patient Questionnaire responses are less than 100. N/A is shown where the base number of responses is less than 10 during the period. % is calculated as Quantity/Base number*100

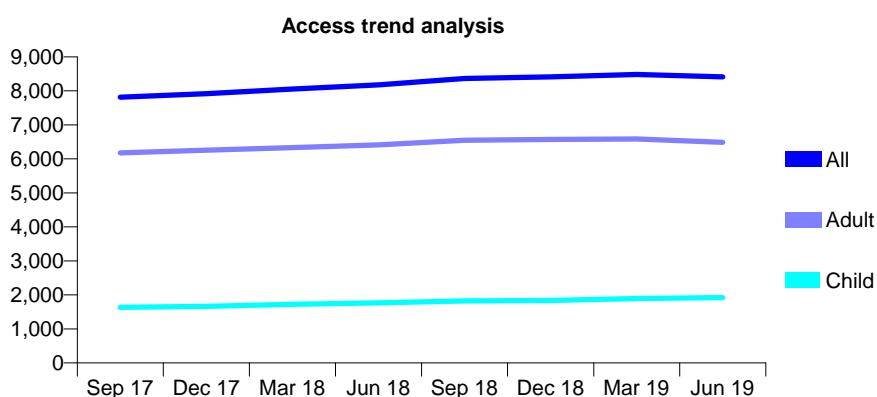
Q51 - Vital Signs At a Glance Contract Report for 110590/0001 - June 2019

Name or company name	London Road Dental Practice Partnership
Contract type name	GDS Contract
Purpose of contract	General
Contract start date	01/04/2012
Contract end date	

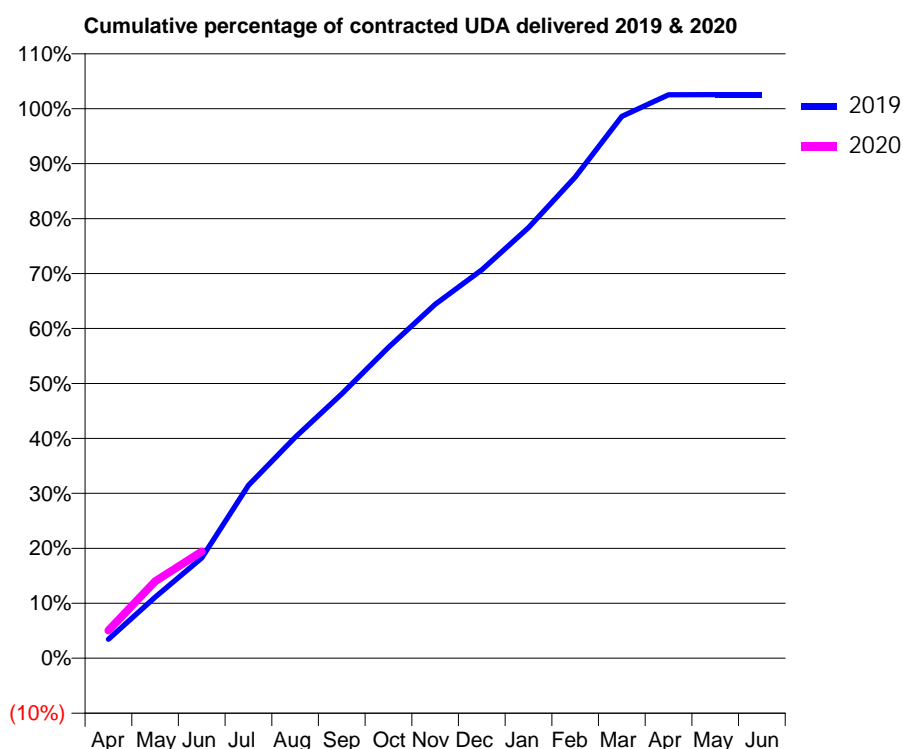
19/20 Contracted general activity (UDA)	23,897
Carry forward general activity (UDA)	0
19/20 Contracted orthodontic activity (UOA)	0
Carry forward orthodontic activity (UOA)	0
Baseline contract value	£782,106.89

ACCESS*

Patients seen in 24 months	Total	Change since previous quarter
Quarter ending June 2018	8,177	
Quarter ending September 2018	8,367	↑
Quarter ending December 2018	8,408	→
Quarter ending March 2019	8,481	→
Quarter ending June 2019	8,411	→
Variance since June 2018	2.9%	↑



ACTIVITY



Month	2019	2020
April	827	1,210
May	2,659	3,344
June	4,359	4,635
July	7,519	
August	9,609	
September	11,495	
October	13,523	
November	15,387	
December	16,886	
January	18,721	
February	20,919	
March	23,559	
April	24,497	
May	24,506	
June	24,506	

QUALITY

	Quantity	Base Number	Contract	AT	Region	England
% of FP17s for the same patient ID Re-attending within 3 months - Children	59	649	9.1%	9.4%	12.1%	11.4%
% of FP17s for the same patient ID Re-attending within 3 months - Adults	253	1,885	13.4%	13.4%	15.6%	15.4%
% of FP17s for the same patient ID Re-attending between 3 & 9 months - Children	361	649	55.6%	61.9%	61.2%	59.8%
% of FP17s for the same patient ID Re-attending between 3 & 9 months - Adults	1,036	1,885	55.0%	56.5%	54.5%	52.1%
% of FP17s for Band 1 Urgent Courses	111	2,142	5.2%	7.6%	9.1%	9.2%
% of FP17s Relating to Free Repair or Replacements	21	2,142	1.0%	1.2%	1.0%	0.7%
% of FP17s Relating to Continuations	50	2,142	2.3%	1.1%	1.0%	0.8%
% of Patients satisfied with the dentistry they have received	7	7	N/A	96.0%	94.2%	93.4%
% of Patients satisfied with the time they had to wait for an appointment	7	7	N/A	87.6%	88.4%	87.6%

* This is based on patients treated on this contract for their most recent course of treatment. Figures in italics indicate the base number of FP17s or Patient Questionnaire responses are less than 100. N/A is shown where the base number of responses is less than 10 during the period. % is calculated as Quantity/Base number*100

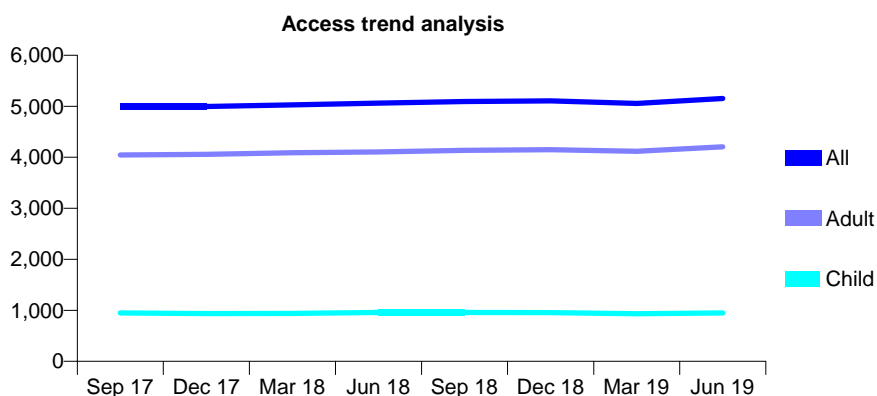
Q51 - Vital Signs At a Glance Contract Report for 111619/0001 - June 2019

Name or company name	SCA Collins Limited
Contract type name	GDS Contract
Purpose of contract	General
Contract start date	01/10/2013
Contract end date	

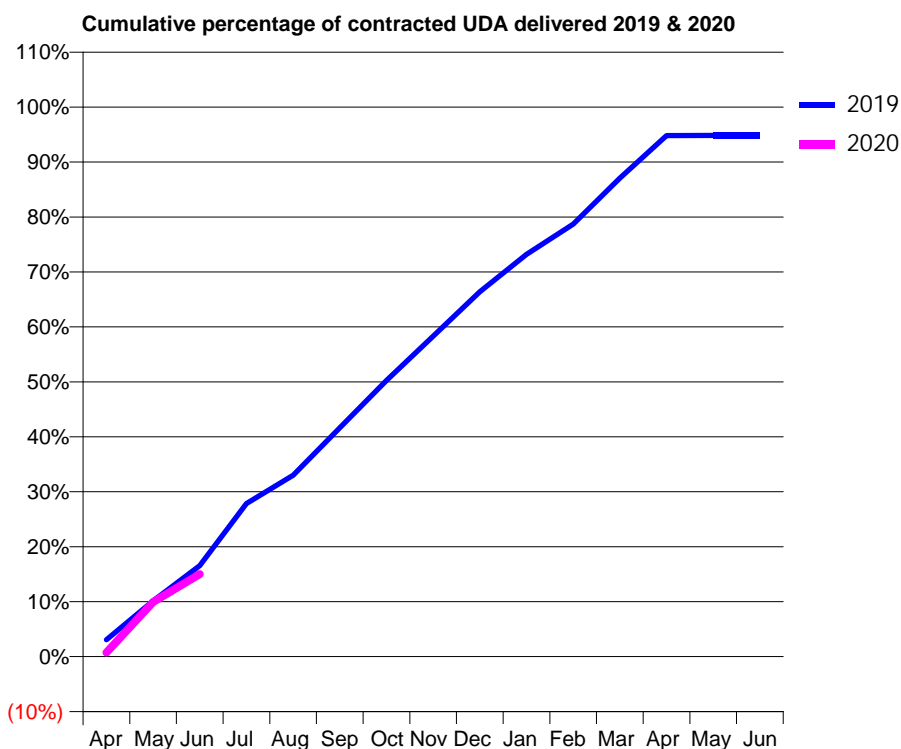
19/20 Contracted general activity (UDA)	12,834
Carry forward general activity (UDA)	0
19/20 Contracted orthodontic activity (UOA)	0
Carry forward orthodontic activity (UOA)	0
Baseline contract value	£392,550.11

ACCESS*

Patients seen in 24 months	Total	Change since previous quarter
Quarter ending June 2018	5,062	
Quarter ending September 2018	5,094	→
Quarter ending December 2018	5,106	→
Quarter ending March 2019	5,054	↓
Quarter ending June 2019	5,153	→
Variance since June 2018	1.8%	→



ACTIVITY



Month	Adjusted Scheduled Activity (UDA)	
	2019	2020
April	394	95
May	1,302	1,278
June	2,124	1,928
July	3,576	
August	4,237	
September	5,343	
October	6,447	
November	7,484	
December	8,520	
January	9,395	
February	10,101	
March	11,174	
April	12,167	
May	12,170	
June	12,170	

QUALITY

	Quantity	Base Number	Contract	AT	Region	England
% of FP17s for the same patient ID Re-attending within 3 months - Children	26	314	8.3%	9.4%	12.1%	11.4%
% of FP17s for the same patient ID Re-attending within 3 months - Adults	228	1,281	17.8%	13.4%	15.6%	15.4%
% of FP17s for the same patient ID Re-attending between 3 & 9 months - Children	139	314	44.3%	61.9%	61.2%	59.8%
% of FP17s for the same patient ID Re-attending between 3 & 9 months - Adults	551	1,281	43.0%	56.5%	54.5%	52.1%
% of FP17s for Band 1 Urgent Courses	83	1,059	7.8%	7.6%	9.1%	9.2%
% of FP17s Relating to Free Repair or Replacements	14	1,059	1.3%	1.2%	1.0%	0.7%
% of FP17s Relating to Continuations	30	1,059	2.8%	1.1%	1.0%	0.8%
% of Patients satisfied with the dentistry they have received	3	3	N/A	96.0%	94.2%	93.4%
% of Patients satisfied with the time they had to wait for an appointment	3	3	N/A	87.6%	88.4%	87.6%

* This is based on patients treated on this contract for their most recent course of treatment. Figures in italics indicate the base number of FP17s or Patient Questionnaire responses are less than 100. N/A is shown where the base number of responses is less than 10 during the period. % is calculated as Quantity/Base number*100

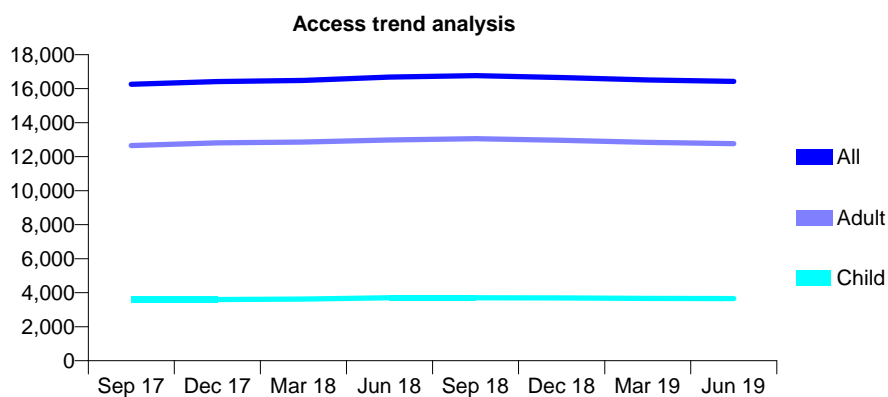
Q51 - Vital Signs At a Glance Contract Report for 112348/0001 - June 2019

Name or company name	Wright Dental Care Ltd
Contract type name	GDS Contract
Purpose of contract	General and Orthodontic
Contract start date	01/12/2011
Contract end date	

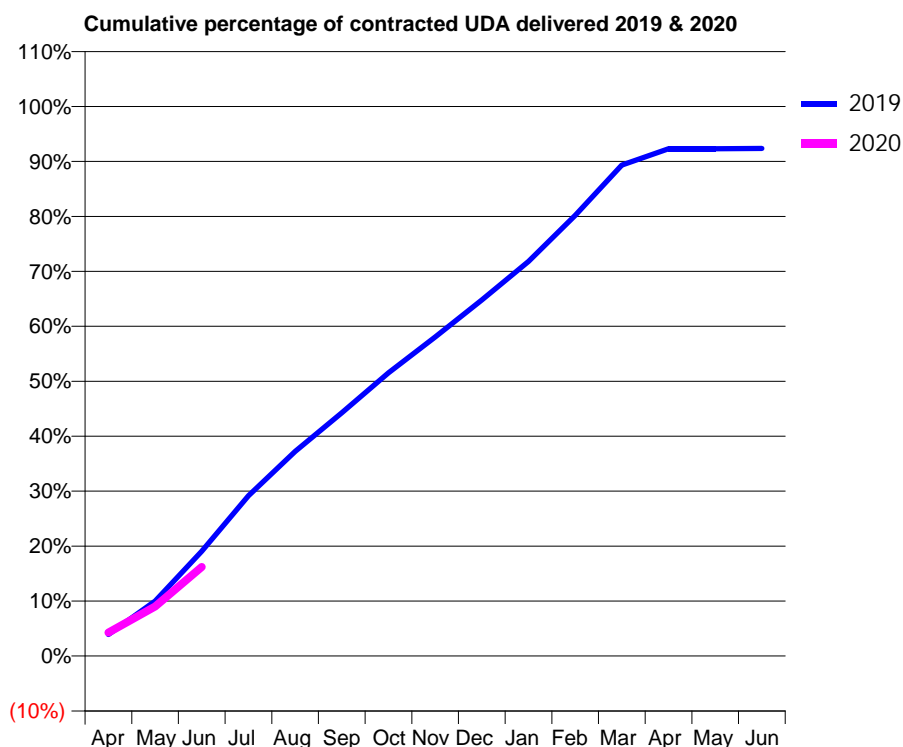
19/20 Contracted general activity (UDA)	50,922
Carry forward general activity (UDA)	0
19/20 Contracted orthodontic activity (UOA)	300
Carry forward orthodontic activity (UOA)	0
Baseline contract value	£1,386,343.15

ACCESS*

Patients seen in 24 months	Total	Change since previous quarter
Quarter ending June 2018	16,686	
Quarter ending September 2018	16,768	→
Quarter ending December 2018	16,655	→
Quarter ending March 2019	16,511	→
Quarter ending June 2019	16,424	→
Variance since June 2018	(1.6%)	↓



ACTIVITY



Month	Adjusted Scheduled Activity (UDA)	
	2019	2020
April	1,996	2,184
May	5,097	4,593
June	9,707	8,248
July	14,854	
August	18,962	
September	22,535	
October	26,236	
November	29,561	
December	32,986	
January	36,564	
February	40,831	
March	45,493	
April	46,997	
May	47,004	
June	47,036	

QUALITY

	Quantity	Base Number	Contract	AT	Region	England
% of FP17s for the same patient ID Re-attending within 3 months - Children	84	1,193	7.0%	9.4%	12.1%	11.4%
% of FP17s for the same patient ID Re-attending within 3 months - Adults	552	3,749	14.7%	13.4%	15.6%	15.4%
% of FP17s for the same patient ID Re-attending between 3 & 9 months - Children	724	1,193	60.7%	61.9%	61.2%	59.8%
% of FP17s for the same patient ID Re-attending between 3 & 9 months - Adults	2,041	3,749	54.4%	56.5%	54.5%	52.1%
% of FP17s for Band 1 Urgent Courses	270	4,023	6.7%	7.6%	9.1%	9.2%
% of FP17s Relating to Free Repair or Replacements	39	4,023	1.0%	1.2%	1.0%	0.7%
% of FP17s Relating to Continuations	99	4,023	2.5%	1.1%	1.0%	0.8%
% of Patients satisfied with the dentistry they have received	9	9	N/A	96.0%	94.2%	93.4%
% of Patients satisfied with the time they had to wait for an appointment	9	9	N/A	87.6%	88.4%	87.6%

* This is based on patients treated on this contract for their most recent course of treatment. Figures in italics indicate the base number of FP17s or Patient Questionnaire responses are less than 100. N/A is shown where the base number of responses is less than 10 during the period. % is calculated as Quantity/Base number*100

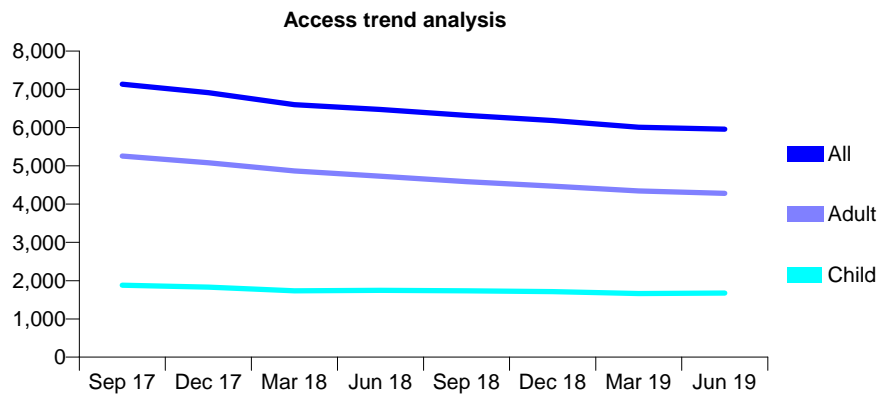
Q51 - Vital Signs At a Glance Contract Report for 113395/0001 - June 2019

Name or company name	Ffolliott Bird Associates Ltd
Contract type name	GDS Contract
Purpose of contract	General
Contract start date	01/09/2007
Contract end date	

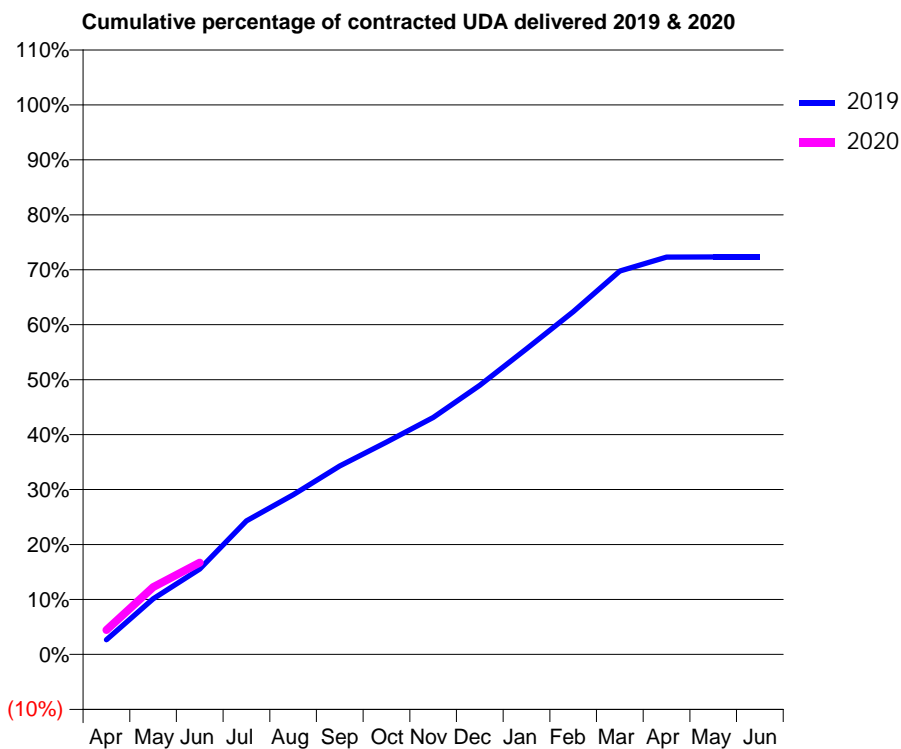
19/20 Contracted general activity (UDA)	20,681
Carry forward general activity (UDA)	0
19/20 Contracted orthodontic activity (UOA)	0
Carry forward orthodontic activity (UOA)	0
Baseline contract value	£593,395.38

ACCESS*

Patients seen in 24 months	Total	Change since previous quarter
Quarter ending June 2018	6,475	
Quarter ending September 2018	6,318	↓
Quarter ending December 2018	6,185	↓
Quarter ending March 2019	6,009	↓
Quarter ending June 2019	5,958	→
Variance since June 2018	(8.0%)	↓



ACTIVITY



Month	2019	2020
April	549	920
May	2,095	2,533
June	3,216	3,457
July	5,028	
August	6,011	
September	7,094	
October	7,988	
November	8,914	
December	10,133	
January	11,502	
February	12,894	
March	14,425	
April	14,953	
May	14,958	
June	14,958	

QUALITY

	Quantity	Base Number	Contract	AT	Region	England
% of FP17s for the same patient ID Re-attending within 3 months - Children	41	554	7.4%	9.4%	12.1%	11.4%
% of FP17s for the same patient ID Re-attending within 3 months - Adults	169	1,300	13.0%	13.4%	15.6%	15.4%
% of FP17s for the same patient ID Re-attending between 3 & 9 months - Children	221	554	39.9%	61.9%	61.2%	59.8%
% of FP17s for the same patient ID Re-attending between 3 & 9 months - Adults	489	1,300	37.6%	56.5%	54.5%	52.1%
% of FP17s for Band 1 Urgent Courses	122	1,641	7.4%	7.6%	9.1%	9.2%
% of FP17s Relating to Free Repair or Replacements	29	1,641	1.8%	1.2%	1.0%	0.7%
% of FP17s Relating to Continuations	25	1,641	1.5%	1.1%	1.0%	0.8%
% of Patients satisfied with the dentistry they have received	2	2	N/A	96.0%	94.2%	93.4%
% of Patients satisfied with the time they had to wait for an appointment	2	2	N/A	87.6%	88.4%	87.6%

* This is based on patients treated on this contract for their most recent course of treatment. Figures in italics indicate the base number of FP17s or Patient Questionnaire responses are less than 100. N/A is shown where the base number of responses is less than 10 during the period. % is calculated as Quantity/Base number*100

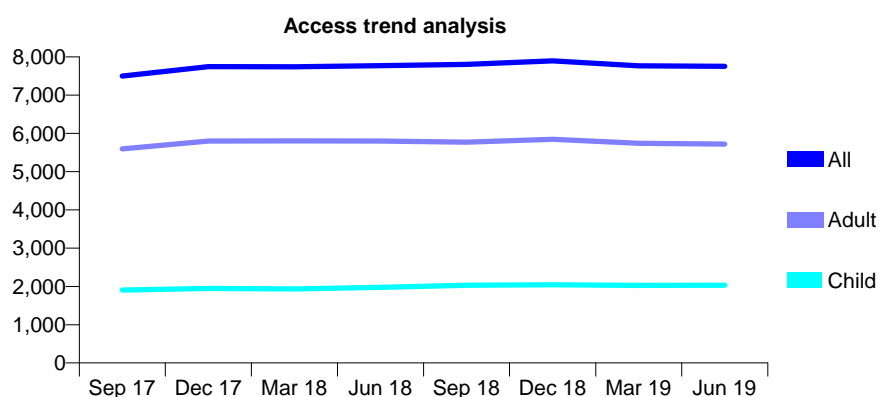
Q51 - Vital Signs At a Glance Contract Report for 113395/0002 - June 2019

Name or company name	Ffolliott Bird Associates Ltd
Contract type name	GDS Contract
Purpose of contract	General
Contract start date	01/09/2007
Contract end date	

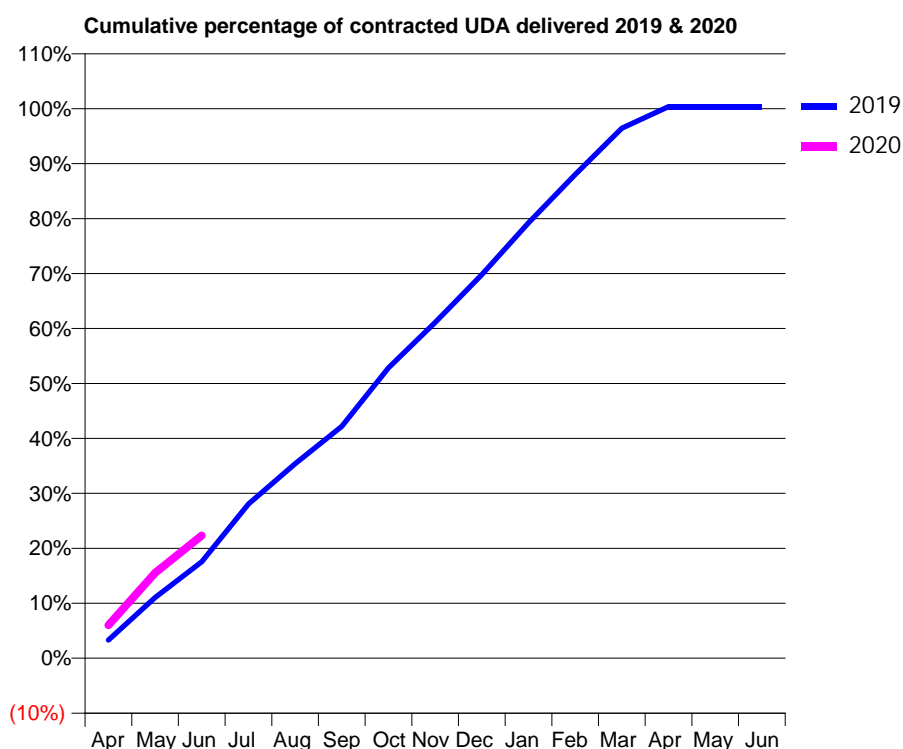
19/20 Contracted general activity (UDA)	19,686
Carry forward general activity (UDA)	0
19/20 Contracted orthodontic activity (UOA)	0
Carry forward orthodontic activity (UOA)	0
Baseline contract value	£648,637.09

ACCESS*

Patients seen in 24 months	Total	Change since previous quarter
Quarter ending June 2018	7,772	
Quarter ending September 2018	7,803	→
Quarter ending December 2018	7,892	→
Quarter ending March 2019	7,764	↓
Quarter ending June 2019	7,753	→
Variance since June 2018	(0.2%)	→



ACTIVITY



Month	2019	2020
April	652	1,189
May	2,175	3,058
June	3,457	4,398
July	5,523	
August	6,965	
September	8,304	
October	10,404	
November	12,032	
December	13,735	
January	15,597	
February	17,328	
March	18,988	
April	19,761	
May	19,758	
June	19,758	

QUALITY

	Quantity	Base Number	Contract	AT	Region	England
% of FP17s for the same patient ID Re-attending within 3 months - Children	38	713	5.3%	9.4%	12.1%	11.4%
% of FP17s for the same patient ID Re-attending within 3 months - Adults	215	1,939	11.1%	13.4%	15.6%	15.4%
% of FP17s for the same patient ID Re-attending between 3 & 9 months - Children	433	713	60.7%	61.9%	61.2%	59.8%
% of FP17s for the same patient ID Re-attending between 3 & 9 months - Adults	1,099	1,939	56.7%	56.5%	54.5%	52.1%
% of FP17s for Band 1 Urgent Courses	160	2,289	7.0%	7.6%	9.1%	9.2%
% of FP17s Relating to Free Repair or Replacements	14	2,289	0.6%	1.2%	1.0%	0.7%
% of FP17s Relating to Continuations	44	2,289	1.9%	1.1%	1.0%	0.8%
% of Patients satisfied with the dentistry they have received	7	7	N/A	96.0%	94.2%	93.4%
% of Patients satisfied with the time they had to wait for an appointment	4	7	N/A	87.6%	88.4%	87.6%

* This is based on patients treated on this contract for their most recent course of treatment. Figures in italics indicate the base number of FP17s or Patient Questionnaire responses are less than 100. N/A is shown where the base number of responses is less than 10 during the period. % is calculated as Quantity/Base number*100

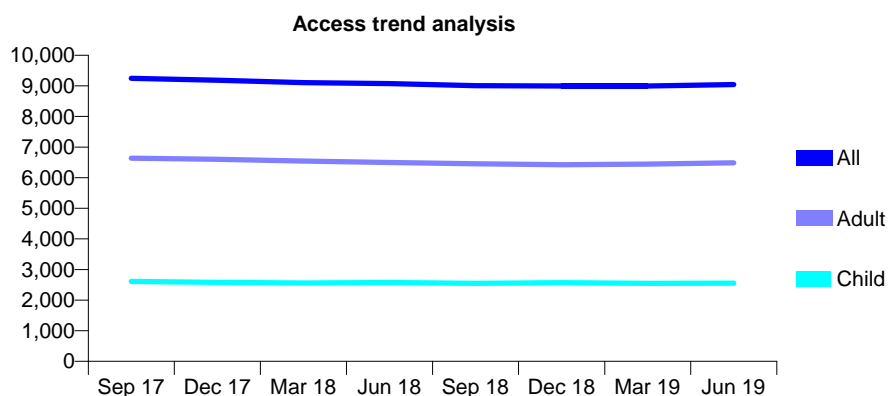
Q51 - Vital Signs At a Glance Contract Report for 113395/0003 - June 2019

Name or company name	Ffolliott Bird Associates Ltd
Contract type name	GDS Contract
Purpose of contract	General
Contract start date	01/09/2007
Contract end date	

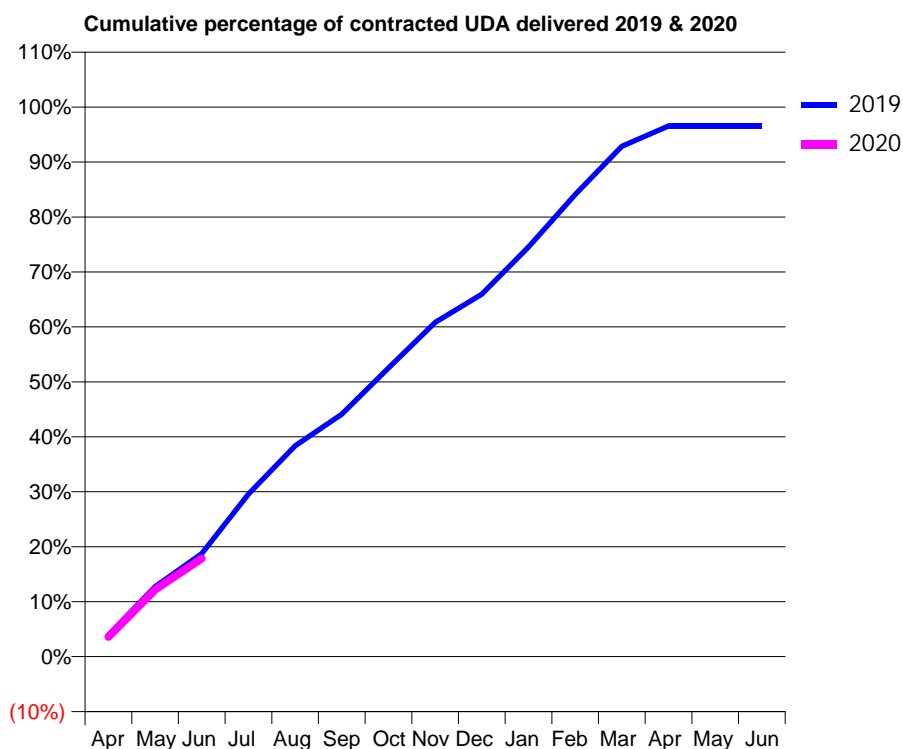
19/20 Contracted general activity (UDA)	26,371
Carry forward general activity (UDA)	0
19/20 Contracted orthodontic activity (UOA)	0
Carry forward orthodontic activity (UOA)	0
Baseline contract value	£851,480.80

ACCESS*

Patients seen in 24 months	Total	Change since previous quarter
Quarter ending June 2018	9,073	
Quarter ending September 2018	9,003	→
Quarter ending December 2018	8,994	→
Quarter ending March 2019	8,996	→
Quarter ending June 2019	9,043	→
Variance since June 2018	(0.3%)	→



ACTIVITY



Month	Adjusted Scheduled Activity (UDA)	
	2019	2020
April	1,036	953
May	3,365	3,214
June	4,946	4,713
July	7,800	
August	10,119	
September	11,632	
October	13,851	
November	16,040	
December	17,391	
January	19,657	
February	22,178	
March	24,489	
April	25,460	
May	25,459	
June	25,459	

QUALITY

	Quantity	Base Number	Contract	AT	Region	England
% of FP17s for the same patient ID Re-attending within 3 months - Children	51	708	7.2%	9.4%	12.1%	11.4%
% of FP17s for the same patient ID Re-attending within 3 months - Adults	201	1,726	11.6%	13.4%	15.6%	15.4%
% of FP17s for the same patient ID Re-attending between 3 & 9 months - Children	340	708	48.0%	61.9%	61.2%	59.8%
% of FP17s for the same patient ID Re-attending between 3 & 9 months - Adults	733	1,726	42.5%	56.5%	54.5%	52.1%
% of FP17s for Band 1 Urgent Courses	141	2,022	7.0%	7.6%	9.1%	9.2%
% of FP17s Relating to Free Repair or Replacements	13	2,022	0.6%	1.2%	1.0%	0.7%
% of FP17s Relating to Continuations	24	2,022	1.2%	1.1%	1.0%	0.8%
% of Patients satisfied with the dentistry they have received	5	7	N/A	96.0%	94.2%	93.4%
% of Patients satisfied with the time they had to wait for an appointment	5	7	N/A	87.6%	88.4%	87.6%

* This is based on patients treated on this contract for their most recent course of treatment. Figures in italics indicate the base number of FP17s or Patient Questionnaire responses are less than 100. N/A is shown where the base number of responses is less than 10 during the period. % is calculated as Quantity/Base number*100

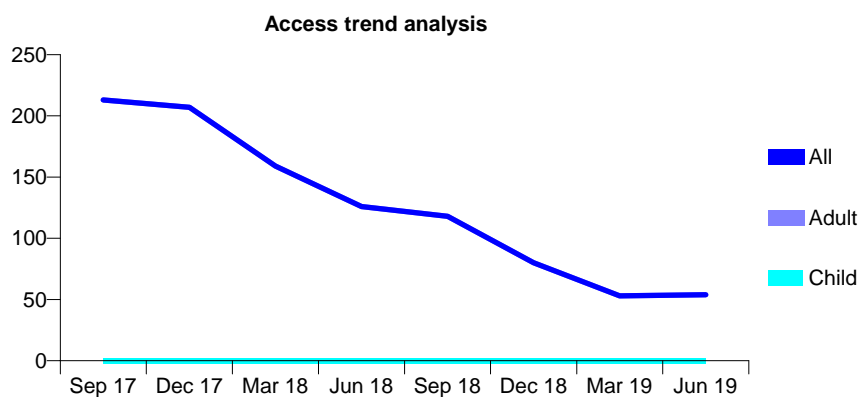
Q51 - Vital Signs At a Glance Contract Report for 113395/0004 - June 2019

Name or company name	Ffolliott Bird Associates Ltd
Contract type name	GDS Contract
Purpose of contract	General
Contract start date	01/04/2008
Contract end date	

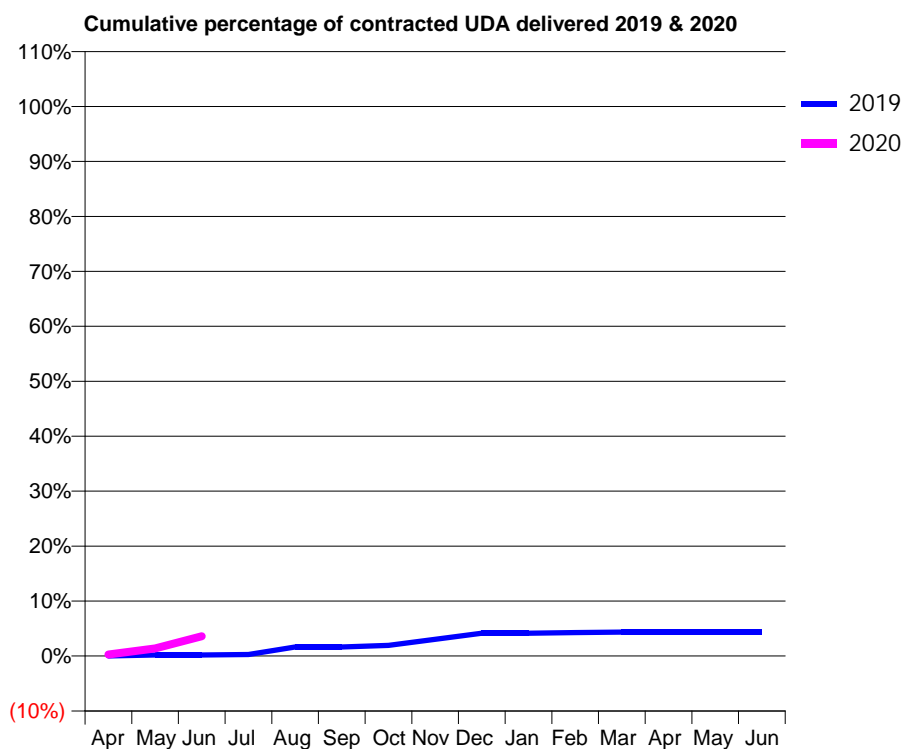
19/20 Contracted general activity (UDA)	1,080
Carry forward general activity (UDA)	0
19/20 Contracted orthodontic activity (UOA)	0
Carry forward orthodontic activity (UOA)	0
Baseline contract value	£67,280.38

ACCESS*

Patients seen in 24 months	Total	Change since previous quarter
Quarter ending June 2018	126	
Quarter ending September 2018	118	↓
Quarter ending December 2018	80	↓
Quarter ending March 2019	53	↓
Quarter ending June 2019	54	→
Variance since June 2018	(57.1%)	↓



ACTIVITY



Month	Adjusted Scheduled Activity (UDA)	
	2019	2020
April	0	3
May	2	15
June	2	39
July	3	
August	18	
September	18	
October	21	
November	33	
December	45	
January	45	
February	46	
March	47	
April	47	
May	47	
June	47	

QUALITY

	Quantity	Base Number	Contract	AT	Region	England
% of FP17s for the same patient ID Re-attending within 3 months - Children	0	0	N/A	9.4%	12.1%	11.4%
% of FP17s for the same patient ID Re-attending within 3 months - Adults	0	4	0.0%	13.4%	15.6%	15.4%
% of FP17s for the same patient ID Re-attending between 3 & 9 months - Children	0	0	N/A	61.9%	61.2%	59.8%
% of FP17s for the same patient ID Re-attending between 3 & 9 months - Adults	1	4	25.0%	56.5%	54.5%	52.1%
% of FP17s for Band 1 Urgent Courses	0	4	0.0%	7.6%	9.1%	9.2%
% of FP17s Relating to Free Repair or Replacements	0	4	0.0%	1.2%	1.0%	0.7%
% of FP17s Relating to Continuations	0	4	0.0%	1.1%	1.0%	0.8%
% of Patients satisfied with the dentistry they have received	0	0	N/A	96.0%	94.2%	93.4%
% of Patients satisfied with the time they had to wait for an appointment	0	0	N/A	87.6%	88.4%	87.6%

* This is based on patients treated on this contract for their most recent course of treatment. Figures in italics indicate the base number of FP17s or Patient Questionnaire responses are less than 100. N/A is shown where the base number of responses is less than 10 during the period. % is calculated as Quantity/Base number*100

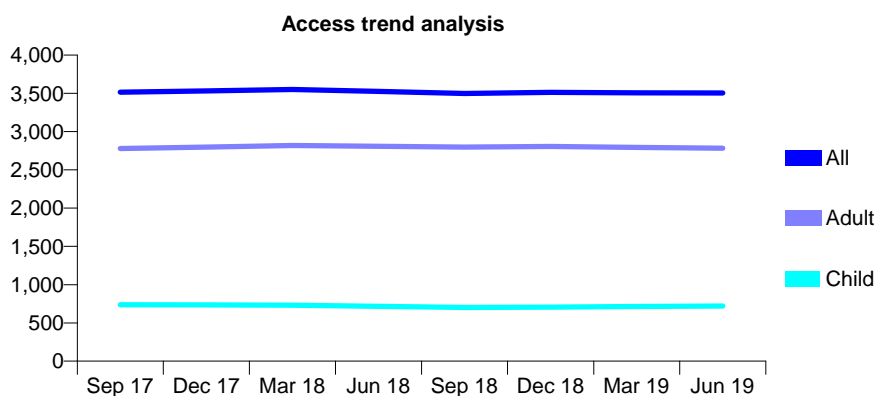
Q51 - Vital Signs At a Glance Contract Report for 114227/0001 - June 2019

Name or company name	Holme Lane Dental Practice
Contract type name	GDS Contract
Purpose of contract	General
Contract start date	01/11/2008
Contract end date	

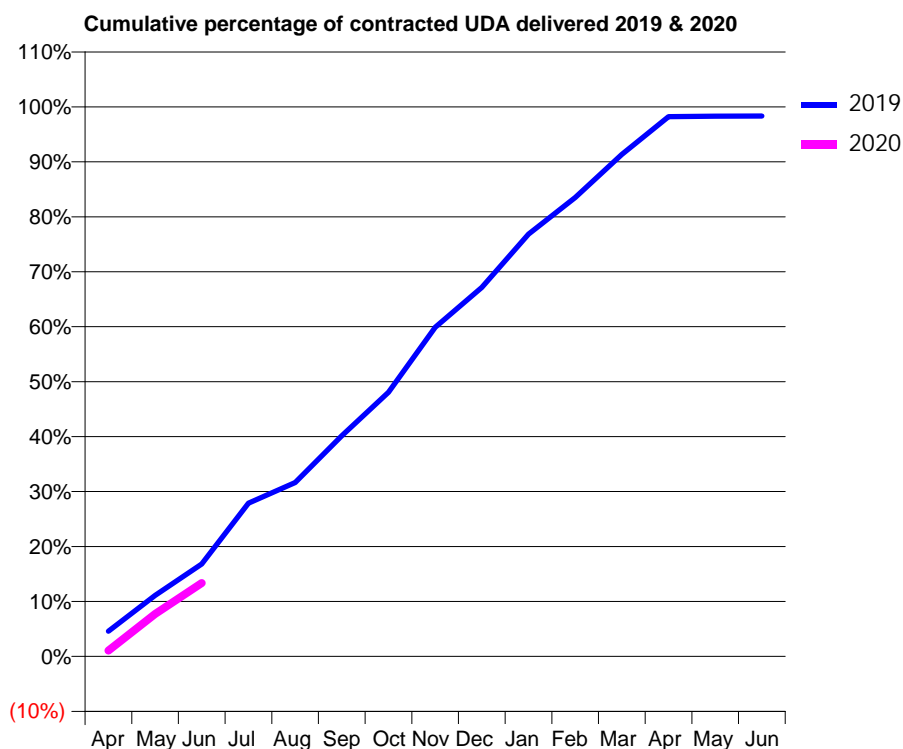
19/20 Contracted general activity (UDA)	10,817
Carry forward general activity (UDA)	0
19/20 Contracted orthodontic activity (UOA)	0
Carry forward orthodontic activity (UOA)	0
Baseline contract value	£353,454.06

ACCESS*

Patients seen in 24 months	Total	Change since previous quarter
Quarter ending June 2018	3,525	
Quarter ending September 2018	3,498	→
Quarter ending December 2018	3,513	→
Quarter ending March 2019	3,506	→
Quarter ending June 2019	3,504	→
Variance since June 2018	(0.6%)	→



ACTIVITY



Month	2019	2020
April	498	116
May	1,201	835
June	1,819	1,444
July	3,016	
August	3,422	
September	4,343	
October	5,199	
November	6,479	
December	7,262	
January	8,312	
February	9,033	
March	9,883	
April	10,625	
May	10,633	
June	10,634	

QUALITY

	Quantity	Base Number	Contract	AT	Region	England
% of FP17s for the same patient ID Re-attending within 3 months - Children	15	226	6.6%	9.4%	12.1%	11.4%
% of FP17s for the same patient ID Re-attending within 3 months - Adults	99	776	12.8%	13.4%	15.6%	15.4%
% of FP17s for the same patient ID Re-attending between 3 & 9 months - Children	113	226	50.0%	61.9%	61.2%	59.8%
% of FP17s for the same patient ID Re-attending between 3 & 9 months - Adults	353	776	45.5%	56.5%	54.5%	52.1%
% of FP17s for Band 1 Urgent Courses	51	700	7.3%	7.6%	9.1%	9.2%
% of FP17s Relating to Free Repair or Replacements	8	700	1.1%	1.2%	1.0%	0.7%
% of FP17s Relating to Continuations	24	700	3.4%	1.1%	1.0%	0.8%
% of Patients satisfied with the dentistry they have received	2	2	N/A	96.0%	94.2%	93.4%
% of Patients satisfied with the time they had to wait for an appointment	2	2	N/A	87.6%	88.4%	87.6%

* This is based on patients treated on this contract for their most recent course of treatment. Figures in italics indicate the base number of FP17s or Patient Questionnaire responses are less than 100. N/A is shown where the base number of responses is less than 10 during the period. % is calculated as Quantity/Base number*100

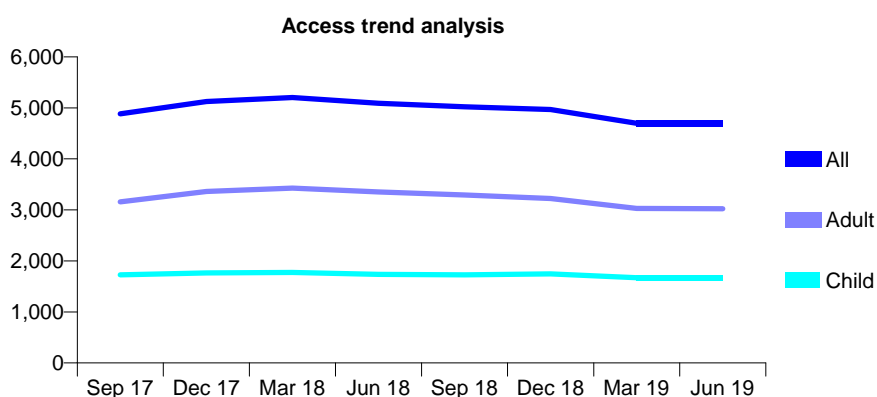
Q51 - Vital Signs At a Glance Contract Report for 114871/0001 - June 2019

Name or company name	Abbeydale Road Family Dental Centre
Contract type name	GDS Contract
Purpose of contract	General
Contract start date	01/04/2012
Contract end date	

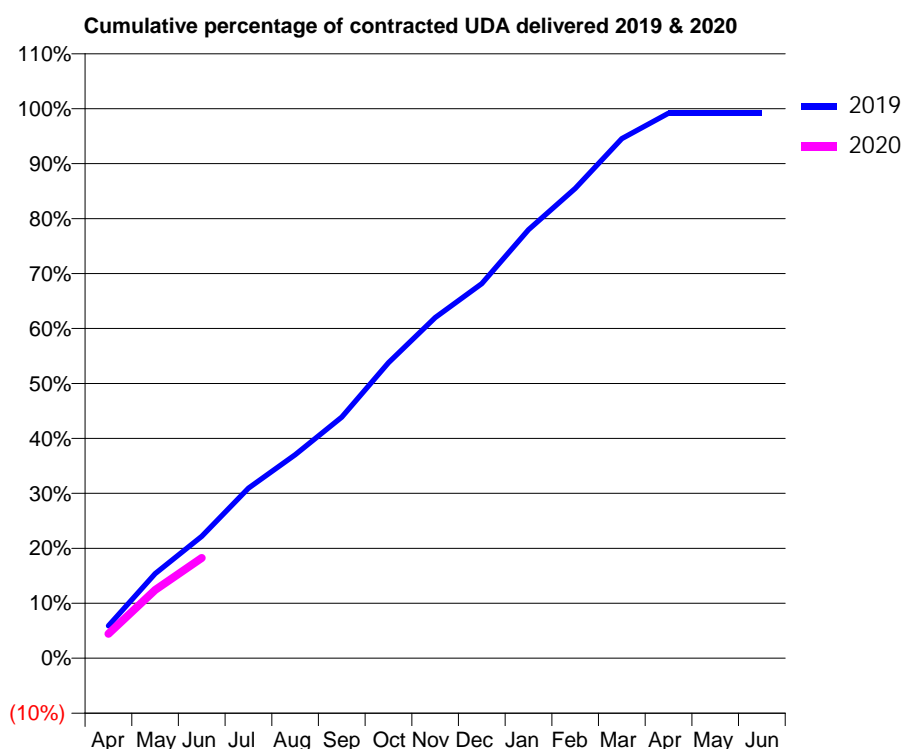
19/20 Contracted general activity (UDA)	13,643
Carry forward general activity (UDA)	0
19/20 Contracted orthodontic activity (UOA)	0
Carry forward orthodontic activity (UOA)	0
Baseline contract value	£370,449.73

ACCESS*

Patients seen in 24 months	Total	Change since previous quarter
Quarter ending June 2018	5,090	
Quarter ending September 2018	5,020	↓
Quarter ending December 2018	4,968	↓
Quarter ending March 2019	4,698	↓
Quarter ending June 2019	4,697	→
Variance since June 2018	(7.7%)	↓



ACTIVITY



Month	2019	2020
April	805	607
May	2,100	1,697
June	3,025	2,487
July	4,223	
August	5,050	
September	5,988	
October	7,338	
November	8,456	
December	9,299	
January	10,639	
February	11,663	
March	12,899	
April	13,530	
May	13,530	
June	13,530	

QUALITY

	Quantity	Base Number	Contract	AT	Region	England
% of FP17s for the same patient ID Re-attending within 3 months - Children	38	513	7.4%	9.4%	12.1%	11.4%
% of FP17s for the same patient ID Re-attending within 3 months - Adults	138	718	19.2%	13.4%	15.6%	15.4%
% of FP17s for the same patient ID Re-attending between 3 & 9 months - Children	310	513	60.4%	61.9%	61.2%	59.8%
% of FP17s for the same patient ID Re-attending between 3 & 9 months - Adults	280	718	39.0%	56.5%	54.5%	52.1%
% of FP17s for Band 1 Urgent Courses	65	945	6.9%	7.6%	9.1%	9.2%
% of FP17s Relating to Free Repair or Replacements	0	945	0.0%	1.2%	1.0%	0.7%
% of FP17s Relating to Continuations	48	945	5.1%	1.1%	1.0%	0.8%
% of Patients satisfied with the dentistry they have received	6	7	N/A	96.0%	94.2%	93.4%
% of Patients satisfied with the time they had to wait for an appointment	2	7	N/A	87.6%	88.4%	87.6%

* This is based on patients treated on this contract for their most recent course of treatment.

Figures in italics indicate the base number of FP17s or Patient Questionnaire responses are less than 100. N/A is shown where the base number of responses is less than 10 during the period. % is calculated as Quantity/Base number*100

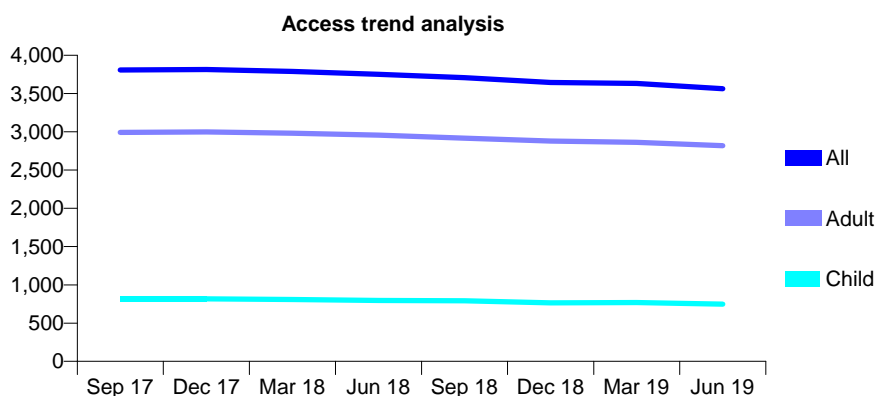
Q51 - Vital Signs At a Glance Contract Report for 116823/0001 - June 2019

Name or company name	Arif & Razzaq Dental Surgery
Contract type name	GDS Contract
Purpose of contract	General
Contract start date	27/01/2010
Contract end date	

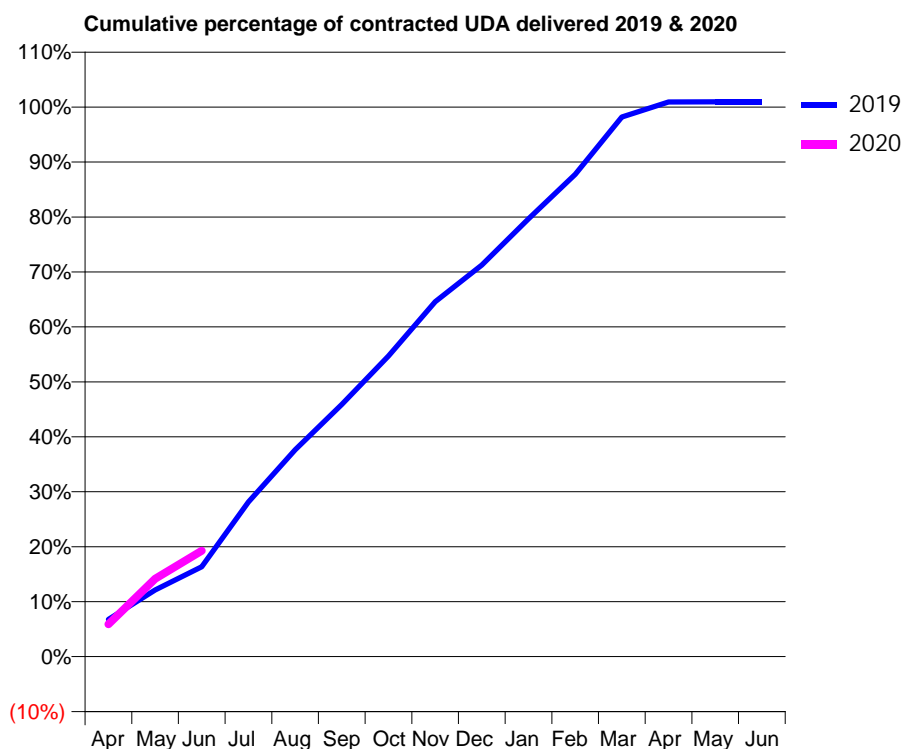
19/20 Contracted general activity (UDA)	10,751
Carry forward general activity (UDA)	0
19/20 Contracted orthodontic activity (UOA)	0
Carry forward orthodontic activity (UOA)	0
Baseline contract value	£352,204.06

ACCESS*

Patients seen in 24 months	Total	Change since previous quarter
Quarter ending June 2018	3,751	
Quarter ending September 2018	3,708	↓
Quarter ending December 2018	3,643	↓
Quarter ending March 2019	3,632	→
Quarter ending June 2019	3,564	↓
Variance since June 2018	(5.0%)	↓



ACTIVITY



Month	Adjusted Scheduled Activity (UDA)	
	2019	2020
April	730	636
May	1,304	1,526
June	1,761	2,070
July	3,027	
August	4,049	
September	4,932	
October	5,881	
November	6,942	
December	7,659	
January	8,564	
February	9,436	
March	10,557	
April	10,849	
May	10,851	
June	10,851	

QUALITY

	Quantity	Base Number	Contract	AT	Region	England
% of FP17s for the same patient ID Re-attending within 3 months - Children	32	329	9.7%	9.4%	12.1%	11.4%
% of FP17s for the same patient ID Re-attending within 3 months - Adults	99	1,139	8.7%	13.4%	15.6%	15.4%
% of FP17s for the same patient ID Re-attending between 3 & 9 months - Children	268	329	81.5%	61.9%	61.2%	59.8%
% of FP17s for the same patient ID Re-attending between 3 & 9 months - Adults	932	1,139	81.8%	56.5%	54.5%	52.1%
% of FP17s for Band 1 Urgent Courses	31	1,292	2.4%	7.6%	9.1%	9.2%
% of FP17s Relating to Free Repair or Replacements	7	1,292	0.5%	1.2%	1.0%	0.7%
% of FP17s Relating to Continuations	5	1,292	0.4%	1.1%	1.0%	0.8%
% of Patients satisfied with the dentistry they have received	7	7	N/A	96.0%	94.2%	93.4%
% of Patients satisfied with the time they had to wait for an appointment	7	7	N/A	87.6%	88.4%	87.6%

* This is based on patients treated on this contract for their most recent course of treatment. Figures in italics indicate the base number of FP17s or Patient Questionnaire responses are less than 100. N/A is shown where the base number of responses is less than 10 during the period. % is calculated as Quantity/Base number*100

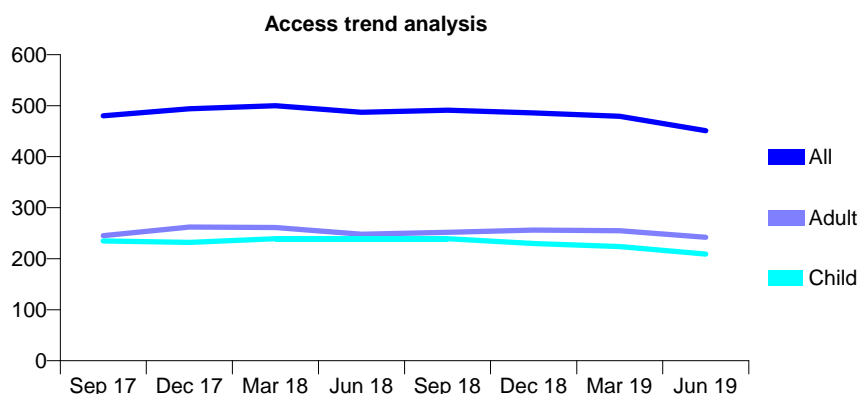
Q51 - Vital Signs At a Glance Contract Report for 117641/0001 - June 2019

Name or company name	Bealby & Jones
Contract type name	GDS Contract
Purpose of contract	General
Contract start date	01/04/2006
Contract end date	

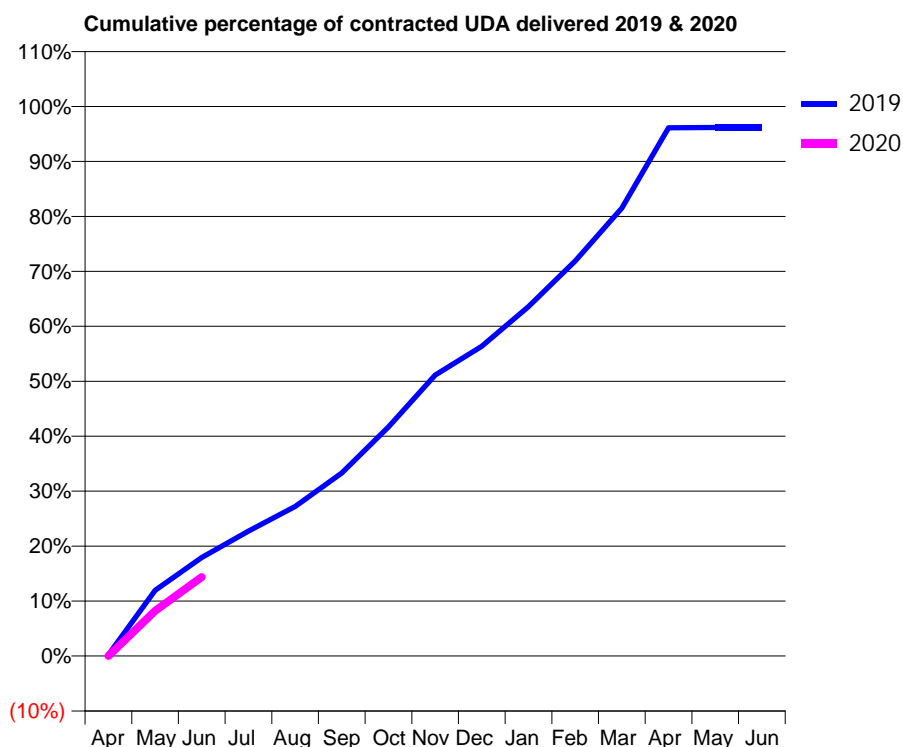
19/20 Contracted general activity (UDA)	1,207
Carry forward general activity (UDA)	0
19/20 Contracted orthodontic activity (UOA)	0
Carry forward orthodontic activity (UOA)	0
Baseline contract value	£39,329.76

ACCESS*

Patients seen in 24 months	Total	Change since previous quarter
Quarter ending June 2018	487	
Quarter ending September 2018	491	→
Quarter ending December 2018	486	↓
Quarter ending March 2019	479	↓
Quarter ending June 2019	451	↓
Variance since June 2018	(7.4%)	↓



ACTIVITY



Month	Adjusted Scheduled Activity (UDA)	
	2019	2020
April	3	0
May	144	99
June	216	174
July	274	
August	328	
September	402	
October	503	
November	617	
December	680	
January	768	
February	868	
March	984	
April	1,160	
May	1,161	
June	1,161	

QUALITY

	Quantity	Base Number	Contract	AT	Region	England
% of FP17s for the same patient ID Re-attending within 3 months - Children	5	79	6.3%	9.4%	12.1%	11.4%
% of FP17s for the same patient ID Re-attending within 3 months - Adults	13	74	17.6%	13.4%	15.6%	15.4%
% of FP17s for the same patient ID Re-attending between 3 & 9 months - Children	55	79	69.6%	61.9%	61.2%	59.8%
% of FP17s for the same patient ID Re-attending between 3 & 9 months - Adults	39	74	52.7%	56.5%	54.5%	52.1%
% of FP17s for Band 1 Urgent Courses	3	84	3.6%	7.6%	9.1%	9.2%
% of FP17s Relating to Free Repair or Replacements	0	84	0.0%	1.2%	1.0%	0.7%
% of FP17s Relating to Continuations	0	84	0.0%	1.1%	1.0%	0.8%
% of Patients satisfied with the dentistry they have received	0	0	N/A	96.0%	94.2%	93.4%
% of Patients satisfied with the time they had to wait for an appointment	0	0	N/A	87.6%	88.4%	87.6%

* This is based on patients treated on this contract for their most recent course of treatment. Figures in italics indicate the base number of FP17s or Patient Questionnaire responses are less than 100. N/A is shown where the base number of responses is less than 10 during the period. % is calculated as Quantity/Base number*100

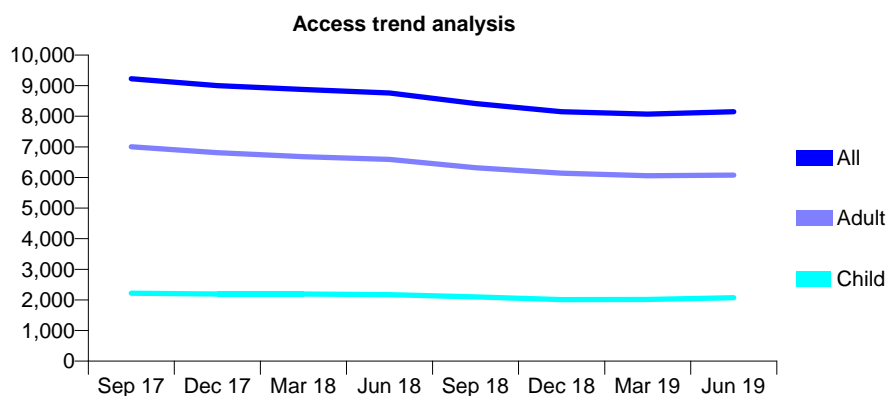
Q51 - Vital Signs At a Glance Contract Report for 118060/0005 - June 2019

Name or company name	Genix Healthcare Ltd
Contract type name	GDS Contract
Purpose of contract	General
Contract start date	01/11/2006
Contract end date	

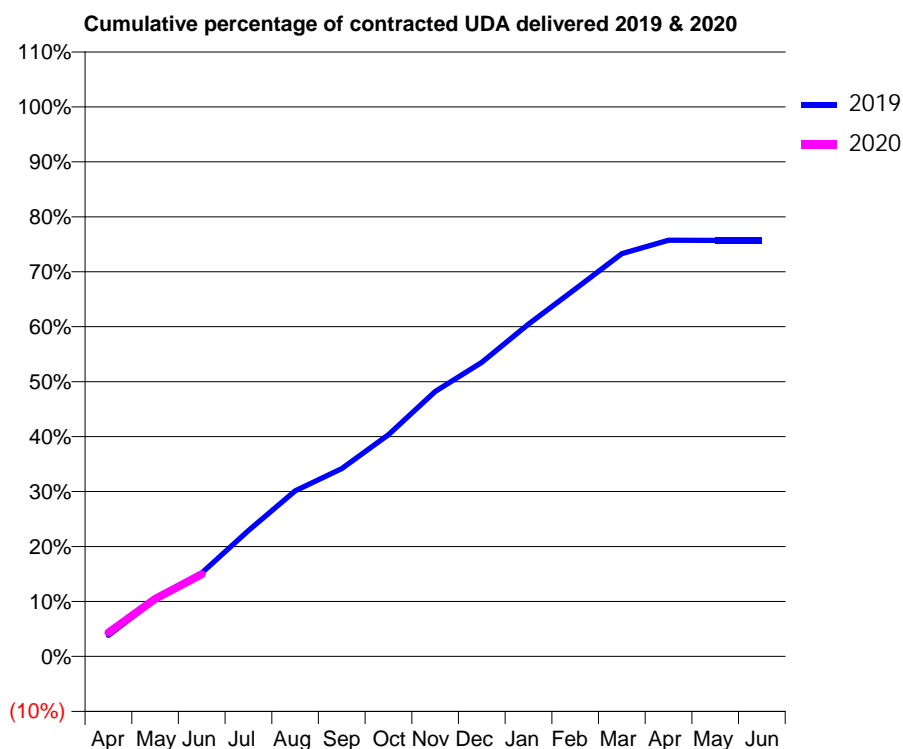
19/20 Contracted general activity (UDA)	28,148
Carry forward general activity (UDA)	0
19/20 Contracted orthodontic activity (UOA)	0
Carry forward orthodontic activity (UOA)	0
Baseline contract value	£751,875.30

ACCESS*

Patients seen in 24 months	Total	Change since previous quarter
Quarter ending June 2018	8,759	
Quarter ending September 2018	8,416	↓
Quarter ending December 2018	8,150	↓
Quarter ending March 2019	8,072	→
Quarter ending June 2019	8,150	→
Variance since June 2018	(7.0%)	↓



ACTIVITY



Month	2019	2020
April	1,085	1,216
May	2,914	2,949
June	4,276	4,212
July	6,454	
August	8,482	
September	9,618	
October	11,355	
November	13,570	
December	15,067	
January	17,017	
February	18,815	
March	20,627	
April	21,313	
May	21,306	
June	21,307	

QUALITY

	Quantity	Base Number	Contract	AT	Region	England
% of FP17s for the same patient ID Re-attending within 3 months - Children	89	888	10.0%	9.4%	12.1%	11.4%
% of FP17s for the same patient ID Re-attending within 3 months - Adults	238	2,171	11.0%	13.4%	15.6%	15.4%
% of FP17s for the same patient ID Re-attending between 3 & 9 months - Children	589	888	66.3%	61.9%	61.2%	59.8%
% of FP17s for the same patient ID Re-attending between 3 & 9 months - Adults	1,407	2,171	64.8%	56.5%	54.5%	52.1%
% of FP17s for Band 1 Urgent Courses	161	2,668	6.0%	7.6%	9.1%	9.2%
% of FP17s Relating to Free Repair or Replacements	26	2,668	1.0%	1.2%	1.0%	0.7%
% of FP17s Relating to Continuations	7	2,668	0.3%	1.1%	1.0%	0.8%
% of Patients satisfied with the dentistry they have received	7	7	N/A	96.0%	94.2%	93.4%
% of Patients satisfied with the time they had to wait for an appointment	5	7	N/A	87.6%	88.4%	87.6%

* This is based on patients treated on this contract for their most recent course of treatment. Figures in italics indicate the base number of FP17s or Patient Questionnaire responses are less than 100. N/A is shown where the base number of responses is less than 10 during the period. % is calculated as Quantity/Base number*100

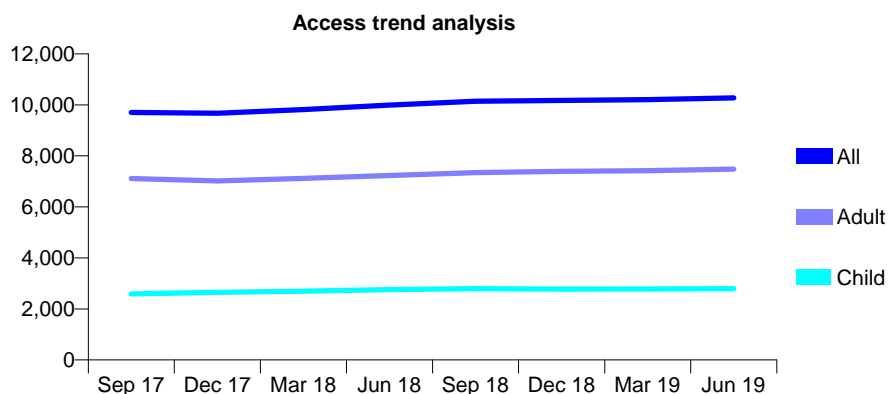
Q51 - Vital Signs At a Glance Contract Report for 118060/0007 - June 2019

Name or company name	Genix Healthcare Ltd
Contract type name	GDS Contract
Purpose of contract	General
Contract start date	01/01/2007
Contract end date	

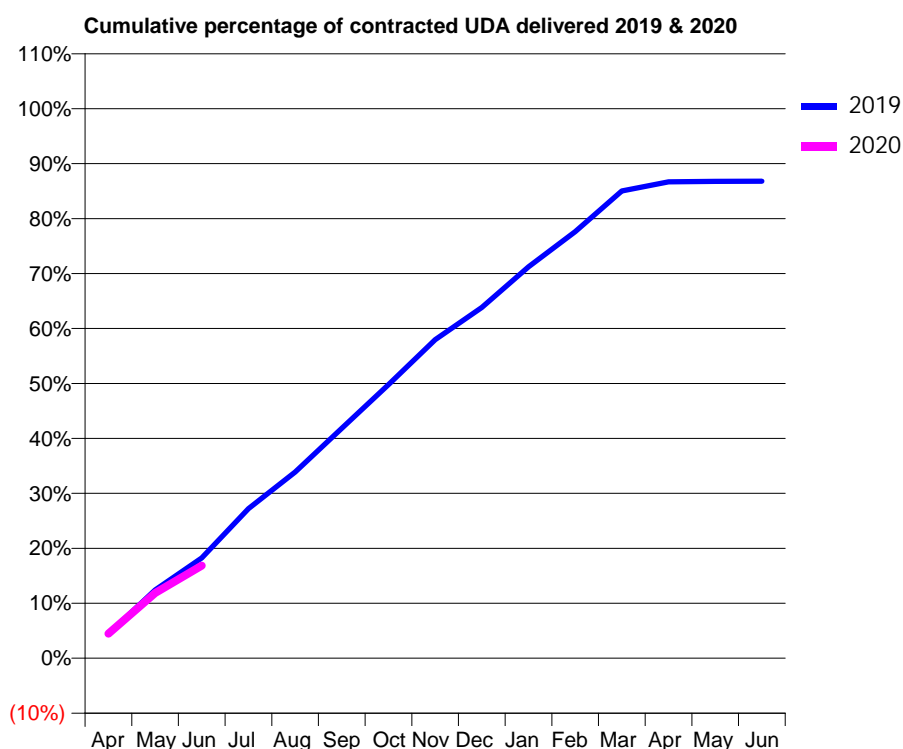
19/20 Contracted general activity (UDA)	31,865
Carry forward general activity (UDA)	0
19/20 Contracted orthodontic activity (UOA)	0
Carry forward orthodontic activity (UOA)	0
Baseline contract value	£933,343.03

ACCESS*

Patients seen in 24 months	Total	Change since previous quarter
Quarter ending June 2018	9,992	
Quarter ending September 2018	10,142	→
Quarter ending December 2018	10,175	→
Quarter ending March 2019	10,204	→
Quarter ending June 2019	10,278	→
Variance since June 2018	2.9%	↑



ACTIVITY



Month	2019	2020
April	1,416	1,430
May	3,956	3,787
June	5,811	5,370
July	8,674	
August	10,802	
September	13,338	
October	15,862	
November	18,469	
December	20,338	
January	22,689	
February	24,732	
March	27,094	
April	27,627	
May	27,644	
June	27,653	

QUALITY

	Quantity	Base Number	Contract	AT	Region	England
% of FP17s for the same patient ID Re-attending within 3 months - Children	34	751	4.5%	9.4%	12.1%	11.4%
% of FP17s for the same patient ID Re-attending within 3 months - Adults	205	1,941	10.6%	13.4%	15.6%	15.4%
% of FP17s for the same patient ID Re-attending between 3 & 9 months - Children	425	751	56.6%	61.9%	61.2%	59.8%
% of FP17s for the same patient ID Re-attending between 3 & 9 months - Adults	949	1,941	48.9%	56.5%	54.5%	52.1%
% of FP17s for Band 1 Urgent Courses	119	2,428	4.9%	7.6%	9.1%	9.2%
% of FP17s Relating to Free Repair or Replacements	12	2,428	0.5%	1.2%	1.0%	0.7%
% of FP17s Relating to Continuations	10	2,428	0.4%	1.1%	1.0%	0.8%
% of Patients satisfied with the dentistry they have received	2	2	N/A	96.0%	94.2%	93.4%
% of Patients satisfied with the time they had to wait for an appointment	2	2	N/A	87.6%	88.4%	87.6%

* This is based on patients treated on this contract for their most recent course of treatment.

Figures in italics indicate the base number of FP17s or Patient Questionnaire responses are less than 100. N/A is shown where the base number of responses is less than 10 during the period. % is calculated as Quantity/Base number*100

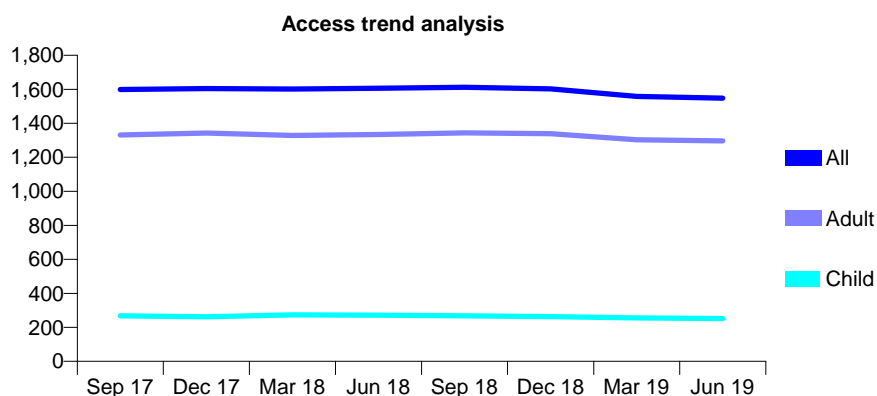
Q51 - Vital Signs At a Glance Contract Report for 118060/0011 - June 2019

Name or company name	Genix Healthcare Ltd
Contract type name	GDS Contract
Purpose of contract	General
Contract start date	01/04/2007
Contract end date	

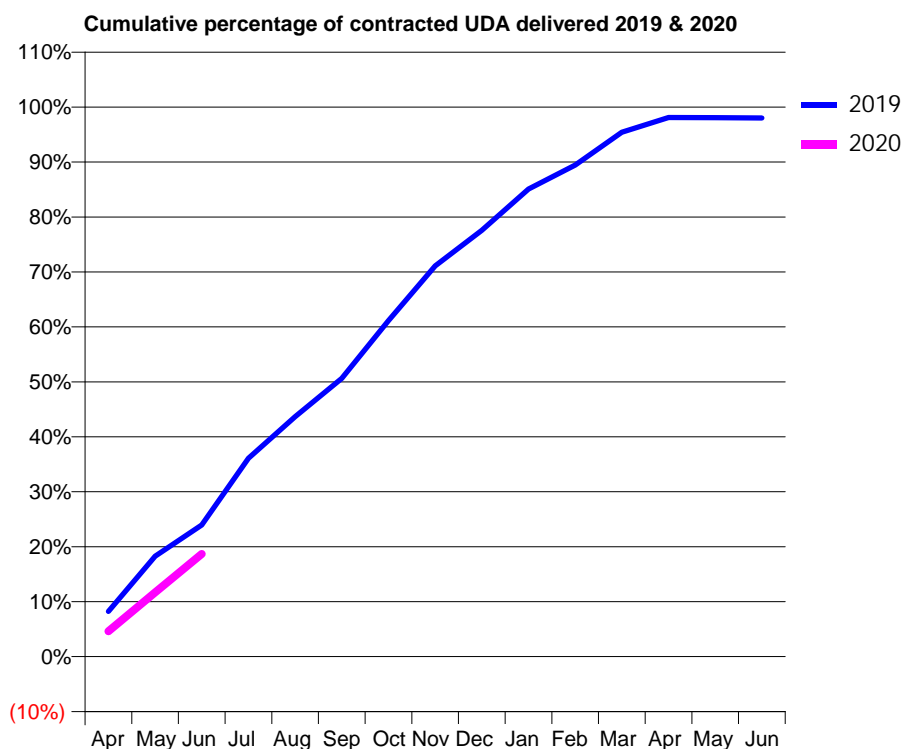
19/20 Contracted general activity (UDA)	4,381
Carry forward general activity (UDA)	0
19/20 Contracted orthodontic activity (UOA)	0
Carry forward orthodontic activity (UOA)	0
Baseline contract value	£128,322.22

ACCESS*

Patients seen in 24 months	Total	Change since previous quarter
Quarter ending June 2018	1,606	
Quarter ending September 2018	1,612	→
Quarter ending December 2018	1,602	→
Quarter ending March 2019	1,558	↓
Quarter ending June 2019	1,548	→
Variance since June 2018	(3.6%)	↓



ACTIVITY



Month	Adjusted Scheduled Activity (UDA)	
	2019	2020
April	361	202
May	802	512
June	1,050	818
July	1,582	
August	1,913	
September	2,219	
October	2,679	
November	3,115	
December	3,398	
January	3,727	
February	3,919	
March	4,180	
April	4,298	
May	4,297	
June	4,294	

QUALITY

	Quantity	Base Number	Contract	AT	Region	England
% of FP17s for the same patient ID Re-attending within 3 months - Children	3	123	2.4%	9.4%	12.1%	11.4%
% of FP17s for the same patient ID Re-attending within 3 months - Adults	42	481	8.7%	13.4%	15.6%	15.4%
% of FP17s for the same patient ID Re-attending between 3 & 9 months - Children	93	123	75.6%	61.9%	61.2%	59.8%
% of FP17s for the same patient ID Re-attending between 3 & 9 months - Adults	325	481	67.6%	56.5%	54.5%	52.1%
% of FP17s for Band 1 Urgent Courses	25	563	4.4%	7.6%	9.1%	9.2%
% of FP17s Relating to Free Repair or Replacements	0	563	0.0%	1.2%	1.0%	0.7%
% of FP17s Relating to Continuations	2	563	0.4%	1.1%	1.0%	0.8%
% of Patients satisfied with the dentistry they have received	4	4	N/A	96.0%	94.2%	93.4%
% of Patients satisfied with the time they had to wait for an appointment	4	4	N/A	87.6%	88.4%	87.6%

* This is based on patients treated on this contract for their most recent course of treatment. Figures in italics indicate the base number of FP17s or Patient Questionnaire responses are less than 100. N/A is shown where the base number of responses is less than 10 during the period. % is calculated as Quantity/Base number*100

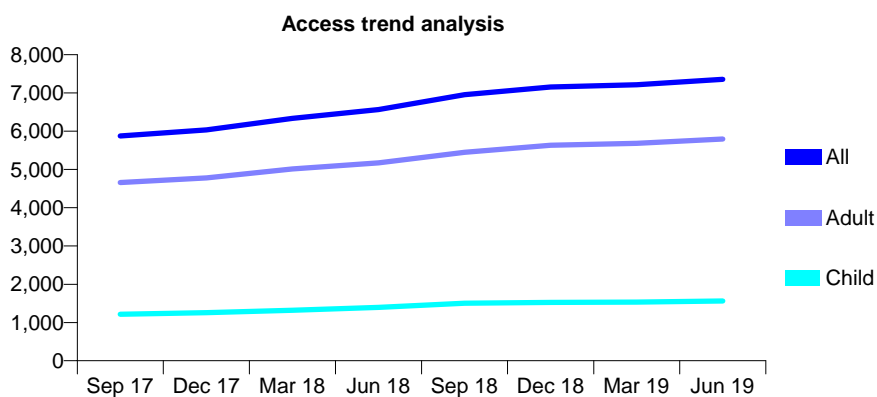
Q51 - Vital Signs At a Glance Contract Report for 118060/0013 - June 2019

Name or company name	Genix Healthcare Ltd
Contract type name	GDS Contract
Purpose of contract	General
Contract start date	01/05/2007
Contract end date	

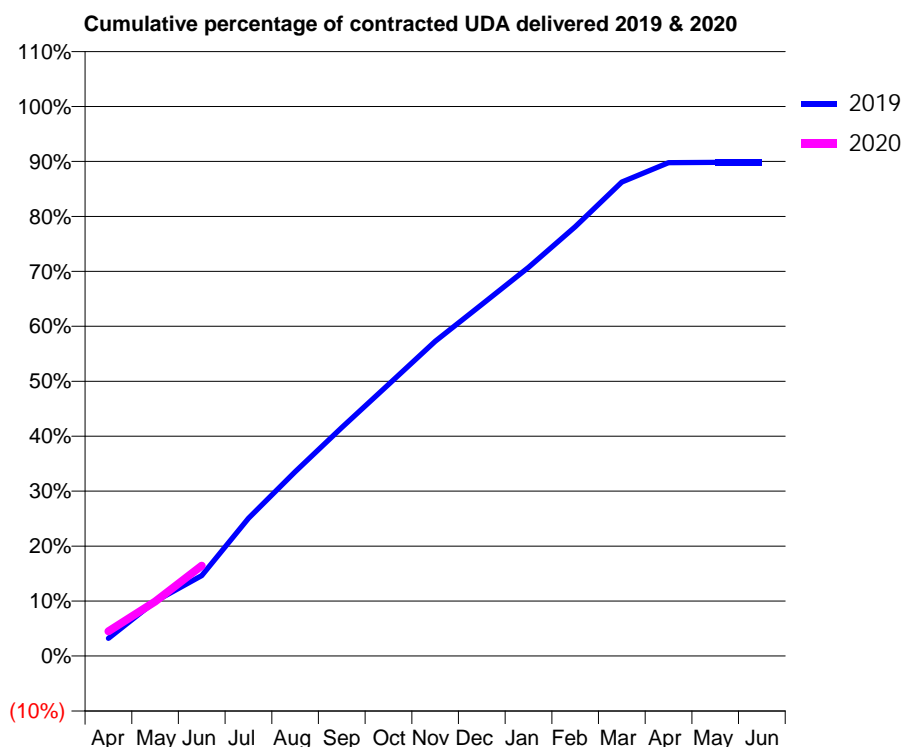
19/20 Contracted general activity (UDA)	25,767
Carry forward general activity (UDA)	0
19/20 Contracted orthodontic activity (UOA)	0
Carry forward orthodontic activity (UOA)	0
Baseline contract value	£899,020.68

ACCESS*

Patients seen in 24 months	Total	Change since previous quarter
Quarter ending June 2018	6,565	
Quarter ending September 2018	6,953	↑
Quarter ending December 2018	7,155	↑
Quarter ending March 2019	7,214	→
Quarter ending June 2019	7,357	→
Variance since June 2018	12.1%	↑



ACTIVITY



Month	Adjusted Scheduled Activity (UDA)	
	2019	2020
April	830	1,157
May	2,560	2,557
June	3,773	4,239
July	6,453	
August	8,645	
September	10,714	
October	12,730	
November	14,763	
December	16,482	
January	18,224	
February	20,128	
March	22,222	
April	23,131	
May	23,144	
June	23,142	

QUALITY

	Quantity	Base Number	Contract	AT	Region	England
% of FP17s for the same patient ID Re-attending within 3 months - Children	95	690	13.8%	9.4%	12.1%	11.4%
% of FP17s for the same patient ID Re-attending within 3 months - Adults	256	1,859	13.8%	13.4%	15.6%	15.4%
% of FP17s for the same patient ID Re-attending between 3 & 9 months - Children	443	690	64.2%	61.9%	61.2%	59.8%
% of FP17s for the same patient ID Re-attending between 3 & 9 months - Adults	954	1,859	51.3%	56.5%	54.5%	52.1%
% of FP17s for Band 1 Urgent Courses	187	2,163	8.6%	7.6%	9.1%	9.2%
% of FP17s Relating to Free Repair or Replacements	31	2,163	1.4%	1.2%	1.0%	0.7%
% of FP17s Relating to Continuations	7	2,163	0.3%	1.1%	1.0%	0.8%
% of Patients satisfied with the dentistry they have received	3	3	N/A	96.0%	94.2%	93.4%
% of Patients satisfied with the time they had to wait for an appointment	3	3	N/A	87.6%	88.4%	87.6%

* This is based on patients treated on this contract for their most recent course of treatment. Figures in italics indicate the base number of FP17s or Patient Questionnaire responses are less than 100. N/A is shown where the base number of responses is less than 10 during the period. % is calculated as Quantity/Base number*100

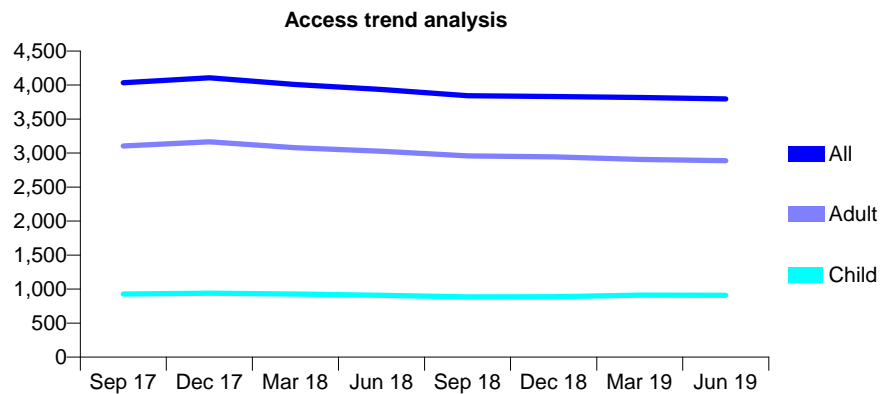
Q51 - Vital Signs At a Glance Contract Report for 119008/0001 - June 2019

Name or company name	765 Dental Care
Contract type name	GDS Contract
Purpose of contract	General
Contract start date	01/04/2014
Contract end date	

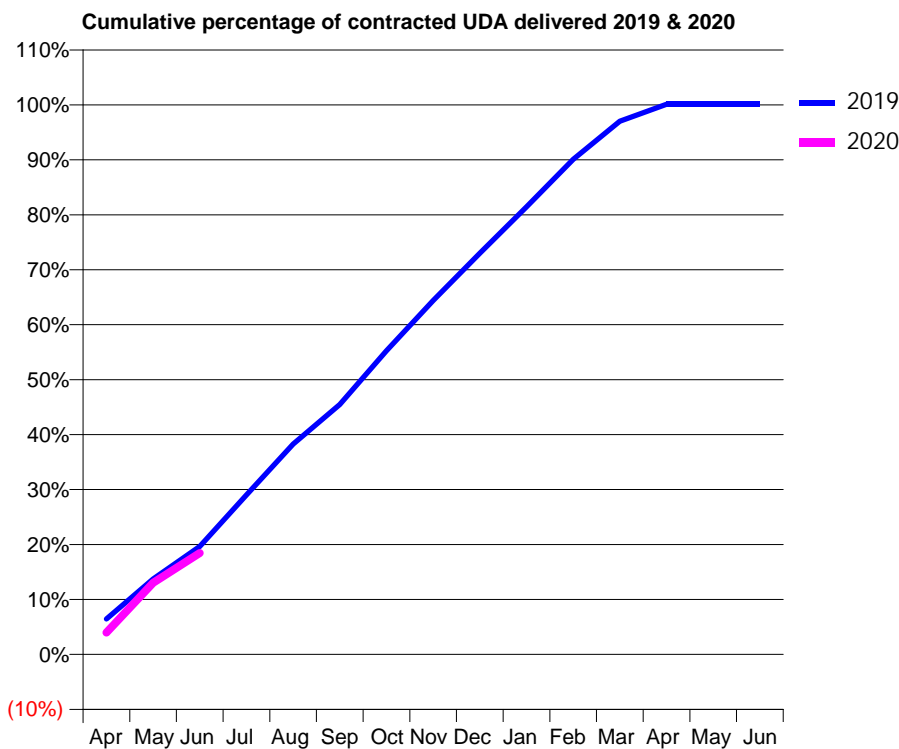
19/20 Contracted general activity (UDA)	11,430
Carry forward general activity (UDA)	0
19/20 Contracted orthodontic activity (UOA)	0
Carry forward orthodontic activity (UOA)	0
Baseline contract value	£354,871.41

ACCESS*

Patients seen in 24 months	Total	Change since previous quarter
Quarter ending June 2018	3,935	
Quarter ending September 2018	3,844	↓
Quarter ending December 2018	3,833	→
Quarter ending March 2019	3,818	→
Quarter ending June 2019	3,797	→
Variance since June 2018	(3.5%)	↓



ACTIVITY



Month	Adjusted Scheduled Activity (UDA)	
	2019	2020
April	740	457
May	1,572	1,491
June	2,244	2,110
July	3,317	
August	4,376	
September	5,196	
October	6,317	
November	7,359	
December	8,343	
January	9,310	
February	10,297	
March	11,088	
April	11,444	
May	11,443	
June	11,443	

QUALITY

	Quantity	Base Number	Contract	AT	Region	England
% of FP17s for the same patient ID Re-attending within 3 months - Children	33	342	9.6%	9.4%	12.1%	11.4%
% of FP17s for the same patient ID Re-attending within 3 months - Adults	124	1,081	11.5%	13.4%	15.6%	15.4%
% of FP17s for the same patient ID Re-attending between 3 & 9 months - Children	235	342	68.7%	61.9%	61.2%	59.8%
% of FP17s for the same patient ID Re-attending between 3 & 9 months - Adults	741	1,081	68.5%	56.5%	54.5%	52.1%
% of FP17s for Band 1 Urgent Courses	61	1,235	4.9%	7.6%	9.1%	9.2%
% of FP17s Relating to Free Repair or Replacements	13	1,235	1.1%	1.2%	1.0%	0.7%
% of FP17s Relating to Continuations	8	1,235	0.6%	1.1%	1.0%	0.8%
% of Patients satisfied with the dentistry they have received	2	2	N/A	96.0%	94.2%	93.4%
% of Patients satisfied with the time they had to wait for an appointment	2	2	N/A	87.6%	88.4%	87.6%

* This is based on patients treated on this contract for their most recent course of treatment. Figures in italics indicate the base number of FP17s or Patient Questionnaire responses are less than 100. N/A is shown where the base number of responses is less than 10 during the period. % is calculated as Quantity/Base number*100

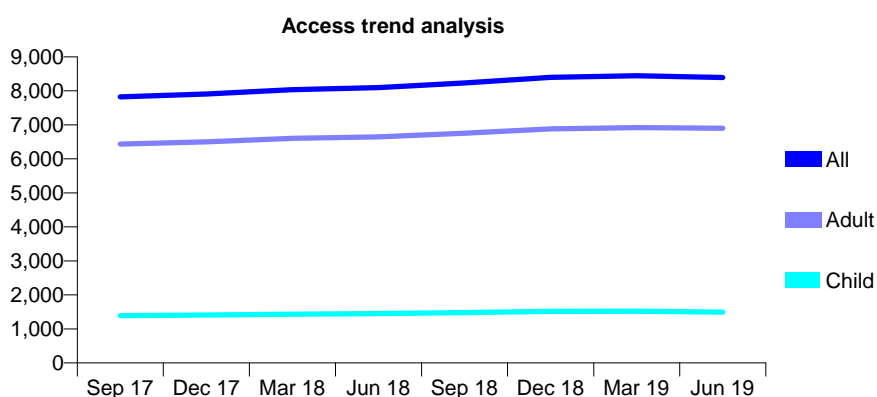
Q51 - Vital Signs At a Glance Contract Report for 120324/0001 - June 2019

Name or company name	Mrs EA Hughes-Docherty
Contract type name	GDS Contract
Purpose of contract	General
Contract start date	01/04/2006
Contract end date	

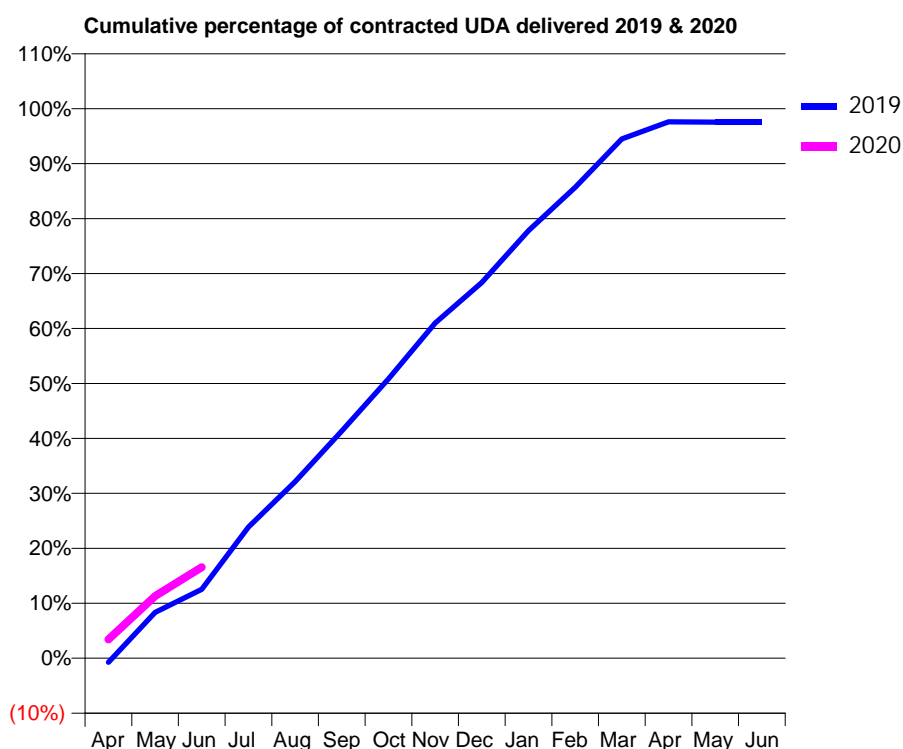
19/20 Contracted general activity (UDA)	21,825
Carry forward general activity (UDA)	0
19/20 Contracted orthodontic activity (UOA)	0
Carry forward orthodontic activity (UOA)	0
Baseline contract value	£714,384.36

ACCESS*

Patients seen in 24 months	Total	Change since previous quarter
Quarter ending June 2018	8,098	
Quarter ending September 2018	8,233	→
Quarter ending December 2018	8,399	↑
Quarter ending March 2019	8,445	→
Quarter ending June 2019	8,393	→
Variance since June 2018	3.6%	↑



ACTIVITY



Month	2019	2020
April	-167	747
May	1,826	2,469
June	2,735	3,617
July	5,207	
August	7,013	
September	9,022	
October	11,095	
November	13,314	
December	14,925	
January	16,980	
February	18,705	
March	20,623	
April	21,298	
May	21,288	
June	21,287	

QUALITY

	Quantity	Base Number	Contract	AT	Region	England
% of FP17s for the same patient ID Re-attending within 3 months - Children	34	493	6.9%	9.4%	12.1%	11.4%
% of FP17s for the same patient ID Re-attending within 3 months - Adults	274	2,320	11.8%	13.4%	15.6%	15.4%
% of FP17s for the same patient ID Re-attending between 3 & 9 months - Children	355	493	72.0%	61.9%	61.2%	59.8%
% of FP17s for the same patient ID Re-attending between 3 & 9 months - Adults	1,482	2,320	63.9%	56.5%	54.5%	52.1%
% of FP17s for Band 1 Urgent Courses	96	2,204	4.4%	7.6%	9.1%	9.2%
% of FP17s Relating to Free Repair or Replacements	51	2,204	2.3%	1.2%	1.0%	0.7%
% of FP17s Relating to Continuations	29	2,204	1.3%	1.1%	1.0%	0.8%
% of Patients satisfied with the dentistry they have received	5	5	N/A	96.0%	94.2%	93.4%
% of Patients satisfied with the time they had to wait for an appointment	5	5	N/A	87.6%	88.4%	87.6%

* This is based on patients treated on this contract for their most recent course of treatment.

Figures in italics indicate the base number of FP17s or Patient Questionnaire responses are less than 100. N/A is shown where the base number of responses is less than 10 during the period. % is calculated as Quantity/Base number*100

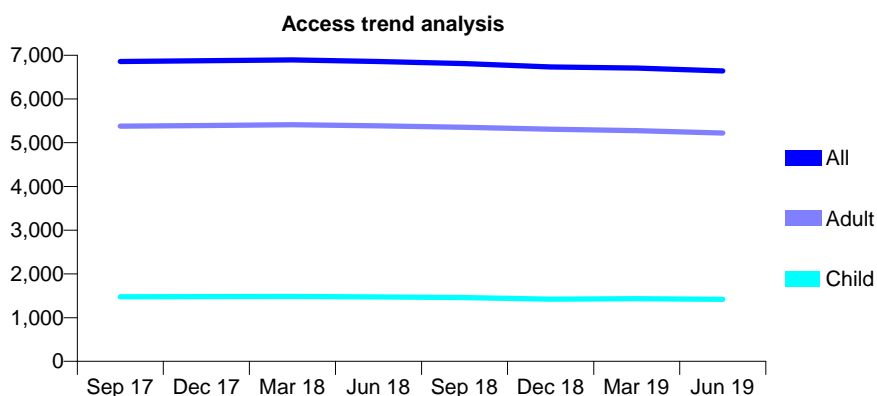
Q51 - Vital Signs At a Glance Contract Report for 122270/0001 - June 2019

Name or company name	Birley Moor Dental Practice Partnership
Contract type name	GDS Contract
Purpose of contract	General
Contract start date	31/03/2012
Contract end date	

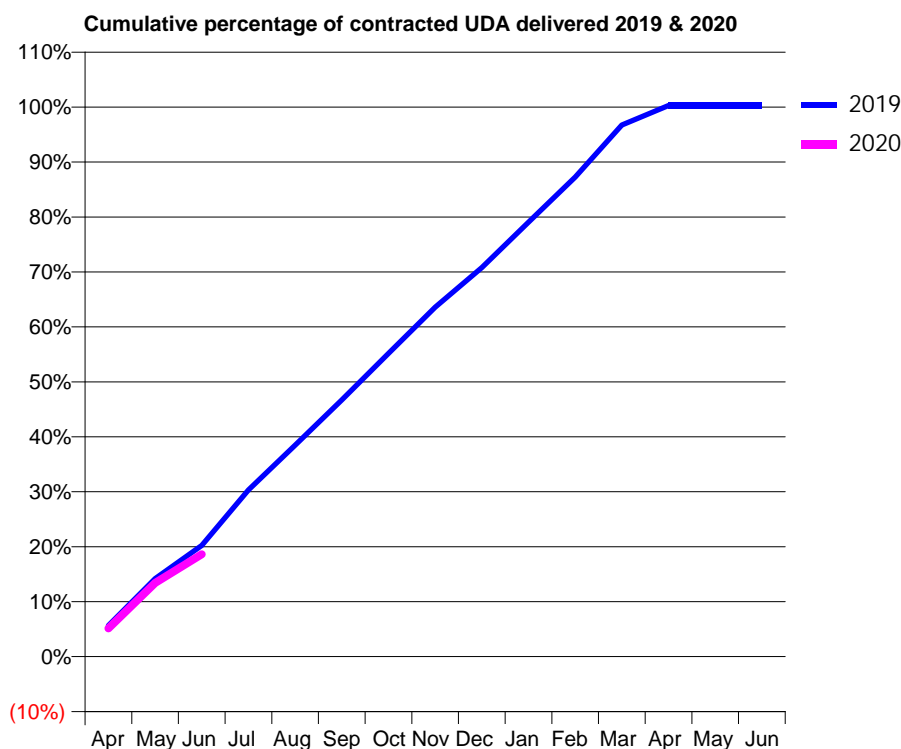
19/20 Contracted general activity (UDA)	19,200
Carry forward general activity (UDA)	0
19/20 Contracted orthodontic activity (UOA)	0
Carry forward orthodontic activity (UOA)	0
Baseline contract value	£527,362.23

ACCESS*

Patients seen in 24 months	Total	Change since previous quarter
Quarter ending June 2018	6,858	
Quarter ending September 2018	6,810	→
Quarter ending December 2018	6,732	↓
Quarter ending March 2019	6,708	→
Quarter ending June 2019	6,641	→
Variance since June 2018	(3.2%)	↓



ACTIVITY



Month	Adjusted Scheduled Activity (UDA)	
	2019	2020
April	1,088	990
May	2,727	2,573
June	3,884	3,576
July	5,824	
August	7,388	
September	8,969	
October	10,592	
November	12,210	
December	13,591	
January	15,175	
February	16,754	
March	18,573	
April	19,253	
May	19,253	
June	19,253	

QUALITY

	Quantity	Base Number	Contract	AT	Region	England
% of FP17s for the same patient ID Re-attending within 3 months - Children	49	546	9.0%	9.4%	12.1%	11.4%
% of FP17s for the same patient ID Re-attending within 3 months - Adults	207	1,933	10.7%	13.4%	15.6%	15.4%
% of FP17s for the same patient ID Re-attending between 3 & 9 months - Children	404	546	74.0%	61.9%	61.2%	59.8%
% of FP17s for the same patient ID Re-attending between 3 & 9 months - Adults	1,320	1,933	68.3%	56.5%	54.5%	52.1%
% of FP17s for Band 1 Urgent Courses	130	2,115	6.1%	7.6%	9.1%	9.2%
% of FP17s Relating to Free Repair or Replacements	11	2,115	0.5%	1.2%	1.0%	0.7%
% of FP17s Relating to Continuations	24	2,115	1.1%	1.1%	1.0%	0.8%
% of Patients satisfied with the dentistry they have received	3	3	N/A	96.0%	94.2%	93.4%
% of Patients satisfied with the time they had to wait for an appointment	3	3	N/A	87.6%	88.4%	87.6%

* This is based on patients treated on this contract for their most recent course of treatment. Figures in italics indicate the base number of FP17s or Patient Questionnaire responses are less than 100. N/A is shown where the base number of responses is less than 10 during the period. % is calculated as Quantity/Base number*100

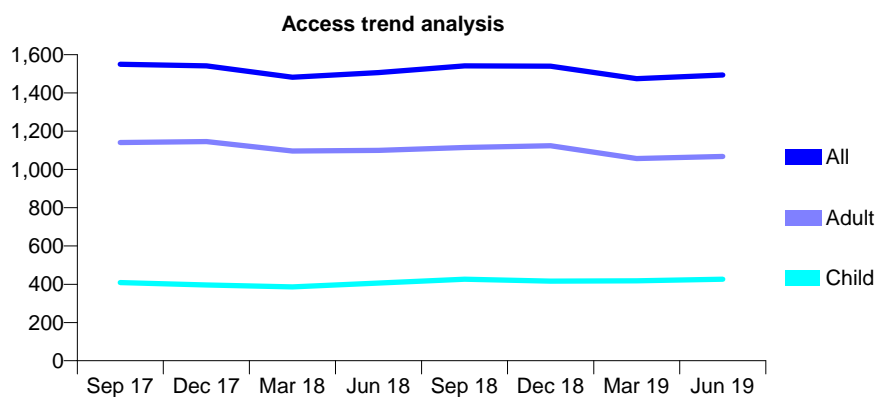
Q51 - Vital Signs At a Glance Contract Report for 122491/0001 - June 2019

Name or company name	Norfolk Park Family Dental Centre
Contract type name	GDS Contract
Purpose of contract	General
Contract start date	01/04/2012
Contract end date	

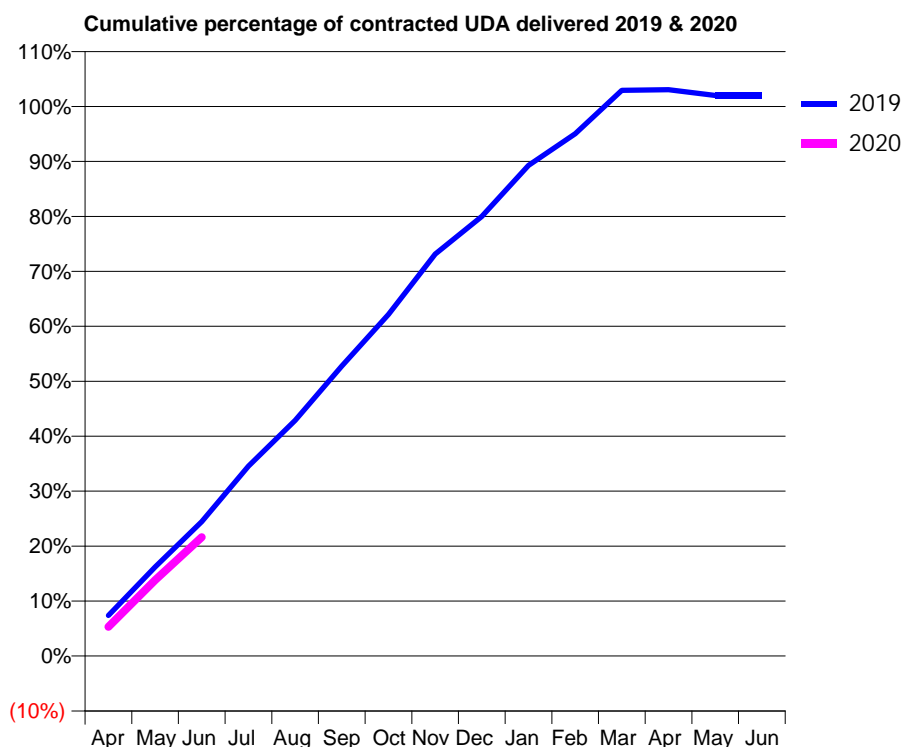
19/20 Contracted general activity (UDA)	4,621
Carry forward general activity (UDA)	0
19/20 Contracted orthodontic activity (UOA)	0
Carry forward orthodontic activity (UOA)	0
Baseline contract value	£106,932.49

ACCESS*

Patients seen in 24 months	Total	Change since previous quarter
Quarter ending June 2018	1,506	
Quarter ending September 2018	1,541	↑
Quarter ending December 2018	1,540	→
Quarter ending March 2019	1,475	↓
Quarter ending June 2019	1,494	→
Variance since June 2018	(0.8%)	→



ACTIVITY



Month	Adjusted Scheduled Activity (UDA)	
	2019	2020
April	341	246
May	749	639
June	1,130	1,000
July	1,597	
August	1,982	
September	2,437	
October	2,873	
November	3,380	
December	3,696	
January	4,125	
February	4,391	
March	4,756	
April	4,762	
May	4,713	
June	4,713	

QUALITY

	Quantity	Base Number	Contract	AT	Region	England
% of FP17s for the same patient ID Re-attending within 3 months - Children	8	113	7.1%	9.4%	12.1%	11.4%
% of FP17s for the same patient ID Re-attending within 3 months - Adults	31	268	11.6%	13.4%	15.6%	15.4%
% of FP17s for the same patient ID Re-attending between 3 & 9 months - Children	59	113	52.2%	61.9%	61.2%	59.8%
% of FP17s for the same patient ID Re-attending between 3 & 9 months - Adults	86	268	32.1%	56.5%	54.5%	52.1%
% of FP17s for Band 1 Urgent Courses	46	371	12.4%	7.6%	9.1%	9.2%
% of FP17s Relating to Free Repair or Replacements	7	371	1.9%	1.2%	1.0%	0.7%
% of FP17s Relating to Continuations	1	371	0.3%	1.1%	1.0%	0.8%
% of Patients satisfied with the dentistry they have received	0	0	N/A	96.0%	94.2%	93.4%
% of Patients satisfied with the time they had to wait for an appointment	0	0	N/A	87.6%	88.4%	87.6%

* This is based on patients treated on this contract for their most recent course of treatment. Figures in italics indicate the base number of FP17s or Patient Questionnaire responses are less than 100. N/A is shown where the base number of responses is less than 10 during the period. % is calculated as Quantity/Base number*100

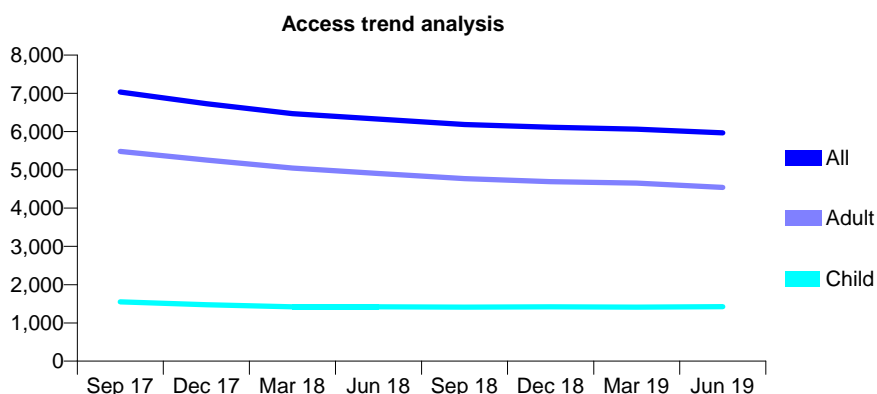
Q51 - Vital Signs At a Glance Contract Report for 125679/0001 - June 2019

Name or company name	Carcroft Dental Practice
Contract type name	GDS Contract
Purpose of contract	General
Contract start date	01/01/2012
Contract end date	

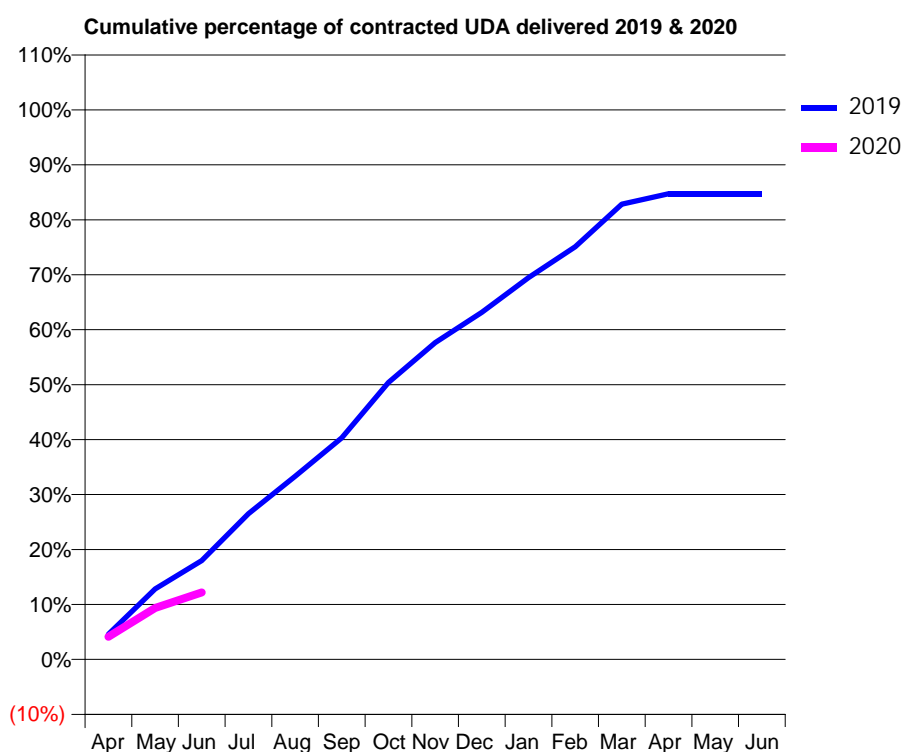
19/20 Contracted general activity (UDA)	21,566
Carry forward general activity (UDA)	0
19/20 Contracted orthodontic activity (UOA)	0
Carry forward orthodontic activity (UOA)	0
Baseline contract value	£631,680.36

ACCESS*

Patients seen in 24 months	Total	Change since previous quarter
Quarter ending June 2018	6,326	
Quarter ending September 2018	6,185	↓
Quarter ending December 2018	6,111	↓
Quarter ending March 2019	6,063	→
Quarter ending June 2019	5,965	↓
Variance since June 2018	(5.7%)	↓



ACTIVITY



Month	2019	2020
April	989	892
May	2,765	2,020
June	3,878	2,629
July	5,719	
August	7,190	
September	8,694	
October	10,866	
November	12,432	
December	13,620	
January	14,983	
February	16,196	
March	17,863	
April	18,270	
May	18,270	
June	18,270	

QUALITY

	Quantity	Base Number	Contract	AT	Region	England
% of FP17s for the same patient ID Re-attending within 3 months - Children	20	396	5.1%	9.4%	12.1%	11.4%
% of FP17s for the same patient ID Re-attending within 3 months - Adults	89	995	8.9%	13.4%	15.6%	15.4%
% of FP17s for the same patient ID Re-attending between 3 & 9 months - Children	213	396	53.8%	61.9%	61.2%	59.8%
% of FP17s for the same patient ID Re-attending between 3 & 9 months - Adults	442	995	44.4%	56.5%	54.5%	52.1%
% of FP17s for Band 1 Urgent Courses	89	1,211	7.3%	7.6%	9.1%	9.2%
% of FP17s Relating to Free Repair or Replacements	6	1,211	0.5%	1.2%	1.0%	0.7%
% of FP17s Relating to Continuations	8	1,211	0.7%	1.1%	1.0%	0.8%
% of Patients satisfied with the dentistry they have received	7	7	N/A	96.0%	94.2%	93.4%
% of Patients satisfied with the time they had to wait for an appointment	6	7	N/A	87.6%	88.4%	87.6%

* This is based on patients treated on this contract for their most recent course of treatment. Figures in italics indicate the base number of FP17s or Patient Questionnaire responses are less than 100. N/A is shown where the base number of responses is less than 10 during the period. % is calculated as Quantity/Base number*100

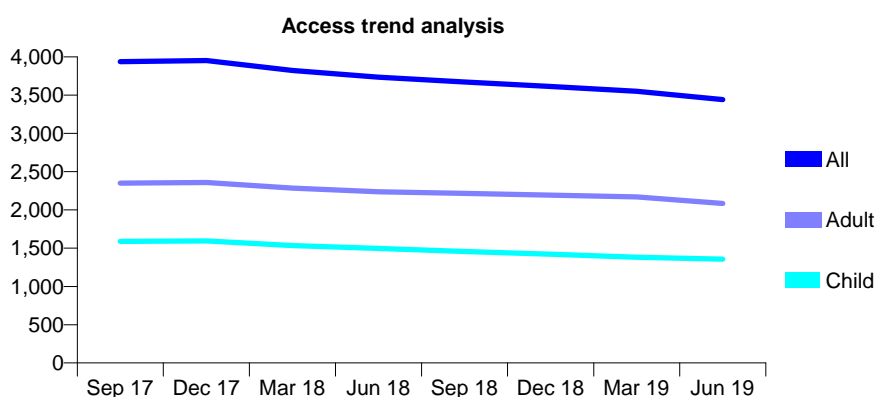
Q51 - Vital Signs At a Glance Contract Report for 127922/0001 - June 2019

Name or company name	Pitsmoor Dental Health
Contract type name	GDS Contract
Purpose of contract	General
Contract start date	01/07/2011
Contract end date	

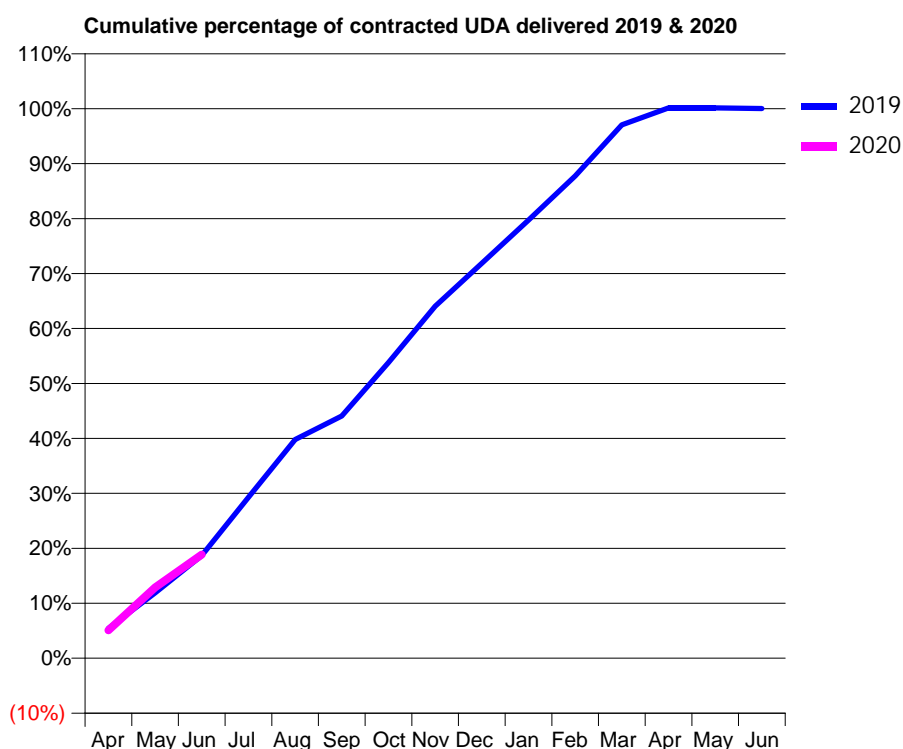
19/20 Contracted general activity (UDA)	11,393
Carry forward general activity (UDA)	0
19/20 Contracted orthodontic activity (UOA)	0
Carry forward orthodontic activity (UOA)	0
Baseline contract value	£378,826.31

ACCESS*

Patients seen in 24 months	Total	Change since previous quarter
Quarter ending June 2018	3,734	
Quarter ending September 2018	3,672	↓
Quarter ending December 2018	3,614	↓
Quarter ending March 2019	3,550	↓
Quarter ending June 2019	3,441	↓
Variance since June 2018	(7.8%)	↓



ACTIVITY



Month	2019	2020
April	617	580
May	1,357	1,469
June	2,131	2,150
July	3,336	
August	4,534	
September	5,021	
October	6,130	
November	7,297	
December	8,187	
January	9,084	
February	9,998	
March	11,057	
April	11,407	
May	11,407	
June	11,395	

QUALITY

	Quantity	Base Number	Contract	AT	Region	England
% of FP17s for the same patient ID Re-attending within 3 months - Children	25	475	5.3%	9.4%	12.1%	11.4%
% of FP17s for the same patient ID Re-attending within 3 months - Adults	100	778	12.9%	13.4%	15.6%	15.4%
% of FP17s for the same patient ID Re-attending between 3 & 9 months - Children	336	475	70.7%	61.9%	61.2%	59.8%
% of FP17s for the same patient ID Re-attending between 3 & 9 months - Adults	522	778	67.1%	56.5%	54.5%	52.1%
% of FP17s for Band 1 Urgent Courses	107	1,168	9.2%	7.6%	9.1%	9.2%
% of FP17s Relating to Free Repair or Replacements	8	1,168	0.7%	1.2%	1.0%	0.7%
% of FP17s Relating to Continuations	2	1,168	0.2%	1.1%	1.0%	0.8%
% of Patients satisfied with the dentistry they have received	2	2	N/A	96.0%	94.2%	93.4%
% of Patients satisfied with the time they had to wait for an appointment	0	2	N/A	87.6%	88.4%	87.6%

* This is based on patients treated on this contract for their most recent course of treatment.

Figures in italics indicate the base number of FP17s or Patient Questionnaire responses are less than 100. N/A is shown where the base number of responses is less than 10 during the period. % is calculated as Quantity/Base number*100

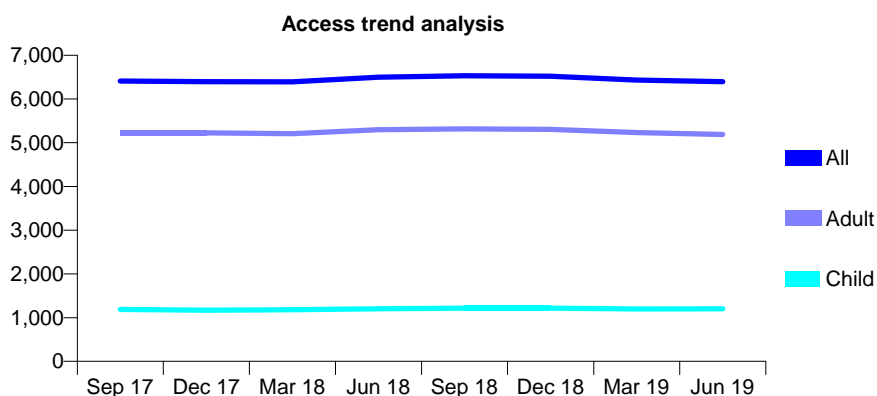
Q51 - Vital Signs At a Glance Contract Report for 128317/0001 - June 2019

Name or company name	Fern Cottage Dental Practice
Contract type name	GDS Contract
Purpose of contract	General
Contract start date	01/05/2015
Contract end date	

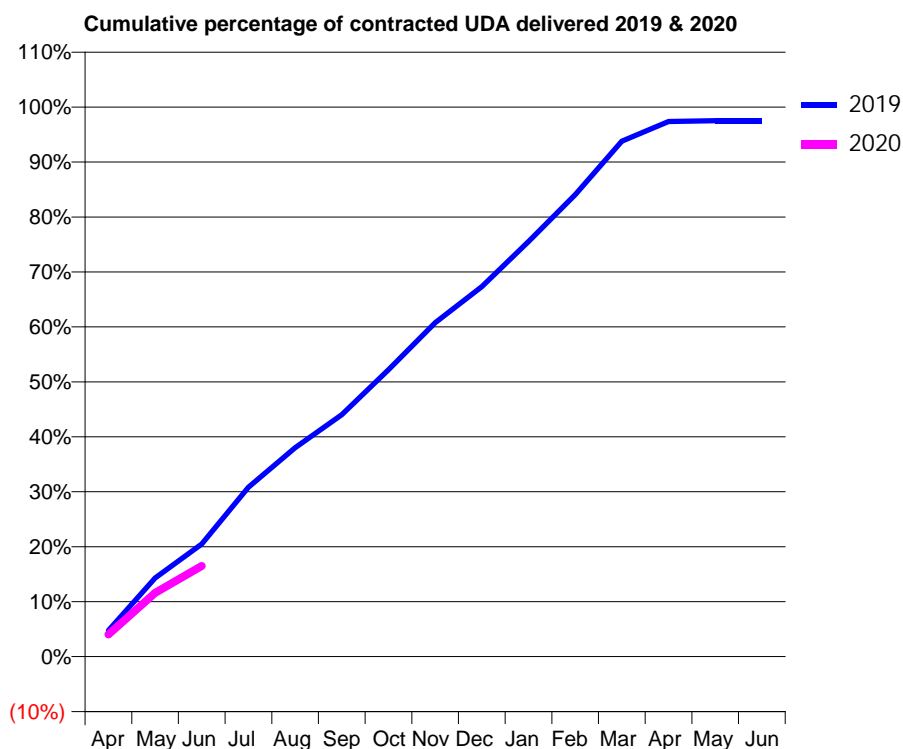
19/20 Contracted general activity (UDA)	20,208
Carry forward general activity (UDA)	0
19/20 Contracted orthodontic activity (UOA)	0
Carry forward orthodontic activity (UOA)	0
Baseline contract value	£574,147.37

ACCESS*

Patients seen in 24 months	Total	Change since previous quarter
Quarter ending June 2018	6,498	
Quarter ending September 2018	6,531	→
Quarter ending December 2018	6,520	→
Quarter ending March 2019	6,431	↓
Quarter ending June 2019	6,395	→
Variance since June 2018	(1.6%)	↓



ACTIVITY



Month	Adjusted Scheduled Activity (UDA)	
	2019	2020
April	964	817
May	2,897	2,348
June	4,141	3,330
July	6,228	
August	7,683	
September	8,898	
October	10,552	
November	12,280	
December	13,600	
January	15,263	
February	16,991	
March	18,951	
April	19,679	
May	19,704	
June	19,704	

QUALITY

	Quantity	Base Number	Contract	AT	Region	England
% of FP17s for the same patient ID Re-attending within 3 months - Children	22	379	5.8%	9.4%	12.1%	11.4%
% of FP17s for the same patient ID Re-attending within 3 months - Adults	213	1,570	13.6%	13.4%	15.6%	15.4%
% of FP17s for the same patient ID Re-attending between 3 & 9 months - Children	209	379	55.1%	61.9%	61.2%	59.8%
% of FP17s for the same patient ID Re-attending between 3 & 9 months - Adults	820	1,570	52.2%	56.5%	54.5%	52.1%
% of FP17s for Band 1 Urgent Courses	126	1,645	7.7%	7.6%	9.1%	9.2%
% of FP17s Relating to Free Repair or Replacements	17	1,645	1.0%	1.2%	1.0%	0.7%
% of FP17s Relating to Continuations	22	1,645	1.3%	1.1%	1.0%	0.8%
% of Patients satisfied with the dentistry they have received	5	5	N/A	96.0%	94.2%	93.4%
% of Patients satisfied with the time they had to wait for an appointment	3	5	N/A	87.6%	88.4%	87.6%

* This is based on patients treated on this contract for their most recent course of treatment. Figures in italics indicate the base number of FP17s or Patient Questionnaire responses are less than 100. N/A is shown where the base number of responses is less than 10 during the period. % is calculated as Quantity/Base number*100

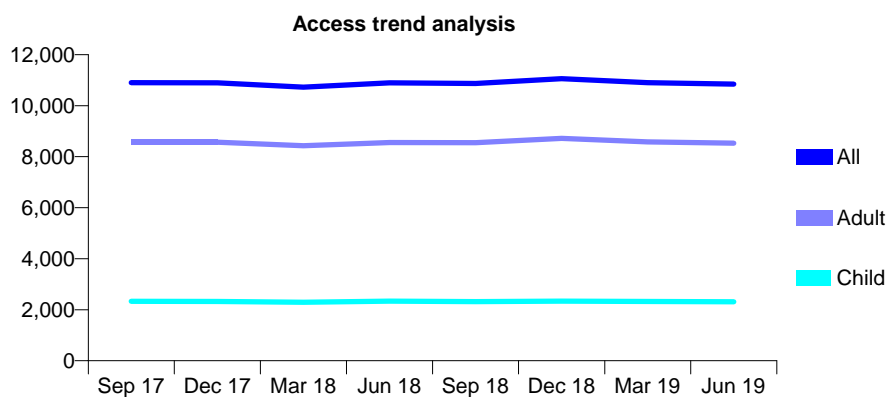
Q51 - Vital Signs At a Glance Contract Report for 129313/0001 - June 2019

Name or company name	Wilthorpe Park Dental Surgery
Contract type name	GDS Contract
Purpose of contract	General
Contract start date	01/02/2014
Contract end date	

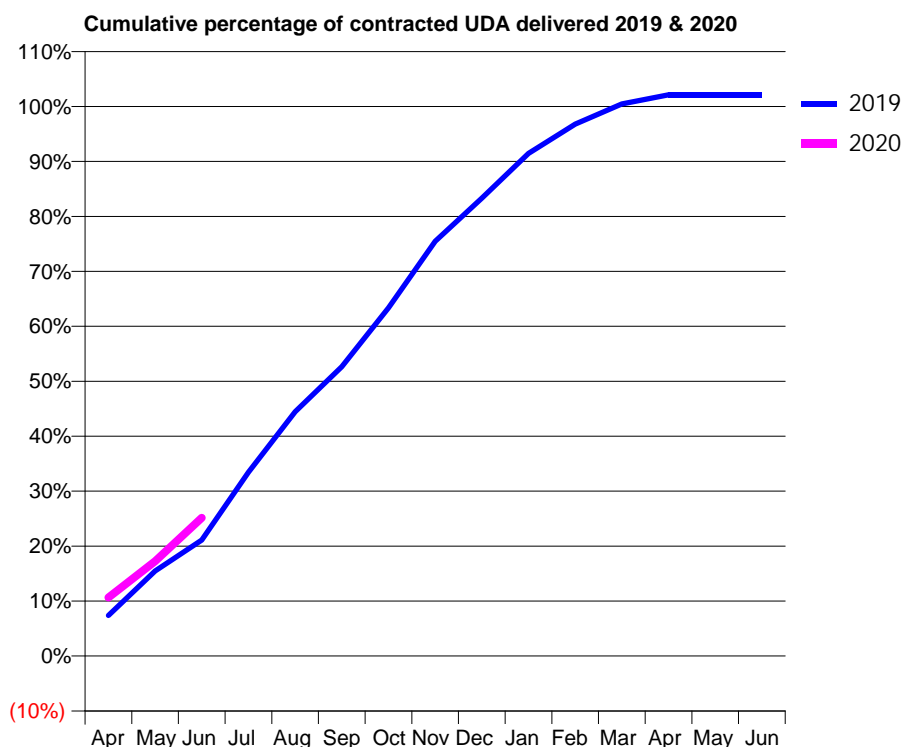
19/20 Contracted general activity (UDA)	29,500
Carry forward general activity (UDA)	0
19/20 Contracted orthodontic activity (UOA)	0
Carry forward orthodontic activity (UOA)	0
Baseline contract value	£860,912.48

ACCESS*

Patients seen in 24 months	Total	Change since previous quarter
Quarter ending June 2018	10,893	
Quarter ending September 2018	10,867	→
Quarter ending December 2018	11,061	→
Quarter ending March 2019	10,899	↓
Quarter ending June 2019	10,846	→
Variance since June 2018	(0.4%)	→



ACTIVITY



Month	Adjusted Scheduled Activity (UDA)	
	2019	2020
April	2,176	3,139
May	4,573	5,096
June	6,226	7,422
July	9,871	
August	13,111	
September	15,531	
October	18,690	
November	22,264	
December	24,573	
January	26,979	
February	28,555	
March	29,631	
April	30,119	
May	30,122	
June	30,122	

QUALITY

	Quantity	Base Number	Contract	AT	Region	England
% of FP17s for the same patient ID Re-attending within 3 months - Children	55	890	6.2%	9.4%	12.1%	11.4%
% of FP17s for the same patient ID Re-attending within 3 months - Adults	291	3,394	8.6%	13.4%	15.6%	15.4%
% of FP17s for the same patient ID Re-attending between 3 & 9 months - Children	665	890	74.7%	61.9%	61.2%	59.8%
% of FP17s for the same patient ID Re-attending between 3 & 9 months - Adults	2,450	3,394	72.2%	56.5%	54.5%	52.1%
% of FP17s for Band 1 Urgent Courses	143	3,950	3.6%	7.6%	9.1%	9.2%
% of FP17s Relating to Free Repair or Replacements	62	3,950	1.6%	1.2%	1.0%	0.7%
% of FP17s Relating to Continuations	5	3,950	0.1%	1.1%	1.0%	0.8%
% of Patients satisfied with the dentistry they have received	6	6	N/A	96.0%	94.2%	93.4%
% of Patients satisfied with the time they had to wait for an appointment	6	6	N/A	87.6%	88.4%	87.6%

* This is based on patients treated on this contract for their most recent course of treatment. Figures in italics indicate the base number of FP17s or Patient Questionnaire responses are less than 100. N/A is shown where the base number of responses is less than 10 during the period. % is calculated as Quantity/Base number*100

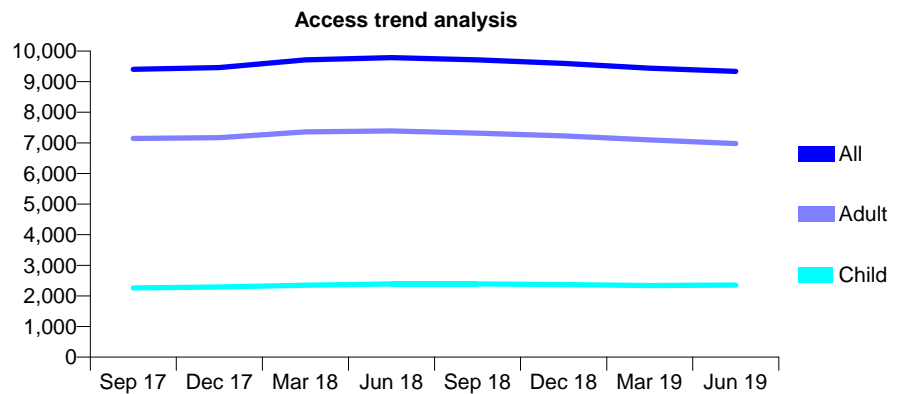
Q51 - Vital Signs At a Glance Contract Report for 129461/0001 - June 2019

Name or company name	IDH 622 Limited
Contract type name	GDS Contract
Purpose of contract	General
Contract start date	01/06/2012
Contract end date	

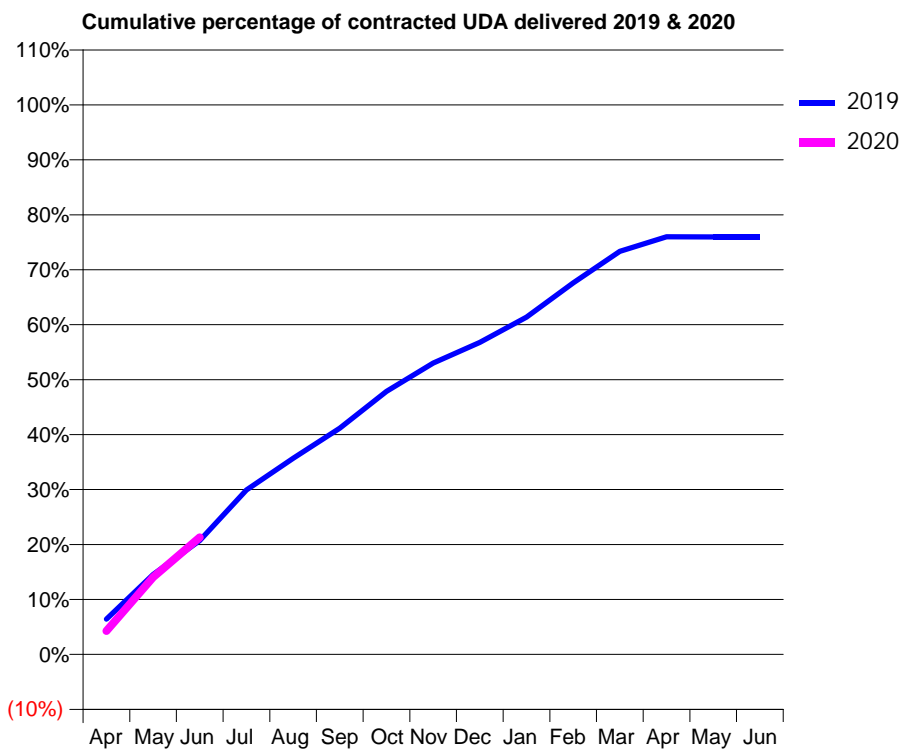
19/20 Contracted general activity (UDA)	27,284
Carry forward general activity (UDA)	0
19/20 Contracted orthodontic activity (UOA)	0
Carry forward orthodontic activity (UOA)	0
Baseline contract value	£782,971.21

ACCESS*

Patients seen in 24 months	Total	Change since previous quarter
Quarter ending June 2018	9,784	
Quarter ending September 2018	9,710	→
Quarter ending December 2018	9,599	↓
Quarter ending March 2019	9,438	↓
Quarter ending June 2019	9,335	↓
Variance since June 2018	(4.6%)	↓



ACTIVITY



Month	2019	2020
April	1,749	1,168
May	3,968	3,838
June	5,652	5,807
July	8,170	
August	9,739	
September	11,232	
October	13,061	
November	14,461	
December	15,488	
January	16,750	
February	18,447	
March	20,015	
April	20,731	
May	20,728	
June	20,726	

QUALITY

	Quantity	Base Number	Contract	AT	Region	England
% of FP17s for the same patient ID Re-attending within 3 months - Children	39	962	4.1%	9.4%	12.1%	11.4%
% of FP17s for the same patient ID Re-attending within 3 months - Adults	160	2,409	6.6%	13.4%	15.6%	15.4%
% of FP17s for the same patient ID Re-attending between 3 & 9 months - Children	355	962	36.9%	61.9%	61.2%	59.8%
% of FP17s for the same patient ID Re-attending between 3 & 9 months - Adults	956	2,409	39.7%	56.5%	54.5%	52.1%
% of FP17s for Band 1 Urgent Courses	79	3,005	2.6%	7.6%	9.1%	9.2%
% of FP17s Relating to Free Repair or Replacements	5	3,005	0.2%	1.2%	1.0%	0.7%
% of FP17s Relating to Continuations	36	3,005	1.2%	1.1%	1.0%	0.8%
% of Patients satisfied with the dentistry they have received	8	10	80.0%	96.0%	94.2%	93.4%
% of Patients satisfied with the time they had to wait for an appointment	7	10	70.0%	87.6%	88.4%	87.6%

* This is based on patients treated on this contract for their most recent course of treatment. Figures in italics indicate the base number of FP17s or Patient Questionnaire responses are less than 100. N/A is shown where the base number of responses is less than 10 during the period. % is calculated as Quantity/Base number*100

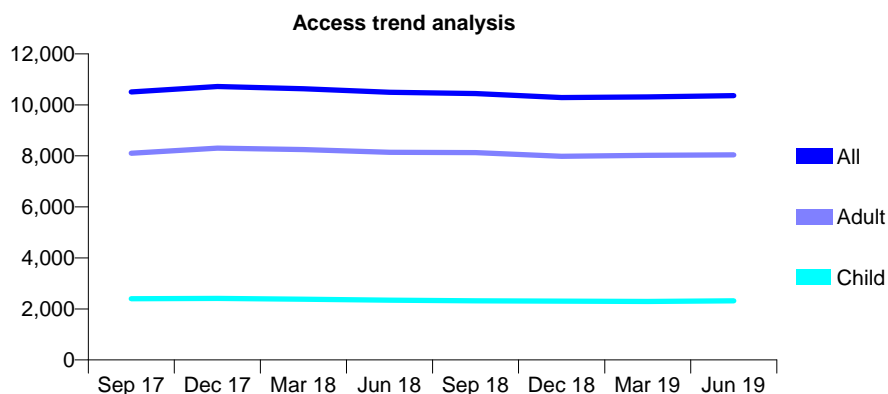
Q51 - Vital Signs At a Glance Contract Report for 129763/0001 - June 2019

Name or company name	Bramley Dental Practice
Contract type name	GDS Contract
Purpose of contract	General
Contract start date	01/01/2016
Contract end date	

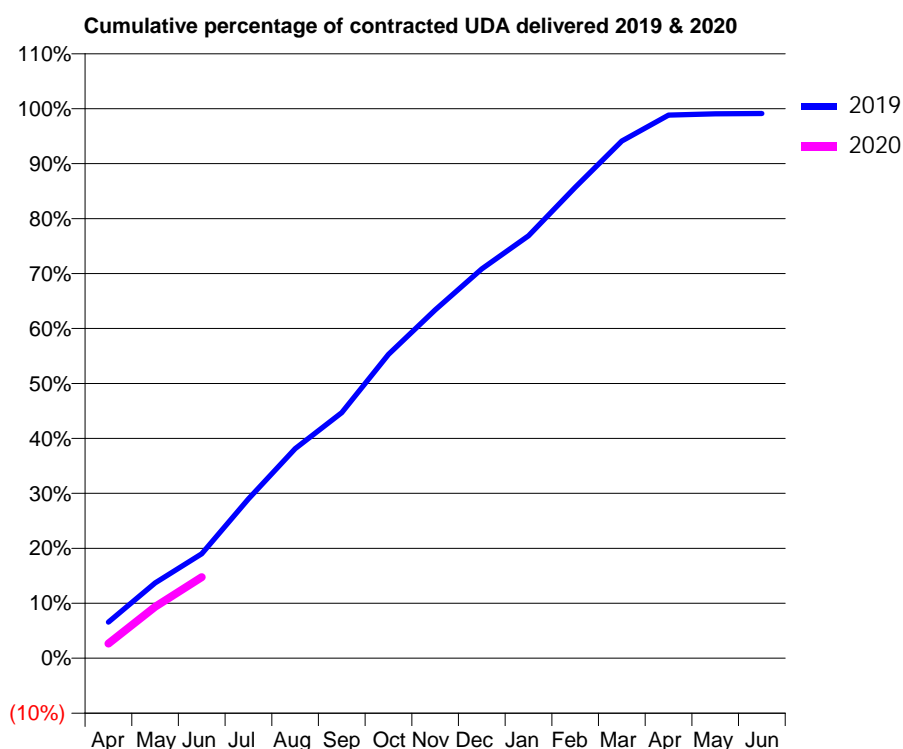
19/20 Contracted general activity (UDA)	28,862
Carry forward general activity (UDA)	0
19/20 Contracted orthodontic activity (UOA)	0
Carry forward orthodontic activity (UOA)	0
Baseline contract value	£933,991.59

ACCESS*

Patients seen in 24 months	Total	Change since previous quarter
Quarter ending June 2018	10,490	
Quarter ending September 2018	10,443	→
Quarter ending December 2018	10,285	↓
Quarter ending March 2019	10,312	→
Quarter ending June 2019	10,359	→
Variance since June 2018	(1.2%)	↓



ACTIVITY



Month	2019	2020
April	1,892	774
May	3,956	2,705
June	5,489	4,265
July	8,370	
August	11,009	
September	12,900	
October	15,959	
November	18,297	
December	20,451	
January	22,185	
February	24,736	
March	27,167	
April	28,521	
May	28,590	
June	28,609	

QUALITY

	Quantity	Base Number	Contract	AT	Region	England
% of FP17s for the same patient ID Re-attending within 3 months - Children	47	866	5.4%	9.4%	12.1%	11.4%
% of FP17s for the same patient ID Re-attending within 3 months - Adults	220	2,866	7.7%	13.4%	15.6%	15.4%
% of FP17s for the same patient ID Re-attending between 3 & 9 months - Children	617	866	71.2%	61.9%	61.2%	59.8%
% of FP17s for the same patient ID Re-attending between 3 & 9 months - Adults	2,064	2,866	72.0%	56.5%	54.5%	52.1%
% of FP17s for Band 1 Urgent Courses	91	2,718	3.3%	7.6%	9.1%	9.2%
% of FP17s Relating to Free Repair or Replacements	20	2,718	0.7%	1.2%	1.0%	0.7%
% of FP17s Relating to Continuations	11	2,718	0.4%	1.1%	1.0%	0.8%
% of Patients satisfied with the dentistry they have received	8	8	N/A	96.0%	94.2%	93.4%
% of Patients satisfied with the time they had to wait for an appointment	6	8	N/A	87.6%	88.4%	87.6%

* This is based on patients treated on this contract for their most recent course of treatment. Figures in italics indicate the base number of FP17s or Patient Questionnaire responses are less than 100. N/A is shown where the base number of responses is less than 10 during the period. % is calculated as Quantity/Base number*100

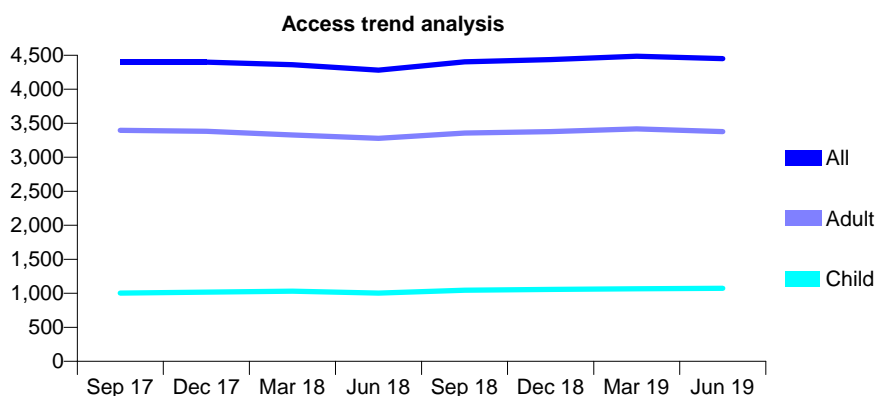
Q51 - Vital Signs At a Glance Contract Report for 131385/0001 - June 2019

Name or company name	HSN Dental Care Ltd
Contract type name	GDS Contract
Purpose of contract	General
Contract start date	01/12/2013
Contract end date	

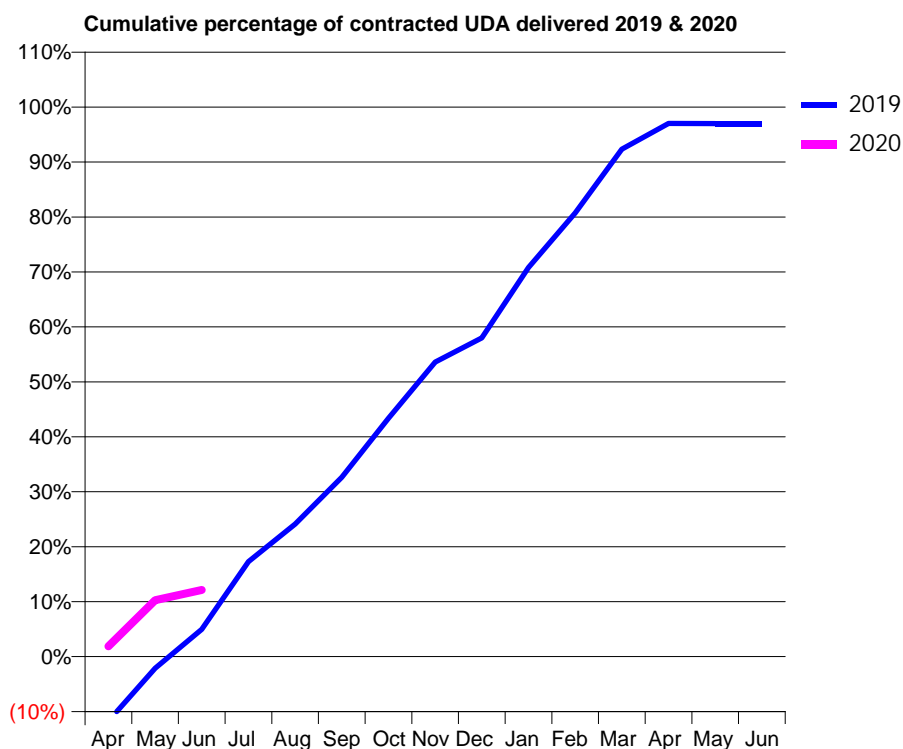
19/20 Contracted general activity (UDA)	13,641
Carry forward general activity (UDA)	0
19/20 Contracted orthodontic activity (UOA)	0
Carry forward orthodontic activity (UOA)	0
Baseline contract value	£417,231.32

ACCESS*

Patients seen in 24 months	Total	Change since previous quarter
Quarter ending June 2018	4,282	
Quarter ending September 2018	4,402	↑
Quarter ending December 2018	4,436	→
Quarter ending March 2019	4,485	→
Quarter ending June 2019	4,450	→
Variance since June 2018	3.9%	↑



ACTIVITY



Month	Adjusted Scheduled Activity (UDA)	
	2019	2020
April	-1,600	258
May	-289	1,403
June	677	1,657
July	2,359	
August	3,291	
September	4,451	
October	5,919	
November	7,310	
December	7,915	
January	9,657	
February	11,016	
March	12,593	
April	13,231	
May	13,230	
June	13,230	

QUALITY

	Quantity	Base Number	Contract	AT	Region	England
% of FP17s for the same patient ID Re-attending within 3 months - Children	29	326	8.9%	9.4%	12.1%	11.4%
% of FP17s for the same patient ID Re-attending within 3 months - Adults	104	830	12.5%	13.4%	15.6%	15.4%
% of FP17s for the same patient ID Re-attending between 3 & 9 months - Children	229	326	70.2%	61.9%	61.2%	59.8%
% of FP17s for the same patient ID Re-attending between 3 & 9 months - Adults	544	830	65.5%	56.5%	54.5%	52.1%
% of FP17s for Band 1 Urgent Courses	70	864	8.1%	7.6%	9.1%	9.2%
% of FP17s Relating to Free Repair or Replacements	17	864	2.0%	1.2%	1.0%	0.7%
% of FP17s Relating to Continuations	18	864	2.1%	1.1%	1.0%	0.8%
% of Patients satisfied with the dentistry they have received	4	4	N/A	96.0%	94.2%	93.4%
% of Patients satisfied with the time they had to wait for an appointment	4	4	N/A	87.6%	88.4%	87.6%

* This is based on patients treated on this contract for their most recent course of treatment. Figures in italics indicate the base number of FP17s or Patient Questionnaire responses are less than 100. N/A is shown where the base number of responses is less than 10 during the period. % is calculated as Quantity/Base number*100

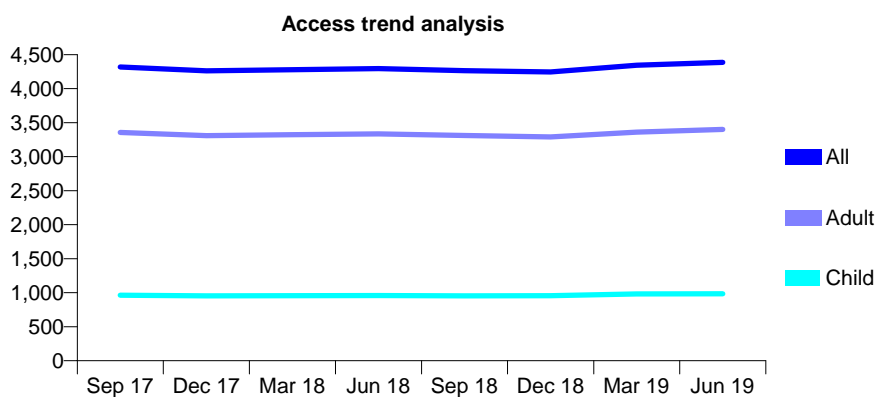
Q51 - Vital Signs At a Glance Contract Report for 131598/0001 - June 2019

Name or company name	Nostell Place Ltd
Contract type name	GDS Contract
Purpose of contract	General
Contract start date	01/12/2010
Contract end date	

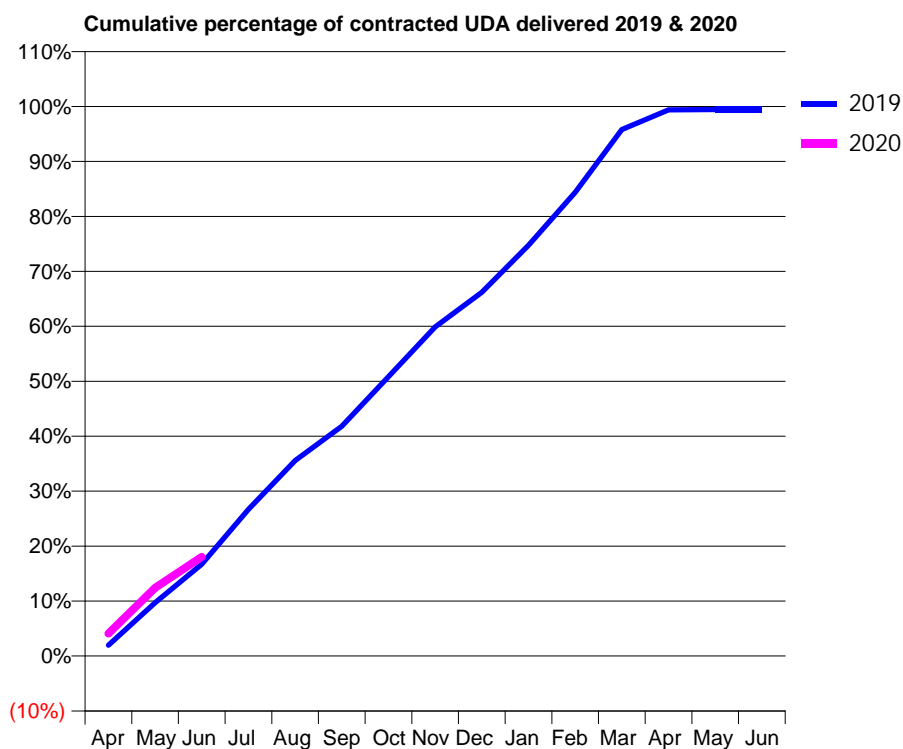
19/20 Contracted general activity (UDA)	13,184
Carry forward general activity (UDA)	0
19/20 Contracted orthodontic activity (UOA)	0
Carry forward orthodontic activity (UOA)	0
Baseline contract value	£386,235.58

ACCESS*

Patients seen in 24 months	Total	Change since previous quarter
Quarter ending June 2018	4,296	
Quarter ending September 2018	4,263	→
Quarter ending December 2018	4,246	→
Quarter ending March 2019	4,345	↑
Quarter ending June 2019	4,387	→
Variance since June 2018	2.1%	↑



ACTIVITY



Month	Adjusted Scheduled Activity (UDA)	
	2019	2020
April	262	540
May	1,283	1,641
June	2,201	2,379
July	3,518	
August	4,690	
September	5,511	
October	6,701	
November	7,897	
December	8,727	
January	9,855	
February	11,126	
March	12,629	
April	13,104	
May	13,108	
June	13,109	

QUALITY

	Quantity	Base Number	Contract	AT	Region	England
% of FP17s for the same patient ID Re-attending within 3 months - Children	24	338	7.1%	9.4%	12.1%	11.4%
% of FP17s for the same patient ID Re-attending within 3 months - Adults	211	1,068	19.8%	13.4%	15.6%	15.4%
% of FP17s for the same patient ID Re-attending between 3 & 9 months - Children	215	338	63.6%	61.9%	61.2%	59.8%
% of FP17s for the same patient ID Re-attending between 3 & 9 months - Adults	483	1,068	45.2%	56.5%	54.5%	52.1%
% of FP17s for Band 1 Urgent Courses	119	1,163	10.2%	7.6%	9.1%	9.2%
% of FP17s Relating to Free Repair or Replacements	27	1,163	2.3%	1.2%	1.0%	0.7%
% of FP17s Relating to Continuations	24	1,163	2.1%	1.1%	1.0%	0.8%
% of Patients satisfied with the dentistry they have received	5	5	N/A	96.0%	94.2%	93.4%
% of Patients satisfied with the time they had to wait for an appointment	4	5	N/A	87.6%	88.4%	87.6%

* This is based on patients treated on this contract for their most recent course of treatment. Figures in italics indicate the base number of FP17s or Patient Questionnaire responses are less than 100. N/A is shown where the base number of responses is less than 10 during the period. % is calculated as Quantity/Base number*100

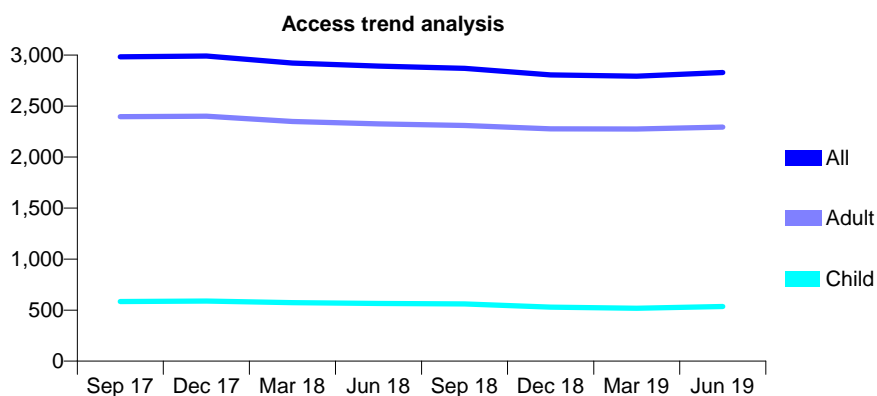
Q51 - Vital Signs At a Glance Contract Report for 132160/0001 - June 2019

Name or company name	Leppings Lane Dental Care
Contract type name	GDS Contract
Purpose of contract	General
Contract start date	01/04/2006
Contract end date	

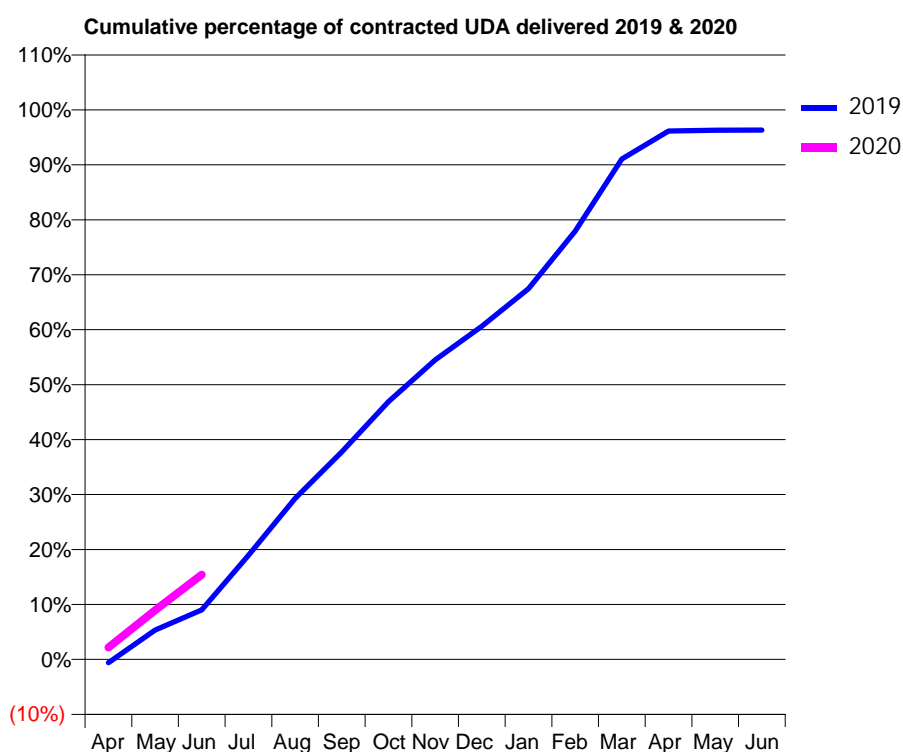
19/20 Contracted general activity (UDA)	8,410
Carry forward general activity (UDA)	0
19/20 Contracted orthodontic activity (UOA)	0
Carry forward orthodontic activity (UOA)	0
Baseline contract value	£192,333.87

ACCESS*

Patients seen in 24 months	Total	Change since previous quarter
Quarter ending June 2018	2,892	
Quarter ending September 2018	2,870	→
Quarter ending December 2018	2,806	↓
Quarter ending March 2019	2,793	→
Quarter ending June 2019	2,829	→
Variance since June 2018	(2.2%)	↓



ACTIVITY



Month	2019	2020
April	-51	182
May	451	754
June	758	1,296
July	1,592	
August	2,464	
September	3,177	
October	3,944	
November	4,584	
December	5,098	
January	5,675	
February	6,557	
March	7,657	
April	8,088	
May	8,099	
June	8,101	

QUALITY

	Quantity	Base Number	Contract	AT	Region	England
% of FP17s for the same patient ID Re-attending within 3 months - Children	14	181	7.7%	9.4%	12.1%	11.4%
% of FP17s for the same patient ID Re-attending within 3 months - Adults	88	755	11.7%	13.4%	15.6%	15.4%
% of FP17s for the same patient ID Re-attending between 3 & 9 months - Children	89	181	49.2%	61.9%	61.2%	59.8%
% of FP17s for the same patient ID Re-attending between 3 & 9 months - Adults	387	755	51.3%	56.5%	54.5%	52.1%
% of FP17s for Band 1 Urgent Courses	55	754	7.3%	7.6%	9.1%	9.2%
% of FP17s Relating to Free Repair or Replacements	9	754	1.2%	1.2%	1.0%	0.7%
% of FP17s Relating to Continuations	4	754	0.5%	1.1%	1.0%	0.8%
% of Patients satisfied with the dentistry they have received	2	2	N/A	96.0%	94.2%	93.4%
% of Patients satisfied with the time they had to wait for an appointment	1	2	N/A	87.6%	88.4%	87.6%

* This is based on patients treated on this contract for their most recent course of treatment. Figures in italics indicate the base number of FP17s or Patient Questionnaire responses are less than 100. N/A is shown where the base number of responses is less than 10 during the period. % is calculated as Quantity/Base number*100

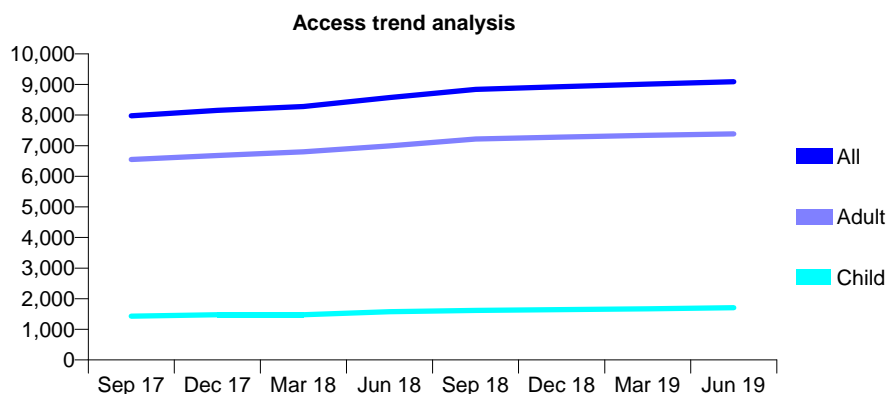
Q51 - Vital Signs At a Glance Contract Report for 132160/0002 - June 2019

Name or company name	LWT Dental Care (Ecclesall Road)
Contract type name	GDS Contract
Purpose of contract	General
Contract start date	01/04/2006
Contract end date	

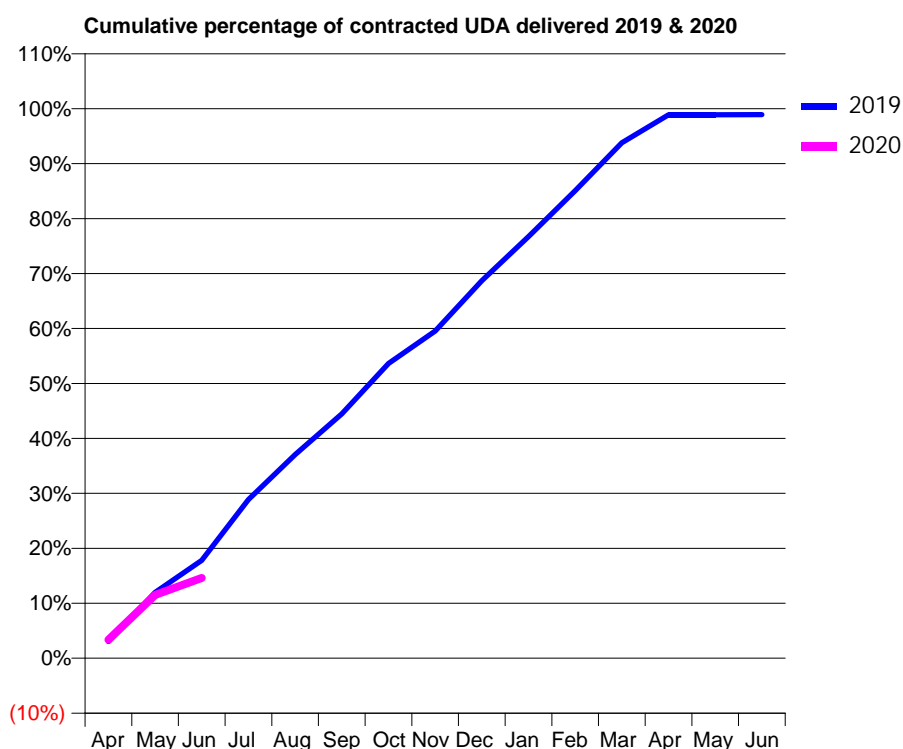
19/20 Contracted general activity (UDA)	24,405
Carry forward general activity (UDA)	0
19/20 Contracted orthodontic activity (UOA)	0
Carry forward orthodontic activity (UOA)	0
Baseline contract value	£577,462.10

ACCESS*

Patients seen in 24 months	Total	Change since previous quarter
Quarter ending June 2018	8,571	
Quarter ending September 2018	8,840	↑
Quarter ending December 2018	8,928	→
Quarter ending March 2019	9,011	→
Quarter ending June 2019	9,091	→
Variance since June 2018	6.1%	↑



ACTIVITY



Month	2019	2020
April	744	823
May	2,927	2,809
June	4,342	3,570
July	7,049	
August	9,048	
September	10,854	
October	13,087	
November	14,530	
December	16,762	
January	18,726	
February	20,762	
March	22,884	
April	24,133	
May	24,133	
June	24,134	

QUALITY

	Quantity	Base Number	Contract	AT	Region	England
% of FP17s for the same patient ID Re-attending within 3 months - Children	24	607	4.0%	9.4%	12.1%	11.4%
% of FP17s for the same patient ID Re-attending within 3 months - Adults	259	2,263	11.4%	13.4%	15.6%	15.4%
% of FP17s for the same patient ID Re-attending between 3 & 9 months - Children	427	607	70.3%	61.9%	61.2%	59.8%
% of FP17s for the same patient ID Re-attending between 3 & 9 months - Adults	1,338	2,263	59.1%	56.5%	54.5%	52.1%
% of FP17s for Band 1 Urgent Courses	112	2,071	5.4%	7.6%	9.1%	9.2%
% of FP17s Relating to Free Repair or Replacements	23	2,071	1.1%	1.2%	1.0%	0.7%
% of FP17s Relating to Continuations	18	2,071	0.9%	1.1%	1.0%	0.8%
% of Patients satisfied with the dentistry they have received	5	5	N/A	96.0%	94.2%	93.4%
% of Patients satisfied with the time they had to wait for an appointment	3	5	N/A	87.6%	88.4%	87.6%

* This is based on patients treated on this contract for their most recent course of treatment.

Figures in italics indicate the base number of FP17s or Patient Questionnaire responses are less than 100. N/A is shown where the base number of responses is less than 10 during the period. % is calculated as Quantity/Base number*100

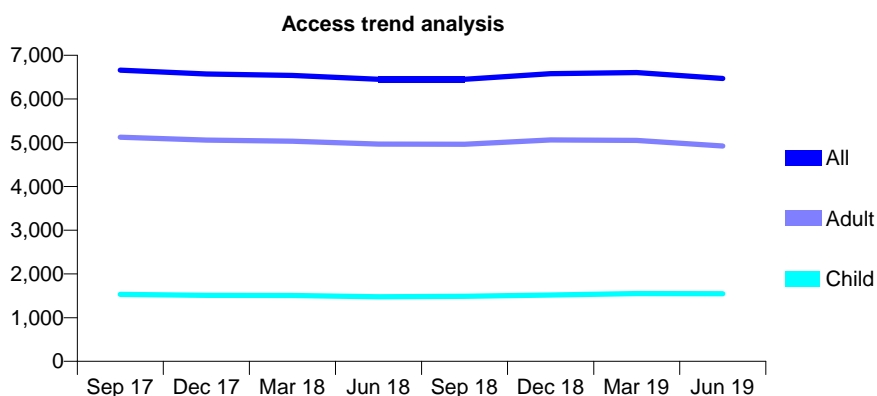
Q51 - Vital Signs At a Glance Contract Report for 132489/0001 - June 2019

Name or company name	Hillcrest Ionian
Contract type name	GDS Contract
Purpose of contract	General
Contract start date	26/04/2010
Contract end date	

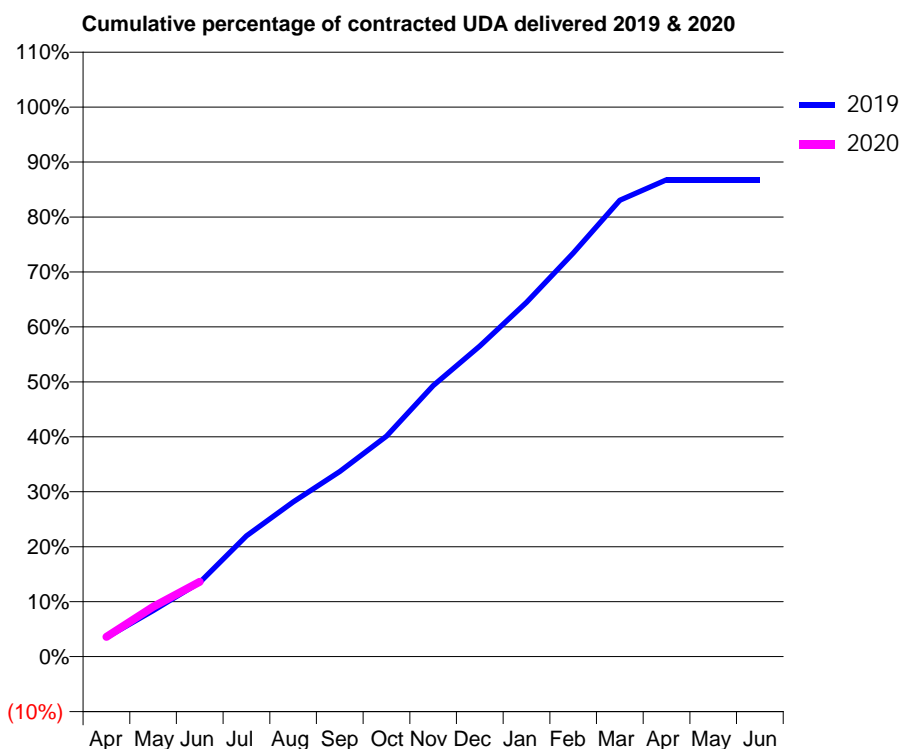
19/20 Contracted general activity (UDA)	16,369
Carry forward general activity (UDA)	0
19/20 Contracted orthodontic activity (UOA)	0
Carry forward orthodontic activity (UOA)	0
Baseline contract value	£505,335.37

ACCESS*

Patients seen in 24 months	Total	Change since previous quarter
Quarter ending June 2018	6,449	
Quarter ending September 2018	6,453	→
Quarter ending December 2018	6,582	→
Quarter ending March 2019	6,605	→
Quarter ending June 2019	6,470	↓
Variance since June 2018	0.3%	→



ACTIVITY



Month	Adjusted Scheduled Activity (UDA)	
	2019	2020
April	572	591
May	1,374	1,483
June	2,210	2,231
July	3,598	
August	4,608	
September	5,517	
October	6,570	
November	8,075	
December	9,249	
January	10,554	
February	12,023	
March	13,594	
April	14,203	
May	14,203	
June	14,203	

QUALITY

	Quantity	Base Number	Contract	AT	Region	England
% of FP17s for the same patient ID Re-attending within 3 months - Children	17	384	4.4%	9.4%	12.1%	11.4%
% of FP17s for the same patient ID Re-attending within 3 months - Adults	157	1,115	14.1%	13.4%	15.6%	15.4%
% of FP17s for the same patient ID Re-attending between 3 & 9 months - Children	188	384	49.0%	61.9%	61.2%	59.8%
% of FP17s for the same patient ID Re-attending between 3 & 9 months - Adults	379	1,115	34.0%	56.5%	54.5%	52.1%
% of FP17s for Band 1 Urgent Courses	103	1,006	10.2%	7.6%	9.1%	9.2%
% of FP17s Relating to Free Repair or Replacements	6	1,006	0.6%	1.2%	1.0%	0.7%
% of FP17s Relating to Continuations	11	1,006	1.1%	1.1%	1.0%	0.8%
% of Patients satisfied with the dentistry they have received	7	7	N/A	96.0%	94.2%	93.4%
% of Patients satisfied with the time they had to wait for an appointment	7	7	N/A	87.6%	88.4%	87.6%

* This is based on patients treated on this contract for their most recent course of treatment. Figures in italics indicate the base number of FP17s or Patient Questionnaire responses are less than 100. N/A is shown where the base number of responses is less than 10 during the period. % is calculated as Quantity/Base number*100

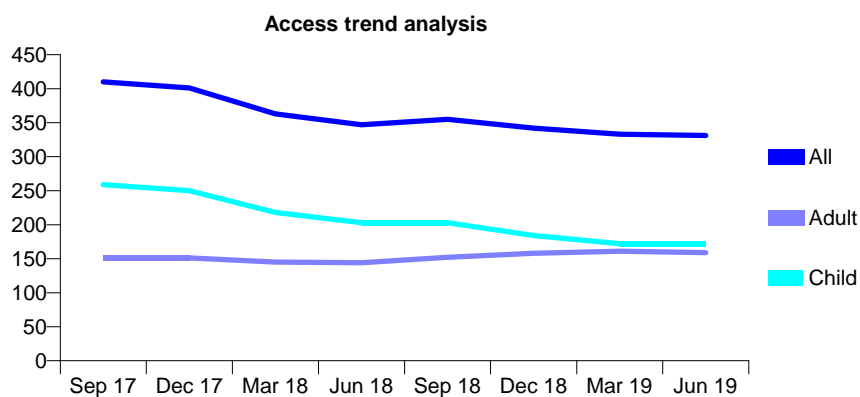
Q51 - Vital Signs At a Glance Contract Report for 133361/0001 - June 2019

Name or company name	D The D Limited
Contract type name	GDS Contract
Purpose of contract	General
Contract start date	01/06/2007
Contract end date	

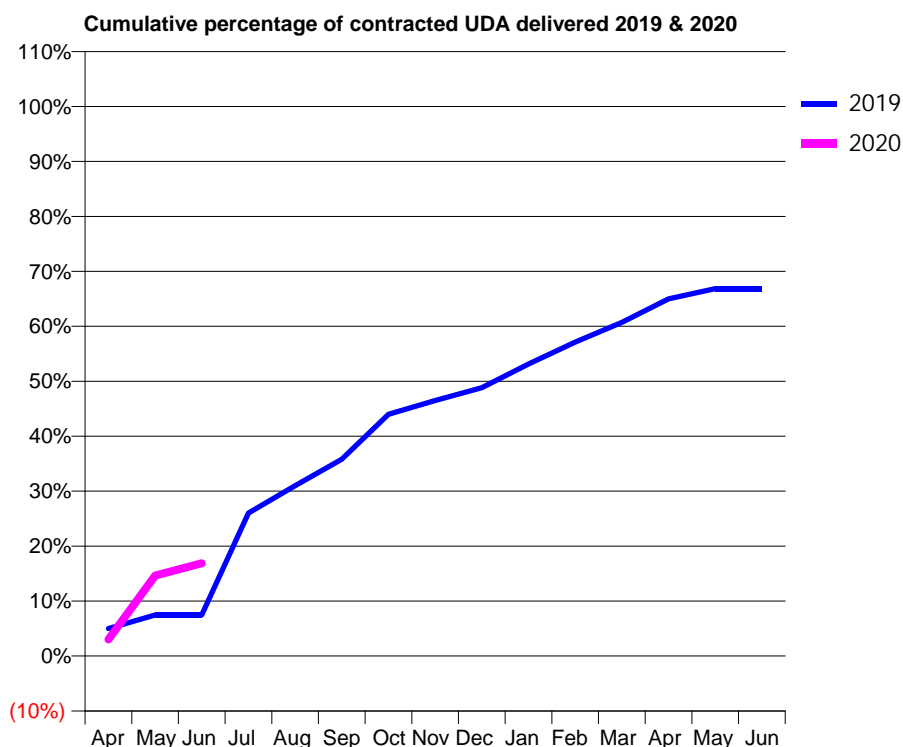
19/20 Contracted general activity (UDA)	1,286
Carry forward general activity (UDA)	0
19/20 Contracted orthodontic activity (UOA)	0
Carry forward orthodontic activity (UOA)	0
Baseline contract value	£32,365.93

ACCESS*

Patients seen in 24 months	Total	Change since previous quarter
Quarter ending June 2018	347	
Quarter ending September 2018	355	↑
Quarter ending December 2018	342	↓
Quarter ending March 2019	333	↓
Quarter ending June 2019	331	→
Variance since June 2018	(4.6%)	↓



ACTIVITY



Month	Adjusted Scheduled Activity (UDA)	
	2019	2020
April	64	39
May	96	188
June	96	217
July	335	
August	399	
September	461	
October	566	
November	598	
December	628	
January	683	
February	734	
March	781	
April	836	
May	860	
June	860	

QUALITY

	Quantity	Base Number	Contract	AT	Region	England
% of FP17s for the same patient ID Re-attending within 3 months - Children	1	66	1.5%	9.4%	12.1%	11.4%
% of FP17s for the same patient ID Re-attending within 3 months - Adults	1	41	2.4%	13.4%	15.6%	15.4%
% of FP17s for the same patient ID Re-attending between 3 & 9 months - Children	36	66	54.5%	61.9%	61.2%	59.8%
% of FP17s for the same patient ID Re-attending between 3 & 9 months - Adults	17	41	41.5%	56.5%	54.5%	52.1%
% of FP17s for Band 1 Urgent Courses	1	84	1.2%	7.6%	9.1%	9.2%
% of FP17s Relating to Free Repair or Replacements	0	84	0.0%	1.2%	1.0%	0.7%
% of FP17s Relating to Continuations	2	84	2.4%	1.1%	1.0%	0.8%
% of Patients satisfied with the dentistry they have received	0	0	N/A	96.0%	94.2%	93.4%
% of Patients satisfied with the time they had to wait for an appointment	0	0	N/A	87.6%	88.4%	87.6%

* This is based on patients treated on this contract for their most recent course of treatment. Figures in italics indicate the base number of FP17s or Patient Questionnaire responses are less than 100. N/A is shown where the base number of responses is less than 10 during the period. % is calculated as Quantity/Base number*100

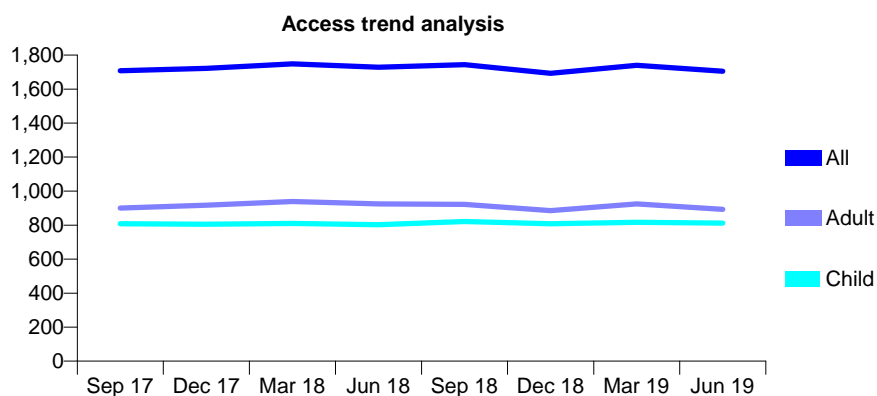
Q51 - Vital Signs At a Glance Contract Report for 133701/0001 - June 2019

Name or company name	The Dental House
Contract type name	GDS Contract
Purpose of contract	General
Contract start date	01/12/2011
Contract end date	

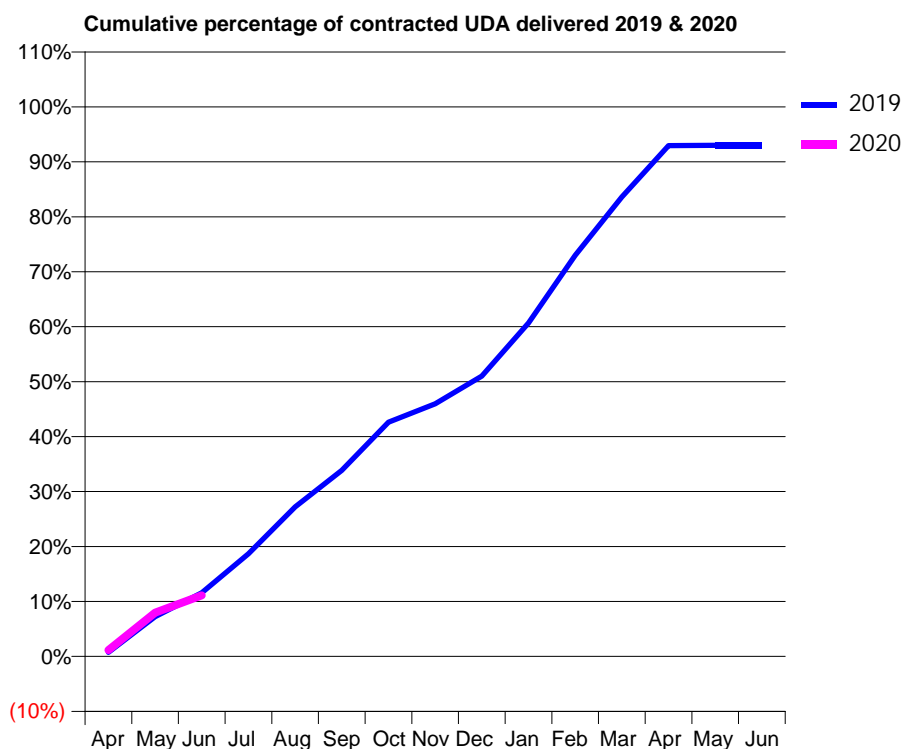
19/20 Contracted general activity (UDA)	6,000
Carry forward general activity (UDA)	0
19/20 Contracted orthodontic activity (UOA)	0
Carry forward orthodontic activity (UOA)	0
Baseline contract value	£160,912.93

ACCESS*

Patients seen in 24 months	Total	Change since previous quarter
Quarter ending June 2018	1,728	
Quarter ending September 2018	1,743	→
Quarter ending December 2018	1,693	↓
Quarter ending March 2019	1,740	↑
Quarter ending June 2019	1,705	↓
Variance since June 2018	(1.3%)	↓



ACTIVITY



Month	2019	2020
April	44	69
May	434	479
June	695	667
July	1,121	
August	1,633	
September	2,031	
October	2,558	
November	2,758	
December	3,062	
January	3,640	
February	4,380	
March	5,015	
April	5,576	
May	5,581	
June	5,581	

QUALITY

	Quantity	Base Number	Contract	AT	Region	England
% of FP17s for the same patient ID Re-attending within 3 months - Children	23	221	10.4%	9.4%	12.1%	11.4%
% of FP17s for the same patient ID Re-attending within 3 months - Adults	92	253	36.4%	13.4%	15.6%	15.4%
% of FP17s for the same patient ID Re-attending between 3 & 9 months - Children	129	221	58.4%	61.9%	61.2%	59.8%
% of FP17s for the same patient ID Re-attending between 3 & 9 months - Adults	96	253	37.9%	56.5%	54.5%	52.1%
% of FP17s for Band 1 Urgent Courses	44	294	15.0%	7.6%	9.1%	9.2%
% of FP17s Relating to Free Repair or Replacements	3	294	1.0%	1.2%	1.0%	0.7%
% of FP17s Relating to Continuations	0	294	0.0%	1.1%	1.0%	0.8%
% of Patients satisfied with the dentistry they have received	1	1	N/A	96.0%	94.2%	93.4%
% of Patients satisfied with the time they had to wait for an appointment	1	1	N/A	87.6%	88.4%	87.6%

* This is based on patients treated on this contract for their most recent course of treatment. Figures in italics indicate the base number of FP17s or Patient Questionnaire responses are less than 100. N/A is shown where the base number of responses is less than 10 during the period. % is calculated as Quantity/Base number*100

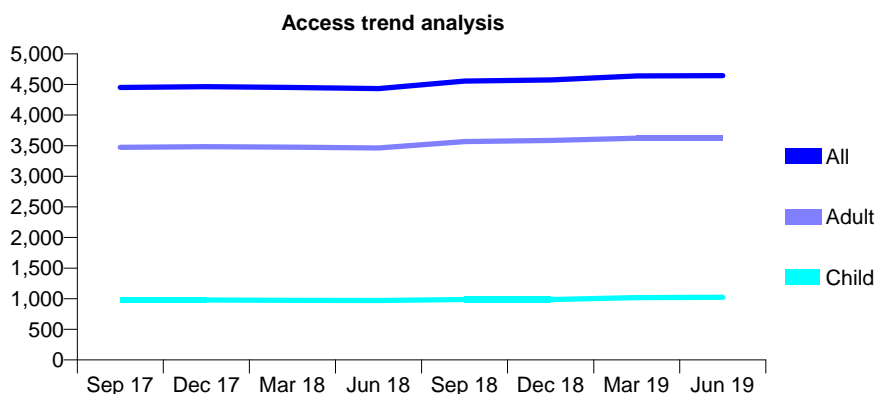
Q51 - Vital Signs At a Glance Contract Report for 134651/0001 - June 2019

Name or company name	DENTECARE (BARNSLEY) LIMITED
Contract type name	GDS Contract
Purpose of contract	General
Contract start date	01/04/2011
Contract end date	

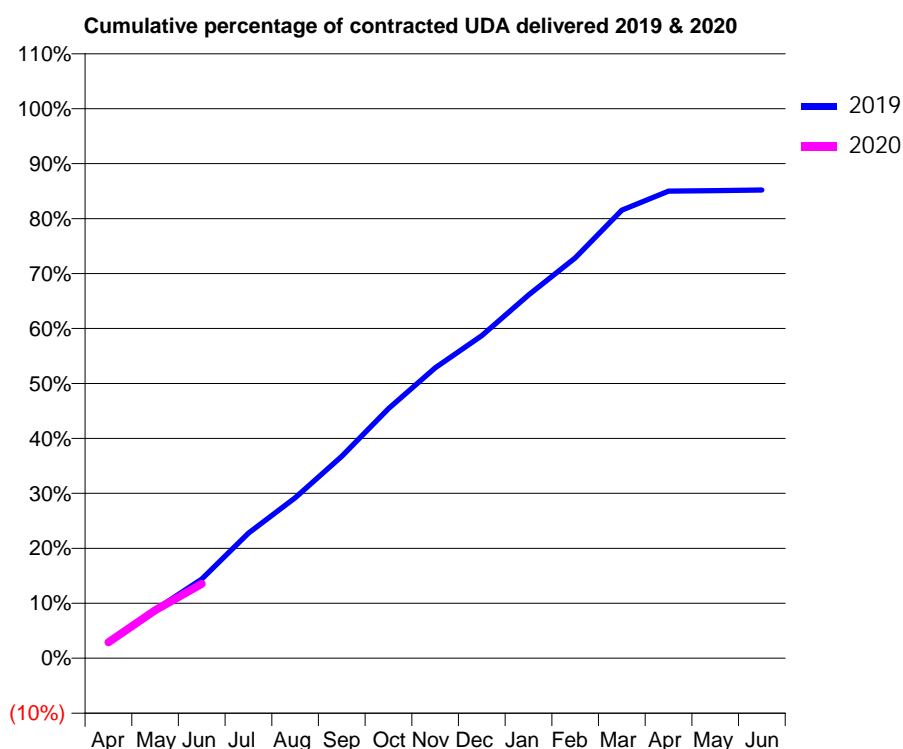
19/20 Contracted general activity (UDA)	20,316
Carry forward general activity (UDA)	0
19/20 Contracted orthodontic activity (UOA)	0
Carry forward orthodontic activity (UOA)	0
Baseline contract value	£590,237.90

ACCESS*

Patients seen in 24 months	Total	Change since previous quarter
Quarter ending June 2018	4,433	
Quarter ending September 2018	4,555	↑
Quarter ending December 2018	4,574	→
Quarter ending March 2019	4,640	→
Quarter ending June 2019	4,643	→
Variance since June 2018	4.7%	↑



ACTIVITY



Month	Adjusted Scheduled Activity (UDA)	
	2019	2020
April	567	589
May	1,793	1,775
June	2,926	2,748
July	4,628	
August	5,935	
September	7,464	
October	9,225	
November	10,737	
December	11,922	
January	13,429	
February	14,795	
March	16,564	
April	17,270	
May	17,286	
June	17,307	

QUALITY

	Quantity	Base Number	Contract	AT	Region	England
% of FP17s for the same patient ID Re-attending within 3 months - Children	19	316	6.0%	9.4%	12.1%	11.4%
% of FP17s for the same patient ID Re-attending within 3 months - Adults	157	1,182	13.3%	13.4%	15.6%	15.4%
% of FP17s for the same patient ID Re-attending between 3 & 9 months - Children	215	316	68.0%	61.9%	61.2%	59.8%
% of FP17s for the same patient ID Re-attending between 3 & 9 months - Adults	676	1,182	57.2%	56.5%	54.5%	52.1%
% of FP17s for Band 1 Urgent Courses	104	1,253	8.3%	7.6%	9.1%	9.2%
% of FP17s Relating to Free Repair or Replacements	6	1,253	0.5%	1.2%	1.0%	0.7%
% of FP17s Relating to Continuations	3	1,253	0.2%	1.1%	1.0%	0.8%
% of Patients satisfied with the dentistry they have received	3	3	N/A	96.0%	94.2%	93.4%
% of Patients satisfied with the time they had to wait for an appointment	3	3	N/A	87.6%	88.4%	87.6%

* This is based on patients treated on this contract for their most recent course of treatment.

Figures in italics indicate the base number of FP17s or Patient Questionnaire responses are less than 100. N/A is shown where the base number of responses is less than 10 during the period. % is calculated as Quantity/Base number*100

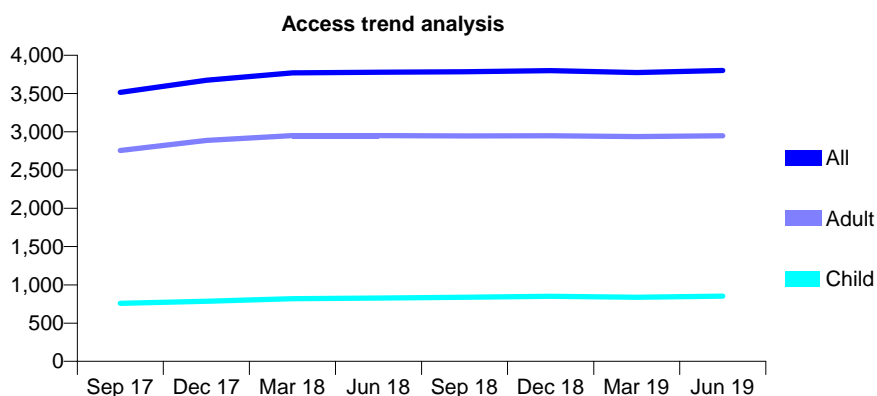
Q51 - Vital Signs At a Glance Contract Report for 138029/0001 - June 2019

Name or company name	Thurcroft Dental Practice
Contract type name	GDS Contract
Purpose of contract	General
Contract start date	01/01/2016
Contract end date	

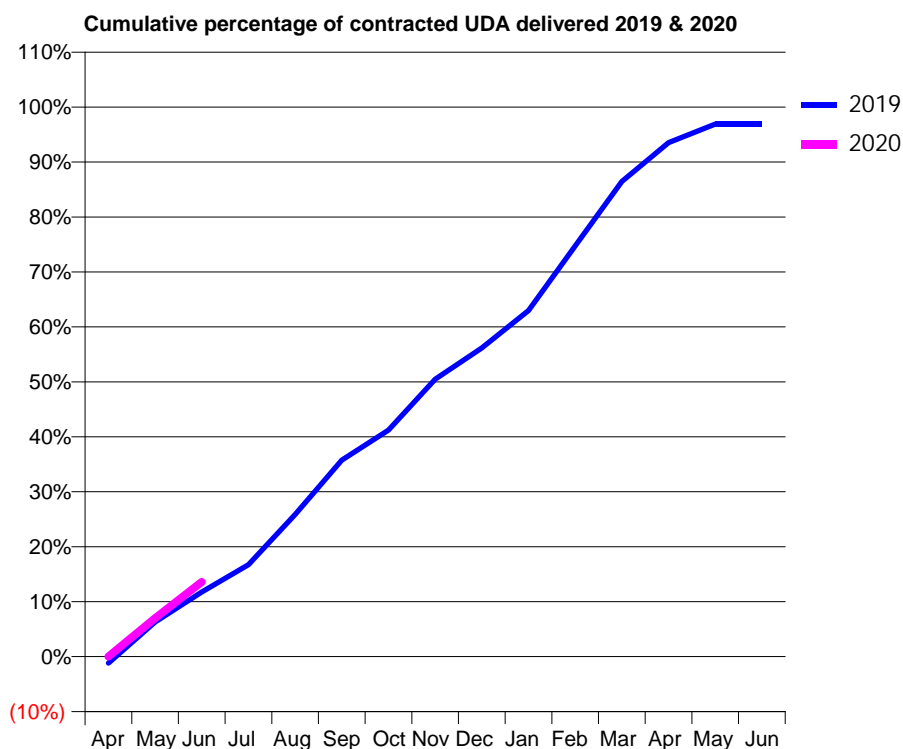
19/20 Contracted general activity (UDA)	9,388
Carry forward general activity (UDA)	0
19/20 Contracted orthodontic activity (UOA)	0
Carry forward orthodontic activity (UOA)	0
Baseline contract value	£307,806.90

ACCESS*

Patients seen in 24 months	Total	Change since previous quarter
Quarter ending June 2018	3,777	
Quarter ending September 2018	3,784	→
Quarter ending December 2018	3,798	→
Quarter ending March 2019	3,774	→
Quarter ending June 2019	3,803	→
Variance since June 2018	0.7%	→



ACTIVITY



Month	Adjusted Scheduled Activity (UDA)	
	2019	2020
April	-113	0
May	592	657
June	1,104	1,278
July	1,570	
August	2,430	
September	3,356	
October	3,870	
November	4,740	
December	5,272	
January	5,914	
February	7,015	
March	8,115	
April	8,782	
May	9,099	
June	9,099	

QUALITY

	Quantity	Base Number	Contract	AT	Region	England
% of FP17s for the same patient ID Re-attending within 3 months - Children	9	287	3.1%	9.4%	12.1%	11.4%
% of FP17s for the same patient ID Re-attending within 3 months - Adults	103	977	10.5%	13.4%	15.6%	15.4%
% of FP17s for the same patient ID Re-attending between 3 & 9 months - Children	191	287	66.6%	61.9%	61.2%	59.8%
% of FP17s for the same patient ID Re-attending between 3 & 9 months - Adults	598	977	61.2%	56.5%	54.5%	52.1%
% of FP17s for Band 1 Urgent Courses	35	750	4.7%	7.6%	9.1%	9.2%
% of FP17s Relating to Free Repair or Replacements	11	750	1.5%	1.2%	1.0%	0.7%
% of FP17s Relating to Continuations	10	750	1.3%	1.1%	1.0%	0.8%
% of Patients satisfied with the dentistry they have received	0	0	N/A	96.0%	94.2%	93.4%
% of Patients satisfied with the time they had to wait for an appointment	0	0	N/A	87.6%	88.4%	87.6%

* This is based on patients treated on this contract for their most recent course of treatment. Figures in italics indicate the base number of FP17s or Patient Questionnaire responses are less than 100. N/A is shown where the base number of responses is less than 10 during the period. % is calculated as Quantity/Base number*100

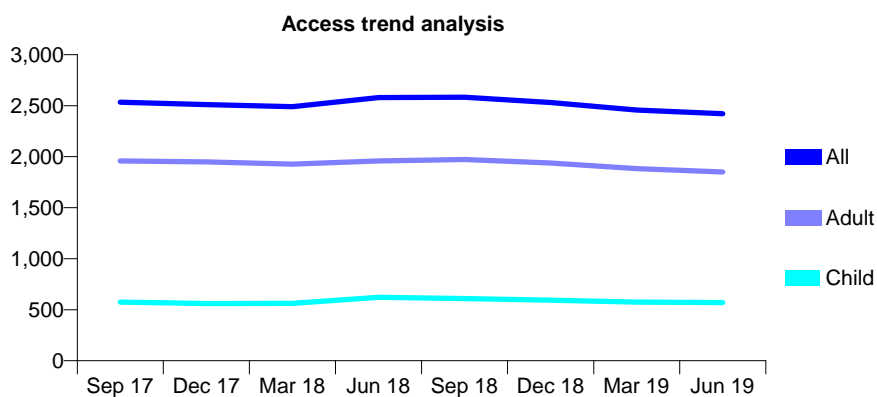
Q51 - Vital Signs At a Glance Contract Report for 140716/0001 - June 2019

Name or company name	Odai Dental Practice
Contract type name	GDS Contract
Purpose of contract	General
Contract start date	01/04/2014
Contract end date	

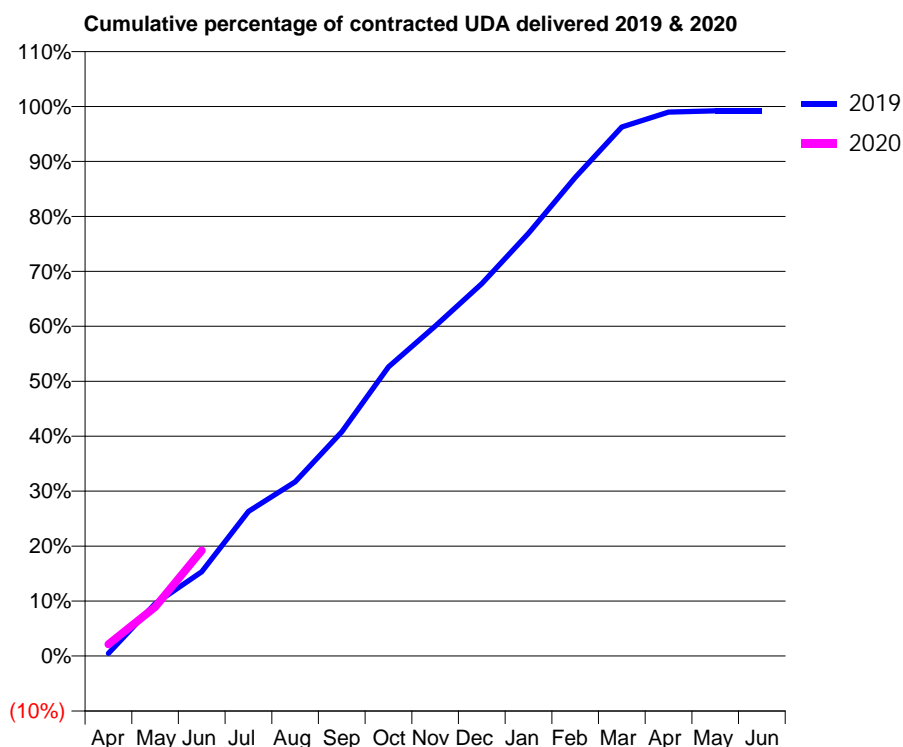
19/20 Contracted general activity (UDA)	6,249
Carry forward general activity (UDA)	0
19/20 Contracted orthodontic activity (UOA)	0
Carry forward orthodontic activity (UOA)	0
Baseline contract value	£183,036.38

ACCESS*

Patients seen in 24 months	Total	Change since previous quarter
Quarter ending June 2018	2,580	
Quarter ending September 2018	2,583	→
Quarter ending December 2018	2,532	↓
Quarter ending March 2019	2,457	↓
Quarter ending June 2019	2,421	↓
Variance since June 2018	(6.2%)	↓



ACTIVITY



Month	Adjusted Scheduled Activity (UDA)	
	2019	2020
April	30	134
May	596	559
June	959	1,200
July	1,644	
August	1,981	
September	2,548	
October	3,288	
November	3,753	
December	4,234	
January	4,807	
February	5,442	
March	6,016	
April	6,184	
May	6,200	
June	6,201	

QUALITY

	Quantity	Base Number	Contract	AT	Region	England
% of FP17s for the same patient ID Re-attending within 3 months - Children	21	174	12.1%	9.4%	12.1%	11.4%
% of FP17s for the same patient ID Re-attending within 3 months - Adults	102	575	17.7%	13.4%	15.6%	15.4%
% of FP17s for the same patient ID Re-attending between 3 & 9 months - Children	88	174	50.6%	61.9%	61.2%	59.8%
% of FP17s for the same patient ID Re-attending between 3 & 9 months - Adults	301	575	52.3%	56.5%	54.5%	52.1%
% of FP17s for Band 1 Urgent Courses	72	646	11.1%	7.6%	9.1%	9.2%
% of FP17s Relating to Free Repair or Replacements	9	646	1.4%	1.2%	1.0%	0.7%
% of FP17s Relating to Continuations	6	646	0.9%	1.1%	1.0%	0.8%
% of Patients satisfied with the dentistry they have received	3	3	N/A	96.0%	94.2%	93.4%
% of Patients satisfied with the time they had to wait for an appointment	3	3	N/A	87.6%	88.4%	87.6%

* This is based on patients treated on this contract for their most recent course of treatment. Figures in italics indicate the base number of FP17s or Patient Questionnaire responses are less than 100. N/A is shown where the base number of responses is less than 10 during the period. % is calculated as Quantity/Base number*100

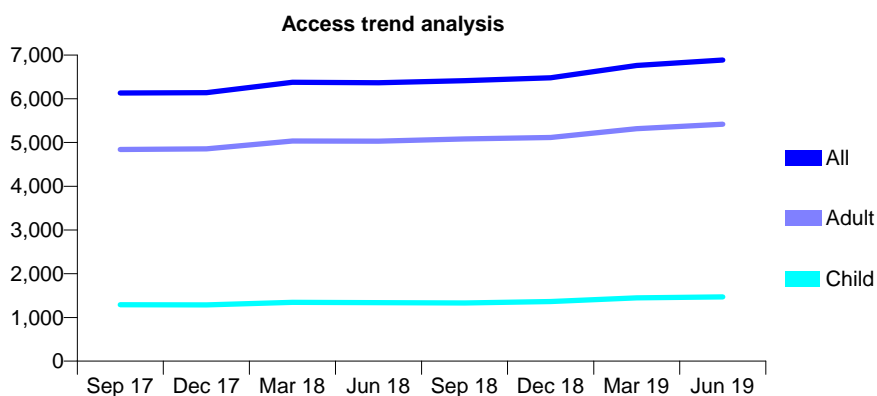
Q51 - Vital Signs At a Glance Contract Report for 142255/0001 - June 2019

Name or company name	Hislop and Wolverson
Contract type name	GDS Contract
Purpose of contract	General and Orthodontic
Contract start date	01/12/2010
Contract end date	

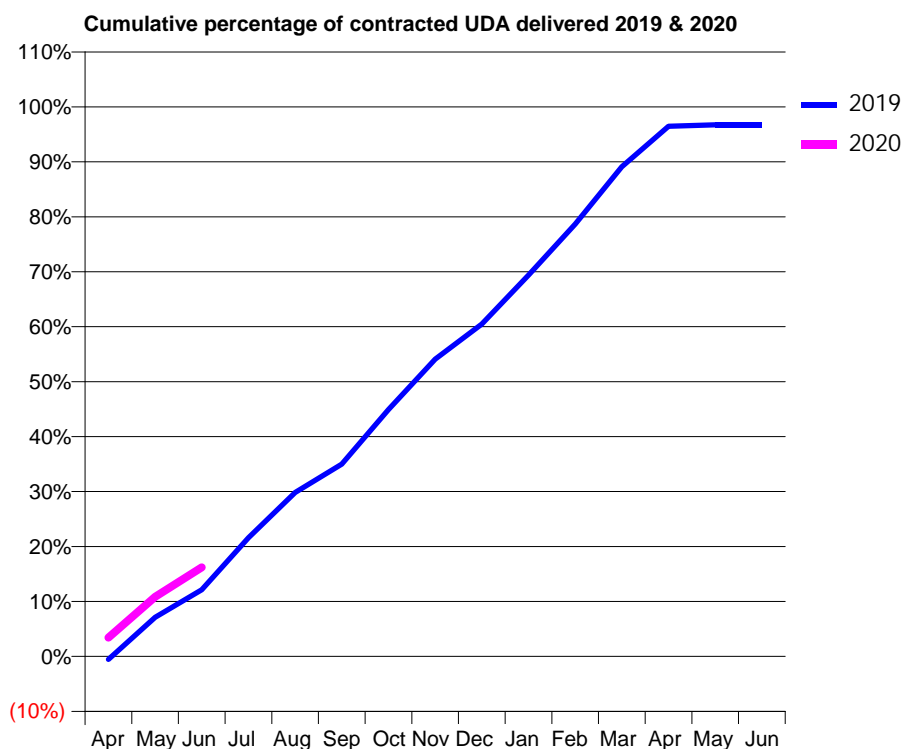
19/20 Contracted general activity (UDA)	23,003
Carry forward general activity (UDA)	0
19/20 Contracted orthodontic activity (UOA)	0
Carry forward orthodontic activity (UOA)	0
Baseline contract value	£679,662.50

ACCESS*

Patients seen in 24 months	Total	Change since previous quarter
Quarter ending June 2018	6,366	
Quarter ending September 2018	6,413	→
Quarter ending December 2018	6,480	→
Quarter ending March 2019	6,764	↑
Quarter ending June 2019	6,887	→
Variance since June 2018	8.2%	↑



ACTIVITY



Month	2019	2020
April	-131	787
May	1,637	2,497
June	2,792	3,731
July	4,966	
August	6,855	
September	8,032	
October	10,321	
November	12,425	
December	13,893	
January	15,936	
February	18,073	
March	20,459	
April	22,154	
May	22,213	
June	22,213	

QUALITY

	Quantity	Base Number	Contract	AT	Region	England
% of FP17s for the same patient ID Re-attending within 3 months - Children	72	563	12.8%	9.4%	12.1%	11.4%
% of FP17s for the same patient ID Re-attending within 3 months - Adults	320	1,903	16.8%	13.4%	15.6%	15.4%
% of FP17s for the same patient ID Re-attending between 3 & 9 months - Children	355	563	63.1%	61.9%	61.2%	59.8%
% of FP17s for the same patient ID Re-attending between 3 & 9 months - Adults	940	1,903	49.4%	56.5%	54.5%	52.1%
% of FP17s for Band 1 Urgent Courses	190	1,931	9.8%	7.6%	9.1%	9.2%
% of FP17s Relating to Free Repair or Replacements	26	1,931	1.3%	1.2%	1.0%	0.7%
% of FP17s Relating to Continuations	32	1,931	1.7%	1.1%	1.0%	0.8%
% of Patients satisfied with the dentistry they have received	11	11	100.0%	96.0%	94.2%	93.4%
% of Patients satisfied with the time they had to wait for an appointment	11	11	100.0%	87.6%	88.4%	87.6%

* This is based on patients treated on this contract for their most recent course of treatment. Figures in italics indicate the base number of FP17s or Patient Questionnaire responses are less than 100. N/A is shown where the base number of responses is less than 10 during the period. % is calculated as Quantity/Base number*100

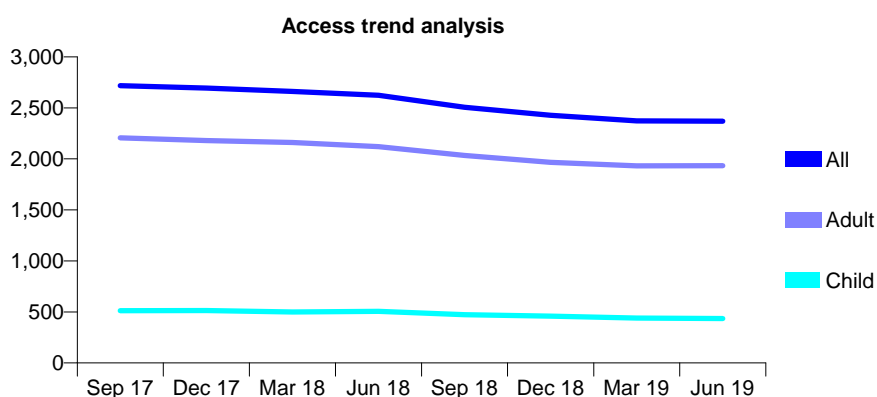
Q51 - Vital Signs At a Glance Contract Report for 142352/0001 - June 2019

Name or company name	Pawson Dental Partnership
Contract type name	GDS Contract
Purpose of contract	General
Contract start date	01/12/2014
Contract end date	

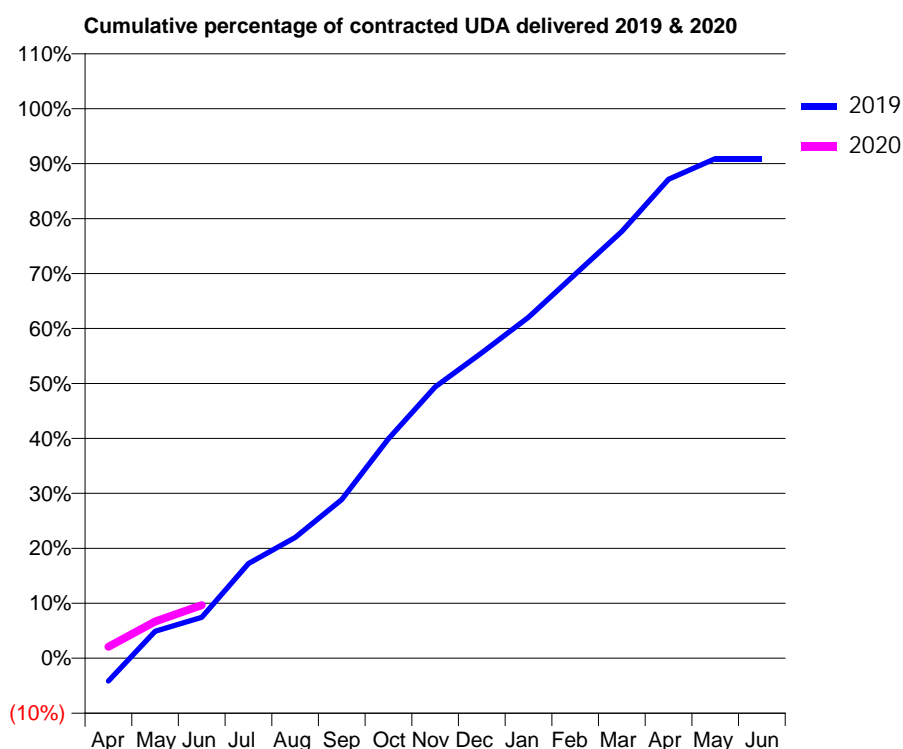
19/20 Contracted general activity (UDA)	10,000
Carry forward general activity (UDA)	0
19/20 Contracted orthodontic activity (UOA)	0
Carry forward orthodontic activity (UOA)	0
Baseline contract value	£234,789.23

ACCESS*

Patients seen in 24 months	Total	Change since previous quarter
Quarter ending June 2018	2,624	
Quarter ending September 2018	2,505	↓
Quarter ending December 2018	2,427	↓
Quarter ending March 2019	2,372	↓
Quarter ending June 2019	2,369	→
Variance since June 2018	(9.7%)	↓



ACTIVITY



Month	2019	2020
April	-416	208
May	492	668
June	744	963
July	1,722	
August	2,198	
September	2,889	
October	3,996	
November	4,937	
December	5,559	
January	6,204	
February	6,987	
March	7,765	
April	8,714	
May	9,092	
June	9,093	

QUALITY

	Quantity	Base Number	Contract	AT	Region	England
% of FP17s for the same patient ID Re-attending within 3 months - Children	7	122	5.7%	9.4%	12.1%	11.4%
% of FP17s for the same patient ID Re-attending within 3 months - Adults	106	738	14.4%	13.4%	15.6%	15.4%
% of FP17s for the same patient ID Re-attending between 3 & 9 months - Children	81	122	66.4%	61.9%	61.2%	59.8%
% of FP17s for the same patient ID Re-attending between 3 & 9 months - Adults	460	738	62.3%	56.5%	54.5%	52.1%
% of FP17s for Band 1 Urgent Courses	42	432	9.7%	7.6%	9.1%	9.2%
% of FP17s Relating to Free Repair or Replacements	22	432	5.1%	1.2%	1.0%	0.7%
% of FP17s Relating to Continuations	5	432	1.2%	1.1%	1.0%	0.8%
% of Patients satisfied with the dentistry they have received	3	3	N/A	96.0%	94.2%	93.4%
% of Patients satisfied with the time they had to wait for an appointment	3	3	N/A	87.6%	88.4%	87.6%

* This is based on patients treated on this contract for their most recent course of treatment. Figures in italics indicate the base number of FP17s or Patient Questionnaire responses are less than 100. N/A is shown where the base number of responses is less than 10 during the period. % is calculated as Quantity/Base number*100

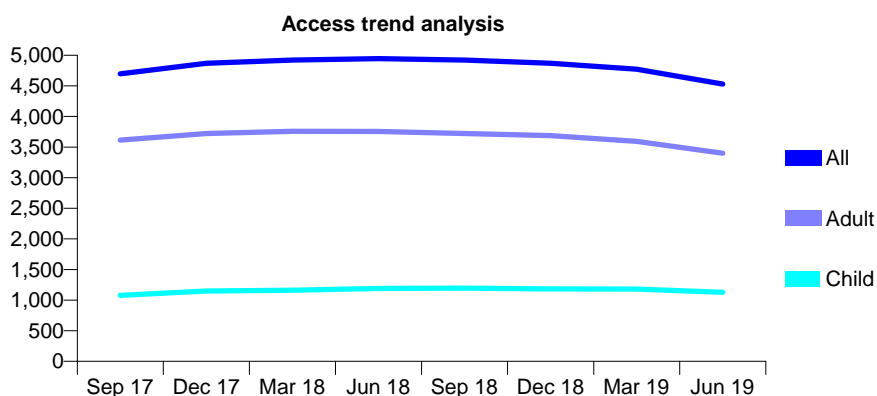
Q51 - Vital Signs At a Glance Contract Report for 143871/0001 - June 2019

Name or company name	Sandygate Dental Practice
Contract type name	GDS Contract
Purpose of contract	General
Contract start date	01/04/2009
Contract end date	

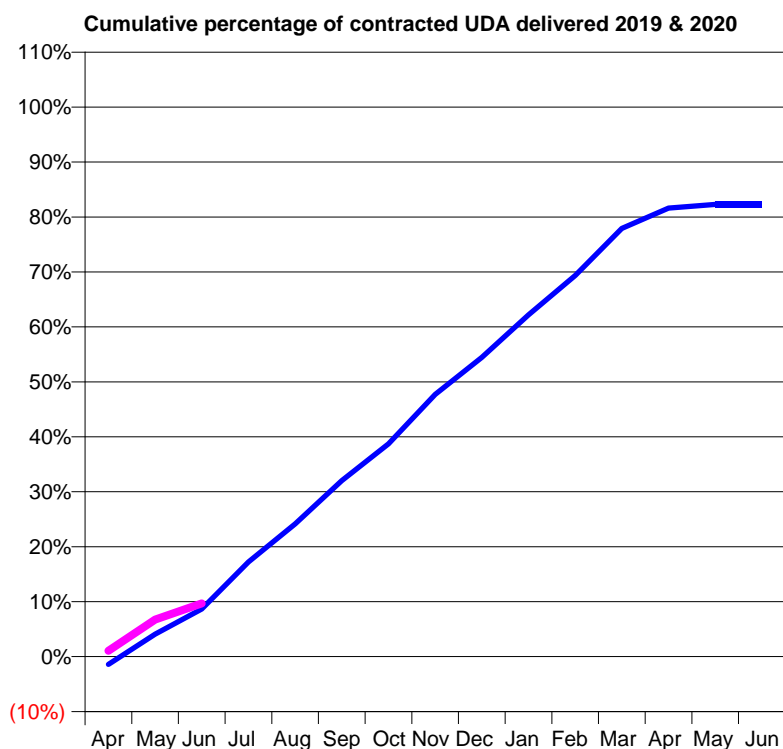
19/20 Contracted general activity (UDA)	12,975
Carry forward general activity (UDA)	0
19/20 Contracted orthodontic activity (UOA)	0
Carry forward orthodontic activity (UOA)	0
Baseline contract value	£301,813.91

ACCESS*

Patients seen in 24 months	Total	Change since previous quarter
Quarter ending June 2018	4,945	
Quarter ending September 2018	4,920	→
Quarter ending December 2018	4,870	↓
Quarter ending March 2019	4,773	↓
Quarter ending June 2019	4,528	↓
Variance since June 2018	(8.4%)	↓



ACTIVITY



Month	Adjusted Scheduled Activity (UDA)	
	2019	2020
April	-187	136
May	531	876
June	1,126	1,258
July	2,238	
August	3,133	
September	4,153	
October	5,023	
November	6,191	
December	7,065	
January	8,069	
February	8,998	
March	10,110	
April	10,589	
May	10,676	
June	10,676	

QUALITY

	Quantity	Base Number	Contract	AT	Region	England
% of FP17s for the same patient ID Re-attending within 3 months - Children	27	419	6.4%	9.4%	12.1%	11.4%
% of FP17s for the same patient ID Re-attending within 3 months - Adults	90	965	9.3%	13.4%	15.6%	15.4%
% of FP17s for the same patient ID Re-attending between 3 & 9 months - Children	338	419	80.7%	61.9%	61.2%	59.8%
% of FP17s for the same patient ID Re-attending between 3 & 9 months - Adults	620	965	64.2%	56.5%	54.5%	52.1%
% of FP17s for Band 1 Urgent Courses	24	840	2.9%	7.6%	9.1%	9.2%
% of FP17s Relating to Free Repair or Replacements	7	840	0.8%	1.2%	1.0%	0.7%
% of FP17s Relating to Continuations	3	840	0.4%	1.1%	1.0%	0.8%
% of Patients satisfied with the dentistry they have received	2	2	N/A	96.0%	94.2%	93.4%
% of Patients satisfied with the time they had to wait for an appointment	2	2	N/A	87.6%	88.4%	87.6%

* This is based on patients treated on this contract for their most recent course of treatment. Figures in italics indicate the base number of FP17s or Patient Questionnaire responses are less than 100. N/A is shown where the base number of responses is less than 10 during the period. % is calculated as Quantity/Base number*100

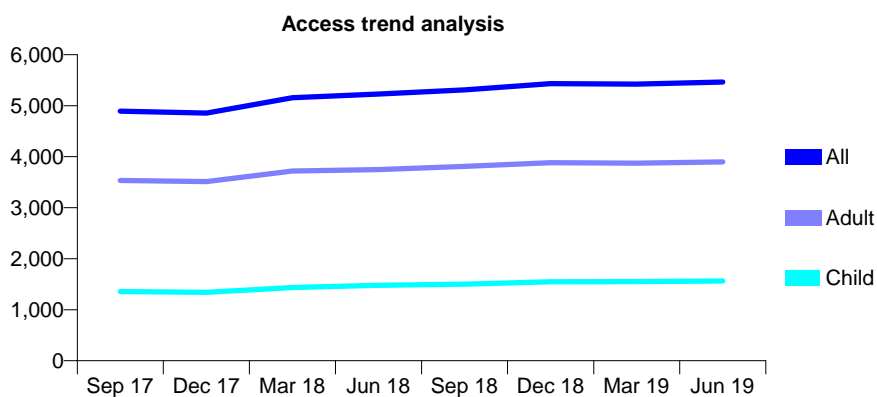
Q51 - Vital Signs At a Glance Contract Report for 144118/0001 - June 2019

Name or company name	Ecclesfield Dental
Contract type name	GDS Contract
Purpose of contract	General
Contract start date	01/04/2010
Contract end date	

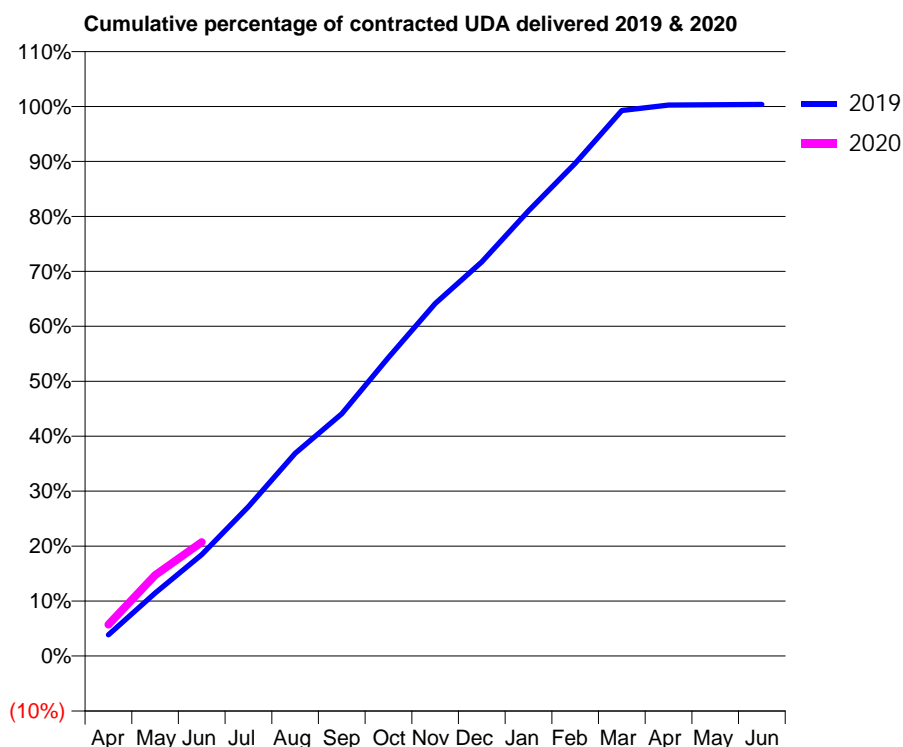
19/20 Contracted general activity (UDA)	15,500
Carry forward general activity (UDA)	0
19/20 Contracted orthodontic activity (UOA)	0
Carry forward orthodontic activity (UOA)	0
Baseline contract value	£502,424.32

ACCESS*

Patients seen in 24 months	Total	Change since previous quarter
Quarter ending June 2018	5,227	
Quarter ending September 2018	5,312	→
Quarter ending December 2018	5,432	↑
Quarter ending March 2019	5,424	→
Quarter ending June 2019	5,462	→
Variance since June 2018	4.5%	↑



ACTIVITY



Month	Adjusted Scheduled Activity (UDA)	
	2019	2020
April	601	887
May	1,778	2,279
June	2,859	3,214
July	4,216	
August	5,715	
September	6,834	
October	8,418	
November	9,942	
December	11,115	
January	12,559	
February	13,897	
March	15,388	
April	15,539	
May	15,548	
June	15,555	

QUALITY

	Quantity	Base Number	Contract	AT	Region	England
% of FP17s for the same patient ID Re-attending within 3 months - Children	60	581	10.3%	9.4%	12.1%	11.4%
% of FP17s for the same patient ID Re-attending within 3 months - Adults	202	1,321	15.3%	13.4%	15.6%	15.4%
% of FP17s for the same patient ID Re-attending between 3 & 9 months - Children	411	581	70.7%	61.9%	61.2%	59.8%
% of FP17s for the same patient ID Re-attending between 3 & 9 months - Adults	884	1,321	66.9%	56.5%	54.5%	52.1%
% of FP17s for Band 1 Urgent Courses	153	1,790	8.5%	7.6%	9.1%	9.2%
% of FP17s Relating to Free Repair or Replacements	14	1,790	0.8%	1.2%	1.0%	0.7%
% of FP17s Relating to Continuations	7	1,790	0.4%	1.1%	1.0%	0.8%
% of Patients satisfied with the dentistry they have received	1	1	N/A	96.0%	94.2%	93.4%
% of Patients satisfied with the time they had to wait for an appointment	1	1	N/A	87.6%	88.4%	87.6%

* This is based on patients treated on this contract for their most recent course of treatment. Figures in italics indicate the base number of FP17s or Patient Questionnaire responses are less than 100. N/A is shown where the base number of responses is less than 10 during the period. % is calculated as Quantity/Base number*100

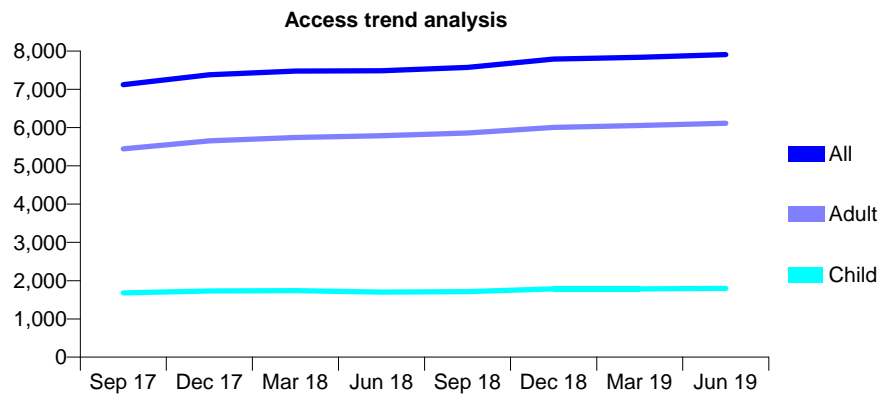
Q51 - Vital Signs At a Glance Contract Report for 144959/0001 - June 2019

Name or company name	Kaye and Rafferty Ltd
Contract type name	GDS Contract
Purpose of contract	General and Orthodontic
Contract start date	01/07/2014
Contract end date	

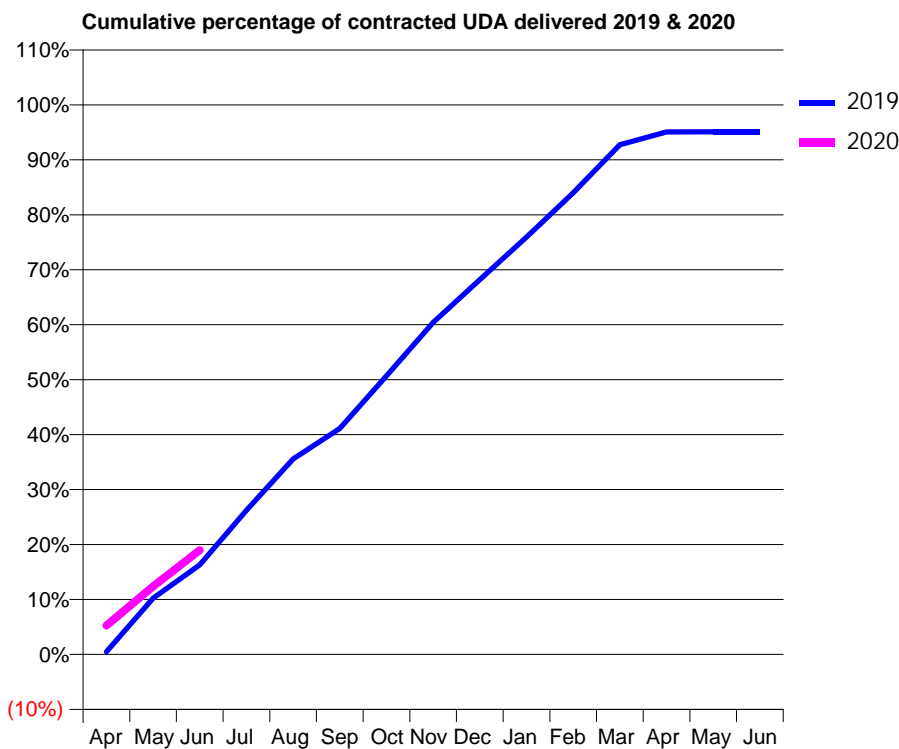
19/20 Contracted general activity (UDA)	21,500
Carry forward general activity (UDA)	0
19/20 Contracted orthodontic activity (UOA)	2,249
Carry forward orthodontic activity (UOA)	0
Baseline contract value	£731,036.82

ACCESS*

Patients seen in 24 months	Total	Change since previous quarter
Quarter ending June 2018	7,487	
Quarter ending September 2018	7,572	→
Quarter ending December 2018	7,788	↑
Quarter ending March 2019	7,839	→
Quarter ending June 2019	7,907	→
Variance since June 2018	5.6%	↑



ACTIVITY



Month	2019	2020
April	105	1,130
May	2,205	2,666
June	3,502	4,082
July	5,636	
August	7,648	
September	8,842	
October	10,899	
November	12,991	
December	14,659	
January	16,330	
February	18,062	
March	19,937	
April	20,439	
May	20,444	
June	20,445	

QUALITY

	Quantity	Base Number	Contract	AT	Region	England
% of FP17s for the same patient ID Re-attending within 3 months - Children	45	715	6.3%	9.4%	12.1%	11.4%
% of FP17s for the same patient ID Re-attending within 3 months - Adults	227	2,054	11.1%	13.4%	15.6%	15.4%
% of FP17s for the same patient ID Re-attending between 3 & 9 months - Children	449	715	62.8%	61.9%	61.2%	59.8%
% of FP17s for the same patient ID Re-attending between 3 & 9 months - Adults	1,272	2,054	61.9%	56.5%	54.5%	52.1%
% of FP17s for Band 1 Urgent Courses	165	2,384	6.9%	7.6%	9.1%	9.2%
% of FP17s Relating to Free Repair or Replacements	18	2,384	0.8%	1.2%	1.0%	0.7%
% of FP17s Relating to Continuations	0	2,384	0.0%	1.1%	1.0%	0.8%
% of Patients satisfied with the dentistry they have received	2	2	N/A	96.0%	94.2%	93.4%
% of Patients satisfied with the time they had to wait for an appointment	1	2	N/A	87.6%	88.4%	87.6%

* This is based on patients treated on this contract for their most recent course of treatment. Figures in italics indicate the base number of FP17s or Patient Questionnaire responses are less than 100. N/A is shown where the base number of responses is less than 10 during the period. % is calculated as Quantity/Base number*100

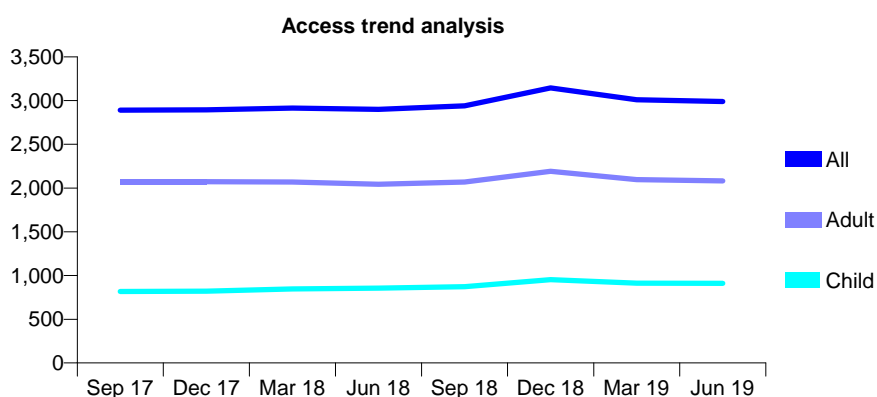
Q51 - Vital Signs At a Glance Contract Report for 145130/0001 - June 2019

Name or company name	Wensley & Wright
Contract type name	GDS Contract
Purpose of contract	General
Contract start date	01/04/2006
Contract end date	

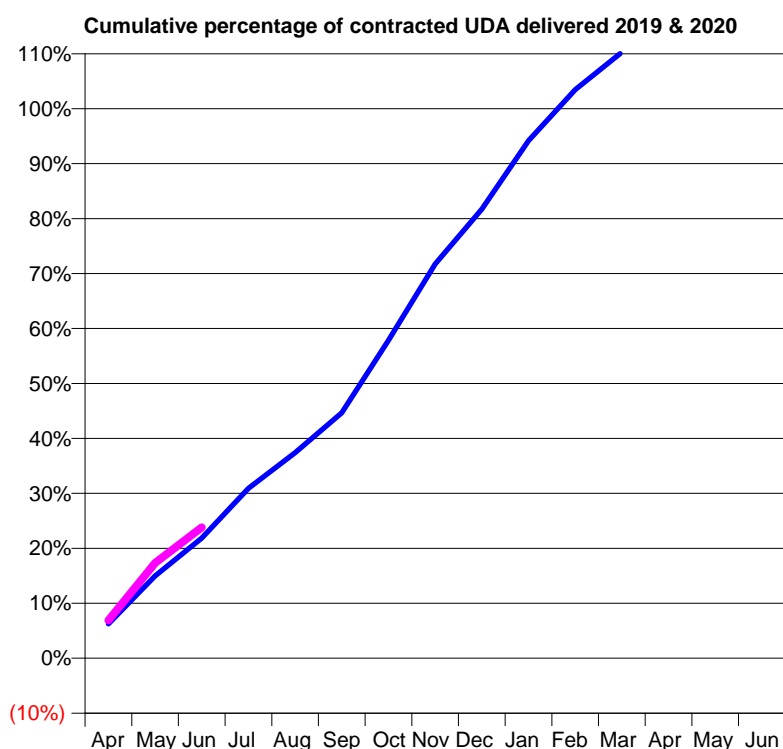
19/20 Contracted general activity (UDA)	8,147
Carry forward general activity (UDA)	0
19/20 Contracted orthodontic activity (UOA)	0
Carry forward orthodontic activity (UOA)	0
Baseline contract value	£264,013.66

ACCESS*

Patients seen in 24 months	Total	Change since previous quarter
Quarter ending June 2018	2,900	
Quarter ending September 2018	2,940	→
Quarter ending December 2018	3,145	↑
Quarter ending March 2019	3,009	↓
Quarter ending June 2019	2,990	→
Variance since June 2018	3.1%	↑



ACTIVITY



Adjusted Scheduled Activity (UDA)		
Month	2019	2020
April	508	561
May	1,222	1,413
June	1,781	1,940
July	2,519	
August	3,047	
September	3,638	
October	4,714	
November	5,844	
December	6,656	
January	7,673	
February	8,429	
March	8,985	
April	9,102	
May	9,099	
June	9,100	

QUALITY

	Quantity	Base Number	Contract	AT	Region	England
% of FP17s for the same patient ID Re-attending within 3 months - Children	13	263	4.9%	9.4%	12.1%	11.4%
% of FP17s for the same patient ID Re-attending within 3 months - Adults	67	606	11.1%	13.4%	15.6%	15.4%
% of FP17s for the same patient ID Re-attending between 3 & 9 months - Children	150	263	57.0%	61.9%	61.2%	59.8%
% of FP17s for the same patient ID Re-attending between 3 & 9 months - Adults	343	606	56.6%	56.5%	54.5%	52.1%
% of FP17s for Band 1 Urgent Courses	46	794	5.8%	7.6%	9.1%	9.2%
% of FP17s Relating to Free Repair or Replacements	3	794	0.4%	1.2%	1.0%	0.7%
% of FP17s Relating to Continuations	8	794	1.0%	1.1%	1.0%	0.8%
% of Patients satisfied with the dentistry they have received	3	3	N/A	96.0%	94.2%	93.4%
% of Patients satisfied with the time they had to wait for an appointment	3	3	N/A	87.6%	88.4%	87.6%

* This is based on patients treated on this contract for their most recent course of treatment. Figures in italics indicate the base number of FP17s or Patient Questionnaire responses are less than 100. N/A is shown where the base number of responses is less than 10 during the period. % is calculated as Quantity/Base number*100

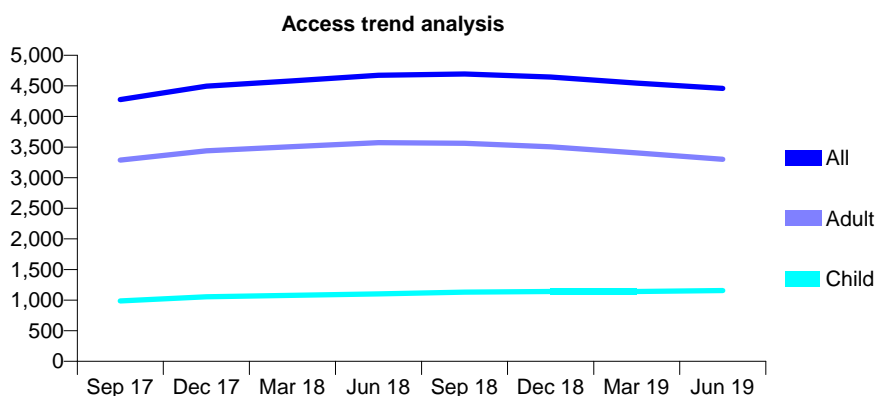
Q51 - Vital Signs At a Glance Contract Report for 146439/0001 - June 2019

Name or company name	Premier Dental Ltd
Contract type name	GDS Contract
Purpose of contract	General
Contract start date	24/02/2011
Contract end date	

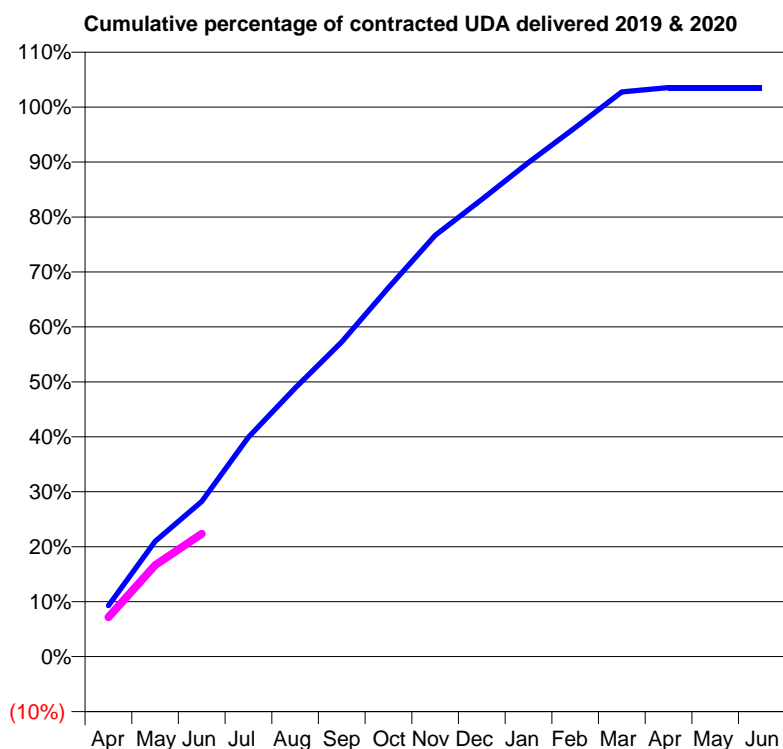
19/20 Contracted general activity (UDA)	15,304
Carry forward general activity (UDA)	0
19/20 Contracted orthodontic activity (UOA)	0
Carry forward orthodontic activity (UOA)	0
Baseline contract value	£477,650.93

ACCESS*

Patients seen in 24 months	Total	Change since previous quarter
Quarter ending June 2018	4,674	
Quarter ending September 2018	4,693	→
Quarter ending December 2018	4,644	↓
Quarter ending March 2019	4,546	↓
Quarter ending June 2019	4,459	↓
Variance since June 2018	(4.6%)	↓



ACTIVITY



Month	Adjusted Scheduled Activity (UDA)	
	2019	2020
April	1,419	1,098
May	3,210	2,550
June	4,319	3,424
July	6,115	
August	7,481	
September	8,764	
October	10,275	
November	11,733	
December	12,733	
January	13,763	
February	14,731	
March	15,725	
April	15,846	
May	15,846	
June	15,846	

QUALITY

	Quantity	Base Number	Contract	AT	Region	England
% of FP17s for the same patient ID Re-attending within 3 months - Children	27	407	6.6%	9.4%	12.1%	11.4%
% of FP17s for the same patient ID Re-attending within 3 months - Adults	99	1,038	9.5%	13.4%	15.6%	15.4%
% of FP17s for the same patient ID Re-attending between 3 & 9 months - Children	210	407	51.6%	61.9%	61.2%	59.8%
% of FP17s for the same patient ID Re-attending between 3 & 9 months - Adults	597	1,038	57.5%	56.5%	54.5%	52.1%
% of FP17s for Band 1 Urgent Courses	49	1,377	3.6%	7.6%	9.1%	9.2%
% of FP17s Relating to Free Repair or Replacements	8	1,377	0.6%	1.2%	1.0%	0.7%
% of FP17s Relating to Continuations	23	1,377	1.7%	1.1%	1.0%	0.8%
% of Patients satisfied with the dentistry they have received	4	4	N/A	96.0%	94.2%	93.4%
% of Patients satisfied with the time they had to wait for an appointment	4	4	N/A	87.6%	88.4%	87.6%

* This is based on patients treated on this contract for their most recent course of treatment. Figures in italics indicate the base number of FP17s or Patient Questionnaire responses are less than 100. N/A is shown where the base number of responses is less than 10 during the period. % is calculated as Quantity/Base number*100

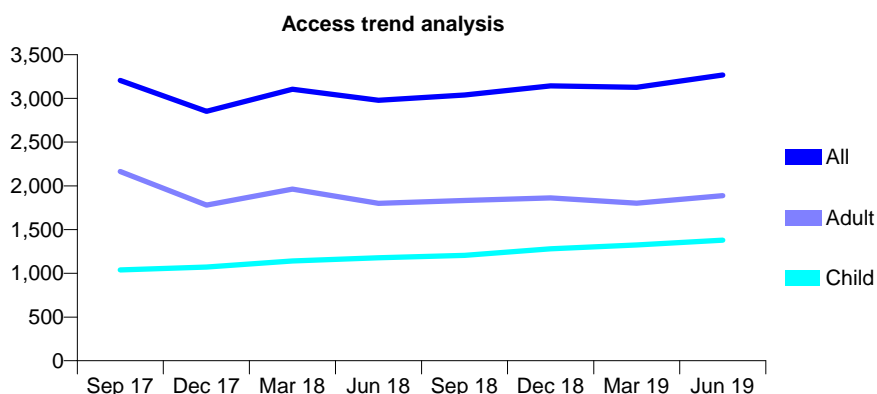
Q51 - Vital Signs At a Glance Contract Report for 147397/0001 - June 2019

Name or company name	Hillsborough Family Dental Centre
Contract type name	GDS Contract
Purpose of contract	General
Contract start date	01/04/2012
Contract end date	

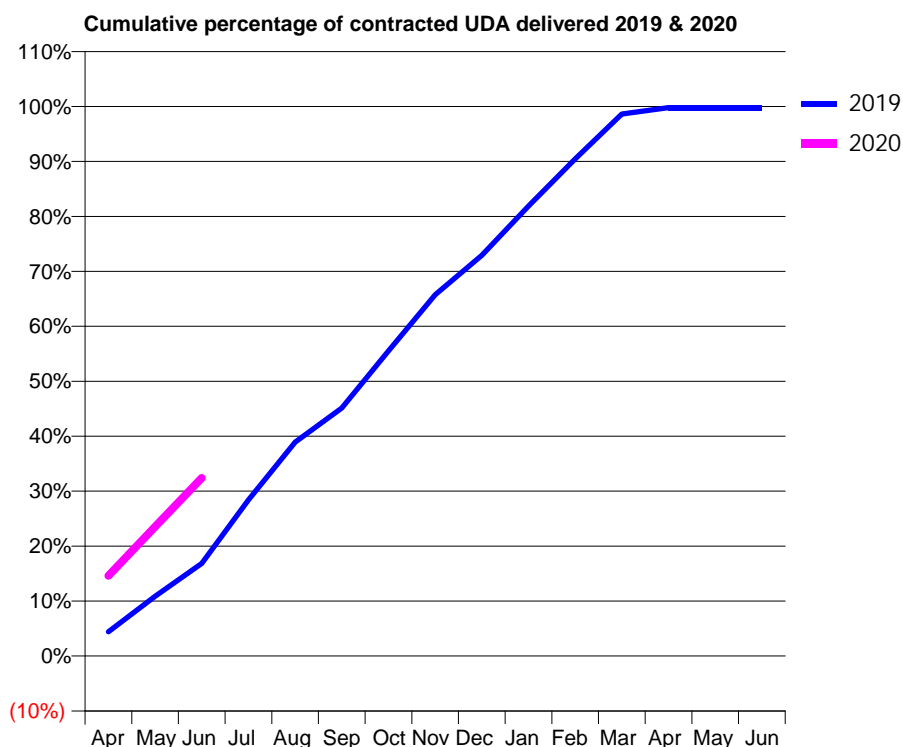
19/20 Contracted general activity (UDA)	8,664
Carry forward general activity (UDA)	0
19/20 Contracted orthodontic activity (UOA)	0
Carry forward orthodontic activity (UOA)	0
Baseline contract value	£242,751.63

ACCESS*

Patients seen in 24 months	Total	Change since previous quarter
Quarter ending June 2018	2,978	
Quarter ending September 2018	3,039	↑
Quarter ending December 2018	3,144	↑
Quarter ending March 2019	3,127	→
Quarter ending June 2019	3,268	↑
Variance since June 2018	9.7%	↑



ACTIVITY



Month	Adjusted Scheduled Activity (UDA)	
	2019	2020
April	381	1,266
May	944	2,041
June	1,461	2,807
July	2,461	
August	3,370	
September	3,909	
October	4,811	
November	5,696	
December	6,318	
January	7,095	
February	7,838	
March	8,544	
April	8,646	
May	8,646	
June	8,646	

QUALITY

	Quantity	Base Number	Contract	AT	Region	England
% of FP17s for the same patient ID Re-attending within 3 months - Children	27	539	5.0%	9.4%	12.1%	11.4%
% of FP17s for the same patient ID Re-attending within 3 months - Adults	100	615	16.3%	13.4%	15.6%	15.4%
% of FP17s for the same patient ID Re-attending between 3 & 9 months - Children	330	539	61.2%	61.9%	61.2%	59.8%
% of FP17s for the same patient ID Re-attending between 3 & 9 months - Adults	265	615	43.1%	56.5%	54.5%	52.1%
% of FP17s for Band 1 Urgent Courses	86	1,091	7.9%	7.6%	9.1%	9.2%
% of FP17s Relating to Free Repair or Replacements	2	1,091	0.2%	1.2%	1.0%	0.7%
% of FP17s Relating to Continuations	17	1,091	1.6%	1.1%	1.0%	0.8%
% of Patients satisfied with the dentistry they have received	1	1	N/A	96.0%	94.2%	93.4%
% of Patients satisfied with the time they had to wait for an appointment	1	1	N/A	87.6%	88.4%	87.6%

* This is based on patients treated on this contract for their most recent course of treatment. Figures in italics indicate the base number of FP17s or Patient Questionnaire responses are less than 100. N/A is shown where the base number of responses is less than 10 during the period. % is calculated as Quantity/Base number*100

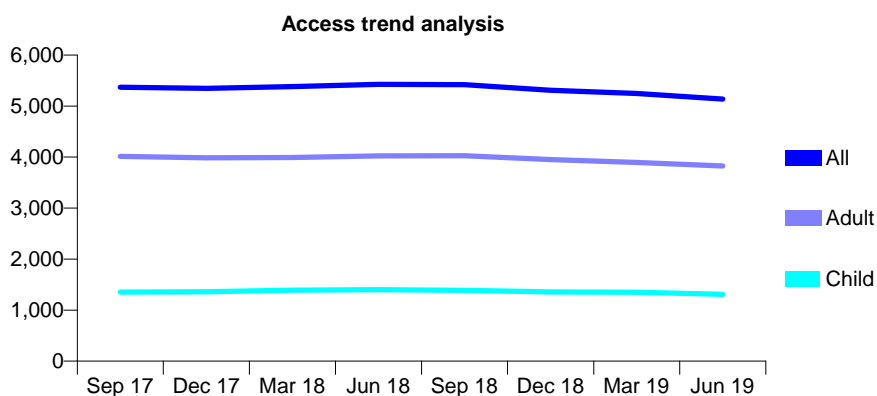
Q51 - Vital Signs At a Glance Contract Report for 147583/0001 - June 2019

Name or company name	Prime Dental Care Limited
Contract type name	GDS Contract
Purpose of contract	General
Contract start date	02/08/2010
Contract end date	

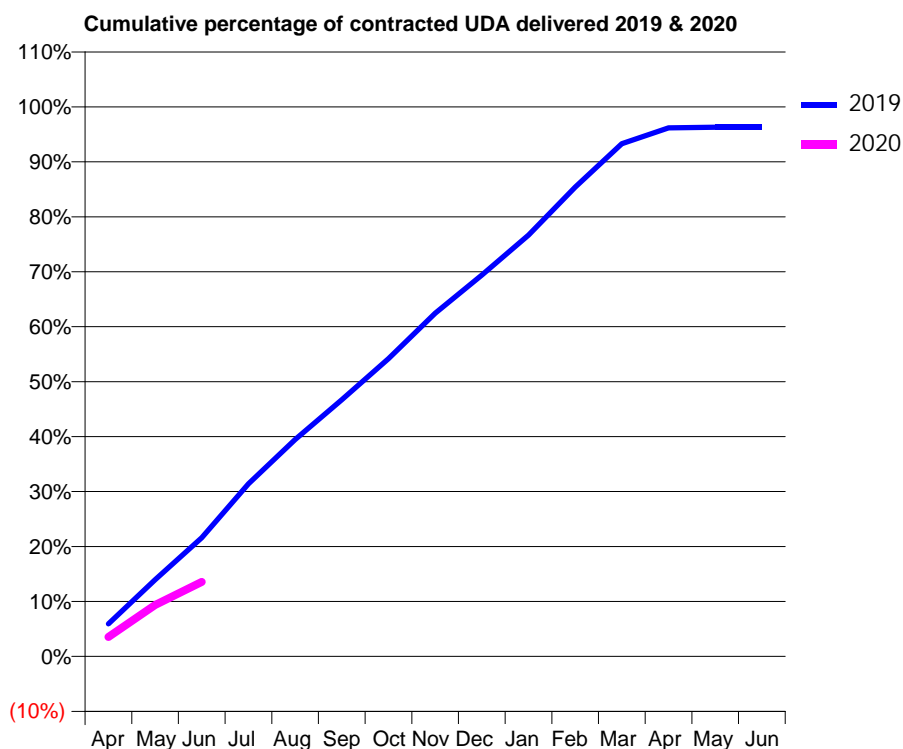
19/20 Contracted general activity (UDA)	13,805
Carry forward general activity (UDA)	0
19/20 Contracted orthodontic activity (UOA)	0
Carry forward orthodontic activity (UOA)	0
Baseline contract value	£433,283.91

ACCESS*

Patients seen in 24 months	Total	Change since previous quarter
Quarter ending June 2018	5,425	
Quarter ending September 2018	5,417	→
Quarter ending December 2018	5,310	↓
Quarter ending March 2019	5,245	↓
Quarter ending June 2019	5,137	↓
Variance since June 2018	(5.3%)	↓



ACTIVITY



Month	Adjusted Scheduled Activity (UDA)	
	2019	2020
April	819	487
May	1,930	1,290
June	2,983	1,870
July	4,336	
August	5,450	
September	6,447	
October	7,480	
November	8,622	
December	9,579	
January	10,586	
February	11,792	
March	12,879	
April	13,279	
May	13,290	
June	13,291	

QUALITY

	Quantity	Base Number	Contract	AT	Region	England
% of FP17s for the same patient ID Re-attending within 3 months - Children	11	352	3.1%	9.4%	12.1%	11.4%
% of FP17s for the same patient ID Re-attending within 3 months - Adults	194	1,178	16.5%	13.4%	15.6%	15.4%
% of FP17s for the same patient ID Re-attending between 3 & 9 months - Children	212	352	60.2%	61.9%	61.2%	59.8%
% of FP17s for the same patient ID Re-attending between 3 & 9 months - Adults	655	1,178	55.6%	56.5%	54.5%	52.1%
% of FP17s for Band 1 Urgent Courses	44	1,115	3.9%	7.6%	9.1%	9.2%
% of FP17s Relating to Free Repair or Replacements	21	1,115	1.9%	1.2%	1.0%	0.7%
% of FP17s Relating to Continuations	10	1,115	0.9%	1.1%	1.0%	0.8%
% of Patients satisfied with the dentistry they have received	2	3	N/A	96.0%	94.2%	93.4%
% of Patients satisfied with the time they had to wait for an appointment	2	3	N/A	87.6%	88.4%	87.6%

* This is based on patients treated on this contract for their most recent course of treatment. Figures in italics indicate the base number of FP17s or Patient Questionnaire responses are less than 100. N/A is shown where the base number of responses is less than 10 during the period. % is calculated as Quantity/Base number*100

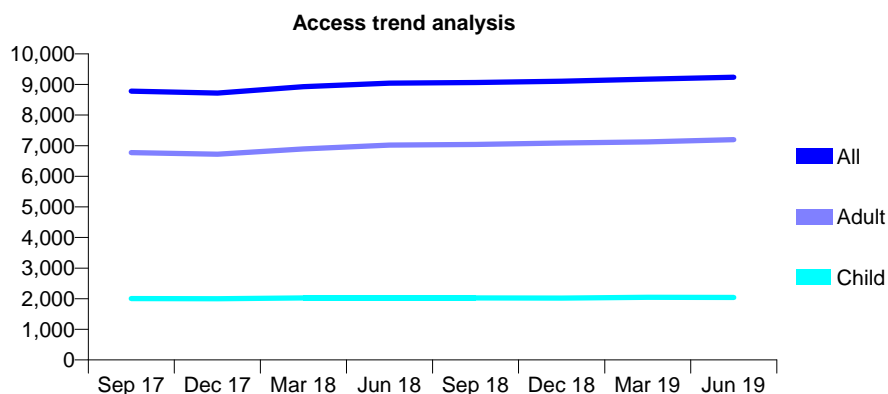
Q51 - Vital Signs At a Glance Contract Report for 149896/0001 - June 2019

Name or company name	Handsworth Dental Care
Contract type name	GDS Contract
Purpose of contract	General
Contract start date	30/10/2009
Contract end date	

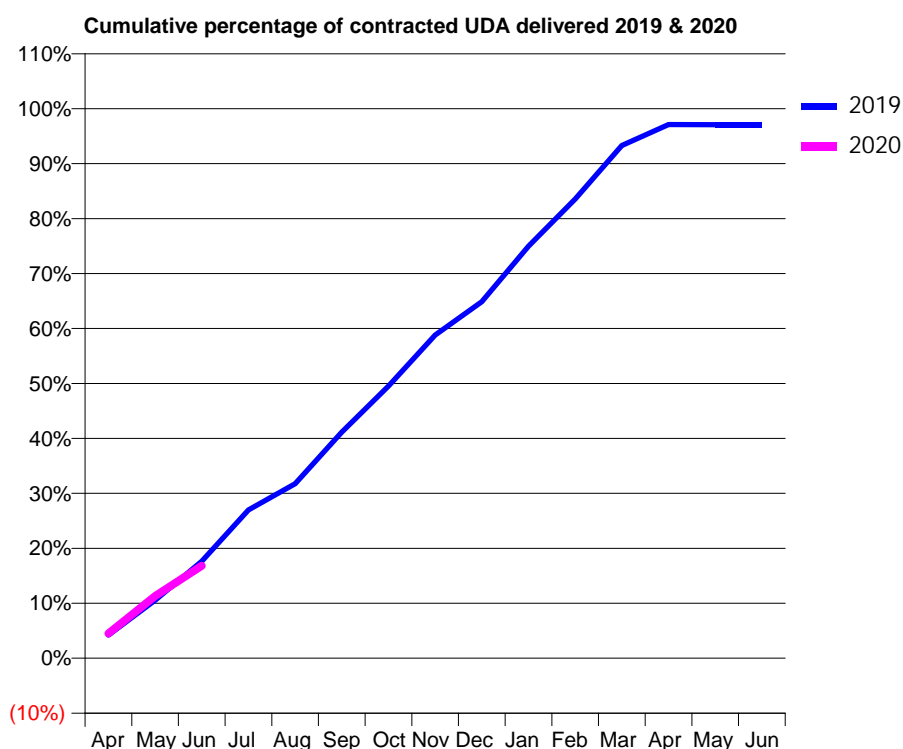
19/20 Contracted general activity (UDA)	25,095
Carry forward general activity (UDA)	0
19/20 Contracted orthodontic activity (UOA)	0
Carry forward orthodontic activity (UOA)	0
Baseline contract value	£614,292.59

ACCESS*

Patients seen in 24 months	Total	Change since previous quarter
Quarter ending June 2018	9,045	
Quarter ending September 2018	9,064	→
Quarter ending December 2018	9,105	→
Quarter ending March 2019	9,173	→
Quarter ending June 2019	9,237	→
Variance since June 2018	2.1%	↑



ACTIVITY



Month	2019	2020
April	1,054	1,127
May	2,649	2,839
June	4,423	4,223
July	6,768	
August	7,970	
September	10,326	
October	12,423	
November	14,758	
December	16,281	
January	18,817	
February	20,967	
March	23,411	
April	24,368	
May	24,360	
June	24,360	

QUALITY

	Quantity	Base Number	Contract	AT	Region	England
% of FP17s for the same patient ID Re-attending within 3 months - Children	45	705	6.4%	9.4%	12.1%	11.4%
% of FP17s for the same patient ID Re-attending within 3 months - Adults	330	2,492	13.2%	13.4%	15.6%	15.4%
% of FP17s for the same patient ID Re-attending between 3 & 9 months - Children	494	705	70.1%	61.9%	61.2%	59.8%
% of FP17s for the same patient ID Re-attending between 3 & 9 months - Adults	1,618	2,492	64.9%	56.5%	54.5%	52.1%
% of FP17s for Band 1 Urgent Courses	155	2,553	6.1%	7.6%	9.1%	9.2%
% of FP17s Relating to Free Repair or Replacements	85	2,553	3.3%	1.2%	1.0%	0.7%
% of FP17s Relating to Continuations	25	2,553	1.0%	1.1%	1.0%	0.8%
% of Patients satisfied with the dentistry they have received	5	5	N/A	96.0%	94.2%	93.4%
% of Patients satisfied with the time they had to wait for an appointment	5	5	N/A	87.6%	88.4%	87.6%

* This is based on patients treated on this contract for their most recent course of treatment.

Figures in italics indicate the base number of FP17s or Patient Questionnaire responses are less than 100. N/A is shown where the base number of responses is less than 10 during the period. % is calculated as Quantity/Base number*100

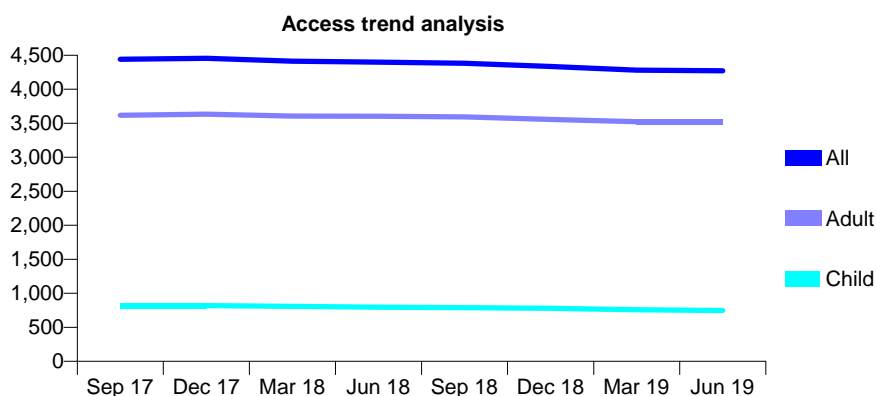
Q51 - Vital Signs At a Glance Contract Report for 150444/0001 - June 2019

Name or company name	Dore Dental Care
Contract type name	GDS Contract
Purpose of contract	General
Contract start date	01/04/2006
Contract end date	

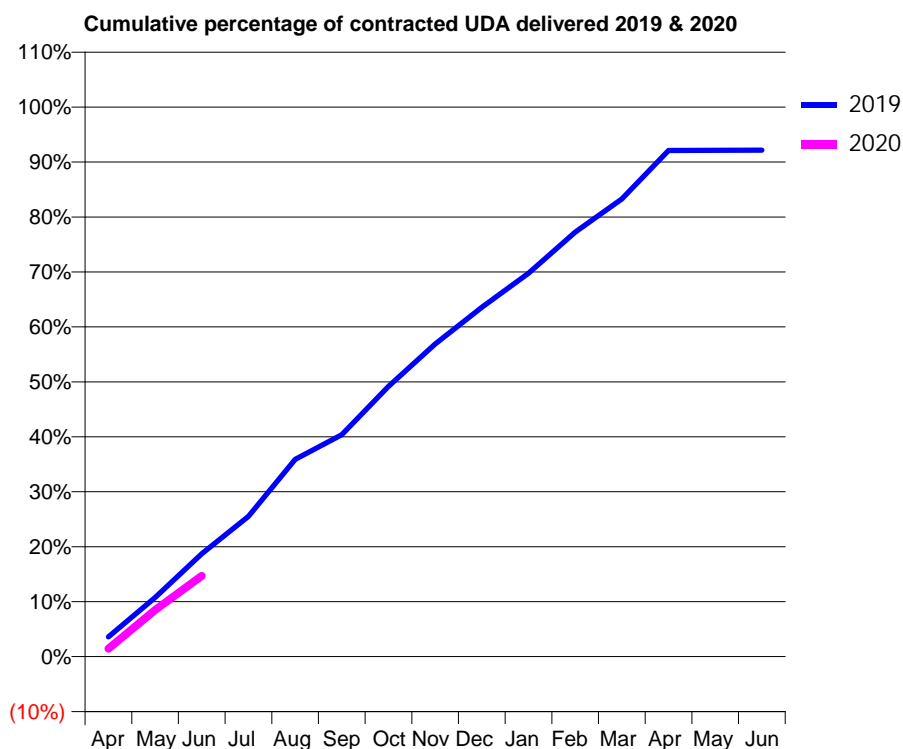
19/20 Contracted general activity (UDA)	12,151
Carry forward general activity (UDA)	0
19/20 Contracted orthodontic activity (UOA)	0
Carry forward orthodontic activity (UOA)	0
Baseline contract value	£397,892.10

ACCESS*

Patients seen in 24 months	Total	Change since previous quarter
Quarter ending June 2018	4,399	
Quarter ending September 2018	4,384	→
Quarter ending December 2018	4,335	↓
Quarter ending March 2019	4,281	↓
Quarter ending June 2019	4,272	→
Variance since June 2018	(2.9%)	↓



ACTIVITY



Month	Adjusted Scheduled Activity (UDA)	
	2019	2020
April	438	174
May	1,309	1,030
June	2,276	1,786
July	3,104	
August	4,361	
September	4,905	
October	5,976	
November	6,913	
December	7,724	
January	8,477	
February	9,386	
March	10,118	
April	11,191	
May	11,194	
June	11,197	

QUALITY

	Quantity	Base Number	Contract	AT	Region	England
% of FP17s for the same patient ID Re-attending within 3 months - Children	7	278	2.5%	9.4%	12.1%	11.4%
% of FP17s for the same patient ID Re-attending within 3 months - Adults	168	1,494	11.2%	13.4%	15.6%	15.4%
% of FP17s for the same patient ID Re-attending between 3 & 9 months - Children	198	278	71.2%	61.9%	61.2%	59.8%
% of FP17s for the same patient ID Re-attending between 3 & 9 months - Adults	1,061	1,494	71.0%	56.5%	54.5%	52.1%
% of FP17s for Band 1 Urgent Courses	64	1,155	5.5%	7.6%	9.1%	9.2%
% of FP17s Relating to Free Repair or Replacements	11	1,155	1.0%	1.2%	1.0%	0.7%
% of FP17s Relating to Continuations	19	1,155	1.6%	1.1%	1.0%	0.8%
% of Patients satisfied with the dentistry they have received	0	0	N/A	96.0%	94.2%	93.4%
% of Patients satisfied with the time they had to wait for an appointment	0	0	N/A	87.6%	88.4%	87.6%

* This is based on patients treated on this contract for their most recent course of treatment. Figures in italics indicate the base number of FP17s or Patient Questionnaire responses are less than 100. N/A is shown where the base number of responses is less than 10 during the period. % is calculated as Quantity/Base number*100

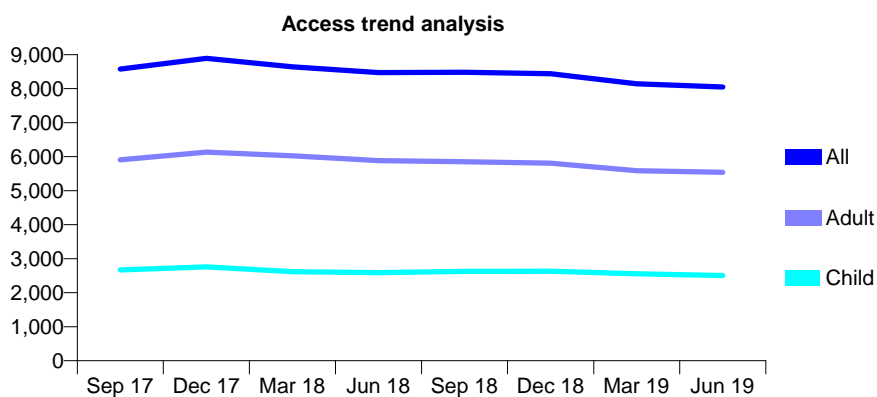
Q51 - Vital Signs At a Glance Contract Report for 151491/0001 - June 2019

Name or company name	A2 Dental Studio
Contract type name	GDS Contract
Purpose of contract	General
Contract start date	06/06/2011
Contract end date	

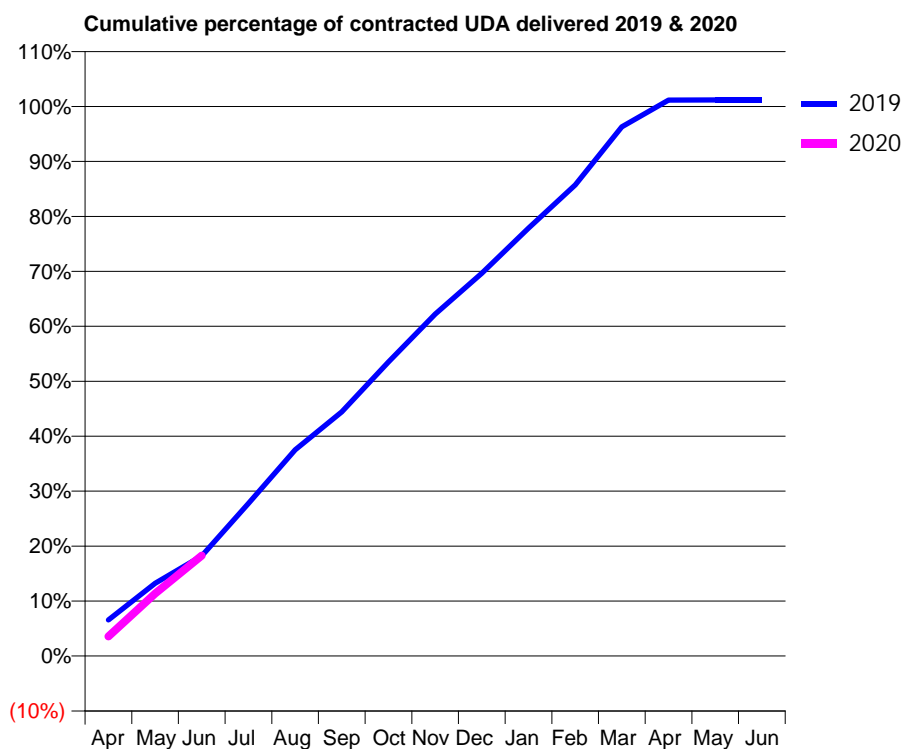
19/20 Contracted general activity (UDA)	22,823
Carry forward general activity (UDA)	0
19/20 Contracted orthodontic activity (UOA)	0
Carry forward orthodontic activity (UOA)	0
Baseline contract value	£759,242.49

ACCESS*

Patients seen in 24 months	Total	Change since previous quarter
Quarter ending June 2018	8,473	
Quarter ending September 2018	8,479	→
Quarter ending December 2018	8,442	→
Quarter ending March 2019	8,144	↓
Quarter ending June 2019	8,048	↓
Variance since June 2018	(5.0%)	↓



ACTIVITY



Month	Adjusted Scheduled Activity (UDA)	
	2019	2020
April	1,500	818
May	3,022	2,597
June	4,155	4,173
July	6,337	
August	8,567	
September	10,136	
October	12,216	
November	14,203	
December	15,895	
January	17,771	
February	19,562	
March	21,976	
April	23,089	
May	23,095	
June	23,095	

QUALITY

	Quantity	Base Number	Contract	AT	Region	England
% of FP17s for the same patient ID Re-attending within 3 months - Children	58	755	7.7%	9.4%	12.1%	11.4%
% of FP17s for the same patient ID Re-attending within 3 months - Adults	233	1,627	14.3%	13.4%	15.6%	15.4%
% of FP17s for the same patient ID Re-attending between 3 & 9 months - Children	405	755	53.6%	61.9%	61.2%	59.8%
% of FP17s for the same patient ID Re-attending between 3 & 9 months - Adults	798	1,627	49.0%	56.5%	54.5%	52.1%
% of FP17s for Band 1 Urgent Courses	155	1,794	8.6%	7.6%	9.1%	9.2%
% of FP17s Relating to Free Repair or Replacements	13	1,794	0.7%	1.2%	1.0%	0.7%
% of FP17s Relating to Continuations	26	1,794	1.4%	1.1%	1.0%	0.8%
% of Patients satisfied with the dentistry they have received	6	6	N/A	96.0%	94.2%	93.4%
% of Patients satisfied with the time they had to wait for an appointment	5	6	N/A	87.6%	88.4%	87.6%

* This is based on patients treated on this contract for their most recent course of treatment. Figures in italics indicate the base number of FP17s or Patient Questionnaire responses are less than 100. N/A is shown where the base number of responses is less than 10 during the period. % is calculated as Quantity/Base number*100

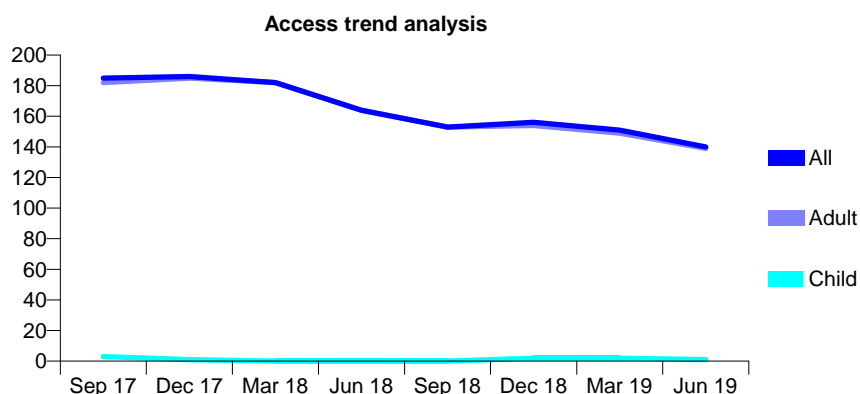
Q51 - Vital Signs At a Glance Contract Report for 151653/0003 - June 2019

Name or company name	The Forum Practice Ltd
Contract type name	PDS Contract
Purpose of contract	General
Contract start date	01/04/2012
Contract end date	31/03/2020

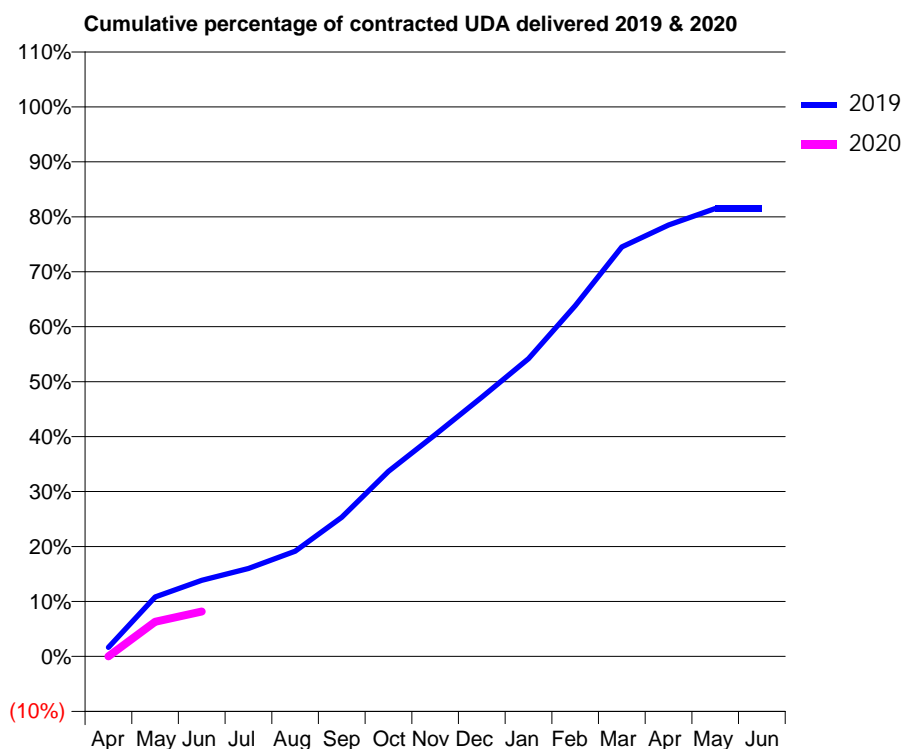
19/20 Contracted general activity (UDA)	1,800
Carry forward general activity (UDA)	0
19/20 Contracted orthodontic activity (UOA)	0
Carry forward orthodontic activity (UOA)	0
Baseline contract value	£68,315.02

ACCESS*

Patients seen in 24 months	Total	Change since previous quarter
Quarter ending June 2018	164	
Quarter ending September 2018	153	↓
Quarter ending December 2018	156	→
Quarter ending March 2019	151	↓
Quarter ending June 2019	140	↓
Variance since June 2018	(14.6%)	↓



ACTIVITY



Month	Adjusted Scheduled Activity (UDA)	
	2019	2020
April	30	0
May	195	114
June	249	147
July	288	
August	345	
September	456	
October	606	
November	726	
December	849	
January	975	
February	1,149	
March	1,341	
April	1,413	
May	1,467	
June	1,467	

QUALITY

	Quantity	Base Number	Contract	AT	Region	England
% of FP17s for the same patient ID Re-attending within 3 months - Children	0	0	N/A	9.4%	12.1%	11.4%
% of FP17s for the same patient ID Re-attending within 3 months - Adults	8	91	8.8%	13.4%	15.6%	15.4%
% of FP17s for the same patient ID Re-attending between 3 & 9 months - Children	0	0	N/A	61.9%	61.2%	59.8%
% of FP17s for the same patient ID Re-attending between 3 & 9 months - Adults	0	91	0.0%	56.5%	54.5%	52.1%
% of FP17s for Band 1 Urgent Courses	0	49	0.0%	7.6%	9.1%	9.2%
% of FP17s Relating to Free Repair or Replacements	0	49	0.0%	1.2%	1.0%	0.7%
% of FP17s Relating to Continuations	0	49	0.0%	1.1%	1.0%	0.8%
% of Patients satisfied with the dentistry they have received	0	0	N/A	96.0%	94.2%	93.4%
% of Patients satisfied with the time they had to wait for an appointment	0	0	N/A	87.6%	88.4%	87.6%

* This is based on patients treated on this contract for their most recent course of treatment. Figures in italics indicate the base number of FP17s or Patient Questionnaire responses are less than 100. N/A is shown where the base number of responses is less than 10 during the period. % is calculated as Quantity/Base number*100

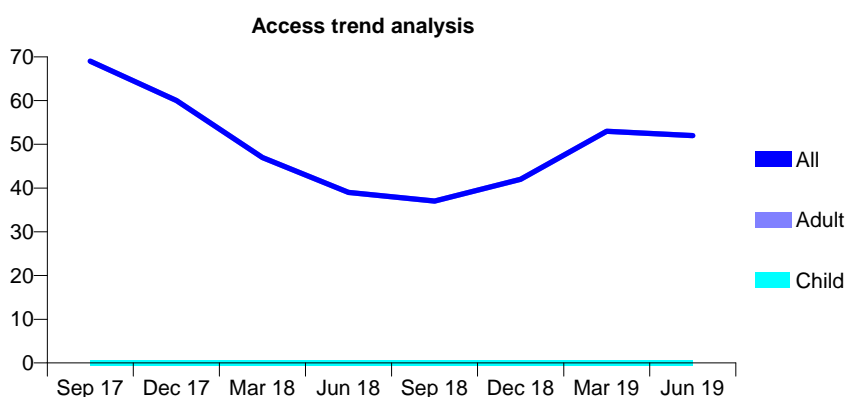
Q51 - Vital Signs At a Glance Contract Report for 151653/0004 - June 2019

Name or company name	The Forum Practice Ltd
Contract type name	PDS Contract
Purpose of contract	General
Contract start date	01/03/2012
Contract end date	30/04/2020

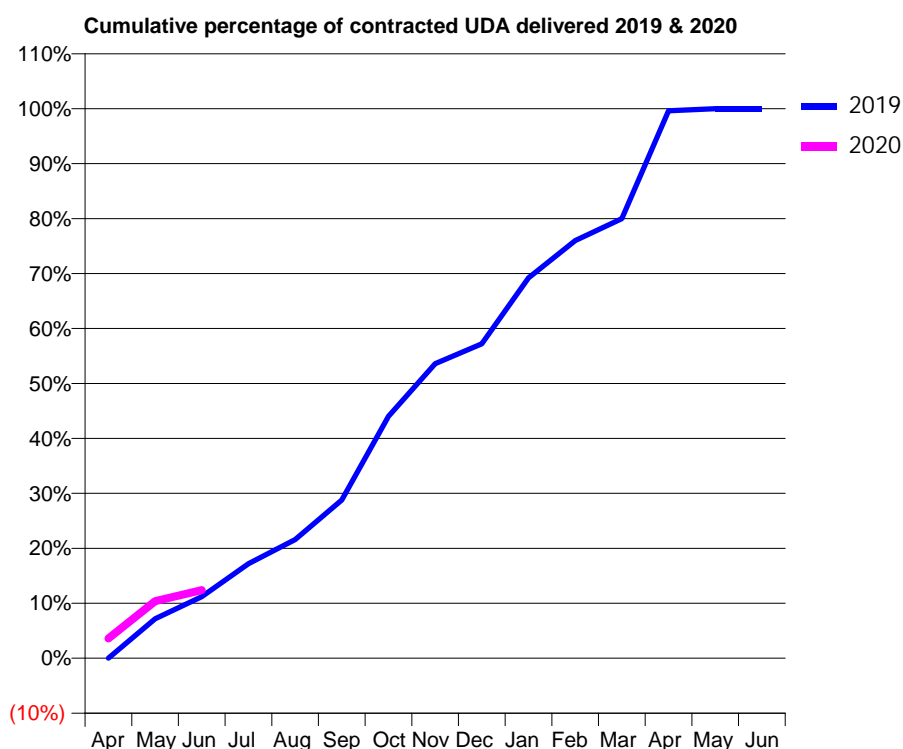
19/20 Contracted general activity (UDA)	750
Carry forward general activity (UDA)	0
19/20 Contracted orthodontic activity (UOA)	0
Carry forward orthodontic activity (UOA)	0
Baseline contract value	£35,911.18

ACCESS*

Patients seen in 24 months	Total	Change since previous quarter
Quarter ending June 2018	39	
Quarter ending September 2018	37	↓
Quarter ending December 2018	42	↑
Quarter ending March 2019	53	↑
Quarter ending June 2019	52	↓
Variance since June 2018	33.3%	↑



ACTIVITY



Month	2019	2020
April	0	27
May	54	78
June	84	93
July	129	
August	162	
September	216	
October	330	
November	402	
December	429	
January	519	
February	570	
March	600	
April	747	
May	750	
June	750	

QUALITY

	Quantity	Base Number	Contract	AT	Region	England
% of FP17s for the same patient ID Re-attending within 3 months - Children	0	2	0.0%	9.4%	12.1%	11.4%
% of FP17s for the same patient ID Re-attending within 3 months - Adults	4	79	5.1%	13.4%	15.6%	15.4%
% of FP17s for the same patient ID Re-attending between 3 & 9 months - Children	0	2	0.0%	61.9%	61.2%	59.8%
% of FP17s for the same patient ID Re-attending between 3 & 9 months - Adults	0	79	0.0%	56.5%	54.5%	52.1%
% of FP17s for Band 1 Urgent Courses	0	31	0.0%	7.6%	9.1%	9.2%
% of FP17s Relating to Free Repair or Replacements	0	31	0.0%	1.2%	1.0%	0.7%
% of FP17s Relating to Continuations	0	31	0.0%	1.1%	1.0%	0.8%
% of Patients satisfied with the dentistry they have received	0	0	N/A	96.0%	94.2%	93.4%
% of Patients satisfied with the time they had to wait for an appointment	0	0	N/A	87.6%	88.4%	87.6%

* This is based on patients treated on this contract for their most recent course of treatment.

Figures in italics indicate the base number of FP17s or Patient Questionnaire responses are less than 100. N/A is shown where the base number of responses is less than 10 during the period. % is calculated as Quantity/Base number*100

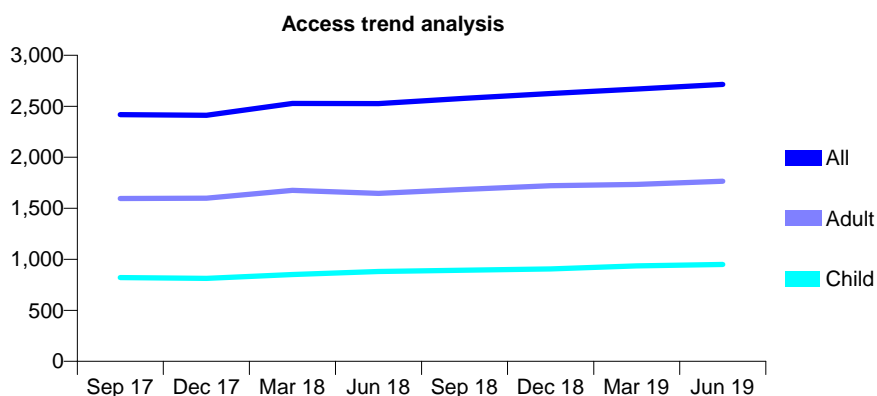
Q51 - Vital Signs At a Glance Contract Report for 152161/0001 - June 2019

Name or company name	Manor Dental Practice
Contract type name	GDS Contract
Purpose of contract	General
Contract start date	01/10/2007
Contract end date	

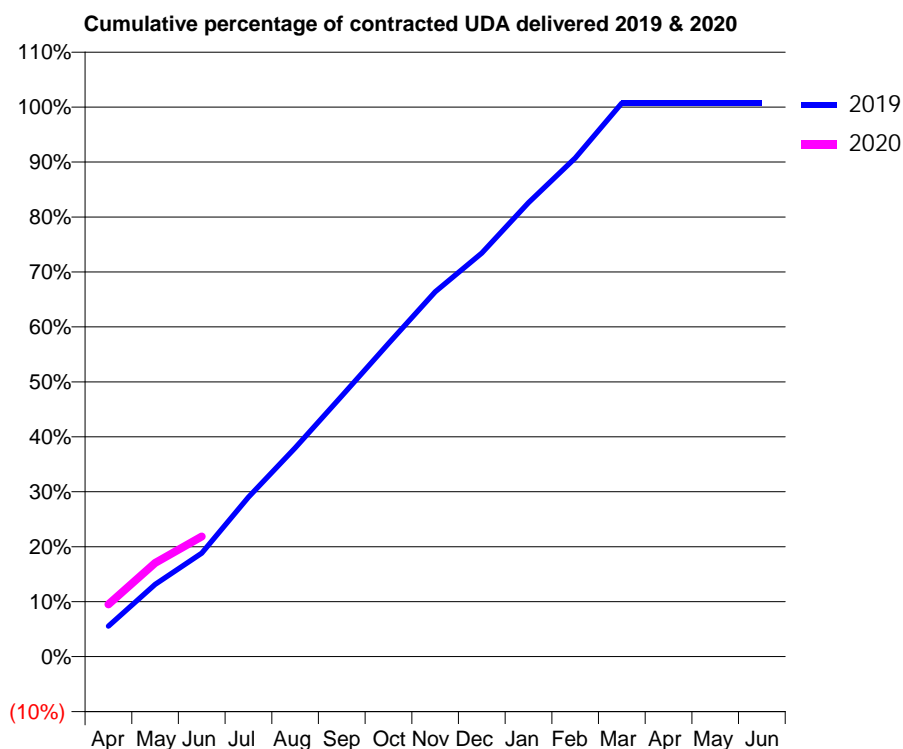
19/20 Contracted general activity (UDA)	8,728
Carry forward general activity (UDA)	0
19/20 Contracted orthodontic activity (UOA)	0
Carry forward orthodontic activity (UOA)	0
Baseline contract value	£236,987.48

ACCESS*

Patients seen in 24 months	Total	Change since previous quarter
Quarter ending June 2018	2,526	
Quarter ending September 2018	2,579	↑
Quarter ending December 2018	2,626	→
Quarter ending March 2019	2,669	→
Quarter ending June 2019	2,715	→
Variance since June 2018	7.5%	↑



ACTIVITY



Month	Adjusted Scheduled Activity (UDA)	
	2019	2020
April	484	830
May	1,149	1,487
June	1,645	1,907
July	2,533	
August	3,315	
September	4,139	
October	4,975	
November	5,794	
December	6,411	
January	7,212	
February	7,918	
March	8,791	
April	8,791	
May	8,791	
June	8,791	

QUALITY

	Quantity	Base Number	Contract	AT	Region	England
% of FP17s for the same patient ID Re-attending within 3 months - Children	29	280	10.4%	9.4%	12.1%	11.4%
% of FP17s for the same patient ID Re-attending within 3 months - Adults	75	443	16.9%	13.4%	15.6%	15.4%
% of FP17s for the same patient ID Re-attending between 3 & 9 months - Children	147	280	52.5%	61.9%	61.2%	59.8%
% of FP17s for the same patient ID Re-attending between 3 & 9 months - Adults	181	443	40.9%	56.5%	54.5%	52.1%
% of FP17s for Band 1 Urgent Courses	84	722	11.6%	7.6%	9.1%	9.2%
% of FP17s Relating to Free Repair or Replacements	6	722	0.8%	1.2%	1.0%	0.7%
% of FP17s Relating to Continuations	6	722	0.8%	1.1%	1.0%	0.8%
% of Patients satisfied with the dentistry they have received	1	1	N/A	96.0%	94.2%	93.4%
% of Patients satisfied with the time they had to wait for an appointment	1	1	N/A	87.6%	88.4%	87.6%

* This is based on patients treated on this contract for their most recent course of treatment. Figures in italics indicate the base number of FP17s or Patient Questionnaire responses are less than 100. N/A is shown where the base number of responses is less than 10 during the period. % is calculated as Quantity/Base number*100

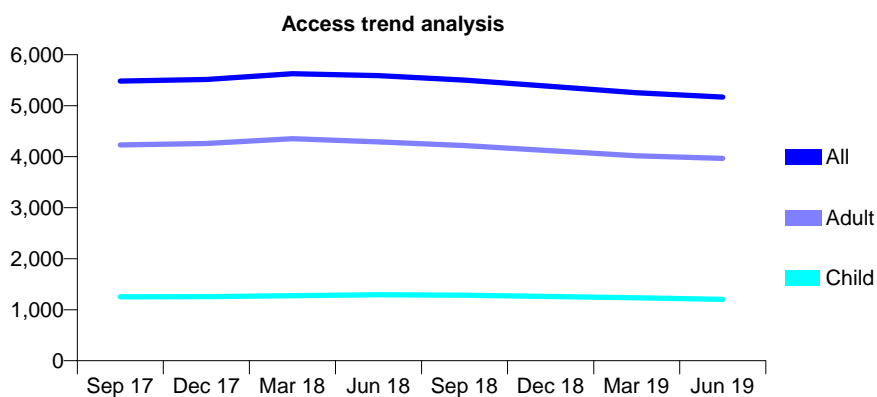
Q51 - Vital Signs At a Glance Contract Report for 152498/0001 - June 2019

Name or company name	Hatfield Dental Care Ltd
Contract type name	GDS Contract
Purpose of contract	General
Contract start date	01/10/2014
Contract end date	

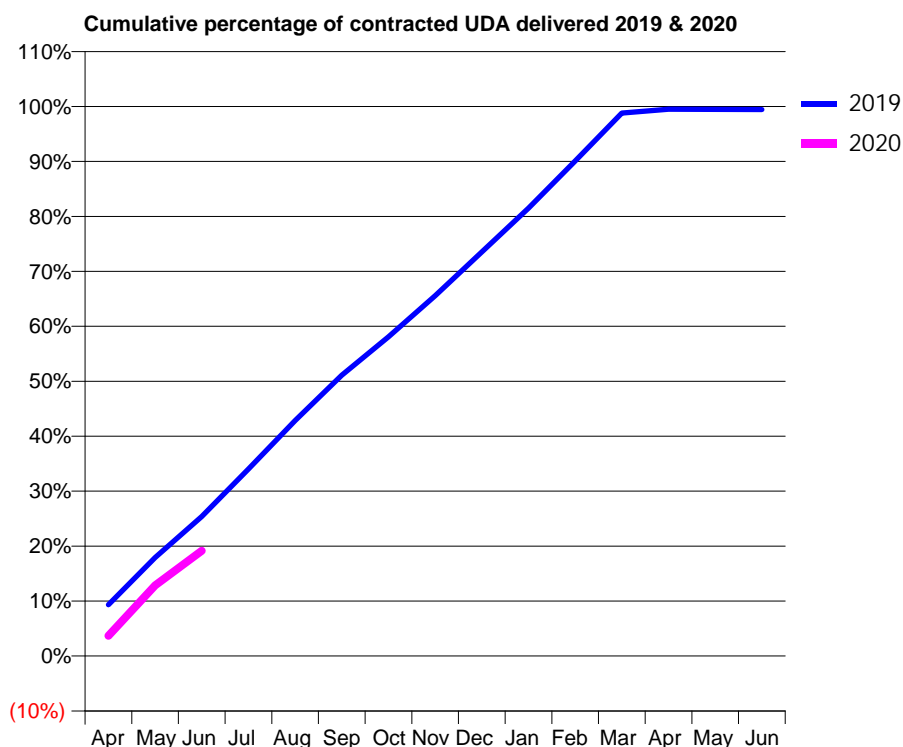
19/20 Contracted general activity (UDA)	14,449
Carry forward general activity (UDA)	0
19/20 Contracted orthodontic activity (UOA)	0
Carry forward orthodontic activity (UOA)	0
Baseline contract value	£423,219.83

ACCESS*

Patients seen in 24 months	Total	Change since previous quarter
Quarter ending June 2018	5,587	
Quarter ending September 2018	5,501	↓
Quarter ending December 2018	5,380	↓
Quarter ending March 2019	5,253	↓
Quarter ending June 2019	5,171	↓
Variance since June 2018	(7.4%)	↓



ACTIVITY



Month	Adjusted Scheduled Activity (UDA)	
	2019	2020
April	1,349	534
May	2,590	1,858
June	3,667	2,769
July	4,918	
August	6,195	
September	7,383	
October	8,392	
November	9,477	
December	10,621	
January	11,776	
February	13,018	
March	14,276	
April	14,379	
May	14,370	
June	14,367	

QUALITY

	Quantity	Base Number	Contract	AT	Region	England
% of FP17s for the same patient ID Re-attending within 3 months - Children	44	390	11.3%	9.4%	12.1%	11.4%
% of FP17s for the same patient ID Re-attending within 3 months - Adults	121	1,125	10.8%	13.4%	15.6%	15.4%
% of FP17s for the same patient ID Re-attending between 3 & 9 months - Children	246	390	63.1%	61.9%	61.2%	59.8%
% of FP17s for the same patient ID Re-attending between 3 & 9 months - Adults	632	1,125	56.2%	56.5%	54.5%	52.1%
% of FP17s for Band 1 Urgent Courses	61	1,472	4.1%	7.6%	9.1%	9.2%
% of FP17s Relating to Free Repair or Replacements	18	1,472	1.2%	1.2%	1.0%	0.7%
% of FP17s Relating to Continuations	1	1,472	0.1%	1.1%	1.0%	0.8%
% of Patients satisfied with the dentistry they have received	6	6	N/A	96.0%	94.2%	93.4%
% of Patients satisfied with the time they had to wait for an appointment	5	6	N/A	87.6%	88.4%	87.6%

* This is based on patients treated on this contract for their most recent course of treatment. Figures in italics indicate the base number of FP17s or Patient Questionnaire responses are less than 100. N/A is shown where the base number of responses is less than 10 during the period. % is calculated as Quantity/Base number*100

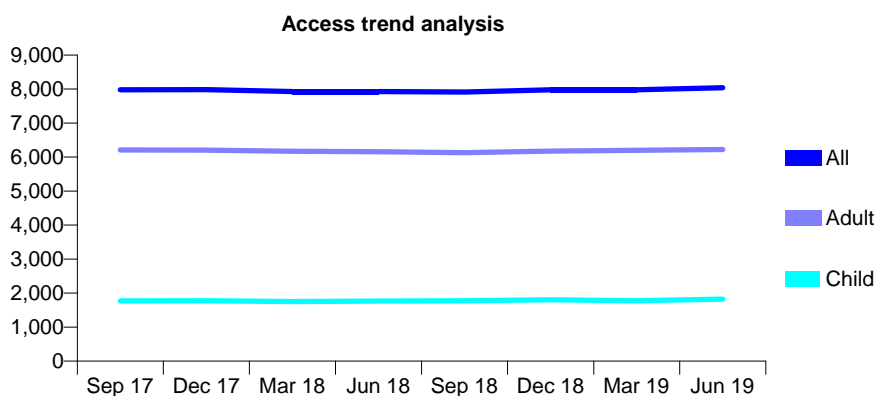
Q51 - Vital Signs At a Glance Contract Report for 153311/0001 - June 2019

Name or company name	Cantley Dental Centre Ltd
Contract type name	GDS Contract
Purpose of contract	General
Contract start date	01/10/2013
Contract end date	

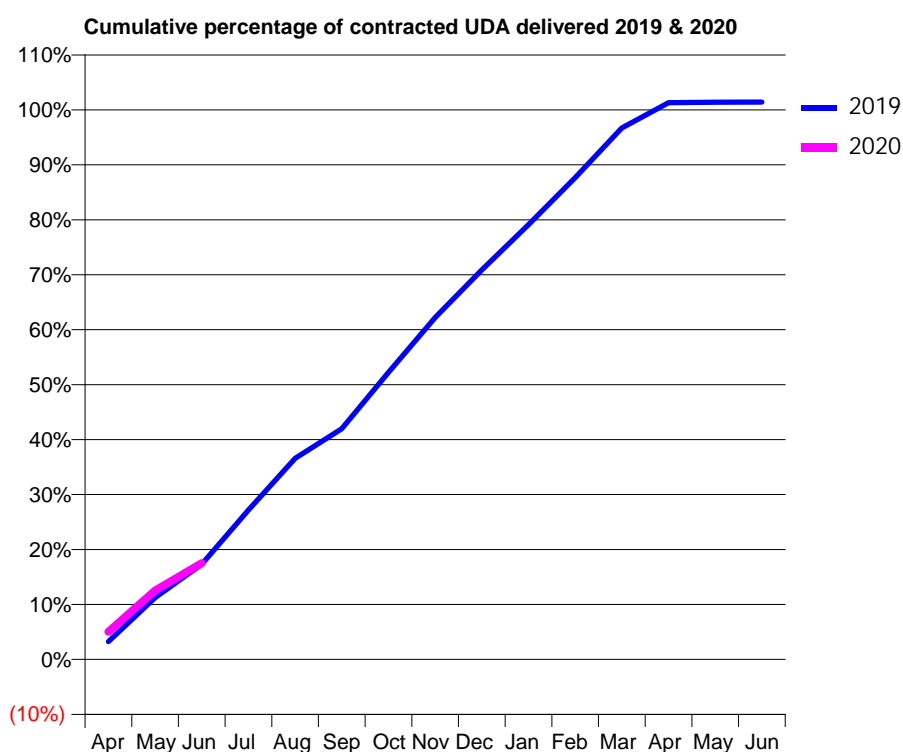
19/20 Contracted general activity (UDA)	20,539
Carry forward general activity (UDA)	0
19/20 Contracted orthodontic activity (UOA)	0
Carry forward orthodontic activity (UOA)	0
Baseline contract value	£601,762.28

ACCESS*

Patients seen in 24 months	Total	Change since previous quarter
Quarter ending June 2018	7,926	
Quarter ending September 2018	7,910	→
Quarter ending December 2018	7,979	→
Quarter ending March 2019	7,979	→
Quarter ending June 2019	8,042	→
Variance since June 2018	1.5%	→



ACTIVITY



Month	Adjusted Scheduled Activity (UDA)	
	2019	2020
April	672	1,034
May	2,311	2,574
June	3,556	3,597
July	5,586	
August	7,513	
September	8,623	
October	10,727	
November	12,784	
December	14,554	
January	16,251	
February	18,008	
March	19,861	
April	20,807	
May	20,828	
June	20,829	

QUALITY

	Quantity	Base Number	Contract	AT	Region	England
% of FP17s for the same patient ID Re-attending within 3 months - Children	26	567	4.6%	9.4%	12.1%	11.4%
% of FP17s for the same patient ID Re-attending within 3 months - Adults	200	1,735	11.5%	13.4%	15.6%	15.4%
% of FP17s for the same patient ID Re-attending between 3 & 9 months - Children	327	567	57.7%	61.9%	61.2%	59.8%
% of FP17s for the same patient ID Re-attending between 3 & 9 months - Adults	907	1,735	52.3%	56.5%	54.5%	52.1%
% of FP17s for Band 1 Urgent Courses	80	1,937	4.1%	7.6%	9.1%	9.2%
% of FP17s Relating to Free Repair or Replacements	22	1,937	1.1%	1.2%	1.0%	0.7%
% of FP17s Relating to Continuations	55	1,937	2.8%	1.1%	1.0%	0.8%
% of Patients satisfied with the dentistry they have received	1	1	N/A	96.0%	94.2%	93.4%
% of Patients satisfied with the time they had to wait for an appointment	1	1	N/A	87.6%	88.4%	87.6%

* This is based on patients treated on this contract for their most recent course of treatment. Figures in italics indicate the base number of FP17s or Patient Questionnaire responses are less than 100. N/A is shown where the base number of responses is less than 10 during the period. % is calculated as Quantity/Base number*100

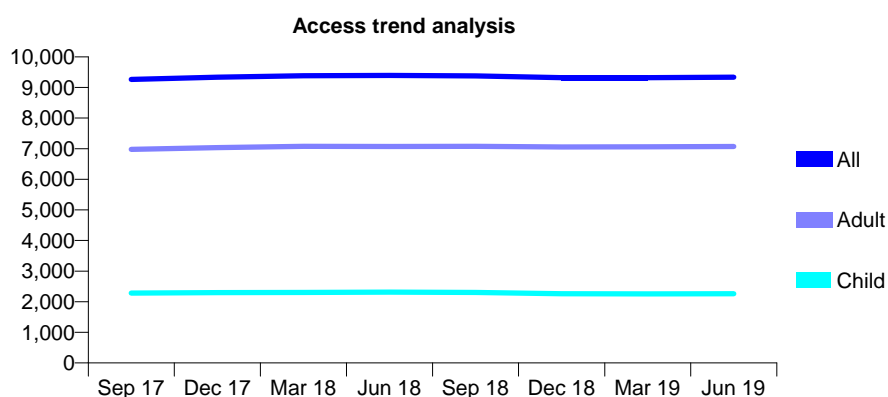
Q51 - Vital Signs At a Glance Contract Report for 153737/0001 - June 2019

Name or company name	High Green & Dinnington Dental Practices
Contract type name	GDS Contract
Purpose of contract	General
Contract start date	01/04/2006
Contract end date	

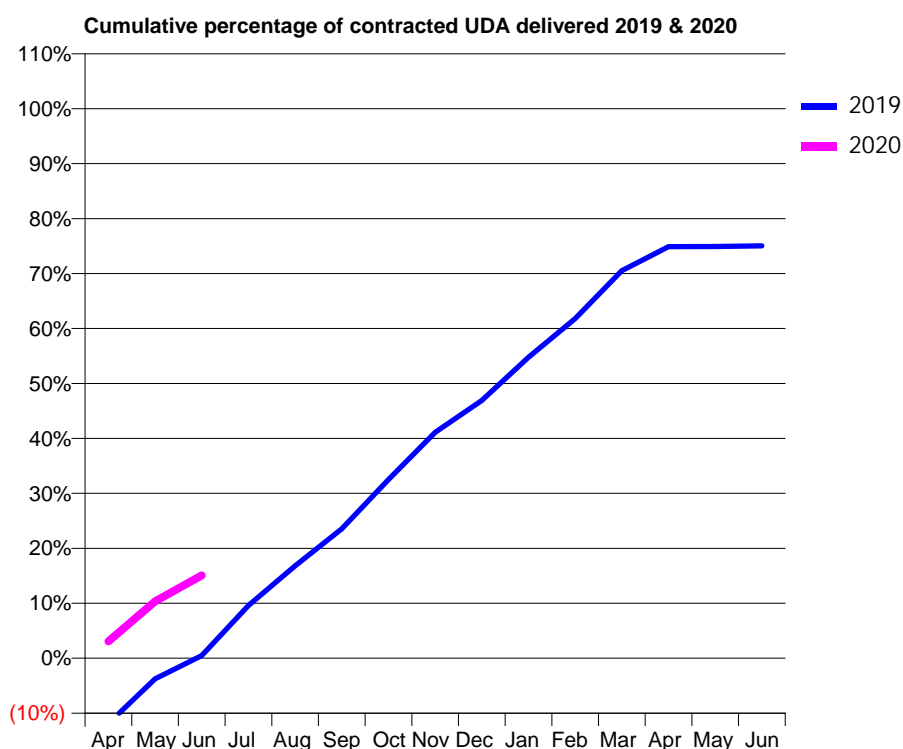
19/20 Contracted general activity (UDA)	25,958
Carry forward general activity (UDA)	0
19/20 Contracted orthodontic activity (UOA)	0
Carry forward orthodontic activity (UOA)	0
Baseline contract value	£883,005.91

ACCESS*

Patients seen in 24 months	Total	Change since previous quarter
Quarter ending June 2018	9,390	
Quarter ending September 2018	9,379	→
Quarter ending December 2018	9,319	→
Quarter ending March 2019	9,317	→
Quarter ending June 2019	9,336	→
Variance since June 2018	(0.6%)	→



ACTIVITY



Month	2019	2020
April	-3,087	798
May	-975	2,686
June	131	3,913
July	2,494	
August	4,365	
September	6,111	
October	8,438	
November	10,671	
December	12,171	
January	14,214	
February	16,045	
March	18,308	
April	19,444	
May	19,447	
June	19,482	

QUALITY

	Quantity	Base Number	Contract	AT	Region	England
% of FP17s for the same patient ID Re-attending within 3 months - Children	79	974	8.1%	9.4%	12.1%	11.4%
% of FP17s for the same patient ID Re-attending within 3 months - Adults	352	2,496	14.1%	13.4%	15.6%	15.4%
% of FP17s for the same patient ID Re-attending between 3 & 9 months - Children	724	974	74.3%	61.9%	61.2%	59.8%
% of FP17s for the same patient ID Re-attending between 3 & 9 months - Adults	1,555	2,496	62.3%	56.5%	54.5%	52.1%
% of FP17s for Band 1 Urgent Courses	216	2,520	8.6%	7.6%	9.1%	9.2%
% of FP17s Relating to Free Repair or Replacements	56	2,520	2.2%	1.2%	1.0%	0.7%
% of FP17s Relating to Continuations	8	2,520	0.3%	1.1%	1.0%	0.8%
% of Patients satisfied with the dentistry they have received	11	12	91.7%	96.0%	94.2%	93.4%
% of Patients satisfied with the time they had to wait for an appointment	11	12	91.7%	87.6%	88.4%	87.6%

* This is based on patients treated on this contract for their most recent course of treatment.

Figures in italics indicate the base number of FP17s or Patient Questionnaire responses are less than 100. N/A is shown where the base number of responses is less than 10 during the period. % is calculated as Quantity/Base number*100

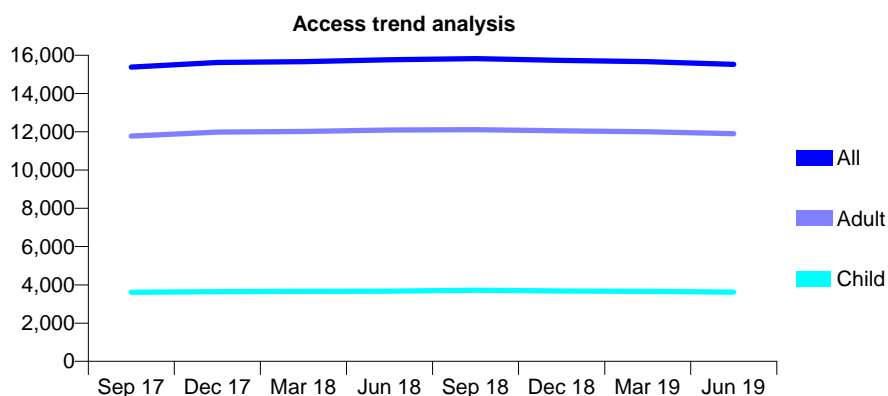
Q51 - Vital Signs At a Glance Contract Report for 153737/0003 - June 2019

Name or company name	High Green & Dinnington Dental Practices
Contract type name	GDS Contract
Purpose of contract	General
Contract start date	01/12/2013
Contract end date	

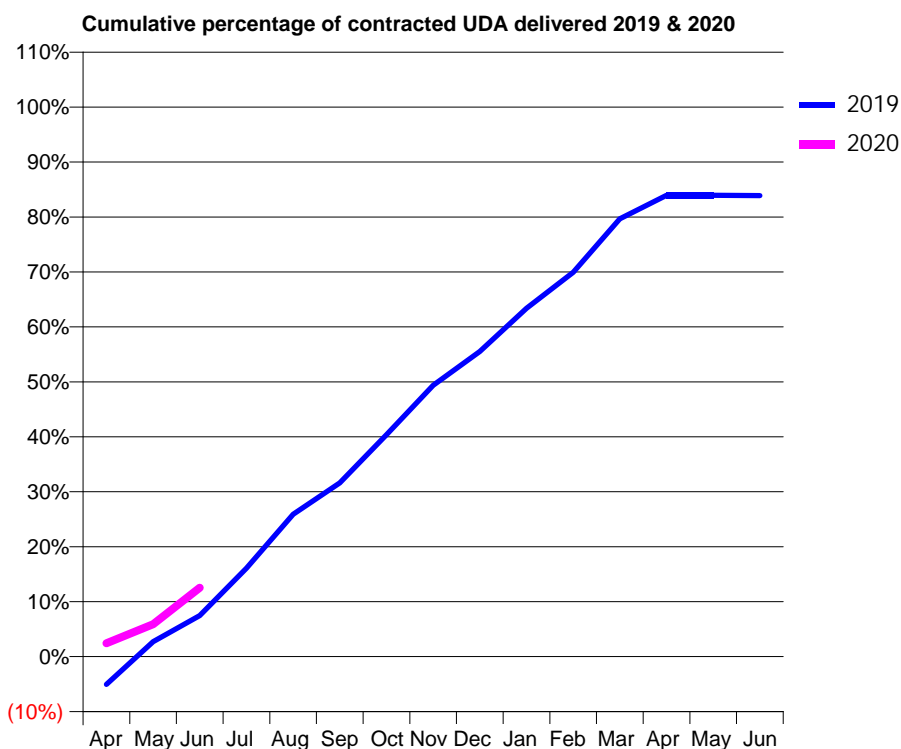
19/20 Contracted general activity (UDA)	45,179
Carry forward general activity (UDA)	0
19/20 Contracted orthodontic activity (UOA)	0
Carry forward orthodontic activity (UOA)	0
Baseline contract value	£1,506,439.34

ACCESS*

Patients seen in 24 months	Total	Change since previous quarter
Quarter ending June 2018	15,765	
Quarter ending September 2018	15,825	→
Quarter ending December 2018	15,730	→
Quarter ending March 2019	15,665	→
Quarter ending June 2019	15,520	→
Variance since June 2018	(1.6%)	↓



ACTIVITY



Month	Adjusted Scheduled Activity (UDA)	
	2019	2020
April	-2,285	1,105
May	1,238	2,666
June	3,370	5,659
July	7,270	
August	11,704	
September	14,275	
October	18,249	
November	22,305	
December	25,085	
January	28,631	
February	31,602	
March	35,986	
April	37,924	
May	37,924	
June	37,898	

QUALITY

	Quantity	Base Number	Contract	AT	Region	England
% of FP17s for the same patient ID Re-attending within 3 months - Children	74	1,061	7.0%	9.4%	12.1%	11.4%
% of FP17s for the same patient ID Re-attending within 3 months - Adults	520	3,392	15.3%	13.4%	15.6%	15.4%
% of FP17s for the same patient ID Re-attending between 3 & 9 months - Children	703	1,061	66.3%	61.9%	61.2%	59.8%
% of FP17s for the same patient ID Re-attending between 3 & 9 months - Adults	1,940	3,392	57.2%	56.5%	54.5%	52.1%
% of FP17s for Band 1 Urgent Courses	398	3,331	11.9%	7.6%	9.1%	9.2%
% of FP17s Relating to Free Repair or Replacements	104	3,331	3.1%	1.2%	1.0%	0.7%
% of FP17s Relating to Continuations	16	3,331	0.5%	1.1%	1.0%	0.8%
% of Patients satisfied with the dentistry they have received	3	3	N/A	96.0%	94.2%	93.4%
% of Patients satisfied with the time they had to wait for an appointment	2	3	N/A	87.6%	88.4%	87.6%

* This is based on patients treated on this contract for their most recent course of treatment. Figures in italics indicate the base number of FP17s or Patient Questionnaire responses are less than 100. N/A is shown where the base number of responses is less than 10 during the period. % is calculated as Quantity/Base number*100

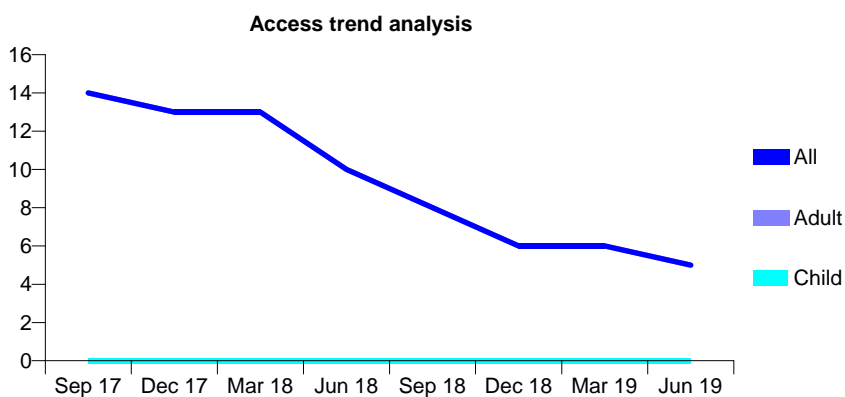
Q51 - Vital Signs At a Glance Contract Report for 153737/0004 - June 2019

Name or company name	High Green & Dinnington Dental Practices
Contract type name	GDS Contract
Purpose of contract	General
Contract start date	01/05/2015
Contract end date	

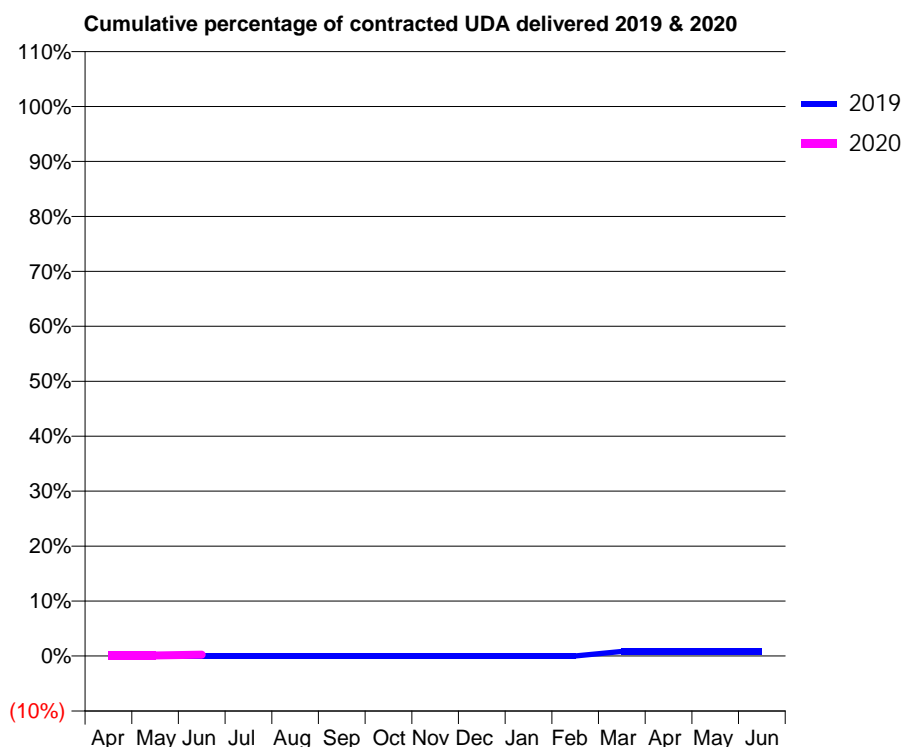
19/20 Contracted general activity (UDA)	849
Carry forward general activity (UDA)	0
19/20 Contracted orthodontic activity (UOA)	0
Carry forward orthodontic activity (UOA)	0
Baseline contract value	£28,967.90

ACCESS*

Patients seen in 24 months	Total	Change since previous quarter
Quarter ending June 2018	10	
Quarter ending September 2018	8	↓
Quarter ending December 2018	6	↓
Quarter ending March 2019	6	→
Quarter ending June 2019	5	↓
Variance since June 2018	(50.0%)	↓



ACTIVITY



Month	Adjusted Scheduled Activity (UDA)	
	2019	2020
April	0	1
May	0	1
June	0	2
July	0	
August	0	
September	0	
October	0	
November	0	
December	0	
January	0	
February	0	
March	7	
April	7	
May	7	
June	7	

QUALITY

	Quantity	Base Number	Contract	AT	Region	England
% of FP17s for the same patient ID Re-attending within 3 months - Children	0	0	N/A	9.4%	12.1%	11.4%
% of FP17s for the same patient ID Re-attending within 3 months - Adults	0	2	0.0%	13.4%	15.6%	15.4%
% of FP17s for the same patient ID Re-attending between 3 & 9 months - Children	0	0	N/A	61.9%	61.2%	59.8%
% of FP17s for the same patient ID Re-attending between 3 & 9 months - Adults	0	2	0.0%	56.5%	54.5%	52.1%
% of FP17s for Band 1 Urgent Courses	1	2	50.0%	7.6%	9.1%	9.2%
% of FP17s Relating to Free Repair or Replacements	0	2	0.0%	1.2%	1.0%	0.7%
% of FP17s Relating to Continuations	0	2	0.0%	1.1%	1.0%	0.8%
% of Patients satisfied with the dentistry they have received	0	0	N/A	96.0%	94.2%	93.4%
% of Patients satisfied with the time they had to wait for an appointment	0	0	N/A	87.6%	88.4%	87.6%

* This is based on patients treated on this contract for their most recent course of treatment. Figures in italics indicate the base number of FP17s or Patient Questionnaire responses are less than 100. N/A is shown where the base number of responses is less than 10 during the period. % is calculated as Quantity/Base number*100

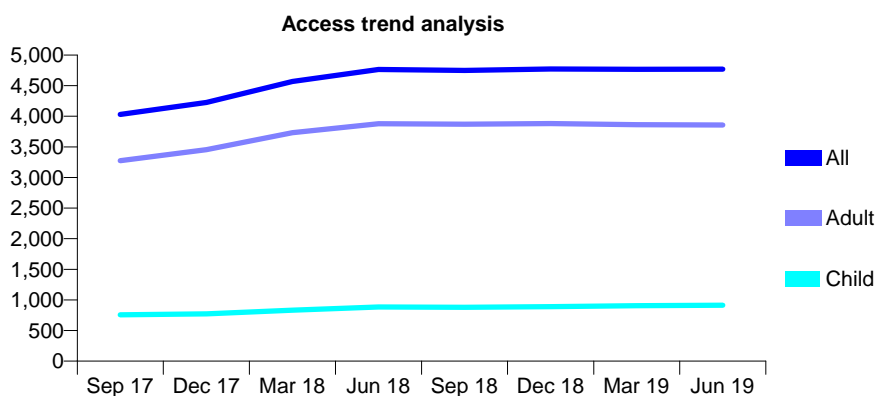
Q51 - Vital Signs At a Glance Contract Report for 153788/0001 - June 2019

Name or company name	Mr R Joseph
Contract type name	GDS Contract
Purpose of contract	General
Contract start date	01/01/2016
Contract end date	

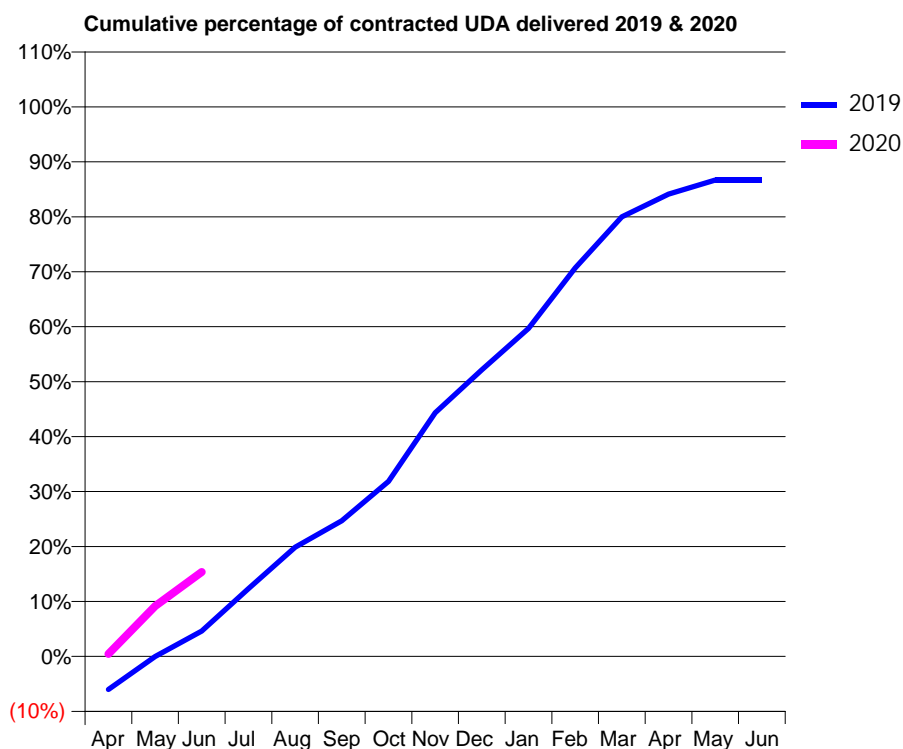
19/20 Contracted general activity (UDA)	15,000
Carry forward general activity (UDA)	0
19/20 Contracted orthodontic activity (UOA)	0
Carry forward orthodontic activity (UOA)	0
Baseline contract value	£498,561.43

ACCESS*

Patients seen in 24 months	Total	Change since previous quarter
Quarter ending June 2018	4,765	
Quarter ending September 2018	4,749	→
Quarter ending December 2018	4,772	→
Quarter ending March 2019	4,769	→
Quarter ending June 2019	4,771	→
Variance since June 2018	0.1%	→



ACTIVITY



Month	Adjusted Scheduled Activity (UDA)	
	2019	2020
April	-903	67
May	-5	1,374
June	695	2,307
July	1,850	
August	2,981	
September	3,703	
October	4,778	
November	6,651	
December	7,820	
January	8,954	
February	10,607	
March	12,000	
April	12,620	
May	13,000	
June	13,002	

QUALITY

	Quantity	Base Number	Contract	AT	Region	England
% of FP17s for the same patient ID Re-attending within 3 months - Children	26	338	7.7%	9.4%	12.1%	11.4%
% of FP17s for the same patient ID Re-attending within 3 months - Adults	143	1,296	11.0%	13.4%	15.6%	15.4%
% of FP17s for the same patient ID Re-attending between 3 & 9 months - Children	225	338	66.6%	61.9%	61.2%	59.8%
% of FP17s for the same patient ID Re-attending between 3 & 9 months - Adults	861	1,296	66.4%	56.5%	54.5%	52.1%
% of FP17s for Band 1 Urgent Courses	112	1,169	9.6%	7.6%	9.1%	9.2%
% of FP17s Relating to Free Repair or Replacements	40	1,169	3.4%	1.2%	1.0%	0.7%
% of FP17s Relating to Continuations	3	1,169	0.3%	1.1%	1.0%	0.8%
% of Patients satisfied with the dentistry they have received	1	1	N/A	96.0%	94.2%	93.4%
% of Patients satisfied with the time they had to wait for an appointment	1	1	N/A	87.6%	88.4%	87.6%

* This is based on patients treated on this contract for their most recent course of treatment. Figures in italics indicate the base number of FP17s or Patient Questionnaire responses are less than 100. N/A is shown where the base number of responses is less than 10 during the period. % is calculated as Quantity/Base number*100

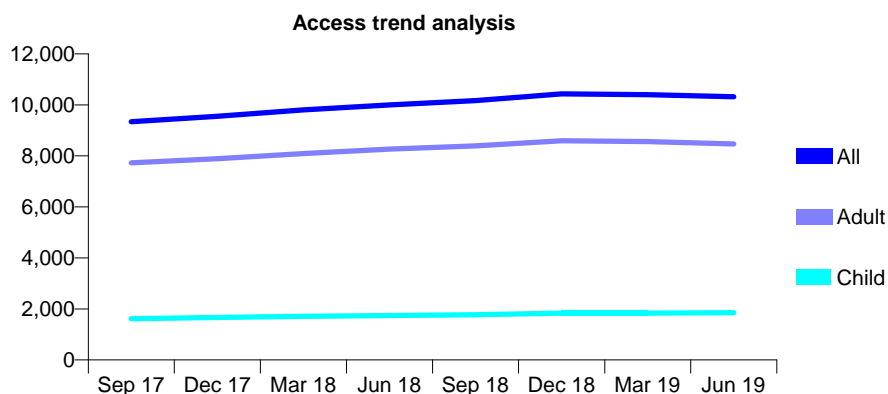
Q51 - Vital Signs At a Glance Contract Report for 153826/0001 - June 2019

Name or company name	School Road Dental Practice
Contract type name	GDS Contract
Purpose of contract	General
Contract start date	01/04/2006
Contract end date	

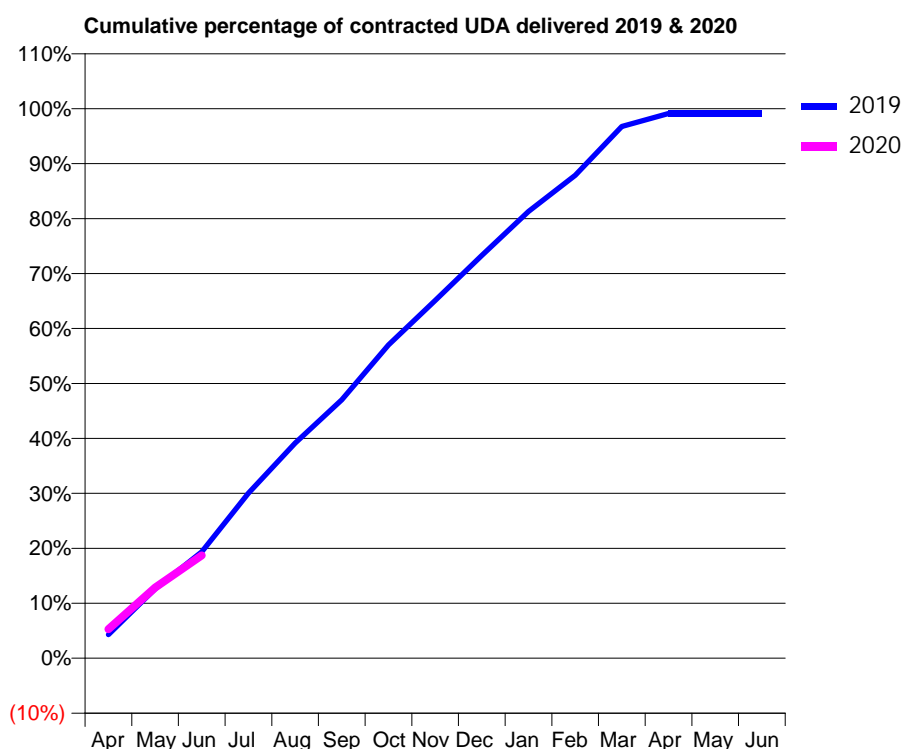
19/20 Contracted general activity (UDA)	26,832
Carry forward general activity (UDA)	0
19/20 Contracted orthodontic activity (UOA)	0
Carry forward orthodontic activity (UOA)	0
Baseline contract value	£779,423.48

ACCESS*

Patients seen in 24 months	Total	Change since previous quarter
Quarter ending June 2018	10,002	
Quarter ending September 2018	10,167	→
Quarter ending December 2018	10,430	↑
Quarter ending March 2019	10,401	→
Quarter ending June 2019	10,318	→
Variance since June 2018	3.2%	↑



ACTIVITY



Month	2019	2020
April	1,155	1,421
May	3,389	3,445
June	5,192	5,024
July	8,058	
August	10,505	
September	12,615	
October	15,301	
November	17,469	
December	19,665	
January	21,809	
February	23,579	
March	25,966	
April	26,593	
May	26,596	
June	26,598	

QUALITY

	Quantity	Base Number	Contract	AT	Region	England
% of FP17s for the same patient ID Re-attending within 3 months - Children	34	628	5.4%	9.4%	12.1%	11.4%
% of FP17s for the same patient ID Re-attending within 3 months - Adults	332	2,710	12.3%	13.4%	15.6%	15.4%
% of FP17s for the same patient ID Re-attending between 3 & 9 months - Children	456	628	72.6%	61.9%	61.2%	59.8%
% of FP17s for the same patient ID Re-attending between 3 & 9 months - Adults	1,734	2,710	64.0%	56.5%	54.5%	52.1%
% of FP17s for Band 1 Urgent Courses	177	3,006	5.9%	7.6%	9.1%	9.2%
% of FP17s Relating to Free Repair or Replacements	38	3,006	1.3%	1.2%	1.0%	0.7%
% of FP17s Relating to Continuations	8	3,006	0.3%	1.1%	1.0%	0.8%
% of Patients satisfied with the dentistry they have received	3	3	N/A	96.0%	94.2%	93.4%
% of Patients satisfied with the time they had to wait for an appointment	3	3	N/A	87.6%	88.4%	87.6%

* This is based on patients treated on this contract for their most recent course of treatment.

Figures in italics indicate the base number of FP17s or Patient Questionnaire responses are less than 100. N/A is shown where the base number of responses is less than 10 during the period. % is calculated as Quantity/Base number*100

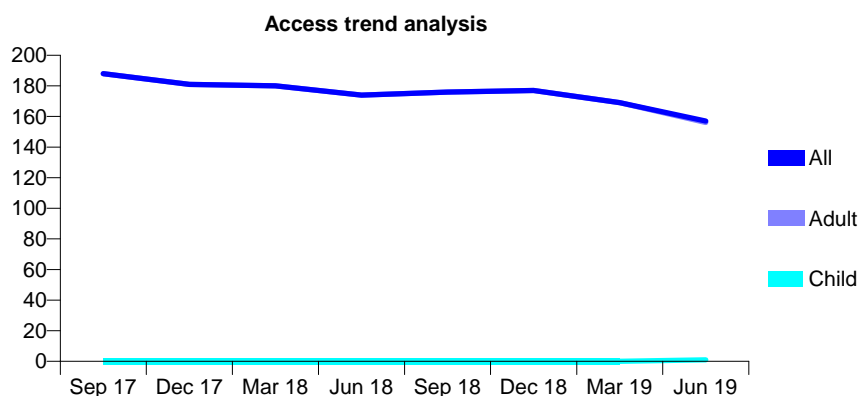
Q51 - Vital Signs At a Glance Contract Report for 153826/0002 - June 2019

Name or company name	School Road Dental Practice
Contract type name	GDS Contract
Purpose of contract	General
Contract start date	01/04/2008
Contract end date	

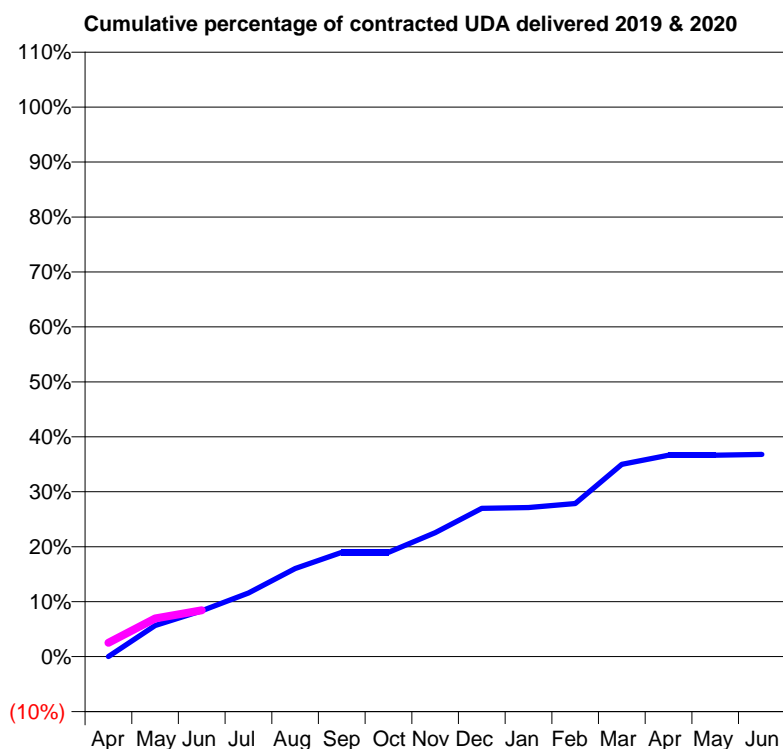
19/20 Contracted general activity (UDA)	675
Carry forward general activity (UDA)	0
19/20 Contracted orthodontic activity (UOA)	0
Carry forward orthodontic activity (UOA)	0
Baseline contract value	£39,713.92

ACCESS*

Patients seen in 24 months	Total	Change since previous quarter
Quarter ending June 2018	174	
Quarter ending September 2018	176	→
Quarter ending December 2018	177	→
Quarter ending March 2019	169	↓
Quarter ending June 2019	157	↓
Variance since June 2018	(9.8%)	↓



ACTIVITY



Month	Adjusted Scheduled Activity (UDA)	
	2019	2020
April	0	17
May	38	47
June	56	57
July	78	
August	108	
September	128	
October	128	
November	152	
December	182	
January	183	
February	188	
March	236	
April	247	
May	247	
June	248	

QUALITY

	Quantity	Base Number	Contract	AT	Region	England
% of FP17s for the same patient ID Re-attending within 3 months - Children	0	0	N/A	9.4%	12.1%	11.4%
% of FP17s for the same patient ID Re-attending within 3 months - Adults	0	26	0.0%	13.4%	15.6%	15.4%
% of FP17s for the same patient ID Re-attending between 3 & 9 months - Children	0	0	N/A	61.9%	61.2%	59.8%
% of FP17s for the same patient ID Re-attending between 3 & 9 months - Adults	8	26	30.8%	56.5%	54.5%	52.1%
% of FP17s for Band 1 Urgent Courses	0	16	0.0%	7.6%	9.1%	9.2%
% of FP17s Relating to Free Repair or Replacements	0	16	0.0%	1.2%	1.0%	0.7%
% of FP17s Relating to Continuations	0	16	0.0%	1.1%	1.0%	0.8%
% of Patients satisfied with the dentistry they have received	0	0	N/A	96.0%	94.2%	93.4%
% of Patients satisfied with the time they had to wait for an appointment	0	0	N/A	87.6%	88.4%	87.6%

* This is based on patients treated on this contract for their most recent course of treatment. Figures in italics indicate the base number of FP17s or Patient Questionnaire responses are less than 100. N/A is shown where the base number of responses is less than 10 during the period. % is calculated as Quantity/Base number*100

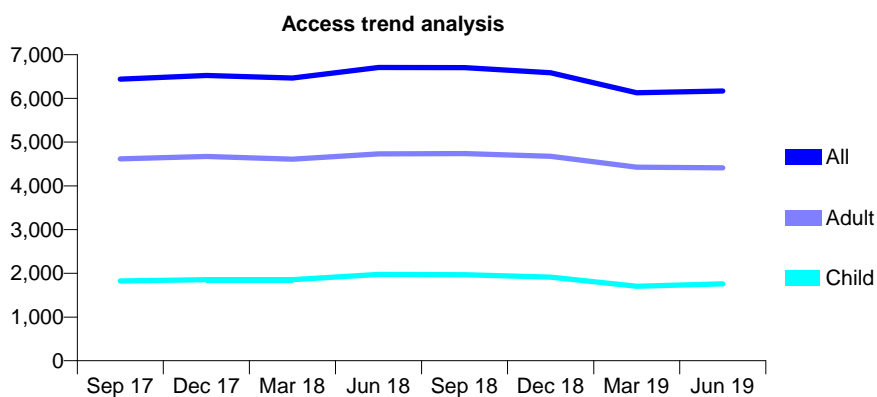
Q51 - Vital Signs At a Glance Contract Report for 155136/0001 - June 2019

Name or company name	Al-Kufaishi and Hanji Partnership
Contract type name	GDS Contract
Purpose of contract	General
Contract start date	01/01/2015
Contract end date	

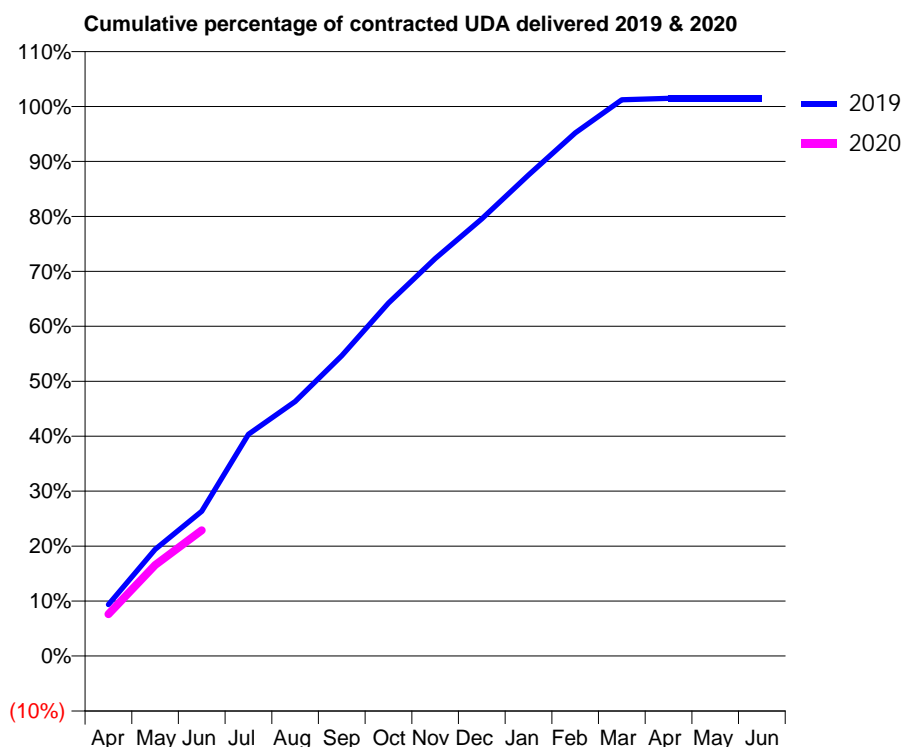
19/20 Contracted general activity (UDA)	18,547
Carry forward general activity (UDA)	0
19/20 Contracted orthodontic activity (UOA)	0
Carry forward orthodontic activity (UOA)	0
Baseline contract value	£550,868.95

ACCESS*

Patients seen in 24 months	Total	Change since previous quarter
Quarter ending June 2018	6,706	
Quarter ending September 2018	6,704	→
Quarter ending December 2018	6,588	↓
Quarter ending March 2019	6,130	↓
Quarter ending June 2019	6,169	→
Variance since June 2018	(8.0%)	↓



ACTIVITY



Month	Adjusted Scheduled Activity (UDA)	
	2019	2020
April	1,735	1,409
May	3,604	3,071
June	4,885	4,240
July	7,481	
August	8,589	
September	10,139	
October	11,909	
November	13,414	
December	14,752	
January	16,232	
February	17,654	
March	18,770	
April	18,822	
May	18,822	
June	18,822	

QUALITY

	Quantity	Base Number	Contract	AT	Region	England
% of FP17s for the same patient ID Re-attending within 3 months - Children	28	566	4.9%	9.4%	12.1%	11.4%
% of FP17s for the same patient ID Re-attending within 3 months - Adults	178	1,216	14.6%	13.4%	15.6%	15.4%
% of FP17s for the same patient ID Re-attending between 3 & 9 months - Children	252	566	44.5%	61.9%	61.2%	59.8%
% of FP17s for the same patient ID Re-attending between 3 & 9 months - Adults	499	1,216	41.0%	56.5%	54.5%	52.1%
% of FP17s for Band 1 Urgent Courses	130	1,760	7.4%	7.6%	9.1%	9.2%
% of FP17s Relating to Free Repair or Replacements	15	1,760	0.9%	1.2%	1.0%	0.7%
% of FP17s Relating to Continuations	18	1,760	1.0%	1.1%	1.0%	0.8%
% of Patients satisfied with the dentistry they have received	2	3	N/A	96.0%	94.2%	93.4%
% of Patients satisfied with the time they had to wait for an appointment	1	3	N/A	87.6%	88.4%	87.6%

* This is based on patients treated on this contract for their most recent course of treatment. Figures in italics indicate the base number of FP17s or Patient Questionnaire responses are less than 100. N/A is shown where the base number of responses is less than 10 during the period. % is calculated as Quantity/Base number*100

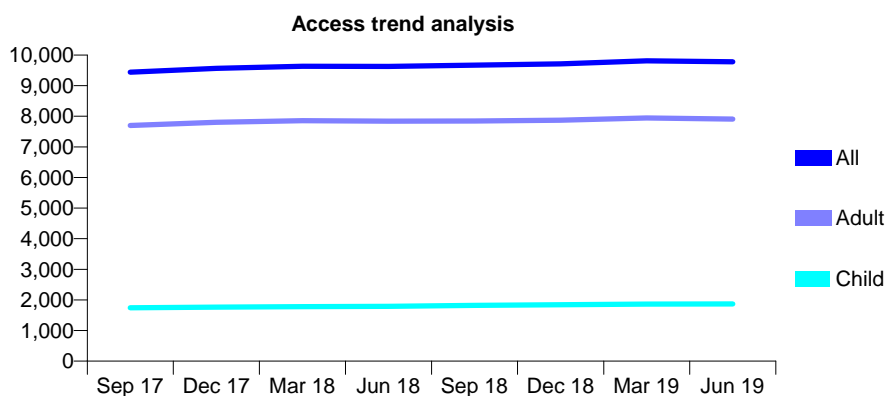
Q51 - Vital Signs At a Glance Contract Report for 157708/0001 - June 2019

Name or company name	Doncaster Dental Centre
Contract type name	GDS Contract
Purpose of contract	General and Orthodontic
Contract start date	01/09/2010
Contract end date	

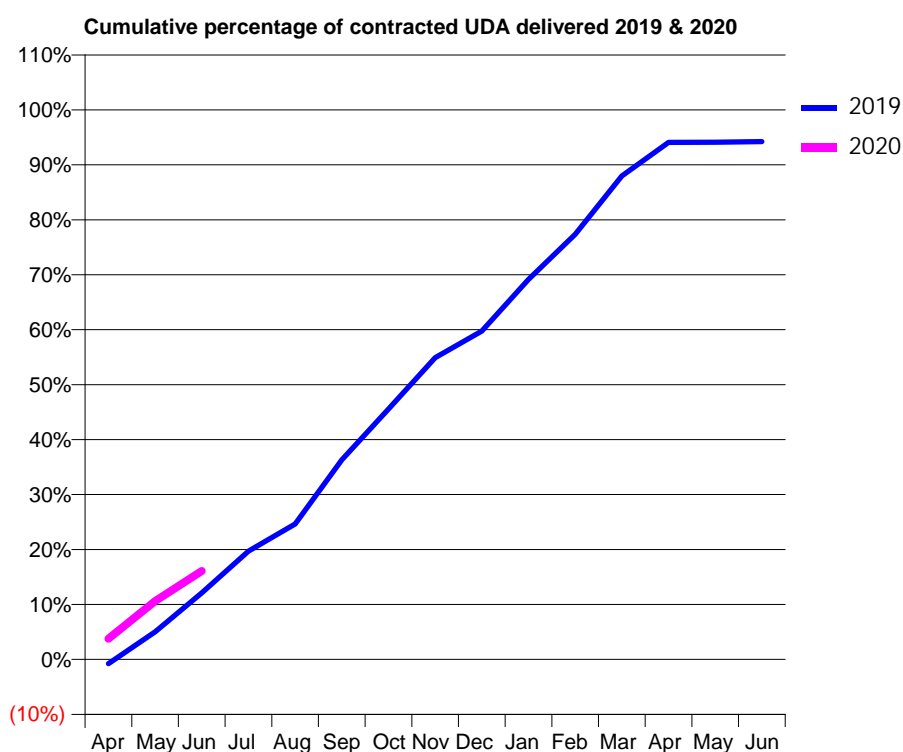
19/20 Contracted general activity (UDA)	32,715
Carry forward general activity (UDA)	0
19/20 Contracted orthodontic activity (UOA)	630
Carry forward orthodontic activity (UOA)	0
Baseline contract value	£1,000,522.17

ACCESS*

Patients seen in 24 months	Total	Change since previous quarter
Quarter ending June 2018	9,627	
Quarter ending September 2018	9,671	→
Quarter ending December 2018	9,711	→
Quarter ending March 2019	9,809	→
Quarter ending June 2019	9,778	→
Variance since June 2018	1.6%	→



ACTIVITY



Month	2019	2020
April	-259	1,238
May	1,648	3,473
June	3,957	5,268
July	6,448	
August	8,058	
September	11,883	
October	14,903	
November	17,961	
December	19,541	
January	22,619	
February	25,302	
March	28,772	
April	30,773	
May	30,781	
June	30,824	

QUALITY

	Quantity	Base Number	Contract	AT	Region	England
% of FP17s for the same patient ID Re-attending within 3 months - Children	47	643	7.3%	9.4%	12.1%	11.4%
% of FP17s for the same patient ID Re-attending within 3 months - Adults	385	3,029	12.7%	13.4%	15.6%	15.4%
% of FP17s for the same patient ID Re-attending between 3 & 9 months - Children	414	643	64.4%	61.9%	61.2%	59.8%
% of FP17s for the same patient ID Re-attending between 3 & 9 months - Adults	2,053	3,029	67.8%	56.5%	54.5%	52.1%
% of FP17s for Band 1 Urgent Courses	192	2,975	6.5%	7.6%	9.1%	9.2%
% of FP17s Relating to Free Repair or Replacements	25	2,975	0.8%	1.2%	1.0%	0.7%
% of FP17s Relating to Continuations	64	2,975	2.2%	1.1%	1.0%	0.8%
% of Patients satisfied with the dentistry they have received	7	7	N/A	96.0%	94.2%	93.4%
% of Patients satisfied with the time they had to wait for an appointment	6	7	N/A	87.6%	88.4%	87.6%

* This is based on patients treated on this contract for their most recent course of treatment. Figures in italics indicate the base number of FP17s or Patient Questionnaire responses are less than 100. N/A is shown where the base number of responses is less than 10 during the period. % is calculated as Quantity/Base number*100

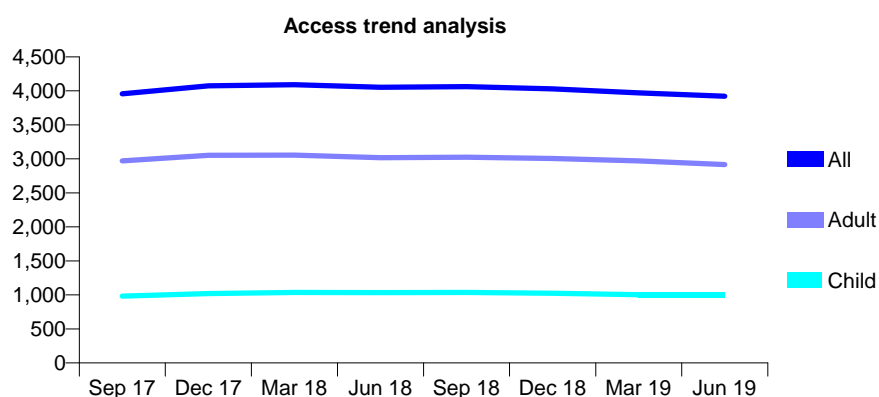
Q51 - Vital Signs At a Glance Contract Report for 158445/0001 - June 2019

Name or company name	Cudworth Dental Surgery Limited
Contract type name	GDS Contract
Purpose of contract	General
Contract start date	01/04/2014
Contract end date	

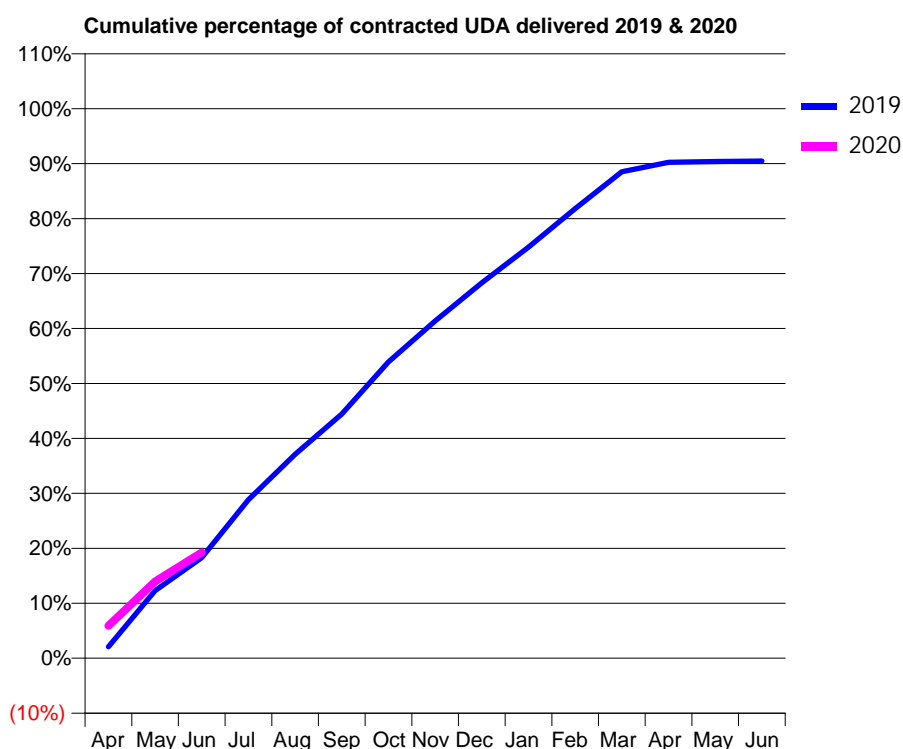
19/20 Contracted general activity (UDA)	13,414
Carry forward general activity (UDA)	0
19/20 Contracted orthodontic activity (UOA)	0
Carry forward orthodontic activity (UOA)	0
Baseline contract value	£481,841.17

ACCESS*

Patients seen in 24 months	Total	Change since previous quarter
Quarter ending June 2018	4,054	
Quarter ending September 2018	4,061	→
Quarter ending December 2018	4,031	→
Quarter ending March 2019	3,971	↓
Quarter ending June 2019	3,920	↓
Variance since June 2018	(3.3%)	↓



ACTIVITY



Month	2019	2020
April	278	792
May	1,653	1,873
June	2,455	2,579
July	3,868	
August	4,978	
September	5,958	
October	7,231	
November	8,233	
December	9,163	
January	10,035	
February	10,976	
March	11,875	
April	12,104	
May	12,125	
June	12,133	

QUALITY

	Quantity	Base Number	Contract	AT	Region	England
% of FP17s for the same patient ID Re-attending within 3 months - Children	37	356	10.4%	9.4%	12.1%	11.4%
% of FP17s for the same patient ID Re-attending within 3 months - Adults	110	877	12.5%	13.4%	15.6%	15.4%
% of FP17s for the same patient ID Re-attending between 3 & 9 months - Children	235	356	66.0%	61.9%	61.2%	59.8%
% of FP17s for the same patient ID Re-attending between 3 & 9 months - Adults	438	877	49.9%	56.5%	54.5%	52.1%
% of FP17s for Band 1 Urgent Courses	112	1,102	10.2%	7.6%	9.1%	9.2%
% of FP17s Relating to Free Repair or Replacements	3	1,102	0.3%	1.2%	1.0%	0.7%
% of FP17s Relating to Continuations	4	1,102	0.4%	1.1%	1.0%	0.8%
% of Patients satisfied with the dentistry they have received	1	1	N/A	96.0%	94.2%	93.4%
% of Patients satisfied with the time they had to wait for an appointment	1	1	N/A	87.6%	88.4%	87.6%

* This is based on patients treated on this contract for their most recent course of treatment.

Figures in italics indicate the base number of FP17s or Patient Questionnaire responses are less than 100. N/A is shown where the base number of responses is less than 10 during the period. % is calculated as Quantity/Base number*100

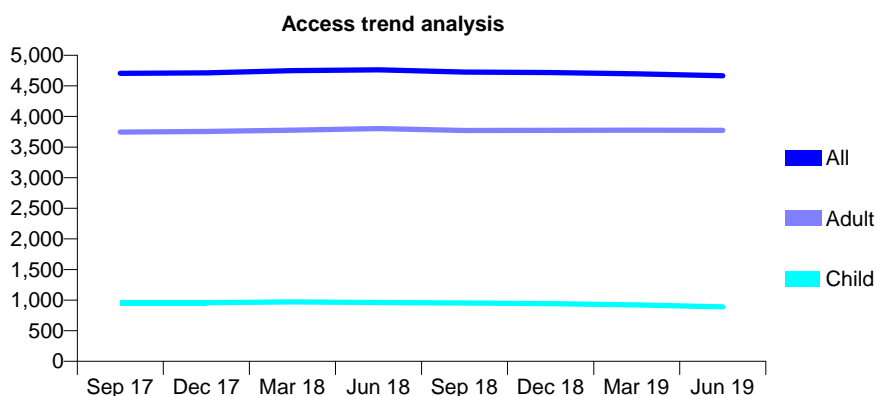
Q51 - Vital Signs At a Glance Contract Report for 158577/0001 - June 2019

Name or company name	Ridgeway Dental Practice
Contract type name	GDS Contract
Purpose of contract	General
Contract start date	01/07/2013
Contract end date	

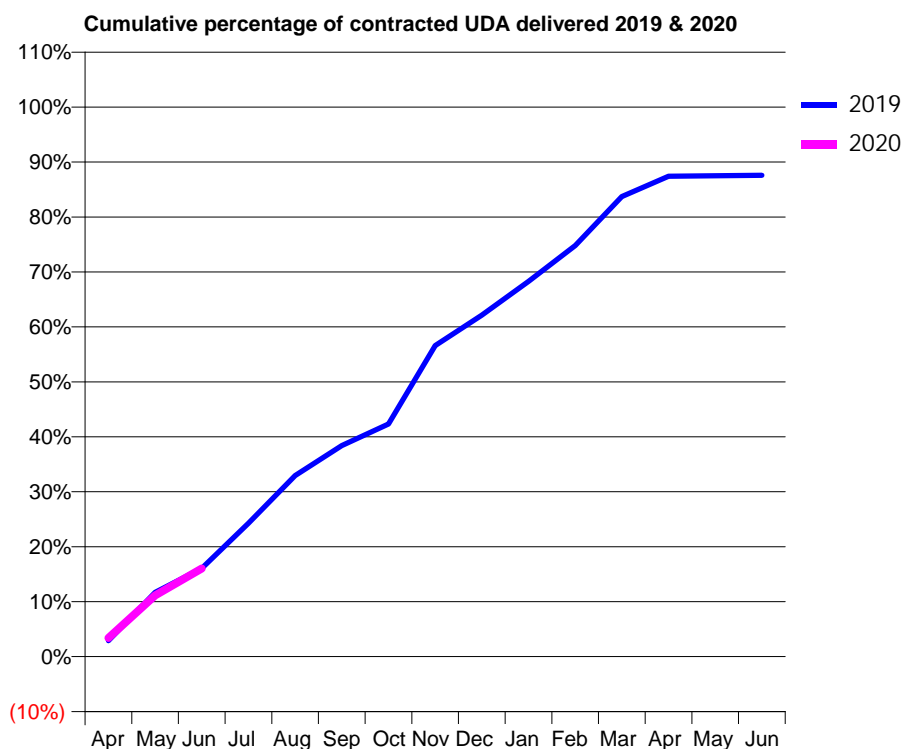
19/20 Contracted general activity (UDA)	14,089
Carry forward general activity (UDA)	0
19/20 Contracted orthodontic activity (UOA)	0
Carry forward orthodontic activity (UOA)	0
Baseline contract value	£462,221.16

ACCESS*

Patients seen in 24 months	Total	Change since previous quarter
Quarter ending June 2018	4,762	
Quarter ending September 2018	4,727	→
Quarter ending December 2018	4,717	→
Quarter ending March 2019	4,697	→
Quarter ending June 2019	4,665	→
Variance since June 2018	(2.0%)	↓



ACTIVITY



Month	Adjusted Scheduled Activity (UDA)	
	2019	2020
April	410	478
May	1,651	1,572
June	2,266	2,259
July	3,421	
August	4,642	
September	5,411	
October	5,964	
November	7,973	
December	8,756	
January	9,620	
February	10,537	
March	11,793	
April	12,312	
May	12,328	
June	12,341	

QUALITY

	Quantity	Base Number	Contract	AT	Region	England
% of FP17s for the same patient ID Re-attending within 3 months - Children	38	376	10.1%	9.4%	12.1%	11.4%
% of FP17s for the same patient ID Re-attending within 3 months - Adults	143	1,407	10.2%	13.4%	15.6%	15.4%
% of FP17s for the same patient ID Re-attending between 3 & 9 months - Children	276	376	73.4%	61.9%	61.2%	59.8%
% of FP17s for the same patient ID Re-attending between 3 & 9 months - Adults	956	1,407	67.9%	56.5%	54.5%	52.1%
% of FP17s for Band 1 Urgent Courses	45	1,436	3.1%	7.6%	9.1%	9.2%
% of FP17s Relating to Free Repair or Replacements	10	1,436	0.7%	1.2%	1.0%	0.7%
% of FP17s Relating to Continuations	13	1,436	0.9%	1.1%	1.0%	0.8%
% of Patients satisfied with the dentistry they have received	6	6	N/A	96.0%	94.2%	93.4%
% of Patients satisfied with the time they had to wait for an appointment	5	6	N/A	87.6%	88.4%	87.6%

* This is based on patients treated on this contract for their most recent course of treatment. Figures in italics indicate the base number of FP17s or Patient Questionnaire responses are less than 100. N/A is shown where the base number of responses is less than 10 during the period. % is calculated as Quantity/Base number*100

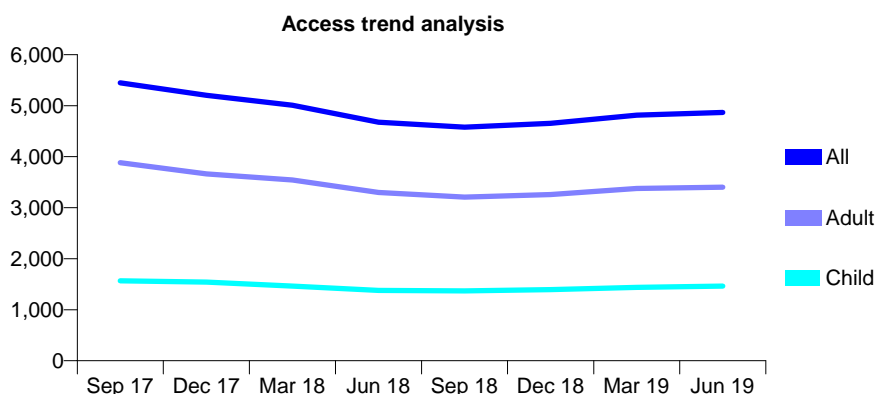
Q51 - Vital Signs At a Glance Contract Report for 159026/0001 - June 2019

Name or company name	SLS DentalCare Ltd
Contract type name	GDS Contract
Purpose of contract	General
Contract start date	01/04/2010
Contract end date	

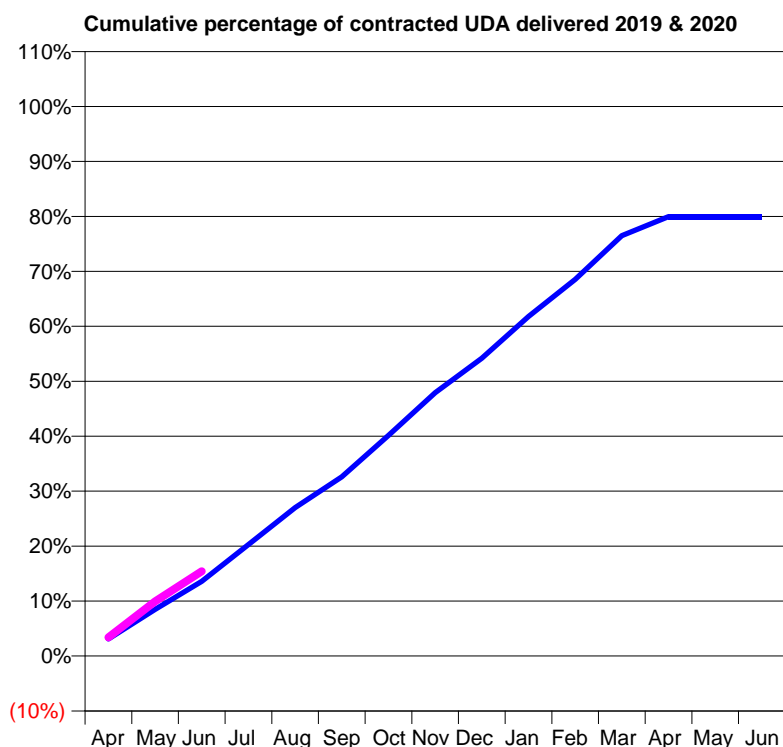
19/20 Contracted general activity (UDA)	18,400
Carry forward general activity (UDA)	0
19/20 Contracted orthodontic activity (UOA)	0
Carry forward orthodontic activity (UOA)	0
Baseline contract value	£536,410.70

ACCESS*

Patients seen in 24 months	Total	Change since previous quarter
Quarter ending June 2018	4,676	
Quarter ending September 2018	4,579	↓
Quarter ending December 2018	4,655	→
Quarter ending March 2019	4,814	↑
Quarter ending June 2019	4,867	→
Variance since June 2018	4.1%	↑



ACTIVITY



Month	Adjusted Scheduled Activity (UDA)	
	2019	2020
April	570	624
May	1,567	1,835
June	2,499	2,836
July	3,736	
August	4,974	
September	6,000	
October	7,388	
November	8,816	
December	9,970	
January	11,367	
February	12,612	
March	14,071	
April	14,711	
May	14,711	
June	14,711	

QUALITY

	Quantity	Base Number	Contract	AT	Region	England
% of FP17s for the same patient ID Re-attending within 3 months - Children	32	519	6.2%	9.4%	12.1%	11.4%
% of FP17s for the same patient ID Re-attending within 3 months - Adults	122	1,195	10.2%	13.4%	15.6%	15.4%
% of FP17s for the same patient ID Re-attending between 3 & 9 months - Children	339	519	65.3%	61.9%	61.2%	59.8%
% of FP17s for the same patient ID Re-attending between 3 & 9 months - Adults	763	1,195	63.8%	56.5%	54.5%	52.1%
% of FP17s for Band 1 Urgent Courses	109	1,465	7.4%	7.6%	9.1%	9.2%
% of FP17s Relating to Free Repair or Replacements	17	1,465	1.2%	1.2%	1.0%	0.7%
% of FP17s Relating to Continuations	28	1,465	1.9%	1.1%	1.0%	0.8%
% of Patients satisfied with the dentistry they have received	4	4	N/A	96.0%	94.2%	93.4%
% of Patients satisfied with the time they had to wait for an appointment	4	4	N/A	87.6%	88.4%	87.6%

* This is based on patients treated on this contract for their most recent course of treatment. Figures in italics indicate the base number of FP17s or Patient Questionnaire responses are less than 100. N/A is shown where the base number of responses is less than 10 during the period. % is calculated as Quantity/Base number*100

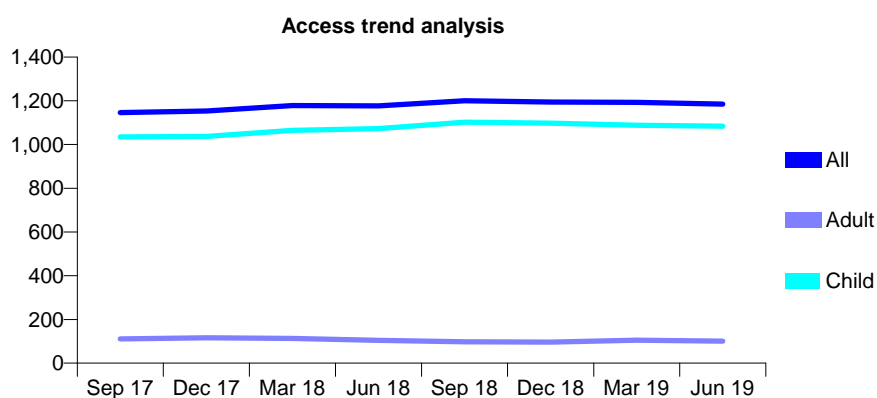
Q51 - Vital Signs At a Glance Contract Report for 159603/0001 - June 2019

Name or company name	GHB
Contract type name	GDS Contract
Purpose of contract	General
Contract start date	01/04/2012
Contract end date	

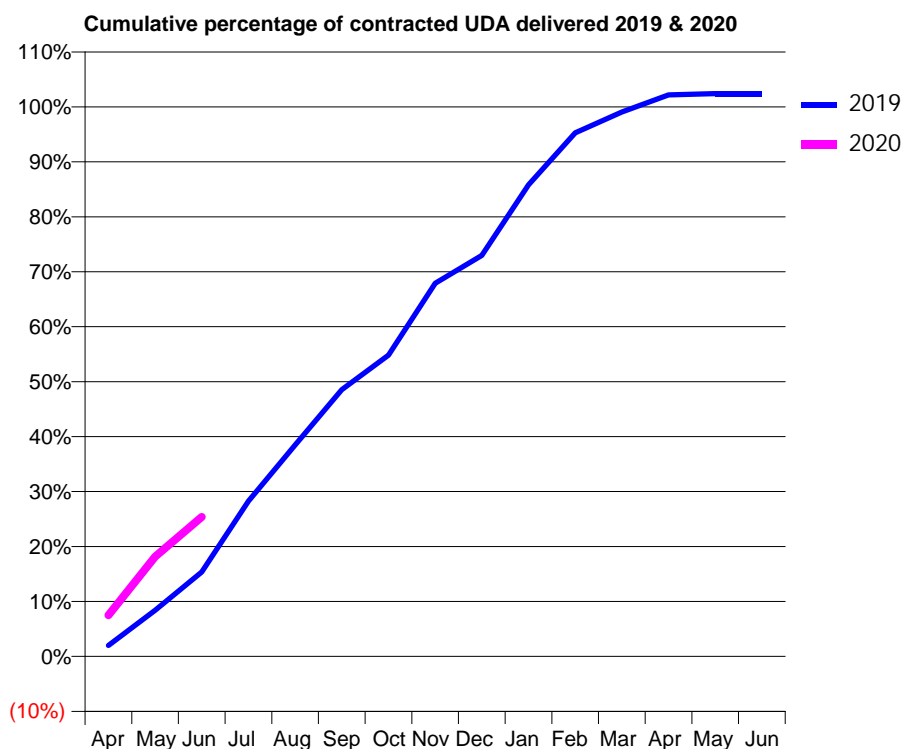
19/20 Contracted general activity (UDA)	2,915
Carry forward general activity (UDA)	0
19/20 Contracted orthodontic activity (UOA)	0
Carry forward orthodontic activity (UOA)	0
Baseline contract value	£56,915.64

ACCESS*

Patients seen in 24 months	Total	Change since previous quarter
Quarter ending June 2018	1,177	
Quarter ending September 2018	1,200	→
Quarter ending December 2018	1,194	→
Quarter ending March 2019	1,193	→
Quarter ending June 2019	1,185	→
Variance since June 2018	0.7%	→



ACTIVITY



Month	2019	2020
April	59	219
May	245	529
June	448	740
July	823	
August	1,121	
September	1,414	
October	1,598	
November	1,979	
December	2,127	
January	2,502	
February	2,778	
March	2,888	
April	2,979	
May	2,985	
June	2,986	

QUALITY

	Quantity	Base Number	Contract	AT	Region	England
% of FP17s for the same patient ID Re-attending within 3 months - Children	54	505	10.7%	9.4%	12.1%	11.4%
% of FP17s for the same patient ID Re-attending within 3 months - Adults	0	0	N/A	13.4%	15.6%	15.4%
% of FP17s for the same patient ID Re-attending between 3 & 9 months - Children	345	505	68.3%	61.9%	61.2%	59.8%
% of FP17s for the same patient ID Re-attending between 3 & 9 months - Adults	0	0	N/A	56.5%	54.5%	52.1%
% of FP17s for Band 1 Urgent Courses	18	430	4.2%	7.6%	9.1%	9.2%
% of FP17s Relating to Free Repair or Replacements	0	430	0.0%	1.2%	1.0%	0.7%
% of FP17s Relating to Continuations	9	430	2.1%	1.1%	1.0%	0.8%
% of Patients satisfied with the dentistry they have received	1	1	N/A	96.0%	94.2%	93.4%
% of Patients satisfied with the time they had to wait for an appointment	1	1	N/A	87.6%	88.4%	87.6%

* This is based on patients treated on this contract for their most recent course of treatment. Figures in italics indicate the base number of FP17s or Patient Questionnaire responses are less than 100. N/A is shown where the base number of responses is less than 10 during the period. % is calculated as Quantity/Base number*100

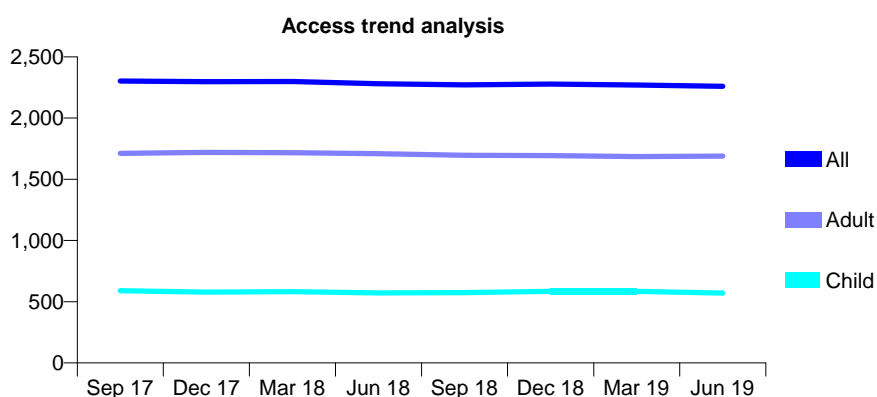
Q51 - Vital Signs At a Glance Contract Report for 160938/0001 - June 2019

Name or company name	Woodseats Dental Care
Contract type name	GDS Contract
Purpose of contract	General
Contract start date	01/04/2006
Contract end date	

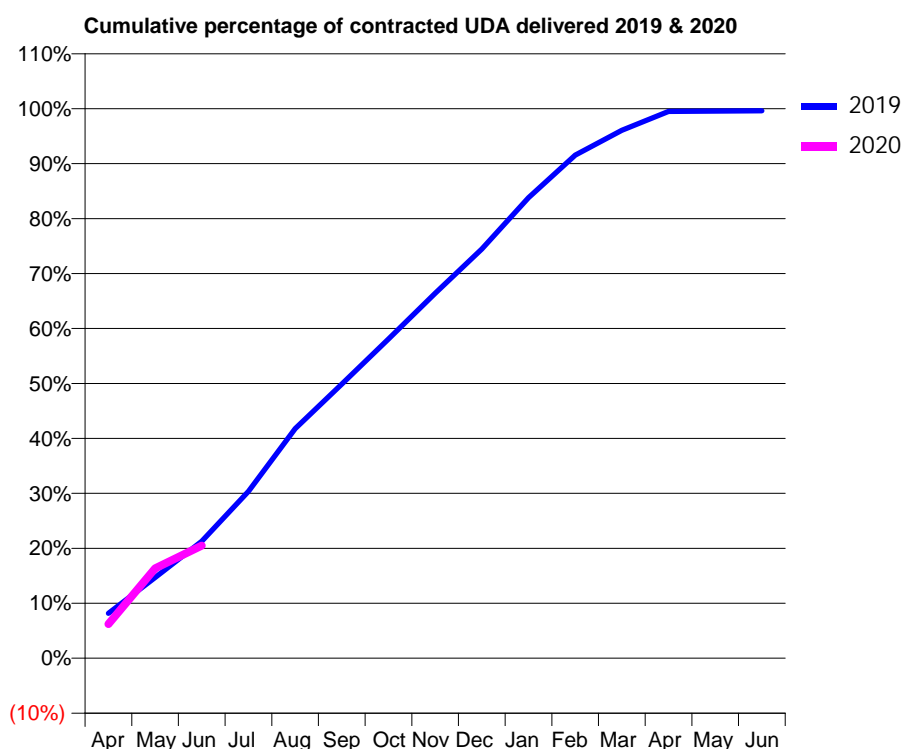
19/20 Contracted general activity (UDA)	6,275
Carry forward general activity (UDA)	0
19/20 Contracted orthodontic activity (UOA)	0
Carry forward orthodontic activity (UOA)	0
Baseline contract value	£155,072.47

ACCESS*

Patients seen in 24 months	Total	Change since previous quarter
Quarter ending June 2018	2,281	
Quarter ending September 2018	2,271	→
Quarter ending December 2018	2,277	→
Quarter ending March 2019	2,270	→
Quarter ending June 2019	2,260	→
Variance since June 2018	(0.9%)	→



ACTIVITY



Month	2019	2020
April	512	391
May	922	1,027
June	1,335	1,286
July	1,906	
August	2,622	
September	3,130	
October	3,644	
November	4,167	
December	4,672	
January	5,259	
February	5,745	
March	6,028	
April	6,244	
May	6,248	
June	6,251	

QUALITY

	Quantity	Base Number	Contract	AT	Region	England
% of FP17s for the same patient ID Re-attending within 3 months - Children	11	184	6.0%	9.4%	12.1%	11.4%
% of FP17s for the same patient ID Re-attending within 3 months - Adults	102	714	14.3%	13.4%	15.6%	15.4%
% of FP17s for the same patient ID Re-attending between 3 & 9 months - Children	128	184	69.6%	61.9%	61.2%	59.8%
% of FP17s for the same patient ID Re-attending between 3 & 9 months - Adults	493	714	69.0%	56.5%	54.5%	52.1%
% of FP17s for Band 1 Urgent Courses	19	734	2.6%	7.6%	9.1%	9.2%
% of FP17s Relating to Free Repair or Replacements	0	734	0.0%	1.2%	1.0%	0.7%
% of FP17s Relating to Continuations	6	734	0.8%	1.1%	1.0%	0.8%
% of Patients satisfied with the dentistry they have received	4	4	N/A	96.0%	94.2%	93.4%
% of Patients satisfied with the time they had to wait for an appointment	4	4	N/A	87.6%	88.4%	87.6%

* This is based on patients treated on this contract for their most recent course of treatment.

Figures in italics indicate the base number of FP17s or Patient Questionnaire responses are less than 100. N/A is shown where the base number of responses is less than 10 during the period. % is calculated as Quantity/Base number*100

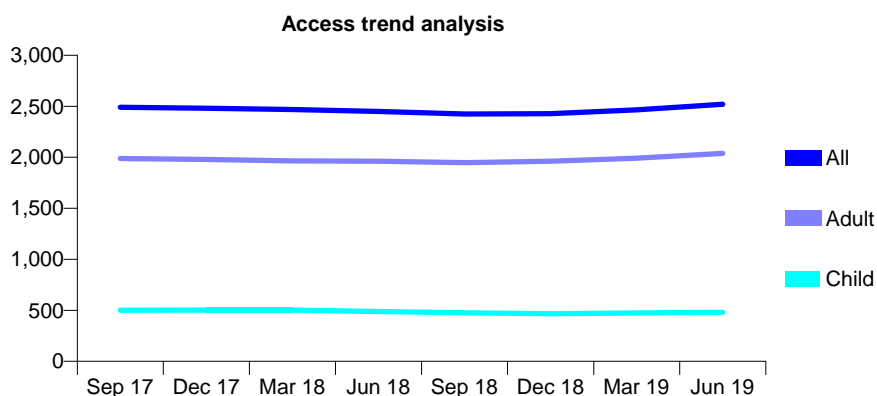
Q51 - Vital Signs At a Glance Contract Report for 161772/0001 - June 2019

Name or company name	J G Lafferty & N C Dalton
Contract type name	GDS Contract
Purpose of contract	General
Contract start date	01/04/2006
Contract end date	

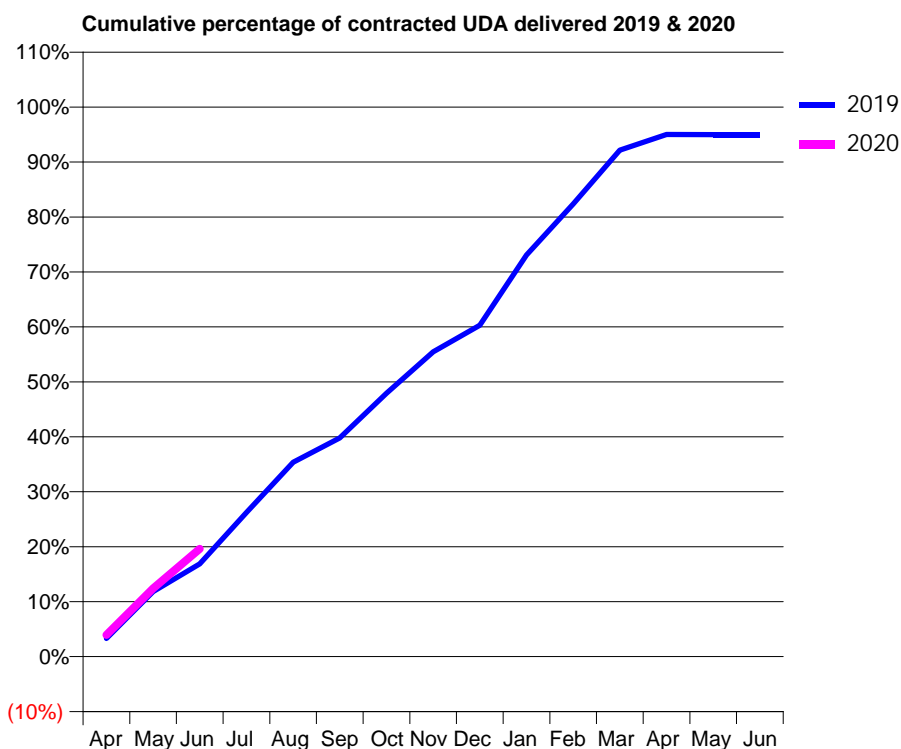
19/20 Contracted general activity (UDA)	8,857
Carry forward general activity (UDA)	0
19/20 Contracted orthodontic activity (UOA)	0
Carry forward orthodontic activity (UOA)	0
Baseline contract value	£243,791.67

ACCESS*

Patients seen in 24 months	Total	Change since previous quarter
Quarter ending June 2018	2,449	
Quarter ending September 2018	2,424	↓
Quarter ending December 2018	2,428	→
Quarter ending March 2019	2,465	→
Quarter ending June 2019	2,519	↑
Variance since June 2018	2.9%	↑



ACTIVITY



Month	Adjusted Scheduled Activity (UDA)	
	2019	2020
April	293	349
May	1,051	1,101
June	1,495	1,737
July	2,323	
August	3,133	
September	3,523	
October	4,245	
November	4,913	
December	5,341	
January	6,473	
February	7,297	
March	8,162	
April	8,415	
May	8,413	
June	8,413	

QUALITY

	Quantity	Base Number	Contract	AT	Region	England
% of FP17s for the same patient ID Re-attending within 3 months - Children	12	211	5.7%	9.4%	12.1%	11.4%
% of FP17s for the same patient ID Re-attending within 3 months - Adults	95	976	9.7%	13.4%	15.6%	15.4%
% of FP17s for the same patient ID Re-attending between 3 & 9 months - Children	157	211	74.4%	61.9%	61.2%	59.8%
% of FP17s for the same patient ID Re-attending between 3 & 9 months - Adults	762	976	78.1%	56.5%	54.5%	52.1%
% of FP17s for Band 1 Urgent Courses	49	1,052	4.7%	7.6%	9.1%	9.2%
% of FP17s Relating to Free Repair or Replacements	7	1,052	0.7%	1.2%	1.0%	0.7%
% of FP17s Relating to Continuations	4	1,052	0.4%	1.1%	1.0%	0.8%
% of Patients satisfied with the dentistry they have received	4	4	N/A	96.0%	94.2%	93.4%
% of Patients satisfied with the time they had to wait for an appointment	4	4	N/A	87.6%	88.4%	87.6%

* This is based on patients treated on this contract for their most recent course of treatment. Figures in italics indicate the base number of FP17s or Patient Questionnaire responses are less than 100. N/A is shown where the base number of responses is less than 10 during the period. % is calculated as Quantity/Base number*100

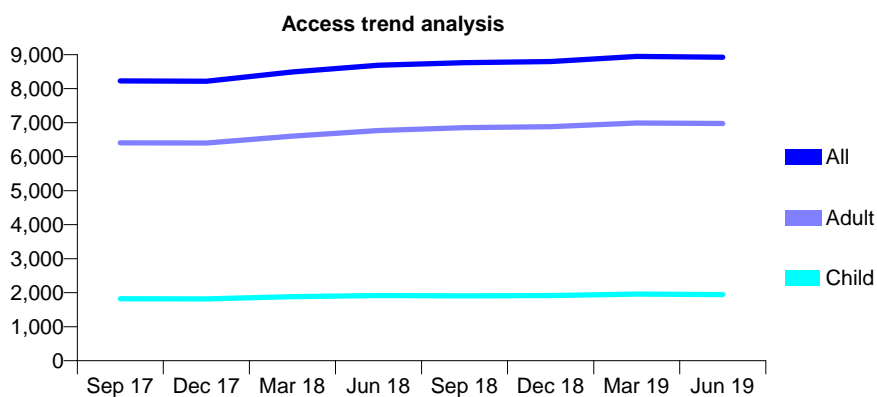
Q51 - Vital Signs At a Glance Contract Report for 162949/0001 - June 2019

Name or company name	Yorkshire and Humberside CDA Ltd t/a Ger
Contract type name	GDS Contract
Purpose of contract	General
Contract start date	01/09/2008
Contract end date	

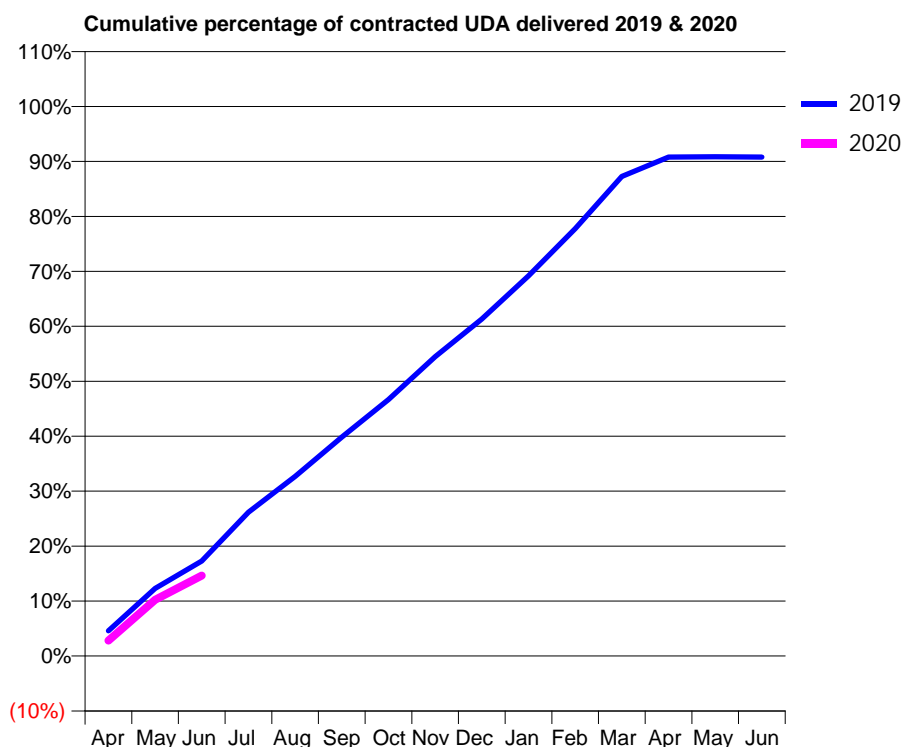
19/20 Contracted general activity (UDA)	27,279
Carry forward general activity (UDA)	0
19/20 Contracted orthodontic activity (UOA)	0
Carry forward orthodontic activity (UOA)	0
Baseline contract value	£790,055.73

ACCESS*

Patients seen in 24 months	Total	Change since previous quarter
Quarter ending June 2018	8,687	
Quarter ending September 2018	8,762	→
Quarter ending December 2018	8,798	→
Quarter ending March 2019	8,946	→
Quarter ending June 2019	8,924	→
Variance since June 2018	2.7%	↑



ACTIVITY



Month	Adjusted Scheduled Activity (UDA)	
	2019	2020
April	1,257	767
May	3,363	2,794
June	4,719	3,995
July	7,140	
August	8,920	
September	10,866	
October	12,734	
November	14,856	
December	16,724	
January	18,867	
February	21,213	
March	23,801	
April	24,765	
May	24,782	
June	24,767	

QUALITY

	Quantity	Base Number	Contract	AT	Region	England
% of FP17s for the same patient ID Re-attending within 3 months - Children	75	641	11.7%	9.4%	12.1%	11.4%
% of FP17s for the same patient ID Re-attending within 3 months - Adults	305	2,219	13.7%	13.4%	15.6%	15.4%
% of FP17s for the same patient ID Re-attending between 3 & 9 months - Children	417	641	65.1%	61.9%	61.2%	59.8%
% of FP17s for the same patient ID Re-attending between 3 & 9 months - Adults	1,302	2,219	58.7%	56.5%	54.5%	52.1%
% of FP17s for Band 1 Urgent Courses	271	2,165	12.5%	7.6%	9.1%	9.2%
% of FP17s Relating to Free Repair or Replacements	21	2,165	1.0%	1.2%	1.0%	0.7%
% of FP17s Relating to Continuations	3	2,165	0.1%	1.1%	1.0%	0.8%
% of Patients satisfied with the dentistry they have received	6	6	N/A	96.0%	94.2%	93.4%
% of Patients satisfied with the time they had to wait for an appointment	6	6	N/A	87.6%	88.4%	87.6%

* This is based on patients treated on this contract for their most recent course of treatment. Figures in italics indicate the base number of FP17s or Patient Questionnaire responses are less than 100. N/A is shown where the base number of responses is less than 10 during the period. % is calculated as Quantity/Base number*100

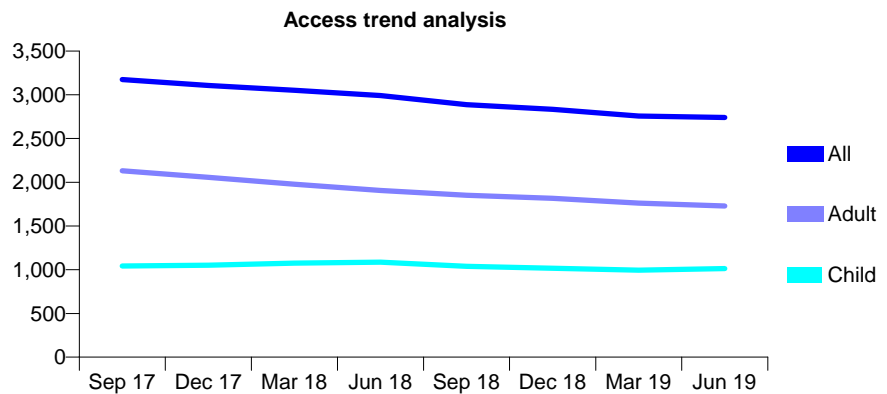
Q51 - Vital Signs At a Glance Contract Report for 162949/0002 - June 2019

Name or company name	Lowedges Dental Care Limited
Contract type name	GDS Contract
Purpose of contract	General
Contract start date	16/12/2008
Contract end date	

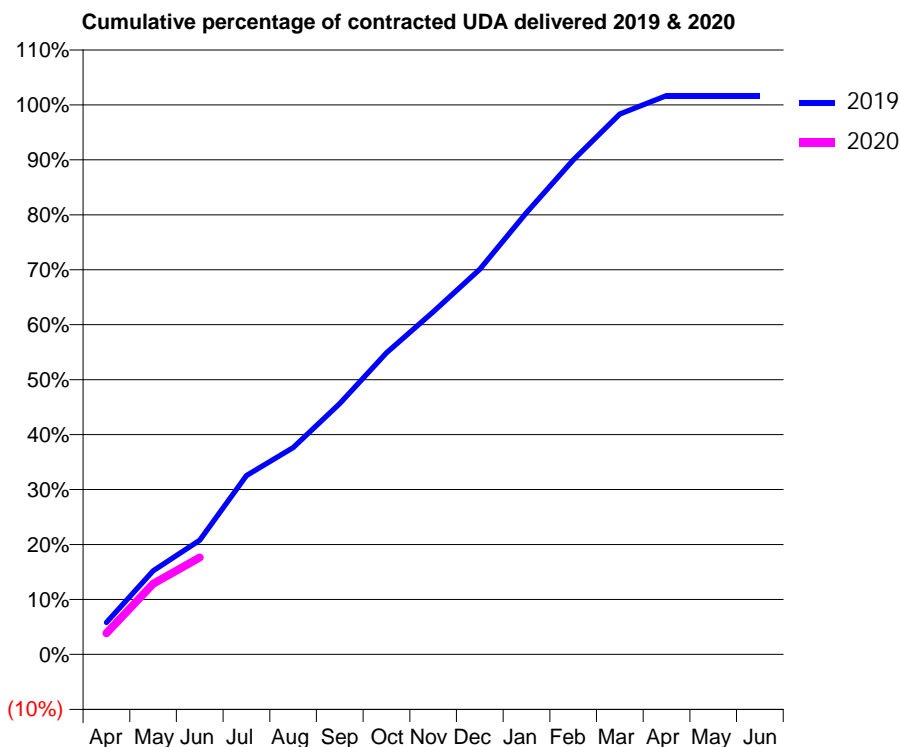
19/20 Contracted general activity (UDA)	11,332
Carry forward general activity (UDA)	0
19/20 Contracted orthodontic activity (UOA)	0
Carry forward orthodontic activity (UOA)	0
Baseline contract value	£351,796.92

ACCESS*

Patients seen in 24 months	Total	Change since previous quarter
Quarter ending June 2018	2,992	
Quarter ending September 2018	2,888	↓
Quarter ending December 2018	2,834	↓
Quarter ending March 2019	2,757	↓
Quarter ending June 2019	2,742	→
Variance since June 2018	(8.4%)	↓



ACTIVITY



Month	Adjusted Scheduled Activity (UDA)	
	2019	2020
April	659	440
May	1,726	1,455
June	2,355	1,998
July	3,690	
August	4,266	
September	5,175	
October	6,220	
November	7,064	
December	7,942	
January	9,110	
February	10,197	
March	11,142	
April	11,521	
May	11,521	
June	11,521	

QUALITY

	Quantity	Base Number	Contract	AT	Region	England
% of FP17s for the same patient ID Re-attending within 3 months - Children	21	370	5.7%	9.4%	12.1%	11.4%
% of FP17s for the same patient ID Re-attending within 3 months - Adults	72	559	12.9%	13.4%	15.6%	15.4%
% of FP17s for the same patient ID Re-attending between 3 & 9 months - Children	226	370	61.1%	61.9%	61.2%	59.8%
% of FP17s for the same patient ID Re-attending between 3 & 9 months - Adults	326	559	58.3%	56.5%	54.5%	52.1%
% of FP17s for Band 1 Urgent Courses	33	787	4.2%	7.6%	9.1%	9.2%
% of FP17s Relating to Free Repair or Replacements	11	787	1.4%	1.2%	1.0%	0.7%
% of FP17s Relating to Continuations	9	787	1.1%	1.1%	1.0%	0.8%
% of Patients satisfied with the dentistry they have received	2	2	N/A	96.0%	94.2%	93.4%
% of Patients satisfied with the time they had to wait for an appointment	2	2	N/A	87.6%	88.4%	87.6%

* This is based on patients treated on this contract for their most recent course of treatment. Figures in italics indicate the base number of FP17s or Patient Questionnaire responses are less than 100. N/A is shown where the base number of responses is less than 10 during the period. % is calculated as Quantity/Base number*100

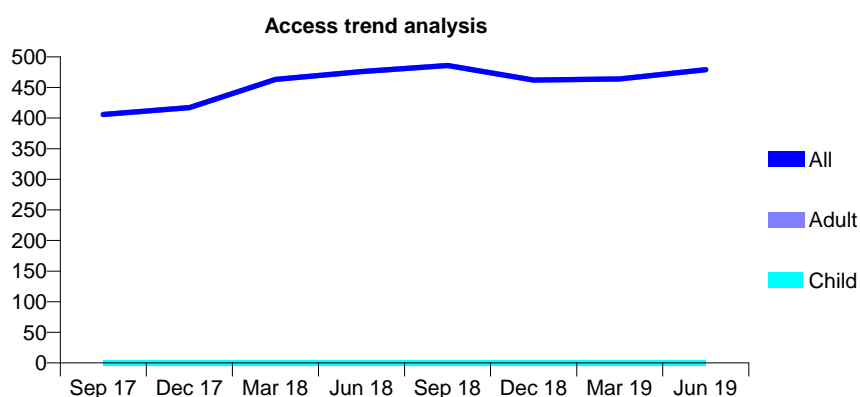
Q51 - Vital Signs At a Glance Contract Report for 162949/0003 - June 2019

Name or company name	Lowedges Dental Care Limited
Contract type name	GDS Contract
Purpose of contract	General
Contract start date	16/12/2008
Contract end date	

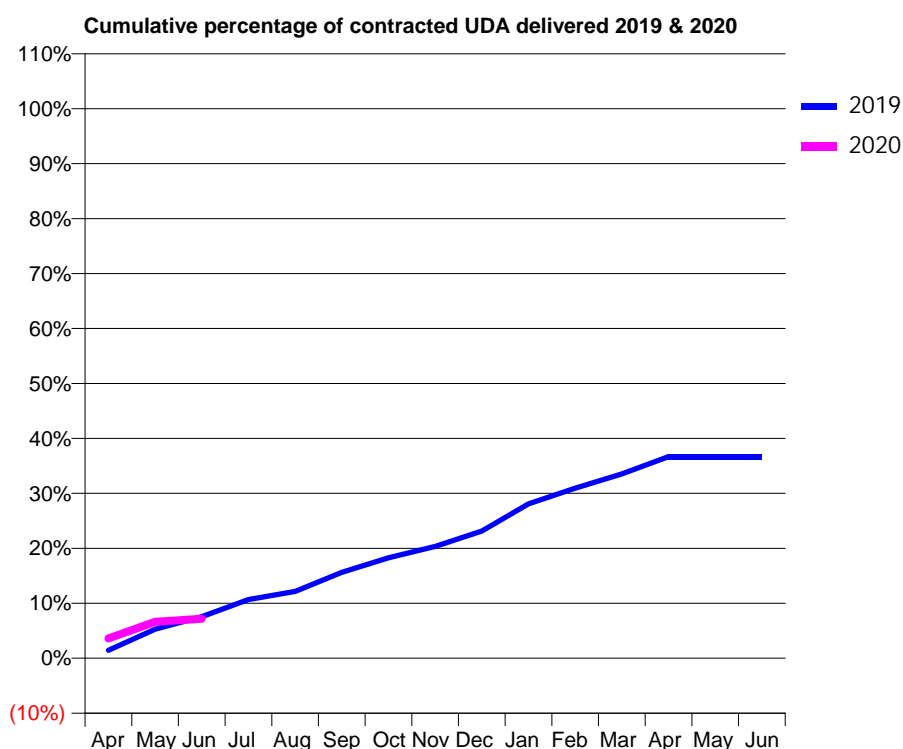
19/20 Contracted general activity (UDA)	1,330
Carry forward general activity (UDA)	0
19/20 Contracted orthodontic activity (UOA)	0
Carry forward orthodontic activity (UOA)	0
Baseline contract value	£71,505.44

ACCESS*

Patients seen in 24 months	Total	Change since previous quarter
Quarter ending June 2018	476	
Quarter ending September 2018	486	↑
Quarter ending December 2018	462	↓
Quarter ending March 2019	464	→
Quarter ending June 2019	479	↑
Variance since June 2018	0.6%	→



ACTIVITY



Month	2019	2020
April	19	48
May	70	88
June	100	95
July	142	
August	162	
September	208	
October	243	
November	271	
December	308	
January	374	
February	412	
March	446	
April	488	
May	488	
June	488	

QUALITY

	Quantity	Base Number	Contract	AT	Region	England
% of FP17s for the same patient ID Re-attending within 3 months - Children	0	0	N/A	9.4%	12.1%	11.4%
% of FP17s for the same patient ID Re-attending within 3 months - Adults	5	92	5.4%	13.4%	15.6%	15.4%
% of FP17s for the same patient ID Re-attending between 3 & 9 months - Children	0	0	N/A	61.9%	61.2%	59.8%
% of FP17s for the same patient ID Re-attending between 3 & 9 months - Adults	3	92	3.3%	56.5%	54.5%	52.1%
% of FP17s for Band 1 Urgent Courses	2	69	2.9%	7.6%	9.1%	9.2%
% of FP17s Relating to Free Repair or Replacements	0	69	0.0%	1.2%	1.0%	0.7%
% of FP17s Relating to Continuations	1	69	1.4%	1.1%	1.0%	0.8%
% of Patients satisfied with the dentistry they have received	0	0	N/A	96.0%	94.2%	93.4%
% of Patients satisfied with the time they had to wait for an appointment	0	0	N/A	87.6%	88.4%	87.6%

* This is based on patients treated on this contract for their most recent course of treatment.

Figures in italics indicate the base number of FP17s or Patient Questionnaire responses are less than 100. N/A is shown where the base number of responses is less than 10 during the period. % is calculated as Quantity/Base number*100

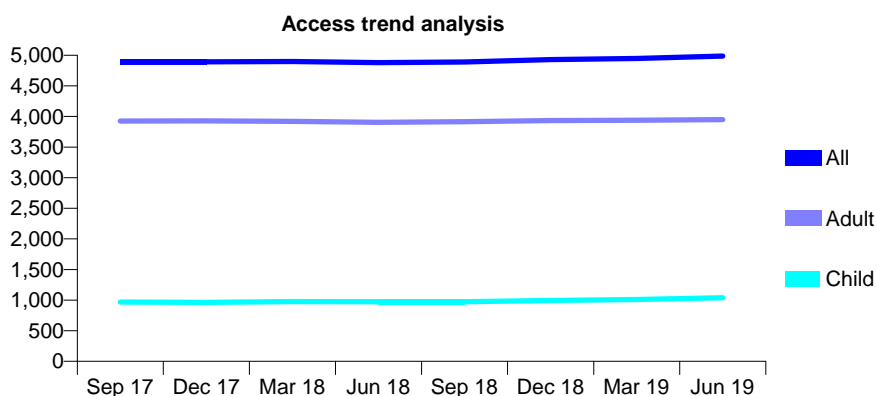
Q51 - Vital Signs At a Glance Contract Report for 163848/0001 - June 2019

Name or company name	Southfield Dental Practice Partnership
Contract type name	GDS Contract
Purpose of contract	General
Contract start date	01/10/2014
Contract end date	

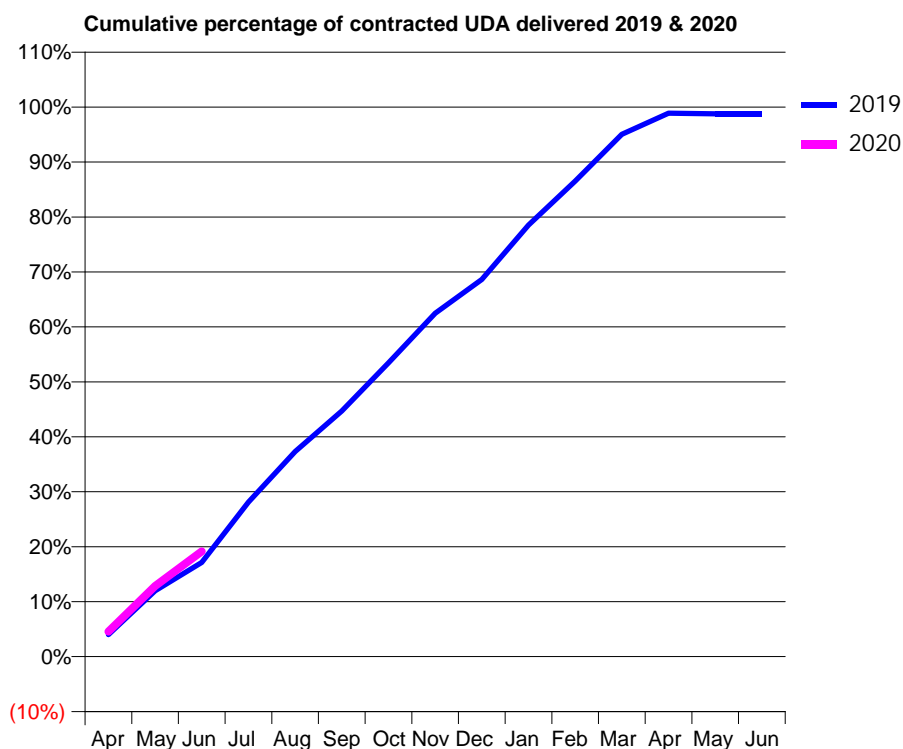
19/20 Contracted general activity (UDA)	13,801
Carry forward general activity (UDA)	0
19/20 Contracted orthodontic activity (UOA)	0
Carry forward orthodontic activity (UOA)	0
Baseline contract value	£404,247.47

ACCESS*

Patients seen in 24 months	Total	Change since previous quarter
Quarter ending June 2018	4,879	
Quarter ending September 2018	4,889	→
Quarter ending December 2018	4,929	→
Quarter ending March 2019	4,947	→
Quarter ending June 2019	4,988	→
Variance since June 2018	2.2%	↑



ACTIVITY



Month	Adjusted Scheduled Activity (UDA)	
	2019	2020
April	555	627
May	1,658	1,774
June	2,367	2,644
July	3,879	
August	5,154	
September	6,168	
October	7,375	
November	8,621	
December	9,473	
January	10,837	
February	11,945	
March	13,117	
April	13,645	
May	13,633	
June	13,633	

QUALITY

	Quantity	Base Number	Contract	AT	Region	England
% of FP17s for the same patient ID Re-attending within 3 months - Children	37	456	8.1%	9.4%	12.1%	11.4%
% of FP17s for the same patient ID Re-attending within 3 months - Adults	216	1,283	16.8%	13.4%	15.6%	15.4%
% of FP17s for the same patient ID Re-attending between 3 & 9 months - Children	331	456	72.6%	61.9%	61.2%	59.8%
% of FP17s for the same patient ID Re-attending between 3 & 9 months - Adults	543	1,283	42.3%	56.5%	54.5%	52.1%
% of FP17s for Band 1 Urgent Courses	79	1,475	5.4%	7.6%	9.1%	9.2%
% of FP17s Relating to Free Repair or Replacements	17	1,475	1.2%	1.2%	1.0%	0.7%
% of FP17s Relating to Continuations	49	1,475	3.3%	1.1%	1.0%	0.8%
% of Patients satisfied with the dentistry they have received	1	1	N/A	96.0%	94.2%	93.4%
% of Patients satisfied with the time they had to wait for an appointment	1	1	N/A	87.6%	88.4%	87.6%

* This is based on patients treated on this contract for their most recent course of treatment. Figures in italics indicate the base number of FP17s or Patient Questionnaire responses are less than 100. N/A is shown where the base number of responses is less than 10 during the period. % is calculated as Quantity/Base number*100

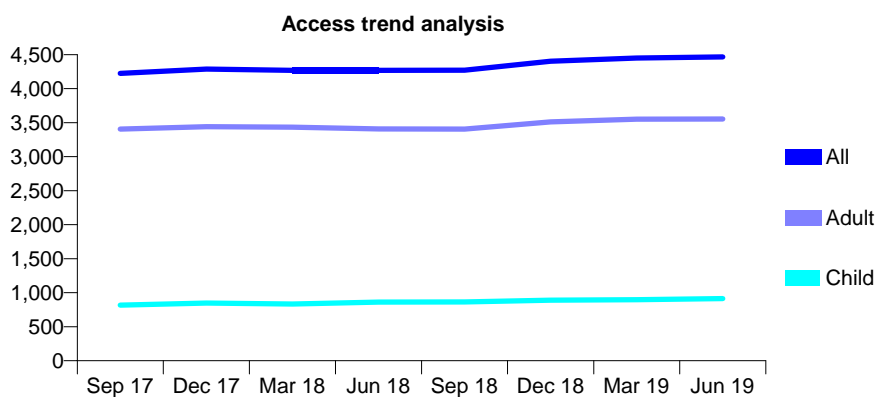
Q51 - Vital Signs At a Glance Contract Report for 166626/0001 - June 2019

Name or company name	Impressions Dental Care Limited
Contract type name	GDS Contract
Purpose of contract	General
Contract start date	01/11/2015
Contract end date	

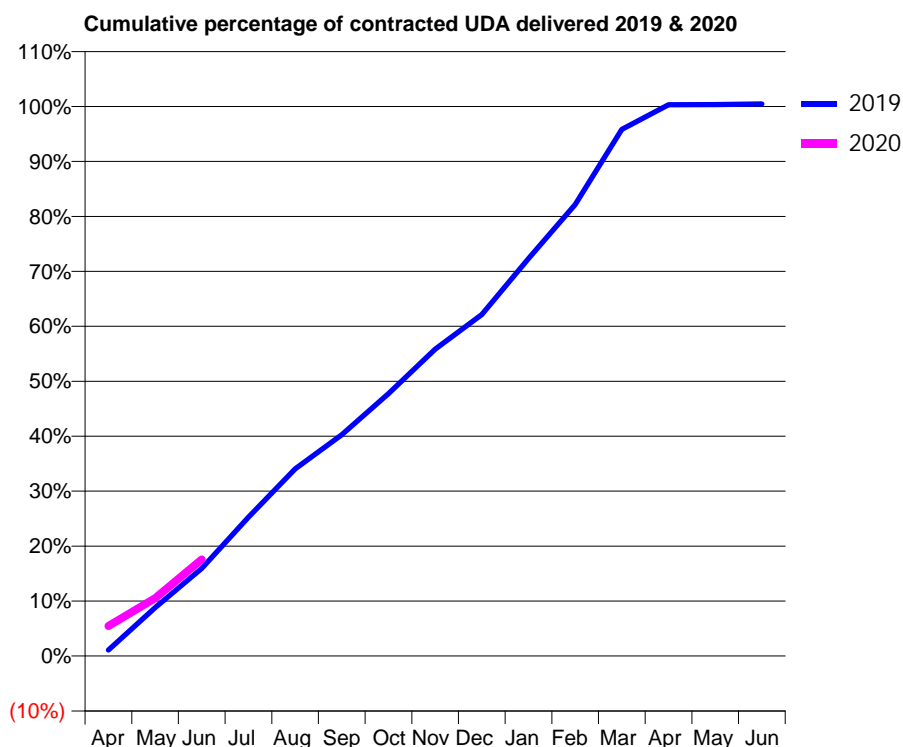
19/20 Contracted general activity (UDA)	13,344
Carry forward general activity (UDA)	0
19/20 Contracted orthodontic activity (UOA)	0
Carry forward orthodontic activity (UOA)	0
Baseline contract value	£390,852.58

ACCESS*

Patients seen in 24 months	Total	Change since previous quarter
Quarter ending June 2018	4,269	
Quarter ending September 2018	4,271	→
Quarter ending December 2018	4,403	↑
Quarter ending March 2019	4,450	→
Quarter ending June 2019	4,467	→
Variance since June 2018	4.6%	↑



ACTIVITY



Month	Adjusted Scheduled Activity (UDA)	
	2019	2020
April	149	730
May	1,178	1,403
June	2,130	2,347
July	3,373	
August	4,544	
September	5,373	
October	6,372	
November	7,453	
December	8,292	
January	9,653	
February	10,966	
March	12,787	
April	13,384	
May	13,389	
June	13,403	

QUALITY

	Quantity	Base Number	Contract	AT	Region	England
% of FP17s for the same patient ID Re-attending within 3 months - Children	22	307	7.2%	9.4%	12.1%	11.4%
% of FP17s for the same patient ID Re-attending within 3 months - Adults	257	1,224	21.0%	13.4%	15.6%	15.4%
% of FP17s for the same patient ID Re-attending between 3 & 9 months - Children	176	307	57.3%	61.9%	61.2%	59.8%
% of FP17s for the same patient ID Re-attending between 3 & 9 months - Adults	694	1,224	56.7%	56.5%	54.5%	52.1%
% of FP17s for Band 1 Urgent Courses	101	1,112	9.1%	7.6%	9.1%	9.2%
% of FP17s Relating to Free Repair or Replacements	22	1,112	2.0%	1.2%	1.0%	0.7%
% of FP17s Relating to Continuations	16	1,112	1.4%	1.1%	1.0%	0.8%
% of Patients satisfied with the dentistry they have received	2	2	N/A	96.0%	94.2%	93.4%
% of Patients satisfied with the time they had to wait for an appointment	1	2	N/A	87.6%	88.4%	87.6%

* This is based on patients treated on this contract for their most recent course of treatment. Figures in italics indicate the base number of FP17s or Patient Questionnaire responses are less than 100. N/A is shown where the base number of responses is less than 10 during the period. % is calculated as Quantity/Base number*100

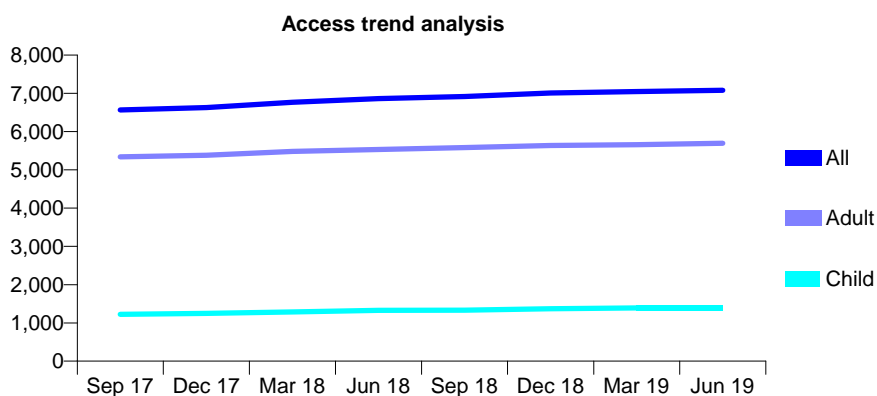
Q51 - Vital Signs At a Glance Contract Report for 166723/0001 - June 2019

Name or company name	Woodhouse Dental Practice
Contract type name	GDS Contract
Purpose of contract	General
Contract start date	01/04/2013
Contract end date	

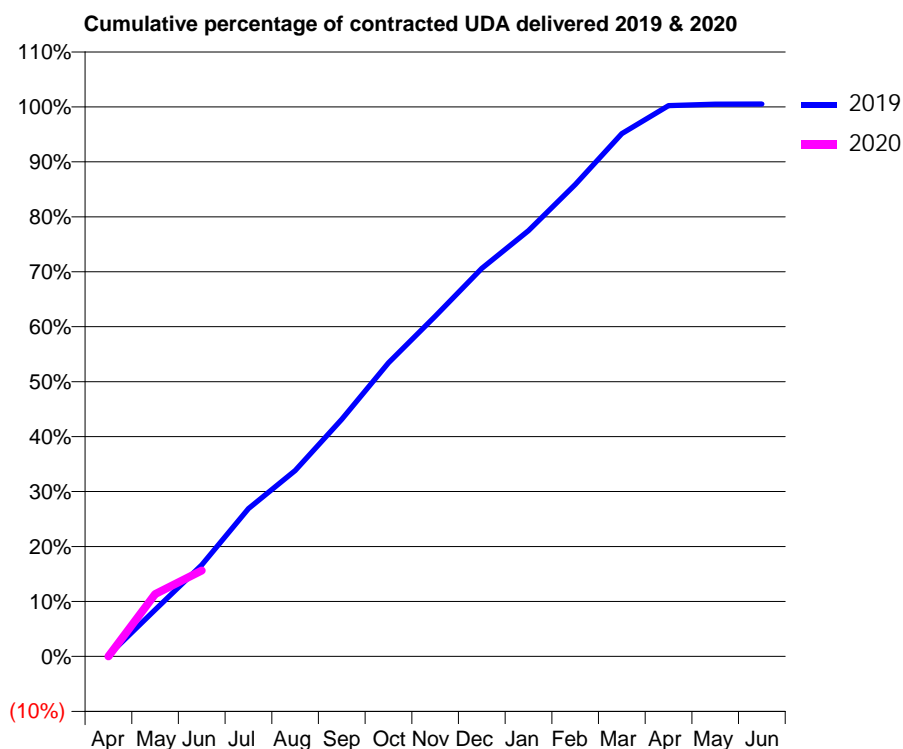
19/20 Contracted general activity (UDA)	21,329
Carry forward general activity (UDA)	0
19/20 Contracted orthodontic activity (UOA)	0
Carry forward orthodontic activity (UOA)	0
Baseline contract value	£627,949.00

ACCESS*

Patients seen in 24 months	Total	Change since previous quarter
Quarter ending June 2018	6,863	
Quarter ending September 2018	6,916	→
Quarter ending December 2018	7,007	→
Quarter ending March 2019	7,046	→
Quarter ending June 2019	7,083	→
Variance since June 2018	3.2%	↑



ACTIVITY



Month	Adjusted Scheduled Activity (UDA)	
	2019	2020
April	49	0
May	1,811	2,419
June	3,547	3,329
July	5,737	
August	7,212	
September	9,204	
October	11,394	
November	13,199	
December	15,059	
January	16,522	
February	18,313	
March	20,293	
April	21,381	
May	21,428	
June	21,437	

QUALITY

	Quantity	Base Number	Contract	AT	Region	England
% of FP17s for the same patient ID Re-attending within 3 months - Children	41	559	7.3%	9.4%	12.1%	11.4%
% of FP17s for the same patient ID Re-attending within 3 months - Adults	228	2,285	10.0%	13.4%	15.6%	15.4%
% of FP17s for the same patient ID Re-attending between 3 & 9 months - Children	383	559	68.5%	61.9%	61.2%	59.8%
% of FP17s for the same patient ID Re-attending between 3 & 9 months - Adults	1,678	2,285	73.4%	56.5%	54.5%	52.1%
% of FP17s for Band 1 Urgent Courses	85	1,961	4.3%	7.6%	9.1%	9.2%
% of FP17s Relating to Free Repair or Replacements	11	1,961	0.6%	1.2%	1.0%	0.7%
% of FP17s Relating to Continuations	23	1,961	1.2%	1.1%	1.0%	0.8%
% of Patients satisfied with the dentistry they have received	4	4	N/A	96.0%	94.2%	93.4%
% of Patients satisfied with the time they had to wait for an appointment	3	4	N/A	87.6%	88.4%	87.6%

* This is based on patients treated on this contract for their most recent course of treatment. Figures in italics indicate the base number of FP17s or Patient Questionnaire responses are less than 100. N/A is shown where the base number of responses is less than 10 during the period. % is calculated as Quantity/Base number*100

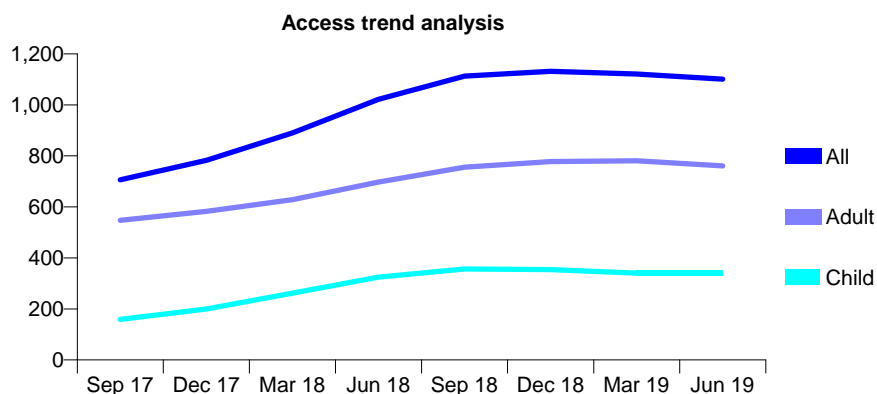
Q51 - Vital Signs At a Glance Contract Report for 166944/0004 - June 2019

Name or company name	Sheffield SPDCS
Contract type name	PDS Contract
Purpose of contract	General
Contract start date	01/04/2010
Contract end date	30/09/2023

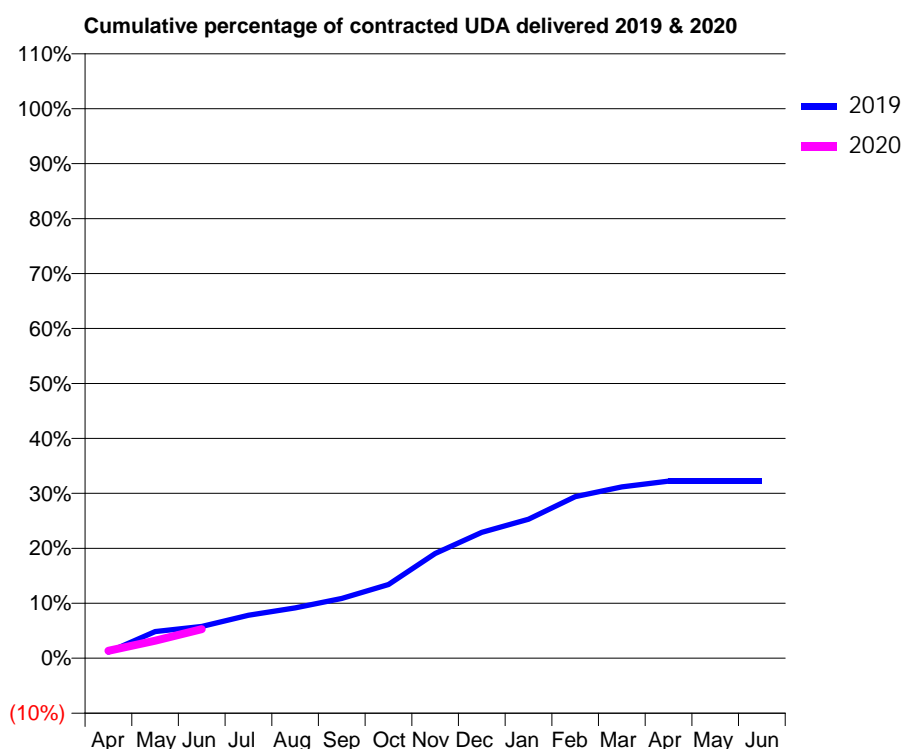
19/20 Contracted general activity (UDA)	3,887
Carry forward general activity (UDA)	0
19/20 Contracted orthodontic activity (UOA)	0
Carry forward orthodontic activity (UOA)	0
Baseline contract value	£501,010.67

ACCESS*

Patients seen in 24 months	Total	Change since previous quarter
Quarter ending June 2018	1,022	
Quarter ending September 2018	1,113	↑
Quarter ending December 2018	1,132	→
Quarter ending March 2019	1,121	→
Quarter ending June 2019	1,101	↓
Variance since June 2018	7.7%	↑



ACTIVITY



Month	Adjusted Scheduled Activity (UDA)	
	2019	2020
April	44	53
May	189	124
June	225	205
July	305	
August	356	
September	423	
October	521	
November	741	
December	890	
January	984	
February	1,142	
March	1,211	
April	1,252	
May	1,252	
June	1,252	

QUALITY

	Quantity	Base Number	Contract	AT	Region	England
% of FP17s for the same patient ID Re-attending within 3 months - Children	4	87	4.6%	9.4%	12.1%	11.4%
% of FP17s for the same patient ID Re-attending within 3 months - Adults	16	167	9.6%	13.4%	15.6%	15.4%
% of FP17s for the same patient ID Re-attending between 3 & 9 months - Children	39	87	44.8%	61.9%	61.2%	59.8%
% of FP17s for the same patient ID Re-attending between 3 & 9 months - Adults	69	167	41.3%	56.5%	54.5%	52.1%
% of FP17s for Band 1 Urgent Courses	6	101	5.9%	7.6%	9.1%	9.2%
% of FP17s Relating to Free Repair or Replacements	1	101	1.0%	1.2%	1.0%	0.7%
% of FP17s Relating to Continuations	1	101	1.0%	1.1%	1.0%	0.8%
% of Patients satisfied with the dentistry they have received	0	0	N/A	96.0%	94.2%	93.4%
% of Patients satisfied with the time they had to wait for an appointment	0	0	N/A	87.6%	88.4%	87.6%

* This is based on patients treated on this contract for their most recent course of treatment.

Figures in italics indicate the base number of FP17s or Patient Questionnaire responses are less than 100. N/A is shown where the base number of responses is less than 10 during the period. % is calculated as Quantity/Base number*100

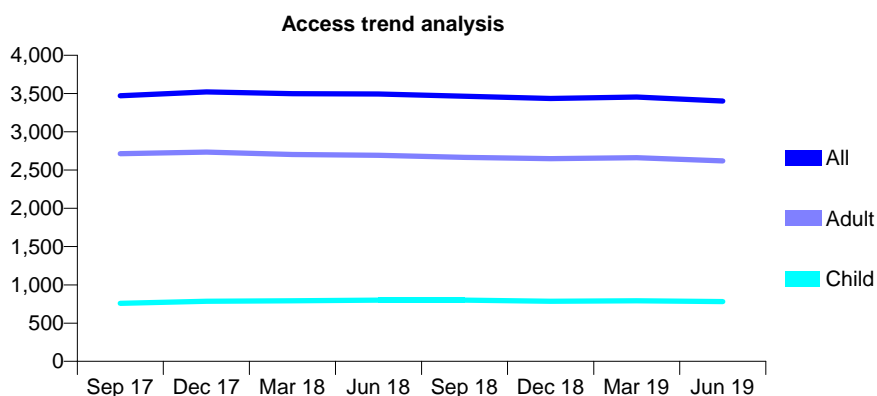
Q51 - Vital Signs At a Glance Contract Report for 166944/0007 - June 2019

Name or company name	Sheffield SPDCS
Contract type name	PDS Contract
Purpose of contract	General
Contract start date	01/08/2013
Contract end date	30/09/2023

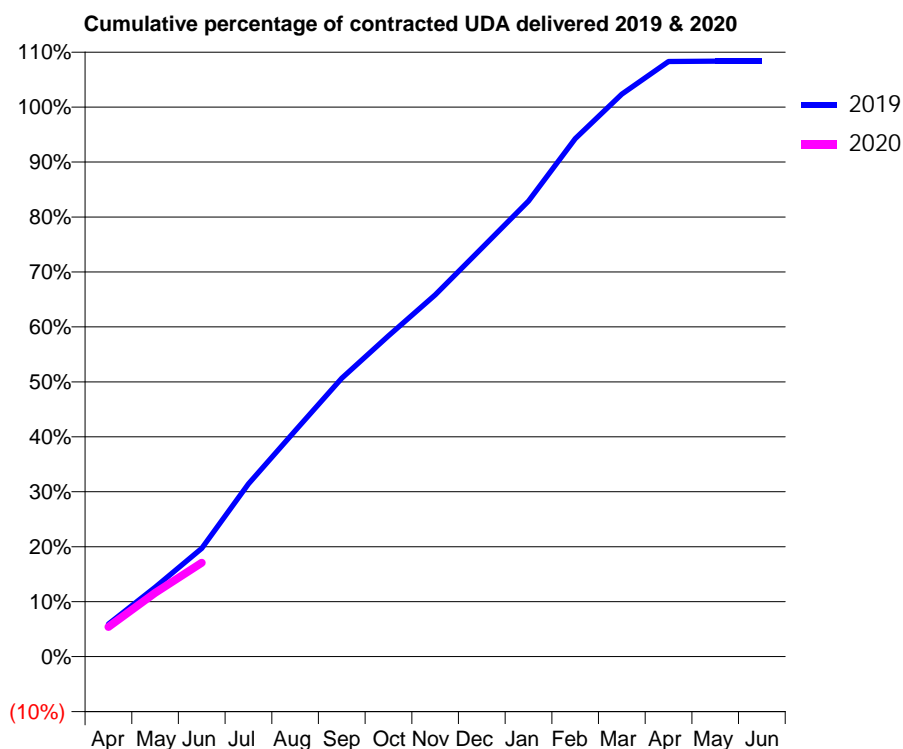
19/20 Contracted general activity (UDA)	8,544
Carry forward general activity (UDA)	0
19/20 Contracted orthodontic activity (UOA)	0
Carry forward orthodontic activity (UOA)	0
Baseline contract value	£1,610,604.42

ACCESS*

Patients seen in 24 months	Total	Change since previous quarter
Quarter ending June 2018	3,494	
Quarter ending September 2018	3,464	→
Quarter ending December 2018	3,434	→
Quarter ending March 2019	3,453	→
Quarter ending June 2019	3,402	↓
Variance since June 2018	(2.6%)	↓



ACTIVITY



Month	Adjusted Scheduled Activity (UDA)	
	2019	2020
April	506	461
May	1,080	991
June	1,683	1,460
July	2,686	
August	3,513	
September	4,328	
October	4,987	
November	5,625	
December	6,352	
January	7,083	
February	8,053	
March	8,744	
April	9,253	
May	9,257	
June	9,257	

QUALITY

	Quantity	Base Number	Contract	AT	Region	England
% of FP17s for the same patient ID Re-attending within 3 months - Children	35	298	11.7%	9.4%	12.1%	11.4%
% of FP17s for the same patient ID Re-attending within 3 months - Adults	75	652	11.5%	13.4%	15.6%	15.4%
% of FP17s for the same patient ID Re-attending between 3 & 9 months - Children	161	298	54.0%	61.9%	61.2%	59.8%
% of FP17s for the same patient ID Re-attending between 3 & 9 months - Adults	288	652	44.2%	56.5%	54.5%	52.1%
% of FP17s for Band 1 Urgent Courses	22	725	3.0%	7.6%	9.1%	9.2%
% of FP17s Relating to Free Repair or Replacements	2	725	0.3%	1.2%	1.0%	0.7%
% of FP17s Relating to Continuations	13	725	1.8%	1.1%	1.0%	0.8%
% of Patients satisfied with the dentistry they have received	0	0	N/A	96.0%	94.2%	93.4%
% of Patients satisfied with the time they had to wait for an appointment	0	0	N/A	87.6%	88.4%	87.6%

* This is based on patients treated on this contract for their most recent course of treatment. Figures in italics indicate the base number of FP17s or Patient Questionnaire responses are less than 100. N/A is shown where the base number of responses is less than 10 during the period. % is calculated as Quantity/Base number*100

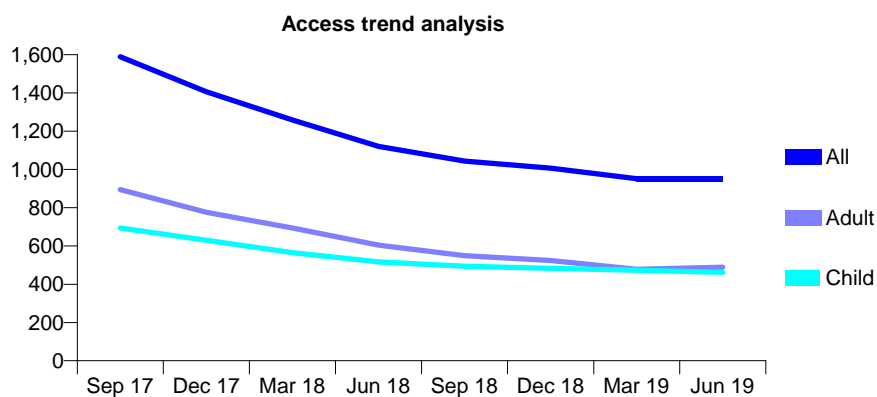
Q51 - Vital Signs At a Glance Contract Report for 166944/0008 - June 2019

Name or company name	Sheffield SPDCS
Contract type name	PDS Contract
Purpose of contract	General
Contract start date	01/08/2013
Contract end date	30/09/2023

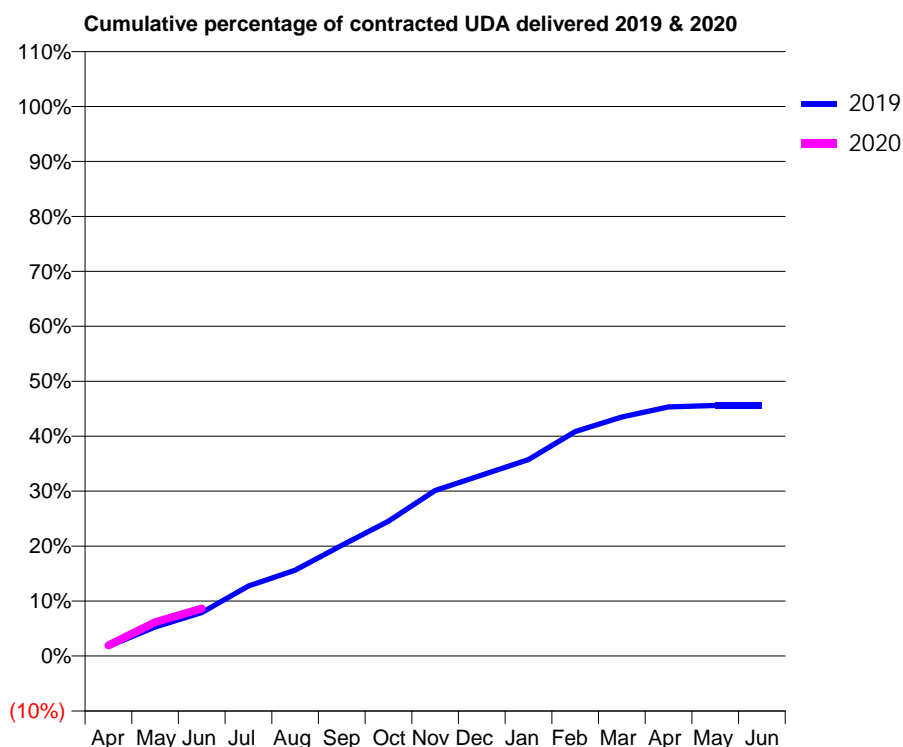
19/20 Contracted general activity (UDA)	4,488
Carry forward general activity (UDA)	0
19/20 Contracted orthodontic activity (UOA)	0
Carry forward orthodontic activity (UOA)	0
Baseline contract value	£733,753.77

ACCESS*

Patients seen in 24 months	Total	Change since previous quarter
Quarter ending June 2018	1,121	
Quarter ending September 2018	1,043	↓
Quarter ending December 2018	1,007	↓
Quarter ending March 2019	951	↓
Quarter ending June 2019	951	→
Variance since June 2018	(15.2%)	↓



ACTIVITY



Month	Adjusted Scheduled Activity (UDA)	
	2019	2020
April	79	88
May	237	276
June	356	388
July	573	
August	702	
September	903	
October	1,102	
November	1,353	
December	1,478	
January	1,605	
February	1,833	
March	1,952	
April	2,033	
May	2,045	
June	2,045	

QUALITY

	Quantity	Base Number	Contract	AT	Region	England
% of FP17s for the same patient ID Re-attending within 3 months - Children	2	120	1.7%	9.4%	12.1%	11.4%
% of FP17s for the same patient ID Re-attending within 3 months - Adults	11	131	8.4%	13.4%	15.6%	15.4%
% of FP17s for the same patient ID Re-attending between 3 & 9 months - Children	58	120	48.3%	61.9%	61.2%	59.8%
% of FP17s for the same patient ID Re-attending between 3 & 9 months - Adults	60	131	45.8%	56.5%	54.5%	52.1%
% of FP17s for Band 1 Urgent Courses	2	206	1.0%	7.6%	9.1%	9.2%
% of FP17s Relating to Free Repair or Replacements	0	206	0.0%	1.2%	1.0%	0.7%
% of FP17s Relating to Continuations	5	206	2.4%	1.1%	1.0%	0.8%
% of Patients satisfied with the dentistry they have received	0	0	N/A	96.0%	94.2%	93.4%
% of Patients satisfied with the time they had to wait for an appointment	0	0	N/A	87.6%	88.4%	87.6%

* This is based on patients treated on this contract for their most recent course of treatment. Figures in italics indicate the base number of FP17s or Patient Questionnaire responses are less than 100. N/A is shown where the base number of responses is less than 10 during the period. % is calculated as Quantity/Base number*100

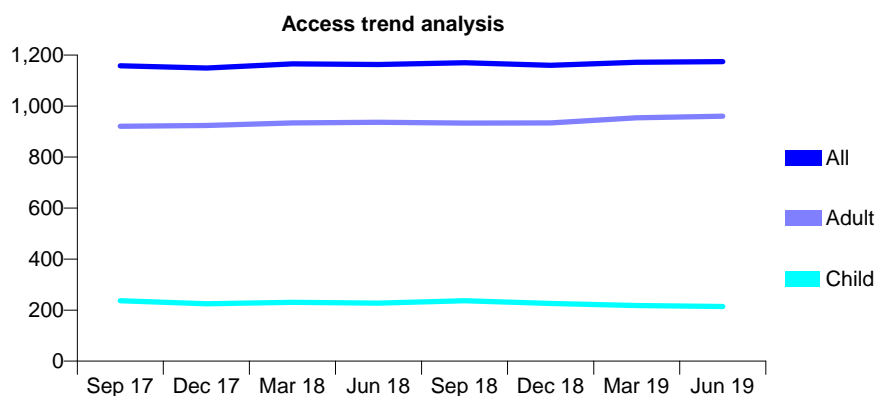
Q51 - Vital Signs At a Glance Contract Report for 167622/0001 - June 2019

Name or company name	JCS Dental Practice
Contract type name	GDS Contract
Purpose of contract	General
Contract start date	01/12/2010
Contract end date	

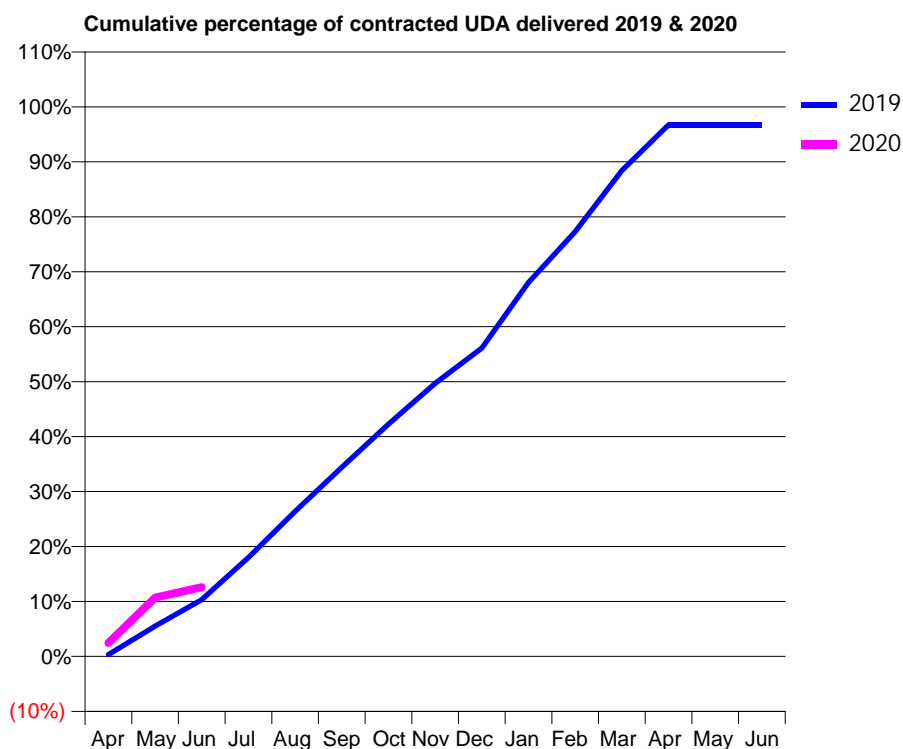
19/20 Contracted general activity (UDA)	4,471
Carry forward general activity (UDA)	0
19/20 Contracted orthodontic activity (UOA)	0
Carry forward orthodontic activity (UOA)	0
Baseline contract value	£130,993.67

ACCESS*

Patients seen in 24 months	Total	Change since previous quarter
Quarter ending June 2018	1,163	
Quarter ending September 2018	1,170	→
Quarter ending December 2018	1,160	→
Quarter ending March 2019	1,172	→
Quarter ending June 2019	1,174	→
Variance since June 2018	0.9%	→



ACTIVITY



Month	2019	2020
April	14	110
May	247	479
June	461	563
July	806	
August	1,181	
September	1,539	
October	1,889	
November	2,221	
December	2,509	
January	3,042	
February	3,456	
March	3,952	
April	4,324	
May	4,325	
June	4,325	

QUALITY

	Quantity	Base Number	Contract	AT	Region	England
% of FP17s for the same patient ID Re-attending within 3 months - Children	10	63	15.9%	9.4%	12.1%	11.4%
% of FP17s for the same patient ID Re-attending within 3 months - Adults	70	341	20.5%	13.4%	15.6%	15.4%
% of FP17s for the same patient ID Re-attending between 3 & 9 months - Children	35	63	55.6%	61.9%	61.2%	59.8%
% of FP17s for the same patient ID Re-attending between 3 & 9 months - Adults	188	341	55.1%	56.5%	54.5%	52.1%
% of FP17s for Band 1 Urgent Courses	6	306	2.0%	7.6%	9.1%	9.2%
% of FP17s Relating to Free Repair or Replacements	5	306	1.6%	1.2%	1.0%	0.7%
% of FP17s Relating to Continuations	15	306	4.9%	1.1%	1.0%	0.8%
% of Patients satisfied with the dentistry they have received	1	1	N/A	96.0%	94.2%	93.4%
% of Patients satisfied with the time they had to wait for an appointment	1	1	N/A	87.6%	88.4%	87.6%

* This is based on patients treated on this contract for their most recent course of treatment. Figures in italics indicate the base number of FP17s or Patient Questionnaire responses are less than 100. N/A is shown where the base number of responses is less than 10 during the period. % is calculated as Quantity/Base number*100

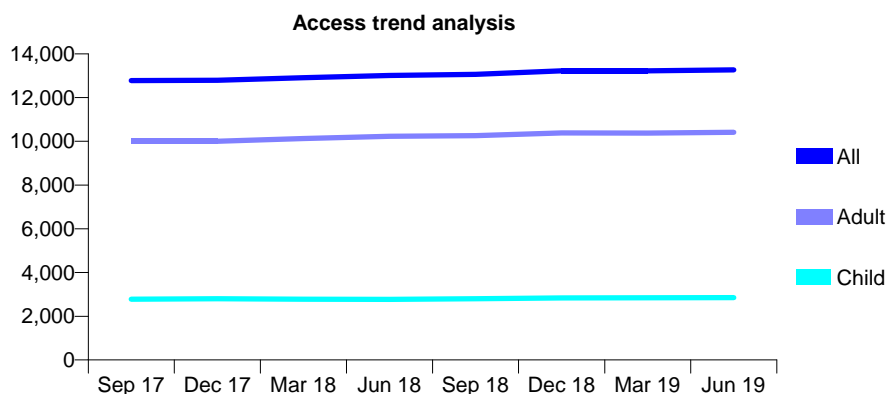
Q51 - Vital Signs At a Glance Contract Report for 167819/0001 - June 2019

Name or company name	Mr Peach and Mr Harper
Contract type name	GDS Contract
Purpose of contract	General
Contract start date	01/04/2015
Contract end date	

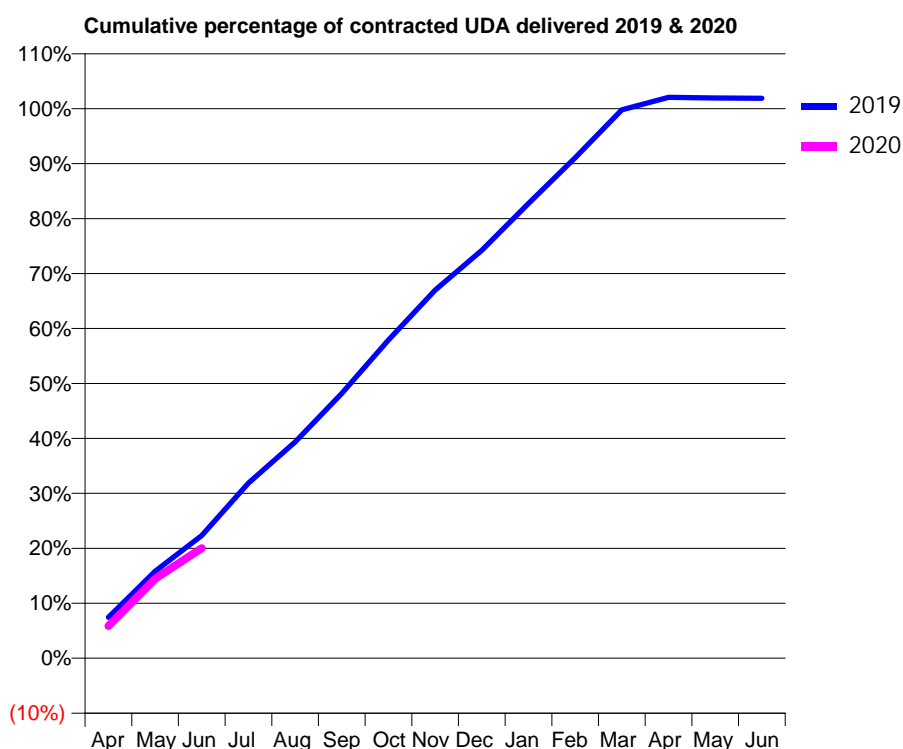
19/20 Contracted general activity (UDA)	29,661
Carry forward general activity (UDA)	0
19/20 Contracted orthodontic activity (UOA)	0
Carry forward orthodontic activity (UOA)	0
Baseline contract value	£957,325.03

ACCESS*

Patients seen in 24 months	Total	Change since previous quarter
Quarter ending June 2018	13,006	
Quarter ending September 2018	13,063	→
Quarter ending December 2018	13,223	→
Quarter ending March 2019	13,225	→
Quarter ending June 2019	13,262	→
Variance since June 2018	2.0%	→



ACTIVITY



Month	Adjusted Scheduled Activity (UDA)	
	2019	2020
April	2,206	1,743
May	4,695	4,284
June	6,626	5,943
July	9,453	
August	11,681	
September	14,290	
October	17,175	
November	19,869	
December	22,015	
January	24,538	
February	27,015	
March	29,593	
April	30,269	
May	30,235	
June	30,219	

QUALITY

	Quantity	Base Number	Contract	AT	Region	England
% of FP17s for the same patient ID Re-attending within 3 months - Children	51	1,044	4.9%	9.4%	12.1%	11.4%
% of FP17s for the same patient ID Re-attending within 3 months - Adults	136	2,927	4.6%	13.4%	15.6%	15.4%
% of FP17s for the same patient ID Re-attending between 3 & 9 months - Children	761	1,044	72.9%	61.9%	61.2%	59.8%
% of FP17s for the same patient ID Re-attending between 3 & 9 months - Adults	1,616	2,927	55.2%	56.5%	54.5%	52.1%
% of FP17s for Band 1 Urgent Courses	87	3,626	2.4%	7.6%	9.1%	9.2%
% of FP17s Relating to Free Repair or Replacements	19	3,626	0.5%	1.2%	1.0%	0.7%
% of FP17s Relating to Continuations	4	3,626	0.1%	1.1%	1.0%	0.8%
% of Patients satisfied with the dentistry they have received	8	8	N/A	96.0%	94.2%	93.4%
% of Patients satisfied with the time they had to wait for an appointment	8	8	N/A	87.6%	88.4%	87.6%

* This is based on patients treated on this contract for their most recent course of treatment.

Figures in italics indicate the base number of FP17s or Patient Questionnaire responses are less than 100. N/A is shown where the base number of responses is less than 10 during the period. % is calculated as Quantity/Base number*100

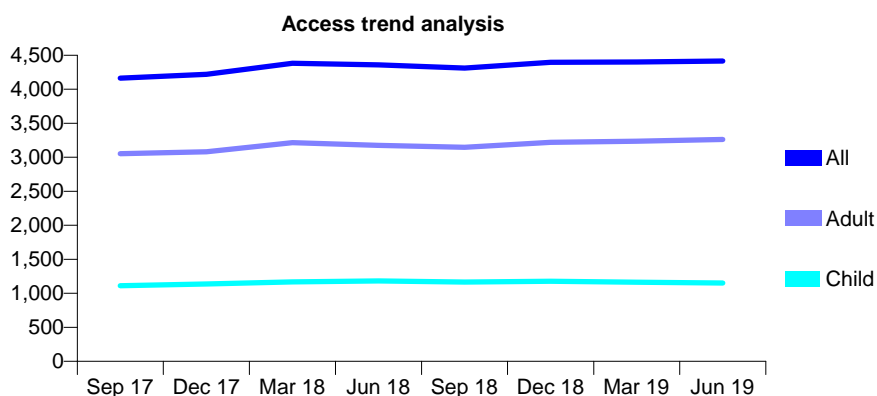
Q51 - Vital Signs At a Glance Contract Report for 174440/0001 - June 2019

Name or company name	IDH 474 Limited
Contract type name	GDS Contract
Purpose of contract	General
Contract start date	01/07/2011
Contract end date	

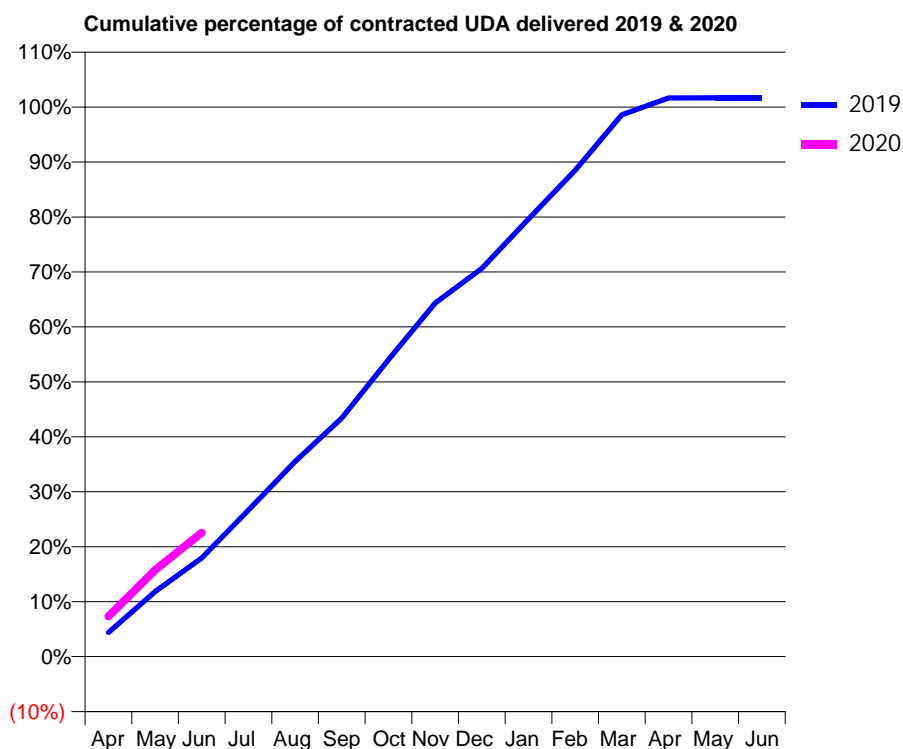
19/20 Contracted general activity (UDA)	14,895
Carry forward general activity (UDA)	0
19/20 Contracted orthodontic activity (UOA)	0
Carry forward orthodontic activity (UOA)	0
Baseline contract value	£470,904.18

ACCESS*

Patients seen in 24 months	Total	Change since previous quarter
Quarter ending June 2018	4,358	
Quarter ending September 2018	4,312	↓
Quarter ending December 2018	4,397	→
Quarter ending March 2019	4,400	→
Quarter ending June 2019	4,414	→
Variance since June 2018	1.3%	→



ACTIVITY



Month	Adjusted Scheduled Activity (UDA)	
	2019	2020
April	653	1,090
May	1,764	2,348
June	2,677	3,359
July	3,972	
August	5,290	
September	6,464	
October	8,046	
November	9,583	
December	10,520	
January	11,862	
February	13,183	
March	14,682	
April	15,139	
May	15,141	
June	15,141	

QUALITY

	Quantity	Base Number	Contract	AT	Region	England
% of FP17s for the same patient ID Re-attending within 3 months - Children	25	443	5.6%	9.4%	12.1%	11.4%
% of FP17s for the same patient ID Re-attending within 3 months - Adults	184	1,234	14.9%	13.4%	15.6%	15.4%
% of FP17s for the same patient ID Re-attending between 3 & 9 months - Children	326	443	73.6%	61.9%	61.2%	59.8%
% of FP17s for the same patient ID Re-attending between 3 & 9 months - Adults	732	1,234	59.3%	56.5%	54.5%	52.1%
% of FP17s for Band 1 Urgent Courses	120	1,466	8.2%	7.6%	9.1%	9.2%
% of FP17s Relating to Free Repair or Replacements	18	1,466	1.2%	1.2%	1.0%	0.7%
% of FP17s Relating to Continuations	20	1,466	1.4%	1.1%	1.0%	0.8%
% of Patients satisfied with the dentistry they have received	0	0	N/A	96.0%	94.2%	93.4%
% of Patients satisfied with the time they had to wait for an appointment	0	0	N/A	87.6%	88.4%	87.6%

* This is based on patients treated on this contract for their most recent course of treatment. Figures in italics indicate the base number of FP17s or Patient Questionnaire responses are less than 100. N/A is shown where the base number of responses is less than 10 during the period. % is calculated as Quantity/Base number*100

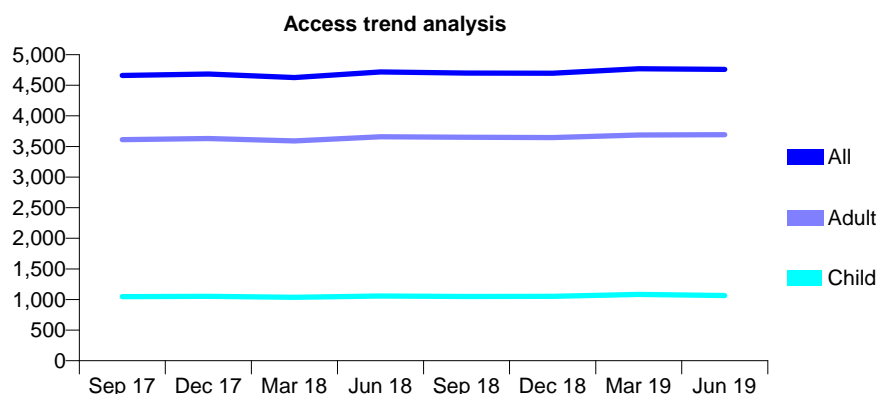
Q51 - Vital Signs At a Glance Contract Report for 175218/0003 - June 2019

Name or company name	Thompson & Thomas
Contract type name	GDS Contract
Purpose of contract	General
Contract start date	01/03/2012
Contract end date	

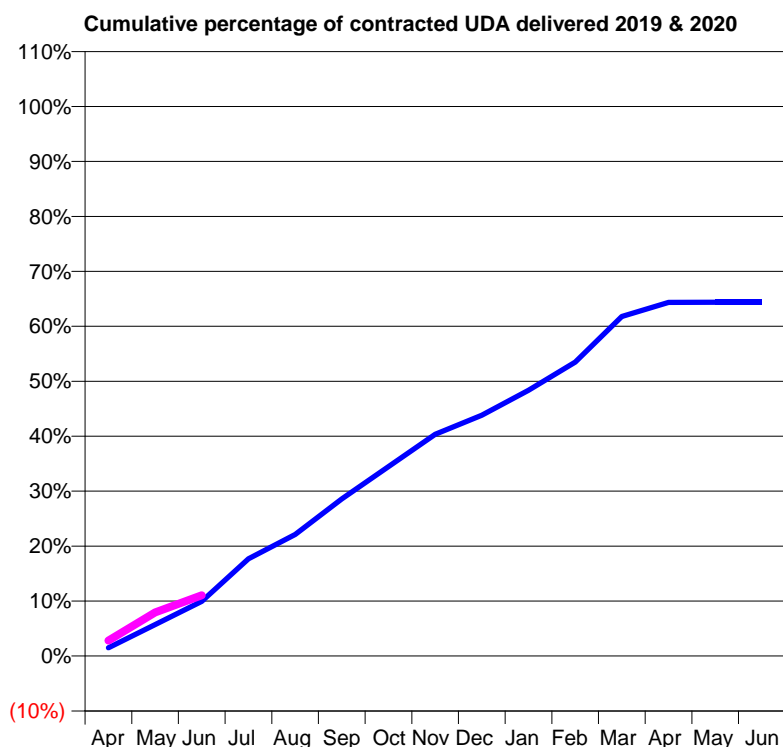
19/20 Contracted general activity (UDA)	16,553
Carry forward general activity (UDA)	0
19/20 Contracted orthodontic activity (UOA)	0
Carry forward orthodontic activity (UOA)	0
Baseline contract value	£545,314.53

ACCESS*

Patients seen in 24 months	Total	Change since previous quarter
Quarter ending June 2018	4,717	
Quarter ending September 2018	4,699	→
Quarter ending December 2018	4,697	→
Quarter ending March 2019	4,771	→
Quarter ending June 2019	4,760	→
Variance since June 2018	0.9%	→



ACTIVITY



Month	Adjusted Scheduled Activity (UDA)	
	2019	2020
April	253	468
May	949	1,314
June	1,648	1,832
July	2,928	
August	3,663	
September	4,735	
October	5,707	
November	6,676	
December	7,252	
January	8,006	
February	8,856	
March	10,228	
April	10,652	
May	10,655	
June	10,654	

QUALITY

	Quantity	Base Number	Contract	AT	Region	England
% of FP17s for the same patient ID Re-attending within 3 months - Children	17	345	4.9%	9.4%	12.1%	11.4%
% of FP17s for the same patient ID Re-attending within 3 months - Adults	128	1,036	12.4%	13.4%	15.6%	15.4%
% of FP17s for the same patient ID Re-attending between 3 & 9 months - Children	218	345	63.2%	61.9%	61.2%	59.8%
% of FP17s for the same patient ID Re-attending between 3 & 9 months - Adults	580	1,036	56.0%	56.5%	54.5%	52.1%
% of FP17s for Band 1 Urgent Courses	58	1,079	5.4%	7.6%	9.1%	9.2%
% of FP17s Relating to Free Repair or Replacements	37	1,079	3.4%	1.2%	1.0%	0.7%
% of FP17s Relating to Continuations	7	1,079	0.6%	1.1%	1.0%	0.8%
% of Patients satisfied with the dentistry they have received	4	4	N/A	96.0%	94.2%	93.4%
% of Patients satisfied with the time they had to wait for an appointment	4	4	N/A	87.6%	88.4%	87.6%

* This is based on patients treated on this contract for their most recent course of treatment. Figures in italics indicate the base number of FP17s or Patient Questionnaire responses are less than 100. N/A is shown where the base number of responses is less than 10 during the period. % is calculated as Quantity/Base number*100

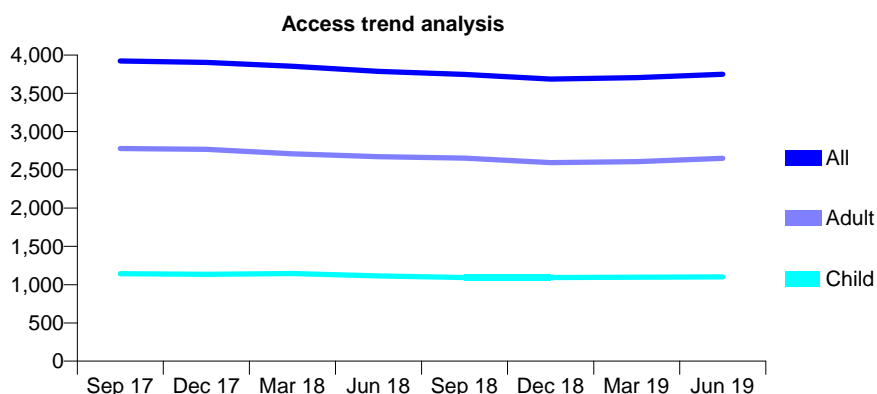
Q51 - Vital Signs At a Glance Contract Report for 175218/0004 - June 2019

Name or company name	Thompson & Thomas
Contract type name	GDS Contract
Purpose of contract	General
Contract start date	01/03/2012
Contract end date	

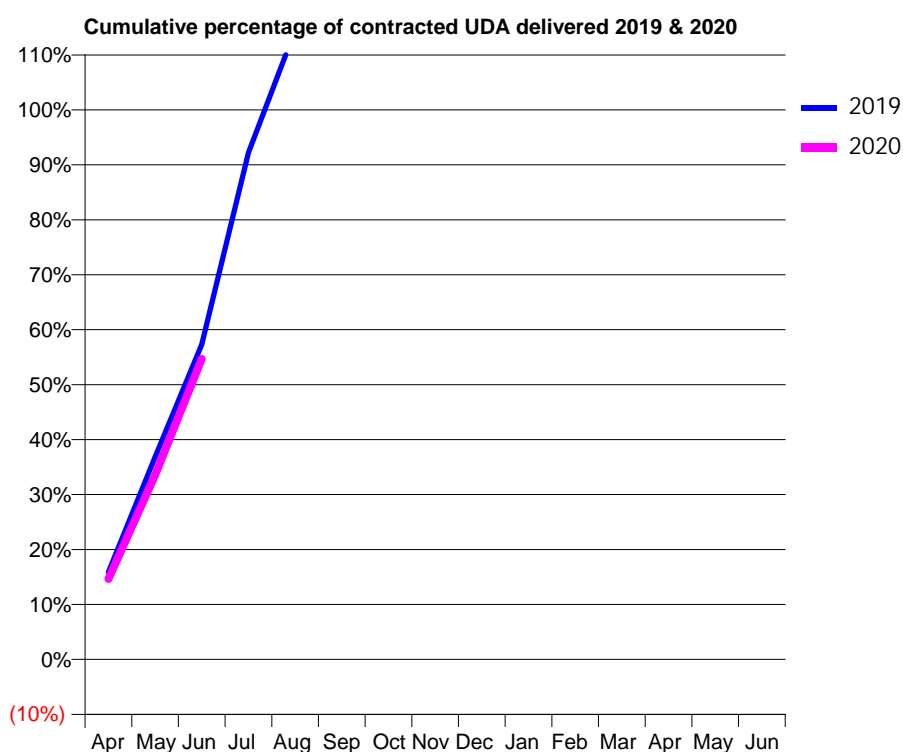
19/20 Contracted general activity (UDA)	2,558
Carry forward general activity (UDA)	0
19/20 Contracted orthodontic activity (UOA)	0
Carry forward orthodontic activity (UOA)	0
Baseline contract value	£261,423.50

ACCESS*

Patients seen in 24 months	Total	Change since previous quarter
Quarter ending June 2018	3,787	
Quarter ending September 2018	3,746	↓
Quarter ending December 2018	3,686	↓
Quarter ending March 2019	3,704	→
Quarter ending June 2019	3,750	→
Variance since June 2018	(1.0%)	→



ACTIVITY



Month	2019	2020
April	406	375
May	942	859
June	1,466	1,399
July	2,359	
August	2,926	
September	3,368	
October	4,093	
November	4,685	
December	5,421	
January	6,038	
February	6,700	
March	7,572	
April	7,861	
May	7,876	
June	7,877	

QUALITY

	Quantity	Base Number	Contract	AT	Region	England
% of FP17s for the same patient ID Re-attending within 3 months - Children	17	385	4.4%	9.4%	12.1%	11.4%
% of FP17s for the same patient ID Re-attending within 3 months - Adults	72	848	8.5%	13.4%	15.6%	15.4%
% of FP17s for the same patient ID Re-attending between 3 & 9 months - Children	239	385	62.1%	61.9%	61.2%	59.8%
% of FP17s for the same patient ID Re-attending between 3 & 9 months - Adults	523	848	61.7%	56.5%	54.5%	52.1%
% of FP17s for Band 1 Urgent Courses	29	839	3.5%	7.6%	9.1%	9.2%
% of FP17s Relating to Free Repair or Replacements	12	839	1.4%	1.2%	1.0%	0.7%
% of FP17s Relating to Continuations	3	839	0.4%	1.1%	1.0%	0.8%
% of Patients satisfied with the dentistry they have received	3	3	N/A	96.0%	94.2%	93.4%
% of Patients satisfied with the time they had to wait for an appointment	2	3	N/A	87.6%	88.4%	87.6%

* This is based on patients treated on this contract for their most recent course of treatment. Figures in italics indicate the base number of FP17s or Patient Questionnaire responses are less than 100. N/A is shown where the base number of responses is less than 10 during the period. % is calculated as Quantity/Base number*100

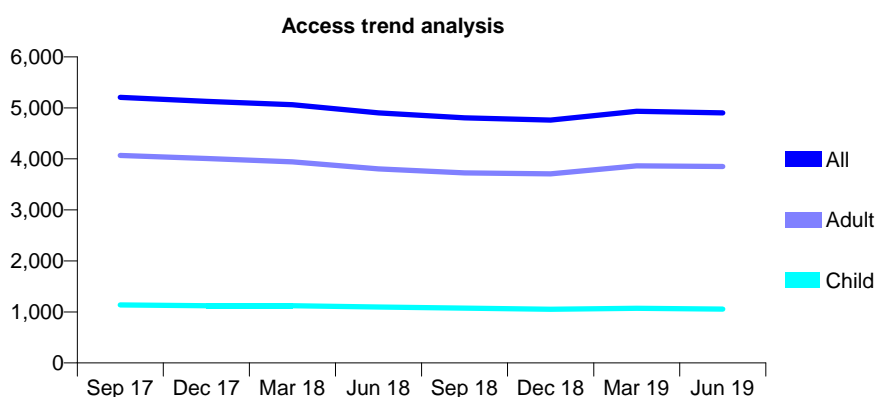
Q51 - Vital Signs At a Glance Contract Report for 175625/0001 - June 2019

Name or company name	Swinton Dental Practice
Contract type name	GDS Contract
Purpose of contract	General
Contract start date	30/07/2011
Contract end date	

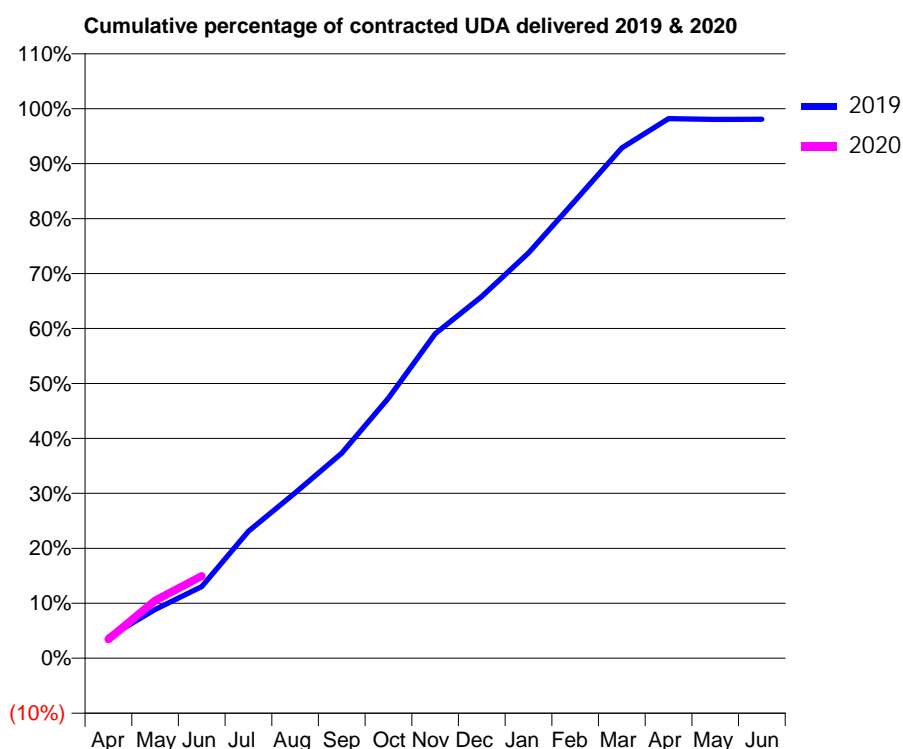
19/20 Contracted general activity (UDA)	15,024
Carry forward general activity (UDA)	0
19/20 Contracted orthodontic activity (UOA)	0
Carry forward orthodontic activity (UOA)	0
Baseline contract value	£427,920.42

ACCESS*

Patients seen in 24 months	Total	Change since previous quarter
Quarter ending June 2018	4,900	
Quarter ending September 2018	4,803	↓
Quarter ending December 2018	4,760	→
Quarter ending March 2019	4,934	↑
Quarter ending June 2019	4,904	→
Variance since June 2018	0.1%	→



ACTIVITY



Month	2019	2020
April	579	519
May	1,333	1,576
June	1,960	2,246
July	3,471	
August	4,524	
September	5,609	
October	7,111	
November	8,871	
December	9,889	
January	11,083	
February	12,512	
March	13,950	
April	14,750	
May	14,732	
June	14,733	

QUALITY

	Quantity	Base Number	Contract	AT	Region	England
% of FP17s for the same patient ID Re-attending within 3 months - Children	19	334	5.7%	9.4%	12.1%	11.4%
% of FP17s for the same patient ID Re-attending within 3 months - Adults	117	1,088	10.8%	13.4%	15.6%	15.4%
% of FP17s for the same patient ID Re-attending between 3 & 9 months - Children	249	334	74.6%	61.9%	61.2%	59.8%
% of FP17s for the same patient ID Re-attending between 3 & 9 months - Adults	554	1,088	50.9%	56.5%	54.5%	52.1%
% of FP17s for Band 1 Urgent Courses	72	1,138	6.3%	7.6%	9.1%	9.2%
% of FP17s Relating to Free Repair or Replacements	21	1,138	1.8%	1.2%	1.0%	0.7%
% of FP17s Relating to Continuations	8	1,138	0.7%	1.1%	1.0%	0.8%
% of Patients satisfied with the dentistry they have received	3	3	N/A	96.0%	94.2%	93.4%
% of Patients satisfied with the time they had to wait for an appointment	3	3	N/A	87.6%	88.4%	87.6%

* This is based on patients treated on this contract for their most recent course of treatment. Figures in italics indicate the base number of FP17s or Patient Questionnaire responses are less than 100. N/A is shown where the base number of responses is less than 10 during the period. % is calculated as Quantity/Base number*100

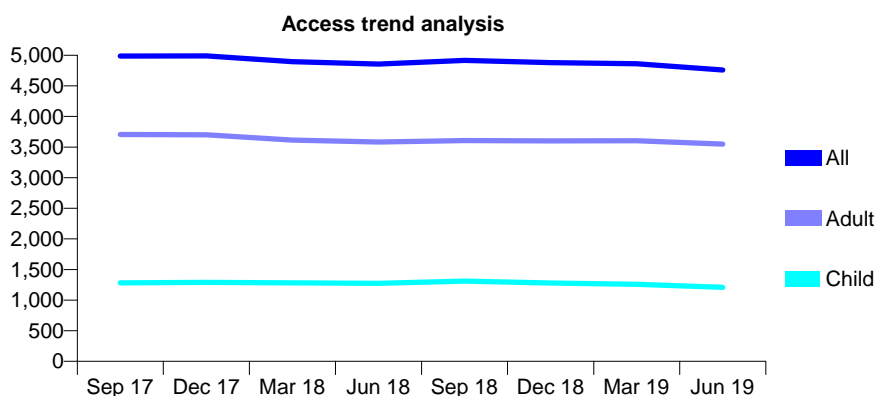
Q51 - Vital Signs At a Glance Contract Report for 177504/0001 - June 2019

Name or company name	Hurlfield Ltd
Contract type name	GDS Contract
Purpose of contract	General
Contract start date	05/10/2009
Contract end date	

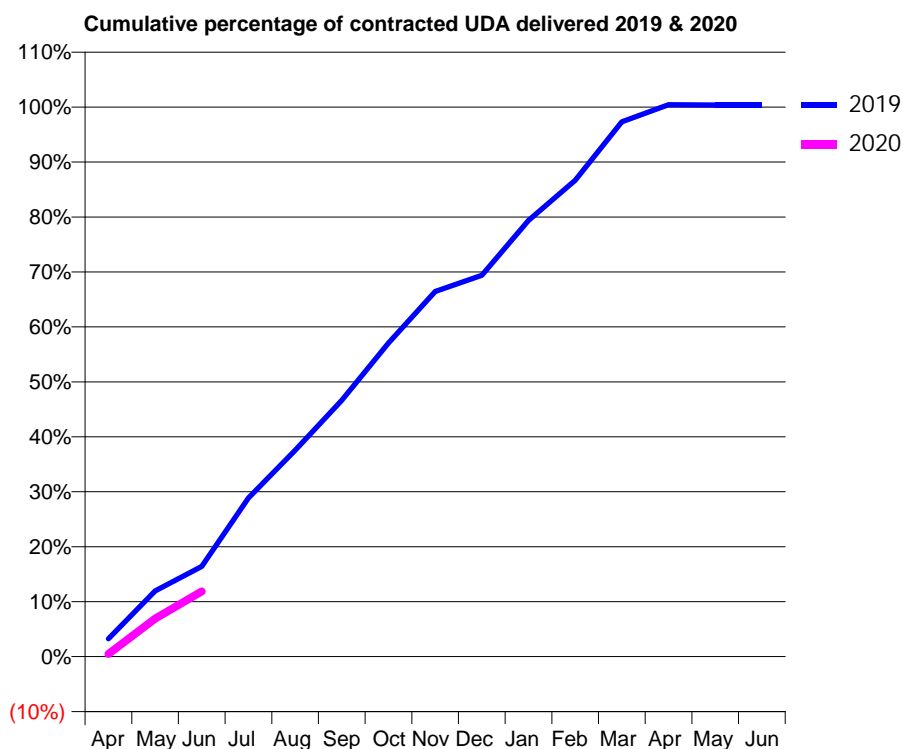
19/20 Contracted general activity (UDA)	15,000
Carry forward general activity (UDA)	0
19/20 Contracted orthodontic activity (UOA)	0
Carry forward orthodontic activity (UOA)	0
Baseline contract value	£439,477.80

ACCESS*

Patients seen in 24 months	Total	Change since previous quarter
Quarter ending June 2018	4,856	
Quarter ending September 2018	4,917	→
Quarter ending December 2018	4,879	→
Quarter ending March 2019	4,862	→
Quarter ending June 2019	4,759	↓
Variance since June 2018	(2.0%)	↓



ACTIVITY



Month	Adjusted Scheduled Activity (UDA)	
	2019	2020
April	486	76
May	1,792	1,038
June	2,462	1,782
July	4,331	
August	5,632	
September	7,000	
October	8,561	
November	9,966	
December	10,408	
January	11,904	
February	13,006	
March	14,595	
April	15,064	
May	15,058	
June	15,057	

QUALITY

	Quantity	Base Number	Contract	AT	Region	England
% of FP17s for the same patient ID Re-attending within 3 months - Children	25	326	7.7%	9.4%	12.1%	11.4%
% of FP17s for the same patient ID Re-attending within 3 months - Adults	139	813	17.1%	13.4%	15.6%	15.4%
% of FP17s for the same patient ID Re-attending between 3 & 9 months - Children	236	326	72.4%	61.9%	61.2%	59.8%
% of FP17s for the same patient ID Re-attending between 3 & 9 months - Adults	506	813	62.2%	56.5%	54.5%	52.1%
% of FP17s for Band 1 Urgent Courses	76	937	8.1%	7.6%	9.1%	9.2%
% of FP17s Relating to Free Repair or Replacements	25	937	2.7%	1.2%	1.0%	0.7%
% of FP17s Relating to Continuations	21	937	2.2%	1.1%	1.0%	0.8%
% of Patients satisfied with the dentistry they have received	2	2	N/A	96.0%	94.2%	93.4%
% of Patients satisfied with the time they had to wait for an appointment	2	2	N/A	87.6%	88.4%	87.6%

* This is based on patients treated on this contract for their most recent course of treatment. Figures in italics indicate the base number of FP17s or Patient Questionnaire responses are less than 100. N/A is shown where the base number of responses is less than 10 during the period. % is calculated as Quantity/Base number*100

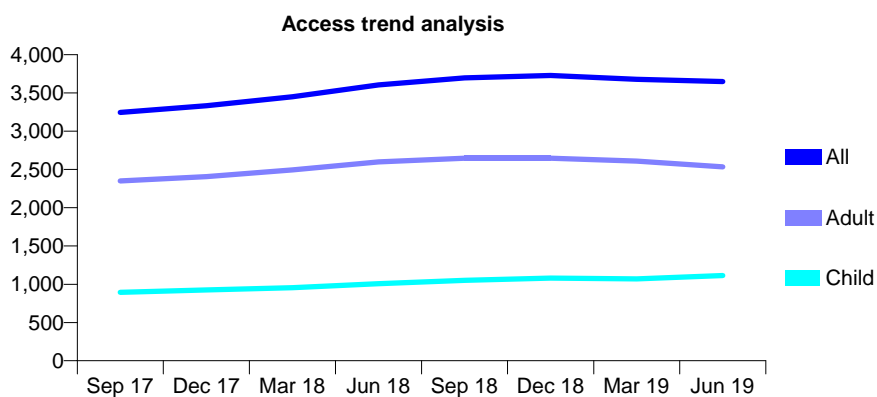
Q51 - Vital Signs At a Glance Contract Report for 180912/0001 - June 2019

Name or company name	Galer Farrer
Contract type name	GDS Contract
Purpose of contract	General
Contract start date	01/09/2009
Contract end date	

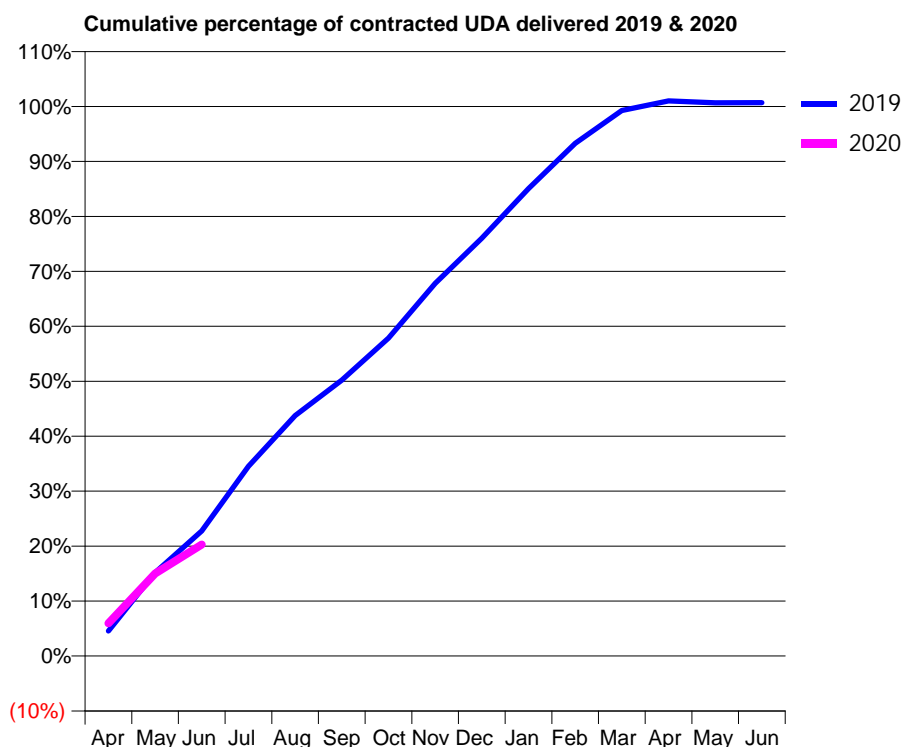
19/20 Contracted general activity (UDA)	9,649
Carry forward general activity (UDA)	0
19/20 Contracted orthodontic activity (UOA)	0
Carry forward orthodontic activity (UOA)	0
Baseline contract value	£326,082.73

ACCESS*

Patients seen in 24 months	Total	Change since previous quarter
Quarter ending June 2018	3,606	
Quarter ending September 2018	3,697	↑
Quarter ending December 2018	3,727	→
Quarter ending March 2019	3,679	↓
Quarter ending June 2019	3,648	→
Variance since June 2018	1.2%	→



ACTIVITY



Month	Adjusted Scheduled Activity (UDA)	
	2019	2020
April	438	575
May	1,466	1,449
June	2,195	1,958
July	3,331	
August	4,222	
September	4,843	
October	5,582	
November	6,542	
December	7,336	
January	8,206	
February	9,003	
March	9,577	
April	9,747	
May	9,713	
June	9,715	

QUALITY

	Quantity	Base Number	Contract	AT	Region	England
% of FP17s for the same patient ID Re-attending within 3 months - Children	14	458	3.1%	9.4%	12.1%	11.4%
% of FP17s for the same patient ID Re-attending within 3 months - Adults	61	769	7.9%	13.4%	15.6%	15.4%
% of FP17s for the same patient ID Re-attending between 3 & 9 months - Children	337	458	73.6%	61.9%	61.2%	59.8%
% of FP17s for the same patient ID Re-attending between 3 & 9 months - Adults	505	769	65.7%	56.5%	54.5%	52.1%
% of FP17s for Band 1 Urgent Courses	43	1,124	3.8%	7.6%	9.1%	9.2%
% of FP17s Relating to Free Repair or Replacements	18	1,124	1.6%	1.2%	1.0%	0.7%
% of FP17s Relating to Continuations	10	1,124	0.9%	1.1%	1.0%	0.8%
% of Patients satisfied with the dentistry they have received	3	3	N/A	96.0%	94.2%	93.4%
% of Patients satisfied with the time they had to wait for an appointment	2	3	N/A	87.6%	88.4%	87.6%

* This is based on patients treated on this contract for their most recent course of treatment. Figures in italics indicate the base number of FP17s or Patient Questionnaire responses are less than 100. N/A is shown where the base number of responses is less than 10 during the period. % is calculated as Quantity/Base number*100

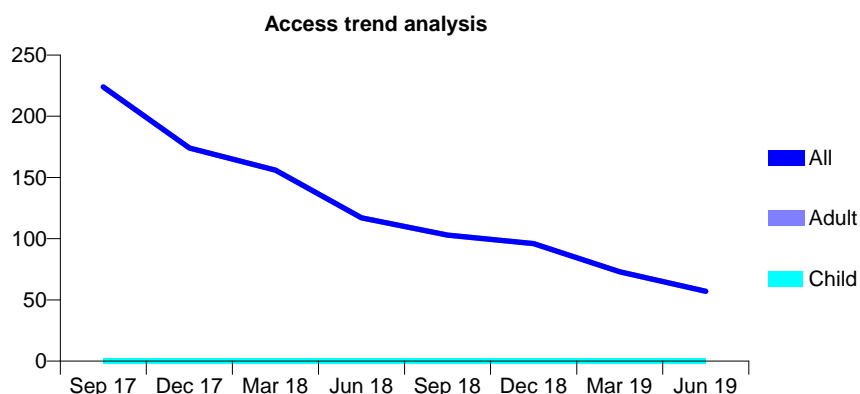
Q51 - Vital Signs At a Glance Contract Report for 180912/0002 - June 2019

Name or company name	Galer Farrer
Contract type name	GDS Contract
Purpose of contract	General
Contract start date	01/09/2009
Contract end date	

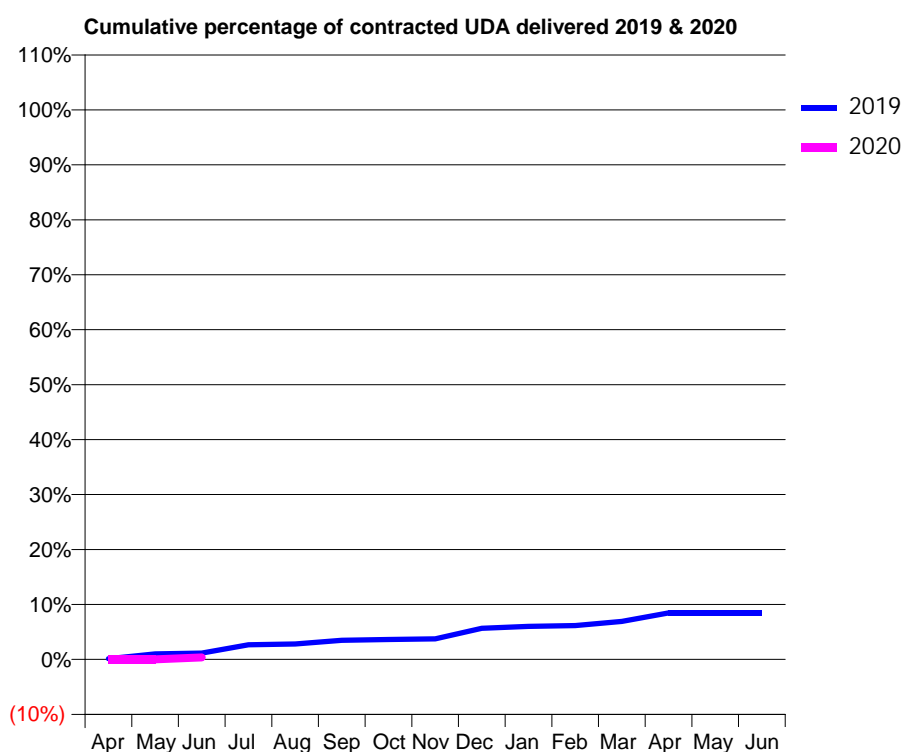
19/20 Contracted general activity (UDA)	788
Carry forward general activity (UDA)	0
19/20 Contracted orthodontic activity (UOA)	0
Carry forward orthodontic activity (UOA)	0
Baseline contract value	£49,058.62

ACCESS*

Patients seen in 24 months	Total	Change since previous quarter
Quarter ending June 2018	117	
Quarter ending September 2018	103	↓
Quarter ending December 2018	96	↓
Quarter ending March 2019	73	↓
Quarter ending June 2019	57	↓
Variance since June 2018	(51.3%)	↓



ACTIVITY



Month	Adjusted Scheduled Activity (UDA)	
	2019	2020
April	1	0
May	8	0
June	9	3
July	21	
August	22	
September	27	
October	29	
November	30	
December	45	
January	48	
February	49	
March	55	
April	67	
May	67	
June	67	

QUALITY

	Quantity	Base Number	Contract	AT	Region	England
% of FP17s for the same patient ID Re-attending within 3 months - Children	0	0	N/A	9.4%	12.1%	11.4%
% of FP17s for the same patient ID Re-attending within 3 months - Adults	0	2	0.0%	13.4%	15.6%	15.4%
% of FP17s for the same patient ID Re-attending between 3 & 9 months - Children	0	0	N/A	61.9%	61.2%	59.8%
% of FP17s for the same patient ID Re-attending between 3 & 9 months - Adults	0	2	0.0%	56.5%	54.5%	52.1%
% of FP17s for Band 1 Urgent Courses	0	1	0.0%	7.6%	9.1%	9.2%
% of FP17s Relating to Free Repair or Replacements	0	1	0.0%	1.2%	1.0%	0.7%
% of FP17s Relating to Continuations	0	1	0.0%	1.1%	1.0%	0.8%
% of Patients satisfied with the dentistry they have received	0	0	N/A	96.0%	94.2%	93.4%
% of Patients satisfied with the time they had to wait for an appointment	0	0	N/A	87.6%	88.4%	87.6%

* This is based on patients treated on this contract for their most recent course of treatment. Figures in italics indicate the base number of FP17s or Patient Questionnaire responses are less than 100. N/A is shown where the base number of responses is less than 10 during the period. % is calculated as Quantity/Base number*100

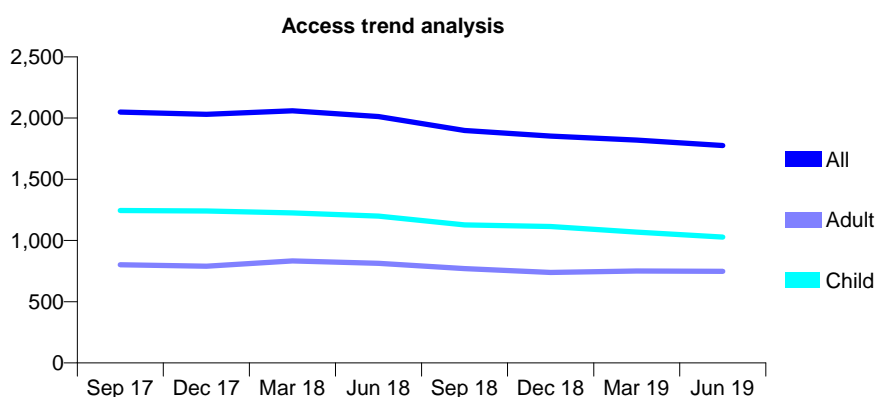
Q51 - Vital Signs At a Glance Contract Report for 181196/0007 - June 2019

Name or company name	Rotherham NHS Foundation Trust
Contract type name	PDS Contract
Purpose of contract	General
Contract start date	01/04/2011
Contract end date	30/09/2023

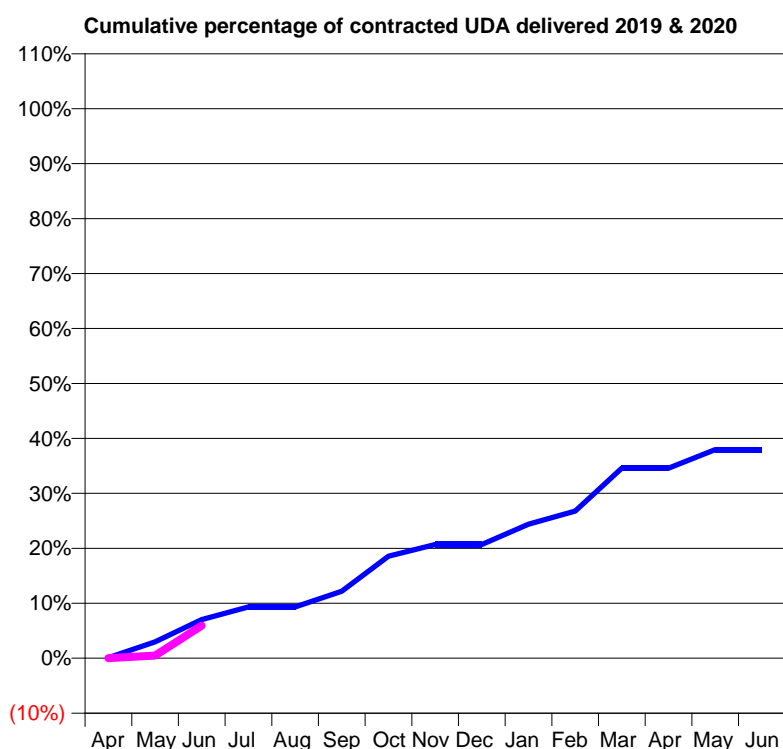
19/20 Contracted general activity (UDA)	9,000
Carry forward general activity (UDA)	0
19/20 Contracted orthodontic activity (UOA)	0
Carry forward orthodontic activity (UOA)	0
Baseline contract value	£813,621.84

ACCESS*

Patients seen in 24 months	Total	Change since previous quarter
Quarter ending June 2018	2,013	
Quarter ending September 2018	1,899	↓
Quarter ending December 2018	1,853	↓
Quarter ending March 2019	1,820	↓
Quarter ending June 2019	1,776	↓
Variance since June 2018	(11.8%)	↓



ACTIVITY



Month	2019	2020
April	9	0
May	270	45
June	635	534
July	840	
August	840	
September	1,097	
October	1,671	
November	1,862	
December	1,862	
January	2,197	
February	2,410	
March	3,114	
April	3,114	
May	3,416	
June	3,416	

QUALITY

	Quantity	Base Number	Contract	AT	Region	England
% of FP17s for the same patient ID Re-attending within 3 months - Children	13	294	4.4%	9.4%	12.1%	11.4%
% of FP17s for the same patient ID Re-attending within 3 months - Adults	17	257	6.6%	13.4%	15.6%	15.4%
% of FP17s for the same patient ID Re-attending between 3 & 9 months - Children	130	294	44.2%	61.9%	61.2%	59.8%
% of FP17s for the same patient ID Re-attending between 3 & 9 months - Adults	117	257	45.5%	56.5%	54.5%	52.1%
% of FP17s for Band 1 Urgent Courses	12	349	3.4%	7.6%	9.1%	9.2%
% of FP17s Relating to Free Repair or Replacements	0	349	0.0%	1.2%	1.0%	0.7%
% of FP17s Relating to Continuations	0	349	0.0%	1.1%	1.0%	0.8%
% of Patients satisfied with the dentistry they have received	0	0	N/A	96.0%	94.2%	93.4%
% of Patients satisfied with the time they had to wait for an appointment	0	0	N/A	87.6%	88.4%	87.6%

* This is based on patients treated on this contract for their most recent course of treatment.

Figures in italics indicate the base number of FP17s or Patient Questionnaire responses are less than 100. N/A is shown where the base number of responses is less than 10 during the period. % is calculated as Quantity/Base number*100

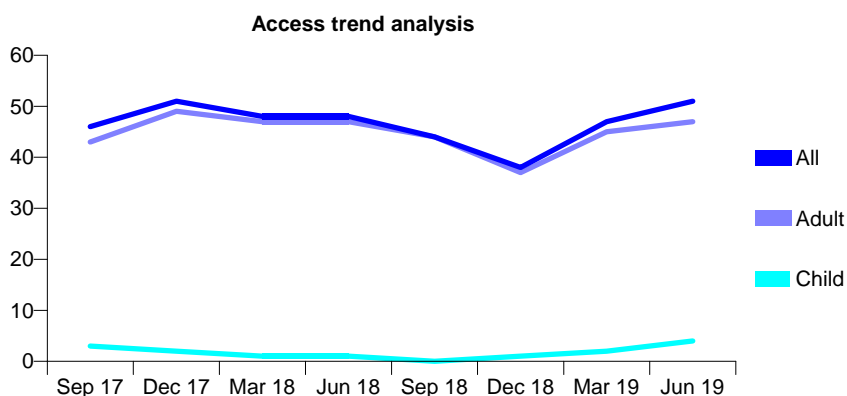
Q51 - Vital Signs At a Glance Contract Report for 181196/0008 - June 2019

Name or company name	Rotherham NHS Foundation Trust
Contract type name	PDS Contract
Purpose of contract	General
Contract start date	01/04/2011
Contract end date	30/09/2023

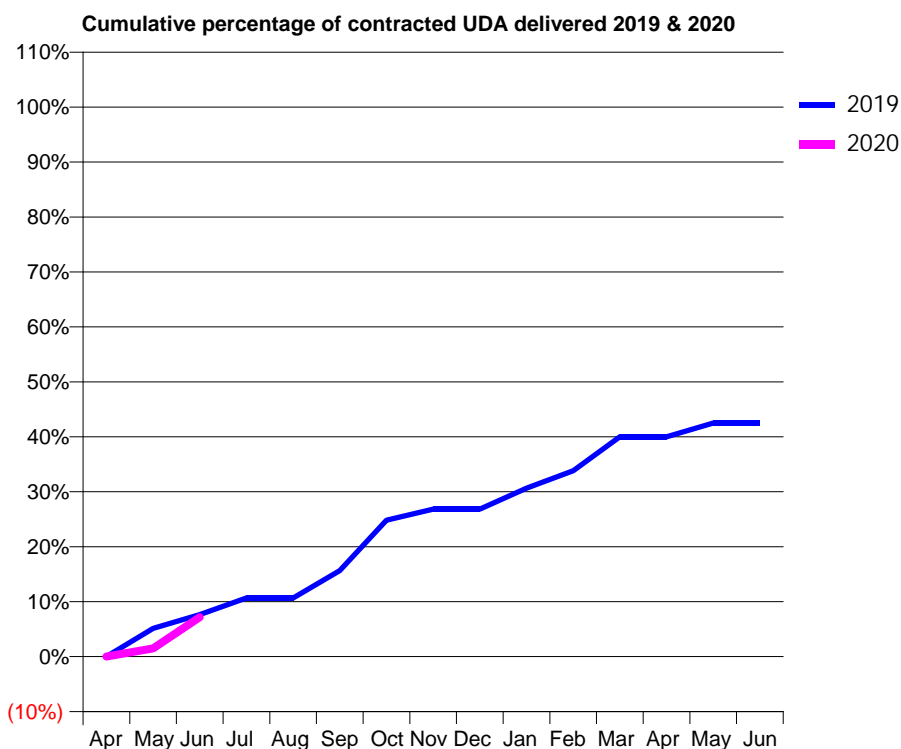
19/20 Contracted general activity (UDA)	600
Carry forward general activity (UDA)	0
19/20 Contracted orthodontic activity (UOA)	0
Carry forward orthodontic activity (UOA)	0
Baseline contract value	£54,241.45

ACCESS*

Patients seen in 24 months	Total	Change since previous quarter
Quarter ending June 2018	48	
Quarter ending September 2018	44	↓
Quarter ending December 2018	38	↓
Quarter ending March 2019	47	↑
Quarter ending June 2019	51	↑
Variance since June 2018	6.3%	↑



ACTIVITY



Month	Adjusted Scheduled Activity (UDA)	
	2019	2020
April	0	0
May	31	9
June	46	43
July	64	
August	64	
September	94	
October	149	
November	161	
December	161	
January	184	
February	203	
March	240	
April	240	
May	255	
June	255	

QUALITY

	Quantity	Base Number	Contract	AT	Region	England
% of FP17s for the same patient ID Re-attending within 3 months - Children	0	4	0.0%	9.4%	12.1%	11.4%
% of FP17s for the same patient ID Re-attending within 3 months - Adults	0	17	0.0%	13.4%	15.6%	15.4%
% of FP17s for the same patient ID Re-attending between 3 & 9 months - Children	0	4	0.0%	61.9%	61.2%	59.8%
% of FP17s for the same patient ID Re-attending between 3 & 9 months - Adults	0	17	0.0%	56.5%	54.5%	52.1%
% of FP17s for Band 1 Urgent Courses	0	15	0.0%	7.6%	9.1%	9.2%
% of FP17s Relating to Free Repair or Replacements	0	15	0.0%	1.2%	1.0%	0.7%
% of FP17s Relating to Continuations	0	15	0.0%	1.1%	1.0%	0.8%
% of Patients satisfied with the dentistry they have received	0	0	N/A	96.0%	94.2%	93.4%
% of Patients satisfied with the time they had to wait for an appointment	0	0	N/A	87.6%	88.4%	87.6%

* This is based on patients treated on this contract for their most recent course of treatment. Figures in italics indicate the base number of FP17s or Patient Questionnaire responses are less than 100. N/A is shown where the base number of responses is less than 10 during the period. % is calculated as Quantity/Base number*100

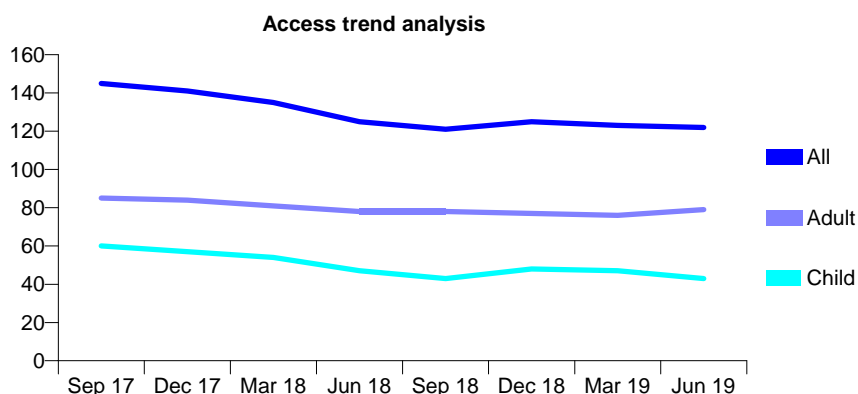
Q51 - Vital Signs At a Glance Contract Report for 181196/0009 - June 2019

Name or company name	Rotherham NHS Foundation Trust
Contract type name	PDS Contract
Purpose of contract	General
Contract start date	01/04/2011
Contract end date	30/09/2023

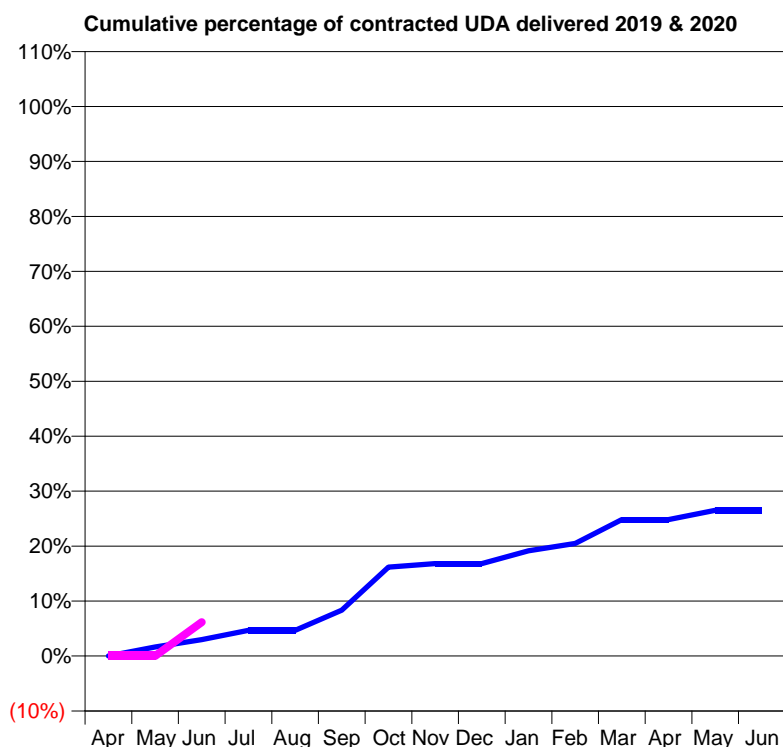
19/20 Contracted general activity (UDA)	600
Carry forward general activity (UDA)	0
19/20 Contracted orthodontic activity (UOA)	0
Carry forward orthodontic activity (UOA)	0
Baseline contract value	£54,241.45

ACCESS*

Patients seen in 24 months	Total	Change since previous quarter
Quarter ending June 2018	125	
Quarter ending September 2018	121	↓
Quarter ending December 2018	125	↑
Quarter ending March 2019	123	↓
Quarter ending June 2019	122	→
Variance since June 2018	(2.4%)	↓



ACTIVITY



Month	Adjusted Scheduled Activity (UDA)	
	2019	2020
April	0	0
May	10	0
June	18	37
July	28	
August	28	
September	50	
October	97	
November	101	
December	101	
January	115	
February	123	
March	149	
April	149	
May	159	
June	159	

QUALITY

	Quantity	Base Number	Contract	AT	Region	England
% of FP17s for the same patient ID Re-attending within 3 months - Children	0	7	0.0%	9.4%	12.1%	11.4%
% of FP17s for the same patient ID Re-attending within 3 months - Adults	1	30	3.3%	13.4%	15.6%	15.4%
% of FP17s for the same patient ID Re-attending between 3 & 9 months - Children	2	7	28.6%	61.9%	61.2%	59.8%
% of FP17s for the same patient ID Re-attending between 3 & 9 months - Adults	14	30	46.7%	56.5%	54.5%	52.1%
% of FP17s for Band 1 Urgent Courses	0	27	0.0%	7.6%	9.1%	9.2%
% of FP17s Relating to Free Repair or Replacements	0	27	0.0%	1.2%	1.0%	0.7%
% of FP17s Relating to Continuations	0	27	0.0%	1.1%	1.0%	0.8%
% of Patients satisfied with the dentistry they have received	0	0	N/A	96.0%	94.2%	93.4%
% of Patients satisfied with the time they had to wait for an appointment	0	0	N/A	87.6%	88.4%	87.6%

* This is based on patients treated on this contract for their most recent course of treatment. Figures in italics indicate the base number of FP17s or Patient Questionnaire responses are less than 100. N/A is shown where the base number of responses is less than 10 during the period. % is calculated as Quantity/Base number*100

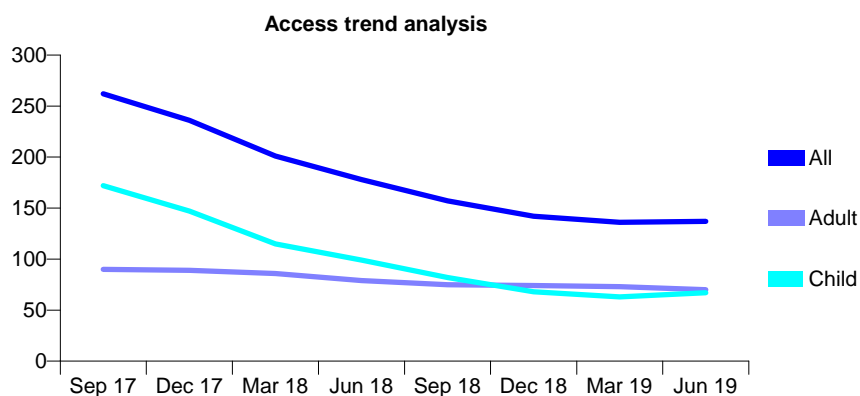
Q51 - Vital Signs At a Glance Contract Report for 181196/0010 - June 2019

Name or company name	Rotherham NHS Foundation Trust
Contract type name	PDS Contract
Purpose of contract	General
Contract start date	01/04/2011
Contract end date	30/09/2023

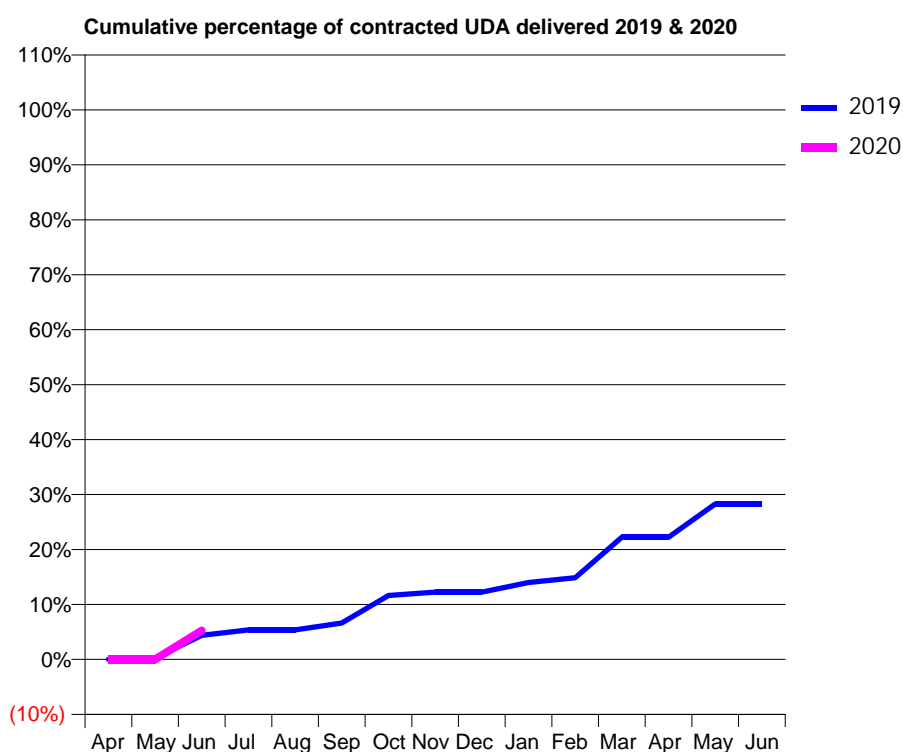
19/20 Contracted general activity (UDA)	800
Carry forward general activity (UDA)	0
19/20 Contracted orthodontic activity (UOA)	0
Carry forward orthodontic activity (UOA)	0
Baseline contract value	£72,321.95

ACCESS*

Patients seen in 24 months	Total	Change since previous quarter
Quarter ending June 2018	178	
Quarter ending September 2018	157	↓
Quarter ending December 2018	142	↓
Quarter ending March 2019	136	↓
Quarter ending June 2019	137	→
Variance since June 2018	(23.0%)	↓



ACTIVITY



Month	Adjusted Scheduled Activity (UDA)	
	2019	2020
April	0	0
May	2	0
June	35	42
July	43	
August	43	
September	53	
October	93	
November	98	
December	98	
January	112	
February	119	
March	178	
April	178	
May	226	
June	226	

QUALITY

	Quantity	Base Number	Contract	AT	Region	England
% of FP17s for the same patient ID Re-attending within 3 months - Children	1	36	2.8%	9.4%	12.1%	11.4%
% of FP17s for the same patient ID Re-attending within 3 months - Adults	1	24	4.2%	13.4%	15.6%	15.4%
% of FP17s for the same patient ID Re-attending between 3 & 9 months - Children	17	36	47.2%	61.9%	61.2%	59.8%
% of FP17s for the same patient ID Re-attending between 3 & 9 months - Adults	15	24	62.5%	56.5%	54.5%	52.1%
% of FP17s for Band 1 Urgent Courses	0	26	0.0%	7.6%	9.1%	9.2%
% of FP17s Relating to Free Repair or Replacements	0	26	0.0%	1.2%	1.0%	0.7%
% of FP17s Relating to Continuations	0	26	0.0%	1.1%	1.0%	0.8%
% of Patients satisfied with the dentistry they have received	0	0	N/A	96.0%	94.2%	93.4%
% of Patients satisfied with the time they had to wait for an appointment	0	0	N/A	87.6%	88.4%	87.6%

* This is based on patients treated on this contract for their most recent course of treatment. Figures in italics indicate the base number of FP17s or Patient Questionnaire responses are less than 100. N/A is shown where the base number of responses is less than 10 during the period. % is calculated as Quantity/Base number*100

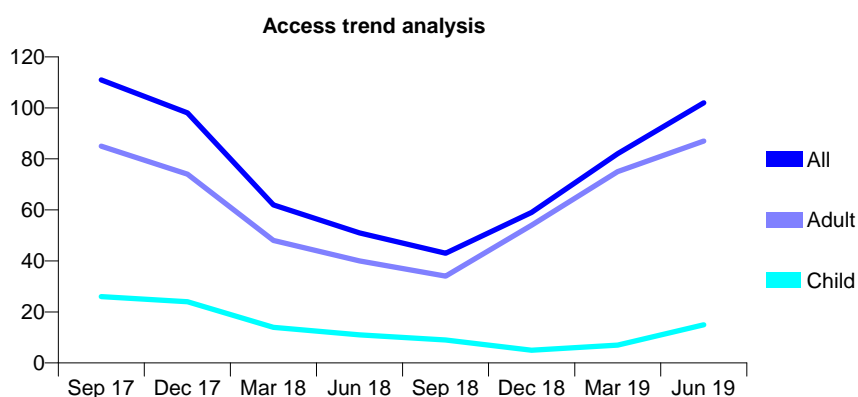
Q51 - Vital Signs At a Glance Contract Report for 181196/0011 - June 2019

Name or company name	Rotherham NHS Foundation Trust
Contract type name	PDS Contract
Purpose of contract	General
Contract start date	01/04/2011
Contract end date	30/09/2023

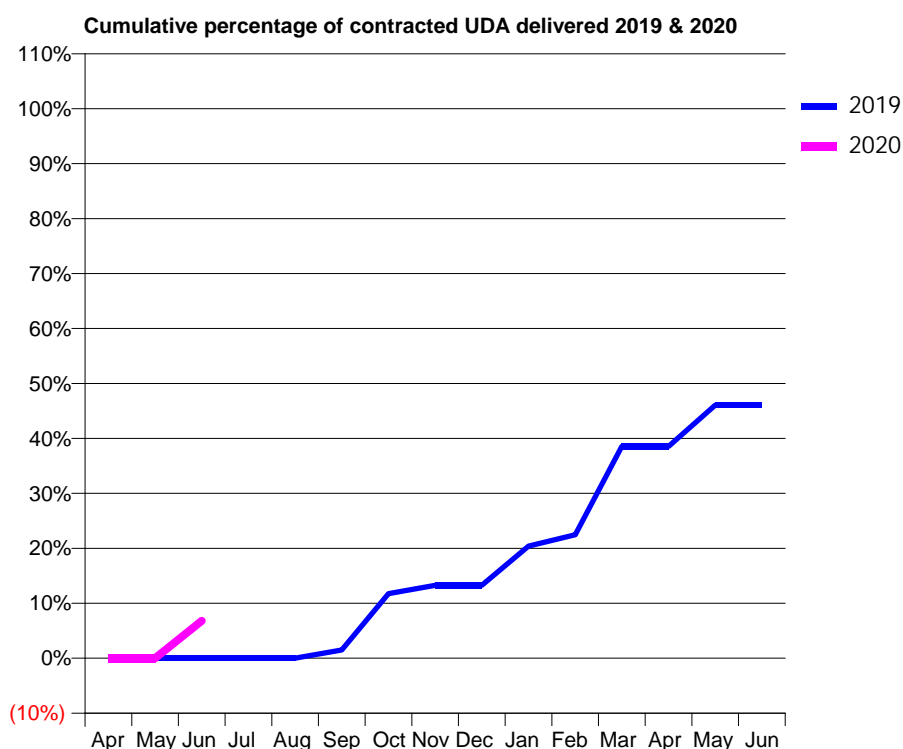
19/20 Contracted general activity (UDA)	400
Carry forward general activity (UDA)	0
19/20 Contracted orthodontic activity (UOA)	0
Carry forward orthodontic activity (UOA)	0
Baseline contract value	£36,160.98

ACCESS*

Patients seen in 24 months	Total	Change since previous quarter
Quarter ending June 2018	51	
Quarter ending September 2018	43	↓
Quarter ending December 2018	59	↑
Quarter ending March 2019	82	↑
Quarter ending June 2019	102	↑
Variance since June 2018	100.0%	↑



ACTIVITY



Month	Adjusted Scheduled Activity (UDA)	
	2019	2020
April	0	0
May	0	0
June	0	27
July	0	
August	0	
September	6	
October	47	
November	53	
December	53	
January	82	
February	90	
March	154	
April	154	
May	184	
June	184	

QUALITY

	Quantity	Base Number	Contract	AT	Region	England
% of FP17s for the same patient ID Re-attending within 3 months - Children	0	13	0.0%	9.4%	12.1%	11.4%
% of FP17s for the same patient ID Re-attending within 3 months - Adults	3	37	8.1%	13.4%	15.6%	15.4%
% of FP17s for the same patient ID Re-attending between 3 & 9 months - Children	1	13	7.7%	61.9%	61.2%	59.8%
% of FP17s for the same patient ID Re-attending between 3 & 9 months - Adults	13	37	35.1%	56.5%	54.5%	52.1%
% of FP17s for Band 1 Urgent Courses	1	19	5.3%	7.6%	9.1%	9.2%
% of FP17s Relating to Free Repair or Replacements	0	19	0.0%	1.2%	1.0%	0.7%
% of FP17s Relating to Continuations	0	19	0.0%	1.1%	1.0%	0.8%
% of Patients satisfied with the dentistry they have received	1	1	N/A	96.0%	94.2%	93.4%
% of Patients satisfied with the time they had to wait for an appointment	1	1	N/A	87.6%	88.4%	87.6%

* This is based on patients treated on this contract for their most recent course of treatment.

Figures in italics indicate the base number of FP17s or Patient Questionnaire responses are less than 100. N/A is shown where the base number of responses is less than 10 during the period. % is calculated as Quantity/Base number*100

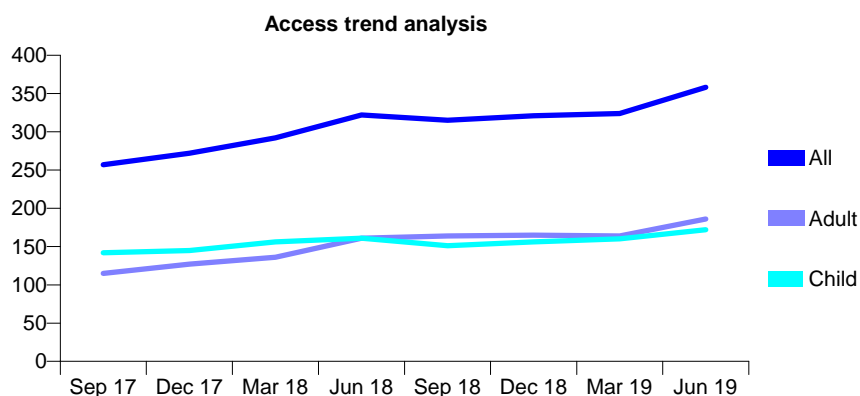
Q51 - Vital Signs At a Glance Contract Report for 181196/0014 - June 2019

Name or company name	Rotherham NHS Foundation Trust
Contract type name	PDS Contract
Purpose of contract	General
Contract start date	01/04/2011
Contract end date	30/09/2023

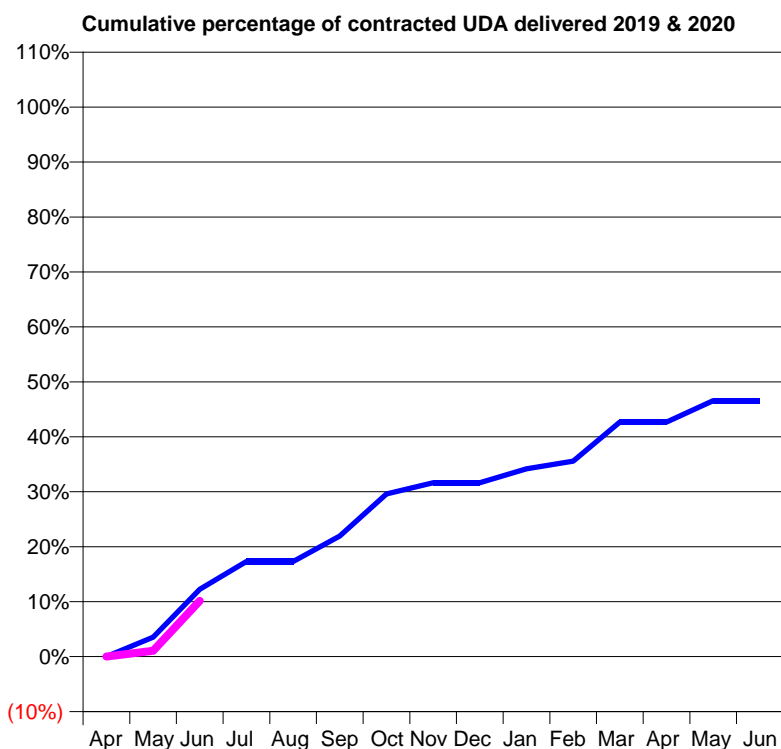
19/20 Contracted general activity (UDA)	1,500
Carry forward general activity (UDA)	0
19/20 Contracted orthodontic activity (UOA)	0
Carry forward orthodontic activity (UOA)	0
Baseline contract value	£245,500.20

ACCESS*

Patients seen in 24 months	Total	Change since previous quarter
Quarter ending June 2018	322	
Quarter ending September 2018	315	↓
Quarter ending December 2018	321	→
Quarter ending March 2019	324	→
Quarter ending June 2019	358	↑
Variance since June 2018	11.2%	↑



ACTIVITY



Month	Adjusted Scheduled Activity (UDA)	
	2019	2020
April	0	0
May	53	16
June	184	152
July	260	
August	260	
September	329	
October	444	
November	475	
December	475	
January	513	
February	534	
March	640	
April	640	
May	699	
June	699	

QUALITY

	Quantity	Base Number	Contract	AT	Region	England
% of FP17s for the same patient ID Re-attending within 3 months - Children	2	90	2.2%	9.4%	12.1%	11.4%
% of FP17s for the same patient ID Re-attending within 3 months - Adults	1	82	1.2%	13.4%	15.6%	15.4%
% of FP17s for the same patient ID Re-attending between 3 & 9 months - Children	38	90	42.2%	61.9%	61.2%	59.8%
% of FP17s for the same patient ID Re-attending between 3 & 9 months - Adults	28	82	34.1%	56.5%	54.5%	52.1%
% of FP17s for Band 1 Urgent Courses	2	130	1.5%	7.6%	9.1%	9.2%
% of FP17s Relating to Free Repair or Replacements	0	130	0.0%	1.2%	1.0%	0.7%
% of FP17s Relating to Continuations	0	130	0.0%	1.1%	1.0%	0.8%
% of Patients satisfied with the dentistry they have received	0	0	N/A	96.0%	94.2%	93.4%
% of Patients satisfied with the time they had to wait for an appointment	0	0	N/A	87.6%	88.4%	87.6%

* This is based on patients treated on this contract for their most recent course of treatment. Figures in italics indicate the base number of FP17s or Patient Questionnaire responses are less than 100. N/A is shown where the base number of responses is less than 10 during the period. % is calculated as Quantity/Base number*100

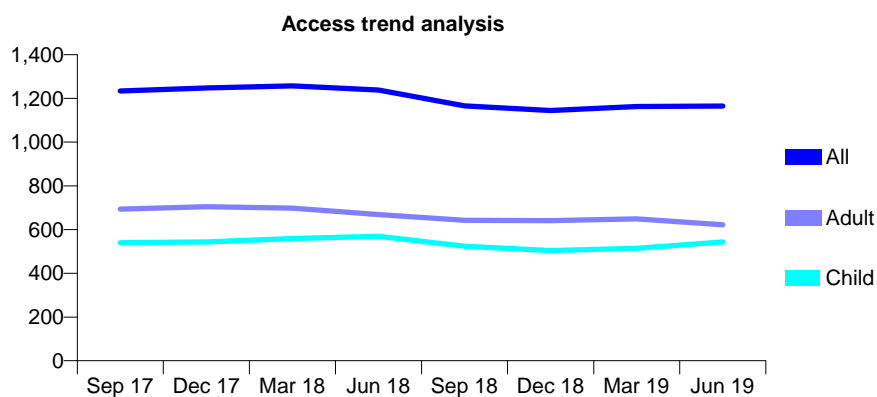
Q51 - Vital Signs At a Glance Contract Report for 181196/0015 - June 2019

Name or company name	Rotherham NHS Foundation Trust
Contract type name	PDS Contract
Purpose of contract	General
Contract start date	01/04/2011
Contract end date	30/09/2023

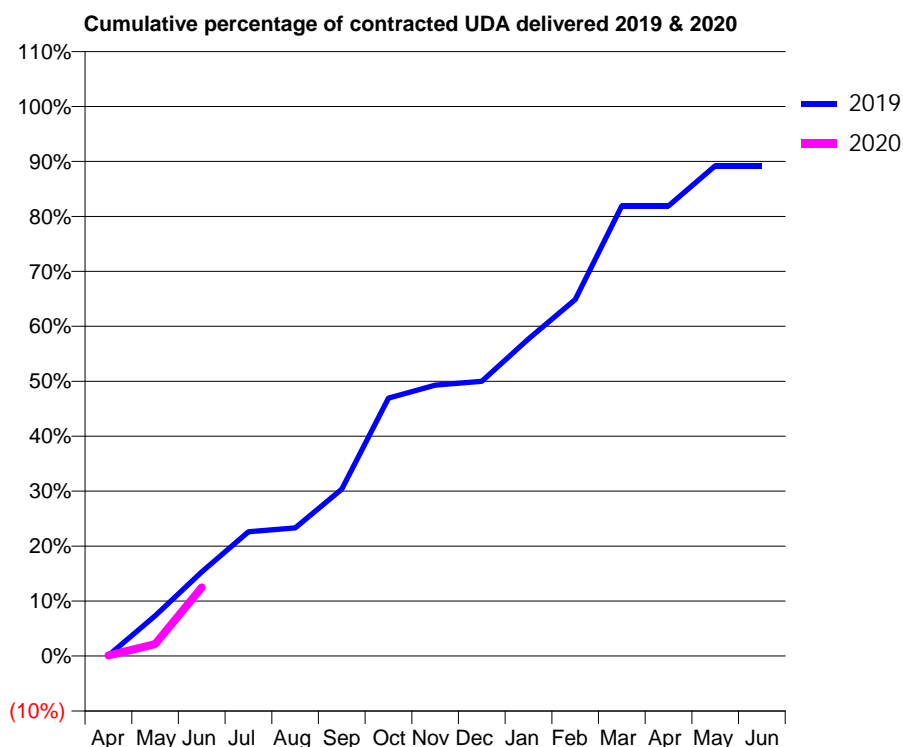
19/20 Contracted general activity (UDA)	2,500
Carry forward general activity (UDA)	0
19/20 Contracted orthodontic activity (UOA)	0
Carry forward orthodontic activity (UOA)	0
Baseline contract value	£752,055.68

ACCESS*

Patients seen in 24 months	Total	Change since previous quarter
Quarter ending June 2018	1,238	
Quarter ending September 2018	1,166	↓
Quarter ending December 2018	1,145	↓
Quarter ending March 2019	1,163	→
Quarter ending June 2019	1,165	→
Variance since June 2018	(5.9%)	↓



ACTIVITY



Month	Adjusted Scheduled Activity (UDA)	
	2019	2020
April	3	3
May	183	54
June	383	312
July	565	
August	583	
September	759	
October	1,173	
November	1,232	
December	1,250	
January	1,443	
February	1,622	
March	2,048	
April	2,048	
May	2,230	
June	2,230	

QUALITY

	Quantity	Base Number	Contract	AT	Region	England
% of FP17s for the same patient ID Re-attending within 3 months - Children	24	239	10.0%	9.4%	12.1%	11.4%
% of FP17s for the same patient ID Re-attending within 3 months - Adults	3	115	2.6%	13.4%	15.6%	15.4%
% of FP17s for the same patient ID Re-attending between 3 & 9 months - Children	77	239	32.2%	61.9%	61.2%	59.8%
% of FP17s for the same patient ID Re-attending between 3 & 9 months - Adults	31	115	27.0%	56.5%	54.5%	52.1%
% of FP17s for Band 1 Urgent Courses	17	203	8.4%	7.6%	9.1%	9.2%
% of FP17s Relating to Free Repair or Replacements	0	203	0.0%	1.2%	1.0%	0.7%
% of FP17s Relating to Continuations	0	203	0.0%	1.1%	1.0%	0.8%
% of Patients satisfied with the dentistry they have received	0	0	N/A	96.0%	94.2%	93.4%
% of Patients satisfied with the time they had to wait for an appointment	0	0	N/A	87.6%	88.4%	87.6%

* This is based on patients treated on this contract for their most recent course of treatment. Figures in italics indicate the base number of FP17s or Patient Questionnaire responses are less than 100. N/A is shown where the base number of responses is less than 10 during the period. % is calculated as Quantity/Base number*100

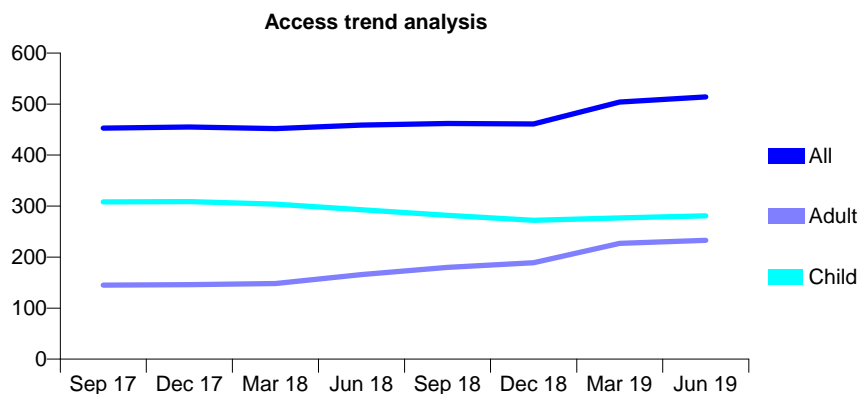
Q51 - Vital Signs At a Glance Contract Report for 181196/0016 - June 2019

Name or company name	Rotherham NHS Foundation Trust
Contract type name	PDS Contract
Purpose of contract	General
Contract start date	01/04/2011
Contract end date	30/09/2023

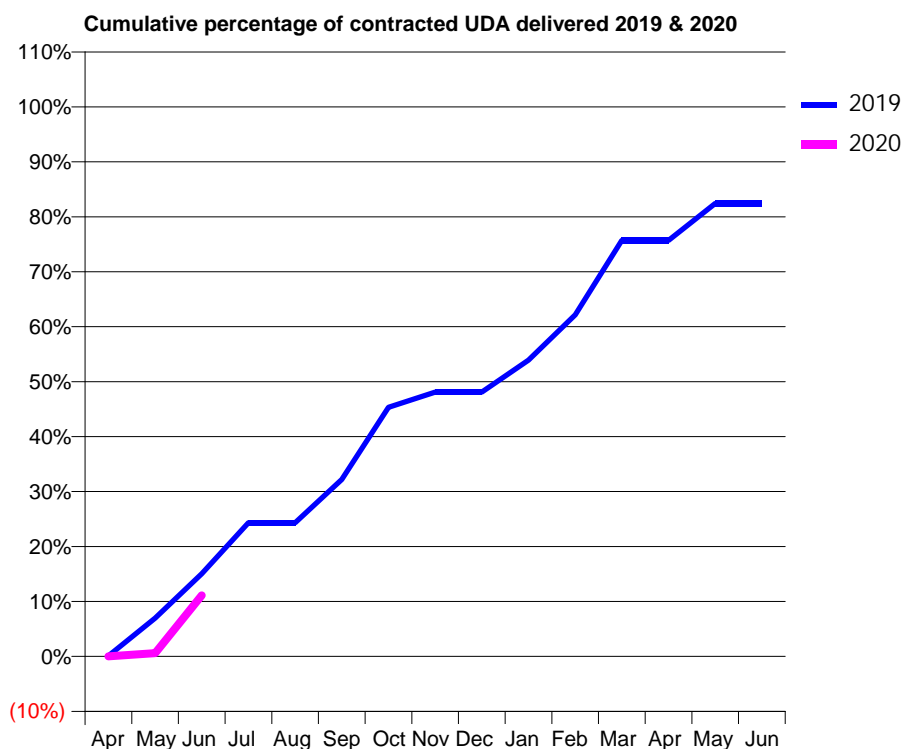
19/20 Contracted general activity (UDA)	1,200
Carry forward general activity (UDA)	0
19/20 Contracted orthodontic activity (UOA)	0
Carry forward orthodontic activity (UOA)	0
Baseline contract value	£283,114.45

ACCESS*

Patients seen in 24 months	Total	Change since previous quarter
Quarter ending June 2018	459	
Quarter ending September 2018	462	→
Quarter ending December 2018	461	→
Quarter ending March 2019	504	↑
Quarter ending June 2019	514	→
Variance since June 2018	12.0%	↑



ACTIVITY



Month	2019	2020
April	1	0
May	84	7
June	181	134
July	292	
August	292	
September	386	
October	544	
November	577	
December	577	
January	647	
February	746	
March	908	
April	908	
May	989	
June	989	

QUALITY

	Quantity	Base Number	Contract	AT	Region	England
% of FP17s for the same patient ID Re-attending within 3 months - Children	6	116	5.2%	9.4%	12.1%	11.4%
% of FP17s for the same patient ID Re-attending within 3 months - Adults	3	38	7.9%	13.4%	15.6%	15.4%
% of FP17s for the same patient ID Re-attending between 3 & 9 months - Children	45	116	38.8%	61.9%	61.2%	59.8%
% of FP17s for the same patient ID Re-attending between 3 & 9 months - Adults	10	38	26.3%	56.5%	54.5%	52.1%
% of FP17s for Band 1 Urgent Courses	8	90	8.9%	7.6%	9.1%	9.2%
% of FP17s Relating to Free Repair or Replacements	0	90	0.0%	1.2%	1.0%	0.7%
% of FP17s Relating to Continuations	0	90	0.0%	1.1%	1.0%	0.8%
% of Patients satisfied with the dentistry they have received	0	0	N/A	96.0%	94.2%	93.4%
% of Patients satisfied with the time they had to wait for an appointment	0	0	N/A	87.6%	88.4%	87.6%

* This is based on patients treated on this contract for their most recent course of treatment. Figures in italics indicate the base number of FP17s or Patient Questionnaire responses are less than 100. N/A is shown where the base number of responses is less than 10 during the period. % is calculated as Quantity/Base number*100

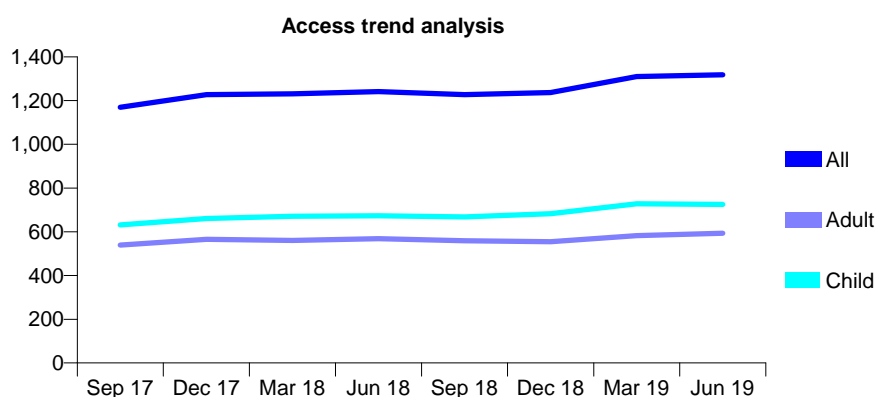
Q51 - Vital Signs At a Glance Contract Report for 181196/0018 - June 2019

Name or company name	Rotherham NHS Foundation Trust
Contract type name	PDS Contract
Purpose of contract	General
Contract start date	01/04/2011
Contract end date	30/09/2023

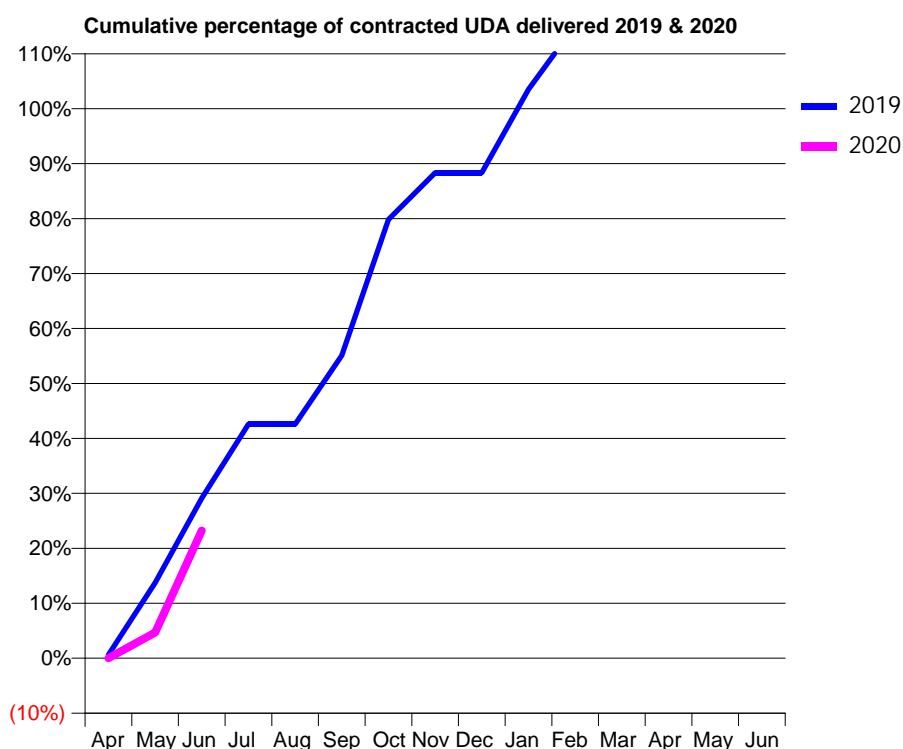
19/20 Contracted general activity (UDA)	2,000
Carry forward general activity (UDA)	0
19/20 Contracted orthodontic activity (UOA)	0
Carry forward orthodontic activity (UOA)	0
Baseline contract value	£595,678.88

ACCESS*

Patients seen in 24 months	Total	Change since previous quarter
Quarter ending June 2018	1,241	
Quarter ending September 2018	1,227	↓
Quarter ending December 2018	1,237	→
Quarter ending March 2019	1,310	↑
Quarter ending June 2019	1,318	→
Variance since June 2018	6.2%	↑



ACTIVITY



Adjusted Scheduled Activity (UDA)		
Month	2019	2020
April	12	0
May	275	93
June	582	465
July	852	
August	852	
September	1,102	
October	1,597	
November	1,767	
December	1,767	
January	2,070	
February	2,302	
March	2,927	
April	2,927	
May	3,177	
June	3,177	

QUALITY

	Quantity	Base Number	Contract	AT	Region	England
% of FP17s for the same patient ID Re-attending within 3 months - Children	19	308	6.2%	9.4%	12.1%	11.4%
% of FP17s for the same patient ID Re-attending within 3 months - Adults	17	181	9.4%	13.4%	15.6%	15.4%
% of FP17s for the same patient ID Re-attending between 3 & 9 months - Children	131	308	42.5%	61.9%	61.2%	59.8%
% of FP17s for the same patient ID Re-attending between 3 & 9 months - Adults	93	181	51.4%	56.5%	54.5%	52.1%
% of FP17s for Band 1 Urgent Courses	8	301	2.7%	7.6%	9.1%	9.2%
% of FP17s Relating to Free Repair or Replacements	0	301	0.0%	1.2%	1.0%	0.7%
% of FP17s Relating to Continuations	0	301	0.0%	1.1%	1.0%	0.8%
% of Patients satisfied with the dentistry they have received	0	0	N/A	96.0%	94.2%	93.4%
% of Patients satisfied with the time they had to wait for an appointment	0	0	N/A	87.6%	88.4%	87.6%

* This is based on patients treated on this contract for their most recent course of treatment.

Figures in italics indicate the base number of FP17s or Patient Questionnaire responses are less than 100. N/A is shown where the base number of responses is less than 10 during the period. % is calculated as Quantity/Base number*100

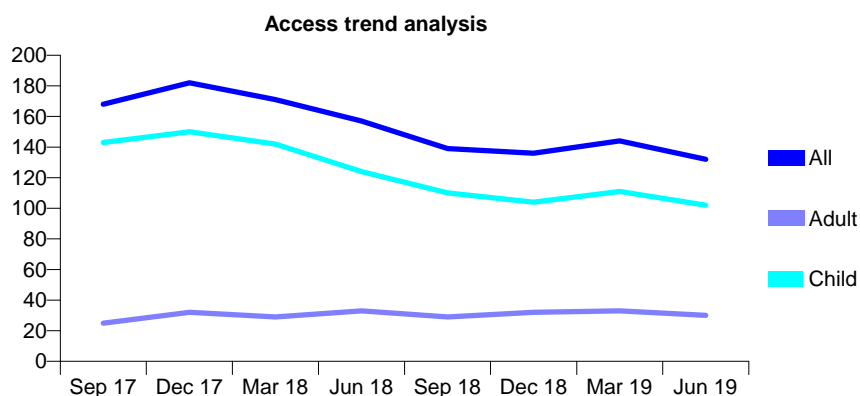
Q51 - Vital Signs At a Glance Contract Report for 181196/0019 - June 2019

Name or company name	Rotherham NHS Foundation Trust
Contract type name	PDS Contract
Purpose of contract	General
Contract start date	01/04/2011
Contract end date	30/09/2023

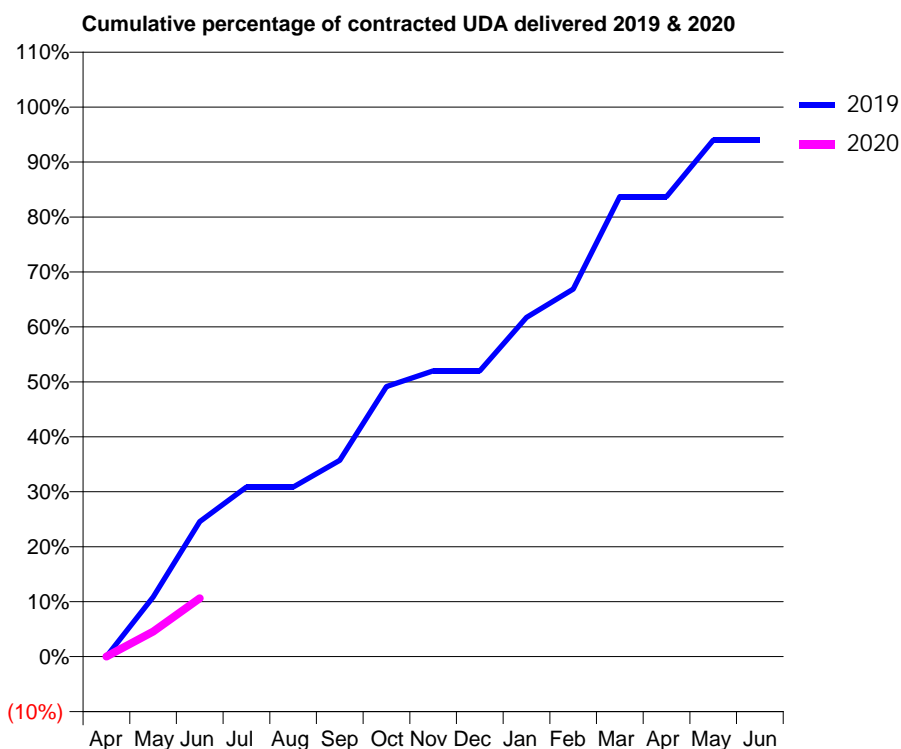
19/20 Contracted general activity (UDA)	350
Carry forward general activity (UDA)	0
19/20 Contracted orthodontic activity (UOA)	0
Carry forward orthodontic activity (UOA)	0
Baseline contract value	£104,243.81

ACCESS*

Patients seen in 24 months	Total	Change since previous quarter
Quarter ending June 2018	157	
Quarter ending September 2018	139	↓
Quarter ending December 2018	136	↓
Quarter ending March 2019	144	↑
Quarter ending June 2019	132	↓
Variance since June 2018	(15.9%)	↓



ACTIVITY



Month	Adjusted Scheduled Activity (UDA)	
	2019	2020
April	0	0
May	38	16
June	86	37
July	108	
August	108	
September	125	
October	172	
November	182	
December	182	
January	216	
February	234	
March	293	
April	293	
May	329	
June	329	

QUALITY

	Quantity	Base Number	Contract	AT	Region	England
% of FP17s for the same patient ID Re-attending within 3 months - Children	0	52	0.0%	9.4%	12.1%	11.4%
% of FP17s for the same patient ID Re-attending within 3 months - Adults	0	5	0.0%	13.4%	15.6%	15.4%
% of FP17s for the same patient ID Re-attending between 3 & 9 months - Children	20	52	38.5%	61.9%	61.2%	59.8%
% of FP17s for the same patient ID Re-attending between 3 & 9 months - Adults	4	5	80.0%	56.5%	54.5%	52.1%
% of FP17s for Band 1 Urgent Courses	1	25	4.0%	7.6%	9.1%	9.2%
% of FP17s Relating to Free Repair or Replacements	0	25	0.0%	1.2%	1.0%	0.7%
% of FP17s Relating to Continuations	0	25	0.0%	1.1%	1.0%	0.8%
% of Patients satisfied with the dentistry they have received	0	0	N/A	96.0%	94.2%	93.4%
% of Patients satisfied with the time they had to wait for an appointment	0	0	N/A	87.6%	88.4%	87.6%

* This is based on patients treated on this contract for their most recent course of treatment. Figures in italics indicate the base number of FP17s or Patient Questionnaire responses are less than 100. N/A is shown where the base number of responses is less than 10 during the period. % is calculated as Quantity/Base number*100

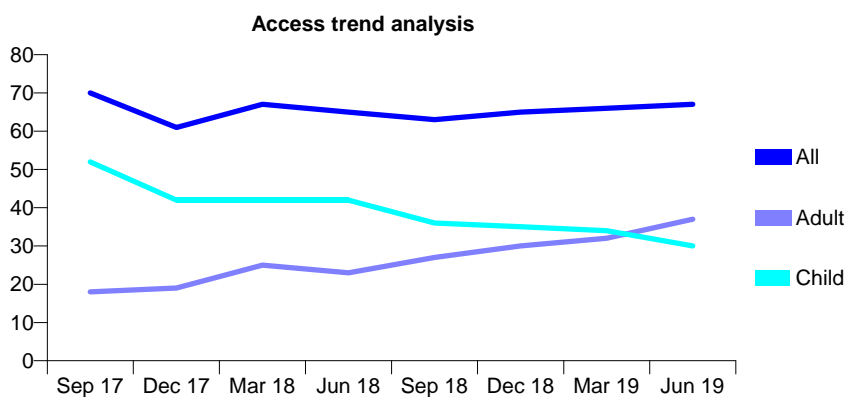
Q51 - Vital Signs At a Glance Contract Report for 181196/0020 - June 2019

Name or company name	Rotherham NHS Foundation Trust
Contract type name	PDS Contract
Purpose of contract	General
Contract start date	01/04/2011
Contract end date	30/09/2023

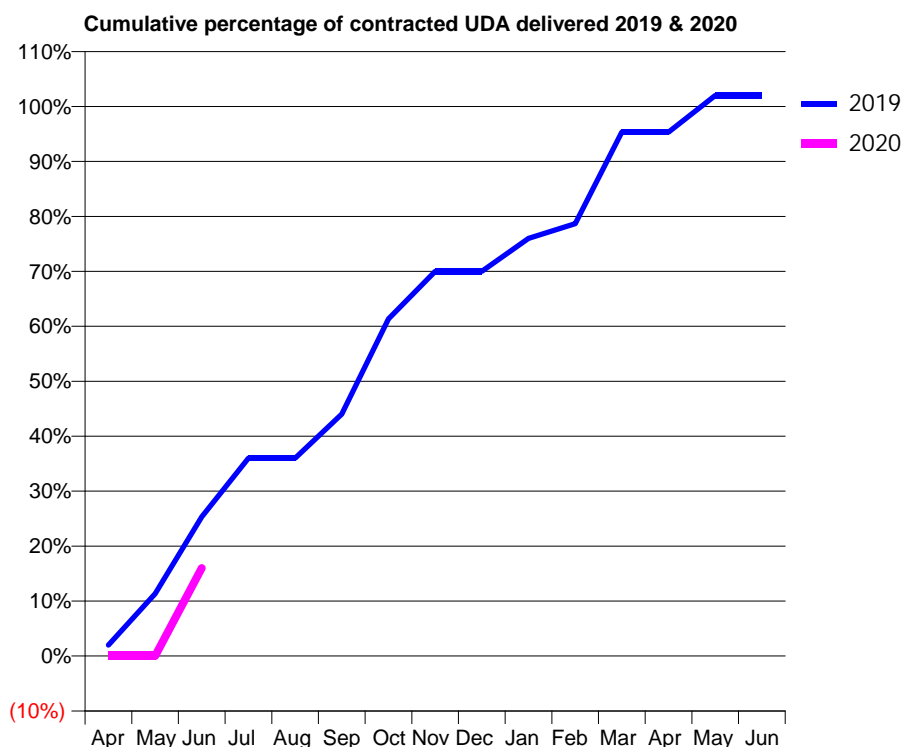
19/20 Contracted general activity (UDA)	150
Carry forward general activity (UDA)	0
19/20 Contracted orthodontic activity (UOA)	0
Carry forward orthodontic activity (UOA)	0
Baseline contract value	£44,675.93

ACCESS*

Patients seen in 24 months	Total	Change since previous quarter
Quarter ending June 2018	65	
Quarter ending September 2018	63	↓
Quarter ending December 2018	65	↑
Quarter ending March 2019	66	→
Quarter ending June 2019	67	→
Variance since June 2018	3.1%	↑



ACTIVITY



Month	Adjusted Scheduled Activity (UDA)	
	2019	2020
April	3	0
May	17	0
June	38	24
July	54	
August	54	
September	66	
October	92	
November	105	
December	105	
January	114	
February	118	
March	143	
April	143	
May	153	
June	153	

QUALITY

	Quantity	Base Number	Contract	AT	Region	England
% of FP17s for the same patient ID Re-attending within 3 months - Children	0	15	0.0%	9.4%	12.1%	11.4%
% of FP17s for the same patient ID Re-attending within 3 months - Adults	2	16	12.5%	13.4%	15.6%	15.4%
% of FP17s for the same patient ID Re-attending between 3 & 9 months - Children	4	15	26.7%	61.9%	61.2%	59.8%
% of FP17s for the same patient ID Re-attending between 3 & 9 months - Adults	7	16	43.8%	56.5%	54.5%	52.1%
% of FP17s for Band 1 Urgent Courses	0	15	0.0%	7.6%	9.1%	9.2%
% of FP17s Relating to Free Repair or Replacements	0	15	0.0%	1.2%	1.0%	0.7%
% of FP17s Relating to Continuations	0	15	0.0%	1.1%	1.0%	0.8%
% of Patients satisfied with the dentistry they have received	0	0	N/A	96.0%	94.2%	93.4%
% of Patients satisfied with the time they had to wait for an appointment	0	0	N/A	87.6%	88.4%	87.6%

* This is based on patients treated on this contract for their most recent course of treatment. Figures in italics indicate the base number of FP17s or Patient Questionnaire responses are less than 100. N/A is shown where the base number of responses is less than 10 during the period. % is calculated as Quantity/Base number*100

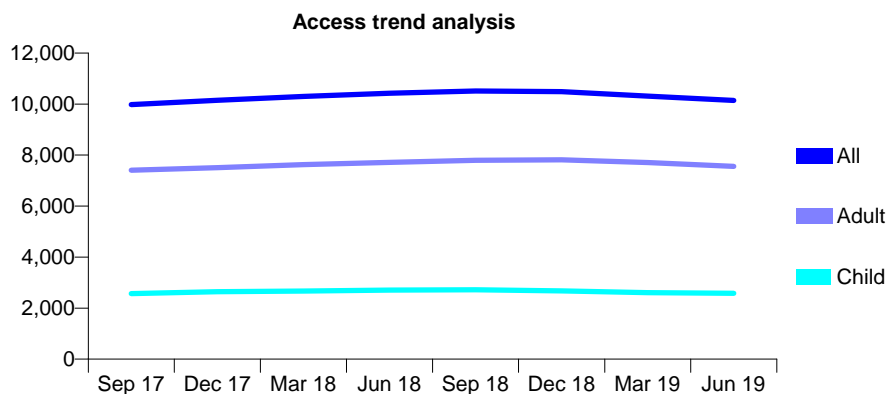
Q51 - Vital Signs At a Glance Contract Report for 181943/0001 - June 2019

Name or company name	Brinsworth Lane Dental Care
Contract type name	GDS Contract
Purpose of contract	General
Contract start date	03/05/2011
Contract end date	

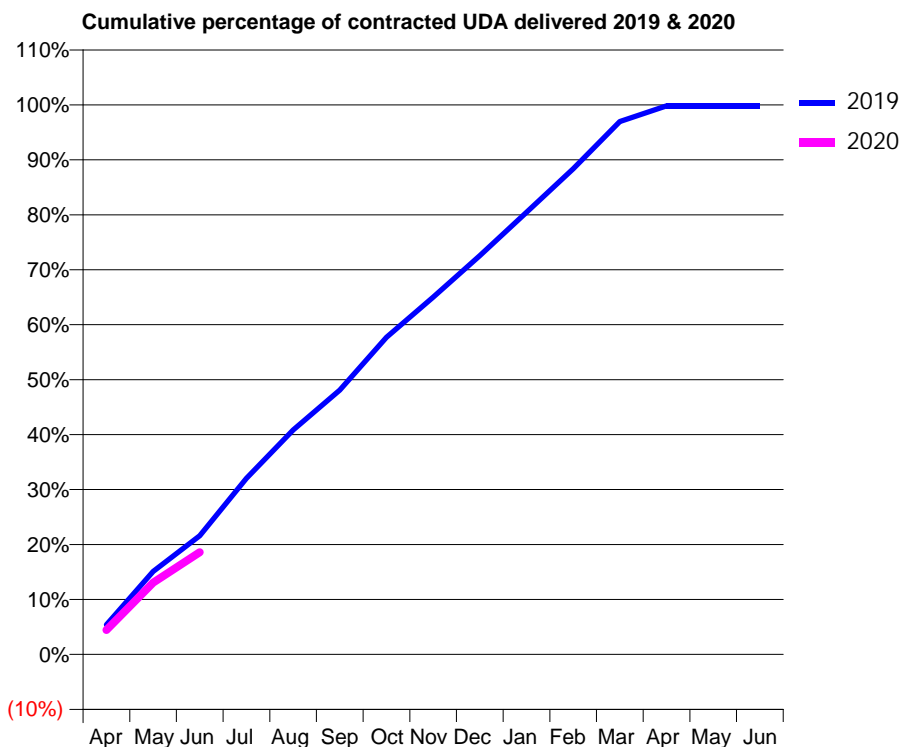
19/20 Contracted general activity (UDA)	25,564
Carry forward general activity (UDA)	0
19/20 Contracted orthodontic activity (UOA)	0
Carry forward orthodontic activity (UOA)	0
Baseline contract value	£834,535.65

ACCESS*

Patients seen in 24 months	Total	Change since previous quarter
Quarter ending June 2018	10,421	
Quarter ending September 2018	10,510	→
Quarter ending December 2018	10,488	→
Quarter ending March 2019	10,316	↓
Quarter ending June 2019	10,140	↓
Variance since June 2018	(2.7%)	↓



ACTIVITY



Month	2019	2020
April	1,383	1,137
May	3,859	3,343
June	5,524	4,753
July	8,191	
August	10,446	
September	12,298	
October	14,747	
November	16,623	
December	18,550	
January	20,565	
February	22,592	
March	24,784	
April	25,519	
May	25,519	
June	25,519	

QUALITY

	Quantity	Base Number	Contract	AT	Region	England
% of FP17s for the same patient ID Re-attending within 3 months - Children	46	837	5.5%	9.4%	12.1%	11.4%
% of FP17s for the same patient ID Re-attending within 3 months - Adults	245	2,079	11.8%	13.4%	15.6%	15.4%
% of FP17s for the same patient ID Re-attending between 3 & 9 months - Children	513	837	61.3%	61.9%	61.2%	59.8%
% of FP17s for the same patient ID Re-attending between 3 & 9 months - Adults	1,142	2,079	54.9%	56.5%	54.5%	52.1%
% of FP17s for Band 1 Urgent Courses	106	2,517	4.2%	7.6%	9.1%	9.2%
% of FP17s Relating to Free Repair or Replacements	25	2,517	1.0%	1.2%	1.0%	0.7%
% of FP17s Relating to Continuations	47	2,517	1.9%	1.1%	1.0%	0.8%
% of Patients satisfied with the dentistry they have received	6	6	N/A	96.0%	94.2%	93.4%
% of Patients satisfied with the time they had to wait for an appointment	6	6	N/A	87.6%	88.4%	87.6%

* This is based on patients treated on this contract for their most recent course of treatment. Figures in italics indicate the base number of FP17s or Patient Questionnaire responses are less than 100. N/A is shown where the base number of responses is less than 10 during the period. % is calculated as Quantity/Base number*100

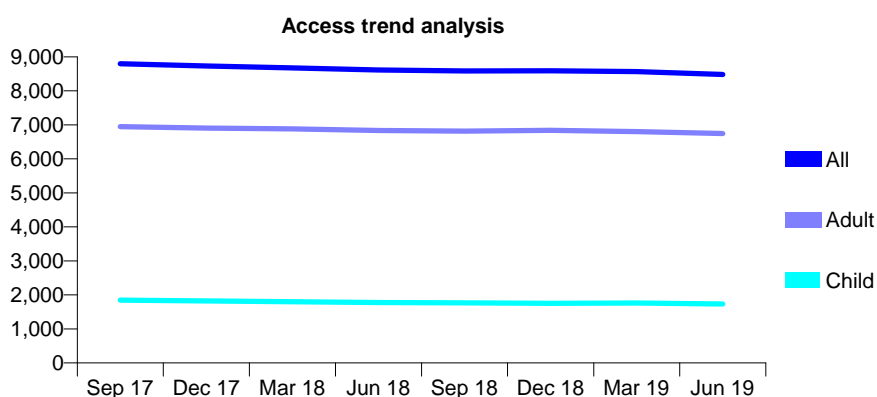
Q51 - Vital Signs At a Glance Contract Report for 182370/0001 - June 2019

Name or company name	Dental Directions
Contract type name	GDS Contract
Purpose of contract	General
Contract start date	01/04/2006
Contract end date	

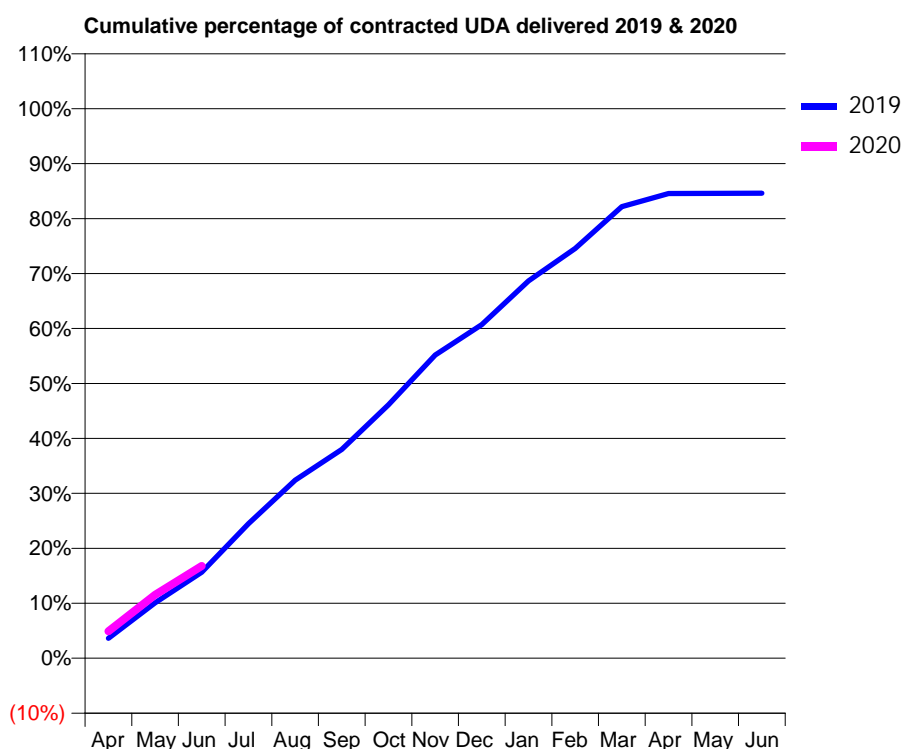
19/20 Contracted general activity (UDA)	24,415
Carry forward general activity (UDA)	0
19/20 Contracted orthodontic activity (UOA)	0
Carry forward orthodontic activity (UOA)	0
Baseline contract value	£803,272.57

ACCESS*

Patients seen in 24 months	Total	Change since previous quarter
Quarter ending June 2018	8,612	
Quarter ending September 2018	8,587	→
Quarter ending December 2018	8,590	→
Quarter ending March 2019	8,566	→
Quarter ending June 2019	8,484	→
Variance since June 2018	(1.5%)	↓



ACTIVITY



Month	2019	2020
April	883	1,200
May	2,467	2,821
June	3,824	4,098
July	5,975	
August	7,910	
September	9,275	
October	11,259	
November	13,468	
December	14,822	
January	16,764	
February	18,205	
March	20,065	
April	20,645	
May	20,651	
June	20,657	

QUALITY

	Quantity	Base Number	Contract	AT	Region	England
% of FP17s for the same patient ID Re-attending within 3 months - Children	22	569	3.9%	9.4%	12.1%	11.4%
% of FP17s for the same patient ID Re-attending within 3 months - Adults	207	2,245	9.2%	13.4%	15.6%	15.4%
% of FP17s for the same patient ID Re-attending between 3 & 9 months - Children	368	569	64.7%	61.9%	61.2%	59.8%
% of FP17s for the same patient ID Re-attending between 3 & 9 months - Adults	1,305	2,245	58.1%	56.5%	54.5%	52.1%
% of FP17s for Band 1 Urgent Courses	173	2,373	7.3%	7.6%	9.1%	9.2%
% of FP17s Relating to Free Repair or Replacements	17	2,373	0.7%	1.2%	1.0%	0.7%
% of FP17s Relating to Continuations	3	2,373	0.1%	1.1%	1.0%	0.8%
% of Patients satisfied with the dentistry they have received	6	6	N/A	96.0%	94.2%	93.4%
% of Patients satisfied with the time they had to wait for an appointment	5	6	N/A	87.6%	88.4%	87.6%

* This is based on patients treated on this contract for their most recent course of treatment.

Figures in italics indicate the base number of FP17s or Patient Questionnaire responses are less than 100. N/A is shown where the base number of responses is less than 10 during the period. % is calculated as Quantity/Base number*100

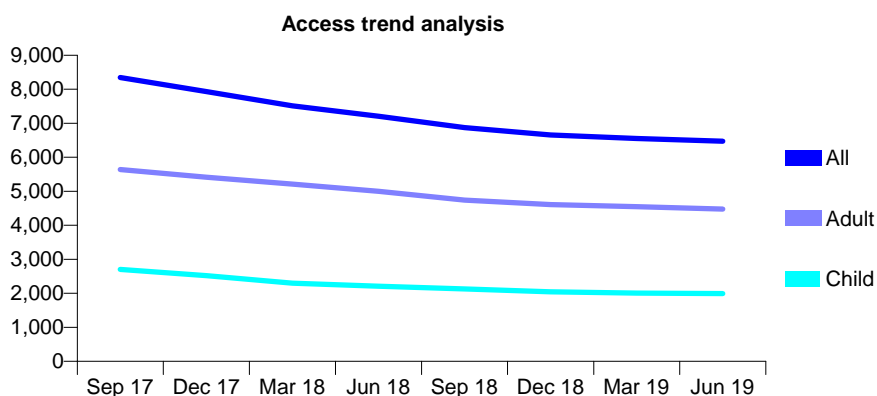
Q51 - Vital Signs At a Glance Contract Report for 182370/0002 - June 2019

Name or company name	Dental Directions
Contract type name	GDS Contract
Purpose of contract	General
Contract start date	01/04/2006
Contract end date	

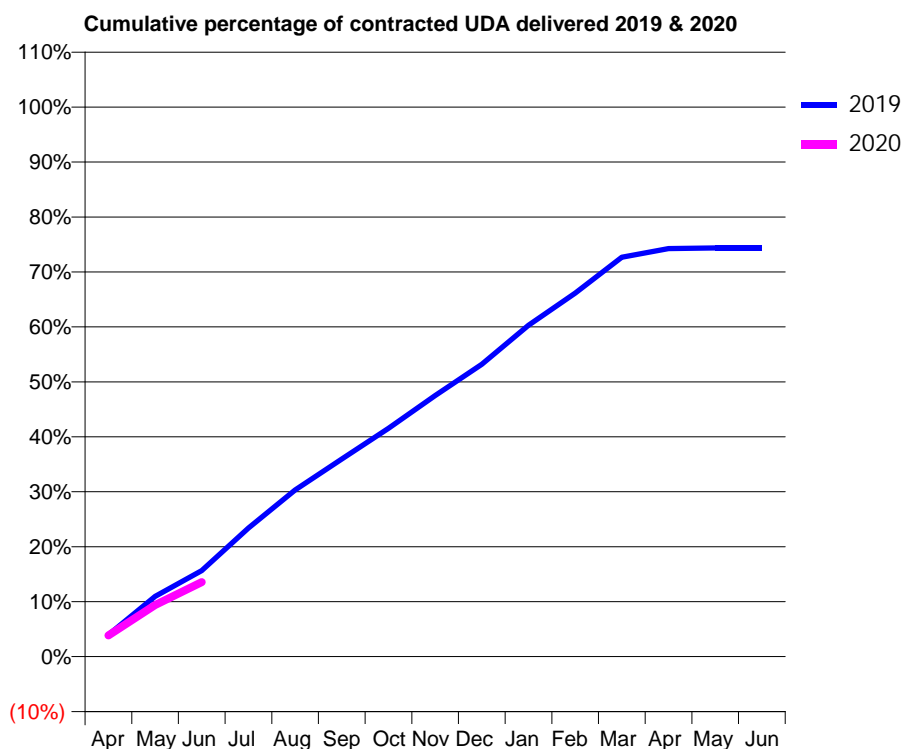
19/20 Contracted general activity (UDA)	20,670
Carry forward general activity (UDA)	0
19/20 Contracted orthodontic activity (UOA)	0
Carry forward orthodontic activity (UOA)	0
Baseline contract value	£679,459.33

ACCESS*

Patients seen in 24 months	Total	Change since previous quarter
Quarter ending June 2018	7,207	
Quarter ending September 2018	6,872	↓
Quarter ending December 2018	6,656	↓
Quarter ending March 2019	6,555	↓
Quarter ending June 2019	6,474	↓
Variance since June 2018	(10.2%)	↓



ACTIVITY



Month	Adjusted Scheduled Activity (UDA)	
	2019	2020
April	819	802
May	2,266	1,942
June	3,237	2,803
July	4,840	
August	6,266	
September	7,432	
October	8,587	
November	9,820	
December	10,994	
January	12,460	
February	13,673	
March	15,023	
April	15,345	
May	15,373	
June	15,371	

QUALITY

	Quantity	Base Number	Contract	AT	Region	England
% of FP17s for the same patient ID Re-attending within 3 months - Children	58	641	9.0%	9.4%	12.1%	11.4%
% of FP17s for the same patient ID Re-attending within 3 months - Adults	137	1,307	10.5%	13.4%	15.6%	15.4%
% of FP17s for the same patient ID Re-attending between 3 & 9 months - Children	365	641	56.9%	61.9%	61.2%	59.8%
% of FP17s for the same patient ID Re-attending between 3 & 9 months - Adults	754	1,307	57.7%	56.5%	54.5%	52.1%
% of FP17s for Band 1 Urgent Courses	99	1,382	7.2%	7.6%	9.1%	9.2%
% of FP17s Relating to Free Repair or Replacements	17	1,382	1.2%	1.2%	1.0%	0.7%
% of FP17s Relating to Continuations	15	1,382	1.1%	1.1%	1.0%	0.8%
% of Patients satisfied with the dentistry they have received	2	3	N/A	96.0%	94.2%	93.4%
% of Patients satisfied with the time they had to wait for an appointment	3	3	N/A	87.6%	88.4%	87.6%

* This is based on patients treated on this contract for their most recent course of treatment. Figures in italics indicate the base number of FP17s or Patient Questionnaire responses are less than 100. N/A is shown where the base number of responses is less than 10 during the period. % is calculated as Quantity/Base number*100

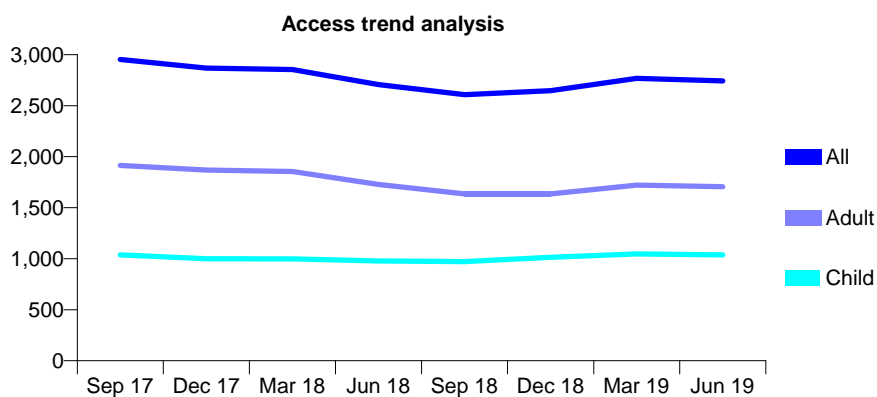
Q51 - Vital Signs At a Glance Contract Report for 186961/0001 - June 2019

Name or company name	Dalton Care Contract Limited Partnership
Contract type name	GDS Contract
Purpose of contract	General
Contract start date	01/09/2010
Contract end date	

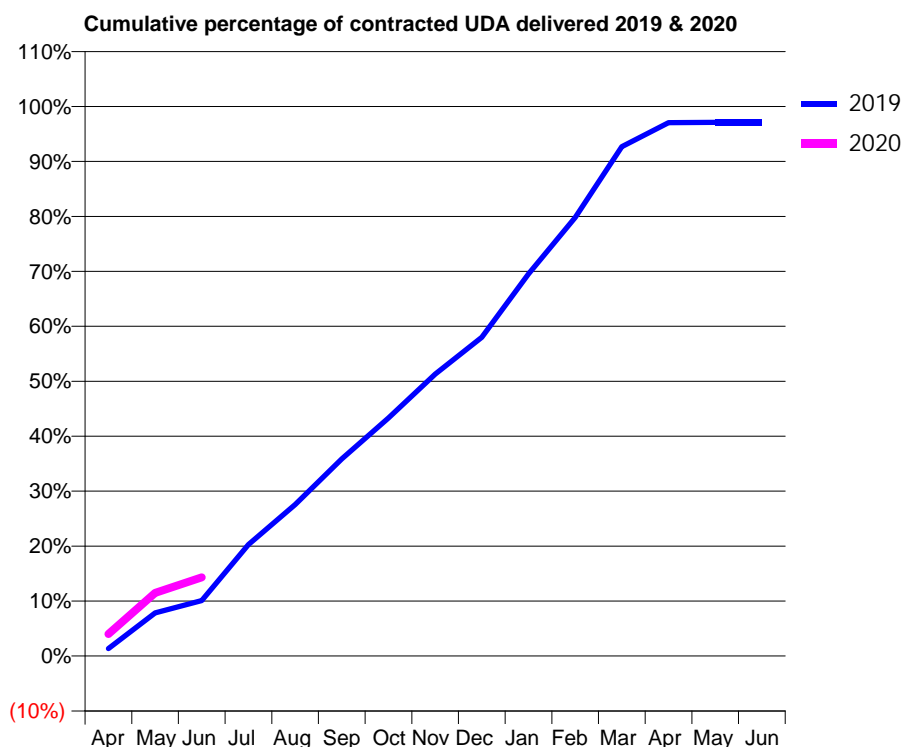
19/20 Contracted general activity (UDA)	8,000
Carry forward general activity (UDA)	0
19/20 Contracted orthodontic activity (UOA)	0
Carry forward orthodontic activity (UOA)	0
Baseline contract value	£259,583.22

ACCESS*

Patients seen in 24 months	Total	Change since previous quarter
Quarter ending June 2018	2,707	
Quarter ending September 2018	2,608	↓
Quarter ending December 2018	2,648	→
Quarter ending March 2019	2,768	↑
Quarter ending June 2019	2,743	→
Variance since June 2018	1.3%	→



ACTIVITY



Month	Adjusted Scheduled Activity (UDA)	
	2019	2020
April	109	321
May	628	919
June	809	1,146
July	1,621	
August	2,207	
September	2,871	
October	3,466	
November	4,106	
December	4,640	
January	5,562	
February	6,384	
March	7,416	
April	7,765	
May	7,768	
June	7,768	

QUALITY

	Quantity	Base Number	Contract	AT	Region	England
% of FP17s for the same patient ID Re-attending within 3 months - Children	28	305	9.2%	9.4%	12.1%	11.4%
% of FP17s for the same patient ID Re-attending within 3 months - Adults	50	401	12.5%	13.4%	15.6%	15.4%
% of FP17s for the same patient ID Re-attending between 3 & 9 months - Children	199	305	65.2%	61.9%	61.2%	59.8%
% of FP17s for the same patient ID Re-attending between 3 & 9 months - Adults	200	401	49.9%	56.5%	54.5%	52.1%
% of FP17s for Band 1 Urgent Courses	25	549	4.6%	7.6%	9.1%	9.2%
% of FP17s Relating to Free Repair or Replacements	2	549	0.4%	1.2%	1.0%	0.7%
% of FP17s Relating to Continuations	10	549	1.8%	1.1%	1.0%	0.8%
% of Patients satisfied with the dentistry they have received	1	1	N/A	96.0%	94.2%	93.4%
% of Patients satisfied with the time they had to wait for an appointment	1	1	N/A	87.6%	88.4%	87.6%

* This is based on patients treated on this contract for their most recent course of treatment. Figures in italics indicate the base number of FP17s or Patient Questionnaire responses are less than 100. N/A is shown where the base number of responses is less than 10 during the period. % is calculated as Quantity/Base number*100

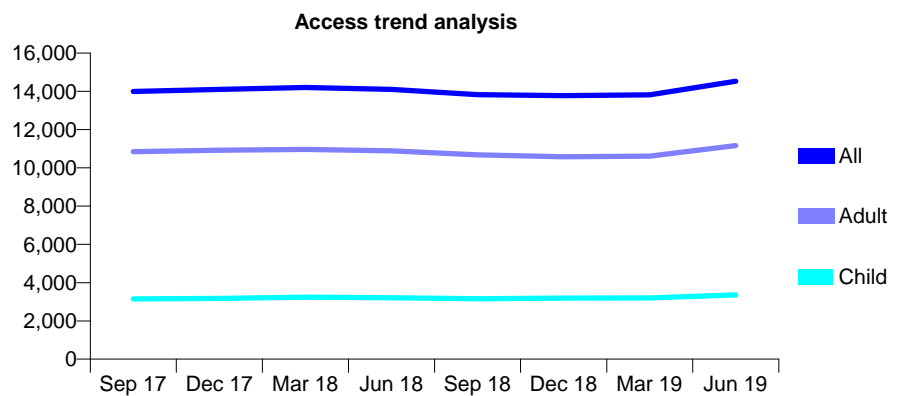
Q51 - Vital Signs At a Glance Contract Report for 190888/0002 - June 2019

Name or company name	Retford Dental Care
Contract type name	GDS Contract
Purpose of contract	General
Contract start date	01/04/2012
Contract end date	

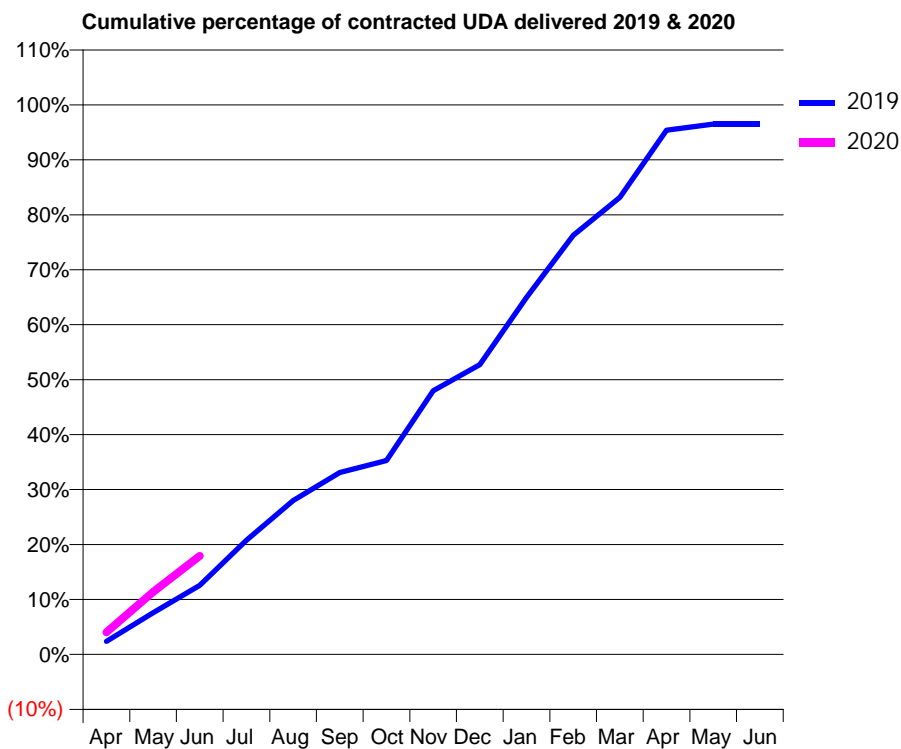
19/20 Contracted general activity (UDA)	35,365
Carry forward general activity (UDA)	0
19/20 Contracted orthodontic activity (UOA)	0
Carry forward orthodontic activity (UOA)	0
Baseline contract value	£1,043,716.84

ACCESS*

Patients seen in 24 months	Total	Change since previous quarter
Quarter ending June 2018	14,101	
Quarter ending September 2018	13,830	↓
Quarter ending December 2018	13,771	→
Quarter ending March 2019	13,815	→
Quarter ending June 2019	14,526	↑
Variance since June 2018	3.0%	↑



ACTIVITY



Month	2019	2020
April	845	1,432
May	2,686	4,023
June	4,437	6,339
July	7,353	
August	9,899	
September	11,704	
October	12,479	
November	16,969	
December	18,644	
January	22,974	
February	26,966	
March	29,410	
April	33,729	
May	34,128	
June	34,128	

QUALITY

	Quantity	Base Number	Contract	AT	Region	England
% of FP17s for the same patient ID Re-attending within 3 months - Children	97	1,331	7.3%	9.4%	12.1%	11.4%
% of FP17s for the same patient ID Re-attending within 3 months - Adults	626	4,461	14.0%	13.4%	15.6%	15.4%
% of FP17s for the same patient ID Re-attending between 3 & 9 months - Children	717	1,331	53.9%	61.9%	61.2%	59.8%
% of FP17s for the same patient ID Re-attending between 3 & 9 months - Adults	2,167	4,461	48.6%	56.5%	54.5%	52.1%
% of FP17s for Band 1 Urgent Courses	361	3,674	9.8%	7.6%	9.1%	9.2%
% of FP17s Relating to Free Repair or Replacements	73	3,674	2.0%	1.2%	1.0%	0.7%
% of FP17s Relating to Continuations	27	3,674	0.7%	1.1%	1.0%	0.8%
% of Patients satisfied with the dentistry they have received	6	6	N/A	96.0%	94.2%	93.4%
% of Patients satisfied with the time they had to wait for an appointment	5	6	N/A	87.6%	88.4%	87.6%

* This is based on patients treated on this contract for their most recent course of treatment. Figures in italics indicate the base number of FP17s or Patient Questionnaire responses are less than 100. N/A is shown where the base number of responses is less than 10 during the period. % is calculated as Quantity/Base number*100

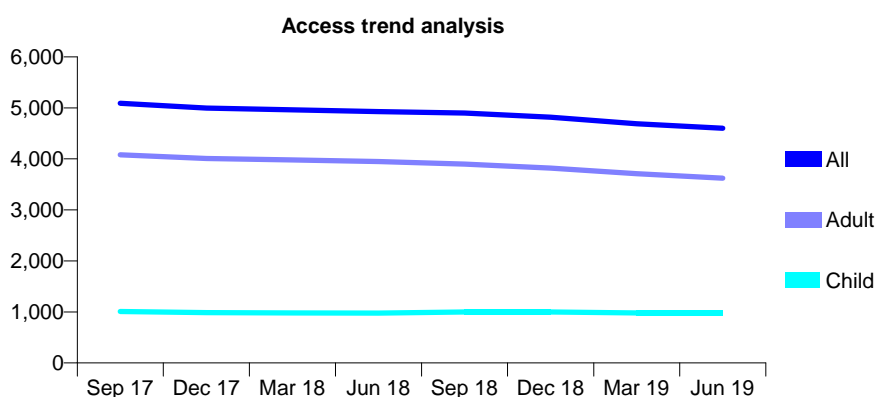
Q51 - Vital Signs At a Glance Contract Report for 191000/0001 - June 2019

Name or company name	Warren House Dental Practice
Contract type name	GDS Contract
Purpose of contract	General
Contract start date	01/05/2013
Contract end date	

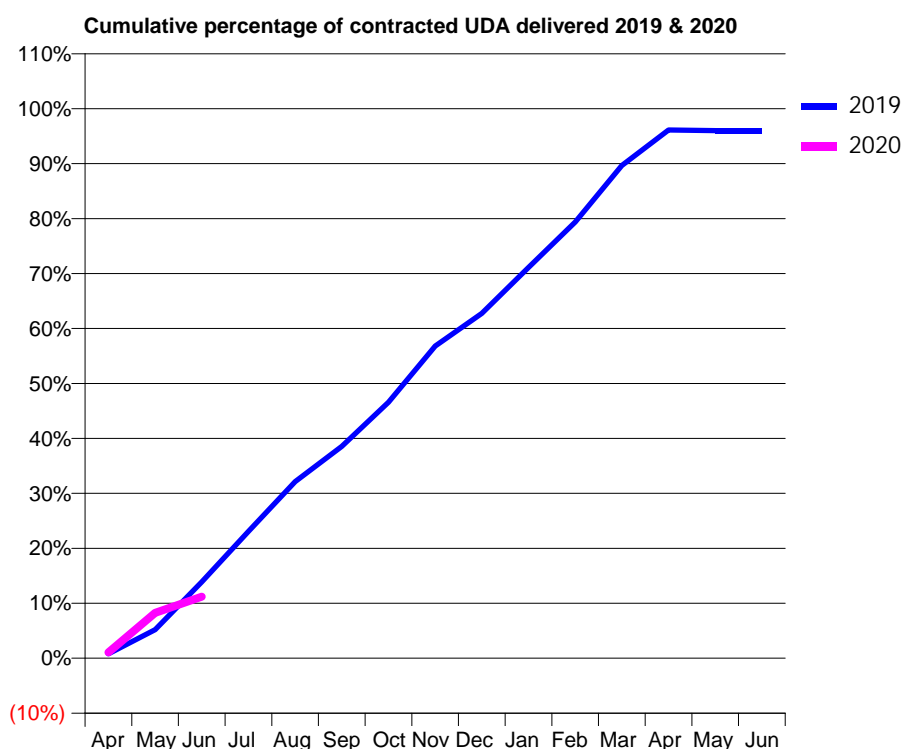
19/20 Contracted general activity (UDA)	19,974
Carry forward general activity (UDA)	0
19/20 Contracted orthodontic activity (UOA)	0
Carry forward orthodontic activity (UOA)	0
Baseline contract value	£573,195.53

ACCESS*

Patients seen in 24 months	Total	Change since previous quarter
Quarter ending June 2018	4,927	
Quarter ending September 2018	4,897	→
Quarter ending December 2018	4,817	↓
Quarter ending March 2019	4,690	↓
Quarter ending June 2019	4,601	↓
Variance since June 2018	(6.6%)	↓



ACTIVITY



Month	2019	2020
April	163	210
May	1,040	1,648
June	2,773	2,238
July	4,610	
August	6,422	
September	7,701	
October	9,304	
November	11,343	
December	12,533	
January	14,203	
February	15,850	
March	17,906	
April	19,199	
May	19,175	
June	19,175	

QUALITY

	Quantity	Base Number	Contract	AT	Region	England
% of FP17s for the same patient ID Re-attending within 3 months - Children	38	331	11.5%	9.4%	12.1%	11.4%
% of FP17s for the same patient ID Re-attending within 3 months - Adults	153	1,087	14.1%	13.4%	15.6%	15.4%
% of FP17s for the same patient ID Re-attending between 3 & 9 months - Children	218	331	65.9%	61.9%	61.2%	59.8%
% of FP17s for the same patient ID Re-attending between 3 & 9 months - Adults	683	1,087	62.8%	56.5%	54.5%	52.1%
% of FP17s for Band 1 Urgent Courses	114	1,124	10.1%	7.6%	9.1%	9.2%
% of FP17s Relating to Free Repair or Replacements	15	1,124	1.3%	1.2%	1.0%	0.7%
% of FP17s Relating to Continuations	5	1,124	0.4%	1.1%	1.0%	0.8%
% of Patients satisfied with the dentistry they have received	3	3	N/A	96.0%	94.2%	93.4%
% of Patients satisfied with the time they had to wait for an appointment	3	3	N/A	87.6%	88.4%	87.6%

* This is based on patients treated on this contract for their most recent course of treatment.

Figures in italics indicate the base number of FP17s or Patient Questionnaire responses are less than 100. N/A is shown where the base number of responses is less than 10 during the period. % is calculated as Quantity/Base number*100

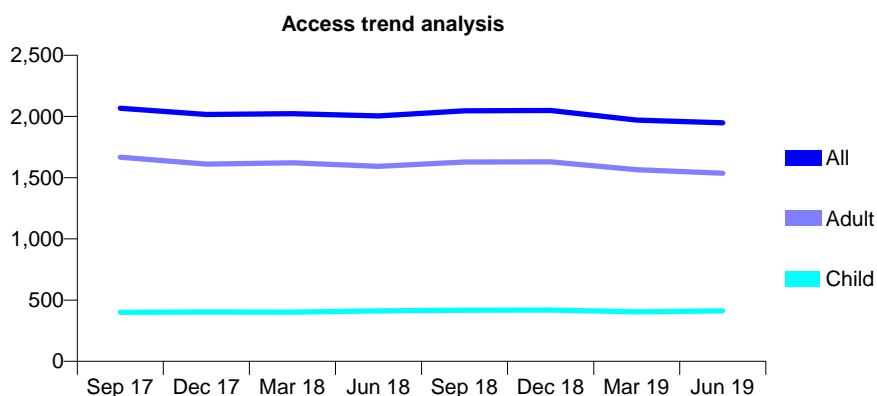
Q51 - Vital Signs At a Glance Contract Report for 192643/0001 - June 2019

Name or company name	Abbeydale Dental Care
Contract type name	GDS Contract
Purpose of contract	General
Contract start date	01/12/2013
Contract end date	

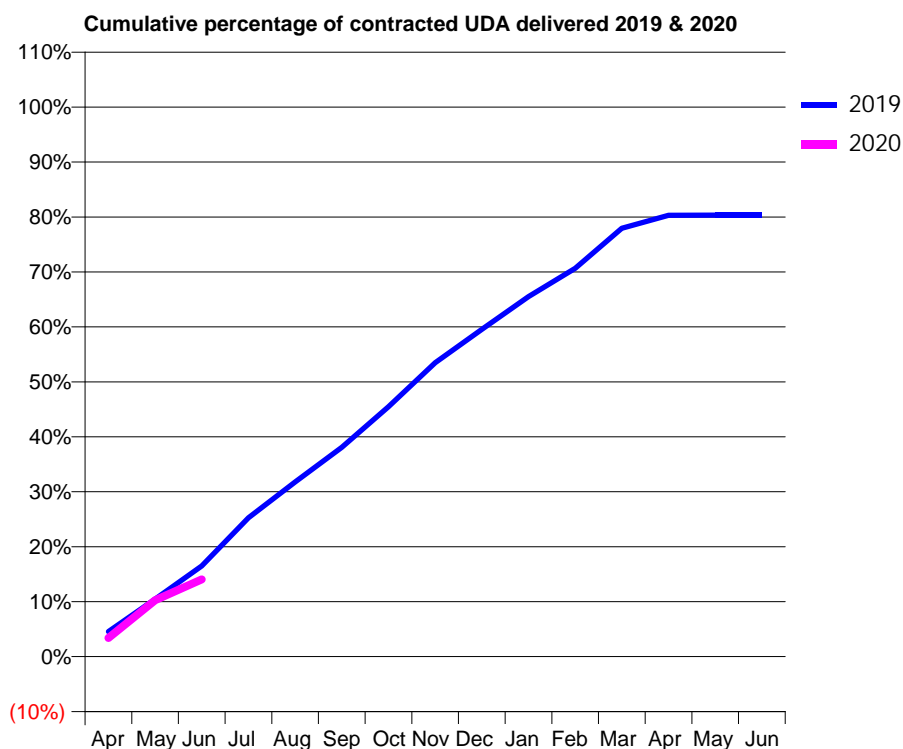
19/20 Contracted general activity (UDA)	6,699
Carry forward general activity (UDA)	0
19/20 Contracted orthodontic activity (UOA)	0
Carry forward orthodontic activity (UOA)	0
Baseline contract value	£227,356.28

ACCESS*

Patients seen in 24 months	Total	Change since previous quarter
Quarter ending June 2018	2,005	
Quarter ending September 2018	2,046	↑
Quarter ending December 2018	2,048	→
Quarter ending March 2019	1,971	↓
Quarter ending June 2019	1,948	↓
Variance since June 2018	(2.8%)	↓



ACTIVITY



Month	Adjusted Scheduled Activity (UDA)	
	2019	2020
April	305	227
May	702	688
June	1,106	943
July	1,694	
August	2,129	
September	2,551	
October	3,046	
November	3,584	
December	3,989	
January	4,389	
February	4,733	
March	5,223	
April	5,380	
May	5,381	
June	5,381	

QUALITY

	Quantity	Base Number	Contract	AT	Region	England
% of FP17s for the same patient ID Re-attending within 3 months - Children	11	155	7.1%	9.4%	12.1%	11.4%
% of FP17s for the same patient ID Re-attending within 3 months - Adults	97	530	18.3%	13.4%	15.6%	15.4%
% of FP17s for the same patient ID Re-attending between 3 & 9 months - Children	103	155	66.5%	61.9%	61.2%	59.8%
% of FP17s for the same patient ID Re-attending between 3 & 9 months - Adults	298	530	56.2%	56.5%	54.5%	52.1%
% of FP17s for Band 1 Urgent Courses	24	606	4.0%	7.6%	9.1%	9.2%
% of FP17s Relating to Free Repair or Replacements	22	606	3.6%	1.2%	1.0%	0.7%
% of FP17s Relating to Continuations	4	606	0.7%	1.1%	1.0%	0.8%
% of Patients satisfied with the dentistry they have received	0	0	N/A	96.0%	94.2%	93.4%
% of Patients satisfied with the time they had to wait for an appointment	0	0	N/A	87.6%	88.4%	87.6%

* This is based on patients treated on this contract for their most recent course of treatment. Figures in italics indicate the base number of FP17s or Patient Questionnaire responses are less than 100. N/A is shown where the base number of responses is less than 10 during the period. % is calculated as Quantity/Base number*100

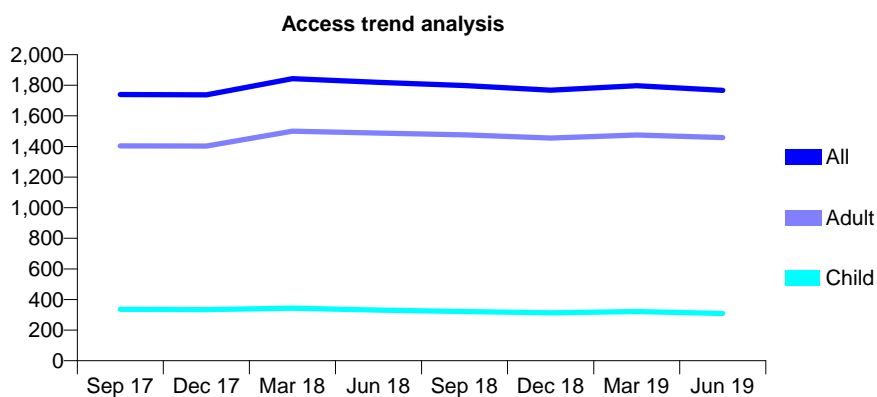
Q51 - Vital Signs At a Glance Contract Report for 193348/0001 - June 2019

Name or company name	Devonshire Quarter Dental Practice
Contract type name	GDS Contract
Purpose of contract	General
Contract start date	01/03/2012
Contract end date	

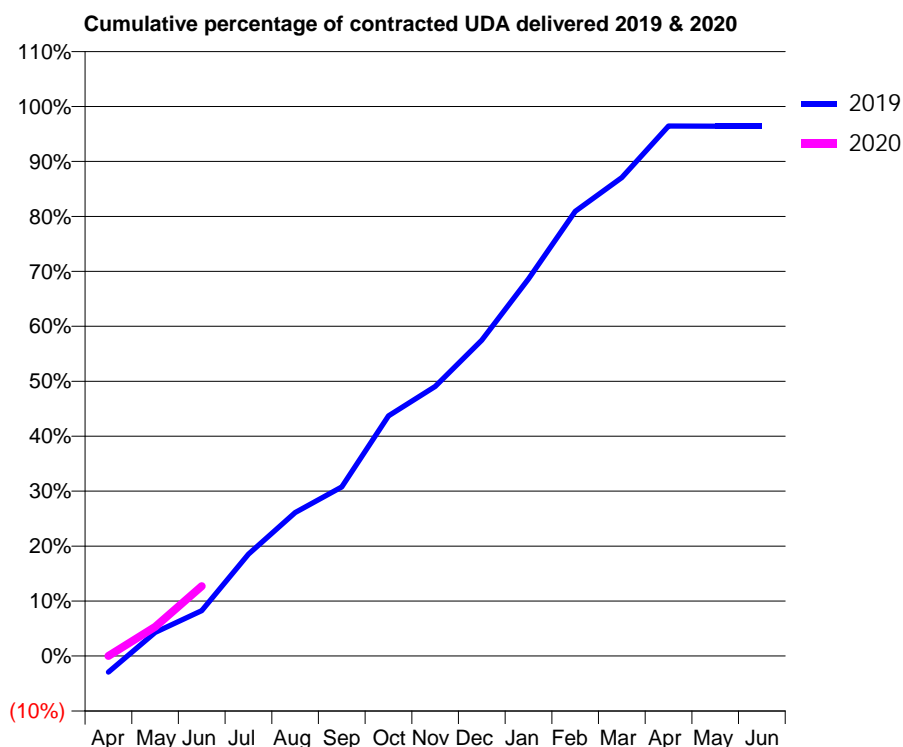
19/20 Contracted general activity (UDA)	5,177
Carry forward general activity (UDA)	0
19/20 Contracted orthodontic activity (UOA)	0
Carry forward orthodontic activity (UOA)	0
Baseline contract value	£167,915.81

ACCESS*

Patients seen in 24 months	Total	Change since previous quarter
Quarter ending June 2018	1,819	
Quarter ending September 2018	1,798	↓
Quarter ending December 2018	1,768	↓
Quarter ending March 2019	1,797	→
Quarter ending June 2019	1,767	↓
Variance since June 2018	(2.9%)	↓



ACTIVITY



Month	Adjusted Scheduled Activity (UDA)	
	2019	2020
April	-153	0
May	223	275
June	428	659
July	960	
August	1,353	
September	1,592	
October	2,261	
November	2,539	
December	2,975	
January	3,553	
February	4,189	
March	4,507	
April	4,993	
May	4,990	
June	4,990	

QUALITY

	Quantity	Base Number	Contract	AT	Region	England
% of FP17s for the same patient ID Re-attending within 3 months - Children	21	121	17.4%	9.4%	12.1%	11.4%
% of FP17s for the same patient ID Re-attending within 3 months - Adults	91	612	14.9%	13.4%	15.6%	15.4%
% of FP17s for the same patient ID Re-attending between 3 & 9 months - Children	87	121	71.9%	61.9%	61.2%	59.8%
% of FP17s for the same patient ID Re-attending between 3 & 9 months - Adults	456	612	74.5%	56.5%	54.5%	52.1%
% of FP17s for Band 1 Urgent Courses	29	449	6.5%	7.6%	9.1%	9.2%
% of FP17s Relating to Free Repair or Replacements	5	449	1.1%	1.2%	1.0%	0.7%
% of FP17s Relating to Continuations	0	449	0.0%	1.1%	1.0%	0.8%
% of Patients satisfied with the dentistry they have received	1	1	N/A	96.0%	94.2%	93.4%
% of Patients satisfied with the time they had to wait for an appointment	1	1	N/A	87.6%	88.4%	87.6%

* This is based on patients treated on this contract for their most recent course of treatment. Figures in italics indicate the base number of FP17s or Patient Questionnaire responses are less than 100. N/A is shown where the base number of responses is less than 10 during the period. % is calculated as Quantity/Base number*100

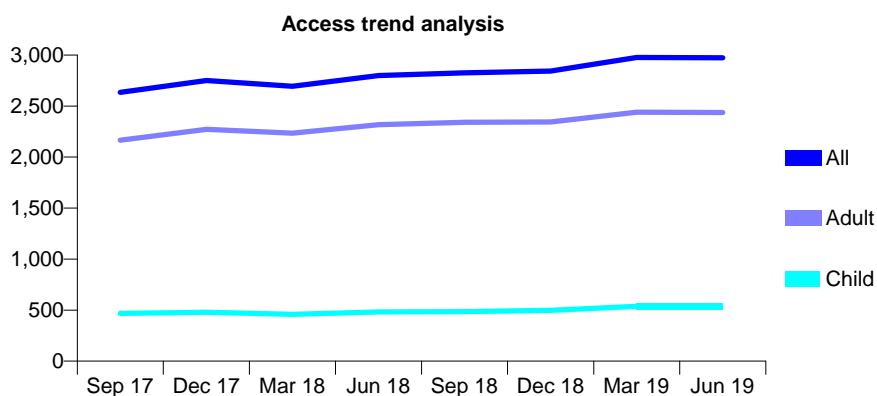
Q51 - Vital Signs At a Glance Contract Report for 194263/0001 - June 2019

Name or company name	R M Denton Ltd
Contract type name	GDS Contract
Purpose of contract	General
Contract start date	01/01/2012
Contract end date	

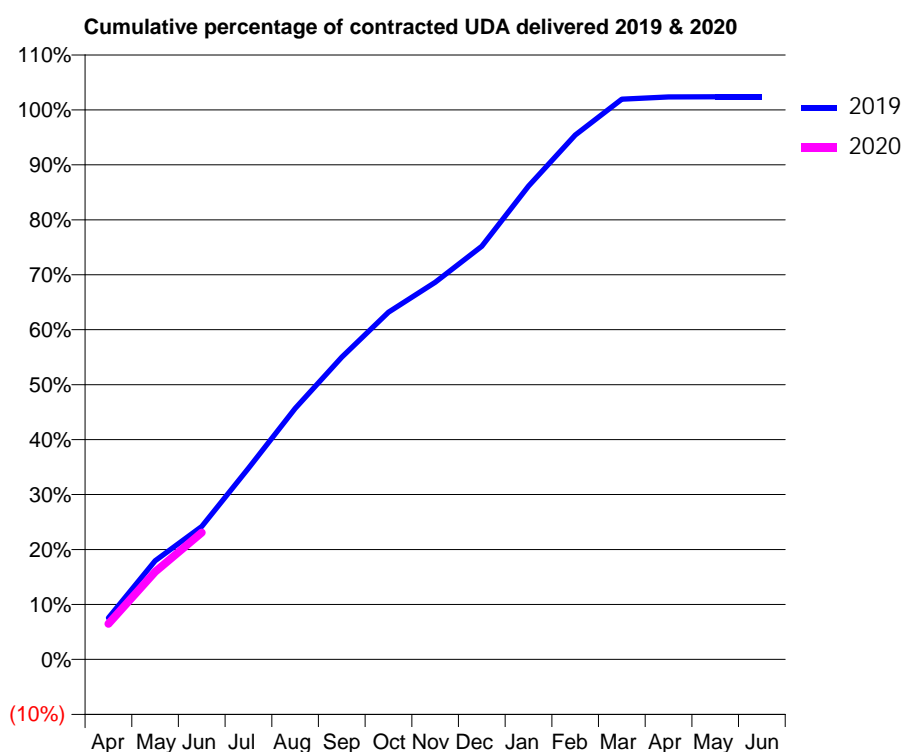
19/20 Contracted general activity (UDA)	7,200
Carry forward general activity (UDA)	0
19/20 Contracted orthodontic activity (UOA)	0
Carry forward orthodontic activity (UOA)	0
Baseline contract value	£210,929.61

ACCESS*

Patients seen in 24 months	Total	Change since previous quarter
Quarter ending June 2018	2,799	
Quarter ending September 2018	2,825	→
Quarter ending December 2018	2,842	→
Quarter ending March 2019	2,976	↑
Quarter ending June 2019	2,973	→
Variance since June 2018	6.2%	↑



ACTIVITY



Month	2019	2020
April	544	467
May	1,294	1,148
June	1,742	1,663
July	2,504	
August	3,290	
September	3,960	
October	4,548	
November	4,941	
December	5,412	
January	6,202	
February	6,870	
March	7,339	
April	7,369	
May	7,371	
June	7,371	

QUALITY

	Quantity	Base Number	Contract	AT	Region	England
% of FP17s for the same patient ID Re-attending within 3 months - Children	25	213	11.7%	9.4%	12.1%	11.4%
% of FP17s for the same patient ID Re-attending within 3 months - Adults	84	792	10.6%	13.4%	15.6%	15.4%
% of FP17s for the same patient ID Re-attending between 3 & 9 months - Children	119	213	55.9%	61.9%	61.2%	59.8%
% of FP17s for the same patient ID Re-attending between 3 & 9 months - Adults	393	792	49.6%	56.5%	54.5%	52.1%
% of FP17s for Band 1 Urgent Courses	19	872	2.2%	7.6%	9.1%	9.2%
% of FP17s Relating to Free Repair or Replacements	6	872	0.7%	1.2%	1.0%	0.7%
% of FP17s Relating to Continuations	5	872	0.6%	1.1%	1.0%	0.8%
% of Patients satisfied with the dentistry they have received	0	0	N/A	96.0%	94.2%	93.4%
% of Patients satisfied with the time they had to wait for an appointment	0	0	N/A	87.6%	88.4%	87.6%

* This is based on patients treated on this contract for their most recent course of treatment. Figures in italics indicate the base number of FP17s or Patient Questionnaire responses are less than 100. N/A is shown where the base number of responses is less than 10 during the period. % is calculated as Quantity/Base number*100

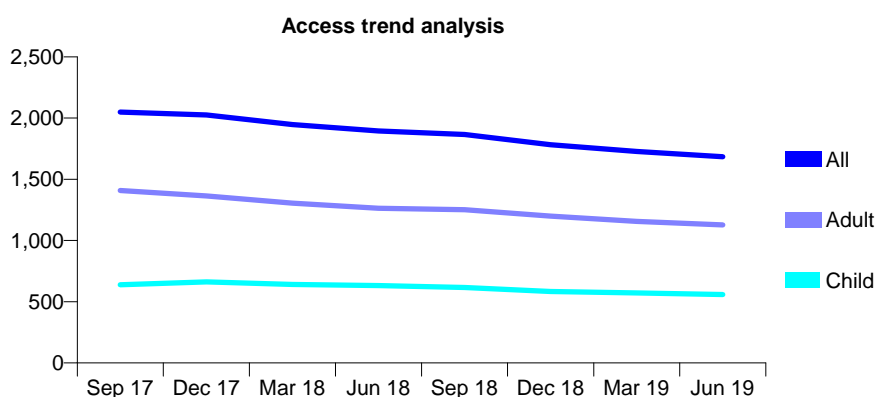
Q51 - Vital Signs At a Glance Contract Report for 196320/0001 - June 2019

Name or company name	Adrian Vasile
Contract type name	GDS Contract
Purpose of contract	General
Contract start date	01/01/2011
Contract end date	

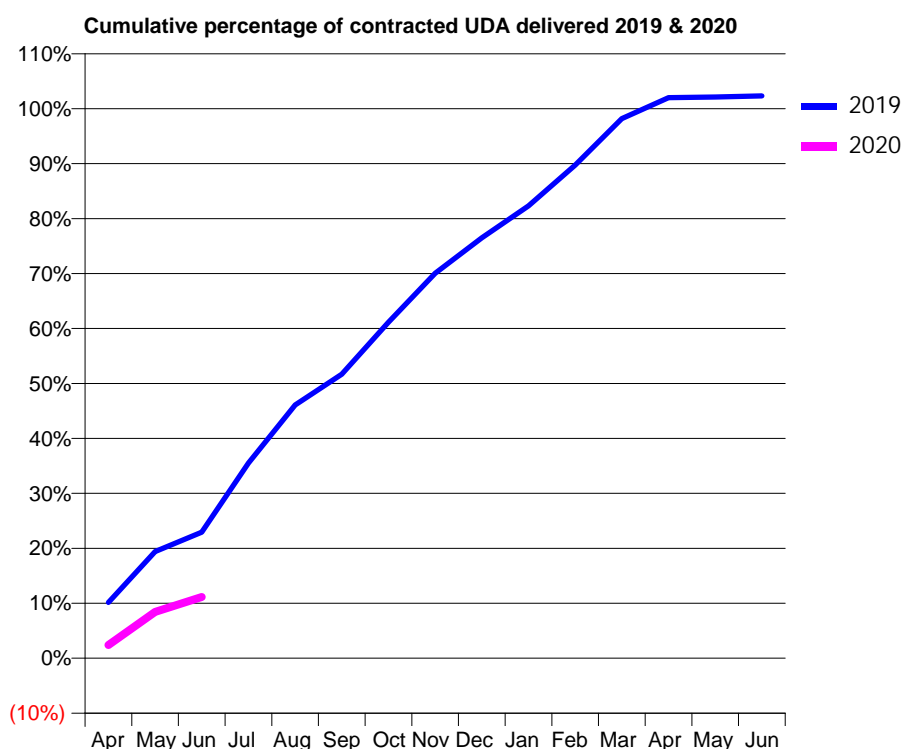
19/20 Contracted general activity (UDA)	7,284
Carry forward general activity (UDA)	0
19/20 Contracted orthodontic activity (UOA)	0
Carry forward orthodontic activity (UOA)	0
Baseline contract value	£237,809.52

ACCESS*

Patients seen in 24 months	Total	Change since previous quarter
Quarter ending June 2018	1,895	
Quarter ending September 2018	1,867	↓
Quarter ending December 2018	1,783	↓
Quarter ending March 2019	1,727	↓
Quarter ending June 2019	1,685	↓
Variance since June 2018	(11.1%)	↓



ACTIVITY



Month	2019	2020
April	739	176
May	1,413	615
June	1,671	812
July	2,587	
August	3,358	
September	3,765	
October	4,453	
November	5,103	
December	5,570	
January	5,996	
February	6,538	
March	7,151	
April	7,431	
May	7,437	
June	7,453	

QUALITY

	Quantity	Base Number	Contract	AT	Region	England
% of FP17s for the same patient ID Re-attending within 3 months - Children	23	124	18.5%	9.4%	12.1%	11.4%
% of FP17s for the same patient ID Re-attending within 3 months - Adults	39	310	12.6%	13.4%	15.6%	15.4%
% of FP17s for the same patient ID Re-attending between 3 & 9 months - Children	70	124	56.5%	61.9%	61.2%	59.8%
% of FP17s for the same patient ID Re-attending between 3 & 9 months - Adults	205	310	66.1%	56.5%	54.5%	52.1%
% of FP17s for Band 1 Urgent Courses	13	313	4.2%	7.6%	9.1%	9.2%
% of FP17s Relating to Free Repair or Replacements	1	313	0.3%	1.2%	1.0%	0.7%
% of FP17s Relating to Continuations	0	313	0.0%	1.1%	1.0%	0.8%
% of Patients satisfied with the dentistry they have received	3	3	N/A	96.0%	94.2%	93.4%
% of Patients satisfied with the time they had to wait for an appointment	2	3	N/A	87.6%	88.4%	87.6%

* This is based on patients treated on this contract for their most recent course of treatment.

Figures in italics indicate the base number of FP17s or Patient Questionnaire responses are less than 100. N/A is shown where the base number of responses is less than 10 during the period. % is calculated as Quantity/Base number*100

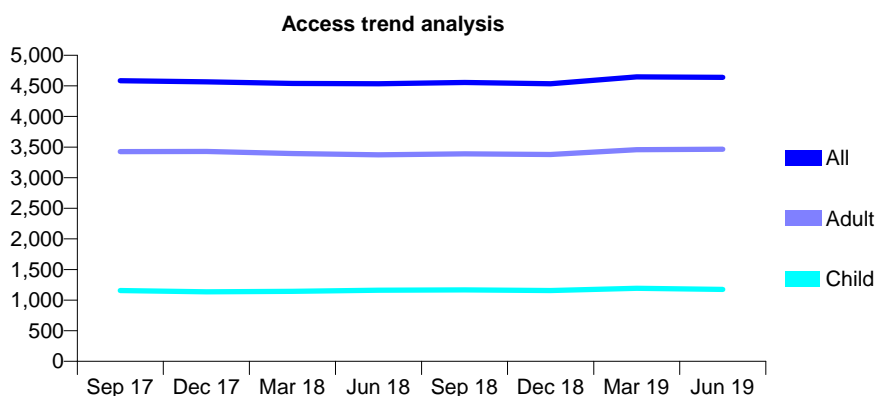
Q51 - Vital Signs At a Glance Contract Report for 196401/0001 - June 2019

Name or company name	M Foster Dental Surgeon Ltd
Contract type name	GDS Contract
Purpose of contract	General
Contract start date	01/12/2010
Contract end date	

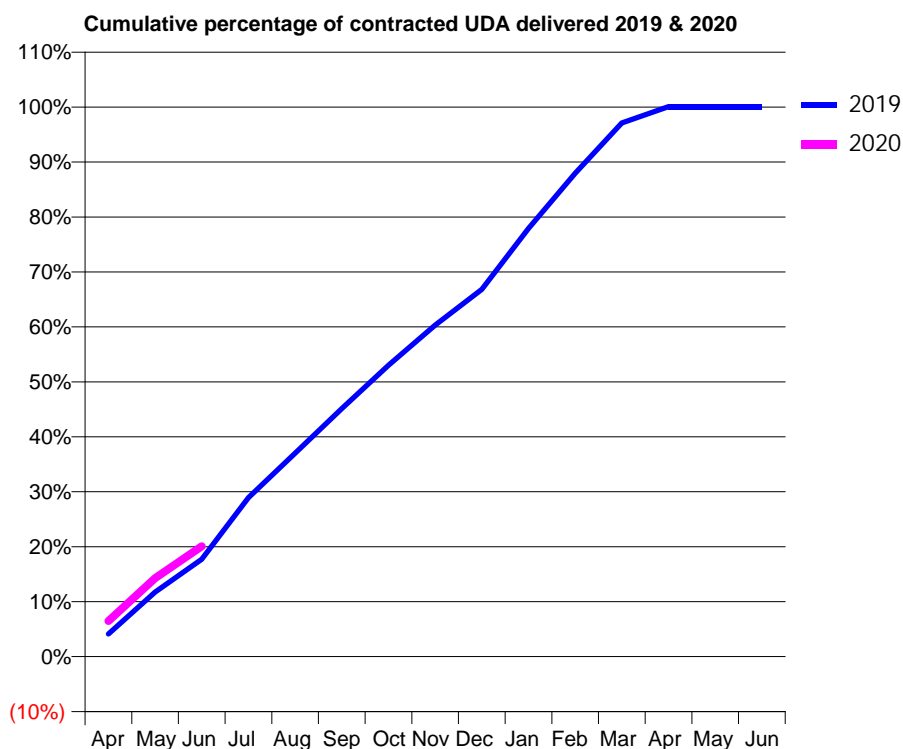
19/20 Contracted general activity (UDA)	13,258
Carry forward general activity (UDA)	0
19/20 Contracted orthodontic activity (UOA)	0
Carry forward orthodontic activity (UOA)	0
Baseline contract value	£364,736.28

ACCESS*

Patients seen in 24 months	Total	Change since previous quarter
Quarter ending June 2018	4,535	
Quarter ending September 2018	4,555	→
Quarter ending December 2018	4,534	→
Quarter ending March 2019	4,648	↑
Quarter ending June 2019	4,640	→
Variance since June 2018	2.3%	↑



ACTIVITY



Month	Adjusted Scheduled Activity (UDA)	
	2019	2020
April	548	859
May	1,560	1,892
June	2,349	2,663
July	3,837	
August	4,911	
September	5,982	
October	7,027	
November	8,001	
December	8,860	
January	10,328	
February	11,662	
March	12,873	
April	13,266	
May	13,266	
June	13,266	

QUALITY

	Quantity	Base Number	Contract	AT	Region	England
% of FP17s for the same patient ID Re-attending within 3 months - Children	48	383	12.5%	9.4%	12.1%	11.4%
% of FP17s for the same patient ID Re-attending within 3 months - Adults	142	1,073	13.2%	13.4%	15.6%	15.4%
% of FP17s for the same patient ID Re-attending between 3 & 9 months - Children	191	383	49.9%	61.9%	61.2%	59.8%
% of FP17s for the same patient ID Re-attending between 3 & 9 months - Adults	593	1,073	55.3%	56.5%	54.5%	52.1%
% of FP17s for Band 1 Urgent Courses	53	1,284	4.1%	7.6%	9.1%	9.2%
% of FP17s Relating to Free Repair or Replacements	24	1,284	1.9%	1.2%	1.0%	0.7%
% of FP17s Relating to Continuations	31	1,284	2.4%	1.1%	1.0%	0.8%
% of Patients satisfied with the dentistry they have received	3	3	N/A	96.0%	94.2%	93.4%
% of Patients satisfied with the time they had to wait for an appointment	3	3	N/A	87.6%	88.4%	87.6%

* This is based on patients treated on this contract for their most recent course of treatment. Figures in italics indicate the base number of FP17s or Patient Questionnaire responses are less than 100. N/A is shown where the base number of responses is less than 10 during the period. % is calculated as Quantity/Base number*100

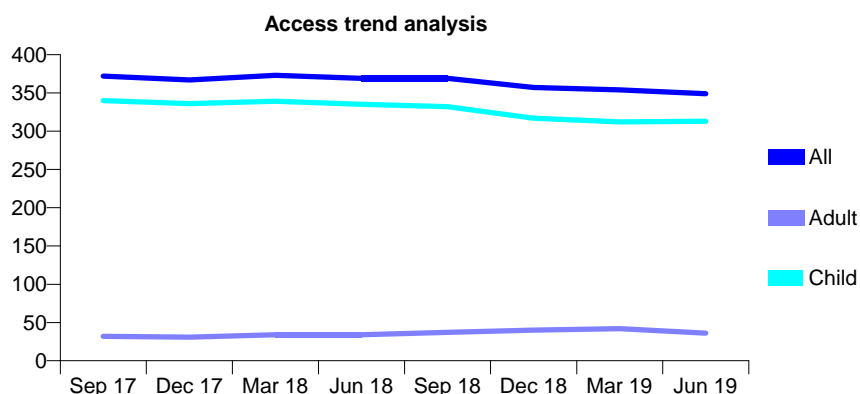
Q51 - Vital Signs At a Glance Contract Report for 196487/0001 - June 2019

Name or company name	Hunt & McGorrigan
Contract type name	GDS Contract
Purpose of contract	General
Contract start date	01/04/2006
Contract end date	

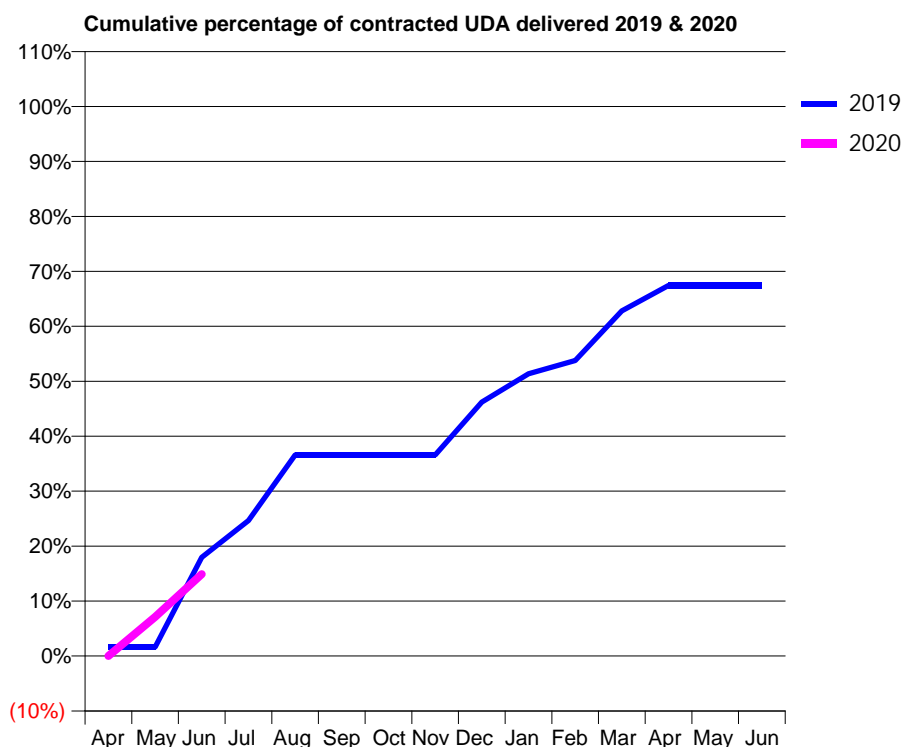
19/20 Contracted general activity (UDA)	720
Carry forward general activity (UDA)	0
19/20 Contracted orthodontic activity (UOA)	0
Carry forward orthodontic activity (UOA)	0
Baseline contract value	£14,058.06

ACCESS*

Patients seen in 24 months	Total	Change since previous quarter
Quarter ending June 2018	369	
Quarter ending September 2018	369	→
Quarter ending December 2018	357	↓
Quarter ending March 2019	354	→
Quarter ending June 2019	349	↓
Variance since June 2018	(5.4%)	↓



ACTIVITY



Month	Adjusted Scheduled Activity (UDA)	
	2019	2020
April	12	0
May	12	51
June	129	107
July	178	
August	264	
September	264	
October	264	
November	264	
December	333	
January	370	
February	387	
March	452	
April	485	
May	485	
June	485	

QUALITY

	Quantity	Base Number	Contract	AT	Region	England
% of FP17s for the same patient ID Re-attending within 3 months - Children	6	103	5.8%	9.4%	12.1%	11.4%
% of FP17s for the same patient ID Re-attending within 3 months - Adults	0	0	N/A	13.4%	15.6%	15.4%
% of FP17s for the same patient ID Re-attending between 3 & 9 months - Children	41	103	39.8%	61.9%	61.2%	59.8%
% of FP17s for the same patient ID Re-attending between 3 & 9 months - Adults	0	0	N/A	56.5%	54.5%	52.1%
% of FP17s for Band 1 Urgent Courses	1	75	1.3%	7.6%	9.1%	9.2%
% of FP17s Relating to Free Repair or Replacements	0	75	0.0%	1.2%	1.0%	0.7%
% of FP17s Relating to Continuations	2	75	2.7%	1.1%	1.0%	0.8%
% of Patients satisfied with the dentistry they have received	0	0	N/A	96.0%	94.2%	93.4%
% of Patients satisfied with the time they had to wait for an appointment	0	0	N/A	87.6%	88.4%	87.6%

* This is based on patients treated on this contract for their most recent course of treatment. Figures in italics indicate the base number of FP17s or Patient Questionnaire responses are less than 100. N/A is shown where the base number of responses is less than 10 during the period. % is calculated as Quantity/Base number*100

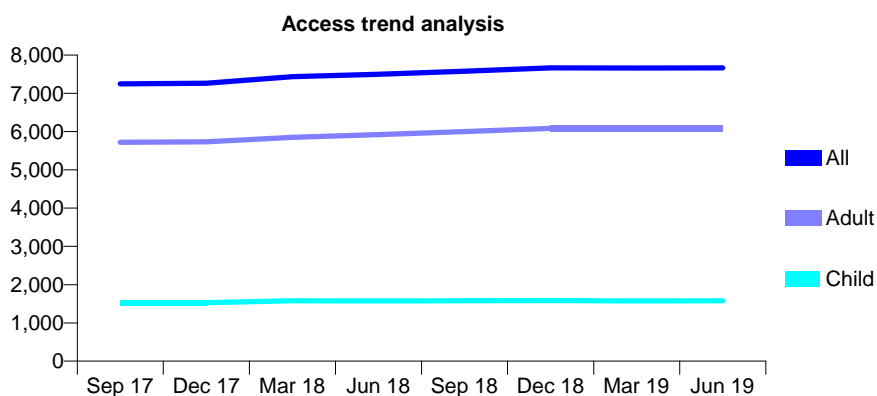
Q51 - Vital Signs At a Glance Contract Report for 197947/0001 - June 2019

Name or company name	Ivy Cottage Dental Care
Contract type name	GDS Contract
Purpose of contract	General
Contract start date	01/12/2013
Contract end date	

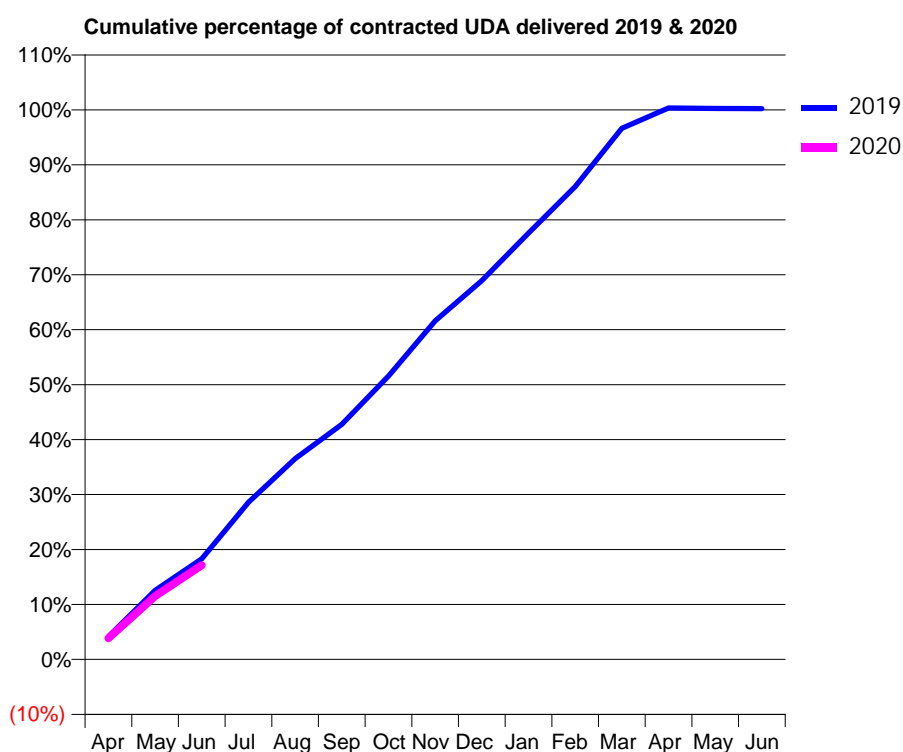
19/20 Contracted general activity (UDA)	22,294
Carry forward general activity (UDA)	0
19/20 Contracted orthodontic activity (UOA)	0
Carry forward orthodontic activity (UOA)	0
Baseline contract value	£725,834.17

ACCESS*

Patients seen in 24 months	Total	Change since previous quarter
Quarter ending June 2018	7,495	
Quarter ending September 2018	7,577	→
Quarter ending December 2018	7,668	→
Quarter ending March 2019	7,660	→
Quarter ending June 2019	7,665	→
Variance since June 2018	2.3%	↑



ACTIVITY



Month	Adjusted Scheduled Activity (UDA)	
	2019	2020
April	926	862
May	2,808	2,567
June	4,081	3,822
July	6,370	
August	8,146	
September	9,536	
October	11,492	
November	13,735	
December	15,368	
January	17,296	
February	19,184	
March	21,543	
April	22,370	
May	22,352	
June	22,344	

QUALITY

	Quantity	Base Number	Contract	AT	Region	England
% of FP17s for the same patient ID Re-attending within 3 months - Children	25	547	4.6%	9.4%	12.1%	11.4%
% of FP17s for the same patient ID Re-attending within 3 months - Adults	226	1,893	11.9%	13.4%	15.6%	15.4%
% of FP17s for the same patient ID Re-attending between 3 & 9 months - Children	370	547	67.6%	61.9%	61.2%	59.8%
% of FP17s for the same patient ID Re-attending between 3 & 9 months - Adults	1,095	1,893	57.8%	56.5%	54.5%	52.1%
% of FP17s for Band 1 Urgent Courses	166	2,060	8.1%	7.6%	9.1%	9.2%
% of FP17s Relating to Free Repair or Replacements	39	2,060	1.9%	1.2%	1.0%	0.7%
% of FP17s Relating to Continuations	17	2,060	0.8%	1.1%	1.0%	0.8%
% of Patients satisfied with the dentistry they have received	5	6	N/A	96.0%	94.2%	93.4%
% of Patients satisfied with the time they had to wait for an appointment	4	6	N/A	87.6%	88.4%	87.6%

* This is based on patients treated on this contract for their most recent course of treatment. Figures in italics indicate the base number of FP17s or Patient Questionnaire responses are less than 100. N/A is shown where the base number of responses is less than 10 during the period. % is calculated as Quantity/Base number*100

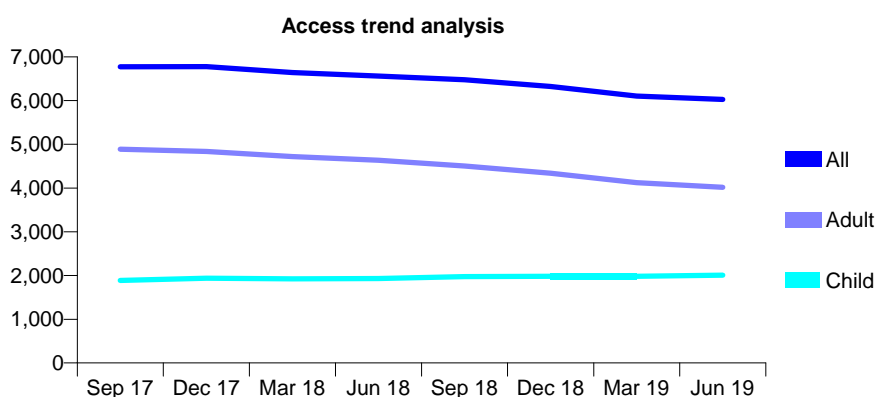
Q51 - Vital Signs At a Glance Contract Report for 198196/0001 - June 2019

Name or company name	I J Kellam Ltd
Contract type name	GDS Contract
Purpose of contract	General
Contract start date	01/11/2011
Contract end date	

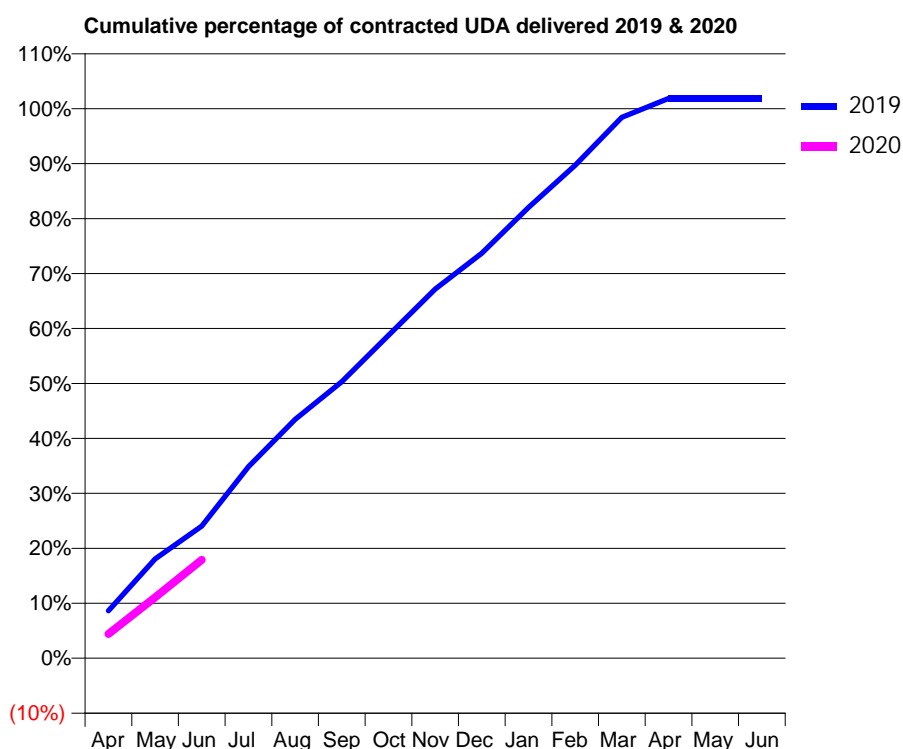
19/20 Contracted general activity (UDA)	18,914
Carry forward general activity (UDA)	0
19/20 Contracted orthodontic activity (UOA)	0
Carry forward orthodontic activity (UOA)	0
Baseline contract value	£554,001.98

ACCESS*

Patients seen in 24 months	Total	Change since previous quarter
Quarter ending June 2018	6,563	
Quarter ending September 2018	6,478	↓
Quarter ending December 2018	6,321	↓
Quarter ending March 2019	6,104	↓
Quarter ending June 2019	6,024	↓
Variance since June 2018	(8.2%)	↓



ACTIVITY



Month	Adjusted Scheduled Activity (UDA)	
	2019	2020
April	1,637	838
May	3,417	2,094
June	4,544	3,387
July	6,591	
August	8,223	
September	9,516	
October	11,114	
November	12,701	
December	13,938	
January	15,513	
February	16,965	
March	18,612	
April	19,266	
May	19,266	
June	19,266	

QUALITY

	Quantity	Base Number	Contract	AT	Region	England
% of FP17s for the same patient ID Re-attending within 3 months - Children	74	754	9.8%	9.4%	12.1%	11.4%
% of FP17s for the same patient ID Re-attending within 3 months - Adults	134	1,253	10.7%	13.4%	15.6%	15.4%
% of FP17s for the same patient ID Re-attending between 3 & 9 months - Children	448	754	59.4%	61.9%	61.2%	59.8%
% of FP17s for the same patient ID Re-attending between 3 & 9 months - Adults	824	1,253	65.8%	56.5%	54.5%	52.1%
% of FP17s for Band 1 Urgent Courses	86	1,670	5.1%	7.6%	9.1%	9.2%
% of FP17s Relating to Free Repair or Replacements	24	1,670	1.4%	1.2%	1.0%	0.7%
% of FP17s Relating to Continuations	18	1,670	1.1%	1.1%	1.0%	0.8%
% of Patients satisfied with the dentistry they have received	4	4	N/A	96.0%	94.2%	93.4%
% of Patients satisfied with the time they had to wait for an appointment	3	4	N/A	87.6%	88.4%	87.6%

* This is based on patients treated on this contract for their most recent course of treatment. Figures in italics indicate the base number of FP17s or Patient Questionnaire responses are less than 100. N/A is shown where the base number of responses is less than 10 during the period. % is calculated as Quantity/Base number*100

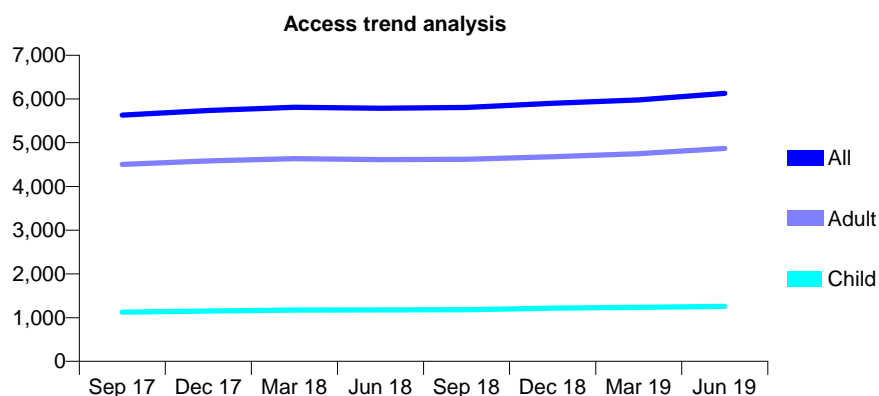
Q51 - Vital Signs At a Glance Contract Report for 198358/0001 - June 2019

Name or company name	Sprotbrough Dental Practice
Contract type name	GDS Contract
Purpose of contract	General
Contract start date	01/06/2015
Contract end date	

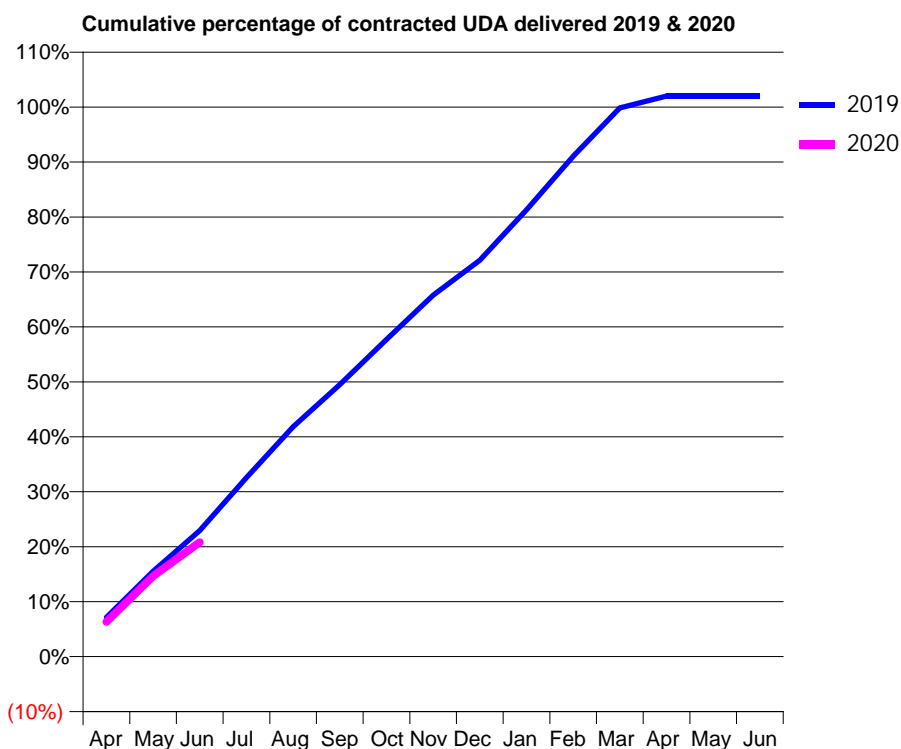
19/20 Contracted general activity (UDA)	18,796
Carry forward general activity (UDA)	0
19/20 Contracted orthodontic activity (UOA)	0
Carry forward orthodontic activity (UOA)	0
Baseline contract value	£550,542.28

ACCESS*

Patients seen in 24 months	Total	Change since previous quarter
Quarter ending June 2018	5,787	
Quarter ending September 2018	5,805	→
Quarter ending December 2018	5,899	→
Quarter ending March 2019	5,981	→
Quarter ending June 2019	6,128	↑
Variance since June 2018	5.9%	↑



ACTIVITY



Month	Adjusted Scheduled Activity (UDA)	
	2019	2020
April	1,343	1,193
May	2,922	2,759
June	4,311	3,913
July	6,125	
August	7,867	
September	9,301	
October	10,848	
November	12,365	
December	13,559	
January	15,278	
February	17,112	
March	18,767	
April	19,172	
May	19,172	
June	19,172	

QUALITY

	Quantity	Base Number	Contract	AT	Region	England
% of FP17s for the same patient ID Re-attending within 3 months - Children	20	395	5.1%	9.4%	12.1%	11.4%
% of FP17s for the same patient ID Re-attending within 3 months - Adults	239	1,740	13.7%	13.4%	15.6%	15.4%
% of FP17s for the same patient ID Re-attending between 3 & 9 months - Children	208	395	52.7%	61.9%	61.2%	59.8%
% of FP17s for the same patient ID Re-attending between 3 & 9 months - Adults	979	1,740	56.3%	56.5%	54.5%	52.1%
% of FP17s for Band 1 Urgent Courses	145	1,930	7.5%	7.6%	9.1%	9.2%
% of FP17s Relating to Free Repair or Replacements	10	1,930	0.5%	1.2%	1.0%	0.7%
% of FP17s Relating to Continuations	30	1,930	1.6%	1.1%	1.0%	0.8%
% of Patients satisfied with the dentistry they have received	3	3	N/A	96.0%	94.2%	93.4%
% of Patients satisfied with the time they had to wait for an appointment	3	3	N/A	87.6%	88.4%	87.6%

* This is based on patients treated on this contract for their most recent course of treatment. Figures in italics indicate the base number of FP17s or Patient Questionnaire responses are less than 100. N/A is shown where the base number of responses is less than 10 during the period. % is calculated as Quantity/Base number*100

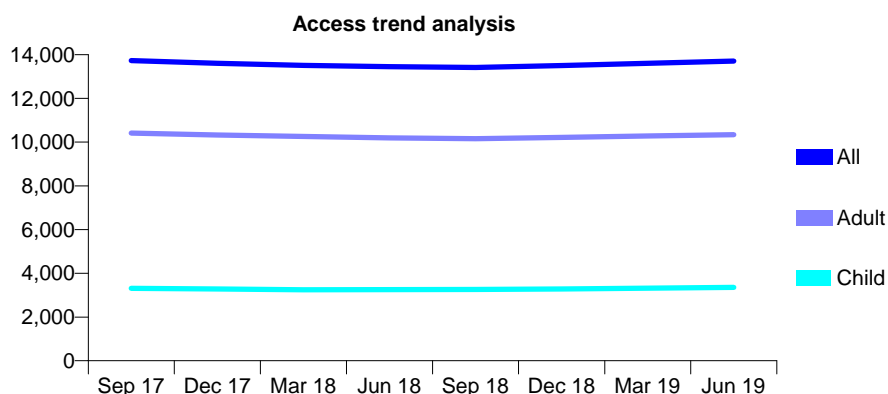
Q51 - Vital Signs At a Glance Contract Report for 198730/0001 - June 2019

Name or company name	Kimberworth Park Practice Limited
Contract type name	GDS Contract
Purpose of contract	General
Contract start date	01/09/2010
Contract end date	

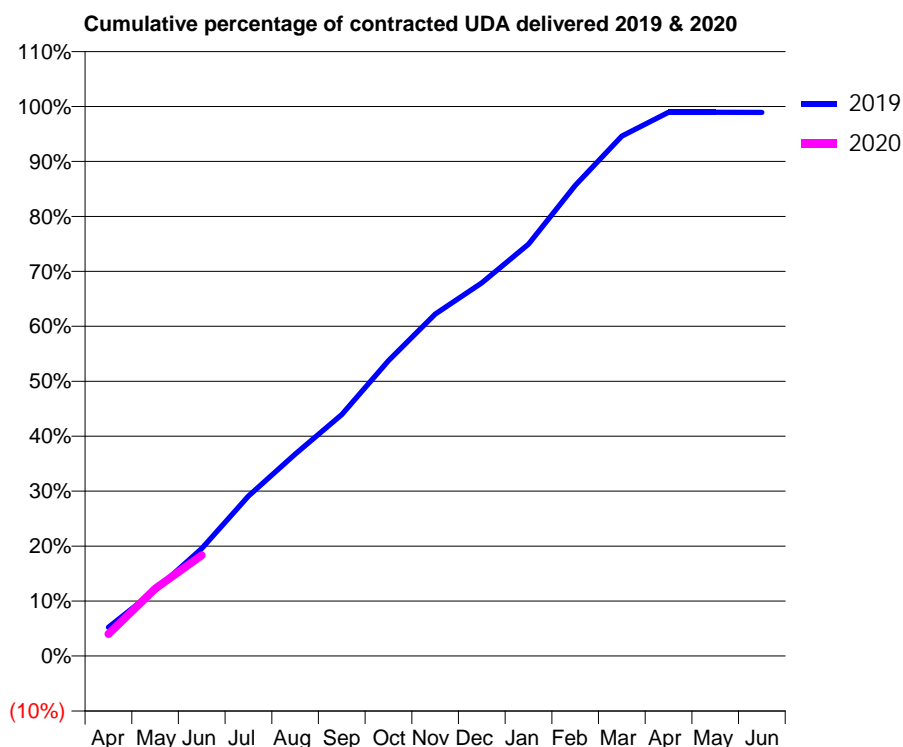
19/20 Contracted general activity (UDA)	34,621
Carry forward general activity (UDA)	0
19/20 Contracted orthodontic activity (UOA)	0
Carry forward orthodontic activity (UOA)	0
Baseline contract value	£1,157,375.97

ACCESS*

Patients seen in 24 months	Total	Change since previous quarter
Quarter ending June 2018	13,445	
Quarter ending September 2018	13,415	→
Quarter ending December 2018	13,502	→
Quarter ending March 2019	13,604	→
Quarter ending June 2019	13,703	→
Variance since June 2018	1.9%	→



ACTIVITY



Month	Adjusted Scheduled Activity (UDA)	
	2019	2020
April	1,810	1,387
May	4,145	4,240
June	6,768	6,346
July	10,078	
August	12,718	
September	15,211	
October	18,603	
November	21,544	
December	23,502	
January	25,947	
February	29,640	
March	32,756	
April	34,255	
May	34,254	
June	34,251	

QUALITY

	Quantity	Base Number	Contract	AT	Region	England
% of FP17s for the same patient ID Re-attending within 3 months - Children	78	997	7.8%	9.4%	12.1%	11.4%
% of FP17s for the same patient ID Re-attending within 3 months - Adults	458	2,967	15.4%	13.4%	15.6%	15.4%
% of FP17s for the same patient ID Re-attending between 3 & 9 months - Children	494	997	49.5%	61.9%	61.2%	59.8%
% of FP17s for the same patient ID Re-attending between 3 & 9 months - Adults	1,238	2,967	41.7%	56.5%	54.5%	52.1%
% of FP17s for Band 1 Urgent Courses	402	2,989	13.4%	7.6%	9.1%	9.2%
% of FP17s Relating to Free Repair or Replacements	48	2,989	1.6%	1.2%	1.0%	0.7%
% of FP17s Relating to Continuations	29	2,989	1.0%	1.1%	1.0%	0.8%
% of Patients satisfied with the dentistry they have received	8	9	N/A	96.0%	94.2%	93.4%
% of Patients satisfied with the time they had to wait for an appointment	9	9	N/A	87.6%	88.4%	87.6%

* This is based on patients treated on this contract for their most recent course of treatment. Figures in italics indicate the base number of FP17s or Patient Questionnaire responses are less than 100. N/A is shown where the base number of responses is less than 10 during the period. % is calculated as Quantity/Base number*100

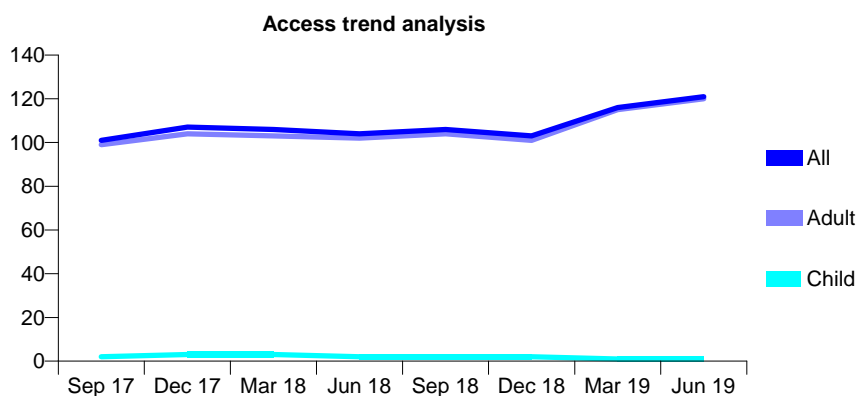
Q51 - Vital Signs At a Glance Contract Report for 198730/0002 - June 2019

Name or company name	Kimberworth Park Practice Limited
Contract type name	PDS Contract
Purpose of contract	General
Contract start date	01/05/2015
Contract end date	30/04/2020

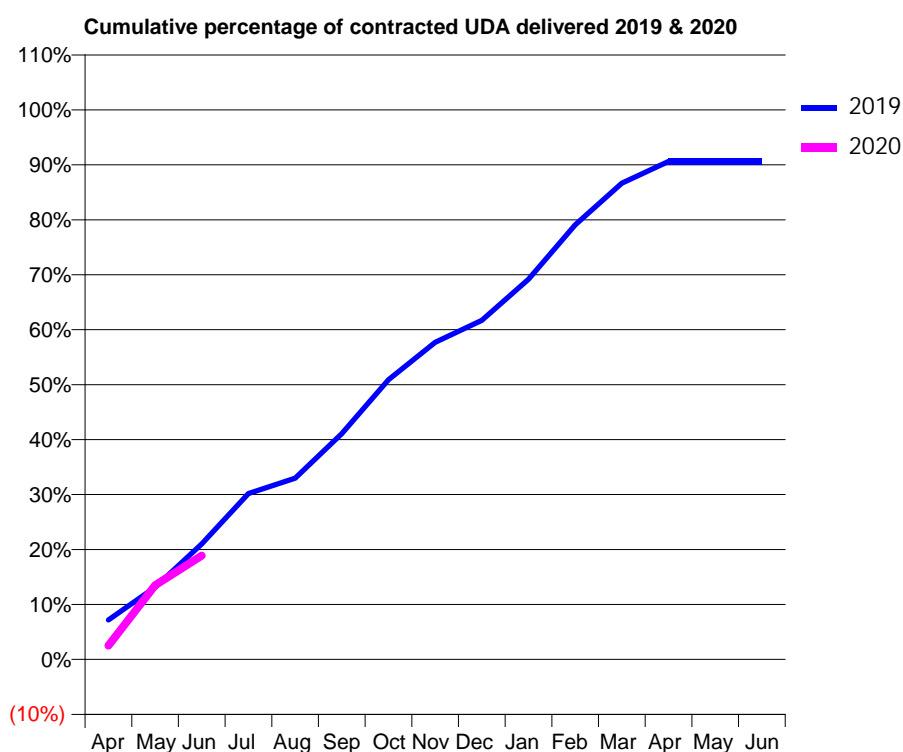
19/20 Contracted general activity (UDA)	1,800
Carry forward general activity (UDA)	0
19/20 Contracted orthodontic activity (UOA)	0
Carry forward orthodontic activity (UOA)	0
Baseline contract value	£79,221.65

ACCESS*

Patients seen in 24 months	Total	Change since previous quarter
Quarter ending June 2018	104	
Quarter ending September 2018	106	→
Quarter ending December 2018	103	↓
Quarter ending March 2019	116	↑
Quarter ending June 2019	121	↑
Variance since June 2018	16.3%	↑



ACTIVITY



Month	2019	2020
April	129	45
May	237	243
June	378	340
July	543	
August	594	
September	739	
October	916	
November	1,039	
December	1,111	
January	1,245	
February	1,423	
March	1,559	
April	1,631	
May	1,631	
June	1,631	

QUALITY

	Quantity	Base Number	Contract	AT	Region	England
% of FP17s for the same patient ID Re-attending within 3 months - Children	0	0	N/A	9.4%	12.1%	11.4%
% of FP17s for the same patient ID Re-attending within 3 months - Adults	30	138	21.7%	13.4%	15.6%	15.4%
% of FP17s for the same patient ID Re-attending between 3 & 9 months - Children	0	0	N/A	61.9%	61.2%	59.8%
% of FP17s for the same patient ID Re-attending between 3 & 9 months - Adults	3	138	2.2%	56.5%	54.5%	52.1%
% of FP17s for Band 1 Urgent Courses	1	114	0.9%	7.6%	9.1%	9.2%
% of FP17s Relating to Free Repair or Replacements	0	114	0.0%	1.2%	1.0%	0.7%
% of FP17s Relating to Continuations	0	114	0.0%	1.1%	1.0%	0.8%
% of Patients satisfied with the dentistry they have received	0	0	N/A	96.0%	94.2%	93.4%
% of Patients satisfied with the time they had to wait for an appointment	0	0	N/A	87.6%	88.4%	87.6%

* This is based on patients treated on this contract for their most recent course of treatment. Figures in italics indicate the base number of FP17s or Patient Questionnaire responses are less than 100. N/A is shown where the base number of responses is less than 10 during the period. % is calculated as Quantity/Base number*100

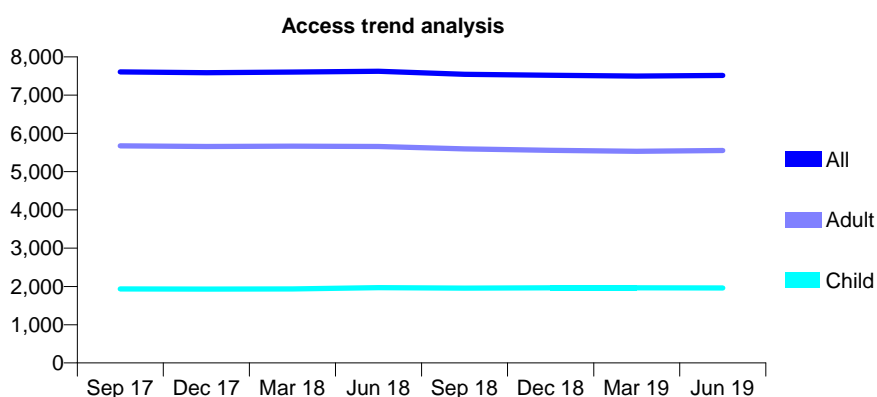
Q51 - Vital Signs At a Glance Contract Report for 198749/0001 - June 2019

Name or company name	RICHMOND DENTAL CARE
Contract type name	Pilot Contract
Purpose of contract	General
Contract start date	01/04/2009
Contract end date	

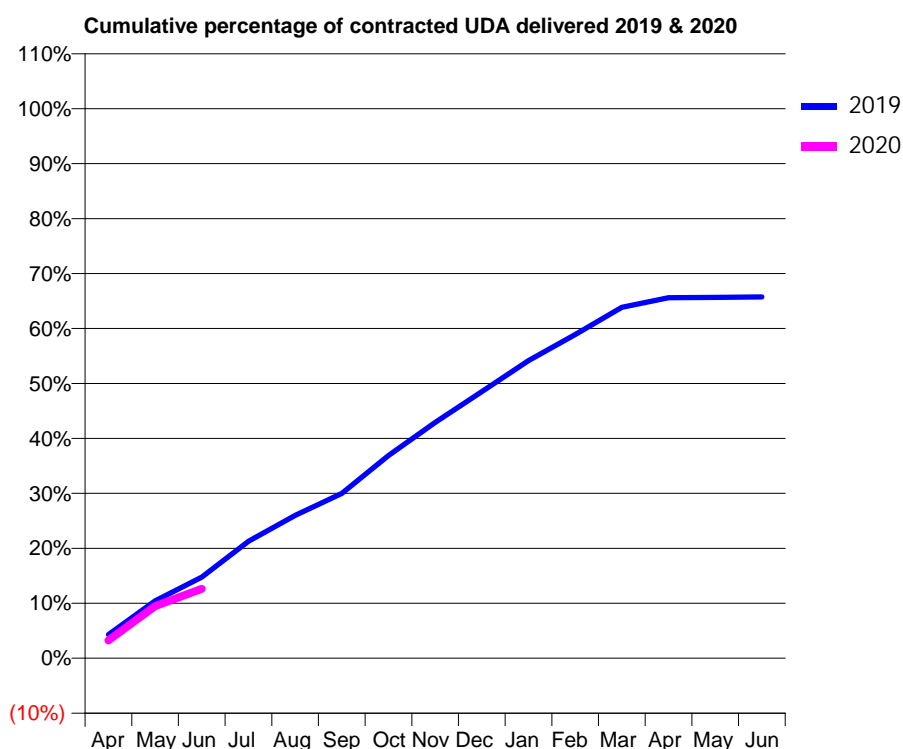
19/20 Contracted general activity (UDA)	25,655
Carry forward general activity (UDA)	0
19/20 Contracted orthodontic activity (UOA)	0
Carry forward orthodontic activity (UOA)	0
Baseline contract value	£806,816.50

ACCESS*

Patients seen in 24 months	Total	Change since previous quarter
Quarter ending June 2018	7,625	
Quarter ending September 2018	7,545	↓
Quarter ending December 2018	7,521	→
Quarter ending March 2019	7,497	→
Quarter ending June 2019	7,512	→
Variance since June 2018	(1.5%)	↓



ACTIVITY



Month	2019	2020
April	1,106	833
May	2,680	2,431
June	3,781	3,239
July	5,456	
August	6,671	
September	7,694	
October	9,459	
November	11,010	
December	12,440	
January	13,896	
February	15,114	
March	16,385	
April	16,834	
May	16,842	
June	16,868	

QUALITY

	Quantity	Base Number	Contract	AT	Region	England
% of FP17s for the same patient ID Re-attending within 3 months - Children	48	737	6.5%	9.4%	12.1%	11.4%
% of FP17s for the same patient ID Re-attending within 3 months - Adults	190	1,555	12.2%	13.4%	15.6%	15.4%
% of FP17s for the same patient ID Re-attending between 3 & 9 months - Children	491	737	66.6%	61.9%	61.2%	59.8%
% of FP17s for the same patient ID Re-attending between 3 & 9 months - Adults	776	1,555	49.9%	56.5%	54.5%	52.1%
% of FP17s for Band 1 Urgent Courses	195	1,847	10.6%	7.6%	9.1%	9.2%
% of FP17s Relating to Free Repair or Replacements	19	1,847	1.0%	1.2%	1.0%	0.7%
% of FP17s Relating to Continuations	3	1,847	0.2%	1.1%	1.0%	0.8%
% of Patients satisfied with the dentistry they have received	5	5	N/A	96.0%	94.2%	93.4%
% of Patients satisfied with the time they had to wait for an appointment	5	5	N/A	87.6%	88.4%	87.6%

* This is based on patients treated on this contract for their most recent course of treatment.

Figures in italics indicate the base number of FP17s or Patient Questionnaire responses are less than 100. N/A is shown where the base number of responses is less than 10 during the period. % is calculated as Quantity/Base number*100

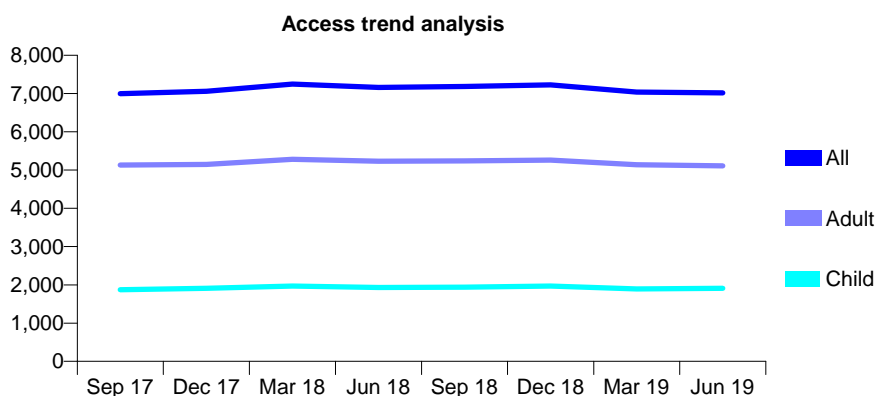
Q51 - Vital Signs At a Glance Contract Report for 202401/0003 - June 2019

Name or company name	MR RS NICHOLSON
Contract type name	GDS Contract
Purpose of contract	General
Contract start date	03/04/2007
Contract end date	

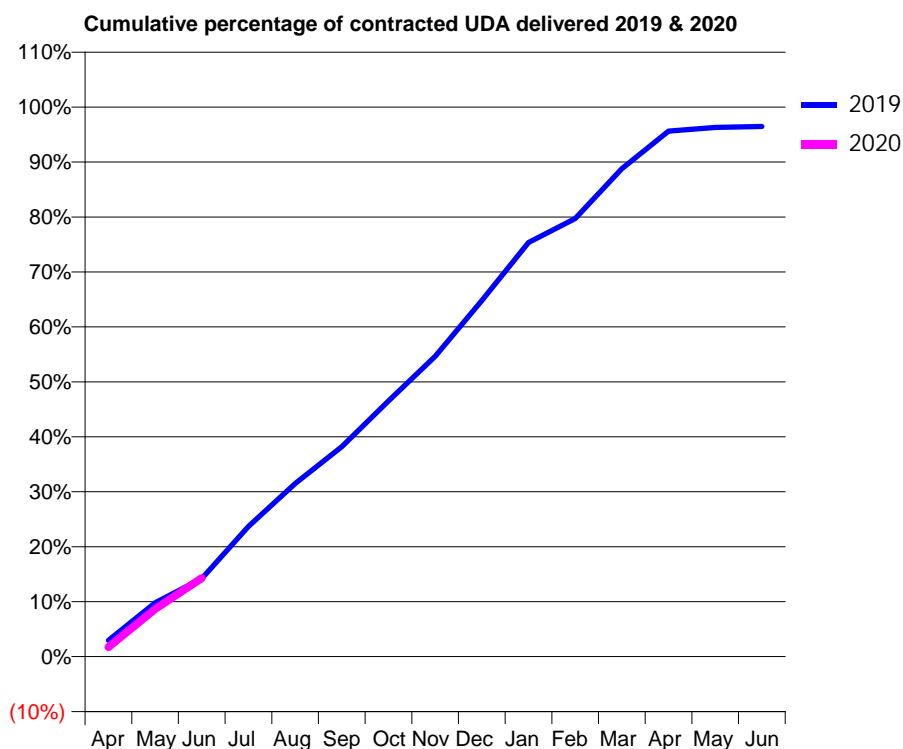
19/20 Contracted general activity (UDA)	19,000
Carry forward general activity (UDA)	0
19/20 Contracted orthodontic activity (UOA)	0
Carry forward orthodontic activity (UOA)	0
Baseline contract value	£545,244.56

ACCESS*

Patients seen in 24 months	Total	Change since previous quarter
Quarter ending June 2018	7,159	
Quarter ending September 2018	7,182	→
Quarter ending December 2018	7,227	→
Quarter ending March 2019	7,035	↓
Quarter ending June 2019	7,017	→
Variance since June 2018	(2.0%)	↓



ACTIVITY



Month	Adjusted Scheduled Activity (UDA)	
	2019	2020
April	561	328
May	1,863	1,648
June	2,700	2,715
July	4,504	
August	5,985	
September	7,258	
October	8,839	
November	10,384	
December	12,310	
January	14,317	
February	15,151	
March	16,869	
April	18,169	
May	18,295	
June	18,329	

QUALITY

	Quantity	Base Number	Contract	AT	Region	England
% of FP17s for the same patient ID Re-attending within 3 months - Children	54	580	9.3%	9.4%	12.1%	11.4%
% of FP17s for the same patient ID Re-attending within 3 months - Adults	159	1,404	11.3%	13.4%	15.6%	15.4%
% of FP17s for the same patient ID Re-attending between 3 & 9 months - Children	276	580	47.6%	61.9%	61.2%	59.8%
% of FP17s for the same patient ID Re-attending between 3 & 9 months - Adults	679	1,404	48.4%	56.5%	54.5%	52.1%
% of FP17s for Band 1 Urgent Courses	76	1,374	5.5%	7.6%	9.1%	9.2%
% of FP17s Relating to Free Repair or Replacements	21	1,374	1.5%	1.2%	1.0%	0.7%
% of FP17s Relating to Continuations	39	1,374	2.8%	1.1%	1.0%	0.8%
% of Patients satisfied with the dentistry they have received	3	3	N/A	96.0%	94.2%	93.4%
% of Patients satisfied with the time they had to wait for an appointment	3	3	N/A	87.6%	88.4%	87.6%

* This is based on patients treated on this contract for their most recent course of treatment. Figures in italics indicate the base number of FP17s or Patient Questionnaire responses are less than 100. N/A is shown where the base number of responses is less than 10 during the period. % is calculated as Quantity/Base number*100

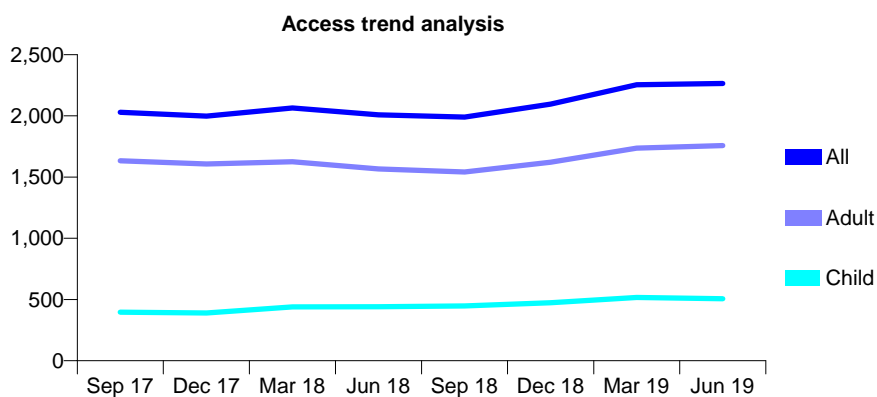
Q51 - Vital Signs At a Glance Contract Report for 214108/0001 - June 2019

Name or company name	MR H McWilliam
Contract type name	GDS Contract
Purpose of contract	General
Contract start date	01/04/2006
Contract end date	

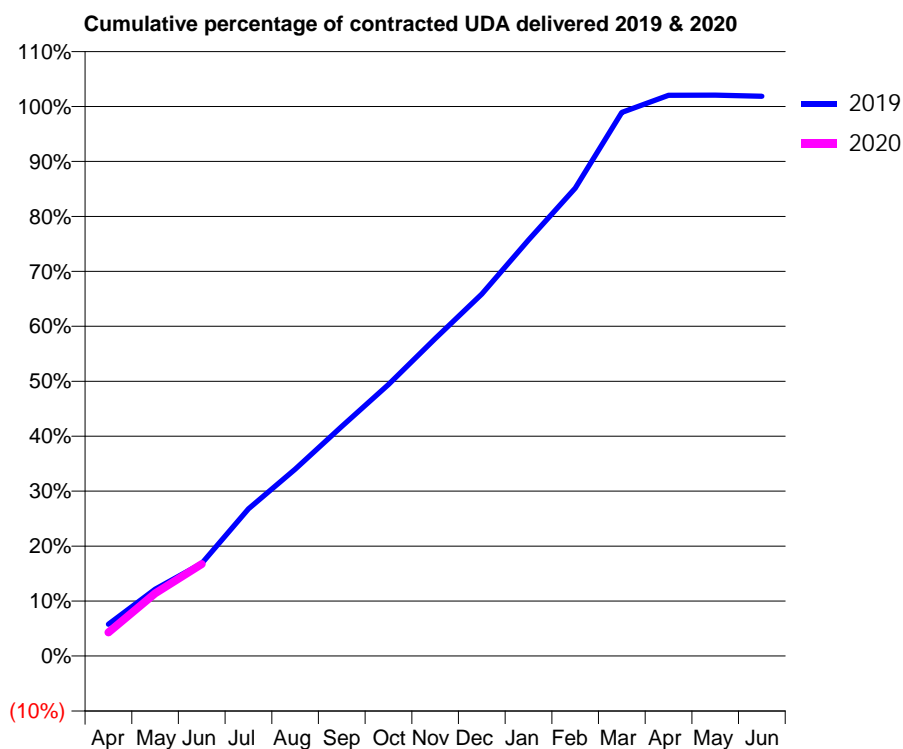
19/20 Contracted general activity (UDA)	5,839
Carry forward general activity (UDA)	0
19/20 Contracted orthodontic activity (UOA)	0
Carry forward orthodontic activity (UOA)	0
Baseline contract value	£171,026.58

ACCESS*

Patients seen in 24 months	Total	Change since previous quarter
Quarter ending June 2018	2,008	
Quarter ending September 2018	1,990	→
Quarter ending December 2018	2,096	↑
Quarter ending March 2019	2,254	↑
Quarter ending June 2019	2,265	→
Variance since June 2018	12.8%	↑



ACTIVITY



Month	Adjusted Scheduled Activity (UDA)	
	2019	2020
April	339	251
May	711	665
June	984	976
July	1,564	
August	1,986	
September	2,439	
October	2,884	
November	3,373	
December	3,845	
January	4,421	
February	4,971	
March	5,776	
April	5,957	
May	5,958	
June	5,947	

QUALITY

	Quantity	Base Number	Contract	AT	Region	England
% of FP17s for the same patient ID Re-attending within 3 months - Children	5	118	4.2%	9.4%	12.1%	11.4%
% of FP17s for the same patient ID Re-attending within 3 months - Adults	50	482	10.4%	13.4%	15.6%	15.4%
% of FP17s for the same patient ID Re-attending between 3 & 9 months - Children	62	118	52.5%	61.9%	61.2%	59.8%
% of FP17s for the same patient ID Re-attending between 3 & 9 months - Adults	230	482	47.7%	56.5%	54.5%	52.1%
% of FP17s for Band 1 Urgent Courses	52	517	10.1%	7.6%	9.1%	9.2%
% of FP17s Relating to Free Repair or Replacements	9	517	1.7%	1.2%	1.0%	0.7%
% of FP17s Relating to Continuations	6	517	1.2%	1.1%	1.0%	0.8%
% of Patients satisfied with the dentistry they have received	0	0	N/A	96.0%	94.2%	93.4%
% of Patients satisfied with the time they had to wait for an appointment	0	0	N/A	87.6%	88.4%	87.6%

* This is based on patients treated on this contract for their most recent course of treatment. Figures in italics indicate the base number of FP17s or Patient Questionnaire responses are less than 100. N/A is shown where the base number of responses is less than 10 during the period. % is calculated as Quantity/Base number*100

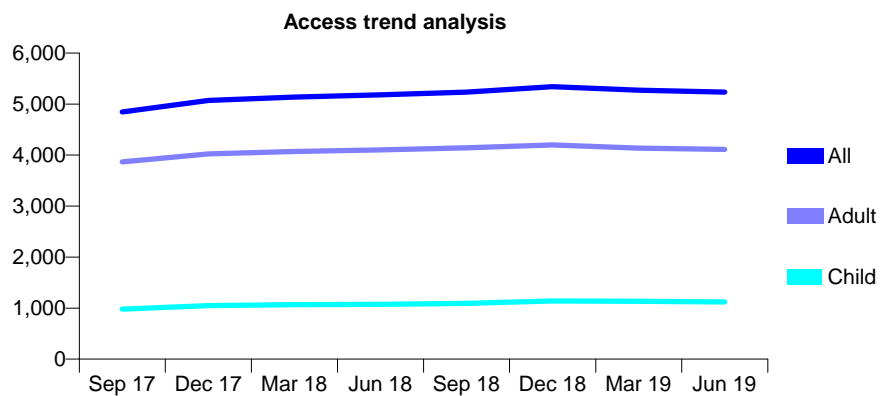
Q51 - Vital Signs At a Glance Contract Report for 214264/0001 - June 2019

Name or company name	J M Nadolinska & M R Nadolinski
Contract type name	GDS Contract
Purpose of contract	General
Contract start date	01/04/2006
Contract end date	

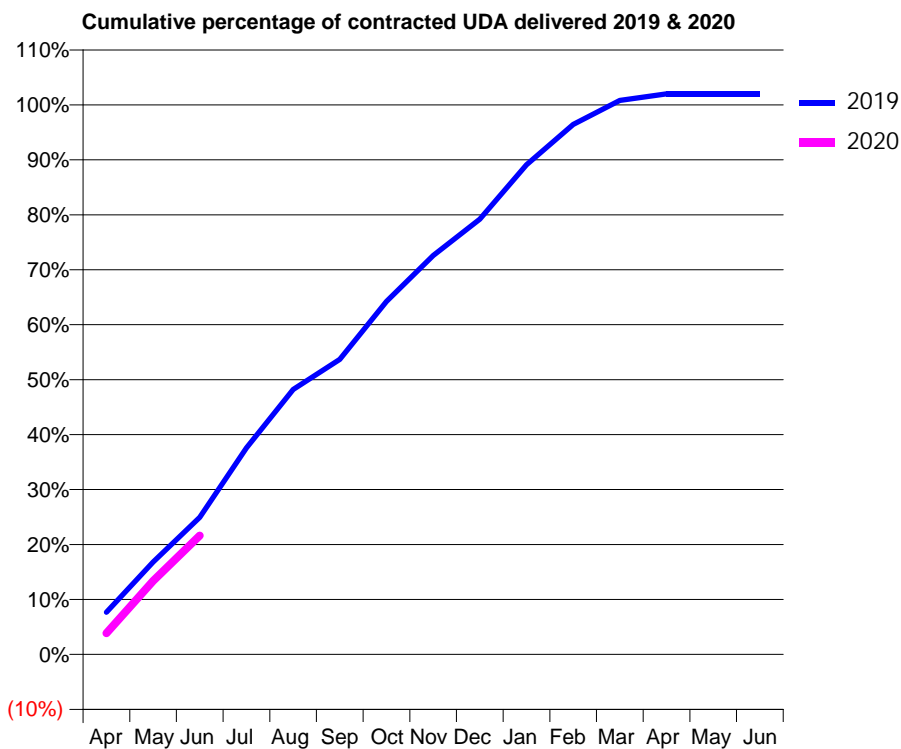
19/20 Contracted general activity (UDA)	13,383
Carry forward general activity (UDA)	0
19/20 Contracted orthodontic activity (UOA)	0
Carry forward orthodontic activity (UOA)	0
Baseline contract value	£391,995.07

ACCESS*

Patients seen in 24 months	Total	Change since previous quarter
Quarter ending June 2018	5,181	
Quarter ending September 2018	5,235	→
Quarter ending December 2018	5,343	↑
Quarter ending March 2019	5,272	↓
Quarter ending June 2019	5,234	→
Variance since June 2018	1.0%	→



ACTIVITY



Month	2019	2020
April	1,027	518
May	2,251	1,790
June	3,338	2,895
July	5,028	
August	6,451	
September	7,185	
October	8,594	
November	9,715	
December	10,597	
January	11,924	
February	12,903	
March	13,491	
April	13,653	
May	13,653	
June	13,653	

QUALITY

	Quantity	Base Number	Contract	AT	Region	England
% of FP17s for the same patient ID Re-attending within 3 months - Children	30	335	9.0%	9.4%	12.1%	11.4%
% of FP17s for the same patient ID Re-attending within 3 months - Adults	154	1,288	12.0%	13.4%	15.6%	15.4%
% of FP17s for the same patient ID Re-attending between 3 & 9 months - Children	217	335	64.8%	61.9%	61.2%	59.8%
% of FP17s for the same patient ID Re-attending between 3 & 9 months - Adults	614	1,288	47.7%	56.5%	54.5%	52.1%
% of FP17s for Band 1 Urgent Courses	134	1,516	8.8%	7.6%	9.1%	9.2%
% of FP17s Relating to Free Repair or Replacements	6	1,516	0.4%	1.2%	1.0%	0.7%
% of FP17s Relating to Continuations	14	1,516	0.9%	1.1%	1.0%	0.8%
% of Patients satisfied with the dentistry they have received	2	2	N/A	96.0%	94.2%	93.4%
% of Patients satisfied with the time they had to wait for an appointment	2	2	N/A	87.6%	88.4%	87.6%

* This is based on patients treated on this contract for their most recent course of treatment. Figures in italics indicate the base number of FP17s or Patient Questionnaire responses are less than 100. N/A is shown where the base number of responses is less than 10 during the period. % is calculated as Quantity/Base number*100

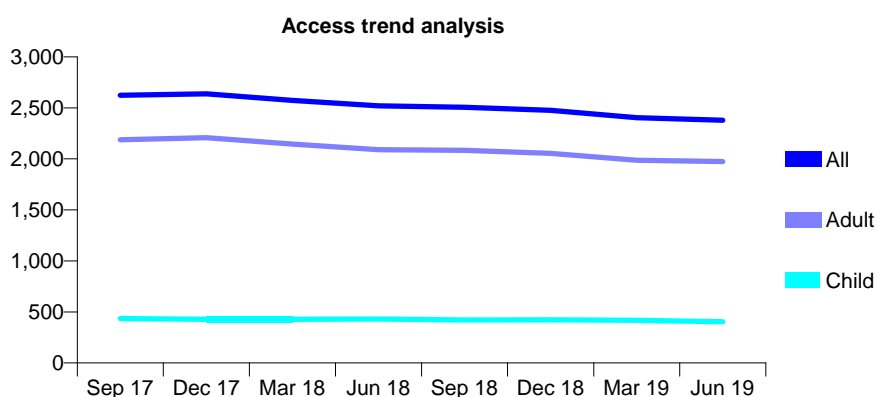
Q51 - Vital Signs At a Glance Contract Report for 215538/0001 - June 2019

Name or company name	Aditya Singh
Contract type name	GDS Contract
Purpose of contract	General
Contract start date	01/04/2006
Contract end date	

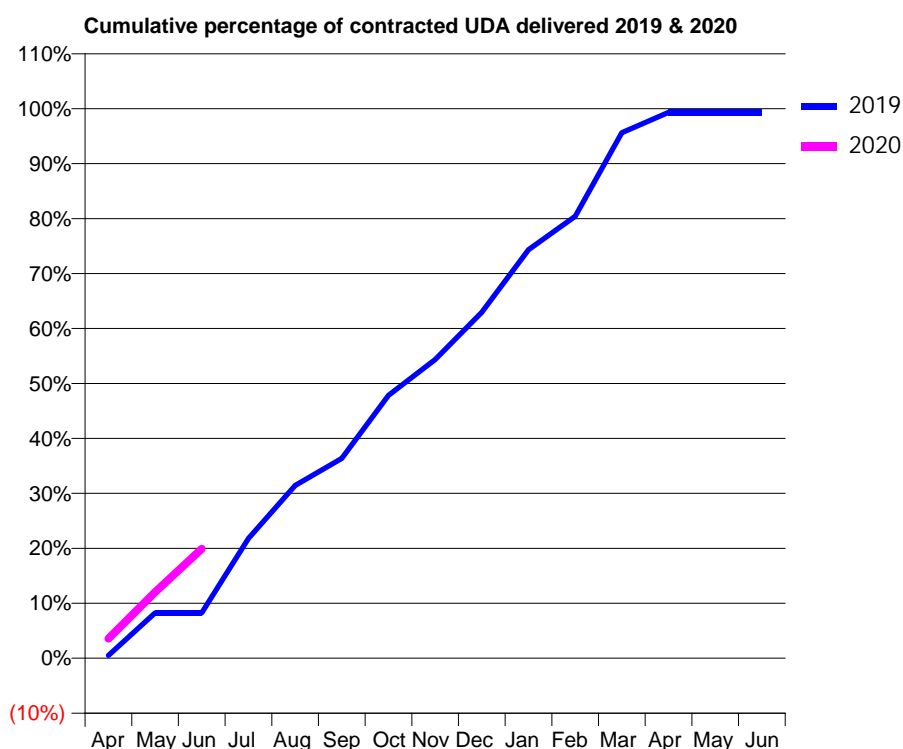
19/20 Contracted general activity (UDA)	7,635
Carry forward general activity (UDA)	0
19/20 Contracted orthodontic activity (UOA)	0
Carry forward orthodontic activity (UOA)	0
Baseline contract value	£185,624.67

ACCESS*

Patients seen in 24 months	Total	Change since previous quarter
Quarter ending June 2018	2,520	
Quarter ending September 2018	2,505	→
Quarter ending December 2018	2,477	↓
Quarter ending March 2019	2,403	↓
Quarter ending June 2019	2,379	→
Variance since June 2018	(5.6%)	↓



ACTIVITY



Month	2019	2020
April	41	273
May	631	920
June	631	1,520
July	1,665	
August	2,400	
September	2,777	
October	3,654	
November	4,152	
December	4,807	
January	5,676	
February	6,138	
March	7,302	
April	7,582	
May	7,582	
June	7,582	

QUALITY

	Quantity	Base Number	Contract	AT	Region	England
% of FP17s for the same patient ID Re-attending within 3 months - Children	8	140	5.7%	9.4%	12.1%	11.4%
% of FP17s for the same patient ID Re-attending within 3 months - Adults	91	622	14.6%	13.4%	15.6%	15.4%
% of FP17s for the same patient ID Re-attending between 3 & 9 months - Children	83	140	59.3%	61.9%	61.2%	59.8%
% of FP17s for the same patient ID Re-attending between 3 & 9 months - Adults	311	622	50.0%	56.5%	54.5%	52.1%
% of FP17s for Band 1 Urgent Courses	43	640	6.7%	7.6%	9.1%	9.2%
% of FP17s Relating to Free Repair or Replacements	11	640	1.7%	1.2%	1.0%	0.7%
% of FP17s Relating to Continuations	22	640	3.4%	1.1%	1.0%	0.8%
% of Patients satisfied with the dentistry they have received	0	0	N/A	96.0%	94.2%	93.4%
% of Patients satisfied with the time they had to wait for an appointment	0	0	N/A	87.6%	88.4%	87.6%

* This is based on patients treated on this contract for their most recent course of treatment.

Figures in italics indicate the base number of FP17s or Patient Questionnaire responses are less than 100. N/A is shown where the base number of responses is less than 10 during the period. % is calculated as Quantity/Base number*100

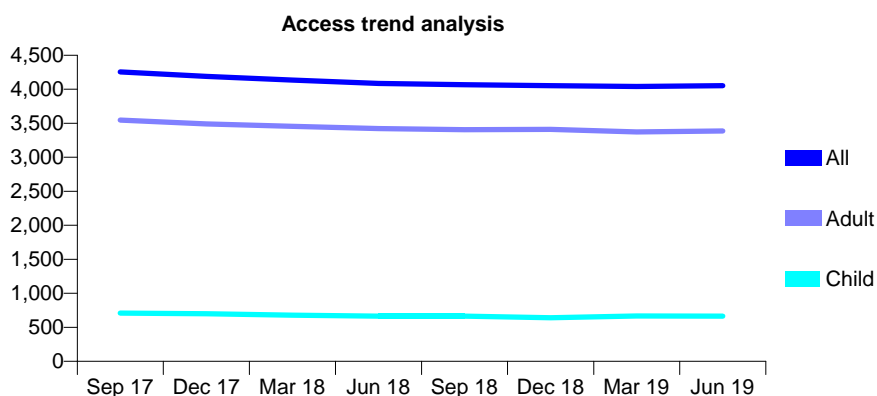
Q51 - Vital Signs At a Glance Contract Report for 219940/0001 - June 2019

Name or company name	MR SD MCCART
Contract type name	Pilot Contract
Purpose of contract	General
Contract start date	01/04/2006
Contract end date	

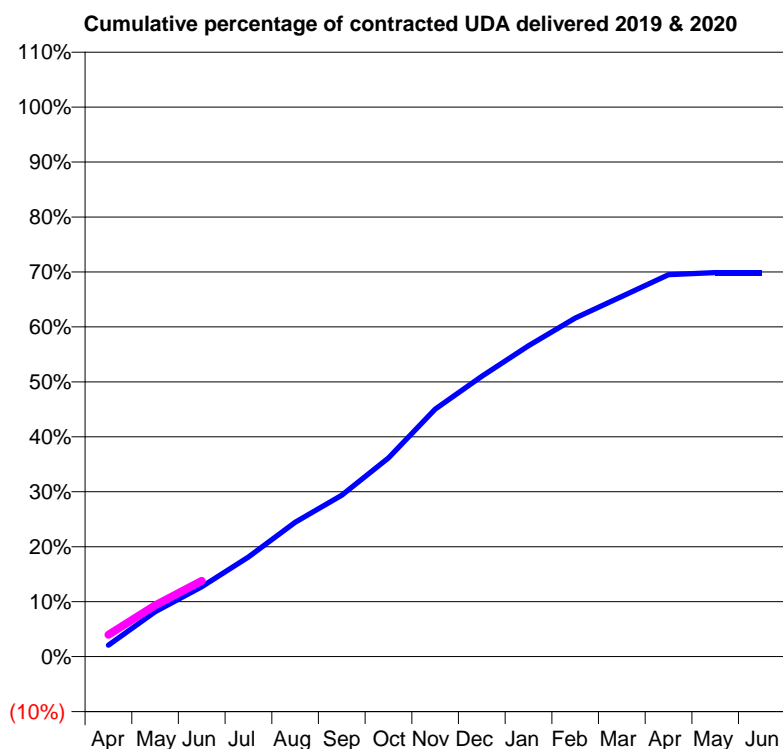
19/20 Contracted general activity (UDA)	12,365
Carry forward general activity (UDA)	0
19/20 Contracted orthodontic activity (UOA)	0
Carry forward orthodontic activity (UOA)	0
Baseline contract value	£437,130.56

ACCESS*

Patients seen in 24 months	Total	Change since previous quarter
Quarter ending June 2018	4,085	
Quarter ending September 2018	4,067	→
Quarter ending December 2018	4,054	→
Quarter ending March 2019	4,041	→
Quarter ending June 2019	4,051	→
Variance since June 2018	(0.8%)	→



ACTIVITY



Month	Adjusted Scheduled Activity (UDA)	
	2019	2020
April	258	491
May	1,011	1,155
June	1,572	1,707
July	2,244	
August	3,024	
September	3,631	
October	4,470	
November	5,567	
December	6,306	
January	6,997	
February	7,617	
March	8,104	
April	8,594	
May	8,641	
June	8,640	

QUALITY

	Quantity	Base Number	Contract	AT	Region	England
% of FP17s for the same patient ID Re-attending within 3 months - Children	6	143	4.2%	9.4%	12.1%	11.4%
% of FP17s for the same patient ID Re-attending within 3 months - Adults	43	761	5.7%	13.4%	15.6%	15.4%
% of FP17s for the same patient ID Re-attending between 3 & 9 months - Children	50	143	35.0%	61.9%	61.2%	59.8%
% of FP17s for the same patient ID Re-attending between 3 & 9 months - Adults	214	761	28.1%	56.5%	54.5%	52.1%
% of FP17s for Band 1 Urgent Courses	79	782	10.1%	7.6%	9.1%	9.2%
% of FP17s Relating to Free Repair or Replacements	1	782	0.1%	1.2%	1.0%	0.7%
% of FP17s Relating to Continuations	2	782	0.3%	1.1%	1.0%	0.8%
% of Patients satisfied with the dentistry they have received	2	2	N/A	96.0%	94.2%	93.4%
% of Patients satisfied with the time they had to wait for an appointment	2	2	N/A	87.6%	88.4%	87.6%

* This is based on patients treated on this contract for their most recent course of treatment. Figures in italics indicate the base number of FP17s or Patient Questionnaire responses are less than 100. N/A is shown where the base number of responses is less than 10 during the period. % is calculated as Quantity/Base number*100

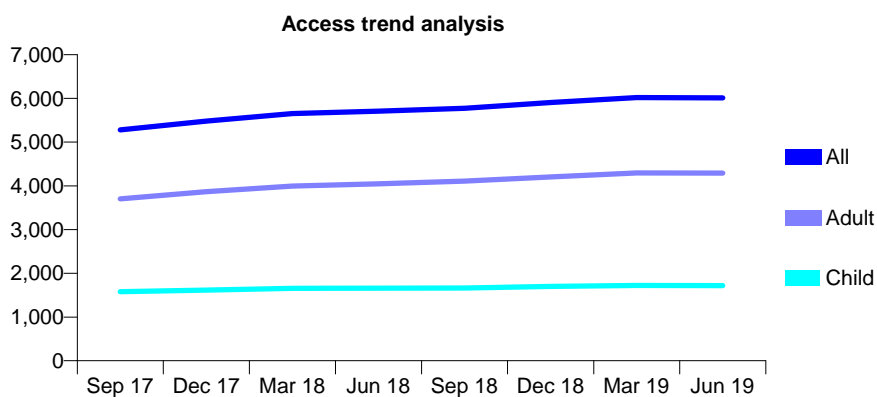
Q51 - Vital Signs At a Glance Contract Report for 230901/0001 - June 2019

Name or company name	Julius Dental
Contract type name	GDS Contract
Purpose of contract	General and Orthodontic
Contract start date	01/04/2006
Contract end date	

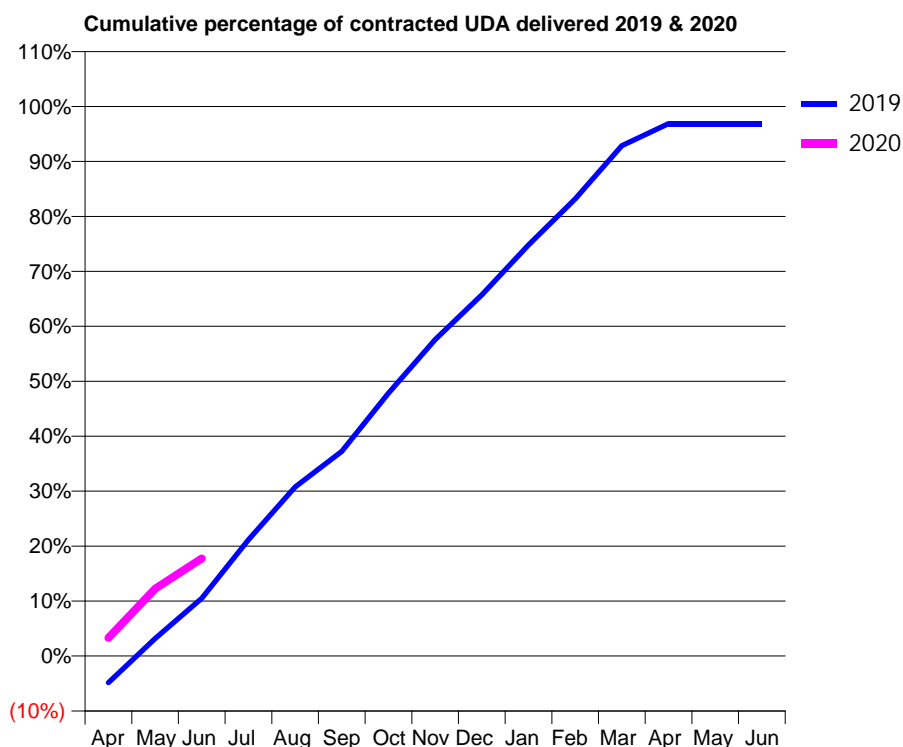
19/20 Contracted general activity (UDA)	19,164
Carry forward general activity (UDA)	0
19/20 Contracted orthodontic activity (UOA)	1,050
Carry forward orthodontic activity (UOA)	0
Baseline contract value	£631,793.83

ACCESS*

Patients seen in 24 months	Total	Change since previous quarter
Quarter ending June 2018	5,707	
Quarter ending September 2018	5,772	→
Quarter ending December 2018	5,906	↑
Quarter ending March 2019	6,018	→
Quarter ending June 2019	6,010	→
Variance since June 2018	5.3%	↑



ACTIVITY



Month	Adjusted Scheduled Activity (UDA)	
	2019	2020
April	-933	637
May	612	2,347
June	2,013	3,404
July	4,054	
August	5,901	
September	7,134	
October	9,171	
November	11,038	
December	12,596	
January	14,334	
February	15,944	
March	17,797	
April	18,565	
May	18,562	
June	18,562	

QUALITY

	Quantity	Base Number	Contract	AT	Region	England
% of FP17s for the same patient ID Re-attending within 3 months - Children	67	653	10.3%	9.4%	12.1%	11.4%
% of FP17s for the same patient ID Re-attending within 3 months - Adults	129	1,260	10.2%	13.4%	15.6%	15.4%
% of FP17s for the same patient ID Re-attending between 3 & 9 months - Children	427	653	65.4%	61.9%	61.2%	59.8%
% of FP17s for the same patient ID Re-attending between 3 & 9 months - Adults	800	1,260	63.5%	56.5%	54.5%	52.1%
% of FP17s for Band 1 Urgent Courses	52	1,567	3.3%	7.6%	9.1%	9.2%
% of FP17s Relating to Free Repair or Replacements	11	1,567	0.7%	1.2%	1.0%	0.7%
% of FP17s Relating to Continuations	30	1,567	1.9%	1.1%	1.0%	0.8%
% of Patients satisfied with the dentistry they have received	1	1	N/A	96.0%	94.2%	93.4%
% of Patients satisfied with the time they had to wait for an appointment	1	1	N/A	87.6%	88.4%	87.6%

* This is based on patients treated on this contract for their most recent course of treatment. Figures in italics indicate the base number of FP17s or Patient Questionnaire responses are less than 100. N/A is shown where the base number of responses is less than 10 during the period. % is calculated as Quantity/Base number*100

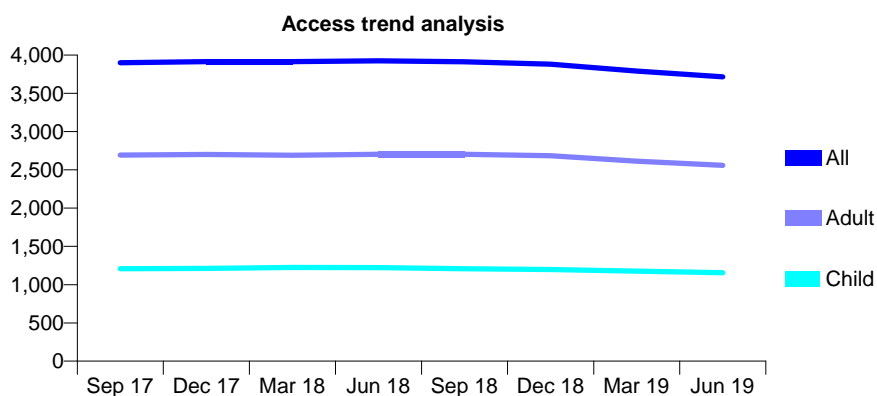
Q51 - Vital Signs At a Glance Contract Report for 233021/0001 - June 2019

Name or company name	MR AJ CADMAN
Contract type name	GDS Contract
Purpose of contract	General
Contract start date	01/04/2006
Contract end date	

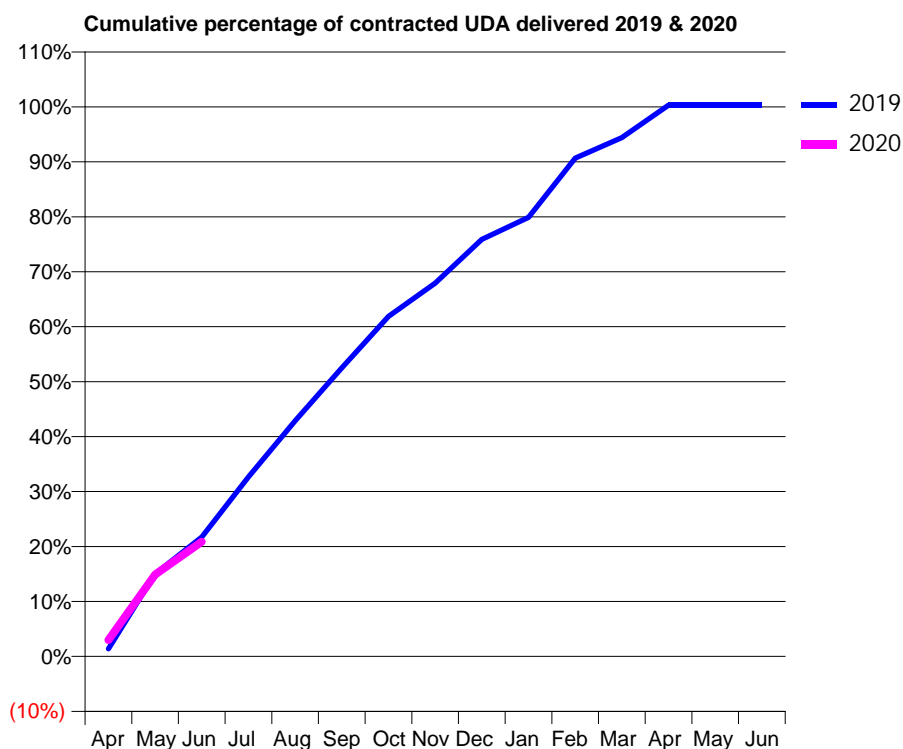
19/20 Contracted general activity (UDA)	7,585
Carry forward general activity (UDA)	0
19/20 Contracted orthodontic activity (UOA)	0
Carry forward orthodontic activity (UOA)	0
Baseline contract value	£253,338.10

ACCESS*

Patients seen in 24 months	Total	Change since previous quarter
Quarter ending June 2018	3,924	
Quarter ending September 2018	3,912	→
Quarter ending December 2018	3,881	→
Quarter ending March 2019	3,790	↓
Quarter ending June 2019	3,715	↓
Variance since June 2018	(5.3%)	↓



ACTIVITY



Month	Adjusted Scheduled Activity (UDA)	
	2019	2020
April	105	228
May	1,141	1,129
June	1,646	1,581
July	2,479	
August	3,253	
September	3,981	
October	4,694	
November	5,153	
December	5,755	
January	6,061	
February	6,878	
March	7,159	
April	7,608	
May	7,608	
June	7,608	

QUALITY

	Quantity	Base Number	Contract	AT	Region	England
% of FP17s for the same patient ID Re-attending within 3 months - Children	27	451	6.0%	9.4%	12.1%	11.4%
% of FP17s for the same patient ID Re-attending within 3 months - Adults	74	846	8.7%	13.4%	15.6%	15.4%
% of FP17s for the same patient ID Re-attending between 3 & 9 months - Children	293	451	65.0%	61.9%	61.2%	59.8%
% of FP17s for the same patient ID Re-attending between 3 & 9 months - Adults	517	846	61.1%	56.5%	54.5%	52.1%
% of FP17s for Band 1 Urgent Courses	52	1,021	5.1%	7.6%	9.1%	9.2%
% of FP17s Relating to Free Repair or Replacements	11	1,021	1.1%	1.2%	1.0%	0.7%
% of FP17s Relating to Continuations	10	1,021	1.0%	1.1%	1.0%	0.8%
% of Patients satisfied with the dentistry they have received	2	2	N/A	96.0%	94.2%	93.4%
% of Patients satisfied with the time they had to wait for an appointment	2	2	N/A	87.6%	88.4%	87.6%

* This is based on patients treated on this contract for their most recent course of treatment. Figures in italics indicate the base number of FP17s or Patient Questionnaire responses are less than 100. N/A is shown where the base number of responses is less than 10 during the period. % is calculated as Quantity/Base number*100

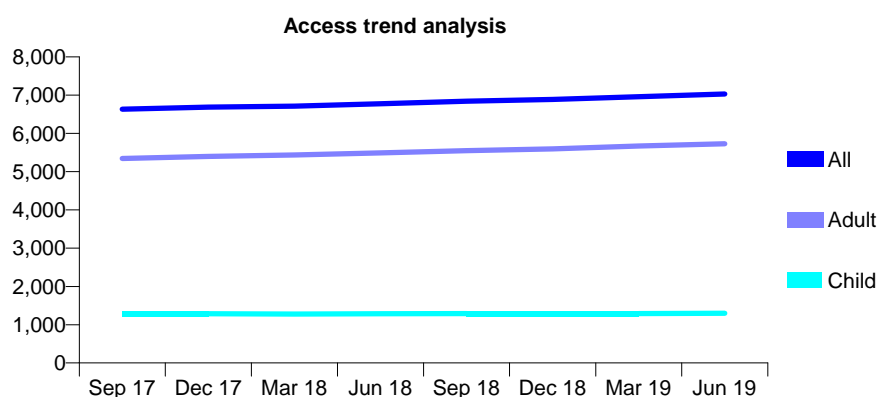
Q51 - Vital Signs At a Glance Contract Report for 234230/0001 - June 2019

Name or company name	MR IA SHELBOURNE
Contract type name	GDS Contract
Purpose of contract	General
Contract start date	01/12/2008
Contract end date	

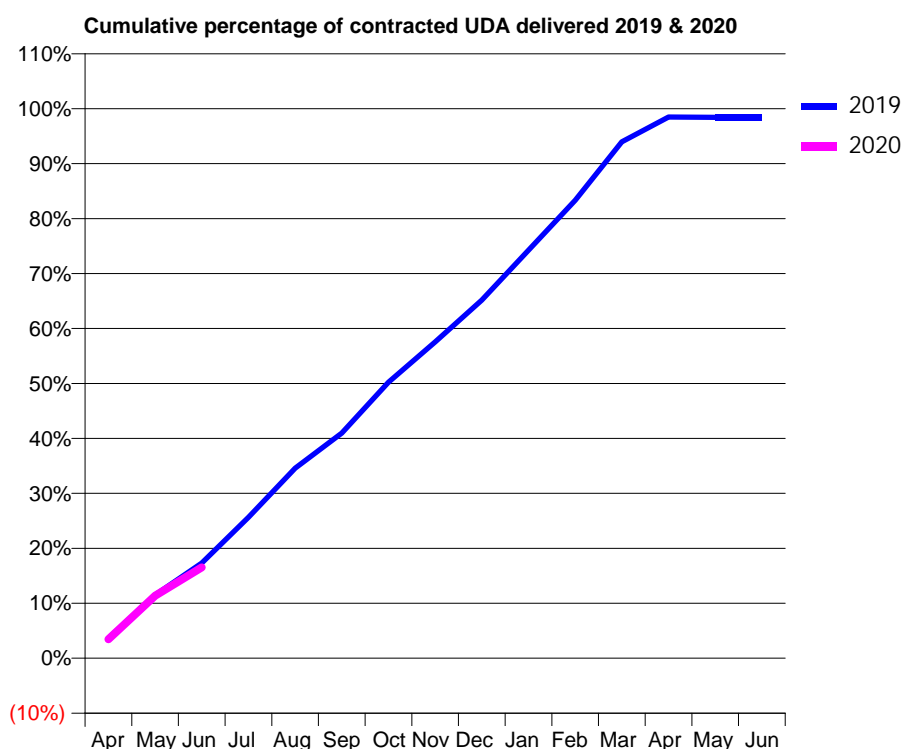
19/20 Contracted general activity (UDA)	20,016
Carry forward general activity (UDA)	0
19/20 Contracted orthodontic activity (UOA)	0
Carry forward orthodontic activity (UOA)	0
Baseline contract value	£574,400.81

ACCESS*

Patients seen in 24 months	Total	Change since previous quarter
Quarter ending June 2018	6,775	
Quarter ending September 2018	6,842	→
Quarter ending December 2018	6,887	→
Quarter ending March 2019	6,961	→
Quarter ending June 2019	7,028	→
Variance since June 2018	3.7%	↑



ACTIVITY



Month	2019	2020
April	725	691
May	2,303	2,275
June	3,468	3,308
July	5,134	
August	6,925	
September	8,203	
October	10,050	
November	11,521	
December	13,046	
January	14,860	
February	16,678	
March	18,809	
April	19,708	
May	19,699	
June	19,700	

QUALITY

	Quantity	Base Number	Contract	AT	Region	England
% of FP17s for the same patient ID Re-attending within 3 months - Children	29	474	6.1%	9.4%	12.1%	11.4%
% of FP17s for the same patient ID Re-attending within 3 months - Adults	164	1,801	9.1%	13.4%	15.6%	15.4%
% of FP17s for the same patient ID Re-attending between 3 & 9 months - Children	319	474	67.3%	61.9%	61.2%	59.8%
% of FP17s for the same patient ID Re-attending between 3 & 9 months - Adults	968	1,801	53.7%	56.5%	54.5%	52.1%
% of FP17s for Band 1 Urgent Courses	127	1,913	6.6%	7.6%	9.1%	9.2%
% of FP17s Relating to Free Repair or Replacements	7	1,913	0.4%	1.2%	1.0%	0.7%
% of FP17s Relating to Continuations	15	1,913	0.8%	1.1%	1.0%	0.8%
% of Patients satisfied with the dentistry they have received	6	6	N/A	96.0%	94.2%	93.4%
% of Patients satisfied with the time they had to wait for an appointment	6	6	N/A	87.6%	88.4%	87.6%

* This is based on patients treated on this contract for their most recent course of treatment.

Figures in italics indicate the base number of FP17s or Patient Questionnaire responses are less than 100. N/A is shown where the base number of responses is less than 10 during the period. % is calculated as Quantity/Base number*100

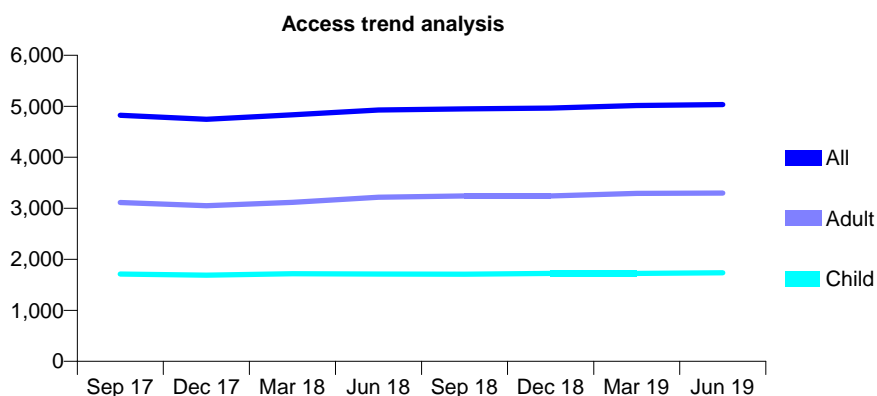
Q51 - Vital Signs At a Glance Contract Report for 253421/0003 - June 2019

Name or company name	MR MA CHOUDHRY
Contract type name	GDS Contract
Purpose of contract	General
Contract start date	01/04/2006
Contract end date	

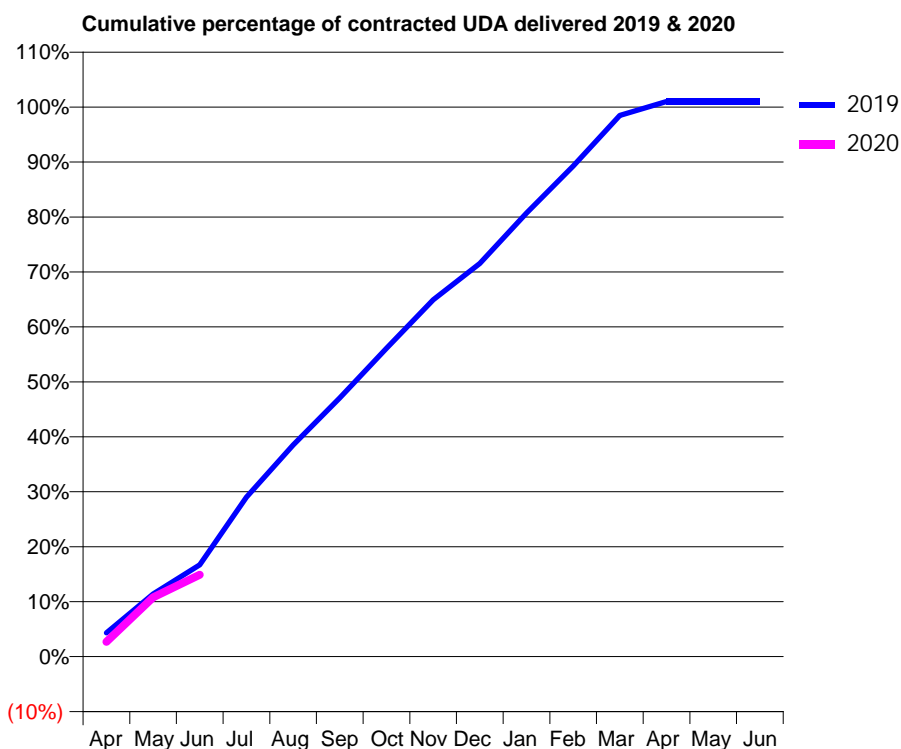
19/20 Contracted general activity (UDA)	11,573
Carry forward general activity (UDA)	0
19/20 Contracted orthodontic activity (UOA)	0
Carry forward orthodontic activity (UOA)	0
Baseline contract value	£378,866.00

ACCESS*

Patients seen in 24 months	Total	Change since previous quarter
Quarter ending June 2018	4,926	
Quarter ending September 2018	4,950	→
Quarter ending December 2018	4,966	→
Quarter ending March 2019	5,016	→
Quarter ending June 2019	5,035	→
Variance since June 2018	2.2%	↑



ACTIVITY



Month	Adjusted Scheduled Activity (UDA)	
	2019	2020
April	502	314
May	1,320	1,248
June	1,935	1,724
July	3,360	
August	4,458	
September	5,450	
October	6,491	
November	7,513	
December	8,277	
January	9,338	
February	10,330	
March	11,397	
April	11,690	
May	11,690	
June	11,690	

QUALITY

	Quantity	Base Number	Contract	AT	Region	England
% of FP17s for the same patient ID Re-attending within 3 months - Children	37	416	8.9%	9.4%	12.1%	11.4%
% of FP17s for the same patient ID Re-attending within 3 months - Adults	155	794	19.5%	13.4%	15.6%	15.4%
% of FP17s for the same patient ID Re-attending between 3 & 9 months - Children	197	416	47.4%	61.9%	61.2%	59.8%
% of FP17s for the same patient ID Re-attending between 3 & 9 months - Adults	315	794	39.7%	56.5%	54.5%	52.1%
% of FP17s for Band 1 Urgent Courses	161	901	17.9%	7.6%	9.1%	9.2%
% of FP17s Relating to Free Repair or Replacements	11	901	1.2%	1.2%	1.0%	0.7%
% of FP17s Relating to Continuations	19	901	2.1%	1.1%	1.0%	0.8%
% of Patients satisfied with the dentistry they have received	4	4	N/A	96.0%	94.2%	93.4%
% of Patients satisfied with the time they had to wait for an appointment	4	4	N/A	87.6%	88.4%	87.6%

* This is based on patients treated on this contract for their most recent course of treatment. Figures in italics indicate the base number of FP17s or Patient Questionnaire responses are less than 100. N/A is shown where the base number of responses is less than 10 during the period. % is calculated as Quantity/Base number*100

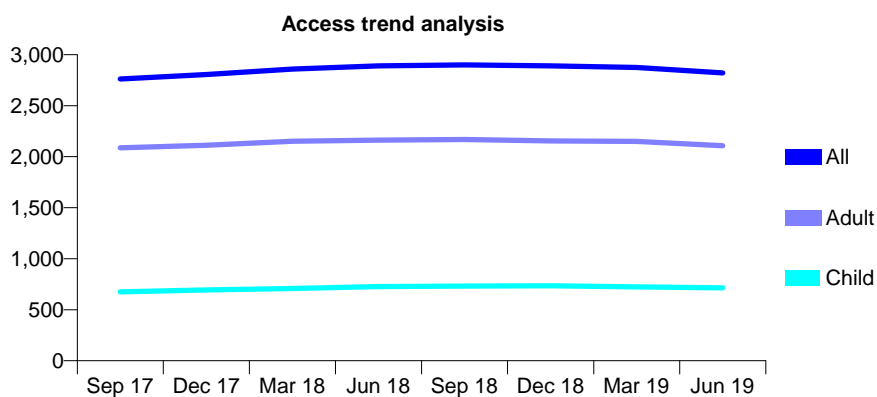
Q51 - Vital Signs At a Glance Contract Report for 263478/0001 - June 2019

Name or company name	Tickhill Dental & Implant Centre Limited
Contract type name	GDS Contract
Purpose of contract	General
Contract start date	01/01/2011
Contract end date	

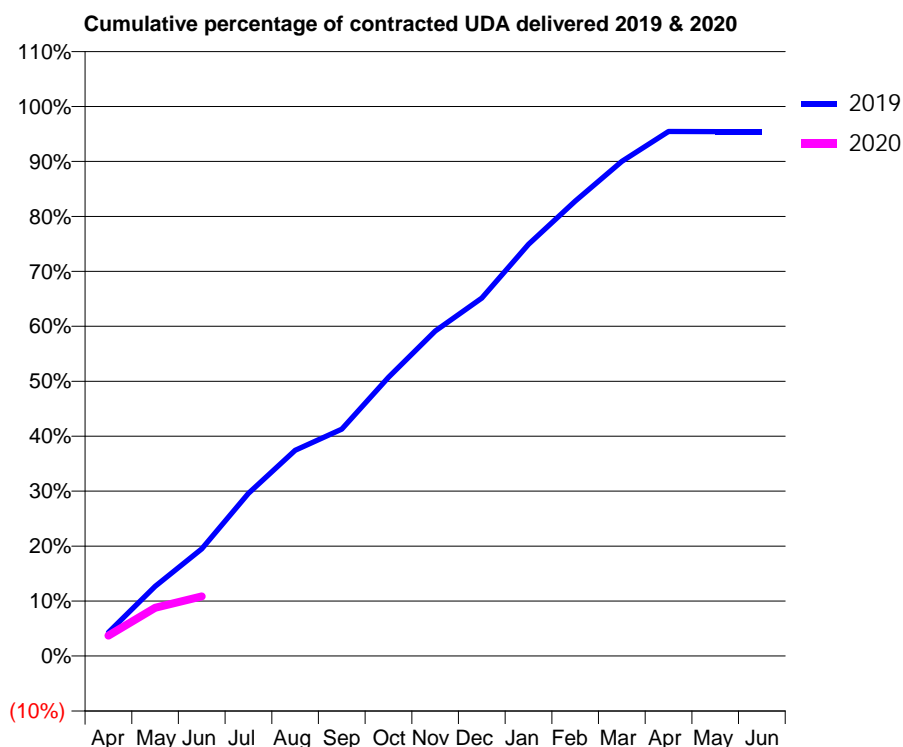
19/20 Contracted general activity (UDA)	9,040
Carry forward general activity (UDA)	0
19/20 Contracted orthodontic activity (UOA)	0
Carry forward orthodontic activity (UOA)	0
Baseline contract value	£264,786.40

ACCESS*

Patients seen in 24 months	Total	Change since previous quarter
Quarter ending June 2018	2,891	
Quarter ending September 2018	2,900	→
Quarter ending December 2018	2,890	→
Quarter ending March 2019	2,874	→
Quarter ending June 2019	2,822	↓
Variance since June 2018	(2.4%)	↓



ACTIVITY



Month	Adjusted Scheduled Activity (UDA)	
	2019	2020
April	390	336
May	1,146	795
June	1,762	982
July	2,676	
August	3,385	
September	3,733	
October	4,587	
November	5,345	
December	5,887	
January	6,773	
February	7,485	
March	8,135	
April	8,628	
May	8,626	
June	8,626	

QUALITY

	Quantity	Base Number	Contract	AT	Region	England
% of FP17s for the same patient ID Re-attending within 3 months - Children	16	238	6.7%	9.4%	12.1%	11.4%
% of FP17s for the same patient ID Re-attending within 3 months - Adults	94	652	14.4%	13.4%	15.6%	15.4%
% of FP17s for the same patient ID Re-attending between 3 & 9 months - Children	178	238	74.8%	61.9%	61.2%	59.8%
% of FP17s for the same patient ID Re-attending between 3 & 9 months - Adults	464	652	71.2%	56.5%	54.5%	52.1%
% of FP17s for Band 1 Urgent Courses	31	618	5.0%	7.6%	9.1%	9.2%
% of FP17s Relating to Free Repair or Replacements	3	618	0.5%	1.2%	1.0%	0.7%
% of FP17s Relating to Continuations	8	618	1.3%	1.1%	1.0%	0.8%
% of Patients satisfied with the dentistry they have received	1	1	N/A	96.0%	94.2%	93.4%
% of Patients satisfied with the time they had to wait for an appointment	1	1	N/A	87.6%	88.4%	87.6%

* This is based on patients treated on this contract for their most recent course of treatment. Figures in italics indicate the base number of FP17s or Patient Questionnaire responses are less than 100. N/A is shown where the base number of responses is less than 10 during the period. % is calculated as Quantity/Base number*100

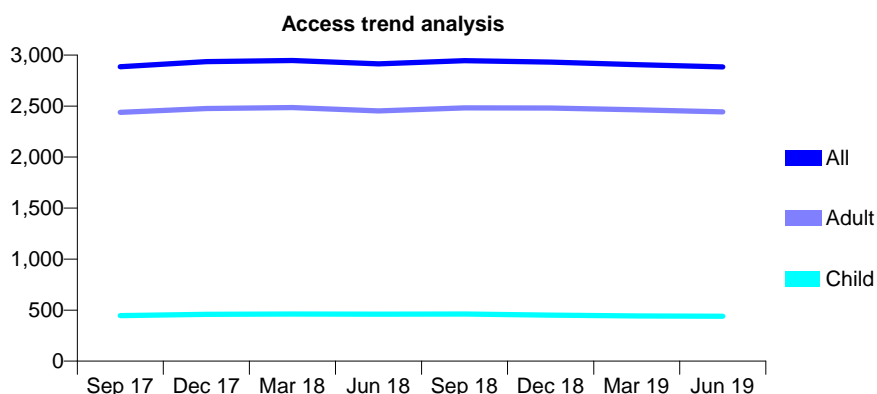
Q51 - Vital Signs At a Glance Contract Report for 320331/0001 - June 2019

Name or company name	MR PR GIBBONS
Contract type name	GDS Contract
Purpose of contract	General
Contract start date	01/04/2006
Contract end date	

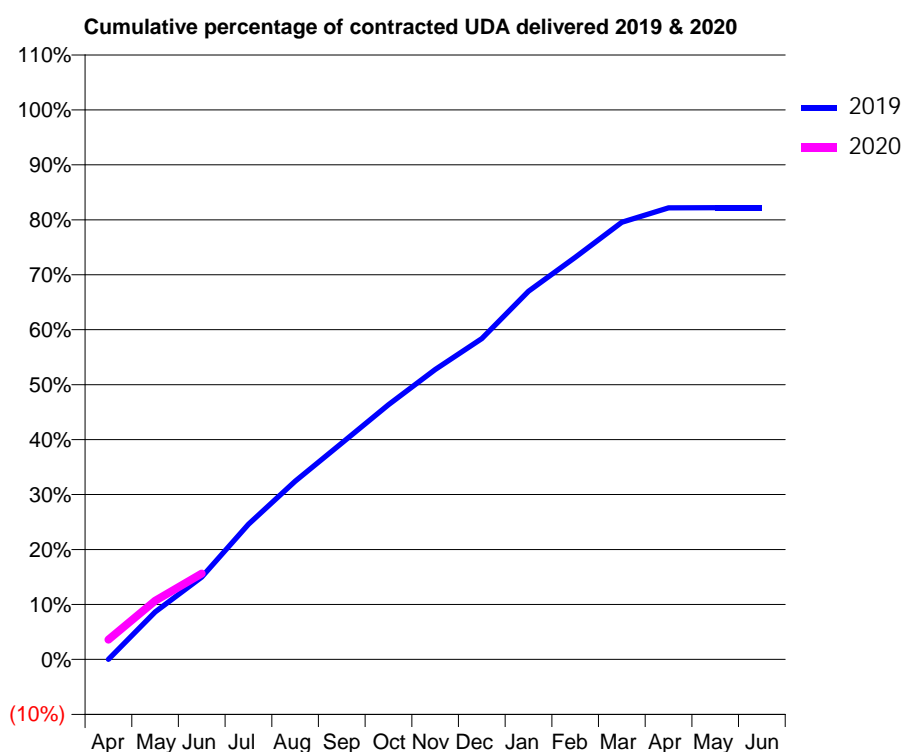
19/20 Contracted general activity (UDA)	9,483
Carry forward general activity (UDA)	0
19/20 Contracted orthodontic activity (UOA)	0
Carry forward orthodontic activity (UOA)	0
Baseline contract value	£272,156.07

ACCESS*

Patients seen in 24 months	Total	Change since previous quarter
Quarter ending June 2018	2,914	
Quarter ending September 2018	2,944	→
Quarter ending December 2018	2,931	→
Quarter ending March 2019	2,906	→
Quarter ending June 2019	2,884	→
Variance since June 2018	(1.0%)	↓



ACTIVITY



Month	2019	2020
April	0	342
May	821	1,014
June	1,421	1,481
July	2,332	
August	3,076	
September	3,733	
October	4,396	
November	5,002	
December	5,536	
January	6,353	
February	6,940	
March	7,542	
April	7,792	
May	7,795	
June	7,795	

QUALITY

	Quantity	Base Number	Contract	AT	Region	England
% of FP17s for the same patient ID Re-attending within 3 months - Children	10	183	5.5%	9.4%	12.1%	11.4%
% of FP17s for the same patient ID Re-attending within 3 months - Adults	59	782	7.5%	13.4%	15.6%	15.4%
% of FP17s for the same patient ID Re-attending between 3 & 9 months - Children	124	183	67.8%	61.9%	61.2%	59.8%
% of FP17s for the same patient ID Re-attending between 3 & 9 months - Adults	485	782	62.0%	56.5%	54.5%	52.1%
% of FP17s for Band 1 Urgent Courses	13	819	1.6%	7.6%	9.1%	9.2%
% of FP17s Relating to Free Repair or Replacements	4	819	0.5%	1.2%	1.0%	0.7%
% of FP17s Relating to Continuations	10	819	1.2%	1.1%	1.0%	0.8%
% of Patients satisfied with the dentistry they have received	2	2	N/A	96.0%	94.2%	93.4%
% of Patients satisfied with the time they had to wait for an appointment	2	2	N/A	87.6%	88.4%	87.6%

* This is based on patients treated on this contract for their most recent course of treatment. Figures in italics indicate the base number of FP17s or Patient Questionnaire responses are less than 100. N/A is shown where the base number of responses is less than 10 during the period. % is calculated as Quantity/Base number*100

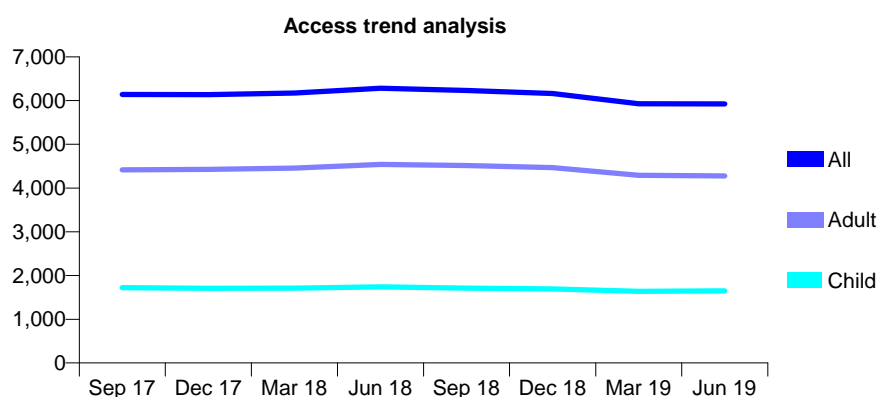
Q51 - Vital Signs At a Glance Contract Report for 325880/0001 - June 2019

Name or company name	Anderson & Broadberry Dental Care
Contract type name	GDS Contract
Purpose of contract	General
Contract start date	01/04/2006
Contract end date	

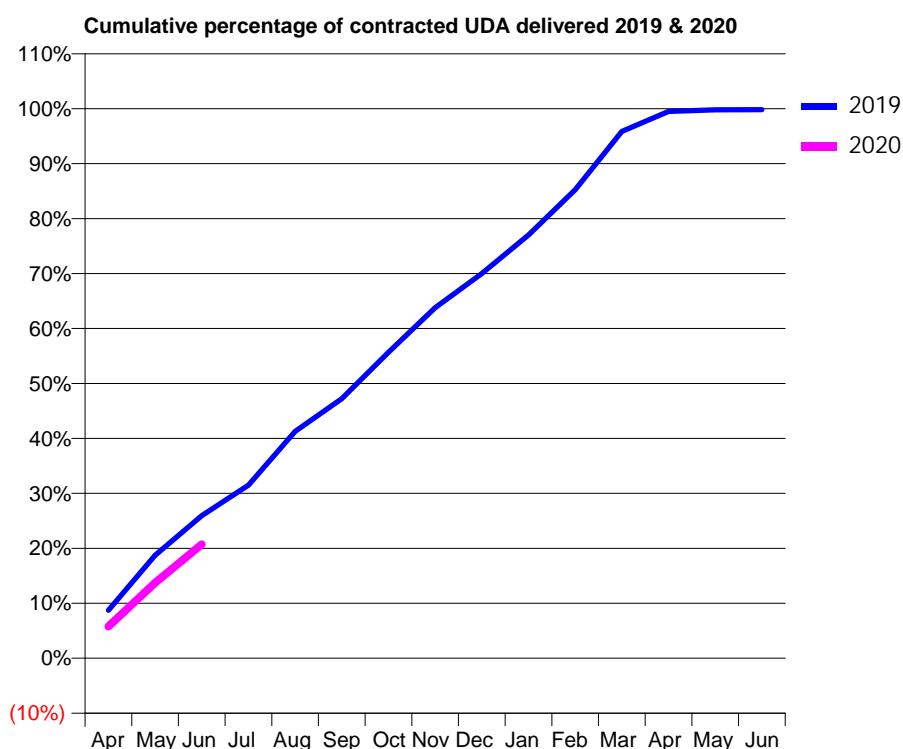
19/20 Contracted general activity (UDA)	16,565
Carry forward general activity (UDA)	0
19/20 Contracted orthodontic activity (UOA)	0
Carry forward orthodontic activity (UOA)	0
Baseline contract value	£442,475.99

ACCESS*

Patients seen in 24 months	Total	Change since previous quarter
Quarter ending June 2018	6,281	
Quarter ending September 2018	6,229	→
Quarter ending December 2018	6,162	↓
Quarter ending March 2019	5,928	↓
Quarter ending June 2019	5,926	→
Variance since June 2018	(5.7%)	↓



ACTIVITY



Month	2019	2020
April	1,444	959
May	3,106	2,271
June	4,296	3,431
July	5,214	
August	6,838	
September	7,820	
October	9,222	
November	10,566	
December	11,596	
January	12,758	
February	14,122	
March	15,881	
April	16,484	
May	16,531	
June	16,537	

QUALITY

	Quantity	Base Number	Contract	AT	Region	England
% of FP17s for the same patient ID Re-attending within 3 months - Children	52	700	7.4%	9.4%	12.1%	11.4%
% of FP17s for the same patient ID Re-attending within 3 months - Adults	192	1,567	12.3%	13.4%	15.6%	15.4%
% of FP17s for the same patient ID Re-attending between 3 & 9 months - Children	446	700	63.7%	61.9%	61.2%	59.8%
% of FP17s for the same patient ID Re-attending between 3 & 9 months - Adults	937	1,567	59.8%	56.5%	54.5%	52.1%
% of FP17s for Band 1 Urgent Courses	108	1,953	5.5%	7.6%	9.1%	9.2%
% of FP17s Relating to Free Repair or Replacements	30	1,953	1.5%	1.2%	1.0%	0.7%
% of FP17s Relating to Continuations	16	1,953	0.8%	1.1%	1.0%	0.8%
% of Patients satisfied with the dentistry they have received	1	1	N/A	96.0%	94.2%	93.4%
% of Patients satisfied with the time they had to wait for an appointment	1	1	N/A	87.6%	88.4%	87.6%

* This is based on patients treated on this contract for their most recent course of treatment.

Figures in italics indicate the base number of FP17s or Patient Questionnaire responses are less than 100. N/A is shown where the base number of responses is less than 10 during the period. % is calculated as Quantity/Base number*100

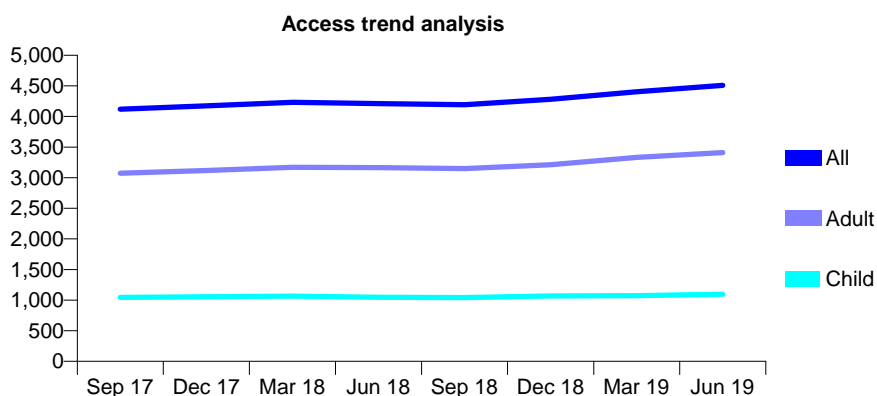
Q51 - Vital Signs At a Glance Contract Report for 327255/0001 - June 2019

Name or company name	High Street Dental Care
Contract type name	GDS Contract
Purpose of contract	General
Contract start date	01/04/2006
Contract end date	

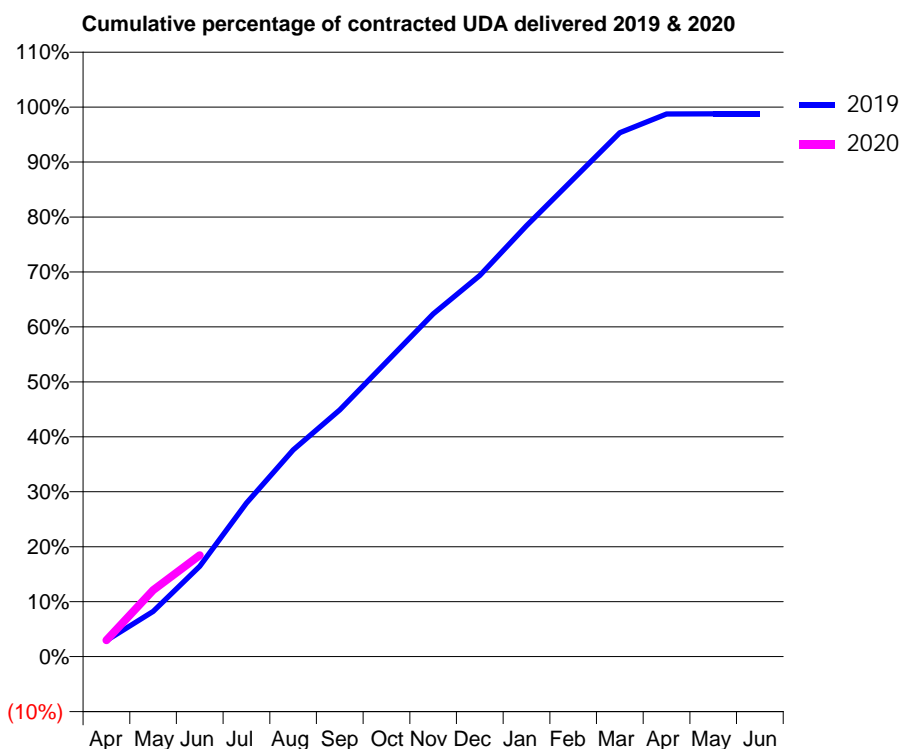
19/20 Contracted general activity (UDA)	12,485
Carry forward general activity (UDA)	0
19/20 Contracted orthodontic activity (UOA)	0
Carry forward orthodontic activity (UOA)	0
Baseline contract value	£408,878.64

ACCESS*

Patients seen in 24 months	Total	Change since previous quarter
Quarter ending June 2018	4,211	
Quarter ending September 2018	4,192	→
Quarter ending December 2018	4,282	↑
Quarter ending March 2019	4,405	↑
Quarter ending June 2019	4,509	↑
Variance since June 2018	7.1%	↑



ACTIVITY



Month	Adjusted Scheduled Activity (UDA)	
	2019	2020
April	366	373
May	1,030	1,510
June	2,054	2,305
July	3,489	
August	4,698	
September	5,605	
October	6,693	
November	7,785	
December	8,658	
January	9,789	
February	10,849	
March	11,901	
April	12,325	
May	12,330	
June	12,328	

QUALITY

	Quantity	Base Number	Contract	AT	Region	England
% of FP17s for the same patient ID Re-attending within 3 months - Children	21	432	4.9%	9.4%	12.1%	11.4%
% of FP17s for the same patient ID Re-attending within 3 months - Adults	101	1,249	8.1%	13.4%	15.6%	15.4%
% of FP17s for the same patient ID Re-attending between 3 & 9 months - Children	325	432	75.2%	61.9%	61.2%	59.8%
% of FP17s for the same patient ID Re-attending between 3 & 9 months - Adults	814	1,249	65.2%	56.5%	54.5%	52.1%
% of FP17s for Band 1 Urgent Courses	68	1,304	5.2%	7.6%	9.1%	9.2%
% of FP17s Relating to Free Repair or Replacements	19	1,304	1.5%	1.2%	1.0%	0.7%
% of FP17s Relating to Continuations	3	1,304	0.2%	1.1%	1.0%	0.8%
% of Patients satisfied with the dentistry they have received	5	5	N/A	96.0%	94.2%	93.4%
% of Patients satisfied with the time they had to wait for an appointment	4	5	N/A	87.6%	88.4%	87.6%

* This is based on patients treated on this contract for their most recent course of treatment. Figures in italics indicate the base number of FP17s or Patient Questionnaire responses are less than 100. N/A is shown where the base number of responses is less than 10 during the period. % is calculated as Quantity/Base number*100

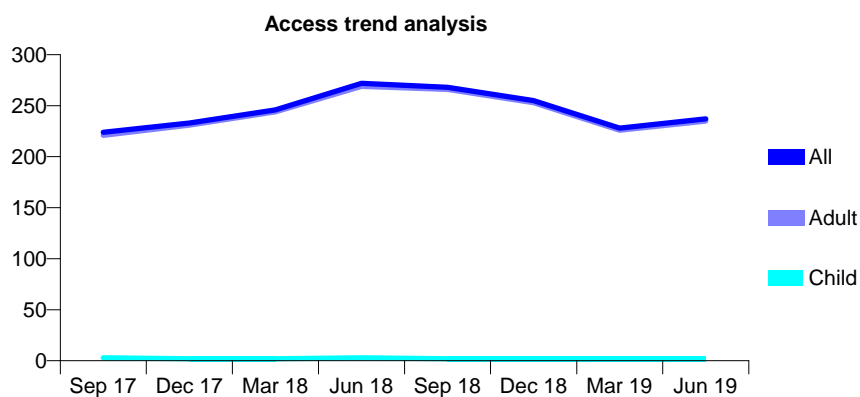
Q51 - Vital Signs At a Glance Contract Report for 327972/0001 - June 2019

Name or company name	MR AP ROSE
Contract type name	PDS Contract
Purpose of contract	General
Contract start date	01/04/2006
Contract end date	31/03/2020

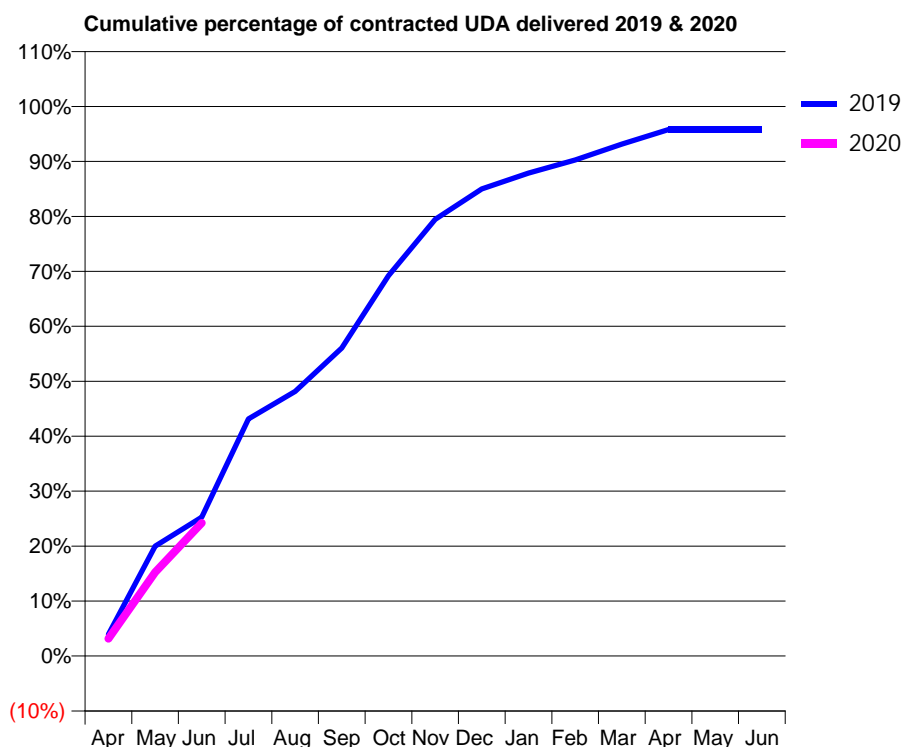
19/20 Contracted general activity (UDA)	1,140
Carry forward general activity (UDA)	0
19/20 Contracted orthodontic activity (UOA)	0
Carry forward orthodontic activity (UOA)	0
Baseline contract value	£49,180.43

ACCESS*

Patients seen in 24 months	Total	Change since previous quarter
Quarter ending June 2018	272	
Quarter ending September 2018	268	↓
Quarter ending December 2018	255	↓
Quarter ending March 2019	228	↓
Quarter ending June 2019	237	↑
Variance since June 2018	(12.9%)	↓



ACTIVITY



Month	Adjusted Scheduled Activity (UDA)	
	2019	2020
April	45	36
May	228	174
June	288	276
July	492	
August	549	
September	639	
October	789	
November	906	
December	969	
January	1,002	
February	1,029	
March	1,062	
April	1,092	
May	1,092	
June	1,092	

QUALITY

	Quantity	Base Number	Contract	AT	Region	England
% of FP17s for the same patient ID Re-attending within 3 months - Children	0	3	0.0%	9.4%	12.1%	11.4%
% of FP17s for the same patient ID Re-attending within 3 months - Adults	20	99	20.2%	13.4%	15.6%	15.4%
% of FP17s for the same patient ID Re-attending between 3 & 9 months - Children	0	3	0.0%	61.9%	61.2%	59.8%
% of FP17s for the same patient ID Re-attending between 3 & 9 months - Adults	0	99	0.0%	56.5%	54.5%	52.1%
% of FP17s for Band 1 Urgent Courses	0	92	0.0%	7.6%	9.1%	9.2%
% of FP17s Relating to Free Repair or Replacements	0	92	0.0%	1.2%	1.0%	0.7%
% of FP17s Relating to Continuations	0	92	0.0%	1.1%	1.0%	0.8%
% of Patients satisfied with the dentistry they have received	0	0	N/A	96.0%	94.2%	93.4%
% of Patients satisfied with the time they had to wait for an appointment	0	0	N/A	87.6%	88.4%	87.6%

* This is based on patients treated on this contract for their most recent course of treatment. Figures in italics indicate the base number of FP17s or Patient Questionnaire responses are less than 100. N/A is shown where the base number of responses is less than 10 during the period. % is calculated as Quantity/Base number*100

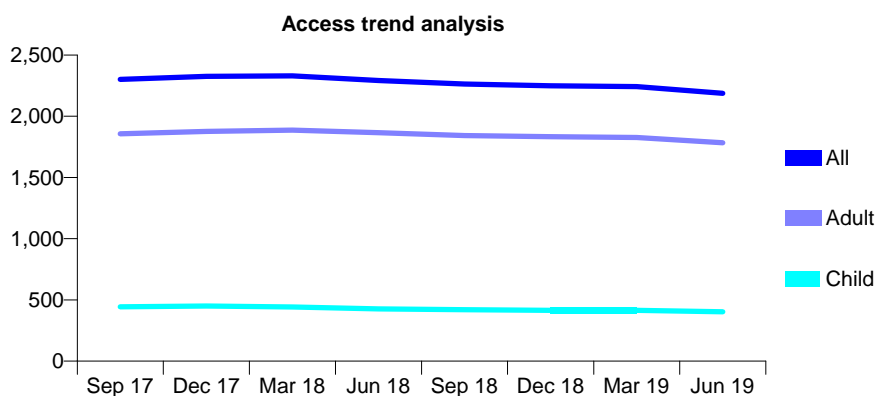
Q51 - Vital Signs At a Glance Contract Report for 352470/0002 - June 2019

Name or company name	MR H CROSSLEY
Contract type name	GDS Contract
Purpose of contract	General
Contract start date	02/09/2012
Contract end date	

19/20 Contracted general activity (UDA)	7,004
Carry forward general activity (UDA)	0
19/20 Contracted orthodontic activity (UOA)	0
Carry forward orthodontic activity (UOA)	0
Baseline contract value	£200,994.37

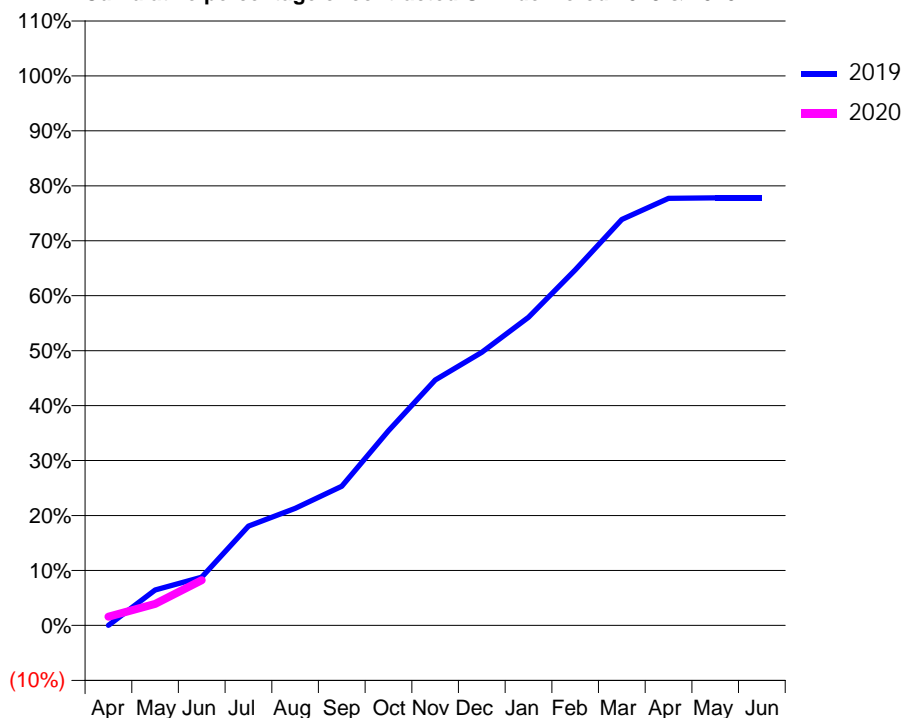
ACCESS*

Patients seen in 24 months	Total	Change since previous quarter
Quarter ending June 2018	2,292	
Quarter ending September 2018	2,263	↓
Quarter ending December 2018	2,249	→
Quarter ending March 2019	2,242	→
Quarter ending June 2019	2,188	↓
Variance since June 2018	(4.5%)	↓



ACTIVITY

Cumulative percentage of contracted UDA delivered 2019 & 2020



Adjusted Scheduled Activity (UDA)

Month	2019	2020
April	0	111
May	453	274
June	616	577
July	1,265	
August	1,492	
September	1,773	
October	2,481	
November	3,128	
December	3,481	
January	3,927	
February	4,530	
March	5,175	
April	5,443	
May	5,448	
June	5,449	

QUALITY

	Quantity	Base Number	Contract	AT	Region	England
% of FP17s for the same patient ID Re-attending within 3 months - Children	6	125	4.8%	9.4%	12.1%	11.4%
% of FP17s for the same patient ID Re-attending within 3 months - Adults	34	287	11.8%	13.4%	15.6%	15.4%
% of FP17s for the same patient ID Re-attending between 3 & 9 months - Children	81	125	64.8%	61.9%	61.2%	59.8%
% of FP17s for the same patient ID Re-attending between 3 & 9 months - Adults	83	287	28.9%	56.5%	54.5%	52.1%
% of FP17s for Band 1 Urgent Courses	14	280	5.0%	7.6%	9.1%	9.2%
% of FP17s Relating to Free Repair or Replacements	7	280	2.5%	1.2%	1.0%	0.7%
% of FP17s Relating to Continuations	8	280	2.9%	1.1%	1.0%	0.8%
% of Patients satisfied with the dentistry they have received	0	0	N/A	96.0%	94.2%	93.4%
% of Patients satisfied with the time they had to wait for an appointment	0	0	N/A	87.6%	88.4%	87.6%

* This is based on patients treated on this contract for their most recent course of treatment.

Figures in italics indicate the base number of FP17s or Patient Questionnaire responses are less than 100. N/A is shown where the base number of responses is less than 10 during the period. % is calculated as Quantity/Base number*100

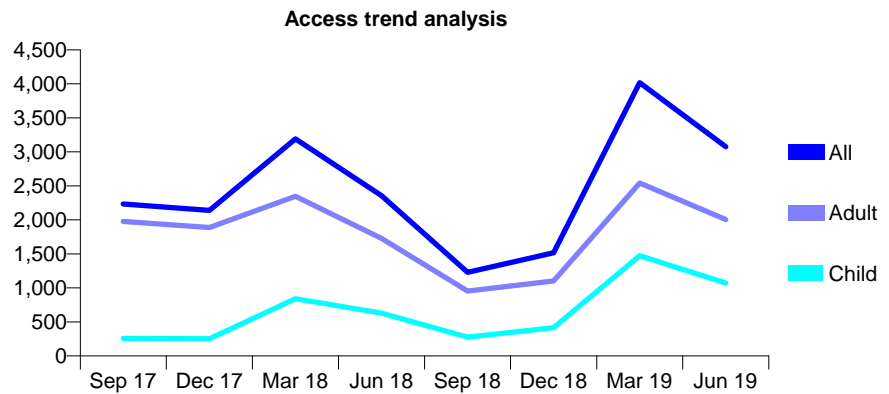
Q51 - Vital Signs At a Glance Contract Report for 563056/0001 - June 2019

Name or company name	MR V ORLIAKLIS
Contract type name	GDS Contract
Purpose of contract	General
Contract start date	01/04/2006
Contract end date	

19/20 Contracted general activity (UDA)	7,678
Carry forward general activity (UDA)	0
19/20 Contracted orthodontic activity (UOA)	0
Carry forward orthodontic activity (UOA)	0
Baseline contract value	£175,593.29

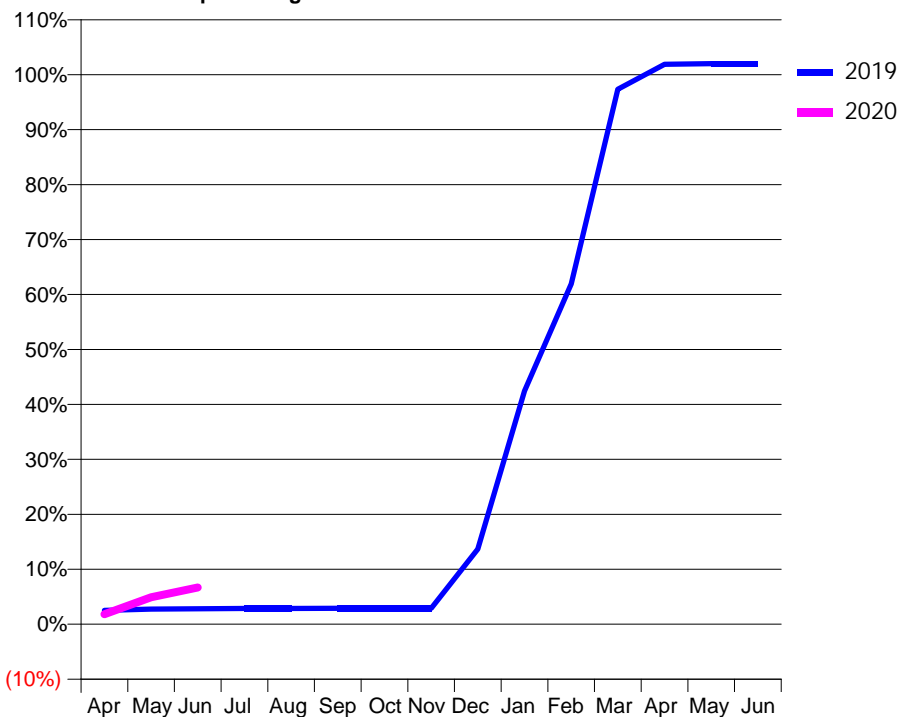
ACCESS*

Patients seen in 24 months	Total	Change since previous quarter
Quarter ending June 2018	2,356	
Quarter ending September 2018	1,231	↓
Quarter ending December 2018	1,517	↑
Quarter ending March 2019	4,016	↑
Quarter ending June 2019	3,078	↓
Variance since June 2018	30.6%	↑



ACTIVITY

Cumulative percentage of contracted UDA delivered 2019 & 2020



Adjusted Scheduled Activity (UDA)		
Month	2019	2020
April	193	141
May	212	378
June	215	513
July	221	
August	221	
September	223	
October	223	
November	223	
December	1,050	
January	3,260	
February	4,755	
March	7,474	
April	7,823	
May	7,832	
June	7,832	

QUALITY

	Quantity	Base Number	Contract	AT	Region	England
% of FP17s for the same patient ID Re-attending within 3 months - Children	9	113	8.0%	9.4%	12.1%	11.4%
% of FP17s for the same patient ID Re-attending within 3 months - Adults	13	227	5.7%	13.4%	15.6%	15.4%
% of FP17s for the same patient ID Re-attending between 3 & 9 months - Children	13	113	11.5%	61.9%	61.2%	59.8%
% of FP17s for the same patient ID Re-attending between 3 & 9 months - Adults	25	227	11.0%	56.5%	54.5%	52.1%
% of FP17s for Band 1 Urgent Courses	11	173	6.4%	7.6%	9.1%	9.2%
% of FP17s Relating to Free Repair or Replacements	1	173	0.6%	1.2%	1.0%	0.7%
% of FP17s Relating to Continuations	2	173	1.2%	1.1%	1.0%	0.8%
% of Patients satisfied with the dentistry they have received	0	1	N/A	96.0%	94.2%	93.4%
% of Patients satisfied with the time they had to wait for an appointment	0	1	N/A	87.6%	88.4%	87.6%

* This is based on patients treated on this contract for their most recent course of treatment.

Figures in italics indicate the base number of FP17s or Patient Questionnaire responses are less than 100. N/A is shown where the base number of responses is less than 10 during the period. % is calculated as Quantity/Base number*100

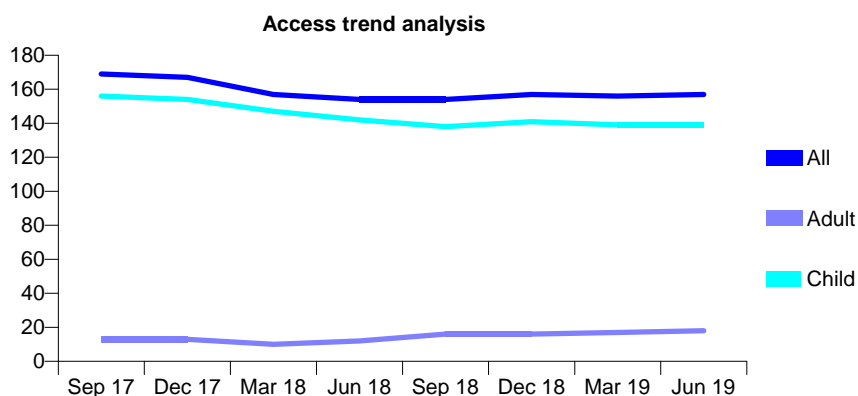
Q51 - Vital Signs At a Glance Contract Report for 567647/0001 - June 2019

Name or company name	MR S HUSSAIN
Contract type name	GDS Contract
Purpose of contract	General
Contract start date	01/04/2006
Contract end date	

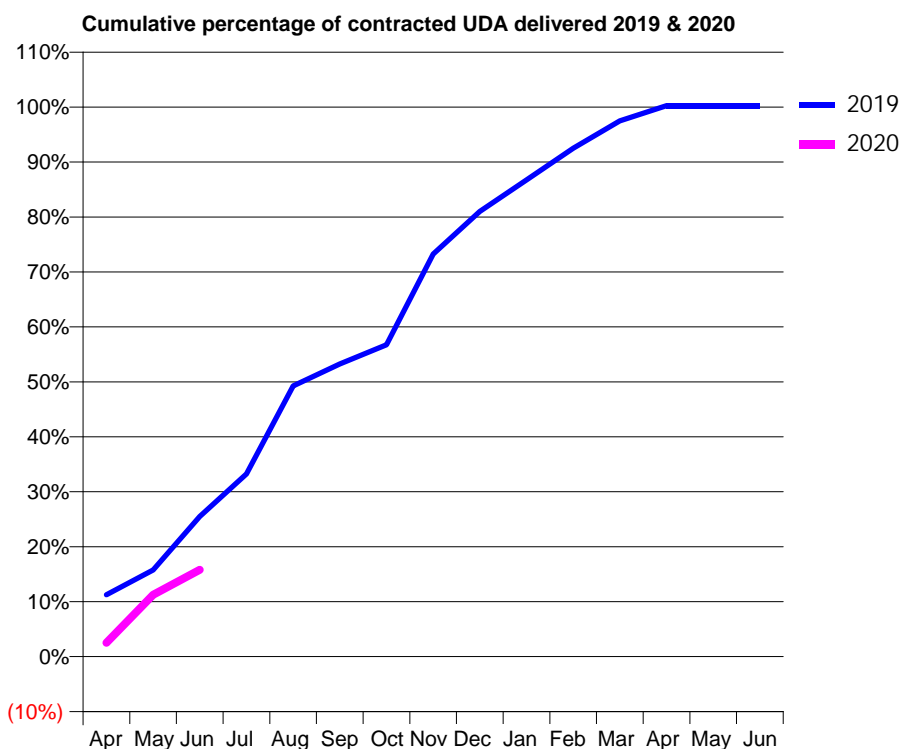
19/20 Contracted general activity (UDA)	400
Carry forward general activity (UDA)	0
19/20 Contracted orthodontic activity (UOA)	0
Carry forward orthodontic activity (UOA)	0
Baseline contract value	£12,123.11

ACCESS*

Patients seen in 24 months	Total	Change since previous quarter
Quarter ending June 2018	154	
Quarter ending September 2018	154	→
Quarter ending December 2018	157	→
Quarter ending March 2019	156	→
Quarter ending June 2019	157	→
Variance since June 2018	1.9%	→



ACTIVITY



Month	Adjusted Scheduled Activity (UDA)	
	2019	2020
April	45	10
May	63	45
June	102	63
July	133	
August	197	
September	213	
October	227	
November	293	
December	324	
January	347	
February	370	
March	390	
April	401	
May	401	
June	401	

QUALITY

	Quantity	Base Number	Contract	AT	Region	England
% of FP17s for the same patient ID Re-attending within 3 months - Children	5	65	7.7%	9.4%	12.1%	11.4%
% of FP17s for the same patient ID Re-attending within 3 months - Adults	0	0	N/A	13.4%	15.6%	15.4%
% of FP17s for the same patient ID Re-attending between 3 & 9 months - Children	47	65	72.3%	61.9%	61.2%	59.8%
% of FP17s for the same patient ID Re-attending between 3 & 9 months - Adults	0	0	N/A	56.5%	54.5%	52.1%
% of FP17s for Band 1 Urgent Courses	1	53	1.9%	7.6%	9.1%	9.2%
% of FP17s Relating to Free Repair or Replacements	0	53	0.0%	1.2%	1.0%	0.7%
% of FP17s Relating to Continuations	0	53	0.0%	1.1%	1.0%	0.8%
% of Patients satisfied with the dentistry they have received	0	0	N/A	96.0%	94.2%	93.4%
% of Patients satisfied with the time they had to wait for an appointment	0	0	N/A	87.6%	88.4%	87.6%

* This is based on patients treated on this contract for their most recent course of treatment. Figures in italics indicate the base number of FP17s or Patient Questionnaire responses are less than 100. N/A is shown where the base number of responses is less than 10 during the period. % is calculated as Quantity/Base number*100

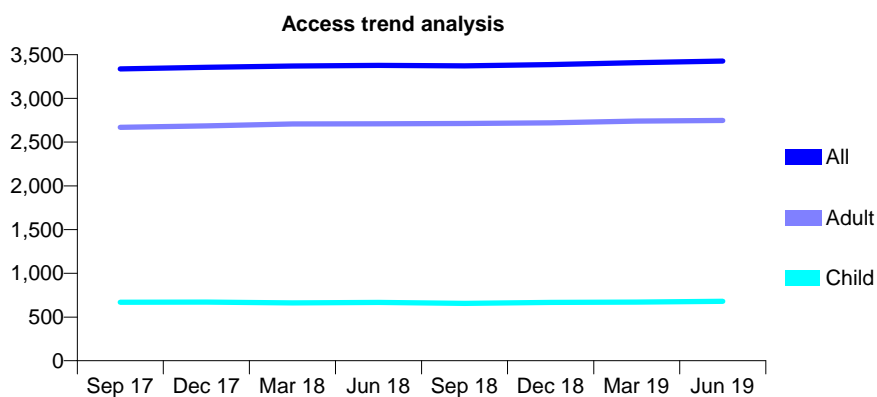
Q51 - Vital Signs At a Glance Contract Report for 568465/0001 - June 2019

Name or company name	MR MB PERCIVAL
Contract type name	GDS Contract
Purpose of contract	General
Contract start date	01/04/2006
Contract end date	

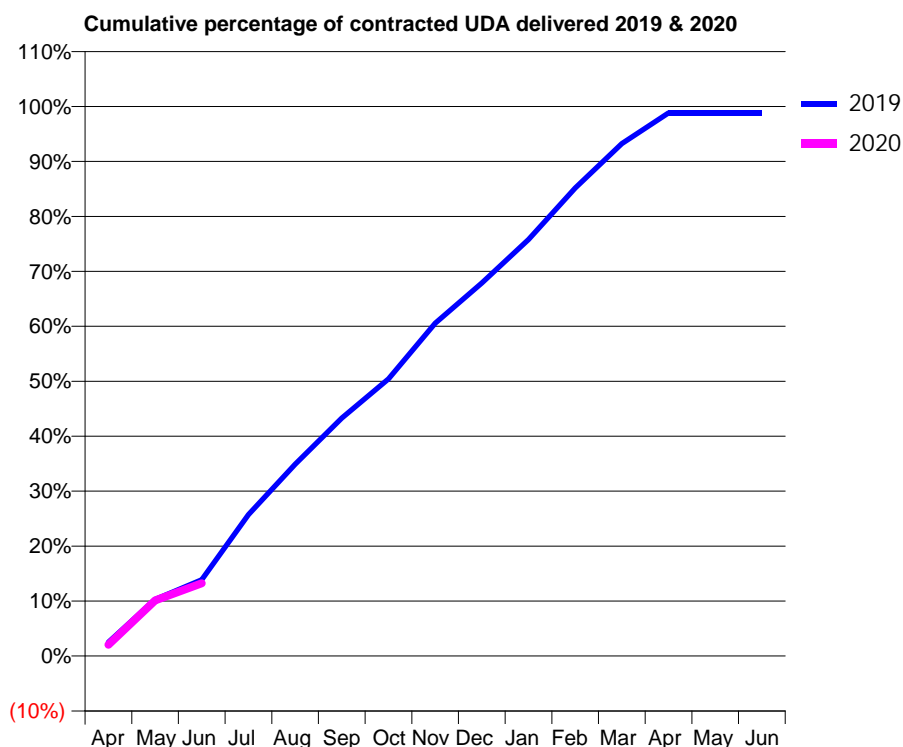
19/20 Contracted general activity (UDA)	9,722
Carry forward general activity (UDA)	0
19/20 Contracted orthodontic activity (UOA)	0
Carry forward orthodontic activity (UOA)	0
Baseline contract value	£302,113.45

ACCESS*

Patients seen in 24 months	Total	Change since previous quarter
Quarter ending June 2018	3,377	
Quarter ending September 2018	3,371	→
Quarter ending December 2018	3,387	→
Quarter ending March 2019	3,410	→
Quarter ending June 2019	3,427	→
Variance since June 2018	1.5%	→



ACTIVITY



Month	Adjusted Scheduled Activity (UDA)	
	2019	2020
April	245	199
May	1,000	985
June	1,351	1,287
July	2,503	
August	3,393	
September	4,208	
October	4,903	
November	5,887	
December	6,597	
January	7,370	
February	8,279	
March	9,063	
April	9,607	
May	9,607	
June	9,607	

QUALITY

	Quantity	Base Number	Contract	AT	Region	England
% of FP17s for the same patient ID Re-attending within 3 months - Children	12	197	6.1%	9.4%	12.1%	11.4%
% of FP17s for the same patient ID Re-attending within 3 months - Adults	114	830	13.7%	13.4%	15.6%	15.4%
% of FP17s for the same patient ID Re-attending between 3 & 9 months - Children	98	197	49.7%	61.9%	61.2%	59.8%
% of FP17s for the same patient ID Re-attending between 3 & 9 months - Adults	455	830	54.8%	56.5%	54.5%	52.1%
% of FP17s for Band 1 Urgent Courses	55	783	7.0%	7.6%	9.1%	9.2%
% of FP17s Relating to Free Repair or Replacements	6	783	0.8%	1.2%	1.0%	0.7%
% of FP17s Relating to Continuations	12	783	1.5%	1.1%	1.0%	0.8%
% of Patients satisfied with the dentistry they have received	1	2	N/A	96.0%	94.2%	93.4%
% of Patients satisfied with the time they had to wait for an appointment	2	2	N/A	87.6%	88.4%	87.6%

* This is based on patients treated on this contract for their most recent course of treatment. Figures in italics indicate the base number of FP17s or Patient Questionnaire responses are less than 100. N/A is shown where the base number of responses is less than 10 during the period. % is calculated as Quantity/Base number*100

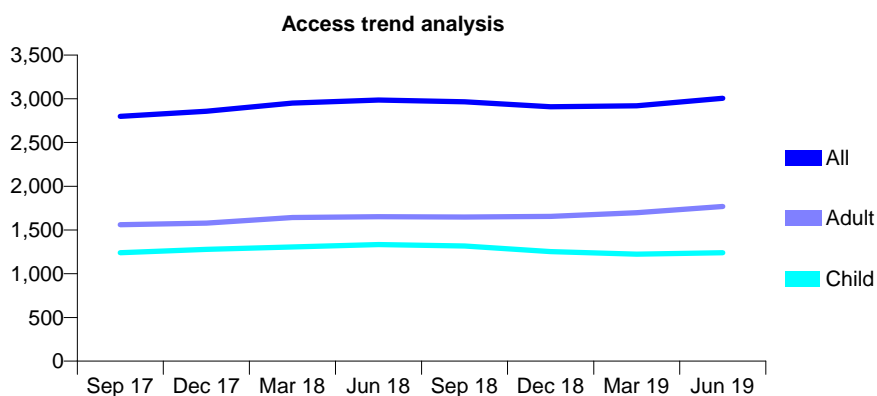
Q51 - Vital Signs At a Glance Contract Report for 572950/0001 - June 2019

Name or company name	Mr Yusuf Hanif Patel
Contract type name	GDS Contract
Purpose of contract	General
Contract start date	01/04/2006
Contract end date	

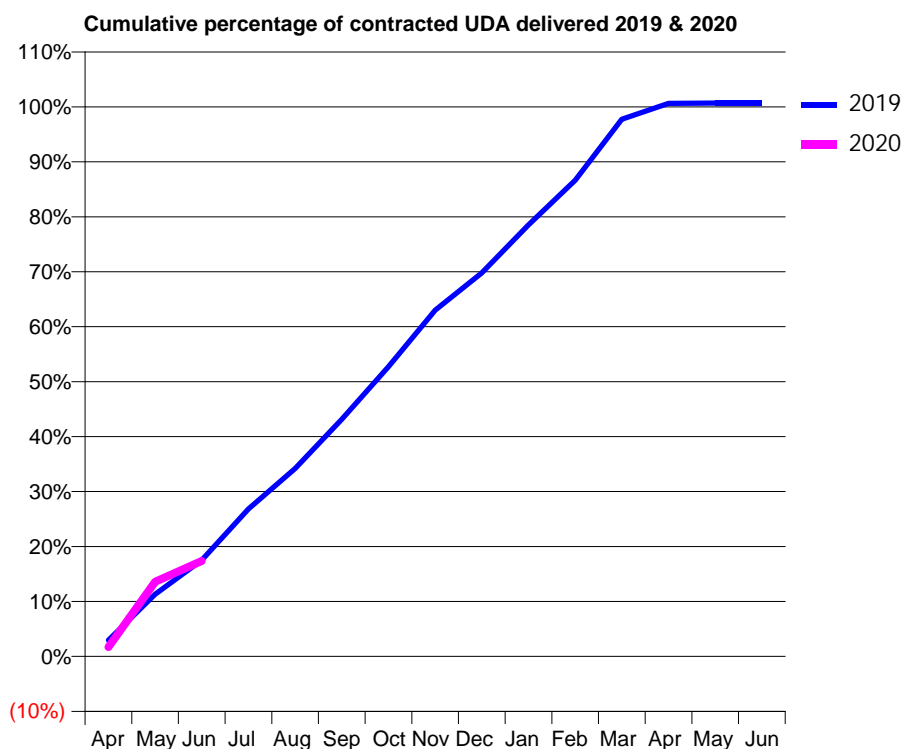
19/20 Contracted general activity (UDA)	9,012
Carry forward general activity (UDA)	0
19/20 Contracted orthodontic activity (UOA)	0
Carry forward orthodontic activity (UOA)	0
Baseline contract value	£290,634.64

ACCESS*

Patients seen in 24 months	Total	Change since previous quarter
Quarter ending June 2018	2,986	
Quarter ending September 2018	2,965	→
Quarter ending December 2018	2,909	↓
Quarter ending March 2019	2,920	→
Quarter ending June 2019	3,007	↑
Variance since June 2018	0.7%	→



ACTIVITY



Month	2019	2020
April	267	154
May	1,021	1,225
June	1,579	1,567
July	2,419	
August	3,083	
September	3,886	
October	4,752	
November	5,678	
December	6,290	
January	7,076	
February	7,809	
March	8,808	
April	9,068	
May	9,074	
June	9,074	

QUALITY

	Quantity	Base Number	Contract	AT	Region	England
% of FP17s for the same patient ID Re-attending within 3 months - Children	23	319	7.2%	9.4%	12.1%	11.4%
% of FP17s for the same patient ID Re-attending within 3 months - Adults	82	481	17.0%	13.4%	15.6%	15.4%
% of FP17s for the same patient ID Re-attending between 3 & 9 months - Children	155	319	48.6%	61.9%	61.2%	59.8%
% of FP17s for the same patient ID Re-attending between 3 & 9 months - Adults	252	481	52.4%	56.5%	54.5%	52.1%
% of FP17s for Band 1 Urgent Courses	52	671	7.7%	7.6%	9.1%	9.2%
% of FP17s Relating to Free Repair or Replacements	7	671	1.0%	1.2%	1.0%	0.7%
% of FP17s Relating to Continuations	5	671	0.7%	1.1%	1.0%	0.8%
% of Patients satisfied with the dentistry they have received	0	0	N/A	96.0%	94.2%	93.4%
% of Patients satisfied with the time they had to wait for an appointment	0	0	N/A	87.6%	88.4%	87.6%

* This is based on patients treated on this contract for their most recent course of treatment. Figures in italics indicate the base number of FP17s or Patient Questionnaire responses are less than 100. N/A is shown where the base number of responses is less than 10 during the period. % is calculated as Quantity/Base number*100

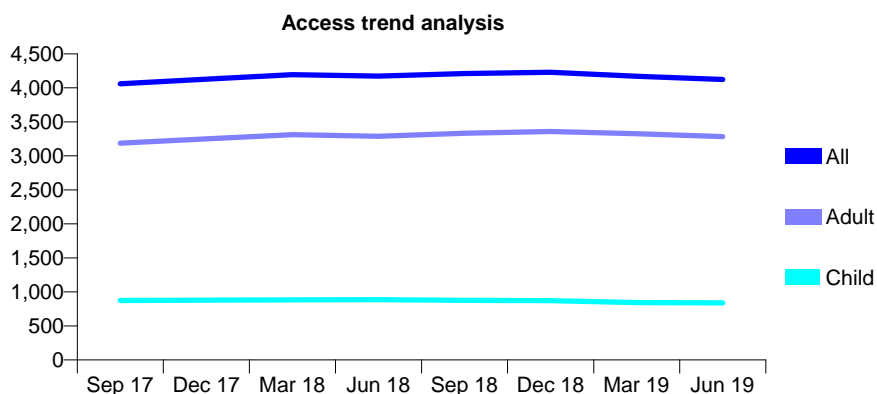
Q51 - Vital Signs At a Glance Contract Report for 572950/0002 - June 2019

Name or company name	Brinsworth Dental Surgery
Contract type name	GDS Contract
Purpose of contract	General
Contract start date	01/04/2006
Contract end date	

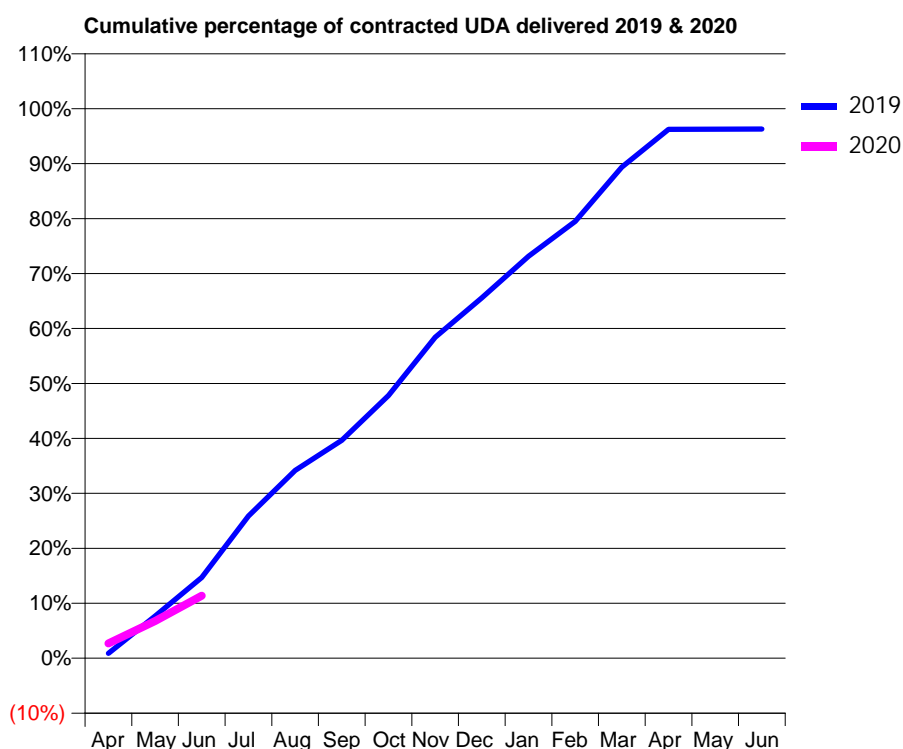
19/20 Contracted general activity (UDA)	12,000
Carry forward general activity (UDA)	0
19/20 Contracted orthodontic activity (UOA)	0
Carry forward orthodontic activity (UOA)	0
Baseline contract value	£407,587.17

ACCESS*

Patients seen in 24 months	Total	Change since previous quarter
Quarter ending June 2018	4,174	
Quarter ending September 2018	4,211	→
Quarter ending December 2018	4,231	→
Quarter ending March 2019	4,170	↓
Quarter ending June 2019	4,122	↓
Variance since June 2018	(1.2%)	↓



ACTIVITY



Month	2019	2020
April	105	326
May	923	814
June	1,764	1,364
July	3,105	
August	4,100	
September	4,758	
October	5,737	
November	7,009	
December	7,866	
January	8,778	
February	9,538	
March	10,723	
April	11,547	
May	11,550	
June	11,556	

QUALITY

	Quantity	Base Number	Contract	AT	Region	England
% of FP17s for the same patient ID Re-attending within 3 months - Children	23	205	11.2%	9.4%	12.1%	11.4%
% of FP17s for the same patient ID Re-attending within 3 months - Adults	129	715	18.0%	13.4%	15.6%	15.4%
% of FP17s for the same patient ID Re-attending between 3 & 9 months - Children	106	205	51.7%	61.9%	61.2%	59.8%
% of FP17s for the same patient ID Re-attending between 3 & 9 months - Adults	355	715	49.7%	56.5%	54.5%	52.1%
% of FP17s for Band 1 Urgent Courses	83	679	12.2%	7.6%	9.1%	9.2%
% of FP17s Relating to Free Repair or Replacements	12	679	1.8%	1.2%	1.0%	0.7%
% of FP17s Relating to Continuations	4	679	0.6%	1.1%	1.0%	0.8%
% of Patients satisfied with the dentistry they have received	1	1	N/A	96.0%	94.2%	93.4%
% of Patients satisfied with the time they had to wait for an appointment	1	1	N/A	87.6%	88.4%	87.6%

* This is based on patients treated on this contract for their most recent course of treatment. Figures in italics indicate the base number of FP17s or Patient Questionnaire responses are less than 100. N/A is shown where the base number of responses is less than 10 during the period. % is calculated as Quantity/Base number*100

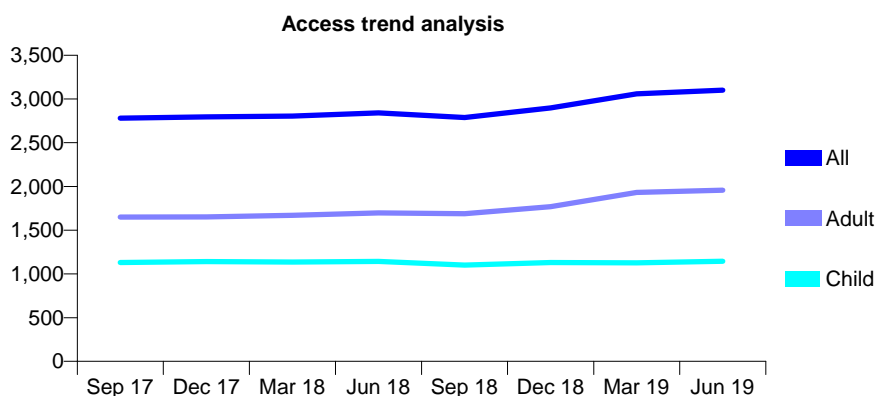
Q51 - Vital Signs At a Glance Contract Report for 572950/0004 - June 2019

Name or company name	Mr Taofik Oyedele
Contract type name	GDS Contract
Purpose of contract	General
Contract start date	01/04/2006
Contract end date	

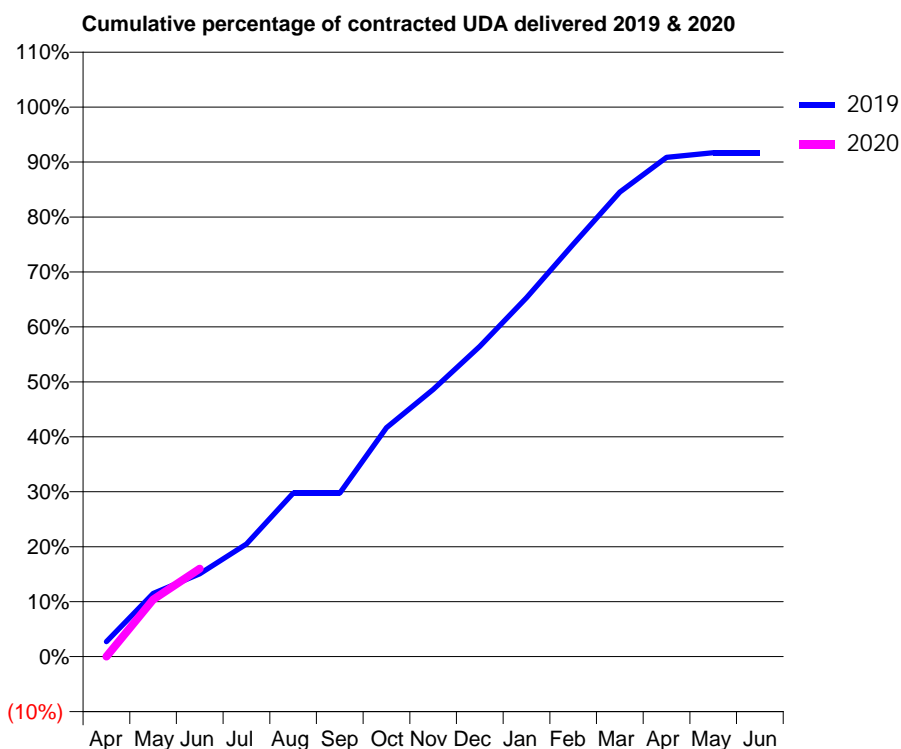
19/20 Contracted general activity (UDA)	9,500
Carry forward general activity (UDA)	0
19/20 Contracted orthodontic activity (UOA)	0
Carry forward orthodontic activity (UOA)	0
Baseline contract value	£340,235.10

ACCESS*

Patients seen in 24 months	Total	Change since previous quarter
Quarter ending June 2018	2,840	
Quarter ending September 2018	2,789	↓
Quarter ending December 2018	2,899	↑
Quarter ending March 2019	3,059	↑
Quarter ending June 2019	3,101	→
Variance since June 2018	9.2%	↑



ACTIVITY



Month	Adjusted Scheduled Activity (UDA)	
	2019	2020
April	260	0
May	1,091	985
June	1,433	1,519
July	1,947	
August	2,828	
September	2,828	
October	3,956	
November	4,619	
December	5,364	
January	6,206	
February	7,127	
March	8,031	
April	8,630	
May	8,711	
June	8,711	

QUALITY

	Quantity	Base Number	Contract	AT	Region	England
% of FP17s for the same patient ID Re-attending within 3 months - Children	18	289	6.2%	9.4%	12.1%	11.4%
% of FP17s for the same patient ID Re-attending within 3 months - Adults	83	524	15.8%	13.4%	15.6%	15.4%
% of FP17s for the same patient ID Re-attending between 3 & 9 months - Children	113	289	39.1%	61.9%	61.2%	59.8%
% of FP17s for the same patient ID Re-attending between 3 & 9 months - Adults	154	524	29.4%	56.5%	54.5%	52.1%
% of FP17s for Band 1 Urgent Courses	92	598	15.4%	7.6%	9.1%	9.2%
% of FP17s Relating to Free Repair or Replacements	9	598	1.5%	1.2%	1.0%	0.7%
% of FP17s Relating to Continuations	0	598	0.0%	1.1%	1.0%	0.8%
% of Patients satisfied with the dentistry they have received	0	0	N/A	96.0%	94.2%	93.4%
% of Patients satisfied with the time they had to wait for an appointment	0	0	N/A	87.6%	88.4%	87.6%

* This is based on patients treated on this contract for their most recent course of treatment. Figures in italics indicate the base number of FP17s or Patient Questionnaire responses are less than 100. N/A is shown where the base number of responses is less than 10 during the period. % is calculated as Quantity/Base number*100

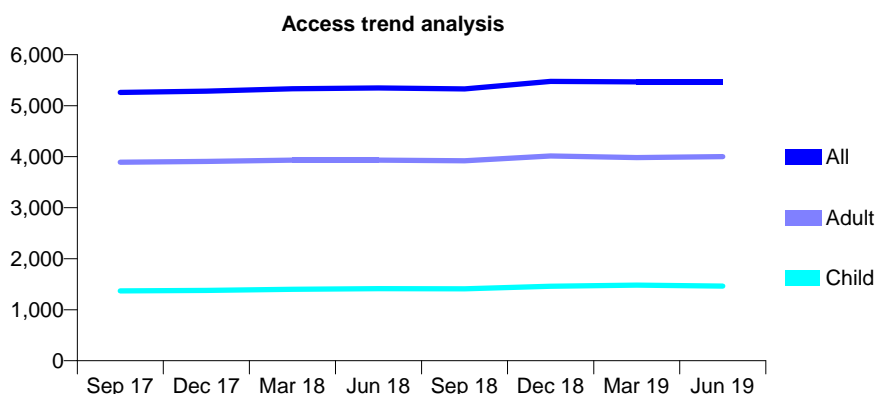
Q51 - Vital Signs At a Glance Contract Report for 572950/0005 - June 2019

Name or company name	MR R JOSEPH
Contract type name	GDS Contract
Purpose of contract	General
Contract start date	01/04/2007
Contract end date	

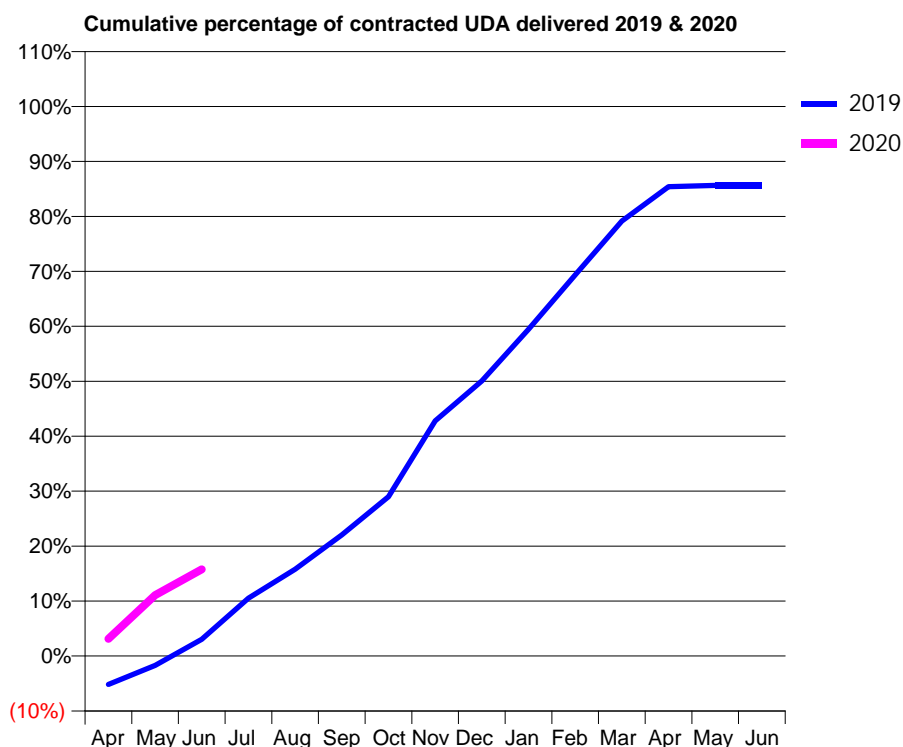
19/20 Contracted general activity (UDA)	17,802
Carry forward general activity (UDA)	0
19/20 Contracted orthodontic activity (UOA)	0
Carry forward orthodontic activity (UOA)	0
Baseline contract value	£516,638.75

ACCESS*

Patients seen in 24 months	Total	Change since previous quarter
Quarter ending June 2018	5,347	
Quarter ending September 2018	5,329	→
Quarter ending December 2018	5,476	↑
Quarter ending March 2019	5,465	→
Quarter ending June 2019	5,465	→
Variance since June 2018	2.2%	↑



ACTIVITY



Month	Adjusted Scheduled Activity (UDA)	
	2019	2020
April	-921	558
May	-309	1,971
June	543	2,807
July	1,875	
August	2,812	
September	3,926	
October	5,161	
November	7,617	
December	8,912	
January	10,582	
February	12,345	
March	14,089	
April	15,206	
May	15,243	
June	15,244	

QUALITY

	Quantity	Base Number	Contract	AT	Region	England
% of FP17s for the same patient ID Re-attending within 3 months - Children	56	513	10.9%	9.4%	12.1%	11.4%
% of FP17s for the same patient ID Re-attending within 3 months - Adults	189	1,325	14.3%	13.4%	15.6%	15.4%
% of FP17s for the same patient ID Re-attending between 3 & 9 months - Children	324	513	63.2%	61.9%	61.2%	59.8%
% of FP17s for the same patient ID Re-attending between 3 & 9 months - Adults	784	1,325	59.2%	56.5%	54.5%	52.1%
% of FP17s for Band 1 Urgent Courses	146	1,358	10.8%	7.6%	9.1%	9.2%
% of FP17s Relating to Free Repair or Replacements	21	1,358	1.5%	1.2%	1.0%	0.7%
% of FP17s Relating to Continuations	6	1,358	0.4%	1.1%	1.0%	0.8%
% of Patients satisfied with the dentistry they have received	5	5	N/A	96.0%	94.2%	93.4%
% of Patients satisfied with the time they had to wait for an appointment	5	5	N/A	87.6%	88.4%	87.6%

* This is based on patients treated on this contract for their most recent course of treatment. Figures in italics indicate the base number of FP17s or Patient Questionnaire responses are less than 100. N/A is shown where the base number of responses is less than 10 during the period. % is calculated as Quantity/Base number*100

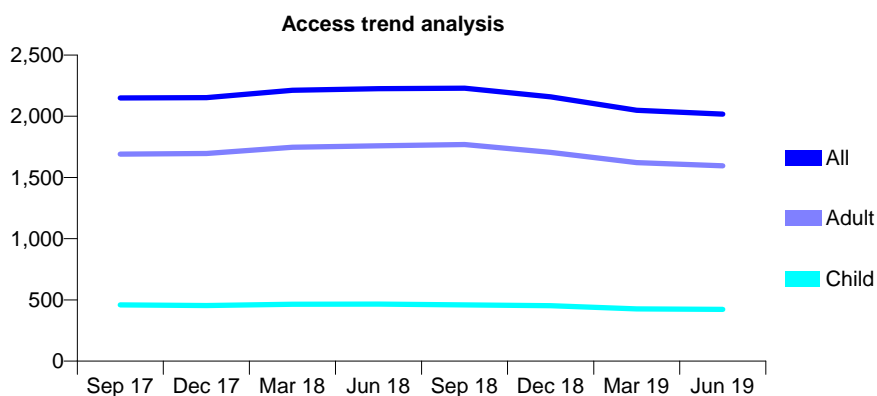
Q51 - Vital Signs At a Glance Contract Report for 620637/0001 - June 2019

Name or company name	MR H McWilliam
Contract type name	GDS Contract
Purpose of contract	General
Contract start date	01/04/2006
Contract end date	

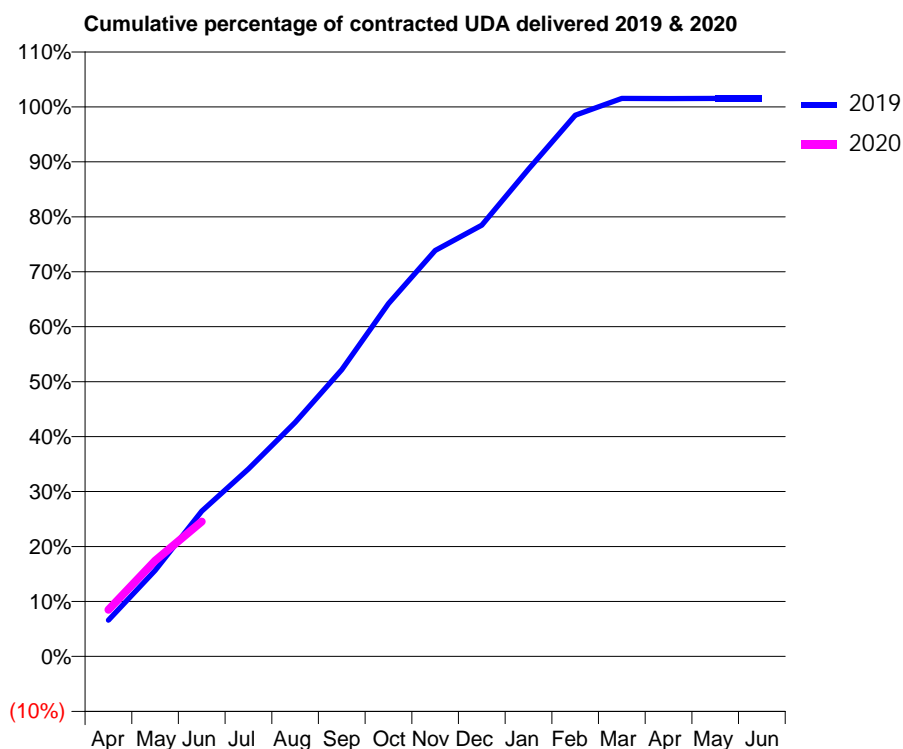
19/20 Contracted general activity (UDA)	5,337
Carry forward general activity (UDA)	0
19/20 Contracted orthodontic activity (UOA)	0
Carry forward orthodontic activity (UOA)	0
Baseline contract value	£156,323.46

ACCESS*

Patients seen in 24 months	Total	Change since previous quarter
Quarter ending June 2018	2,225	
Quarter ending September 2018	2,229	→
Quarter ending December 2018	2,158	↓
Quarter ending March 2019	2,048	↓
Quarter ending June 2019	2,018	↓
Variance since June 2018	(9.3%)	↓



ACTIVITY



Month	2019	2020
April	353	454
May	836	931
June	1,411	1,310
July	1,821	
August	2,274	
September	2,784	
October	3,427	
November	3,943	
December	4,187	
January	4,732	
February	5,256	
March	5,418	
April	5,417	
May	5,418	
June	5,418	

QUALITY

	Quantity	Base Number	Contract	AT	Region	England
% of FP17s for the same patient ID Re-attending within 3 months - Children	8	154	5.2%	9.4%	12.1%	11.4%
% of FP17s for the same patient ID Re-attending within 3 months - Adults	42	548	7.7%	13.4%	15.6%	15.4%
% of FP17s for the same patient ID Re-attending between 3 & 9 months - Children	104	154	67.5%	61.9%	61.2%	59.8%
% of FP17s for the same patient ID Re-attending between 3 & 9 months - Adults	313	548	57.1%	56.5%	54.5%	52.1%
% of FP17s for Band 1 Urgent Courses	32	700	4.6%	7.6%	9.1%	9.2%
% of FP17s Relating to Free Repair or Replacements	6	700	0.9%	1.2%	1.0%	0.7%
% of FP17s Relating to Continuations	7	700	1.0%	1.1%	1.0%	0.8%
% of Patients satisfied with the dentistry they have received	0	0	N/A	96.0%	94.2%	93.4%
% of Patients satisfied with the time they had to wait for an appointment	0	0	N/A	87.6%	88.4%	87.6%

* This is based on patients treated on this contract for their most recent course of treatment. Figures in italics indicate the base number of FP17s or Patient Questionnaire responses are less than 100. N/A is shown where the base number of responses is less than 10 during the period. % is calculated as Quantity/Base number*100

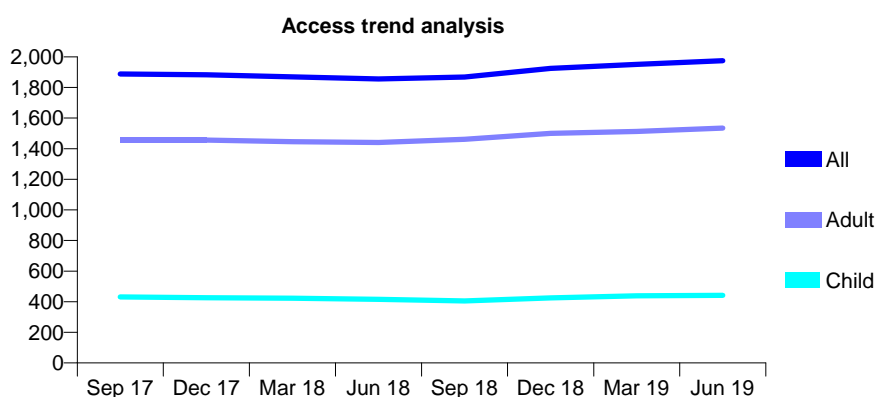
Q51 - Vital Signs At a Glance Contract Report for 638714/0001 - June 2019

Name or company name	MR JA STOREY
Contract type name	GDS Contract
Purpose of contract	General
Contract start date	01/04/2006
Contract end date	

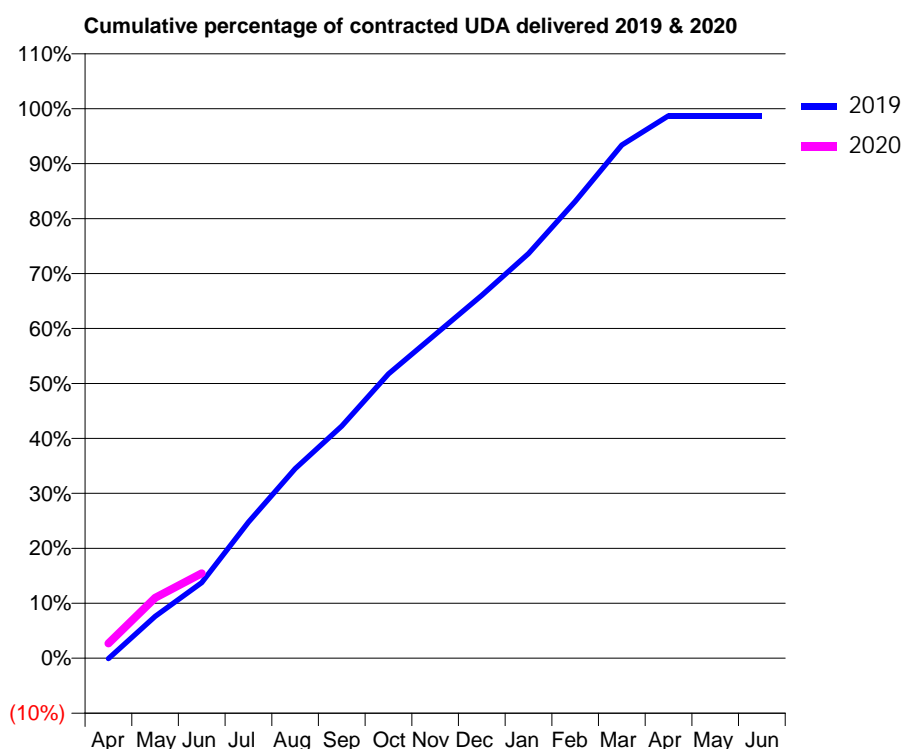
19/20 Contracted general activity (UDA)	7,500
Carry forward general activity (UDA)	0
19/20 Contracted orthodontic activity (UOA)	0
Carry forward orthodontic activity (UOA)	0
Baseline contract value	£219,694.89

ACCESS*

Patients seen in 24 months	Total	Change since previous quarter
Quarter ending June 2018	1,856	
Quarter ending September 2018	1,868	→
Quarter ending December 2018	1,925	↑
Quarter ending March 2019	1,951	→
Quarter ending June 2019	1,975	→
Variance since June 2018	6.4%	↑



ACTIVITY



Month	2019	2020
April	-6	203
May	572	826
June	1,034	1,159
July	1,857	
August	2,588	
September	3,167	
October	3,879	
November	4,419	
December	4,953	
January	5,523	
February	6,234	
March	7,003	
April	7,403	
May	7,403	
June	7,403	

QUALITY

	Quantity	Base Number	Contract	AT	Region	England
% of FP17s for the same patient ID Re-attending within 3 months - Children	16	189	8.5%	9.4%	12.1%	11.4%
% of FP17s for the same patient ID Re-attending within 3 months - Adults	63	563	11.2%	13.4%	15.6%	15.4%
% of FP17s for the same patient ID Re-attending between 3 & 9 months - Children	138	189	73.0%	61.9%	61.2%	59.8%
% of FP17s for the same patient ID Re-attending between 3 & 9 months - Adults	383	563	68.0%	56.5%	54.5%	52.1%
% of FP17s for Band 1 Urgent Courses	21	572	3.7%	7.6%	9.1%	9.2%
% of FP17s Relating to Free Repair or Replacements	6	572	1.0%	1.2%	1.0%	0.7%
% of FP17s Relating to Continuations	18	572	3.1%	1.1%	1.0%	0.8%
% of Patients satisfied with the dentistry they have received	1	1	N/A	96.0%	94.2%	93.4%
% of Patients satisfied with the time they had to wait for an appointment	1	1	N/A	87.6%	88.4%	87.6%

* This is based on patients treated on this contract for their most recent course of treatment.

Figures in italics indicate the base number of FP17s or Patient Questionnaire responses are less than 100. N/A is shown where the base number of responses is less than 10 during the period. % is calculated as Quantity/Base number*100

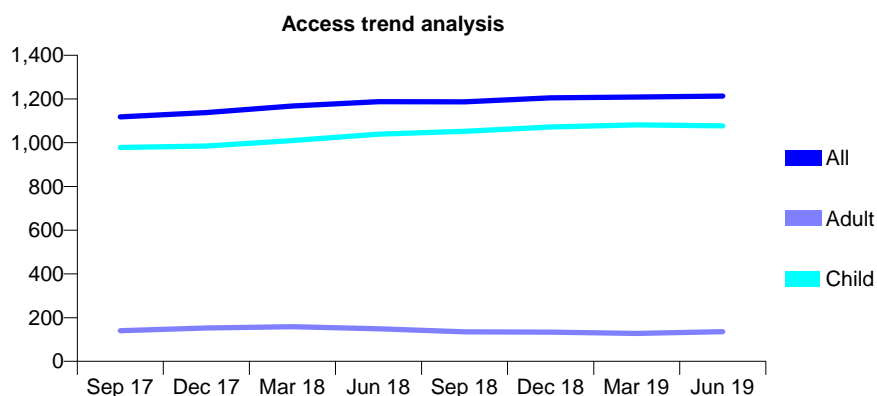
Q51 - Vital Signs At a Glance Contract Report for 643300/0001 - June 2019

Name or company name	MR DM HILTON
Contract type name	GDS Contract
Purpose of contract	General
Contract start date	01/04/2006
Contract end date	

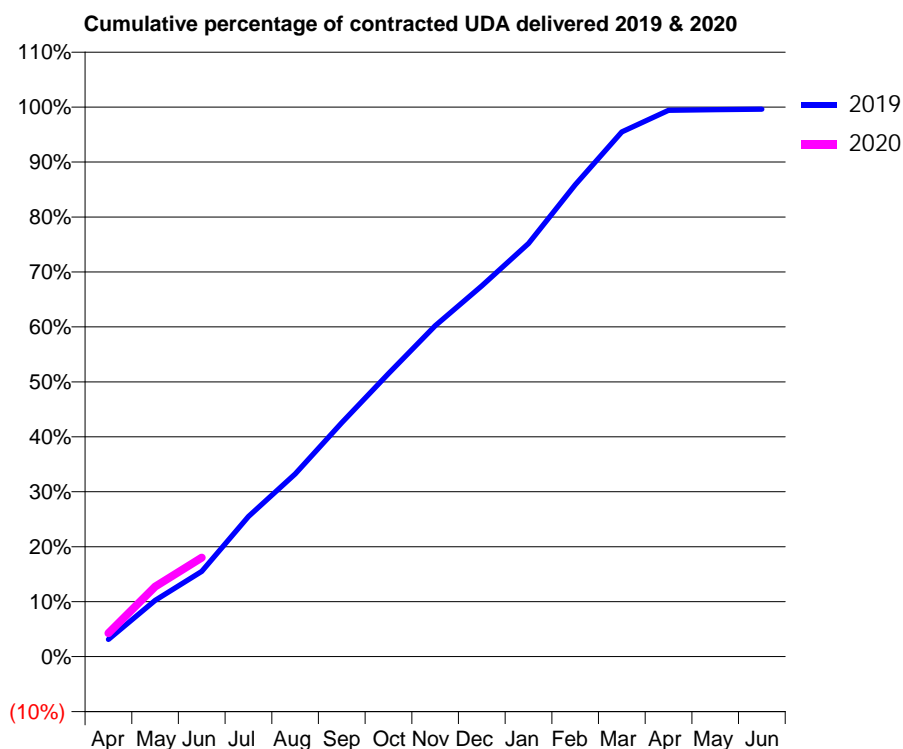
19/20 Contracted general activity (UDA)	2,650
Carry forward general activity (UDA)	0
19/20 Contracted orthodontic activity (UOA)	0
Carry forward orthodontic activity (UOA)	0
Baseline contract value	£75,655.38

ACCESS*

Patients seen in 24 months	Total	Change since previous quarter
Quarter ending June 2018	1,188	
Quarter ending September 2018	1,187	→
Quarter ending December 2018	1,205	→
Quarter ending March 2019	1,209	→
Quarter ending June 2019	1,213	→
Variance since June 2018	2.1%	↑



ACTIVITY



Month	Adjusted Scheduled Activity (UDA)	
	2019	2020
April	83	113
May	271	338
June	411	477
July	676	
August	881	
September	1,128	
October	1,365	
November	1,596	
December	1,788	
January	1,992	
February	2,276	
March	2,530	
April	2,634	
May	2,637	
June	2,639	

QUALITY

	Quantity	Base Number	Contract	AT	Region	England
% of FP17s for the same patient ID Re-attending within 3 months - Children	35	416	8.4%	9.4%	12.1%	11.4%
% of FP17s for the same patient ID Re-attending within 3 months - Adults	0	25	0.0%	13.4%	15.6%	15.4%
% of FP17s for the same patient ID Re-attending between 3 & 9 months - Children	310	416	74.5%	61.9%	61.2%	59.8%
% of FP17s for the same patient ID Re-attending between 3 & 9 months - Adults	20	25	80.0%	56.5%	54.5%	52.1%
% of FP17s for Band 1 Urgent Courses	12	372	3.2%	7.6%	9.1%	9.2%
% of FP17s Relating to Free Repair or Replacements	0	372	0.0%	1.2%	1.0%	0.7%
% of FP17s Relating to Continuations	0	372	0.0%	1.1%	1.0%	0.8%
% of Patients satisfied with the dentistry they have received	1	1	N/A	96.0%	94.2%	93.4%
% of Patients satisfied with the time they had to wait for an appointment	1	1	N/A	87.6%	88.4%	87.6%

* This is based on patients treated on this contract for their most recent course of treatment. Figures in italics indicate the base number of FP17s or Patient Questionnaire responses are less than 100. N/A is shown where the base number of responses is less than 10 during the period. % is calculated as Quantity/Base number*100

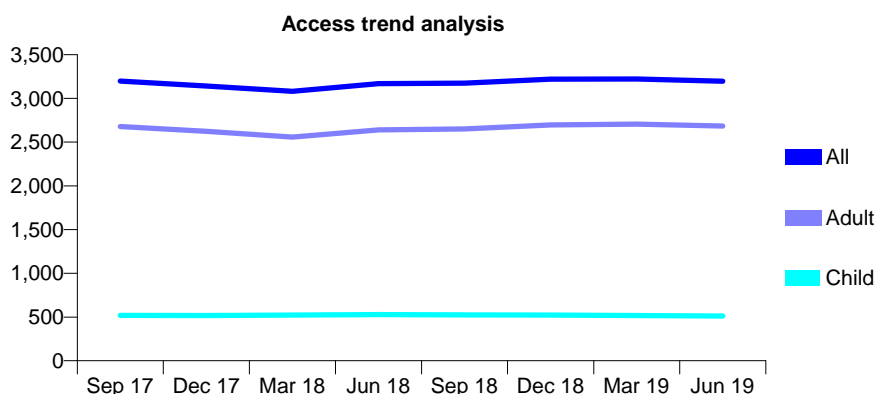
Q51 - Vital Signs At a Glance Contract Report for 648566/0001 - June 2019

Name or company name	MR MM HOOPER
Contract type name	GDS Contract
Purpose of contract	General
Contract start date	01/04/2006
Contract end date	

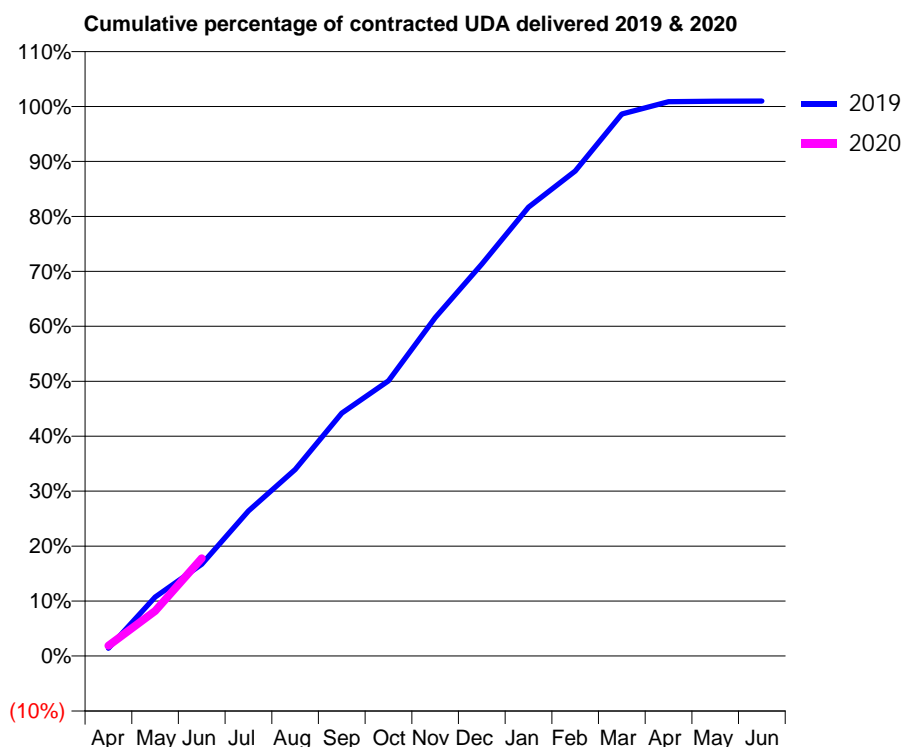
19/20 Contracted general activity (UDA)	7,935
Carry forward general activity (UDA)	0
19/20 Contracted orthodontic activity (UOA)	0
Carry forward orthodontic activity (UOA)	0
Baseline contract value	£232,395.02

ACCESS*

Patients seen in 24 months	Total	Change since previous quarter
Quarter ending June 2018	3,169	
Quarter ending September 2018	3,175	→
Quarter ending December 2018	3,220	→
Quarter ending March 2019	3,222	→
Quarter ending June 2019	3,196	→
Variance since June 2018	0.9%	→



ACTIVITY



Month	Adjusted Scheduled Activity (UDA)	
	2019	2020
April	113	149
May	851	650
June	1,326	1,410
July	2,094	
August	2,694	
September	3,507	
October	3,974	
November	4,885	
December	5,659	
January	6,481	
February	7,002	
March	7,826	
April	8,004	
May	8,009	
June	8,013	

QUALITY

	Quantity	Base Number	Contract	AT	Region	England
% of FP17s for the same patient ID Re-attending within 3 months - Children	19	186	10.2%	9.4%	12.1%	11.4%
% of FP17s for the same patient ID Re-attending within 3 months - Adults	66	677	9.7%	13.4%	15.6%	15.4%
% of FP17s for the same patient ID Re-attending between 3 & 9 months - Children	125	186	67.2%	61.9%	61.2%	59.8%
% of FP17s for the same patient ID Re-attending between 3 & 9 months - Adults	338	677	49.9%	56.5%	54.5%	52.1%
% of FP17s for Band 1 Urgent Courses	197	795	24.8%	7.6%	9.1%	9.2%
% of FP17s Relating to Free Repair or Replacements	3	795	0.4%	1.2%	1.0%	0.7%
% of FP17s Relating to Continuations	3	795	0.4%	1.1%	1.0%	0.8%
% of Patients satisfied with the dentistry they have received	1	2	N/A	96.0%	94.2%	93.4%
% of Patients satisfied with the time they had to wait for an appointment	2	2	N/A	87.6%	88.4%	87.6%

* This is based on patients treated on this contract for their most recent course of treatment. Figures in italics indicate the base number of FP17s or Patient Questionnaire responses are less than 100. N/A is shown where the base number of responses is less than 10 during the period. % is calculated as Quantity/Base number*100

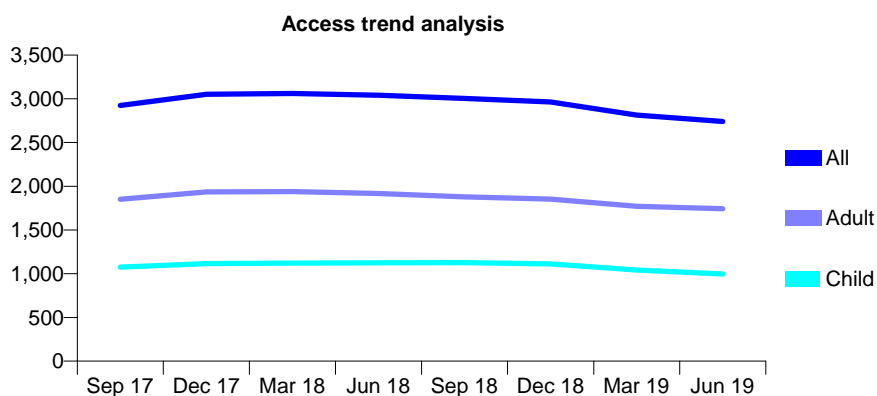
Q51 - Vital Signs At a Glance Contract Report for 648655/0004 - June 2019

Name or company name	MR JA GATUS
Contract type name	GDS Contract
Purpose of contract	General
Contract start date	01/04/2006
Contract end date	

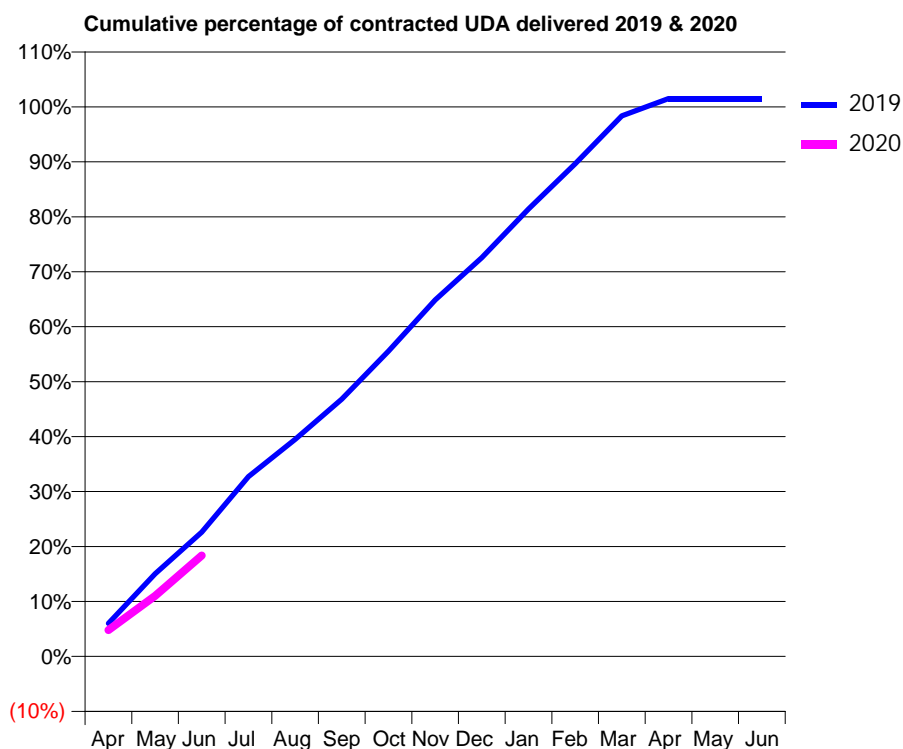
19/20 Contracted general activity (UDA)	8,192
Carry forward general activity (UDA)	0
19/20 Contracted orthodontic activity (UOA)	0
Carry forward orthodontic activity (UOA)	0
Baseline contract value	£239,947.84

ACCESS*

Patients seen in 24 months	Total	Change since previous quarter
Quarter ending June 2018	3,040	
Quarter ending September 2018	3,004	↓
Quarter ending December 2018	2,964	↓
Quarter ending March 2019	2,814	↓
Quarter ending June 2019	2,740	↓
Variance since June 2018	(9.9%)	↓



ACTIVITY



Month	Adjusted Scheduled Activity (UDA)	
	2019	2020
April	494	393
May	1,234	903
June	1,851	1,504
July	2,681	
August	3,238	
September	3,835	
October	4,551	
November	5,314	
December	5,944	
January	6,668	
February	7,344	
March	8,058	
April	8,314	
May	8,314	
June	8,314	

QUALITY

	Quantity	Base Number	Contract	AT	Region	England
% of FP17s for the same patient ID Re-attending within 3 months - Children	27	408	6.6%	9.4%	12.1%	11.4%
% of FP17s for the same patient ID Re-attending within 3 months - Adults	99	674	14.7%	13.4%	15.6%	15.4%
% of FP17s for the same patient ID Re-attending between 3 & 9 months - Children	325	408	79.7%	61.9%	61.2%	59.8%
% of FP17s for the same patient ID Re-attending between 3 & 9 months - Adults	462	674	68.5%	56.5%	54.5%	52.1%
% of FP17s for Band 1 Urgent Courses	88	943	9.3%	7.6%	9.1%	9.2%
% of FP17s Relating to Free Repair or Replacements	1	943	0.1%	1.2%	1.0%	0.7%
% of FP17s Relating to Continuations	2	943	0.2%	1.1%	1.0%	0.8%
% of Patients satisfied with the dentistry they have received	0	0	N/A	96.0%	94.2%	93.4%
% of Patients satisfied with the time they had to wait for an appointment	0	0	N/A	87.6%	88.4%	87.6%

* This is based on patients treated on this contract for their most recent course of treatment. Figures in italics indicate the base number of FP17s or Patient Questionnaire responses are less than 100. N/A is shown where the base number of responses is less than 10 during the period. % is calculated as Quantity/Base number*100

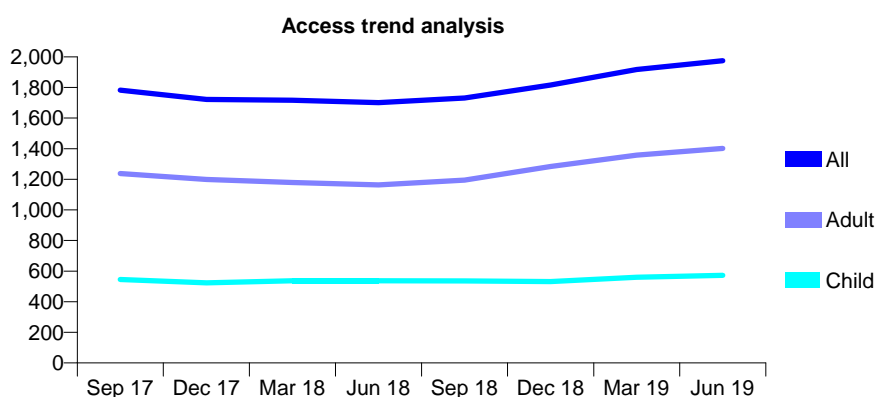
Q51 - Vital Signs At a Glance Contract Report for 657271/0001 - June 2019

Name or company name	MR A BAGGA
Contract type name	GDS Contract
Purpose of contract	General
Contract start date	01/04/2006
Contract end date	

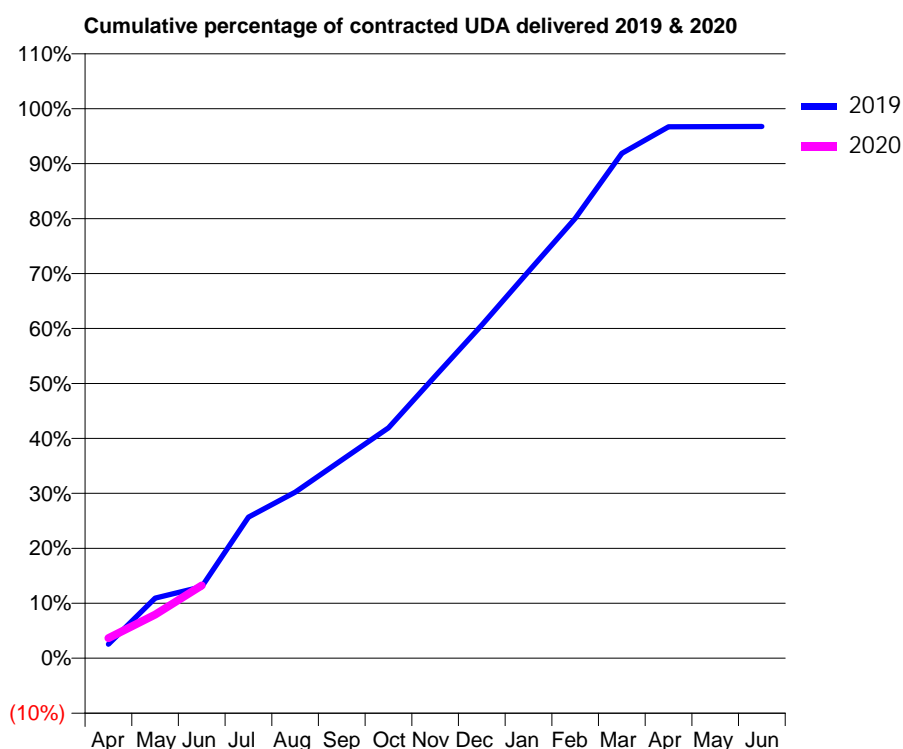
19/20 Contracted general activity (UDA)	5,584
Carry forward general activity (UDA)	0
19/20 Contracted orthodontic activity (UOA)	0
Carry forward orthodontic activity (UOA)	0
Baseline contract value	£173,368.50

ACCESS*

Patients seen in 24 months	Total	Change since previous quarter
Quarter ending June 2018	1,701	
Quarter ending September 2018	1,731	→
Quarter ending December 2018	1,816	↑
Quarter ending March 2019	1,918	↑
Quarter ending June 2019	1,975	↑
Variance since June 2018	16.1%	↑



ACTIVITY



Month	2019	2020
April	143	204
May	610	444
June	726	739
July	1,432	
August	1,688	
September	2,014	
October	2,340	
November	2,867	
December	3,384	
January	3,931	
February	4,470	
March	5,130	
April	5,399	
May	5,400	
June	5,403	

QUALITY

	Quantity	Base Number	Contract	AT	Region	England
% of FP17s for the same patient ID Re-attending within 3 months - Children	9	153	5.9%	9.4%	12.1%	11.4%
% of FP17s for the same patient ID Re-attending within 3 months - Adults	47	372	12.6%	13.4%	15.6%	15.4%
% of FP17s for the same patient ID Re-attending between 3 & 9 months - Children	76	153	49.7%	61.9%	61.2%	59.8%
% of FP17s for the same patient ID Re-attending between 3 & 9 months - Adults	157	372	42.2%	56.5%	54.5%	52.1%
% of FP17s for Band 1 Urgent Courses	33	385	8.6%	7.6%	9.1%	9.2%
% of FP17s Relating to Free Repair or Replacements	4	385	1.0%	1.2%	1.0%	0.7%
% of FP17s Relating to Continuations	0	385	0.0%	1.1%	1.0%	0.8%
% of Patients satisfied with the dentistry they have received	0	0	N/A	96.0%	94.2%	93.4%
% of Patients satisfied with the time they had to wait for an appointment	0	0	N/A	87.6%	88.4%	87.6%

* This is based on patients treated on this contract for their most recent course of treatment.

Figures in italics indicate the base number of FP17s or Patient Questionnaire responses are less than 100. N/A is shown where the base number of responses is less than 10 during the period. % is calculated as Quantity/Base number*100

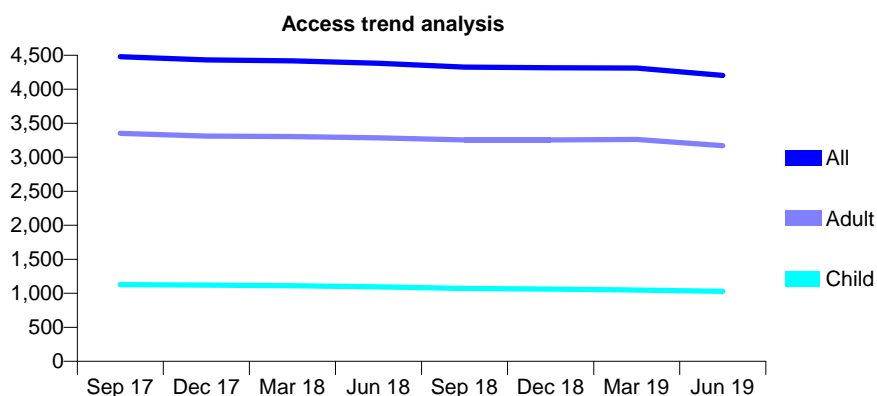
Q51 - Vital Signs At a Glance Contract Report for 661325/0001 - June 2019

Name or company name	MR S KHAZENIFAR
Contract type name	GDS Contract
Purpose of contract	General
Contract start date	01/04/2006
Contract end date	

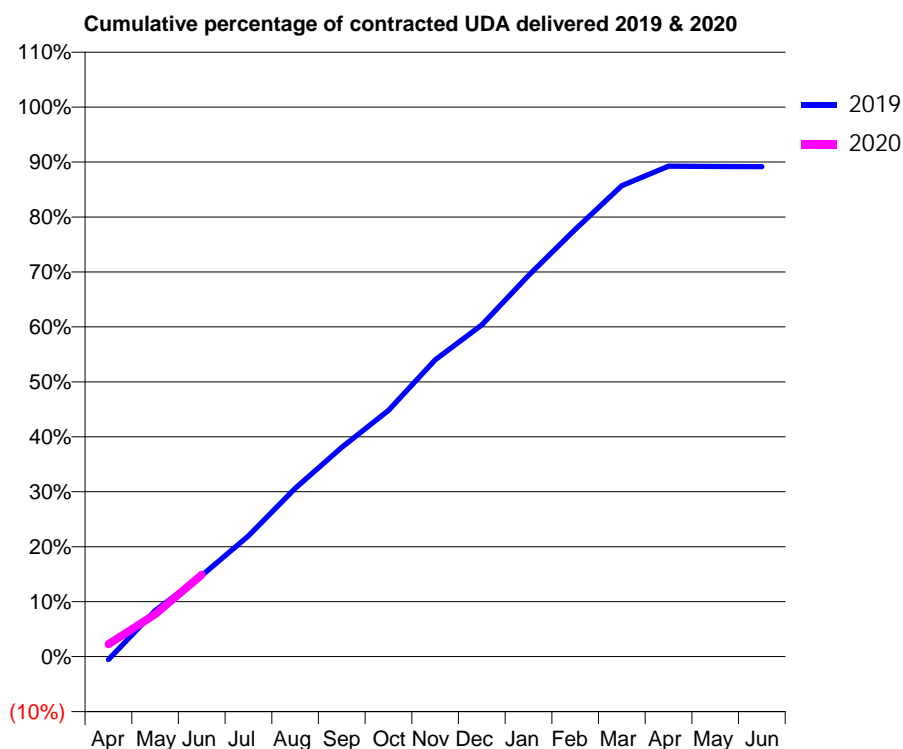
19/20 Contracted general activity (UDA)	16,254
Carry forward general activity (UDA)	0
19/20 Contracted orthodontic activity (UOA)	0
Carry forward orthodontic activity (UOA)	0
Baseline contract value	£496,115.64

ACCESS*

Patients seen in 24 months	Total	Change since previous quarter
Quarter ending June 2018	4,382	
Quarter ending September 2018	4,326	↓
Quarter ending December 2018	4,316	→
Quarter ending March 2019	4,311	→
Quarter ending June 2019	4,202	↓
Variance since June 2018	(4.1%)	↓



ACTIVITY



Month	Adjusted Scheduled Activity (UDA)	
	2019	2020
April	-91	367
May	1,362	1,251
June	2,398	2,424
July	3,570	
August	4,981	
September	6,190	
October	7,283	
November	8,779	
December	9,811	
January	11,271	
February	12,636	
March	13,928	
April	14,504	
May	14,497	
June	14,493	

QUALITY

	Quantity	Base Number	Contract	AT	Region	England
% of FP17s for the same patient ID Re-attending within 3 months - Children	42	401	10.5%	9.4%	12.1%	11.4%
% of FP17s for the same patient ID Re-attending within 3 months - Adults	155	985	15.7%	13.4%	15.6%	15.4%
% of FP17s for the same patient ID Re-attending between 3 & 9 months - Children	270	401	67.3%	61.9%	61.2%	59.8%
% of FP17s for the same patient ID Re-attending between 3 & 9 months - Adults	614	985	62.3%	56.5%	54.5%	52.1%
% of FP17s for Band 1 Urgent Courses	163	1,168	14.0%	7.6%	9.1%	9.2%
% of FP17s Relating to Free Repair or Replacements	15	1,168	1.3%	1.2%	1.0%	0.7%
% of FP17s Relating to Continuations	3	1,168	0.3%	1.1%	1.0%	0.8%
% of Patients satisfied with the dentistry they have received	1	1	N/A	96.0%	94.2%	93.4%
% of Patients satisfied with the time they had to wait for an appointment	1	1	N/A	87.6%	88.4%	87.6%

* This is based on patients treated on this contract for their most recent course of treatment. Figures in italics indicate the base number of FP17s or Patient Questionnaire responses are less than 100. N/A is shown where the base number of responses is less than 10 during the period. % is calculated as Quantity/Base number*100

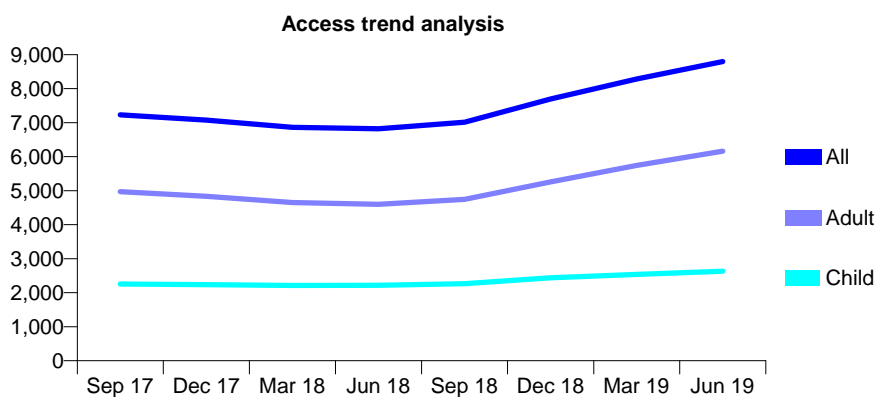
Q51 - Vital Signs At a Glance Contract Report for 682721/0002 - June 2019

Name or company name	Broadfield Dental Practice
Contract type name	GDS Contract
Purpose of contract	General
Contract start date	01/10/2008
Contract end date	

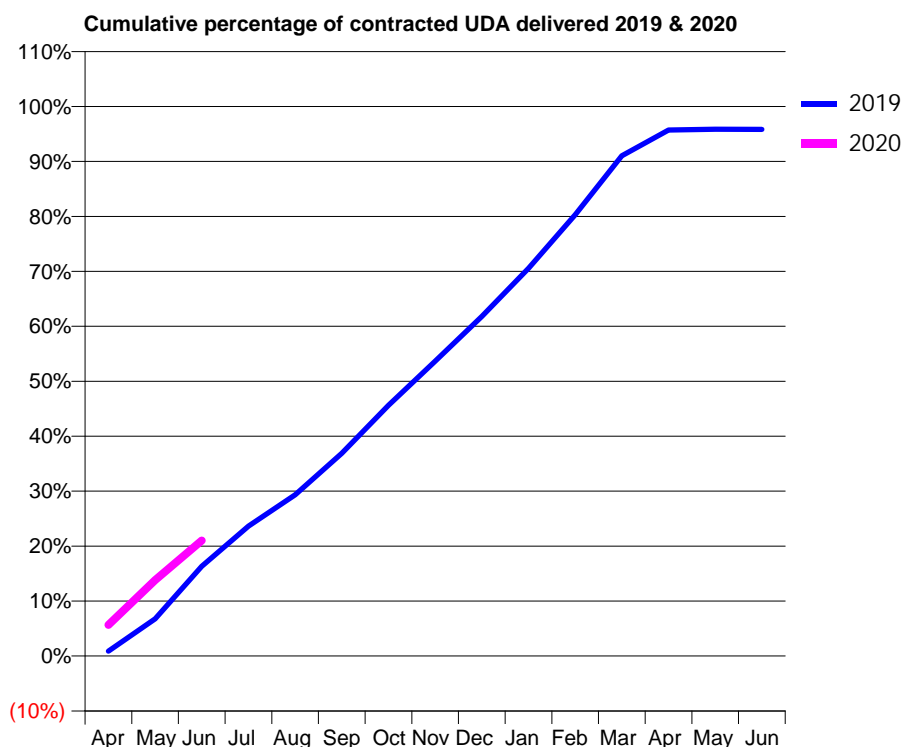
19/20 Contracted general activity (UDA)	18,750
Carry forward general activity (UDA)	0
19/20 Contracted orthodontic activity (UOA)	0
Carry forward orthodontic activity (UOA)	0
Baseline contract value	£582,138.14

ACCESS*

Patients seen in 24 months	Total	Change since previous quarter
Quarter ending June 2018	6,820	
Quarter ending September 2018	7,013	↑
Quarter ending December 2018	7,695	↑
Quarter ending March 2019	8,286	↑
Quarter ending June 2019	8,797	↑
Variance since June 2018	29.0%	↑



ACTIVITY



Month	Adjusted Scheduled Activity (UDA)	
	2019	2020
April	166	1,063
May	1,270	2,591
June	3,058	3,945
July	4,432	
August	5,501	
September	6,915	
October	8,557	
November	10,062	
December	11,581	
January	13,230	
February	15,057	
March	17,067	
April	17,945	
May	17,969	
June	17,966	

QUALITY

	Quantity	Base Number	Contract	AT	Region	England
% of FP17s for the same patient ID Re-attending within 3 months - Children	46	907	5.1%	9.4%	12.1%	11.4%
% of FP17s for the same patient ID Re-attending within 3 months - Adults	257	2,069	12.4%	13.4%	15.6%	15.4%
% of FP17s for the same patient ID Re-attending between 3 & 9 months - Children	501	907	55.2%	61.9%	61.2%	59.8%
% of FP17s for the same patient ID Re-attending between 3 & 9 months - Adults	955	2,069	46.2%	56.5%	54.5%	52.1%
% of FP17s for Band 1 Urgent Courses	128	2,224	5.8%	7.6%	9.1%	9.2%
% of FP17s Relating to Free Repair or Replacements	22	2,224	1.0%	1.2%	1.0%	0.7%
% of FP17s Relating to Continuations	34	2,224	1.5%	1.1%	1.0%	0.8%
% of Patients satisfied with the dentistry they have received	5	5	N/A	96.0%	94.2%	93.4%
% of Patients satisfied with the time they had to wait for an appointment	4	5	N/A	87.6%	88.4%	87.6%

* This is based on patients treated on this contract for their most recent course of treatment.

Figures in italics indicate the base number of FP17s or Patient Questionnaire responses are less than 100. N/A is shown where the base number of responses is less than 10 during the period. % is calculated as Quantity/Base number*100

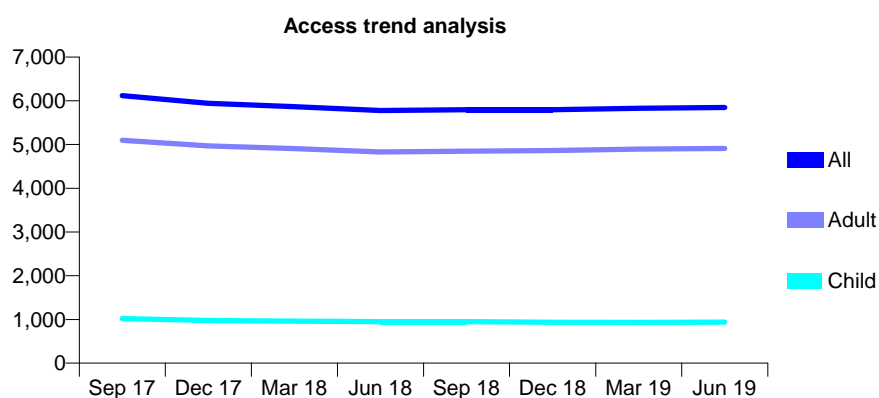
Q51 - Vital Signs At a Glance Contract Report for 725005/0002 - June 2019

Name or company name	A J Cale Limited
Contract type name	GDS Contract
Purpose of contract	General
Contract start date	01/06/2015
Contract end date	

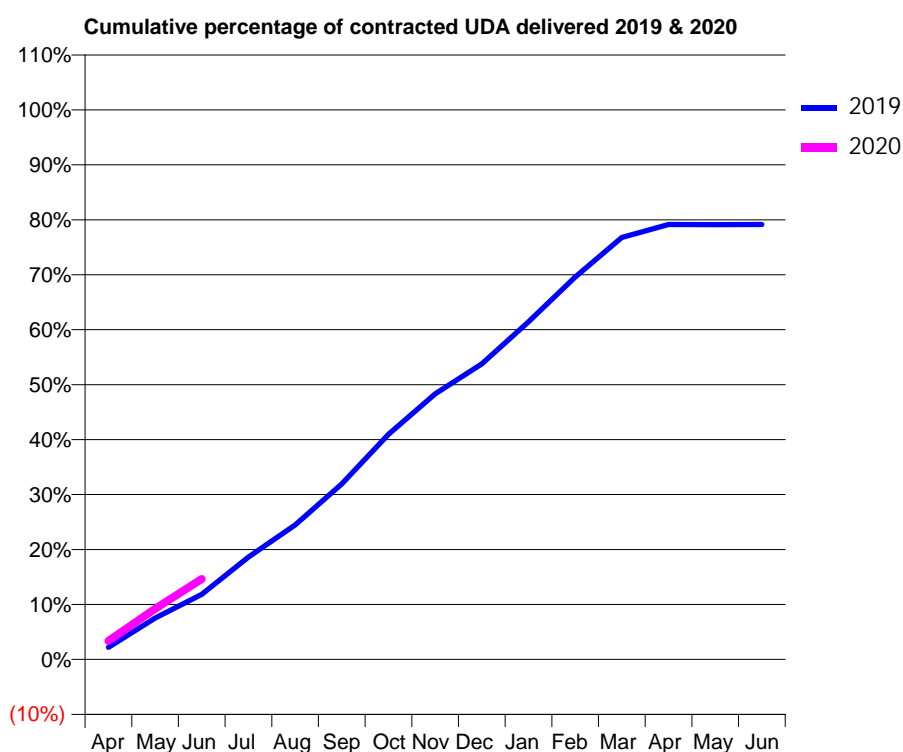
19/20 Contracted general activity (UDA)	20,350
Carry forward general activity (UDA)	0
19/20 Contracted orthodontic activity (UOA)	0
Carry forward orthodontic activity (UOA)	0
Baseline contract value	£583,985.62

ACCESS*

Patients seen in 24 months	Total	Change since previous quarter
Quarter ending June 2018	5,778	
Quarter ending September 2018	5,798	→
Quarter ending December 2018	5,797	→
Quarter ending March 2019	5,830	→
Quarter ending June 2019	5,845	→
Variance since June 2018	1.2%	→



ACTIVITY



Month	2019	2020
April	446	685
May	1,534	1,880
June	2,410	2,980
July	3,789	
August	4,981	
September	6,500	
October	8,336	
November	9,835	
December	10,948	
January	12,502	
February	14,160	
March	15,630	
April	16,105	
May	16,102	
June	16,105	

QUALITY

	Quantity	Base Number	Contract	AT	Region	England
% of FP17s for the same patient ID Re-attending within 3 months - Children	10	281	3.6%	9.4%	12.1%	11.4%
% of FP17s for the same patient ID Re-attending within 3 months - Adults	226	1,482	15.2%	13.4%	15.6%	15.4%
% of FP17s for the same patient ID Re-attending between 3 & 9 months - Children	177	281	63.0%	61.9%	61.2%	59.8%
% of FP17s for the same patient ID Re-attending between 3 & 9 months - Adults	720	1,482	48.6%	56.5%	54.5%	52.1%
% of FP17s for Band 1 Urgent Courses	116	1,514	7.7%	7.6%	9.1%	9.2%
% of FP17s Relating to Free Repair or Replacements	41	1,514	2.7%	1.2%	1.0%	0.7%
% of FP17s Relating to Continuations	20	1,514	1.3%	1.1%	1.0%	0.8%
% of Patients satisfied with the dentistry they have received	1	1	N/A	96.0%	94.2%	93.4%
% of Patients satisfied with the time they had to wait for an appointment	1	1	N/A	87.6%	88.4%	87.6%

* This is based on patients treated on this contract for their most recent course of treatment. Figures in italics indicate the base number of FP17s or Patient Questionnaire responses are less than 100. N/A is shown where the base number of responses is less than 10 during the period. % is calculated as Quantity/Base number*100

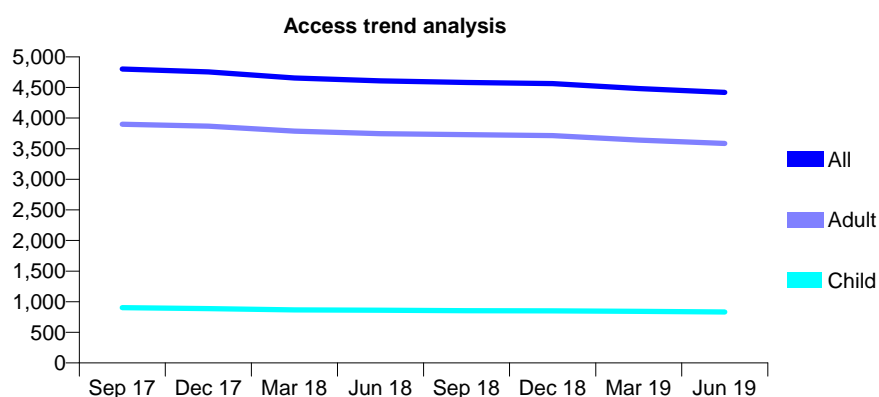
Q51 - Vital Signs At a Glance Contract Report for 725900/0001 - June 2019

Name or company name	F P Dental
Contract type name	GDS Contract
Purpose of contract	General
Contract start date	01/04/2009
Contract end date	

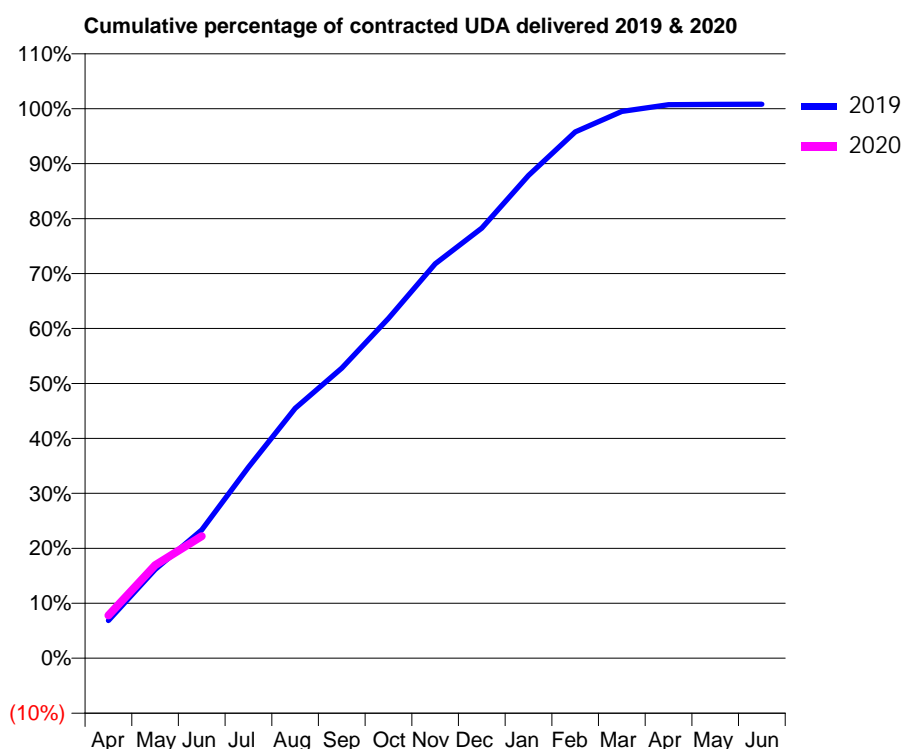
19/20 Contracted general activity (UDA)	13,301
Carry forward general activity (UDA)	0
19/20 Contracted orthodontic activity (UOA)	0
Carry forward orthodontic activity (UOA)	0
Baseline contract value	£381,701.55

ACCESS*

Patients seen in 24 months	Total	Change since previous quarter
Quarter ending June 2018	4,607	
Quarter ending September 2018	4,581	→
Quarter ending December 2018	4,564	→
Quarter ending March 2019	4,483	↓
Quarter ending June 2019	4,420	↓
Variance since June 2018	(4.1%)	↓



ACTIVITY



Adjusted Scheduled Activity (UDA)		
Month	2019	2020
April	912	1,036
May	2,149	2,253
June	3,107	2,956
July	4,623	
August	6,051	
September	7,021	
October	8,226	
November	9,545	
December	10,412	
January	11,683	
February	12,737	
March	13,235	
April	13,397	
May	13,402	
June	13,405	

QUALITY

	Quantity	Base Number	Contract	AT	Region	England
% of FP17s for the same patient ID Re-attending within 3 months - Children	25	364	6.9%	9.4%	12.1%	11.4%
% of FP17s for the same patient ID Re-attending within 3 months - Adults	83	1,269	6.5%	13.4%	15.6%	15.4%
% of FP17s for the same patient ID Re-attending between 3 & 9 months - Children	267	364	73.4%	61.9%	61.2%	59.8%
% of FP17s for the same patient ID Re-attending between 3 & 9 months - Adults	950	1,269	74.9%	56.5%	54.5%	52.1%
% of FP17s for Band 1 Urgent Courses	41	1,529	2.7%	7.6%	9.1%	9.2%
% of FP17s Relating to Free Repair or Replacements	5	1,529	0.3%	1.2%	1.0%	0.7%
% of FP17s Relating to Continuations	8	1,529	0.5%	1.1%	1.0%	0.8%
% of Patients satisfied with the dentistry they have received	3	3	N/A	96.0%	94.2%	93.4%
% of Patients satisfied with the time they had to wait for an appointment	3	3	N/A	87.6%	88.4%	87.6%

* This is based on patients treated on this contract for their most recent course of treatment. Figures in italics indicate the base number of FP17s or Patient Questionnaire responses are less than 100. N/A is shown where the base number of responses is less than 10 during the period. % is calculated as Quantity/Base number*100

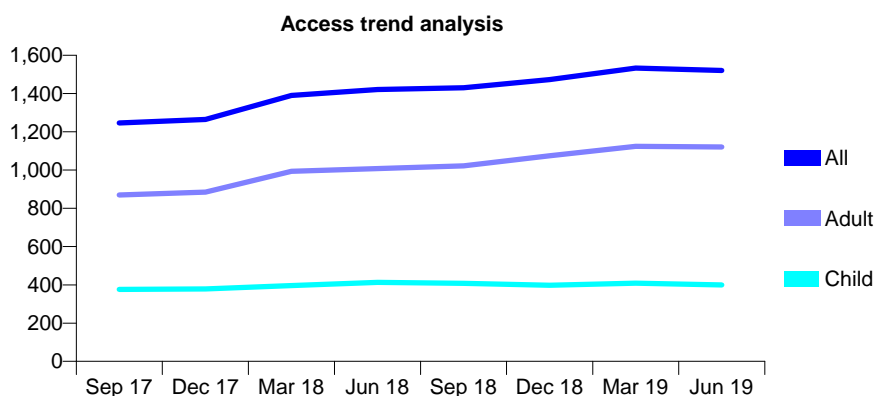
Q51 - Vital Signs At a Glance Contract Report for 725943/0001 - June 2019

Name or company name	Mr D Leung
Contract type name	GDS Contract
Purpose of contract	General
Contract start date	01/04/2006
Contract end date	

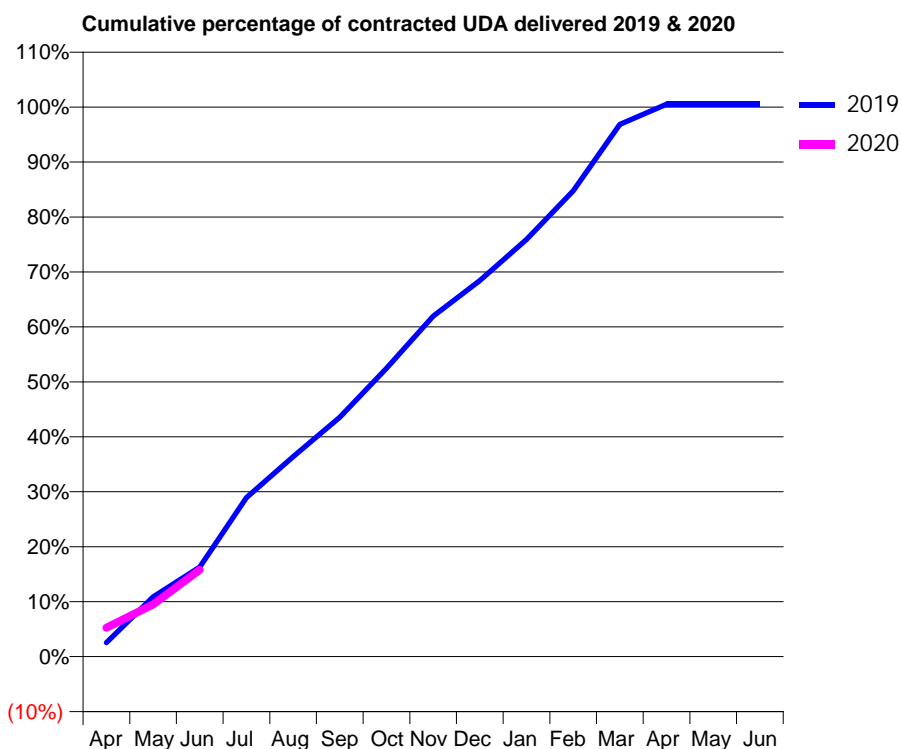
19/20 Contracted general activity (UDA)	4,996
Carry forward general activity (UDA)	0
19/20 Contracted orthodontic activity (UOA)	0
Carry forward orthodontic activity (UOA)	0
Baseline contract value	£164,200.35

ACCESS*

Patients seen in 24 months	Total	Change since previous quarter
Quarter ending June 2018	1,421	
Quarter ending September 2018	1,430	→
Quarter ending December 2018	1,473	↑
Quarter ending March 2019	1,533	↑
Quarter ending June 2019	1,521	→
Variance since June 2018	7.0%	↑



ACTIVITY



Month	Adjusted Scheduled Activity (UDA)	
	2019	2020
April	127	262
May	544	474
June	814	790
July	1,446	
August	1,818	
September	2,176	
October	2,621	
November	3,096	
December	3,418	
January	3,792	
February	4,235	
March	4,837	
April	5,021	
May	5,021	
June	5,021	

QUALITY

	Quantity	Base Number	Contract	AT	Region	England
% of FP17s for the same patient ID Re-attending within 3 months - Children	8	181	4.4%	9.4%	12.1%	11.4%
% of FP17s for the same patient ID Re-attending within 3 months - Adults	35	362	9.7%	13.4%	15.6%	15.4%
% of FP17s for the same patient ID Re-attending between 3 & 9 months - Children	149	181	82.3%	61.9%	61.2%	59.8%
% of FP17s for the same patient ID Re-attending between 3 & 9 months - Adults	269	362	74.3%	56.5%	54.5%	52.1%
% of FP17s for Band 1 Urgent Courses	24	460	5.2%	7.6%	9.1%	9.2%
% of FP17s Relating to Free Repair or Replacements	11	460	2.4%	1.2%	1.0%	0.7%
% of FP17s Relating to Continuations	6	460	1.3%	1.1%	1.0%	0.8%
% of Patients satisfied with the dentistry they have received	2	2	N/A	96.0%	94.2%	93.4%
% of Patients satisfied with the time they had to wait for an appointment	2	2	N/A	87.6%	88.4%	87.6%

* This is based on patients treated on this contract for their most recent course of treatment. Figures in italics indicate the base number of FP17s or Patient Questionnaire responses are less than 100. N/A is shown where the base number of responses is less than 10 during the period. % is calculated as Quantity/Base number*100

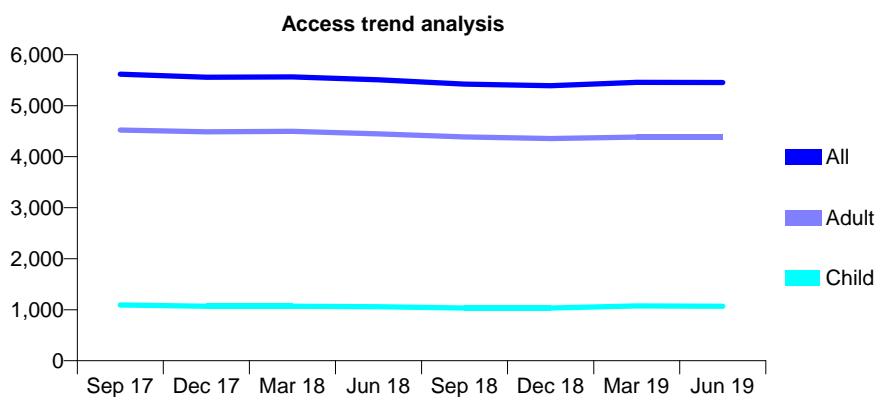
Q51 - Vital Signs At a Glance Contract Report for 730718/0001 - June 2019

Name or company name	Shelswell Dental Practice Limited
Contract type name	GDS Contract
Purpose of contract	General
Contract start date	01/04/2006
Contract end date	

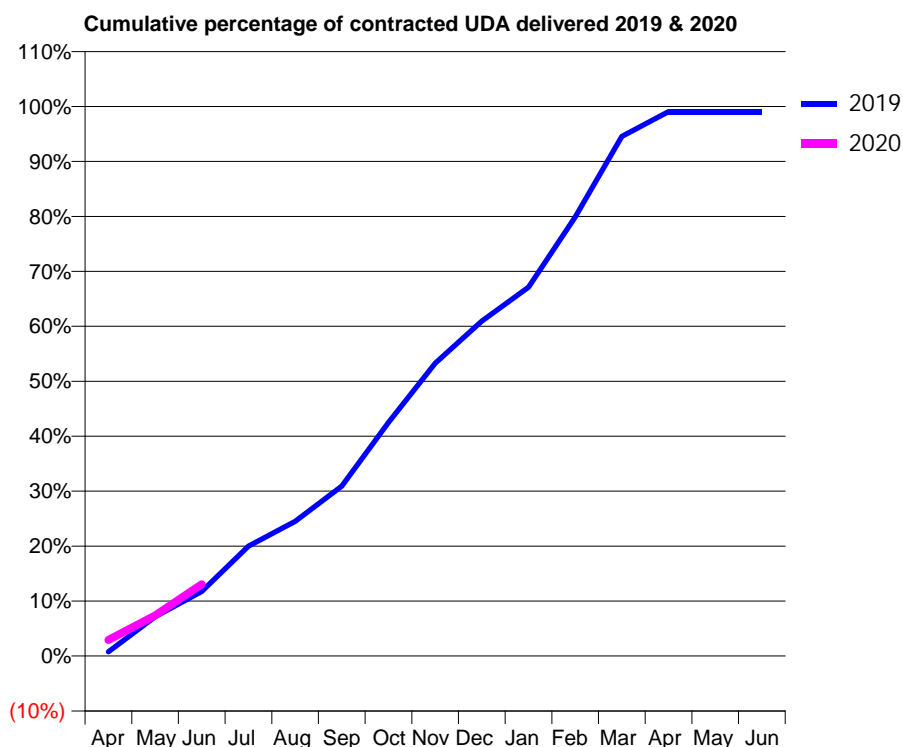
19/20 Contracted general activity (UDA)	19,806
Carry forward general activity (UDA)	0
19/20 Contracted orthodontic activity (UOA)	0
Carry forward orthodontic activity (UOA)	0
Baseline contract value	£580,232.20

ACCESS*

Patients seen in 24 months	Total	Change since previous quarter
Quarter ending June 2018	5,506	
Quarter ending September 2018	5,424	↓
Quarter ending December 2018	5,392	→
Quarter ending March 2019	5,458	→
Quarter ending June 2019	5,454	→
Variance since June 2018	(0.9%)	→



ACTIVITY



Month	Adjusted Scheduled Activity (UDA)	
	2019	2020
April	149	580
May	1,418	1,465
June	2,328	2,587
July	3,960	
August	4,857	
September	6,126	
October	8,419	
November	10,553	
December	12,071	
January	13,290	
February	15,823	
March	18,727	
April	19,622	
May	19,620	
June	19,616	

QUALITY

	Quantity	Base Number	Contract	AT	Region	England
% of FP17s for the same patient ID Re-attending within 3 months - Children	34	344	9.9%	9.4%	12.1%	11.4%
% of FP17s for the same patient ID Re-attending within 3 months - Adults	268	1,277	21.0%	13.4%	15.6%	15.4%
% of FP17s for the same patient ID Re-attending between 3 & 9 months - Children	216	344	62.8%	61.9%	61.2%	59.8%
% of FP17s for the same patient ID Re-attending between 3 & 9 months - Adults	629	1,277	49.3%	56.5%	54.5%	52.1%
% of FP17s for Band 1 Urgent Courses	115	1,257	9.1%	7.6%	9.1%	9.2%
% of FP17s Relating to Free Repair or Replacements	73	1,257	5.8%	1.2%	1.0%	0.7%
% of FP17s Relating to Continuations	67	1,257	5.3%	1.1%	1.0%	0.8%
% of Patients satisfied with the dentistry they have received	4	5	N/A	96.0%	94.2%	93.4%
% of Patients satisfied with the time they had to wait for an appointment	4	5	N/A	87.6%	88.4%	87.6%

* This is based on patients treated on this contract for their most recent course of treatment. Figures in italics indicate the base number of FP17s or Patient Questionnaire responses are less than 100. N/A is shown where the base number of responses is less than 10 during the period. % is calculated as Quantity/Base number*100

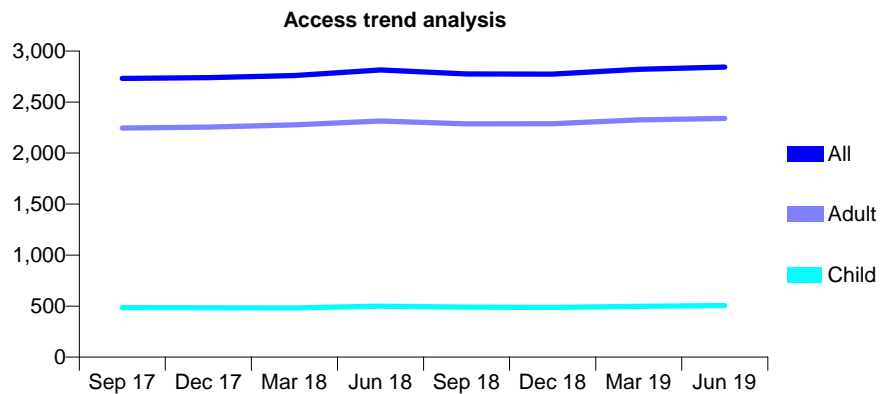
Q51 - Vital Signs At a Glance Contract Report for 740497/0001 - June 2019

Name or company name	MR JM BURNHAM
Contract type name	GDS Contract
Purpose of contract	General
Contract start date	01/04/2006
Contract end date	

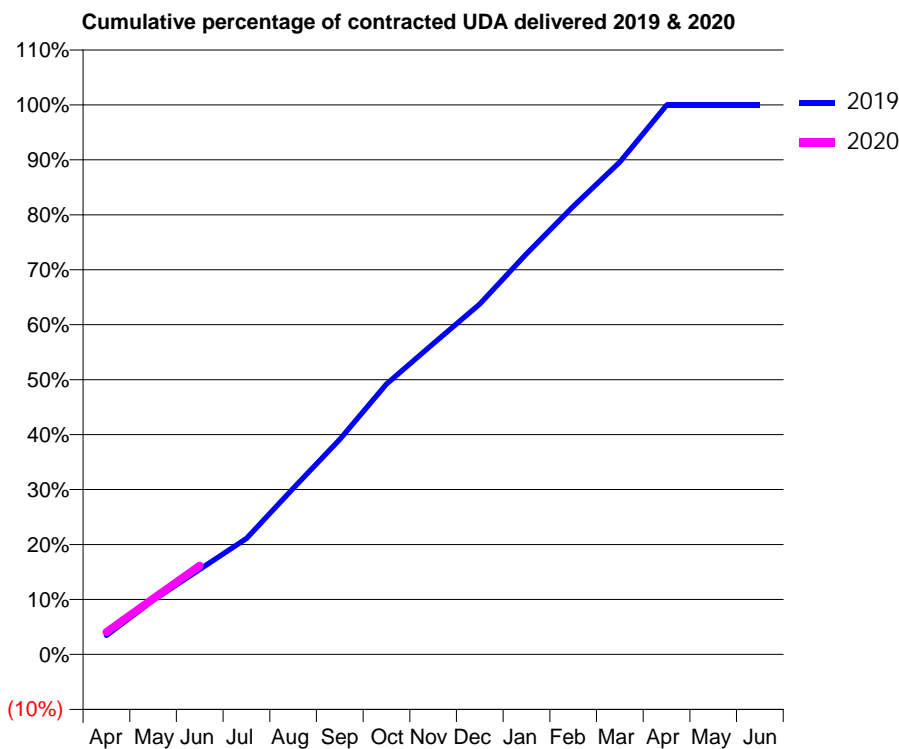
19/20 Contracted general activity (UDA)	8,232
Carry forward general activity (UDA)	0
19/20 Contracted orthodontic activity (UOA)	0
Carry forward orthodontic activity (UOA)	0
Baseline contract value	£213,506.56

ACCESS*

Patients seen in 24 months	Total	Change since previous quarter
Quarter ending June 2018	2,815	
Quarter ending September 2018	2,776	↓
Quarter ending December 2018	2,775	→
Quarter ending March 2019	2,822	→
Quarter ending June 2019	2,844	→
Variance since June 2018	1.0%	→



ACTIVITY



Month	2019	2020
April	284	336
May	812	837
June	1,275	1,329
July	1,737	
August	2,489	
September	3,222	
October	4,049	
November	4,655	
December	5,250	
January	6,002	
February	6,711	
March	7,377	
April	8,226	
May	8,226	
June	8,226	

QUALITY

	Quantity	Base Number	Contract	AT	Region	England
% of FP17s for the same patient ID Re-attending within 3 months - Children	6	193	3.1%	9.4%	12.1%	11.4%
% of FP17s for the same patient ID Re-attending within 3 months - Adults	136	861	15.8%	13.4%	15.6%	15.4%
% of FP17s for the same patient ID Re-attending between 3 & 9 months - Children	99	193	51.3%	61.9%	61.2%	59.8%
% of FP17s for the same patient ID Re-attending between 3 & 9 months - Adults	479	861	55.6%	56.5%	54.5%	52.1%
% of FP17s for Band 1 Urgent Courses	47	671	7.0%	7.6%	9.1%	9.2%
% of FP17s Relating to Free Repair or Replacements	4	671	0.6%	1.2%	1.0%	0.7%
% of FP17s Relating to Continuations	7	671	1.0%	1.1%	1.0%	0.8%
% of Patients satisfied with the dentistry they have received	0	0	N/A	96.0%	94.2%	93.4%
% of Patients satisfied with the time they had to wait for an appointment	0	0	N/A	87.6%	88.4%	87.6%

* This is based on patients treated on this contract for their most recent course of treatment. Figures in italics indicate the base number of FP17s or Patient Questionnaire responses are less than 100. N/A is shown where the base number of responses is less than 10 during the period. % is calculated as Quantity/Base number*100

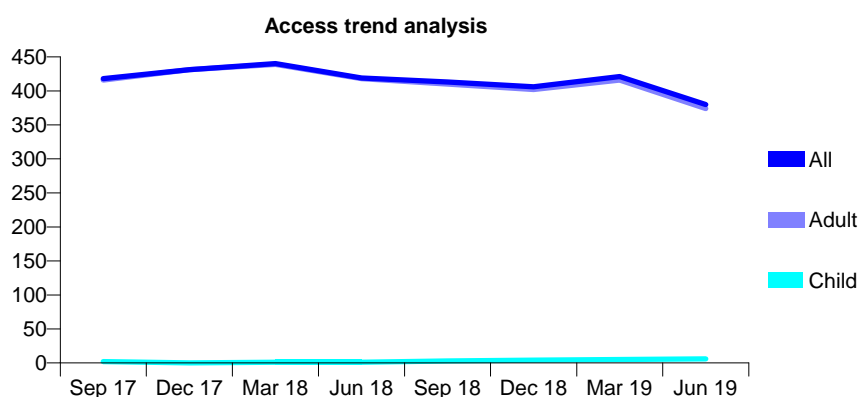
Q51 - Vital Signs At a Glance Contract Report for 748803/0001 - June 2019

Name or company name	MR TA DYER
Contract type name	PDS Contract
Purpose of contract	General
Contract start date	01/04/2007
Contract end date	31/03/2020

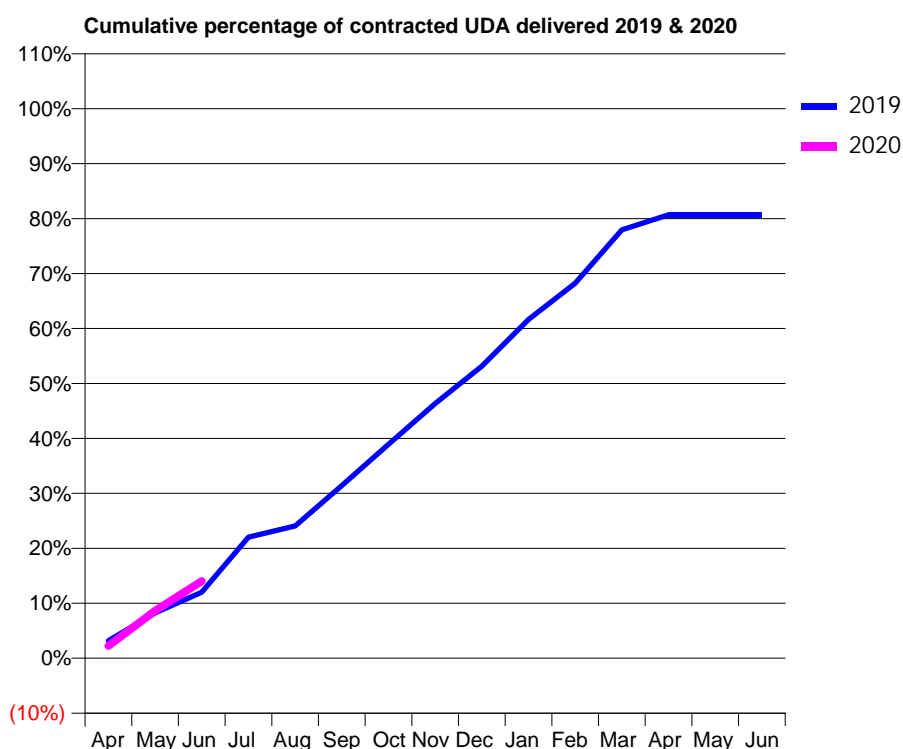
19/20 Contracted general activity (UDA)	3,963
Carry forward general activity (UDA)	0
19/20 Contracted orthodontic activity (UOA)	0
Carry forward orthodontic activity (UOA)	0
Baseline contract value	£172,163.44

ACCESS*

Patients seen in 24 months	Total	Change since previous quarter
Quarter ending June 2018	419	
Quarter ending September 2018	413	↓
Quarter ending December 2018	406	↓
Quarter ending March 2019	421	↑
Quarter ending June 2019	380	↓
Variance since June 2018	(9.3%)	↓



ACTIVITY



Month	2019	2020
April	126	90
May	327	343
June	477	556
July	873	
August	954	
September	1,245	
October	1,542	
November	1,836	
December	2,106	
January	2,443	
February	2,705	
March	3,089	
April	3,197	
May	3,197	
June	3,197	

QUALITY

	Quantity	Base Number	Contract	AT	Region	England
% of FP17s for the same patient ID Re-attending within 3 months - Children	1	6	16.7%	9.4%	12.1%	11.4%
% of FP17s for the same patient ID Re-attending within 3 months - Adults	55	219	25.1%	13.4%	15.6%	15.4%
% of FP17s for the same patient ID Re-attending between 3 & 9 months - Children	0	6	0.0%	61.9%	61.2%	59.8%
% of FP17s for the same patient ID Re-attending between 3 & 9 months - Adults	9	219	4.1%	56.5%	54.5%	52.1%
% of FP17s for Band 1 Urgent Courses	1	186	0.5%	7.6%	9.1%	9.2%
% of FP17s Relating to Free Repair or Replacements	0	186	0.0%	1.2%	1.0%	0.7%
% of FP17s Relating to Continuations	0	186	0.0%	1.1%	1.0%	0.8%
% of Patients satisfied with the dentistry they have received	0	0	N/A	96.0%	94.2%	93.4%
% of Patients satisfied with the time they had to wait for an appointment	0	0	N/A	87.6%	88.4%	87.6%

* This is based on patients treated on this contract for their most recent course of treatment.

Figures in italics indicate the base number of FP17s or Patient Questionnaire responses are less than 100. N/A is shown where the base number of responses is less than 10 during the period. % is calculated as Quantity/Base number*100

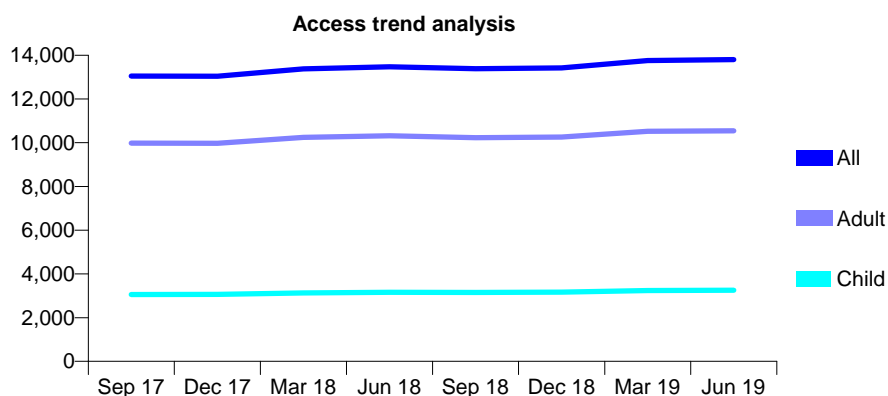
Q51 - Vital Signs At a Glance Contract Report for 749338/0001 - June 2019

Name or company name	Taptonville House Limited
Contract type name	GDS Contract
Purpose of contract	General
Contract start date	01/04/2006
Contract end date	

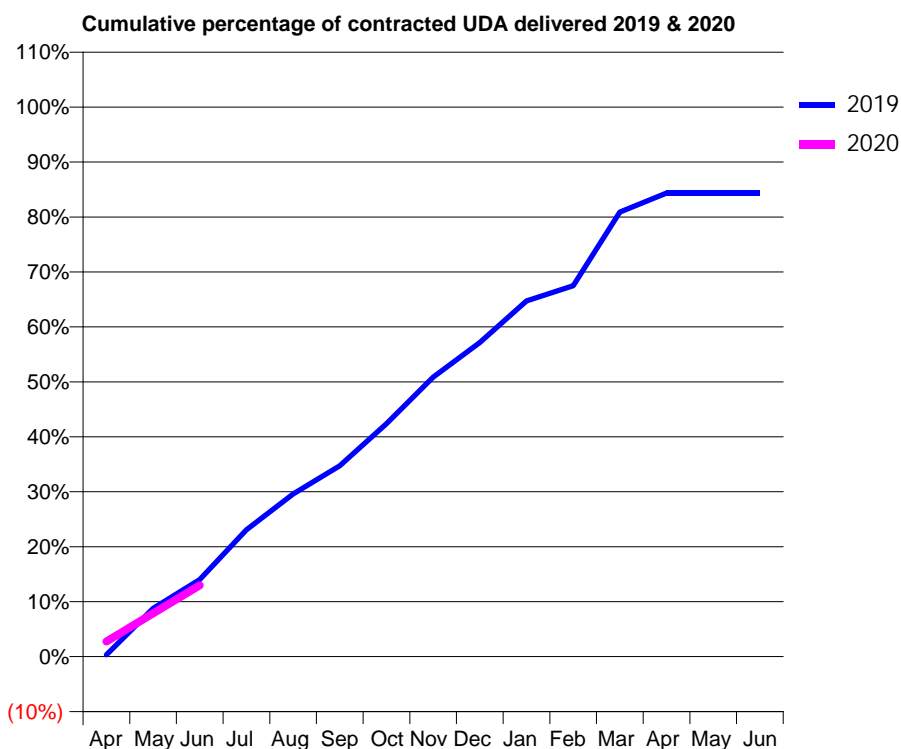
19/20 Contracted general activity (UDA)	42,313
Carry forward general activity (UDA)	0
19/20 Contracted orthodontic activity (UOA)	0
Carry forward orthodontic activity (UOA)	0
Baseline contract value	£1,310,128.01

ACCESS*

Patients seen in 24 months	Total	Change since previous quarter
Quarter ending June 2018	13,473	
Quarter ending September 2018	13,387	→
Quarter ending December 2018	13,422	→
Quarter ending March 2019	13,758	↑
Quarter ending June 2019	13,803	→
Variance since June 2018	2.4%	↑



ACTIVITY



Month	Adjusted Scheduled Activity (UDA)	
	2019	2020
April	138	1,169
May	3,717	3,334
June	5,945	5,484
July	9,772	
August	12,532	
September	14,701	
October	17,934	
November	21,530	
December	24,189	
January	27,394	
February	28,558	
March	34,230	
April	35,699	
May	35,693	
June	35,692	

QUALITY

	Quantity	Base Number	Contract	AT	Region	England
% of FP17s for the same patient ID Re-attending within 3 months - Children	65	1,126	5.8%	9.4%	12.1%	11.4%
% of FP17s for the same patient ID Re-attending within 3 months - Adults	525	3,475	15.1%	13.4%	15.6%	15.4%
% of FP17s for the same patient ID Re-attending between 3 & 9 months - Children	827	1,126	73.4%	61.9%	61.2%	59.8%
% of FP17s for the same patient ID Re-attending between 3 & 9 months - Adults	2,152	3,475	61.9%	56.5%	54.5%	52.1%
% of FP17s for Band 1 Urgent Courses	347	3,577	9.7%	7.6%	9.1%	9.2%
% of FP17s Relating to Free Repair or Replacements	46	3,577	1.3%	1.2%	1.0%	0.7%
% of FP17s Relating to Continuations	17	3,577	0.5%	1.1%	1.0%	0.8%
% of Patients satisfied with the dentistry they have received	13	13	100.0%	96.0%	94.2%	93.4%
% of Patients satisfied with the time they had to wait for an appointment	10	13	76.9%	87.6%	88.4%	87.6%

* This is based on patients treated on this contract for their most recent course of treatment. Figures in italics indicate the base number of FP17s or Patient Questionnaire responses are less than 100. N/A is shown where the base number of responses is less than 10 during the period. % is calculated as Quantity/Base number*100

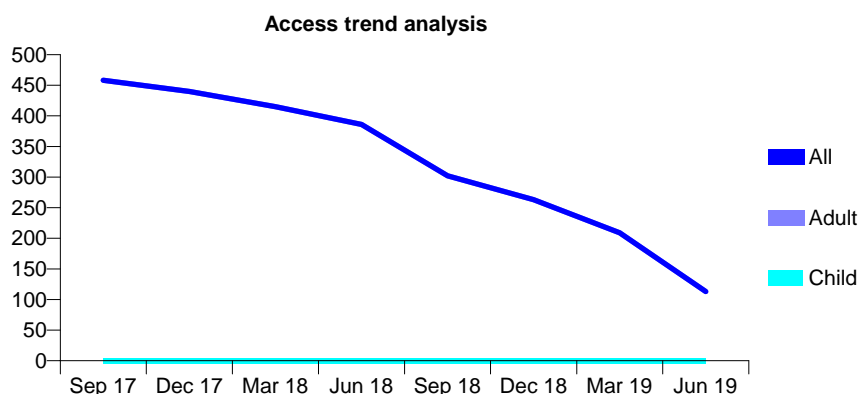
Q51 - Vital Signs At a Glance Contract Report for 749338/0002 - June 2019

Name or company name	Taptonville House Limited
Contract type name	GDS Contract
Purpose of contract	General
Contract start date	01/02/2008
Contract end date	

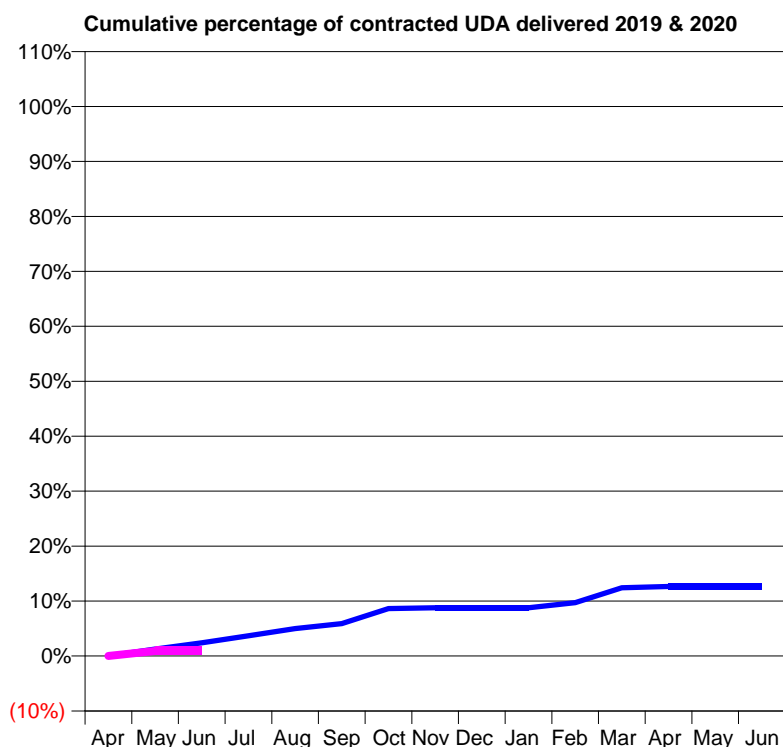
19/20 Contracted general activity (UDA)	1,322
Carry forward general activity (UDA)	0
19/20 Contracted orthodontic activity (UOA)	0
Carry forward orthodontic activity (UOA)	0
Baseline contract value	£56,534.08

ACCESS*

Patients seen in 24 months	Total	Change since previous quarter
Quarter ending June 2018	386	
Quarter ending September 2018	302	↓
Quarter ending December 2018	263	↓
Quarter ending March 2019	209	↓
Quarter ending June 2019	113	↓
Variance since June 2018	(70.7%)	↓



ACTIVITY



Month	Adjusted Scheduled Activity (UDA)	
	2019	2020
April	0	0
May	17	12
June	32	12
July	49	
August	66	
September	78	
October	114	
November	116	
December	116	
January	116	
February	128	
March	164	
April	167	
May	167	
June	167	

QUALITY

	Quantity	Base Number	Contract	AT	Region	England
% of FP17s for the same patient ID Re-attending within 3 months - Children	0	0	N/A	9.4%	12.1%	11.4%
% of FP17s for the same patient ID Re-attending within 3 months - Adults	0	3	0.0%	13.4%	15.6%	15.4%
% of FP17s for the same patient ID Re-attending between 3 & 9 months - Children	0	0	N/A	61.9%	61.2%	59.8%
% of FP17s for the same patient ID Re-attending between 3 & 9 months - Adults	0	3	0.0%	56.5%	54.5%	52.1%
% of FP17s for Band 1 Urgent Courses	0	2	0.0%	7.6%	9.1%	9.2%
% of FP17s Relating to Free Repair or Replacements	0	2	0.0%	1.2%	1.0%	0.7%
% of FP17s Relating to Continuations	0	2	0.0%	1.1%	1.0%	0.8%
% of Patients satisfied with the dentistry they have received	0	0	N/A	96.0%	94.2%	93.4%
% of Patients satisfied with the time they had to wait for an appointment	0	0	N/A	87.6%	88.4%	87.6%

* This is based on patients treated on this contract for their most recent course of treatment. Figures in italics indicate the base number of FP17s or Patient Questionnaire responses are less than 100. N/A is shown where the base number of responses is less than 10 during the period. % is calculated as Quantity/Base number*100

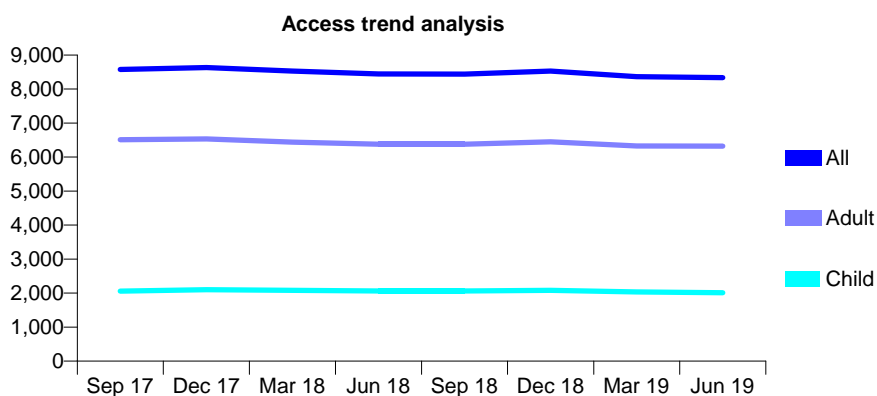
Q51 - Vital Signs At a Glance Contract Report for 803987/0001 - June 2019

Name or company name	MR JM SUMMERFIELD
Contract type name	GDS Contract
Purpose of contract	General
Contract start date	01/04/2006
Contract end date	

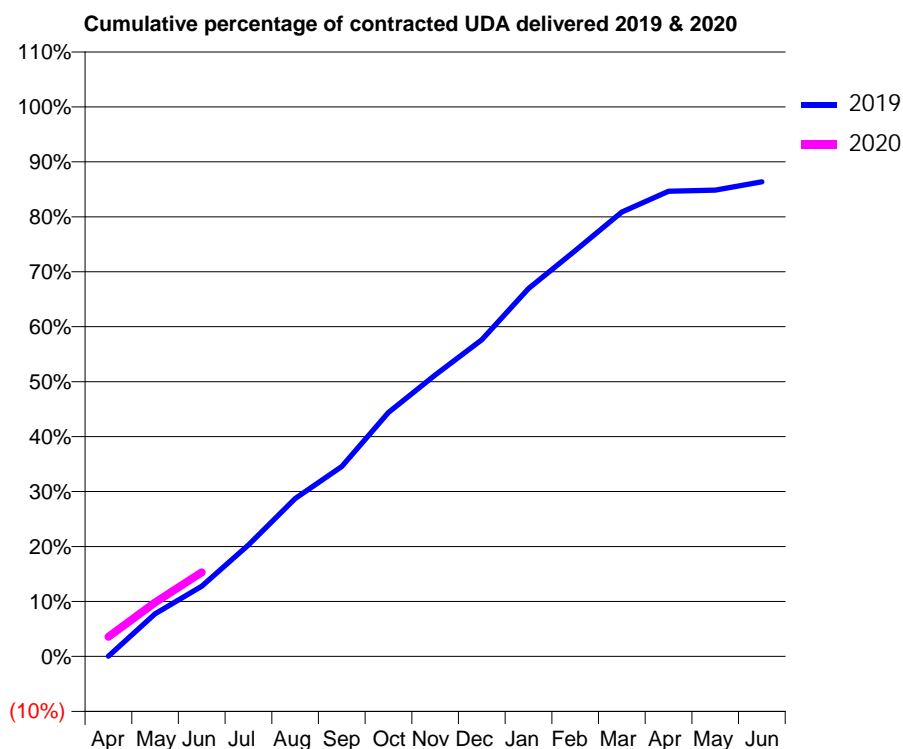
19/20 Contracted general activity (UDA)	19,605
Carry forward general activity (UDA)	0
19/20 Contracted orthodontic activity (UOA)	0
Carry forward orthodontic activity (UOA)	0
Baseline contract value	£448,359.18

ACCESS*

Patients seen in 24 months	Total	Change since previous quarter
Quarter ending June 2018	8,445	
Quarter ending September 2018	8,442	→
Quarter ending December 2018	8,529	→
Quarter ending March 2019	8,362	↓
Quarter ending June 2019	8,334	→
Variance since June 2018	(1.3%)	↓



ACTIVITY



Month	2019	2020
April	11	704
May	1,521	1,931
June	2,505	3,000
July	3,979	
August	5,635	
September	6,779	
October	8,706	
November	10,040	
December	11,295	
January	13,123	
February	14,477	
March	15,854	
April	16,590	
May	16,634	
June	16,929	

QUALITY

	Quantity	Base Number	Contract	AT	Region	England
% of FP17s for the same patient ID Re-attending within 3 months - Children	33	464	7.1%	9.4%	12.1%	11.4%
% of FP17s for the same patient ID Re-attending within 3 months - Adults	243	1,504	16.2%	13.4%	15.6%	15.4%
% of FP17s for the same patient ID Re-attending between 3 & 9 months - Children	149	464	32.1%	61.9%	61.2%	59.8%
% of FP17s for the same patient ID Re-attending between 3 & 9 months - Adults	455	1,504	30.3%	56.5%	54.5%	52.1%
% of FP17s for Band 1 Urgent Courses	578	1,552	37.2%	7.6%	9.1%	9.2%
% of FP17s Relating to Free Repair or Replacements	9	1,552	0.6%	1.2%	1.0%	0.7%
% of FP17s Relating to Continuations	7	1,552	0.5%	1.1%	1.0%	0.8%
% of Patients satisfied with the dentistry they have received	9	9	N/A	96.0%	94.2%	93.4%
% of Patients satisfied with the time they had to wait for an appointment	9	9	N/A	87.6%	88.4%	87.6%

* This is based on patients treated on this contract for their most recent course of treatment. Figures in italics indicate the base number of FP17s or Patient Questionnaire responses are less than 100. N/A is shown where the base number of responses is less than 10 during the period. % is calculated as Quantity/Base number*100

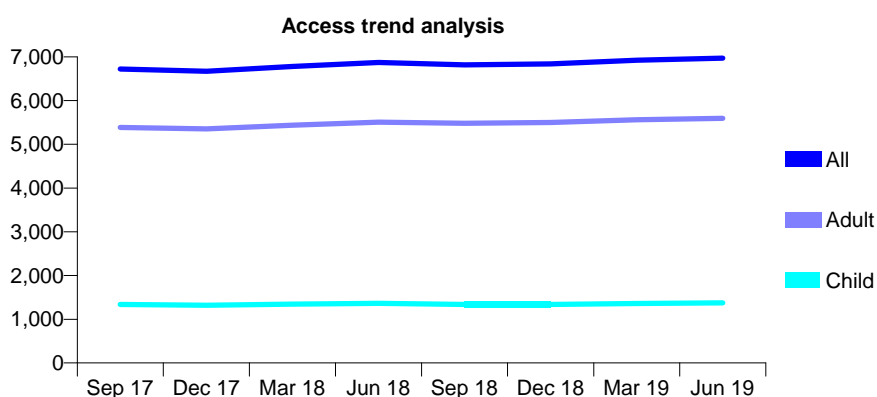
Q51 - Vital Signs At a Glance Contract Report for 813192/0001 - June 2019

Name or company name	MR WM AZAM
Contract type name	GDS Contract
Purpose of contract	General
Contract start date	01/04/2006
Contract end date	

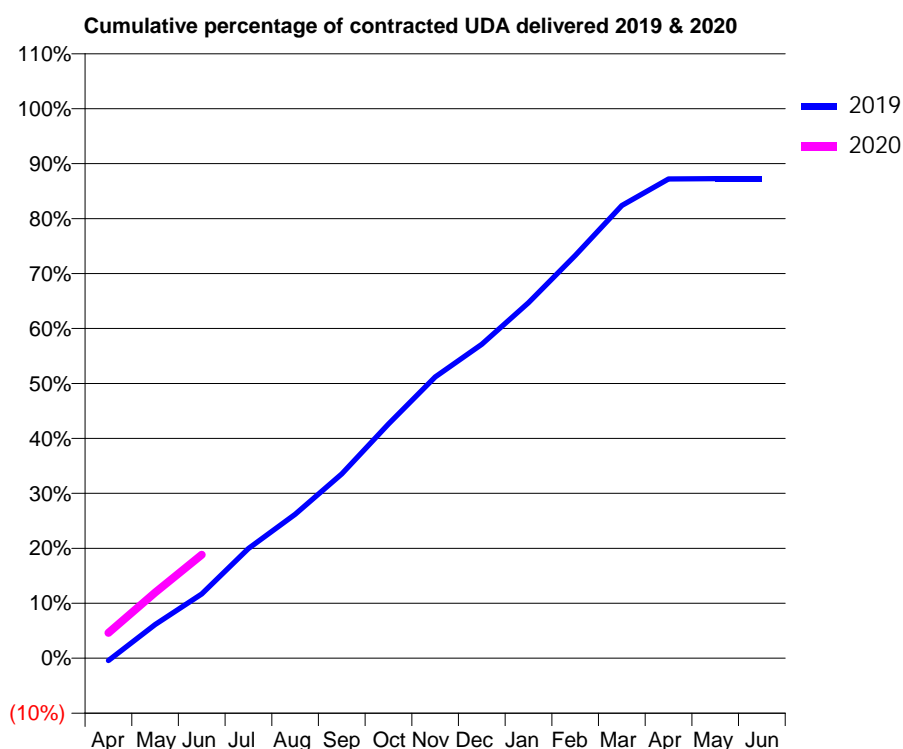
19/20 Contracted general activity (UDA)	20,808
Carry forward general activity (UDA)	0
19/20 Contracted orthodontic activity (UOA)	0
Carry forward orthodontic activity (UOA)	0
Baseline contract value	£696,127.19

ACCESS*

Patients seen in 24 months	Total	Change since previous quarter
Quarter ending June 2018	6,871	
Quarter ending September 2018	6,817	→
Quarter ending December 2018	6,839	→
Quarter ending March 2019	6,921	→
Quarter ending June 2019	6,970	→
Variance since June 2018	1.4%	→



ACTIVITY



Month	2019	2020
April	-92	960
May	1,273	2,488
June	2,436	3,916
July	4,154	
August	5,451	
September	6,974	
October	8,868	
November	10,650	
December	11,883	
January	13,457	
February	15,251	
March	17,141	
April	18,146	
May	18,162	
June	18,162	

QUALITY

	Quantity	Base Number	Contract	AT	Region	England
% of FP17s for the same patient ID Re-attending within 3 months - Children	24	503	4.8%	9.4%	12.1%	11.4%
% of FP17s for the same patient ID Re-attending within 3 months - Adults	242	1,956	12.4%	13.4%	15.6%	15.4%
% of FP17s for the same patient ID Re-attending between 3 & 9 months - Children	318	503	63.2%	61.9%	61.2%	59.8%
% of FP17s for the same patient ID Re-attending between 3 & 9 months - Adults	1,130	1,956	57.8%	56.5%	54.5%	52.1%
% of FP17s for Band 1 Urgent Courses	181	2,041	8.9%	7.6%	9.1%	9.2%
% of FP17s Relating to Free Repair or Replacements	25	2,041	1.2%	1.2%	1.0%	0.7%
% of FP17s Relating to Continuations	22	2,041	1.1%	1.1%	1.0%	0.8%
% of Patients satisfied with the dentistry they have received	4	4	N/A	96.0%	94.2%	93.4%
% of Patients satisfied with the time they had to wait for an appointment	3	4	N/A	87.6%	88.4%	87.6%

* This is based on patients treated on this contract for their most recent course of treatment. Figures in italics indicate the base number of FP17s or Patient Questionnaire responses are less than 100. N/A is shown where the base number of responses is less than 10 during the period. % is calculated as Quantity/Base number*100

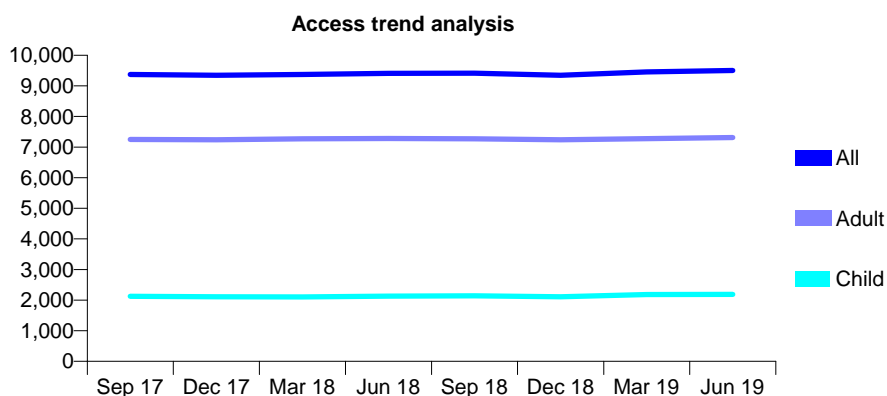
Q51 - Vital Signs At a Glance Contract Report for 813737/0001 - June 2019

Name or company name	MR KO DAVIES
Contract type name	GDS Contract
Purpose of contract	General
Contract start date	05/05/2006
Contract end date	

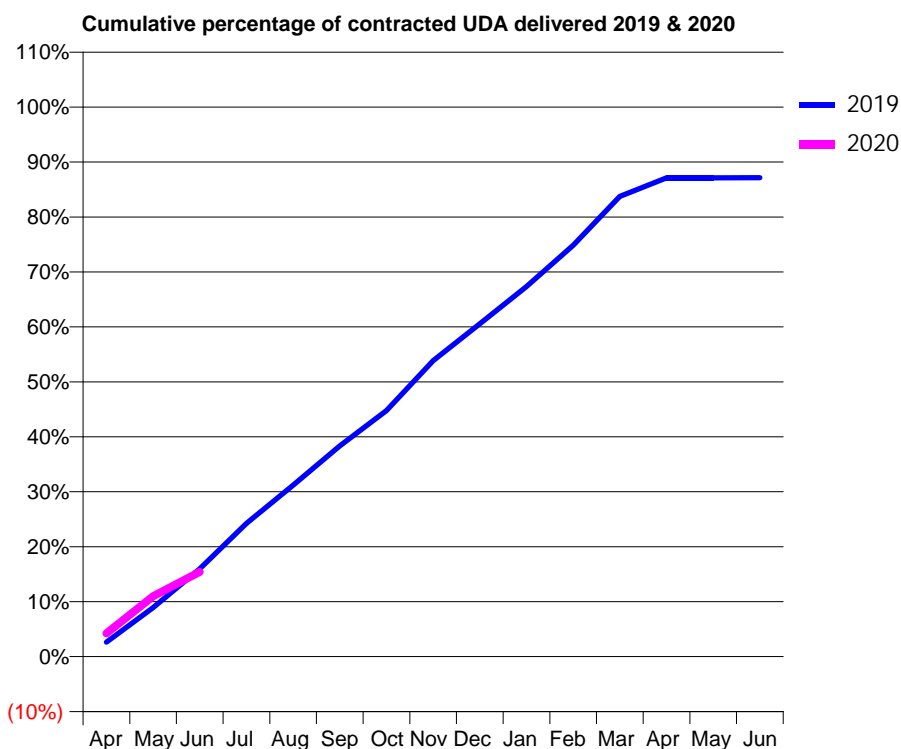
19/20 Contracted general activity (UDA)	29,000
Carry forward general activity (UDA)	0
19/20 Contracted orthodontic activity (UOA)	0
Carry forward orthodontic activity (UOA)	0
Baseline contract value	£830,499.75

ACCESS*

Patients seen in 24 months	Total	Change since previous quarter
Quarter ending June 2018	9,411	
Quarter ending September 2018	9,412	→
Quarter ending December 2018	9,348	→
Quarter ending March 2019	9,458	→
Quarter ending June 2019	9,503	→
Variance since June 2018	1.0%	→



ACTIVITY



Month	Adjusted Scheduled Activity (UDA)	
	2019	2020
April	767	1,230
May	2,585	3,192
June	4,632	4,476
July	7,032	
August	9,046	
September	11,114	
October	12,989	
November	15,622	
December	17,560	
January	19,535	
February	21,710	
March	24,285	
April	25,260	
May	25,267	
June	25,274	

QUALITY

	Quantity	Base Number	Contract	AT	Region	England
% of FP17s for the same patient ID Re-attending within 3 months - Children	62	710	8.7%	9.4%	12.1%	11.4%
% of FP17s for the same patient ID Re-attending within 3 months - Adults	382	2,313	16.5%	13.4%	15.6%	15.4%
% of FP17s for the same patient ID Re-attending between 3 & 9 months - Children	399	710	56.2%	61.9%	61.2%	59.8%
% of FP17s for the same patient ID Re-attending between 3 & 9 months - Adults	1,291	2,313	55.8%	56.5%	54.5%	52.1%
% of FP17s for Band 1 Urgent Courses	163	2,314	7.0%	7.6%	9.1%	9.2%
% of FP17s Relating to Free Repair or Replacements	76	2,314	3.3%	1.2%	1.0%	0.7%
% of FP17s Relating to Continuations	38	2,314	1.6%	1.1%	1.0%	0.8%
% of Patients satisfied with the dentistry they have received	7	7	N/A	96.0%	94.2%	93.4%
% of Patients satisfied with the time they had to wait for an appointment	6	7	N/A	87.6%	88.4%	87.6%

* This is based on patients treated on this contract for their most recent course of treatment. Figures in italics indicate the base number of FP17s or Patient Questionnaire responses are less than 100. N/A is shown where the base number of responses is less than 10 during the period. % is calculated as Quantity/Base number*100

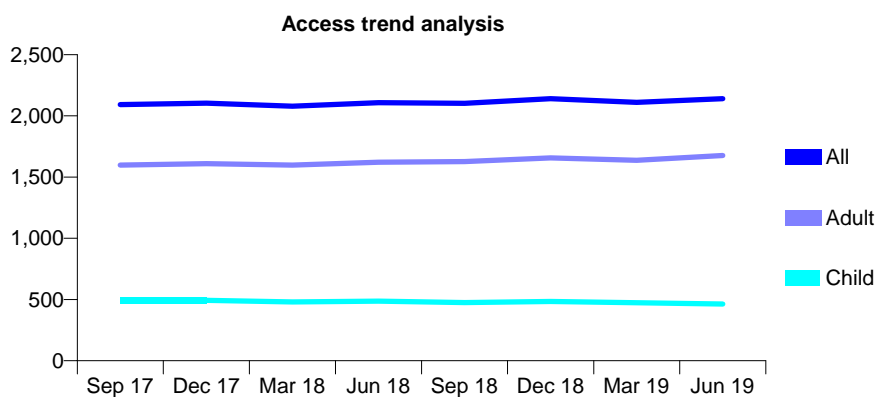
Q51 - Vital Signs At a Glance Contract Report for 82280/0001 - June 2019

Name or company name	MR RN KYNMAN
Contract type name	GDS Contract
Purpose of contract	General
Contract start date	01/04/2006
Contract end date	

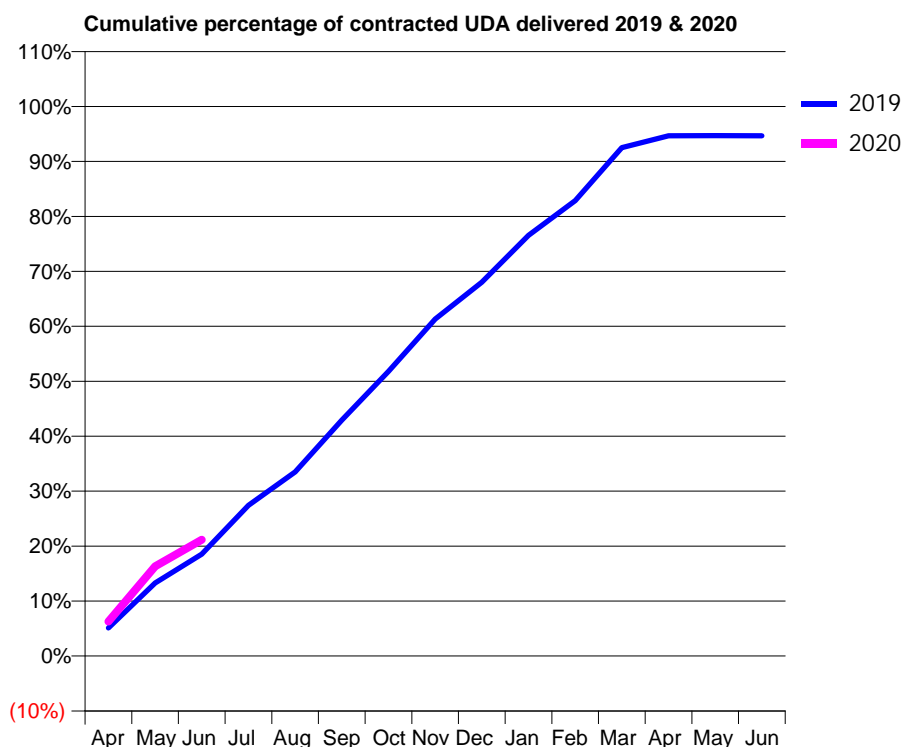
19/20 Contracted general activity (UDA)	5,711
Carry forward general activity (UDA)	0
19/20 Contracted orthodontic activity (UOA)	0
Carry forward orthodontic activity (UOA)	0
Baseline contract value	£144,576.92

ACCESS*

Patients seen in 24 months	Total	Change since previous quarter
Quarter ending June 2018	2,108	
Quarter ending September 2018	2,103	→
Quarter ending December 2018	2,140	→
Quarter ending March 2019	2,111	↓
Quarter ending June 2019	2,141	→
Variance since June 2018	1.6%	→



ACTIVITY



Month	Adjusted Scheduled Activity (UDA)	
	2019	2020
April	292	358
May	759	933
June	1,060	1,209
July	1,566	
August	1,913	
September	2,452	
October	2,958	
November	3,502	
December	3,884	
January	4,372	
February	4,732	
March	5,283	
April	5,406	
May	5,407	
June	5,406	

QUALITY

	Quantity	Base Number	Contract	AT	Region	England
% of FP17s for the same patient ID Re-attending within 3 months - Children	2	182	1.1%	9.4%	12.1%	11.4%
% of FP17s for the same patient ID Re-attending within 3 months - Adults	73	591	12.4%	13.4%	15.6%	15.4%
% of FP17s for the same patient ID Re-attending between 3 & 9 months - Children	132	182	72.5%	61.9%	61.2%	59.8%
% of FP17s for the same patient ID Re-attending between 3 & 9 months - Adults	310	591	52.5%	56.5%	54.5%	52.1%
% of FP17s for Band 1 Urgent Courses	33	689	4.8%	7.6%	9.1%	9.2%
% of FP17s Relating to Free Repair or Replacements	6	689	0.9%	1.2%	1.0%	0.7%
% of FP17s Relating to Continuations	8	689	1.2%	1.1%	1.0%	0.8%
% of Patients satisfied with the dentistry they have received	2	2	N/A	96.0%	94.2%	93.4%
% of Patients satisfied with the time they had to wait for an appointment	2	2	N/A	87.6%	88.4%	87.6%

* This is based on patients treated on this contract for their most recent course of treatment. Figures in italics indicate the base number of FP17s or Patient Questionnaire responses are less than 100. N/A is shown where the base number of responses is less than 10 during the period. % is calculated as Quantity/Base number*100

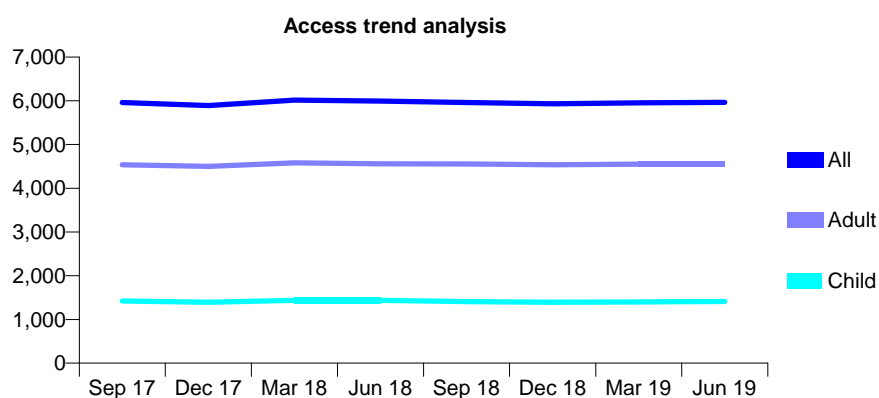
Q51 - Vital Signs At a Glance Contract Report for 822280/0002 - June 2019

Name or company name	MR RN KYNMAN
Contract type name	GDS Contract
Purpose of contract	General
Contract start date	01/04/2006
Contract end date	

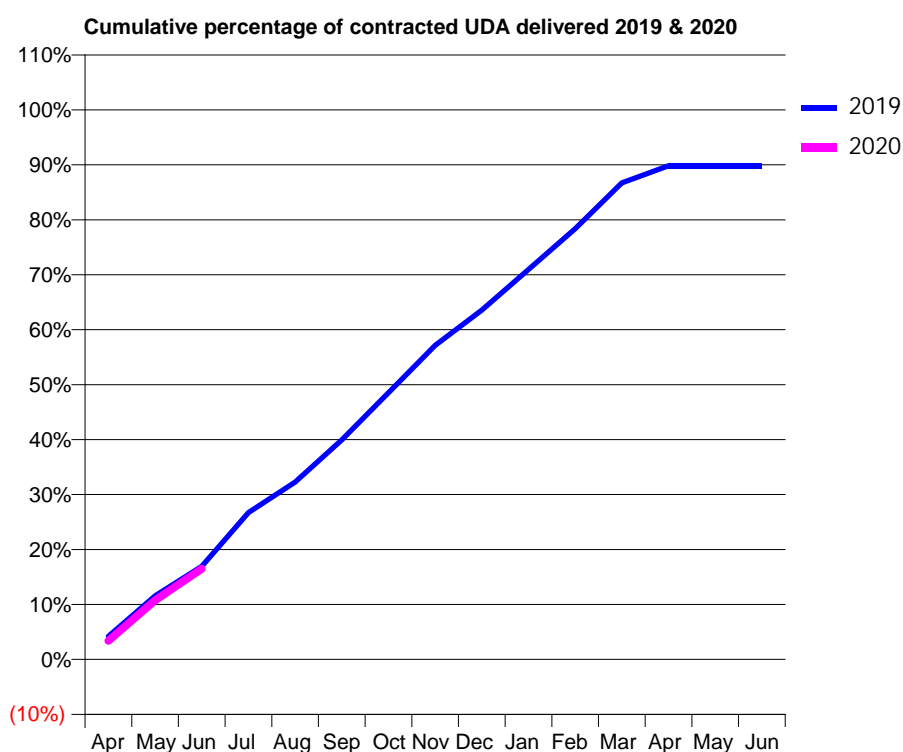
19/20 Contracted general activity (UDA)	17,470
Carry forward general activity (UDA)	0
19/20 Contracted orthodontic activity (UOA)	0
Carry forward orthodontic activity (UOA)	0
Baseline contract value	£414,187.34

ACCESS*

Patients seen in 24 months	Total	Change since previous quarter
Quarter ending June 2018	5,994	
Quarter ending September 2018	5,962	→
Quarter ending December 2018	5,930	→
Quarter ending March 2019	5,953	→
Quarter ending June 2019	5,963	→
Variance since June 2018	(0.5%)	→



ACTIVITY



Month	2019	2020
April	780	595
May	2,139	1,882
June	3,128	2,879
July	4,935	
August	5,963	
September	7,378	
October	8,963	
November	10,557	
December	11,740	
January	13,109	
February	14,477	
March	16,019	
April	16,589	
May	16,591	
June	16,591	

QUALITY

	Quantity	Base Number	Contract	AT	Region	England
% of FP17s for the same patient ID Re-attending within 3 months - Children	31	512	6.1%	9.4%	12.1%	11.4%
% of FP17s for the same patient ID Re-attending within 3 months - Adults	365	1,793	20.4%	13.4%	15.6%	15.4%
% of FP17s for the same patient ID Re-attending between 3 & 9 months - Children	368	512	71.9%	61.9%	61.2%	59.8%
% of FP17s for the same patient ID Re-attending between 3 & 9 months - Adults	1,098	1,793	61.2%	56.5%	54.5%	52.1%
% of FP17s for Band 1 Urgent Courses	284	1,959	14.5%	7.6%	9.1%	9.2%
% of FP17s Relating to Free Repair or Replacements	18	1,959	0.9%	1.2%	1.0%	0.7%
% of FP17s Relating to Continuations	9	1,959	0.5%	1.1%	1.0%	0.8%
% of Patients satisfied with the dentistry they have received	1	1	N/A	96.0%	94.2%	93.4%
% of Patients satisfied with the time they had to wait for an appointment	1	1	N/A	87.6%	88.4%	87.6%

* This is based on patients treated on this contract for their most recent course of treatment. Figures in italics indicate the base number of FP17s or Patient Questionnaire responses are less than 100. N/A is shown where the base number of responses is less than 10 during the period. % is calculated as Quantity/Base number*100

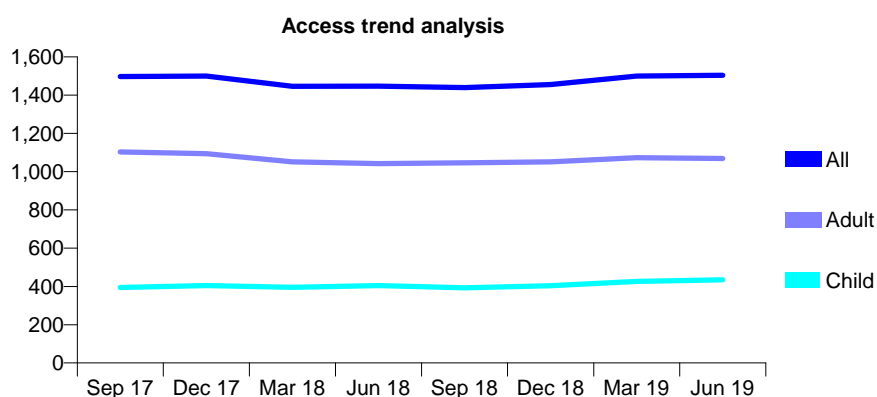
Q51 - Vital Signs At a Glance Contract Report for 835498/0001 - June 2019

Name or company name	MR JA WARDY
Contract type name	GDS Contract
Purpose of contract	General
Contract start date	01/04/2006
Contract end date	

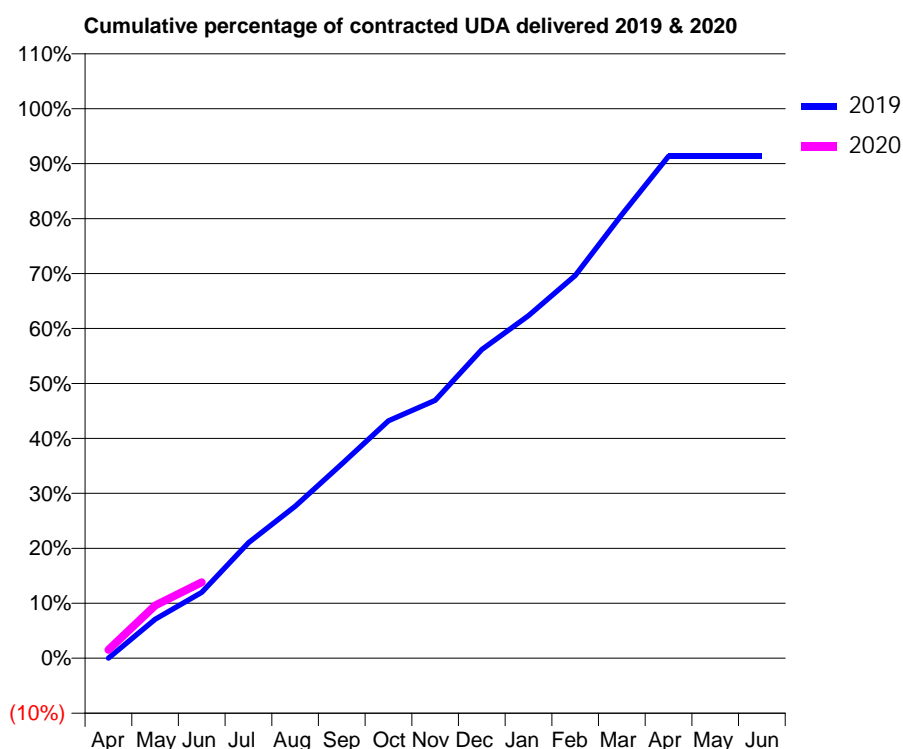
19/20 Contracted general activity (UDA)	6,500
Carry forward general activity (UDA)	0
19/20 Contracted orthodontic activity (UOA)	0
Carry forward orthodontic activity (UOA)	0
Baseline contract value	£182,823.46

ACCESS*

Patients seen in 24 months	Total	Change since previous quarter
Quarter ending June 2018	1,447	
Quarter ending September 2018	1,439	→
Quarter ending December 2018	1,455	→
Quarter ending March 2019	1,499	↑
Quarter ending June 2019	1,504	→
Variance since June 2018	3.9%	↑



ACTIVITY



Month	2019	2020
April	0	100
May	461	624
June	779	898
July	1,366	
August	1,798	
September	2,298	
October	2,809	
November	3,050	
December	3,651	
January	4,051	
February	4,526	
March	5,245	
April	5,936	
May	5,936	
June	5,936	

QUALITY

	Quantity	Base Number	Contract	AT	Region	England
% of FP17s for the same patient ID Re-attending within 3 months - Children	62	257	24.1%	9.4%	12.1%	11.4%
% of FP17s for the same patient ID Re-attending within 3 months - Adults	68	425	16.0%	13.4%	15.6%	15.4%
% of FP17s for the same patient ID Re-attending between 3 & 9 months - Children	133	257	51.8%	61.9%	61.2%	59.8%
% of FP17s for the same patient ID Re-attending between 3 & 9 months - Adults	220	425	51.8%	56.5%	54.5%	52.1%
% of FP17s for Band 1 Urgent Courses	43	409	10.5%	7.6%	9.1%	9.2%
% of FP17s Relating to Free Repair or Replacements	6	409	1.5%	1.2%	1.0%	0.7%
% of FP17s Relating to Continuations	16	409	3.9%	1.1%	1.0%	0.8%
% of Patients satisfied with the dentistry they have received	0	0	N/A	96.0%	94.2%	93.4%
% of Patients satisfied with the time they had to wait for an appointment	0	0	N/A	87.6%	88.4%	87.6%

* This is based on patients treated on this contract for their most recent course of treatment.

Figures in italics indicate the base number of FP17s or Patient Questionnaire responses are less than 100. N/A is shown where the base number of responses is less than 10 during the period. % is calculated as Quantity/Base number*100

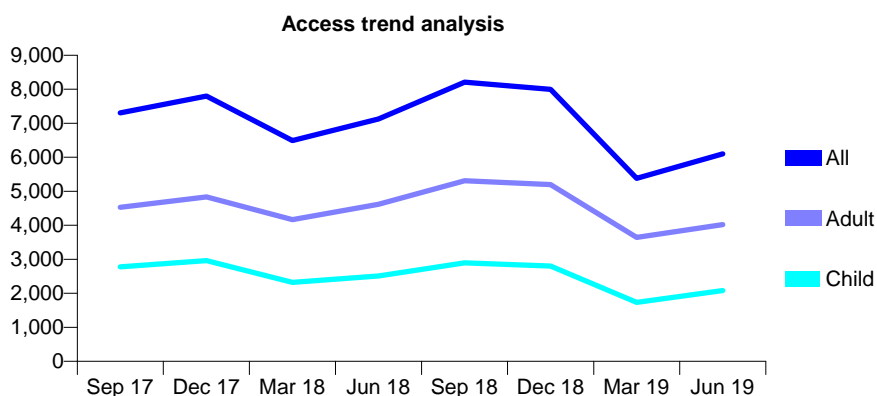
Q51 - Vital Signs At a Glance Contract Report for 848131/0001 - June 2019

Name or company name	V. Orliaklis Limited
Contract type name	GDS Contract
Purpose of contract	General
Contract start date	01/04/2006
Contract end date	

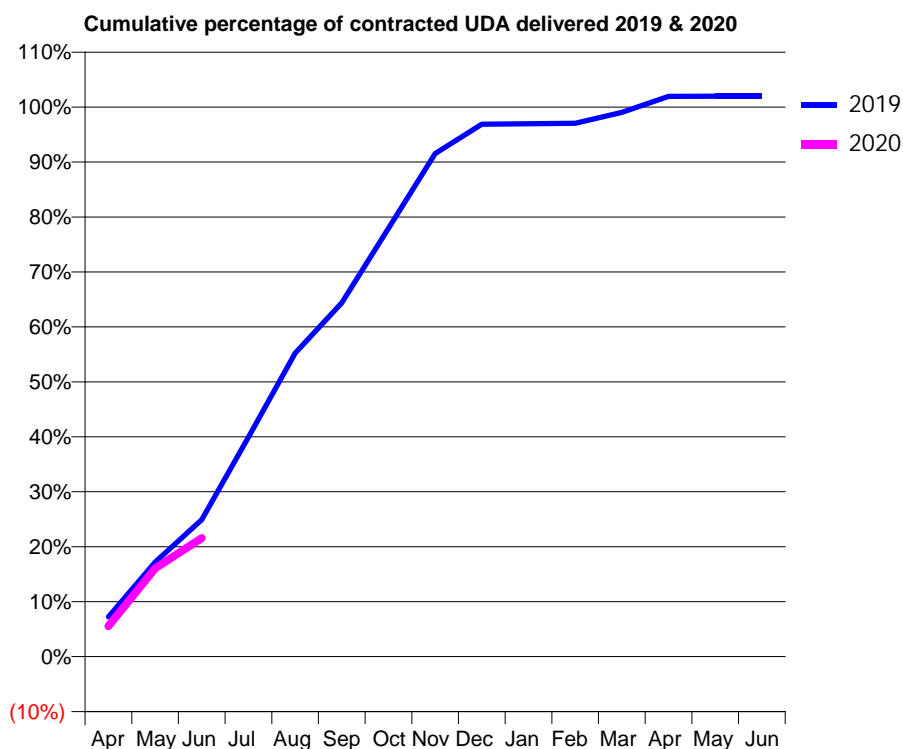
19/20 Contracted general activity (UDA)	19,582
Carry forward general activity (UDA)	0
19/20 Contracted orthodontic activity (UOA)	0
Carry forward orthodontic activity (UOA)	0
Baseline contract value	£607,904.37

ACCESS*

Patients seen in 24 months	Total	Change since previous quarter
Quarter ending June 2018	7,129	
Quarter ending September 2018	8,208	↑
Quarter ending December 2018	7,999	↓
Quarter ending March 2019	5,381	↓
Quarter ending June 2019	6,101	↑
Variance since June 2018	(14.4%)	↓



ACTIVITY



Month	Adjusted Scheduled Activity (UDA)	
	2019	2020
April	1,417	1,084
May	3,369	3,143
June	4,880	4,223
July	7,819	
August	10,820	
September	12,604	
October	15,262	
November	17,926	
December	18,971	
January	18,987	
February	19,004	
March	19,390	
April	19,960	
May	19,966	
June	19,966	

QUALITY

	Quantity	Base Number	Contract	AT	Region	England
% of FP17s for the same patient ID Re-attending within 3 months - Children	28	1,058	2.6%	9.4%	12.1%	11.4%
% of FP17s for the same patient ID Re-attending within 3 months - Adults	78	1,588	4.9%	13.4%	15.6%	15.4%
% of FP17s for the same patient ID Re-attending between 3 & 9 months - Children	497	1,058	47.0%	61.9%	61.2%	59.8%
% of FP17s for the same patient ID Re-attending between 3 & 9 months - Adults	765	1,588	48.2%	56.5%	54.5%	52.1%
% of FP17s for Band 1 Urgent Courses	108	2,156	5.0%	7.6%	9.1%	9.2%
% of FP17s Relating to Free Repair or Replacements	6	2,156	0.3%	1.2%	1.0%	0.7%
% of FP17s Relating to Continuations	1	2,156	0.0%	1.1%	1.0%	0.8%
% of Patients satisfied with the dentistry they have received	1	1	N/A	96.0%	94.2%	93.4%
% of Patients satisfied with the time they had to wait for an appointment	1	1	N/A	87.6%	88.4%	87.6%

* This is based on patients treated on this contract for their most recent course of treatment. Figures in italics indicate the base number of FP17s or Patient Questionnaire responses are less than 100. N/A is shown where the base number of responses is less than 10 during the period. % is calculated as Quantity/Base number*100

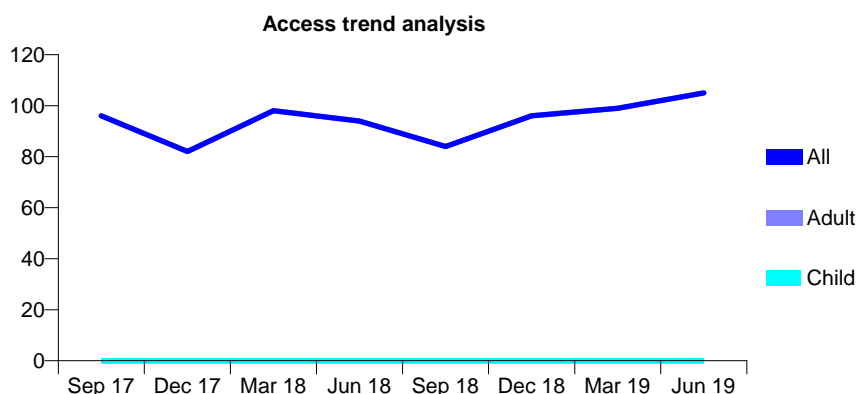
Q51 - Vital Signs At a Glance Contract Report for 848131/0002 - June 2019

Name or company name	V. Oriaklis Limited
Contract type name	GDS Contract
Purpose of contract	General
Contract start date	01/04/2008
Contract end date	

19/20 Contracted general activity (UDA)	450
Carry forward general activity (UDA)	0
19/20 Contracted orthodontic activity (UOA)	0
Carry forward orthodontic activity (UOA)	0
Baseline contract value	£28,033.50

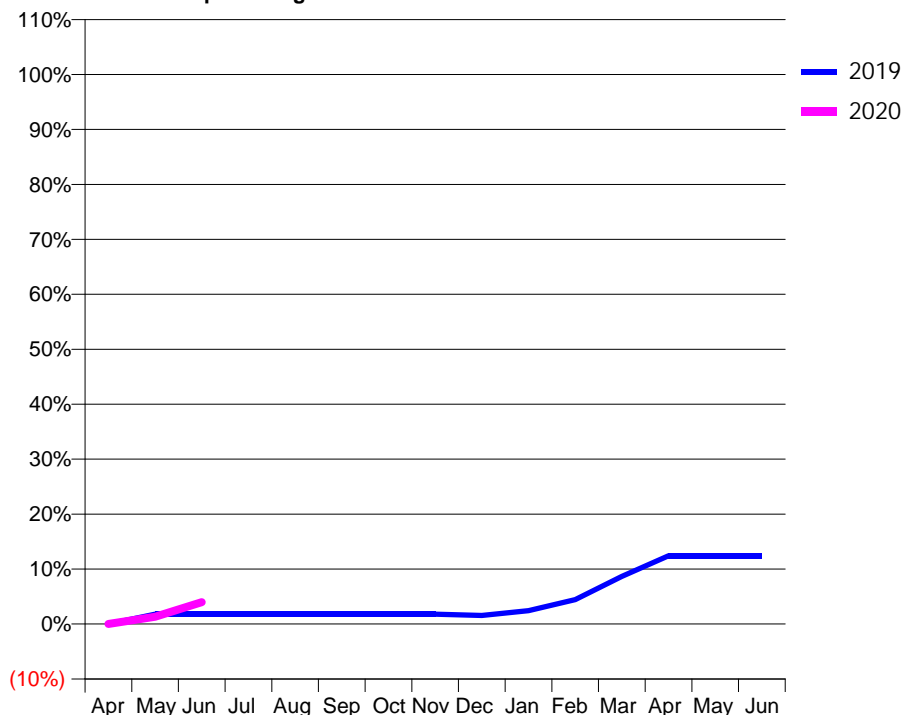
ACCESS*

Patients seen in 24 months	Total	Change since previous quarter
Quarter ending June 2018	94	
Quarter ending September 2018	84	↓
Quarter ending December 2018	96	↑
Quarter ending March 2019	99	↑
Quarter ending June 2019	105	↑
Variance since June 2018	11.7%	↑



ACTIVITY

Cumulative percentage of contracted UDA delivered 2019 & 2020



Adjusted Scheduled Activity (UDA)

Month	2019	2020
April	0	0
May	8	6
June	8	18
July	8	
August	8	
September	8	
October	8	
November	8	
December	7	
January	11	
February	20	
March	39	
April	56	
May	56	
June	56	

QUALITY

	Quantity	Base Number	Contract	AT	Region	England
% of FP17s for the same patient ID Re-attending within 3 months - Children	0	0	N/A	9.4%	12.1%	11.4%
% of FP17s for the same patient ID Re-attending within 3 months - Adults	0	35	0.0%	13.4%	15.6%	15.4%
% of FP17s for the same patient ID Re-attending between 3 & 9 months - Children	0	0	N/A	61.9%	61.2%	59.8%
% of FP17s for the same patient ID Re-attending between 3 & 9 months - Adults	9	35	25.7%	56.5%	54.5%	52.1%
% of FP17s for Band 1 Urgent Courses	0	18	0.0%	7.6%	9.1%	9.2%
% of FP17s Relating to Free Repair or Replacements	0	18	0.0%	1.2%	1.0%	0.7%
% of FP17s Relating to Continuations	0	18	0.0%	1.1%	1.0%	0.8%
% of Patients satisfied with the dentistry they have received	0	0	N/A	96.0%	94.2%	93.4%
% of Patients satisfied with the time they had to wait for an appointment	0	0	N/A	87.6%	88.4%	87.6%

* This is based on patients treated on this contract for their most recent course of treatment.

Figures in italics indicate the base number of FP17s or Patient Questionnaire responses are less than 100. N/A is shown where the base number of responses is less than 10 during the period. % is calculated as Quantity/Base number*100

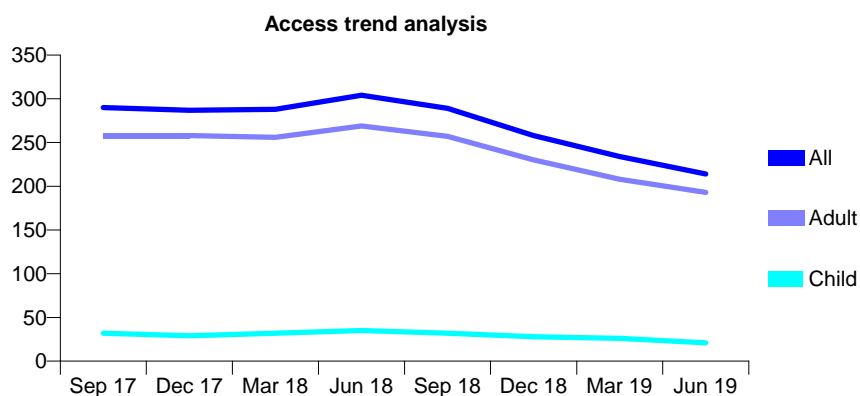
Q51 - Vital Signs At a Glance Contract Report for 848131/0004 - June 2019

Name or company name	V Orliaklis and S Giannetopoulos
Contract type name	PDS Plus Contract
Purpose of contract	General
Contract start date	01/02/2011
Contract end date	30/09/2023

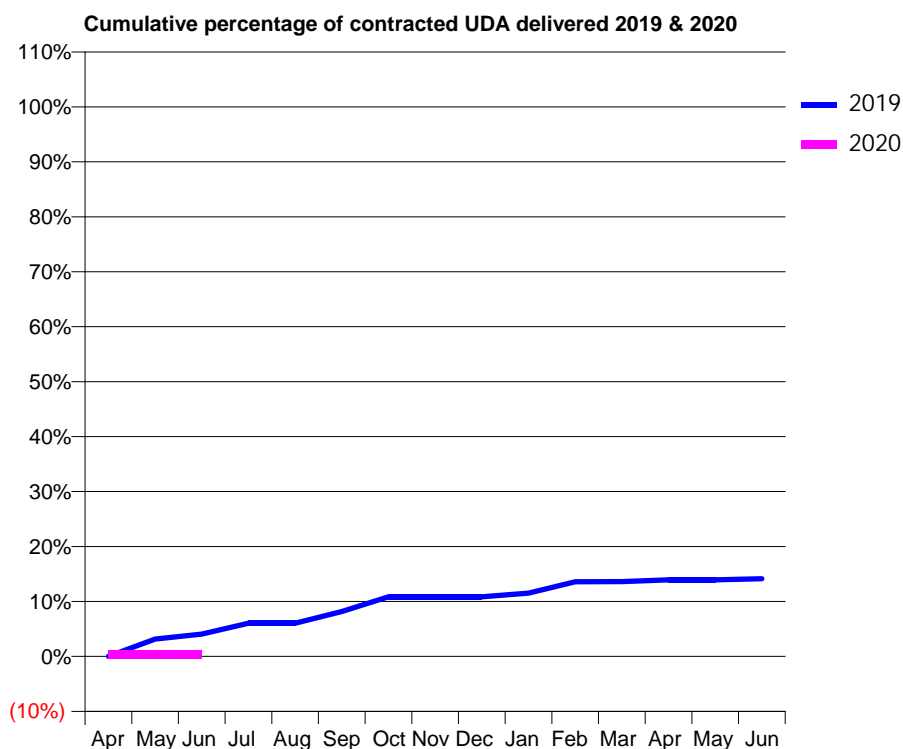
19/20 Contracted general activity (UDA)	2,000
Carry forward general activity (UDA)	0
19/20 Contracted orthodontic activity (UOA)	0
Carry forward orthodontic activity (UOA)	0
Baseline contract value	£145,055.13

ACCESS*

Patients seen in 24 months	Total	Change since previous quarter
Quarter ending June 2018	304	
Quarter ending September 2018	289	↓
Quarter ending December 2018	258	↓
Quarter ending March 2019	234	↓
Quarter ending June 2019	214	↓
Variance since June 2018	(29.6%)	↓



ACTIVITY



Month	Adjusted Scheduled Activity (UDA)	
	2019	2020
April	0	6
May	63	6
June	81	6
July	121	
August	121	
September	163	
October	217	
November	217	
December	217	
January	230	
February	271	
March	272	
April	279	
May	279	
June	283	

QUALITY

	Quantity	Base Number	Contract	AT	Region	England
% of FP17s for the same patient ID Re-attending within 3 months - Children	0	3	0.0%	9.4%	12.1%	11.4%
% of FP17s for the same patient ID Re-attending within 3 months - Adults	0	16	0.0%	13.4%	15.6%	15.4%
% of FP17s for the same patient ID Re-attending between 3 & 9 months - Children	0	3	0.0%	61.9%	61.2%	59.8%
% of FP17s for the same patient ID Re-attending between 3 & 9 months - Adults	2	16	12.5%	56.5%	54.5%	52.1%
% of FP17s for Band 1 Urgent Courses	0	2	0.0%	7.6%	9.1%	9.2%
% of FP17s Relating to Free Repair or Replacements	0	2	0.0%	1.2%	1.0%	0.7%
% of FP17s Relating to Continuations	0	2	0.0%	1.1%	1.0%	0.8%
% of Patients satisfied with the dentistry they have received	0	0	N/A	96.0%	94.2%	93.4%
% of Patients satisfied with the time they had to wait for an appointment	0	0	N/A	87.6%	88.4%	87.6%

* This is based on patients treated on this contract for their most recent course of treatment. Figures in italics indicate the base number of FP17s or Patient Questionnaire responses are less than 100. N/A is shown where the base number of responses is less than 10 during the period. % is calculated as Quantity/Base number*100

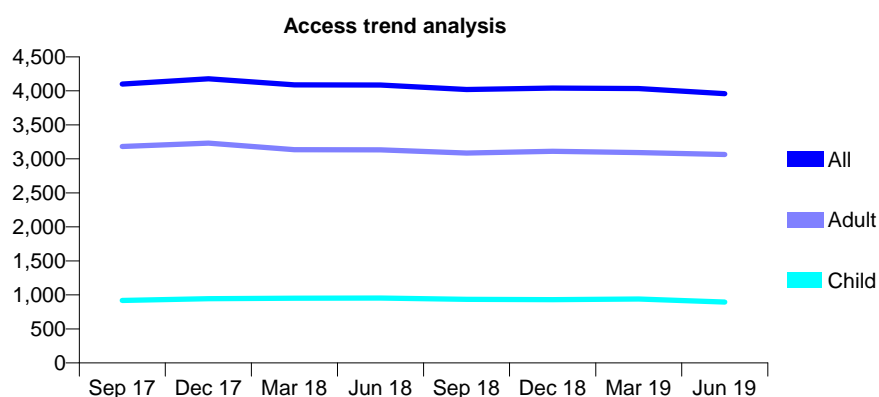
Q51 - Vital Signs At a Glance Contract Report for 855650/0003 - June 2019

Name or company name	Croft House Dental Surgery
Contract type name	GDS Contract
Purpose of contract	General
Contract start date	01/01/2012
Contract end date	

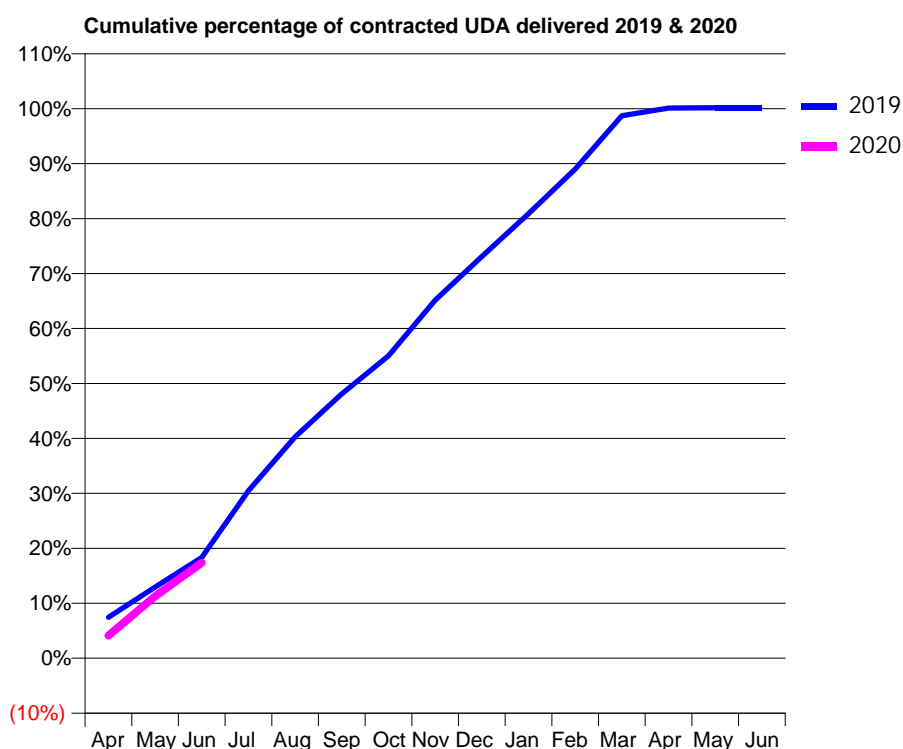
19/20 Contracted general activity (UDA)	11,500
Carry forward general activity (UDA)	0
19/20 Contracted orthodontic activity (UOA)	0
Carry forward orthodontic activity (UOA)	0
Baseline contract value	£307,182.26

ACCESS*

Patients seen in 24 months	Total	Change since previous quarter
Quarter ending June 2018	4,086	
Quarter ending September 2018	4,021	↓
Quarter ending December 2018	4,042	→
Quarter ending March 2019	4,034	→
Quarter ending June 2019	3,959	↓
Variance since June 2018	(3.1%)	↓



ACTIVITY



Month	2019	2020
April	855	476
May	1,488	1,300
June	2,109	1,998
July	3,506	
August	4,635	
September	5,529	
October	6,327	
November	7,493	
December	8,405	
January	9,304	
February	10,237	
March	11,351	
April	11,514	
May	11,518	
June	11,518	

QUALITY

	Quantity	Base Number	Contract	AT	Region	England
% of FP17s for the same patient ID Re-attending within 3 months - Children	10	227	4.4%	9.4%	12.1%	11.4%
% of FP17s for the same patient ID Re-attending within 3 months - Adults	98	821	11.9%	13.4%	15.6%	15.4%
% of FP17s for the same patient ID Re-attending between 3 & 9 months - Children	139	227	61.2%	61.9%	61.2%	59.8%
% of FP17s for the same patient ID Re-attending between 3 & 9 months - Adults	443	821	54.0%	56.5%	54.5%	52.1%
% of FP17s for Band 1 Urgent Courses	67	956	7.0%	7.6%	9.1%	9.2%
% of FP17s Relating to Free Repair or Replacements	17	956	1.8%	1.2%	1.0%	0.7%
% of FP17s Relating to Continuations	4	956	0.4%	1.1%	1.0%	0.8%
% of Patients satisfied with the dentistry they have received	2	2	N/A	96.0%	94.2%	93.4%
% of Patients satisfied with the time they had to wait for an appointment	2	2	N/A	87.6%	88.4%	87.6%

* This is based on patients treated on this contract for their most recent course of treatment.

Figures in italics indicate the base number of FP17s or Patient Questionnaire responses are less than 100. N/A is shown where the base number of responses is less than 10 during the period. % is calculated as Quantity/Base number*100

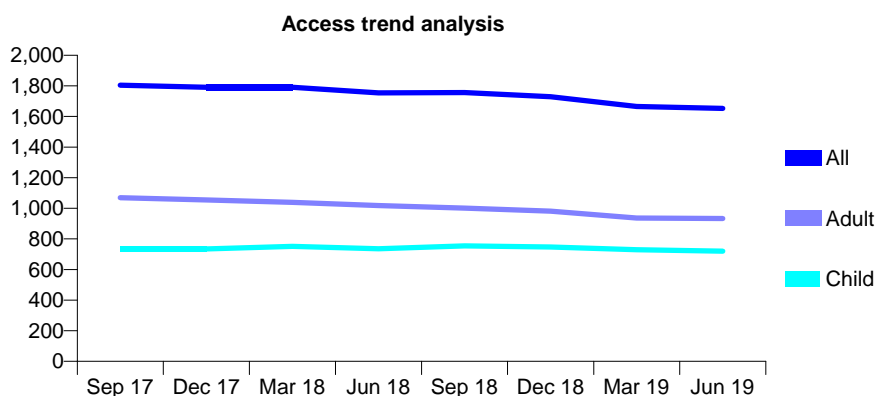
Q51 - Vital Signs At a Glance Contract Report for 855650/0004 - June 2019

Name or company name	MISS F ARDABILI
Contract type name	GDS Contract
Purpose of contract	General
Contract start date	01/10/2014
Contract end date	

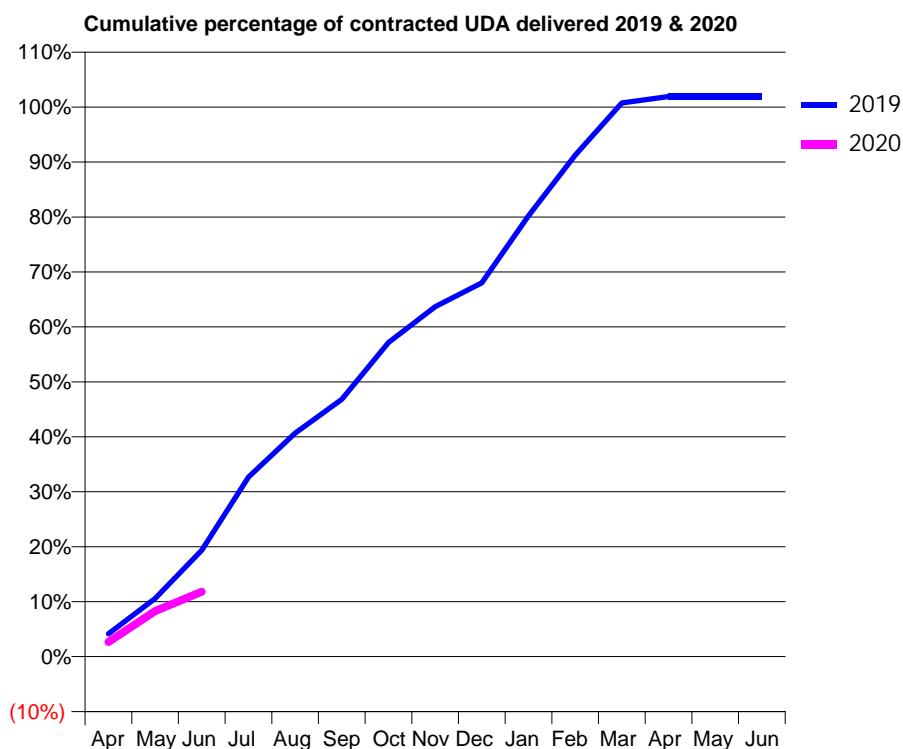
19/20 Contracted general activity (UDA)	2,042
Carry forward general activity (UDA)	0
19/20 Contracted orthodontic activity (UOA)	0
Carry forward orthodontic activity (UOA)	0
Baseline contract value	£54,544.87

ACCESS*

Patients seen in 24 months	Total	Change since previous quarter
Quarter ending June 2018	1,754	
Quarter ending September 2018	1,756	→
Quarter ending December 2018	1,729	↓
Quarter ending March 2019	1,665	↓
Quarter ending June 2019	1,653	→
Variance since June 2018	(5.8%)	↓



ACTIVITY



Month	Adjusted Scheduled Activity (UDA)	
	2019	2020
April	85	55
May	216	169
June	395	241
July	667	
August	831	
September	956	
October	1,167	
November	1,301	
December	1,389	
January	1,638	
February	1,864	
March	2,057	
April	2,081	
May	2,081	
June	2,081	

QUALITY

	Quantity	Base Number	Contract	AT	Region	England
% of FP17s for the same patient ID Re-attending within 3 months - Children	16	193	8.3%	9.4%	12.1%	11.4%
% of FP17s for the same patient ID Re-attending within 3 months - Adults	10	185	5.4%	13.4%	15.6%	15.4%
% of FP17s for the same patient ID Re-attending between 3 & 9 months - Children	112	193	58.0%	61.9%	61.2%	59.8%
% of FP17s for the same patient ID Re-attending between 3 & 9 months - Adults	101	185	54.6%	56.5%	54.5%	52.1%
% of FP17s for Band 1 Urgent Courses	1	159	0.6%	7.6%	9.1%	9.2%
% of FP17s Relating to Free Repair or Replacements	0	159	0.0%	1.2%	1.0%	0.7%
% of FP17s Relating to Continuations	1	159	0.6%	1.1%	1.0%	0.8%
% of Patients satisfied with the dentistry they have received	1	1	N/A	96.0%	94.2%	93.4%
% of Patients satisfied with the time they had to wait for an appointment	1	1	N/A	87.6%	88.4%	87.6%

* This is based on patients treated on this contract for their most recent course of treatment. Figures in italics indicate the base number of FP17s or Patient Questionnaire responses are less than 100. N/A is shown where the base number of responses is less than 10 during the period. % is calculated as Quantity/Base number*100

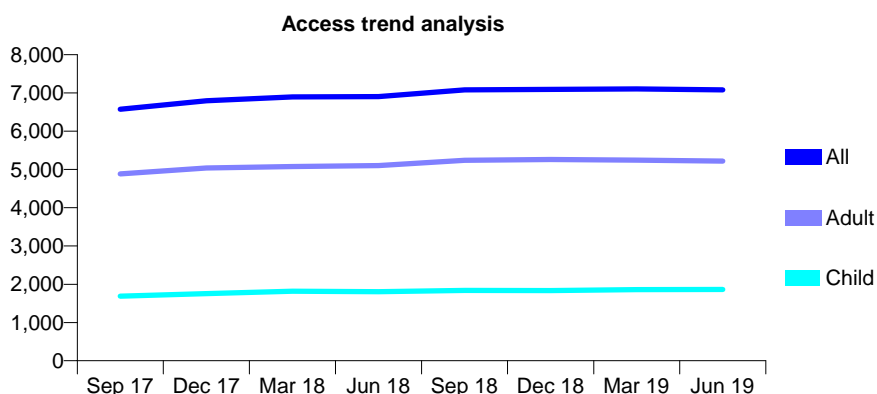
Q51 - Vital Signs At a Glance Contract Report for 916889/0001 - June 2019

Name or company name	MR SG EMMS
Contract type name	GDS Contract
Purpose of contract	General and Orthodontic
Contract start date	01/04/2006
Contract end date	

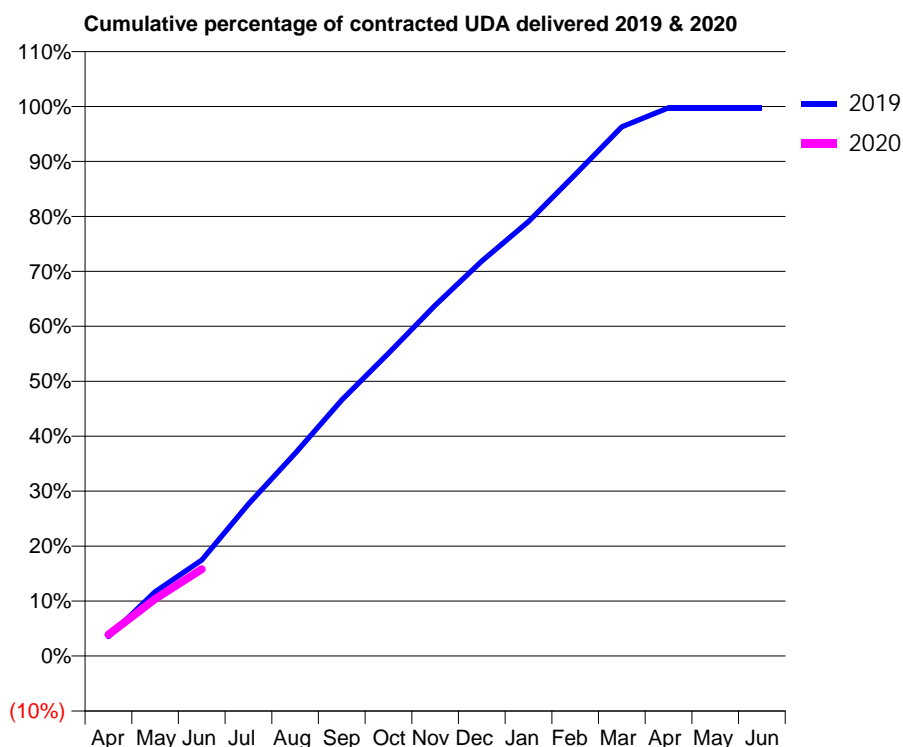
19/20 Contracted general activity (UDA)	16,671
Carry forward general activity (UDA)	0
19/20 Contracted orthodontic activity (UOA)	525
Carry forward orthodontic activity (UOA)	0
Baseline contract value	£523,536.62

ACCESS*

Patients seen in 24 months	Total	Change since previous quarter
Quarter ending June 2018	6,905	
Quarter ending September 2018	7,080	↑
Quarter ending December 2018	7,093	→
Quarter ending March 2019	7,105	→
Quarter ending June 2019	7,082	→
Variance since June 2018	2.6%	↑



ACTIVITY



Month	Adjusted Scheduled Activity (UDA)	
	2019	2020
April	592	647
May	1,946	1,734
June	2,913	2,636
July	4,612	
August	6,145	
September	7,764	
October	9,182	
November	10,636	
December	11,981	
January	13,178	
February	14,608	
March	16,055	
April	16,628	
May	16,630	
June	16,628	

QUALITY

	Quantity	Base Number	Contract	AT	Region	England
% of FP17s for the same patient ID Re-attending within 3 months - Children	64	660	9.7%	9.4%	12.1%	11.4%
% of FP17s for the same patient ID Re-attending within 3 months - Adults	200	1,501	13.3%	13.4%	15.6%	15.4%
% of FP17s for the same patient ID Re-attending between 3 & 9 months - Children	406	660	61.5%	61.9%	61.2%	59.8%
% of FP17s for the same patient ID Re-attending between 3 & 9 months - Adults	813	1,501	54.2%	56.5%	54.5%	52.1%
% of FP17s for Band 1 Urgent Courses	96	1,579	6.1%	7.6%	9.1%	9.2%
% of FP17s Relating to Free Repair or Replacements	10	1,579	0.6%	1.2%	1.0%	0.7%
% of FP17s Relating to Continuations	0	1,579	0.0%	1.1%	1.0%	0.8%
% of Patients satisfied with the dentistry they have received	3	3	N/A	96.0%	94.2%	93.4%
% of Patients satisfied with the time they had to wait for an appointment	2	3	N/A	87.6%	88.4%	87.6%

* This is based on patients treated on this contract for their most recent course of treatment. Figures in italics indicate the base number of FP17s or Patient Questionnaire responses are less than 100. N/A is shown where the base number of responses is less than 10 during the period. % is calculated as Quantity/Base number*100

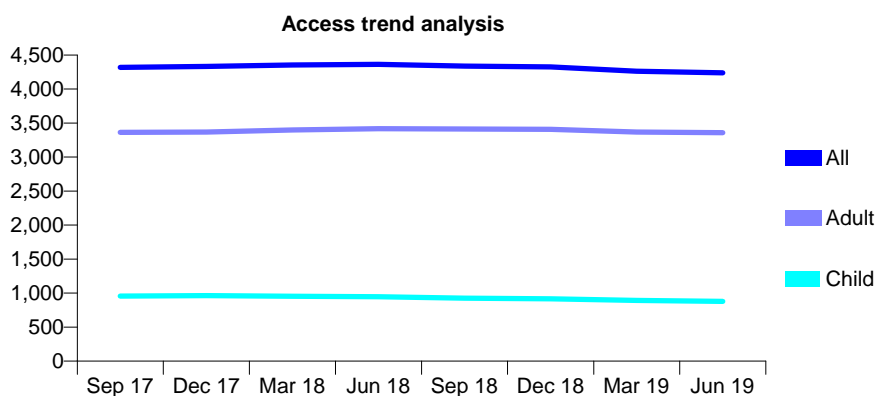
Q51 - Vital Signs At a Glance Contract Report for 927554/0001 - June 2019

Name or company name	MR SI HODGSON
Contract type name	GDS Contract
Purpose of contract	General
Contract start date	01/06/2010
Contract end date	

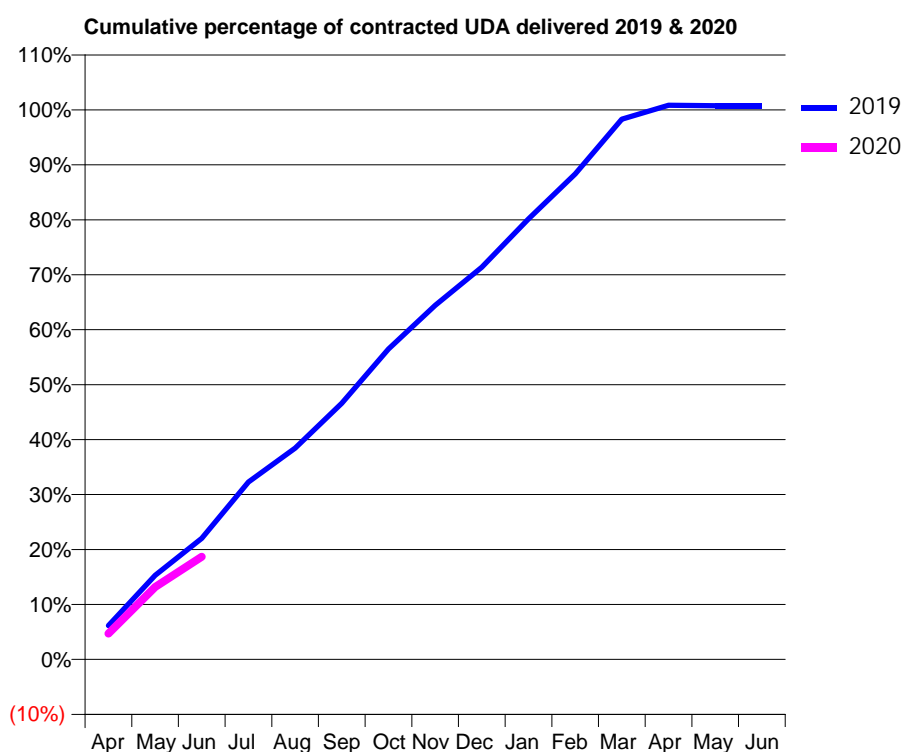
19/20 Contracted general activity (UDA)	11,298
Carry forward general activity (UDA)	0
19/20 Contracted orthodontic activity (UOA)	0
Carry forward orthodontic activity (UOA)	0
Baseline contract value	£369,417.86

ACCESS*

Patients seen in 24 months	Total	Change since previous quarter
Quarter ending June 2018	4,364	
Quarter ending September 2018	4,338	→
Quarter ending December 2018	4,326	→
Quarter ending March 2019	4,261	↓
Quarter ending June 2019	4,239	→
Variance since June 2018	(2.9%)	↓



ACTIVITY



Month	Adjusted Scheduled Activity (UDA)	
	2019	2020
April	698	530
May	1,728	1,491
June	2,489	2,112
July	3,647	
August	4,343	
September	5,266	
October	6,380	
November	7,281	
December	8,061	
January	9,058	
February	9,981	
March	11,106	
April	11,393	
May	11,383	
June	11,382	

QUALITY

	Quantity	Base Number	Contract	AT	Region	England
% of FP17s for the same patient ID Re-attending within 3 months - Children	21	346	6.1%	9.4%	12.1%	11.4%
% of FP17s for the same patient ID Re-attending within 3 months - Adults	78	1,034	7.5%	13.4%	15.6%	15.4%
% of FP17s for the same patient ID Re-attending between 3 & 9 months - Children	273	346	78.9%	61.9%	61.2%	59.8%
% of FP17s for the same patient ID Re-attending between 3 & 9 months - Adults	604	1,034	58.4%	56.5%	54.5%	52.1%
% of FP17s for Band 1 Urgent Courses	95	1,230	7.7%	7.6%	9.1%	9.2%
% of FP17s Relating to Free Repair or Replacements	28	1,230	2.3%	1.2%	1.0%	0.7%
% of FP17s Relating to Continuations	1	1,230	0.1%	1.1%	1.0%	0.8%
% of Patients satisfied with the dentistry they have received	2	2	N/A	96.0%	94.2%	93.4%
% of Patients satisfied with the time they had to wait for an appointment	2	2	N/A	87.6%	88.4%	87.6%

* This is based on patients treated on this contract for their most recent course of treatment. Figures in italics indicate the base number of FP17s or Patient Questionnaire responses are less than 100. N/A is shown where the base number of responses is less than 10 during the period. % is calculated as Quantity/Base number*100

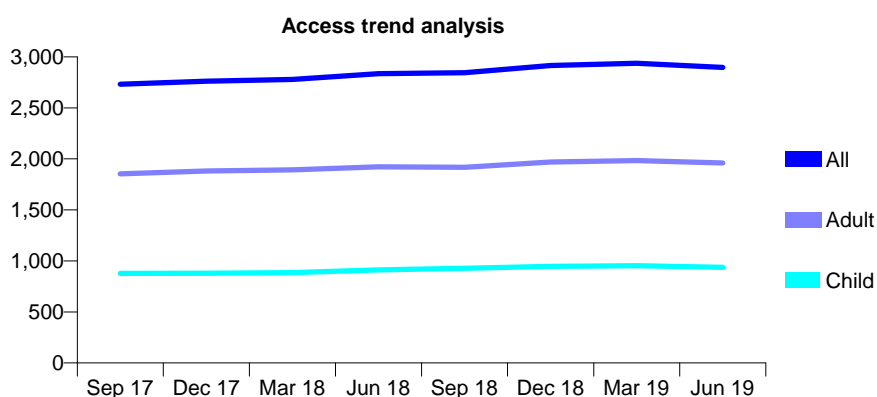
Q51 - Vital Signs At a Glance Contract Report for 933333/0001 - June 2019

Name or company name	Totley Rise Dental Practice
Contract type name	GDS Contract
Purpose of contract	General
Contract start date	01/04/2006
Contract end date	

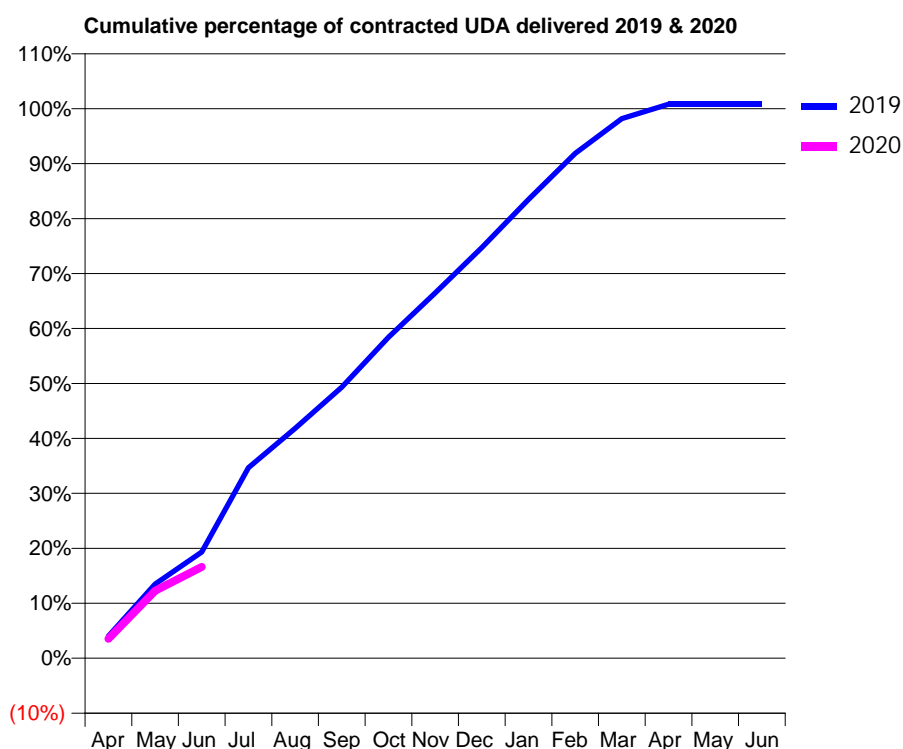
19/20 Contracted general activity (UDA)	7,226
Carry forward general activity (UDA)	0
19/20 Contracted orthodontic activity (UOA)	0
Carry forward orthodontic activity (UOA)	0
Baseline contract value	£185,657.25

ACCESS*

Patients seen in 24 months	Total	Change since previous quarter
Quarter ending June 2018	2,834	
Quarter ending September 2018	2,845	→
Quarter ending December 2018	2,916	↑
Quarter ending March 2019	2,936	→
Quarter ending June 2019	2,896	↓
Variance since June 2018	2.2%	↑



ACTIVITY



Month	2019	2020
April	291	257
May	976	887
June	1,397	1,200
July	2,505	
August	3,024	
September	3,564	
October	4,221	
November	4,804	
December	5,398	
January	6,032	
February	6,639	
March	7,094	
April	7,283	
May	7,284	
June	7,284	

QUALITY

	Quantity	Base Number	Contract	AT	Region	England
% of FP17s for the same patient ID Re-attending within 3 months - Children	20	294	6.8%	9.4%	12.1%	11.4%
% of FP17s for the same patient ID Re-attending within 3 months - Adults	60	526	11.4%	13.4%	15.6%	15.4%
% of FP17s for the same patient ID Re-attending between 3 & 9 months - Children	212	294	72.1%	61.9%	61.2%	59.8%
% of FP17s for the same patient ID Re-attending between 3 & 9 months - Adults	337	526	64.1%	56.5%	54.5%	52.1%
% of FP17s for Band 1 Urgent Courses	56	703	8.0%	7.6%	9.1%	9.2%
% of FP17s Relating to Free Repair or Replacements	7	703	1.0%	1.2%	1.0%	0.7%
% of FP17s Relating to Continuations	1	703	0.1%	1.1%	1.0%	0.8%
% of Patients satisfied with the dentistry they have received	3	3	N/A	96.0%	94.2%	93.4%
% of Patients satisfied with the time they had to wait for an appointment	3	3	N/A	87.6%	88.4%	87.6%

* This is based on patients treated on this contract for their most recent course of treatment.

Figures in italics indicate the base number of FP17s or Patient Questionnaire responses are less than 100. N/A is shown where the base number of responses is less than 10 during the period. % is calculated as Quantity/Base number*100

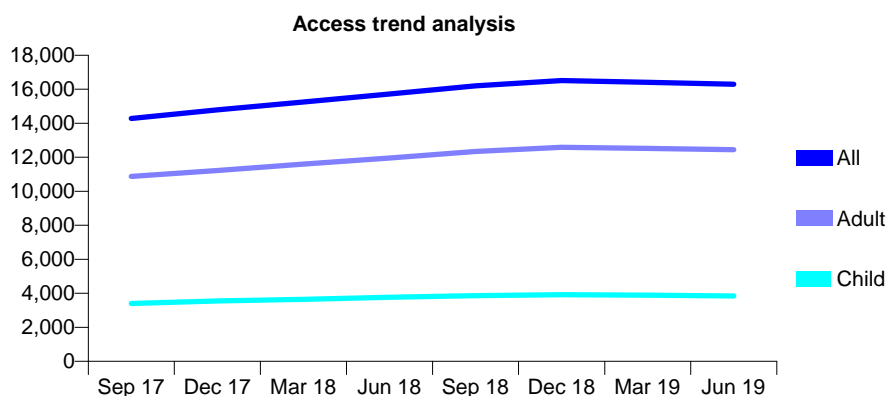
Q51 - Vital Signs At a Glance Contract Report for 934801/0001 - June 2019

Name or company name	Hurlfield Ltd
Contract type name	GDS Contract
Purpose of contract	General
Contract start date	01/04/2006
Contract end date	

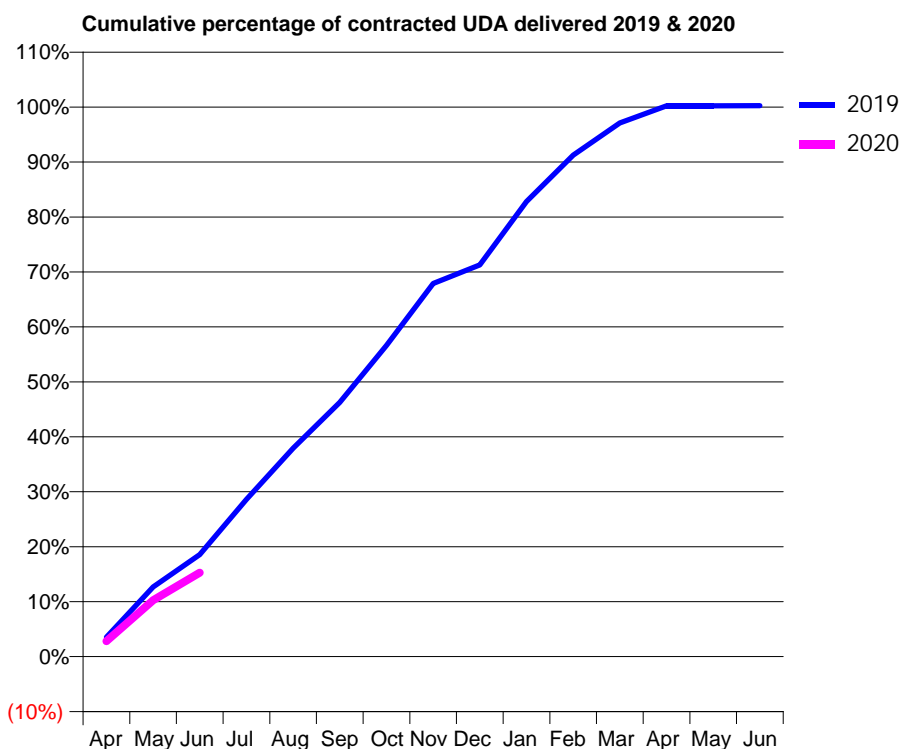
19/20 Contracted general activity (UDA)	48,909
Carry forward general activity (UDA)	0
19/20 Contracted orthodontic activity (UOA)	0
Carry forward orthodontic activity (UOA)	0
Baseline contract value	£1,480,175.73

ACCESS*

Patients seen in 24 months	Total	Change since previous quarter
Quarter ending June 2018	15,719	
Quarter ending September 2018	16,203	↑
Quarter ending December 2018	16,515	→
Quarter ending March 2019	16,411	→
Quarter ending June 2019	16,292	→
Variance since June 2018	3.6%	↑



ACTIVITY



Month	Adjusted Scheduled Activity (UDA)	
	2019	2020
April	1,738	1,369
May	6,198	5,021
June	9,083	7,468
July	13,994	
August	18,556	
September	22,624	
October	27,700	
November	33,207	
December	34,869	
January	40,507	
February	44,636	
March	47,487	
April	49,026	
May	49,024	
June	49,033	

QUALITY

	Quantity	Base Number	Contract	AT	Region	England
% of FP17s for the same patient ID Re-attending within 3 months - Children	66	1,199	5.5%	9.4%	12.1%	11.4%
% of FP17s for the same patient ID Re-attending within 3 months - Adults	476	3,853	12.4%	13.4%	15.6%	15.4%
% of FP17s for the same patient ID Re-attending between 3 & 9 months - Children	791	1,199	66.0%	61.9%	61.2%	59.8%
% of FP17s for the same patient ID Re-attending between 3 & 9 months - Adults	2,499	3,853	64.9%	56.5%	54.5%	52.1%
% of FP17s for Band 1 Urgent Courses	366	4,026	9.1%	7.6%	9.1%	9.2%
% of FP17s Relating to Free Repair or Replacements	52	4,026	1.3%	1.2%	1.0%	0.7%
% of FP17s Relating to Continuations	29	4,026	0.7%	1.1%	1.0%	0.8%
% of Patients satisfied with the dentistry they have received	10	10	100.0%	96.0%	94.2%	93.4%
% of Patients satisfied with the time they had to wait for an appointment	10	10	100.0%	87.6%	88.4%	87.6%

* This is based on patients treated on this contract for their most recent course of treatment. Figures in italics indicate the base number of FP17s or Patient Questionnaire responses are less than 100. N/A is shown where the base number of responses is less than 10 during the period. % is calculated as Quantity/Base number*100

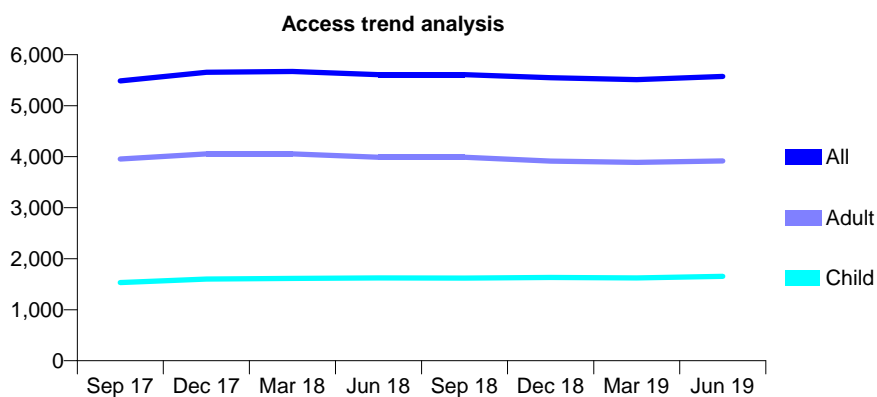
Q51 - Vital Signs At a Glance Contract Report for 934801/0002 - June 2019

Name or company name	Hurlfield Ltd
Contract type name	GDS Contract
Purpose of contract	General
Contract start date	17/08/2009
Contract end date	

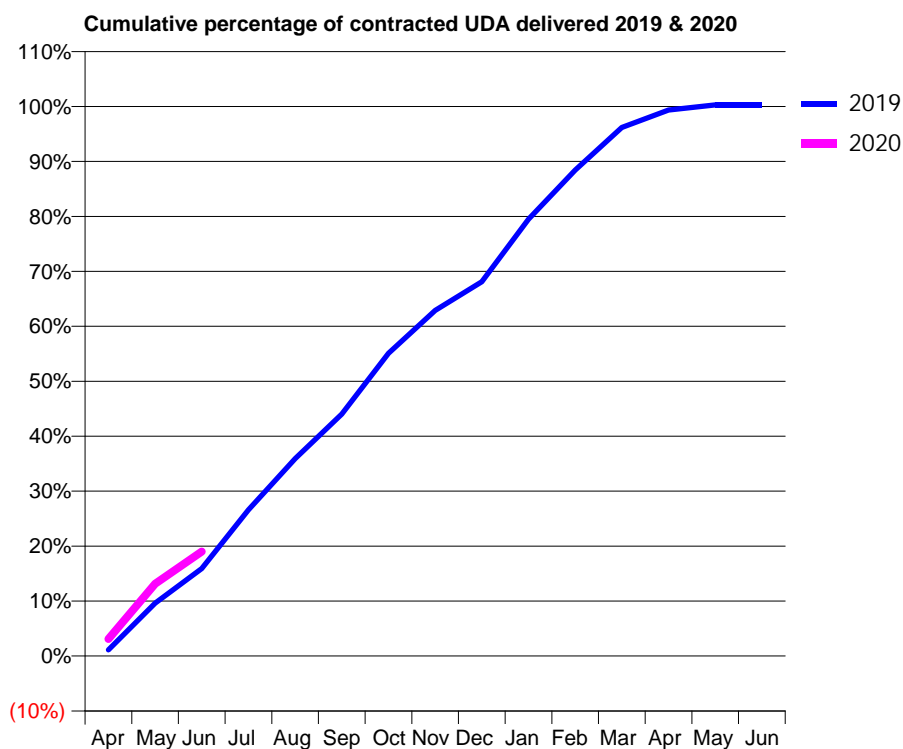
19/20 Contracted general activity (UDA)	14,000
Carry forward general activity (UDA)	0
19/20 Contracted orthodontic activity (UOA)	0
Carry forward orthodontic activity (UOA)	0
Baseline contract value	£451,651.22

ACCESS*

Patients seen in 24 months	Total	Change since previous quarter
Quarter ending June 2018	5,610	
Quarter ending September 2018	5,607	→
Quarter ending December 2018	5,548	↓
Quarter ending March 2019	5,511	→
Quarter ending June 2019	5,572	→
Variance since June 2018	(0.7%)	→



ACTIVITY



Month	Adjusted Scheduled Activity (UDA)	
	2019	2020
April	157	436
May	1,349	1,840
June	2,226	2,662
July	3,724	
August	5,030	
September	6,160	
October	7,712	
November	8,803	
December	9,535	
January	11,129	
February	12,379	
March	13,467	
April	13,908	
May	14,038	
June	14,039	

QUALITY

	Quantity	Base Number	Contract	AT	Region	England
% of FP17s for the same patient ID Re-attending within 3 months - Children	21	556	3.8%	9.4%	12.1%	11.4%
% of FP17s for the same patient ID Re-attending within 3 months - Adults	159	1,231	12.9%	13.4%	15.6%	15.4%
% of FP17s for the same patient ID Re-attending between 3 & 9 months - Children	363	556	65.3%	61.9%	61.2%	59.8%
% of FP17s for the same patient ID Re-attending between 3 & 9 months - Adults	733	1,231	59.5%	56.5%	54.5%	52.1%
% of FP17s for Band 1 Urgent Courses	103	1,363	7.6%	7.6%	9.1%	9.2%
% of FP17s Relating to Free Repair or Replacements	13	1,363	1.0%	1.2%	1.0%	0.7%
% of FP17s Relating to Continuations	11	1,363	0.8%	1.1%	1.0%	0.8%
% of Patients satisfied with the dentistry they have received	4	4	N/A	96.0%	94.2%	93.4%
% of Patients satisfied with the time they had to wait for an appointment	4	4	N/A	87.6%	88.4%	87.6%

* This is based on patients treated on this contract for their most recent course of treatment. Figures in italics indicate the base number of FP17s or Patient Questionnaire responses are less than 100. N/A is shown where the base number of responses is less than 10 during the period. % is calculated as Quantity/Base number*100

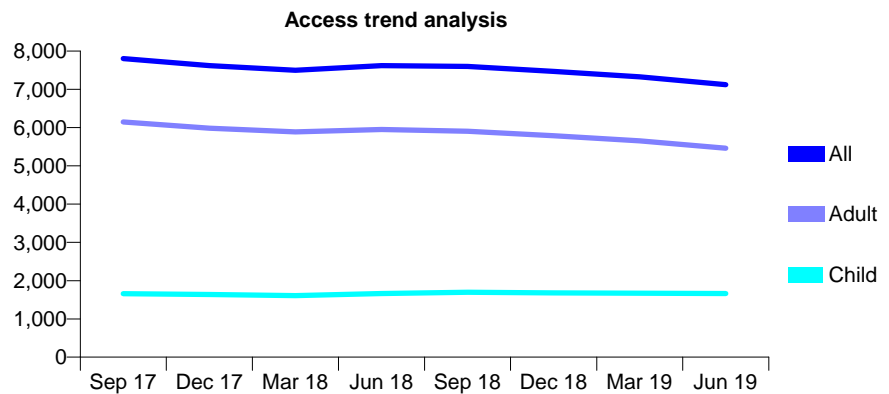
Q51 - Vital Signs At a Glance Contract Report for 942987/0002 - June 2019

Name or company name	MR CA GODFREY
Contract type name	GDS Contract
Purpose of contract	General
Contract start date	26/12/2011
Contract end date	

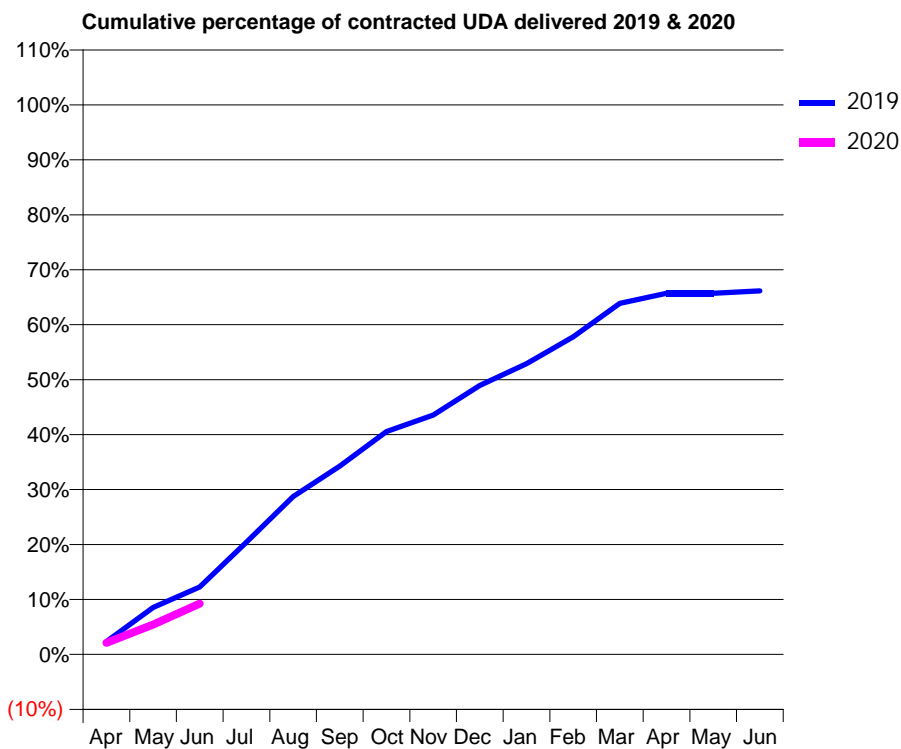
19/20 Contracted general activity (UDA)	22,459
Carry forward general activity (UDA)	0
19/20 Contracted orthodontic activity (UOA)	0
Carry forward orthodontic activity (UOA)	0
Baseline contract value	£598,139.48

ACCESS*

Patients seen in 24 months	Total	Change since previous quarter
Quarter ending June 2018	7,618	
Quarter ending September 2018	7,597	→
Quarter ending December 2018	7,467	↓
Quarter ending March 2019	7,326	↓
Quarter ending June 2019	7,124	↓
Variance since June 2018	(6.5%)	↓



ACTIVITY



Month	Adjusted Scheduled Activity (UDA)	
	2019	2020
April	526	479
May	1,922	1,224
June	2,759	2,077
July	4,586	
August	6,454	
September	7,691	
October	9,109	
November	9,783	
December	10,988	
January	11,887	
February	12,978	
March	14,348	
April	14,760	
May	14,761	
June	14,855	

QUALITY

	Quantity	Base Number	Contract	AT	Region	England
% of FP17s for the same patient ID Re-attending within 3 months - Children	32	437	7.3%	9.4%	12.1%	11.4%
% of FP17s for the same patient ID Re-attending within 3 months - Adults	227	1,024	22.2%	13.4%	15.6%	15.4%
% of FP17s for the same patient ID Re-attending between 3 & 9 months - Children	197	437	45.1%	61.9%	61.2%	59.8%
% of FP17s for the same patient ID Re-attending between 3 & 9 months - Adults	473	1,024	46.2%	56.5%	54.5%	52.1%
% of FP17s for Band 1 Urgent Courses	92	1,175	7.8%	7.6%	9.1%	9.2%
% of FP17s Relating to Free Repair or Replacements	21	1,175	1.8%	1.2%	1.0%	0.7%
% of FP17s Relating to Continuations	57	1,175	4.9%	1.1%	1.0%	0.8%
% of Patients satisfied with the dentistry they have received	2	2	N/A	96.0%	94.2%	93.4%
% of Patients satisfied with the time they had to wait for an appointment	2	2	N/A	87.6%	88.4%	87.6%

* This is based on patients treated on this contract for their most recent course of treatment. Figures in italics indicate the base number of FP17s or Patient Questionnaire responses are less than 100. N/A is shown where the base number of responses is less than 10 during the period. % is calculated as Quantity/Base number*100

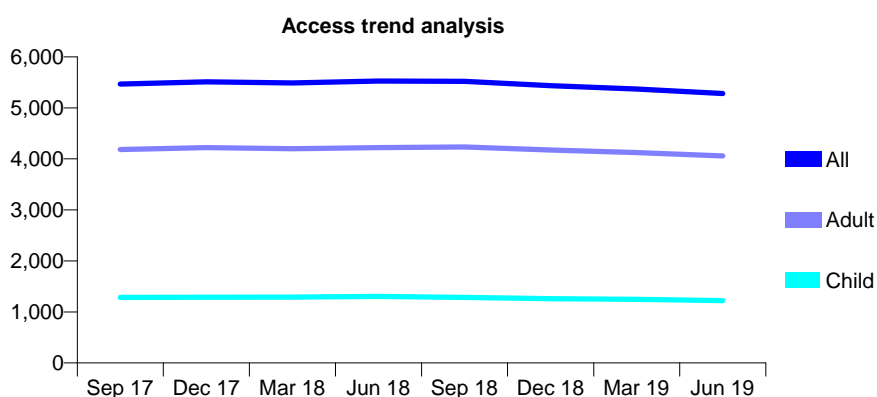
Q51 - Vital Signs At a Glance Contract Report for 951412/0001 - June 2019

Name or company name	MR ML MILBOURN
Contract type name	GDS Contract
Purpose of contract	General
Contract start date	05/01/2009
Contract end date	

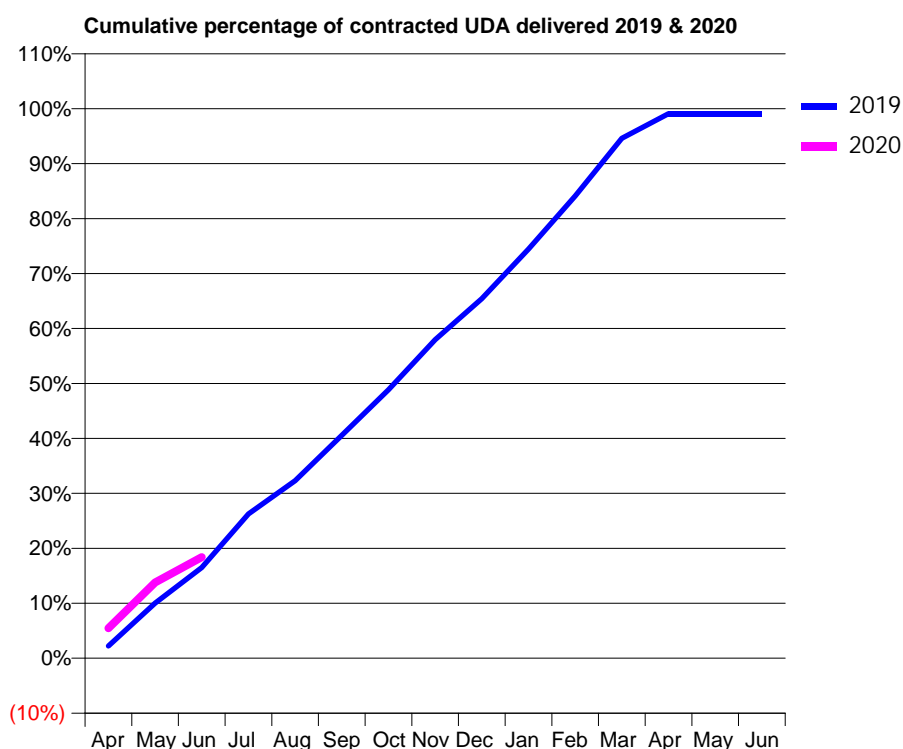
19/20 Contracted general activity (UDA)	12,278
Carry forward general activity (UDA)	0
19/20 Contracted orthodontic activity (UOA)	0
Carry forward orthodontic activity (UOA)	0
Baseline contract value	£327,963.80

ACCESS*

Patients seen in 24 months	Total	Change since previous quarter
Quarter ending June 2018	5,526	
Quarter ending September 2018	5,521	→
Quarter ending December 2018	5,433	↓
Quarter ending March 2019	5,369	↓
Quarter ending June 2019	5,282	↓
Variance since June 2018	(4.4%)	↓



ACTIVITY



Month	2019	2020
April	274	672
May	1,232	1,693
June	2,027	2,258
July	3,221	
August	3,967	
September	4,979	
October	6,000	
November	7,118	
December	8,030	
January	9,142	
February	10,328	
March	11,615	
April	12,167	
May	12,166	
June	12,166	

QUALITY

	Quantity	Base Number	Contract	AT	Region	England
% of FP17s for the same patient ID Re-attending within 3 months - Children	31	388	8.0%	9.4%	12.1%	11.4%
% of FP17s for the same patient ID Re-attending within 3 months - Adults	177	1,187	14.9%	13.4%	15.6%	15.4%
% of FP17s for the same patient ID Re-attending between 3 & 9 months - Children	178	388	45.9%	61.9%	61.2%	59.8%
% of FP17s for the same patient ID Re-attending between 3 & 9 months - Adults	610	1,187	51.4%	56.5%	54.5%	52.1%
% of FP17s for Band 1 Urgent Courses	87	1,287	6.8%	7.6%	9.1%	9.2%
% of FP17s Relating to Free Repair or Replacements	14	1,287	1.1%	1.2%	1.0%	0.7%
% of FP17s Relating to Continuations	30	1,287	2.3%	1.1%	1.0%	0.8%
% of Patients satisfied with the dentistry they have received	2	2	N/A	96.0%	94.2%	93.4%
% of Patients satisfied with the time they had to wait for an appointment	2	2	N/A	87.6%	88.4%	87.6%

* This is based on patients treated on this contract for their most recent course of treatment.

Figures in italics indicate the base number of FP17s or Patient Questionnaire responses are less than 100. N/A is shown where the base number of responses is less than 10 during the period. % is calculated as Quantity/Base number*100

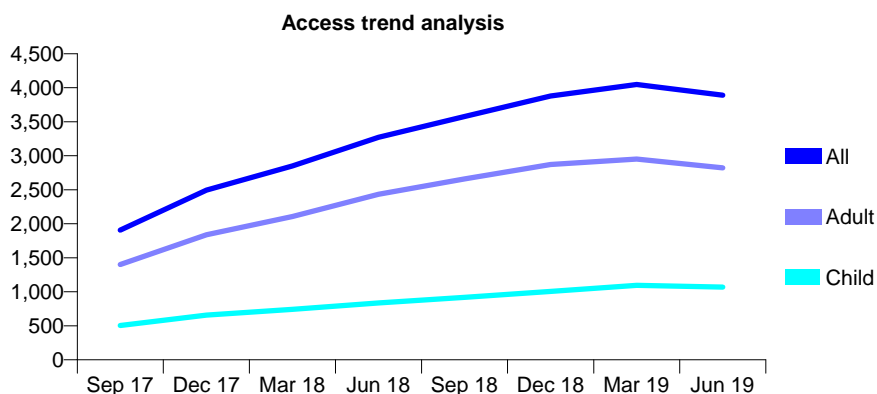
Q52 - Vital Signs At a Glance Contract Report for 100432/0000 - June 2019

Name or company name	Great Horton DentCare Limited
Contract type name	PDS Contract
Purpose of contract	General
Contract start date	01/05/2017
Contract end date	30/04/2020

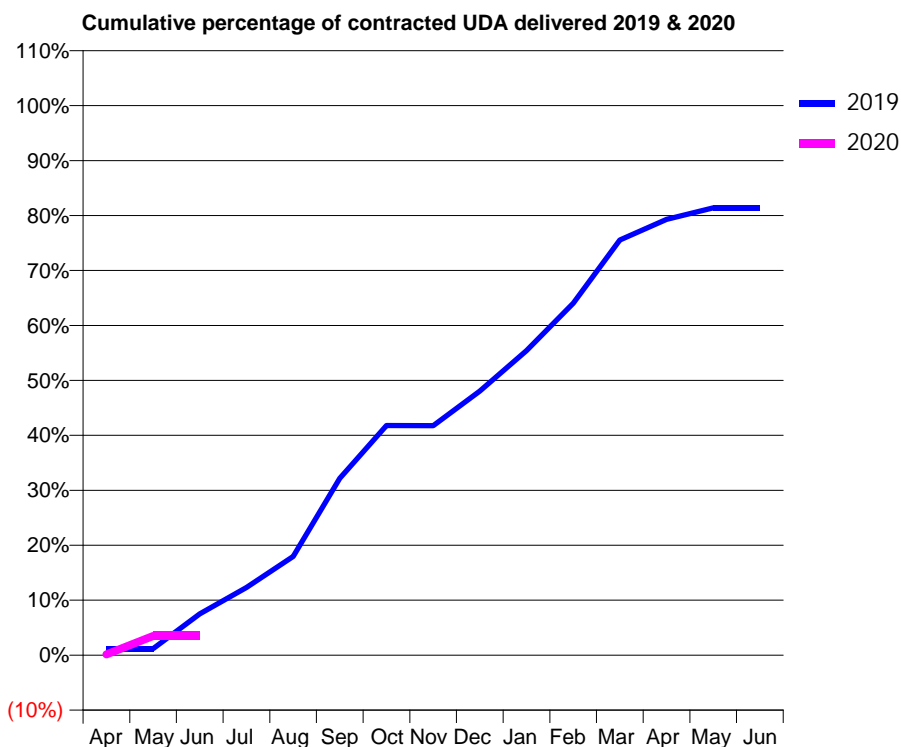
19/20 Contracted general activity (UDA)	14,166
Carry forward general activity (UDA)	0
19/20 Contracted orthodontic activity (UOA)	0
Carry forward orthodontic activity (UOA)	0
Baseline contract value	£397,589.46

ACCESS*

Patients seen in 24 months	Total	Change since previous quarter
Quarter ending June 2018	3,274	
Quarter ending September 2018	3,580	↑
Quarter ending December 2018	3,880	↑
Quarter ending March 2019	4,048	↑
Quarter ending June 2019	3,892	↓
Variance since June 2018	18.9%	↑



ACTIVITY



Month	Adjusted Scheduled Activity (UDA)	
	2019	2020
April	172	21
May	172	496
June	1,064	496
July	1,746	
August	2,544	
September	4,555	
October	5,916	
November	5,914	
December	6,806	
January	7,850	
February	9,072	
March	10,700	
April	11,232	
May	11,532	
June	11,532	

QUALITY

	Quantity	Base Number	Contract	AT	Region	England
% of FP17s for the same patient ID Re-attending within 3 months - Children	123	313	39.3%	10.4%	12.1%	11.4%
% of FP17s for the same patient ID Re-attending within 3 months - Adults	45	363	12.4%	13.7%	15.6%	15.4%
% of FP17s for the same patient ID Re-attending between 3 & 9 months - Children	124	313	39.6%	63.0%	61.2%	59.8%
% of FP17s for the same patient ID Re-attending between 3 & 9 months - Adults	199	363	54.8%	56.7%	54.5%	52.1%
% of FP17s for Band 1 Urgent Courses	18	308	5.8%	7.3%	9.1%	9.2%
% of FP17s Relating to Free Repair or Replacements	2	308	0.6%	0.9%	1.0%	0.7%
% of FP17s Relating to Continuations	7	308	2.3%	0.9%	1.0%	0.8%
% of Patients satisfied with the dentistry they have received	1	1	N/A	93.5%	94.2%	93.4%
% of Patients satisfied with the time they had to wait for an appointment	1	1	N/A	86.7%	88.4%	87.6%

* This is based on patients treated on this contract for their most recent course of treatment. Figures in italics indicate the base number of FP17s or Patient Questionnaire responses are less than 100. N/A is shown where the base number of responses is less than 10 during the period. % is calculated as Quantity/Base number*100

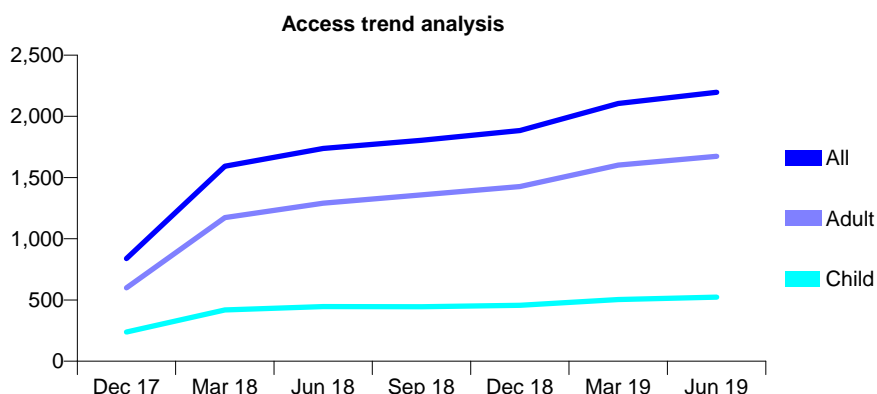
Q52 - Vital Signs At a Glance Contract Report for 100490/0000 - June 2019

Name or company name	Mr Imtiaz Khajwal
Contract type name	GDS Contract
Purpose of contract	General
Contract start date	01/09/2017
Contract end date	

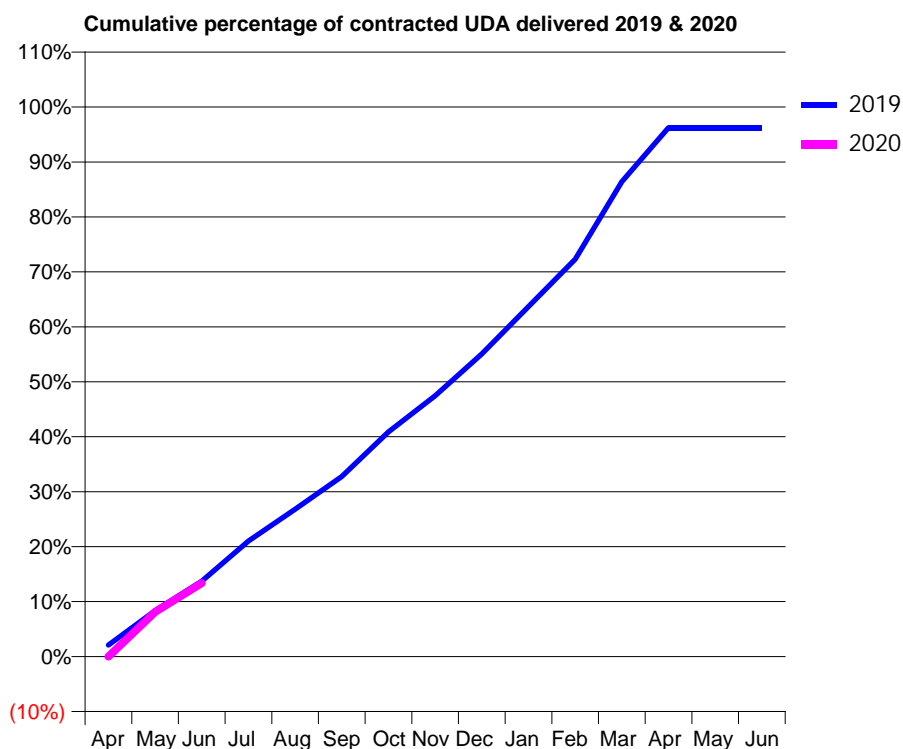
19/20 Contracted general activity (UDA)	6,899
Carry forward general activity (UDA)	0
19/20 Contracted orthodontic activity (UOA)	0
Carry forward orthodontic activity (UOA)	0
Baseline contract value	£202,235.91

ACCESS*

Patients seen in 24 months	Total	Change since previous quarter
Quarter ending June 2018	1,738	
Quarter ending September 2018	1,805	↑
Quarter ending December 2018	1,885	↑
Quarter ending March 2019	2,106	↑
Quarter ending June 2019	2,197	↑
Variance since June 2018	26.4%	↑



ACTIVITY



Month	Adjusted Scheduled Activity (UDA)	
	2019	2020
April	145	0
May	577	561
June	946	921
July	1,451	
August	1,850	
September	2,262	
October	2,820	
November	3,275	
December	3,799	
January	4,395	
February	4,987	
March	5,962	
April	6,639	
May	6,639	
June	6,640	

QUALITY

	Quantity	Base Number	Contract	AT	Region	England
% of FP17s for the same patient ID Re-attending within 3 months - Children	12	194	6.2%	10.4%	12.1%	11.4%
% of FP17s for the same patient ID Re-attending within 3 months - Adults	66	579	11.4%	13.7%	15.6%	15.4%
% of FP17s for the same patient ID Re-attending between 3 & 9 months - Children	118	194	60.8%	63.0%	61.2%	59.8%
% of FP17s for the same patient ID Re-attending between 3 & 9 months - Adults	307	579	53.0%	56.7%	54.5%	52.1%
% of FP17s for Band 1 Urgent Courses	22	530	4.2%	7.3%	9.1%	9.2%
% of FP17s Relating to Free Repair or Replacements	3	530	0.6%	0.9%	1.0%	0.7%
% of FP17s Relating to Continuations	4	530	0.8%	0.9%	1.0%	0.8%
% of Patients satisfied with the dentistry they have received	11	11	100.0%	93.5%	94.2%	93.4%
% of Patients satisfied with the time they had to wait for an appointment	11	11	100.0%	86.7%	88.4%	87.6%

* This is based on patients treated on this contract for their most recent course of treatment. Figures in italics indicate the base number of FP17s or Patient Questionnaire responses are less than 100. N/A is shown where the base number of responses is less than 10 during the period. % is calculated as Quantity/Base number*100

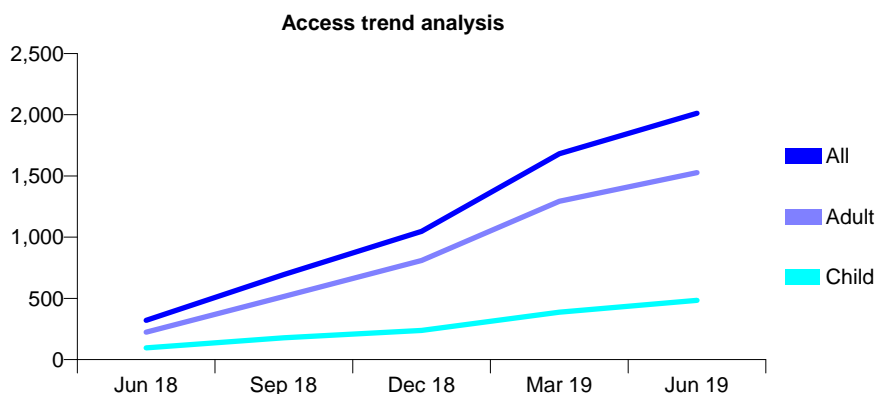
Q52 - Vital Signs At a Glance Contract Report for 100612/0000 - June 2019

Name or company name	C.J. Harker & Associates Ltd
Contract type name	PDS Contract
Purpose of contract	General
Contract start date	01/04/2018
Contract end date	31/03/2022

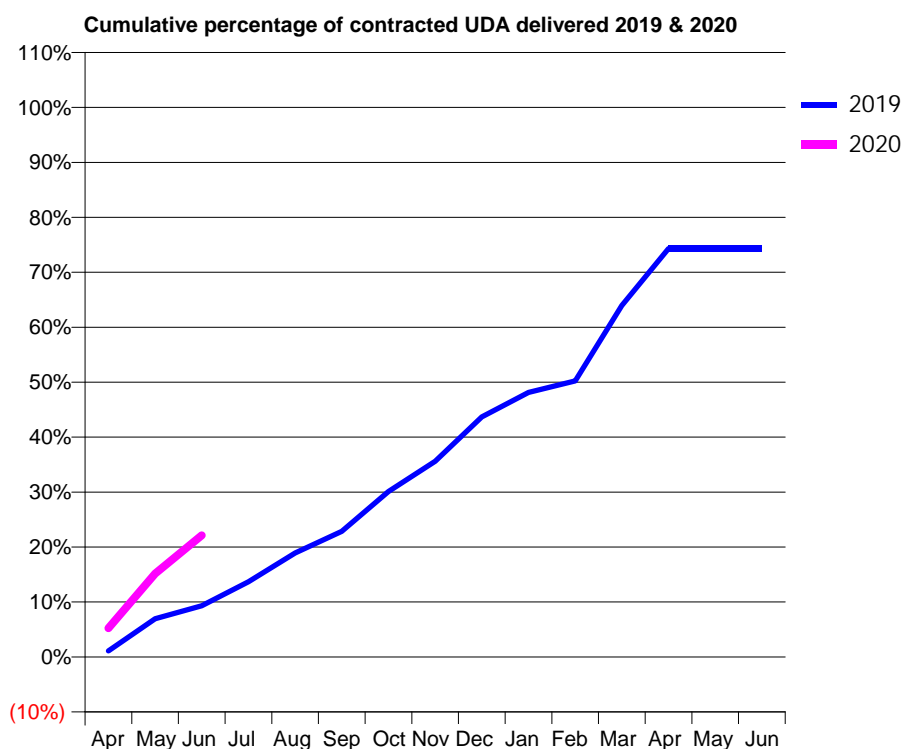
19/20 Contracted general activity (UDA)	6,000
Carry forward general activity (UDA)	0
19/20 Contracted orthodontic activity (UOA)	0
Carry forward orthodontic activity (UOA)	0
Baseline contract value	£173,774.88

ACCESS*

Patients seen in 24 months	Total	Change since previous quarter
Quarter ending June 2018	321	
Quarter ending September 2018	695	↑
Quarter ending December 2018	1,049	↑
Quarter ending March 2019	1,682	↑
Quarter ending June 2019	2,013	↑
Variance since June 2018	527.1%	↑



ACTIVITY



Adjusted Scheduled Activity (UDA)		
Month	2019	2020
April	66	314
May	418	911
June	559	1,328
July	820	
August	1,135	
September	1,371	
October	1,806	
November	2,136	
December	2,620	
January	2,888	
February	3,014	
March	3,837	
April	4,459	
May	4,460	
June	4,460	

QUALITY

	Quantity	Base Number	Contract	AT	Region	England
% of FP17s for the same patient ID Re-attending within 3 months - Children	3	265	1.1%	10.4%	12.1%	11.4%
% of FP17s for the same patient ID Re-attending within 3 months - Adults	11	808	1.4%	13.7%	15.6%	15.4%
% of FP17s for the same patient ID Re-attending between 3 & 9 months - Children	38	265	14.3%	63.0%	61.2%	59.8%
% of FP17s for the same patient ID Re-attending between 3 & 9 months - Adults	101	808	12.5%	56.7%	54.5%	52.1%
% of FP17s for Band 1 Urgent Courses	36	712	5.1%	7.3%	9.1%	9.2%
% of FP17s Relating to Free Repair or Replacements	2	712	0.3%	0.9%	1.0%	0.7%
% of FP17s Relating to Continuations	5	712	0.7%	0.9%	1.0%	0.8%
% of Patients satisfied with the dentistry they have received	0	0	N/A	93.5%	94.2%	93.4%
% of Patients satisfied with the time they had to wait for an appointment	0	0	N/A	86.7%	88.4%	87.6%

* This is based on patients treated on this contract for their most recent course of treatment. Figures in italics indicate the base number of FP17s or Patient Questionnaire responses are less than 100. N/A is shown where the base number of responses is less than 10 during the period. % is calculated as Quantity/Base number*100

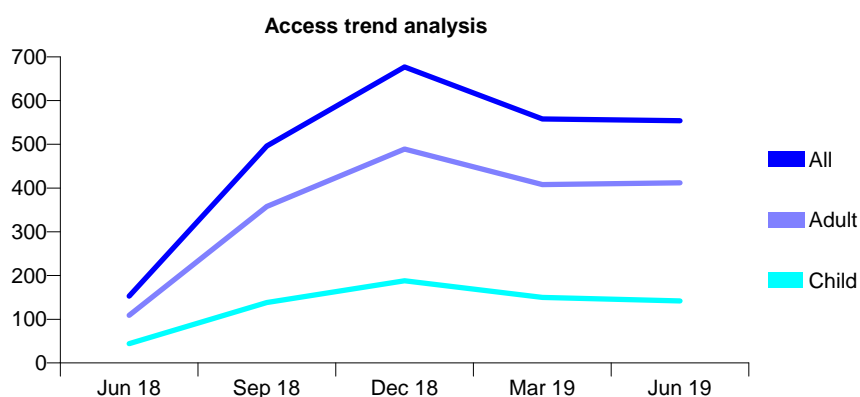
Q52 - Vital Signs At a Glance Contract Report for 100613/0000 - June 2019

Name or company name	C.J. Harker & Associates Ltd
Contract type name	PDS Contract
Purpose of contract	General
Contract start date	01/04/2018
Contract end date	31/03/2022

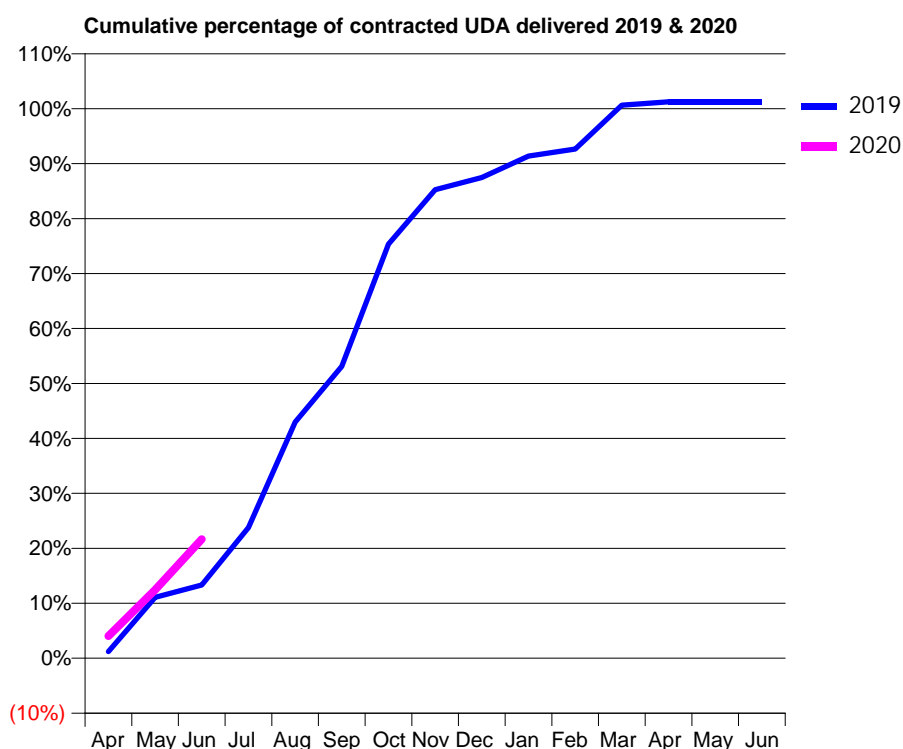
19/20 Contracted general activity (UDA)	2,000
Carry forward general activity (UDA)	0
19/20 Contracted orthodontic activity (UOA)	0
Carry forward orthodontic activity (UOA)	0
Baseline contract value	£57,924.96

ACCESS*

Patients seen in 24 months	Total	Change since previous quarter
Quarter ending June 2018	153	
Quarter ending September 2018	496	↑
Quarter ending December 2018	677	↑
Quarter ending March 2019	558	↓
Quarter ending June 2019	554	→
Variance since June 2018	262.1%	↑



ACTIVITY



Month	2019	2020
April	24	81
May	221	249
June	267	433
July	476	
August	859	
September	1,062	
October	1,507	
November	1,705	
December	1,749	
January	1,827	
February	1,853	
March	2,012	
April	2,024	
May	2,024	
June	2,024	

QUALITY

	Quantity	Base Number	Contract	AT	Region	England
% of FP17s for the same patient ID Re-attending within 3 months - Children	0	59	0.0%	10.4%	12.1%	11.4%
% of FP17s for the same patient ID Re-attending within 3 months - Adults	2	106	1.9%	13.7%	15.6%	15.4%
% of FP17s for the same patient ID Re-attending between 3 & 9 months - Children	17	59	28.8%	63.0%	61.2%	59.8%
% of FP17s for the same patient ID Re-attending between 3 & 9 months - Adults	23	106	21.7%	56.7%	54.5%	52.1%
% of FP17s for Band 1 Urgent Courses	2	164	1.2%	7.3%	9.1%	9.2%
% of FP17s Relating to Free Repair or Replacements	0	164	0.0%	0.9%	1.0%	0.7%
% of FP17s Relating to Continuations	1	164	0.6%	0.9%	1.0%	0.8%
% of Patients satisfied with the dentistry they have received	0	0	N/A	93.5%	94.2%	93.4%
% of Patients satisfied with the time they had to wait for an appointment	0	0	N/A	86.7%	88.4%	87.6%

* This is based on patients treated on this contract for their most recent course of treatment. Figures in italics indicate the base number of FP17s or Patient Questionnaire responses are less than 100. N/A is shown where the base number of responses is less than 10 during the period. % is calculated as Quantity/Base number*100

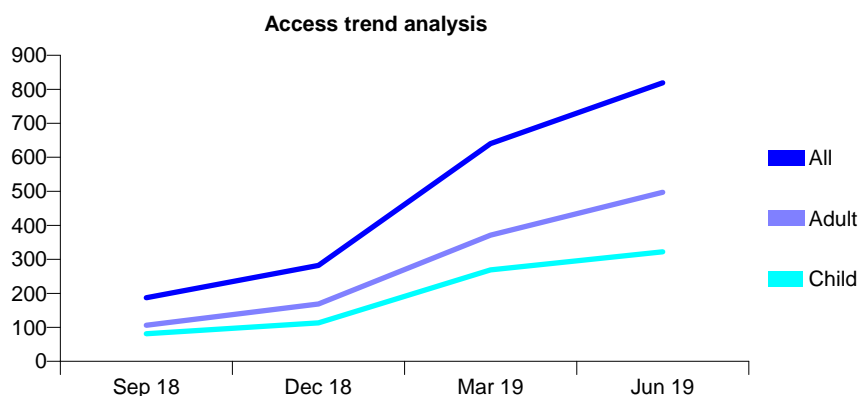
Q52 - Vital Signs At a Glance Contract Report for 100757/0000 - June 2019

Name or company name	Dentistry@Ltd
Contract type name	GDS Contract
Purpose of contract	General
Contract start date	01/07/2018
Contract end date	31/03/2021

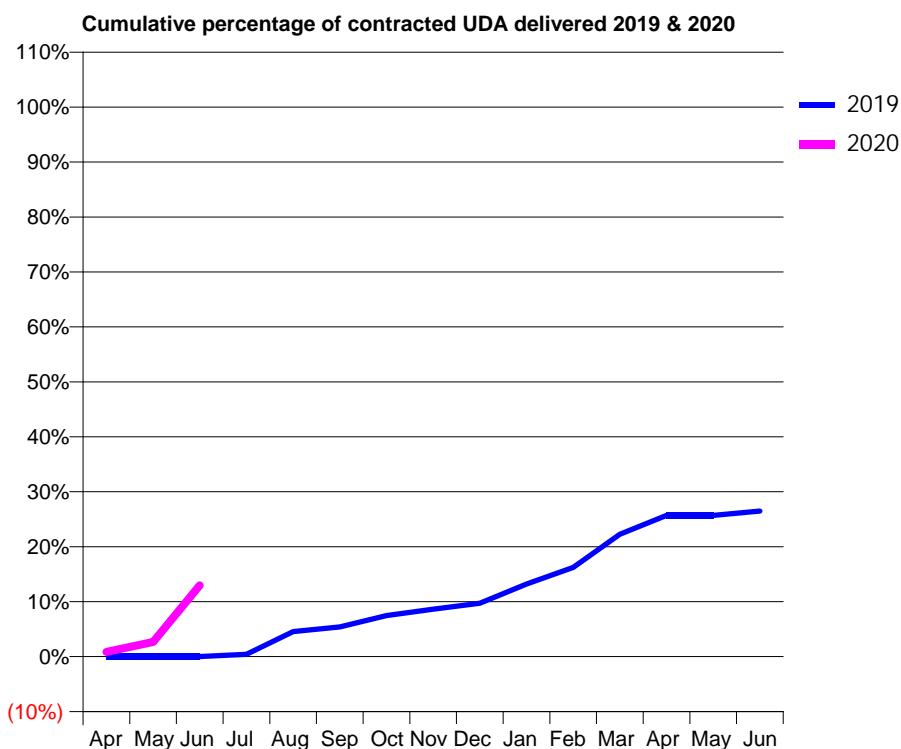
19/20 Contracted general activity (UDA)	5,007
Carry forward general activity (UDA)	0
19/20 Contracted orthodontic activity (UOA)	0
Carry forward orthodontic activity (UOA)	0
Baseline contract value	£141,698.10

ACCESS*

Patients seen in 24 months	Total	Change since previous quarter
Quarter ending June 2018	0	
Quarter ending September 2018	187	↑
Quarter ending December 2018	282	↑
Quarter ending March 2019	640	↑
Quarter ending June 2019	819	↑
Variance since June 2018	N/A	



ACTIVITY



Month	Adjusted Scheduled Activity (UDA)	
	2019	2020
April	0	43
May	0	134
June	0	650
July	29	
August	308	
September	366	
October	505	
November	585	
December	659	
January	896	
February	1,101	
March	1,509	
April	1,743	
May	1,743	
June	1,795	

QUALITY

	Quantity	Base Number	Contract	AT	Region	England
% of FP17s for the same patient ID Re-attending within 3 months - Children	7	165	4.2%	10.4%	12.1%	11.4%
% of FP17s for the same patient ID Re-attending within 3 months - Adults	12	213	5.6%	13.7%	15.6%	15.4%
% of FP17s for the same patient ID Re-attending between 3 & 9 months - Children	4	165	2.4%	63.0%	61.2%	59.8%
% of FP17s for the same patient ID Re-attending between 3 & 9 months - Adults	3	213	1.4%	56.7%	54.5%	52.1%
% of FP17s for Band 1 Urgent Courses	19	249	7.6%	7.3%	9.1%	9.2%
% of FP17s Relating to Free Repair or Replacements	1	249	0.4%	0.9%	1.0%	0.7%
% of FP17s Relating to Continuations	0	249	0.0%	0.9%	1.0%	0.8%
% of Patients satisfied with the dentistry they have received	0	0	N/A	93.5%	94.2%	93.4%
% of Patients satisfied with the time they had to wait for an appointment	0	0	N/A	86.7%	88.4%	87.6%

* This is based on patients treated on this contract for their most recent course of treatment. Figures in italics indicate the base number of FP17s or Patient Questionnaire responses are less than 100. N/A is shown where the base number of responses is less than 10 during the period. % is calculated as Quantity/Base number*100

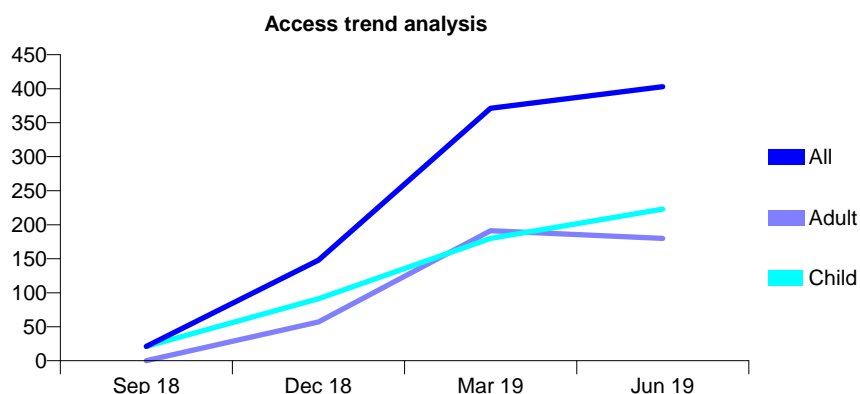
Q52 - Vital Signs At a Glance Contract Report for 100758/0000 - June 2019

Name or company name	MR O FAROOQ
Contract type name	PDS Contract
Purpose of contract	General
Contract start date	01/07/2018
Contract end date	31/03/2021

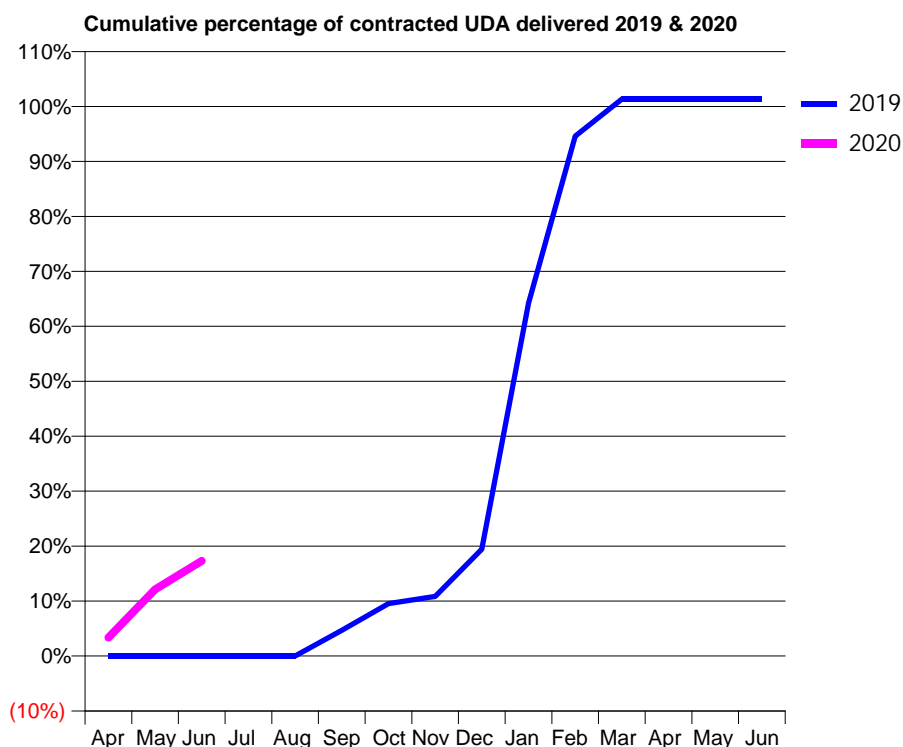
19/20 Contracted general activity (UDA)	774
Carry forward general activity (UDA)	0
19/20 Contracted orthodontic activity (UOA)	0
Carry forward orthodontic activity (UOA)	0
Baseline contract value	£21,904.20

ACCESS*

Patients seen in 24 months	Total	Change since previous quarter
Quarter ending June 2018	0	
Quarter ending September 2018	21	↑
Quarter ending December 2018	148	↑
Quarter ending March 2019	371	↑
Quarter ending June 2019	403	↑
Variance since June 2018	N/A	



ACTIVITY



Month	Adjusted Scheduled Activity (UDA)	
	2019	2020
April	0	26
May	0	94
June	0	134
July	0	
August	0	
September	50	
October	102	
November	116	
December	208	
January	686	
February	1,011	
March	1,083	
April	1,083	
May	1,083	
June	1,083	

QUALITY

	Quantity	Base Number	Contract	AT	Region	England
% of FP17s for the same patient ID Re-attending within 3 months - Children	0	66	0.0%	10.4%	12.1%	11.4%
% of FP17s for the same patient ID Re-attending within 3 months - Adults	0	0	N/A	13.7%	15.6%	15.4%
% of FP17s for the same patient ID Re-attending between 3 & 9 months - Children	0	66	0.0%	63.0%	61.2%	59.8%
% of FP17s for the same patient ID Re-attending between 3 & 9 months - Adults	0	0	N/A	56.7%	54.5%	52.1%
% of FP17s for Band 1 Urgent Courses	0	66	0.0%	7.3%	9.1%	9.2%
% of FP17s Relating to Free Repair or Replacements	0	66	0.0%	0.9%	1.0%	0.7%
% of FP17s Relating to Continuations	0	66	0.0%	0.9%	1.0%	0.8%
% of Patients satisfied with the dentistry they have received	0	0	N/A	93.5%	94.2%	93.4%
% of Patients satisfied with the time they had to wait for an appointment	0	0	N/A	86.7%	88.4%	87.6%

* This is based on patients treated on this contract for their most recent course of treatment. Figures in italics indicate the base number of FP17s or Patient Questionnaire responses are less than 100. N/A is shown where the base number of responses is less than 10 during the period. % is calculated as Quantity/Base number*100

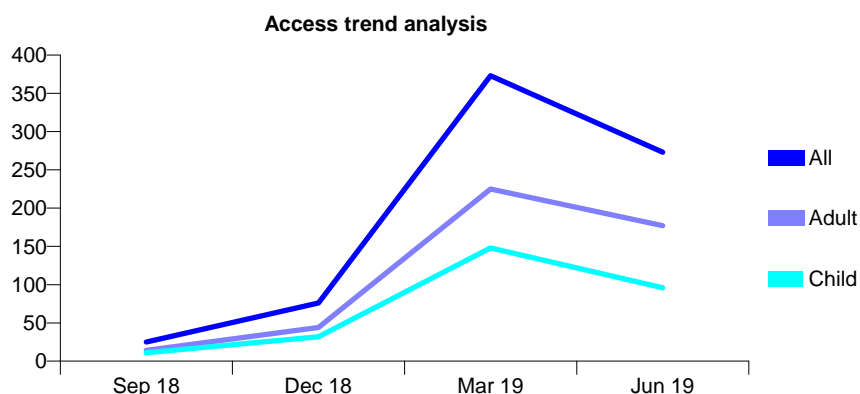
Q52 - Vital Signs At a Glance Contract Report for 100761/0000 - June 2019

Name or company name	Wakefield Road Surgery Partnership
Contract type name	GDS Contract
Purpose of contract	General
Contract start date	01/07/2018
Contract end date	31/03/2021

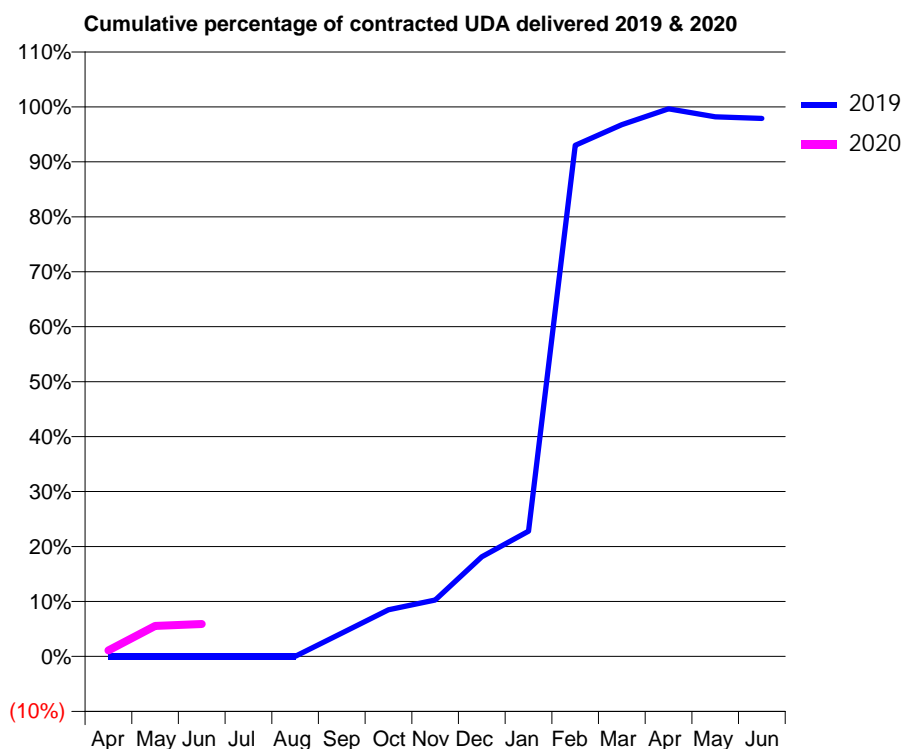
19/20 Contracted general activity (UDA)	904
Carry forward general activity (UDA)	0
19/20 Contracted orthodontic activity (UOA)	0
Carry forward orthodontic activity (UOA)	0
Baseline contract value	£25,583.20

ACCESS*

Patients seen in 24 months	Total	Change since previous quarter
Quarter ending June 2018	0	
Quarter ending September 2018	25	↑
Quarter ending December 2018	76	↑
Quarter ending March 2019	373	↑
Quarter ending June 2019	273	↓
Variance since June 2018	N/A	



ACTIVITY



Month	2019	2020
April	0	10
May	0	50
June	0	53
July	0	
August	0	
September	38	
October	77	
November	93	
December	164	
January	206	
February	841	
March	875	
April	901	
May	888	
June	885	

QUALITY

	Quantity	Base Number	Contract	AT	Region	England
% of FP17s for the same patient ID Re-attending within 3 months - Children	0	18	0.0%	10.4%	12.1%	11.4%
% of FP17s for the same patient ID Re-attending within 3 months - Adults	1	20	5.0%	13.7%	15.6%	15.4%
% of FP17s for the same patient ID Re-attending between 3 & 9 months - Children	0	18	0.0%	63.0%	61.2%	59.8%
% of FP17s for the same patient ID Re-attending between 3 & 9 months - Adults	1	20	5.0%	56.7%	54.5%	52.1%
% of FP17s for Band 1 Urgent Courses	2	19	10.5%	7.3%	9.1%	9.2%
% of FP17s Relating to Free Repair or Replacements	1	19	5.3%	0.9%	1.0%	0.7%
% of FP17s Relating to Continuations	0	19	0.0%	0.9%	1.0%	0.8%
% of Patients satisfied with the dentistry they have received	0	0	N/A	93.5%	94.2%	93.4%
% of Patients satisfied with the time they had to wait for an appointment	0	0	N/A	86.7%	88.4%	87.6%

* This is based on patients treated on this contract for their most recent course of treatment. Figures in italics indicate the base number of FP17s or Patient Questionnaire responses are less than 100. N/A is shown where the base number of responses is less than 10 during the period. % is calculated as Quantity/Base number*100

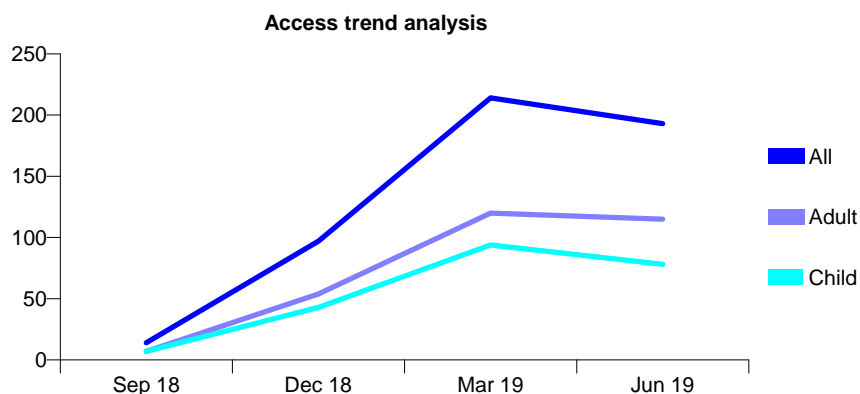
Q52 - Vital Signs At a Glance Contract Report for 100762/0000 - June 2019

Name or company name	Mistry & Powar
Contract type name	GDS Contract
Purpose of contract	General
Contract start date	01/07/2018
Contract end date	31/03/2021

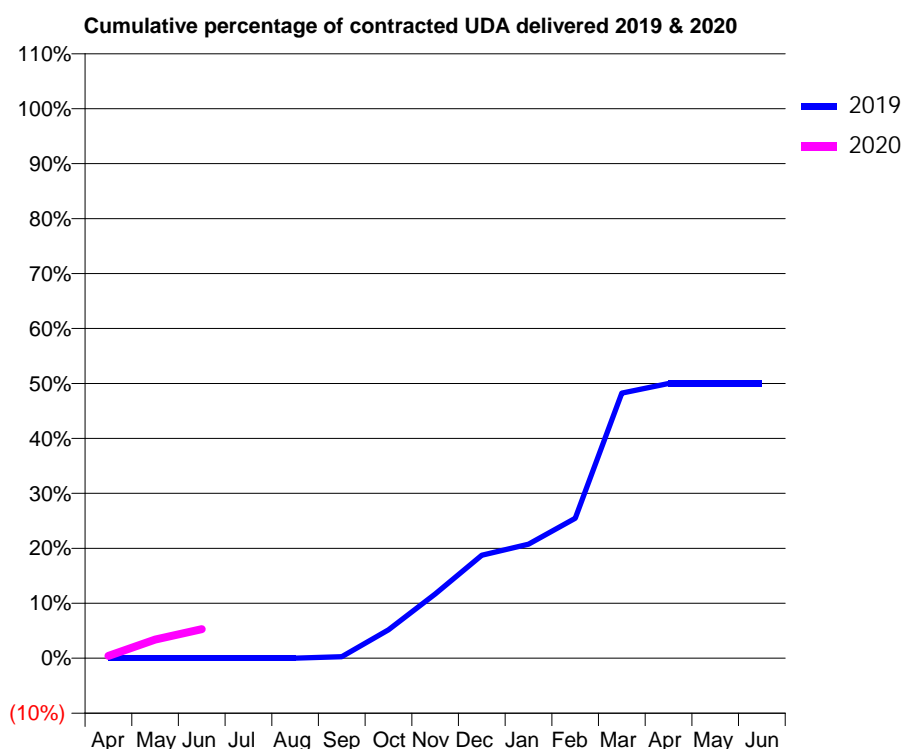
19/20 Contracted general activity (UDA)	967
Carry forward general activity (UDA)	0
19/20 Contracted orthodontic activity (UOA)	0
Carry forward orthodontic activity (UOA)	0
Baseline contract value	£27,366.10

ACCESS*

Patients seen in 24 months	Total	Change since previous quarter
Quarter ending June 2018	0	
Quarter ending September 2018	14	↑
Quarter ending December 2018	97	↑
Quarter ending March 2019	214	↑
Quarter ending June 2019	193	↓
Variance since June 2018	N/A	



ACTIVITY



Month	Adjusted Scheduled Activity (UDA)	
	2019	2020
April	0	4
May	0	33
June	0	51
July	0	
August	0	
September	3	
October	55	
November	124	
December	199	
January	221	
February	271	
March	513	
April	532	
May	532	
June	532	

QUALITY

	Quantity	Base Number	Contract	AT	Region	England
% of FP17s for the same patient ID Re-attending within 3 months - Children	0	16	0.0%	10.4%	12.1%	11.4%
% of FP17s for the same patient ID Re-attending within 3 months - Adults	0	10	0.0%	13.7%	15.6%	15.4%
% of FP17s for the same patient ID Re-attending between 3 & 9 months - Children	0	16	0.0%	63.0%	61.2%	59.8%
% of FP17s for the same patient ID Re-attending between 3 & 9 months - Adults	0	10	0.0%	56.7%	54.5%	52.1%
% of FP17s for Band 1 Urgent Courses	0	17	0.0%	7.3%	9.1%	9.2%
% of FP17s Relating to Free Repair or Replacements	0	17	0.0%	0.9%	1.0%	0.7%
% of FP17s Relating to Continuations	0	17	0.0%	0.9%	1.0%	0.8%
% of Patients satisfied with the dentistry they have received	0	0	N/A	93.5%	94.2%	93.4%
% of Patients satisfied with the time they had to wait for an appointment	0	0	N/A	86.7%	88.4%	87.6%

* This is based on patients treated on this contract for their most recent course of treatment.

Figures in italics indicate the base number of FP17s or Patient Questionnaire responses are less than 100. N/A is shown where the base number of responses is less than 10 during the period. % is calculated as Quantity/Base number*100

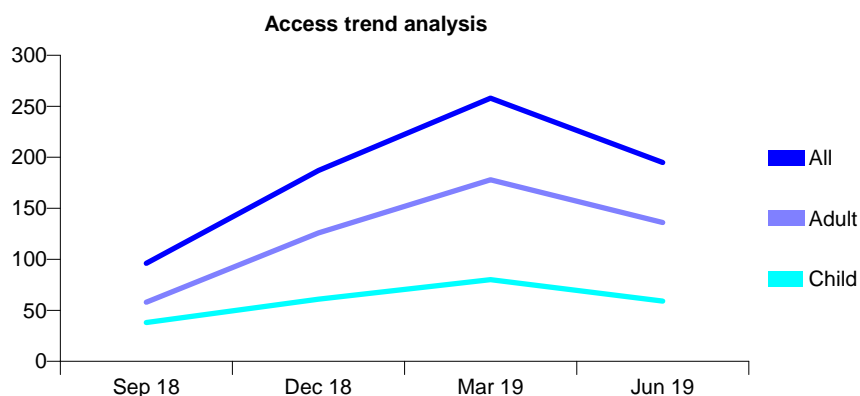
Q52 - Vital Signs At a Glance Contract Report for 100764/0000 - June 2019

Name or company name	MR RB LAD
Contract type name	GDS Contract
Purpose of contract	General
Contract start date	07/07/2018
Contract end date	31/03/2021

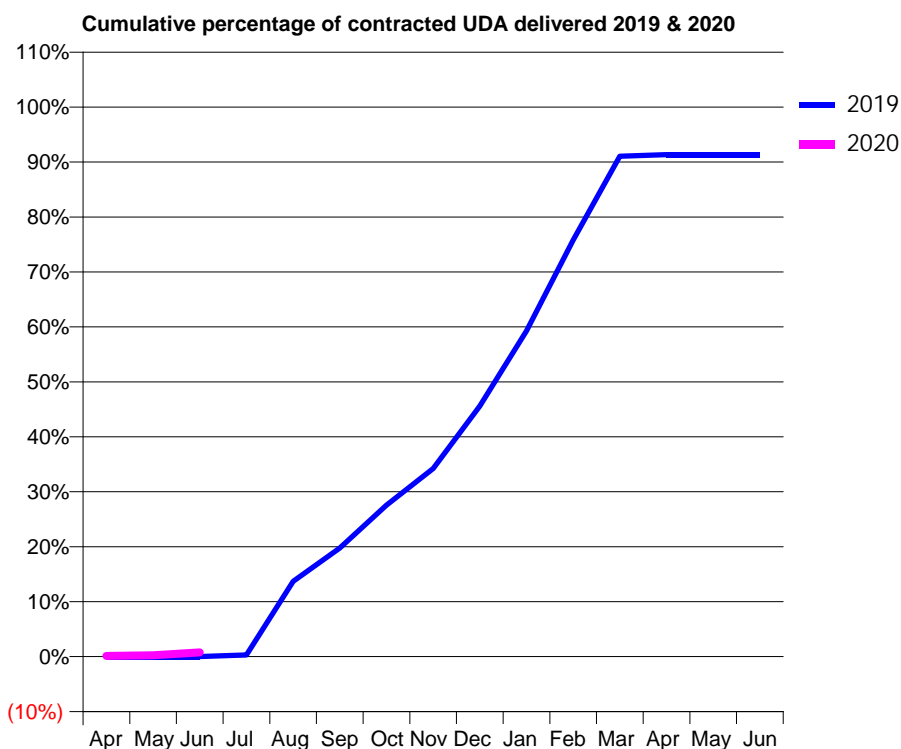
19/20 Contracted general activity (UDA)	793
Carry forward general activity (UDA)	0
19/20 Contracted orthodontic activity (UOA)	0
Carry forward orthodontic activity (UOA)	0
Baseline contract value	£22,441.90

ACCESS*

Patients seen in 24 months	Total	Change since previous quarter
Quarter ending June 2018	0	
Quarter ending September 2018	96	↑
Quarter ending December 2018	187	↑
Quarter ending March 2019	258	↑
Quarter ending June 2019	195	↓
Variance since June 2018	N/A	



ACTIVITY



Month	Adjusted Scheduled Activity (UDA)	
	2019	2020
April	0	1
May	0	2
June	0	6
July	3	
August	143	
September	206	
October	287	
November	356	
December	475	
January	617	
February	789	
March	948	
April	951	
May	951	
June	951	

QUALITY

	Quantity	Base Number	Contract	AT	Region	England
% of FP17s for the same patient ID Re-attending within 3 months - Children	0	3	0.0%	10.4%	12.1%	11.4%
% of FP17s for the same patient ID Re-attending within 3 months - Adults	1	2	50.0%	13.7%	15.6%	15.4%
% of FP17s for the same patient ID Re-attending between 3 & 9 months - Children	1	3	33.3%	63.0%	61.2%	59.8%
% of FP17s for the same patient ID Re-attending between 3 & 9 months - Adults	0	2	0.0%	56.7%	54.5%	52.1%
% of FP17s for Band 1 Urgent Courses	0	4	0.0%	7.3%	9.1%	9.2%
% of FP17s Relating to Free Repair or Replacements	0	4	0.0%	0.9%	1.0%	0.7%
% of FP17s Relating to Continuations	0	4	0.0%	0.9%	1.0%	0.8%
% of Patients satisfied with the dentistry they have received	0	0	N/A	93.5%	94.2%	93.4%
% of Patients satisfied with the time they had to wait for an appointment	0	0	N/A	86.7%	88.4%	87.6%

* This is based on patients treated on this contract for their most recent course of treatment. Figures in italics indicate the base number of FP17s or Patient Questionnaire responses are less than 100. N/A is shown where the base number of responses is less than 10 during the period. % is calculated as Quantity/Base number*100

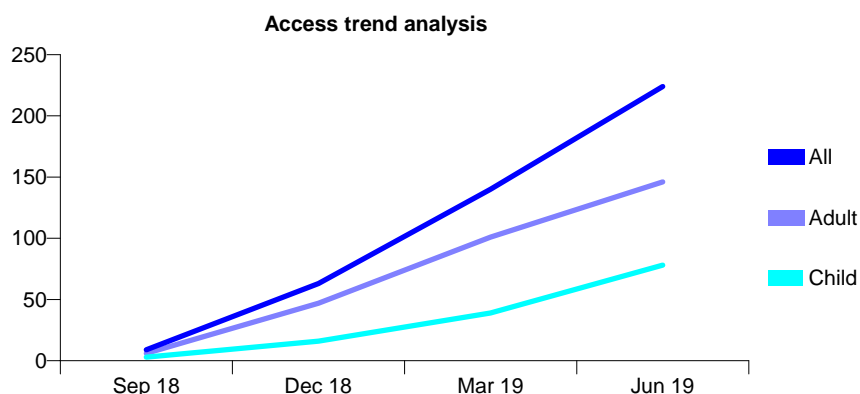
Q52 - Vital Signs At a Glance Contract Report for 100765/0000 - June 2019

Name or company name	Wood Dental Ltd
Contract type name	GDS Contract
Purpose of contract	General
Contract start date	01/07/2018
Contract end date	31/03/2021

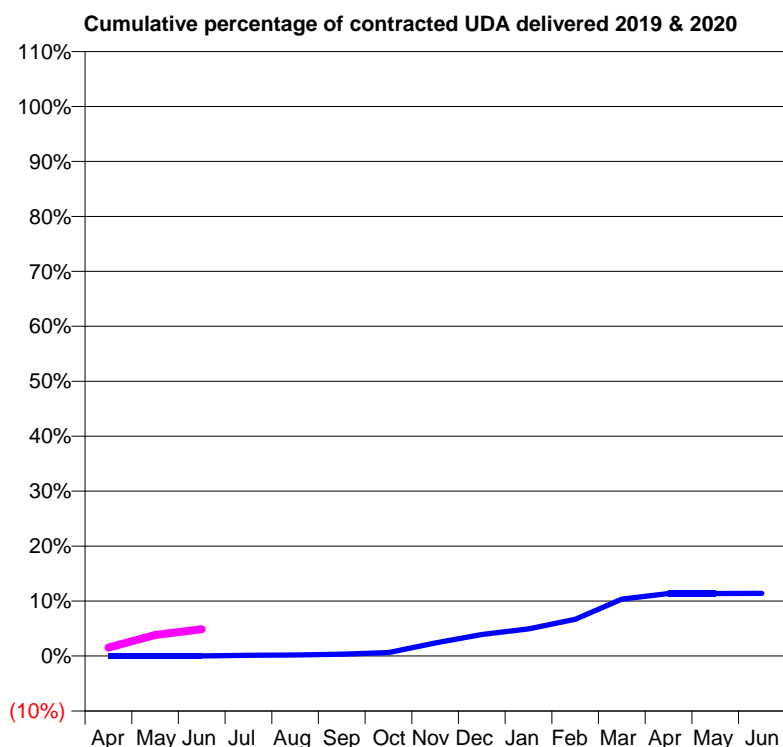
19/20 Contracted general activity (UDA)	2,495
Carry forward general activity (UDA)	0
19/20 Contracted orthodontic activity (UOA)	0
Carry forward orthodontic activity (UOA)	0
Baseline contract value	£70,608.50

ACCESS*

Patients seen in 24 months	Total	Change since previous quarter
Quarter ending June 2018	0	
Quarter ending September 2018	9	↑
Quarter ending December 2018	63	↑
Quarter ending March 2019	140	↑
Quarter ending June 2019	224	↑
Variance since June 2018	N/A	



ACTIVITY



Month	Adjusted Scheduled Activity (UDA)	
	2019	2020
April	0	38
May	0	95
June	0	122
July	3	
August	5	
September	9	
October	16	
November	59	
December	98	
January	123	
February	167	
March	258	
April	283	
May	283	
June	284	

QUALITY

	Quantity	Base Number	Contract	AT	Region	England
% of FP17s for the same patient ID Re-attending within 3 months - Children	0	37	0.0%	10.4%	12.1%	11.4%
% of FP17s for the same patient ID Re-attending within 3 months - Adults	0	54	0.0%	13.7%	15.6%	15.4%
% of FP17s for the same patient ID Re-attending between 3 & 9 months - Children	0	37	0.0%	63.0%	61.2%	59.8%
% of FP17s for the same patient ID Re-attending between 3 & 9 months - Adults	0	54	0.0%	56.7%	54.5%	52.1%
% of FP17s for Band 1 Urgent Courses	9	80	11.3%	7.3%	9.1%	9.2%
% of FP17s Relating to Free Repair or Replacements	0	80	0.0%	0.9%	1.0%	0.7%
% of FP17s Relating to Continuations	0	80	0.0%	0.9%	1.0%	0.8%
% of Patients satisfied with the dentistry they have received	0	0	N/A	93.5%	94.2%	93.4%
% of Patients satisfied with the time they had to wait for an appointment	0	0	N/A	86.7%	88.4%	87.6%

* This is based on patients treated on this contract for their most recent course of treatment. Figures in italics indicate the base number of FP17s or Patient Questionnaire responses are less than 100. N/A is shown where the base number of responses is less than 10 during the period. % is calculated as Quantity/Base number*100

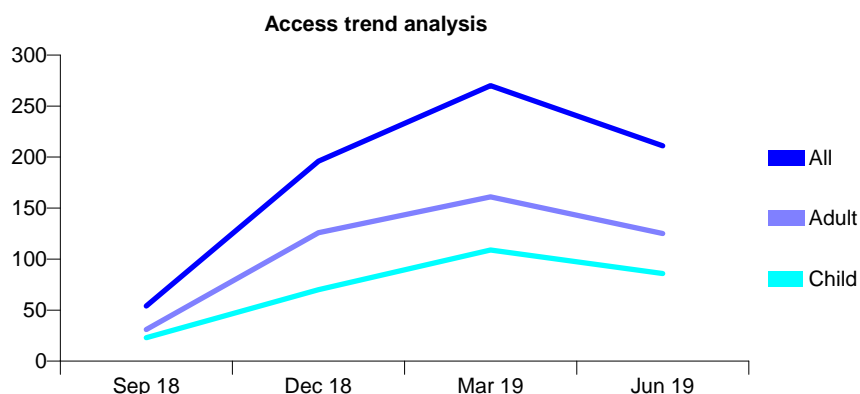
Q52 - Vital Signs At a Glance Contract Report for 100766/0000 - June 2019

Name or company name	Majid, Elia & O'Donovan
Contract type name	GDS Contract
Purpose of contract	General
Contract start date	01/08/2018
Contract end date	31/03/2021

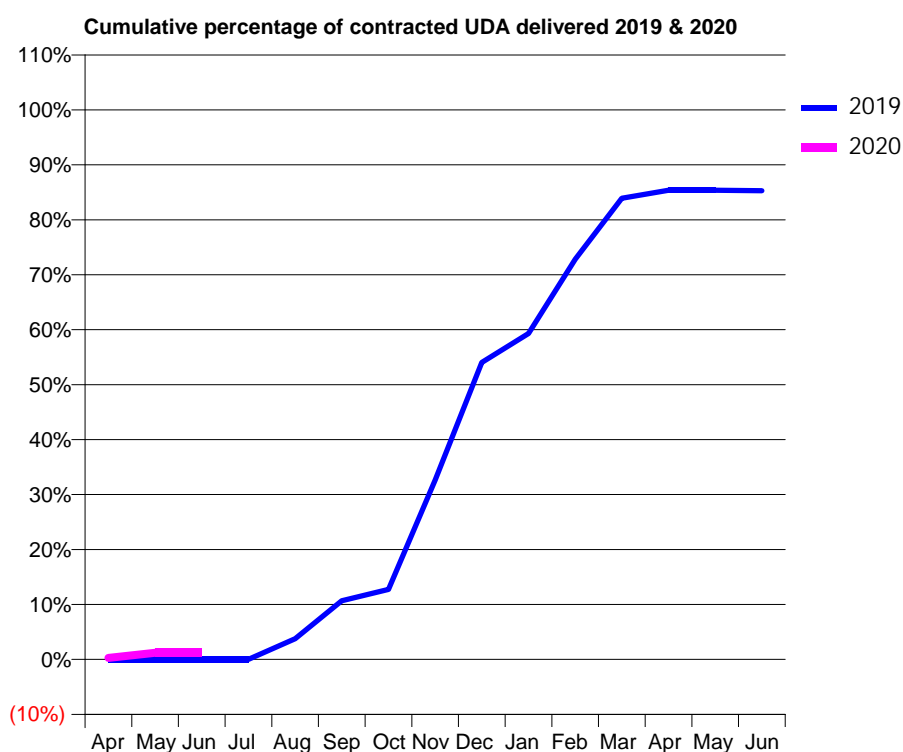
19/20 Contracted general activity (UDA)	1,091
Carry forward general activity (UDA)	0
19/20 Contracted orthodontic activity (UOA)	0
Carry forward orthodontic activity (UOA)	0
Baseline contract value	£30,875.30

ACCESS*

Patients seen in 24 months	Total	Change since previous quarter
Quarter ending June 2018	0	
Quarter ending September 2018	54	↑
Quarter ending December 2018	196	↑
Quarter ending March 2019	270	↑
Quarter ending June 2019	211	↓
Variance since June 2018	N/A	



ACTIVITY



Month	2019	2020
April	0	3
May	0	13
June	0	13
July	0	
August	41	
September	117	
October	139	
November	356	
December	589	
January	647	
February	794	
March	916	
April	932	
May	932	
June	931	

QUALITY

	Quantity	Base Number	Contract	AT	Region	England
% of FP17s for the same patient ID Re-attending within 3 months - Children	0	3	0.0%	10.4%	12.1%	11.4%
% of FP17s for the same patient ID Re-attending within 3 months - Adults	0	9	0.0%	13.7%	15.6%	15.4%
% of FP17s for the same patient ID Re-attending between 3 & 9 months - Children	2	3	66.7%	63.0%	61.2%	59.8%
% of FP17s for the same patient ID Re-attending between 3 & 9 months - Adults	4	9	44.4%	56.7%	54.5%	52.1%
% of FP17s for Band 1 Urgent Courses	0	5	0.0%	7.3%	9.1%	9.2%
% of FP17s Relating to Free Repair or Replacements	0	5	0.0%	0.9%	1.0%	0.7%
% of FP17s Relating to Continuations	0	5	0.0%	0.9%	1.0%	0.8%
% of Patients satisfied with the dentistry they have received	1	1	N/A	93.5%	94.2%	93.4%
% of Patients satisfied with the time they had to wait for an appointment	1	1	N/A	86.7%	88.4%	87.6%

* This is based on patients treated on this contract for their most recent course of treatment. Figures in italics indicate the base number of FP17s or Patient Questionnaire responses are less than 100. N/A is shown where the base number of responses is less than 10 during the period. % is calculated as Quantity/Base number*100

Q52 - Vital Signs At a Glance Contract Report for 100767/0000 - June 2019


Name or company name	Dr Amjid Siddique
Contract type name	GDS Contract
Purpose of contract	General
Contract start date	01/07/2018
Contract end date	31/03/2021

19/20 Contracted general activity (UDA)	5,326
Carry forward general activity (UDA)	0
19/20 Contracted orthodontic activity (UOA)	0
Carry forward orthodontic activity (UOA)	0
Baseline contract value	£150,725.80

ACCESS*

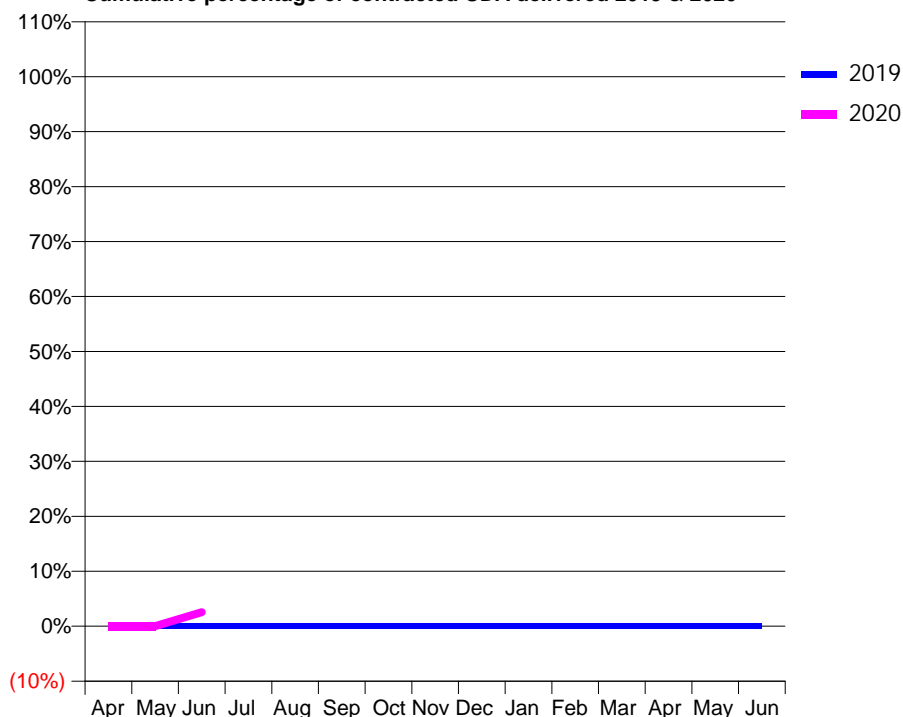
Patients seen in 24 months	Total	Change since previous quarter
Quarter ending June 2018	0	
Quarter ending September 2018	0	
Quarter ending December 2018	0	
Quarter ending March 2019	0	
Quarter ending June 2019	48	↑
Variance since June 2018	N/A	

Access trend analysis



ACTIVITY

Cumulative percentage of contracted UDA delivered 2019 & 2020



Adjusted Scheduled Activity (UDA)

Month	2019	2020
April	0	0
May	0	0
June	0	136
July	0	
August	0	
September	0	
October	0	
November	0	
December	0	
January	0	
February	0	
March	0	
April	0	
May	0	
June	0	

QUALITY

	Quantity	Base Number	Contract	AT	Region	England
% of FP17s for the same patient ID Re-attending within 3 months - Children	0	8	0.0%	10.4%	12.1%	11.4%
% of FP17s for the same patient ID Re-attending within 3 months - Adults	1	41	2.4%	13.7%	15.6%	15.4%
% of FP17s for the same patient ID Re-attending between 3 & 9 months - Children	0	8	0.0%	63.0%	61.2%	59.8%
% of FP17s for the same patient ID Re-attending between 3 & 9 months - Adults	0	41	0.0%	56.7%	54.5%	52.1%
% of FP17s for Band 1 Urgent Courses	1	49	2.0%	7.3%	9.1%	9.2%
% of FP17s Relating to Free Repair or Replacements	0	49	0.0%	0.9%	1.0%	0.7%
% of FP17s Relating to Continuations	0	49	0.0%	0.9%	1.0%	0.8%
% of Patients satisfied with the dentistry they have received	0	0	N/A	93.5%	94.2%	93.4%
% of Patients satisfied with the time they had to wait for an appointment	0	0	N/A	86.7%	88.4%	87.6%

* This is based on patients treated on this contract for their most recent course of treatment.

Figures in italics indicate the base number of FP17s or Patient Questionnaire responses are less than 100. N/A is shown where the base number of responses is less than 10 during the period. % is calculated as Quantity/Base number*100

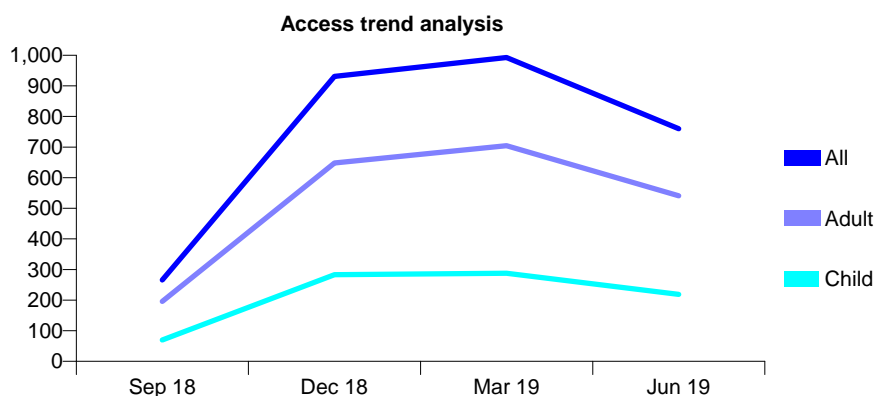
Q52 - Vital Signs At a Glance Contract Report for 100768/0000 - June 2019

Name or company name	Genix Healthcare Ltd
Contract type name	GDS Contract
Purpose of contract	General
Contract start date	01/07/2018
Contract end date	31/03/2021

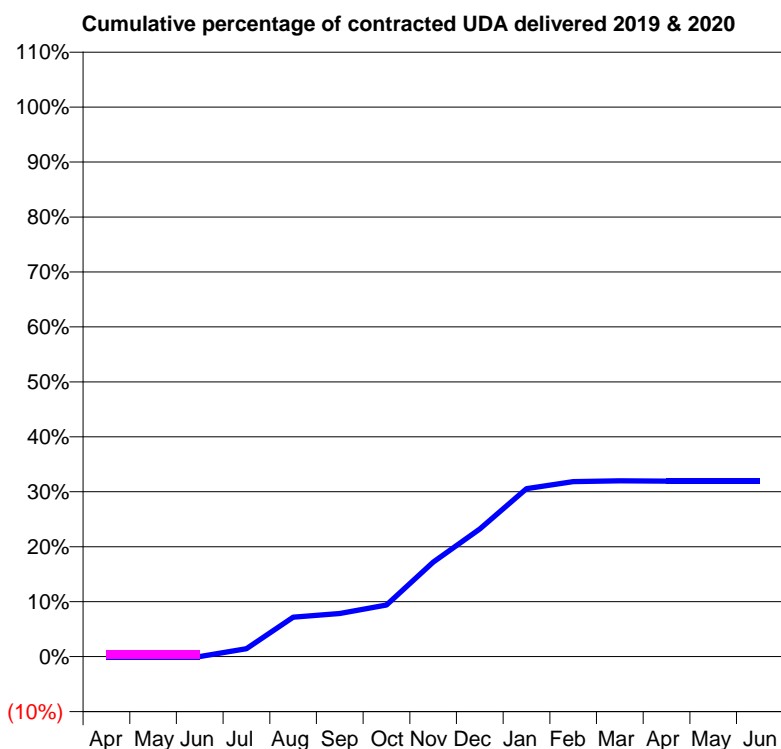
19/20 Contracted general activity (UDA)	9,660
Carry forward general activity (UDA)	0
19/20 Contracted orthodontic activity (UOA)	0
Carry forward orthodontic activity (UOA)	0
Baseline contract value	£273,378.00

ACCESS*

Patients seen in 24 months	Total	Change since previous quarter
Quarter ending June 2018	0	
Quarter ending September 2018	266	↑
Quarter ending December 2018	931	↑
Quarter ending March 2019	993	↑
Quarter ending June 2019	760	↓
Variance since June 2018	N/A	



ACTIVITY



Month	Adjusted Scheduled Activity (UDA)	
	2019	2020
April	0	36
May	0	36
June	0	36
July	139	
August	692	
September	759	
October	909	
November	1,660	
December	2,245	
January	2,953	
February	3,077	
March	3,091	
April	3,085	
May	3,085	
June	3,084	

QUALITY

	Quantity	Base Number	Contract	AT	Region	England
% of FP17s for the same patient ID Re-attending within 3 months - Children	0	9	0.0%	10.4%	12.1%	11.4%
% of FP17s for the same patient ID Re-attending within 3 months - Adults	0	14	0.0%	13.7%	15.6%	15.4%
% of FP17s for the same patient ID Re-attending between 3 & 9 months - Children	1	9	11.1%	63.0%	61.2%	59.8%
% of FP17s for the same patient ID Re-attending between 3 & 9 months - Adults	1	14	7.1%	56.7%	54.5%	52.1%
% of FP17s for Band 1 Urgent Courses	0	26	0.0%	7.3%	9.1%	9.2%
% of FP17s Relating to Free Repair or Replacements	0	26	0.0%	0.9%	1.0%	0.7%
% of FP17s Relating to Continuations	0	26	0.0%	0.9%	1.0%	0.8%
% of Patients satisfied with the dentistry they have received	1	1	N/A	93.5%	94.2%	93.4%
% of Patients satisfied with the time they had to wait for an appointment	1	1	N/A	86.7%	88.4%	87.6%

* This is based on patients treated on this contract for their most recent course of treatment. Figures in italics indicate the base number of FP17s or Patient Questionnaire responses are less than 100. N/A is shown where the base number of responses is less than 10 during the period. % is calculated as Quantity/Base number*100

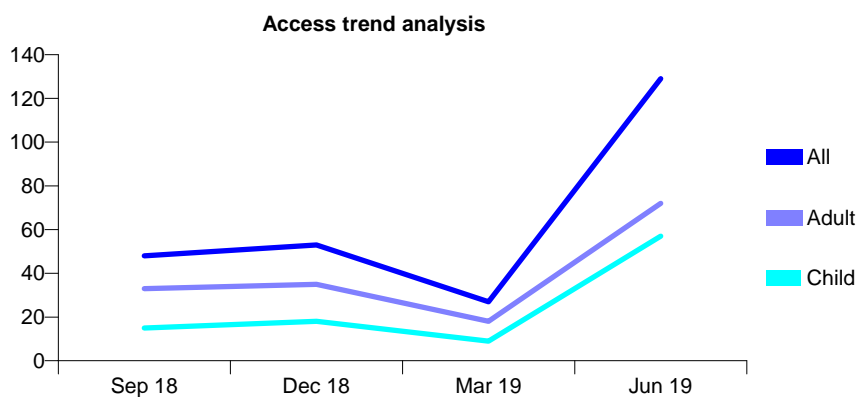
Q52 - Vital Signs At a Glance Contract Report for 100771/0000 - June 2019

Name or company name	Shaw & Associates Dental Surgeons Ltd
Contract type name	GDS Contract
Purpose of contract	General
Contract start date	01/07/2018
Contract end date	31/03/2021

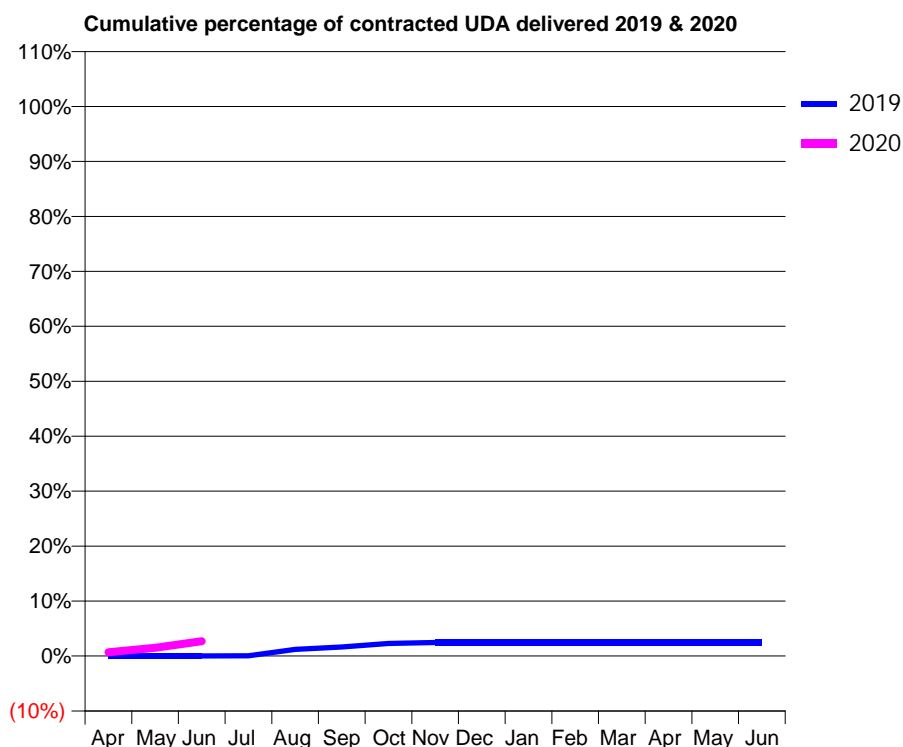
19/20 Contracted general activity (UDA)	4,311
Carry forward general activity (UDA)	0
19/20 Contracted orthodontic activity (UOA)	0
Carry forward orthodontic activity (UOA)	0
Baseline contract value	£122,001.30

ACCESS*

Patients seen in 24 months	Total	Change since previous quarter
Quarter ending June 2018	0	
Quarter ending September 2018	48	↑
Quarter ending December 2018	53	↑
Quarter ending March 2019	27	↓
Quarter ending June 2019	129	↑
Variance since June 2018	N/A	



ACTIVITY



Month	Adjusted Scheduled Activity (UDA)	
	2019	2020
April	0	30
May	0	65
June	0	117
July	4	
August	71	
September	96	
October	133	
November	143	
December	143	
January	143	
February	143	
March	143	
April	143	
May	143	
June	143	

QUALITY

	Quantity	Base Number	Contract	AT	Region	England
% of FP17s for the same patient ID Re-attending within 3 months - Children	0	35	0.0%	10.4%	12.1%	11.4%
% of FP17s for the same patient ID Re-attending within 3 months - Adults	0	47	0.0%	13.7%	15.6%	15.4%
% of FP17s for the same patient ID Re-attending between 3 & 9 months - Children	1	35	2.9%	63.0%	61.2%	59.8%
% of FP17s for the same patient ID Re-attending between 3 & 9 months - Adults	1	47	2.1%	56.7%	54.5%	52.1%
% of FP17s for Band 1 Urgent Courses	4	82	4.9%	7.3%	9.1%	9.2%
% of FP17s Relating to Free Repair or Replacements	2	82	2.4%	0.9%	1.0%	0.7%
% of FP17s Relating to Continuations	0	82	0.0%	0.9%	1.0%	0.8%
% of Patients satisfied with the dentistry they have received	0	0	N/A	93.5%	94.2%	93.4%
% of Patients satisfied with the time they had to wait for an appointment	0	0	N/A	86.7%	88.4%	87.6%

* This is based on patients treated on this contract for their most recent course of treatment. Figures in italics indicate the base number of FP17s or Patient Questionnaire responses are less than 100. N/A is shown where the base number of responses is less than 10 during the period. % is calculated as Quantity/Base number*100

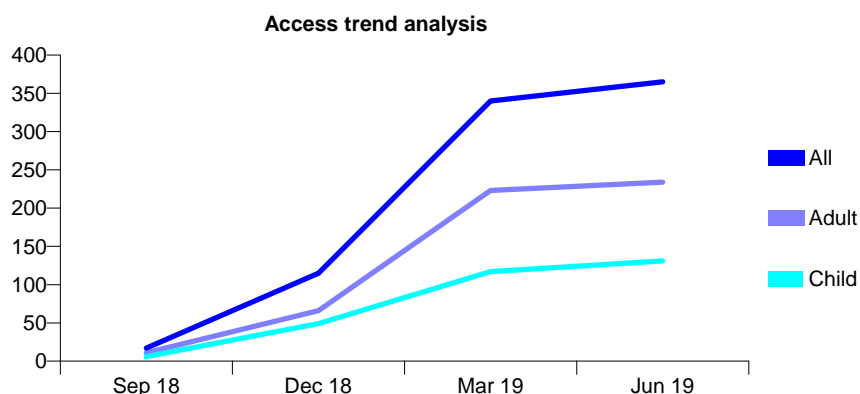
Q52 - Vital Signs At a Glance Contract Report for 100773/0000 - June 2019

Name or company name	Ripponden Dental Care Ltd
Contract type name	GDS Contract
Purpose of contract	General
Contract start date	01/07/2018
Contract end date	31/03/2021

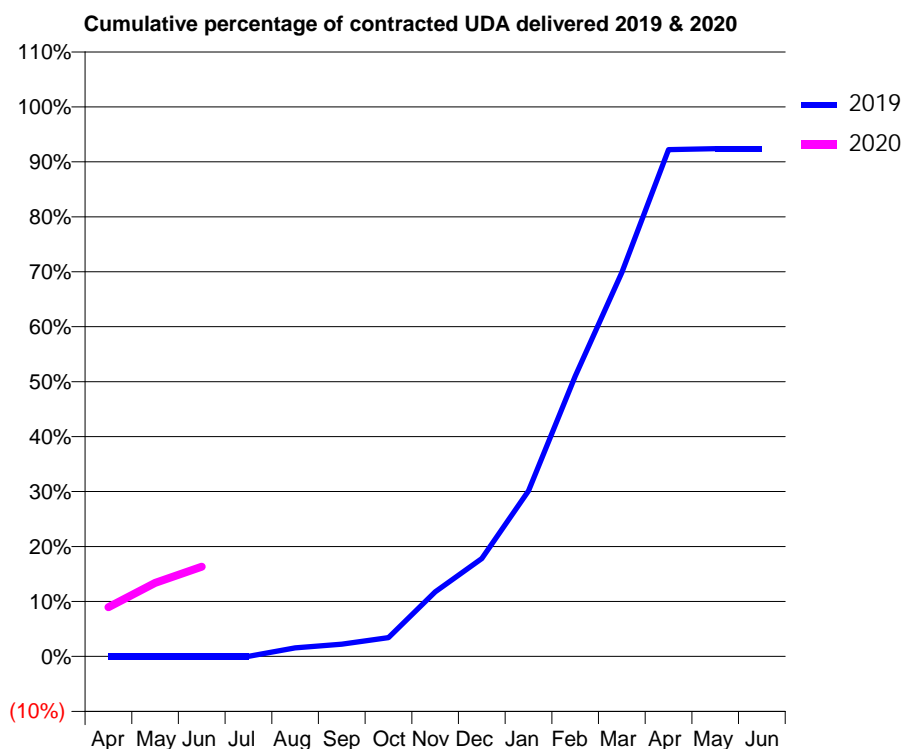
19/20 Contracted general activity (UDA)	1,093
Carry forward general activity (UDA)	0
19/20 Contracted orthodontic activity (UOA)	0
Carry forward orthodontic activity (UOA)	0
Baseline contract value	£30,931.90

ACCESS*

Patients seen in 24 months	Total	Change since previous quarter
Quarter ending June 2018	0	
Quarter ending September 2018	17	↑
Quarter ending December 2018	115	↑
Quarter ending March 2019	340	↑
Quarter ending June 2019	365	↑
Variance since June 2018	N/A	



ACTIVITY



Month	2019	2020
April	0	98
May	0	146
June	0	178
July	0	
August	17	
September	24	
October	37	
November	128	
December	195	
January	329	
February	557	
March	764	
April	1,008	
May	1,010	
June	1,010	

QUALITY

	Quantity	Base Number	Contract	AT	Region	England
% of FP17s for the same patient ID Re-attending within 3 months - Children	1	40	2.5%	10.4%	12.1%	11.4%
% of FP17s for the same patient ID Re-attending within 3 months - Adults	5	79	6.3%	13.7%	15.6%	15.4%
% of FP17s for the same patient ID Re-attending between 3 & 9 months - Children	1	40	2.5%	63.0%	61.2%	59.8%
% of FP17s for the same patient ID Re-attending between 3 & 9 months - Adults	0	79	0.0%	56.7%	54.5%	52.1%
% of FP17s for Band 1 Urgent Courses	7	77	9.1%	7.3%	9.1%	9.2%
% of FP17s Relating to Free Repair or Replacements	0	77	0.0%	0.9%	1.0%	0.7%
% of FP17s Relating to Continuations	2	77	2.6%	0.9%	1.0%	0.8%
% of Patients satisfied with the dentistry they have received	0	0	N/A	93.5%	94.2%	93.4%
% of Patients satisfied with the time they had to wait for an appointment	0	0	N/A	86.7%	88.4%	87.6%

* This is based on patients treated on this contract for their most recent course of treatment. Figures in italics indicate the base number of FP17s or Patient Questionnaire responses are less than 100. N/A is shown where the base number of responses is less than 10 during the period. % is calculated as Quantity/Base number*100

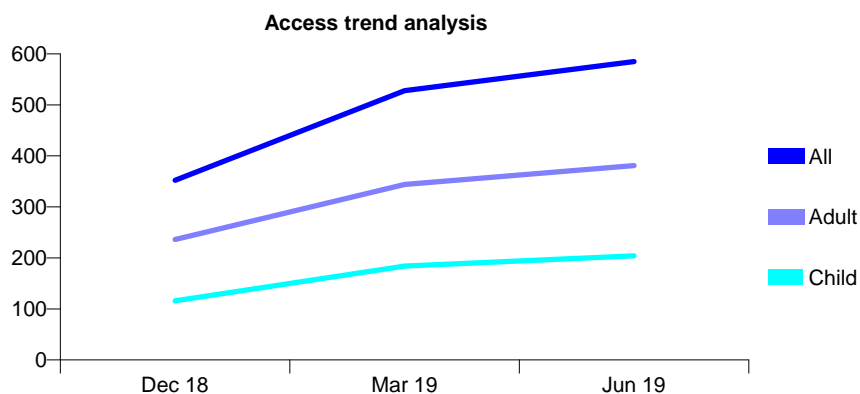
Q52 - Vital Signs At a Glance Contract Report for 100774/0000 - June 2019

Name or company name	MR NT SALEEM
Contract type name	PDS Contract
Purpose of contract	General
Contract start date	01/07/2018
Contract end date	31/03/2021

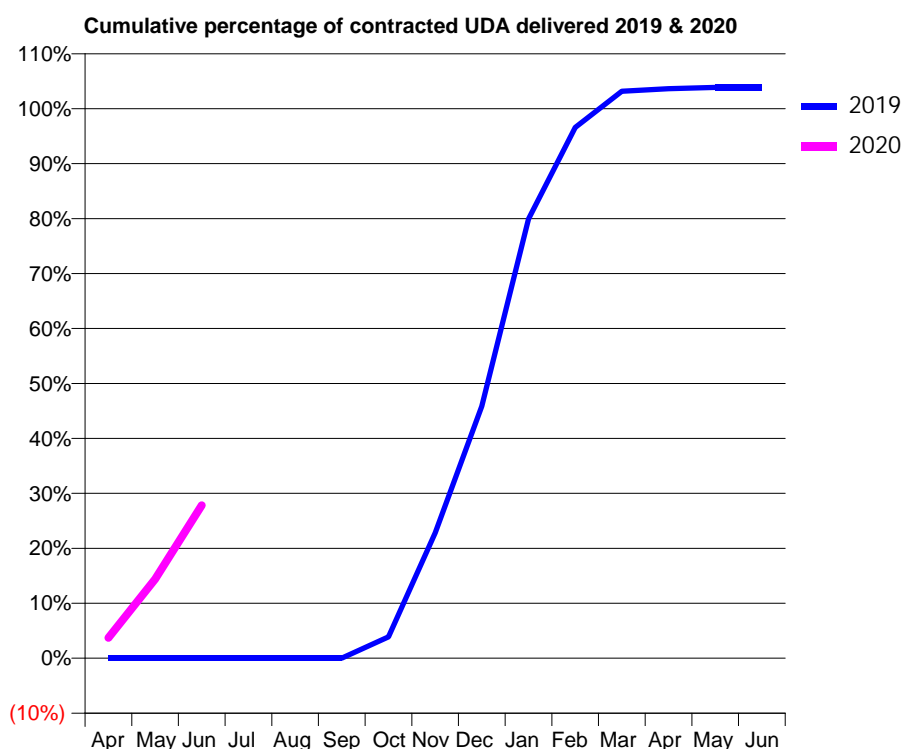
19/20 Contracted general activity (UDA)	1,303
Carry forward general activity (UDA)	0
19/20 Contracted orthodontic activity (UOA)	0
Carry forward orthodontic activity (UOA)	0
Baseline contract value	£36,874.90

ACCESS*

Patients seen in 24 months	Total	Change since previous quarter
Quarter ending June 2018	0	
Quarter ending September 2018	0	
Quarter ending December 2018	352	↑
Quarter ending March 2019	528	↑
Quarter ending June 2019	585	↑
Variance since June 2018	N/A	



ACTIVITY



Month	Adjusted Scheduled Activity (UDA)	
	2019	2020
April	0	48
May	0	188
June	0	363
July	0	
August	0	
September	0	
October	51	
November	297	
December	598	
January	1,041	
February	1,258	
March	1,344	
April	1,350	
May	1,353	
June	1,353	

QUALITY

	Quantity	Base Number	Contract	AT	Region	England
% of FP17s for the same patient ID Re-attending within 3 months - Children	0	52	0.0%	10.4%	12.1%	11.4%
% of FP17s for the same patient ID Re-attending within 3 months - Adults	4	99	4.0%	13.7%	15.6%	15.4%
% of FP17s for the same patient ID Re-attending between 3 & 9 months - Children	2	52	3.8%	63.0%	61.2%	59.8%
% of FP17s for the same patient ID Re-attending between 3 & 9 months - Adults	3	99	3.0%	56.7%	54.5%	52.1%
% of FP17s for Band 1 Urgent Courses	18	148	12.2%	7.3%	9.1%	9.2%
% of FP17s Relating to Free Repair or Replacements	0	148	0.0%	0.9%	1.0%	0.7%
% of FP17s Relating to Continuations	1	148	0.7%	0.9%	1.0%	0.8%
% of Patients satisfied with the dentistry they have received	0	0	N/A	93.5%	94.2%	93.4%
% of Patients satisfied with the time they had to wait for an appointment	0	0	N/A	86.7%	88.4%	87.6%

* This is based on patients treated on this contract for their most recent course of treatment. Figures in italics indicate the base number of FP17s or Patient Questionnaire responses are less than 100. N/A is shown where the base number of responses is less than 10 during the period. % is calculated as Quantity/Base number*100

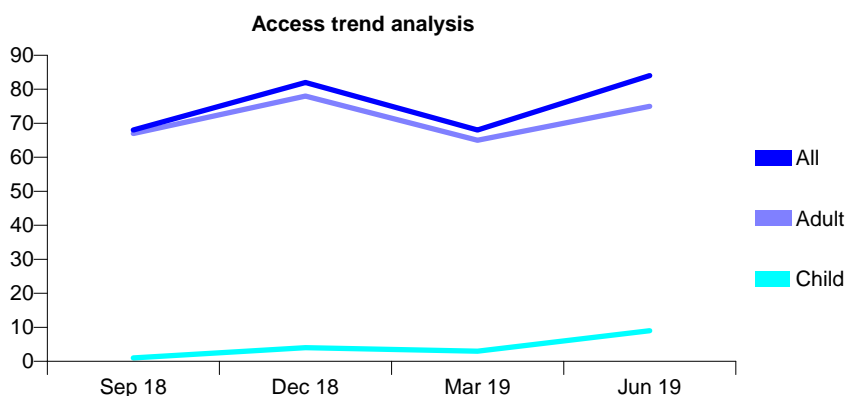
Q52 - Vital Signs At a Glance Contract Report for 100775/0000 - June 2019

Name or company name	MRS GI AUSTIN
Contract type name	GDS Contract
Purpose of contract	General
Contract start date	01/07/2018
Contract end date	31/03/2021

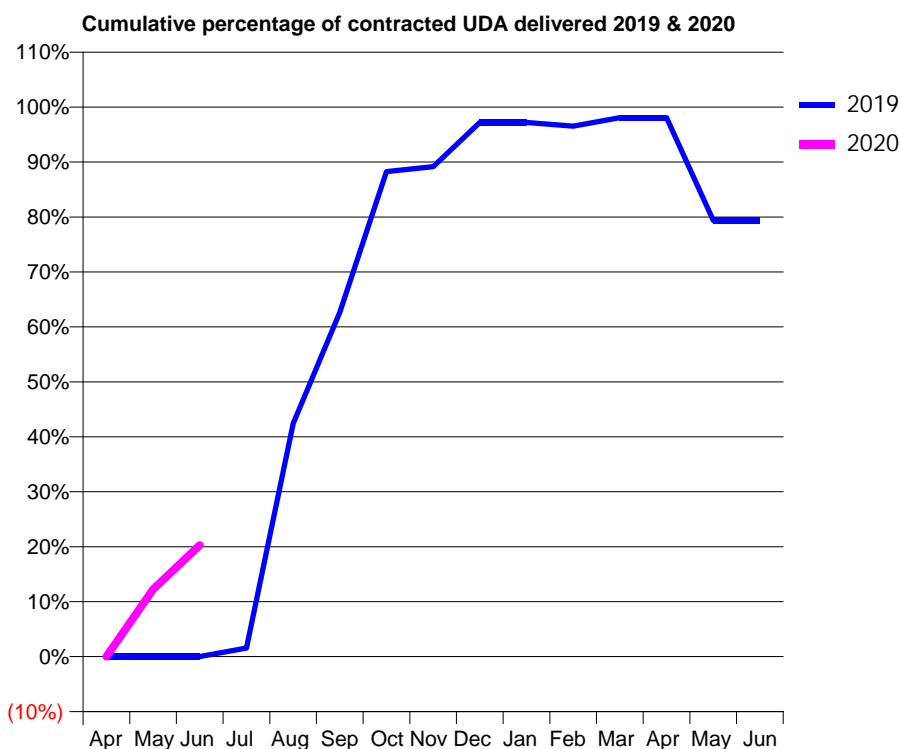
19/20 Contracted general activity (UDA)	449
Carry forward general activity (UDA)	0
19/20 Contracted orthodontic activity (UOA)	0
Carry forward orthodontic activity (UOA)	0
Baseline contract value	£12,706.70

ACCESS*

Patients seen in 24 months	Total	Change since previous quarter
Quarter ending June 2018	0	
Quarter ending September 2018	68	↑
Quarter ending December 2018	82	↑
Quarter ending March 2019	68	↓
Quarter ending June 2019	84	↑
Variance since June 2018	N/A	



ACTIVITY



Month	Adjusted Scheduled Activity (UDA)	
	2019	2020
April	0	0
May	0	55
June	0	91
July	7	
August	190	
September	281	
October	396	
November	400	
December	436	
January	436	
February	433	
March	440	
April	440	
May	356	
June	356	

QUALITY

	Quantity	Base Number	Contract	AT	Region	England
% of FP17s for the same patient ID Re-attending within 3 months - Children	0	8	0.0%	10.4%	12.1%	11.4%
% of FP17s for the same patient ID Re-attending within 3 months - Adults	(-1)	11	(9.1%)	13.7%	15.6%	15.4%
% of FP17s for the same patient ID Re-attending between 3 & 9 months - Children	0	8	0.0%	63.0%	61.2%	59.8%
% of FP17s for the same patient ID Re-attending between 3 & 9 months - Adults	0	11	0.0%	56.7%	54.5%	52.1%
% of FP17s for Band 1 Urgent Courses	0	26	0.0%	7.3%	9.1%	9.2%
% of FP17s Relating to Free Repair or Replacements	1	26	3.8%	0.9%	1.0%	0.7%
% of FP17s Relating to Continuations	1	26	3.8%	0.9%	1.0%	0.8%
% of Patients satisfied with the dentistry they have received	0	0	N/A	93.5%	94.2%	93.4%
% of Patients satisfied with the time they had to wait for an appointment	0	0	N/A	86.7%	88.4%	87.6%

* This is based on patients treated on this contract for their most recent course of treatment. Figures in italics indicate the base number of FP17s or Patient Questionnaire responses are less than 100. N/A is shown where the base number of responses is less than 10 during the period. % is calculated as Quantity/Base number*100

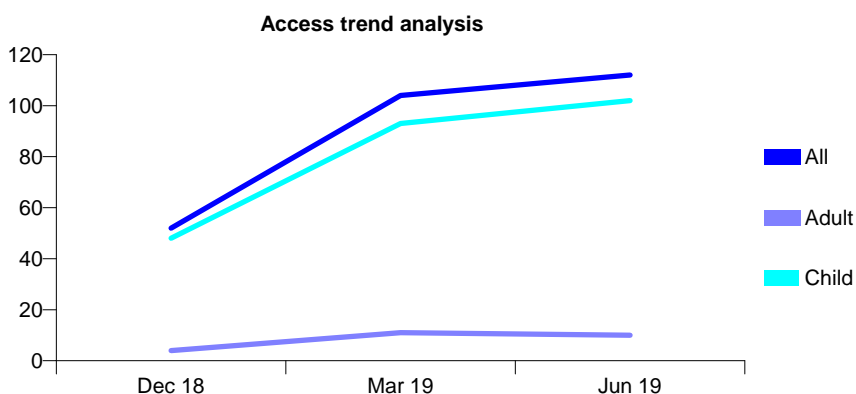
Q52 - Vital Signs At a Glance Contract Report for 100776/0000 - June 2019

Name or company name	MRS PK GREWAL
Contract type name	GDS Contract
Purpose of contract	General
Contract start date	01/07/2018
Contract end date	31/03/2021

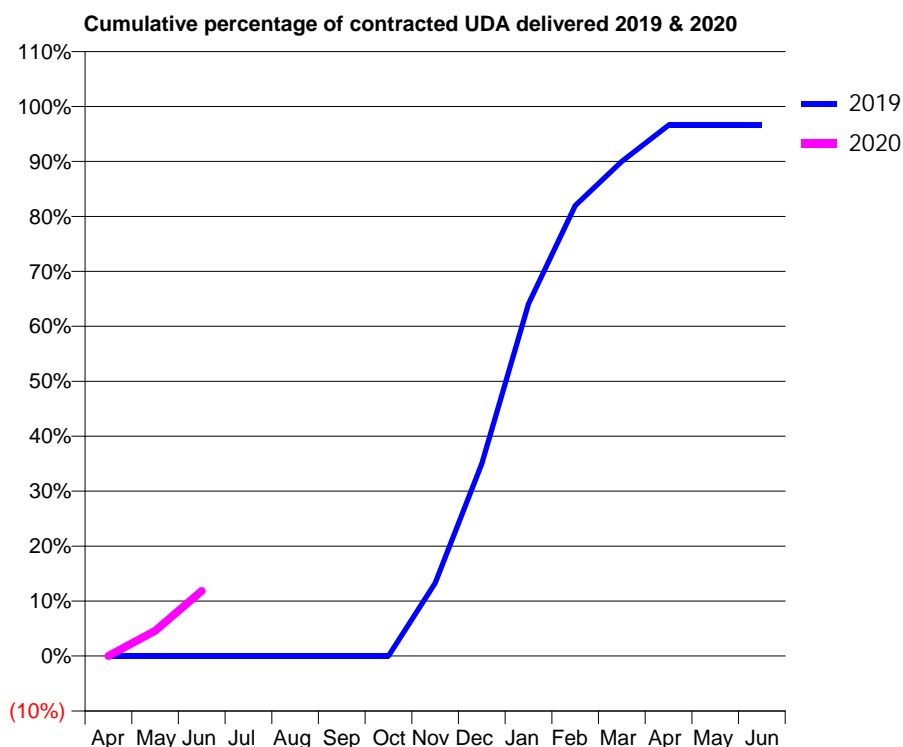
19/20 Contracted general activity (UDA)	152
Carry forward general activity (UDA)	0
19/20 Contracted orthodontic activity (UOA)	0
Carry forward orthodontic activity (UOA)	0
Baseline contract value	£4,301.60

ACCESS*

Patients seen in 24 months	Total	Change since previous quarter
Quarter ending June 2018	0	
Quarter ending September 2018	0	
Quarter ending December 2018	52	↑
Quarter ending March 2019	104	↑
Quarter ending June 2019	112	↑
Variance since June 2018	N/A	



ACTIVITY



Month	Adjusted Scheduled Activity (UDA)	
	2019	2020
April	0	0
May	0	7
June	0	18
July	0	
August	0	
September	0	
October	0	
November	20	
December	53	
January	97	
February	125	
March	137	
April	147	
May	147	
June	147	

QUALITY

	Quantity	Base Number	Contract	AT	Region	England
% of FP17s for the same patient ID Re-attending within 3 months - Children	1	21	4.8%	10.4%	12.1%	11.4%
% of FP17s for the same patient ID Re-attending within 3 months - Adults	0	1	0.0%	13.7%	15.6%	15.4%
% of FP17s for the same patient ID Re-attending between 3 & 9 months - Children	7	21	33.3%	63.0%	61.2%	59.8%
% of FP17s for the same patient ID Re-attending between 3 & 9 months - Adults	0	1	0.0%	56.7%	54.5%	52.1%
% of FP17s for Band 1 Urgent Courses	0	14	0.0%	7.3%	9.1%	9.2%
% of FP17s Relating to Free Repair or Replacements	0	14	0.0%	0.9%	1.0%	0.7%
% of FP17s Relating to Continuations	0	14	0.0%	0.9%	1.0%	0.8%
% of Patients satisfied with the dentistry they have received	0	0	N/A	93.5%	94.2%	93.4%
% of Patients satisfied with the time they had to wait for an appointment	0	0	N/A	86.7%	88.4%	87.6%

* This is based on patients treated on this contract for their most recent course of treatment. Figures in italics indicate the base number of FP17s or Patient Questionnaire responses are less than 100. N/A is shown where the base number of responses is less than 10 during the period. % is calculated as Quantity/Base number*100

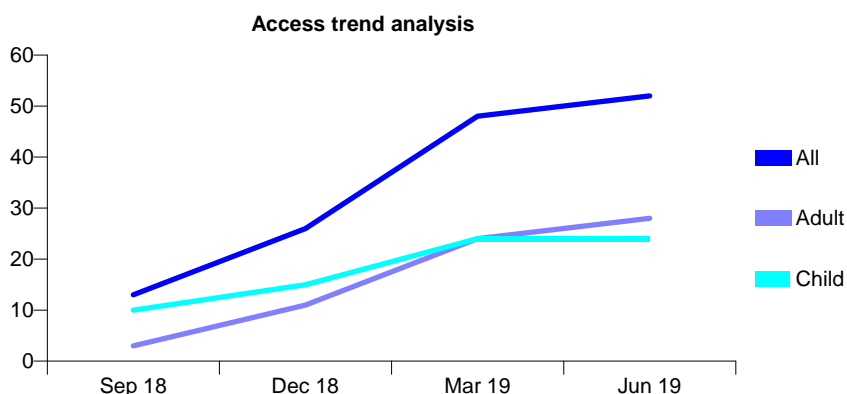
Q52 - Vital Signs At a Glance Contract Report for 100777/0000 - June 2019

Name or company name	Kaushal & Kaushal
Contract type name	GDS Contract
Purpose of contract	General
Contract start date	01/07/2018
Contract end date	31/03/2021

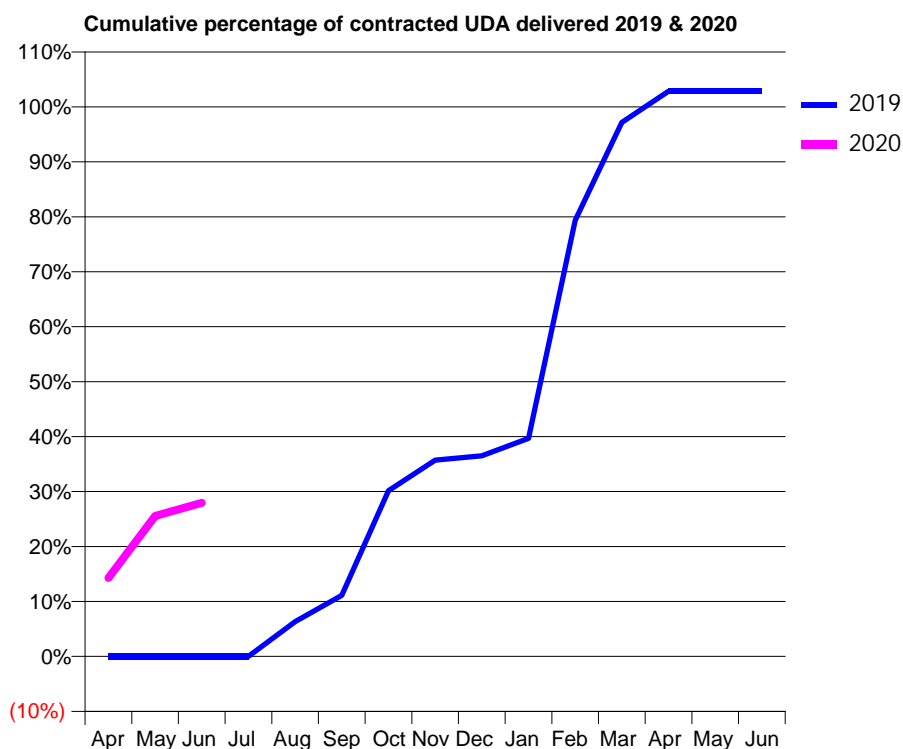
19/20 Contracted general activity (UDA)	126
Carry forward general activity (UDA)	0
19/20 Contracted orthodontic activity (UOA)	0
Carry forward orthodontic activity (UOA)	0
Baseline contract value	£3,565.80

ACCESS*

Patients seen in 24 months	Total	Change since previous quarter
Quarter ending June 2018	0	
Quarter ending September 2018	13	↑
Quarter ending December 2018	26	↑
Quarter ending March 2019	48	↑
Quarter ending June 2019	52	↑
Variance since June 2018	N/A	



ACTIVITY



Month	Adjusted Scheduled Activity (UDA)	
	2019	2020
April	0	18
May	0	32
June	0	35
July	0	
August	8	
September	14	
October	38	
November	45	
December	46	
January	50	
February	100	
March	122	
April	130	
May	130	
June	130	

QUALITY

	Quantity	Base Number	Contract	AT	Region	England
% of FP17s for the same patient ID Re-attending within 3 months - Children	2	12	16.7%	10.4%	12.1%	11.4%
% of FP17s for the same patient ID Re-attending within 3 months - Adults	0	11	0.0%	13.7%	15.6%	15.4%
% of FP17s for the same patient ID Re-attending between 3 & 9 months - Children	5	12	41.7%	63.0%	61.2%	59.8%
% of FP17s for the same patient ID Re-attending between 3 & 9 months - Adults	0	11	0.0%	56.7%	54.5%	52.1%
% of FP17s for Band 1 Urgent Courses	1	18	5.6%	7.3%	9.1%	9.2%
% of FP17s Relating to Free Repair or Replacements	0	18	0.0%	0.9%	1.0%	0.7%
% of FP17s Relating to Continuations	1	18	5.6%	0.9%	1.0%	0.8%
% of Patients satisfied with the dentistry they have received	0	0	N/A	93.5%	94.2%	93.4%
% of Patients satisfied with the time they had to wait for an appointment	0	0	N/A	86.7%	88.4%	87.6%

* This is based on patients treated on this contract for their most recent course of treatment. Figures in italics indicate the base number of FP17s or Patient Questionnaire responses are less than 100. N/A is shown where the base number of responses is less than 10 during the period. % is calculated as Quantity/Base number*100

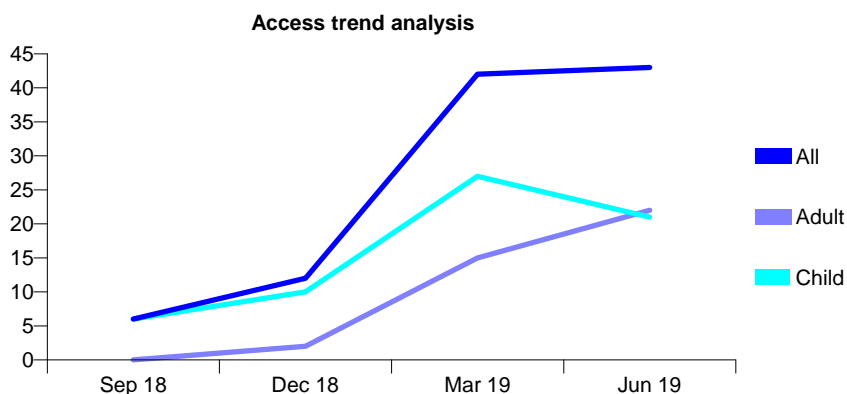
Q52 - Vital Signs At a Glance Contract Report for 100778/0000 - June 2019

Name or company name	Kaushal & Kaushal
Contract type name	GDS Contract
Purpose of contract	General
Contract start date	01/07/2018
Contract end date	31/03/2021

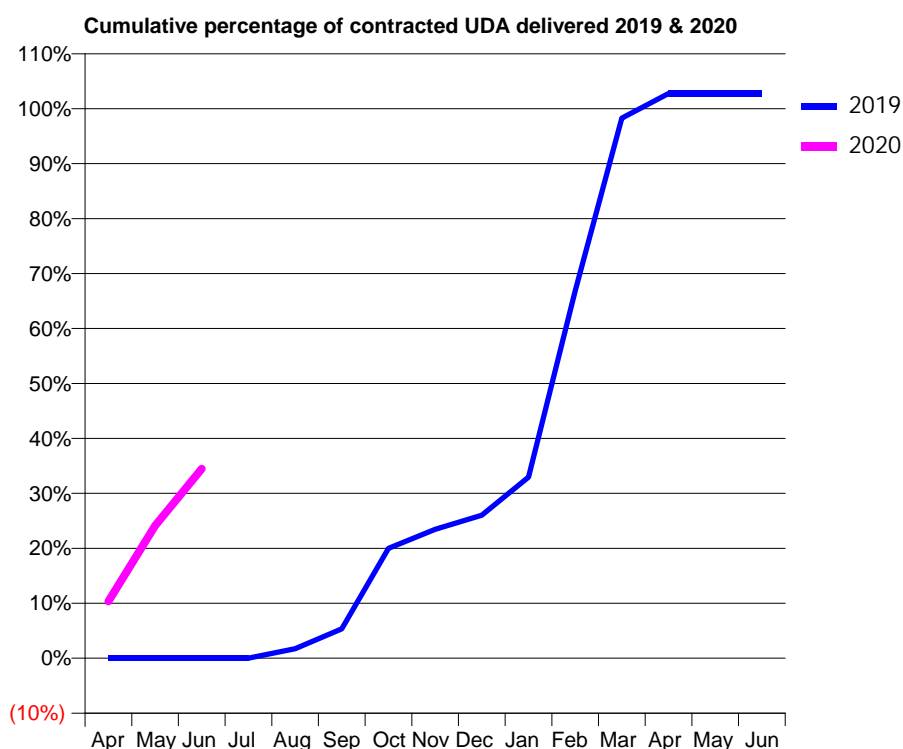
19/20 Contracted general activity (UDA)	116
Carry forward general activity (UDA)	0
19/20 Contracted orthodontic activity (UOA)	0
Carry forward orthodontic activity (UOA)	0
Baseline contract value	£3,282.80

ACCESS*

Patients seen in 24 months	Total	Change since previous quarter
Quarter ending June 2018	0	
Quarter ending September 2018	6	↑
Quarter ending December 2018	12	↑
Quarter ending March 2019	42	↑
Quarter ending June 2019	43	↑
Variance since June 2018	N/A	



ACTIVITY



Adjusted Scheduled Activity (UDA)		
Month	2019	2020
April	0	12
May	0	28
June	0	40
July	0	
August	2	
September	6	
October	23	
November	27	
December	30	
January	38	
February	78	
March	114	
April	119	
May	119	
June	119	

QUALITY

	Quantity	Base Number	Contract	AT	Region	England
% of FP17s for the same patient ID Re-attending within 3 months - Children	1	2	50.0%	10.4%	12.1%	11.4%
% of FP17s for the same patient ID Re-attending within 3 months - Adults	1	11	9.1%	13.7%	15.6%	15.4%
% of FP17s for the same patient ID Re-attending between 3 & 9 months - Children	0	2	0.0%	63.0%	61.2%	59.8%
% of FP17s for the same patient ID Re-attending between 3 & 9 months - Adults	0	11	0.0%	56.7%	54.5%	52.1%
% of FP17s for Band 1 Urgent Courses	0	10	0.0%	7.3%	9.1%	9.2%
% of FP17s Relating to Free Repair or Replacements	0	10	0.0%	0.9%	1.0%	0.7%
% of FP17s Relating to Continuations	0	10	0.0%	0.9%	1.0%	0.8%
% of Patients satisfied with the dentistry they have received	0	0	N/A	93.5%	94.2%	93.4%
% of Patients satisfied with the time they had to wait for an appointment	0	0	N/A	86.7%	88.4%	87.6%

* This is based on patients treated on this contract for their most recent course of treatment. Figures in italics indicate the base number of FP17s or Patient Questionnaire responses are less than 100. N/A is shown where the base number of responses is less than 10 during the period. % is calculated as Quantity/Base number*100

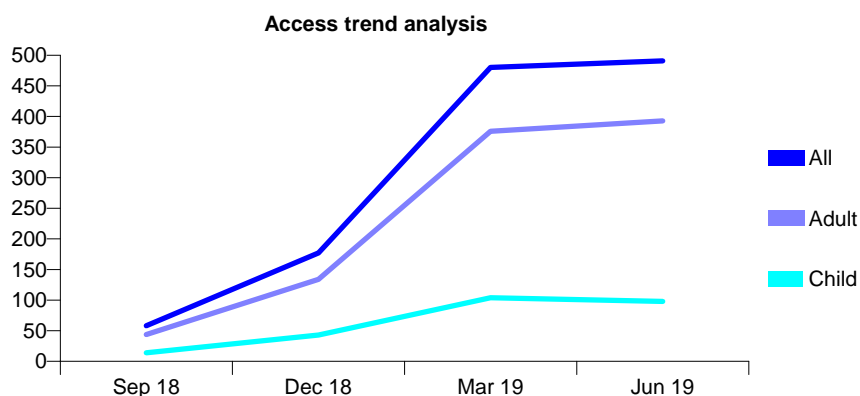
Q52 - Vital Signs At a Glance Contract Report for 100779/0000 - June 2019

Name or company name	MR A HUSSAIN
Contract type name	GDS Contract
Purpose of contract	General
Contract start date	01/07/2018
Contract end date	31/03/2021

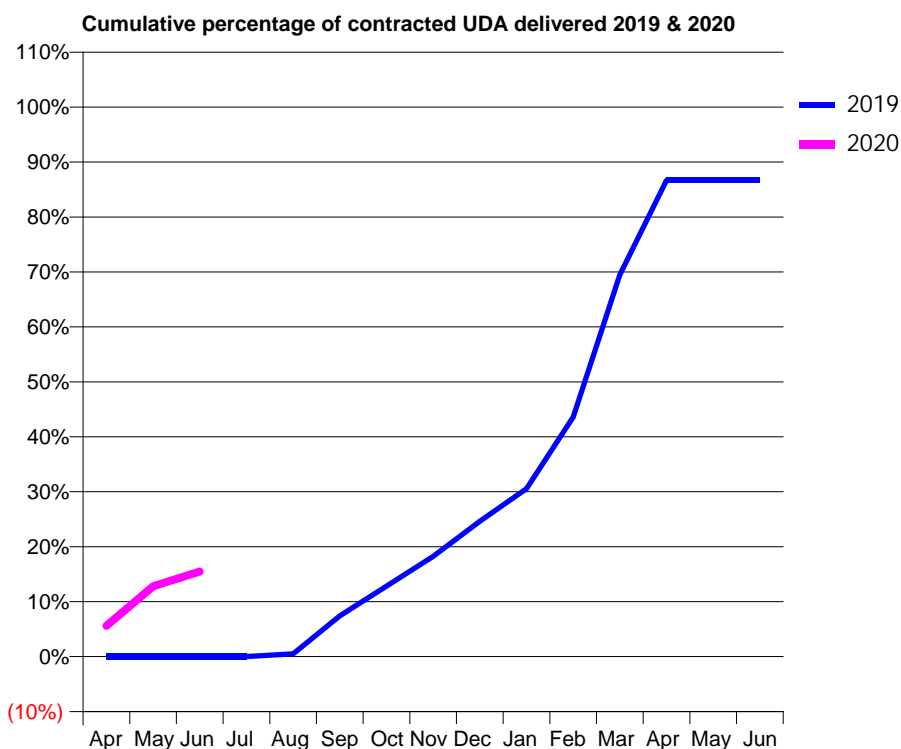
19/20 Contracted general activity (UDA)	2,079
Carry forward general activity (UDA)	0
19/20 Contracted orthodontic activity (UOA)	0
Carry forward orthodontic activity (UOA)	0
Baseline contract value	£58,835.70

ACCESS*

Patients seen in 24 months	Total	Change since previous quarter
Quarter ending June 2018	0	
Quarter ending September 2018	58	↑
Quarter ending December 2018	177	↑
Quarter ending March 2019	480	↑
Quarter ending June 2019	491	↑
Variance since June 2018	N/A	



ACTIVITY



Month	Adjusted Scheduled Activity (UDA)	
	2019	2020
April	0	117
May	0	266
June	0	322
July	0	
August	11	
September	154	
October	267	
November	380	
December	512	
January	636	
February	907	
March	1,444	
April	1,802	
May	1,802	
June	1,802	

QUALITY

	Quantity	Base Number	Contract	AT	Region	England
% of FP17s for the same patient ID Re-attending within 3 months - Children	1	43	2.3%	10.4%	12.1%	11.4%
% of FP17s for the same patient ID Re-attending within 3 months - Adults	2	176	1.1%	13.7%	15.6%	15.4%
% of FP17s for the same patient ID Re-attending between 3 & 9 months - Children	0	43	0.0%	63.0%	61.2%	59.8%
% of FP17s for the same patient ID Re-attending between 3 & 9 months - Adults	2	176	1.1%	56.7%	54.5%	52.1%
% of FP17s for Band 1 Urgent Courses	0	87	0.0%	7.3%	9.1%	9.2%
% of FP17s Relating to Free Repair or Replacements	0	87	0.0%	0.9%	1.0%	0.7%
% of FP17s Relating to Continuations	0	87	0.0%	0.9%	1.0%	0.8%
% of Patients satisfied with the dentistry they have received	0	0	N/A	93.5%	94.2%	93.4%
% of Patients satisfied with the time they had to wait for an appointment	0	0	N/A	86.7%	88.4%	87.6%

* This is based on patients treated on this contract for their most recent course of treatment. Figures in italics indicate the base number of FP17s or Patient Questionnaire responses are less than 100. N/A is shown where the base number of responses is less than 10 during the period. % is calculated as Quantity/Base number*100

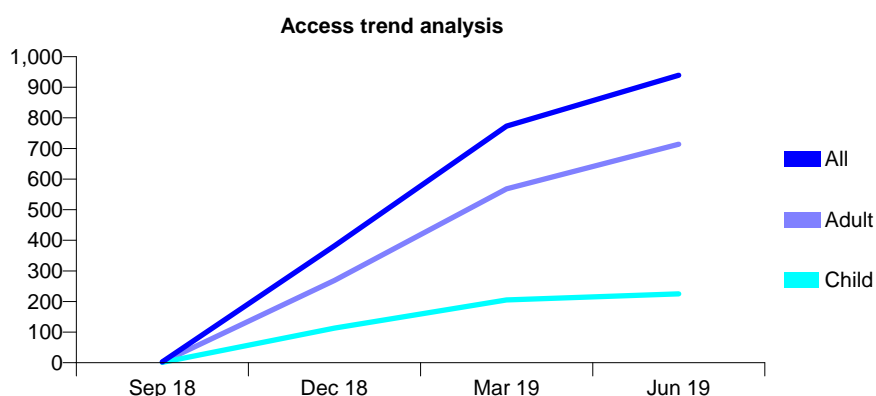
Q52 - Vital Signs At a Glance Contract Report for 100780/0000 - June 2019

Name or company name	Carnegie Dental Clinic Ltd
Contract type name	GDS Contract
Purpose of contract	General
Contract start date	01/07/2018
Contract end date	31/03/2021

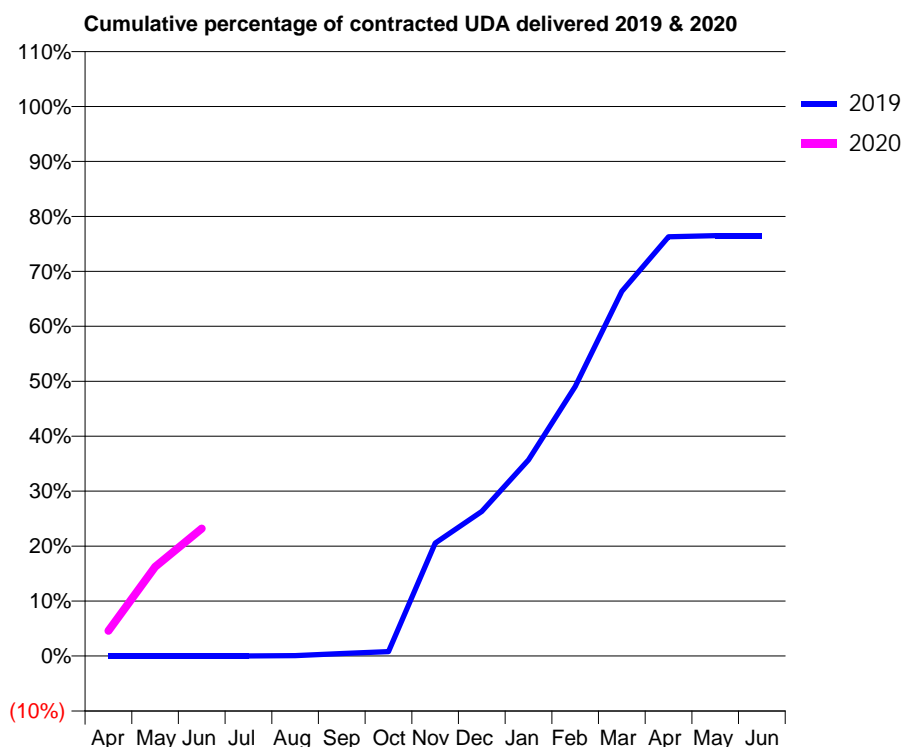
19/20 Contracted general activity (UDA)	4,016
Carry forward general activity (UDA)	0
19/20 Contracted orthodontic activity (UOA)	0
Carry forward orthodontic activity (UOA)	0
Baseline contract value	£113,652.80

ACCESS*

Patients seen in 24 months	Total	Change since previous quarter
Quarter ending June 2018	0	
Quarter ending September 2018	3	↑
Quarter ending December 2018	382	↑
Quarter ending March 2019	773	↑
Quarter ending June 2019	939	↑
Variance since June 2018	N/A	



ACTIVITY



Month	Adjusted Scheduled Activity (UDA)	
	2019	2020
April	0	185
May	0	652
June	0	931
July	0	
August	3	
September	18	
October	33	
November	825	
December	1,057	
January	1,433	
February	1,970	
March	2,665	
April	3,063	
May	3,071	
June	3,071	

QUALITY

	Quantity	Base Number	Contract	AT	Region	England
% of FP17s for the same patient ID Re-attending within 3 months - Children	9	111	8.1%	10.4%	12.1%	11.4%
% of FP17s for the same patient ID Re-attending within 3 months - Adults	58	352	16.5%	13.7%	15.6%	15.4%
% of FP17s for the same patient ID Re-attending between 3 & 9 months - Children	60	111	54.1%	63.0%	61.2%	59.8%
% of FP17s for the same patient ID Re-attending between 3 & 9 months - Adults	118	352	33.5%	56.7%	54.5%	52.1%
% of FP17s for Band 1 Urgent Courses	45	338	13.3%	7.3%	9.1%	9.2%
% of FP17s Relating to Free Repair or Replacements	1	338	0.3%	0.9%	1.0%	0.7%
% of FP17s Relating to Continuations	2	338	0.6%	0.9%	1.0%	0.8%
% of Patients satisfied with the dentistry they have received	1	1	N/A	93.5%	94.2%	93.4%
% of Patients satisfied with the time they had to wait for an appointment	1	1	N/A	86.7%	88.4%	87.6%

* This is based on patients treated on this contract for their most recent course of treatment. Figures in italics indicate the base number of FP17s or Patient Questionnaire responses are less than 100. N/A is shown where the base number of responses is less than 10 during the period. % is calculated as Quantity/Base number*100

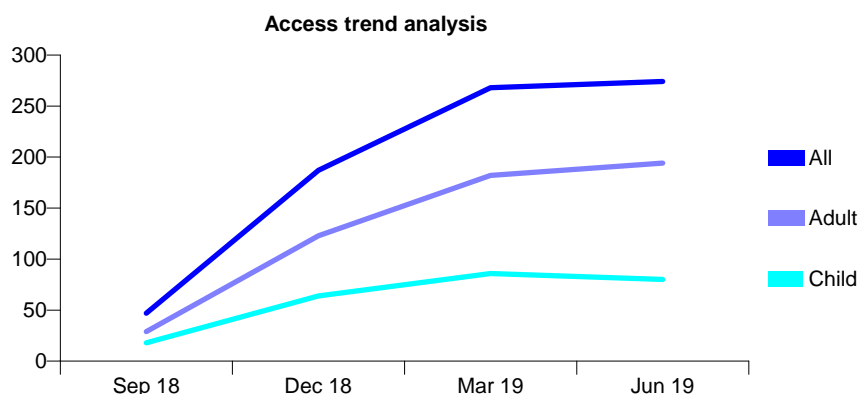
Q52 - Vital Signs At a Glance Contract Report for 100784/0000 - June 2019

Name or company name	Dhinsa Dental Limited
Contract type name	GDS Contract
Purpose of contract	General
Contract start date	01/07/2018
Contract end date	31/03/2021

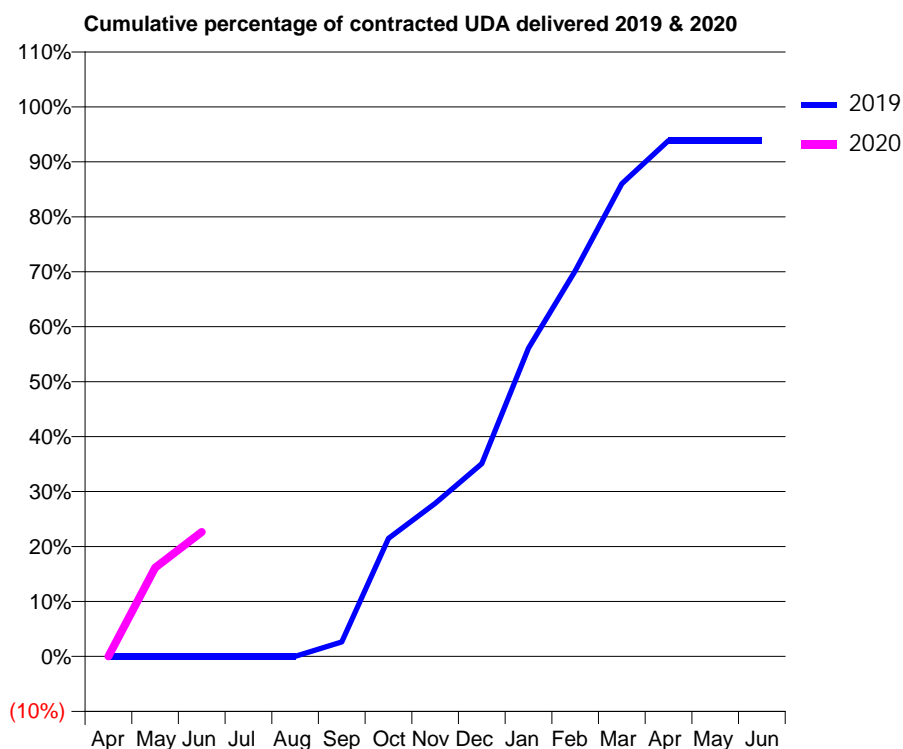
19/20 Contracted general activity (UDA)	776
Carry forward general activity (UDA)	0
19/20 Contracted orthodontic activity (UOA)	0
Carry forward orthodontic activity (UOA)	0
Baseline contract value	£21,960.80

ACCESS*

Patients seen in 24 months	Total	Change since previous quarter
Quarter ending June 2018	0	
Quarter ending September 2018	47	↑
Quarter ending December 2018	187	↑
Quarter ending March 2019	268	↑
Quarter ending June 2019	274	↑
Variance since June 2018	N/A	



ACTIVITY



Month	Adjusted Scheduled Activity (UDA)	
	2019	2020
April	0	0
May	0	125
June	0	176
July	0	
August	0	
September	26	
October	213	
November	276	
December	348	
January	556	
February	695	
March	852	
April	930	
May	930	
June	930	

QUALITY

	Quantity	Base Number	Contract	AT	Region	England
% of FP17s for the same patient ID Re-attending within 3 months - Children	0	18	0.0%	10.4%	12.1%	11.4%
% of FP17s for the same patient ID Re-attending within 3 months - Adults	3	58	5.2%	13.7%	15.6%	15.4%
% of FP17s for the same patient ID Re-attending between 3 & 9 months - Children	6	18	33.3%	63.0%	61.2%	59.8%
% of FP17s for the same patient ID Re-attending between 3 & 9 months - Adults	5	58	8.6%	56.7%	54.5%	52.1%
% of FP17s for Band 1 Urgent Courses	4	53	7.5%	7.3%	9.1%	9.2%
% of FP17s Relating to Free Repair or Replacements	0	53	0.0%	0.9%	1.0%	0.7%
% of FP17s Relating to Continuations	0	53	0.0%	0.9%	1.0%	0.8%
% of Patients satisfied with the dentistry they have received	1	1	N/A	93.5%	94.2%	93.4%
% of Patients satisfied with the time they had to wait for an appointment	1	1	N/A	86.7%	88.4%	87.6%

* This is based on patients treated on this contract for their most recent course of treatment. Figures in italics indicate the base number of FP17s or Patient Questionnaire responses are less than 100. N/A is shown where the base number of responses is less than 10 during the period. % is calculated as Quantity/Base number*100

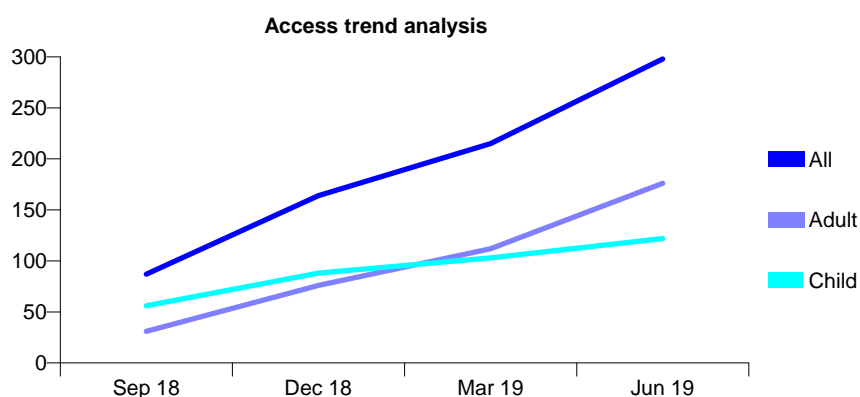
Q52 - Vital Signs At a Glance Contract Report for 100785/0000 - June 2019

Name or company name	Linthwaite Dental Health Centre
Contract type name	GDS Contract
Purpose of contract	General
Contract start date	01/07/2018
Contract end date	31/03/2021

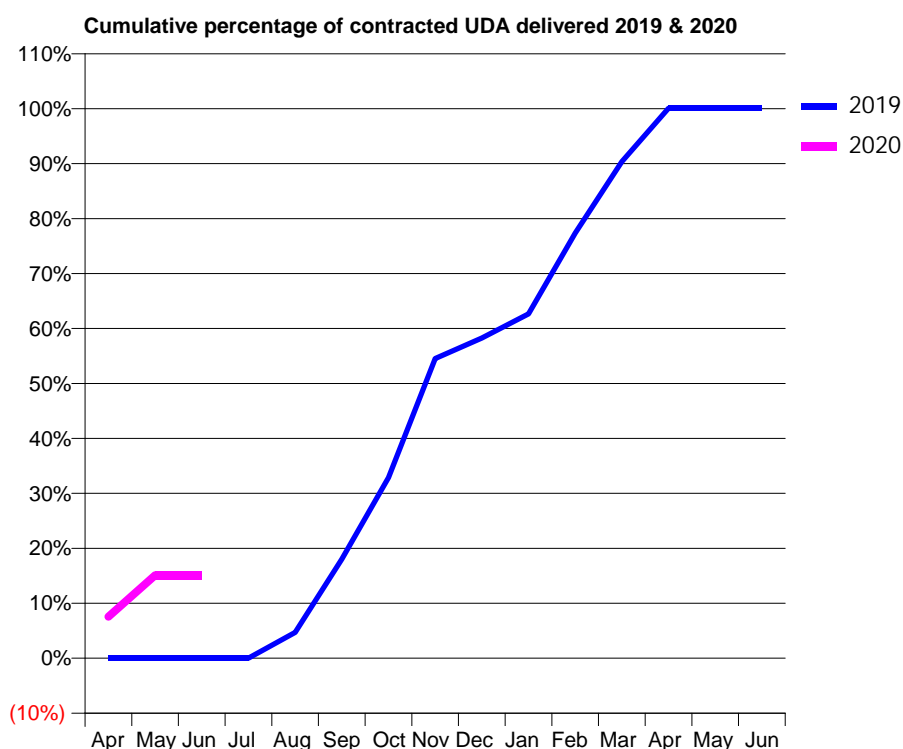
19/20 Contracted general activity (UDA)	572
Carry forward general activity (UDA)	0
19/20 Contracted orthodontic activity (UOA)	0
Carry forward orthodontic activity (UOA)	0
Baseline contract value	£16,187.60

ACCESS*

Patients seen in 24 months	Total	Change since previous quarter
Quarter ending June 2018	0	
Quarter ending September 2018	87	↑
Quarter ending December 2018	164	↑
Quarter ending March 2019	215	↑
Quarter ending June 2019	298	↑
Variance since June 2018	N/A	



ACTIVITY



Month	2019	2020
April	0	43
May	0	86
June	0	86
July	0	
August	27	
September	103	
October	188	
November	312	
December	333	
January	358	
February	443	
March	517	
April	572	
May	572	
June	572	

QUALITY

	Quantity	Base Number	Contract	AT	Region	England
% of FP17s for the same patient ID Re-attending within 3 months - Children	2	29	6.9%	10.4%	12.1%	11.4%
% of FP17s for the same patient ID Re-attending within 3 months - Adults	5	52	9.6%	13.7%	15.6%	15.4%
% of FP17s for the same patient ID Re-attending between 3 & 9 months - Children	10	29	34.5%	63.0%	61.2%	59.8%
% of FP17s for the same patient ID Re-attending between 3 & 9 months - Adults	5	52	9.6%	56.7%	54.5%	52.1%
% of FP17s for Band 1 Urgent Courses	2	49	4.1%	7.3%	9.1%	9.2%
% of FP17s Relating to Free Repair or Replacements	0	49	0.0%	0.9%	1.0%	0.7%
% of FP17s Relating to Continuations	0	49	0.0%	0.9%	1.0%	0.8%
% of Patients satisfied with the dentistry they have received	0	0	N/A	93.5%	94.2%	93.4%
% of Patients satisfied with the time they had to wait for an appointment	0	0	N/A	86.7%	88.4%	87.6%

* This is based on patients treated on this contract for their most recent course of treatment.

Figures in italics indicate the base number of FP17s or Patient Questionnaire responses are less than 100. N/A is shown where the base number of responses is less than 10 during the period. % is calculated as Quantity/Base number*100

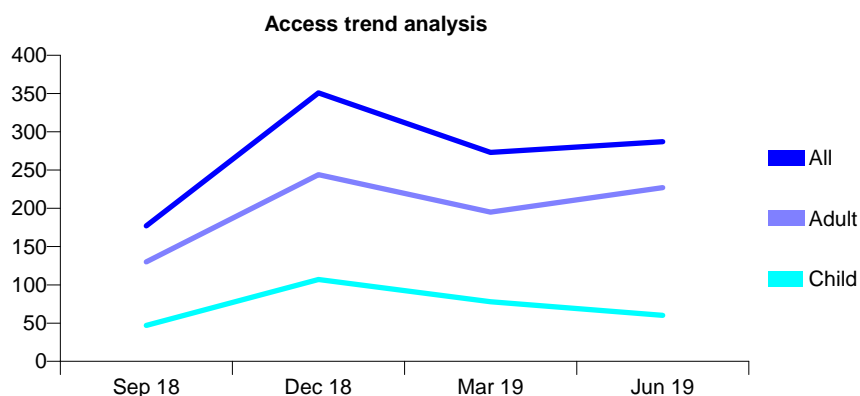
Q52 - Vital Signs At a Glance Contract Report for 100811/0000 - June 2019

Name or company name	MR SH BASHIR
Contract type name	GDS Contract
Purpose of contract	General
Contract start date	01/07/2018
Contract end date	31/03/2021

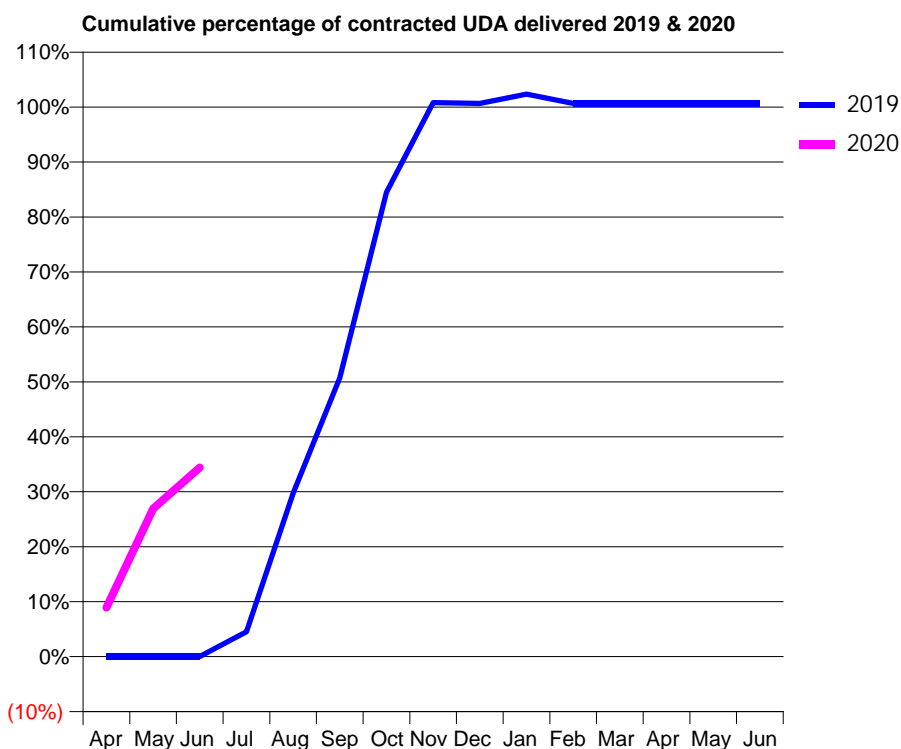
19/20 Contracted general activity (UDA)	706
Carry forward general activity (UDA)	0
19/20 Contracted orthodontic activity (UOA)	0
Carry forward orthodontic activity (UOA)	0
Baseline contract value	£19,979.80

ACCESS*

Patients seen in 24 months	Total	Change since previous quarter
Quarter ending June 2018	0	
Quarter ending September 2018	177	↑
Quarter ending December 2018	351	↑
Quarter ending March 2019	273	↓
Quarter ending June 2019	287	↑
Variance since June 2018	N/A	



ACTIVITY



Month	Adjusted Scheduled Activity (UDA)	
	2019	2020
April	0	63
May	0	190
June	0	243
July	32	
August	210	
September	358	
October	596	
November	712	
December	711	
January	723	
February	711	
March	711	
April	711	
May	711	
June	711	

QUALITY

	Quantity	Base Number	Contract	AT	Region	England
% of FP17s for the same patient ID Re-attending within 3 months - Children	0	22	0.0%	10.4%	12.1%	11.4%
% of FP17s for the same patient ID Re-attending within 3 months - Adults	0	83	0.0%	13.7%	15.6%	15.4%
% of FP17s for the same patient ID Re-attending between 3 & 9 months - Children	0	22	0.0%	63.0%	61.2%	59.8%
% of FP17s for the same patient ID Re-attending between 3 & 9 months - Adults	2	83	2.4%	56.7%	54.5%	52.1%
% of FP17s for Band 1 Urgent Courses	0	105	0.0%	7.3%	9.1%	9.2%
% of FP17s Relating to Free Repair or Replacements	0	105	0.0%	0.9%	1.0%	0.7%
% of FP17s Relating to Continuations	0	105	0.0%	0.9%	1.0%	0.8%
% of Patients satisfied with the dentistry they have received	0	0	N/A	93.5%	94.2%	93.4%
% of Patients satisfied with the time they had to wait for an appointment	0	0	N/A	86.7%	88.4%	87.6%

* This is based on patients treated on this contract for their most recent course of treatment. Figures in italics indicate the base number of FP17s or Patient Questionnaire responses are less than 100. N/A is shown where the base number of responses is less than 10 during the period. % is calculated as Quantity/Base number*100

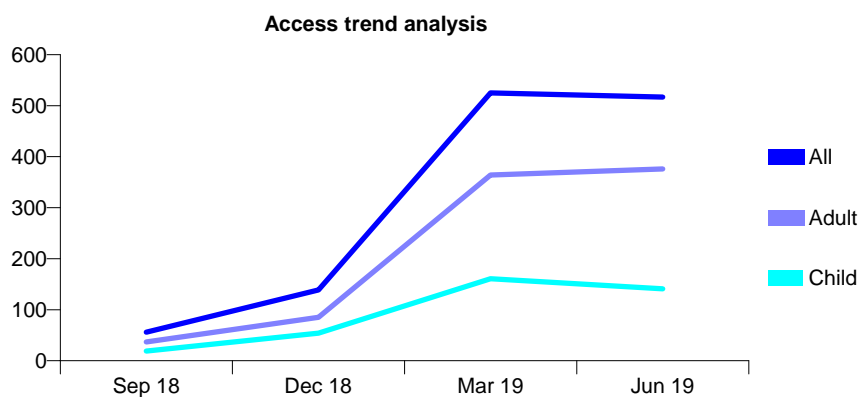
Q52 - Vital Signs At a Glance Contract Report for 100812/0000 - June 2019

Name or company name	MISS NK KHROUD
Contract type name	GDS Contract
Purpose of contract	General
Contract start date	01/07/2018
Contract end date	31/03/2021

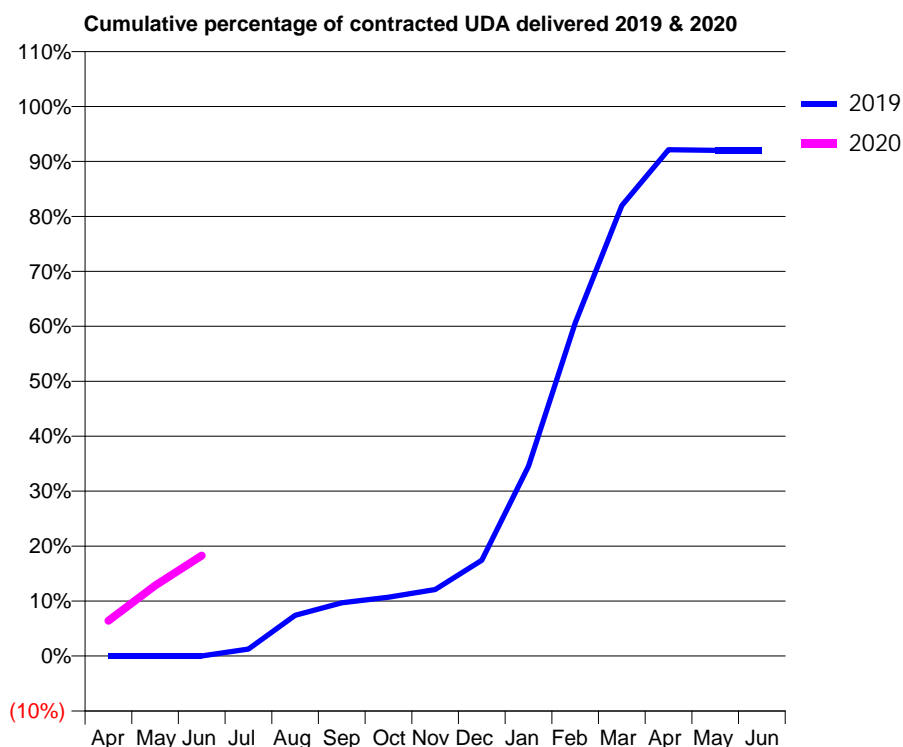
19/20 Contracted general activity (UDA)	1,207
Carry forward general activity (UDA)	0
19/20 Contracted orthodontic activity (UOA)	0
Carry forward orthodontic activity (UOA)	0
Baseline contract value	£34,158.10

ACCESS*

Patients seen in 24 months	Total	Change since previous quarter
Quarter ending June 2018	0	
Quarter ending September 2018	56	↑
Quarter ending December 2018	139	↑
Quarter ending March 2019	525	↑
Quarter ending June 2019	517	↓
Variance since June 2018	N/A	



ACTIVITY



Month	Adjusted Scheduled Activity (UDA)	
	2019	2020
April	0	77
May	0	155
June	0	221
July	21	
August	122	
September	160	
October	177	
November	200	
December	288	
January	570	
February	1,000	
March	1,352	
April	1,520	
May	1,518	
June	1,518	

QUALITY

	Quantity	Base Number	Contract	AT	Region	England
% of FP17s for the same patient ID Re-attending within 3 months - Children	7	40	17.5%	10.4%	12.1%	11.4%
% of FP17s for the same patient ID Re-attending within 3 months - Adults	15	95	15.8%	13.7%	15.6%	15.4%
% of FP17s for the same patient ID Re-attending between 3 & 9 months - Children	8	40	20.0%	63.0%	61.2%	59.8%
% of FP17s for the same patient ID Re-attending between 3 & 9 months - Adults	6	95	6.3%	56.7%	54.5%	52.1%
% of FP17s for Band 1 Urgent Courses	4	73	5.5%	7.3%	9.1%	9.2%
% of FP17s Relating to Free Repair or Replacements	0	73	0.0%	0.9%	1.0%	0.7%
% of FP17s Relating to Continuations	2	73	2.7%	0.9%	1.0%	0.8%
% of Patients satisfied with the dentistry they have received	0	0	N/A	93.5%	94.2%	93.4%
% of Patients satisfied with the time they had to wait for an appointment	0	0	N/A	86.7%	88.4%	87.6%

* This is based on patients treated on this contract for their most recent course of treatment. Figures in italics indicate the base number of FP17s or Patient Questionnaire responses are less than 100. N/A is shown where the base number of responses is less than 10 during the period. % is calculated as Quantity/Base number*100

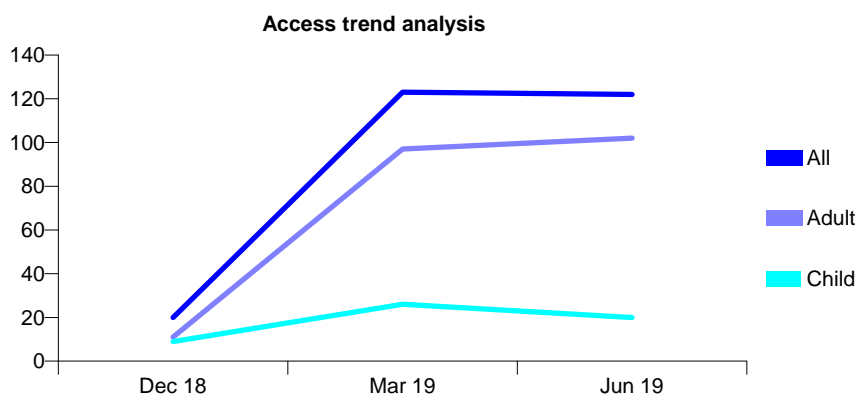
Q52 - Vital Signs At a Glance Contract Report for 100814/0000 - June 2019

Name or company name	MR K RISHI
Contract type name	GDS Contract
Purpose of contract	General
Contract start date	01/07/2018
Contract end date	31/03/2021

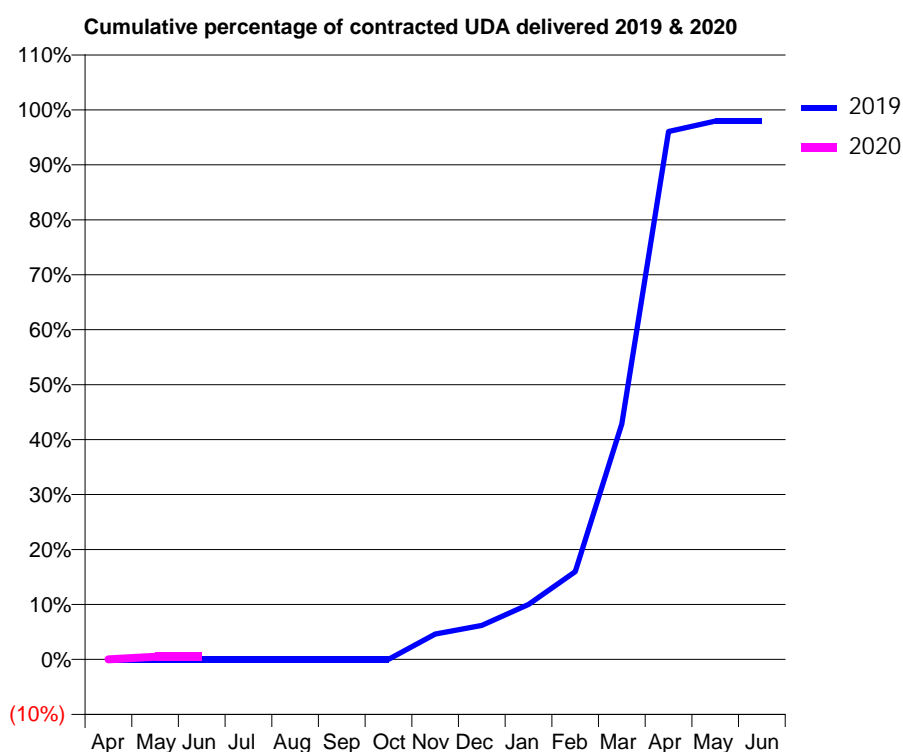
19/20 Contracted general activity (UDA)	605
Carry forward general activity (UDA)	0
19/20 Contracted orthodontic activity (UOA)	0
Carry forward orthodontic activity (UOA)	0
Baseline contract value	£17,121.50

ACCESS*

Patients seen in 24 months	Total	Change since previous quarter
Quarter ending June 2018	0	
Quarter ending September 2018	0	
Quarter ending December 2018	20	↑
Quarter ending March 2019	123	↑
Quarter ending June 2019	122	→
Variance since June 2018	N/A	



ACTIVITY



Month	Adjusted Scheduled Activity (UDA)	
	2019	2020
April	0	0
May	0	3
June	0	3
July	0	
August	0	
September	0	
October	0	
November	37	
December	50	
January	80	
February	128	
March	343	
April	768	
May	783	
June	783	

QUALITY

	Quantity	Base Number	Contract	AT	Region	England
% of FP17s for the same patient ID Re-attending within 3 months - Children	0	16	0.0%	10.4%	12.1%	11.4%
% of FP17s for the same patient ID Re-attending within 3 months - Adults	0	72	0.0%	13.7%	15.6%	15.4%
% of FP17s for the same patient ID Re-attending between 3 & 9 months - Children	0	16	0.0%	63.0%	61.2%	59.8%
% of FP17s for the same patient ID Re-attending between 3 & 9 months - Adults	0	72	0.0%	56.7%	54.5%	52.1%
% of FP17s for Band 1 Urgent Courses	0	1	0.0%	7.3%	9.1%	9.2%
% of FP17s Relating to Free Repair or Replacements	0	1	0.0%	0.9%	1.0%	0.7%
% of FP17s Relating to Continuations	0	1	0.0%	0.9%	1.0%	0.8%
% of Patients satisfied with the dentistry they have received	0	0	N/A	93.5%	94.2%	93.4%
% of Patients satisfied with the time they had to wait for an appointment	0	0	N/A	86.7%	88.4%	87.6%

* This is based on patients treated on this contract for their most recent course of treatment. Figures in italics indicate the base number of FP17s or Patient Questionnaire responses are less than 100. N/A is shown where the base number of responses is less than 10 during the period. % is calculated as Quantity/Base number*100

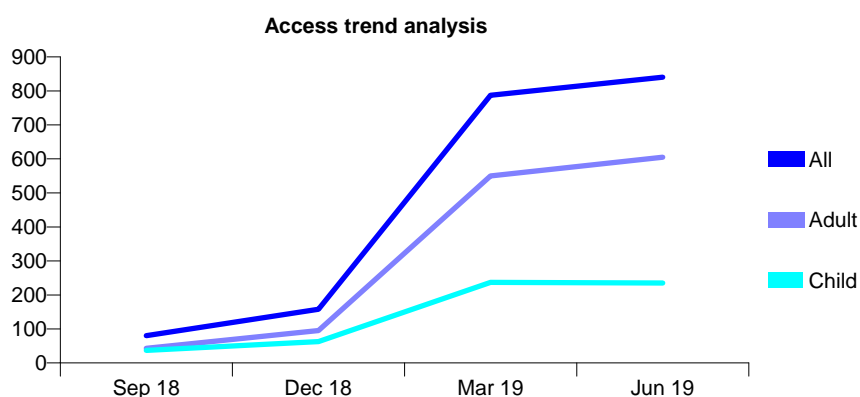
Q52 - Vital Signs At a Glance Contract Report for 100815/0000 - June 2019

Name or company name	BANV Aesthetics Limited
Contract type name	GDS Contract
Purpose of contract	General
Contract start date	01/07/2018
Contract end date	31/03/2021

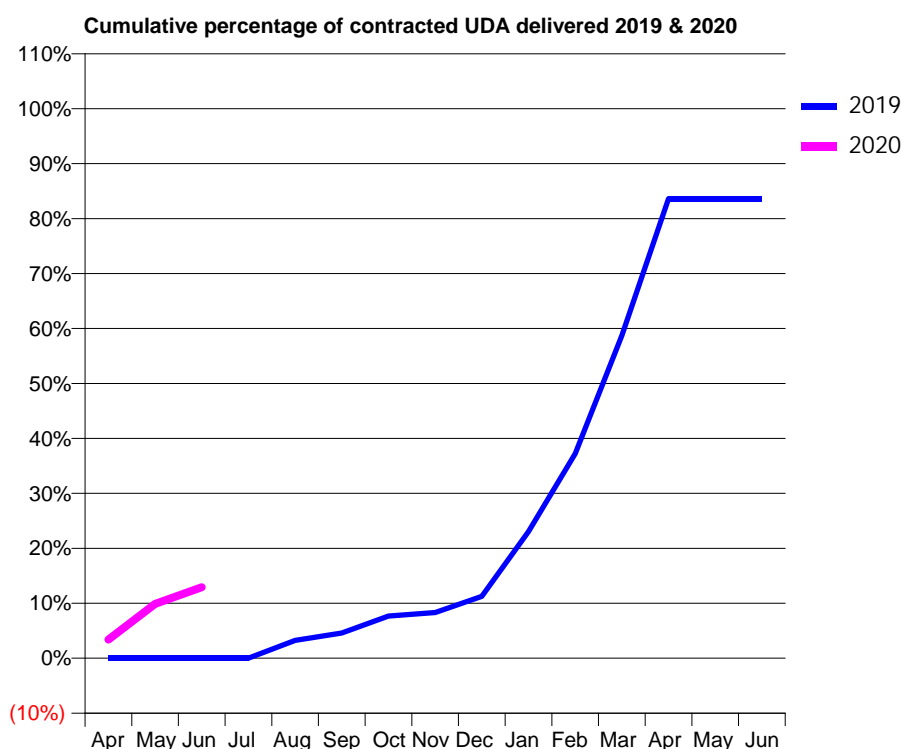
19/20 Contracted general activity (UDA)	2,766
Carry forward general activity (UDA)	0
19/20 Contracted orthodontic activity (UOA)	0
Carry forward orthodontic activity (UOA)	0
Baseline contract value	£78,277.80

ACCESS*

Patients seen in 24 months	Total	Change since previous quarter
Quarter ending June 2018	0	
Quarter ending September 2018	80	↑
Quarter ending December 2018	158	↑
Quarter ending March 2019	787	↑
Quarter ending June 2019	840	↑
Variance since June 2018	N/A	



ACTIVITY



Month	Adjusted Scheduled Activity (UDA)	
	2019	2020
April	0	94
May	0	273
June	0	358
July	0	
August	122	
September	172	
October	288	
November	312	
December	423	
January	865	
February	1,398	
March	2,203	
April	3,139	
May	3,139	
June	3,139	

QUALITY

	Quantity	Base Number	Contract	AT	Region	England
% of FP17s for the same patient ID Re-attending within 3 months - Children	3	75	4.0%	10.4%	12.1%	11.4%
% of FP17s for the same patient ID Re-attending within 3 months - Adults	39	274	14.2%	13.7%	15.6%	15.4%
% of FP17s for the same patient ID Re-attending between 3 & 9 months - Children	0	75	0.0%	63.0%	61.2%	59.8%
% of FP17s for the same patient ID Re-attending between 3 & 9 months - Adults	7	274	2.6%	56.7%	54.5%	52.1%
% of FP17s for Band 1 Urgent Courses	23	115	20.0%	7.3%	9.1%	9.2%
% of FP17s Relating to Free Repair or Replacements	0	115	0.0%	0.9%	1.0%	0.7%
% of FP17s Relating to Continuations	0	115	0.0%	0.9%	1.0%	0.8%
% of Patients satisfied with the dentistry they have received	0	0	N/A	93.5%	94.2%	93.4%
% of Patients satisfied with the time they had to wait for an appointment	0	0	N/A	86.7%	88.4%	87.6%

* This is based on patients treated on this contract for their most recent course of treatment.

Figures in italics indicate the base number of FP17s or Patient Questionnaire responses are less than 100. N/A is shown where the base number of responses is less than 10 during the period. % is calculated as Quantity/Base number*100

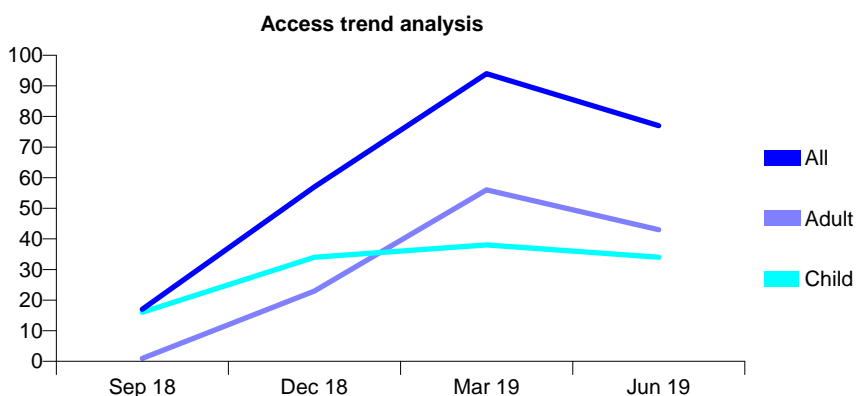
Q52 - Vital Signs At a Glance Contract Report for 100816/0000 - June 2019

Name or company name	MRS FY MARTIN
Contract type name	GDS Contract
Purpose of contract	General
Contract start date	01/07/2018
Contract end date	31/03/2021

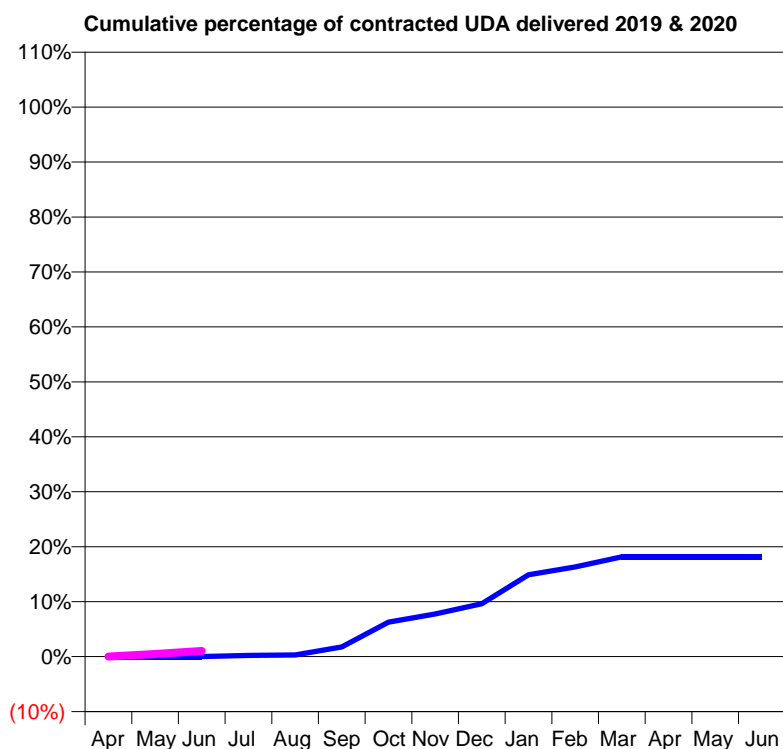
19/20 Contracted general activity (UDA)	1,098
Carry forward general activity (UDA)	0
19/20 Contracted orthodontic activity (UOA)	0
Carry forward orthodontic activity (UOA)	0
Baseline contract value	£31,073.40

ACCESS*

Patients seen in 24 months	Total	Change since previous quarter
Quarter ending June 2018	0	
Quarter ending September 2018	17	↑
Quarter ending December 2018	57	↑
Quarter ending March 2019	94	↑
Quarter ending June 2019	77	↓
Variance since June 2018	N/A	



ACTIVITY



Month	Adjusted Scheduled Activity (UDA)	
	2019	2020
April	0	0
May	0	5
June	0	11
July	3	
August	4	
September	23	
October	81	
November	101	
December	125	
January	194	
February	212	
March	236	
April	236	
May	236	
June	236	

QUALITY

	Quantity	Base Number	Contract	AT	Region	England
% of FP17s for the same patient ID Re-attending within 3 months - Children	0	4	0.0%	10.4%	12.1%	11.4%
% of FP17s for the same patient ID Re-attending within 3 months - Adults	0	3	0.0%	13.7%	15.6%	15.4%
% of FP17s for the same patient ID Re-attending between 3 & 9 months - Children	0	4	0.0%	63.0%	61.2%	59.8%
% of FP17s for the same patient ID Re-attending between 3 & 9 months - Adults	0	3	0.0%	56.7%	54.5%	52.1%
% of FP17s for Band 1 Urgent Courses	1	7	14.3%	7.3%	9.1%	9.2%
% of FP17s Relating to Free Repair or Replacements	0	7	0.0%	0.9%	1.0%	0.7%
% of FP17s Relating to Continuations	0	7	0.0%	0.9%	1.0%	0.8%
% of Patients satisfied with the dentistry they have received	0	0	N/A	93.5%	94.2%	93.4%
% of Patients satisfied with the time they had to wait for an appointment	0	0	N/A	86.7%	88.4%	87.6%

* This is based on patients treated on this contract for their most recent course of treatment. Figures in italics indicate the base number of FP17s or Patient Questionnaire responses are less than 100. N/A is shown where the base number of responses is less than 10 during the period. % is calculated as Quantity/Base number*100

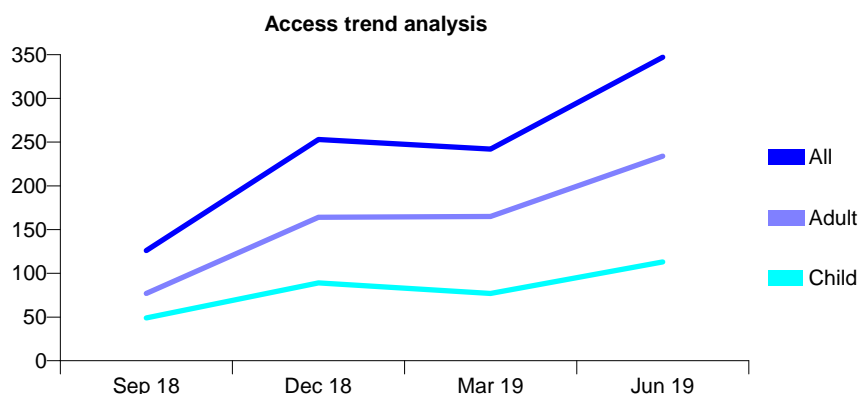
Q52 - Vital Signs At a Glance Contract Report for 100817/0000 - June 2019

Name or company name	MR RS NICHOLSON
Contract type name	GDS Contract
Purpose of contract	General
Contract start date	01/07/2018
Contract end date	31/03/2021

19/20 Contracted general activity (UDA)	1,217
Carry forward general activity (UDA)	0
19/20 Contracted orthodontic activity (UOA)	0
Carry forward orthodontic activity (UOA)	0
Baseline contract value	£34,441.10

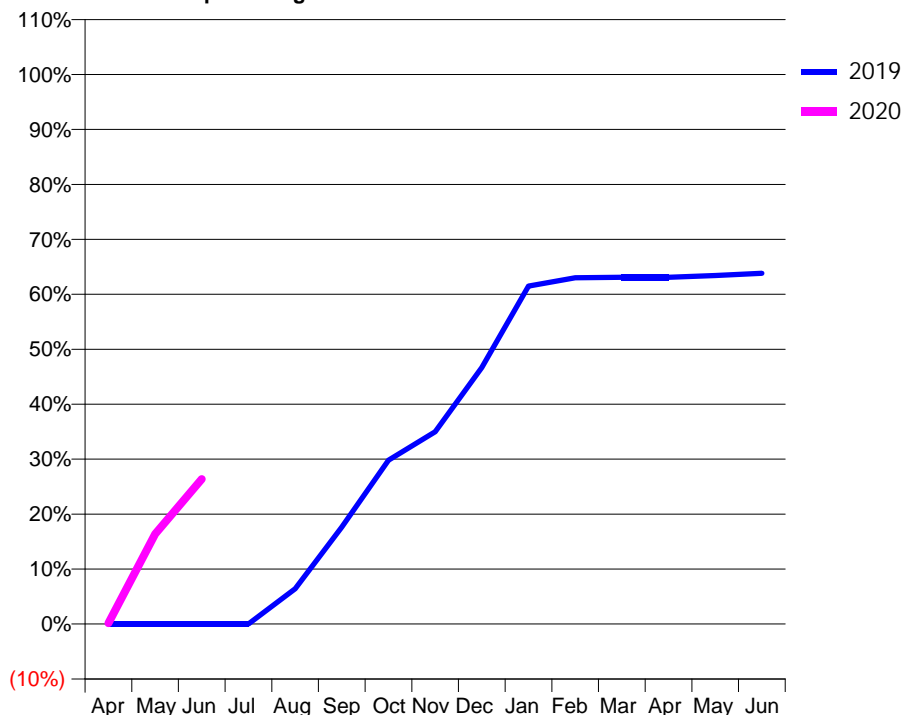
ACCESS*

Patients seen in 24 months	Total	Change since previous quarter
Quarter ending June 2018	0	
Quarter ending September 2018	126	↑
Quarter ending December 2018	253	↑
Quarter ending March 2019	242	↓
Quarter ending June 2019	347	↑
Variance since June 2018	N/A	



ACTIVITY

Cumulative percentage of contracted UDA delivered 2019 & 2020



Month	Adjusted Scheduled Activity (UDA)	
	2019	2020
April	0	2
May	0	200
June	0	321
July	0	
August	78	
September	215	
October	363	
November	426	
December	568	
January	749	
February	767	
March	768	
April	768	
May	772	
June	777	

QUALITY

	Quantity	Base Number	Contract	AT	Region	England
% of FP17s for the same patient ID Re-attending within 3 months - Children	2	42	4.8%	10.4%	12.1%	11.4%
% of FP17s for the same patient ID Re-attending within 3 months - Adults	1	99	1.0%	13.7%	15.6%	15.4%
% of FP17s for the same patient ID Re-attending between 3 & 9 months - Children	5	42	11.9%	63.0%	61.2%	59.8%
% of FP17s for the same patient ID Re-attending between 3 & 9 months - Adults	22	99	22.2%	56.7%	54.5%	52.1%
% of FP17s for Band 1 Urgent Courses	4	134	3.0%	7.3%	9.1%	9.2%
% of FP17s Relating to Free Repair or Replacements	0	134	0.0%	0.9%	1.0%	0.7%
% of FP17s Relating to Continuations	0	134	0.0%	0.9%	1.0%	0.8%
% of Patients satisfied with the dentistry they have received	0	0	N/A	93.5%	94.2%	93.4%
% of Patients satisfied with the time they had to wait for an appointment	0	0	N/A	86.7%	88.4%	87.6%

* This is based on patients treated on this contract for their most recent course of treatment. Figures in italics indicate the base number of FP17s or Patient Questionnaire responses are less than 100. N/A is shown where the base number of responses is less than 10 during the period. % is calculated as Quantity/Base number*100

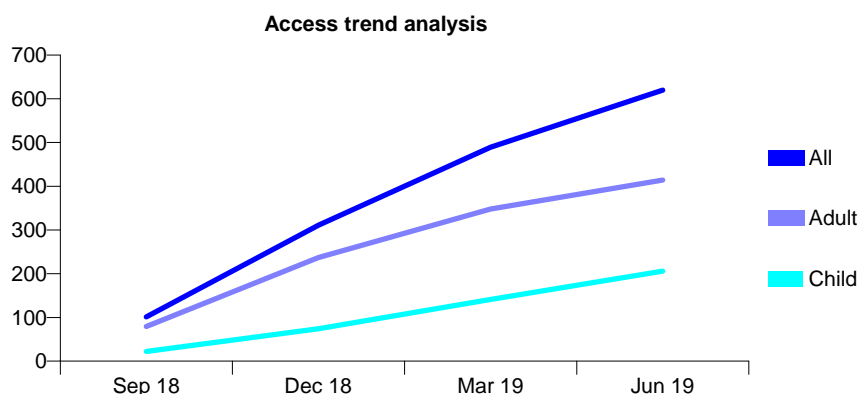
Q52 - Vital Signs At a Glance Contract Report for 100819/0000 - June 2019

Name or company name	Thornhill Dental Surgery Ltd
Contract type name	GDS Contract
Purpose of contract	General
Contract start date	01/07/2018
Contract end date	31/03/2021

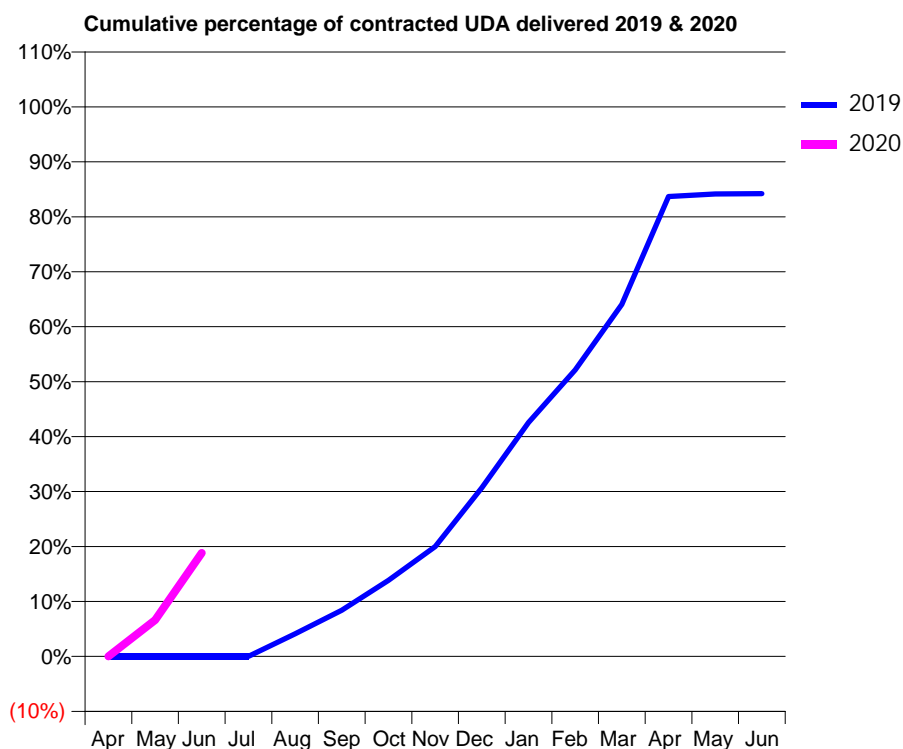
19/20 Contracted general activity (UDA)	1,910
Carry forward general activity (UDA)	0
19/20 Contracted orthodontic activity (UOA)	0
Carry forward orthodontic activity (UOA)	0
Baseline contract value	£54,053.00

ACCESS*

Patients seen in 24 months	Total	Change since previous quarter
Quarter ending June 2018	0	
Quarter ending September 2018	101	↑
Quarter ending December 2018	311	↑
Quarter ending March 2019	489	↑
Quarter ending June 2019	620	↑
Variance since June 2018	N/A	



ACTIVITY



Month	Adjusted Scheduled Activity (UDA)	
	2019	2020
April	0	0
May	0	127
June	0	360
July	0	-
August	79	-
September	160	-
October	264	-
November	382	-
December	586	-
January	813	-
February	996	-
March	1,223	-
April	1,598	-
May	1,607	-
June	1,608	-

QUALITY

	Quantity	Base Number	Contract	AT	Region	England
% of FP17s for the same patient ID Re-attending within 3 months - Children	7	113	6.2%	10.4%	12.1%	11.4%
% of FP17s for the same patient ID Re-attending within 3 months - Adults	27	200	13.5%	13.7%	15.6%	15.4%
% of FP17s for the same patient ID Re-attending between 3 & 9 months - Children	41	113	36.3%	63.0%	61.2%	59.8%
% of FP17s for the same patient ID Re-attending between 3 & 9 months - Adults	80	200	40.0%	56.7%	54.5%	52.1%
% of FP17s for Band 1 Urgent Courses	19	171	11.1%	7.3%	9.1%	9.2%
% of FP17s Relating to Free Repair or Replacements	2	171	1.2%	0.9%	1.0%	0.7%
% of FP17s Relating to Continuations	2	171	1.2%	0.9%	1.0%	0.8%
% of Patients satisfied with the dentistry they have received	0	0	N/A	93.5%	94.2%	93.4%
% of Patients satisfied with the time they had to wait for an appointment	0	0	N/A	86.7%	88.4%	87.6%

* This is based on patients treated on this contract for their most recent course of treatment. Figures in italics indicate the base number of FP17s or Patient Questionnaire responses are less than 100. N/A is shown where the base number of responses is less than 10 during the period. % is calculated as Quantity/Base number*100

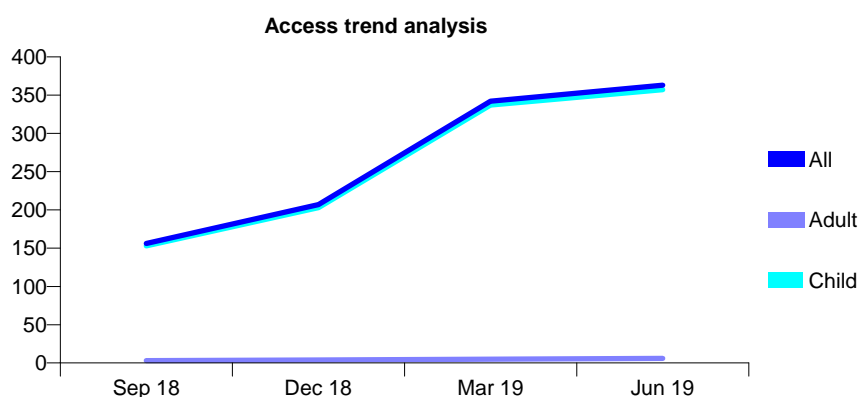
Q52 - Vital Signs At a Glance Contract Report for 100820/0000 - June 2019

Name or company name	Whitehall Dental Care
Contract type name	GDS Contract
Purpose of contract	General
Contract start date	01/07/2018
Contract end date	31/03/2021

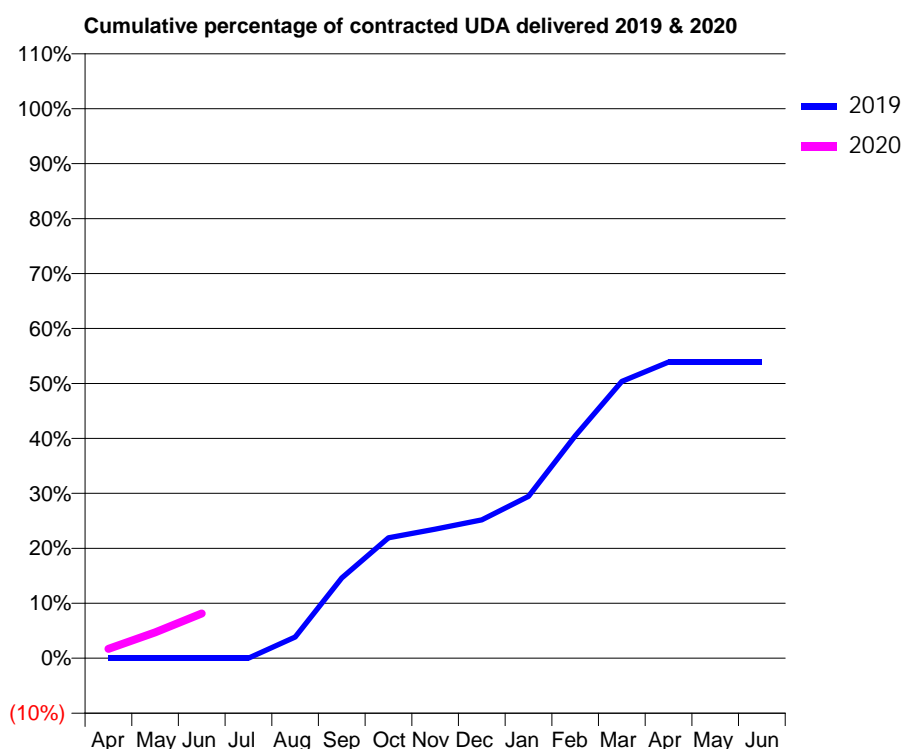
19/20 Contracted general activity (UDA)	1,197
Carry forward general activity (UDA)	0
19/20 Contracted orthodontic activity (UOA)	0
Carry forward orthodontic activity (UOA)	0
Baseline contract value	£33,875.10

ACCESS*

Patients seen in 24 months	Total	Change since previous quarter
Quarter ending June 2018	0	
Quarter ending September 2018	156	↑
Quarter ending December 2018	207	↑
Quarter ending March 2019	342	↑
Quarter ending June 2019	363	↑
Variance since June 2018	N/A	



ACTIVITY



Month	Adjusted Scheduled Activity (UDA)	
	2019	2020
April	0	20
May	0	56
June	0	97
July	0	
August	46	
September	175	
October	262	
November	281	
December	301	
January	352	
February	484	
March	603	
April	645	
May	645	
June	645	

QUALITY

	Quantity	Base Number	Contract	AT	Region	England
% of FP17s for the same patient ID Re-attending within 3 months - Children	12	111	10.8%	10.4%	12.1%	11.4%
% of FP17s for the same patient ID Re-attending within 3 months - Adults	0	2	0.0%	13.7%	15.6%	15.4%
% of FP17s for the same patient ID Re-attending between 3 & 9 months - Children	53	111	47.7%	63.0%	61.2%	59.8%
% of FP17s for the same patient ID Re-attending between 3 & 9 months - Adults	1	2	50.0%	56.7%	54.5%	52.1%
% of FP17s for Band 1 Urgent Courses	2	83	2.4%	7.3%	9.1%	9.2%
% of FP17s Relating to Free Repair or Replacements	0	83	0.0%	0.9%	1.0%	0.7%
% of FP17s Relating to Continuations	0	83	0.0%	0.9%	1.0%	0.8%
% of Patients satisfied with the dentistry they have received	0	0	N/A	93.5%	94.2%	93.4%
% of Patients satisfied with the time they had to wait for an appointment	0	0	N/A	86.7%	88.4%	87.6%

* This is based on patients treated on this contract for their most recent course of treatment.

Figures in italics indicate the base number of FP17s or Patient Questionnaire responses are less than 100. N/A is shown where the base number of responses is less than 10 during the period. % is calculated as Quantity/Base number*100

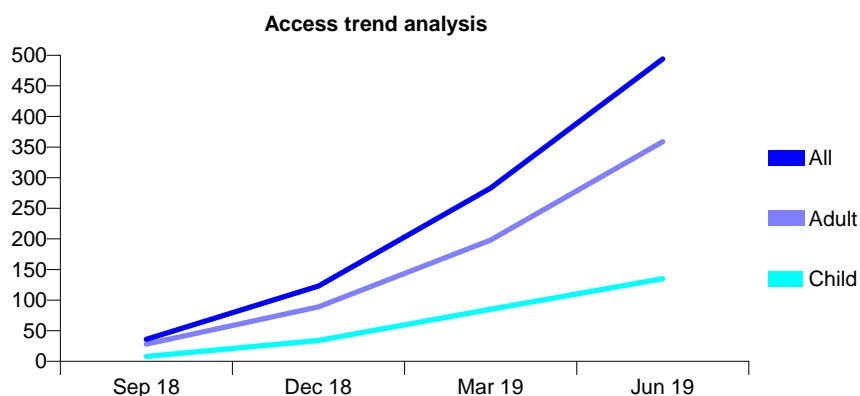
Q52 - Vital Signs At a Glance Contract Report for 100821/0000 - June 2019

Name or company name	Elland Practice Ltd
Contract type name	GDS Contract
Purpose of contract	General
Contract start date	01/07/2018
Contract end date	31/03/2021

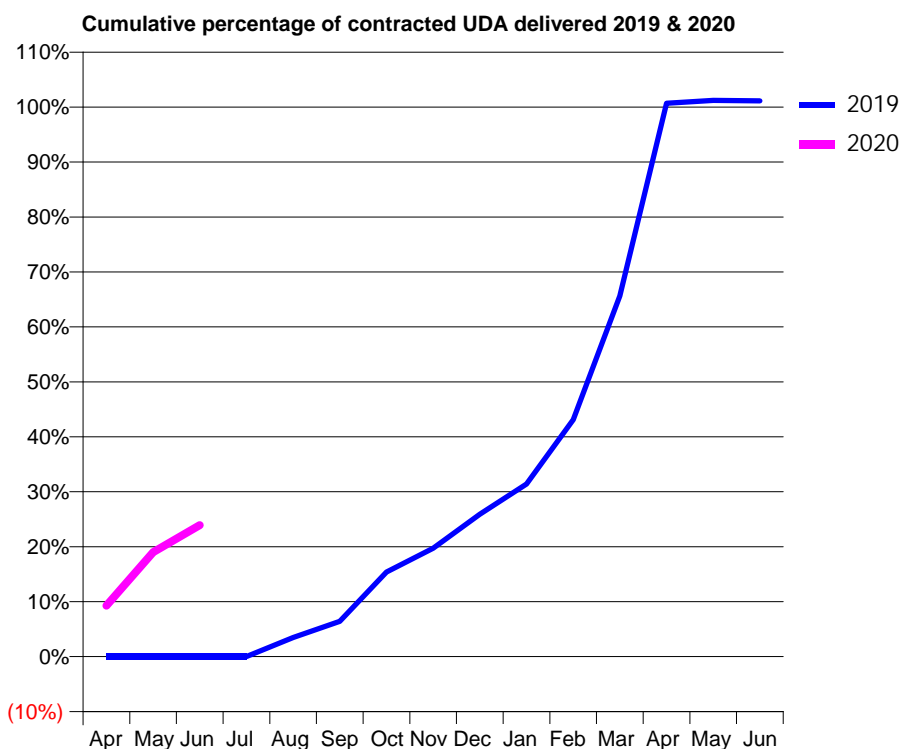
19/20 Contracted general activity (UDA)	1,839
Carry forward general activity (UDA)	0
19/20 Contracted orthodontic activity (UOA)	0
Carry forward orthodontic activity (UOA)	0
Baseline contract value	£52,043.70

ACCESS*

Patients seen in 24 months	Total	Change since previous quarter
Quarter ending June 2018	0	
Quarter ending September 2018	36	↑
Quarter ending December 2018	123	↑
Quarter ending March 2019	283	↑
Quarter ending June 2019	494	↑
Variance since June 2018	N/A	



ACTIVITY



Month	Adjusted Scheduled Activity (UDA)	
	2019	2020
April	0	171
May	0	350
June	0	440
July	0	
August	64	
September	118	
October	283	
November	363	
December	477	
January	578	
February	793	
March	1,207	
April	1,852	
May	1,861	
June	1,860	

QUALITY

	Quantity	Base Number	Contract	AT	Region	England
% of FP17s for the same patient ID Re-attending within 3 months - Children	0	89	0.0%	10.4%	12.1%	11.4%
% of FP17s for the same patient ID Re-attending within 3 months - Adults	4	303	1.3%	13.7%	15.6%	15.4%
% of FP17s for the same patient ID Re-attending between 3 & 9 months - Children	0	89	0.0%	63.0%	61.2%	59.8%
% of FP17s for the same patient ID Re-attending between 3 & 9 months - Adults	0	303	0.0%	56.7%	54.5%	52.1%
% of FP17s for Band 1 Urgent Courses	6	151	4.0%	7.3%	9.1%	9.2%
% of FP17s Relating to Free Repair or Replacements	0	151	0.0%	0.9%	1.0%	0.7%
% of FP17s Relating to Continuations	3	151	2.0%	0.9%	1.0%	0.8%
% of Patients satisfied with the dentistry they have received	0	0	N/A	93.5%	94.2%	93.4%
% of Patients satisfied with the time they had to wait for an appointment	0	0	N/A	86.7%	88.4%	87.6%

* This is based on patients treated on this contract for their most recent course of treatment. Figures in italics indicate the base number of FP17s or Patient Questionnaire responses are less than 100. N/A is shown where the base number of responses is less than 10 during the period. % is calculated as Quantity/Base number*100

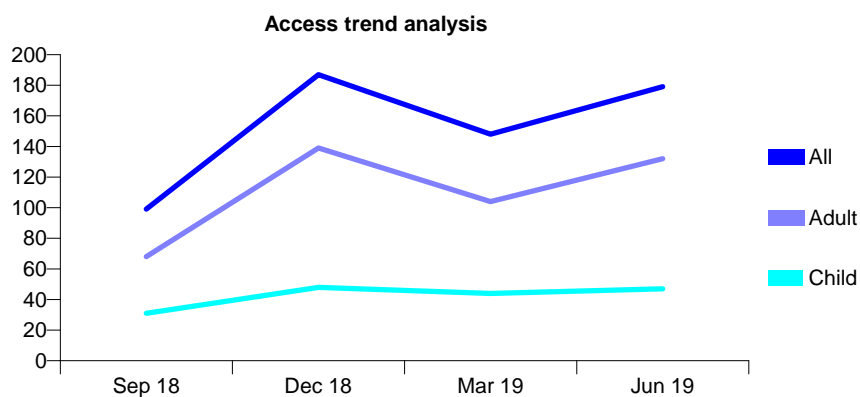
Q52 - Vital Signs At a Glance Contract Report for 100822/0000 - June 2019

Name or company name	Brighthouse Dental Team Ltd
Contract type name	GDS Contract
Purpose of contract	General
Contract start date	01/07/2018
Contract end date	31/03/2021

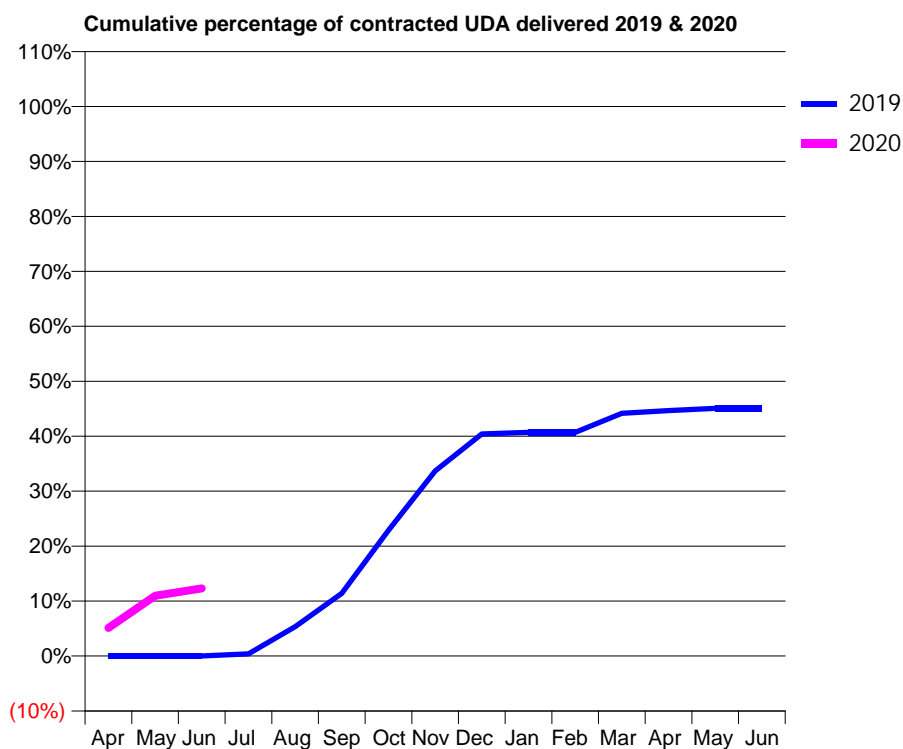
19/20 Contracted general activity (UDA)	751
Carry forward general activity (UDA)	0
19/20 Contracted orthodontic activity (UOA)	0
Carry forward orthodontic activity (UOA)	0
Baseline contract value	£21,253.30

ACCESS*

Patients seen in 24 months	Total	Change since previous quarter
Quarter ending June 2018	0	
Quarter ending September 2018	99	↑
Quarter ending December 2018	187	↑
Quarter ending March 2019	148	↓
Quarter ending June 2019	179	↑
Variance since June 2018	N/A	



ACTIVITY



Month	Adjusted Scheduled Activity (UDA)	
	2019	2020
April	0	38
May	0	82
June	0	92
July	4	
August	54	
September	115	
October	231	
November	340	
December	408	
January	411	
February	411	
March	446	
April	451	
May	455	
June	455	

QUALITY

	Quantity	Base Number	Contract	AT	Region	England
% of FP17s for the same patient ID Re-attending within 3 months - Children	0	8	0.0%	10.4%	12.1%	11.4%
% of FP17s for the same patient ID Re-attending within 3 months - Adults	2	53	3.8%	13.7%	15.6%	15.4%
% of FP17s for the same patient ID Re-attending between 3 & 9 months - Children	4	8	50.0%	63.0%	61.2%	59.8%
% of FP17s for the same patient ID Re-attending between 3 & 9 months - Adults	15	53	28.3%	56.7%	54.5%	52.1%
% of FP17s for Band 1 Urgent Courses	2	52	3.8%	7.3%	9.1%	9.2%
% of FP17s Relating to Free Repair or Replacements	0	52	0.0%	0.9%	1.0%	0.7%
% of FP17s Relating to Continuations	0	52	0.0%	0.9%	1.0%	0.8%
% of Patients satisfied with the dentistry they have received	0	0	N/A	93.5%	94.2%	93.4%
% of Patients satisfied with the time they had to wait for an appointment	0	0	N/A	86.7%	88.4%	87.6%

* This is based on patients treated on this contract for their most recent course of treatment. Figures in italics indicate the base number of FP17s or Patient Questionnaire responses are less than 100. N/A is shown where the base number of responses is less than 10 during the period. % is calculated as Quantity/Base number*100

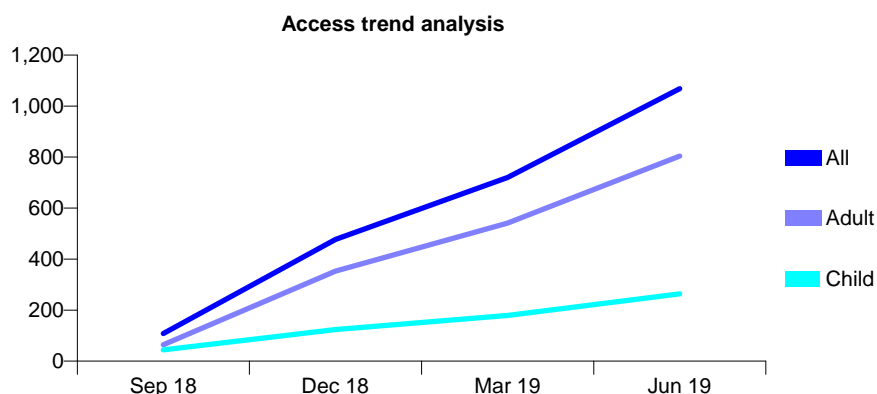
Q52 - Vital Signs At a Glance Contract Report for 100823/0000 - June 2019

Name or company name	S K Exel Dental Limited
Contract type name	GDS Contract
Purpose of contract	General
Contract start date	01/07/2018
Contract end date	31/03/2021

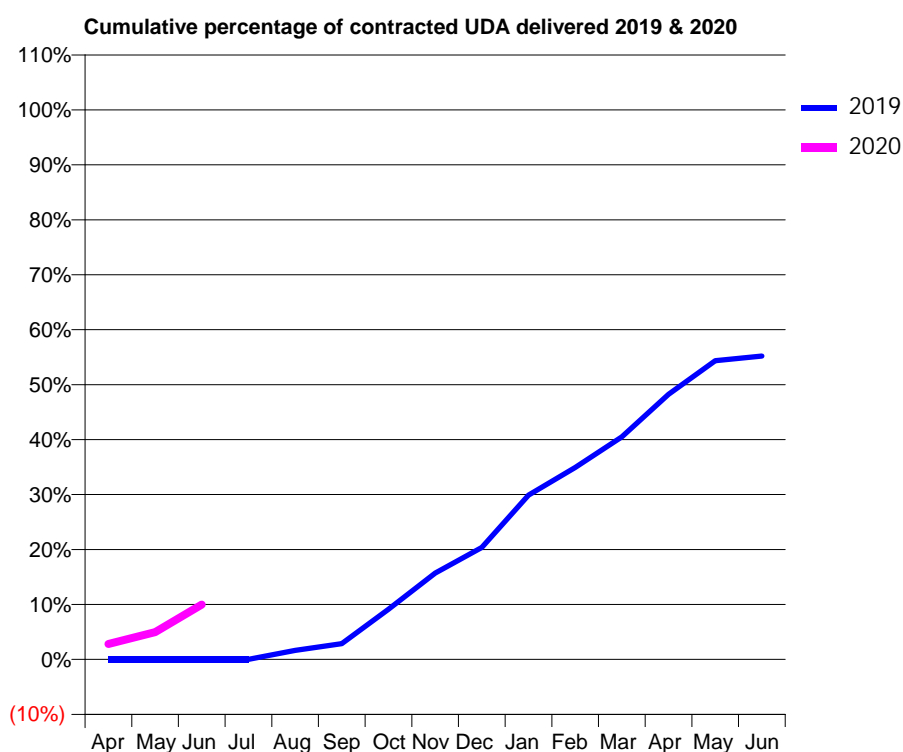
19/20 Contracted general activity (UDA)	4,295
Carry forward general activity (UDA)	0
19/20 Contracted orthodontic activity (UOA)	0
Carry forward orthodontic activity (UOA)	0
Baseline contract value	£121,548.50

ACCESS*

Patients seen in 24 months	Total	Change since previous quarter
Quarter ending June 2018	0	
Quarter ending September 2018	108	↑
Quarter ending December 2018	477	↑
Quarter ending March 2019	720	↑
Quarter ending June 2019	1,068	↑
Variance since June 2018	N/A	



ACTIVITY



Month	2019	2020
April	0	120
May	0	213
June	0	429
July	0	
August	94	
September	166	
October	528	
November	908	
December	1,178	
January	1,727	
February	2,019	
March	2,340	
April	2,789	
May	3,142	
June	3,190	

QUALITY

	Quantity	Base Number	Contract	AT	Region	England
% of FP17s for the same patient ID Re-attending within 3 months - Children	4	145	2.8%	10.4%	12.1%	11.4%
% of FP17s for the same patient ID Re-attending within 3 months - Adults	21	401	5.2%	13.7%	15.6%	15.4%
% of FP17s for the same patient ID Re-attending between 3 & 9 months - Children	39	145	26.9%	63.0%	61.2%	59.8%
% of FP17s for the same patient ID Re-attending between 3 & 9 months - Adults	41	401	10.2%	56.7%	54.5%	52.1%
% of FP17s for Band 1 Urgent Courses	56	268	20.9%	7.3%	9.1%	9.2%
% of FP17s Relating to Free Repair or Replacements	4	268	1.5%	0.9%	1.0%	0.7%
% of FP17s Relating to Continuations	0	268	0.0%	0.9%	1.0%	0.8%
% of Patients satisfied with the dentistry they have received	0	0	N/A	93.5%	94.2%	93.4%
% of Patients satisfied with the time they had to wait for an appointment	0	0	N/A	86.7%	88.4%	87.6%

* This is based on patients treated on this contract for their most recent course of treatment. Figures in italics indicate the base number of FP17s or Patient Questionnaire responses are less than 100. N/A is shown where the base number of responses is less than 10 during the period. % is calculated as Quantity/Base number*100

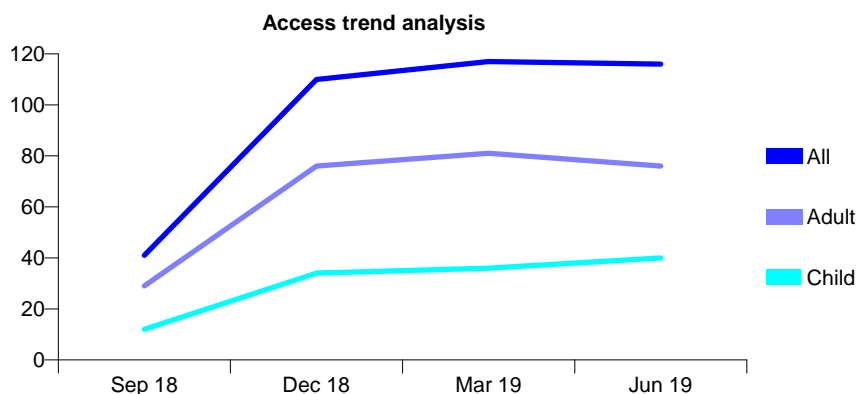
Q52 - Vital Signs At a Glance Contract Report for 100824/0000 - June 2019

Name or company name	Perfect Smile Clinic (UK) ltd
Contract type name	GDS Contract
Purpose of contract	General
Contract start date	01/07/2018
Contract end date	31/03/2021

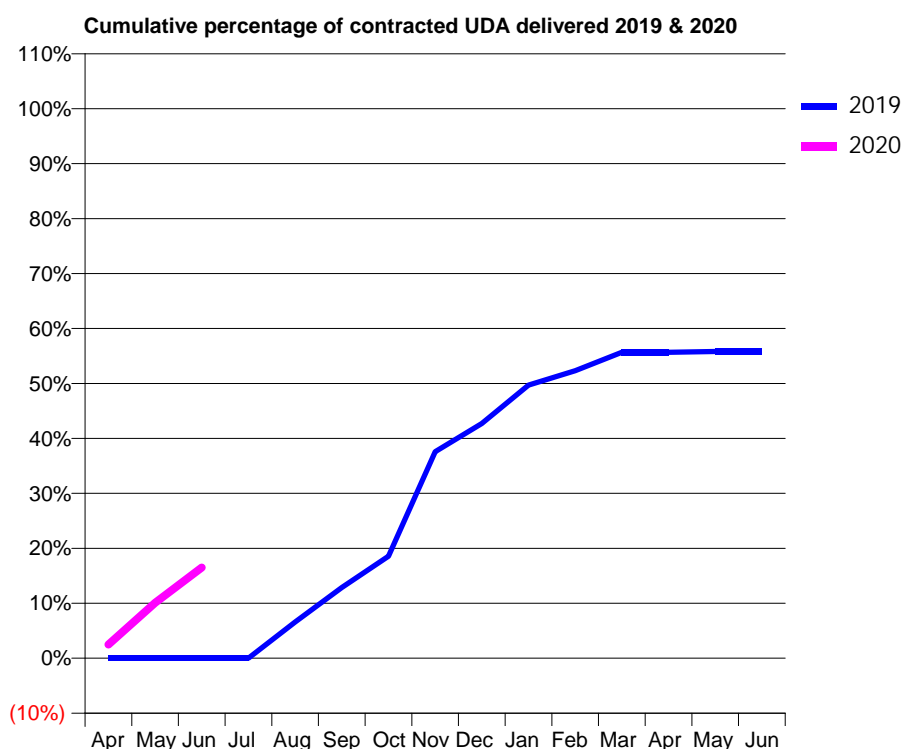
19/20 Contracted general activity (UDA)	685
Carry forward general activity (UDA)	0
19/20 Contracted orthodontic activity (UOA)	0
Carry forward orthodontic activity (UOA)	0
Baseline contract value	£19,385.50

ACCESS*

Patients seen in 24 months	Total	Change since previous quarter
Quarter ending June 2018	0	
Quarter ending September 2018	41	↑
Quarter ending December 2018	110	↑
Quarter ending March 2019	117	↑
Quarter ending June 2019	116	→
Variance since June 2018	N/A	



ACTIVITY



Month	Adjusted Scheduled Activity (UDA)	
	2019	2020
April	0	17
May	0	69
June	0	113
July	0	
August	45	
September	88	
October	127	
November	257	
December	292	
January	340	
February	358	
March	381	
April	381	
May	382	
June	382	

QUALITY

	Quantity	Base Number	Contract	AT	Region	England
% of FP17s for the same patient ID Re-attending within 3 months - Children	0	17	0.0%	10.4%	12.1%	11.4%
% of FP17s for the same patient ID Re-attending within 3 months - Adults	0	28	0.0%	13.7%	15.6%	15.4%
% of FP17s for the same patient ID Re-attending between 3 & 9 months - Children	5	17	29.4%	63.0%	61.2%	59.8%
% of FP17s for the same patient ID Re-attending between 3 & 9 months - Adults	13	28	46.4%	56.7%	54.5%	52.1%
% of FP17s for Band 1 Urgent Courses	0	44	0.0%	7.3%	9.1%	9.2%
% of FP17s Relating to Free Repair or Replacements	1	44	2.3%	0.9%	1.0%	0.7%
% of FP17s Relating to Continuations	0	44	0.0%	0.9%	1.0%	0.8%
% of Patients satisfied with the dentistry they have received	0	0	N/A	93.5%	94.2%	93.4%
% of Patients satisfied with the time they had to wait for an appointment	0	0	N/A	86.7%	88.4%	87.6%

* This is based on patients treated on this contract for their most recent course of treatment.

Figures in italics indicate the base number of FP17s or Patient Questionnaire responses are less than 100. N/A is shown where the base number of responses is less than 10 during the period. % is calculated as Quantity/Base number*100

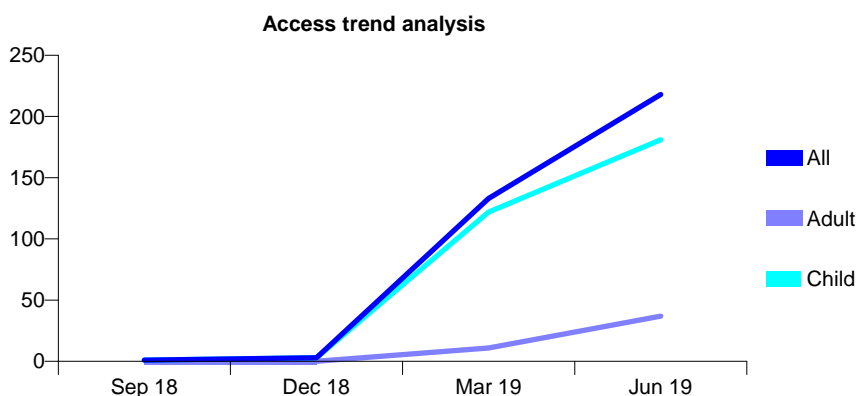
Q52 - Vital Signs At a Glance Contract Report for 100825/0000 - June 2019

Name or company name	MR MP BROWN
Contract type name	GDS Contract
Purpose of contract	General
Contract start date	01/07/2018
Contract end date	31/03/2021

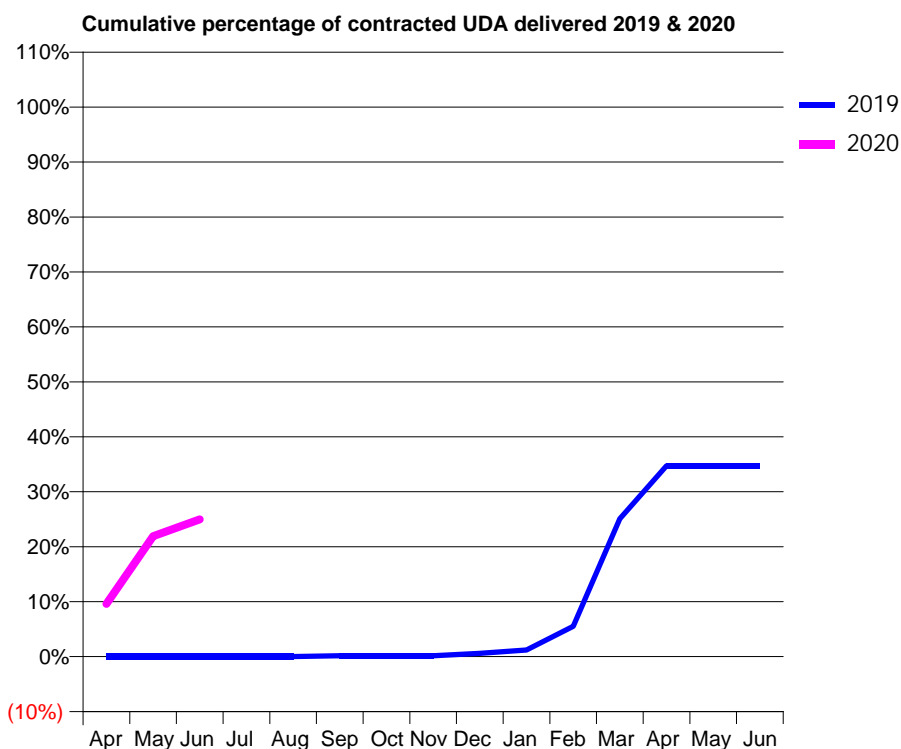
19/20 Contracted general activity (UDA)	490
Carry forward general activity (UDA)	0
19/20 Contracted orthodontic activity (UOA)	0
Carry forward orthodontic activity (UOA)	0
Baseline contract value	£13,867.00

ACCESS*

Patients seen in 24 months	Total	Change since previous quarter
Quarter ending June 2018	0	
Quarter ending September 2018	1	↑
Quarter ending December 2018	3	↑
Quarter ending March 2019	133	↑
Quarter ending June 2019	218	↑
Variance since June 2018	N/A	



ACTIVITY



Month	Adjusted Scheduled Activity (UDA)	
	2019	2020
April	0	47
May	0	107
June	0	122
July	0	
August	0	
September	1	
October	1	
November	1	
December	4	
January	8	
February	37	
March	168	
April	232	
May	232	
June	232	

QUALITY

	Quantity	Base Number	Contract	AT	Region	England
% of FP17s for the same patient ID Re-attending within 3 months - Children	3	106	2.8%	10.4%	12.1%	11.4%
% of FP17s for the same patient ID Re-attending within 3 months - Adults	0	28	0.0%	13.7%	15.6%	15.4%
% of FP17s for the same patient ID Re-attending between 3 & 9 months - Children	3	106	2.8%	63.0%	61.2%	59.8%
% of FP17s for the same patient ID Re-attending between 3 & 9 months - Adults	0	28	0.0%	56.7%	54.5%	52.1%
% of FP17s for Band 1 Urgent Courses	2	93	2.2%	7.3%	9.1%	9.2%
% of FP17s Relating to Free Repair or Replacements	0	93	0.0%	0.9%	1.0%	0.7%
% of FP17s Relating to Continuations	2	93	2.2%	0.9%	1.0%	0.8%
% of Patients satisfied with the dentistry they have received	0	0	N/A	93.5%	94.2%	93.4%
% of Patients satisfied with the time they had to wait for an appointment	0	0	N/A	86.7%	88.4%	87.6%

* This is based on patients treated on this contract for their most recent course of treatment. Figures in italics indicate the base number of FP17s or Patient Questionnaire responses are less than 100. N/A is shown where the base number of responses is less than 10 during the period. % is calculated as Quantity/Base number*100

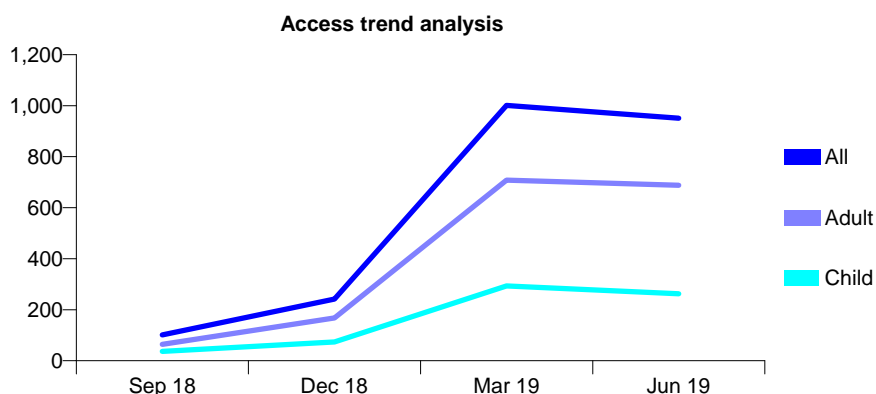
Q52 - Vital Signs At a Glance Contract Report for 100826/0000 - June 2019

Name or company name	MR JS DEU
Contract type name	GDS Contract
Purpose of contract	General
Contract start date	01/07/2018
Contract end date	31/03/2021

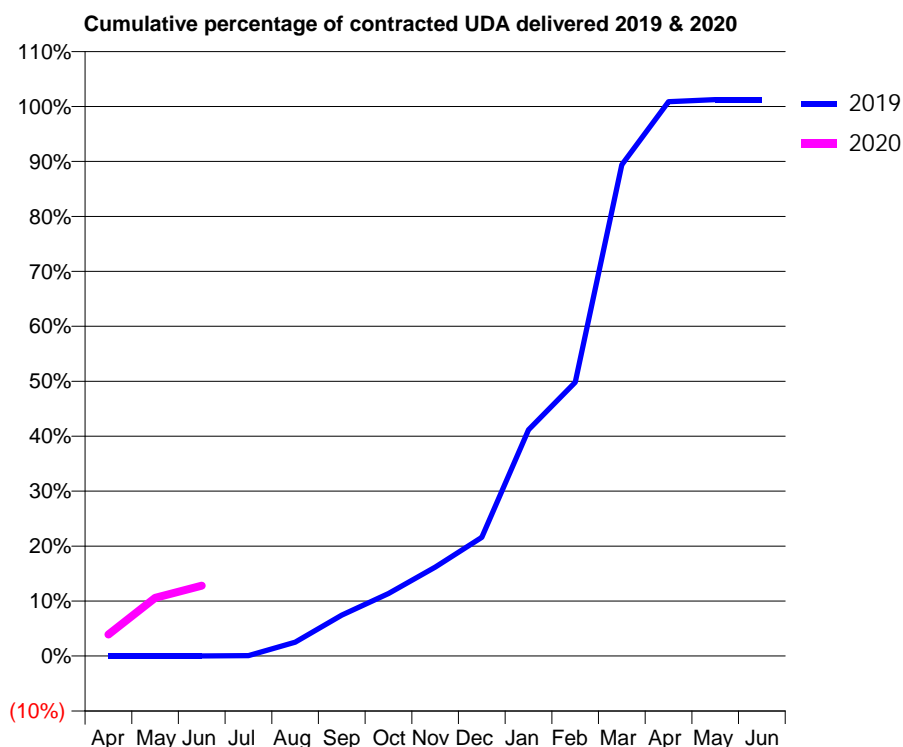
19/20 Contracted general activity (UDA)	2,188
Carry forward general activity (UDA)	0
19/20 Contracted orthodontic activity (UOA)	0
Carry forward orthodontic activity (UOA)	0
Baseline contract value	£61,920.40

ACCESS*

Patients seen in 24 months	Total	Change since previous quarter
Quarter ending June 2018	0	
Quarter ending September 2018	101	↑
Quarter ending December 2018	242	↑
Quarter ending March 2019	1,001	↑
Quarter ending June 2019	951	↓
Variance since June 2018	N/A	



ACTIVITY



Month	Adjusted Scheduled Activity (UDA)	
	2019	2020
April	0	86
May	0	232
June	0	280
July	2	
August	55	
September	163	
October	249	
November	354	
December	473	
January	901	
February	1,090	
March	1,956	
April	2,207	
May	2,215	
June	2,215	

QUALITY

	Quantity	Base Number	Contract	AT	Region	England
% of FP17s for the same patient ID Re-attending within 3 months - Children	1	56	1.8%	10.4%	12.1%	11.4%
% of FP17s for the same patient ID Re-attending within 3 months - Adults	5	192	2.6%	13.7%	15.6%	15.4%
% of FP17s for the same patient ID Re-attending between 3 & 9 months - Children	1	56	1.8%	63.0%	61.2%	59.8%
% of FP17s for the same patient ID Re-attending between 3 & 9 months - Adults	3	192	1.6%	56.7%	54.5%	52.1%
% of FP17s for Band 1 Urgent Courses	0	111	0.0%	7.3%	9.1%	9.2%
% of FP17s Relating to Free Repair or Replacements	0	111	0.0%	0.9%	1.0%	0.7%
% of FP17s Relating to Continuations	0	111	0.0%	0.9%	1.0%	0.8%
% of Patients satisfied with the dentistry they have received	0	0	N/A	93.5%	94.2%	93.4%
% of Patients satisfied with the time they had to wait for an appointment	0	0	N/A	86.7%	88.4%	87.6%

* This is based on patients treated on this contract for their most recent course of treatment. Figures in italics indicate the base number of FP17s or Patient Questionnaire responses are less than 100. N/A is shown where the base number of responses is less than 10 during the period. % is calculated as Quantity/Base number*100

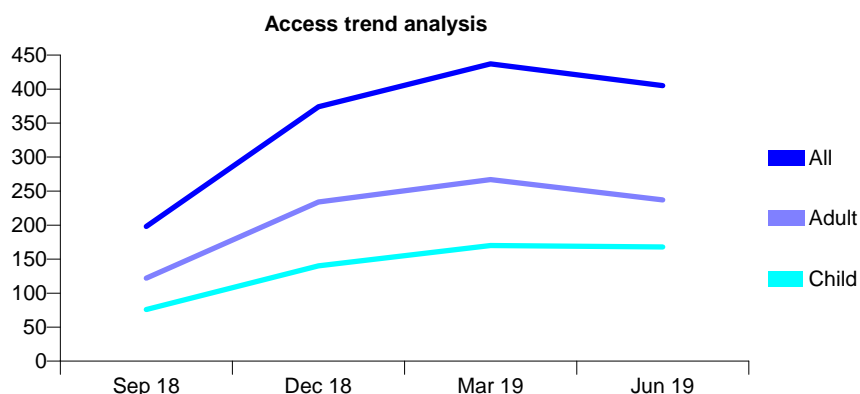
Q52 - Vital Signs At a Glance Contract Report for 100827/0000 - June 2019

Name or company name	MR PR ELLUL
Contract type name	GDS Contract
Purpose of contract	General
Contract start date	01/07/2018
Contract end date	31/03/2021

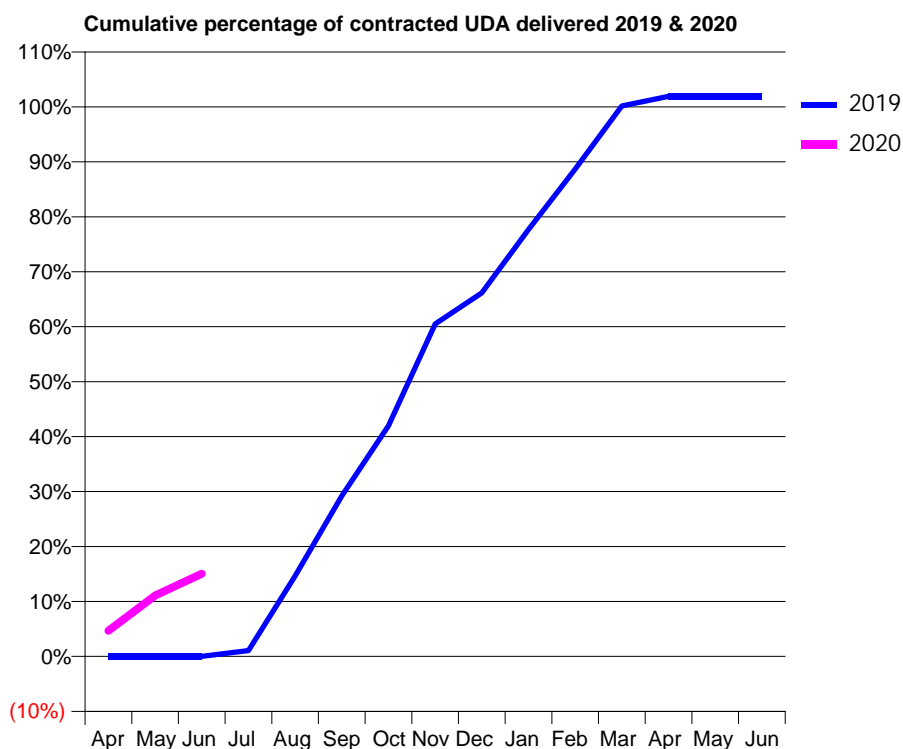
19/20 Contracted general activity (UDA)	1,030
Carry forward general activity (UDA)	0
19/20 Contracted orthodontic activity (UOA)	0
Carry forward orthodontic activity (UOA)	0
Baseline contract value	£29,149.00

ACCESS*

Patients seen in 24 months	Total	Change since previous quarter
Quarter ending June 2018	0	
Quarter ending September 2018	198	↑
Quarter ending December 2018	374	↑
Quarter ending March 2019	437	↑
Quarter ending June 2019	405	↓
Variance since June 2018	N/A	



ACTIVITY



Month	Adjusted Scheduled Activity (UDA)	
	2019	2020
April	0	48
May	0	114
June	0	155
July	11	
August	151	
September	301	
October	432	
November	623	
December	682	
January	800	
February	913	
March	1,032	
April	1,050	
May	1,050	
June	1,050	

QUALITY

	Quantity	Base Number	Contract	AT	Region	England
% of FP17s for the same patient ID Re-attending within 3 months - Children	0	59	0.0%	10.4%	12.1%	11.4%
% of FP17s for the same patient ID Re-attending within 3 months - Adults	3	73	4.1%	13.7%	15.6%	15.4%
% of FP17s for the same patient ID Re-attending between 3 & 9 months - Children	27	59	45.8%	63.0%	61.2%	59.8%
% of FP17s for the same patient ID Re-attending between 3 & 9 months - Adults	24	73	32.9%	56.7%	54.5%	52.1%
% of FP17s for Band 1 Urgent Courses	1	121	0.8%	7.3%	9.1%	9.2%
% of FP17s Relating to Free Repair or Replacements	1	121	0.8%	0.9%	1.0%	0.7%
% of FP17s Relating to Continuations	0	121	0.0%	0.9%	1.0%	0.8%
% of Patients satisfied with the dentistry they have received	0	0	N/A	93.5%	94.2%	93.4%
% of Patients satisfied with the time they had to wait for an appointment	0	0	N/A	86.7%	88.4%	87.6%

* This is based on patients treated on this contract for their most recent course of treatment. Figures in italics indicate the base number of FP17s or Patient Questionnaire responses are less than 100. N/A is shown where the base number of responses is less than 10 during the period. % is calculated as Quantity/Base number*100

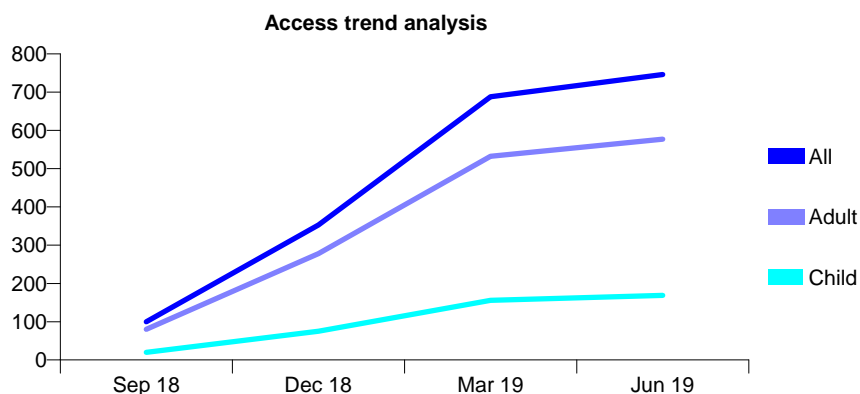
Q52 - Vital Signs At a Glance Contract Report for 100828/0000 - June 2019

Name or company name	Bingley Dental Practice
Contract type name	GDS Contract
Purpose of contract	General
Contract start date	01/07/2018
Contract end date	31/03/2021

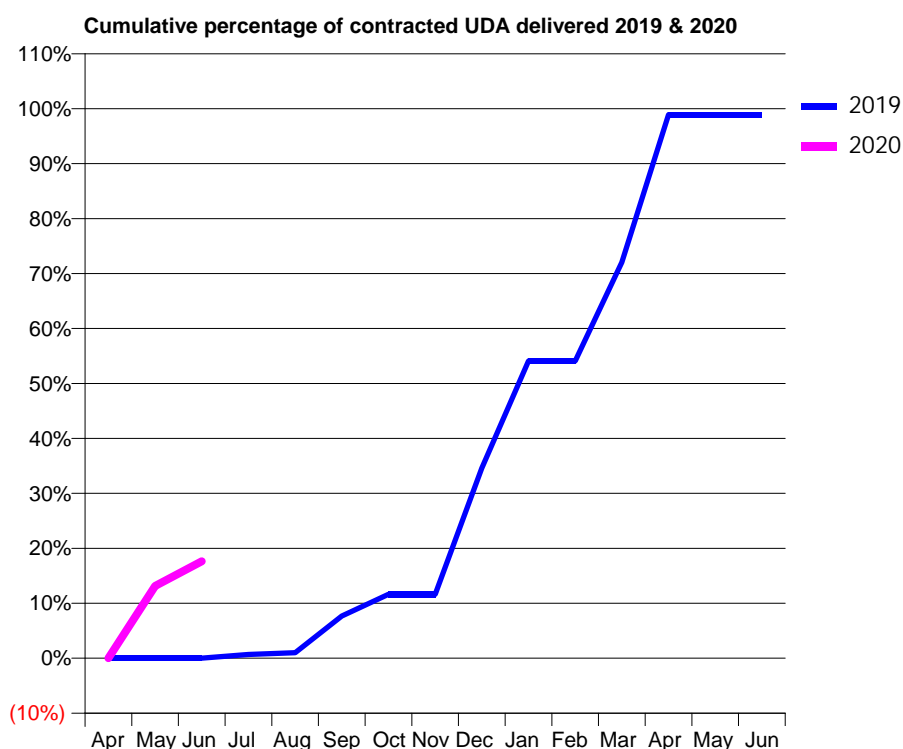
19/20 Contracted general activity (UDA)	2,947
Carry forward general activity (UDA)	0
19/20 Contracted orthodontic activity (UOA)	0
Carry forward orthodontic activity (UOA)	0
Baseline contract value	£83,400.10

ACCESS*

Patients seen in 24 months	Total	Change since previous quarter
Quarter ending June 2018	0	
Quarter ending September 2018	100	↑
Quarter ending December 2018	353	↑
Quarter ending March 2019	688	↑
Quarter ending June 2019	746	↑
Variance since June 2018	N/A	



ACTIVITY



Month	2019	2020
April	0	0
May	0	388
June	0	520
July	21	
August	30	
September	227	
October	343	
November	343	
December	1,019	
January	1,594	
February	1,594	
March	2,123	
April	2,915	
May	2,915	
June	2,915	

QUALITY

	Quantity	Base Number	Contract	AT	Region	England
% of FP17s for the same patient ID Re-attending within 3 months - Children	11	100	11.0%	10.4%	12.1%	11.4%
% of FP17s for the same patient ID Re-attending within 3 months - Adults	46	340	13.5%	13.7%	15.6%	15.4%
% of FP17s for the same patient ID Re-attending between 3 & 9 months - Children	23	100	23.0%	63.0%	61.2%	59.8%
% of FP17s for the same patient ID Re-attending between 3 & 9 months - Adults	71	340	20.9%	56.7%	54.5%	52.1%
% of FP17s for Band 1 Urgent Courses	14	196	7.1%	7.3%	9.1%	9.2%
% of FP17s Relating to Free Repair or Replacements	3	196	1.5%	0.9%	1.0%	0.7%
% of FP17s Relating to Continuations	0	196	0.0%	0.9%	1.0%	0.8%
% of Patients satisfied with the dentistry they have received	1	1	N/A	93.5%	94.2%	93.4%
% of Patients satisfied with the time they had to wait for an appointment	1	1	N/A	86.7%	88.4%	87.6%

* This is based on patients treated on this contract for their most recent course of treatment.

Figures in italics indicate the base number of FP17s or Patient Questionnaire responses are less than 100. N/A is shown where the base number of responses is less than 10 during the period. % is calculated as Quantity/Base number*100

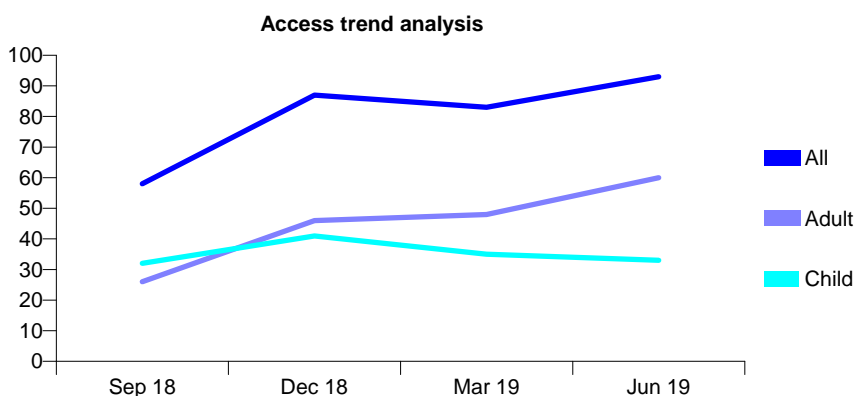
Q52 - Vital Signs At a Glance Contract Report for 100830/0000 - June 2019

Name or company name	MISS F SHAKOOR
Contract type name	GDS Contract
Purpose of contract	General
Contract start date	01/07/2018
Contract end date	31/03/2021

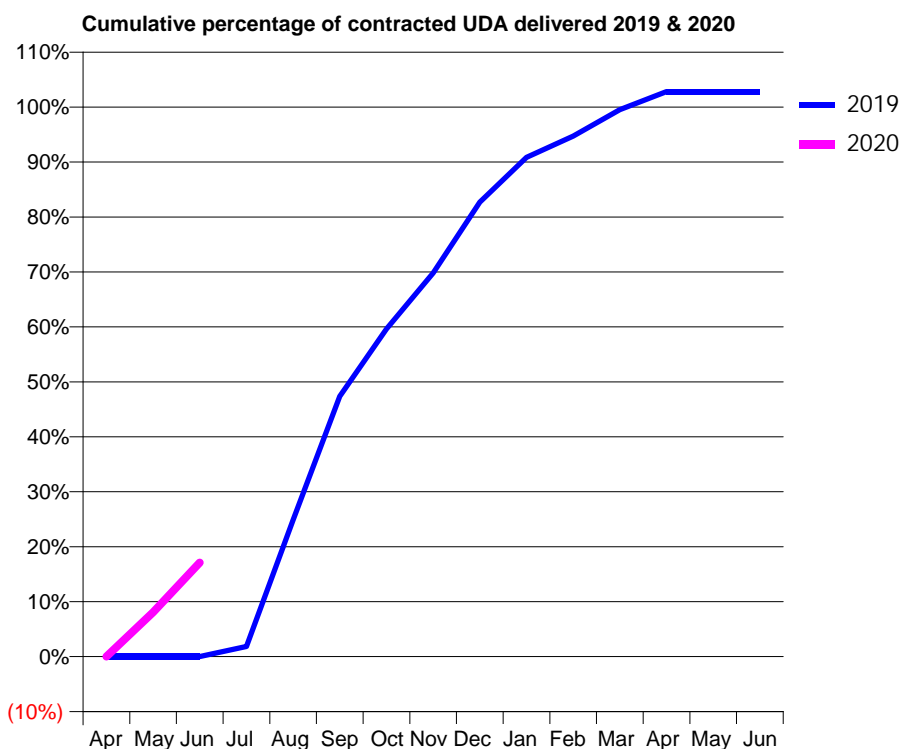
19/20 Contracted general activity (UDA)	334
Carry forward general activity (UDA)	0
19/20 Contracted orthodontic activity (UOA)	0
Carry forward orthodontic activity (UOA)	0
Baseline contract value	£9,452.20

ACCESS*

Patients seen in 24 months	Total	Change since previous quarter
Quarter ending June 2018	0	
Quarter ending September 2018	58	↑
Quarter ending December 2018	87	↑
Quarter ending March 2019	83	↓
Quarter ending June 2019	93	↑
Variance since June 2018	N/A	



ACTIVITY



Month	Adjusted Scheduled Activity (UDA)	
	2019	2020
April	0	0
May	0	27
June	0	57
July	6	
August	83	
September	158	
October	199	
November	233	
December	276	
January	303	
February	316	
March	332	
April	343	
May	343	
June	343	

QUALITY

	Quantity	Base Number	Contract	AT	Region	England
% of FP17s for the same patient ID Re-attending within 3 months - Children	0	6	0.0%	10.4%	12.1%	11.4%
% of FP17s for the same patient ID Re-attending within 3 months - Adults	0	19	0.0%	13.7%	15.6%	15.4%
% of FP17s for the same patient ID Re-attending between 3 & 9 months - Children	1	6	16.7%	63.0%	61.2%	59.8%
% of FP17s for the same patient ID Re-attending between 3 & 9 months - Adults	0	19	0.0%	56.7%	54.5%	52.1%
% of FP17s for Band 1 Urgent Courses	1	20	5.0%	7.3%	9.1%	9.2%
% of FP17s Relating to Free Repair or Replacements	0	20	0.0%	0.9%	1.0%	0.7%
% of FP17s Relating to Continuations	0	20	0.0%	0.9%	1.0%	0.8%
% of Patients satisfied with the dentistry they have received	0	0	N/A	93.5%	94.2%	93.4%
% of Patients satisfied with the time they had to wait for an appointment	0	0	N/A	86.7%	88.4%	87.6%

* This is based on patients treated on this contract for their most recent course of treatment. Figures in italics indicate the base number of FP17s or Patient Questionnaire responses are less than 100. N/A is shown where the base number of responses is less than 10 during the period. % is calculated as Quantity/Base number*100

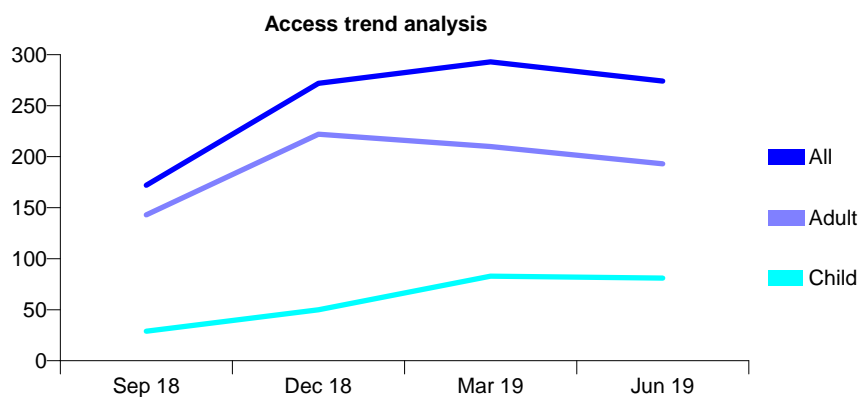
Q52 - Vital Signs At a Glance Contract Report for 100832/0000 - June 2019

Name or company name	MR MA SPEIGHT
Contract type name	GDS Contract
Purpose of contract	General
Contract start date	01/07/2018
Contract end date	31/03/2021

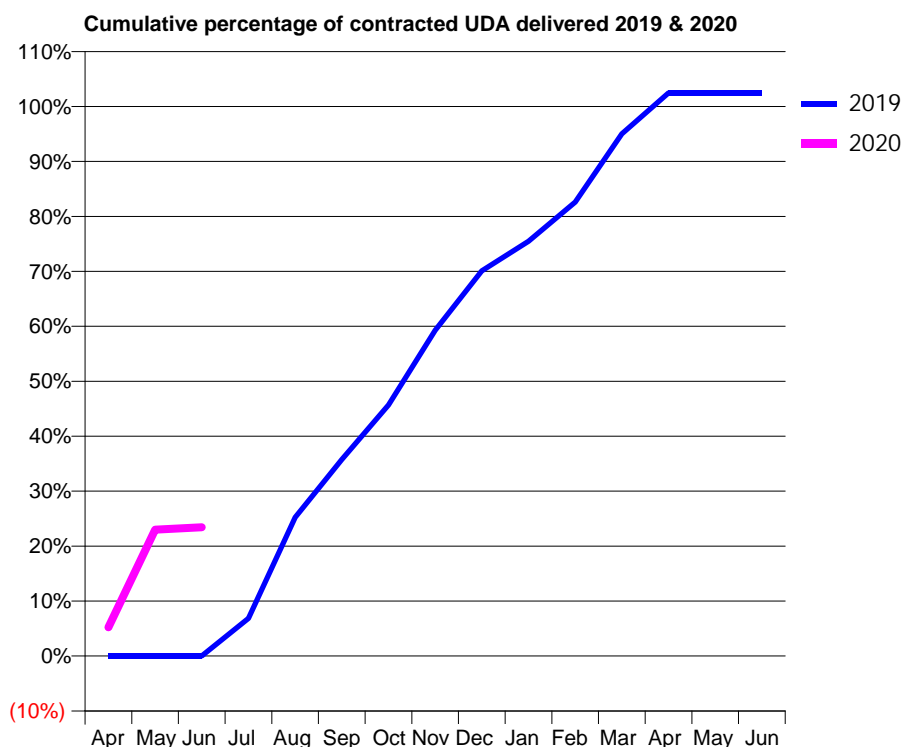
19/20 Contracted general activity (UDA)	670
Carry forward general activity (UDA)	0
19/20 Contracted orthodontic activity (UOA)	0
Carry forward orthodontic activity (UOA)	0
Baseline contract value	£18,961.00

ACCESS*

Patients seen in 24 months	Total	Change since previous quarter
Quarter ending June 2018	0	
Quarter ending September 2018	172	↑
Quarter ending December 2018	272	↑
Quarter ending March 2019	293	↑
Quarter ending June 2019	274	↓
Variance since June 2018	N/A	



ACTIVITY



Month	Adjusted Scheduled Activity (UDA)	
	2019	2020
April	0	35
May	0	154
June	0	157
July	46	
August	169	
September	240	
October	306	
November	397	
December	469	
January	506	
February	554	
March	637	
April	687	
May	687	
June	687	

QUALITY

	Quantity	Base Number	Contract	AT	Region	England
% of FP17s for the same patient ID Re-attending within 3 months - Children	0	22	0.0%	10.4%	12.1%	11.4%
% of FP17s for the same patient ID Re-attending within 3 months - Adults	0	58	0.0%	13.7%	15.6%	15.4%
% of FP17s for the same patient ID Re-attending between 3 & 9 months - Children	0	22	0.0%	63.0%	61.2%	59.8%
% of FP17s for the same patient ID Re-attending between 3 & 9 months - Adults	1	58	1.7%	56.7%	54.5%	52.1%
% of FP17s for Band 1 Urgent Courses	0	53	0.0%	7.3%	9.1%	9.2%
% of FP17s Relating to Free Repair or Replacements	0	53	0.0%	0.9%	1.0%	0.7%
% of FP17s Relating to Continuations	0	53	0.0%	0.9%	1.0%	0.8%
% of Patients satisfied with the dentistry they have received	0	0	N/A	93.5%	94.2%	93.4%
% of Patients satisfied with the time they had to wait for an appointment	0	0	N/A	86.7%	88.4%	87.6%

* This is based on patients treated on this contract for their most recent course of treatment. Figures in italics indicate the base number of FP17s or Patient Questionnaire responses are less than 100. N/A is shown where the base number of responses is less than 10 during the period. % is calculated as Quantity/Base number*100

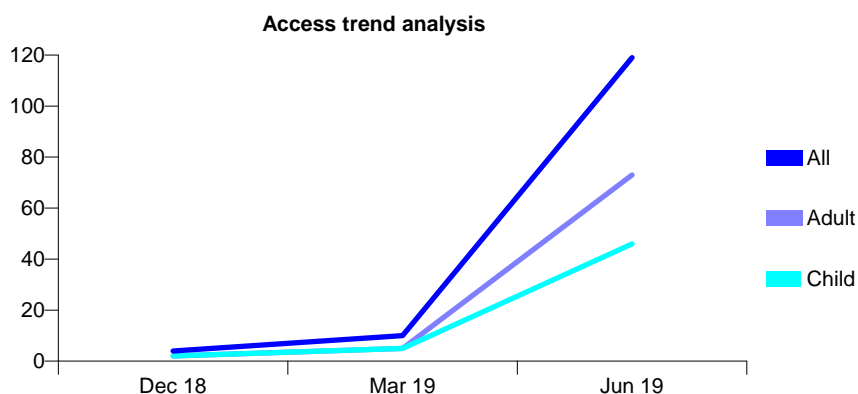
Q52 - Vital Signs At a Glance Contract Report for 100833/0000 - June 2019

Name or company name	Church Street Dental Partnership
Contract type name	GDS Contract
Purpose of contract	General
Contract start date	01/07/2018
Contract end date	31/03/2021

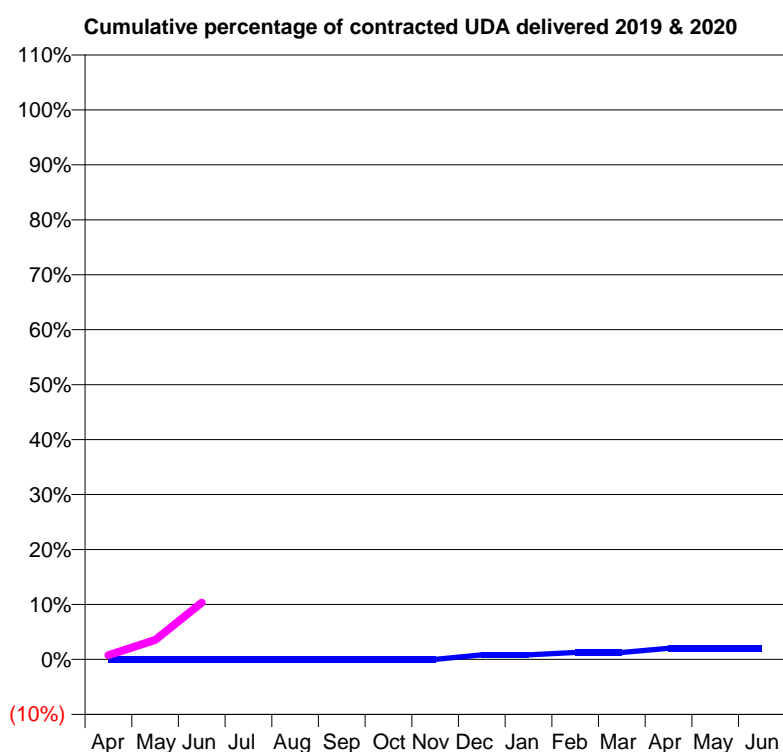
19/20 Contracted general activity (UDA)	1,899
Carry forward general activity (UDA)	0
19/20 Contracted orthodontic activity (UOA)	0
Carry forward orthodontic activity (UOA)	0
Baseline contract value	£53,741.70

ACCESS*

Patients seen in 24 months	Total	Change since previous quarter
Quarter ending June 2018	0	
Quarter ending September 2018	0	
Quarter ending December 2018	4	↑
Quarter ending March 2019	10	↑
Quarter ending June 2019	119	↑
Variance since June 2018	N/A	



ACTIVITY



Adjusted Scheduled Activity (UDA)		
Month	2019	2020
April	0	15
May	0	67
June	0	196
July	0	
August	0	
September	0	
October	0	
November	0	
December	12	
January	12	
February	18	
March	18	
April	29	
May	29	
June	29	

QUALITY

	Quantity	Base Number	Contract	AT	Region	England
% of FP17s for the same patient ID Re-attending within 3 months - Children	0	30	0.0%	10.4%	12.1%	11.4%
% of FP17s for the same patient ID Re-attending within 3 months - Adults	0	55	0.0%	13.7%	15.6%	15.4%
% of FP17s for the same patient ID Re-attending between 3 & 9 months - Children	0	30	0.0%	63.0%	61.2%	59.8%
% of FP17s for the same patient ID Re-attending between 3 & 9 months - Adults	0	55	0.0%	56.7%	54.5%	52.1%
% of FP17s for Band 1 Urgent Courses	0	79	0.0%	7.3%	9.1%	9.2%
% of FP17s Relating to Free Repair or Replacements	0	79	0.0%	0.9%	1.0%	0.7%
% of FP17s Relating to Continuations	0	79	0.0%	0.9%	1.0%	0.8%
% of Patients satisfied with the dentistry they have received	0	0	N/A	93.5%	94.2%	93.4%
% of Patients satisfied with the time they had to wait for an appointment	0	0	N/A	86.7%	88.4%	87.6%

* This is based on patients treated on this contract for their most recent course of treatment. Figures in italics indicate the base number of FP17s or Patient Questionnaire responses are less than 100. N/A is shown where the base number of responses is less than 10 during the period. % is calculated as Quantity/Base number*100

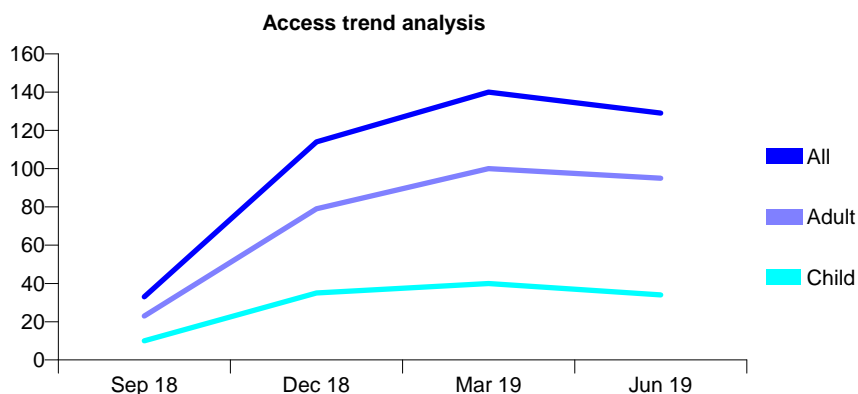
Q52 - Vital Signs At a Glance Contract Report for 100834/0000 - June 2019

Name or company name	Mr Imtiaz Khajwal
Contract type name	GDS Contract
Purpose of contract	General
Contract start date	01/08/2018
Contract end date	31/03/2021

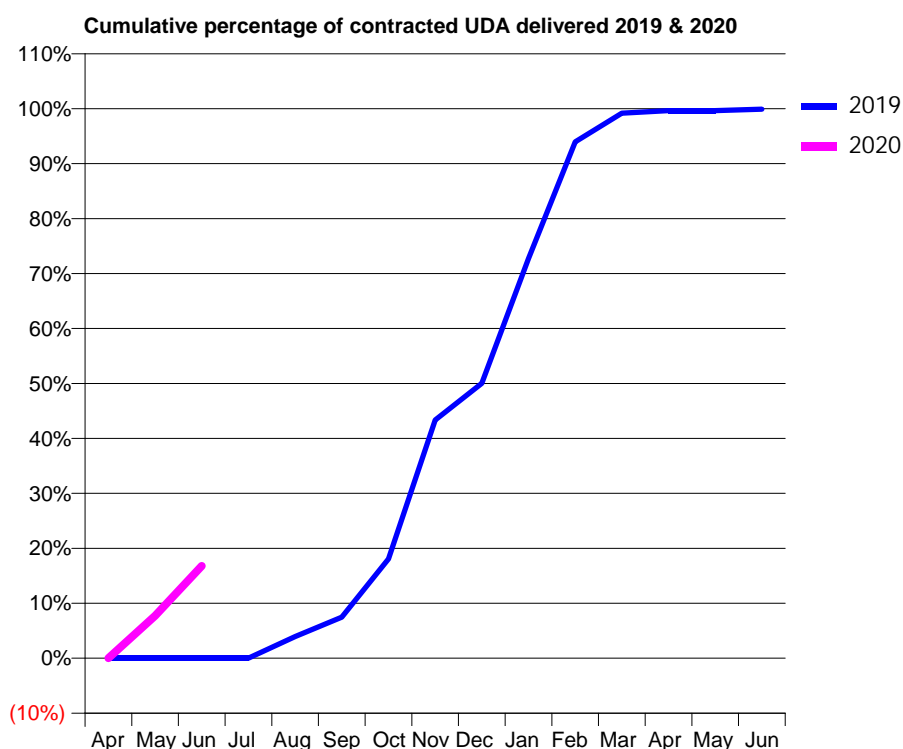
19/20 Contracted general activity (UDA)	608
Carry forward general activity (UDA)	0
19/20 Contracted orthodontic activity (UOA)	0
Carry forward orthodontic activity (UOA)	0
Baseline contract value	£17,206.40

ACCESS*

Patients seen in 24 months	Total	Change since previous quarter
Quarter ending June 2018	0	
Quarter ending September 2018	33	↑
Quarter ending December 2018	114	↑
Quarter ending March 2019	140	↑
Quarter ending June 2019	129	↓
Variance since June 2018	N/A	



ACTIVITY



Month	2019	2020
April	0	0
May	0	47
June	0	102
July	0	
August	16	
September	30	
October	73	
November	176	
December	203	
January	295	
February	381	
March	402	
April	404	
May	404	
June	405	

QUALITY

	Quantity	Base Number	Contract	AT	Region	England
% of FP17s for the same patient ID Re-attending within 3 months - Children	1	10	10.0%	10.4%	12.1%	11.4%
% of FP17s for the same patient ID Re-attending within 3 months - Adults	1	33	3.0%	13.7%	15.6%	15.4%
% of FP17s for the same patient ID Re-attending between 3 & 9 months - Children	1	10	10.0%	63.0%	61.2%	59.8%
% of FP17s for the same patient ID Re-attending between 3 & 9 months - Adults	7	33	21.2%	56.7%	54.5%	52.1%
% of FP17s for Band 1 Urgent Courses	1	40	2.5%	7.3%	9.1%	9.2%
% of FP17s Relating to Free Repair or Replacements	1	40	2.5%	0.9%	1.0%	0.7%
% of FP17s Relating to Continuations	1	40	2.5%	0.9%	1.0%	0.8%
% of Patients satisfied with the dentistry they have received	0	0	N/A	93.5%	94.2%	93.4%
% of Patients satisfied with the time they had to wait for an appointment	0	0	N/A	86.7%	88.4%	87.6%

* This is based on patients treated on this contract for their most recent course of treatment.

Figures in italics indicate the base number of FP17s or Patient Questionnaire responses are less than 100. N/A is shown where the base number of responses is less than 10 during the period. % is calculated as Quantity/Base number*100

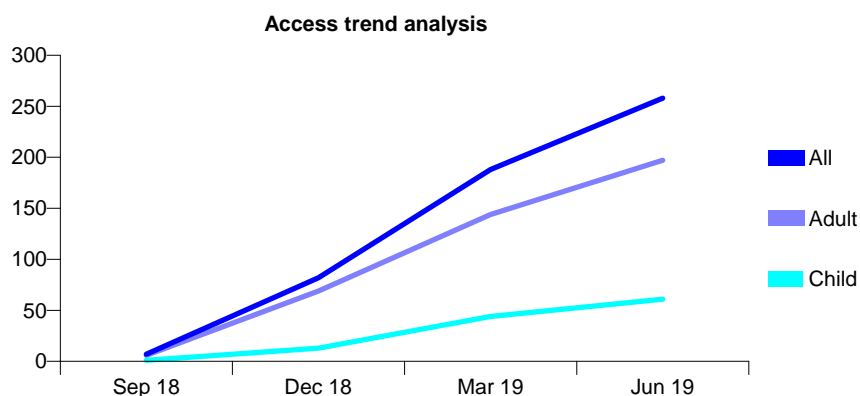
Q52 - Vital Signs At a Glance Contract Report for 100836/0000 - June 2019

Name or company name	Chris Anderson Dental Surgeon Limited
Contract type name	GDS Contract
Purpose of contract	General
Contract start date	01/09/2018
Contract end date	31/03/2021

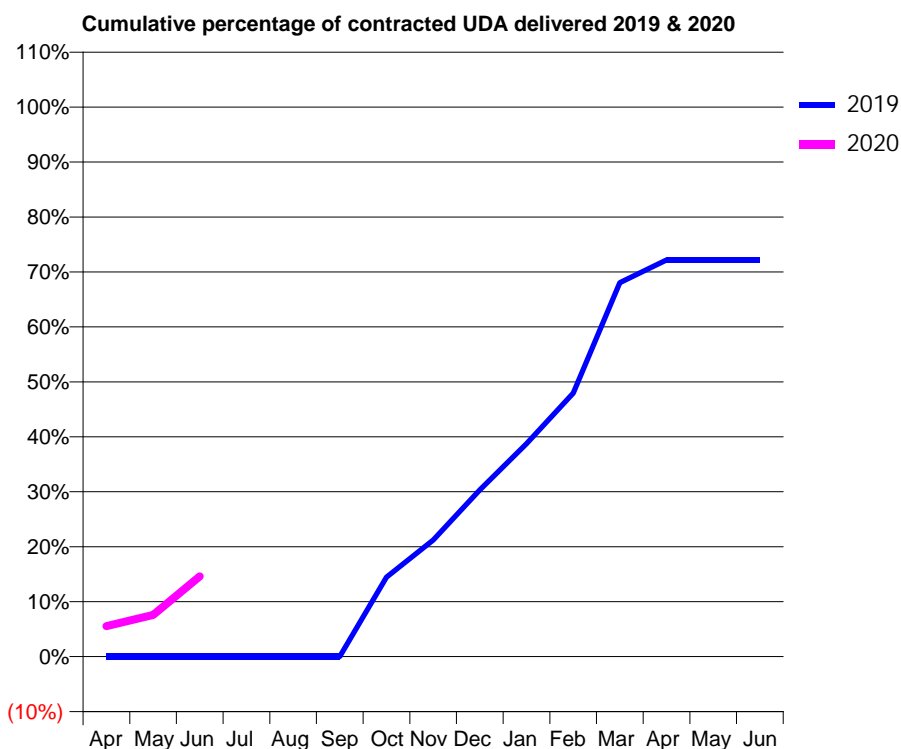
19/20 Contracted general activity (UDA)	900
Carry forward general activity (UDA)	0
19/20 Contracted orthodontic activity (UOA)	0
Carry forward orthodontic activity (UOA)	0
Baseline contract value	£25,470.00

ACCESS*

Patients seen in 24 months	Total	Change since previous quarter
Quarter ending June 2018	0	
Quarter ending September 2018	7	↑
Quarter ending December 2018	82	↑
Quarter ending March 2019	188	↑
Quarter ending June 2019	258	↑
Variance since June 2018	N/A	



ACTIVITY



Month	Adjusted Scheduled Activity (UDA)	
	2019	2020
April	0	50
May	0	68
June	0	131
July	0	
August	0	
September	0	
October	90	
November	133	
December	190	
January	242	
February	300	
March	425	
April	451	
May	451	
June	451	

QUALITY

	Quantity	Base Number	Contract	AT	Region	England
% of FP17s for the same patient ID Re-attending within 3 months - Children	0	20	0.0%	10.4%	12.1%	11.4%
% of FP17s for the same patient ID Re-attending within 3 months - Adults	4	65	6.2%	13.7%	15.6%	15.4%
% of FP17s for the same patient ID Re-attending between 3 & 9 months - Children	1	20	5.0%	63.0%	61.2%	59.8%
% of FP17s for the same patient ID Re-attending between 3 & 9 months - Adults	18	65	27.7%	56.7%	54.5%	52.1%
% of FP17s for Band 1 Urgent Courses	2	71	2.8%	7.3%	9.1%	9.2%
% of FP17s Relating to Free Repair or Replacements	2	71	2.8%	0.9%	1.0%	0.7%
% of FP17s Relating to Continuations	0	71	0.0%	0.9%	1.0%	0.8%
% of Patients satisfied with the dentistry they have received	0	0	N/A	93.5%	94.2%	93.4%
% of Patients satisfied with the time they had to wait for an appointment	0	0	N/A	86.7%	88.4%	87.6%

* This is based on patients treated on this contract for their most recent course of treatment. Figures in italics indicate the base number of FP17s or Patient Questionnaire responses are less than 100. N/A is shown where the base number of responses is less than 10 during the period. % is calculated as Quantity/Base number*100

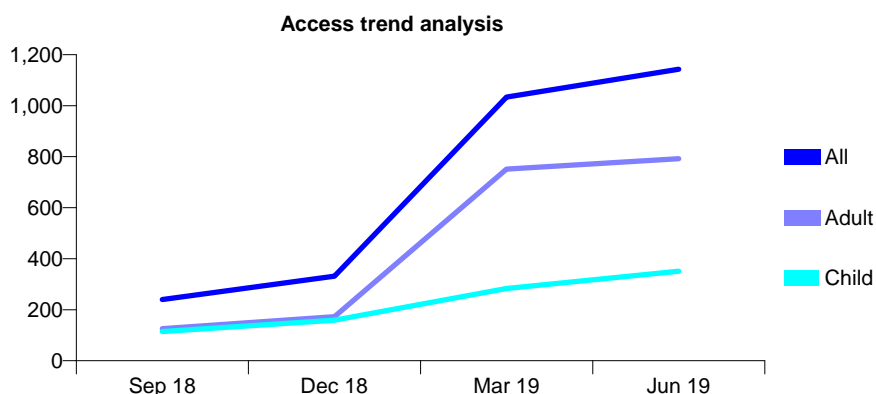
Q52 - Vital Signs At a Glance Contract Report for 100837/0000 - June 2019

Name or company name	Bailiff Bridge Dental Practice
Contract type name	GDS Contract
Purpose of contract	General
Contract start date	01/07/2018
Contract end date	31/03/2021

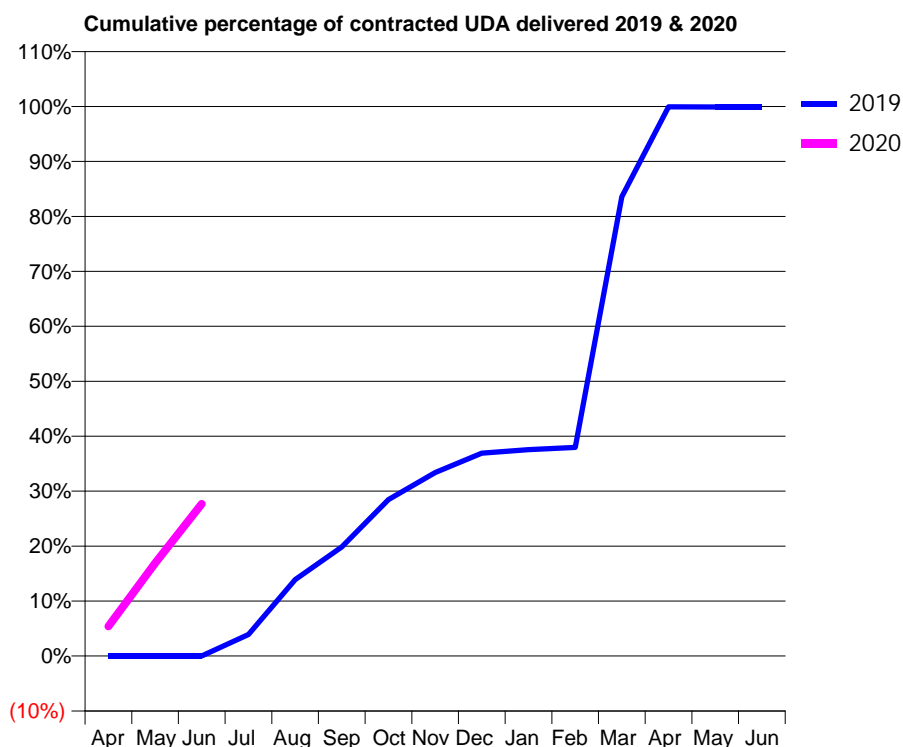
19/20 Contracted general activity (UDA)	2,700
Carry forward general activity (UDA)	0
19/20 Contracted orthodontic activity (UOA)	0
Carry forward orthodontic activity (UOA)	0
Baseline contract value	£76,410.00

ACCESS*

Patients seen in 24 months	Total	Change since previous quarter
Quarter ending June 2018	0	
Quarter ending September 2018	240	↑
Quarter ending December 2018	332	↑
Quarter ending March 2019	1,034	↑
Quarter ending June 2019	1,143	↑
Variance since June 2018	N/A	



ACTIVITY



Month	Adjusted Scheduled Activity (UDA)	
	2019	2020
April	0	146
May	0	457
June	0	747
July	94	
August	334	
September	477	
October	683	
November	801	
December	886	
January	901	
February	911	
March	2,006	
April	2,398	
May	2,397	
June	2,397	

QUALITY

	Quantity	Base Number	Contract	AT	Region	England
% of FP17s for the same patient ID Re-attending within 3 months - Children	15	194	7.7%	10.4%	12.1%	11.4%
% of FP17s for the same patient ID Re-attending within 3 months - Adults	13	311	4.2%	13.7%	15.6%	15.4%
% of FP17s for the same patient ID Re-attending between 3 & 9 months - Children	23	194	11.9%	63.0%	61.2%	59.8%
% of FP17s for the same patient ID Re-attending between 3 & 9 months - Adults	20	311	6.4%	56.7%	54.5%	52.1%
% of FP17s for Band 1 Urgent Courses	12	285	4.2%	7.3%	9.1%	9.2%
% of FP17s Relating to Free Repair or Replacements	1	285	0.4%	0.9%	1.0%	0.7%
% of FP17s Relating to Continuations	6	285	2.1%	0.9%	1.0%	0.8%
% of Patients satisfied with the dentistry they have received	0	0	N/A	93.5%	94.2%	93.4%
% of Patients satisfied with the time they had to wait for an appointment	0	0	N/A	86.7%	88.4%	87.6%

* This is based on patients treated on this contract for their most recent course of treatment. Figures in italics indicate the base number of FP17s or Patient Questionnaire responses are less than 100. N/A is shown where the base number of responses is less than 10 during the period. % is calculated as Quantity/Base number*100

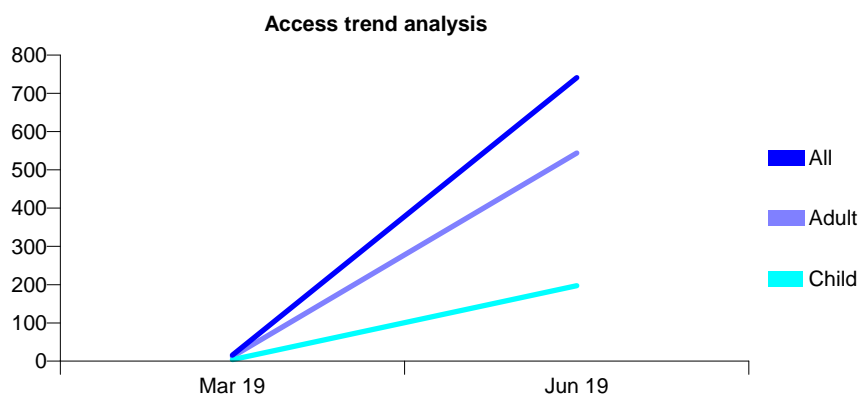
Q52 - Vital Signs At a Glance Contract Report for 100838/0000 - June 2019

Name or company name	Holt Park Dental Practice
Contract type name	GDS Contract
Purpose of contract	General
Contract start date	01/10/2018
Contract end date	31/03/2021

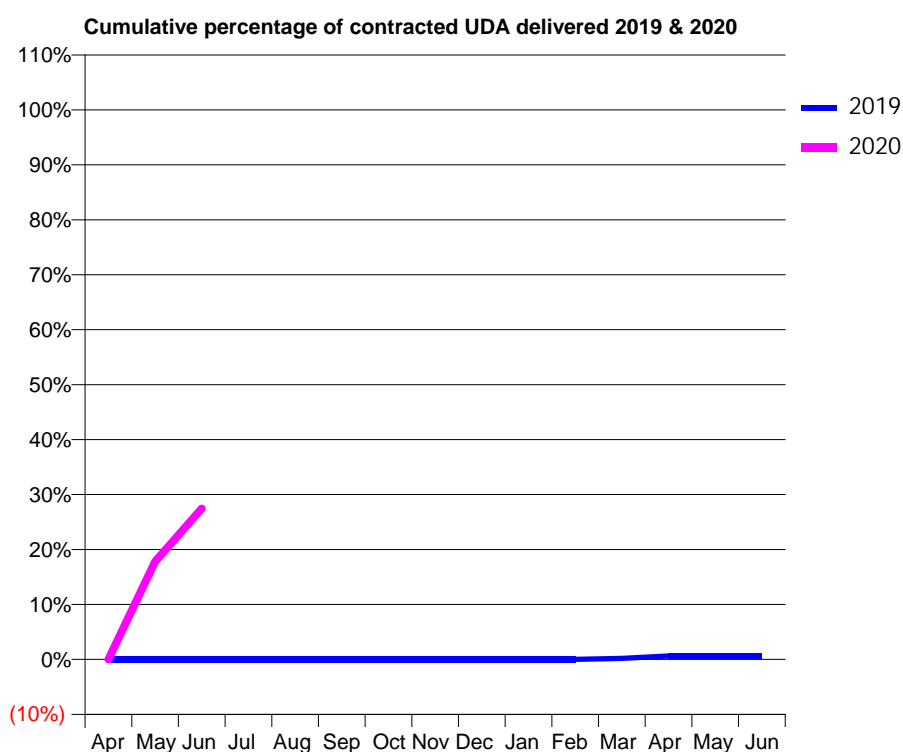
19/20 Contracted general activity (UDA)	4,510
Carry forward general activity (UDA)	0
19/20 Contracted orthodontic activity (UOA)	0
Carry forward orthodontic activity (UOA)	0
Baseline contract value	£127,633.00

ACCESS*

Patients seen in 24 months	Total	Change since previous quarter
Quarter ending June 2018	0	
Quarter ending September 2018	0	
Quarter ending December 2018	0	
Quarter ending March 2019	16	
Quarter ending June 2019	741	↑
Variance since June 2018	N/A	



ACTIVITY



Month	Adjusted Scheduled Activity (UDA)	
	2019	2020
April	0	0
May	0	804
June	0	1,239
July	0	
August	0	
September	0	
October	0	
November	0	
December	0	
January	1	
February	1	
March	10	
April	34	
May	34	
June	34	

QUALITY

	Quantity	Base Number	Contract	AT	Region	England
% of FP17s for the same patient ID Re-attending within 3 months - Children	1	153	0.7%	10.4%	12.1%	11.4%
% of FP17s for the same patient ID Re-attending within 3 months - Adults	2	405	0.5%	13.7%	15.6%	15.4%
% of FP17s for the same patient ID Re-attending between 3 & 9 months - Children	0	153	0.0%	63.0%	61.2%	59.8%
% of FP17s for the same patient ID Re-attending between 3 & 9 months - Adults	0	405	0.0%	56.7%	54.5%	52.1%
% of FP17s for Band 1 Urgent Courses	4	546	0.7%	7.3%	9.1%	9.2%
% of FP17s Relating to Free Repair or Replacements	0	546	0.0%	0.9%	1.0%	0.7%
% of FP17s Relating to Continuations	1	546	0.2%	0.9%	1.0%	0.8%
% of Patients satisfied with the dentistry they have received	0	0	N/A	93.5%	94.2%	93.4%
% of Patients satisfied with the time they had to wait for an appointment	0	0	N/A	86.7%	88.4%	87.6%

* This is based on patients treated on this contract for their most recent course of treatment. Figures in italics indicate the base number of FP17s or Patient Questionnaire responses are less than 100. N/A is shown where the base number of responses is less than 10 during the period. % is calculated as Quantity/Base number*100

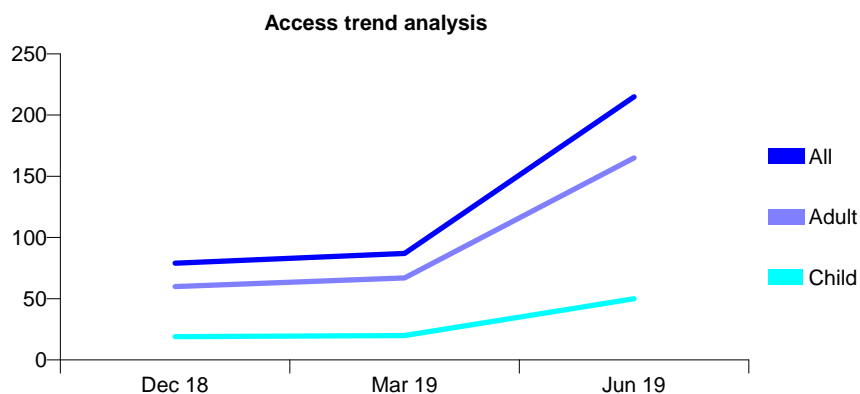
Q52 - Vital Signs At a Glance Contract Report for 100840/0000 - June 2019

Name or company name	Meltham Dental Care Ltd
Contract type name	GDS Contract
Purpose of contract	General
Contract start date	01/09/2018
Contract end date	31/03/2021

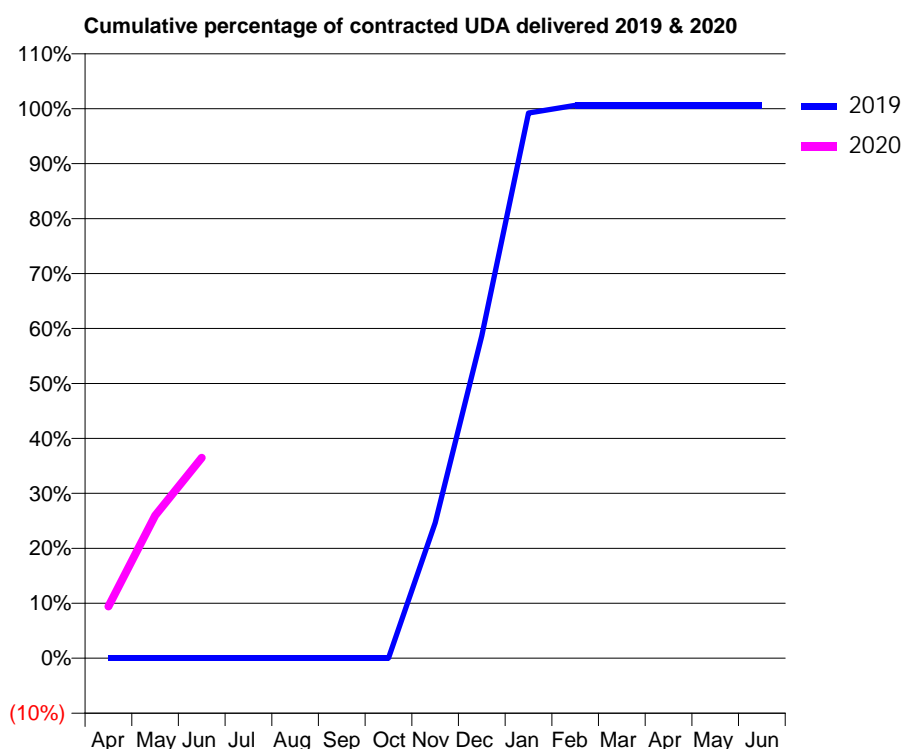
19/20 Contracted general activity (UDA)	828
Carry forward general activity (UDA)	0
19/20 Contracted orthodontic activity (UOA)	0
Carry forward orthodontic activity (UOA)	0
Baseline contract value	£23,432.40

ACCESS*

Patients seen in 24 months	Total	Change since previous quarter
Quarter ending June 2018	0	
Quarter ending September 2018	0	
Quarter ending December 2018	79	↑
Quarter ending March 2019	87	↑
Quarter ending June 2019	215	↑
Variance since June 2018	N/A	



ACTIVITY



Month	Adjusted Scheduled Activity (UDA)	
	2019	2020
April	0	78
May	0	215
June	0	302
July	0	
August	0	
September	0	
October	0	
November	74	
December	176	
January	298	
February	302	
March	302	
April	302	
May	302	
June	302	

QUALITY

	Quantity	Base Number	Contract	AT	Region	England
% of FP17s for the same patient ID Re-attending within 3 months - Children	0	32	0.0%	10.4%	12.1%	11.4%
% of FP17s for the same patient ID Re-attending within 3 months - Adults	3	108	2.8%	13.7%	15.6%	15.4%
% of FP17s for the same patient ID Re-attending between 3 & 9 months - Children	8	32	25.0%	63.0%	61.2%	59.8%
% of FP17s for the same patient ID Re-attending between 3 & 9 months - Adults	22	108	20.4%	56.7%	54.5%	52.1%
% of FP17s for Band 1 Urgent Courses	0	140	0.0%	7.3%	9.1%	9.2%
% of FP17s Relating to Free Repair or Replacements	0	140	0.0%	0.9%	1.0%	0.7%
% of FP17s Relating to Continuations	1	140	0.7%	0.9%	1.0%	0.8%
% of Patients satisfied with the dentistry they have received	0	0	N/A	93.5%	94.2%	93.4%
% of Patients satisfied with the time they had to wait for an appointment	0	0	N/A	86.7%	88.4%	87.6%

* This is based on patients treated on this contract for their most recent course of treatment.

Figures in italics indicate the base number of FP17s or Patient Questionnaire responses are less than 100. N/A is shown where the base number of responses is less than 10 during the period. % is calculated as Quantity/Base number*100

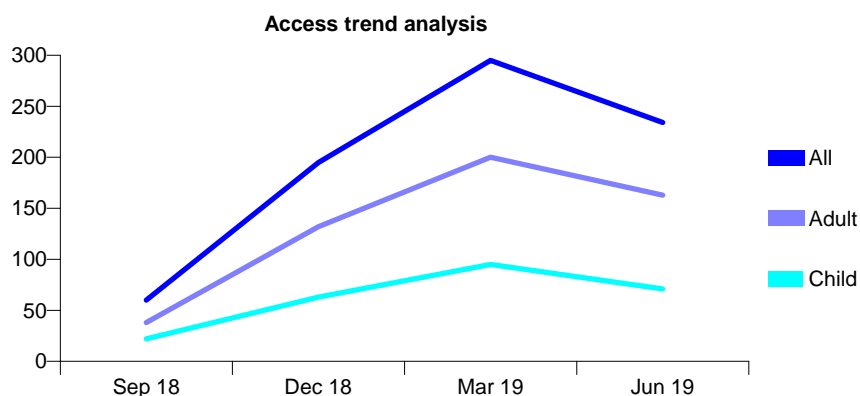
Q52 - Vital Signs At a Glance Contract Report for 100841/0000 - June 2019

Name or company name	Bedford & Associates Limited
Contract type name	GDS Contract
Purpose of contract	General
Contract start date	01/07/2018
Contract end date	31/03/2021

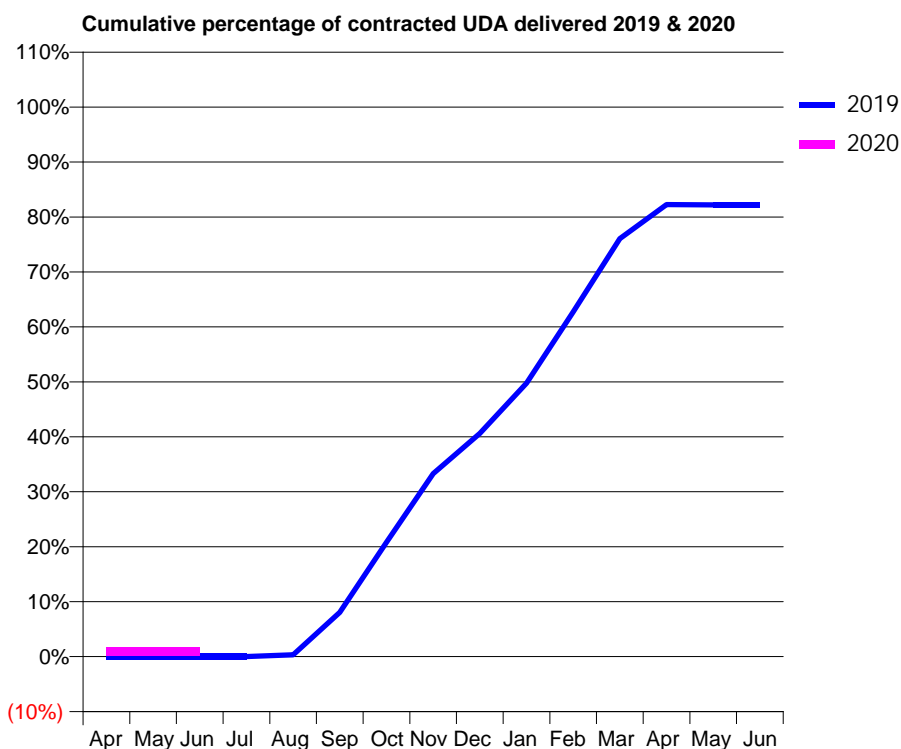
19/20 Contracted general activity (UDA)	1,994
Carry forward general activity (UDA)	0
19/20 Contracted orthodontic activity (UOA)	0
Carry forward orthodontic activity (UOA)	0
Baseline contract value	£56,430.20

ACCESS*

Patients seen in 24 months	Total	Change since previous quarter
Quarter ending June 2018	0	
Quarter ending September 2018	60	↑
Quarter ending December 2018	195	↑
Quarter ending March 2019	295	↑
Quarter ending June 2019	234	↓
Variance since June 2018	N/A	



ACTIVITY



Month	Adjusted Scheduled Activity (UDA)	
	2019	2020
April	0	18
May	0	18
June	0	18
July	0	
August	5	
September	120	
October	311	
November	498	
December	607	
January	744	
February	939	
March	1,138	
April	1,231	
May	1,230	
June	1,230	

QUALITY

	Quantity	Base Number	Contract	AT	Region	England
% of FP17s for the same patient ID Re-attending within 3 months - Children	0	9	0.0%	10.4%	12.1%	11.4%
% of FP17s for the same patient ID Re-attending within 3 months - Adults	0	20	0.0%	13.7%	15.6%	15.4%
% of FP17s for the same patient ID Re-attending between 3 & 9 months - Children	0	9	0.0%	63.0%	61.2%	59.8%
% of FP17s for the same patient ID Re-attending between 3 & 9 months - Adults	1	20	5.0%	56.7%	54.5%	52.1%
% of FP17s for Band 1 Urgent Courses	0	3	0.0%	7.3%	9.1%	9.2%
% of FP17s Relating to Free Repair or Replacements	0	3	0.0%	0.9%	1.0%	0.7%
% of FP17s Relating to Continuations	0	3	0.0%	0.9%	1.0%	0.8%
% of Patients satisfied with the dentistry they have received	0	0	N/A	93.5%	94.2%	93.4%
% of Patients satisfied with the time they had to wait for an appointment	0	0	N/A	86.7%	88.4%	87.6%

* This is based on patients treated on this contract for their most recent course of treatment. Figures in italics indicate the base number of FP17s or Patient Questionnaire responses are less than 100. N/A is shown where the base number of responses is less than 10 during the period. % is calculated as Quantity/Base number*100

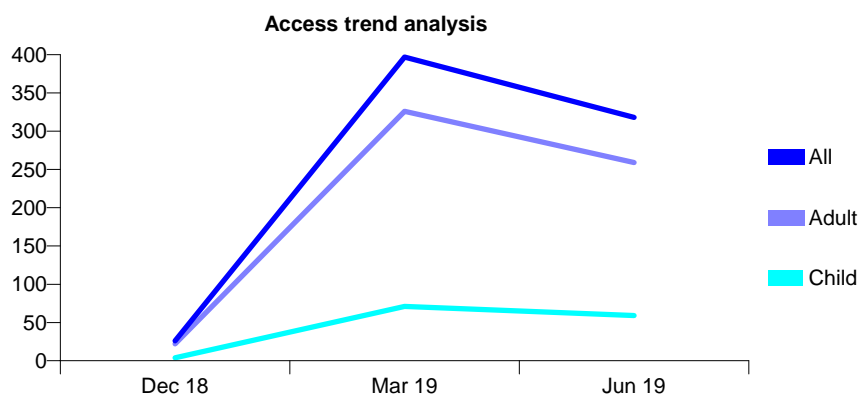
Q52 - Vital Signs At a Glance Contract Report for 100954/0000 - June 2019

Name or company name	OASIS DENTAL CARE LTD
Contract type name	GDS Contract
Purpose of contract	General
Contract start date	01/09/2018
Contract end date	

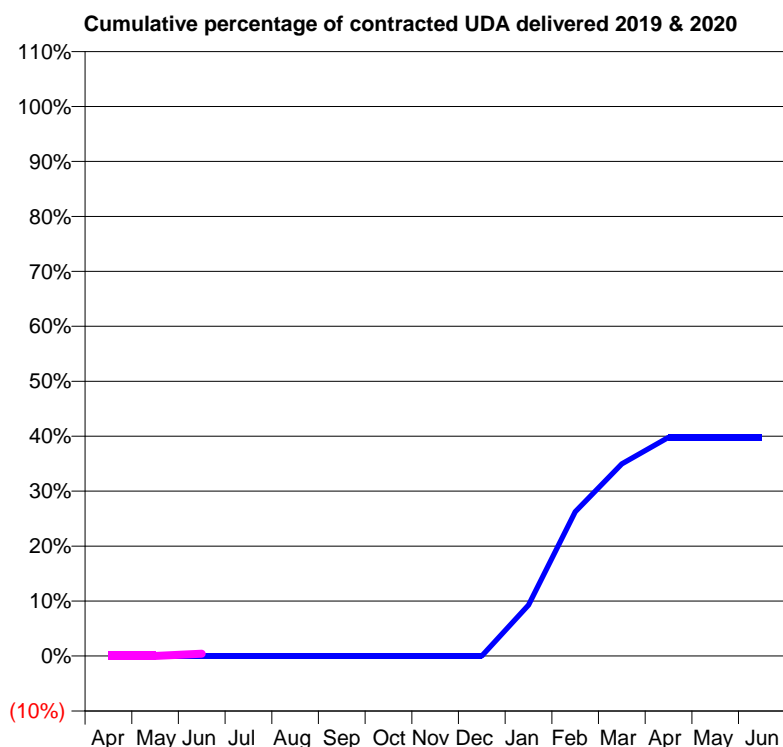
19/20 Contracted general activity (UDA)	5,500
Carry forward general activity (UDA)	0
19/20 Contracted orthodontic activity (UOA)	0
Carry forward orthodontic activity (UOA)	0
Baseline contract value	£159,293.64

ACCESS*

Patients seen in 24 months	Total	Change since previous quarter
Quarter ending June 2018	0	
Quarter ending September 2018	0	
Quarter ending December 2018	26	↑
Quarter ending March 2019	397	↑
Quarter ending June 2019	318	↓
Variance since June 2018	N/A	



ACTIVITY



Month	Adjusted Scheduled Activity (UDA)	
	2019	2020
April	0	0
May	0	0
June	0	24
July	0	
August	0	
September	0	
October	0	
November	0	
December	0	
January	298	
February	842	
March	1,121	
April	1,276	
May	1,276	
June	1,276	

QUALITY

	Quantity	Base Number	Contract	AT	Region	England
% of FP17s for the same patient ID Re-attending within 3 months - Children	0	0	N/A	10.4%	12.1%	11.4%
% of FP17s for the same patient ID Re-attending within 3 months - Adults	3	20	15.0%	13.7%	15.6%	15.4%
% of FP17s for the same patient ID Re-attending between 3 & 9 months - Children	0	0	N/A	63.0%	61.2%	59.8%
% of FP17s for the same patient ID Re-attending between 3 & 9 months - Adults	0	20	0.0%	56.7%	54.5%	52.1%
% of FP17s for Band 1 Urgent Courses	0	2	0.0%	7.3%	9.1%	9.2%
% of FP17s Relating to Free Repair or Replacements	0	2	0.0%	0.9%	1.0%	0.7%
% of FP17s Relating to Continuations	0	2	0.0%	0.9%	1.0%	0.8%
% of Patients satisfied with the dentistry they have received	1	1	N/A	93.5%	94.2%	93.4%
% of Patients satisfied with the time they had to wait for an appointment	1	1	N/A	86.7%	88.4%	87.6%

* This is based on patients treated on this contract for their most recent course of treatment. Figures in italics indicate the base number of FP17s or Patient Questionnaire responses are less than 100. N/A is shown where the base number of responses is less than 10 during the period. % is calculated as Quantity/Base number*100

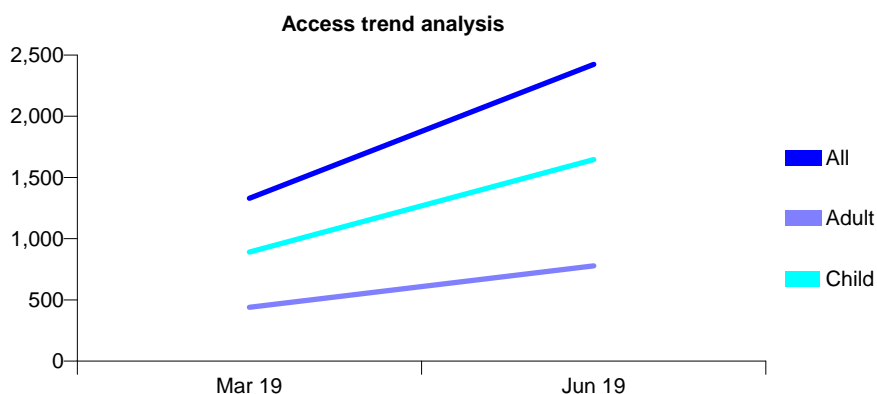
Q52 - Vital Signs At a Glance Contract Report for 100959/0000 - June 2019

Name or company name	Outwood Dental Practice
Contract type name	GDS Contract
Purpose of contract	General
Contract start date	01/01/2019
Contract end date	

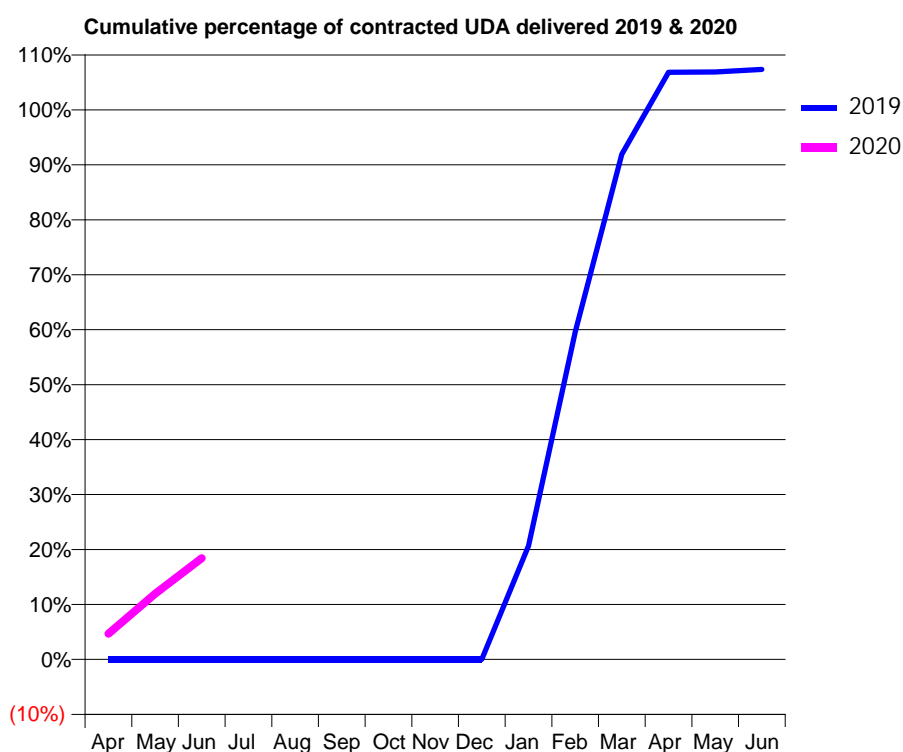
19/20 Contracted general activity (UDA)	11,197
Carry forward general activity (UDA)	0
19/20 Contracted orthodontic activity (UOA)	0
Carry forward orthodontic activity (UOA)	0
Baseline contract value	£324,292.89

ACCESS*

Patients seen in 24 months	Total	Change since previous quarter
Quarter ending June 2018	0	
Quarter ending September 2018	0	
Quarter ending December 2018	0	
Quarter ending March 2019	1,329	
Quarter ending June 2019	2,424	↑
Variance since June 2018	N/A	



ACTIVITY



Month	2019	2020
April	0	524
May	0	1,338
June	0	2,063
July	0	
August	0	
September	0	
October	0	
November	0	
December	0	
January	579	
February	1,668	
March	2,574	
April	2,990	
May	2,992	
June	3,005	

QUALITY

	Quantity	Base Number	Contract	AT	Region	England
% of FP17s for the same patient ID Re-attending within 3 months - Children	67	883	7.6%	10.4%	12.1%	11.4%
% of FP17s for the same patient ID Re-attending within 3 months - Adults	76	440	17.3%	13.7%	15.6%	15.4%
% of FP17s for the same patient ID Re-attending between 3 & 9 months - Children	56	883	6.3%	63.0%	61.2%	59.8%
% of FP17s for the same patient ID Re-attending between 3 & 9 months - Adults	33	440	7.5%	56.7%	54.5%	52.1%
% of FP17s for Band 1 Urgent Courses	90	1,125	8.0%	7.3%	9.1%	9.2%
% of FP17s Relating to Free Repair or Replacements	3	1,125	0.3%	0.9%	1.0%	0.7%
% of FP17s Relating to Continuations	0	1,125	0.0%	0.9%	1.0%	0.8%
% of Patients satisfied with the dentistry they have received	1	1	N/A	93.5%	94.2%	93.4%
% of Patients satisfied with the time they had to wait for an appointment	1	1	N/A	86.7%	88.4%	87.6%

* This is based on patients treated on this contract for their most recent course of treatment. Figures in italics indicate the base number of FP17s or Patient Questionnaire responses are less than 100. N/A is shown where the base number of responses is less than 10 during the period. % is calculated as Quantity/Base number*100


Q52 - Vital Signs At a Glance Contract Report for 100984/0000 - June 2019

Name or company name	Night Dental Ltd
Contract type name	PDS Contract
Purpose of contract	General
Contract start date	01/04/2019
Contract end date	31/03/2024

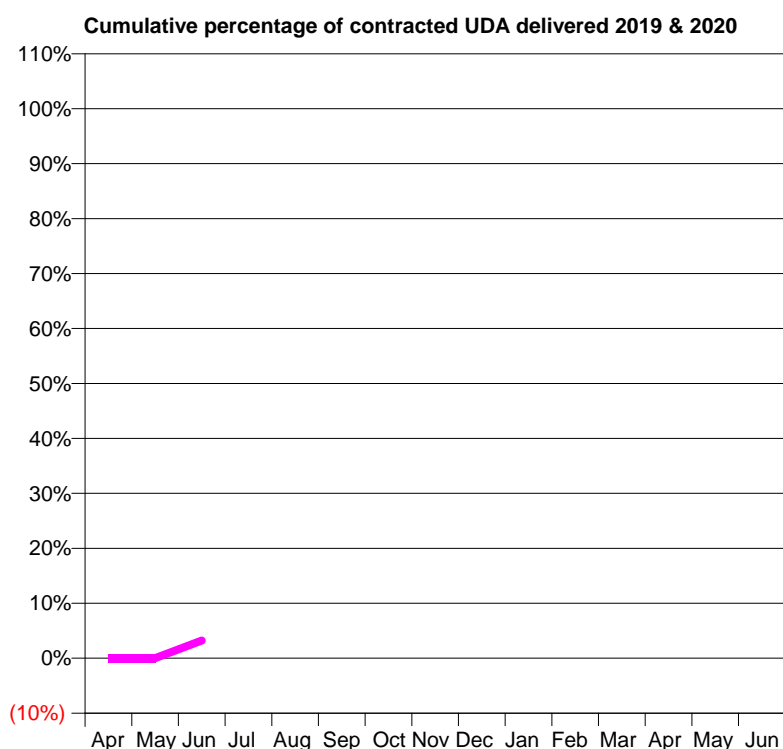
19/20 Contracted general activity (UDA)	53,016
Carry forward general activity (UDA)	0
19/20 Contracted orthodontic activity (UOA)	0
Carry forward orthodontic activity (UOA)	0
Baseline contract value	£2,100,494.00

ACCESS*

Patients seen in 24 months	Total	Change since previous quarter
Quarter ending June 2018	0	
Quarter ending September 2018	0	
Quarter ending December 2018	0	
Quarter ending March 2019	0	
Quarter ending June 2019	1,184	↑
Variance since June 2018	N/A	



ACTIVITY



Month	Adjusted Scheduled Activity (UDA)	
	2019	2020
April	0	0
May	0	10
June	0	1,707
July	0	
August	0	
September	0	
October	0	
November	0	
December	0	
January	0	
February	0	
March	0	
April	0	
May	0	
June	0	

QUALITY

	Quantity	Base Number	Contract	AT	Region	England
% of FP17s for the same patient ID Re-attending within 3 months - Children	2	217	0.9%	10.4%	12.1%	11.4%
% of FP17s for the same patient ID Re-attending within 3 months - Adults	30	1,204	2.5%	13.7%	15.6%	15.4%
% of FP17s for the same patient ID Re-attending between 3 & 9 months - Children	0	217	0.0%	63.0%	61.2%	59.8%
% of FP17s for the same patient ID Re-attending between 3 & 9 months - Adults	0	1,204	0.0%	56.7%	54.5%	52.1%
% of FP17s for Band 1 Urgent Courses	1,420	1,421	99.9%	7.3%	9.1%	9.2%
% of FP17s Relating to Free Repair or Replacements	0	1,421	0.0%	0.9%	1.0%	0.7%
% of FP17s Relating to Continuations	0	1,421	0.0%	0.9%	1.0%	0.8%
% of Patients satisfied with the dentistry they have received	1	1	N/A	93.5%	94.2%	93.4%
% of Patients satisfied with the time they had to wait for an appointment	1	1	N/A	86.7%	88.4%	87.6%

* This is based on patients treated on this contract for their most recent course of treatment.

Figures in italics indicate the base number of FP17s or Patient Questionnaire responses are less than 100. N/A is shown where the base number of responses is less than 10 during the period. % is calculated as Quantity/Base number*100


Q52 - Vital Signs At a Glance Contract Report for 101195/0000 - June 2019

Name or company name	Infinity Dental Clinic
Contract type name	GDS Contract
Purpose of contract	General
Contract start date	01/05/2019
Contract end date	

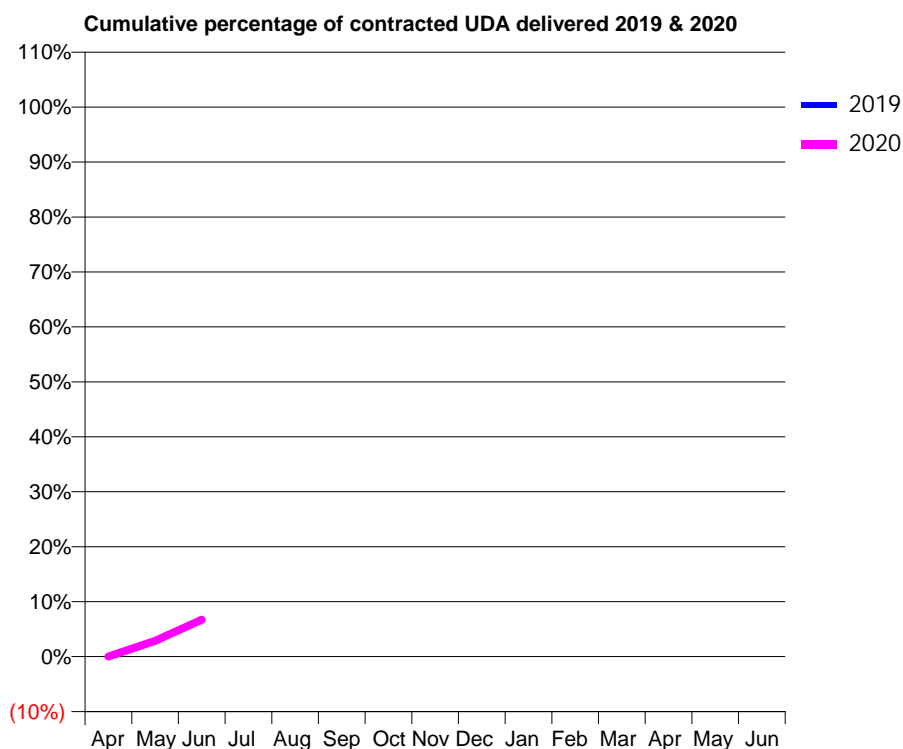
19/20 Contracted general activity (UDA)	17,014
Carry forward general activity (UDA)	0
19/20 Contracted orthodontic activity (UOA)	0
Carry forward orthodontic activity (UOA)	0
Baseline contract value	£415,121.47

ACCESS*

Patients seen in 24 months	Total	Change since previous quarter
Quarter ending June 2018	0	
Quarter ending September 2018	0	
Quarter ending December 2018	0	
Quarter ending March 2019	0	
Quarter ending June 2019	758	↑
Variance since June 2018	N/A	



ACTIVITY



Month	Adjusted Scheduled Activity (UDA)	
	2019	2020
April	0	0
May	0	488
June	0	1,143
July	0	
August	0	
September	0	
October	0	
November	0	
December	0	
January	0	
February	0	
March	0	
April	0	
May	0	
June	0	

QUALITY

	Quantity	Base Number	Contract	AT	Region	England
% of FP17s for the same patient ID Re-attending within 3 months - Children	0	129	0.0%	10.4%	12.1%	11.4%
% of FP17s for the same patient ID Re-attending within 3 months - Adults	10	403	2.5%	13.7%	15.6%	15.4%
% of FP17s for the same patient ID Re-attending between 3 & 9 months - Children	0	129	0.0%	63.0%	61.2%	59.8%
% of FP17s for the same patient ID Re-attending between 3 & 9 months - Adults	0	403	0.0%	56.7%	54.5%	52.1%
% of FP17s for Band 1 Urgent Courses	28	532	5.3%	7.3%	9.1%	9.2%
% of FP17s Relating to Free Repair or Replacements	1	532	0.2%	0.9%	1.0%	0.7%
% of FP17s Relating to Continuations	0	532	0.0%	0.9%	1.0%	0.8%
% of Patients satisfied with the dentistry they have received	0	0	N/A	93.5%	94.2%	93.4%
% of Patients satisfied with the time they had to wait for an appointment	0	0	N/A	86.7%	88.4%	87.6%

* This is based on patients treated on this contract for their most recent course of treatment. Figures in italics indicate the base number of FP17s or Patient Questionnaire responses are less than 100. N/A is shown where the base number of responses is less than 10 during the period. % is calculated as Quantity/Base number*100

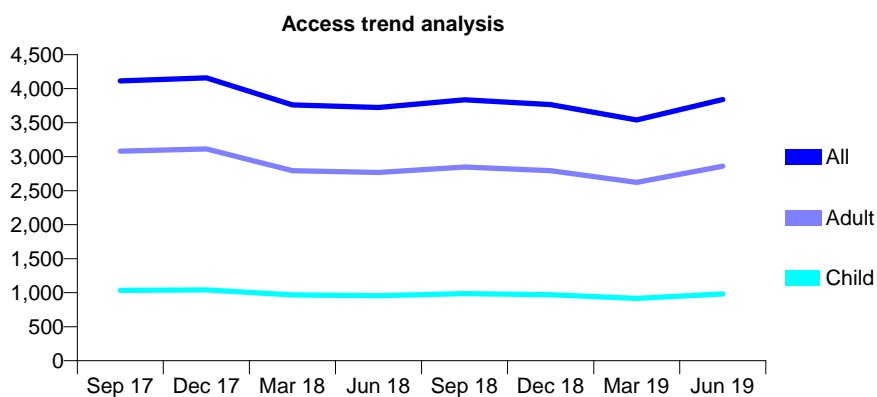
Q52 - Vital Signs At a Glance Contract Report for 101281/0009 - June 2019

Name or company name	OASIS DENTAL CARE LTD
Contract type name	GDS Contract
Purpose of contract	General
Contract start date	01/04/2006
Contract end date	

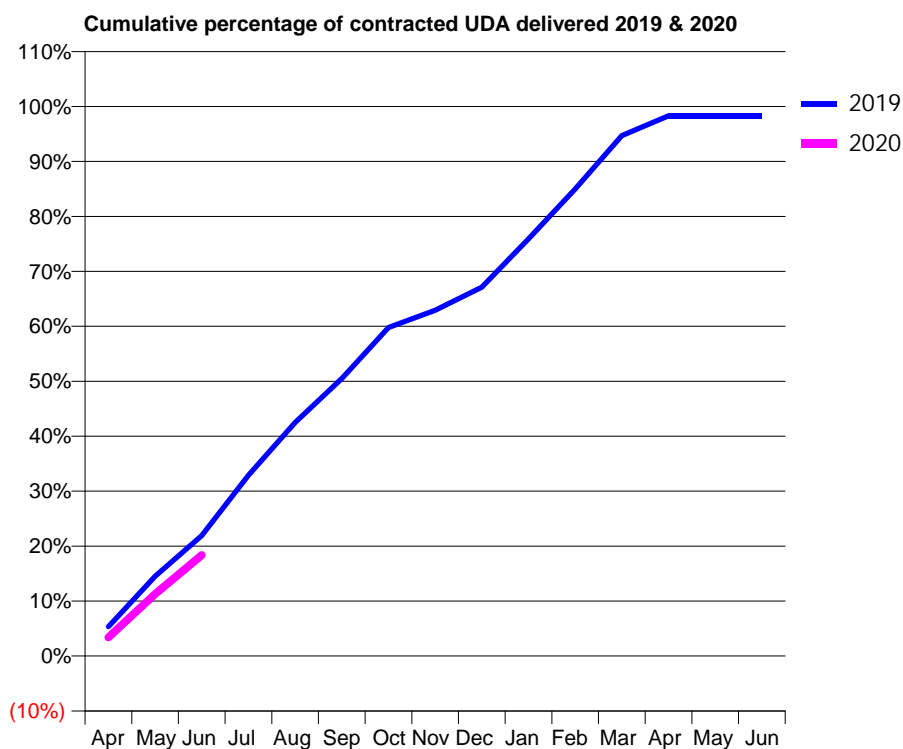
19/20 Contracted general activity (UDA)	15,000
Carry forward general activity (UDA)	0
19/20 Contracted orthodontic activity (UOA)	0
Carry forward orthodontic activity (UOA)	0
Baseline contract value	£366,095.51

ACCESS*

Patients seen in 24 months	Total	Change since previous quarter
Quarter ending June 2018	3,724	
Quarter ending September 2018	3,837	↑
Quarter ending December 2018	3,765	↓
Quarter ending March 2019	3,540	↓
Quarter ending June 2019	3,842	↑
Variance since June 2018	3.2%	↑



ACTIVITY



Month	Adjusted Scheduled Activity (UDA)	
	2019	2020
April	802	506
May	2,177	1,694
June	3,289	2,755
July	4,934	
August	6,374	
September	7,574	
October	8,967	
November	9,439	
December	10,065	
January	11,386	
February	12,751	
March	14,206	
April	14,744	
May	14,744	
June	14,744	

QUALITY

	Quantity	Base Number	Contract	AT	Region	England
% of FP17s for the same patient ID Re-attending within 3 months - Children	19	291	6.5%	10.4%	12.1%	11.4%
% of FP17s for the same patient ID Re-attending within 3 months - Adults	81	912	8.9%	13.7%	15.6%	15.4%
% of FP17s for the same patient ID Re-attending between 3 & 9 months - Children	124	291	42.6%	63.0%	61.2%	59.8%
% of FP17s for the same patient ID Re-attending between 3 & 9 months - Adults	391	912	42.9%	56.7%	54.5%	52.1%
% of FP17s for Band 1 Urgent Courses	64	1,066	6.0%	7.3%	9.1%	9.2%
% of FP17s Relating to Free Repair or Replacements	14	1,066	1.3%	0.9%	1.0%	0.7%
% of FP17s Relating to Continuations	24	1,066	2.3%	0.9%	1.0%	0.8%
% of Patients satisfied with the dentistry they have received	1	1	N/A	93.5%	94.2%	93.4%
% of Patients satisfied with the time they had to wait for an appointment	1	1	N/A	86.7%	88.4%	87.6%

* This is based on patients treated on this contract for their most recent course of treatment. Figures in italics indicate the base number of FP17s or Patient Questionnaire responses are less than 100. N/A is shown where the base number of responses is less than 10 during the period. % is calculated as Quantity/Base number*100

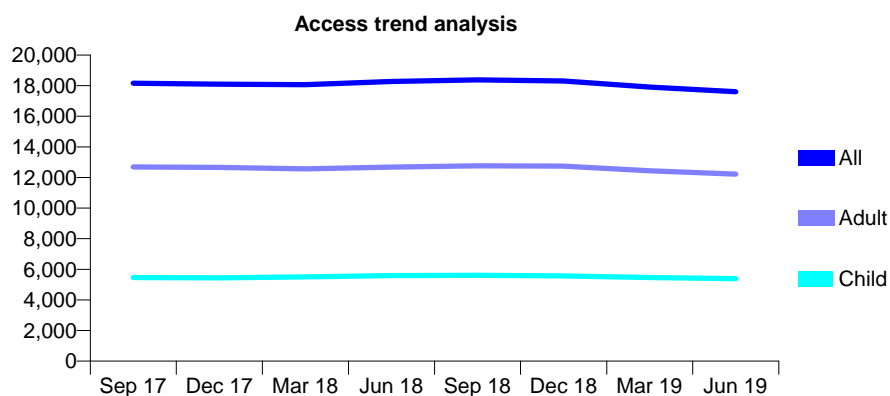
Q52 - Vital Signs At a Glance Contract Report for 101281/0012 - June 2019

Name or company name	OASIS DENTAL CARE LTD
Contract type name	GDS Contract
Purpose of contract	General
Contract start date	01/04/2006
Contract end date	

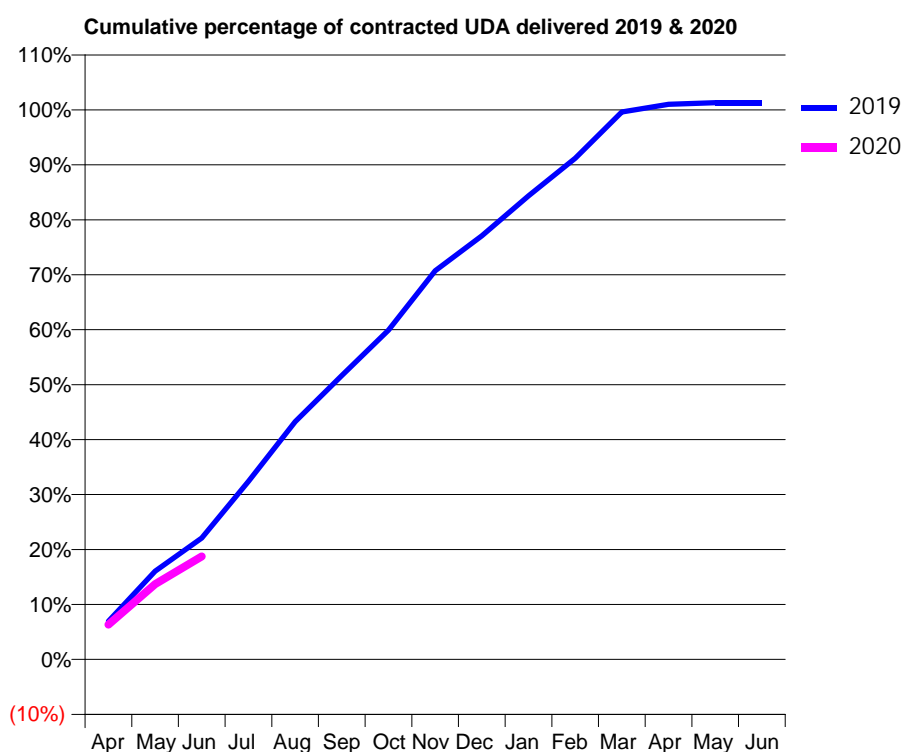
19/20 Contracted general activity (UDA)	49,069
Carry forward general activity (UDA)	0
19/20 Contracted orthodontic activity (UOA)	0
Carry forward orthodontic activity (UOA)	0
Baseline contract value	£1,447,024.94

ACCESS*

Patients seen in 24 months	Total	Change since previous quarter
Quarter ending June 2018	18,266	
Quarter ending September 2018	18,378	→
Quarter ending December 2018	18,304	→
Quarter ending March 2019	17,909	↓
Quarter ending June 2019	17,605	↓
Variance since June 2018	(3.6%)	↓



ACTIVITY



Month	2019	2020
April	3,409	3,114
May	7,878	6,727
June	10,838	9,194
July	15,898	
August	21,224	
September	25,345	
October	29,407	
November	34,704	
December	37,815	
January	41,397	
February	44,742	
March	48,879	
April	49,568	
May	49,706	
June	49,703	

QUALITY

	Quantity	Base Number	Contract	AT	Region	England
% of FP17s for the same patient ID Re-attending within 3 months - Children	140	1,858	7.5%	10.4%	12.1%	11.4%
% of FP17s for the same patient ID Re-attending within 3 months - Adults	446	3,705	12.0%	13.7%	15.6%	15.4%
% of FP17s for the same patient ID Re-attending between 3 & 9 months - Children	1,344	1,858	72.3%	63.0%	61.2%	59.8%
% of FP17s for the same patient ID Re-attending between 3 & 9 months - Adults	2,459	3,705	66.4%	56.7%	54.5%	52.1%
% of FP17s for Band 1 Urgent Courses	391	5,131	7.6%	7.3%	9.1%	9.2%
% of FP17s Relating to Free Repair or Replacements	36	5,131	0.7%	0.9%	1.0%	0.7%
% of FP17s Relating to Continuations	12	5,131	0.2%	0.9%	1.0%	0.8%
% of Patients satisfied with the dentistry they have received	2	3	N/A	93.5%	94.2%	93.4%
% of Patients satisfied with the time they had to wait for an appointment	2	3	N/A	86.7%	88.4%	87.6%

* This is based on patients treated on this contract for their most recent course of treatment.

Figures in italics indicate the base number of FP17s or Patient Questionnaire responses are less than 100. N/A is shown where the base number of responses is less than 10 during the period. % is calculated as Quantity/Base number*100

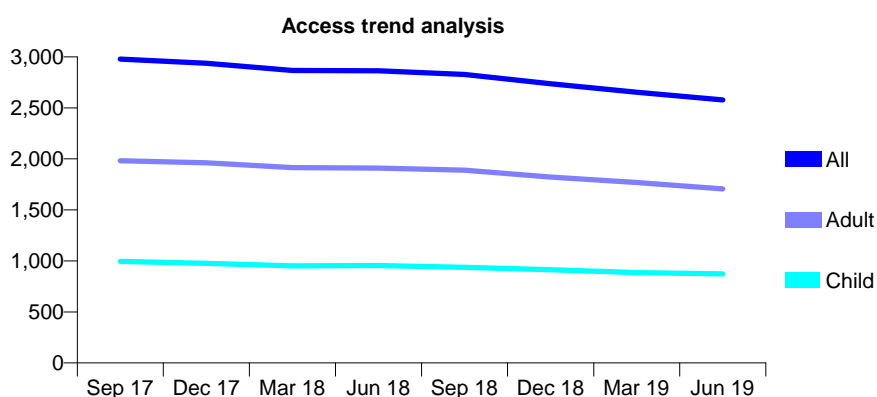
Q52 - Vital Signs At a Glance Contract Report for 101281/0013 - June 2019

Name or company name	OASIS DENTAL CARE LTD
Contract type name	GDS Contract
Purpose of contract	General
Contract start date	01/04/2006
Contract end date	

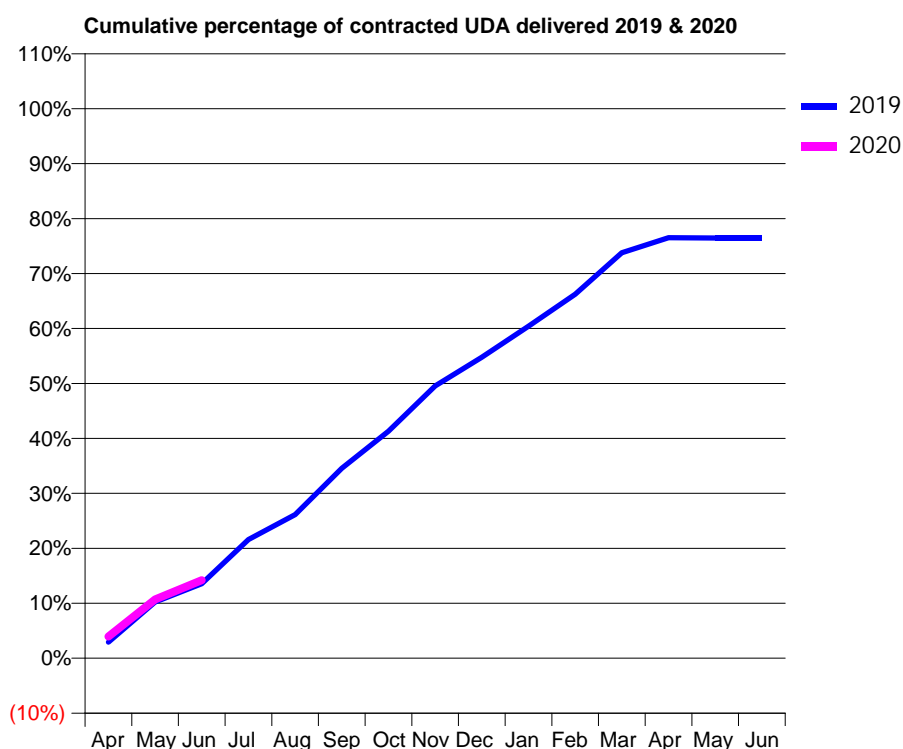
19/20 Contracted general activity (UDA)	8,210
Carry forward general activity (UDA)	0
19/20 Contracted orthodontic activity (UOA)	0
Carry forward orthodontic activity (UOA)	0
Baseline contract value	£230,219.54

ACCESS*

Patients seen in 24 months	Total	Change since previous quarter
Quarter ending June 2018	2,864	
Quarter ending September 2018	2,828	↓
Quarter ending December 2018	2,736	↓
Quarter ending March 2019	2,653	↓
Quarter ending June 2019	2,579	↓
Variance since June 2018	(10.0%)	↓



ACTIVITY



Month	2019	2020
April	240	324
May	839	880
June	1,112	1,167
July	1,774	
August	2,147	
September	2,839	
October	3,392	
November	4,067	
December	4,495	
January	4,961	
February	5,439	
March	6,058	
April	6,284	
May	6,278	
June	6,278	

QUALITY

	Quantity	Base Number	Contract	AT	Region	England
% of FP17s for the same patient ID Re-attending within 3 months - Children	13	299	4.3%	10.4%	12.1%	11.4%
% of FP17s for the same patient ID Re-attending within 3 months - Adults	33	523	6.3%	13.7%	15.6%	15.4%
% of FP17s for the same patient ID Re-attending between 3 & 9 months - Children	232	299	77.6%	63.0%	61.2%	59.8%
% of FP17s for the same patient ID Re-attending between 3 & 9 months - Adults	386	523	73.8%	56.7%	54.5%	52.1%
% of FP17s for Band 1 Urgent Courses	12	692	1.7%	7.3%	9.1%	9.2%
% of FP17s Relating to Free Repair or Replacements	3	692	0.4%	0.9%	1.0%	0.7%
% of FP17s Relating to Continuations	0	692	0.0%	0.9%	1.0%	0.8%
% of Patients satisfied with the dentistry they have received	0	0	N/A	93.5%	94.2%	93.4%
% of Patients satisfied with the time they had to wait for an appointment	0	0	N/A	86.7%	88.4%	87.6%

* This is based on patients treated on this contract for their most recent course of treatment.

Figures in italics indicate the base number of FP17s or Patient Questionnaire responses are less than 100. N/A is shown where the base number of responses is less than 10 during the period. % is calculated as Quantity/Base number*100

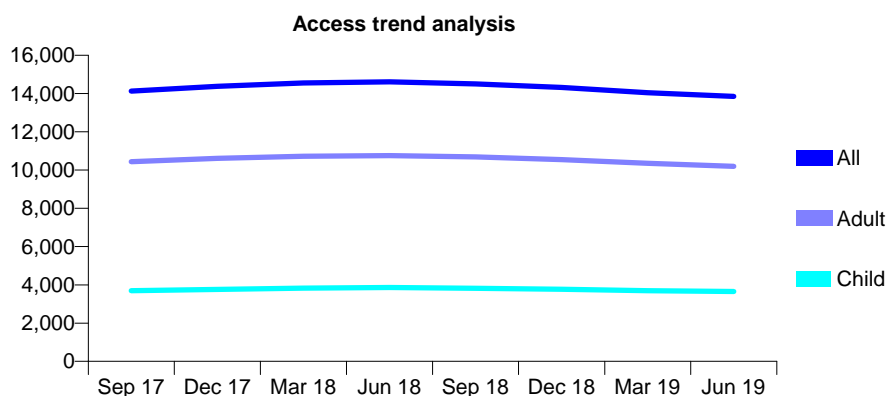
Q52 - Vital Signs At a Glance Contract Report for 101281/0016 - June 2019

Name or company name	OASIS DENTAL CARE LTD
Contract type name	PDS Contract
Purpose of contract	General
Contract start date	01/04/2006
Contract end date	31/03/2021

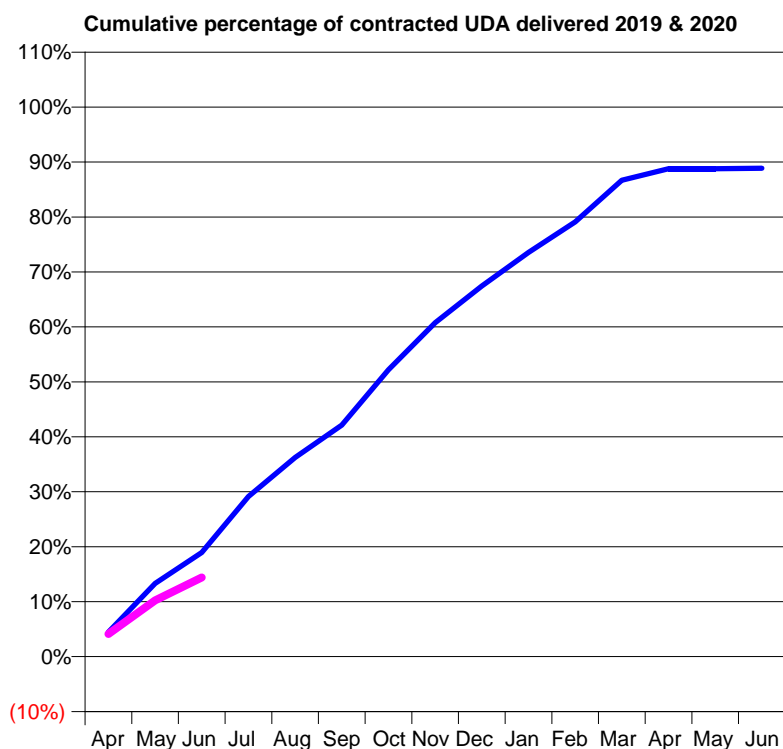
19/20 Contracted general activity (UDA)	44,534
Carry forward general activity (UDA)	0
19/20 Contracted orthodontic activity (UOA)	0
Carry forward orthodontic activity (UOA)	0
Baseline contract value	£1,298,905.26

ACCESS*

Patients seen in 24 months	Total	Change since previous quarter
Quarter ending June 2018	14,610	
Quarter ending September 2018	14,505	→
Quarter ending December 2018	14,316	↓
Quarter ending March 2019	14,043	↓
Quarter ending June 2019	13,852	↓
Variance since June 2018	(5.2%)	↓



ACTIVITY



Month	Adjusted Scheduled Activity (UDA)	
	2019	2020
April	1,995	1,839
May	5,942	4,555
June	8,434	6,414
July	12,978	
August	16,143	
September	18,754	
October	23,252	
November	27,065	
December	30,027	
January	32,750	
February	35,239	
March	38,595	
April	39,536	
May	39,540	
June	39,572	

QUALITY

	Quantity	Base Number	Contract	AT	Region	England
% of FP17s for the same patient ID Re-attending within 3 months - Children	87	1,203	7.2%	10.4%	12.1%	11.4%
% of FP17s for the same patient ID Re-attending within 3 months - Adults	431	3,344	12.9%	13.7%	15.6%	15.4%
% of FP17s for the same patient ID Re-attending between 3 & 9 months - Children	839	1,203	69.7%	63.0%	61.2%	59.8%
% of FP17s for the same patient ID Re-attending between 3 & 9 months - Adults	2,319	3,344	69.3%	56.7%	54.5%	52.1%
% of FP17s for Band 1 Urgent Courses	195	3,913	5.0%	7.3%	9.1%	9.2%
% of FP17s Relating to Free Repair or Replacements	19	3,913	0.5%	0.9%	1.0%	0.7%
% of FP17s Relating to Continuations	46	3,913	1.2%	0.9%	1.0%	0.8%
% of Patients satisfied with the dentistry they have received	5	5	N/A	93.5%	94.2%	93.4%
% of Patients satisfied with the time they had to wait for an appointment	4	5	N/A	86.7%	88.4%	87.6%

* This is based on patients treated on this contract for their most recent course of treatment. Figures in italics indicate the base number of FP17s or Patient Questionnaire responses are less than 100. N/A is shown where the base number of responses is less than 10 during the period. % is calculated as Quantity/Base number*100

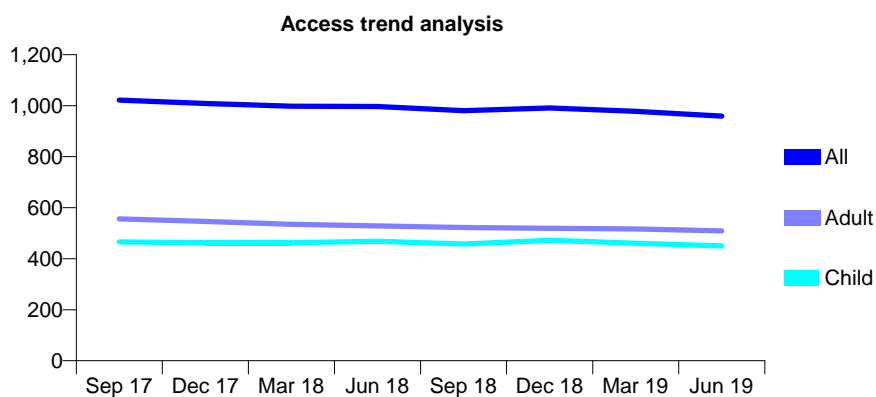
Q52 - Vital Signs At a Glance Contract Report for 101281/0024 - June 2019

Name or company name	OASIS DENTAL CARE LTD
Contract type name	GDS Contract
Purpose of contract	General
Contract start date	01/04/2006
Contract end date	

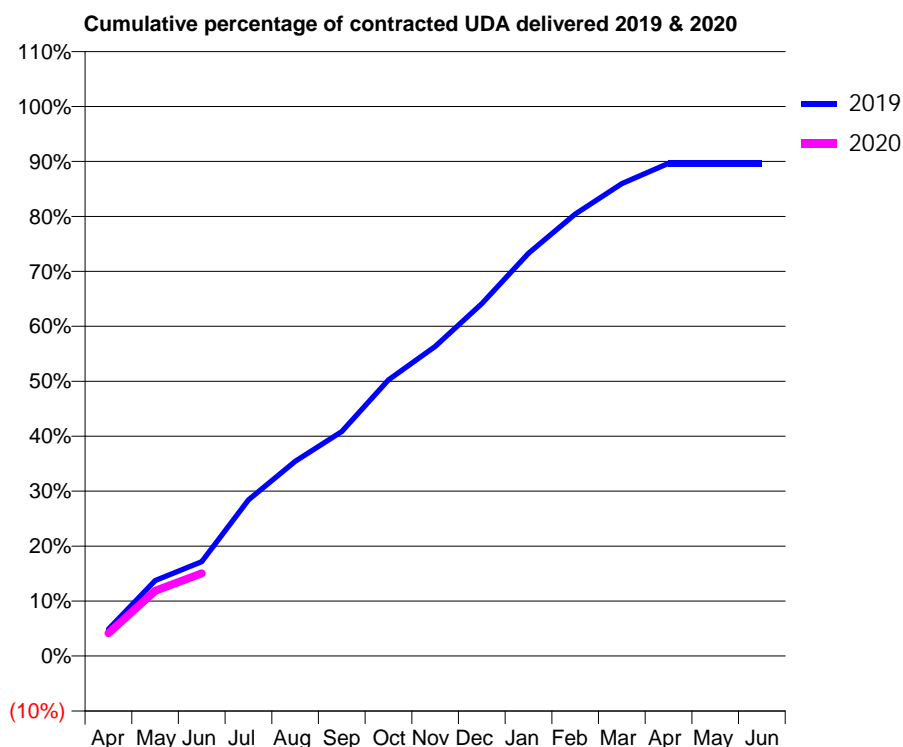
19/20 Contracted general activity (UDA)	2,579
Carry forward general activity (UDA)	0
19/20 Contracted orthodontic activity (UOA)	0
Carry forward orthodontic activity (UOA)	0
Baseline contract value	£64,707.38

ACCESS*

Patients seen in 24 months	Total	Change since previous quarter
Quarter ending June 2018	997	
Quarter ending September 2018	980	↓
Quarter ending December 2018	991	→
Quarter ending March 2019	978	↓
Quarter ending June 2019	959	↓
Variance since June 2018	(3.8%)	↓



ACTIVITY



Month	Adjusted Scheduled Activity (UDA)	
	2019	2020
April	126	108
May	355	306
June	443	388
July	732	
August	914	
September	1,054	
October	1,296	
November	1,453	
December	1,654	
January	1,890	
February	2,074	
March	2,216	
April	2,312	
May	2,312	
June	2,312	

QUALITY

	Quantity	Base Number	Contract	AT	Region	England
% of FP17s for the same patient ID Re-attending within 3 months - Children	4	175	2.3%	10.4%	12.1%	11.4%
% of FP17s for the same patient ID Re-attending within 3 months - Adults	14	156	9.0%	13.7%	15.6%	15.4%
% of FP17s for the same patient ID Re-attending between 3 & 9 months - Children	140	175	80.0%	63.0%	61.2%	59.8%
% of FP17s for the same patient ID Re-attending between 3 & 9 months - Adults	119	156	76.3%	56.7%	54.5%	52.1%
% of FP17s for Band 1 Urgent Courses	8	275	2.9%	7.3%	9.1%	9.2%
% of FP17s Relating to Free Repair or Replacements	1	275	0.4%	0.9%	1.0%	0.7%
% of FP17s Relating to Continuations	1	275	0.4%	0.9%	1.0%	0.8%
% of Patients satisfied with the dentistry they have received	0	0	N/A	93.5%	94.2%	93.4%
% of Patients satisfied with the time they had to wait for an appointment	0	0	N/A	86.7%	88.4%	87.6%

* This is based on patients treated on this contract for their most recent course of treatment. Figures in italics indicate the base number of FP17s or Patient Questionnaire responses are less than 100. N/A is shown where the base number of responses is less than 10 during the period. % is calculated as Quantity/Base number*100

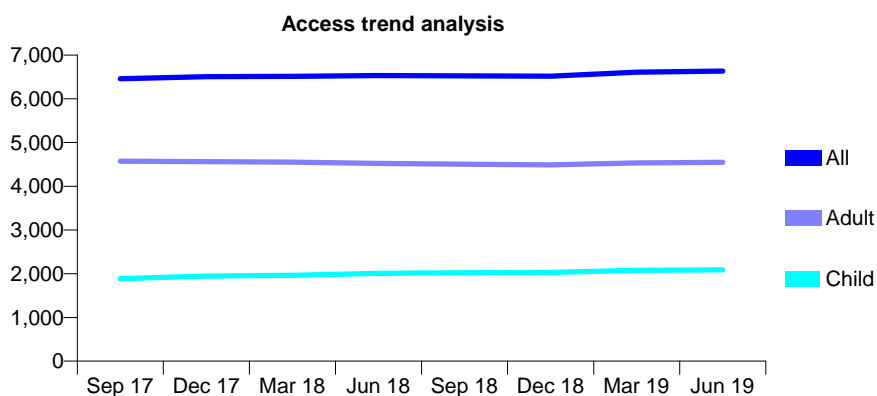
Q52 - Vital Signs At a Glance Contract Report for 101281/0030 - June 2019

Name or company name	OASIS DENTAL CARE LTD
Contract type name	GDS Contract
Purpose of contract	General
Contract start date	01/04/2006
Contract end date	

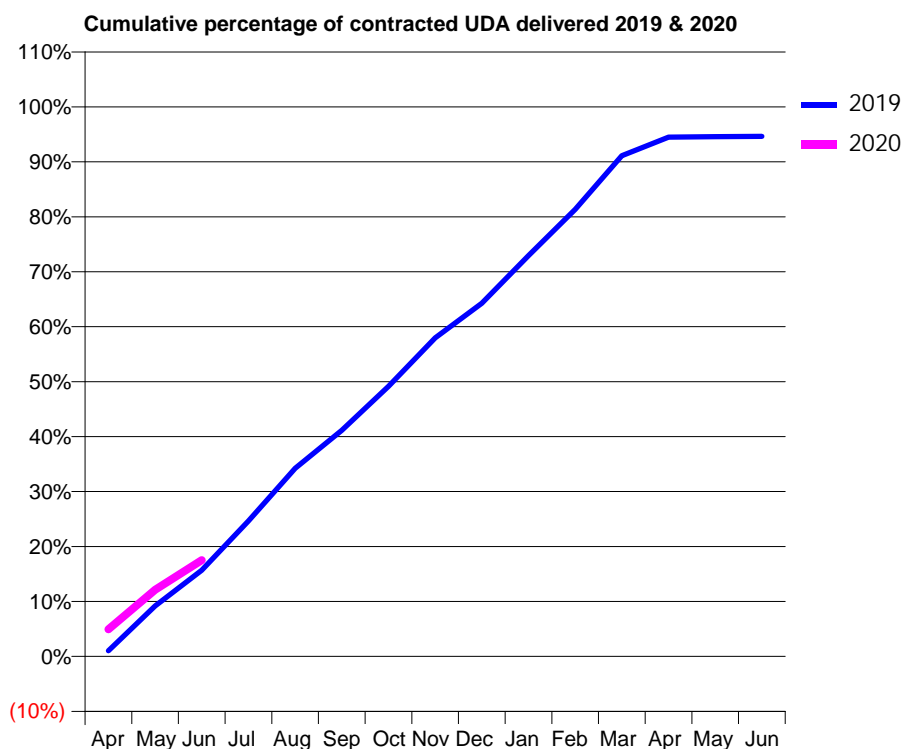
19/20 Contracted general activity (UDA)	20,500
Carry forward general activity (UDA)	0
19/20 Contracted orthodontic activity (UOA)	0
Carry forward orthodontic activity (UOA)	0
Baseline contract value	£607,124.97

ACCESS*

Patients seen in 24 months	Total	Change since previous quarter
Quarter ending June 2018	6,531	
Quarter ending September 2018	6,527	→
Quarter ending December 2018	6,517	→
Quarter ending March 2019	6,609	→
Quarter ending June 2019	6,632	→
Variance since June 2018	1.5%	→



ACTIVITY



Month	2019	2020
April	211	1,011
May	1,884	2,483
June	3,215	3,596
July	5,053	
August	7,018	
September	8,433	
October	10,077	
November	11,882	
December	13,171	
January	14,953	
February	16,677	
March	18,676	
April	19,368	
May	19,389	
June	19,398	

QUALITY

	Quantity	Base Number	Contract	AT	Region	England
% of FP17s for the same patient ID Re-attending within 3 months - Children	48	705	6.8%	10.4%	12.1%	11.4%
% of FP17s for the same patient ID Re-attending within 3 months - Adults	193	1,725	11.2%	13.7%	15.6%	15.4%
% of FP17s for the same patient ID Re-attending between 3 & 9 months - Children	496	705	70.4%	63.0%	61.2%	59.8%
% of FP17s for the same patient ID Re-attending between 3 & 9 months - Adults	1,190	1,725	69.0%	56.7%	54.5%	52.1%
% of FP17s for Band 1 Urgent Courses	79	2,075	3.8%	7.3%	9.1%	9.2%
% of FP17s Relating to Free Repair or Replacements	14	2,075	0.7%	0.9%	1.0%	0.7%
% of FP17s Relating to Continuations	19	2,075	0.9%	0.9%	1.0%	0.8%
% of Patients satisfied with the dentistry they have received	0	0	N/A	93.5%	94.2%	93.4%
% of Patients satisfied with the time they had to wait for an appointment	0	0	N/A	86.7%	88.4%	87.6%

* This is based on patients treated on this contract for their most recent course of treatment. Figures in italics indicate the base number of FP17s or Patient Questionnaire responses are less than 100. N/A is shown where the base number of responses is less than 10 during the period. % is calculated as Quantity/Base number*100

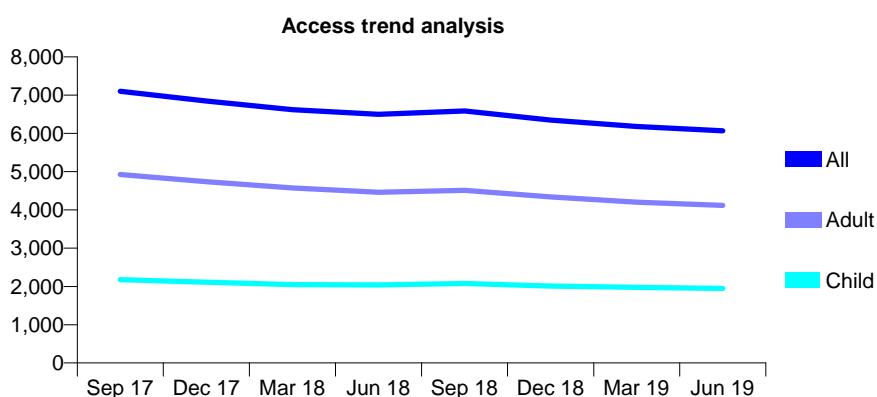
Q52 - Vital Signs At a Glance Contract Report for 101338/0051 - June 2019

Name or company name	Whitecross Dental Care Limited
Contract type name	GDS Contract
Purpose of contract	General
Contract start date	02/07/2007
Contract end date	

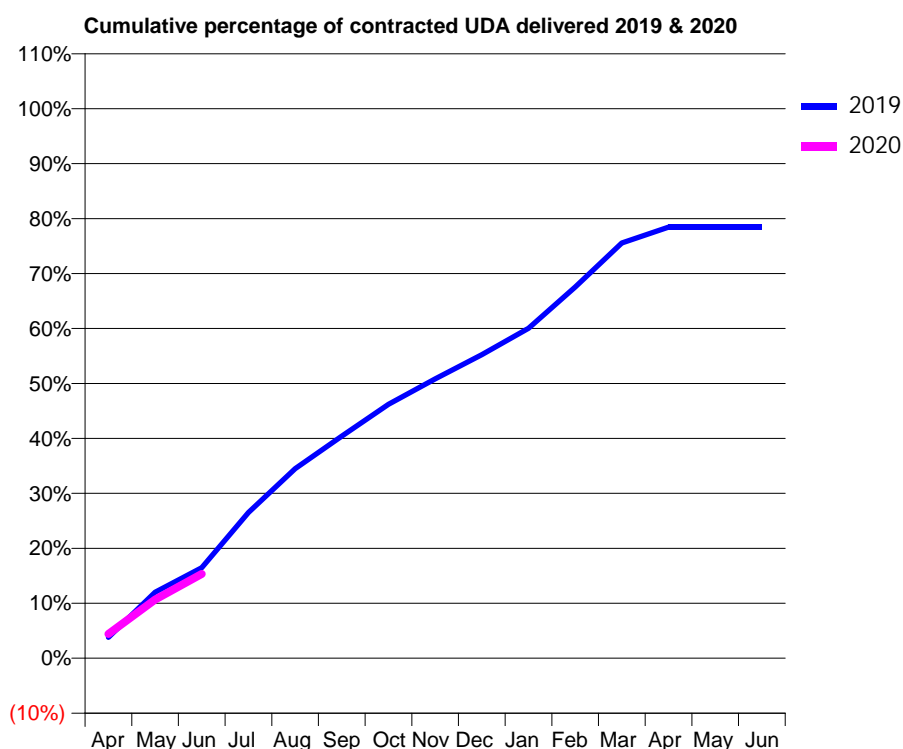
19/20 Contracted general activity (UDA)	22,200
Carry forward general activity (UDA)	0
19/20 Contracted orthodontic activity (UOA)	0
Carry forward orthodontic activity (UOA)	0
Baseline contract value	£615,231.18

ACCESS*

Patients seen in 24 months	Total	Change since previous quarter
Quarter ending June 2018	6,500	
Quarter ending September 2018	6,588	→
Quarter ending December 2018	6,347	↓
Quarter ending March 2019	6,177	↓
Quarter ending June 2019	6,066	↓
Variance since June 2018	(6.7%)	↓



ACTIVITY



Month	2019	2020
April	841	977
May	2,670	2,368
June	3,654	3,400
July	5,888	
August	7,660	
September	8,970	
October	10,260	
November	11,285	
December	12,258	
January	13,325	
February	14,997	
March	16,774	
April	17,415	
May	17,415	
June	17,412	

QUALITY

	Quantity	Base Number	Contract	AT	Region	England
% of FP17s for the same patient ID Re-attending within 3 months - Children	38	641	5.9%	10.4%	12.1%	11.4%
% of FP17s for the same patient ID Re-attending within 3 months - Adults	133	1,198	11.1%	13.7%	15.6%	15.4%
% of FP17s for the same patient ID Re-attending between 3 & 9 months - Children	323	641	50.4%	63.0%	61.2%	59.8%
% of FP17s for the same patient ID Re-attending between 3 & 9 months - Adults	576	1,198	48.1%	56.7%	54.5%	52.1%
% of FP17s for Band 1 Urgent Courses	157	1,583	9.9%	7.3%	9.1%	9.2%
% of FP17s Relating to Free Repair or Replacements	11	1,583	0.7%	0.9%	1.0%	0.7%
% of FP17s Relating to Continuations	10	1,583	0.6%	0.9%	1.0%	0.8%
% of Patients satisfied with the dentistry they have received	2	2	N/A	93.5%	94.2%	93.4%
% of Patients satisfied with the time they had to wait for an appointment	1	2	N/A	86.7%	88.4%	87.6%

* This is based on patients treated on this contract for their most recent course of treatment.

Figures in italics indicate the base number of FP17s or Patient Questionnaire responses are less than 100. N/A is shown where the base number of responses is less than 10 during the period. % is calculated as Quantity/Base number*100

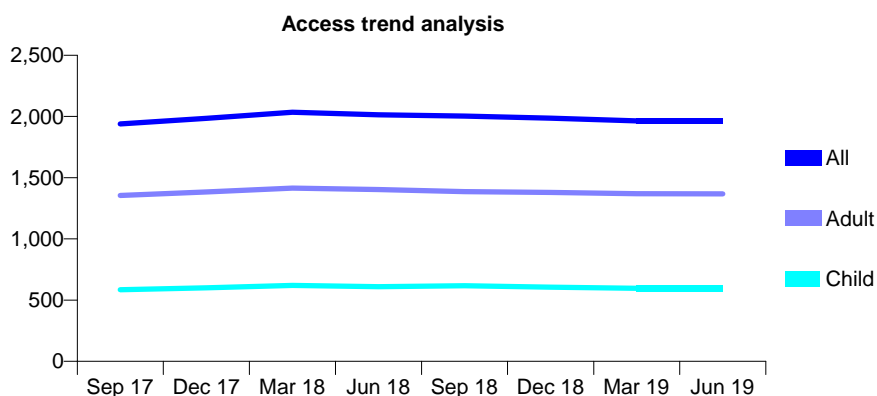
Q52 - Vital Signs At a Glance Contract Report for 101338/0052 - June 2019

Name or company name	Whitecross Dental Care Limited
Contract type name	GDS Contract
Purpose of contract	General
Contract start date	02/07/2007
Contract end date	

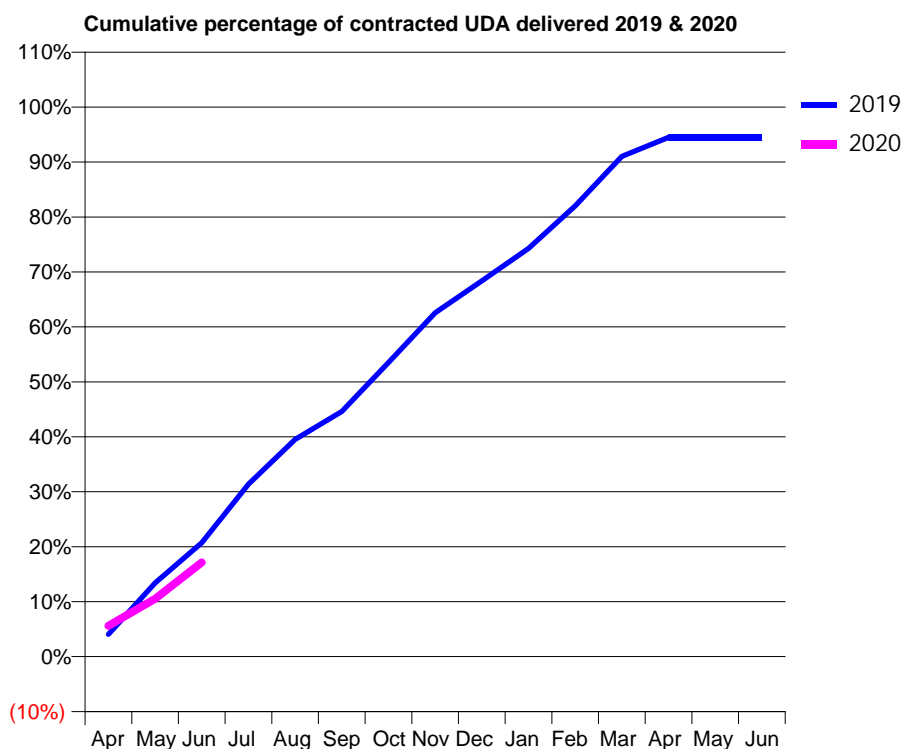
19/20 Contracted general activity (UDA)	7,500
Carry forward general activity (UDA)	0
19/20 Contracted orthodontic activity (UOA)	0
Carry forward orthodontic activity (UOA)	0
Baseline contract value	£207,848.37

ACCESS*

Patients seen in 24 months	Total	Change since previous quarter
Quarter ending June 2018	2,014	
Quarter ending September 2018	2,003	→
Quarter ending December 2018	1,986	→
Quarter ending March 2019	1,965	↓
Quarter ending June 2019	1,964	→
Variance since June 2018	(2.5%)	↓



ACTIVITY



Month	Adjusted Scheduled Activity (UDA)	
	2019	2020
April	305	421
May	1,005	788
June	1,555	1,286
July	2,355	
August	2,966	
September	3,346	
October	4,015	
November	4,693	
December	5,128	
January	5,571	
February	6,152	
March	6,827	
April	7,086	
May	7,086	
June	7,086	

QUALITY

	Quantity	Base Number	Contract	AT	Region	England
% of FP17s for the same patient ID Re-attending within 3 months - Children	11	231	4.8%	10.4%	12.1%	11.4%
% of FP17s for the same patient ID Re-attending within 3 months - Adults	37	429	8.6%	13.7%	15.6%	15.4%
% of FP17s for the same patient ID Re-attending between 3 & 9 months - Children	143	231	61.9%	63.0%	61.2%	59.8%
% of FP17s for the same patient ID Re-attending between 3 & 9 months - Adults	273	429	63.6%	56.7%	54.5%	52.1%
% of FP17s for Band 1 Urgent Courses	18	565	3.2%	7.3%	9.1%	9.2%
% of FP17s Relating to Free Repair or Replacements	0	565	0.0%	0.9%	1.0%	0.7%
% of FP17s Relating to Continuations	3	565	0.5%	0.9%	1.0%	0.8%
% of Patients satisfied with the dentistry they have received	0	0	N/A	93.5%	94.2%	93.4%
% of Patients satisfied with the time they had to wait for an appointment	0	0	N/A	86.7%	88.4%	87.6%

* This is based on patients treated on this contract for their most recent course of treatment. Figures in italics indicate the base number of FP17s or Patient Questionnaire responses are less than 100. N/A is shown where the base number of responses is less than 10 during the period. % is calculated as Quantity/Base number*100

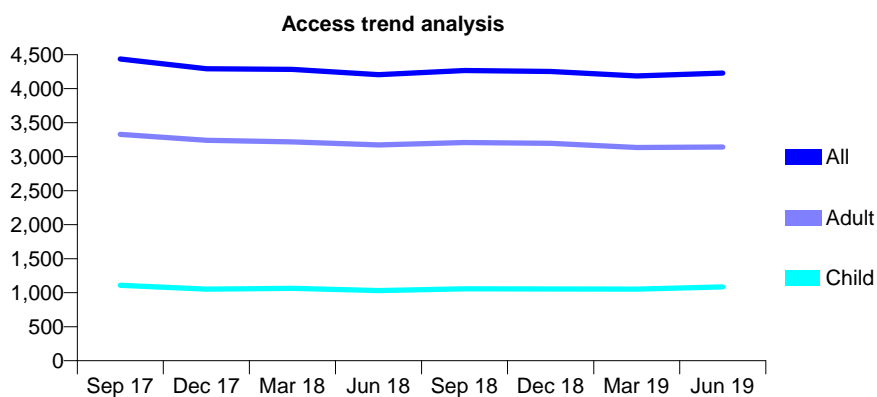
Q52 - Vital Signs At a Glance Contract Report for 101338/0053 - June 2019

Name or company name	Whitecross Dental Care Limited
Contract type name	GDS Contract
Purpose of contract	General
Contract start date	02/07/2007
Contract end date	

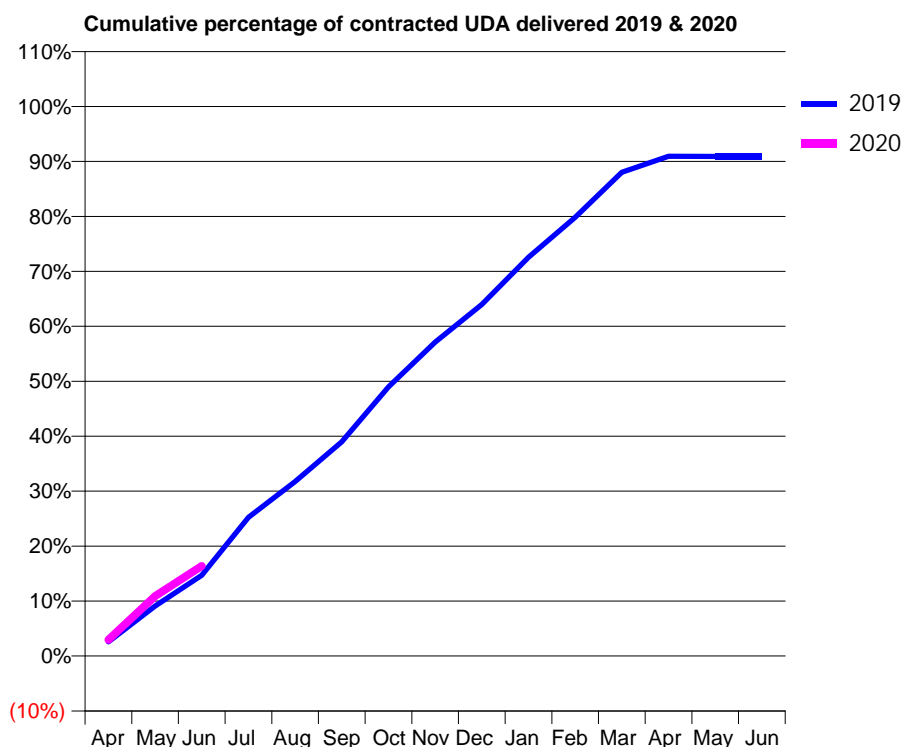
19/20 Contracted general activity (UDA)	15,300
Carry forward general activity (UDA)	0
19/20 Contracted orthodontic activity (UOA)	0
Carry forward orthodontic activity (UOA)	0
Baseline contract value	£428,790.97

ACCESS*

Patients seen in 24 months	Total	Change since previous quarter
Quarter ending June 2018	4,206	
Quarter ending September 2018	4,267	→
Quarter ending December 2018	4,253	→
Quarter ending March 2019	4,187	↓
Quarter ending June 2019	4,228	→
Variance since June 2018	0.5%	→



ACTIVITY



Month	Adjusted Scheduled Activity (UDA)	
	2019	2020
April	394	454
May	1,395	1,671
June	2,248	2,507
July	3,862	
August	4,858	
September	5,964	
October	7,491	
November	8,740	
December	9,788	
January	11,103	
February	12,218	
March	13,470	
April	13,914	
May	13,912	
June	13,911	

QUALITY

	Quantity	Base Number	Contract	AT	Region	England
% of FP17s for the same patient ID Re-attending within 3 months - Children	32	359	8.9%	10.4%	12.1%	11.4%
% of FP17s for the same patient ID Re-attending within 3 months - Adults	118	906	13.0%	13.7%	15.6%	15.4%
% of FP17s for the same patient ID Re-attending between 3 & 9 months - Children	204	359	56.8%	63.0%	61.2%	59.8%
% of FP17s for the same patient ID Re-attending between 3 & 9 months - Adults	520	906	57.4%	56.7%	54.5%	52.1%
% of FP17s for Band 1 Urgent Courses	54	1,087	5.0%	7.3%	9.1%	9.2%
% of FP17s Relating to Free Repair or Replacements	12	1,087	1.1%	0.9%	1.0%	0.7%
% of FP17s Relating to Continuations	23	1,087	2.1%	0.9%	1.0%	0.8%
% of Patients satisfied with the dentistry they have received	0	0	N/A	93.5%	94.2%	93.4%
% of Patients satisfied with the time they had to wait for an appointment	0	0	N/A	86.7%	88.4%	87.6%

* This is based on patients treated on this contract for their most recent course of treatment. Figures in italics indicate the base number of FP17s or Patient Questionnaire responses are less than 100. N/A is shown where the base number of responses is less than 10 during the period. % is calculated as Quantity/Base number*100

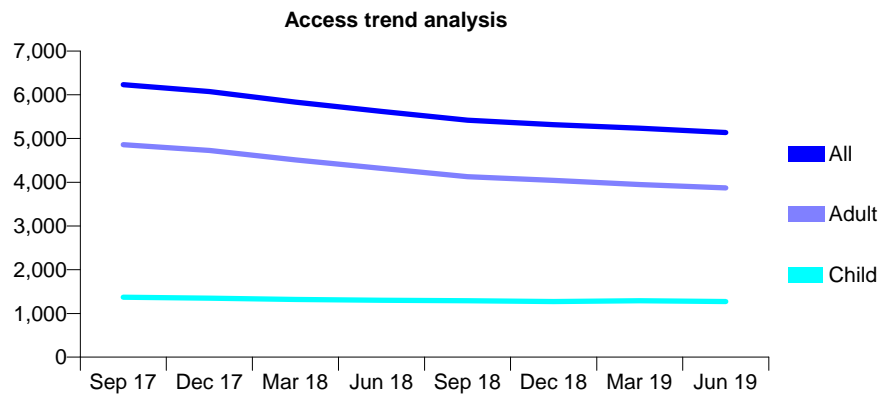
Q52 - Vital Signs At a Glance Contract Report for 101338/0054 - June 2019

Name or company name	Whitecross Dental Care Limited
Contract type name	GDS Contract
Purpose of contract	General
Contract start date	02/07/2007
Contract end date	

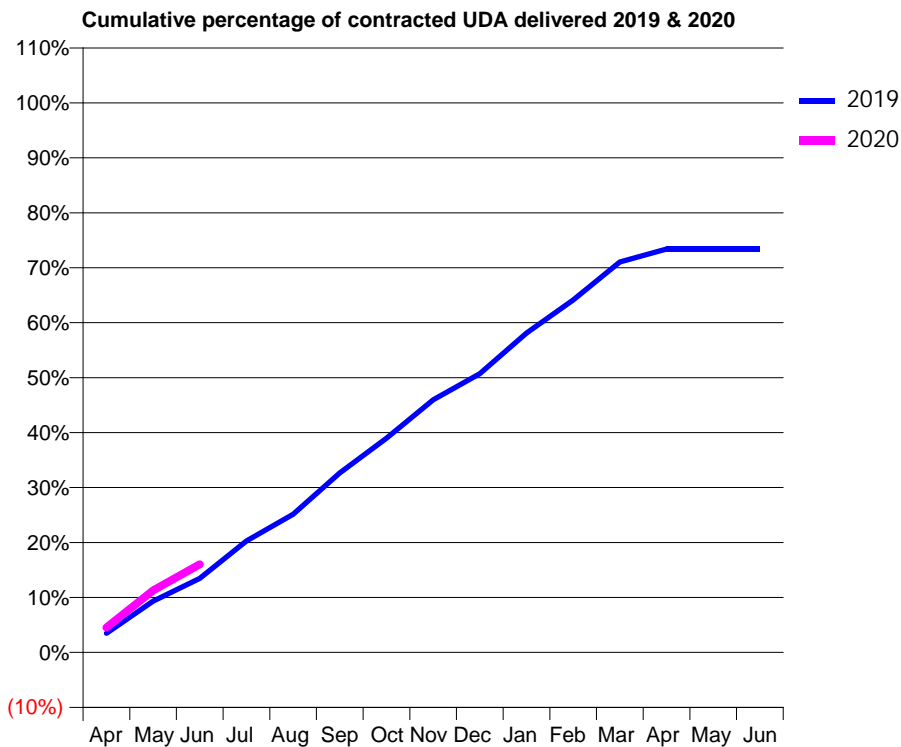
19/20 Contracted general activity (UDA)	20,000
Carry forward general activity (UDA)	0
19/20 Contracted orthodontic activity (UOA)	0
Carry forward orthodontic activity (UOA)	0
Baseline contract value	£554,262.32

ACCESS*

Patients seen in 24 months	Total	Change since previous quarter
Quarter ending June 2018	5,620	
Quarter ending September 2018	5,419	↓
Quarter ending December 2018	5,318	↓
Quarter ending March 2019	5,237	↓
Quarter ending June 2019	5,139	↓
Variance since June 2018	(8.6%)	↓



ACTIVITY



Month	2019	2020
April	699	906
May	1,868	2,258
June	2,697	3,205
July	4,058	
August	5,028	
September	6,535	
October	7,799	
November	9,194	
December	10,147	
January	11,622	
February	12,831	
March	14,208	
April	14,680	
May	14,679	
June	14,681	

QUALITY

	Quantity	Base Number	Contract	AT	Region	England
% of FP17s for the same patient ID Re-attending within 3 months - Children	24	421	5.7%	10.4%	12.1%	11.4%
% of FP17s for the same patient ID Re-attending within 3 months - Adults	169	1,257	13.4%	13.7%	15.6%	15.4%
% of FP17s for the same patient ID Re-attending between 3 & 9 months - Children	251	421	59.6%	63.0%	61.2%	59.8%
% of FP17s for the same patient ID Re-attending between 3 & 9 months - Adults	777	1,257	61.8%	56.7%	54.5%	52.1%
% of FP17s for Band 1 Urgent Courses	56	1,463	3.8%	7.3%	9.1%	9.2%
% of FP17s Relating to Free Repair or Replacements	20	1,463	1.4%	0.9%	1.0%	0.7%
% of FP17s Relating to Continuations	34	1,463	2.3%	0.9%	1.0%	0.8%
% of Patients satisfied with the dentistry they have received	2	2	N/A	93.5%	94.2%	93.4%
% of Patients satisfied with the time they had to wait for an appointment	2	2	N/A	86.7%	88.4%	87.6%

* This is based on patients treated on this contract for their most recent course of treatment. Figures in italics indicate the base number of FP17s or Patient Questionnaire responses are less than 100. N/A is shown where the base number of responses is less than 10 during the period. % is calculated as Quantity/Base number*100

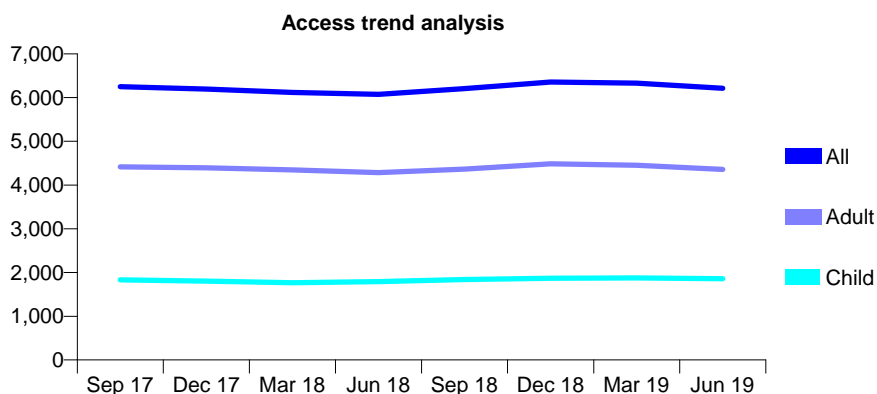
Q52 - Vital Signs At a Glance Contract Report for 101338/0055 - June 2019

Name or company name	Whitecross Dental Care Limited
Contract type name	GDS Contract
Purpose of contract	General
Contract start date	02/07/2007
Contract end date	

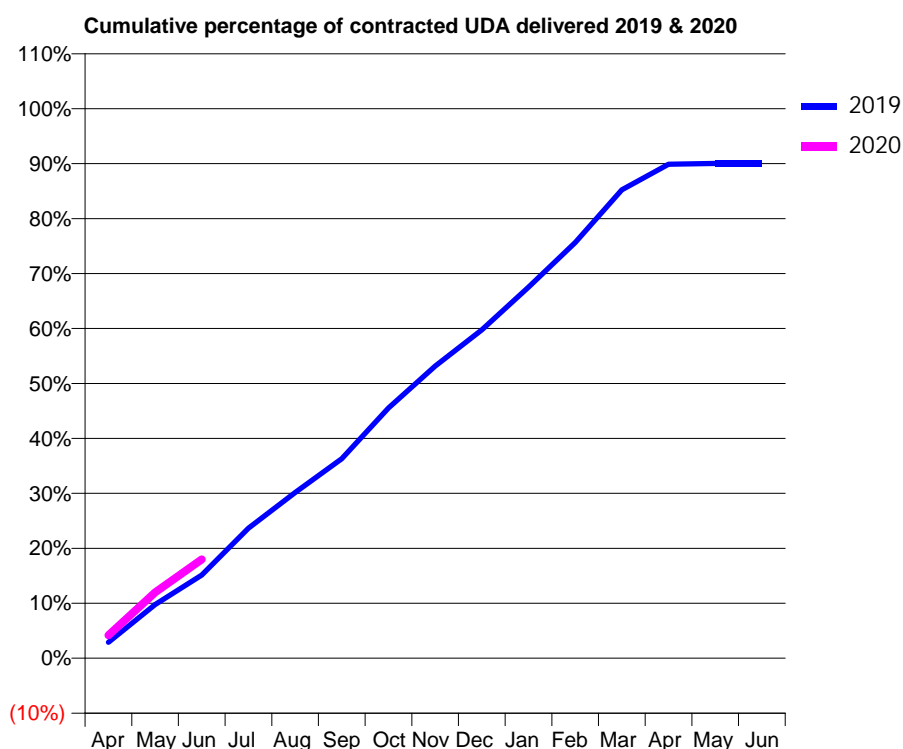
19/20 Contracted general activity (UDA)	19,000
Carry forward general activity (UDA)	0
19/20 Contracted orthodontic activity (UOA)	0
Carry forward orthodontic activity (UOA)	0
Baseline contract value	£526,549.20

ACCESS*

Patients seen in 24 months	Total	Change since previous quarter
Quarter ending June 2018	6,075	
Quarter ending September 2018	6,204	↑
Quarter ending December 2018	6,354	↑
Quarter ending March 2019	6,331	→
Quarter ending June 2019	6,215	↓
Variance since June 2018	2.3%	↑



ACTIVITY



Month	2019	2020
April	550	797
May	1,856	2,277
June	2,873	3,417
July	4,497	
August	5,729	
September	6,897	
October	8,654	
November	10,099	
December	11,351	
January	12,830	
February	14,372	
March	16,194	
April	17,081	
May	17,108	
June	17,110	

QUALITY

	Quantity	Base Number	Contract	AT	Region	England
% of FP17s for the same patient ID Re-attending within 3 months - Children	42	614	6.8%	10.4%	12.1%	11.4%
% of FP17s for the same patient ID Re-attending within 3 months - Adults	153	1,456	10.5%	13.7%	15.6%	15.4%
% of FP17s for the same patient ID Re-attending between 3 & 9 months - Children	343	614	55.9%	63.0%	61.2%	59.8%
% of FP17s for the same patient ID Re-attending between 3 & 9 months - Adults	845	1,456	58.0%	56.7%	54.5%	52.1%
% of FP17s for Band 1 Urgent Courses	102	1,718	5.9%	7.3%	9.1%	9.2%
% of FP17s Relating to Free Repair or Replacements	13	1,718	0.8%	0.9%	1.0%	0.7%
% of FP17s Relating to Continuations	12	1,718	0.7%	0.9%	1.0%	0.8%
% of Patients satisfied with the dentistry they have received	2	2	N/A	93.5%	94.2%	93.4%
% of Patients satisfied with the time they had to wait for an appointment	2	2	N/A	86.7%	88.4%	87.6%

* This is based on patients treated on this contract for their most recent course of treatment. Figures in italics indicate the base number of FP17s or Patient Questionnaire responses are less than 100. N/A is shown where the base number of responses is less than 10 during the period. % is calculated as Quantity/Base number*100

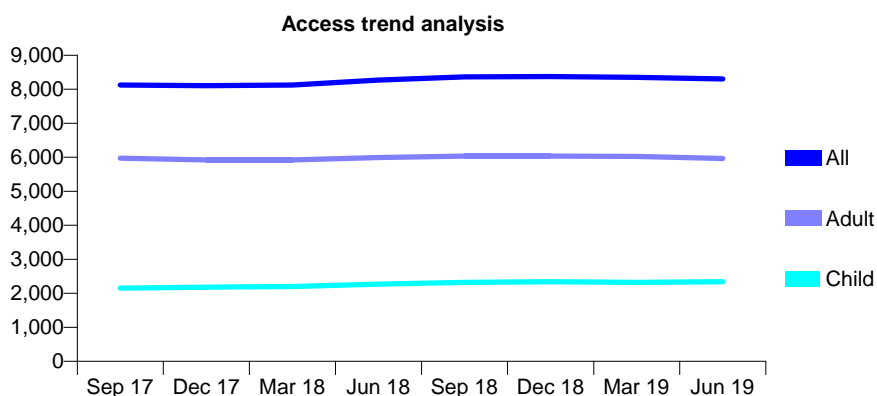
Q52 - Vital Signs At a Glance Contract Report for 101338/0056 - June 2019

Name or company name	Whitecross Dental Care Limited
Contract type name	GDS Contract
Purpose of contract	General
Contract start date	02/07/2007
Contract end date	

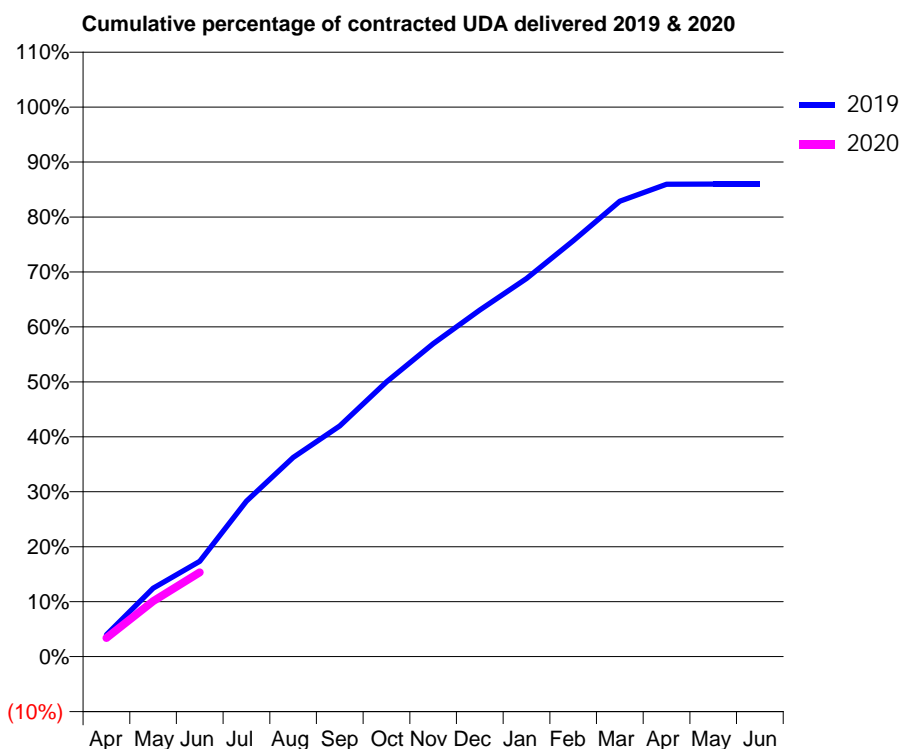
19/20 Contracted general activity (UDA)	25,300
Carry forward general activity (UDA)	0
19/20 Contracted orthodontic activity (UOA)	0
Carry forward orthodontic activity (UOA)	0
Baseline contract value	£701,141.82

ACCESS*

Patients seen in 24 months	Total	Change since previous quarter
Quarter ending June 2018	8,268	
Quarter ending September 2018	8,362	→
Quarter ending December 2018	8,374	→
Quarter ending March 2019	8,351	→
Quarter ending June 2019	8,303	→
Variance since June 2018	0.4%	→



ACTIVITY



Month	Adjusted Scheduled Activity (UDA)	
	2019	2020
April	1,012	862
May	3,153	2,555
June	4,389	3,877
July	7,155	
August	9,169	
September	10,618	
October	12,649	
November	14,407	
December	15,952	
January	17,408	
February	19,149	
March	20,962	
April	21,748	
May	21,757	
June	21,756	

QUALITY

	Quantity	Base Number	Contract	AT	Region	England
% of FP17s for the same patient ID Re-attending within 3 months - Children	21	636	3.3%	10.4%	12.1%	11.4%
% of FP17s for the same patient ID Re-attending within 3 months - Adults	149	1,442	10.3%	13.7%	15.6%	15.4%
% of FP17s for the same patient ID Re-attending between 3 & 9 months - Children	257	636	40.4%	63.0%	61.2%	59.8%
% of FP17s for the same patient ID Re-attending between 3 & 9 months - Adults	643	1,442	44.6%	56.7%	54.5%	52.1%
% of FP17s for Band 1 Urgent Courses	72	1,755	4.1%	7.3%	9.1%	9.2%
% of FP17s Relating to Free Repair or Replacements	9	1,755	0.5%	0.9%	1.0%	0.7%
% of FP17s Relating to Continuations	27	1,755	1.5%	0.9%	1.0%	0.8%
% of Patients satisfied with the dentistry they have received	5	5	N/A	93.5%	94.2%	93.4%
% of Patients satisfied with the time they had to wait for an appointment	4	5	N/A	86.7%	88.4%	87.6%

* This is based on patients treated on this contract for their most recent course of treatment. Figures in italics indicate the base number of FP17s or Patient Questionnaire responses are less than 100. N/A is shown where the base number of responses is less than 10 during the period. % is calculated as Quantity/Base number*100

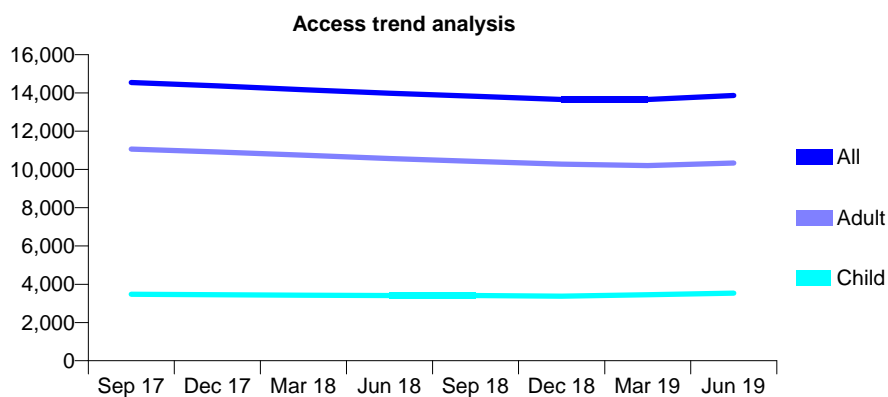
Q52 - Vital Signs At a Glance Contract Report for 101338/0067 - June 2019

Name or company name	Whitecross Dental Care Limited
Contract type name	GDS Contract
Purpose of contract	General
Contract start date	01/07/2008
Contract end date	

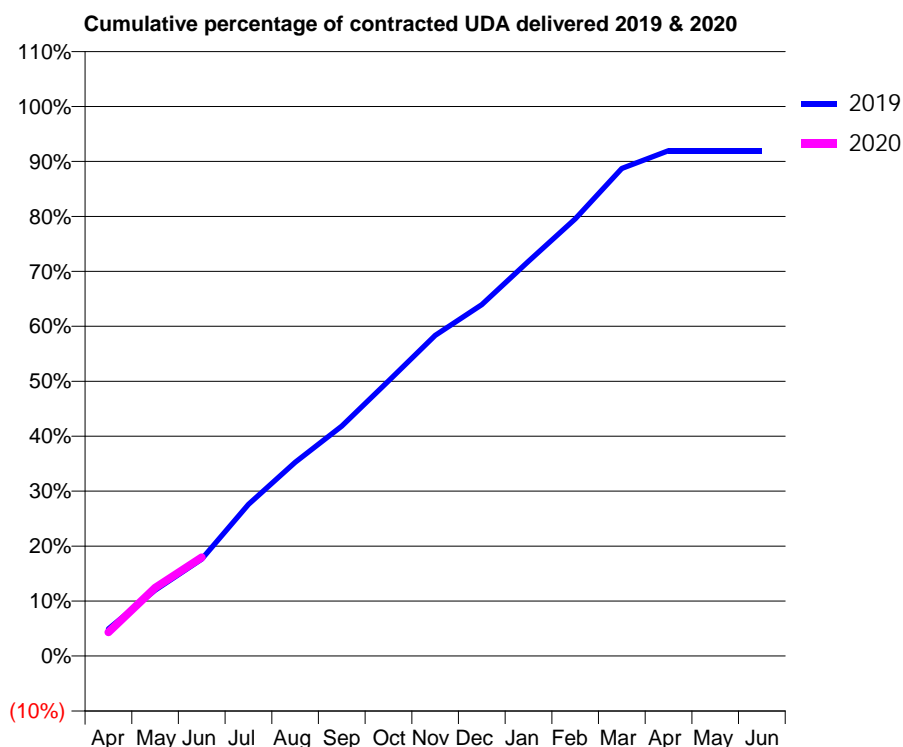
19/20 Contracted general activity (UDA)	40,509
Carry forward general activity (UDA)	0
19/20 Contracted orthodontic activity (UOA)	0
Carry forward orthodontic activity (UOA)	0
Baseline contract value	£1,122,630.60

ACCESS*

Patients seen in 24 months	Total	Change since previous quarter
Quarter ending June 2018	13,982	
Quarter ending September 2018	13,825	↓
Quarter ending December 2018	13,657	↓
Quarter ending March 2019	13,663	→
Quarter ending June 2019	13,866	→
Variance since June 2018	(0.8%)	→



ACTIVITY



Month	Adjusted Scheduled Activity (UDA)	
	2019	2020
April	1,996	1,753
May	4,861	5,029
June	7,140	7,273
July	11,184	
August	14,275	
September	16,955	
October	20,278	
November	23,636	
December	25,897	
January	29,106	
February	32,228	
March	35,930	
April	37,253	
May	37,252	
June	37,254	

QUALITY

	Quantity	Base Number	Contract	AT	Region	England
% of FP17s for the same patient ID Re-attending within 3 months - Children	68	1,232	5.5%	10.4%	12.1%	11.4%
% of FP17s for the same patient ID Re-attending within 3 months - Adults	384	3,704	10.4%	13.7%	15.6%	15.4%
% of FP17s for the same patient ID Re-attending between 3 & 9 months - Children	791	1,232	64.2%	63.0%	61.2%	59.8%
% of FP17s for the same patient ID Re-attending between 3 & 9 months - Adults	2,406	3,704	65.0%	56.7%	54.5%	52.1%
% of FP17s for Band 1 Urgent Courses	233	4,257	5.5%	7.3%	9.1%	9.2%
% of FP17s Relating to Free Repair or Replacements	27	4,257	0.6%	0.9%	1.0%	0.7%
% of FP17s Relating to Continuations	52	4,257	1.2%	0.9%	1.0%	0.8%
% of Patients satisfied with the dentistry they have received	6	7	N/A	93.5%	94.2%	93.4%
% of Patients satisfied with the time they had to wait for an appointment	3	7	N/A	86.7%	88.4%	87.6%

* This is based on patients treated on this contract for their most recent course of treatment. Figures in italics indicate the base number of FP17s or Patient Questionnaire responses are less than 100. N/A is shown where the base number of responses is less than 10 during the period. % is calculated as Quantity/Base number*100

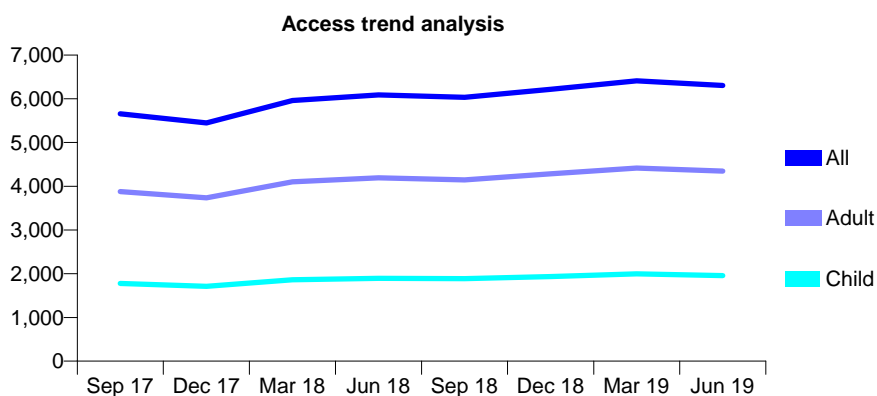
Q52 - Vital Signs At a Glance Contract Report for 101338/0074 - June 2019

Name or company name	Whitecross Dental Care Limited
Contract type name	GDS Contract
Purpose of contract	General
Contract start date	09/12/2008
Contract end date	

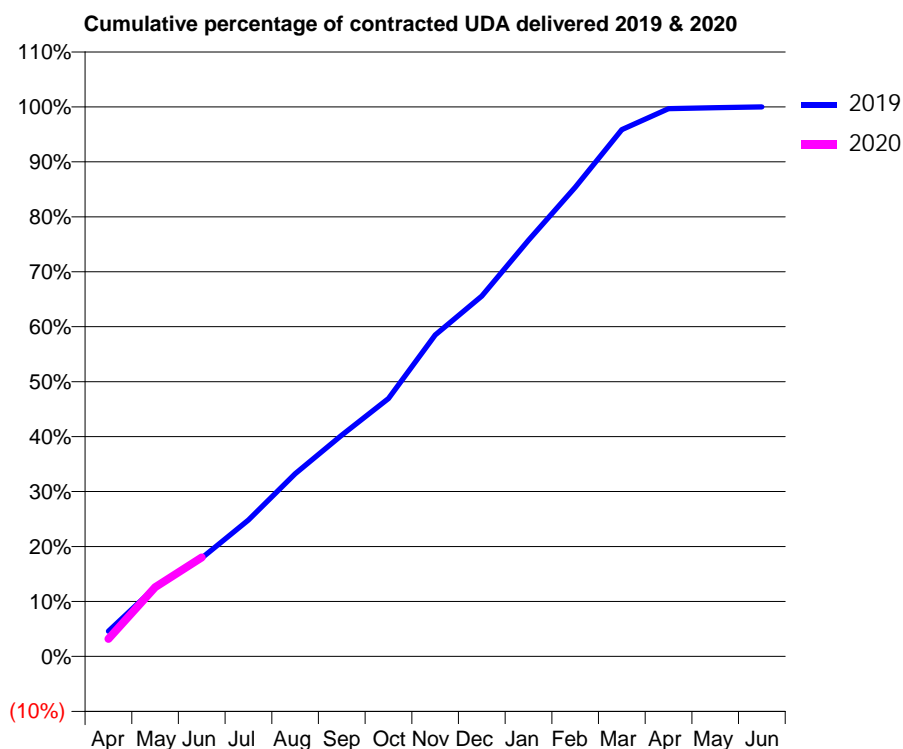
19/20 Contracted general activity (UDA)	18,433
Carry forward general activity (UDA)	0
19/20 Contracted orthodontic activity (UOA)	0
Carry forward orthodontic activity (UOA)	0
Baseline contract value	£556,220.19

ACCESS*

Patients seen in 24 months	Total	Change since previous quarter
Quarter ending June 2018	6,089	
Quarter ending September 2018	6,034	→
Quarter ending December 2018	6,218	↑
Quarter ending March 2019	6,411	↑
Quarter ending June 2019	6,303	↓
Variance since June 2018	3.5%	↑



ACTIVITY



Month	Adjusted Scheduled Activity (UDA)	
	2019	2020
April	846	588
May	2,319	2,325
June	3,298	3,321
July	4,578	
August	6,128	
September	7,423	
October	8,655	
November	10,782	
December	12,084	
January	13,958	
February	15,733	
March	17,673	
April	18,374	
May	18,405	
June	18,429	

QUALITY

	Quantity	Base Number	Contract	AT	Region	England
% of FP17s for the same patient ID Re-attending within 3 months - Children	48	592	8.1%	10.4%	12.1%	11.4%
% of FP17s for the same patient ID Re-attending within 3 months - Adults	148	1,226	12.1%	13.7%	15.6%	15.4%
% of FP17s for the same patient ID Re-attending between 3 & 9 months - Children	344	592	58.1%	63.0%	61.2%	59.8%
% of FP17s for the same patient ID Re-attending between 3 & 9 months - Adults	653	1,226	53.3%	56.7%	54.5%	52.1%
% of FP17s for Band 1 Urgent Courses	142	1,496	9.5%	7.3%	9.1%	9.2%
% of FP17s Relating to Free Repair or Replacements	18	1,496	1.2%	0.9%	1.0%	0.7%
% of FP17s Relating to Continuations	17	1,496	1.1%	0.9%	1.0%	0.8%
% of Patients satisfied with the dentistry they have received	1	1	N/A	93.5%	94.2%	93.4%
% of Patients satisfied with the time they had to wait for an appointment	1	1	N/A	86.7%	88.4%	87.6%

* This is based on patients treated on this contract for their most recent course of treatment. Figures in italics indicate the base number of FP17s or Patient Questionnaire responses are less than 100. N/A is shown where the base number of responses is less than 10 during the period. % is calculated as Quantity/Base number*100

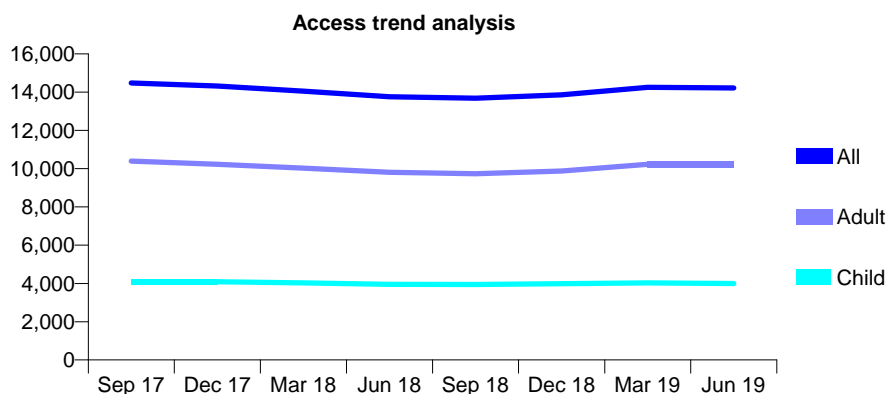
Q52 - Vital Signs At a Glance Contract Report for 101338/0079 - June 2019

Name or company name	Whitecross Dental Care Limited
Contract type name	GDS Contract
Purpose of contract	General
Contract start date	01/04/2009
Contract end date	

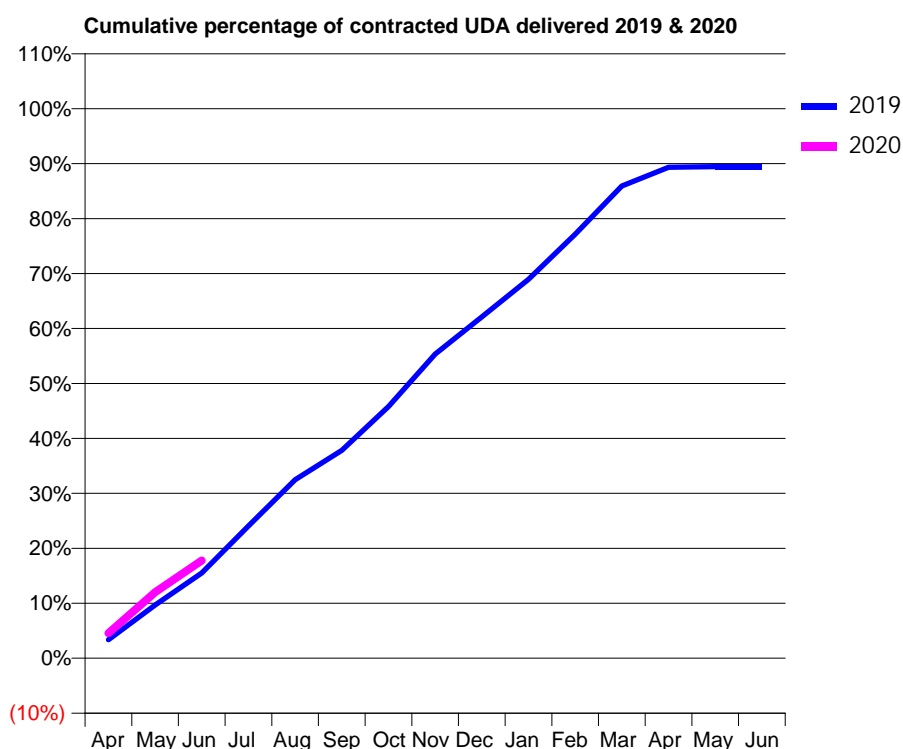
19/20 Contracted general activity (UDA)	44,400
Carry forward general activity (UDA)	0
19/20 Contracted orthodontic activity (UOA)	0
Carry forward orthodontic activity (UOA)	0
Baseline contract value	£1,230,462.34

ACCESS*

Patients seen in 24 months	Total	Change since previous quarter
Quarter ending June 2018	13,762	
Quarter ending September 2018	13,679	→
Quarter ending December 2018	13,858	→
Quarter ending March 2019	14,256	↑
Quarter ending June 2019	14,219	→
Variance since June 2018	3.3%	↑



ACTIVITY



Month	2019	2020
April	1,496	2,024
May	4,306	5,342
June	6,895	7,889
July	10,696	
August	14,418	
September	16,795	
October	20,336	
November	24,569	
December	27,581	
January	30,617	
February	34,257	
March	38,151	
April	39,671	
May	39,709	
June	39,717	

QUALITY

	Quantity	Base Number	Contract	AT	Region	England
% of FP17s for the same patient ID Re-attending within 3 months - Children	40	1,032	3.9%	10.4%	12.1%	11.4%
% of FP17s for the same patient ID Re-attending within 3 months - Adults	224	2,705	8.3%	13.7%	15.6%	15.4%
% of FP17s for the same patient ID Re-attending between 3 & 9 months - Children	460	1,032	44.6%	63.0%	61.2%	59.8%
% of FP17s for the same patient ID Re-attending between 3 & 9 months - Adults	1,085	2,705	40.1%	56.7%	54.5%	52.1%
% of FP17s for Band 1 Urgent Courses	190	3,200	5.9%	7.3%	9.1%	9.2%
% of FP17s Relating to Free Repair or Replacements	14	3,200	0.4%	0.9%	1.0%	0.7%
% of FP17s Relating to Continuations	33	3,200	1.0%	0.9%	1.0%	0.8%
% of Patients satisfied with the dentistry they have received	3	4	N/A	93.5%	94.2%	93.4%
% of Patients satisfied with the time they had to wait for an appointment	3	4	N/A	86.7%	88.4%	87.6%

* This is based on patients treated on this contract for their most recent course of treatment. Figures in italics indicate the base number of FP17s or Patient Questionnaire responses are less than 100. N/A is shown where the base number of responses is less than 10 during the period. % is calculated as Quantity/Base number*100

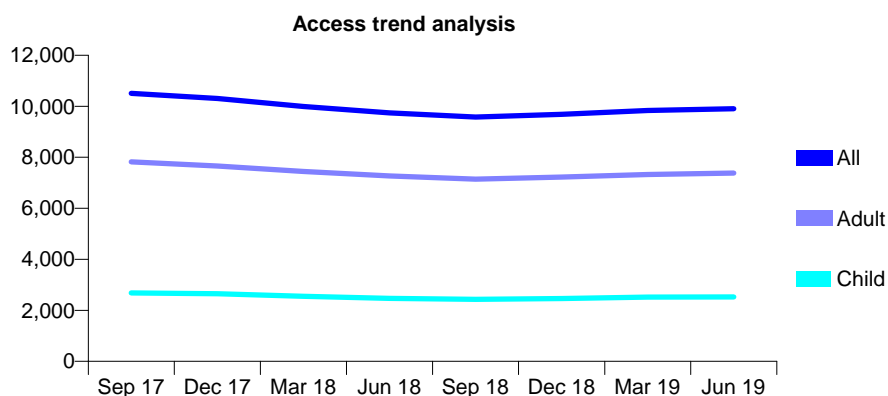
Q52 - Vital Signs At a Glance Contract Report for 101338/0080 - June 2019

Name or company name	Whitecross Dental Care Limited
Contract type name	GDS Contract
Purpose of contract	General
Contract start date	01/04/2009
Contract end date	

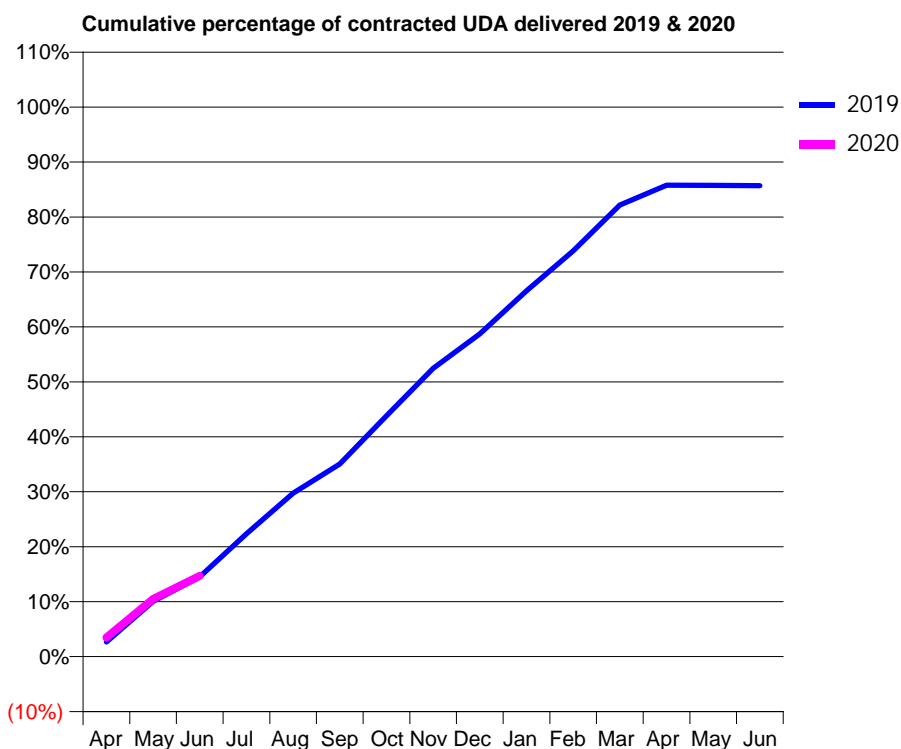
19/20 Contracted general activity (UDA)	30,442
Carry forward general activity (UDA)	0
19/20 Contracted orthodontic activity (UOA)	0
Carry forward orthodontic activity (UOA)	0
Baseline contract value	£839,020.25

ACCESS*

Patients seen in 24 months	Total	Change since previous quarter
Quarter ending June 2018	9,742	
Quarter ending September 2018	9,575	↓
Quarter ending December 2018	9,685	→
Quarter ending March 2019	9,837	→
Quarter ending June 2019	9,904	→
Variance since June 2018	1.7%	→



ACTIVITY



Month	Adjusted Scheduled Activity (UDA)	
	2019	2020
April	812	1,061
May	3,063	3,198
June	4,419	4,472
July	6,808	
August	9,054	
September	10,670	
October	13,338	
November	15,978	
December	17,878	
January	20,258	
February	22,477	
March	25,011	
April	26,111	
May	26,100	
June	26,088	

QUALITY

	Quantity	Base Number	Contract	AT	Region	England
% of FP17s for the same patient ID Re-attending within 3 months - Children	65	830	7.8%	10.4%	12.1%	11.4%
% of FP17s for the same patient ID Re-attending within 3 months - Adults	176	2,144	8.2%	13.7%	15.6%	15.4%
% of FP17s for the same patient ID Re-attending between 3 & 9 months - Children	521	830	62.8%	63.0%	61.2%	59.8%
% of FP17s for the same patient ID Re-attending between 3 & 9 months - Adults	1,247	2,144	58.2%	56.7%	54.5%	52.1%
% of FP17s for Band 1 Urgent Courses	88	2,531	3.5%	7.3%	9.1%	9.2%
% of FP17s Relating to Free Repair or Replacements	32	2,531	1.3%	0.9%	1.0%	0.7%
% of FP17s Relating to Continuations	49	2,531	1.9%	0.9%	1.0%	0.8%
% of Patients satisfied with the dentistry they have received	1	2	N/A	93.5%	94.2%	93.4%
% of Patients satisfied with the time they had to wait for an appointment	0	2	N/A	86.7%	88.4%	87.6%

* This is based on patients treated on this contract for their most recent course of treatment. Figures in italics indicate the base number of FP17s or Patient Questionnaire responses are less than 100. N/A is shown where the base number of responses is less than 10 during the period. % is calculated as Quantity/Base number*100

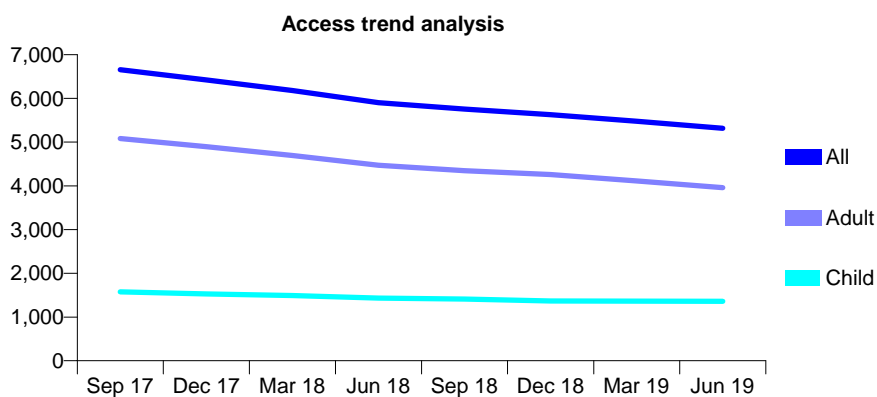
Q52 - Vital Signs At a Glance Contract Report for 101338/0081 - June 2019

Name or company name	Petrie Tucker & Partners Ltd
Contract type name	GDS Contract
Purpose of contract	General
Contract start date	01/04/2009
Contract end date	

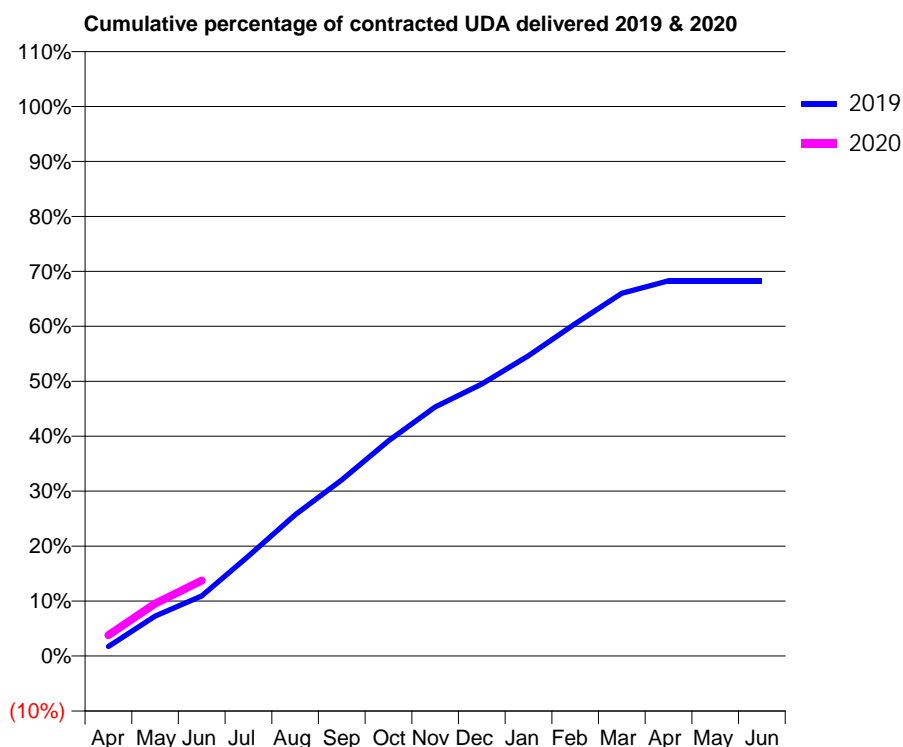
19/20 Contracted general activity (UDA)	16,300
Carry forward general activity (UDA)	0
19/20 Contracted orthodontic activity (UOA)	0
Carry forward orthodontic activity (UOA)	0
Baseline contract value	£451,723.78

ACCESS*

Patients seen in 24 months	Total	Change since previous quarter
Quarter ending June 2018	5,903	
Quarter ending September 2018	5,756	↓
Quarter ending December 2018	5,627	↓
Quarter ending March 2019	5,477	↓
Quarter ending June 2019	5,314	↓
Variance since June 2018	(10.0%)	↓



ACTIVITY



Month	Adjusted Scheduled Activity (UDA)	
	2019	2020
April	283	618
May	1,184	1,556
June	1,783	2,236
July	2,964	
August	4,191	
September	5,224	
October	6,381	
November	7,390	
December	8,066	
January	8,912	
February	9,858	
March	10,762	
April	11,130	
May	11,129	
June	11,129	

QUALITY

	Quantity	Base Number	Contract	AT	Region	England
% of FP17s for the same patient ID Re-attending within 3 months - Children	18	454	4.0%	10.4%	12.1%	11.4%
% of FP17s for the same patient ID Re-attending within 3 months - Adults	78	1,116	7.0%	13.7%	15.6%	15.4%
% of FP17s for the same patient ID Re-attending between 3 & 9 months - Children	245	454	54.0%	63.0%	61.2%	59.8%
% of FP17s for the same patient ID Re-attending between 3 & 9 months - Adults	555	1,116	49.7%	56.7%	54.5%	52.1%
% of FP17s for Band 1 Urgent Courses	61	1,394	4.4%	7.3%	9.1%	9.2%
% of FP17s Relating to Free Repair or Replacements	3	1,394	0.2%	0.9%	1.0%	0.7%
% of FP17s Relating to Continuations	13	1,394	0.9%	0.9%	1.0%	0.8%
% of Patients satisfied with the dentistry they have received	1	1	N/A	93.5%	94.2%	93.4%
% of Patients satisfied with the time they had to wait for an appointment	1	1	N/A	86.7%	88.4%	87.6%

* This is based on patients treated on this contract for their most recent course of treatment. Figures in italics indicate the base number of FP17s or Patient Questionnaire responses are less than 100. N/A is shown where the base number of responses is less than 10 during the period. % is calculated as Quantity/Base number*100

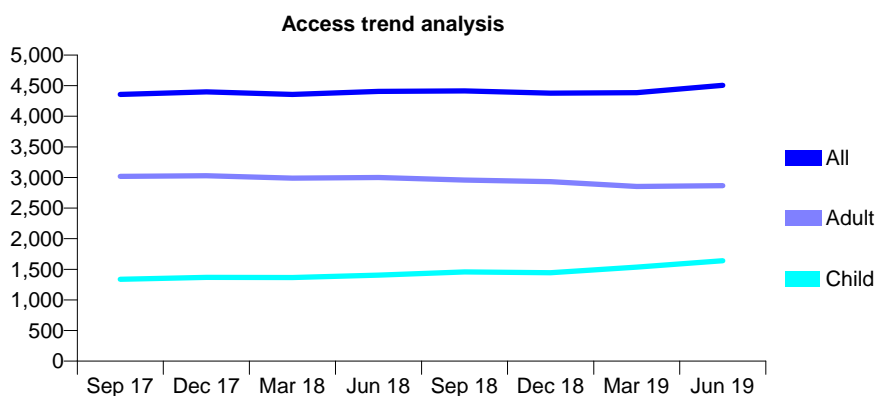
Q52 - Vital Signs At a Glance Contract Report for 101338/0098 - June 2019

Name or company name	Whitecross Dental Care Limited
Contract type name	GDS Contract
Purpose of contract	General
Contract start date	01/09/2009
Contract end date	

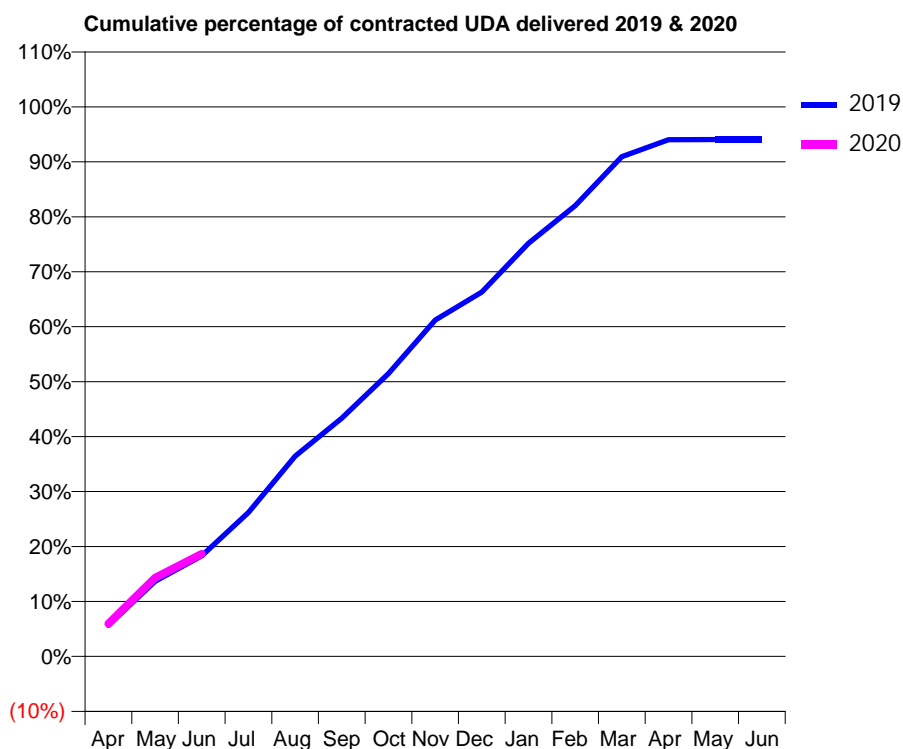
19/20 Contracted general activity (UDA)	16,371
Carry forward general activity (UDA)	0
19/20 Contracted orthodontic activity (UOA)	0
Carry forward orthodontic activity (UOA)	0
Baseline contract value	£424,736.67

ACCESS*

Patients seen in 24 months	Total	Change since previous quarter
Quarter ending June 2018	4,406	
Quarter ending September 2018	4,416	→
Quarter ending December 2018	4,378	→
Quarter ending March 2019	4,386	→
Quarter ending June 2019	4,507	↑
Variance since June 2018	2.3%	↑



ACTIVITY



Month	2019	2020
April	928	973
May	2,240	2,343
June	2,998	3,054
July	4,289	
August	5,969	
September	7,095	
October	8,429	
November	10,023	
December	10,852	
January	12,311	
February	13,428	
March	14,889	
April	15,393	
May	15,396	
June	15,397	

QUALITY

	Quantity	Base Number	Contract	AT	Region	England
% of FP17s for the same patient ID Re-attending within 3 months - Children	44	671	6.6%	10.4%	12.1%	11.4%
% of FP17s for the same patient ID Re-attending within 3 months - Adults	128	967	13.2%	13.7%	15.6%	15.4%
% of FP17s for the same patient ID Re-attending between 3 & 9 months - Children	377	671	56.2%	63.0%	61.2%	59.8%
% of FP17s for the same patient ID Re-attending between 3 & 9 months - Adults	603	967	62.4%	56.7%	54.5%	52.1%
% of FP17s for Band 1 Urgent Courses	101	1,386	7.3%	7.3%	9.1%	9.2%
% of FP17s Relating to Free Repair or Replacements	10	1,386	0.7%	0.9%	1.0%	0.7%
% of FP17s Relating to Continuations	31	1,386	2.2%	0.9%	1.0%	0.8%
% of Patients satisfied with the dentistry they have received	3	3	N/A	93.5%	94.2%	93.4%
% of Patients satisfied with the time they had to wait for an appointment	3	3	N/A	86.7%	88.4%	87.6%

* This is based on patients treated on this contract for their most recent course of treatment. Figures in italics indicate the base number of FP17s or Patient Questionnaire responses are less than 100. N/A is shown where the base number of responses is less than 10 during the period. % is calculated as Quantity/Base number*100

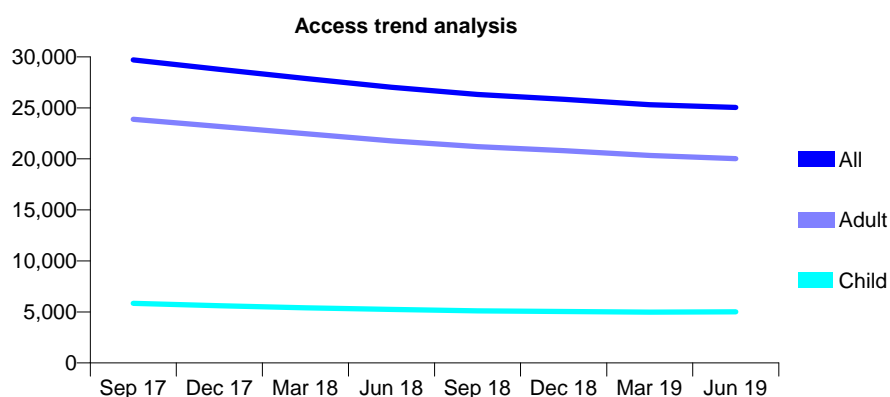
Q52 - Vital Signs At a Glance Contract Report for 101338/0104 - June 2019

Name or company name	Whitecross Dental Care Limited
Contract type name	GDS Contract
Purpose of contract	General
Contract start date	01/10/2009
Contract end date	

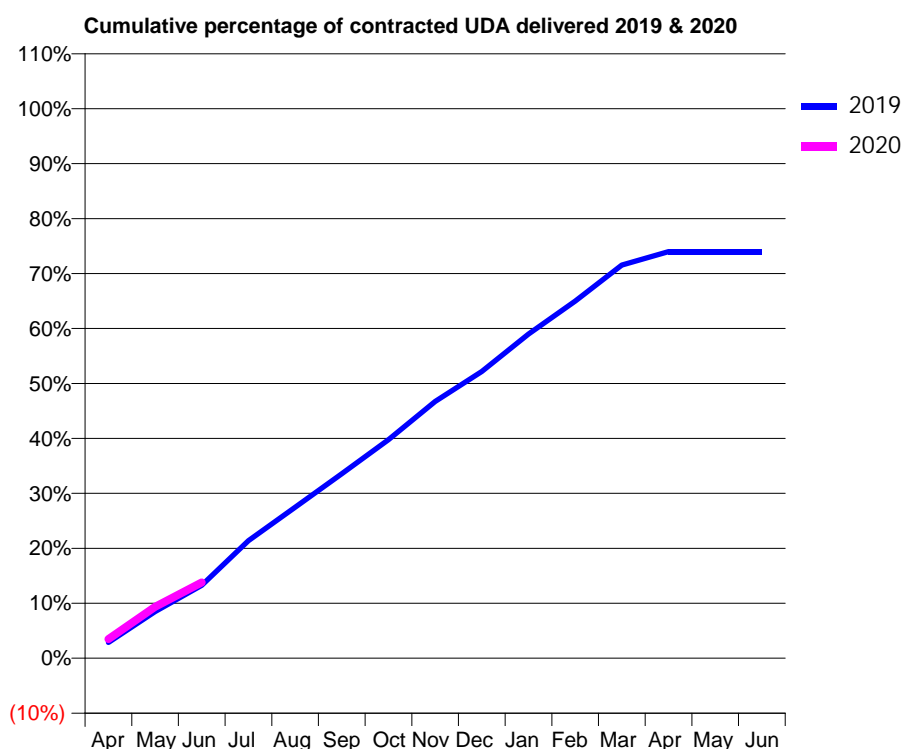
19/20 Contracted general activity (UDA)	85,709
Carry forward general activity (UDA)	0
19/20 Contracted orthodontic activity (UOA)	0
Carry forward orthodontic activity (UOA)	0
Baseline contract value	£2,448,641.15

ACCESS*

Patients seen in 24 months	Total	Change since previous quarter
Quarter ending June 2018	27,016	
Quarter ending September 2018	26,303	↓
Quarter ending December 2018	25,842	↓
Quarter ending March 2019	25,316	↓
Quarter ending June 2019	25,039	↓
Variance since June 2018	(7.3%)	↓



ACTIVITY



Month	2019	2020
April	2,458	2,988
May	7,281	8,044
June	11,369	11,826
July	18,329	
August	23,558	
September	28,771	
October	34,071	
November	40,041	
December	44,722	
January	50,554	
February	55,708	
March	61,317	
April	63,398	
May	63,410	
June	63,414	

QUALITY

	Quantity	Base Number	Contract	AT	Region	England
% of FP17s for the same patient ID Re-attending within 3 months - Children	70	1,495	4.7%	10.4%	12.1%	11.4%
% of FP17s for the same patient ID Re-attending within 3 months - Adults	656	5,506	11.9%	13.7%	15.6%	15.4%
% of FP17s for the same patient ID Re-attending between 3 & 9 months - Children	592	1,495	39.6%	63.0%	61.2%	59.8%
% of FP17s for the same patient ID Re-attending between 3 & 9 months - Adults	2,433	5,506	44.2%	56.7%	54.5%	52.1%
% of FP17s for Band 1 Urgent Courses	617	6,077	10.2%	7.3%	9.1%	9.2%
% of FP17s Relating to Free Repair or Replacements	34	6,077	0.6%	0.9%	1.0%	0.7%
% of FP17s Relating to Continuations	69	6,077	1.1%	0.9%	1.0%	0.8%
% of Patients satisfied with the dentistry they have received	7	8	N/A	93.5%	94.2%	93.4%
% of Patients satisfied with the time they had to wait for an appointment	4	8	N/A	86.7%	88.4%	87.6%

* This is based on patients treated on this contract for their most recent course of treatment.

Figures in italics indicate the base number of FP17s or Patient Questionnaire responses are less than 100. N/A is shown where the base number of responses is less than 10 during the period. % is calculated as Quantity/Base number*100

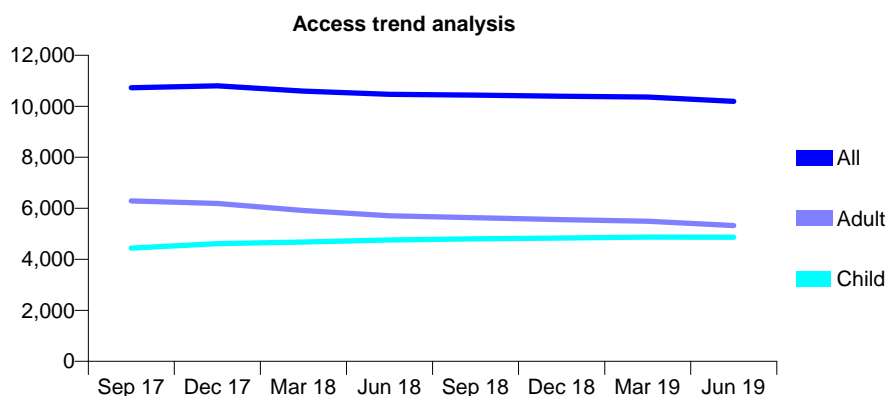
Q52 - Vital Signs At a Glance Contract Report for 101338/0138 - June 2019

Name or company name	Whitecross Dental Care Limited
Contract type name	GDS Contract
Purpose of contract	General
Contract start date	01/06/2012
Contract end date	

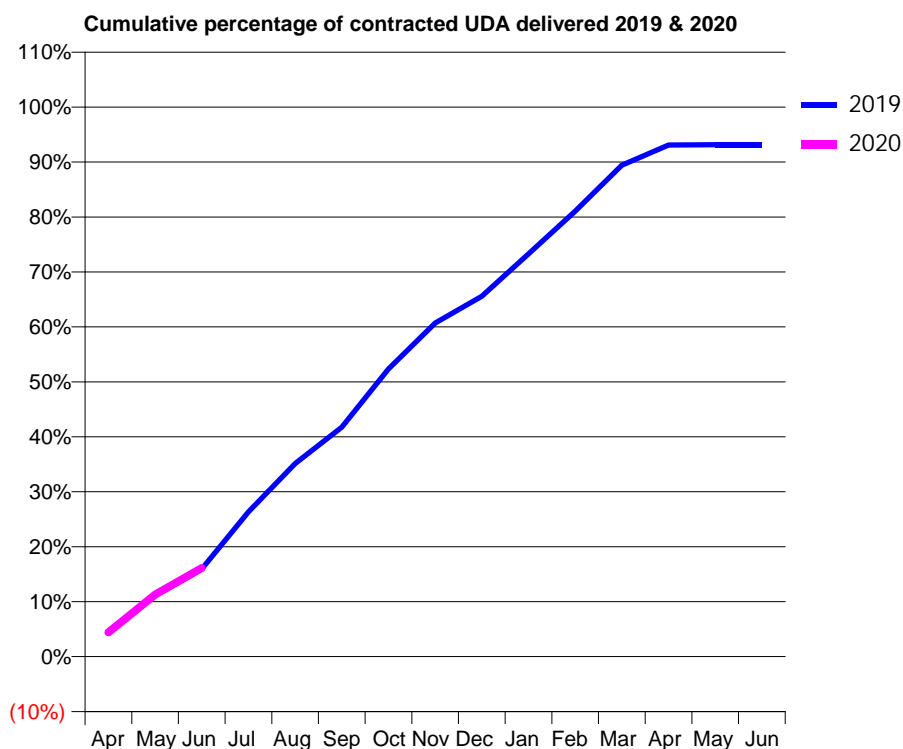
19/20 Contracted general activity (UDA)	28,509
Carry forward general activity (UDA)	0
19/20 Contracted orthodontic activity (UOA)	0
Carry forward orthodontic activity (UOA)	0
Baseline contract value	£974,021.60

ACCESS*

Patients seen in 24 months	Total	Change since previous quarter
Quarter ending June 2018	10,470	
Quarter ending September 2018	10,438	→
Quarter ending December 2018	10,392	→
Quarter ending March 2019	10,360	→
Quarter ending June 2019	10,191	↓
Variance since June 2018	(2.7%)	↓



ACTIVITY



Month	Adjusted Scheduled Activity (UDA)	
	2019	2020
April	1,324	1,256
May	3,181	3,218
June	4,548	4,600
July	7,512	
August	10,020	
September	11,904	
October	14,926	
November	17,307	
December	18,694	
January	20,895	
February	23,111	
March	25,488	
April	26,533	
May	26,556	
June	26,555	

QUALITY

	Quantity	Base Number	Contract	AT	Region	England
% of FP17s for the same patient ID Re-attending within 3 months - Children	73	1,415	5.2%	10.4%	12.1%	11.4%
% of FP17s for the same patient ID Re-attending within 3 months - Adults	167	1,328	12.6%	13.7%	15.6%	15.4%
% of FP17s for the same patient ID Re-attending between 3 & 9 months - Children	725	1,415	51.2%	63.0%	61.2%	59.8%
% of FP17s for the same patient ID Re-attending between 3 & 9 months - Adults	674	1,328	50.8%	56.7%	54.5%	52.1%
% of FP17s for Band 1 Urgent Courses	144	2,351	6.1%	7.3%	9.1%	9.2%
% of FP17s Relating to Free Repair or Replacements	7	2,351	0.3%	0.9%	1.0%	0.7%
% of FP17s Relating to Continuations	18	2,351	0.8%	0.9%	1.0%	0.8%
% of Patients satisfied with the dentistry they have received	0	0	N/A	93.5%	94.2%	93.4%
% of Patients satisfied with the time they had to wait for an appointment	0	0	N/A	86.7%	88.4%	87.6%

* This is based on patients treated on this contract for their most recent course of treatment. Figures in italics indicate the base number of FP17s or Patient Questionnaire responses are less than 100. N/A is shown where the base number of responses is less than 10 during the period. % is calculated as Quantity/Base number*100

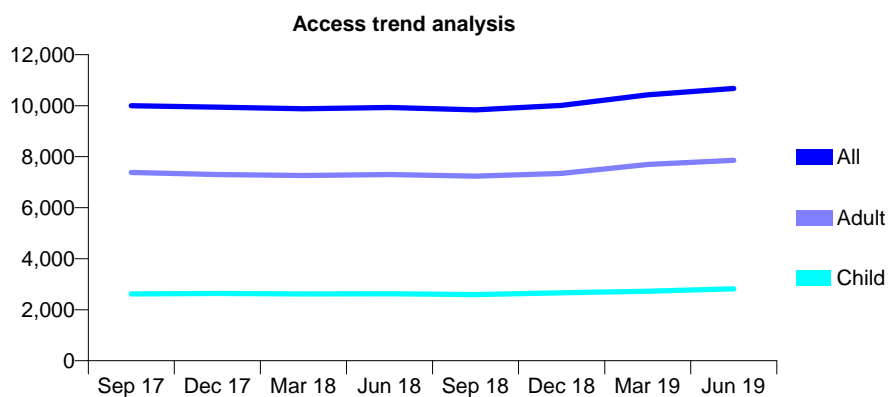
Q52 - Vital Signs At a Glance Contract Report for 101338/0139 - June 2019

Name or company name	Whitecross Dental Care Limited
Contract type name	GDS Contract
Purpose of contract	General
Contract start date	01/06/2012
Contract end date	

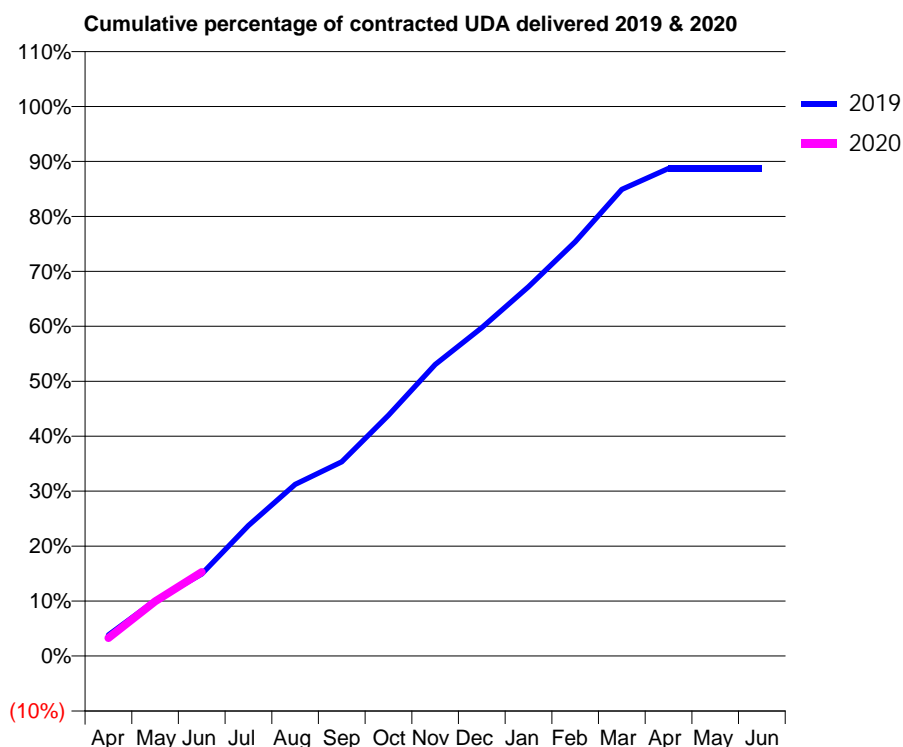
19/20 Contracted general activity (UDA)	28,439
Carry forward general activity (UDA)	0
19/20 Contracted orthodontic activity (UOA)	0
Carry forward orthodontic activity (UOA)	0
Baseline contract value	£844,162.19

ACCESS*

Patients seen in 24 months	Total	Change since previous quarter
Quarter ending June 2018	9,929	
Quarter ending September 2018	9,835	→
Quarter ending December 2018	10,012	→
Quarter ending March 2019	10,423	↑
Quarter ending June 2019	10,673	↑
Variance since June 2018	7.5%	↑



ACTIVITY



Month	Adjusted Scheduled Activity (UDA)	
	2019	2020
April	1,087	938
May	2,874	2,825
June	4,244	4,345
July	6,750	
August	8,888	
September	10,051	
October	12,463	
November	15,089	
December	16,995	
January	19,110	
February	21,439	
March	24,144	
April	25,226	
May	25,230	
June	25,230	

QUALITY

	Quantity	Base Number	Contract	AT	Region	England
% of FP17s for the same patient ID Re-attending within 3 months - Children	38	745	5.1%	10.4%	12.1%	11.4%
% of FP17s for the same patient ID Re-attending within 3 months - Adults	190	2,185	8.7%	13.7%	15.6%	15.4%
% of FP17s for the same patient ID Re-attending between 3 & 9 months - Children	383	745	51.4%	63.0%	61.2%	59.8%
% of FP17s for the same patient ID Re-attending between 3 & 9 months - Adults	1,090	2,185	49.9%	56.7%	54.5%	52.1%
% of FP17s for Band 1 Urgent Courses	157	2,513	6.2%	7.3%	9.1%	9.2%
% of FP17s Relating to Free Repair or Replacements	11	2,513	0.4%	0.9%	1.0%	0.7%
% of FP17s Relating to Continuations	28	2,513	1.1%	0.9%	1.0%	0.8%
% of Patients satisfied with the dentistry they have received	1	1	N/A	93.5%	94.2%	93.4%
% of Patients satisfied with the time they had to wait for an appointment	1	1	N/A	86.7%	88.4%	87.6%

* This is based on patients treated on this contract for their most recent course of treatment. Figures in italics indicate the base number of FP17s or Patient Questionnaire responses are less than 100. N/A is shown where the base number of responses is less than 10 during the period. % is calculated as Quantity/Base number*100

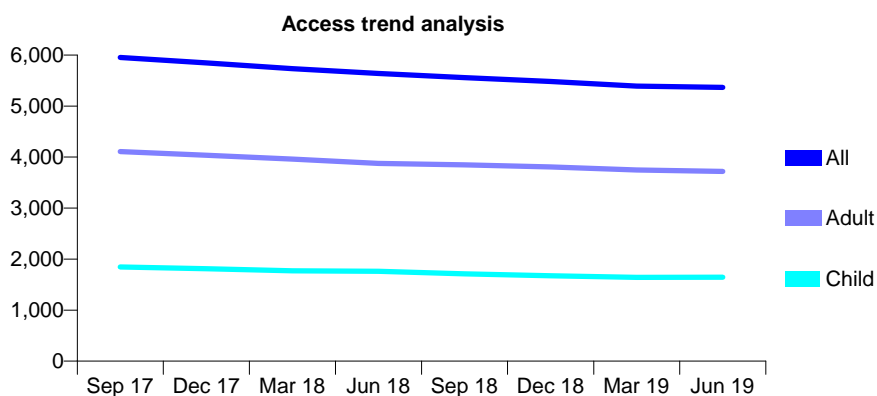
Q52 - Vital Signs At a Glance Contract Report for 101338/0140 - June 2019

Name or company name	Whitecross Dental Care Limited
Contract type name	GDS Contract
Purpose of contract	General
Contract start date	01/06/2012
Contract end date	

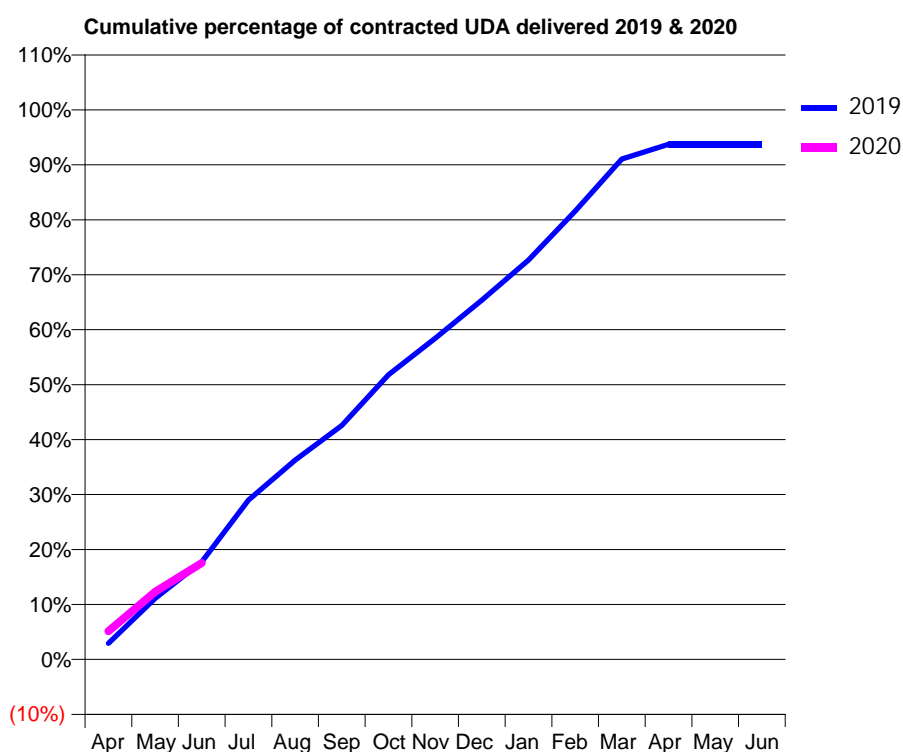
19/20 Contracted general activity (UDA)	16,508
Carry forward general activity (UDA)	0
19/20 Contracted orthodontic activity (UOA)	0
Carry forward orthodontic activity (UOA)	0
Baseline contract value	£490,917.67

ACCESS*

Patients seen in 24 months	Total	Change since previous quarter
Quarter ending June 2018	5,637	
Quarter ending September 2018	5,557	↓
Quarter ending December 2018	5,482	↓
Quarter ending March 2019	5,391	↓
Quarter ending June 2019	5,366	→
Variance since June 2018	(4.8%)	↓



ACTIVITY



Month	2019	2020
April	482	851
May	1,835	2,032
June	2,930	2,900
July	4,784	
August	5,987	
September	7,024	
October	8,550	
November	9,649	
December	10,790	
January	11,997	
February	13,468	
March	15,028	
April	15,472	
May	15,472	
June	15,472	

QUALITY

	Quantity	Base Number	Contract	AT	Region	England
% of FP17s for the same patient ID Re-attending within 3 months - Children	48	605	7.9%	10.4%	12.1%	11.4%
% of FP17s for the same patient ID Re-attending within 3 months - Adults	152	1,151	13.2%	13.7%	15.6%	15.4%
% of FP17s for the same patient ID Re-attending between 3 & 9 months - Children	386	605	63.8%	63.0%	61.2%	59.8%
% of FP17s for the same patient ID Re-attending between 3 & 9 months - Adults	587	1,151	51.0%	56.7%	54.5%	52.1%
% of FP17s for Band 1 Urgent Courses	103	1,533	6.7%	7.3%	9.1%	9.2%
% of FP17s Relating to Free Repair or Replacements	9	1,533	0.6%	0.9%	1.0%	0.7%
% of FP17s Relating to Continuations	11	1,533	0.7%	0.9%	1.0%	0.8%
% of Patients satisfied with the dentistry they have received	1	1	N/A	93.5%	94.2%	93.4%
% of Patients satisfied with the time they had to wait for an appointment	1	1	N/A	86.7%	88.4%	87.6%

* This is based on patients treated on this contract for their most recent course of treatment. Figures in italics indicate the base number of FP17s or Patient Questionnaire responses are less than 100. N/A is shown where the base number of responses is less than 10 during the period. % is calculated as Quantity/Base number*100

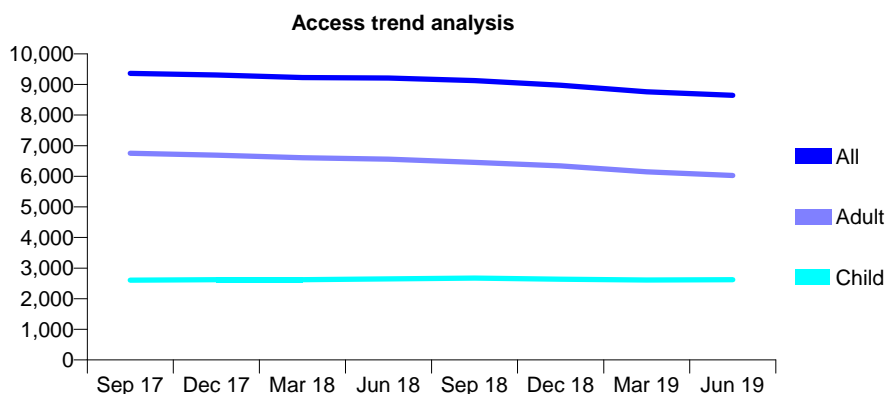
Q52 - Vital Signs At a Glance Contract Report for 101338/0142 - June 2019

Name or company name	Whitecross Dental Care Limited
Contract type name	GDS Contract
Purpose of contract	General
Contract start date	01/06/2012
Contract end date	

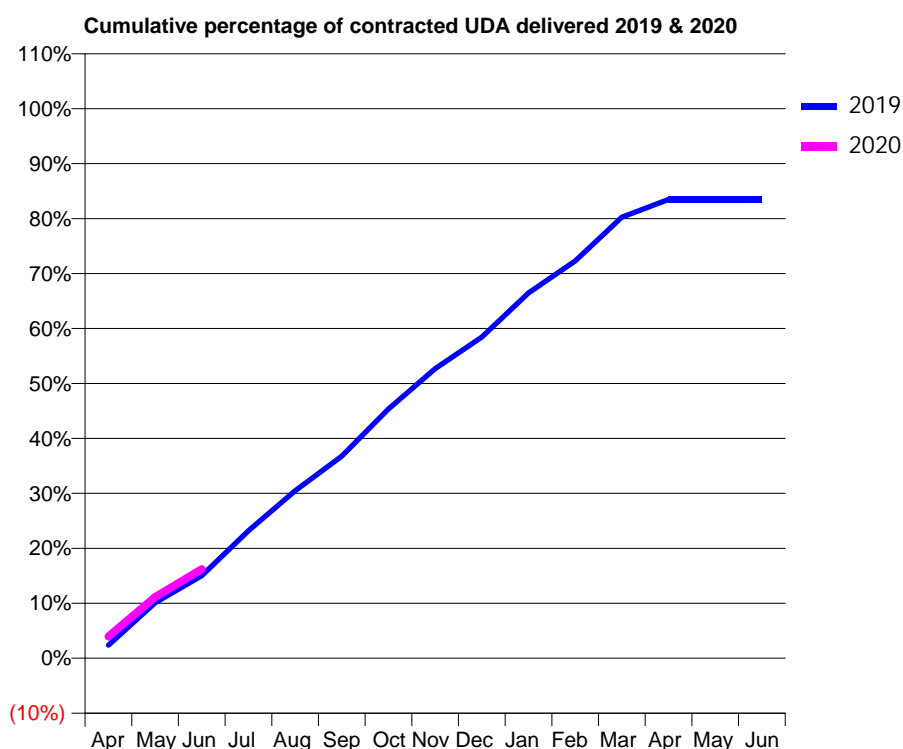
19/20 Contracted general activity (UDA)	27,824
Carry forward general activity (UDA)	0
19/20 Contracted orthodontic activity (UOA)	0
Carry forward orthodontic activity (UOA)	0
Baseline contract value	£795,075.53

ACCESS*

Patients seen in 24 months	Total	Change since previous quarter
Quarter ending June 2018	9,207	
Quarter ending September 2018	9,128	→
Quarter ending December 2018	8,976	↓
Quarter ending March 2019	8,761	↓
Quarter ending June 2019	8,645	↓
Variance since June 2018	(6.1%)	↓



ACTIVITY



Month	2019	2020
April	665	1,097
May	2,813	3,103
June	4,175	4,516
July	6,457	
August	8,477	
September	10,236	
October	12,621	
November	14,663	
December	16,252	
January	18,495	
February	20,120	
March	22,326	
April	23,229	
May	23,230	
June	23,227	

QUALITY

	Quantity	Base Number	Contract	AT	Region	England
% of FP17s for the same patient ID Re-attending within 3 months - Children	40	1,078	3.7%	10.4%	12.1%	11.4%
% of FP17s for the same patient ID Re-attending within 3 months - Adults	172	1,910	9.0%	13.7%	15.6%	15.4%
% of FP17s for the same patient ID Re-attending between 3 & 9 months - Children	737	1,078	68.4%	63.0%	61.2%	59.8%
% of FP17s for the same patient ID Re-attending between 3 & 9 months - Adults	1,073	1,910	56.2%	56.7%	54.5%	52.1%
% of FP17s for Band 1 Urgent Courses	83	2,562	3.2%	7.3%	9.1%	9.2%
% of FP17s Relating to Free Repair or Replacements	13	2,562	0.5%	0.9%	1.0%	0.7%
% of FP17s Relating to Continuations	28	2,562	1.1%	0.9%	1.0%	0.8%
% of Patients satisfied with the dentistry they have received	4	4	N/A	93.5%	94.2%	93.4%
% of Patients satisfied with the time they had to wait for an appointment	4	4	N/A	86.7%	88.4%	87.6%

* This is based on patients treated on this contract for their most recent course of treatment.

Figures in italics indicate the base number of FP17s or Patient Questionnaire responses are less than 100. N/A is shown where the base number of responses is less than 10 during the period. % is calculated as Quantity/Base number*100

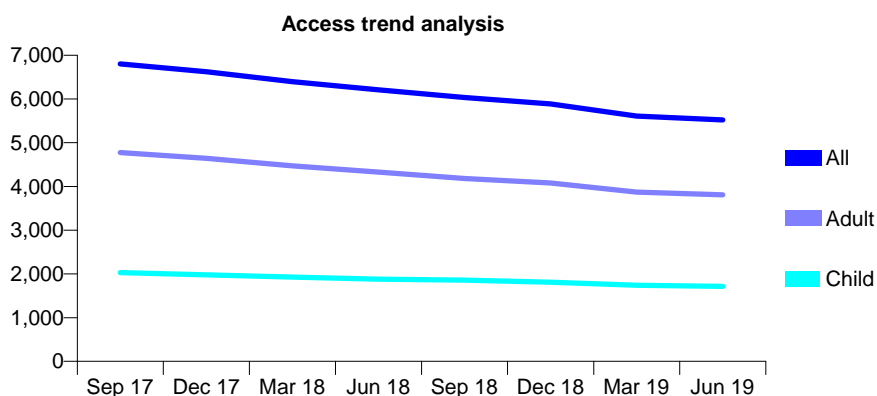
Q52 - Vital Signs At a Glance Contract Report for 101338/0143 - June 2019

Name or company name	Whitecross Dental Care Limited
Contract type name	GDS Contract
Purpose of contract	General
Contract start date	01/07/2012
Contract end date	

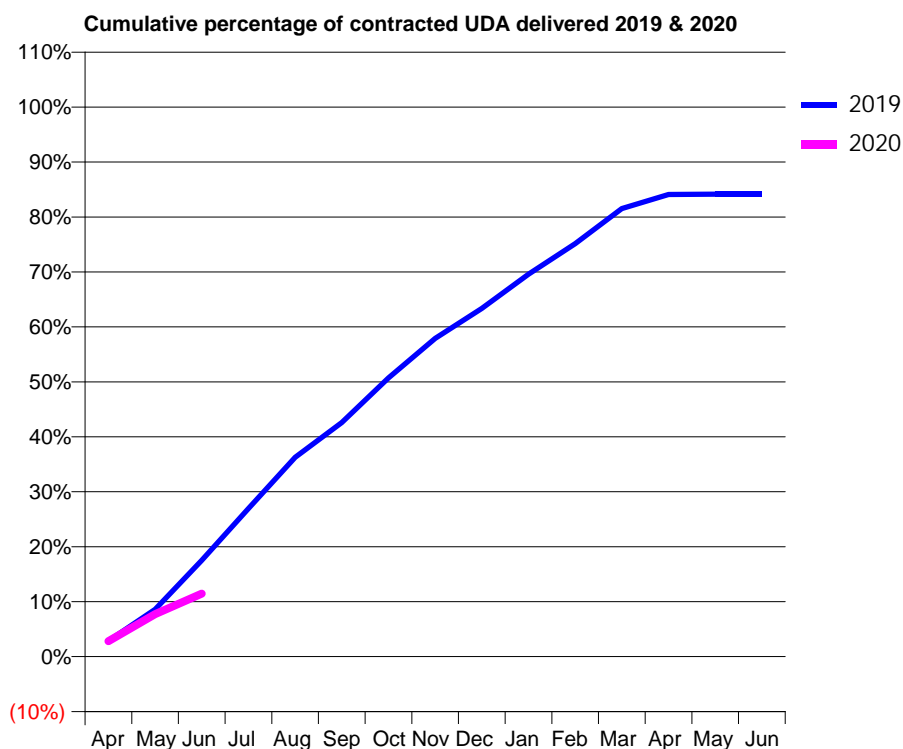
19/20 Contracted general activity (UDA)	20,788
Carry forward general activity (UDA)	0
19/20 Contracted orthodontic activity (UOA)	0
Carry forward orthodontic activity (UOA)	0
Baseline contract value	£754,309.50

ACCESS*

Patients seen in 24 months	Total	Change since previous quarter
Quarter ending June 2018	6,210	
Quarter ending September 2018	6,036	↓
Quarter ending December 2018	5,889	↓
Quarter ending March 2019	5,609	↓
Quarter ending June 2019	5,522	↓
Variance since June 2018	(11.1%)	↓



ACTIVITY



Month	Adjusted Scheduled Activity (UDA)	
	2019	2020
April	600	589
May	1,790	1,605
June	3,640	2,383
July	5,603	
August	7,541	
September	8,855	
October	10,541	
November	12,038	
December	13,171	
January	14,466	
February	15,622	
March	16,945	
April	17,481	
May	17,494	
June	17,492	

QUALITY

	Quantity	Base Number	Contract	AT	Region	England
% of FP17s for the same patient ID Re-attending within 3 months - Children	31	424	7.3%	10.4%	12.1%	11.4%
% of FP17s for the same patient ID Re-attending within 3 months - Adults	109	899	12.1%	13.7%	15.6%	15.4%
% of FP17s for the same patient ID Re-attending between 3 & 9 months - Children	221	424	52.1%	63.0%	61.2%	59.8%
% of FP17s for the same patient ID Re-attending between 3 & 9 months - Adults	447	899	49.7%	56.7%	54.5%	52.1%
% of FP17s for Band 1 Urgent Courses	58	1,150	5.0%	7.3%	9.1%	9.2%
% of FP17s Relating to Free Repair or Replacements	5	1,150	0.4%	0.9%	1.0%	0.7%
% of FP17s Relating to Continuations	19	1,150	1.7%	0.9%	1.0%	0.8%
% of Patients satisfied with the dentistry they have received	3	3	N/A	93.5%	94.2%	93.4%
% of Patients satisfied with the time they had to wait for an appointment	3	3	N/A	86.7%	88.4%	87.6%

* This is based on patients treated on this contract for their most recent course of treatment. Figures in italics indicate the base number of FP17s or Patient Questionnaire responses are less than 100. N/A is shown where the base number of responses is less than 10 during the period. % is calculated as Quantity/Base number*100

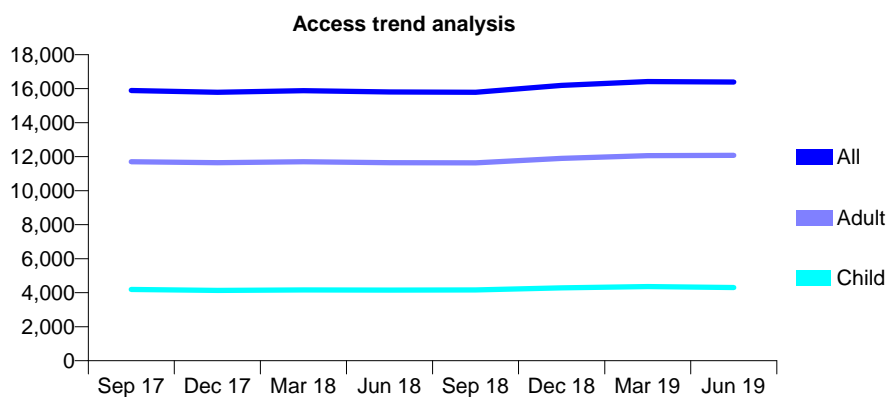
Q52 - Vital Signs At a Glance Contract Report for 101370/0081 - June 2019

Name or company name	Petrie Tucker & Partners Ltd
Contract type name	GDS Contract
Purpose of contract	General
Contract start date	01/04/2007
Contract end date	

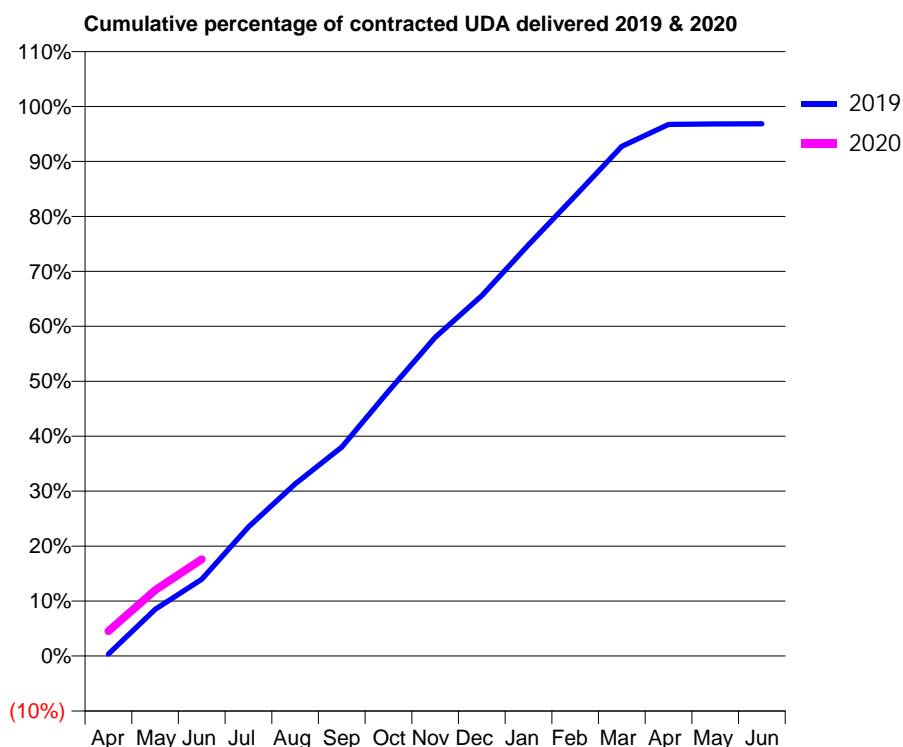
19/20 Contracted general activity (UDA)	48,026
Carry forward general activity (UDA)	0
19/20 Contracted orthodontic activity (UOA)	0
Carry forward orthodontic activity (UOA)	0
Baseline contract value	£1,472,722.61

ACCESS*

Patients seen in 24 months	Total	Change since previous quarter
Quarter ending June 2018	15,807	
Quarter ending September 2018	15,794	→
Quarter ending December 2018	16,189	↑
Quarter ending March 2019	16,421	→
Quarter ending June 2019	16,387	→
Variance since June 2018	3.7%	↑



ACTIVITY



Month	Adjusted Scheduled Activity (UDA)	
	2019	2020
April	181	2,176
May	4,077	5,767
June	6,705	8,461
July	11,284	
August	15,040	
September	18,259	
October	23,140	
November	27,855	
December	31,479	
January	35,939	
February	40,213	
March	44,533	
April	46,457	
May	46,490	
June	46,505	

QUALITY

	Quantity	Base Number	Contract	AT	Region	England
% of FP17s for the same patient ID Re-attending within 3 months - Children	121	1,552	7.8%	10.4%	12.1%	11.4%
% of FP17s for the same patient ID Re-attending within 3 months - Adults	516	4,003	12.9%	13.7%	15.6%	15.4%
% of FP17s for the same patient ID Re-attending between 3 & 9 months - Children	1,105	1,552	71.2%	63.0%	61.2%	59.8%
% of FP17s for the same patient ID Re-attending between 3 & 9 months - Adults	2,201	4,003	55.0%	56.7%	54.5%	52.1%
% of FP17s for Band 1 Urgent Courses	367	4,614	8.0%	7.3%	9.1%	9.2%
% of FP17s Relating to Free Repair or Replacements	58	4,614	1.3%	0.9%	1.0%	0.7%
% of FP17s Relating to Continuations	70	4,614	1.5%	0.9%	1.0%	0.8%
% of Patients satisfied with the dentistry they have received	2	4	N/A	93.5%	94.2%	93.4%
% of Patients satisfied with the time they had to wait for an appointment	4	4	N/A	86.7%	88.4%	87.6%

* This is based on patients treated on this contract for their most recent course of treatment. Figures in italics indicate the base number of FP17s or Patient Questionnaire responses are less than 100. N/A is shown where the base number of responses is less than 10 during the period. % is calculated as Quantity/Base number*100

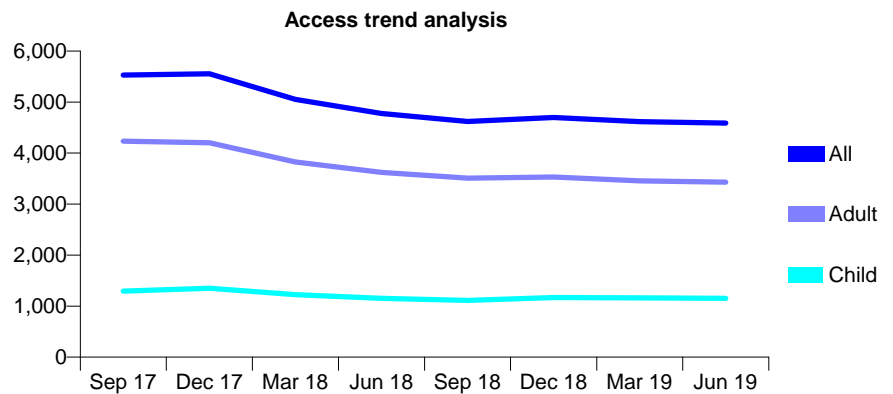
Q52 - Vital Signs At a Glance Contract Report for 101435/0095 - June 2019

Name or company name	IDH Limited
Contract type name	GDS Contract
Purpose of contract	General
Contract start date	01/04/2008
Contract end date	

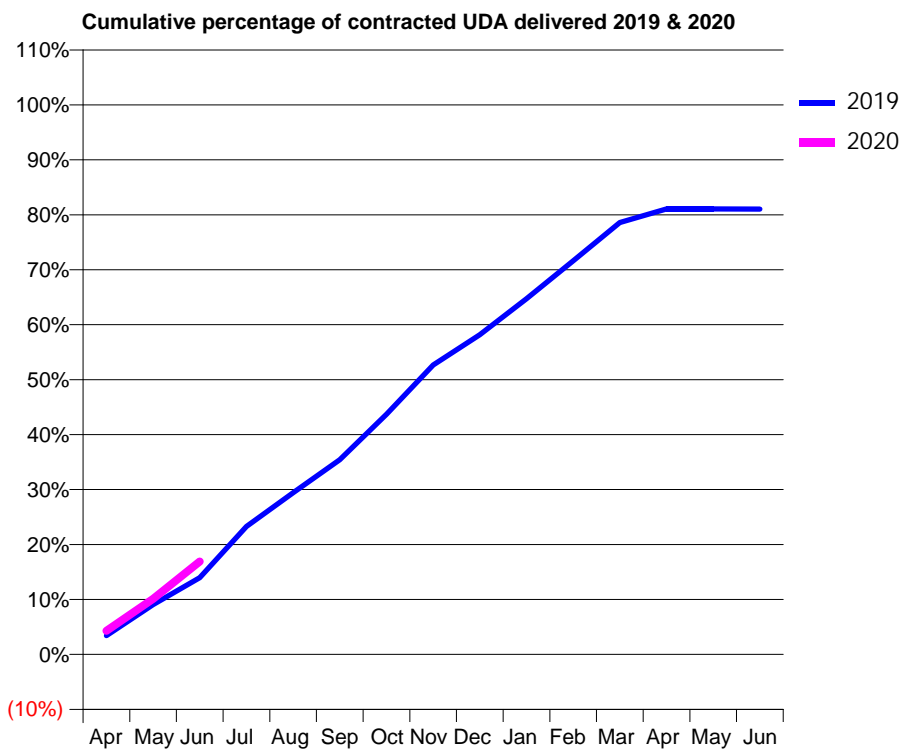
19/20 Contracted general activity (UDA)	17,548
Carry forward general activity (UDA)	0
19/20 Contracted orthodontic activity (UOA)	0
Carry forward orthodontic activity (UOA)	0
Baseline contract value	£468,067.41

ACCESS*

Patients seen in 24 months	Total	Change since previous quarter
Quarter ending June 2018	4,774	
Quarter ending September 2018	4,622	↓
Quarter ending December 2018	4,699	→
Quarter ending March 2019	4,615	↓
Quarter ending June 2019	4,586	→
Variance since June 2018	(3.9%)	↓



ACTIVITY



Month	2019	2020
April	603	754
May	1,591	1,778
June	2,451	2,965
July	4,087	
August	5,164	
September	6,219	
October	7,668	
November	9,244	
December	10,211	
January	11,360	
February	12,567	
March	13,790	
April	14,223	
May	14,223	
June	14,221	

QUALITY

	Quantity	Base Number	Contract	AT	Region	England
% of FP17s for the same patient ID Re-attending within 3 months - Children	18	392	4.6%	10.4%	12.1%	11.4%
% of FP17s for the same patient ID Re-attending within 3 months - Adults	118	1,057	11.2%	13.7%	15.6%	15.4%
% of FP17s for the same patient ID Re-attending between 3 & 9 months - Children	236	392	60.2%	63.0%	61.2%	59.8%
% of FP17s for the same patient ID Re-attending between 3 & 9 months - Adults	521	1,057	49.3%	56.7%	54.5%	52.1%
% of FP17s for Band 1 Urgent Courses	74	1,285	5.8%	7.3%	9.1%	9.2%
% of FP17s Relating to Free Repair or Replacements	7	1,285	0.5%	0.9%	1.0%	0.7%
% of FP17s Relating to Continuations	23	1,285	1.8%	0.9%	1.0%	0.8%
% of Patients satisfied with the dentistry they have received	3	3	N/A	93.5%	94.2%	93.4%
% of Patients satisfied with the time they had to wait for an appointment	3	3	N/A	86.7%	88.4%	87.6%

* This is based on patients treated on this contract for their most recent course of treatment. Figures in italics indicate the base number of FP17s or Patient Questionnaire responses are less than 100. N/A is shown where the base number of responses is less than 10 during the period. % is calculated as Quantity/Base number*100

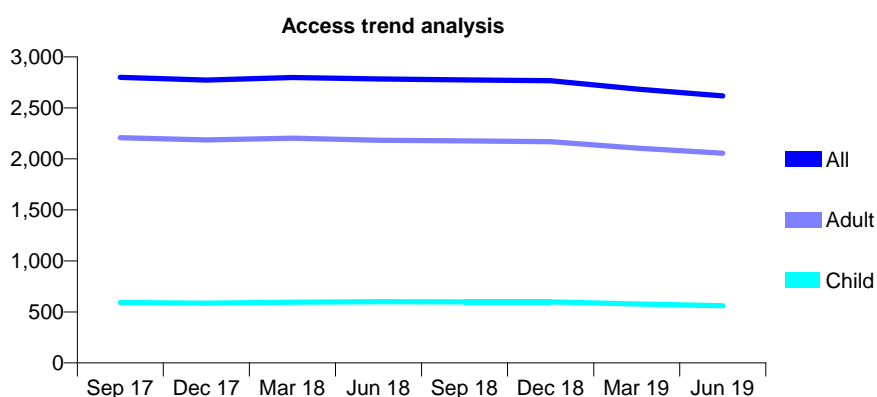
Q52 - Vital Signs At a Glance Contract Report for 103462/0001 - June 2019

Name or company name	Xen Smiles Ltd
Contract type name	GDS Contract
Purpose of contract	General
Contract start date	03/05/2011
Contract end date	

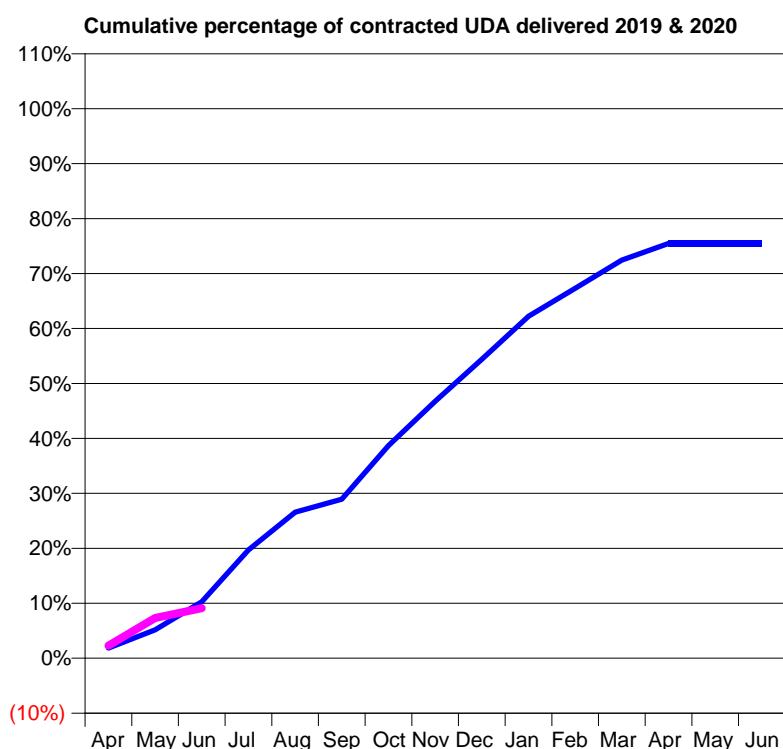
19/20 Contracted general activity (UDA)	11,000
Carry forward general activity (UDA)	0
19/20 Contracted orthodontic activity (UOA)	0
Carry forward orthodontic activity (UOA)	0
Baseline contract value	£257,052.42

ACCESS*

Patients seen in 24 months	Total	Change since previous quarter
Quarter ending June 2018	2,784	
Quarter ending September 2018	2,775	→
Quarter ending December 2018	2,767	→
Quarter ending March 2019	2,684	↓
Quarter ending June 2019	2,617	↓
Variance since June 2018	(6.0%)	↓



ACTIVITY



Month	2019	2020
April	204	252
May	571	806
June	1,132	1,002
July	2,168	
August	2,925	
September	3,183	
October	4,258	
November	5,143	
December	5,983	
January	6,843	
February	7,407	
March	7,969	
April	8,301	
May	8,304	
June	8,304	

QUALITY

	Quantity	Base Number	Contract	AT	Region	England
% of FP17s for the same patient ID Re-attending within 3 months - Children	10	138	7.2%	10.4%	12.1%	11.4%
% of FP17s for the same patient ID Re-attending within 3 months - Adults	73	602	12.1%	13.7%	15.6%	15.4%
% of FP17s for the same patient ID Re-attending between 3 & 9 months - Children	81	138	58.7%	63.0%	61.2%	59.8%
% of FP17s for the same patient ID Re-attending between 3 & 9 months - Adults	398	602	66.1%	56.7%	54.5%	52.1%
% of FP17s for Band 1 Urgent Courses	27	582	4.6%	7.3%	9.1%	9.2%
% of FP17s Relating to Free Repair or Replacements	6	582	1.0%	0.9%	1.0%	0.7%
% of FP17s Relating to Continuations	12	582	2.1%	0.9%	1.0%	0.8%
% of Patients satisfied with the dentistry they have received	1	1	N/A	93.5%	94.2%	93.4%
% of Patients satisfied with the time they had to wait for an appointment	1	1	N/A	86.7%	88.4%	87.6%

* This is based on patients treated on this contract for their most recent course of treatment.

Figures in italics indicate the base number of FP17s or Patient Questionnaire responses are less than 100. N/A is shown where the base number of responses is less than 10 during the period. % is calculated as Quantity/Base number*100

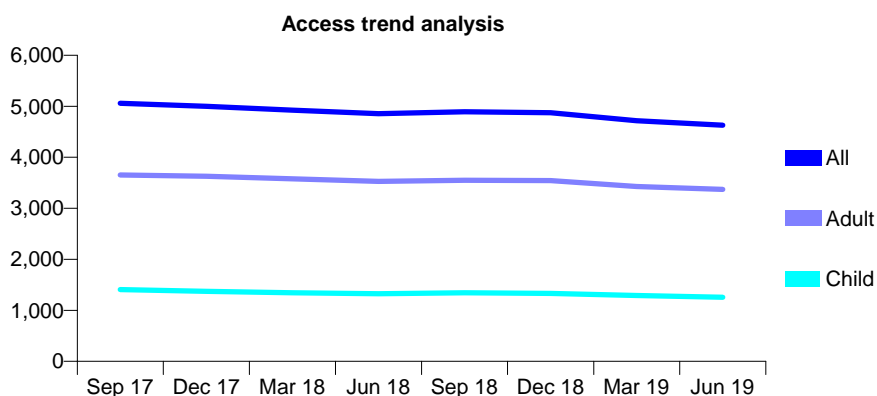
Q52 - Vital Signs At a Glance Contract Report for 106771/0001 - June 2019

Name or company name	Shelldrake Drive Dental Practice Partnershi
Contract type name	GDS Contract
Purpose of contract	General
Contract start date	29/04/2011
Contract end date	

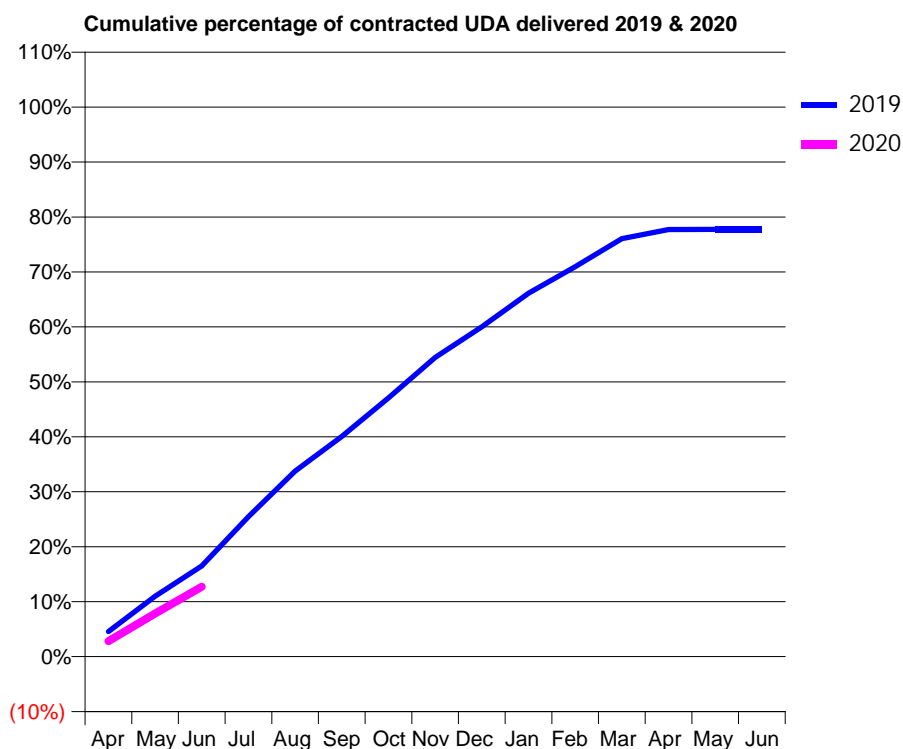
19/20 Contracted general activity (UDA)	16,400
Carry forward general activity (UDA)	0
19/20 Contracted orthodontic activity (UOA)	0
Carry forward orthodontic activity (UOA)	0
Baseline contract value	£453,954.64

ACCESS*

Patients seen in 24 months	Total	Change since previous quarter
Quarter ending June 2018	4,857	
Quarter ending September 2018	4,893	→
Quarter ending December 2018	4,875	→
Quarter ending March 2019	4,718	↓
Quarter ending June 2019	4,628	↓
Variance since June 2018	(4.7%)	↓



ACTIVITY



Month	Adjusted Scheduled Activity (UDA)	
	2019	2020
April	749	463
May	1,805	1,289
June	2,705	2,084
July	4,177	
August	5,539	
September	6,567	
October	7,724	
November	8,927	
December	9,839	
January	10,843	
February	11,638	
March	12,474	
April	12,744	
May	12,748	
June	12,749	

QUALITY

	Quantity	Base Number	Contract	AT	Region	England
% of FP17s for the same patient ID Re-attending within 3 months - Children	20	323	6.2%	10.4%	12.1%	11.4%
% of FP17s for the same patient ID Re-attending within 3 months - Adults	76	931	8.2%	13.7%	15.6%	15.4%
% of FP17s for the same patient ID Re-attending between 3 & 9 months - Children	182	323	56.3%	63.0%	61.2%	59.8%
% of FP17s for the same patient ID Re-attending between 3 & 9 months - Adults	544	931	58.4%	56.7%	54.5%	52.1%
% of FP17s for Band 1 Urgent Courses	89	1,101	8.1%	7.3%	9.1%	9.2%
% of FP17s Relating to Free Repair or Replacements	4	1,101	0.4%	0.9%	1.0%	0.7%
% of FP17s Relating to Continuations	11	1,101	1.0%	0.9%	1.0%	0.8%
% of Patients satisfied with the dentistry they have received	1	1	N/A	93.5%	94.2%	93.4%
% of Patients satisfied with the time they had to wait for an appointment	1	1	N/A	86.7%	88.4%	87.6%

* This is based on patients treated on this contract for their most recent course of treatment. Figures in italics indicate the base number of FP17s or Patient Questionnaire responses are less than 100. N/A is shown where the base number of responses is less than 10 during the period. % is calculated as Quantity/Base number*100

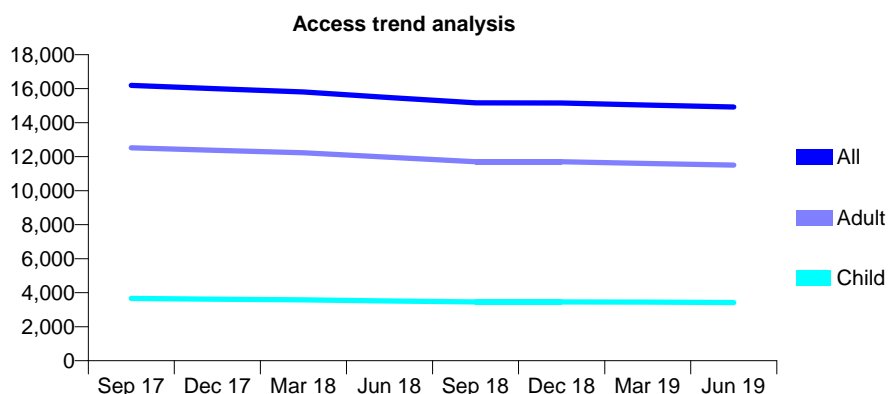
Q52 - Vital Signs At a Glance Contract Report for 107840/0001 - June 2019

Name or company name	The Avondale Dental Practice Partnership
Contract type name	GDS Contract
Purpose of contract	General
Contract start date	01/07/2015
Contract end date	

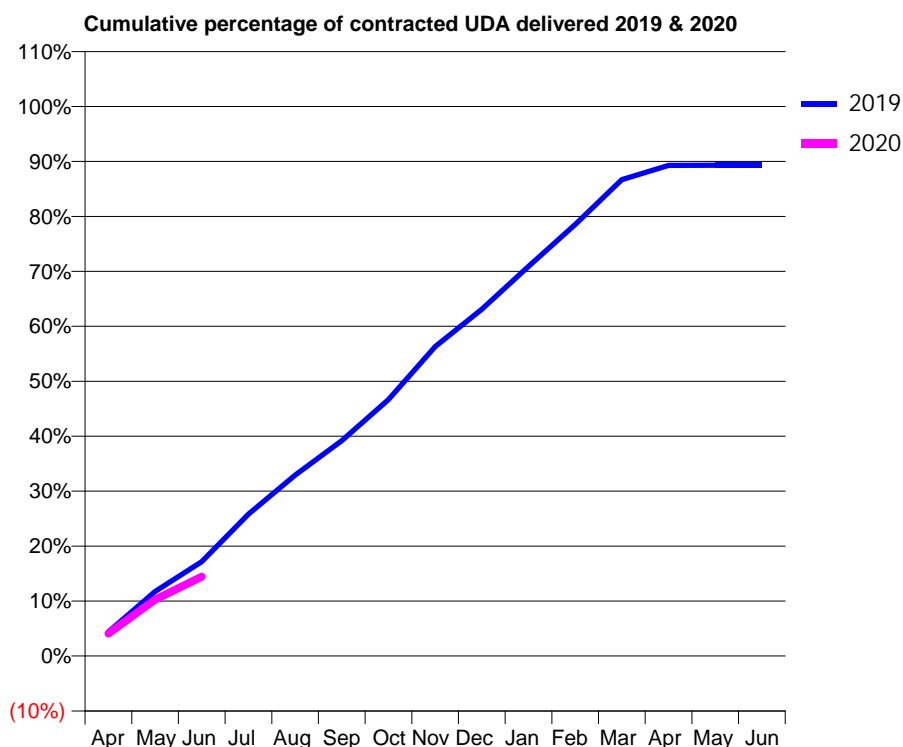
19/20 Contracted general activity (UDA)	45,480
Carry forward general activity (UDA)	0
19/20 Contracted orthodontic activity (UOA)	0
Carry forward orthodontic activity (UOA)	0
Baseline contract value	£1,516,040.05

ACCESS*

Patients seen in 24 months	Total	Change since previous quarter
Quarter ending June 2018	15,480	
Quarter ending September 2018	15,162	↓
Quarter ending December 2018	15,158	→
Quarter ending March 2019	15,043	→
Quarter ending June 2019	14,922	→
Variance since June 2018	(3.6%)	↓



ACTIVITY



Month	Adjusted Scheduled Activity (UDA)	
	2019	2020
April	2,006	1,864
May	5,351	4,672
June	7,806	6,559
July	11,734	
August	14,972	
September	17,817	
October	21,233	
November	25,612	
December	28,695	
January	32,240	
February	35,717	
March	39,427	
April	40,595	
May	40,607	
June	40,616	

QUALITY

	Quantity	Base Number	Contract	AT	Region	England
% of FP17s for the same patient ID Re-attending within 3 months - Children	40	952	4.2%	10.4%	12.1%	11.4%
% of FP17s for the same patient ID Re-attending within 3 months - Adults	358	3,146	11.4%	13.7%	15.6%	15.4%
% of FP17s for the same patient ID Re-attending between 3 & 9 months - Children	621	952	65.2%	63.0%	61.2%	59.8%
% of FP17s for the same patient ID Re-attending between 3 & 9 months - Adults	1,786	3,146	56.8%	56.7%	54.5%	52.1%
% of FP17s for Band 1 Urgent Courses	245	3,349	7.3%	7.3%	9.1%	9.2%
% of FP17s Relating to Free Repair or Replacements	14	3,349	0.4%	0.9%	1.0%	0.7%
% of FP17s Relating to Continuations	53	3,349	1.6%	0.9%	1.0%	0.8%
% of Patients satisfied with the dentistry they have received	2	3	N/A	93.5%	94.2%	93.4%
% of Patients satisfied with the time they had to wait for an appointment	2	3	N/A	86.7%	88.4%	87.6%

* This is based on patients treated on this contract for their most recent course of treatment. Figures in italics indicate the base number of FP17s or Patient Questionnaire responses are less than 100. N/A is shown where the base number of responses is less than 10 during the period. % is calculated as Quantity/Base number*100

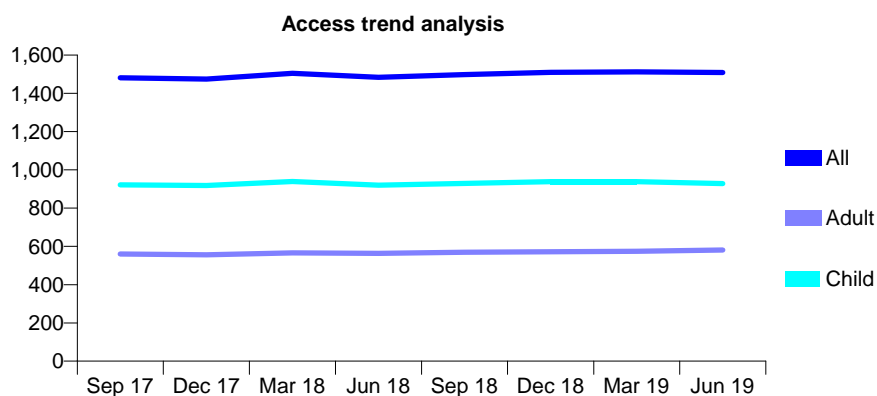
Q52 - Vital Signs At a Glance Contract Report for 112003/0001 - June 2019

Name or company name	King Lane Dental Care
Contract type name	GDS Contract
Purpose of contract	General
Contract start date	12/10/2006
Contract end date	

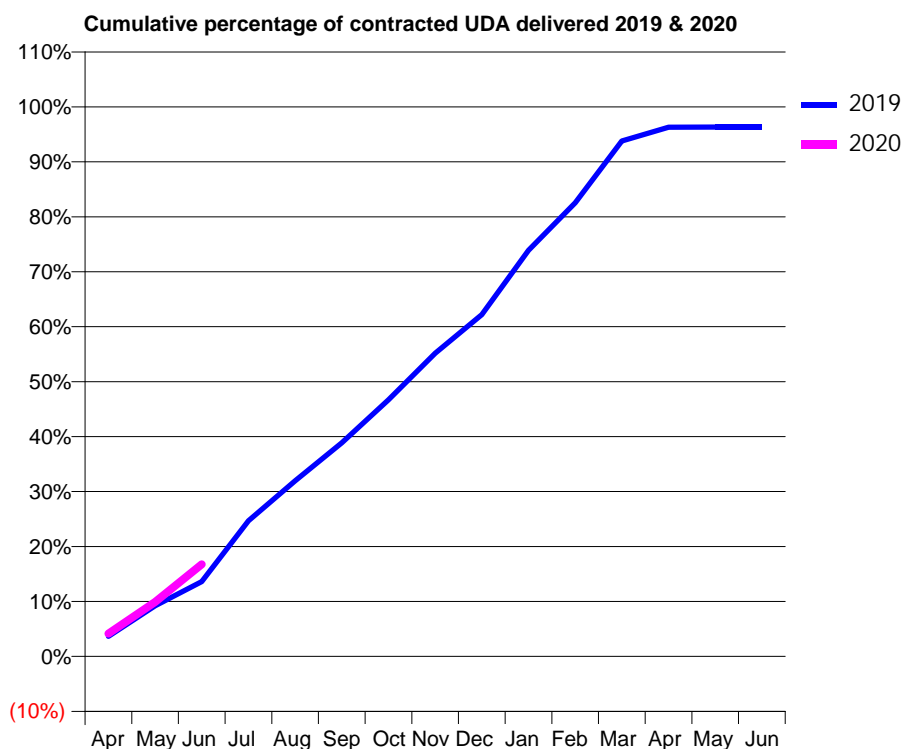
19/20 Contracted general activity (UDA)	3,725
Carry forward general activity (UDA)	0
19/20 Contracted orthodontic activity (UOA)	0
Carry forward orthodontic activity (UOA)	0
Baseline contract value	£131,295.41

ACCESS*

Patients seen in 24 months	Total	Change since previous quarter
Quarter ending June 2018	1,484	
Quarter ending September 2018	1,498	→
Quarter ending December 2018	1,510	→
Quarter ending March 2019	1,512	→
Quarter ending June 2019	1,509	→
Variance since June 2018	1.7%	→



ACTIVITY



Month	2019	2020
April	136	155
May	343	369
June	508	624
July	920	
August	1,191	
September	1,448	
October	1,740	
November	2,055	
December	2,317	
January	2,753	
February	3,075	
March	3,494	
April	3,587	
May	3,589	
June	3,589	

QUALITY

	Quantity	Base Number	Contract	AT	Region	England
% of FP17s for the same patient ID Re-attending within 3 months - Children	45	338	13.3%	10.4%	12.1%	11.4%
% of FP17s for the same patient ID Re-attending within 3 months - Adults	20	154	13.0%	13.7%	15.6%	15.4%
% of FP17s for the same patient ID Re-attending between 3 & 9 months - Children	225	338	66.6%	63.0%	61.2%	59.8%
% of FP17s for the same patient ID Re-attending between 3 & 9 months - Adults	87	154	56.5%	56.7%	54.5%	52.1%
% of FP17s for Band 1 Urgent Courses	26	433	6.0%	7.3%	9.1%	9.2%
% of FP17s Relating to Free Repair or Replacements	0	433	0.0%	0.9%	1.0%	0.7%
% of FP17s Relating to Continuations	0	433	0.0%	0.9%	1.0%	0.8%
% of Patients satisfied with the dentistry they have received	0	0	N/A	93.5%	94.2%	93.4%
% of Patients satisfied with the time they had to wait for an appointment	0	0	N/A	86.7%	88.4%	87.6%

* This is based on patients treated on this contract for their most recent course of treatment. Figures in italics indicate the base number of FP17s or Patient Questionnaire responses are less than 100. N/A is shown where the base number of responses is less than 10 during the period. % is calculated as Quantity/Base number*100

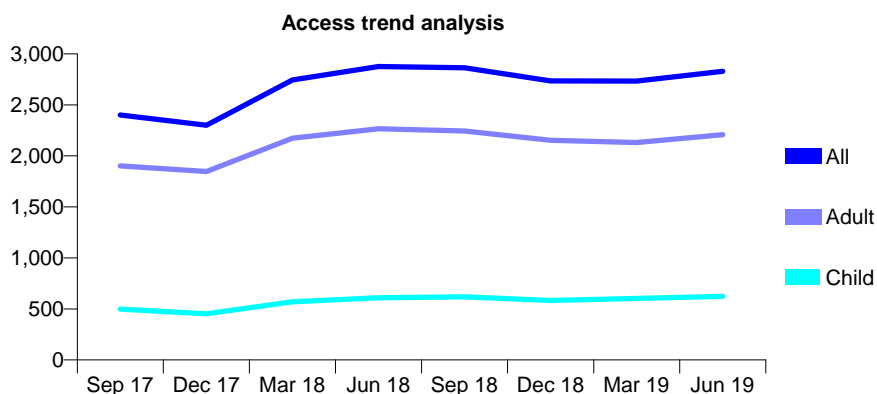
Q52 - Vital Signs At a Glance Contract Report for 112941/0001 - June 2019

Name or company name	The Caulfield Dental Surgery Partnership
Contract type name	GDS Contract
Purpose of contract	General
Contract start date	01/10/2015
Contract end date	

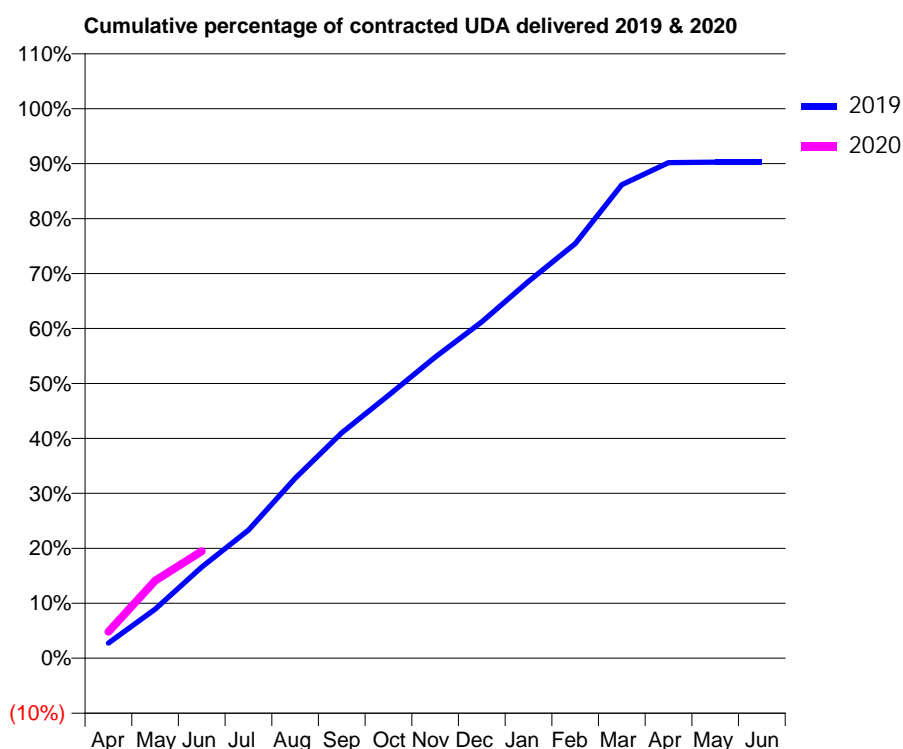
19/20 Contracted general activity (UDA)	8,000
Carry forward general activity (UDA)	0
19/20 Contracted orthodontic activity (UOA)	0
Carry forward orthodontic activity (UOA)	0
Baseline contract value	£238,397.73

ACCESS*

Patients seen in 24 months	Total	Change since previous quarter
Quarter ending June 2018	2,876	
Quarter ending September 2018	2,863	→
Quarter ending December 2018	2,735	↓
Quarter ending March 2019	2,734	→
Quarter ending June 2019	2,830	↑
Variance since June 2018	(1.6%)	↓



ACTIVITY



Month	Adjusted Scheduled Activity (UDA)	
	2019	2020
April	220	385
May	716	1,130
June	1,327	1,557
July	1,865	
August	2,620	
September	3,282	
October	3,828	
November	4,385	
December	4,897	
January	5,486	
February	6,035	
March	6,893	
April	7,216	
May	7,221	
June	7,221	

QUALITY

	Quantity	Base Number	Contract	AT	Region	England
% of FP17s for the same patient ID Re-attending within 3 months - Children	12	211	5.7%	10.4%	12.1%	11.4%
% of FP17s for the same patient ID Re-attending within 3 months - Adults	44	673	6.5%	13.7%	15.6%	15.4%
% of FP17s for the same patient ID Re-attending between 3 & 9 months - Children	102	211	48.3%	63.0%	61.2%	59.8%
% of FP17s for the same patient ID Re-attending between 3 & 9 months - Adults	289	673	42.9%	56.7%	54.5%	52.1%
% of FP17s for Band 1 Urgent Courses	60	767	7.8%	7.3%	9.1%	9.2%
% of FP17s Relating to Free Repair or Replacements	4	767	0.5%	0.9%	1.0%	0.7%
% of FP17s Relating to Continuations	5	767	0.7%	0.9%	1.0%	0.8%
% of Patients satisfied with the dentistry they have received	1	1	N/A	93.5%	94.2%	93.4%
% of Patients satisfied with the time they had to wait for an appointment	1	1	N/A	86.7%	88.4%	87.6%

* This is based on patients treated on this contract for their most recent course of treatment. Figures in italics indicate the base number of FP17s or Patient Questionnaire responses are less than 100. N/A is shown where the base number of responses is less than 10 during the period. % is calculated as Quantity/Base number*100

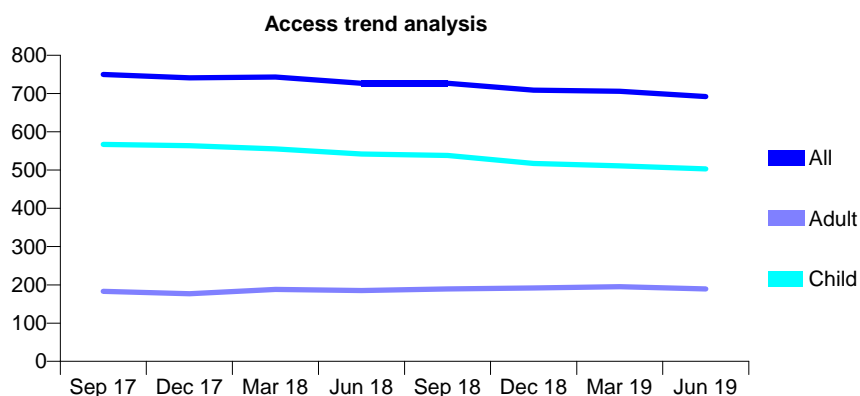
Q52 - Vital Signs At a Glance Contract Report for 117161/0001 - June 2019

Name or company name	Wells Road Dental Surgery Ltd
Contract type name	GDS Contract
Purpose of contract	General
Contract start date	01/09/2008
Contract end date	

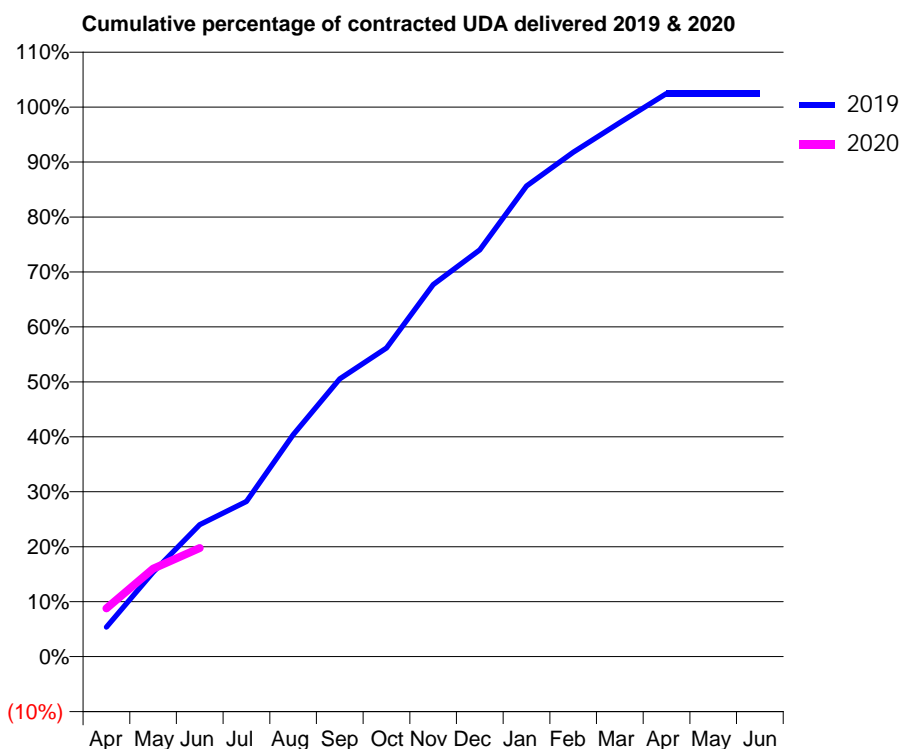
19/20 Contracted general activity (UDA)	1,300
Carry forward general activity (UDA)	0
19/20 Contracted orthodontic activity (UOA)	0
Carry forward orthodontic activity (UOA)	0
Baseline contract value	£36,336.80

ACCESS*

Patients seen in 24 months	Total	Change since previous quarter
Quarter ending June 2018	727	
Quarter ending September 2018	727	→
Quarter ending December 2018	709	↓
Quarter ending March 2019	706	→
Quarter ending June 2019	692	↓
Variance since June 2018	(4.8%)	↓



ACTIVITY



Month	Adjusted Scheduled Activity (UDA)	
	2019	2020
April	70	114
May	200	208
June	312	257
July	367	
August	525	
September	657	
October	730	
November	880	
December	962	
January	1,113	
February	1,193	
March	1,263	
April	1,332	
May	1,332	
June	1,332	

QUALITY

	Quantity	Base Number	Contract	AT	Region	England
% of FP17s for the same patient ID Re-attending within 3 months - Children	10	225	4.4%	10.4%	12.1%	11.4%
% of FP17s for the same patient ID Re-attending within 3 months - Adults	0	47	0.0%	13.7%	15.6%	15.4%
% of FP17s for the same patient ID Re-attending between 3 & 9 months - Children	173	225	76.9%	63.0%	61.2%	59.8%
% of FP17s for the same patient ID Re-attending between 3 & 9 months - Adults	35	47	74.5%	56.7%	54.5%	52.1%
% of FP17s for Band 1 Urgent Courses	0	211	0.0%	7.3%	9.1%	9.2%
% of FP17s Relating to Free Repair or Replacements	0	211	0.0%	0.9%	1.0%	0.7%
% of FP17s Relating to Continuations	0	211	0.0%	0.9%	1.0%	0.8%
% of Patients satisfied with the dentistry they have received	1	1	N/A	93.5%	94.2%	93.4%
% of Patients satisfied with the time they had to wait for an appointment	0	1	N/A	86.7%	88.4%	87.6%

* This is based on patients treated on this contract for their most recent course of treatment. Figures in italics indicate the base number of FP17s or Patient Questionnaire responses are less than 100. N/A is shown where the base number of responses is less than 10 during the period. % is calculated as Quantity/Base number*100

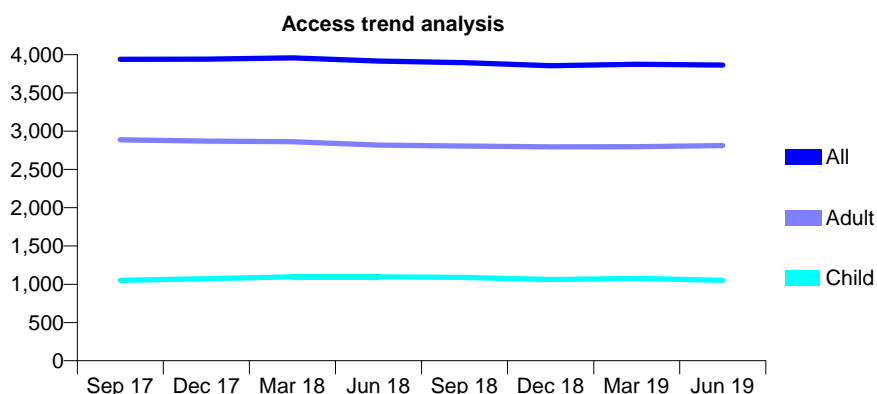
Q52 - Vital Signs At a Glance Contract Report for 117358/0001 - June 2019

Name or company name	Kirkburton Dental Care Ltd
Contract type name	GDS Contract
Purpose of contract	General
Contract start date	01/04/2009
Contract end date	

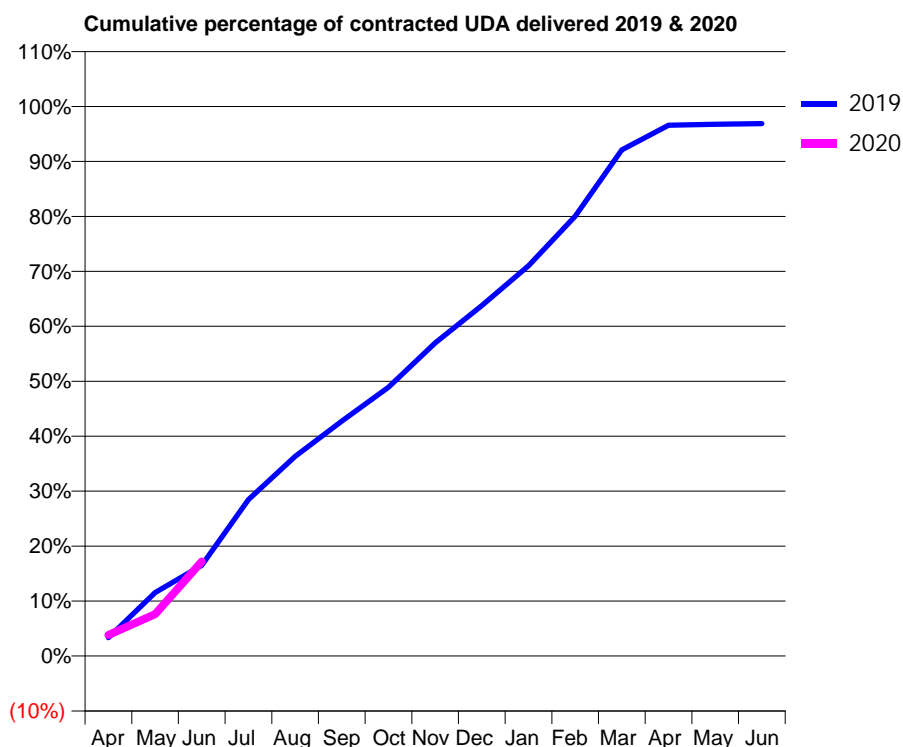
19/20 Contracted general activity (UDA)	12,000
Carry forward general activity (UDA)	0
19/20 Contracted orthodontic activity (UOA)	0
Carry forward orthodontic activity (UOA)	0
Baseline contract value	£372,118.04

ACCESS*

Patients seen in 24 months	Total	Change since previous quarter
Quarter ending June 2018	3,917	
Quarter ending September 2018	3,895	→
Quarter ending December 2018	3,857	→
Quarter ending March 2019	3,873	→
Quarter ending June 2019	3,864	→
Variance since June 2018	(1.4%)	↓



ACTIVITY



Month	Adjusted Scheduled Activity (UDA)	
	2019	2020
April	401	461
May	1,386	912
June	1,982	2,063
July	3,418	
August	4,362	
September	5,129	
October	5,870	
November	6,836	
December	7,652	
January	8,523	
February	9,606	
March	11,052	
April	11,592	
May	11,611	
June	11,623	

QUALITY

	Quantity	Base Number	Contract	AT	Region	England
% of FP17s for the same patient ID Re-attending within 3 months - Children	30	385	7.8%	10.4%	12.1%	11.4%
% of FP17s for the same patient ID Re-attending within 3 months - Adults	135	1,011	13.4%	13.7%	15.6%	15.4%
% of FP17s for the same patient ID Re-attending between 3 & 9 months - Children	242	385	62.9%	63.0%	61.2%	59.8%
% of FP17s for the same patient ID Re-attending between 3 & 9 months - Adults	614	1,011	60.7%	56.7%	54.5%	52.1%
% of FP17s for Band 1 Urgent Courses	97	1,120	8.7%	7.3%	9.1%	9.2%
% of FP17s Relating to Free Repair or Replacements	19	1,120	1.7%	0.9%	1.0%	0.7%
% of FP17s Relating to Continuations	17	1,120	1.5%	0.9%	1.0%	0.8%
% of Patients satisfied with the dentistry they have received	1	1	N/A	93.5%	94.2%	93.4%
% of Patients satisfied with the time they had to wait for an appointment	1	1	N/A	86.7%	88.4%	87.6%

* This is based on patients treated on this contract for their most recent course of treatment. Figures in italics indicate the base number of FP17s or Patient Questionnaire responses are less than 100. N/A is shown where the base number of responses is less than 10 during the period. % is calculated as Quantity/Base number*100

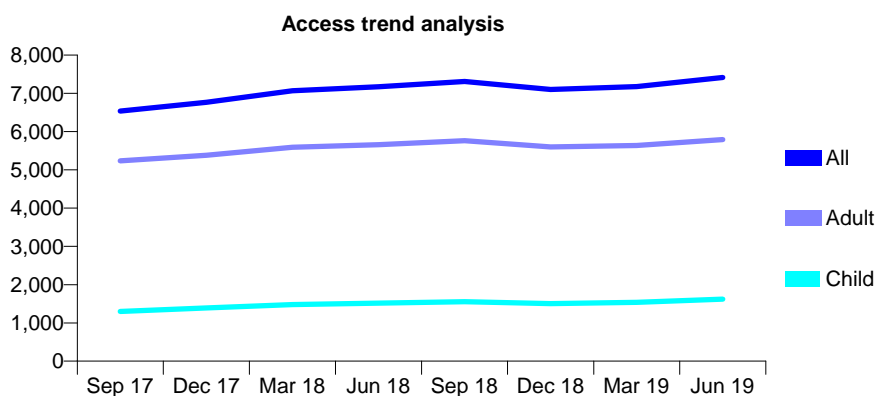
Q52 - Vital Signs At a Glance Contract Report for 118060/0004 - June 2019

Name or company name	Genix Healthcare Ltd
Contract type name	GDS Contract
Purpose of contract	General
Contract start date	01/10/2006
Contract end date	

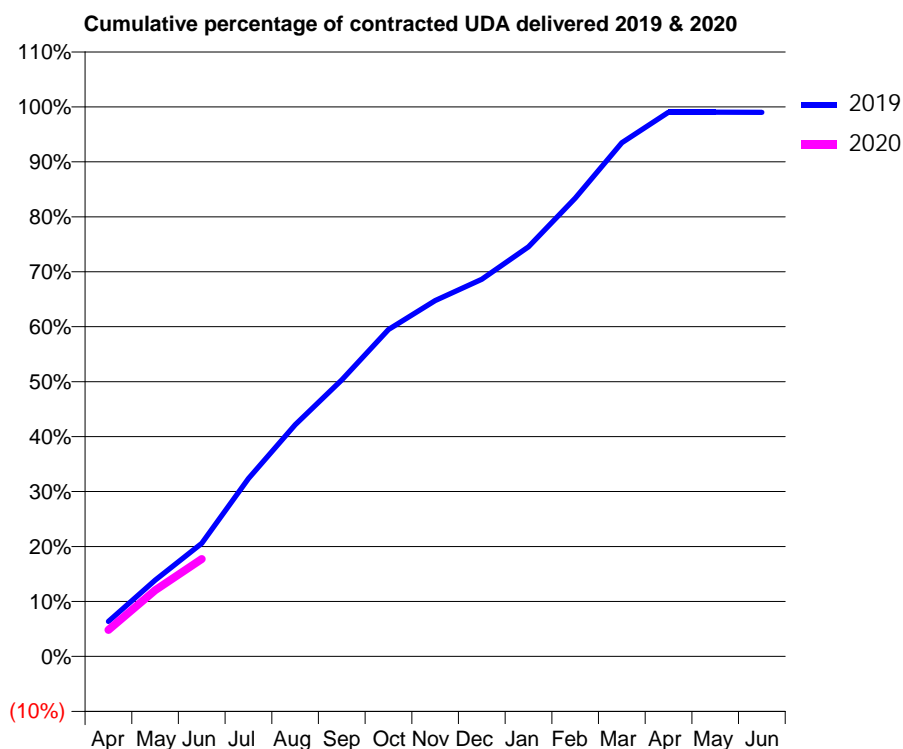
19/20 Contracted general activity (UDA)	18,700
Carry forward general activity (UDA)	0
19/20 Contracted orthodontic activity (UOA)	0
Carry forward orthodontic activity (UOA)	0
Baseline contract value	£564,907.40

ACCESS*

Patients seen in 24 months	Total	Change since previous quarter
Quarter ending June 2018	7,173	
Quarter ending September 2018	7,311	→
Quarter ending December 2018	7,102	↓
Quarter ending March 2019	7,174	→
Quarter ending June 2019	7,414	↑
Variance since June 2018	3.4%	↑



ACTIVITY



Month	Adjusted Scheduled Activity (UDA)	
	2019	2020
April	1,190	900
May	2,592	2,253
June	3,844	3,315
July	6,054	
August	7,885	
September	9,410	
October	11,123	
November	12,111	
December	12,835	
January	13,937	
February	15,595	
March	17,476	
April	18,515	
May	18,517	
June	18,514	

QUALITY

	Quantity	Base Number	Contract	AT	Region	England
% of FP17s for the same patient ID Re-attending within 3 months - Children	40	576	6.9%	10.4%	12.1%	11.4%
% of FP17s for the same patient ID Re-attending within 3 months - Adults	223	1,861	12.0%	13.7%	15.6%	15.4%
% of FP17s for the same patient ID Re-attending between 3 & 9 months - Children	291	576	50.5%	63.0%	61.2%	59.8%
% of FP17s for the same patient ID Re-attending between 3 & 9 months - Adults	920	1,861	49.4%	56.7%	54.5%	52.1%
% of FP17s for Band 1 Urgent Courses	155	1,943	8.0%	7.3%	9.1%	9.2%
% of FP17s Relating to Free Repair or Replacements	26	1,943	1.3%	0.9%	1.0%	0.7%
% of FP17s Relating to Continuations	2	1,943	0.1%	0.9%	1.0%	0.8%
% of Patients satisfied with the dentistry they have received	1	1	N/A	93.5%	94.2%	93.4%
% of Patients satisfied with the time they had to wait for an appointment	0	1	N/A	86.7%	88.4%	87.6%

* This is based on patients treated on this contract for their most recent course of treatment. Figures in italics indicate the base number of FP17s or Patient Questionnaire responses are less than 100. N/A is shown where the base number of responses is less than 10 during the period. % is calculated as Quantity/Base number*100

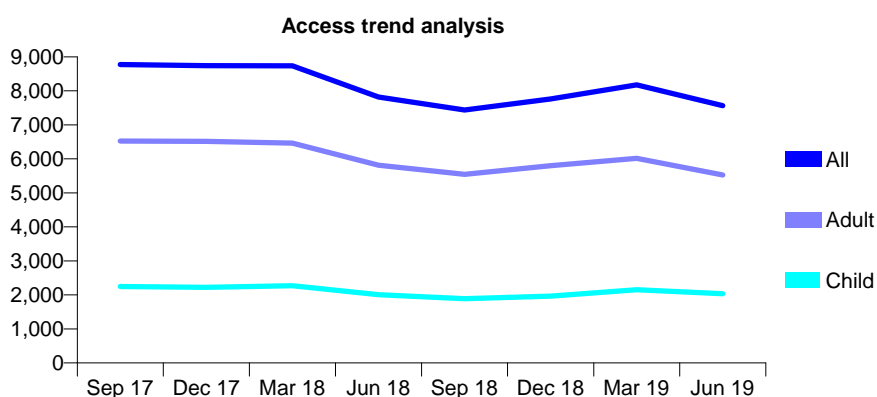
Q52 - Vital Signs At a Glance Contract Report for 118060/0009 - June 2019

Name or company name	Genix Healthcare Ltd
Contract type name	GDS Contract
Purpose of contract	General
Contract start date	01/01/2007
Contract end date	

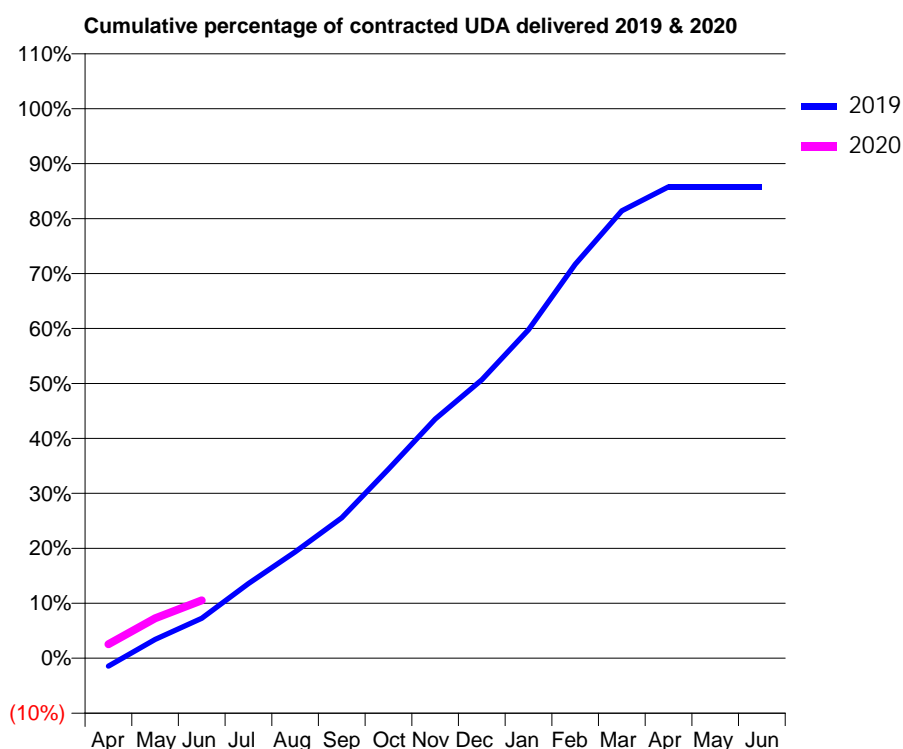
19/20 Contracted general activity (UDA)	23,667
Carry forward general activity (UDA)	0
19/20 Contracted orthodontic activity (UOA)	0
Carry forward orthodontic activity (UOA)	0
Baseline contract value	£591,880.59

ACCESS*

Patients seen in 24 months	Total	Change since previous quarter
Quarter ending June 2018	7,819	
Quarter ending September 2018	7,436	↓
Quarter ending December 2018	7,764	↑
Quarter ending March 2019	8,173	↑
Quarter ending June 2019	7,562	↓
Variance since June 2018	(3.3%)	↓



ACTIVITY



Month	2019	2020
April	-350	608
May	810	1,718
June	1,719	2,497
July	3,213	
August	4,580	
September	6,049	
October	8,144	
November	10,300	
December	11,989	
January	14,146	
February	16,963	
March	19,263	
April	20,297	
May	20,298	
June	20,298	

QUALITY

	Quantity	Base Number	Contract	AT	Region	England
% of FP17s for the same patient ID Re-attending within 3 months - Children	25	592	4.2%	10.4%	12.1%	11.4%
% of FP17s for the same patient ID Re-attending within 3 months - Adults	146	1,474	9.9%	13.7%	15.6%	15.4%
% of FP17s for the same patient ID Re-attending between 3 & 9 months - Children	358	592	60.5%	63.0%	61.2%	59.8%
% of FP17s for the same patient ID Re-attending between 3 & 9 months - Adults	889	1,474	60.3%	56.7%	54.5%	52.1%
% of FP17s for Band 1 Urgent Courses	121	1,632	7.4%	7.3%	9.1%	9.2%
% of FP17s Relating to Free Repair or Replacements	28	1,632	1.7%	0.9%	1.0%	0.7%
% of FP17s Relating to Continuations	10	1,632	0.6%	0.9%	1.0%	0.8%
% of Patients satisfied with the dentistry they have received	0	1	N/A	93.5%	94.2%	93.4%
% of Patients satisfied with the time they had to wait for an appointment	0	1	N/A	86.7%	88.4%	87.6%

* This is based on patients treated on this contract for their most recent course of treatment.

Figures in italics indicate the base number of FP17s or Patient Questionnaire responses are less than 100. N/A is shown where the base number of responses is less than 10 during the period. % is calculated as Quantity/Base number*100

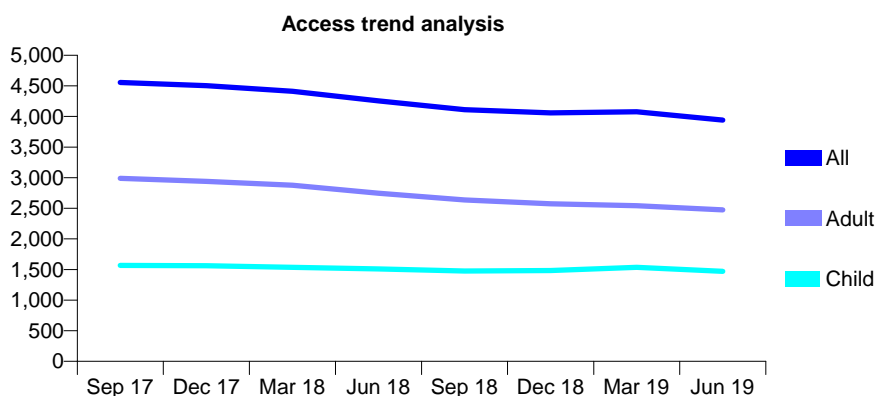
Q52 - Vital Signs At a Glance Contract Report for 118060/0012 - June 2019

Name or company name	Genix Healthcare Ltd
Contract type name	GDS Contract
Purpose of contract	General
Contract start date	01/04/2007
Contract end date	

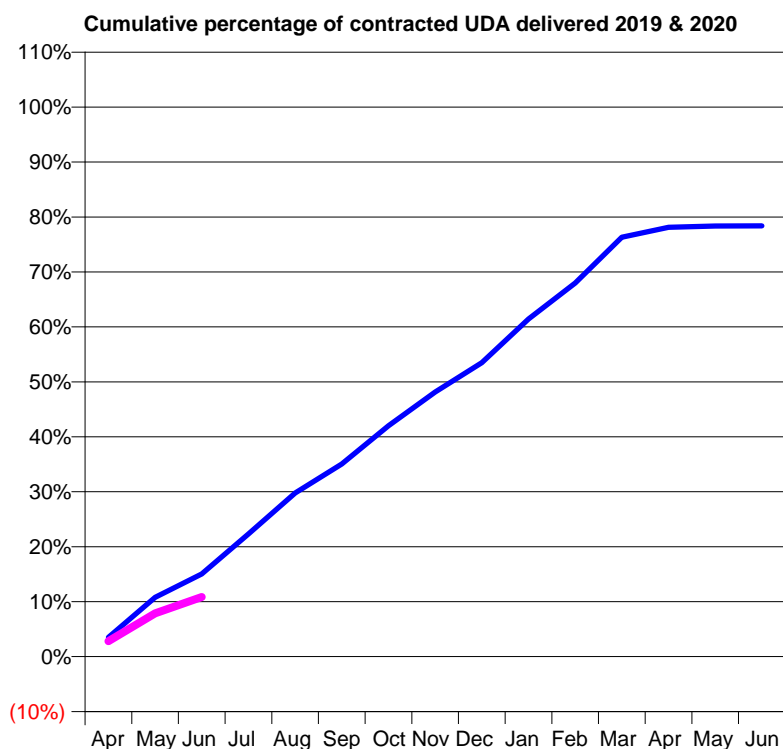
19/20 Contracted general activity (UDA)	14,018
Carry forward general activity (UDA)	0
19/20 Contracted orthodontic activity (UOA)	0
Carry forward orthodontic activity (UOA)	0
Baseline contract value	£358,698.60

ACCESS*

Patients seen in 24 months	Total	Change since previous quarter
Quarter ending June 2018	4,254	
Quarter ending September 2018	4,113	↓
Quarter ending December 2018	4,057	↓
Quarter ending March 2019	4,078	→
Quarter ending June 2019	3,942	↓
Variance since June 2018	(7.3%)	↓



ACTIVITY



Month	Adjusted Scheduled Activity (UDA)	
	2019	2020
April	491	394
May	1,511	1,105
June	2,111	1,523
July	3,130	
August	4,175	
September	4,913	
October	5,889	
November	6,750	
December	7,495	
January	8,611	
February	9,530	
March	10,697	
April	10,954	
May	10,984	
June	10,985	

QUALITY

	Quantity	Base Number	Contract	AT	Region	England
% of FP17s for the same patient ID Re-attending within 3 months - Children	17	275	6.2%	10.4%	12.1%	11.4%
% of FP17s for the same patient ID Re-attending within 3 months - Adults	80	552	14.5%	13.7%	15.6%	15.4%
% of FP17s for the same patient ID Re-attending between 3 & 9 months - Children	160	275	58.2%	63.0%	61.2%	59.8%
% of FP17s for the same patient ID Re-attending between 3 & 9 months - Adults	301	552	54.5%	56.7%	54.5%	52.1%
% of FP17s for Band 1 Urgent Courses	51	694	7.3%	7.3%	9.1%	9.2%
% of FP17s Relating to Free Repair or Replacements	8	694	1.2%	0.9%	1.0%	0.7%
% of FP17s Relating to Continuations	5	694	0.7%	0.9%	1.0%	0.8%
% of Patients satisfied with the dentistry they have received	0	0	N/A	93.5%	94.2%	93.4%
% of Patients satisfied with the time they had to wait for an appointment	0	0	N/A	86.7%	88.4%	87.6%

* This is based on patients treated on this contract for their most recent course of treatment. Figures in italics indicate the base number of FP17s or Patient Questionnaire responses are less than 100. N/A is shown where the base number of responses is less than 10 during the period. % is calculated as Quantity/Base number*100

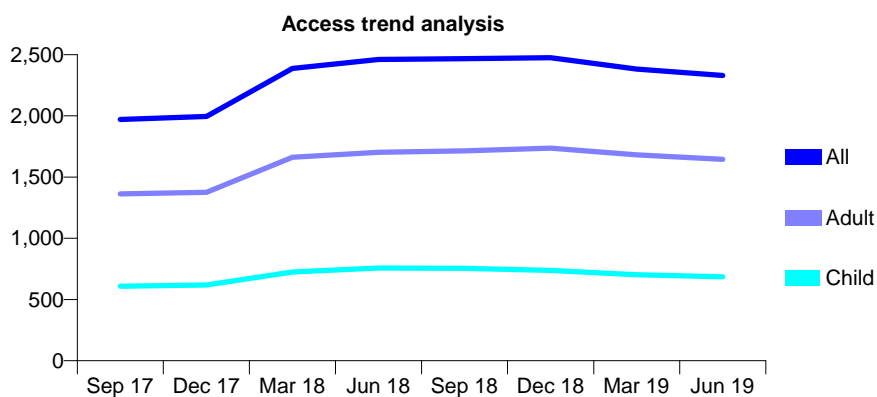
Q52 - Vital Signs At a Glance Contract Report for 118060/0015 - June 2019

Name or company name	Genix Healthcare Ltd
Contract type name	GDS Contract
Purpose of contract	General
Contract start date	01/04/2008
Contract end date	

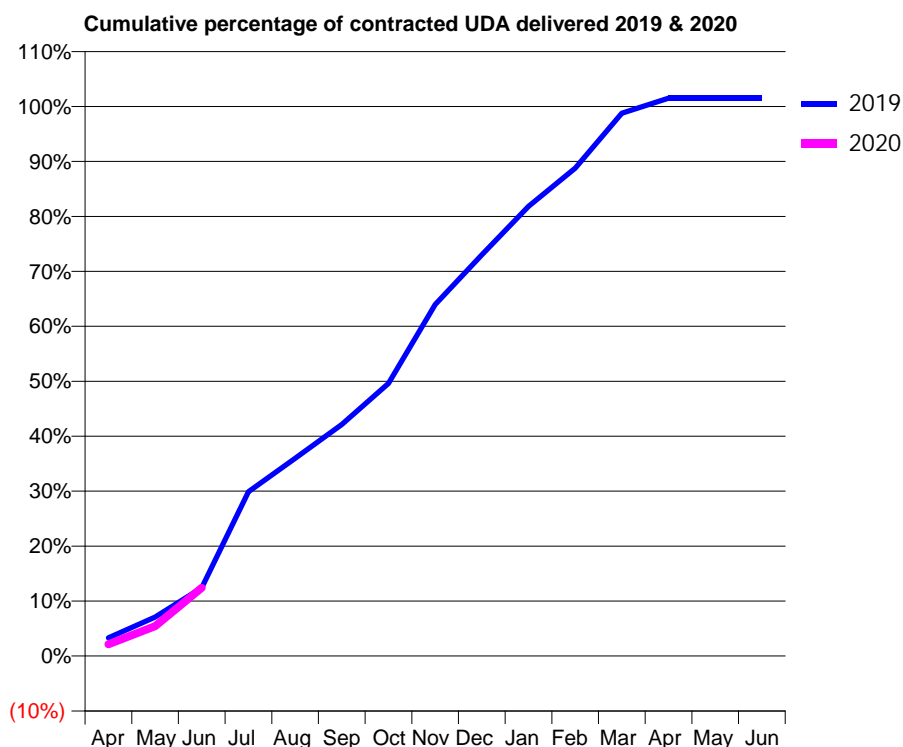
19/20 Contracted general activity (UDA)	6,000
Carry forward general activity (UDA)	0
19/20 Contracted orthodontic activity (UOA)	0
Carry forward orthodontic activity (UOA)	0
Baseline contract value	£161,855.64

ACCESS*

Patients seen in 24 months	Total	Change since previous quarter
Quarter ending June 2018	2,460	
Quarter ending September 2018	2,468	→
Quarter ending December 2018	2,475	→
Quarter ending March 2019	2,383	↓
Quarter ending June 2019	2,331	↓
Variance since June 2018	(5.2%)	↓



ACTIVITY



Month	Adjusted Scheduled Activity (UDA)	
	2019	2020
April	199	129
May	425	326
June	746	744
July	1,793	
August	2,159	
September	2,527	
October	2,977	
November	3,838	
December	4,381	
January	4,908	
February	5,326	
March	5,925	
April	6,090	
May	6,090	
June	6,090	

QUALITY

	Quantity	Base Number	Contract	AT	Region	England
% of FP17s for the same patient ID Re-attending within 3 months - Children	7	169	4.1%	10.4%	12.1%	11.4%
% of FP17s for the same patient ID Re-attending within 3 months - Adults	42	345	12.2%	13.7%	15.6%	15.4%
% of FP17s for the same patient ID Re-attending between 3 & 9 months - Children	106	169	62.7%	63.0%	61.2%	59.8%
% of FP17s for the same patient ID Re-attending between 3 & 9 months - Adults	226	345	65.5%	56.7%	54.5%	52.1%
% of FP17s for Band 1 Urgent Courses	41	445	9.2%	7.3%	9.1%	9.2%
% of FP17s Relating to Free Repair or Replacements	2	445	0.4%	0.9%	1.0%	0.7%
% of FP17s Relating to Continuations	0	445	0.0%	0.9%	1.0%	0.8%
% of Patients satisfied with the dentistry they have received	1	1	N/A	93.5%	94.2%	93.4%
% of Patients satisfied with the time they had to wait for an appointment	0	1	N/A	86.7%	88.4%	87.6%

* This is based on patients treated on this contract for their most recent course of treatment. Figures in italics indicate the base number of FP17s or Patient Questionnaire responses are less than 100. N/A is shown where the base number of responses is less than 10 during the period. % is calculated as Quantity/Base number*100

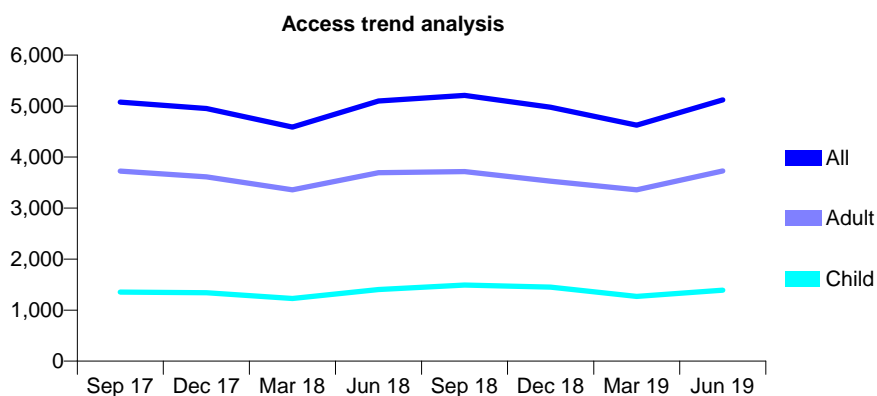
Q52 - Vital Signs At a Glance Contract Report for 118060/0018 - June 2019

Name or company name	Genix Healthcare Ltd
Contract type name	GDS Contract
Purpose of contract	General
Contract start date	01/11/2009
Contract end date	

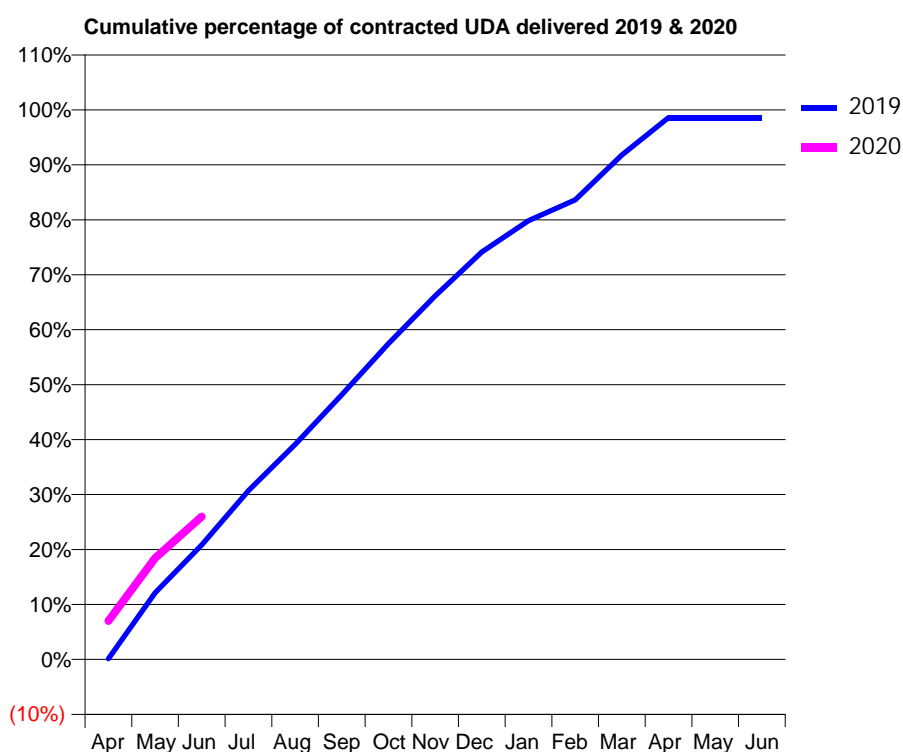
19/20 Contracted general activity (UDA)	14,000
Carry forward general activity (UDA)	0
19/20 Contracted orthodontic activity (UOA)	0
Carry forward orthodontic activity (UOA)	0
Baseline contract value	£357,455.14

ACCESS*

Patients seen in 24 months	Total	Change since previous quarter
Quarter ending June 2018	5,099	
Quarter ending September 2018	5,209	↑
Quarter ending December 2018	4,977	↓
Quarter ending March 2019	4,626	↓
Quarter ending June 2019	5,121	↑
Variance since June 2018	0.4%	→



ACTIVITY



Month	Adjusted Scheduled Activity (UDA)	
	2019	2020
April	17	981
May	1,702	2,584
June	2,917	3,641
July	4,300	
August	5,477	
September	6,743	
October	8,046	
November	9,262	
December	10,377	
January	11,177	
February	11,711	
March	12,849	
April	13,802	
May	13,801	
June	13,801	

QUALITY

	Quantity	Base Number	Contract	AT	Region	England
% of FP17s for the same patient ID Re-attending within 3 months - Children	28	680	4.1%	10.4%	12.1%	11.4%
% of FP17s for the same patient ID Re-attending within 3 months - Adults	127	1,925	6.6%	13.7%	15.6%	15.4%
% of FP17s for the same patient ID Re-attending between 3 & 9 months - Children	320	680	47.1%	63.0%	61.2%	59.8%
% of FP17s for the same patient ID Re-attending between 3 & 9 months - Adults	842	1,925	43.7%	56.7%	54.5%	52.1%
% of FP17s for Band 1 Urgent Courses	364	2,110	17.3%	7.3%	9.1%	9.2%
% of FP17s Relating to Free Repair or Replacements	82	2,110	3.9%	0.9%	1.0%	0.7%
% of FP17s Relating to Continuations	7	2,110	0.3%	0.9%	1.0%	0.8%
% of Patients satisfied with the dentistry they have received	4	4	N/A	93.5%	94.2%	93.4%
% of Patients satisfied with the time they had to wait for an appointment	4	4	N/A	86.7%	88.4%	87.6%

* This is based on patients treated on this contract for their most recent course of treatment. Figures in italics indicate the base number of FP17s or Patient Questionnaire responses are less than 100. N/A is shown where the base number of responses is less than 10 during the period. % is calculated as Quantity/Base number*100

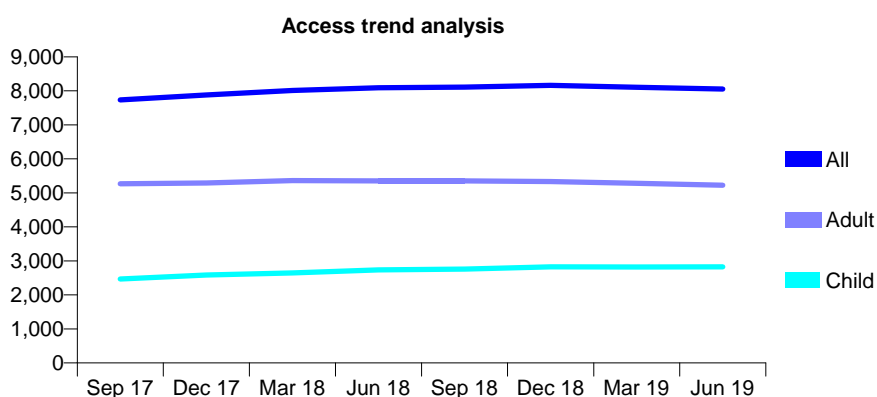
Q52 - Vital Signs At a Glance Contract Report for 118060/0031 - June 2019

Name or company name	Genix Healthcare Ltd
Contract type name	GDS Contract
Purpose of contract	General
Contract start date	01/07/2012
Contract end date	

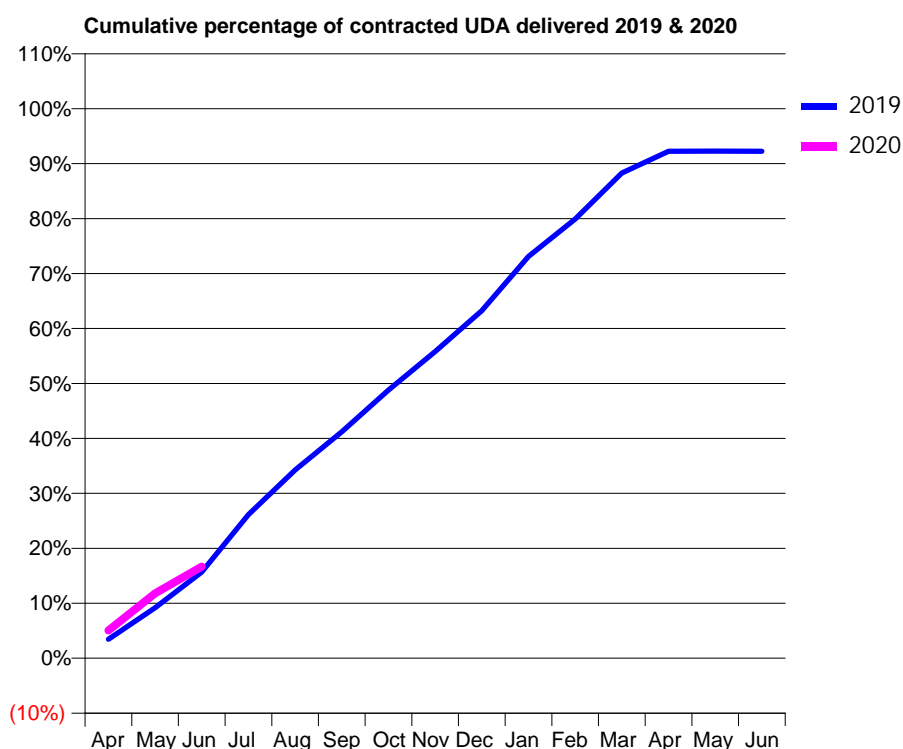
19/20 Contracted general activity (UDA)	26,800
Carry forward general activity (UDA)	0
19/20 Contracted orthodontic activity (UOA)	0
Carry forward orthodontic activity (UOA)	0
Baseline contract value	£761,951.54

ACCESS*

Patients seen in 24 months	Total	Change since previous quarter
Quarter ending June 2018	8,093	
Quarter ending September 2018	8,110	→
Quarter ending December 2018	8,162	→
Quarter ending March 2019	8,104	→
Quarter ending June 2019	8,054	→
Variance since June 2018	(0.5%)	→



ACTIVITY



Month	Adjusted Scheduled Activity (UDA)	
	2019	2020
April	925	1,353
May	2,464	3,165
June	4,203	4,473
July	7,006	
August	9,185	
September	11,038	
October	13,074	
November	14,963	
December	16,946	
January	19,592	
February	21,419	
March	23,654	
April	24,725	
May	24,727	
June	24,726	

QUALITY

	Quantity	Base Number	Contract	AT	Region	England
% of FP17s for the same patient ID Re-attending within 3 months - Children	127	925	13.7%	10.4%	12.1%	11.4%
% of FP17s for the same patient ID Re-attending within 3 months - Adults	298	1,495	19.9%	13.7%	15.6%	15.4%
% of FP17s for the same patient ID Re-attending between 3 & 9 months - Children	511	925	55.2%	63.0%	61.2%	59.8%
% of FP17s for the same patient ID Re-attending between 3 & 9 months - Adults	750	1,495	50.2%	56.7%	54.5%	52.1%
% of FP17s for Band 1 Urgent Courses	218	2,044	10.7%	7.3%	9.1%	9.2%
% of FP17s Relating to Free Repair or Replacements	12	2,044	0.6%	0.9%	1.0%	0.7%
% of FP17s Relating to Continuations	14	2,044	0.7%	0.9%	1.0%	0.8%
% of Patients satisfied with the dentistry they have received	2	2	N/A	93.5%	94.2%	93.4%
% of Patients satisfied with the time they had to wait for an appointment	2	2	N/A	86.7%	88.4%	87.6%

* This is based on patients treated on this contract for their most recent course of treatment.

Figures in italics indicate the base number of FP17s or Patient Questionnaire responses are less than 100. N/A is shown where the base number of responses is less than 10 during the period. % is calculated as Quantity/Base number*100

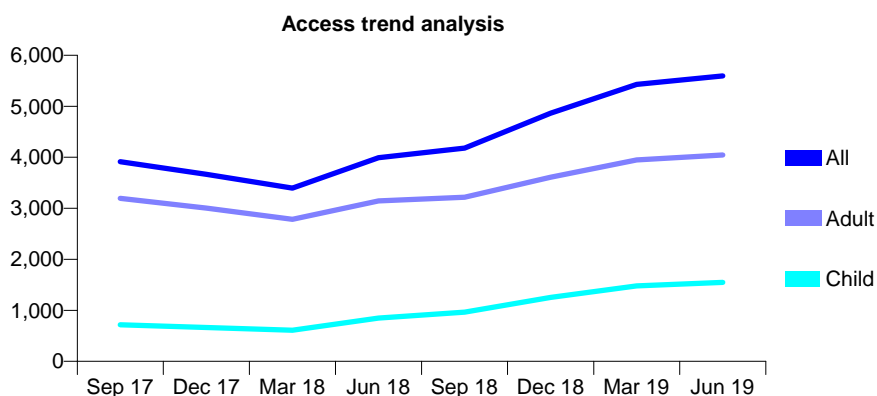
Q52 - Vital Signs At a Glance Contract Report for 121487/0001 - June 2019

Name or company name	Greengates Dental Care
Contract type name	GDS Contract
Purpose of contract	General
Contract start date	01/11/2013
Contract end date	

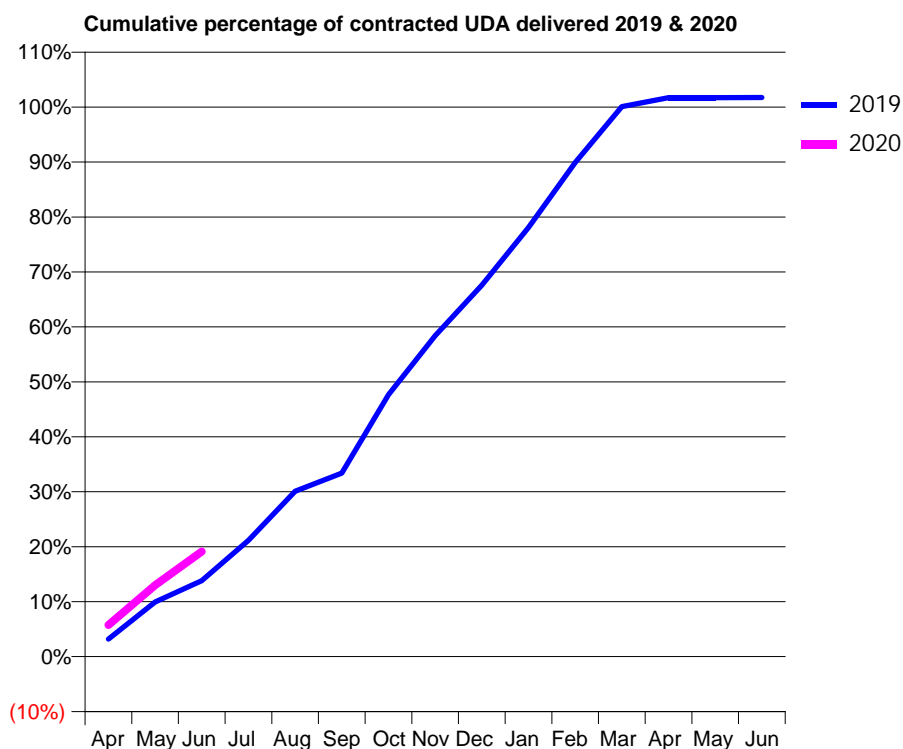
19/20 Contracted general activity (UDA)	15,000
Carry forward general activity (UDA)	0
19/20 Contracted orthodontic activity (UOA)	0
Carry forward orthodontic activity (UOA)	0
Baseline contract value	£386,027.06

ACCESS*

Patients seen in 24 months	Total	Change since previous quarter
Quarter ending June 2018	3,992	
Quarter ending September 2018	4,181	↑
Quarter ending December 2018	4,864	↑
Quarter ending March 2019	5,429	↑
Quarter ending June 2019	5,596	↑
Variance since June 2018	40.2%	↑



ACTIVITY



Month	Adjusted Scheduled Activity (UDA)	
	2019	2020
April	477	864
May	1,495	1,951
June	2,075	2,867
July	3,176	
August	4,516	
September	5,012	
October	7,148	
November	8,761	
December	10,136	
January	11,711	
February	13,489	
March	15,009	
April	15,257	
May	15,259	
June	15,261	

QUALITY

	Quantity	Base Number	Contract	AT	Region	England
% of FP17s for the same patient ID Re-attending within 3 months - Children	55	462	11.9%	10.4%	12.1%	11.4%
% of FP17s for the same patient ID Re-attending within 3 months - Adults	217	1,186	18.3%	13.7%	15.6%	15.4%
% of FP17s for the same patient ID Re-attending between 3 & 9 months - Children	248	462	53.7%	63.0%	61.2%	59.8%
% of FP17s for the same patient ID Re-attending between 3 & 9 months - Adults	698	1,186	58.9%	56.7%	54.5%	52.1%
% of FP17s for Band 1 Urgent Courses	173	1,534	11.3%	7.3%	9.1%	9.2%
% of FP17s Relating to Free Repair or Replacements	42	1,534	2.7%	0.9%	1.0%	0.7%
% of FP17s Relating to Continuations	4	1,534	0.3%	0.9%	1.0%	0.8%
% of Patients satisfied with the dentistry they have received	3	3	N/A	93.5%	94.2%	93.4%
% of Patients satisfied with the time they had to wait for an appointment	3	3	N/A	86.7%	88.4%	87.6%

* This is based on patients treated on this contract for their most recent course of treatment. Figures in italics indicate the base number of FP17s or Patient Questionnaire responses are less than 100. N/A is shown where the base number of responses is less than 10 during the period. % is calculated as Quantity/Base number*100

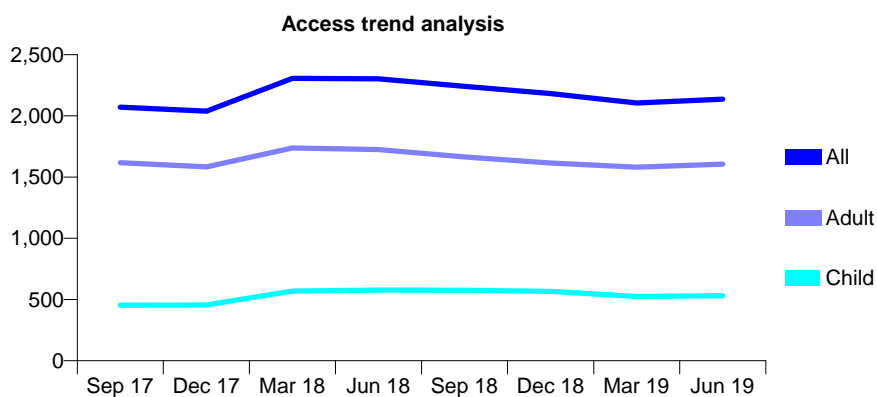
Q52 - Vital Signs At a Glance Contract Report for 122432/0001 - June 2019

Name or company name	BANV Aesthetics Limited
Contract type name	GDS Contract
Purpose of contract	General
Contract start date	09/02/2012
Contract end date	

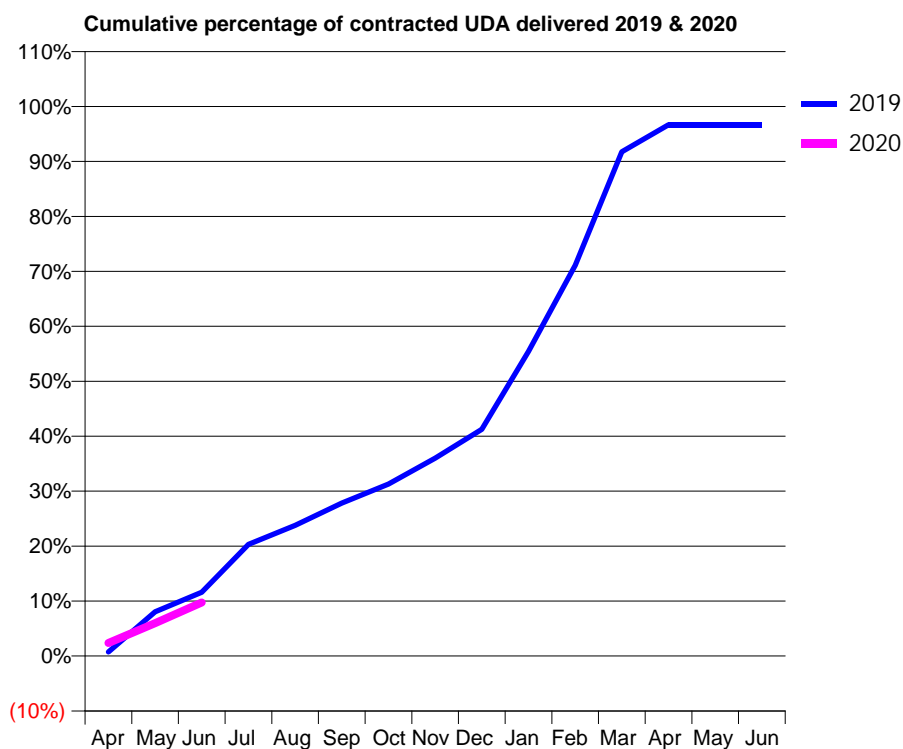
19/20 Contracted general activity (UDA)	7,559
Carry forward general activity (UDA)	0
19/20 Contracted orthodontic activity (UOA)	0
Carry forward orthodontic activity (UOA)	0
Baseline contract value	£203,111.03

ACCESS*

Patients seen in 24 months	Total	Change since previous quarter
Quarter ending June 2018	2,302	
Quarter ending September 2018	2,241	↓
Quarter ending December 2018	2,182	↓
Quarter ending March 2019	2,105	↓
Quarter ending June 2019	2,137	→
Variance since June 2018	(7.2%)	↓



ACTIVITY



Month	Adjusted Scheduled Activity (UDA)	
	2019	2020
April	57	181
May	609	452
June	877	737
July	1,536	
August	1,798	
September	2,103	
October	2,365	
November	2,723	
December	3,119	
January	4,190	
February	5,374	
March	6,935	
April	7,307	
May	7,307	
June	7,307	

QUALITY

	Quantity	Base Number	Contract	AT	Region	England
% of FP17s for the same patient ID Re-attending within 3 months - Children	6	84	7.1%	10.4%	12.1%	11.4%
% of FP17s for the same patient ID Re-attending within 3 months - Adults	35	281	12.5%	13.7%	15.6%	15.4%
% of FP17s for the same patient ID Re-attending between 3 & 9 months - Children	42	84	50.0%	63.0%	61.2%	59.8%
% of FP17s for the same patient ID Re-attending between 3 & 9 months - Adults	70	281	24.9%	56.7%	54.5%	52.1%
% of FP17s for Band 1 Urgent Courses	32	294	10.9%	7.3%	9.1%	9.2%
% of FP17s Relating to Free Repair or Replacements	4	294	1.4%	0.9%	1.0%	0.7%
% of FP17s Relating to Continuations	4	294	1.4%	0.9%	1.0%	0.8%
% of Patients satisfied with the dentistry they have received	1	1	N/A	93.5%	94.2%	93.4%
% of Patients satisfied with the time they had to wait for an appointment	1	1	N/A	86.7%	88.4%	87.6%

* This is based on patients treated on this contract for their most recent course of treatment. Figures in italics indicate the base number of FP17s or Patient Questionnaire responses are less than 100. N/A is shown where the base number of responses is less than 10 during the period. % is calculated as Quantity/Base number*100

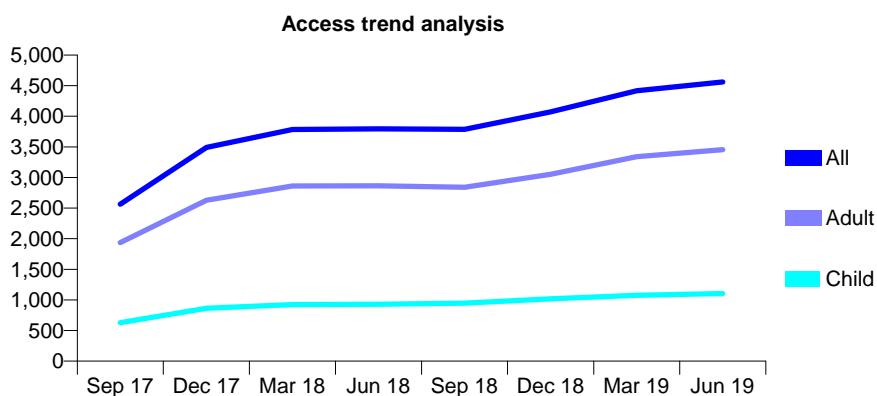
Q52 - Vital Signs At a Glance Contract Report for 122742/0001 - June 2019

Name or company name	Indigo Dental Ltd
Contract type name	GDS Contract
Purpose of contract	General
Contract start date	01/10/2013
Contract end date	

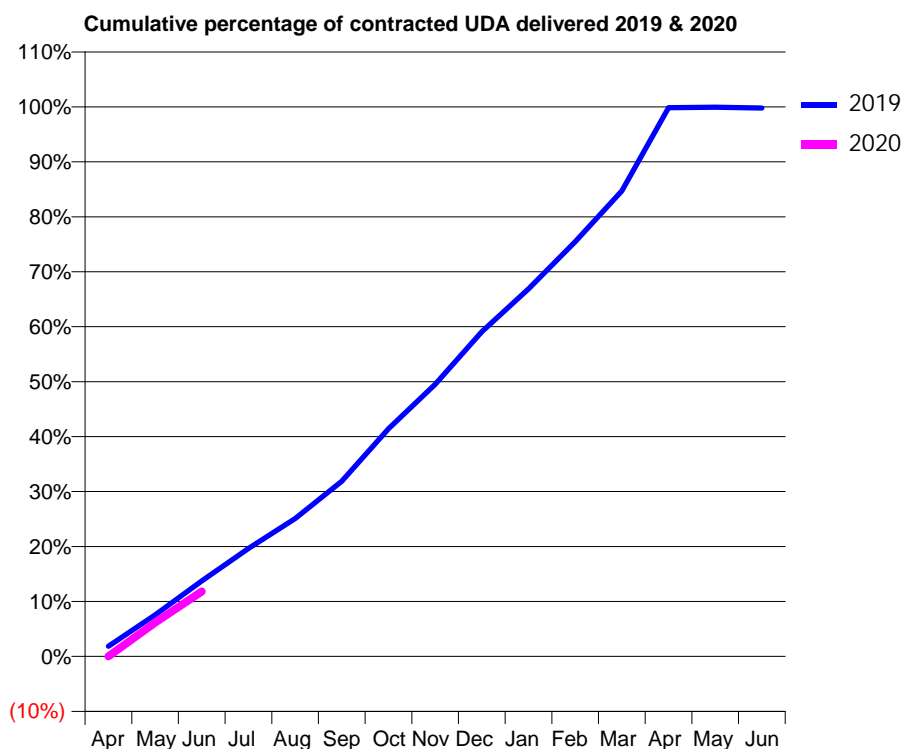
19/20 Contracted general activity (UDA)	10,020
Carry forward general activity (UDA)	0
19/20 Contracted orthodontic activity (UOA)	0
Carry forward orthodontic activity (UOA)	0
Baseline contract value	£269,796.52

ACCESS*

Patients seen in 24 months	Total	Change since previous quarter
Quarter ending June 2018	3,794	
Quarter ending September 2018	3,788	→
Quarter ending December 2018	4,072	↑
Quarter ending March 2019	4,417	↑
Quarter ending June 2019	4,560	↑
Variance since June 2018	20.2%	↑



ACTIVITY



Month	Adjusted Scheduled Activity (UDA)	
	2019	2020
April	187	0
May	757	615
June	1,374	1,184
July	1,968	
August	2,514	
September	3,194	
October	4,152	
November	4,963	
December	5,921	
January	6,701	
February	7,562	
March	8,486	
April	10,006	
May	10,012	
June	9,999	

QUALITY

	Quantity	Base Number	Contract	AT	Region	England
% of FP17s for the same patient ID Re-attending within 3 months - Children	12	374	3.2%	10.4%	12.1%	11.4%
% of FP17s for the same patient ID Re-attending within 3 months - Adults	69	1,141	6.0%	13.7%	15.6%	15.4%
% of FP17s for the same patient ID Re-attending between 3 & 9 months - Children	237	374	63.4%	63.0%	61.2%	59.8%
% of FP17s for the same patient ID Re-attending between 3 & 9 months - Adults	567	1,141	49.7%	56.7%	54.5%	52.1%
% of FP17s for Band 1 Urgent Courses	20	669	3.0%	7.3%	9.1%	9.2%
% of FP17s Relating to Free Repair or Replacements	1	669	0.1%	0.9%	1.0%	0.7%
% of FP17s Relating to Continuations	0	669	0.0%	0.9%	1.0%	0.8%
% of Patients satisfied with the dentistry they have received	0	0	N/A	93.5%	94.2%	93.4%
% of Patients satisfied with the time they had to wait for an appointment	0	0	N/A	86.7%	88.4%	87.6%

* This is based on patients treated on this contract for their most recent course of treatment. Figures in italics indicate the base number of FP17s or Patient Questionnaire responses are less than 100. N/A is shown where the base number of responses is less than 10 during the period. % is calculated as Quantity/Base number*100

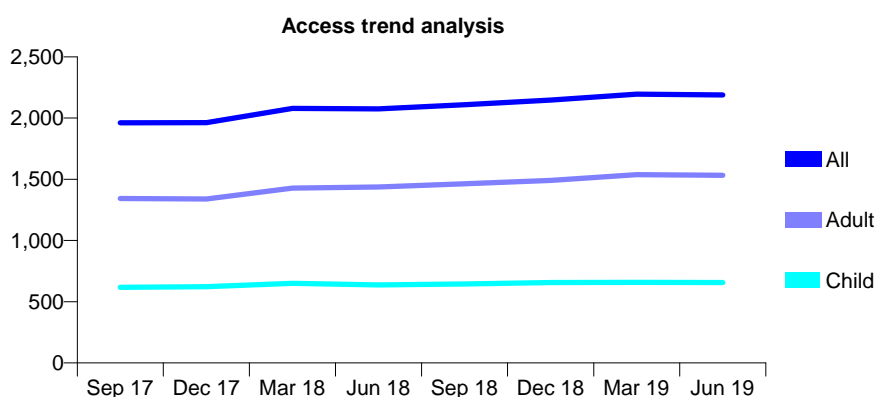
Q52 - Vital Signs At a Glance Contract Report for 123811/0001 - June 2019

Name or company name	Carnegie Dental Clinic Ltd
Contract type name	GDS Contract
Purpose of contract	General
Contract start date	02/07/2007
Contract end date	

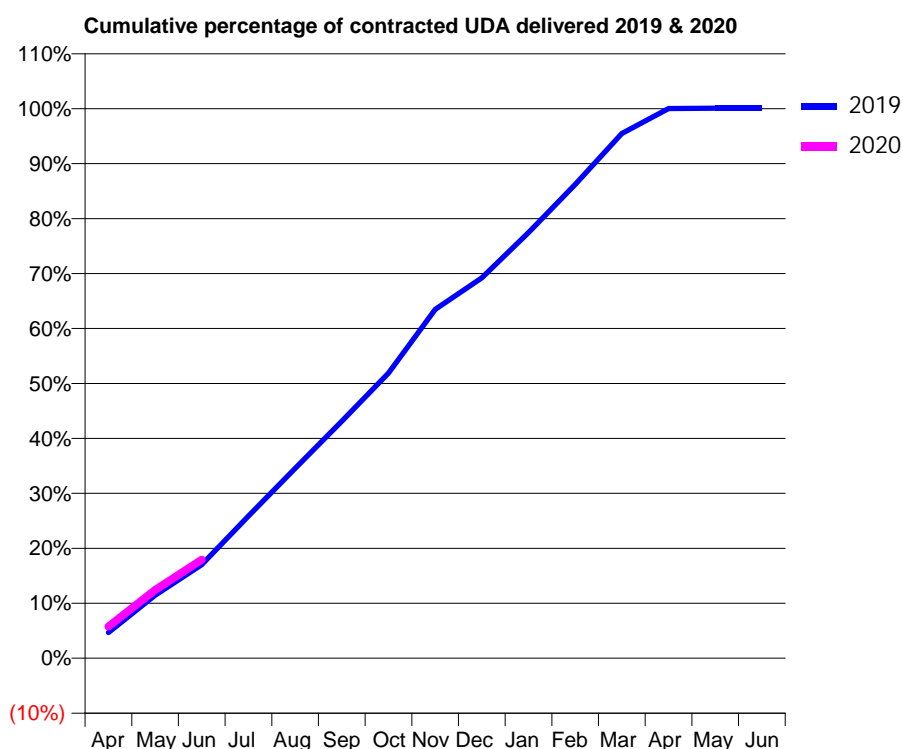
19/20 Contracted general activity (UDA)	8,152
Carry forward general activity (UDA)	0
19/20 Contracted orthodontic activity (UOA)	0
Carry forward orthodontic activity (UOA)	0
Baseline contract value	£224,321.53

ACCESS*

Patients seen in 24 months	Total	Change since previous quarter
Quarter ending June 2018	2,075	
Quarter ending September 2018	2,109	→
Quarter ending December 2018	2,148	→
Quarter ending March 2019	2,196	↑
Quarter ending June 2019	2,189	→
Variance since June 2018	5.5%	↑



ACTIVITY



Month	2019	2020
April	381	471
May	934	1,014
June	1,387	1,461
July	2,110	
August	2,815	
September	3,515	
October	4,230	
November	5,174	
December	5,644	
January	6,313	
February	7,028	
March	7,784	
April	8,154	
May	8,157	
June	8,158	

QUALITY

	Quantity	Base Number	Contract	AT	Region	England
% of FP17s for the same patient ID Re-attending within 3 months - Children	29	334	8.7%	10.4%	12.1%	11.4%
% of FP17s for the same patient ID Re-attending within 3 months - Adults	96	623	15.4%	13.7%	15.6%	15.4%
% of FP17s for the same patient ID Re-attending between 3 & 9 months - Children	242	334	72.5%	63.0%	61.2%	59.8%
% of FP17s for the same patient ID Re-attending between 3 & 9 months - Adults	376	623	60.4%	56.7%	54.5%	52.1%
% of FP17s for Band 1 Urgent Courses	78	797	9.8%	7.3%	9.1%	9.2%
% of FP17s Relating to Free Repair or Replacements	2	797	0.3%	0.9%	1.0%	0.7%
% of FP17s Relating to Continuations	7	797	0.9%	0.9%	1.0%	0.8%
% of Patients satisfied with the dentistry they have received	1	1	N/A	93.5%	94.2%	93.4%
% of Patients satisfied with the time they had to wait for an appointment	1	1	N/A	86.7%	88.4%	87.6%

* This is based on patients treated on this contract for their most recent course of treatment.

Figures in italics indicate the base number of FP17s or Patient Questionnaire responses are less than 100. N/A is shown where the base number of responses is less than 10 during the period. % is calculated as Quantity/Base number*100

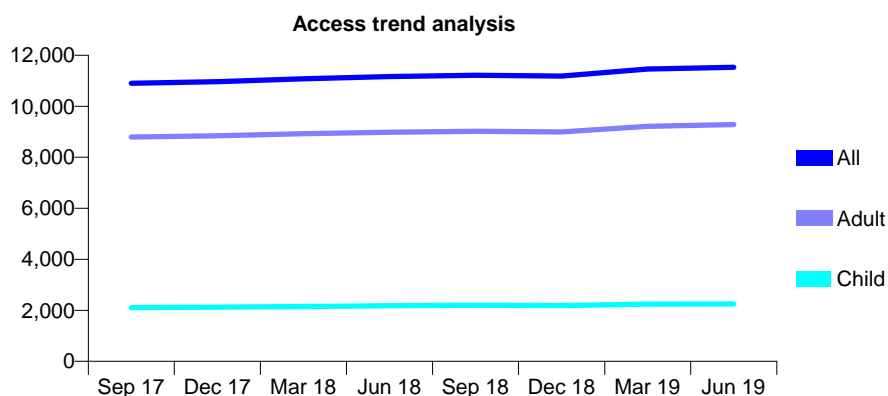
Q52 - Vital Signs At a Glance Contract Report for 125237/0001 - June 2019

Name or company name	Horbury Dental Care Limited
Contract type name	GDS Contract
Purpose of contract	General
Contract start date	01/04/2011
Contract end date	

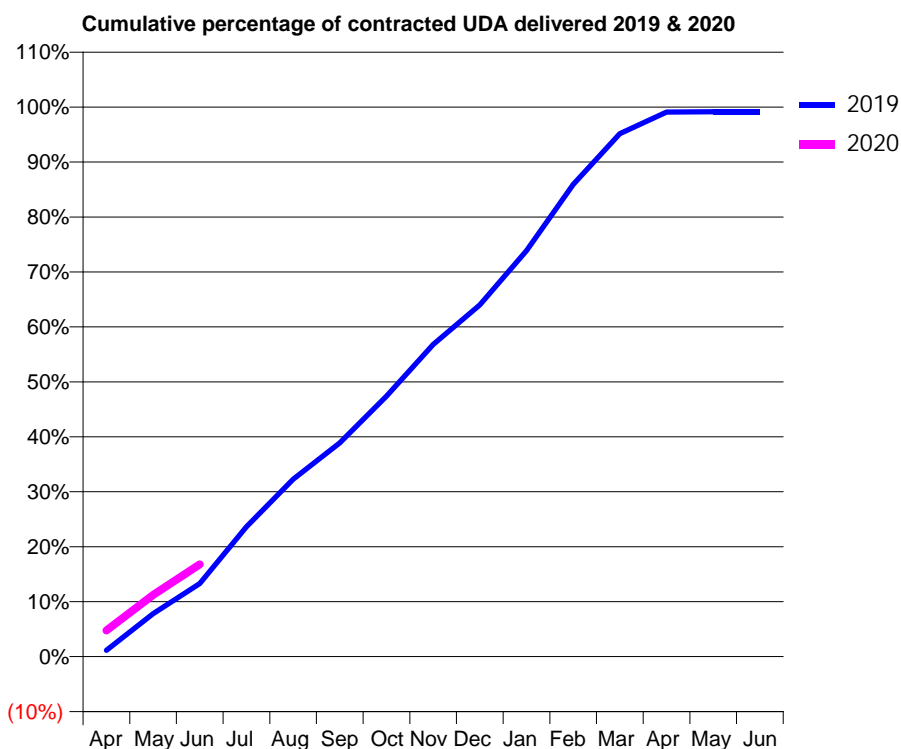
19/20 Contracted general activity (UDA)	30,037
Carry forward general activity (UDA)	0
19/20 Contracted orthodontic activity (UOA)	0
Carry forward orthodontic activity (UOA)	0
Baseline contract value	£1,168,483.17

ACCESS*

Patients seen in 24 months	Total	Change since previous quarter
Quarter ending June 2018	11,168	
Quarter ending September 2018	11,220	→
Quarter ending December 2018	11,185	→
Quarter ending March 2019	11,459	↑
Quarter ending June 2019	11,533	→
Variance since June 2018	3.3%	↑



ACTIVITY



Month	Adjusted Scheduled Activity (UDA)	
	2019	2020
April	350	1,435
May	2,349	3,372
June	3,994	5,045
July	7,099	
August	9,699	
September	11,680	
October	14,241	
November	17,062	
December	19,228	
January	22,195	
February	25,810	
March	28,584	
April	29,764	
May	29,780	
June	29,779	

QUALITY

	Quantity	Base Number	Contract	AT	Region	England
% of FP17s for the same patient ID Re-attending within 3 months - Children	57	839	6.8%	10.4%	12.1%	11.4%
% of FP17s for the same patient ID Re-attending within 3 months - Adults	263	2,807	9.4%	13.7%	15.6%	15.4%
% of FP17s for the same patient ID Re-attending between 3 & 9 months - Children	571	839	68.1%	63.0%	61.2%	59.8%
% of FP17s for the same patient ID Re-attending between 3 & 9 months - Adults	1,397	2,807	49.8%	56.7%	54.5%	52.1%
% of FP17s for Band 1 Urgent Courses	143	2,730	5.2%	7.3%	9.1%	9.2%
% of FP17s Relating to Free Repair or Replacements	22	2,730	0.8%	0.9%	1.0%	0.7%
% of FP17s Relating to Continuations	32	2,730	1.2%	0.9%	1.0%	0.8%
% of Patients satisfied with the dentistry they have received	7	7	N/A	93.5%	94.2%	93.4%
% of Patients satisfied with the time they had to wait for an appointment	7	7	N/A	86.7%	88.4%	87.6%

* This is based on patients treated on this contract for their most recent course of treatment. Figures in italics indicate the base number of FP17s or Patient Questionnaire responses are less than 100. N/A is shown where the base number of responses is less than 10 during the period. % is calculated as Quantity/Base number*100

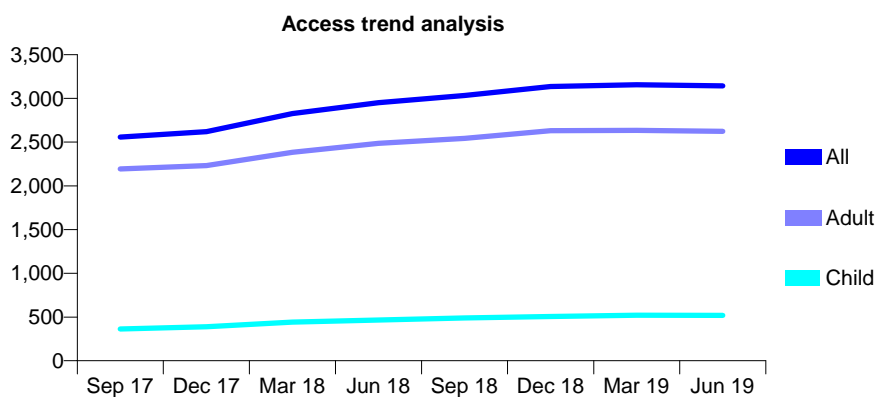
Q52 - Vital Signs At a Glance Contract Report for 128031/0001 - June 2019

Name or company name	JIGL Ltd
Contract type name	GDS Contract
Purpose of contract	General
Contract start date	01/01/2011
Contract end date	

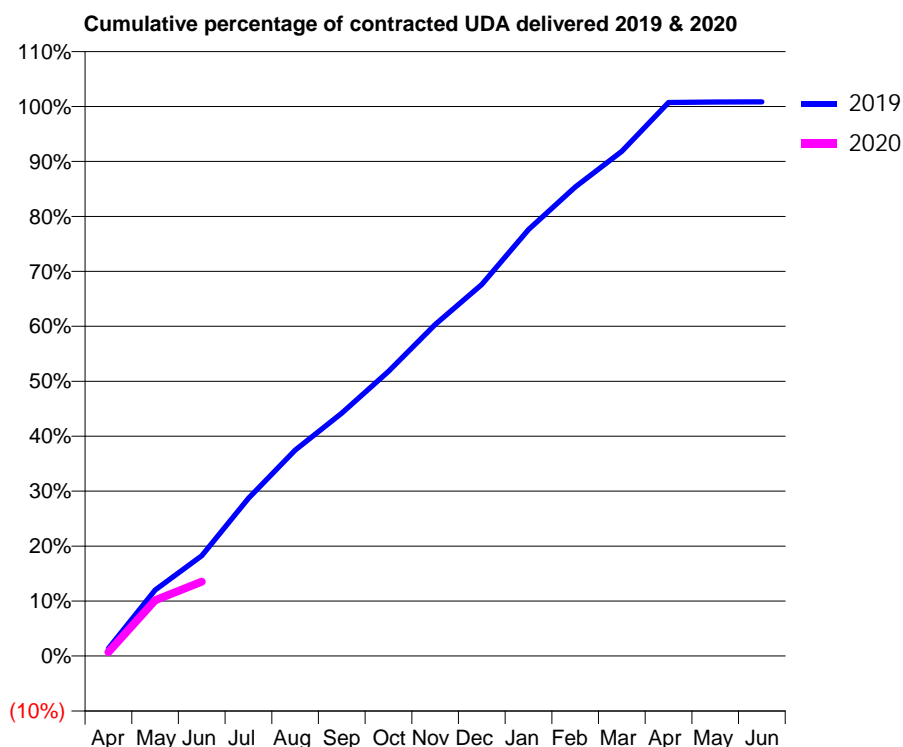
19/20 Contracted general activity (UDA)	8,000
Carry forward general activity (UDA)	0
19/20 Contracted orthodontic activity (UOA)	0
Carry forward orthodontic activity (UOA)	0
Baseline contract value	£263,311.64

ACCESS*

Patients seen in 24 months	Total	Change since previous quarter
Quarter ending June 2018	2,952	
Quarter ending September 2018	3,032	↑
Quarter ending December 2018	3,136	↑
Quarter ending March 2019	3,156	→
Quarter ending June 2019	3,143	→
Variance since June 2018	6.5%	↑



ACTIVITY



Month	Adjusted Scheduled Activity (UDA)	
	2019	2020
April	112	57
May	962	812
June	1,460	1,081
July	2,295	
August	2,999	
September	3,537	
October	4,143	
November	4,826	
December	5,407	
January	6,208	
February	6,827	
March	7,347	
April	8,057	
May	8,065	
June	8,067	

QUALITY

	Quantity	Base Number	Contract	AT	Region	England
% of FP17s for the same patient ID Re-attending within 3 months - Children	7	204	3.4%	10.4%	12.1%	11.4%
% of FP17s for the same patient ID Re-attending within 3 months - Adults	51	850	6.0%	13.7%	15.6%	15.4%
% of FP17s for the same patient ID Re-attending between 3 & 9 months - Children	148	204	72.5%	63.0%	61.2%	59.8%
% of FP17s for the same patient ID Re-attending between 3 & 9 months - Adults	576	850	67.8%	56.7%	54.5%	52.1%
% of FP17s for Band 1 Urgent Courses	72	697	10.3%	7.3%	9.1%	9.2%
% of FP17s Relating to Free Repair or Replacements	2	697	0.3%	0.9%	1.0%	0.7%
% of FP17s Relating to Continuations	2	697	0.3%	0.9%	1.0%	0.8%
% of Patients satisfied with the dentistry they have received	2	3	N/A	93.5%	94.2%	93.4%
% of Patients satisfied with the time they had to wait for an appointment	2	3	N/A	86.7%	88.4%	87.6%

* This is based on patients treated on this contract for their most recent course of treatment. Figures in italics indicate the base number of FP17s or Patient Questionnaire responses are less than 100. N/A is shown where the base number of responses is less than 10 during the period. % is calculated as Quantity/Base number*100

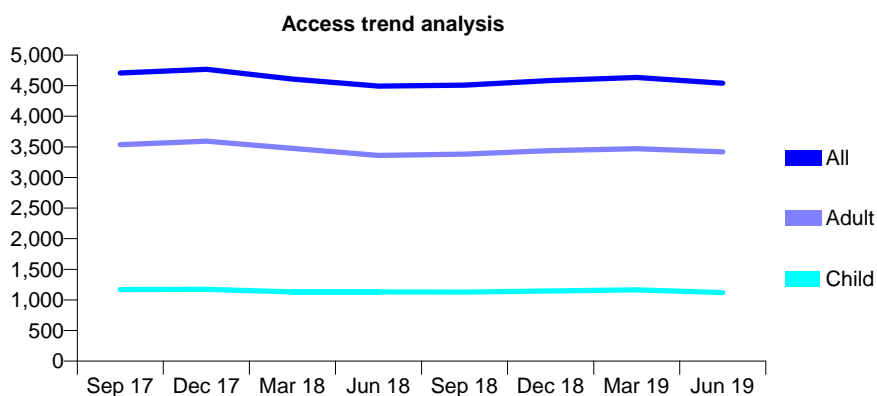
Q52 - Vital Signs At a Glance Contract Report for 128260/0001 - June 2019

Name or company name	Elland Practice Ltd
Contract type name	GDS Contract
Purpose of contract	General
Contract start date	01/08/2008
Contract end date	

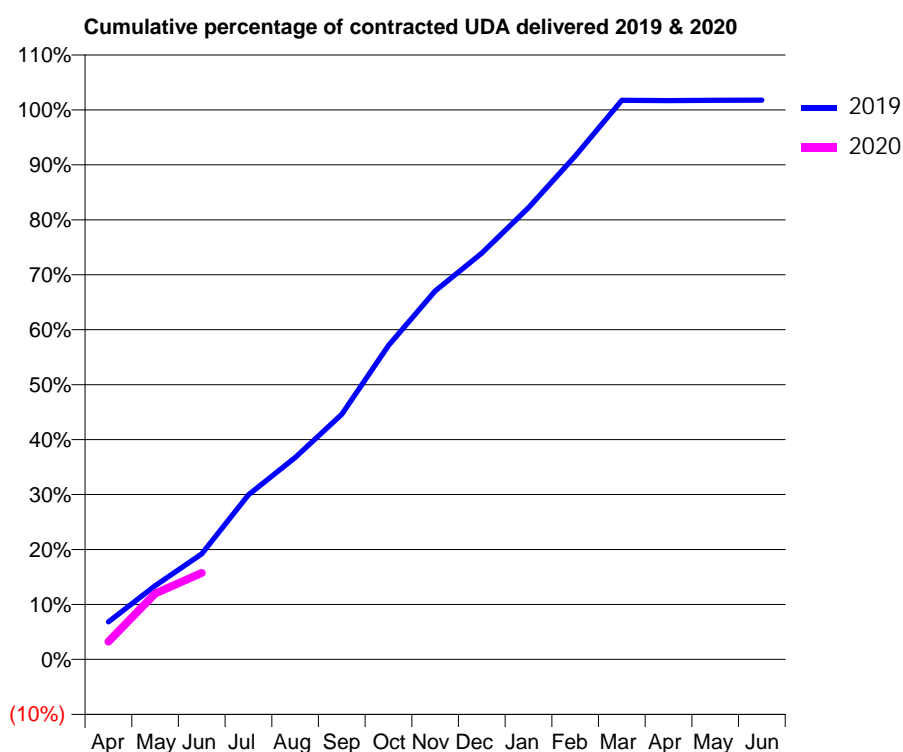
19/20 Contracted general activity (UDA)	16,466
Carry forward general activity (UDA)	0
19/20 Contracted orthodontic activity (UOA)	0
Carry forward orthodontic activity (UOA)	0
Baseline contract value	£477,133.18

ACCESS*

Patients seen in 24 months	Total	Change since previous quarter
Quarter ending June 2018	4,493	
Quarter ending September 2018	4,509	→
Quarter ending December 2018	4,586	→
Quarter ending March 2019	4,633	→
Quarter ending June 2019	4,540	↓
Variance since June 2018	1.0%	→



ACTIVITY



Month	Adjusted Scheduled Activity (UDA)	
	2019	2020
April	1,125	538
May	2,207	1,971
June	3,163	2,593
July	4,932	
August	6,051	
September	7,344	
October	9,403	
November	11,043	
December	12,171	
January	13,536	
February	15,083	
March	16,750	
April	16,742	
May	16,750	
June	16,754	

QUALITY

	Quantity	Base Number	Contract	AT	Region	England
% of FP17s for the same patient ID Re-attending within 3 months - Children	31	410	7.6%	10.4%	12.1%	11.4%
% of FP17s for the same patient ID Re-attending within 3 months - Adults	184	1,229	15.0%	13.7%	15.6%	15.4%
% of FP17s for the same patient ID Re-attending between 3 & 9 months - Children	373	410	91.0%	63.0%	61.2%	59.8%
% of FP17s for the same patient ID Re-attending between 3 & 9 months - Adults	985	1,229	80.1%	56.7%	54.5%	52.1%
% of FP17s for Band 1 Urgent Courses	73	1,601	4.6%	7.3%	9.1%	9.2%
% of FP17s Relating to Free Repair or Replacements	9	1,601	0.6%	0.9%	1.0%	0.7%
% of FP17s Relating to Continuations	8	1,601	0.5%	0.9%	1.0%	0.8%
% of Patients satisfied with the dentistry they have received	1	1	N/A	93.5%	94.2%	93.4%
% of Patients satisfied with the time they had to wait for an appointment	1	1	N/A	86.7%	88.4%	87.6%

* This is based on patients treated on this contract for their most recent course of treatment. Figures in italics indicate the base number of FP17s or Patient Questionnaire responses are less than 100. N/A is shown where the base number of responses is less than 10 during the period. % is calculated as Quantity/Base number*100

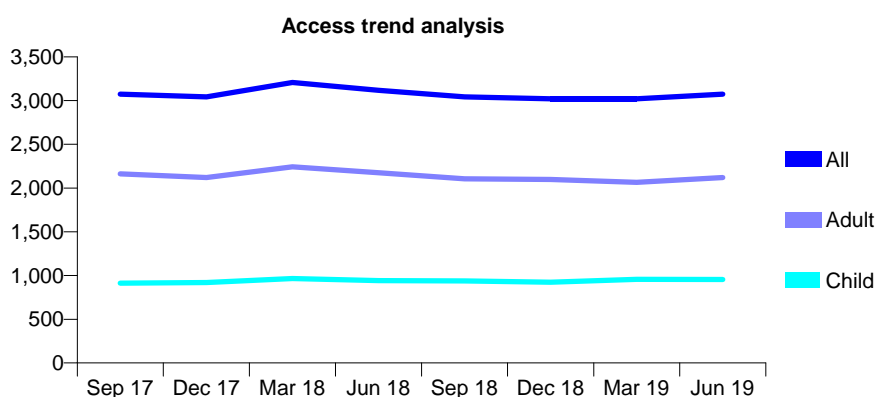
Q52 - Vital Signs At a Glance Contract Report for 129542/0001 - June 2019

Name or company name	Dental Care Centre Ltd
Contract type name	PDS Contract
Purpose of contract	General
Contract start date	01/07/2007
Contract end date	31/03/2020

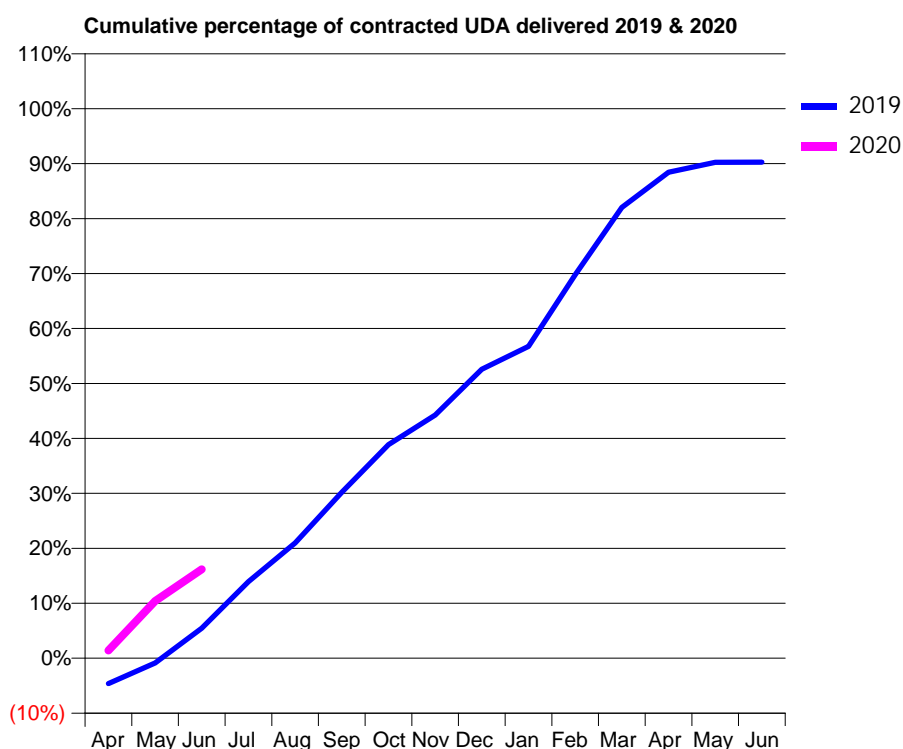
19/20 Contracted general activity (UDA)	9,341
Carry forward general activity (UDA)	0
19/20 Contracted orthodontic activity (UOA)	0
Carry forward orthodontic activity (UOA)	0
Baseline contract value	£356,956.13

ACCESS*

Patients seen in 24 months	Total	Change since previous quarter
Quarter ending June 2018	3,118	
Quarter ending September 2018	3,042	↓
Quarter ending December 2018	3,021	→
Quarter ending March 2019	3,021	→
Quarter ending June 2019	3,074	→
Variance since June 2018	(1.4%)	↓



ACTIVITY



Month	2019	2020
April	-433	132
May	-84	973
June	510	1,511
July	1,301	
August	1,959	
September	2,821	
October	3,631	
November	4,134	
December	4,910	
January	5,301	
February	6,519	
March	7,660	
April	8,260	
May	8,430	
June	8,432	

QUALITY

	Quantity	Base Number	Contract	AT	Region	England
% of FP17s for the same patient ID Re-attending within 3 months - Children	31	357	8.7%	10.4%	12.1%	11.4%
% of FP17s for the same patient ID Re-attending within 3 months - Adults	148	814	18.2%	13.7%	15.6%	15.4%
% of FP17s for the same patient ID Re-attending between 3 & 9 months - Children	223	357	62.5%	63.0%	61.2%	59.8%
% of FP17s for the same patient ID Re-attending between 3 & 9 months - Adults	393	814	48.3%	56.7%	54.5%	52.1%
% of FP17s for Band 1 Urgent Courses	120	799	15.0%	7.3%	9.1%	9.2%
% of FP17s Relating to Free Repair or Replacements	12	799	1.5%	0.9%	1.0%	0.7%
% of FP17s Relating to Continuations	4	799	0.5%	0.9%	1.0%	0.8%
% of Patients satisfied with the dentistry they have received	1	1	N/A	93.5%	94.2%	93.4%
% of Patients satisfied with the time they had to wait for an appointment	1	1	N/A	86.7%	88.4%	87.6%

* This is based on patients treated on this contract for their most recent course of treatment.

Figures in italics indicate the base number of FP17s or Patient Questionnaire responses are less than 100. N/A is shown where the base number of responses is less than 10 during the period. % is calculated as Quantity/Base number*100

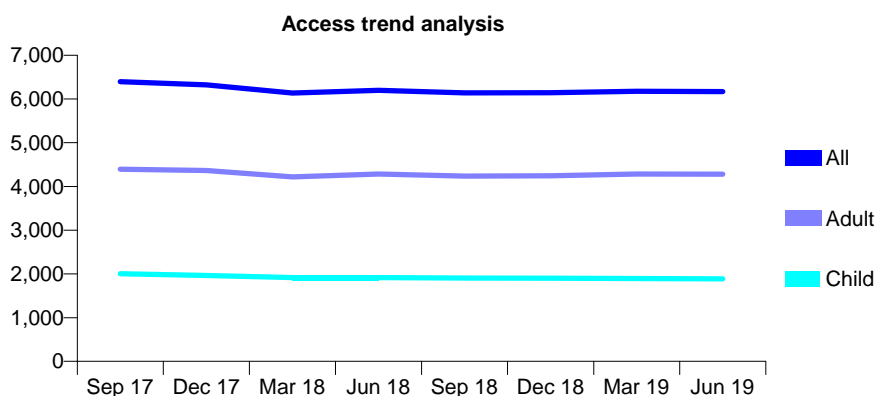
Q52 - Vital Signs At a Glance Contract Report for 129941/0001 - June 2019

Name or company name	Eclipse (Batley) Ltd
Contract type name	GDS Contract
Purpose of contract	General
Contract start date	06/04/2013
Contract end date	

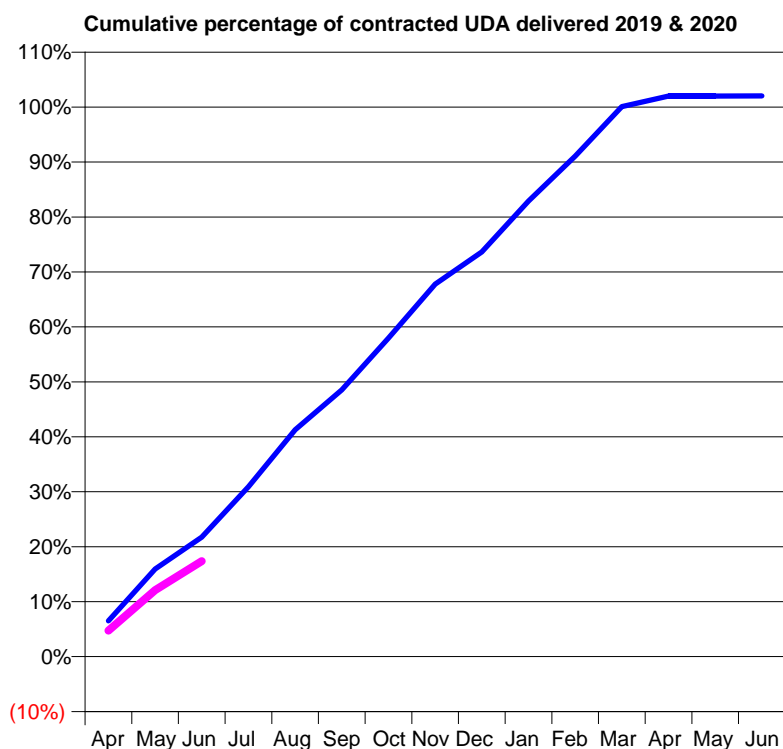
19/20 Contracted general activity (UDA)	19,148
Carry forward general activity (UDA)	0
19/20 Contracted orthodontic activity (UOA)	0
Carry forward orthodontic activity (UOA)	0
Baseline contract value	£626,872.93

ACCESS*

Patients seen in 24 months	Total	Change since previous quarter
Quarter ending June 2018	6,199	
Quarter ending September 2018	6,139	→
Quarter ending December 2018	6,144	→
Quarter ending March 2019	6,176	→
Quarter ending June 2019	6,170	→
Variance since June 2018	(0.5%)	→



ACTIVITY



Month	Adjusted Scheduled Activity (UDA)	
	2019	2020
April	1,248	909
May	3,055	2,319
June	4,165	3,328
July	5,924	
August	7,908	
September	9,292	
October	11,100	
November	12,980	
December	14,101	
January	15,875	
February	17,440	
March	19,167	
April	19,531	
May	19,532	
June	19,535	

QUALITY

	Quantity	Base Number	Contract	AT	Region	England
% of FP17s for the same patient ID Re-attending within 3 months - Children	77	773	10.0%	10.4%	12.1%	11.4%
% of FP17s for the same patient ID Re-attending within 3 months - Adults	189	1,365	13.8%	13.7%	15.6%	15.4%
% of FP17s for the same patient ID Re-attending between 3 & 9 months - Children	533	773	69.0%	63.0%	61.2%	59.8%
% of FP17s for the same patient ID Re-attending between 3 & 9 months - Adults	867	1,365	63.5%	56.7%	54.5%	52.1%
% of FP17s for Band 1 Urgent Courses	131	1,795	7.3%	7.3%	9.1%	9.2%
% of FP17s Relating to Free Repair or Replacements	8	1,795	0.4%	0.9%	1.0%	0.7%
% of FP17s Relating to Continuations	7	1,795	0.4%	0.9%	1.0%	0.8%
% of Patients satisfied with the dentistry they have received	5	5	N/A	93.5%	94.2%	93.4%
% of Patients satisfied with the time they had to wait for an appointment	4	5	N/A	86.7%	88.4%	87.6%

* This is based on patients treated on this contract for their most recent course of treatment. Figures in italics indicate the base number of FP17s or Patient Questionnaire responses are less than 100. N/A is shown where the base number of responses is less than 10 during the period. % is calculated as Quantity/Base number*100

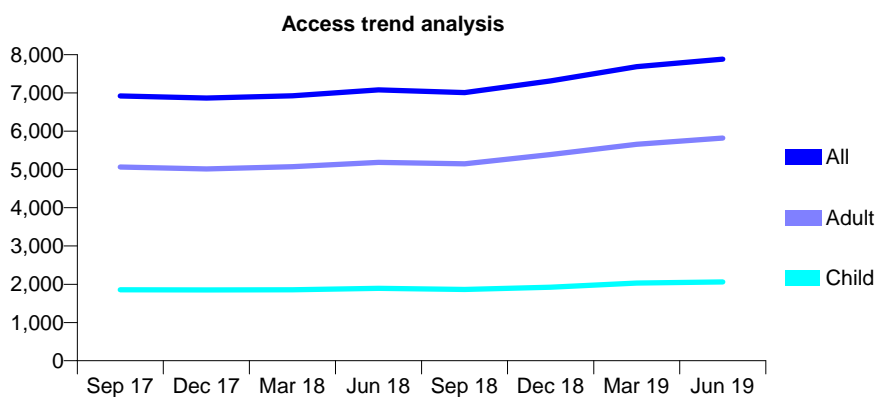
Q52 - Vital Signs At a Glance Contract Report for 131105/0001 - June 2019

Name or company name	Stable Court Dental Surgery Limited
Contract type name	GDS Contract
Purpose of contract	General
Contract start date	12/11/2012
Contract end date	

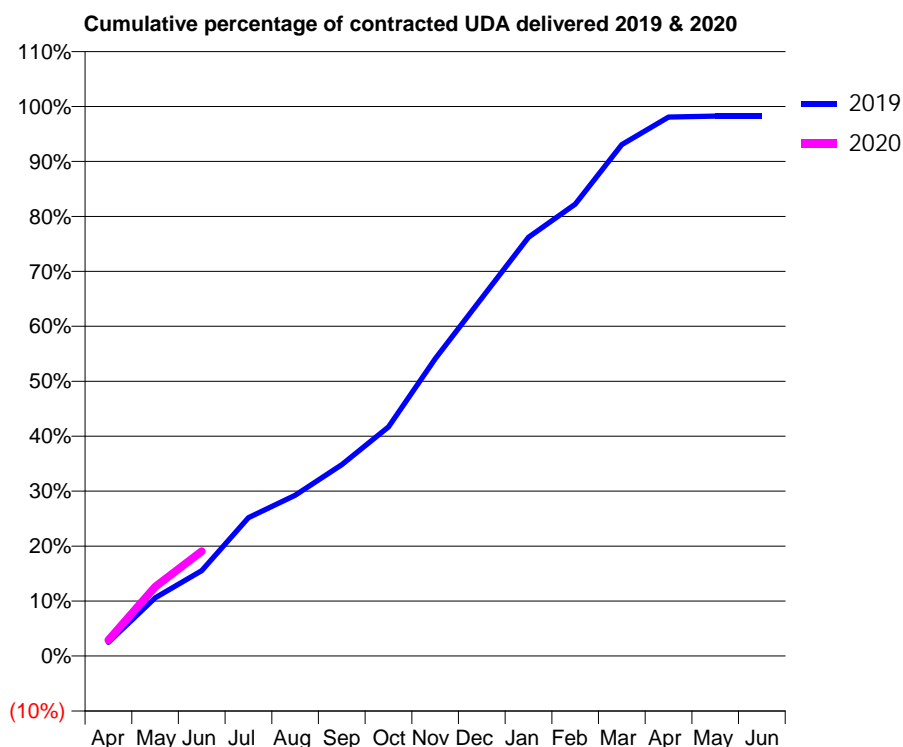
19/20 Contracted general activity (UDA)	18,488
Carry forward general activity (UDA)	0
19/20 Contracted orthodontic activity (UOA)	0
Carry forward orthodontic activity (UOA)	0
Baseline contract value	£660,738.35

ACCESS*

Patients seen in 24 months	Total	Change since previous quarter
Quarter ending June 2018	7,077	
Quarter ending September 2018	7,010	→
Quarter ending December 2018	7,316	↑
Quarter ending March 2019	7,687	↑
Quarter ending June 2019	7,882	↑
Variance since June 2018	11.4%	↑



ACTIVITY



Month	Adjusted Scheduled Activity (UDA)	
	2019	2020
April	462	538
May	1,958	2,331
June	2,872	3,522
July	4,653	
August	5,407	
September	6,436	
October	7,711	
November	10,004	
December	12,039	
January	14,088	
February	15,201	
March	17,206	
April	18,131	
May	18,162	
June	18,165	

QUALITY

	Quantity	Base Number	Contract	AT	Region	England
% of FP17s for the same patient ID Re-attending within 3 months - Children	61	866	7.0%	10.4%	12.1%	11.4%
% of FP17s for the same patient ID Re-attending within 3 months - Adults	381	2,332	16.3%	13.7%	15.6%	15.4%
% of FP17s for the same patient ID Re-attending between 3 & 9 months - Children	617	866	71.2%	63.0%	61.2%	59.8%
% of FP17s for the same patient ID Re-attending between 3 & 9 months - Adults	1,420	2,332	60.9%	56.7%	54.5%	52.1%
% of FP17s for Band 1 Urgent Courses	192	2,248	8.5%	7.3%	9.1%	9.2%
% of FP17s Relating to Free Repair or Replacements	12	2,248	0.5%	0.9%	1.0%	0.7%
% of FP17s Relating to Continuations	3	2,248	0.1%	0.9%	1.0%	0.8%
% of Patients satisfied with the dentistry they have received	4	4	N/A	93.5%	94.2%	93.4%
% of Patients satisfied with the time they had to wait for an appointment	3	4	N/A	86.7%	88.4%	87.6%

* This is based on patients treated on this contract for their most recent course of treatment. Figures in italics indicate the base number of FP17s or Patient Questionnaire responses are less than 100. N/A is shown where the base number of responses is less than 10 during the period. % is calculated as Quantity/Base number*100

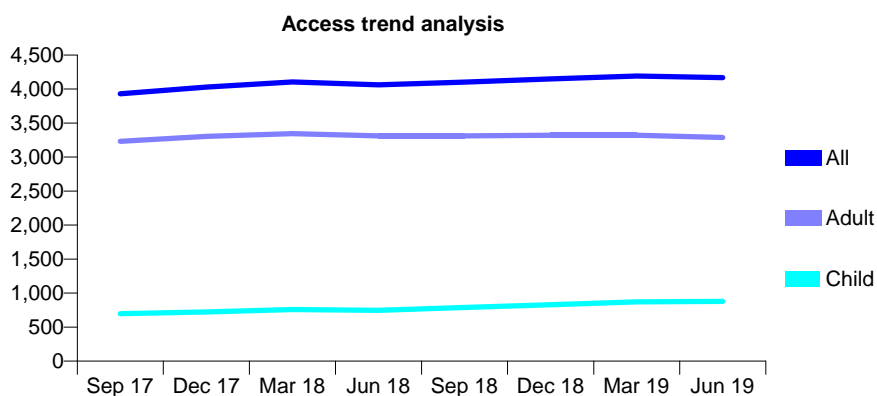
Q52 - Vital Signs At a Glance Contract Report for 131687/0001 - June 2019

Name or company name	Ellis Dental Practice Limited
Contract type name	GDS Contract
Purpose of contract	General
Contract start date	07/04/2010
Contract end date	

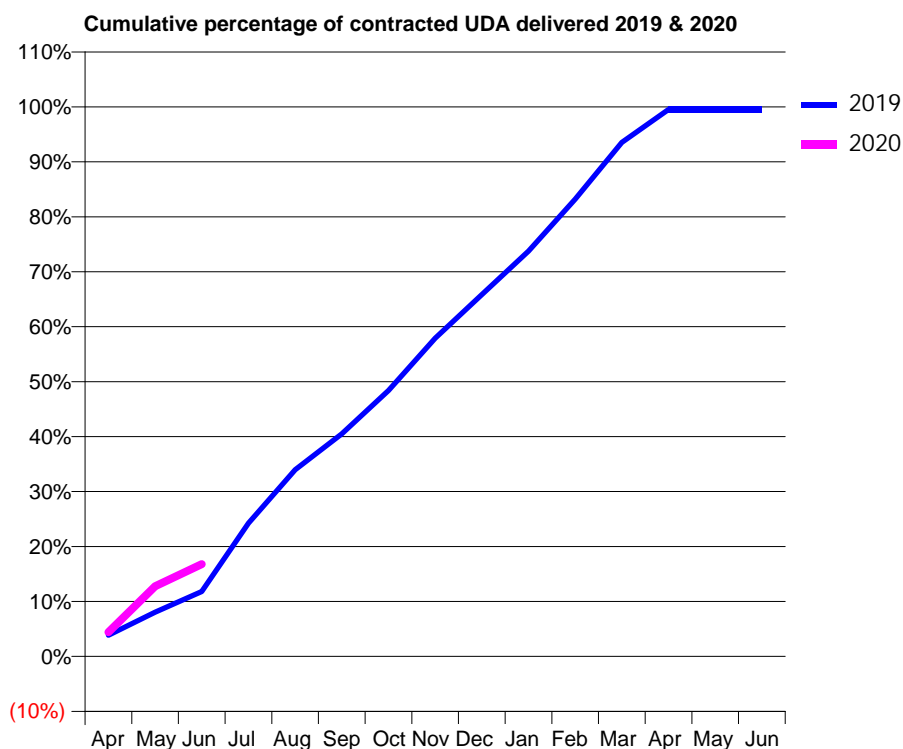
19/20 Contracted general activity (UDA)	12,327
Carry forward general activity (UDA)	0
19/20 Contracted orthodontic activity (UOA)	0
Carry forward orthodontic activity (UOA)	0
Baseline contract value	£371,248.03

ACCESS*

Patients seen in 24 months	Total	Change since previous quarter
Quarter ending June 2018	4,061	
Quarter ending September 2018	4,103	→
Quarter ending December 2018	4,150	→
Quarter ending March 2019	4,191	→
Quarter ending June 2019	4,168	→
Variance since June 2018	2.6%	↑



ACTIVITY



Month	2019	2020
April	478	545
May	992	1,576
June	1,456	2,070
July	2,991	
August	4,189	
September	4,991	
October	5,965	
November	7,140	
December	8,113	
January	9,092	
February	10,260	
March	11,527	
April	12,268	
May	12,268	
June	12,269	

QUALITY

	Quantity	Base Number	Contract	AT	Region	England
% of FP17s for the same patient ID Re-attending within 3 months - Children	38	316	12.0%	10.4%	12.1%	11.4%
% of FP17s for the same patient ID Re-attending within 3 months - Adults	181	1,104	16.4%	13.7%	15.6%	15.4%
% of FP17s for the same patient ID Re-attending between 3 & 9 months - Children	203	316	64.2%	63.0%	61.2%	59.8%
% of FP17s for the same patient ID Re-attending between 3 & 9 months - Adults	675	1,104	61.1%	56.7%	54.5%	52.1%
% of FP17s for Band 1 Urgent Courses	62	1,131	5.5%	7.3%	9.1%	9.2%
% of FP17s Relating to Free Repair or Replacements	23	1,131	2.0%	0.9%	1.0%	0.7%
% of FP17s Relating to Continuations	28	1,131	2.5%	0.9%	1.0%	0.8%
% of Patients satisfied with the dentistry they have received	1	1	N/A	93.5%	94.2%	93.4%
% of Patients satisfied with the time they had to wait for an appointment	1	1	N/A	86.7%	88.4%	87.6%

* This is based on patients treated on this contract for their most recent course of treatment. Figures in italics indicate the base number of FP17s or Patient Questionnaire responses are less than 100. N/A is shown where the base number of responses is less than 10 during the period. % is calculated as Quantity/Base number*100

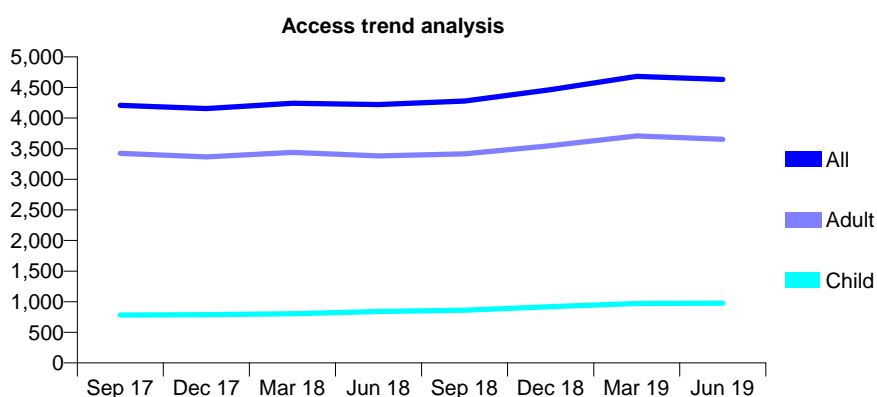
Q52 - Vital Signs At a Glance Contract Report for 132926/0001 - June 2019

Name or company name	The Leeds Dental Team Limited
Contract type name	GDS Contract
Purpose of contract	General
Contract start date	01/12/2007
Contract end date	

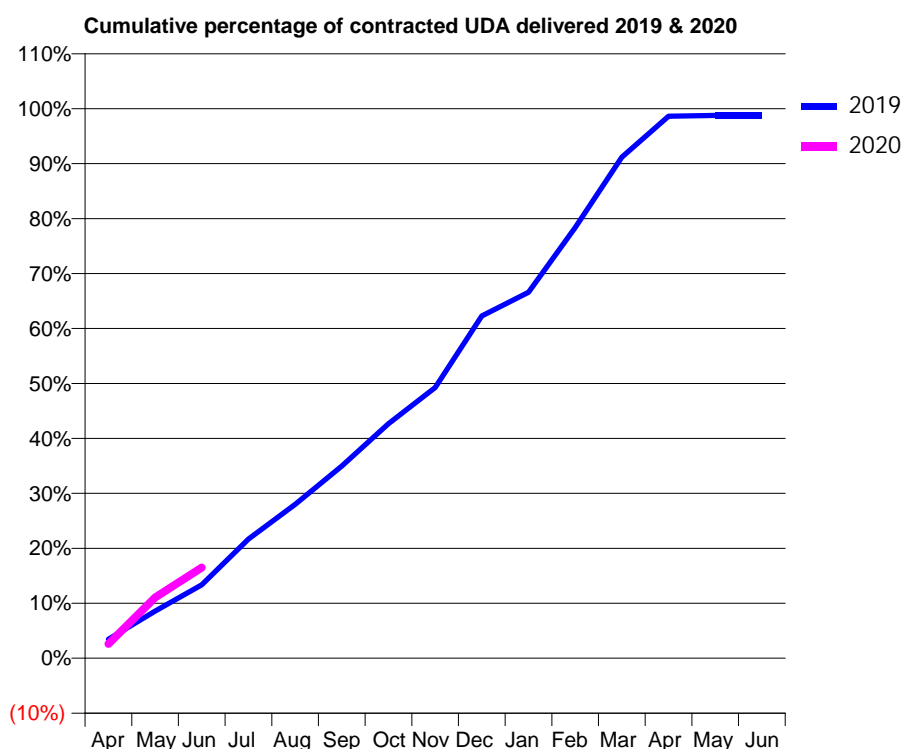
19/20 Contracted general activity (UDA)	11,617
Carry forward general activity (UDA)	0
19/20 Contracted orthodontic activity (UOA)	0
Carry forward orthodontic activity (UOA)	0
Baseline contract value	£297,823.57

ACCESS*

Patients seen in 24 months	Total	Change since previous quarter
Quarter ending June 2018	4,222	
Quarter ending September 2018	4,278	→
Quarter ending December 2018	4,466	↑
Quarter ending March 2019	4,680	↑
Quarter ending June 2019	4,630	↓
Variance since June 2018	9.7%	↑



ACTIVITY



Month	2019	2020
April	401	303
May	996	1,283
June	1,551	1,917
July	2,518	
August	3,251	
September	4,060	
October	4,957	
November	5,725	
December	7,235	
January	7,734	
February	9,106	
March	10,591	
April	11,458	
May	11,473	
June	11,475	

QUALITY

	Quantity	Base Number	Contract	AT	Region	England
% of FP17s for the same patient ID Re-attending within 3 months - Children	22	376	5.9%	10.4%	12.1%	11.4%
% of FP17s for the same patient ID Re-attending within 3 months - Adults	230	1,150	20.0%	13.7%	15.6%	15.4%
% of FP17s for the same patient ID Re-attending between 3 & 9 months - Children	238	376	63.3%	63.0%	61.2%	59.8%
% of FP17s for the same patient ID Re-attending between 3 & 9 months - Adults	564	1,150	49.0%	56.7%	54.5%	52.1%
% of FP17s for Band 1 Urgent Courses	98	1,038	9.4%	7.3%	9.1%	9.2%
% of FP17s Relating to Free Repair or Replacements	8	1,038	0.8%	0.9%	1.0%	0.7%
% of FP17s Relating to Continuations	30	1,038	2.9%	0.9%	1.0%	0.8%
% of Patients satisfied with the dentistry they have received	1	1	N/A	93.5%	94.2%	93.4%
% of Patients satisfied with the time they had to wait for an appointment	1	1	N/A	86.7%	88.4%	87.6%

* This is based on patients treated on this contract for their most recent course of treatment. Figures in italics indicate the base number of FP17s or Patient Questionnaire responses are less than 100. N/A is shown where the base number of responses is less than 10 during the period. % is calculated as Quantity/Base number*100

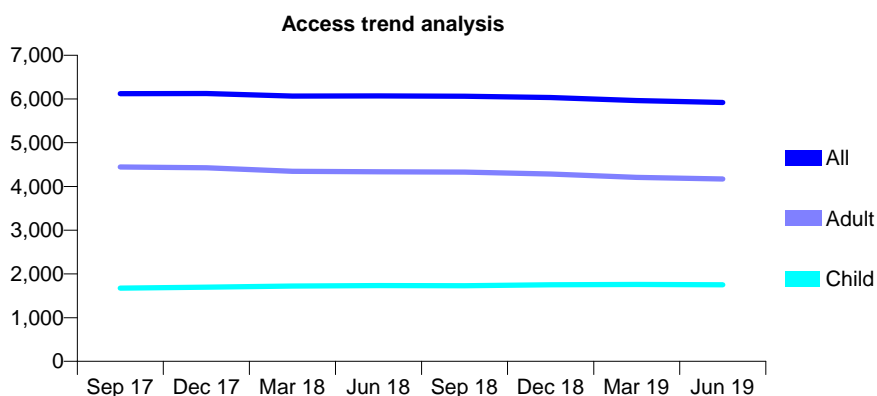
Q52 - Vital Signs At a Glance Contract Report for 133981/0001 - June 2019

Name or company name	Farsley Dental Practice Limited
Contract type name	GDS Contract
Purpose of contract	General
Contract start date	01/04/2008
Contract end date	

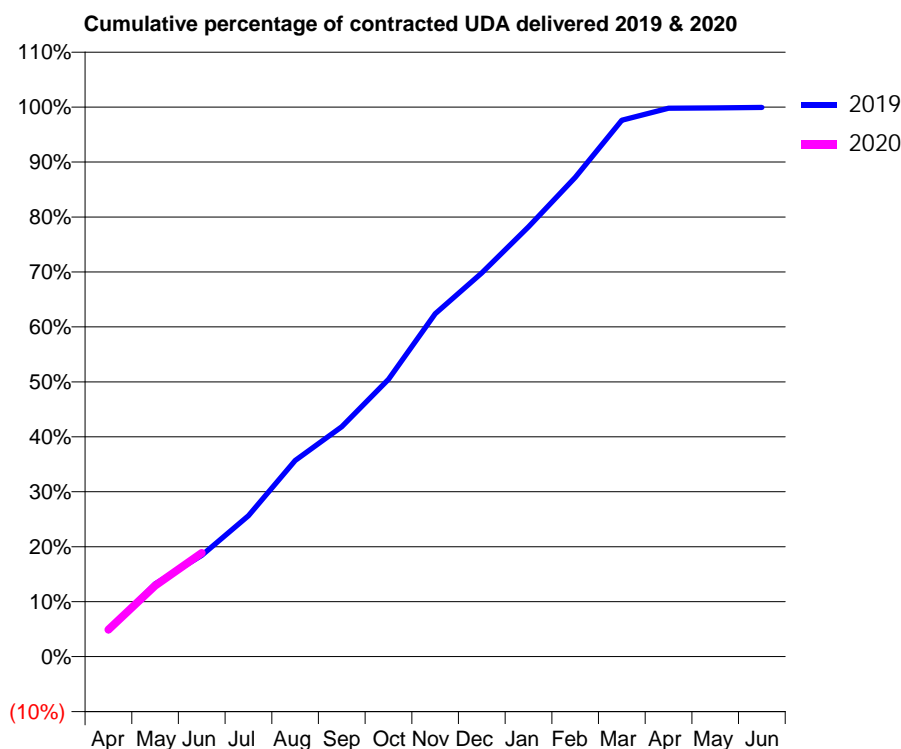
19/20 Contracted general activity (UDA)	17,651
Carry forward general activity (UDA)	0
19/20 Contracted orthodontic activity (UOA)	0
Carry forward orthodontic activity (UOA)	0
Baseline contract value	£550,835.96

ACCESS*

Patients seen in 24 months	Total	Change since previous quarter
Quarter ending June 2018	6,072	
Quarter ending September 2018	6,061	→
Quarter ending December 2018	6,035	→
Quarter ending March 2019	5,965	↓
Quarter ending June 2019	5,923	→
Variance since June 2018	(2.5%)	↓



ACTIVITY



Month	Adjusted Scheduled Activity (UDA)	
	2019	2020
April	837	865
May	2,336	2,282
June	3,253	3,332
July	4,526	
August	6,299	
September	7,384	
October	8,907	
November	11,015	
December	12,324	
January	13,804	
February	15,391	
March	17,227	
April	17,617	
May	17,625	
June	17,635	

QUALITY

	Quantity	Base Number	Contract	AT	Region	England
% of FP17s for the same patient ID Re-attending within 3 months - Children	34	579	5.9%	10.4%	12.1%	11.4%
% of FP17s for the same patient ID Re-attending within 3 months - Adults	152	1,376	11.0%	13.7%	15.6%	15.4%
% of FP17s for the same patient ID Re-attending between 3 & 9 months - Children	396	579	68.4%	63.0%	61.2%	59.8%
% of FP17s for the same patient ID Re-attending between 3 & 9 months - Adults	925	1,376	67.2%	56.7%	54.5%	52.1%
% of FP17s for Band 1 Urgent Courses	119	1,741	6.8%	7.3%	9.1%	9.2%
% of FP17s Relating to Free Repair or Replacements	13	1,741	0.7%	0.9%	1.0%	0.7%
% of FP17s Relating to Continuations	6	1,741	0.3%	0.9%	1.0%	0.8%
% of Patients satisfied with the dentistry they have received	4	4	N/A	93.5%	94.2%	93.4%
% of Patients satisfied with the time they had to wait for an appointment	4	4	N/A	86.7%	88.4%	87.6%

* This is based on patients treated on this contract for their most recent course of treatment. Figures in italics indicate the base number of FP17s or Patient Questionnaire responses are less than 100. N/A is shown where the base number of responses is less than 10 during the period. % is calculated as Quantity/Base number*100

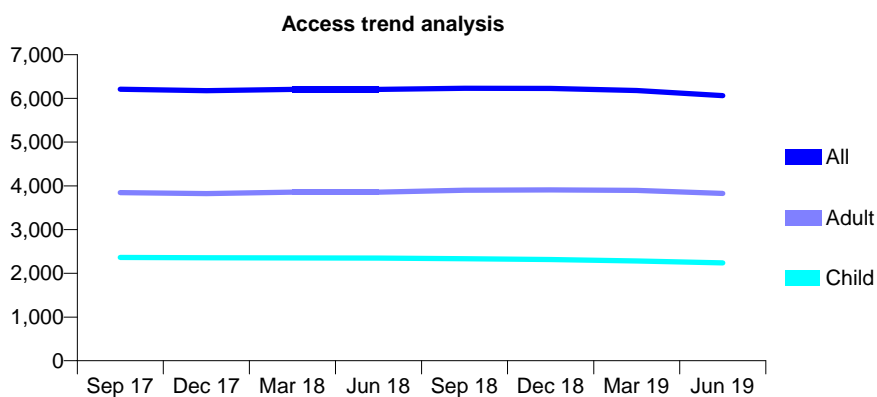
Q52 - Vital Signs At a Glance Contract Report for 135658/0001 - June 2019

Name or company name	Fartown Limited
Contract type name	GDS Contract
Purpose of contract	General
Contract start date	01/05/2013
Contract end date	

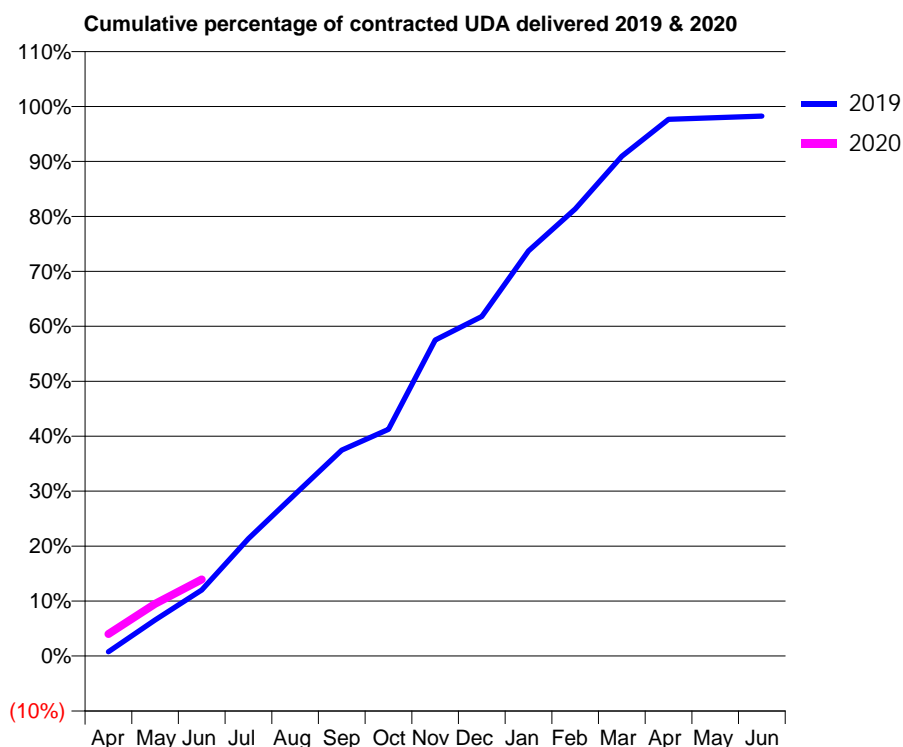
19/20 Contracted general activity (UDA)	21,000
Carry forward general activity (UDA)	0
19/20 Contracted orthodontic activity (UOA)	0
Carry forward orthodontic activity (UOA)	0
Baseline contract value	£602,072.13

ACCESS*

Patients seen in 24 months	Total	Change since previous quarter
Quarter ending June 2018	6,204	
Quarter ending September 2018	6,234	→
Quarter ending December 2018	6,226	→
Quarter ending March 2019	6,180	→
Quarter ending June 2019	6,062	↓
Variance since June 2018	(2.3%)	↓



ACTIVITY



Month	Adjusted Scheduled Activity (UDA)	
	2019	2020
April	164	842
May	1,381	1,997
June	2,524	2,926
July	4,485	
August	6,187	
September	7,868	
October	8,667	
November	12,078	
December	12,974	
January	15,478	
February	17,084	
March	19,096	
April	20,507	
May	20,568	
June	20,630	

QUALITY

	Quantity	Base Number	Contract	AT	Region	England
% of FP17s for the same patient ID Re-attending within 3 months - Children	44	716	6.1%	10.4%	12.1%	11.4%
% of FP17s for the same patient ID Re-attending within 3 months - Adults	236	1,271	18.6%	13.7%	15.6%	15.4%
% of FP17s for the same patient ID Re-attending between 3 & 9 months - Children	412	716	57.5%	63.0%	61.2%	59.8%
% of FP17s for the same patient ID Re-attending between 3 & 9 months - Adults	677	1,271	53.3%	56.7%	54.5%	52.1%
% of FP17s for Band 1 Urgent Courses	173	1,335	13.0%	7.3%	9.1%	9.2%
% of FP17s Relating to Free Repair or Replacements	3	1,335	0.2%	0.9%	1.0%	0.7%
% of FP17s Relating to Continuations	7	1,335	0.5%	0.9%	1.0%	0.8%
% of Patients satisfied with the dentistry they have received	2	2	N/A	93.5%	94.2%	93.4%
% of Patients satisfied with the time they had to wait for an appointment	2	2	N/A	86.7%	88.4%	87.6%

* This is based on patients treated on this contract for their most recent course of treatment. Figures in italics indicate the base number of FP17s or Patient Questionnaire responses are less than 100. N/A is shown where the base number of responses is less than 10 during the period. % is calculated as Quantity/Base number*100

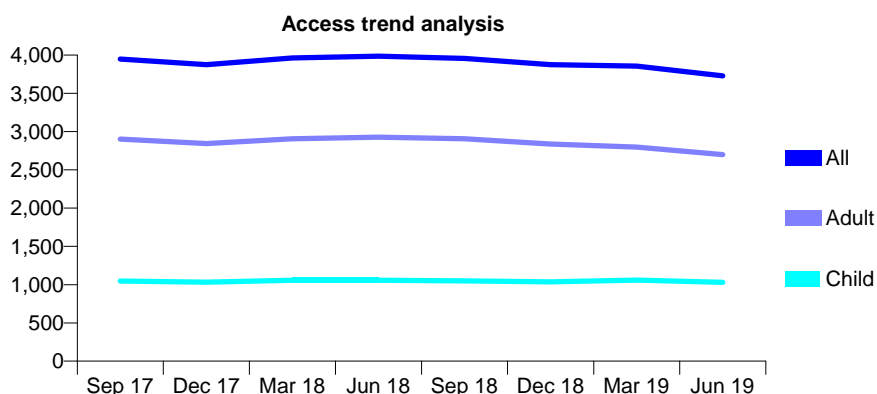
Q52 - Vital Signs At a Glance Contract Report for 138401/0001 - June 2019

Name or company name	Beechwood Dental Practice Ltd
Contract type name	GDS Contract
Purpose of contract	General
Contract start date	01/01/2011
Contract end date	

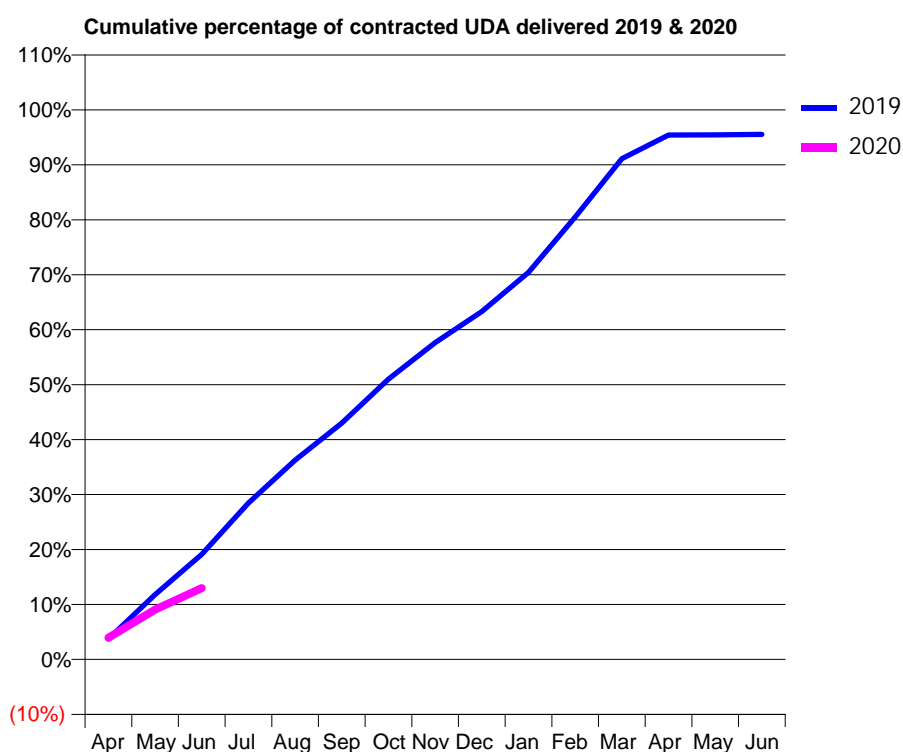
19/20 Contracted general activity (UDA)	12,770
Carry forward general activity (UDA)	0
19/20 Contracted orthodontic activity (UOA)	0
Carry forward orthodontic activity (UOA)	0
Baseline contract value	£388,130.37

ACCESS*

Patients seen in 24 months	Total	Change since previous quarter
Quarter ending June 2018	3,985	
Quarter ending September 2018	3,955	→
Quarter ending December 2018	3,873	↓
Quarter ending March 2019	3,857	→
Quarter ending June 2019	3,728	↓
Variance since June 2018	(6.4%)	↓



ACTIVITY



Month	2019	2020
April	479	505
May	1,509	1,157
June	2,442	1,658
July	3,638	
August	4,632	
September	5,488	
October	6,515	
November	7,360	
December	8,084	
January	8,995	
February	10,280	
March	11,634	
April	12,183	
May	12,189	
June	12,200	

QUALITY

	Quantity	Base Number	Contract	AT	Region	England
% of FP17s for the same patient ID Re-attending within 3 months - Children	38	247	15.4%	10.4%	12.1%	11.4%
% of FP17s for the same patient ID Re-attending within 3 months - Adults	207	673	30.8%	13.7%	15.6%	15.4%
% of FP17s for the same patient ID Re-attending between 3 & 9 months - Children	87	247	35.2%	63.0%	61.2%	59.8%
% of FP17s for the same patient ID Re-attending between 3 & 9 months - Adults	220	673	32.7%	56.7%	54.5%	52.1%
% of FP17s for Band 1 Urgent Courses	123	703	17.5%	7.3%	9.1%	9.2%
% of FP17s Relating to Free Repair or Replacements	44	703	6.3%	0.9%	1.0%	0.7%
% of FP17s Relating to Continuations	17	703	2.4%	0.9%	1.0%	0.8%
% of Patients satisfied with the dentistry they have received	1	1	N/A	93.5%	94.2%	93.4%
% of Patients satisfied with the time they had to wait for an appointment	1	1	N/A	86.7%	88.4%	87.6%

* This is based on patients treated on this contract for their most recent course of treatment. Figures in italics indicate the base number of FP17s or Patient Questionnaire responses are less than 100. N/A is shown where the base number of responses is less than 10 during the period. % is calculated as Quantity/Base number*100

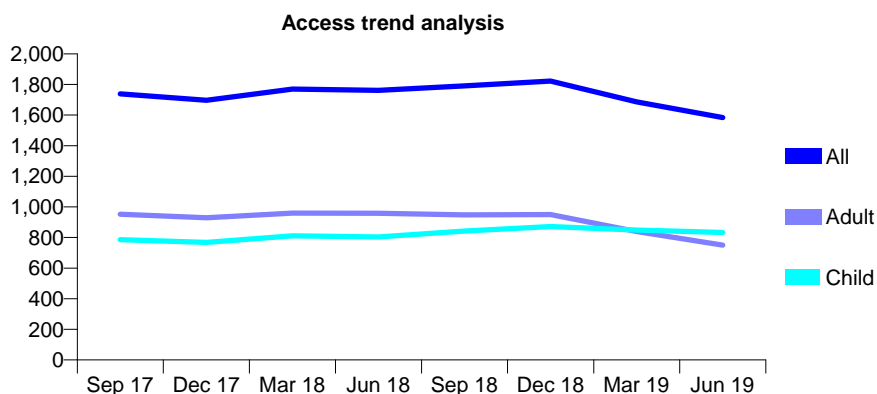
Q52 - Vital Signs At a Glance Contract Report for 138509/0002 - June 2019

Name or company name	Marlborough Road Dental Practice
Contract type name	GDS Contract
Purpose of contract	General
Contract start date	07/09/2010
Contract end date	

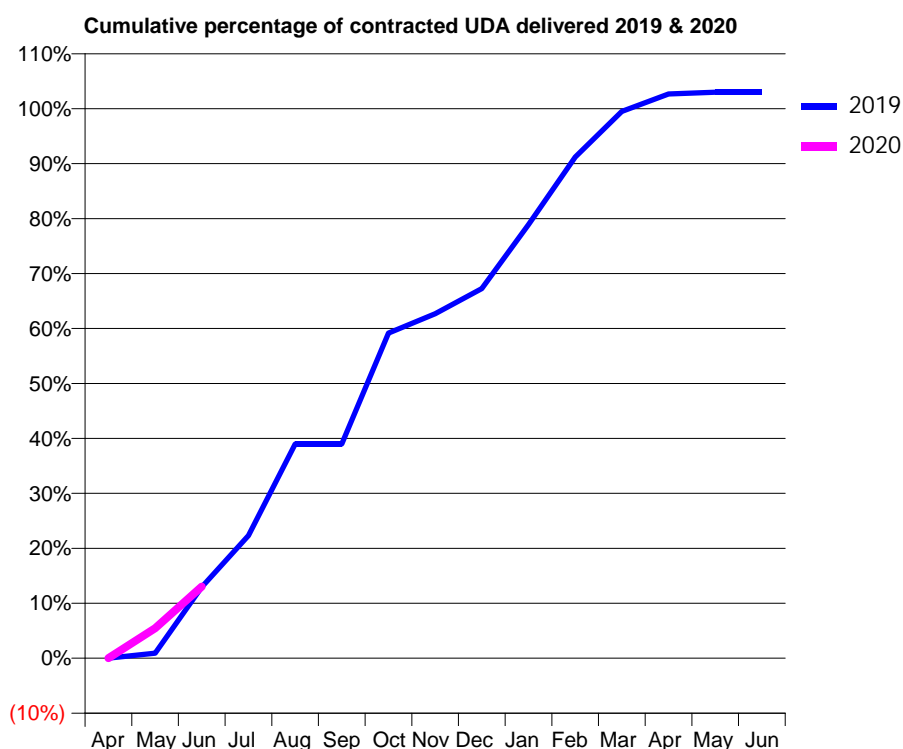
19/20 Contracted general activity (UDA)	6,000
Carry forward general activity (UDA)	0
19/20 Contracted orthodontic activity (UOA)	0
Carry forward orthodontic activity (UOA)	0
Baseline contract value	£177,716.27

ACCESS*

Patients seen in 24 months	Total	Change since previous quarter
Quarter ending June 2018	1,762	
Quarter ending September 2018	1,790	→
Quarter ending December 2018	1,822	→
Quarter ending March 2019	1,687	↓
Quarter ending June 2019	1,584	↓
Variance since June 2018	(10.1%)	↓



ACTIVITY



Adjusted Scheduled Activity (UDA)		
Month	2019	2020
April	0	0
May	55	328
June	777	783
July	1,340	
August	2,339	
September	2,339	
October	3,549	
November	3,762	
December	4,035	
January	4,734	
February	5,471	
March	5,970	
April	6,160	
May	6,178	
June	6,178	

QUALITY

	Quantity	Base Number	Contract	AT	Region	England
% of FP17s for the same patient ID Re-attending within 3 months - Children	9	355	2.5%	10.4%	12.1%	11.4%
% of FP17s for the same patient ID Re-attending within 3 months - Adults	13	224	5.8%	13.7%	15.6%	15.4%
% of FP17s for the same patient ID Re-attending between 3 & 9 months - Children	298	355	83.9%	63.0%	61.2%	59.8%
% of FP17s for the same patient ID Re-attending between 3 & 9 months - Adults	172	224	76.8%	56.7%	54.5%	52.1%
% of FP17s for Band 1 Urgent Courses	16	450	3.6%	7.3%	9.1%	9.2%
% of FP17s Relating to Free Repair or Replacements	0	450	0.0%	0.9%	1.0%	0.7%
% of FP17s Relating to Continuations	0	450	0.0%	0.9%	1.0%	0.8%
% of Patients satisfied with the dentistry they have received	0	0	N/A	93.5%	94.2%	93.4%
% of Patients satisfied with the time they had to wait for an appointment	0	0	N/A	86.7%	88.4%	87.6%

* This is based on patients treated on this contract for their most recent course of treatment.

Figures in italics indicate the base number of FP17s or Patient Questionnaire responses are less than 100. N/A is shown where the base number of responses is less than 10 during the period. % is calculated as Quantity/Base number*100

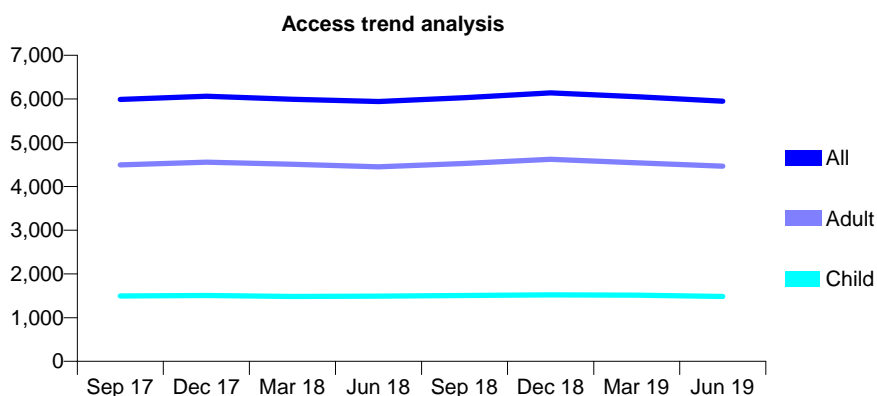
Q52 - Vital Signs At a Glance Contract Report for 138924/0001 - June 2019

Name or company name	Clayton Dental Practice Ltd
Contract type name	PDS Contract
Purpose of contract	General
Contract start date	01/01/2012
Contract end date	31/12/2021

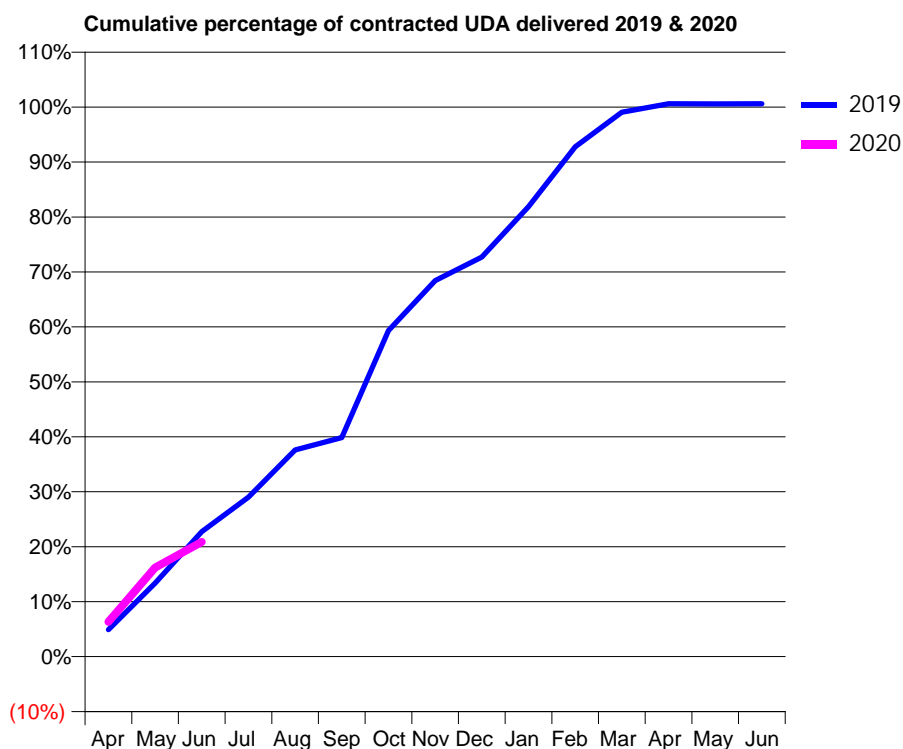
19/20 Contracted general activity (UDA)	15,103
Carry forward general activity (UDA)	0
19/20 Contracted orthodontic activity (UOA)	0
Carry forward orthodontic activity (UOA)	0
Baseline contract value	£487,761.15

ACCESS*

Patients seen in 24 months	Total	Change since previous quarter
Quarter ending June 2018	5,943	
Quarter ending September 2018	6,030	→
Quarter ending December 2018	6,141	→
Quarter ending March 2019	6,054	↓
Quarter ending June 2019	5,950	↓
Variance since June 2018	0.1%	→



ACTIVITY



Month	Adjusted Scheduled Activity (UDA)	
	2019	2020
April	743	959
May	2,021	2,446
June	3,433	3,155
July	4,380	
August	5,680	
September	6,022	
October	8,964	
November	10,333	
December	10,978	
January	12,369	
February	14,011	
March	14,958	
April	15,193	
May	15,191	
June	15,192	

QUALITY

	Quantity	Base Number	Contract	AT	Region	England
% of FP17s for the same patient ID Re-attending within 3 months - Children	40	504	7.9%	10.4%	12.1%	11.4%
% of FP17s for the same patient ID Re-attending within 3 months - Adults	126	1,238	10.2%	13.7%	15.6%	15.4%
% of FP17s for the same patient ID Re-attending between 3 & 9 months - Children	290	504	57.5%	63.0%	61.2%	59.8%
% of FP17s for the same patient ID Re-attending between 3 & 9 months - Adults	544	1,238	43.9%	56.7%	54.5%	52.1%
% of FP17s for Band 1 Urgent Courses	85	1,643	5.2%	7.3%	9.1%	9.2%
% of FP17s Relating to Free Repair or Replacements	15	1,643	0.9%	0.9%	1.0%	0.7%
% of FP17s Relating to Continuations	6	1,643	0.4%	0.9%	1.0%	0.8%
% of Patients satisfied with the dentistry they have received	1	1	N/A	93.5%	94.2%	93.4%
% of Patients satisfied with the time they had to wait for an appointment	1	1	N/A	86.7%	88.4%	87.6%

* This is based on patients treated on this contract for their most recent course of treatment. Figures in italics indicate the base number of FP17s or Patient Questionnaire responses are less than 100. N/A is shown where the base number of responses is less than 10 during the period. % is calculated as Quantity/Base number*100

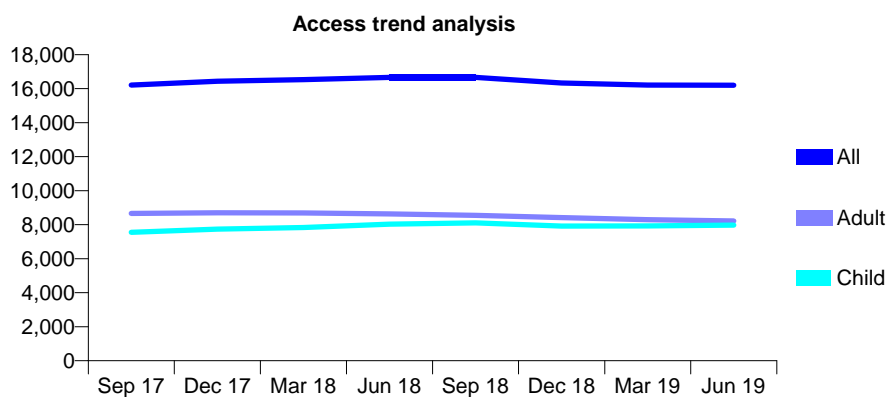
Q52 - Vital Signs At a Glance Contract Report for 139599/0001 - June 2019

Name or company name	Allerton Dental Limited
Contract type name	GDS Contract
Purpose of contract	General
Contract start date	01/08/2014
Contract end date	

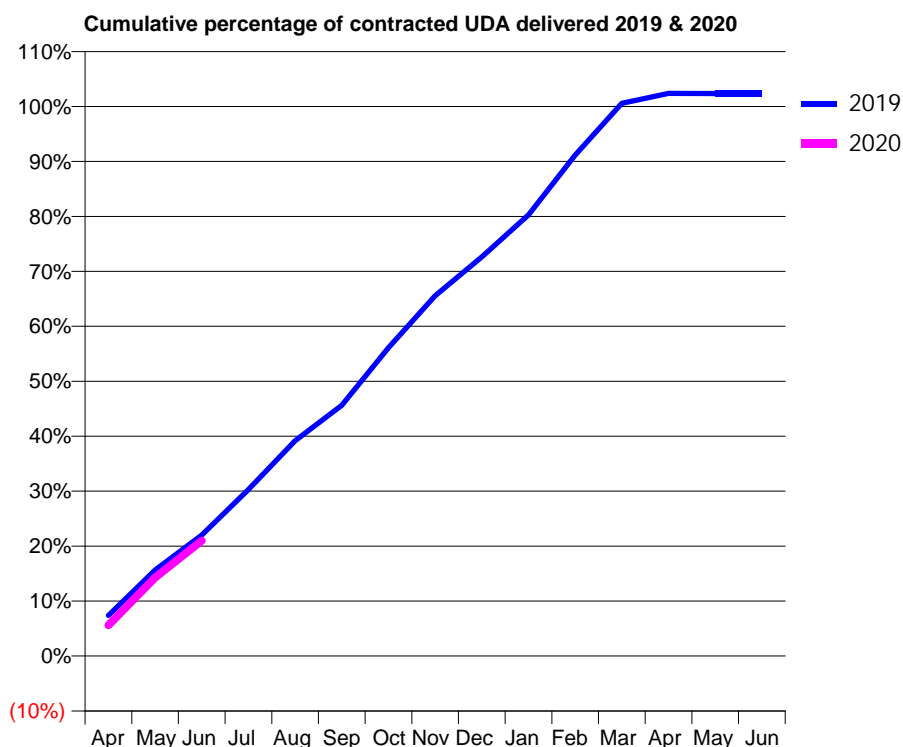
19/20 Contracted general activity (UDA)	43,917
Carry forward general activity (UDA)	0
19/20 Contracted orthodontic activity (UOA)	0
Carry forward orthodontic activity (UOA)	0
Baseline contract value	£1,200,436.15

ACCESS*

Patients seen in 24 months	Total	Change since previous quarter
Quarter ending June 2018	16,666	
Quarter ending September 2018	16,665	→
Quarter ending December 2018	16,335	↓
Quarter ending March 2019	16,213	→
Quarter ending June 2019	16,198	→
Variance since June 2018	(2.8%)	↓



ACTIVITY



Month	Adjusted Scheduled Activity (UDA)	
	2019	2020
April	3,246	2,468
May	6,876	6,268
June	9,662	9,217
July	13,302	
August	17,206	
September	20,043	
October	24,636	
November	28,788	
December	31,895	
January	35,261	
February	40,036	
March	44,174	
April	44,959	
May	44,947	
June	44,947	

QUALITY

	Quantity	Base Number	Contract	AT	Region	England
% of FP17s for the same patient ID Re-attending within 3 months - Children	187	2,833	6.6%	10.4%	12.1%	11.4%
% of FP17s for the same patient ID Re-attending within 3 months - Adults	253	2,582	9.8%	13.7%	15.6%	15.4%
% of FP17s for the same patient ID Re-attending between 3 & 9 months - Children	1,754	2,833	61.9%	63.0%	61.2%	59.8%
% of FP17s for the same patient ID Re-attending between 3 & 9 months - Adults	1,682	2,582	65.1%	56.7%	54.5%	52.1%
% of FP17s for Band 1 Urgent Courses	276	4,955	5.6%	7.3%	9.1%	9.2%
% of FP17s Relating to Free Repair or Replacements	17	4,955	0.3%	0.9%	1.0%	0.7%
% of FP17s Relating to Continuations	8	4,955	0.2%	0.9%	1.0%	0.8%
% of Patients satisfied with the dentistry they have received	10	10	100.0%	93.5%	94.2%	93.4%
% of Patients satisfied with the time they had to wait for an appointment	6	10	60.0%	86.7%	88.4%	87.6%

* This is based on patients treated on this contract for their most recent course of treatment. Figures in italics indicate the base number of FP17s or Patient Questionnaire responses are less than 100. N/A is shown where the base number of responses is less than 10 during the period. % is calculated as Quantity/Base number*100

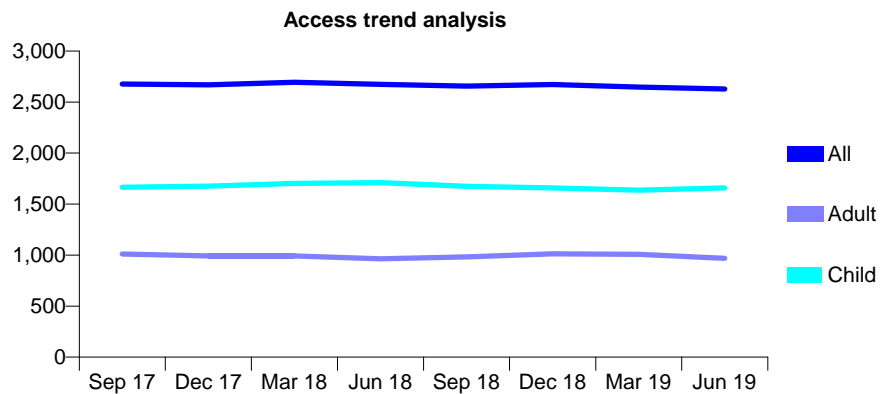
Q52 - Vital Signs At a Glance Contract Report for 140155/0001 - June 2019

Name or company name	S & S Care Limited
Contract type name	GDS Contract
Purpose of contract	General
Contract start date	01/11/2009
Contract end date	

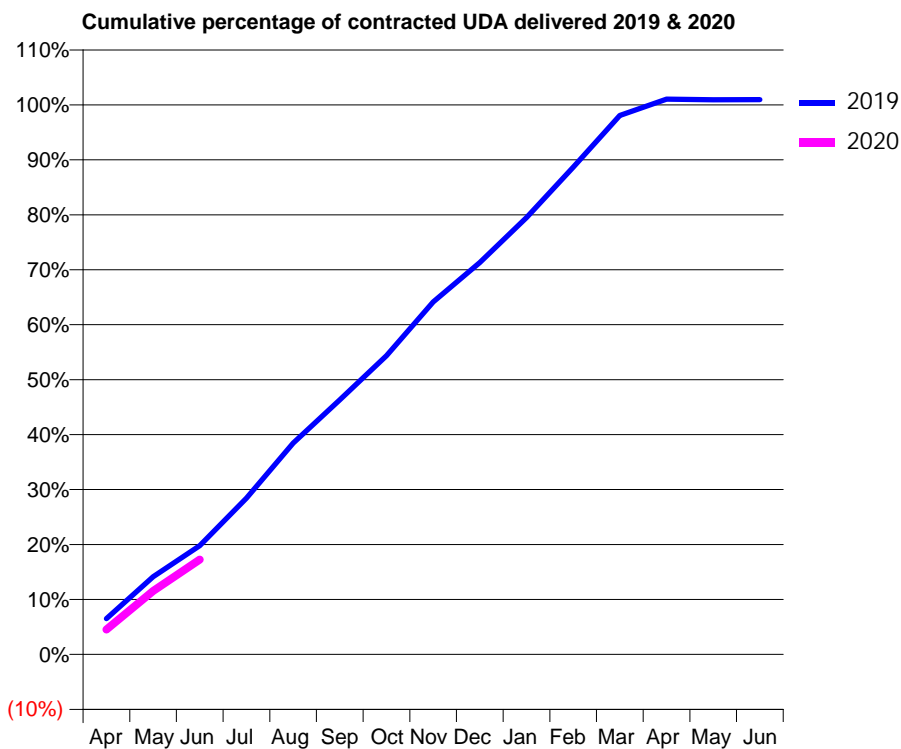
19/20 Contracted general activity (UDA)	6,546
Carry forward general activity (UDA)	0
19/20 Contracted orthodontic activity (UOA)	0
Carry forward orthodontic activity (UOA)	0
Baseline contract value	£253,604.70

ACCESS*

Patients seen in 24 months	Total	Change since previous quarter
Quarter ending June 2018	2,674	
Quarter ending September 2018	2,657	→
Quarter ending December 2018	2,672	→
Quarter ending March 2019	2,646	→
Quarter ending June 2019	2,628	→
Variance since June 2018	(1.7%)	↓



ACTIVITY



Month	2019	2020
April	426	296
May	925	756
June	1,295	1,131
July	1,863	
August	2,518	
September	3,032	
October	3,559	
November	4,200	
December	4,667	
January	5,203	
February	5,804	
March	6,420	
April	6,614	
May	6,606	
June	6,610	

QUALITY

	Quantity	Base Number	Contract	AT	Region	England
% of FP17s for the same patient ID Re-attending within 3 months - Children	76	707	10.7%	10.4%	12.1%	11.4%
% of FP17s for the same patient ID Re-attending within 3 months - Adults	21	202	10.4%	13.7%	15.6%	15.4%
% of FP17s for the same patient ID Re-attending between 3 & 9 months - Children	498	707	70.4%	63.0%	61.2%	59.8%
% of FP17s for the same patient ID Re-attending between 3 & 9 months - Adults	120	202	59.4%	56.7%	54.5%	52.1%
% of FP17s for Band 1 Urgent Courses	23	779	3.0%	7.3%	9.1%	9.2%
% of FP17s Relating to Free Repair or Replacements	0	779	0.0%	0.9%	1.0%	0.7%
% of FP17s Relating to Continuations	0	779	0.0%	0.9%	1.0%	0.8%
% of Patients satisfied with the dentistry they have received	0	0	N/A	93.5%	94.2%	93.4%
% of Patients satisfied with the time they had to wait for an appointment	0	0	N/A	86.7%	88.4%	87.6%

* This is based on patients treated on this contract for their most recent course of treatment. Figures in italics indicate the base number of FP17s or Patient Questionnaire responses are less than 100. N/A is shown where the base number of responses is less than 10 during the period. % is calculated as Quantity/Base number*100

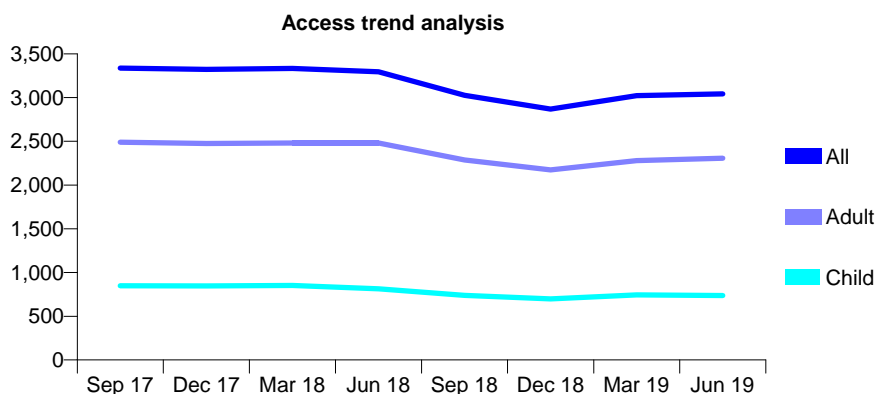
Q52 - Vital Signs At a Glance Contract Report for 140686/0001 - June 2019

Name or company name	C.J. Harker & Associates Ltd
Contract type name	GDS Contract
Purpose of contract	General
Contract start date	01/05/2008
Contract end date	

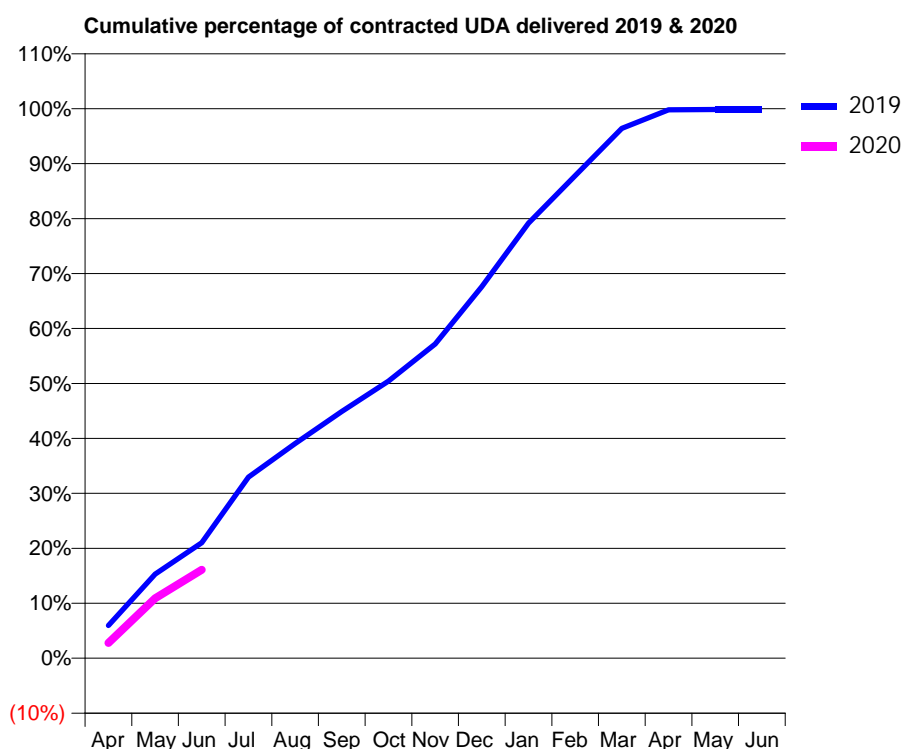
19/20 Contracted general activity (UDA)	7,582
Carry forward general activity (UDA)	0
19/20 Contracted orthodontic activity (UOA)	0
Carry forward orthodontic activity (UOA)	0
Baseline contract value	£194,728.69

ACCESS*

Patients seen in 24 months	Total	Change since previous quarter
Quarter ending June 2018	3,295	
Quarter ending September 2018	3,026	↓
Quarter ending December 2018	2,869	↓
Quarter ending March 2019	3,022	↑
Quarter ending June 2019	3,043	→
Variance since June 2018	(7.6%)	↓



ACTIVITY



Month	2019	2020
April	452	210
May	1,160	827
June	1,592	1,220
July	2,497	
August	2,963	
September	3,404	
October	3,823	
November	4,336	
December	5,126	
January	6,002	
February	6,658	
March	7,309	
April	7,566	
May	7,570	
June	7,570	

QUALITY

	Quantity	Base Number	Contract	AT	Region	England
% of FP17s for the same patient ID Re-attending within 3 months - Children	6	235	2.6%	10.4%	12.1%	11.4%
% of FP17s for the same patient ID Re-attending within 3 months - Adults	42	674	6.2%	13.7%	15.6%	15.4%
% of FP17s for the same patient ID Re-attending between 3 & 9 months - Children	97	235	41.3%	63.0%	61.2%	59.8%
% of FP17s for the same patient ID Re-attending between 3 & 9 months - Adults	266	674	39.5%	56.7%	54.5%	52.1%
% of FP17s for Band 1 Urgent Courses	46	756	6.1%	7.3%	9.1%	9.2%
% of FP17s Relating to Free Repair or Replacements	3	756	0.4%	0.9%	1.0%	0.7%
% of FP17s Relating to Continuations	7	756	0.9%	0.9%	1.0%	0.8%
% of Patients satisfied with the dentistry they have received	1	1	N/A	93.5%	94.2%	93.4%
% of Patients satisfied with the time they had to wait for an appointment	1	1	N/A	86.7%	88.4%	87.6%

* This is based on patients treated on this contract for their most recent course of treatment.

Figures in italics indicate the base number of FP17s or Patient Questionnaire responses are less than 100. N/A is shown where the base number of responses is less than 10 during the period. % is calculated as Quantity/Base number*100

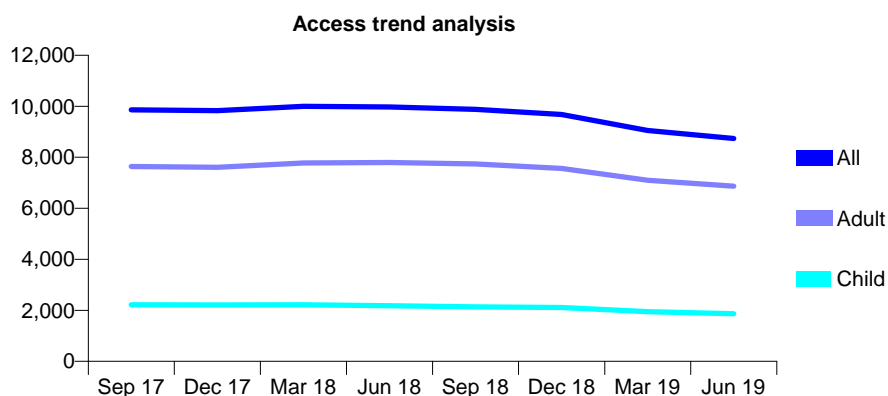
Q52 - Vital Signs At a Glance Contract Report for 140686/0002 - June 2019

Name or company name	C.J. Harker & Associates Ltd
Contract type name	GDS Contract
Purpose of contract	General
Contract start date	01/05/2008
Contract end date	

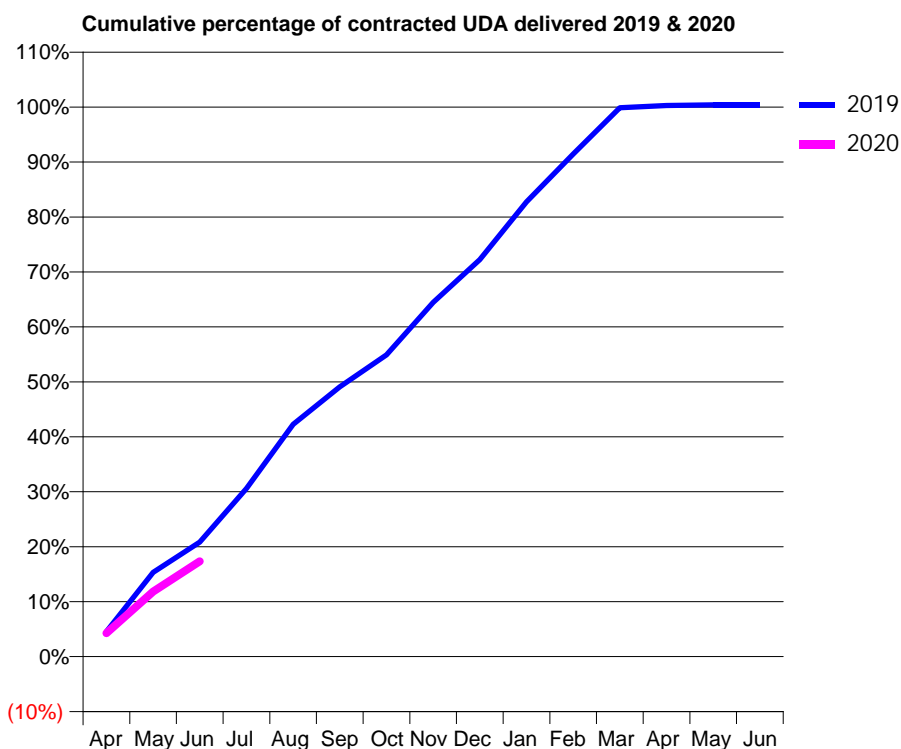
19/20 Contracted general activity (UDA)	24,843
Carry forward general activity (UDA)	0
19/20 Contracted orthodontic activity (UOA)	0
Carry forward orthodontic activity (UOA)	0
Baseline contract value	£711,836.55

ACCESS*

Patients seen in 24 months	Total	Change since previous quarter
Quarter ending June 2018	9,976	
Quarter ending September 2018	9,879	→
Quarter ending December 2018	9,675	↓
Quarter ending March 2019	9,047	↓
Quarter ending June 2019	8,737	↓
Variance since June 2018	(12.4%)	↓



ACTIVITY



Month	Adjusted Scheduled Activity (UDA)	
	2019	2020
April	1,139	1,065
May	3,812	2,939
June	5,176	4,306
July	7,597	
August	10,505	
September	12,195	
October	13,640	
November	16,012	
December	17,943	
January	20,563	
February	22,722	
March	24,809	
April	24,910	
May	24,944	
June	24,944	

QUALITY

	Quantity	Base Number	Contract	AT	Region	England
% of FP17s for the same patient ID Re-attending within 3 months - Children	24	576	4.2%	10.4%	12.1%	11.4%
% of FP17s for the same patient ID Re-attending within 3 months - Adults	169	1,848	9.1%	13.7%	15.6%	15.4%
% of FP17s for the same patient ID Re-attending between 3 & 9 months - Children	384	576	66.7%	63.0%	61.2%	59.8%
% of FP17s for the same patient ID Re-attending between 3 & 9 months - Adults	871	1,848	47.1%	56.7%	54.5%	52.1%
% of FP17s for Band 1 Urgent Courses	208	2,354	8.8%	7.3%	9.1%	9.2%
% of FP17s Relating to Free Repair or Replacements	17	2,354	0.7%	0.9%	1.0%	0.7%
% of FP17s Relating to Continuations	31	2,354	1.3%	0.9%	1.0%	0.8%
% of Patients satisfied with the dentistry they have received	5	5	N/A	93.5%	94.2%	93.4%
% of Patients satisfied with the time they had to wait for an appointment	4	5	N/A	86.7%	88.4%	87.6%

* This is based on patients treated on this contract for their most recent course of treatment. Figures in italics indicate the base number of FP17s or Patient Questionnaire responses are less than 100. N/A is shown where the base number of responses is less than 10 during the period. % is calculated as Quantity/Base number*100

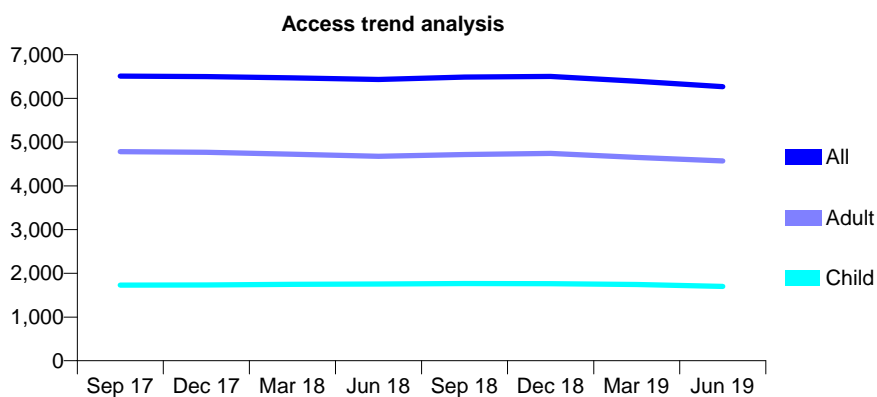
Q52 - Vital Signs At a Glance Contract Report for 141976/0001 - June 2019

Name or company name	Dalton Dental Care
Contract type name	GDS Contract
Purpose of contract	General
Contract start date	01/05/2008
Contract end date	

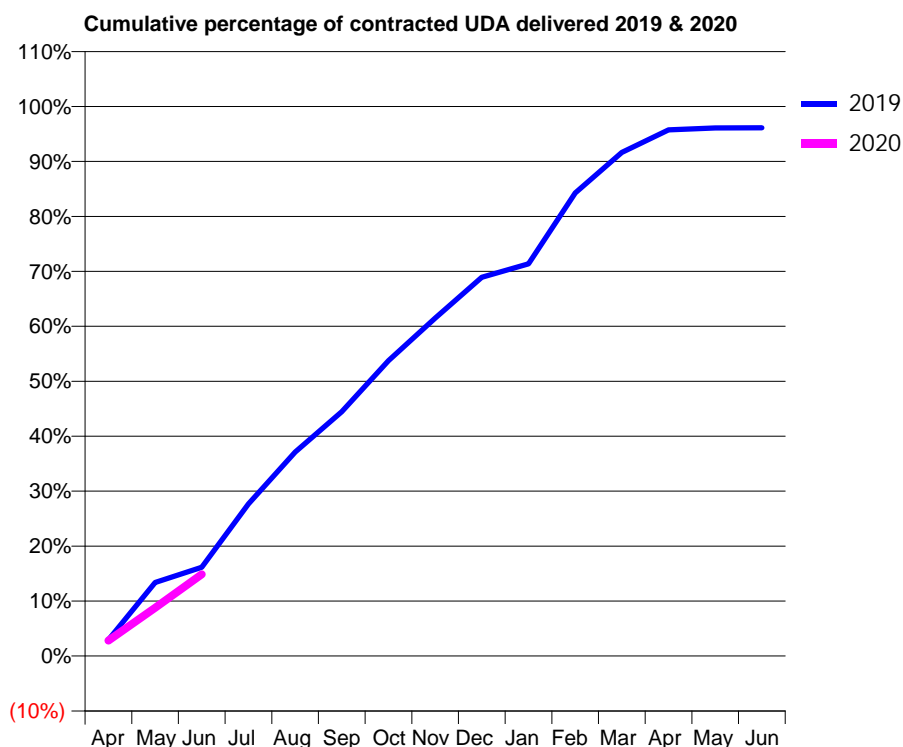
19/20 Contracted general activity (UDA)	18,170
Carry forward general activity (UDA)	0
19/20 Contracted orthodontic activity (UOA)	0
Carry forward orthodontic activity (UOA)	0
Baseline contract value	£572,044.80

ACCESS*

Patients seen in 24 months	Total	Change since previous quarter
Quarter ending June 2018	6,432	
Quarter ending September 2018	6,485	→
Quarter ending December 2018	6,501	→
Quarter ending March 2019	6,391	↓
Quarter ending June 2019	6,271	↓
Variance since June 2018	(2.5%)	↓



ACTIVITY



Month	Adjusted Scheduled Activity (UDA)	
	2019	2020
April	538	508
May	2,430	1,594
June	2,934	2,700
July	5,031	
August	6,744	
September	8,081	
October	9,766	
November	11,177	
December	12,522	
January	12,967	
February	15,312	
March	16,653	
April	17,396	
May	17,460	
June	17,464	

QUALITY

	Quantity	Base Number	Contract	AT	Region	England
% of FP17s for the same patient ID Re-attending within 3 months - Children	38	510	7.5%	10.4%	12.1%	11.4%
% of FP17s for the same patient ID Re-attending within 3 months - Adults	182	1,490	12.2%	13.7%	15.6%	15.4%
% of FP17s for the same patient ID Re-attending between 3 & 9 months - Children	321	510	62.9%	63.0%	61.2%	59.8%
% of FP17s for the same patient ID Re-attending between 3 & 9 months - Adults	958	1,490	64.3%	56.7%	54.5%	52.1%
% of FP17s for Band 1 Urgent Courses	88	1,564	5.6%	7.3%	9.1%	9.2%
% of FP17s Relating to Free Repair or Replacements	10	1,564	0.6%	0.9%	1.0%	0.7%
% of FP17s Relating to Continuations	27	1,564	1.7%	0.9%	1.0%	0.8%
% of Patients satisfied with the dentistry they have received	0	1	N/A	93.5%	94.2%	93.4%
% of Patients satisfied with the time they had to wait for an appointment	0	1	N/A	86.7%	88.4%	87.6%

* This is based on patients treated on this contract for their most recent course of treatment. Figures in italics indicate the base number of FP17s or Patient Questionnaire responses are less than 100. N/A is shown where the base number of responses is less than 10 during the period. % is calculated as Quantity/Base number*100

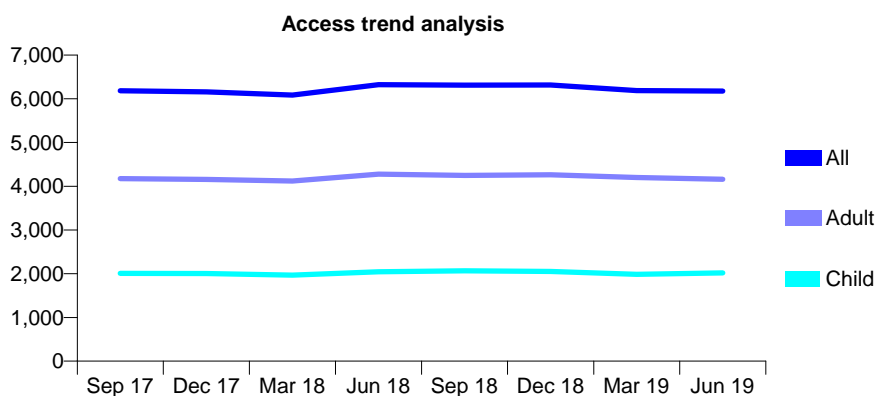
Q52 - Vital Signs At a Glance Contract Report for 143170/0001 - June 2019

Name or company name	Joe Kelly & Associates Ltd
Contract type name	GDS Contract
Purpose of contract	General and Orthodontic
Contract start date	01/11/2011
Contract end date	

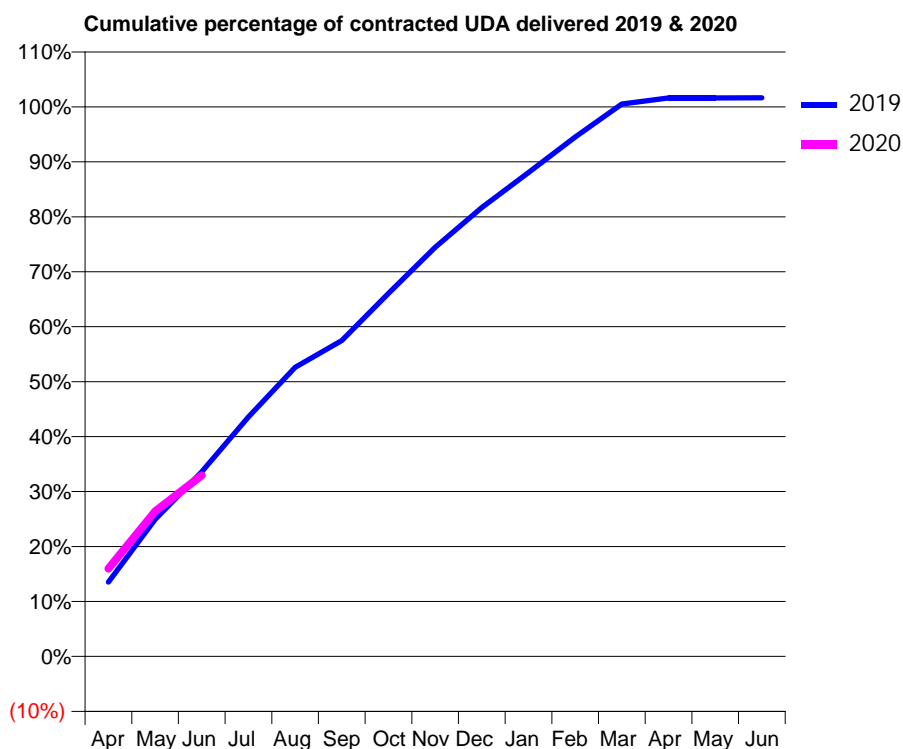
19/20 Contracted general activity (UDA)	13,120
Carry forward general activity (UDA)	0
19/20 Contracted orthodontic activity (UOA)	880
Carry forward orthodontic activity (UOA)	0
Baseline contract value	£480,387.88

ACCESS*

Patients seen in 24 months	Total	Change since previous quarter
Quarter ending June 2018	6,324	
Quarter ending September 2018	6,313	→
Quarter ending December 2018	6,315	→
Quarter ending March 2019	6,188	↓
Quarter ending June 2019	6,176	→
Variance since June 2018	(2.3%)	↓



ACTIVITY



Month	2019	2020
April	1,774	2,097
May	3,273	3,461
June	4,409	4,323
July	5,720	
August	6,902	
September	7,539	
October	8,667	
November	9,766	
December	10,715	
January	11,554	
February	12,398	
March	13,189	
April	13,333	
May	13,334	
June	13,335	

QUALITY

	Quantity	Base Number	Contract	AT	Region	England
% of FP17s for the same patient ID Re-attending within 3 months - Children	101	979	10.3%	10.4%	12.1%	11.4%
% of FP17s for the same patient ID Re-attending within 3 months - Adults	149	1,453	10.3%	13.7%	15.6%	15.4%
% of FP17s for the same patient ID Re-attending between 3 & 9 months - Children	530	979	54.1%	63.0%	61.2%	59.8%
% of FP17s for the same patient ID Re-attending between 3 & 9 months - Adults	531	1,453	36.5%	56.7%	54.5%	52.1%
% of FP17s for Band 1 Urgent Courses	111	2,305	4.8%	7.3%	9.1%	9.2%
% of FP17s Relating to Free Repair or Replacements	2	2,305	0.1%	0.9%	1.0%	0.7%
% of FP17s Relating to Continuations	9	2,305	0.4%	0.9%	1.0%	0.8%
% of Patients satisfied with the dentistry they have received	1	1	N/A	93.5%	94.2%	93.4%
% of Patients satisfied with the time they had to wait for an appointment	1	1	N/A	86.7%	88.4%	87.6%

* This is based on patients treated on this contract for their most recent course of treatment. Figures in italics indicate the base number of FP17s or Patient Questionnaire responses are less than 100. N/A is shown where the base number of responses is less than 10 during the period. % is calculated as Quantity/Base number*100

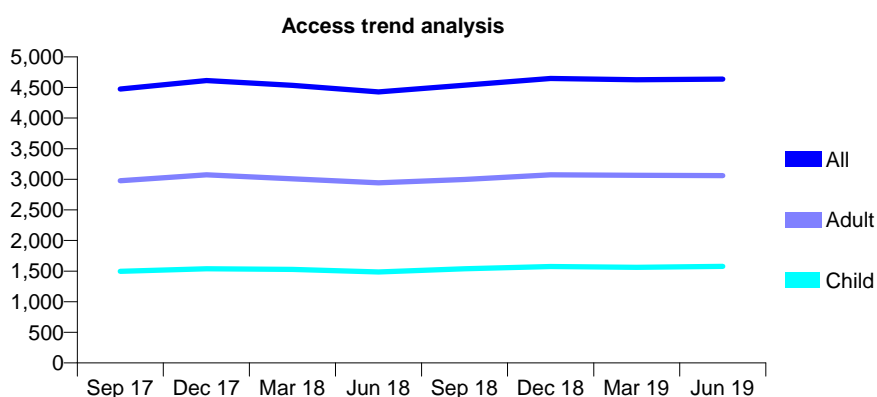
Q52 - Vital Signs At a Glance Contract Report for 143839/0001 - June 2019

Name or company name	Belle Isle Family Dental Practice
Contract type name	GDS Contract
Purpose of contract	General and Orthodontic
Contract start date	01/12/2014
Contract end date	

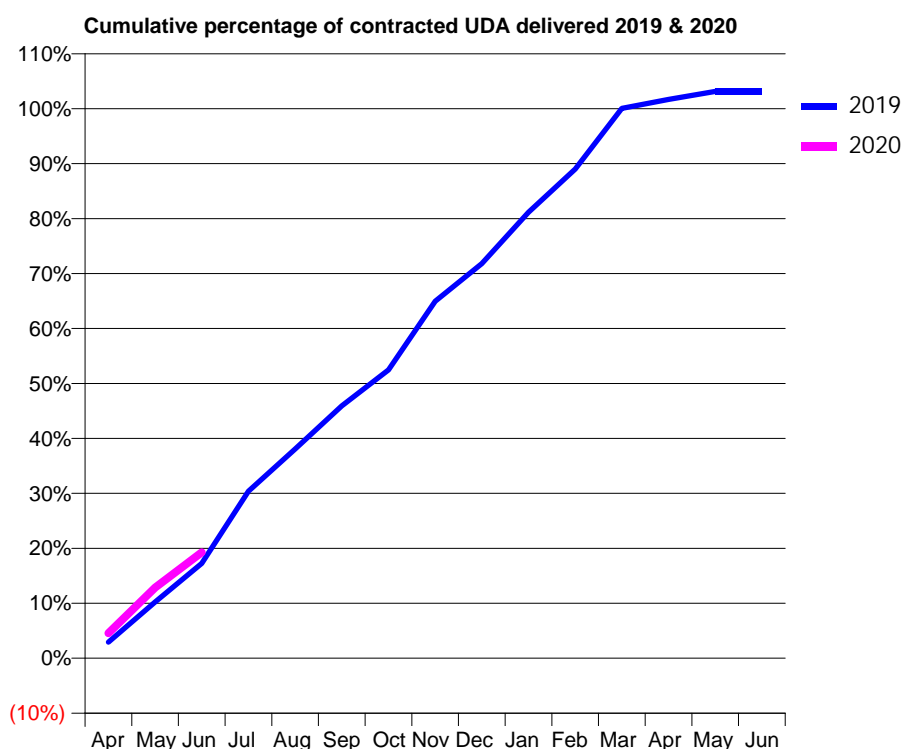
19/20 Contracted general activity (UDA)	14,200
Carry forward general activity (UDA)	0
19/20 Contracted orthodontic activity (UOA)	694
Carry forward orthodontic activity (UOA)	0
Baseline contract value	£445,537.46

ACCESS*

Patients seen in 24 months	Total	Change since previous quarter
Quarter ending June 2018	4,428	
Quarter ending September 2018	4,536	↑
Quarter ending December 2018	4,645	↑
Quarter ending March 2019	4,627	→
Quarter ending June 2019	4,638	→
Variance since June 2018	4.7%	↑



ACTIVITY



Month	2019	2020
April	416	648
May	1,452	1,829
June	2,452	2,739
July	4,317	
August	5,408	
September	6,519	
October	7,452	
November	9,221	
December	10,196	
January	11,526	
February	12,641	
March	14,205	
April	14,441	
May	14,643	
June	14,643	

QUALITY

	Quantity	Base Number	Contract	AT	Region	England
% of FP17s for the same patient ID Re-attending within 3 months - Children	42	470	8.9%	10.4%	12.1%	11.4%
% of FP17s for the same patient ID Re-attending within 3 months - Adults	114	858	13.3%	13.7%	15.6%	15.4%
% of FP17s for the same patient ID Re-attending between 3 & 9 months - Children	278	470	59.1%	63.0%	61.2%	59.8%
% of FP17s for the same patient ID Re-attending between 3 & 9 months - Adults	482	858	56.2%	56.7%	54.5%	52.1%
% of FP17s for Band 1 Urgent Courses	61	1,150	5.3%	7.3%	9.1%	9.2%
% of FP17s Relating to Free Repair or Replacements	18	1,150	1.6%	0.9%	1.0%	0.7%
% of FP17s Relating to Continuations	3	1,150	0.3%	0.9%	1.0%	0.8%
% of Patients satisfied with the dentistry they have received	9	9	N/A	93.5%	94.2%	93.4%
% of Patients satisfied with the time they had to wait for an appointment	9	9	N/A	86.7%	88.4%	87.6%

* This is based on patients treated on this contract for their most recent course of treatment. Figures in italics indicate the base number of FP17s or Patient Questionnaire responses are less than 100. N/A is shown where the base number of responses is less than 10 during the period. % is calculated as Quantity/Base number*100

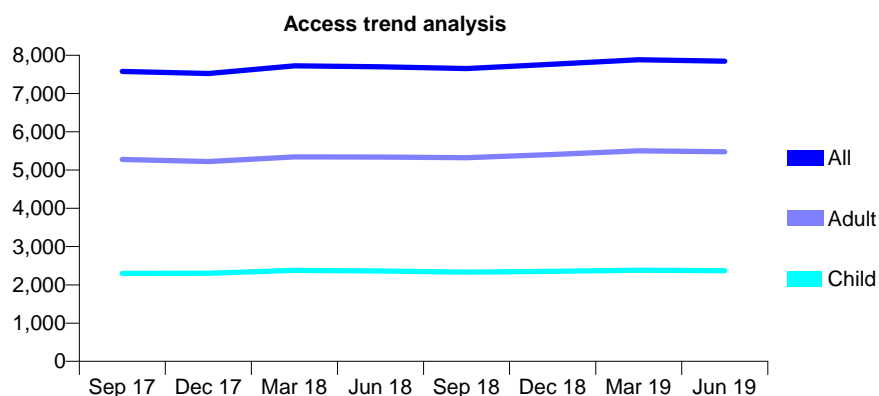
Q52 - Vital Signs At a Glance Contract Report for 144983/0001 - June 2019

Name or company name	Hick Lane Dental Surgery Ltd.
Contract type name	GDS Contract
Purpose of contract	General
Contract start date	01/10/2008
Contract end date	

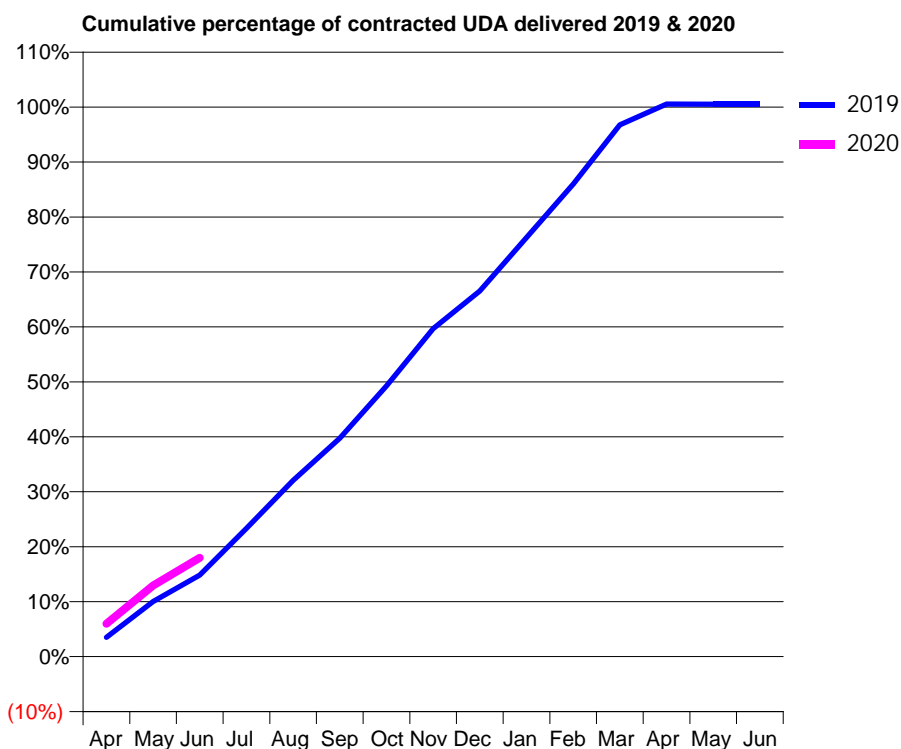
19/20 Contracted general activity (UDA)	22,549
Carry forward general activity (UDA)	0
19/20 Contracted orthodontic activity (UOA)	0
Carry forward orthodontic activity (UOA)	0
Baseline contract value	£701,586.14

ACCESS*

Patients seen in 24 months	Total	Change since previous quarter
Quarter ending June 2018	7,700	
Quarter ending September 2018	7,654	→
Quarter ending December 2018	7,765	→
Quarter ending March 2019	7,884	→
Quarter ending June 2019	7,844	→
Variance since June 2018	1.9%	→



ACTIVITY



Month	Adjusted Scheduled Activity (UDA)	
	2019	2020
April	789	1,351
May	2,261	2,920
June	3,345	4,060
July	5,265	
August	7,233	
September	8,959	
October	11,113	
November	13,458	
December	15,004	
January	17,196	
February	19,391	
March	21,818	
April	22,670	
May	22,668	
June	22,668	

QUALITY

	Quantity	Base Number	Contract	AT	Region	England
% of FP17s for the same patient ID Re-attending within 3 months - Children	52	773	6.7%	10.4%	12.1%	11.4%
% of FP17s for the same patient ID Re-attending within 3 months - Adults	217	1,787	12.1%	13.7%	15.6%	15.4%
% of FP17s for the same patient ID Re-attending between 3 & 9 months - Children	512	773	66.2%	63.0%	61.2%	59.8%
% of FP17s for the same patient ID Re-attending between 3 & 9 months - Adults	1,148	1,787	64.2%	56.7%	54.5%	52.1%
% of FP17s for Band 1 Urgent Courses	204	2,177	9.4%	7.3%	9.1%	9.2%
% of FP17s Relating to Free Repair or Replacements	30	2,177	1.4%	0.9%	1.0%	0.7%
% of FP17s Relating to Continuations	15	2,177	0.7%	0.9%	1.0%	0.8%
% of Patients satisfied with the dentistry they have received	2	3	N/A	93.5%	94.2%	93.4%
% of Patients satisfied with the time they had to wait for an appointment	3	3	N/A	86.7%	88.4%	87.6%

* This is based on patients treated on this contract for their most recent course of treatment. Figures in italics indicate the base number of FP17s or Patient Questionnaire responses are less than 100. N/A is shown where the base number of responses is less than 10 during the period. % is calculated as Quantity/Base number*100

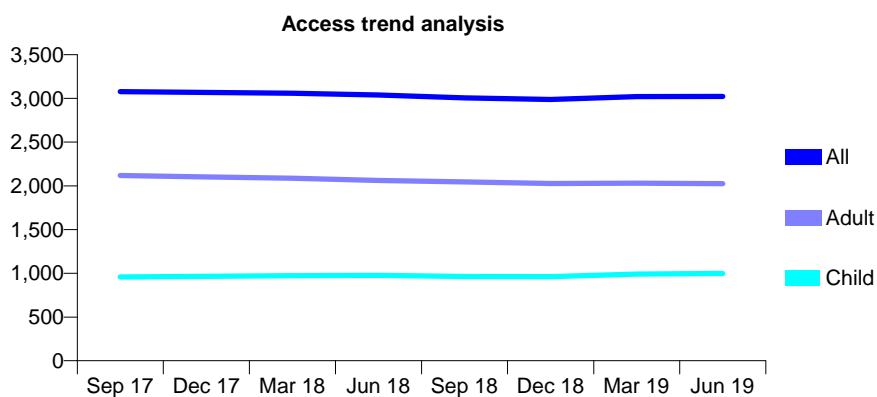
Q52 - Vital Signs At a Glance Contract Report for 145203/0001 - June 2019

Name or company name	Ross Dental Surgeons Ltd
Contract type name	GDS Contract
Purpose of contract	General
Contract start date	01/11/2008
Contract end date	

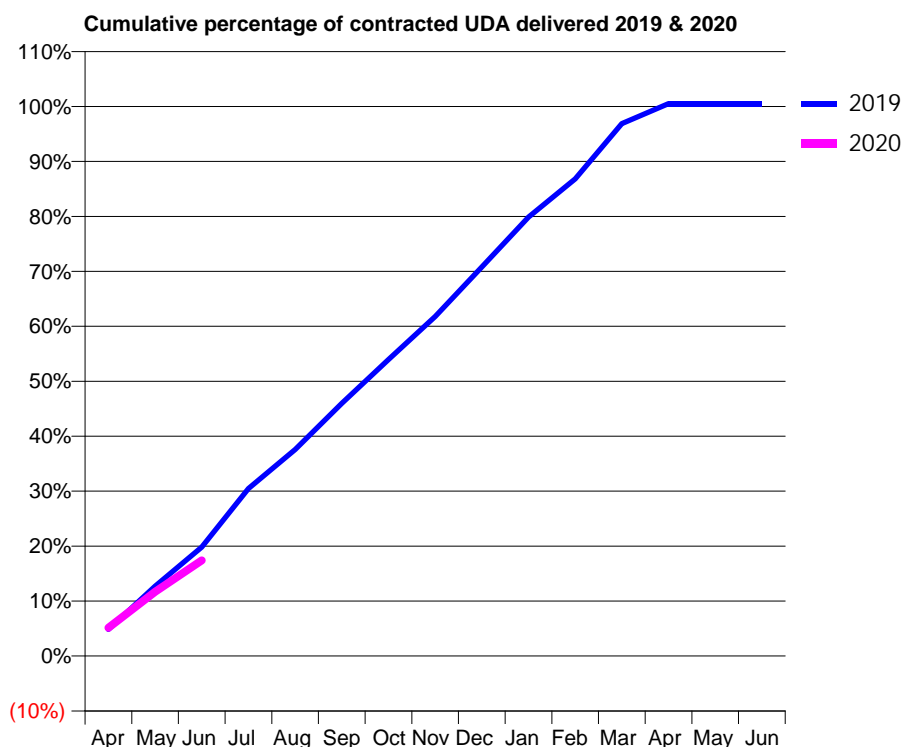
19/20 Contracted general activity (UDA)	6,100
Carry forward general activity (UDA)	0
19/20 Contracted orthodontic activity (UOA)	0
Carry forward orthodontic activity (UOA)	0
Baseline contract value	£164,425.99

ACCESS*

Patients seen in 24 months	Total	Change since previous quarter
Quarter ending June 2018	3,038	
Quarter ending September 2018	3,007	↓
Quarter ending December 2018	2,987	→
Quarter ending March 2019	3,020	→
Quarter ending June 2019	3,022	→
Variance since June 2018	(0.5%)	→



ACTIVITY



Month	Adjusted Scheduled Activity (UDA)	
	2019	2020
April	295	315
May	777	713
June	1,209	1,063
July	1,860	
August	2,292	
September	2,805	
October	3,292	
November	3,769	
December	4,318	
January	4,872	
February	5,296	
March	5,910	
April	6,132	
May	6,131	
June	6,132	

QUALITY

	Quantity	Base Number	Contract	AT	Region	England
% of FP17s for the same patient ID Re-attending within 3 months - Children	25	370	6.8%	10.4%	12.1%	11.4%
% of FP17s for the same patient ID Re-attending within 3 months - Adults	60	681	8.8%	13.7%	15.6%	15.4%
% of FP17s for the same patient ID Re-attending between 3 & 9 months - Children	272	370	73.5%	63.0%	61.2%	59.8%
% of FP17s for the same patient ID Re-attending between 3 & 9 months - Adults	439	681	64.5%	56.7%	54.5%	52.1%
% of FP17s for Band 1 Urgent Courses	24	749	3.2%	7.3%	9.1%	9.2%
% of FP17s Relating to Free Repair or Replacements	2	749	0.3%	0.9%	1.0%	0.7%
% of FP17s Relating to Continuations	4	749	0.5%	0.9%	1.0%	0.8%
% of Patients satisfied with the dentistry they have received	3	3	N/A	93.5%	94.2%	93.4%
% of Patients satisfied with the time they had to wait for an appointment	3	3	N/A	86.7%	88.4%	87.6%

* This is based on patients treated on this contract for their most recent course of treatment. Figures in italics indicate the base number of FP17s or Patient Questionnaire responses are less than 100. N/A is shown where the base number of responses is less than 10 during the period. % is calculated as Quantity/Base number*100

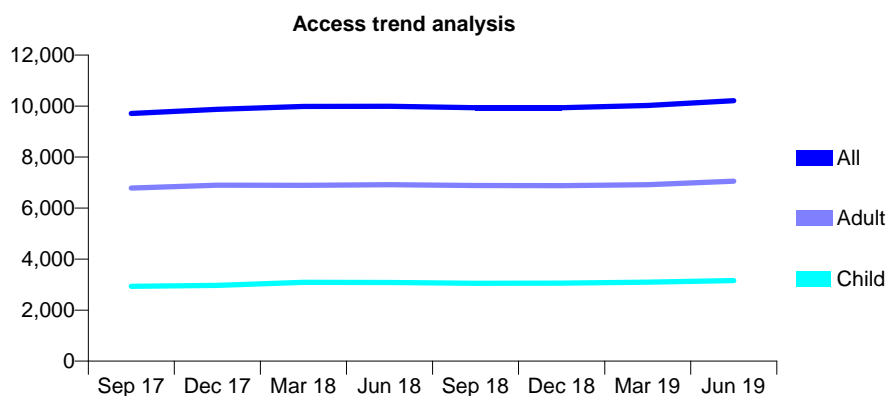
Q52 - Vital Signs At a Glance Contract Report for 145211/0001 - June 2019

Name or company name	Shaw & Associates Dental Surgeons Ltd
Contract type name	GDS Contract
Purpose of contract	General
Contract start date	01/04/2010
Contract end date	

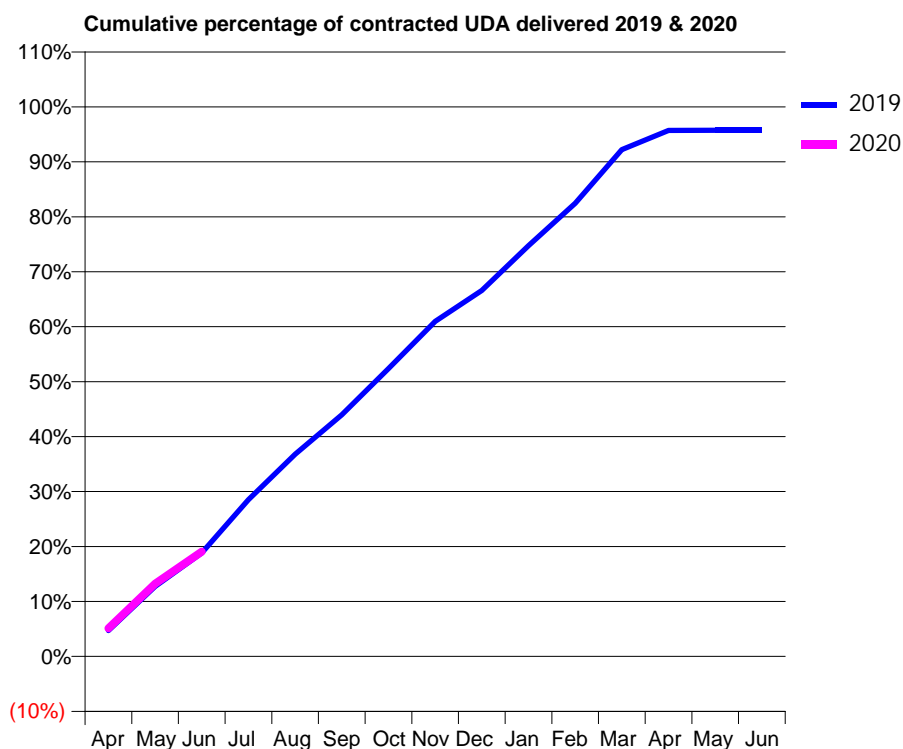
19/20 Contracted general activity (UDA)	31,000
Carry forward general activity (UDA)	0
19/20 Contracted orthodontic activity (UOA)	0
Carry forward orthodontic activity (UOA)	0
Baseline contract value	£1,040,472.69

ACCESS*

Patients seen in 24 months	Total	Change since previous quarter
Quarter ending June 2018	9,996	
Quarter ending September 2018	9,939	→
Quarter ending December 2018	9,937	→
Quarter ending March 2019	10,019	→
Quarter ending June 2019	10,215	→
Variance since June 2018	2.2%	↑



ACTIVITY



Month	2019	2020
April	1,461	1,587
May	3,952	4,102
June	5,839	5,908
July	8,843	
August	11,406	
September	13,624	
October	16,234	
November	18,904	
December	20,642	
January	23,177	
February	25,558	
March	28,591	
April	29,673	
May	29,681	
June	29,681	

QUALITY

	Quantity	Base Number	Contract	AT	Region	England
% of FP17s for the same patient ID Re-attending within 3 months - Children	117	1,433	8.2%	10.4%	12.1%	11.4%
% of FP17s for the same patient ID Re-attending within 3 months - Adults	309	2,897	10.7%	13.7%	15.6%	15.4%
% of FP17s for the same patient ID Re-attending between 3 & 9 months - Children	956	1,433	66.7%	63.0%	61.2%	59.8%
% of FP17s for the same patient ID Re-attending between 3 & 9 months - Adults	2,009	2,897	69.3%	56.7%	54.5%	52.1%
% of FP17s for Band 1 Urgent Courses	206	3,692	5.6%	7.3%	9.1%	9.2%
% of FP17s Relating to Free Repair or Replacements	25	3,692	0.7%	0.9%	1.0%	0.7%
% of FP17s Relating to Continuations	23	3,692	0.6%	0.9%	1.0%	0.8%
% of Patients satisfied with the dentistry they have received	1	1	N/A	93.5%	94.2%	93.4%
% of Patients satisfied with the time they had to wait for an appointment	1	1	N/A	86.7%	88.4%	87.6%

* This is based on patients treated on this contract for their most recent course of treatment. Figures in italics indicate the base number of FP17s or Patient Questionnaire responses are less than 100. N/A is shown where the base number of responses is less than 10 during the period. % is calculated as Quantity/Base number*100

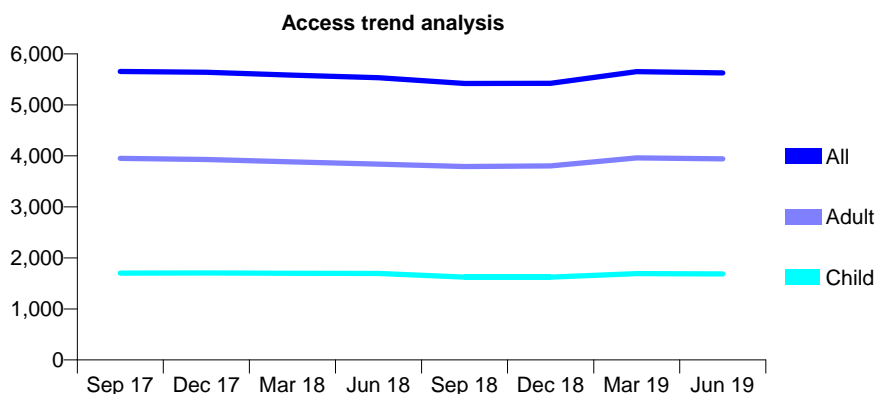
Q52 - Vital Signs At a Glance Contract Report for 145211/0002 - June 2019

Name or company name	Shaw & Associates Dental Surgeons Ltd
Contract type name	GDS Contract
Purpose of contract	General
Contract start date	09/08/2010
Contract end date	

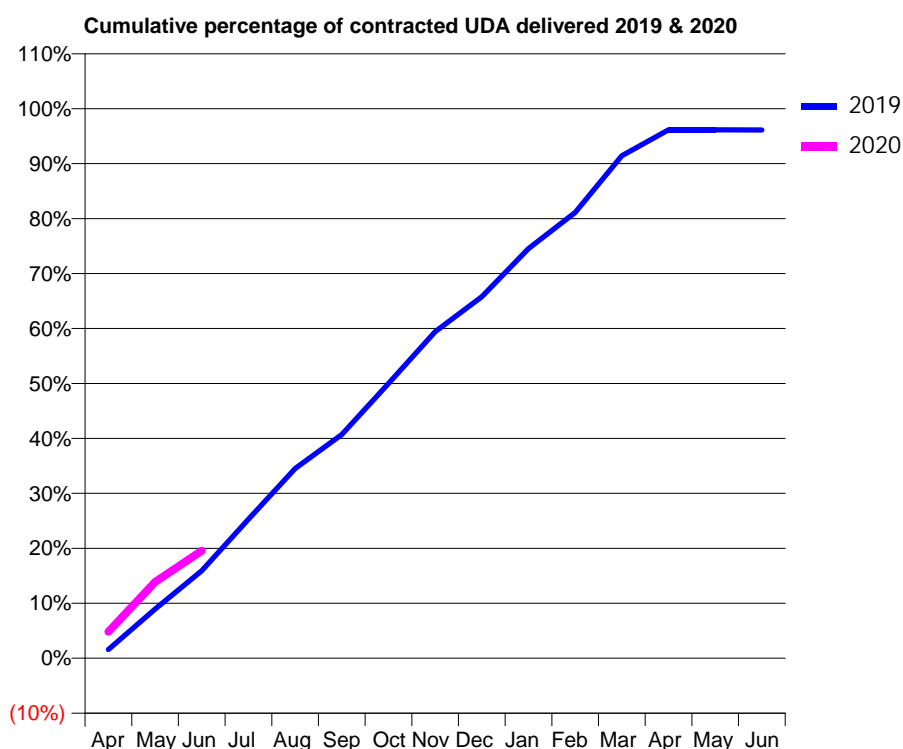
19/20 Contracted general activity (UDA)	19,532
Carry forward general activity (UDA)	0
19/20 Contracted orthodontic activity (UOA)	0
Carry forward orthodontic activity (UOA)	0
Baseline contract value	£518,972.08

ACCESS*

Patients seen in 24 months	Total	Change since previous quarter
Quarter ending June 2018	5,534	
Quarter ending September 2018	5,418	↓
Quarter ending December 2018	5,423	→
Quarter ending March 2019	5,652	↑
Quarter ending June 2019	5,628	→
Variance since June 2018	1.7%	→



ACTIVITY



Month	2019	2020
April	308	941
May	1,751	2,707
June	3,109	3,821
July	4,941	
August	6,745	
September	7,953	
October	9,768	
November	11,605	
December	12,846	
January	14,557	
February	15,844	
March	17,858	
April	18,783	
May	18,783	
June	18,774	

QUALITY

	Quantity	Base Number	Contract	AT	Region	England
% of FP17s for the same patient ID Re-attending within 3 months - Children	88	797	11.0%	10.4%	12.1%	11.4%
% of FP17s for the same patient ID Re-attending within 3 months - Adults	175	1,621	10.8%	13.7%	15.6%	15.4%
% of FP17s for the same patient ID Re-attending between 3 & 9 months - Children	505	797	63.4%	63.0%	61.2%	59.8%
% of FP17s for the same patient ID Re-attending between 3 & 9 months - Adults	1,090	1,621	67.2%	56.7%	54.5%	52.1%
% of FP17s for Band 1 Urgent Courses	90	1,986	4.5%	7.3%	9.1%	9.2%
% of FP17s Relating to Free Repair or Replacements	14	1,986	0.7%	0.9%	1.0%	0.7%
% of FP17s Relating to Continuations	25	1,986	1.3%	0.9%	1.0%	0.8%
% of Patients satisfied with the dentistry they have received	5	5	N/A	93.5%	94.2%	93.4%
% of Patients satisfied with the time they had to wait for an appointment	5	5	N/A	86.7%	88.4%	87.6%

* This is based on patients treated on this contract for their most recent course of treatment. Figures in italics indicate the base number of FP17s or Patient Questionnaire responses are less than 100. N/A is shown where the base number of responses is less than 10 during the period. % is calculated as Quantity/Base number*100

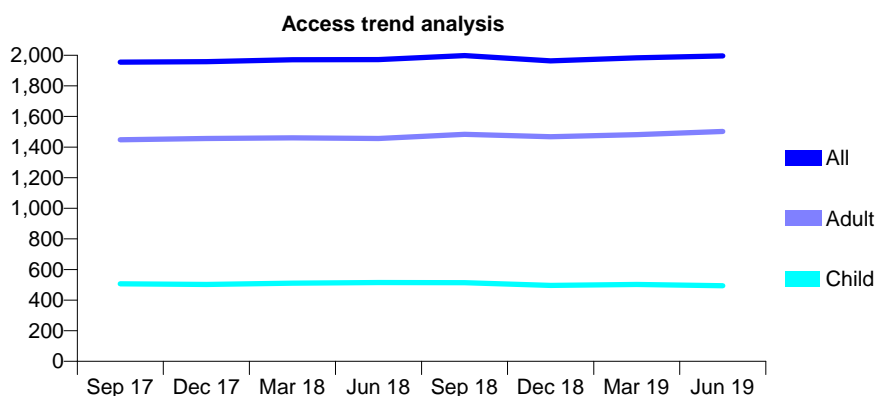
Q52 - Vital Signs At a Glance Contract Report for 145823/0001 - June 2019

Name or company name	Newsome Practice limited
Contract type name	GDS Contract
Purpose of contract	General
Contract start date	07/03/2012
Contract end date	

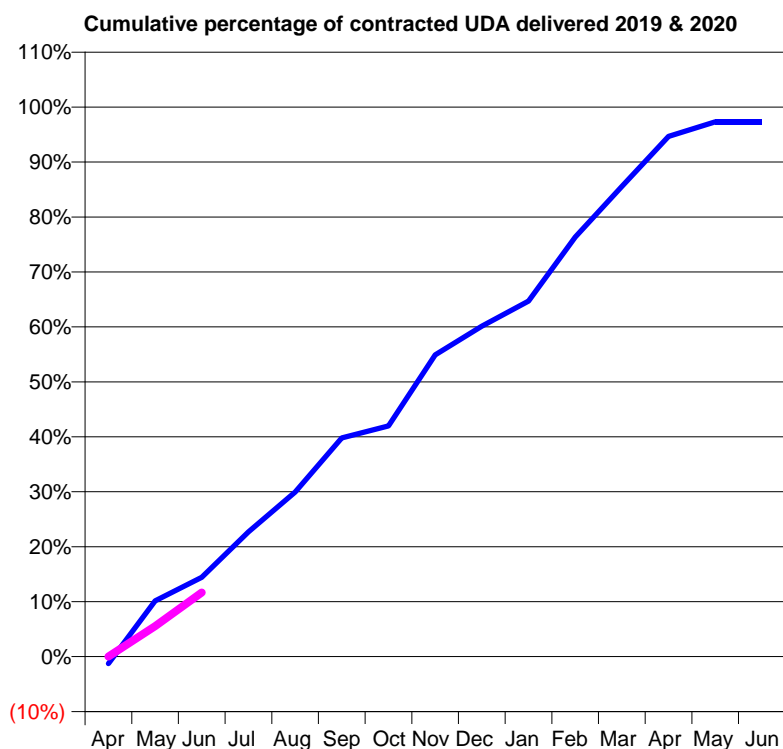
19/20 Contracted general activity (UDA)	7,162
Carry forward general activity (UDA)	0
19/20 Contracted orthodontic activity (UOA)	0
Carry forward orthodontic activity (UOA)	0
Baseline contract value	£196,812.94

ACCESS*

Patients seen in 24 months	Total	Change since previous quarter
Quarter ending June 2018	1,972	
Quarter ending September 2018	1,998	→
Quarter ending December 2018	1,964	↓
Quarter ending March 2019	1,983	→
Quarter ending June 2019	1,996	→
Variance since June 2018	1.2%	→



ACTIVITY



Month	Adjusted Scheduled Activity (UDA)	
	2019	2020
April	-92	0
May	727	398
June	1,033	836
July	1,626	
August	2,146	
September	2,849	
October	3,007	
November	3,933	
December	4,307	
January	4,633	
February	5,467	
March	6,127	
April	6,779	
May	6,969	
June	6,969	

QUALITY

	Quantity	Base Number	Contract	AT	Region	England
% of FP17s for the same patient ID Re-attending within 3 months - Children	7	181	3.9%	10.4%	12.1%	11.4%
% of FP17s for the same patient ID Re-attending within 3 months - Adults	66	528	12.5%	13.7%	15.6%	15.4%
% of FP17s for the same patient ID Re-attending between 3 & 9 months - Children	135	181	74.6%	63.0%	61.2%	59.8%
% of FP17s for the same patient ID Re-attending between 3 & 9 months - Adults	329	528	62.3%	56.7%	54.5%	52.1%
% of FP17s for Band 1 Urgent Courses	23	395	5.8%	7.3%	9.1%	9.2%
% of FP17s Relating to Free Repair or Replacements	10	395	2.5%	0.9%	1.0%	0.7%
% of FP17s Relating to Continuations	4	395	1.0%	0.9%	1.0%	0.8%
% of Patients satisfied with the dentistry they have received	0	0	N/A	93.5%	94.2%	93.4%
% of Patients satisfied with the time they had to wait for an appointment	0	0	N/A	86.7%	88.4%	87.6%

* This is based on patients treated on this contract for their most recent course of treatment. Figures in italics indicate the base number of FP17s or Patient Questionnaire responses are less than 100. N/A is shown where the base number of responses is less than 10 during the period. % is calculated as Quantity/Base number*100

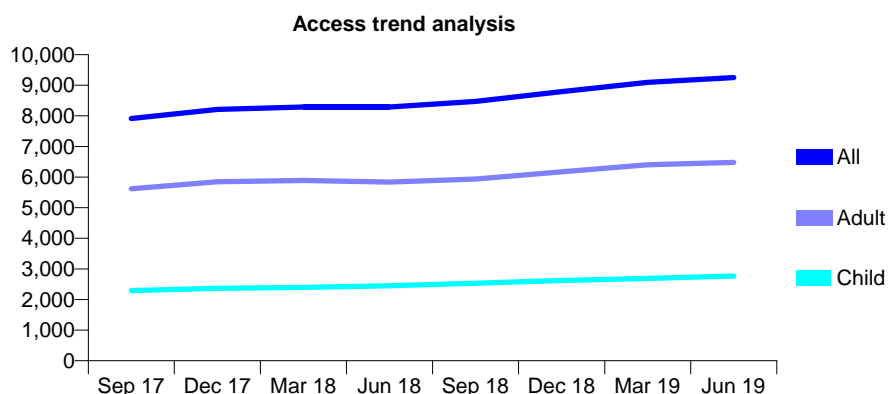
Q52 - Vital Signs At a Glance Contract Report for 148156/0002 - June 2019

Name or company name	Premier Dental Limited
Contract type name	GDS Contract
Purpose of contract	General
Contract start date	01/12/2008
Contract end date	

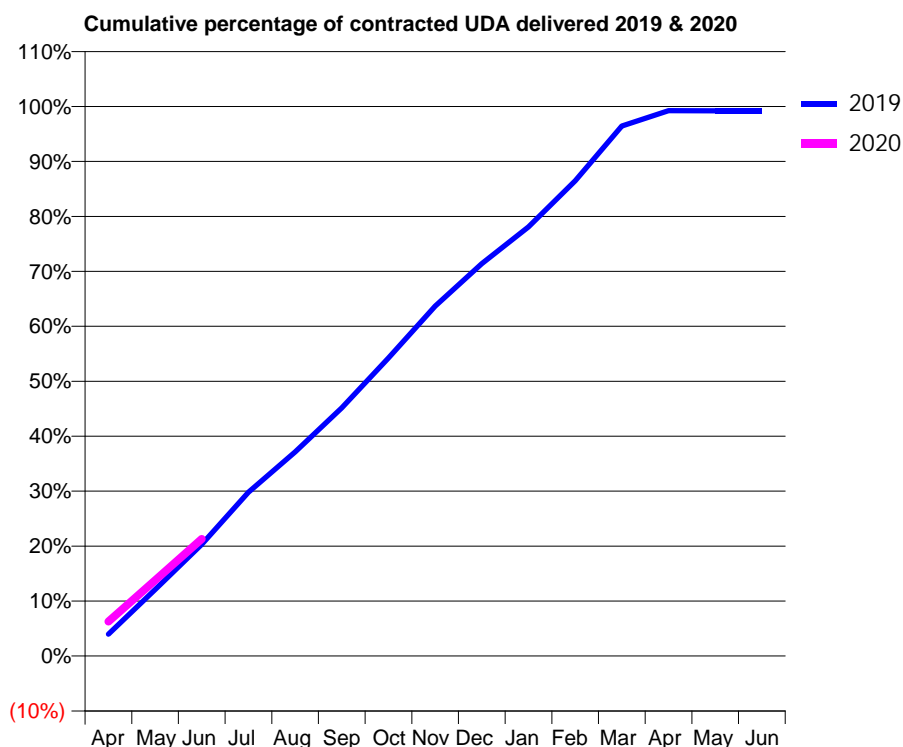
19/20 Contracted general activity (UDA)	22,574
Carry forward general activity (UDA)	0
19/20 Contracted orthodontic activity (UOA)	0
Carry forward orthodontic activity (UOA)	0
Baseline contract value	£703,128.44

ACCESS*

Patients seen in 24 months	Total	Change since previous quarter
Quarter ending June 2018	8,289	
Quarter ending September 2018	8,471	↑
Quarter ending December 2018	8,793	↑
Quarter ending March 2019	9,094	↑
Quarter ending June 2019	9,252	→
Variance since June 2018	11.6%	↑



ACTIVITY



Month	Adjusted Scheduled Activity (UDA)	
	2019	2020
April	900	1,418
May	2,730	3,115
June	4,589	4,805
July	6,727	
August	8,382	
September	10,189	
October	12,248	
November	14,376	
December	16,112	
January	17,630	
February	19,523	
March	21,770	
April	22,400	
May	22,399	
June	22,397	

QUALITY

	Quantity	Base Number	Contract	AT	Region	England
% of FP17s for the same patient ID Re-attending within 3 months - Children	45	860	5.2%	10.4%	12.1%	11.4%
% of FP17s for the same patient ID Re-attending within 3 months - Adults	142	1,590	8.9%	13.7%	15.6%	15.4%
% of FP17s for the same patient ID Re-attending between 3 & 9 months - Children	475	860	55.2%	63.0%	61.2%	59.8%
% of FP17s for the same patient ID Re-attending between 3 & 9 months - Adults	731	1,590	46.0%	56.7%	54.5%	52.1%
% of FP17s for Band 1 Urgent Courses	99	2,169	4.6%	7.3%	9.1%	9.2%
% of FP17s Relating to Free Repair or Replacements	5	2,169	0.2%	0.9%	1.0%	0.7%
% of FP17s Relating to Continuations	32	2,169	1.5%	0.9%	1.0%	0.8%
% of Patients satisfied with the dentistry they have received	2	2	N/A	93.5%	94.2%	93.4%
% of Patients satisfied with the time they had to wait for an appointment	2	2	N/A	86.7%	88.4%	87.6%

* This is based on patients treated on this contract for their most recent course of treatment. Figures in italics indicate the base number of FP17s or Patient Questionnaire responses are less than 100. N/A is shown where the base number of responses is less than 10 during the period. % is calculated as Quantity/Base number*100

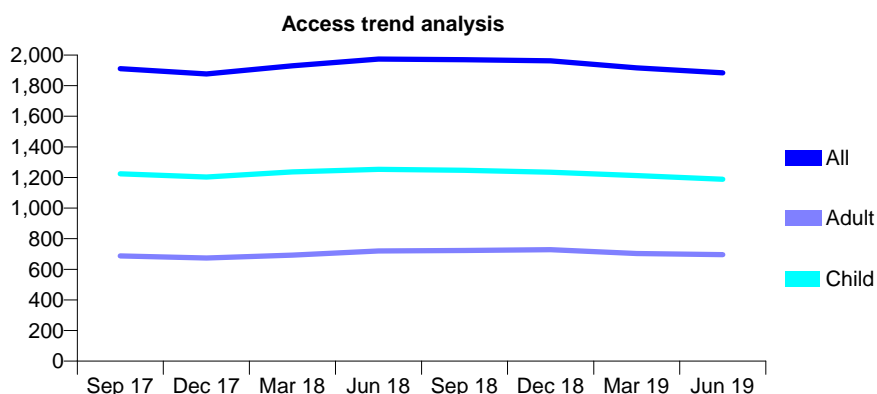
Q52 - Vital Signs At a Glance Contract Report for 149888/0001 - June 2019

Name or company name	CVDC Ltd
Contract type name	GDS Contract
Purpose of contract	General
Contract start date	01/12/2014
Contract end date	

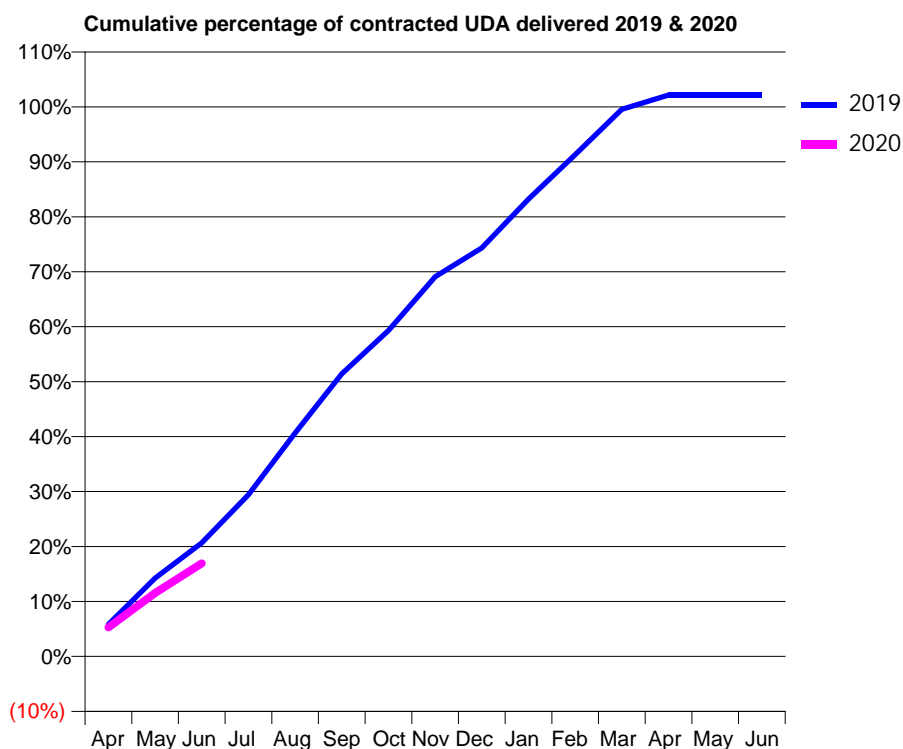
19/20 Contracted general activity (UDA)	5,000
Carry forward general activity (UDA)	0
19/20 Contracted orthodontic activity (UOA)	0
Carry forward orthodontic activity (UOA)	0
Baseline contract value	£120,459.45

ACCESS*

Patients seen in 24 months	Total	Change since previous quarter
Quarter ending June 2018	1,974	
Quarter ending September 2018	1,970	→
Quarter ending December 2018	1,962	→
Quarter ending March 2019	1,916	↓
Quarter ending June 2019	1,884	↓
Variance since June 2018	(4.6%)	↓



ACTIVITY



Month	Adjusted Scheduled Activity (UDA)	
	2019	2020
April	292	264
May	713	578
June	1,033	847
July	1,471	
August	2,033	
September	2,571	
October	2,966	
November	3,455	
December	3,717	
January	4,161	
February	4,565	
March	4,977	
April	5,108	
May	5,108	
June	5,108	

QUALITY

	Quantity	Base Number	Contract	AT	Region	England
% of FP17s for the same patient ID Re-attending within 3 months - Children	21	409	5.1%	10.4%	12.1%	11.4%
% of FP17s for the same patient ID Re-attending within 3 months - Adults	33	180	18.3%	13.7%	15.6%	15.4%
% of FP17s for the same patient ID Re-attending between 3 & 9 months - Children	287	409	70.2%	63.0%	61.2%	59.8%
% of FP17s for the same patient ID Re-attending between 3 & 9 months - Adults	115	180	63.9%	56.7%	54.5%	52.1%
% of FP17s for Band 1 Urgent Courses	19	534	3.6%	7.3%	9.1%	9.2%
% of FP17s Relating to Free Repair or Replacements	0	534	0.0%	0.9%	1.0%	0.7%
% of FP17s Relating to Continuations	0	534	0.0%	0.9%	1.0%	0.8%
% of Patients satisfied with the dentistry they have received	0	0	N/A	93.5%	94.2%	93.4%
% of Patients satisfied with the time they had to wait for an appointment	0	0	N/A	86.7%	88.4%	87.6%

* This is based on patients treated on this contract for their most recent course of treatment. Figures in italics indicate the base number of FP17s or Patient Questionnaire responses are less than 100. N/A is shown where the base number of responses is less than 10 during the period. % is calculated as Quantity/Base number*100

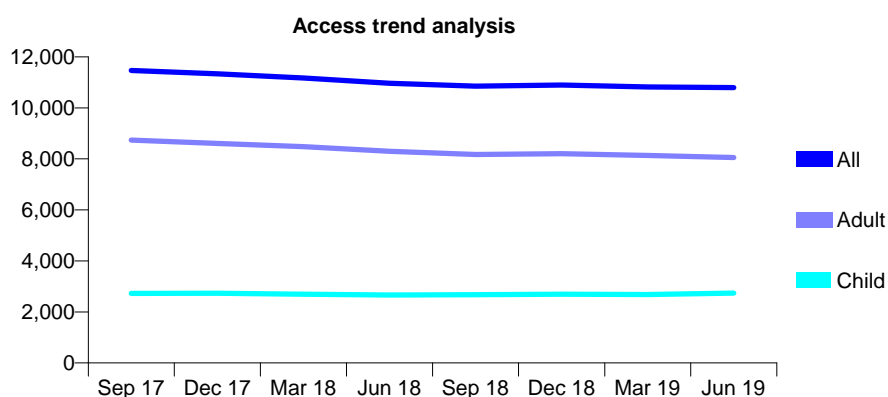
Q52 - Vital Signs At a Glance Contract Report for 151181/0001 - June 2019

Name or company name	Jackro Healthcare Services Ltd
Contract type name	GDS Contract
Purpose of contract	General
Contract start date	01/03/2008
Contract end date	

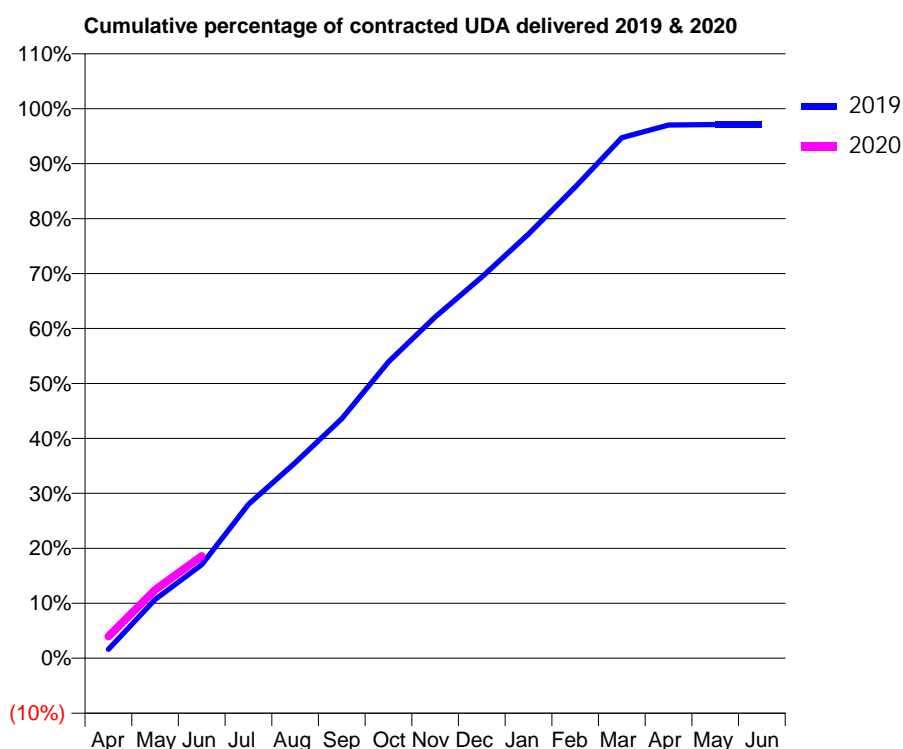
19/20 Contracted general activity (UDA)	30,000
Carry forward general activity (UDA)	0
19/20 Contracted orthodontic activity (UOA)	0
Carry forward orthodontic activity (UOA)	0
Baseline contract value	£1,046,115.54

ACCESS*

Patients seen in 24 months	Total	Change since previous quarter
Quarter ending June 2018	10,960	
Quarter ending September 2018	10,852	→
Quarter ending December 2018	10,895	→
Quarter ending March 2019	10,821	→
Quarter ending June 2019	10,794	→
Variance since June 2018	(1.5%)	↓



ACTIVITY



Month	2019	2020
April	487	1,197
May	3,212	3,740
June	5,106	5,582
July	8,400	
August	10,670	
September	13,071	
October	16,175	
November	18,637	
December	20,801	
January	23,152	
February	25,726	
March	28,419	
April	29,112	
May	29,131	
June	29,130	

QUALITY

	Quantity	Base Number	Contract	AT	Region	England
% of FP17s for the same patient ID Re-attending within 3 months - Children	69	1,106	6.2%	10.4%	12.1%	11.4%
% of FP17s for the same patient ID Re-attending within 3 months - Adults	275	2,504	11.0%	13.7%	15.6%	15.4%
% of FP17s for the same patient ID Re-attending between 3 & 9 months - Children	773	1,106	69.9%	63.0%	61.2%	59.8%
% of FP17s for the same patient ID Re-attending between 3 & 9 months - Adults	1,444	2,504	57.7%	56.7%	54.5%	52.1%
% of FP17s for Band 1 Urgent Courses	179	3,250	5.5%	7.3%	9.1%	9.2%
% of FP17s Relating to Free Repair or Replacements	24	3,250	0.7%	0.9%	1.0%	0.7%
% of FP17s Relating to Continuations	41	3,250	1.3%	0.9%	1.0%	0.8%
% of Patients satisfied with the dentistry they have received	2	2	N/A	93.5%	94.2%	93.4%
% of Patients satisfied with the time they had to wait for an appointment	2	2	N/A	86.7%	88.4%	87.6%

* This is based on patients treated on this contract for their most recent course of treatment.

Figures in italics indicate the base number of FP17s or Patient Questionnaire responses are less than 100. N/A is shown where the base number of responses is less than 10 during the period. % is calculated as Quantity/Base number*100

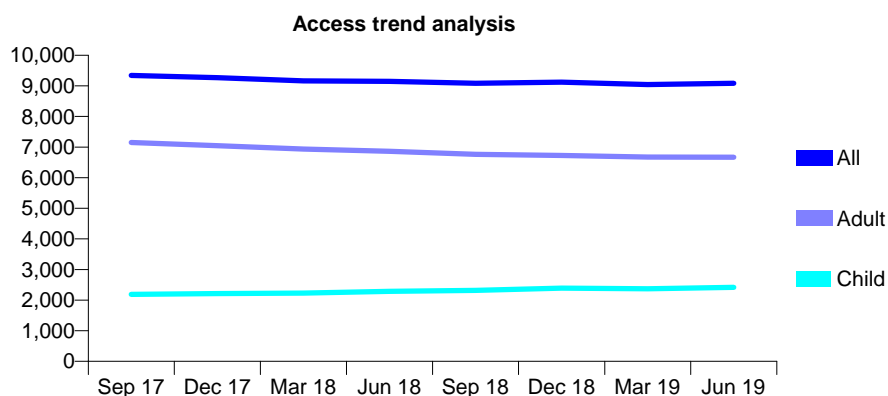
Q52 - Vital Signs At a Glance Contract Report for 151211/0001 - June 2019

Name or company name	Milne, Spencer & Harris Dental Surgeons
Contract type name	GDS Contract
Purpose of contract	General and Orthodontic
Contract start date	01/04/2010
Contract end date	

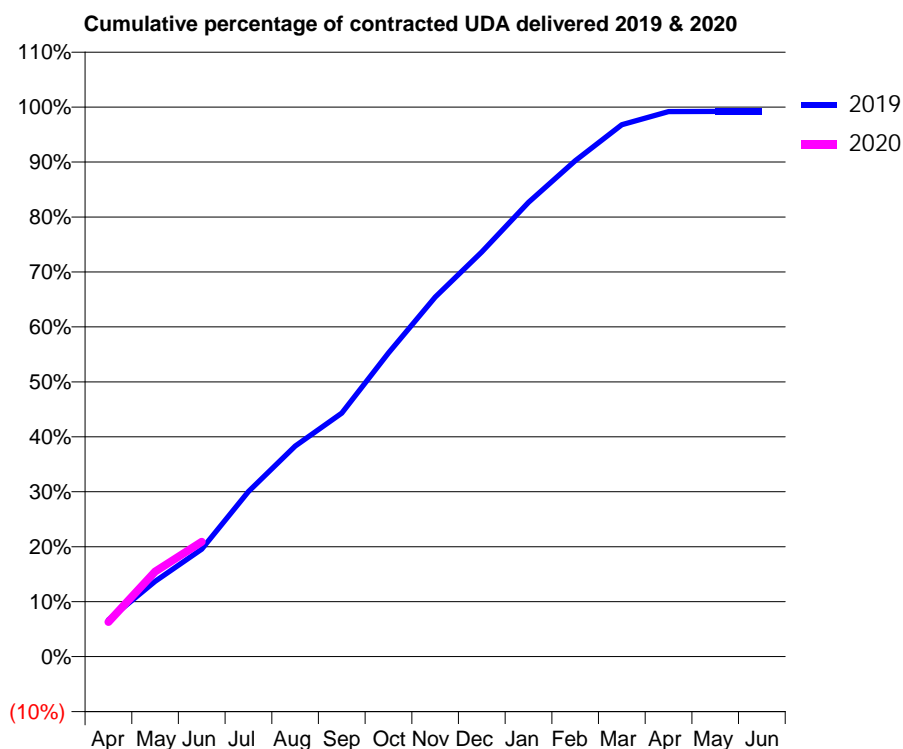
19/20 Contracted general activity (UDA)	22,000
Carry forward general activity (UDA)	0
19/20 Contracted orthodontic activity (UOA)	650
Carry forward orthodontic activity (UOA)	0
Baseline contract value	£779,795.70

ACCESS*

Patients seen in 24 months	Total	Change since previous quarter
Quarter ending June 2018	9,148	
Quarter ending September 2018	9,086	→
Quarter ending December 2018	9,120	→
Quarter ending March 2019	9,044	→
Quarter ending June 2019	9,088	→
Variance since June 2018	(0.7%)	→



ACTIVITY



Month	Adjusted Scheduled Activity (UDA)	
	2019	2020
April	1,471	1,388
May	3,016	3,404
June	4,305	4,598
July	6,613	
August	8,428	
September	9,746	
October	12,159	
November	14,393	
December	16,198	
January	18,185	
February	19,853	
March	21,295	
April	21,818	
May	21,821	
June	21,821	

QUALITY

	Quantity	Base Number	Contract	AT	Region	England
% of FP17s for the same patient ID Re-attending within 3 months - Children	47	830	5.7%	10.4%	12.1%	11.4%
% of FP17s for the same patient ID Re-attending within 3 months - Adults	219	1,756	12.5%	13.7%	15.6%	15.4%
% of FP17s for the same patient ID Re-attending between 3 & 9 months - Children	462	830	55.7%	63.0%	61.2%	59.8%
% of FP17s for the same patient ID Re-attending between 3 & 9 months - Adults	626	1,756	35.6%	56.7%	54.5%	52.1%
% of FP17s for Band 1 Urgent Courses	177	2,330	7.6%	7.3%	9.1%	9.2%
% of FP17s Relating to Free Repair or Replacements	36	2,330	1.5%	0.9%	1.0%	0.7%
% of FP17s Relating to Continuations	37	2,330	1.6%	0.9%	1.0%	0.8%
% of Patients satisfied with the dentistry they have received	2	3	N/A	93.5%	94.2%	93.4%
% of Patients satisfied with the time they had to wait for an appointment	2	3	N/A	86.7%	88.4%	87.6%

* This is based on patients treated on this contract for their most recent course of treatment. Figures in italics indicate the base number of FP17s or Patient Questionnaire responses are less than 100. N/A is shown where the base number of responses is less than 10 during the period. % is calculated as Quantity/Base number*100

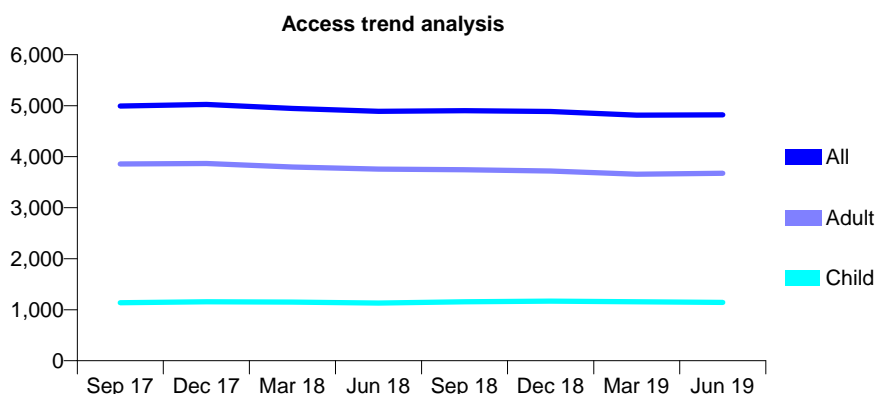
Q52 - Vital Signs At a Glance Contract Report for 151211/0002 - June 2019

Name or company name	Milne, Spencer & Harris Dental Surgeons
Contract type name	GDS Contract
Purpose of contract	General and Orthodontic
Contract start date	01/04/2010
Contract end date	

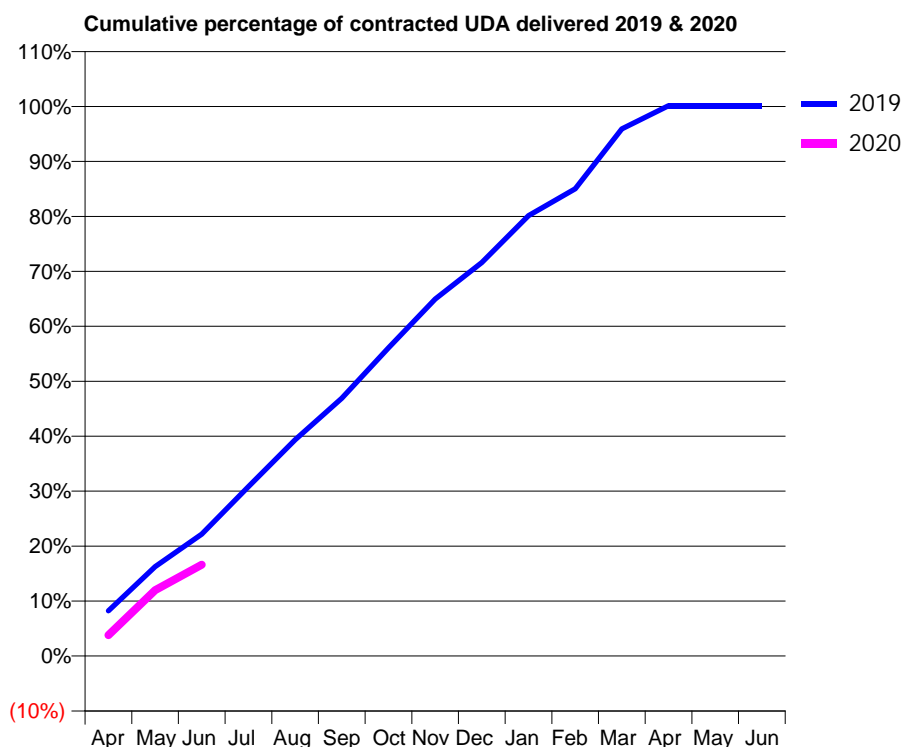
19/20 Contracted general activity (UDA)	11,795
Carry forward general activity (UDA)	0
19/20 Contracted orthodontic activity (UOA)	441
Carry forward orthodontic activity (UOA)	0
Baseline contract value	£414,296.85

ACCESS*

Patients seen in 24 months	Total	Change since previous quarter
Quarter ending June 2018	4,889	
Quarter ending September 2018	4,902	→
Quarter ending December 2018	4,887	→
Quarter ending March 2019	4,814	↓
Quarter ending June 2019	4,819	→
Variance since June 2018	(1.4%)	↓



ACTIVITY



Month	Adjusted Scheduled Activity (UDA)	
	2019	2020
April	971	447
May	1,918	1,413
June	2,615	1,959
July	3,636	
August	4,641	
September	5,530	
October	6,614	
November	7,660	
December	8,445	
January	9,449	
February	10,027	
March	11,312	
April	11,811	
May	11,811	
June	11,811	

QUALITY

	Quantity	Base Number	Contract	AT	Region	England
% of FP17s for the same patient ID Re-attending within 3 months - Children	36	412	8.7%	10.4%	12.1%	11.4%
% of FP17s for the same patient ID Re-attending within 3 months - Adults	103	884	11.7%	13.7%	15.6%	15.4%
% of FP17s for the same patient ID Re-attending between 3 & 9 months - Children	240	412	58.3%	63.0%	61.2%	59.8%
% of FP17s for the same patient ID Re-attending between 3 & 9 months - Adults	268	884	30.3%	56.7%	54.5%	52.1%
% of FP17s for Band 1 Urgent Courses	68	1,083	6.3%	7.3%	9.1%	9.2%
% of FP17s Relating to Free Repair or Replacements	7	1,083	0.6%	0.9%	1.0%	0.7%
% of FP17s Relating to Continuations	21	1,083	1.9%	0.9%	1.0%	0.8%
% of Patients satisfied with the dentistry they have received	0	0	N/A	93.5%	94.2%	93.4%
% of Patients satisfied with the time they had to wait for an appointment	0	0	N/A	86.7%	88.4%	87.6%

* This is based on patients treated on this contract for their most recent course of treatment. Figures in italics indicate the base number of FP17s or Patient Questionnaire responses are less than 100. N/A is shown where the base number of responses is less than 10 during the period. % is calculated as Quantity/Base number*100

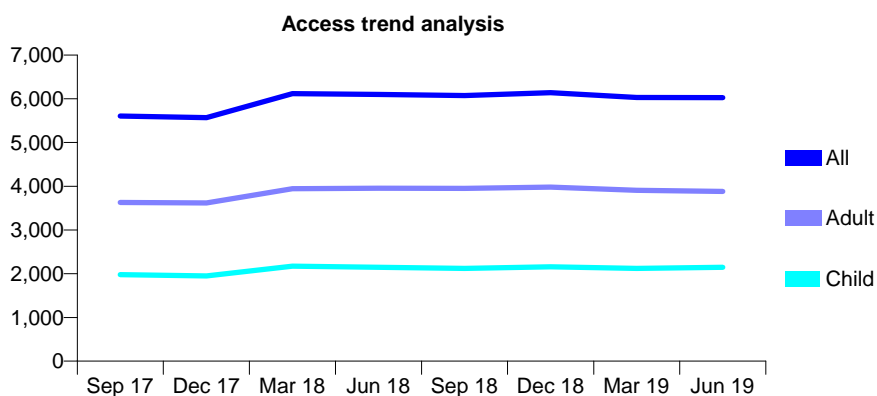
Q52 - Vital Signs At a Glance Contract Report for 151386/0002 - June 2019

Name or company name	The Centre of Advanced Dentistry Yorkshire
Contract type name	GDS Contract
Purpose of contract	General
Contract start date	01/07/2015
Contract end date	

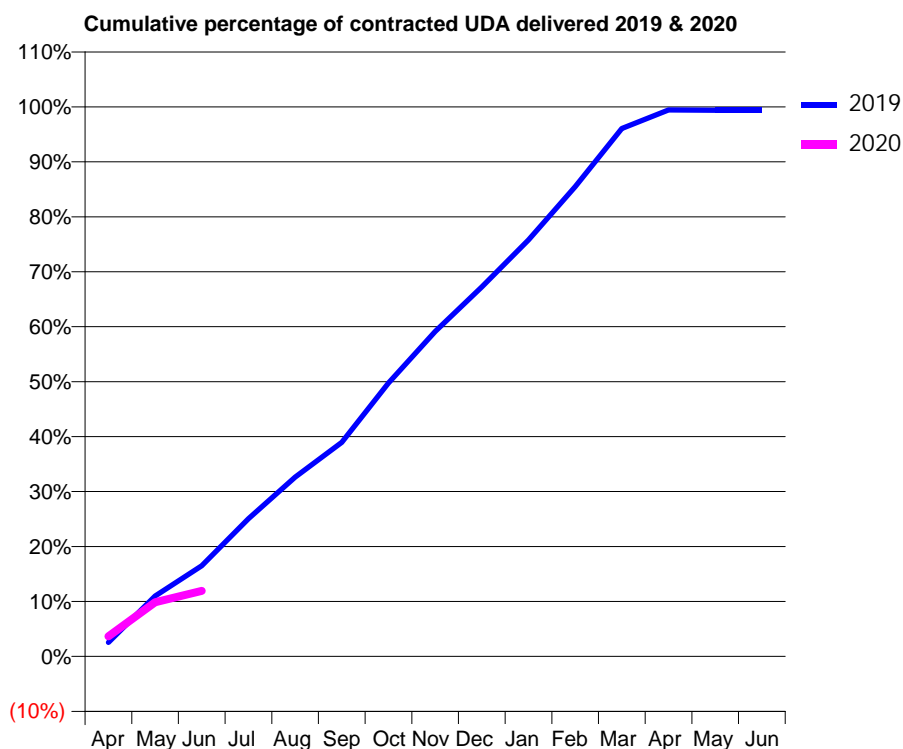
19/20 Contracted general activity (UDA)	21,059
Carry forward general activity (UDA)	0
19/20 Contracted orthodontic activity (UOA)	0
Carry forward orthodontic activity (UOA)	0
Baseline contract value	£506,454.04

ACCESS*

Patients seen in 24 months	Total	Change since previous quarter
Quarter ending June 2018	6,100	
Quarter ending September 2018	6,073	→
Quarter ending December 2018	6,140	→
Quarter ending March 2019	6,029	↓
Quarter ending June 2019	6,027	→
Variance since June 2018	(1.2%)	↓



ACTIVITY



Month	2019	2020
April	541	768
May	2,315	2,079
June	3,478	2,510
July	5,277	
August	6,868	
September	8,207	
October	10,477	
November	12,451	
December	14,160	
January	15,963	
February	17,999	
March	20,229	
April	20,940	
May	20,930	
June	20,930	

QUALITY

	Quantity	Base Number	Contract	AT	Region	England
% of FP17s for the same patient ID Re-attending within 3 months - Children	59	664	8.9%	10.4%	12.1%	11.4%
% of FP17s for the same patient ID Re-attending within 3 months - Adults	162	1,023	15.8%	13.7%	15.6%	15.4%
% of FP17s for the same patient ID Re-attending between 3 & 9 months - Children	426	664	64.2%	63.0%	61.2%	59.8%
% of FP17s for the same patient ID Re-attending between 3 & 9 months - Adults	599	1,023	58.6%	56.7%	54.5%	52.1%
% of FP17s for Band 1 Urgent Courses	125	1,368	9.1%	7.3%	9.1%	9.2%
% of FP17s Relating to Free Repair or Replacements	7	1,368	0.5%	0.9%	1.0%	0.7%
% of FP17s Relating to Continuations	0	1,368	0.0%	0.9%	1.0%	0.8%
% of Patients satisfied with the dentistry they have received	2	2	N/A	93.5%	94.2%	93.4%
% of Patients satisfied with the time they had to wait for an appointment	1	2	N/A	86.7%	88.4%	87.6%

* This is based on patients treated on this contract for their most recent course of treatment. Figures in italics indicate the base number of FP17s or Patient Questionnaire responses are less than 100. N/A is shown where the base number of responses is less than 10 during the period. % is calculated as Quantity/Base number*100

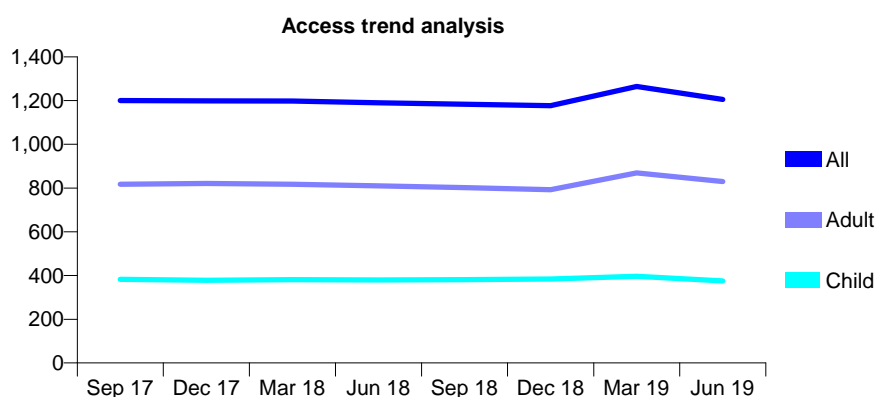
Q52 - Vital Signs At a Glance Contract Report for 151823/0001 - June 2019

Name or company name	Brighthouse Dental Team Ltd
Contract type name	GDS Contract
Purpose of contract	General
Contract start date	26/10/2013
Contract end date	

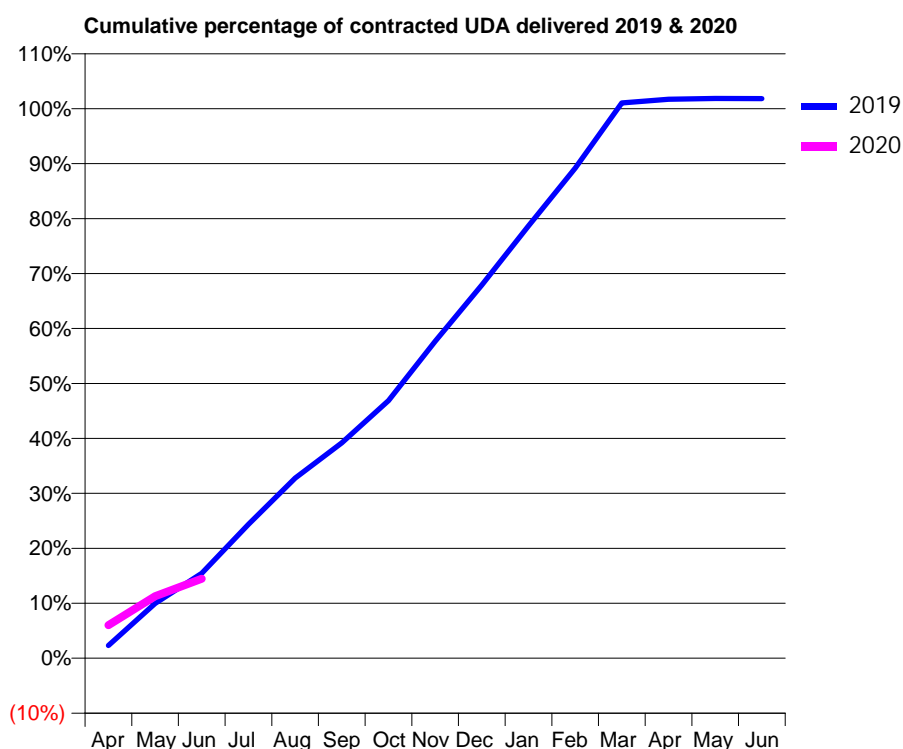
19/20 Contracted general activity (UDA)	3,400
Carry forward general activity (UDA)	0
19/20 Contracted orthodontic activity (UOA)	0
Carry forward orthodontic activity (UOA)	0
Baseline contract value	£93,097.01

ACCESS*

Patients seen in 24 months	Total	Change since previous quarter
Quarter ending June 2018	1,190	
Quarter ending September 2018	1,183	→
Quarter ending December 2018	1,177	→
Quarter ending March 2019	1,265	↑
Quarter ending June 2019	1,205	↓
Variance since June 2018	1.3%	→



ACTIVITY



Month	2019	2020
April	79	204
May	340	384
June	525	492
July	829	
August	1,114	
September	1,332	
October	1,594	
November	1,961	
December	2,309	
January	2,675	
February	3,033	
March	3,435	
April	3,459	
May	3,464	
June	3,462	

QUALITY

	Quantity	Base Number	Contract	AT	Region	England
% of FP17s for the same patient ID Re-attending within 3 months - Children	8	72	11.1%	10.4%	12.1%	11.4%
% of FP17s for the same patient ID Re-attending within 3 months - Adults	63	199	31.7%	13.7%	15.6%	15.4%
% of FP17s for the same patient ID Re-attending between 3 & 9 months - Children	55	72	76.4%	63.0%	61.2%	59.8%
% of FP17s for the same patient ID Re-attending between 3 & 9 months - Adults	106	199	53.3%	56.7%	54.5%	52.1%
% of FP17s for Band 1 Urgent Courses	33	261	12.6%	7.3%	9.1%	9.2%
% of FP17s Relating to Free Repair or Replacements	0	261	0.0%	0.9%	1.0%	0.7%
% of FP17s Relating to Continuations	1	261	0.4%	0.9%	1.0%	0.8%
% of Patients satisfied with the dentistry they have received	0	0	N/A	93.5%	94.2%	93.4%
% of Patients satisfied with the time they had to wait for an appointment	0	0	N/A	86.7%	88.4%	87.6%

* This is based on patients treated on this contract for their most recent course of treatment.

Figures in italics indicate the base number of FP17s or Patient Questionnaire responses are less than 100. N/A is shown where the base number of responses is less than 10 during the period. % is calculated as Quantity/Base number*100

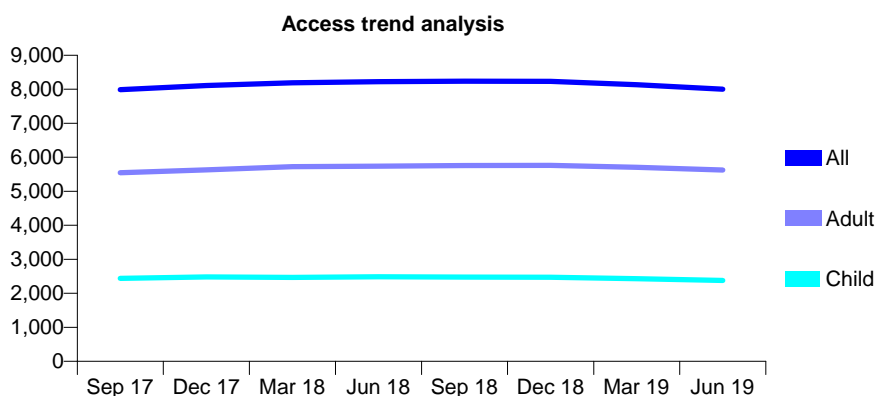
Q52 - Vital Signs At a Glance Contract Report for 154520/0001 - June 2019

Name or company name	K S Hunjan Associates Limited
Contract type name	GDS Contract
Purpose of contract	General
Contract start date	01/04/2010
Contract end date	

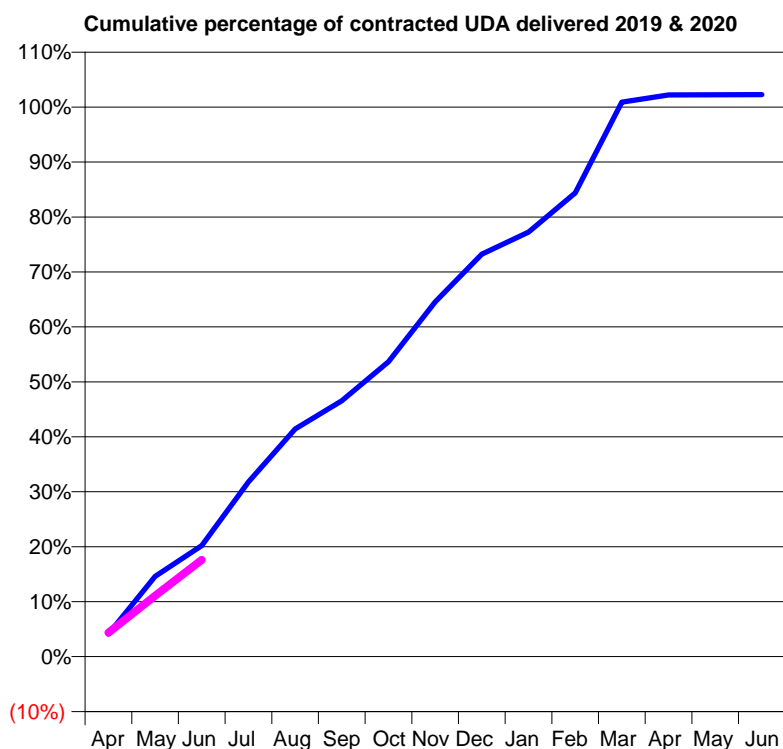
19/20 Contracted general activity (UDA)	25,000
Carry forward general activity (UDA)	0
19/20 Contracted orthodontic activity (UOA)	0
Carry forward orthodontic activity (UOA)	0
Baseline contract value	£812,887.97

ACCESS*

Patients seen in 24 months	Total	Change since previous quarter
Quarter ending June 2018	8,225	
Quarter ending September 2018	8,237	→
Quarter ending December 2018	8,235	→
Quarter ending March 2019	8,135	↓
Quarter ending June 2019	8,002	↓
Variance since June 2018	(2.7%)	↓



ACTIVITY



Month	Adjusted Scheduled Activity (UDA)	
	2019	2020
April	1,037	1,088
May	3,648	2,769
June	5,053	4,404
July	7,943	
August	10,361	
September	11,638	
October	13,414	
November	16,135	
December	18,306	
January	19,313	
February	21,097	
March	25,221	
April	25,553	
May	25,554	
June	25,570	

QUALITY

	Quantity	Base Number	Contract	AT	Region	England
% of FP17s for the same patient ID Re-attending within 3 months - Children	93	699	13.3%	10.4%	12.1%	11.4%
% of FP17s for the same patient ID Re-attending within 3 months - Adults	312	1,691	18.5%	13.7%	15.6%	15.4%
% of FP17s for the same patient ID Re-attending between 3 & 9 months - Children	452	699	64.7%	63.0%	61.2%	59.8%
% of FP17s for the same patient ID Re-attending between 3 & 9 months - Adults	1,066	1,691	63.0%	56.7%	54.5%	52.1%
% of FP17s for Band 1 Urgent Courses	298	2,234	13.3%	7.3%	9.1%	9.2%
% of FP17s Relating to Free Repair or Replacements	27	2,234	1.2%	0.9%	1.0%	0.7%
% of FP17s Relating to Continuations	22	2,234	1.0%	0.9%	1.0%	0.8%
% of Patients satisfied with the dentistry they have received	2	3	N/A	93.5%	94.2%	93.4%
% of Patients satisfied with the time they had to wait for an appointment	2	3	N/A	86.7%	88.4%	87.6%

* This is based on patients treated on this contract for their most recent course of treatment. Figures in italics indicate the base number of FP17s or Patient Questionnaire responses are less than 100. N/A is shown where the base number of responses is less than 10 during the period. % is calculated as Quantity/Base number*100

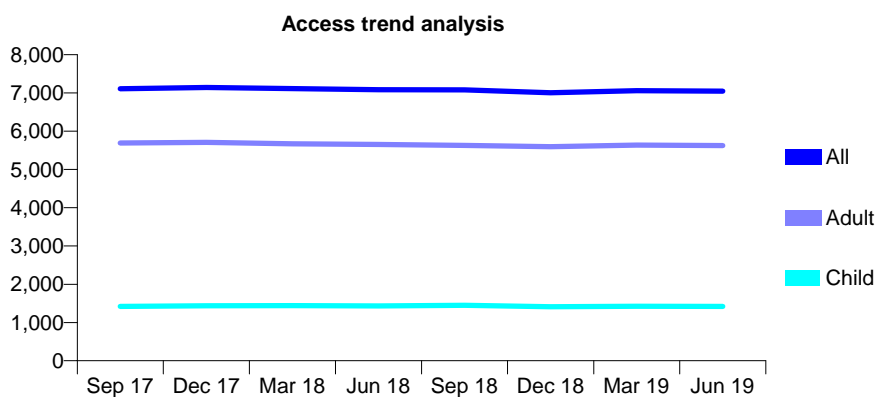
Q52 - Vital Signs At a Glance Contract Report for 154660/0001 - June 2019

Name or company name	Northgate Practice Limited
Contract type name	GDS Contract
Purpose of contract	General
Contract start date	01/06/2011
Contract end date	

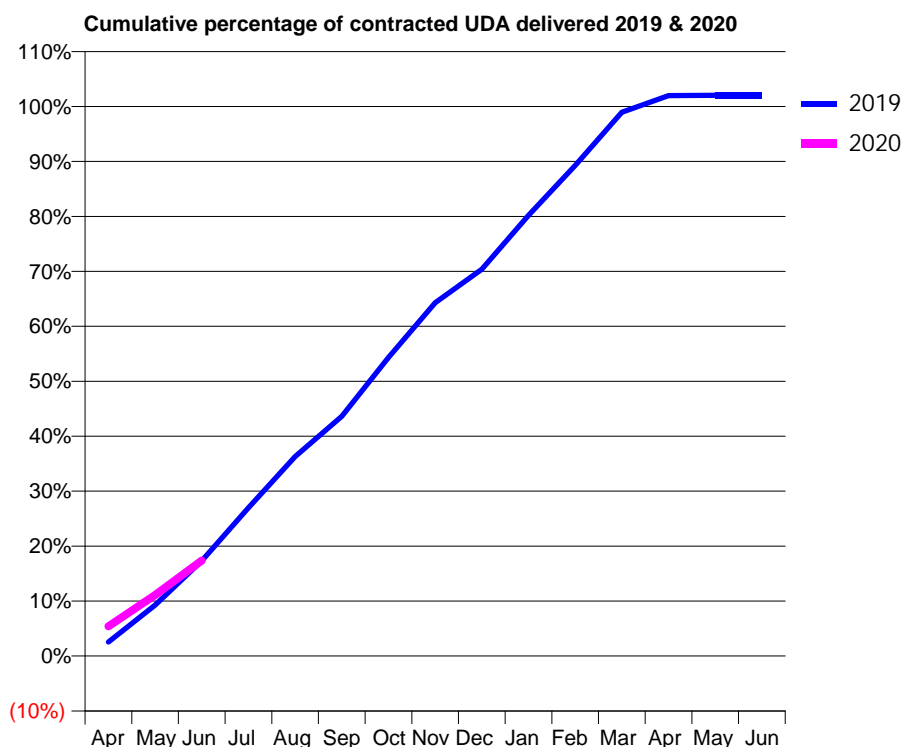
19/20 Contracted general activity (UDA)	20,000
Carry forward general activity (UDA)	0
19/20 Contracted orthodontic activity (UOA)	0
Carry forward orthodontic activity (UOA)	0
Baseline contract value	£790,172.69

ACCESS*

Patients seen in 24 months	Total	Change since previous quarter
Quarter ending June 2018	7,084	
Quarter ending September 2018	7,078	→
Quarter ending December 2018	7,004	↓
Quarter ending March 2019	7,059	→
Quarter ending June 2019	7,046	→
Variance since June 2018	(0.5%)	→



ACTIVITY



Month	Adjusted Scheduled Activity (UDA)	
	2019	2020
April	510	1,080
May	1,856	2,228
June	3,463	3,475
July	5,397	
August	7,261	
September	8,724	
October	10,865	
November	12,857	
December	14,073	
January	16,036	
February	17,854	
March	19,789	
April	20,397	
May	20,406	
June	20,407	

QUALITY

	Quantity	Base Number	Contract	AT	Region	England
% of FP17s for the same patient ID Re-attending within 3 months - Children	39	459	8.5%	10.4%	12.1%	11.4%
% of FP17s for the same patient ID Re-attending within 3 months - Adults	295	1,781	16.6%	13.7%	15.6%	15.4%
% of FP17s for the same patient ID Re-attending between 3 & 9 months - Children	317	459	69.1%	63.0%	61.2%	59.8%
% of FP17s for the same patient ID Re-attending between 3 & 9 months - Adults	1,056	1,781	59.3%	56.7%	54.5%	52.1%
% of FP17s for Band 1 Urgent Courses	166	1,947	8.5%	7.3%	9.1%	9.2%
% of FP17s Relating to Free Repair or Replacements	46	1,947	2.4%	0.9%	1.0%	0.7%
% of FP17s Relating to Continuations	41	1,947	2.1%	0.9%	1.0%	0.8%
% of Patients satisfied with the dentistry they have received	2	3	N/A	93.5%	94.2%	93.4%
% of Patients satisfied with the time they had to wait for an appointment	3	3	N/A	86.7%	88.4%	87.6%

* This is based on patients treated on this contract for their most recent course of treatment. Figures in italics indicate the base number of FP17s or Patient Questionnaire responses are less than 100. N/A is shown where the base number of responses is less than 10 during the period. % is calculated as Quantity/Base number*100

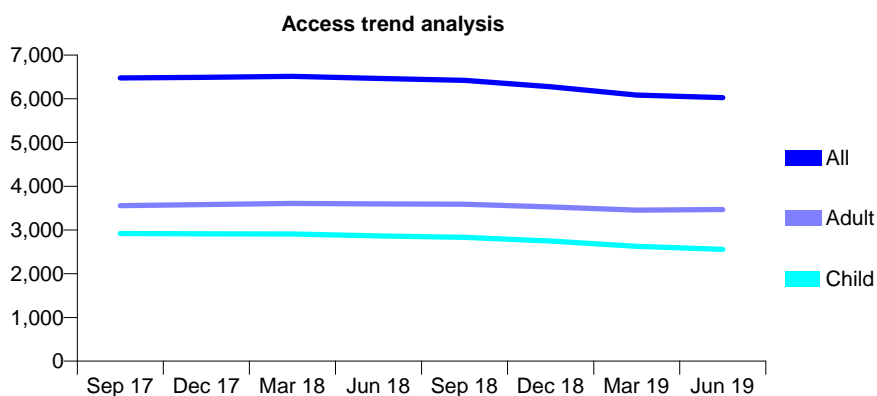
Q52 - Vital Signs At a Glance Contract Report for 156809/0001 - June 2019

Name or company name	Thornhill Dental Surgery Ltd
Contract type name	GDS Contract
Purpose of contract	General
Contract start date	01/10/2012
Contract end date	

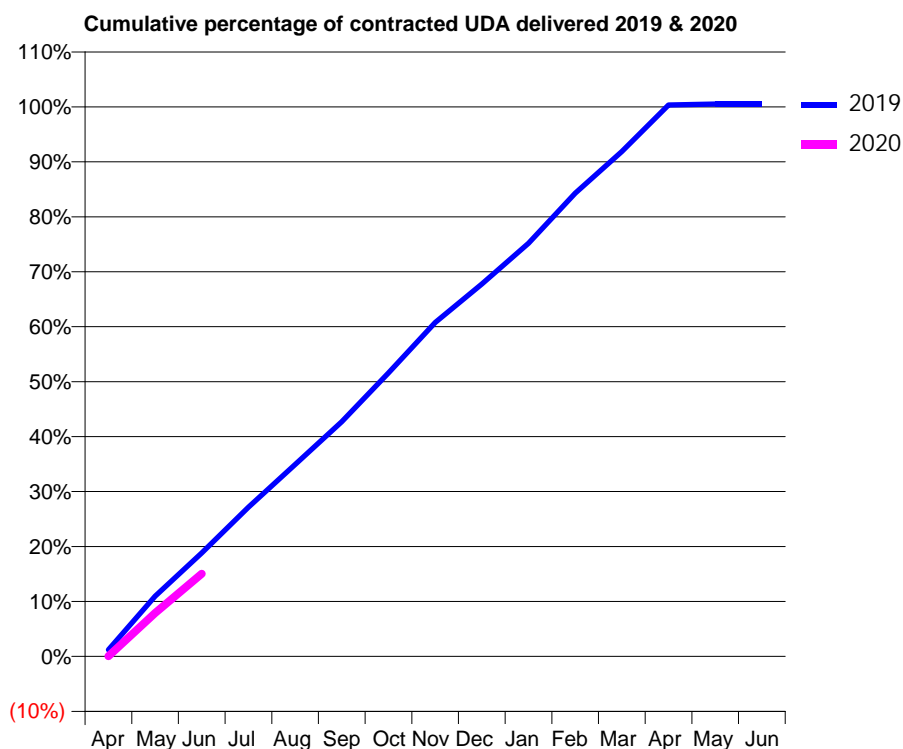
19/20 Contracted general activity (UDA)	20,625
Carry forward general activity (UDA)	0
19/20 Contracted orthodontic activity (UOA)	0
Carry forward orthodontic activity (UOA)	0
Baseline contract value	£752,475.13

ACCESS*

Patients seen in 24 months	Total	Change since previous quarter
Quarter ending June 2018	6,464	
Quarter ending September 2018	6,421	→
Quarter ending December 2018	6,275	↓
Quarter ending March 2019	6,084	↓
Quarter ending June 2019	6,024	→
Variance since June 2018	(6.8%)	↓



ACTIVITY



Adjusted Scheduled Activity (UDA)		
Month	2019	2020
April	247	9
May	2,259	1,628
June	3,884	3,100
July	5,601	
August	7,205	
September	8,805	
October	10,636	
November	12,532	
December	13,977	
January	15,509	
February	17,384	
March	18,947	
April	20,695	
May	20,726	
June	20,727	

QUALITY

	Quantity	Base Number	Contract	AT	Region	England
% of FP17s for the same patient ID Re-attending within 3 months - Children	117	1,478	7.9%	10.4%	12.1%	11.4%
% of FP17s for the same patient ID Re-attending within 3 months - Adults	131	1,265	10.4%	13.7%	15.6%	15.4%
% of FP17s for the same patient ID Re-attending between 3 & 9 months - Children	1,188	1,478	80.4%	63.0%	61.2%	59.8%
% of FP17s for the same patient ID Re-attending between 3 & 9 months - Adults	795	1,265	62.8%	56.7%	54.5%	52.1%
% of FP17s for Band 1 Urgent Courses	73	1,761	4.1%	7.3%	9.1%	9.2%
% of FP17s Relating to Free Repair or Replacements	14	1,761	0.8%	0.9%	1.0%	0.7%
% of FP17s Relating to Continuations	8	1,761	0.5%	0.9%	1.0%	0.8%
% of Patients satisfied with the dentistry they have received	16	16	100.0%	93.5%	94.2%	93.4%
% of Patients satisfied with the time they had to wait for an appointment	15	16	93.8%	86.7%	88.4%	87.6%

* This is based on patients treated on this contract for their most recent course of treatment. Figures in italics indicate the base number of FP17s or Patient Questionnaire responses are less than 100. N/A is shown where the base number of responses is less than 10 during the period. % is calculated as Quantity/Base number*100

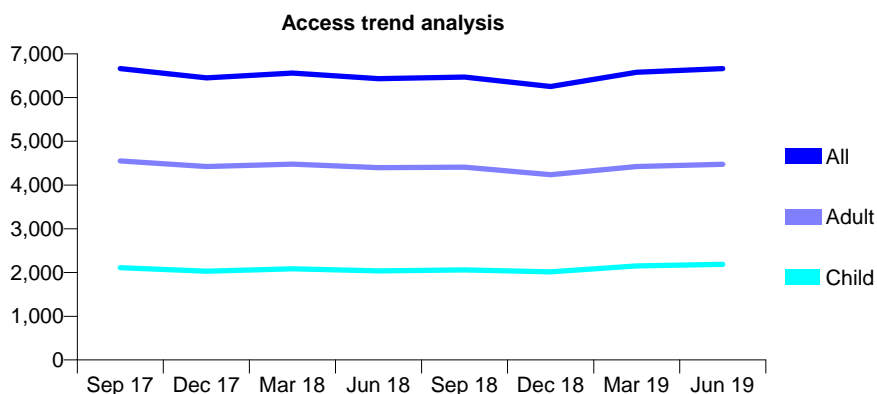
Q52 - Vital Signs At a Glance Contract Report for 158267/0001 - June 2019

Name or company name	WALRUS DENTAL CARE LTD
Contract type name	GDS Contract
Purpose of contract	General
Contract start date	01/10/2009
Contract end date	

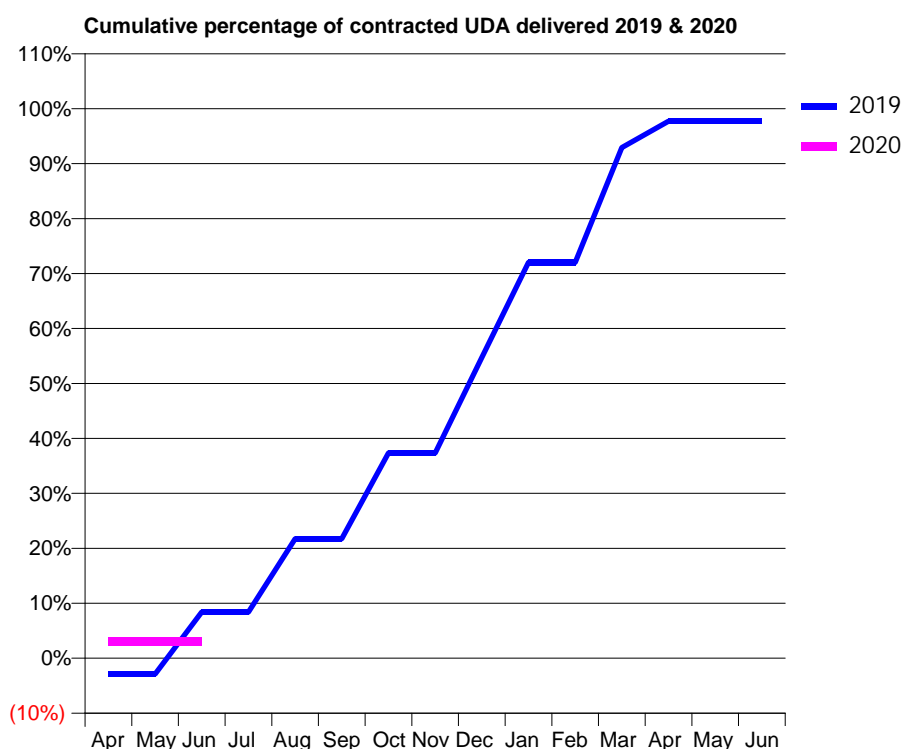
19/20 Contracted general activity (UDA)	21,877
Carry forward general activity (UDA)	0
19/20 Contracted orthodontic activity (UOA)	0
Carry forward orthodontic activity (UOA)	0
Baseline contract value	£637,278.08

ACCESS*

Patients seen in 24 months	Total	Change since previous quarter
Quarter ending June 2018	6,435	
Quarter ending September 2018	6,469	→
Quarter ending December 2018	6,254	↓
Quarter ending March 2019	6,578	↑
Quarter ending June 2019	6,662	→
Variance since June 2018	3.5%	↑



ACTIVITY



Month	2019	2020
April	-635	677
May	-635	677
June	1,841	677
July	1,841	
August	4,760	
September	4,760	
October	8,172	
November	8,172	
December	11,971	
January	15,757	
February	15,757	
March	20,327	
April	21,376	
May	21,376	
June	21,376	

QUALITY

	Quantity	Base Number	Contract	AT	Region	England
% of FP17s for the same patient ID Re-attending within 3 months - Children	17	246	6.9%	10.4%	12.1%	11.4%
% of FP17s for the same patient ID Re-attending within 3 months - Adults	56	469	11.9%	13.7%	15.6%	15.4%
% of FP17s for the same patient ID Re-attending between 3 & 9 months - Children	124	246	50.4%	63.0%	61.2%	59.8%
% of FP17s for the same patient ID Re-attending between 3 & 9 months - Adults	219	469	46.7%	56.7%	54.5%	52.1%
% of FP17s for Band 1 Urgent Courses	28	298	9.4%	7.3%	9.1%	9.2%
% of FP17s Relating to Free Repair or Replacements	2	298	0.7%	0.9%	1.0%	0.7%
% of FP17s Relating to Continuations	1	298	0.3%	0.9%	1.0%	0.8%
% of Patients satisfied with the dentistry they have received	2	3	N/A	93.5%	94.2%	93.4%
% of Patients satisfied with the time they had to wait for an appointment	2	3	N/A	86.7%	88.4%	87.6%

* This is based on patients treated on this contract for their most recent course of treatment.

Figures in italics indicate the base number of FP17s or Patient Questionnaire responses are less than 100. N/A is shown where the base number of responses is less than 10 during the period. % is calculated as Quantity/Base number*100

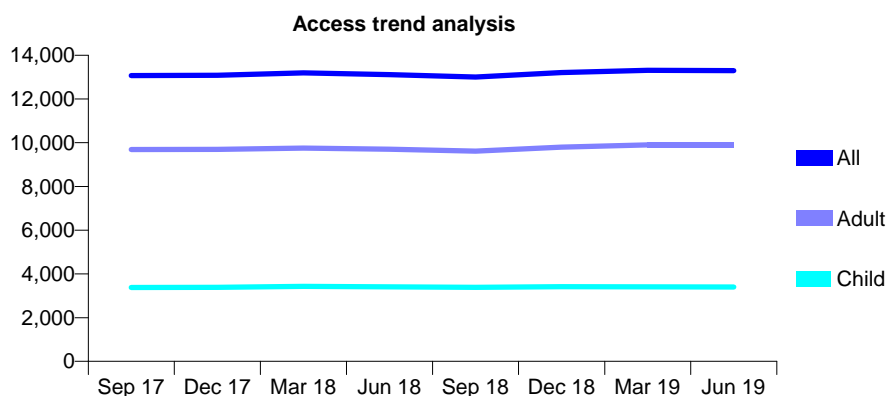
Q52 - Vital Signs At a Glance Contract Report for 159492/0001 - June 2019

Name or company name	James Taylor & Partners Ltd
Contract type name	GDS Contract
Purpose of contract	General
Contract start date	01/11/2010
Contract end date	

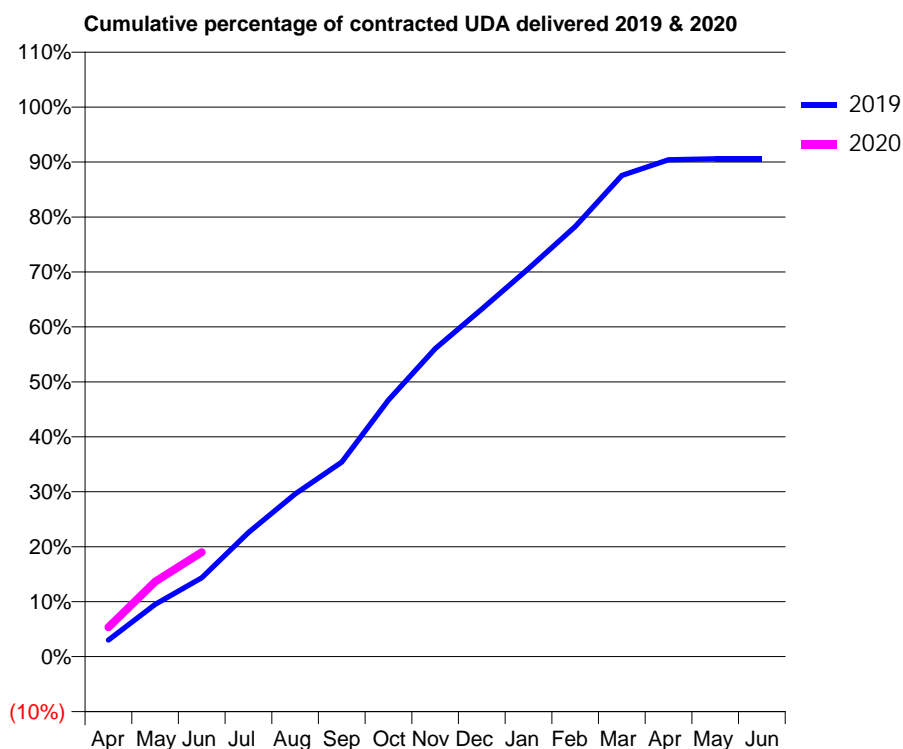
19/20 Contracted general activity (UDA)	42,343
Carry forward general activity (UDA)	0
19/20 Contracted orthodontic activity (UOA)	0
Carry forward orthodontic activity (UOA)	0
Baseline contract value	£1,174,898.34

ACCESS*

Patients seen in 24 months	Total	Change since previous quarter
Quarter ending June 2018	13,111	
Quarter ending September 2018	13,003	→
Quarter ending December 2018	13,212	→
Quarter ending March 2019	13,313	→
Quarter ending June 2019	13,296	→
Variance since June 2018	1.4%	→



ACTIVITY



Month	Adjusted Scheduled Activity (UDA)	
	2019	2020
April	1,283	2,267
May	4,028	5,781
June	6,079	8,049
July	9,562	
August	12,539	
September	14,983	
October	19,777	
November	23,733	
December	26,781	
January	29,894	
February	33,148	
March	37,078	
April	38,282	
May	38,356	
June	38,355	

QUALITY

	Quantity	Base Number	Contract	AT	Region	England
% of FP17s for the same patient ID Re-attending within 3 months - Children	113	1,285	8.8%	10.4%	12.1%	11.4%
% of FP17s for the same patient ID Re-attending within 3 months - Adults	457	3,607	12.7%	13.7%	15.6%	15.4%
% of FP17s for the same patient ID Re-attending between 3 & 9 months - Children	871	1,285	67.8%	63.0%	61.2%	59.8%
% of FP17s for the same patient ID Re-attending between 3 & 9 months - Adults	2,218	3,607	61.5%	56.7%	54.5%	52.1%
% of FP17s for Band 1 Urgent Courses	245	3,928	6.2%	7.3%	9.1%	9.2%
% of FP17s Relating to Free Repair or Replacements	22	3,928	0.6%	0.9%	1.0%	0.7%
% of FP17s Relating to Continuations	22	3,928	0.6%	0.9%	1.0%	0.8%
% of Patients satisfied with the dentistry they have received	5	5	N/A	93.5%	94.2%	93.4%
% of Patients satisfied with the time they had to wait for an appointment	5	5	N/A	86.7%	88.4%	87.6%

* This is based on patients treated on this contract for their most recent course of treatment. Figures in italics indicate the base number of FP17s or Patient Questionnaire responses are less than 100. N/A is shown where the base number of responses is less than 10 during the period. % is calculated as Quantity/Base number*100

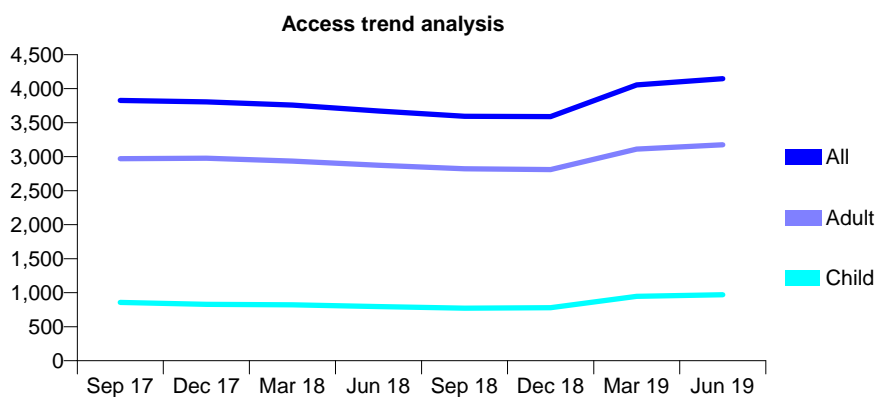
Q52 - Vital Signs At a Glance Contract Report for 159778/0001 - June 2019

Name or company name	Yorkshire Smiles Limited
Contract type name	GDS Contract
Purpose of contract	General
Contract start date	01/07/2012
Contract end date	

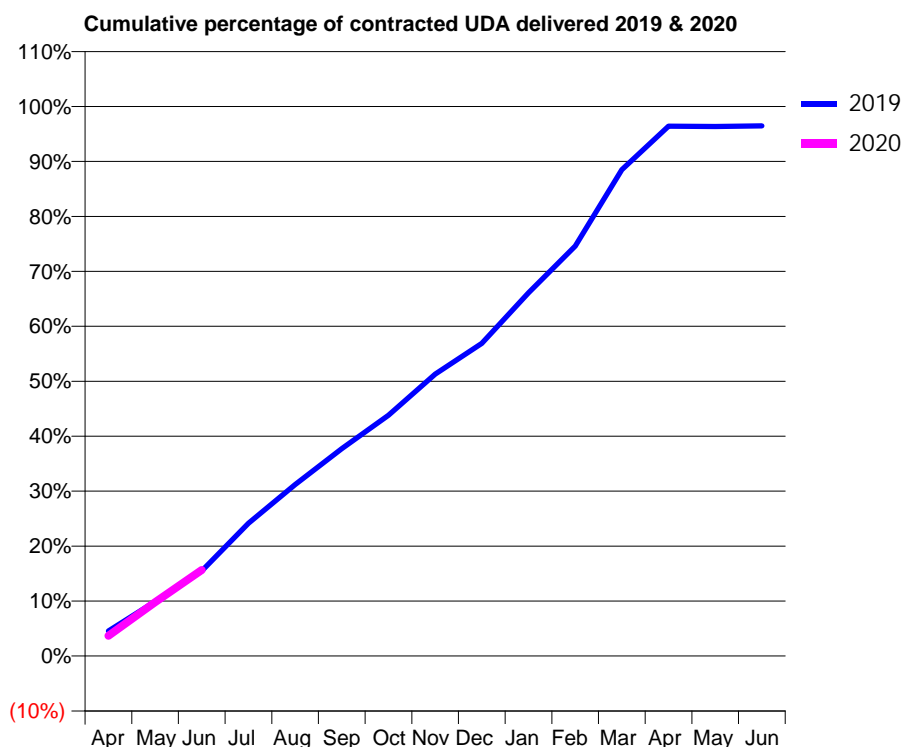
19/20 Contracted general activity (UDA)	16,750
Carry forward general activity (UDA)	0
19/20 Contracted orthodontic activity (UOA)	0
Carry forward orthodontic activity (UOA)	0
Baseline contract value	£491,529.56

ACCESS*

Patients seen in 24 months	Total	Change since previous quarter
Quarter ending June 2018	3,671	
Quarter ending September 2018	3,596	↓
Quarter ending December 2018	3,589	→
Quarter ending March 2019	4,056	↑
Quarter ending June 2019	4,148	↑
Variance since June 2018	13.0%	↑



ACTIVITY



Month	Adjusted Scheduled Activity (UDA)	
	2019	2020
April	767	621
May	1,661	1,640
June	2,594	2,623
July	4,046	
August	5,228	
September	6,318	
October	7,340	
November	8,589	
December	9,531	
January	11,070	
February	12,496	
March	14,821	
April	16,146	
May	16,141	
June	16,160	

QUALITY

	Quantity	Base Number	Contract	AT	Region	England
% of FP17s for the same patient ID Re-attending within 3 months - Children	43	327	13.1%	10.4%	12.1%	11.4%
% of FP17s for the same patient ID Re-attending within 3 months - Adults	281	1,240	22.7%	13.7%	15.6%	15.4%
% of FP17s for the same patient ID Re-attending between 3 & 9 months - Children	151	327	46.2%	63.0%	61.2%	59.8%
% of FP17s for the same patient ID Re-attending between 3 & 9 months - Adults	596	1,240	48.1%	56.7%	54.5%	52.1%
% of FP17s for Band 1 Urgent Courses	189	1,184	16.0%	7.3%	9.1%	9.2%
% of FP17s Relating to Free Repair or Replacements	32	1,184	2.7%	0.9%	1.0%	0.7%
% of FP17s Relating to Continuations	22	1,184	1.9%	0.9%	1.0%	0.8%
% of Patients satisfied with the dentistry they have received	3	3	N/A	93.5%	94.2%	93.4%
% of Patients satisfied with the time they had to wait for an appointment	3	3	N/A	86.7%	88.4%	87.6%

* This is based on patients treated on this contract for their most recent course of treatment. Figures in italics indicate the base number of FP17s or Patient Questionnaire responses are less than 100. N/A is shown where the base number of responses is less than 10 during the period. % is calculated as Quantity/Base number*100

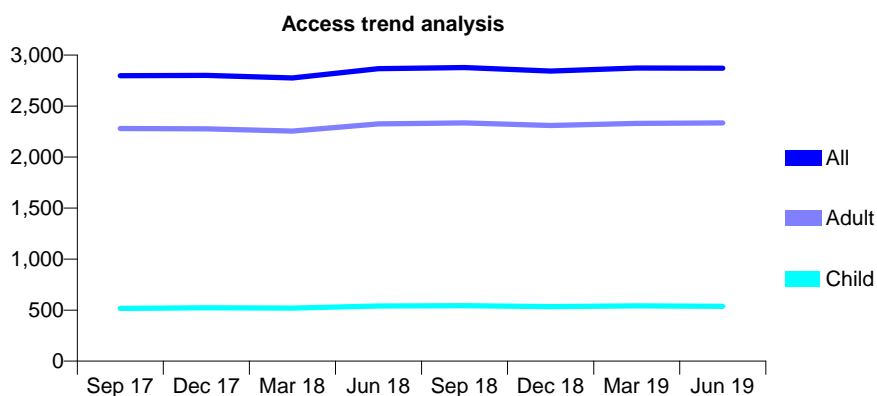
Q52 - Vital Signs At a Glance Contract Report for 160962/0001 - June 2019

Name or company name	Chris Anderson Dental Surgeon Limited
Contract type name	GDS Contract
Purpose of contract	General
Contract start date	01/05/2012
Contract end date	

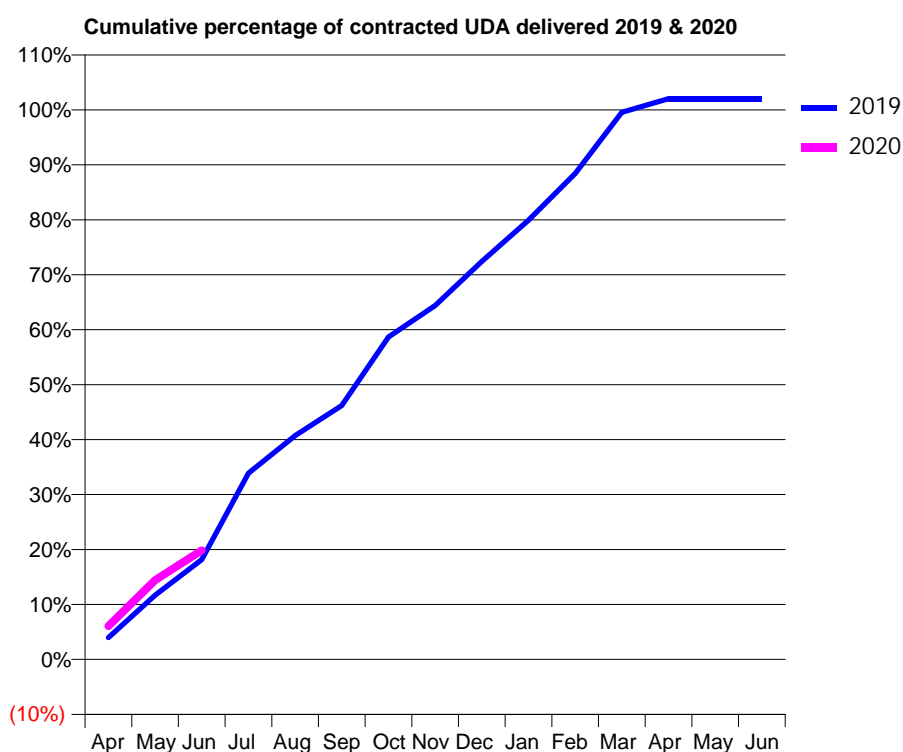
19/20 Contracted general activity (UDA)	5,910
Carry forward general activity (UDA)	0
19/20 Contracted orthodontic activity (UOA)	0
Carry forward orthodontic activity (UOA)	0
Baseline contract value	£180,367.58

ACCESS*

Patients seen in 24 months	Total	Change since previous quarter
Quarter ending June 2018	2,866	
Quarter ending September 2018	2,878	→
Quarter ending December 2018	2,844	↓
Quarter ending March 2019	2,872	→
Quarter ending June 2019	2,871	→
Variance since June 2018	0.2%	→



ACTIVITY



Month	2019	2020
April	234	360
May	692	853
June	1,074	1,172
July	2,003	
August	2,407	
September	2,732	
October	3,467	
November	3,806	
December	4,279	
January	4,724	
February	5,226	
March	5,883	
April	6,029	
May	6,029	
June	6,029	

QUALITY

	Quantity	Base Number	Contract	AT	Region	England
% of FP17s for the same patient ID Re-attending within 3 months - Children	12	179	6.7%	10.4%	12.1%	11.4%
% of FP17s for the same patient ID Re-attending within 3 months - Adults	78	727	10.7%	13.7%	15.6%	15.4%
% of FP17s for the same patient ID Re-attending between 3 & 9 months - Children	78	179	43.6%	63.0%	61.2%	59.8%
% of FP17s for the same patient ID Re-attending between 3 & 9 months - Adults	351	727	48.3%	56.7%	54.5%	52.1%
% of FP17s for Band 1 Urgent Courses	27	541	5.0%	7.3%	9.1%	9.2%
% of FP17s Relating to Free Repair or Replacements	5	541	0.9%	0.9%	1.0%	0.7%
% of FP17s Relating to Continuations	8	541	1.5%	0.9%	1.0%	0.8%
% of Patients satisfied with the dentistry they have received	0	0	N/A	93.5%	94.2%	93.4%
% of Patients satisfied with the time they had to wait for an appointment	0	0	N/A	86.7%	88.4%	87.6%

* This is based on patients treated on this contract for their most recent course of treatment. Figures in italics indicate the base number of FP17s or Patient Questionnaire responses are less than 100. N/A is shown where the base number of responses is less than 10 during the period. % is calculated as Quantity/Base number*100

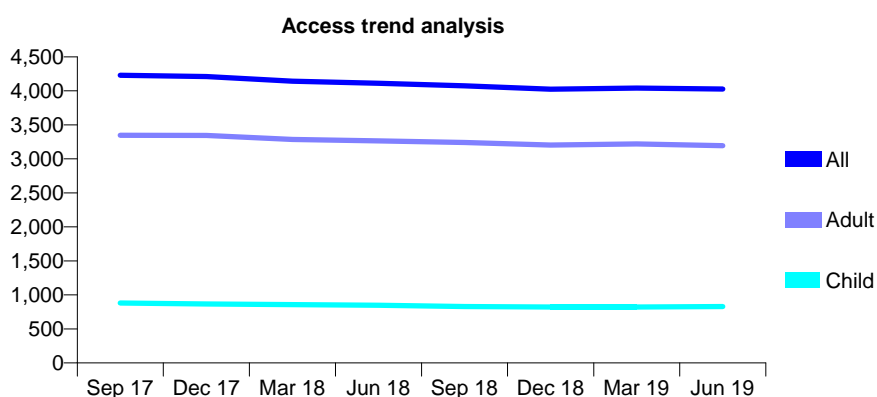
Q52 - Vital Signs At a Glance Contract Report for 161071/0001 - June 2019

Name or company name	Nichols and Fisher Dental Care
Contract type name	GDS Contract
Purpose of contract	General
Contract start date	01/08/2006
Contract end date	

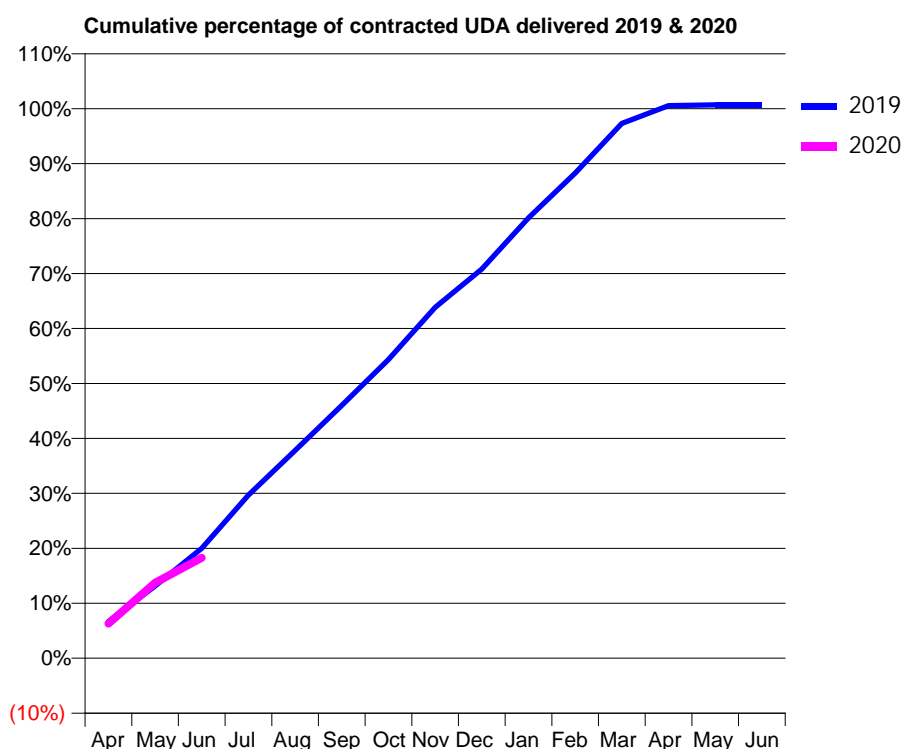
19/20 Contracted general activity (UDA)	11,228
Carry forward general activity (UDA)	0
19/20 Contracted orthodontic activity (UOA)	0
Carry forward orthodontic activity (UOA)	0
Baseline contract value	£397,770.09

ACCESS*

Patients seen in 24 months	Total	Change since previous quarter
Quarter ending June 2018	4,113	
Quarter ending September 2018	4,074	→
Quarter ending December 2018	4,025	↓
Quarter ending March 2019	4,042	→
Quarter ending June 2019	4,026	→
Variance since June 2018	(2.1%)	↓



ACTIVITY



Month	2019	2020
April	750	706
May	1,477	1,541
June	2,248	2,053
July	3,334	
August	4,246	
September	5,165	
October	6,106	
November	7,170	
December	7,950	
January	8,998	
February	9,911	
March	10,926	
April	11,290	
May	11,306	
June	11,306	

QUALITY

	Quantity	Base Number	Contract	AT	Region	England
% of FP17s for the same patient ID Re-attending within 3 months - Children	13	287	4.5%	10.4%	12.1%	11.4%
% of FP17s for the same patient ID Re-attending within 3 months - Adults	114	880	13.0%	13.7%	15.6%	15.4%
% of FP17s for the same patient ID Re-attending between 3 & 9 months - Children	186	287	64.8%	63.0%	61.2%	59.8%
% of FP17s for the same patient ID Re-attending between 3 & 9 months - Adults	364	880	41.4%	56.7%	54.5%	52.1%
% of FP17s for Band 1 Urgent Courses	54	1,003	5.4%	7.3%	9.1%	9.2%
% of FP17s Relating to Free Repair or Replacements	17	1,003	1.7%	0.9%	1.0%	0.7%
% of FP17s Relating to Continuations	25	1,003	2.5%	0.9%	1.0%	0.8%
% of Patients satisfied with the dentistry they have received	0	0	N/A	93.5%	94.2%	93.4%
% of Patients satisfied with the time they had to wait for an appointment	0	0	N/A	86.7%	88.4%	87.6%

* This is based on patients treated on this contract for their most recent course of treatment.

Figures in italics indicate the base number of FP17s or Patient Questionnaire responses are less than 100. N/A is shown where the base number of responses is less than 10 during the period. % is calculated as Quantity/Base number*100

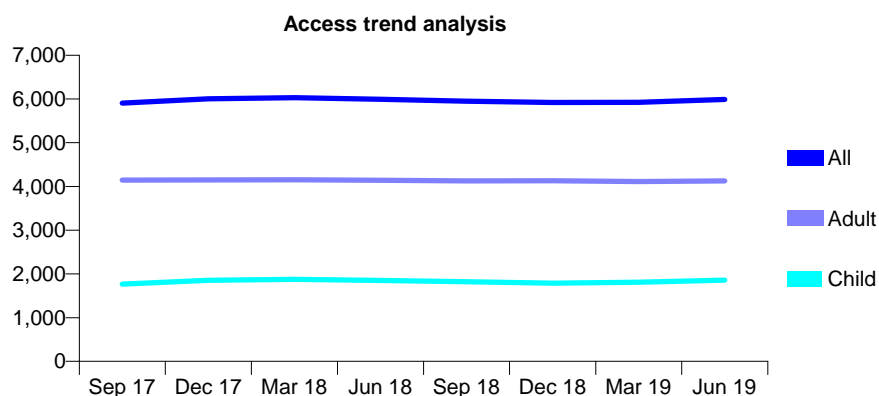
Q52 - Vital Signs At a Glance Contract Report for 161942/0001 - June 2019

Name or company name	Greenhead Dental Practice Limited
Contract type name	GDS Contract
Purpose of contract	General
Contract start date	01/11/2008
Contract end date	

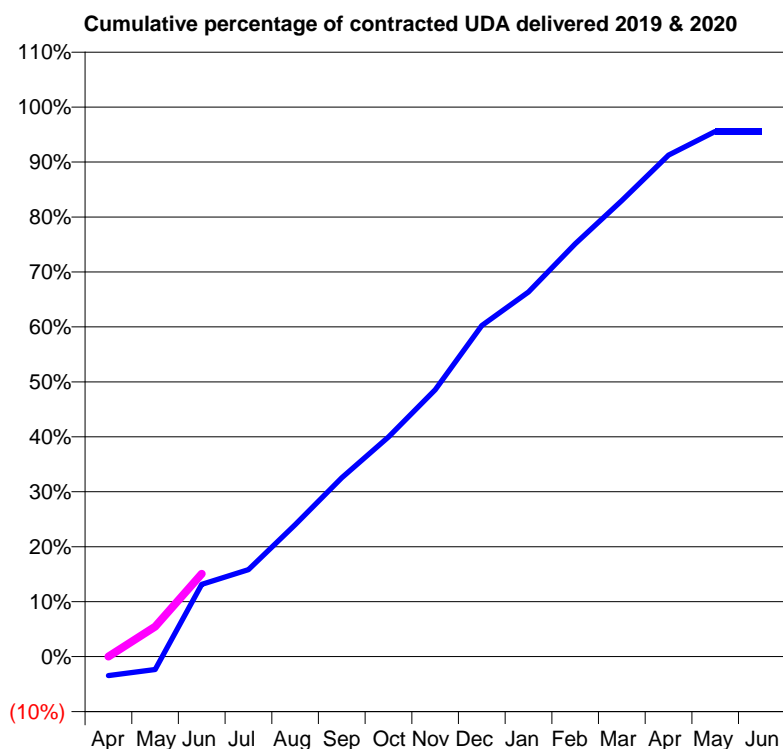
19/20 Contracted general activity (UDA)	18,600
Carry forward general activity (UDA)	0
19/20 Contracted orthodontic activity (UOA)	0
Carry forward orthodontic activity (UOA)	0
Baseline contract value	£489,766.56

ACCESS*

Patients seen in 24 months	Total	Change since previous quarter
Quarter ending June 2018	5,991	
Quarter ending September 2018	5,950	→
Quarter ending December 2018	5,920	→
Quarter ending March 2019	5,924	→
Quarter ending June 2019	5,989	→
Variance since June 2018	(0.0%)	→



ACTIVITY



Month	Adjusted Scheduled Activity (UDA)	
	2019	2020
April	-648	0
May	-440	1,020
June	2,448	2,803
July	2,944	
August	4,468	
September	6,057	
October	7,435	
November	9,033	
December	11,207	
January	12,343	
February	13,972	
March	15,433	
April	16,976	
May	17,772	
June	17,772	

QUALITY

	Quantity	Base Number	Contract	AT	Region	England
% of FP17s for the same patient ID Re-attending within 3 months - Children	52	839	6.2%	10.4%	12.1%	11.4%
% of FP17s for the same patient ID Re-attending within 3 months - Adults	293	1,933	15.2%	13.7%	15.6%	15.4%
% of FP17s for the same patient ID Re-attending between 3 & 9 months - Children	532	839	63.4%	63.0%	61.2%	59.8%
% of FP17s for the same patient ID Re-attending between 3 & 9 months - Adults	1,285	1,933	66.5%	56.7%	54.5%	52.1%
% of FP17s for Band 1 Urgent Courses	57	1,552	3.7%	7.3%	9.1%	9.2%
% of FP17s Relating to Free Repair or Replacements	18	1,552	1.2%	0.9%	1.0%	0.7%
% of FP17s Relating to Continuations	16	1,552	1.0%	0.9%	1.0%	0.8%
% of Patients satisfied with the dentistry they have received	3	3	N/A	93.5%	94.2%	93.4%
% of Patients satisfied with the time they had to wait for an appointment	3	3	N/A	86.7%	88.4%	87.6%

* This is based on patients treated on this contract for their most recent course of treatment. Figures in italics indicate the base number of FP17s or Patient Questionnaire responses are less than 100. N/A is shown where the base number of responses is less than 10 during the period. % is calculated as Quantity/Base number*100

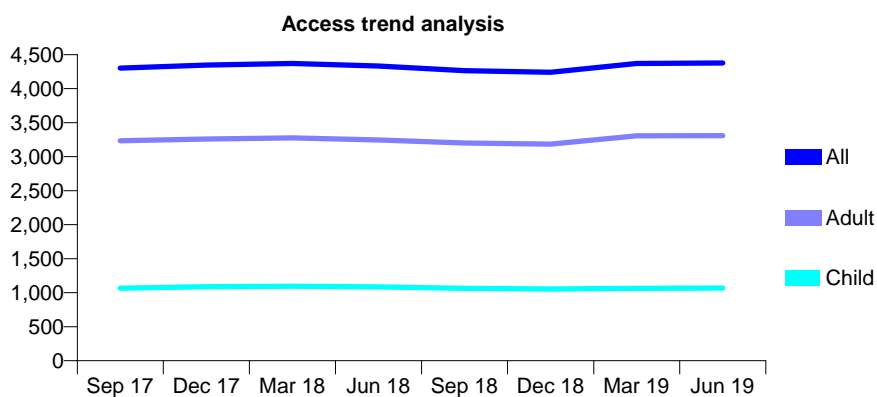
Q52 - Vital Signs At a Glance Contract Report for 162892/0001 - June 2019

Name or company name	Royd House Dental Practice Limited
Contract type name	GDS Contract
Purpose of contract	General
Contract start date	01/04/2007
Contract end date	

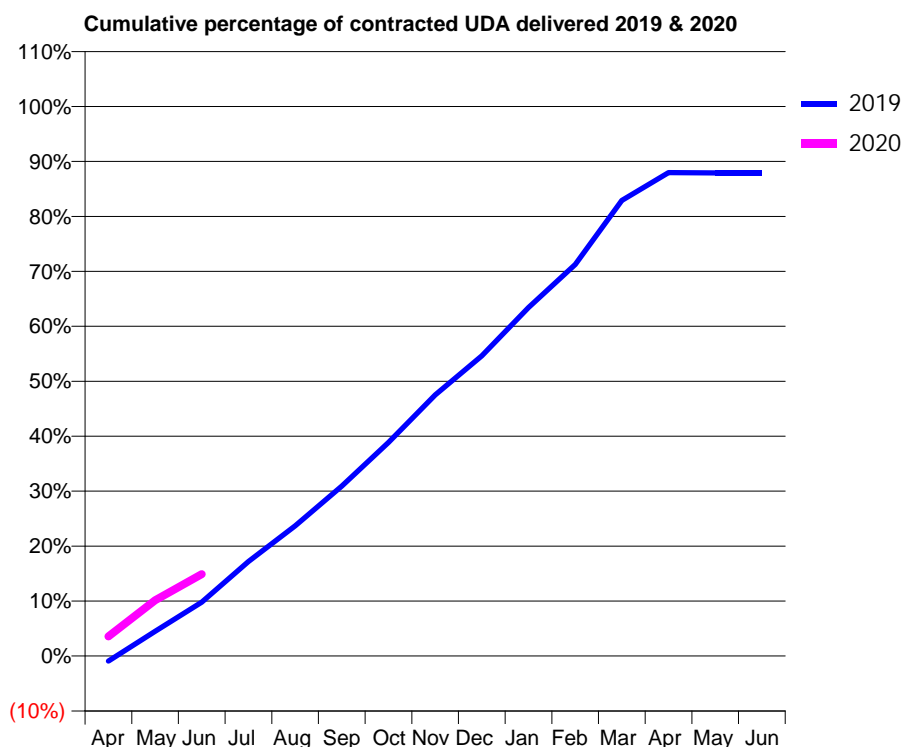
19/20 Contracted general activity (UDA)	12,786
Carry forward general activity (UDA)	0
19/20 Contracted orthodontic activity (UOA)	0
Carry forward orthodontic activity (UOA)	0
Baseline contract value	£305,435.62

ACCESS*

Patients seen in 24 months	Total	Change since previous quarter
Quarter ending June 2018	4,332	
Quarter ending September 2018	4,264	↓
Quarter ending December 2018	4,241	→
Quarter ending March 2019	4,371	↑
Quarter ending June 2019	4,377	→
Variance since June 2018	1.0%	→



ACTIVITY



Month	Adjusted Scheduled Activity (UDA)	
	2019	2020
April	-120	459
May	576	1,300
June	1,251	1,906
July	2,200	
August	3,030	
September	3,951	
October	4,968	
November	6,075	
December	6,983	
January	8,110	
February	9,112	
March	10,596	
April	11,245	
May	11,240	
June	11,240	

QUALITY

	Quantity	Base Number	Contract	AT	Region	England
% of FP17s for the same patient ID Re-attending within 3 months - Children	20	386	5.2%	10.4%	12.1%	11.4%
% of FP17s for the same patient ID Re-attending within 3 months - Adults	173	1,196	14.5%	13.7%	15.6%	15.4%
% of FP17s for the same patient ID Re-attending between 3 & 9 months - Children	279	386	72.3%	63.0%	61.2%	59.8%
% of FP17s for the same patient ID Re-attending between 3 & 9 months - Adults	850	1,196	71.1%	56.7%	54.5%	52.1%
% of FP17s for Band 1 Urgent Courses	41	1,087	3.8%	7.3%	9.1%	9.2%
% of FP17s Relating to Free Repair or Replacements	9	1,087	0.8%	0.9%	1.0%	0.7%
% of FP17s Relating to Continuations	9	1,087	0.8%	0.9%	1.0%	0.8%
% of Patients satisfied with the dentistry they have received	5	5	N/A	93.5%	94.2%	93.4%
% of Patients satisfied with the time they had to wait for an appointment	4	5	N/A	86.7%	88.4%	87.6%

* This is based on patients treated on this contract for their most recent course of treatment. Figures in italics indicate the base number of FP17s or Patient Questionnaire responses are less than 100. N/A is shown where the base number of responses is less than 10 during the period. % is calculated as Quantity/Base number*100

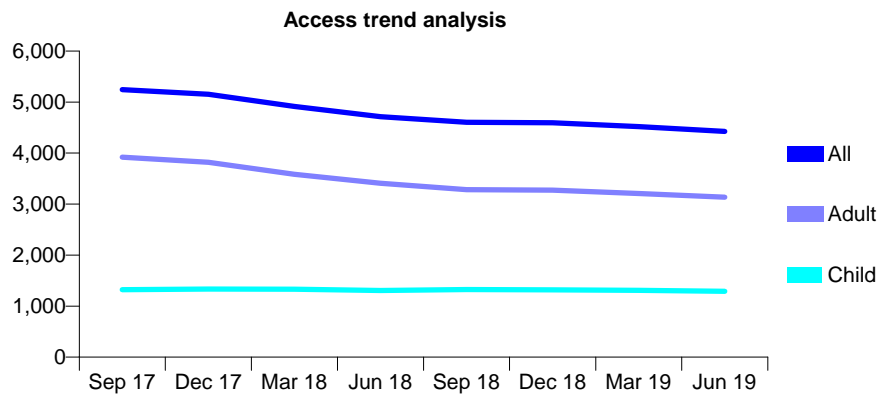
Q52 - Vital Signs At a Glance Contract Report for 162965/0001 - June 2019

Name or company name	Clarendon Dental Spa (Leeds) Ltd
Contract type name	GDS Contract
Purpose of contract	General
Contract start date	01/10/2008
Contract end date	

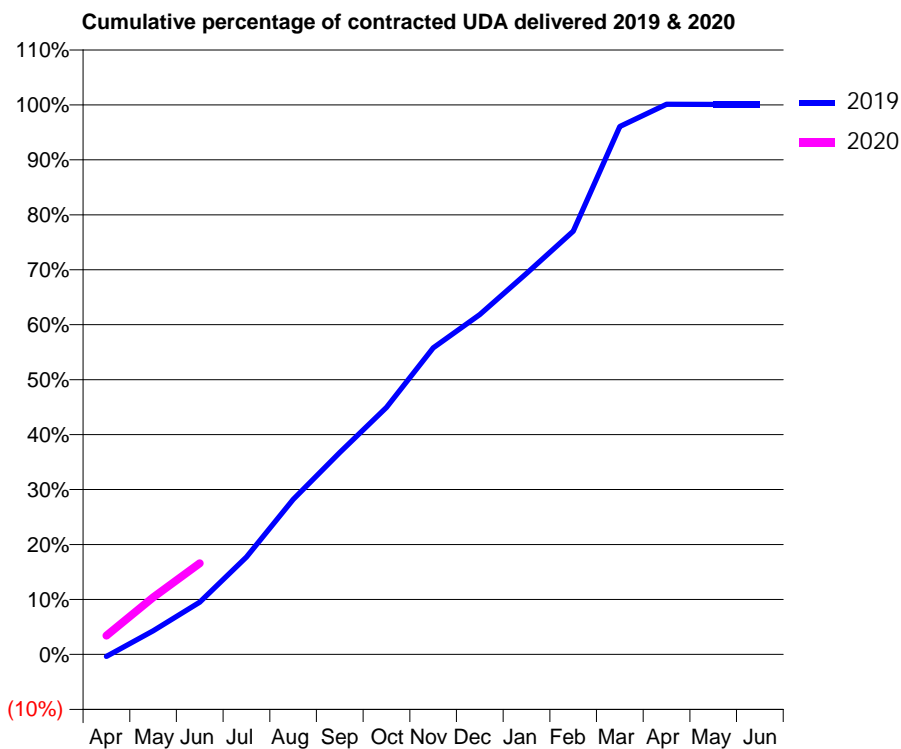
19/20 Contracted general activity (UDA)	13,200
Carry forward general activity (UDA)	0
19/20 Contracted orthodontic activity (UOA)	0
Carry forward orthodontic activity (UOA)	0
Baseline contract value	£355,807.04

ACCESS*

Patients seen in 24 months	Total	Change since previous quarter
Quarter ending June 2018	4,712	
Quarter ending September 2018	4,606	↓
Quarter ending December 2018	4,595	→
Quarter ending March 2019	4,520	↓
Quarter ending June 2019	4,426	↓
Variance since June 2018	(6.1%)	↓



ACTIVITY



Month	Adjusted Scheduled Activity (UDA)	
	2019	2020
April	-50	454
May	569	1,371
June	1,254	2,190
July	2,339	
August	3,723	
September	4,848	
October	5,933	
November	7,364	
December	8,163	
January	9,150	
February	10,165	
March	12,680	
April	13,213	
May	13,211	
June	13,211	

QUALITY

	Quantity	Base Number	Contract	AT	Region	England
% of FP17s for the same patient ID Re-attending within 3 months - Children	36	376	9.6%	10.4%	12.1%	11.4%
% of FP17s for the same patient ID Re-attending within 3 months - Adults	163	955	17.1%	13.7%	15.6%	15.4%
% of FP17s for the same patient ID Re-attending between 3 & 9 months - Children	211	376	56.1%	63.0%	61.2%	59.8%
% of FP17s for the same patient ID Re-attending between 3 & 9 months - Adults	567	955	59.4%	56.7%	54.5%	52.1%
% of FP17s for Band 1 Urgent Courses	124	1,154	10.7%	7.3%	9.1%	9.2%
% of FP17s Relating to Free Repair or Replacements	12	1,154	1.0%	0.9%	1.0%	0.7%
% of FP17s Relating to Continuations	0	1,154	0.0%	0.9%	1.0%	0.8%
% of Patients satisfied with the dentistry they have received	0	0	N/A	93.5%	94.2%	93.4%
% of Patients satisfied with the time they had to wait for an appointment	0	0	N/A	86.7%	88.4%	87.6%

* This is based on patients treated on this contract for their most recent course of treatment. Figures in italics indicate the base number of FP17s or Patient Questionnaire responses are less than 100. N/A is shown where the base number of responses is less than 10 during the period. % is calculated as Quantity/Base number*100

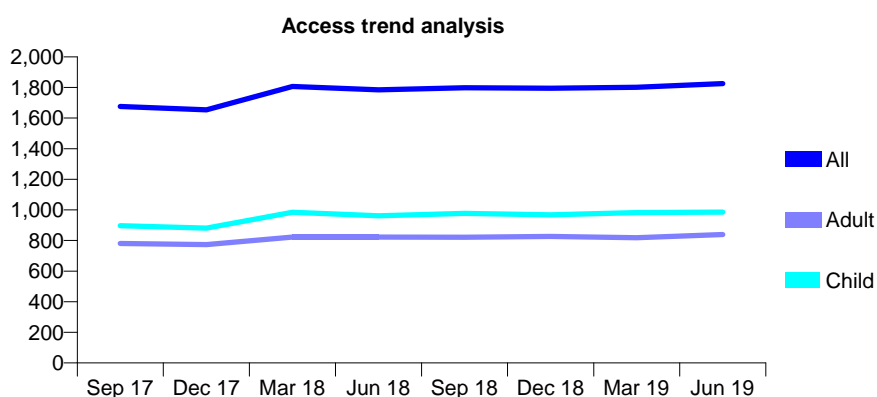
Q52 - Vital Signs At a Glance Contract Report for 164240/0001 - June 2019

Name or company name	Acorn Villas Dental Practice
Contract type name	GDS Contract
Purpose of contract	General
Contract start date	01/04/2013
Contract end date	

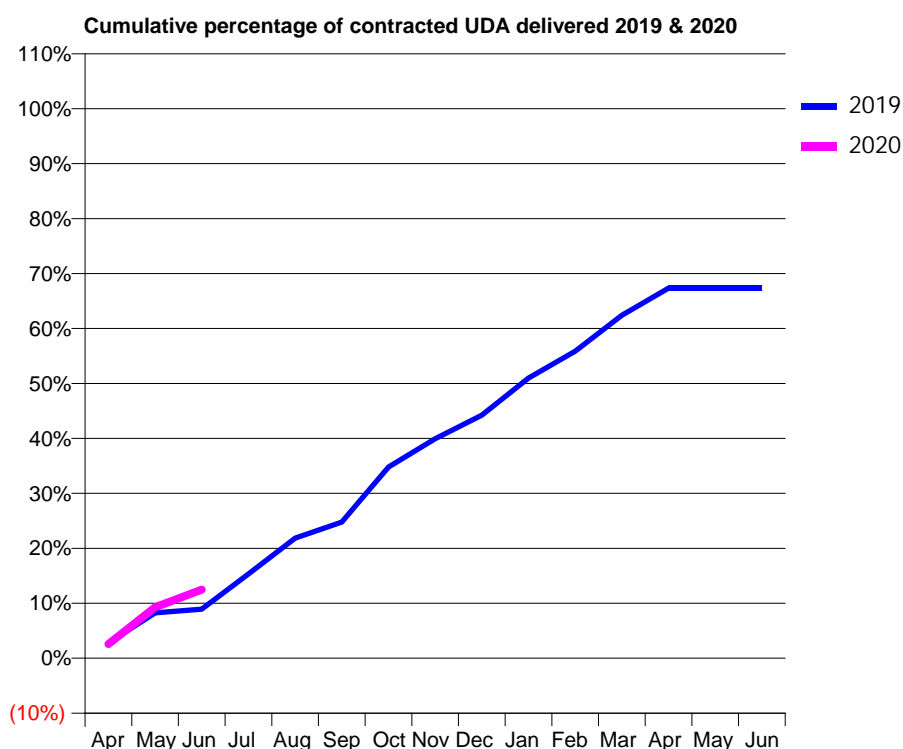
19/20 Contracted general activity (UDA)	5,926
Carry forward general activity (UDA)	0
19/20 Contracted orthodontic activity (UOA)	0
Carry forward orthodontic activity (UOA)	0
Baseline contract value	£169,006.20

ACCESS*

Patients seen in 24 months	Total	Change since previous quarter
Quarter ending June 2018	1,784	
Quarter ending September 2018	1,798	→
Quarter ending December 2018	1,795	→
Quarter ending March 2019	1,801	→
Quarter ending June 2019	1,825	→
Variance since June 2018	2.3%	↑



ACTIVITY



Month	2019	2020
April	164	153
May	490	550
June	528	740
July	909	
August	1,295	
September	1,467	
October	2,061	
November	2,368	
December	2,621	
January	3,020	
February	3,311	
March	3,697	
April	3,991	
May	3,992	
June	3,992	

QUALITY

	Quantity	Base Number	Contract	AT	Region	England
% of FP17s for the same patient ID Re-attending within 3 months - Children	35	398	8.8%	10.4%	12.1%	11.4%
% of FP17s for the same patient ID Re-attending within 3 months - Adults	27	266	10.2%	13.7%	15.6%	15.4%
% of FP17s for the same patient ID Re-attending between 3 & 9 months - Children	274	398	68.8%	63.0%	61.2%	59.8%
% of FP17s for the same patient ID Re-attending between 3 & 9 months - Adults	151	266	56.8%	56.7%	54.5%	52.1%
% of FP17s for Band 1 Urgent Courses	16	530	3.0%	7.3%	9.1%	9.2%
% of FP17s Relating to Free Repair or Replacements	1	530	0.2%	0.9%	1.0%	0.7%
% of FP17s Relating to Continuations	12	530	2.3%	0.9%	1.0%	0.8%
% of Patients satisfied with the dentistry they have received	0	0	N/A	93.5%	94.2%	93.4%
% of Patients satisfied with the time they had to wait for an appointment	0	0	N/A	86.7%	88.4%	87.6%

* This is based on patients treated on this contract for their most recent course of treatment.

Figures in italics indicate the base number of FP17s or Patient Questionnaire responses are less than 100. N/A is shown where the base number of responses is less than 10 during the period. % is calculated as Quantity/Base number*100

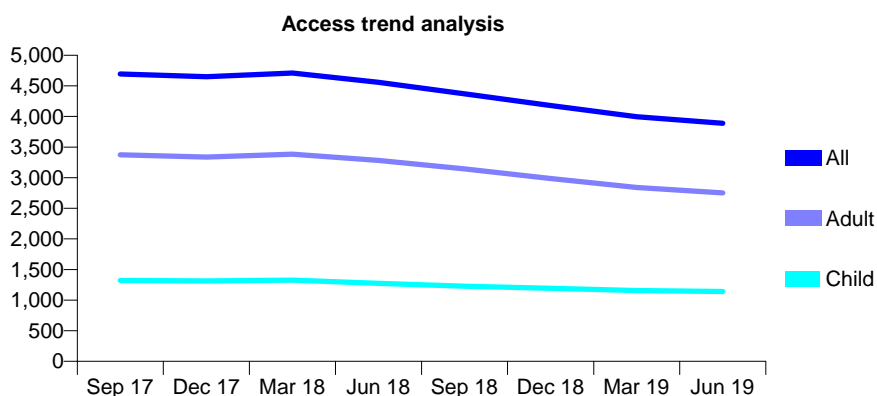
Q52 - Vital Signs At a Glance Contract Report for 164631/0001 - June 2019

Name or company name	Armley Dental Practice Partnership
Contract type name	GDS Contract
Purpose of contract	General
Contract start date	01/05/2013
Contract end date	

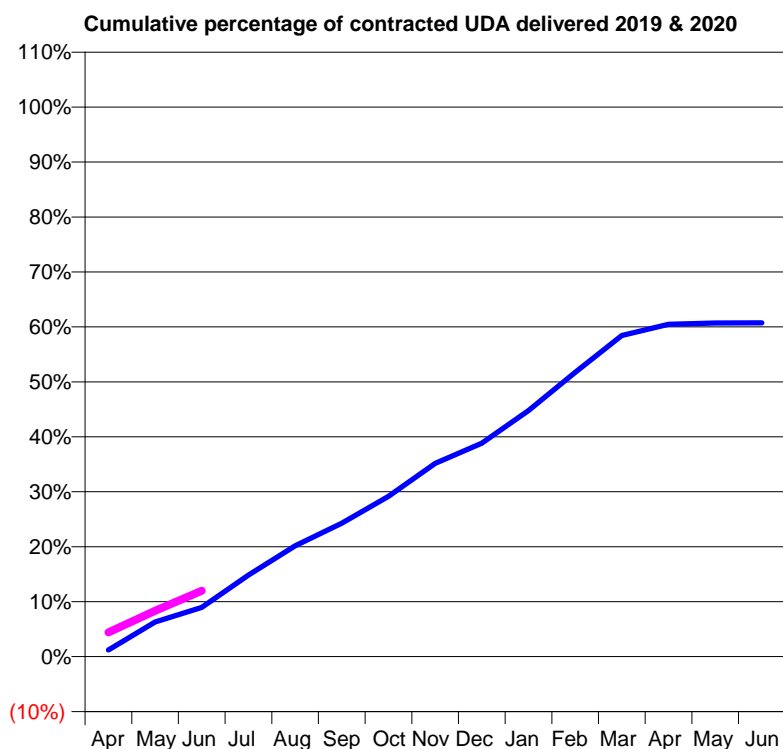
19/20 Contracted general activity (UDA)	15,981
Carry forward general activity (UDA)	0
19/20 Contracted orthodontic activity (UOA)	0
Carry forward orthodontic activity (UOA)	0
Baseline contract value	£597,529.86

ACCESS*

Patients seen in 24 months	Total	Change since previous quarter
Quarter ending June 2018	4,558	
Quarter ending September 2018	4,369	↓
Quarter ending December 2018	4,180	↓
Quarter ending March 2019	3,996	↓
Quarter ending June 2019	3,890	↓
Variance since June 2018	(14.7%)	↓



ACTIVITY



Month	Adjusted Scheduled Activity (UDA)	
	2019	2020
April	196	708
May	1,011	1,332
June	1,433	1,918
July	2,370	
August	3,223	
September	3,879	
October	4,662	
November	5,622	
December	6,206	
January	7,157	
February	8,267	
March	9,337	
April	9,663	
May	9,703	
June	9,706	

QUALITY

	Quantity	Base Number	Contract	AT	Region	England
% of FP17s for the same patient ID Re-attending within 3 months - Children	18	346	5.2%	10.4%	12.1%	11.4%
% of FP17s for the same patient ID Re-attending within 3 months - Adults	79	704	11.2%	13.7%	15.6%	15.4%
% of FP17s for the same patient ID Re-attending between 3 & 9 months - Children	166	346	48.0%	63.0%	61.2%	59.8%
% of FP17s for the same patient ID Re-attending between 3 & 9 months - Adults	276	704	39.2%	56.7%	54.5%	52.1%
% of FP17s for Band 1 Urgent Courses	66	874	7.6%	7.3%	9.1%	9.2%
% of FP17s Relating to Free Repair or Replacements	1	874	0.1%	0.9%	1.0%	0.7%
% of FP17s Relating to Continuations	4	874	0.5%	0.9%	1.0%	0.8%
% of Patients satisfied with the dentistry they have received	0	0	N/A	93.5%	94.2%	93.4%
% of Patients satisfied with the time they had to wait for an appointment	0	0	N/A	86.7%	88.4%	87.6%

* This is based on patients treated on this contract for their most recent course of treatment. Figures in italics indicate the base number of FP17s or Patient Questionnaire responses are less than 100. N/A is shown where the base number of responses is less than 10 during the period. % is calculated as Quantity/Base number*100

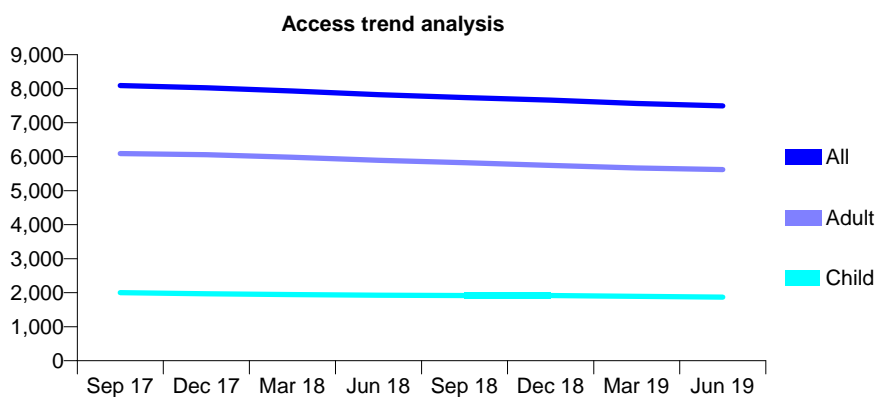
Q52 - Vital Signs At a Glance Contract Report for 165360/0001 - June 2019

Name or company name	Meltham Dental Care Ltd
Contract type name	GDS Contract
Purpose of contract	General
Contract start date	01/04/2010
Contract end date	

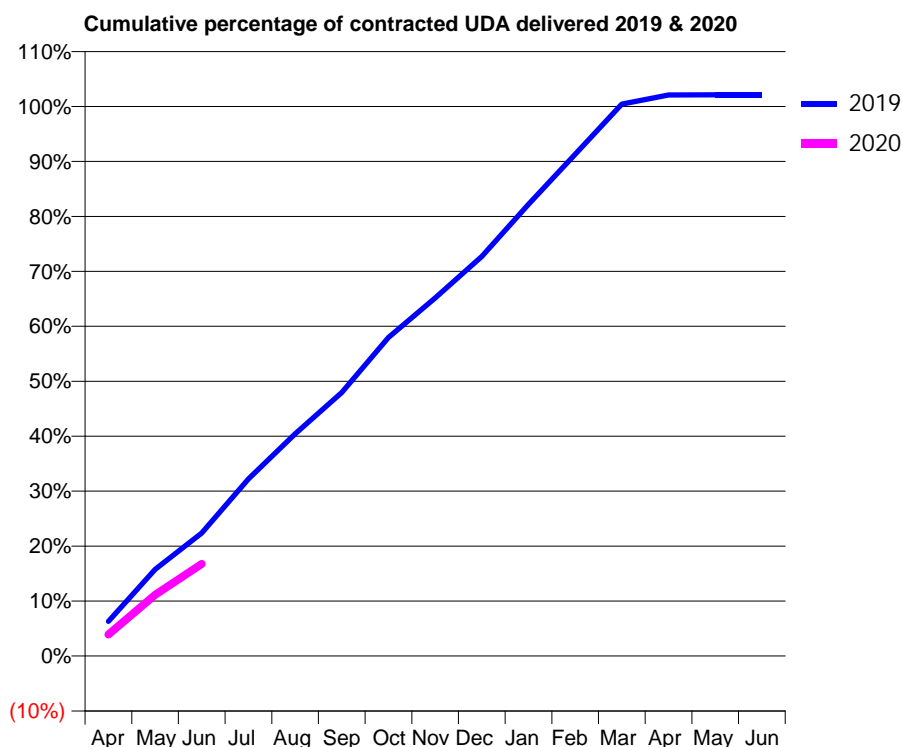
19/20 Contracted general activity (UDA)	28,778
Carry forward general activity (UDA)	0
19/20 Contracted orthodontic activity (UOA)	0
Carry forward orthodontic activity (UOA)	0
Baseline contract value	£857,586.41

ACCESS*

Patients seen in 24 months	Total	Change since previous quarter
Quarter ending June 2018	7,824	
Quarter ending September 2018	7,740	↓
Quarter ending December 2018	7,665	→
Quarter ending March 2019	7,566	↓
Quarter ending June 2019	7,493	→
Variance since June 2018	(4.2%)	↓



ACTIVITY



Month	Adjusted Scheduled Activity (UDA)	
	2019	2020
April	1,813	1,125
May	4,543	3,208
June	6,445	4,820
July	9,275	
August	11,640	
September	13,799	
October	16,679	
November	18,753	
December	20,927	
January	23,653	
February	26,274	
March	28,904	
April	29,374	
May	29,380	
June	29,387	

QUALITY

	Quantity	Base Number	Contract	AT	Region	England
% of FP17s for the same patient ID Re-attending within 3 months - Children	56	692	8.1%	10.4%	12.1%	11.4%
% of FP17s for the same patient ID Re-attending within 3 months - Adults	387	2,144	18.1%	13.7%	15.6%	15.4%
% of FP17s for the same patient ID Re-attending between 3 & 9 months - Children	525	692	75.9%	63.0%	61.2%	59.8%
% of FP17s for the same patient ID Re-attending between 3 & 9 months - Adults	1,486	2,144	69.3%	56.7%	54.5%	52.1%
% of FP17s for Band 1 Urgent Courses	190	2,612	7.3%	7.3%	9.1%	9.2%
% of FP17s Relating to Free Repair or Replacements	22	2,612	0.8%	0.9%	1.0%	0.7%
% of FP17s Relating to Continuations	21	2,612	0.8%	0.9%	1.0%	0.8%
% of Patients satisfied with the dentistry they have received	6	6	N/A	93.5%	94.2%	93.4%
% of Patients satisfied with the time they had to wait for an appointment	5	6	N/A	86.7%	88.4%	87.6%

* This is based on patients treated on this contract for their most recent course of treatment. Figures in italics indicate the base number of FP17s or Patient Questionnaire responses are less than 100. N/A is shown where the base number of responses is less than 10 during the period. % is calculated as Quantity/Base number*100

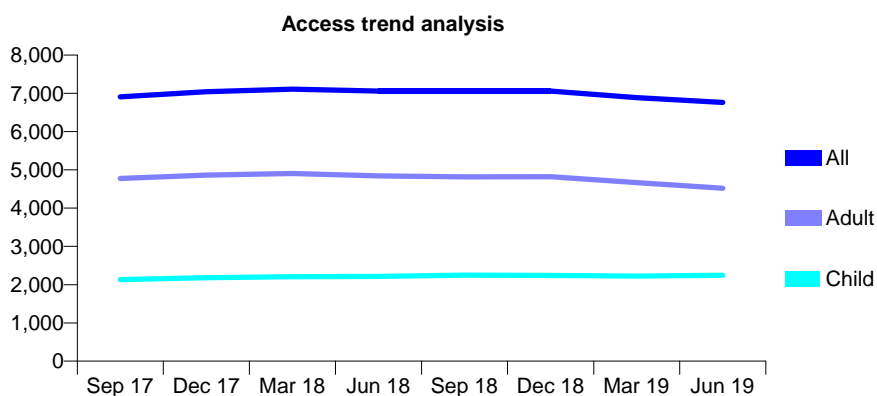
Q52 - Vital Signs At a Glance Contract Report for 166391/0001 - June 2019

Name or company name	Horsforth Smile Clinic Ltd
Contract type name	GDS Contract
Purpose of contract	General
Contract start date	01/01/2014
Contract end date	

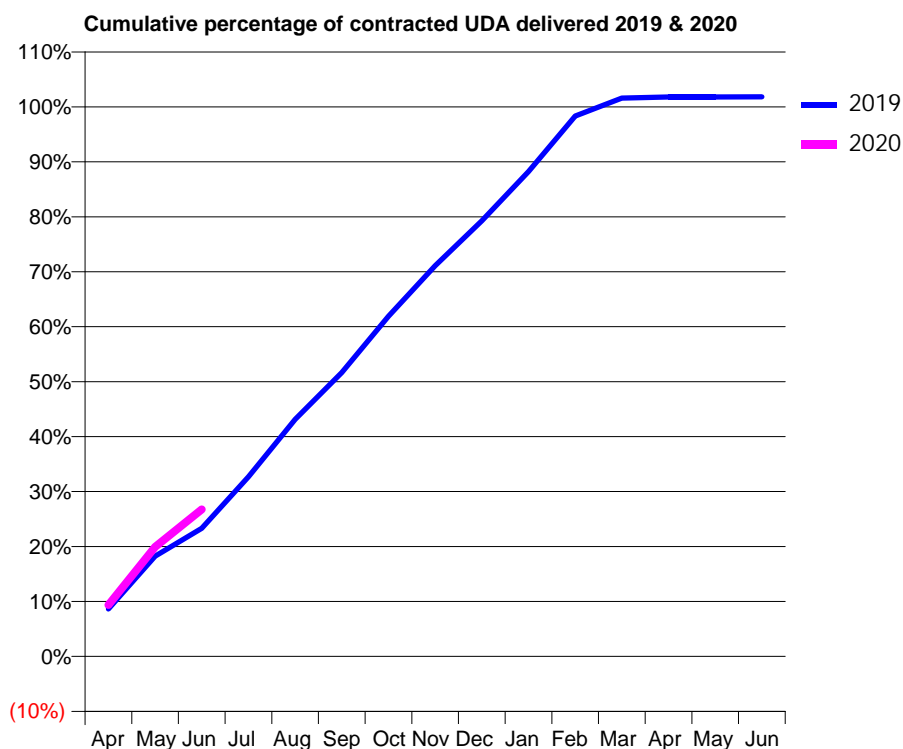
19/20 Contracted general activity (UDA)	15,597
Carry forward general activity (UDA)	0
19/20 Contracted orthodontic activity (UOA)	0
Carry forward orthodontic activity (UOA)	0
Baseline contract value	£391,062.31

ACCESS*

Patients seen in 24 months	Total	Change since previous quarter
Quarter ending June 2018	7,060	
Quarter ending September 2018	7,062	→
Quarter ending December 2018	7,057	→
Quarter ending March 2019	6,887	↓
Quarter ending June 2019	6,762	↓
Variance since June 2018	(4.2%)	↓



ACTIVITY



Month	Adjusted Scheduled Activity (UDA)	
	2019	2020
April	1,349	1,458
May	2,849	3,108
June	3,636	4,174
July	5,099	
August	6,727	
September	8,058	
October	9,653	
November	11,093	
December	12,361	
January	13,759	
February	15,334	
March	15,847	
April	15,876	
May	15,876	
June	15,880	

QUALITY

	Quantity	Base Number	Contract	AT	Region	England
% of FP17s for the same patient ID Re-attending within 3 months - Children	47	806	5.8%	10.4%	12.1%	11.4%
% of FP17s for the same patient ID Re-attending within 3 months - Adults	190	1,411	13.5%	13.7%	15.6%	15.4%
% of FP17s for the same patient ID Re-attending between 3 & 9 months - Children	459	806	56.9%	63.0%	61.2%	59.8%
% of FP17s for the same patient ID Re-attending between 3 & 9 months - Adults	807	1,411	57.2%	56.7%	54.5%	52.1%
% of FP17s for Band 1 Urgent Courses	186	2,122	8.8%	7.3%	9.1%	9.2%
% of FP17s Relating to Free Repair or Replacements	14	2,122	0.7%	0.9%	1.0%	0.7%
% of FP17s Relating to Continuations	5	2,122	0.2%	0.9%	1.0%	0.8%
% of Patients satisfied with the dentistry they have received	1	2	N/A	93.5%	94.2%	93.4%
% of Patients satisfied with the time they had to wait for an appointment	1	2	N/A	86.7%	88.4%	87.6%

* This is based on patients treated on this contract for their most recent course of treatment. Figures in italics indicate the base number of FP17s or Patient Questionnaire responses are less than 100. N/A is shown where the base number of responses is less than 10 during the period. % is calculated as Quantity/Base number*100

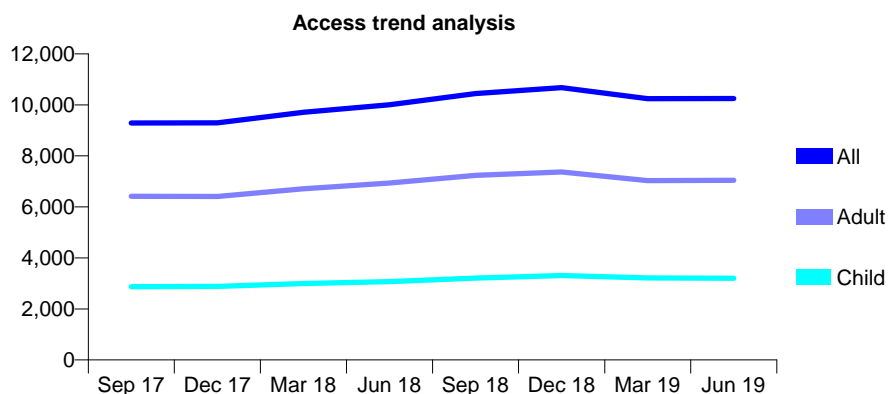
Q52 - Vital Signs At a Glance Contract Report for 166561/0001 - June 2019

Name or company name	Wakefield Road Surgery Partnership
Contract type name	GDS Contract
Purpose of contract	General
Contract start date	01/07/2015
Contract end date	

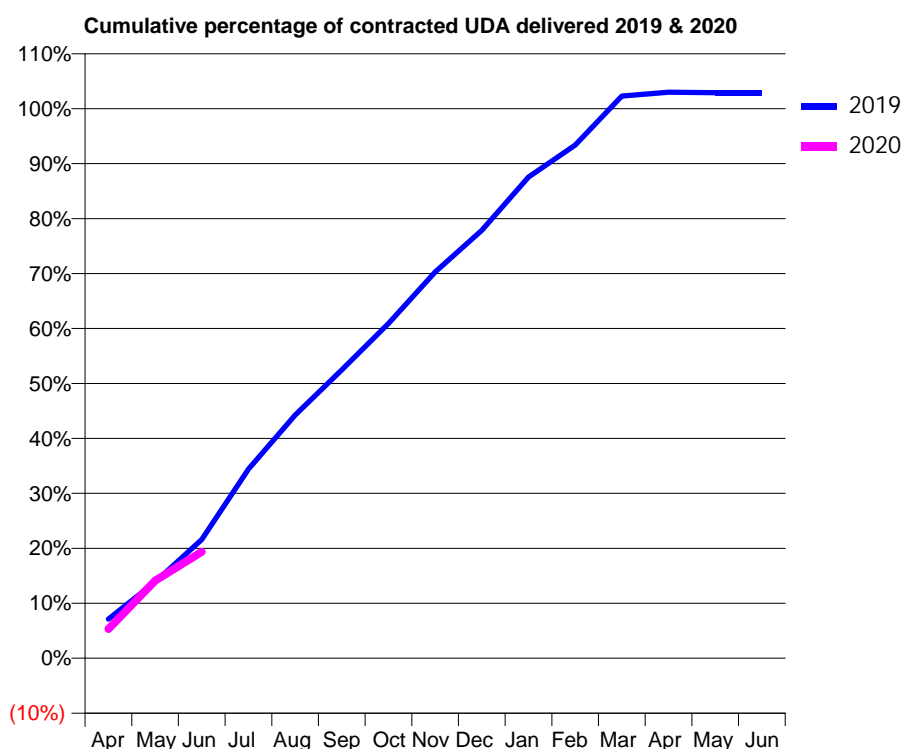
19/20 Contracted general activity (UDA)	32,261
Carry forward general activity (UDA)	0
19/20 Contracted orthodontic activity (UOA)	0
Carry forward orthodontic activity (UOA)	0
Baseline contract value	£1,100,670.22

ACCESS*

Patients seen in 24 months	Total	Change since previous quarter
Quarter ending June 2018	10,006	
Quarter ending September 2018	10,445	↑
Quarter ending December 2018	10,677	↑
Quarter ending March 2019	10,247	↓
Quarter ending June 2019	10,251	→
Variance since June 2018	2.4%	↑



ACTIVITY



Month	2019	2020
April	2,295	1,719
May	4,471	4,556
June	6,964	6,246
July	11,102	
August	14,275	
September	16,919	
October	19,651	
November	22,674	
December	25,119	
January	28,240	
February	30,127	
March	32,999	
April	33,221	
May	33,198	
June	33,196	

QUALITY

	Quantity	Base Number	Contract	AT	Region	England
% of FP17s for the same patient ID Re-attending within 3 months - Children	189	1,147	16.5%	10.4%	12.1%	11.4%
% of FP17s for the same patient ID Re-attending within 3 months - Adults	208	2,067	10.1%	13.7%	15.6%	15.4%
% of FP17s for the same patient ID Re-attending between 3 & 9 months - Children	676	1,147	58.9%	63.0%	61.2%	59.8%
% of FP17s for the same patient ID Re-attending between 3 & 9 months - Adults	1,207	2,067	58.4%	56.7%	54.5%	52.1%
% of FP17s for Band 1 Urgent Courses	106	3,140	3.4%	7.3%	9.1%	9.2%
% of FP17s Relating to Free Repair or Replacements	9	3,140	0.3%	0.9%	1.0%	0.7%
% of FP17s Relating to Continuations	3	3,140	0.1%	0.9%	1.0%	0.8%
% of Patients satisfied with the dentistry they have received	3	3	N/A	93.5%	94.2%	93.4%
% of Patients satisfied with the time they had to wait for an appointment	2	3	N/A	86.7%	88.4%	87.6%

* This is based on patients treated on this contract for their most recent course of treatment.

Figures in italics indicate the base number of FP17s or Patient Questionnaire responses are less than 100. N/A is shown where the base number of responses is less than 10 during the period. % is calculated as Quantity/Base number*100

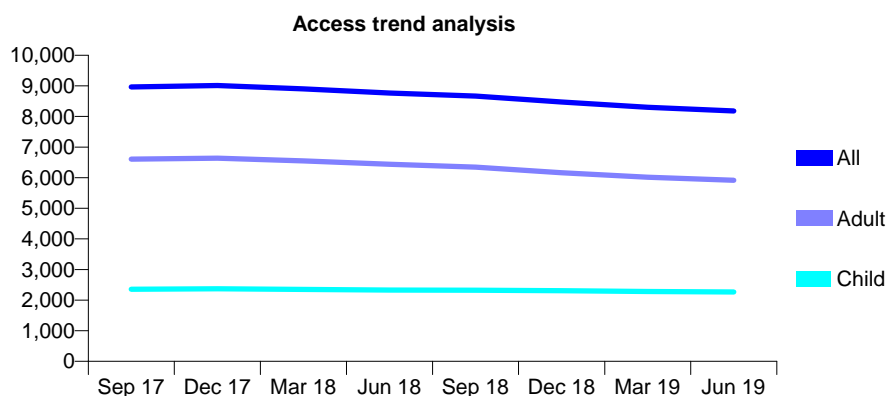
Q52 - Vital Signs At a Glance Contract Report for 167053/0001 - June 2019

Name or company name	Stainbeck Dental Surgery
Contract type name	GDS Contract
Purpose of contract	General
Contract start date	17/10/2014
Contract end date	

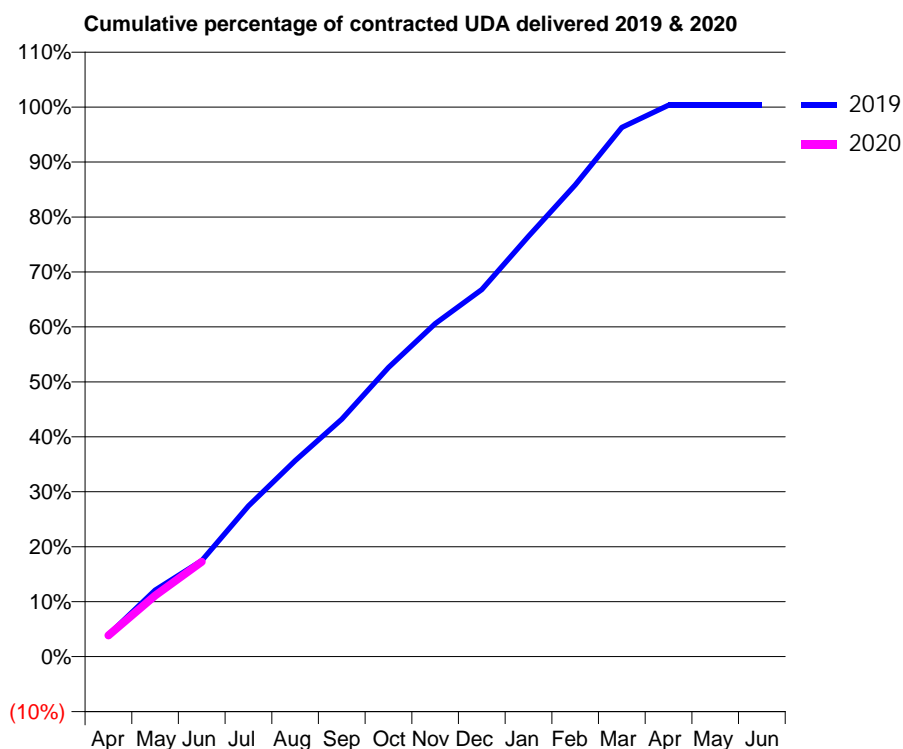
19/20 Contracted general activity (UDA)	23,990
Carry forward general activity (UDA)	0
19/20 Contracted orthodontic activity (UOA)	0
Carry forward orthodontic activity (UOA)	0
Baseline contract value	£763,650.31

ACCESS*

Patients seen in 24 months	Total	Change since previous quarter
Quarter ending June 2018	8,765	
Quarter ending September 2018	8,669	↓
Quarter ending December 2018	8,471	↓
Quarter ending March 2019	8,300	↓
Quarter ending June 2019	8,183	↓
Variance since June 2018	(6.6%)	↓



ACTIVITY



Month	Adjusted Scheduled Activity (UDA)	
	2019	2020
April	953	930
May	2,905	2,667
June	4,186	4,144
July	6,578	
August	8,555	
September	10,368	
October	12,619	
November	14,534	
December	16,021	
January	18,346	
February	20,592	
March	23,095	
April	24,067	
May	24,069	
June	24,069	

QUALITY

	Quantity	Base Number	Contract	AT	Region	England
% of FP17s for the same patient ID Re-attending within 3 months - Children	67	746	9.0%	10.4%	12.1%	11.4%
% of FP17s for the same patient ID Re-attending within 3 months - Adults	335	1,915	17.5%	13.7%	15.6%	15.4%
% of FP17s for the same patient ID Re-attending between 3 & 9 months - Children	475	746	63.7%	63.0%	61.2%	59.8%
% of FP17s for the same patient ID Re-attending between 3 & 9 months - Adults	1,133	1,915	59.2%	56.7%	54.5%	52.1%
% of FP17s for Band 1 Urgent Courses	247	2,281	10.8%	7.3%	9.1%	9.2%
% of FP17s Relating to Free Repair or Replacements	9	2,281	0.4%	0.9%	1.0%	0.7%
% of FP17s Relating to Continuations	43	2,281	1.9%	0.9%	1.0%	0.8%
% of Patients satisfied with the dentistry they have received	1	1	N/A	93.5%	94.2%	93.4%
% of Patients satisfied with the time they had to wait for an appointment	1	1	N/A	86.7%	88.4%	87.6%

* This is based on patients treated on this contract for their most recent course of treatment. Figures in italics indicate the base number of FP17s or Patient Questionnaire responses are less than 100. N/A is shown where the base number of responses is less than 10 during the period. % is calculated as Quantity/Base number*100

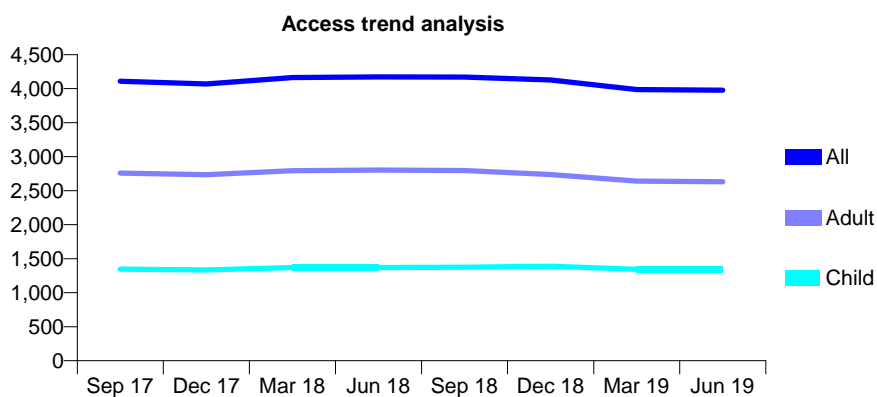
Q52 - Vital Signs At a Glance Contract Report for 167614/0001 - June 2019

Name or company name	Heaton Dental Care Limited
Contract type name	GDS Contract
Purpose of contract	General
Contract start date	06/04/2015
Contract end date	

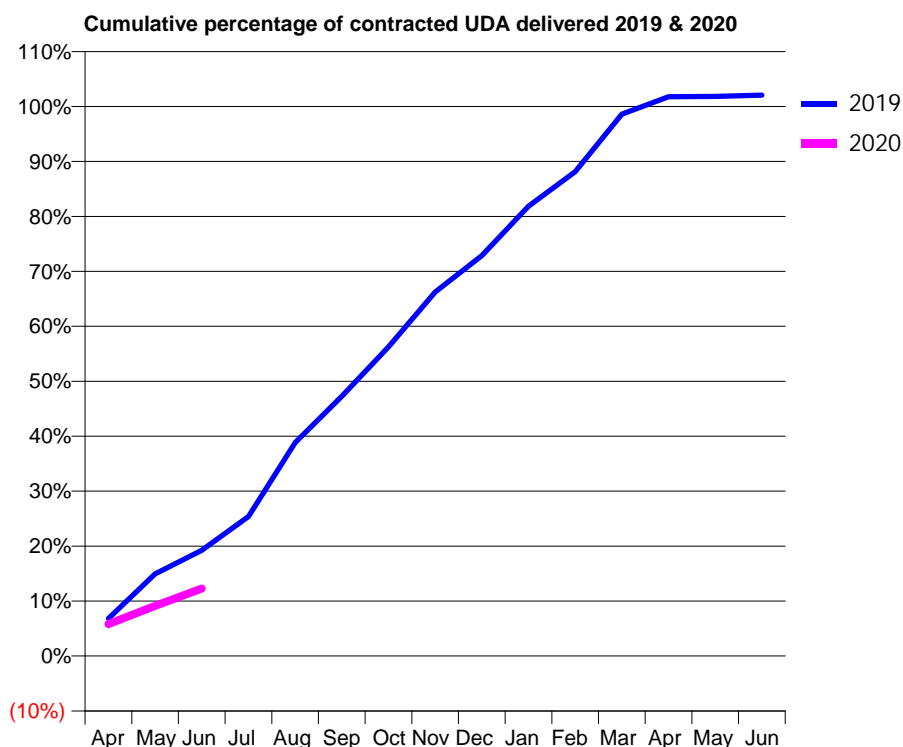
19/20 Contracted general activity (UDA)	10,649
Carry forward general activity (UDA)	0
19/20 Contracted orthodontic activity (UOA)	0
Carry forward orthodontic activity (UOA)	0
Baseline contract value	£300,752.86

ACCESS*

Patients seen in 24 months	Total	Change since previous quarter
Quarter ending June 2018	4,174	
Quarter ending September 2018	4,172	→
Quarter ending December 2018	4,129	↓
Quarter ending March 2019	3,987	↓
Quarter ending June 2019	3,977	→
Variance since June 2018	(4.7%)	↓



ACTIVITY



Month	Adjusted Scheduled Activity (UDA)	
	2019	2020
April	727	618
May	1,593	972
June	2,048	1,308
July	2,701	
August	4,136	
September	5,033	
October	5,989	
November	7,054	
December	7,756	
January	8,714	
February	9,385	
March	10,498	
April	10,837	
May	10,844	
June	10,869	

QUALITY

	Quantity	Base Number	Contract	AT	Region	England
% of FP17s for the same patient ID Re-attending within 3 months - Children	13	366	3.6%	10.4%	12.1%	11.4%
% of FP17s for the same patient ID Re-attending within 3 months - Adults	69	744	9.3%	13.7%	15.6%	15.4%
% of FP17s for the same patient ID Re-attending between 3 & 9 months - Children	251	366	68.6%	63.0%	61.2%	59.8%
% of FP17s for the same patient ID Re-attending between 3 & 9 months - Adults	446	744	59.9%	56.7%	54.5%	52.1%
% of FP17s for Band 1 Urgent Courses	14	599	2.3%	7.3%	9.1%	9.2%
% of FP17s Relating to Free Repair or Replacements	1	599	0.2%	0.9%	1.0%	0.7%
% of FP17s Relating to Continuations	0	599	0.0%	0.9%	1.0%	0.8%
% of Patients satisfied with the dentistry they have received	1	1	N/A	93.5%	94.2%	93.4%
% of Patients satisfied with the time they had to wait for an appointment	1	1	N/A	86.7%	88.4%	87.6%

* This is based on patients treated on this contract for their most recent course of treatment. Figures in italics indicate the base number of FP17s or Patient Questionnaire responses are less than 100. N/A is shown where the base number of responses is less than 10 during the period. % is calculated as Quantity/Base number*100

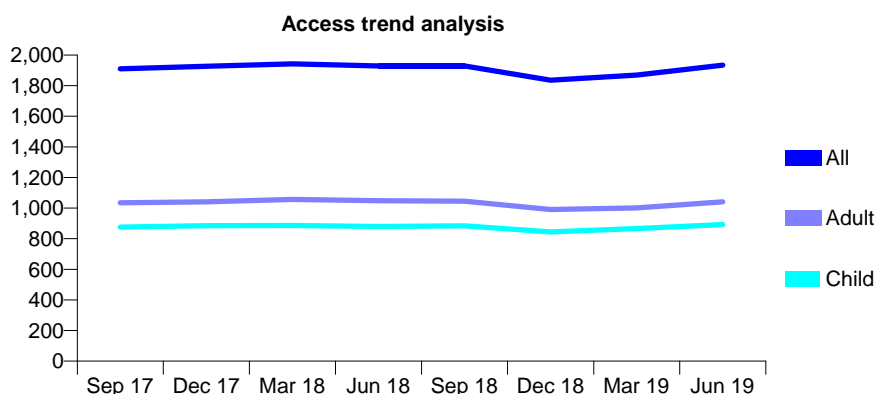
Q52 - Vital Signs At a Glance Contract Report for 168025/0001 - June 2019

Name or company name	Summerville Road Dental Practice
Contract type name	GDS Contract
Purpose of contract	General
Contract start date	01/10/2013
Contract end date	

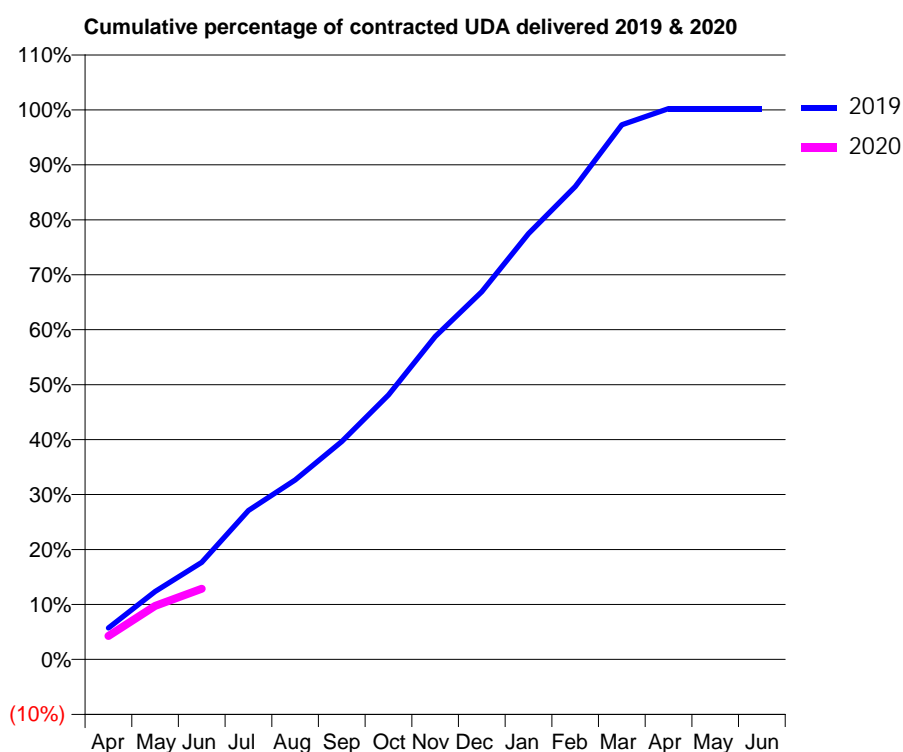
19/20 Contracted general activity (UDA)	6,736
Carry forward general activity (UDA)	0
19/20 Contracted orthodontic activity (UOA)	0
Carry forward orthodontic activity (UOA)	0
Baseline contract value	£188,166.69

ACCESS*

Patients seen in 24 months	Total	Change since previous quarter
Quarter ending June 2018	1,929	
Quarter ending September 2018	1,929	→
Quarter ending December 2018	1,836	↓
Quarter ending March 2019	1,869	→
Quarter ending June 2019	1,934	↑
Variance since June 2018	0.3%	→



ACTIVITY



Adjusted Scheduled Activity (UDA)		
Month	2019	2020
April	384	287
May	833	656
June	1,189	865
July	1,825	
August	2,199	
September	2,672	
October	3,242	
November	3,958	
December	4,508	
January	5,219	
February	5,795	
March	6,552	
April	6,751	
May	6,751	
June	6,751	

QUALITY

	Quantity	Base Number	Contract	AT	Region	England
% of FP17s for the same patient ID Re-attending within 3 months - Children	29	266	10.9%	10.4%	12.1%	11.4%
% of FP17s for the same patient ID Re-attending within 3 months - Adults	47	266	17.7%	13.7%	15.6%	15.4%
% of FP17s for the same patient ID Re-attending between 3 & 9 months - Children	141	266	53.0%	63.0%	61.2%	59.8%
% of FP17s for the same patient ID Re-attending between 3 & 9 months - Adults	92	266	34.6%	56.7%	54.5%	52.1%
% of FP17s for Band 1 Urgent Courses	81	443	18.3%	7.3%	9.1%	9.2%
% of FP17s Relating to Free Repair or Replacements	0	443	0.0%	0.9%	1.0%	0.7%
% of FP17s Relating to Continuations	0	443	0.0%	0.9%	1.0%	0.8%
% of Patients satisfied with the dentistry they have received	0	0	N/A	93.5%	94.2%	93.4%
% of Patients satisfied with the time they had to wait for an appointment	0	0	N/A	86.7%	88.4%	87.6%

* This is based on patients treated on this contract for their most recent course of treatment. Figures in italics indicate the base number of FP17s or Patient Questionnaire responses are less than 100. N/A is shown where the base number of responses is less than 10 during the period. % is calculated as Quantity/Base number*100

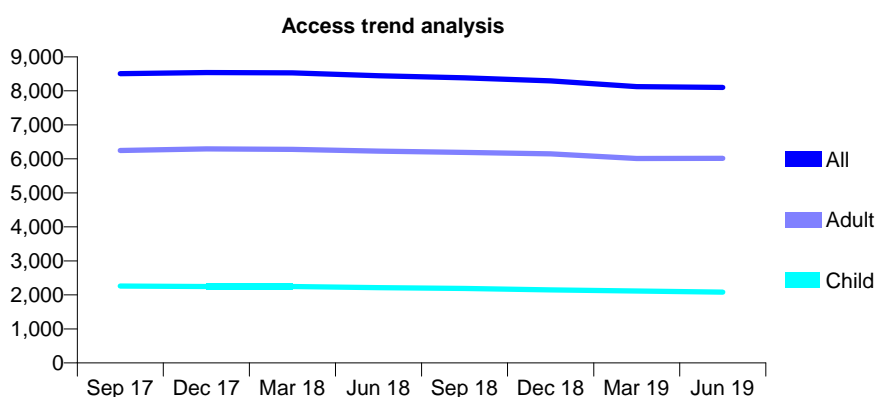
Q52 - Vital Signs At a Glance Contract Report for 168785/0001 - June 2019

Name or company name	Bedford & Associates Limited
Contract type name	GDS Contract
Purpose of contract	General
Contract start date	01/11/2013
Contract end date	

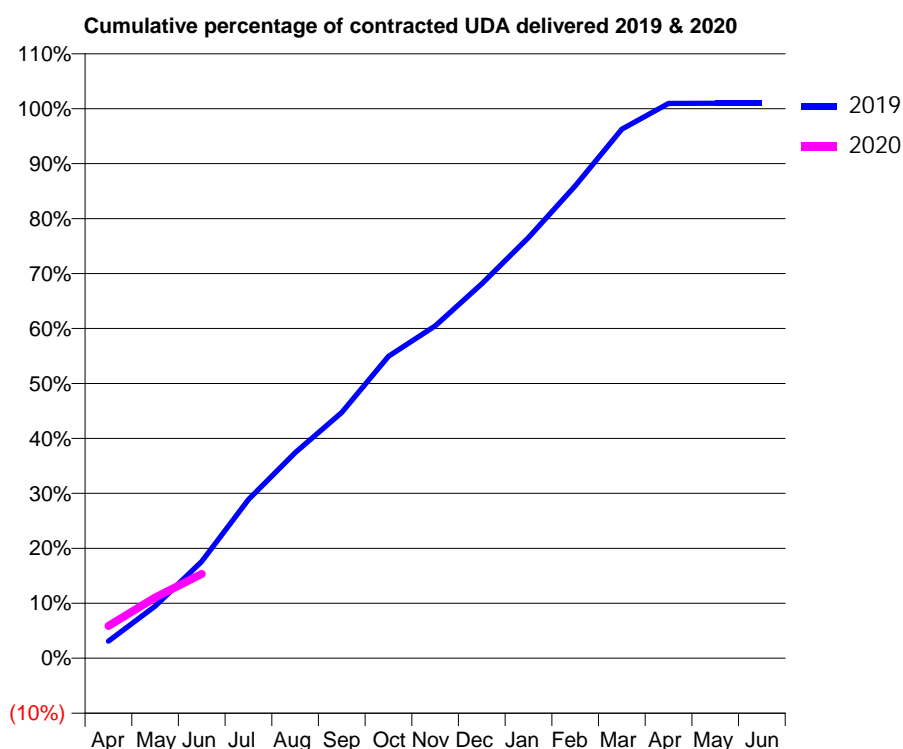
19/20 Contracted general activity (UDA)	23,757
Carry forward general activity (UDA)	0
19/20 Contracted orthodontic activity (UOA)	0
Carry forward orthodontic activity (UOA)	0
Baseline contract value	£652,533.57

ACCESS*

Patients seen in 24 months	Total	Change since previous quarter
Quarter ending June 2018	8,445	
Quarter ending September 2018	8,382	→
Quarter ending December 2018	8,294	↓
Quarter ending March 2019	8,125	↓
Quarter ending June 2019	8,100	→
Variance since June 2018	(4.1%)	↓



ACTIVITY



Month	2019	2020
April	739	1,393
May	2,252	2,623
June	4,180	3,640
July	6,866	
August	8,887	
September	10,623	
October	13,047	
November	14,368	
December	16,184	
January	18,186	
February	20,424	
March	22,869	
April	23,982	
May	23,994	
June	23,994	

QUALITY

	Quantity	Base Number	Contract	AT	Region	England
% of FP17s for the same patient ID Re-attending within 3 months - Children	45	591	7.6%	10.4%	12.1%	11.4%
% of FP17s for the same patient ID Re-attending within 3 months - Adults	234	1,568	14.9%	13.7%	15.6%	15.4%
% of FP17s for the same patient ID Re-attending between 3 & 9 months - Children	334	591	56.5%	63.0%	61.2%	59.8%
% of FP17s for the same patient ID Re-attending between 3 & 9 months - Adults	825	1,568	52.6%	56.7%	54.5%	52.1%
% of FP17s for Band 1 Urgent Courses	146	1,735	8.4%	7.3%	9.1%	9.2%
% of FP17s Relating to Free Repair or Replacements	50	1,735	2.9%	0.9%	1.0%	0.7%
% of FP17s Relating to Continuations	20	1,735	1.2%	0.9%	1.0%	0.8%
% of Patients satisfied with the dentistry they have received	3	3	N/A	93.5%	94.2%	93.4%
% of Patients satisfied with the time they had to wait for an appointment	3	3	N/A	86.7%	88.4%	87.6%

* This is based on patients treated on this contract for their most recent course of treatment.

Figures in italics indicate the base number of FP17s or Patient Questionnaire responses are less than 100. N/A is shown where the base number of responses is less than 10 during the period. % is calculated as Quantity/Base number*100

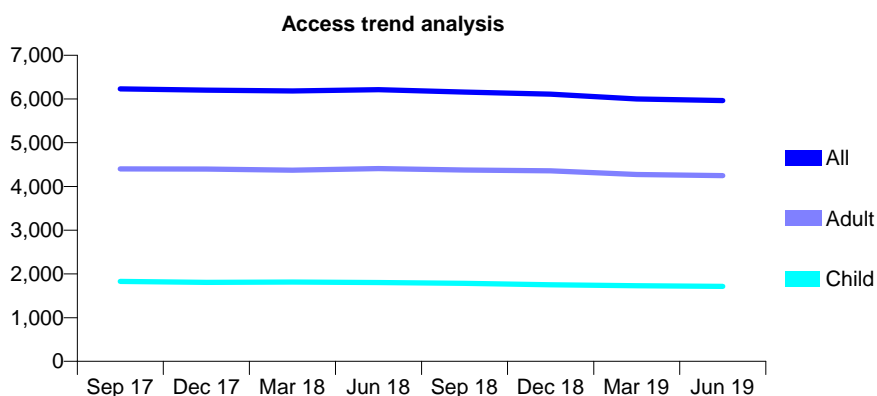
Q52 - Vital Signs At a Glance Contract Report for 168904/0001 - June 2019

Name or company name	Mount Dental Surgery Limited
Contract type name	GDS Contract
Purpose of contract	General
Contract start date	01/04/2010
Contract end date	

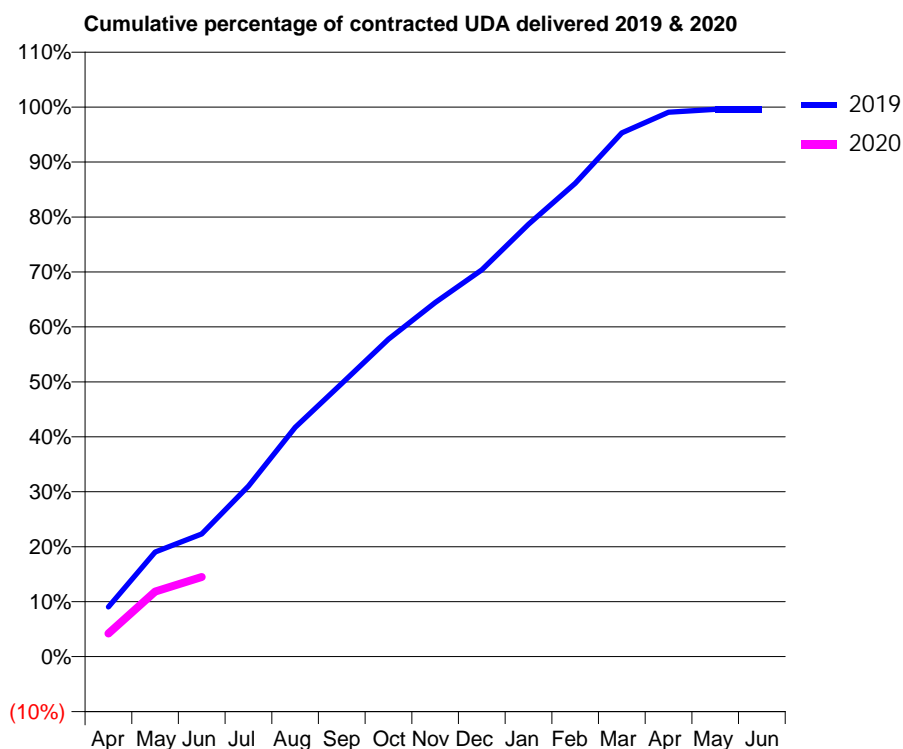
19/20 Contracted general activity (UDA)	17,579
Carry forward general activity (UDA)	0
19/20 Contracted orthodontic activity (UOA)	0
Carry forward orthodontic activity (UOA)	0
Baseline contract value	£557,599.61

ACCESS*

Patients seen in 24 months	Total	Change since previous quarter
Quarter ending June 2018	6,211	
Quarter ending September 2018	6,160	→
Quarter ending December 2018	6,111	→
Quarter ending March 2019	6,001	↓
Quarter ending June 2019	5,964	→
Variance since June 2018	(4.0%)	↓



ACTIVITY



Month	Adjusted Scheduled Activity (UDA)	
	2019	2020
April	1,588	742
May	3,346	2,081
June	3,921	2,549
July	5,453	
August	7,337	
September	8,739	
October	10,154	
November	11,330	
December	12,374	
January	13,830	
February	15,140	
March	16,755	
April	17,416	
May	17,505	
June	17,506	

QUALITY

	Quantity	Base Number	Contract	AT	Region	England
% of FP17s for the same patient ID Re-attending within 3 months - Children	56	565	9.9%	10.4%	12.1%	11.4%
% of FP17s for the same patient ID Re-attending within 3 months - Adults	187	1,001	18.7%	13.7%	15.6%	15.4%
% of FP17s for the same patient ID Re-attending between 3 & 9 months - Children	294	565	52.0%	63.0%	61.2%	59.8%
% of FP17s for the same patient ID Re-attending between 3 & 9 months - Adults	398	1,001	39.8%	56.7%	54.5%	52.1%
% of FP17s for Band 1 Urgent Courses	197	1,285	15.3%	7.3%	9.1%	9.2%
% of FP17s Relating to Free Repair or Replacements	1	1,285	0.1%	0.9%	1.0%	0.7%
% of FP17s Relating to Continuations	9	1,285	0.7%	0.9%	1.0%	0.8%
% of Patients satisfied with the dentistry they have received	2	2	N/A	93.5%	94.2%	93.4%
% of Patients satisfied with the time they had to wait for an appointment	2	2	N/A	86.7%	88.4%	87.6%

* This is based on patients treated on this contract for their most recent course of treatment. Figures in italics indicate the base number of FP17s or Patient Questionnaire responses are less than 100. N/A is shown where the base number of responses is less than 10 during the period. % is calculated as Quantity/Base number*100

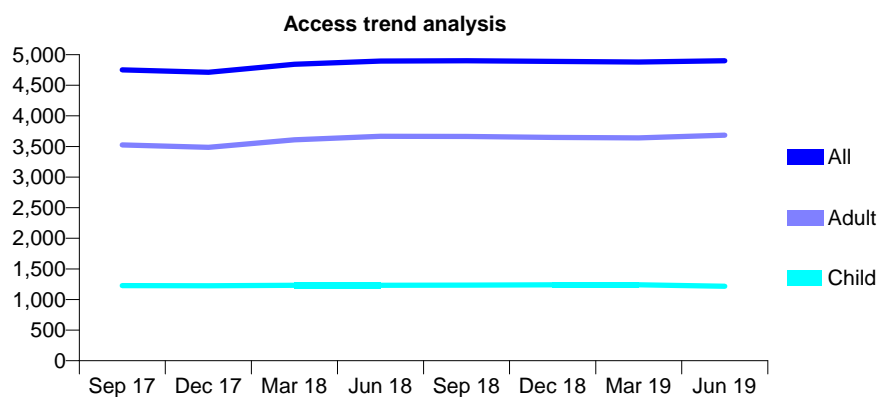
Q52 - Vital Signs At a Glance Contract Report for 169188/0001 - June 2019

Name or company name	Thornton Dental Limited
Contract type name	GDS Contract
Purpose of contract	General
Contract start date	01/08/2014
Contract end date	

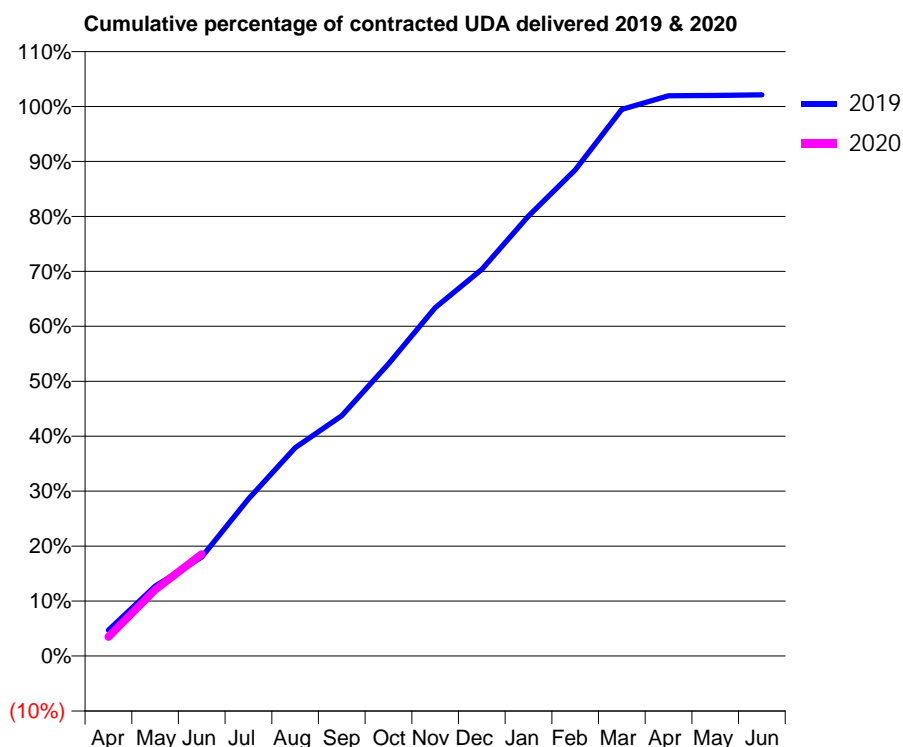
19/20 Contracted general activity (UDA)	14,479
Carry forward general activity (UDA)	0
19/20 Contracted orthodontic activity (UOA)	0
Carry forward orthodontic activity (UOA)	0
Baseline contract value	£356,747.90

ACCESS*

Patients seen in 24 months	Total	Change since previous quarter
Quarter ending June 2018	4,897	
Quarter ending September 2018	4,900	→
Quarter ending December 2018	4,889	→
Quarter ending March 2019	4,879	→
Quarter ending June 2019	4,901	→
Variance since June 2018	0.1%	→



ACTIVITY



Month	Adjusted Scheduled Activity (UDA)	
	2019	2020
April	680	505
May	1,842	1,747
June	2,609	2,687
July	4,137	
August	5,489	
September	6,329	
October	7,696	
November	9,177	
December	10,185	
January	11,594	
February	12,808	
March	14,399	
April	14,758	
May	14,769	
June	14,783	

QUALITY

	Quantity	Base Number	Contract	AT	Region	England
% of FP17s for the same patient ID Re-attending within 3 months - Children	24	485	4.9%	10.4%	12.1%	11.4%
% of FP17s for the same patient ID Re-attending within 3 months - Adults	122	1,332	9.2%	13.7%	15.6%	15.4%
% of FP17s for the same patient ID Re-attending between 3 & 9 months - Children	324	485	66.8%	63.0%	61.2%	59.8%
% of FP17s for the same patient ID Re-attending between 3 & 9 months - Adults	917	1,332	68.8%	56.7%	54.5%	52.1%
% of FP17s for Band 1 Urgent Courses	83	1,639	5.1%	7.3%	9.1%	9.2%
% of FP17s Relating to Free Repair or Replacements	12	1,639	0.7%	0.9%	1.0%	0.7%
% of FP17s Relating to Continuations	2	1,639	0.1%	0.9%	1.0%	0.8%
% of Patients satisfied with the dentistry they have received	2	2	N/A	93.5%	94.2%	93.4%
% of Patients satisfied with the time they had to wait for an appointment	1	2	N/A	86.7%	88.4%	87.6%

* This is based on patients treated on this contract for their most recent course of treatment. Figures in italics indicate the base number of FP17s or Patient Questionnaire responses are less than 100. N/A is shown where the base number of responses is less than 10 during the period. % is calculated as Quantity/Base number*100

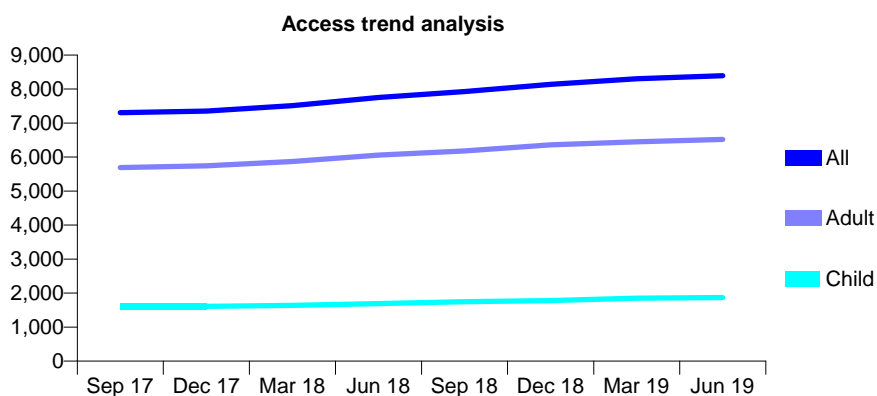
Q52 - Vital Signs At a Glance Contract Report for 172340/0001 - June 2019

Name or company name	S C Milnes Ltd
Contract type name	GDS Contract
Purpose of contract	General
Contract start date	01/06/2009
Contract end date	

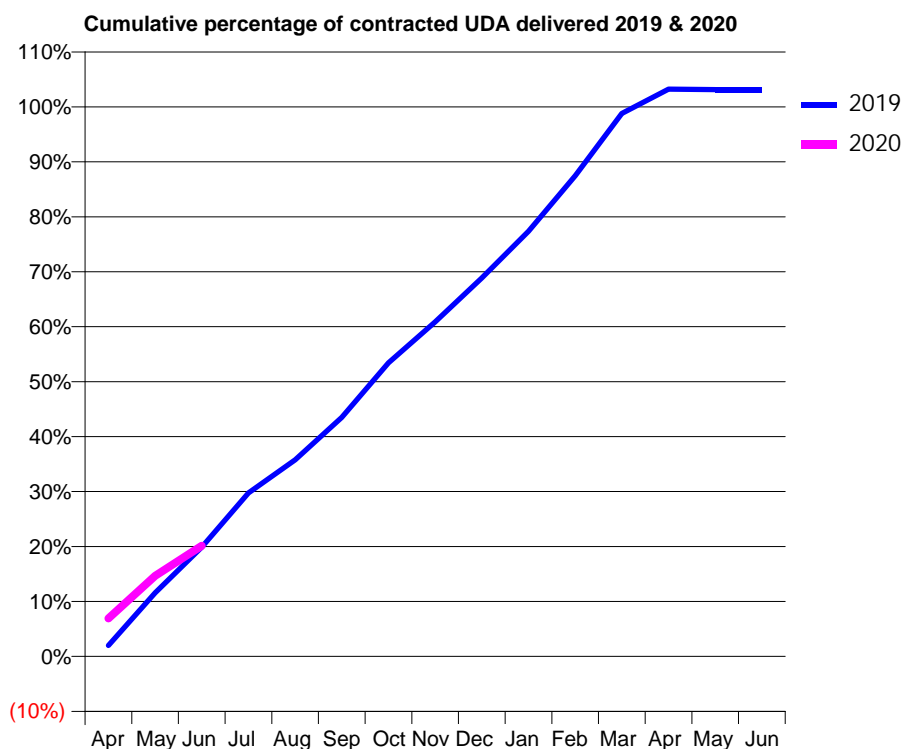
19/20 Contracted general activity (UDA)	21,455
Carry forward general activity (UDA)	0
19/20 Contracted orthodontic activity (UOA)	0
Carry forward orthodontic activity (UOA)	0
Baseline contract value	£695,347.13

ACCESS*

Patients seen in 24 months	Total	Change since previous quarter
Quarter ending June 2018	7,752	
Quarter ending September 2018	7,929	↑
Quarter ending December 2018	8,141	↑
Quarter ending March 2019	8,303	→
Quarter ending June 2019	8,393	→
Variance since June 2018	8.3%	↑



ACTIVITY



Month	2019	2020
April	429	1,486
May	2,485	3,146
June	4,267	4,319
July	6,388	
August	7,677	
September	9,334	
October	11,464	
November	13,062	
December	14,773	
January	16,594	
February	18,765	
March	21,197	
April	22,145	
May	22,130	
June	22,130	

QUALITY

	Quantity	Base Number	Contract	AT	Region	England
% of FP17s for the same patient ID Re-attending within 3 months - Children	29	622	4.7%	10.4%	12.1%	11.4%
% of FP17s for the same patient ID Re-attending within 3 months - Adults	218	2,184	10.0%	13.7%	15.6%	15.4%
% of FP17s for the same patient ID Re-attending between 3 & 9 months - Children	382	622	61.4%	63.0%	61.2%	59.8%
% of FP17s for the same patient ID Re-attending between 3 & 9 months - Adults	1,448	2,184	66.3%	56.7%	54.5%	52.1%
% of FP17s for Band 1 Urgent Courses	103	2,307	4.5%	7.3%	9.1%	9.2%
% of FP17s Relating to Free Repair or Replacements	20	2,307	0.9%	0.9%	1.0%	0.7%
% of FP17s Relating to Continuations	15	2,307	0.7%	0.9%	1.0%	0.8%
% of Patients satisfied with the dentistry they have received	6	6	N/A	93.5%	94.2%	93.4%
% of Patients satisfied with the time they had to wait for an appointment	6	6	N/A	86.7%	88.4%	87.6%

* This is based on patients treated on this contract for their most recent course of treatment. Figures in italics indicate the base number of FP17s or Patient Questionnaire responses are less than 100. N/A is shown where the base number of responses is less than 10 during the period. % is calculated as Quantity/Base number*100

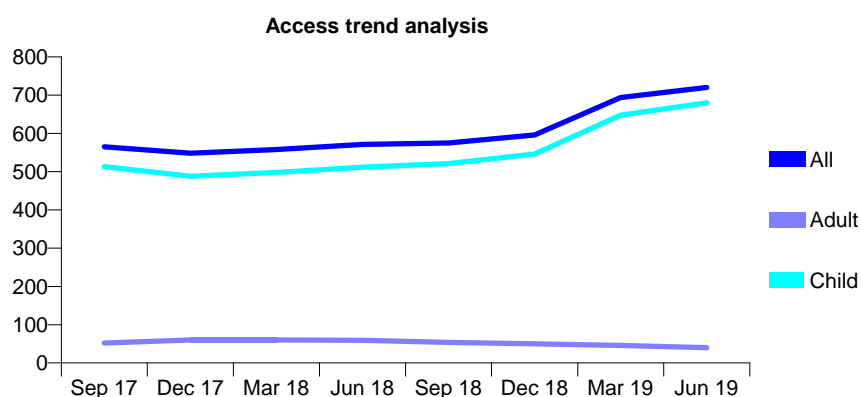
Q52 - Vital Signs At a Glance Contract Report for 173649/0001 - June 2019

Name or company name	The Dental Studio
Contract type name	GDS Contract
Purpose of contract	General
Contract start date	01/06/2015
Contract end date	

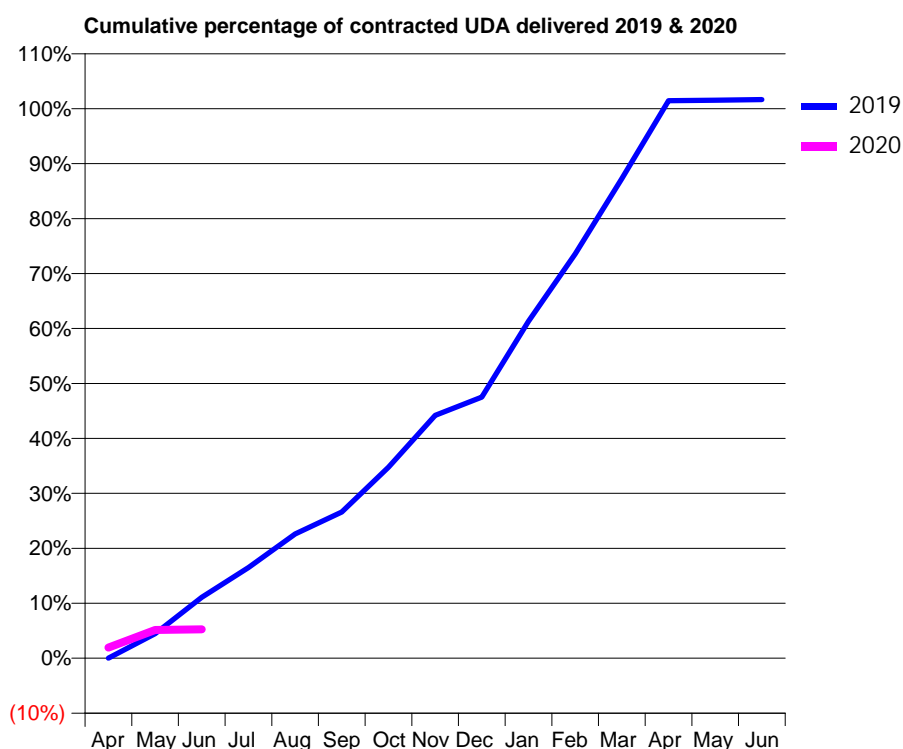
19/20 Contracted general activity (UDA)	1,030
Carry forward general activity (UDA)	0
19/20 Contracted orthodontic activity (UOA)	0
Carry forward orthodontic activity (UOA)	0
Baseline contract value	£23,389.53

ACCESS*

Patients seen in 24 months	Total	Change since previous quarter
Quarter ending June 2018	571	
Quarter ending September 2018	575	→
Quarter ending December 2018	596	↑
Quarter ending March 2019	694	↑
Quarter ending June 2019	720	↑
Variance since June 2018	26.1%	↑



ACTIVITY



Month	2019	2020
April	0	20
May	46	53
June	114	54
July	170	
August	233	
September	274	
October	358	
November	455	
December	489	
January	632	
February	758	
March	899	
April	1,045	
May	1,046	
June	1,047	

QUALITY

	Quantity	Base Number	Contract	AT	Region	England
% of FP17s for the same patient ID Re-attending within 3 months - Children	8	135	5.9%	10.4%	12.1%	11.4%
% of FP17s for the same patient ID Re-attending within 3 months - Adults	0	0	N/A	13.7%	15.6%	15.4%
% of FP17s for the same patient ID Re-attending between 3 & 9 months - Children	49	135	36.3%	63.0%	61.2%	59.8%
% of FP17s for the same patient ID Re-attending between 3 & 9 months - Adults	0	0	N/A	56.7%	54.5%	52.1%
% of FP17s for Band 1 Urgent Courses	1	44	2.3%	7.3%	9.1%	9.2%
% of FP17s Relating to Free Repair or Replacements	0	44	0.0%	0.9%	1.0%	0.7%
% of FP17s Relating to Continuations	0	44	0.0%	0.9%	1.0%	0.8%
% of Patients satisfied with the dentistry they have received	0	0	N/A	93.5%	94.2%	93.4%
% of Patients satisfied with the time they had to wait for an appointment	0	0	N/A	86.7%	88.4%	87.6%

* This is based on patients treated on this contract for their most recent course of treatment.

Figures in italics indicate the base number of FP17s or Patient Questionnaire responses are less than 100. N/A is shown where the base number of responses is less than 10 during the period. % is calculated as Quantity/Base number*100

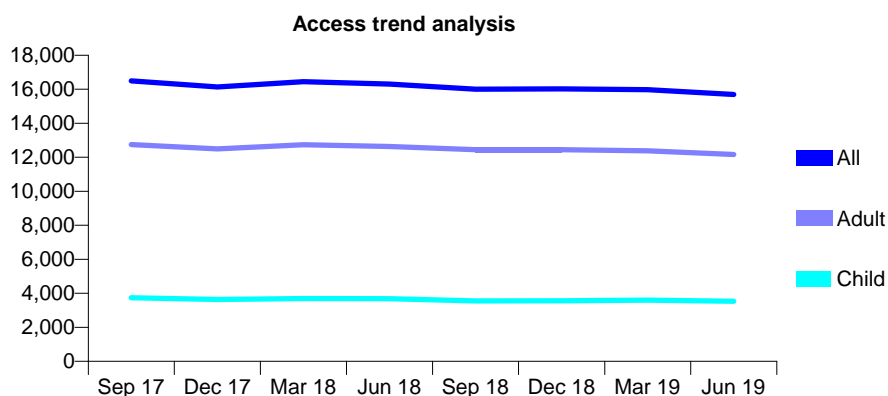
Q52 - Vital Signs At a Glance Contract Report for 173681/0001 - June 2019

Name or company name	Mulli Limited
Contract type name	GDS Contract
Purpose of contract	General
Contract start date	01/05/2015
Contract end date	

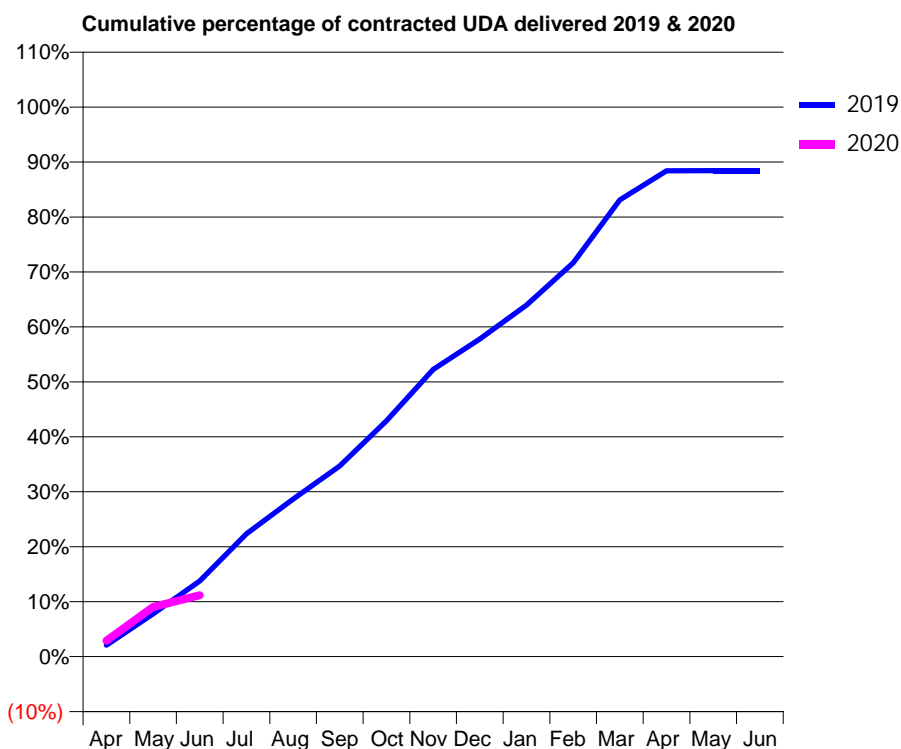
19/20 Contracted general activity (UDA)	55,056
Carry forward general activity (UDA)	0
19/20 Contracted orthodontic activity (UOA)	0
Carry forward orthodontic activity (UOA)	0
Baseline contract value	£1,638,988.67

ACCESS*

Patients seen in 24 months	Total	Change since previous quarter
Quarter ending June 2018	16,310	
Quarter ending September 2018	16,001	↓
Quarter ending December 2018	16,021	→
Quarter ending March 2019	15,984	→
Quarter ending June 2019	15,695	↓
Variance since June 2018	(3.8%)	↓



ACTIVITY



Month	Adjusted Scheduled Activity (UDA)	
	2019	2020
April	1,160	1,591
May	4,292	4,977
June	7,576	6,148
July	12,316	
August	15,786	
September	19,102	
October	23,623	
November	28,765	
December	31,812	
January	35,214	
February	39,444	
March	45,757	
April	48,664	
May	48,675	
June	48,673	

QUALITY

	Quantity	Base Number	Contract	AT	Region	England
% of FP17s for the same patient ID Re-attending within 3 months - Children	88	855	10.3%	10.4%	12.1%	11.4%
% of FP17s for the same patient ID Re-attending within 3 months - Adults	419	3,030	13.8%	13.7%	15.6%	15.4%
% of FP17s for the same patient ID Re-attending between 3 & 9 months - Children	497	855	58.1%	63.0%	61.2%	59.8%
% of FP17s for the same patient ID Re-attending between 3 & 9 months - Adults	1,766	3,030	58.3%	56.7%	54.5%	52.1%
% of FP17s for Band 1 Urgent Courses	282	2,835	9.9%	7.3%	9.1%	9.2%
% of FP17s Relating to Free Repair or Replacements	90	2,835	3.2%	0.9%	1.0%	0.7%
% of FP17s Relating to Continuations	16	2,835	0.6%	0.9%	1.0%	0.8%
% of Patients satisfied with the dentistry they have received	4	4	N/A	93.5%	94.2%	93.4%
% of Patients satisfied with the time they had to wait for an appointment	4	4	N/A	86.7%	88.4%	87.6%

* This is based on patients treated on this contract for their most recent course of treatment. Figures in italics indicate the base number of FP17s or Patient Questionnaire responses are less than 100. N/A is shown where the base number of responses is less than 10 during the period. % is calculated as Quantity/Base number*100

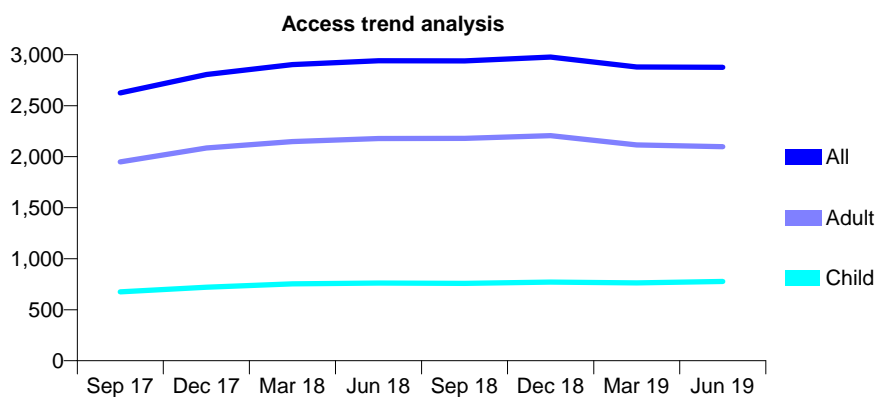
Q52 - Vital Signs At a Glance Contract Report for 173681/0002 - June 2019

Name or company name	Mulli Limited
Contract type name	GDS Contract
Purpose of contract	General
Contract start date	01/05/2015
Contract end date	

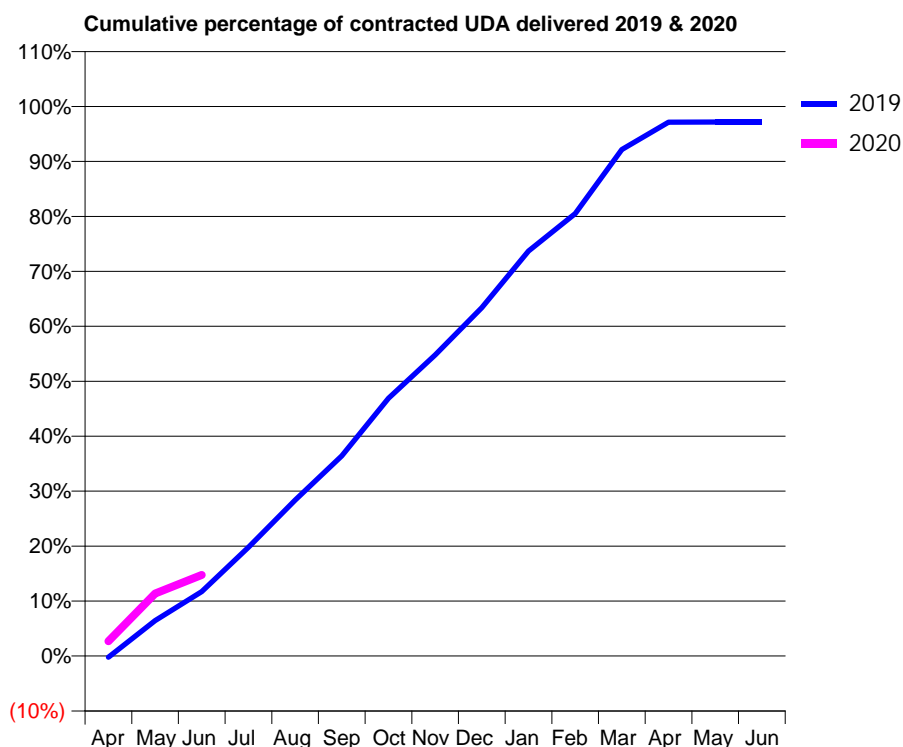
19/20 Contracted general activity (UDA)	8,500
Carry forward general activity (UDA)	0
19/20 Contracted orthodontic activity (UOA)	0
Carry forward orthodontic activity (UOA)	0
Baseline contract value	£264,049.99

ACCESS*

Patients seen in 24 months	Total	Change since previous quarter
Quarter ending June 2018	2,940	
Quarter ending September 2018	2,939	→
Quarter ending December 2018	2,976	→
Quarter ending March 2019	2,879	↓
Quarter ending June 2019	2,876	→
Variance since June 2018	(2.2%)	↓



ACTIVITY



Month	Adjusted Scheduled Activity (UDA)	
	2019	2020
April	-20	231
May	547	966
June	998	1,254
July	1,682	
August	2,413	
September	3,095	
October	3,985	
November	4,657	
December	5,386	
January	6,263	
February	6,843	
March	7,833	
April	8,256	
May	8,260	
June	8,260	

QUALITY

	Quantity	Base Number	Contract	AT	Region	England
% of FP17s for the same patient ID Re-attending within 3 months - Children	11	234	4.7%	10.4%	12.1%	11.4%
% of FP17s for the same patient ID Re-attending within 3 months - Adults	64	673	9.5%	13.7%	15.6%	15.4%
% of FP17s for the same patient ID Re-attending between 3 & 9 months - Children	149	234	63.7%	63.0%	61.2%	59.8%
% of FP17s for the same patient ID Re-attending between 3 & 9 months - Adults	479	673	71.2%	56.7%	54.5%	52.1%
% of FP17s for Band 1 Urgent Courses	33	727	4.5%	7.3%	9.1%	9.2%
% of FP17s Relating to Free Repair or Replacements	15	727	2.1%	0.9%	1.0%	0.7%
% of FP17s Relating to Continuations	2	727	0.3%	0.9%	1.0%	0.8%
% of Patients satisfied with the dentistry they have received	2	2	N/A	93.5%	94.2%	93.4%
% of Patients satisfied with the time they had to wait for an appointment	2	2	N/A	86.7%	88.4%	87.6%

* This is based on patients treated on this contract for their most recent course of treatment. Figures in italics indicate the base number of FP17s or Patient Questionnaire responses are less than 100. N/A is shown where the base number of responses is less than 10 during the period. % is calculated as Quantity/Base number*100

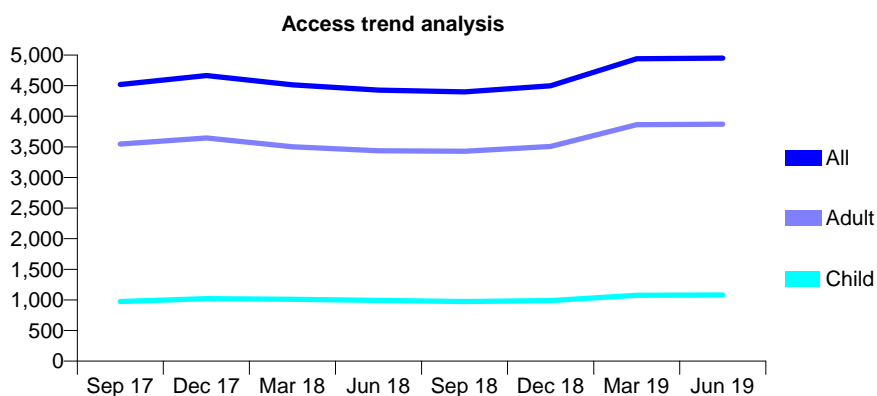
Q52 - Vital Signs At a Glance Contract Report for 173681/0003 - June 2019

Name or company name	Mulli Limited
Contract type name	GDS Contract
Purpose of contract	General
Contract start date	01/05/2015
Contract end date	

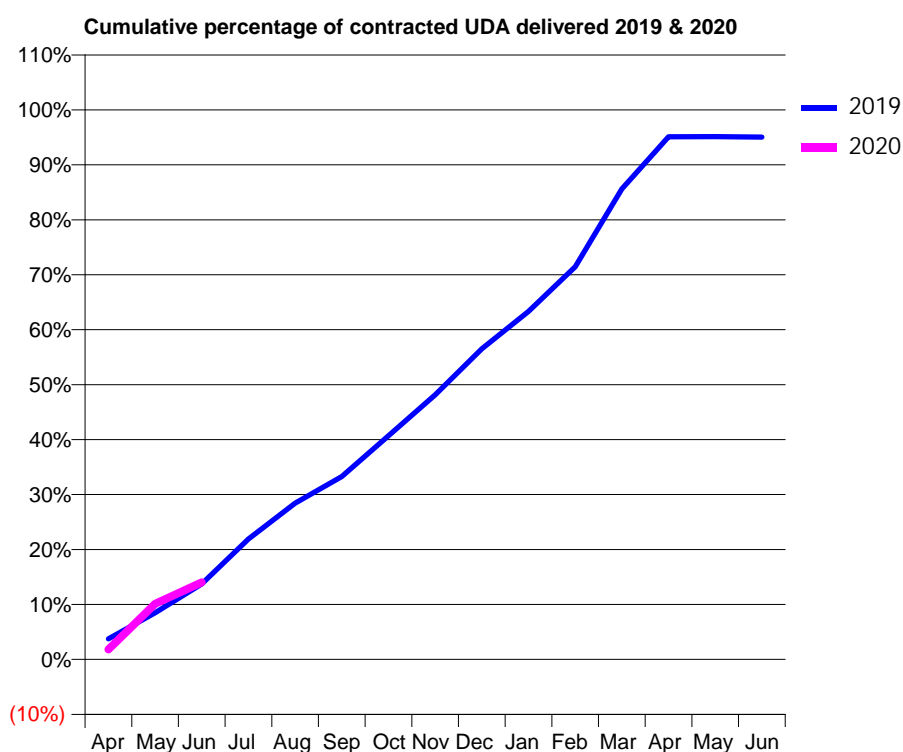
19/20 Contracted general activity (UDA)	15,309
Carry forward general activity (UDA)	0
19/20 Contracted orthodontic activity (UOA)	0
Carry forward orthodontic activity (UOA)	0
Baseline contract value	£414,033.49

ACCESS*

Patients seen in 24 months	Total	Change since previous quarter
Quarter ending June 2018	4,429	
Quarter ending September 2018	4,400	→
Quarter ending December 2018	4,497	↑
Quarter ending March 2019	4,939	↑
Quarter ending June 2019	4,952	→
Variance since June 2018	11.8%	↑



ACTIVITY



Month	2019	2020
April	575	280
May	1,302	1,550
June	2,105	2,147
July	3,357	
August	4,354	
September	5,095	
October	6,233	
November	7,371	
December	8,652	
January	9,694	
February	10,938	
March	13,103	
April	14,558	
May	14,560	
June	14,551	

QUALITY

	Quantity	Base Number	Contract	AT	Region	England
% of FP17s for the same patient ID Re-attending within 3 months - Children	21	290	7.2%	10.4%	12.1%	11.4%
% of FP17s for the same patient ID Re-attending within 3 months - Adults	130	1,267	10.3%	13.7%	15.6%	15.4%
% of FP17s for the same patient ID Re-attending between 3 & 9 months - Children	180	290	62.1%	63.0%	61.2%	59.8%
% of FP17s for the same patient ID Re-attending between 3 & 9 months - Adults	718	1,267	56.7%	56.7%	54.5%	52.1%
% of FP17s for Band 1 Urgent Courses	54	1,182	4.6%	7.3%	9.1%	9.2%
% of FP17s Relating to Free Repair or Replacements	13	1,182	1.1%	0.9%	1.0%	0.7%
% of FP17s Relating to Continuations	6	1,182	0.5%	0.9%	1.0%	0.8%
% of Patients satisfied with the dentistry they have received	1	1	N/A	93.5%	94.2%	93.4%
% of Patients satisfied with the time they had to wait for an appointment	0	1	N/A	86.7%	88.4%	87.6%

* This is based on patients treated on this contract for their most recent course of treatment. Figures in italics indicate the base number of FP17s or Patient Questionnaire responses are less than 100. N/A is shown where the base number of responses is less than 10 during the period. % is calculated as Quantity/Base number*100

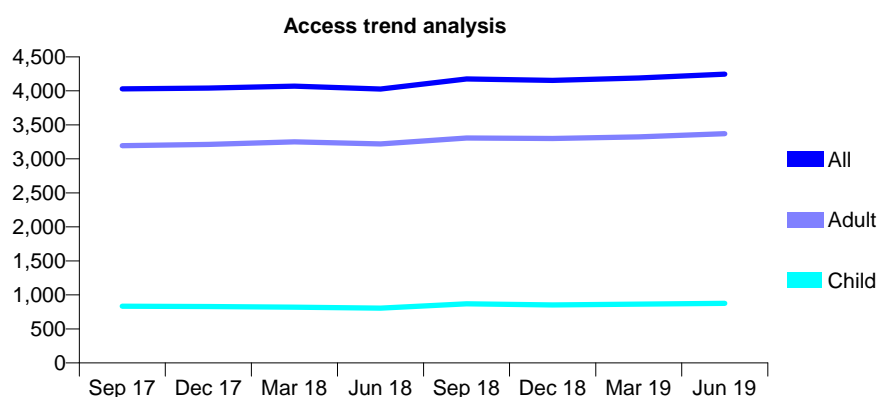
Q52 - Vital Signs At a Glance Contract Report for 173681/0004 - June 2019

Name or company name	Mulli Limited
Contract type name	GDS Contract
Purpose of contract	General
Contract start date	01/05/2015
Contract end date	

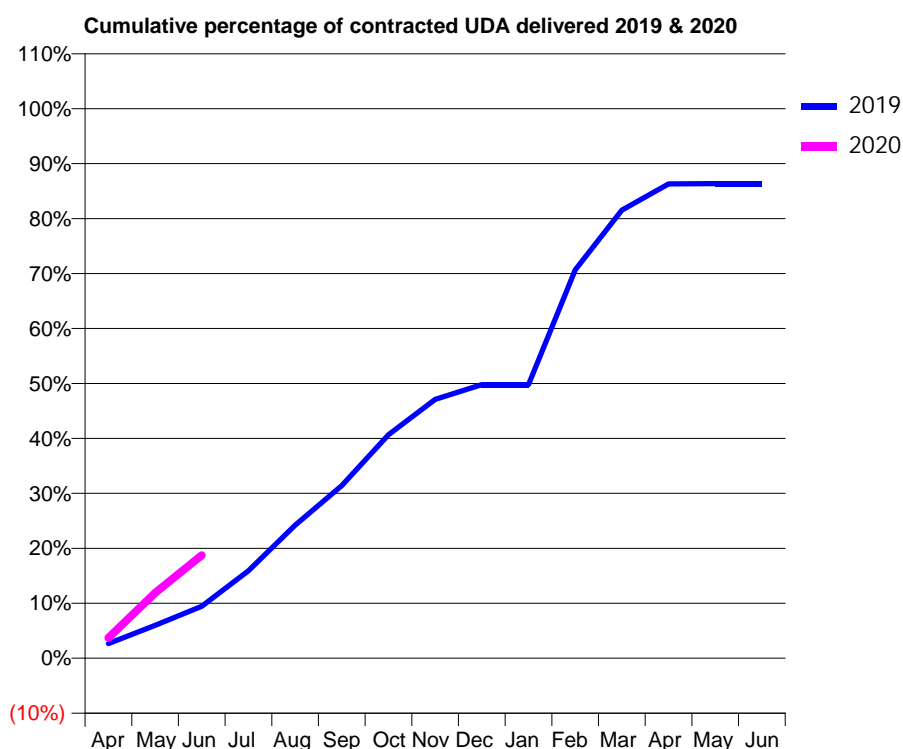
19/20 Contracted general activity (UDA)	13,781
Carry forward general activity (UDA)	0
19/20 Contracted orthodontic activity (UOA)	0
Carry forward orthodontic activity (UOA)	0
Baseline contract value	£322,901.11

ACCESS*

Patients seen in 24 months	Total	Change since previous quarter
Quarter ending June 2018	4,026	
Quarter ending September 2018	4,176	↑
Quarter ending December 2018	4,154	→
Quarter ending March 2019	4,190	→
Quarter ending June 2019	4,246	→
Variance since June 2018	5.5%	↑



ACTIVITY



Month	Adjusted Scheduled Activity (UDA)	
	2019	2020
April	370	514
May	824	1,640
June	1,303	2,585
July	2,196	
August	3,336	
September	4,328	
October	5,604	
November	6,494	
December	6,860	
January	6,860	
February	9,741	
March	11,234	
April	11,894	
May	11,899	
June	11,899	

QUALITY

	Quantity	Base Number	Contract	AT	Region	England
% of FP17s for the same patient ID Re-attending within 3 months - Children	19	311	6.1%	10.4%	12.1%	11.4%
% of FP17s for the same patient ID Re-attending within 3 months - Adults	215	1,388	15.5%	13.7%	15.6%	15.4%
% of FP17s for the same patient ID Re-attending between 3 & 9 months - Children	188	311	60.5%	63.0%	61.2%	59.8%
% of FP17s for the same patient ID Re-attending between 3 & 9 months - Adults	830	1,388	59.8%	56.7%	54.5%	52.1%
% of FP17s for Band 1 Urgent Courses	148	1,413	10.5%	7.3%	9.1%	9.2%
% of FP17s Relating to Free Repair or Replacements	15	1,413	1.1%	0.9%	1.0%	0.7%
% of FP17s Relating to Continuations	5	1,413	0.4%	0.9%	1.0%	0.8%
% of Patients satisfied with the dentistry they have received	2	2	N/A	93.5%	94.2%	93.4%
% of Patients satisfied with the time they had to wait for an appointment	2	2	N/A	86.7%	88.4%	87.6%

* This is based on patients treated on this contract for their most recent course of treatment.

Figures in italics indicate the base number of FP17s or Patient Questionnaire responses are less than 100. N/A is shown where the base number of responses is less than 10 during the period. % is calculated as Quantity/Base number*100

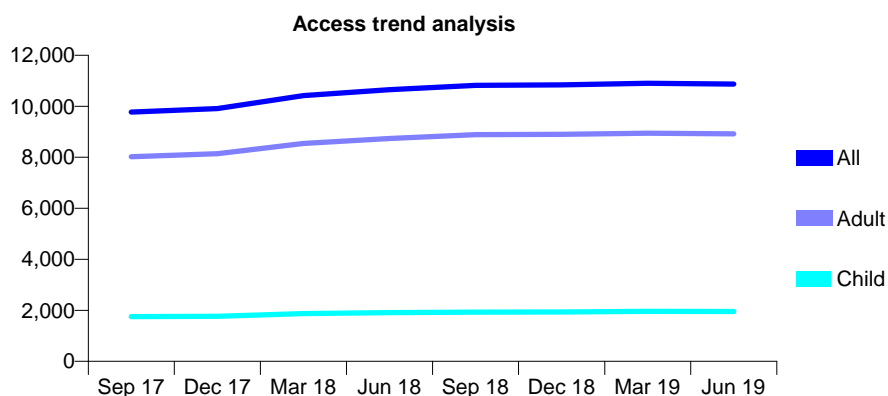
Q52 - Vital Signs At a Glance Contract Report for 174831/0001 - June 2019

Name or company name	TOVEY LITTLE DENTAL CENTRE LTD
Contract type name	GDS Contract
Purpose of contract	General
Contract start date	01/04/2011
Contract end date	

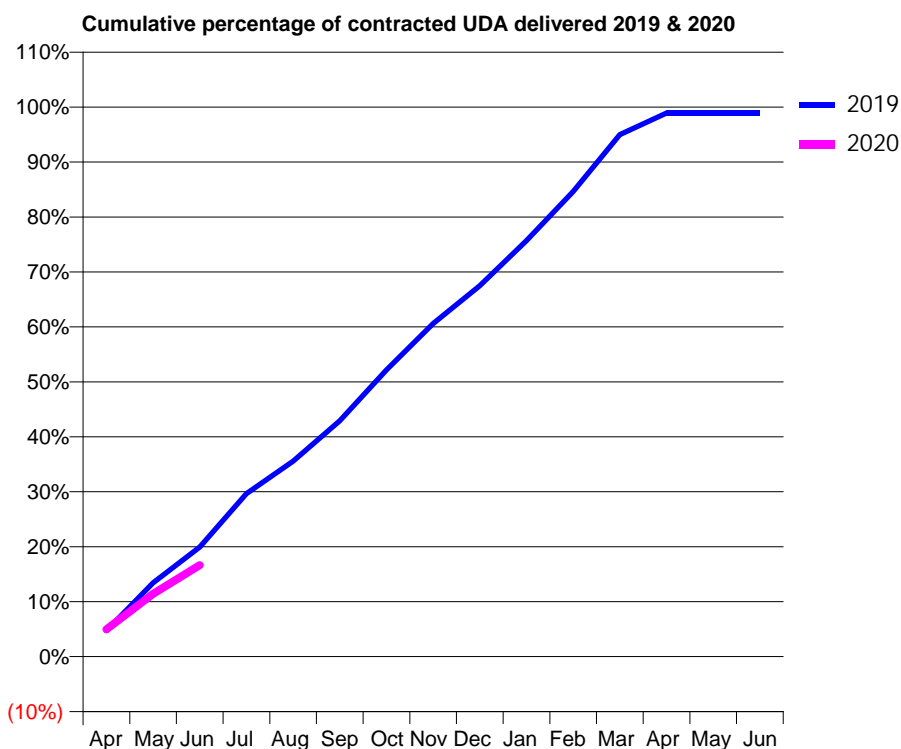
19/20 Contracted general activity (UDA)	30,005
Carry forward general activity (UDA)	0
19/20 Contracted orthodontic activity (UOA)	0
Carry forward orthodontic activity (UOA)	0
Baseline contract value	£1,001,026.91

ACCESS*

Patients seen in 24 months	Total	Change since previous quarter
Quarter ending June 2018	10,655	
Quarter ending September 2018	10,819	→
Quarter ending December 2018	10,837	→
Quarter ending March 2019	10,900	→
Quarter ending June 2019	10,868	→
Variance since June 2018	2.0%	→



ACTIVITY



Month	Adjusted Scheduled Activity (UDA)	
	2019	2020
April	1,421	1,488
May	4,029	3,436
June	5,981	4,998
July	8,899	
August	10,677	
September	12,878	
October	15,661	
November	18,195	
December	20,252	
January	22,711	
February	25,399	
March	28,500	
April	29,677	
May	29,677	
June	29,677	

QUALITY

	Quantity	Base Number	Contract	AT	Region	England
% of FP17s for the same patient ID Re-attending within 3 months - Children	43	644	6.7%	10.4%	12.1%	11.4%
% of FP17s for the same patient ID Re-attending within 3 months - Adults	279	2,509	11.1%	13.7%	15.6%	15.4%
% of FP17s for the same patient ID Re-attending between 3 & 9 months - Children	427	644	66.3%	63.0%	61.2%	59.8%
% of FP17s for the same patient ID Re-attending between 3 & 9 months - Adults	1,325	2,509	52.8%	56.7%	54.5%	52.1%
% of FP17s for Band 1 Urgent Courses	142	2,649	5.4%	7.3%	9.1%	9.2%
% of FP17s Relating to Free Repair or Replacements	32	2,649	1.2%	0.9%	1.0%	0.7%
% of FP17s Relating to Continuations	31	2,649	1.2%	0.9%	1.0%	0.8%
% of Patients satisfied with the dentistry they have received	2	2	N/A	93.5%	94.2%	93.4%
% of Patients satisfied with the time they had to wait for an appointment	2	2	N/A	86.7%	88.4%	87.6%

* This is based on patients treated on this contract for their most recent course of treatment. Figures in italics indicate the base number of FP17s or Patient Questionnaire responses are less than 100. N/A is shown where the base number of responses is less than 10 during the period. % is calculated as Quantity/Base number*100

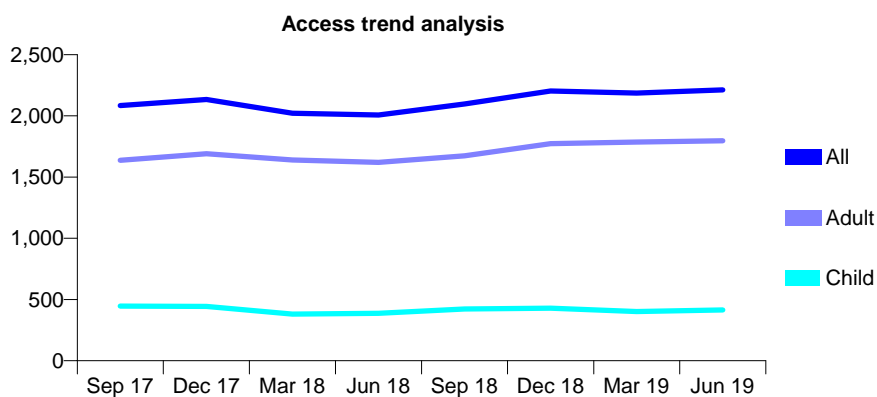
Q52 - Vital Signs At a Glance Contract Report for 174831/0002 - June 2019

Name or company name	TOVEY LITTLE DENTAL CENTRE LTD
Contract type name	GDS Contract
Purpose of contract	General
Contract start date	01/04/2011
Contract end date	

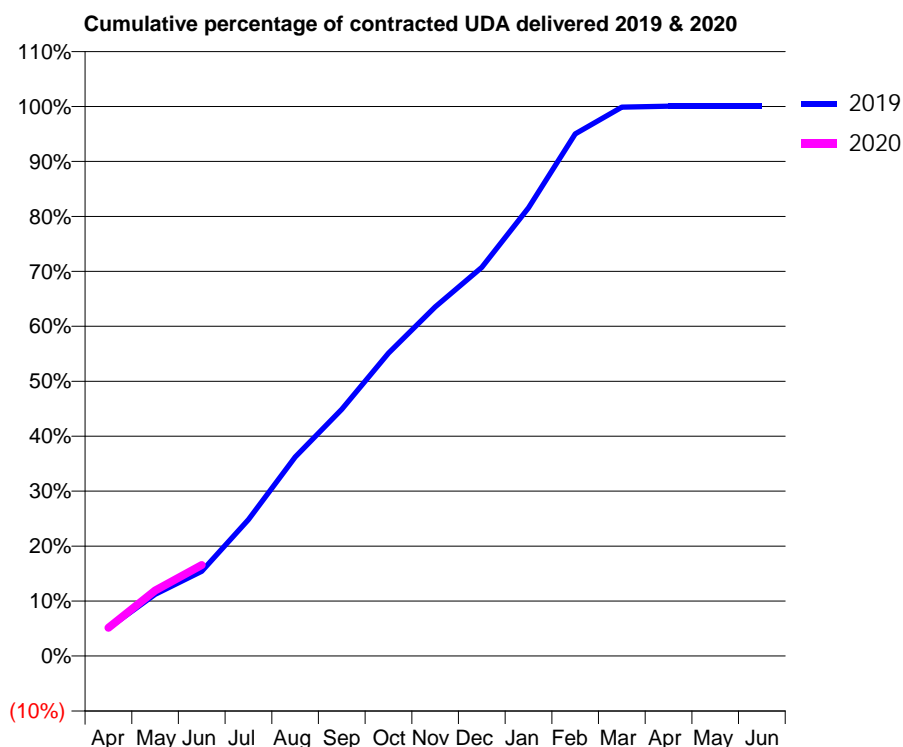
19/20 Contracted general activity (UDA)	6,000
Carry forward general activity (UDA)	0
19/20 Contracted orthodontic activity (UOA)	0
Carry forward orthodontic activity (UOA)	0
Baseline contract value	£177,990.45

ACCESS*

Patients seen in 24 months	Total	Change since previous quarter
Quarter ending June 2018	2,007	
Quarter ending September 2018	2,097	↑
Quarter ending December 2018	2,203	↑
Quarter ending March 2019	2,187	→
Quarter ending June 2019	2,213	→
Variance since June 2018	10.3%	↑



ACTIVITY



Month	Adjusted Scheduled Activity (UDA)	
	2019	2020
April	303	309
May	674	716
June	925	993
July	1,491	
August	2,173	
September	2,693	
October	3,308	
November	3,812	
December	4,243	
January	4,894	
February	5,701	
March	5,993	
April	6,003	
May	6,003	
June	6,003	

QUALITY

	Quantity	Base Number	Contract	AT	Region	England
% of FP17s for the same patient ID Re-attending within 3 months - Children	3	170	1.8%	10.4%	12.1%	11.4%
% of FP17s for the same patient ID Re-attending within 3 months - Adults	18	508	3.5%	13.7%	15.6%	15.4%
% of FP17s for the same patient ID Re-attending between 3 & 9 months - Children	107	170	62.9%	63.0%	61.2%	59.8%
% of FP17s for the same patient ID Re-attending between 3 & 9 months - Adults	102	508	20.1%	56.7%	54.5%	52.1%
% of FP17s for Band 1 Urgent Courses	61	674	9.1%	7.3%	9.1%	9.2%
% of FP17s Relating to Free Repair or Replacements	3	674	0.4%	0.9%	1.0%	0.7%
% of FP17s Relating to Continuations	5	674	0.7%	0.9%	1.0%	0.8%
% of Patients satisfied with the dentistry they have received	0	0	N/A	93.5%	94.2%	93.4%
% of Patients satisfied with the time they had to wait for an appointment	0	0	N/A	86.7%	88.4%	87.6%

* This is based on patients treated on this contract for their most recent course of treatment. Figures in italics indicate the base number of FP17s or Patient Questionnaire responses are less than 100. N/A is shown where the base number of responses is less than 10 during the period. % is calculated as Quantity/Base number*100

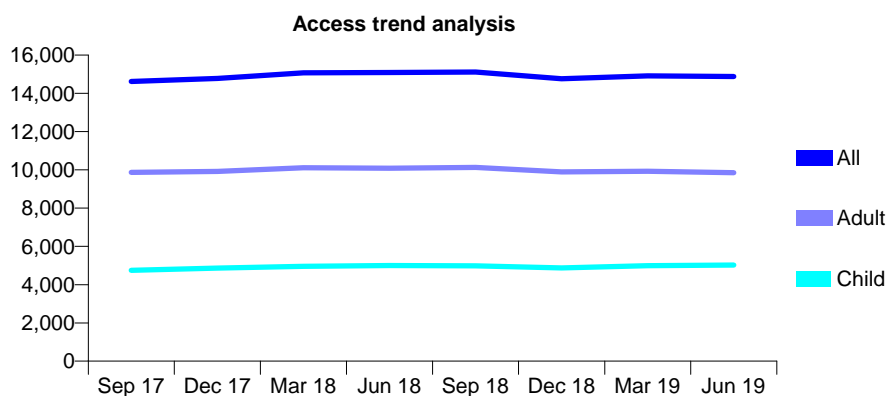
Q52 - Vital Signs At a Glance Contract Report for 177725/0001 - June 2019

Name or company name	MCM Dental Services Ltd
Contract type name	GDS Contract
Purpose of contract	General
Contract start date	03/10/2007
Contract end date	

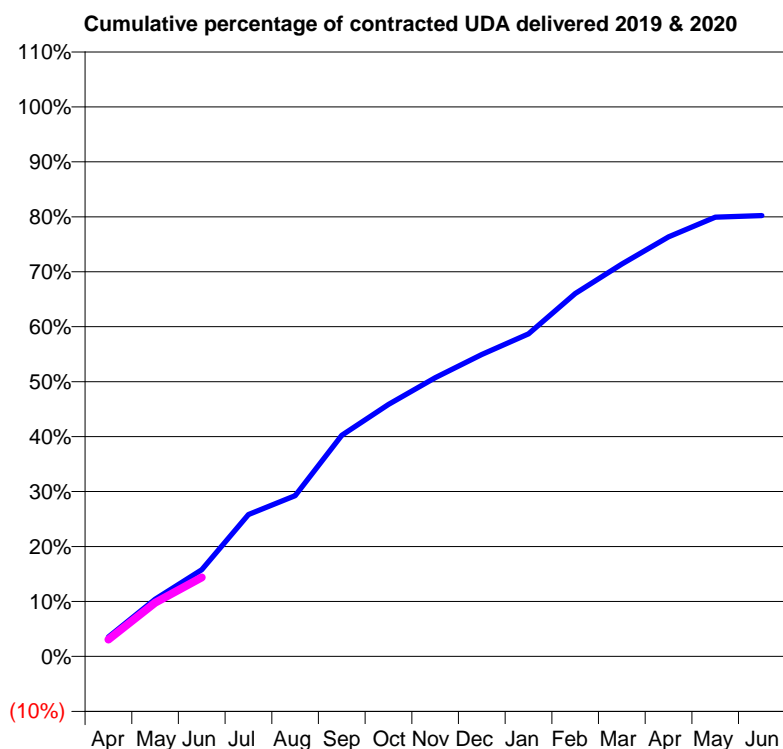
19/20 Contracted general activity (UDA)	47,000
Carry forward general activity (UDA)	0
19/20 Contracted orthodontic activity (UOA)	0
Carry forward orthodontic activity (UOA)	0
Baseline contract value	£1,460,122.86

ACCESS*

Patients seen in 24 months	Total	Change since previous quarter
Quarter ending June 2018	15,090	
Quarter ending September 2018	15,111	→
Quarter ending December 2018	14,765	↓
Quarter ending March 2019	14,910	→
Quarter ending June 2019	14,882	→
Variance since June 2018	(1.4%)	↓



ACTIVITY



Month	2019	2020
April	1,658	1,439
May	4,900	4,591
June	7,423	6,756
July	12,125	
August	13,749	
September	18,901	
October	21,552	
November	23,833	
December	25,815	
January	27,586	
February	31,040	
March	33,555	
April	35,879	
May	37,559	
June	37,697	

QUALITY

	Quantity	Base Number	Contract	AT	Region	England
% of FP17s for the same patient ID Re-attending within 3 months - Children	158	1,856	8.5%	10.4%	12.1%	11.4%
% of FP17s for the same patient ID Re-attending within 3 months - Adults	446	3,135	14.2%	13.7%	15.6%	15.4%
% of FP17s for the same patient ID Re-attending between 3 & 9 months - Children	962	1,856	51.8%	63.0%	61.2%	59.8%
% of FP17s for the same patient ID Re-attending between 3 & 9 months - Adults	1,490	3,135	47.5%	56.7%	54.5%	52.1%
% of FP17s for Band 1 Urgent Courses	359	3,287	10.9%	7.3%	9.1%	9.2%
% of FP17s Relating to Free Repair or Replacements	49	3,287	1.5%	0.9%	1.0%	0.7%
% of FP17s Relating to Continuations	13	3,287	0.4%	0.9%	1.0%	0.8%
% of Patients satisfied with the dentistry they have received	3	4	N/A	93.5%	94.2%	93.4%
% of Patients satisfied with the time they had to wait for an appointment	2	4	N/A	86.7%	88.4%	87.6%

* This is based on patients treated on this contract for their most recent course of treatment. Figures in italics indicate the base number of FP17s or Patient Questionnaire responses are less than 100. N/A is shown where the base number of responses is less than 10 during the period. % is calculated as Quantity/Base number*100

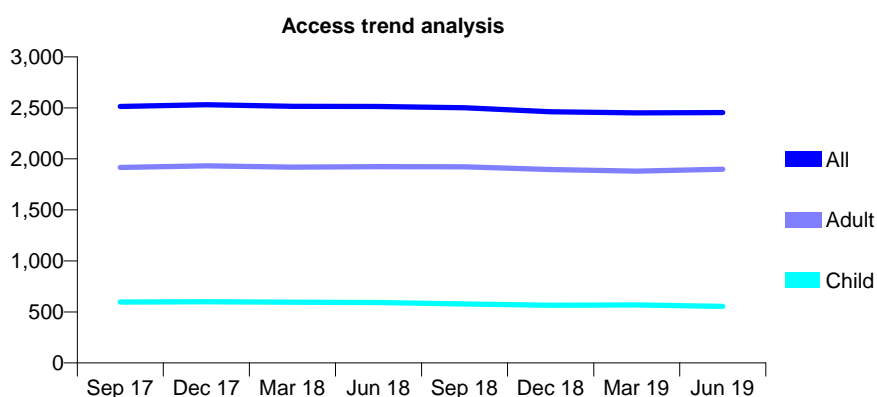
Q52 - Vital Signs At a Glance Contract Report for 180904/0002 - June 2019

Name or company name	Perfect Smile Clinic (UK) Ltd
Contract type name	GDS Contract
Purpose of contract	General
Contract start date	01/03/2011
Contract end date	

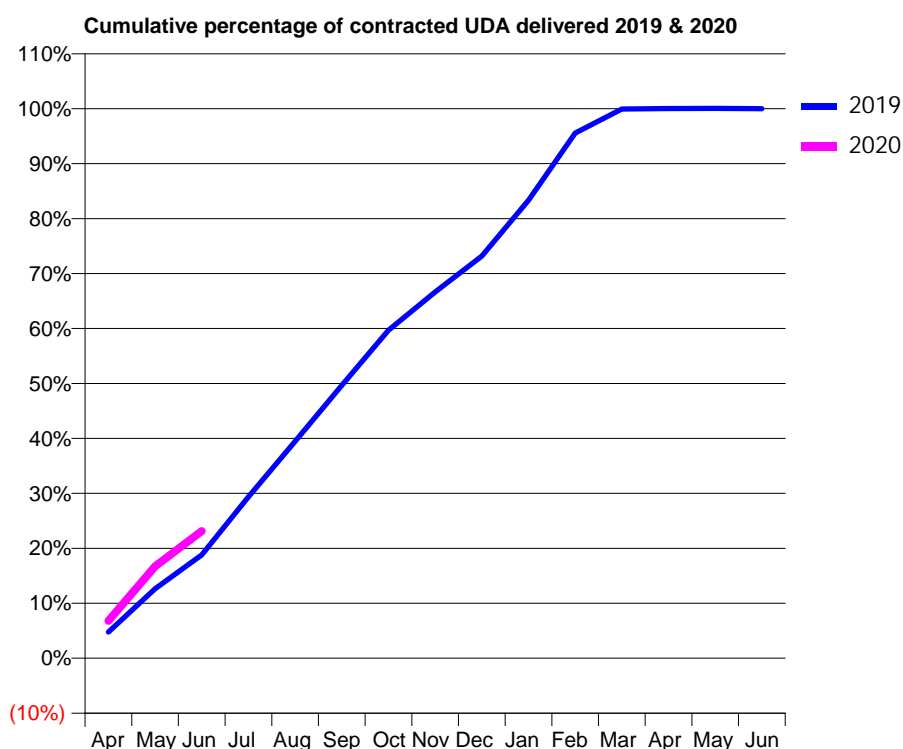
19/20 Contracted general activity (UDA)	8,080
Carry forward general activity (UDA)	0
19/20 Contracted orthodontic activity (UOA)	0
Carry forward orthodontic activity (UOA)	0
Baseline contract value	£231,042.44

ACCESS*

Patients seen in 24 months	Total	Change since previous quarter
Quarter ending June 2018	2,515	
Quarter ending September 2018	2,501	→
Quarter ending December 2018	2,462	↓
Quarter ending March 2019	2,450	→
Quarter ending June 2019	2,454	→
Variance since June 2018	(2.4%)	↓



ACTIVITY



Month	2019	2020
April	385	550
May	1,022	1,352
June	1,519	1,869
July	2,374	
August	3,189	
September	4,010	
October	4,823	
November	5,386	
December	5,913	
January	6,732	
February	7,723	
March	8,076	
April	8,082	
May	8,083	
June	8,080	

QUALITY

	Quantity	Base Number	Contract	AT	Region	England
% of FP17s for the same patient ID Re-attending within 3 months - Children	3	211	1.4%	10.4%	12.1%	11.4%
% of FP17s for the same patient ID Re-attending within 3 months - Adults	38	607	6.3%	13.7%	15.6%	15.4%
% of FP17s for the same patient ID Re-attending between 3 & 9 months - Children	159	211	75.4%	63.0%	61.2%	59.8%
% of FP17s for the same patient ID Re-attending between 3 & 9 months - Adults	394	607	64.9%	56.7%	54.5%	52.1%
% of FP17s for Band 1 Urgent Courses	11	812	1.4%	7.3%	9.1%	9.2%
% of FP17s Relating to Free Repair or Replacements	8	812	1.0%	0.9%	1.0%	0.7%
% of FP17s Relating to Continuations	1	812	0.1%	0.9%	1.0%	0.8%
% of Patients satisfied with the dentistry they have received	4	4	N/A	93.5%	94.2%	93.4%
% of Patients satisfied with the time they had to wait for an appointment	4	4	N/A	86.7%	88.4%	87.6%

* This is based on patients treated on this contract for their most recent course of treatment.

Figures in italics indicate the base number of FP17s or Patient Questionnaire responses are less than 100. N/A is shown where the base number of responses is less than 10 during the period. % is calculated as Quantity/Base number*100

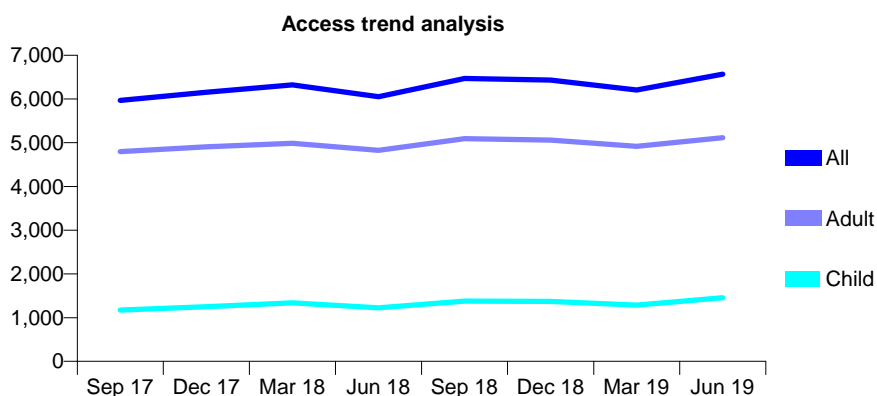
Q52 - Vital Signs At a Glance Contract Report for 181234/0001 - June 2019

Name or company name	Glen Lea Dental Suite
Contract type name	GDS Contract
Purpose of contract	General
Contract start date	01/06/2012
Contract end date	

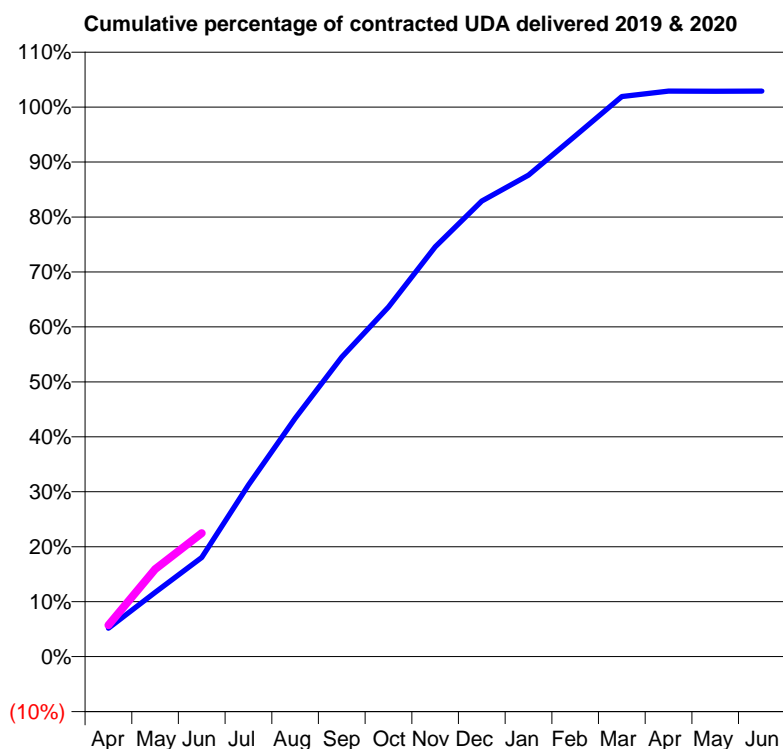
19/20 Contracted general activity (UDA)	14,835
Carry forward general activity (UDA)	0
19/20 Contracted orthodontic activity (UOA)	0
Carry forward orthodontic activity (UOA)	0
Baseline contract value	£439,864.93

ACCESS*

Patients seen in 24 months	Total	Change since previous quarter
Quarter ending June 2018	6,054	
Quarter ending September 2018	6,469	↑
Quarter ending December 2018	6,430	→
Quarter ending March 2019	6,205	↓
Quarter ending June 2019	6,568	↑
Variance since June 2018	8.5%	↑



ACTIVITY



Month	Adjusted Scheduled Activity (UDA)	
	2019	2020
April	767	846
May	1,738	2,361
June	2,677	3,330
July	4,637	
August	6,436	
September	8,088	
October	9,436	
November	11,061	
December	12,297	
January	12,996	
February	14,055	
March	15,119	
April	15,266	
May	15,263	
June	15,267	

QUALITY

	Quantity	Base Number	Contract	AT	Region	England
% of FP17s for the same patient ID Re-attending within 3 months - Children	19	554	3.4%	10.4%	12.1%	11.4%
% of FP17s for the same patient ID Re-attending within 3 months - Adults	191	1,665	11.5%	13.7%	15.6%	15.4%
% of FP17s for the same patient ID Re-attending between 3 & 9 months - Children	113	554	20.4%	63.0%	61.2%	59.8%
% of FP17s for the same patient ID Re-attending between 3 & 9 months - Adults	377	1,665	22.6%	56.7%	54.5%	52.1%
% of FP17s for Band 1 Urgent Courses	124	1,805	6.9%	7.3%	9.1%	9.2%
% of FP17s Relating to Free Repair or Replacements	2	1,805	0.1%	0.9%	1.0%	0.7%
% of FP17s Relating to Continuations	33	1,805	1.8%	0.9%	1.0%	0.8%
% of Patients satisfied with the dentistry they have received	7	7	N/A	93.5%	94.2%	93.4%
% of Patients satisfied with the time they had to wait for an appointment	7	7	N/A	86.7%	88.4%	87.6%

* This is based on patients treated on this contract for their most recent course of treatment. Figures in italics indicate the base number of FP17s or Patient Questionnaire responses are less than 100. N/A is shown where the base number of responses is less than 10 during the period. % is calculated as Quantity/Base number*100

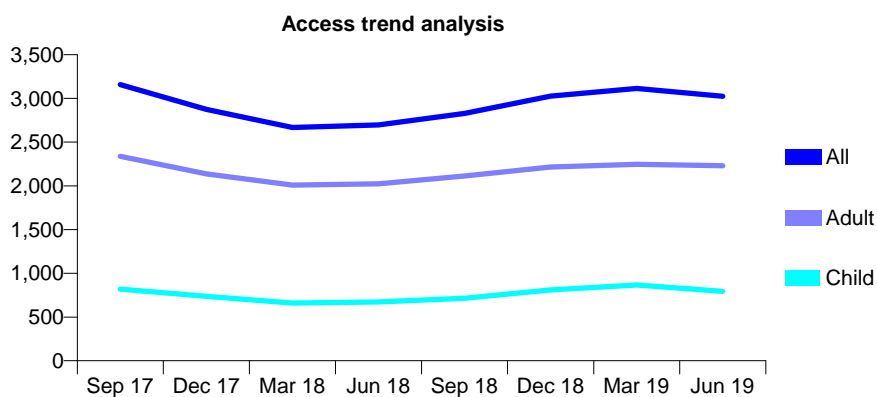
Q52 - Vital Signs At a Glance Contract Report for 181234/0002 - June 2019

Name or company name	Glen Lea Dental Suite
Contract type name	GDS Contract
Purpose of contract	General
Contract start date	01/06/2012
Contract end date	

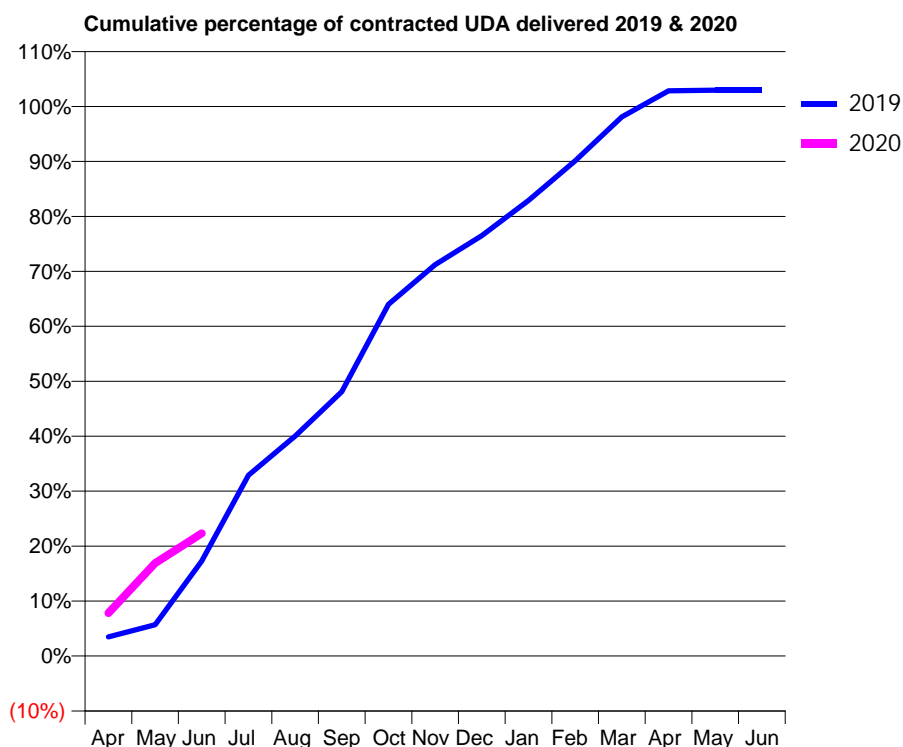
19/20 Contracted general activity (UDA)	7,000
Carry forward general activity (UDA)	0
19/20 Contracted orthodontic activity (UOA)	0
Carry forward orthodontic activity (UOA)	0
Baseline contract value	£178,727.57

ACCESS*

Patients seen in 24 months	Total	Change since previous quarter
Quarter ending June 2018	2,697	
Quarter ending September 2018	2,828	↑
Quarter ending December 2018	3,026	↑
Quarter ending March 2019	3,114	↑
Quarter ending June 2019	3,024	↓
Variance since June 2018	12.1%	↑



ACTIVITY



Month	Adjusted Scheduled Activity (UDA)	
	2019	2020
April	244	548
May	399	1,183
June	1,210	1,564
July	2,303	
August	2,803	
September	3,365	
October	4,481	
November	4,985	
December	5,353	
January	5,803	
February	6,308	
March	6,866	
April	7,198	
May	7,207	
June	7,207	

QUALITY

	Quantity	Base Number	Contract	AT	Region	England
% of FP17s for the same patient ID Re-attending within 3 months - Children	8	270	3.0%	10.4%	12.1%	11.4%
% of FP17s for the same patient ID Re-attending within 3 months - Adults	49	827	5.9%	13.7%	15.6%	15.4%
% of FP17s for the same patient ID Re-attending between 3 & 9 months - Children	32	270	11.9%	63.0%	61.2%	59.8%
% of FP17s for the same patient ID Re-attending between 3 & 9 months - Adults	98	827	11.9%	56.7%	54.5%	52.1%
% of FP17s for Band 1 Urgent Courses	93	921	10.1%	7.3%	9.1%	9.2%
% of FP17s Relating to Free Repair or Replacements	0	921	0.0%	0.9%	1.0%	0.7%
% of FP17s Relating to Continuations	11	921	1.2%	0.9%	1.0%	0.8%
% of Patients satisfied with the dentistry they have received	7	7	N/A	93.5%	94.2%	93.4%
% of Patients satisfied with the time they had to wait for an appointment	6	7	N/A	86.7%	88.4%	87.6%

* This is based on patients treated on this contract for their most recent course of treatment. Figures in italics indicate the base number of FP17s or Patient Questionnaire responses are less than 100. N/A is shown where the base number of responses is less than 10 during the period. % is calculated as Quantity/Base number*100

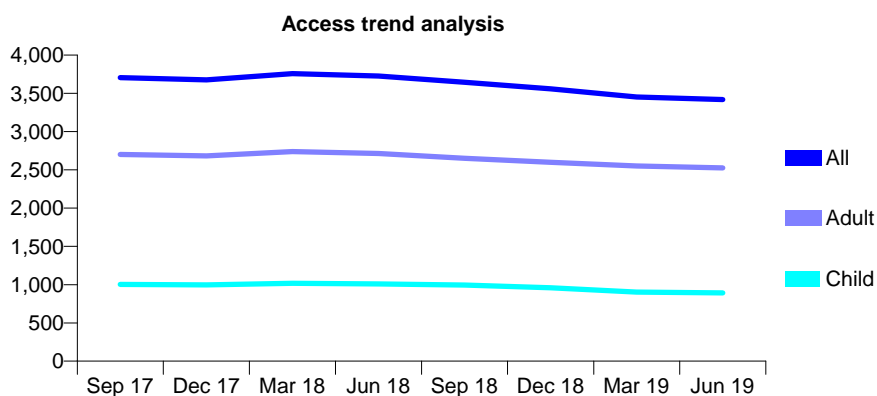
Q52 - Vital Signs At a Glance Contract Report for 181463/0001 - June 2019

Name or company name	Dhinsa Dental Limited
Contract type name	GDS Contract
Purpose of contract	General
Contract start date	01/04/2009
Contract end date	

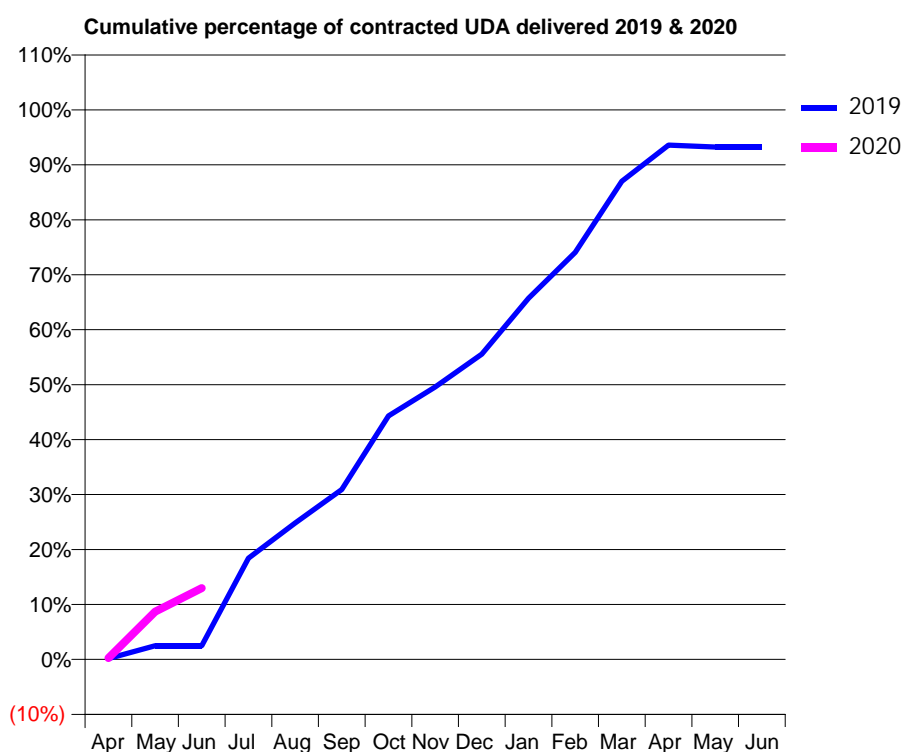
19/20 Contracted general activity (UDA)	11,550
Carry forward general activity (UDA)	0
19/20 Contracted orthodontic activity (UOA)	0
Carry forward orthodontic activity (UOA)	0
Baseline contract value	£282,671.10

ACCESS*

Patients seen in 24 months	Total	Change since previous quarter
Quarter ending June 2018	3,725	
Quarter ending September 2018	3,646	↓
Quarter ending December 2018	3,559	↓
Quarter ending March 2019	3,452	↓
Quarter ending June 2019	3,419	→
Variance since June 2018	(8.2%)	↓



ACTIVITY



Month	2019	2020
April	18	31
May	287	1,005
June	287	1,497
July	2,130	
August	2,869	
September	3,569	
October	5,116	
November	5,727	
December	6,417	
January	7,587	
February	8,556	
March	10,049	
April	10,810	
May	10,767	
June	10,768	

QUALITY

	Quantity	Base Number	Contract	AT	Region	England
% of FP17s for the same patient ID Re-attending within 3 months - Children	18	228	7.9%	10.4%	12.1%	11.4%
% of FP17s for the same patient ID Re-attending within 3 months - Adults	126	661	19.1%	13.7%	15.6%	15.4%
% of FP17s for the same patient ID Re-attending between 3 & 9 months - Children	144	228	63.2%	63.0%	61.2%	59.8%
% of FP17s for the same patient ID Re-attending between 3 & 9 months - Adults	266	661	40.2%	56.7%	54.5%	52.1%
% of FP17s for Band 1 Urgent Courses	61	651	9.4%	7.3%	9.1%	9.2%
% of FP17s Relating to Free Repair or Replacements	4	651	0.6%	0.9%	1.0%	0.7%
% of FP17s Relating to Continuations	14	651	2.2%	0.9%	1.0%	0.8%
% of Patients satisfied with the dentistry they have received	1	1	N/A	93.5%	94.2%	93.4%
% of Patients satisfied with the time they had to wait for an appointment	1	1	N/A	86.7%	88.4%	87.6%

* This is based on patients treated on this contract for their most recent course of treatment. Figures in italics indicate the base number of FP17s or Patient Questionnaire responses are less than 100. N/A is shown where the base number of responses is less than 10 during the period. % is calculated as Quantity/Base number*100

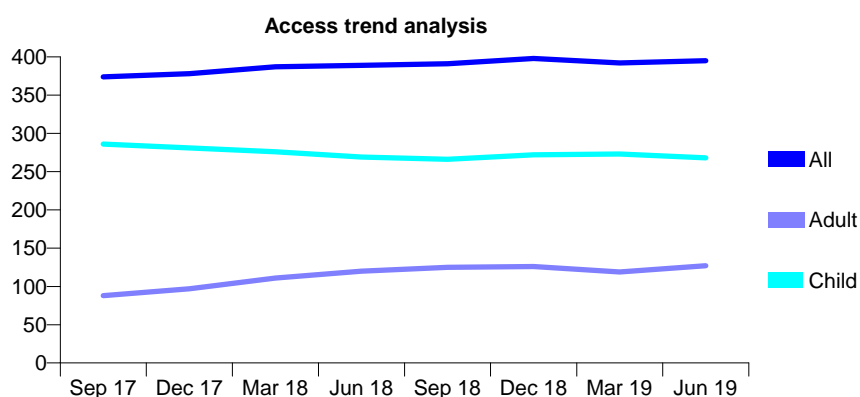
Q52 - Vital Signs At a Glance Contract Report for 182192/0001 - June 2019

Name or company name	Baldon Dental Centre Ltd
Contract type name	GDS Contract
Purpose of contract	General
Contract start date	01/11/2008
Contract end date	

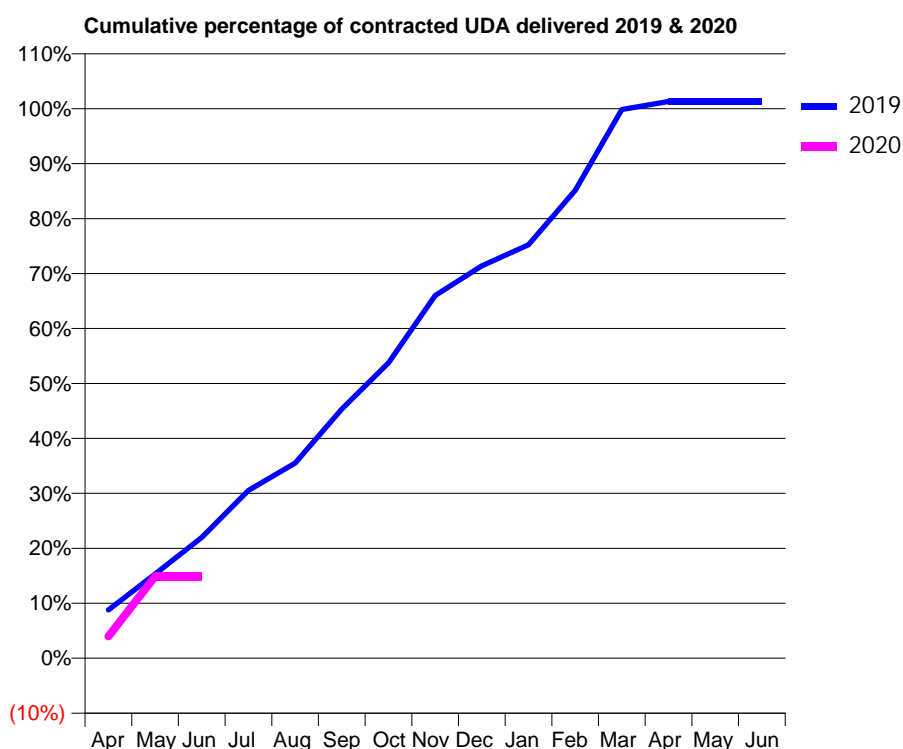
19/20 Contracted general activity (UDA)	835
Carry forward general activity (UDA)	0
19/20 Contracted orthodontic activity (UOA)	0
Carry forward orthodontic activity (UOA)	0
Baseline contract value	£24,795.65

ACCESS*

Patients seen in 24 months	Total	Change since previous quarter
Quarter ending June 2018	389	
Quarter ending September 2018	391	→
Quarter ending December 2018	398	→
Quarter ending March 2019	392	↓
Quarter ending June 2019	395	→
Variance since June 2018	1.5%	→



ACTIVITY



Month	2019	2020
April	73	33
May	128	125
June	183	125
July	255	
August	297	
September	379	
October	449	
November	551	
December	596	
January	628	
February	711	
March	834	
April	846	
May	846	
June	846	

QUALITY

	Quantity	Base Number	Contract	AT	Region	England
% of FP17s for the same patient ID Re-attending within 3 months - Children	4	74	5.4%	10.4%	12.1%	11.4%
% of FP17s for the same patient ID Re-attending within 3 months - Adults	1	12	8.3%	13.7%	15.6%	15.4%
% of FP17s for the same patient ID Re-attending between 3 & 9 months - Children	53	74	71.6%	63.0%	61.2%	59.8%
% of FP17s for the same patient ID Re-attending between 3 & 9 months - Adults	6	12	50.0%	56.7%	54.5%	52.1%
% of FP17s for Band 1 Urgent Courses	3	78	3.8%	7.3%	9.1%	9.2%
% of FP17s Relating to Free Repair or Replacements	0	78	0.0%	0.9%	1.0%	0.7%
% of FP17s Relating to Continuations	0	78	0.0%	0.9%	1.0%	0.8%
% of Patients satisfied with the dentistry they have received	0	0	N/A	93.5%	94.2%	93.4%
% of Patients satisfied with the time they had to wait for an appointment	0	0	N/A	86.7%	88.4%	87.6%

* This is based on patients treated on this contract for their most recent course of treatment.

Figures in italics indicate the base number of FP17s or Patient Questionnaire responses are less than 100. N/A is shown where the base number of responses is less than 10 during the period. % is calculated as Quantity/Base number*100

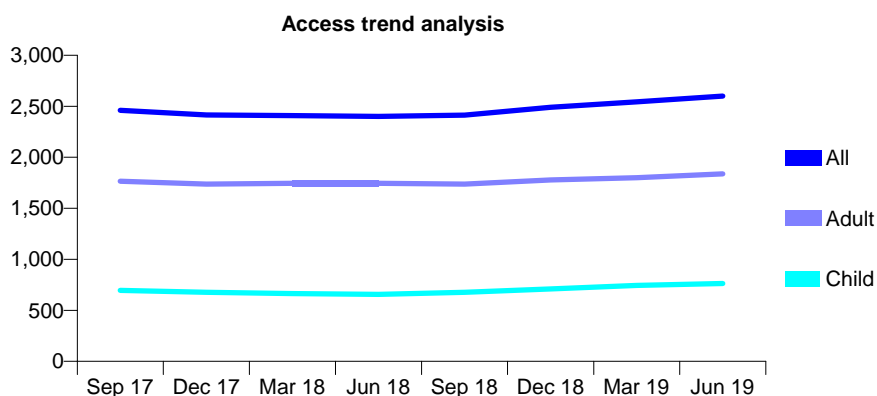
Q52 - Vital Signs At a Glance Contract Report for 183180/0001 - June 2019

Name or company name	Airedale Dental Practice
Contract type name	GDS Contract
Purpose of contract	General
Contract start date	01/03/2013
Contract end date	

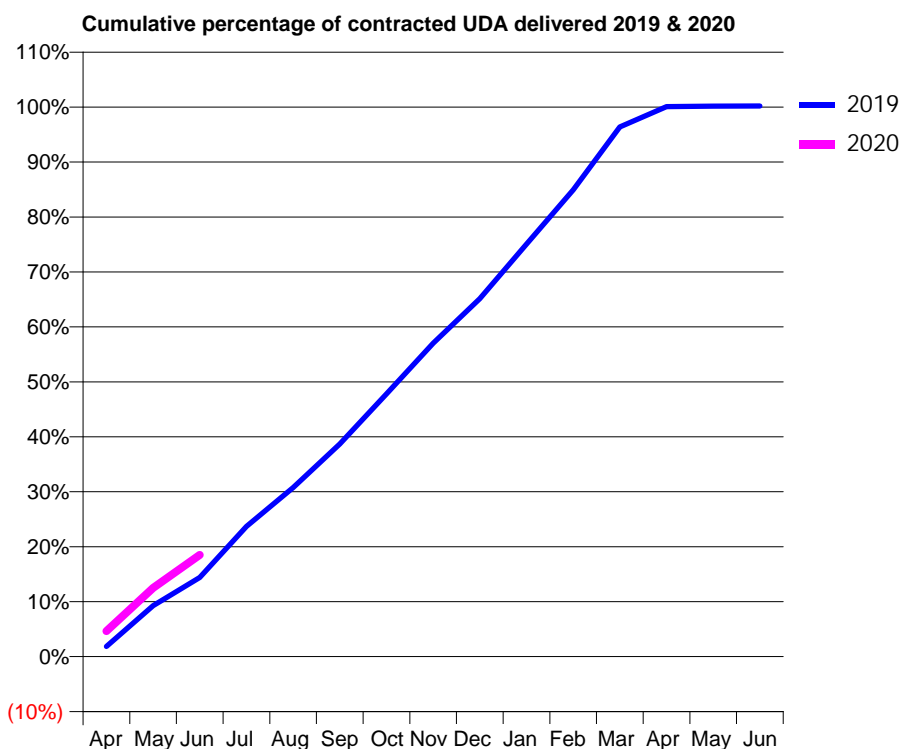
19/20 Contracted general activity (UDA)	8,800
Carry forward general activity (UDA)	0
19/20 Contracted orthodontic activity (UOA)	0
Carry forward orthodontic activity (UOA)	0
Baseline contract value	£287,995.12

ACCESS*

Patients seen in 24 months	Total	Change since previous quarter
Quarter ending June 2018	2,401	
Quarter ending September 2018	2,414	→
Quarter ending December 2018	2,490	↑
Quarter ending March 2019	2,543	↑
Quarter ending June 2019	2,600	↑
Variance since June 2018	8.3%	↑



ACTIVITY



Month	Adjusted Scheduled Activity (UDA)	
	2019	2020
April	164	409
May	817	1,102
June	1,268	1,628
July	2,086	
August	2,708	
September	3,404	
October	4,206	
November	5,020	
December	5,733	
January	6,606	
February	7,474	
March	8,481	
April	8,807	
May	8,814	
June	8,817	

QUALITY

	Quantity	Base Number	Contract	AT	Region	England
% of FP17s for the same patient ID Re-attending within 3 months - Children	23	250	9.2%	10.4%	12.1%	11.4%
% of FP17s for the same patient ID Re-attending within 3 months - Adults	99	577	17.2%	13.7%	15.6%	15.4%
% of FP17s for the same patient ID Re-attending between 3 & 9 months - Children	143	250	57.2%	63.0%	61.2%	59.8%
% of FP17s for the same patient ID Re-attending between 3 & 9 months - Adults	329	577	57.0%	56.7%	54.5%	52.1%
% of FP17s for Band 1 Urgent Courses	82	712	11.5%	7.3%	9.1%	9.2%
% of FP17s Relating to Free Repair or Replacements	7	712	1.0%	0.9%	1.0%	0.7%
% of FP17s Relating to Continuations	3	712	0.4%	0.9%	1.0%	0.8%
% of Patients satisfied with the dentistry they have received	1	1	N/A	93.5%	94.2%	93.4%
% of Patients satisfied with the time they had to wait for an appointment	1	1	N/A	86.7%	88.4%	87.6%

* This is based on patients treated on this contract for their most recent course of treatment. Figures in italics indicate the base number of FP17s or Patient Questionnaire responses are less than 100. N/A is shown where the base number of responses is less than 10 during the period. % is calculated as Quantity/Base number*100

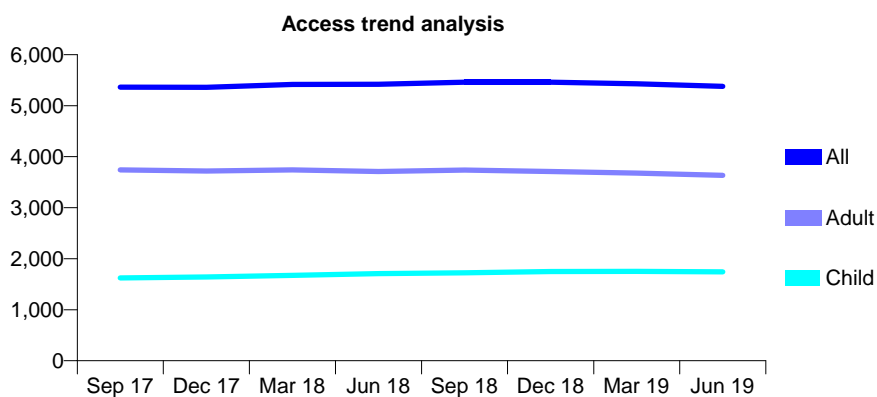
Q52 - Vital Signs At a Glance Contract Report for 183857/0001 - June 2019

Name or company name	Windmill Dental
Contract type name	GDS Contract
Purpose of contract	General
Contract start date	01/03/2010
Contract end date	

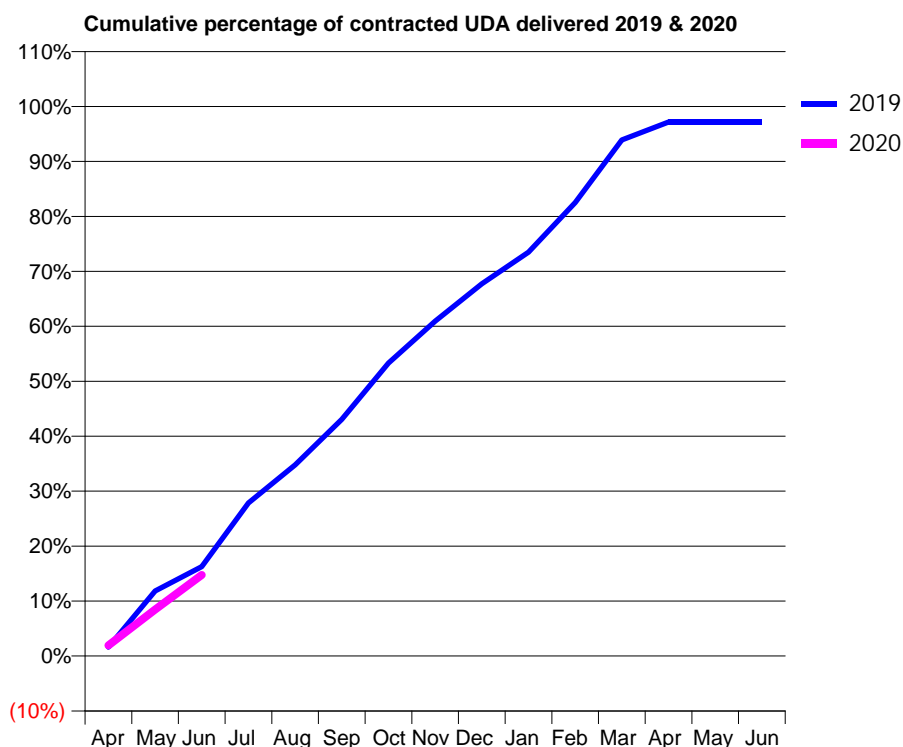
19/20 Contracted general activity (UDA)	14,000
Carry forward general activity (UDA)	0
19/20 Contracted orthodontic activity (UOA)	0
Carry forward orthodontic activity (UOA)	0
Baseline contract value	£388,538.20

ACCESS*

Patients seen in 24 months	Total	Change since previous quarter
Quarter ending June 2018	5,417	
Quarter ending September 2018	5,461	→
Quarter ending December 2018	5,460	→
Quarter ending March 2019	5,430	→
Quarter ending June 2019	5,379	→
Variance since June 2018	(0.7%)	→



ACTIVITY



Month	Adjusted Scheduled Activity (UDA)	
	2019	2020
April	225	273
May	1,659	1,185
June	2,277	2,064
July	3,900	
August	4,869	
September	6,027	
October	7,463	
November	8,534	
December	9,481	
January	10,289	
February	11,552	
March	13,147	
April	13,601	
May	13,604	
June	13,606	

QUALITY

	Quantity	Base Number	Contract	AT	Region	England
% of FP17s for the same patient ID Re-attending within 3 months - Children	42	576	7.3%	10.4%	12.1%	11.4%
% of FP17s for the same patient ID Re-attending within 3 months - Adults	121	1,044	11.6%	13.7%	15.6%	15.4%
% of FP17s for the same patient ID Re-attending between 3 & 9 months - Children	398	576	69.1%	63.0%	61.2%	59.8%
% of FP17s for the same patient ID Re-attending between 3 & 9 months - Adults	695	1,044	66.6%	56.7%	54.5%	52.1%
% of FP17s for Band 1 Urgent Courses	37	1,180	3.1%	7.3%	9.1%	9.2%
% of FP17s Relating to Free Repair or Replacements	1	1,180	0.1%	0.9%	1.0%	0.7%
% of FP17s Relating to Continuations	5	1,180	0.4%	0.9%	1.0%	0.8%
% of Patients satisfied with the dentistry they have received	1	1	N/A	93.5%	94.2%	93.4%
% of Patients satisfied with the time they had to wait for an appointment	1	1	N/A	86.7%	88.4%	87.6%

* This is based on patients treated on this contract for their most recent course of treatment. Figures in italics indicate the base number of FP17s or Patient Questionnaire responses are less than 100. N/A is shown where the base number of responses is less than 10 during the period. % is calculated as Quantity/Base number*100

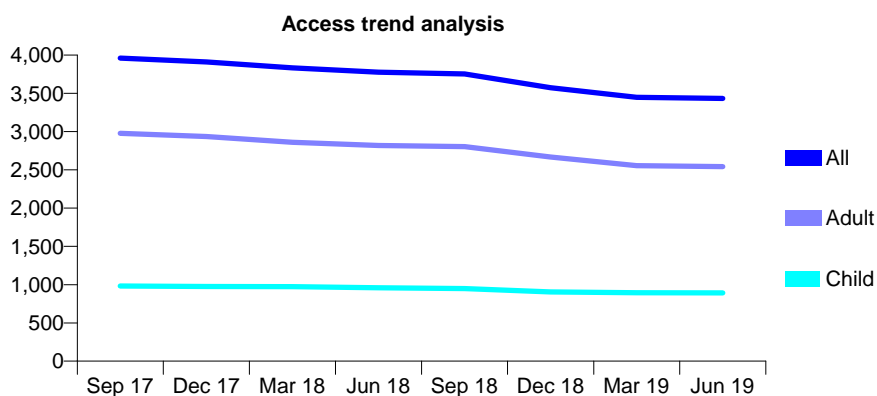
Q52 - Vital Signs At a Glance Contract Report for 184659/0001 - June 2019

Name or company name	Humber & Yorkshire CDA Limited
Contract type name	GDS Contract
Purpose of contract	General
Contract start date	12/11/2009
Contract end date	

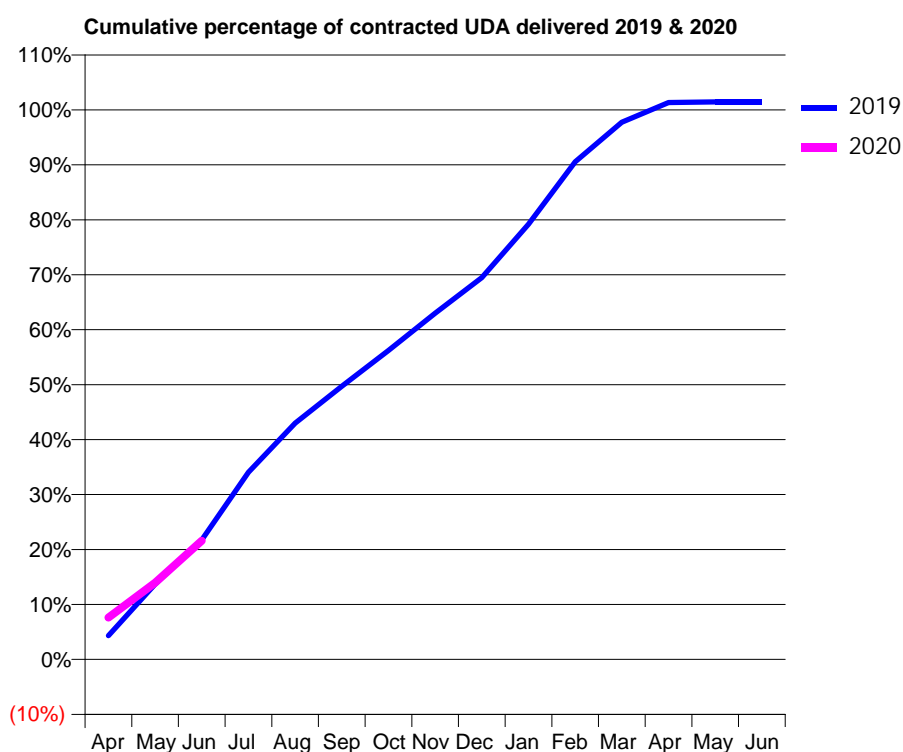
19/20 Contracted general activity (UDA)	9,485
Carry forward general activity (UDA)	0
19/20 Contracted orthodontic activity (UOA)	0
Carry forward orthodontic activity (UOA)	0
Baseline contract value	£277,527.29

ACCESS*

Patients seen in 24 months	Total	Change since previous quarter
Quarter ending June 2018	3,776	
Quarter ending September 2018	3,753	→
Quarter ending December 2018	3,574	↓
Quarter ending March 2019	3,449	↓
Quarter ending June 2019	3,433	→
Variance since June 2018	(9.1%)	↓



ACTIVITY



Month	Adjusted Scheduled Activity (UDA)	
	2019	2020
April	410	724
May	1,298	1,325
June	2,061	2,047
July	3,230	
August	4,076	
September	4,714	
October	5,331	
November	5,977	
December	6,589	
January	7,511	
February	8,588	
March	9,270	
April	9,611	
May	9,623	
June	9,623	

QUALITY

	Quantity	Base Number	Contract	AT	Region	England
% of FP17s for the same patient ID Re-attending within 3 months - Children	4	319	1.3%	10.4%	12.1%	11.4%
% of FP17s for the same patient ID Re-attending within 3 months - Adults	112	833	13.4%	13.7%	15.6%	15.4%
% of FP17s for the same patient ID Re-attending between 3 & 9 months - Children	170	319	53.3%	63.0%	61.2%	59.8%
% of FP17s for the same patient ID Re-attending between 3 & 9 months - Adults	396	833	47.5%	56.7%	54.5%	52.1%
% of FP17s for Band 1 Urgent Courses	64	990	6.5%	7.3%	9.1%	9.2%
% of FP17s Relating to Free Repair or Replacements	1	990	0.1%	0.9%	1.0%	0.7%
% of FP17s Relating to Continuations	9	990	0.9%	0.9%	1.0%	0.8%
% of Patients satisfied with the dentistry they have received	1	1	N/A	93.5%	94.2%	93.4%
% of Patients satisfied with the time they had to wait for an appointment	1	1	N/A	86.7%	88.4%	87.6%

* This is based on patients treated on this contract for their most recent course of treatment. Figures in italics indicate the base number of FP17s or Patient Questionnaire responses are less than 100. N/A is shown where the base number of responses is less than 10 during the period. % is calculated as Quantity/Base number*100

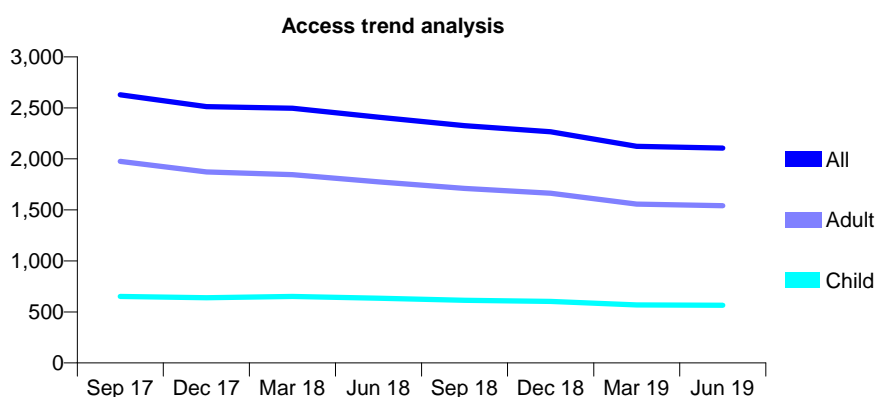
Q52 - Vital Signs At a Glance Contract Report for 184772/0001 - June 2019

Name or company name	Ripponden Dental Care Ltd
Contract type name	GDS Contract
Purpose of contract	General
Contract start date	09/09/2015
Contract end date	

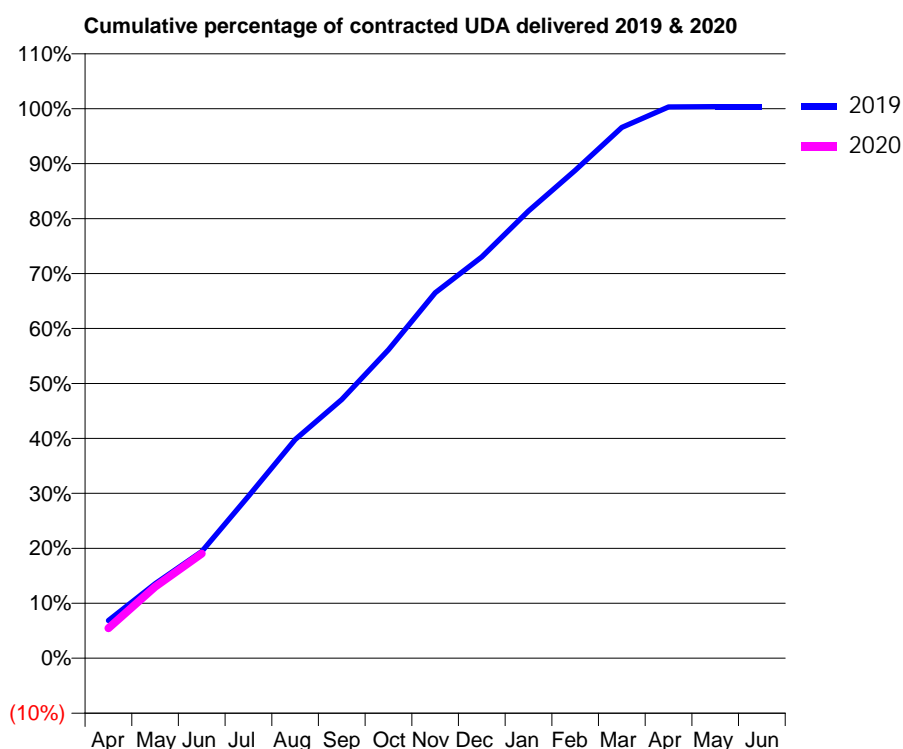
19/20 Contracted general activity (UDA)	7,100
Carry forward general activity (UDA)	0
19/20 Contracted orthodontic activity (UOA)	0
Carry forward orthodontic activity (UOA)	0
Baseline contract value	£195,271.57

ACCESS*

Patients seen in 24 months	Total	Change since previous quarter
Quarter ending June 2018	2,408	
Quarter ending September 2018	2,325	↓
Quarter ending December 2018	2,266	↓
Quarter ending March 2019	2,124	↓
Quarter ending June 2019	2,105	→
Variance since June 2018	(12.6%)	↓



ACTIVITY



Month	2019	2020
April	487	388
May	963	923
June	1,378	1,352
July	2,095	
August	2,827	
September	3,344	
October	3,986	
November	4,722	
December	5,186	
January	5,778	
February	6,303	
March	6,857	
April	7,121	
May	7,126	
June	7,126	

QUALITY

	Quantity	Base Number	Contract	AT	Region	England
% of FP17s for the same patient ID Re-attending within 3 months - Children	20	232	8.6%	10.4%	12.1%	11.4%
% of FP17s for the same patient ID Re-attending within 3 months - Adults	69	634	10.9%	13.7%	15.6%	15.4%
% of FP17s for the same patient ID Re-attending between 3 & 9 months - Children	132	232	56.9%	63.0%	61.2%	59.8%
% of FP17s for the same patient ID Re-attending between 3 & 9 months - Adults	423	634	66.7%	56.7%	54.5%	52.1%
% of FP17s for Band 1 Urgent Courses	63	750	8.4%	7.3%	9.1%	9.2%
% of FP17s Relating to Free Repair or Replacements	5	750	0.7%	0.9%	1.0%	0.7%
% of FP17s Relating to Continuations	4	750	0.5%	0.9%	1.0%	0.8%
% of Patients satisfied with the dentistry they have received	3	3	N/A	93.5%	94.2%	93.4%
% of Patients satisfied with the time they had to wait for an appointment	2	3	N/A	86.7%	88.4%	87.6%

* This is based on patients treated on this contract for their most recent course of treatment.

Figures in italics indicate the base number of FP17s or Patient Questionnaire responses are less than 100. N/A is shown where the base number of responses is less than 10 during the period. % is calculated as Quantity/Base number*100

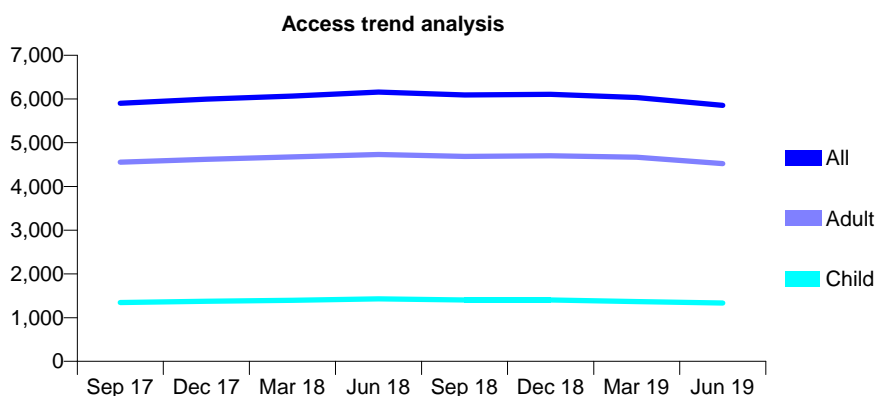
Q52 - Vital Signs At a Glance Contract Report for 184810/0001 - June 2019

Name or company name	S K Exel Dental Limited
Contract type name	GDS Contract
Purpose of contract	General
Contract start date	01/12/2009
Contract end date	

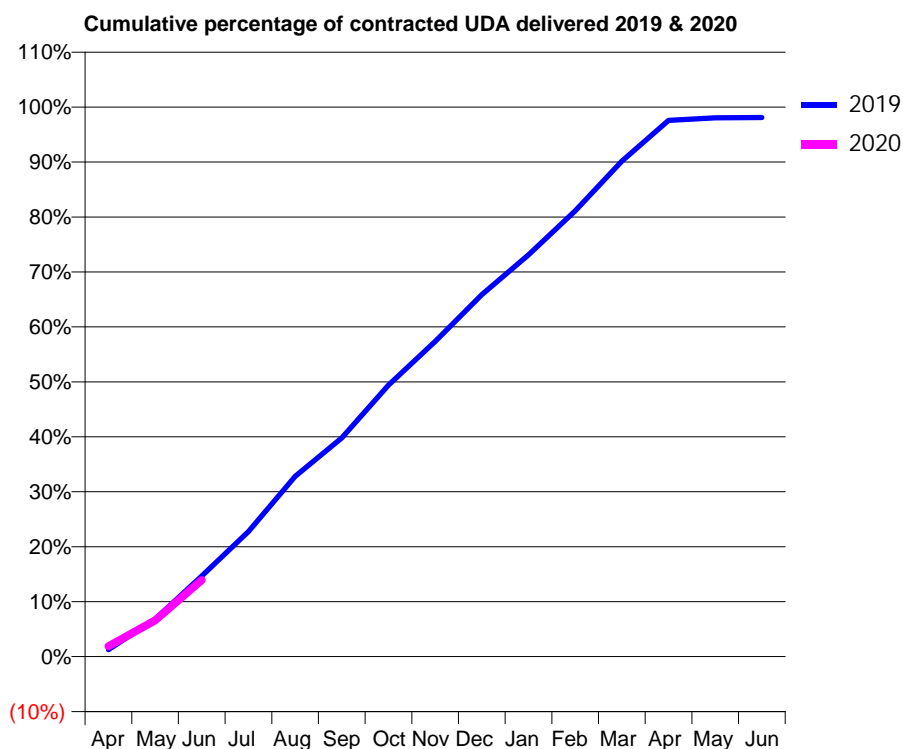
19/20 Contracted general activity (UDA)	19,460
Carry forward general activity (UDA)	0
19/20 Contracted orthodontic activity (UOA)	0
Carry forward orthodontic activity (UOA)	0
Baseline contract value	£639,429.29

ACCESS*

Patients seen in 24 months	Total	Change since previous quarter
Quarter ending June 2018	6,158	
Quarter ending September 2018	6,093	↓
Quarter ending December 2018	6,107	→
Quarter ending March 2019	6,035	↓
Quarter ending June 2019	5,856	↓
Variance since June 2018	(4.9%)	↓



ACTIVITY



Month	Adjusted Scheduled Activity (UDA)	
	2019	2020
April	247	365
May	1,330	1,282
June	2,856	2,711
July	4,425	
August	6,382	
September	7,740	
October	9,619	
November	11,160	
December	12,816	
January	14,228	
February	15,784	
March	17,542	
April	18,986	
May	19,079	
June	19,091	

QUALITY

	Quantity	Base Number	Contract	AT	Region	England
% of FP17s for the same patient ID Re-attending within 3 months - Children	37	597	6.2%	10.4%	12.1%	11.4%
% of FP17s for the same patient ID Re-attending within 3 months - Adults	155	1,423	10.9%	13.7%	15.6%	15.4%
% of FP17s for the same patient ID Re-attending between 3 & 9 months - Children	432	597	72.4%	63.0%	61.2%	59.8%
% of FP17s for the same patient ID Re-attending between 3 & 9 months - Adults	803	1,423	56.4%	56.7%	54.5%	52.1%
% of FP17s for Band 1 Urgent Courses	140	1,520	9.2%	7.3%	9.1%	9.2%
% of FP17s Relating to Free Repair or Replacements	11	1,520	0.7%	0.9%	1.0%	0.7%
% of FP17s Relating to Continuations	3	1,520	0.2%	0.9%	1.0%	0.8%
% of Patients satisfied with the dentistry they have received	2	2	N/A	93.5%	94.2%	93.4%
% of Patients satisfied with the time they had to wait for an appointment	1	2	N/A	86.7%	88.4%	87.6%

* This is based on patients treated on this contract for their most recent course of treatment. Figures in italics indicate the base number of FP17s or Patient Questionnaire responses are less than 100. N/A is shown where the base number of responses is less than 10 during the period. % is calculated as Quantity/Base number*100

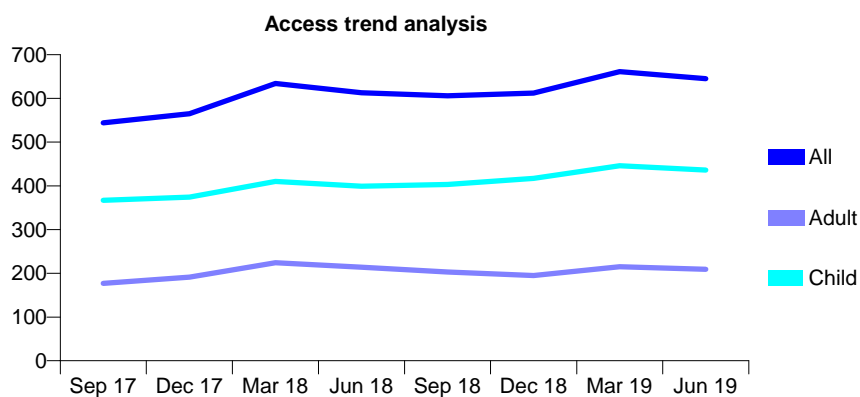
Q52 - Vital Signs At a Glance Contract Report for 185213/0001 - June 2019

Name or company name	MR MJ BOOTH
Contract type name	GDS Contract
Purpose of contract	General
Contract start date	01/08/2012
Contract end date	

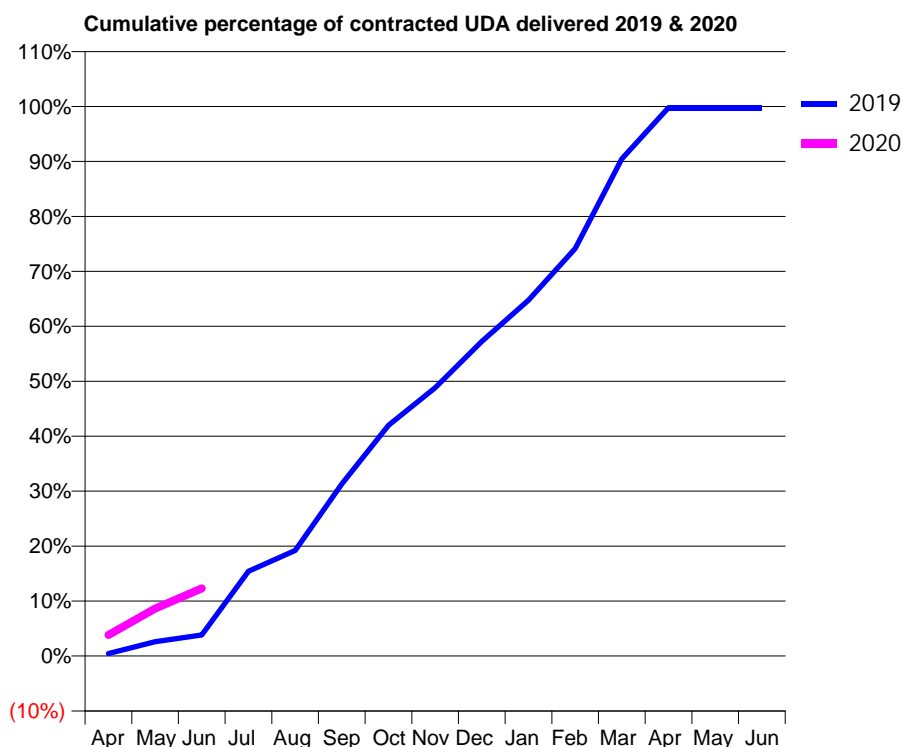
19/20 Contracted general activity (UDA)	1,773
Carry forward general activity (UDA)	0
19/20 Contracted orthodontic activity (UOA)	0
Carry forward orthodontic activity (UOA)	0
Baseline contract value	£54,027.13

ACCESS*

Patients seen in 24 months	Total	Change since previous quarter
Quarter ending June 2018	613	
Quarter ending September 2018	606	↓
Quarter ending December 2018	612	→
Quarter ending March 2019	661	↑
Quarter ending June 2019	645	↓
Variance since June 2018	5.2%	↑



ACTIVITY



Month	Adjusted Scheduled Activity (UDA)	
	2019	2020
April	8	68
May	46	153
June	68	218
July	273	
August	340	
September	555	
October	745	
November	866	
December	1,015	
January	1,148	
February	1,315	
March	1,604	
April	1,770	
May	1,770	
June	1,770	

QUALITY

	Quantity	Base Number	Contract	AT	Region	England
% of FP17s for the same patient ID Re-attending within 3 months - Children	7	162	4.3%	10.4%	12.1%	11.4%
% of FP17s for the same patient ID Re-attending within 3 months - Adults	13	58	22.4%	13.7%	15.6%	15.4%
% of FP17s for the same patient ID Re-attending between 3 & 9 months - Children	132	162	81.5%	63.0%	61.2%	59.8%
% of FP17s for the same patient ID Re-attending between 3 & 9 months - Adults	32	58	55.2%	56.7%	54.5%	52.1%
% of FP17s for Band 1 Urgent Courses	6	134	4.5%	7.3%	9.1%	9.2%
% of FP17s Relating to Free Repair or Replacements	0	134	0.0%	0.9%	1.0%	0.7%
% of FP17s Relating to Continuations	0	134	0.0%	0.9%	1.0%	0.8%
% of Patients satisfied with the dentistry they have received	0	0	N/A	93.5%	94.2%	93.4%
% of Patients satisfied with the time they had to wait for an appointment	0	0	N/A	86.7%	88.4%	87.6%

* This is based on patients treated on this contract for their most recent course of treatment. Figures in italics indicate the base number of FP17s or Patient Questionnaire responses are less than 100. N/A is shown where the base number of responses is less than 10 during the period. % is calculated as Quantity/Base number*100

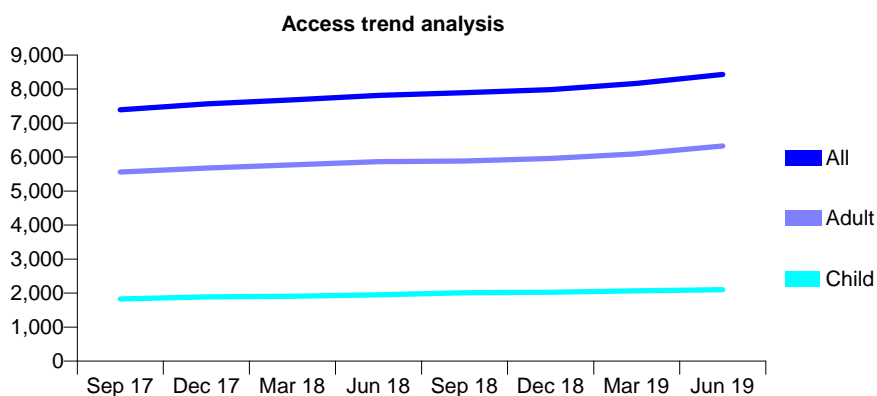
Q52 - Vital Signs At a Glance Contract Report for 187399/0001 - June 2019

Name or company name	M & B Practices Ltd
Contract type name	GDS Contract
Purpose of contract	General
Contract start date	01/11/2011
Contract end date	

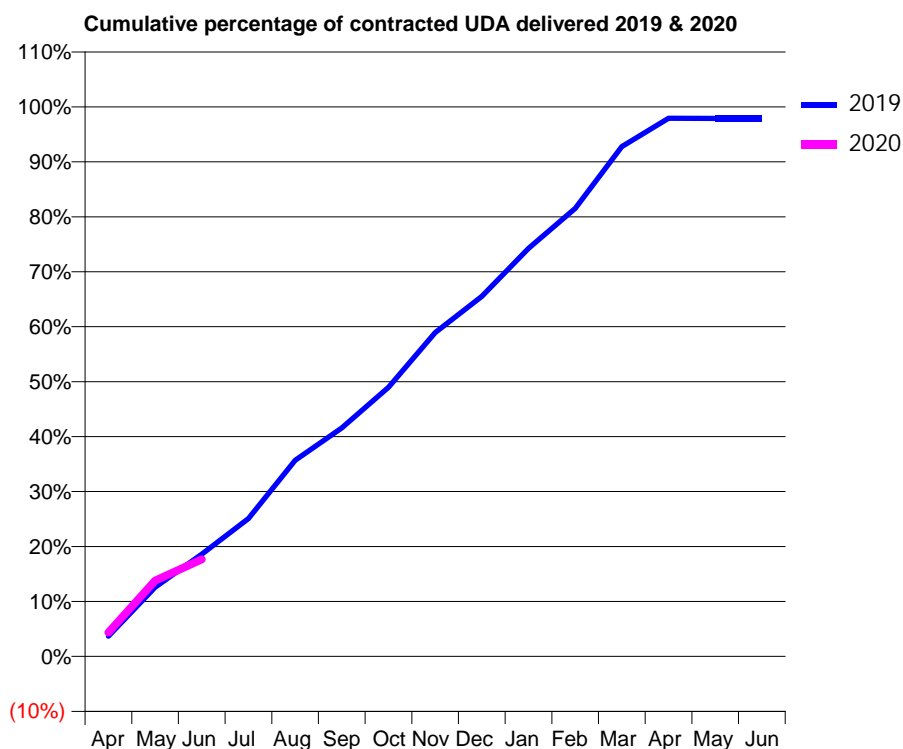
19/20 Contracted general activity (UDA)	24,700
Carry forward general activity (UDA)	0
19/20 Contracted orthodontic activity (UOA)	0
Carry forward orthodontic activity (UOA)	0
Baseline contract value	£604,060.86

ACCESS*

Patients seen in 24 months	Total	Change since previous quarter
Quarter ending June 2018	7,814	
Quarter ending September 2018	7,892	→
Quarter ending December 2018	7,984	→
Quarter ending March 2019	8,165	↑
Quarter ending June 2019	8,428	↑
Variance since June 2018	7.9%	↑



ACTIVITY



Month	2019	2020
April	905	1,076
May	3,113	3,409
June	4,593	4,365
July	6,201	
August	8,817	
September	10,268	
October	12,096	
November	14,553	
December	16,181	
January	18,337	
February	20,139	
March	22,911	
April	24,189	
May	24,179	
June	24,179	

QUALITY

	Quantity	Base Number	Contract	AT	Region	England
% of FP17s for the same patient ID Re-attending within 3 months - Children	46	662	6.9%	10.4%	12.1%	11.4%
% of FP17s for the same patient ID Re-attending within 3 months - Adults	177	1,761	10.1%	13.7%	15.6%	15.4%
% of FP17s for the same patient ID Re-attending between 3 & 9 months - Children	355	662	53.6%	63.0%	61.2%	59.8%
% of FP17s for the same patient ID Re-attending between 3 & 9 months - Adults	877	1,761	49.8%	56.7%	54.5%	52.1%
% of FP17s for Band 1 Urgent Courses	162	1,993	8.1%	7.3%	9.1%	9.2%
% of FP17s Relating to Free Repair or Replacements	8	1,993	0.4%	0.9%	1.0%	0.7%
% of FP17s Relating to Continuations	2	1,993	0.1%	0.9%	1.0%	0.8%
% of Patients satisfied with the dentistry they have received	4	4	N/A	93.5%	94.2%	93.4%
% of Patients satisfied with the time they had to wait for an appointment	4	4	N/A	86.7%	88.4%	87.6%

* This is based on patients treated on this contract for their most recent course of treatment. Figures in italics indicate the base number of FP17s or Patient Questionnaire responses are less than 100. N/A is shown where the base number of responses is less than 10 during the period. % is calculated as Quantity/Base number*100

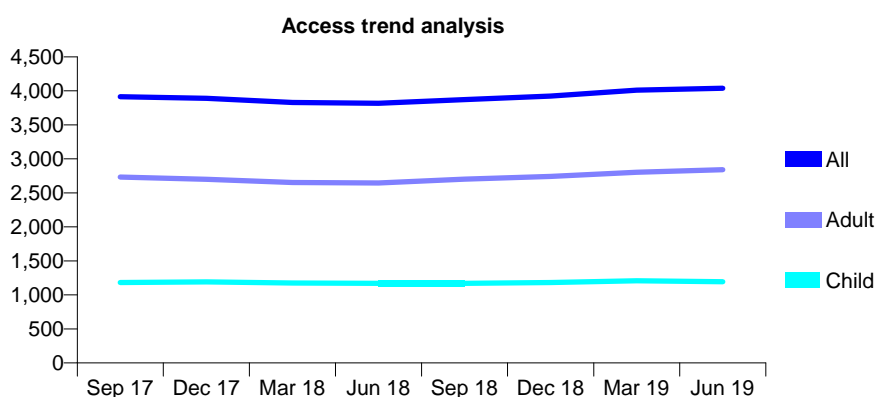
Q52 - Vital Signs At a Glance Contract Report for 188700/0001 - June 2019

Name or company name	Honden Limited
Contract type name	GDS Contract
Purpose of contract	General
Contract start date	01/09/2011
Contract end date	

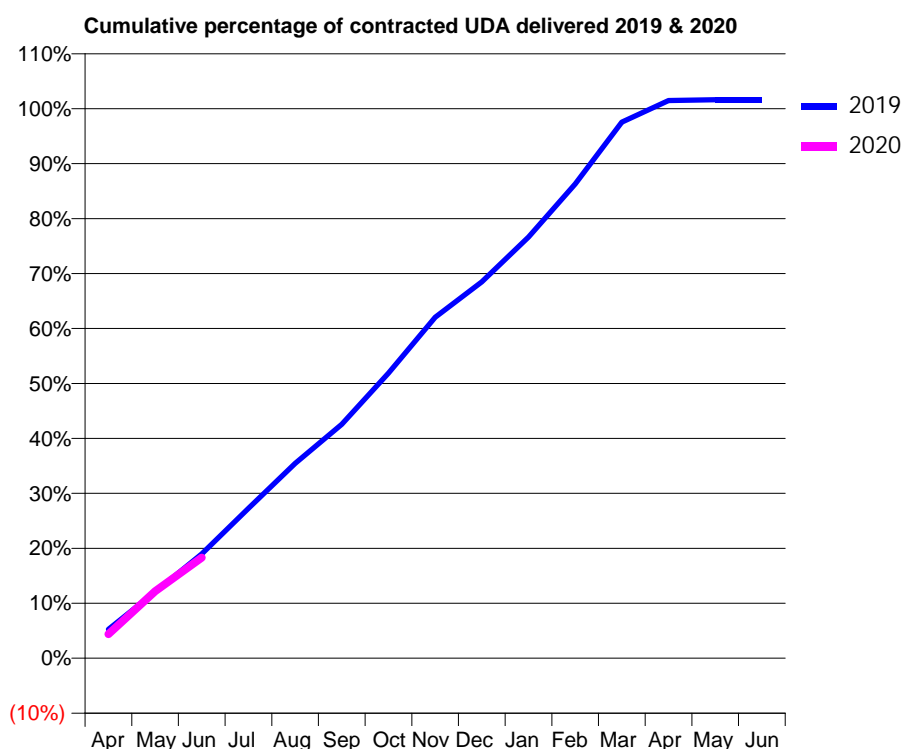
19/20 Contracted general activity (UDA)	10,800
Carry forward general activity (UDA)	0
19/20 Contracted orthodontic activity (UOA)	0
Carry forward orthodontic activity (UOA)	0
Baseline contract value	£329,213.81

ACCESS*

Patients seen in 24 months	Total	Change since previous quarter
Quarter ending June 2018	3,818	
Quarter ending September 2018	3,871	→
Quarter ending December 2018	3,925	→
Quarter ending March 2019	4,010	↑
Quarter ending June 2019	4,038	→
Variance since June 2018	5.8%	↑



ACTIVITY



Month	2019	2020
April	567	472
May	1,303	1,317
June	2,051	1,976
July	2,947	
August	3,831	
September	4,598	
October	5,603	
November	6,699	
December	7,397	
January	8,277	
February	9,322	
March	10,536	
April	10,959	
May	10,974	
June	10,975	

QUALITY

	Quantity	Base Number	Contract	AT	Region	England
% of FP17s for the same patient ID Re-attending within 3 months - Children	30	430	7.0%	10.4%	12.1%	11.4%
% of FP17s for the same patient ID Re-attending within 3 months - Adults	127	925	13.7%	13.7%	15.6%	15.4%
% of FP17s for the same patient ID Re-attending between 3 & 9 months - Children	300	430	69.8%	63.0%	61.2%	59.8%
% of FP17s for the same patient ID Re-attending between 3 & 9 months - Adults	577	925	62.4%	56.7%	54.5%	52.1%
% of FP17s for Band 1 Urgent Courses	57	1,163	4.9%	7.3%	9.1%	9.2%
% of FP17s Relating to Free Repair or Replacements	12	1,163	1.0%	0.9%	1.0%	0.7%
% of FP17s Relating to Continuations	34	1,163	2.9%	0.9%	1.0%	0.8%
% of Patients satisfied with the dentistry they have received	1	1	N/A	93.5%	94.2%	93.4%
% of Patients satisfied with the time they had to wait for an appointment	1	1	N/A	86.7%	88.4%	87.6%

* This is based on patients treated on this contract for their most recent course of treatment. Figures in italics indicate the base number of FP17s or Patient Questionnaire responses are less than 100. N/A is shown where the base number of responses is less than 10 during the period. % is calculated as Quantity/Base number*100

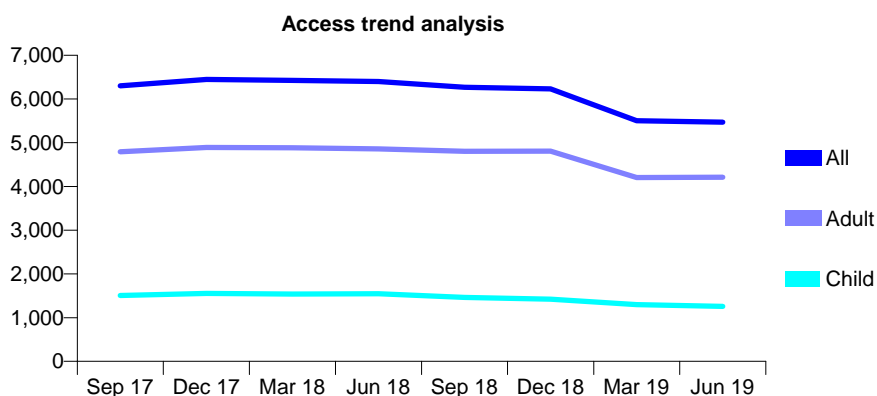
Q52 - Vital Signs At a Glance Contract Report for 190268/0001 - June 2019

Name or company name	Bailiff Bridge Dental Practice
Contract type name	GDS Contract
Purpose of contract	General
Contract start date	01/07/2007
Contract end date	

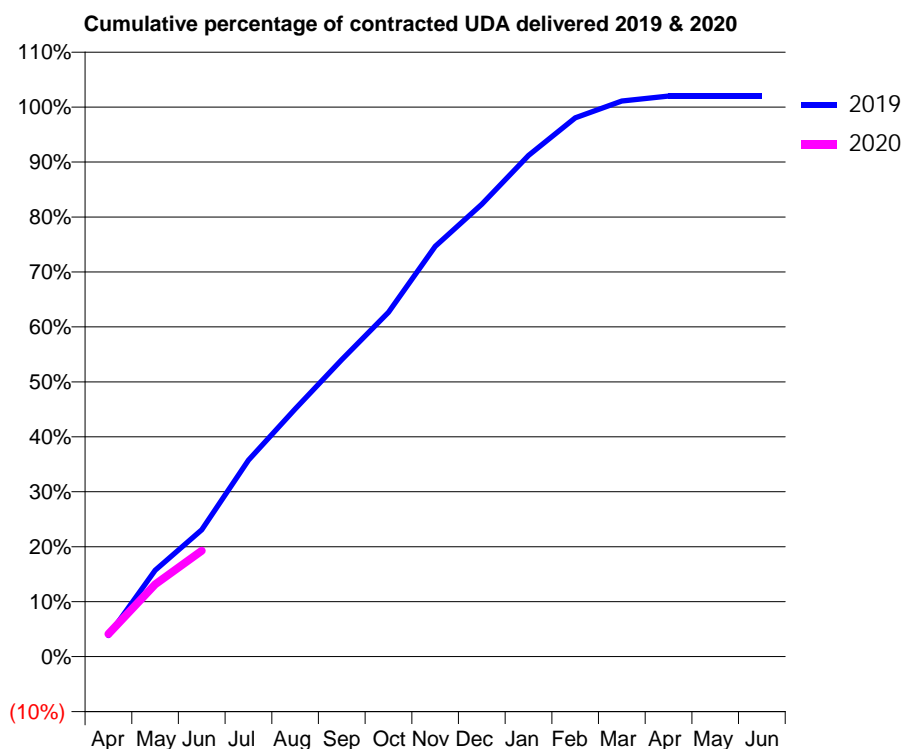
19/20 Contracted general activity (UDA)	20,000
Carry forward general activity (UDA)	0
19/20 Contracted orthodontic activity (UOA)	0
Carry forward orthodontic activity (UOA)	0
Baseline contract value	£525,460.26

ACCESS*

Patients seen in 24 months	Total	Change since previous quarter
Quarter ending June 2018	6,402	
Quarter ending September 2018	6,269	↓
Quarter ending December 2018	6,232	→
Quarter ending March 2019	5,503	↓
Quarter ending June 2019	5,469	→
Variance since June 2018	(14.6%)	↓



ACTIVITY



Month	Adjusted Scheduled Activity (UDA)	
	2019	2020
April	768	822
May	3,141	2,635
June	4,620	3,851
July	7,151	
August	9,017	
September	10,806	
October	12,534	
November	14,933	
December	16,463	
January	18,240	
February	19,604	
March	20,223	
April	20,399	
May	20,403	
June	20,400	

QUALITY

	Quantity	Base Number	Contract	AT	Region	England
% of FP17s for the same patient ID Re-attending within 3 months - Children	39	480	8.1%	10.4%	12.1%	11.4%
% of FP17s for the same patient ID Re-attending within 3 months - Adults	155	1,578	9.8%	13.7%	15.6%	15.4%
% of FP17s for the same patient ID Re-attending between 3 & 9 months - Children	281	480	58.5%	63.0%	61.2%	59.8%
% of FP17s for the same patient ID Re-attending between 3 & 9 months - Adults	1,081	1,578	68.5%	56.7%	54.5%	52.1%
% of FP17s for Band 1 Urgent Courses	96	1,972	4.9%	7.3%	9.1%	9.2%
% of FP17s Relating to Free Repair or Replacements	27	1,972	1.4%	0.9%	1.0%	0.7%
% of FP17s Relating to Continuations	24	1,972	1.2%	0.9%	1.0%	0.8%
% of Patients satisfied with the dentistry they have received	4	4	N/A	93.5%	94.2%	93.4%
% of Patients satisfied with the time they had to wait for an appointment	4	4	N/A	86.7%	88.4%	87.6%

* This is based on patients treated on this contract for their most recent course of treatment. Figures in italics indicate the base number of FP17s or Patient Questionnaire responses are less than 100. N/A is shown where the base number of responses is less than 10 during the period. % is calculated as Quantity/Base number*100

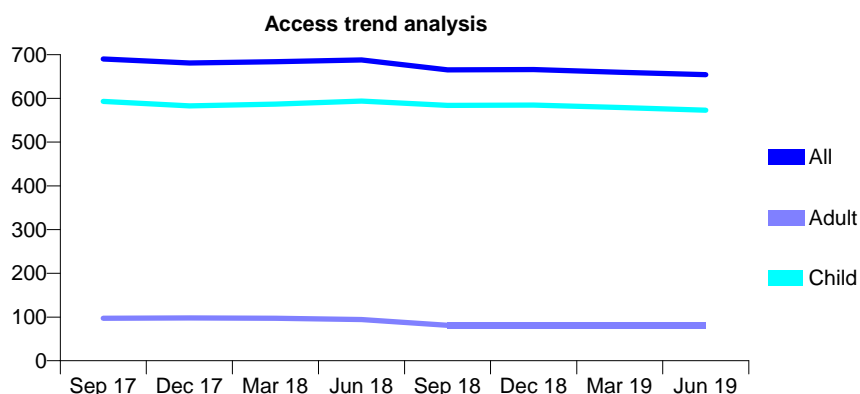
Q52 - Vital Signs At a Glance Contract Report for 190284/0001 - June 2019

Name or company name	Hebden Bridge Dental Care Ltd.
Contract type name	GDS Contract
Purpose of contract	General
Contract start date	01/11/2014
Contract end date	

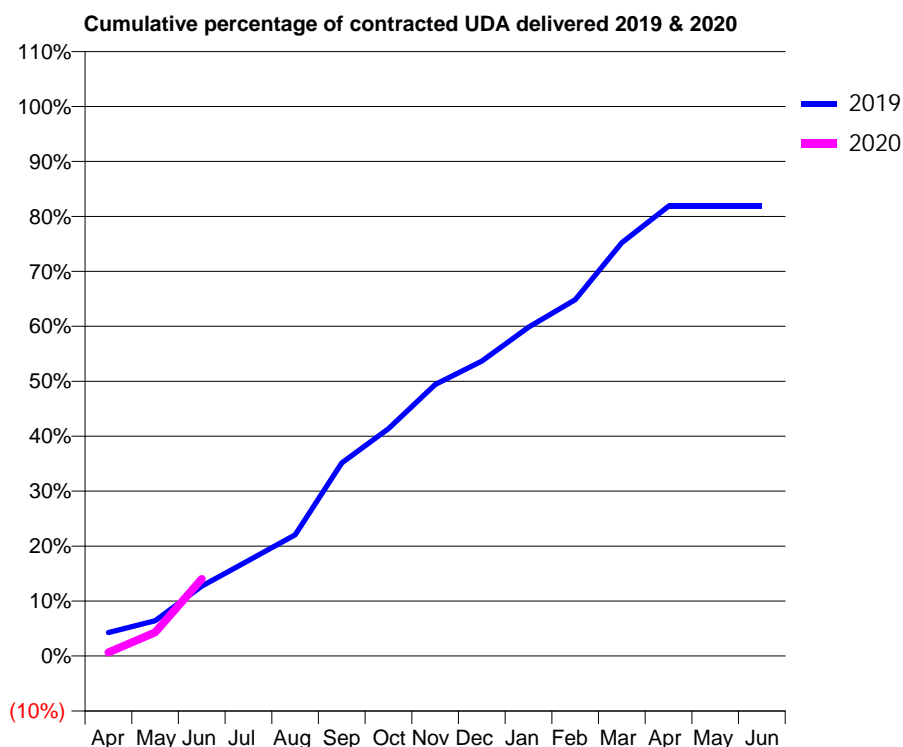
19/20 Contracted general activity (UDA)	1,500
Carry forward general activity (UDA)	0
19/20 Contracted orthodontic activity (UOA)	0
Carry forward orthodontic activity (UOA)	0
Baseline contract value	£39,313.64

ACCESS*

Patients seen in 24 months	Total	Change since previous quarter
Quarter ending June 2018	688	
Quarter ending September 2018	665	↓
Quarter ending December 2018	666	→
Quarter ending March 2019	660	→
Quarter ending June 2019	654	→
Variance since June 2018	(4.9%)	↓



ACTIVITY



Month	Adjusted Scheduled Activity (UDA)	
	2019	2020
April	64	10
May	96	65
June	190	211
July	261	
August	331	
September	527	
October	620	
November	741	
December	805	
January	897	
February	972	
March	1,128	
April	1,228	
May	1,228	
June	1,228	

QUALITY

	Quantity	Base Number	Contract	AT	Region	England
% of FP17s for the same patient ID Re-attending within 3 months - Children	15	199	7.5%	10.4%	12.1%	11.4%
% of FP17s for the same patient ID Re-attending within 3 months - Adults	0	6	0.0%	13.7%	15.6%	15.4%
% of FP17s for the same patient ID Re-attending between 3 & 9 months - Children	110	199	55.3%	63.0%	61.2%	59.8%
% of FP17s for the same patient ID Re-attending between 3 & 9 months - Adults	3	6	50.0%	56.7%	54.5%	52.1%
% of FP17s for Band 1 Urgent Courses	3	137	2.2%	7.3%	9.1%	9.2%
% of FP17s Relating to Free Repair or Replacements	0	137	0.0%	0.9%	1.0%	0.7%
% of FP17s Relating to Continuations	3	137	2.2%	0.9%	1.0%	0.8%
% of Patients satisfied with the dentistry they have received	0	0	N/A	93.5%	94.2%	93.4%
% of Patients satisfied with the time they had to wait for an appointment	0	0	N/A	86.7%	88.4%	87.6%

* This is based on patients treated on this contract for their most recent course of treatment. Figures in italics indicate the base number of FP17s or Patient Questionnaire responses are less than 100. N/A is shown where the base number of responses is less than 10 during the period. % is calculated as Quantity/Base number*100

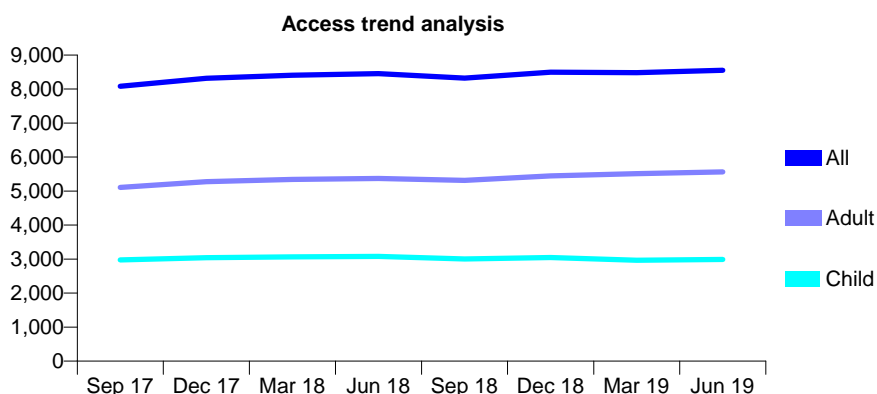
Q52 - Vital Signs At a Glance Contract Report for 190551/0001 - June 2019

Name or company name	Dentistry@Ltd
Contract type name	GDS Contract
Purpose of contract	General
Contract start date	11/05/2009
Contract end date	

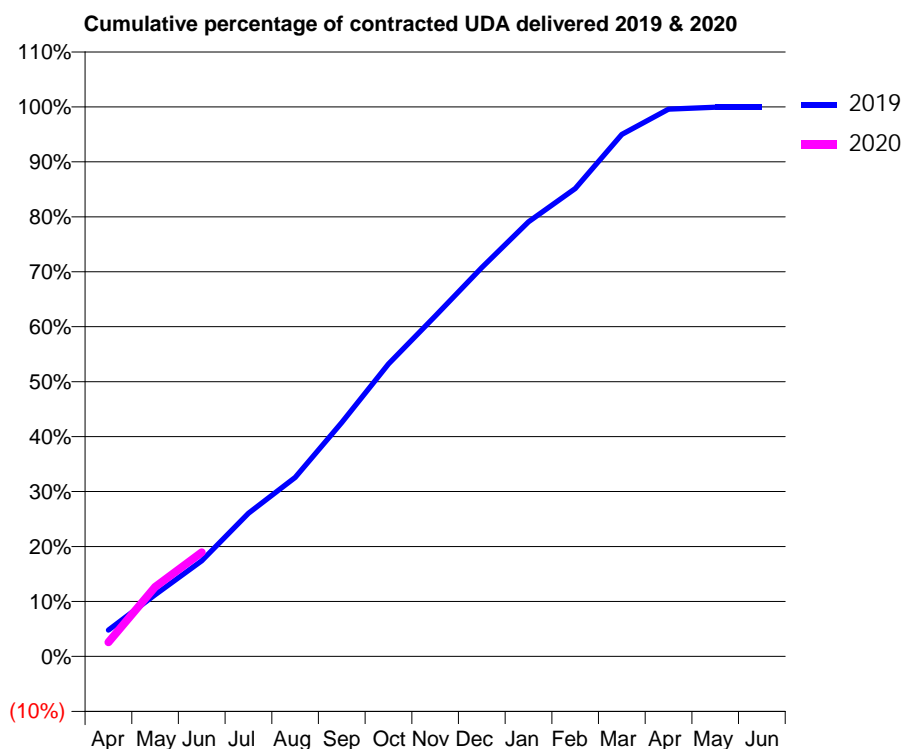
19/20 Contracted general activity (UDA)	24,801
Carry forward general activity (UDA)	0
19/20 Contracted orthodontic activity (UOA)	0
Carry forward orthodontic activity (UOA)	0
Baseline contract value	£860,045.36

ACCESS*

Patients seen in 24 months	Total	Change since previous quarter
Quarter ending June 2018	8,452	
Quarter ending September 2018	8,324	↓
Quarter ending December 2018	8,497	↑
Quarter ending March 2019	8,479	→
Quarter ending June 2019	8,555	→
Variance since June 2018	1.2%	→



ACTIVITY



Month	2019	2020
April	1,191	639
May	2,782	3,138
June	4,321	4,696
July	6,458	
August	8,080	
September	10,555	
October	13,200	
November	15,363	
December	17,547	
January	19,610	
February	21,113	
March	23,562	
April	24,695	
May	24,786	
June	24,780	

QUALITY

	Quantity	Base Number	Contract	AT	Region	England
% of FP17s for the same patient ID Re-attending within 3 months - Children	74	1,266	5.8%	10.4%	12.1%	11.4%
% of FP17s for the same patient ID Re-attending within 3 months - Adults	151	1,604	9.4%	13.7%	15.6%	15.4%
% of FP17s for the same patient ID Re-attending between 3 & 9 months - Children	819	1,266	64.7%	63.0%	61.2%	59.8%
% of FP17s for the same patient ID Re-attending between 3 & 9 months - Adults	793	1,604	49.4%	56.7%	54.5%	52.1%
% of FP17s for Band 1 Urgent Courses	146	2,285	6.4%	7.3%	9.1%	9.2%
% of FP17s Relating to Free Repair or Replacements	8	2,285	0.4%	0.9%	1.0%	0.7%
% of FP17s Relating to Continuations	0	2,285	0.0%	0.9%	1.0%	0.8%
% of Patients satisfied with the dentistry they have received	1	1	N/A	93.5%	94.2%	93.4%
% of Patients satisfied with the time they had to wait for an appointment	0	1	N/A	86.7%	88.4%	87.6%

* This is based on patients treated on this contract for their most recent course of treatment. Figures in italics indicate the base number of FP17s or Patient Questionnaire responses are less than 100. N/A is shown where the base number of responses is less than 10 during the period. % is calculated as Quantity/Base number*100

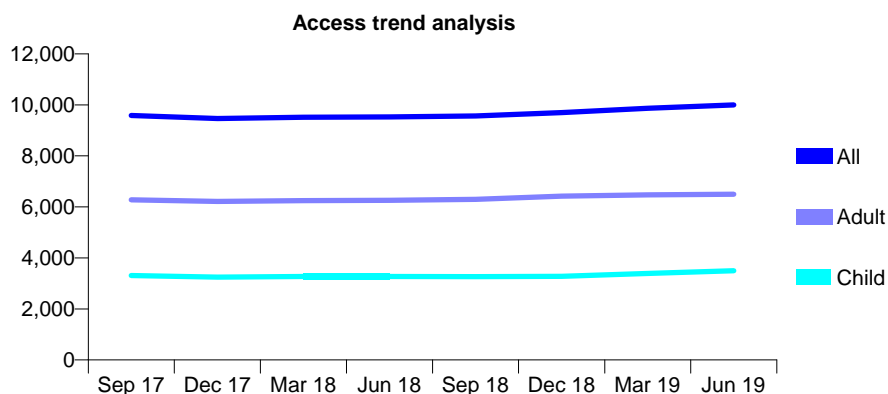
Q52 - Vital Signs At a Glance Contract Report for 190748/0001 - June 2019

Name or company name	A & S Dental Surgeons Ltd
Contract type name	GDS Contract
Purpose of contract	General
Contract start date	01/03/2011
Contract end date	

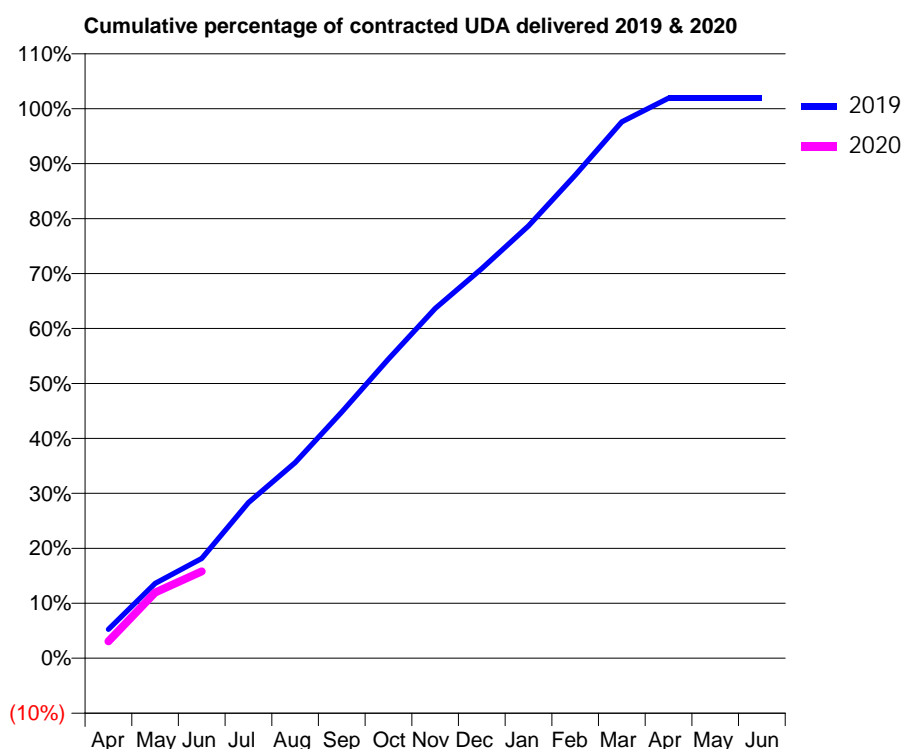
19/20 Contracted general activity (UDA)	29,000
Carry forward general activity (UDA)	0
19/20 Contracted orthodontic activity (UOA)	0
Carry forward orthodontic activity (UOA)	0
Baseline contract value	£1,154,958.90

ACCESS*

Patients seen in 24 months	Total	Change since previous quarter
Quarter ending June 2018	9,529	
Quarter ending September 2018	9,566	→
Quarter ending December 2018	9,698	→
Quarter ending March 2019	9,864	→
Quarter ending June 2019	10,000	→
Variance since June 2018	4.9%	↑



ACTIVITY



Month	Adjusted Scheduled Activity (UDA)	
	2019	2020
April	1,525	887
May	3,949	3,468
June	5,266	4,582
July	8,215	
August	10,327	
September	12,993	
October	15,785	
November	18,454	
December	20,561	
January	22,810	
February	25,495	
March	28,311	
April	29,550	
May	29,556	
June	29,555	

QUALITY

	Quantity	Base Number	Contract	AT	Region	England
% of FP17s for the same patient ID Re-attending within 3 months - Children	74	1,276	5.8%	10.4%	12.1%	11.4%
% of FP17s for the same patient ID Re-attending within 3 months - Adults	234	1,997	11.7%	13.7%	15.6%	15.4%
% of FP17s for the same patient ID Re-attending between 3 & 9 months - Children	831	1,276	65.1%	63.0%	61.2%	59.8%
% of FP17s for the same patient ID Re-attending between 3 & 9 months - Adults	1,271	1,997	63.6%	56.7%	54.5%	52.1%
% of FP17s for Band 1 Urgent Courses	181	2,384	7.6%	7.3%	9.1%	9.2%
% of FP17s Relating to Free Repair or Replacements	13	2,384	0.5%	0.9%	1.0%	0.7%
% of FP17s Relating to Continuations	13	2,384	0.5%	0.9%	1.0%	0.8%
% of Patients satisfied with the dentistry they have received	2	4	N/A	93.5%	94.2%	93.4%
% of Patients satisfied with the time they had to wait for an appointment	2	4	N/A	86.7%	88.4%	87.6%

* This is based on patients treated on this contract for their most recent course of treatment.

Figures in italics indicate the base number of FP17s or Patient Questionnaire responses are less than 100. N/A is shown where the base number of responses is less than 10 during the period. % is calculated as Quantity/Base number*100

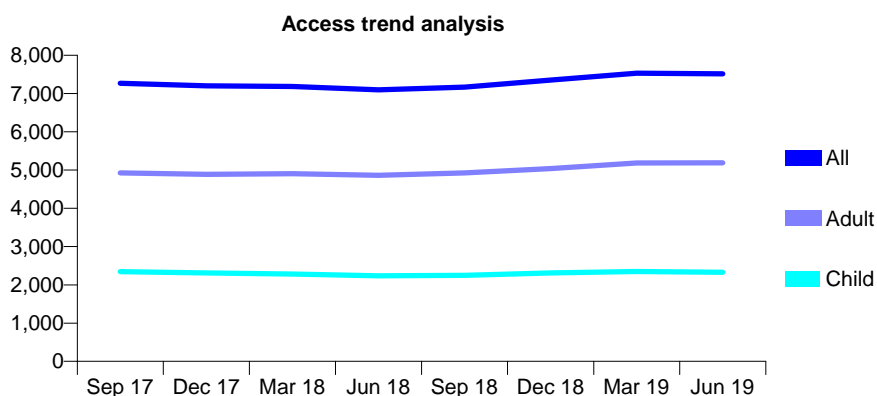
Q52 - Vital Signs At a Glance Contract Report for 190810/0001 - June 2019

Name or company name	Church Street Dental Partnership
Contract type name	GDS Contract
Purpose of contract	General
Contract start date	01/12/2014
Contract end date	

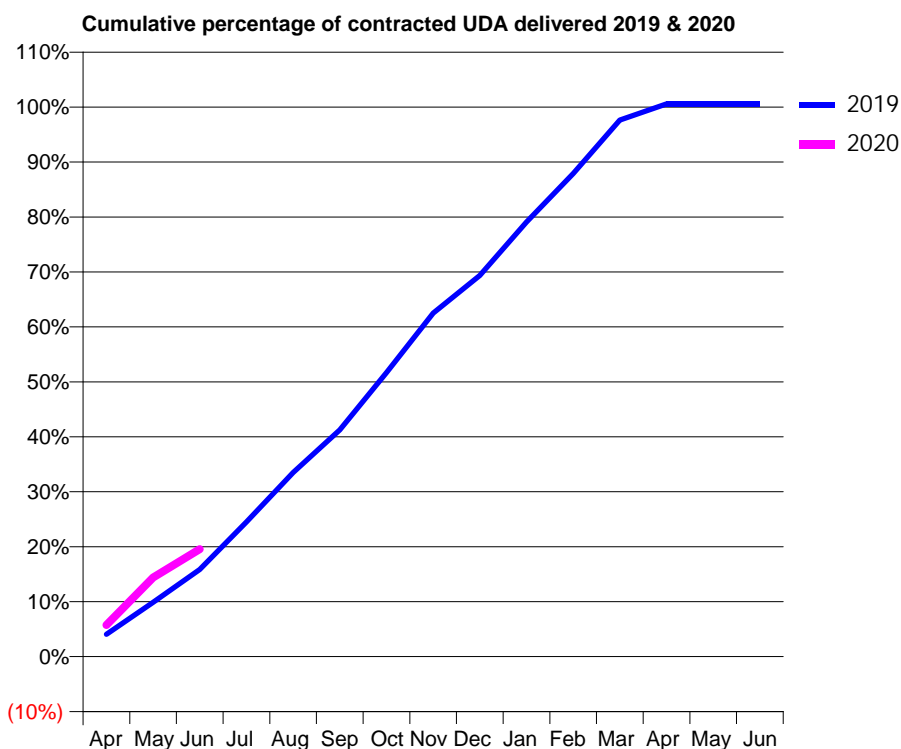
19/20 Contracted general activity (UDA)	20,511
Carry forward general activity (UDA)	0
19/20 Contracted orthodontic activity (UOA)	0
Carry forward orthodontic activity (UOA)	0
Baseline contract value	£637,098.60

ACCESS*

Patients seen in 24 months	Total	Change since previous quarter
Quarter ending June 2018	7,096	
Quarter ending September 2018	7,169	→
Quarter ending December 2018	7,353	↑
Quarter ending March 2019	7,530	↑
Quarter ending June 2019	7,515	→
Variance since June 2018	5.9%	↑



ACTIVITY



Month	Adjusted Scheduled Activity (UDA)	
	2019	2020
April	832	1,181
May	2,028	2,952
June	3,252	4,011
July	5,027	
August	6,869	
September	8,457	
October	10,598	
November	12,823	
December	14,225	
January	16,220	
February	18,029	
March	20,027	
April	20,628	
May	20,627	
June	20,627	

QUALITY

	Quantity	Base Number	Contract	AT	Region	England
% of FP17s for the same patient ID Re-attending within 3 months - Children	46	745	6.2%	10.4%	12.1%	11.4%
% of FP17s for the same patient ID Re-attending within 3 months - Adults	133	1,516	8.8%	13.7%	15.6%	15.4%
% of FP17s for the same patient ID Re-attending between 3 & 9 months - Children	518	745	69.5%	63.0%	61.2%	59.8%
% of FP17s for the same patient ID Re-attending between 3 & 9 months - Adults	916	1,516	60.4%	56.7%	54.5%	52.1%
% of FP17s for Band 1 Urgent Courses	108	1,961	5.5%	7.3%	9.1%	9.2%
% of FP17s Relating to Free Repair or Replacements	5	1,961	0.3%	0.9%	1.0%	0.7%
% of FP17s Relating to Continuations	0	1,961	0.0%	0.9%	1.0%	0.8%
% of Patients satisfied with the dentistry they have received	1	2	N/A	93.5%	94.2%	93.4%
% of Patients satisfied with the time they had to wait for an appointment	2	2	N/A	86.7%	88.4%	87.6%

* This is based on patients treated on this contract for their most recent course of treatment. Figures in italics indicate the base number of FP17s or Patient Questionnaire responses are less than 100. N/A is shown where the base number of responses is less than 10 during the period. % is calculated as Quantity/Base number*100

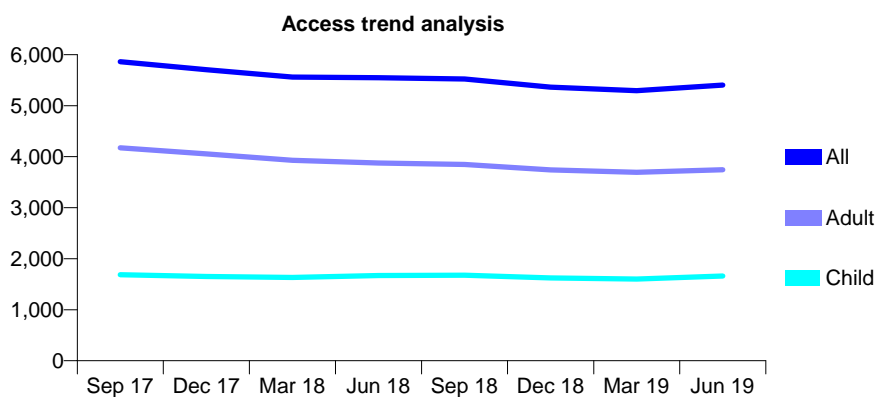
Q52 - Vital Signs At a Glance Contract Report for 192554/0001 - June 2019

Name or company name	The Crossgates Lane and Chapeltown Roa
Contract type name	GDS Contract
Purpose of contract	General
Contract start date	01/05/2013
Contract end date	

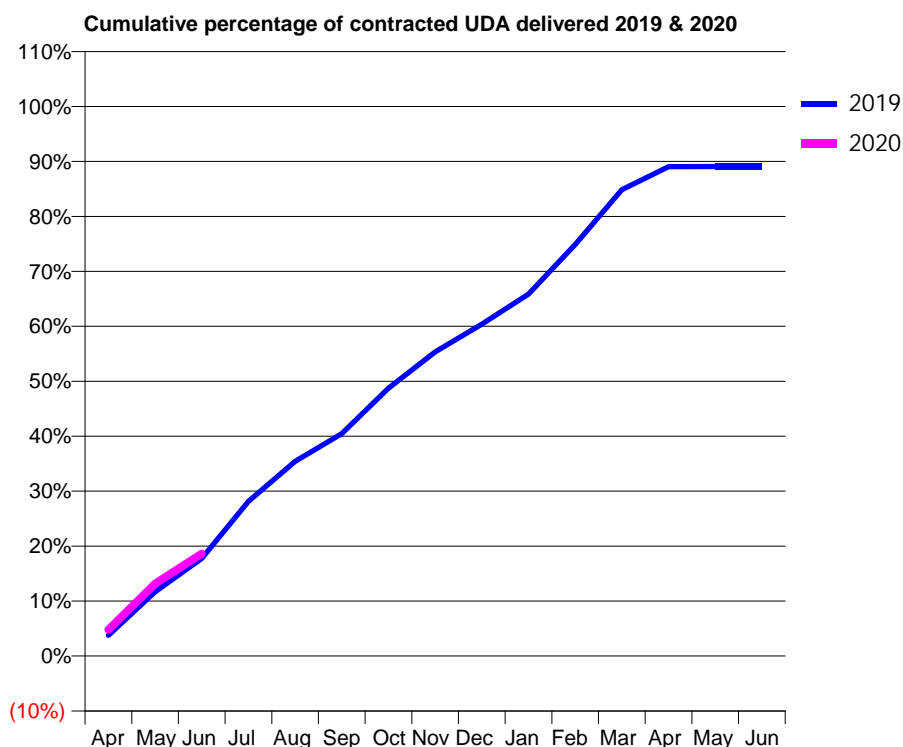
19/20 Contracted general activity (UDA)	17,895
Carry forward general activity (UDA)	0
19/20 Contracted orthodontic activity (UOA)	0
Carry forward orthodontic activity (UOA)	0
Baseline contract value	£592,099.72

ACCESS*

Patients seen in 24 months	Total	Change since previous quarter
Quarter ending June 2018	5,549	
Quarter ending September 2018	5,524	→
Quarter ending December 2018	5,364	↓
Quarter ending March 2019	5,293	↓
Quarter ending June 2019	5,405	↑
Variance since June 2018	(2.6%)	↓



ACTIVITY



Month	Adjusted Scheduled Activity (UDA)	
	2019	2020
April	676	856
May	2,090	2,359
June	3,179	3,331
July	5,040	
August	6,336	
September	7,241	
October	8,721	
November	9,902	
December	10,805	
January	11,787	
February	13,399	
March	15,184	
April	15,937	
May	15,940	
June	15,938	

QUALITY

	Quantity	Base Number	Contract	AT	Region	England
% of FP17s for the same patient ID Re-attending within 3 months - Children	29	569	5.1%	10.4%	12.1%	11.4%
% of FP17s for the same patient ID Re-attending within 3 months - Adults	102	1,054	9.7%	13.7%	15.6%	15.4%
% of FP17s for the same patient ID Re-attending between 3 & 9 months - Children	216	569	38.0%	63.0%	61.2%	59.8%
% of FP17s for the same patient ID Re-attending between 3 & 9 months - Adults	444	1,054	42.1%	56.7%	54.5%	52.1%
% of FP17s for Band 1 Urgent Courses	69	1,400	4.9%	7.3%	9.1%	9.2%
% of FP17s Relating to Free Repair or Replacements	6	1,400	0.4%	0.9%	1.0%	0.7%
% of FP17s Relating to Continuations	11	1,400	0.8%	0.9%	1.0%	0.8%
% of Patients satisfied with the dentistry they have received	4	4	N/A	93.5%	94.2%	93.4%
% of Patients satisfied with the time they had to wait for an appointment	4	4	N/A	86.7%	88.4%	87.6%

* This is based on patients treated on this contract for their most recent course of treatment. Figures in italics indicate the base number of FP17s or Patient Questionnaire responses are less than 100. N/A is shown where the base number of responses is less than 10 during the period. % is calculated as Quantity/Base number*100

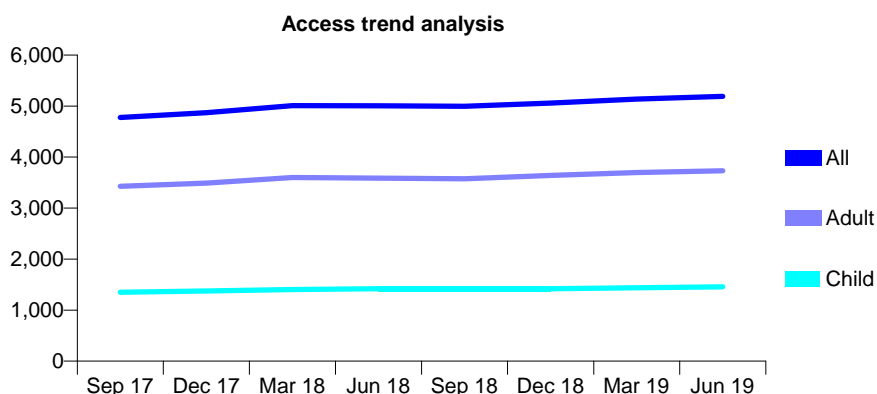
Q52 - Vital Signs At a Glance Contract Report for 192554/0002 - June 2019

Name or company name	The Crossgates Lane and Chapeltown Roa
Contract type name	GDS Contract
Purpose of contract	General
Contract start date	01/05/2013
Contract end date	

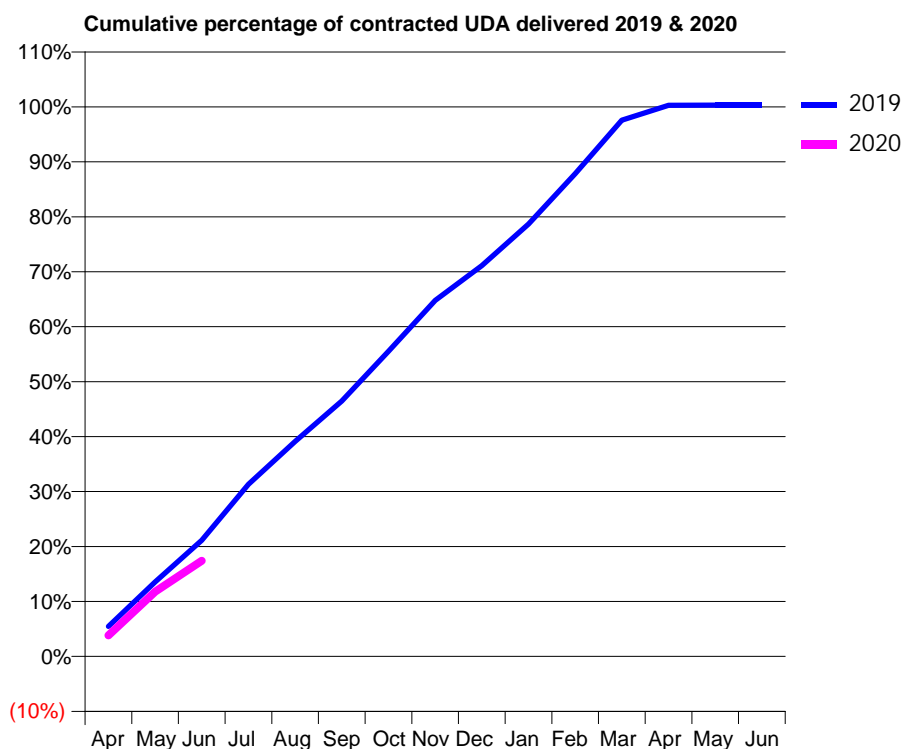
19/20 Contracted general activity (UDA)	17,479
Carry forward general activity (UDA)	0
19/20 Contracted orthodontic activity (UOA)	0
Carry forward orthodontic activity (UOA)	0
Baseline contract value	£549,713.51

ACCESS*

Patients seen in 24 months	Total	Change since previous quarter
Quarter ending June 2018	5,005	
Quarter ending September 2018	4,995	→
Quarter ending December 2018	5,058	→
Quarter ending March 2019	5,137	→
Quarter ending June 2019	5,190	→
Variance since June 2018	3.7%	↑



ACTIVITY



Month	Adjusted Scheduled Activity (UDA)	
	2019	2020
April	959	668
May	2,368	2,058
June	3,694	3,042
July	5,476	
August	6,838	
September	8,121	
October	9,708	
November	11,323	
December	12,425	
January	13,750	
February	15,358	
March	17,053	
April	17,528	
May	17,532	
June	17,532	

QUALITY

	Quantity	Base Number	Contract	AT	Region	England
% of FP17s for the same patient ID Re-attending within 3 months - Children	23	445	5.2%	10.4%	12.1%	11.4%
% of FP17s for the same patient ID Re-attending within 3 months - Adults	133	1,179	11.3%	13.7%	15.6%	15.4%
% of FP17s for the same patient ID Re-attending between 3 & 9 months - Children	257	445	57.8%	63.0%	61.2%	59.8%
% of FP17s for the same patient ID Re-attending between 3 & 9 months - Adults	732	1,179	62.1%	56.7%	54.5%	52.1%
% of FP17s for Band 1 Urgent Courses	100	1,419	7.0%	7.3%	9.1%	9.2%
% of FP17s Relating to Free Repair or Replacements	7	1,419	0.5%	0.9%	1.0%	0.7%
% of FP17s Relating to Continuations	22	1,419	1.6%	0.9%	1.0%	0.8%
% of Patients satisfied with the dentistry they have received	1	1	N/A	93.5%	94.2%	93.4%
% of Patients satisfied with the time they had to wait for an appointment	1	1	N/A	86.7%	88.4%	87.6%

* This is based on patients treated on this contract for their most recent course of treatment. Figures in italics indicate the base number of FP17s or Patient Questionnaire responses are less than 100. N/A is shown where the base number of responses is less than 10 during the period. % is calculated as Quantity/Base number*100

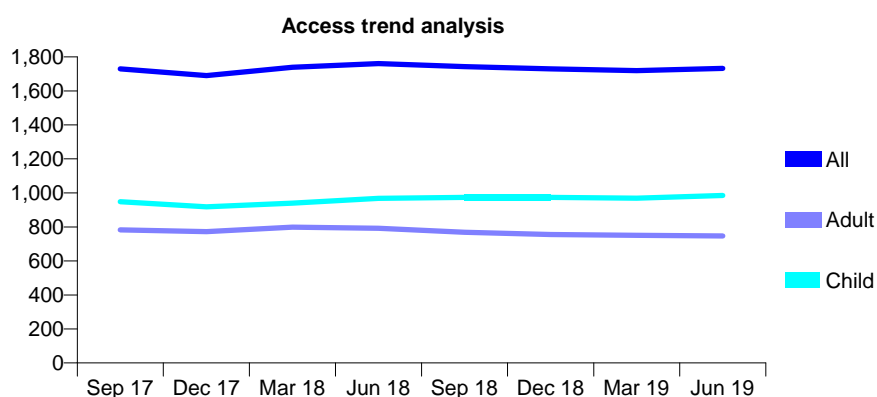
Q52 - Vital Signs At a Glance Contract Report for 193356/0001 - June 2019

Name or company name	Guiseley Dental care
Contract type name	GDS Contract
Purpose of contract	General
Contract start date	01/08/2012
Contract end date	

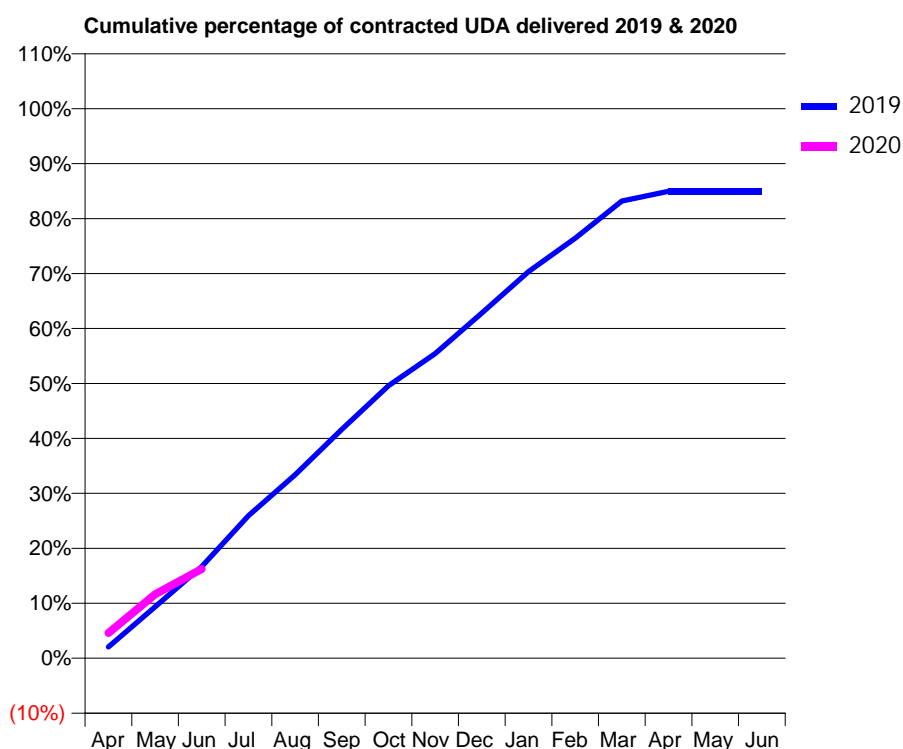
19/20 Contracted general activity (UDA)	4,400
Carry forward general activity (UDA)	0
19/20 Contracted orthodontic activity (UOA)	0
Carry forward orthodontic activity (UOA)	0
Baseline contract value	£114,834.14

ACCESS*

Patients seen in 24 months	Total	Change since previous quarter
Quarter ending June 2018	1,760	
Quarter ending September 2018	1,742	↓
Quarter ending December 2018	1,729	→
Quarter ending March 2019	1,719	→
Quarter ending June 2019	1,732	→
Variance since June 2018	(1.6%)	↓



ACTIVITY



Month	2019	2020
April	90	202
May	411	512
June	734	715
July	1,141	
August	1,469	
September	1,832	
October	2,182	
November	2,439	
December	2,763	
January	3,095	
February	3,362	
March	3,660	
April	3,738	
May	3,738	
June	3,738	

QUALITY

	Quantity	Base Number	Contract	AT	Region	England
% of FP17s for the same patient ID Re-attending within 3 months - Children	20	401	5.0%	10.4%	12.1%	11.4%
% of FP17s for the same patient ID Re-attending within 3 months - Adults	14	216	6.5%	13.7%	15.6%	15.4%
% of FP17s for the same patient ID Re-attending between 3 & 9 months - Children	283	401	70.6%	63.0%	61.2%	59.8%
% of FP17s for the same patient ID Re-attending between 3 & 9 months - Adults	132	216	61.1%	56.7%	54.5%	52.1%
% of FP17s for Band 1 Urgent Courses	15	552	2.7%	7.3%	9.1%	9.2%
% of FP17s Relating to Free Repair or Replacements	0	552	0.0%	0.9%	1.0%	0.7%
% of FP17s Relating to Continuations	1	552	0.2%	0.9%	1.0%	0.8%
% of Patients satisfied with the dentistry they have received	1	1	N/A	93.5%	94.2%	93.4%
% of Patients satisfied with the time they had to wait for an appointment	1	1	N/A	86.7%	88.4%	87.6%

* This is based on patients treated on this contract for their most recent course of treatment.

Figures in italics indicate the base number of FP17s or Patient Questionnaire responses are less than 100. N/A is shown where the base number of responses is less than 10 during the period. % is calculated as Quantity/Base number*100

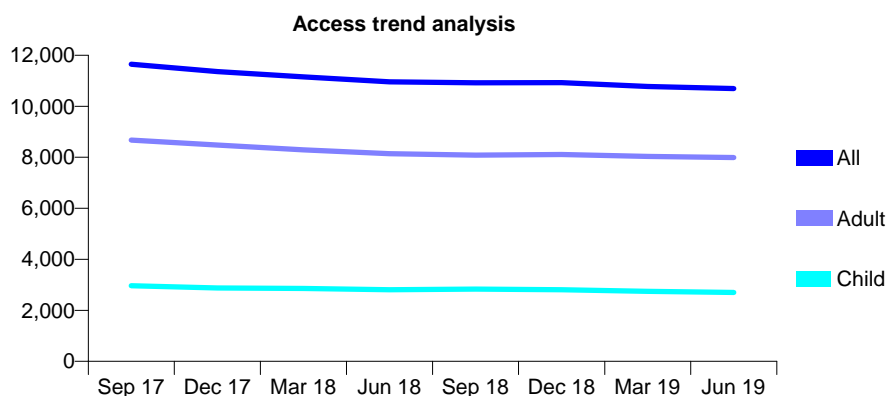
Q52 - Vital Signs At a Glance Contract Report for 193429/0002 - June 2019

Name or company name	Wood Dental Ltd
Contract type name	GDS Contract
Purpose of contract	General
Contract start date	01/10/2011
Contract end date	

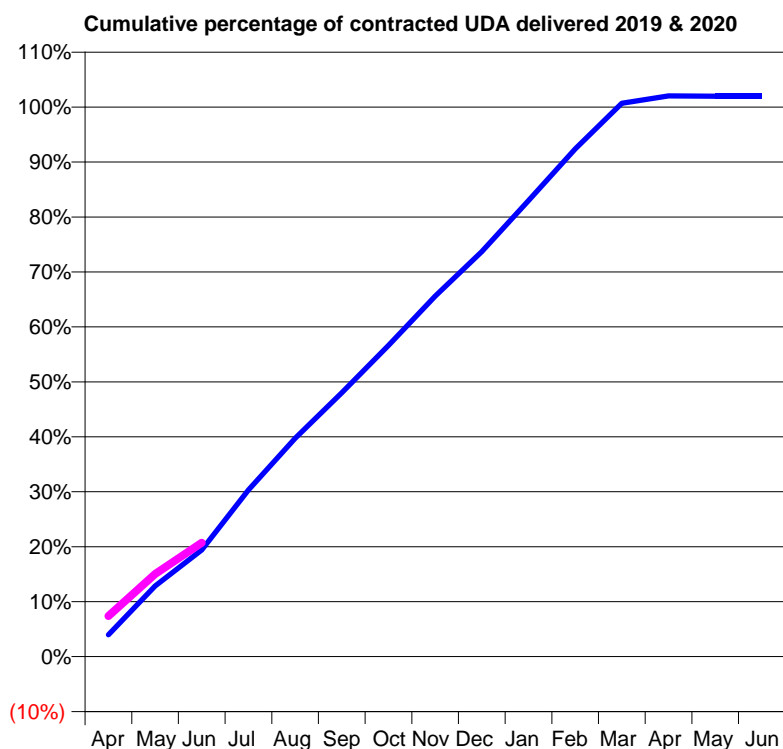
19/20 Contracted general activity (UDA)	26,945
Carry forward general activity (UDA)	0
19/20 Contracted orthodontic activity (UOA)	0
Carry forward orthodontic activity (UOA)	0
Baseline contract value	£934,229.49

ACCESS*

Patients seen in 24 months	Total	Change since previous quarter
Quarter ending June 2018	10,956	
Quarter ending September 2018	10,919	→
Quarter ending December 2018	10,923	→
Quarter ending March 2019	10,777	↓
Quarter ending June 2019	10,693	→
Variance since June 2018	(2.4%)	↓



ACTIVITY



Month	Adjusted Scheduled Activity (UDA)	
	2019	2020
April	1,072	1,990
May	3,461	4,050
June	5,225	5,583
July	8,178	
August	10,706	
September	12,938	
October	15,258	
November	17,677	
December	19,854	
January	22,360	
February	24,894	
March	27,135	
April	27,489	
May	27,471	
June	27,474	

QUALITY

	Quantity	Base Number	Contract	AT	Region	England
% of FP17s for the same patient ID Re-attending within 3 months - Children	54	871	6.2%	10.4%	12.1%	11.4%
% of FP17s for the same patient ID Re-attending within 3 months - Adults	245	2,312	10.6%	13.7%	15.6%	15.4%
% of FP17s for the same patient ID Re-attending between 3 & 9 months - Children	584	871	67.0%	63.0%	61.2%	59.8%
% of FP17s for the same patient ID Re-attending between 3 & 9 months - Adults	1,261	2,312	54.5%	56.7%	54.5%	52.1%
% of FP17s for Band 1 Urgent Courses	201	2,879	7.0%	7.3%	9.1%	9.2%
% of FP17s Relating to Free Repair or Replacements	22	2,879	0.8%	0.9%	1.0%	0.7%
% of FP17s Relating to Continuations	7	2,879	0.2%	0.9%	1.0%	0.8%
% of Patients satisfied with the dentistry they have received	4	4	N/A	93.5%	94.2%	93.4%
% of Patients satisfied with the time they had to wait for an appointment	4	4	N/A	86.7%	88.4%	87.6%

* This is based on patients treated on this contract for their most recent course of treatment. Figures in italics indicate the base number of FP17s or Patient Questionnaire responses are less than 100. N/A is shown where the base number of responses is less than 10 during the period. % is calculated as Quantity/Base number*100

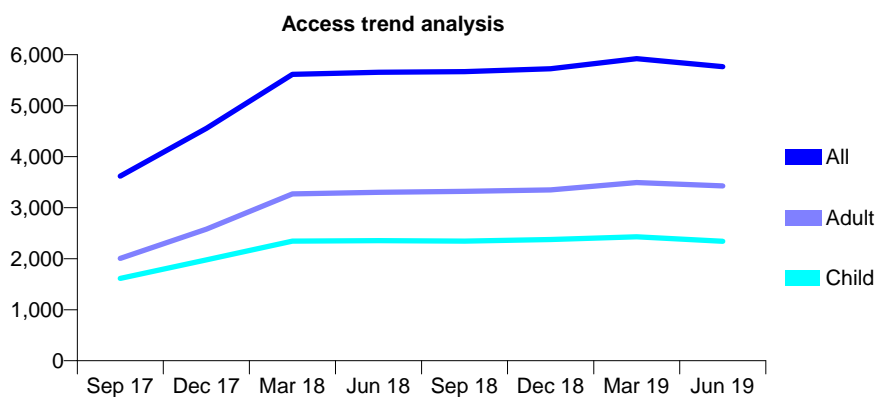
Q52 - Vital Signs At a Glance Contract Report for 194301/0002 - June 2019

Name or company name	Ravat & Ray Dental Care Bradford
Contract type name	GDS Contract
Purpose of contract	General
Contract start date	07/09/2015
Contract end date	

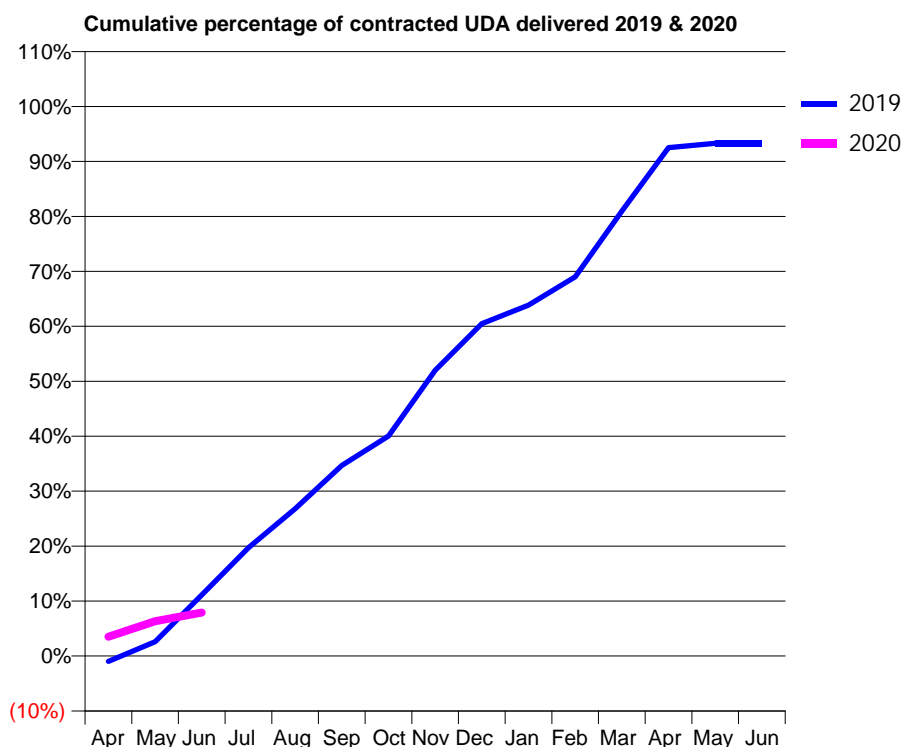
19/20 Contracted general activity (UDA)	19,528
Carry forward general activity (UDA)	0
19/20 Contracted orthodontic activity (UOA)	0
Carry forward orthodontic activity (UOA)	0
Baseline contract value	£569,261.47

ACCESS*

Patients seen in 24 months	Total	Change since previous quarter
Quarter ending June 2018	5,654	
Quarter ending September 2018	5,666	→
Quarter ending December 2018	5,725	→
Quarter ending March 2019	5,923	↑
Quarter ending June 2019	5,765	↓
Variance since June 2018	2.0%	→



ACTIVITY



Month	Adjusted Scheduled Activity (UDA)	
	2019	2020
April	-194	683
May	508	1,241
June	2,174	1,548
July	3,845	
August	5,236	
September	6,771	
October	7,815	
November	10,154	
December	11,811	
January	12,472	
February	13,476	
March	15,809	
April	18,065	
May	18,218	
June	18,218	

QUALITY

	Quantity	Base Number	Contract	AT	Region	England
% of FP17s for the same patient ID Re-attending within 3 months - Children	86	789	10.9%	10.4%	12.1%	11.4%
% of FP17s for the same patient ID Re-attending within 3 months - Adults	135	1,008	13.4%	13.7%	15.6%	15.4%
% of FP17s for the same patient ID Re-attending between 3 & 9 months - Children	497	789	63.0%	63.0%	61.2%	59.8%
% of FP17s for the same patient ID Re-attending between 3 & 9 months - Adults	570	1,008	56.5%	56.7%	54.5%	52.1%
% of FP17s for Band 1 Urgent Courses	112	733	15.3%	7.3%	9.1%	9.2%
% of FP17s Relating to Free Repair or Replacements	0	733	0.0%	0.9%	1.0%	0.7%
% of FP17s Relating to Continuations	1	733	0.1%	0.9%	1.0%	0.8%
% of Patients satisfied with the dentistry they have received	0	0	N/A	93.5%	94.2%	93.4%
% of Patients satisfied with the time they had to wait for an appointment	0	0	N/A	86.7%	88.4%	87.6%

* This is based on patients treated on this contract for their most recent course of treatment. Figures in italics indicate the base number of FP17s or Patient Questionnaire responses are less than 100. N/A is shown where the base number of responses is less than 10 during the period. % is calculated as Quantity/Base number*100

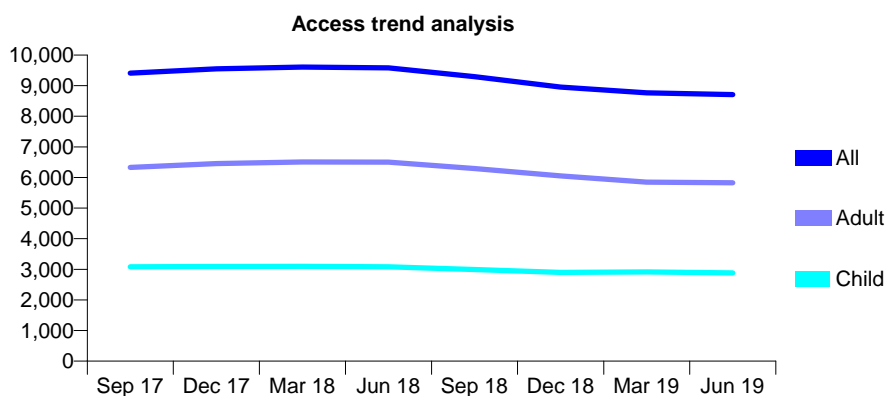
Q52 - Vital Signs At a Glance Contract Report for 195480/0001 - June 2019

Name or company name	Azam & Associates Healthcare Ltd
Contract type name	GDS Contract
Purpose of contract	General
Contract start date	01/05/2010
Contract end date	

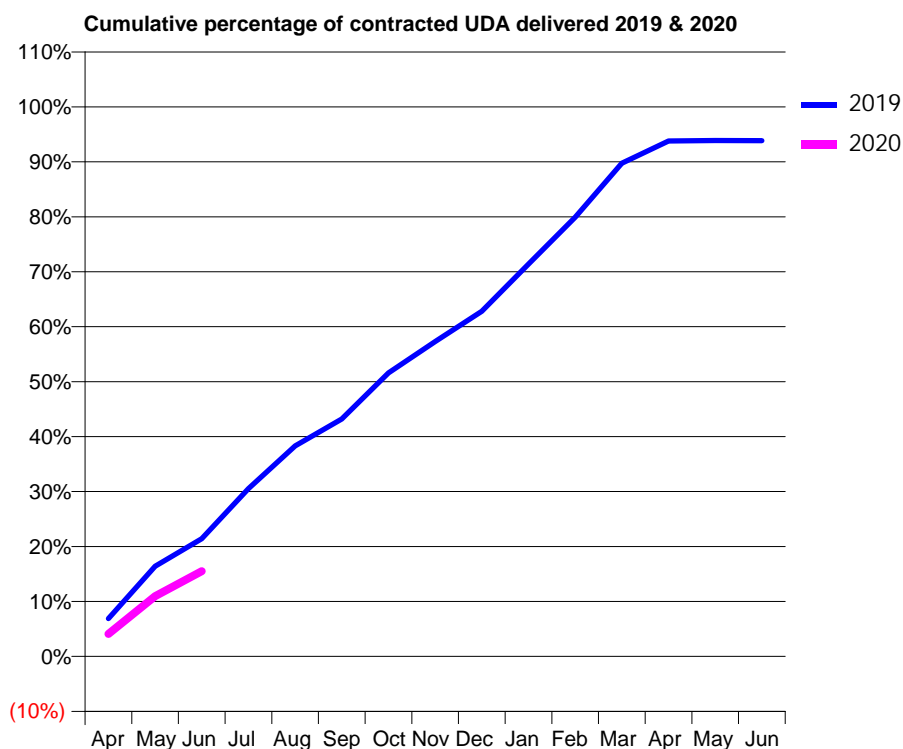
19/20 Contracted general activity (UDA)	29,187
Carry forward general activity (UDA)	0
19/20 Contracted orthodontic activity (UOA)	0
Carry forward orthodontic activity (UOA)	0
Baseline contract value	£848,497.54

ACCESS*

Patients seen in 24 months	Total	Change since previous quarter
Quarter ending June 2018	9,585	
Quarter ending September 2018	9,290	↓
Quarter ending December 2018	8,951	↓
Quarter ending March 2019	8,765	↓
Quarter ending June 2019	8,710	→
Variance since June 2018	(9.1%)	↓



ACTIVITY



Month	2019	2020
April	2,012	1,192
May	4,791	3,208
June	6,254	4,526
July	8,912	
August	11,177	
September	12,609	
October	15,052	
November	16,723	
December	18,331	
January	20,837	
February	23,330	
March	26,197	
April	27,368	
May	27,399	
June	27,394	

QUALITY

	Quantity	Base Number	Contract	AT	Region	England
% of FP17s for the same patient ID Re-attending within 3 months - Children	87	951	9.1%	10.4%	12.1%	11.4%
% of FP17s for the same patient ID Re-attending within 3 months - Adults	318	1,745	18.2%	13.7%	15.6%	15.4%
% of FP17s for the same patient ID Re-attending between 3 & 9 months - Children	475	951	49.9%	63.0%	61.2%	59.8%
% of FP17s for the same patient ID Re-attending between 3 & 9 months - Adults	820	1,745	47.0%	56.7%	54.5%	52.1%
% of FP17s for Band 1 Urgent Courses	375	2,224	16.9%	7.3%	9.1%	9.2%
% of FP17s Relating to Free Repair or Replacements	16	2,224	0.7%	0.9%	1.0%	0.7%
% of FP17s Relating to Continuations	11	2,224	0.5%	0.9%	1.0%	0.8%
% of Patients satisfied with the dentistry they have received	2	2	N/A	93.5%	94.2%	93.4%
% of Patients satisfied with the time they had to wait for an appointment	1	2	N/A	86.7%	88.4%	87.6%

* This is based on patients treated on this contract for their most recent course of treatment. Figures in italics indicate the base number of FP17s or Patient Questionnaire responses are less than 100. N/A is shown where the base number of responses is less than 10 during the period. % is calculated as Quantity/Base number*100

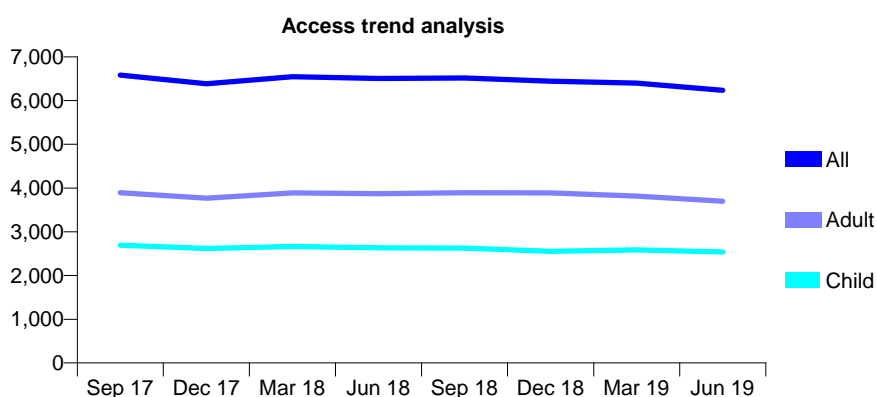
Q52 - Vital Signs At a Glance Contract Report for 195545/0001 - June 2019

Name or company name	Mistry & Powar
Contract type name	GDS Contract
Purpose of contract	General
Contract start date	03/10/2011
Contract end date	

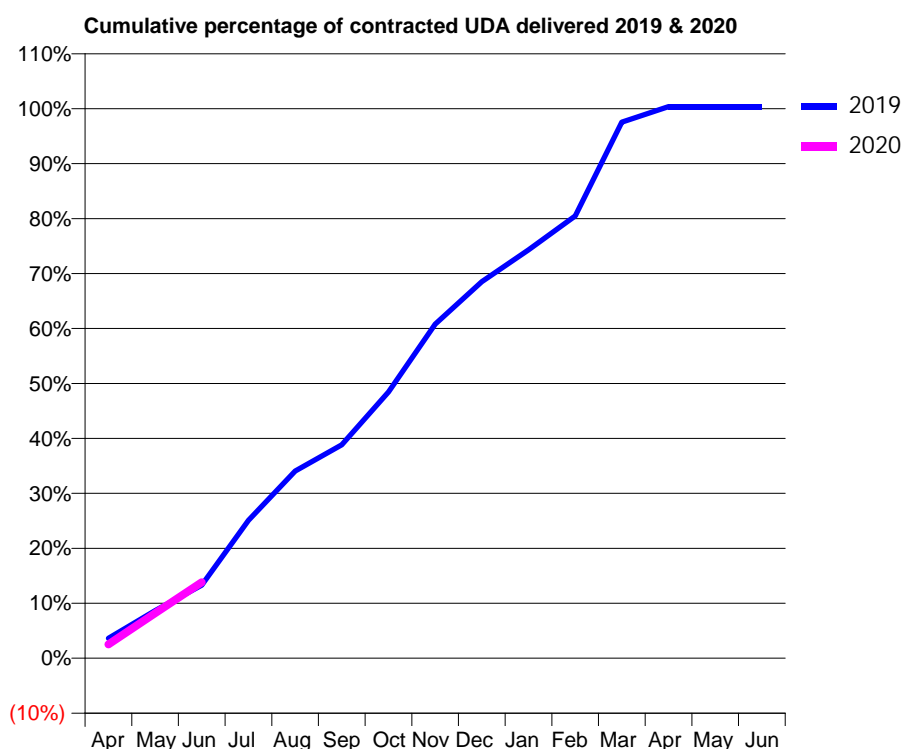
19/20 Contracted general activity (UDA)	16,513
Carry forward general activity (UDA)	0
19/20 Contracted orthodontic activity (UOA)	0
Carry forward orthodontic activity (UOA)	0
Baseline contract value	£564,335.17

ACCESS*

Patients seen in 24 months	Total	Change since previous quarter
Quarter ending June 2018	6,504	
Quarter ending September 2018	6,518	→
Quarter ending December 2018	6,442	↓
Quarter ending March 2019	6,400	→
Quarter ending June 2019	6,235	↓
Variance since June 2018	(4.1%)	↓



ACTIVITY



Month	2019	2020
April	599	418
May	1,431	1,358
June	2,195	2,283
July	4,142	
August	5,624	
September	6,412	
October	8,002	
November	10,039	
December	11,315	
January	12,270	
February	13,291	
March	16,105	
April	16,575	
May	16,576	
June	16,576	

QUALITY

	Quantity	Base Number	Contract	AT	Region	England
% of FP17s for the same patient ID Re-attending within 3 months - Children	29	713	4.1%	10.4%	12.1%	11.4%
% of FP17s for the same patient ID Re-attending within 3 months - Adults	107	828	12.9%	13.7%	15.6%	15.4%
% of FP17s for the same patient ID Re-attending between 3 & 9 months - Children	442	713	62.0%	63.0%	61.2%	59.8%
% of FP17s for the same patient ID Re-attending between 3 & 9 months - Adults	444	828	53.6%	56.7%	54.5%	52.1%
% of FP17s for Band 1 Urgent Courses	58	1,205	4.8%	7.3%	9.1%	9.2%
% of FP17s Relating to Free Repair or Replacements	6	1,205	0.5%	0.9%	1.0%	0.7%
% of FP17s Relating to Continuations	19	1,205	1.6%	0.9%	1.0%	0.8%
% of Patients satisfied with the dentistry they have received	2	2	N/A	93.5%	94.2%	93.4%
% of Patients satisfied with the time they had to wait for an appointment	2	2	N/A	86.7%	88.4%	87.6%

* This is based on patients treated on this contract for their most recent course of treatment.

Figures in italics indicate the base number of FP17s or Patient Questionnaire responses are less than 100. N/A is shown where the base number of responses is less than 10 during the period. % is calculated as Quantity/Base number*100

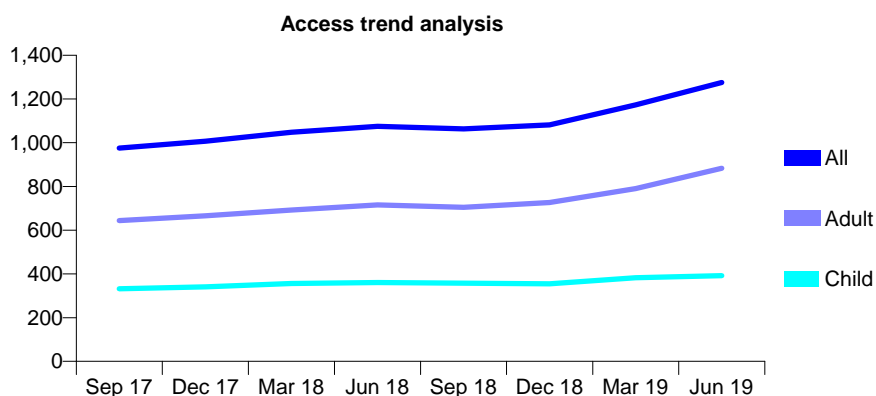
Q52 - Vital Signs At a Glance Contract Report for 195650/0001 - June 2019

Name or company name	MRS FY MARTIN
Contract type name	GDS Contract
Purpose of contract	General
Contract start date	01/04/2015
Contract end date	

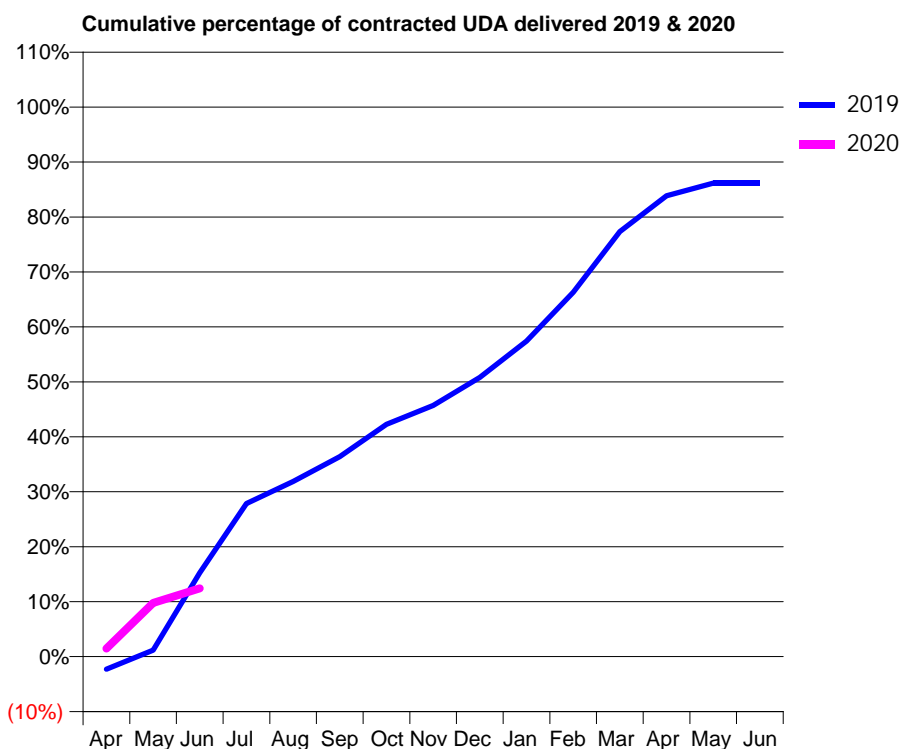
19/20 Contracted general activity (UDA)	3,000
Carry forward general activity (UDA)	0
19/20 Contracted orthodontic activity (UOA)	0
Carry forward orthodontic activity (UOA)	0
Baseline contract value	£77,864.62

ACCESS*

Patients seen in 24 months	Total	Change since previous quarter
Quarter ending June 2018	1,075	
Quarter ending September 2018	1,063	↓
Quarter ending December 2018	1,081	→
Quarter ending March 2019	1,173	↑
Quarter ending June 2019	1,275	↑
Variance since June 2018	18.6%	↑



ACTIVITY



Month	Adjusted Scheduled Activity (UDA)	
	2019	2020
April	-70	44
May	35	293
June	457	372
July	835	
August	956	
September	1,092	
October	1,269	
November	1,371	
December	1,524	
January	1,722	
February	1,989	
March	2,320	
April	2,516	
May	2,585	
June	2,585	

QUALITY

	Quantity	Base Number	Contract	AT	Region	England
% of FP17s for the same patient ID Re-attending within 3 months - Children	26	160	16.3%	10.4%	12.1%	11.4%
% of FP17s for the same patient ID Re-attending within 3 months - Adults	42	264	15.9%	13.7%	15.6%	15.4%
% of FP17s for the same patient ID Re-attending between 3 & 9 months - Children	78	160	48.8%	63.0%	61.2%	59.8%
% of FP17s for the same patient ID Re-attending between 3 & 9 months - Adults	99	264	37.5%	56.7%	54.5%	52.1%
% of FP17s for Band 1 Urgent Courses	12	198	6.1%	7.3%	9.1%	9.2%
% of FP17s Relating to Free Repair or Replacements	1	198	0.5%	0.9%	1.0%	0.7%
% of FP17s Relating to Continuations	2	198	1.0%	0.9%	1.0%	0.8%
% of Patients satisfied with the dentistry they have received	1	1	N/A	93.5%	94.2%	93.4%
% of Patients satisfied with the time they had to wait for an appointment	1	1	N/A	86.7%	88.4%	87.6%

* This is based on patients treated on this contract for their most recent course of treatment. Figures in italics indicate the base number of FP17s or Patient Questionnaire responses are less than 100. N/A is shown where the base number of responses is less than 10 during the period. % is calculated as Quantity/Base number*100

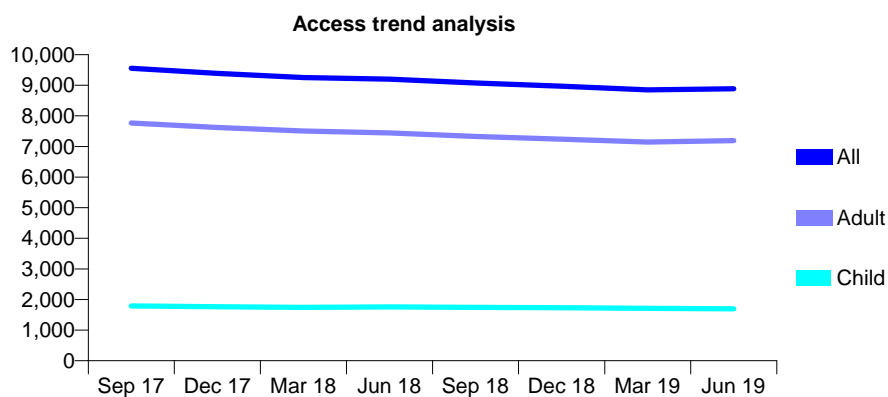
Q52 - Vital Signs At a Glance Contract Report for 197262/0001 - June 2019

Name or company name	Hirst & O'Donnell Limited
Contract type name	GDS Contract
Purpose of contract	General
Contract start date	01/05/2009
Contract end date	

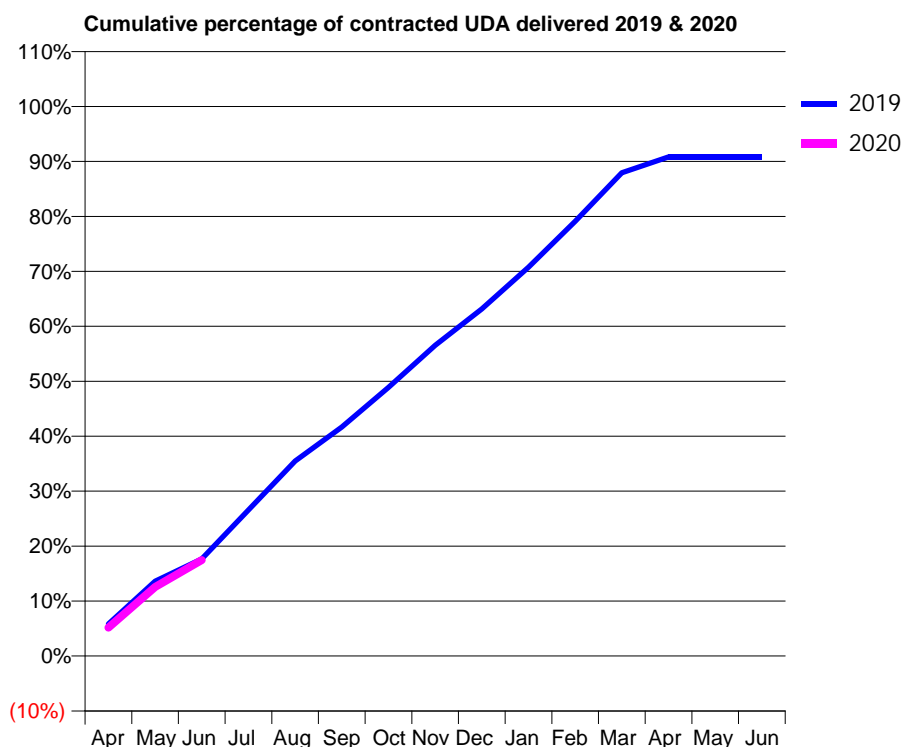
19/20 Contracted general activity (UDA)	27,000
Carry forward general activity (UDA)	0
19/20 Contracted orthodontic activity (UOA)	0
Carry forward orthodontic activity (UOA)	0
Baseline contract value	£842,724.53

ACCESS*

Patients seen in 24 months	Total	Change since previous quarter
Quarter ending June 2018	9,201	
Quarter ending September 2018	9,072	↓
Quarter ending December 2018	8,971	↓
Quarter ending March 2019	8,853	↓
Quarter ending June 2019	8,888	→
Variance since June 2018	(3.4%)	↓



ACTIVITY



Month	Adjusted Scheduled Activity (UDA)	
	2019	2020
April	1,573	1,396
May	3,682	3,391
June	4,765	4,712
July	7,180	
August	9,580	
September	11,248	
October	13,197	
November	15,263	
December	17,053	
January	19,103	
February	21,356	
March	23,740	
April	24,519	
May	24,519	
June	24,520	

QUALITY

	Quantity	Base Number	Contract	AT	Region	England
% of FP17s for the same patient ID Re-attending within 3 months - Children	31	615	5.0%	10.4%	12.1%	11.4%
% of FP17s for the same patient ID Re-attending within 3 months - Adults	213	2,073	10.3%	13.7%	15.6%	15.4%
% of FP17s for the same patient ID Re-attending between 3 & 9 months - Children	435	615	70.7%	63.0%	61.2%	59.8%
% of FP17s for the same patient ID Re-attending between 3 & 9 months - Adults	1,083	2,073	52.2%	56.7%	54.5%	52.1%
% of FP17s for Band 1 Urgent Courses	234	2,355	9.9%	7.3%	9.1%	9.2%
% of FP17s Relating to Free Repair or Replacements	10	2,355	0.4%	0.9%	1.0%	0.7%
% of FP17s Relating to Continuations	23	2,355	1.0%	0.9%	1.0%	0.8%
% of Patients satisfied with the dentistry they have received	6	6	N/A	93.5%	94.2%	93.4%
% of Patients satisfied with the time they had to wait for an appointment	3	6	N/A	86.7%	88.4%	87.6%

* This is based on patients treated on this contract for their most recent course of treatment. Figures in italics indicate the base number of FP17s or Patient Questionnaire responses are less than 100. N/A is shown where the base number of responses is less than 10 during the period. % is calculated as Quantity/Base number*100

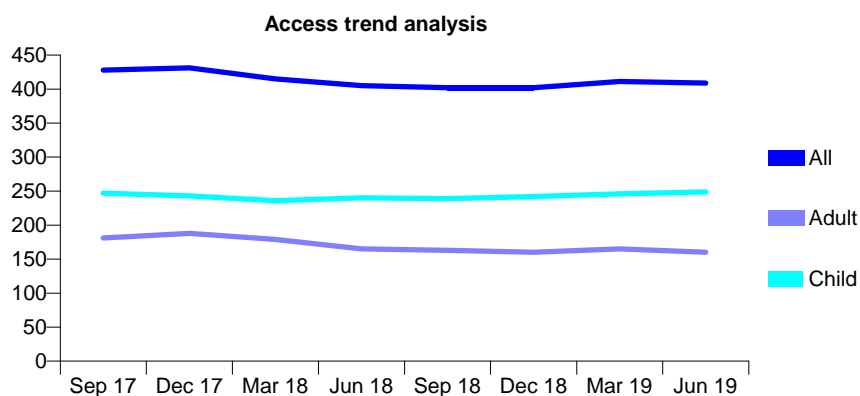
Q52 - Vital Signs At a Glance Contract Report for 197564/0001 - June 2019

Name or company name	Baildon Dental Service Limited
Contract type name	GDS Contract
Purpose of contract	General
Contract start date	02/07/2007
Contract end date	

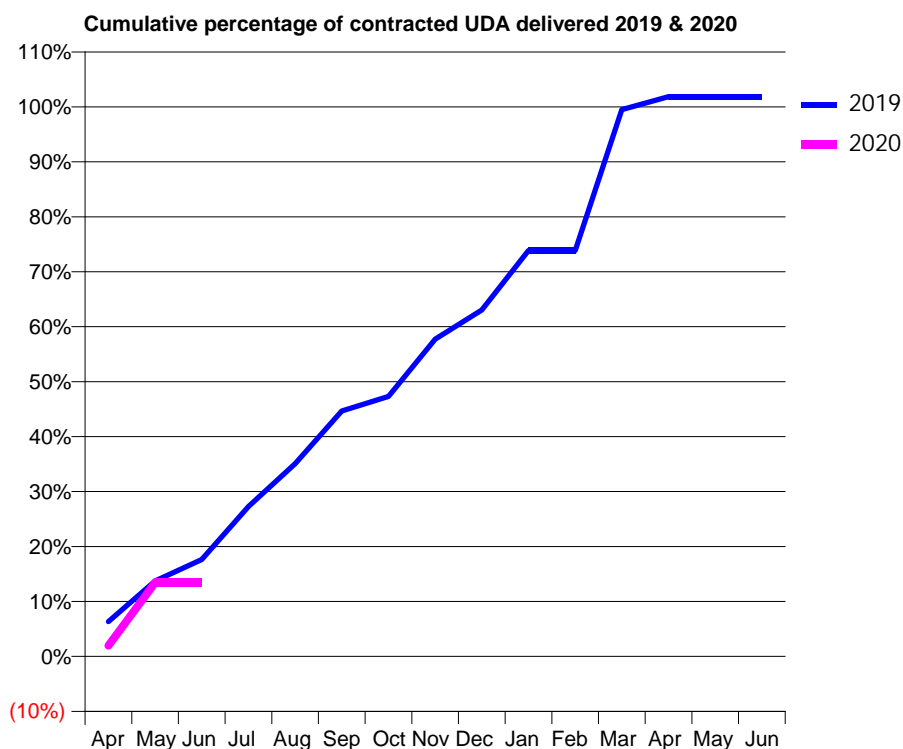
19/20 Contracted general activity (UDA)	719
Carry forward general activity (UDA)	0
19/20 Contracted orthodontic activity (UOA)	0
Carry forward orthodontic activity (UOA)	0
Baseline contract value	£21,382.06

ACCESS*

Patients seen in 24 months	Total	Change since previous quarter
Quarter ending June 2018	405	
Quarter ending September 2018	402	→
Quarter ending December 2018	402	→
Quarter ending March 2019	411	↑
Quarter ending June 2019	409	→
Variance since June 2018	1.0%	→



ACTIVITY



Month	Adjusted Scheduled Activity (UDA)	
	2019	2020
April	46	14
May	99	97
June	127	97
July	196	
August	252	
September	321	
October	340	
November	415	
December	453	
January	531	
February	531	
March	715	
April	732	
May	732	
June	732	

QUALITY

	Quantity	Base Number	Contract	AT	Region	England
% of FP17s for the same patient ID Re-attending within 3 months - Children	5	65	7.7%	10.4%	12.1%	11.4%
% of FP17s for the same patient ID Re-attending within 3 months - Adults	1	27	3.7%	13.7%	15.6%	15.4%
% of FP17s for the same patient ID Re-attending between 3 & 9 months - Children	43	65	66.2%	63.0%	61.2%	59.8%
% of FP17s for the same patient ID Re-attending between 3 & 9 months - Adults	16	27	59.3%	56.7%	54.5%	52.1%
% of FP17s for Band 1 Urgent Courses	3	79	3.8%	7.3%	9.1%	9.2%
% of FP17s Relating to Free Repair or Replacements	0	79	0.0%	0.9%	1.0%	0.7%
% of FP17s Relating to Continuations	0	79	0.0%	0.9%	1.0%	0.8%
% of Patients satisfied with the dentistry they have received	1	1	N/A	93.5%	94.2%	93.4%
% of Patients satisfied with the time they had to wait for an appointment	1	1	N/A	86.7%	88.4%	87.6%

* This is based on patients treated on this contract for their most recent course of treatment. Figures in italics indicate the base number of FP17s or Patient Questionnaire responses are less than 100. N/A is shown where the base number of responses is less than 10 during the period. % is calculated as Quantity/Base number*100

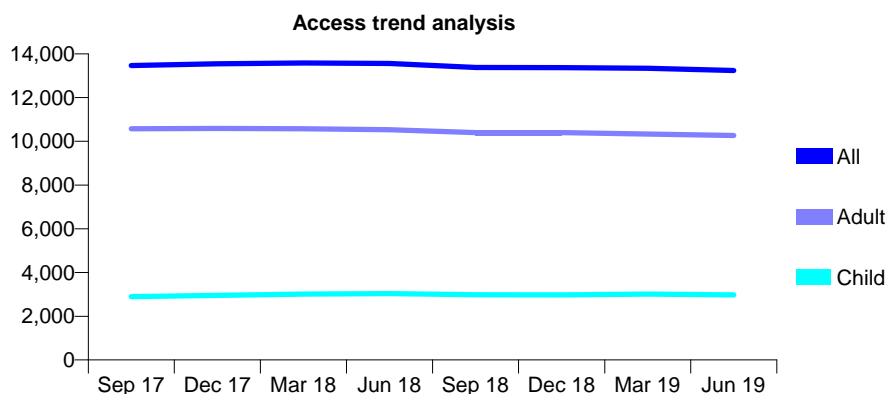
Q52 - Vital Signs At a Glance Contract Report for 197890/0001 - June 2019

Name or company name	Armstrong & Haire Ltd
Contract type name	GDS Contract
Purpose of contract	General
Contract start date	01/11/2010
Contract end date	

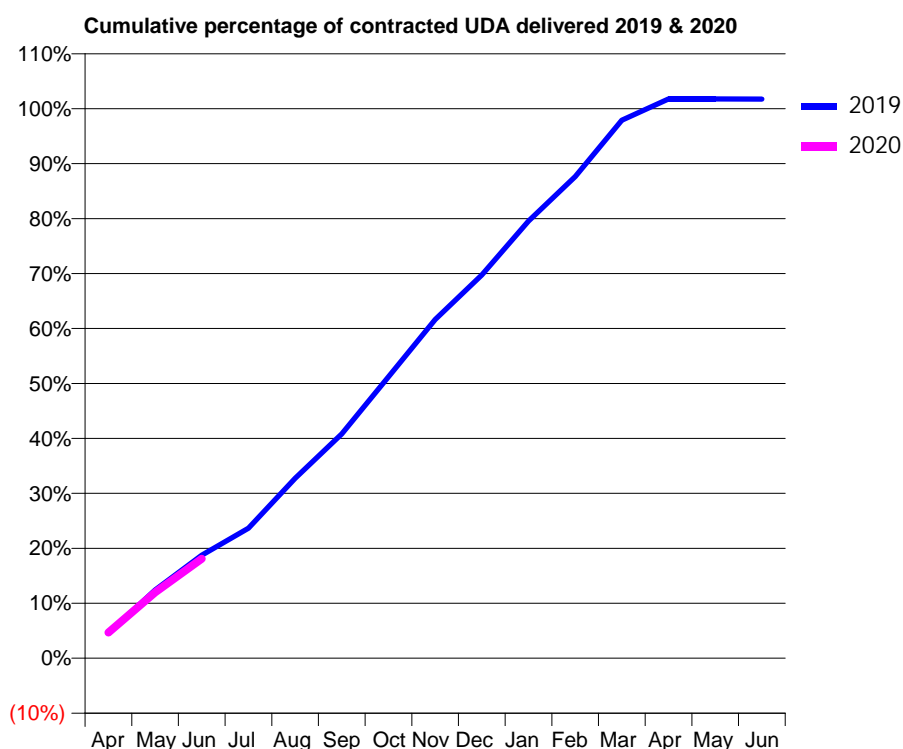
19/20 Contracted general activity (UDA)	37,582
Carry forward general activity (UDA)	0
19/20 Contracted orthodontic activity (UOA)	0
Carry forward orthodontic activity (UOA)	0
Baseline contract value	£1,147,785.29

ACCESS*

Patients seen in 24 months	Total	Change since previous quarter
Quarter ending June 2018	13,566	
Quarter ending September 2018	13,377	↓
Quarter ending December 2018	13,367	→
Quarter ending March 2019	13,337	→
Quarter ending June 2019	13,239	→
Variance since June 2018	(2.4%)	↓



ACTIVITY



Month	2019	2020
April	1,712	1,757
May	4,676	4,499
June	7,041	6,800
July	8,894	
August	12,305	
September	15,344	
October	19,248	
November	23,167	
December	26,203	
January	29,889	
February	32,936	
March	36,792	
April	38,244	
May	38,243	
June	38,238	

QUALITY

	Quantity	Base Number	Contract	AT	Region	England
% of FP17s for the same patient ID Re-attending within 3 months - Children	68	1,166	5.8%	10.4%	12.1%	11.4%
% of FP17s for the same patient ID Re-attending within 3 months - Adults	442	3,791	11.7%	13.7%	15.6%	15.4%
% of FP17s for the same patient ID Re-attending between 3 & 9 months - Children	833	1,166	71.4%	63.0%	61.2%	59.8%
% of FP17s for the same patient ID Re-attending between 3 & 9 months - Adults	2,556	3,791	67.4%	56.7%	54.5%	52.1%
% of FP17s for Band 1 Urgent Courses	172	4,226	4.1%	7.3%	9.1%	9.2%
% of FP17s Relating to Free Repair or Replacements	58	4,226	1.4%	0.9%	1.0%	0.7%
% of FP17s Relating to Continuations	46	4,226	1.1%	0.9%	1.0%	0.8%
% of Patients satisfied with the dentistry they have received	7	7	N/A	93.5%	94.2%	93.4%
% of Patients satisfied with the time they had to wait for an appointment	6	7	N/A	86.7%	88.4%	87.6%

* This is based on patients treated on this contract for their most recent course of treatment.

Figures in italics indicate the base number of FP17s or Patient Questionnaire responses are less than 100. N/A is shown where the base number of responses is less than 10 during the period. % is calculated as Quantity/Base number*100

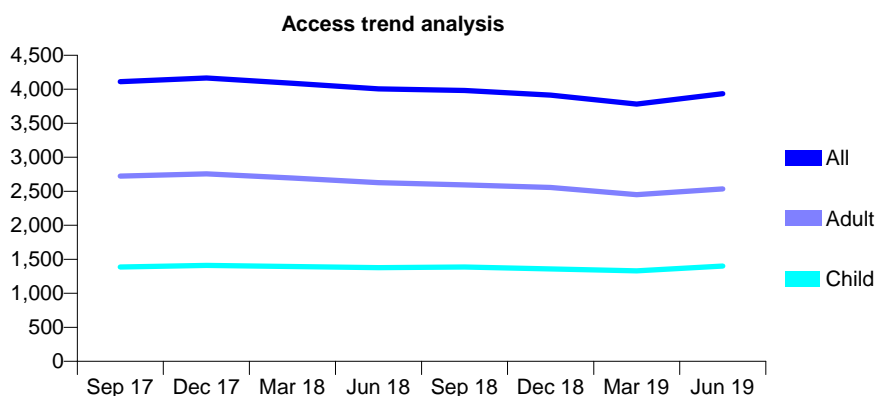
Q52 - Vital Signs At a Glance Contract Report for 198625/0001 - June 2019

Name or company name	J H Sager Ltd
Contract type name	GDS Contract
Purpose of contract	General
Contract start date	01/04/2009
Contract end date	

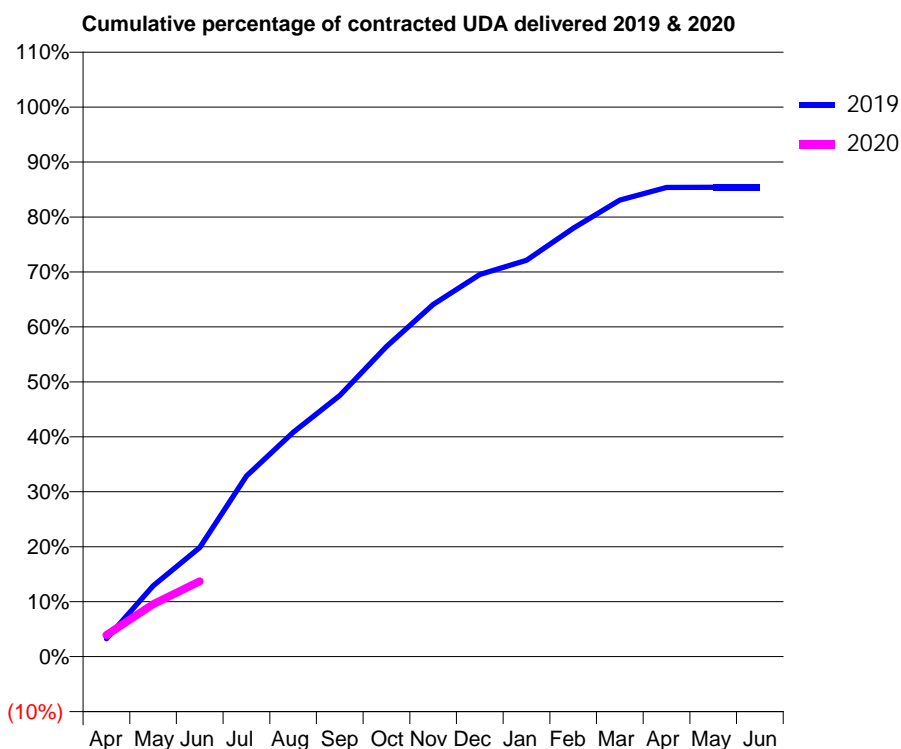
19/20 Contracted general activity (UDA)	14,400
Carry forward general activity (UDA)	0
19/20 Contracted orthodontic activity (UOA)	0
Carry forward orthodontic activity (UOA)	0
Baseline contract value	£403,057.49

ACCESS*

Patients seen in 24 months	Total	Change since previous quarter
Quarter ending June 2018	4,004	
Quarter ending September 2018	3,982	→
Quarter ending December 2018	3,914	↓
Quarter ending March 2019	3,781	↓
Quarter ending June 2019	3,936	↑
Variance since June 2018	(1.7%)	↓



ACTIVITY



Month	Adjusted Scheduled Activity (UDA)	
	2019	2020
April	470	563
May	1,858	1,375
June	2,855	1,972
July	4,733	
August	5,878	
September	6,844	
October	8,126	
November	9,226	
December	10,013	
January	10,389	
February	11,221	
March	11,962	
April	12,295	
May	12,298	
June	12,300	

QUALITY

	Quantity	Base Number	Contract	AT	Region	England
% of FP17s for the same patient ID Re-attending within 3 months - Children	16	280	5.7%	10.4%	12.1%	11.4%
% of FP17s for the same patient ID Re-attending within 3 months - Adults	51	542	9.4%	13.7%	15.6%	15.4%
% of FP17s for the same patient ID Re-attending between 3 & 9 months - Children	63	280	22.5%	63.0%	61.2%	59.8%
% of FP17s for the same patient ID Re-attending between 3 & 9 months - Adults	168	542	31.0%	56.7%	54.5%	52.1%
% of FP17s for Band 1 Urgent Courses	0	701	0.0%	7.3%	9.1%	9.2%
% of FP17s Relating to Free Repair or Replacements	6	701	0.9%	0.9%	1.0%	0.7%
% of FP17s Relating to Continuations	0	701	0.0%	0.9%	1.0%	0.8%
% of Patients satisfied with the dentistry they have received	1	1	N/A	93.5%	94.2%	93.4%
% of Patients satisfied with the time they had to wait for an appointment	1	1	N/A	86.7%	88.4%	87.6%

* This is based on patients treated on this contract for their most recent course of treatment. Figures in italics indicate the base number of FP17s or Patient Questionnaire responses are less than 100. N/A is shown where the base number of responses is less than 10 during the period. % is calculated as Quantity/Base number*100

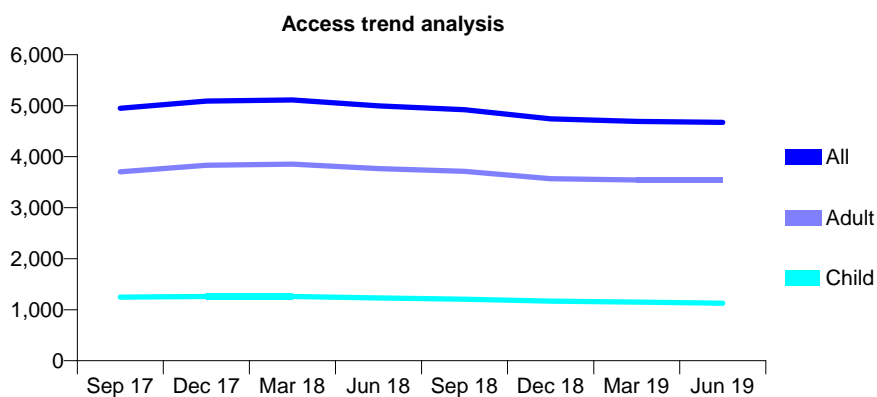
Q52 - Vital Signs At a Glance Contract Report for 202401/0004 - June 2019

Name or company name	MR RS NICHOLSON
Contract type name	GDS Contract
Purpose of contract	General
Contract start date	03/04/2007
Contract end date	

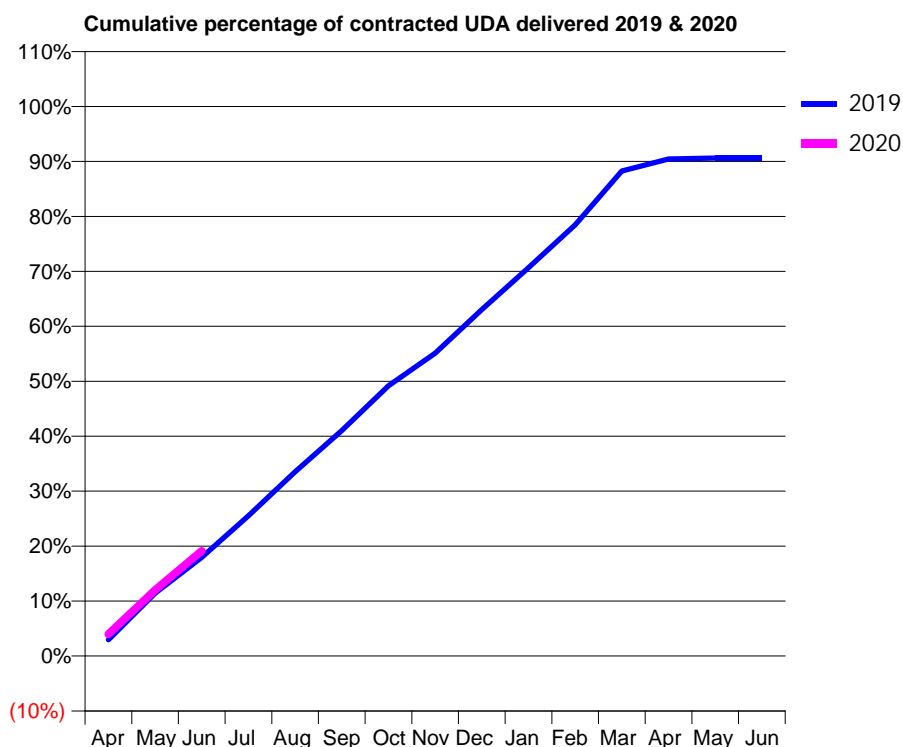
19/20 Contracted general activity (UDA)	12,193
Carry forward general activity (UDA)	0
19/20 Contracted orthodontic activity (UOA)	0
Carry forward orthodontic activity (UOA)	0
Baseline contract value	£336,394.33

ACCESS*

Patients seen in 24 months	Total	Change since previous quarter
Quarter ending June 2018	4,997	
Quarter ending September 2018	4,921	↓
Quarter ending December 2018	4,740	↓
Quarter ending March 2019	4,692	↓
Quarter ending June 2019	4,672	→
Variance since June 2018	(6.5%)	↓



ACTIVITY



Month	Adjusted Scheduled Activity (UDA)	
	2019	2020
April	361	483
May	1,396	1,467
June	2,192	2,333
July	3,113	
August	4,091	
September	5,002	
October	5,996	
November	6,721	
December	7,686	
January	8,615	
February	9,567	
March	10,759	
April	11,026	
May	11,051	
June	11,051	

QUALITY

	Quantity	Base Number	Contract	AT	Region	England
% of FP17s for the same patient ID Re-attending within 3 months - Children	29	321	9.0%	10.4%	12.1%	11.4%
% of FP17s for the same patient ID Re-attending within 3 months - Adults	105	945	11.1%	13.7%	15.6%	15.4%
% of FP17s for the same patient ID Re-attending between 3 & 9 months - Children	177	321	55.1%	63.0%	61.2%	59.8%
% of FP17s for the same patient ID Re-attending between 3 & 9 months - Adults	505	945	53.4%	56.7%	54.5%	52.1%
% of FP17s for Band 1 Urgent Courses	35	1,127	3.1%	7.3%	9.1%	9.2%
% of FP17s Relating to Free Repair or Replacements	9	1,127	0.8%	0.9%	1.0%	0.7%
% of FP17s Relating to Continuations	24	1,127	2.1%	0.9%	1.0%	0.8%
% of Patients satisfied with the dentistry they have received	3	3	N/A	93.5%	94.2%	93.4%
% of Patients satisfied with the time they had to wait for an appointment	3	3	N/A	86.7%	88.4%	87.6%

* This is based on patients treated on this contract for their most recent course of treatment. Figures in italics indicate the base number of FP17s or Patient Questionnaire responses are less than 100. N/A is shown where the base number of responses is less than 10 during the period. % is calculated as Quantity/Base number*100

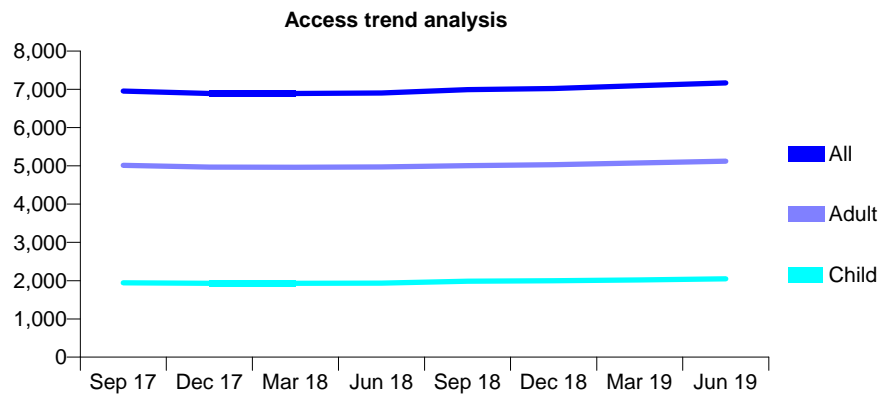
Q52 - Vital Signs At a Glance Contract Report for 204412/0002 - June 2019

Name or company name	Junction Dental Practice
Contract type name	GDS Contract
Purpose of contract	General
Contract start date	16/04/2006
Contract end date	

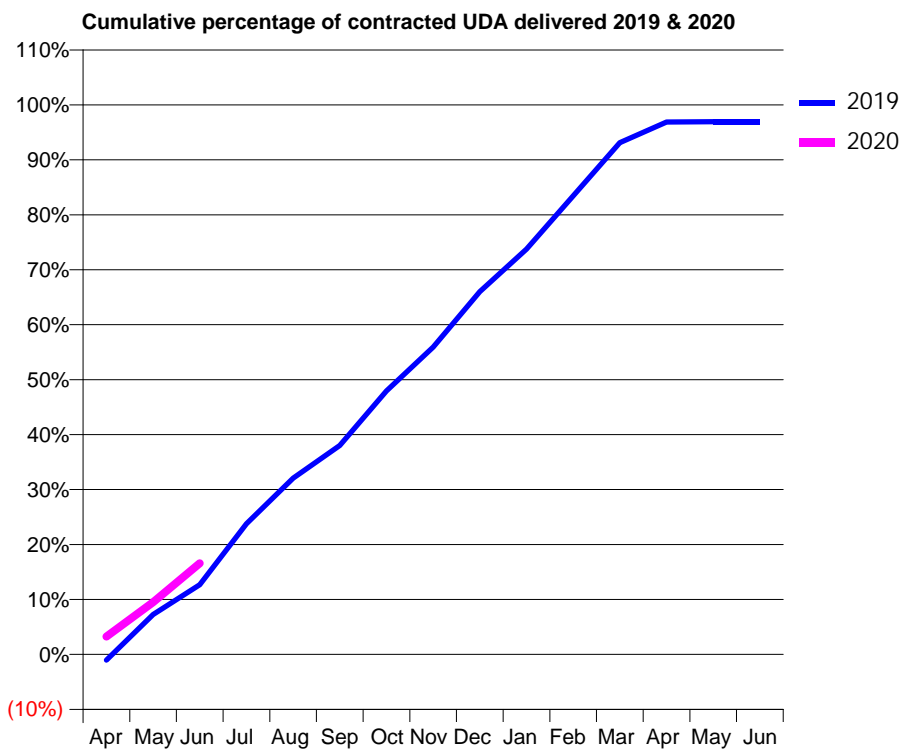
19/20 Contracted general activity (UDA)	24,569
Carry forward general activity (UDA)	0
19/20 Contracted orthodontic activity (UOA)	0
Carry forward orthodontic activity (UOA)	0
Baseline contract value	£683,285.84

ACCESS*

Patients seen in 24 months	Total	Change since previous quarter
Quarter ending June 2018	6,905	
Quarter ending September 2018	6,991	→
Quarter ending December 2018	7,023	→
Quarter ending March 2019	7,094	→
Quarter ending June 2019	7,170	→
Variance since June 2018	3.8%	↑



ACTIVITY



Month	Adjusted Scheduled Activity (UDA)	
	2019	2020
April	-258	800
May	1,784	2,332
June	3,115	4,074
July	5,839	
August	7,877	
September	9,339	
October	11,782	
November	13,740	
December	16,213	
January	18,122	
February	20,498	
March	22,881	
April	23,807	
May	23,818	
June	23,816	

QUALITY

	Quantity	Base Number	Contract	AT	Region	England
% of FP17s for the same patient ID Re-attending within 3 months - Children	61	829	7.4%	10.4%	12.1%	11.4%
% of FP17s for the same patient ID Re-attending within 3 months - Adults	136	1,811	7.5%	13.7%	15.6%	15.4%
% of FP17s for the same patient ID Re-attending between 3 & 9 months - Children	583	829	70.3%	63.0%	61.2%	59.8%
% of FP17s for the same patient ID Re-attending between 3 & 9 months - Adults	1,226	1,811	67.7%	56.7%	54.5%	52.1%
% of FP17s for Band 1 Urgent Courses	105	2,156	4.9%	7.3%	9.1%	9.2%
% of FP17s Relating to Free Repair or Replacements	16	2,156	0.7%	0.9%	1.0%	0.7%
% of FP17s Relating to Continuations	15	2,156	0.7%	0.9%	1.0%	0.8%
% of Patients satisfied with the dentistry they have received	0	0	N/A	93.5%	94.2%	93.4%
% of Patients satisfied with the time they had to wait for an appointment	0	0	N/A	86.7%	88.4%	87.6%

* This is based on patients treated on this contract for their most recent course of treatment. Figures in italics indicate the base number of FP17s or Patient Questionnaire responses are less than 100. N/A is shown where the base number of responses is less than 10 during the period. % is calculated as Quantity/Base number*100

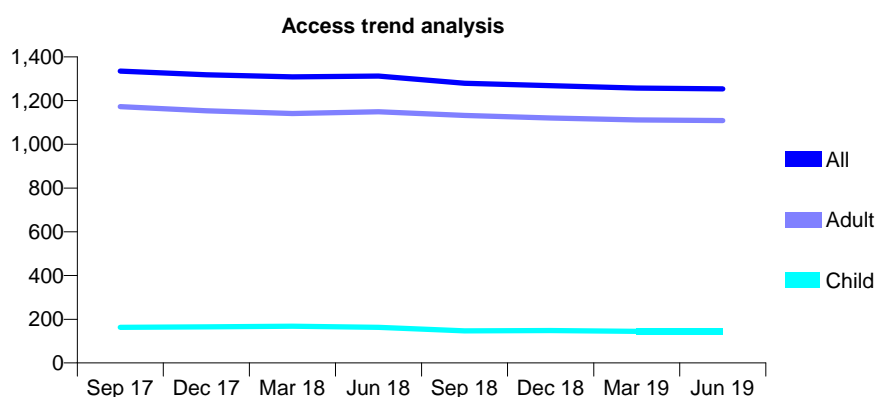
Q52 - Vital Signs At a Glance Contract Report for 208574/0001 - June 2019

Name or company name	MR AR DENBIGH-WHITE
Contract type name	GDS Contract
Purpose of contract	General
Contract start date	01/04/2006
Contract end date	

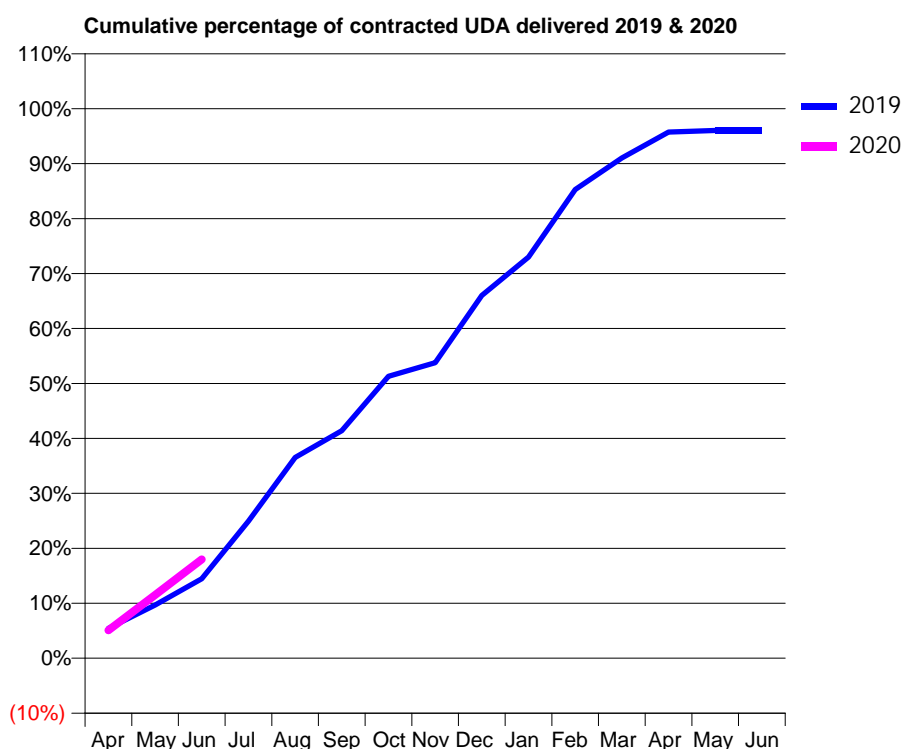
19/20 Contracted general activity (UDA)	4,698
Carry forward general activity (UDA)	0
19/20 Contracted orthodontic activity (UOA)	0
Carry forward orthodontic activity (UOA)	0
Baseline contract value	£127,836.86

ACCESS*

Patients seen in 24 months	Total	Change since previous quarter
Quarter ending June 2018	1,312	
Quarter ending September 2018	1,279	↓
Quarter ending December 2018	1,268	→
Quarter ending March 2019	1,257	→
Quarter ending June 2019	1,254	→
Variance since June 2018	(4.4%)	↓



ACTIVITY



Month	2019	2020
April	255	239
May	455	541
June	679	845
July	1,172	
August	1,716	
September	1,946	
October	2,409	
November	2,525	
December	3,101	
January	3,430	
February	4,006	
March	4,276	
April	4,498	
May	4,512	
June	4,512	

QUALITY

	Quantity	Base Number	Contract	AT	Region	England
% of FP17s for the same patient ID Re-attending within 3 months - Children	6	70	8.6%	10.4%	12.1%	11.4%
% of FP17s for the same patient ID Re-attending within 3 months - Adults	81	366	22.1%	13.7%	15.6%	15.4%
% of FP17s for the same patient ID Re-attending between 3 & 9 months - Children	42	70	60.0%	63.0%	61.2%	59.8%
% of FP17s for the same patient ID Re-attending between 3 & 9 months - Adults	143	366	39.1%	56.7%	54.5%	52.1%
% of FP17s for Band 1 Urgent Courses	44	364	12.1%	7.3%	9.1%	9.2%
% of FP17s Relating to Free Repair or Replacements	26	364	7.1%	0.9%	1.0%	0.7%
% of FP17s Relating to Continuations	7	364	1.9%	0.9%	1.0%	0.8%
% of Patients satisfied with the dentistry they have received	1	1	N/A	93.5%	94.2%	93.4%
% of Patients satisfied with the time they had to wait for an appointment	1	1	N/A	86.7%	88.4%	87.6%

* This is based on patients treated on this contract for their most recent course of treatment.

Figures in italics indicate the base number of FP17s or Patient Questionnaire responses are less than 100. N/A is shown where the base number of responses is less than 10 during the period. % is calculated as Quantity/Base number*100

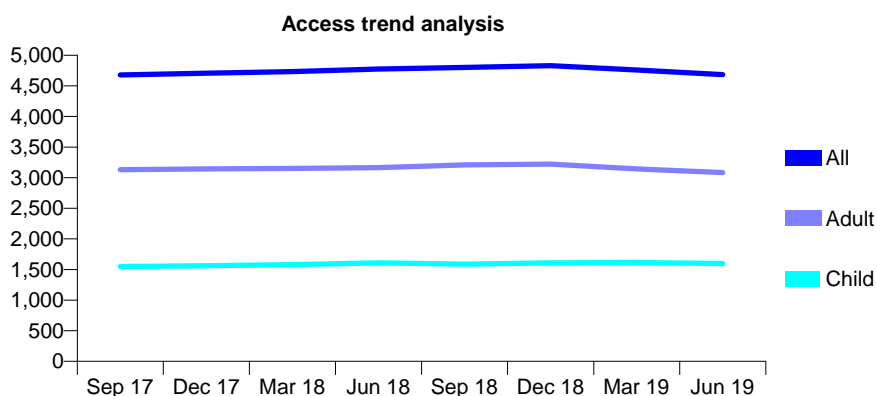
Q52 - Vital Signs At a Glance Contract Report for 215651/0001 - June 2019

Name or company name	MRS AA RAYNER
Contract type name	PDS Contract
Purpose of contract	General
Contract start date	01/04/2006
Contract end date	31/03/2021

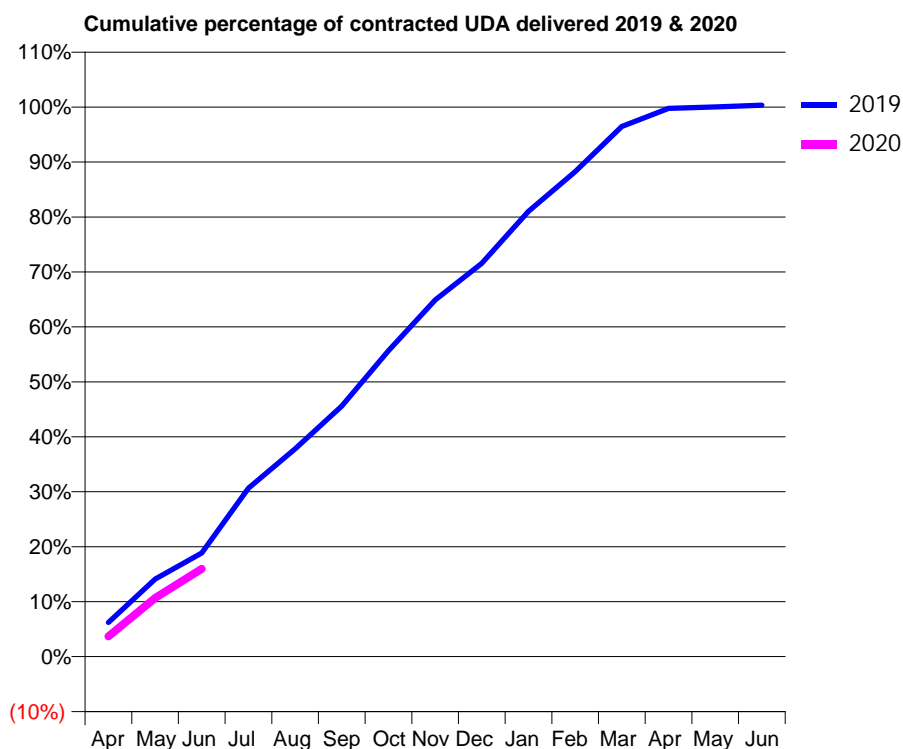
19/20 Contracted general activity (UDA)	9,185
Carry forward general activity (UDA)	0
19/20 Contracted orthodontic activity (UOA)	0
Carry forward orthodontic activity (UOA)	0
Baseline contract value	£209,763.17

ACCESS*

Patients seen in 24 months	Total	Change since previous quarter
Quarter ending June 2018	4,775	
Quarter ending September 2018	4,800	→
Quarter ending December 2018	4,830	→
Quarter ending March 2019	4,759	↓
Quarter ending June 2019	4,683	↓
Variance since June 2018	(1.9%)	↓



ACTIVITY



Month	Adjusted Scheduled Activity (UDA)	
	2019	2020
April	572	337
May	1,296	981
June	1,733	1,468
July	2,815	
August	3,475	
September	4,187	
October	5,113	
November	5,961	
December	6,575	
January	7,444	
February	8,106	
March	8,861	
April	9,162	
May	9,187	
June	9,215	

QUALITY

	Quantity	Base Number	Contract	AT	Region	England
% of FP17s for the same patient ID Re-attending within 3 months - Children	56	540	10.4%	10.4%	12.1%	11.4%
% of FP17s for the same patient ID Re-attending within 3 months - Adults	104	770	13.5%	13.7%	15.6%	15.4%
% of FP17s for the same patient ID Re-attending between 3 & 9 months - Children	301	540	55.7%	63.0%	61.2%	59.8%
% of FP17s for the same patient ID Re-attending between 3 & 9 months - Adults	338	770	43.9%	56.7%	54.5%	52.1%
% of FP17s for Band 1 Urgent Courses	73	853	8.6%	7.3%	9.1%	9.2%
% of FP17s Relating to Free Repair or Replacements	5	853	0.6%	0.9%	1.0%	0.7%
% of FP17s Relating to Continuations	13	853	1.5%	0.9%	1.0%	0.8%
% of Patients satisfied with the dentistry they have received	2	2	N/A	93.5%	94.2%	93.4%
% of Patients satisfied with the time they had to wait for an appointment	1	2	N/A	86.7%	88.4%	87.6%

* This is based on patients treated on this contract for their most recent course of treatment. Figures in italics indicate the base number of FP17s or Patient Questionnaire responses are less than 100. N/A is shown where the base number of responses is less than 10 during the period. % is calculated as Quantity/Base number*100

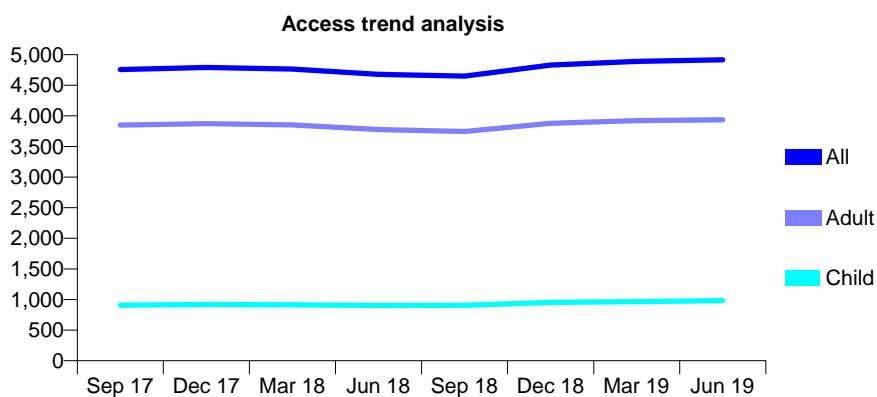
Q52 - Vital Signs At a Glance Contract Report for 215651/0002 - June 2019

Name or company name	MRS AA RAYNER
Contract type name	Pilot Contract
Purpose of contract	General
Contract start date	01/04/2006
Contract end date	31/03/2021

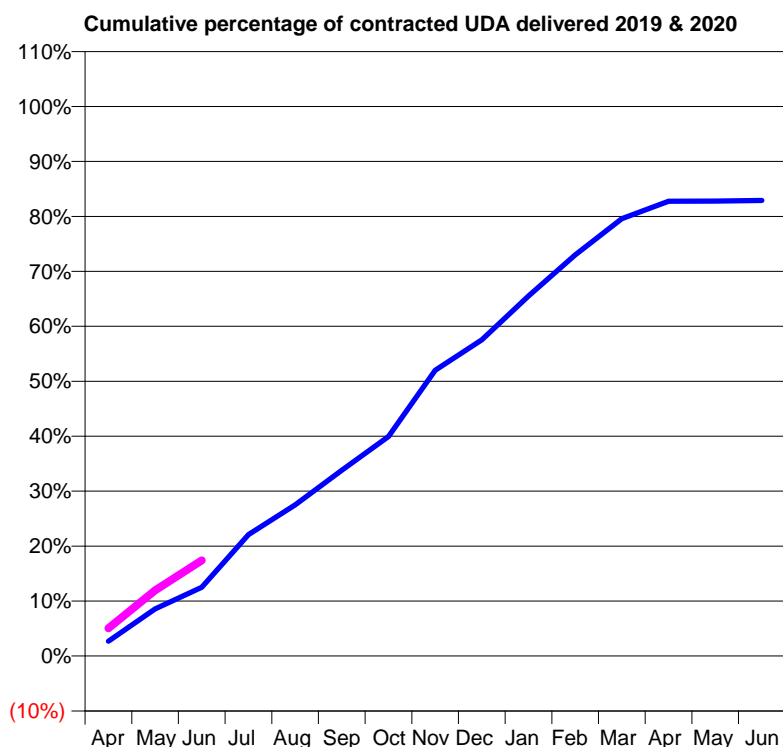
19/20 Contracted general activity (UDA)	11,957
Carry forward general activity (UDA)	0
19/20 Contracted orthodontic activity (UOA)	0
Carry forward orthodontic activity (UOA)	0
Baseline contract value	£364,659.03

ACCESS*

Patients seen in 24 months	Total	Change since previous quarter
Quarter ending June 2018	4,679	
Quarter ending September 2018	4,651	→
Quarter ending December 2018	4,831	↑
Quarter ending March 2019	4,889	→
Quarter ending June 2019	4,916	→
Variance since June 2018	5.1%	↑



ACTIVITY



Month	Adjusted Scheduled Activity (UDA)	
	2019	2020
April	325	604
May	1,025	1,430
June	1,494	2,082
July	2,641	
August	3,290	
September	4,041	
October	4,776	
November	6,216	
December	6,879	
January	7,834	
February	8,731	
March	9,515	
April	9,894	
May	9,897	
June	9,914	

QUALITY

	Quantity	Base Number	Contract	AT	Region	England
% of FP17s for the same patient ID Re-attending within 3 months - Children	15	318	4.7%	10.4%	12.1%	11.4%
% of FP17s for the same patient ID Re-attending within 3 months - Adults	99	964	10.3%	13.7%	15.6%	15.4%
% of FP17s for the same patient ID Re-attending between 3 & 9 months - Children	145	318	45.6%	63.0%	61.2%	59.8%
% of FP17s for the same patient ID Re-attending between 3 & 9 months - Adults	297	964	30.8%	56.7%	54.5%	52.1%
% of FP17s for Band 1 Urgent Courses	73	1,043	7.0%	7.3%	9.1%	9.2%
% of FP17s Relating to Free Repair or Replacements	5	1,043	0.5%	0.9%	1.0%	0.7%
% of FP17s Relating to Continuations	11	1,043	1.1%	0.9%	1.0%	0.8%
% of Patients satisfied with the dentistry they have received	0	0	N/A	93.5%	94.2%	93.4%
% of Patients satisfied with the time they had to wait for an appointment	0	0	N/A	86.7%	88.4%	87.6%

* This is based on patients treated on this contract for their most recent course of treatment. Figures in italics indicate the base number of FP17s or Patient Questionnaire responses are less than 100. N/A is shown where the base number of responses is less than 10 during the period. % is calculated as Quantity/Base number*100

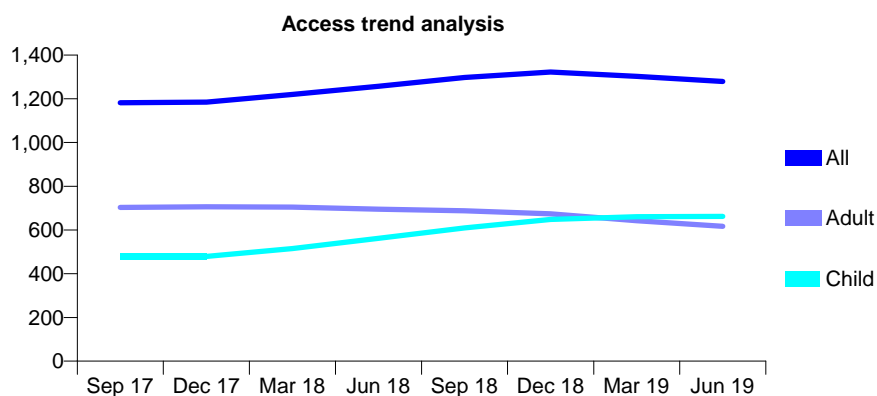
Q52 - Vital Signs At a Glance Contract Report for 222526/0001 - June 2019

Name or company name	MR MR HANSON
Contract type name	GDS Contract
Purpose of contract	General
Contract start date	01/04/2006
Contract end date	

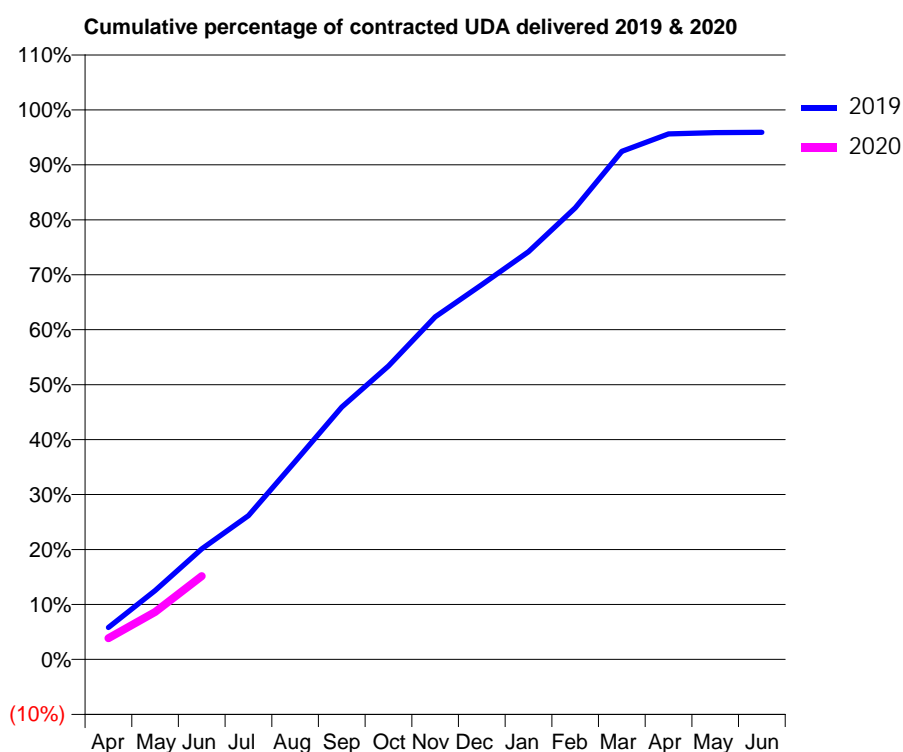
19/20 Contracted general activity (UDA)	4,896
Carry forward general activity (UDA)	0
19/20 Contracted orthodontic activity (UOA)	0
Carry forward orthodontic activity (UOA)	0
Baseline contract value	£140,513.54

ACCESS*

Patients seen in 24 months	Total	Change since previous quarter
Quarter ending June 2018	1,257	
Quarter ending September 2018	1,298	↑
Quarter ending December 2018	1,322	→
Quarter ending March 2019	1,303	↓
Quarter ending June 2019	1,279	↓
Variance since June 2018	1.8%	→



ACTIVITY



Adjusted Scheduled Activity (UDA)		
Month	2019	2020
April	284	189
May	613	422
June	984	742
July	1,282	
August	1,763	
September	2,248	
October	2,614	
November	3,051	
December	3,339	
January	3,632	
February	4,024	
March	4,526	
April	4,682	
May	4,694	
June	4,696	

QUALITY

	Quantity	Base Number	Contract	AT	Region	England
% of FP17s for the same patient ID Re-attending within 3 months - Children	32	313	10.2%	10.4%	12.1%	11.4%
% of FP17s for the same patient ID Re-attending within 3 months - Adults	19	145	13.1%	13.7%	15.6%	15.4%
% of FP17s for the same patient ID Re-attending between 3 & 9 months - Children	233	313	74.4%	63.0%	61.2%	59.8%
% of FP17s for the same patient ID Re-attending between 3 & 9 months - Adults	99	145	68.3%	56.7%	54.5%	52.1%
% of FP17s for Band 1 Urgent Courses	14	386	3.6%	7.3%	9.1%	9.2%
% of FP17s Relating to Free Repair or Replacements	0	386	0.0%	0.9%	1.0%	0.7%
% of FP17s Relating to Continuations	2	386	0.5%	0.9%	1.0%	0.8%
% of Patients satisfied with the dentistry they have received	0	0	N/A	93.5%	94.2%	93.4%
% of Patients satisfied with the time they had to wait for an appointment	0	0	N/A	86.7%	88.4%	87.6%

* This is based on patients treated on this contract for their most recent course of treatment. Figures in italics indicate the base number of FP17s or Patient Questionnaire responses are less than 100. N/A is shown where the base number of responses is less than 10 during the period. % is calculated as Quantity/Base number*100

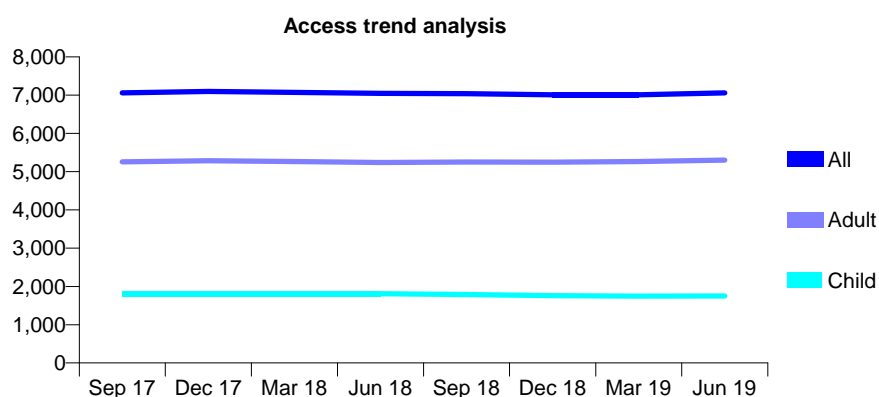
Q52 - Vital Signs At a Glance Contract Report for 224804/0001 - June 2019

Name or company name	Linthwaite Dental Health Centre
Contract type name	GDS Contract
Purpose of contract	General
Contract start date	01/04/2006
Contract end date	

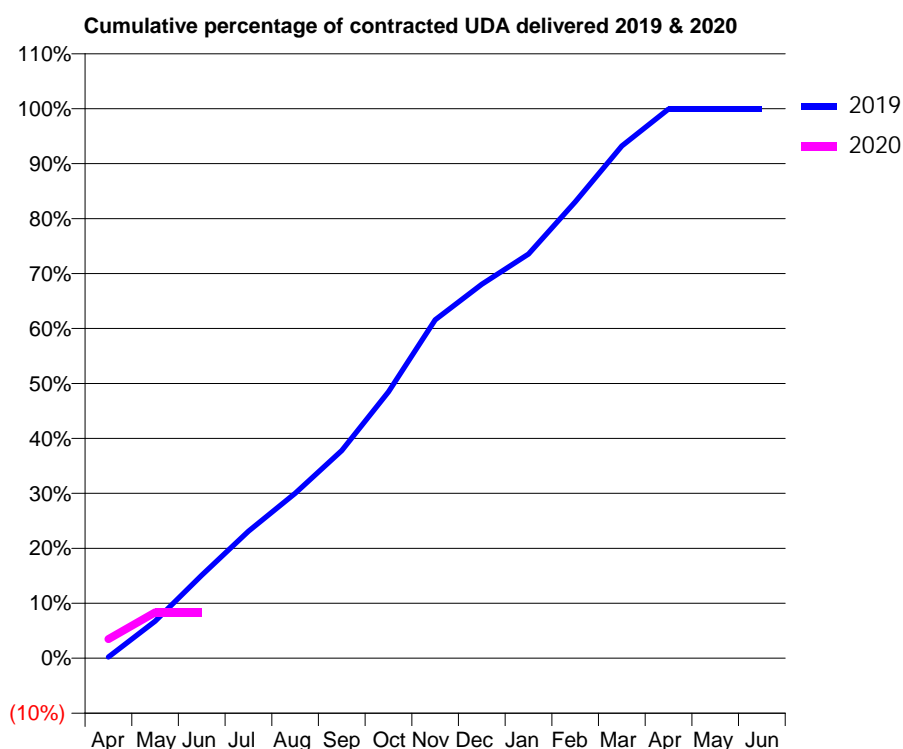
19/20 Contracted general activity (UDA)	19,900
Carry forward general activity (UDA)	0
19/20 Contracted orthodontic activity (UOA)	0
Carry forward orthodontic activity (UOA)	0
Baseline contract value	£608,343.35

ACCESS*

Patients seen in 24 months	Total	Change since previous quarter
Quarter ending June 2018	7,046	
Quarter ending September 2018	7,036	→
Quarter ending December 2018	7,009	→
Quarter ending March 2019	7,009	→
Quarter ending June 2019	7,057	→
Variance since June 2018	0.2%	→



ACTIVITY



Month	2019	2020
April	47	693
May	1,344	1,661
June	3,004	1,661
July	4,600	
August	5,972	
September	7,524	
October	9,646	
November	12,255	
December	13,544	
January	14,637	
February	16,521	
March	18,544	
April	19,884	
May	19,889	
June	19,889	

QUALITY

	Quantity	Base Number	Contract	AT	Region	England
% of FP17s for the same patient ID Re-attending within 3 months - Children	31	451	6.9%	10.4%	12.1%	11.4%
% of FP17s for the same patient ID Re-attending within 3 months - Adults	162	1,243	13.0%	13.7%	15.6%	15.4%
% of FP17s for the same patient ID Re-attending between 3 & 9 months - Children	293	451	65.0%	63.0%	61.2%	59.8%
% of FP17s for the same patient ID Re-attending between 3 & 9 months - Adults	778	1,243	62.6%	56.7%	54.5%	52.1%
% of FP17s for Band 1 Urgent Courses	29	1,036	2.8%	7.3%	9.1%	9.2%
% of FP17s Relating to Free Repair or Replacements	9	1,036	0.9%	0.9%	1.0%	0.7%
% of FP17s Relating to Continuations	8	1,036	0.8%	0.9%	1.0%	0.8%
% of Patients satisfied with the dentistry they have received	2	3	N/A	93.5%	94.2%	93.4%
% of Patients satisfied with the time they had to wait for an appointment	3	3	N/A	86.7%	88.4%	87.6%

* This is based on patients treated on this contract for their most recent course of treatment.

Figures in italics indicate the base number of FP17s or Patient Questionnaire responses are less than 100. N/A is shown where the base number of responses is less than 10 during the period. % is calculated as Quantity/Base number*100

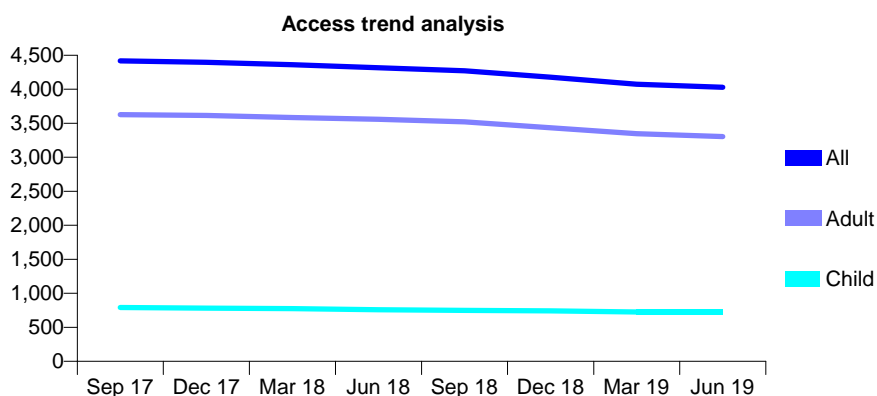
Q52 - Vital Signs At a Glance Contract Report for 224839/0001 - June 2019

Name or company name	Mr JD Alker & Mr JF Slater
Contract type name	GDS Contract
Purpose of contract	General
Contract start date	01/04/2006
Contract end date	

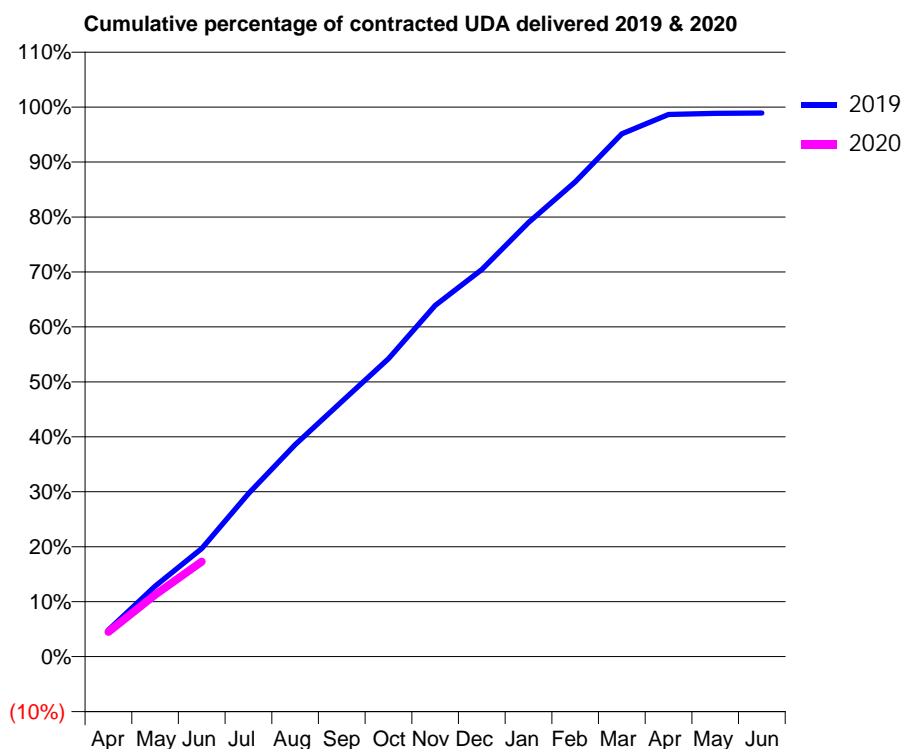
19/20 Contracted general activity (UDA)	14,253
Carry forward general activity (UDA)	0
19/20 Contracted orthodontic activity (UOA)	0
Carry forward orthodontic activity (UOA)	0
Baseline contract value	£433,083.63

ACCESS*

Patients seen in 24 months	Total	Change since previous quarter
Quarter ending June 2018	4,317	
Quarter ending September 2018	4,271	↓
Quarter ending December 2018	4,177	↓
Quarter ending March 2019	4,073	↓
Quarter ending June 2019	4,030	↓
Variance since June 2018	(6.6%)	↓



ACTIVITY



Month	Adjusted Scheduled Activity (UDA)	
	2019	2020
April	695	640
May	1,829	1,605
June	2,803	2,466
July	4,228	
August	5,497	
September	6,614	
October	7,728	
November	9,110	
December	10,038	
January	11,260	
February	12,314	
March	13,559	
April	14,063	
May	14,088	
June	14,097	

QUALITY

	Quantity	Base Number	Contract	AT	Region	England
% of FP17s for the same patient ID Re-attending within 3 months - Children	21	272	7.7%	10.4%	12.1%	11.4%
% of FP17s for the same patient ID Re-attending within 3 months - Adults	188	1,363	13.8%	13.7%	15.6%	15.4%
% of FP17s for the same patient ID Re-attending between 3 & 9 months - Children	178	272	65.4%	63.0%	61.2%	59.8%
% of FP17s for the same patient ID Re-attending between 3 & 9 months - Adults	986	1,363	72.3%	56.7%	54.5%	52.1%
% of FP17s for Band 1 Urgent Courses	55	1,408	3.9%	7.3%	9.1%	9.2%
% of FP17s Relating to Free Repair or Replacements	39	1,408	2.8%	0.9%	1.0%	0.7%
% of FP17s Relating to Continuations	21	1,408	1.5%	0.9%	1.0%	0.8%
% of Patients satisfied with the dentistry they have received	1	1	N/A	93.5%	94.2%	93.4%
% of Patients satisfied with the time they had to wait for an appointment	1	1	N/A	86.7%	88.4%	87.6%

* This is based on patients treated on this contract for their most recent course of treatment. Figures in italics indicate the base number of FP17s or Patient Questionnaire responses are less than 100. N/A is shown where the base number of responses is less than 10 during the period. % is calculated as Quantity/Base number*100

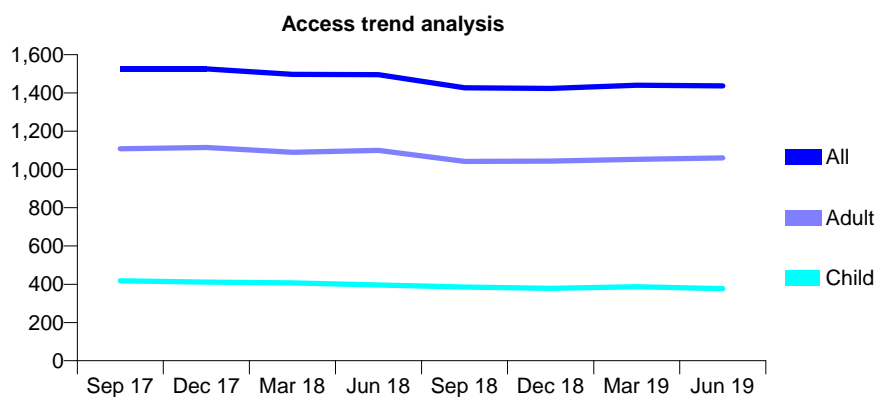
Q52 - Vital Signs At a Glance Contract Report for 228672/0001 - June 2019

Name or company name	MRS GI AUSTIN
Contract type name	GDS Contract
Purpose of contract	General
Contract start date	01/04/2006
Contract end date	

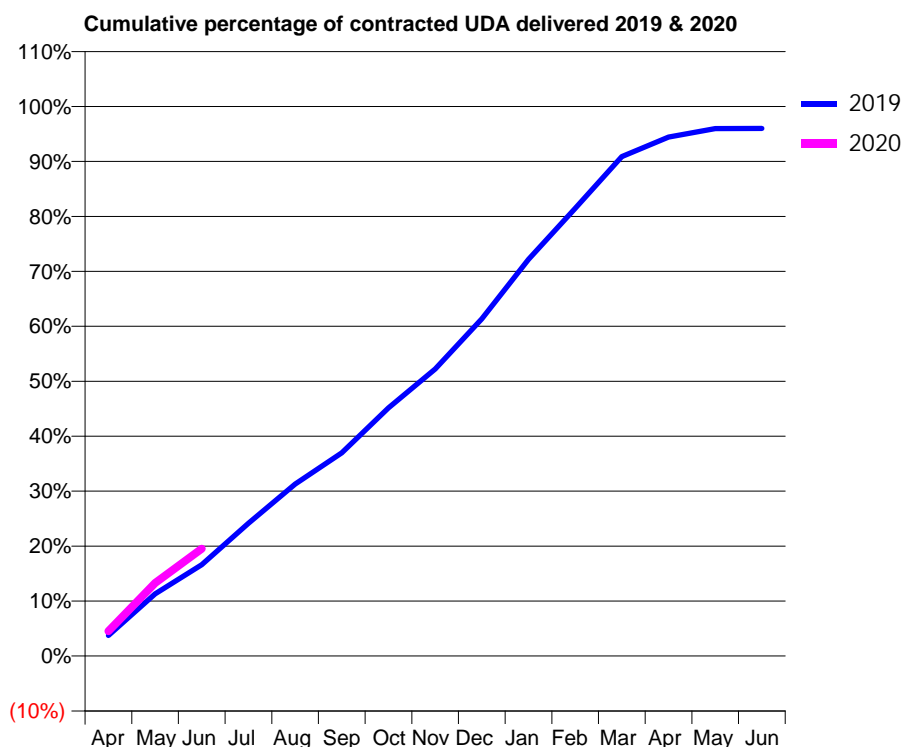
19/20 Contracted general activity (UDA)	5,297
Carry forward general activity (UDA)	0
19/20 Contracted orthodontic activity (UOA)	0
Carry forward orthodontic activity (UOA)	0
Baseline contract value	£152,941.07

ACCESS*

Patients seen in 24 months	Total	Change since previous quarter
Quarter ending June 2018	1,496	
Quarter ending September 2018	1,427	↓
Quarter ending December 2018	1,423	→
Quarter ending March 2019	1,440	→
Quarter ending June 2019	1,437	→
Variance since June 2018	(3.9%)	↓



ACTIVITY



Month	Adjusted Scheduled Activity (UDA)	
	2019	2020
April	199	240
May	600	704
June	880	1,034
July	1,280	
August	1,657	
September	1,958	
October	2,391	
November	2,767	
December	3,250	
January	3,824	
February	4,315	
March	4,813	
April	5,002	
May	5,083	
June	5,084	

QUALITY

	Quantity	Base Number	Contract	AT	Region	England
% of FP17s for the same patient ID Re-attending within 3 months - Children	7	150	4.7%	10.4%	12.1%	11.4%
% of FP17s for the same patient ID Re-attending within 3 months - Adults	81	352	23.0%	13.7%	15.6%	15.4%
% of FP17s for the same patient ID Re-attending between 3 & 9 months - Children	122	150	81.3%	63.0%	61.2%	59.8%
% of FP17s for the same patient ID Re-attending between 3 & 9 months - Adults	170	352	48.3%	56.7%	54.5%	52.1%
% of FP17s for Band 1 Urgent Courses	3	439	0.7%	7.3%	9.1%	9.2%
% of FP17s Relating to Free Repair or Replacements	50	439	11.4%	0.9%	1.0%	0.7%
% of FP17s Relating to Continuations	19	439	4.3%	0.9%	1.0%	0.8%
% of Patients satisfied with the dentistry they have received	1	1	N/A	93.5%	94.2%	93.4%
% of Patients satisfied with the time they had to wait for an appointment	1	1	N/A	86.7%	88.4%	87.6%

* This is based on patients treated on this contract for their most recent course of treatment. Figures in italics indicate the base number of FP17s or Patient Questionnaire responses are less than 100. N/A is shown where the base number of responses is less than 10 during the period. % is calculated as Quantity/Base number*100

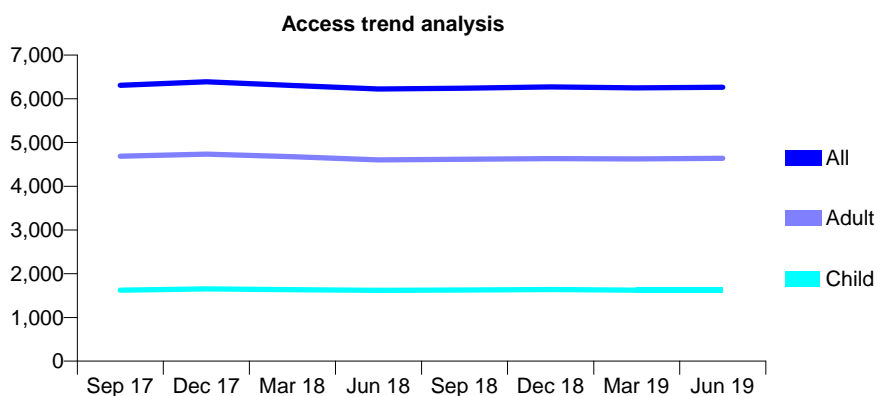
Q52 - Vital Signs At a Glance Contract Report for 230200/0001 - June 2019

Name or company name	MR SJ GARDNER
Contract type name	GDS Contract
Purpose of contract	General
Contract start date	01/04/2006
Contract end date	

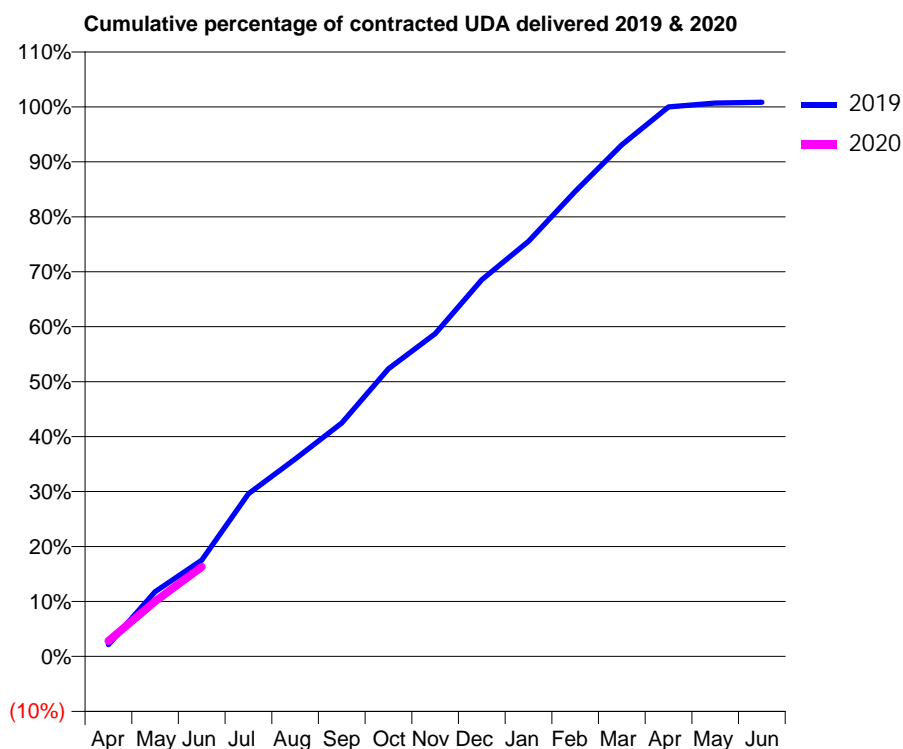
19/20 Contracted general activity (UDA)	17,700
Carry forward general activity (UDA)	0
19/20 Contracted orthodontic activity (UOA)	0
Carry forward orthodontic activity (UOA)	0
Baseline contract value	£550,852.93

ACCESS*

Patients seen in 24 months	Total	Change since previous quarter
Quarter ending June 2018	6,223	
Quarter ending September 2018	6,242	→
Quarter ending December 2018	6,273	→
Quarter ending March 2019	6,250	→
Quarter ending June 2019	6,262	→
Variance since June 2018	0.6%	→



ACTIVITY



Month	Adjusted Scheduled Activity (UDA)	
	2019	2020
April	380	497
May	2,086	1,774
June	3,099	2,885
July	5,236	
August	6,357	
September	7,521	
October	9,269	
November	10,397	
December	12,133	
January	13,368	
February	14,974	
March	16,473	
April	17,697	
May	17,823	
June	17,847	

QUALITY

	Quantity	Base Number	Contract	AT	Region	England
% of FP17s for the same patient ID Re-attending within 3 months - Children	50	513	9.7%	10.4%	12.1%	11.4%
% of FP17s for the same patient ID Re-attending within 3 months - Adults	360	1,872	19.2%	13.7%	15.6%	15.4%
% of FP17s for the same patient ID Re-attending between 3 & 9 months - Children	269	513	52.4%	63.0%	61.2%	59.8%
% of FP17s for the same patient ID Re-attending between 3 & 9 months - Adults	1,074	1,872	57.4%	56.7%	54.5%	52.1%
% of FP17s for Band 1 Urgent Courses	247	1,637	15.1%	7.3%	9.1%	9.2%
% of FP17s Relating to Free Repair or Replacements	22	1,637	1.3%	0.9%	1.0%	0.7%
% of FP17s Relating to Continuations	8	1,637	0.5%	0.9%	1.0%	0.8%
% of Patients satisfied with the dentistry they have received	1	1	N/A	93.5%	94.2%	93.4%
% of Patients satisfied with the time they had to wait for an appointment	1	1	N/A	86.7%	88.4%	87.6%

* This is based on patients treated on this contract for their most recent course of treatment. Figures in italics indicate the base number of FP17s or Patient Questionnaire responses are less than 100. N/A is shown where the base number of responses is less than 10 during the period. % is calculated as Quantity/Base number*100

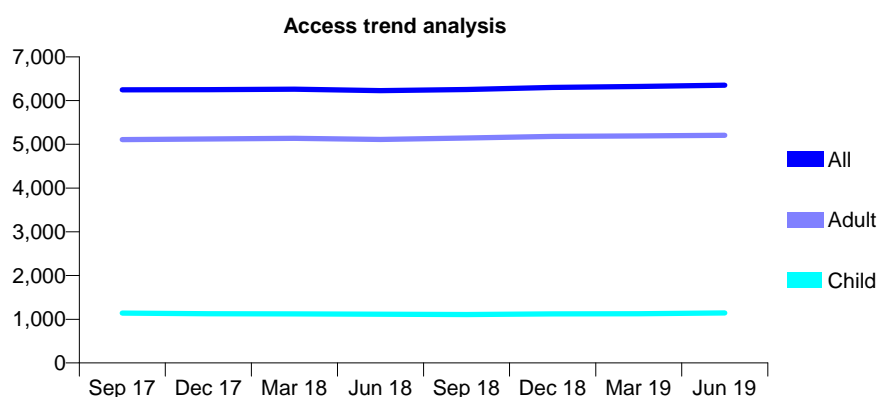
Q52 - Vital Signs At a Glance Contract Report for 231010/0001 - June 2019

Name or company name	MR WS MALACH
Contract type name	Pilot Contract
Purpose of contract	General
Contract start date	01/04/2006
Contract end date	31/03/2021

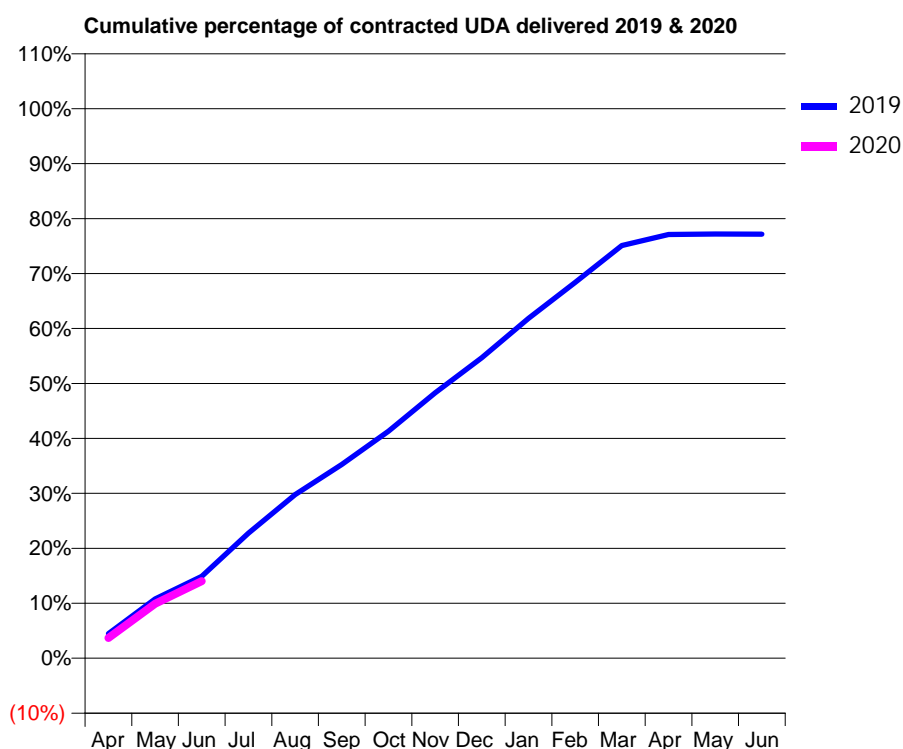
19/20 Contracted general activity (UDA)	21,490
Carry forward general activity (UDA)	0
19/20 Contracted orthodontic activity (UOA)	0
Carry forward orthodontic activity (UOA)	0
Baseline contract value	£646,275.70

ACCESS*

Patients seen in 24 months	Total	Change since previous quarter
Quarter ending June 2018	6,226	
Quarter ending September 2018	6,253	→
Quarter ending December 2018	6,301	→
Quarter ending March 2019	6,322	→
Quarter ending June 2019	6,351	→
Variance since June 2018	2.0%	↑



ACTIVITY



Month	2019	2020
April	963	790
May	2,318	2,128
June	3,199	3,013
July	4,894	
August	6,399	
September	7,577	
October	8,877	
November	10,380	
December	11,754	
January	13,289	
February	14,699	
March	16,138	
April	16,573	
May	16,584	
June	16,582	

QUALITY

	Quantity	Base Number	Contract	AT	Region	England
% of FP17s for the same patient ID Re-attending within 3 months - Children	39	430	9.1%	10.4%	12.1%	11.4%
% of FP17s for the same patient ID Re-attending within 3 months - Adults	194	1,526	12.7%	13.7%	15.6%	15.4%
% of FP17s for the same patient ID Re-attending between 3 & 9 months - Children	272	430	63.3%	63.0%	61.2%	59.8%
% of FP17s for the same patient ID Re-attending between 3 & 9 months - Adults	880	1,526	57.7%	56.7%	54.5%	52.1%
% of FP17s for Band 1 Urgent Courses	25	1,683	1.5%	7.3%	9.1%	9.2%
% of FP17s Relating to Free Repair or Replacements	41	1,683	2.4%	0.9%	1.0%	0.7%
% of FP17s Relating to Continuations	7	1,683	0.4%	0.9%	1.0%	0.8%
% of Patients satisfied with the dentistry they have received	1	2	N/A	93.5%	94.2%	93.4%
% of Patients satisfied with the time they had to wait for an appointment	1	2	N/A	86.7%	88.4%	87.6%

* This is based on patients treated on this contract for their most recent course of treatment.

Figures in italics indicate the base number of FP17s or Patient Questionnaire responses are less than 100. N/A is shown where the base number of responses is less than 10 during the period. % is calculated as Quantity/Base number*100

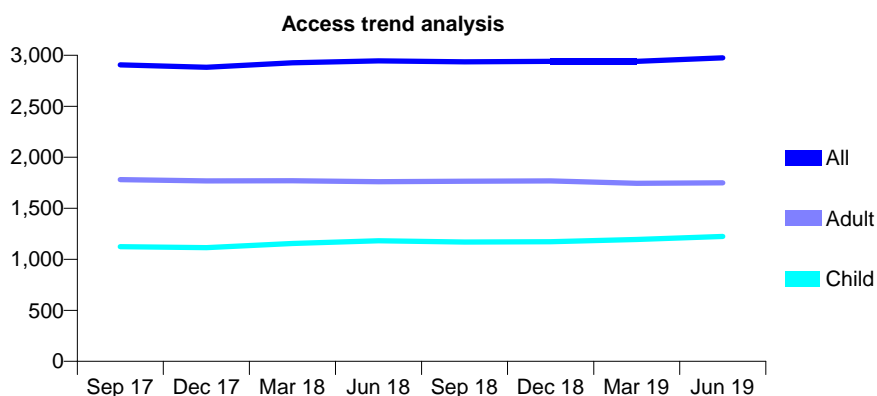
Q52 - Vital Signs At a Glance Contract Report for 233013/0003 - June 2019

Name or company name	MR IS BOYD
Contract type name	GDS Contract
Purpose of contract	General
Contract start date	01/07/2009
Contract end date	

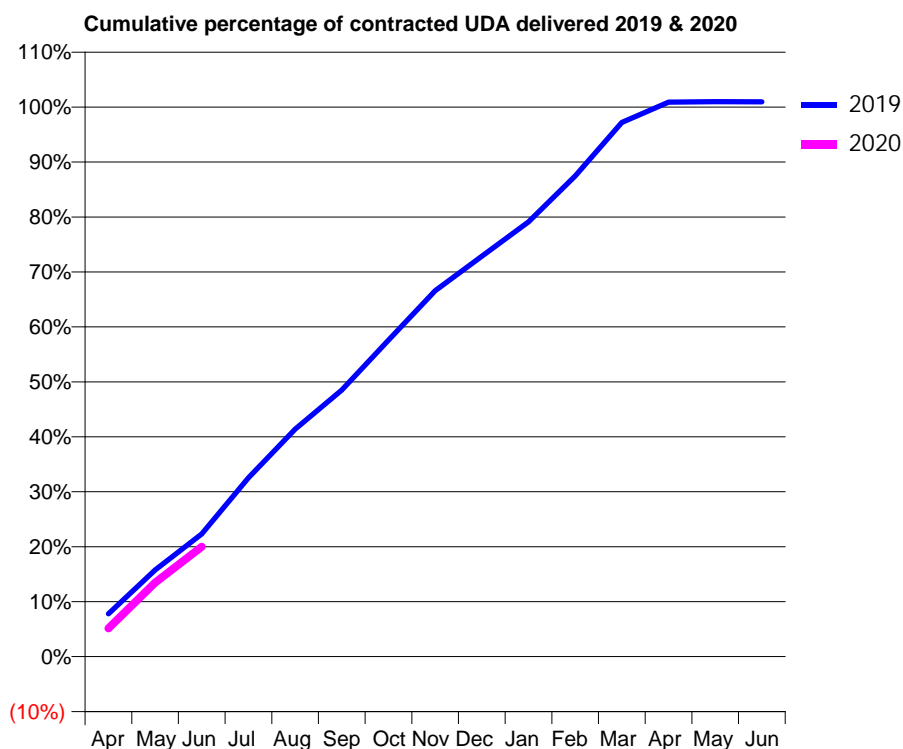
19/20 Contracted general activity (UDA)	8,600
Carry forward general activity (UDA)	0
19/20 Contracted orthodontic activity (UOA)	0
Carry forward orthodontic activity (UOA)	0
Baseline contract value	£274,325.44

ACCESS*

Patients seen in 24 months	Total	Change since previous quarter
Quarter ending June 2018	2,945	
Quarter ending September 2018	2,935	→
Quarter ending December 2018	2,941	→
Quarter ending March 2019	2,940	→
Quarter ending June 2019	2,974	→
Variance since June 2018	1.0%	→



ACTIVITY



Month	Adjusted Scheduled Activity (UDA)	
	2019	2020
April	671	443
May	1,356	1,159
June	1,920	1,721
July	2,800	
August	3,561	
September	4,171	
October	4,953	
November	5,726	
December	6,264	
January	6,803	
February	7,522	
March	8,359	
April	8,677	
May	8,685	
June	8,684	

QUALITY

	Quantity	Base Number	Contract	AT	Region	England
% of FP17s for the same patient ID Re-attending within 3 months - Children	19	508	3.7%	10.4%	12.1%	11.4%
% of FP17s for the same patient ID Re-attending within 3 months - Adults	119	765	15.6%	13.7%	15.6%	15.4%
% of FP17s for the same patient ID Re-attending between 3 & 9 months - Children	359	508	70.7%	63.0%	61.2%	59.8%
% of FP17s for the same patient ID Re-attending between 3 & 9 months - Adults	566	765	74.0%	56.7%	54.5%	52.1%
% of FP17s for Band 1 Urgent Courses	45	1,099	4.1%	7.3%	9.1%	9.2%
% of FP17s Relating to Free Repair or Replacements	2	1,099	0.2%	0.9%	1.0%	0.7%
% of FP17s Relating to Continuations	10	1,099	0.9%	0.9%	1.0%	0.8%
% of Patients satisfied with the dentistry they have received	1	1	N/A	93.5%	94.2%	93.4%
% of Patients satisfied with the time they had to wait for an appointment	1	1	N/A	86.7%	88.4%	87.6%

* This is based on patients treated on this contract for their most recent course of treatment. Figures in italics indicate the base number of FP17s or Patient Questionnaire responses are less than 100. N/A is shown where the base number of responses is less than 10 during the period. % is calculated as Quantity/Base number*100

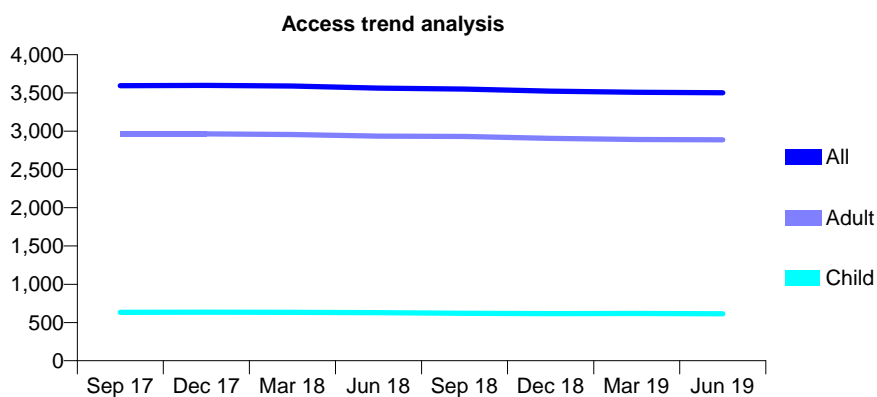
Q52 - Vital Signs At a Glance Contract Report for 235989/0001 - June 2019

Name or company name	MR MJ CLARKE
Contract type name	GDS Contract
Purpose of contract	General
Contract start date	01/04/2006
Contract end date	

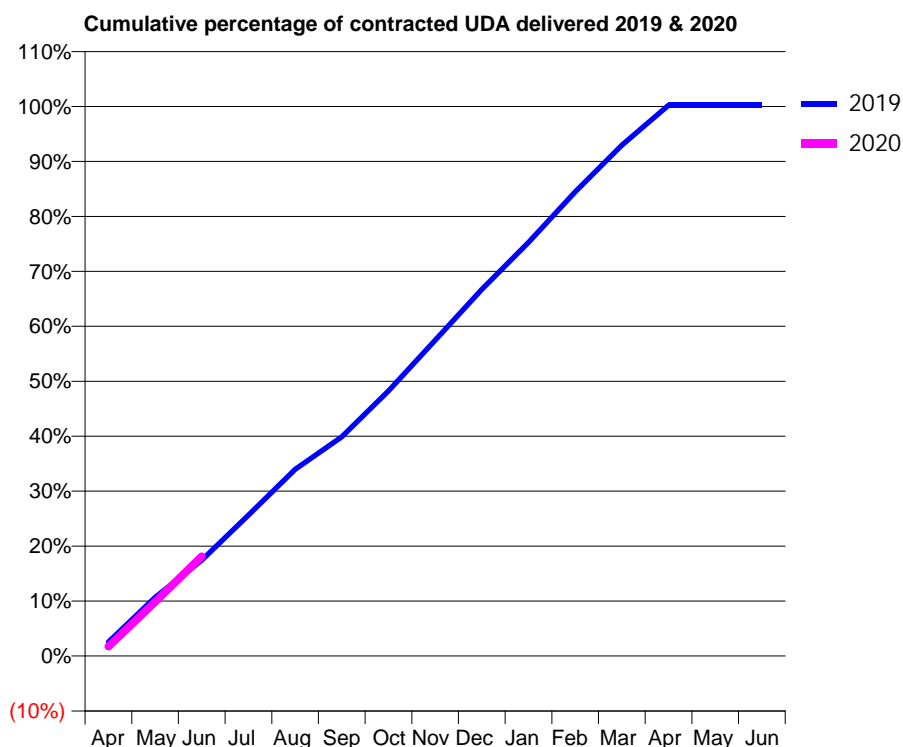
19/20 Contracted general activity (UDA)	10,826
Carry forward general activity (UDA)	0
19/20 Contracted orthodontic activity (UOA)	0
Carry forward orthodontic activity (UOA)	0
Baseline contract value	£298,830.01

ACCESS*

Patients seen in 24 months	Total	Change since previous quarter
Quarter ending June 2018	3,564	
Quarter ending September 2018	3,550	→
Quarter ending December 2018	3,523	→
Quarter ending March 2019	3,508	→
Quarter ending June 2019	3,502	→
Variance since June 2018	(1.7%)	↓



ACTIVITY



Month	Adjusted Scheduled Activity (UDA)	
	2019	2020
April	277	188
May	1,158	1,069
June	1,888	1,965
July	2,775	
August	3,680	
September	4,319	
October	5,221	
November	6,221	
December	7,222	
January	8,148	
February	9,145	
March	10,063	
April	10,849	
May	10,849	
June	10,849	

QUALITY

	Quantity	Base Number	Contract	AT	Region	England
% of FP17s for the same patient ID Re-attending within 3 months - Children	11	220	5.0%	10.4%	12.1%	11.4%
% of FP17s for the same patient ID Re-attending within 3 months - Adults	241	1,198	20.1%	13.7%	15.6%	15.4%
% of FP17s for the same patient ID Re-attending between 3 & 9 months - Children	143	220	65.0%	63.0%	61.2%	59.8%
% of FP17s for the same patient ID Re-attending between 3 & 9 months - Adults	677	1,198	56.5%	56.7%	54.5%	52.1%
% of FP17s for Band 1 Urgent Courses	68	1,098	6.2%	7.3%	9.1%	9.2%
% of FP17s Relating to Free Repair or Replacements	13	1,098	1.2%	0.9%	1.0%	0.7%
% of FP17s Relating to Continuations	45	1,098	4.1%	0.9%	1.0%	0.8%
% of Patients satisfied with the dentistry they have received	1	1	N/A	93.5%	94.2%	93.4%
% of Patients satisfied with the time they had to wait for an appointment	1	1	N/A	86.7%	88.4%	87.6%

* This is based on patients treated on this contract for their most recent course of treatment. Figures in italics indicate the base number of FP17s or Patient Questionnaire responses are less than 100. N/A is shown where the base number of responses is less than 10 during the period. % is calculated as Quantity/Base number*100

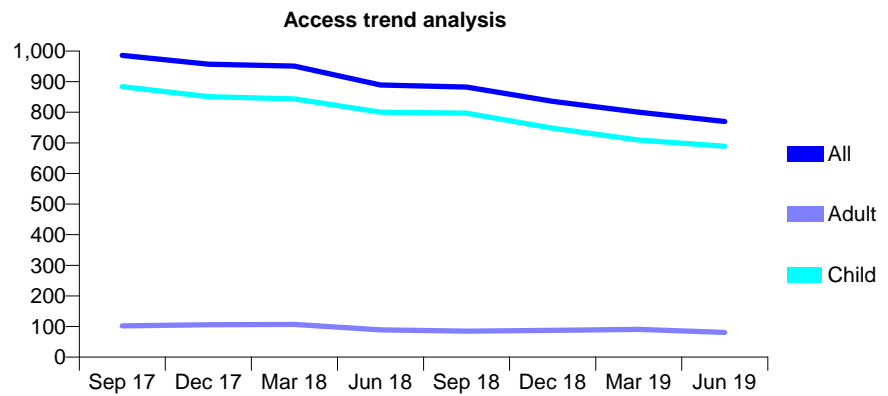
Q52 - Vital Signs At a Glance Contract Report for 237787/0001 - June 2019

Name or company name	MRS PK GREWAL
Contract type name	GDS Contract
Purpose of contract	General
Contract start date	01/04/2006
Contract end date	

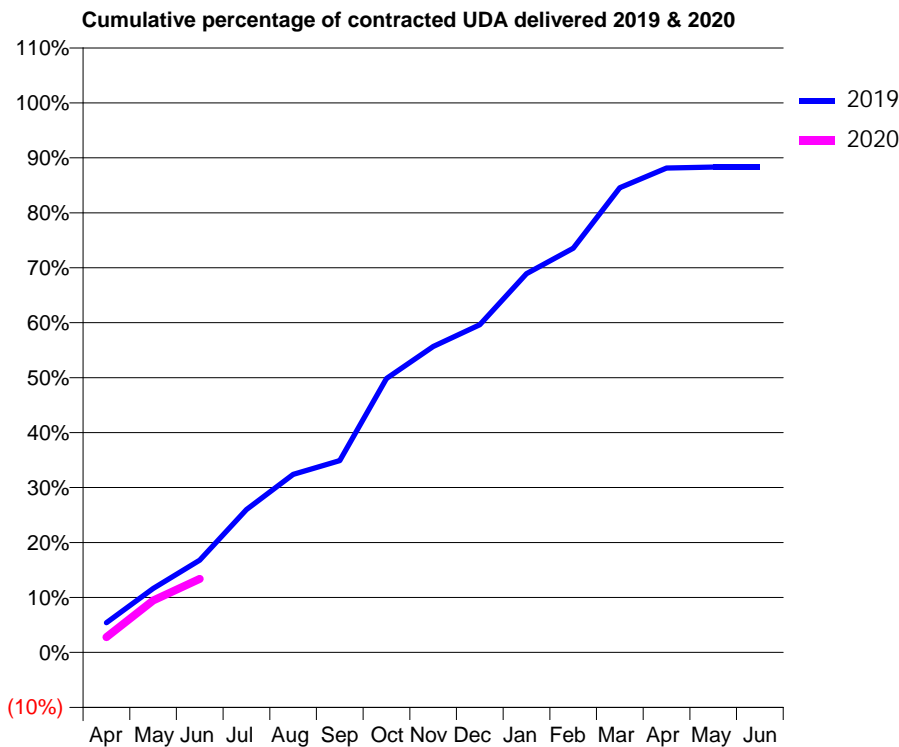
19/20 Contracted general activity (UDA)	1,790
Carry forward general activity (UDA)	0
19/20 Contracted orthodontic activity (UOA)	0
Carry forward orthodontic activity (UOA)	0
Baseline contract value	£40,693.96

ACCESS*

Patients seen in 24 months	Total	Change since previous quarter
Quarter ending June 2018	889	
Quarter ending September 2018	882	→
Quarter ending December 2018	836	↓
Quarter ending March 2019	800	↓
Quarter ending June 2019	770	↓
Variance since June 2018	(13.4%)	↓



ACTIVITY



Month	2019	2020
April	97	50
May	208	169
June	301	240
July	465	
August	580	
September	625	
October	893	
November	997	
December	1,068	
January	1,233	
February	1,316	
March	1,514	
April	1,578	
May	1,581	
June	1,581	

QUALITY

	Quantity	Base Number	Contract	AT	Region	England
% of FP17s for the same patient ID Re-attending within 3 months - Children	16	236	6.8%	10.4%	12.1%	11.4%
% of FP17s for the same patient ID Re-attending within 3 months - Adults	0	15	0.0%	13.7%	15.6%	15.4%
% of FP17s for the same patient ID Re-attending between 3 & 9 months - Children	146	236	61.9%	63.0%	61.2%	59.8%
% of FP17s for the same patient ID Re-attending between 3 & 9 months - Adults	9	15	60.0%	56.7%	54.5%	52.1%
% of FP17s for Band 1 Urgent Courses	8	194	4.1%	7.3%	9.1%	9.2%
% of FP17s Relating to Free Repair or Replacements	0	194	0.0%	0.9%	1.0%	0.7%
% of FP17s Relating to Continuations	0	194	0.0%	0.9%	1.0%	0.8%
% of Patients satisfied with the dentistry they have received	0	0	N/A	93.5%	94.2%	93.4%
% of Patients satisfied with the time they had to wait for an appointment	0	0	N/A	86.7%	88.4%	87.6%

* This is based on patients treated on this contract for their most recent course of treatment. Figures in italics indicate the base number of FP17s or Patient Questionnaire responses are less than 100. N/A is shown where the base number of responses is less than 10 during the period. % is calculated as Quantity/Base number*100

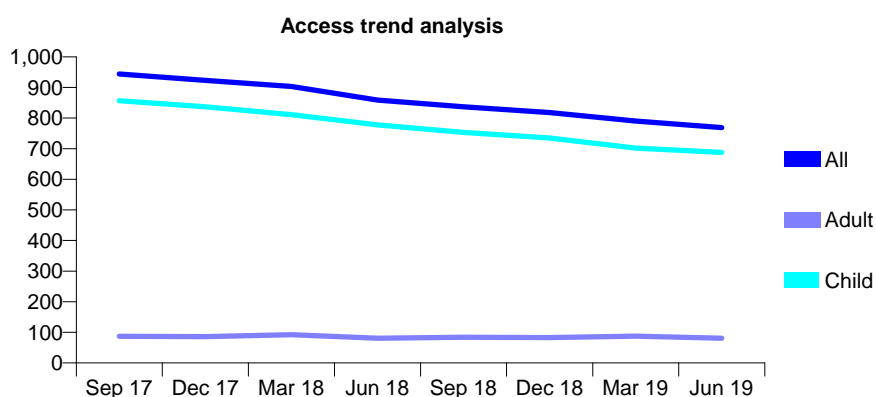
Q52 - Vital Signs At a Glance Contract Report for 239224/0001 - June 2019

Name or company name	MRS SJ JARDINE
Contract type name	GDS Contract
Purpose of contract	General
Contract start date	01/04/2006
Contract end date	

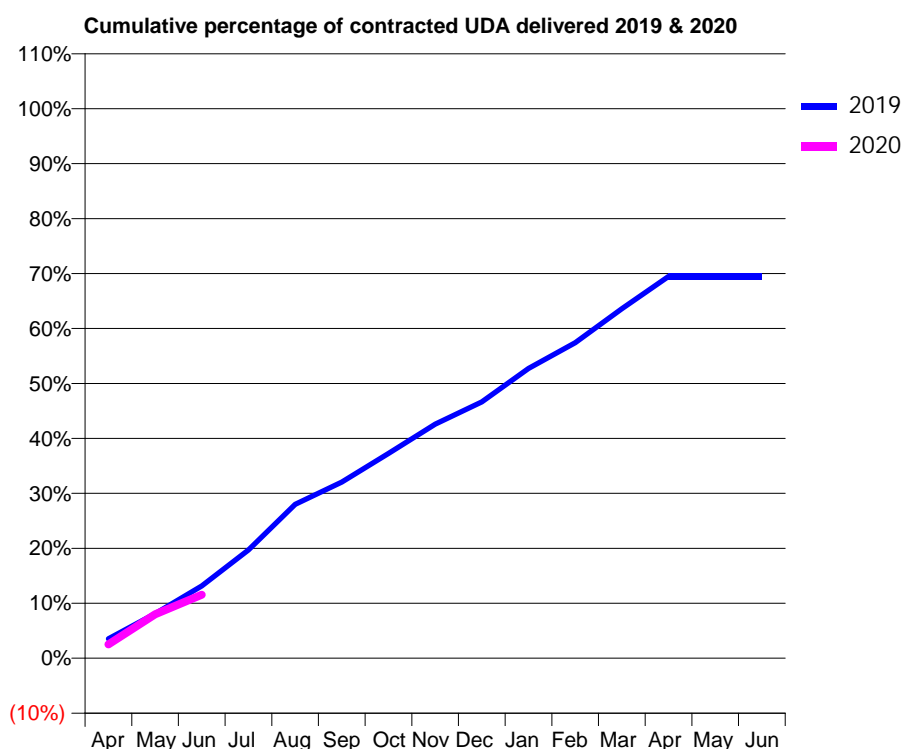
19/20 Contracted general activity (UDA)	2,200
Carry forward general activity (UDA)	0
19/20 Contracted orthodontic activity (UOA)	0
Carry forward orthodontic activity (UOA)	0
Baseline contract value	£48,580.52

ACCESS*

Patients seen in 24 months	Total	Change since previous quarter
Quarter ending June 2018	859	
Quarter ending September 2018	837	↓
Quarter ending December 2018	818	↓
Quarter ending March 2019	790	↓
Quarter ending June 2019	769	↓
Variance since June 2018	(10.5%)	↓



ACTIVITY



Month	2019	2020
April	78	55
May	179	176
June	290	254
July	434	
August	616	
September	705	
October	820	
November	937	
December	1,026	
January	1,160	
February	1,263	
March	1,399	
April	1,528	
May	1,528	
June	1,528	

QUALITY

	Quantity	Base Number	Contract	AT	Region	England
% of FP17s for the same patient ID Re-attending within 3 months - Children	29	314	9.2%	10.4%	12.1%	11.4%
% of FP17s for the same patient ID Re-attending within 3 months - Adults	0	0	N/A	13.7%	15.6%	15.4%
% of FP17s for the same patient ID Re-attending between 3 & 9 months - Children	233	314	74.2%	63.0%	61.2%	59.8%
% of FP17s for the same patient ID Re-attending between 3 & 9 months - Adults	0	0	N/A	56.7%	54.5%	52.1%
% of FP17s for Band 1 Urgent Courses	9	203	4.4%	7.3%	9.1%	9.2%
% of FP17s Relating to Free Repair or Replacements	0	203	0.0%	0.9%	1.0%	0.7%
% of FP17s Relating to Continuations	0	203	0.0%	0.9%	1.0%	0.8%
% of Patients satisfied with the dentistry they have received	0	0	N/A	93.5%	94.2%	93.4%
% of Patients satisfied with the time they had to wait for an appointment	0	0	N/A	86.7%	88.4%	87.6%

* This is based on patients treated on this contract for their most recent course of treatment.

Figures in italics indicate the base number of FP17s or Patient Questionnaire responses are less than 100. N/A is shown where the base number of responses is less than 10 during the period. % is calculated as Quantity/Base number*100

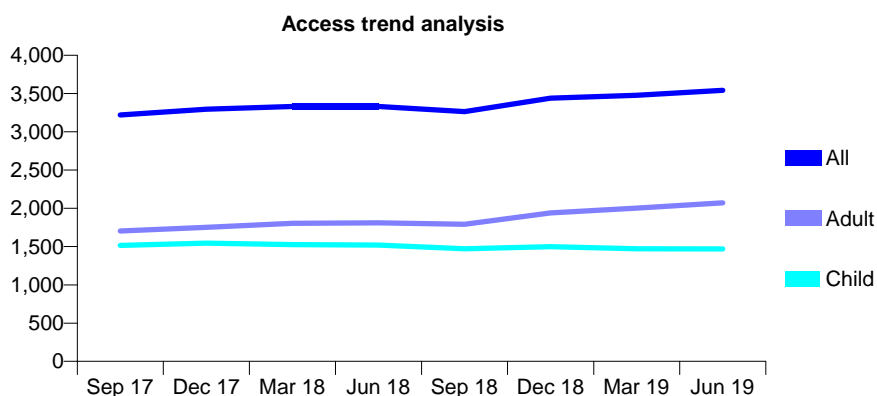
Q52 - Vital Signs At a Glance Contract Report for 250619/0001 - June 2019

Name or company name	MR SH BASHIR
Contract type name	PDS Contract
Purpose of contract	General
Contract start date	01/04/2006
Contract end date	31/03/2021

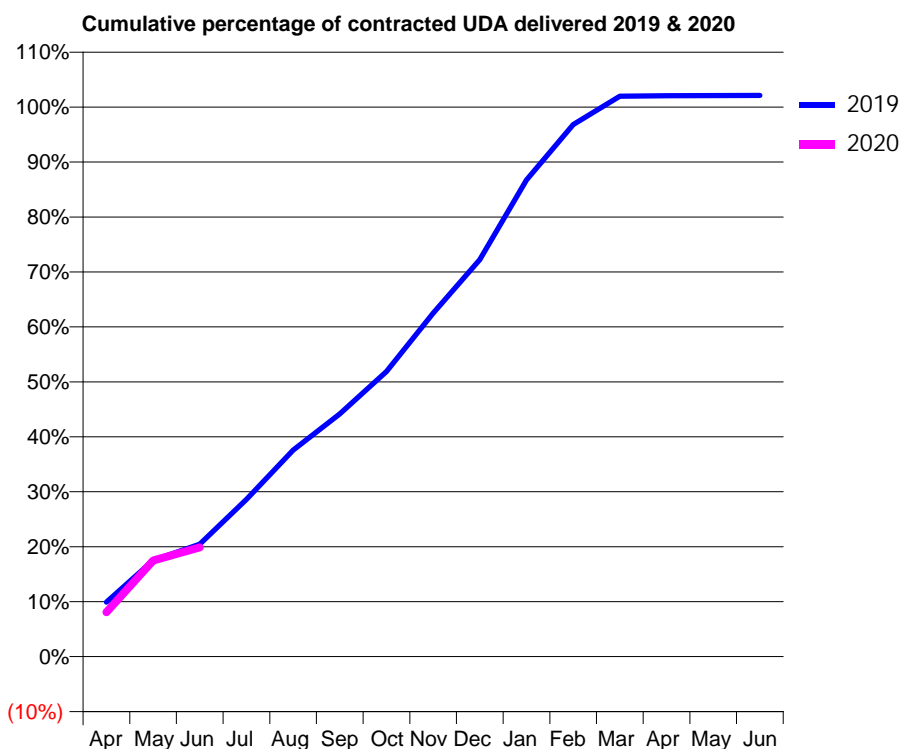
19/20 Contracted general activity (UDA)	8,413
Carry forward general activity (UDA)	0
19/20 Contracted orthodontic activity (UOA)	0
Carry forward orthodontic activity (UOA)	0
Baseline contract value	£231,005.08

ACCESS*

Patients seen in 24 months	Total	Change since previous quarter
Quarter ending June 2018	3,329	
Quarter ending September 2018	3,263	↓
Quarter ending December 2018	3,439	↑
Quarter ending March 2019	3,476	→
Quarter ending June 2019	3,542	→
Variance since June 2018	6.4%	↑



ACTIVITY



Month	Adjusted Scheduled Activity (UDA)	
	2019	2020
April	834	680
May	1,473	1,470
June	1,721	1,673
July	2,408	
August	3,161	
September	3,716	
October	4,366	
November	5,259	
December	6,077	
January	7,298	
February	8,145	
March	8,577	
April	8,587	
May	8,589	
June	8,590	

QUALITY

	Quantity	Base Number	Contract	AT	Region	England
% of FP17s for the same patient ID Re-attending within 3 months - Children	11	508	2.2%	10.4%	12.1%	11.4%
% of FP17s for the same patient ID Re-attending within 3 months - Adults	65	588	11.1%	13.7%	15.6%	15.4%
% of FP17s for the same patient ID Re-attending between 3 & 9 months - Children	380	508	74.8%	63.0%	61.2%	59.8%
% of FP17s for the same patient ID Re-attending between 3 & 9 months - Adults	345	588	58.7%	56.7%	54.5%	52.1%
% of FP17s for Band 1 Urgent Courses	55	1,085	5.1%	7.3%	9.1%	9.2%
% of FP17s Relating to Free Repair or Replacements	5	1,085	0.5%	0.9%	1.0%	0.7%
% of FP17s Relating to Continuations	7	1,085	0.6%	0.9%	1.0%	0.8%
% of Patients satisfied with the dentistry they have received	1	1	N/A	93.5%	94.2%	93.4%
% of Patients satisfied with the time they had to wait for an appointment	0	1	N/A	86.7%	88.4%	87.6%

* This is based on patients treated on this contract for their most recent course of treatment. Figures in italics indicate the base number of FP17s or Patient Questionnaire responses are less than 100. N/A is shown where the base number of responses is less than 10 during the period. % is calculated as Quantity/Base number*100

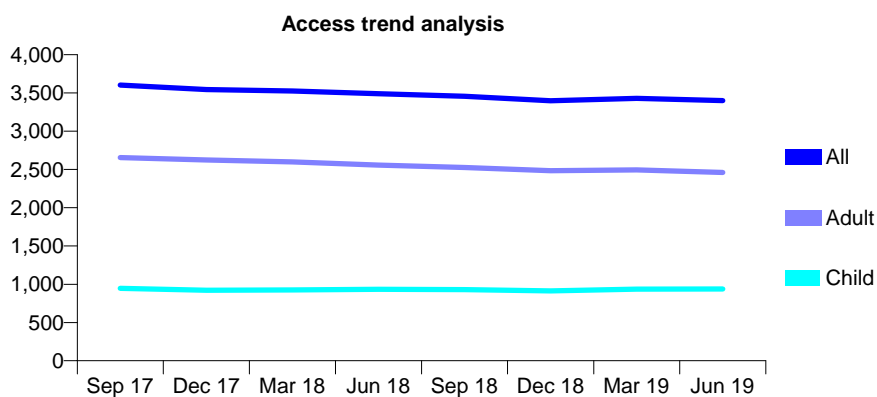
Q52 - Vital Signs At a Glance Contract Report for 263095/0001 - June 2019

Name or company name	MISS F SHAKOOR
Contract type name	GDS Contract
Purpose of contract	General
Contract start date	01/05/2012
Contract end date	

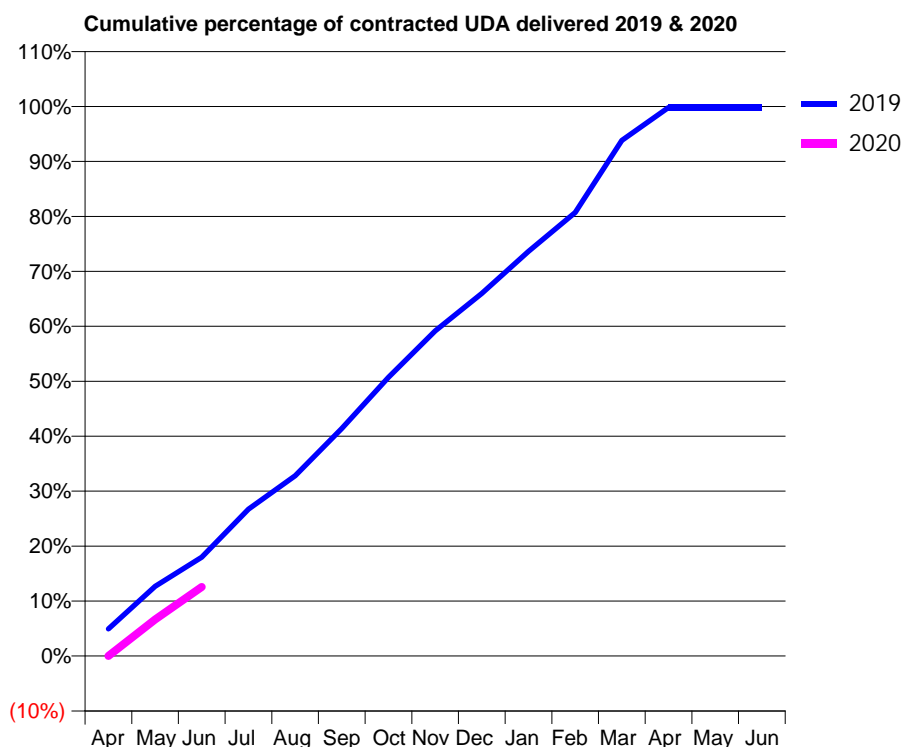
19/20 Contracted general activity (UDA)	11,600
Carry forward general activity (UDA)	0
19/20 Contracted orthodontic activity (UOA)	0
Carry forward orthodontic activity (UOA)	0
Baseline contract value	£377,557.78

ACCESS*

Patients seen in 24 months	Total	Change since previous quarter
Quarter ending June 2018	3,491	
Quarter ending September 2018	3,456	↓
Quarter ending December 2018	3,397	↓
Quarter ending March 2019	3,429	→
Quarter ending June 2019	3,400	→
Variance since June 2018	(2.6%)	↓



ACTIVITY



Month	Adjusted Scheduled Activity (UDA)	
	2019	2020
April	573	0
May	1,471	774
June	2,087	1,459
July	3,100	
August	3,808	
September	4,803	
October	5,882	
November	6,860	
December	7,653	
January	8,542	
February	9,362	
March	10,881	
April	11,580	
May	11,580	
June	11,580	

QUALITY

	Quantity	Base Number	Contract	AT	Region	England
% of FP17s for the same patient ID Re-attending within 3 months - Children	11	283	3.9%	10.4%	12.1%	11.4%
% of FP17s for the same patient ID Re-attending within 3 months - Adults	71	765	9.3%	13.7%	15.6%	15.4%
% of FP17s for the same patient ID Re-attending between 3 & 9 months - Children	202	283	71.4%	63.0%	61.2%	59.8%
% of FP17s for the same patient ID Re-attending between 3 & 9 months - Adults	518	765	67.7%	56.7%	54.5%	52.1%
% of FP17s for Band 1 Urgent Courses	17	807	2.1%	7.3%	9.1%	9.2%
% of FP17s Relating to Free Repair or Replacements	9	807	1.1%	0.9%	1.0%	0.7%
% of FP17s Relating to Continuations	7	807	0.9%	0.9%	1.0%	0.8%
% of Patients satisfied with the dentistry they have received	2	2	N/A	93.5%	94.2%	93.4%
% of Patients satisfied with the time they had to wait for an appointment	2	2	N/A	86.7%	88.4%	87.6%

* This is based on patients treated on this contract for their most recent course of treatment. Figures in italics indicate the base number of FP17s or Patient Questionnaire responses are less than 100. N/A is shown where the base number of responses is less than 10 during the period. % is calculated as Quantity/Base number*100

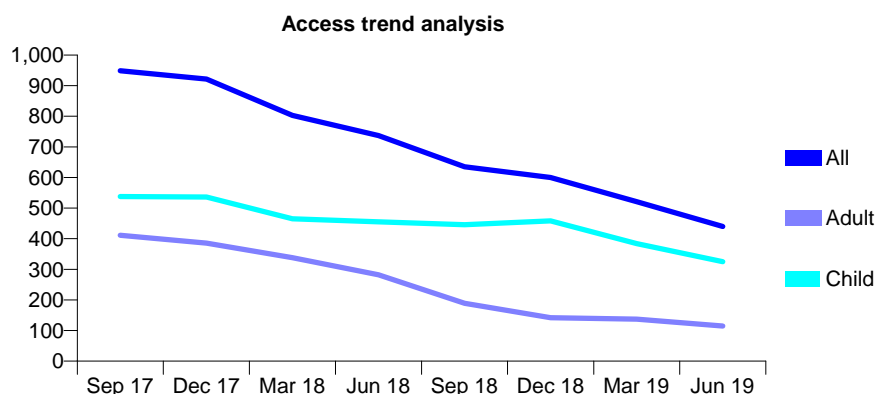
Q52 - Vital Signs At a Glance Contract Report for 269794/0001 - June 2019

Name or company name	MR MP BROWN
Contract type name	GDS Contract
Purpose of contract	General
Contract start date	02/02/2009
Contract end date	

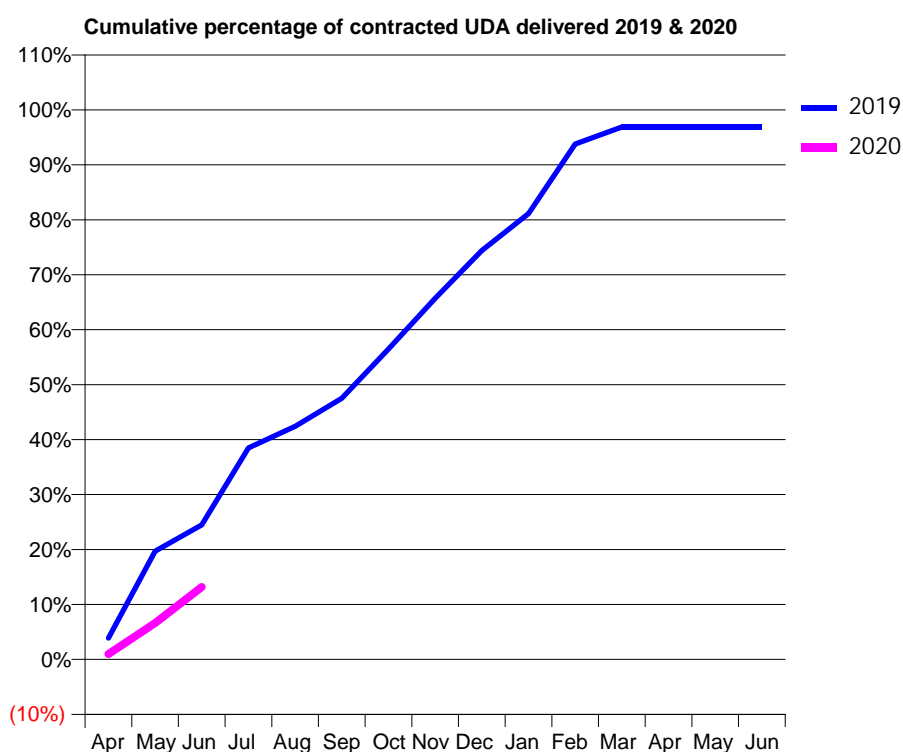
19/20 Contracted general activity (UDA)	1,436
Carry forward general activity (UDA)	0
19/20 Contracted orthodontic activity (UOA)	0
Carry forward orthodontic activity (UOA)	0
Baseline contract value	£50,130.37

ACCESS*

Patients seen in 24 months	Total	Change since previous quarter
Quarter ending June 2018	737	
Quarter ending September 2018	635	↓
Quarter ending December 2018	600	↓
Quarter ending March 2019	521	↓
Quarter ending June 2019	440	↓
Variance since June 2018	(40.3%)	↓



ACTIVITY



Month	Adjusted Scheduled Activity (UDA)	
	2019	2020
April	56	14
May	283	95
June	351	189
July	553	
August	609	
September	682	
October	811	
November	944	
December	1,068	
January	1,165	
February	1,347	
March	1,391	
April	1,391	
May	1,391	
June	1,391	

QUALITY

	Quantity	Base Number	Contract	AT	Region	England
% of FP17s for the same patient ID Re-attending within 3 months - Children	2	107	1.9%	10.4%	12.1%	11.4%
% of FP17s for the same patient ID Re-attending within 3 months - Adults	1	17	5.9%	13.7%	15.6%	15.4%
% of FP17s for the same patient ID Re-attending between 3 & 9 months - Children	83	107	77.6%	63.0%	61.2%	59.8%
% of FP17s for the same patient ID Re-attending between 3 & 9 months - Adults	8	17	47.1%	56.7%	54.5%	52.1%
% of FP17s for Band 1 Urgent Courses	2	124	1.6%	7.3%	9.1%	9.2%
% of FP17s Relating to Free Repair or Replacements	0	124	0.0%	0.9%	1.0%	0.7%
% of FP17s Relating to Continuations	2	124	1.6%	0.9%	1.0%	0.8%
% of Patients satisfied with the dentistry they have received	1	1	N/A	93.5%	94.2%	93.4%
% of Patients satisfied with the time they had to wait for an appointment	1	1	N/A	86.7%	88.4%	87.6%

* This is based on patients treated on this contract for their most recent course of treatment. Figures in italics indicate the base number of FP17s or Patient Questionnaire responses are less than 100. N/A is shown where the base number of responses is less than 10 during the period. % is calculated as Quantity/Base number*100

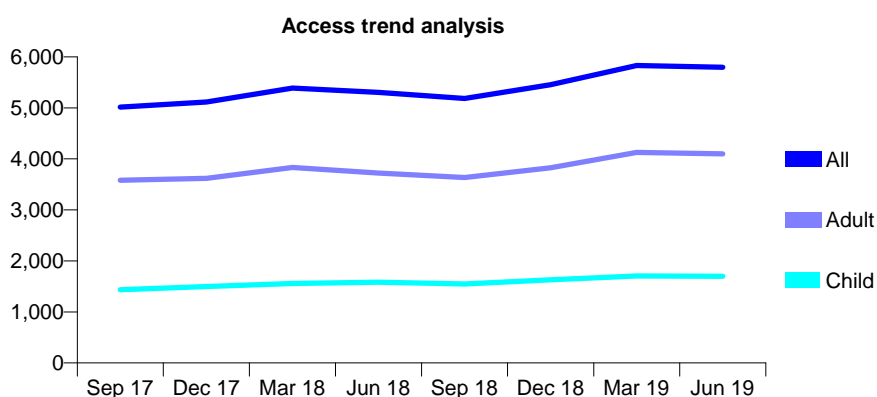
Q52 - Vital Signs At a Glance Contract Report for 269883/0002 - June 2019

Name or company name	MR MA MANZOOR
Contract type name	GDS Contract
Purpose of contract	General
Contract start date	01/12/2012
Contract end date	

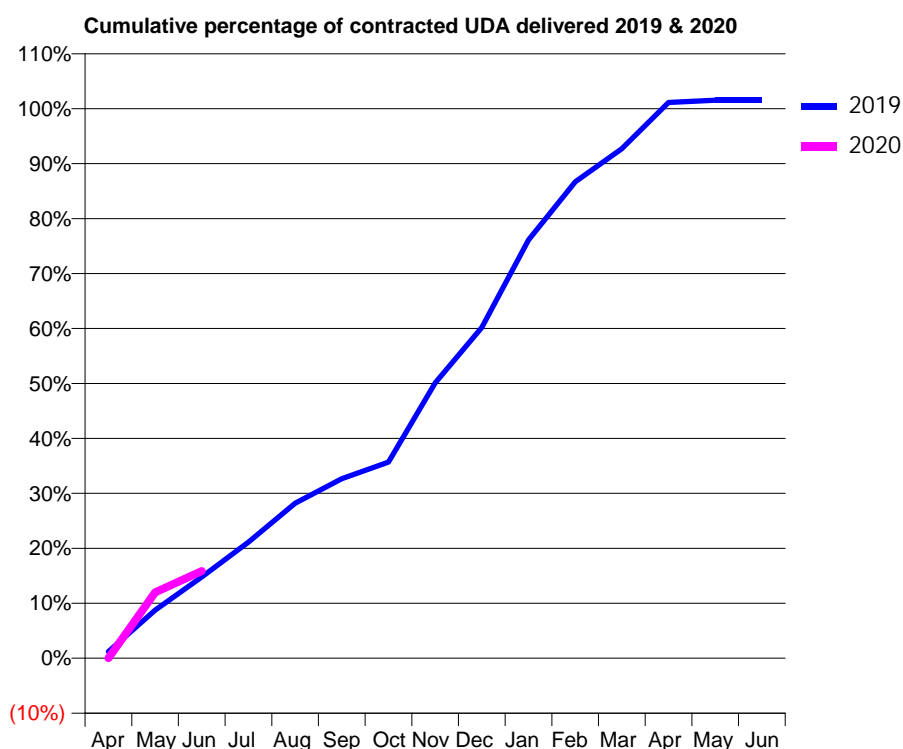
19/20 Contracted general activity (UDA)	17,225
Carry forward general activity (UDA)	0
19/20 Contracted orthodontic activity (UOA)	0
Carry forward orthodontic activity (UOA)	0
Baseline contract value	£479,457.38

ACCESS*

Patients seen in 24 months	Total	Change since previous quarter
Quarter ending June 2018	5,303	
Quarter ending September 2018	5,182	↓
Quarter ending December 2018	5,455	↑
Quarter ending March 2019	5,831	↑
Quarter ending June 2019	5,797	→
Variance since June 2018	9.3%	↑



ACTIVITY



Adjusted Scheduled Activity (UDA)		
Month	2019	2020
April	205	0
May	1,506	2,068
June	2,547	2,731
July	3,640	
August	4,857	
September	5,630	
October	6,148	
November	8,630	
December	10,366	
January	13,109	
February	14,935	
March	15,971	
April	17,420	
May	17,489	
June	17,489	

QUALITY

	Quantity	Base Number	Contract	AT	Region	England
% of FP17s for the same patient ID Re-attending within 3 months - Children	52	617	8.4%	10.4%	12.1%	11.4%
% of FP17s for the same patient ID Re-attending within 3 months - Adults	202	1,395	14.5%	13.7%	15.6%	15.4%
% of FP17s for the same patient ID Re-attending between 3 & 9 months - Children	414	617	67.1%	63.0%	61.2%	59.8%
% of FP17s for the same patient ID Re-attending between 3 & 9 months - Adults	867	1,395	62.2%	56.7%	54.5%	52.1%
% of FP17s for Band 1 Urgent Courses	69	1,296	5.3%	7.3%	9.1%	9.2%
% of FP17s Relating to Free Repair or Replacements	11	1,296	0.8%	0.9%	1.0%	0.7%
% of FP17s Relating to Continuations	2	1,296	0.2%	0.9%	1.0%	0.8%
% of Patients satisfied with the dentistry they have received	0	0	N/A	93.5%	94.2%	93.4%
% of Patients satisfied with the time they had to wait for an appointment	0	0	N/A	86.7%	88.4%	87.6%

* This is based on patients treated on this contract for their most recent course of treatment.

Figures in italics indicate the base number of FP17s or Patient Questionnaire responses are less than 100. N/A is shown where the base number of responses is less than 10 during the period. % is calculated as Quantity/Base number*100

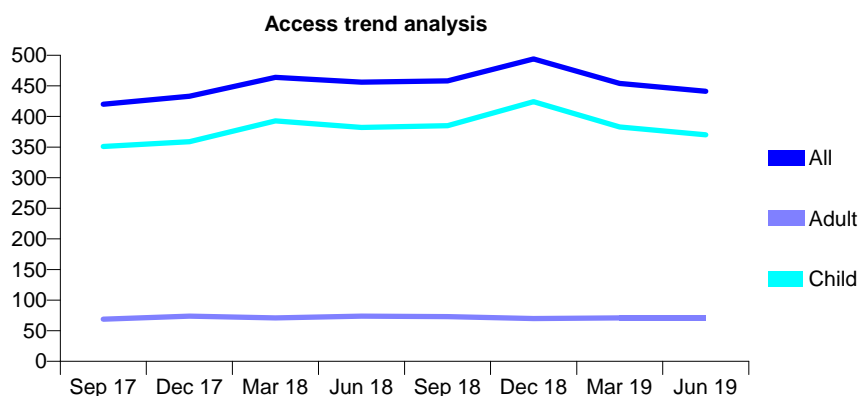
Q52 - Vital Signs At a Glance Contract Report for 271209/0001 - June 2019

Name or company name	MR PJ MOORE
Contract type name	GDS Contract
Purpose of contract	General
Contract start date	15/09/2006
Contract end date	

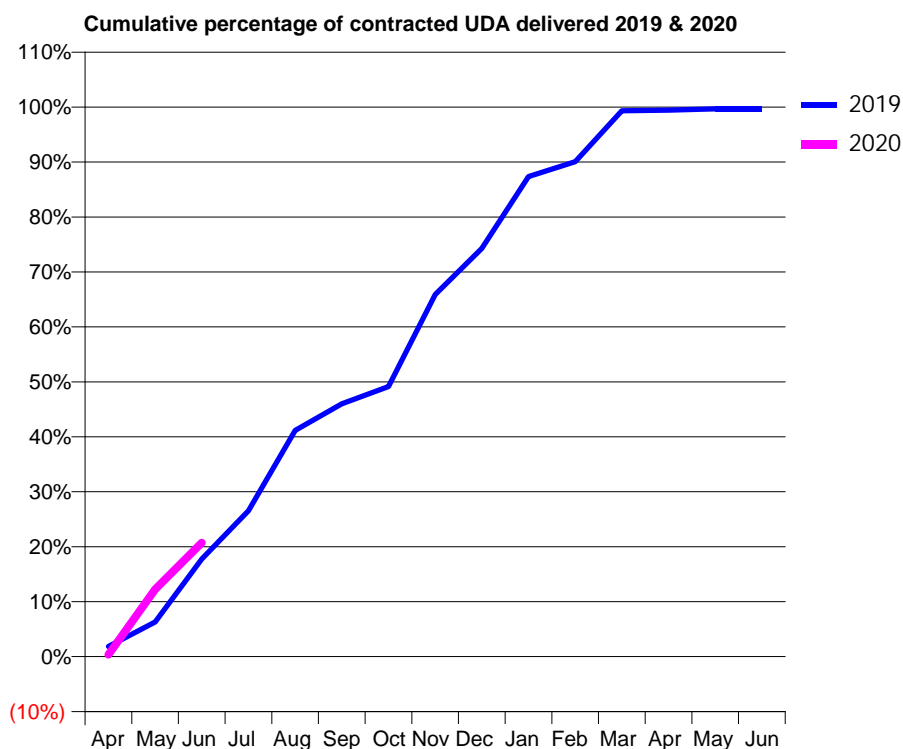
19/20 Contracted general activity (UDA)	806
Carry forward general activity (UDA)	0
19/20 Contracted orthodontic activity (UOA)	0
Carry forward orthodontic activity (UOA)	0
Baseline contract value	£24,825.76

ACCESS*

Patients seen in 24 months	Total	Change since previous quarter
Quarter ending June 2018	456	
Quarter ending September 2018	458	→
Quarter ending December 2018	494	↑
Quarter ending March 2019	454	↓
Quarter ending June 2019	441	↓
Variance since June 2018	(3.3%)	↓



ACTIVITY



Month	Adjusted Scheduled Activity (UDA)	
	2019	2020
April	15	3
May	51	99
June	143	167
July	214	
August	332	
September	371	
October	396	
November	531	
December	599	
January	704	
February	726	
March	800	
April	801	
May	803	
June	803	

QUALITY

	Quantity	Base Number	Contract	AT	Region	England
% of FP17s for the same patient ID Re-attending within 3 months - Children	9	131	6.9%	10.4%	12.1%	11.4%
% of FP17s for the same patient ID Re-attending within 3 months - Adults	0	10	0.0%	13.7%	15.6%	15.4%
% of FP17s for the same patient ID Re-attending between 3 & 9 months - Children	56	131	42.7%	63.0%	61.2%	59.8%
% of FP17s for the same patient ID Re-attending between 3 & 9 months - Adults	4	10	40.0%	56.7%	54.5%	52.1%
% of FP17s for Band 1 Urgent Courses	5	132	3.8%	7.3%	9.1%	9.2%
% of FP17s Relating to Free Repair or Replacements	0	132	0.0%	0.9%	1.0%	0.7%
% of FP17s Relating to Continuations	0	132	0.0%	0.9%	1.0%	0.8%
% of Patients satisfied with the dentistry they have received	0	0	N/A	93.5%	94.2%	93.4%
% of Patients satisfied with the time they had to wait for an appointment	0	0	N/A	86.7%	88.4%	87.6%

* This is based on patients treated on this contract for their most recent course of treatment. Figures in italics indicate the base number of FP17s or Patient Questionnaire responses are less than 100. N/A is shown where the base number of responses is less than 10 during the period. % is calculated as Quantity/Base number*100

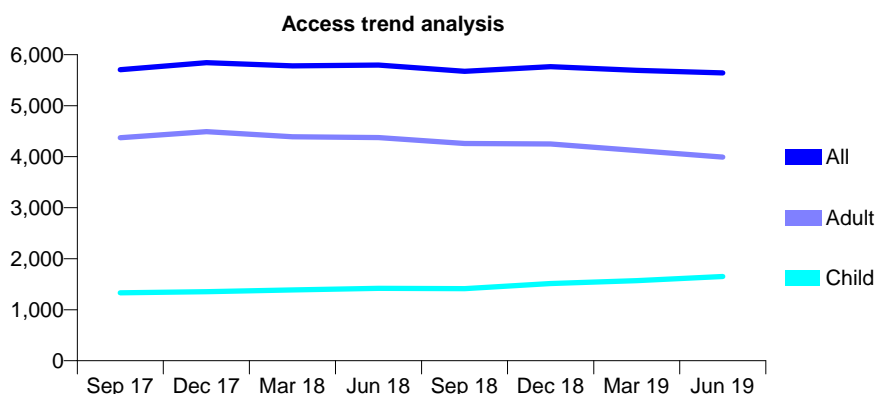
Q52 - Vital Signs At a Glance Contract Report for 305359/0001 - June 2019

Name or company name	Whingate Dental Care
Contract type name	GDS Contract
Purpose of contract	General
Contract start date	01/04/2006
Contract end date	

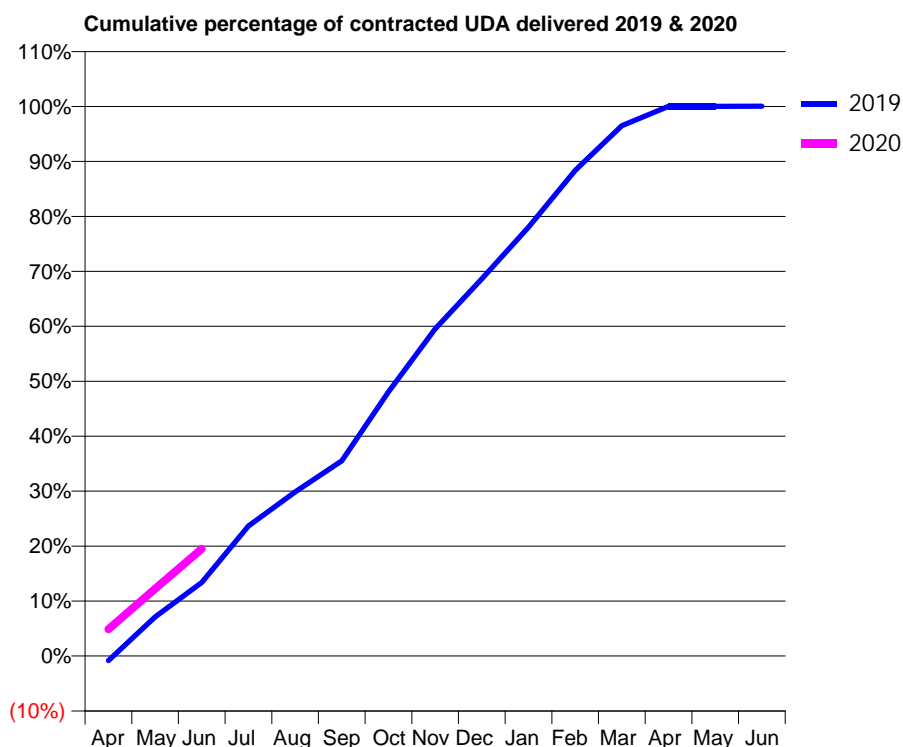
19/20 Contracted general activity (UDA)	19,060
Carry forward general activity (UDA)	0
19/20 Contracted orthodontic activity (UOA)	0
Carry forward orthodontic activity (UOA)	0
Baseline contract value	£561,283.80

ACCESS*

Patients seen in 24 months	Total	Change since previous quarter
Quarter ending June 2018	5,796	
Quarter ending September 2018	5,674	↓
Quarter ending December 2018	5,766	→
Quarter ending March 2019	5,693	↓
Quarter ending June 2019	5,642	→
Variance since June 2018	(2.7%)	↓



ACTIVITY



Month	Adjusted Scheduled Activity (UDA)	
	2019	2020
April	-161	933
May	1,359	2,332
June	2,550	3,717
July	4,512	
August	5,692	
September	6,768	
October	9,161	
November	11,350	
December	13,079	
January	14,872	
February	16,841	
March	18,392	
April	19,063	
May	19,062	
June	19,067	

QUALITY

	Quantity	Base Number	Contract	AT	Region	England
% of FP17s for the same patient ID Re-attending within 3 months - Children	75	656	11.4%	10.4%	12.1%	11.4%
% of FP17s for the same patient ID Re-attending within 3 months - Adults	204	1,372	14.9%	13.7%	15.6%	15.4%
% of FP17s for the same patient ID Re-attending between 3 & 9 months - Children	378	656	57.6%	63.0%	61.2%	59.8%
% of FP17s for the same patient ID Re-attending between 3 & 9 months - Adults	920	1,372	67.1%	56.7%	54.5%	52.1%
% of FP17s for Band 1 Urgent Courses	146	1,740	8.4%	7.3%	9.1%	9.2%
% of FP17s Relating to Free Repair or Replacements	18	1,740	1.0%	0.9%	1.0%	0.7%
% of FP17s Relating to Continuations	30	1,740	1.7%	0.9%	1.0%	0.8%
% of Patients satisfied with the dentistry they have received	2	3	N/A	93.5%	94.2%	93.4%
% of Patients satisfied with the time they had to wait for an appointment	3	3	N/A	86.7%	88.4%	87.6%

* This is based on patients treated on this contract for their most recent course of treatment. Figures in italics indicate the base number of FP17s or Patient Questionnaire responses are less than 100. N/A is shown where the base number of responses is less than 10 during the period. % is calculated as Quantity/Base number*100

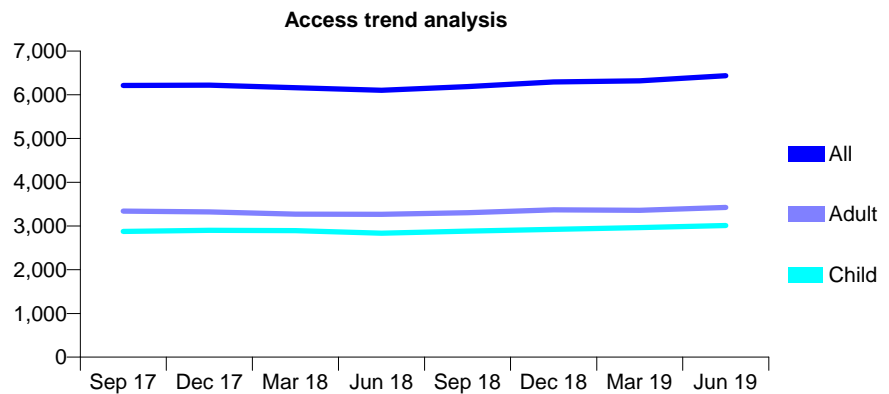
Q52 - Vital Signs At a Glance Contract Report for 306231/0003 - June 2019

Name or company name	MR KS HUNJAN
Contract type name	PDS Contract
Purpose of contract	General
Contract start date	01/04/2006
Contract end date	31/03/2021

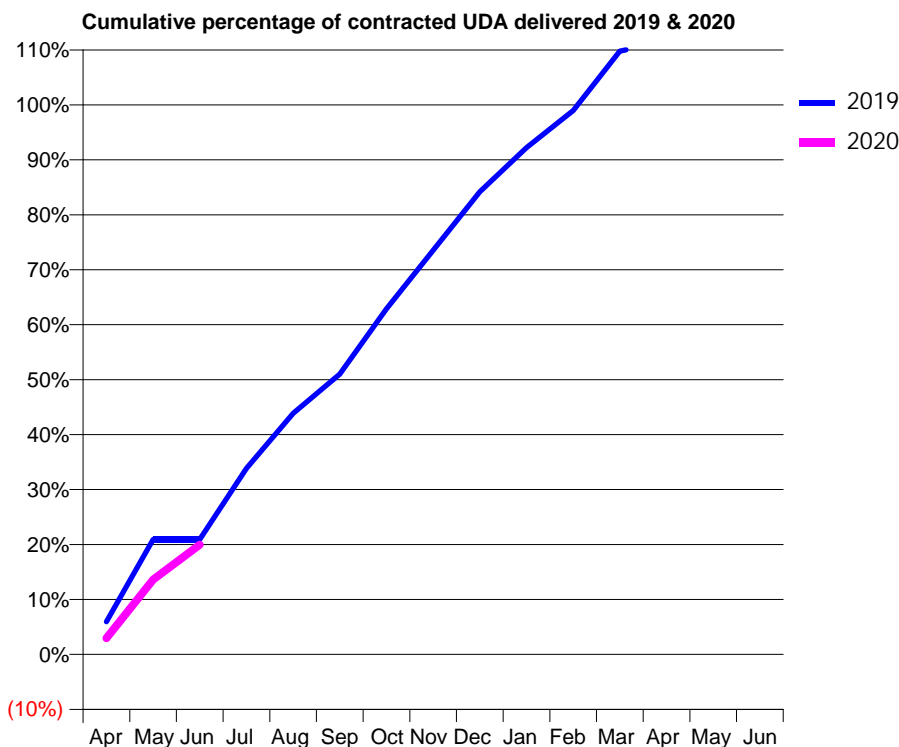
19/20 Contracted general activity (UDA)	15,382
Carry forward general activity (UDA)	0
19/20 Contracted orthodontic activity (UOA)	0
Carry forward orthodontic activity (UOA)	0
Baseline contract value	£554,719.36

ACCESS*

Patients seen in 24 months	Total	Change since previous quarter
Quarter ending June 2018	6,101	
Quarter ending September 2018	6,186	→
Quarter ending December 2018	6,293	→
Quarter ending March 2019	6,319	→
Quarter ending June 2019	6,436	→
Variance since June 2018	5.5%	↑



ACTIVITY



Month	2019	2020
April	918	453
May	3,221	2,097
June	3,221	3,070
July	5,209	
August	6,745	
September	7,848	
October	9,673	
November	11,311	
December	12,946	
January	14,185	
February	15,225	
March	16,886	
April	17,162	
May	17,165	
June	17,165	

QUALITY

	Quantity	Base Number	Contract	AT	Region	England
% of FP17s for the same patient ID Re-attending within 3 months - Children	36	1,134	3.2%	10.4%	12.1%	11.4%
% of FP17s for the same patient ID Re-attending within 3 months - Adults	96	1,041	9.2%	13.7%	15.6%	15.4%
% of FP17s for the same patient ID Re-attending between 3 & 9 months - Children	819	1,134	72.2%	63.0%	61.2%	59.8%
% of FP17s for the same patient ID Re-attending between 3 & 9 months - Adults	719	1,041	69.1%	56.7%	54.5%	52.1%
% of FP17s for Band 1 Urgent Courses	101	2,008	5.0%	7.3%	9.1%	9.2%
% of FP17s Relating to Free Repair or Replacements	5	2,008	0.2%	0.9%	1.0%	0.7%
% of FP17s Relating to Continuations	4	2,008	0.2%	0.9%	1.0%	0.8%
% of Patients satisfied with the dentistry they have received	1	1	N/A	93.5%	94.2%	93.4%
% of Patients satisfied with the time they had to wait for an appointment	1	1	N/A	86.7%	88.4%	87.6%

* This is based on patients treated on this contract for their most recent course of treatment. Figures in italics indicate the base number of FP17s or Patient Questionnaire responses are less than 100. N/A is shown where the base number of responses is less than 10 during the period. % is calculated as Quantity/Base number*100

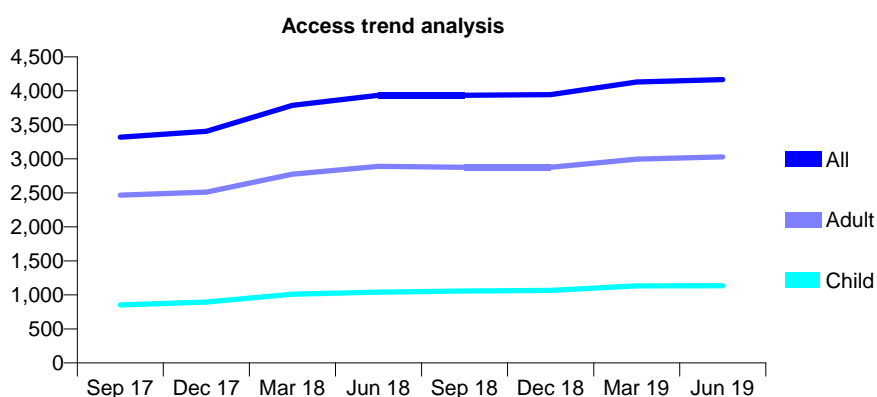
Q52 - Vital Signs At a Glance Contract Report for 318760/0001 - June 2019

Name or company name	MR A HUSSAIN
Contract type name	GDS Contract
Purpose of contract	General
Contract start date	01/04/2006
Contract end date	

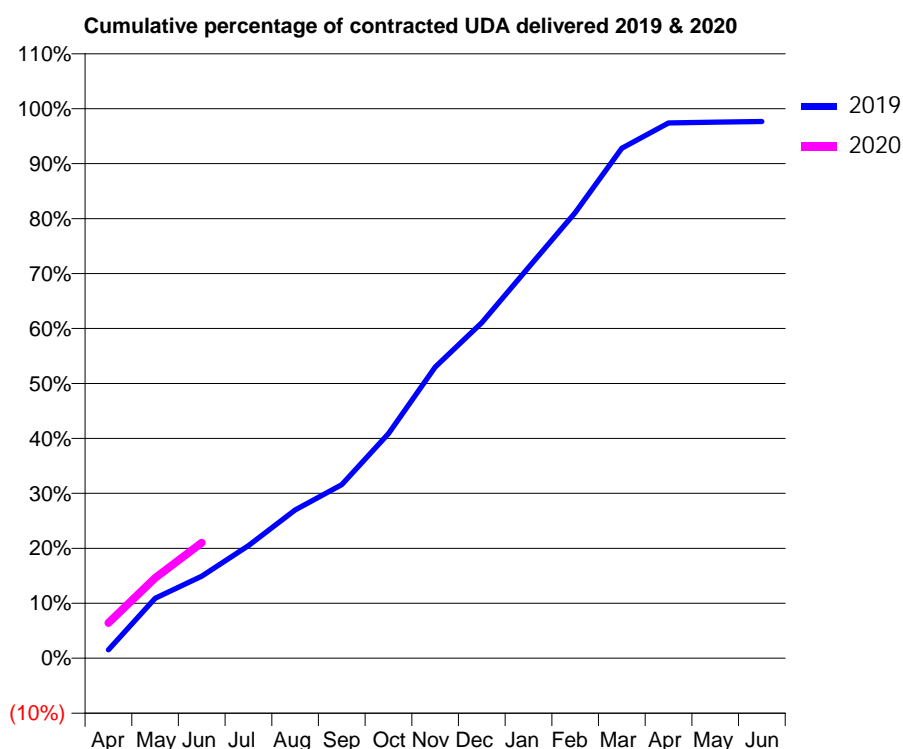
19/20 Contracted general activity (UDA)	11,280
Carry forward general activity (UDA)	0
19/20 Contracted orthodontic activity (UOA)	0
Carry forward orthodontic activity (UOA)	0
Baseline contract value	£370,663.27

ACCESS*

Patients seen in 24 months	Total	Change since previous quarter
Quarter ending June 2018	3,934	
Quarter ending September 2018	3,934	→
Quarter ending December 2018	3,944	→
Quarter ending March 2019	4,130	↑
Quarter ending June 2019	4,166	→
Variance since June 2018	5.9%	↑



ACTIVITY



Month	2019	2020
April	173	725
May	1,231	1,647
June	1,684	2,373
July	2,312	
August	3,041	
September	3,562	
October	4,610	
November	5,978	
December	6,889	
January	8,018	
February	9,147	
March	10,468	
April	10,986	
May	11,004	
June	11,018	

QUALITY

	Quantity	Base Number	Contract	AT	Region	England
% of FP17s for the same patient ID Re-attending within 3 months - Children	53	415	12.8%	10.4%	12.1%	11.4%
% of FP17s for the same patient ID Re-attending within 3 months - Adults	162	1,036	15.6%	13.7%	15.6%	15.4%
% of FP17s for the same patient ID Re-attending between 3 & 9 months - Children	249	415	60.0%	63.0%	61.2%	59.8%
% of FP17s for the same patient ID Re-attending between 3 & 9 months - Adults	563	1,036	54.3%	56.7%	54.5%	52.1%
% of FP17s for Band 1 Urgent Courses	126	1,228	10.3%	7.3%	9.1%	9.2%
% of FP17s Relating to Free Repair or Replacements	20	1,228	1.6%	0.9%	1.0%	0.7%
% of FP17s Relating to Continuations	9	1,228	0.7%	0.9%	1.0%	0.8%
% of Patients satisfied with the dentistry they have received	0	0	N/A	93.5%	94.2%	93.4%
% of Patients satisfied with the time they had to wait for an appointment	0	0	N/A	86.7%	88.4%	87.6%

* This is based on patients treated on this contract for their most recent course of treatment.

Figures in italics indicate the base number of FP17s or Patient Questionnaire responses are less than 100. N/A is shown where the base number of responses is less than 10 during the period. % is calculated as Quantity/Base number*100

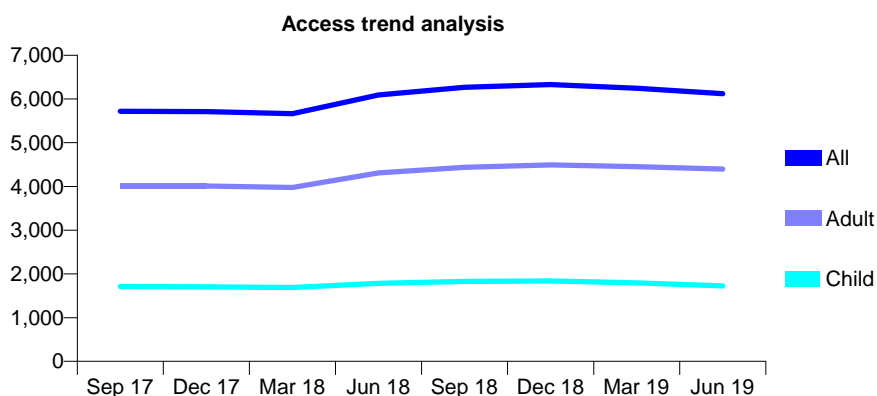
Q52 - Vital Signs At a Glance Contract Report for 318809/0001 - June 2019

Name or company name	Marker & Associates Dental Practice
Contract type name	GDS Contract
Purpose of contract	General
Contract start date	01/04/2006
Contract end date	

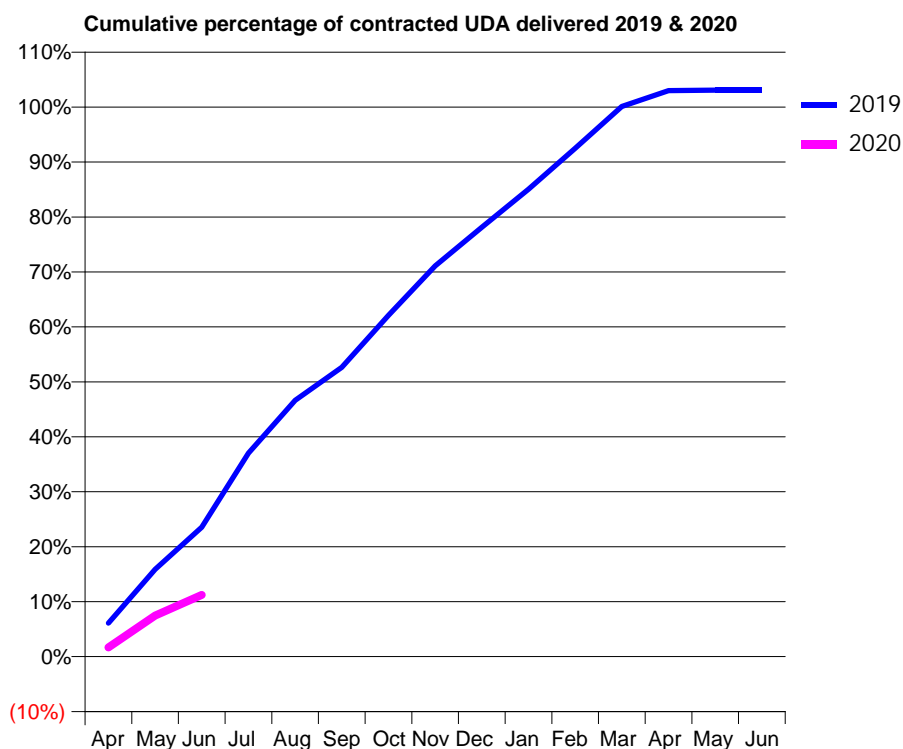
19/20 Contracted general activity (UDA)	19,000
Carry forward general activity (UDA)	0
19/20 Contracted orthodontic activity (UOA)	0
Carry forward orthodontic activity (UOA)	0
Baseline contract value	£617,329.54

ACCESS*

Patients seen in 24 months	Total	Change since previous quarter
Quarter ending June 2018	6,092	
Quarter ending September 2018	6,266	↑
Quarter ending December 2018	6,331	→
Quarter ending March 2019	6,246	↓
Quarter ending June 2019	6,122	↓
Variance since June 2018	0.5%	→



ACTIVITY



Month	Adjusted Scheduled Activity (UDA)	
	2019	2020
April	1,159	319
May	3,019	1,424
June	4,476	2,132
July	7,037	
August	8,862	
September	10,002	
October	11,802	
November	13,513	
December	14,842	
January	16,156	
February	17,578	
March	19,023	
April	19,570	
May	19,585	
June	19,585	

QUALITY

	Quantity	Base Number	Contract	AT	Region	England
% of FP17s for the same patient ID Re-attending within 3 months - Children	28	393	7.1%	10.4%	12.1%	11.4%
% of FP17s for the same patient ID Re-attending within 3 months - Adults	167	1,105	15.1%	13.7%	15.6%	15.4%
% of FP17s for the same patient ID Re-attending between 3 & 9 months - Children	285	393	72.5%	63.0%	61.2%	59.8%
% of FP17s for the same patient ID Re-attending between 3 & 9 months - Adults	712	1,105	64.4%	56.7%	54.5%	52.1%
% of FP17s for Band 1 Urgent Courses	154	1,228	12.5%	7.3%	9.1%	9.2%
% of FP17s Relating to Free Repair or Replacements	25	1,228	2.0%	0.9%	1.0%	0.7%
% of FP17s Relating to Continuations	13	1,228	1.1%	0.9%	1.0%	0.8%
% of Patients satisfied with the dentistry they have received	1	2	N/A	93.5%	94.2%	93.4%
% of Patients satisfied with the time they had to wait for an appointment	2	2	N/A	86.7%	88.4%	87.6%

* This is based on patients treated on this contract for their most recent course of treatment. Figures in italics indicate the base number of FP17s or Patient Questionnaire responses are less than 100. N/A is shown where the base number of responses is less than 10 during the period. % is calculated as Quantity/Base number*100

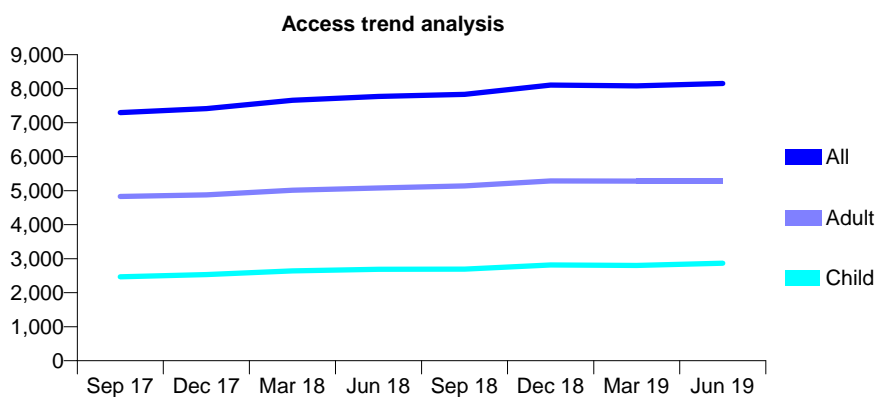
Q52 - Vital Signs At a Glance Contract Report for 320854/0001 - June 2019

Name or company name	PR Jones & Associates
Contract type name	GDS Contract
Purpose of contract	General
Contract start date	01/04/2006
Contract end date	

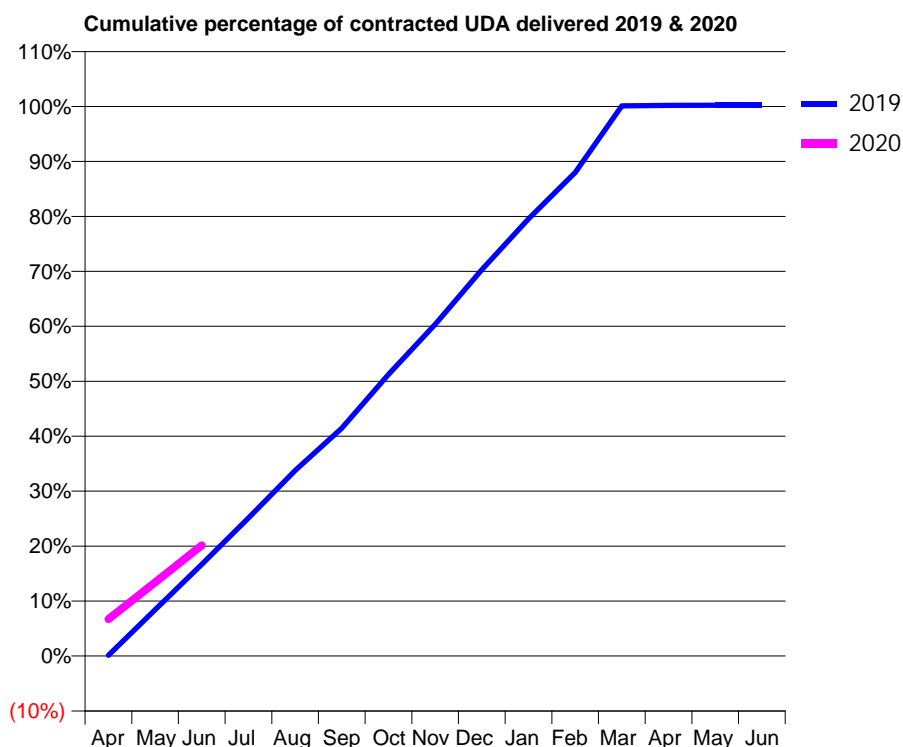
19/20 Contracted general activity (UDA)	17,816
Carry forward general activity (UDA)	0
19/20 Contracted orthodontic activity (UOA)	0
Carry forward orthodontic activity (UOA)	0
Baseline contract value	£492,866.34

ACCESS*

Patients seen in 24 months	Total	Change since previous quarter
Quarter ending June 2018	7,771	
Quarter ending September 2018	7,835	→
Quarter ending December 2018	8,104	↑
Quarter ending March 2019	8,080	→
Quarter ending June 2019	8,153	→
Variance since June 2018	4.9%	↑



ACTIVITY



Month	Adjusted Scheduled Activity (UDA)	
	2019	2020
April	22	1,194
May	1,501	2,388
June	2,972	3,592
July	4,476	
August	6,017	
September	7,387	
October	9,129	
November	10,754	
December	12,521	
January	14,173	
February	15,674	
March	17,834	
April	17,848	
May	17,852	
June	17,858	

QUALITY

	Quantity	Base Number	Contract	AT	Region	England
% of FP17s for the same patient ID Re-attending within 3 months - Children	95	922	10.3%	10.4%	12.1%	11.4%
% of FP17s for the same patient ID Re-attending within 3 months - Adults	198	1,313	15.1%	13.7%	15.6%	15.4%
% of FP17s for the same patient ID Re-attending between 3 & 9 months - Children	568	922	61.6%	63.0%	61.2%	59.8%
% of FP17s for the same patient ID Re-attending between 3 & 9 months - Adults	656	1,313	50.0%	56.7%	54.5%	52.1%
% of FP17s for Band 1 Urgent Courses	95	2,042	4.7%	7.3%	9.1%	9.2%
% of FP17s Relating to Free Repair or Replacements	14	2,042	0.7%	0.9%	1.0%	0.7%
% of FP17s Relating to Continuations	18	2,042	0.9%	0.9%	1.0%	0.8%
% of Patients satisfied with the dentistry they have received	2	2	N/A	93.5%	94.2%	93.4%
% of Patients satisfied with the time they had to wait for an appointment	2	2	N/A	86.7%	88.4%	87.6%

* This is based on patients treated on this contract for their most recent course of treatment. Figures in italics indicate the base number of FP17s or Patient Questionnaire responses are less than 100. N/A is shown where the base number of responses is less than 10 during the period. % is calculated as Quantity/Base number*100

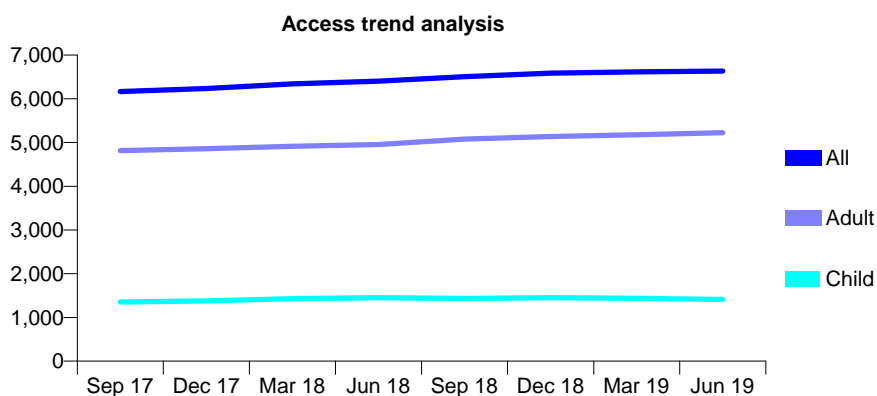
Q52 - Vital Signs At a Glance Contract Report for 322903/0001 - June 2019

Name or company name	MR MA SPEIGHT
Contract type name	GDS Contract
Purpose of contract	General
Contract start date	01/04/2006
Contract end date	

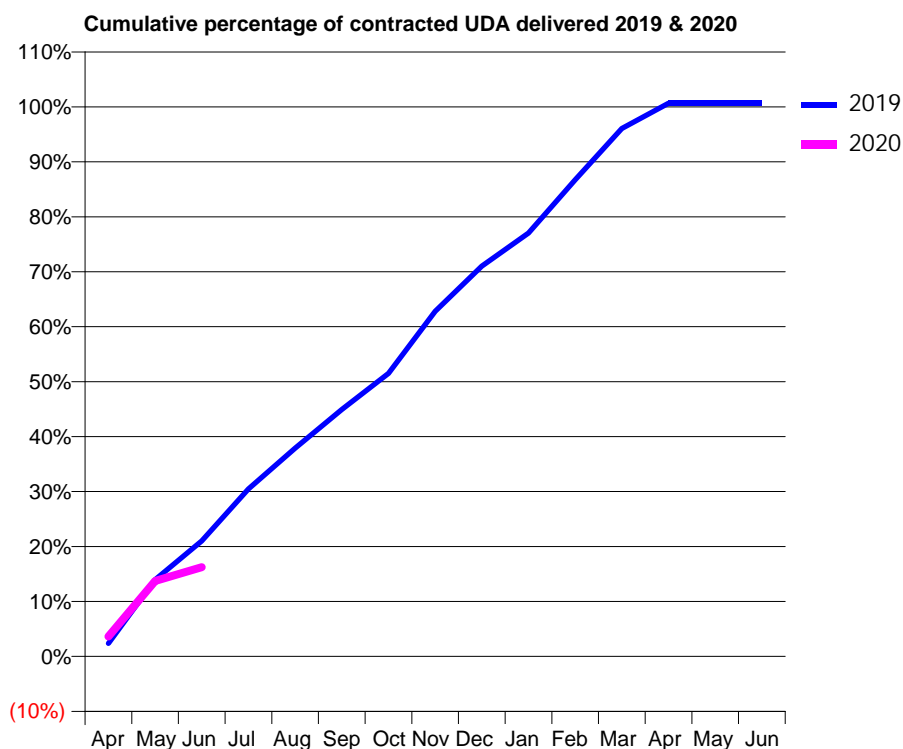
19/20 Contracted general activity (UDA)	15,171
Carry forward general activity (UDA)	0
19/20 Contracted orthodontic activity (UOA)	0
Carry forward orthodontic activity (UOA)	0
Baseline contract value	£468,912.31

ACCESS*

Patients seen in 24 months	Total	Change since previous quarter
Quarter ending June 2018	6,405	
Quarter ending September 2018	6,508	→
Quarter ending December 2018	6,587	→
Quarter ending March 2019	6,615	→
Quarter ending June 2019	6,636	→
Variance since June 2018	3.6%	↑



ACTIVITY



Month	2019	2020
April	359	550
May	2,118	2,086
June	3,186	2,466
July	4,622	
August	5,753	
September	6,817	
October	7,815	
November	9,531	
December	10,775	
January	11,687	
February	13,160	
March	14,573	
April	15,270	
May	15,270	
June	15,270	

QUALITY

	Quantity	Base Number	Contract	AT	Region	England
% of FP17s for the same patient ID Re-attending within 3 months - Children	24	428	5.6%	10.4%	12.1%	11.4%
% of FP17s for the same patient ID Re-attending within 3 months - Adults	188	1,470	12.8%	13.7%	15.6%	15.4%
% of FP17s for the same patient ID Re-attending between 3 & 9 months - Children	266	428	62.1%	63.0%	61.2%	59.8%
% of FP17s for the same patient ID Re-attending between 3 & 9 months - Adults	688	1,470	46.8%	56.7%	54.5%	52.1%
% of FP17s for Band 1 Urgent Courses	142	1,470	9.7%	7.3%	9.1%	9.2%
% of FP17s Relating to Free Repair or Replacements	9	1,470	0.6%	0.9%	1.0%	0.7%
% of FP17s Relating to Continuations	29	1,470	2.0%	0.9%	1.0%	0.8%
% of Patients satisfied with the dentistry they have received	0	0	N/A	93.5%	94.2%	93.4%
% of Patients satisfied with the time they had to wait for an appointment	0	0	N/A	86.7%	88.4%	87.6%

* This is based on patients treated on this contract for their most recent course of treatment. Figures in italics indicate the base number of FP17s or Patient Questionnaire responses are less than 100. N/A is shown where the base number of responses is less than 10 during the period. % is calculated as Quantity/Base number*100

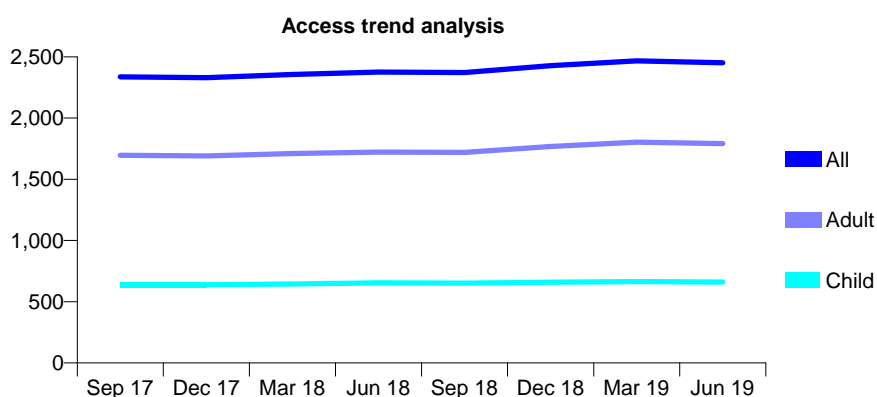
Q52 - Vital Signs At a Glance Contract Report for 324345/0001 - June 2019

Name or company name	MR SP AGABEG
Contract type name	GDS Contract
Purpose of contract	General
Contract start date	01/04/2006
Contract end date	

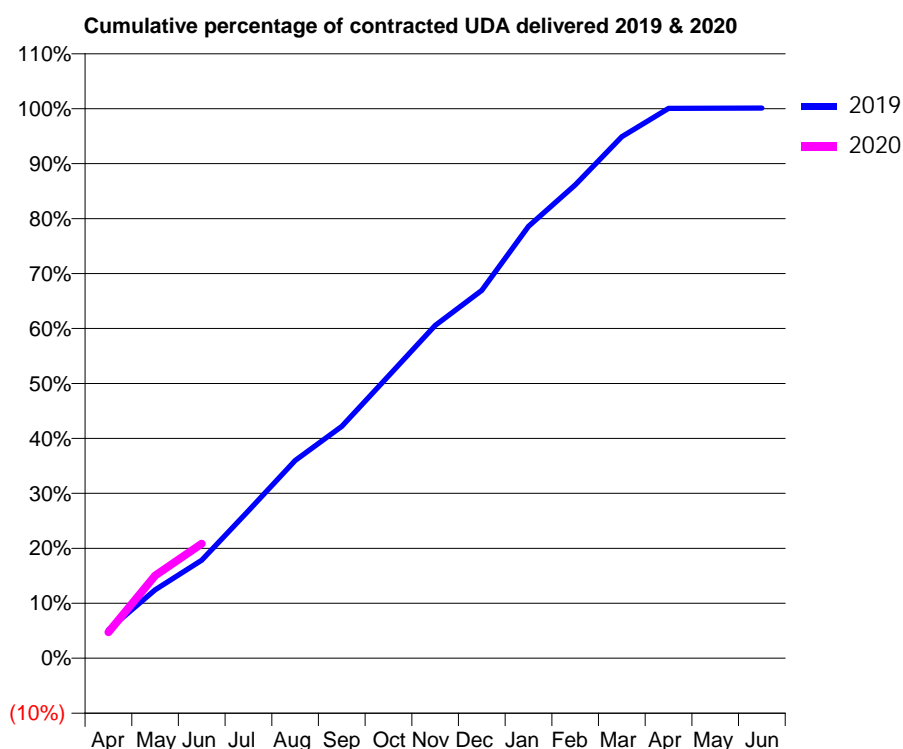
19/20 Contracted general activity (UDA)	6,799
Carry forward general activity (UDA)	0
19/20 Contracted orthodontic activity (UOA)	0
Carry forward orthodontic activity (UOA)	0
Baseline contract value	£190,824.69

ACCESS*

Patients seen in 24 months	Total	Change since previous quarter
Quarter ending June 2018	2,376	
Quarter ending September 2018	2,372	→
Quarter ending December 2018	2,428	↑
Quarter ending March 2019	2,468	→
Quarter ending June 2019	2,452	→
Variance since June 2018	3.2%	↑



ACTIVITY



Month	2019	2020
April	352	323
May	848	1,023
June	1,213	1,416
July	1,825	
August	2,446	
September	2,869	
October	3,492	
November	4,118	
December	4,551	
January	5,344	
February	5,856	
March	6,452	
April	6,801	
May	6,803	
June	6,806	

QUALITY

	Quantity	Base Number	Contract	AT	Region	England
% of FP17s for the same patient ID Re-attending within 3 months - Children	18	242	7.4%	10.4%	12.1%	11.4%
% of FP17s for the same patient ID Re-attending within 3 months - Adults	70	662	10.6%	13.7%	15.6%	15.4%
% of FP17s for the same patient ID Re-attending between 3 & 9 months - Children	157	242	64.9%	63.0%	61.2%	59.8%
% of FP17s for the same patient ID Re-attending between 3 & 9 months - Adults	425	662	64.2%	56.7%	54.5%	52.1%
% of FP17s for Band 1 Urgent Courses	36	725	5.0%	7.3%	9.1%	9.2%
% of FP17s Relating to Free Repair or Replacements	3	725	0.4%	0.9%	1.0%	0.7%
% of FP17s Relating to Continuations	5	725	0.7%	0.9%	1.0%	0.8%
% of Patients satisfied with the dentistry they have received	0	0	N/A	93.5%	94.2%	93.4%
% of Patients satisfied with the time they had to wait for an appointment	0	0	N/A	86.7%	88.4%	87.6%

* This is based on patients treated on this contract for their most recent course of treatment.

Figures in italics indicate the base number of FP17s or Patient Questionnaire responses are less than 100. N/A is shown where the base number of responses is less than 10 during the period. % is calculated as Quantity/Base number*100

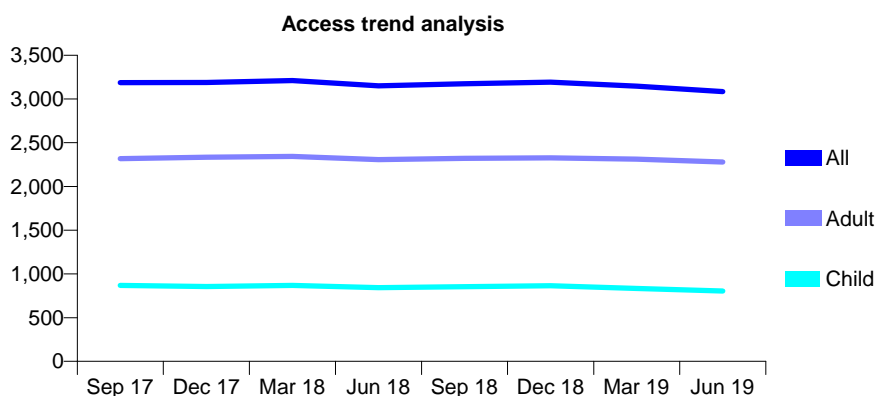
Q52 - Vital Signs At a Glance Contract Report for 324345/0003 - June 2019

Name or company name	MR SP AGABEG
Contract type name	GDS Contract
Purpose of contract	General
Contract start date	01/04/2006
Contract end date	

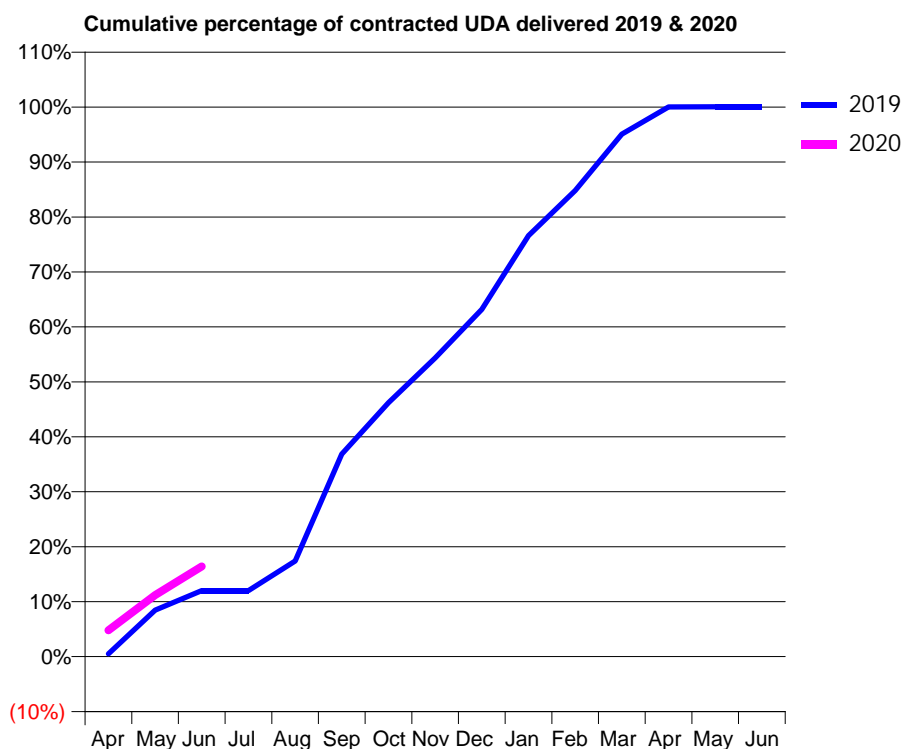
19/20 Contracted general activity (UDA)	10,289
Carry forward general activity (UDA)	0
19/20 Contracted orthodontic activity (UOA)	0
Carry forward orthodontic activity (UOA)	0
Baseline contract value	£315,715.87

ACCESS*

Patients seen in 24 months	Total	Change since previous quarter
Quarter ending June 2018	3,150	
Quarter ending September 2018	3,175	→
Quarter ending December 2018	3,192	→
Quarter ending March 2019	3,147	↓
Quarter ending June 2019	3,084	↓
Variance since June 2018	(2.1%)	↓



ACTIVITY



Month	Adjusted Scheduled Activity (UDA)	
	2019	2020
April	55	493
May	871	1,153
June	1,236	1,689
July	1,236	
August	1,792	
September	3,792	
October	4,756	
November	5,591	
December	6,501	
January	7,882	
February	8,727	
March	9,780	
April	10,290	
May	10,293	
June	10,293	

QUALITY

	Quantity	Base Number	Contract	AT	Region	England
% of FP17s for the same patient ID Re-attending within 3 months - Children	20	268	7.5%	10.4%	12.1%	11.4%
% of FP17s for the same patient ID Re-attending within 3 months - Adults	127	704	18.0%	13.7%	15.6%	15.4%
% of FP17s for the same patient ID Re-attending between 3 & 9 months - Children	184	268	68.7%	63.0%	61.2%	59.8%
% of FP17s for the same patient ID Re-attending between 3 & 9 months - Adults	381	704	54.1%	56.7%	54.5%	52.1%
% of FP17s for Band 1 Urgent Courses	81	843	9.6%	7.3%	9.1%	9.2%
% of FP17s Relating to Free Repair or Replacements	7	843	0.8%	0.9%	1.0%	0.7%
% of FP17s Relating to Continuations	8	843	0.9%	0.9%	1.0%	0.8%
% of Patients satisfied with the dentistry they have received	0	1	N/A	93.5%	94.2%	93.4%
% of Patients satisfied with the time they had to wait for an appointment	1	1	N/A	86.7%	88.4%	87.6%

* This is based on patients treated on this contract for their most recent course of treatment. Figures in italics indicate the base number of FP17s or Patient Questionnaire responses are less than 100. N/A is shown where the base number of responses is less than 10 during the period. % is calculated as Quantity/Base number*100

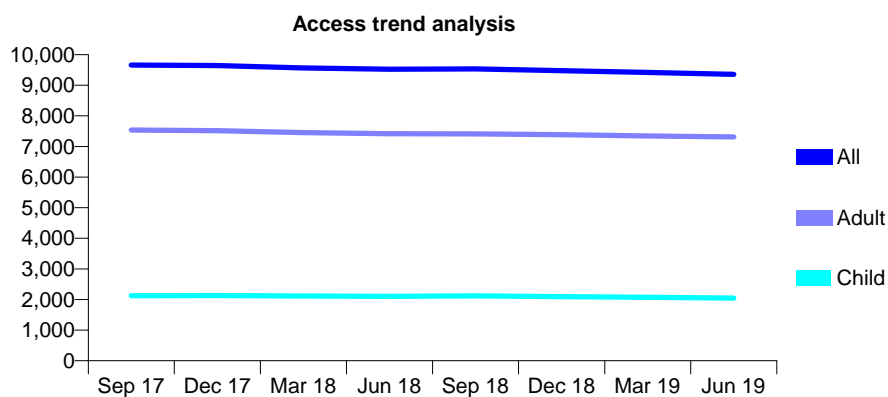
Q52 - Vital Signs At a Glance Contract Report for 325430/0001 - June 2019

Name or company name	High Street Dental Practice
Contract type name	GDS Contract
Purpose of contract	General
Contract start date	01/04/2006
Contract end date	

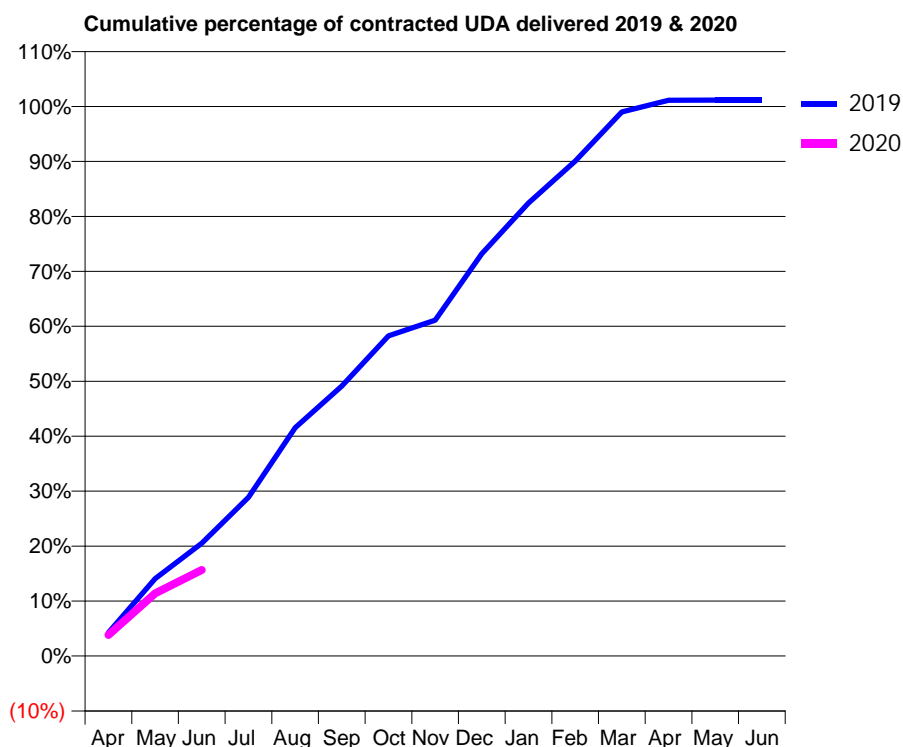
19/20 Contracted general activity (UDA)	24,893
Carry forward general activity (UDA)	0
19/20 Contracted orthodontic activity (UOA)	0
Carry forward orthodontic activity (UOA)	0
Baseline contract value	£817,487.58

ACCESS*

Patients seen in 24 months	Total	Change since previous quarter
Quarter ending June 2018	9,521	
Quarter ending September 2018	9,536	→
Quarter ending December 2018	9,476	→
Quarter ending March 2019	9,417	→
Quarter ending June 2019	9,356	→
Variance since June 2018	(1.7%)	↓



ACTIVITY



Month	Adjusted Scheduled Activity (UDA)	
	2019	2020
April	1,060	958
May	3,509	2,838
June	5,108	3,900
July	7,188	
August	10,341	
September	12,224	
October	14,503	
November	15,212	
December	18,220	
January	20,517	
February	22,418	
March	24,644	
April	25,174	
May	25,181	
June	25,182	

QUALITY

	Quantity	Base Number	Contract	AT	Region	England
% of FP17s for the same patient ID Re-attending within 3 months - Children	29	672	4.3%	10.4%	12.1%	11.4%
% of FP17s for the same patient ID Re-attending within 3 months - Adults	222	2,303	9.6%	13.7%	15.6%	15.4%
% of FP17s for the same patient ID Re-attending between 3 & 9 months - Children	485	672	72.2%	63.0%	61.2%	59.8%
% of FP17s for the same patient ID Re-attending between 3 & 9 months - Adults	1,583	2,303	68.7%	56.7%	54.5%	52.1%
% of FP17s for Band 1 Urgent Courses	181	2,628	6.9%	7.3%	9.1%	9.2%
% of FP17s Relating to Free Repair or Replacements	14	2,628	0.5%	0.9%	1.0%	0.7%
% of FP17s Relating to Continuations	11	2,628	0.4%	0.9%	1.0%	0.8%
% of Patients satisfied with the dentistry they have received	1	1	N/A	93.5%	94.2%	93.4%
% of Patients satisfied with the time they had to wait for an appointment	1	1	N/A	86.7%	88.4%	87.6%

* This is based on patients treated on this contract for their most recent course of treatment. Figures in italics indicate the base number of FP17s or Patient Questionnaire responses are less than 100. N/A is shown where the base number of responses is less than 10 during the period. % is calculated as Quantity/Base number*100

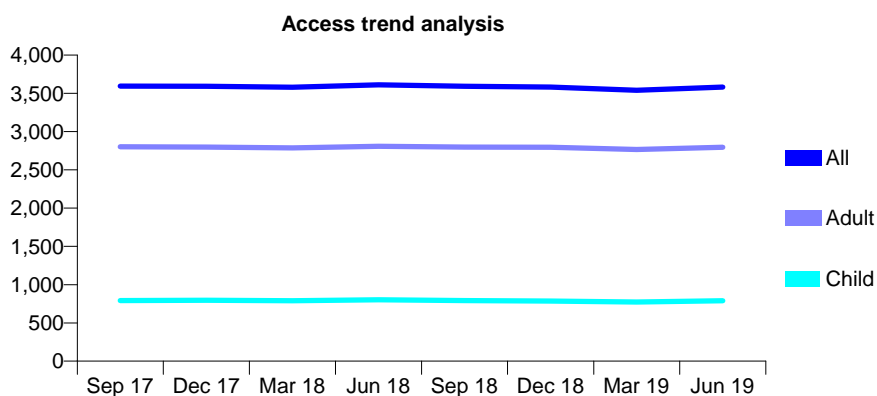
Q52 - Vital Signs At a Glance Contract Report for 328693/0001 - June 2019

Name or company name	MISS TM BLACK
Contract type name	GDS Contract
Purpose of contract	General
Contract start date	01/04/2006
Contract end date	

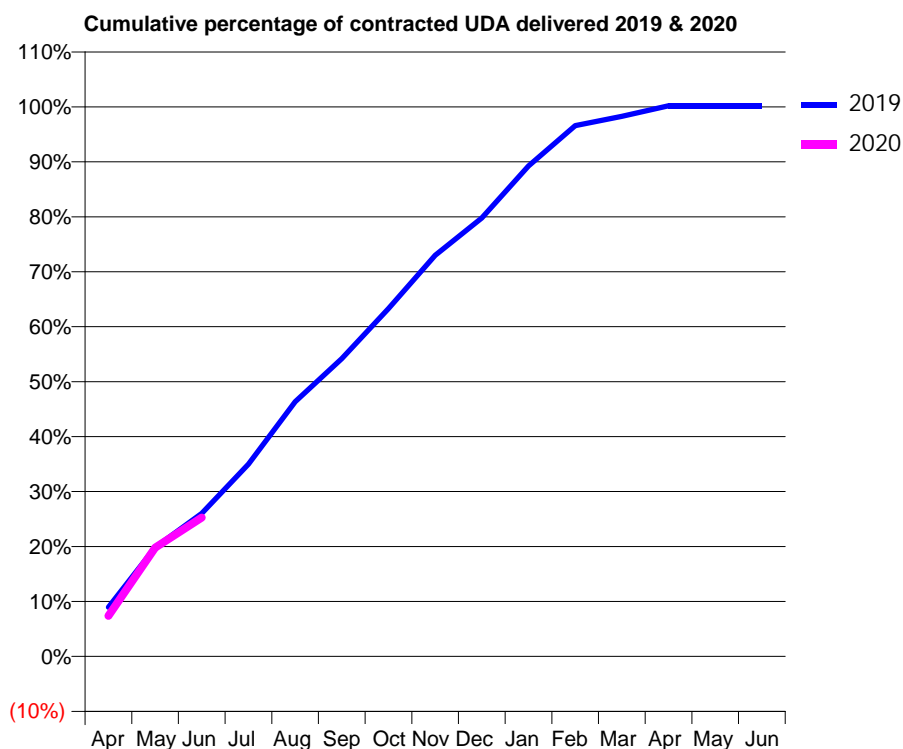
19/20 Contracted general activity (UDA)	11,650
Carry forward general activity (UDA)	0
19/20 Contracted orthodontic activity (UOA)	0
Carry forward orthodontic activity (UOA)	0
Baseline contract value	£389,745.59

ACCESS*

Patients seen in 24 months	Total	Change since previous quarter
Quarter ending June 2018	3,610	
Quarter ending September 2018	3,592	→
Quarter ending December 2018	3,580	→
Quarter ending March 2019	3,540	↓
Quarter ending June 2019	3,583	→
Variance since June 2018	(0.7%)	→



ACTIVITY



Month	2019	2020
April	1,046	862
May	2,312	2,304
June	3,032	2,945
July	4,078	
August	5,398	
September	6,312	
October	7,374	
November	8,503	
December	9,293	
January	10,398	
February	11,250	
March	11,450	
April	11,671	
May	11,671	
June	11,671	

QUALITY

	Quantity	Base Number	Contract	AT	Region	England
% of FP17s for the same patient ID Re-attending within 3 months - Children	18	463	3.9%	10.4%	12.1%	11.4%
% of FP17s for the same patient ID Re-attending within 3 months - Adults	180	1,396	12.9%	13.7%	15.6%	15.4%
% of FP17s for the same patient ID Re-attending between 3 & 9 months - Children	368	463	79.5%	63.0%	61.2%	59.8%
% of FP17s for the same patient ID Re-attending between 3 & 9 months - Adults	913	1,396	65.4%	56.7%	54.5%	52.1%
% of FP17s for Band 1 Urgent Courses	59	1,726	3.4%	7.3%	9.1%	9.2%
% of FP17s Relating to Free Repair or Replacements	28	1,726	1.6%	0.9%	1.0%	0.7%
% of FP17s Relating to Continuations	38	1,726	2.2%	0.9%	1.0%	0.8%
% of Patients satisfied with the dentistry they have received	0	0	N/A	93.5%	94.2%	93.4%
% of Patients satisfied with the time they had to wait for an appointment	0	0	N/A	86.7%	88.4%	87.6%

* This is based on patients treated on this contract for their most recent course of treatment. Figures in italics indicate the base number of FP17s or Patient Questionnaire responses are less than 100. N/A is shown where the base number of responses is less than 10 during the period. % is calculated as Quantity/Base number*100

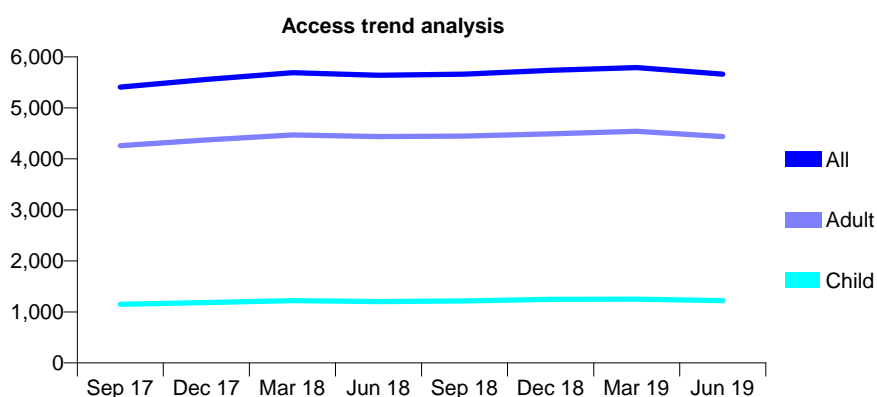
Q52 - Vital Signs At a Glance Contract Report for 358789/0001 - June 2019

Name or company name	MR BS PANESAR
Contract type name	GDS Contract
Purpose of contract	General
Contract start date	01/01/2014
Contract end date	

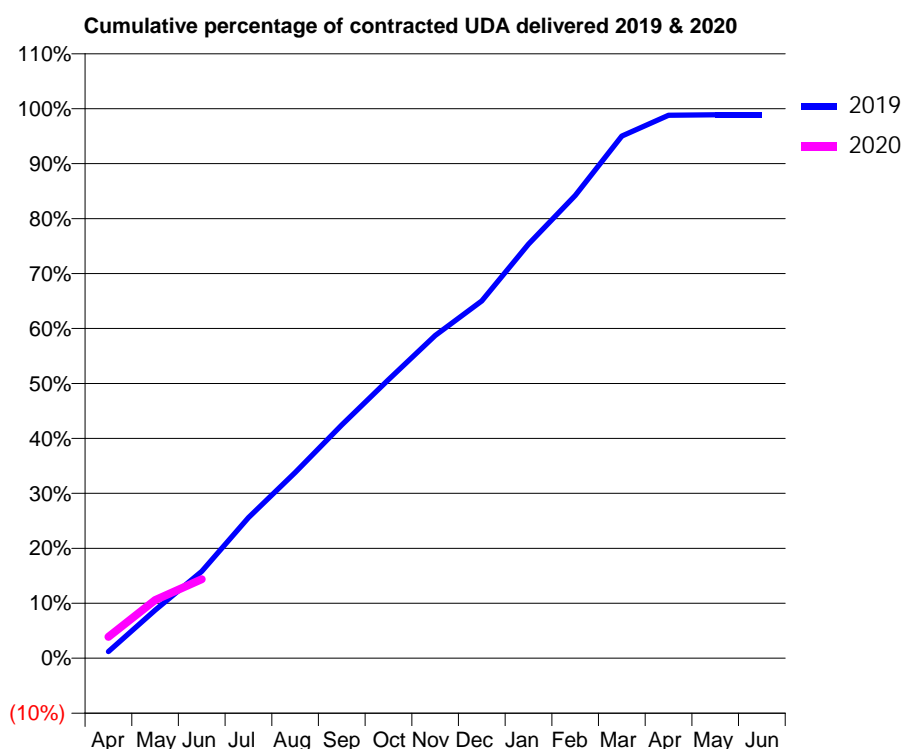
19/20 Contracted general activity (UDA)	17,078
Carry forward general activity (UDA)	0
19/20 Contracted orthodontic activity (UOA)	0
Carry forward orthodontic activity (UOA)	0
Baseline contract value	£478,006.00

ACCESS*

Patients seen in 24 months	Total	Change since previous quarter
Quarter ending June 2018	5,640	
Quarter ending September 2018	5,662	→
Quarter ending December 2018	5,736	→
Quarter ending March 2019	5,790	→
Quarter ending June 2019	5,661	↓
Variance since June 2018	0.4%	→



ACTIVITY



Month	2019	2020
April	211	665
May	1,492	1,808
June	2,702	2,457
July	4,371	
August	5,773	
September	7,251	
October	8,656	
November	10,028	
December	11,103	
January	12,872	
February	14,382	
March	16,229	
April	16,874	
May	16,888	
June	16,888	

QUALITY

	Quantity	Base Number	Contract	AT	Region	England
% of FP17s for the same patient ID Re-attending within 3 months - Children	31	360	8.6%	10.4%	12.1%	11.4%
% of FP17s for the same patient ID Re-attending within 3 months - Adults	164	1,301	12.6%	13.7%	15.6%	15.4%
% of FP17s for the same patient ID Re-attending between 3 & 9 months - Children	228	360	63.3%	63.0%	61.2%	59.8%
% of FP17s for the same patient ID Re-attending between 3 & 9 months - Adults	865	1,301	66.5%	56.7%	54.5%	52.1%
% of FP17s for Band 1 Urgent Courses	95	1,385	6.9%	7.3%	9.1%	9.2%
% of FP17s Relating to Free Repair or Replacements	12	1,385	0.9%	0.9%	1.0%	0.7%
% of FP17s Relating to Continuations	35	1,385	2.5%	0.9%	1.0%	0.8%
% of Patients satisfied with the dentistry they have received	1	1	N/A	93.5%	94.2%	93.4%
% of Patients satisfied with the time they had to wait for an appointment	1	1	N/A	86.7%	88.4%	87.6%

* This is based on patients treated on this contract for their most recent course of treatment. Figures in italics indicate the base number of FP17s or Patient Questionnaire responses are less than 100. N/A is shown where the base number of responses is less than 10 during the period. % is calculated as Quantity/Base number*100

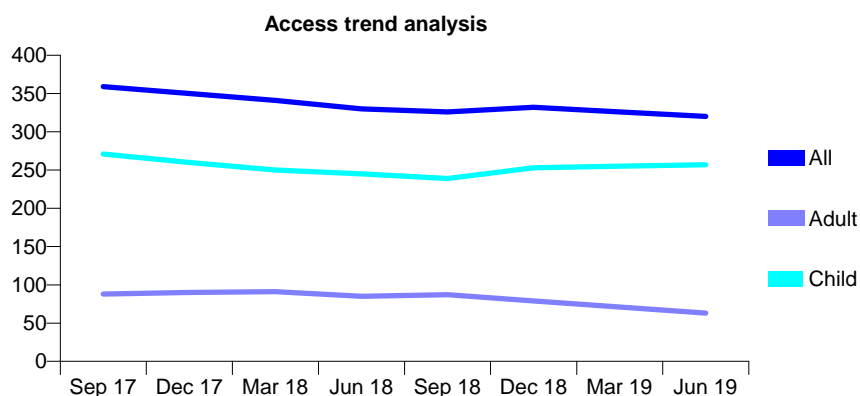
Q52 - Vital Signs At a Glance Contract Report for 359548/0002 - June 2019

Name or company name	MR CW TAYLOR
Contract type name	GDS Contract
Purpose of contract	General
Contract start date	01/12/2012
Contract end date	

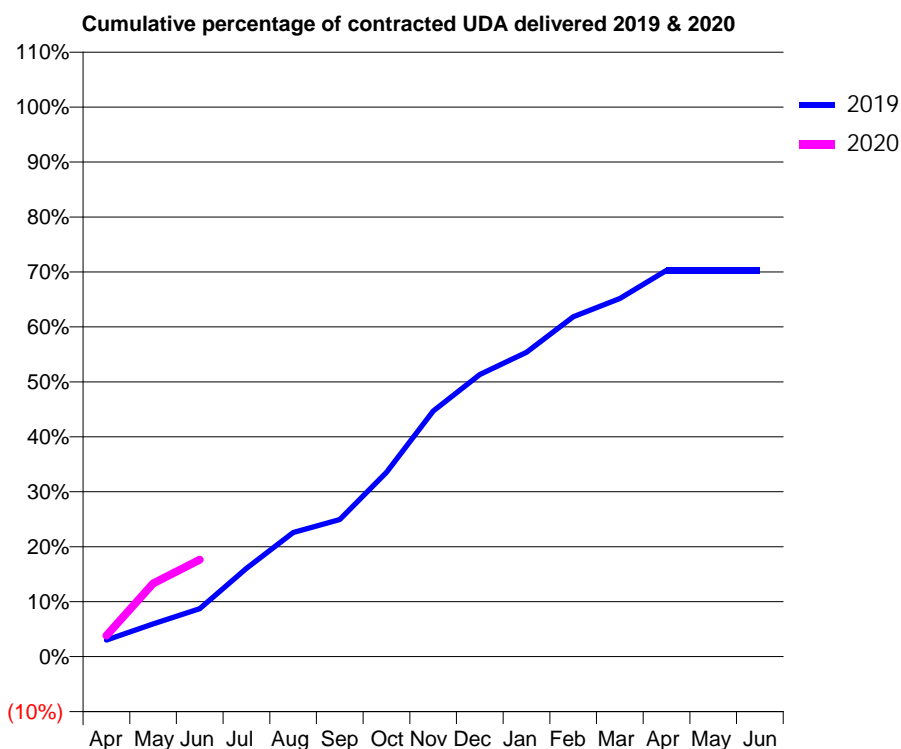
19/20 Contracted general activity (UDA)	1,096
Carry forward general activity (UDA)	0
19/20 Contracted orthodontic activity (UOA)	0
Carry forward orthodontic activity (UOA)	0
Baseline contract value	£31,536.30

ACCESS*

Patients seen in 24 months	Total	Change since previous quarter
Quarter ending June 2018	330	
Quarter ending September 2018	326	↓
Quarter ending December 2018	332	→
Quarter ending March 2019	326	↓
Quarter ending June 2019	320	↓
Variance since June 2018	(3.0%)	↓



ACTIVITY



Month	Adjusted Scheduled Activity (UDA)	
	2019	2020
April	33	42
May	65	146
June	96	193
July	176	
August	247	
September	274	
October	368	
November	490	
December	563	
January	607	
February	678	
March	714	
April	770	
May	770	
June	770	

QUALITY

	Quantity	Base Number	Contract	AT	Region	England
% of FP17s for the same patient ID Re-attending within 3 months - Children	16	139	11.5%	10.4%	12.1%	11.4%
% of FP17s for the same patient ID Re-attending within 3 months - Adults	2	20	10.0%	13.7%	15.6%	15.4%
% of FP17s for the same patient ID Re-attending between 3 & 9 months - Children	97	139	69.8%	63.0%	61.2%	59.8%
% of FP17s for the same patient ID Re-attending between 3 & 9 months - Adults	16	20	80.0%	56.7%	54.5%	52.1%
% of FP17s for Band 1 Urgent Courses	1	129	0.8%	7.3%	9.1%	9.2%
% of FP17s Relating to Free Repair or Replacements	0	129	0.0%	0.9%	1.0%	0.7%
% of FP17s Relating to Continuations	4	129	3.1%	0.9%	1.0%	0.8%
% of Patients satisfied with the dentistry they have received	0	0	N/A	93.5%	94.2%	93.4%
% of Patients satisfied with the time they had to wait for an appointment	0	0	N/A	86.7%	88.4%	87.6%

* This is based on patients treated on this contract for their most recent course of treatment. Figures in italics indicate the base number of FP17s or Patient Questionnaire responses are less than 100. N/A is shown where the base number of responses is less than 10 during the period. % is calculated as Quantity/Base number*100

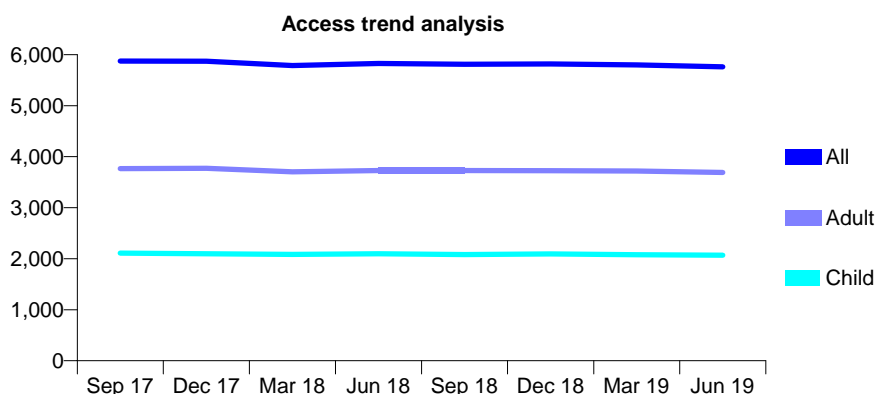
Q52 - Vital Signs At a Glance Contract Report for 366307/0001 - June 2019

Name or company name	MR GR JONES
Contract type name	GDS Contract
Purpose of contract	General
Contract start date	01/11/2007
Contract end date	

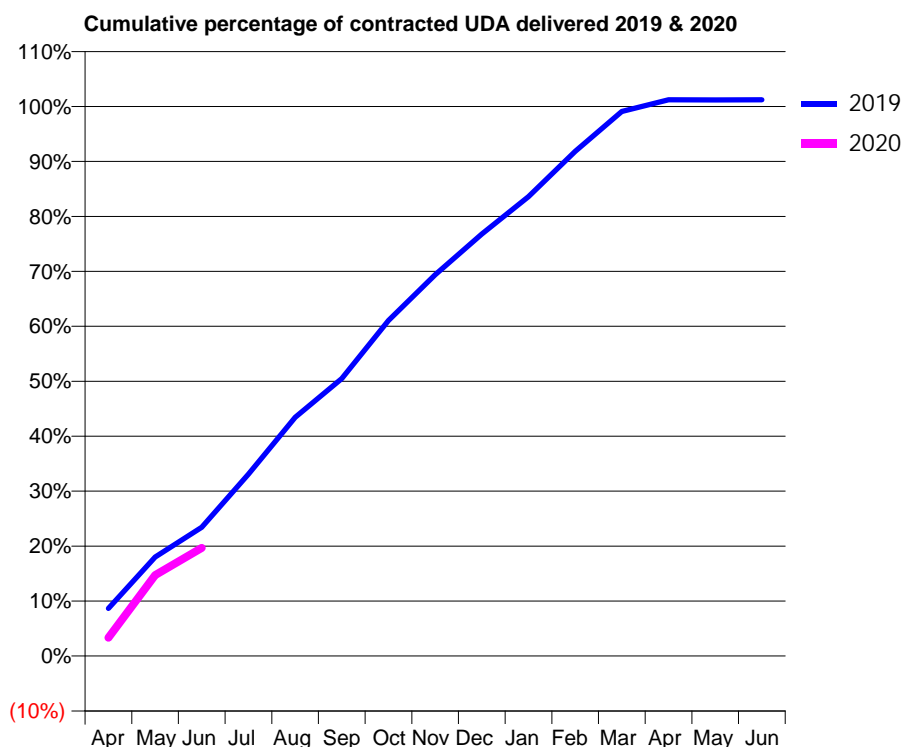
19/20 Contracted general activity (UDA)	14,014
Carry forward general activity (UDA)	0
19/20 Contracted orthodontic activity (UOA)	0
Carry forward orthodontic activity (UOA)	0
Baseline contract value	£441,458.54

ACCESS*

Patients seen in 24 months	Total	Change since previous quarter
Quarter ending June 2018	5,826	
Quarter ending September 2018	5,812	→
Quarter ending December 2018	5,817	→
Quarter ending March 2019	5,801	→
Quarter ending June 2019	5,761	→
Variance since June 2018	(1.1%)	↓



ACTIVITY



Month	Adjusted Scheduled Activity (UDA)	
	2019	2020
April	1,215	466
May	2,524	2,062
June	3,283	2,757
July	4,637	
August	6,088	
September	7,077	
October	8,558	
November	9,725	
December	10,758	
January	11,715	
February	12,871	
March	13,885	
April	14,183	
May	14,179	
June	14,184	

QUALITY

	Quantity	Base Number	Contract	AT	Region	England
% of FP17s for the same patient ID Re-attending within 3 months - Children	66	736	9.0%	10.4%	12.1%	11.4%
% of FP17s for the same patient ID Re-attending within 3 months - Adults	130	1,215	10.7%	13.7%	15.6%	15.4%
% of FP17s for the same patient ID Re-attending between 3 & 9 months - Children	486	736	66.0%	63.0%	61.2%	59.8%
% of FP17s for the same patient ID Re-attending between 3 & 9 months - Adults	808	1,215	66.5%	56.7%	54.5%	52.1%
% of FP17s for Band 1 Urgent Courses	117	1,470	8.0%	7.3%	9.1%	9.2%
% of FP17s Relating to Free Repair or Replacements	8	1,470	0.5%	0.9%	1.0%	0.7%
% of FP17s Relating to Continuations	1	1,470	0.1%	0.9%	1.0%	0.8%
% of Patients satisfied with the dentistry they have received	1	1	N/A	93.5%	94.2%	93.4%
% of Patients satisfied with the time they had to wait for an appointment	1	1	N/A	86.7%	88.4%	87.6%

* This is based on patients treated on this contract for their most recent course of treatment. Figures in italics indicate the base number of FP17s or Patient Questionnaire responses are less than 100. N/A is shown where the base number of responses is less than 10 during the period. % is calculated as Quantity/Base number*100

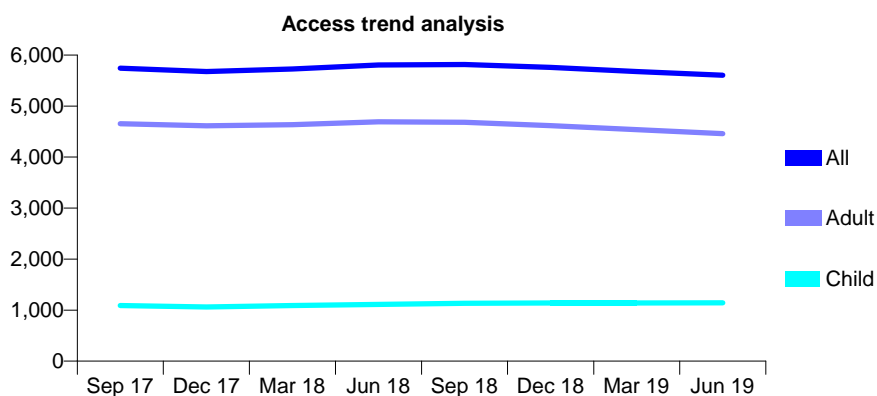
Q52 - Vital Signs At a Glance Contract Report for 367869/0001 - June 2019

Name or company name	Oakwood Dental Practice
Contract type name	GDS Contract
Purpose of contract	General
Contract start date	10/09/2013
Contract end date	

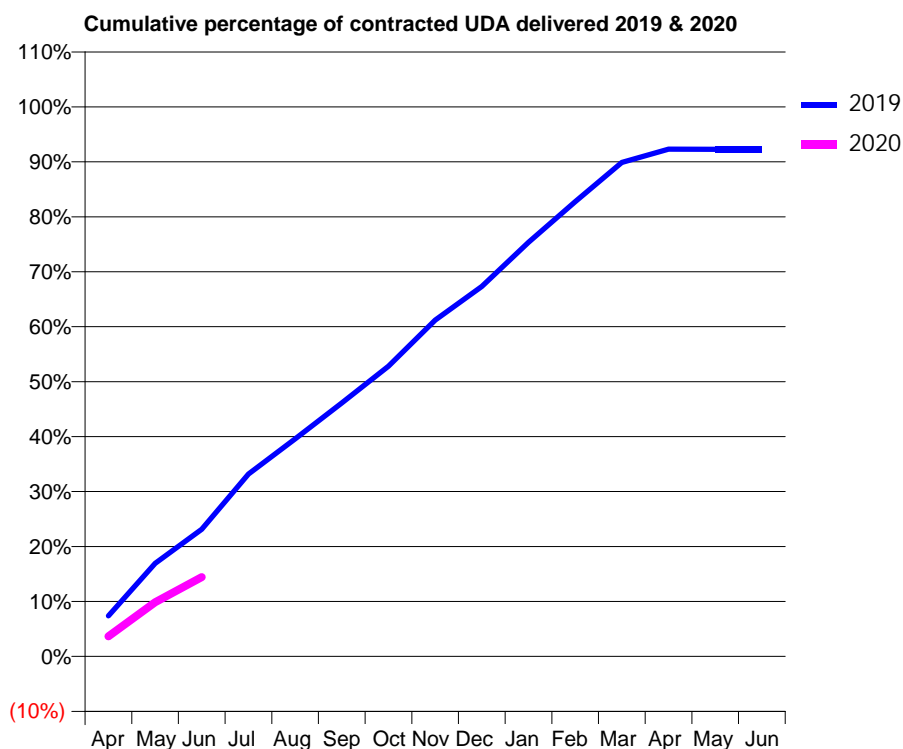
19/20 Contracted general activity (UDA)	20,660
Carry forward general activity (UDA)	0
19/20 Contracted orthodontic activity (UOA)	0
Carry forward orthodontic activity (UOA)	0
Baseline contract value	£481,616.94

ACCESS*

Patients seen in 24 months	Total	Change since previous quarter
Quarter ending June 2018	5,804	
Quarter ending September 2018	5,815	→
Quarter ending December 2018	5,757	→
Quarter ending March 2019	5,676	↓
Quarter ending June 2019	5,604	↓
Variance since June 2018	(3.4%)	↓



ACTIVITY



Month	2019	2020
April	1,526	755
May	3,496	2,037
June	4,781	2,980
July	6,857	
August	8,178	
September	9,530	
October	10,913	
November	12,645	
December	13,907	
January	15,568	
February	17,098	
March	18,568	
April	19,069	
May	19,066	
June	19,064	

QUALITY

	Quantity	Base Number	Contract	AT	Region	England
% of FP17s for the same patient ID Re-attending within 3 months - Children	26	440	5.9%	10.4%	12.1%	11.4%
% of FP17s for the same patient ID Re-attending within 3 months - Adults	193	1,549	12.5%	13.7%	15.6%	15.4%
% of FP17s for the same patient ID Re-attending between 3 & 9 months - Children	309	440	70.2%	63.0%	61.2%	59.8%
% of FP17s for the same patient ID Re-attending between 3 & 9 months - Adults	1,068	1,549	68.9%	56.7%	54.5%	52.1%
% of FP17s for Band 1 Urgent Courses	102	1,703	6.0%	7.3%	9.1%	9.2%
% of FP17s Relating to Free Repair or Replacements	7	1,703	0.4%	0.9%	1.0%	0.7%
% of FP17s Relating to Continuations	2	1,703	0.1%	0.9%	1.0%	0.8%
% of Patients satisfied with the dentistry they have received	3	3	N/A	93.5%	94.2%	93.4%
% of Patients satisfied with the time they had to wait for an appointment	3	3	N/A	86.7%	88.4%	87.6%

* This is based on patients treated on this contract for their most recent course of treatment. Figures in italics indicate the base number of FP17s or Patient Questionnaire responses are less than 100. N/A is shown where the base number of responses is less than 10 during the period. % is calculated as Quantity/Base number*100

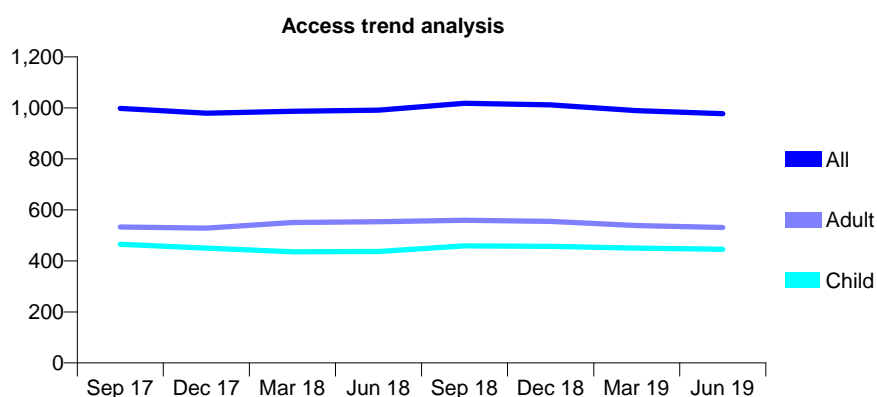
Q52 - Vital Signs At a Glance Contract Report for 367893/0001 - June 2019

Name or company name	MRS KM PUNIA
Contract type name	GDS Contract
Purpose of contract	General
Contract start date	01/12/2014
Contract end date	

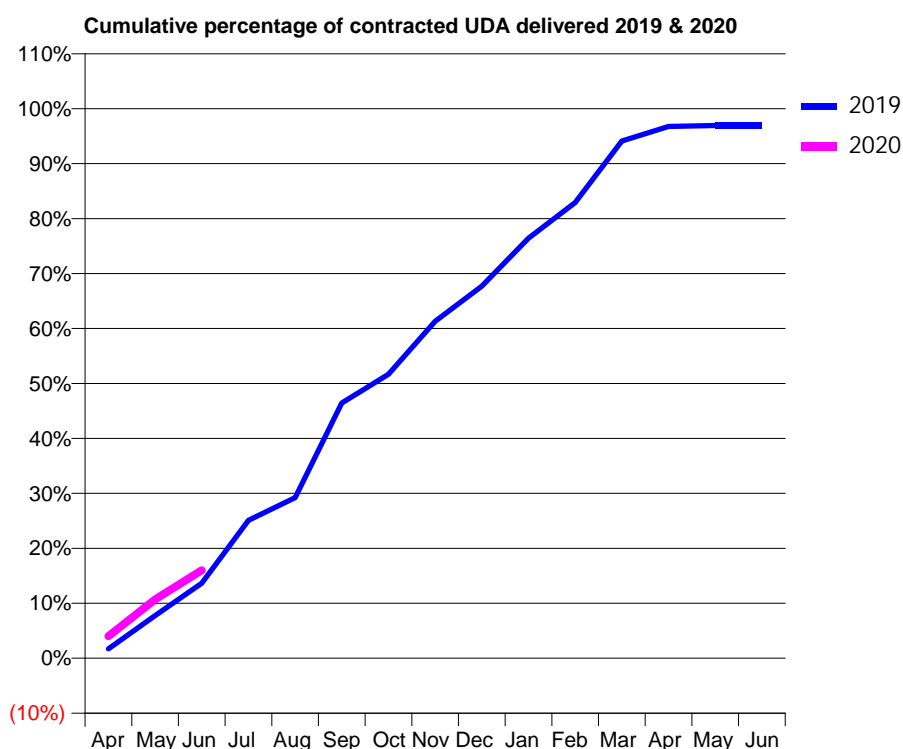
19/20 Contracted general activity (UDA)	3,000
Carry forward general activity (UDA)	0
19/20 Contracted orthodontic activity (UOA)	0
Carry forward orthodontic activity (UOA)	0
Baseline contract value	£89,576.72

ACCESS*

Patients seen in 24 months	Total	Change since previous quarter
Quarter ending June 2018	991	
Quarter ending September 2018	1,018	↑
Quarter ending December 2018	1,012	→
Quarter ending March 2019	989	↓
Quarter ending June 2019	977	↓
Variance since June 2018	(1.4%)	↓



ACTIVITY



Month	2019	2020
April	51	121
May	233	321
June	410	480
July	752	
August	877	
September	1,393	
October	1,550	
November	1,839	
December	2,031	
January	2,293	
February	2,488	
March	2,823	
April	2,903	
May	2,908	
June	2,908	

QUALITY

	Quantity	Base Number	Contract	AT	Region	England
% of FP17s for the same patient ID Re-attending within 3 months - Children	6	129	4.7%	10.4%	12.1%	11.4%
% of FP17s for the same patient ID Re-attending within 3 months - Adults	24	152	15.8%	13.7%	15.6%	15.4%
% of FP17s for the same patient ID Re-attending between 3 & 9 months - Children	85	129	65.9%	63.0%	61.2%	59.8%
% of FP17s for the same patient ID Re-attending between 3 & 9 months - Adults	102	152	67.1%	56.7%	54.5%	52.1%
% of FP17s for Band 1 Urgent Courses	7	230	3.0%	7.3%	9.1%	9.2%
% of FP17s Relating to Free Repair or Replacements	1	230	0.4%	0.9%	1.0%	0.7%
% of FP17s Relating to Continuations	4	230	1.7%	0.9%	1.0%	0.8%
% of Patients satisfied with the dentistry they have received	3	3	N/A	93.5%	94.2%	93.4%
% of Patients satisfied with the time they had to wait for an appointment	3	3	N/A	86.7%	88.4%	87.6%

* This is based on patients treated on this contract for their most recent course of treatment. Figures in italics indicate the base number of FP17s or Patient Questionnaire responses are less than 100. N/A is shown where the base number of responses is less than 10 during the period. % is calculated as Quantity/Base number*100

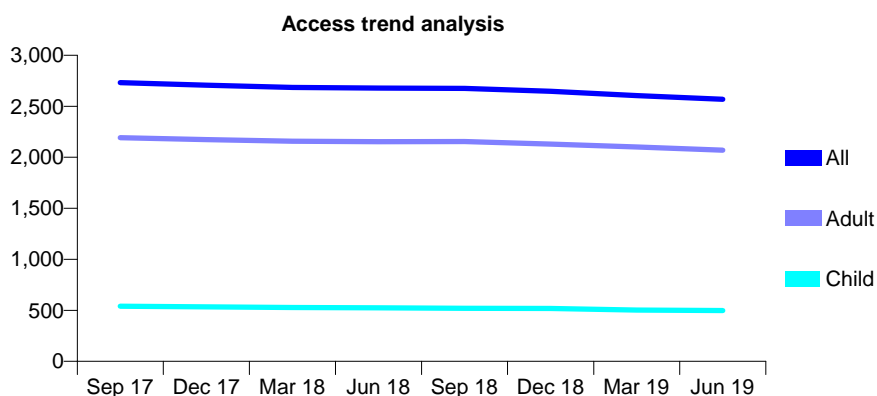
Q52 - Vital Signs At a Glance Contract Report for 560758/0001 - June 2019

Name or company name	MRS MA O'SULLIVAN
Contract type name	GDS Contract
Purpose of contract	General
Contract start date	01/04/2006
Contract end date	

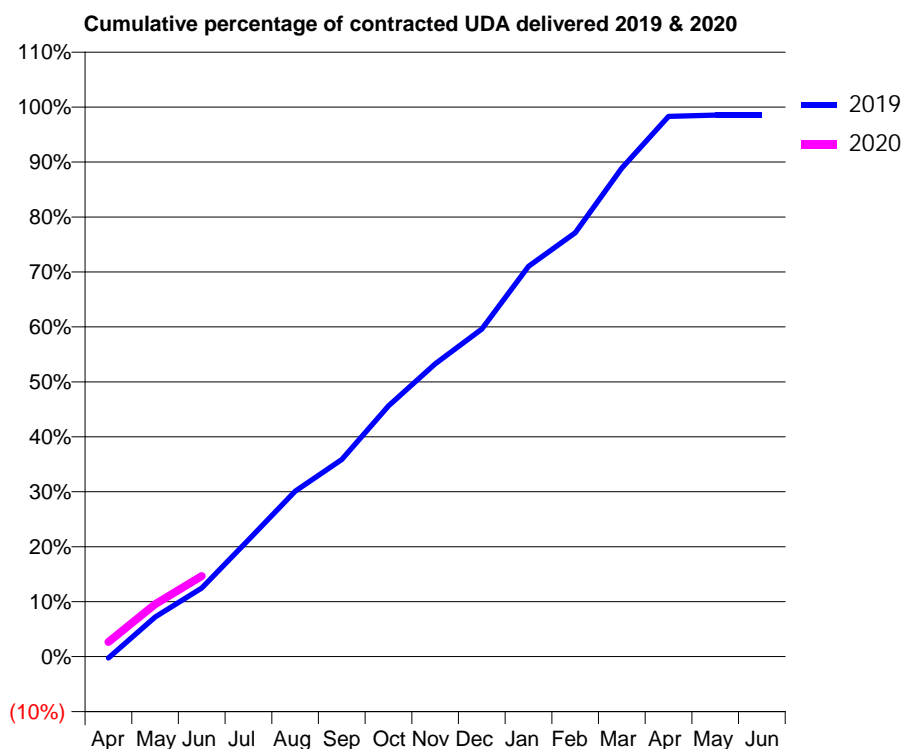
19/20 Contracted general activity (UDA)	6,350
Carry forward general activity (UDA)	0
19/20 Contracted orthodontic activity (UOA)	0
Carry forward orthodontic activity (UOA)	0
Baseline contract value	£176,170.03

ACCESS*

Patients seen in 24 months	Total	Change since previous quarter
Quarter ending June 2018	2,679	
Quarter ending September 2018	2,675	→
Quarter ending December 2018	2,647	↓
Quarter ending March 2019	2,604	↓
Quarter ending June 2019	2,569	↓
Variance since June 2018	(4.1%)	↓



ACTIVITY



Month	Adjusted Scheduled Activity (UDA)	
	2019	2020
April	-18	171
May	459	607
June	793	932
July	1,349	
August	1,911	
September	2,278	
October	2,898	
November	3,383	
December	3,783	
January	4,510	
February	4,898	
March	5,646	
April	6,241	
May	6,256	
June	6,256	

QUALITY

	Quantity	Base Number	Contract	AT	Region	England
% of FP17s for the same patient ID Re-attending within 3 months - Children	12	167	7.2%	10.4%	12.1%	11.4%
% of FP17s for the same patient ID Re-attending within 3 months - Adults	144	680	21.2%	13.7%	15.6%	15.4%
% of FP17s for the same patient ID Re-attending between 3 & 9 months - Children	91	167	54.5%	63.0%	61.2%	59.8%
% of FP17s for the same patient ID Re-attending between 3 & 9 months - Adults	291	680	42.8%	56.7%	54.5%	52.1%
% of FP17s for Band 1 Urgent Courses	88	598	14.7%	7.3%	9.1%	9.2%
% of FP17s Relating to Free Repair or Replacements	16	598	2.7%	0.9%	1.0%	0.7%
% of FP17s Relating to Continuations	8	598	1.3%	0.9%	1.0%	0.8%
% of Patients satisfied with the dentistry they have received	3	3	N/A	93.5%	94.2%	93.4%
% of Patients satisfied with the time they had to wait for an appointment	3	3	N/A	86.7%	88.4%	87.6%

* This is based on patients treated on this contract for their most recent course of treatment. Figures in italics indicate the base number of FP17s or Patient Questionnaire responses are less than 100. N/A is shown where the base number of responses is less than 10 during the period. % is calculated as Quantity/Base number*100

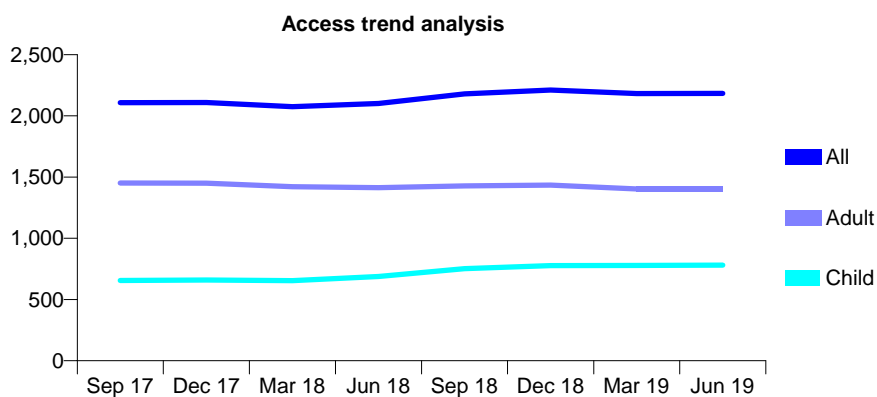
Q52 - Vital Signs At a Glance Contract Report for 569712/0001 - June 2019

Name or company name	MR NM SYKES
Contract type name	GDS Contract
Purpose of contract	General
Contract start date	01/04/2006
Contract end date	

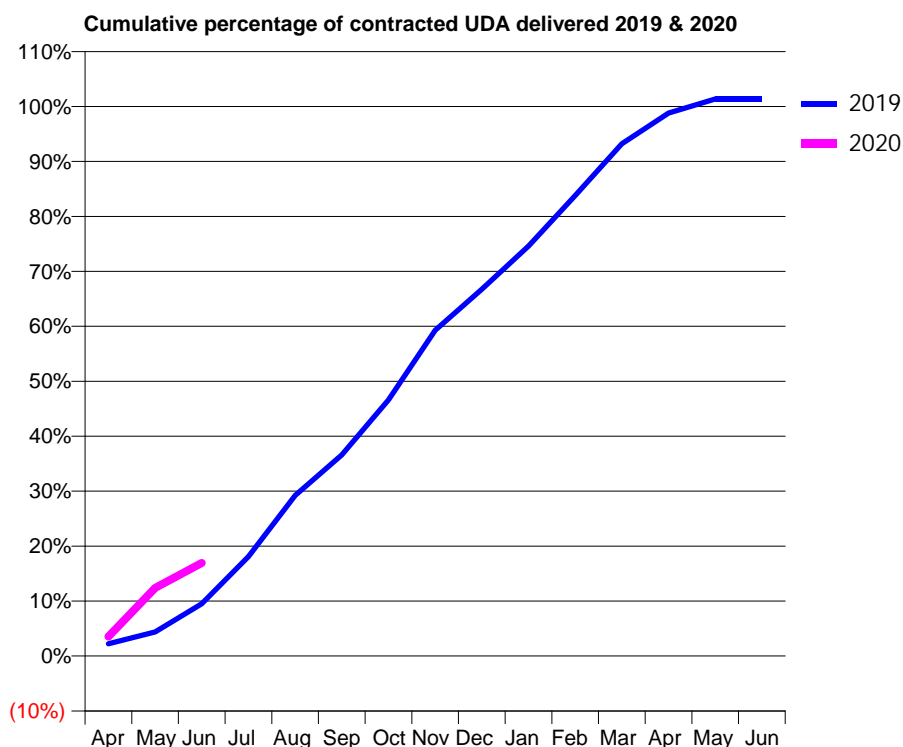
19/20 Contracted general activity (UDA)	7,500
Carry forward general activity (UDA)	0
19/20 Contracted orthodontic activity (UOA)	0
Carry forward orthodontic activity (UOA)	0
Baseline contract value	£232,271.73

ACCESS*

Patients seen in 24 months	Total	Change since previous quarter
Quarter ending June 2018	2,101	
Quarter ending September 2018	2,180	↑
Quarter ending December 2018	2,211	→
Quarter ending March 2019	2,182	↓
Quarter ending June 2019	2,184	→
Variance since June 2018	4.0%	↑



ACTIVITY



Month	Adjusted Scheduled Activity (UDA)	
	2019	2020
April	169	267
May	329	930
June	712	1,270
July	1,358	
August	2,191	
September	2,743	
October	3,496	
November	4,445	
December	5,004	
January	5,595	
February	6,285	
March	6,990	
April	7,410	
May	7,602	
June	7,602	

QUALITY

	Quantity	Base Number	Contract	AT	Region	England
% of FP17s for the same patient ID Re-attending within 3 months - Children	21	299	7.0%	10.4%	12.1%	11.4%
% of FP17s for the same patient ID Re-attending within 3 months - Adults	98	463	21.2%	13.7%	15.6%	15.4%
% of FP17s for the same patient ID Re-attending between 3 & 9 months - Children	190	299	63.5%	63.0%	61.2%	59.8%
% of FP17s for the same patient ID Re-attending between 3 & 9 months - Adults	242	463	52.3%	56.7%	54.5%	52.1%
% of FP17s for Band 1 Urgent Courses	29	522	5.6%	7.3%	9.1%	9.2%
% of FP17s Relating to Free Repair or Replacements	18	522	3.4%	0.9%	1.0%	0.7%
% of FP17s Relating to Continuations	1	522	0.2%	0.9%	1.0%	0.8%
% of Patients satisfied with the dentistry they have received	0	0	N/A	93.5%	94.2%	93.4%
% of Patients satisfied with the time they had to wait for an appointment	0	0	N/A	86.7%	88.4%	87.6%

* This is based on patients treated on this contract for their most recent course of treatment. Figures in italics indicate the base number of FP17s or Patient Questionnaire responses are less than 100. N/A is shown where the base number of responses is less than 10 during the period. % is calculated as Quantity/Base number*100

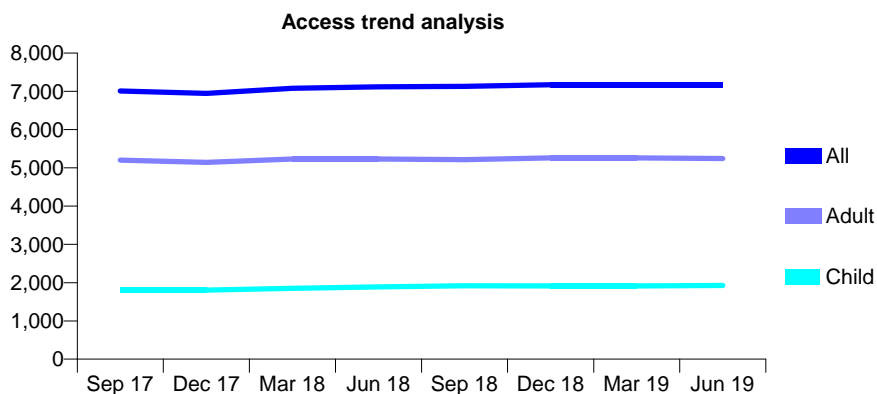
Q52 - Vital Signs At a Glance Contract Report for 575208/0002 - June 2019

Name or company name	MRS JC O'SULLIVAN
Contract type name	GDS Contract
Purpose of contract	General
Contract start date	01/04/2008
Contract end date	

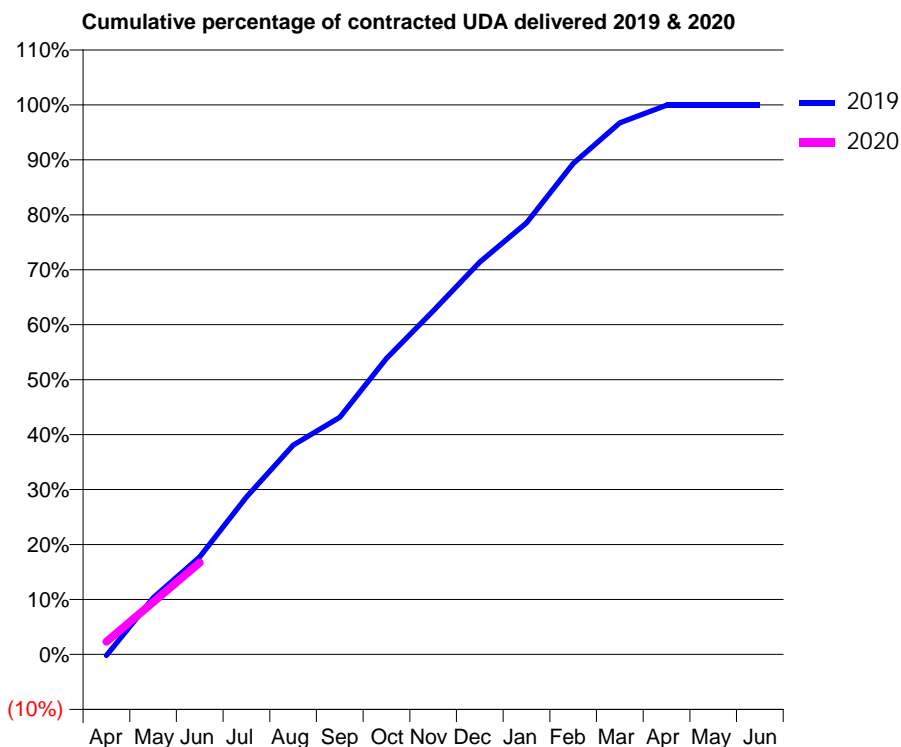
19/20 Contracted general activity (UDA)	18,414
Carry forward general activity (UDA)	0
19/20 Contracted orthodontic activity (UOA)	0
Carry forward orthodontic activity (UOA)	0
Baseline contract value	£674,559.72

ACCESS*

Patients seen in 24 months	Total	Change since previous quarter
Quarter ending June 2018	7,118	
Quarter ending September 2018	7,130	→
Quarter ending December 2018	7,172	→
Quarter ending March 2019	7,173	→
Quarter ending June 2019	7,173	→
Variance since June 2018	0.8%	→



ACTIVITY



Month	Adjusted Scheduled Activity (UDA)	
	2019	2020
April	-37	429
May	1,897	1,750
June	3,270	3,075
July	5,276	
August	7,011	
September	7,947	
October	9,918	
November	11,508	
December	13,149	
January	14,459	
February	16,451	
March	17,811	
April	18,401	
May	18,403	
June	18,403	

QUALITY

	Quantity	Base Number	Contract	AT	Region	England
% of FP17s for the same patient ID Re-attending within 3 months - Children	42	739	5.7%	10.4%	12.1%	11.4%
% of FP17s for the same patient ID Re-attending within 3 months - Adults	335	1,999	16.8%	13.7%	15.6%	15.4%
% of FP17s for the same patient ID Re-attending between 3 & 9 months - Children	536	739	72.5%	63.0%	61.2%	59.8%
% of FP17s for the same patient ID Re-attending between 3 & 9 months - Adults	1,284	1,999	64.2%	56.7%	54.5%	52.1%
% of FP17s for Band 1 Urgent Courses	153	1,995	7.7%	7.3%	9.1%	9.2%
% of FP17s Relating to Free Repair or Replacements	24	1,995	1.2%	0.9%	1.0%	0.7%
% of FP17s Relating to Continuations	41	1,995	2.1%	0.9%	1.0%	0.8%
% of Patients satisfied with the dentistry they have received	4	4	N/A	93.5%	94.2%	93.4%
% of Patients satisfied with the time they had to wait for an appointment	2	4	N/A	86.7%	88.4%	87.6%

* This is based on patients treated on this contract for their most recent course of treatment. Figures in italics indicate the base number of FP17s or Patient Questionnaire responses are less than 100. N/A is shown where the base number of responses is less than 10 during the period. % is calculated as Quantity/Base number*100

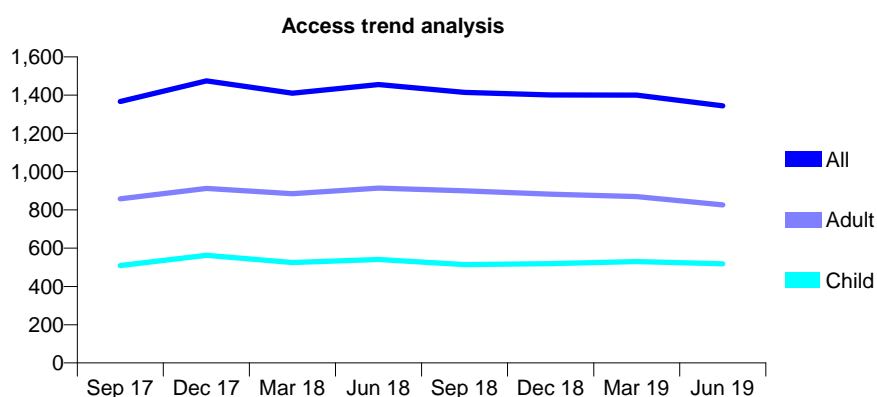
Q52 - Vital Signs At a Glance Contract Report for 623520/0001 - June 2019

Name or company name	N Kaushal, D Kaushal & GS Chana
Contract type name	GDS Contract
Purpose of contract	General
Contract start date	01/04/2006
Contract end date	

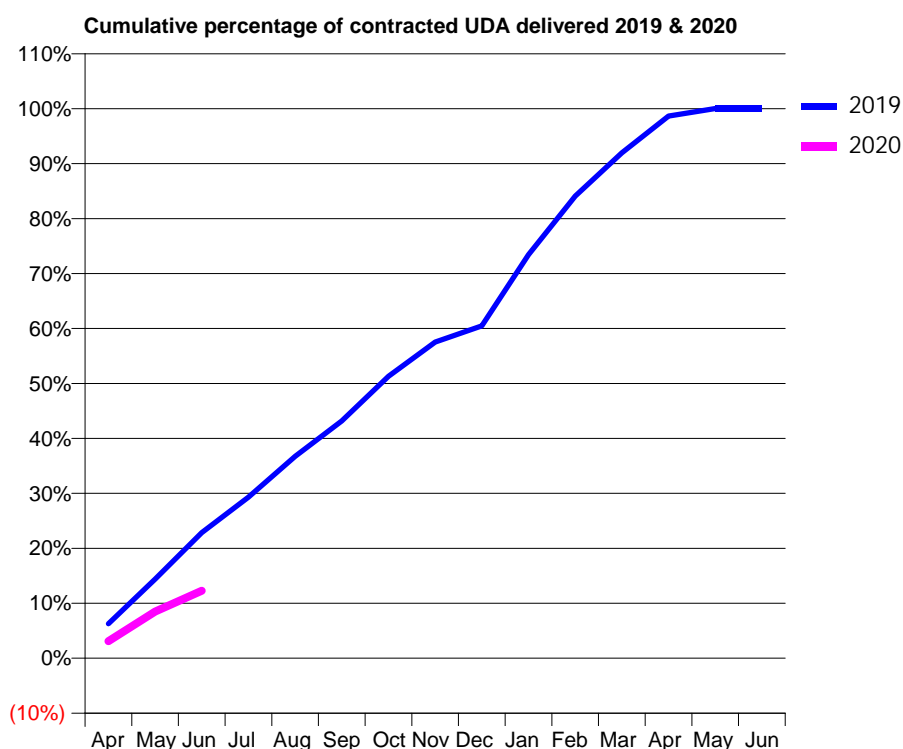
19/20 Contracted general activity (UDA)	4,347
Carry forward general activity (UDA)	0
19/20 Contracted orthodontic activity (UOA)	0
Carry forward orthodontic activity (UOA)	0
Baseline contract value	£126,654.39

ACCESS*

Patients seen in 24 months	Total	Change since previous quarter
Quarter ending June 2018	1,455	
Quarter ending September 2018	1,414	↓
Quarter ending December 2018	1,401	→
Quarter ending March 2019	1,400	→
Quarter ending June 2019	1,344	↓
Variance since June 2018	(7.6%)	↓



ACTIVITY



Month	2019	2020
April	273	134
May	626	370
June	993	534
July	1,273	
August	1,597	
September	1,878	
October	2,229	
November	2,501	
December	2,629	
January	3,193	
February	3,655	
March	3,997	
April	4,288	
May	4,348	
June	4,348	

QUALITY

	Quantity	Base Number	Contract	AT	Region	England
% of FP17s for the same patient ID Re-attending within 3 months - Children	3	67	4.5%	10.4%	12.1%	11.4%
% of FP17s for the same patient ID Re-attending within 3 months - Adults	17	130	13.1%	13.7%	15.6%	15.4%
% of FP17s for the same patient ID Re-attending between 3 & 9 months - Children	22	67	32.8%	63.0%	61.2%	59.8%
% of FP17s for the same patient ID Re-attending between 3 & 9 months - Adults	37	130	28.5%	56.7%	54.5%	52.1%
% of FP17s for Band 1 Urgent Courses	0	121	0.0%	7.3%	9.1%	9.2%
% of FP17s Relating to Free Repair or Replacements	0	121	0.0%	0.9%	1.0%	0.7%
% of FP17s Relating to Continuations	0	121	0.0%	0.9%	1.0%	0.8%
% of Patients satisfied with the dentistry they have received	0	0	N/A	93.5%	94.2%	93.4%
% of Patients satisfied with the time they had to wait for an appointment	0	0	N/A	86.7%	88.4%	87.6%

* This is based on patients treated on this contract for their most recent course of treatment.

Figures in italics indicate the base number of FP17s or Patient Questionnaire responses are less than 100. N/A is shown where the base number of responses is less than 10 during the period. % is calculated as Quantity/Base number*100

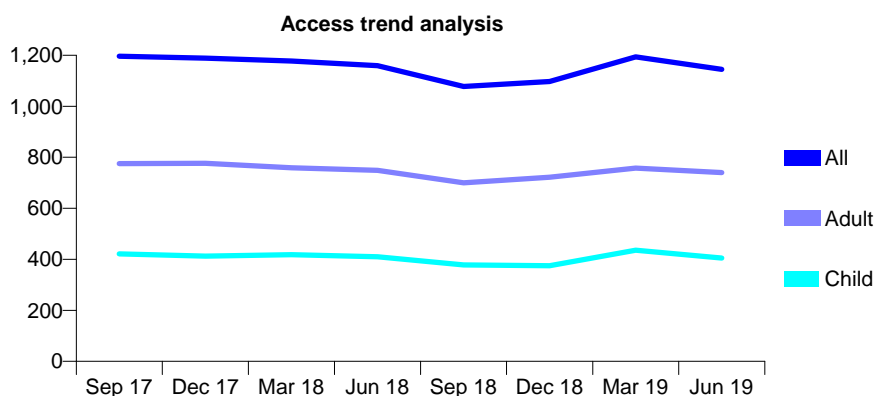
Q52 - Vital Signs At a Glance Contract Report for 623520/0002 - June 2019

Name or company name	MR GS CHANA
Contract type name	GDS Contract
Purpose of contract	General
Contract start date	01/04/2006
Contract end date	

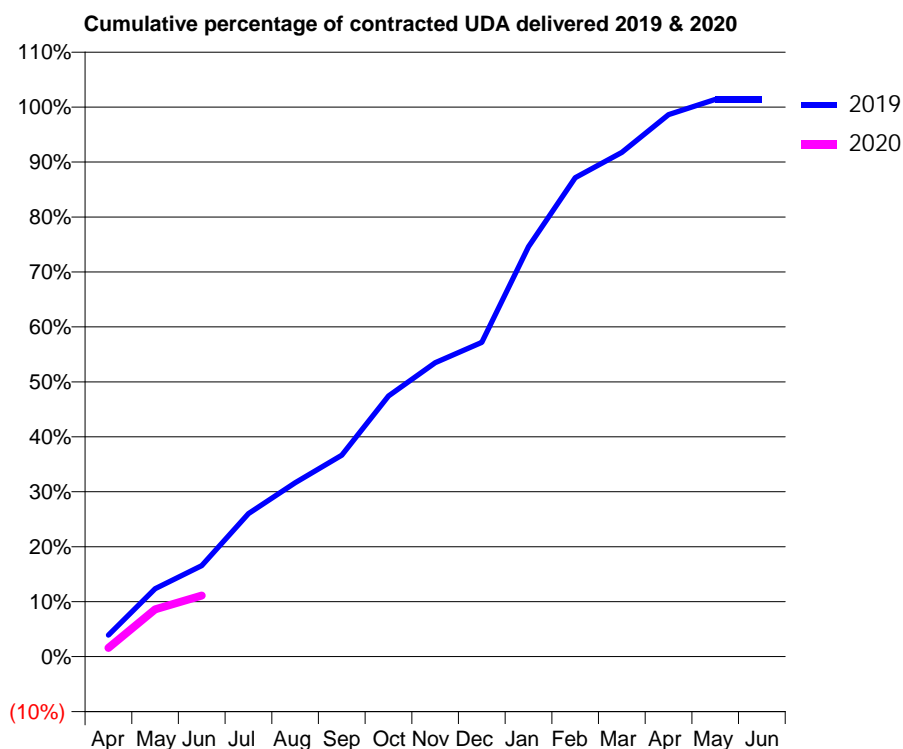
19/20 Contracted general activity (UDA)	4,150
Carry forward general activity (UDA)	0
19/20 Contracted orthodontic activity (UOA)	0
Carry forward orthodontic activity (UOA)	0
Baseline contract value	£127,436.63

ACCESS*

Patients seen in 24 months	Total	Change since previous quarter
Quarter ending June 2018	1,159	
Quarter ending September 2018	1,078	↓
Quarter ending December 2018	1,097	→
Quarter ending March 2019	1,194	↑
Quarter ending June 2019	1,145	↓
Variance since June 2018	(1.2%)	↓



ACTIVITY



Month	Adjusted Scheduled Activity (UDA)	
	2019	2020
April	163	66
May	513	357
June	687	461
July	1,080	
August	1,314	
September	1,521	
October	1,969	
November	2,219	
December	2,373	
January	3,096	
February	3,617	
March	3,807	
April	4,092	
May	4,208	
June	4,208	

QUALITY

	Quantity	Base Number	Contract	AT	Region	England
% of FP17s for the same patient ID Re-attending within 3 months - Children	1	55	1.8%	10.4%	12.1%	11.4%
% of FP17s for the same patient ID Re-attending within 3 months - Adults	11	141	7.8%	13.7%	15.6%	15.4%
% of FP17s for the same patient ID Re-attending between 3 & 9 months - Children	8	55	14.5%	63.0%	61.2%	59.8%
% of FP17s for the same patient ID Re-attending between 3 & 9 months - Adults	31	141	22.0%	56.7%	54.5%	52.1%
% of FP17s for Band 1 Urgent Courses	0	102	0.0%	7.3%	9.1%	9.2%
% of FP17s Relating to Free Repair or Replacements	0	102	0.0%	0.9%	1.0%	0.7%
% of FP17s Relating to Continuations	0	102	0.0%	0.9%	1.0%	0.8%
% of Patients satisfied with the dentistry they have received	1	2	N/A	93.5%	94.2%	93.4%
% of Patients satisfied with the time they had to wait for an appointment	2	2	N/A	86.7%	88.4%	87.6%

* This is based on patients treated on this contract for their most recent course of treatment. Figures in italics indicate the base number of FP17s or Patient Questionnaire responses are less than 100. N/A is shown where the base number of responses is less than 10 during the period. % is calculated as Quantity/Base number*100

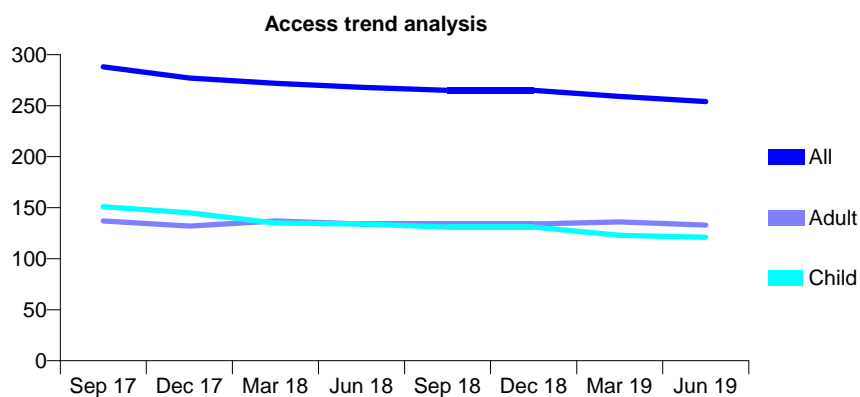
Q52 - Vital Signs At a Glance Contract Report for 631191/0001 - June 2019

Name or company name	MRS MJ MILLINGTON-SMITH
Contract type name	GDS Contract
Purpose of contract	General
Contract start date	01/04/2006
Contract end date	

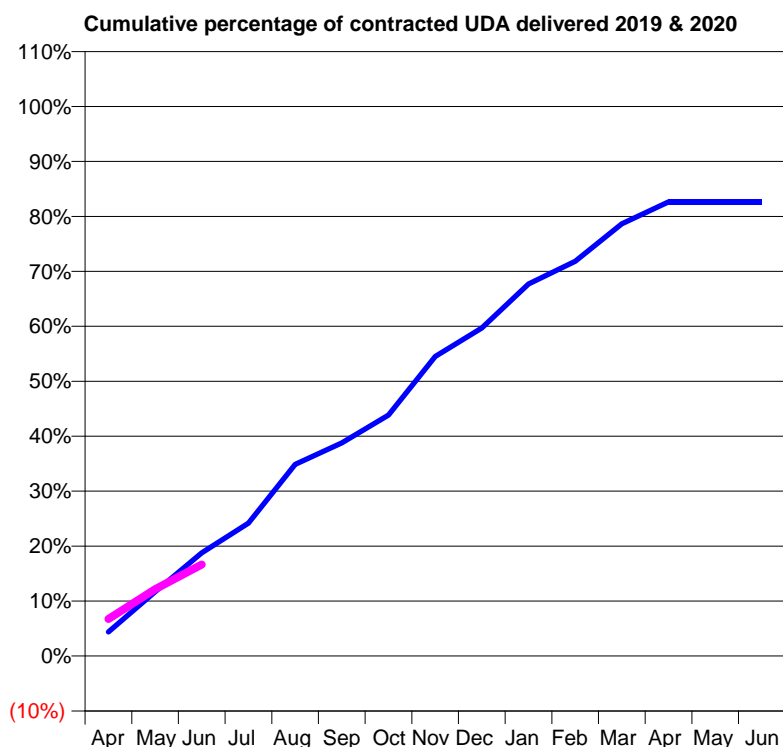
19/20 Contracted general activity (UDA)	850
Carry forward general activity (UDA)	0
19/20 Contracted orthodontic activity (UOA)	0
Carry forward orthodontic activity (UOA)	0
Baseline contract value	£27,134.21

ACCESS*

Patients seen in 24 months	Total	Change since previous quarter
Quarter ending June 2018	268	
Quarter ending September 2018	265	↓
Quarter ending December 2018	265	→
Quarter ending March 2019	259	↓
Quarter ending June 2019	254	↓
Variance since June 2018	(5.2%)	↓



ACTIVITY



Month	Adjusted Scheduled Activity (UDA)	
	2019	2020
April	37	57
May	100	103
June	160	142
July	206	
August	297	
September	330	
October	373	
November	463	
December	507	
January	575	
February	610	
March	668	
April	702	
May	702	
June	702	

QUALITY

	Quantity	Base Number	Contract	AT	Region	England
% of FP17s for the same patient ID Re-attending within 3 months - Children	6	43	14.0%	10.4%	12.1%	11.4%
% of FP17s for the same patient ID Re-attending within 3 months - Adults	7	34	20.6%	13.7%	15.6%	15.4%
% of FP17s for the same patient ID Re-attending between 3 & 9 months - Children	29	43	67.4%	63.0%	61.2%	59.8%
% of FP17s for the same patient ID Re-attending between 3 & 9 months - Adults	21	34	61.8%	56.7%	54.5%	52.1%
% of FP17s for Band 1 Urgent Courses	3	67	4.5%	7.3%	9.1%	9.2%
% of FP17s Relating to Free Repair or Replacements	0	67	0.0%	0.9%	1.0%	0.7%
% of FP17s Relating to Continuations	1	67	1.5%	0.9%	1.0%	0.8%
% of Patients satisfied with the dentistry they have received	1	1	N/A	93.5%	94.2%	93.4%
% of Patients satisfied with the time they had to wait for an appointment	1	1	N/A	86.7%	88.4%	87.6%

* This is based on patients treated on this contract for their most recent course of treatment. Figures in italics indicate the base number of FP17s or Patient Questionnaire responses are less than 100. N/A is shown where the base number of responses is less than 10 during the period. % is calculated as Quantity/Base number*100

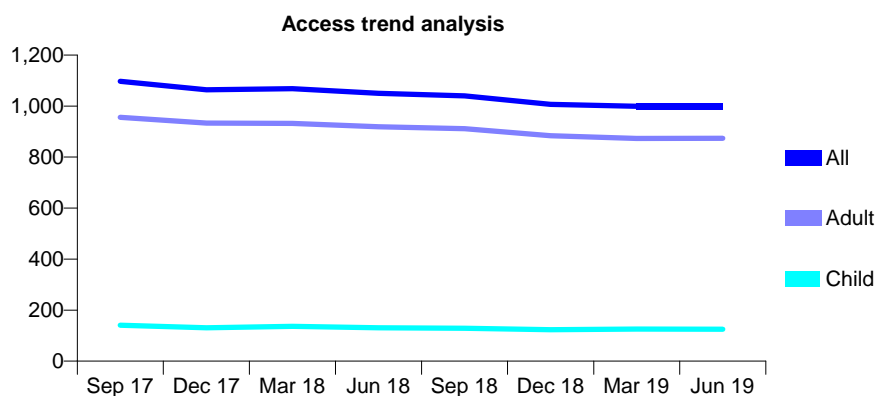
Q52 - Vital Signs At a Glance Contract Report for 631507/0001 - June 2019

Name or company name	MR JC RAYNER
Contract type name	GDS Contract
Purpose of contract	General
Contract start date	01/04/2006
Contract end date	

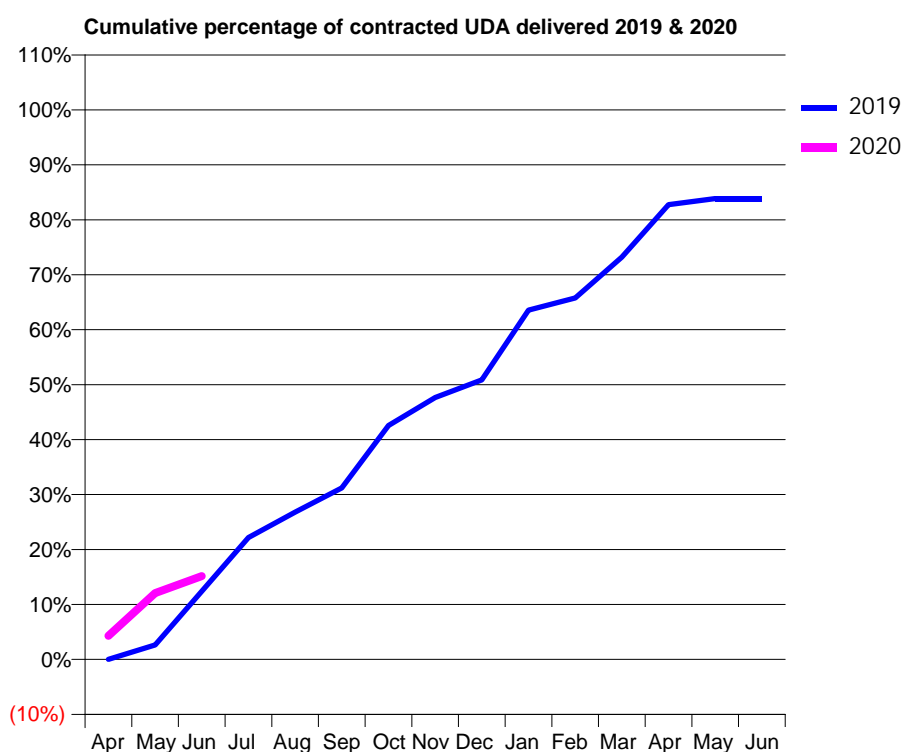
19/20 Contracted general activity (UDA)	2,718
Carry forward general activity (UDA)	0
19/20 Contracted orthodontic activity (UOA)	0
Carry forward orthodontic activity (UOA)	0
Baseline contract value	£55,518.36

ACCESS*

Patients seen in 24 months	Total	Change since previous quarter
Quarter ending June 2018	1,050	
Quarter ending September 2018	1,040	→
Quarter ending December 2018	1,007	↓
Quarter ending March 2019	999	→
Quarter ending June 2019	999	→
Variance since June 2018	(4.9%)	↓



ACTIVITY



Month	2019	2020
April	0	117
May	72	328
June	337	412
July	603	
August	728	
September	848	
October	1,157	
November	1,295	
December	1,383	
January	1,728	
February	1,788	
March	1,990	
April	2,249	
May	2,279	
June	2,279	

QUALITY

	Quantity	Base Number	Contract	AT	Region	England
% of FP17s for the same patient ID Re-attending within 3 months - Children	3	53	5.7%	10.4%	12.1%	11.4%
% of FP17s for the same patient ID Re-attending within 3 months - Adults	53	319	16.6%	13.7%	15.6%	15.4%
% of FP17s for the same patient ID Re-attending between 3 & 9 months - Children	24	53	45.3%	63.0%	61.2%	59.8%
% of FP17s for the same patient ID Re-attending between 3 & 9 months - Adults	120	319	37.6%	56.7%	54.5%	52.1%
% of FP17s for Band 1 Urgent Courses	21	220	9.5%	7.3%	9.1%	9.2%
% of FP17s Relating to Free Repair or Replacements	1	220	0.5%	0.9%	1.0%	0.7%
% of FP17s Relating to Continuations	2	220	0.9%	0.9%	1.0%	0.8%
% of Patients satisfied with the dentistry they have received	6	6	N/A	93.5%	94.2%	93.4%
% of Patients satisfied with the time they had to wait for an appointment	5	6	N/A	86.7%	88.4%	87.6%

* This is based on patients treated on this contract for their most recent course of treatment. Figures in italics indicate the base number of FP17s or Patient Questionnaire responses are less than 100. N/A is shown where the base number of responses is less than 10 during the period. % is calculated as Quantity/Base number*100

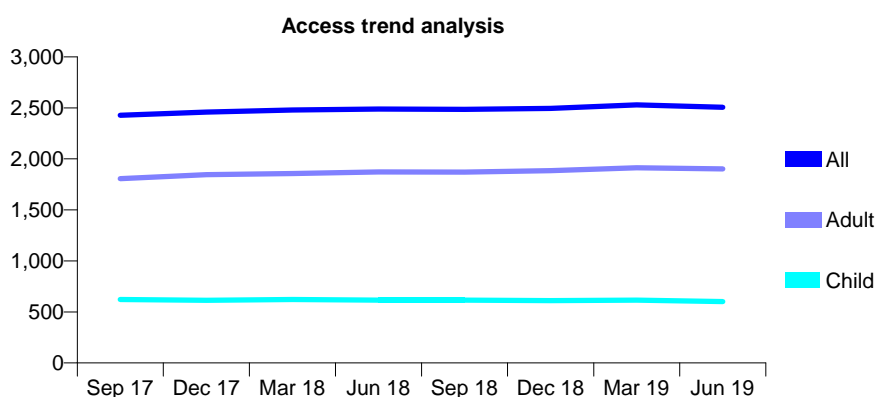
Q52 - Vital Signs At a Glance Contract Report for 632643/0001 - June 2019

Name or company name	MR PA BRIDGE
Contract type name	GDS Contract
Purpose of contract	General
Contract start date	01/04/2006
Contract end date	

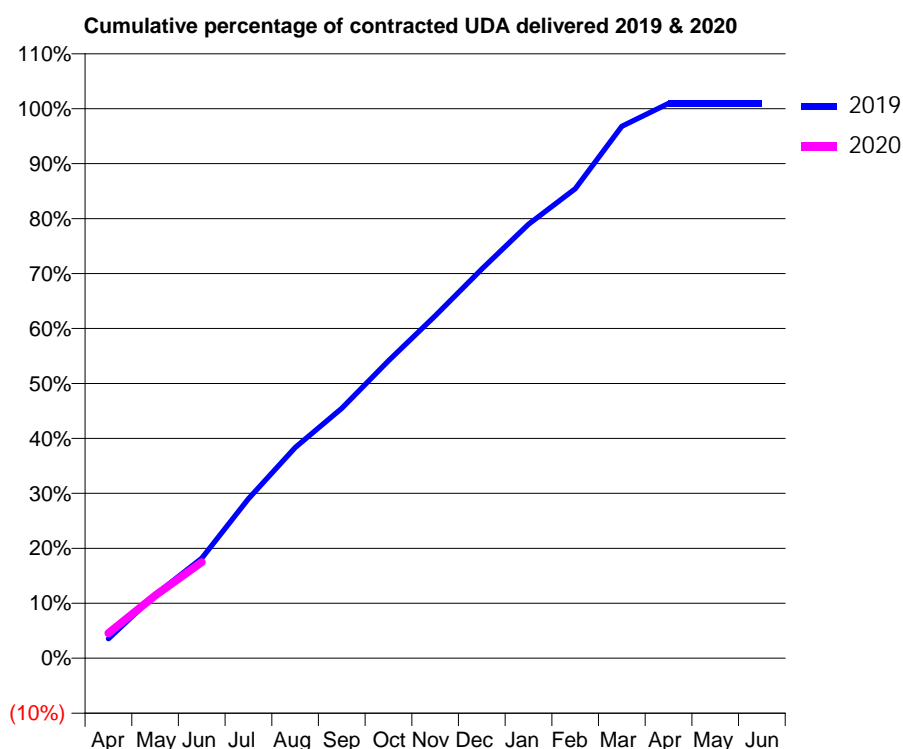
19/20 Contracted general activity (UDA)	9,046
Carry forward general activity (UDA)	0
19/20 Contracted orthodontic activity (UOA)	0
Carry forward orthodontic activity (UOA)	0
Baseline contract value	£240,846.91

ACCESS*

Patients seen in 24 months	Total	Change since previous quarter
Quarter ending June 2018	2,488	
Quarter ending September 2018	2,486	→
Quarter ending December 2018	2,495	→
Quarter ending March 2019	2,529	→
Quarter ending June 2019	2,505	→
Variance since June 2018	0.7%	→



ACTIVITY



Month	2019	2020
April	321	412
May	1,047	1,031
June	1,646	1,581
July	2,626	
August	3,470	
September	4,113	
October	4,895	
November	5,635	
December	6,403	
January	7,144	
February	7,729	
March	8,756	
April	9,130	
May	9,130	
June	9,130	

QUALITY

	Quantity	Base Number	Contract	AT	Region	England
% of FP17s for the same patient ID Re-attending within 3 months - Children	20	247	8.1%	10.4%	12.1%	11.4%
% of FP17s for the same patient ID Re-attending within 3 months - Adults	130	741	17.5%	13.7%	15.6%	15.4%
% of FP17s for the same patient ID Re-attending between 3 & 9 months - Children	179	247	72.5%	63.0%	61.2%	59.8%
% of FP17s for the same patient ID Re-attending between 3 & 9 months - Adults	517	741	69.8%	56.7%	54.5%	52.1%
% of FP17s for Band 1 Urgent Courses	56	818	6.8%	7.3%	9.1%	9.2%
% of FP17s Relating to Free Repair or Replacements	3	818	0.4%	0.9%	1.0%	0.7%
% of FP17s Relating to Continuations	13	818	1.6%	0.9%	1.0%	0.8%
% of Patients satisfied with the dentistry they have received	4	4	N/A	93.5%	94.2%	93.4%
% of Patients satisfied with the time they had to wait for an appointment	4	4	N/A	86.7%	88.4%	87.6%

* This is based on patients treated on this contract for their most recent course of treatment.

Figures in italics indicate the base number of FP17s or Patient Questionnaire responses are less than 100. N/A is shown where the base number of responses is less than 10 during the period. % is calculated as Quantity/Base number*100

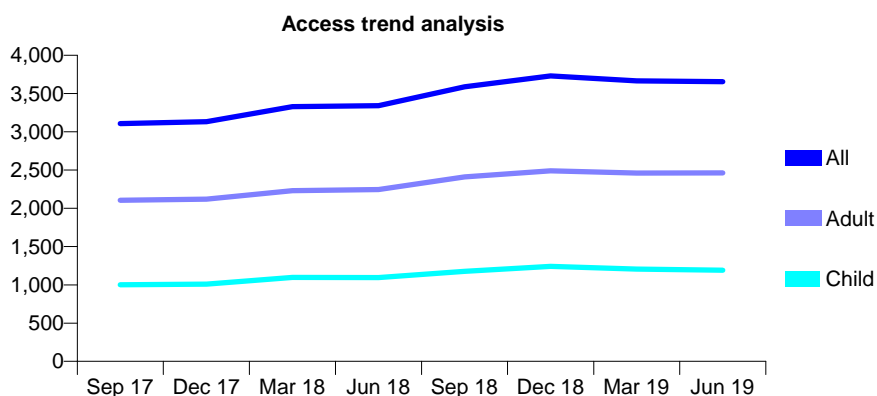
Q52 - Vital Signs At a Glance Contract Report for 643637/0001 - June 2019

Name or company name	MR A VANIA
Contract type name	GDS Contract
Purpose of contract	General
Contract start date	01/04/2006
Contract end date	

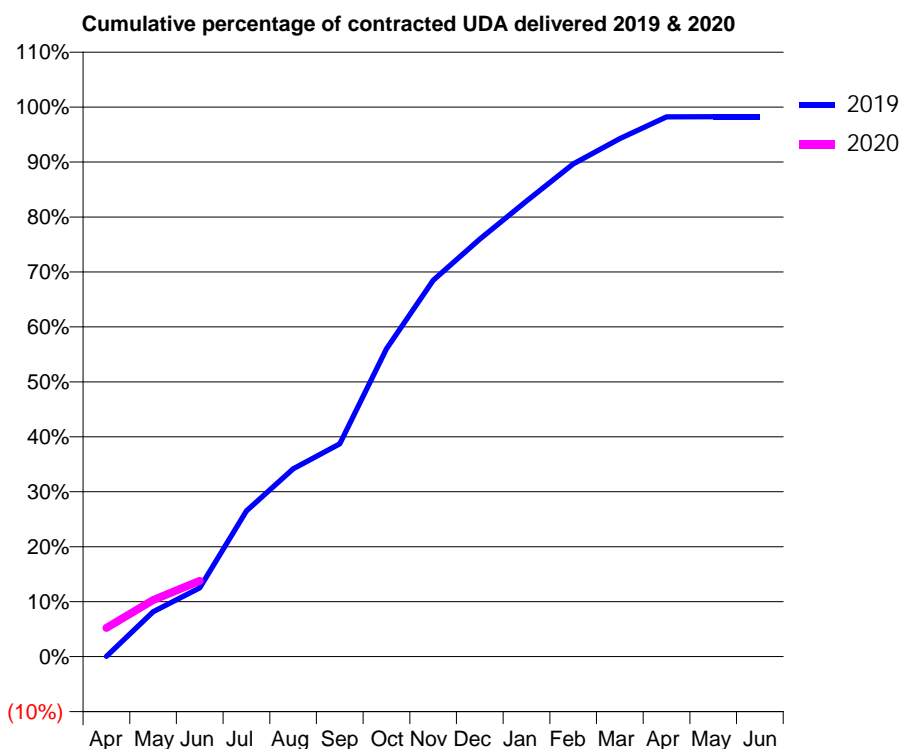
19/20 Contracted general activity (UDA)	11,017
Carry forward general activity (UDA)	0
19/20 Contracted orthodontic activity (UOA)	0
Carry forward orthodontic activity (UOA)	0
Baseline contract value	£349,782.02

ACCESS*

Patients seen in 24 months	Total	Change since previous quarter
Quarter ending June 2018	3,341	
Quarter ending September 2018	3,588	↑
Quarter ending December 2018	3,731	↑
Quarter ending March 2019	3,665	↓
Quarter ending June 2019	3,654	→
Variance since June 2018	9.4%	↑



ACTIVITY



Month	Adjusted Scheduled Activity (UDA)	
	2019	2020
April	7	576
May	900	1,136
June	1,379	1,521
July	2,920	
August	3,765	
September	4,266	
October	6,171	
November	7,544	
December	8,370	
January	9,133	
February	9,877	
March	10,383	
April	10,821	
May	10,823	
June	10,823	

QUALITY

	Quantity	Base Number	Contract	AT	Region	England
% of FP17s for the same patient ID Re-attending within 3 months - Children	53	457	11.6%	10.4%	12.1%	11.4%
% of FP17s for the same patient ID Re-attending within 3 months - Adults	92	652	14.1%	13.7%	15.6%	15.4%
% of FP17s for the same patient ID Re-attending between 3 & 9 months - Children	334	457	73.1%	63.0%	61.2%	59.8%
% of FP17s for the same patient ID Re-attending between 3 & 9 months - Adults	434	652	66.6%	56.7%	54.5%	52.1%
% of FP17s for Band 1 Urgent Courses	94	880	10.7%	7.3%	9.1%	9.2%
% of FP17s Relating to Free Repair or Replacements	2	880	0.2%	0.9%	1.0%	0.7%
% of FP17s Relating to Continuations	4	880	0.5%	0.9%	1.0%	0.8%
% of Patients satisfied with the dentistry they have received	3	4	N/A	93.5%	94.2%	93.4%
% of Patients satisfied with the time they had to wait for an appointment	4	4	N/A	86.7%	88.4%	87.6%

* This is based on patients treated on this contract for their most recent course of treatment. Figures in italics indicate the base number of FP17s or Patient Questionnaire responses are less than 100. N/A is shown where the base number of responses is less than 10 during the period. % is calculated as Quantity/Base number*100

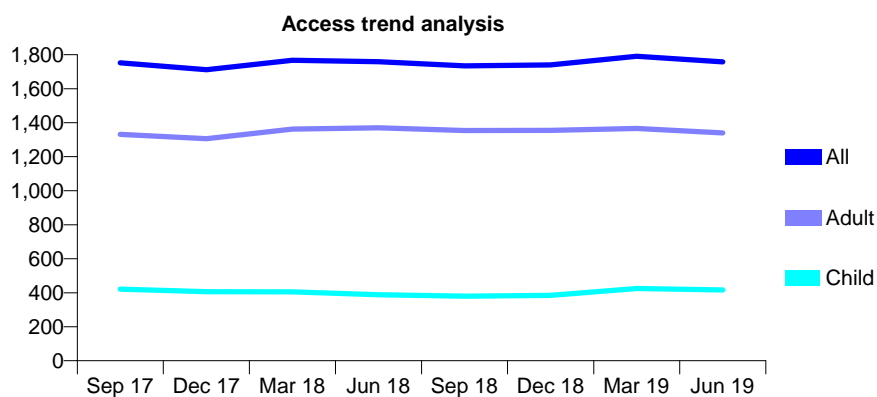
Q52 - Vital Signs At a Glance Contract Report for 650889/0001 - June 2019

Name or company name	MR SO ODAI
Contract type name	GDS Contract
Purpose of contract	General
Contract start date	01/04/2006
Contract end date	

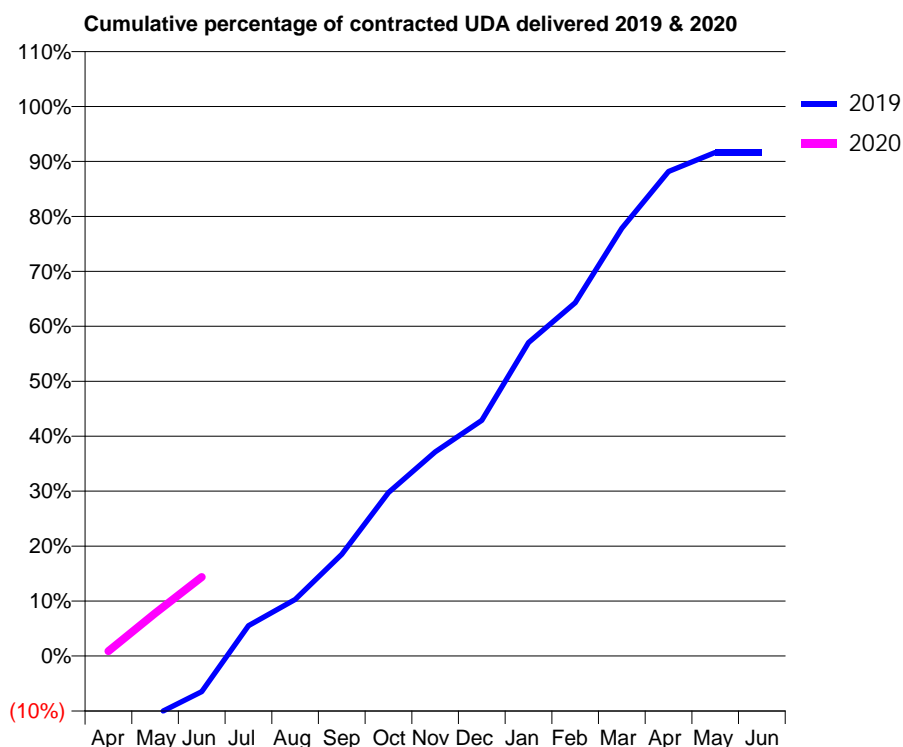
19/20 Contracted general activity (UDA)	4,288
Carry forward general activity (UDA)	0
19/20 Contracted orthodontic activity (UOA)	0
Carry forward orthodontic activity (UOA)	0
Baseline contract value	£117,989.37

ACCESS*

Patients seen in 24 months	Total	Change since previous quarter
Quarter ending June 2018	1,759	
Quarter ending September 2018	1,734	↓
Quarter ending December 2018	1,740	→
Quarter ending March 2019	1,791	↑
Quarter ending June 2019	1,757	↓
Variance since June 2018	(0.1%)	→



ACTIVITY



Month	Adjusted Scheduled Activity (UDA)	
	2019	2020
April	-751	38
May	-461	335
June	-279	617
July	237	
August	442	
September	793	
October	1,275	
November	1,593	
December	1,840	
January	2,446	
February	2,757	
March	3,338	
April	3,780	
May	3,929	
June	3,929	

QUALITY

	Quantity	Base Number	Contract	AT	Region	England
% of FP17s for the same patient ID Re-attending within 3 months - Children	18	128	14.1%	10.4%	12.1%	11.4%
% of FP17s for the same patient ID Re-attending within 3 months - Adults	84	455	18.5%	13.7%	15.6%	15.4%
% of FP17s for the same patient ID Re-attending between 3 & 9 months - Children	62	128	48.4%	63.0%	61.2%	59.8%
% of FP17s for the same patient ID Re-attending between 3 & 9 months - Adults	212	455	46.6%	56.7%	54.5%	52.1%
% of FP17s for Band 1 Urgent Courses	25	380	6.6%	7.3%	9.1%	9.2%
% of FP17s Relating to Free Repair or Replacements	4	380	1.1%	0.9%	1.0%	0.7%
% of FP17s Relating to Continuations	9	380	2.4%	0.9%	1.0%	0.8%
% of Patients satisfied with the dentistry they have received	2	2	N/A	93.5%	94.2%	93.4%
% of Patients satisfied with the time they had to wait for an appointment	2	2	N/A	86.7%	88.4%	87.6%

* This is based on patients treated on this contract for their most recent course of treatment. Figures in italics indicate the base number of FP17s or Patient Questionnaire responses are less than 100. N/A is shown where the base number of responses is less than 10 during the period. % is calculated as Quantity/Base number*100

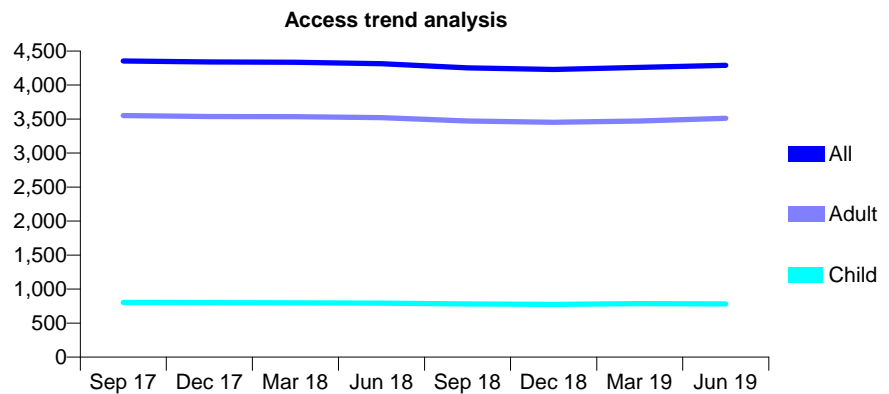
Q52 - Vital Signs At a Glance Contract Report for 650986/0001 - June 2019

Name or company name	MISS JE COTTERILL
Contract type name	GDS Contract
Purpose of contract	General
Contract start date	01/04/2006
Contract end date	

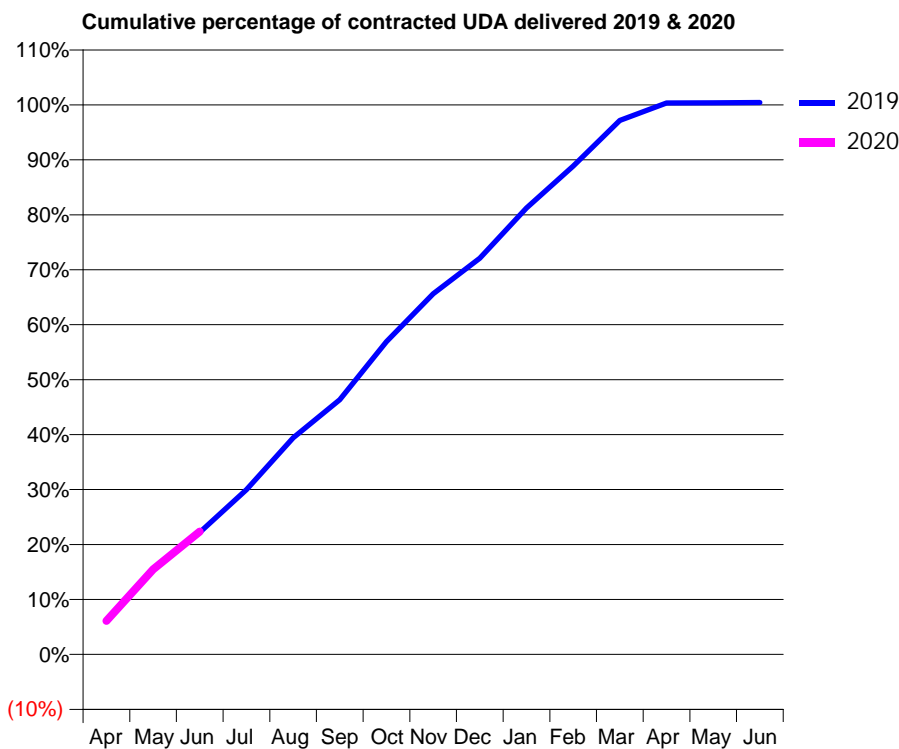
19/20 Contracted general activity (UDA)	12,927
Carry forward general activity (UDA)	0
19/20 Contracted orthodontic activity (UOA)	0
Carry forward orthodontic activity (UOA)	0
Baseline contract value	£325,550.26

ACCESS*

Patients seen in 24 months	Total	Change since previous quarter
Quarter ending June 2018	4,315	
Quarter ending September 2018	4,254	↓
Quarter ending December 2018	4,229	→
Quarter ending March 2019	4,259	→
Quarter ending June 2019	4,292	→
Variance since June 2018	(0.5%)	→



ACTIVITY



Month	2019	2020
April	784	788
May	1,990	2,001
June	2,872	2,892
July	3,874	
August	5,097	
September	5,992	
October	7,359	
November	8,484	
December	9,318	
January	10,501	
February	11,488	
March	12,563	
April	12,969	
May	12,976	
June	12,982	

QUALITY

	Quantity	Base Number	Contract	AT	Region	England
% of FP17s for the same patient ID Re-attending within 3 months - Children	30	369	8.1%	10.4%	12.1%	11.4%
% of FP17s for the same patient ID Re-attending within 3 months - Adults	183	1,540	11.9%	13.7%	15.6%	15.4%
% of FP17s for the same patient ID Re-attending between 3 & 9 months - Children	274	369	74.3%	63.0%	61.2%	59.8%
% of FP17s for the same patient ID Re-attending between 3 & 9 months - Adults	1,105	1,540	71.8%	56.7%	54.5%	52.1%
% of FP17s for Band 1 Urgent Courses	81	1,638	4.9%	7.3%	9.1%	9.2%
% of FP17s Relating to Free Repair or Replacements	18	1,638	1.1%	0.9%	1.0%	0.7%
% of FP17s Relating to Continuations	12	1,638	0.7%	0.9%	1.0%	0.8%
% of Patients satisfied with the dentistry they have received	7	7	N/A	93.5%	94.2%	93.4%
% of Patients satisfied with the time they had to wait for an appointment	7	7	N/A	86.7%	88.4%	87.6%

* This is based on patients treated on this contract for their most recent course of treatment. Figures in italics indicate the base number of FP17s or Patient Questionnaire responses are less than 100. N/A is shown where the base number of responses is less than 10 during the period. % is calculated as Quantity/Base number*100

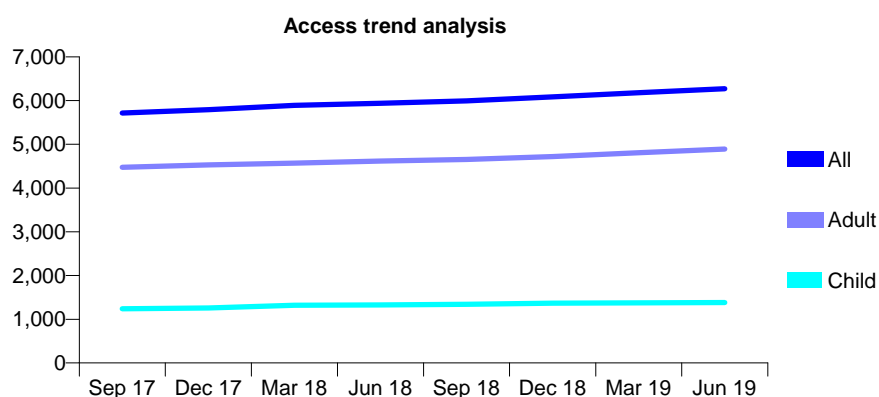
Q52 - Vital Signs At a Glance Contract Report for 658049/0001 - June 2019

Name or company name	MISS KM HAYES-SINCLAIR
Contract type name	GDS Contract
Purpose of contract	General
Contract start date	01/12/2010
Contract end date	

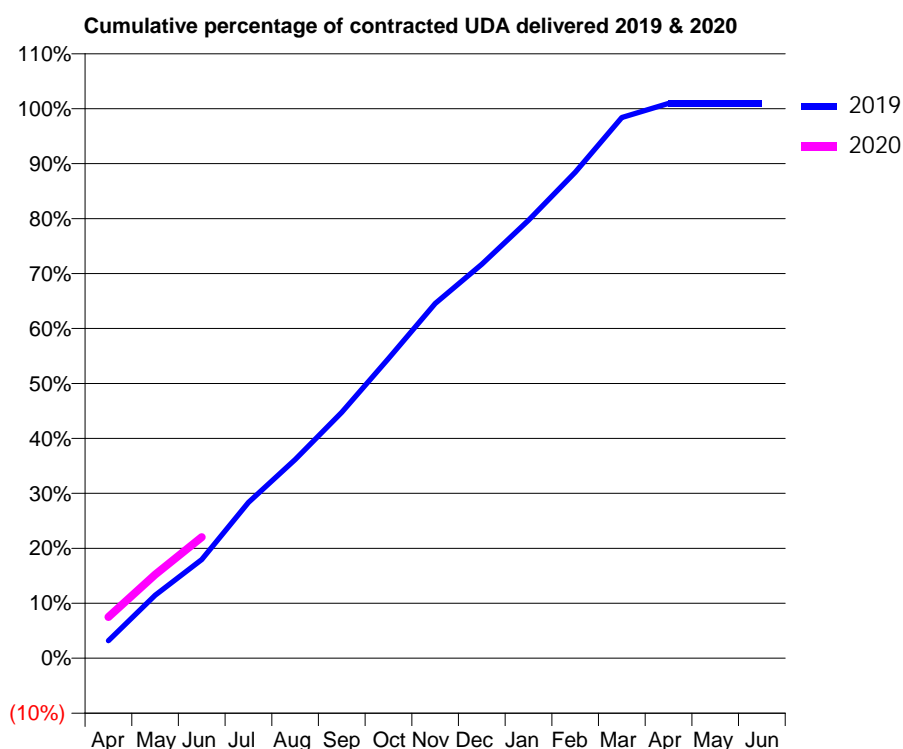
19/20 Contracted general activity (UDA)	16,775
Carry forward general activity (UDA)	0
19/20 Contracted orthodontic activity (UOA)	0
Carry forward orthodontic activity (UOA)	0
Baseline contract value	£538,364.34

ACCESS*

Patients seen in 24 months	Total	Change since previous quarter
Quarter ending June 2018	5,941	
Quarter ending September 2018	5,994	→
Quarter ending December 2018	6,088	→
Quarter ending March 2019	6,180	→
Quarter ending June 2019	6,274	→
Variance since June 2018	5.6%	↑



ACTIVITY



Month	2019	2020
April	533	1,259
May	1,922	2,553
June	3,009	3,696
July	4,756	
August	6,062	
September	7,509	
October	9,150	
November	10,831	
December	12,024	
January	13,372	
February	14,831	
March	16,504	
April	16,935	
May	16,936	
June	16,936	

QUALITY

	Quantity	Base Number	Contract	AT	Region	England
% of FP17s for the same patient ID Re-attending within 3 months - Children	64	593	10.8%	10.4%	12.1%	11.4%
% of FP17s for the same patient ID Re-attending within 3 months - Adults	208	1,371	15.2%	13.7%	15.6%	15.4%
% of FP17s for the same patient ID Re-attending between 3 & 9 months - Children	427	593	72.0%	63.0%	61.2%	59.8%
% of FP17s for the same patient ID Re-attending between 3 & 9 months - Adults	358	1,371	26.1%	56.7%	54.5%	52.1%
% of FP17s for Band 1 Urgent Courses	110	1,786	6.2%	7.3%	9.1%	9.2%
% of FP17s Relating to Free Repair or Replacements	16	1,786	0.9%	0.9%	1.0%	0.7%
% of FP17s Relating to Continuations	60	1,786	3.4%	0.9%	1.0%	0.8%
% of Patients satisfied with the dentistry they have received	5	5	N/A	93.5%	94.2%	93.4%
% of Patients satisfied with the time they had to wait for an appointment	5	5	N/A	86.7%	88.4%	87.6%

* This is based on patients treated on this contract for their most recent course of treatment.

Figures in italics indicate the base number of FP17s or Patient Questionnaire responses are less than 100. N/A is shown where the base number of responses is less than 10 during the period. % is calculated as Quantity/Base number*100

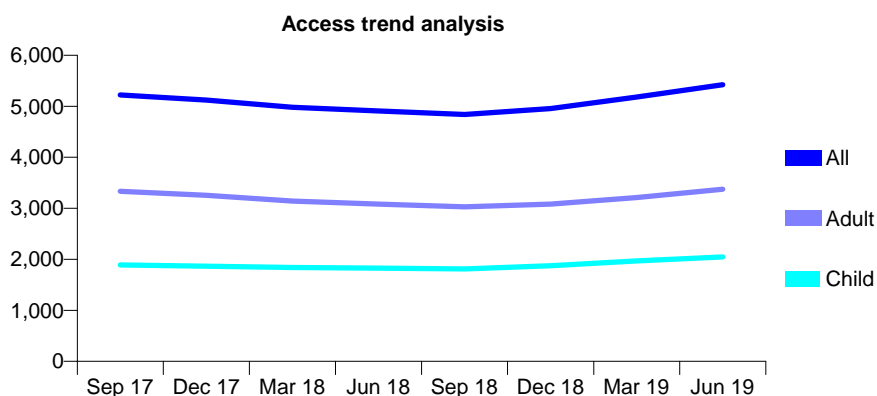
Q52 - Vital Signs At a Glance Contract Report for 658308/0002 - June 2019

Name or company name	Perfect Smile Clinic (UK) Ltd
Contract type name	GDS Contract
Purpose of contract	General
Contract start date	01/11/2009
Contract end date	

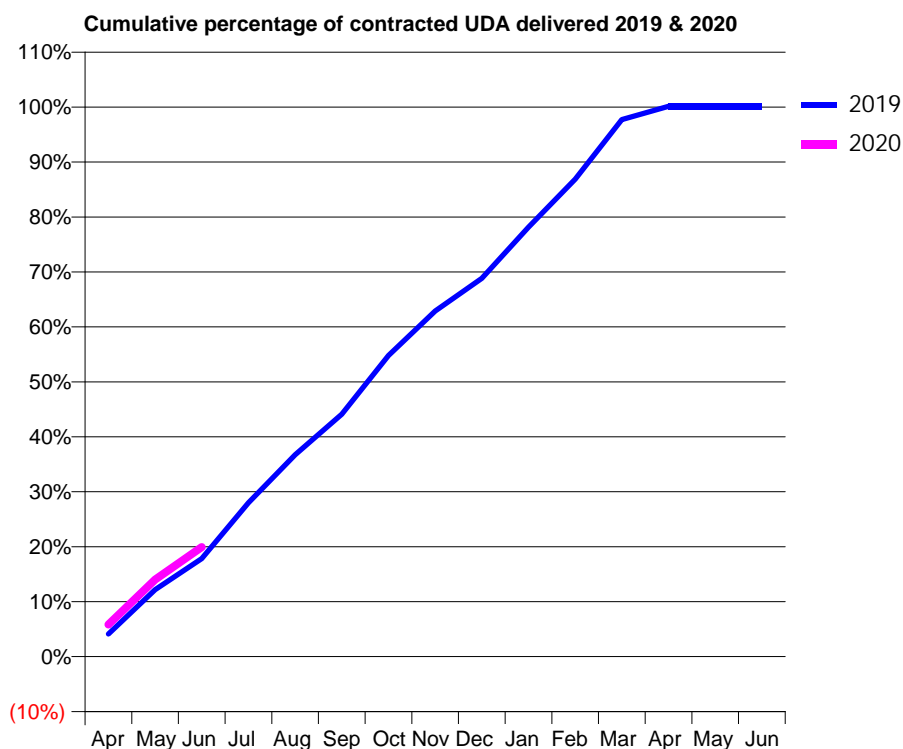
19/20 Contracted general activity (UDA)	15,500
Carry forward general activity (UDA)	0
19/20 Contracted orthodontic activity (UOA)	0
Carry forward orthodontic activity (UOA)	0
Baseline contract value	£396,953.49

ACCESS*

Patients seen in 24 months	Total	Change since previous quarter
Quarter ending June 2018	4,909	
Quarter ending September 2018	4,841	↓
Quarter ending December 2018	4,955	↑
Quarter ending March 2019	5,180	↑
Quarter ending June 2019	5,423	↑
Variance since June 2018	10.5%	↑



ACTIVITY



Month	Adjusted Scheduled Activity (UDA)	
	2019	2020
April	637	905
May	1,890	2,177
June	2,765	3,089
July	4,343	
August	5,692	
September	6,836	
October	8,491	
November	9,749	
December	10,668	
January	12,113	
February	13,468	
March	15,145	
April	15,522	
May	15,521	
June	15,522	

QUALITY

	Quantity	Base Number	Contract	AT	Region	England
% of FP17s for the same patient ID Re-attending within 3 months - Children	84	892	9.4%	10.4%	12.1%	11.4%
% of FP17s for the same patient ID Re-attending within 3 months - Adults	220	1,247	17.6%	13.7%	15.6%	15.4%
% of FP17s for the same patient ID Re-attending between 3 & 9 months - Children	590	892	66.1%	63.0%	61.2%	59.8%
% of FP17s for the same patient ID Re-attending between 3 & 9 months - Adults	700	1,247	56.1%	56.7%	54.5%	52.1%
% of FP17s for Band 1 Urgent Courses	121	1,721	7.0%	7.3%	9.1%	9.2%
% of FP17s Relating to Free Repair or Replacements	16	1,721	0.9%	0.9%	1.0%	0.7%
% of FP17s Relating to Continuations	8	1,721	0.5%	0.9%	1.0%	0.8%
% of Patients satisfied with the dentistry they have received	2	2	N/A	93.5%	94.2%	93.4%
% of Patients satisfied with the time they had to wait for an appointment	2	2	N/A	86.7%	88.4%	87.6%

* This is based on patients treated on this contract for their most recent course of treatment. Figures in italics indicate the base number of FP17s or Patient Questionnaire responses are less than 100. N/A is shown where the base number of responses is less than 10 during the period. % is calculated as Quantity/Base number*100

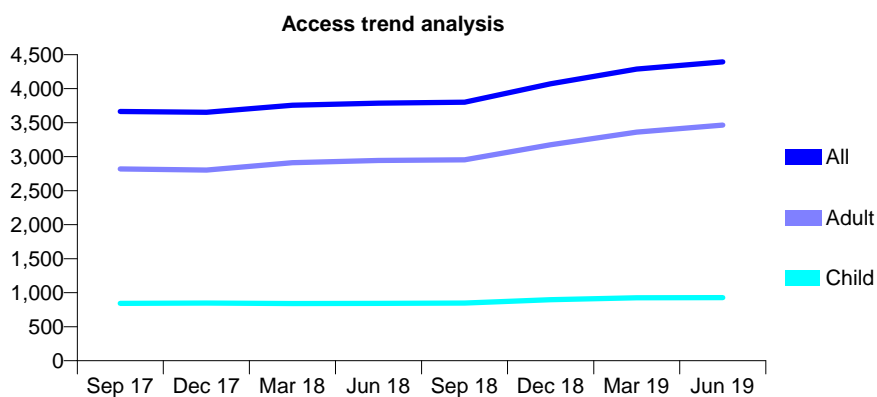
Q52 - Vital Signs At a Glance Contract Report for 659878/0001 - June 2019

Name or company name	MR JE COOPER
Contract type name	GDS Contract
Purpose of contract	General
Contract start date	01/04/2006
Contract end date	

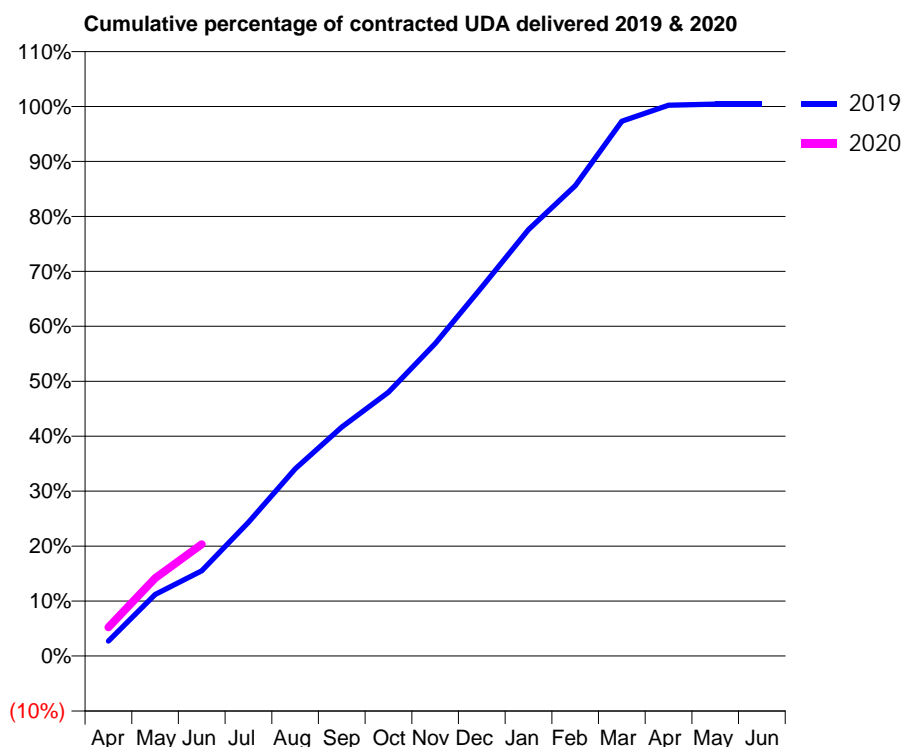
19/20 Contracted general activity (UDA)	15,984
Carry forward general activity (UDA)	0
19/20 Contracted orthodontic activity (UOA)	0
Carry forward orthodontic activity (UOA)	0
Baseline contract value	£407,384.91

ACCESS*

Patients seen in 24 months	Total	Change since previous quarter
Quarter ending June 2018	3,788	
Quarter ending September 2018	3,801	→
Quarter ending December 2018	4,072	↑
Quarter ending March 2019	4,287	↑
Quarter ending June 2019	4,393	↑
Variance since June 2018	16.0%	↑



ACTIVITY



Month	Adjusted Scheduled Activity (UDA)	
	2019	2020
April	438	835
May	1,792	2,262
June	2,480	3,252
July	3,889	
August	5,445	
September	6,658	
October	7,674	
November	9,091	
December	10,727	
January	12,402	
February	13,678	
March	15,553	
April	16,022	
May	16,052	
June	16,052	

QUALITY

	Quantity	Base Number	Contract	AT	Region	England
% of FP17s for the same patient ID Re-attending within 3 months - Children	21	291	7.2%	10.4%	12.1%	11.4%
% of FP17s for the same patient ID Re-attending within 3 months - Adults	159	1,220	13.0%	13.7%	15.6%	15.4%
% of FP17s for the same patient ID Re-attending between 3 & 9 months - Children	207	291	71.1%	63.0%	61.2%	59.8%
% of FP17s for the same patient ID Re-attending between 3 & 9 months - Adults	781	1,220	64.0%	56.7%	54.5%	52.1%
% of FP17s for Band 1 Urgent Courses	68	1,306	5.2%	7.3%	9.1%	9.2%
% of FP17s Relating to Free Repair or Replacements	10	1,306	0.8%	0.9%	1.0%	0.7%
% of FP17s Relating to Continuations	5	1,306	0.4%	0.9%	1.0%	0.8%
% of Patients satisfied with the dentistry they have received	0	0	N/A	93.5%	94.2%	93.4%
% of Patients satisfied with the time they had to wait for an appointment	0	0	N/A	86.7%	88.4%	87.6%

* This is based on patients treated on this contract for their most recent course of treatment. Figures in italics indicate the base number of FP17s or Patient Questionnaire responses are less than 100. N/A is shown where the base number of responses is less than 10 during the period. % is calculated as Quantity/Base number*100

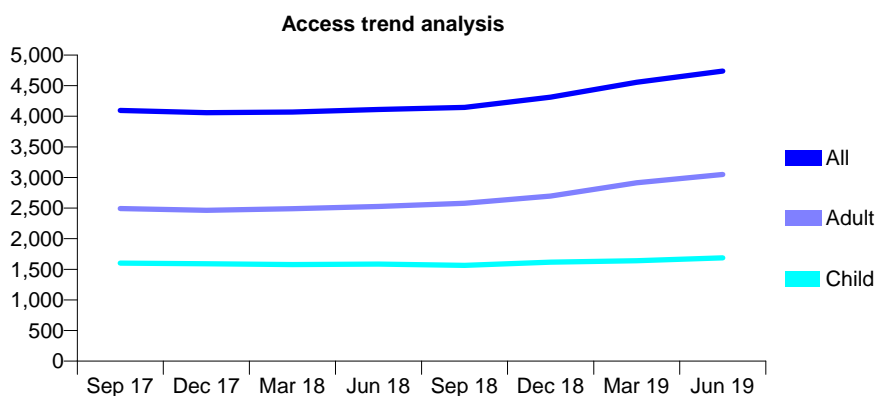
Q52 - Vital Signs At a Glance Contract Report for 673714/0001 - June 2019

Name or company name	Majid, Elia & O'Donovan
Contract type name	GDS Contract
Purpose of contract	General
Contract start date	01/11/2007
Contract end date	

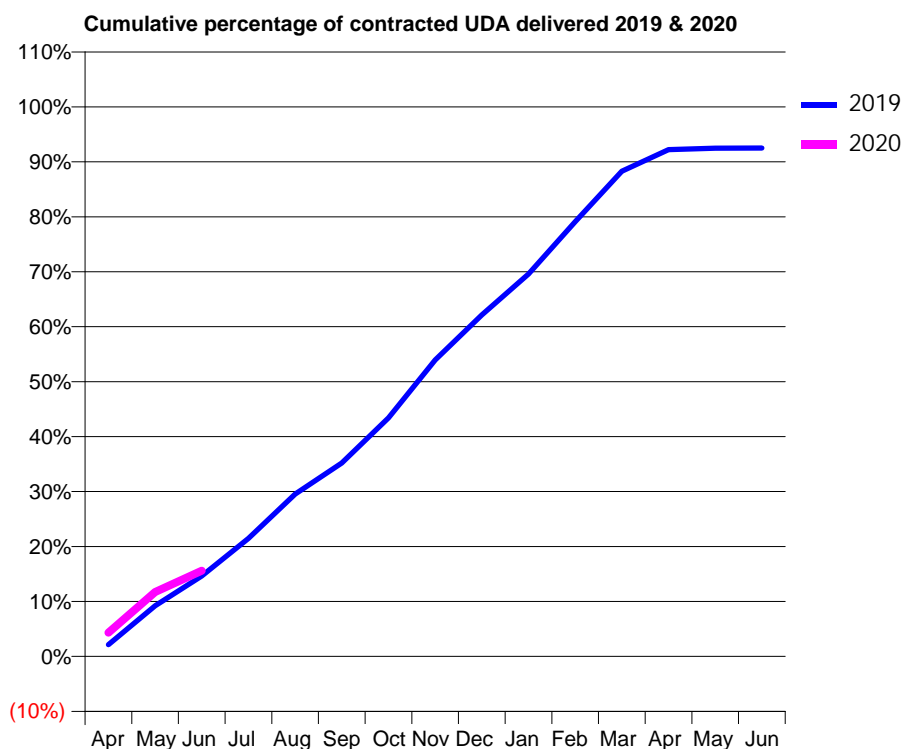
19/20 Contracted general activity (UDA)	13,607
Carry forward general activity (UDA)	0
19/20 Contracted orthodontic activity (UOA)	0
Carry forward orthodontic activity (UOA)	0
Baseline contract value	£394,092.47

ACCESS*

Patients seen in 24 months	Total	Change since previous quarter
Quarter ending June 2018	4,111	
Quarter ending September 2018	4,144	→
Quarter ending December 2018	4,313	↑
Quarter ending March 2019	4,556	↑
Quarter ending June 2019	4,738	↑
Variance since June 2018	15.3%	↑



ACTIVITY



Month	2019	2020
April	292	591
May	1,253	1,597
June	1,992	2,121
July	2,924	
August	4,022	
September	4,790	
October	5,904	
November	7,343	
December	8,453	
January	9,467	
February	10,766	
March	12,016	
April	12,550	
May	12,584	
June	12,585	

QUALITY

	Quantity	Base Number	Contract	AT	Region	England
% of FP17s for the same patient ID Re-attending within 3 months - Children	38	497	7.6%	10.4%	12.1%	11.4%
% of FP17s for the same patient ID Re-attending within 3 months - Adults	99	849	11.7%	13.7%	15.6%	15.4%
% of FP17s for the same patient ID Re-attending between 3 & 9 months - Children	258	497	51.9%	63.0%	61.2%	59.8%
% of FP17s for the same patient ID Re-attending between 3 & 9 months - Adults	410	849	48.3%	56.7%	54.5%	52.1%
% of FP17s for Band 1 Urgent Courses	40	1,004	4.0%	7.3%	9.1%	9.2%
% of FP17s Relating to Free Repair or Replacements	1	1,004	0.1%	0.9%	1.0%	0.7%
% of FP17s Relating to Continuations	19	1,004	1.9%	0.9%	1.0%	0.8%
% of Patients satisfied with the dentistry they have received	2	2	N/A	93.5%	94.2%	93.4%
% of Patients satisfied with the time they had to wait for an appointment	1	2	N/A	86.7%	88.4%	87.6%

* This is based on patients treated on this contract for their most recent course of treatment. Figures in italics indicate the base number of FP17s or Patient Questionnaire responses are less than 100. N/A is shown where the base number of responses is less than 10 during the period. % is calculated as Quantity/Base number*100

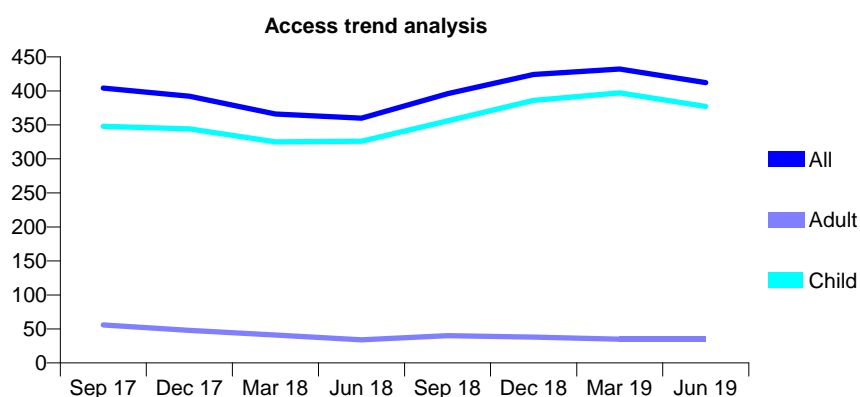
Q52 - Vital Signs At a Glance Contract Report for 673854/0001 - June 2019

Name or company name	MR MR PARROTT
Contract type name	GDS Contract
Purpose of contract	General
Contract start date	01/04/2006
Contract end date	

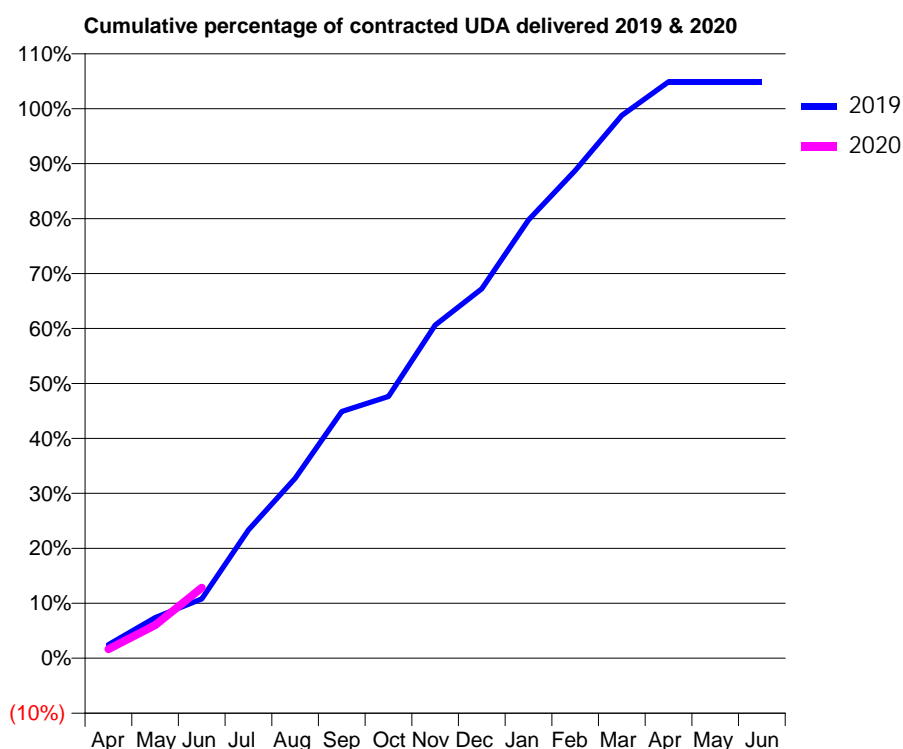
19/20 Contracted general activity (UDA)	734
Carry forward general activity (UDA)	0
19/20 Contracted orthodontic activity (UOA)	0
Carry forward orthodontic activity (UOA)	0
Baseline contract value	£18,248.55

ACCESS*

Patients seen in 24 months	Total	Change since previous quarter
Quarter ending June 2018	360	
Quarter ending September 2018	396	↑
Quarter ending December 2018	424	↑
Quarter ending March 2019	432	→
Quarter ending June 2019	412	↓
Variance since June 2018	14.4%	↑



ACTIVITY



Month	2019	2020
April	18	12
May	54	44
June	79	94
July	171	
August	240	
September	329	
October	350	
November	445	
December	493	
January	585	
February	651	
March	725	
April	770	
May	770	
June	770	

QUALITY

	Quantity	Base Number	Contract	AT	Region	England
% of FP17s for the same patient ID Re-attending within 3 months - Children	7	119	5.9%	10.4%	12.1%	11.4%
% of FP17s for the same patient ID Re-attending within 3 months - Adults	0	2	0.0%	13.7%	15.6%	15.4%
% of FP17s for the same patient ID Re-attending between 3 & 9 months - Children	81	119	68.1%	63.0%	61.2%	59.8%
% of FP17s for the same patient ID Re-attending between 3 & 9 months - Adults	2	2	100.0%	56.7%	54.5%	52.1%
% of FP17s for Band 1 Urgent Courses	1	80	1.3%	7.3%	9.1%	9.2%
% of FP17s Relating to Free Repair or Replacements	0	80	0.0%	0.9%	1.0%	0.7%
% of FP17s Relating to Continuations	0	80	0.0%	0.9%	1.0%	0.8%
% of Patients satisfied with the dentistry they have received	0	0	N/A	93.5%	94.2%	93.4%
% of Patients satisfied with the time they had to wait for an appointment	0	0	N/A	86.7%	88.4%	87.6%

* This is based on patients treated on this contract for their most recent course of treatment.

Figures in italics indicate the base number of FP17s or Patient Questionnaire responses are less than 100. N/A is shown where the base number of responses is less than 10 during the period. % is calculated as Quantity/Base number*100

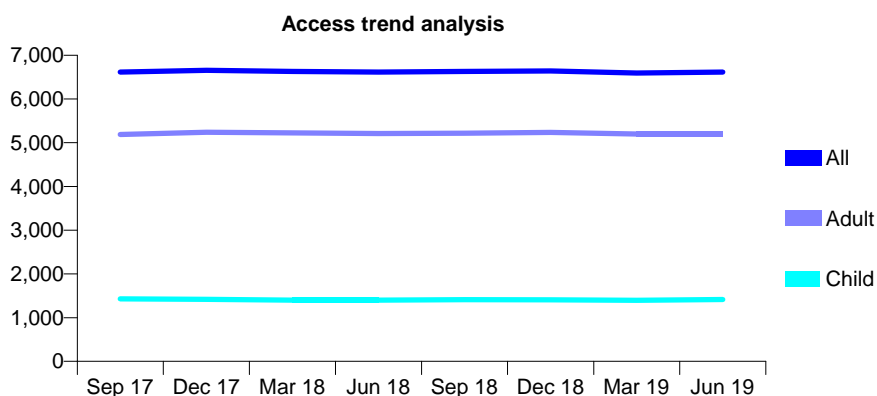
Q52 - Vital Signs At a Glance Contract Report for 674761/0001 - June 2019

Name or company name	MR M YOUNAS
Contract type name	GDS Contract
Purpose of contract	General
Contract start date	01/09/2011
Contract end date	

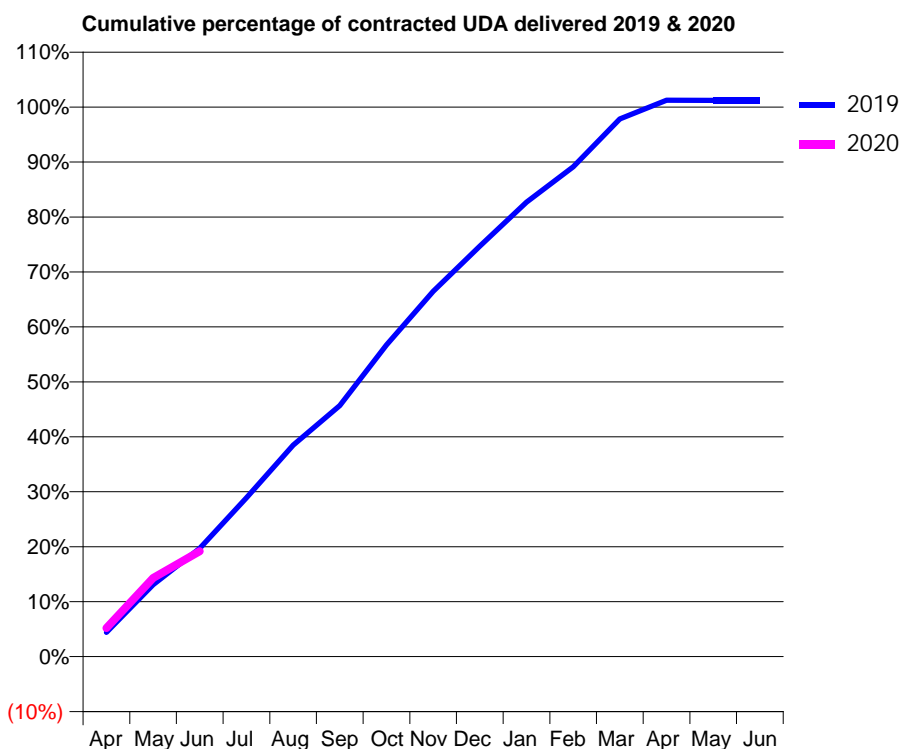
19/20 Contracted general activity (UDA)	20,390
Carry forward general activity (UDA)	0
19/20 Contracted orthodontic activity (UOA)	0
Carry forward orthodontic activity (UOA)	0
Baseline contract value	£603,317.21

ACCESS*

Patients seen in 24 months	Total	Change since previous quarter
Quarter ending June 2018	6,613	
Quarter ending September 2018	6,628	→
Quarter ending December 2018	6,641	→
Quarter ending March 2019	6,594	→
Quarter ending June 2019	6,614	→
Variance since June 2018	0.0%	→



ACTIVITY



Month	Adjusted Scheduled Activity (UDA)	
	2019	2020
April	896	1,063
May	2,669	2,916
June	4,020	3,913
July	5,895	
August	7,851	
September	9,313	
October	11,565	
November	13,553	
December	15,229	
January	16,861	
February	18,173	
March	19,948	
April	20,640	
May	20,637	
June	20,637	

QUALITY

	Quantity	Base Number	Contract	AT	Region	England
% of FP17s for the same patient ID Re-attending within 3 months - Children	40	555	7.2%	10.4%	12.1%	11.4%
% of FP17s for the same patient ID Re-attending within 3 months - Adults	249	1,894	13.1%	13.7%	15.6%	15.4%
% of FP17s for the same patient ID Re-attending between 3 & 9 months - Children	370	555	66.7%	63.0%	61.2%	59.8%
% of FP17s for the same patient ID Re-attending between 3 & 9 months - Adults	1,211	1,894	63.9%	56.7%	54.5%	52.1%
% of FP17s for Band 1 Urgent Courses	108	2,084	5.2%	7.3%	9.1%	9.2%
% of FP17s Relating to Free Repair or Replacements	26	2,084	1.2%	0.9%	1.0%	0.7%
% of FP17s Relating to Continuations	33	2,084	1.6%	0.9%	1.0%	0.8%
% of Patients satisfied with the dentistry they have received	2	2	N/A	93.5%	94.2%	93.4%
% of Patients satisfied with the time they had to wait for an appointment	2	2	N/A	86.7%	88.4%	87.6%

* This is based on patients treated on this contract for their most recent course of treatment. Figures in italics indicate the base number of FP17s or Patient Questionnaire responses are less than 100. N/A is shown where the base number of responses is less than 10 during the period. % is calculated as Quantity/Base number*100

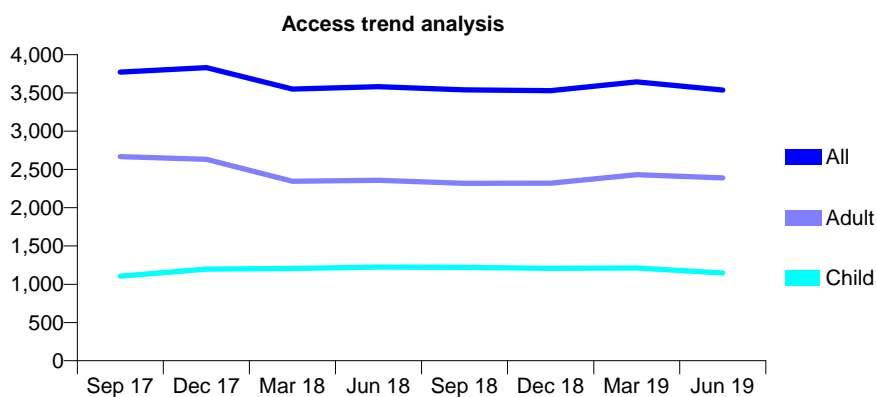
Q52 - Vital Signs At a Glance Contract Report for 676470/0002 - June 2019

Name or company name	MR EA SARKER
Contract type name	GDS Contract
Purpose of contract	General
Contract start date	01/04/2006
Contract end date	

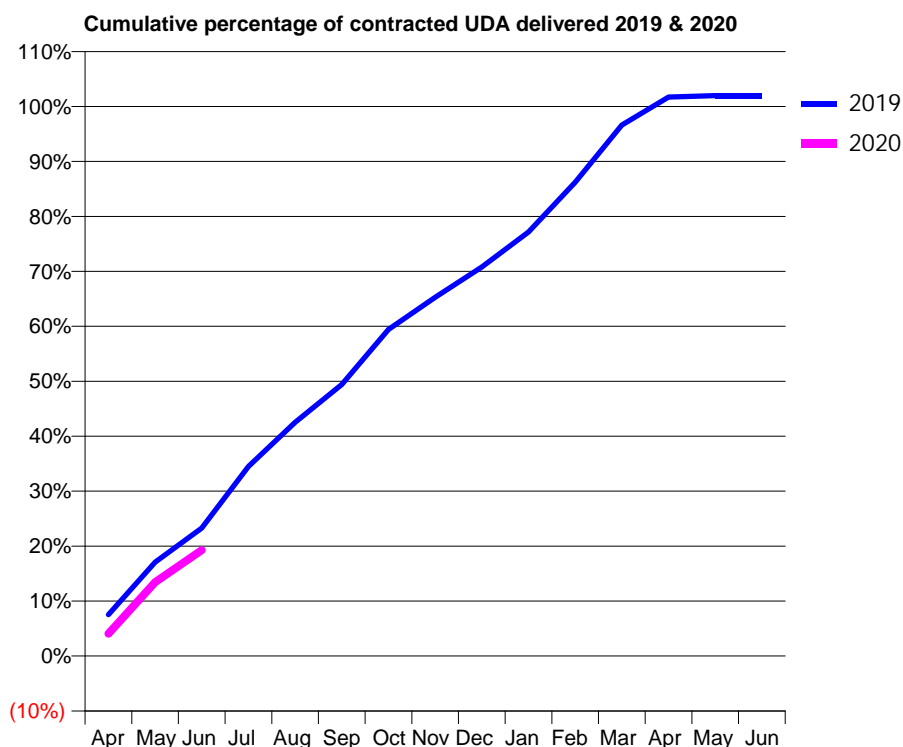
19/20 Contracted general activity (UDA)	9,500
Carry forward general activity (UDA)	0
19/20 Contracted orthodontic activity (UOA)	0
Carry forward orthodontic activity (UOA)	0
Baseline contract value	£255,545.15

ACCESS*

Patients seen in 24 months	Total	Change since previous quarter
Quarter ending June 2018	3,583	
Quarter ending September 2018	3,540	↓
Quarter ending December 2018	3,528	→
Quarter ending March 2019	3,643	↑
Quarter ending June 2019	3,537	↓
Variance since June 2018	(1.3%)	↓



ACTIVITY



Month	Adjusted Scheduled Activity (UDA)	
	2019	2020
April	716	387
May	1,624	1,278
June	2,212	1,828
July	3,276	
August	4,039	
September	4,694	
October	5,645	
November	6,201	
December	6,724	
January	7,329	
February	8,190	
March	9,178	
April	9,664	
May	9,688	
June	9,688	

QUALITY

	Quantity	Base Number	Contract	AT	Region	England
% of FP17s for the same patient ID Re-attending within 3 months - Children	14	306	4.6%	10.4%	12.1%	11.4%
% of FP17s for the same patient ID Re-attending within 3 months - Adults	53	617	8.6%	13.7%	15.6%	15.4%
% of FP17s for the same patient ID Re-attending between 3 & 9 months - Children	104	306	34.0%	63.0%	61.2%	59.8%
% of FP17s for the same patient ID Re-attending between 3 & 9 months - Adults	145	617	23.5%	56.7%	54.5%	52.1%
% of FP17s for Band 1 Urgent Courses	25	739	3.4%	7.3%	9.1%	9.2%
% of FP17s Relating to Free Repair or Replacements	3	739	0.4%	0.9%	1.0%	0.7%
% of FP17s Relating to Continuations	6	739	0.8%	0.9%	1.0%	0.8%
% of Patients satisfied with the dentistry they have received	1	1	N/A	93.5%	94.2%	93.4%
% of Patients satisfied with the time they had to wait for an appointment	1	1	N/A	86.7%	88.4%	87.6%

* This is based on patients treated on this contract for their most recent course of treatment. Figures in italics indicate the base number of FP17s or Patient Questionnaire responses are less than 100. N/A is shown where the base number of responses is less than 10 during the period. % is calculated as Quantity/Base number*100

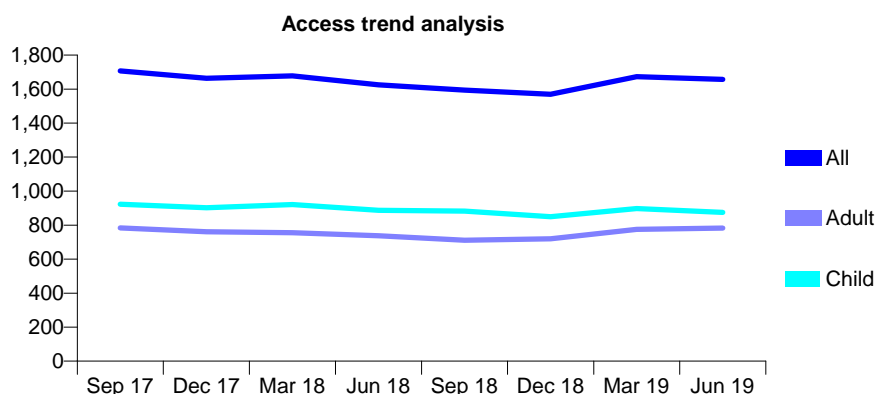
Q52 - Vital Signs At a Glance Contract Report for 676640/0002 - June 2019

Name or company name	MR KS HAMID
Contract type name	GDS Contract
Purpose of contract	General
Contract start date	16/07/2014
Contract end date	

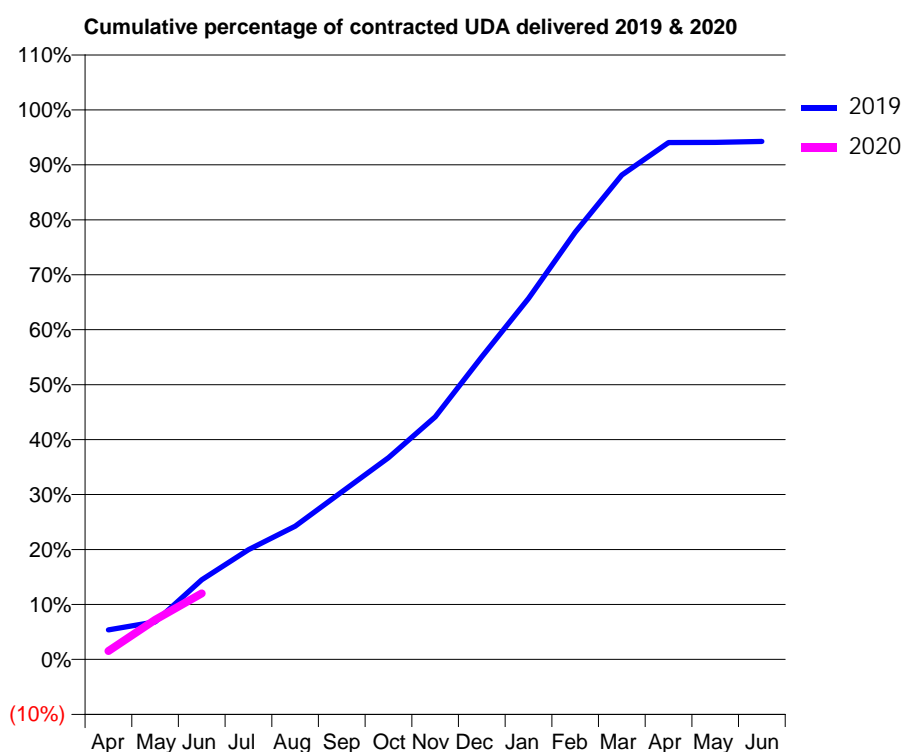
19/20 Contracted general activity (UDA)	6,500
Carry forward general activity (UDA)	0
19/20 Contracted orthodontic activity (UOA)	0
Carry forward orthodontic activity (UOA)	0
Baseline contract value	£152,251.46

ACCESS*

Patients seen in 24 months	Total	Change since previous quarter
Quarter ending June 2018	1,625	
Quarter ending September 2018	1,594	↓
Quarter ending December 2018	1,570	↓
Quarter ending March 2019	1,673	↑
Quarter ending June 2019	1,657	→
Variance since June 2018	2.0%	→



ACTIVITY



Month	2019	2020
April	350	100
May	444	469
June	943	782
July	1,297	
August	1,576	
September	1,982	
October	2,385	
November	2,869	
December	3,578	
January	4,270	
February	5,054	
March	5,728	
April	6,114	
May	6,115	
June	6,127	

QUALITY

	Quantity	Base Number	Contract	AT	Region	England
% of FP17s for the same patient ID Re-attending within 3 months - Children	23	233	9.9%	10.4%	12.1%	11.4%
% of FP17s for the same patient ID Re-attending within 3 months - Adults	55	237	23.2%	13.7%	15.6%	15.4%
% of FP17s for the same patient ID Re-attending between 3 & 9 months - Children	119	233	51.1%	63.0%	61.2%	59.8%
% of FP17s for the same patient ID Re-attending between 3 & 9 months - Adults	75	237	31.6%	56.7%	54.5%	52.1%
% of FP17s for Band 1 Urgent Courses	38	314	12.1%	7.3%	9.1%	9.2%
% of FP17s Relating to Free Repair or Replacements	4	314	1.3%	0.9%	1.0%	0.7%
% of FP17s Relating to Continuations	5	314	1.6%	0.9%	1.0%	0.8%
% of Patients satisfied with the dentistry they have received	0	0	N/A	93.5%	94.2%	93.4%
% of Patients satisfied with the time they had to wait for an appointment	0	0	N/A	86.7%	88.4%	87.6%

* This is based on patients treated on this contract for their most recent course of treatment. Figures in italics indicate the base number of FP17s or Patient Questionnaire responses are less than 100. N/A is shown where the base number of responses is less than 10 during the period. % is calculated as Quantity/Base number*100

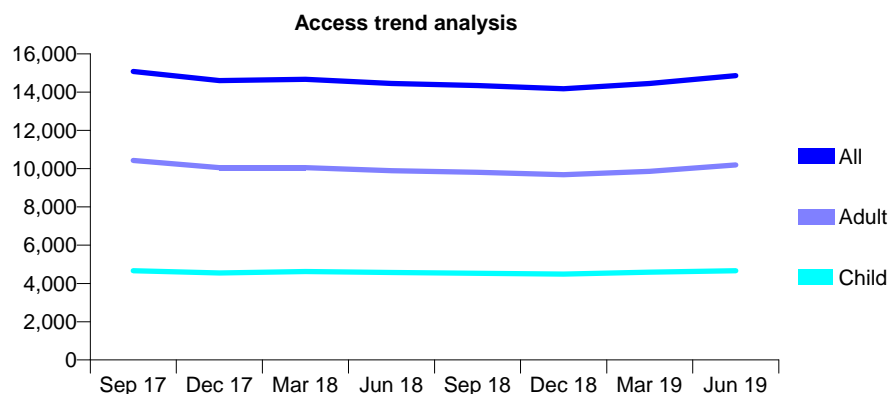
Q52 - Vital Signs At a Glance Contract Report for 680559/0001 - June 2019

Name or company name	MR SS KHAN
Contract type name	PDS Contract
Purpose of contract	General
Contract start date	01/04/2006
Contract end date	31/03/2021

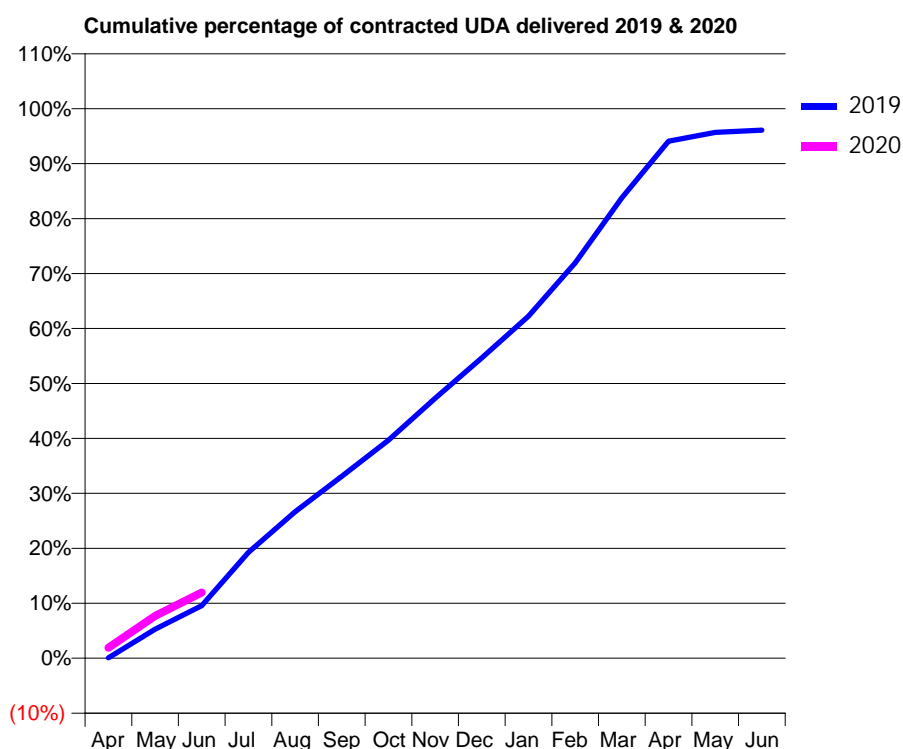
19/20 Contracted general activity (UDA)	55,890
Carry forward general activity (UDA)	0
19/20 Contracted orthodontic activity (UOA)	0
Carry forward orthodontic activity (UOA)	0
Baseline contract value	£1,498,010.62

ACCESS*

Patients seen in 24 months	Total	Change since previous quarter
Quarter ending June 2018	14,459	
Quarter ending September 2018	14,343	→
Quarter ending December 2018	14,174	↓
Quarter ending March 2019	14,453	→
Quarter ending June 2019	14,861	↑
Variance since June 2018	2.8%	↑



ACTIVITY



Month	Adjusted Scheduled Activity (UDA)	
	2019	2020
April	41	1,071
May	2,969	4,303
June	5,353	6,685
July	10,765	
August	14,897	
September	18,513	
October	22,176	
November	26,441	
December	30,554	
January	34,793	
February	40,208	
March	46,825	
April	52,575	
May	53,465	
June	53,709	

QUALITY

	Quantity	Base Number	Contract	AT	Region	England
% of FP17s for the same patient ID Re-attending within 3 months - Children	149	1,435	10.4%	10.4%	12.1%	11.4%
% of FP17s for the same patient ID Re-attending within 3 months - Adults	543	3,343	16.2%	13.7%	15.6%	15.4%
% of FP17s for the same patient ID Re-attending between 3 & 9 months - Children	791	1,435	55.1%	63.0%	61.2%	59.8%
% of FP17s for the same patient ID Re-attending between 3 & 9 months - Adults	1,596	3,343	47.7%	56.7%	54.5%	52.1%
% of FP17s for Band 1 Urgent Courses	343	3,257	10.5%	7.3%	9.1%	9.2%
% of FP17s Relating to Free Repair or Replacements	37	3,257	1.1%	0.9%	1.0%	0.7%
% of FP17s Relating to Continuations	7	3,257	0.2%	0.9%	1.0%	0.8%
% of Patients satisfied with the dentistry they have received	7	7	N/A	93.5%	94.2%	93.4%
% of Patients satisfied with the time they had to wait for an appointment	6	7	N/A	86.7%	88.4%	87.6%

* This is based on patients treated on this contract for their most recent course of treatment.

Figures in italics indicate the base number of FP17s or Patient Questionnaire responses are less than 100. N/A is shown where the base number of responses is less than 10 during the period. % is calculated as Quantity/Base number*100

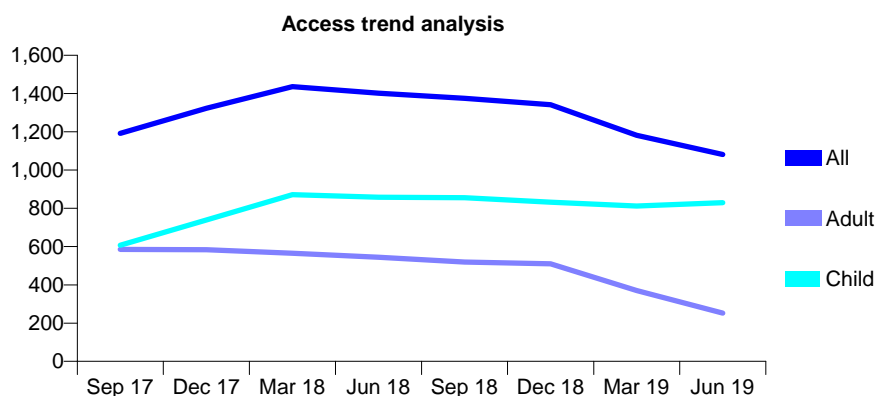
Q52 - Vital Signs At a Glance Contract Report for 693391/0001 - June 2019

Name or company name	MR O FAROOQ
Contract type name	GDS Contract
Purpose of contract	General
Contract start date	01/01/2014
Contract end date	

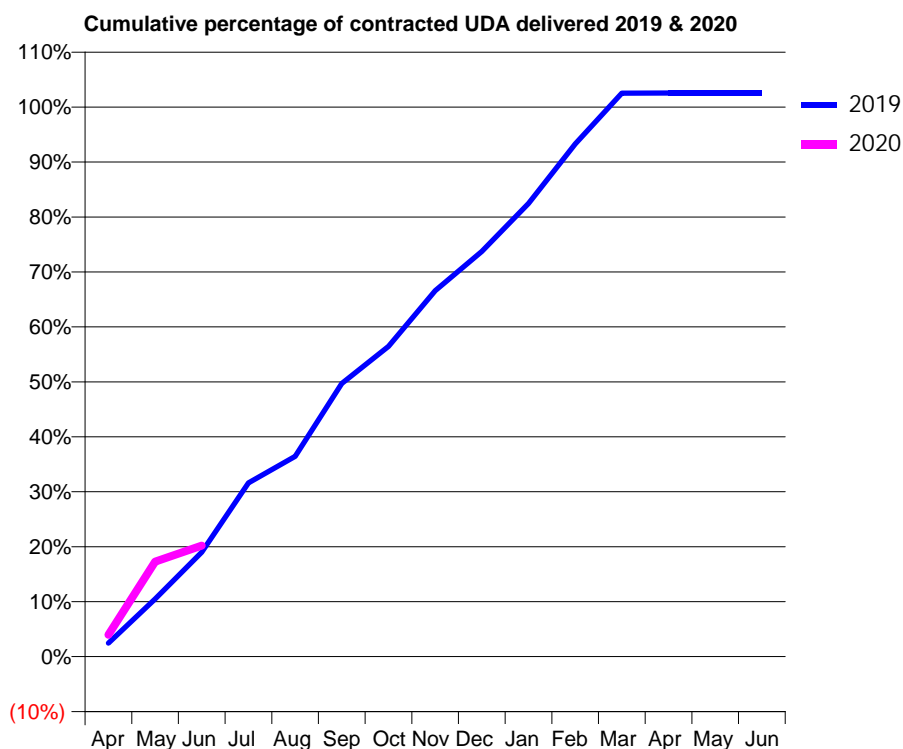
19/20 Contracted general activity (UDA)	3,360
Carry forward general activity (UDA)	0
19/20 Contracted orthodontic activity (UOA)	0
Carry forward orthodontic activity (UOA)	0
Baseline contract value	£98,458.95

ACCESS*

Patients seen in 24 months	Total	Change since previous quarter
Quarter ending June 2018	1,402	
Quarter ending September 2018	1,375	↓
Quarter ending December 2018	1,342	↓
Quarter ending March 2019	1,182	↓
Quarter ending June 2019	1,081	↓
Variance since June 2018	(22.9%)	↓



ACTIVITY



Month	Adjusted Scheduled Activity (UDA)	
	2019	2020
April	83	134
May	353	581
June	639	679
July	1,062	
August	1,224	
September	1,669	
October	1,897	
November	2,238	
December	2,478	
January	2,770	
February	3,134	
March	3,444	
April	3,445	
May	3,445	
June	3,445	

QUALITY

	Quantity	Base Number	Contract	AT	Region	England
% of FP17s for the same patient ID Re-attending within 3 months - Children	1	243	0.4%	10.4%	12.1%	11.4%
% of FP17s for the same patient ID Re-attending within 3 months - Adults	0	52	0.0%	13.7%	15.6%	15.4%
% of FP17s for the same patient ID Re-attending between 3 & 9 months - Children	182	243	74.9%	63.0%	61.2%	59.8%
% of FP17s for the same patient ID Re-attending between 3 & 9 months - Adults	43	52	82.7%	56.7%	54.5%	52.1%
% of FP17s for Band 1 Urgent Courses	4	294	1.4%	7.3%	9.1%	9.2%
% of FP17s Relating to Free Repair or Replacements	0	294	0.0%	0.9%	1.0%	0.7%
% of FP17s Relating to Continuations	0	294	0.0%	0.9%	1.0%	0.8%
% of Patients satisfied with the dentistry they have received	1	1	N/A	93.5%	94.2%	93.4%
% of Patients satisfied with the time they had to wait for an appointment	1	1	N/A	86.7%	88.4%	87.6%

* This is based on patients treated on this contract for their most recent course of treatment. Figures in italics indicate the base number of FP17s or Patient Questionnaire responses are less than 100. N/A is shown where the base number of responses is less than 10 during the period. % is calculated as Quantity/Base number*100

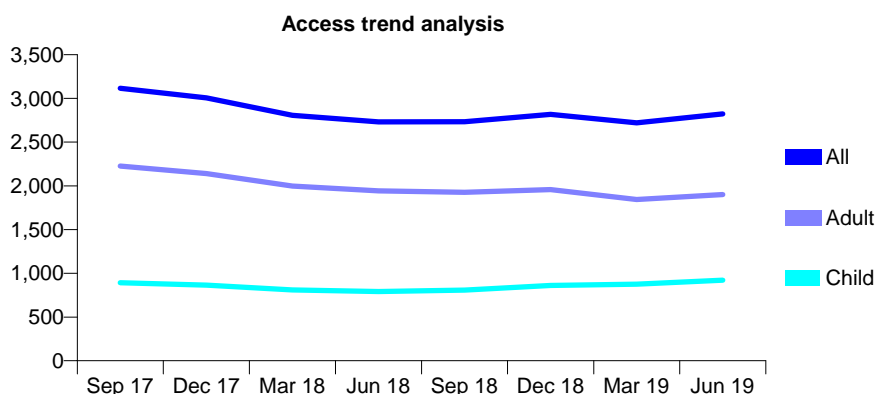
Q52 - Vital Signs At a Glance Contract Report for 693456/0001 - June 2019

Name or company name	MR OE MOHAMMED
Contract type name	GDS Contract
Purpose of contract	General
Contract start date	01/04/2015
Contract end date	

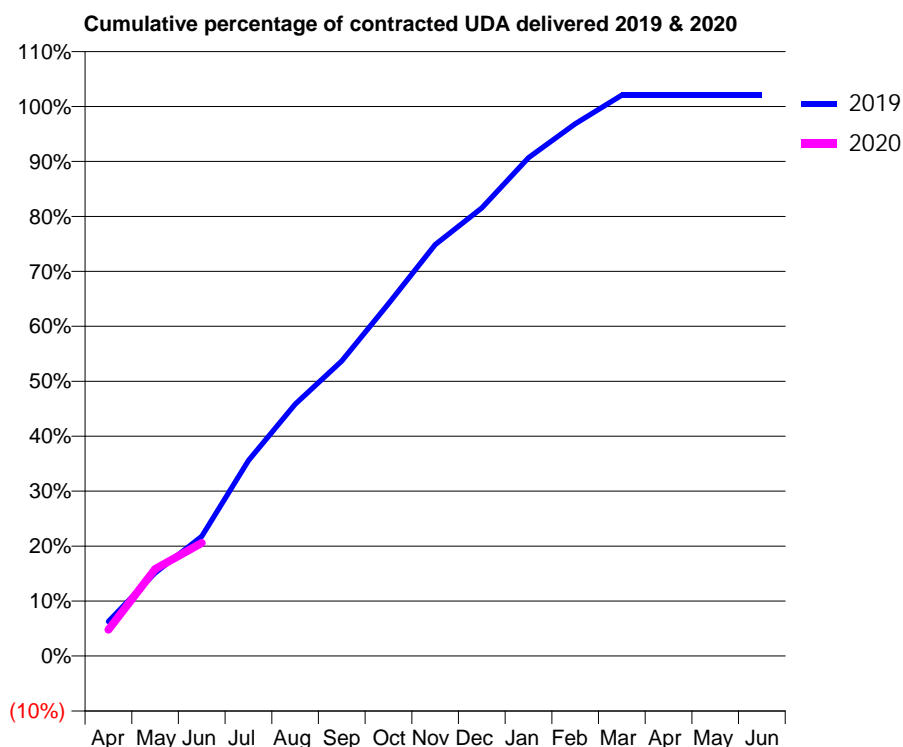
19/20 Contracted general activity (UDA)	8,350
Carry forward general activity (UDA)	0
19/20 Contracted orthodontic activity (UOA)	0
Carry forward orthodontic activity (UOA)	0
Baseline contract value	£245,606.15

ACCESS*

Patients seen in 24 months	Total	Change since previous quarter
Quarter ending June 2018	2,732	
Quarter ending September 2018	2,734	→
Quarter ending December 2018	2,818	↑
Quarter ending March 2019	2,720	↓
Quarter ending June 2019	2,823	↑
Variance since June 2018	3.3%	↑



ACTIVITY



Month	Adjusted Scheduled Activity (UDA)	
	2019	2020
April	524	400
May	1,264	1,321
June	1,819	1,718
July	2,972	
August	3,828	
September	4,484	
October	5,352	
November	6,250	
December	6,807	
January	7,571	
February	8,085	
March	8,521	
April	8,521	
May	8,521	
June	8,521	

QUALITY

	Quantity	Base Number	Contract	AT	Region	England
% of FP17s for the same patient ID Re-attending within 3 months - Children	17	323	5.3%	10.4%	12.1%	11.4%
% of FP17s for the same patient ID Re-attending within 3 months - Adults	20	439	4.6%	13.7%	15.6%	15.4%
% of FP17s for the same patient ID Re-attending between 3 & 9 months - Children	184	323	57.0%	63.0%	61.2%	59.8%
% of FP17s for the same patient ID Re-attending between 3 & 9 months - Adults	211	439	48.1%	56.7%	54.5%	52.1%
% of FP17s for Band 1 Urgent Courses	13	762	1.7%	7.3%	9.1%	9.2%
% of FP17s Relating to Free Repair or Replacements	9	762	1.2%	0.9%	1.0%	0.7%
% of FP17s Relating to Continuations	3	762	0.4%	0.9%	1.0%	0.8%
% of Patients satisfied with the dentistry they have received	1	1	N/A	93.5%	94.2%	93.4%
% of Patients satisfied with the time they had to wait for an appointment	0	1	N/A	86.7%	88.4%	87.6%

* This is based on patients treated on this contract for their most recent course of treatment. Figures in italics indicate the base number of FP17s or Patient Questionnaire responses are less than 100. N/A is shown where the base number of responses is less than 10 during the period. % is calculated as Quantity/Base number*100

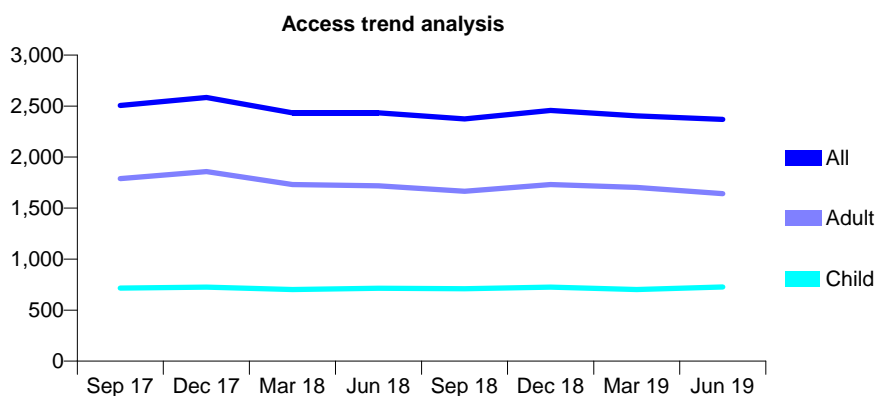
Q52 - Vital Signs At a Glance Contract Report for 712256/0001 - June 2019

Name or company name	MR NT SALEEM
Contract type name	PDS Contract
Purpose of contract	General
Contract start date	02/03/2011
Contract end date	01/03/2021

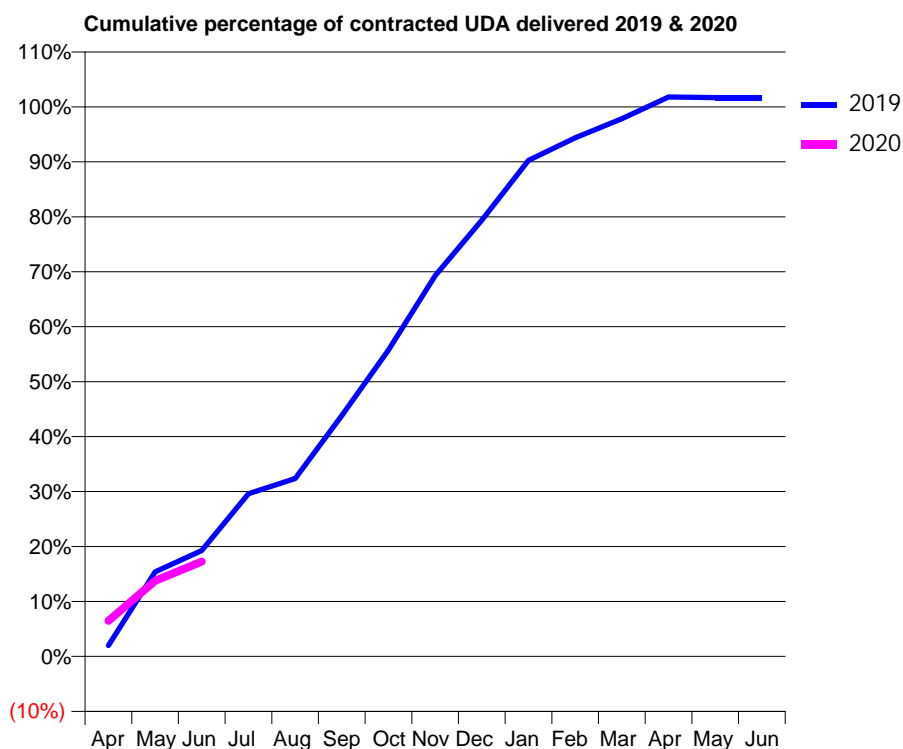
19/20 Contracted general activity (UDA)	6,000
Carry forward general activity (UDA)	0
19/20 Contracted orthodontic activity (UOA)	0
Carry forward orthodontic activity (UOA)	0
Baseline contract value	£200,433.62

ACCESS*

Patients seen in 24 months	Total	Change since previous quarter
Quarter ending June 2018	2,433	
Quarter ending September 2018	2,374	↓
Quarter ending December 2018	2,457	↑
Quarter ending March 2019	2,405	↓
Quarter ending June 2019	2,369	↓
Variance since June 2018	(2.6%)	↓



ACTIVITY



Month	2019	2020
April	120	390
May	923	826
June	1,155	1,035
July	1,775	
August	1,942	
September	2,629	
October	3,346	
November	4,158	
December	4,763	
January	5,415	
February	5,661	
March	5,870	
April	6,107	
May	6,101	
June	6,101	

QUALITY

	Quantity	Base Number	Contract	AT	Region	England
% of FP17s for the same patient ID Re-attending within 3 months - Children	36	242	14.9%	10.4%	12.1%	11.4%
% of FP17s for the same patient ID Re-attending within 3 months - Adults	34	337	10.1%	13.7%	15.6%	15.4%
% of FP17s for the same patient ID Re-attending between 3 & 9 months - Children	102	242	42.1%	63.0%	61.2%	59.8%
% of FP17s for the same patient ID Re-attending between 3 & 9 months - Adults	112	337	33.2%	56.7%	54.5%	52.1%
% of FP17s for Band 1 Urgent Courses	52	488	10.7%	7.3%	9.1%	9.2%
% of FP17s Relating to Free Repair or Replacements	1	488	0.2%	0.9%	1.0%	0.7%
% of FP17s Relating to Continuations	0	488	0.0%	0.9%	1.0%	0.8%
% of Patients satisfied with the dentistry they have received	0	0	N/A	93.5%	94.2%	93.4%
% of Patients satisfied with the time they had to wait for an appointment	0	0	N/A	86.7%	88.4%	87.6%

* This is based on patients treated on this contract for their most recent course of treatment. Figures in italics indicate the base number of FP17s or Patient Questionnaire responses are less than 100. N/A is shown where the base number of responses is less than 10 during the period. % is calculated as Quantity/Base number*100

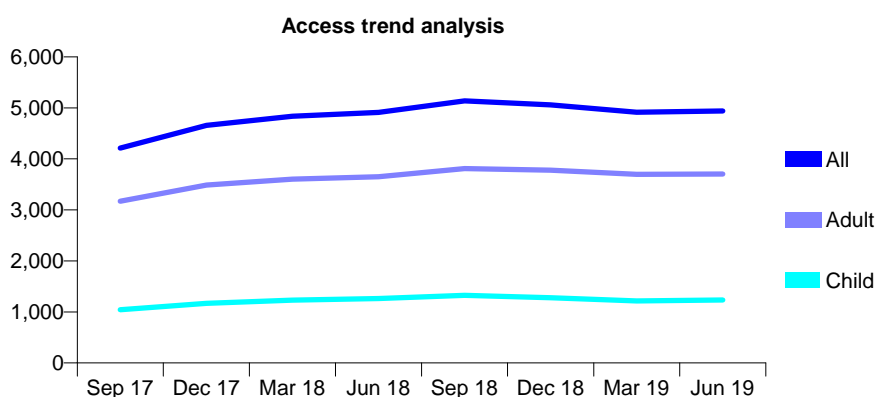
Q52 - Vital Signs At a Glance Contract Report for 712256/0002 - June 2019

Name or company name	MR NT SALEEM
Contract type name	PDS Contract
Purpose of contract	General
Contract start date	02/09/2013
Contract end date	01/09/2023

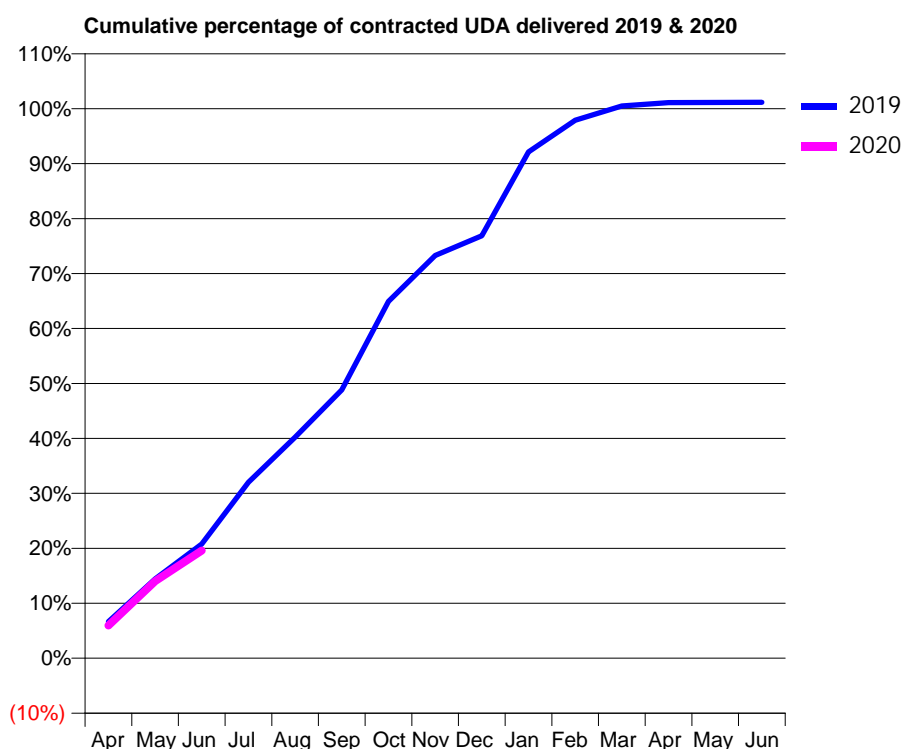
19/20 Contracted general activity (UDA)	11,668
Carry forward general activity (UDA)	0
19/20 Contracted orthodontic activity (UOA)	0
Carry forward orthodontic activity (UOA)	0
Baseline contract value	£306,790.94

ACCESS*

Patients seen in 24 months	Total	Change since previous quarter
Quarter ending June 2018	4,912	
Quarter ending September 2018	5,137	↑
Quarter ending December 2018	5,059	↓
Quarter ending March 2019	4,913	↓
Quarter ending June 2019	4,939	→
Variance since June 2018	0.5%	→



ACTIVITY



Month	Adjusted Scheduled Activity (UDA)	
	2019	2020
April	777	694
May	1,683	1,634
June	2,426	2,287
July	3,737	
August	4,694	
September	5,698	
October	7,574	
November	8,549	
December	8,968	
January	10,750	
February	11,420	
March	11,724	
April	11,793	
May	11,801	
June	11,802	

QUALITY

	Quantity	Base Number	Contract	AT	Region	England
% of FP17s for the same patient ID Re-attending within 3 months - Children	41	394	10.4%	10.4%	12.1%	11.4%
% of FP17s for the same patient ID Re-attending within 3 months - Adults	68	818	8.3%	13.7%	15.6%	15.4%
% of FP17s for the same patient ID Re-attending between 3 & 9 months - Children	212	394	53.8%	63.0%	61.2%	59.8%
% of FP17s for the same patient ID Re-attending between 3 & 9 months - Adults	420	818	51.3%	56.7%	54.5%	52.1%
% of FP17s for Band 1 Urgent Courses	87	1,171	7.4%	7.3%	9.1%	9.2%
% of FP17s Relating to Free Repair or Replacements	6	1,171	0.5%	0.9%	1.0%	0.7%
% of FP17s Relating to Continuations	4	1,171	0.3%	0.9%	1.0%	0.8%
% of Patients satisfied with the dentistry they have received	2	3	N/A	93.5%	94.2%	93.4%
% of Patients satisfied with the time they had to wait for an appointment	2	3	N/A	86.7%	88.4%	87.6%

* This is based on patients treated on this contract for their most recent course of treatment.

Figures in italics indicate the base number of FP17s or Patient Questionnaire responses are less than 100. N/A is shown where the base number of responses is less than 10 during the period. % is calculated as Quantity/Base number*100

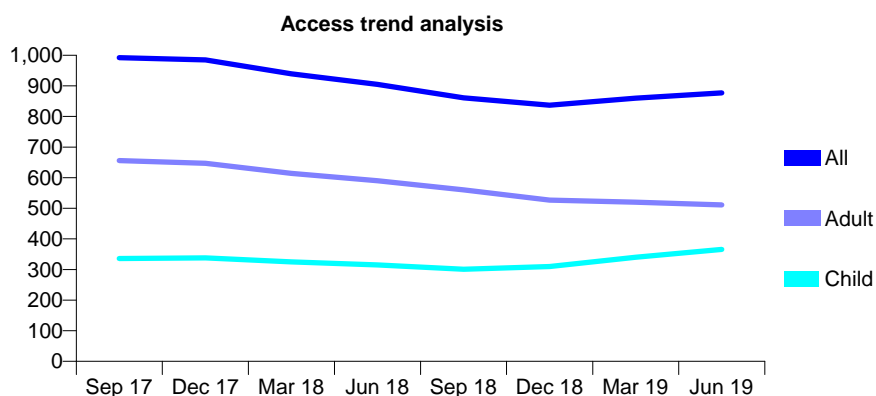
Q52 - Vital Signs At a Glance Contract Report for 715492/0001 - June 2019

Name or company name	MR N TIBREWAL
Contract type name	GDS Contract
Purpose of contract	General
Contract start date	03/12/2012
Contract end date	

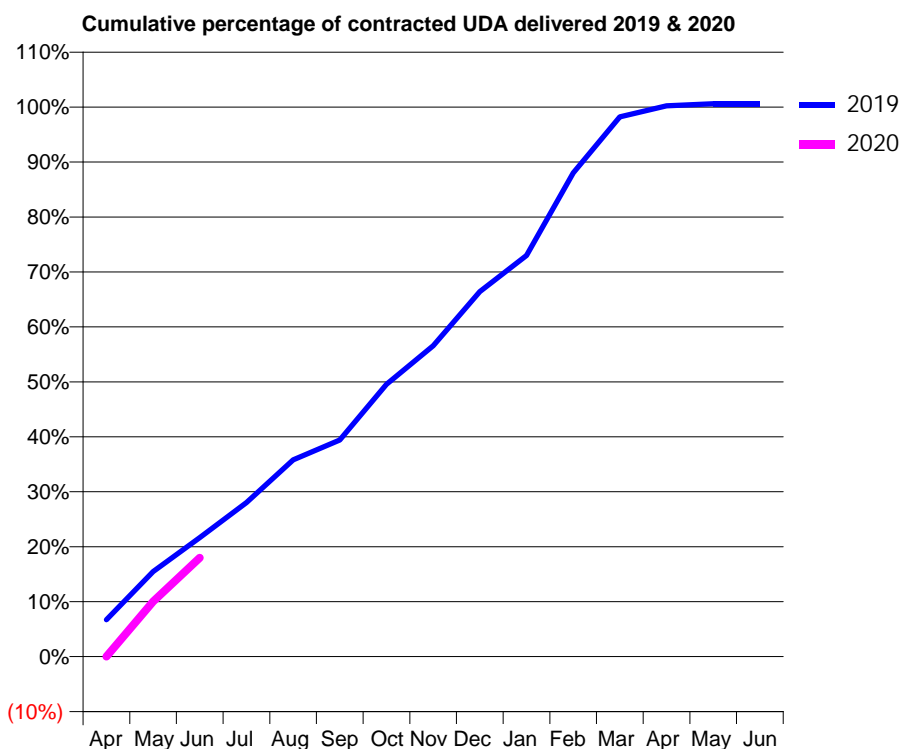
19/20 Contracted general activity (UDA)	2,000
Carry forward general activity (UDA)	0
19/20 Contracted orthodontic activity (UOA)	0
Carry forward orthodontic activity (UOA)	0
Baseline contract value	£53,602.10

ACCESS*

Patients seen in 24 months	Total	Change since previous quarter
Quarter ending June 2018	905	
Quarter ending September 2018	861	↓
Quarter ending December 2018	837	↓
Quarter ending March 2019	860	↑
Quarter ending June 2019	877	→
Variance since June 2018	(3.1%)	↓



ACTIVITY



Month	Adjusted Scheduled Activity (UDA)	
	2019	2020
April	134	0
May	309	201
June	433	360
July	561	
August	716	
September	788	
October	991	
November	1,131	
December	1,328	
January	1,460	
February	1,760	
March	1,965	
April	2,005	
May	2,012	
June	2,012	

QUALITY

	Quantity	Base Number	Contract	AT	Region	England
% of FP17s for the same patient ID Re-attending within 3 months - Children	4	98	4.1%	10.4%	12.1%	11.4%
% of FP17s for the same patient ID Re-attending within 3 months - Adults	13	128	10.2%	13.7%	15.6%	15.4%
% of FP17s for the same patient ID Re-attending between 3 & 9 months - Children	21	98	21.4%	63.0%	61.2%	59.8%
% of FP17s for the same patient ID Re-attending between 3 & 9 months - Adults	40	128	31.3%	56.7%	54.5%	52.1%
% of FP17s for Band 1 Urgent Courses	14	199	7.0%	7.3%	9.1%	9.2%
% of FP17s Relating to Free Repair or Replacements	2	199	1.0%	0.9%	1.0%	0.7%
% of FP17s Relating to Continuations	1	199	0.5%	0.9%	1.0%	0.8%
% of Patients satisfied with the dentistry they have received	0	0	N/A	93.5%	94.2%	93.4%
% of Patients satisfied with the time they had to wait for an appointment	0	0	N/A	86.7%	88.4%	87.6%

* This is based on patients treated on this contract for their most recent course of treatment. Figures in italics indicate the base number of FP17s or Patient Questionnaire responses are less than 100. N/A is shown where the base number of responses is less than 10 during the period. % is calculated as Quantity/Base number*100

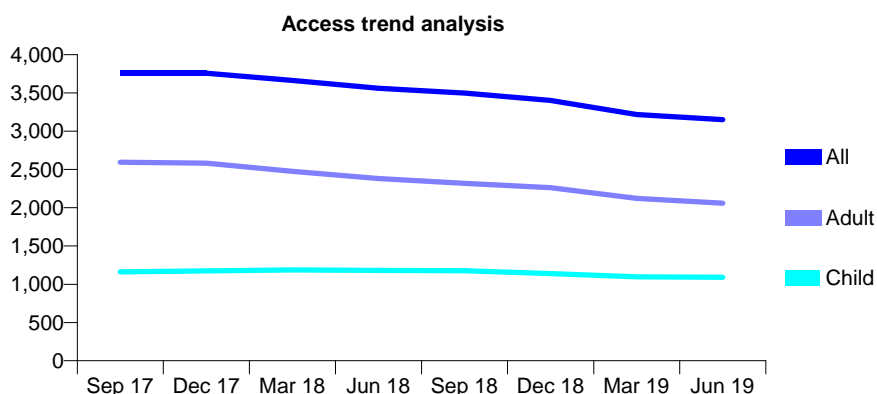
Q52 - Vital Signs At a Glance Contract Report for 719188/0001 - June 2019

Name or company name	MR K RISHI
Contract type name	GDS Contract
Purpose of contract	General
Contract start date	25/09/2012
Contract end date	

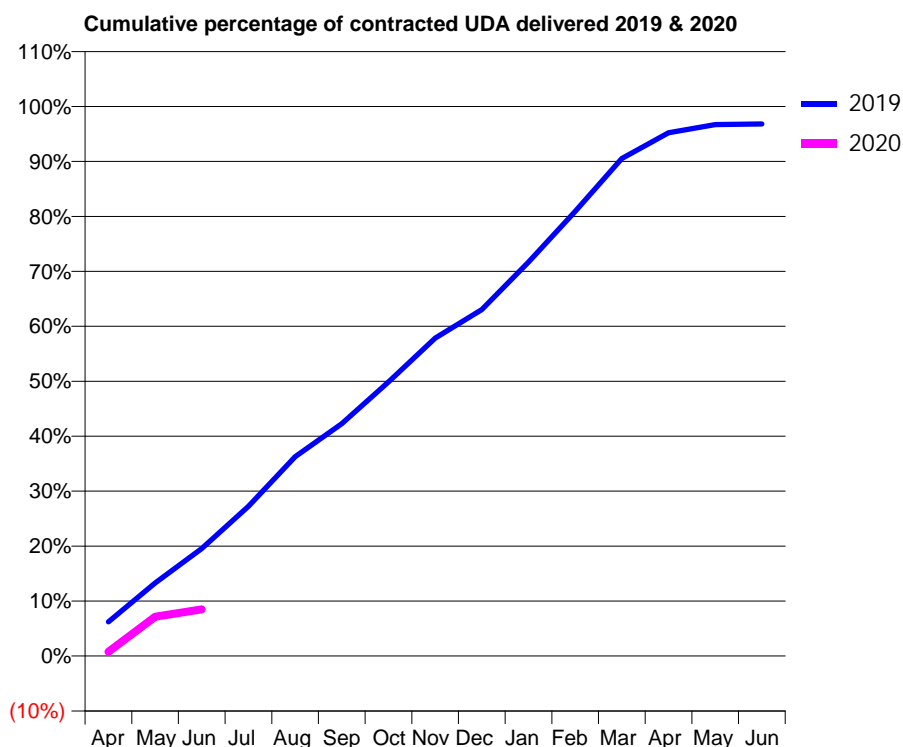
19/20 Contracted general activity (UDA)	10,303
Carry forward general activity (UDA)	0
19/20 Contracted orthodontic activity (UOA)	0
Carry forward orthodontic activity (UOA)	0
Baseline contract value	£324,775.47

ACCESS*

Patients seen in 24 months	Total	Change since previous quarter
Quarter ending June 2018	3,562	
Quarter ending September 2018	3,497	↓
Quarter ending December 2018	3,401	↓
Quarter ending March 2019	3,219	↓
Quarter ending June 2019	3,151	↓
Variance since June 2018	(11.5%)	↓



ACTIVITY



Month	Adjusted Scheduled Activity (UDA)	
	2019	2020
April	640	82
May	1,370	737
June	2,018	874
July	2,806	
August	3,737	
September	4,353	
October	5,140	
November	5,961	
December	6,494	
January	7,388	
February	8,337	
March	9,328	
April	9,809	
May	9,962	
June	9,974	

QUALITY

	Quantity	Base Number	Contract	AT	Region	England
% of FP17s for the same patient ID Re-attending within 3 months - Children	21	303	6.9%	10.4%	12.1%	11.4%
% of FP17s for the same patient ID Re-attending within 3 months - Adults	68	541	12.6%	13.7%	15.6%	15.4%
% of FP17s for the same patient ID Re-attending between 3 & 9 months - Children	224	303	73.9%	63.0%	61.2%	59.8%
% of FP17s for the same patient ID Re-attending between 3 & 9 months - Adults	391	541	72.3%	56.7%	54.5%	52.1%
% of FP17s for Band 1 Urgent Courses	13	530	2.5%	7.3%	9.1%	9.2%
% of FP17s Relating to Free Repair or Replacements	1	530	0.2%	0.9%	1.0%	0.7%
% of FP17s Relating to Continuations	4	530	0.8%	0.9%	1.0%	0.8%
% of Patients satisfied with the dentistry they have received	2	2	N/A	93.5%	94.2%	93.4%
% of Patients satisfied with the time they had to wait for an appointment	2	2	N/A	86.7%	88.4%	87.6%

* This is based on patients treated on this contract for their most recent course of treatment. Figures in italics indicate the base number of FP17s or Patient Questionnaire responses are less than 100. N/A is shown where the base number of responses is less than 10 during the period. % is calculated as Quantity/Base number*100

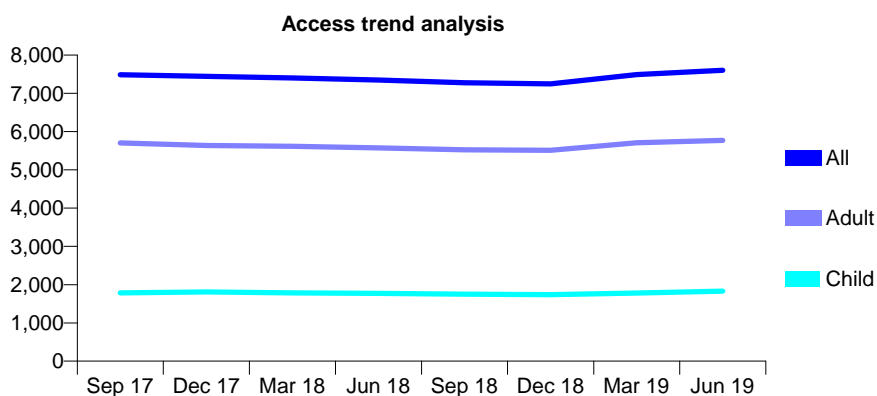
Q52 - Vital Signs At a Glance Contract Report for 721980/0004 - June 2019

Name or company name	MR A HUSSAIN
Contract type name	GDS Contract
Purpose of contract	General
Contract start date	02/07/2007
Contract end date	

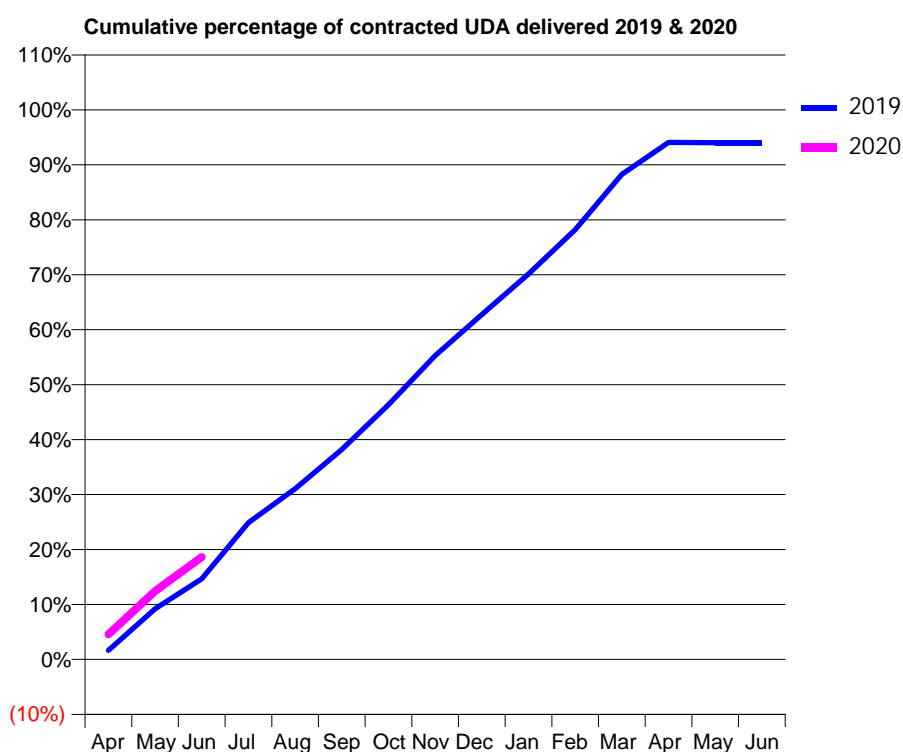
19/20 Contracted general activity (UDA)	22,272
Carry forward general activity (UDA)	0
19/20 Contracted orthodontic activity (UOA)	0
Carry forward orthodontic activity (UOA)	0
Baseline contract value	£669,194.14

ACCESS*

Patients seen in 24 months	Total	Change since previous quarter
Quarter ending June 2018	7,345	
Quarter ending September 2018	7,277	→
Quarter ending December 2018	7,246	→
Quarter ending March 2019	7,488	↑
Quarter ending June 2019	7,600	→
Variance since June 2018	3.5%	↑



ACTIVITY



Month	2019	2020
April	364	1,013
May	2,053	2,775
June	3,270	4,149
July	5,542	
August	6,916	
September	8,511	
October	10,320	
November	12,313	
December	13,975	
January	15,622	
February	17,417	
March	19,655	
April	20,951	
May	20,942	
June	20,942	

QUALITY

	Quantity	Base Number	Contract	AT	Region	England
% of FP17s for the same patient ID Re-attending within 3 months - Children	53	680	7.8%	10.4%	12.1%	11.4%
% of FP17s for the same patient ID Re-attending within 3 months - Adults	307	1,998	15.4%	13.7%	15.6%	15.4%
% of FP17s for the same patient ID Re-attending between 3 & 9 months - Children	370	680	54.4%	63.0%	61.2%	59.8%
% of FP17s for the same patient ID Re-attending between 3 & 9 months - Adults	1,069	1,998	53.5%	56.7%	54.5%	52.1%
% of FP17s for Band 1 Urgent Courses	103	2,144	4.8%	7.3%	9.1%	9.2%
% of FP17s Relating to Free Repair or Replacements	35	2,144	1.6%	0.9%	1.0%	0.7%
% of FP17s Relating to Continuations	28	2,144	1.3%	0.9%	1.0%	0.8%
% of Patients satisfied with the dentistry they have received	4	4	N/A	93.5%	94.2%	93.4%
% of Patients satisfied with the time they had to wait for an appointment	4	4	N/A	86.7%	88.4%	87.6%

* This is based on patients treated on this contract for their most recent course of treatment. Figures in italics indicate the base number of FP17s or Patient Questionnaire responses are less than 100. N/A is shown where the base number of responses is less than 10 during the period. % is calculated as Quantity/Base number*100

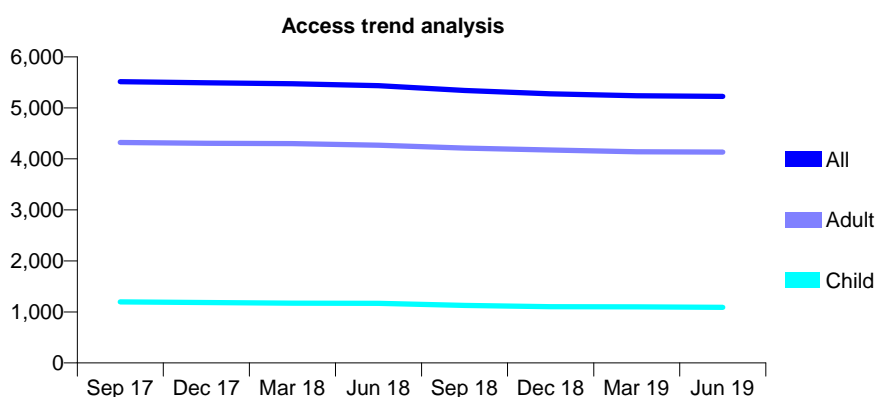
Q52 - Vital Signs At a Glance Contract Report for 721980/0006 - June 2019

Name or company name	MR A HUSSAIN
Contract type name	GDS Contract
Purpose of contract	General
Contract start date	02/07/2007
Contract end date	

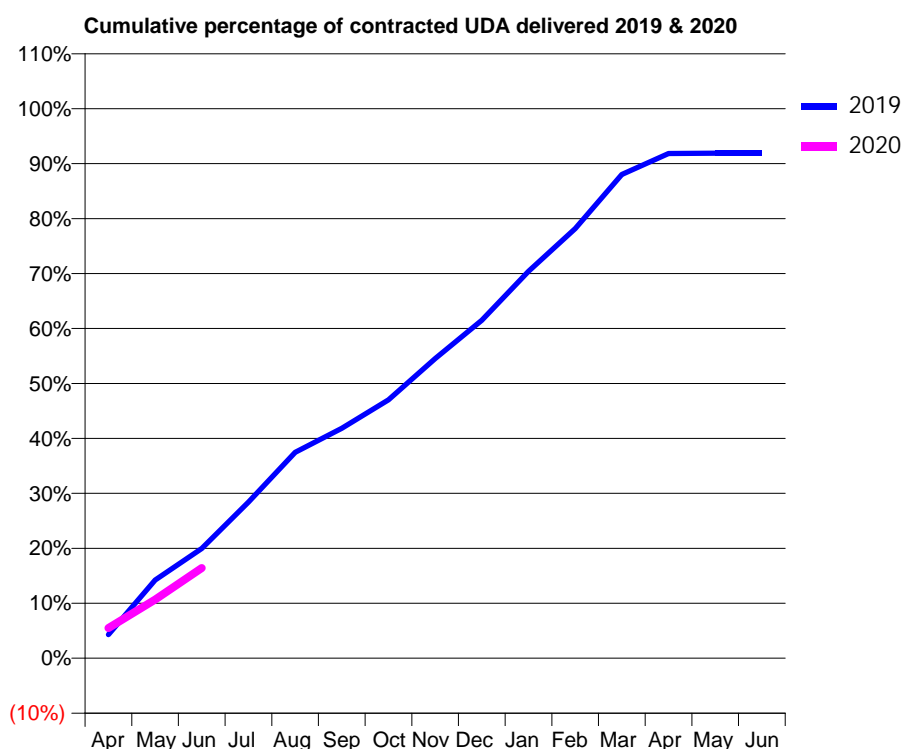
19/20 Contracted general activity (UDA)	15,185
Carry forward general activity (UDA)	0
19/20 Contracted orthodontic activity (UOA)	0
Carry forward orthodontic activity (UOA)	0
Baseline contract value	£466,891.70

ACCESS*

Patients seen in 24 months	Total	Change since previous quarter
Quarter ending June 2018	5,436	
Quarter ending September 2018	5,340	↓
Quarter ending December 2018	5,275	↓
Quarter ending March 2019	5,239	→
Quarter ending June 2019	5,224	→
Variance since June 2018	(3.9%)	↓



ACTIVITY



Month	2019	2020
April	655	835
May	2,159	1,619
June	3,029	2,494
July	4,312	
August	5,690	
September	6,355	
October	7,140	
November	8,282	
December	9,336	
January	10,692	
February	11,872	
March	13,366	
April	13,945	
May	13,952	
June	13,952	

QUALITY

	Quantity	Base Number	Contract	AT	Region	England
% of FP17s for the same patient ID Re-attending within 3 months - Children	38	367	10.4%	10.4%	12.1%	11.4%
% of FP17s for the same patient ID Re-attending within 3 months - Adults	244	1,498	16.3%	13.7%	15.6%	15.4%
% of FP17s for the same patient ID Re-attending between 3 & 9 months - Children	189	367	51.5%	63.0%	61.2%	59.8%
% of FP17s for the same patient ID Re-attending between 3 & 9 months - Adults	811	1,498	54.1%	56.7%	54.5%	52.1%
% of FP17s for Band 1 Urgent Courses	83	1,380	6.0%	7.3%	9.1%	9.2%
% of FP17s Relating to Free Repair or Replacements	28	1,380	2.0%	0.9%	1.0%	0.7%
% of FP17s Relating to Continuations	17	1,380	1.2%	0.9%	1.0%	0.8%
% of Patients satisfied with the dentistry they have received	0	0	N/A	93.5%	94.2%	93.4%
% of Patients satisfied with the time they had to wait for an appointment	0	0	N/A	86.7%	88.4%	87.6%

* This is based on patients treated on this contract for their most recent course of treatment.

Figures in italics indicate the base number of FP17s or Patient Questionnaire responses are less than 100. N/A is shown where the base number of responses is less than 10 during the period. % is calculated as Quantity/Base number*100

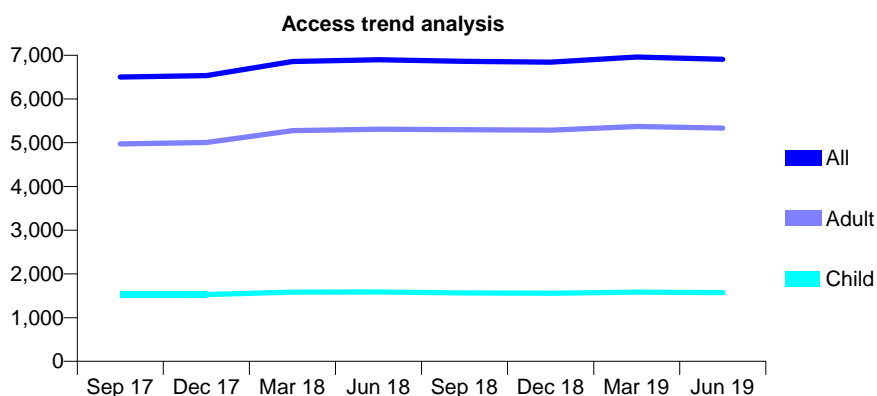
Q52 - Vital Signs At a Glance Contract Report for 721980/0007 - June 2019

Name or company name	MR A HUSSAIN
Contract type name	GDS Contract
Purpose of contract	General
Contract start date	02/07/2007
Contract end date	

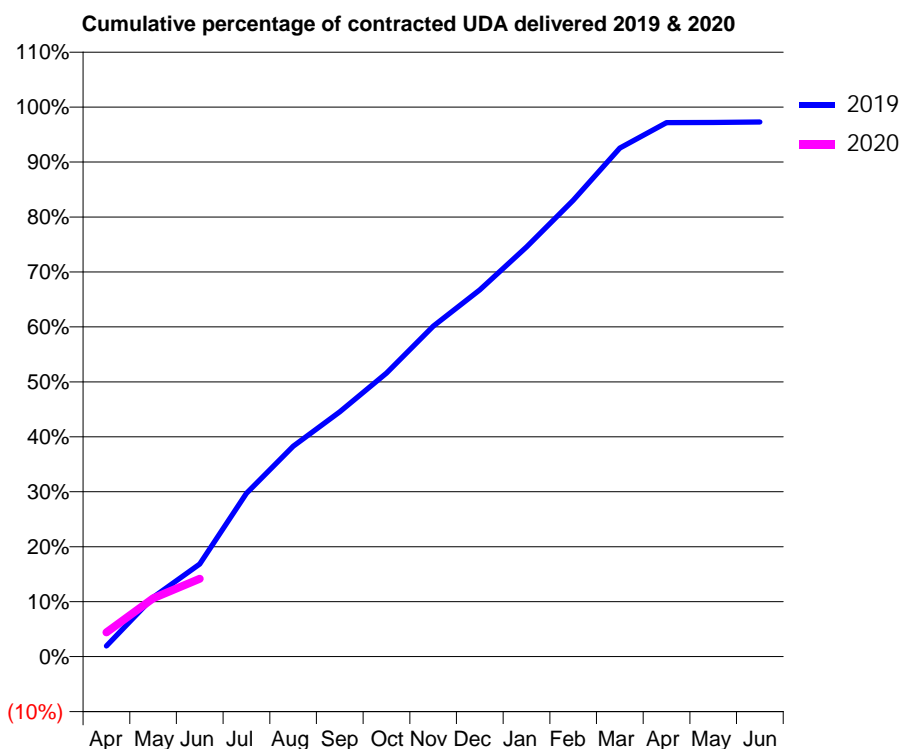
19/20 Contracted general activity (UDA)	19,645
Carry forward general activity (UDA)	0
19/20 Contracted orthodontic activity (UOA)	0
Carry forward orthodontic activity (UOA)	0
Baseline contract value	£618,961.03

ACCESS*

Patients seen in 24 months	Total	Change since previous quarter
Quarter ending June 2018	6,897	
Quarter ending September 2018	6,861	→
Quarter ending December 2018	6,844	→
Quarter ending March 2019	6,960	→
Quarter ending June 2019	6,906	→
Variance since June 2018	0.1%	→



ACTIVITY



Month	Adjusted Scheduled Activity (UDA)	
	2019	2020
April	385	869
May	2,117	2,086
June	3,310	2,788
July	5,839	
August	7,521	
September	8,749	
October	10,135	
November	11,809	
December	13,113	
January	14,643	
February	16,314	
March	18,180	
April	19,090	
May	19,095	
June	19,109	

QUALITY

	Quantity	Base Number	Contract	AT	Region	England
% of FP17s for the same patient ID Re-attending within 3 months - Children	38	472	8.1%	10.4%	12.1%	11.4%
% of FP17s for the same patient ID Re-attending within 3 months - Adults	151	1,371	11.0%	13.7%	15.6%	15.4%
% of FP17s for the same patient ID Re-attending between 3 & 9 months - Children	274	472	58.1%	63.0%	61.2%	59.8%
% of FP17s for the same patient ID Re-attending between 3 & 9 months - Adults	777	1,371	56.7%	56.7%	54.5%	52.1%
% of FP17s for Band 1 Urgent Courses	31	1,449	2.1%	7.3%	9.1%	9.2%
% of FP17s Relating to Free Repair or Replacements	25	1,449	1.7%	0.9%	1.0%	0.7%
% of FP17s Relating to Continuations	18	1,449	1.2%	0.9%	1.0%	0.8%
% of Patients satisfied with the dentistry they have received	2	2	N/A	93.5%	94.2%	93.4%
% of Patients satisfied with the time they had to wait for an appointment	2	2	N/A	86.7%	88.4%	87.6%

* This is based on patients treated on this contract for their most recent course of treatment. Figures in italics indicate the base number of FP17s or Patient Questionnaire responses are less than 100. N/A is shown where the base number of responses is less than 10 during the period. % is calculated as Quantity/Base number*100

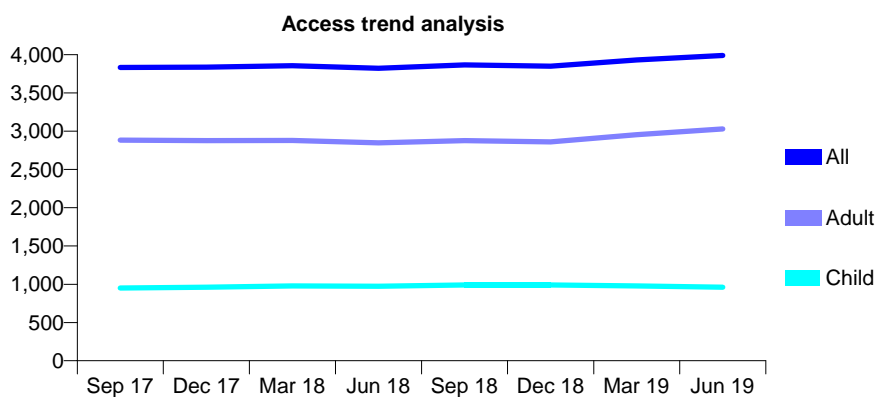
Q52 - Vital Signs At a Glance Contract Report for 731447/0001 - June 2019

Name or company name	MRS CI GRAVE
Contract type name	GDS Contract
Purpose of contract	General
Contract start date	01/04/2006
Contract end date	

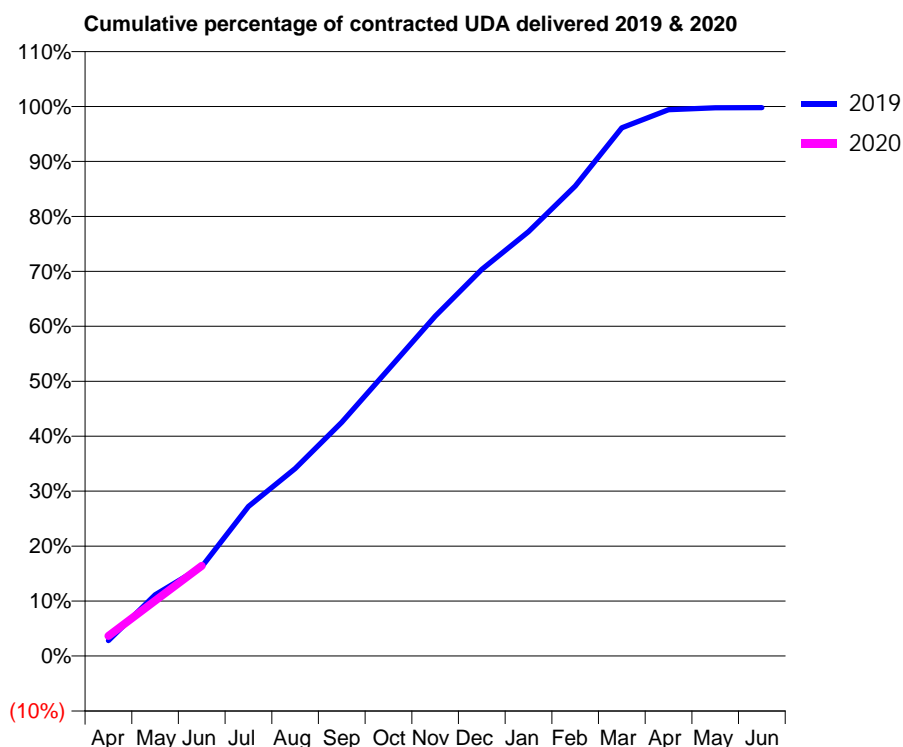
19/20 Contracted general activity (UDA)	10,000
Carry forward general activity (UDA)	0
19/20 Contracted orthodontic activity (UOA)	0
Carry forward orthodontic activity (UOA)	0
Baseline contract value	£235,724.12

ACCESS*

Patients seen in 24 months	Total	Change since previous quarter
Quarter ending June 2018	3,821	
Quarter ending September 2018	3,867	→
Quarter ending December 2018	3,850	→
Quarter ending March 2019	3,931	↑
Quarter ending June 2019	3,991	→
Variance since June 2018	4.4%	↑



ACTIVITY



Month	Adjusted Scheduled Activity (UDA)	
	2019	2020
April	282	366
May	1,115	1,005
June	1,624	1,641
July	2,721	
August	3,411	
September	4,254	
October	5,219	
November	6,184	
December	7,033	
January	7,721	
February	8,551	
March	9,611	
April	9,940	
May	9,975	
June	9,978	

QUALITY

	Quantity	Base Number	Contract	AT	Region	England
% of FP17s for the same patient ID Re-attending within 3 months - Children	17	288	5.9%	10.4%	12.1%	11.4%
% of FP17s for the same patient ID Re-attending within 3 months - Adults	163	805	20.2%	13.7%	15.6%	15.4%
% of FP17s for the same patient ID Re-attending between 3 & 9 months - Children	206	288	71.5%	63.0%	61.2%	59.8%
% of FP17s for the same patient ID Re-attending between 3 & 9 months - Adults	254	805	31.6%	56.7%	54.5%	52.1%
% of FP17s for Band 1 Urgent Courses	98	905	10.8%	7.3%	9.1%	9.2%
% of FP17s Relating to Free Repair or Replacements	5	905	0.6%	0.9%	1.0%	0.7%
% of FP17s Relating to Continuations	20	905	2.2%	0.9%	1.0%	0.8%
% of Patients satisfied with the dentistry they have received	2	2	N/A	93.5%	94.2%	93.4%
% of Patients satisfied with the time they had to wait for an appointment	2	2	N/A	86.7%	88.4%	87.6%

* This is based on patients treated on this contract for their most recent course of treatment. Figures in italics indicate the base number of FP17s or Patient Questionnaire responses are less than 100. N/A is shown where the base number of responses is less than 10 during the period. % is calculated as Quantity/Base number*100

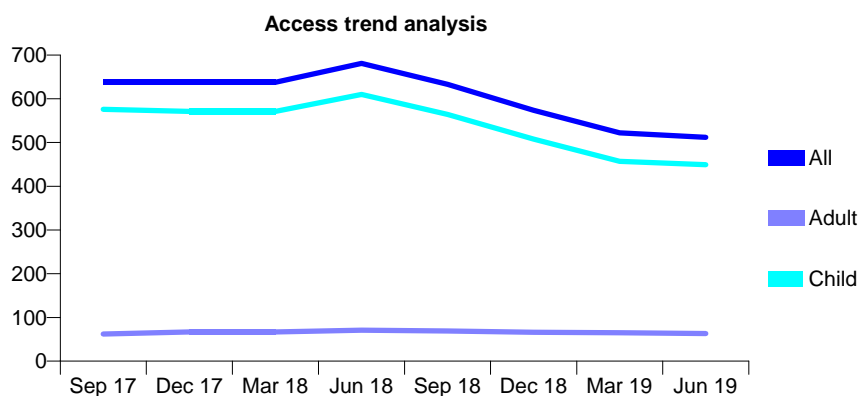
Q52 - Vital Signs At a Glance Contract Report for 738697/0001 - June 2019

Name or company name	Whitehall Dental Care
Contract type name	GDS Contract
Purpose of contract	General
Contract start date	01/04/2006
Contract end date	

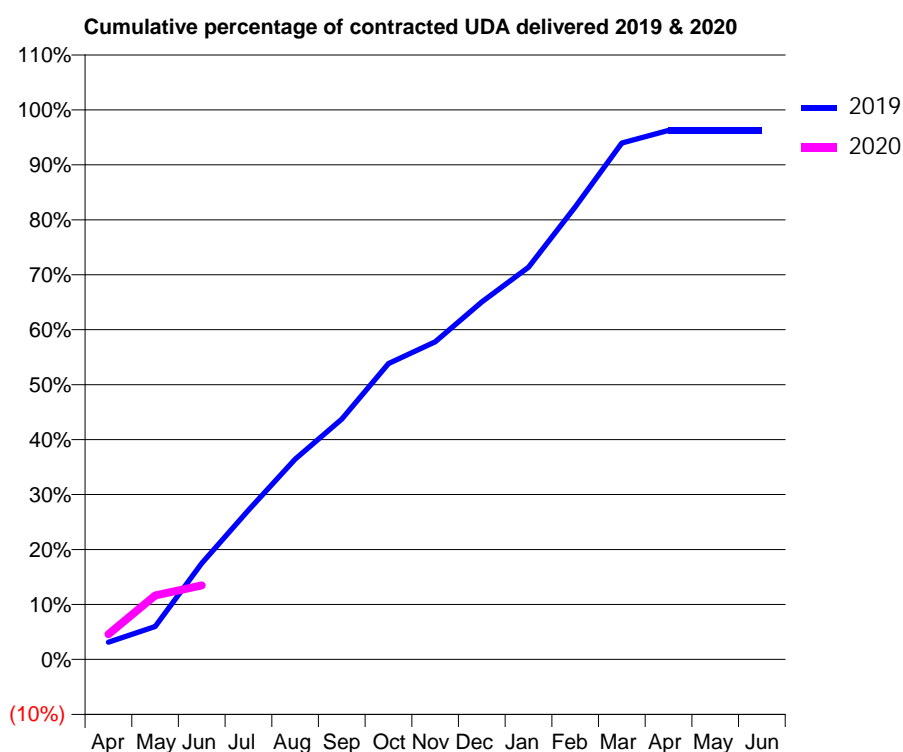
19/20 Contracted general activity (UDA)	1,350
Carry forward general activity (UDA)	0
19/20 Contracted orthodontic activity (UOA)	0
Carry forward orthodontic activity (UOA)	0
Baseline contract value	£32,852.63

ACCESS*

Patients seen in 24 months	Total	Change since previous quarter
Quarter ending June 2018	681	
Quarter ending September 2018	633	↓
Quarter ending December 2018	574	↓
Quarter ending March 2019	522	↓
Quarter ending June 2019	512	↓
Variance since June 2018	(24.8%)	↓



ACTIVITY



Month	2019	2020
April	42	62
May	81	157
June	236	182
July	367	
August	492	
September	590	
October	727	
November	780	
December	878	
January	963	
February	1,112	
March	1,269	
April	1,300	
May	1,300	
June	1,300	

QUALITY

	Quantity	Base Number	Contract	AT	Region	England
% of FP17s for the same patient ID Re-attending within 3 months - Children	11	149	7.4%	10.4%	12.1%	11.4%
% of FP17s for the same patient ID Re-attending within 3 months - Adults	0	7	0.0%	13.7%	15.6%	15.4%
% of FP17s for the same patient ID Re-attending between 3 & 9 months - Children	112	149	75.2%	63.0%	61.2%	59.8%
% of FP17s for the same patient ID Re-attending between 3 & 9 months - Adults	6	7	85.7%	56.7%	54.5%	52.1%
% of FP17s for Band 1 Urgent Courses	0	136	0.0%	7.3%	9.1%	9.2%
% of FP17s Relating to Free Repair or Replacements	0	136	0.0%	0.9%	1.0%	0.7%
% of FP17s Relating to Continuations	0	136	0.0%	0.9%	1.0%	0.8%
% of Patients satisfied with the dentistry they have received	0	0	N/A	93.5%	94.2%	93.4%
% of Patients satisfied with the time they had to wait for an appointment	0	0	N/A	86.7%	88.4%	87.6%

* This is based on patients treated on this contract for their most recent course of treatment. Figures in italics indicate the base number of FP17s or Patient Questionnaire responses are less than 100. N/A is shown where the base number of responses is less than 10 during the period. % is calculated as Quantity/Base number*100

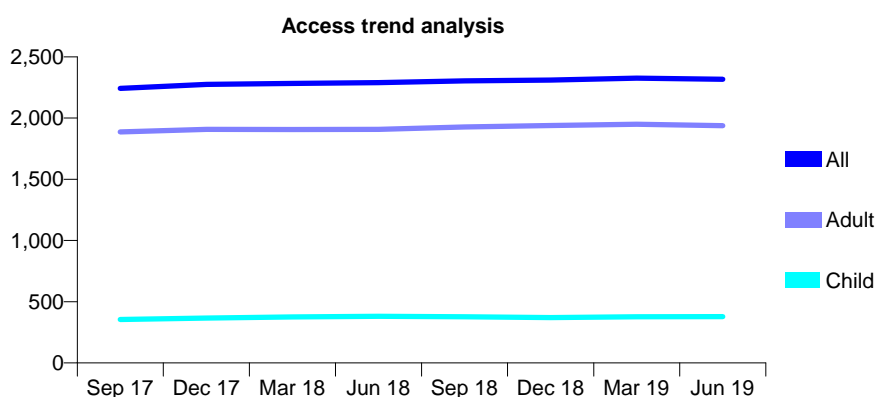
Q52 - Vital Signs At a Glance Contract Report for 739367/0001 - June 2019

Name or company name	MR MW SOUTH
Contract type name	GDS Contract
Purpose of contract	General
Contract start date	01/04/2006
Contract end date	

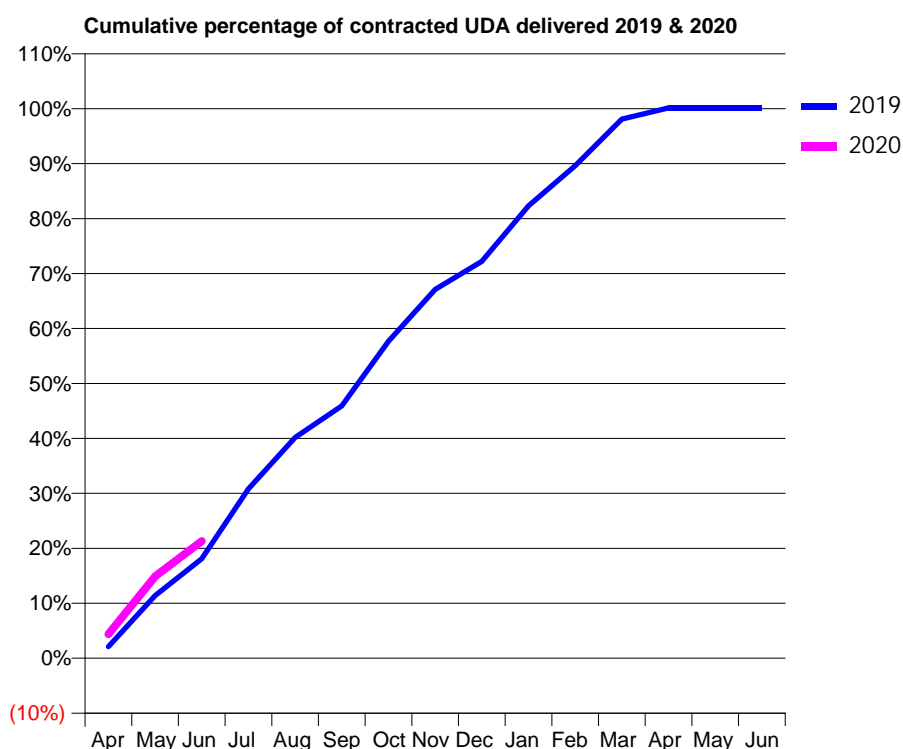
19/20 Contracted general activity (UDA)	8,098
Carry forward general activity (UDA)	0
19/20 Contracted orthodontic activity (UOA)	0
Carry forward orthodontic activity (UOA)	0
Baseline contract value	£225,390.41

ACCESS*

Patients seen in 24 months	Total	Change since previous quarter
Quarter ending June 2018	2,289	
Quarter ending September 2018	2,305	→
Quarter ending December 2018	2,310	→
Quarter ending March 2019	2,326	→
Quarter ending June 2019	2,316	→
Variance since June 2018	1.2%	→



ACTIVITY



Month	2019	2020
April	171	356
May	925	1,207
June	1,467	1,724
July	2,497	
August	3,254	
September	3,718	
October	4,670	
November	5,434	
December	5,847	
January	6,666	
February	7,258	
March	7,944	
April	8,110	
May	8,110	
June	8,110	

QUALITY

	Quantity	Base Number	Contract	AT	Region	England
% of FP17s for the same patient ID Re-attending within 3 months - Children	10	114	8.8%	10.4%	12.1%	11.4%
% of FP17s for the same patient ID Re-attending within 3 months - Adults	98	698	14.0%	13.7%	15.6%	15.4%
% of FP17s for the same patient ID Re-attending between 3 & 9 months - Children	74	114	64.9%	63.0%	61.2%	59.8%
% of FP17s for the same patient ID Re-attending between 3 & 9 months - Adults	445	698	63.8%	56.7%	54.5%	52.1%
% of FP17s for Band 1 Urgent Courses	74	747	9.9%	7.3%	9.1%	9.2%
% of FP17s Relating to Free Repair or Replacements	18	747	2.4%	0.9%	1.0%	0.7%
% of FP17s Relating to Continuations	36	747	4.8%	0.9%	1.0%	0.8%
% of Patients satisfied with the dentistry they have received	1	1	N/A	93.5%	94.2%	93.4%
% of Patients satisfied with the time they had to wait for an appointment	0	1	N/A	86.7%	88.4%	87.6%

* This is based on patients treated on this contract for their most recent course of treatment. Figures in italics indicate the base number of FP17s or Patient Questionnaire responses are less than 100. N/A is shown where the base number of responses is less than 10 during the period. % is calculated as Quantity/Base number*100

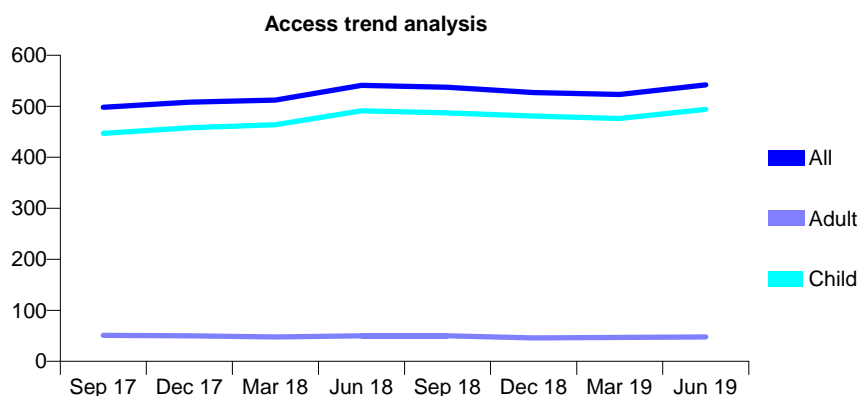
Q52 - Vital Signs At a Glance Contract Report for 745669/0001 - June 2019

Name or company name	MR RA MUIRHEAD
Contract type name	GDS Contract
Purpose of contract	General
Contract start date	01/04/2006
Contract end date	

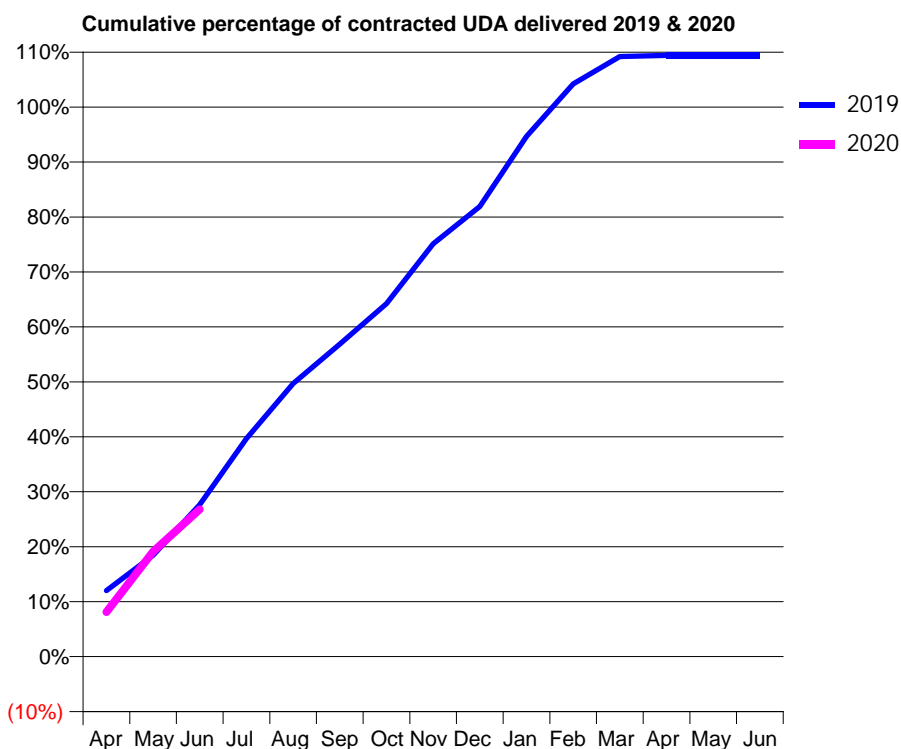
19/20 Contracted general activity (UDA)	948
Carry forward general activity (UDA)	0
19/20 Contracted orthodontic activity (UOA)	0
Carry forward orthodontic activity (UOA)	0
Baseline contract value	£28,046.56

ACCESS*

Patients seen in 24 months	Total	Change since previous quarter
Quarter ending June 2018	541	
Quarter ending September 2018	537	→
Quarter ending December 2018	527	↓
Quarter ending March 2019	523	→
Quarter ending June 2019	542	↑
Variance since June 2018	0.2%	→



ACTIVITY



Month	Adjusted Scheduled Activity (UDA)	
	2019	2020
April	114	77
May	175	181
June	262	254
July	376	
August	471	
September	539	
October	609	
November	712	
December	777	
January	897	
February	988	
March	1,035	
April	1,037	
May	1,037	
June	1,037	

QUALITY

	Quantity	Base Number	Contract	AT	Region	England
% of FP17s for the same patient ID Re-attending within 3 months - Children	11	212	5.2%	10.4%	12.1%	11.4%
% of FP17s for the same patient ID Re-attending within 3 months - Adults	0	0	N/A	13.7%	15.6%	15.4%
% of FP17s for the same patient ID Re-attending between 3 & 9 months - Children	135	212	63.7%	63.0%	61.2%	59.8%
% of FP17s for the same patient ID Re-attending between 3 & 9 months - Adults	0	0	N/A	56.7%	54.5%	52.1%
% of FP17s for Band 1 Urgent Courses	1	210	0.5%	7.3%	9.1%	9.2%
% of FP17s Relating to Free Repair or Replacements	0	210	0.0%	0.9%	1.0%	0.7%
% of FP17s Relating to Continuations	0	210	0.0%	0.9%	1.0%	0.8%
% of Patients satisfied with the dentistry they have received	0	0	N/A	93.5%	94.2%	93.4%
% of Patients satisfied with the time they had to wait for an appointment	0	0	N/A	86.7%	88.4%	87.6%

* This is based on patients treated on this contract for their most recent course of treatment. Figures in italics indicate the base number of FP17s or Patient Questionnaire responses are less than 100. N/A is shown where the base number of responses is less than 10 during the period. % is calculated as Quantity/Base number*100

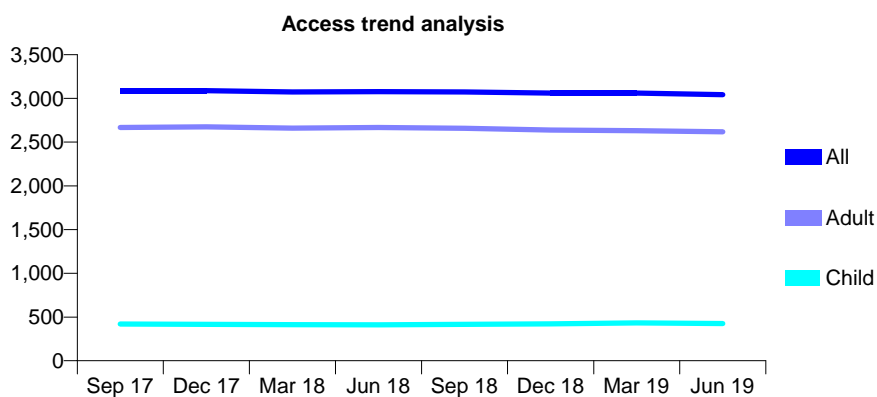
Q52 - Vital Signs At a Glance Contract Report for 751936/0001 - June 2019

Name or company name	MR P HARTLEY
Contract type name	GDS Contract
Purpose of contract	General
Contract start date	01/04/2006
Contract end date	

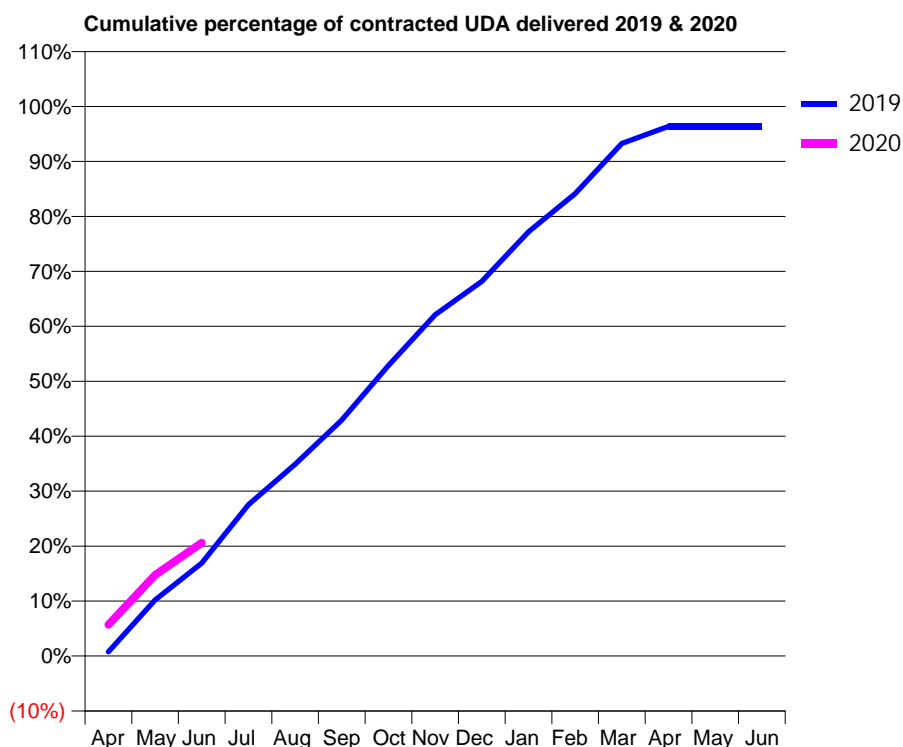
19/20 Contracted general activity (UDA)	8,300
Carry forward general activity (UDA)	0
19/20 Contracted orthodontic activity (UOA)	0
Carry forward orthodontic activity (UOA)	0
Baseline contract value	£195,946.50

ACCESS*

Patients seen in 24 months	Total	Change since previous quarter
Quarter ending June 2018	3,077	
Quarter ending September 2018	3,074	→
Quarter ending December 2018	3,060	→
Quarter ending March 2019	3,062	→
Quarter ending June 2019	3,043	→
Variance since June 2018	(1.1%)	↓



ACTIVITY



Month	Adjusted Scheduled Activity (UDA)	
	2019	2020
April	65	473
May	846	1,226
June	1,404	1,711
July	2,286	
August	2,898	
September	3,564	
October	4,387	
November	5,155	
December	5,656	
January	6,406	
February	6,984	
March	7,742	
April	7,998	
May	7,999	
June	7,999	

QUALITY

	Quantity	Base Number	Contract	AT	Region	England
% of FP17s for the same patient ID Re-attending within 3 months - Children	7	149	4.7%	10.4%	12.1%	11.4%
% of FP17s for the same patient ID Re-attending within 3 months - Adults	99	925	10.7%	13.7%	15.6%	15.4%
% of FP17s for the same patient ID Re-attending between 3 & 9 months - Children	89	149	59.7%	63.0%	61.2%	59.8%
% of FP17s for the same patient ID Re-attending between 3 & 9 months - Adults	576	925	62.3%	56.7%	54.5%	52.1%
% of FP17s for Band 1 Urgent Courses	8	971	0.8%	7.3%	9.1%	9.2%
% of FP17s Relating to Free Repair or Replacements	9	971	0.9%	0.9%	1.0%	0.7%
% of FP17s Relating to Continuations	39	971	4.0%	0.9%	1.0%	0.8%
% of Patients satisfied with the dentistry they have received	0	0	N/A	93.5%	94.2%	93.4%
% of Patients satisfied with the time they had to wait for an appointment	0	0	N/A	86.7%	88.4%	87.6%

* This is based on patients treated on this contract for their most recent course of treatment. Figures in italics indicate the base number of FP17s or Patient Questionnaire responses are less than 100. N/A is shown where the base number of responses is less than 10 during the period. % is calculated as Quantity/Base number*100

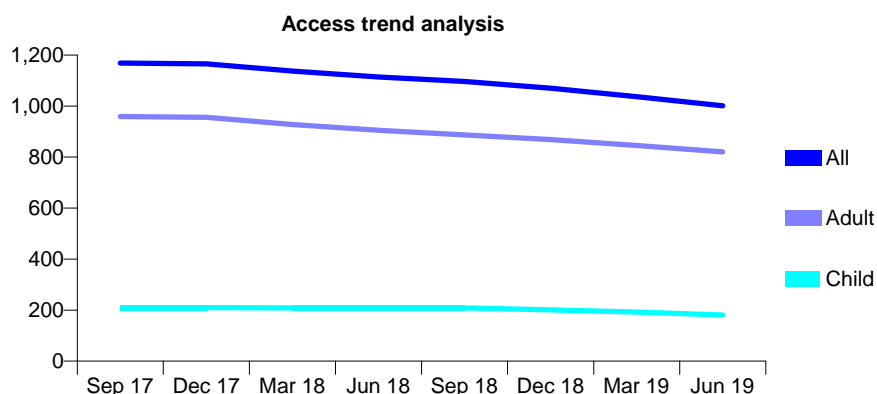
Q52 - Vital Signs At a Glance Contract Report for 759740/0005 - June 2019

Name or company name	N Kaushal
Contract type name	GDS Contract
Purpose of contract	General
Contract start date	08/05/2015
Contract end date	

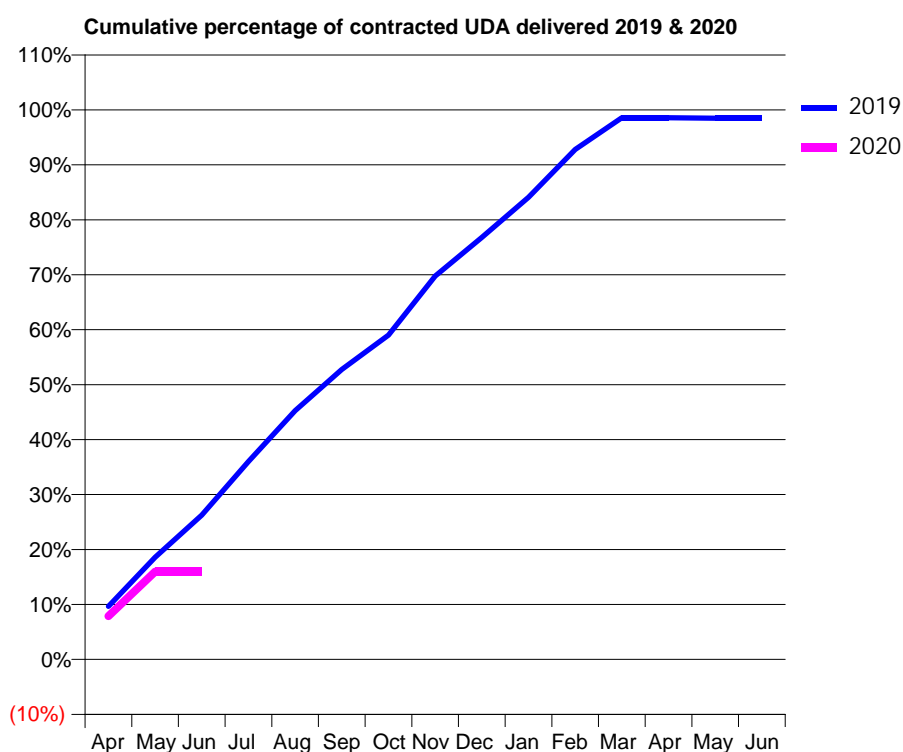
19/20 Contracted general activity (UDA)	3,242
Carry forward general activity (UDA)	0
19/20 Contracted orthodontic activity (UOA)	0
Carry forward orthodontic activity (UOA)	0
Baseline contract value	£98,505.31

ACCESS*

Patients seen in 24 months	Total	Change since previous quarter
Quarter ending June 2018	1,114	
Quarter ending September 2018	1,096	↓
Quarter ending December 2018	1,070	↓
Quarter ending March 2019	1,037	↓
Quarter ending June 2019	1,001	↓
Variance since June 2018	(10.1%)	↓



ACTIVITY



Month	2019	2020
April	313	255
May	603	518
June	851	518
July	1,167	
August	1,468	
September	1,710	
October	1,913	
November	2,261	
December	2,490	
January	2,727	
February	3,008	
March	3,195	
April	3,195	
May	3,192	
June	3,192	

QUALITY

	Quantity	Base Number	Contract	AT	Region	England
% of FP17s for the same patient ID Re-attending within 3 months - Children	3	32	9.4%	10.4%	12.1%	11.4%
% of FP17s for the same patient ID Re-attending within 3 months - Adults	36	207	17.4%	13.7%	15.6%	15.4%
% of FP17s for the same patient ID Re-attending between 3 & 9 months - Children	15	32	46.9%	63.0%	61.2%	59.8%
% of FP17s for the same patient ID Re-attending between 3 & 9 months - Adults	140	207	67.6%	56.7%	54.5%	52.1%
% of FP17s for Band 1 Urgent Courses	50	237	21.1%	7.3%	9.1%	9.2%
% of FP17s Relating to Free Repair or Replacements	19	237	8.0%	0.9%	1.0%	0.7%
% of FP17s Relating to Continuations	2	237	0.8%	0.9%	1.0%	0.8%
% of Patients satisfied with the dentistry they have received	1	1	N/A	93.5%	94.2%	93.4%
% of Patients satisfied with the time they had to wait for an appointment	1	1	N/A	86.7%	88.4%	87.6%

* This is based on patients treated on this contract for their most recent course of treatment. Figures in italics indicate the base number of FP17s or Patient Questionnaire responses are less than 100. N/A is shown where the base number of responses is less than 10 during the period. % is calculated as Quantity/Base number*100

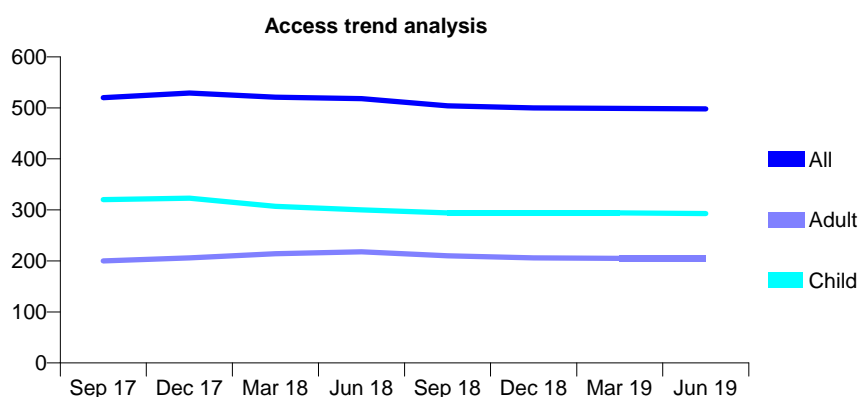
Q52 - Vital Signs At a Glance Contract Report for 764183/0001 - June 2019

Name or company name	MRS P DHILLON
Contract type name	GDS Contract
Purpose of contract	General
Contract start date	01/08/2006
Contract end date	

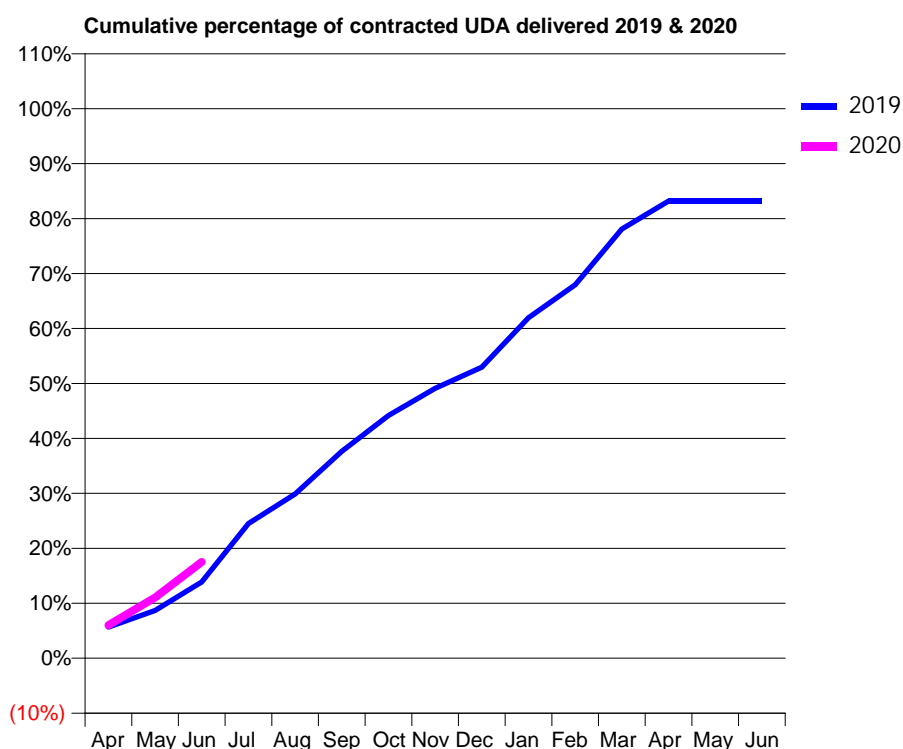
19/20 Contracted general activity (UDA)	1,550
Carry forward general activity (UDA)	0
19/20 Contracted orthodontic activity (UOA)	0
Carry forward orthodontic activity (UOA)	0
Baseline contract value	£50,852.55

ACCESS*

Patients seen in 24 months	Total	Change since previous quarter
Quarter ending June 2018	518	
Quarter ending September 2018	504	↓
Quarter ending December 2018	500	→
Quarter ending March 2019	499	→
Quarter ending June 2019	498	→
Variance since June 2018	(3.9%)	↓



ACTIVITY



Month	2019	2020
April	88	93
May	135	171
June	215	271
July	380	
August	463	
September	584	
October	685	
November	761	
December	821	
January	960	
February	1,053	
March	1,210	
April	1,289	
May	1,289	
June	1,289	

QUALITY

	Quantity	Base Number	Contract	AT	Region	England
% of FP17s for the same patient ID Re-attending within 3 months - Children	9	126	7.1%	10.4%	12.1%	11.4%
% of FP17s for the same patient ID Re-attending within 3 months - Adults	5	62	8.1%	13.7%	15.6%	15.4%
% of FP17s for the same patient ID Re-attending between 3 & 9 months - Children	76	126	60.3%	63.0%	61.2%	59.8%
% of FP17s for the same patient ID Re-attending between 3 & 9 months - Adults	40	62	64.5%	56.7%	54.5%	52.1%
% of FP17s for Band 1 Urgent Courses	1	162	0.6%	7.3%	9.1%	9.2%
% of FP17s Relating to Free Repair or Replacements	0	162	0.0%	0.9%	1.0%	0.7%
% of FP17s Relating to Continuations	0	162	0.0%	0.9%	1.0%	0.8%
% of Patients satisfied with the dentistry they have received	1	1	N/A	93.5%	94.2%	93.4%
% of Patients satisfied with the time they had to wait for an appointment	1	1	N/A	86.7%	88.4%	87.6%

* This is based on patients treated on this contract for their most recent course of treatment.

Figures in italics indicate the base number of FP17s or Patient Questionnaire responses are less than 100. N/A is shown where the base number of responses is less than 10 during the period. % is calculated as Quantity/Base number*100

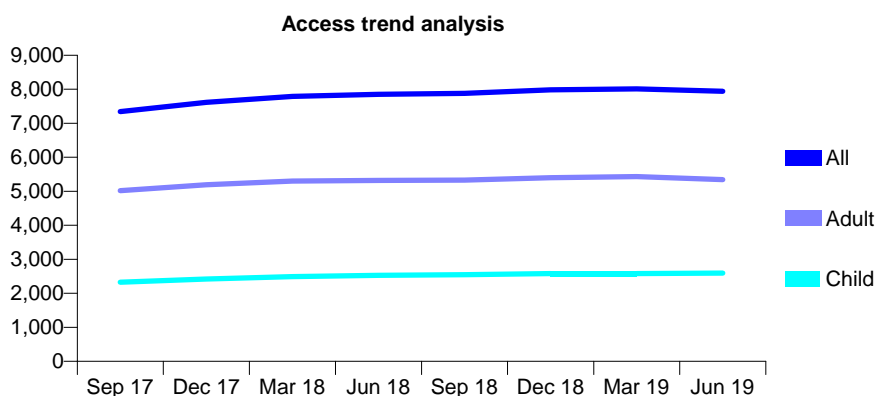
Q52 - Vital Signs At a Glance Contract Report for 764302/0001 - June 2019

Name or company name	MR IH AL-HUSSEIN
Contract type name	GDS Contract
Purpose of contract	General
Contract start date	01/04/2006
Contract end date	

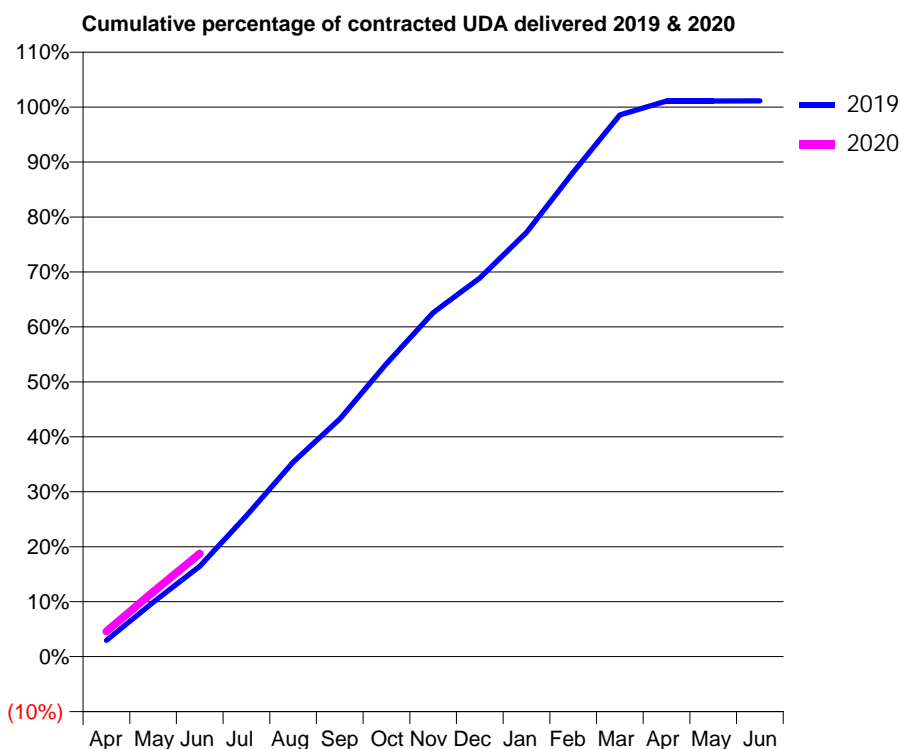
19/20 Contracted general activity (UDA)	15,945
Carry forward general activity (UDA)	0
19/20 Contracted orthodontic activity (UOA)	0
Carry forward orthodontic activity (UOA)	0
Baseline contract value	£487,710.05

ACCESS*

Patients seen in 24 months	Total	Change since previous quarter
Quarter ending June 2018	7,851	
Quarter ending September 2018	7,881	→
Quarter ending December 2018	7,984	→
Quarter ending March 2019	8,014	→
Quarter ending June 2019	7,938	→
Variance since June 2018	1.1%	→



ACTIVITY



Month	Adjusted Scheduled Activity (UDA)	
	2019	2020
April	469	732
May	1,579	1,879
June	2,623	2,989
July	4,089	
August	5,644	
September	6,893	
October	8,500	
November	9,981	
December	10,985	
January	12,305	
February	14,054	
March	15,717	
April	16,123	
May	16,123	
June	16,125	

QUALITY

	Quantity	Base Number	Contract	AT	Region	England
% of FP17s for the same patient ID Re-attending within 3 months - Children	53	695	7.6%	10.4%	12.1%	11.4%
% of FP17s for the same patient ID Re-attending within 3 months - Adults	172	1,267	13.6%	13.7%	15.6%	15.4%
% of FP17s for the same patient ID Re-attending between 3 & 9 months - Children	301	695	43.3%	63.0%	61.2%	59.8%
% of FP17s for the same patient ID Re-attending between 3 & 9 months - Adults	559	1,267	44.1%	56.7%	54.5%	52.1%
% of FP17s for Band 1 Urgent Courses	147	1,601	9.2%	7.3%	9.1%	9.2%
% of FP17s Relating to Free Repair or Replacements	1	1,601	0.1%	0.9%	1.0%	0.7%
% of FP17s Relating to Continuations	12	1,601	0.7%	0.9%	1.0%	0.8%
% of Patients satisfied with the dentistry they have received	0	0	N/A	93.5%	94.2%	93.4%
% of Patients satisfied with the time they had to wait for an appointment	0	0	N/A	86.7%	88.4%	87.6%

* This is based on patients treated on this contract for their most recent course of treatment. Figures in italics indicate the base number of FP17s or Patient Questionnaire responses are less than 100. N/A is shown where the base number of responses is less than 10 during the period. % is calculated as Quantity/Base number*100

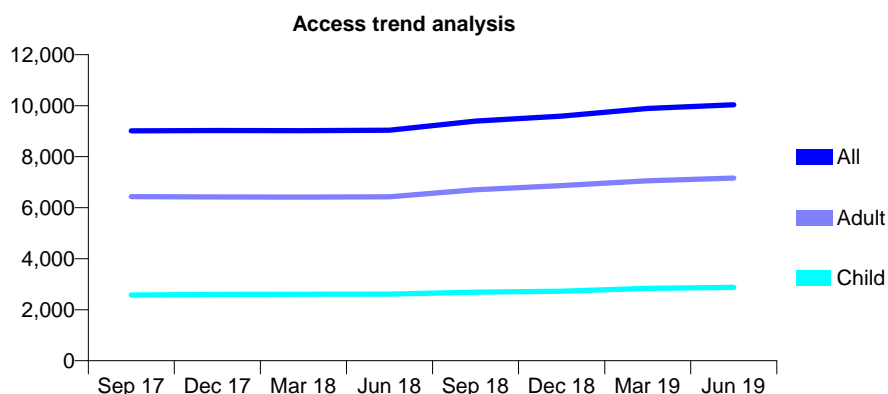
Q52 - Vital Signs At a Glance Contract Report for 765007/0002 - June 2019

Name or company name	Nationwide Healthcare Providers Ltd
Contract type name	GDS Contract
Purpose of contract	General
Contract start date	01/04/2008
Contract end date	

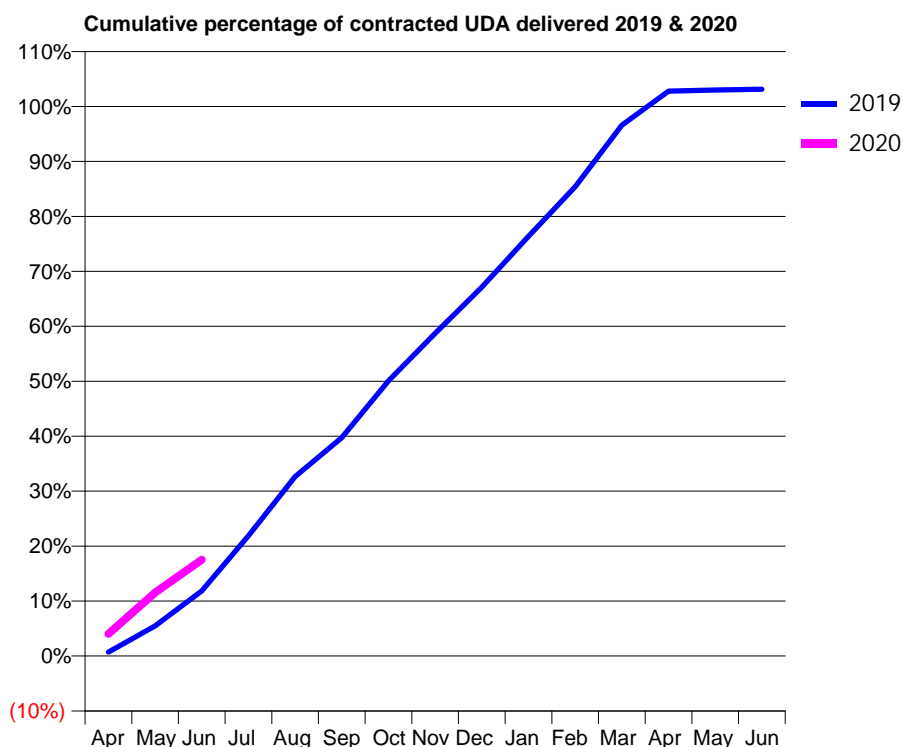
19/20 Contracted general activity (UDA)	26,101
Carry forward general activity (UDA)	0
19/20 Contracted orthodontic activity (UOA)	0
Carry forward orthodontic activity (UOA)	0
Baseline contract value	£641,757.98

ACCESS*

Patients seen in 24 months	Total	Change since previous quarter
Quarter ending June 2018	9,040	
Quarter ending September 2018	9,397	↑
Quarter ending December 2018	9,592	↑
Quarter ending March 2019	9,891	↑
Quarter ending June 2019	10,037	→
Variance since June 2018	11.0%	↑



ACTIVITY



Month	Adjusted Scheduled Activity (UDA)	
	2019	2020
April	184	1,055
May	1,437	3,021
June	3,086	4,579
July	5,711	
August	8,532	
September	10,370	
October	13,068	
November	15,324	
December	17,514	
January	19,938	
February	22,293	
March	25,208	
April	26,828	
May	26,882	
June	26,918	

QUALITY

	Quantity	Base Number	Contract	AT	Region	England
% of FP17s for the same patient ID Re-attending within 3 months - Children	65	948	6.9%	10.4%	12.1%	11.4%
% of FP17s for the same patient ID Re-attending within 3 months - Adults	140	1,819	7.7%	13.7%	15.6%	15.4%
% of FP17s for the same patient ID Re-attending between 3 & 9 months - Children	561	948	59.2%	63.0%	61.2%	59.8%
% of FP17s for the same patient ID Re-attending between 3 & 9 months - Adults	1,003	1,819	55.1%	56.7%	54.5%	52.1%
% of FP17s for Band 1 Urgent Courses	76	2,143	3.5%	7.3%	9.1%	9.2%
% of FP17s Relating to Free Repair or Replacements	13	2,143	0.6%	0.9%	1.0%	0.7%
% of FP17s Relating to Continuations	21	2,143	1.0%	0.9%	1.0%	0.8%
% of Patients satisfied with the dentistry they have received	14	16	87.5%	93.5%	94.2%	93.4%
% of Patients satisfied with the time they had to wait for an appointment	14	16	87.5%	86.7%	88.4%	87.6%

* This is based on patients treated on this contract for their most recent course of treatment. Figures in italics indicate the base number of FP17s or Patient Questionnaire responses are less than 100. N/A is shown where the base number of responses is less than 10 during the period. % is calculated as Quantity/Base number*100

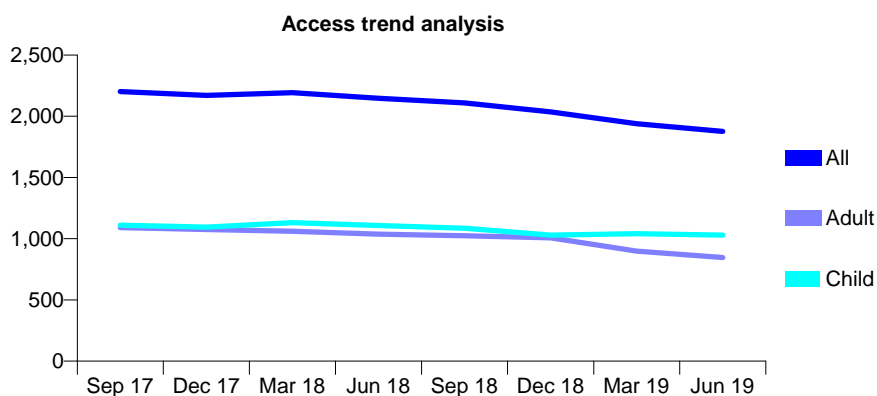
Q52 - Vital Signs At a Glance Contract Report for 772038/0001 - June 2019

Name or company name	MR Z HUSSAIN
Contract type name	GDS Contract
Purpose of contract	General
Contract start date	01/04/2006
Contract end date	

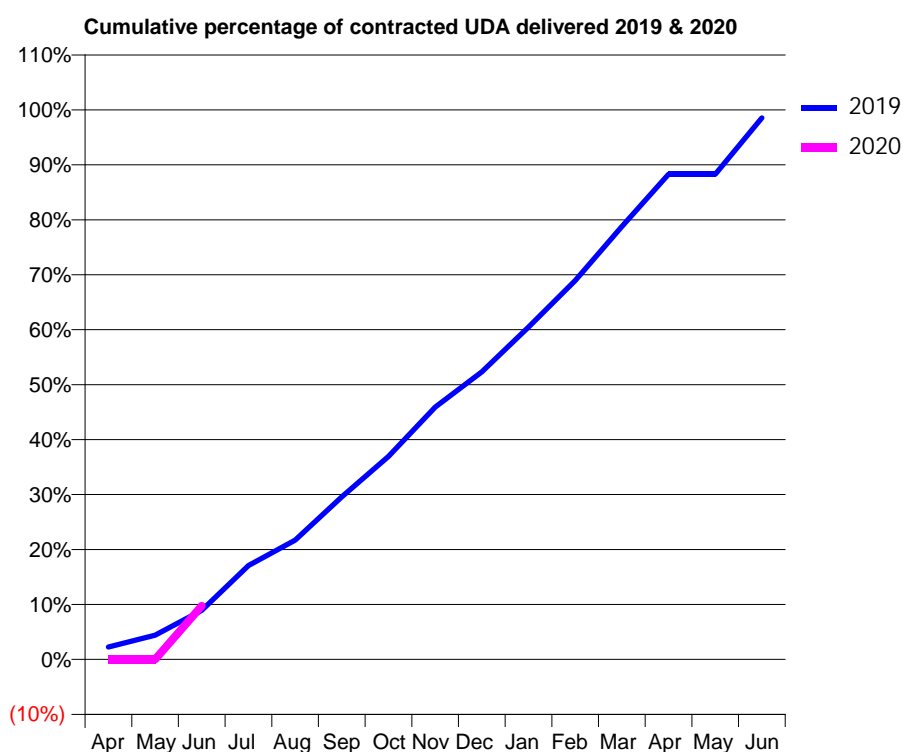
19/20 Contracted general activity (UDA)	5,331
Carry forward general activity (UDA)	0
19/20 Contracted orthodontic activity (UOA)	0
Carry forward orthodontic activity (UOA)	0
Baseline contract value	£127,933.67

ACCESS*

Patients seen in 24 months	Total	Change since previous quarter
Quarter ending June 2018	2,146	
Quarter ending September 2018	2,110	↓
Quarter ending December 2018	2,036	↓
Quarter ending March 2019	1,939	↓
Quarter ending June 2019	1,876	↓
Variance since June 2018	(12.6%)	↓



ACTIVITY



Month	2019	2020
April	122	0
May	234	0
June	475	520
July	911	
August	1,157	
September	1,576	
October	1,970	
November	2,448	
December	2,789	
January	3,224	
February	3,676	
March	4,199	
April	4,707	
May	4,707	
June	5,253	

QUALITY

	Quantity	Base Number	Contract	AT	Region	England
% of FP17s for the same patient ID Re-attending within 3 months - Children	19	445	4.3%	10.4%	12.1%	11.4%
% of FP17s for the same patient ID Re-attending within 3 months - Adults	14	240	5.8%	13.7%	15.6%	15.4%
% of FP17s for the same patient ID Re-attending between 3 & 9 months - Children	302	445	67.9%	63.0%	61.2%	59.8%
% of FP17s for the same patient ID Re-attending between 3 & 9 months - Adults	156	240	65.0%	56.7%	54.5%	52.1%
% of FP17s for Band 1 Urgent Courses	9	367	2.5%	7.3%	9.1%	9.2%
% of FP17s Relating to Free Repair or Replacements	0	367	0.0%	0.9%	1.0%	0.7%
% of FP17s Relating to Continuations	0	367	0.0%	0.9%	1.0%	0.8%
% of Patients satisfied with the dentistry they have received	0	0	N/A	93.5%	94.2%	93.4%
% of Patients satisfied with the time they had to wait for an appointment	0	0	N/A	86.7%	88.4%	87.6%

* This is based on patients treated on this contract for their most recent course of treatment. Figures in italics indicate the base number of FP17s or Patient Questionnaire responses are less than 100. N/A is shown where the base number of responses is less than 10 during the period. % is calculated as Quantity/Base number*100

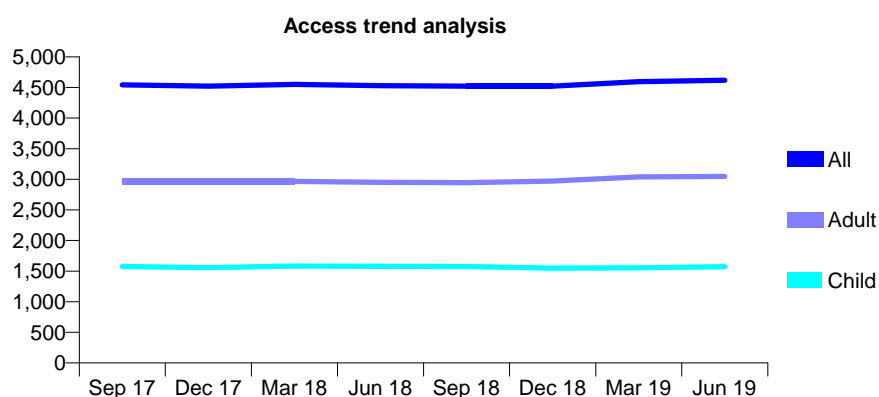
Q52 - Vital Signs At a Glance Contract Report for 773867/0002 - June 2019

Name or company name	MR PK TSAKPO
Contract type name	GDS Contract
Purpose of contract	General
Contract start date	19/08/2015
Contract end date	

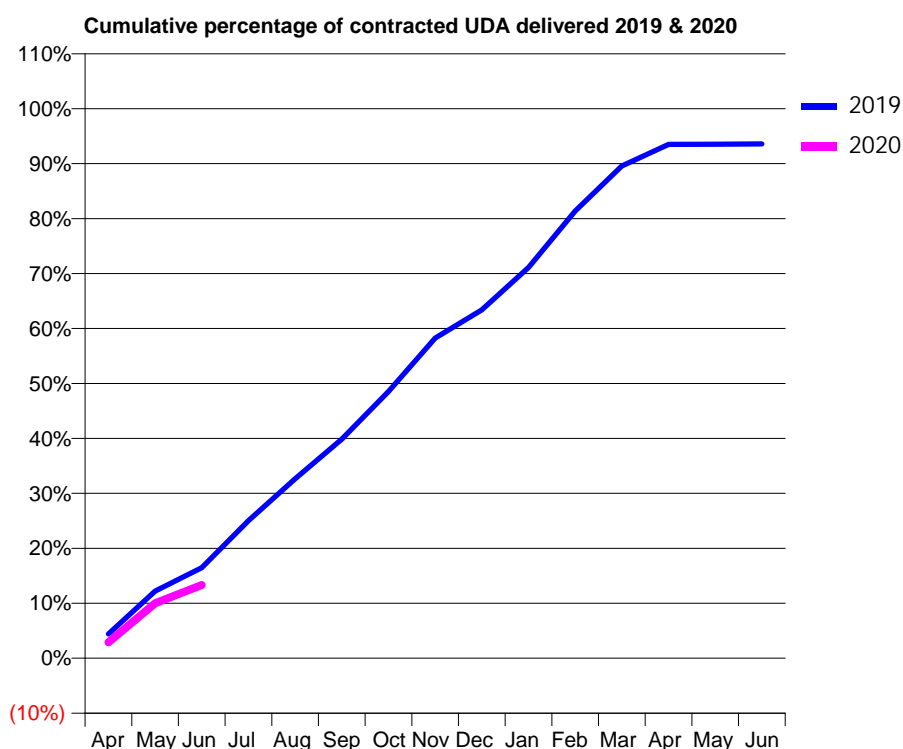
19/20 Contracted general activity (UDA)	15,240
Carry forward general activity (UDA)	0
19/20 Contracted orthodontic activity (UOA)	0
Carry forward orthodontic activity (UOA)	0
Baseline contract value	£406,886.96

ACCESS*

Patients seen in 24 months	Total	Change since previous quarter
Quarter ending June 2018	4,530	
Quarter ending September 2018	4,521	→
Quarter ending December 2018	4,521	→
Quarter ending March 2019	4,595	→
Quarter ending June 2019	4,617	→
Variance since June 2018	1.9%	→



ACTIVITY



Month	2019	2020
April	669	441
May	1,863	1,527
June	2,510	2,032
July	3,813	
August	4,978	
September	6,076	
October	7,395	
November	8,879	
December	9,659	
January	10,836	
February	12,403	
March	13,648	
April	14,248	
May	14,256	
June	14,264	

QUALITY

	Quantity	Base Number	Contract	AT	Region	England
% of FP17s for the same patient ID Re-attending within 3 months - Children	20	633	3.2%	10.4%	12.1%	11.4%
% of FP17s for the same patient ID Re-attending within 3 months - Adults	73	1,002	7.3%	13.7%	15.6%	15.4%
% of FP17s for the same patient ID Re-attending between 3 & 9 months - Children	461	633	72.8%	63.0%	61.2%	59.8%
% of FP17s for the same patient ID Re-attending between 3 & 9 months - Adults	691	1,002	69.0%	56.7%	54.5%	52.1%
% of FP17s for Band 1 Urgent Courses	90	1,284	7.0%	7.3%	9.1%	9.2%
% of FP17s Relating to Free Repair or Replacements	13	1,284	1.0%	0.9%	1.0%	0.7%
% of FP17s Relating to Continuations	1	1,284	0.1%	0.9%	1.0%	0.8%
% of Patients satisfied with the dentistry they have received	2	2	N/A	93.5%	94.2%	93.4%
% of Patients satisfied with the time they had to wait for an appointment	1	2	N/A	86.7%	88.4%	87.6%

* This is based on patients treated on this contract for their most recent course of treatment. Figures in italics indicate the base number of FP17s or Patient Questionnaire responses are less than 100. N/A is shown where the base number of responses is less than 10 during the period. % is calculated as Quantity/Base number*100

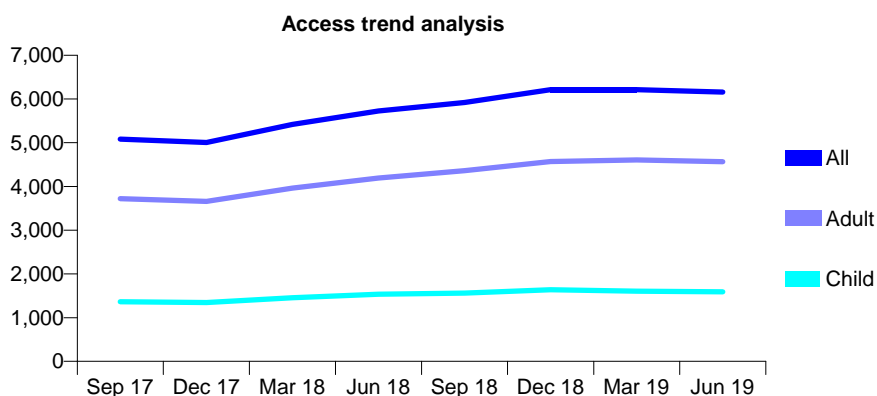
Q52 - Vital Signs At a Glance Contract Report for 776033/0001 - June 2019

Name or company name	Mr EA Fowode
Contract type name	GDS Contract
Purpose of contract	General
Contract start date	01/11/2006
Contract end date	

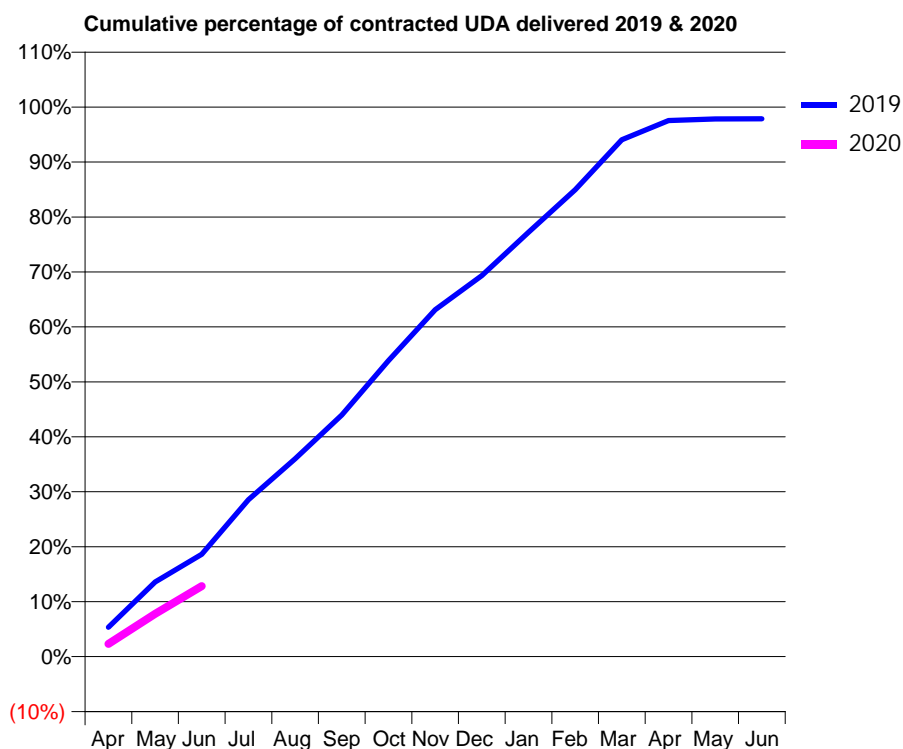
19/20 Contracted general activity (UDA)	18,800
Carry forward general activity (UDA)	0
19/20 Contracted orthodontic activity (UOA)	0
Carry forward orthodontic activity (UOA)	0
Baseline contract value	£455,459.40

ACCESS*

Patients seen in 24 months	Total	Change since previous quarter
Quarter ending June 2018	5,727	
Quarter ending September 2018	5,920	↑
Quarter ending December 2018	6,212	↑
Quarter ending March 2019	6,215	→
Quarter ending June 2019	6,159	→
Variance since June 2018	7.5%	↑



ACTIVITY



Month	Adjusted Scheduled Activity (UDA)	
	2019	2020
April	1,006	434
May	2,559	1,469
June	3,503	2,412
July	5,365	
August	6,771	
September	8,266	
October	10,127	
November	11,868	
December	13,033	
January	14,513	
February	15,974	
March	17,679	
April	18,339	
May	18,392	
June	18,395	

QUALITY

	Quantity	Base Number	Contract	AT	Region	England
% of FP17s for the same patient ID Re-attending within 3 months - Children	62	505	12.3%	10.4%	12.1%	11.4%
% of FP17s for the same patient ID Re-attending within 3 months - Adults	145	1,189	12.2%	13.7%	15.6%	15.4%
% of FP17s for the same patient ID Re-attending between 3 & 9 months - Children	350	505	69.3%	63.0%	61.2%	59.8%
% of FP17s for the same patient ID Re-attending between 3 & 9 months - Adults	836	1,189	70.3%	56.7%	54.5%	52.1%
% of FP17s for Band 1 Urgent Courses	75	1,349	5.6%	7.3%	9.1%	9.2%
% of FP17s Relating to Free Repair or Replacements	21	1,349	1.6%	0.9%	1.0%	0.7%
% of FP17s Relating to Continuations	3	1,349	0.2%	0.9%	1.0%	0.8%
% of Patients satisfied with the dentistry they have received	1	1	N/A	93.5%	94.2%	93.4%
% of Patients satisfied with the time they had to wait for an appointment	1	1	N/A	86.7%	88.4%	87.6%

* This is based on patients treated on this contract for their most recent course of treatment. Figures in italics indicate the base number of FP17s or Patient Questionnaire responses are less than 100. N/A is shown where the base number of responses is less than 10 during the period. % is calculated as Quantity/Base number*100

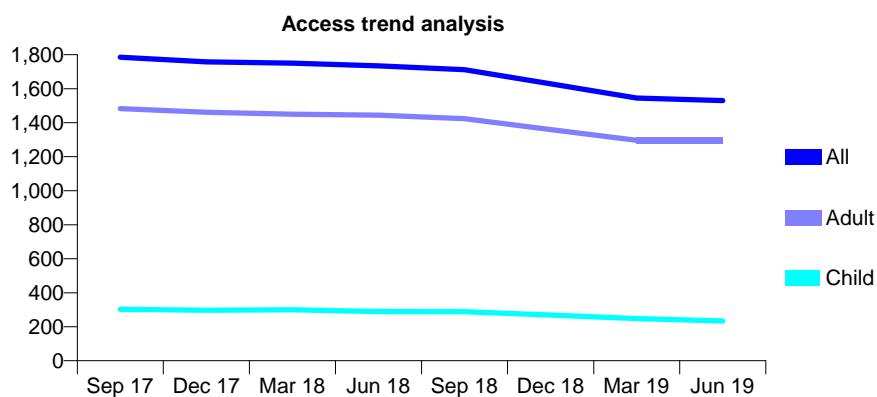
Q52 - Vital Signs At a Glance Contract Report for 776076/0001 - June 2019

Name or company name	Bingley Dental Practice
Contract type name	GDS Contract
Purpose of contract	General
Contract start date	19/05/2011
Contract end date	

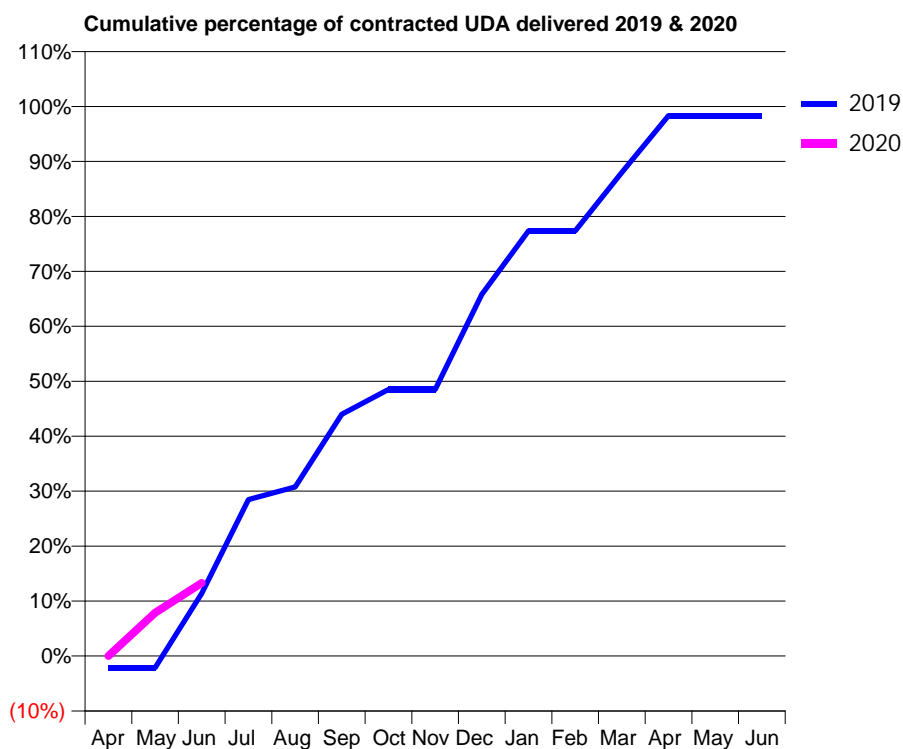
19/20 Contracted general activity (UDA)	5,981
Carry forward general activity (UDA)	0
19/20 Contracted orthodontic activity (UOA)	0
Carry forward orthodontic activity (UOA)	0
Baseline contract value	£169,369.22

ACCESS*

Patients seen in 24 months	Total	Change since previous quarter
Quarter ending June 2018	1,734	
Quarter ending September 2018	1,712	↓
Quarter ending December 2018	1,629	↓
Quarter ending March 2019	1,545	↓
Quarter ending June 2019	1,530	→
Variance since June 2018	(11.8%)	↓



ACTIVITY



Month	Adjusted Scheduled Activity (UDA)	
	2019	2020
April	-127	0
May	-127	472
June	683	795
July	1,703	
August	1,841	
September	2,631	
October	2,900	
November	2,900	
December	3,936	
January	4,627	
February	4,627	
March	5,263	
April	5,882	
May	5,881	
June	5,881	

QUALITY

	Quantity	Base Number	Contract	AT	Region	England
% of FP17s for the same patient ID Re-attending within 3 months - Children	15	110	13.6%	10.4%	12.1%	11.4%
% of FP17s for the same patient ID Re-attending within 3 months - Adults	67	533	12.6%	13.7%	15.6%	15.4%
% of FP17s for the same patient ID Re-attending between 3 & 9 months - Children	78	110	70.9%	63.0%	61.2%	59.8%
% of FP17s for the same patient ID Re-attending between 3 & 9 months - Adults	370	533	69.4%	56.7%	54.5%	52.1%
% of FP17s for Band 1 Urgent Courses	26	424	6.1%	7.3%	9.1%	9.2%
% of FP17s Relating to Free Repair or Replacements	3	424	0.7%	0.9%	1.0%	0.7%
% of FP17s Relating to Continuations	1	424	0.2%	0.9%	1.0%	0.8%
% of Patients satisfied with the dentistry they have received	2	2	N/A	93.5%	94.2%	93.4%
% of Patients satisfied with the time they had to wait for an appointment	2	2	N/A	86.7%	88.4%	87.6%

* This is based on patients treated on this contract for their most recent course of treatment. Figures in italics indicate the base number of FP17s or Patient Questionnaire responses are less than 100. N/A is shown where the base number of responses is less than 10 during the period. % is calculated as Quantity/Base number*100

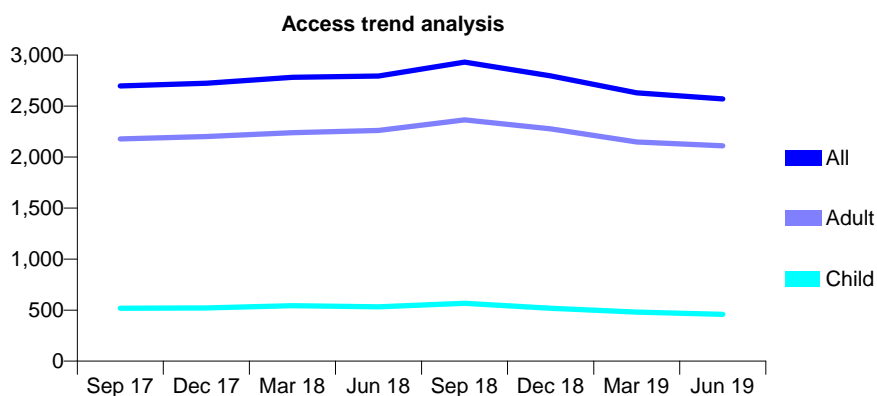
Q52 - Vital Signs At a Glance Contract Report for 776777/0001 - June 2019

Name or company name	MR HR LETUKA
Contract type name	PDS Contract
Purpose of contract	General
Contract start date	16/02/2008
Contract end date	15/02/2023

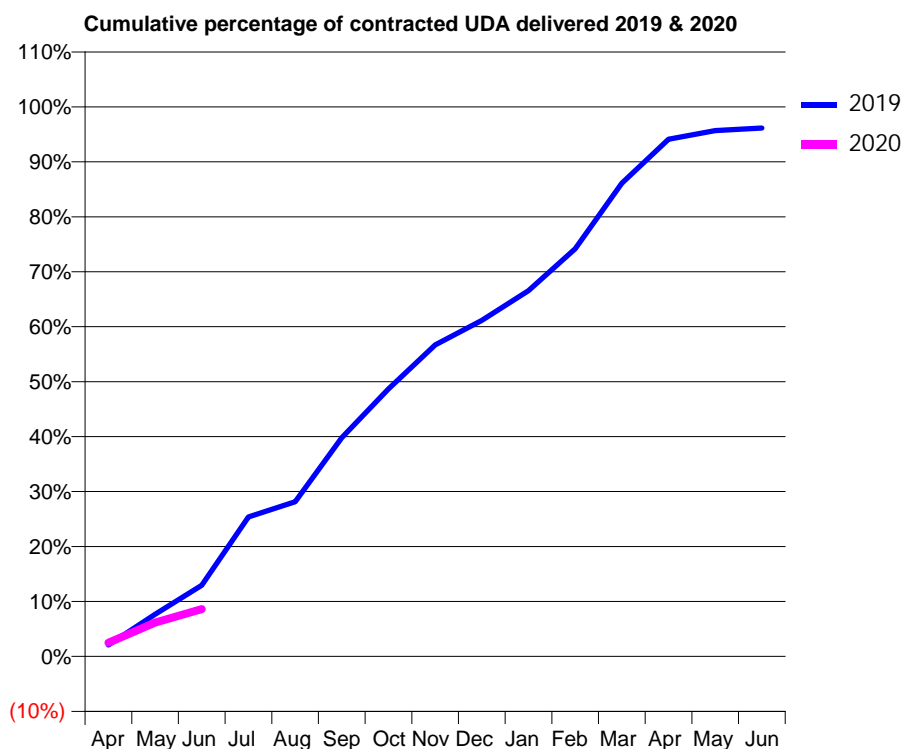
19/20 Contracted general activity (UDA)	9,700
Carry forward general activity (UDA)	0
19/20 Contracted orthodontic activity (UOA)	0
Carry forward orthodontic activity (UOA)	0
Baseline contract value	£311,039.76

ACCESS*

Patients seen in 24 months	Total	Change since previous quarter
Quarter ending June 2018	2,794	
Quarter ending September 2018	2,932	↑
Quarter ending December 2018	2,795	↓
Quarter ending March 2019	2,629	↓
Quarter ending June 2019	2,570	↓
Variance since June 2018	(8.0%)	↓



ACTIVITY



Month	2019	2020
April	202	240
May	745	599
June	1,256	834
July	2,460	
August	2,730	
September	3,862	
October	4,722	
November	5,497	
December	5,932	
January	6,455	
February	7,196	
March	8,352	
April	9,129	
May	9,281	
June	9,325	

QUALITY

	Quantity	Base Number	Contract	AT	Region	England
% of FP17s for the same patient ID Re-attending within 3 months - Children	22	129	17.1%	10.4%	12.1%	11.4%
% of FP17s for the same patient ID Re-attending within 3 months - Adults	95	632	15.0%	13.7%	15.6%	15.4%
% of FP17s for the same patient ID Re-attending between 3 & 9 months - Children	65	129	50.4%	63.0%	61.2%	59.8%
% of FP17s for the same patient ID Re-attending between 3 & 9 months - Adults	335	632	53.0%	56.7%	54.5%	52.1%
% of FP17s for Band 1 Urgent Courses	32	439	7.3%	7.3%	9.1%	9.2%
% of FP17s Relating to Free Repair or Replacements	0	439	0.0%	0.9%	1.0%	0.7%
% of FP17s Relating to Continuations	9	439	2.1%	0.9%	1.0%	0.8%
% of Patients satisfied with the dentistry they have received	0	0	N/A	93.5%	94.2%	93.4%
% of Patients satisfied with the time they had to wait for an appointment	0	0	N/A	86.7%	88.4%	87.6%

* This is based on patients treated on this contract for their most recent course of treatment. Figures in italics indicate the base number of FP17s or Patient Questionnaire responses are less than 100. N/A is shown where the base number of responses is less than 10 during the period. % is calculated as Quantity/Base number*100

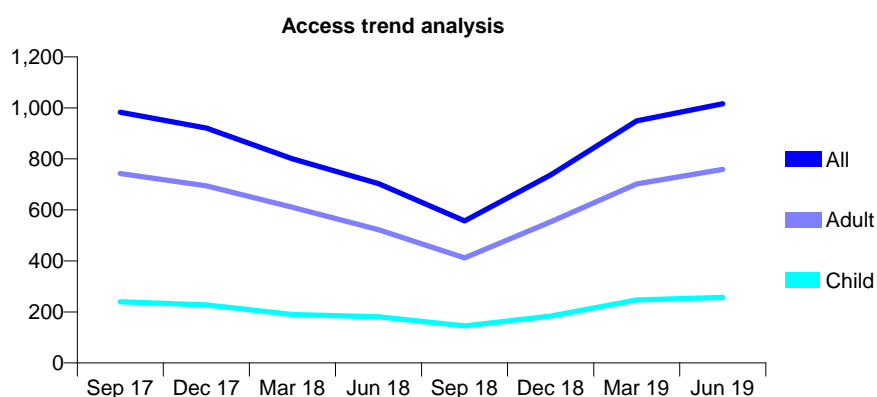
Q52 - Vital Signs At a Glance Contract Report for 776777/0002 - June 2019

Name or company name	MR HR LETUKA
Contract type name	PDS Contract
Purpose of contract	General
Contract start date	24/06/2008
Contract end date	23/06/2023

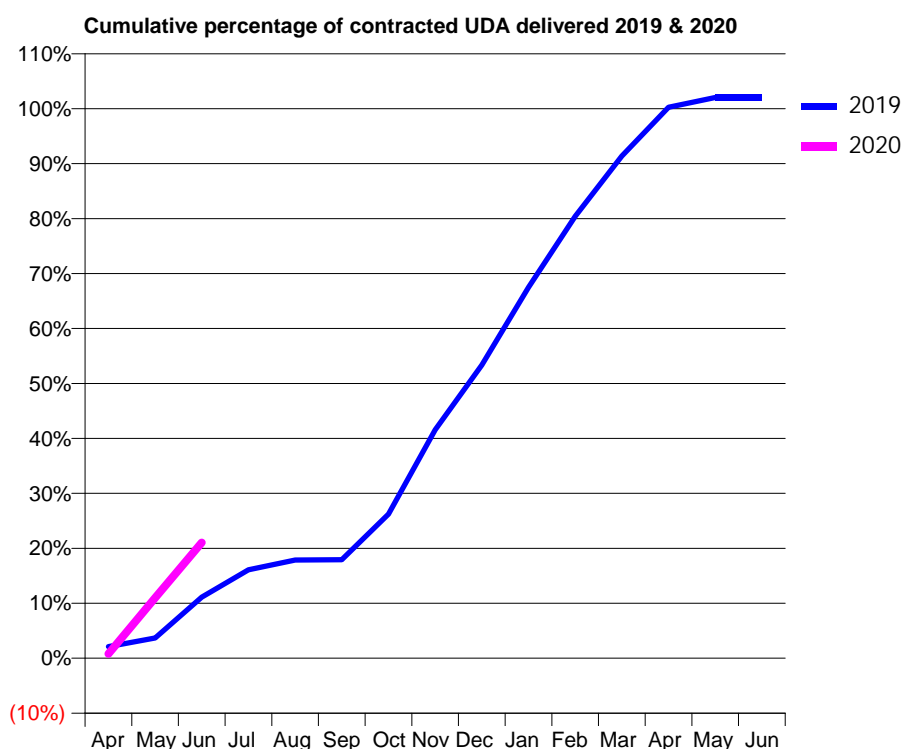
19/20 Contracted general activity (UDA)	2,300
Carry forward general activity (UDA)	0
19/20 Contracted orthodontic activity (UOA)	0
Carry forward orthodontic activity (UOA)	0
Baseline contract value	£68,415.08

ACCESS*

Patients seen in 24 months	Total	Change since previous quarter
Quarter ending June 2018	703	
Quarter ending September 2018	557	↓
Quarter ending December 2018	737	↑
Quarter ending March 2019	949	↑
Quarter ending June 2019	1,016	↑
Variance since June 2018	44.5%	↑



ACTIVITY



Month	2019	2020
April	49	19
May	85	253
June	256	484
July	371	
August	411	
September	412	
October	603	
November	956	
December	1,227	
January	1,552	
February	1,850	
March	2,102	
April	2,306	
May	2,347	
June	2,347	

QUALITY

	Quantity	Base Number	Contract	AT	Region	England
% of FP17s for the same patient ID Re-attending within 3 months - Children	3	73	4.1%	10.4%	12.1%	11.4%
% of FP17s for the same patient ID Re-attending within 3 months - Adults	22	267	8.2%	13.7%	15.6%	15.4%
% of FP17s for the same patient ID Re-attending between 3 & 9 months - Children	28	73	38.4%	63.0%	61.2%	59.8%
% of FP17s for the same patient ID Re-attending between 3 & 9 months - Adults	84	267	31.5%	56.7%	54.5%	52.1%
% of FP17s for Band 1 Urgent Courses	36	255	14.1%	7.3%	9.1%	9.2%
% of FP17s Relating to Free Repair or Replacements	0	255	0.0%	0.9%	1.0%	0.7%
% of FP17s Relating to Continuations	2	255	0.8%	0.9%	1.0%	0.8%
% of Patients satisfied with the dentistry they have received	0	0	N/A	93.5%	94.2%	93.4%
% of Patients satisfied with the time they had to wait for an appointment	0	0	N/A	86.7%	88.4%	87.6%

* This is based on patients treated on this contract for their most recent course of treatment.

Figures in italics indicate the base number of FP17s or Patient Questionnaire responses are less than 100. N/A is shown where the base number of responses is less than 10 during the period. % is calculated as Quantity/Base number*100

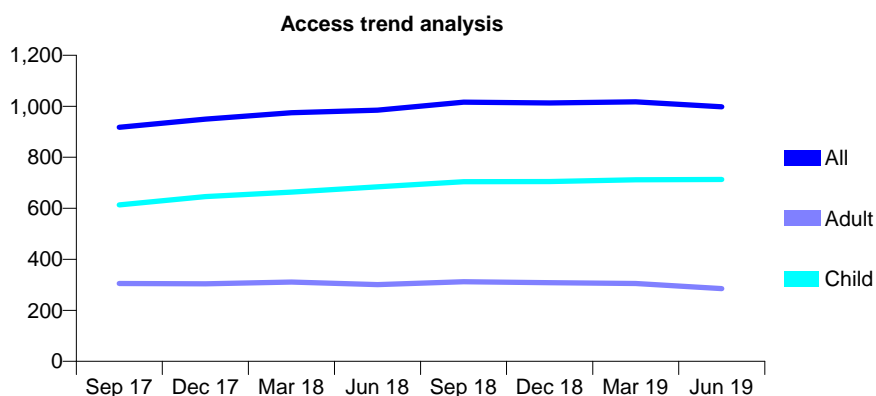
Q52 - Vital Signs At a Glance Contract Report for 782815/0001 - June 2019

Name or company name	MR OJ WAINWRIGHT
Contract type name	GDS Contract
Purpose of contract	General
Contract start date	01/02/2015
Contract end date	

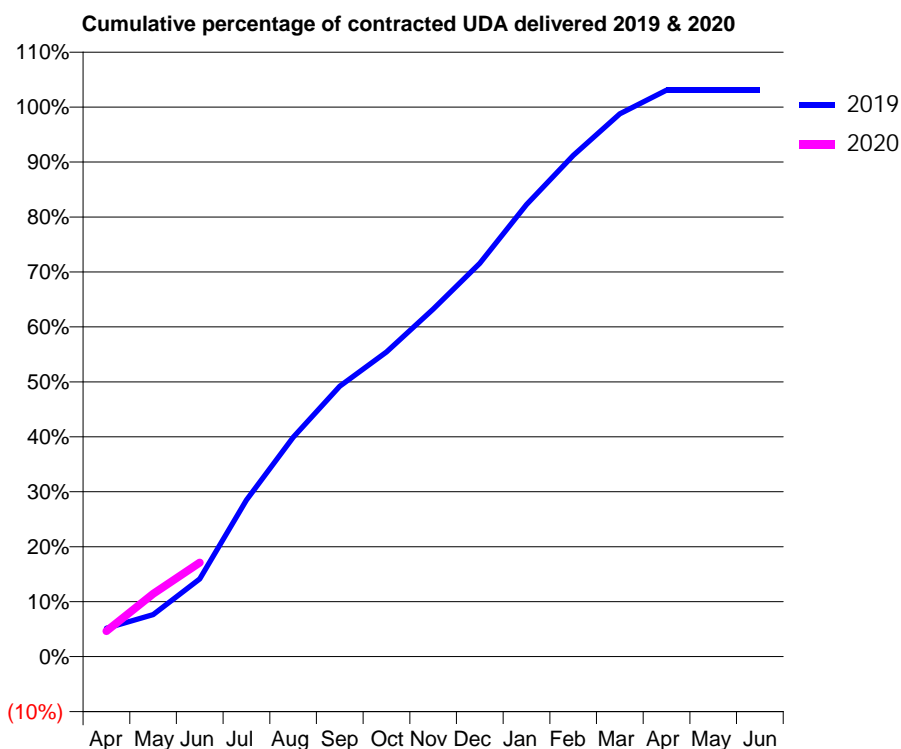
19/20 Contracted general activity (UDA)	2,182
Carry forward general activity (UDA)	0
19/20 Contracted orthodontic activity (UOA)	0
Carry forward orthodontic activity (UOA)	0
Baseline contract value	£48,434.01

ACCESS*

Patients seen in 24 months	Total	Change since previous quarter
Quarter ending June 2018	985	
Quarter ending September 2018	1,016	↑
Quarter ending December 2018	1,013	→
Quarter ending March 2019	1,017	→
Quarter ending June 2019	998	↓
Variance since June 2018	1.3%	→



ACTIVITY



Month	Adjusted Scheduled Activity (UDA)	
	2019	2020
April	113	102
May	167	250
June	308	374
July	622	
August	871	
September	1,074	
October	1,209	
November	1,380	
December	1,562	
January	1,795	
February	1,990	
March	2,155	
April	2,249	
May	2,249	
June	2,249	

QUALITY

	Quantity	Base Number	Contract	AT	Region	England
% of FP17s for the same patient ID Re-attending within 3 months - Children	22	274	8.0%	10.4%	12.1%	11.4%
% of FP17s for the same patient ID Re-attending within 3 months - Adults	8	63	12.7%	13.7%	15.6%	15.4%
% of FP17s for the same patient ID Re-attending between 3 & 9 months - Children	184	274	67.2%	63.0%	61.2%	59.8%
% of FP17s for the same patient ID Re-attending between 3 & 9 months - Adults	42	63	66.7%	56.7%	54.5%	52.1%
% of FP17s for Band 1 Urgent Courses	4	281	1.4%	7.3%	9.1%	9.2%
% of FP17s Relating to Free Repair or Replacements	0	281	0.0%	0.9%	1.0%	0.7%
% of FP17s Relating to Continuations	0	281	0.0%	0.9%	1.0%	0.8%
% of Patients satisfied with the dentistry they have received	0	0	N/A	93.5%	94.2%	93.4%
% of Patients satisfied with the time they had to wait for an appointment	0	0	N/A	86.7%	88.4%	87.6%

* This is based on patients treated on this contract for their most recent course of treatment. Figures in italics indicate the base number of FP17s or Patient Questionnaire responses are less than 100. N/A is shown where the base number of responses is less than 10 during the period. % is calculated as Quantity/Base number*100

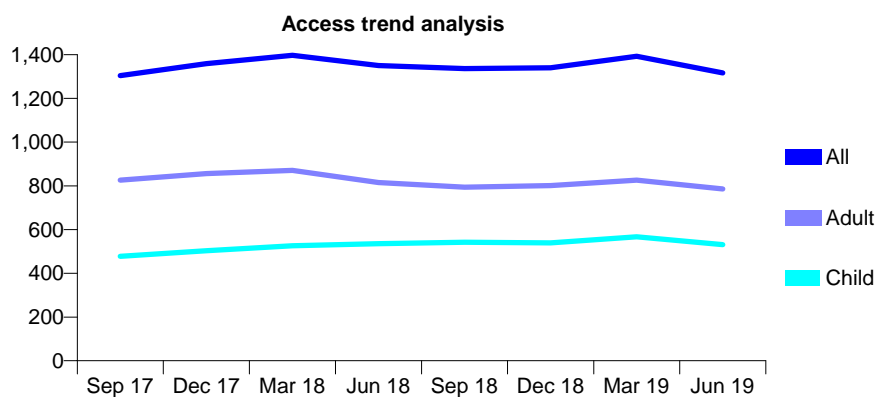
Q52 - Vital Signs At a Glance Contract Report for 793396/0001 - June 2019

Name or company name	MR JP SIWEK
Contract type name	GDS Contract
Purpose of contract	General
Contract start date	01/04/2006
Contract end date	

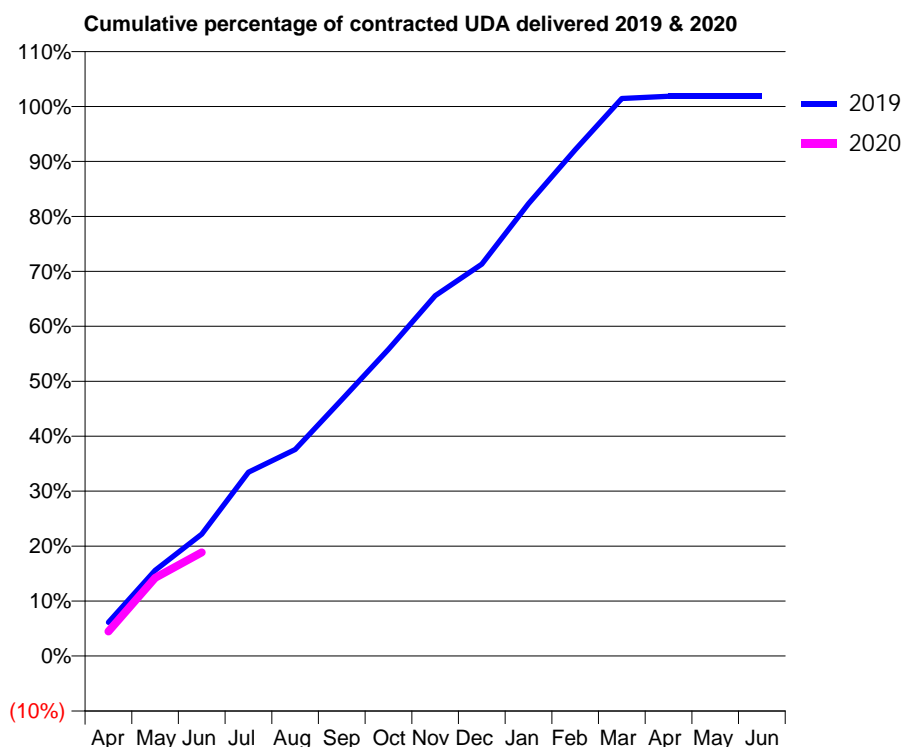
19/20 Contracted general activity (UDA)	3,533
Carry forward general activity (UDA)	0
19/20 Contracted orthodontic activity (UOA)	0
Carry forward orthodontic activity (UOA)	0
Baseline contract value	£97,066.57

ACCESS*

Patients seen in 24 months	Total	Change since previous quarter
Quarter ending June 2018	1,350	
Quarter ending September 2018	1,336	↓
Quarter ending December 2018	1,340	→
Quarter ending March 2019	1,393	↑
Quarter ending June 2019	1,317	↓
Variance since June 2018	(2.4%)	↓



ACTIVITY



Month	Adjusted Scheduled Activity (UDA)	
	2019	2020
April	217	158
May	551	503
June	784	667
July	1,182	
August	1,327	
September	1,648	
October	1,972	
November	2,317	
December	2,520	
January	2,909	
February	3,255	
March	3,584	
April	3,599	
May	3,599	
June	3,599	

QUALITY

	Quantity	Base Number	Contract	AT	Region	England
% of FP17s for the same patient ID Re-attending within 3 months - Children	34	148	23.0%	10.4%	12.1%	11.4%
% of FP17s for the same patient ID Re-attending within 3 months - Adults	29	199	14.6%	13.7%	15.6%	15.4%
% of FP17s for the same patient ID Re-attending between 3 & 9 months - Children	88	148	59.5%	63.0%	61.2%	59.8%
% of FP17s for the same patient ID Re-attending between 3 & 9 months - Adults	131	199	65.8%	56.7%	54.5%	52.1%
% of FP17s for Band 1 Urgent Courses	5	345	1.4%	7.3%	9.1%	9.2%
% of FP17s Relating to Free Repair or Replacements	1	345	0.3%	0.9%	1.0%	0.7%
% of FP17s Relating to Continuations	0	345	0.0%	0.9%	1.0%	0.8%
% of Patients satisfied with the dentistry they have received	1	1	N/A	93.5%	94.2%	93.4%
% of Patients satisfied with the time they had to wait for an appointment	1	1	N/A	86.7%	88.4%	87.6%

* This is based on patients treated on this contract for their most recent course of treatment. Figures in italics indicate the base number of FP17s or Patient Questionnaire responses are less than 100. N/A is shown where the base number of responses is less than 10 during the period. % is calculated as Quantity/Base number*100

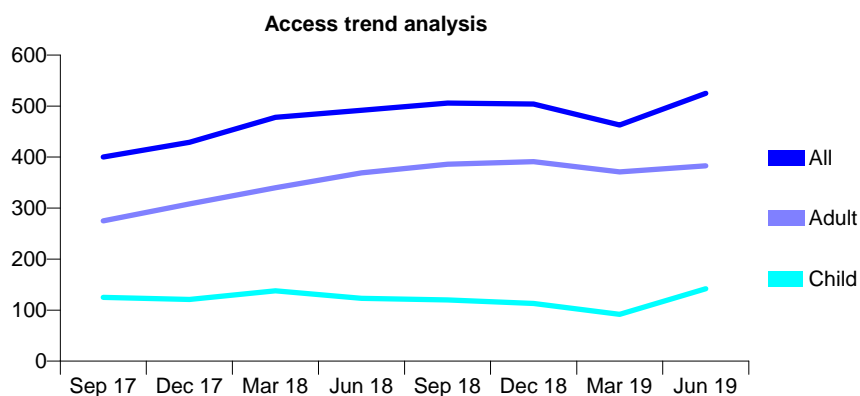
Q52 - Vital Signs At a Glance Contract Report for 800627/0002 - June 2019

Name or company name	Kaushal & Kaushal
Contract type name	GDS Contract
Purpose of contract	General
Contract start date	01/04/2006
Contract end date	

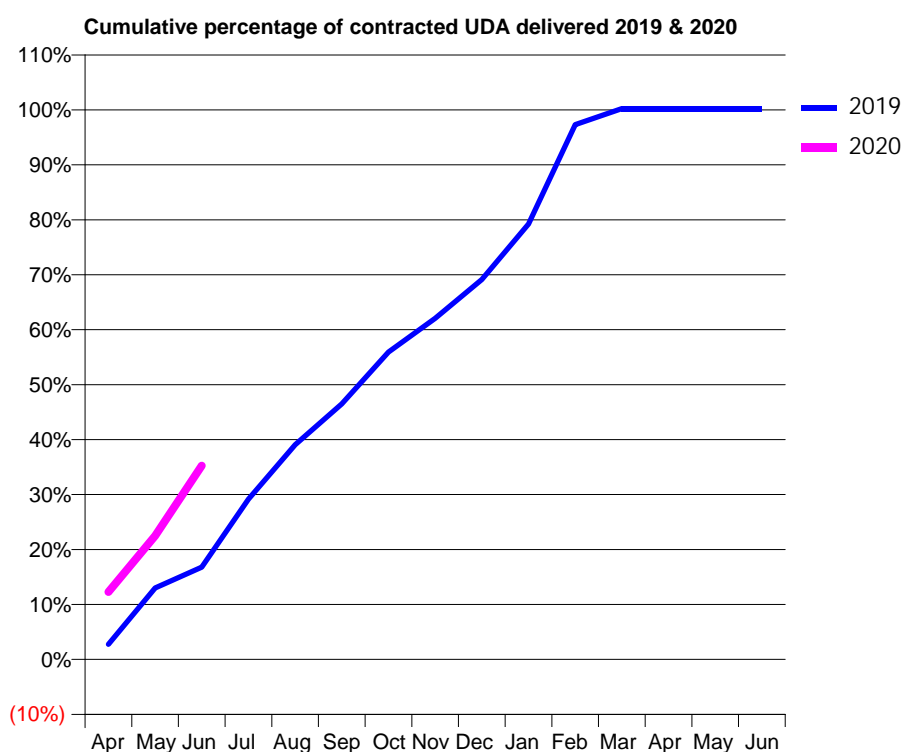
19/20 Contracted general activity (UDA)	1,478
Carry forward general activity (UDA)	0
19/20 Contracted orthodontic activity (UOA)	0
Carry forward orthodontic activity (UOA)	0
Baseline contract value	£34,028.97

ACCESS*

Patients seen in 24 months	Total	Change since previous quarter
Quarter ending June 2018	492	
Quarter ending September 2018	506	↑
Quarter ending December 2018	504	→
Quarter ending March 2019	463	↓
Quarter ending June 2019	525	↑
Variance since June 2018	6.7%	↑



ACTIVITY



Month	2019	2020
April	41	181
May	192	333
June	248	521
July	431	
August	577	
September	687	
October	826	
November	918	
December	1,022	
January	1,171	
February	1,439	
March	1,482	
April	1,482	
May	1,482	
June	1,482	

QUALITY

	Quantity	Base Number	Contract	AT	Region	England
% of FP17s for the same patient ID Re-attending within 3 months - Children	9	73	12.3%	10.4%	12.1%	11.4%
% of FP17s for the same patient ID Re-attending within 3 months - Adults	25	174	14.4%	13.7%	15.6%	15.4%
% of FP17s for the same patient ID Re-attending between 3 & 9 months - Children	5	73	6.8%	63.0%	61.2%	59.8%
% of FP17s for the same patient ID Re-attending between 3 & 9 months - Adults	45	174	25.9%	56.7%	54.5%	52.1%
% of FP17s for Band 1 Urgent Courses	19	247	7.7%	7.3%	9.1%	9.2%
% of FP17s Relating to Free Repair or Replacements	1	247	0.4%	0.9%	1.0%	0.7%
% of FP17s Relating to Continuations	15	247	6.1%	0.9%	1.0%	0.8%
% of Patients satisfied with the dentistry they have received	0	0	N/A	93.5%	94.2%	93.4%
% of Patients satisfied with the time they had to wait for an appointment	0	0	N/A	86.7%	88.4%	87.6%

* This is based on patients treated on this contract for their most recent course of treatment. Figures in italics indicate the base number of FP17s or Patient Questionnaire responses are less than 100. N/A is shown where the base number of responses is less than 10 during the period. % is calculated as Quantity/Base number*100

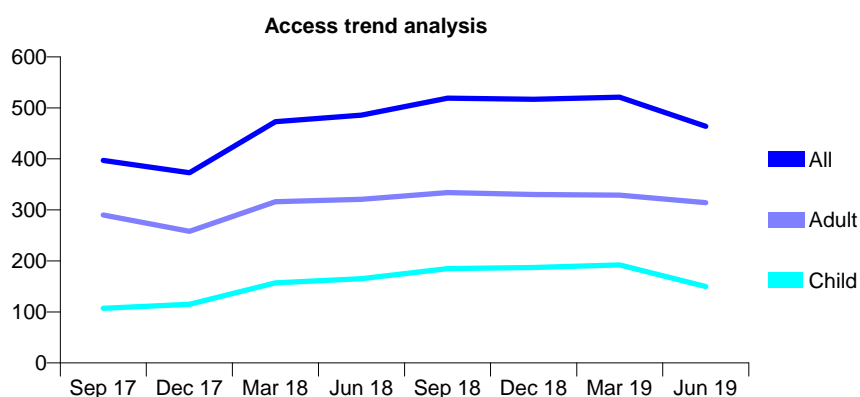
Q52 - Vital Signs At a Glance Contract Report for 800627/0003 - June 2019

Name or company name	Kaushal & Kaushal
Contract type name	GDS Contract
Purpose of contract	General
Contract start date	15/06/2010
Contract end date	

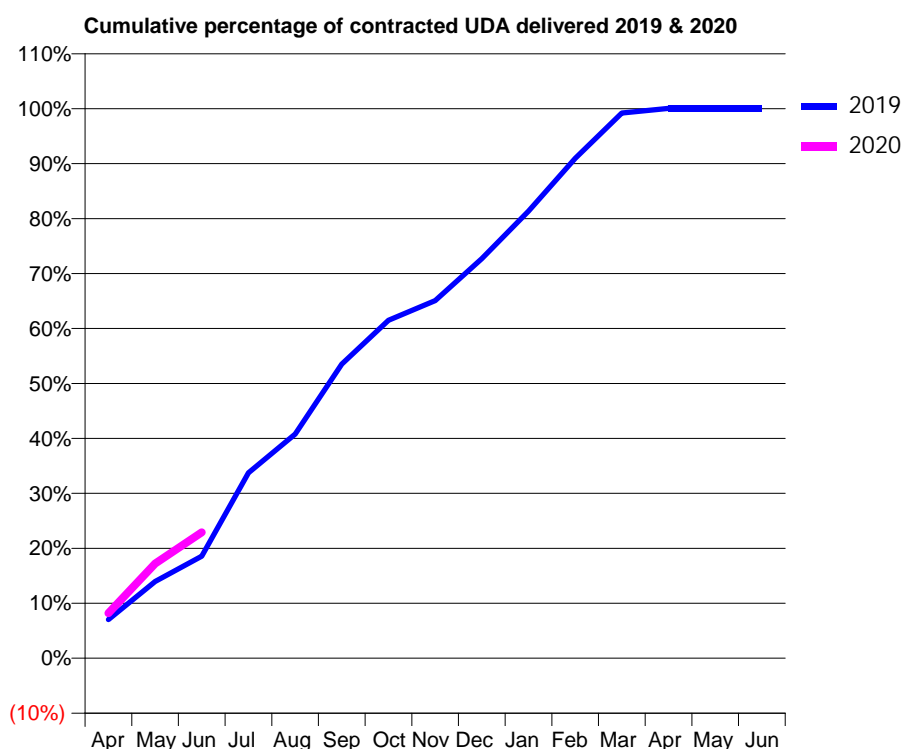
19/20 Contracted general activity (UDA)	1,369
Carry forward general activity (UDA)	0
19/20 Contracted orthodontic activity (UOA)	0
Carry forward orthodontic activity (UOA)	0
Baseline contract value	£32,093.05

ACCESS*

Patients seen in 24 months	Total	Change since previous quarter
Quarter ending June 2018	486	
Quarter ending September 2018	519	↑
Quarter ending December 2018	517	→
Quarter ending March 2019	521	→
Quarter ending June 2019	464	↓
Variance since June 2018	(4.5%)	↓



ACTIVITY



Month	2019	2020
April	96	112
May	191	236
June	254	313
July	462	
August	558	
September	733	
October	842	
November	891	
December	995	
January	1,114	
February	1,245	
March	1,358	
April	1,369	
May	1,369	
June	1,369	

QUALITY

	Quantity	Base Number	Contract	AT	Region	England
% of FP17s for the same patient ID Re-attending within 3 months - Children	0	32	0.0%	10.4%	12.1%	11.4%
% of FP17s for the same patient ID Re-attending within 3 months - Adults	8	121	6.6%	13.7%	15.6%	15.4%
% of FP17s for the same patient ID Re-attending between 3 & 9 months - Children	11	32	34.4%	63.0%	61.2%	59.8%
% of FP17s for the same patient ID Re-attending between 3 & 9 months - Adults	34	121	28.1%	56.7%	54.5%	52.1%
% of FP17s for Band 1 Urgent Courses	7	144	4.9%	7.3%	9.1%	9.2%
% of FP17s Relating to Free Repair or Replacements	1	144	0.7%	0.9%	1.0%	0.7%
% of FP17s Relating to Continuations	4	144	2.8%	0.9%	1.0%	0.8%
% of Patients satisfied with the dentistry they have received	0	0	N/A	93.5%	94.2%	93.4%
% of Patients satisfied with the time they had to wait for an appointment	0	0	N/A	86.7%	88.4%	87.6%

* This is based on patients treated on this contract for their most recent course of treatment.

Figures in italics indicate the base number of FP17s or Patient Questionnaire responses are less than 100. N/A is shown where the base number of responses is less than 10 during the period. % is calculated as Quantity/Base number*100

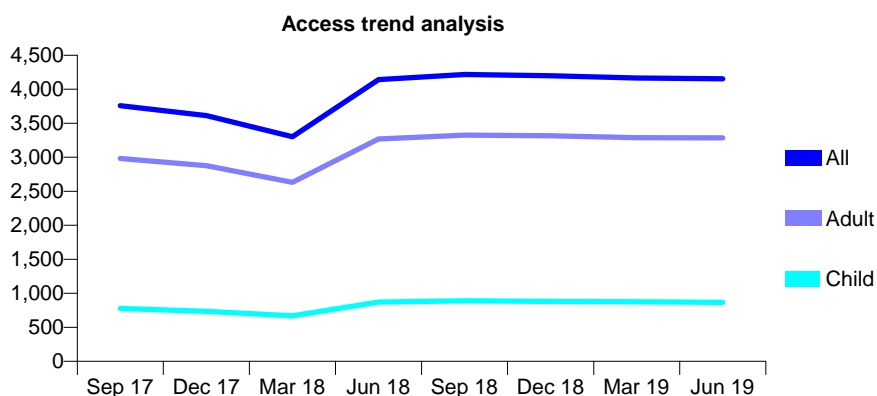
Q52 - Vital Signs At a Glance Contract Report for 811459/0001 - June 2019

Name or company name	MR MA SILVESTER
Contract type name	GDS Contract
Purpose of contract	General and Orthodontic
Contract start date	01/04/2006
Contract end date	

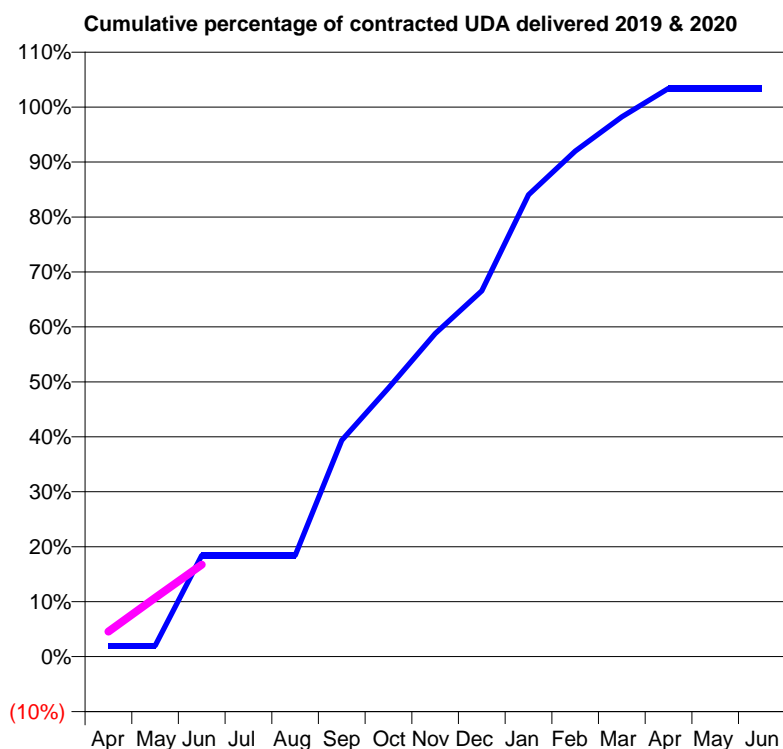
19/20 Contracted general activity (UDA)	9,000
Carry forward general activity (UDA)	0
19/20 Contracted orthodontic activity (UOA)	250
Carry forward orthodontic activity (UOA)	0
Baseline contract value	£298,912.32

ACCESS*

Patients seen in 24 months	Total	Change since previous quarter
Quarter ending June 2018	4,142	
Quarter ending September 2018	4,218	→
Quarter ending December 2018	4,199	→
Quarter ending March 2019	4,166	→
Quarter ending June 2019	4,153	→
Variance since June 2018	0.3%	→



ACTIVITY



Month	Adjusted Scheduled Activity (UDA)	
	2019	2020
April	180	412
May	180	965
June	1,659	1,506
July	1,659	
August	1,659	
September	3,542	
October	4,400	
November	5,291	
December	5,991	
January	7,563	
February	8,279	
March	8,840	
April	9,304	
May	9,304	
June	9,305	

QUALITY

	Quantity	Base Number	Contract	AT	Region	England
% of FP17s for the same patient ID Re-attending within 3 months - Children	8	199	4.0%	10.4%	12.1%	11.4%
% of FP17s for the same patient ID Re-attending within 3 months - Adults	68	838	8.1%	13.7%	15.6%	15.4%
% of FP17s for the same patient ID Re-attending between 3 & 9 months - Children	49	199	24.6%	63.0%	61.2%	59.8%
% of FP17s for the same patient ID Re-attending between 3 & 9 months - Adults	247	838	29.5%	56.7%	54.5%	52.1%
% of FP17s for Band 1 Urgent Courses	87	774	11.2%	7.3%	9.1%	9.2%
% of FP17s Relating to Free Repair or Replacements	10	774	1.3%	0.9%	1.0%	0.7%
% of FP17s Relating to Continuations	2	774	0.3%	0.9%	1.0%	0.8%
% of Patients satisfied with the dentistry they have received	1	1	N/A	93.5%	94.2%	93.4%
% of Patients satisfied with the time they had to wait for an appointment	1	1	N/A	86.7%	88.4%	87.6%

* This is based on patients treated on this contract for their most recent course of treatment. Figures in italics indicate the base number of FP17s or Patient Questionnaire responses are less than 100. N/A is shown where the base number of responses is less than 10 during the period. % is calculated as Quantity/Base number*100

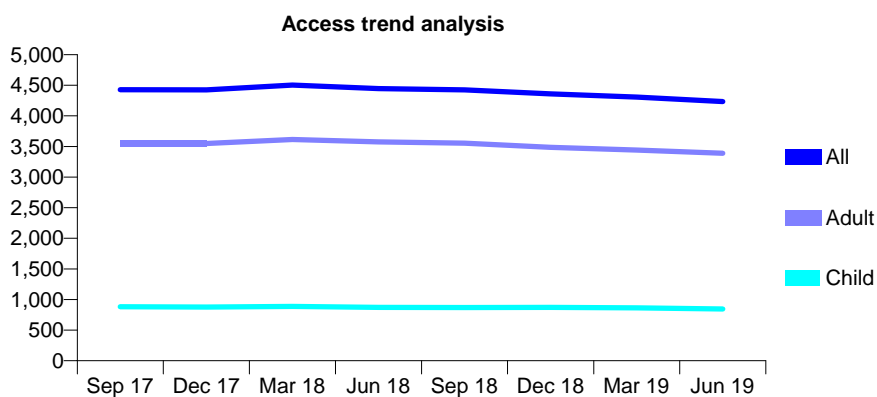
Q52 - Vital Signs At a Glance Contract Report for 812080/0001 - June 2019

Name or company name	Mr PA Bennett & Mr O Farooq
Contract type name	GDS Contract
Purpose of contract	General
Contract start date	01/04/2006
Contract end date	

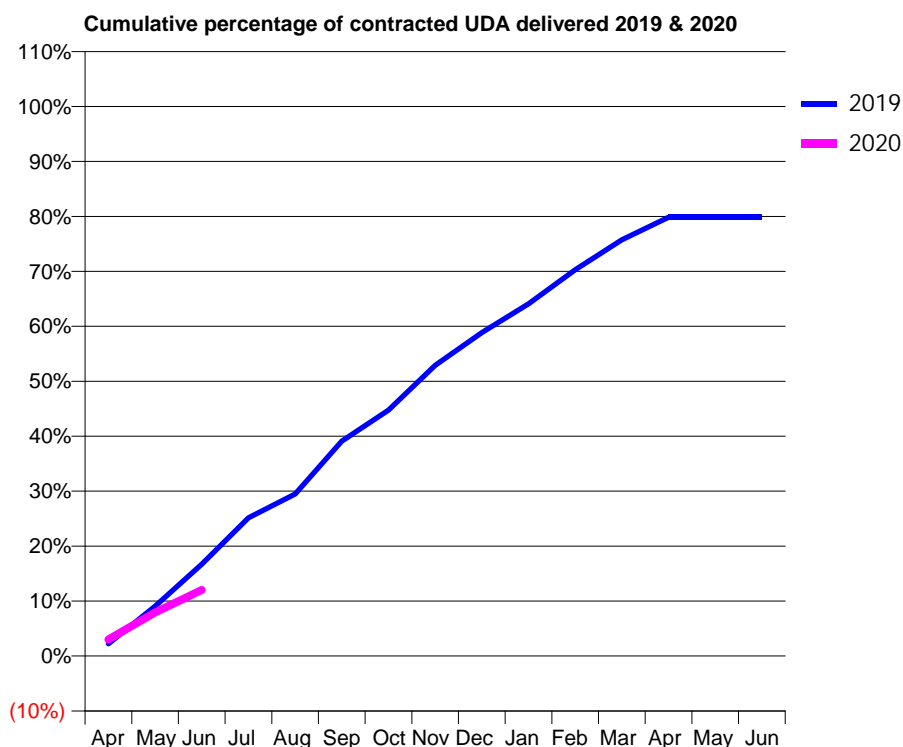
19/20 Contracted general activity (UDA)	17,017
Carry forward general activity (UDA)	0
19/20 Contracted orthodontic activity (UOA)	0
Carry forward orthodontic activity (UOA)	0
Baseline contract value	£355,608.79

ACCESS*

Patients seen in 24 months	Total	Change since previous quarter
Quarter ending June 2018	4,446	
Quarter ending September 2018	4,424	→
Quarter ending December 2018	4,359	↓
Quarter ending March 2019	4,306	↓
Quarter ending June 2019	4,234	↓
Variance since June 2018	(4.8%)	↓



ACTIVITY



Month	Adjusted Scheduled Activity (UDA)	
	2019	2020
April	376	516
May	1,546	1,354
June	2,843	2,046
July	4,280	
August	5,021	
September	6,655	
October	7,613	
November	8,999	
December	10,011	
January	10,904	
February	11,960	
March	12,886	
April	13,583	
May	13,583	
June	13,586	

QUALITY

	Quantity	Base Number	Contract	AT	Region	England
% of FP17s for the same patient ID Re-attending within 3 months - Children	12	289	4.2%	10.4%	12.1%	11.4%
% of FP17s for the same patient ID Re-attending within 3 months - Adults	103	1,194	8.6%	13.7%	15.6%	15.4%
% of FP17s for the same patient ID Re-attending between 3 & 9 months - Children	217	289	75.1%	63.0%	61.2%	59.8%
% of FP17s for the same patient ID Re-attending between 3 & 9 months - Adults	922	1,194	77.2%	56.7%	54.5%	52.1%
% of FP17s for Band 1 Urgent Courses	23	1,141	2.0%	7.3%	9.1%	9.2%
% of FP17s Relating to Free Repair or Replacements	8	1,141	0.7%	0.9%	1.0%	0.7%
% of FP17s Relating to Continuations	6	1,141	0.5%	0.9%	1.0%	0.8%
% of Patients satisfied with the dentistry they have received	1	1	N/A	93.5%	94.2%	93.4%
% of Patients satisfied with the time they had to wait for an appointment	1	1	N/A	86.7%	88.4%	87.6%

* This is based on patients treated on this contract for their most recent course of treatment. Figures in italics indicate the base number of FP17s or Patient Questionnaire responses are less than 100. N/A is shown where the base number of responses is less than 10 during the period. % is calculated as Quantity/Base number*100

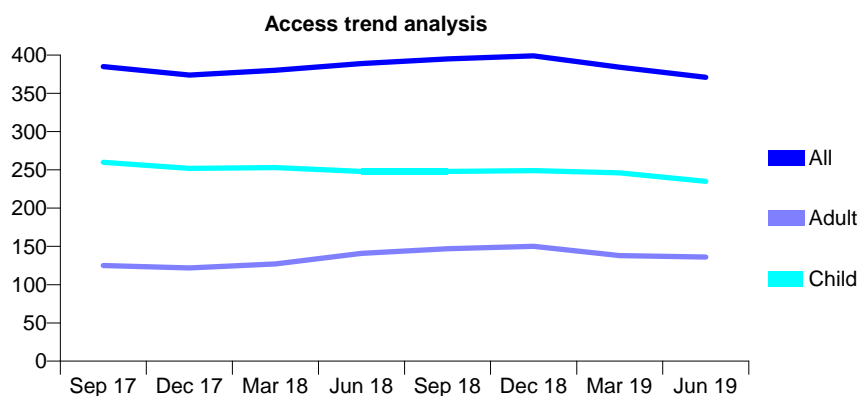
Q52 - Vital Signs At a Glance Contract Report for 812315/0001 - June 2019

Name or company name	MR PS JEAVONS
Contract type name	GDS Contract
Purpose of contract	General
Contract start date	01/04/2006
Contract end date	

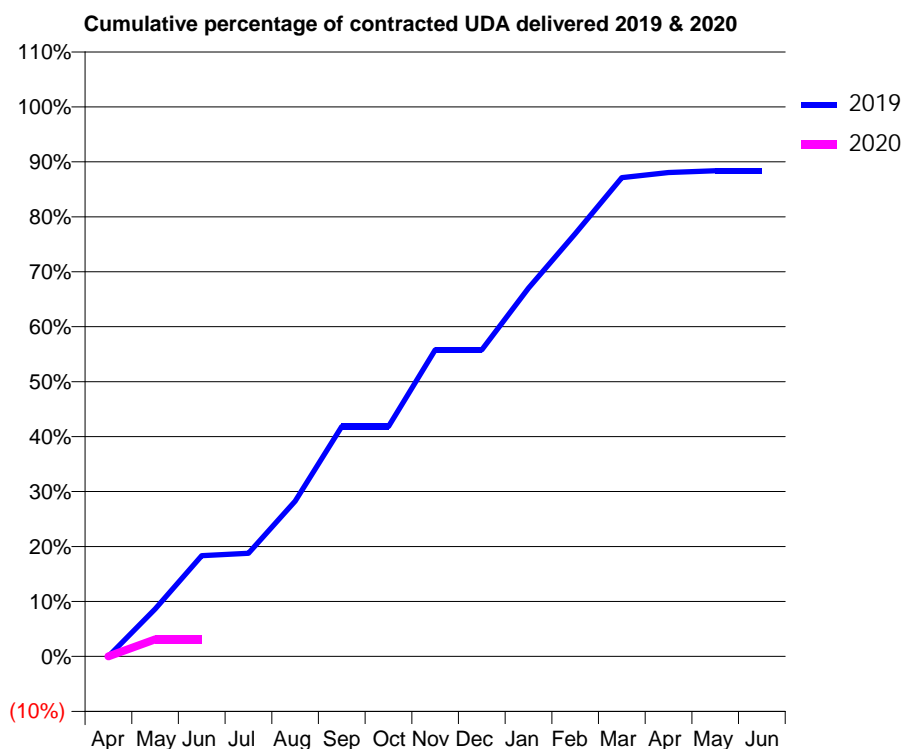
19/20 Contracted general activity (UDA)	960
Carry forward general activity (UDA)	0
19/20 Contracted orthodontic activity (UOA)	0
Carry forward orthodontic activity (UOA)	0
Baseline contract value	£24,213.74

ACCESS*

Patients seen in 24 months	Total	Change since previous quarter
Quarter ending June 2018	389	
Quarter ending September 2018	395	→
Quarter ending December 2018	399	→
Quarter ending March 2019	384	↓
Quarter ending June 2019	371	↓
Variance since June 2018	(4.6%)	↓



ACTIVITY



Month	Adjusted Scheduled Activity (UDA)	
	2019	2020
April	0	0
May	83	30
June	176	30
July	180	
August	271	
September	401	
October	401	
November	535	
December	535	
January	643	
February	738	
March	836	
April	845	
May	848	
June	848	

QUALITY

	Quantity	Base Number	Contract	AT	Region	England
% of FP17s for the same patient ID Re-attending within 3 months - Children	1	14	7.1%	10.4%	12.1%	11.4%
% of FP17s for the same patient ID Re-attending within 3 months - Adults	2	8	25.0%	13.7%	15.6%	15.4%
% of FP17s for the same patient ID Re-attending between 3 & 9 months - Children	10	14	71.4%	63.0%	61.2%	59.8%
% of FP17s for the same patient ID Re-attending between 3 & 9 months - Adults	1	8	12.5%	56.7%	54.5%	52.1%
% of FP17s for Band 1 Urgent Courses	0	14	0.0%	7.3%	9.1%	9.2%
% of FP17s Relating to Free Repair or Replacements	0	14	0.0%	0.9%	1.0%	0.7%
% of FP17s Relating to Continuations	0	14	0.0%	0.9%	1.0%	0.8%
% of Patients satisfied with the dentistry they have received	2	2	N/A	93.5%	94.2%	93.4%
% of Patients satisfied with the time they had to wait for an appointment	2	2	N/A	86.7%	88.4%	87.6%

* This is based on patients treated on this contract for their most recent course of treatment. Figures in italics indicate the base number of FP17s or Patient Questionnaire responses are less than 100. N/A is shown where the base number of responses is less than 10 during the period. % is calculated as Quantity/Base number*100

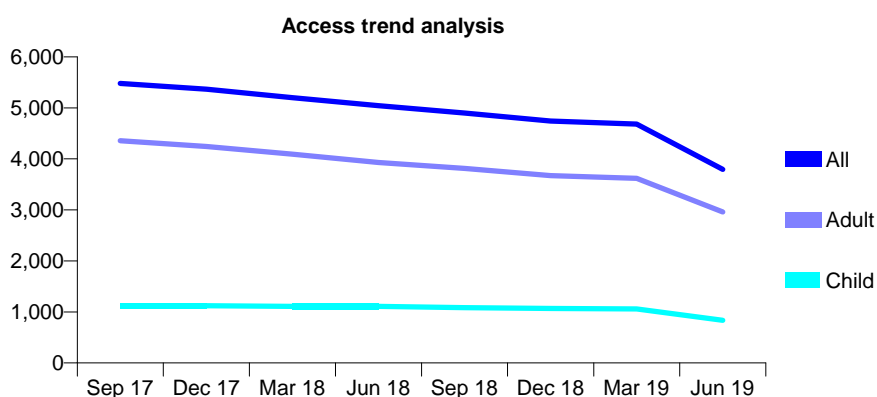
Q52 - Vital Signs At a Glance Contract Report for 815888/0001 - June 2019

Name or company name	Mr M Patel
Contract type name	GDS Contract
Purpose of contract	General
Contract start date	01/04/2006
Contract end date	30/04/2019

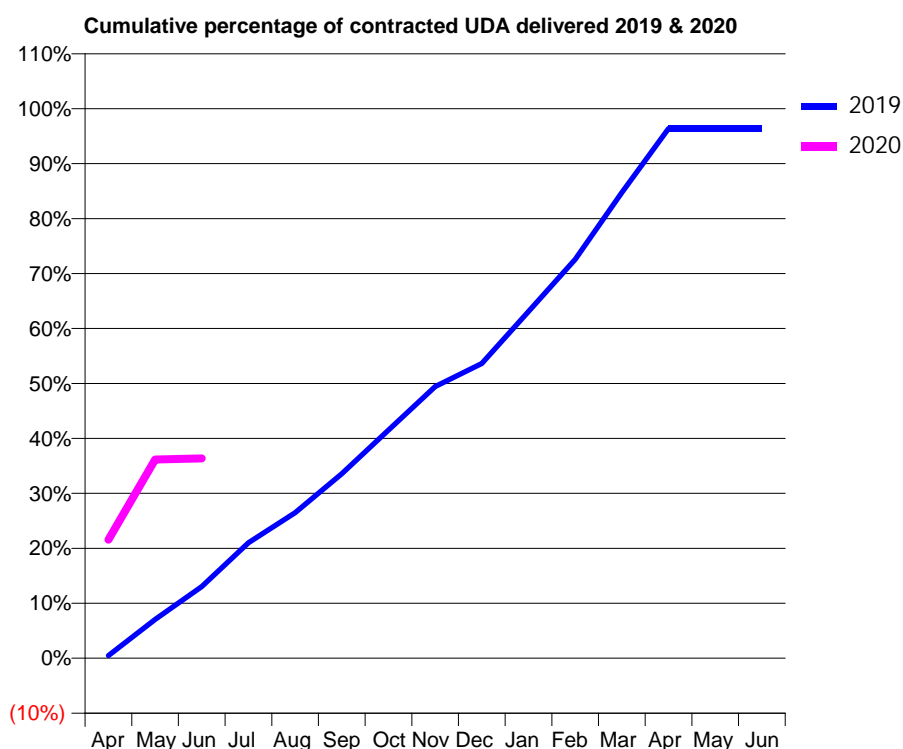
19/20 Contracted general activity (UDA)	1,547
Carry forward general activity (UDA)	0
19/20 Contracted orthodontic activity (UOA)	0
Carry forward orthodontic activity (UOA)	0
Baseline contract value	£37,738.32

ACCESS*

Patients seen in 24 months	Total	Change since previous quarter
Quarter ending June 2018	5,042	
Quarter ending September 2018	4,897	↓
Quarter ending December 2018	4,741	↓
Quarter ending March 2019	4,680	↓
Quarter ending June 2019	3,795	↓
Variance since June 2018	(24.7%)	↓



ACTIVITY



Month	2019	2020
April	92	334
May	1,313	560
June	2,422	563
July	3,902	
August	4,918	
September	6,232	
October	7,703	
November	9,178	
December	9,954	
January	11,708	
February	13,475	
March	15,729	
April	17,889	
May	17,889	
June	17,889	

QUALITY

	Quantity	Base Number	Contract	AT	Region	England
% of FP17s for the same patient ID Re-attending within 3 months - Children	24	165	14.5%	10.4%	12.1%	11.4%
% of FP17s for the same patient ID Re-attending within 3 months - Adults	75	577	13.0%	13.7%	15.6%	15.4%
% of FP17s for the same patient ID Re-attending between 3 & 9 months - Children	105	165	63.6%	63.0%	61.2%	59.8%
% of FP17s for the same patient ID Re-attending between 3 & 9 months - Adults	343	577	59.4%	56.7%	54.5%	52.1%
% of FP17s for Band 1 Urgent Courses	23	329	7.0%	7.3%	9.1%	9.2%
% of FP17s Relating to Free Repair or Replacements	3	329	0.9%	0.9%	1.0%	0.7%
% of FP17s Relating to Continuations	2	329	0.6%	0.9%	1.0%	0.8%
% of Patients satisfied with the dentistry they have received	3	3	N/A	93.5%	94.2%	93.4%
% of Patients satisfied with the time they had to wait for an appointment	3	3	N/A	86.7%	88.4%	87.6%

* This is based on patients treated on this contract for their most recent course of treatment.

Figures in italics indicate the base number of FP17s or Patient Questionnaire responses are less than 100. N/A is shown where the base number of responses is less than 10 during the period. % is calculated as Quantity/Base number*100

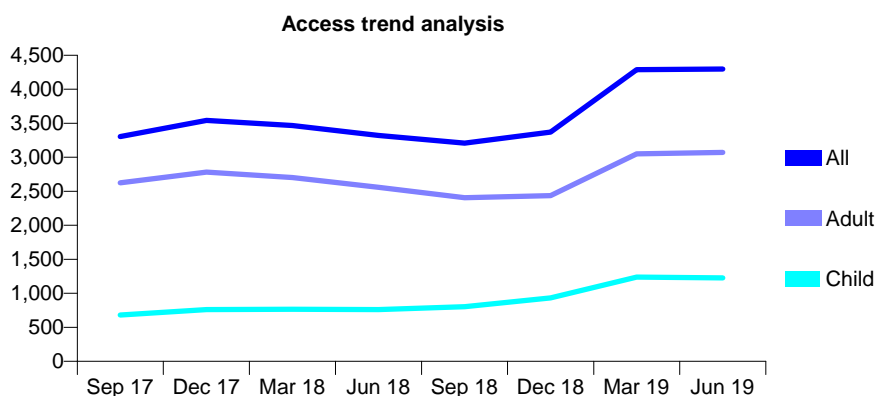
Q52 - Vital Signs At a Glance Contract Report for 822019/0001 - June 2019

Name or company name	Dr Amjid Siddique
Contract type name	GDS Contract
Purpose of contract	General
Contract start date	01/04/2006
Contract end date	

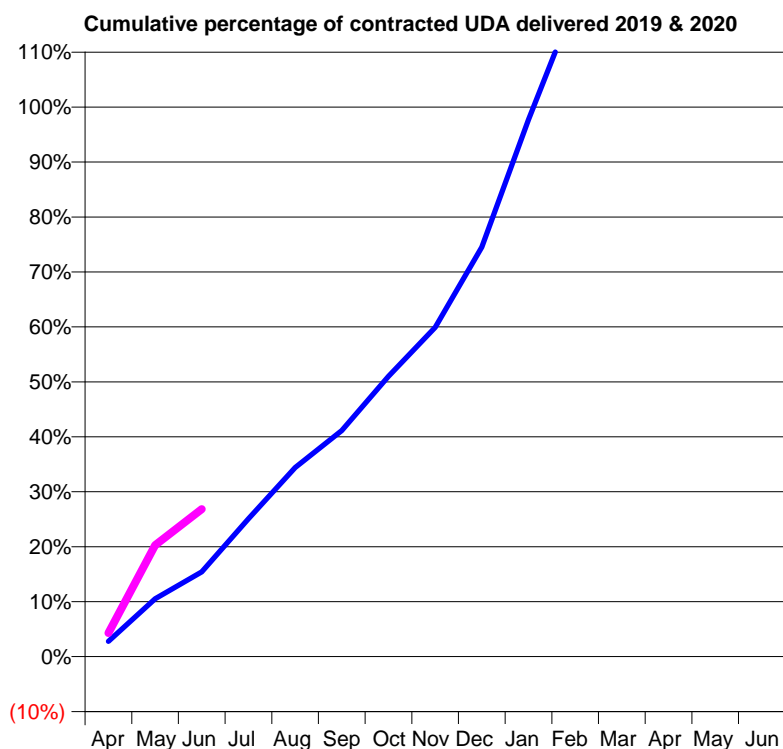
19/20 Contracted general activity (UDA)	8,918
Carry forward general activity (UDA)	0
19/20 Contracted orthodontic activity (UOA)	0
Carry forward orthodontic activity (UOA)	0
Baseline contract value	£248,438.51

ACCESS*

Patients seen in 24 months	Total	Change since previous quarter
Quarter ending June 2018	3,321	
Quarter ending September 2018	3,209	↓
Quarter ending December 2018	3,369	↑
Quarter ending March 2019	4,288	↑
Quarter ending June 2019	4,298	→
Variance since June 2018	29.4%	↑



ACTIVITY



Month	Adjusted Scheduled Activity (UDA)	
	2019	2020
April	248	384
May	938	1,811
June	1,375	2,395
July	2,237	
August	3,068	
September	3,669	
October	4,549	
November	5,344	
December	6,644	
January	8,715	
February	10,618	
March	12,110	
April	13,684	
May	13,758	
June	13,761	

QUALITY

	Quantity	Base Number	Contract	AT	Region	England
% of FP17s for the same patient ID Re-attending within 3 months - Children	44	469	9.4%	10.4%	12.1%	11.4%
% of FP17s for the same patient ID Re-attending within 3 months - Adults	224	1,270	17.6%	13.7%	15.6%	15.4%
% of FP17s for the same patient ID Re-attending between 3 & 9 months - Children	285	469	60.8%	63.0%	61.2%	59.8%
% of FP17s for the same patient ID Re-attending between 3 & 9 months - Adults	366	1,270	28.8%	56.7%	54.5%	52.1%
% of FP17s for Band 1 Urgent Courses	45	1,055	4.3%	7.3%	9.1%	9.2%
% of FP17s Relating to Free Repair or Replacements	9	1,055	0.9%	0.9%	1.0%	0.7%
% of FP17s Relating to Continuations	28	1,055	2.7%	0.9%	1.0%	0.8%
% of Patients satisfied with the dentistry they have received	4	4	N/A	93.5%	94.2%	93.4%
% of Patients satisfied with the time they had to wait for an appointment	4	4	N/A	86.7%	88.4%	87.6%

* This is based on patients treated on this contract for their most recent course of treatment. Figures in italics indicate the base number of FP17s or Patient Questionnaire responses are less than 100. N/A is shown where the base number of responses is less than 10 during the period. % is calculated as Quantity/Base number*100

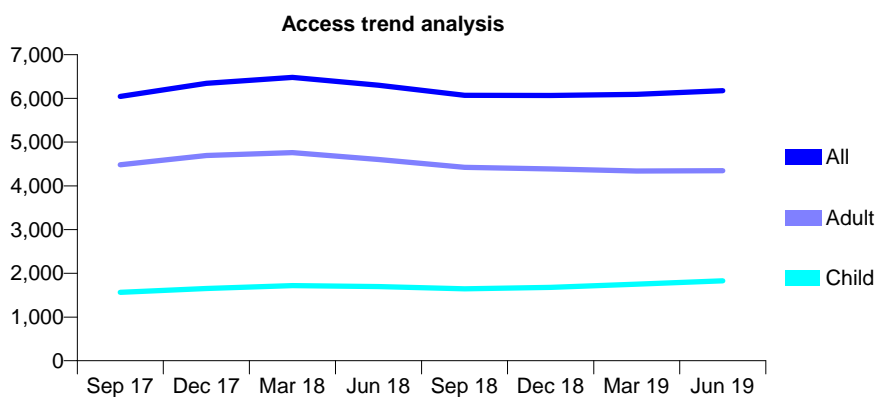
Q52 - Vital Signs At a Glance Contract Report for 827835/0001 - June 2019

Name or company name	Dental Practice Hunslet
Contract type name	GDS Contract
Purpose of contract	General
Contract start date	01/04/2006
Contract end date	

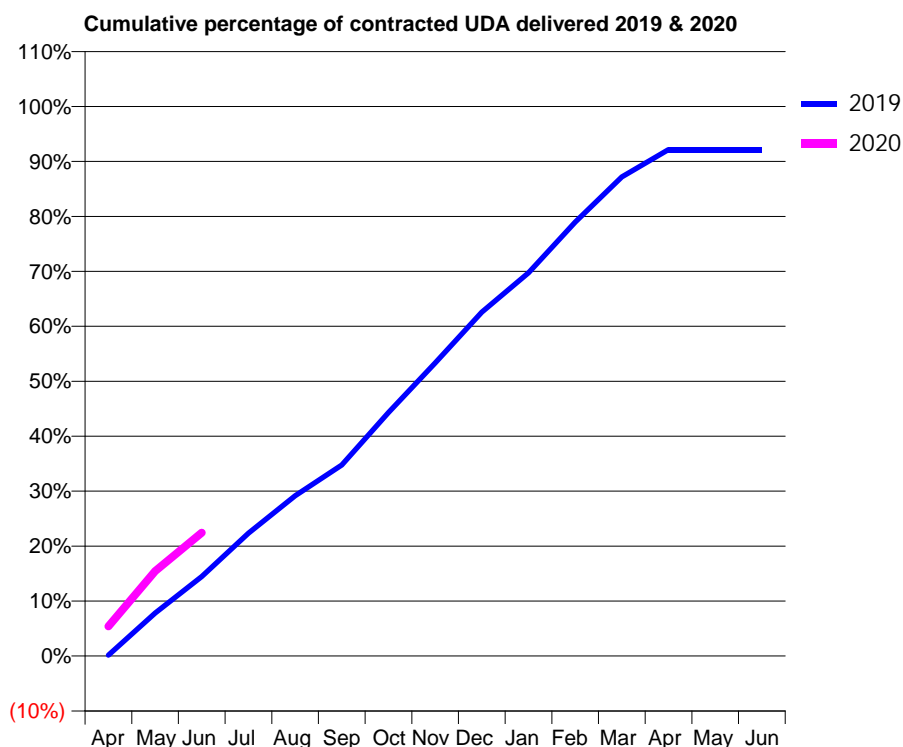
19/20 Contracted general activity (UDA)	17,107
Carry forward general activity (UDA)	0
19/20 Contracted orthodontic activity (UOA)	0
Carry forward orthodontic activity (UOA)	0
Baseline contract value	£458,984.06

ACCESS*

Patients seen in 24 months	Total	Change since previous quarter
Quarter ending June 2018	6,299	
Quarter ending September 2018	6,071	↓
Quarter ending December 2018	6,067	→
Quarter ending March 2019	6,092	→
Quarter ending June 2019	6,175	→
Variance since June 2018	(2.0%)	↓



ACTIVITY



Month	Adjusted Scheduled Activity (UDA)	
	2019	2020
April	25	923
May	1,340	2,641
June	2,472	3,837
July	3,824	
August	4,992	
September	5,949	
October	7,583	
November	9,128	
December	10,704	
January	11,930	
February	13,507	
March	14,912	
April	15,763	
May	15,766	
June	15,764	

QUALITY

	Quantity	Base Number	Contract	AT	Region	England
% of FP17s for the same patient ID Re-attending within 3 months - Children	54	668	8.1%	10.4%	12.1%	11.4%
% of FP17s for the same patient ID Re-attending within 3 months - Adults	207	1,517	13.6%	13.7%	15.6%	15.4%
% of FP17s for the same patient ID Re-attending between 3 & 9 months - Children	339	668	50.7%	63.0%	61.2%	59.8%
% of FP17s for the same patient ID Re-attending between 3 & 9 months - Adults	882	1,517	58.1%	56.7%	54.5%	52.1%
% of FP17s for Band 1 Urgent Courses	203	1,853	11.0%	7.3%	9.1%	9.2%
% of FP17s Relating to Free Repair or Replacements	18	1,853	1.0%	0.9%	1.0%	0.7%
% of FP17s Relating to Continuations	3	1,853	0.2%	0.9%	1.0%	0.8%
% of Patients satisfied with the dentistry they have received	2	2	N/A	93.5%	94.2%	93.4%
% of Patients satisfied with the time they had to wait for an appointment	1	2	N/A	86.7%	88.4%	87.6%

* This is based on patients treated on this contract for their most recent course of treatment. Figures in italics indicate the base number of FP17s or Patient Questionnaire responses are less than 100. N/A is shown where the base number of responses is less than 10 during the period. % is calculated as Quantity/Base number*100

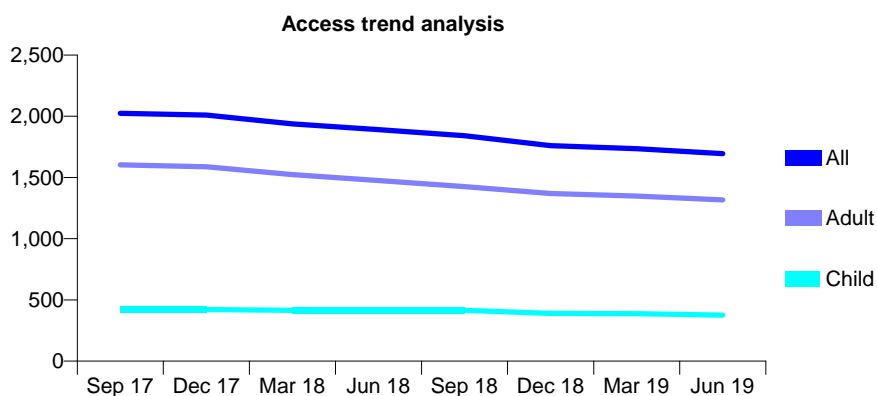
Q52 - Vital Signs At a Glance Contract Report for 827835/0002 - June 2019

Name or company name	Dental Practice Hunslet
Contract type name	GDS Contract
Purpose of contract	General
Contract start date	08/06/2010
Contract end date	

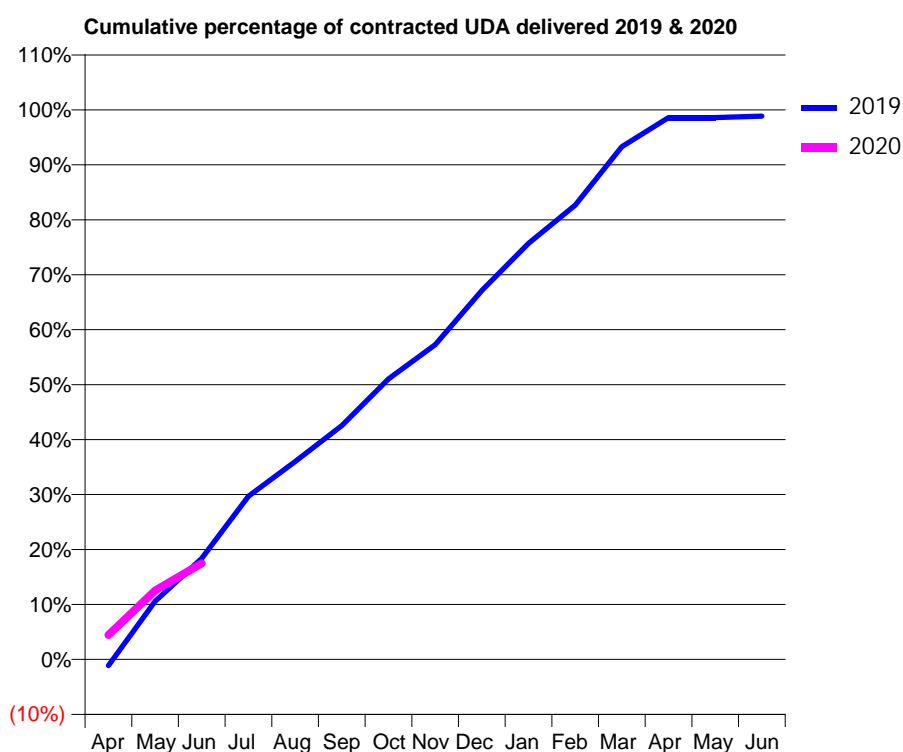
19/20 Contracted general activity (UDA)	6,600
Carry forward general activity (UDA)	0
19/20 Contracted orthodontic activity (UOA)	0
Carry forward orthodontic activity (UOA)	0
Baseline contract value	£176,814.32

ACCESS*

Patients seen in 24 months	Total	Change since previous quarter
Quarter ending June 2018	1,891	
Quarter ending September 2018	1,841	↓
Quarter ending December 2018	1,760	↓
Quarter ending March 2019	1,735	↓
Quarter ending June 2019	1,694	↓
Variance since June 2018	(10.4%)	↓



ACTIVITY



Month	2019	2020
April	-74	293
May	699	828
June	1,214	1,154
July	1,960	
August	2,376	
September	2,807	
October	3,369	
November	3,780	
December	4,430	
January	4,997	
February	5,456	
March	6,158	
April	6,507	
May	6,507	
June	6,524	

QUALITY

	Quantity	Base Number	Contract	AT	Region	England
% of FP17s for the same patient ID Re-attending within 3 months - Children	11	119	9.2%	10.4%	12.1%	11.4%
% of FP17s for the same patient ID Re-attending within 3 months - Adults	25	364	6.9%	13.7%	15.6%	15.4%
% of FP17s for the same patient ID Re-attending between 3 & 9 months - Children	47	119	39.5%	63.0%	61.2%	59.8%
% of FP17s for the same patient ID Re-attending between 3 & 9 months - Adults	170	364	46.7%	56.7%	54.5%	52.1%
% of FP17s for Band 1 Urgent Courses	31	372	8.3%	7.3%	9.1%	9.2%
% of FP17s Relating to Free Repair or Replacements	5	372	1.3%	0.9%	1.0%	0.7%
% of FP17s Relating to Continuations	2	372	0.5%	0.9%	1.0%	0.8%
% of Patients satisfied with the dentistry they have received	1	1	N/A	93.5%	94.2%	93.4%
% of Patients satisfied with the time they had to wait for an appointment	1	1	N/A	86.7%	88.4%	87.6%

* This is based on patients treated on this contract for their most recent course of treatment. Figures in italics indicate the base number of FP17s or Patient Questionnaire responses are less than 100. N/A is shown where the base number of responses is less than 10 during the period. % is calculated as Quantity/Base number*100

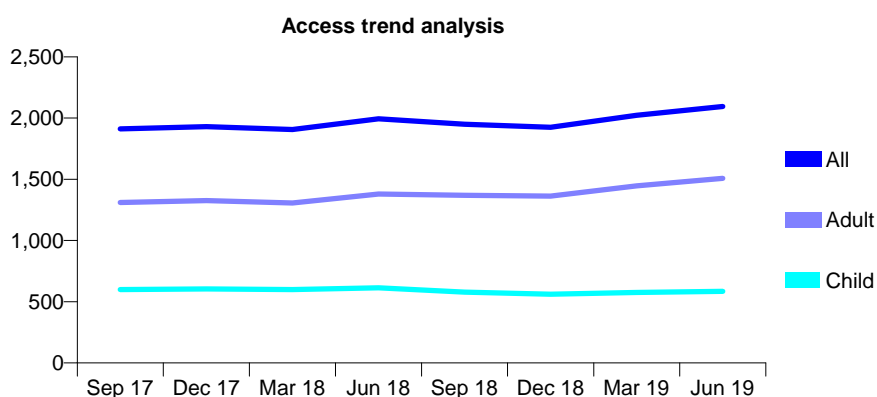
Q52 - Vital Signs At a Glance Contract Report for 829021/0001 - June 2019

Name or company name	Patel & Laher
Contract type name	GDS Contract
Purpose of contract	General
Contract start date	01/04/2006
Contract end date	

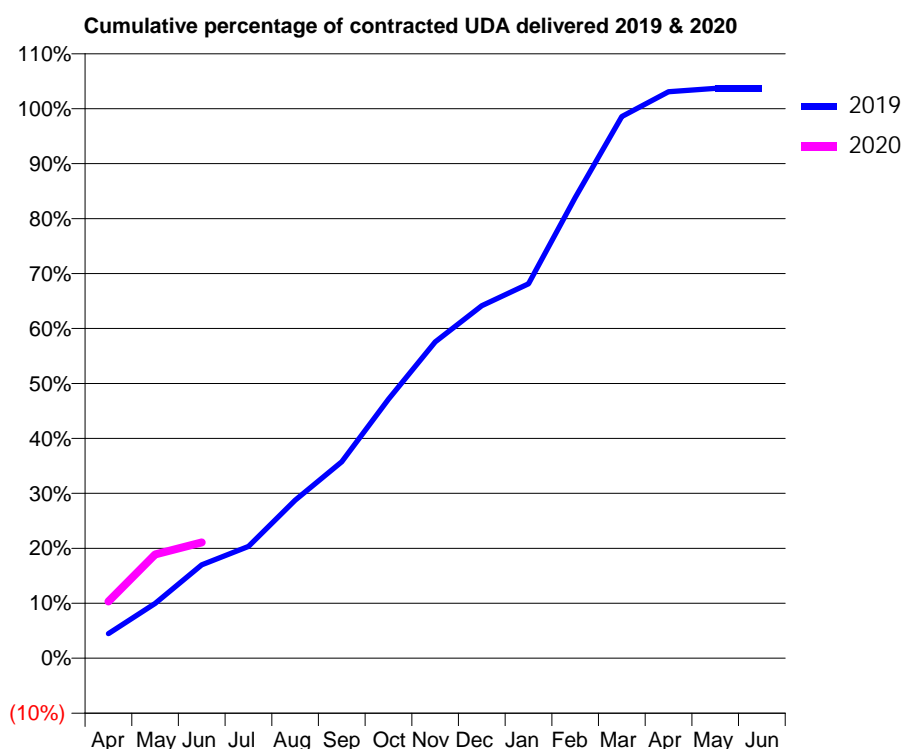
19/20 Contracted general activity (UDA)	5,500
Carry forward general activity (UDA)	0
19/20 Contracted orthodontic activity (UOA)	0
Carry forward orthodontic activity (UOA)	0
Baseline contract value	£137,033.18

ACCESS*

Patients seen in 24 months	Total	Change since previous quarter
Quarter ending June 2018	1,994	
Quarter ending September 2018	1,949	↓
Quarter ending December 2018	1,925	↓
Quarter ending March 2019	2,022	↑
Quarter ending June 2019	2,094	↑
Variance since June 2018	5.0%	↑



ACTIVITY



Adjusted Scheduled Activity (UDA)		
Month	2019	2020
April	246	568
May	550	1,040
June	934	1,159
July	1,119	
August	1,582	
September	1,967	
October	2,593	
November	3,166	
December	3,529	
January	3,747	
February	4,611	
March	5,421	
April	5,669	
May	5,702	
June	5,702	

QUALITY

	Quantity	Base Number	Contract	AT	Region	England
% of FP17s for the same patient ID Re-attending within 3 months - Children	11	121	9.1%	10.4%	12.1%	11.4%
% of FP17s for the same patient ID Re-attending within 3 months - Adults	79	350	22.6%	13.7%	15.6%	15.4%
% of FP17s for the same patient ID Re-attending between 3 & 9 months - Children	36	121	29.8%	63.0%	61.2%	59.8%
% of FP17s for the same patient ID Re-attending between 3 & 9 months - Adults	74	350	21.1%	56.7%	54.5%	52.1%
% of FP17s for Band 1 Urgent Courses	71	400	17.8%	7.3%	9.1%	9.2%
% of FP17s Relating to Free Repair or Replacements	1	400	0.3%	0.9%	1.0%	0.7%
% of FP17s Relating to Continuations	0	400	0.0%	0.9%	1.0%	0.8%
% of Patients satisfied with the dentistry they have received	2	2	N/A	93.5%	94.2%	93.4%
% of Patients satisfied with the time they had to wait for an appointment	2	2	N/A	86.7%	88.4%	87.6%

* This is based on patients treated on this contract for their most recent course of treatment.

Figures in italics indicate the base number of FP17s or Patient Questionnaire responses are less than 100. N/A is shown where the base number of responses is less than 10 during the period. % is calculated as Quantity/Base number*100

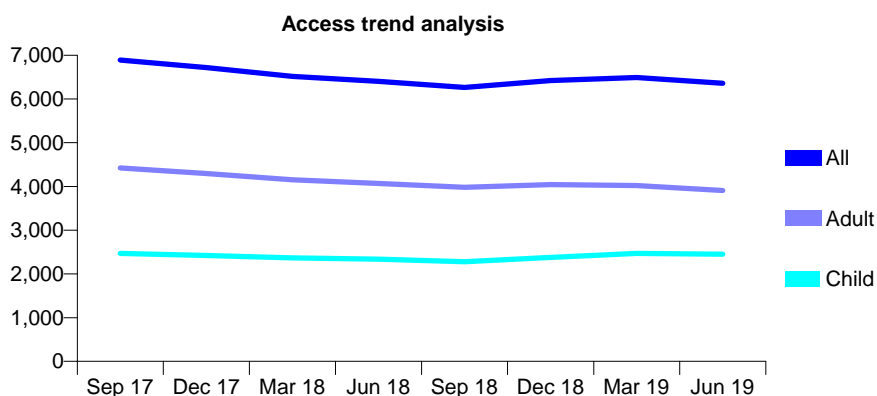
Q52 - Vital Signs At a Glance Contract Report for 834858/0003 - June 2019

Name or company name	Jem Dental Care Practice Partnership
Contract type name	GDS Contract
Purpose of contract	General
Contract start date	06/05/2014
Contract end date	

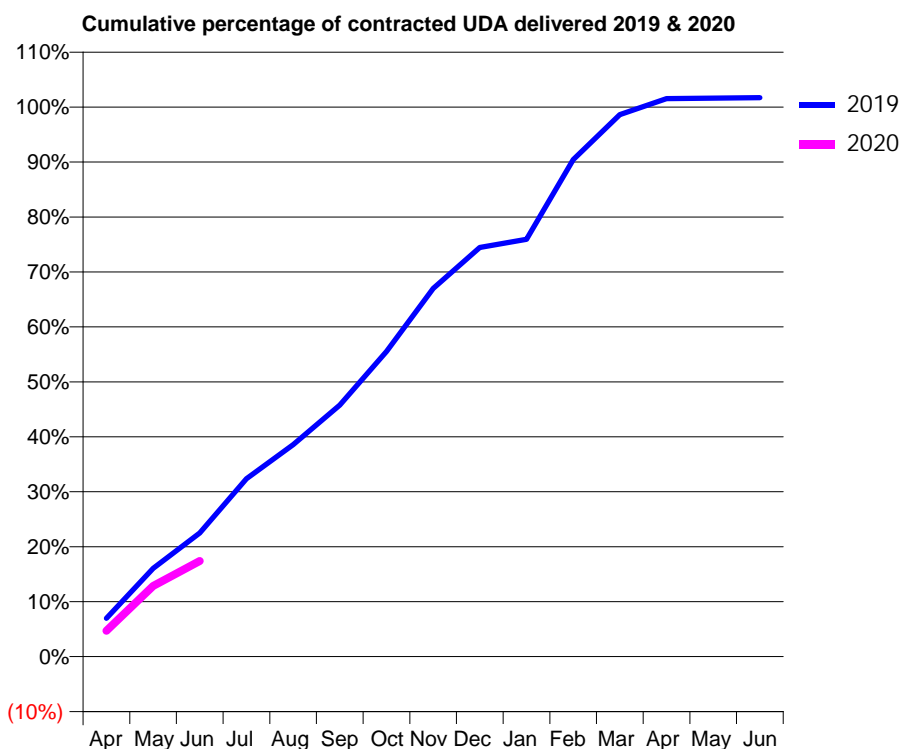
19/20 Contracted general activity (UDA)	19,607
Carry forward general activity (UDA)	0
19/20 Contracted orthodontic activity (UOA)	0
Carry forward orthodontic activity (UOA)	0
Baseline contract value	£609,090.91

ACCESS*

Patients seen in 24 months	Total	Change since previous quarter
Quarter ending June 2018	6,404	
Quarter ending September 2018	6,263	↓
Quarter ending December 2018	6,422	↑
Quarter ending March 2019	6,491	→
Quarter ending June 2019	6,360	↓
Variance since June 2018	(0.7%)	→



ACTIVITY



Month	Adjusted Scheduled Activity (UDA)	
	2019	2020
April	1,367	927
May	3,146	2,520
June	4,413	3,413
July	6,350	
August	7,562	
September	8,972	
October	10,888	
November	13,133	
December	14,598	
January	14,889	
February	17,733	
March	19,340	
April	19,909	
May	19,926	
June	19,942	

QUALITY

	Quantity	Base Number	Contract	AT	Region	England
% of FP17s for the same patient ID Re-attending within 3 months - Children	81	953	8.5%	10.4%	12.1%	11.4%
% of FP17s for the same patient ID Re-attending within 3 months - Adults	180	1,251	14.4%	13.7%	15.6%	15.4%
% of FP17s for the same patient ID Re-attending between 3 & 9 months - Children	680	953	71.4%	63.0%	61.2%	59.8%
% of FP17s for the same patient ID Re-attending between 3 & 9 months - Adults	844	1,251	67.5%	56.7%	54.5%	52.1%
% of FP17s for Band 1 Urgent Courses	184	1,923	9.6%	7.3%	9.1%	9.2%
% of FP17s Relating to Free Repair or Replacements	7	1,923	0.4%	0.9%	1.0%	0.7%
% of FP17s Relating to Continuations	14	1,923	0.7%	0.9%	1.0%	0.8%
% of Patients satisfied with the dentistry they have received	2	2	N/A	93.5%	94.2%	93.4%
% of Patients satisfied with the time they had to wait for an appointment	2	2	N/A	86.7%	88.4%	87.6%

* This is based on patients treated on this contract for their most recent course of treatment. Figures in italics indicate the base number of FP17s or Patient Questionnaire responses are less than 100. N/A is shown where the base number of responses is less than 10 during the period. % is calculated as Quantity/Base number*100

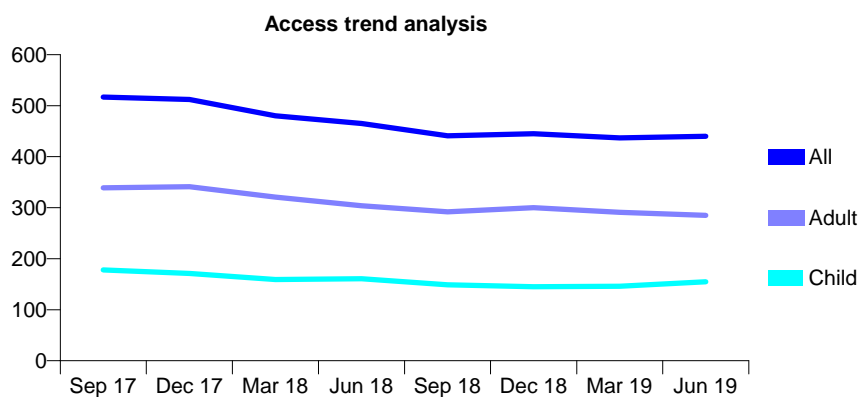
Q52 - Vital Signs At a Glance Contract Report for 838764/0002 - June 2019

Name or company name	MR HM BOTT
Contract type name	GDS Contract
Purpose of contract	General
Contract start date	02/01/2009
Contract end date	

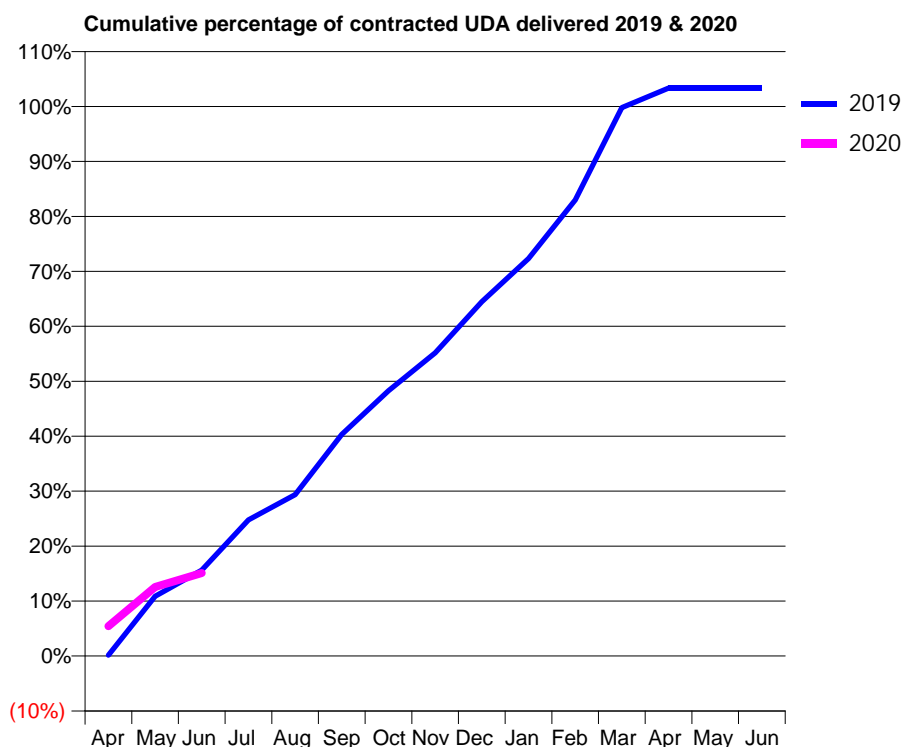
19/20 Contracted general activity (UDA)	1,260
Carry forward general activity (UDA)	0
19/20 Contracted orthodontic activity (UOA)	0
Carry forward orthodontic activity (UOA)	0
Baseline contract value	£36,959.48

ACCESS*

Patients seen in 24 months	Total	Change since previous quarter
Quarter ending June 2018	465	
Quarter ending September 2018	441	↓
Quarter ending December 2018	445	→
Quarter ending March 2019	437	↓
Quarter ending June 2019	440	→
Variance since June 2018	(5.4%)	↓



ACTIVITY



Month	Adjusted Scheduled Activity (UDA)	
	2019	2020
April	2	68
May	137	158
June	197	190
July	312	
August	370	
September	508	
October	608	
November	695	
December	812	
January	911	
February	1,046	
March	1,258	
April	1,302	
May	1,302	
June	1,302	

QUALITY

	Quantity	Base Number	Contract	AT	Region	England
% of FP17s for the same patient ID Re-attending within 3 months - Children	1	64	1.6%	10.4%	12.1%	11.4%
% of FP17s for the same patient ID Re-attending within 3 months - Adults	7	50	14.0%	13.7%	15.6%	15.4%
% of FP17s for the same patient ID Re-attending between 3 & 9 months - Children	33	64	51.6%	63.0%	61.2%	59.8%
% of FP17s for the same patient ID Re-attending between 3 & 9 months - Adults	27	50	54.0%	56.7%	54.5%	52.1%
% of FP17s for Band 1 Urgent Courses	2	93	2.2%	7.3%	9.1%	9.2%
% of FP17s Relating to Free Repair or Replacements	0	93	0.0%	0.9%	1.0%	0.7%
% of FP17s Relating to Continuations	3	93	3.2%	0.9%	1.0%	0.8%
% of Patients satisfied with the dentistry they have received	0	0	N/A	93.5%	94.2%	93.4%
% of Patients satisfied with the time they had to wait for an appointment	0	0	N/A	86.7%	88.4%	87.6%

* This is based on patients treated on this contract for their most recent course of treatment. Figures in italics indicate the base number of FP17s or Patient Questionnaire responses are less than 100. N/A is shown where the base number of responses is less than 10 during the period. % is calculated as Quantity/Base number*100

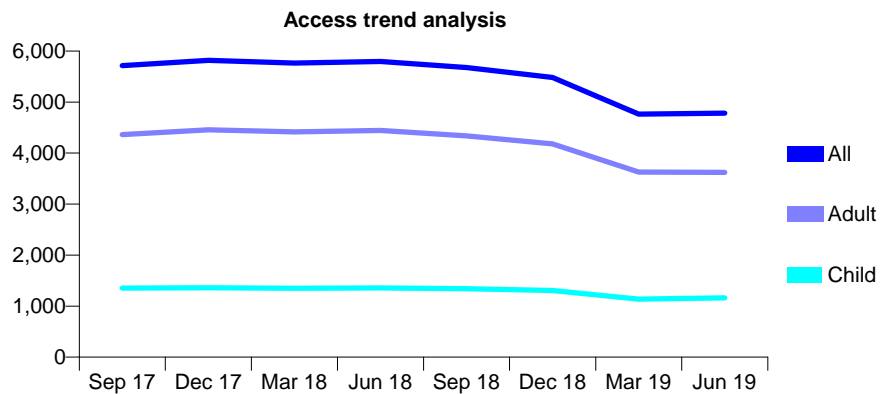
Q52 - Vital Signs At a Glance Contract Report for 841579/0001 - June 2019

Name or company name	MR JS DEU
Contract type name	GDS Contract
Purpose of contract	General
Contract start date	01/04/2006
Contract end date	

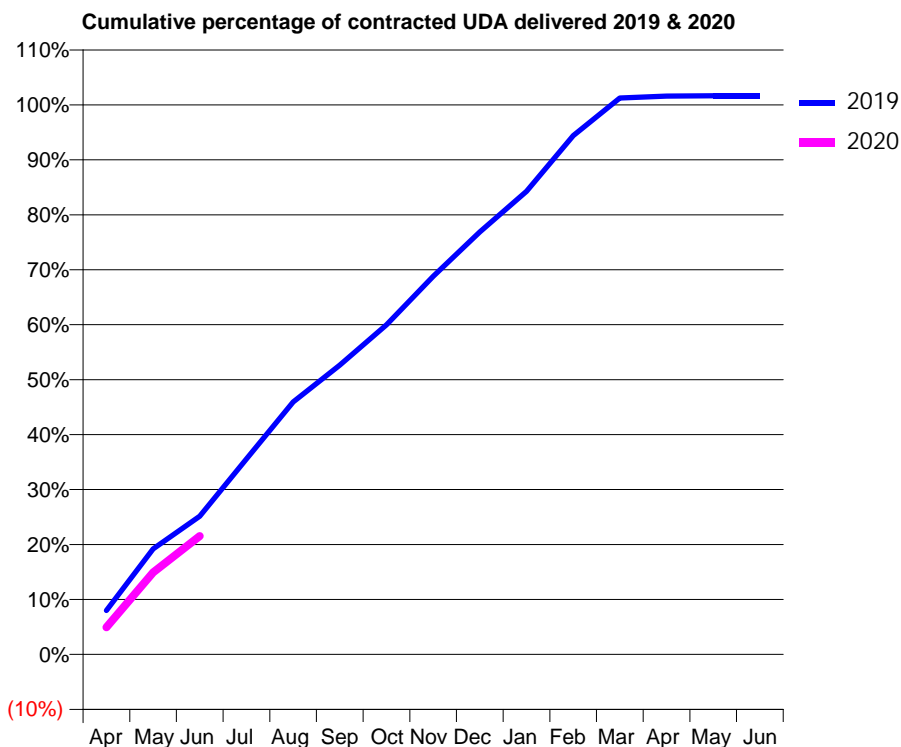
19/20 Contracted general activity (UDA)	12,135
Carry forward general activity (UDA)	0
19/20 Contracted orthodontic activity (UOA)	0
Carry forward orthodontic activity (UOA)	0
Baseline contract value	£374,118.27

ACCESS*

Patients seen in 24 months	Total	Change since previous quarter
Quarter ending June 2018	5,798	
Quarter ending September 2018	5,676	↓
Quarter ending December 2018	5,483	↓
Quarter ending March 2019	4,764	↓
Quarter ending June 2019	4,782	→
Variance since June 2018	(17.5%)	↓



ACTIVITY



Month	Adjusted Scheduled Activity (UDA)	
	2019	2020
April	969	601
May	2,332	1,813
June	3,052	2,614
July	4,319	
August	5,575	
September	6,389	
October	7,278	
November	8,350	
December	9,327	
January	10,227	
February	11,453	
March	12,286	
April	12,329	
May	12,334	
June	12,335	

QUALITY

	Quantity	Base Number	Contract	AT	Region	England
% of FP17s for the same patient ID Re-attending within 3 months - Children	44	447	9.8%	10.4%	12.1%	11.4%
% of FP17s for the same patient ID Re-attending within 3 months - Adults	108	1,196	9.0%	13.7%	15.6%	15.4%
% of FP17s for the same patient ID Re-attending between 3 & 9 months - Children	294	447	65.8%	63.0%	61.2%	59.8%
% of FP17s for the same patient ID Re-attending between 3 & 9 months - Adults	655	1,196	54.8%	56.7%	54.5%	52.1%
% of FP17s for Band 1 Urgent Courses	91	1,420	6.4%	7.3%	9.1%	9.2%
% of FP17s Relating to Free Repair or Replacements	3	1,420	0.2%	0.9%	1.0%	0.7%
% of FP17s Relating to Continuations	3	1,420	0.2%	0.9%	1.0%	0.8%
% of Patients satisfied with the dentistry they have received	0	0	N/A	93.5%	94.2%	93.4%
% of Patients satisfied with the time they had to wait for an appointment	0	0	N/A	86.7%	88.4%	87.6%

* This is based on patients treated on this contract for their most recent course of treatment. Figures in italics indicate the base number of FP17s or Patient Questionnaire responses are less than 100. N/A is shown where the base number of responses is less than 10 during the period. % is calculated as Quantity/Base number*100

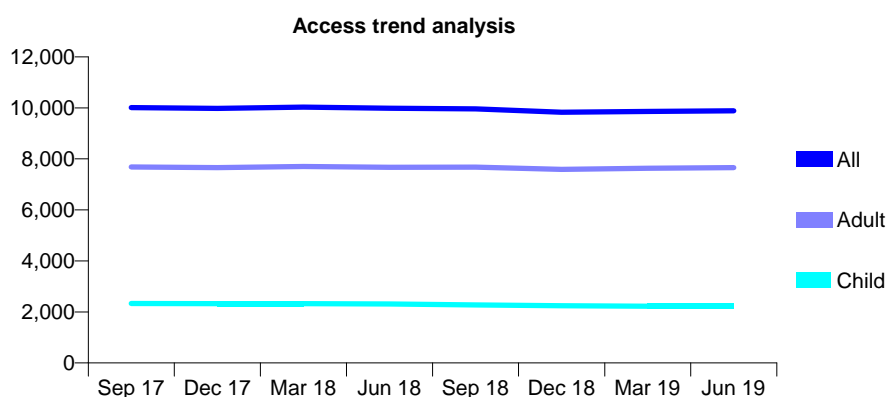
Q52 - Vital Signs At a Glance Contract Report for 842400/0001 - June 2019

Name or company name	MR PR ELLUL
Contract type name	GDS Contract
Purpose of contract	General
Contract start date	01/04/2006
Contract end date	

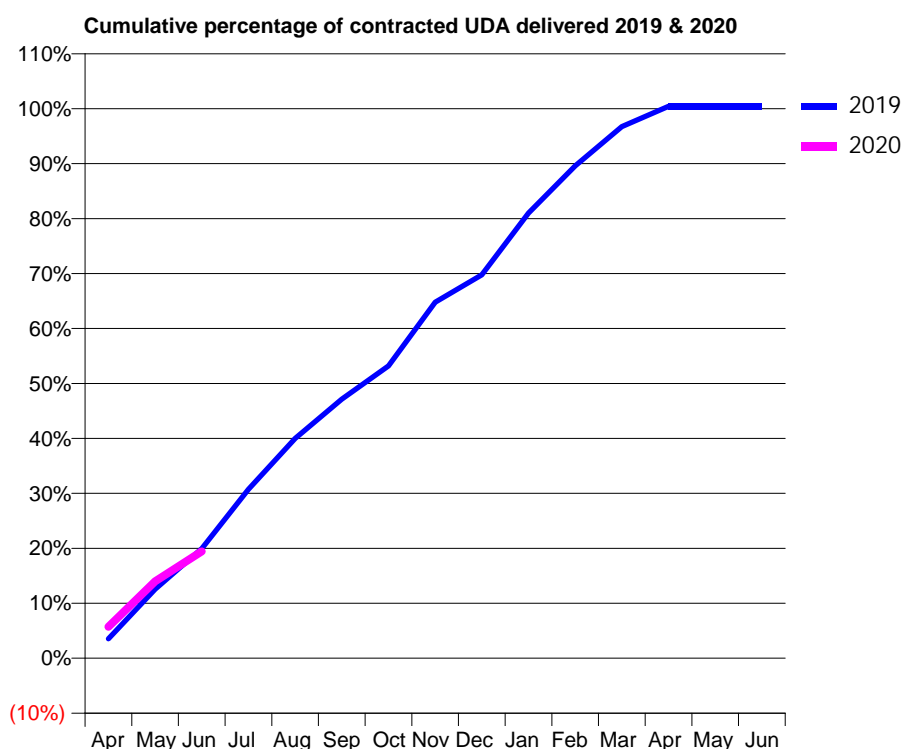
19/20 Contracted general activity (UDA)	24,500
Carry forward general activity (UDA)	0
19/20 Contracted orthodontic activity (UOA)	0
Carry forward orthodontic activity (UOA)	0
Baseline contract value	£739,959.72

ACCESS*

Patients seen in 24 months	Total	Change since previous quarter
Quarter ending June 2018	9,985	
Quarter ending September 2018	9,956	→
Quarter ending December 2018	9,830	↓
Quarter ending March 2019	9,858	→
Quarter ending June 2019	9,886	→
Variance since June 2018	(1.0%)	→



ACTIVITY



Month	2019	2020
April	873	1,406
May	3,077	3,429
June	4,881	4,763
July	7,528	
August	9,801	
September	11,550	
October	13,028	
November	15,869	
December	17,089	
January	19,843	
February	21,945	
March	23,703	
April	24,603	
May	24,607	
June	24,607	

QUALITY

	Quantity	Base Number	Contract	AT	Region	England
% of FP17s for the same patient ID Re-attending within 3 months - Children	48	835	5.7%	10.4%	12.1%	11.4%
% of FP17s for the same patient ID Re-attending within 3 months - Adults	360	2,837	12.7%	13.7%	15.6%	15.4%
% of FP17s for the same patient ID Re-attending between 3 & 9 months - Children	545	835	65.3%	63.0%	61.2%	59.8%
% of FP17s for the same patient ID Re-attending between 3 & 9 months - Adults	1,694	2,837	59.7%	56.7%	54.5%	52.1%
% of FP17s for Band 1 Urgent Courses	224	2,789	8.0%	7.3%	9.1%	9.2%
% of FP17s Relating to Free Repair or Replacements	25	2,789	0.9%	0.9%	1.0%	0.7%
% of FP17s Relating to Continuations	4	2,789	0.1%	0.9%	1.0%	0.8%
% of Patients satisfied with the dentistry they have received	4	4	N/A	93.5%	94.2%	93.4%
% of Patients satisfied with the time they had to wait for an appointment	4	4	N/A	86.7%	88.4%	87.6%

* This is based on patients treated on this contract for their most recent course of treatment.

Figures in italics indicate the base number of FP17s or Patient Questionnaire responses are less than 100. N/A is shown where the base number of responses is less than 10 during the period. % is calculated as Quantity/Base number*100

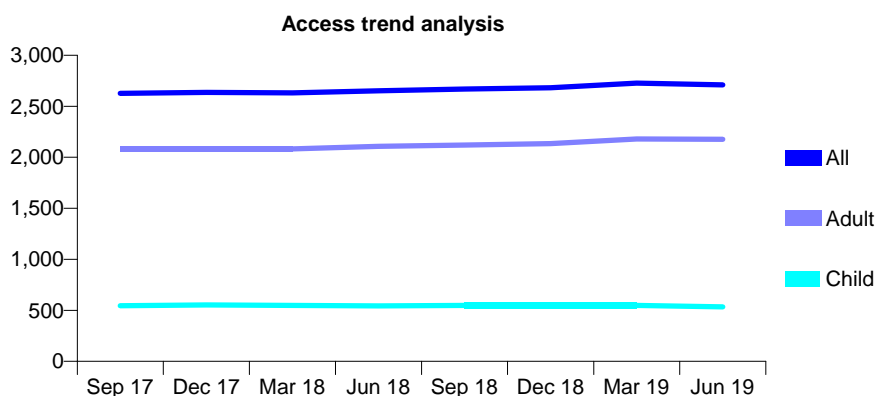
Q52 - Vital Signs At a Glance Contract Report for 842443/0001 - June 2019

Name or company name	MR GS GILLER
Contract type name	GDS Contract
Purpose of contract	General
Contract start date	01/04/2006
Contract end date	

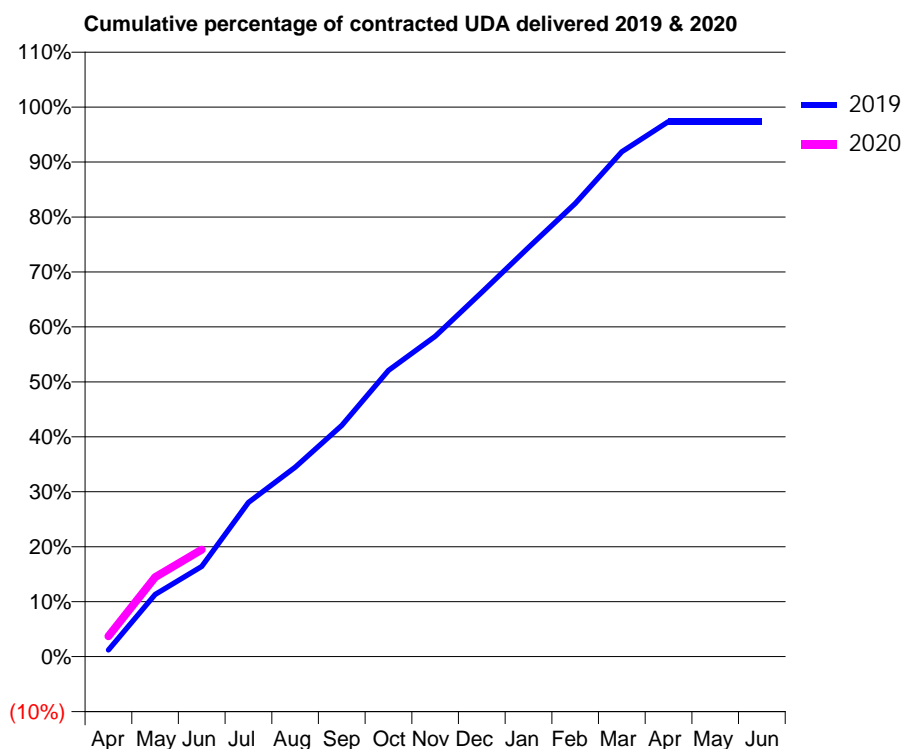
19/20 Contracted general activity (UDA)	9,355
Carry forward general activity (UDA)	0
19/20 Contracted orthodontic activity (UOA)	0
Carry forward orthodontic activity (UOA)	0
Baseline contract value	£220,515.18

ACCESS*

Patients seen in 24 months	Total	Change since previous quarter
Quarter ending June 2018	2,651	
Quarter ending September 2018	2,668	→
Quarter ending December 2018	2,682	→
Quarter ending March 2019	2,728	→
Quarter ending June 2019	2,711	→
Variance since June 2018	2.3%	↑



ACTIVITY



Month	Adjusted Scheduled Activity (UDA)	
	2019	2020
April	115	348
May	1,059	1,351
June	1,535	1,822
July	2,625	
August	3,226	
September	3,936	
October	4,874	
November	5,452	
December	6,202	
January	6,967	
February	7,712	
March	8,593	
April	9,109	
May	9,109	
June	9,109	

QUALITY

	Quantity	Base Number	Contract	AT	Region	England
% of FP17s for the same patient ID Re-attending within 3 months - Children	16	169	9.5%	10.4%	12.1%	11.4%
% of FP17s for the same patient ID Re-attending within 3 months - Adults	144	932	15.5%	13.7%	15.6%	15.4%
% of FP17s for the same patient ID Re-attending between 3 & 9 months - Children	118	169	69.8%	63.0%	61.2%	59.8%
% of FP17s for the same patient ID Re-attending between 3 & 9 months - Adults	616	932	66.1%	56.7%	54.5%	52.1%
% of FP17s for Band 1 Urgent Courses	54	871	6.2%	7.3%	9.1%	9.2%
% of FP17s Relating to Free Repair or Replacements	16	871	1.8%	0.9%	1.0%	0.7%
% of FP17s Relating to Continuations	24	871	2.8%	0.9%	1.0%	0.8%
% of Patients satisfied with the dentistry they have received	1	1	N/A	93.5%	94.2%	93.4%
% of Patients satisfied with the time they had to wait for an appointment	1	1	N/A	86.7%	88.4%	87.6%

* This is based on patients treated on this contract for their most recent course of treatment. Figures in italics indicate the base number of FP17s or Patient Questionnaire responses are less than 100. N/A is shown where the base number of responses is less than 10 during the period. % is calculated as Quantity/Base number*100

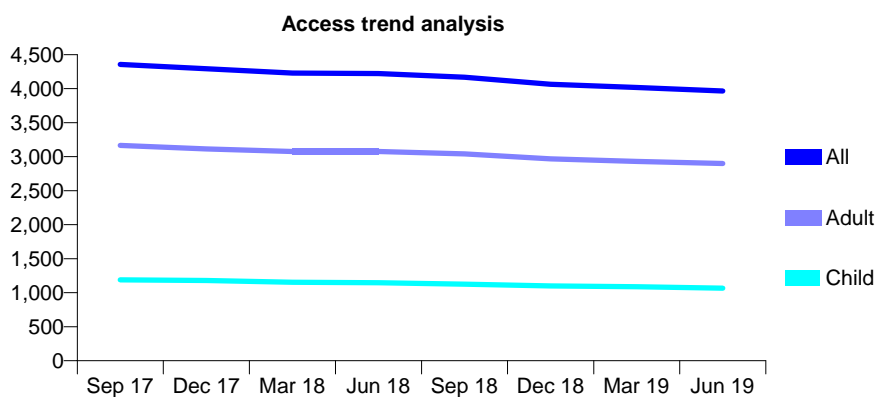
Q52 - Vital Signs At a Glance Contract Report for 844098/0001 - June 2019

Name or company name	MR AM QAYYUM
Contract type name	GDS Contract
Purpose of contract	General
Contract start date	01/04/2006
Contract end date	

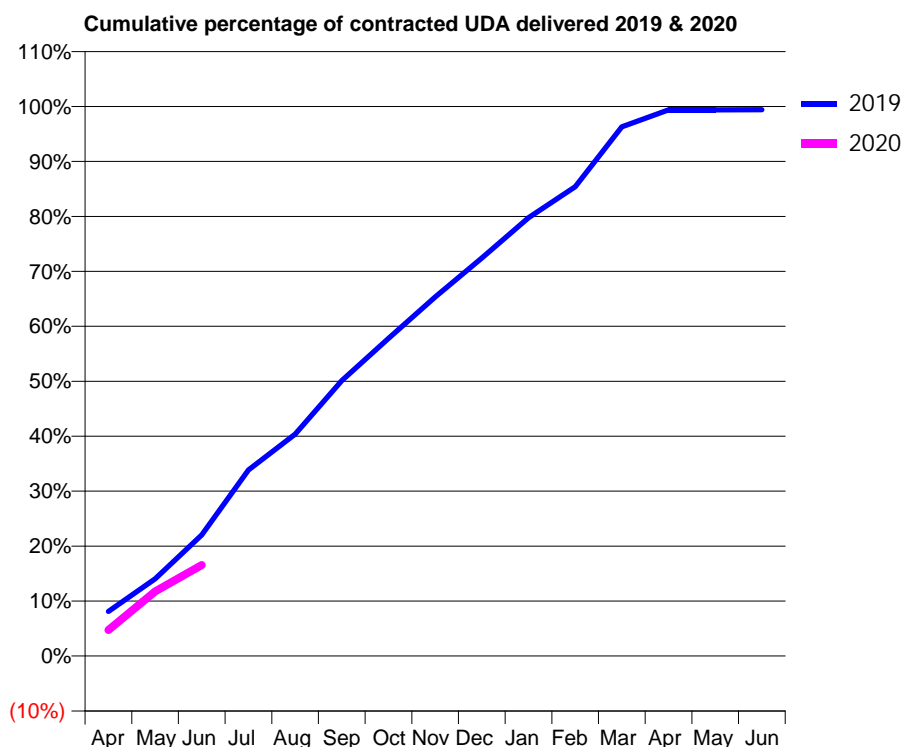
19/20 Contracted general activity (UDA)	11,929
Carry forward general activity (UDA)	0
19/20 Contracted orthodontic activity (UOA)	0
Carry forward orthodontic activity (UOA)	0
Baseline contract value	£391,338.71

ACCESS*

Patients seen in 24 months	Total	Change since previous quarter
Quarter ending June 2018	4,223	
Quarter ending September 2018	4,167	↓
Quarter ending December 2018	4,066	↓
Quarter ending March 2019	4,017	↓
Quarter ending June 2019	3,966	↓
Variance since June 2018	(6.1%)	↓



ACTIVITY



Month	Adjusted Scheduled Activity (UDA)	
	2019	2020
April	968	566
May	1,678	1,402
June	2,628	1,977
July	4,040	
August	4,819	
September	5,976	
October	6,893	
November	7,795	
December	8,637	
January	9,514	
February	10,189	
March	11,488	
April	11,855	
May	11,855	
June	11,858	

QUALITY

	Quantity	Base Number	Contract	AT	Region	England
% of FP17s for the same patient ID Re-attending within 3 months - Children	24	357	6.7%	10.4%	12.1%	11.4%
% of FP17s for the same patient ID Re-attending within 3 months - Adults	155	945	16.4%	13.7%	15.6%	15.4%
% of FP17s for the same patient ID Re-attending between 3 & 9 months - Children	208	357	58.3%	63.0%	61.2%	59.8%
% of FP17s for the same patient ID Re-attending between 3 & 9 months - Adults	576	945	61.0%	56.7%	54.5%	52.1%
% of FP17s for Band 1 Urgent Courses	100	1,115	9.0%	7.3%	9.1%	9.2%
% of FP17s Relating to Free Repair or Replacements	26	1,115	2.3%	0.9%	1.0%	0.7%
% of FP17s Relating to Continuations	23	1,115	2.1%	0.9%	1.0%	0.8%
% of Patients satisfied with the dentistry they have received	2	2	N/A	93.5%	94.2%	93.4%
% of Patients satisfied with the time they had to wait for an appointment	2	2	N/A	86.7%	88.4%	87.6%

* This is based on patients treated on this contract for their most recent course of treatment. Figures in italics indicate the base number of FP17s or Patient Questionnaire responses are less than 100. N/A is shown where the base number of responses is less than 10 during the period. % is calculated as Quantity/Base number*100

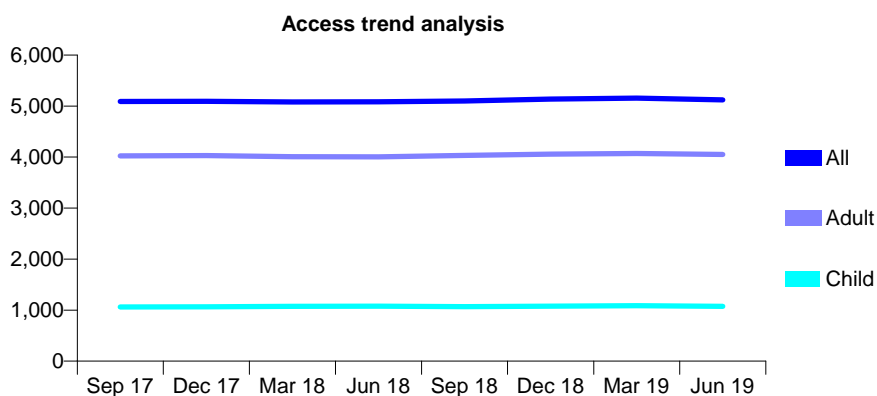
Q52 - Vital Signs At a Glance Contract Report for 847194/0001 - June 2019

Name or company name	MR MJ MILLICAN
Contract type name	GDS Contract
Purpose of contract	General
Contract start date	01/04/2006
Contract end date	

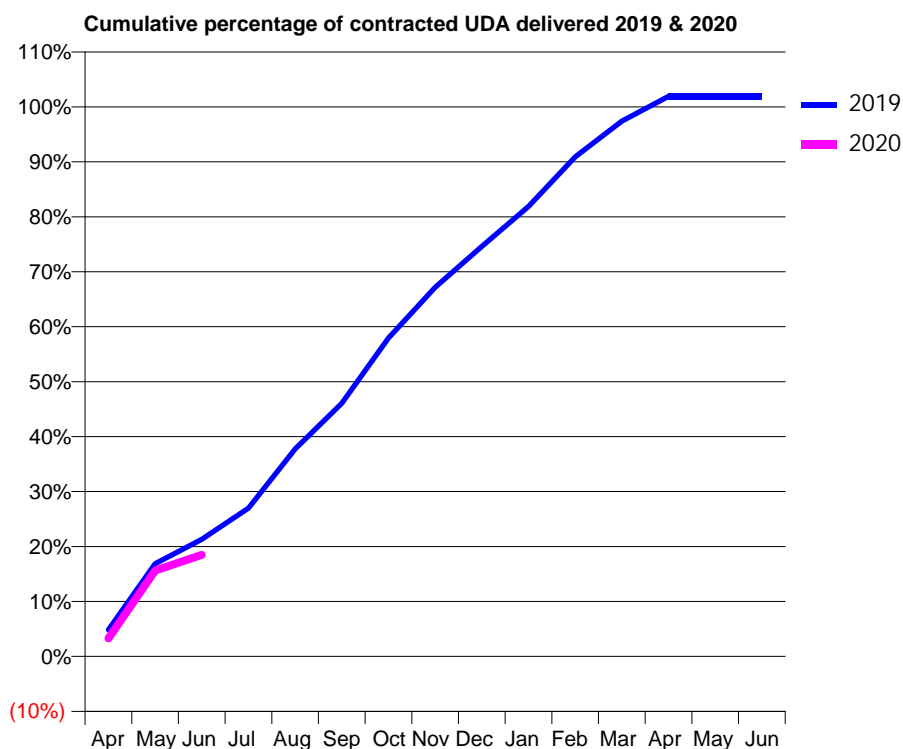
19/20 Contracted general activity (UDA)	14,000
Carry forward general activity (UDA)	0
19/20 Contracted orthodontic activity (UOA)	0
Carry forward orthodontic activity (UOA)	0
Baseline contract value	£446,140.77

ACCESS*

Patients seen in 24 months	Total	Change since previous quarter
Quarter ending June 2018	5,084	
Quarter ending September 2018	5,099	→
Quarter ending December 2018	5,139	→
Quarter ending March 2019	5,156	→
Quarter ending June 2019	5,122	→
Variance since June 2018	0.7%	→



ACTIVITY



Month	2019	2020
April	676	459
May	2,364	2,191
June	2,982	2,587
July	3,777	
August	5,288	
September	6,449	
October	8,110	
November	9,403	
December	10,443	
January	11,462	
February	12,725	
March	13,635	
April	14,269	
May	14,269	
June	14,269	

QUALITY

	Quantity	Base Number	Contract	AT	Region	England
% of FP17s for the same patient ID Re-attending within 3 months - Children	15	381	3.9%	10.4%	12.1%	11.4%
% of FP17s for the same patient ID Re-attending within 3 months - Adults	135	1,433	9.4%	13.7%	15.6%	15.4%
% of FP17s for the same patient ID Re-attending between 3 & 9 months - Children	269	381	70.6%	63.0%	61.2%	59.8%
% of FP17s for the same patient ID Re-attending between 3 & 9 months - Adults	981	1,433	68.5%	56.7%	54.5%	52.1%
% of FP17s for Band 1 Urgent Courses	84	1,446	5.8%	7.3%	9.1%	9.2%
% of FP17s Relating to Free Repair or Replacements	3	1,446	0.2%	0.9%	1.0%	0.7%
% of FP17s Relating to Continuations	8	1,446	0.6%	0.9%	1.0%	0.8%
% of Patients satisfied with the dentistry they have received	1	1	N/A	93.5%	94.2%	93.4%
% of Patients satisfied with the time they had to wait for an appointment	1	1	N/A	86.7%	88.4%	87.6%

* This is based on patients treated on this contract for their most recent course of treatment. Figures in italics indicate the base number of FP17s or Patient Questionnaire responses are less than 100. N/A is shown where the base number of responses is less than 10 during the period. % is calculated as Quantity/Base number*100

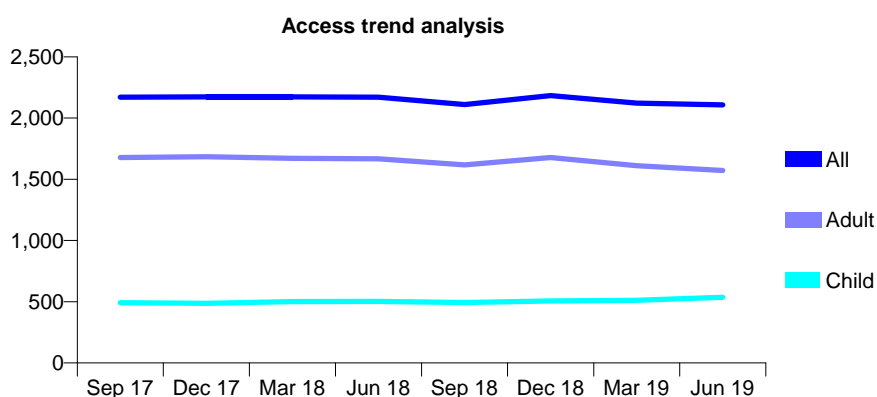
Q52 - Vital Signs At a Glance Contract Report for 852538/0001 - June 2019

Name or company name	MISS NK KHROUD
Contract type name	PDS Contract
Purpose of contract	General
Contract start date	23/05/2012
Contract end date	22/05/2022

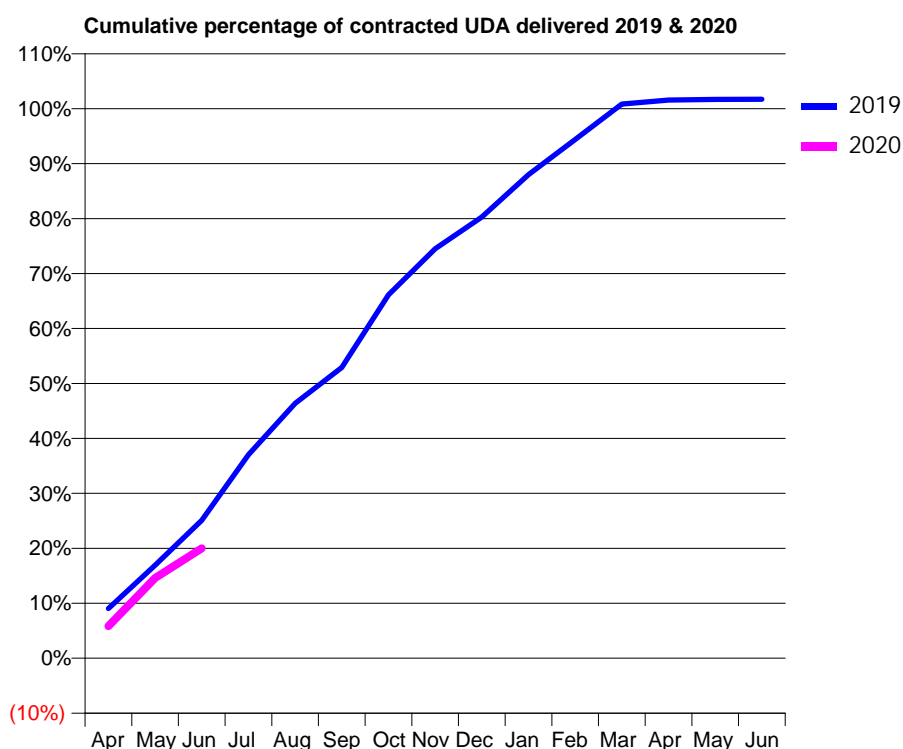
19/20 Contracted general activity (UDA)	5,591
Carry forward general activity (UDA)	0
19/20 Contracted orthodontic activity (UOA)	0
Carry forward orthodontic activity (UOA)	0
Baseline contract value	£171,542.39

ACCESS*

Patients seen in 24 months	Total	Change since previous quarter
Quarter ending June 2018	2,170	
Quarter ending September 2018	2,111	↓
Quarter ending December 2018	2,184	↑
Quarter ending March 2019	2,123	↓
Quarter ending June 2019	2,107	→
Variance since June 2018	(2.9%)	↓



ACTIVITY



Month	2019	2020
April	505	327
May	947	818
June	1,402	1,118
July	2,070	
August	2,593	
September	2,959	
October	3,697	
November	4,166	
December	4,488	
January	4,920	
February	5,277	
March	5,638	
April	5,678	
May	5,686	
June	5,687	

QUALITY

	Quantity	Base Number	Contract	AT	Region	England
% of FP17s for the same patient ID Re-attending within 3 months - Children	29	261	11.1%	10.4%	12.1%	11.4%
% of FP17s for the same patient ID Re-attending within 3 months - Adults	43	512	8.4%	13.7%	15.6%	15.4%
% of FP17s for the same patient ID Re-attending between 3 & 9 months - Children	169	261	64.8%	63.0%	61.2%	59.8%
% of FP17s for the same patient ID Re-attending between 3 & 9 months - Adults	339	512	66.2%	56.7%	54.5%	52.1%
% of FP17s for Band 1 Urgent Courses	20	737	2.7%	7.3%	9.1%	9.2%
% of FP17s Relating to Free Repair or Replacements	17	737	2.3%	0.9%	1.0%	0.7%
% of FP17s Relating to Continuations	1	737	0.1%	0.9%	1.0%	0.8%
% of Patients satisfied with the dentistry they have received	0	0	N/A	93.5%	94.2%	93.4%
% of Patients satisfied with the time they had to wait for an appointment	0	0	N/A	86.7%	88.4%	87.6%

* This is based on patients treated on this contract for their most recent course of treatment.

Figures in italics indicate the base number of FP17s or Patient Questionnaire responses are less than 100. N/A is shown where the base number of responses is less than 10 during the period. % is calculated as Quantity/Base number*100

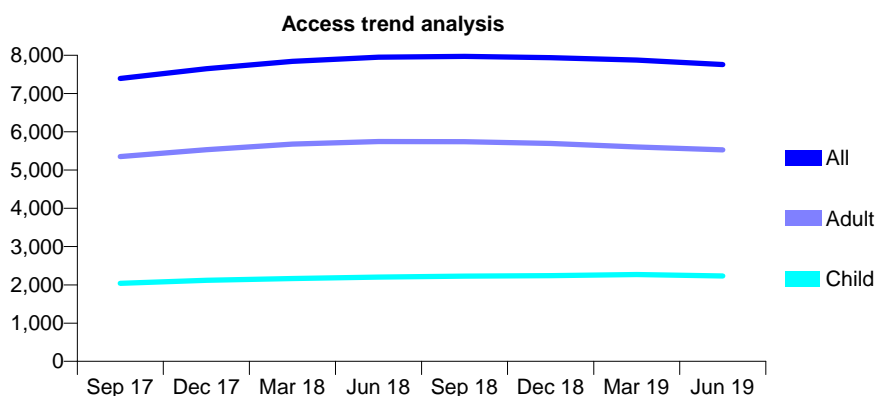
Q52 - Vital Signs At a Glance Contract Report for 854093/0001 - June 2019

Name or company name	MR A HUSSAIN
Contract type name	GDS Contract
Purpose of contract	General
Contract start date	01/04/2006
Contract end date	

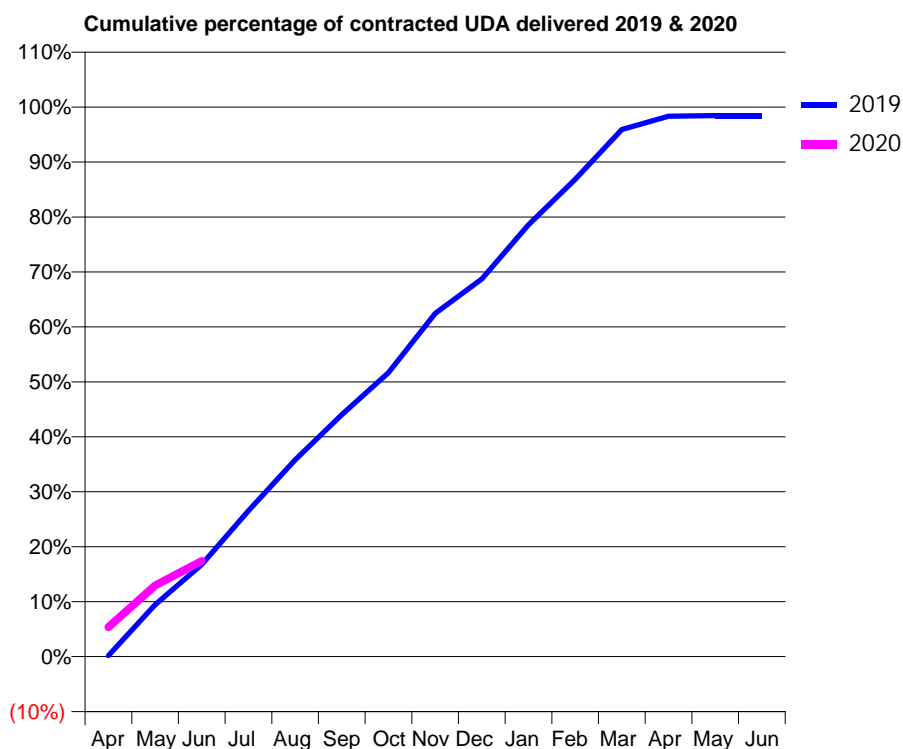
19/20 Contracted general activity (UDA)	21,783
Carry forward general activity (UDA)	0
19/20 Contracted orthodontic activity (UOA)	0
Carry forward orthodontic activity (UOA)	0
Baseline contract value	£838,926.94

ACCESS*

Patients seen in 24 months	Total	Change since previous quarter
Quarter ending June 2018	7,951	
Quarter ending September 2018	7,970	→
Quarter ending December 2018	7,936	→
Quarter ending March 2019	7,872	→
Quarter ending June 2019	7,758	↓
Variance since June 2018	(2.4%)	↓



ACTIVITY



Month	Adjusted Scheduled Activity (UDA)	
	2019	2020
April	45	1,168
May	2,059	2,820
June	3,649	3,794
July	5,780	
August	7,798	
September	9,591	
October	11,259	
November	13,601	
December	14,967	
January	17,119	
February	18,921	
March	20,892	
April	21,422	
May	21,442	
June	21,442	

QUALITY

	Quantity	Base Number	Contract	AT	Region	England
% of FP17s for the same patient ID Re-attending within 3 months - Children	87	781	11.1%	10.4%	12.1%	11.4%
% of FP17s for the same patient ID Re-attending within 3 months - Adults	245	1,564	15.7%	13.7%	15.6%	15.4%
% of FP17s for the same patient ID Re-attending between 3 & 9 months - Children	500	781	64.0%	63.0%	61.2%	59.8%
% of FP17s for the same patient ID Re-attending between 3 & 9 months - Adults	943	1,564	60.3%	56.7%	54.5%	52.1%
% of FP17s for Band 1 Urgent Courses	209	2,100	10.0%	7.3%	9.1%	9.2%
% of FP17s Relating to Free Repair or Replacements	31	2,100	1.5%	0.9%	1.0%	0.7%
% of FP17s Relating to Continuations	3	2,100	0.1%	0.9%	1.0%	0.8%
% of Patients satisfied with the dentistry they have received	3	3	N/A	93.5%	94.2%	93.4%
% of Patients satisfied with the time they had to wait for an appointment	3	3	N/A	86.7%	88.4%	87.6%

* This is based on patients treated on this contract for their most recent course of treatment. Figures in italics indicate the base number of FP17s or Patient Questionnaire responses are less than 100. N/A is shown where the base number of responses is less than 10 during the period. % is calculated as Quantity/Base number*100

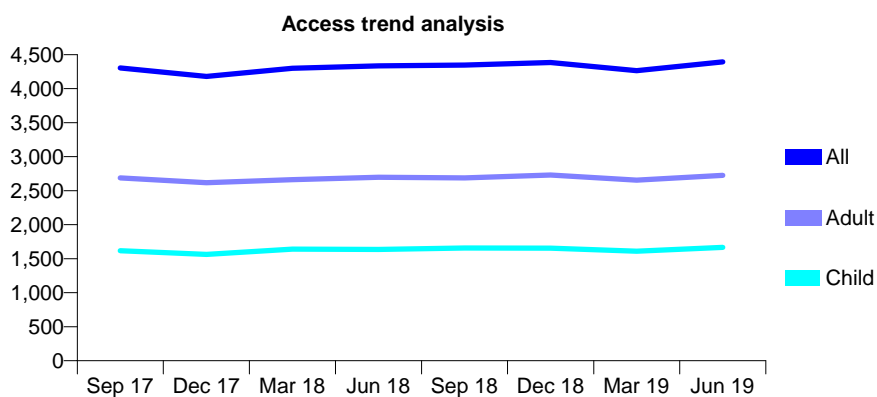
Q52 - Vital Signs At a Glance Contract Report for 854093/0005 - June 2019

Name or company name	MR A HUSSAIN
Contract type name	GDS Contract
Purpose of contract	General
Contract start date	06/10/2012
Contract end date	

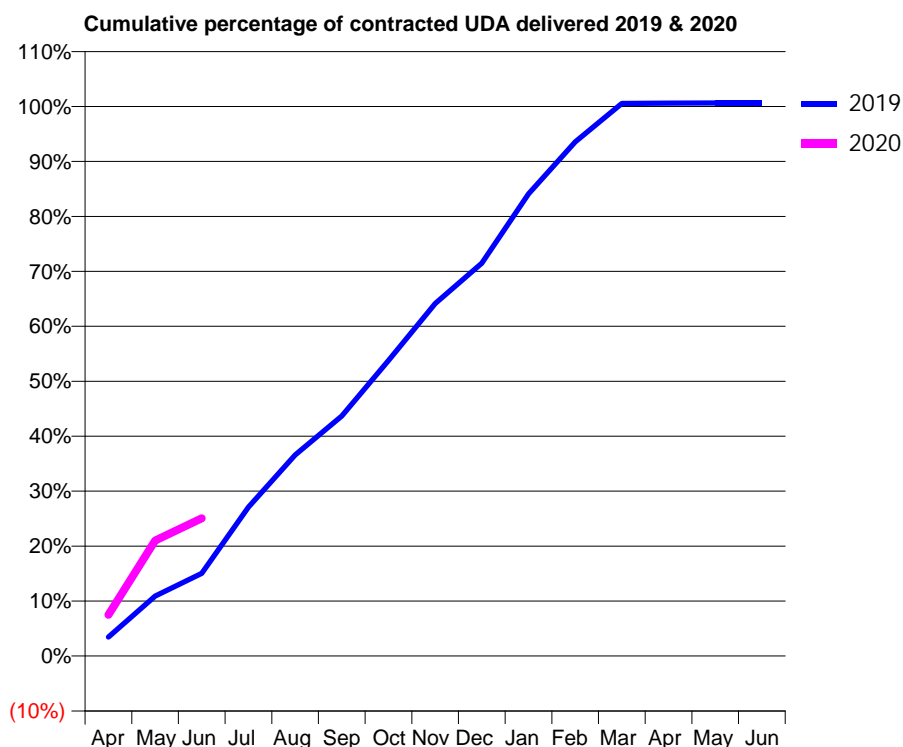
19/20 Contracted general activity (UDA)	15,340
Carry forward general activity (UDA)	0
19/20 Contracted orthodontic activity (UOA)	0
Carry forward orthodontic activity (UOA)	0
Baseline contract value	£503,262.39

ACCESS*

Patients seen in 24 months	Total	Change since previous quarter
Quarter ending June 2018	4,335	
Quarter ending September 2018	4,346	→
Quarter ending December 2018	4,386	→
Quarter ending March 2019	4,265	↓
Quarter ending June 2019	4,394	↑
Variance since June 2018	1.4%	→



ACTIVITY



Month	Adjusted Scheduled Activity (UDA)	
	2019	2020
April	532	1,154
May	1,674	3,225
June	2,305	3,843
July	4,158	
August	5,615	
September	6,700	
October	8,249	
November	9,839	
December	10,965	
January	12,899	
February	14,352	
March	15,423	
April	15,433	
May	15,434	
June	15,434	

QUALITY

	Quantity	Base Number	Contract	AT	Region	England
% of FP17s for the same patient ID Re-attending within 3 months - Children	73	591	12.4%	10.4%	12.1%	11.4%
% of FP17s for the same patient ID Re-attending within 3 months - Adults	173	1,010	17.1%	13.7%	15.6%	15.4%
% of FP17s for the same patient ID Re-attending between 3 & 9 months - Children	351	591	59.4%	63.0%	61.2%	59.8%
% of FP17s for the same patient ID Re-attending between 3 & 9 months - Adults	553	1,010	54.8%	56.7%	54.5%	52.1%
% of FP17s for Band 1 Urgent Courses	100	1,594	6.3%	7.3%	9.1%	9.2%
% of FP17s Relating to Free Repair or Replacements	5	1,594	0.3%	0.9%	1.0%	0.7%
% of FP17s Relating to Continuations	4	1,594	0.3%	0.9%	1.0%	0.8%
% of Patients satisfied with the dentistry they have received	2	2	N/A	93.5%	94.2%	93.4%
% of Patients satisfied with the time they had to wait for an appointment	2	2	N/A	86.7%	88.4%	87.6%

* This is based on patients treated on this contract for their most recent course of treatment. Figures in italics indicate the base number of FP17s or Patient Questionnaire responses are less than 100. N/A is shown where the base number of responses is less than 10 during the period. % is calculated as Quantity/Base number*100

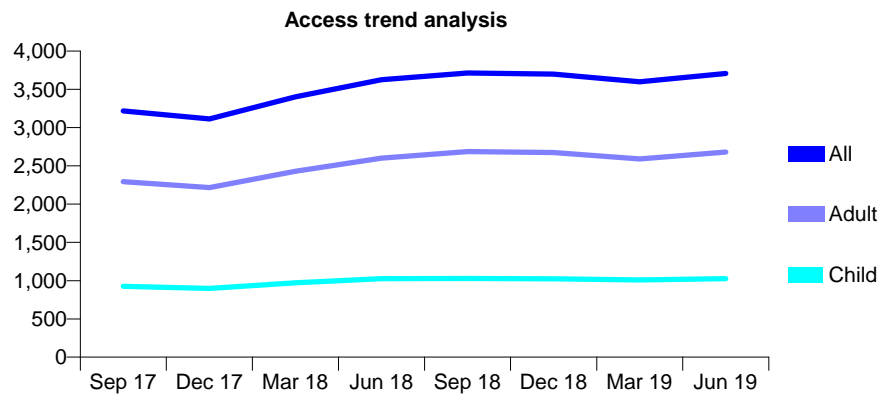
Q52 - Vital Signs At a Glance Contract Report for 854093/0006 - June 2019

Name or company name	MR A HUSSAIN
Contract type name	GDS Contract
Purpose of contract	General
Contract start date	01/02/2013
Contract end date	

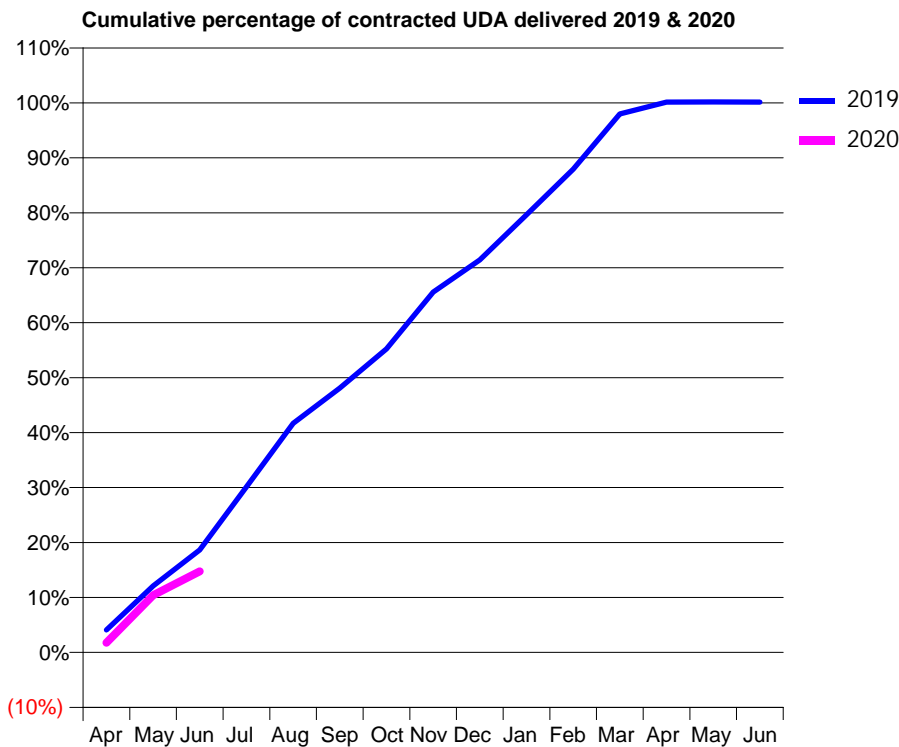
19/20 Contracted general activity (UDA)	10,865
Carry forward general activity (UDA)	0
19/20 Contracted orthodontic activity (UOA)	0
Carry forward orthodontic activity (UOA)	0
Baseline contract value	£362,844.56

ACCESS*

Patients seen in 24 months	Total	Change since previous quarter
Quarter ending June 2018	3,627	
Quarter ending September 2018	3,713	↑
Quarter ending December 2018	3,699	→
Quarter ending March 2019	3,598	↓
Quarter ending June 2019	3,706	↑
Variance since June 2018	2.2%	↑



ACTIVITY



Month	2019	2020
April	445	191
May	1,316	1,134
June	2,027	1,601
July	3,273	
August	4,528	
September	5,227	
October	6,002	
November	7,124	
December	7,760	
January	8,653	
February	9,554	
March	10,646	
April	10,880	
May	10,882	
June	10,881	

QUALITY

	Quantity	Base Number	Contract	AT	Region	England
% of FP17s for the same patient ID Re-attending within 3 months - Children	25	321	7.8%	10.4%	12.1%	11.4%
% of FP17s for the same patient ID Re-attending within 3 months - Adults	86	713	12.1%	13.7%	15.6%	15.4%
% of FP17s for the same patient ID Re-attending between 3 & 9 months - Children	207	321	64.5%	63.0%	61.2%	59.8%
% of FP17s for the same patient ID Re-attending between 3 & 9 months - Adults	397	713	55.7%	56.7%	54.5%	52.1%
% of FP17s for Band 1 Urgent Courses	97	905	10.7%	7.3%	9.1%	9.2%
% of FP17s Relating to Free Repair or Replacements	19	905	2.1%	0.9%	1.0%	0.7%
% of FP17s Relating to Continuations	5	905	0.6%	0.9%	1.0%	0.8%
% of Patients satisfied with the dentistry they have received	0	0	N/A	93.5%	94.2%	93.4%
% of Patients satisfied with the time they had to wait for an appointment	0	0	N/A	86.7%	88.4%	87.6%

* This is based on patients treated on this contract for their most recent course of treatment. Figures in italics indicate the base number of FP17s or Patient Questionnaire responses are less than 100. N/A is shown where the base number of responses is less than 10 during the period. % is calculated as Quantity/Base number*100

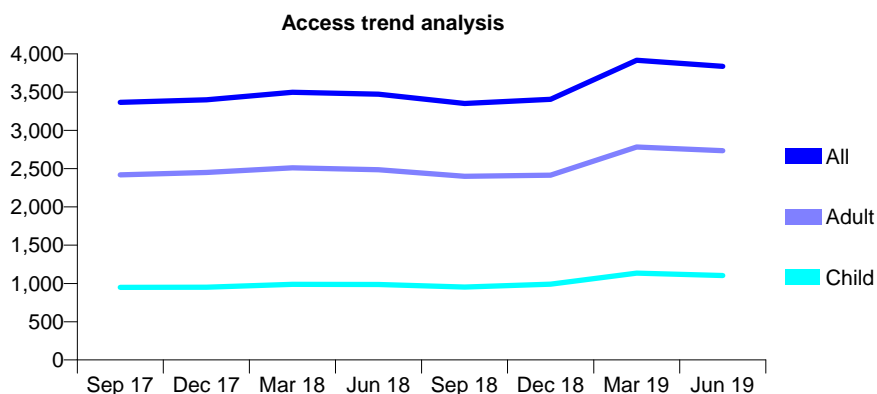
Q52 - Vital Signs At a Glance Contract Report for 854549/0002 - June 2019

Name or company name	Holt Park Dental Practice
Contract type name	GDS Contract
Purpose of contract	General
Contract start date	02/11/2009
Contract end date	

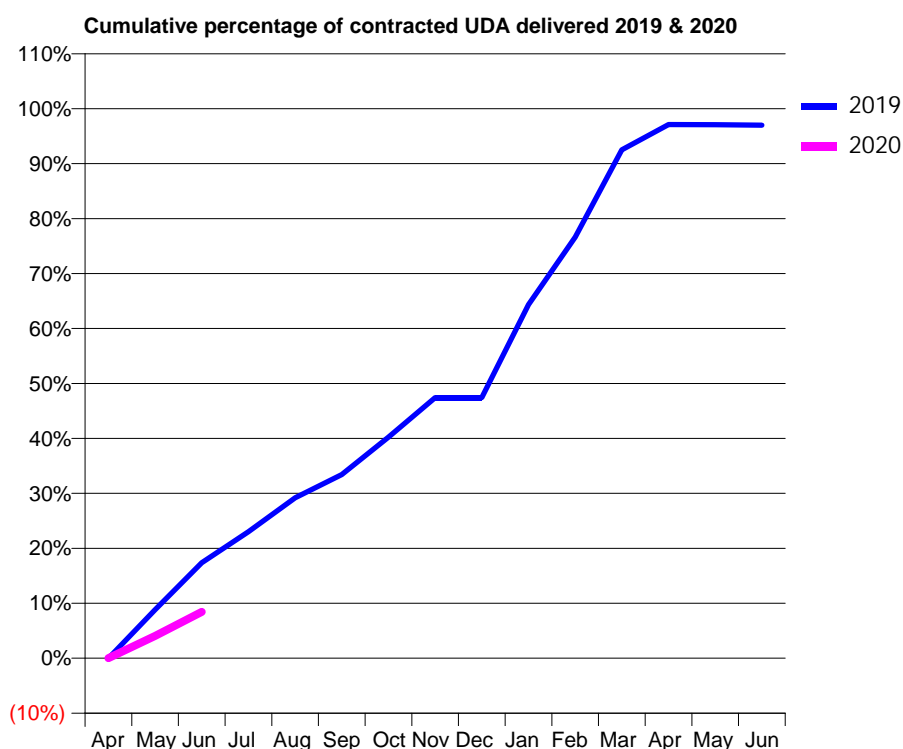
19/20 Contracted general activity (UDA)	14,000
Carry forward general activity (UDA)	0
19/20 Contracted orthodontic activity (UOA)	0
Carry forward orthodontic activity (UOA)	0
Baseline contract value	£341,944.41

ACCESS*

Patients seen in 24 months	Total	Change since previous quarter
Quarter ending June 2018	3,472	
Quarter ending September 2018	3,352	↓
Quarter ending December 2018	3,406	→
Quarter ending March 2019	3,918	↑
Quarter ending June 2019	3,837	↓
Variance since June 2018	10.5%	↑



ACTIVITY



Month	2019	2020
April	-7	0
May	1,240	569
June	2,434	1,182
July	3,224	
August	4,089	
September	4,680	
October	5,631	
November	6,640	
December	6,640	
January	9,007	
February	10,732	
March	12,950	
April	13,594	
May	13,590	
June	13,577	

QUALITY

	Quantity	Base Number	Contract	AT	Region	England
% of FP17s for the same patient ID Re-attending within 3 months - Children	17	227	7.5%	10.4%	12.1%	11.4%
% of FP17s for the same patient ID Re-attending within 3 months - Adults	70	572	12.2%	13.7%	15.6%	15.4%
% of FP17s for the same patient ID Re-attending between 3 & 9 months - Children	159	227	70.0%	63.0%	61.2%	59.8%
% of FP17s for the same patient ID Re-attending between 3 & 9 months - Adults	356	572	62.2%	56.7%	54.5%	52.1%
% of FP17s for Band 1 Urgent Courses	36	579	6.2%	7.3%	9.1%	9.2%
% of FP17s Relating to Free Repair or Replacements	12	579	2.1%	0.9%	1.0%	0.7%
% of FP17s Relating to Continuations	6	579	1.0%	0.9%	1.0%	0.8%
% of Patients satisfied with the dentistry they have received	8	10	80.0%	93.5%	94.2%	93.4%
% of Patients satisfied with the time they had to wait for an appointment	9	10	90.0%	86.7%	88.4%	87.6%

* This is based on patients treated on this contract for their most recent course of treatment.

Figures in italics indicate the base number of FP17s or Patient Questionnaire responses are less than 100. N/A is shown where the base number of responses is less than 10 during the period. % is calculated as Quantity/Base number*100

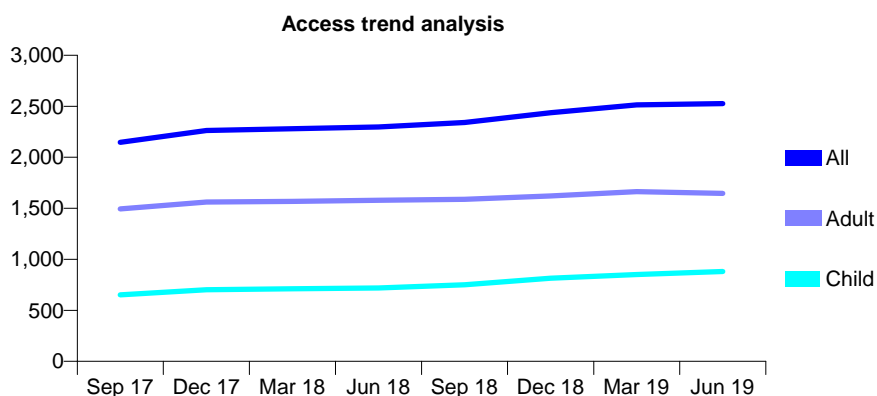
Q52 - Vital Signs At a Glance Contract Report for 854549/0003 - June 2019

Name or company name	Mr S Bedford
Contract type name	GDS Contract
Purpose of contract	General
Contract start date	01/03/2010
Contract end date	

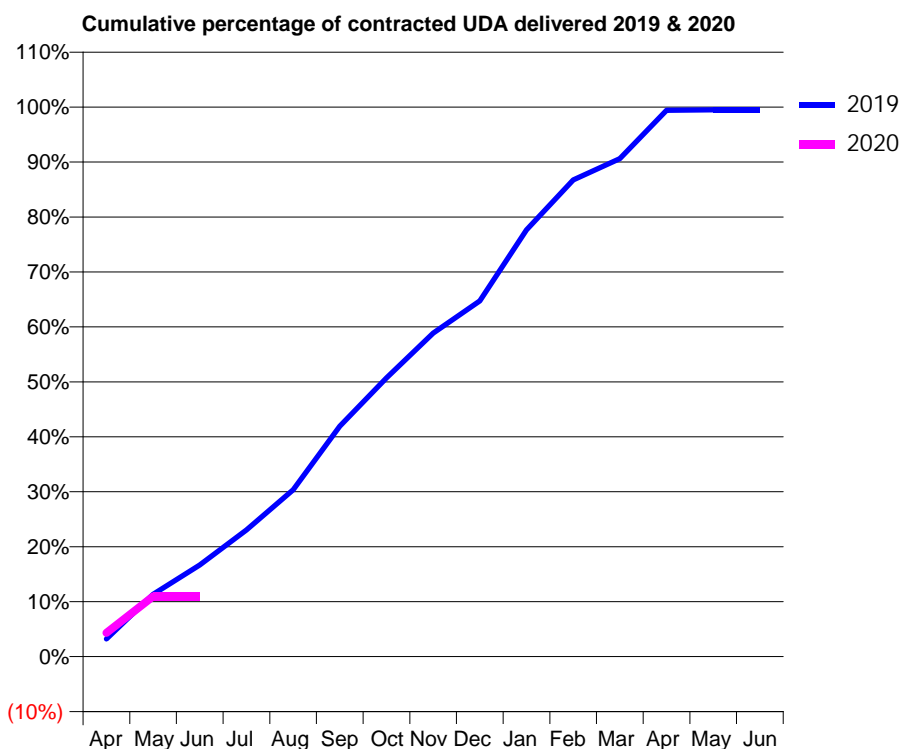
19/20 Contracted general activity (UDA)	7,000
Carry forward general activity (UDA)	0
19/20 Contracted orthodontic activity (UOA)	0
Carry forward orthodontic activity (UOA)	0
Baseline contract value	£174,842.19

ACCESS*

Patients seen in 24 months	Total	Change since previous quarter
Quarter ending June 2018	2,298	
Quarter ending September 2018	2,340	→
Quarter ending December 2018	2,437	↑
Quarter ending March 2019	2,513	↑
Quarter ending June 2019	2,526	→
Variance since June 2018	9.9%	↑



ACTIVITY



Month	Adjusted Scheduled Activity (UDA)	
	2019	2020
April	225	303
May	793	769
June	1,168	769
July	1,613	
August	2,126	
September	2,934	
October	3,551	
November	4,120	
December	4,531	
January	5,435	
February	6,072	
March	6,344	
April	6,958	
May	6,965	
June	6,965	

QUALITY

	Quantity	Base Number	Contract	AT	Region	England
% of FP17s for the same patient ID Re-attending within 3 months - Children	11	282	3.9%	10.4%	12.1%	11.4%
% of FP17s for the same patient ID Re-attending within 3 months - Adults	40	511	7.8%	13.7%	15.6%	15.4%
% of FP17s for the same patient ID Re-attending between 3 & 9 months - Children	189	282	67.0%	63.0%	61.2%	59.8%
% of FP17s for the same patient ID Re-attending between 3 & 9 months - Adults	347	511	67.9%	56.7%	54.5%	52.1%
% of FP17s for Band 1 Urgent Courses	27	463	5.8%	7.3%	9.1%	9.2%
% of FP17s Relating to Free Repair or Replacements	0	463	0.0%	0.9%	1.0%	0.7%
% of FP17s Relating to Continuations	1	463	0.2%	0.9%	1.0%	0.8%
% of Patients satisfied with the dentistry they have received	3	3	N/A	93.5%	94.2%	93.4%
% of Patients satisfied with the time they had to wait for an appointment	3	3	N/A	86.7%	88.4%	87.6%

* This is based on patients treated on this contract for their most recent course of treatment. Figures in italics indicate the base number of FP17s or Patient Questionnaire responses are less than 100. N/A is shown where the base number of responses is less than 10 during the period. % is calculated as Quantity/Base number*100

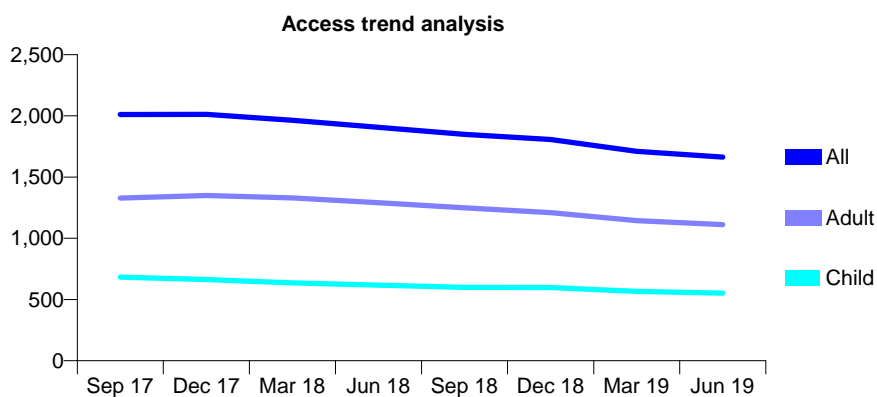
Q52 - Vital Signs At a Glance Contract Report for 855464/0004 - June 2019

Name or company name	MR JA KHAN
Contract type name	GDS Contract
Purpose of contract	General
Contract start date	29/08/2012
Contract end date	

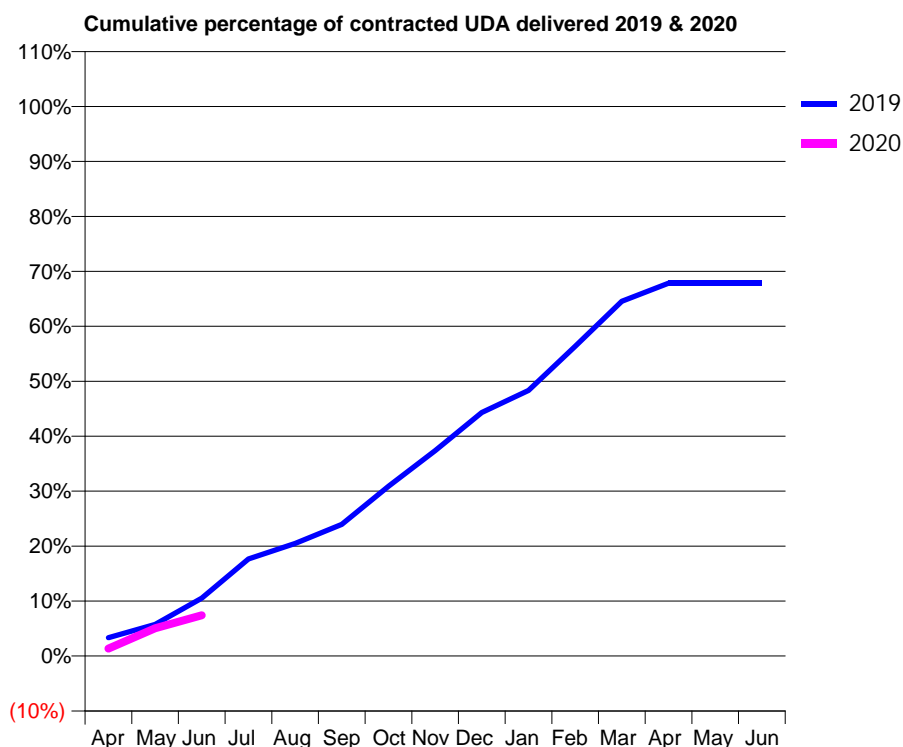
19/20 Contracted general activity (UDA)	5,250
Carry forward general activity (UDA)	0
19/20 Contracted orthodontic activity (UOA)	0
Carry forward orthodontic activity (UOA)	0
Baseline contract value	£145,976.75

ACCESS*

Patients seen in 24 months	Total	Change since previous quarter
Quarter ending June 2018	1,907	
Quarter ending September 2018	1,849	↓
Quarter ending December 2018	1,807	↓
Quarter ending March 2019	1,711	↓
Quarter ending June 2019	1,664	↓
Variance since June 2018	(12.7%)	↓



ACTIVITY



Month	Adjusted Scheduled Activity (UDA)	
	2019	2020
April	176	70
May	303	266
June	552	390
July	927	
August	1,076	
September	1,258	
October	1,622	
November	1,962	
December	2,326	
January	2,538	
February	2,958	
March	3,388	
April	3,561	
May	3,561	
June	3,561	

QUALITY

	Quantity	Base Number	Contract	AT	Region	England
% of FP17s for the same patient ID Re-attending within 3 months - Children	10	136	7.4%	10.4%	12.1%	11.4%
% of FP17s for the same patient ID Re-attending within 3 months - Adults	10	179	5.6%	13.7%	15.6%	15.4%
% of FP17s for the same patient ID Re-attending between 3 & 9 months - Children	79	136	58.1%	63.0%	61.2%	59.8%
% of FP17s for the same patient ID Re-attending between 3 & 9 months - Adults	64	179	35.8%	56.7%	54.5%	52.1%
% of FP17s for Band 1 Urgent Courses	44	226	19.5%	7.3%	9.1%	9.2%
% of FP17s Relating to Free Repair or Replacements	0	226	0.0%	0.9%	1.0%	0.7%
% of FP17s Relating to Continuations	0	226	0.0%	0.9%	1.0%	0.8%
% of Patients satisfied with the dentistry they have received	0	0	N/A	93.5%	94.2%	93.4%
% of Patients satisfied with the time they had to wait for an appointment	0	0	N/A	86.7%	88.4%	87.6%

* This is based on patients treated on this contract for their most recent course of treatment. Figures in italics indicate the base number of FP17s or Patient Questionnaire responses are less than 100. N/A is shown where the base number of responses is less than 10 during the period. % is calculated as Quantity/Base number*100

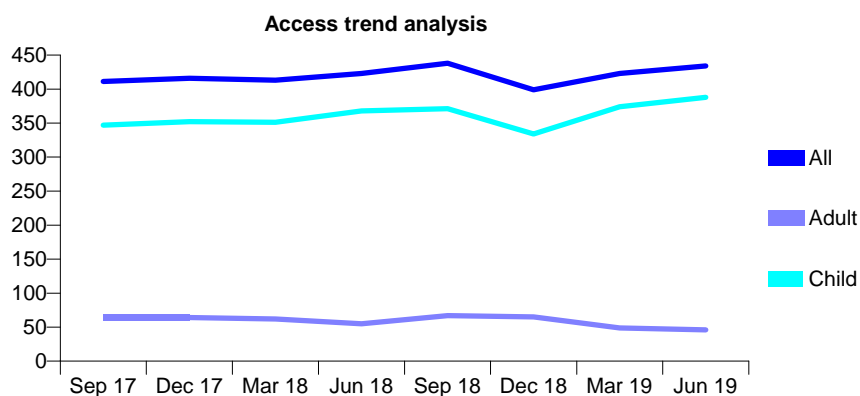
Q52 - Vital Signs At a Glance Contract Report for 857564/0001 - June 2019

Name or company name	MR OD HIGGS
Contract type name	GDS Contract
Purpose of contract	General
Contract start date	15/09/2006
Contract end date	

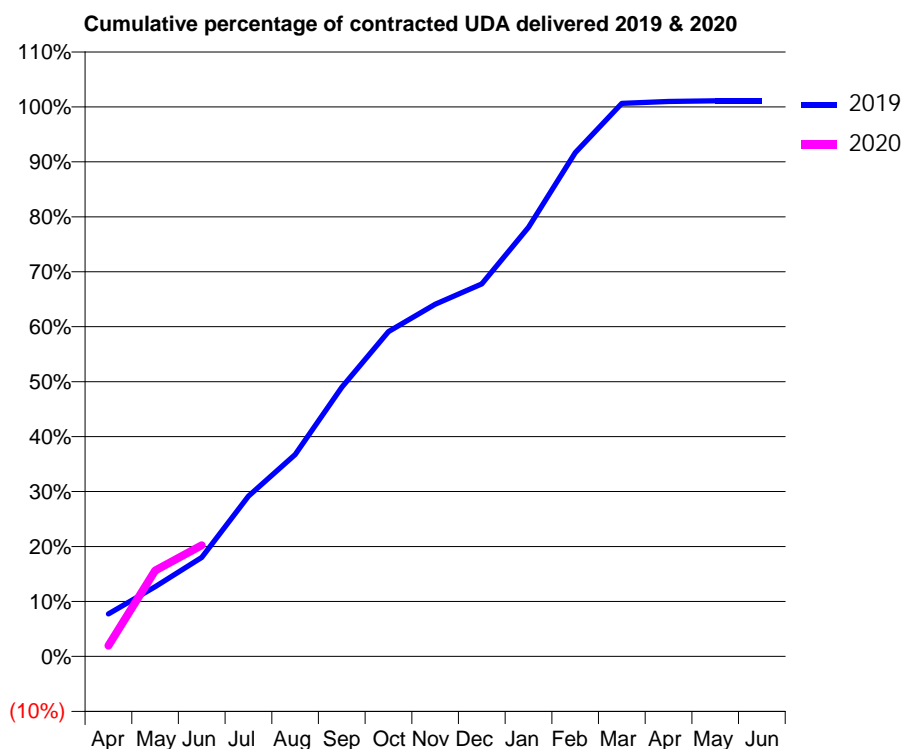
19/20 Contracted general activity (UDA)	806
Carry forward general activity (UDA)	0
19/20 Contracted orthodontic activity (UOA)	0
Carry forward orthodontic activity (UOA)	0
Baseline contract value	£24,825.76

ACCESS*

Patients seen in 24 months	Total	Change since previous quarter
Quarter ending June 2018	423	
Quarter ending September 2018	438	↑
Quarter ending December 2018	399	↓
Quarter ending March 2019	423	↑
Quarter ending June 2019	434	↑
Variance since June 2018	2.6%	↑



ACTIVITY



Month	2019	2020
April	62	16
May	102	126
June	145	163
July	235	
August	296	
September	395	
October	476	
November	516	
December	546	
January	629	
February	739	
March	811	
April	814	
May	815	
June	815	

QUALITY

	Quantity	Base Number	Contract	AT	Region	England
% of FP17s for the same patient ID Re-attending within 3 months - Children	4	148	2.7%	10.4%	12.1%	11.4%
% of FP17s for the same patient ID Re-attending within 3 months - Adults	0	5	0.0%	13.7%	15.6%	15.4%
% of FP17s for the same patient ID Re-attending between 3 & 9 months - Children	65	148	43.9%	63.0%	61.2%	59.8%
% of FP17s for the same patient ID Re-attending between 3 & 9 months - Adults	2	5	40.0%	56.7%	54.5%	52.1%
% of FP17s for Band 1 Urgent Courses	0	145	0.0%	7.3%	9.1%	9.2%
% of FP17s Relating to Free Repair or Replacements	0	145	0.0%	0.9%	1.0%	0.7%
% of FP17s Relating to Continuations	0	145	0.0%	0.9%	1.0%	0.8%
% of Patients satisfied with the dentistry they have received	0	0	N/A	93.5%	94.2%	93.4%
% of Patients satisfied with the time they had to wait for an appointment	0	0	N/A	86.7%	88.4%	87.6%

* This is based on patients treated on this contract for their most recent course of treatment. Figures in italics indicate the base number of FP17s or Patient Questionnaire responses are less than 100. N/A is shown where the base number of responses is less than 10 during the period. % is calculated as Quantity/Base number*100

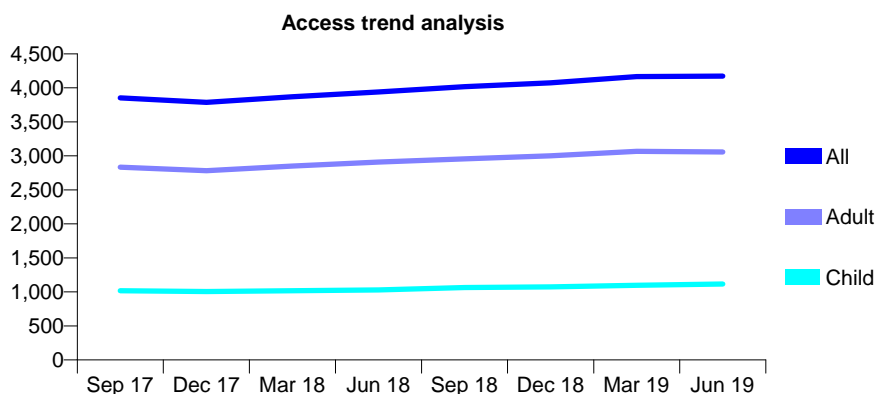
Q52 - Vital Signs At a Glance Contract Report for 905755/0001 - June 2019

Name or company name	MR FN MACPHERSON
Contract type name	GDS Contract
Purpose of contract	General
Contract start date	01/04/2006
Contract end date	

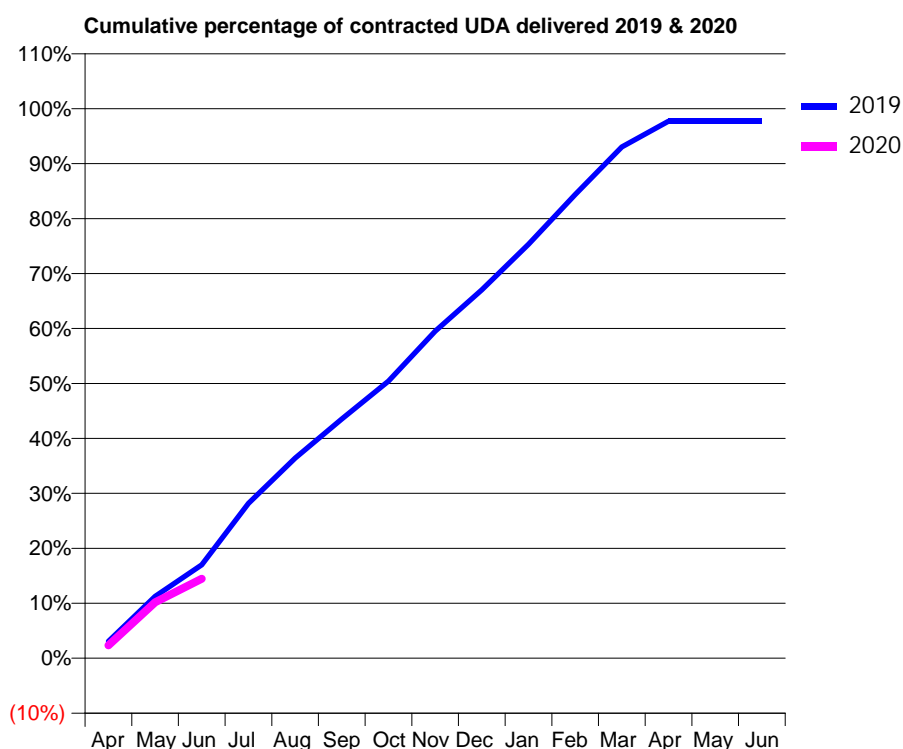
19/20 Contracted general activity (UDA)	10,626
Carry forward general activity (UDA)	0
19/20 Contracted orthodontic activity (UOA)	0
Carry forward orthodontic activity (UOA)	0
Baseline contract value	£273,707.92

ACCESS*

Patients seen in 24 months	Total	Change since previous quarter
Quarter ending June 2018	3,940	
Quarter ending September 2018	4,019	↑
Quarter ending December 2018	4,074	→
Quarter ending March 2019	4,165	↑
Quarter ending June 2019	4,174	→
Variance since June 2018	5.9%	↑



ACTIVITY



Adjusted Scheduled Activity (UDA)		
Month	2019	2020
April	326	250
May	1,197	1,082
June	1,807	1,538
July	2,995	
August	3,870	
September	4,625	
October	5,356	
November	6,324	
December	7,120	
January	8,002	
February	8,967	
March	9,885	
April	10,384	
May	10,384	
June	10,384	

QUALITY

	Quantity	Base Number	Contract	AT	Region	England
% of FP17s for the same patient ID Re-attending within 3 months - Children	30	389	7.7%	10.4%	12.1%	11.4%
% of FP17s for the same patient ID Re-attending within 3 months - Adults	177	940	18.8%	13.7%	15.6%	15.4%
% of FP17s for the same patient ID Re-attending between 3 & 9 months - Children	251	389	64.5%	63.0%	61.2%	59.8%
% of FP17s for the same patient ID Re-attending between 3 & 9 months - Adults	575	940	61.2%	56.7%	54.5%	52.1%
% of FP17s for Band 1 Urgent Courses	128	1,034	12.4%	7.3%	9.1%	9.2%
% of FP17s Relating to Free Repair or Replacements	8	1,034	0.8%	0.9%	1.0%	0.7%
% of FP17s Relating to Continuations	13	1,034	1.3%	0.9%	1.0%	0.8%
% of Patients satisfied with the dentistry they have received	2	2	N/A	93.5%	94.2%	93.4%
% of Patients satisfied with the time they had to wait for an appointment	1	2	N/A	86.7%	88.4%	87.6%

* This is based on patients treated on this contract for their most recent course of treatment. Figures in italics indicate the base number of FP17s or Patient Questionnaire responses are less than 100. N/A is shown where the base number of responses is less than 10 during the period. % is calculated as Quantity/Base number*100

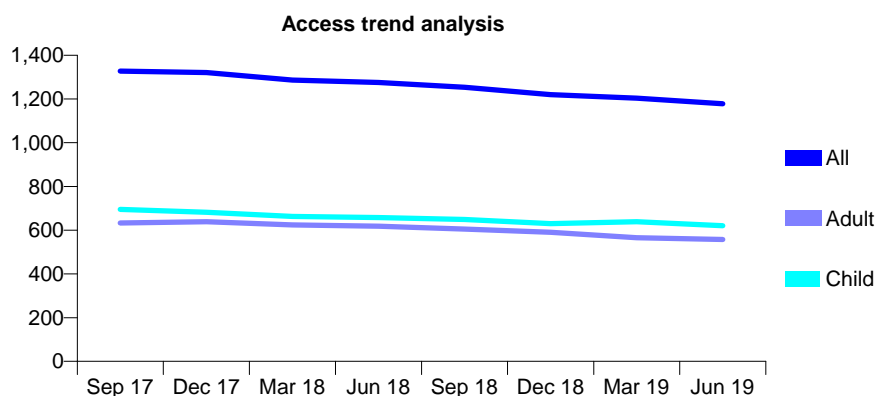
Q52 - Vital Signs At a Glance Contract Report for 911291/0001 - June 2019

Name or company name	MR JG PEARSON
Contract type name	GDS Contract
Purpose of contract	General
Contract start date	01/04/2006
Contract end date	

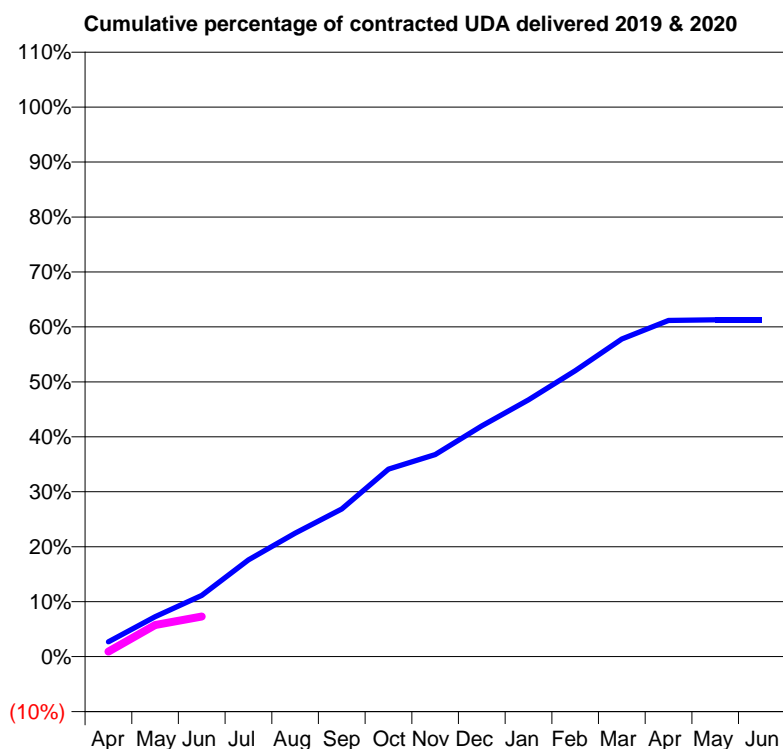
19/20 Contracted general activity (UDA)	5,000
Carry forward general activity (UDA)	0
19/20 Contracted orthodontic activity (UOA)	0
Carry forward orthodontic activity (UOA)	0
Baseline contract value	£120,416.91

ACCESS*

Patients seen in 24 months	Total	Change since previous quarter
Quarter ending June 2018	1,276	
Quarter ending September 2018	1,254	↓
Quarter ending December 2018	1,220	↓
Quarter ending March 2019	1,204	↓
Quarter ending June 2019	1,178	↓
Variance since June 2018	(7.7%)	↓



ACTIVITY



Month	Adjusted Scheduled Activity (UDA)	
	2019	2020
April	136	45
May	363	288
June	557	364
July	881	
August	1,122	
September	1,343	
October	1,706	
November	1,839	
December	2,098	
January	2,336	
February	2,601	
March	2,890	
April	3,059	
May	3,064	
June	3,064	

QUALITY

	Quantity	Base Number	Contract	AT	Region	England
% of FP17s for the same patient ID Re-attending within 3 months - Children	12	193	6.2%	10.4%	12.1%	11.4%
% of FP17s for the same patient ID Re-attending within 3 months - Adults	25	147	17.0%	13.7%	15.6%	15.4%
% of FP17s for the same patient ID Re-attending between 3 & 9 months - Children	138	193	71.5%	63.0%	61.2%	59.8%
% of FP17s for the same patient ID Re-attending between 3 & 9 months - Adults	79	147	53.7%	56.7%	54.5%	52.1%
% of FP17s for Band 1 Urgent Courses	27	233	11.6%	7.3%	9.1%	9.2%
% of FP17s Relating to Free Repair or Replacements	0	233	0.0%	0.9%	1.0%	0.7%
% of FP17s Relating to Continuations	2	233	0.9%	0.9%	1.0%	0.8%
% of Patients satisfied with the dentistry they have received	0	0	N/A	93.5%	94.2%	93.4%
% of Patients satisfied with the time they had to wait for an appointment	0	0	N/A	86.7%	88.4%	87.6%

* This is based on patients treated on this contract for their most recent course of treatment. Figures in italics indicate the base number of FP17s or Patient Questionnaire responses are less than 100. N/A is shown where the base number of responses is less than 10 during the period. % is calculated as Quantity/Base number*100

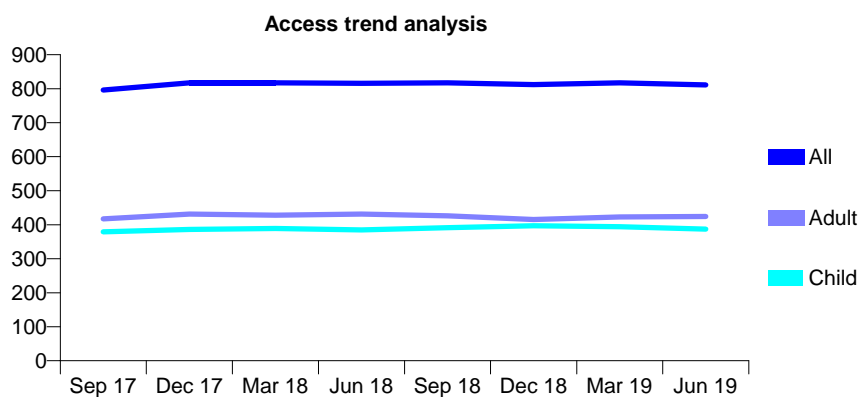
Q52 - Vital Signs At a Glance Contract Report for 913103/0001 - June 2019

Name or company name	MRS JM GRAYE
Contract type name	GDS Contract
Purpose of contract	General
Contract start date	01/04/2006
Contract end date	

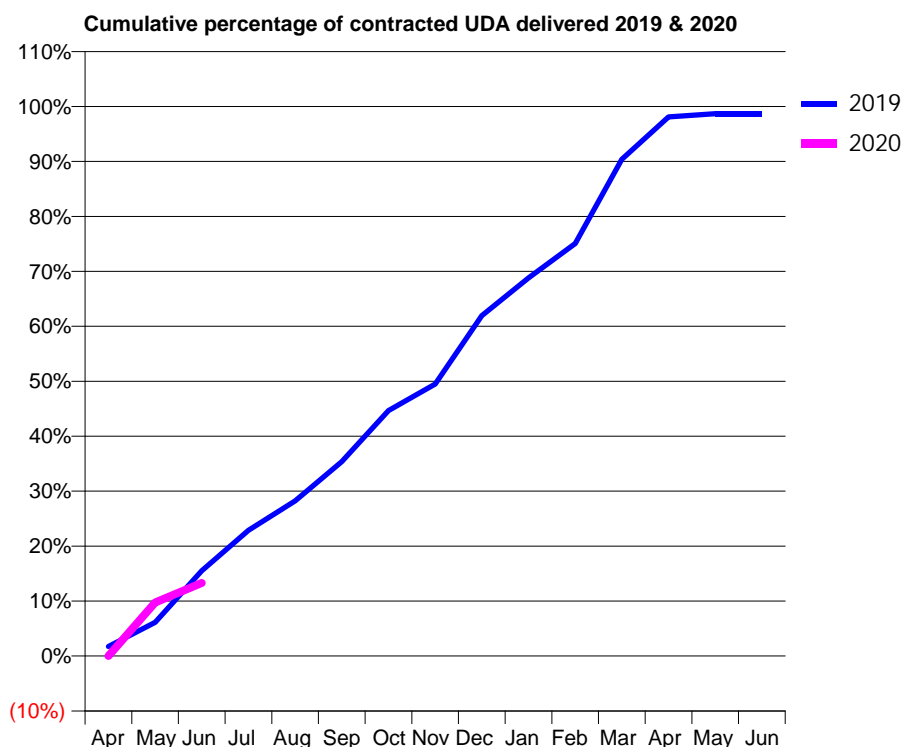
19/20 Contracted general activity (UDA)	2,419
Carry forward general activity (UDA)	0
19/20 Contracted orthodontic activity (UOA)	0
Carry forward orthodontic activity (UOA)	0
Baseline contract value	£54,958.24

ACCESS*

Patients seen in 24 months	Total	Change since previous quarter
Quarter ending June 2018	816	
Quarter ending September 2018	817	→
Quarter ending December 2018	812	→
Quarter ending March 2019	817	→
Quarter ending June 2019	811	→
Variance since June 2018	(0.6%)	→



ACTIVITY



Month	Adjusted Scheduled Activity (UDA)	
	2019	2020
April	42	0
May	148	236
June	375	322
July	553	
August	683	
September	856	
October	1,081	
November	1,197	
December	1,498	
January	1,665	
February	1,816	
March	2,187	
April	2,373	
May	2,387	
June	2,387	

QUALITY

	Quantity	Base Number	Contract	AT	Region	England
% of FP17s for the same patient ID Re-attending within 3 months - Children	18	136	13.2%	10.4%	12.1%	11.4%
% of FP17s for the same patient ID Re-attending within 3 months - Adults	11	113	9.7%	13.7%	15.6%	15.4%
% of FP17s for the same patient ID Re-attending between 3 & 9 months - Children	100	136	73.5%	63.0%	61.2%	59.8%
% of FP17s for the same patient ID Re-attending between 3 & 9 months - Adults	70	113	61.9%	56.7%	54.5%	52.1%
% of FP17s for Band 1 Urgent Courses	3	185	1.6%	7.3%	9.1%	9.2%
% of FP17s Relating to Free Repair or Replacements	0	185	0.0%	0.9%	1.0%	0.7%
% of FP17s Relating to Continuations	0	185	0.0%	0.9%	1.0%	0.8%
% of Patients satisfied with the dentistry they have received	1	1	N/A	93.5%	94.2%	93.4%
% of Patients satisfied with the time they had to wait for an appointment	1	1	N/A	86.7%	88.4%	87.6%

* This is based on patients treated on this contract for their most recent course of treatment. Figures in italics indicate the base number of FP17s or Patient Questionnaire responses are less than 100. N/A is shown where the base number of responses is less than 10 during the period. % is calculated as Quantity/Base number*100

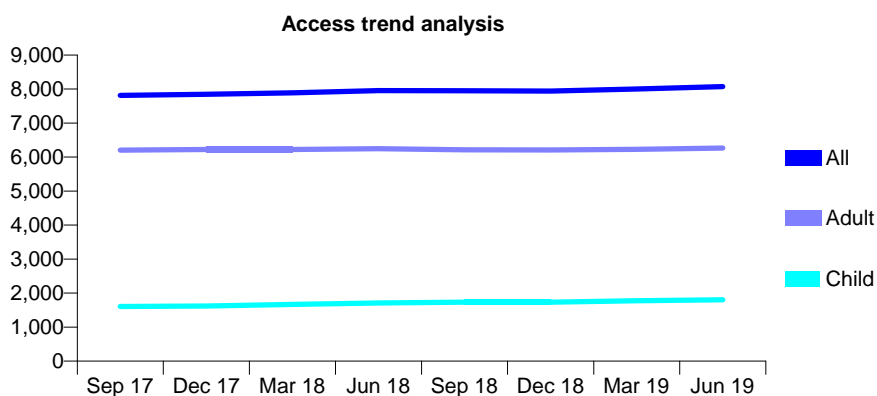
Q52 - Vital Signs At a Glance Contract Report for 914126/0001 - June 2019

Name or company name	MR RM WHITE
Contract type name	GDS Contract
Purpose of contract	General
Contract start date	01/04/2006
Contract end date	

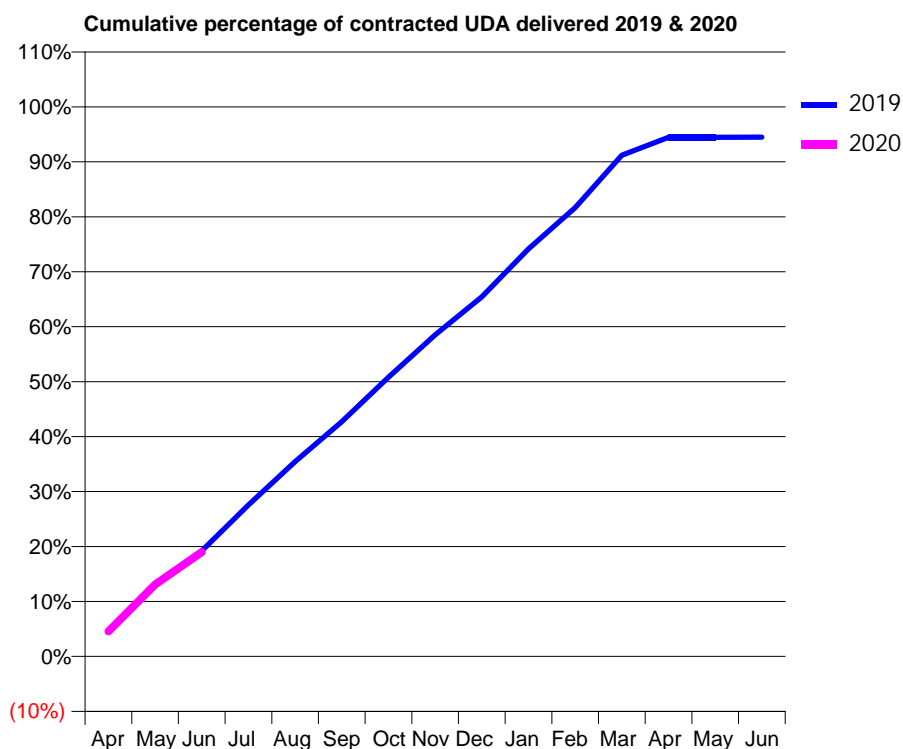
19/20 Contracted general activity (UDA)	22,295
Carry forward general activity (UDA)	0
19/20 Contracted orthodontic activity (UOA)	0
Carry forward orthodontic activity (UOA)	0
Baseline contract value	£614,577.73

ACCESS*

Patients seen in 24 months	Total	Change since previous quarter
Quarter ending June 2018	7,954	
Quarter ending September 2018	7,950	→
Quarter ending December 2018	7,944	→
Quarter ending March 2019	8,003	→
Quarter ending June 2019	8,071	→
Variance since June 2018	1.5%	→



ACTIVITY



Month	2019	2020
April	1,056	1,020
May	2,936	2,919
June	4,281	4,232
July	6,144	
August	7,906	
September	9,524	
October	11,327	
November	13,049	
December	14,588	
January	16,535	
February	18,210	
March	20,336	
April	21,058	
May	21,062	
June	21,063	

QUALITY

	Quantity	Base Number	Contract	AT	Region	England
% of FP17s for the same patient ID Re-attending within 3 months - Children	42	646	6.5%	10.4%	12.1%	11.4%
% of FP17s for the same patient ID Re-attending within 3 months - Adults	321	2,025	15.9%	13.7%	15.6%	15.4%
% of FP17s for the same patient ID Re-attending between 3 & 9 months - Children	436	646	67.5%	63.0%	61.2%	59.8%
% of FP17s for the same patient ID Re-attending between 3 & 9 months - Adults	898	2,025	44.3%	56.7%	54.5%	52.1%
% of FP17s for Band 1 Urgent Courses	229	2,299	10.0%	7.3%	9.1%	9.2%
% of FP17s Relating to Free Repair or Replacements	32	2,299	1.4%	0.9%	1.0%	0.7%
% of FP17s Relating to Continuations	41	2,299	1.8%	0.9%	1.0%	0.8%
% of Patients satisfied with the dentistry they have received	3	3	N/A	93.5%	94.2%	93.4%
% of Patients satisfied with the time they had to wait for an appointment	3	3	N/A	86.7%	88.4%	87.6%

* This is based on patients treated on this contract for their most recent course of treatment. Figures in italics indicate the base number of FP17s or Patient Questionnaire responses are less than 100. N/A is shown where the base number of responses is less than 10 during the period. % is calculated as Quantity/Base number*100

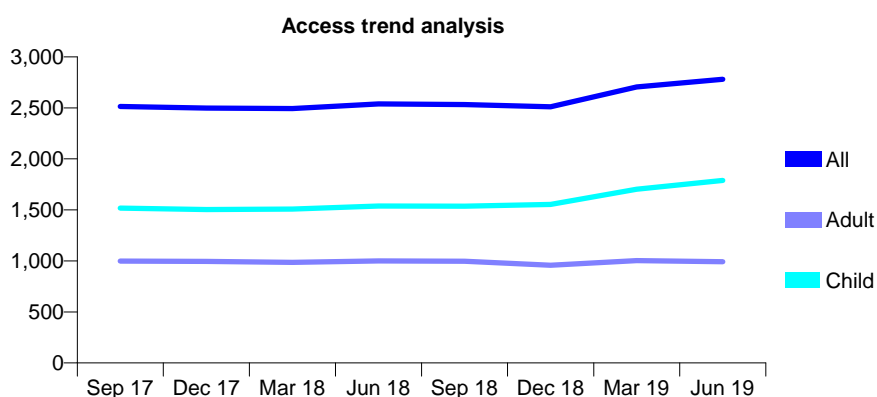
Q52 - Vital Signs At a Glance Contract Report for 914169/0001 - June 2019

Name or company name	MR DS BROWN
Contract type name	GDS Contract
Purpose of contract	General
Contract start date	01/04/2006
Contract end date	

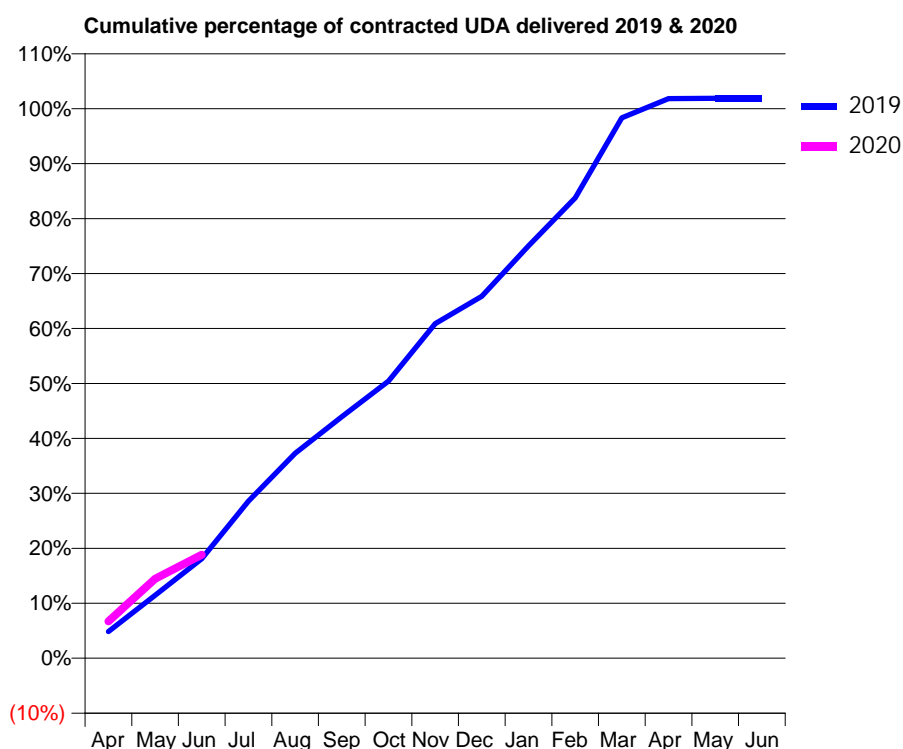
19/20 Contracted general activity (UDA)	7,850
Carry forward general activity (UDA)	0
19/20 Contracted orthodontic activity (UOA)	0
Carry forward orthodontic activity (UOA)	0
Baseline contract value	£281,432.27

ACCESS*

Patients seen in 24 months	Total	Change since previous quarter
Quarter ending June 2018	2,539	
Quarter ending September 2018	2,533	→
Quarter ending December 2018	2,511	→
Quarter ending March 2019	2,705	↑
Quarter ending June 2019	2,781	↑
Variance since June 2018	9.5%	↑



ACTIVITY



Month	2019	2020
April	380	527
May	900	1,134
June	1,420	1,479
July	2,245	
August	2,927	
September	3,449	
October	3,960	
November	4,779	
December	5,169	
January	5,890	
February	6,575	
March	7,719	
April	7,992	
May	7,998	
June	7,998	

QUALITY

	Quantity	Base Number	Contract	AT	Region	England
% of FP17s for the same patient ID Re-attending within 3 months - Children	69	673	10.3%	10.4%	12.1%	11.4%
% of FP17s for the same patient ID Re-attending within 3 months - Adults	60	286	21.0%	13.7%	15.6%	15.4%
% of FP17s for the same patient ID Re-attending between 3 & 9 months - Children	394	673	58.5%	63.0%	61.2%	59.8%
% of FP17s for the same patient ID Re-attending between 3 & 9 months - Adults	169	286	59.1%	56.7%	54.5%	52.1%
% of FP17s for Band 1 Urgent Courses	70	840	8.3%	7.3%	9.1%	9.2%
% of FP17s Relating to Free Repair or Replacements	0	840	0.0%	0.9%	1.0%	0.7%
% of FP17s Relating to Continuations	0	840	0.0%	0.9%	1.0%	0.8%
% of Patients satisfied with the dentistry they have received	1	1	N/A	93.5%	94.2%	93.4%
% of Patients satisfied with the time they had to wait for an appointment	1	1	N/A	86.7%	88.4%	87.6%

* This is based on patients treated on this contract for their most recent course of treatment.

Figures in italics indicate the base number of FP17s or Patient Questionnaire responses are less than 100. N/A is shown where the base number of responses is less than 10 during the period. % is calculated as Quantity/Base number*100

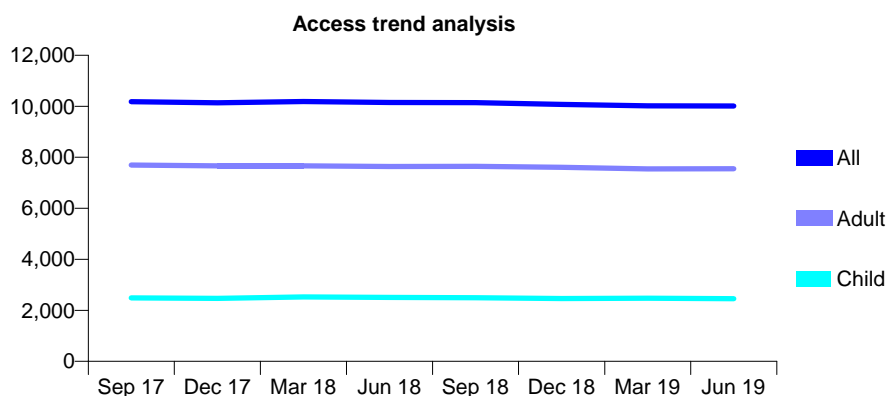
Q52 - Vital Signs At a Glance Contract Report for 915017/0001 - June 2019

Name or company name	MR JP HENDRON
Contract type name	Pilot Contract
Purpose of contract	General
Contract start date	01/04/2006
Contract end date	

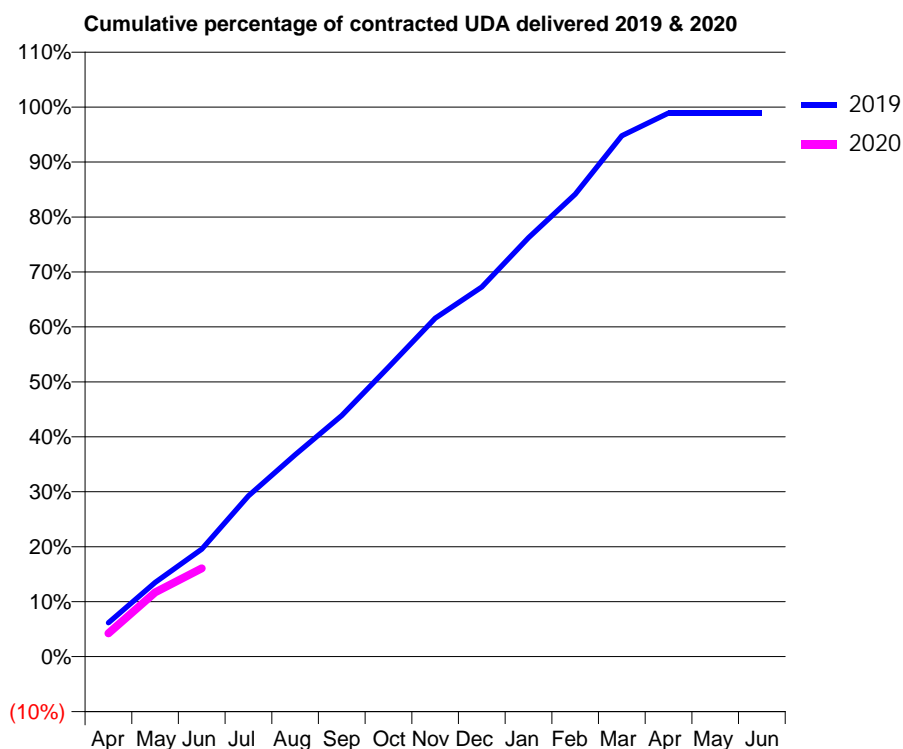
19/20 Contracted general activity (UDA)	28,557
Carry forward general activity (UDA)	0
19/20 Contracted orthodontic activity (UOA)	0
Carry forward orthodontic activity (UOA)	0
Baseline contract value	£946,385.00

ACCESS*

Patients seen in 24 months	Total	Change since previous quarter
Quarter ending June 2018	10,152	
Quarter ending September 2018	10,139	→
Quarter ending December 2018	10,073	→
Quarter ending March 2019	10,017	→
Quarter ending June 2019	10,009	→
Variance since June 2018	(1.4%)	↓



ACTIVITY



Month	Adjusted Scheduled Activity (UDA)	
	2019	2020
April	1,580	1,212
May	3,448	3,340
June	4,995	4,590
July	7,474	
August	9,386	
September	11,211	
October	13,458	
November	15,735	
December	17,186	
January	19,478	
February	21,502	
March	24,216	
April	25,268	
May	25,272	
June	25,272	

QUALITY

	Quantity	Base Number	Contract	AT	Region	England
% of FP17s for the same patient ID Re-attending within 3 months - Children	48	817	5.9%	10.4%	12.1%	11.4%
% of FP17s for the same patient ID Re-attending within 3 months - Adults	182	2,029	9.0%	13.7%	15.6%	15.4%
% of FP17s for the same patient ID Re-attending between 3 & 9 months - Children	566	817	69.3%	63.0%	61.2%	59.8%
% of FP17s for the same patient ID Re-attending between 3 & 9 months - Adults	988	2,029	48.7%	56.7%	54.5%	52.1%
% of FP17s for Band 1 Urgent Courses	121	2,474	4.9%	7.3%	9.1%	9.2%
% of FP17s Relating to Free Repair or Replacements	12	2,474	0.5%	0.9%	1.0%	0.7%
% of FP17s Relating to Continuations	35	2,474	1.4%	0.9%	1.0%	0.8%
% of Patients satisfied with the dentistry they have received	0	0	N/A	93.5%	94.2%	93.4%
% of Patients satisfied with the time they had to wait for an appointment	0	0	N/A	86.7%	88.4%	87.6%

* This is based on patients treated on this contract for their most recent course of treatment. Figures in italics indicate the base number of FP17s or Patient Questionnaire responses are less than 100. N/A is shown where the base number of responses is less than 10 during the period. % is calculated as Quantity/Base number*100

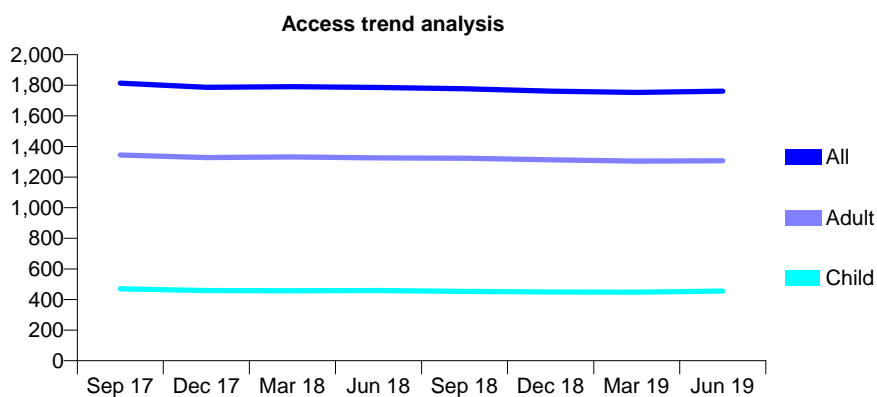
Q52 - Vital Signs At a Glance Contract Report for 915467/0001 - June 2019

Name or company name	MR A STEVENSON
Contract type name	PDS Contract
Purpose of contract	General
Contract start date	01/04/2006
Contract end date	31/03/2021

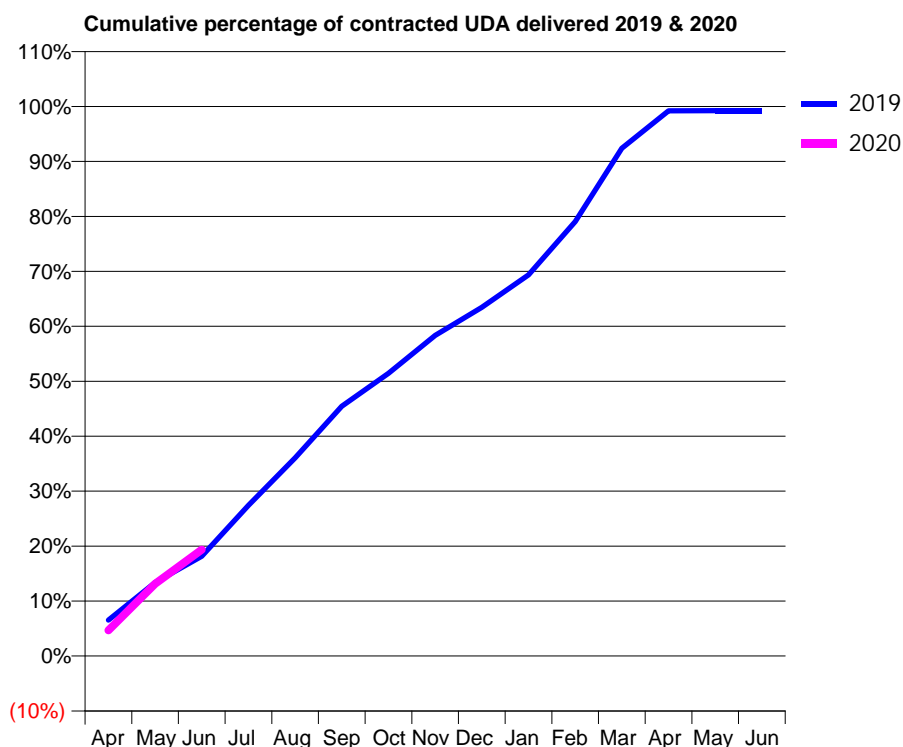
19/20 Contracted general activity (UDA)	5,620
Carry forward general activity (UDA)	0
19/20 Contracted orthodontic activity (UOA)	0
Carry forward orthodontic activity (UOA)	0
Baseline contract value	£159,256.43

ACCESS*

Patients seen in 24 months	Total	Change since previous quarter
Quarter ending June 2018	1,785	
Quarter ending September 2018	1,777	→
Quarter ending December 2018	1,762	→
Quarter ending March 2019	1,753	→
Quarter ending June 2019	1,762	→
Variance since June 2018	(1.3%)	↓



ACTIVITY



Month	Adjusted Scheduled Activity (UDA)	
	2019	2020
April	368	263
May	753	738
June	1,020	1,087
July	1,542	
August	2,027	
September	2,554	
October	2,891	
November	3,279	
December	3,565	
January	3,898	
February	4,442	
March	5,192	
April	5,574	
May	5,577	
June	5,577	

QUALITY

	Quantity	Base Number	Contract	AT	Region	England
% of FP17s for the same patient ID Re-attending within 3 months - Children	14	168	8.3%	10.4%	12.1%	11.4%
% of FP17s for the same patient ID Re-attending within 3 months - Adults	102	516	19.8%	13.7%	15.6%	15.4%
% of FP17s for the same patient ID Re-attending between 3 & 9 months - Children	76	168	45.2%	63.0%	61.2%	59.8%
% of FP17s for the same patient ID Re-attending between 3 & 9 months - Adults	251	516	48.6%	56.7%	54.5%	52.1%
% of FP17s for Band 1 Urgent Courses	22	555	4.0%	7.3%	9.1%	9.2%
% of FP17s Relating to Free Repair or Replacements	1	555	0.2%	0.9%	1.0%	0.7%
% of FP17s Relating to Continuations	19	555	3.4%	0.9%	1.0%	0.8%
% of Patients satisfied with the dentistry they have received	0	0	N/A	93.5%	94.2%	93.4%
% of Patients satisfied with the time they had to wait for an appointment	0	0	N/A	86.7%	88.4%	87.6%

* This is based on patients treated on this contract for their most recent course of treatment. Figures in italics indicate the base number of FP17s or Patient Questionnaire responses are less than 100. N/A is shown where the base number of responses is less than 10 during the period. % is calculated as Quantity/Base number*100

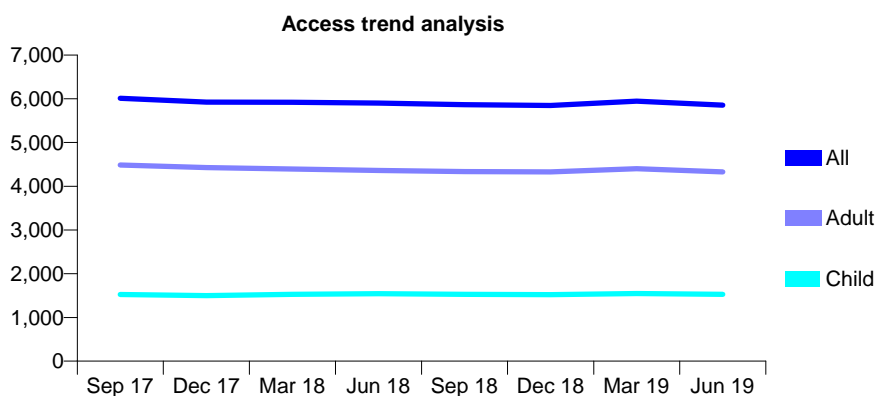
Q52 - Vital Signs At a Glance Contract Report for 917370/0011 - June 2019

Name or company name	57 Dental Care
Contract type name	GDS Contract
Purpose of contract	General
Contract start date	14/04/2008
Contract end date	

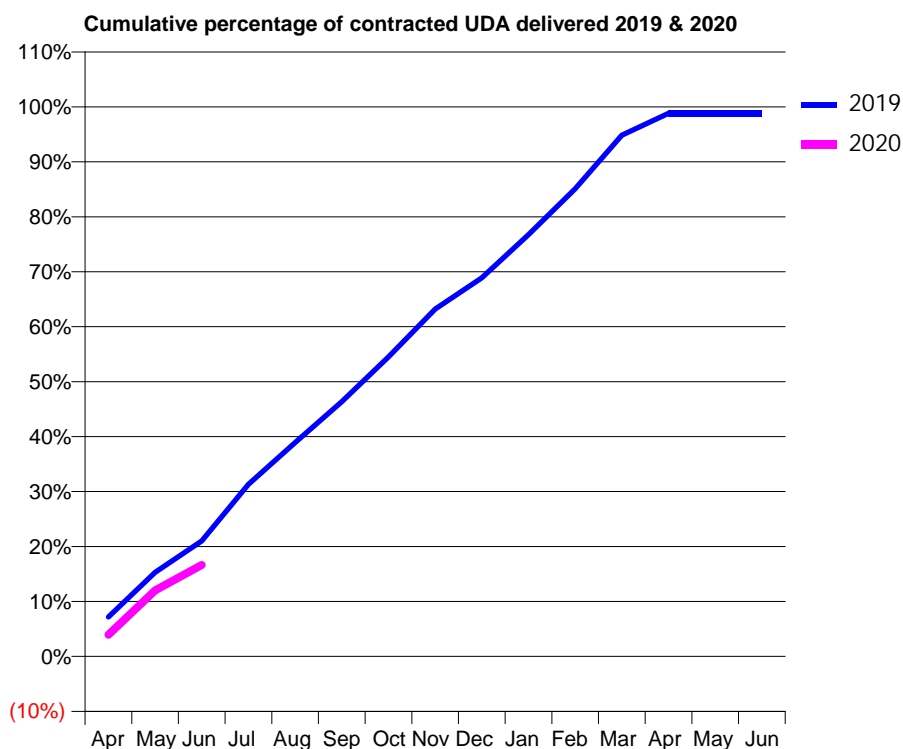
19/20 Contracted general activity (UDA)	15,000
Carry forward general activity (UDA)	0
19/20 Contracted orthodontic activity (UOA)	0
Carry forward orthodontic activity (UOA)	0
Baseline contract value	£444,976.14

ACCESS*

Patients seen in 24 months	Total	Change since previous quarter
Quarter ending June 2018	5,900	
Quarter ending September 2018	5,866	→
Quarter ending December 2018	5,848	→
Quarter ending March 2019	5,946	→
Quarter ending June 2019	5,855	↓
Variance since June 2018	(0.8%)	→



ACTIVITY



Month	Adjusted Scheduled Activity (UDA)	
	2019	2020
April	1,079	591
May	2,295	1,803
June	3,151	2,497
July	4,699	
August	5,841	
September	6,954	
October	8,178	
November	9,481	
December	10,332	
January	11,511	
February	12,766	
March	14,223	
April	14,826	
May	14,826	
June	14,826	

QUALITY

	Quantity	Base Number	Contract	AT	Region	England
% of FP17s for the same patient ID Re-attending within 3 months - Children	24	451	5.3%	10.4%	12.1%	11.4%
% of FP17s for the same patient ID Re-attending within 3 months - Adults	139	1,072	13.0%	13.7%	15.6%	15.4%
% of FP17s for the same patient ID Re-attending between 3 & 9 months - Children	271	451	60.1%	63.0%	61.2%	59.8%
% of FP17s for the same patient ID Re-attending between 3 & 9 months - Adults	502	1,072	46.8%	56.7%	54.5%	52.1%
% of FP17s for Band 1 Urgent Courses	93	1,105	8.4%	7.3%	9.1%	9.2%
% of FP17s Relating to Free Repair or Replacements	4	1,105	0.4%	0.9%	1.0%	0.7%
% of FP17s Relating to Continuations	7	1,105	0.6%	0.9%	1.0%	0.8%
% of Patients satisfied with the dentistry they have received	0	0	N/A	93.5%	94.2%	93.4%
% of Patients satisfied with the time they had to wait for an appointment	0	0	N/A	86.7%	88.4%	87.6%

* This is based on patients treated on this contract for their most recent course of treatment. Figures in italics indicate the base number of FP17s or Patient Questionnaire responses are less than 100. N/A is shown where the base number of responses is less than 10 during the period. % is calculated as Quantity/Base number*100

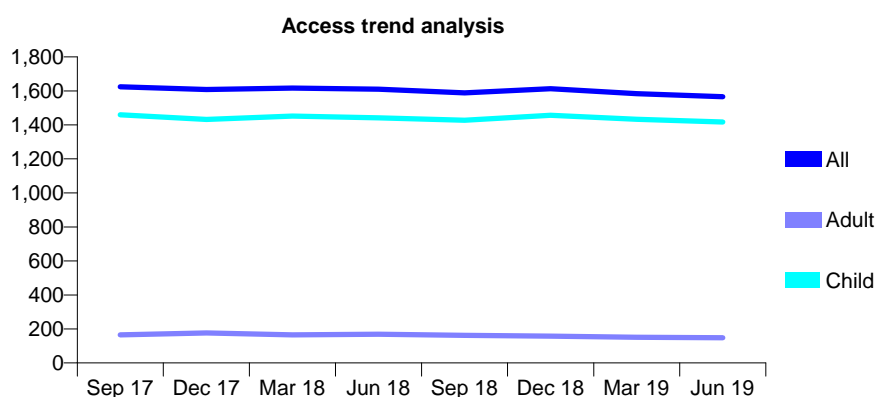
Q52 - Vital Signs At a Glance Contract Report for 917990/0001 - June 2019

Name or company name	MISS L TAYLOR
Contract type name	GDS Contract
Purpose of contract	General
Contract start date	01/04/2006
Contract end date	

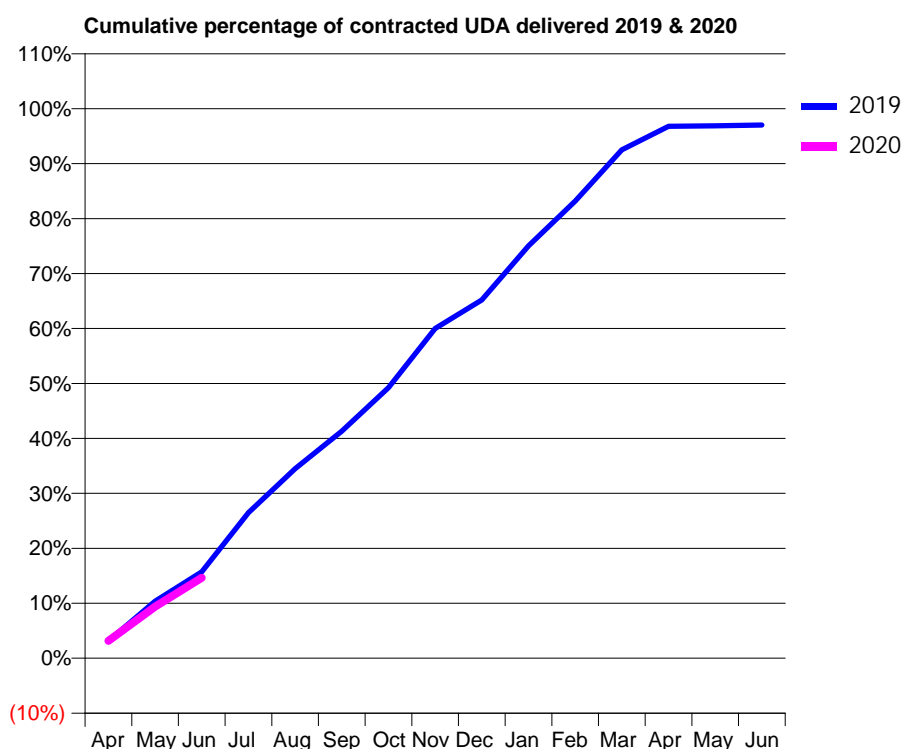
19/20 Contracted general activity (UDA)	3,898
Carry forward general activity (UDA)	0
19/20 Contracted orthodontic activity (UOA)	0
Carry forward orthodontic activity (UOA)	0
Baseline contract value	£96,584.53

ACCESS*

Patients seen in 24 months	Total	Change since previous quarter
Quarter ending June 2018	1,610	
Quarter ending September 2018	1,589	↓
Quarter ending December 2018	1,613	→
Quarter ending March 2019	1,584	↓
Quarter ending June 2019	1,566	↓
Variance since June 2018	(2.7%)	↓



ACTIVITY



Month	2019	2020
April	123	124
May	406	366
June	613	570
July	1,032	
August	1,345	
September	1,611	
October	1,919	
November	2,339	
December	2,541	
January	2,924	
February	3,242	
March	3,607	
April	3,773	
May	3,776	
June	3,782	

QUALITY

	Quantity	Base Number	Contract	AT	Region	England
% of FP17s for the same patient ID Re-attending within 3 months - Children	42	462	9.1%	10.4%	12.1%	11.4%
% of FP17s for the same patient ID Re-attending within 3 months - Adults	2	21	9.5%	13.7%	15.6%	15.4%
% of FP17s for the same patient ID Re-attending between 3 & 9 months - Children	335	462	72.5%	63.0%	61.2%	59.8%
% of FP17s for the same patient ID Re-attending between 3 & 9 months - Adults	18	21	85.7%	56.7%	54.5%	52.1%
% of FP17s for Band 1 Urgent Courses	7	379	1.8%	7.3%	9.1%	9.2%
% of FP17s Relating to Free Repair or Replacements	0	379	0.0%	0.9%	1.0%	0.7%
% of FP17s Relating to Continuations	0	379	0.0%	0.9%	1.0%	0.8%
% of Patients satisfied with the dentistry they have received	1	1	N/A	93.5%	94.2%	93.4%
% of Patients satisfied with the time they had to wait for an appointment	1	1	N/A	86.7%	88.4%	87.6%

* This is based on patients treated on this contract for their most recent course of treatment. Figures in italics indicate the base number of FP17s or Patient Questionnaire responses are less than 100. N/A is shown where the base number of responses is less than 10 during the period. % is calculated as Quantity/Base number*100

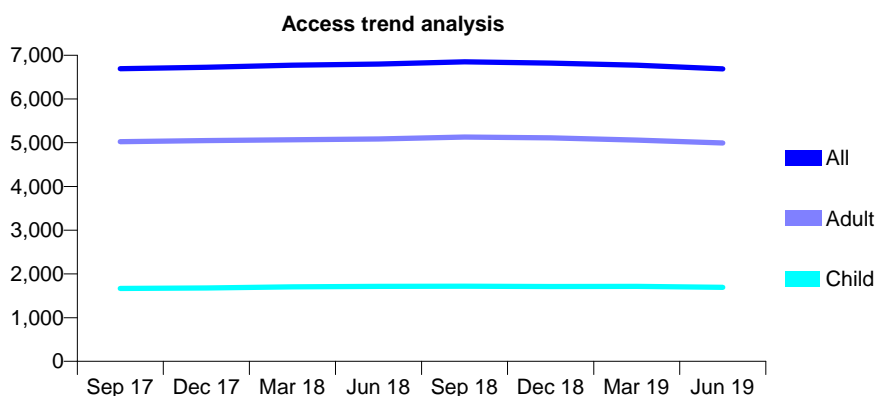
Q52 - Vital Signs At a Glance Contract Report for 919861/0001 - June 2019

Name or company name	MRS SJ BARRETT
Contract type name	PDS Contract
Purpose of contract	General
Contract start date	01/04/2006
Contract end date	31/03/2021

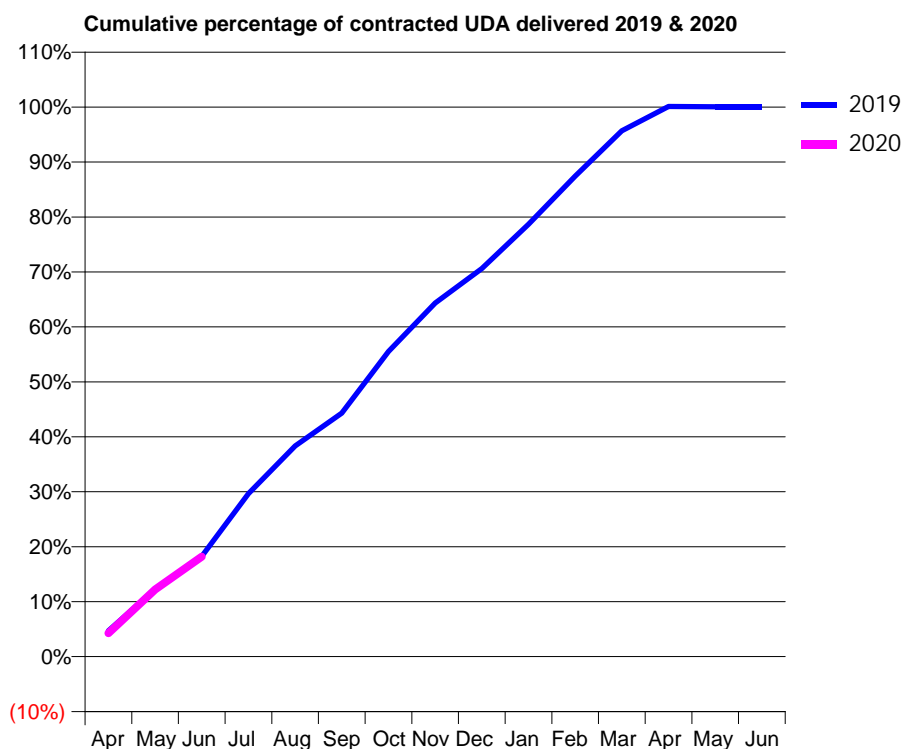
19/20 Contracted general activity (UDA)	21,548
Carry forward general activity (UDA)	0
19/20 Contracted orthodontic activity (UOA)	0
Carry forward orthodontic activity (UOA)	0
Baseline contract value	£632,816.80

ACCESS*

Patients seen in 24 months	Total	Change since previous quarter
Quarter ending June 2018	6,801	
Quarter ending September 2018	6,848	→
Quarter ending December 2018	6,823	→
Quarter ending March 2019	6,774	→
Quarter ending June 2019	6,690	↓
Variance since June 2018	(1.6%)	↓



ACTIVITY



Month	Adjusted Scheduled Activity (UDA)	
	2019	2020
April	1,018	919
May	2,643	2,631
June	3,932	3,917
July	6,392	
August	8,265	
September	9,553	
October	11,960	
November	13,865	
December	15,215	
January	16,947	
February	18,845	
March	20,618	
April	21,574	
May	21,558	
June	21,554	

QUALITY

	Quantity	Base Number	Contract	AT	Region	England
% of FP17s for the same patient ID Re-attending within 3 months - Children	46	615	7.5%	10.4%	12.1%	11.4%
% of FP17s for the same patient ID Re-attending within 3 months - Adults	285	1,737	16.4%	13.7%	15.6%	15.4%
% of FP17s for the same patient ID Re-attending between 3 & 9 months - Children	379	615	61.6%	63.0%	61.2%	59.8%
% of FP17s for the same patient ID Re-attending between 3 & 9 months - Adults	1,030	1,737	59.3%	56.7%	54.5%	52.1%
% of FP17s for Band 1 Urgent Courses	204	1,951	10.5%	7.3%	9.1%	9.2%
% of FP17s Relating to Free Repair or Replacements	45	1,951	2.3%	0.9%	1.0%	0.7%
% of FP17s Relating to Continuations	27	1,951	1.4%	0.9%	1.0%	0.8%
% of Patients satisfied with the dentistry they have received	1	1	N/A	93.5%	94.2%	93.4%
% of Patients satisfied with the time they had to wait for an appointment	1	1	N/A	86.7%	88.4%	87.6%

* This is based on patients treated on this contract for their most recent course of treatment. Figures in italics indicate the base number of FP17s or Patient Questionnaire responses are less than 100. N/A is shown where the base number of responses is less than 10 during the period. % is calculated as Quantity/Base number*100

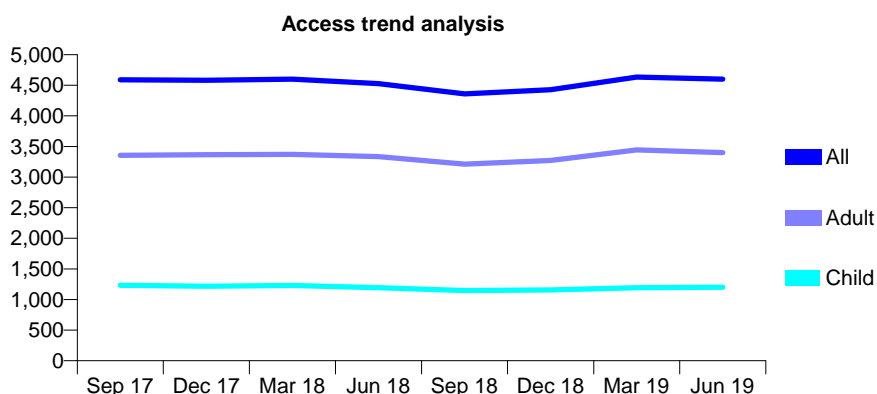
Q52 - Vital Signs At a Glance Contract Report for 929271/0001 - June 2019

Name or company name	MISS R PRASAD
Contract type name	GDS Contract
Purpose of contract	General
Contract start date	01/04/2006
Contract end date	

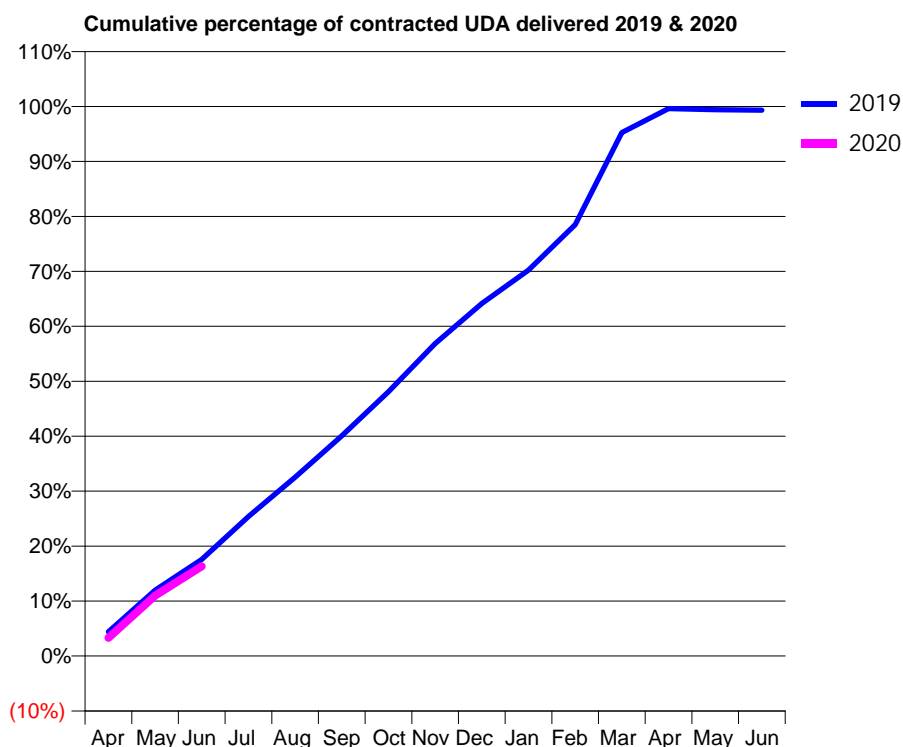
19/20 Contracted general activity (UDA)	14,610
Carry forward general activity (UDA)	0
19/20 Contracted orthodontic activity (UOA)	0
Carry forward orthodontic activity (UOA)	0
Baseline contract value	£335,159.06

ACCESS*

Patients seen in 24 months	Total	Change since previous quarter
Quarter ending June 2018	4,527	
Quarter ending September 2018	4,360	↓
Quarter ending December 2018	4,428	→
Quarter ending March 2019	4,635	↑
Quarter ending June 2019	4,601	→
Variance since June 2018	1.6%	→



ACTIVITY



Month	Adjusted Scheduled Activity (UDA)	
	2019	2020
April	648	485
May	1,751	1,606
June	2,568	2,384
July	3,712	
August	4,755	
September	5,852	
October	7,030	
November	8,307	
December	9,372	
January	10,261	
February	11,468	
March	13,915	
April	14,551	
May	14,523	
June	14,510	

QUALITY

	Quantity	Base Number	Contract	AT	Region	England
% of FP17s for the same patient ID Re-attending within 3 months - Children	27	380	7.1%	10.4%	12.1%	11.4%
% of FP17s for the same patient ID Re-attending within 3 months - Adults	120	1,006	11.9%	13.7%	15.6%	15.4%
% of FP17s for the same patient ID Re-attending between 3 & 9 months - Children	221	380	58.2%	63.0%	61.2%	59.8%
% of FP17s for the same patient ID Re-attending between 3 & 9 months - Adults	575	1,006	57.2%	56.7%	54.5%	52.1%
% of FP17s for Band 1 Urgent Courses	9	1,167	0.8%	7.3%	9.1%	9.2%
% of FP17s Relating to Free Repair or Replacements	10	1,167	0.9%	0.9%	1.0%	0.7%
% of FP17s Relating to Continuations	0	1,167	0.0%	0.9%	1.0%	0.8%
% of Patients satisfied with the dentistry they have received	1	2	N/A	93.5%	94.2%	93.4%
% of Patients satisfied with the time they had to wait for an appointment	2	2	N/A	86.7%	88.4%	87.6%

* This is based on patients treated on this contract for their most recent course of treatment. Figures in italics indicate the base number of FP17s or Patient Questionnaire responses are less than 100. N/A is shown where the base number of responses is less than 10 during the period. % is calculated as Quantity/Base number*100

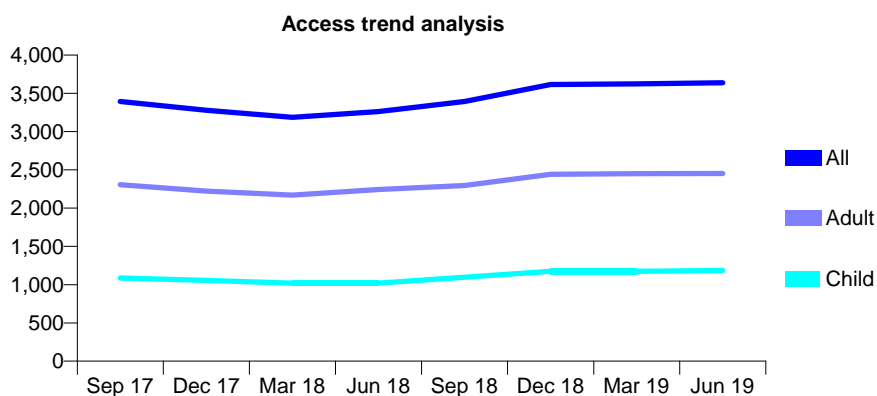
Q52 - Vital Signs At a Glance Contract Report for 932574/0001 - June 2019

Name or company name	MRS M HAMER
Contract type name	GDS Contract
Purpose of contract	General
Contract start date	01/11/2007
Contract end date	

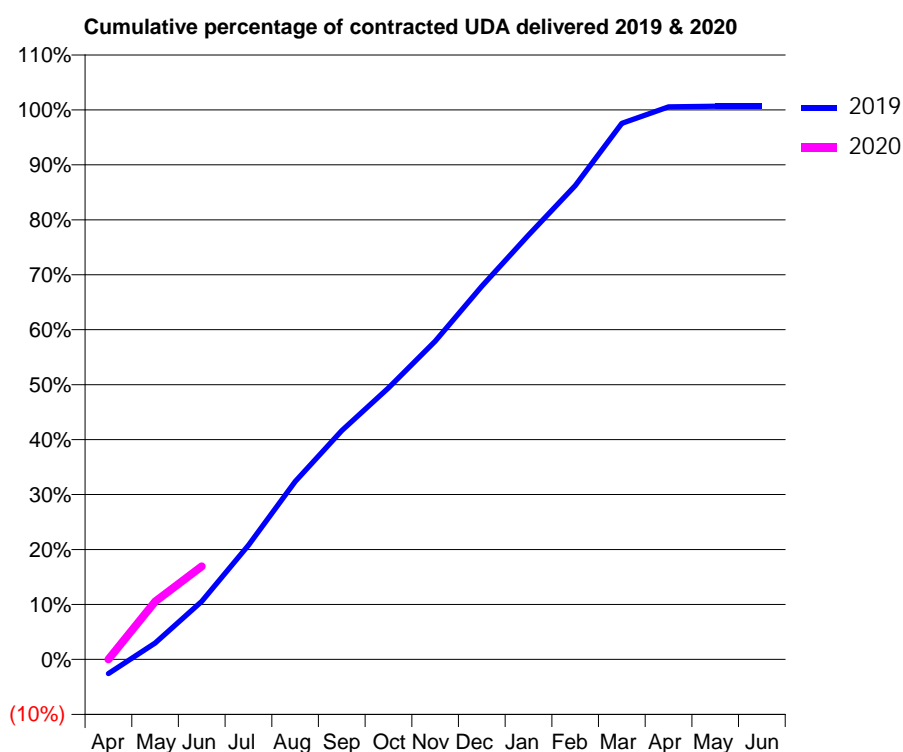
19/20 Contracted general activity (UDA)	7,800
Carry forward general activity (UDA)	0
19/20 Contracted orthodontic activity (UOA)	0
Carry forward orthodontic activity (UOA)	0
Baseline contract value	£218,230.73

ACCESS*

Patients seen in 24 months	Total	Change since previous quarter
Quarter ending June 2018	3,262	
Quarter ending September 2018	3,392	↑
Quarter ending December 2018	3,616	↑
Quarter ending March 2019	3,624	→
Quarter ending June 2019	3,639	→
Variance since June 2018	11.6%	↑



ACTIVITY



Month	Adjusted Scheduled Activity (UDA)	
	2019	2020
April	-203	0
May	234	822
June	824	1,321
July	1,621	
August	2,527	
September	3,246	
October	3,852	
November	4,518	
December	5,295	
January	6,024	
February	6,725	
March	7,607	
April	7,843	
May	7,853	
June	7,853	

QUALITY

	Quantity	Base Number	Contract	AT	Region	England
% of FP17s for the same patient ID Re-attending within 3 months - Children	18	420	4.3%	10.4%	12.1%	11.4%
% of FP17s for the same patient ID Re-attending within 3 months - Adults	25	414	6.0%	13.7%	15.6%	15.4%
% of FP17s for the same patient ID Re-attending between 3 & 9 months - Children	322	420	76.7%	63.0%	61.2%	59.8%
% of FP17s for the same patient ID Re-attending between 3 & 9 months - Adults	202	414	48.8%	56.7%	54.5%	52.1%
% of FP17s for Band 1 Urgent Courses	22	703	3.1%	7.3%	9.1%	9.2%
% of FP17s Relating to Free Repair or Replacements	4	703	0.6%	0.9%	1.0%	0.7%
% of FP17s Relating to Continuations	1	703	0.1%	0.9%	1.0%	0.8%
% of Patients satisfied with the dentistry they have received	0	0	N/A	93.5%	94.2%	93.4%
% of Patients satisfied with the time they had to wait for an appointment	0	0	N/A	86.7%	88.4%	87.6%

* This is based on patients treated on this contract for their most recent course of treatment. Figures in italics indicate the base number of FP17s or Patient Questionnaire responses are less than 100. N/A is shown where the base number of responses is less than 10 during the period. % is calculated as Quantity/Base number*100

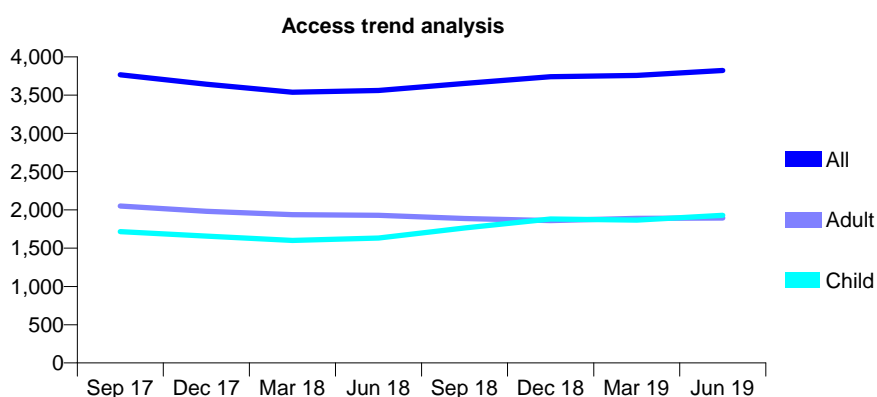
Q52 - Vital Signs At a Glance Contract Report for 934364/0002 - June 2019

Name or company name	Mr N Tibrewal
Contract type name	GDS Contract
Purpose of contract	General
Contract start date	26/07/2010
Contract end date	

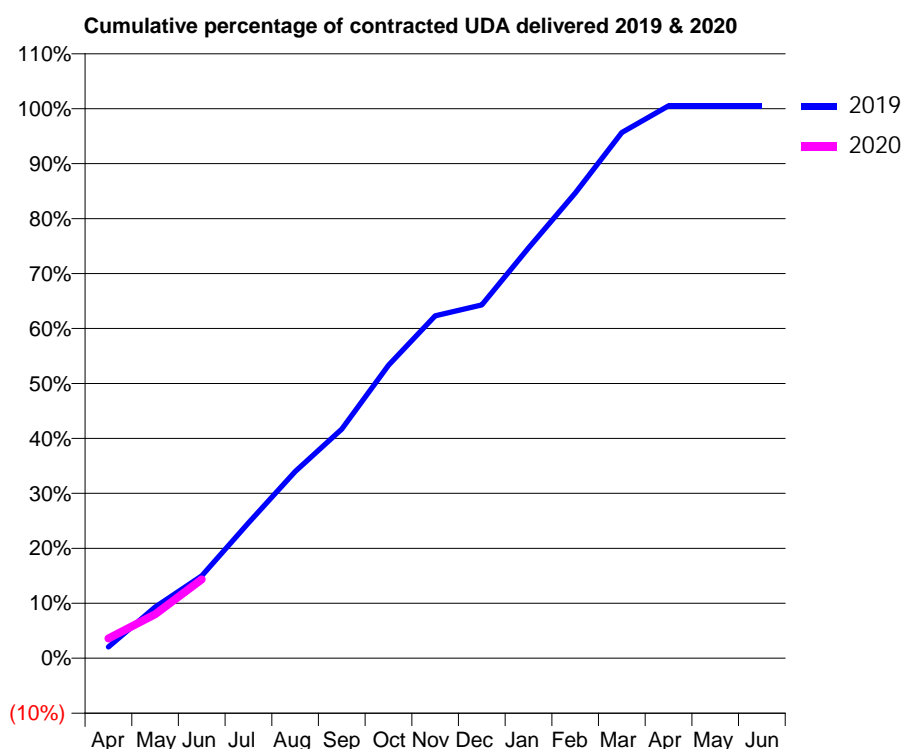
19/20 Contracted general activity (UDA)	12,699
Carry forward general activity (UDA)	0
19/20 Contracted orthodontic activity (UOA)	0
Carry forward orthodontic activity (UOA)	0
Baseline contract value	£479,244.63

ACCESS*

Patients seen in 24 months	Total	Change since previous quarter
Quarter ending June 2018	3,561	
Quarter ending September 2018	3,652	↑
Quarter ending December 2018	3,742	↑
Quarter ending March 2019	3,757	→
Quarter ending June 2019	3,822	→
Variance since June 2018	7.3%	↑



ACTIVITY



Adjusted Scheduled Activity (UDA)		
Month	2019	2020
April	259	458
May	1,181	1,017
June	1,903	1,824
July	3,126	
August	4,314	
September	5,297	
October	6,769	
November	7,912	
December	8,165	
January	9,479	
February	10,750	
March	12,147	
April	12,764	
May	12,767	
June	12,767	

QUALITY

	Quantity	Base Number	Contract	AT	Region	England
% of FP17s for the same patient ID Re-attending within 3 months - Children	37	700	5.3%	10.4%	12.1%	11.4%
% of FP17s for the same patient ID Re-attending within 3 months - Adults	67	588	11.4%	13.7%	15.6%	15.4%
% of FP17s for the same patient ID Re-attending between 3 & 9 months - Children	440	700	62.9%	63.0%	61.2%	59.8%
% of FP17s for the same patient ID Re-attending between 3 & 9 months - Adults	338	588	57.5%	56.7%	54.5%	52.1%
% of FP17s for Band 1 Urgent Courses	60	1,013	5.9%	7.3%	9.1%	9.2%
% of FP17s Relating to Free Repair or Replacements	1	1,013	0.1%	0.9%	1.0%	0.7%
% of FP17s Relating to Continuations	1	1,013	0.1%	0.9%	1.0%	0.8%
% of Patients satisfied with the dentistry they have received	1	2	N/A	93.5%	94.2%	93.4%
% of Patients satisfied with the time they had to wait for an appointment	2	2	N/A	86.7%	88.4%	87.6%

* This is based on patients treated on this contract for their most recent course of treatment. Figures in italics indicate the base number of FP17s or Patient Questionnaire responses are less than 100. N/A is shown where the base number of responses is less than 10 during the period. % is calculated as Quantity/Base number*100

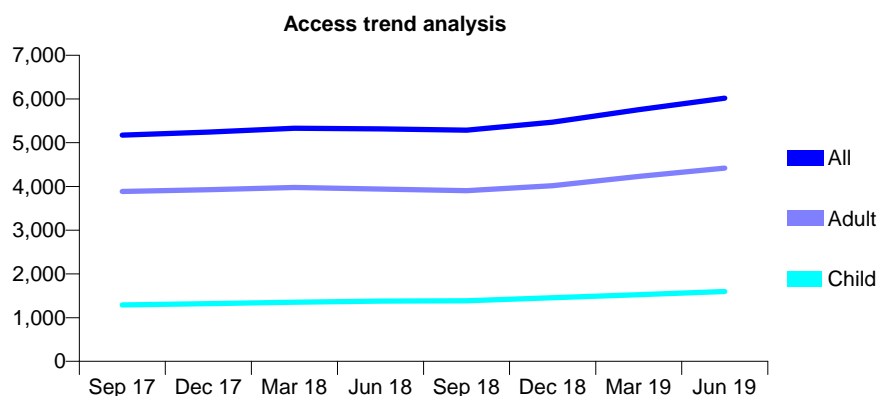
Q52 - Vital Signs At a Glance Contract Report for 941662/0001 - June 2019

Name or company name	Thota and Thota
Contract type name	GDS Contract
Purpose of contract	General
Contract start date	01/04/2006
Contract end date	

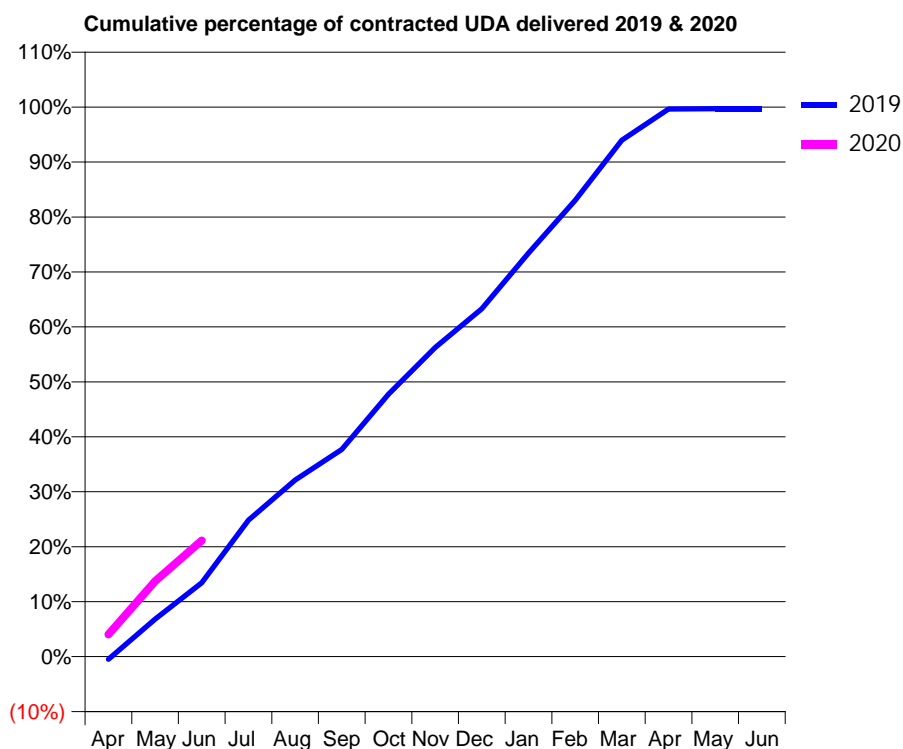
19/20 Contracted general activity (UDA)	15,400
Carry forward general activity (UDA)	0
19/20 Contracted orthodontic activity (UOA)	0
Carry forward orthodontic activity (UOA)	0
Baseline contract value	£593,060.08

ACCESS*

Patients seen in 24 months	Total	Change since previous quarter
Quarter ending June 2018	5,316	
Quarter ending September 2018	5,288	→
Quarter ending December 2018	5,470	↑
Quarter ending March 2019	5,753	↑
Quarter ending June 2019	6,018	↑
Variance since June 2018	13.2%	↑



ACTIVITY



Month	Adjusted Scheduled Activity (UDA)	
	2019	2020
April	-77	621
May	1,053	2,113
June	2,070	3,254
July	3,826	
August	4,951	
September	5,804	
October	7,353	
November	8,663	
December	9,750	
January	11,310	
February	12,787	
March	14,468	
April	15,348	
May	15,355	
June	15,356	

QUALITY

	Quantity	Base Number	Contract	AT	Region	England
% of FP17s for the same patient ID Re-attending within 3 months - Children	57	649	8.8%	10.4%	12.1%	11.4%
% of FP17s for the same patient ID Re-attending within 3 months - Adults	224	1,603	14.0%	13.7%	15.6%	15.4%
% of FP17s for the same patient ID Re-attending between 3 & 9 months - Children	393	649	60.6%	63.0%	61.2%	59.8%
% of FP17s for the same patient ID Re-attending between 3 & 9 months - Adults	899	1,603	56.1%	56.7%	54.5%	52.1%
% of FP17s for Band 1 Urgent Courses	133	1,829	7.3%	7.3%	9.1%	9.2%
% of FP17s Relating to Free Repair or Replacements	50	1,829	2.7%	0.9%	1.0%	0.7%
% of FP17s Relating to Continuations	9	1,829	0.5%	0.9%	1.0%	0.8%
% of Patients satisfied with the dentistry they have received	2	2	N/A	93.5%	94.2%	93.4%
% of Patients satisfied with the time they had to wait for an appointment	2	2	N/A	86.7%	88.4%	87.6%

* This is based on patients treated on this contract for their most recent course of treatment. Figures in italics indicate the base number of FP17s or Patient Questionnaire responses are less than 100. N/A is shown where the base number of responses is less than 10 during the period. % is calculated as Quantity/Base number*100

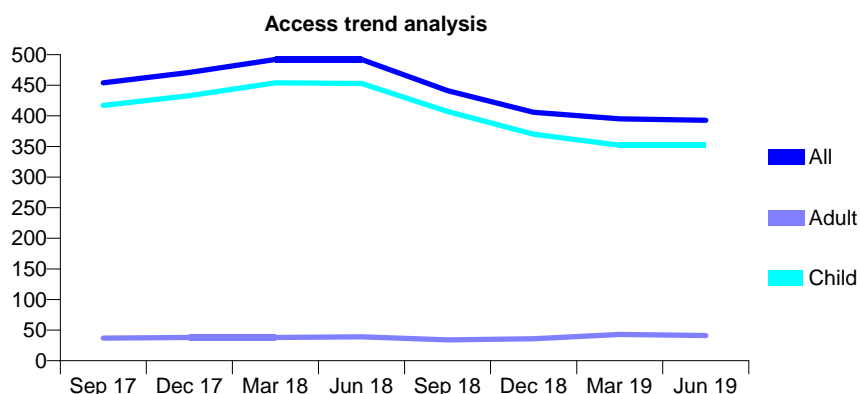
Q52 - Vital Signs At a Glance Contract Report for 941670/0001 - June 2019

Name or company name	MR JA SINCLAIR
Contract type name	GDS Contract
Purpose of contract	General
Contract start date	25/03/2011
Contract end date	

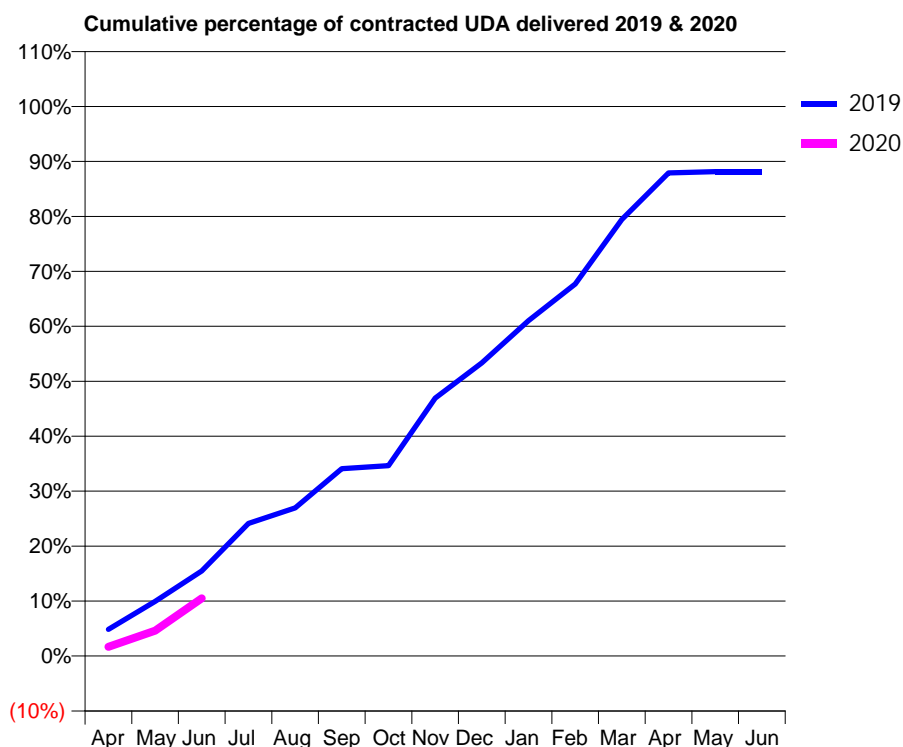
19/20 Contracted general activity (UDA)	886
Carry forward general activity (UDA)	0
19/20 Contracted orthodontic activity (UOA)	0
Carry forward orthodontic activity (UOA)	0
Baseline contract value	£19,103.78

ACCESS*

Patients seen in 24 months	Total	Change since previous quarter
Quarter ending June 2018	492	
Quarter ending September 2018	441	↓
Quarter ending December 2018	406	↓
Quarter ending March 2019	395	↓
Quarter ending June 2019	393	→
Variance since June 2018	(20.1%)	↓



ACTIVITY



Month	Adjusted Scheduled Activity (UDA)	
	2019	2020
April	43	15
May	88	41
June	137	93
July	214	
August	239	
September	302	
October	307	
November	416	
December	472	
January	541	
February	600	
March	704	
April	779	
May	781	
June	781	

QUALITY

	Quantity	Base Number	Contract	AT	Region	England
% of FP17s for the same patient ID Re-attending within 3 months - Children	5	132	3.8%	10.4%	12.1%	11.4%
% of FP17s for the same patient ID Re-attending within 3 months - Adults	0	0	N/A	13.7%	15.6%	15.4%
% of FP17s for the same patient ID Re-attending between 3 & 9 months - Children	86	132	65.2%	63.0%	61.2%	59.8%
% of FP17s for the same patient ID Re-attending between 3 & 9 months - Adults	0	0	N/A	56.7%	54.5%	52.1%
% of FP17s for Band 1 Urgent Courses	0	71	0.0%	7.3%	9.1%	9.2%
% of FP17s Relating to Free Repair or Replacements	0	71	0.0%	0.9%	1.0%	0.7%
% of FP17s Relating to Continuations	0	71	0.0%	0.9%	1.0%	0.8%
% of Patients satisfied with the dentistry they have received	0	0	N/A	93.5%	94.2%	93.4%
% of Patients satisfied with the time they had to wait for an appointment	0	0	N/A	86.7%	88.4%	87.6%

* This is based on patients treated on this contract for their most recent course of treatment. Figures in italics indicate the base number of FP17s or Patient Questionnaire responses are less than 100. N/A is shown where the base number of responses is less than 10 during the period. % is calculated as Quantity/Base number*100

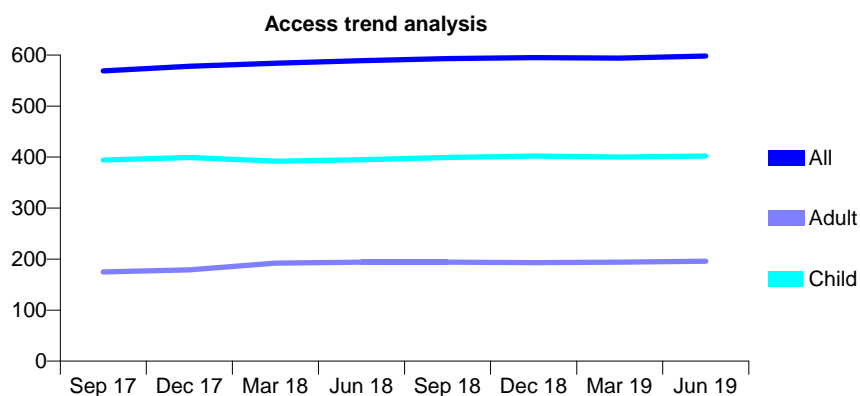
Q52 - Vital Signs At a Glance Contract Report for 964387/0001 - June 2019

Name or company name	MR NP COLE
Contract type name	GDS Contract
Purpose of contract	General
Contract start date	04/10/2010
Contract end date	

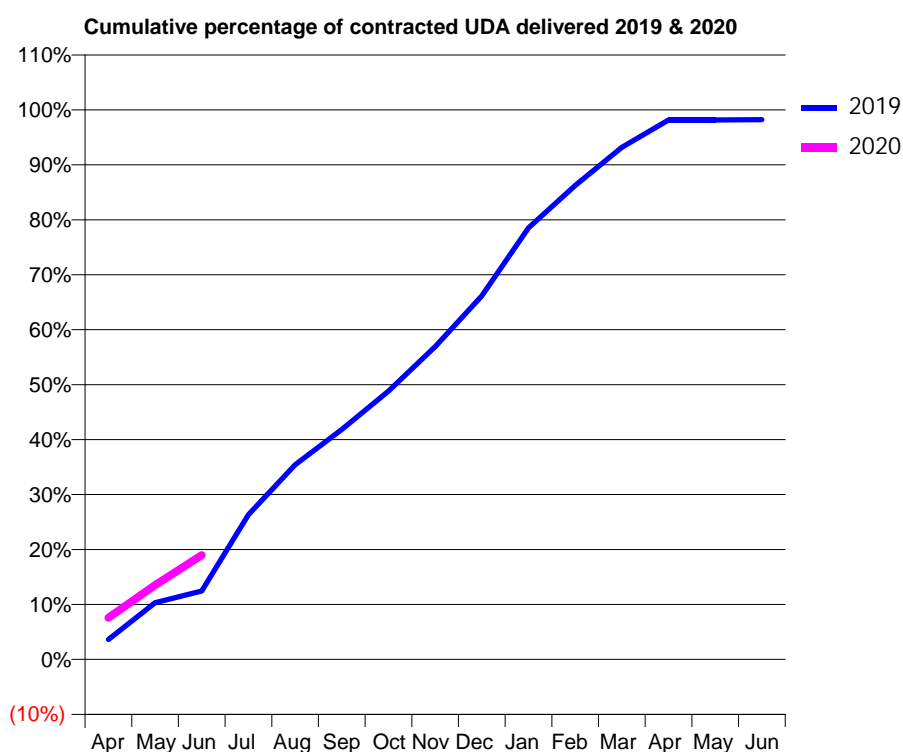
19/20 Contracted general activity (UDA)	1,550
Carry forward general activity (UDA)	0
19/20 Contracted orthodontic activity (UOA)	0
Carry forward orthodontic activity (UOA)	0
Baseline contract value	£47,570.51

ACCESS*

Patients seen in 24 months	Total	Change since previous quarter
Quarter ending June 2018	589	
Quarter ending September 2018	593	→
Quarter ending December 2018	595	→
Quarter ending March 2019	594	→
Quarter ending June 2019	598	→
Variance since June 2018	1.5%	→



ACTIVITY



Adjusted Scheduled Activity (UDA)		
Month	2019	2020
April	56	117
May	160	210
June	193	294
July	408	
August	549	
September	649	
October	757	
November	882	
December	1,026	
January	1,217	
February	1,337	
March	1,444	
April	1,521	
May	1,521	
June	1,522	

QUALITY

	Quantity	Base Number	Contract	AT	Region	England
% of FP17s for the same patient ID Re-attending within 3 months - Children	10	217	4.6%	10.4%	12.1%	11.4%
% of FP17s for the same patient ID Re-attending within 3 months - Adults	4	57	7.0%	13.7%	15.6%	15.4%
% of FP17s for the same patient ID Re-attending between 3 & 9 months - Children	158	217	72.8%	63.0%	61.2%	59.8%
% of FP17s for the same patient ID Re-attending between 3 & 9 months - Adults	33	57	57.9%	56.7%	54.5%	52.1%
% of FP17s for Band 1 Urgent Courses	12	211	5.7%	7.3%	9.1%	9.2%
% of FP17s Relating to Free Repair or Replacements	0	211	0.0%	0.9%	1.0%	0.7%
% of FP17s Relating to Continuations	0	211	0.0%	0.9%	1.0%	0.8%
% of Patients satisfied with the dentistry they have received	1	1	N/A	93.5%	94.2%	93.4%
% of Patients satisfied with the time they had to wait for an appointment	0	1	N/A	86.7%	88.4%	87.6%

* This is based on patients treated on this contract for their most recent course of treatment. Figures in italics indicate the base number of FP17s or Patient Questionnaire responses are less than 100. N/A is shown where the base number of responses is less than 10 during the period. % is calculated as Quantity/Base number*100

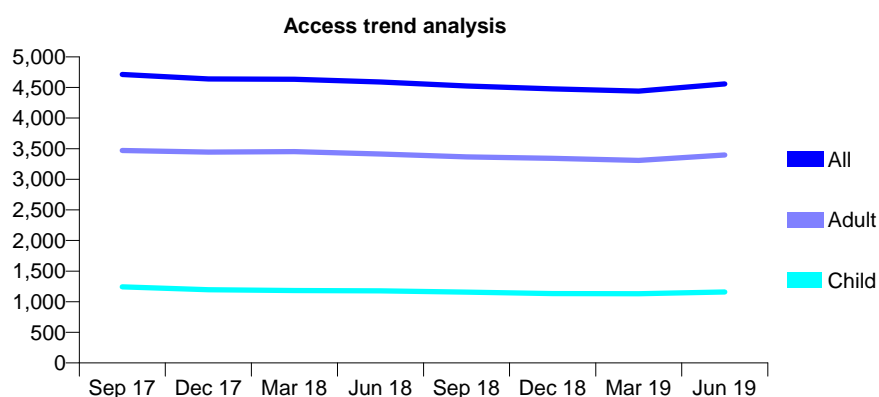
Q52 - Vital Signs At a Glance Contract Report for 973793/0001 - June 2019

Name or company name	MR RB LAD
Contract type name	GDS Contract
Purpose of contract	General
Contract start date	02/08/2010
Contract end date	

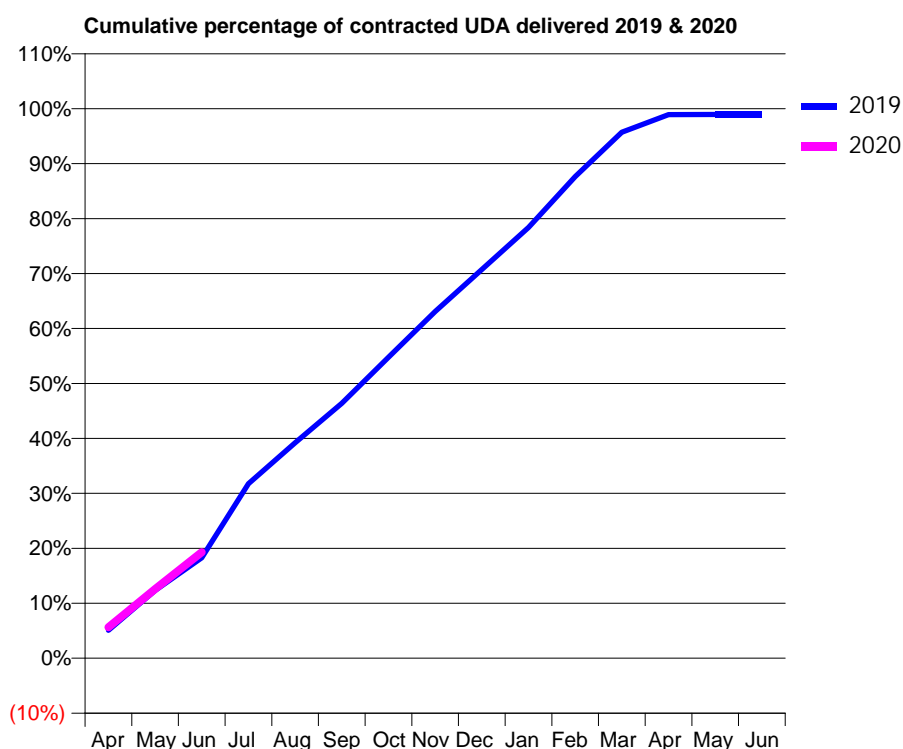
19/20 Contracted general activity (UDA)	13,862
Carry forward general activity (UDA)	0
19/20 Contracted orthodontic activity (UOA)	0
Carry forward orthodontic activity (UOA)	0
Baseline contract value	£445,215.24

ACCESS*

Patients seen in 24 months	Total	Change since previous quarter
Quarter ending June 2018	4,590	
Quarter ending September 2018	4,525	↓
Quarter ending December 2018	4,478	↓
Quarter ending March 2019	4,441	→
Quarter ending June 2019	4,559	↑
Variance since June 2018	(0.7%)	→



ACTIVITY



Month	2019	2020
April	704	783
May	1,709	1,749
June	2,534	2,676
July	4,400	
August	5,437	
September	6,429	
October	7,589	
November	8,744	
December	9,804	
January	10,864	
February	12,148	
March	13,265	
April	13,711	
May	13,715	
June	13,715	

QUALITY

	Quantity	Base Number	Contract	AT	Region	England
% of FP17s for the same patient ID Re-attending within 3 months - Children	46	488	9.4%	10.4%	12.1%	11.4%
% of FP17s for the same patient ID Re-attending within 3 months - Adults	157	1,395	11.3%	13.7%	15.6%	15.4%
% of FP17s for the same patient ID Re-attending between 3 & 9 months - Children	325	488	66.6%	63.0%	61.2%	59.8%
% of FP17s for the same patient ID Re-attending between 3 & 9 months - Adults	934	1,395	67.0%	56.7%	54.5%	52.1%
% of FP17s for Band 1 Urgent Courses	67	1,504	4.5%	7.3%	9.1%	9.2%
% of FP17s Relating to Free Repair or Replacements	13	1,504	0.9%	0.9%	1.0%	0.7%
% of FP17s Relating to Continuations	9	1,504	0.6%	0.9%	1.0%	0.8%
% of Patients satisfied with the dentistry they have received	3	3	N/A	93.5%	94.2%	93.4%
% of Patients satisfied with the time they had to wait for an appointment	3	3	N/A	86.7%	88.4%	87.6%

* This is based on patients treated on this contract for their most recent course of treatment.

Figures in italics indicate the base number of FP17s or Patient Questionnaire responses are less than 100. N/A is shown where the base number of responses is less than 10 during the period. % is calculated as Quantity/Base number*100

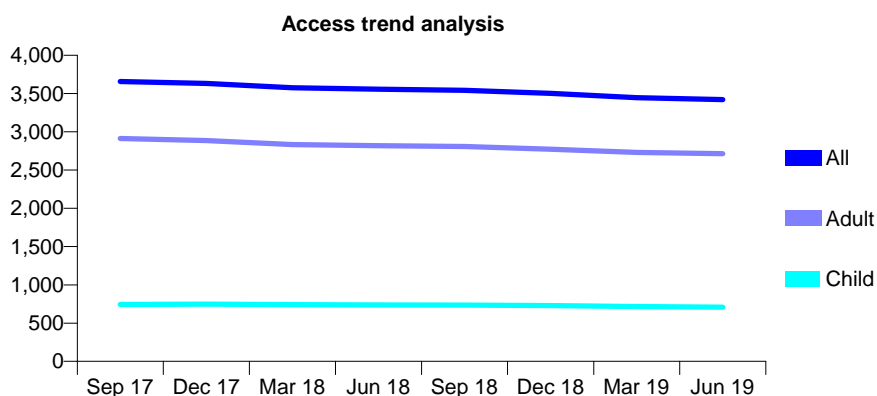
Q52 - Vital Signs At a Glance Contract Report for 999261/0001 - June 2019

Name or company name	The Dental Surgery, Shepley
Contract type name	GDS Contract
Purpose of contract	General
Contract start date	01/04/2006
Contract end date	

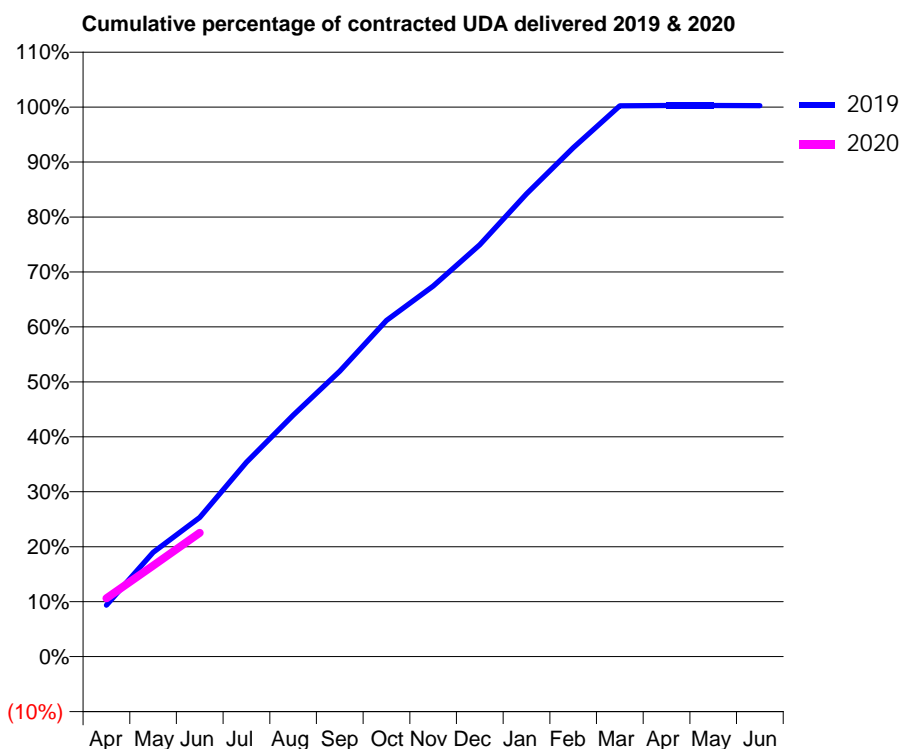
19/20 Contracted general activity (UDA)	10,750
Carry forward general activity (UDA)	0
19/20 Contracted orthodontic activity (UOA)	0
Carry forward orthodontic activity (UOA)	0
Baseline contract value	£255,913.78

ACCESS*

Patients seen in 24 months	Total	Change since previous quarter
Quarter ending June 2018	3,556	
Quarter ending September 2018	3,542	→
Quarter ending December 2018	3,502	↓
Quarter ending March 2019	3,446	↓
Quarter ending June 2019	3,420	→
Variance since June 2018	(3.8%)	↓



ACTIVITY



Month	Adjusted Scheduled Activity (UDA)	
	2019	2020
April	1,005	1,143
May	2,037	1,780
June	2,722	2,423
July	3,802	
August	4,723	
September	5,584	
October	6,576	
November	7,248	
December	8,057	
January	9,052	
February	9,953	
March	10,775	
April	10,779	
May	10,779	
June	10,778	

QUALITY

	Quantity	Base Number	Contract	AT	Region	England
% of FP17s for the same patient ID Re-attending within 3 months - Children	24	295	8.1%	10.4%	12.1%	11.4%
% of FP17s for the same patient ID Re-attending within 3 months - Adults	157	1,094	14.4%	13.7%	15.6%	15.4%
% of FP17s for the same patient ID Re-attending between 3 & 9 months - Children	222	295	75.3%	63.0%	61.2%	59.8%
% of FP17s for the same patient ID Re-attending between 3 & 9 months - Adults	705	1,094	64.4%	56.7%	54.5%	52.1%
% of FP17s for Band 1 Urgent Courses	89	1,386	6.4%	7.3%	9.1%	9.2%
% of FP17s Relating to Free Repair or Replacements	43	1,386	3.1%	0.9%	1.0%	0.7%
% of FP17s Relating to Continuations	16	1,386	1.2%	0.9%	1.0%	0.8%
% of Patients satisfied with the dentistry they have received	3	3	N/A	93.5%	94.2%	93.4%
% of Patients satisfied with the time they had to wait for an appointment	3	3	N/A	86.7%	88.4%	87.6%

* This is based on patients treated on this contract for their most recent course of treatment. Figures in italics indicate the base number of FP17s or Patient Questionnaire responses are less than 100. N/A is shown where the base number of responses is less than 10 during the period. % is calculated as Quantity/Base number*100

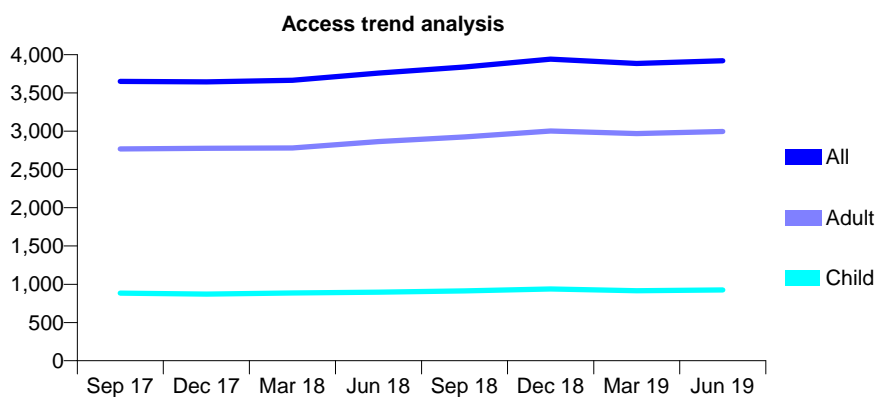
Q52 - Vital Signs At a Glance Contract Report for 999261/0002 - June 2019

Name or company name	Lepton Dental Surgery
Contract type name	GDS Contract
Purpose of contract	General
Contract start date	01/04/2006
Contract end date	

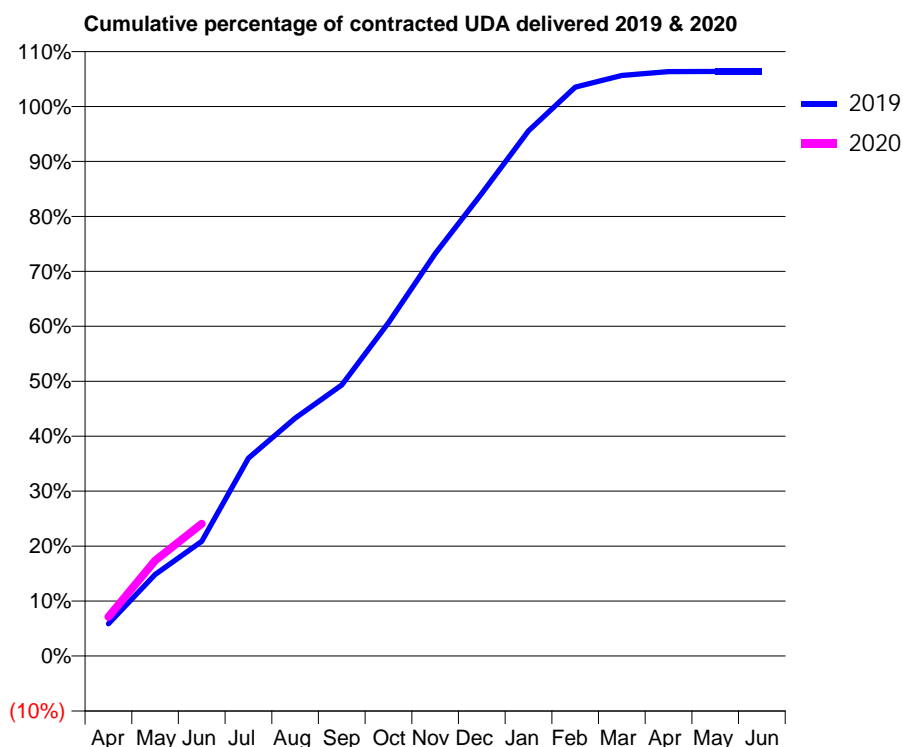
19/20 Contracted general activity (UDA)	11,000
Carry forward general activity (UDA)	0
19/20 Contracted orthodontic activity (UOA)	0
Carry forward orthodontic activity (UOA)	0
Baseline contract value	£261,319.68

ACCESS*

Patients seen in 24 months	Total	Change since previous quarter
Quarter ending June 2018	3,761	
Quarter ending September 2018	3,839	↑
Quarter ending December 2018	3,941	↑
Quarter ending March 2019	3,884	↓
Quarter ending June 2019	3,921	→
Variance since June 2018	4.3%	↑



ACTIVITY



Month	Adjusted Scheduled Activity (UDA)	
	2019	2020
April	643	782
May	1,633	1,910
June	2,294	2,648
July	3,962	
August	4,764	
September	5,425	
October	6,673	
November	8,054	
December	9,258	
January	10,510	
February	11,387	
March	11,621	
April	11,699	
May	11,700	
June	11,700	

QUALITY

	Quantity	Base Number	Contract	AT	Region	England
% of FP17s for the same patient ID Re-attending within 3 months - Children	29	400	7.2%	10.4%	12.1%	11.4%
% of FP17s for the same patient ID Re-attending within 3 months - Adults	109	1,079	10.1%	13.7%	15.6%	15.4%
% of FP17s for the same patient ID Re-attending between 3 & 9 months - Children	294	400	73.5%	63.0%	61.2%	59.8%
% of FP17s for the same patient ID Re-attending between 3 & 9 months - Adults	779	1,079	72.2%	56.7%	54.5%	52.1%
% of FP17s for Band 1 Urgent Courses	66	1,443	4.6%	7.3%	9.1%	9.2%
% of FP17s Relating to Free Repair or Replacements	24	1,443	1.7%	0.9%	1.0%	0.7%
% of FP17s Relating to Continuations	13	1,443	0.9%	0.9%	1.0%	0.8%
% of Patients satisfied with the dentistry they have received	2	2	N/A	93.5%	94.2%	93.4%
% of Patients satisfied with the time they had to wait for an appointment	2	2	N/A	86.7%	88.4%	87.6%

* This is based on patients treated on this contract for their most recent course of treatment. Figures in italics indicate the base number of FP17s or Patient Questionnaire responses are less than 100. N/A is shown where the base number of responses is less than 10 during the period. % is calculated as Quantity/Base number*100

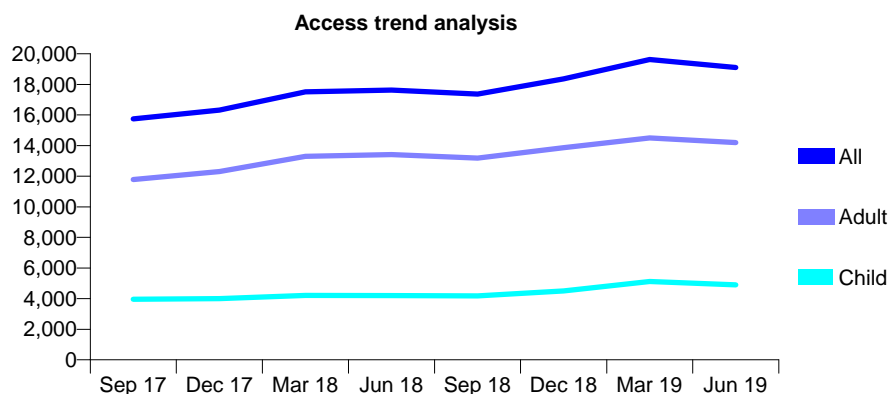
Q53 - Vital Signs At a Glance Contract Report for 100138/0000 - June 2019

Name or company name	Longfellow Road Partnership
Contract type name	GDS Contract
Purpose of contract	General
Contract start date	01/05/2016
Contract end date	

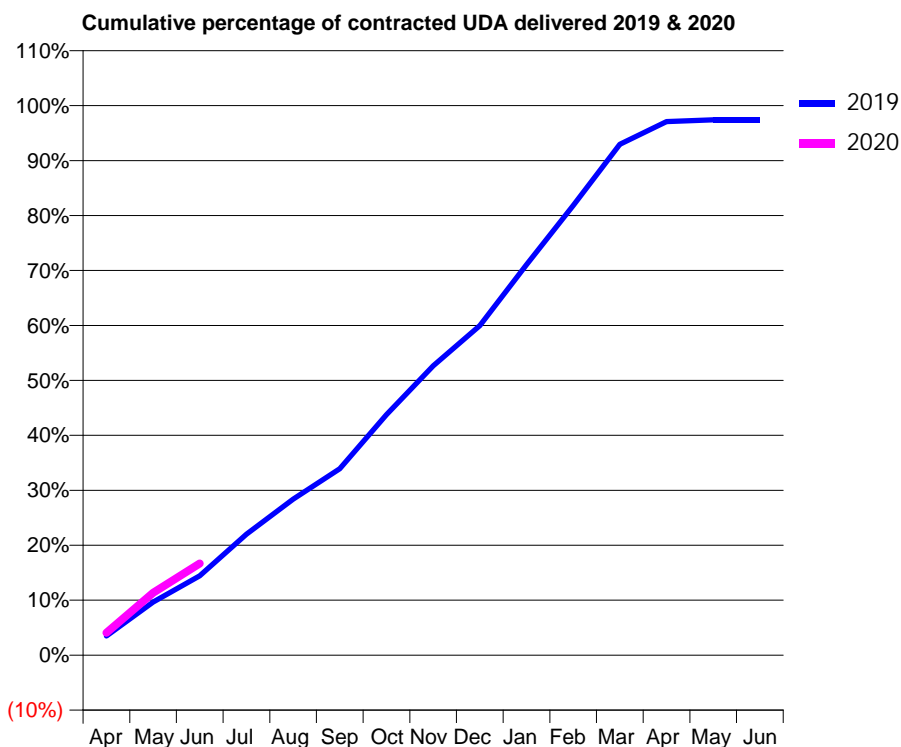
19/20 Contracted general activity (UDA)	49,397
Carry forward general activity (UDA)	0
19/20 Contracted orthodontic activity (UOA)	0
Carry forward orthodontic activity (UOA)	0
Baseline contract value	£1,215,325.66

ACCESS*

Patients seen in 24 months	Total	Change since previous quarter
Quarter ending June 2018	17,625	
Quarter ending September 2018	17,369	↓
Quarter ending December 2018	18,362	↑
Quarter ending March 2019	19,627	↑
Quarter ending June 2019	19,104	↓
Variance since June 2018	8.4%	↑



ACTIVITY



Month	Adjusted Scheduled Activity (UDA)	
	2019	2020
April	1,723	2,005
May	4,775	5,617
June	7,143	8,242
July	10,884	
August	14,017	
September	16,764	
October	21,615	
November	26,006	
December	29,619	
January	35,099	
February	40,414	
March	45,921	
April	47,959	
May	48,127	
June	48,109	

QUALITY

	Quantity	Base Number	Contract	AT	Region	England
% of FP17s for the same patient ID Re-attending within 3 months - Children	55	1,337	4.1%	8.8%	11.2%	11.4%
% of FP17s for the same patient ID Re-attending within 3 months - Adults	334	4,005	8.3%	12.1%	14.8%	15.4%
% of FP17s for the same patient ID Re-attending between 3 & 9 months - Children	705	1,337	52.7%	60.6%	60.9%	59.8%
% of FP17s for the same patient ID Re-attending between 3 & 9 months - Adults	1,986	4,005	49.6%	52.0%	53.2%	52.1%
% of FP17s for Band 1 Urgent Courses	266	4,398	6.0%	7.3%	8.3%	9.2%
% of FP17s Relating to Free Repair or Replacements	37	4,398	0.8%	0.8%	0.7%	0.7%
% of FP17s Relating to Continuations	7	4,398	0.2%	0.9%	0.8%	0.8%
% of Patients satisfied with the dentistry they have received	4	4	N/A	94.5%	93.2%	93.4%
% of Patients satisfied with the time they had to wait for an appointment	3	4	N/A	91.7%	88.5%	87.6%

* This is based on patients treated on this contract for their most recent course of treatment. Figures in italics indicate the base number of FP17s or Patient Questionnaire responses are less than 100. N/A is shown where the base number of responses is less than 10 during the period. % is calculated as Quantity/Base number*100

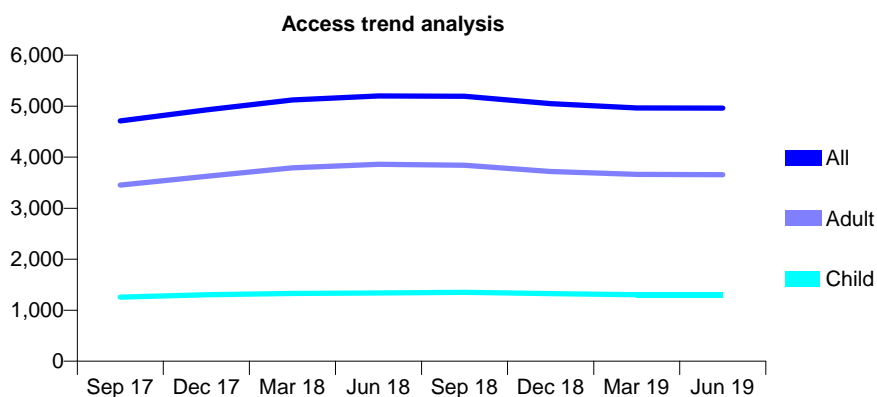
Q53 - Vital Signs At a Glance Contract Report for 100188/0000 - June 2019

Name or company name	High Street Dental Practice
Contract type name	GDS Contract
Purpose of contract	General
Contract start date	01/07/2016
Contract end date	

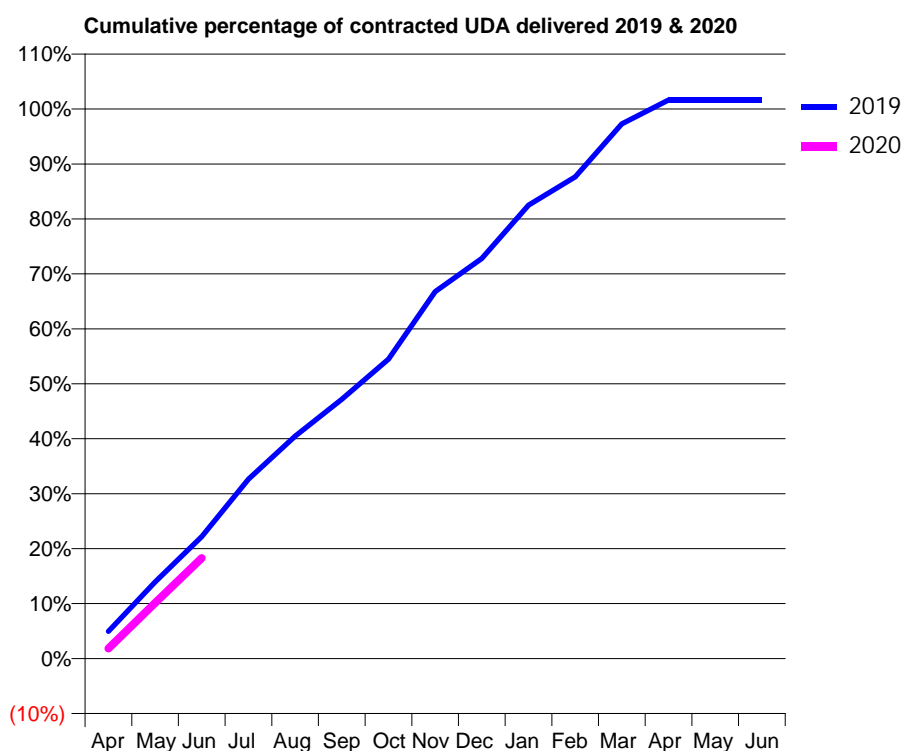
19/20 Contracted general activity (UDA)	14,203
Carry forward general activity (UDA)	0
19/20 Contracted orthodontic activity (UOA)	0
Carry forward orthodontic activity (UOA)	0
Baseline contract value	£314,454.05

ACCESS*

Patients seen in 24 months	Total	Change since previous quarter
Quarter ending June 2018	5,200	
Quarter ending September 2018	5,197	→
Quarter ending December 2018	5,050	↓
Quarter ending March 2019	4,966	↓
Quarter ending June 2019	4,963	→
Variance since June 2018	(4.6%)	↓



ACTIVITY



Month	Adjusted Scheduled Activity (UDA)	
	2019	2020
April	706	260
May	1,982	1,438
June	3,151	2,598
July	4,636	
August	5,748	
September	6,697	
October	7,741	
November	9,484	
December	10,343	
January	11,717	
February	12,448	
March	13,819	
April	14,435	
May	14,436	
June	14,436	

QUALITY

	Quantity	Base Number	Contract	AT	Region	England
% of FP17s for the same patient ID Re-attending within 3 months - Children	31	546	5.7%	8.8%	11.2%	11.4%
% of FP17s for the same patient ID Re-attending within 3 months - Adults	169	1,438	11.8%	12.1%	14.8%	15.4%
% of FP17s for the same patient ID Re-attending between 3 & 9 months - Children	351	546	64.3%	60.6%	60.9%	59.8%
% of FP17s for the same patient ID Re-attending between 3 & 9 months - Adults	919	1,438	63.9%	52.0%	53.2%	52.1%
% of FP17s for Band 1 Urgent Courses	67	1,613	4.2%	7.3%	8.3%	9.2%
% of FP17s Relating to Free Repair or Replacements	5	1,613	0.3%	0.8%	0.7%	0.7%
% of FP17s Relating to Continuations	26	1,613	1.6%	0.9%	0.8%	0.8%
% of Patients satisfied with the dentistry they have received	2	3	N/A	94.5%	93.2%	93.4%
% of Patients satisfied with the time they had to wait for an appointment	3	3	N/A	91.7%	88.5%	87.6%

* This is based on patients treated on this contract for their most recent course of treatment. Figures in italics indicate the base number of FP17s or Patient Questionnaire responses are less than 100. N/A is shown where the base number of responses is less than 10 during the period. % is calculated as Quantity/Base number*100

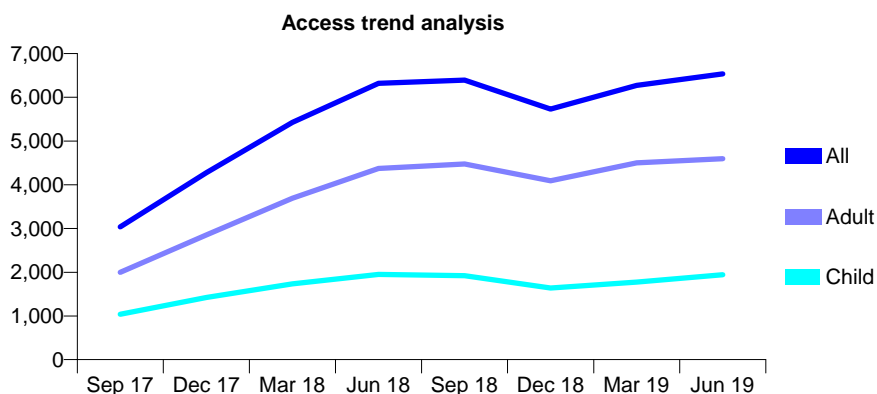
Q53 - Vital Signs At a Glance Contract Report for 100395/0000 - June 2019

Name or company name	MR NJ GIBB
Contract type name	GDS Contract
Purpose of contract	General
Contract start date	01/04/2017
Contract end date	

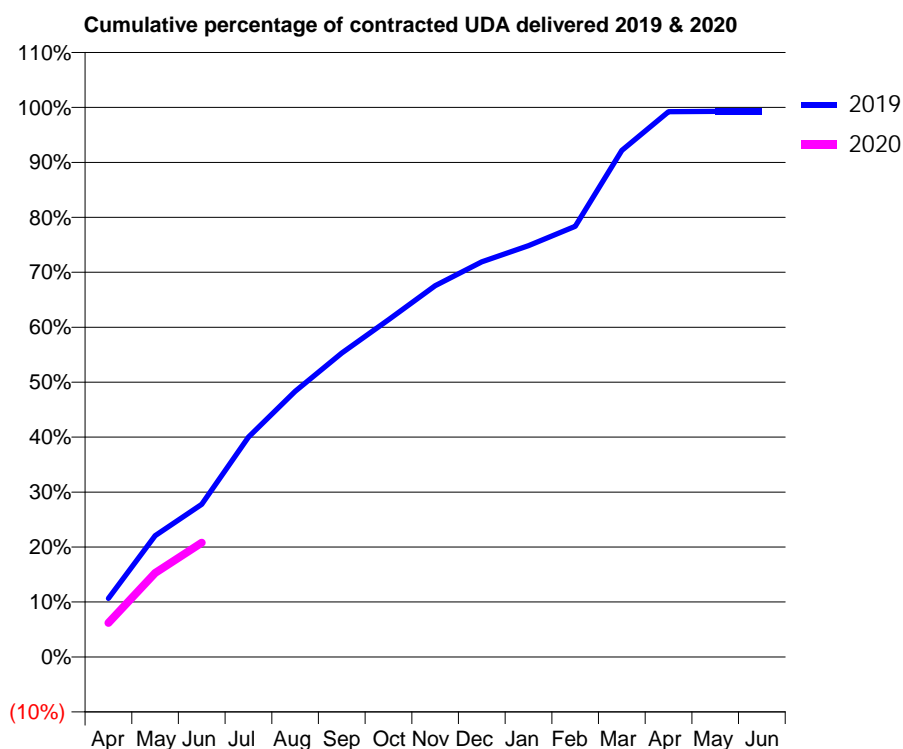
19/20 Contracted general activity (UDA)	15,000
Carry forward general activity (UDA)	0
19/20 Contracted orthodontic activity (UOA)	0
Carry forward orthodontic activity (UOA)	0
Baseline contract value	£368,745.85

ACCESS*

Patients seen in 24 months	Total	Change since previous quarter
Quarter ending June 2018	6,322	
Quarter ending September 2018	6,395	→
Quarter ending December 2018	5,732	↓
Quarter ending March 2019	6,274	↑
Quarter ending June 2019	6,535	↑
Variance since June 2018	3.4%	↑



ACTIVITY



Adjusted Scheduled Activity (UDA)		
Month	2019	2020
April	1,599	929
May	3,309	2,296
June	4,166	3,117
July	6,002	
August	7,253	
September	8,292	
October	9,204	
November	10,134	
December	10,784	
January	11,229	
February	11,755	
March	13,823	
April	14,883	
May	14,889	
June	14,889	

QUALITY

	Quantity	Base Number	Contract	AT	Region	England
% of FP17s for the same patient ID Re-attending within 3 months - Children	31	812	3.8%	8.8%	11.2%	11.4%
% of FP17s for the same patient ID Re-attending within 3 months - Adults	122	1,670	7.3%	12.1%	14.8%	15.4%
% of FP17s for the same patient ID Re-attending between 3 & 9 months - Children	215	812	26.5%	60.6%	60.9%	59.8%
% of FP17s for the same patient ID Re-attending between 3 & 9 months - Adults	416	1,670	24.9%	52.0%	53.2%	52.1%
% of FP17s for Band 1 Urgent Courses	166	1,825	9.1%	7.3%	8.3%	9.2%
% of FP17s Relating to Free Repair or Replacements	7	1,825	0.4%	0.8%	0.7%	0.7%
% of FP17s Relating to Continuations	32	1,825	1.8%	0.9%	0.8%	0.8%
% of Patients satisfied with the dentistry they have received	0	0	N/A	94.5%	93.2%	93.4%
% of Patients satisfied with the time they had to wait for an appointment	0	0	N/A	91.7%	88.5%	87.6%

* This is based on patients treated on this contract for their most recent course of treatment. Figures in italics indicate the base number of FP17s or Patient Questionnaire responses are less than 100. N/A is shown where the base number of responses is less than 10 during the period. % is calculated as Quantity/Base number*100

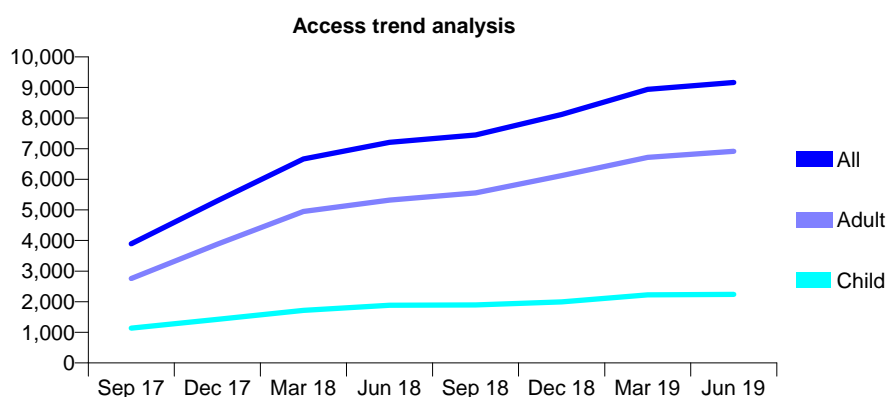
Q53 - Vital Signs At a Glance Contract Report for 100397/0000 - June 2019

Name or company name	MR A PANDEY
Contract type name	GDS Contract
Purpose of contract	General
Contract start date	01/04/2017
Contract end date	

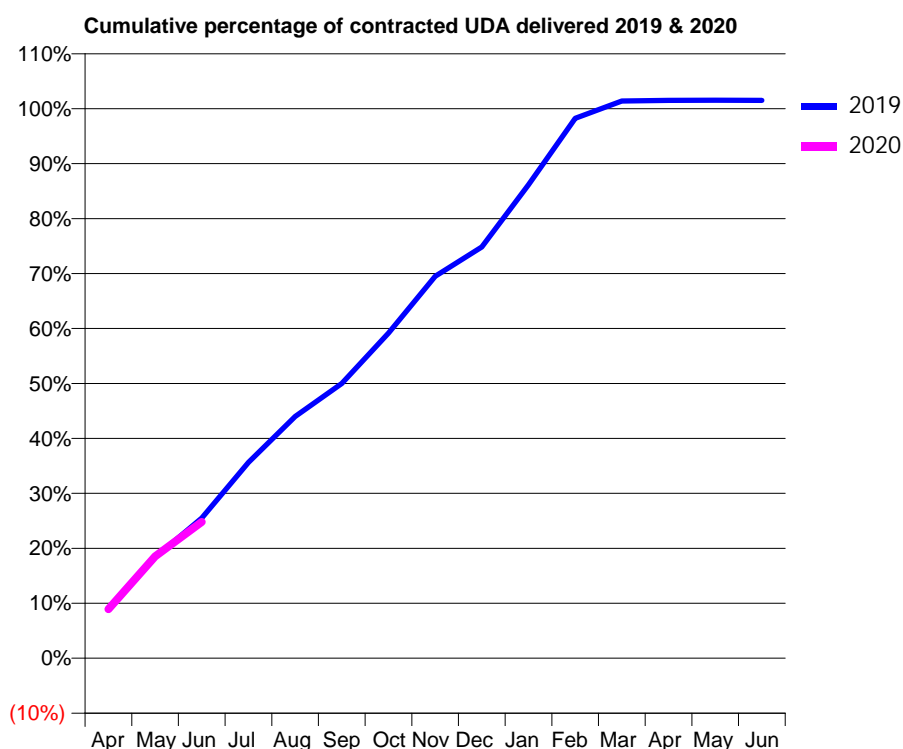
19/20 Contracted general activity (UDA)	26,200
Carry forward general activity (UDA)	0
19/20 Contracted orthodontic activity (UOA)	0
Carry forward orthodontic activity (UOA)	0
Baseline contract value	£570,854.79

ACCESS*

Patients seen in 24 months	Total	Change since previous quarter
Quarter ending June 2018	7,207	
Quarter ending September 2018	7,448	↑
Quarter ending December 2018	8,116	↑
Quarter ending March 2019	8,938	↑
Quarter ending June 2019	9,160	↑
Variance since June 2018	27.1%	↑



ACTIVITY



Month	2019	2020
April	2,306	2,338
May	4,820	4,852
June	6,679	6,499
July	9,335	
August	11,525	
September	13,101	
October	15,496	
November	18,204	
December	19,606	
January	22,574	
February	25,738	
March	26,562	
April	26,594	
May	26,596	
June	26,593	

QUALITY

	Quantity	Base Number	Contract	AT	Region	England
% of FP17s for the same patient ID Re-attending within 3 months - Children	21	748	2.8%	8.8%	11.2%	11.4%
% of FP17s for the same patient ID Re-attending within 3 months - Adults	325	2,256	14.4%	12.1%	14.8%	15.4%
% of FP17s for the same patient ID Re-attending between 3 & 9 months - Children	410	748	54.8%	60.6%	60.9%	59.8%
% of FP17s for the same patient ID Re-attending between 3 & 9 months - Adults	1,021	2,256	45.3%	52.0%	53.2%	52.1%
% of FP17s for Band 1 Urgent Courses	298	2,975	10.0%	7.3%	8.3%	9.2%
% of FP17s Relating to Free Repair or Replacements	17	2,975	0.6%	0.8%	0.7%	0.7%
% of FP17s Relating to Continuations	41	2,975	1.4%	0.9%	0.8%	0.8%
% of Patients satisfied with the dentistry they have received	4	5	N/A	94.5%	93.2%	93.4%
% of Patients satisfied with the time they had to wait for an appointment	4	5	N/A	91.7%	88.5%	87.6%

* This is based on patients treated on this contract for their most recent course of treatment.

Figures in italics indicate the base number of FP17s or Patient Questionnaire responses are less than 100. N/A is shown where the base number of responses is less than 10 during the period. % is calculated as Quantity/Base number*100

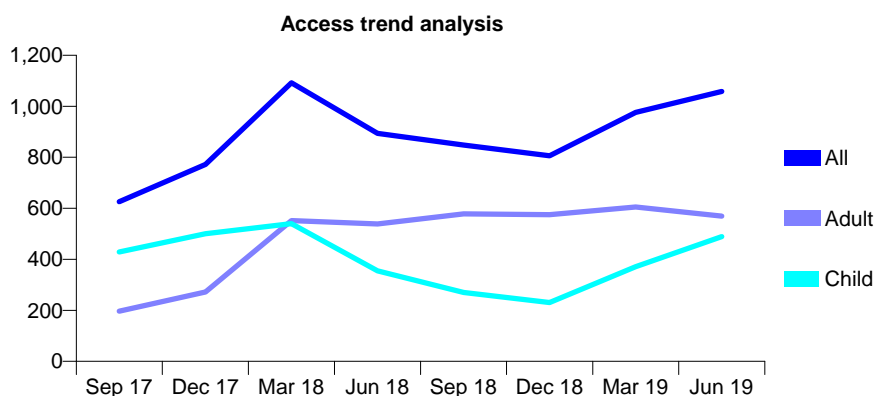
Q53 - Vital Signs At a Glance Contract Report for 100399/0000 - June 2019

Name or company name	MR T MIRZA
Contract type name	GDS Contract
Purpose of contract	General
Contract start date	01/04/2017
Contract end date	

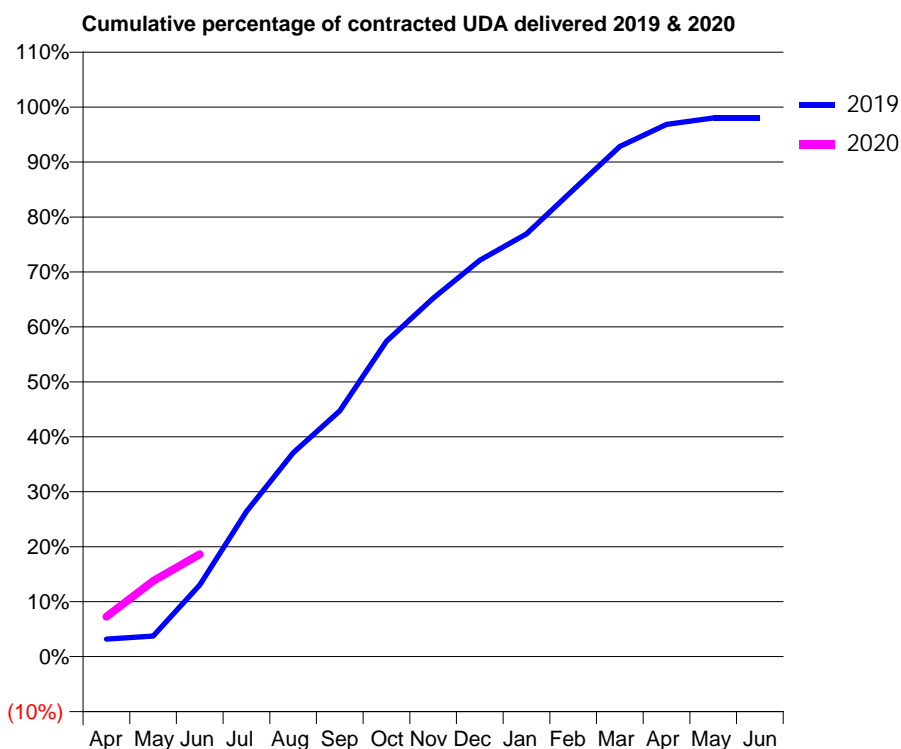
19/20 Contracted general activity (UDA)	5,000
Carry forward general activity (UDA)	0
19/20 Contracted orthodontic activity (UOA)	0
Carry forward orthodontic activity (UOA)	0
Baseline contract value	£108,682.99

ACCESS*

Patients seen in 24 months	Total	Change since previous quarter
Quarter ending June 2018	894	
Quarter ending September 2018	848	↓
Quarter ending December 2018	806	↓
Quarter ending March 2019	976	↑
Quarter ending June 2019	1,058	↑
Variance since June 2018	18.3%	↑



ACTIVITY



Month	Adjusted Scheduled Activity (UDA)	
	2019	2020
April	160	363
May	187	689
June	652	931
July	1,320	
August	1,854	
September	2,235	
October	2,869	
November	3,261	
December	3,606	
January	3,847	
February	4,247	
March	4,642	
April	4,842	
May	4,900	
June	4,900	

QUALITY

	Quantity	Base Number	Contract	AT	Region	England
% of FP17s for the same patient ID Re-attending within 3 months - Children	11	194	5.7%	8.8%	11.2%	11.4%
% of FP17s for the same patient ID Re-attending within 3 months - Adults	18	173	10.4%	12.1%	14.8%	15.4%
% of FP17s for the same patient ID Re-attending between 3 & 9 months - Children	31	194	16.0%	60.6%	60.9%	59.8%
% of FP17s for the same patient ID Re-attending between 3 & 9 months - Adults	39	173	22.5%	52.0%	53.2%	52.1%
% of FP17s for Band 1 Urgent Courses	11	285	3.9%	7.3%	8.3%	9.2%
% of FP17s Relating to Free Repair or Replacements	2	285	0.7%	0.8%	0.7%	0.7%
% of FP17s Relating to Continuations	2	285	0.7%	0.9%	0.8%	0.8%
% of Patients satisfied with the dentistry they have received	0	0	N/A	94.5%	93.2%	93.4%
% of Patients satisfied with the time they had to wait for an appointment	0	0	N/A	91.7%	88.5%	87.6%

* This is based on patients treated on this contract for their most recent course of treatment. Figures in italics indicate the base number of FP17s or Patient Questionnaire responses are less than 100. N/A is shown where the base number of responses is less than 10 during the period. % is calculated as Quantity/Base number*100

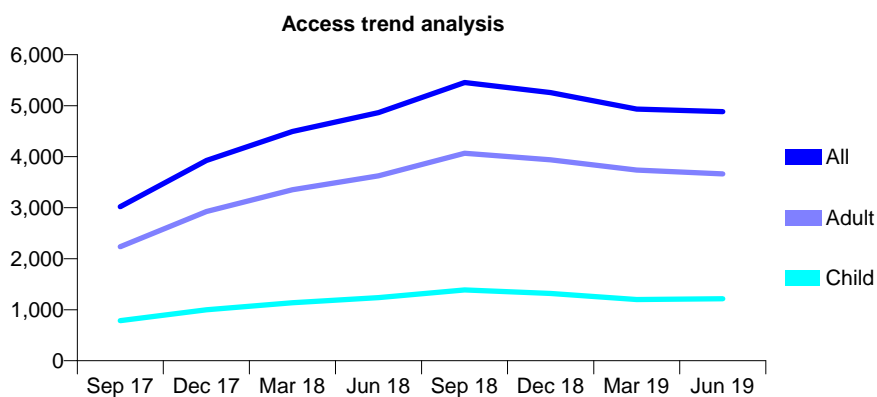
Q53 - Vital Signs At a Glance Contract Report for 100406/0000 - June 2019

Name or company name	Gentle Dental Care (DROITWICH)LTD
Contract type name	GDS Contract
Purpose of contract	General
Contract start date	01/04/2017
Contract end date	

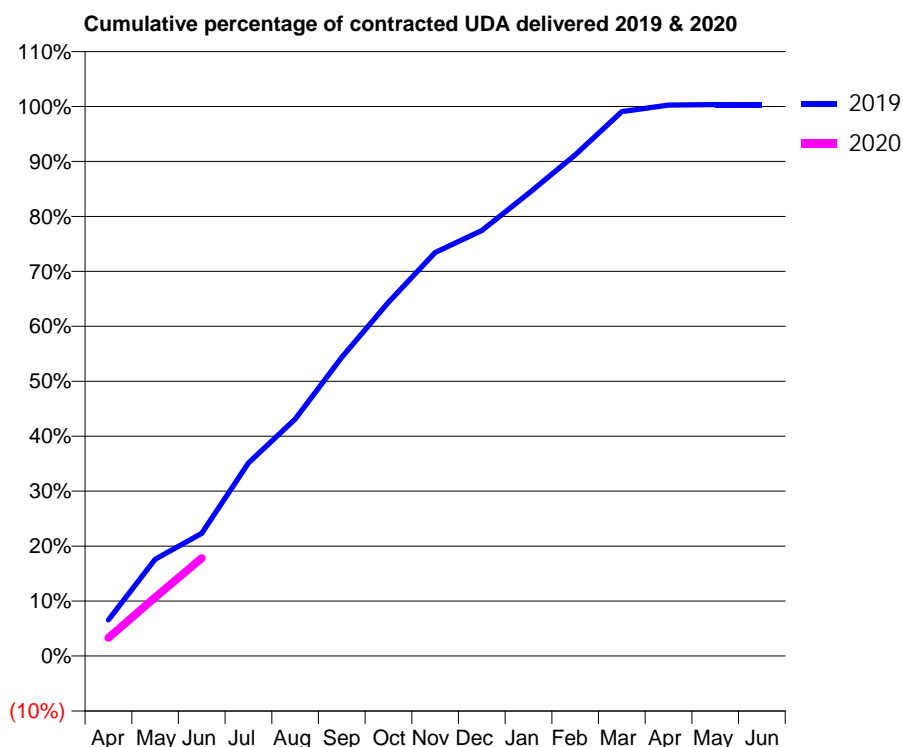
19/20 Contracted general activity (UDA)	13,850
Carry forward general activity (UDA)	0
19/20 Contracted orthodontic activity (UOA)	0
Carry forward orthodontic activity (UOA)	0
Baseline contract value	£315,376.34

ACCESS*

Patients seen in 24 months	Total	Change since previous quarter
Quarter ending June 2018	4,865	
Quarter ending September 2018	5,455	↑
Quarter ending December 2018	5,256	↓
Quarter ending March 2019	4,935	↓
Quarter ending June 2019	4,882	↓
Variance since June 2018	0.3%	→



ACTIVITY



Month	Adjusted Scheduled Activity (UDA)	
	2019	2020
April	911	458
May	2,439	1,477
June	3,095	2,468
July	4,869	
August	5,972	
September	7,530	
October	8,913	
November	10,173	
December	10,725	
January	11,659	
February	12,628	
March	13,717	
April	13,884	
May	13,897	
June	13,896	

QUALITY

	Quantity	Base Number	Contract	AT	Region	England
% of FP17s for the same patient ID Re-attending within 3 months - Children	13	389	3.3%	8.8%	11.2%	11.4%
% of FP17s for the same patient ID Re-attending within 3 months - Adults	84	923	9.1%	12.1%	14.8%	15.4%
% of FP17s for the same patient ID Re-attending between 3 & 9 months - Children	150	389	38.6%	60.6%	60.9%	59.8%
% of FP17s for the same patient ID Re-attending between 3 & 9 months - Adults	405	923	43.9%	52.0%	53.2%	52.1%
% of FP17s for Band 1 Urgent Courses	105	1,253	8.4%	7.3%	8.3%	9.2%
% of FP17s Relating to Free Repair or Replacements	13	1,253	1.0%	0.8%	0.7%	0.7%
% of FP17s Relating to Continuations	8	1,253	0.6%	0.9%	0.8%	0.8%
% of Patients satisfied with the dentistry they have received	3	4	N/A	94.5%	93.2%	93.4%
% of Patients satisfied with the time they had to wait for an appointment	3	4	N/A	91.7%	88.5%	87.6%

* This is based on patients treated on this contract for their most recent course of treatment. Figures in italics indicate the base number of FP17s or Patient Questionnaire responses are less than 100. N/A is shown where the base number of responses is less than 10 during the period. % is calculated as Quantity/Base number*100

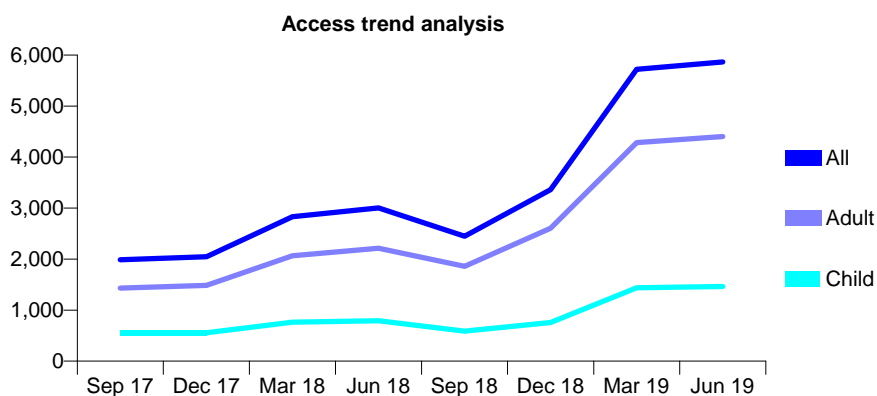
Q53 - Vital Signs At a Glance Contract Report for 100407/0000 - June 2019

Name or company name	Gentle Dental Care (EVESHAM)LTD
Contract type name	GDS Contract
Purpose of contract	General
Contract start date	01/04/2017
Contract end date	

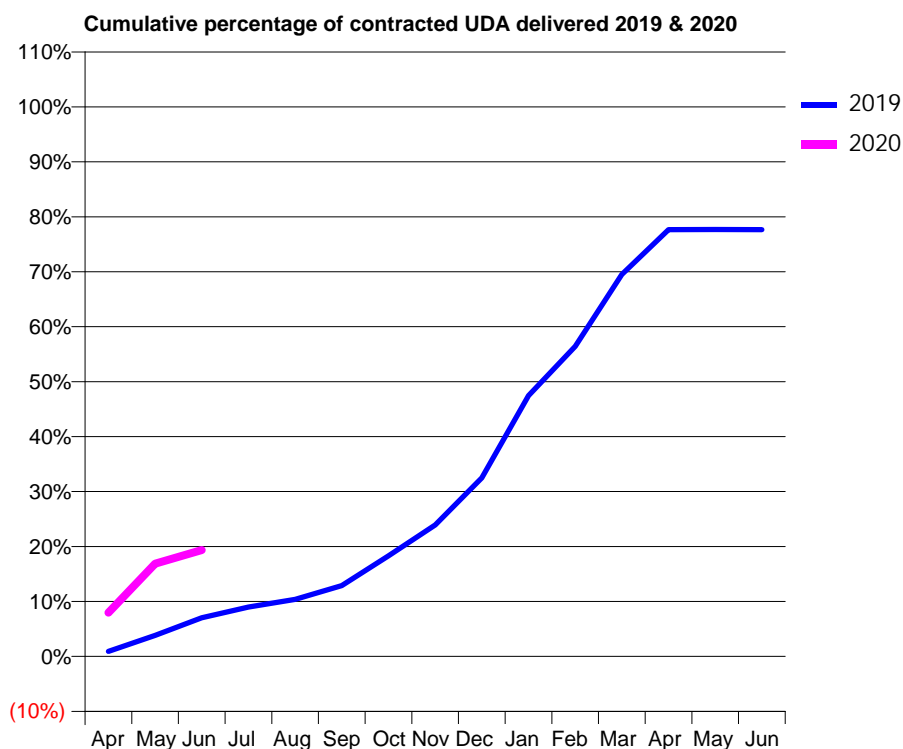
19/20 Contracted general activity (UDA)	17,200
Carry forward general activity (UDA)	0
19/20 Contracted orthodontic activity (UOA)	0
Carry forward orthodontic activity (UOA)	0
Baseline contract value	£384,969.70

ACCESS*

Patients seen in 24 months	Total	Change since previous quarter
Quarter ending June 2018	3,004	
Quarter ending September 2018	2,448	↓
Quarter ending December 2018	3,361	↑
Quarter ending March 2019	5,722	↑
Quarter ending June 2019	5,866	↑
Variance since June 2018	95.3%	↑



ACTIVITY



Month	2019	2020
April	156	1,373
May	659	2,905
June	1,207	3,327
July	1,546	
August	1,786	
September	2,219	
October	3,149	
November	4,113	
December	5,585	
January	8,162	
February	9,705	
March	11,952	
April	13,354	
May	13,363	
June	13,358	

QUALITY

	Quantity	Base Number	Contract	AT	Region	England
% of FP17s for the same patient ID Re-attending within 3 months - Children	22	524	4.2%	8.8%	11.2%	11.4%
% of FP17s for the same patient ID Re-attending within 3 months - Adults	127	1,464	8.7%	12.1%	14.8%	15.4%
% of FP17s for the same patient ID Re-attending between 3 & 9 months - Children	41	524	7.8%	60.6%	60.9%	59.8%
% of FP17s for the same patient ID Re-attending between 3 & 9 months - Adults	172	1,464	11.7%	52.0%	53.2%	52.1%
% of FP17s for Band 1 Urgent Courses	127	1,393	9.1%	7.3%	8.3%	9.2%
% of FP17s Relating to Free Repair or Replacements	23	1,393	1.7%	0.8%	0.7%	0.7%
% of FP17s Relating to Continuations	10	1,393	0.7%	0.9%	0.8%	0.8%
% of Patients satisfied with the dentistry they have received	3	4	N/A	94.5%	93.2%	93.4%
% of Patients satisfied with the time they had to wait for an appointment	3	4	N/A	91.7%	88.5%	87.6%

* This is based on patients treated on this contract for their most recent course of treatment. Figures in italics indicate the base number of FP17s or Patient Questionnaire responses are less than 100. N/A is shown where the base number of responses is less than 10 during the period. % is calculated as Quantity/Base number*100

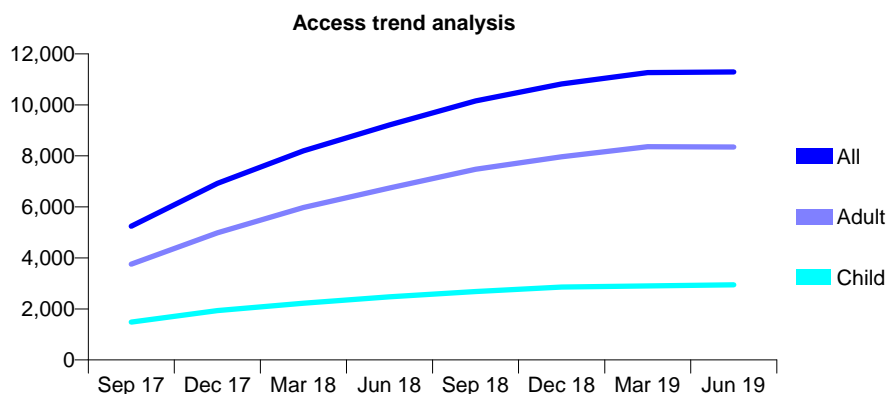
Q53 - Vital Signs At a Glance Contract Report for 100408/0000 - June 2019

Name or company name	Gentle Dental Care (WORCESTER)LTD
Contract type name	GDS Contract
Purpose of contract	General
Contract start date	01/04/2017
Contract end date	

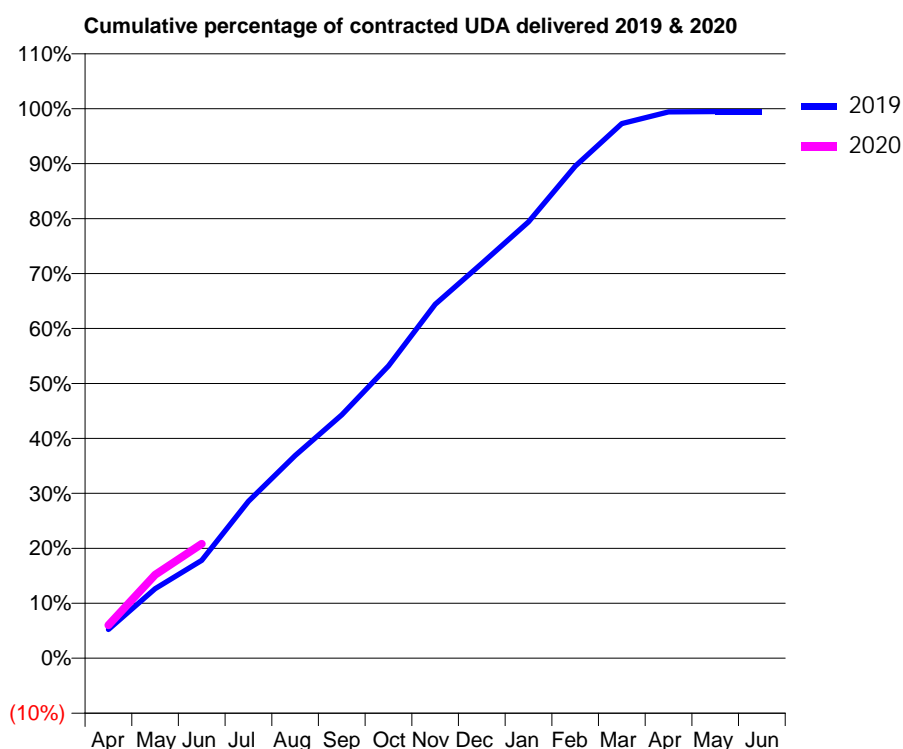
19/20 Contracted general activity (UDA)	30,000
Carry forward general activity (UDA)	0
19/20 Contracted orthodontic activity (UOA)	0
Carry forward orthodontic activity (UOA)	0
Baseline contract value	£671,458.78

ACCESS*

Patients seen in 24 months	Total	Change since previous quarter
Quarter ending June 2018	9,218	
Quarter ending September 2018	10,158	↑
Quarter ending December 2018	10,819	↑
Quarter ending March 2019	11,267	↑
Quarter ending June 2019	11,292	→
Variance since June 2018	22.5%	↑



ACTIVITY



Month	2019	2020
April	1,567	1,812
May	3,798	4,557
June	5,341	6,242
July	8,567	
August	11,063	
September	13,283	
October	15,960	
November	19,328	
December	21,546	
January	23,818	
February	26,859	
March	29,184	
April	29,820	
May	29,838	
June	29,838	

QUALITY

	Quantity	Base Number	Contract	AT	Region	England
% of FP17s for the same patient ID Re-attending within 3 months - Children	67	897	7.5%	8.8%	11.2%	11.4%
% of FP17s for the same patient ID Re-attending within 3 months - Adults	307	2,163	14.2%	12.1%	14.8%	15.4%
% of FP17s for the same patient ID Re-attending between 3 & 9 months - Children	453	897	50.5%	60.6%	60.9%	59.8%
% of FP17s for the same patient ID Re-attending between 3 & 9 months - Adults	888	2,163	41.1%	52.0%	53.2%	52.1%
% of FP17s for Band 1 Urgent Courses	287	2,724	10.5%	7.3%	8.3%	9.2%
% of FP17s Relating to Free Repair or Replacements	26	2,724	1.0%	0.8%	0.7%	0.7%
% of FP17s Relating to Continuations	21	2,724	0.8%	0.9%	0.8%	0.8%
% of Patients satisfied with the dentistry they have received	4	4	N/A	94.5%	93.2%	93.4%
% of Patients satisfied with the time they had to wait for an appointment	4	4	N/A	91.7%	88.5%	87.6%

* This is based on patients treated on this contract for their most recent course of treatment. Figures in italics indicate the base number of FP17s or Patient Questionnaire responses are less than 100. N/A is shown where the base number of responses is less than 10 during the period. % is calculated as Quantity/Base number*100

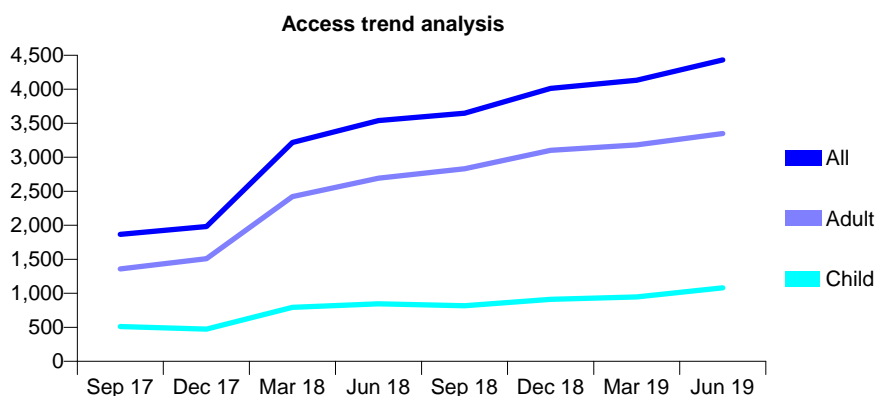
Q53 - Vital Signs At a Glance Contract Report for 100430/0000 - June 2019

Name or company name	MR T MOODLEY
Contract type name	GDS Contract
Purpose of contract	General
Contract start date	01/04/2017
Contract end date	

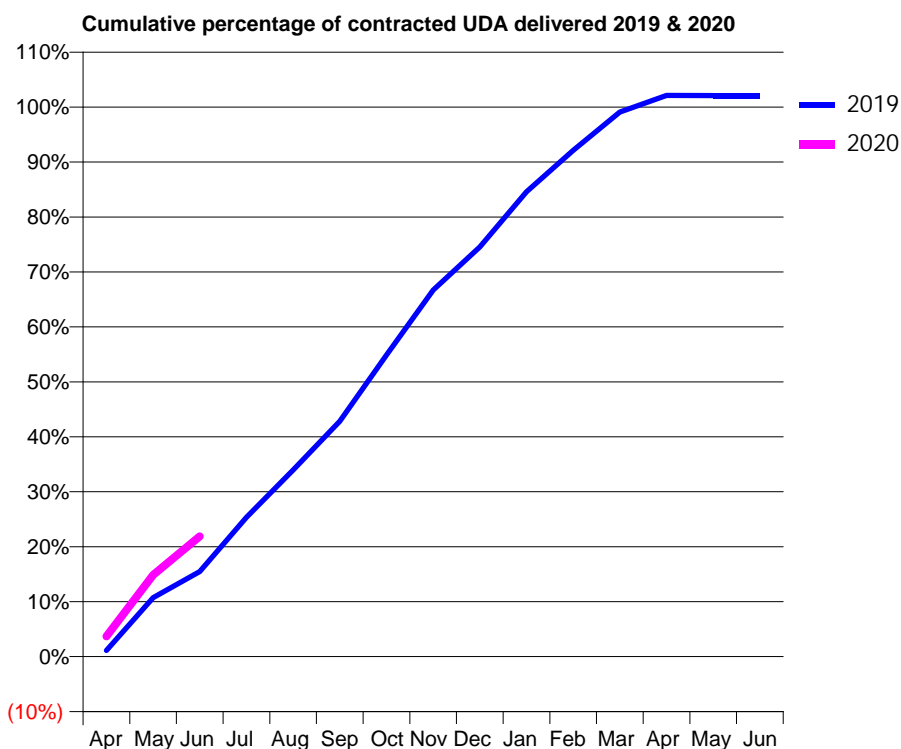
19/20 Contracted general activity (UDA)	10,000
Carry forward general activity (UDA)	0
19/20 Contracted orthodontic activity (UOA)	0
Carry forward orthodontic activity (UOA)	0
Baseline contract value	£225,129.05

ACCESS*

Patients seen in 24 months	Total	Change since previous quarter
Quarter ending June 2018	3,540	
Quarter ending September 2018	3,648	↑
Quarter ending December 2018	4,013	↑
Quarter ending March 2019	4,132	↑
Quarter ending June 2019	4,432	↑
Variance since June 2018	25.2%	↑



ACTIVITY



Month	Adjusted Scheduled Activity (UDA)	
	2019	2020
April	112	370
May	1,074	1,487
June	1,548	2,189
July	2,535	
August	3,395	
September	4,281	
October	5,489	
November	6,670	
December	7,453	
January	8,459	
February	9,213	
March	9,909	
April	10,210	
May	10,207	
June	10,207	

QUALITY

	Quantity	Base Number	Contract	AT	Region	England
% of FP17s for the same patient ID Re-attending within 3 months - Children	21	468	4.5%	8.8%	11.2%	11.4%
% of FP17s for the same patient ID Re-attending within 3 months - Adults	76	1,113	6.8%	12.1%	14.8%	15.4%
% of FP17s for the same patient ID Re-attending between 3 & 9 months - Children	202	468	43.2%	60.6%	60.9%	59.8%
% of FP17s for the same patient ID Re-attending between 3 & 9 months - Adults	437	1,113	39.3%	52.0%	53.2%	52.1%
% of FP17s for Band 1 Urgent Courses	59	1,176	5.0%	7.3%	8.3%	9.2%
% of FP17s Relating to Free Repair or Replacements	6	1,176	0.5%	0.8%	0.7%	0.7%
% of FP17s Relating to Continuations	17	1,176	1.4%	0.9%	0.8%	0.8%
% of Patients satisfied with the dentistry they have received	1	1	N/A	94.5%	93.2%	93.4%
% of Patients satisfied with the time they had to wait for an appointment	1	1	N/A	91.7%	88.5%	87.6%

* This is based on patients treated on this contract for their most recent course of treatment. Figures in italics indicate the base number of FP17s or Patient Questionnaire responses are less than 100. N/A is shown where the base number of responses is less than 10 during the period. % is calculated as Quantity/Base number*100

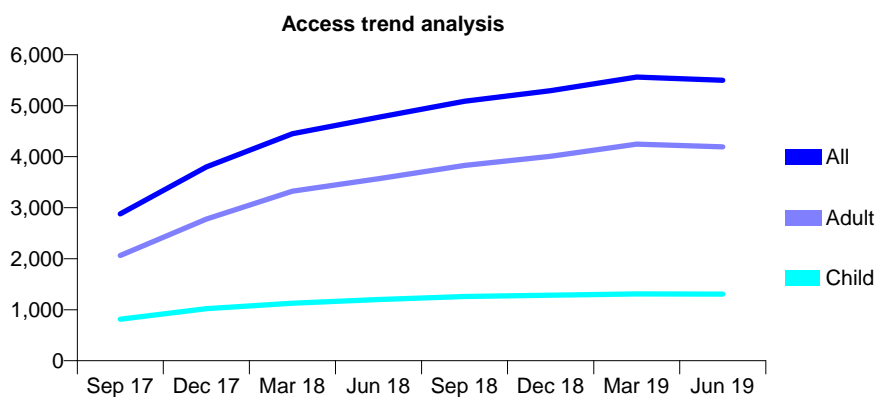
Q53 - Vital Signs At a Glance Contract Report for 100431/0000 - June 2019

Name or company name	OASIS DENTAL CARE LTD
Contract type name	GDS Contract
Purpose of contract	General
Contract start date	01/04/2017
Contract end date	

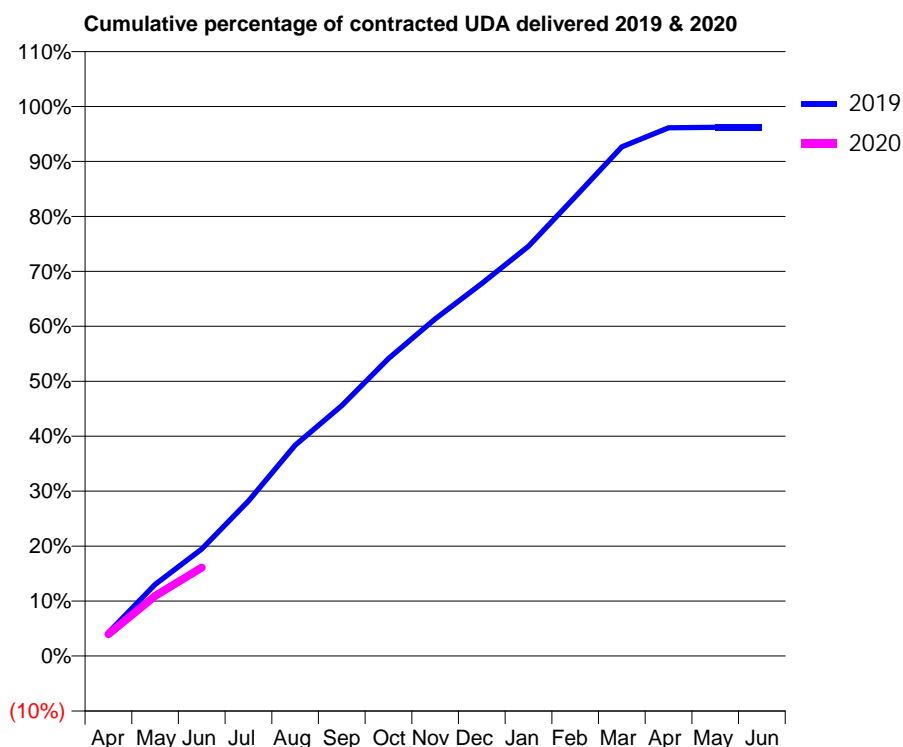
19/20 Contracted general activity (UDA)	16,078
Carry forward general activity (UDA)	0
19/20 Contracted orthodontic activity (UOA)	0
Carry forward orthodontic activity (UOA)	0
Baseline contract value	£349,481.01

ACCESS*

Patients seen in 24 months	Total	Change since previous quarter
Quarter ending June 2018	4,773	
Quarter ending September 2018	5,087	↑
Quarter ending December 2018	5,293	↑
Quarter ending March 2019	5,559	↑
Quarter ending June 2019	5,497	↓
Variance since June 2018	15.2%	↑



ACTIVITY



Month	Adjusted Scheduled Activity (UDA)	
	2019	2020
April	690	642
May	2,095	1,757
June	3,131	2,589
July	4,535	
August	6,172	
September	7,324	
October	8,704	
November	9,860	
December	10,900	
January	11,989	
February	13,437	
March	14,894	
April	15,454	
May	15,470	
June	15,467	

QUALITY

	Quantity	Base Number	Contract	AT	Region	England
% of FP17s for the same patient ID Re-attending within 3 months - Children	12	374	3.2%	8.8%	11.2%	11.4%
% of FP17s for the same patient ID Re-attending within 3 months - Adults	92	1,119	8.2%	12.1%	14.8%	15.4%
% of FP17s for the same patient ID Re-attending between 3 & 9 months - Children	223	374	59.6%	60.6%	60.9%	59.8%
% of FP17s for the same patient ID Re-attending between 3 & 9 months - Adults	566	1,119	50.6%	52.0%	53.2%	52.1%
% of FP17s for Band 1 Urgent Courses	107	1,260	8.5%	7.3%	8.3%	9.2%
% of FP17s Relating to Free Repair or Replacements	10	1,260	0.8%	0.8%	0.7%	0.7%
% of FP17s Relating to Continuations	3	1,260	0.2%	0.9%	0.8%	0.8%
% of Patients satisfied with the dentistry they have received	5	5	N/A	94.5%	93.2%	93.4%
% of Patients satisfied with the time they had to wait for an appointment	5	5	N/A	91.7%	88.5%	87.6%

* This is based on patients treated on this contract for their most recent course of treatment.

Figures in italics indicate the base number of FP17s or Patient Questionnaire responses are less than 100. N/A is shown where the base number of responses is less than 10 during the period. % is calculated as Quantity/Base number*100

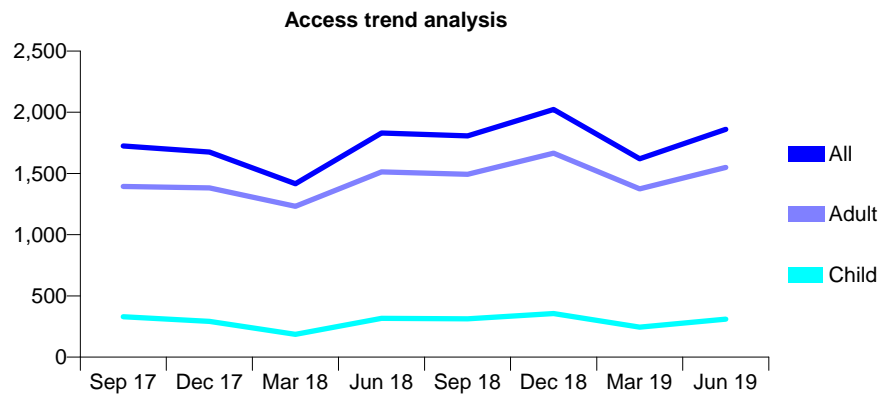
Q53 - Vital Signs At a Glance Contract Report for 100435/0000 - June 2019

Name or company name	MR DJ LANGMAN
Contract type name	GDS Contract
Purpose of contract	General
Contract start date	01/04/2017
Contract end date	

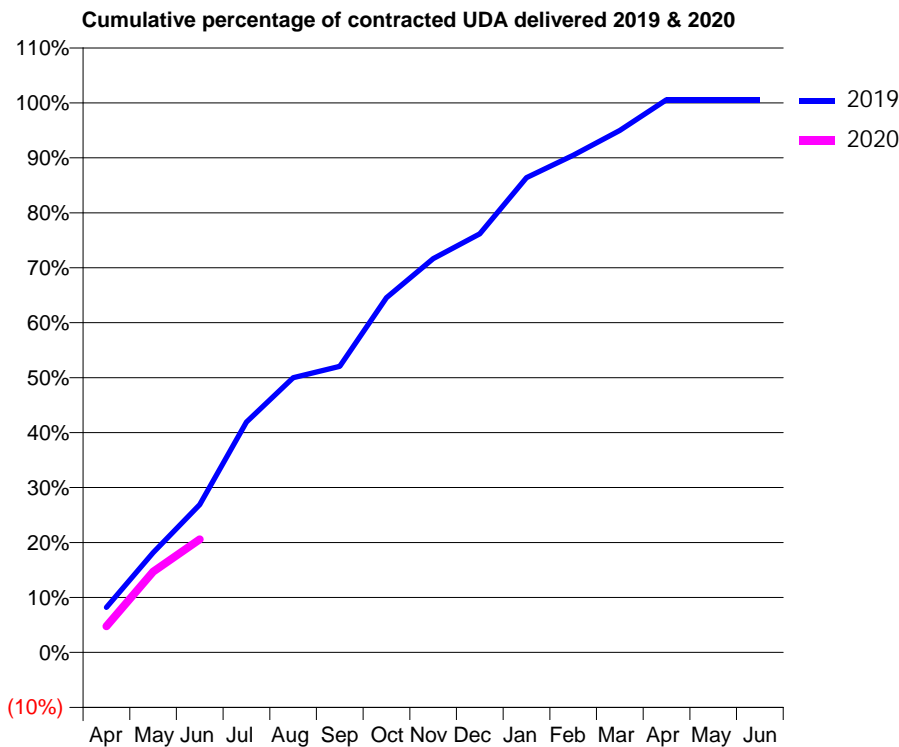
19/20 Contracted general activity (UDA)	5,000
Carry forward general activity (UDA)	0
19/20 Contracted orthodontic activity (UOA)	0
Carry forward orthodontic activity (UOA)	0
Baseline contract value	£126,796.82

ACCESS*

Patients seen in 24 months	Total	Change since previous quarter
Quarter ending June 2018	1,831	
Quarter ending September 2018	1,807	↓
Quarter ending December 2018	2,022	↑
Quarter ending March 2019	1,620	↓
Quarter ending June 2019	1,861	↑
Variance since June 2018	1.6%	→



ACTIVITY



Month	2019	2020
April	409	238
May	908	735
June	1,346	1,028
July	2,097	
August	2,500	
September	2,603	
October	3,228	
November	3,583	
December	3,808	
January	4,319	
February	4,523	
March	4,749	
April	5,028	
May	5,029	
June	5,029	

QUALITY

	Quantity	Base Number	Contract	AT	Region	England
% of FP17s for the same patient ID Re-attending within 3 months - Children	1	183	0.5%	8.8%	11.2%	11.4%
% of FP17s for the same patient ID Re-attending within 3 months - Adults	53	677	7.8%	12.1%	14.8%	15.4%
% of FP17s for the same patient ID Re-attending between 3 & 9 months - Children	70	183	38.3%	60.6%	60.9%	59.8%
% of FP17s for the same patient ID Re-attending between 3 & 9 months - Adults	194	677	28.7%	52.0%	53.2%	52.1%
% of FP17s for Band 1 Urgent Courses	94	691	13.6%	7.3%	8.3%	9.2%
% of FP17s Relating to Free Repair or Replacements	9	691	1.3%	0.8%	0.7%	0.7%
% of FP17s Relating to Continuations	4	691	0.6%	0.9%	0.8%	0.8%
% of Patients satisfied with the dentistry they have received	2	2	N/A	94.5%	93.2%	93.4%
% of Patients satisfied with the time they had to wait for an appointment	2	2	N/A	91.7%	88.5%	87.6%

* This is based on patients treated on this contract for their most recent course of treatment. Figures in italics indicate the base number of FP17s or Patient Questionnaire responses are less than 100. N/A is shown where the base number of responses is less than 10 during the period. % is calculated as Quantity/Base number*100

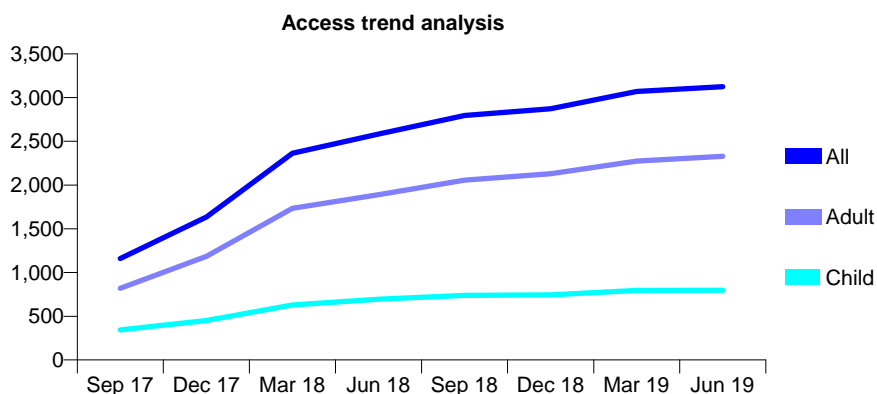
Q53 - Vital Signs At a Glance Contract Report for 100449/0000 - June 2019

Name or company name	BST Partnership
Contract type name	GDS Contract
Purpose of contract	General
Contract start date	01/04/2017
Contract end date	

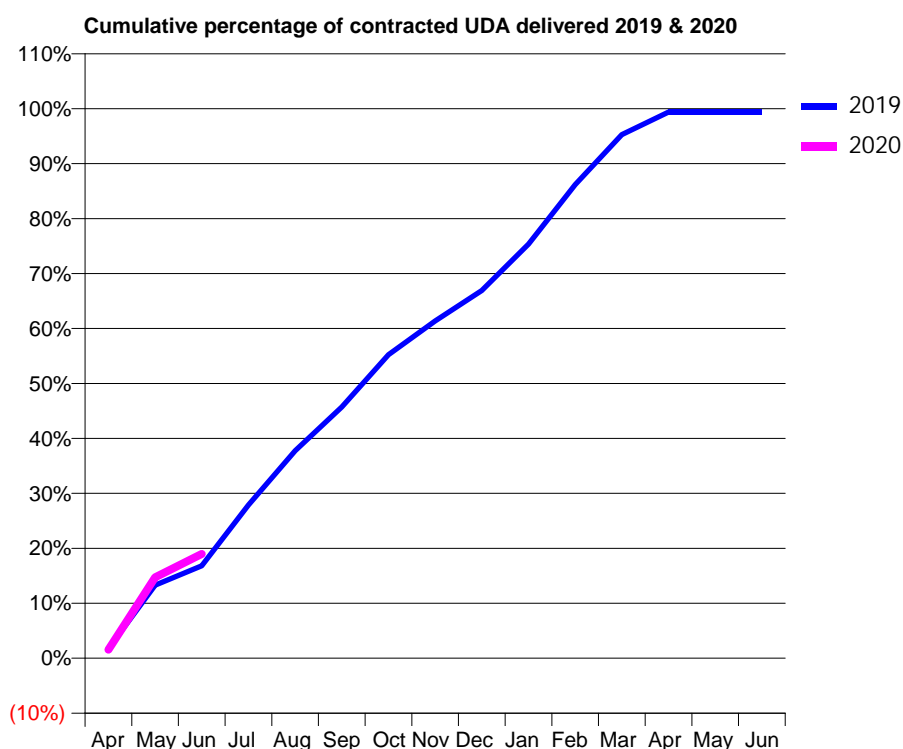
19/20 Contracted general activity (UDA)	8,000
Carry forward general activity (UDA)	0
19/20 Contracted orthodontic activity (UOA)	0
Carry forward orthodontic activity (UOA)	0
Baseline contract value	£202,874.91

ACCESS*

Patients seen in 24 months	Total	Change since previous quarter
Quarter ending June 2018	2,583	
Quarter ending September 2018	2,795	↑
Quarter ending December 2018	2,873	↑
Quarter ending March 2019	3,069	↑
Quarter ending June 2019	3,126	→
Variance since June 2018	21.0%	↑



ACTIVITY



Adjusted Scheduled Activity (UDA)		
Month	2019	2020
April	140	126
May	1,063	1,178
June	1,346	1,518
July	2,232	
August	3,022	
September	3,657	
October	4,419	
November	4,911	
December	5,353	
January	6,028	
February	6,894	
March	7,620	
April	7,951	
May	7,951	
June	7,951	

QUALITY

	Quantity	Base Number	Contract	AT	Region	England
% of FP17s for the same patient ID Re-attending within 3 months - Children	14	230	6.1%	8.8%	11.2%	11.4%
% of FP17s for the same patient ID Re-attending within 3 months - Adults	115	729	15.8%	12.1%	14.8%	15.4%
% of FP17s for the same patient ID Re-attending between 3 & 9 months - Children	117	230	50.9%	60.6%	60.9%	59.8%
% of FP17s for the same patient ID Re-attending between 3 & 9 months - Adults	382	729	52.4%	52.0%	53.2%	52.1%
% of FP17s for Band 1 Urgent Courses	95	822	11.6%	7.3%	8.3%	9.2%
% of FP17s Relating to Free Repair or Replacements	9	822	1.1%	0.8%	0.7%	0.7%
% of FP17s Relating to Continuations	7	822	0.9%	0.9%	0.8%	0.8%
% of Patients satisfied with the dentistry they have received	2	2	N/A	94.5%	93.2%	93.4%
% of Patients satisfied with the time they had to wait for an appointment	2	2	N/A	91.7%	88.5%	87.6%

* This is based on patients treated on this contract for their most recent course of treatment.

Figures in italics indicate the base number of FP17s or Patient Questionnaire responses are less than 100. N/A is shown where the base number of responses is less than 10 during the period. % is calculated as Quantity/Base number*100

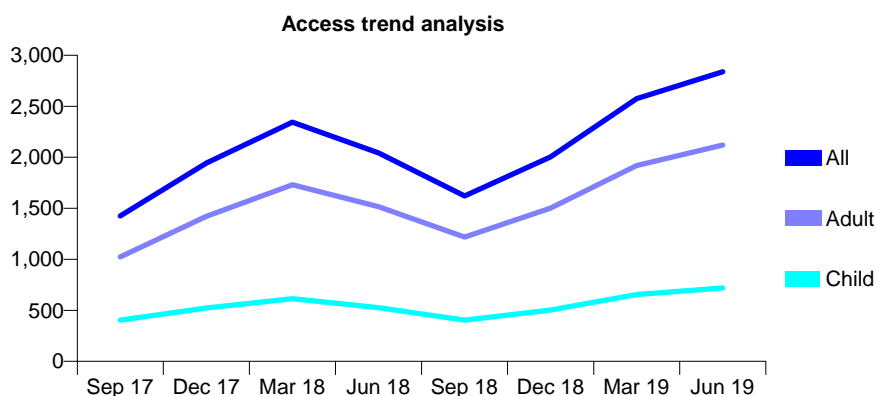
Q53 - Vital Signs At a Glance Contract Report for 100450/0000 - June 2019

Name or company name	OASIS DENTAL CARE LTD
Contract type name	GDS Contract
Purpose of contract	General
Contract start date	01/04/2017
Contract end date	

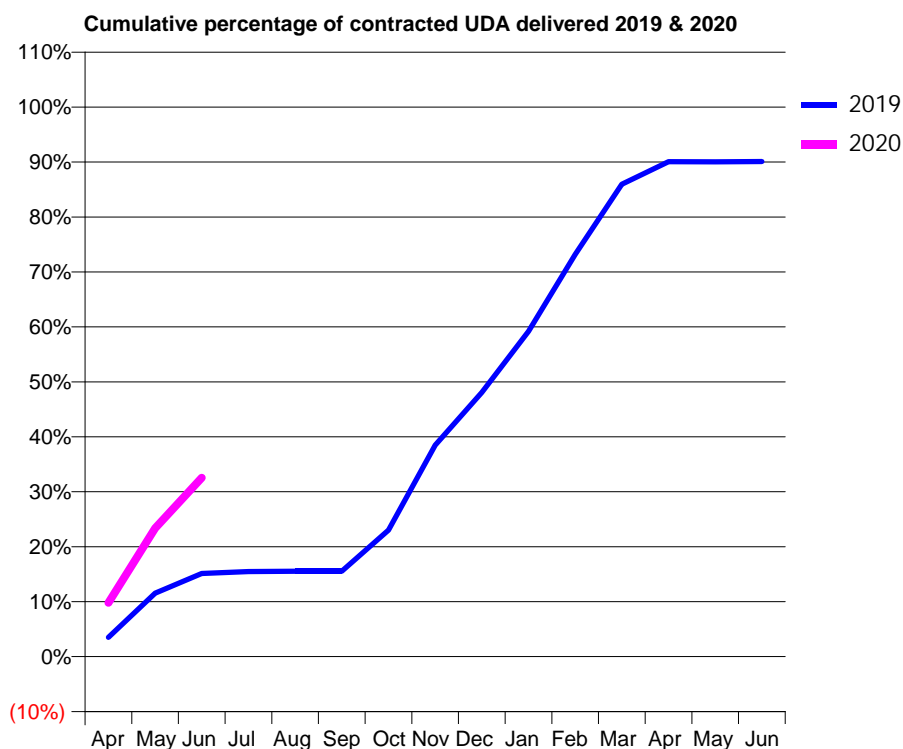
19/20 Contracted general activity (UDA)	6,000
Carry forward general activity (UDA)	0
19/20 Contracted orthodontic activity (UOA)	0
Carry forward orthodontic activity (UOA)	0
Baseline contract value	£136,630.04

ACCESS*

Patients seen in 24 months	Total	Change since previous quarter
Quarter ending June 2018	2,042	
Quarter ending September 2018	1,622	↓
Quarter ending December 2018	2,005	↑
Quarter ending March 2019	2,574	↑
Quarter ending June 2019	2,839	↑
Variance since June 2018	39.0%	↑



ACTIVITY



Month	Adjusted Scheduled Activity (UDA)	
	2019	2020
April	210	588
May	694	1,402
June	908	1,953
July	929	
August	933	
September	933	
October	1,381	
November	2,309	
December	2,884	
January	3,552	
February	4,391	
March	5,158	
April	5,404	
May	5,401	
June	5,406	

QUALITY

	Quantity	Base Number	Contract	AT	Region	England
% of FP17s for the same patient ID Re-attending within 3 months - Children	30	322	9.3%	8.8%	11.2%	11.4%
% of FP17s for the same patient ID Re-attending within 3 months - Adults	109	955	11.4%	12.1%	14.8%	15.4%
% of FP17s for the same patient ID Re-attending between 3 & 9 months - Children	119	322	37.0%	60.6%	60.9%	59.8%
% of FP17s for the same patient ID Re-attending between 3 & 9 months - Adults	330	955	34.6%	52.0%	53.2%	52.1%
% of FP17s for Band 1 Urgent Courses	67	1,160	5.8%	7.3%	8.3%	9.2%
% of FP17s Relating to Free Repair or Replacements	8	1,160	0.7%	0.8%	0.7%	0.7%
% of FP17s Relating to Continuations	33	1,160	2.8%	0.9%	0.8%	0.8%
% of Patients satisfied with the dentistry they have received	0	0	N/A	94.5%	93.2%	93.4%
% of Patients satisfied with the time they had to wait for an appointment	0	0	N/A	91.7%	88.5%	87.6%

* This is based on patients treated on this contract for their most recent course of treatment. Figures in italics indicate the base number of FP17s or Patient Questionnaire responses are less than 100. N/A is shown where the base number of responses is less than 10 during the period. % is calculated as Quantity/Base number*100

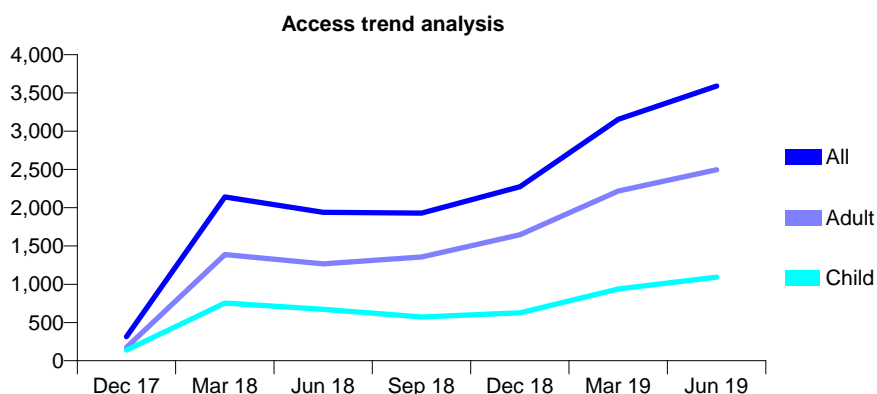
Q53 - Vital Signs At a Glance Contract Report for 100540/0000 - June 2019

Name or company name	Dehal, Thandi and Chana
Contract type name	GDS Contract
Purpose of contract	General
Contract start date	01/04/2017
Contract end date	

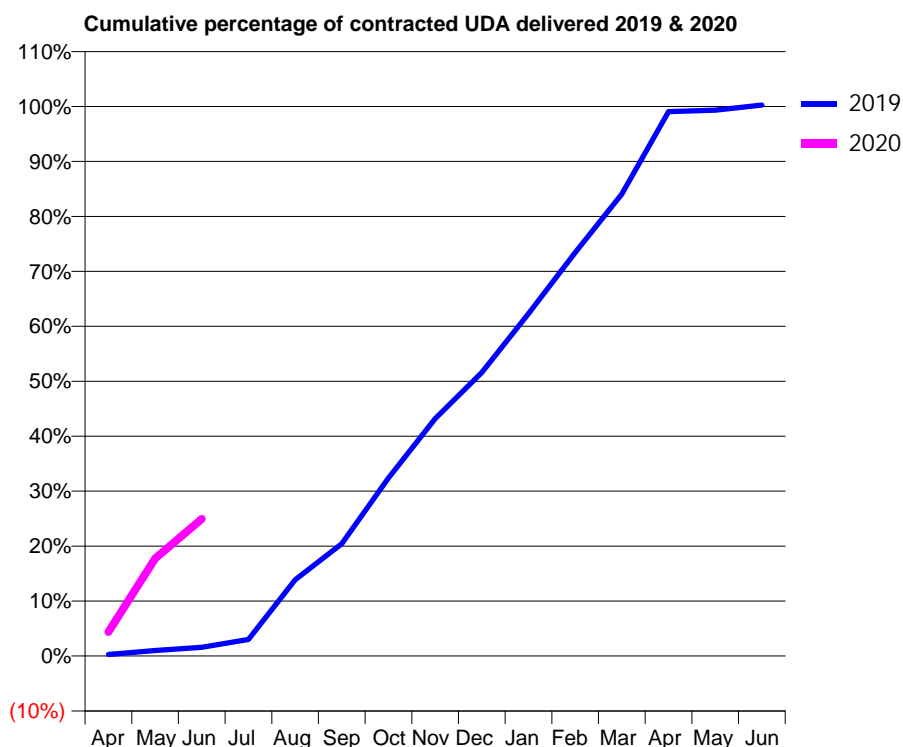
19/20 Contracted general activity (UDA)	7,700
Carry forward general activity (UDA)	0
19/20 Contracted orthodontic activity (UOA)	0
Carry forward orthodontic activity (UOA)	0
Baseline contract value	£173,365.52

ACCESS*

Patients seen in 24 months	Total	Change since previous quarter
Quarter ending June 2018	1,939	
Quarter ending September 2018	1,929	→
Quarter ending December 2018	2,275	↑
Quarter ending March 2019	3,155	↑
Quarter ending June 2019	3,590	↑
Variance since June 2018	85.1%	↑



ACTIVITY



Month	Adjusted Scheduled Activity (UDA)	
	2019	2020
April	22	337
May	77	1,367
June	123	1,922
July	232	
August	1,068	
September	1,572	
October	2,495	
November	3,326	
December	3,971	
January	4,797	
February	5,654	
March	6,474	
April	7,629	
May	7,647	
June	7,720	

QUALITY

	Quantity	Base Number	Contract	AT	Region	England
% of FP17s for the same patient ID Re-attending within 3 months - Children	7	418	1.7%	8.8%	11.2%	11.4%
% of FP17s for the same patient ID Re-attending within 3 months - Adults	54	966	5.6%	12.1%	14.8%	15.4%
% of FP17s for the same patient ID Re-attending between 3 & 9 months - Children	101	418	24.2%	60.6%	60.9%	59.8%
% of FP17s for the same patient ID Re-attending between 3 & 9 months - Adults	353	966	36.5%	52.0%	53.2%	52.1%
% of FP17s for Band 1 Urgent Courses	5	896	0.6%	7.3%	8.3%	9.2%
% of FP17s Relating to Free Repair or Replacements	5	896	0.6%	0.8%	0.7%	0.7%
% of FP17s Relating to Continuations	14	896	1.6%	0.9%	0.8%	0.8%
% of Patients satisfied with the dentistry they have received	2	2	N/A	94.5%	93.2%	93.4%
% of Patients satisfied with the time they had to wait for an appointment	2	2	N/A	91.7%	88.5%	87.6%

* This is based on patients treated on this contract for their most recent course of treatment. Figures in italics indicate the base number of FP17s or Patient Questionnaire responses are less than 100. N/A is shown where the base number of responses is less than 10 during the period. % is calculated as Quantity/Base number*100

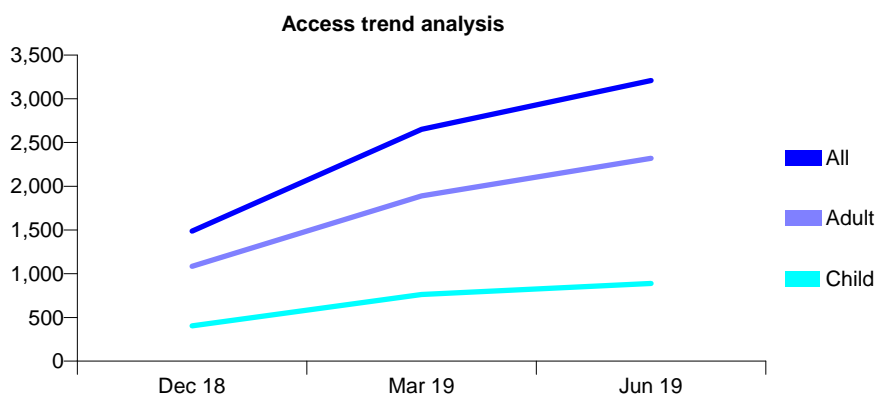
Q53 - Vital Signs At a Glance Contract Report for 100882/0000 - June 2019

Name or company name	Mr Gill
Contract type name	PDS Plus Contract
Purpose of contract	General
Contract start date	01/09/2018
Contract end date	31/08/2021

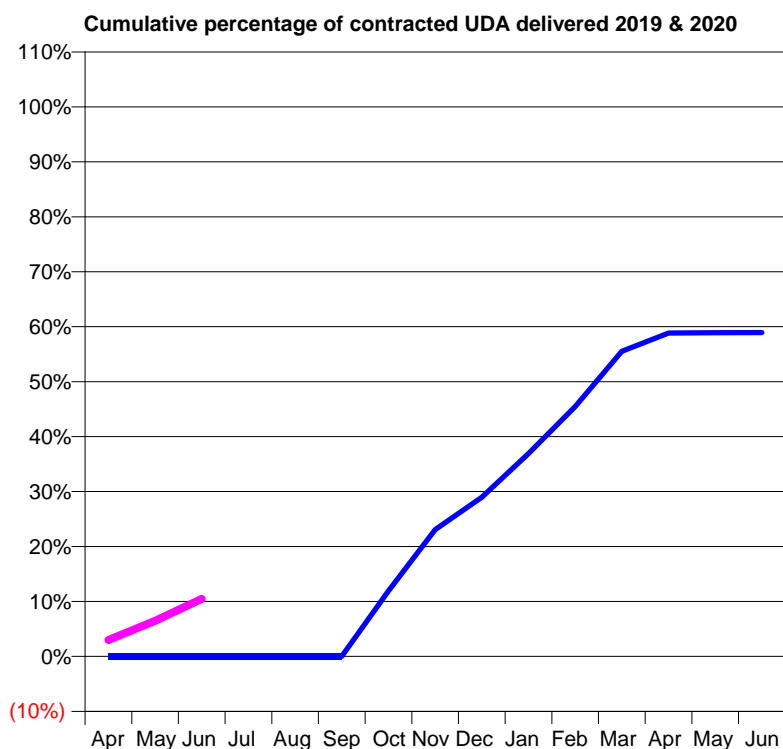
19/20 Contracted general activity (UDA)	22,150
Carry forward general activity (UDA)	0
19/20 Contracted orthodontic activity (UOA)	0
Carry forward orthodontic activity (UOA)	0
Baseline contract value	£254,340.72

ACCESS*

Patients seen in 24 months	Total	Change since previous quarter
Quarter ending June 2018	0	
Quarter ending September 2018	0	
Quarter ending December 2018	1,488	↑
Quarter ending March 2019	2,652	↑
Quarter ending June 2019	3,209	↑
Variance since June 2018	N/A	



ACTIVITY



Month	Adjusted Scheduled Activity (UDA)	
	2019	2020
April	0	664
May	0	1,440
June	0	2,318
July	0	
August	0	
September	0	
October	1,543	
November	2,983	
December	3,741	
January	4,770	
February	5,877	
March	7,171	
April	7,601	
May	7,612	
June	7,614	

QUALITY

	Quantity	Base Number	Contract	AT	Region	England
% of FP17s for the same patient ID Re-attending within 3 months - Children	32	348	9.2%	8.8%	11.2%	11.4%
% of FP17s for the same patient ID Re-attending within 3 months - Adults	130	1,004	12.9%	12.1%	14.8%	15.4%
% of FP17s for the same patient ID Re-attending between 3 & 9 months - Children	141	348	40.5%	60.6%	60.9%	59.8%
% of FP17s for the same patient ID Re-attending between 3 & 9 months - Adults	395	1,004	39.3%	52.0%	53.2%	52.1%
% of FP17s for Band 1 Urgent Courses	95	1,150	8.3%	7.3%	8.3%	9.2%
% of FP17s Relating to Free Repair or Replacements	16	1,150	1.4%	0.8%	0.7%	0.7%
% of FP17s Relating to Continuations	5	1,150	0.4%	0.9%	0.8%	0.8%
% of Patients satisfied with the dentistry they have received	1	1	N/A	94.5%	93.2%	93.4%
% of Patients satisfied with the time they had to wait for an appointment	1	1	N/A	91.7%	88.5%	87.6%

* This is based on patients treated on this contract for their most recent course of treatment. Figures in italics indicate the base number of FP17s or Patient Questionnaire responses are less than 100. N/A is shown where the base number of responses is less than 10 during the period. % is calculated as Quantity/Base number*100

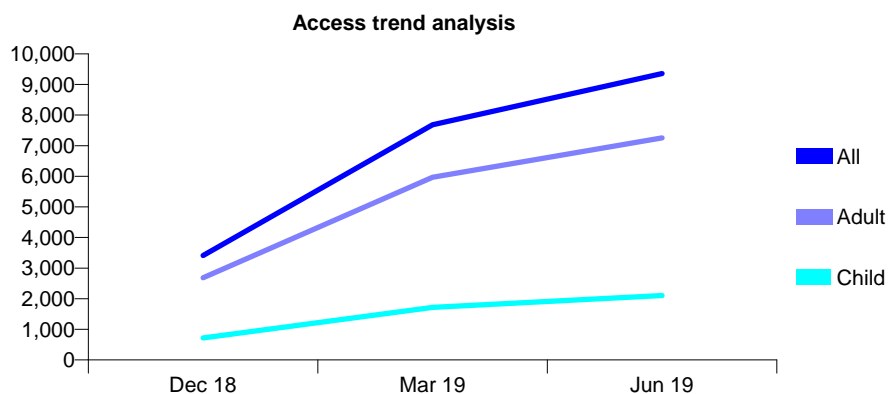
Q53 - Vital Signs At a Glance Contract Report for 100911/0000 - June 2019

Name or company name	Grafton House Dental Practice
Contract type name	GDS Contract
Purpose of contract	General
Contract start date	01/10/2018
Contract end date	

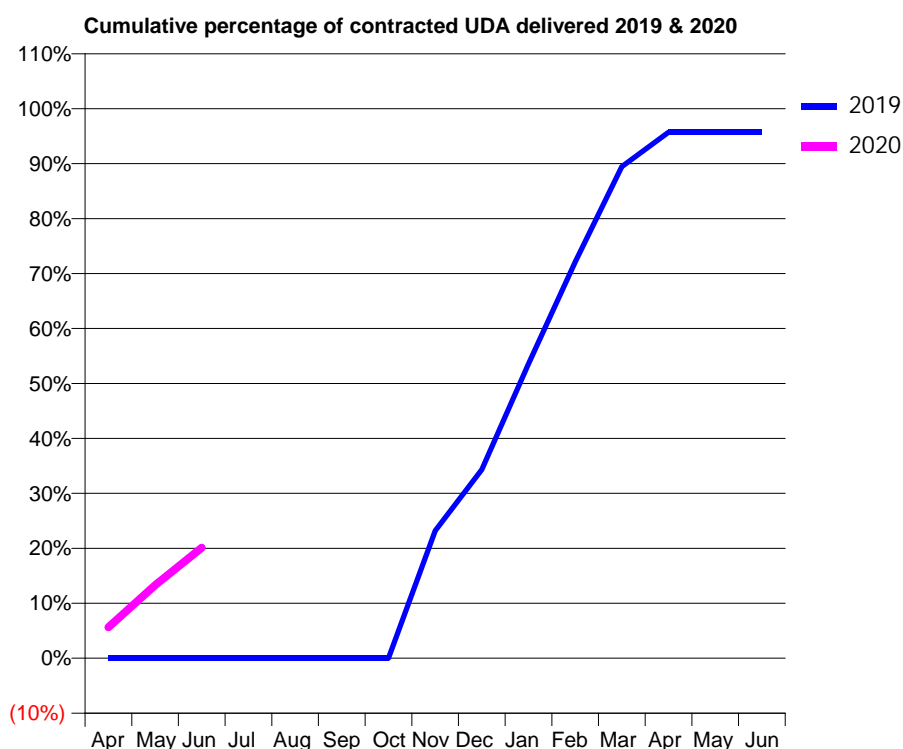
19/20 Contracted general activity (UDA)	32,084
Carry forward general activity (UDA)	0
19/20 Contracted orthodontic activity (UOA)	0
Carry forward orthodontic activity (UOA)	0
Baseline contract value	£718,102.77

ACCESS*

Patients seen in 24 months	Total	Change since previous quarter
Quarter ending June 2018	0	
Quarter ending September 2018	0	
Quarter ending December 2018	3,408	↑
Quarter ending March 2019	7,685	↑
Quarter ending June 2019	9,358	↑
Variance since June 2018	N/A	



ACTIVITY



Month	Adjusted Scheduled Activity (UDA)	
	2019	2020
April	0	1,813
May	0	4,268
June	0	6,453
July	0	
August	0	
September	0	
October	0	
November	3,724	
December	5,505	
January	8,594	
February	11,568	
March	14,346	
April	15,351	
May	15,354	
June	15,354	

QUALITY

	Quantity	Base Number	Contract	AT	Region	England
% of FP17s for the same patient ID Re-attending within 3 months - Children	47	926	5.1%	8.8%	11.2%	11.4%
% of FP17s for the same patient ID Re-attending within 3 months - Adults	340	3,146	10.8%	12.1%	14.8%	15.4%
% of FP17s for the same patient ID Re-attending between 3 & 9 months - Children	374	926	40.4%	60.6%	60.9%	59.8%
% of FP17s for the same patient ID Re-attending between 3 & 9 months - Adults	1,302	3,146	41.4%	52.0%	53.2%	52.1%
% of FP17s for Band 1 Urgent Courses	220	3,595	6.1%	7.3%	8.3%	9.2%
% of FP17s Relating to Free Repair or Replacements	43	3,595	1.2%	0.8%	0.7%	0.7%
% of FP17s Relating to Continuations	44	3,595	1.2%	0.9%	0.8%	0.8%
% of Patients satisfied with the dentistry they have received	3	3	N/A	94.5%	93.2%	93.4%
% of Patients satisfied with the time they had to wait for an appointment	3	3	N/A	91.7%	88.5%	87.6%

* This is based on patients treated on this contract for their most recent course of treatment. Figures in italics indicate the base number of FP17s or Patient Questionnaire responses are less than 100. N/A is shown where the base number of responses is less than 10 during the period. % is calculated as Quantity/Base number*100

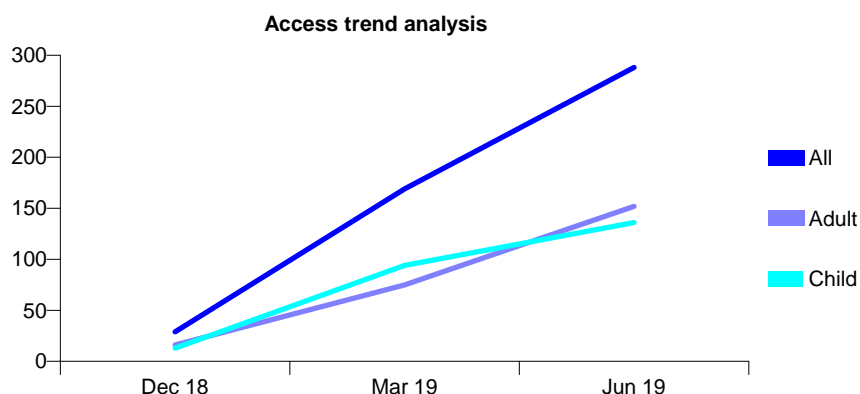
Q53 - Vital Signs At a Glance Contract Report for 100915/0000 - June 2019

Name or company name	The Fold & Fairfield Dental Surgery's partn
Contract type name	GDS Contract
Purpose of contract	General
Contract start date	01/12/2018
Contract end date	

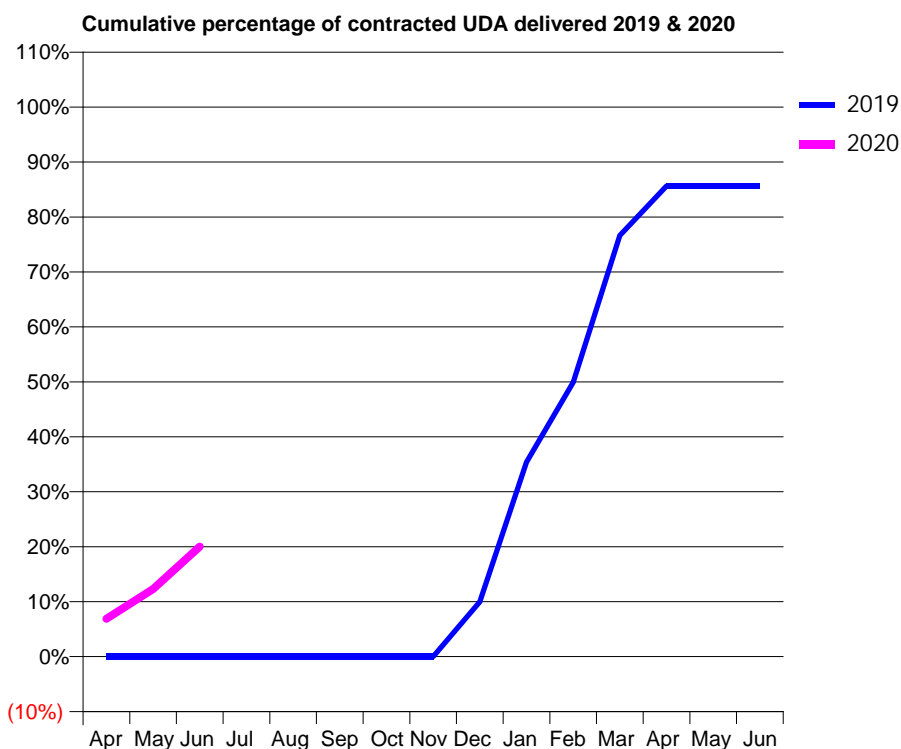
19/20 Contracted general activity (UDA)	1,240
Carry forward general activity (UDA)	0
19/20 Contracted orthodontic activity (UOA)	0
Carry forward orthodontic activity (UOA)	0
Baseline contract value	£29,754.48

ACCESS*

Patients seen in 24 months	Total	Change since previous quarter
Quarter ending June 2018	0	
Quarter ending September 2018	0	
Quarter ending December 2018	29	↑
Quarter ending March 2019	169	↑
Quarter ending June 2019	288	↑
Variance since June 2018	N/A	



ACTIVITY



Month	Adjusted Scheduled Activity (UDA)	
	2019	2020
April	0	85
May	0	153
June	0	248
July	0	
August	0	
September	0	
October	0	
November	0	
December	41	
January	146	
February	206	
March	317	
April	354	
May	354	
June	354	

QUALITY

	Quantity	Base Number	Contract	AT	Region	England
% of FP17s for the same patient ID Re-attending within 3 months - Children	4	62	6.5%	8.8%	11.2%	11.4%
% of FP17s for the same patient ID Re-attending within 3 months - Adults	1	76	1.3%	12.1%	14.8%	15.4%
% of FP17s for the same patient ID Re-attending between 3 & 9 months - Children	7	62	11.3%	60.6%	60.9%	59.8%
% of FP17s for the same patient ID Re-attending between 3 & 9 months - Adults	3	76	3.9%	52.0%	53.2%	52.1%
% of FP17s for Band 1 Urgent Courses	7	122	5.7%	7.3%	8.3%	9.2%
% of FP17s Relating to Free Repair or Replacements	0	122	0.0%	0.8%	0.7%	0.7%
% of FP17s Relating to Continuations	0	122	0.0%	0.9%	0.8%	0.8%
% of Patients satisfied with the dentistry they have received	1	2	N/A	94.5%	93.2%	93.4%
% of Patients satisfied with the time they had to wait for an appointment	2	2	N/A	91.7%	88.5%	87.6%

* This is based on patients treated on this contract for their most recent course of treatment. Figures in italics indicate the base number of FP17s or Patient Questionnaire responses are less than 100. N/A is shown where the base number of responses is less than 10 during the period. % is calculated as Quantity/Base number*100

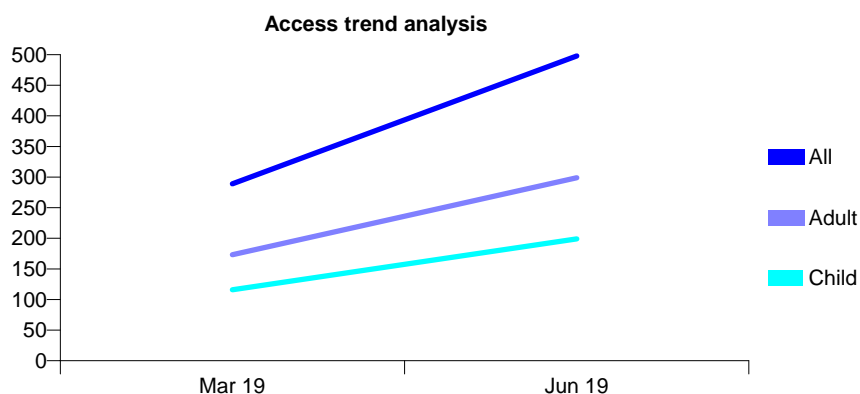
Q53 - Vital Signs At a Glance Contract Report for 100963/0000 - June 2019

Name or company name	Evesham Place Limited
Contract type name	GDS Contract
Purpose of contract	General
Contract start date	01/01/2019
Contract end date	

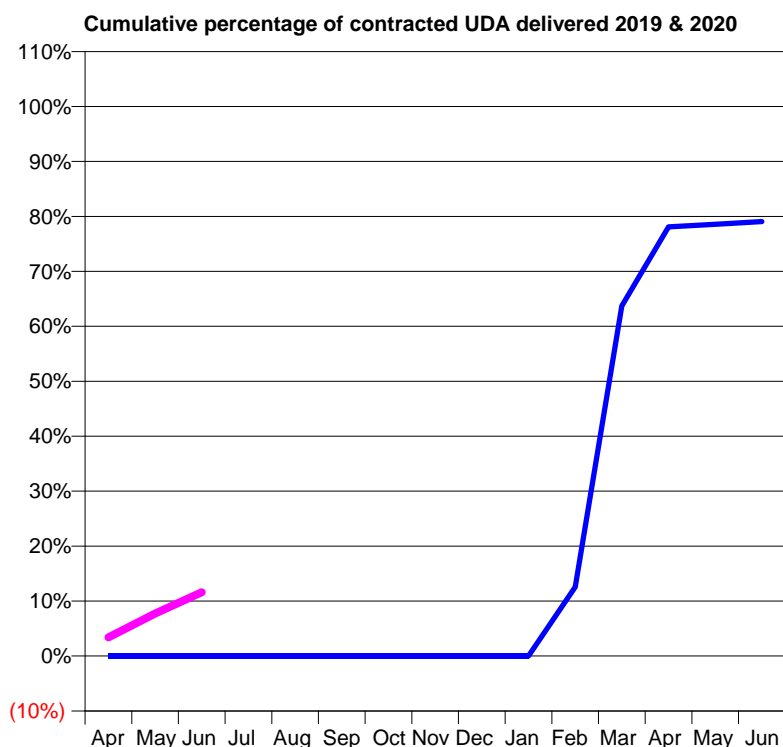
19/20 Contracted general activity (UDA)	2,500
Carry forward general activity (UDA)	0
19/20 Contracted orthodontic activity (UOA)	0
Carry forward orthodontic activity (UOA)	0
Baseline contract value	£57,189.51

ACCESS*

Patients seen in 24 months	Total	Change since previous quarter
Quarter ending June 2018	0	
Quarter ending September 2018	0	
Quarter ending December 2018	0	
Quarter ending March 2019	289	
Quarter ending June 2019	498	↑
Variance since June 2018	N/A	



ACTIVITY



Month	Adjusted Scheduled Activity (UDA)	
	2019	2020
April	0	85
May	0	193
June	0	290
July	0	
August	0	
September	0	
October	0	
November	0	
December	0	
January	0	
February	79	
March	398	
April	488	
May	491	
June	494	

QUALITY

	Quantity	Base Number	Contract	AT	Region	England
% of FP17s for the same patient ID Re-attending within 3 months - Children	6	106	5.7%	8.8%	11.2%	11.4%
% of FP17s for the same patient ID Re-attending within 3 months - Adults	17	163	10.4%	12.1%	14.8%	15.4%
% of FP17s for the same patient ID Re-attending between 3 & 9 months - Children	0	106	0.0%	60.6%	60.9%	59.8%
% of FP17s for the same patient ID Re-attending between 3 & 9 months - Adults	3	163	1.8%	52.0%	53.2%	52.1%
% of FP17s for Band 1 Urgent Courses	15	218	6.9%	7.3%	8.3%	9.2%
% of FP17s Relating to Free Repair or Replacements	2	218	0.9%	0.8%	0.7%	0.7%
% of FP17s Relating to Continuations	2	218	0.9%	0.9%	0.8%	0.8%
% of Patients satisfied with the dentistry they have received	0	0	N/A	94.5%	93.2%	93.4%
% of Patients satisfied with the time they had to wait for an appointment	0	0	N/A	91.7%	88.5%	87.6%

* This is based on patients treated on this contract for their most recent course of treatment. Figures in italics indicate the base number of FP17s or Patient Questionnaire responses are less than 100. N/A is shown where the base number of responses is less than 10 during the period. % is calculated as Quantity/Base number*100

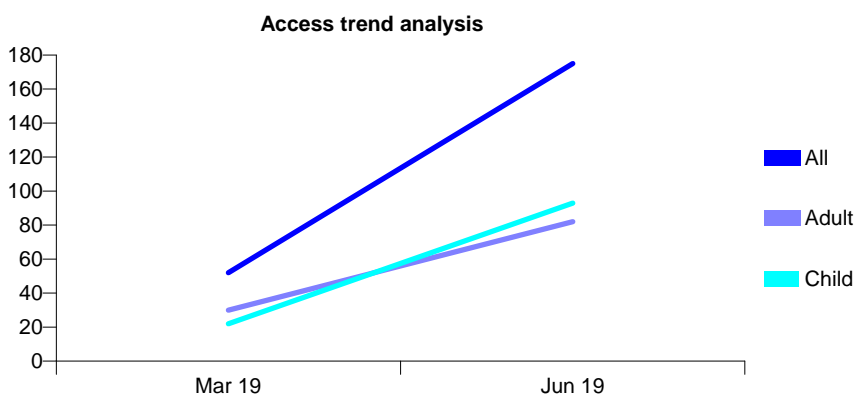
Q53 - Vital Signs At a Glance Contract Report for 100964/0000 - June 2019

Name or company name	Evesham Place Limited
Contract type name	GDS Contract
Purpose of contract	General
Contract start date	01/01/2019
Contract end date	

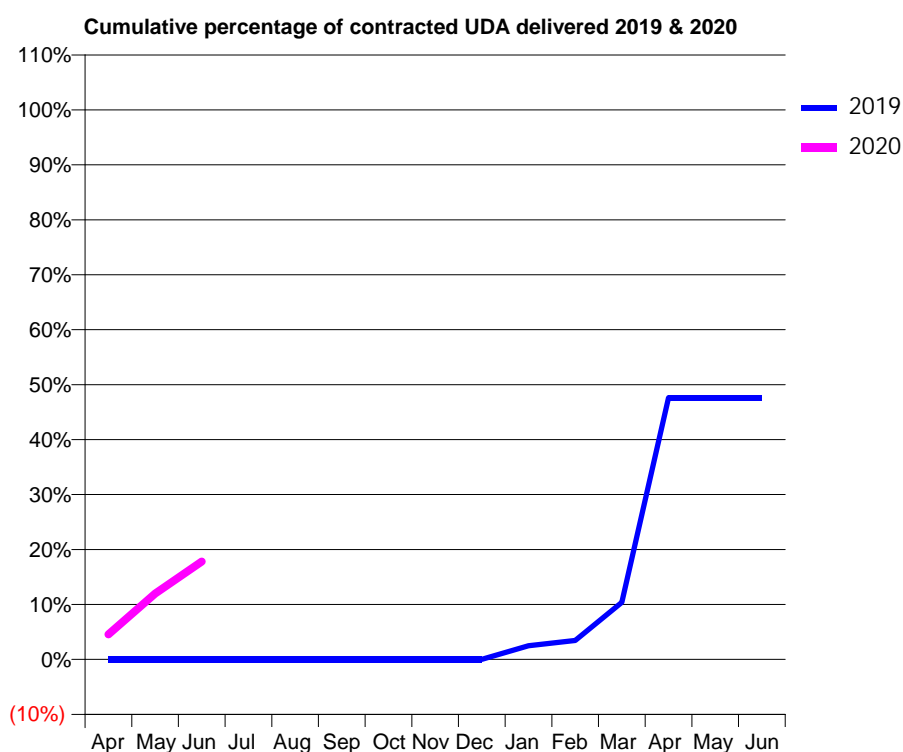
19/20 Contracted general activity (UDA)	807
Carry forward general activity (UDA)	0
19/20 Contracted orthodontic activity (UOA)	0
Carry forward orthodontic activity (UOA)	0
Baseline contract value	£20,581.65

ACCESS*

Patients seen in 24 months	Total	Change since previous quarter
Quarter ending June 2018	0	
Quarter ending September 2018	0	
Quarter ending December 2018	0	
Quarter ending March 2019	52	
Quarter ending June 2019	175	↑
Variance since June 2018	N/A	



ACTIVITY



Month	Adjusted Scheduled Activity (UDA)	
	2019	2020
April	0	37
May	0	97
June	0	144
July	0	
August	0	
September	0	
October	0	
November	0	
December	0	
January	5	
February	7	
March	21	
April	96	
May	96	
June	96	

QUALITY

	Quantity	Base Number	Contract	AT	Region	England
% of FP17s for the same patient ID Re-attending within 3 months - Children	1	88	1.1%	8.8%	11.2%	11.4%
% of FP17s for the same patient ID Re-attending within 3 months - Adults	3	65	4.6%	12.1%	14.8%	15.4%
% of FP17s for the same patient ID Re-attending between 3 & 9 months - Children	1	88	1.1%	60.6%	60.9%	59.8%
% of FP17s for the same patient ID Re-attending between 3 & 9 months - Adults	2	65	3.1%	52.0%	53.2%	52.1%
% of FP17s for Band 1 Urgent Courses	8	114	7.0%	7.3%	8.3%	9.2%
% of FP17s Relating to Free Repair or Replacements	0	114	0.0%	0.8%	0.7%	0.7%
% of FP17s Relating to Continuations	1	114	0.9%	0.9%	0.8%	0.8%
% of Patients satisfied with the dentistry they have received	0	0	N/A	94.5%	93.2%	93.4%
% of Patients satisfied with the time they had to wait for an appointment	0	0	N/A	91.7%	88.5%	87.6%

* This is based on patients treated on this contract for their most recent course of treatment. Figures in italics indicate the base number of FP17s or Patient Questionnaire responses are less than 100. N/A is shown where the base number of responses is less than 10 during the period. % is calculated as Quantity/Base number*100

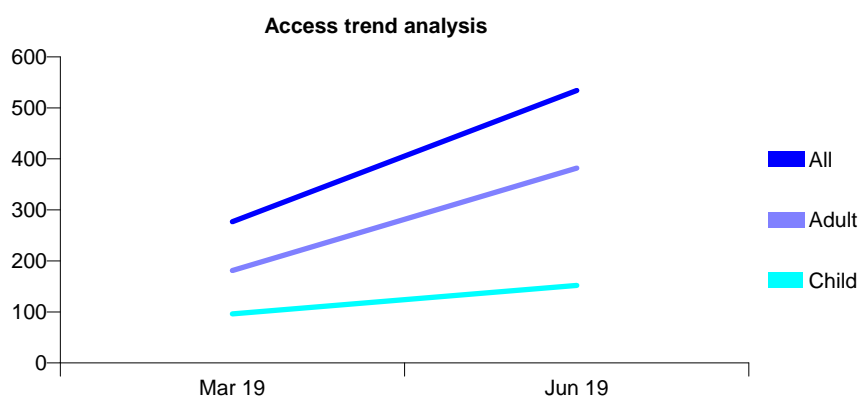
Q53 - Vital Signs At a Glance Contract Report for 100965/0000 - June 2019

Name or company name	Acacia Dental Practice Limited
Contract type name	GDS Contract
Purpose of contract	General
Contract start date	21/12/2018
Contract end date	

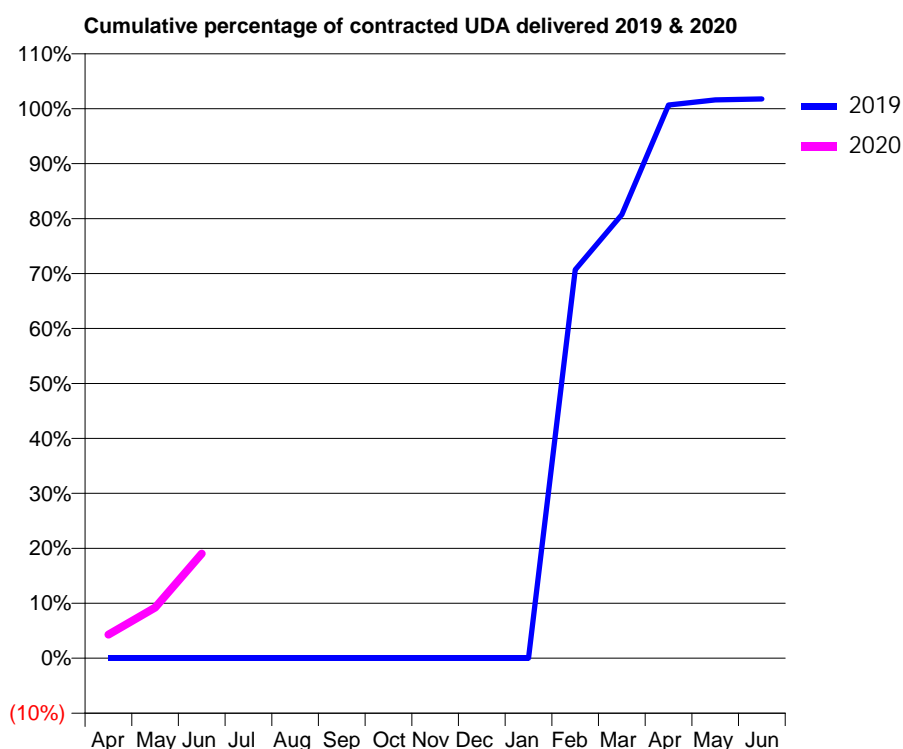
19/20 Contracted general activity (UDA)	1,878
Carry forward general activity (UDA)	0
19/20 Contracted orthodontic activity (UOA)	0
Carry forward orthodontic activity (UOA)	0
Baseline contract value	£48,046.96

ACCESS*

Patients seen in 24 months	Total	Change since previous quarter
Quarter ending June 2018	0	
Quarter ending September 2018	0	
Quarter ending December 2018	0	
Quarter ending March 2019	277	
Quarter ending June 2019	534	↑
Variance since June 2018	N/A	



ACTIVITY



Month	2019	2020
April	0	81
May	0	173
June	0	358
July	0	
August	0	
September	0	
October	0	
November	0	
December	0	
January	0	
February	459	
March	524	
April	653	
May	659	
June	660	

QUALITY

	Quantity	Base Number	Contract	AT	Region	England
% of FP17s for the same patient ID Re-attending within 3 months - Children	0	86	0.0%	8.8%	11.2%	11.4%
% of FP17s for the same patient ID Re-attending within 3 months - Adults	7	192	3.6%	12.1%	14.8%	15.4%
% of FP17s for the same patient ID Re-attending between 3 & 9 months - Children	0	86	0.0%	60.6%	60.9%	59.8%
% of FP17s for the same patient ID Re-attending between 3 & 9 months - Adults	8	192	4.2%	52.0%	53.2%	52.1%
% of FP17s for Band 1 Urgent Courses	8	197	4.1%	7.3%	8.3%	9.2%
% of FP17s Relating to Free Repair or Replacements	1	197	0.5%	0.8%	0.7%	0.7%
% of FP17s Relating to Continuations	1	197	0.5%	0.9%	0.8%	0.8%
% of Patients satisfied with the dentistry they have received	0	1	N/A	94.5%	93.2%	93.4%
% of Patients satisfied with the time they had to wait for an appointment	1	1	N/A	91.7%	88.5%	87.6%

* This is based on patients treated on this contract for their most recent course of treatment.

Figures in italics indicate the base number of FP17s or Patient Questionnaire responses are less than 100. N/A is shown where the base number of responses is less than 10 during the period. % is calculated as Quantity/Base number*100

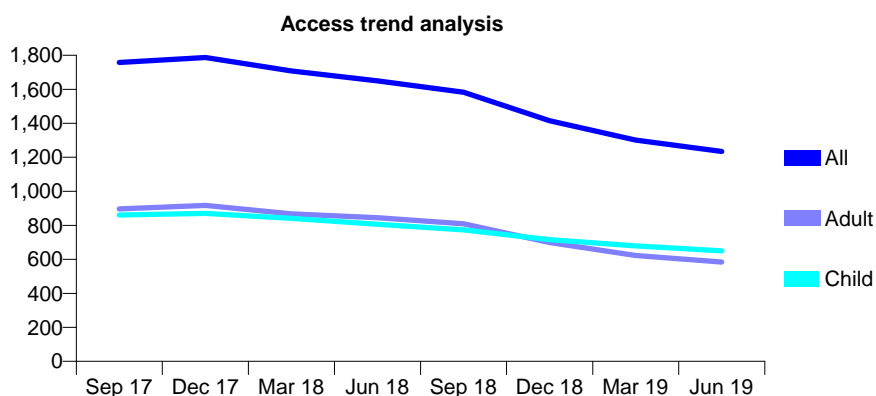
Q53 - Vital Signs At a Glance Contract Report for 101281/0108 - June 2019

Name or company name	OASIS DENTAL CARE LTD
Contract type name	GDS Contract
Purpose of contract	General
Contract start date	01/04/2006
Contract end date	

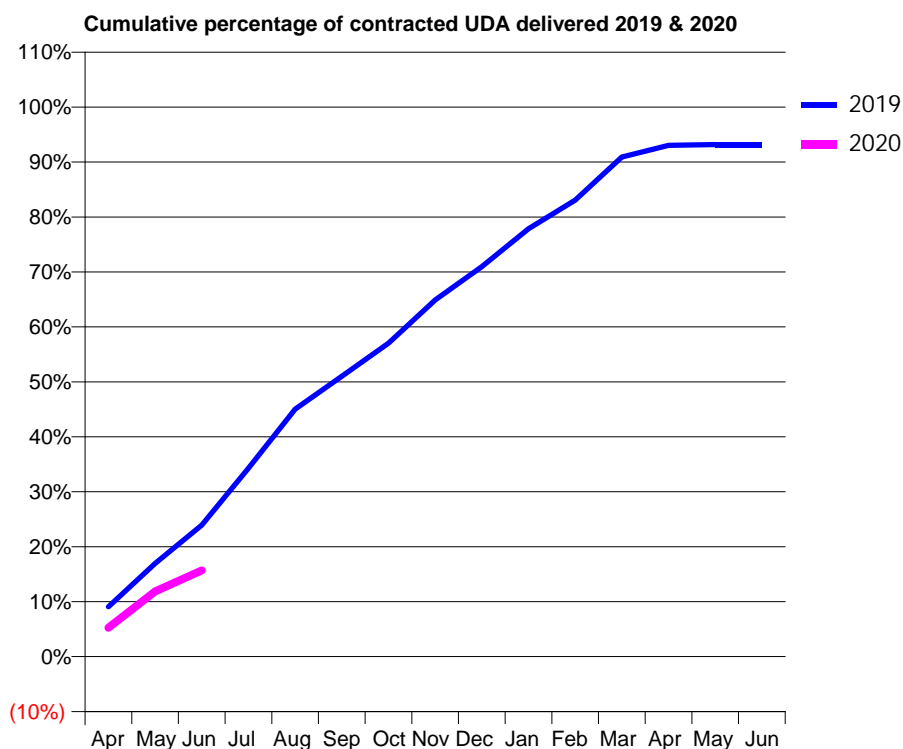
19/20 Contracted general activity (UDA)	2,500
Carry forward general activity (UDA)	0
19/20 Contracted orthodontic activity (UOA)	0
Carry forward orthodontic activity (UOA)	0
Baseline contract value	£62,171.07

ACCESS*

Patients seen in 24 months	Total	Change since previous quarter
Quarter ending June 2018	1,650	
Quarter ending September 2018	1,582	↓
Quarter ending December 2018	1,415	↓
Quarter ending March 2019	1,301	↓
Quarter ending June 2019	1,234	↓
Variance since June 2018	(25.2%)	↓



ACTIVITY



Month	Adjusted Scheduled Activity (UDA)	
	2019	2020
April	227	131
May	425	297
June	598	392
July	858	
August	1,125	
September	1,275	
October	1,426	
November	1,623	
December	1,774	
January	1,947	
February	2,077	
March	2,273	
April	2,325	
May	2,329	
June	2,329	

QUALITY

	Quantity	Base Number	Contract	AT	Region	England
% of FP17s for the same patient ID Re-attending within 3 months - Children	9	213	4.2%	8.8%	11.2%	11.4%
% of FP17s for the same patient ID Re-attending within 3 months - Adults	7	98	7.1%	12.1%	14.8%	15.4%
% of FP17s for the same patient ID Re-attending between 3 & 9 months - Children	128	213	60.1%	60.6%	60.9%	59.8%
% of FP17s for the same patient ID Re-attending between 3 & 9 months - Adults	55	98	56.1%	52.0%	53.2%	52.1%
% of FP17s for Band 1 Urgent Courses	10	276	3.6%	7.3%	8.3%	9.2%
% of FP17s Relating to Free Repair or Replacements	0	276	0.0%	0.8%	0.7%	0.7%
% of FP17s Relating to Continuations	4	276	1.4%	0.9%	0.8%	0.8%
% of Patients satisfied with the dentistry they have received	1	1	N/A	94.5%	93.2%	93.4%
% of Patients satisfied with the time they had to wait for an appointment	1	1	N/A	91.7%	88.5%	87.6%

* This is based on patients treated on this contract for their most recent course of treatment. Figures in italics indicate the base number of FP17s or Patient Questionnaire responses are less than 100. N/A is shown where the base number of responses is less than 10 during the period. % is calculated as Quantity/Base number*100

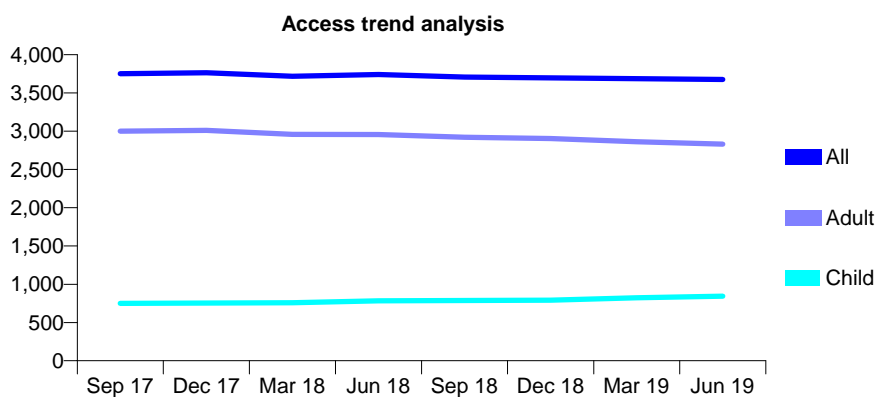
Q53 - Vital Signs At a Glance Contract Report for 101281/0134 - June 2019

Name or company name	OASIS DENTAL CARE LTD
Contract type name	GDS Contract
Purpose of contract	General
Contract start date	01/04/2006
Contract end date	

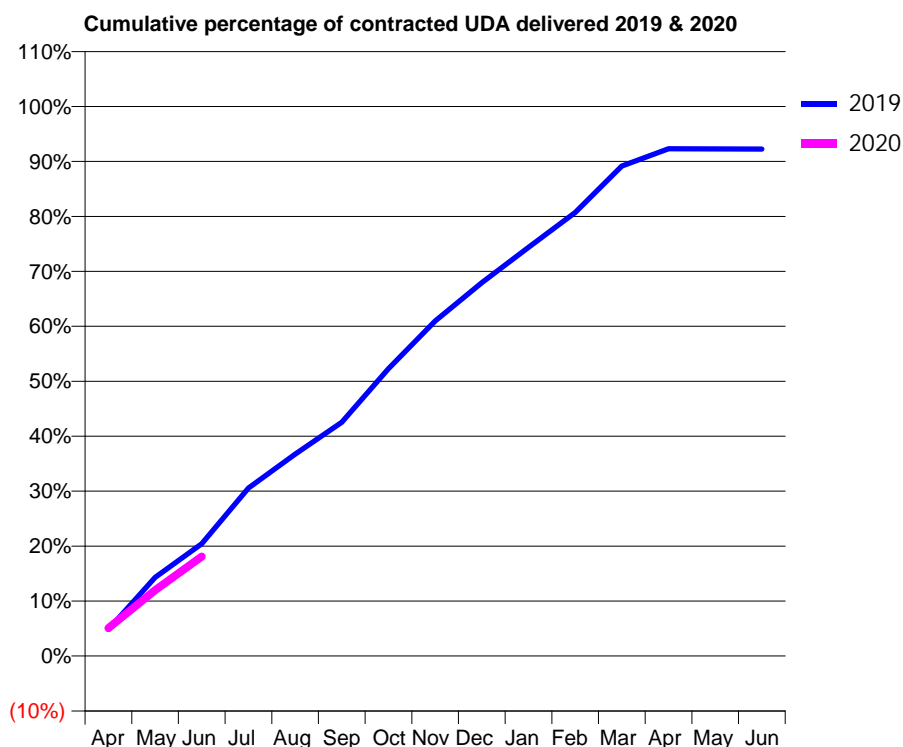
19/20 Contracted general activity (UDA)	12,151
Carry forward general activity (UDA)	0
19/20 Contracted orthodontic activity (UOA)	0
Carry forward orthodontic activity (UOA)	0
Baseline contract value	£273,555.08

ACCESS*

Patients seen in 24 months	Total	Change since previous quarter
Quarter ending June 2018	3,741	
Quarter ending September 2018	3,707	→
Quarter ending December 2018	3,697	→
Quarter ending March 2019	3,686	→
Quarter ending June 2019	3,676	→
Variance since June 2018	(1.7%)	↓



ACTIVITY



Month	Adjusted Scheduled Activity (UDA)	
	2019	2020
April	592	619
May	1,738	1,455
June	2,481	2,201
July	3,714	
August	4,465	
September	5,166	
October	6,353	
November	7,410	
December	8,254	
January	9,037	
February	9,810	
March	10,836	
April	11,216	
May	11,213	
June	11,210	

QUALITY

	Quantity	Base Number	Contract	AT	Region	England
% of FP17s for the same patient ID Re-attending within 3 months - Children	15	320	4.7%	8.8%	11.2%	11.4%
% of FP17s for the same patient ID Re-attending within 3 months - Adults	86	1,004	8.6%	12.1%	14.8%	15.4%
% of FP17s for the same patient ID Re-attending between 3 & 9 months - Children	196	320	61.3%	60.6%	60.9%	59.8%
% of FP17s for the same patient ID Re-attending between 3 & 9 months - Adults	760	1,004	75.7%	52.0%	53.2%	52.1%
% of FP17s for Band 1 Urgent Courses	28	1,160	2.4%	7.3%	8.3%	9.2%
% of FP17s Relating to Free Repair or Replacements	22	1,160	1.9%	0.8%	0.7%	0.7%
% of FP17s Relating to Continuations	7	1,160	0.6%	0.9%	0.8%	0.8%
% of Patients satisfied with the dentistry they have received	1	2	N/A	94.5%	93.2%	93.4%
% of Patients satisfied with the time they had to wait for an appointment	2	2	N/A	91.7%	88.5%	87.6%

* This is based on patients treated on this contract for their most recent course of treatment. Figures in italics indicate the base number of FP17s or Patient Questionnaire responses are less than 100. N/A is shown where the base number of responses is less than 10 during the period. % is calculated as Quantity/Base number*100

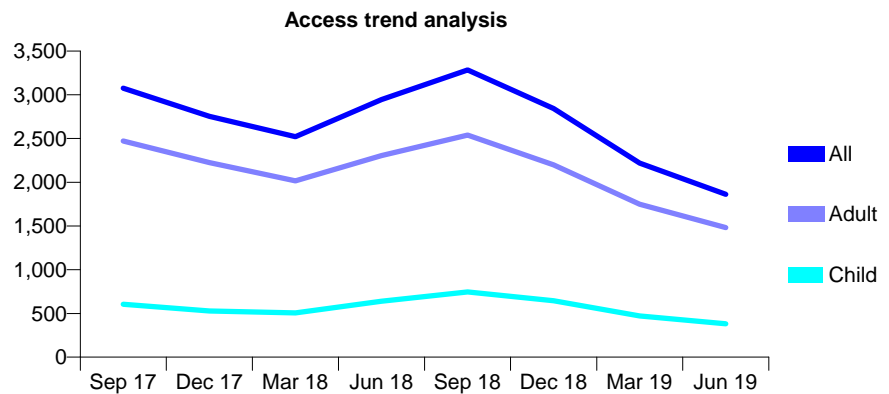
Q53 - Vital Signs At a Glance Contract Report for 101281/0149 - June 2019

Name or company name	OASIS DENTAL CARE LTD
Contract type name	GDS Contract
Purpose of contract	General
Contract start date	01/04/2006
Contract end date	

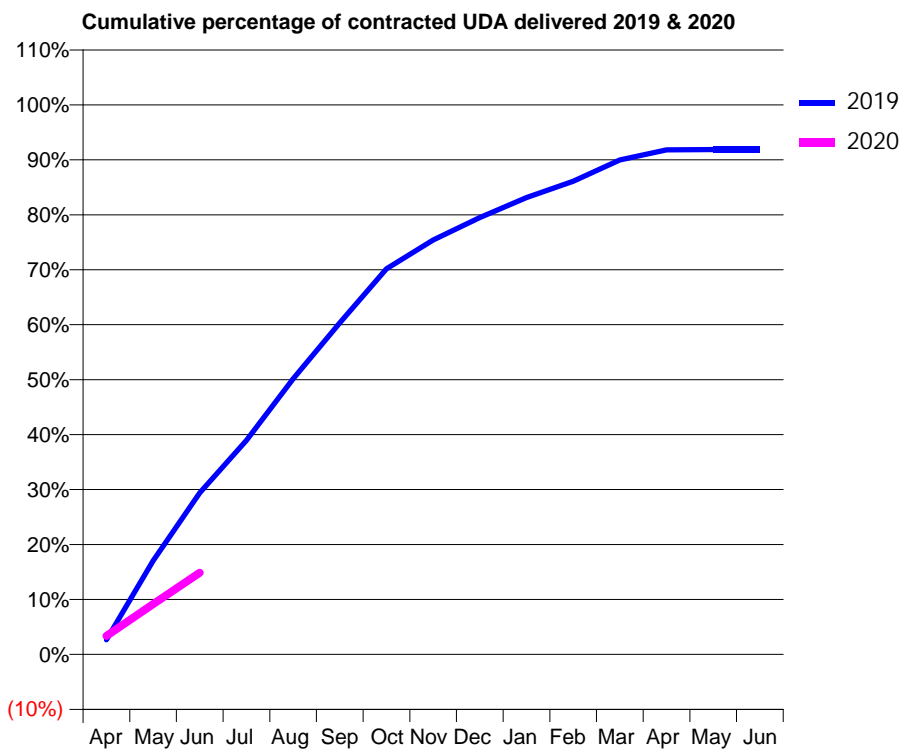
19/20 Contracted general activity (UDA)	7,534
Carry forward general activity (UDA)	0
19/20 Contracted orthodontic activity (UOA)	0
Carry forward orthodontic activity (UOA)	0
Baseline contract value	£189,697.63

ACCESS*

Patients seen in 24 months	Total	Change since previous quarter
Quarter ending June 2018	2,945	
Quarter ending September 2018	3,284	↑
Quarter ending December 2018	2,844	↓
Quarter ending March 2019	2,219	↓
Quarter ending June 2019	1,863	↓
Variance since June 2018	(36.7%)	↓



ACTIVITY



Month	2019	2020
April	200	252
May	1,285	690
June	2,216	1,119
July	2,934	
August	3,781	
September	4,546	
October	5,287	
November	5,682	
December	5,988	
January	6,263	
February	6,485	
March	6,779	
April	6,918	
May	6,922	
June	6,922	

QUALITY

	Quantity	Base Number	Contract	AT	Region	England
% of FP17s for the same patient ID Re-attending within 3 months - Children	10	142	7.0%	8.8%	11.2%	11.4%
% of FP17s for the same patient ID Re-attending within 3 months - Adults	48	508	9.4%	12.1%	14.8%	15.4%
% of FP17s for the same patient ID Re-attending between 3 & 9 months - Children	67	142	47.2%	60.6%	60.9%	59.8%
% of FP17s for the same patient ID Re-attending between 3 & 9 months - Adults	250	508	49.2%	52.0%	53.2%	52.1%
% of FP17s for Band 1 Urgent Courses	35	584	6.0%	7.3%	8.3%	9.2%
% of FP17s Relating to Free Repair or Replacements	22	584	3.8%	0.8%	0.7%	0.7%
% of FP17s Relating to Continuations	14	584	2.4%	0.9%	0.8%	0.8%
% of Patients satisfied with the dentistry they have received	1	1	N/A	94.5%	93.2%	93.4%
% of Patients satisfied with the time they had to wait for an appointment	1	1	N/A	91.7%	88.5%	87.6%

* This is based on patients treated on this contract for their most recent course of treatment. Figures in italics indicate the base number of FP17s or Patient Questionnaire responses are less than 100. N/A is shown where the base number of responses is less than 10 during the period. % is calculated as Quantity/Base number*100

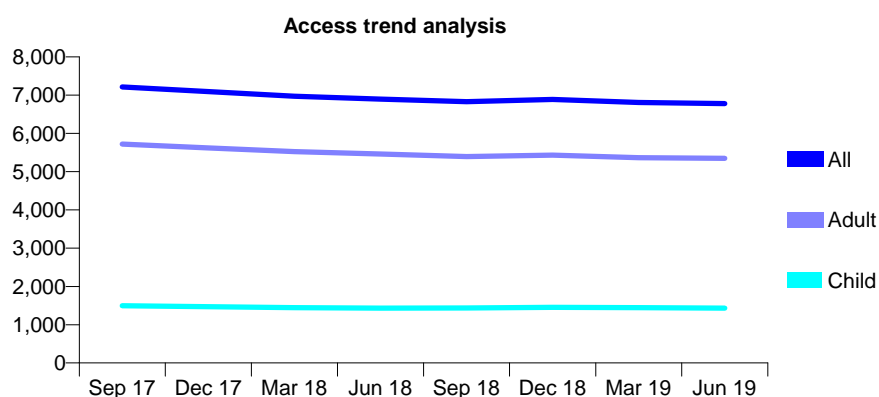
Q53 - Vital Signs At a Glance Contract Report for 101281/0164 - June 2019

Name or company name	OASIS DENTAL CARE LTD
Contract type name	GDS Contract
Purpose of contract	General
Contract start date	01/02/2007
Contract end date	

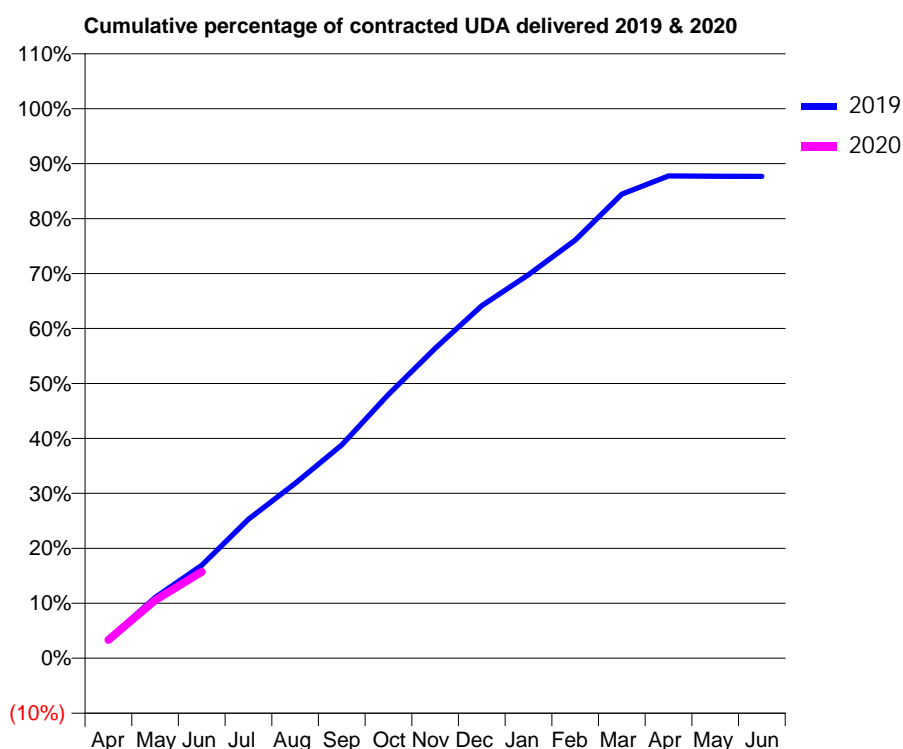
19/20 Contracted general activity (UDA)	21,454
Carry forward general activity (UDA)	0
19/20 Contracted orthodontic activity (UOA)	0
Carry forward orthodontic activity (UOA)	0
Baseline contract value	£461,080.64

ACCESS*

Patients seen in 24 months	Total	Change since previous quarter
Quarter ending June 2018	6,898	
Quarter ending September 2018	6,832	→
Quarter ending December 2018	6,885	→
Quarter ending March 2019	6,809	↓
Quarter ending June 2019	6,779	→
Variance since June 2018	(1.7%)	↓



ACTIVITY



Month	Adjusted Scheduled Activity (UDA)	
	2019	2020
April	748	717
May	2,371	2,270
June	3,624	3,373
July	5,428	
August	6,826	
September	8,326	
October	10,300	
November	12,095	
December	13,762	
January	14,972	
February	16,322	
March	18,113	
April	18,829	
May	18,816	
June	18,805	

QUALITY

	Quantity	Base Number	Contract	AT	Region	England
% of FP17s for the same patient ID Re-attending within 3 months - Children	28	439	6.4%	8.8%	11.2%	11.4%
% of FP17s for the same patient ID Re-attending within 3 months - Adults	190	1,697	11.2%	12.1%	14.8%	15.4%
% of FP17s for the same patient ID Re-attending between 3 & 9 months - Children	269	439	61.3%	60.6%	60.9%	59.8%
% of FP17s for the same patient ID Re-attending between 3 & 9 months - Adults	965	1,697	56.9%	52.0%	53.2%	52.1%
% of FP17s for Band 1 Urgent Courses	158	1,841	8.6%	7.3%	8.3%	9.2%
% of FP17s Relating to Free Repair or Replacements	15	1,841	0.8%	0.8%	0.7%	0.7%
% of FP17s Relating to Continuations	35	1,841	1.9%	0.9%	0.8%	0.8%
% of Patients satisfied with the dentistry they have received	2	3	N/A	94.5%	93.2%	93.4%
% of Patients satisfied with the time they had to wait for an appointment	2	3	N/A	91.7%	88.5%	87.6%

* This is based on patients treated on this contract for their most recent course of treatment.

Figures in italics indicate the base number of FP17s or Patient Questionnaire responses are less than 100. N/A is shown where the base number of responses is less than 10 during the period. % is calculated as Quantity/Base number*100

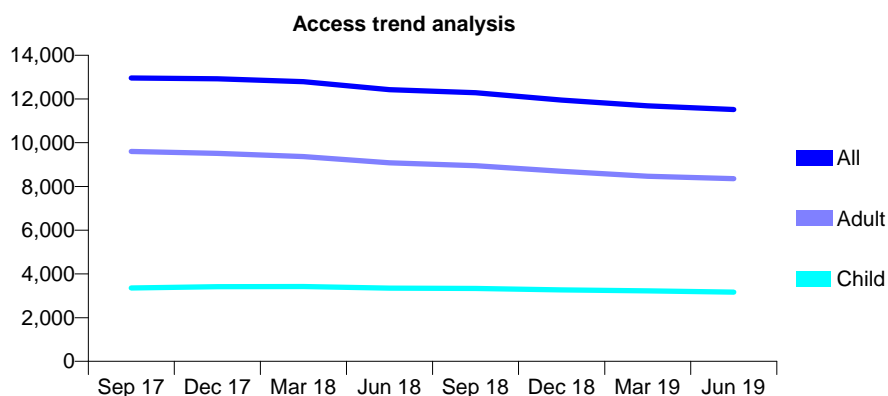
Q53 - Vital Signs At a Glance Contract Report for 101281/0166 - June 2019

Name or company name	OASIS DENTAL CARE LTD
Contract type name	GDS Contract
Purpose of contract	General
Contract start date	27/04/2007
Contract end date	

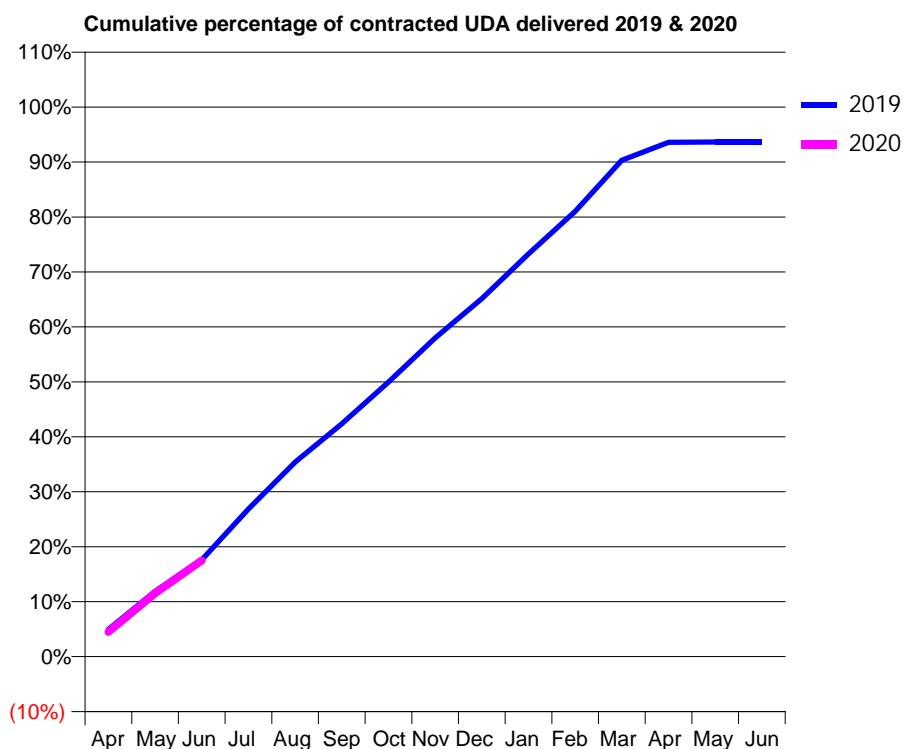
19/20 Contracted general activity (UDA)	34,800
Carry forward general activity (UDA)	0
19/20 Contracted orthodontic activity (UOA)	0
Carry forward orthodontic activity (UOA)	0
Baseline contract value	£747,907.44

ACCESS*

Patients seen in 24 months	Total	Change since previous quarter
Quarter ending June 2018	12,424	
Quarter ending September 2018	12,286	↓
Quarter ending December 2018	11,954	↓
Quarter ending March 2019	11,687	↓
Quarter ending June 2019	11,522	↓
Variance since June 2018	(7.3%)	↓



ACTIVITY



Month	Adjusted Scheduled Activity (UDA)	
	2019	2020
April	1,725	1,564
May	4,140	4,027
June	6,127	6,083
July	9,354	
August	12,321	
September	14,744	
October	17,387	
November	20,181	
December	22,661	
January	25,504	
February	28,203	
March	31,437	
April	32,568	
May	32,584	
June	32,585	

QUALITY

	Quantity	Base Number	Contract	AT	Region	England
% of FP17s for the same patient ID Re-attending within 3 months - Children	81	1,090	7.4%	8.8%	11.2%	11.4%
% of FP17s for the same patient ID Re-attending within 3 months - Adults	482	2,833	17.0%	12.1%	14.8%	15.4%
% of FP17s for the same patient ID Re-attending between 3 & 9 months - Children	756	1,090	69.4%	60.6%	60.9%	59.8%
% of FP17s for the same patient ID Re-attending between 3 & 9 months - Adults	1,709	2,833	60.3%	52.0%	53.2%	52.1%
% of FP17s for Band 1 Urgent Courses	324	3,387	9.6%	7.3%	8.3%	9.2%
% of FP17s Relating to Free Repair or Replacements	49	3,387	1.4%	0.8%	0.7%	0.7%
% of FP17s Relating to Continuations	44	3,387	1.3%	0.9%	0.8%	0.8%
% of Patients satisfied with the dentistry they have received	4	5	N/A	94.5%	93.2%	93.4%
% of Patients satisfied with the time they had to wait for an appointment	4	5	N/A	91.7%	88.5%	87.6%

* This is based on patients treated on this contract for their most recent course of treatment. Figures in italics indicate the base number of FP17s or Patient Questionnaire responses are less than 100. N/A is shown where the base number of responses is less than 10 during the period. % is calculated as Quantity/Base number*100

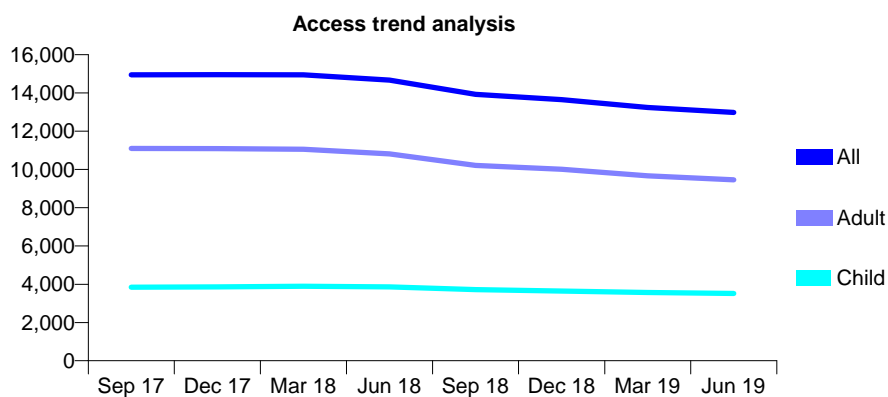
Q53 - Vital Signs At a Glance Contract Report for 101281/0172 - June 2019

Name or company name	OASIS DENTAL CARE LTD
Contract type name	GDS Contract
Purpose of contract	General
Contract start date	01/11/2007
Contract end date	

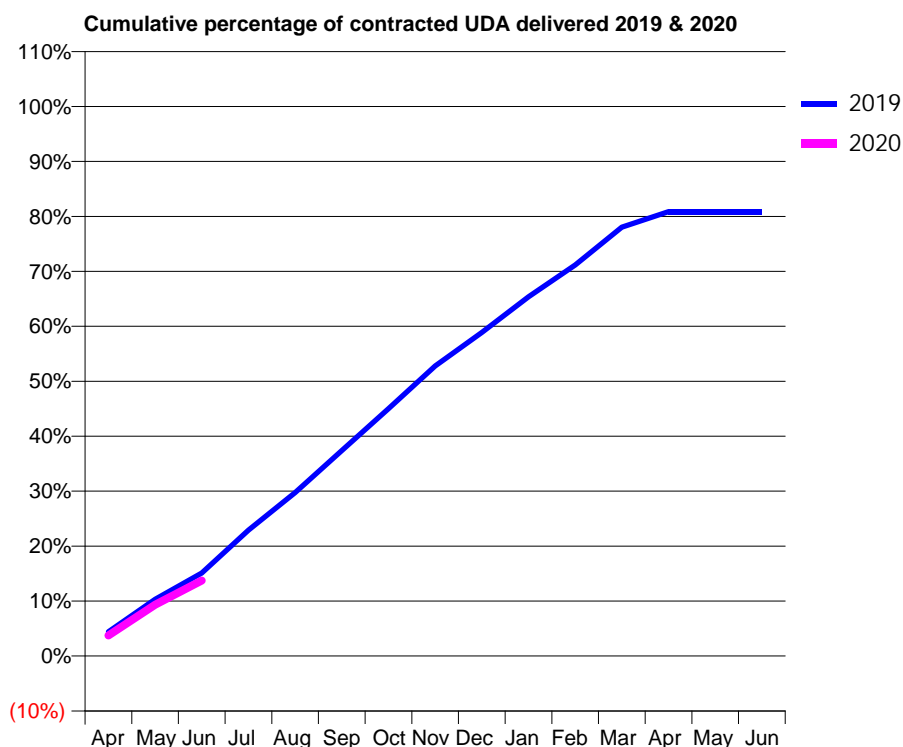
19/20 Contracted general activity (UDA)	40,086
Carry forward general activity (UDA)	0
19/20 Contracted orthodontic activity (UOA)	0
Carry forward orthodontic activity (UOA)	0
Baseline contract value	£1,098,610.64

ACCESS*

Patients seen in 24 months	Total	Change since previous quarter
Quarter ending June 2018	14,674	
Quarter ending September 2018	13,927	↓
Quarter ending December 2018	13,650	↓
Quarter ending March 2019	13,235	↓
Quarter ending June 2019	12,977	↓
Variance since June 2018	(11.6%)	↓



ACTIVITY



Month	Adjusted Scheduled Activity (UDA)	
	2019	2020
April	1,763	1,507
May	4,137	3,738
June	6,052	5,512
July	9,181	
August	11,929	
September	14,988	
October	18,035	
November	21,163	
December	23,590	
January	26,203	
February	28,529	
March	31,279	
April	32,412	
May	32,409	
June	32,409	

QUALITY

	Quantity	Base Number	Contract	AT	Region	England
% of FP17s for the same patient ID Re-attending within 3 months - Children	55	1,105	5.0%	8.8%	11.2%	11.4%
% of FP17s for the same patient ID Re-attending within 3 months - Adults	350	2,821	12.4%	12.1%	14.8%	15.4%
% of FP17s for the same patient ID Re-attending between 3 & 9 months - Children	731	1,105	66.2%	60.6%	60.9%	59.8%
% of FP17s for the same patient ID Re-attending between 3 & 9 months - Adults	1,626	2,821	57.6%	52.0%	53.2%	52.1%
% of FP17s for Band 1 Urgent Courses	261	3,284	7.9%	7.3%	8.3%	9.2%
% of FP17s Relating to Free Repair or Replacements	22	3,284	0.7%	0.8%	0.7%	0.7%
% of FP17s Relating to Continuations	47	3,284	1.4%	0.9%	0.8%	0.8%
% of Patients satisfied with the dentistry they have received	12	12	100.0%	94.5%	93.2%	93.4%
% of Patients satisfied with the time they had to wait for an appointment	11	12	91.7%	91.7%	88.5%	87.6%

* This is based on patients treated on this contract for their most recent course of treatment. Figures in italics indicate the base number of FP17s or Patient Questionnaire responses are less than 100. N/A is shown where the base number of responses is less than 10 during the period. % is calculated as Quantity/Base number*100

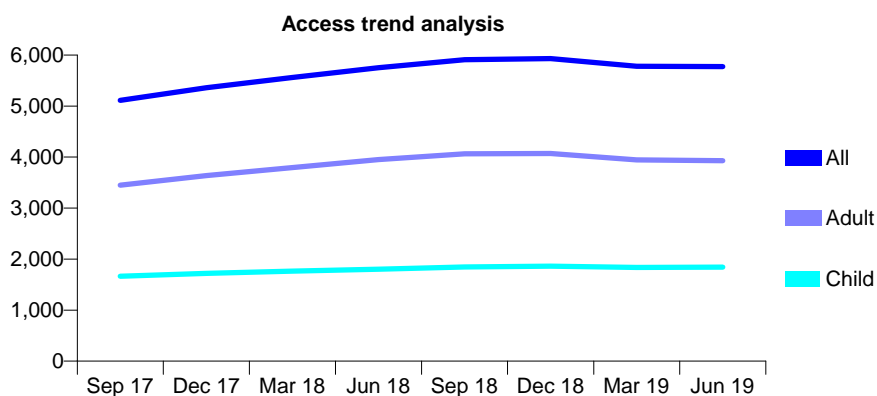
Q53 - Vital Signs At a Glance Contract Report for 101362/0005 - June 2019

Name or company name	Rodericks Dental Limited
Contract type name	GDS Contract
Purpose of contract	General
Contract start date	01/04/2008
Contract end date	

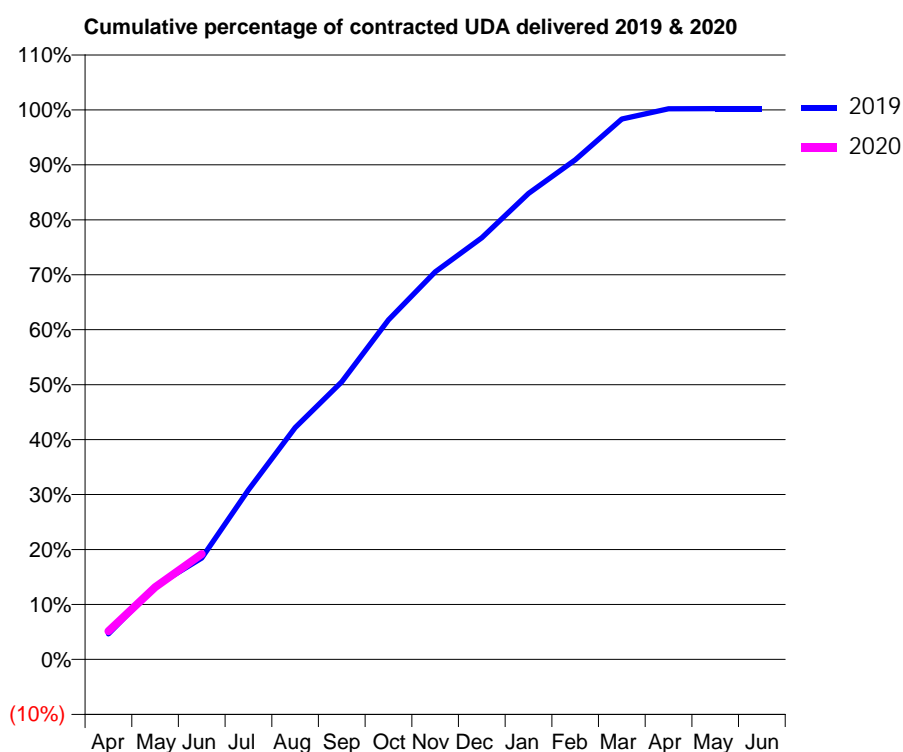
19/20 Contracted general activity (UDA)	14,000
Carry forward general activity (UDA)	0
19/20 Contracted orthodontic activity (UOA)	0
Carry forward orthodontic activity (UOA)	0
Baseline contract value	£338,177.76

ACCESS*

Patients seen in 24 months	Total	Change since previous quarter
Quarter ending June 2018	5,754	
Quarter ending September 2018	5,910	↑
Quarter ending December 2018	5,931	→
Quarter ending March 2019	5,780	↓
Quarter ending June 2019	5,775	→
Variance since June 2018	0.4%	→



ACTIVITY



Month	Adjusted Scheduled Activity (UDA)	
	2019	2020
April	649	719
May	1,856	1,844
June	2,584	2,686
July	4,320	
August	5,907	
September	7,072	
October	8,647	
November	9,876	
December	10,740	
January	11,873	
February	12,730	
March	13,768	
April	14,027	
May	14,028	
June	14,031	

QUALITY

	Quantity	Base Number	Contract	AT	Region	England
% of FP17s for the same patient ID Re-attending within 3 months - Children	24	592	4.1%	8.8%	11.2%	11.4%
% of FP17s for the same patient ID Re-attending within 3 months - Adults	71	968	7.3%	12.1%	14.8%	15.4%
% of FP17s for the same patient ID Re-attending between 3 & 9 months - Children	345	592	58.3%	60.6%	60.9%	59.8%
% of FP17s for the same patient ID Re-attending between 3 & 9 months - Adults	522	968	53.9%	52.0%	53.2%	52.1%
% of FP17s for Band 1 Urgent Courses	90	1,442	6.2%	7.3%	8.3%	9.2%
% of FP17s Relating to Free Repair or Replacements	11	1,442	0.8%	0.8%	0.7%	0.7%
% of FP17s Relating to Continuations	2	1,442	0.1%	0.9%	0.8%	0.8%
% of Patients satisfied with the dentistry they have received	2	2	N/A	94.5%	93.2%	93.4%
% of Patients satisfied with the time they had to wait for an appointment	2	2	N/A	91.7%	88.5%	87.6%

* This is based on patients treated on this contract for their most recent course of treatment. Figures in italics indicate the base number of FP17s or Patient Questionnaire responses are less than 100. N/A is shown where the base number of responses is less than 10 during the period. % is calculated as Quantity/Base number*100

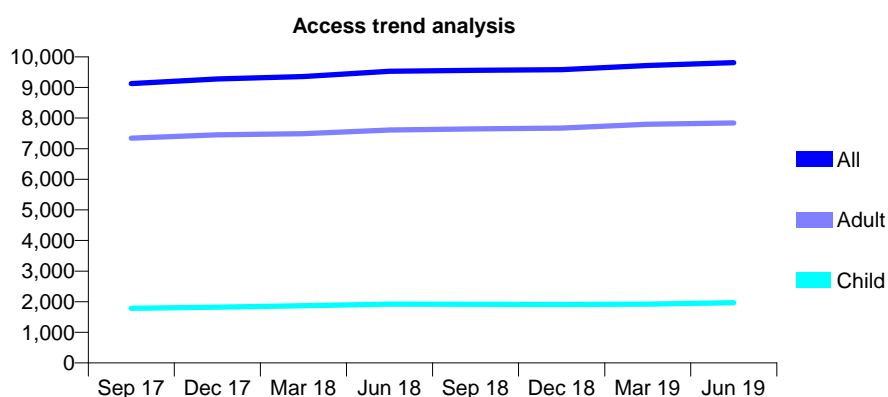
Q53 - Vital Signs At a Glance Contract Report for 101435/0091 - June 2019

Name or company name	IDH Limited
Contract type name	GDS Contract
Purpose of contract	General
Contract start date	01/03/2008
Contract end date	

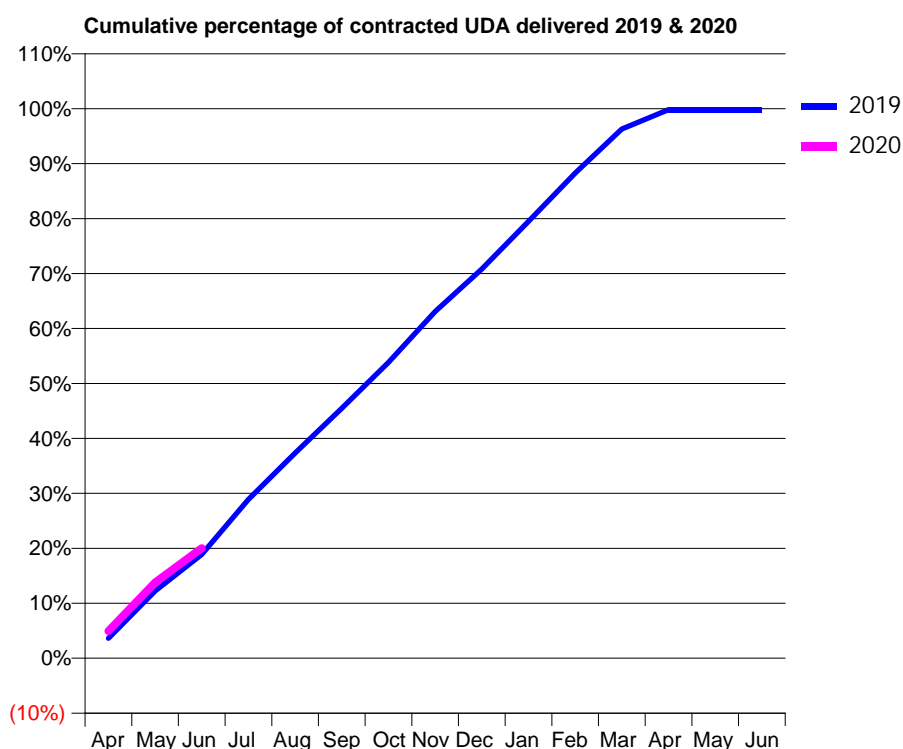
19/20 Contracted general activity (UDA)	23,435
Carry forward general activity (UDA)	0
19/20 Contracted orthodontic activity (UOA)	0
Carry forward orthodontic activity (UOA)	0
Baseline contract value	£593,522.07

ACCESS*

Patients seen in 24 months	Total	Change since previous quarter
Quarter ending June 2018	9,531	
Quarter ending September 2018	9,561	→
Quarter ending December 2018	9,586	→
Quarter ending March 2019	9,718	→
Quarter ending June 2019	9,812	→
Variance since June 2018	2.9%	↑



ACTIVITY



Adjusted Scheduled Activity (UDA)		
Month	2019	2020
April	848	1,158
May	2,870	3,232
June	4,425	4,697
July	6,775	
August	8,754	
September	10,662	
October	12,615	
November	14,787	
December	16,600	
January	18,628	
February	20,686	
March	22,566	
April	23,392	
May	23,391	
June	23,391	

QUALITY

	Quantity	Base Number	Contract	AT	Region	England
% of FP17s for the same patient ID Re-attending within 3 months - Children	30	720	4.2%	8.8%	11.2%	11.4%
% of FP17s for the same patient ID Re-attending within 3 months - Adults	262	2,389	11.0%	12.1%	14.8%	15.4%
% of FP17s for the same patient ID Re-attending between 3 & 9 months - Children	416	720	57.8%	60.6%	60.9%	59.8%
% of FP17s for the same patient ID Re-attending between 3 & 9 months - Adults	1,183	2,389	49.5%	52.0%	53.2%	52.1%
% of FP17s for Band 1 Urgent Courses	209	2,704	7.7%	7.3%	8.3%	9.2%
% of FP17s Relating to Free Repair or Replacements	15	2,704	0.6%	0.8%	0.7%	0.7%
% of FP17s Relating to Continuations	43	2,704	1.6%	0.9%	0.8%	0.8%
% of Patients satisfied with the dentistry they have received	6	6	N/A	94.5%	93.2%	93.4%
% of Patients satisfied with the time they had to wait for an appointment	5	6	N/A	91.7%	88.5%	87.6%

* This is based on patients treated on this contract for their most recent course of treatment.

Figures in italics indicate the base number of FP17s or Patient Questionnaire responses are less than 100. N/A is shown where the base number of responses is less than 10 during the period. % is calculated as Quantity/Base number*100

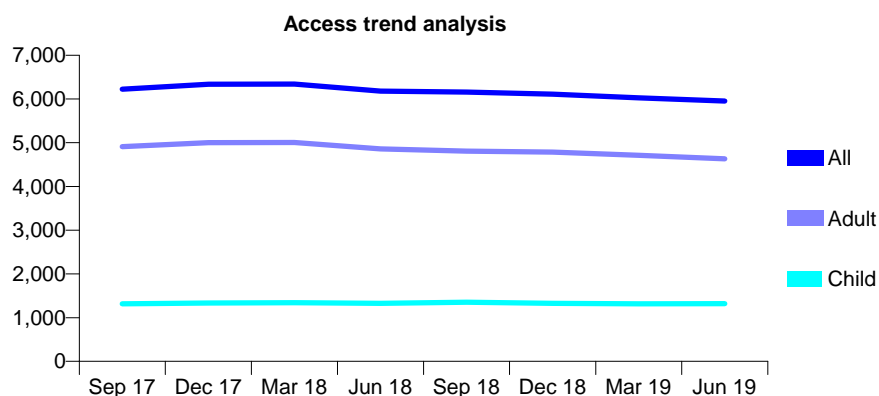
Q53 - Vital Signs At a Glance Contract Report for 101435/0098 - June 2019

Name or company name	IDH Limited
Contract type name	GDS Contract
Purpose of contract	General
Contract start date	01/05/2008
Contract end date	

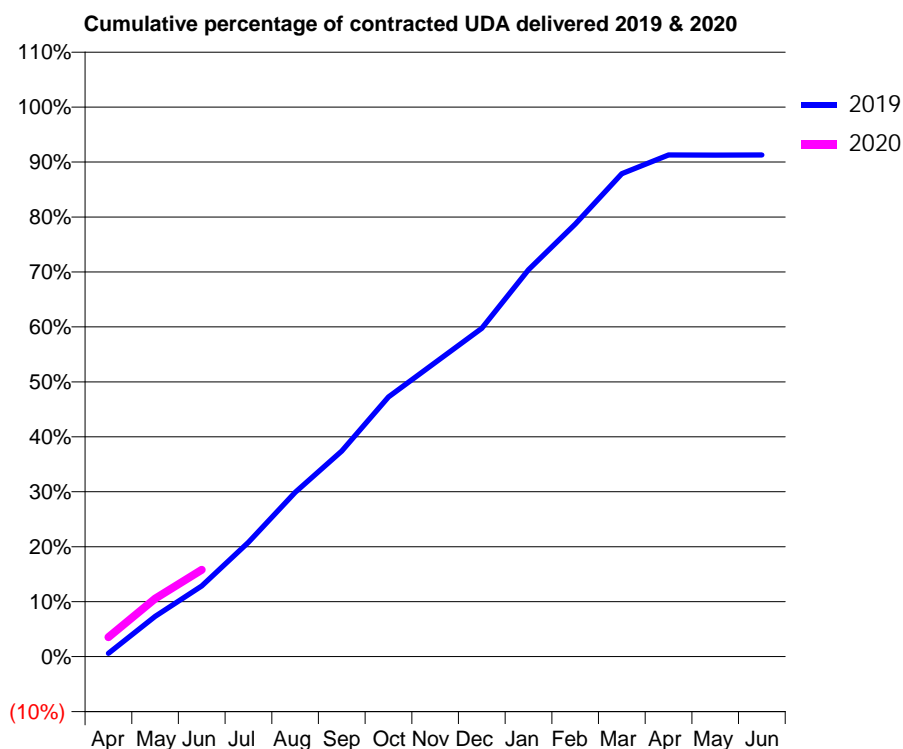
19/20 Contracted general activity (UDA)	17,250
Carry forward general activity (UDA)	0
19/20 Contracted orthodontic activity (UOA)	0
Carry forward orthodontic activity (UOA)	0
Baseline contract value	£417,290.22

ACCESS*

Patients seen in 24 months	Total	Change since previous quarter
Quarter ending June 2018	6,182	
Quarter ending September 2018	6,161	→
Quarter ending December 2018	6,111	→
Quarter ending March 2019	6,027	↓
Quarter ending June 2019	5,953	↓
Variance since June 2018	(3.7%)	↓



ACTIVITY



Month	Adjusted Scheduled Activity (UDA)	
	2019	2020
April	105	610
May	1,262	1,822
June	2,215	2,727
July	3,592	
August	5,156	
September	6,454	
October	8,151	
November	9,231	
December	10,303	
January	12,147	
February	13,576	
March	15,158	
April	15,747	
May	15,742	
June	15,745	

QUALITY

	Quantity	Base Number	Contract	AT	Region	England
% of FP17s for the same patient ID Re-attending within 3 months - Children	16	394	4.1%	8.8%	11.2%	11.4%
% of FP17s for the same patient ID Re-attending within 3 months - Adults	99	1,057	9.4%	12.1%	14.8%	15.4%
% of FP17s for the same patient ID Re-attending between 3 & 9 months - Children	180	394	45.7%	60.6%	60.9%	59.8%
% of FP17s for the same patient ID Re-attending between 3 & 9 months - Adults	418	1,057	39.5%	52.0%	53.2%	52.1%
% of FP17s for Band 1 Urgent Courses	92	1,227	7.5%	7.3%	8.3%	9.2%
% of FP17s Relating to Free Repair or Replacements	6	1,227	0.5%	0.8%	0.7%	0.7%
% of FP17s Relating to Continuations	16	1,227	1.3%	0.9%	0.8%	0.8%
% of Patients satisfied with the dentistry they have received	6	6	N/A	94.5%	93.2%	93.4%
% of Patients satisfied with the time they had to wait for an appointment	5	6	N/A	91.7%	88.5%	87.6%

* This is based on patients treated on this contract for their most recent course of treatment. Figures in italics indicate the base number of FP17s or Patient Questionnaire responses are less than 100. N/A is shown where the base number of responses is less than 10 during the period. % is calculated as Quantity/Base number*100

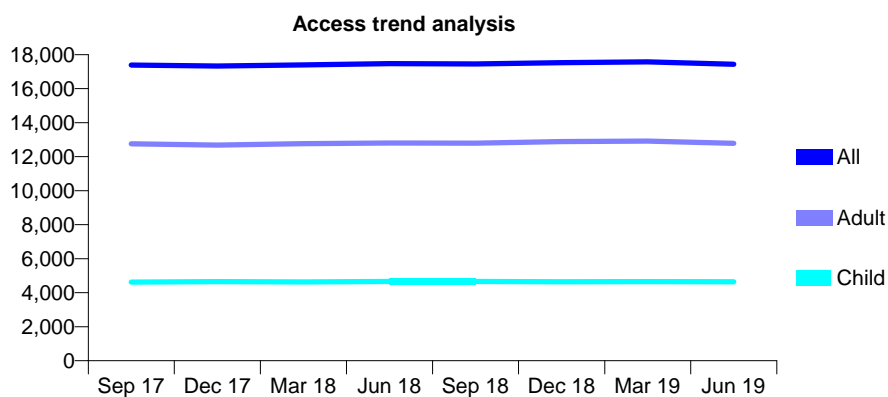
Q53 - Vital Signs At a Glance Contract Report for 101435/0102 - June 2019

Name or company name	IDH Limited
Contract type name	GDS Contract
Purpose of contract	General
Contract start date	01/06/2008
Contract end date	

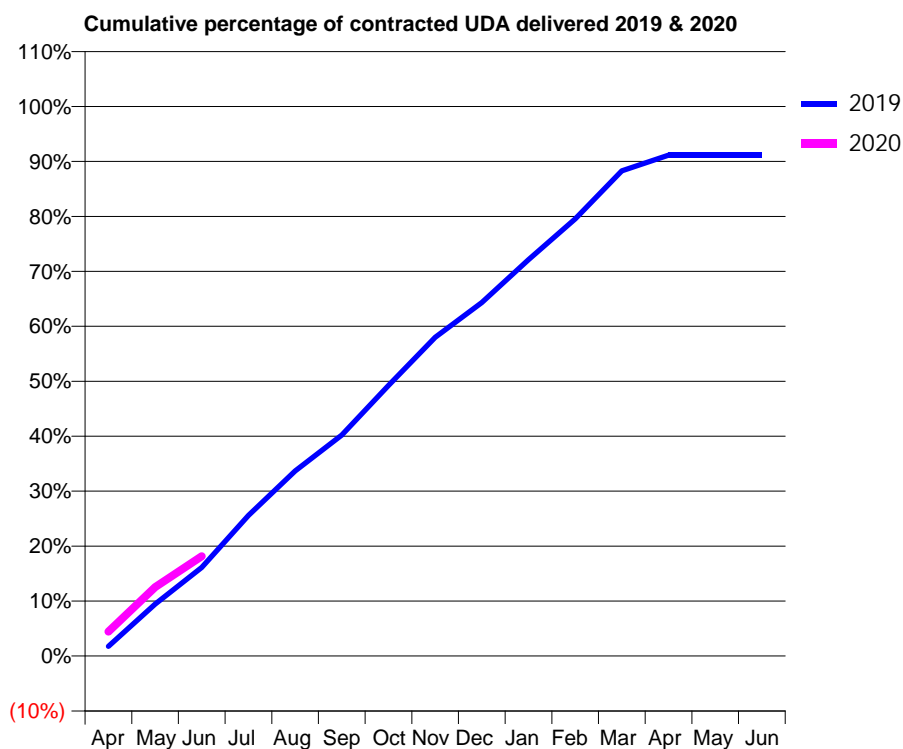
19/20 Contracted general activity (UDA)	54,777
Carry forward general activity (UDA)	0
19/20 Contracted orthodontic activity (UOA)	0
Carry forward orthodontic activity (UOA)	0
Baseline contract value	£1,485,002.62

ACCESS*

Patients seen in 24 months	Total	Change since previous quarter
Quarter ending June 2018	17,467	
Quarter ending September 2018	17,454	→
Quarter ending December 2018	17,536	→
Quarter ending March 2019	17,569	→
Quarter ending June 2019	17,433	→
Variance since June 2018	(0.2%)	→



ACTIVITY



Month	Adjusted Scheduled Activity (UDA)	
	2019	2020
April	965	2,437
May	5,173	6,863
June	8,832	9,956
July	14,022	
August	18,454	
September	22,014	
October	26,961	
November	31,757	
December	35,230	
January	39,513	
February	43,564	
March	48,350	
April	49,917	
May	49,916	
June	49,917	

QUALITY

	Quantity	Base Number	Contract	AT	Region	England
% of FP17s for the same patient ID Re-attending within 3 months - Children	89	1,560	5.7%	8.8%	11.2%	11.4%
% of FP17s for the same patient ID Re-attending within 3 months - Adults	448	3,849	11.6%	12.1%	14.8%	15.4%
% of FP17s for the same patient ID Re-attending between 3 & 9 months - Children	1,001	1,560	64.2%	60.6%	60.9%	59.8%
% of FP17s for the same patient ID Re-attending between 3 & 9 months - Adults	2,308	3,849	60.0%	52.0%	53.2%	52.1%
% of FP17s for Band 1 Urgent Courses	271	4,719	5.7%	7.3%	8.3%	9.2%
% of FP17s Relating to Free Repair or Replacements	53	4,719	1.1%	0.8%	0.7%	0.7%
% of FP17s Relating to Continuations	73	4,719	1.5%	0.9%	0.8%	0.8%
% of Patients satisfied with the dentistry they have received	6	6	N/A	94.5%	93.2%	93.4%
% of Patients satisfied with the time they had to wait for an appointment	6	6	N/A	91.7%	88.5%	87.6%

* This is based on patients treated on this contract for their most recent course of treatment. Figures in italics indicate the base number of FP17s or Patient Questionnaire responses are less than 100. N/A is shown where the base number of responses is less than 10 during the period. % is calculated as Quantity/Base number*100

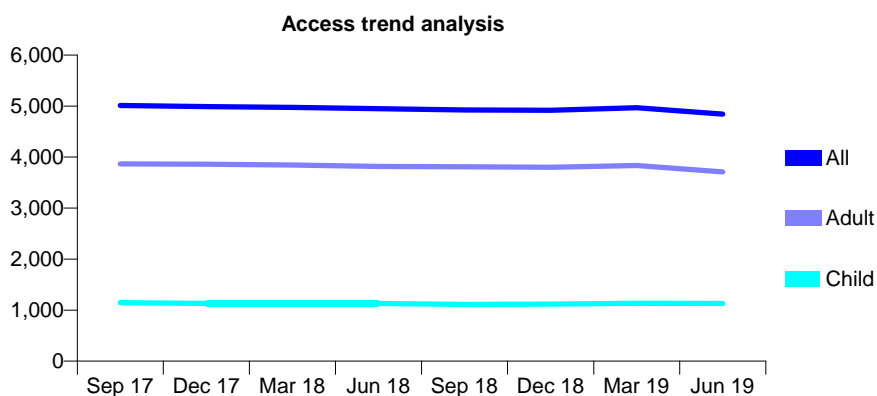
Q53 - Vital Signs At a Glance Contract Report for 101796/0001 - June 2019

Name or company name	Villimaitis/Vilimaitiene
Contract type name	GDS Contract
Purpose of contract	General
Contract start date	01/12/2013
Contract end date	

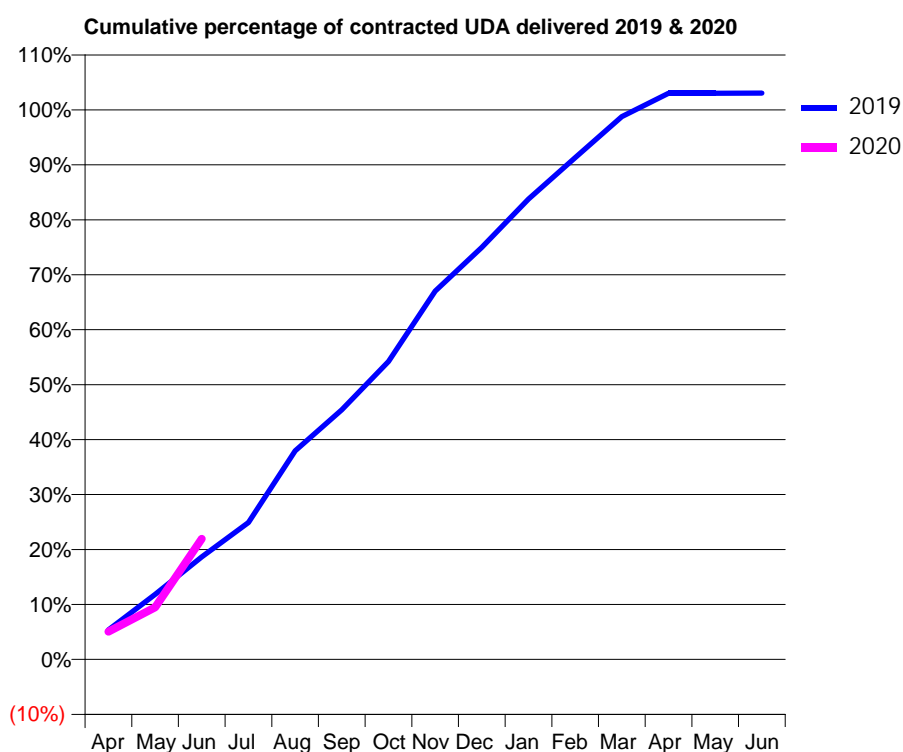
19/20 Contracted general activity (UDA)	11,200
Carry forward general activity (UDA)	0
19/20 Contracted orthodontic activity (UOA)	0
Carry forward orthodontic activity (UOA)	0
Baseline contract value	£331,737.02

ACCESS*

Patients seen in 24 months	Total	Change since previous quarter
Quarter ending June 2018	4,947	
Quarter ending September 2018	4,924	→
Quarter ending December 2018	4,917	→
Quarter ending March 2019	4,969	→
Quarter ending June 2019	4,844	↓
Variance since June 2018	(2.1%)	↓



ACTIVITY



Month	2019	2020
April	601	567
May	1,325	1,062
June	2,089	2,458
July	2,790	
August	4,252	
September	5,085	
October	6,074	
November	7,504	
December	8,396	
January	9,383	
February	10,227	
March	11,061	
April	11,539	
May	11,539	
June	11,541	

QUALITY

	Quantity	Base Number	Contract	AT	Region	England
% of FP17s for the same patient ID Re-attending within 3 months - Children	13	447	2.9%	8.8%	11.2%	11.4%
% of FP17s for the same patient ID Re-attending within 3 months - Adults	66	1,131	5.8%	12.1%	14.8%	15.4%
% of FP17s for the same patient ID Re-attending between 3 & 9 months - Children	298	447	66.7%	60.6%	60.9%	59.8%
% of FP17s for the same patient ID Re-attending between 3 & 9 months - Adults	688	1,131	60.8%	52.0%	53.2%	52.1%
% of FP17s for Band 1 Urgent Courses	48	1,333	3.6%	7.3%	8.3%	9.2%
% of FP17s Relating to Free Repair or Replacements	5	1,333	0.4%	0.8%	0.7%	0.7%
% of FP17s Relating to Continuations	5	1,333	0.4%	0.9%	0.8%	0.8%
% of Patients satisfied with the dentistry they have received	7	7	N/A	94.5%	93.2%	93.4%
% of Patients satisfied with the time they had to wait for an appointment	7	7	N/A	91.7%	88.5%	87.6%

* This is based on patients treated on this contract for their most recent course of treatment. Figures in italics indicate the base number of FP17s or Patient Questionnaire responses are less than 100. N/A is shown where the base number of responses is less than 10 during the period. % is calculated as Quantity/Base number*100

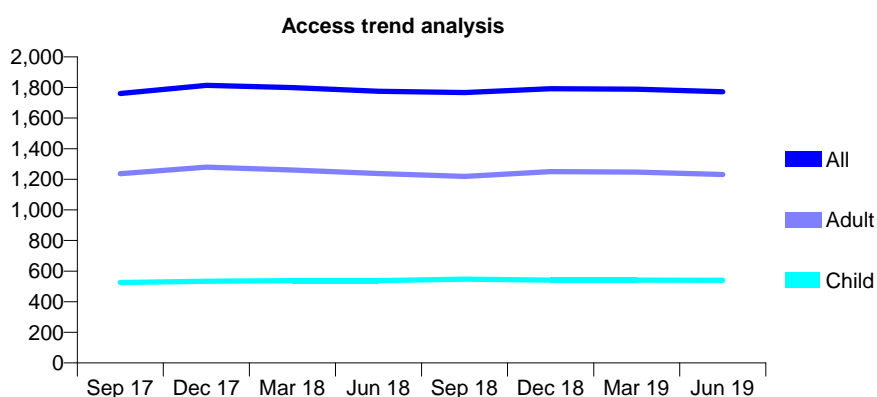
Q53 - Vital Signs At a Glance Contract Report for 103063/0001 - June 2019

Name or company name	MR KS RATRA
Contract type name	GDS Contract
Purpose of contract	General
Contract start date	01/12/2015
Contract end date	

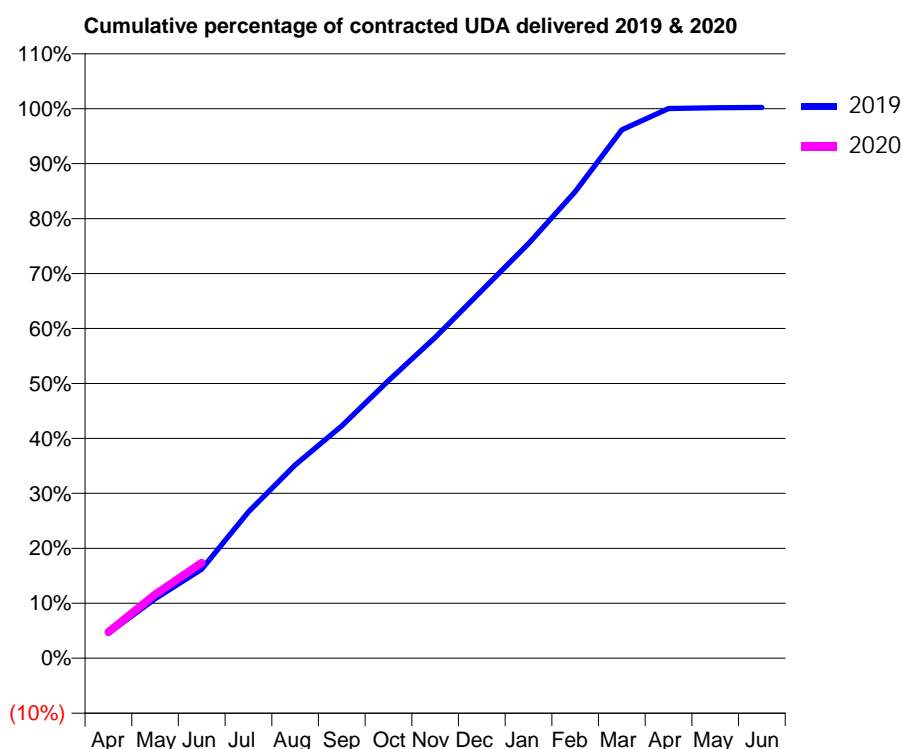
19/20 Contracted general activity (UDA)	4,910
Carry forward general activity (UDA)	0
19/20 Contracted orthodontic activity (UOA)	0
Carry forward orthodontic activity (UOA)	0
Baseline contract value	£133,589.47

ACCESS*

Patients seen in 24 months	Total	Change since previous quarter
Quarter ending June 2018	1,776	
Quarter ending September 2018	1,767	→
Quarter ending December 2018	1,792	→
Quarter ending March 2019	1,789	→
Quarter ending June 2019	1,772	→
Variance since June 2018	(0.2%)	→



ACTIVITY



Month	2019	2020
April	224	234
May	531	570
June	795	853
July	1,308	
August	1,727	
September	2,076	
October	2,480	
November	2,866	
December	3,286	
January	3,704	
February	4,169	
March	4,722	
April	4,910	
May	4,918	
June	4,921	

QUALITY

	Quantity	Base Number	Contract	AT	Region	England
% of FP17s for the same patient ID Re-attending within 3 months - Children	16	209	7.7%	8.8%	11.2%	11.4%
% of FP17s for the same patient ID Re-attending within 3 months - Adults	91	427	21.3%	12.1%	14.8%	15.4%
% of FP17s for the same patient ID Re-attending between 3 & 9 months - Children	142	209	67.9%	60.6%	60.9%	59.8%
% of FP17s for the same patient ID Re-attending between 3 & 9 months - Adults	261	427	61.1%	52.0%	53.2%	52.1%
% of FP17s for Band 1 Urgent Courses	45	550	8.2%	7.3%	8.3%	9.2%
% of FP17s Relating to Free Repair or Replacements	12	550	2.2%	0.8%	0.7%	0.7%
% of FP17s Relating to Continuations	4	550	0.7%	0.9%	0.8%	0.8%
% of Patients satisfied with the dentistry they have received	2	2	N/A	94.5%	93.2%	93.4%
% of Patients satisfied with the time they had to wait for an appointment	2	2	N/A	91.7%	88.5%	87.6%

* This is based on patients treated on this contract for their most recent course of treatment.

Figures in italics indicate the base number of FP17s or Patient Questionnaire responses are less than 100. N/A is shown where the base number of responses is less than 10 during the period. % is calculated as Quantity/Base number*100

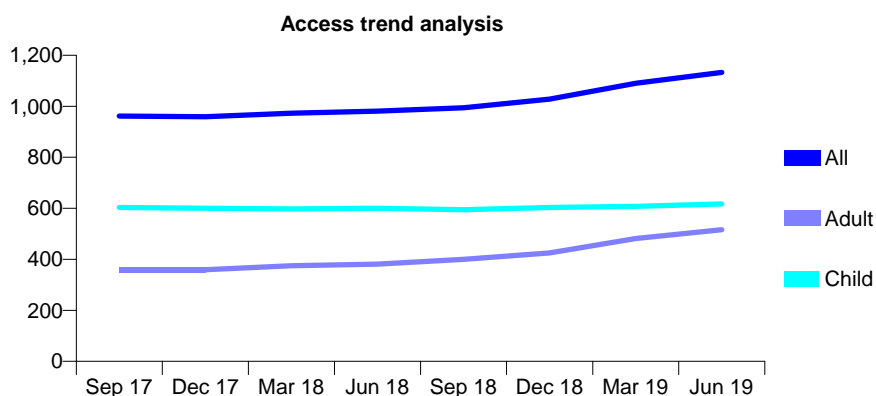
Q53 - Vital Signs At a Glance Contract Report for 105341/0001 - June 2019

Name or company name	Rossmanor Limited
Contract type name	GDS Contract
Purpose of contract	General
Contract start date	01/04/2010
Contract end date	

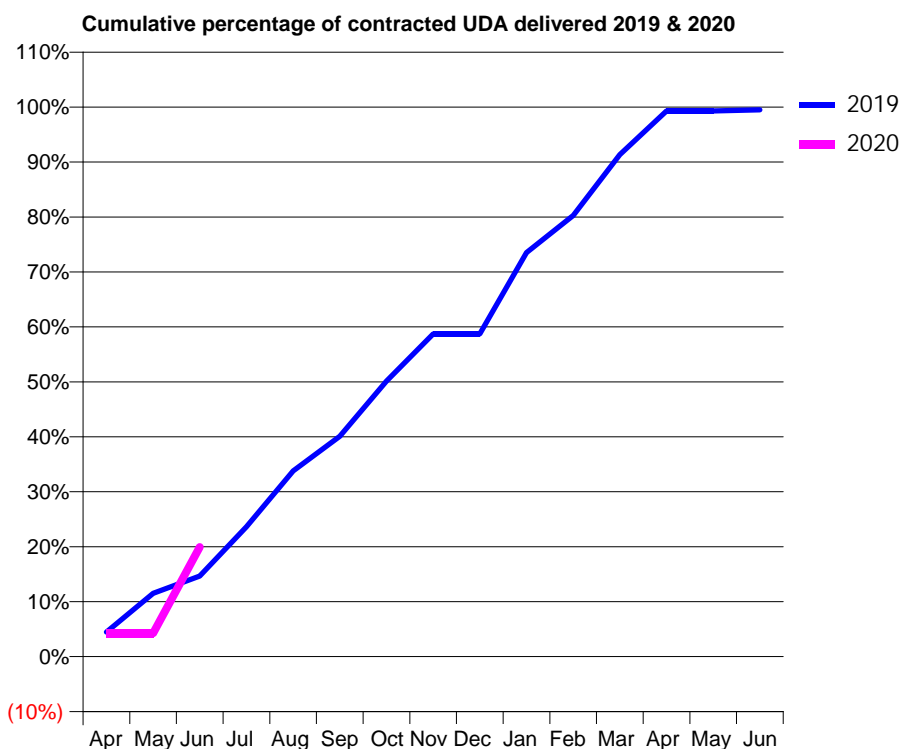
19/20 Contracted general activity (UDA)	2,800
Carry forward general activity (UDA)	0
19/20 Contracted orthodontic activity (UOA)	0
Carry forward orthodontic activity (UOA)	0
Baseline contract value	£84,811.26

ACCESS*

Patients seen in 24 months	Total	Change since previous quarter
Quarter ending June 2018	981	
Quarter ending September 2018	994	→
Quarter ending December 2018	1,028	↑
Quarter ending March 2019	1,090	↑
Quarter ending June 2019	1,133	↑
Variance since June 2018	15.5%	↑



ACTIVITY



Month	Adjusted Scheduled Activity (UDA)	
	2019	2020
April	125	119
May	323	119
June	411	558
July	662	
August	946	
September	1,123	
October	1,404	
November	1,644	
December	1,644	
January	2,058	
February	2,247	
March	2,558	
April	2,780	
May	2,780	
June	2,786	

QUALITY

	Quantity	Base Number	Contract	AT	Region	England
% of FP17s for the same patient ID Re-attending within 3 months - Children	27	276	9.8%	8.8%	11.2%	11.4%
% of FP17s for the same patient ID Re-attending within 3 months - Adults	43	227	18.9%	12.1%	14.8%	15.4%
% of FP17s for the same patient ID Re-attending between 3 & 9 months - Children	179	276	64.9%	60.6%	60.9%	59.8%
% of FP17s for the same patient ID Re-attending between 3 & 9 months - Adults	110	227	48.5%	52.0%	53.2%	52.1%
% of FP17s for Band 1 Urgent Courses	30	373	8.0%	7.3%	8.3%	9.2%
% of FP17s Relating to Free Repair or Replacements	0	373	0.0%	0.8%	0.7%	0.7%
% of FP17s Relating to Continuations	1	373	0.3%	0.9%	0.8%	0.8%
% of Patients satisfied with the dentistry they have received	1	1	N/A	94.5%	93.2%	93.4%
% of Patients satisfied with the time they had to wait for an appointment	1	1	N/A	91.7%	88.5%	87.6%

* This is based on patients treated on this contract for their most recent course of treatment. Figures in italics indicate the base number of FP17s or Patient Questionnaire responses are less than 100. N/A is shown where the base number of responses is less than 10 during the period. % is calculated as Quantity/Base number*100

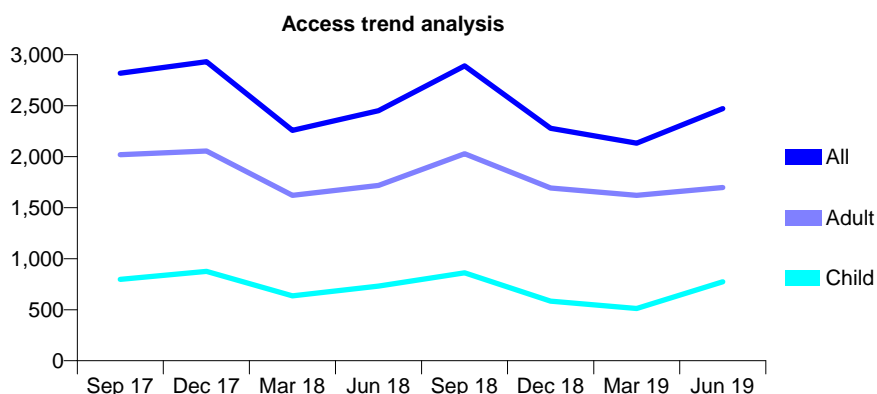
Q53 - Vital Signs At a Glance Contract Report for 109789/0001 - June 2019

Name or company name	Dental Surgery, 60 Long Street
Contract type name	GDS Contract
Purpose of contract	General
Contract start date	01/04/2014
Contract end date	

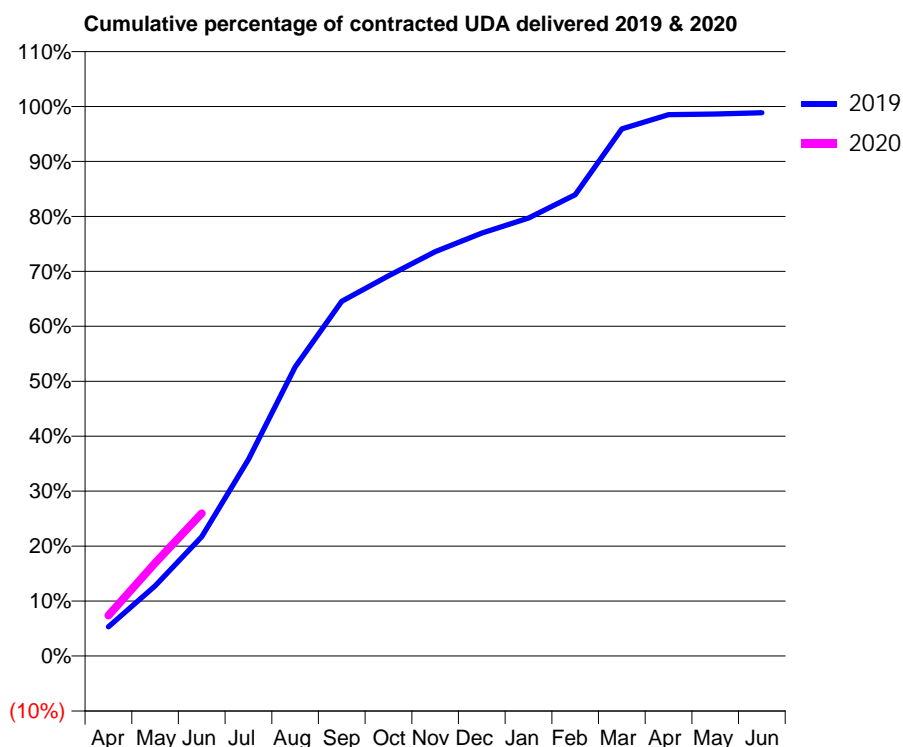
19/20 Contracted general activity (UDA)	6,414
Carry forward general activity (UDA)	0
19/20 Contracted orthodontic activity (UOA)	0
Carry forward orthodontic activity (UOA)	0
Baseline contract value	£151,858.88

ACCESS*

Patients seen in 24 months	Total	Change since previous quarter
Quarter ending June 2018	2,450	
Quarter ending September 2018	2,891	↑
Quarter ending December 2018	2,278	↓
Quarter ending March 2019	2,133	↓
Quarter ending June 2019	2,471	↑
Variance since June 2018	0.9%	→



ACTIVITY



Month	Adjusted Scheduled Activity (UDA)	
	2019	2020
April	342	474
May	820	1,085
June	1,392	1,664
July	2,296	
August	3,375	
September	4,141	
October	4,437	
November	4,719	
December	4,936	
January	5,111	
February	5,385	
March	6,151	
April	6,319	
May	6,327	
June	6,341	

QUALITY

	Quantity	Base Number	Contract	AT	Region	England
% of FP17s for the same patient ID Re-attending within 3 months - Children	16	375	4.3%	8.8%	11.2%	11.4%
% of FP17s for the same patient ID Re-attending within 3 months - Adults	52	524	9.9%	12.1%	14.8%	15.4%
% of FP17s for the same patient ID Re-attending between 3 & 9 months - Children	47	375	12.5%	60.6%	60.9%	59.8%
% of FP17s for the same patient ID Re-attending between 3 & 9 months - Adults	102	524	19.5%	52.0%	53.2%	52.1%
% of FP17s for Band 1 Urgent Courses	75	822	9.1%	7.3%	8.3%	9.2%
% of FP17s Relating to Free Repair or Replacements	8	822	1.0%	0.8%	0.7%	0.7%
% of FP17s Relating to Continuations	9	822	1.1%	0.9%	0.8%	0.8%
% of Patients satisfied with the dentistry they have received	0	0	N/A	94.5%	93.2%	93.4%
% of Patients satisfied with the time they had to wait for an appointment	0	0	N/A	91.7%	88.5%	87.6%

* This is based on patients treated on this contract for their most recent course of treatment. Figures in italics indicate the base number of FP17s or Patient Questionnaire responses are less than 100. N/A is shown where the base number of responses is less than 10 during the period. % is calculated as Quantity/Base number*100

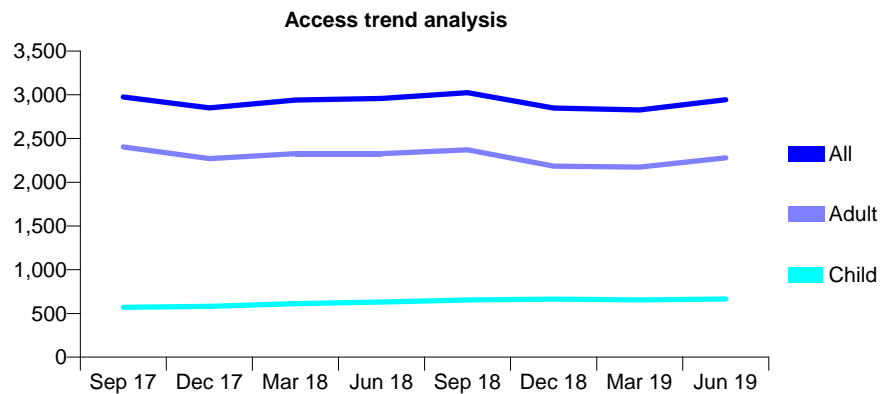
Q53 - Vital Signs At a Glance Contract Report for 109975/0001 - June 2019

Name or company name	165 Long Street, Atherstone
Contract type name	GDS Contract
Purpose of contract	General
Contract start date	01/03/2011
Contract end date	

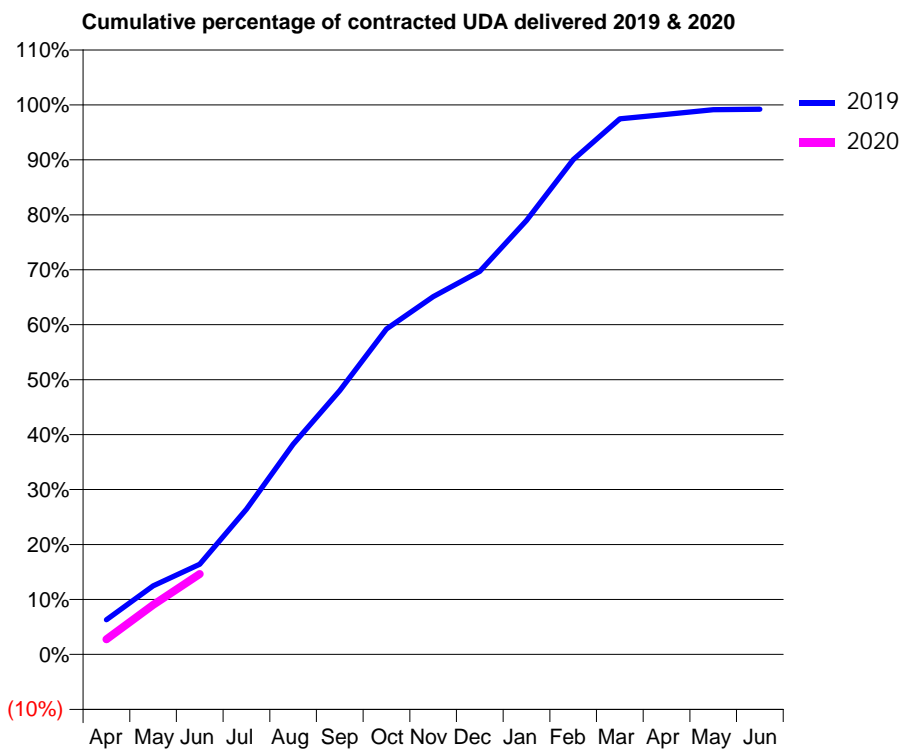
19/20 Contracted general activity (UDA)	7,887
Carry forward general activity (UDA)	0
19/20 Contracted orthodontic activity (UOA)	0
Carry forward orthodontic activity (UOA)	0
Baseline contract value	£175,108.63

ACCESS*

Patients seen in 24 months	Total	Change since previous quarter
Quarter ending June 2018	2,958	
Quarter ending September 2018	3,024	↑
Quarter ending December 2018	2,848	↓
Quarter ending March 2019	2,827	→
Quarter ending June 2019	2,944	↑
Variance since June 2018	(0.5%)	→



ACTIVITY



Month	Adjusted Scheduled Activity (UDA)	
	2019	2020
April	497	216
May	984	711
June	1,295	1,154
July	2,086	
August	3,017	
September	3,786	
October	4,670	
November	5,134	
December	5,498	
January	6,228	
February	7,099	
March	7,685	
April	7,751	
May	7,817	
June	7,822	

QUALITY

	Quantity	Base Number	Contract	AT	Region	England
% of FP17s for the same patient ID Re-attending within 3 months - Children	6	214	2.8%	8.8%	11.2%	11.4%
% of FP17s for the same patient ID Re-attending within 3 months - Adults	24	333	7.2%	12.1%	14.8%	15.4%
% of FP17s for the same patient ID Re-attending between 3 & 9 months - Children	145	214	67.8%	60.6%	60.9%	59.8%
% of FP17s for the same patient ID Re-attending between 3 & 9 months - Adults	145	333	43.5%	52.0%	53.2%	52.1%
% of FP17s for Band 1 Urgent Courses	32	472	6.8%	7.3%	8.3%	9.2%
% of FP17s Relating to Free Repair or Replacements	2	472	0.4%	0.8%	0.7%	0.7%
% of FP17s Relating to Continuations	3	472	0.6%	0.9%	0.8%	0.8%
% of Patients satisfied with the dentistry they have received	2	2	N/A	94.5%	93.2%	93.4%
% of Patients satisfied with the time they had to wait for an appointment	2	2	N/A	91.7%	88.5%	87.6%

* This is based on patients treated on this contract for their most recent course of treatment. Figures in italics indicate the base number of FP17s or Patient Questionnaire responses are less than 100. N/A is shown where the base number of responses is less than 10 during the period. % is calculated as Quantity/Base number*100

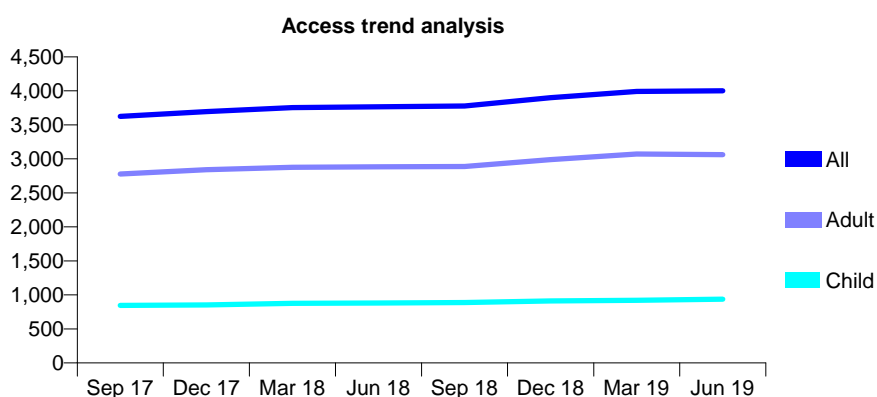
Q53 - Vital Signs At a Glance Contract Report for 113131/0001 - June 2019

Name or company name	76Dental
Contract type name	GDS Contract
Purpose of contract	General
Contract start date	01/04/2011
Contract end date	

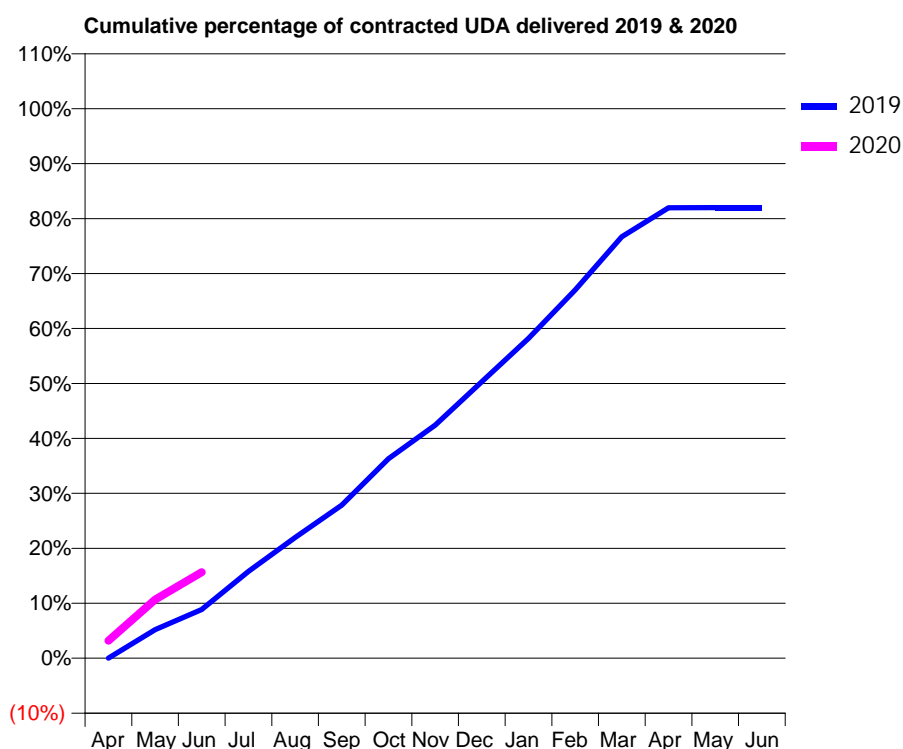
19/20 Contracted general activity (UDA)	11,219
Carry forward general activity (UDA)	0
19/20 Contracted orthodontic activity (UOA)	0
Carry forward orthodontic activity (UOA)	0
Baseline contract value	£328,642.72

ACCESS*

Patients seen in 24 months	Total	Change since previous quarter
Quarter ending June 2018	3,765	
Quarter ending September 2018	3,777	→
Quarter ending December 2018	3,901	↑
Quarter ending March 2019	3,992	↑
Quarter ending June 2019	4,000	→
Variance since June 2018	6.2%	↑



ACTIVITY



Month	Adjusted Scheduled Activity (UDA)	
	2019	2020
April	1	359
May	585	1,195
June	994	1,757
July	1,774	
August	2,465	
September	3,124	
October	4,075	
November	4,759	
December	5,644	
January	6,530	
February	7,518	
March	8,603	
April	9,196	
May	9,199	
June	9,199	

QUALITY

	Quantity	Base Number	Contract	AT	Region	England
% of FP17s for the same patient ID Re-attending within 3 months - Children	29	333	8.7%	8.8%	11.2%	11.4%
% of FP17s for the same patient ID Re-attending within 3 months - Adults	107	807	13.3%	12.1%	14.8%	15.4%
% of FP17s for the same patient ID Re-attending between 3 & 9 months - Children	199	333	59.8%	60.6%	60.9%	59.8%
% of FP17s for the same patient ID Re-attending between 3 & 9 months - Adults	455	807	56.4%	52.0%	53.2%	52.1%
% of FP17s for Band 1 Urgent Courses	71	919	7.7%	7.3%	8.3%	9.2%
% of FP17s Relating to Free Repair or Replacements	11	919	1.2%	0.8%	0.7%	0.7%
% of FP17s Relating to Continuations	4	919	0.4%	0.9%	0.8%	0.8%
% of Patients satisfied with the dentistry they have received	2	2	N/A	94.5%	93.2%	93.4%
% of Patients satisfied with the time they had to wait for an appointment	2	2	N/A	91.7%	88.5%	87.6%

* This is based on patients treated on this contract for their most recent course of treatment.

Figures in italics indicate the base number of FP17s or Patient Questionnaire responses are less than 100. N/A is shown where the base number of responses is less than 10 during the period. % is calculated as Quantity/Base number*100

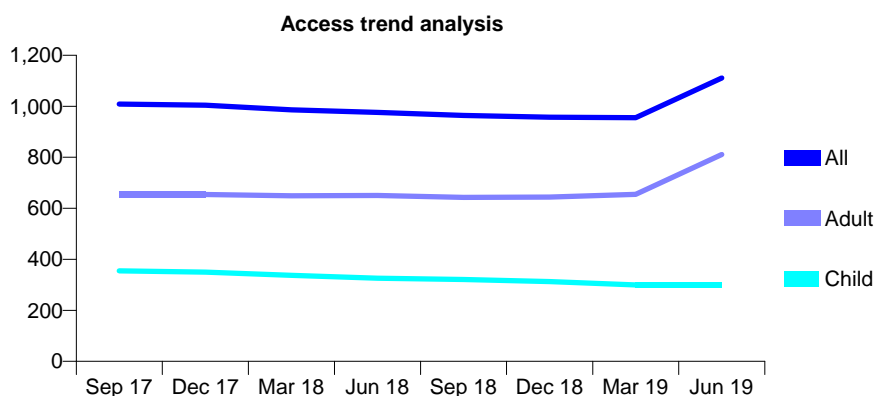
Q53 - Vital Signs At a Glance Contract Report for 115010/0001 - June 2019

Name or company name	Light, Salmon. Davey, Jain and Javaid
Contract type name	GDS Contract
Purpose of contract	General
Contract start date	01/04/2012
Contract end date	

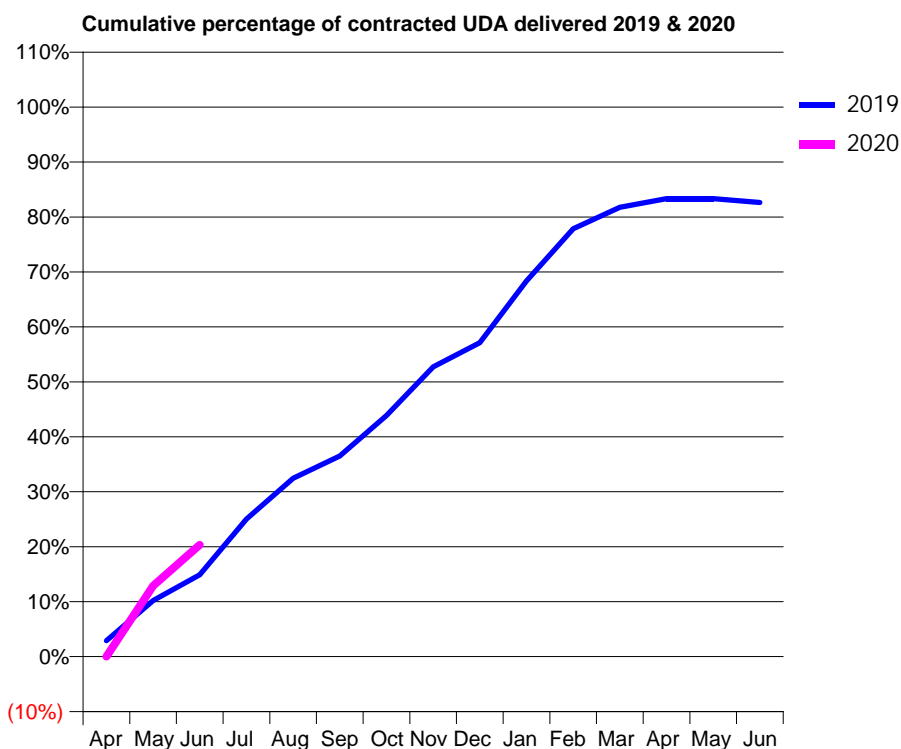
19/20 Contracted general activity (UDA)	3,171
Carry forward general activity (UDA)	0
19/20 Contracted orthodontic activity (UOA)	0
Carry forward orthodontic activity (UOA)	0
Baseline contract value	£76,769.02

ACCESS*

Patients seen in 24 months	Total	Change since previous quarter
Quarter ending June 2018	976	
Quarter ending September 2018	964	↓
Quarter ending December 2018	957	→
Quarter ending March 2019	955	→
Quarter ending June 2019	1,111	↑
Variance since June 2018	13.8%	↑



ACTIVITY



Month	Adjusted Scheduled Activity (UDA)	
	2019	2020
April	92	0
May	324	409
June	472	645
July	794	
August	1,029	
September	1,158	
October	1,391	
November	1,672	
December	1,812	
January	2,168	
February	2,469	
March	2,593	
April	2,643	
May	2,643	
June	2,621	

QUALITY

	Quantity	Base Number	Contract	AT	Region	England
% of FP17s for the same patient ID Re-attending within 3 months - Children	10	112	8.9%	8.8%	11.2%	11.4%
% of FP17s for the same patient ID Re-attending within 3 months - Adults	14	338	4.1%	12.1%	14.8%	15.4%
% of FP17s for the same patient ID Re-attending between 3 & 9 months - Children	42	112	37.5%	60.6%	60.9%	59.8%
% of FP17s for the same patient ID Re-attending between 3 & 9 months - Adults	60	338	17.8%	52.0%	53.2%	52.1%
% of FP17s for Band 1 Urgent Courses	26	426	6.1%	7.3%	8.3%	9.2%
% of FP17s Relating to Free Repair or Replacements	0	426	0.0%	0.8%	0.7%	0.7%
% of FP17s Relating to Continuations	0	426	0.0%	0.9%	0.8%	0.8%
% of Patients satisfied with the dentistry they have received	0	0	N/A	94.5%	93.2%	93.4%
% of Patients satisfied with the time they had to wait for an appointment	0	0	N/A	91.7%	88.5%	87.6%

* This is based on patients treated on this contract for their most recent course of treatment. Figures in italics indicate the base number of FP17s or Patient Questionnaire responses are less than 100. N/A is shown where the base number of responses is less than 10 during the period. % is calculated as Quantity/Base number*100

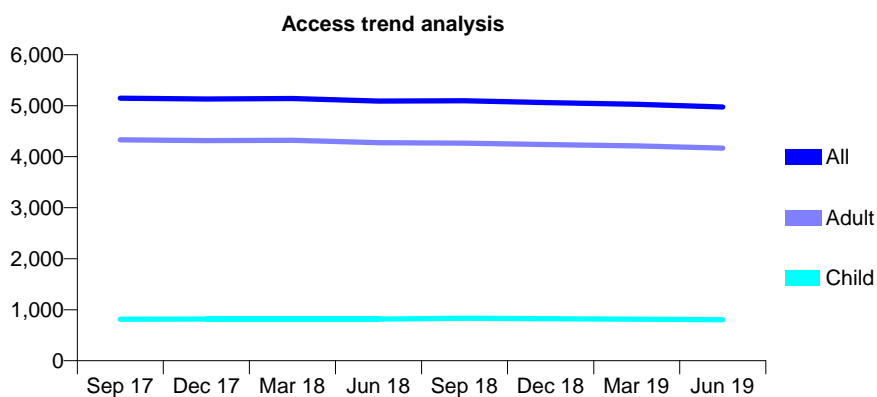
Q53 - Vital Signs At a Glance Contract Report for 116548/0001 - June 2019

Name or company name	Weobley Dental Surgery
Contract type name	GDS Contract
Purpose of contract	General
Contract start date	01/04/2006
Contract end date	

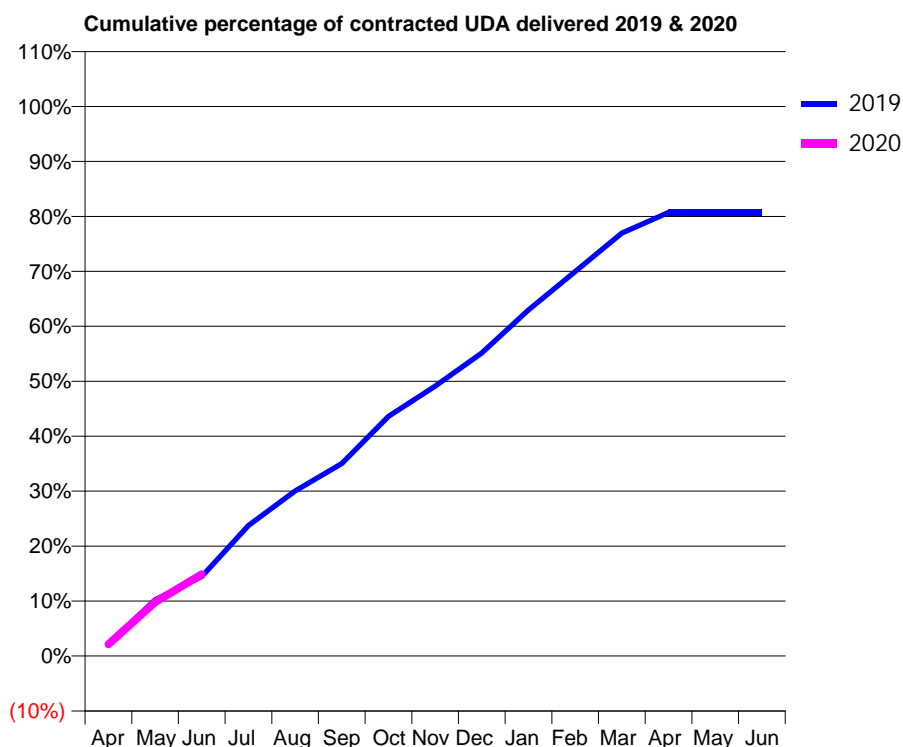
19/20 Contracted general activity (UDA)	16,000
Carry forward general activity (UDA)	0
19/20 Contracted orthodontic activity (UOA)	0
Carry forward orthodontic activity (UOA)	0
Baseline contract value	£459,766.60

ACCESS*

Patients seen in 24 months	Total	Change since previous quarter
Quarter ending June 2018	5,092	
Quarter ending September 2018	5,098	→
Quarter ending December 2018	5,059	→
Quarter ending March 2019	5,025	→
Quarter ending June 2019	4,973	↓
Variance since June 2018	(2.3%)	↓



ACTIVITY



Month	Adjusted Scheduled Activity (UDA)	
	2019	2020
April	389	343
May	1,838	1,567
June	2,598	2,379
July	4,268	
August	5,400	
September	6,296	
October	7,843	
November	8,833	
December	9,913	
January	11,324	
February	12,579	
March	13,837	
April	14,507	
May	14,507	
June	14,507	

QUALITY

	Quantity	Base Number	Contract	AT	Region	England
% of FP17s for the same patient ID Re-attending within 3 months - Children	18	280	6.4%	8.8%	11.2%	11.4%
% of FP17s for the same patient ID Re-attending within 3 months - Adults	281	1,548	18.2%	12.1%	14.8%	15.4%
% of FP17s for the same patient ID Re-attending between 3 & 9 months - Children	155	280	55.4%	60.6%	60.9%	59.8%
% of FP17s for the same patient ID Re-attending between 3 & 9 months - Adults	797	1,548	51.5%	52.0%	53.2%	52.1%
% of FP17s for Band 1 Urgent Courses	189	1,470	12.9%	7.3%	8.3%	9.2%
% of FP17s Relating to Free Repair or Replacements	12	1,470	0.8%	0.8%	0.7%	0.7%
% of FP17s Relating to Continuations	21	1,470	1.4%	0.9%	0.8%	0.8%
% of Patients satisfied with the dentistry they have received	41	43	95.3%	94.5%	93.2%	93.4%
% of Patients satisfied with the time they had to wait for an appointment	42	43	97.7%	91.7%	88.5%	87.6%

* This is based on patients treated on this contract for their most recent course of treatment. Figures in italics indicate the base number of FP17s or Patient Questionnaire responses are less than 100. N/A is shown where the base number of responses is less than 10 during the period. % is calculated as Quantity/Base number*100

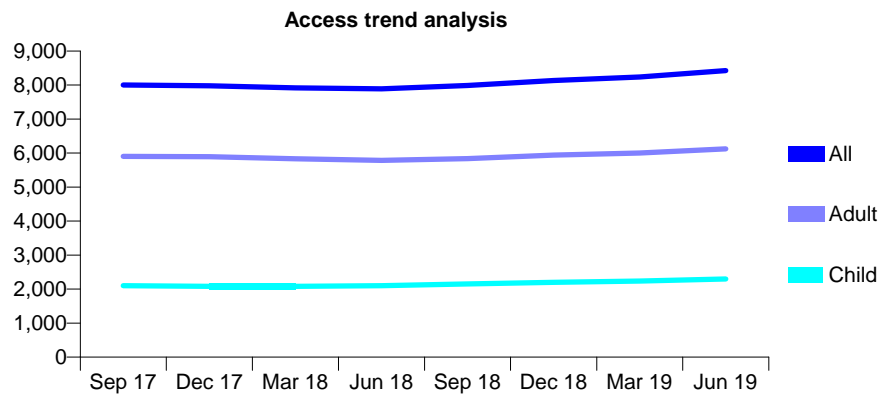
Q53 - Vital Signs At a Glance Contract Report for 124192/0001 - June 2019

Name or company name	The Manor Dental Surgery
Contract type name	GDS Contract
Purpose of contract	General
Contract start date	01/04/2015
Contract end date	

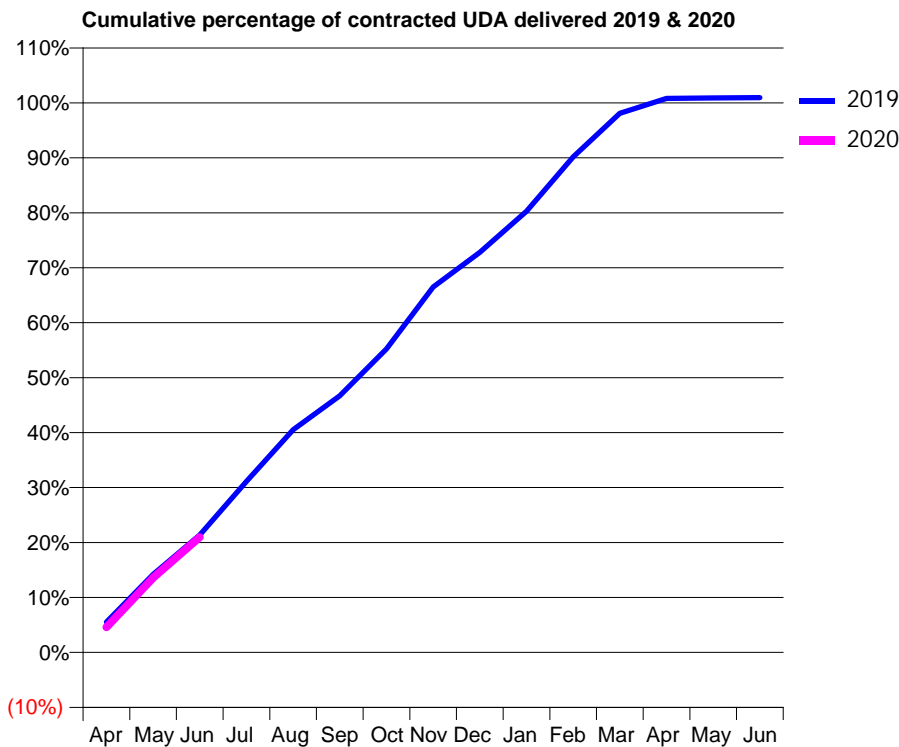
19/20 Contracted general activity (UDA)	22,892
Carry forward general activity (UDA)	0
19/20 Contracted orthodontic activity (UOA)	0
Carry forward orthodontic activity (UOA)	0
Baseline contract value	£691,167.63

ACCESS*

Patients seen in 24 months	Total	Change since previous quarter
Quarter ending June 2018	7,888	
Quarter ending September 2018	7,992	→
Quarter ending December 2018	8,137	→
Quarter ending March 2019	8,238	→
Quarter ending June 2019	8,424	↑
Variance since June 2018	6.8%	↑



ACTIVITY



Month	2019	2020
April	1,264	1,055
May	3,250	3,106
June	4,894	4,804
July	7,125	
August	9,274	
September	10,690	
October	12,643	
November	15,226	
December	16,665	
January	18,376	
February	20,645	
March	22,456	
April	23,075	
May	23,096	
June	23,111	

QUALITY

	Quantity	Base Number	Contract	AT	Region	England
% of FP17s for the same patient ID Re-attending within 3 months - Children	22	772	2.8%	8.8%	11.2%	11.4%
% of FP17s for the same patient ID Re-attending within 3 months - Adults	110	1,940	5.7%	12.1%	14.8%	15.4%
% of FP17s for the same patient ID Re-attending between 3 & 9 months - Children	491	772	63.6%	60.6%	60.9%	59.8%
% of FP17s for the same patient ID Re-attending between 3 & 9 months - Adults	1,223	1,940	63.0%	52.0%	53.2%	52.1%
% of FP17s for Band 1 Urgent Courses	15	2,432	0.6%	7.3%	8.3%	9.2%
% of FP17s Relating to Free Repair or Replacements	2	2,432	0.1%	0.8%	0.7%	0.7%
% of FP17s Relating to Continuations	22	2,432	0.9%	0.9%	0.8%	0.8%
% of Patients satisfied with the dentistry they have received	2	2	N/A	94.5%	93.2%	93.4%
% of Patients satisfied with the time they had to wait for an appointment	2	2	N/A	91.7%	88.5%	87.6%

* This is based on patients treated on this contract for their most recent course of treatment. Figures in italics indicate the base number of FP17s or Patient Questionnaire responses are less than 100. N/A is shown where the base number of responses is less than 10 during the period. % is calculated as Quantity/Base number*100

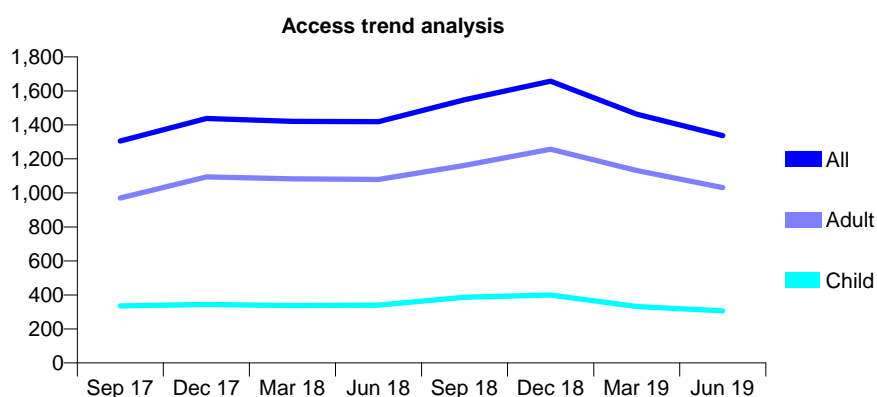
Q53 - Vital Signs At a Glance Contract Report for 129216/0001 - June 2019

Name or company name	Acacia Dental Practice Limited
Contract type name	GDS Contract
Purpose of contract	General
Contract start date	01/11/2012
Contract end date	

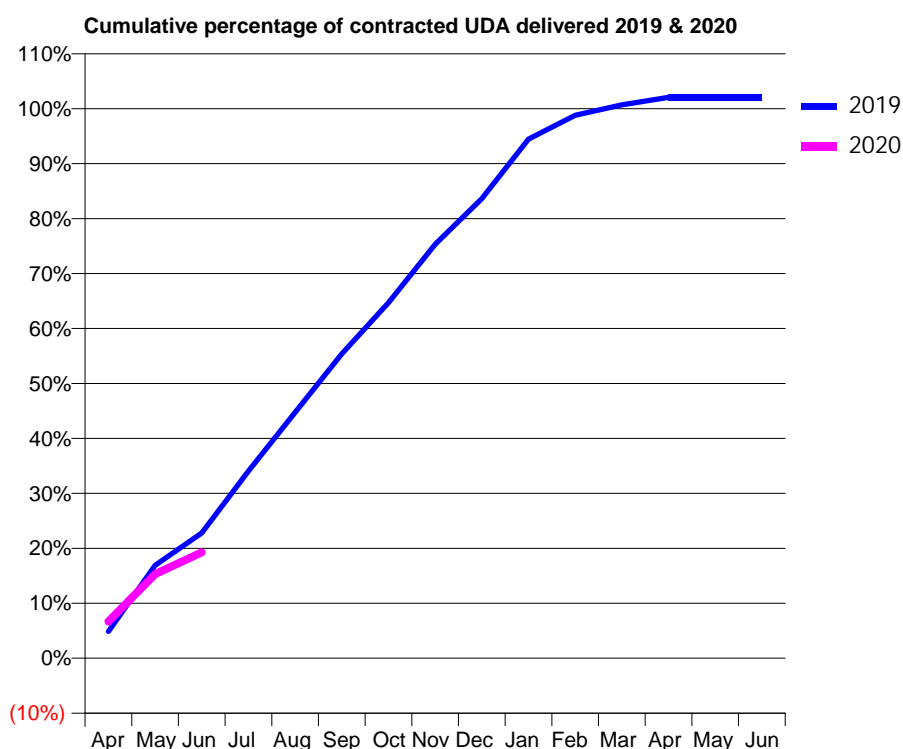
19/20 Contracted general activity (UDA)	3,760
Carry forward general activity (UDA)	0
19/20 Contracted orthodontic activity (UOA)	0
Carry forward orthodontic activity (UOA)	0
Baseline contract value	£98,477.74

ACCESS*

Patients seen in 24 months	Total	Change since previous quarter
Quarter ending June 2018	1,419	
Quarter ending September 2018	1,548	↑
Quarter ending December 2018	1,657	↑
Quarter ending March 2019	1,463	↓
Quarter ending June 2019	1,337	↓
Variance since June 2018	(5.8%)	↓



ACTIVITY



Month	2019	2020
April	184	251
May	635	575
June	857	725
July	1,280	
August	1,683	
September	2,082	
October	2,432	
November	2,832	
December	3,144	
January	3,552	
February	3,715	
March	3,786	
April	3,837	
May	3,837	
June	3,837	

QUALITY

	Quantity	Base Number	Contract	AT	Region	England
% of FP17s for the same patient ID Re-attending within 3 months - Children	3	111	2.7%	8.8%	11.2%	11.4%
% of FP17s for the same patient ID Re-attending within 3 months - Adults	12	310	3.9%	12.1%	14.8%	15.4%
% of FP17s for the same patient ID Re-attending between 3 & 9 months - Children	53	111	47.7%	60.6%	60.9%	59.8%
% of FP17s for the same patient ID Re-attending between 3 & 9 months - Adults	130	310	41.9%	52.0%	53.2%	52.1%
% of FP17s for Band 1 Urgent Courses	8	402	2.0%	7.3%	8.3%	9.2%
% of FP17s Relating to Free Repair or Replacements	1	402	0.2%	0.8%	0.7%	0.7%
% of FP17s Relating to Continuations	2	402	0.5%	0.9%	0.8%	0.8%
% of Patients satisfied with the dentistry they have received	1	1	N/A	94.5%	93.2%	93.4%
% of Patients satisfied with the time they had to wait for an appointment	1	1	N/A	91.7%	88.5%	87.6%

* This is based on patients treated on this contract for their most recent course of treatment.

Figures in italics indicate the base number of FP17s or Patient Questionnaire responses are less than 100. N/A is shown where the base number of responses is less than 10 during the period. % is calculated as Quantity/Base number*100

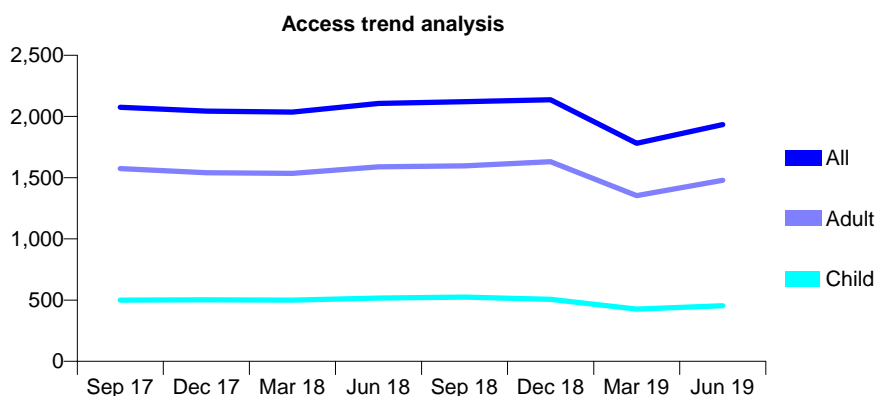
Q53 - Vital Signs At a Glance Contract Report for 130346/0001 - June 2019

Name or company name	Kingsbury Dental Practice
Contract type name	GDS Contract
Purpose of contract	General
Contract start date	01/04/2011
Contract end date	

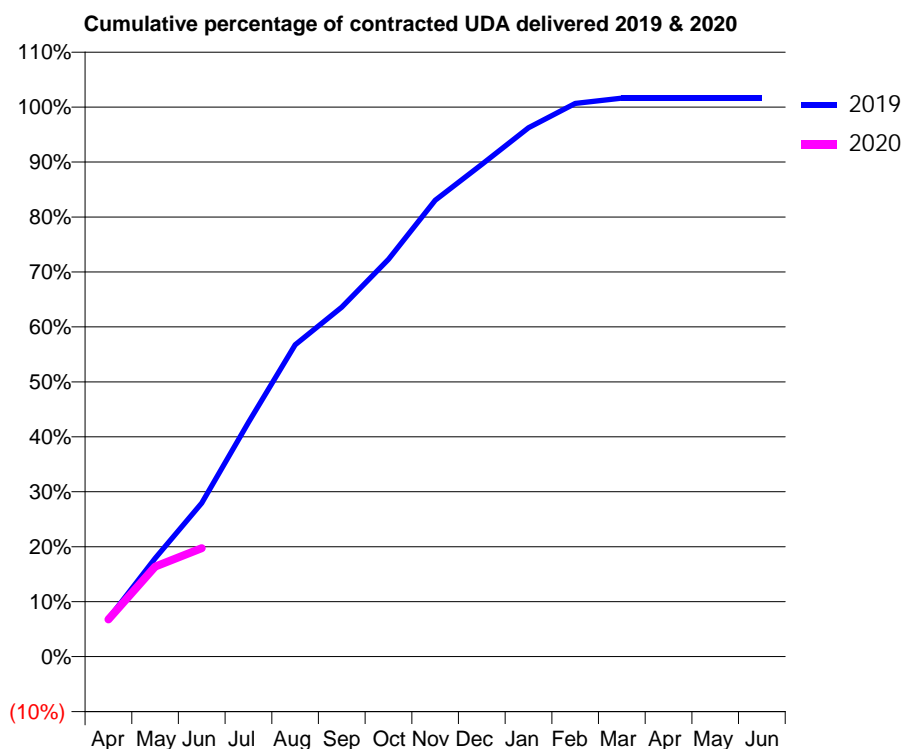
19/20 Contracted general activity (UDA)	5,800
Carry forward general activity (UDA)	0
19/20 Contracted orthodontic activity (UOA)	0
Carry forward orthodontic activity (UOA)	0
Baseline contract value	£189,271.37

ACCESS*

Patients seen in 24 months	Total	Change since previous quarter
Quarter ending June 2018	2,106	
Quarter ending September 2018	2,120	→
Quarter ending December 2018	2,137	→
Quarter ending March 2019	1,780	↓
Quarter ending June 2019	1,934	↑
Variance since June 2018	(8.2%)	↓



ACTIVITY



Month	Adjusted Scheduled Activity (UDA)	
	2019	2020
April	400	393
May	1,038	950
June	1,621	1,145
July	2,472	
August	3,292	
September	3,688	
October	4,193	
November	4,817	
December	5,194	
January	5,582	
February	5,838	
March	5,893	
April	5,893	
May	5,893	
June	5,893	

QUALITY

	Quantity	Base Number	Contract	AT	Region	England
% of FP17s for the same patient ID Re-attending within 3 months - Children	0	118	0.0%	8.8%	11.2%	11.4%
% of FP17s for the same patient ID Re-attending within 3 months - Adults	4	314	1.3%	12.1%	14.8%	15.4%
% of FP17s for the same patient ID Re-attending between 3 & 9 months - Children	26	118	22.0%	60.6%	60.9%	59.8%
% of FP17s for the same patient ID Re-attending between 3 & 9 months - Adults	65	314	20.7%	52.0%	53.2%	52.1%
% of FP17s for Band 1 Urgent Courses	3	432	0.7%	7.3%	8.3%	9.2%
% of FP17s Relating to Free Repair or Replacements	2	432	0.5%	0.8%	0.7%	0.7%
% of FP17s Relating to Continuations	0	432	0.0%	0.9%	0.8%	0.8%
% of Patients satisfied with the dentistry they have received	1	1	N/A	94.5%	93.2%	93.4%
% of Patients satisfied with the time they had to wait for an appointment	1	1	N/A	91.7%	88.5%	87.6%

* This is based on patients treated on this contract for their most recent course of treatment. Figures in italics indicate the base number of FP17s or Patient Questionnaire responses are less than 100. N/A is shown where the base number of responses is less than 10 during the period. % is calculated as Quantity/Base number*100

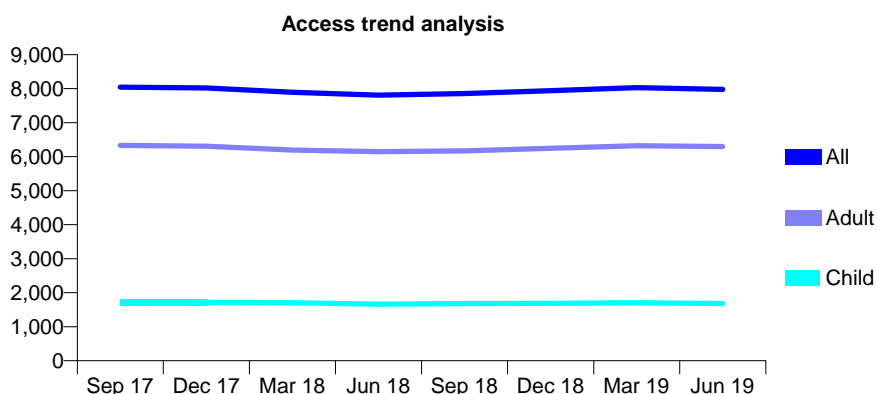
Q53 - Vital Signs At a Glance Contract Report for 134996/0001 - June 2019

Name or company name	Marden House Dental Practice Partnership
Contract type name	GDS Contract
Purpose of contract	General
Contract start date	17/01/2014
Contract end date	

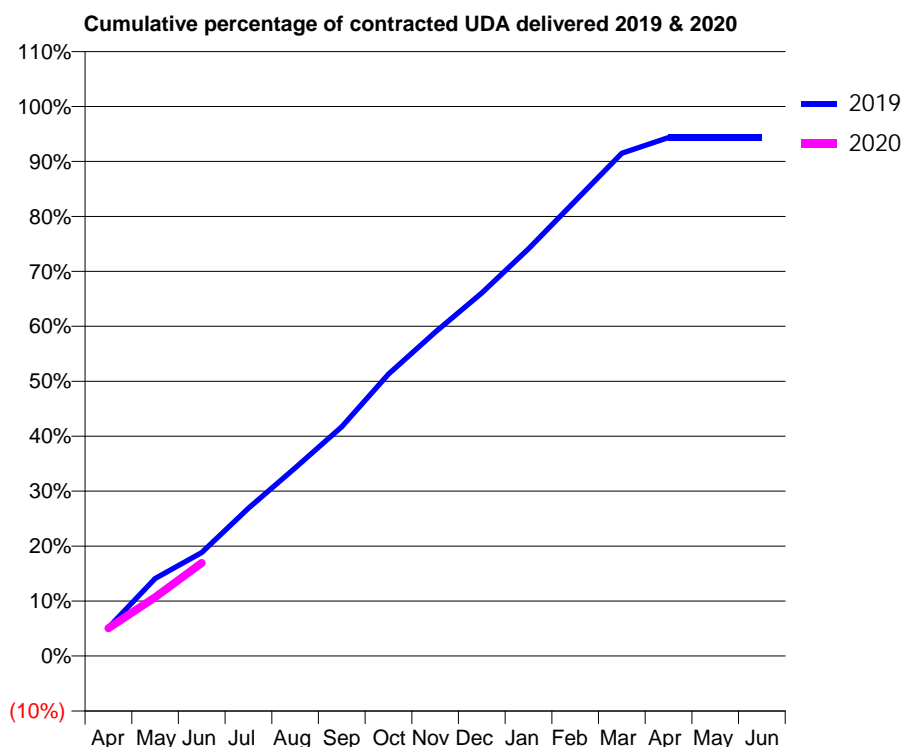
19/20 Contracted general activity (UDA)	18,625
Carry forward general activity (UDA)	0
19/20 Contracted orthodontic activity (UOA)	0
Carry forward orthodontic activity (UOA)	0
Baseline contract value	£590,142.24

ACCESS*

Patients seen in 24 months	Total	Change since previous quarter
Quarter ending June 2018	7,809	
Quarter ending September 2018	7,857	→
Quarter ending December 2018	7,938	→
Quarter ending March 2019	8,028	→
Quarter ending June 2019	7,979	→
Variance since June 2018	2.2%	↑



ACTIVITY



Month	Adjusted Scheduled Activity (UDA)	
	2019	2020
April	963	941
May	2,629	1,994
June	3,503	3,157
July	5,011	
August	6,375	
September	7,771	
October	9,551	
November	10,977	
December	12,304	
January	13,800	
February	15,423	
March	17,042	
April	17,573	
May	17,571	
June	17,571	

QUALITY

	Quantity	Base Number	Contract	AT	Region	England
% of FP17s for the same patient ID Re-attending within 3 months - Children	21	446	4.7%	8.8%	11.2%	11.4%
% of FP17s for the same patient ID Re-attending within 3 months - Adults	149	1,495	10.0%	12.1%	14.8%	15.4%
% of FP17s for the same patient ID Re-attending between 3 & 9 months - Children	245	446	54.9%	60.6%	60.9%	59.8%
% of FP17s for the same patient ID Re-attending between 3 & 9 months - Adults	589	1,495	39.4%	52.0%	53.2%	52.1%
% of FP17s for Band 1 Urgent Courses	187	1,654	11.3%	7.3%	8.3%	9.2%
% of FP17s Relating to Free Repair or Replacements	3	1,654	0.2%	0.8%	0.7%	0.7%
% of FP17s Relating to Continuations	16	1,654	1.0%	0.9%	0.8%	0.8%
% of Patients satisfied with the dentistry they have received	3	3	N/A	94.5%	93.2%	93.4%
% of Patients satisfied with the time they had to wait for an appointment	2	3	N/A	91.7%	88.5%	87.6%

* This is based on patients treated on this contract for their most recent course of treatment. Figures in italics indicate the base number of FP17s or Patient Questionnaire responses are less than 100. N/A is shown where the base number of responses is less than 10 during the period. % is calculated as Quantity/Base number*100

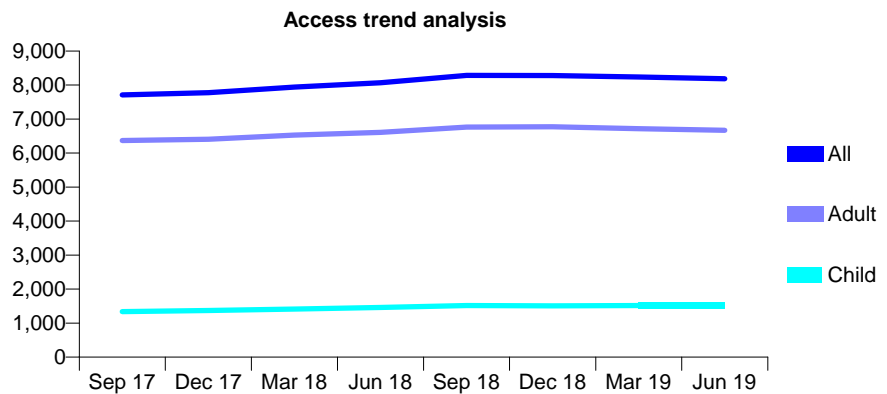
Q53 - Vital Signs At a Glance Contract Report for 135194/0001 - June 2019

Name or company name	S.R. Williams Ltd
Contract type name	GDS Contract
Purpose of contract	General
Contract start date	01/04/2009
Contract end date	

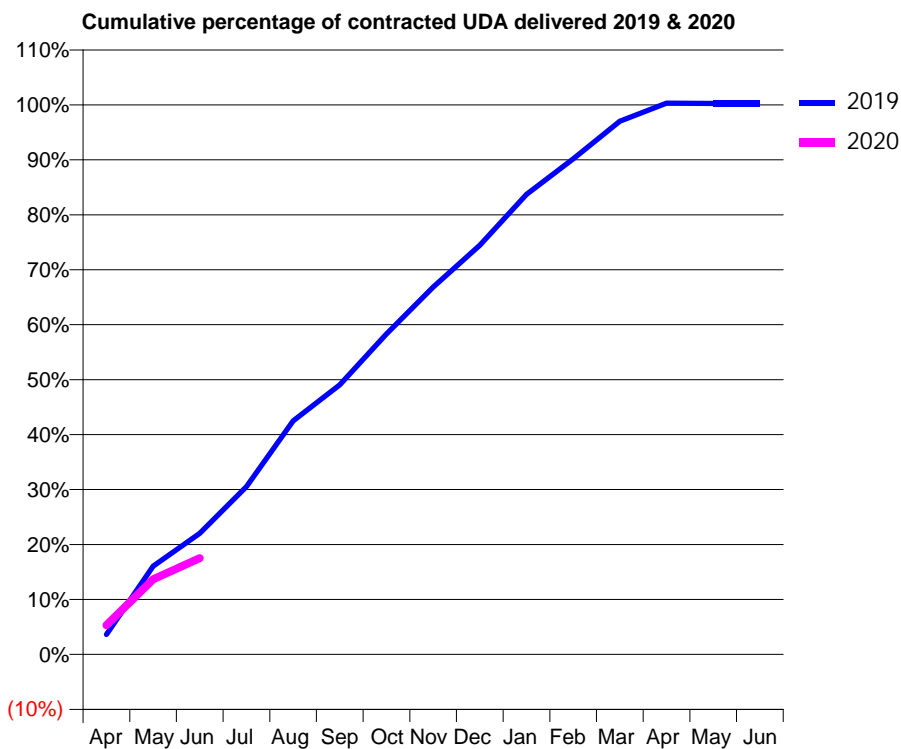
19/20 Contracted general activity (UDA)	18,067
Carry forward general activity (UDA)	0
19/20 Contracted orthodontic activity (UOA)	0
Carry forward orthodontic activity (UOA)	0
Baseline contract value	£545,231.10

ACCESS*

Patients seen in 24 months	Total	Change since previous quarter
Quarter ending June 2018	8,070	
Quarter ending September 2018	8,283	↑
Quarter ending December 2018	8,282	→
Quarter ending March 2019	8,236	→
Quarter ending June 2019	8,188	→
Variance since June 2018	1.5%	→



ACTIVITY



Month	2019	2020
April	655	962
May	2,902	2,471
June	3,980	3,165
July	5,516	
August	7,680	
September	8,861	
October	10,538	
November	12,076	
December	13,449	
January	15,123	
February	16,296	
March	17,526	
April	18,124	
May	18,116	
June	18,116	

QUALITY

	Quantity	Base Number	Contract	AT	Region	England
% of FP17s for the same patient ID Re-attending within 3 months - Children	22	515	4.3%	8.8%	11.2%	11.4%
% of FP17s for the same patient ID Re-attending within 3 months - Adults	99	1,556	6.4%	12.1%	14.8%	15.4%
% of FP17s for the same patient ID Re-attending between 3 & 9 months - Children	348	515	67.6%	60.6%	60.9%	59.8%
% of FP17s for the same patient ID Re-attending between 3 & 9 months - Adults	592	1,556	38.0%	52.0%	53.2%	52.1%
% of FP17s for Band 1 Urgent Courses	59	1,742	3.4%	7.3%	8.3%	9.2%
% of FP17s Relating to Free Repair or Replacements	12	1,742	0.7%	0.8%	0.7%	0.7%
% of FP17s Relating to Continuations	5	1,742	0.3%	0.9%	0.8%	0.8%
% of Patients satisfied with the dentistry they have received	4	4	N/A	94.5%	93.2%	93.4%
% of Patients satisfied with the time they had to wait for an appointment	4	4	N/A	91.7%	88.5%	87.6%

* This is based on patients treated on this contract for their most recent course of treatment. Figures in italics indicate the base number of FP17s or Patient Questionnaire responses are less than 100. N/A is shown where the base number of responses is less than 10 during the period. % is calculated as Quantity/Base number*100

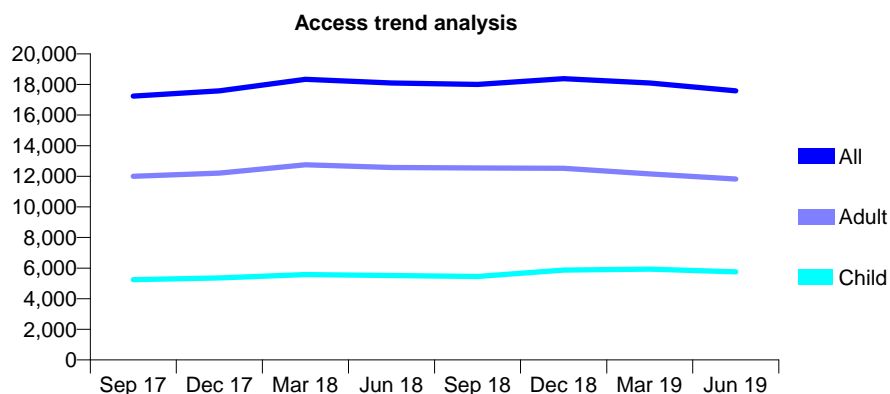
Q53 - Vital Signs At a Glance Contract Report for 137243/0001 - June 2019

Name or company name	Camphill Dental Practice
Contract type name	GDS Contract
Purpose of contract	General
Contract start date	01/04/2014
Contract end date	

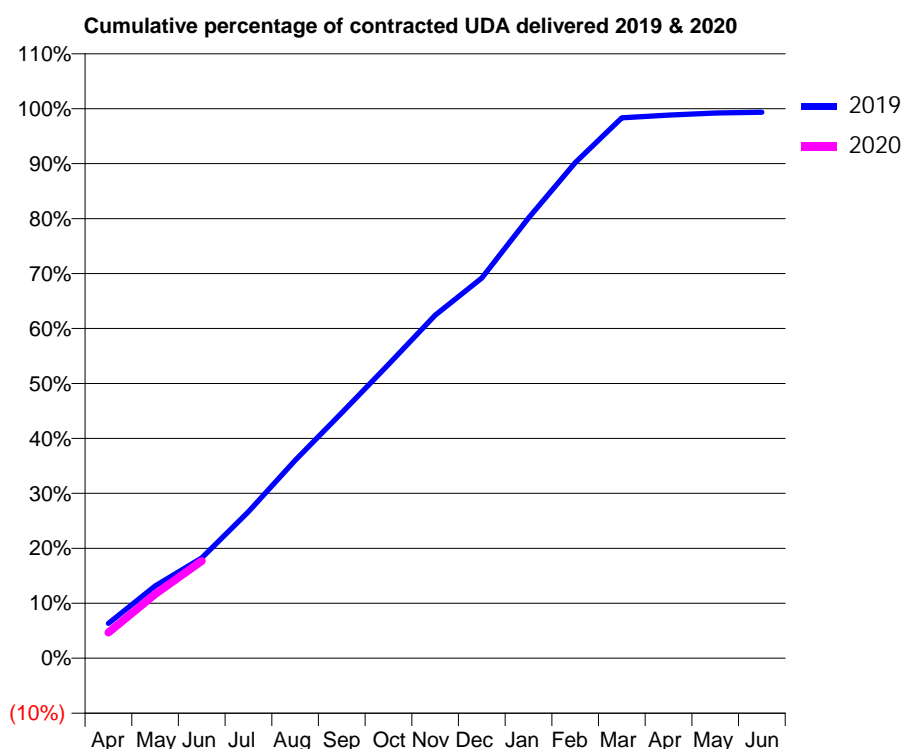
19/20 Contracted general activity (UDA)	41,852
Carry forward general activity (UDA)	0
19/20 Contracted orthodontic activity (UOA)	0
Carry forward orthodontic activity (UOA)	0
Baseline contract value	£967,211.34

ACCESS*

Patients seen in 24 months	Total	Change since previous quarter
Quarter ending June 2018	18,095	
Quarter ending September 2018	18,002	→
Quarter ending December 2018	18,382	↑
Quarter ending March 2019	18,098	↓
Quarter ending June 2019	17,578	↓
Variance since June 2018	(2.9%)	↓



ACTIVITY



Month	2019	2020
April	2,657	1,957
May	5,502	4,876
June	7,629	7,410
July	11,155	
August	15,081	
September	18,688	
October	22,367	
November	26,123	
December	28,954	
January	33,519	
February	37,737	
March	41,154	
April	41,366	
May	41,514	
June	41,579	

QUALITY

	Quantity	Base Number	Contract	AT	Region	England
% of FP17s for the same patient ID Re-attending within 3 months - Children	85	1,703	5.0%	8.8%	11.2%	11.4%
% of FP17s for the same patient ID Re-attending within 3 months - Adults	184	2,112	8.7%	12.1%	14.8%	15.4%
% of FP17s for the same patient ID Re-attending between 3 & 9 months - Children	1,040	1,703	61.1%	60.6%	60.9%	59.8%
% of FP17s for the same patient ID Re-attending between 3 & 9 months - Adults	882	2,112	41.8%	52.0%	53.2%	52.1%
% of FP17s for Band 1 Urgent Courses	253	3,590	7.0%	7.3%	8.3%	9.2%
% of FP17s Relating to Free Repair or Replacements	7	3,590	0.2%	0.8%	0.7%	0.7%
% of FP17s Relating to Continuations	19	3,590	0.5%	0.9%	0.8%	0.8%
% of Patients satisfied with the dentistry they have received	7	9	N/A	94.5%	93.2%	93.4%
% of Patients satisfied with the time they had to wait for an appointment	7	9	N/A	91.7%	88.5%	87.6%

* This is based on patients treated on this contract for their most recent course of treatment.

Figures in italics indicate the base number of FP17s or Patient Questionnaire responses are less than 100. N/A is shown where the base number of responses is less than 10 during the period. % is calculated as Quantity/Base number*100

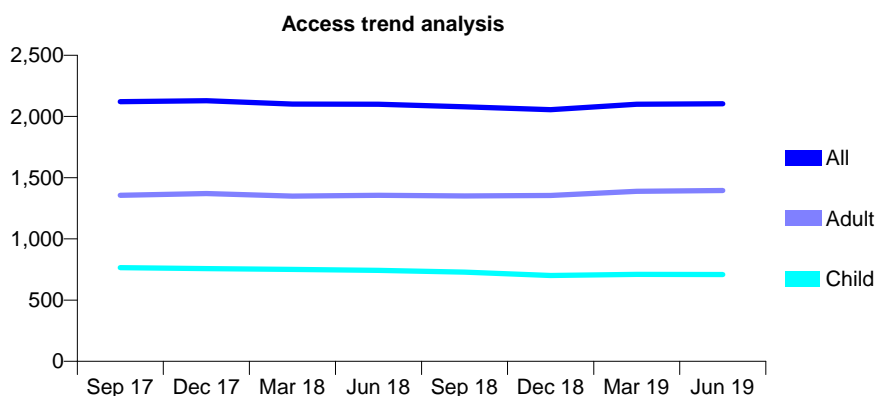
Q53 - Vital Signs At a Glance Contract Report for 141224/0001 - June 2019

Name or company name	Abbey Cottage Dental Practice Ltd
Contract type name	GDS Contract
Purpose of contract	General and Orthodontic
Contract start date	01/04/2009
Contract end date	

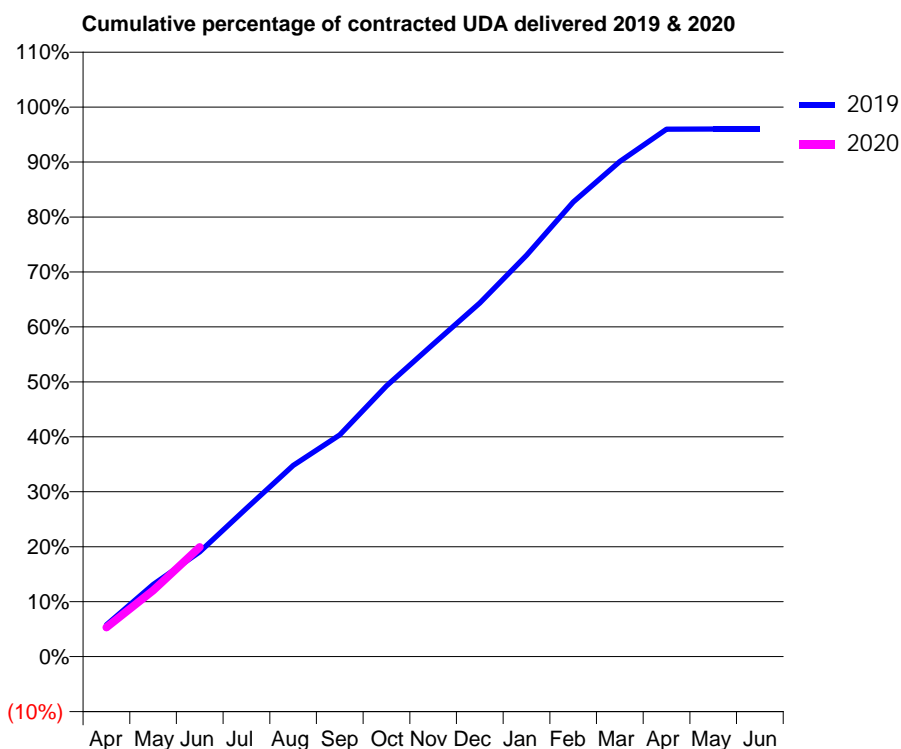
19/20 Contracted general activity (UDA)	5,534
Carry forward general activity (UDA)	0
19/20 Contracted orthodontic activity (UOA)	0
Carry forward orthodontic activity (UOA)	0
Baseline contract value	£139,320.72

ACCESS*

Patients seen in 24 months	Total	Change since previous quarter
Quarter ending June 2018	2,100	
Quarter ending September 2018	2,079	↓
Quarter ending December 2018	2,056	↓
Quarter ending March 2019	2,100	↑
Quarter ending June 2019	2,104	→
Variance since June 2018	0.2%	→



ACTIVITY



Month	Adjusted Scheduled Activity (UDA)	
	2019	2020
April	320	294
May	726	667
June	1,055	1,103
July	1,493	
August	1,925	
September	2,233	
October	2,725	
November	3,148	
December	3,561	
January	4,041	
February	4,577	
March	4,986	
April	5,310	
May	5,313	
June	5,312	

QUALITY

	Quantity	Base Number	Contract	AT	Region	England
% of FP17s for the same patient ID Re-attending within 3 months - Children	18	294	6.1%	8.8%	11.2%	11.4%
% of FP17s for the same patient ID Re-attending within 3 months - Adults	71	493	14.4%	12.1%	14.8%	15.4%
% of FP17s for the same patient ID Re-attending between 3 & 9 months - Children	211	294	71.8%	60.6%	60.9%	59.8%
% of FP17s for the same patient ID Re-attending between 3 & 9 months - Adults	273	493	55.4%	52.0%	53.2%	52.1%
% of FP17s for Band 1 Urgent Courses	35	618	5.7%	7.3%	8.3%	9.2%
% of FP17s Relating to Free Repair or Replacements	1	618	0.2%	0.8%	0.7%	0.7%
% of FP17s Relating to Continuations	1	618	0.2%	0.9%	0.8%	0.8%
% of Patients satisfied with the dentistry they have received	0	0	N/A	94.5%	93.2%	93.4%
% of Patients satisfied with the time they had to wait for an appointment	0	0	N/A	91.7%	88.5%	87.6%

* This is based on patients treated on this contract for their most recent course of treatment. Figures in italics indicate the base number of FP17s or Patient Questionnaire responses are less than 100. N/A is shown where the base number of responses is less than 10 during the period. % is calculated as Quantity/Base number*100

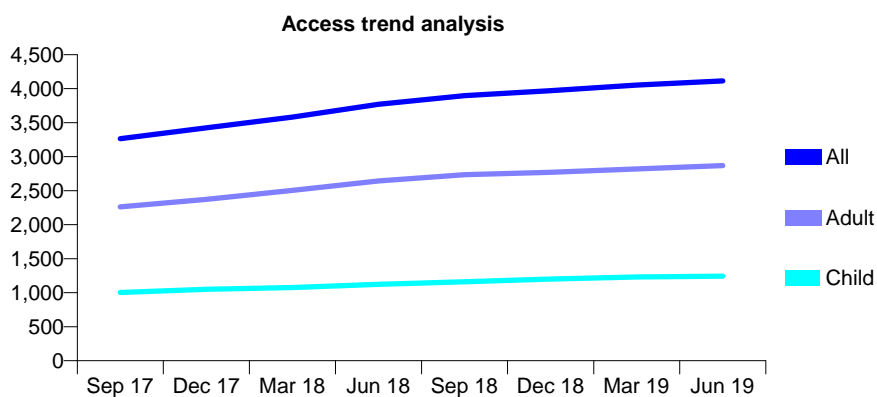
Q53 - Vital Signs At a Glance Contract Report for 142735/0001 - June 2019

Name or company name	Allesley Park Dental Practice
Contract type name	GDS Contract
Purpose of contract	General
Contract start date	01/04/2015
Contract end date	

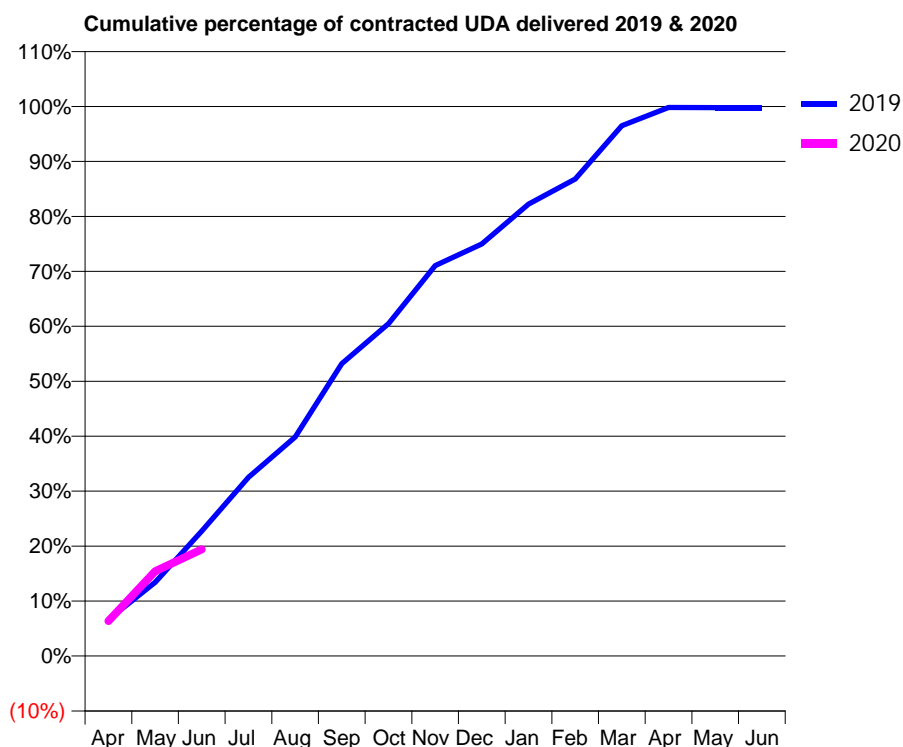
19/20 Contracted general activity (UDA)	7,784
Carry forward general activity (UDA)	0
19/20 Contracted orthodontic activity (UOA)	0
Carry forward orthodontic activity (UOA)	0
Baseline contract value	£178,474.87

ACCESS*

Patients seen in 24 months	Total	Change since previous quarter
Quarter ending June 2018	3,769	
Quarter ending September 2018	3,897	↑
Quarter ending December 2018	3,972	→
Quarter ending March 2019	4,053	↑
Quarter ending June 2019	4,114	→
Variance since June 2018	9.2%	↑



ACTIVITY



Month	Adjusted Scheduled Activity (UDA)	
	2019	2020
April	516	497
May	1,043	1,201
June	1,769	1,510
July	2,532	
August	3,102	
September	4,142	
October	4,706	
November	5,530	
December	5,835	
January	6,400	
February	6,756	
March	7,512	
April	7,770	
May	7,768	
June	7,768	

QUALITY

	Quantity	Base Number	Contract	AT	Region	England
% of FP17s for the same patient ID Re-attending within 3 months - Children	12	406	3.0%	8.8%	11.2%	11.4%
% of FP17s for the same patient ID Re-attending within 3 months - Adults	60	831	7.2%	12.1%	14.8%	15.4%
% of FP17s for the same patient ID Re-attending between 3 & 9 months - Children	265	406	65.3%	60.6%	60.9%	59.8%
% of FP17s for the same patient ID Re-attending between 3 & 9 months - Adults	463	831	55.7%	52.0%	53.2%	52.1%
% of FP17s for Band 1 Urgent Courses	33	855	3.9%	7.3%	8.3%	9.2%
% of FP17s Relating to Free Repair or Replacements	4	855	0.5%	0.8%	0.7%	0.7%
% of FP17s Relating to Continuations	1	855	0.1%	0.9%	0.8%	0.8%
% of Patients satisfied with the dentistry they have received	2	2	N/A	94.5%	93.2%	93.4%
% of Patients satisfied with the time they had to wait for an appointment	2	2	N/A	91.7%	88.5%	87.6%

* This is based on patients treated on this contract for their most recent course of treatment. Figures in italics indicate the base number of FP17s or Patient Questionnaire responses are less than 100. N/A is shown where the base number of responses is less than 10 during the period. % is calculated as Quantity/Base number*100

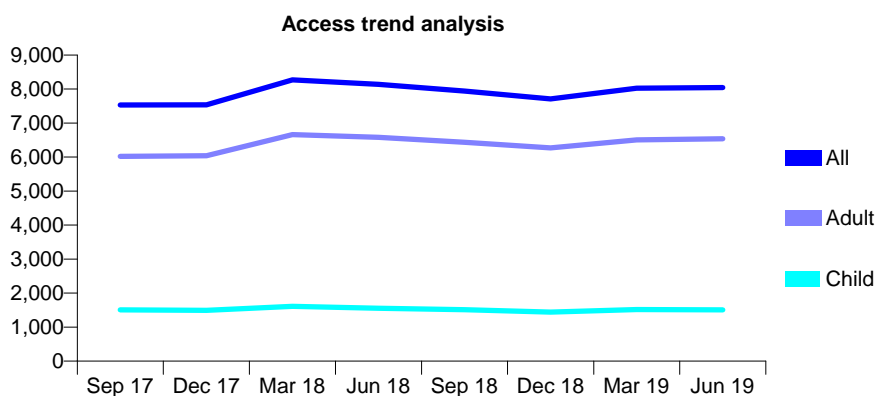
Q53 - Vital Signs At a Glance Contract Report for 143502/0001 - June 2019

Name or company name	Light Lane Dental Practice
Contract type name	GDS Contract
Purpose of contract	General and Orthodontic
Contract start date	01/10/2015
Contract end date	

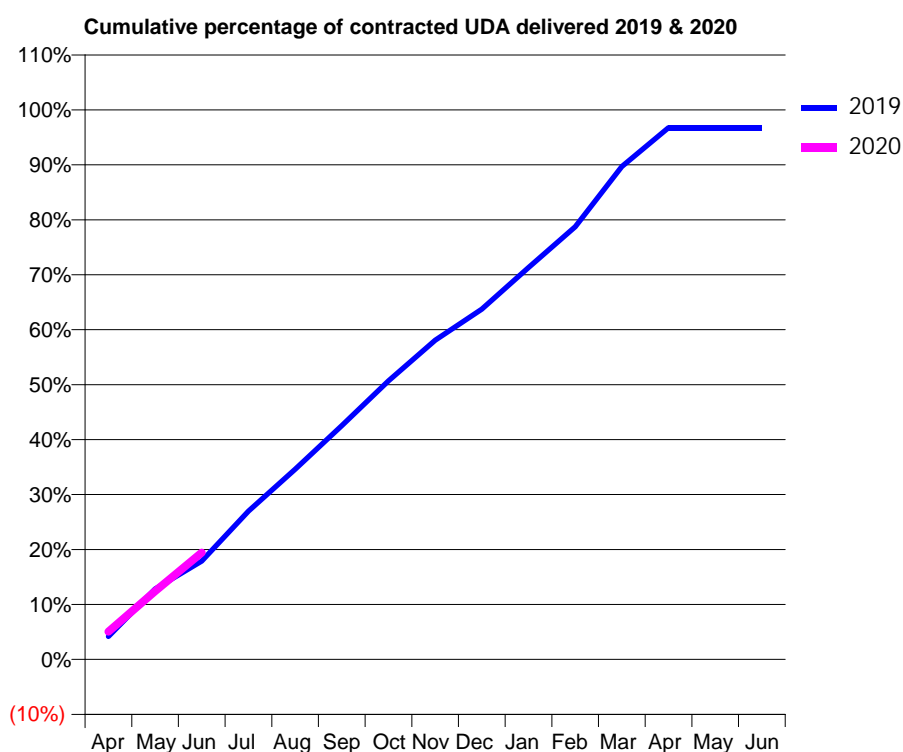
19/20 Contracted general activity (UDA)	22,006
Carry forward general activity (UDA)	0
19/20 Contracted orthodontic activity (UOA)	290
Carry forward orthodontic activity (UOA)	0
Baseline contract value	£631,353.57

ACCESS*

Patients seen in 24 months	Total	Change since previous quarter
Quarter ending June 2018	8,139	
Quarter ending September 2018	7,945	↓
Quarter ending December 2018	7,711	↓
Quarter ending March 2019	8,024	↑
Quarter ending June 2019	8,047	→
Variance since June 2018	(1.1%)	↓



ACTIVITY



Month	2019	2020
April	922	1,112
May	2,821	2,733
June	3,937	4,279
July	5,938	
August	7,616	
September	9,361	
October	11,154	
November	12,780	
December	14,025	
January	15,694	
February	17,325	
March	19,736	
April	21,292	
May	21,294	
June	21,294	

QUALITY

	Quantity	Base Number	Contract	AT	Region	England
% of FP17s for the same patient ID Re-attending within 3 months - Children	18	475	3.8%	8.8%	11.2%	11.4%
% of FP17s for the same patient ID Re-attending within 3 months - Adults	284	2,109	13.5%	12.1%	14.8%	15.4%
% of FP17s for the same patient ID Re-attending between 3 & 9 months - Children	192	475	40.4%	60.6%	60.9%	59.8%
% of FP17s for the same patient ID Re-attending between 3 & 9 months - Adults	839	2,109	39.8%	52.0%	53.2%	52.1%
% of FP17s for Band 1 Urgent Courses	90	1,931	4.7%	7.3%	8.3%	9.2%
% of FP17s Relating to Free Repair or Replacements	7	1,931	0.4%	0.8%	0.7%	0.7%
% of FP17s Relating to Continuations	9	1,931	0.5%	0.9%	0.8%	0.8%
% of Patients satisfied with the dentistry they have received	4	4	N/A	94.5%	93.2%	93.4%
% of Patients satisfied with the time they had to wait for an appointment	4	4	N/A	91.7%	88.5%	87.6%

* This is based on patients treated on this contract for their most recent course of treatment. Figures in italics indicate the base number of FP17s or Patient Questionnaire responses are less than 100. N/A is shown where the base number of responses is less than 10 during the period. % is calculated as Quantity/Base number*100

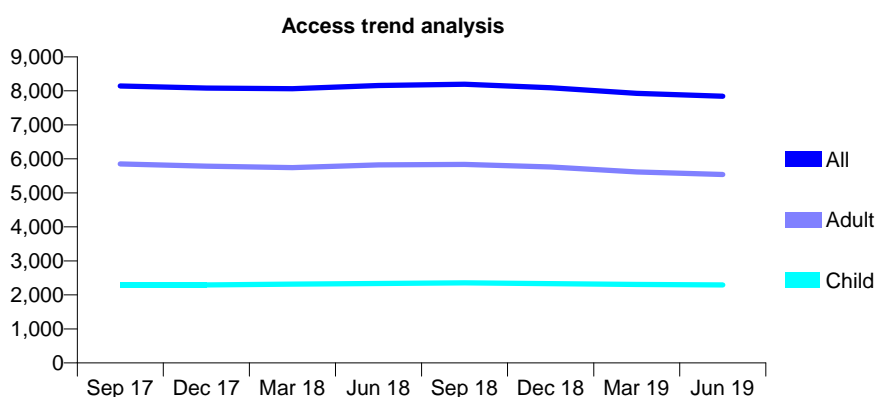
Q53 - Vital Signs At a Glance Contract Report for 143561/0001 - June 2019

Name or company name	New Road Dental Practice
Contract type name	GDS Contract
Purpose of contract	General
Contract start date	01/06/2008
Contract end date	

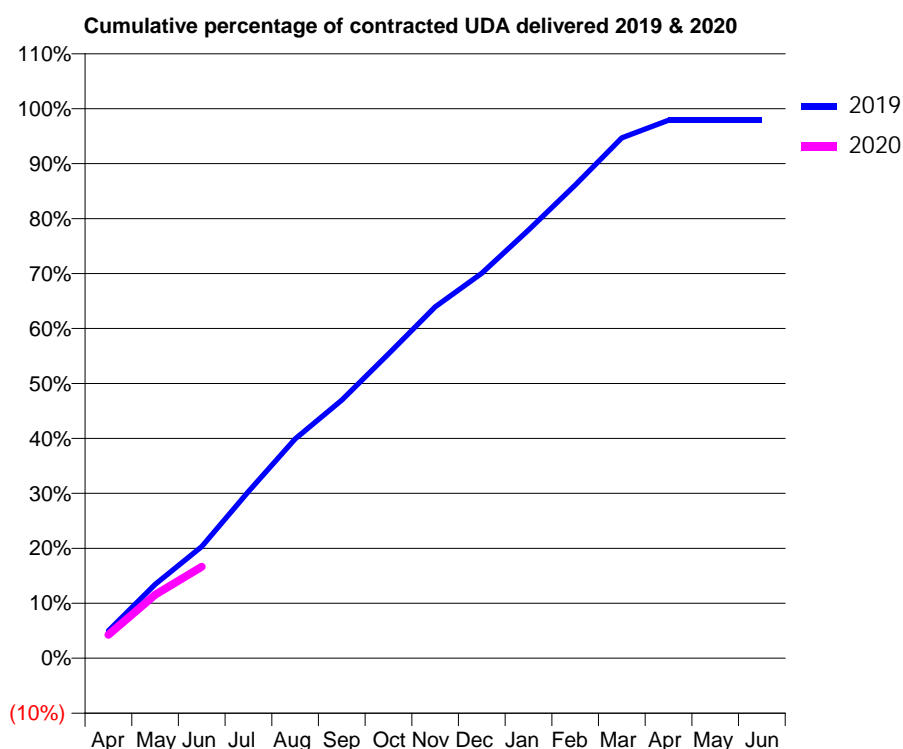
19/20 Contracted general activity (UDA)	21,350
Carry forward general activity (UDA)	0
19/20 Contracted orthodontic activity (UOA)	0
Carry forward orthodontic activity (UOA)	0
Baseline contract value	£490,752.04

ACCESS*

Patients seen in 24 months	Total	Change since previous quarter
Quarter ending June 2018	8,157	
Quarter ending September 2018	8,194	→
Quarter ending December 2018	8,094	↓
Quarter ending March 2019	7,927	↓
Quarter ending June 2019	7,840	↓
Variance since June 2018	(3.9%)	↓



ACTIVITY



Month	2019	2020
April	1,065	909
May	2,875	2,462
June	4,341	3,556
July	6,474	
August	8,523	
September	10,030	
October	11,825	
November	13,647	
December	14,957	
January	16,634	
February	18,382	
March	20,216	
April	20,897	
May	20,905	
June	20,905	

QUALITY

	Quantity	Base Number	Contract	AT	Region	England
% of FP17s for the same patient ID Re-attending within 3 months - Children	43	966	4.5%	8.8%	11.2%	11.4%
% of FP17s for the same patient ID Re-attending within 3 months - Adults	200	1,842	10.9%	12.1%	14.8%	15.4%
% of FP17s for the same patient ID Re-attending between 3 & 9 months - Children	691	966	71.5%	60.6%	60.9%	59.8%
% of FP17s for the same patient ID Re-attending between 3 & 9 months - Adults	1,273	1,842	69.1%	52.0%	53.2%	52.1%
% of FP17s for Band 1 Urgent Courses	115	2,128	5.4%	7.3%	8.3%	9.2%
% of FP17s Relating to Free Repair or Replacements	30	2,128	1.4%	0.8%	0.7%	0.7%
% of FP17s Relating to Continuations	7	2,128	0.3%	0.9%	0.8%	0.8%
% of Patients satisfied with the dentistry they have received	7	7	N/A	94.5%	93.2%	93.4%
% of Patients satisfied with the time they had to wait for an appointment	7	7	N/A	91.7%	88.5%	87.6%

* This is based on patients treated on this contract for their most recent course of treatment.

Figures in italics indicate the base number of FP17s or Patient Questionnaire responses are less than 100. N/A is shown where the base number of responses is less than 10 during the period. % is calculated as Quantity/Base number*100

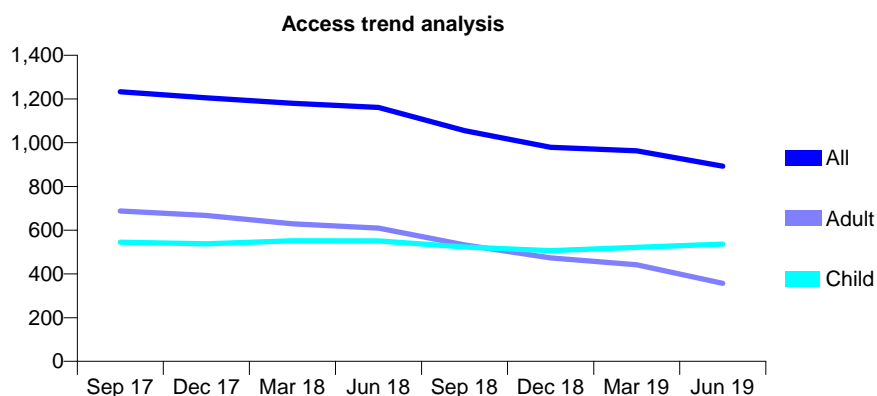
Q53 - Vital Signs At a Glance Contract Report for 147222/0001 - June 2019

Name or company name	R Bryant S Preddy N Banton
Contract type name	GDS Contract
Purpose of contract	General
Contract start date	01/04/2006
Contract end date	

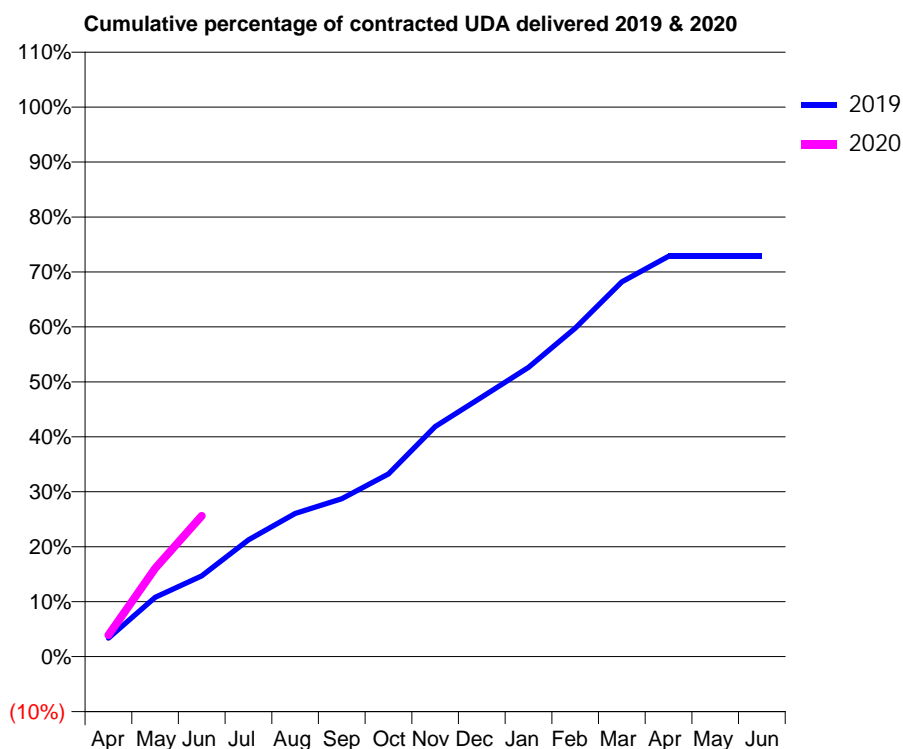
19/20 Contracted general activity (UDA)	2,600
Carry forward general activity (UDA)	0
19/20 Contracted orthodontic activity (UOA)	0
Carry forward orthodontic activity (UOA)	0
Baseline contract value	£80,243.16

ACCESS*

Patients seen in 24 months	Total	Change since previous quarter
Quarter ending June 2018	1,161	
Quarter ending September 2018	1,055	↓
Quarter ending December 2018	979	↓
Quarter ending March 2019	963	↓
Quarter ending June 2019	893	↓
Variance since June 2018	(23.1%)	↓



ACTIVITY



Month	Adjusted Scheduled Activity (UDA)	
	2019	2020
April	87	102
May	281	418
June	382	666
July	552	
August	677	
September	747	
October	865	
November	1,089	
December	1,228	
January	1,369	
February	1,554	
March	1,773	
April	1,894	
May	1,894	
June	1,894	

QUALITY

	Quantity	Base Number	Contract	AT	Region	England
% of FP17s for the same patient ID Re-attending within 3 months - Children	19	257	7.4%	8.8%	11.2%	11.4%
% of FP17s for the same patient ID Re-attending within 3 months - Adults	32	154	20.8%	12.1%	14.8%	15.4%
% of FP17s for the same patient ID Re-attending between 3 & 9 months - Children	151	257	58.8%	60.6%	60.9%	59.8%
% of FP17s for the same patient ID Re-attending between 3 & 9 months - Adults	69	154	44.8%	52.0%	53.2%	52.1%
% of FP17s for Band 1 Urgent Courses	24	361	6.6%	7.3%	8.3%	9.2%
% of FP17s Relating to Free Repair or Replacements	0	361	0.0%	0.8%	0.7%	0.7%
% of FP17s Relating to Continuations	11	361	3.0%	0.9%	0.8%	0.8%
% of Patients satisfied with the dentistry they have received	0	0	N/A	94.5%	93.2%	93.4%
% of Patients satisfied with the time they had to wait for an appointment	0	0	N/A	91.7%	88.5%	87.6%

* This is based on patients treated on this contract for their most recent course of treatment. Figures in italics indicate the base number of FP17s or Patient Questionnaire responses are less than 100. N/A is shown where the base number of responses is less than 10 during the period. % is calculated as Quantity/Base number*100

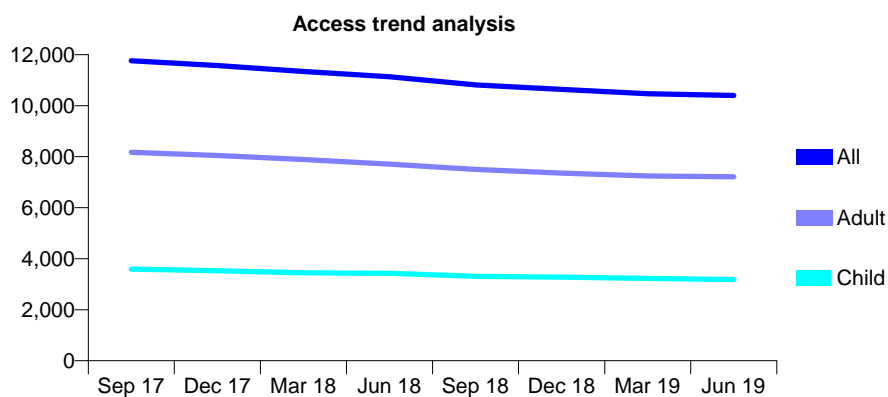
Q53 - Vital Signs At a Glance Contract Report for 148571/0001 - June 2019

Name or company name	Lyppard Dental Centre
Contract type name	GDS Contract
Purpose of contract	General
Contract start date	01/04/2014
Contract end date	

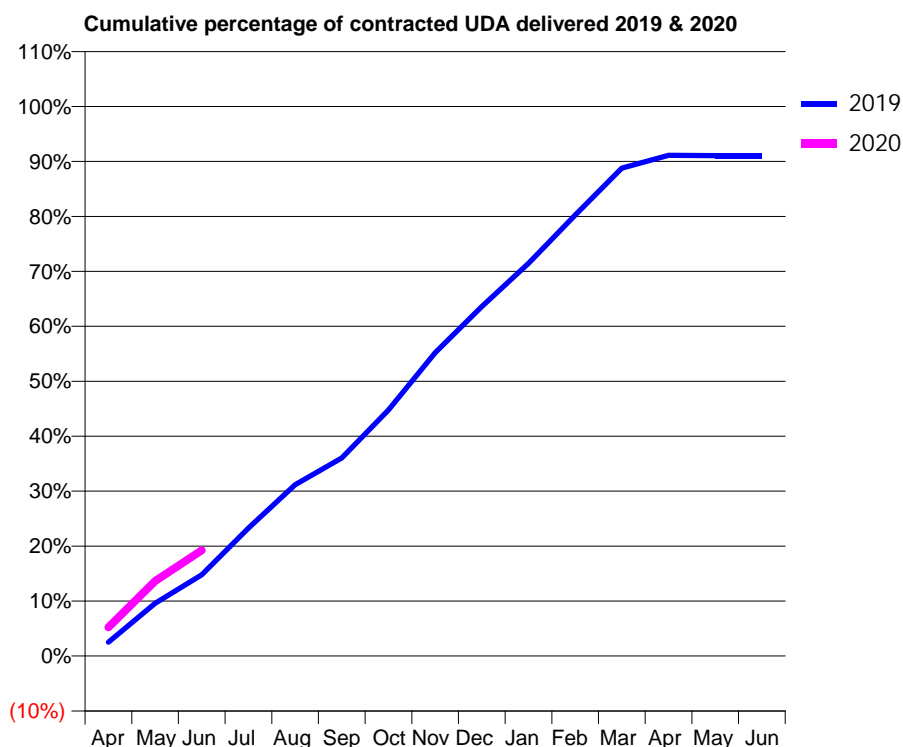
19/20 Contracted general activity (UDA)	26,414
Carry forward general activity (UDA)	0
19/20 Contracted orthodontic activity (UOA)	0
Carry forward orthodontic activity (UOA)	0
Baseline contract value	£855,664.00

ACCESS*

Patients seen in 24 months	Total	Change since previous quarter
Quarter ending June 2018	11,135	
Quarter ending September 2018	10,816	↓
Quarter ending December 2018	10,637	↓
Quarter ending March 2019	10,473	↓
Quarter ending June 2019	10,400	→
Variance since June 2018	(6.6%)	↓



ACTIVITY



Month	Adjusted Scheduled Activity (UDA)	
	2019	2020
April	673	1,382
May	2,536	3,602
June	3,909	5,079
July	6,148	
August	8,233	
September	9,520	
October	11,832	
November	14,578	
December	16,794	
January	18,875	
February	21,194	
March	23,453	
April	24,066	
May	24,044	
June	24,044	

QUALITY

	Quantity	Base Number	Contract	AT	Region	England
% of FP17s for the same patient ID Re-attending within 3 months - Children	71	1,181	6.0%	8.8%	11.2%	11.4%
% of FP17s for the same patient ID Re-attending within 3 months - Adults	196	1,811	10.8%	12.1%	14.8%	15.4%
% of FP17s for the same patient ID Re-attending between 3 & 9 months - Children	793	1,181	67.1%	60.6%	60.9%	59.8%
% of FP17s for the same patient ID Re-attending between 3 & 9 months - Adults	840	1,811	46.4%	52.0%	53.2%	52.1%
% of FP17s for Band 1 Urgent Courses	184	2,666	6.9%	7.3%	8.3%	9.2%
% of FP17s Relating to Free Repair or Replacements	22	2,666	0.8%	0.8%	0.7%	0.7%
% of FP17s Relating to Continuations	30	2,666	1.1%	0.9%	0.8%	0.8%
% of Patients satisfied with the dentistry they have received	4	4	N/A	94.5%	93.2%	93.4%
% of Patients satisfied with the time they had to wait for an appointment	4	4	N/A	91.7%	88.5%	87.6%

* This is based on patients treated on this contract for their most recent course of treatment. Figures in italics indicate the base number of FP17s or Patient Questionnaire responses are less than 100. N/A is shown where the base number of responses is less than 10 during the period. % is calculated as Quantity/Base number*100

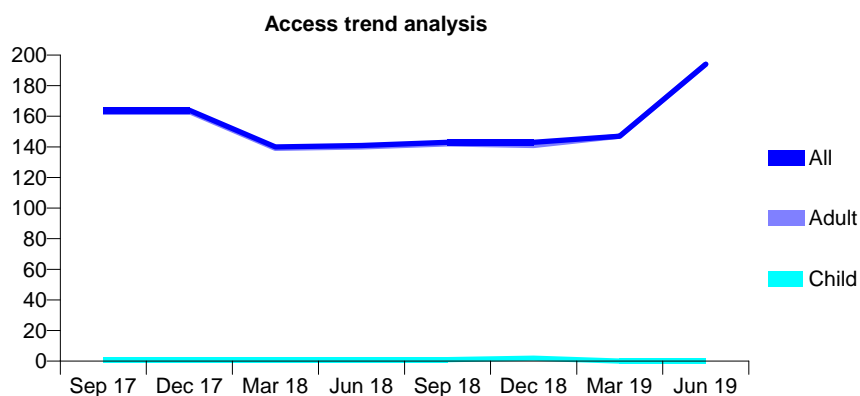
Q53 - Vital Signs At a Glance Contract Report for 148571/0002 - June 2019

Name or company name	Lyppard Dental Centre
Contract type name	GDS Contract
Purpose of contract	General
Contract start date	01/04/2014
Contract end date	

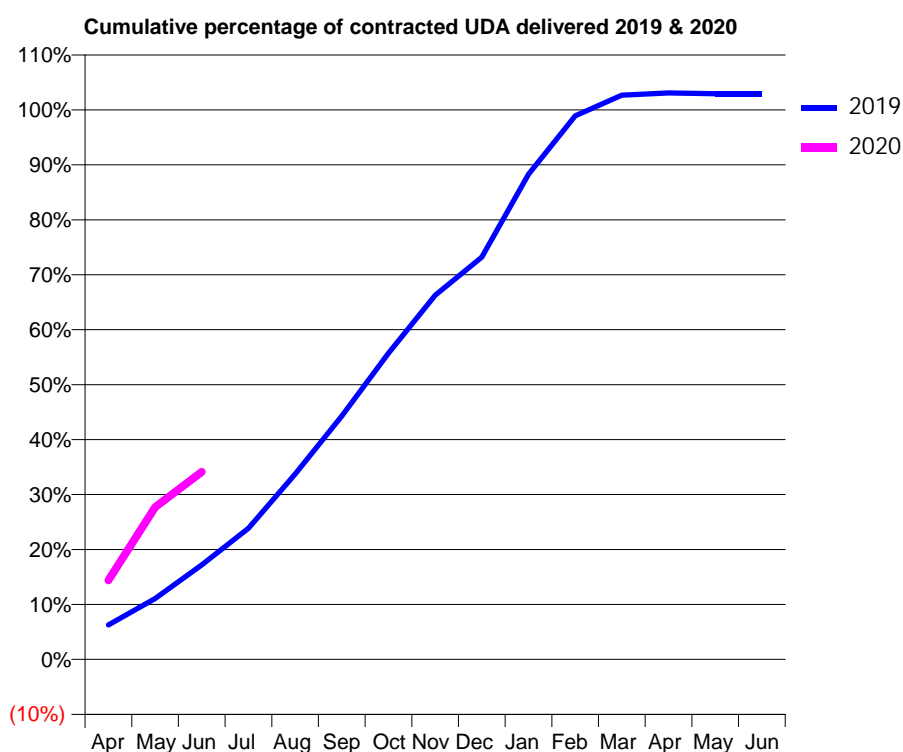
19/20 Contracted general activity (UDA)	750
Carry forward general activity (UDA)	0
19/20 Contracted orthodontic activity (UOA)	0
Carry forward orthodontic activity (UOA)	0
Baseline contract value	£285,011.45

ACCESS*

Patients seen in 24 months	Total	Change since previous quarter
Quarter ending June 2018	141	
Quarter ending September 2018	143	→
Quarter ending December 2018	143	→
Quarter ending March 2019	147	↑
Quarter ending June 2019	194	↑
Variance since June 2018	37.6%	↑



ACTIVITY



Month	Adjusted Scheduled Activity (UDA)	
	2019	2020
April	47	108
May	83	208
June	129	256
July	179	
August	253	
September	332	
October	418	
November	497	
December	549	
January	662	
February	742	
March	770	
April	773	
May	772	
June	772	

QUALITY

	Quantity	Base Number	Contract	AT	Region	England
% of FP17s for the same patient ID Re-attending within 3 months - Children	0	0	N/A	8.8%	11.2%	11.4%
% of FP17s for the same patient ID Re-attending within 3 months - Adults	1	92	1.1%	12.1%	14.8%	15.4%
% of FP17s for the same patient ID Re-attending between 3 & 9 months - Children	0	0	N/A	60.6%	60.9%	59.8%
% of FP17s for the same patient ID Re-attending between 3 & 9 months - Adults	1	92	1.1%	52.0%	53.2%	52.1%
% of FP17s for Band 1 Urgent Courses	0	92	0.0%	7.3%	8.3%	9.2%
% of FP17s Relating to Free Repair or Replacements	0	92	0.0%	0.8%	0.7%	0.7%
% of FP17s Relating to Continuations	0	92	0.0%	0.9%	0.8%	0.8%
% of Patients satisfied with the dentistry they have received	0	0	N/A	94.5%	93.2%	93.4%
% of Patients satisfied with the time they had to wait for an appointment	0	0	N/A	91.7%	88.5%	87.6%

* This is based on patients treated on this contract for their most recent course of treatment. Figures in italics indicate the base number of FP17s or Patient Questionnaire responses are less than 100. N/A is shown where the base number of responses is less than 10 during the period. % is calculated as Quantity/Base number*100

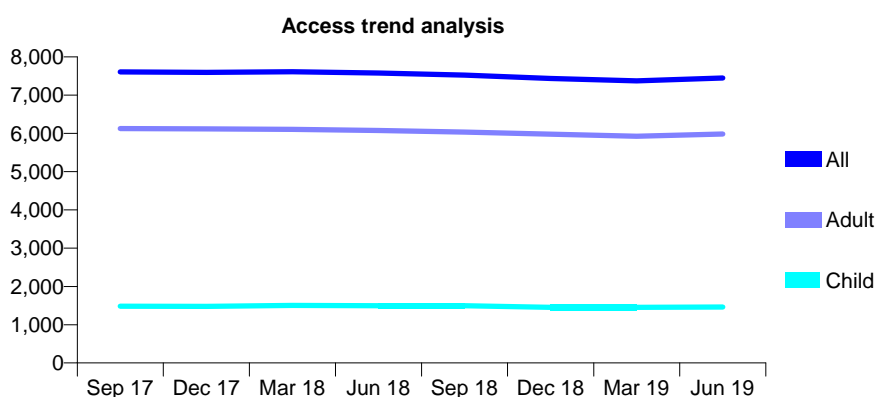
Q53 - Vital Signs At a Glance Contract Report for 150312/0001 - June 2019

Name or company name	Dorset House Dental
Contract type name	GDS Contract
Purpose of contract	General and Orthodontic
Contract start date	01/04/2015
Contract end date	

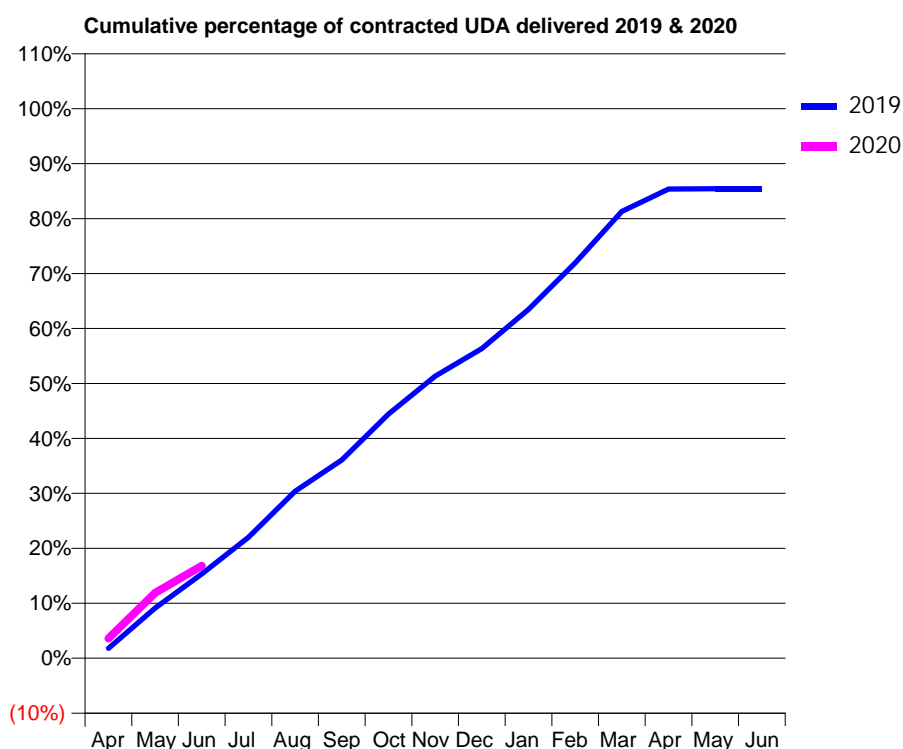
19/20 Contracted general activity (UDA)	21,588
Carry forward general activity (UDA)	0
19/20 Contracted orthodontic activity (UOA)	628
Carry forward orthodontic activity (UOA)	0
Baseline contract value	£713,886.21

ACCESS*

Patients seen in 24 months	Total	Change since previous quarter
Quarter ending June 2018	7,576	
Quarter ending September 2018	7,525	→
Quarter ending December 2018	7,436	↓
Quarter ending March 2019	7,375	→
Quarter ending June 2019	7,446	→
Variance since June 2018	(1.7%)	↓



ACTIVITY



Month	2019	2020
April	389	777
May	1,973	2,571
June	3,310	3,635
July	4,750	
August	6,563	
September	7,785	
October	9,587	
November	11,084	
December	12,163	
January	13,704	
February	15,528	
March	17,555	
April	18,432	
May	18,441	
June	18,444	

QUALITY

	Quantity	Base Number	Contract	AT	Region	England
% of FP17s for the same patient ID Re-attending within 3 months - Children	29	516	5.6%	8.8%	11.2%	11.4%
% of FP17s for the same patient ID Re-attending within 3 months - Adults	225	1,774	12.7%	12.1%	14.8%	15.4%
% of FP17s for the same patient ID Re-attending between 3 & 9 months - Children	297	516	57.6%	60.6%	60.9%	59.8%
% of FP17s for the same patient ID Re-attending between 3 & 9 months - Adults	603	1,774	34.0%	52.0%	53.2%	52.1%
% of FP17s for Band 1 Urgent Courses	105	1,899	5.5%	7.3%	8.3%	9.2%
% of FP17s Relating to Free Repair or Replacements	17	1,899	0.9%	0.8%	0.7%	0.7%
% of FP17s Relating to Continuations	34	1,899	1.8%	0.9%	0.8%	0.8%
% of Patients satisfied with the dentistry they have received	6	6	N/A	94.5%	93.2%	93.4%
% of Patients satisfied with the time they had to wait for an appointment	5	6	N/A	91.7%	88.5%	87.6%

* This is based on patients treated on this contract for their most recent course of treatment.

Figures in italics indicate the base number of FP17s or Patient Questionnaire responses are less than 100. N/A is shown where the base number of responses is less than 10 during the period. % is calculated as Quantity/Base number*100

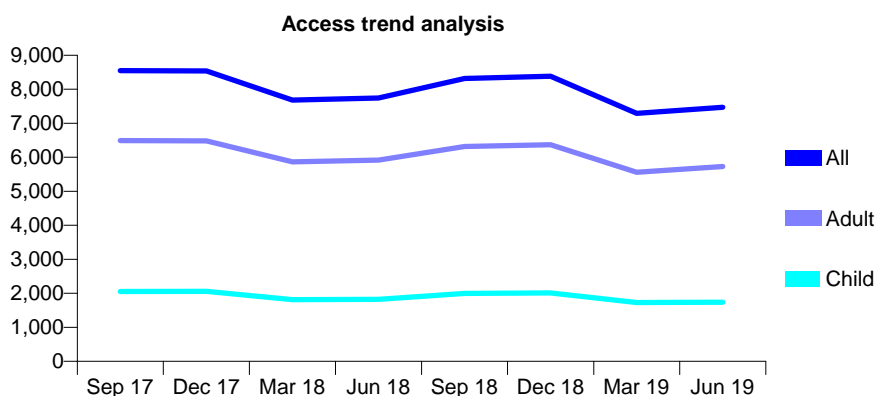
Q53 - Vital Signs At a Glance Contract Report for 152358/0001 - June 2019

Name or company name	Ombersley Road Dental Practice
Contract type name	GDS Contract
Purpose of contract	General
Contract start date	22/03/2011
Contract end date	

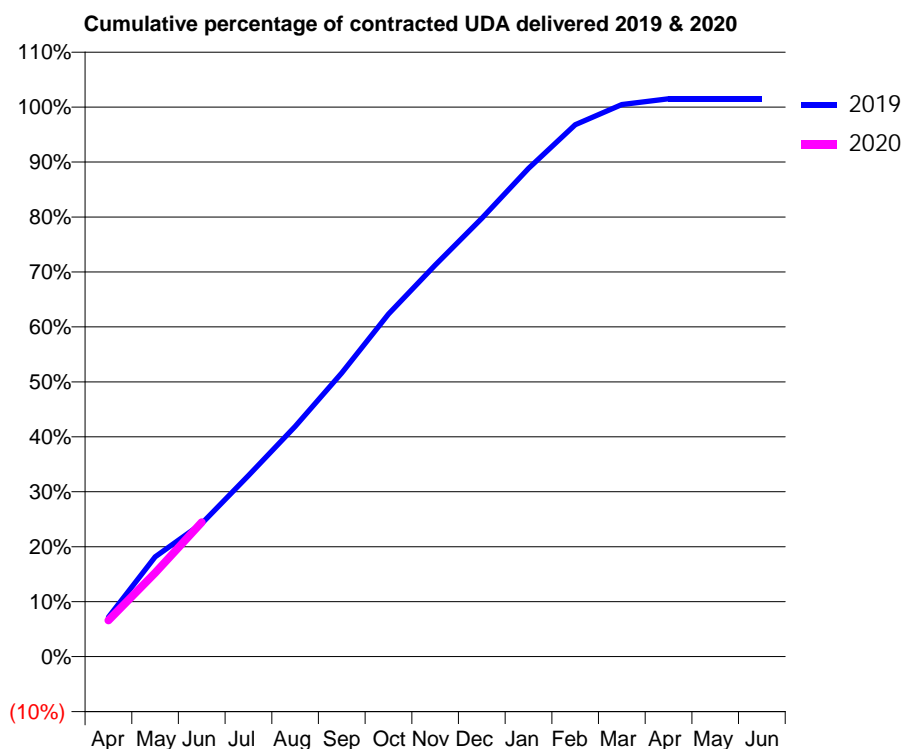
19/20 Contracted general activity (UDA)	25,610
Carry forward general activity (UDA)	0
19/20 Contracted orthodontic activity (UOA)	0
Carry forward orthodontic activity (UOA)	0
Baseline contract value	£657,507.50

ACCESS*

Patients seen in 24 months	Total	Change since previous quarter
Quarter ending June 2018	7,743	
Quarter ending September 2018	8,316	↑
Quarter ending December 2018	8,383	→
Quarter ending March 2019	7,292	↓
Quarter ending June 2019	7,467	↑
Variance since June 2018	(3.6%)	↓



ACTIVITY



Month	Adjusted Scheduled Activity (UDA)	
	2019	2020
April	1,840	1,691
May	4,653	3,904
June	6,201	6,263
July	8,444	
August	10,727	
September	13,224	
October	15,962	
November	18,243	
December	20,428	
January	22,750	
February	24,791	
March	25,724	
April	25,992	
May	25,995	
June	25,996	

QUALITY

	Quantity	Base Number	Contract	AT	Region	England
% of FP17s for the same patient ID Re-attending within 3 months - Children	24	601	4.0%	8.8%	11.2%	11.4%
% of FP17s for the same patient ID Re-attending within 3 months - Adults	136	1,928	7.1%	12.1%	14.8%	15.4%
% of FP17s for the same patient ID Re-attending between 3 & 9 months - Children	376	601	62.6%	60.6%	60.9%	59.8%
% of FP17s for the same patient ID Re-attending between 3 & 9 months - Adults	1,182	1,928	61.3%	52.0%	53.2%	52.1%
% of FP17s for Band 1 Urgent Courses	68	2,423	2.8%	7.3%	8.3%	9.2%
% of FP17s Relating to Free Repair or Replacements	15	2,423	0.6%	0.8%	0.7%	0.7%
% of FP17s Relating to Continuations	0	2,423	0.0%	0.9%	0.8%	0.8%
% of Patients satisfied with the dentistry they have received	9	9	N/A	94.5%	93.2%	93.4%
% of Patients satisfied with the time they had to wait for an appointment	9	9	N/A	91.7%	88.5%	87.6%

* This is based on patients treated on this contract for their most recent course of treatment. Figures in italics indicate the base number of FP17s or Patient Questionnaire responses are less than 100. N/A is shown where the base number of responses is less than 10 during the period. % is calculated as Quantity/Base number*100

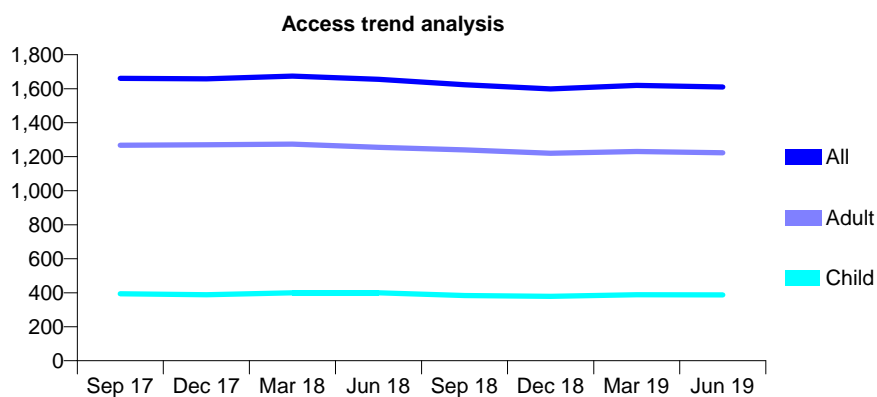
Q53 - Vital Signs At a Glance Contract Report for 152366/0001 - June 2019

Name or company name	Damani Dental Practice.
Contract type name	GDS Contract
Purpose of contract	General
Contract start date	08/12/2010
Contract end date	

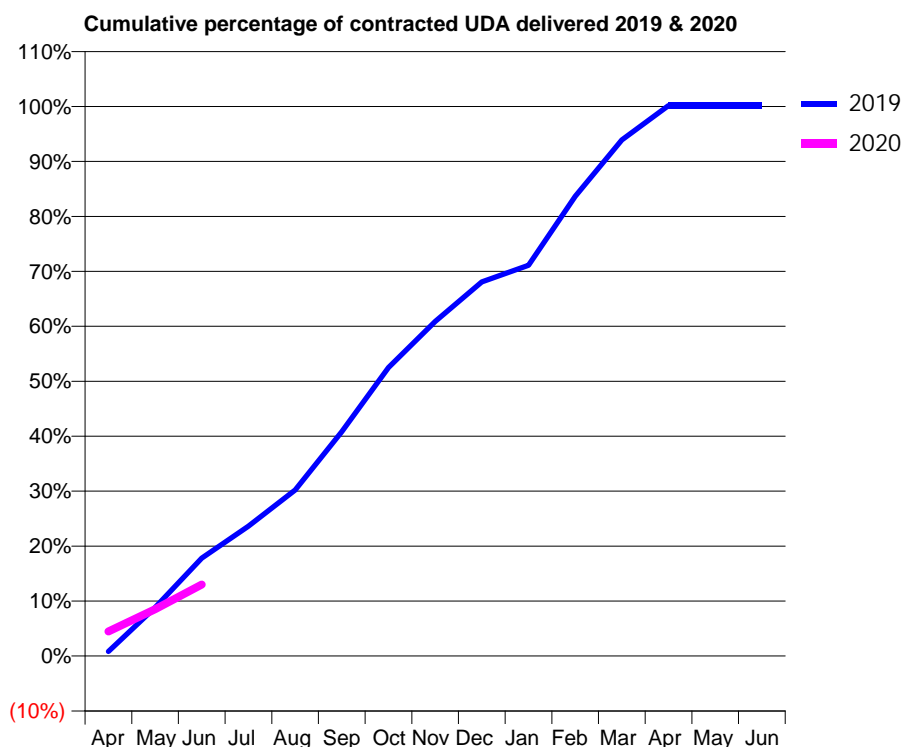
19/20 Contracted general activity (UDA)	5,961
Carry forward general activity (UDA)	0
19/20 Contracted orthodontic activity (UOA)	0
Carry forward orthodontic activity (UOA)	0
Baseline contract value	£156,901.20

ACCESS*

Patients seen in 24 months	Total	Change since previous quarter
Quarter ending June 2018	1,655	
Quarter ending September 2018	1,623	↓
Quarter ending December 2018	1,599	↓
Quarter ending March 2019	1,619	→
Quarter ending June 2019	1,610	→
Variance since June 2018	(2.7%)	↓



ACTIVITY



Month	Adjusted Scheduled Activity (UDA)	
	2019	2020
April	49	266
May	527	508
June	1,063	776
July	1,408	
August	1,802	
September	2,433	
October	3,129	
November	3,628	
December	4,058	
January	4,237	
February	4,988	
March	5,598	
April	5,971	
May	5,971	
June	5,971	

QUALITY

	Quantity	Base Number	Contract	AT	Region	England
% of FP17s for the same patient ID Re-attending within 3 months - Children	3	133	2.3%	8.8%	11.2%	11.4%
% of FP17s for the same patient ID Re-attending within 3 months - Adults	33	375	8.8%	12.1%	14.8%	15.4%
% of FP17s for the same patient ID Re-attending between 3 & 9 months - Children	94	133	70.7%	60.6%	60.9%	59.8%
% of FP17s for the same patient ID Re-attending between 3 & 9 months - Adults	267	375	71.2%	52.0%	53.2%	52.1%
% of FP17s for Band 1 Urgent Courses	14	396	3.5%	7.3%	8.3%	9.2%
% of FP17s Relating to Free Repair or Replacements	2	396	0.5%	0.8%	0.7%	0.7%
% of FP17s Relating to Continuations	8	396	2.0%	0.9%	0.8%	0.8%
% of Patients satisfied with the dentistry they have received	0	0	N/A	94.5%	93.2%	93.4%
% of Patients satisfied with the time they had to wait for an appointment	0	0	N/A	91.7%	88.5%	87.6%

* This is based on patients treated on this contract for their most recent course of treatment. Figures in italics indicate the base number of FP17s or Patient Questionnaire responses are less than 100. N/A is shown where the base number of responses is less than 10 during the period. % is calculated as Quantity/Base number*100

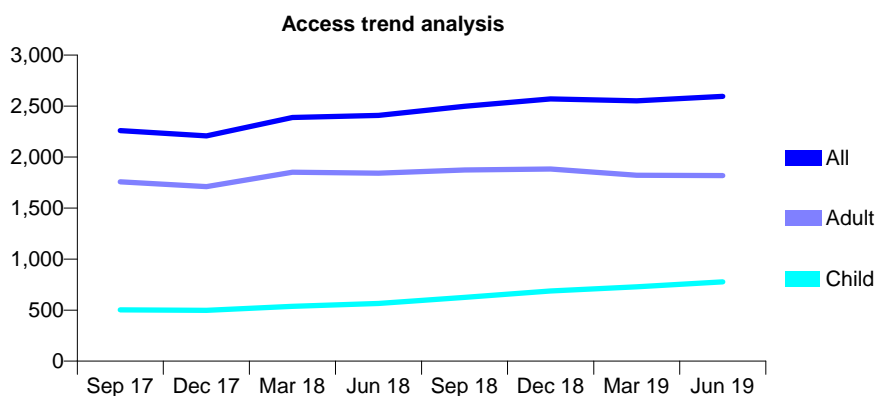
Q53 - Vital Signs At a Glance Contract Report for 152854/0001 - June 2019

Name or company name	Cottage Dental Practice
Contract type name	GDS Contract
Purpose of contract	General
Contract start date	01/07/2015
Contract end date	

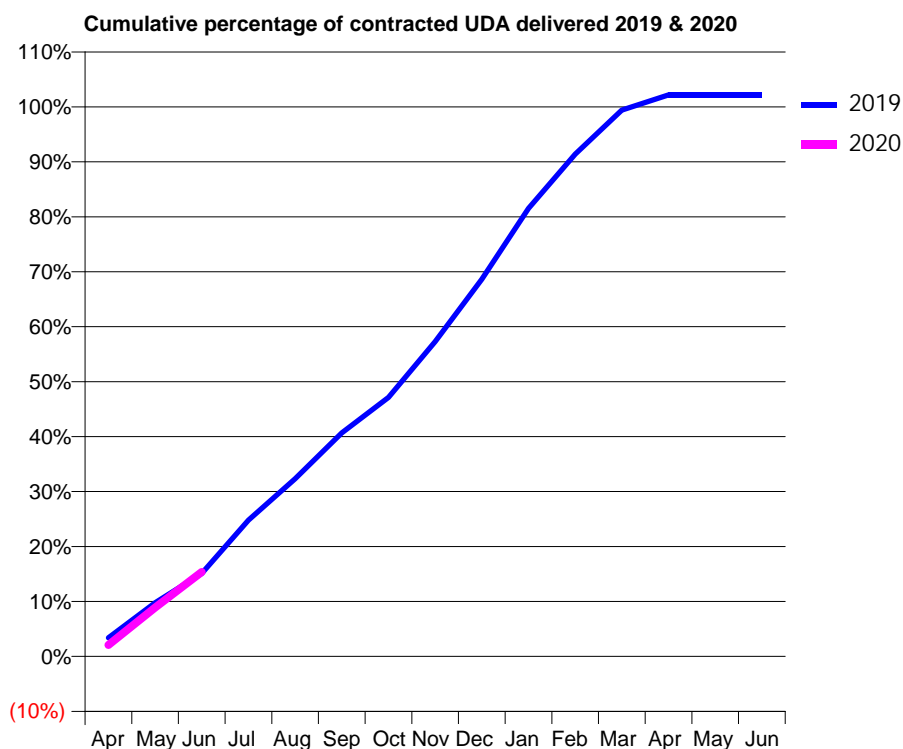
19/20 Contracted general activity (UDA)	6,331
Carry forward general activity (UDA)	0
19/20 Contracted orthodontic activity (UOA)	0
Carry forward orthodontic activity (UOA)	0
Baseline contract value	£184,244.54

ACCESS*

Patients seen in 24 months	Total	Change since previous quarter
Quarter ending June 2018	2,408	
Quarter ending September 2018	2,499	↑
Quarter ending December 2018	2,571	↑
Quarter ending March 2019	2,551	→
Quarter ending June 2019	2,596	→
Variance since June 2018	7.8%	↑



ACTIVITY



Month	2019	2020
April	214	132
May	618	563
June	956	974
July	1,570	
August	2,048	
September	2,573	
October	2,984	
November	3,628	
December	4,344	
January	5,161	
February	5,786	
March	6,294	
April	6,468	
May	6,468	
June	6,468	

QUALITY

	Quantity	Base Number	Contract	AT	Region	England
% of FP17s for the same patient ID Re-attending within 3 months - Children	8	265	3.0%	8.8%	11.2%	11.4%
% of FP17s for the same patient ID Re-attending within 3 months - Adults	18	178	10.1%	12.1%	14.8%	15.4%
% of FP17s for the same patient ID Re-attending between 3 & 9 months - Children	151	265	57.0%	60.6%	60.9%	59.8%
% of FP17s for the same patient ID Re-attending between 3 & 9 months - Adults	87	178	48.9%	52.0%	53.2%	52.1%
% of FP17s for Band 1 Urgent Courses	13	373	3.5%	7.3%	8.3%	9.2%
% of FP17s Relating to Free Repair or Replacements	0	373	0.0%	0.8%	0.7%	0.7%
% of FP17s Relating to Continuations	1	373	0.3%	0.9%	0.8%	0.8%
% of Patients satisfied with the dentistry they have received	1	1	N/A	94.5%	93.2%	93.4%
% of Patients satisfied with the time they had to wait for an appointment	1	1	N/A	91.7%	88.5%	87.6%

* This is based on patients treated on this contract for their most recent course of treatment. Figures in italics indicate the base number of FP17s or Patient Questionnaire responses are less than 100. N/A is shown where the base number of responses is less than 10 during the period. % is calculated as Quantity/Base number*100

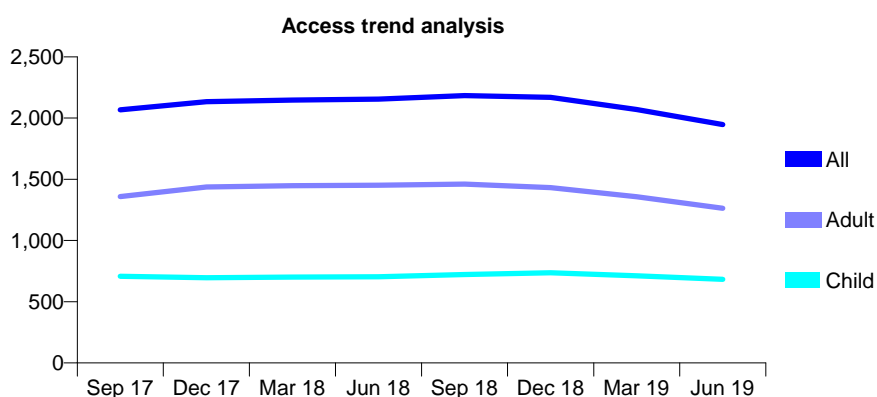
Q53 - Vital Signs At a Glance Contract Report for 153486/0001 - June 2019

Name or company name	Gosford Lodge Dental Surgery
Contract type name	GDS Contract
Purpose of contract	General
Contract start date	21/04/2012
Contract end date	

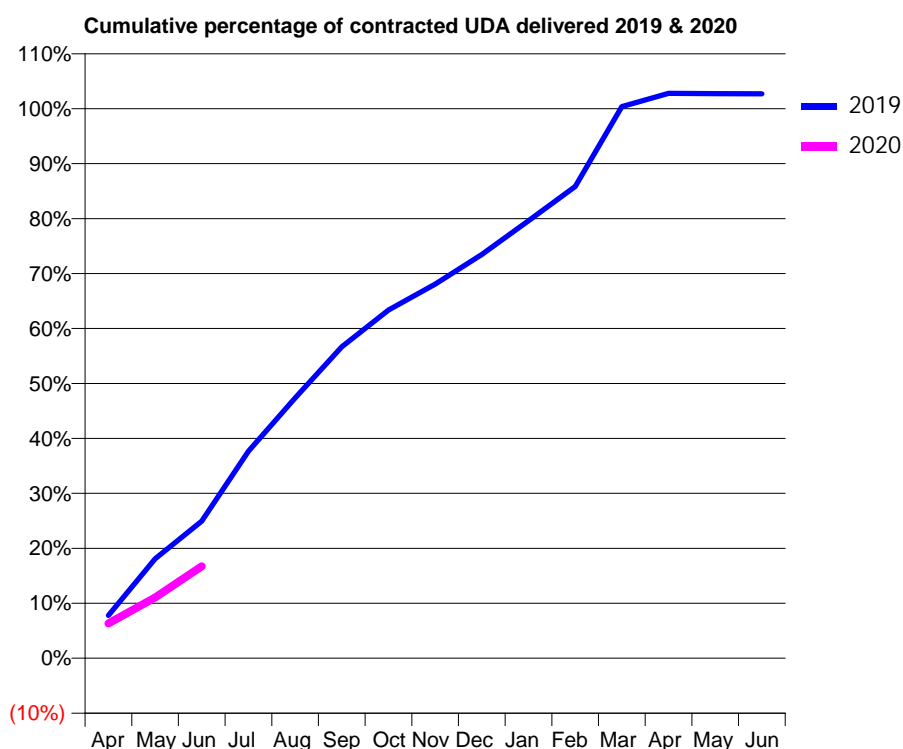
19/20 Contracted general activity (UDA)	5,515
Carry forward general activity (UDA)	0
19/20 Contracted orthodontic activity (UOA)	0
Carry forward orthodontic activity (UOA)	0
Baseline contract value	£154,399.55

ACCESS*

Patients seen in 24 months	Total	Change since previous quarter
Quarter ending June 2018	2,155	
Quarter ending September 2018	2,184	→
Quarter ending December 2018	2,169	→
Quarter ending March 2019	2,070	↓
Quarter ending June 2019	1,947	↓
Variance since June 2018	(9.7%)	↓



ACTIVITY



Adjusted Scheduled Activity (UDA)		
Month	2019	2020
April	431	350
May	998	610
June	1,377	923
July	2,077	
August	2,611	
September	3,124	
October	3,494	
November	3,755	
December	4,052	
January	4,391	
February	4,734	
March	5,535	
April	5,668	
May	5,665	
June	5,664	

QUALITY

	Quantity	Base Number	Contract	AT	Region	England
% of FP17s for the same patient ID Re-attending within 3 months - Children	14	174	8.0%	8.8%	11.2%	11.4%
% of FP17s for the same patient ID Re-attending within 3 months - Adults	33	227	14.5%	12.1%	14.8%	15.4%
% of FP17s for the same patient ID Re-attending between 3 & 9 months - Children	97	174	55.7%	60.6%	60.9%	59.8%
% of FP17s for the same patient ID Re-attending between 3 & 9 months - Adults	108	227	47.6%	52.0%	53.2%	52.1%
% of FP17s for Band 1 Urgent Courses	41	371	11.1%	7.3%	8.3%	9.2%
% of FP17s Relating to Free Repair or Replacements	5	371	1.3%	0.8%	0.7%	0.7%
% of FP17s Relating to Continuations	0	371	0.0%	0.9%	0.8%	0.8%
% of Patients satisfied with the dentistry they have received	0	0	N/A	94.5%	93.2%	93.4%
% of Patients satisfied with the time they had to wait for an appointment	0	0	N/A	91.7%	88.5%	87.6%

* This is based on patients treated on this contract for their most recent course of treatment.

Figures in italics indicate the base number of FP17s or Patient Questionnaire responses are less than 100. N/A is shown where the base number of responses is less than 10 during the period. % is calculated as Quantity/Base number*100

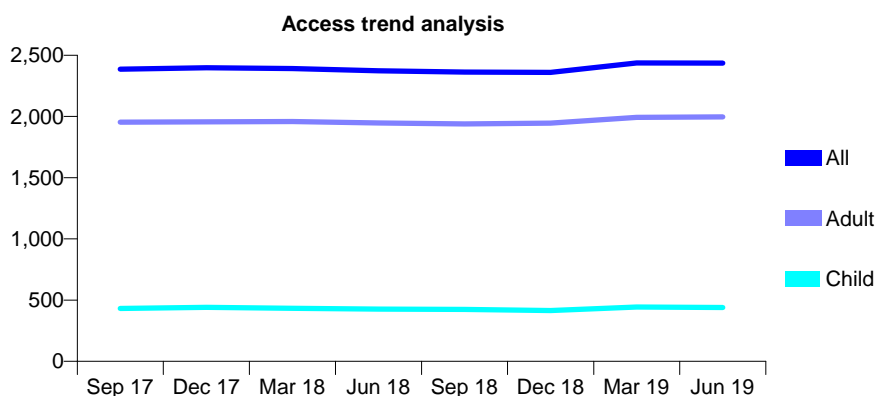
Q53 - Vital Signs At a Glance Contract Report for 158380/0001 - June 2019

Name or company name	Callowbrook Dental Surgery
Contract type name	GDS Contract
Purpose of contract	General
Contract start date	06/12/2010
Contract end date	

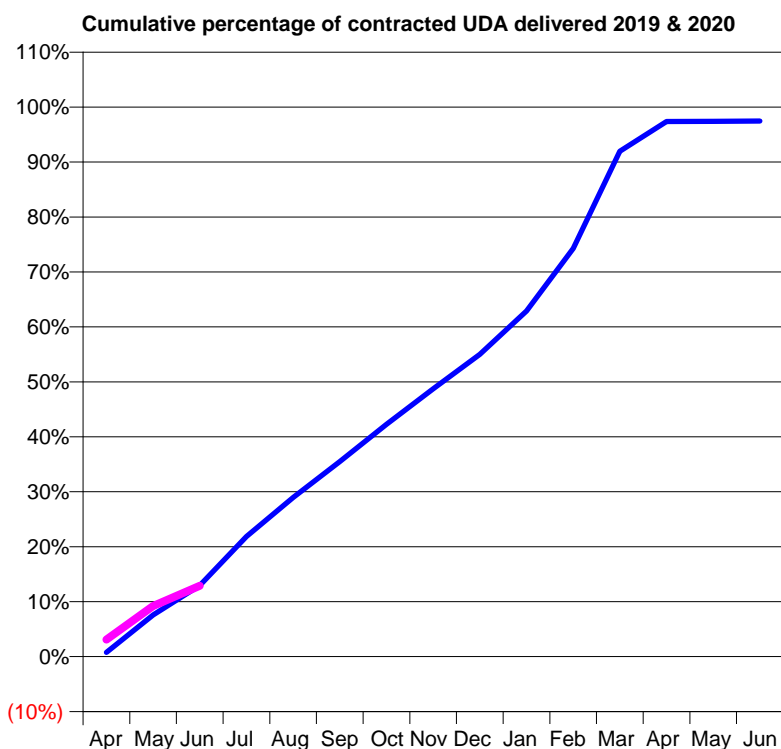
19/20 Contracted general activity (UDA)	7,424
Carry forward general activity (UDA)	0
19/20 Contracted orthodontic activity (UOA)	0
Carry forward orthodontic activity (UOA)	0
Baseline contract value	£177,040.12

ACCESS*

Patients seen in 24 months	Total	Change since previous quarter
Quarter ending June 2018	2,373	
Quarter ending September 2018	2,363	→
Quarter ending December 2018	2,360	→
Quarter ending March 2019	2,437	↑
Quarter ending June 2019	2,436	→
Variance since June 2018	2.7%	↑



ACTIVITY



Month	Adjusted Scheduled Activity (UDA)	
	2019	2020
April	57	231
May	562	685
June	961	958
July	1,622	
August	2,150	
September	2,635	
October	3,138	
November	3,618	
December	4,083	
January	4,669	
February	5,515	
March	6,827	
April	7,229	
May	7,231	
June	7,235	

QUALITY

	Quantity	Base Number	Contract	AT	Region	England
% of FP17s for the same patient ID Re-attending within 3 months - Children	5	107	4.7%	8.8%	11.2%	11.4%
% of FP17s for the same patient ID Re-attending within 3 months - Adults	118	595	19.8%	12.1%	14.8%	15.4%
% of FP17s for the same patient ID Re-attending between 3 & 9 months - Children	57	107	53.3%	60.6%	60.9%	59.8%
% of FP17s for the same patient ID Re-attending between 3 & 9 months - Adults	292	595	49.1%	52.0%	53.2%	52.1%
% of FP17s for Band 1 Urgent Courses	50	526	9.5%	7.3%	8.3%	9.2%
% of FP17s Relating to Free Repair or Replacements	15	526	2.9%	0.8%	0.7%	0.7%
% of FP17s Relating to Continuations	25	526	4.8%	0.9%	0.8%	0.8%
% of Patients satisfied with the dentistry they have received	1	1	N/A	94.5%	93.2%	93.4%
% of Patients satisfied with the time they had to wait for an appointment	1	1	N/A	91.7%	88.5%	87.6%

* This is based on patients treated on this contract for their most recent course of treatment. Figures in italics indicate the base number of FP17s or Patient Questionnaire responses are less than 100. N/A is shown where the base number of responses is less than 10 during the period. % is calculated as Quantity/Base number*100

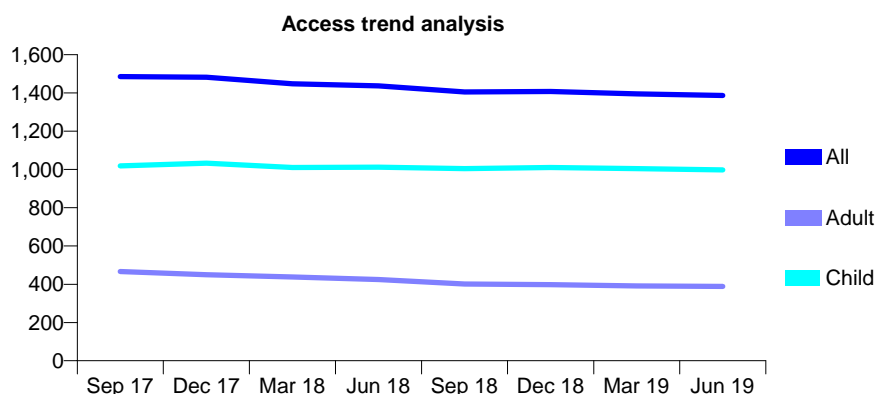
Q53 - Vital Signs At a Glance Contract Report for 159344/0001 - June 2019

Name or company name	Whitehouse Partners and Associates
Contract type name	GDS Contract
Purpose of contract	General
Contract start date	03/03/2011
Contract end date	

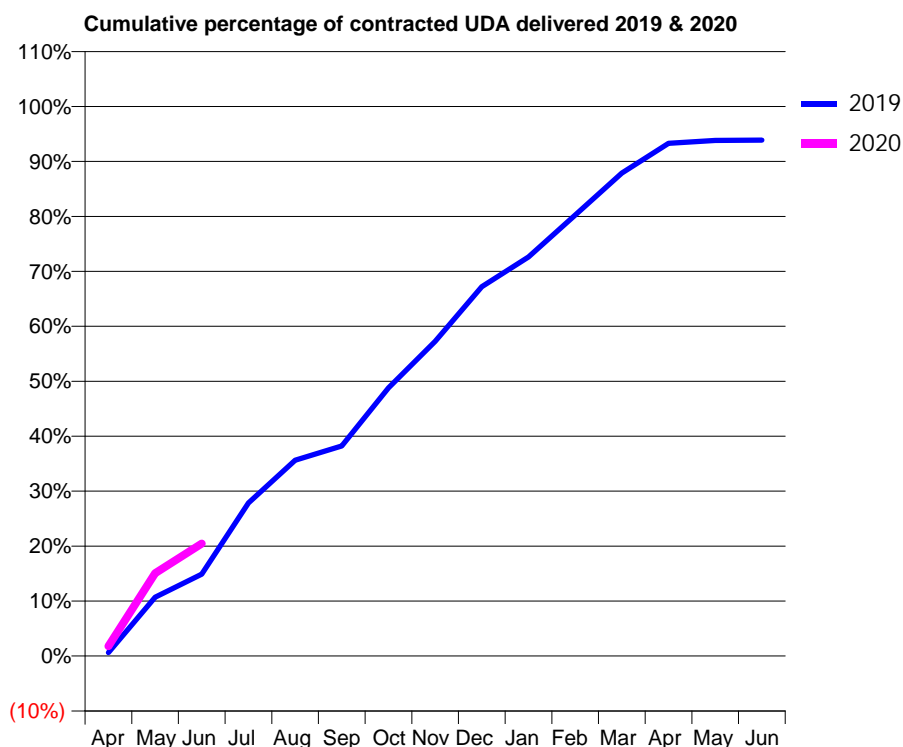
19/20 Contracted general activity (UDA)	2,600
Carry forward general activity (UDA)	0
19/20 Contracted orthodontic activity (UOA)	0
Carry forward orthodontic activity (UOA)	0
Baseline contract value	£67,841.95

ACCESS*

Patients seen in 24 months	Total	Change since previous quarter
Quarter ending June 2018	1,437	
Quarter ending September 2018	1,405	↓
Quarter ending December 2018	1,408	→
Quarter ending March 2019	1,395	→
Quarter ending June 2019	1,387	→
Variance since June 2018	(3.5%)	↓



ACTIVITY



Month	Adjusted Scheduled Activity (UDA)	
	2019	2020
April	17	46
May	278	392
June	388	532
July	724	
August	927	
September	994	
October	1,268	
November	1,490	
December	1,747	
January	1,888	
February	2,086	
March	2,285	
April	2,426	
May	2,439	
June	2,441	

QUALITY

	Quantity	Base Number	Contract	AT	Region	England
% of FP17s for the same patient ID Re-attending within 3 months - Children	22	376	5.9%	8.8%	11.2%	11.4%
% of FP17s for the same patient ID Re-attending within 3 months - Adults	10	89	11.2%	12.1%	14.8%	15.4%
% of FP17s for the same patient ID Re-attending between 3 & 9 months - Children	185	376	49.2%	60.6%	60.9%	59.8%
% of FP17s for the same patient ID Re-attending between 3 & 9 months - Adults	35	89	39.3%	52.0%	53.2%	52.1%
% of FP17s for Band 1 Urgent Courses	12	355	3.4%	7.3%	8.3%	9.2%
% of FP17s Relating to Free Repair or Replacements	0	355	0.0%	0.8%	0.7%	0.7%
% of FP17s Relating to Continuations	0	355	0.0%	0.9%	0.8%	0.8%
% of Patients satisfied with the dentistry they have received	0	0	N/A	94.5%	93.2%	93.4%
% of Patients satisfied with the time they had to wait for an appointment	0	0	N/A	91.7%	88.5%	87.6%

* This is based on patients treated on this contract for their most recent course of treatment. Figures in italics indicate the base number of FP17s or Patient Questionnaire responses are less than 100. N/A is shown where the base number of responses is less than 10 during the period. % is calculated as Quantity/Base number*100

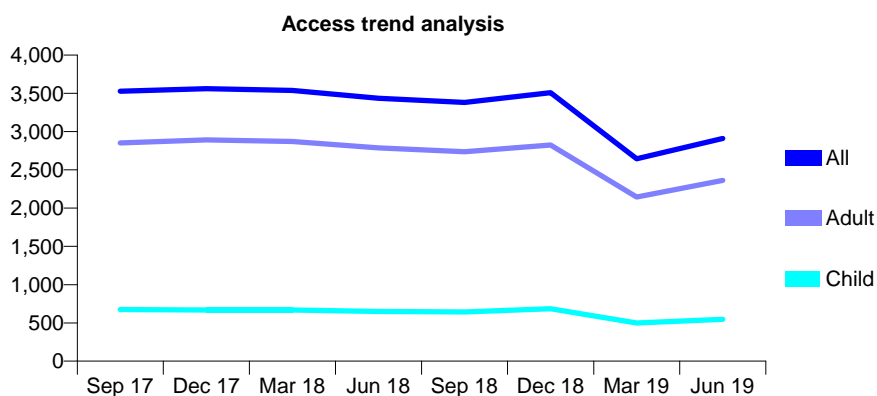
Q53 - Vital Signs At a Glance Contract Report for 161748/0001 - June 2019

Name or company name	The Cottage Dental Surgery
Contract type name	GDS Contract
Purpose of contract	General
Contract start date	04/01/2011
Contract end date	

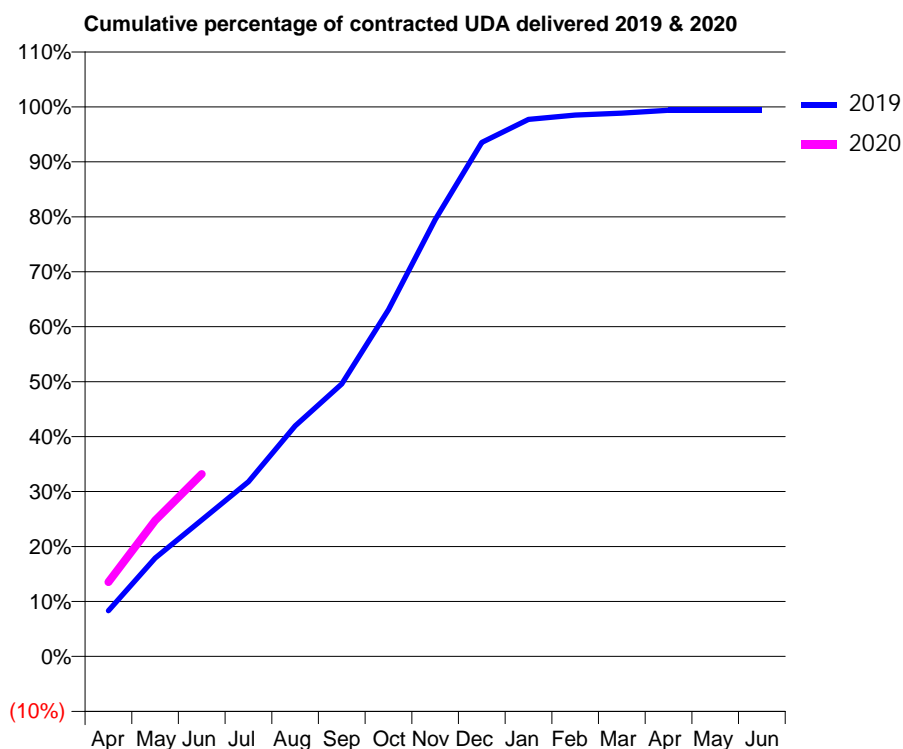
19/20 Contracted general activity (UDA)	10,195
Carry forward general activity (UDA)	0
19/20 Contracted orthodontic activity (UOA)	0
Carry forward orthodontic activity (UOA)	0
Baseline contract value	£224,504.06

ACCESS*

Patients seen in 24 months	Total	Change since previous quarter
Quarter ending June 2018	3,437	
Quarter ending September 2018	3,380	↓
Quarter ending December 2018	3,509	↑
Quarter ending March 2019	2,645	↓
Quarter ending June 2019	2,910	↑
Variance since June 2018	(15.3%)	↓



ACTIVITY



Month	Adjusted Scheduled Activity (UDA)	
	2019	2020
April	846	1,380
May	1,824	2,522
June	2,533	3,382
July	3,241	
August	4,277	
September	5,055	
October	6,430	
November	8,105	
December	9,534	
January	9,962	
February	10,043	
March	10,079	
April	10,132	
May	10,132	
June	10,132	

QUALITY

	Quantity	Base Number	Contract	AT	Region	England
% of FP17s for the same patient ID Re-attending within 3 months - Children	3	261	1.1%	8.8%	11.2%	11.4%
% of FP17s for the same patient ID Re-attending within 3 months - Adults	16	1,027	1.6%	12.1%	14.8%	15.4%
% of FP17s for the same patient ID Re-attending between 3 & 9 months - Children	149	261	57.1%	60.6%	60.9%	59.8%
% of FP17s for the same patient ID Re-attending between 3 & 9 months - Adults	542	1,027	52.8%	52.0%	53.2%	52.1%
% of FP17s for Band 1 Urgent Courses	37	1,234	3.0%	7.3%	8.3%	9.2%
% of FP17s Relating to Free Repair or Replacements	14	1,234	1.1%	0.8%	0.7%	0.7%
% of FP17s Relating to Continuations	0	1,234	0.0%	0.9%	0.8%	0.8%
% of Patients satisfied with the dentistry they have received	2	2	N/A	94.5%	93.2%	93.4%
% of Patients satisfied with the time they had to wait for an appointment	2	2	N/A	91.7%	88.5%	87.6%

* This is based on patients treated on this contract for their most recent course of treatment. Figures in italics indicate the base number of FP17s or Patient Questionnaire responses are less than 100. N/A is shown where the base number of responses is less than 10 during the period. % is calculated as Quantity/Base number*100

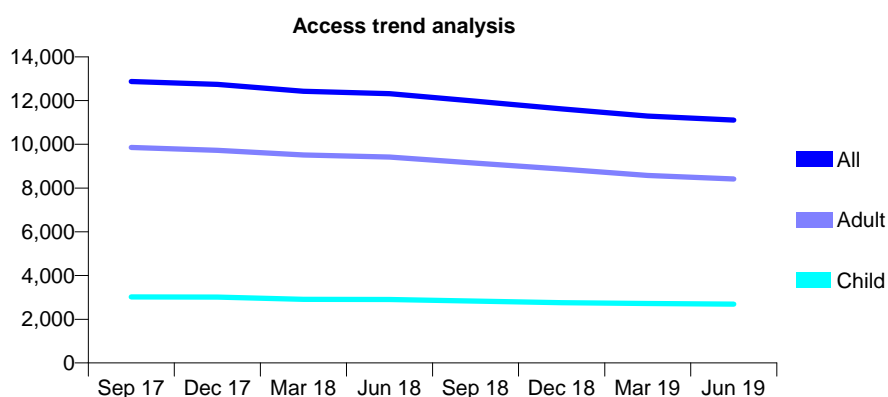
Q53 - Vital Signs At a Glance Contract Report for 164062/0001 - June 2019

Name or company name	Integrated Dental Holdings Limited (IDH 47)
Contract type name	GDS Contract
Purpose of contract	General
Contract start date	18/01/2011
Contract end date	

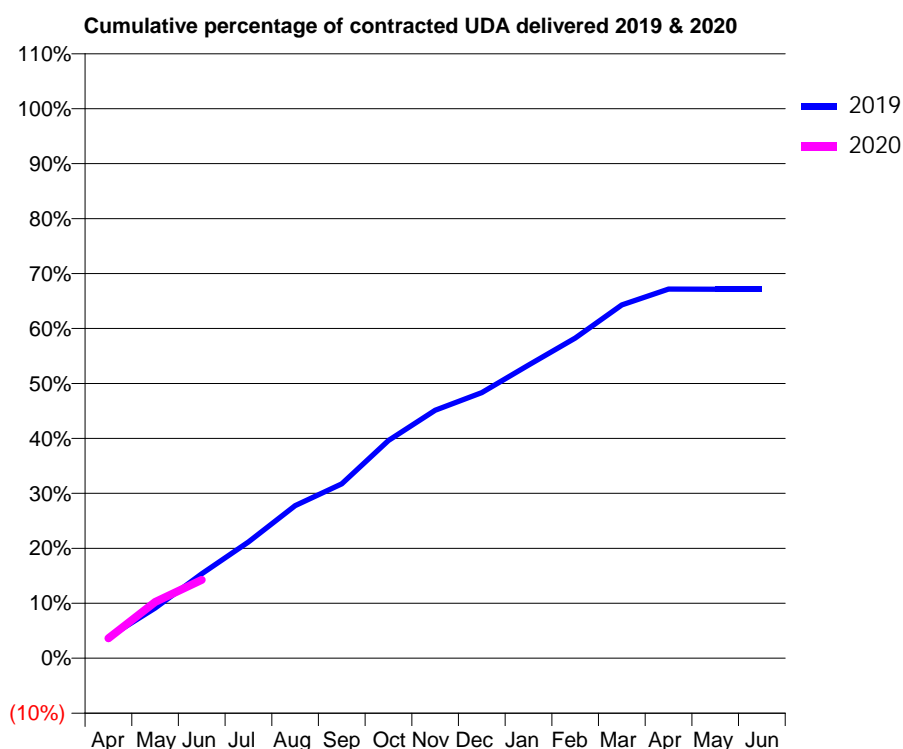
19/20 Contracted general activity (UDA)	38,500
Carry forward general activity (UDA)	0
19/20 Contracted orthodontic activity (UOA)	0
Carry forward orthodontic activity (UOA)	0
Baseline contract value	£857,551.59

ACCESS*

Patients seen in 24 months	Total	Change since previous quarter
Quarter ending June 2018	12,311	
Quarter ending September 2018	11,971	↓
Quarter ending December 2018	11,622	↓
Quarter ending March 2019	11,292	↓
Quarter ending June 2019	11,104	↓
Variance since June 2018	(9.8%)	↓



ACTIVITY



Adjusted Scheduled Activity (UDA)		
Month	2019	2020
April	1,461	1,393
May	3,518	3,941
June	5,919	5,492
July	8,143	
August	10,694	
September	12,219	
October	15,253	
November	17,373	
December	18,603	
January	20,537	
February	22,432	
March	24,755	
April	25,858	
May	25,847	
June	25,845	

QUALITY

	Quantity	Base Number	Contract	AT	Region	England
% of FP17s for the same patient ID Re-attending within 3 months - Children	36	843	4.3%	8.8%	11.2%	11.4%
% of FP17s for the same patient ID Re-attending within 3 months - Adults	223	2,404	9.3%	12.1%	14.8%	15.4%
% of FP17s for the same patient ID Re-attending between 3 & 9 months - Children	510	843	60.5%	60.6%	60.9%	59.8%
% of FP17s for the same patient ID Re-attending between 3 & 9 months - Adults	1,136	2,404	47.3%	52.0%	53.2%	52.1%
% of FP17s for Band 1 Urgent Courses	166	2,732	6.1%	7.3%	8.3%	9.2%
% of FP17s Relating to Free Repair or Replacements	18	2,732	0.7%	0.8%	0.7%	0.7%
% of FP17s Relating to Continuations	30	2,732	1.1%	0.9%	0.8%	0.8%
% of Patients satisfied with the dentistry they have received	2	3	N/A	94.5%	93.2%	93.4%
% of Patients satisfied with the time they had to wait for an appointment	3	3	N/A	91.7%	88.5%	87.6%

* This is based on patients treated on this contract for their most recent course of treatment.

Figures in italics indicate the base number of FP17s or Patient Questionnaire responses are less than 100. N/A is shown where the base number of responses is less than 10 during the period. % is calculated as Quantity/Base number*100

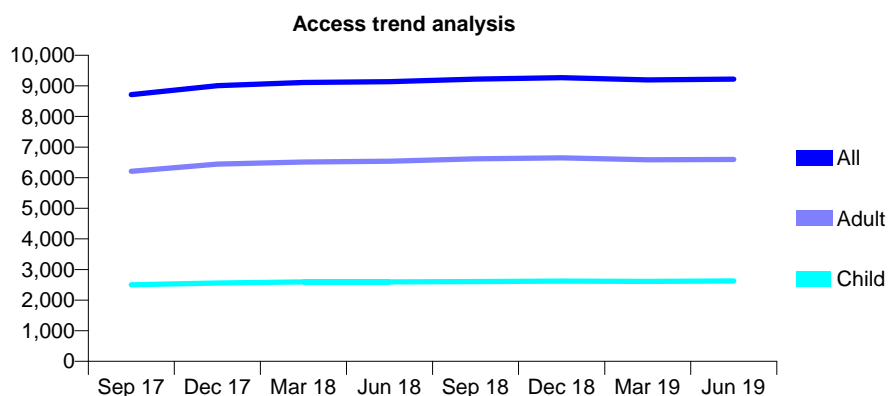
Q53 - Vital Signs At a Glance Contract Report for 165182/0001 - June 2019

Name or company name	Dentist at Redhouse Ltd
Contract type name	GDS Contract
Purpose of contract	General
Contract start date	01/02/2016
Contract end date	

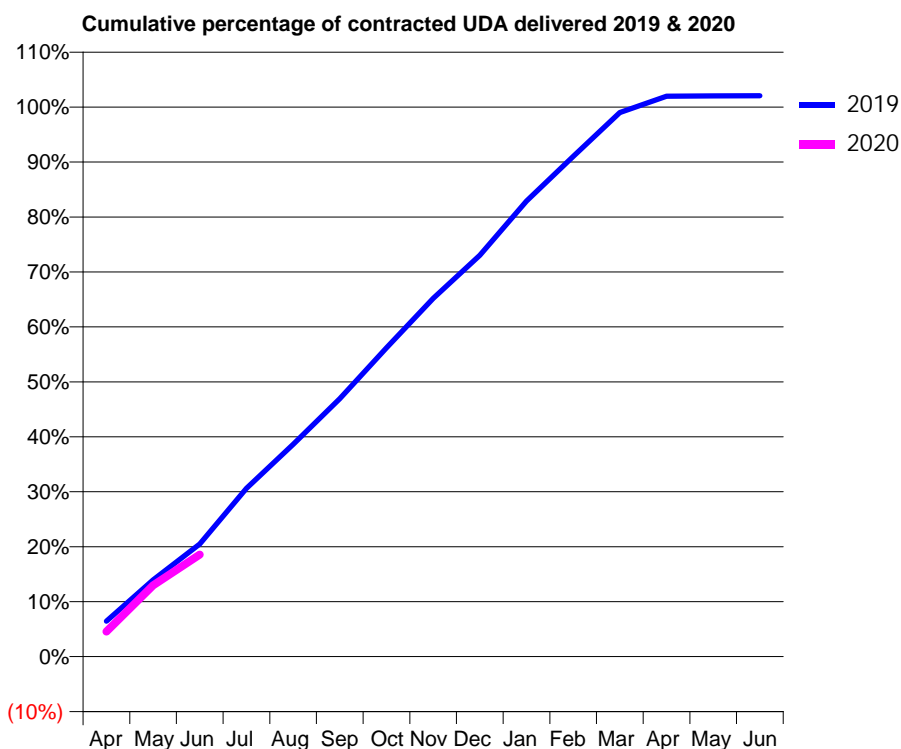
19/20 Contracted general activity (UDA)	21,849
Carry forward general activity (UDA)	0
19/20 Contracted orthodontic activity (UOA)	0
Carry forward orthodontic activity (UOA)	0
Baseline contract value	£725,216.89

ACCESS*

Patients seen in 24 months	Total	Change since previous quarter
Quarter ending June 2018	9,135	
Quarter ending September 2018	9,221	→
Quarter ending December 2018	9,272	→
Quarter ending March 2019	9,197	→
Quarter ending June 2019	9,224	→
Variance since June 2018	1.0%	→



ACTIVITY



Month	Adjusted Scheduled Activity (UDA)	
	2019	2020
April	1,406	995
May	3,053	2,835
June	4,478	4,061
July	6,691	
August	8,436	
September	10,255	
October	12,276	
November	14,243	
December	15,959	
January	18,114	
February	19,885	
March	21,632	
April	22,278	
May	22,293	
June	22,297	

QUALITY

	Quantity	Base Number	Contract	AT	Region	England
% of FP17s for the same patient ID Re-attending within 3 months - Children	46	948	4.9%	8.8%	11.2%	11.4%
% of FP17s for the same patient ID Re-attending within 3 months - Adults	157	1,911	8.2%	12.1%	14.8%	15.4%
% of FP17s for the same patient ID Re-attending between 3 & 9 months - Children	646	948	68.1%	60.6%	60.9%	59.8%
% of FP17s for the same patient ID Re-attending between 3 & 9 months - Adults	871	1,911	45.6%	52.0%	53.2%	52.1%
% of FP17s for Band 1 Urgent Courses	105	2,001	5.2%	7.3%	8.3%	9.2%
% of FP17s Relating to Free Repair or Replacements	16	2,001	0.8%	0.8%	0.7%	0.7%
% of FP17s Relating to Continuations	5	2,001	0.2%	0.9%	0.8%	0.8%
% of Patients satisfied with the dentistry they have received	5	5	N/A	94.5%	93.2%	93.4%
% of Patients satisfied with the time they had to wait for an appointment	5	5	N/A	91.7%	88.5%	87.6%

* This is based on patients treated on this contract for their most recent course of treatment. Figures in italics indicate the base number of FP17s or Patient Questionnaire responses are less than 100. N/A is shown where the base number of responses is less than 10 during the period. % is calculated as Quantity/Base number*100

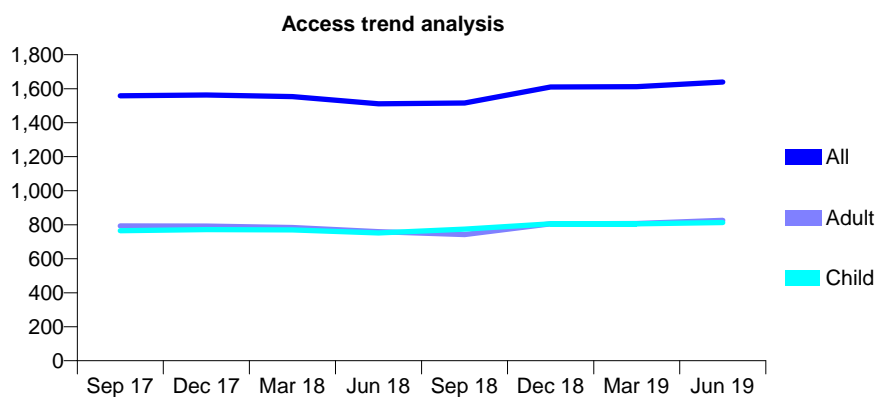
Q53 - Vital Signs At a Glance Contract Report for 166170/0001 - June 2019

Name or company name	Rubery Dental Surgery Limited
Contract type name	GDS Contract
Purpose of contract	General
Contract start date	01/11/2007
Contract end date	

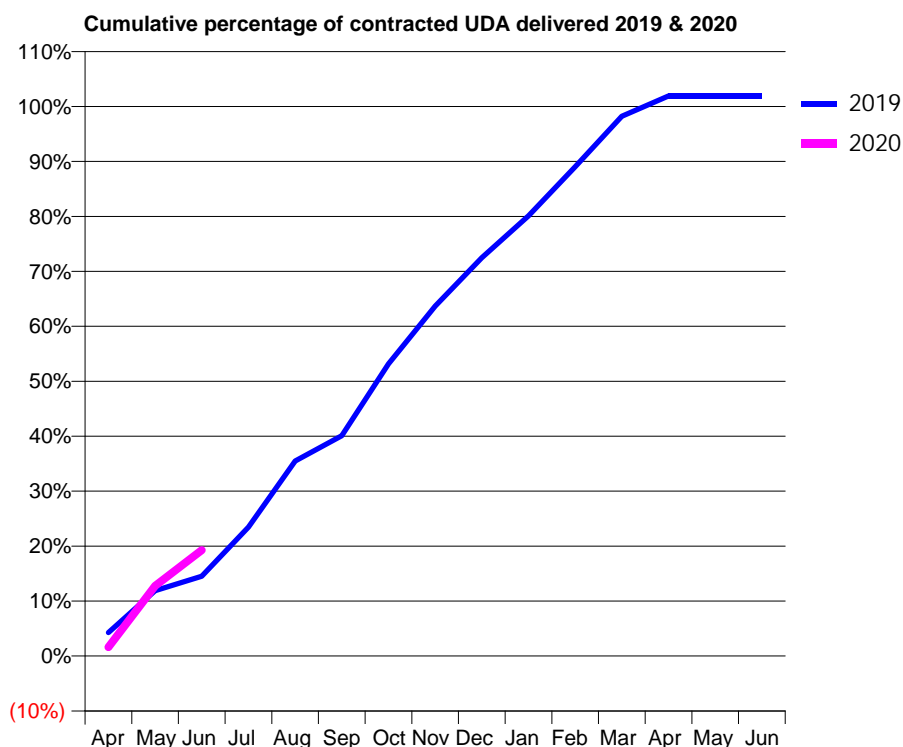
19/20 Contracted general activity (UDA)	7,372
Carry forward general activity (UDA)	0
19/20 Contracted orthodontic activity (UOA)	0
Carry forward orthodontic activity (UOA)	0
Baseline contract value	£180,594.94

ACCESS*

Patients seen in 24 months	Total	Change since previous quarter
Quarter ending June 2018	1,511	
Quarter ending September 2018	1,516	→
Quarter ending December 2018	1,610	↑
Quarter ending March 2019	1,612	→
Quarter ending June 2019	1,639	→
Variance since June 2018	8.5%	↑



ACTIVITY



Month	Adjusted Scheduled Activity (UDA)	
	2019	2020
April	314	119
May	877	942
June	1,071	1,419
July	1,730	
August	2,616	
September	2,954	
October	3,919	
November	4,693	
December	5,344	
January	5,905	
February	6,565	
March	7,241	
April	7,513	
May	7,513	
June	7,513	

QUALITY

	Quantity	Base Number	Contract	AT	Region	England
% of FP17s for the same patient ID Re-attending within 3 months - Children	13	287	4.5%	8.8%	11.2%	11.4%
% of FP17s for the same patient ID Re-attending within 3 months - Adults	52	308	16.9%	12.1%	14.8%	15.4%
% of FP17s for the same patient ID Re-attending between 3 & 9 months - Children	198	287	69.0%	60.6%	60.9%	59.8%
% of FP17s for the same patient ID Re-attending between 3 & 9 months - Adults	181	308	58.8%	52.0%	53.2%	52.1%
% of FP17s for Band 1 Urgent Courses	39	504	7.7%	7.3%	8.3%	9.2%
% of FP17s Relating to Free Repair or Replacements	1	504	0.2%	0.8%	0.7%	0.7%
% of FP17s Relating to Continuations	0	504	0.0%	0.9%	0.8%	0.8%
% of Patients satisfied with the dentistry they have received	2	2	N/A	94.5%	93.2%	93.4%
% of Patients satisfied with the time they had to wait for an appointment	2	2	N/A	91.7%	88.5%	87.6%

* This is based on patients treated on this contract for their most recent course of treatment. Figures in italics indicate the base number of FP17s or Patient Questionnaire responses are less than 100. N/A is shown where the base number of responses is less than 10 during the period. % is calculated as Quantity/Base number*100

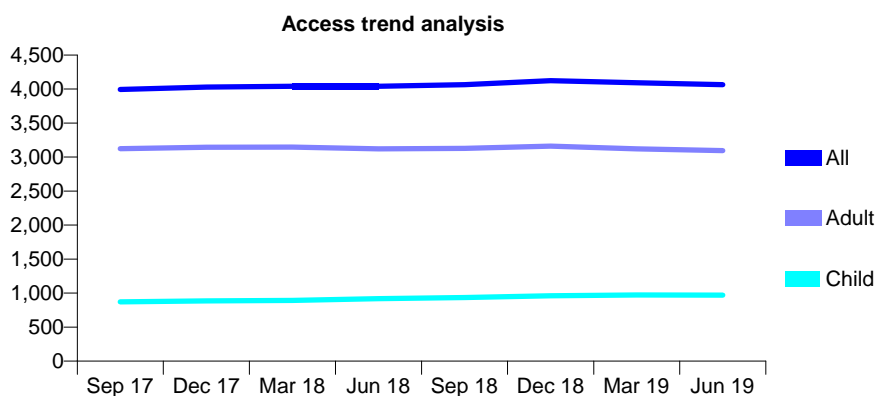
Q53 - Vital Signs At a Glance Contract Report for 167444/0001 - June 2019

Name or company name	Eachway Dental Practice
Contract type name	GDS Contract
Purpose of contract	General
Contract start date	01/04/2012
Contract end date	

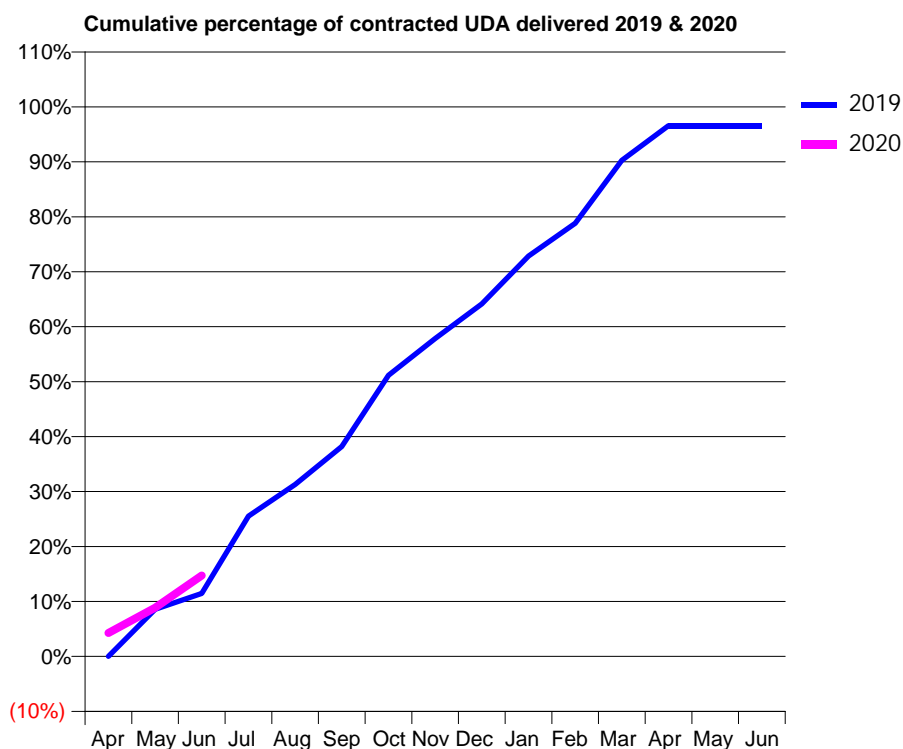
19/20 Contracted general activity (UDA)	9,534
Carry forward general activity (UDA)	0
19/20 Contracted orthodontic activity (UOA)	0
Carry forward orthodontic activity (UOA)	0
Baseline contract value	£224,555.35

ACCESS*

Patients seen in 24 months	Total	Change since previous quarter
Quarter ending June 2018	4,040	
Quarter ending September 2018	4,063	→
Quarter ending December 2018	4,123	→
Quarter ending March 2019	4,093	→
Quarter ending June 2019	4,064	→
Variance since June 2018	0.6%	→



ACTIVITY



Month	2019	2020
April	0	407
May	819	845
June	1,092	1,402
July	2,435	
August	2,984	
September	3,642	
October	4,875	
November	5,517	
December	6,116	
January	6,947	
February	7,516	
March	8,605	
April	9,207	
May	9,207	
June	9,209	

QUALITY

	Quantity	Base Number	Contract	AT	Region	England
% of FP17s for the same patient ID Re-attending within 3 months - Children	16	344	4.7%	8.8%	11.2%	11.4%
% of FP17s for the same patient ID Re-attending within 3 months - Adults	81	904	9.0%	12.1%	14.8%	15.4%
% of FP17s for the same patient ID Re-attending between 3 & 9 months - Children	218	344	63.4%	60.6%	60.9%	59.8%
% of FP17s for the same patient ID Re-attending between 3 & 9 months - Adults	548	904	60.6%	52.0%	53.2%	52.1%
% of FP17s for Band 1 Urgent Courses	65	916	7.1%	7.3%	8.3%	9.2%
% of FP17s Relating to Free Repair or Replacements	6	916	0.7%	0.8%	0.7%	0.7%
% of FP17s Relating to Continuations	6	916	0.7%	0.9%	0.8%	0.8%
% of Patients satisfied with the dentistry they have received	1	1	N/A	94.5%	93.2%	93.4%
% of Patients satisfied with the time they had to wait for an appointment	1	1	N/A	91.7%	88.5%	87.6%

* This is based on patients treated on this contract for their most recent course of treatment. Figures in italics indicate the base number of FP17s or Patient Questionnaire responses are less than 100. N/A is shown where the base number of responses is less than 10 during the period. % is calculated as Quantity/Base number*100

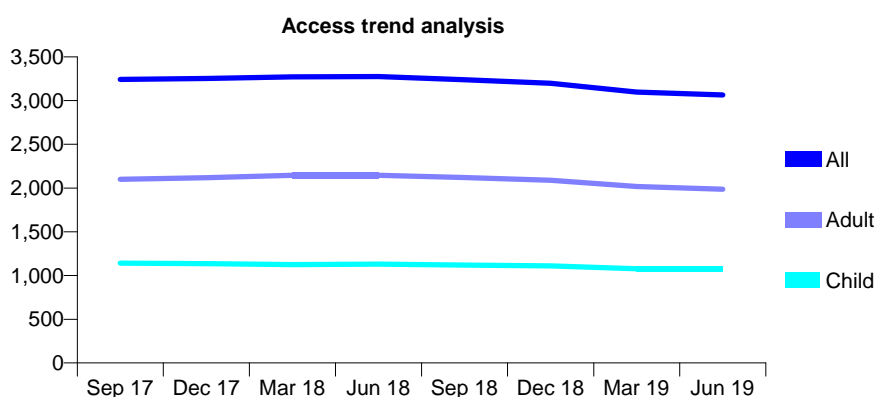
Q53 - Vital Signs At a Glance Contract Report for 169994/0002 - June 2019

Name or company name	Abbotsbury Court Practice Limited
Contract type name	GDS Contract
Purpose of contract	General
Contract start date	02/09/2012
Contract end date	

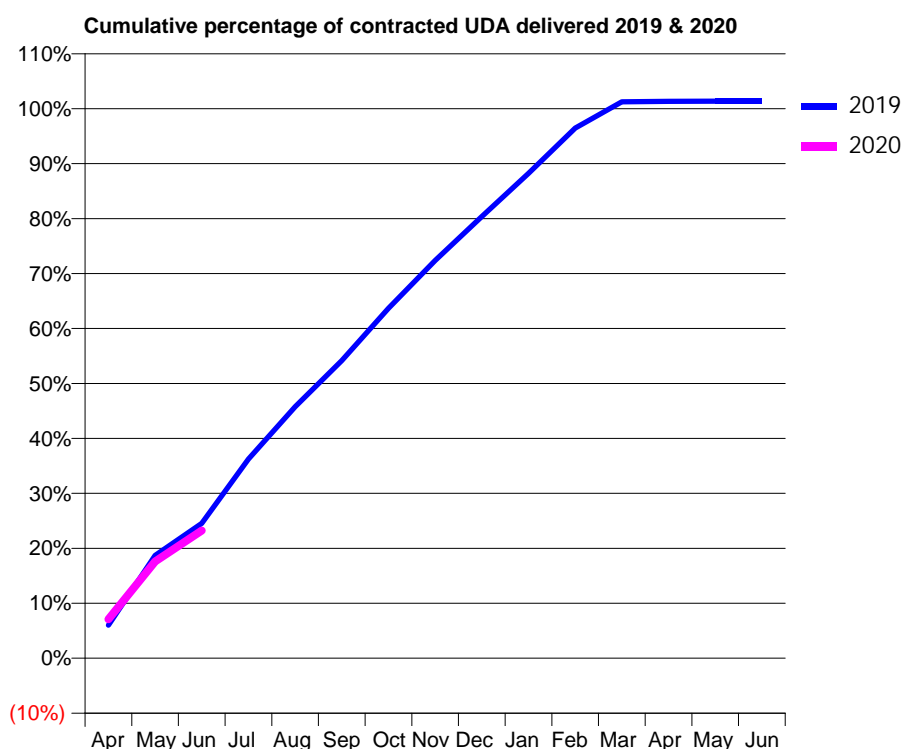
19/20 Contracted general activity (UDA)	6,527
Carry forward general activity (UDA)	0
19/20 Contracted orthodontic activity (UOA)	0
Carry forward orthodontic activity (UOA)	0
Baseline contract value	£173,634.21

ACCESS*

Patients seen in 24 months	Total	Change since previous quarter
Quarter ending June 2018	3,275	
Quarter ending September 2018	3,238	↓
Quarter ending December 2018	3,198	↓
Quarter ending March 2019	3,097	↓
Quarter ending June 2019	3,064	↓
Variance since June 2018	(6.4%)	↓



ACTIVITY



Month	2019	2020
April	392	463
May	1,222	1,149
June	1,603	1,516
July	2,365	
August	2,988	
September	3,534	
October	4,155	
November	4,724	
December	5,244	
January	5,758	
February	6,296	
March	6,608	
April	6,614	
May	6,615	
June	6,615	

QUALITY

	Quantity	Base Number	Contract	AT	Region	England
% of FP17s for the same patient ID Re-attending within 3 months - Children	29	437	6.6%	8.8%	11.2%	11.4%
% of FP17s for the same patient ID Re-attending within 3 months - Adults	59	563	10.5%	12.1%	14.8%	15.4%
% of FP17s for the same patient ID Re-attending between 3 & 9 months - Children	294	437	67.3%	60.6%	60.9%	59.8%
% of FP17s for the same patient ID Re-attending between 3 & 9 months - Adults	291	563	51.7%	52.0%	53.2%	52.1%
% of FP17s for Band 1 Urgent Courses	62	988	6.3%	7.3%	8.3%	9.2%
% of FP17s Relating to Free Repair or Replacements	12	988	1.2%	0.8%	0.7%	0.7%
% of FP17s Relating to Continuations	5	988	0.5%	0.9%	0.8%	0.8%
% of Patients satisfied with the dentistry they have received	1	1	N/A	94.5%	93.2%	93.4%
% of Patients satisfied with the time they had to wait for an appointment	1	1	N/A	91.7%	88.5%	87.6%

* This is based on patients treated on this contract for their most recent course of treatment.

Figures in italics indicate the base number of FP17s or Patient Questionnaire responses are less than 100. N/A is shown where the base number of responses is less than 10 during the period. % is calculated as Quantity/Base number*100

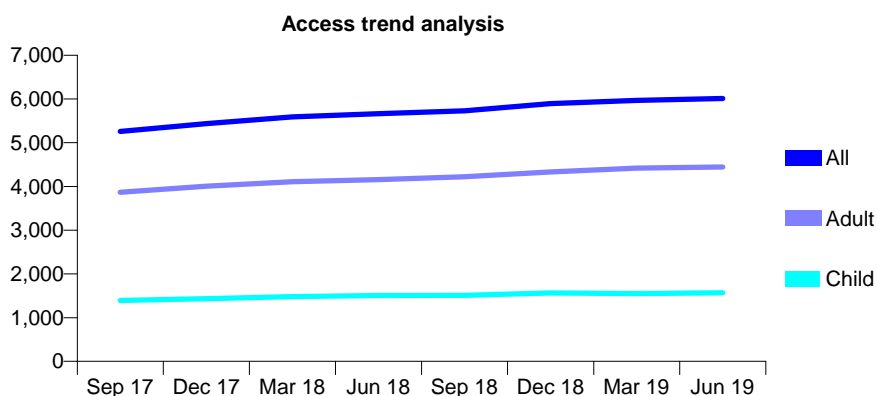
Q53 - Vital Signs At a Glance Contract Report for 174009/0001 - June 2019

Name or company name	Droitwich Spa Dental Practice
Contract type name	GDS Contract
Purpose of contract	General
Contract start date	01/03/2012
Contract end date	

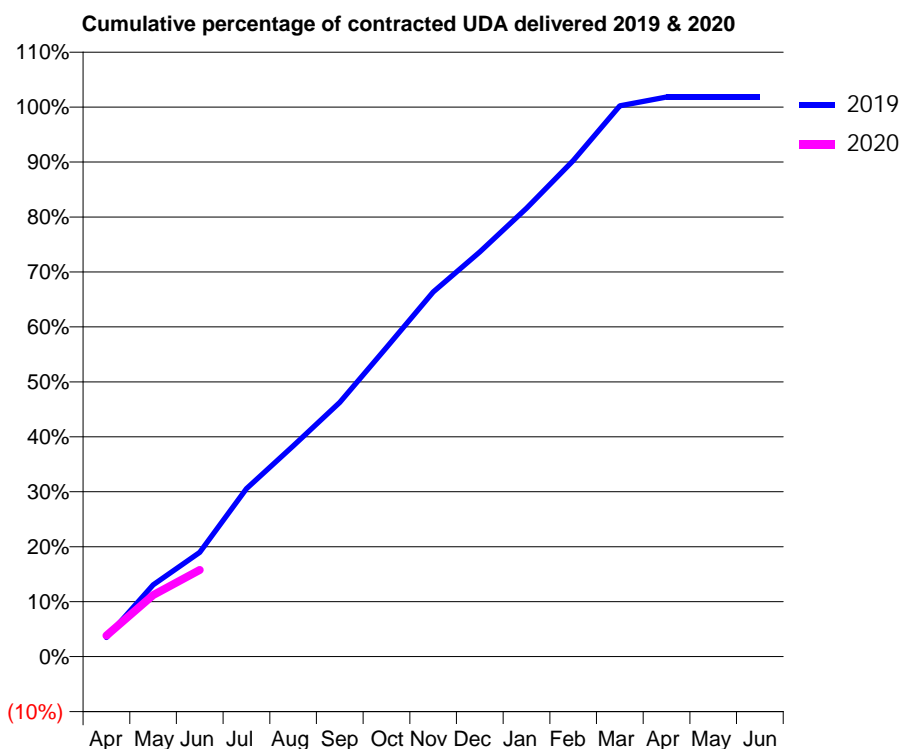
19/20 Contracted general activity (UDA)	17,772
Carry forward general activity (UDA)	0
19/20 Contracted orthodontic activity (UOA)	0
Carry forward orthodontic activity (UOA)	0
Baseline contract value	£513,221.06

ACCESS*

Patients seen in 24 months	Total	Change since previous quarter
Quarter ending June 2018	5,662	
Quarter ending September 2018	5,731	→
Quarter ending December 2018	5,894	↑
Quarter ending March 2019	5,969	→
Quarter ending June 2019	6,014	→
Variance since June 2018	6.2%	↑



ACTIVITY



Month	Adjusted Scheduled Activity (UDA)	
	2019	2020
April	618	682
May	2,323	1,990
June	3,371	2,801
July	5,431	
August	6,817	
September	8,224	
October	10,000	
November	11,795	
December	13,088	
January	14,502	
February	16,043	
March	17,811	
April	18,094	
May	18,094	
June	18,094	

QUALITY

	Quantity	Base Number	Contract	AT	Region	England
% of FP17s for the same patient ID Re-attending within 3 months - Children	27	442	6.1%	8.8%	11.2%	11.4%
% of FP17s for the same patient ID Re-attending within 3 months - Adults	149	1,155	12.9%	12.1%	14.8%	15.4%
% of FP17s for the same patient ID Re-attending between 3 & 9 months - Children	280	442	63.3%	60.6%	60.9%	59.8%
% of FP17s for the same patient ID Re-attending between 3 & 9 months - Adults	686	1,155	59.4%	52.0%	53.2%	52.1%
% of FP17s for Band 1 Urgent Courses	86	1,255	6.9%	7.3%	8.3%	9.2%
% of FP17s Relating to Free Repair or Replacements	15	1,255	1.2%	0.8%	0.7%	0.7%
% of FP17s Relating to Continuations	8	1,255	0.6%	0.9%	0.8%	0.8%
% of Patients satisfied with the dentistry they have received	6	6	N/A	94.5%	93.2%	93.4%
% of Patients satisfied with the time they had to wait for an appointment	5	6	N/A	91.7%	88.5%	87.6%

* This is based on patients treated on this contract for their most recent course of treatment. Figures in italics indicate the base number of FP17s or Patient Questionnaire responses are less than 100. N/A is shown where the base number of responses is less than 10 during the period. % is calculated as Quantity/Base number*100

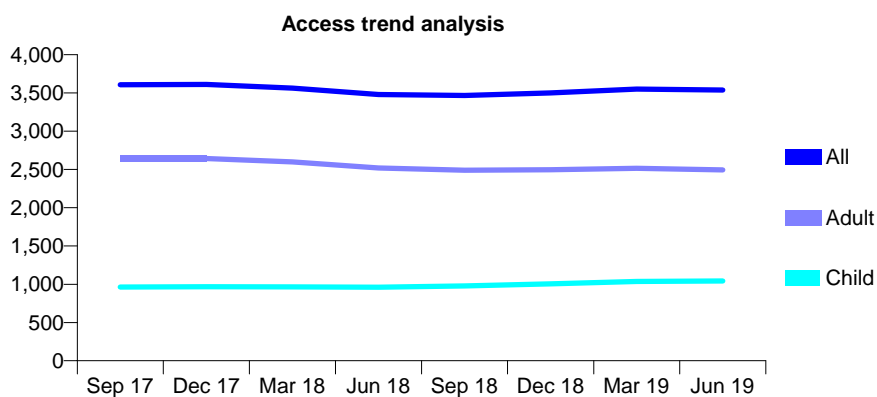
Q53 - Vital Signs At a Glance Contract Report for 174203/0001 - June 2019

Name or company name	Brighton Villa Dental Practice
Contract type name	GDS Contract
Purpose of contract	General
Contract start date	01/04/2006
Contract end date	

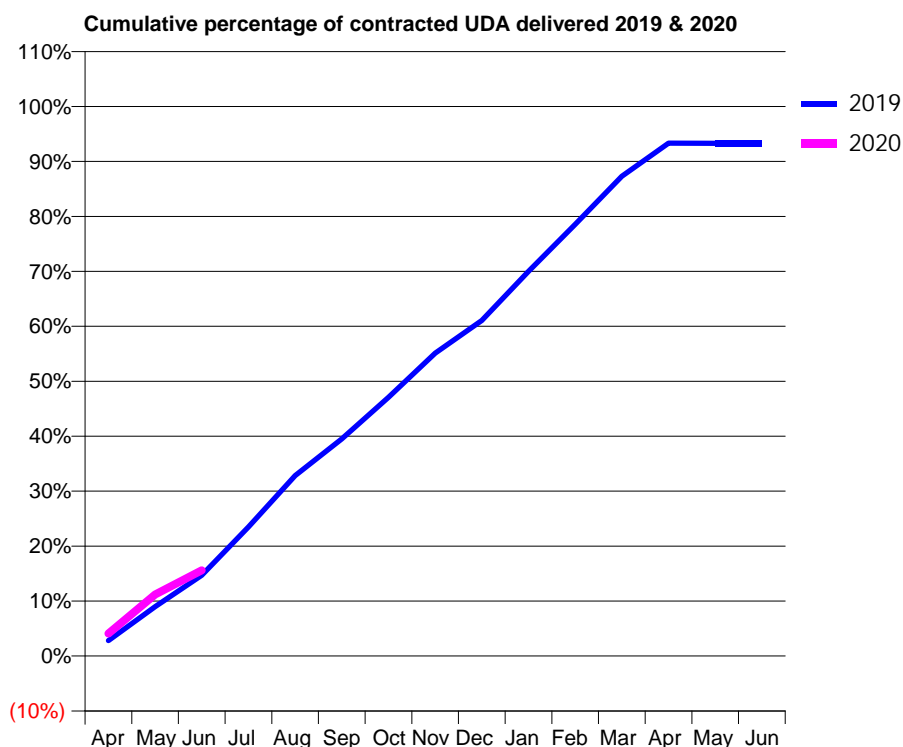
19/20 Contracted general activity (UDA)	10,754
Carry forward general activity (UDA)	0
19/20 Contracted orthodontic activity (UOA)	0
Carry forward orthodontic activity (UOA)	0
Baseline contract value	£270,693.68

ACCESS*

Patients seen in 24 months	Total	Change since previous quarter
Quarter ending June 2018	3,480	
Quarter ending September 2018	3,467	→
Quarter ending December 2018	3,501	→
Quarter ending March 2019	3,552	→
Quarter ending June 2019	3,537	→
Variance since June 2018	1.6%	→



ACTIVITY



Month	Adjusted Scheduled Activity (UDA)	
	2019	2020
April	305	439
May	966	1,204
June	1,580	1,677
July	2,527	
August	3,532	
September	4,251	
October	5,061	
November	5,928	
December	6,566	
January	7,527	
February	8,448	
March	9,389	
April	10,034	
May	10,033	
June	10,033	

QUALITY

	Quantity	Base Number	Contract	AT	Region	England
% of FP17s for the same patient ID Re-attending within 3 months - Children	62	454	13.7%	8.8%	11.2%	11.4%
% of FP17s for the same patient ID Re-attending within 3 months - Adults	112	834	13.4%	12.1%	14.8%	15.4%
% of FP17s for the same patient ID Re-attending between 3 & 9 months - Children	311	454	68.5%	60.6%	60.9%	59.8%
% of FP17s for the same patient ID Re-attending between 3 & 9 months - Adults	548	834	65.7%	52.0%	53.2%	52.1%
% of FP17s for Band 1 Urgent Courses	104	1,044	10.0%	7.3%	8.3%	9.2%
% of FP17s Relating to Free Repair or Replacements	11	1,044	1.1%	0.8%	0.7%	0.7%
% of FP17s Relating to Continuations	13	1,044	1.2%	0.9%	0.8%	0.8%
% of Patients satisfied with the dentistry they have received	1	1	N/A	94.5%	93.2%	93.4%
% of Patients satisfied with the time they had to wait for an appointment	0	1	N/A	91.7%	88.5%	87.6%

* This is based on patients treated on this contract for their most recent course of treatment. Figures in italics indicate the base number of FP17s or Patient Questionnaire responses are less than 100. N/A is shown where the base number of responses is less than 10 during the period. % is calculated as Quantity/Base number*100

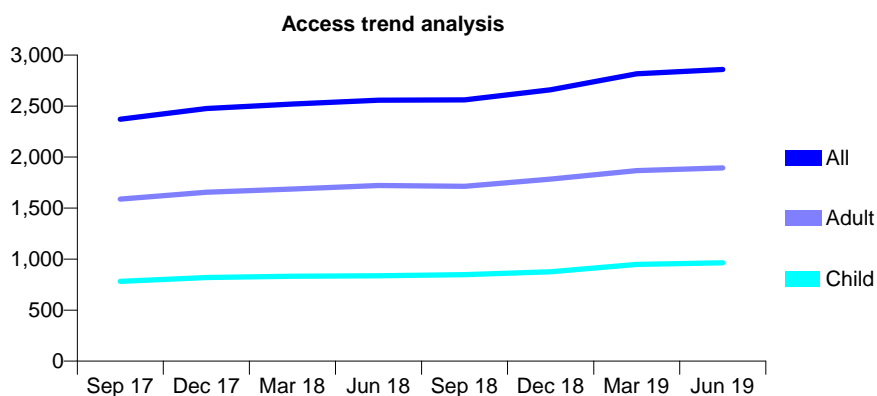
Q53 - Vital Signs At a Glance Contract Report for 175668/0001 - June 2019

Name or company name	Mr J Arhi
Contract type name	GDS Contract
Purpose of contract	General
Contract start date	01/11/2015
Contract end date	

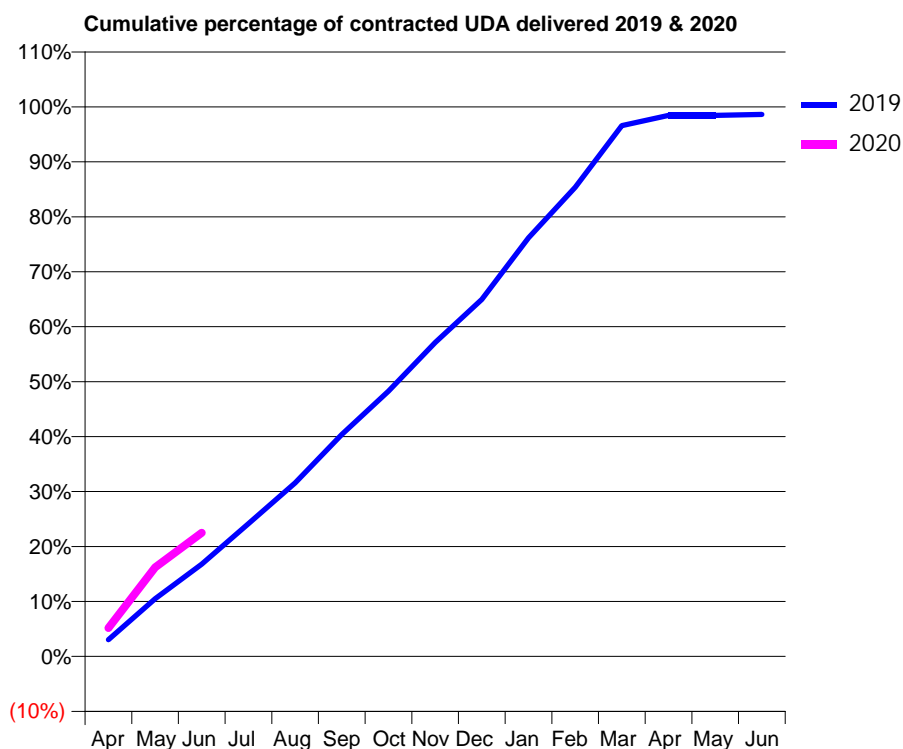
19/20 Contracted general activity (UDA)	7,993
Carry forward general activity (UDA)	0
19/20 Contracted orthodontic activity (UOA)	0
Carry forward orthodontic activity (UOA)	0
Baseline contract value	£203,531.09

ACCESS*

Patients seen in 24 months	Total	Change since previous quarter
Quarter ending June 2018	2,558	
Quarter ending September 2018	2,561	→
Quarter ending December 2018	2,660	↑
Quarter ending March 2019	2,816	↑
Quarter ending June 2019	2,858	→
Variance since June 2018	11.7%	↑



ACTIVITY



Month	2019	2020
April	243	415
May	839	1,295
June	1,342	1,799
July	1,931	
August	2,525	
September	3,229	
October	3,858	
November	4,568	
December	5,191	
January	6,087	
February	6,822	
March	7,718	
April	7,868	
May	7,868	
June	7,883	

QUALITY

	Quantity	Base Number	Contract	AT	Region	England
% of FP17s for the same patient ID Re-attending within 3 months - Children	19	354	5.4%	8.8%	11.2%	11.4%
% of FP17s for the same patient ID Re-attending within 3 months - Adults	48	544	8.8%	12.1%	14.8%	15.4%
% of FP17s for the same patient ID Re-attending between 3 & 9 months - Children	216	354	61.0%	60.6%	60.9%	59.8%
% of FP17s for the same patient ID Re-attending between 3 & 9 months - Adults	290	544	53.3%	52.0%	53.2%	52.1%
% of FP17s for Band 1 Urgent Courses	28	799	3.5%	7.3%	8.3%	9.2%
% of FP17s Relating to Free Repair or Replacements	16	799	2.0%	0.8%	0.7%	0.7%
% of FP17s Relating to Continuations	2	799	0.3%	0.9%	0.8%	0.8%
% of Patients satisfied with the dentistry they have received	1	1	N/A	94.5%	93.2%	93.4%
% of Patients satisfied with the time they had to wait for an appointment	1	1	N/A	91.7%	88.5%	87.6%

* This is based on patients treated on this contract for their most recent course of treatment. Figures in italics indicate the base number of FP17s or Patient Questionnaire responses are less than 100. N/A is shown where the base number of responses is less than 10 during the period. % is calculated as Quantity/Base number*100

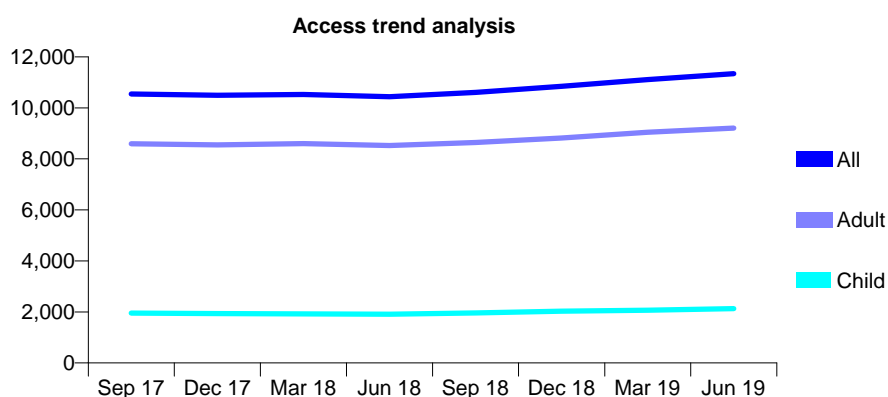
Q53 - Vital Signs At a Glance Contract Report for 176370/0001 - June 2019

Name or company name	Kyrle Street Dental Practice
Contract type name	Pilot Contract
Purpose of contract	General
Contract start date	01/04/2006
Contract end date	

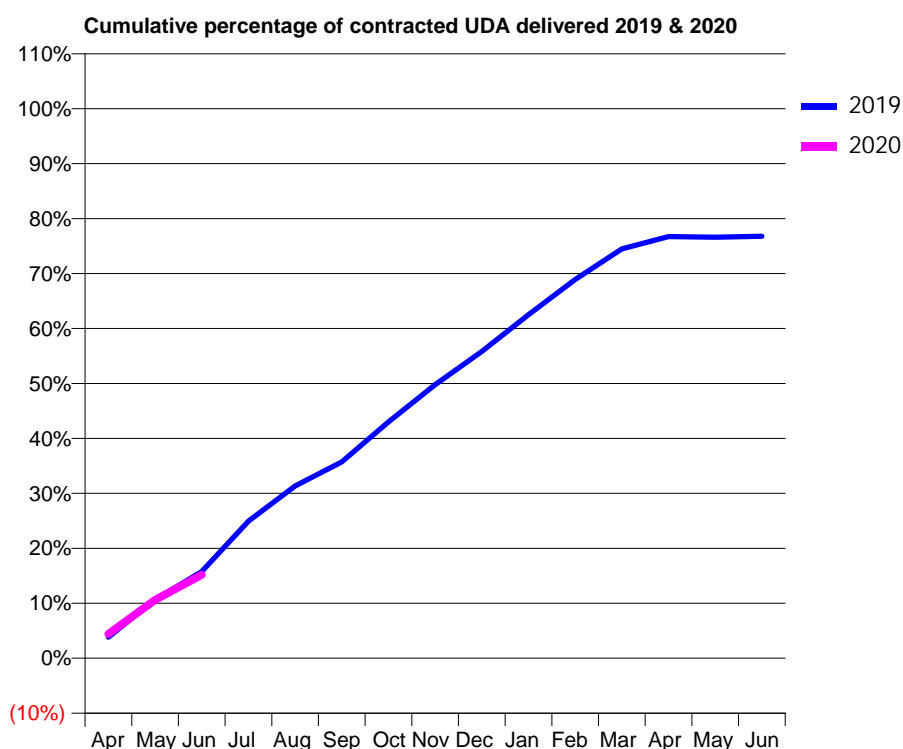
19/20 Contracted general activity (UDA)	29,000
Carry forward general activity (UDA)	0
19/20 Contracted orthodontic activity (UOA)	0
Carry forward orthodontic activity (UOA)	0
Baseline contract value	£776,938.12

ACCESS*

Patients seen in 24 months	Total	Change since previous quarter
Quarter ending June 2018	10,437	
Quarter ending September 2018	10,607	→
Quarter ending December 2018	10,848	↑
Quarter ending March 2019	11,110	↑
Quarter ending June 2019	11,339	↑
Variance since June 2018	8.6%	↑



ACTIVITY



Month	2019	2020
April	1,113	1,283
May	3,094	3,081
June	4,575	4,411
July	7,229	
August	9,098	
September	10,353	
October	12,468	
November	14,434	
December	16,183	
January	18,128	
February	19,988	
March	21,600	
April	22,247	
May	22,216	
June	22,262	

QUALITY

	Quantity	Base Number	Contract	AT	Region	England
% of FP17s for the same patient ID Re-attending within 3 months - Children	26	574	4.5%	8.8%	11.2%	11.4%
% of FP17s for the same patient ID Re-attending within 3 months - Adults	316	2,346	13.5%	12.1%	14.8%	15.4%
% of FP17s for the same patient ID Re-attending between 3 & 9 months - Children	192	574	33.4%	60.6%	60.9%	59.8%
% of FP17s for the same patient ID Re-attending between 3 & 9 months - Adults	609	2,346	26.0%	52.0%	53.2%	52.1%
% of FP17s for Band 1 Urgent Courses	290	2,336	12.4%	7.3%	8.3%	9.2%
% of FP17s Relating to Free Repair or Replacements	16	2,336	0.7%	0.8%	0.7%	0.7%
% of FP17s Relating to Continuations	8	2,336	0.3%	0.9%	0.8%	0.8%
% of Patients satisfied with the dentistry they have received	4	4	N/A	94.5%	93.2%	93.4%
% of Patients satisfied with the time they had to wait for an appointment	4	4	N/A	91.7%	88.5%	87.6%

* This is based on patients treated on this contract for their most recent course of treatment.

Figures in italics indicate the base number of FP17s or Patient Questionnaire responses are less than 100. N/A is shown where the base number of responses is less than 10 during the period. % is calculated as Quantity/Base number*100

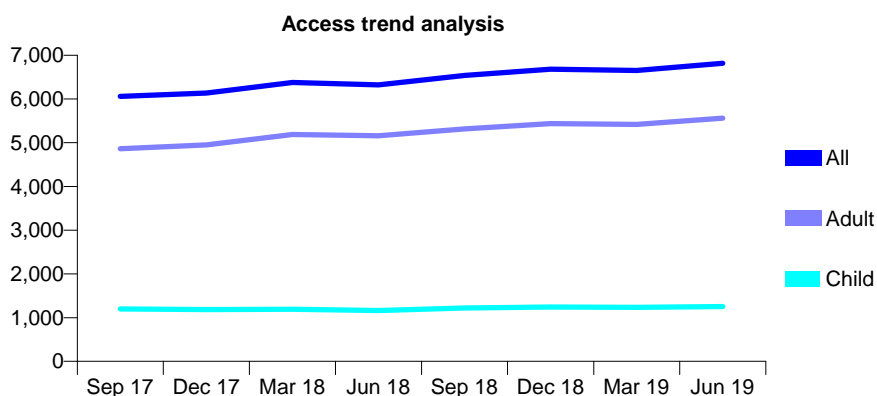
Q53 - Vital Signs At a Glance Contract Report for 176834/0001 - June 2019

Name or company name	Bewdley Dental Partnership
Contract type name	GDS Contract
Purpose of contract	General
Contract start date	01/02/2009
Contract end date	

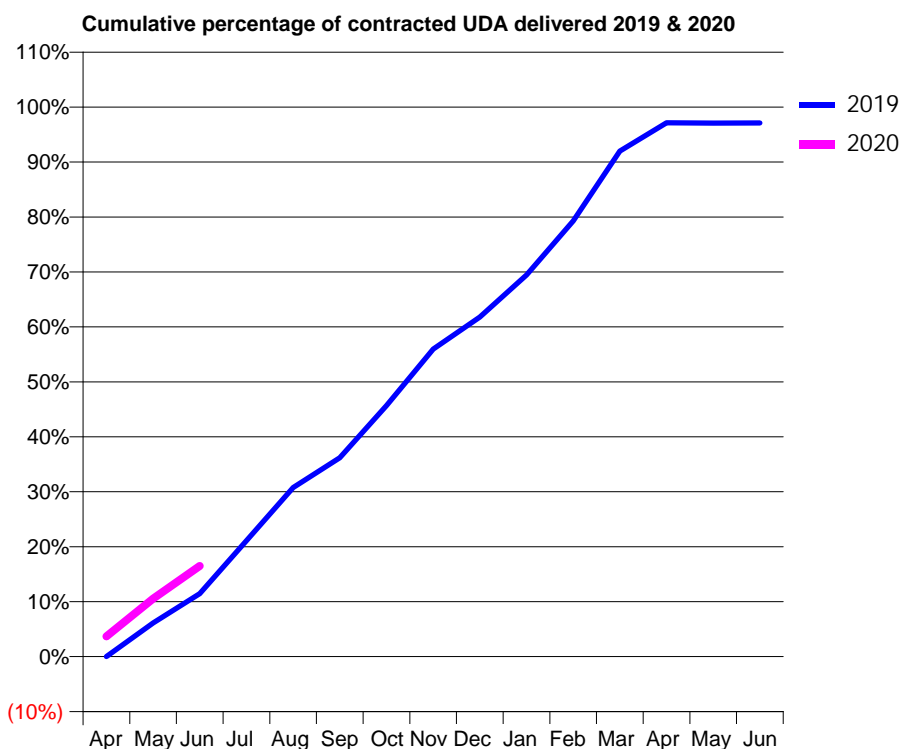
19/20 Contracted general activity (UDA)	20,370
Carry forward general activity (UDA)	0
19/20 Contracted orthodontic activity (UOA)	0
Carry forward orthodontic activity (UOA)	0
Baseline contract value	£685,162.36

ACCESS*

Patients seen in 24 months	Total	Change since previous quarter
Quarter ending June 2018	6,321	
Quarter ending September 2018	6,539	↑
Quarter ending December 2018	6,680	↑
Quarter ending March 2019	6,653	→
Quarter ending June 2019	6,814	↑
Variance since June 2018	7.8%	↑



ACTIVITY



Month	Adjusted Scheduled Activity (UDA)	
	2019	2020
April	3	755
May	1,248	2,154
June	2,336	3,361
July	4,300	
August	6,266	
September	7,375	
October	9,308	
November	11,402	
December	12,581	
January	14,145	
February	16,151	
March	18,738	
April	19,786	
May	19,778	
June	19,780	

QUALITY

	Quantity	Base Number	Contract	AT	Region	England
% of FP17s for the same patient ID Re-attending within 3 months - Children	23	434	5.3%	8.8%	11.2%	11.4%
% of FP17s for the same patient ID Re-attending within 3 months - Adults	128	1,442	8.9%	12.1%	14.8%	15.4%
% of FP17s for the same patient ID Re-attending between 3 & 9 months - Children	270	434	62.2%	60.6%	60.9%	59.8%
% of FP17s for the same patient ID Re-attending between 3 & 9 months - Adults	755	1,442	52.4%	52.0%	53.2%	52.1%
% of FP17s for Band 1 Urgent Courses	35	1,514	2.3%	7.3%	8.3%	9.2%
% of FP17s Relating to Free Repair or Replacements	16	1,514	1.1%	0.8%	0.7%	0.7%
% of FP17s Relating to Continuations	14	1,514	0.9%	0.9%	0.8%	0.8%
% of Patients satisfied with the dentistry they have received	6	7	N/A	94.5%	93.2%	93.4%
% of Patients satisfied with the time they had to wait for an appointment	5	7	N/A	91.7%	88.5%	87.6%

* This is based on patients treated on this contract for their most recent course of treatment. Figures in italics indicate the base number of FP17s or Patient Questionnaire responses are less than 100. N/A is shown where the base number of responses is less than 10 during the period. % is calculated as Quantity/Base number*100

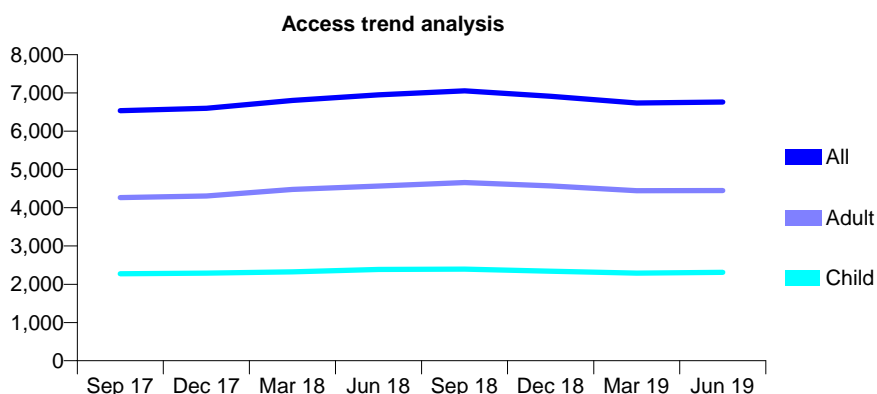
Q53 - Vital Signs At a Glance Contract Report for 177040/0001 - June 2019

Name or company name	Mr S B Ahmed Mulgund and Mrs S S Mulgu
Contract type name	GDS Contract
Purpose of contract	General
Contract start date	01/12/2014
Contract end date	

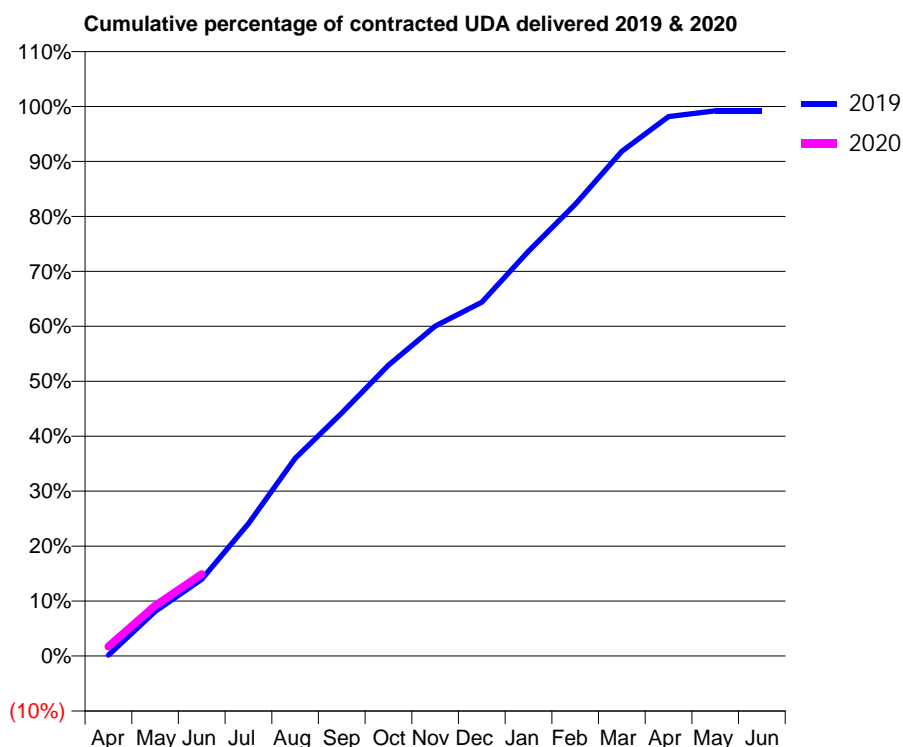
19/20 Contracted general activity (UDA)	14,774
Carry forward general activity (UDA)	0
19/20 Contracted orthodontic activity (UOA)	0
Carry forward orthodontic activity (UOA)	0
Baseline contract value	£397,170.97

ACCESS*

Patients seen in 24 months	Total	Change since previous quarter
Quarter ending June 2018	6,948	
Quarter ending September 2018	7,055	→
Quarter ending December 2018	6,911	↓
Quarter ending March 2019	6,735	↓
Quarter ending June 2019	6,761	→
Variance since June 2018	(2.7%)	↓



ACTIVITY



Month	Adjusted Scheduled Activity (UDA)	
	2019	2020
April	22	257
May	1,200	1,355
June	2,062	2,198
July	3,562	
August	5,316	
September	6,534	
October	7,822	
November	8,870	
December	9,509	
January	10,883	
February	12,146	
March	13,567	
April	14,501	
May	14,659	
June	14,659	

QUALITY

	Quantity	Base Number	Contract	AT	Region	England
% of FP17s for the same patient ID Re-attending within 3 months - Children	22	585	3.8%	8.8%	11.2%	11.4%
% of FP17s for the same patient ID Re-attending within 3 months - Adults	52	935	5.6%	12.1%	14.8%	15.4%
% of FP17s for the same patient ID Re-attending between 3 & 9 months - Children	312	585	53.3%	60.6%	60.9%	59.8%
% of FP17s for the same patient ID Re-attending between 3 & 9 months - Adults	412	935	44.1%	52.0%	53.2%	52.1%
% of FP17s for Band 1 Urgent Courses	15	954	1.6%	7.3%	8.3%	9.2%
% of FP17s Relating to Free Repair or Replacements	1	954	0.1%	0.8%	0.7%	0.7%
% of FP17s Relating to Continuations	1	954	0.1%	0.9%	0.8%	0.8%
% of Patients satisfied with the dentistry they have received	3	3	N/A	94.5%	93.2%	93.4%
% of Patients satisfied with the time they had to wait for an appointment	1	3	N/A	91.7%	88.5%	87.6%

* This is based on patients treated on this contract for their most recent course of treatment. Figures in italics indicate the base number of FP17s or Patient Questionnaire responses are less than 100. N/A is shown where the base number of responses is less than 10 during the period. % is calculated as Quantity/Base number*100

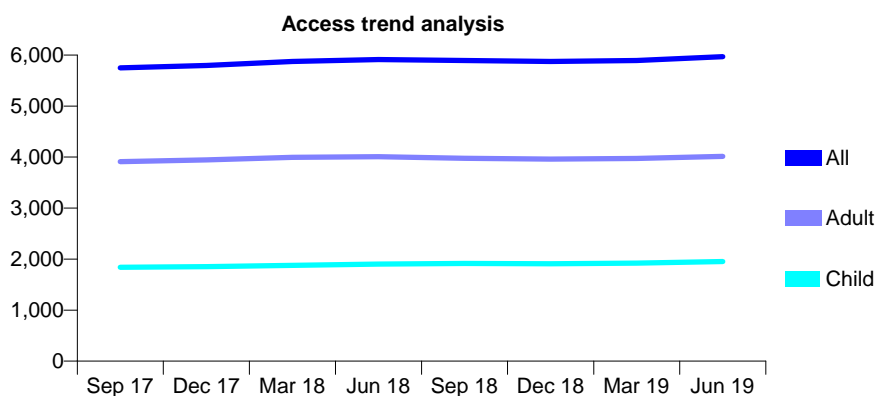
Q53 - Vital Signs At a Glance Contract Report for 179531/0001 - June 2019

Name or company name	Mr & Mrs Parvis
Contract type name	GDS Contract
Purpose of contract	General and Orthodontic
Contract start date	01/07/2013
Contract end date	

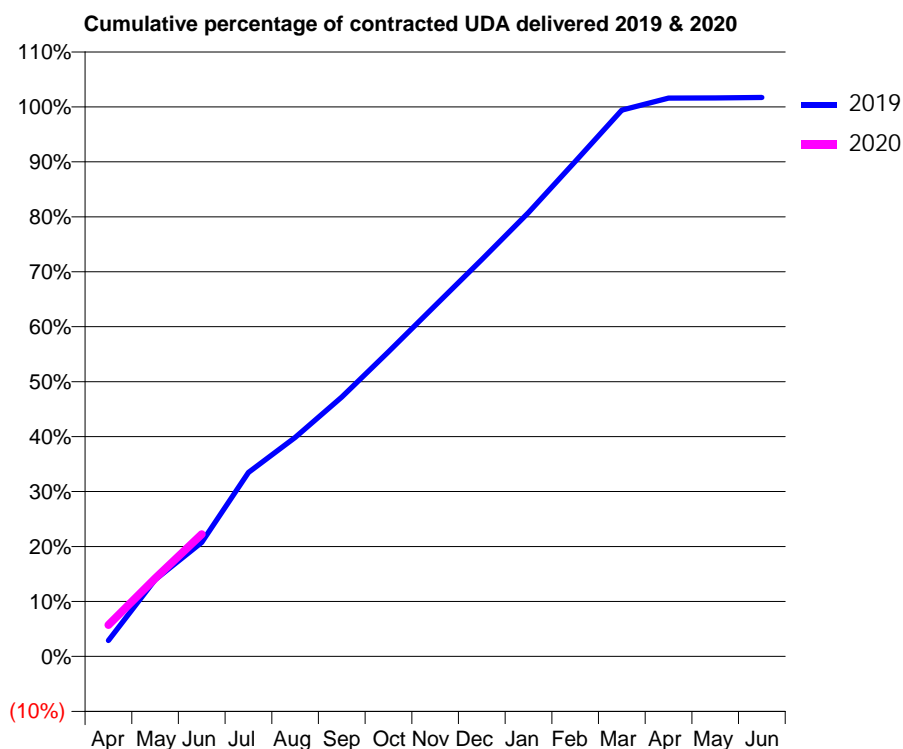
19/20 Contracted general activity (UDA)	14,510
Carry forward general activity (UDA)	0
19/20 Contracted orthodontic activity (UOA)	106
Carry forward orthodontic activity (UOA)	0
Baseline contract value	£374,329.67

ACCESS*

Patients seen in 24 months	Total	Change since previous quarter
Quarter ending June 2018	5,912	
Quarter ending September 2018	5,893	→
Quarter ending December 2018	5,873	→
Quarter ending March 2019	5,894	→
Quarter ending June 2019	5,967	→
Variance since June 2018	0.9%	→



ACTIVITY



Month	2019	2020
April	421	833
May	2,026	2,060
June	3,011	3,226
July	4,859	
August	5,783	
September	6,848	
October	8,043	
November	9,265	
December	10,479	
January	11,719	
February	13,068	
March	14,424	
April	14,741	
May	14,746	
June	14,760	

QUALITY

	Quantity	Base Number	Contract	AT	Region	England
% of FP17s for the same patient ID Re-attending within 3 months - Children	54	713	7.6%	8.8%	11.2%	11.4%
% of FP17s for the same patient ID Re-attending within 3 months - Adults	121	1,210	10.0%	12.1%	14.8%	15.4%
% of FP17s for the same patient ID Re-attending between 3 & 9 months - Children	451	713	63.3%	60.6%	60.9%	59.8%
% of FP17s for the same patient ID Re-attending between 3 & 9 months - Adults	613	1,210	50.7%	52.0%	53.2%	52.1%
% of FP17s for Band 1 Urgent Courses	83	1,763	4.7%	7.3%	8.3%	9.2%
% of FP17s Relating to Free Repair or Replacements	6	1,763	0.3%	0.8%	0.7%	0.7%
% of FP17s Relating to Continuations	3	1,763	0.2%	0.9%	0.8%	0.8%
% of Patients satisfied with the dentistry they have received	2	3	N/A	94.5%	93.2%	93.4%
% of Patients satisfied with the time they had to wait for an appointment	3	3	N/A	91.7%	88.5%	87.6%

* This is based on patients treated on this contract for their most recent course of treatment. Figures in italics indicate the base number of FP17s or Patient Questionnaire responses are less than 100. N/A is shown where the base number of responses is less than 10 during the period. % is calculated as Quantity/Base number*100

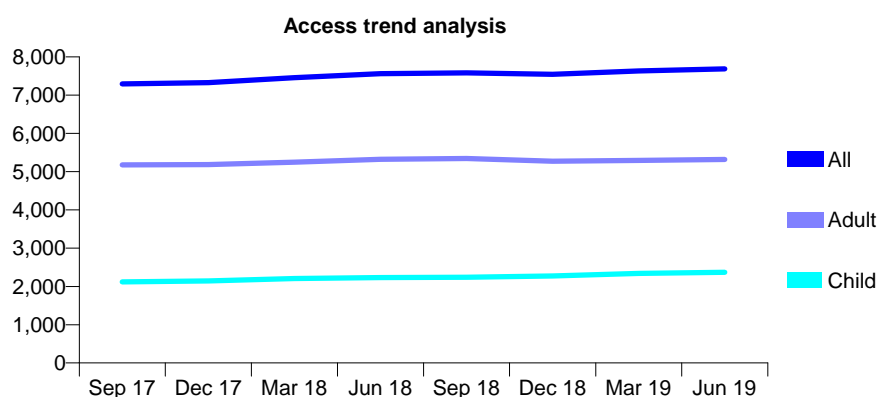
Q53 - Vital Signs At a Glance Contract Report for 179531/0002 - June 2019

Name or company name	Mr & Mrs Parvis
Contract type name	GDS Contract
Purpose of contract	General and Orthodontic
Contract start date	01/07/2013
Contract end date	

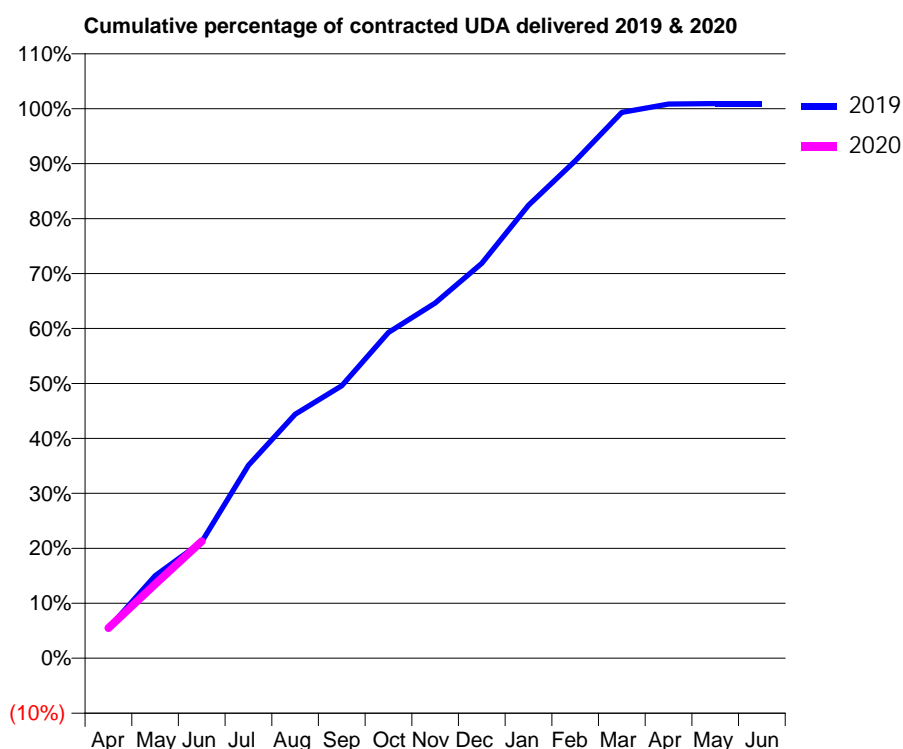
19/20 Contracted general activity (UDA)	16,334
Carry forward general activity (UDA)	0
19/20 Contracted orthodontic activity (UOA)	264
Carry forward orthodontic activity (UOA)	0
Baseline contract value	£443,340.46

ACCESS*

Patients seen in 24 months	Total	Change since previous quarter
Quarter ending June 2018	7,558	
Quarter ending September 2018	7,583	→
Quarter ending December 2018	7,546	→
Quarter ending March 2019	7,633	→
Quarter ending June 2019	7,688	→
Variance since June 2018	1.7%	→



ACTIVITY



Month	2019	2020
April	894	896
May	2,453	2,202
June	3,464	3,472
July	5,733	
August	7,252	
September	8,099	
October	9,681	
November	10,559	
December	11,740	
January	13,464	
February	14,782	
March	16,223	
April	16,471	
May	16,484	
June	16,482	

QUALITY

	Quantity	Base Number	Contract	AT	Region	England
% of FP17s for the same patient ID Re-attending within 3 months - Children	45	853	5.3%	8.8%	11.2%	11.4%
% of FP17s for the same patient ID Re-attending within 3 months - Adults	167	1,493	11.2%	12.1%	14.8%	15.4%
% of FP17s for the same patient ID Re-attending between 3 & 9 months - Children	542	853	63.5%	60.6%	60.9%	59.8%
% of FP17s for the same patient ID Re-attending between 3 & 9 months - Adults	681	1,493	45.6%	52.0%	53.2%	52.1%
% of FP17s for Band 1 Urgent Courses	97	2,005	4.8%	7.3%	8.3%	9.2%
% of FP17s Relating to Free Repair or Replacements	6	2,005	0.3%	0.8%	0.7%	0.7%
% of FP17s Relating to Continuations	4	2,005	0.2%	0.9%	0.8%	0.8%
% of Patients satisfied with the dentistry they have received	6	7	N/A	94.5%	93.2%	93.4%
% of Patients satisfied with the time they had to wait for an appointment	6	7	N/A	91.7%	88.5%	87.6%

* This is based on patients treated on this contract for their most recent course of treatment.

Figures in italics indicate the base number of FP17s or Patient Questionnaire responses are less than 100. N/A is shown where the base number of responses is less than 10 during the period. % is calculated as Quantity/Base number*100

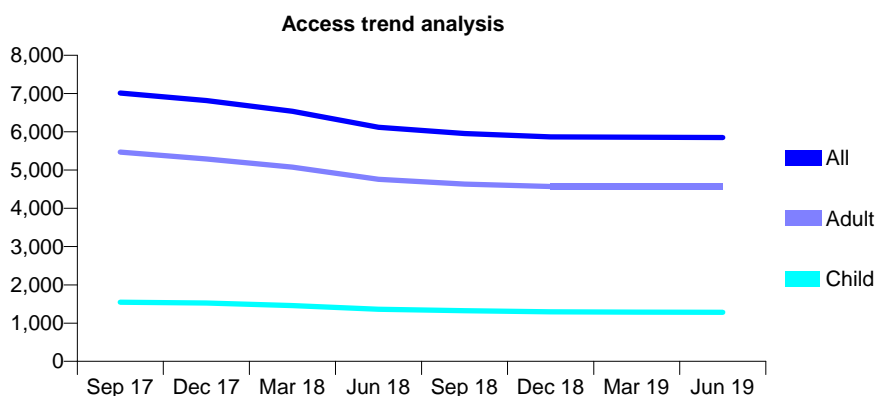
Q53 - Vital Signs At a Glance Contract Report for 180122/0002 - June 2019

Name or company name	IDH Limited
Contract type name	GDS Contract
Purpose of contract	General
Contract start date	01/09/2008
Contract end date	

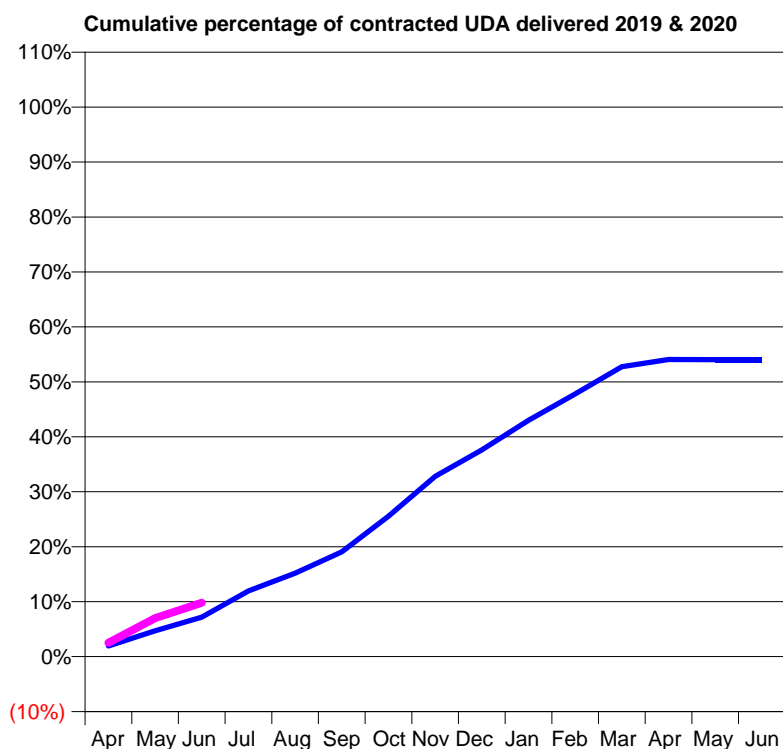
19/20 Contracted general activity (UDA)	24,615
Carry forward general activity (UDA)	0
19/20 Contracted orthodontic activity (UOA)	0
Carry forward orthodontic activity (UOA)	0
Baseline contract value	£739,622.75

ACCESS*

Patients seen in 24 months	Total	Change since previous quarter
Quarter ending June 2018	6,117	
Quarter ending September 2018	5,954	↓
Quarter ending December 2018	5,867	↓
Quarter ending March 2019	5,857	→
Quarter ending June 2019	5,850	→
Variance since June 2018	(4.4%)	↓



ACTIVITY



Month	Adjusted Scheduled Activity (UDA)	
	2019	2020
April	474	625
May	1,164	1,722
June	1,767	2,418
July	2,940	
August	3,742	
September	4,693	
October	6,293	
November	8,071	
December	9,259	
January	10,579	
February	11,768	
March	12,983	
April	13,313	
May	13,301	
June	13,301	

QUALITY

	Quantity	Base Number	Contract	AT	Region	England
% of FP17s for the same patient ID Re-attending within 3 months - Children	19	373	5.1%	8.8%	11.2%	11.4%
% of FP17s for the same patient ID Re-attending within 3 months - Adults	118	1,231	9.6%	12.1%	14.8%	15.4%
% of FP17s for the same patient ID Re-attending between 3 & 9 months - Children	227	373	60.9%	60.6%	60.9%	59.8%
% of FP17s for the same patient ID Re-attending between 3 & 9 months - Adults	620	1,231	50.4%	52.0%	53.2%	52.1%
% of FP17s for Band 1 Urgent Courses	92	1,417	6.5%	7.3%	8.3%	9.2%
% of FP17s Relating to Free Repair or Replacements	7	1,417	0.5%	0.8%	0.7%	0.7%
% of FP17s Relating to Continuations	9	1,417	0.6%	0.9%	0.8%	0.8%
% of Patients satisfied with the dentistry they have received	1	1	N/A	94.5%	93.2%	93.4%
% of Patients satisfied with the time they had to wait for an appointment	0	1	N/A	91.7%	88.5%	87.6%

* This is based on patients treated on this contract for their most recent course of treatment. Figures in italics indicate the base number of FP17s or Patient Questionnaire responses are less than 100. N/A is shown where the base number of responses is less than 10 during the period. % is calculated as Quantity/Base number*100

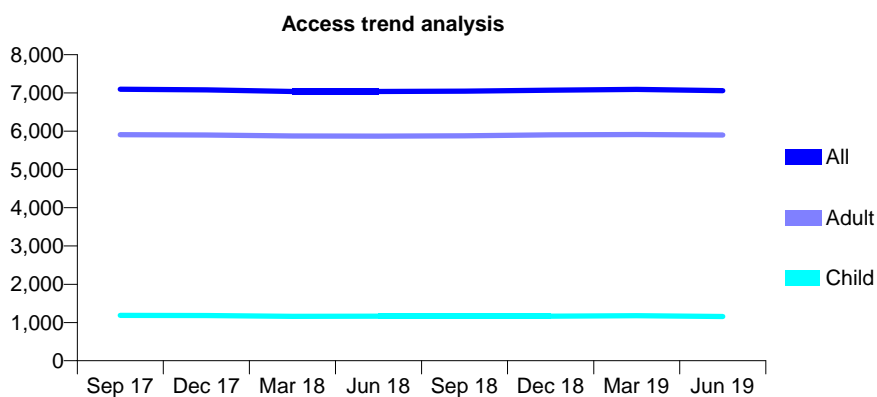
Q53 - Vital Signs At a Glance Contract Report for 180793/0001 - June 2019

Name or company name	Coleshill Smile Care Limited
Contract type name	GDS Contract
Purpose of contract	General
Contract start date	01/04/2014
Contract end date	

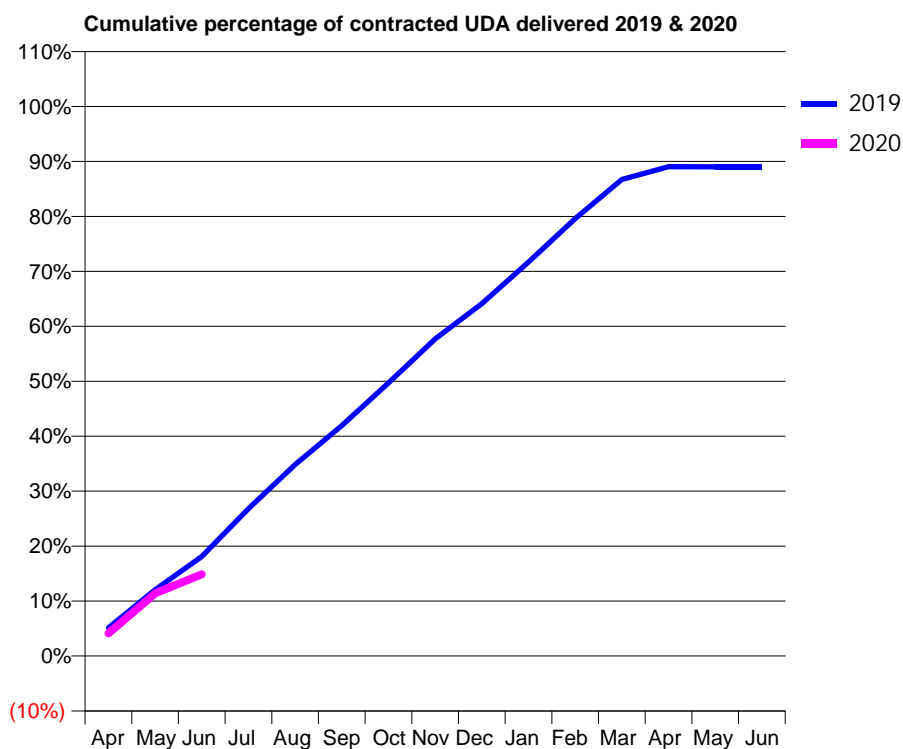
19/20 Contracted general activity (UDA)	20,993
Carry forward general activity (UDA)	0
19/20 Contracted orthodontic activity (UOA)	0
Carry forward orthodontic activity (UOA)	0
Baseline contract value	£621,859.42

ACCESS*

Patients seen in 24 months	Total	Change since previous quarter
Quarter ending June 2018	7,036	
Quarter ending September 2018	7,045	→
Quarter ending December 2018	7,071	→
Quarter ending March 2019	7,091	→
Quarter ending June 2019	7,057	→
Variance since June 2018	0.3%	→



ACTIVITY



Month	Adjusted Scheduled Activity (UDA)	
	2019	2020
April	1,083	866
May	2,533	2,393
June	3,802	3,118
July	5,627	
August	7,315	
September	8,800	
October	10,435	
November	12,113	
December	13,462	
January	15,047	
February	16,712	
March	18,205	
April	18,694	
May	18,690	
June	18,681	

QUALITY

	Quantity	Base Number	Contract	AT	Region	England
% of FP17s for the same patient ID Re-attending within 3 months - Children	20	340	5.9%	8.8%	11.2%	11.4%
% of FP17s for the same patient ID Re-attending within 3 months - Adults	229	1,709	13.4%	12.1%	14.8%	15.4%
% of FP17s for the same patient ID Re-attending between 3 & 9 months - Children	211	340	62.1%	60.6%	60.9%	59.8%
% of FP17s for the same patient ID Re-attending between 3 & 9 months - Adults	1,009	1,709	59.0%	52.0%	53.2%	52.1%
% of FP17s for Band 1 Urgent Courses	212	1,792	11.8%	7.3%	8.3%	9.2%
% of FP17s Relating to Free Repair or Replacements	25	1,792	1.4%	0.8%	0.7%	0.7%
% of FP17s Relating to Continuations	20	1,792	1.1%	0.9%	0.8%	0.8%
% of Patients satisfied with the dentistry they have received	4	4	N/A	94.5%	93.2%	93.4%
% of Patients satisfied with the time they had to wait for an appointment	3	4	N/A	91.7%	88.5%	87.6%

* This is based on patients treated on this contract for their most recent course of treatment. Figures in italics indicate the base number of FP17s or Patient Questionnaire responses are less than 100. N/A is shown where the base number of responses is less than 10 during the period. % is calculated as Quantity/Base number*100

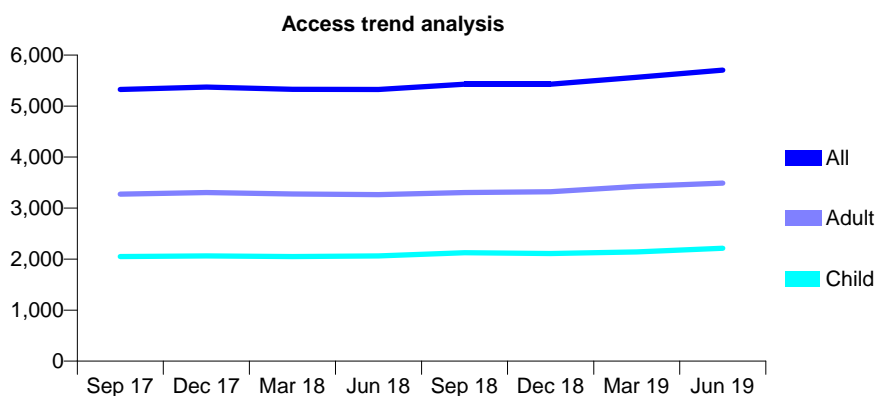
Q53 - Vital Signs At a Glance Contract Report for 181307/0001 - June 2019

Name or company name	Willenhall Dental Care
Contract type name	GDS Contract
Purpose of contract	General
Contract start date	01/09/2011
Contract end date	

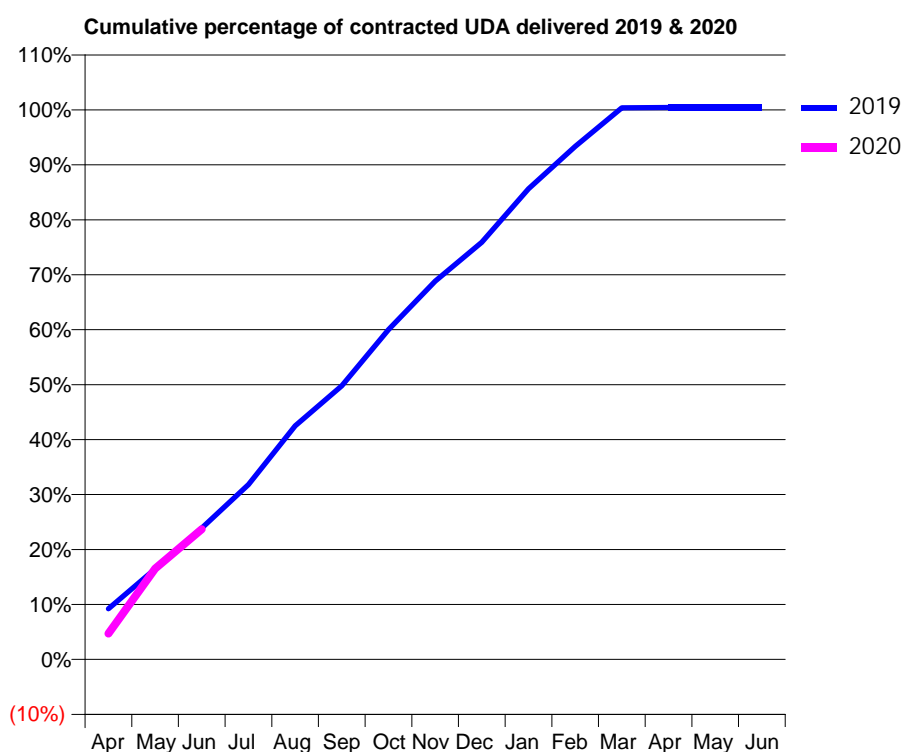
19/20 Contracted general activity (UDA)	12,679
Carry forward general activity (UDA)	0
19/20 Contracted orthodontic activity (UOA)	0
Carry forward orthodontic activity (UOA)	0
Baseline contract value	£328,070.38

ACCESS*

Patients seen in 24 months	Total	Change since previous quarter
Quarter ending June 2018	5,326	
Quarter ending September 2018	5,429	→
Quarter ending December 2018	5,430	→
Quarter ending March 2019	5,564	↑
Quarter ending June 2019	5,705	↑
Variance since June 2018	7.1%	↑



ACTIVITY



Adjusted Scheduled Activity (UDA)		
Month	2019	2020
April	1,170	598
May	2,087	2,097
June	3,029	3,004
July	4,037	
August	5,388	
September	6,313	
October	7,606	
November	8,726	
December	9,624	
January	10,856	
February	11,834	
March	12,725	
April	12,734	
May	12,734	
June	12,734	

QUALITY

	Quantity	Base Number	Contract	AT	Region	England
% of FP17s for the same patient ID Re-attending within 3 months - Children	4	732	0.5%	8.8%	11.2%	11.4%
% of FP17s for the same patient ID Re-attending within 3 months - Adults	11	915	1.2%	12.1%	14.8%	15.4%
% of FP17s for the same patient ID Re-attending between 3 & 9 months - Children	438	732	59.8%	60.6%	60.9%	59.8%
% of FP17s for the same patient ID Re-attending between 3 & 9 months - Adults	518	915	56.6%	52.0%	53.2%	52.1%
% of FP17s for Band 1 Urgent Courses	10	1,638	0.6%	7.3%	8.3%	9.2%
% of FP17s Relating to Free Repair or Replacements	0	1,638	0.0%	0.8%	0.7%	0.7%
% of FP17s Relating to Continuations	0	1,638	0.0%	0.9%	0.8%	0.8%
% of Patients satisfied with the dentistry they have received	3	3	N/A	94.5%	93.2%	93.4%
% of Patients satisfied with the time they had to wait for an appointment	3	3	N/A	91.7%	88.5%	87.6%

* This is based on patients treated on this contract for their most recent course of treatment. Figures in italics indicate the base number of FP17s or Patient Questionnaire responses are less than 100. N/A is shown where the base number of responses is less than 10 during the period. % is calculated as Quantity/Base number*100

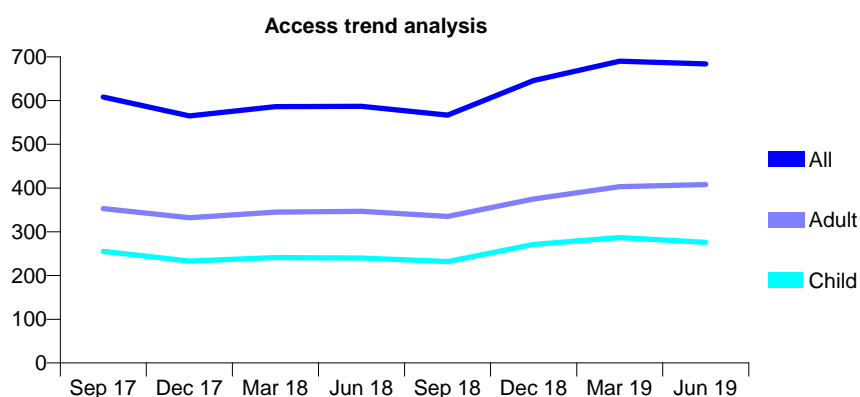
Q53 - Vital Signs At a Glance Contract Report for 182109/0001 - June 2019

Name or company name	Evesham Place Limited
Contract type name	GDS Contract
Purpose of contract	General
Contract start date	01/04/2015
Contract end date	

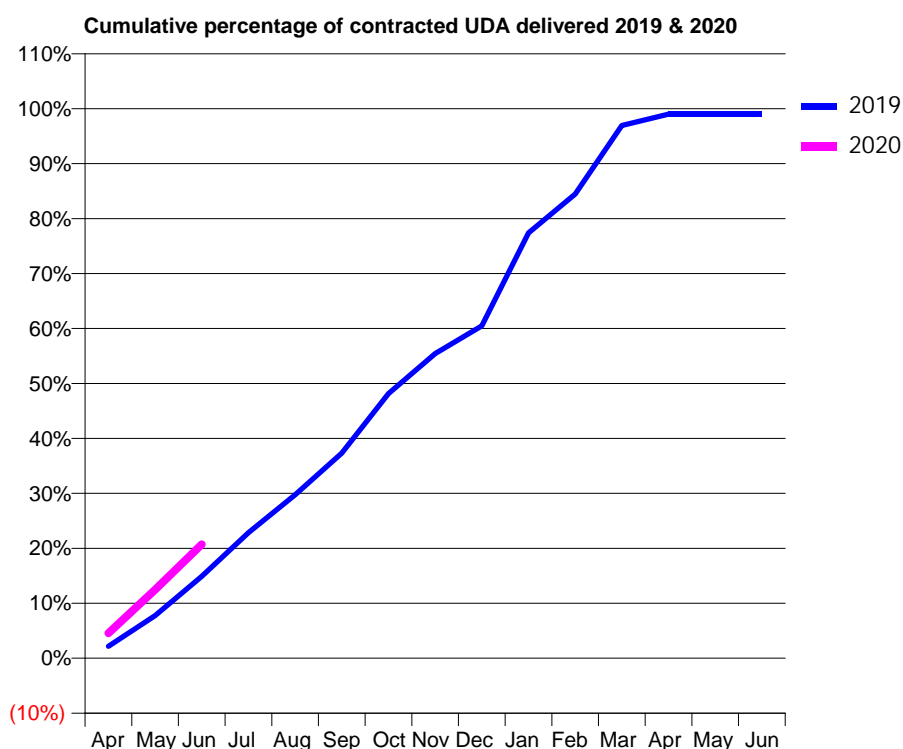
19/20 Contracted general activity (UDA)	1,452
Carry forward general activity (UDA)	0
19/20 Contracted orthodontic activity (UOA)	0
Carry forward orthodontic activity (UOA)	0
Baseline contract value	£36,661.27

ACCESS*

Patients seen in 24 months	Total	Change since previous quarter
Quarter ending June 2018	587	
Quarter ending September 2018	567	↓
Quarter ending December 2018	646	↑
Quarter ending March 2019	690	↑
Quarter ending June 2019	684	→
Variance since June 2018	16.5%	↑



ACTIVITY



Month	2019	2020
April	32	66
May	113	181
June	216	301
July	332	
August	432	
September	542	
October	699	
November	805	
December	878	
January	1,124	
February	1,226	
March	1,407	
April	1,438	
May	1,438	
June	1,438	

QUALITY

	Quantity	Base Number	Contract	AT	Region	England
% of FP17s for the same patient ID Re-attending within 3 months - Children	2	81	2.5%	8.8%	11.2%	11.4%
% of FP17s for the same patient ID Re-attending within 3 months - Adults	7	106	6.6%	12.1%	14.8%	15.4%
% of FP17s for the same patient ID Re-attending between 3 & 9 months - Children	45	81	55.6%	60.6%	60.9%	59.8%
% of FP17s for the same patient ID Re-attending between 3 & 9 months - Adults	43	106	40.6%	52.0%	53.2%	52.1%
% of FP17s for Band 1 Urgent Courses	9	176	5.1%	7.3%	8.3%	9.2%
% of FP17s Relating to Free Repair or Replacements	0	176	0.0%	0.8%	0.7%	0.7%
% of FP17s Relating to Continuations	0	176	0.0%	0.9%	0.8%	0.8%
% of Patients satisfied with the dentistry they have received	2	2	N/A	94.5%	93.2%	93.4%
% of Patients satisfied with the time they had to wait for an appointment	2	2	N/A	91.7%	88.5%	87.6%

* This is based on patients treated on this contract for their most recent course of treatment. Figures in italics indicate the base number of FP17s or Patient Questionnaire responses are less than 100. N/A is shown where the base number of responses is less than 10 during the period. % is calculated as Quantity/Base number*100

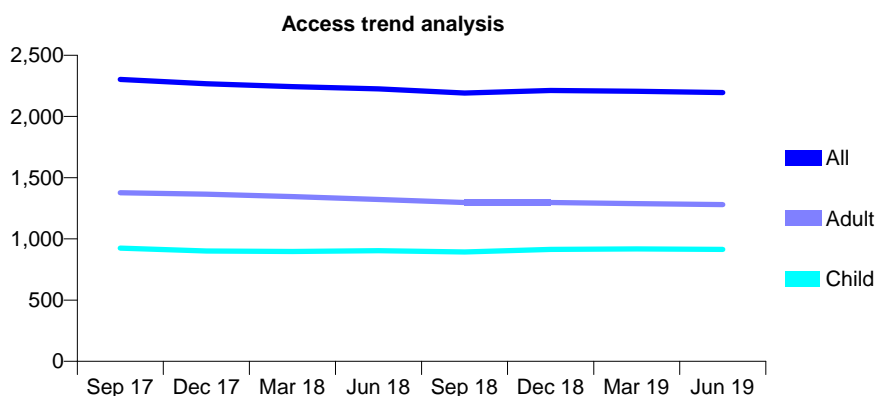
Q53 - Vital Signs At a Glance Contract Report for 187860/0001 - June 2019

Name or company name	Collins House Dental Surgery
Contract type name	GDS Contract
Purpose of contract	General
Contract start date	01/04/2006
Contract end date	

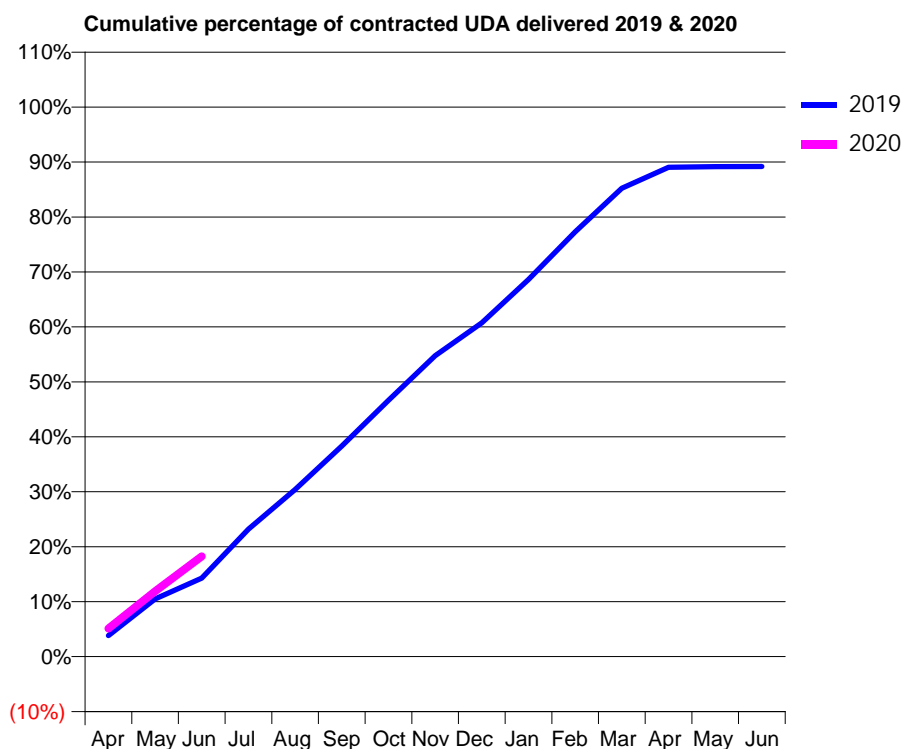
19/20 Contracted general activity (UDA)	7,000
Carry forward general activity (UDA)	0
19/20 Contracted orthodontic activity (UOA)	0
Carry forward orthodontic activity (UOA)	0
Baseline contract value	£214,090.34

ACCESS*

Patients seen in 24 months	Total	Change since previous quarter
Quarter ending June 2018	2,226	
Quarter ending September 2018	2,191	↓
Quarter ending December 2018	2,212	→
Quarter ending March 2019	2,206	→
Quarter ending June 2019	2,195	→
Variance since June 2018	(1.4%)	↓



ACTIVITY



Month	Adjusted Scheduled Activity (UDA)	
	2019	2020
April	269	357
May	734	834
June	999	1,279
July	1,623	
August	2,130	
September	2,681	
October	3,266	
November	3,833	
December	4,251	
January	4,804	
February	5,411	
March	5,967	
April	6,233	
May	6,242	
June	6,243	

QUALITY

	Quantity	Base Number	Contract	AT	Region	England
% of FP17s for the same patient ID Re-attending within 3 months - Children	35	427	8.2%	8.8%	11.2%	11.4%
% of FP17s for the same patient ID Re-attending within 3 months - Adults	52	520	10.0%	12.1%	14.8%	15.4%
% of FP17s for the same patient ID Re-attending between 3 & 9 months - Children	314	427	73.5%	60.6%	60.9%	59.8%
% of FP17s for the same patient ID Re-attending between 3 & 9 months - Adults	400	520	76.9%	52.0%	53.2%	52.1%
% of FP17s for Band 1 Urgent Courses	39	763	5.1%	7.3%	8.3%	9.2%
% of FP17s Relating to Free Repair or Replacements	1	763	0.1%	0.8%	0.7%	0.7%
% of FP17s Relating to Continuations	9	763	1.2%	0.9%	0.8%	0.8%
% of Patients satisfied with the dentistry they have received	1	1	N/A	94.5%	93.2%	93.4%
% of Patients satisfied with the time they had to wait for an appointment	0	1	N/A	91.7%	88.5%	87.6%

* This is based on patients treated on this contract for their most recent course of treatment. Figures in italics indicate the base number of FP17s or Patient Questionnaire responses are less than 100. N/A is shown where the base number of responses is less than 10 during the period. % is calculated as Quantity/Base number*100

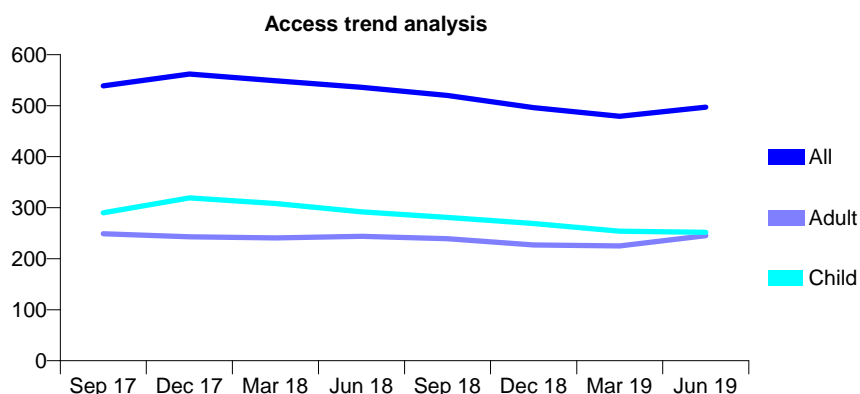
Q53 - Vital Signs At a Glance Contract Report for 189863/0001 - June 2019

Name or company name	David Holloman Dentistry Ltd
Contract type name	GDS Contract
Purpose of contract	General
Contract start date	01/04/2012
Contract end date	

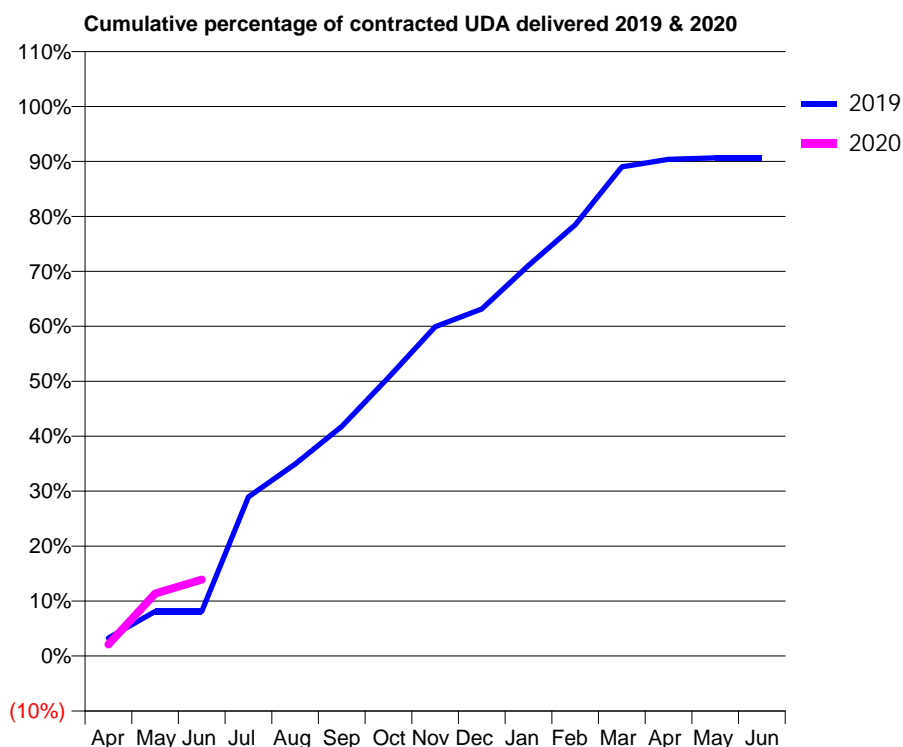
19/20 Contracted general activity (UDA)	1,678
Carry forward general activity (UDA)	0
19/20 Contracted orthodontic activity (UOA)	0
Carry forward orthodontic activity (UOA)	0
Baseline contract value	£42,250.14

ACCESS*

Patients seen in 24 months	Total	Change since previous quarter
Quarter ending June 2018	536	
Quarter ending September 2018	520	↓
Quarter ending December 2018	496	↓
Quarter ending March 2019	479	↓
Quarter ending June 2019	497	↑
Variance since June 2018	(7.3%)	↓



ACTIVITY



Month	Adjusted Scheduled Activity (UDA)	
	2019	2020
April	55	36
May	136	191
June	136	234
July	486	
August	586	
September	701	
October	850	
November	1,005	
December	1,060	
January	1,193	
February	1,317	
March	1,494	
April	1,517	
May	1,521	
June	1,521	

QUALITY

	Quantity	Base Number	Contract	AT	Region	England
% of FP17s for the same patient ID Re-attending within 3 months - Children	15	98	15.3%	8.8%	11.2%	11.4%
% of FP17s for the same patient ID Re-attending within 3 months - Adults	10	63	15.9%	12.1%	14.8%	15.4%
% of FP17s for the same patient ID Re-attending between 3 & 9 months - Children	58	98	59.2%	60.6%	60.9%	59.8%
% of FP17s for the same patient ID Re-attending between 3 & 9 months - Adults	26	63	41.3%	52.0%	53.2%	52.1%
% of FP17s for Band 1 Urgent Courses	13	139	9.4%	7.3%	8.3%	9.2%
% of FP17s Relating to Free Repair or Replacements	0	139	0.0%	0.8%	0.7%	0.7%
% of FP17s Relating to Continuations	1	139	0.7%	0.9%	0.8%	0.8%
% of Patients satisfied with the dentistry they have received	0	0	N/A	94.5%	93.2%	93.4%
% of Patients satisfied with the time they had to wait for an appointment	0	0	N/A	91.7%	88.5%	87.6%

* This is based on patients treated on this contract for their most recent course of treatment. Figures in italics indicate the base number of FP17s or Patient Questionnaire responses are less than 100. N/A is shown where the base number of responses is less than 10 during the period. % is calculated as Quantity/Base number*100

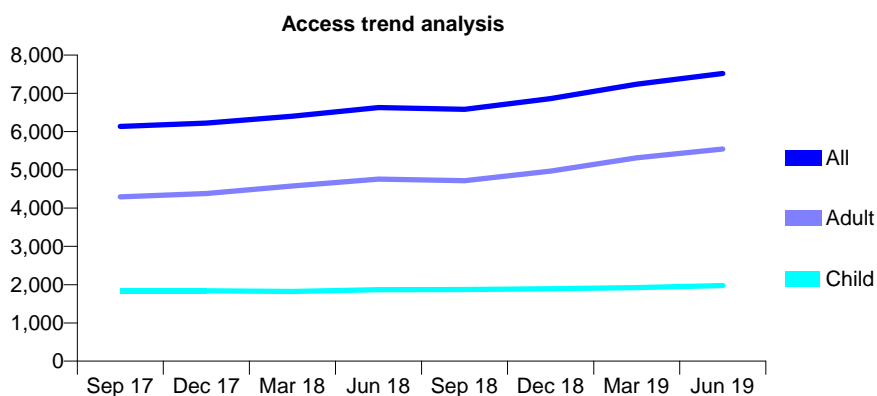
Q53 - Vital Signs At a Glance Contract Report for 190454/0001 - June 2019

Name or company name	Mr Bushell
Contract type name	GDS Contract
Purpose of contract	General
Contract start date	01/11/2012
Contract end date	

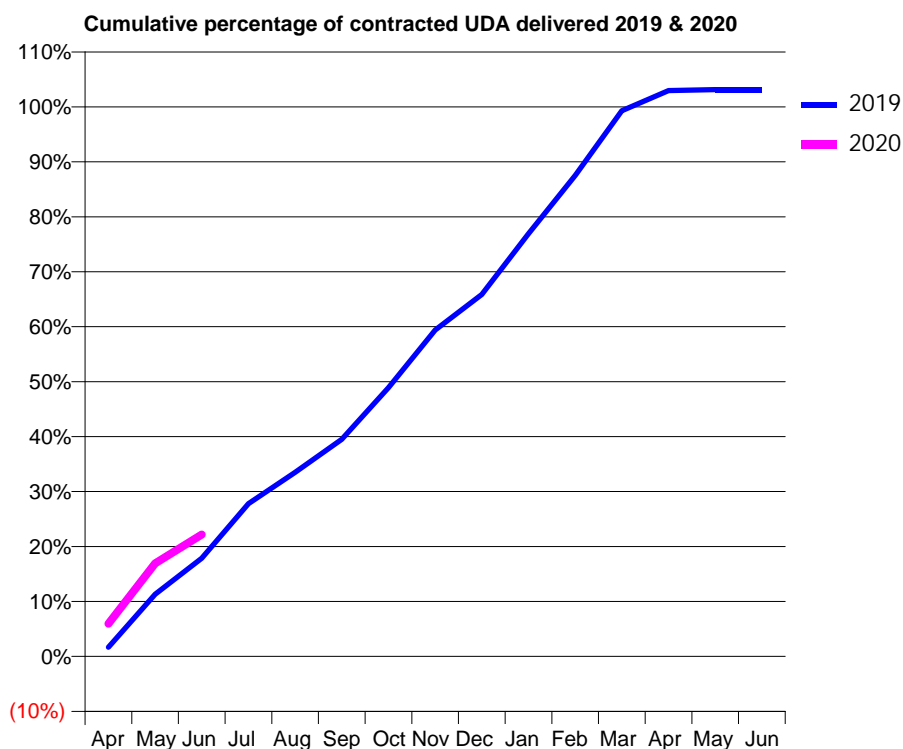
19/20 Contracted general activity (UDA)	18,773
Carry forward general activity (UDA)	0
19/20 Contracted orthodontic activity (UOA)	0
Carry forward orthodontic activity (UOA)	0
Baseline contract value	£432,674.33

ACCESS*

Patients seen in 24 months	Total	Change since previous quarter
Quarter ending June 2018	6,627	
Quarter ending September 2018	6,584	→
Quarter ending December 2018	6,863	↑
Quarter ending March 2019	7,237	↑
Quarter ending June 2019	7,521	↑
Variance since June 2018	13.5%	↑



ACTIVITY



Month	2019	2020
April	318	1,117
May	2,126	3,177
June	3,357	4,163
July	5,217	
August	6,291	
September	7,413	
October	9,182	
November	11,151	
December	12,362	
January	14,441	
February	16,430	
March	18,639	
April	19,327	
May	19,359	
June	19,360	

QUALITY

	Quantity	Base Number	Contract	AT	Region	England
% of FP17s for the same patient ID Re-attending within 3 months - Children	54	707	7.6%	8.8%	11.2%	11.4%
% of FP17s for the same patient ID Re-attending within 3 months - Adults	143	1,525	9.4%	12.1%	14.8%	15.4%
% of FP17s for the same patient ID Re-attending between 3 & 9 months - Children	383	707	54.2%	60.6%	60.9%	59.8%
% of FP17s for the same patient ID Re-attending between 3 & 9 months - Adults	718	1,525	47.1%	52.0%	53.2%	52.1%
% of FP17s for Band 1 Urgent Courses	122	1,949	6.3%	7.3%	8.3%	9.2%
% of FP17s Relating to Free Repair or Replacements	17	1,949	0.9%	0.8%	0.7%	0.7%
% of FP17s Relating to Continuations	4	1,949	0.2%	0.9%	0.8%	0.8%
% of Patients satisfied with the dentistry they have received	3	4	N/A	94.5%	93.2%	93.4%
% of Patients satisfied with the time they had to wait for an appointment	4	4	N/A	91.7%	88.5%	87.6%

* This is based on patients treated on this contract for their most recent course of treatment. Figures in italics indicate the base number of FP17s or Patient Questionnaire responses are less than 100. N/A is shown where the base number of responses is less than 10 during the period. % is calculated as Quantity/Base number*100

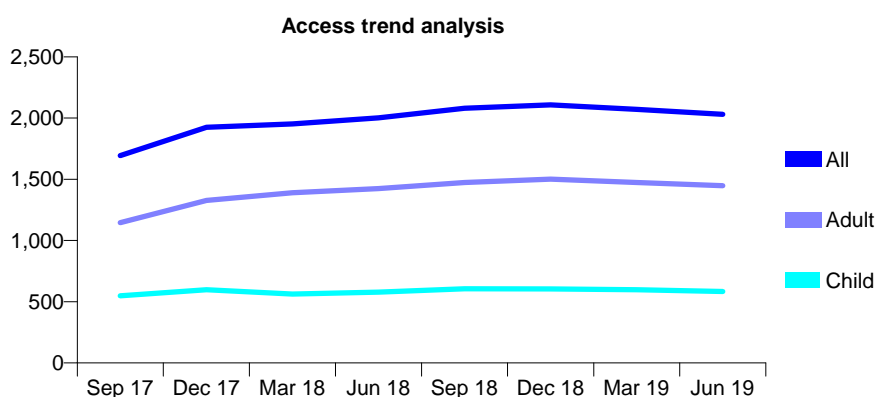
Q53 - Vital Signs At a Glance Contract Report for 190594/0002 - June 2019

Name or company name	Mercian House Dental Practice
Contract type name	GDS Contract
Purpose of contract	General
Contract start date	01/06/2012
Contract end date	

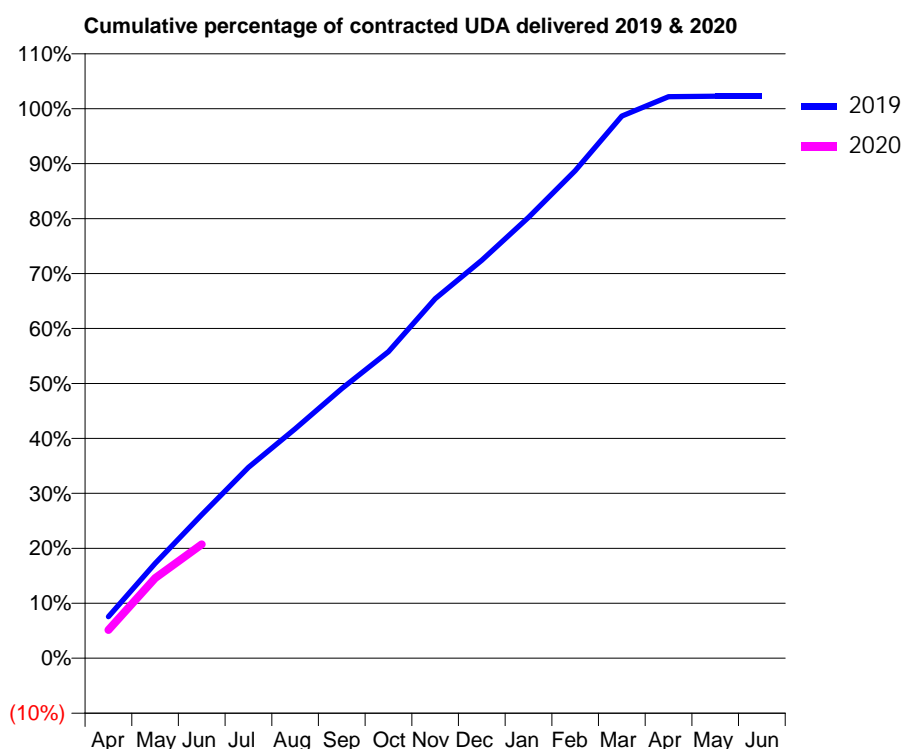
19/20 Contracted general activity (UDA)	3,374
Carry forward general activity (UDA)	0
19/20 Contracted orthodontic activity (UOA)	0
Carry forward orthodontic activity (UOA)	0
Baseline contract value	£137,826.41

ACCESS*

Patients seen in 24 months	Total	Change since previous quarter
Quarter ending June 2018	2,002	
Quarter ending September 2018	2,080	↑
Quarter ending December 2018	2,107	→
Quarter ending March 2019	2,071	↓
Quarter ending June 2019	2,031	↓
Variance since June 2018	1.4%	→



ACTIVITY



Month	2019	2020
April	255	173
May	583	491
June	881	700
July	1,172	
August	1,409	
September	1,655	
October	1,882	
November	2,207	
December	2,443	
January	2,706	
February	2,994	
March	3,329	
April	3,448	
May	3,450	
June	3,451	

QUALITY

	Quantity	Base Number	Contract	AT	Region	England
% of FP17s for the same patient ID Re-attending within 3 months - Children	2	184	1.1%	8.8%	11.2%	11.4%
% of FP17s for the same patient ID Re-attending within 3 months - Adults	24	367	6.5%	12.1%	14.8%	15.4%
% of FP17s for the same patient ID Re-attending between 3 & 9 months - Children	153	184	83.2%	60.6%	60.9%	59.8%
% of FP17s for the same patient ID Re-attending between 3 & 9 months - Adults	247	367	67.3%	52.0%	53.2%	52.1%
% of FP17s for Band 1 Urgent Courses	40	472	8.5%	7.3%	8.3%	9.2%
% of FP17s Relating to Free Repair or Replacements	0	472	0.0%	0.8%	0.7%	0.7%
% of FP17s Relating to Continuations	0	472	0.0%	0.9%	0.8%	0.8%
% of Patients satisfied with the dentistry they have received	3	3	N/A	94.5%	93.2%	93.4%
% of Patients satisfied with the time they had to wait for an appointment	3	3	N/A	91.7%	88.5%	87.6%

* This is based on patients treated on this contract for their most recent course of treatment.

Figures in italics indicate the base number of FP17s or Patient Questionnaire responses are less than 100. N/A is shown where the base number of responses is less than 10 during the period. % is calculated as Quantity/Base number*100

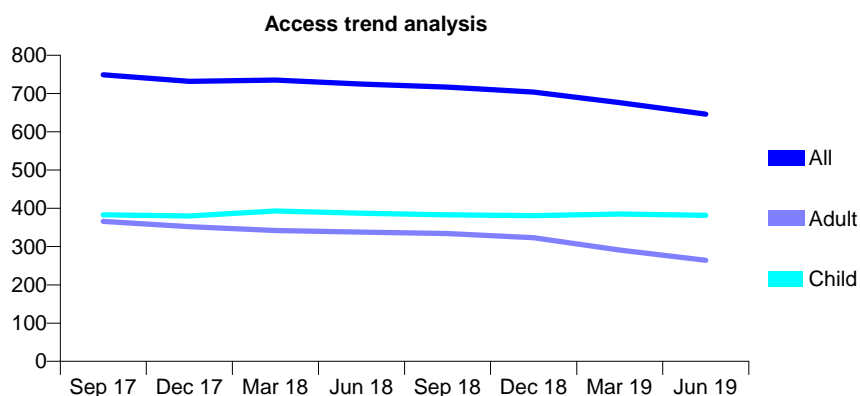
Q53 - Vital Signs At a Glance Contract Report for 192120/0001 - June 2019

Name or company name	Parkside Bromsgrove Ltd
Contract type name	GDS Contract
Purpose of contract	General
Contract start date	01/06/2015
Contract end date	

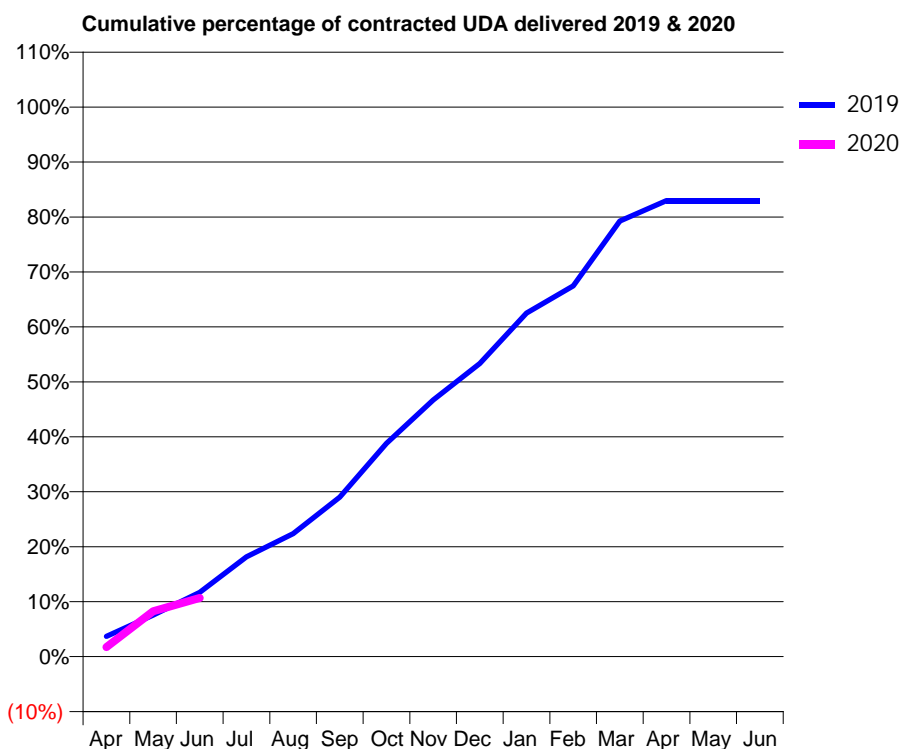
19/20 Contracted general activity (UDA)	1,866
Carry forward general activity (UDA)	0
19/20 Contracted orthodontic activity (UOA)	0
Carry forward orthodontic activity (UOA)	0
Baseline contract value	£42,509.80

ACCESS*

Patients seen in 24 months	Total	Change since previous quarter
Quarter ending June 2018	725	
Quarter ending September 2018	717	↓
Quarter ending December 2018	704	↓
Quarter ending March 2019	676	↓
Quarter ending June 2019	646	↓
Variance since June 2018	(10.9%)	↓



ACTIVITY



Month	Adjusted Scheduled Activity (UDA)	
	2019	2020
April	69	32
May	141	154
June	219	200
July	339	
August	418	
September	542	
October	724	
November	871	
December	995	
January	1,167	
February	1,258	
March	1,479	
April	1,548	
May	1,548	
June	1,548	

QUALITY

	Quantity	Base Number	Contract	AT	Region	England
% of FP17s for the same patient ID Re-attending within 3 months - Children	7	120	5.8%	8.8%	11.2%	11.4%
% of FP17s for the same patient ID Re-attending within 3 months - Adults	12	78	15.4%	12.1%	14.8%	15.4%
% of FP17s for the same patient ID Re-attending between 3 & 9 months - Children	85	120	70.8%	60.6%	60.9%	59.8%
% of FP17s for the same patient ID Re-attending between 3 & 9 months - Adults	47	78	60.3%	52.0%	53.2%	52.1%
% of FP17s for Band 1 Urgent Courses	3	151	2.0%	7.3%	8.3%	9.2%
% of FP17s Relating to Free Repair or Replacements	1	151	0.7%	0.8%	0.7%	0.7%
% of FP17s Relating to Continuations	0	151	0.0%	0.9%	0.8%	0.8%
% of Patients satisfied with the dentistry they have received	0	0	N/A	94.5%	93.2%	93.4%
% of Patients satisfied with the time they had to wait for an appointment	0	0	N/A	91.7%	88.5%	87.6%

* This is based on patients treated on this contract for their most recent course of treatment. Figures in italics indicate the base number of FP17s or Patient Questionnaire responses are less than 100. N/A is shown where the base number of responses is less than 10 during the period. % is calculated as Quantity/Base number*100

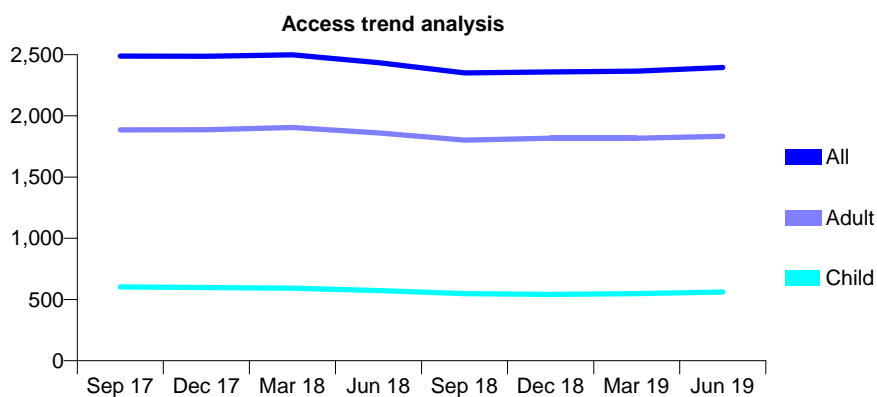
Q53 - Vital Signs At a Glance Contract Report for 198773/0001 - June 2019

Name or company name	Crabbs Cross Dental Surgery
Contract type name	GDS Contract
Purpose of contract	General
Contract start date	01/11/2012
Contract end date	

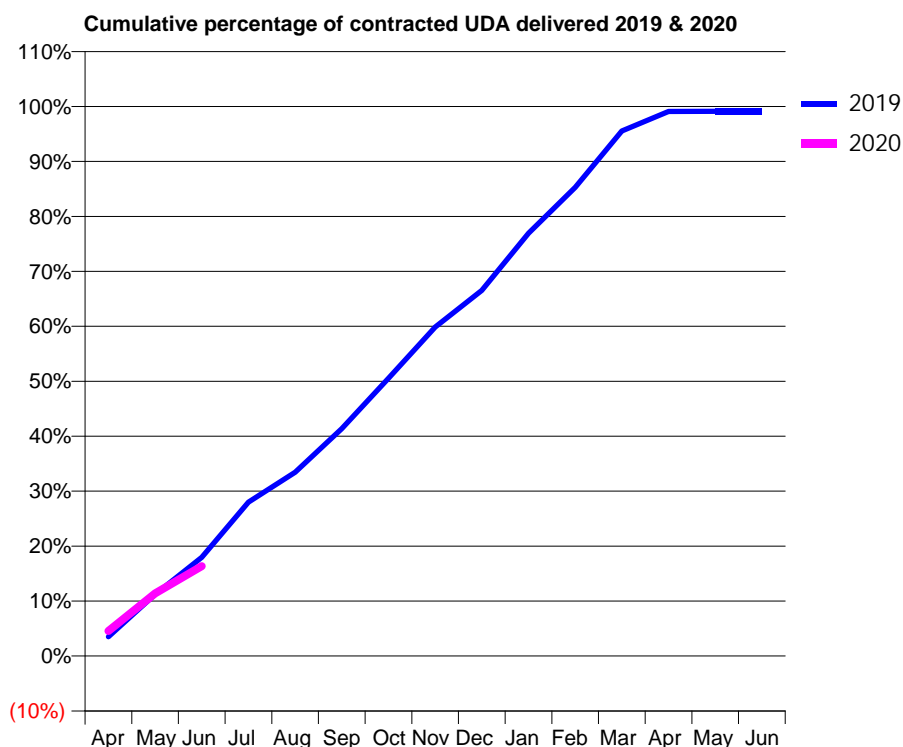
19/20 Contracted general activity (UDA)	9,300
Carry forward general activity (UDA)	0
19/20 Contracted orthodontic activity (UOA)	0
Carry forward orthodontic activity (UOA)	0
Baseline contract value	£210,415.15

ACCESS*

Patients seen in 24 months	Total	Change since previous quarter
Quarter ending June 2018	2,434	
Quarter ending September 2018	2,351	↓
Quarter ending December 2018	2,359	→
Quarter ending March 2019	2,366	→
Quarter ending June 2019	2,396	→
Variance since June 2018	(1.6%)	↓



ACTIVITY



Month	Adjusted Scheduled Activity (UDA)	
	2019	2020
April	325	423
May	1,044	1,062
June	1,672	1,522
July	2,603	
August	3,111	
September	3,846	
October	4,701	
November	5,567	
December	6,187	
January	7,152	
February	7,932	
March	8,884	
April	9,217	
May	9,218	
June	9,218	

QUALITY

	Quantity	Base Number	Contract	AT	Region	England
% of FP17s for the same patient ID Re-attending within 3 months - Children	16	201	8.0%	8.8%	11.2%	11.4%
% of FP17s for the same patient ID Re-attending within 3 months - Adults	89	661	13.5%	12.1%	14.8%	15.4%
% of FP17s for the same patient ID Re-attending between 3 & 9 months - Children	135	201	67.2%	60.6%	60.9%	59.8%
% of FP17s for the same patient ID Re-attending between 3 & 9 months - Adults	417	661	63.1%	52.0%	53.2%	52.1%
% of FP17s for Band 1 Urgent Courses	62	727	8.5%	7.3%	8.3%	9.2%
% of FP17s Relating to Free Repair or Replacements	6	727	0.8%	0.8%	0.7%	0.7%
% of FP17s Relating to Continuations	5	727	0.7%	0.9%	0.8%	0.8%
% of Patients satisfied with the dentistry they have received	3	3	N/A	94.5%	93.2%	93.4%
% of Patients satisfied with the time they had to wait for an appointment	3	3	N/A	91.7%	88.5%	87.6%

* This is based on patients treated on this contract for their most recent course of treatment. Figures in italics indicate the base number of FP17s or Patient Questionnaire responses are less than 100. N/A is shown where the base number of responses is less than 10 during the period. % is calculated as Quantity/Base number*100

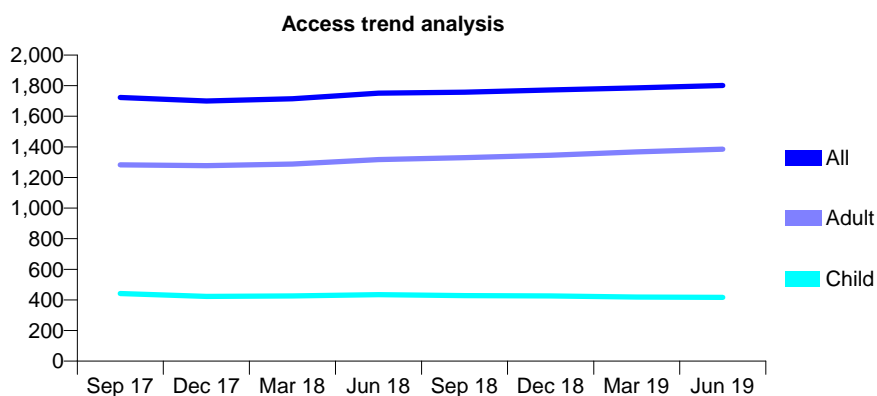
Q53 - Vital Signs At a Glance Contract Report for 232424/0001 - June 2019

Name or company name	MRS SL RAGSDALE
Contract type name	GDS Contract
Purpose of contract	General
Contract start date	01/04/2006
Contract end date	

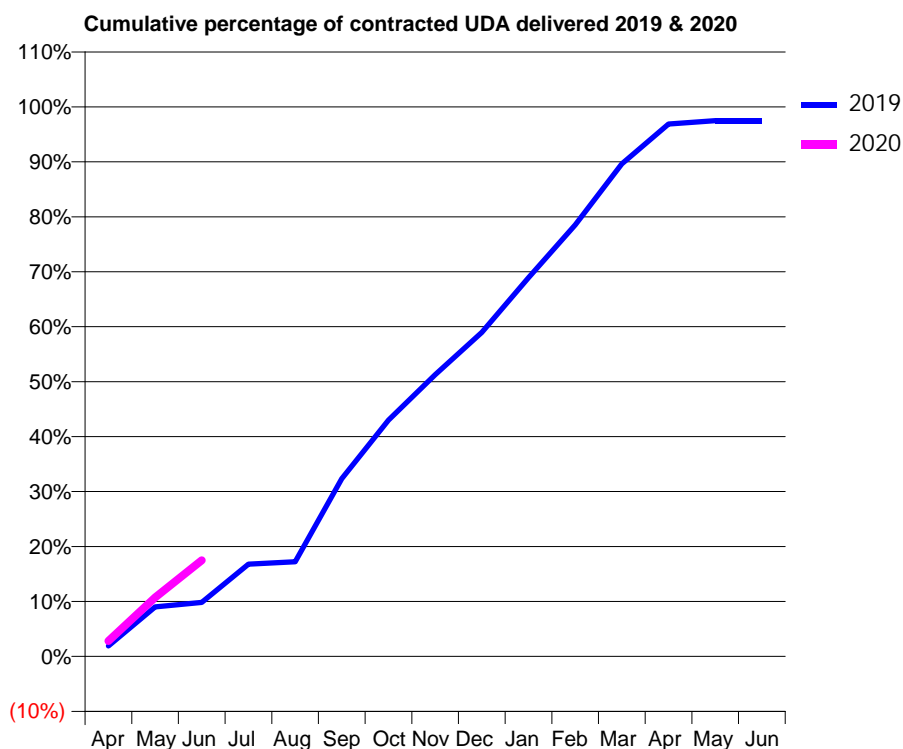
19/20 Contracted general activity (UDA)	4,503
Carry forward general activity (UDA)	0
19/20 Contracted orthodontic activity (UOA)	0
Carry forward orthodontic activity (UOA)	0
Baseline contract value	£121,818.30

ACCESS*

Patients seen in 24 months	Total	Change since previous quarter
Quarter ending June 2018	1,751	
Quarter ending September 2018	1,757	→
Quarter ending December 2018	1,772	→
Quarter ending March 2019	1,786	→
Quarter ending June 2019	1,802	→
Variance since June 2018	2.9%	↑



ACTIVITY



Month	2019	2020
April	85	126
May	406	484
June	443	788
July	756	
August	775	
September	1,456	
October	1,937	
November	2,308	
December	2,655	
January	3,103	
February	3,535	
March	4,036	
April	4,363	
May	4,390	
June	4,390	

QUALITY

	Quantity	Base Number	Contract	AT	Region	England
% of FP17s for the same patient ID Re-attending within 3 months - Children	13	150	8.7%	8.8%	11.2%	11.4%
% of FP17s for the same patient ID Re-attending within 3 months - Adults	118	557	21.2%	12.1%	14.8%	15.4%
% of FP17s for the same patient ID Re-attending between 3 & 9 months - Children	91	150	60.7%	60.6%	60.9%	59.8%
% of FP17s for the same patient ID Re-attending between 3 & 9 months - Adults	283	557	50.8%	52.0%	53.2%	52.1%
% of FP17s for Band 1 Urgent Courses	84	545	15.4%	7.3%	8.3%	9.2%
% of FP17s Relating to Free Repair or Replacements	6	545	1.1%	0.8%	0.7%	0.7%
% of FP17s Relating to Continuations	5	545	0.9%	0.9%	0.8%	0.8%
% of Patients satisfied with the dentistry they have received	0	0	N/A	94.5%	93.2%	93.4%
% of Patients satisfied with the time they had to wait for an appointment	0	0	N/A	91.7%	88.5%	87.6%

* This is based on patients treated on this contract for their most recent course of treatment. Figures in italics indicate the base number of FP17s or Patient Questionnaire responses are less than 100. N/A is shown where the base number of responses is less than 10 during the period. % is calculated as Quantity/Base number*100

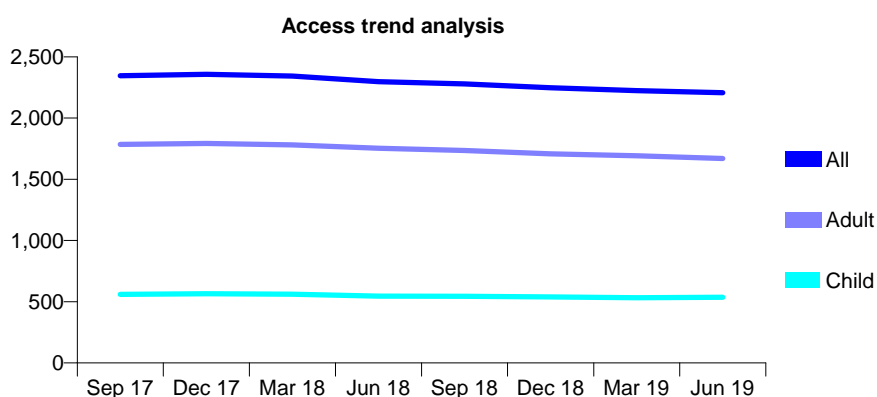
Q53 - Vital Signs At a Glance Contract Report for 234753/0001 - June 2019

Name or company name	MRS F SMART
Contract type name	GDS Contract
Purpose of contract	General
Contract start date	01/04/2006
Contract end date	

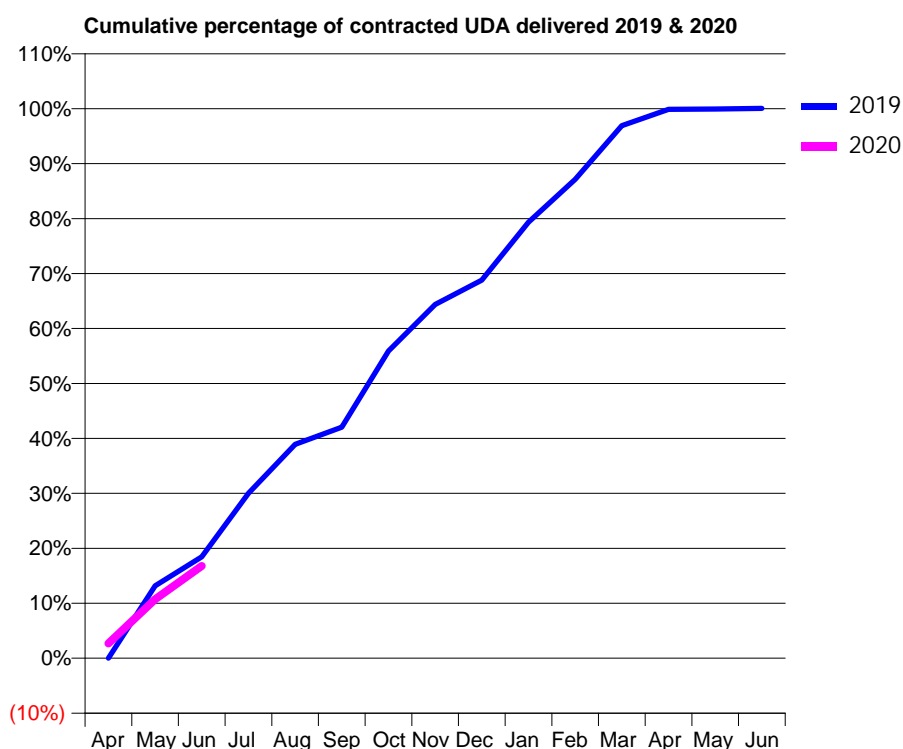
19/20 Contracted general activity (UDA)	6,000
Carry forward general activity (UDA)	0
19/20 Contracted orthodontic activity (UOA)	0
Carry forward orthodontic activity (UOA)	0
Baseline contract value	£183,047.77

ACCESS*

Patients seen in 24 months	Total	Change since previous quarter
Quarter ending June 2018	2,298	
Quarter ending September 2018	2,279	→
Quarter ending December 2018	2,248	↓
Quarter ending March 2019	2,224	↓
Quarter ending June 2019	2,208	→
Variance since June 2018	(3.9%)	↓



ACTIVITY



Month	2019	2020
April	0	162
May	791	644
June	1,107	1,007
July	1,801	
August	2,334	
September	2,522	
October	3,353	
November	3,862	
December	4,128	
January	4,761	
February	5,229	
March	5,814	
April	5,993	
May	5,997	
June	6,002	

QUALITY

	Quantity	Base Number	Contract	AT	Region	England
% of FP17s for the same patient ID Re-attending within 3 months - Children	15	206	7.3%	8.8%	11.2%	11.4%
% of FP17s for the same patient ID Re-attending within 3 months - Adults	60	462	13.0%	12.1%	14.8%	15.4%
% of FP17s for the same patient ID Re-attending between 3 & 9 months - Children	116	206	56.3%	60.6%	60.9%	59.8%
% of FP17s for the same patient ID Re-attending between 3 & 9 months - Adults	272	462	58.9%	52.0%	53.2%	52.1%
% of FP17s for Band 1 Urgent Courses	15	592	2.5%	7.3%	8.3%	9.2%
% of FP17s Relating to Free Repair or Replacements	8	592	1.4%	0.8%	0.7%	0.7%
% of FP17s Relating to Continuations	1	592	0.2%	0.9%	0.8%	0.8%
% of Patients satisfied with the dentistry they have received	7	7	N/A	94.5%	93.2%	93.4%
% of Patients satisfied with the time they had to wait for an appointment	7	7	N/A	91.7%	88.5%	87.6%

* This is based on patients treated on this contract for their most recent course of treatment. Figures in italics indicate the base number of FP17s or Patient Questionnaire responses are less than 100. N/A is shown where the base number of responses is less than 10 during the period. % is calculated as Quantity/Base number*100

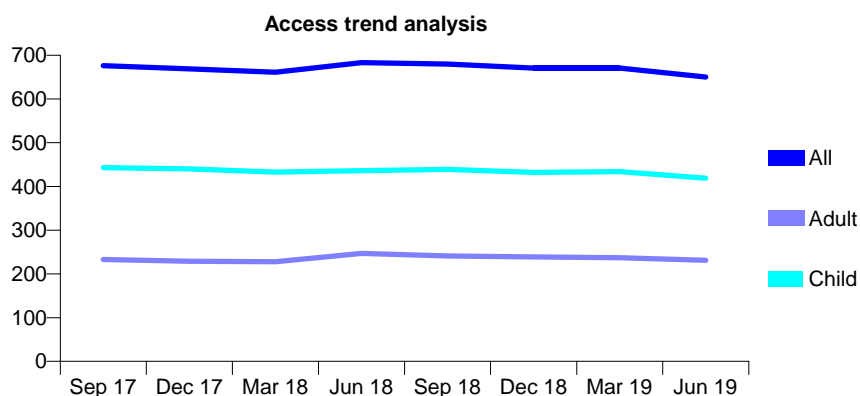
Q53 - Vital Signs At a Glance Contract Report for 250554/0001 - June 2019

Name or company name	MRS CJ PRINT
Contract type name	GDS Contract
Purpose of contract	General
Contract start date	01/04/2006
Contract end date	

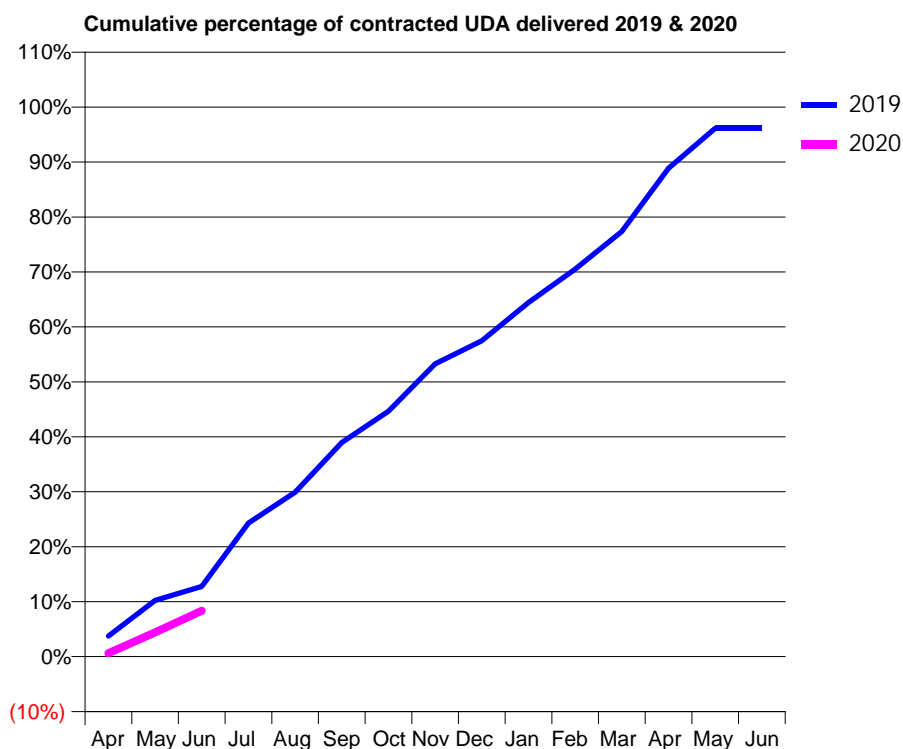
19/20 Contracted general activity (UDA)	1,790
Carry forward general activity (UDA)	0
19/20 Contracted orthodontic activity (UOA)	0
Carry forward orthodontic activity (UOA)	0
Baseline contract value	£41,798.32

ACCESS*

Patients seen in 24 months	Total	Change since previous quarter
Quarter ending June 2018	683	
Quarter ending September 2018	680	→
Quarter ending December 2018	671	↓
Quarter ending March 2019	671	→
Quarter ending June 2019	650	↓
Variance since June 2018	(4.8%)	↓



ACTIVITY



Month	Adjusted Scheduled Activity (UDA)	
	2019	2020
April	67	11
May	184	79
June	229	149
July	435	
August	536	
September	697	
October	800	
November	954	
December	1,029	
January	1,153	
February	1,263	
March	1,385	
April	1,590	
May	1,721	
June	1,721	

QUALITY

	Quantity	Base Number	Contract	AT	Region	England
% of FP17s for the same patient ID Re-attending within 3 months - Children	21	183	11.5%	8.8%	11.2%	11.4%
% of FP17s for the same patient ID Re-attending within 3 months - Adults	10	68	14.7%	12.1%	14.8%	15.4%
% of FP17s for the same patient ID Re-attending between 3 & 9 months - Children	125	183	68.3%	60.6%	60.9%	59.8%
% of FP17s for the same patient ID Re-attending between 3 & 9 months - Adults	32	68	47.1%	52.0%	53.2%	52.1%
% of FP17s for Band 1 Urgent Courses	7	132	5.3%	7.3%	8.3%	9.2%
% of FP17s Relating to Free Repair or Replacements	0	132	0.0%	0.8%	0.7%	0.7%
% of FP17s Relating to Continuations	2	132	1.5%	0.9%	0.8%	0.8%
% of Patients satisfied with the dentistry they have received	0	0	N/A	94.5%	93.2%	93.4%
% of Patients satisfied with the time they had to wait for an appointment	0	0	N/A	91.7%	88.5%	87.6%

* This is based on patients treated on this contract for their most recent course of treatment. Figures in italics indicate the base number of FP17s or Patient Questionnaire responses are less than 100. N/A is shown where the base number of responses is less than 10 during the period. % is calculated as Quantity/Base number*100

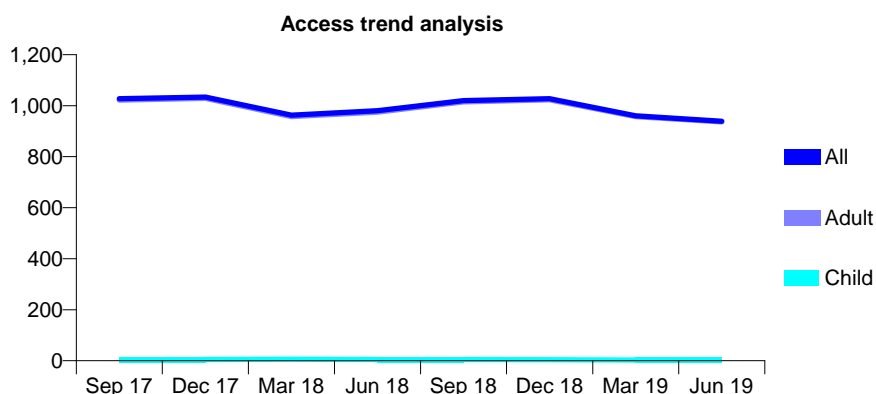
Q53 - Vital Signs At a Glance Contract Report for 250554/0002 - June 2019

Name or company name	MRS CJ PRINT
Contract type name	GDS Contract
Purpose of contract	General
Contract start date	01/06/2009
Contract end date	

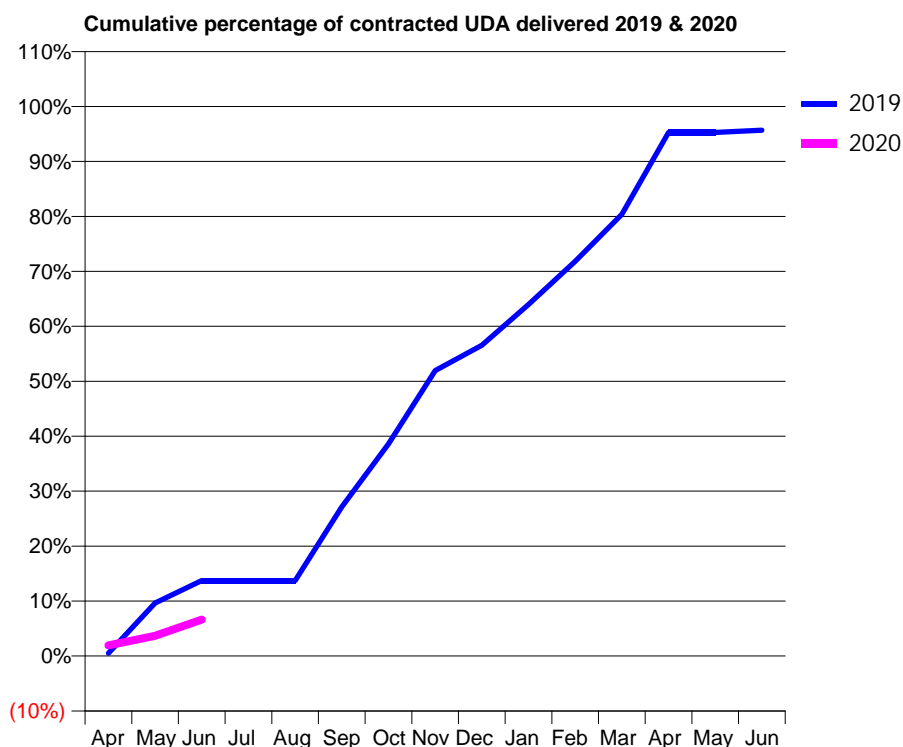
19/20 Contracted general activity (UDA)	3,000
Carry forward general activity (UDA)	0
19/20 Contracted orthodontic activity (UOA)	0
Carry forward orthodontic activity (UOA)	0
Baseline contract value	£88,439.02

ACCESS*

Patients seen in 24 months	Total	Change since previous quarter
Quarter ending June 2018	980	
Quarter ending September 2018	1,020	↑
Quarter ending December 2018	1,027	→
Quarter ending March 2019	960	↓
Quarter ending June 2019	939	↓
Variance since June 2018	(4.2%)	↓



ACTIVITY



Month	Adjusted Scheduled Activity (UDA)	
	2019	2020
April	15	58
May	290	111
June	412	199
July	412	
August	412	
September	814	
October	1,158	
November	1,559	
December	1,696	
January	1,919	
February	2,155	
March	2,411	
April	2,858	
May	2,858	
June	2,870	

QUALITY

	Quantity	Base Number	Contract	AT	Region	England
% of FP17s for the same patient ID Re-attending within 3 months - Children	0	0	N/A	8.8%	11.2%	11.4%
% of FP17s for the same patient ID Re-attending within 3 months - Adults	5	161	3.1%	12.1%	14.8%	15.4%
% of FP17s for the same patient ID Re-attending between 3 & 9 months - Children	0	0	N/A	60.6%	60.9%	59.8%
% of FP17s for the same patient ID Re-attending between 3 & 9 months - Adults	73	161	45.3%	52.0%	53.2%	52.1%
% of FP17s for Band 1 Urgent Courses	15	122	12.3%	7.3%	8.3%	9.2%
% of FP17s Relating to Free Repair or Replacements	0	122	0.0%	0.8%	0.7%	0.7%
% of FP17s Relating to Continuations	0	122	0.0%	0.9%	0.8%	0.8%
% of Patients satisfied with the dentistry they have received	0	0	N/A	94.5%	93.2%	93.4%
% of Patients satisfied with the time they had to wait for an appointment	0	0	N/A	91.7%	88.5%	87.6%

* This is based on patients treated on this contract for their most recent course of treatment. Figures in italics indicate the base number of FP17s or Patient Questionnaire responses are less than 100. N/A is shown where the base number of responses is less than 10 during the period. % is calculated as Quantity/Base number*100

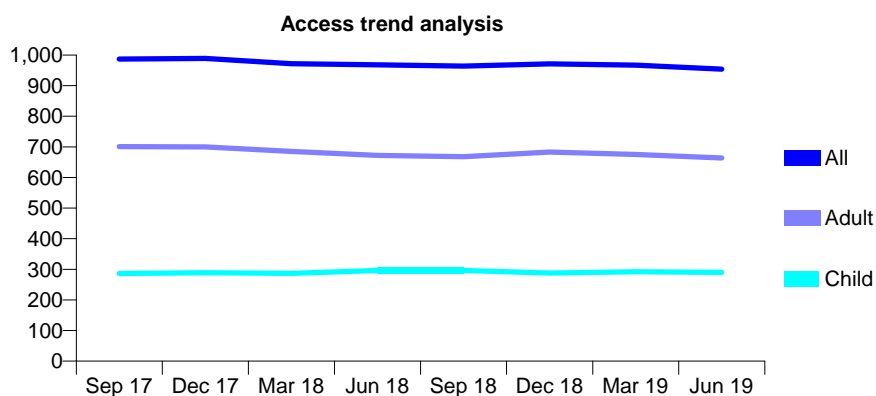
Q53 - Vital Signs At a Glance Contract Report for 254649/0001 - June 2019

Name or company name	MR MD JONES
Contract type name	GDS Contract
Purpose of contract	General
Contract start date	06/04/2009
Contract end date	

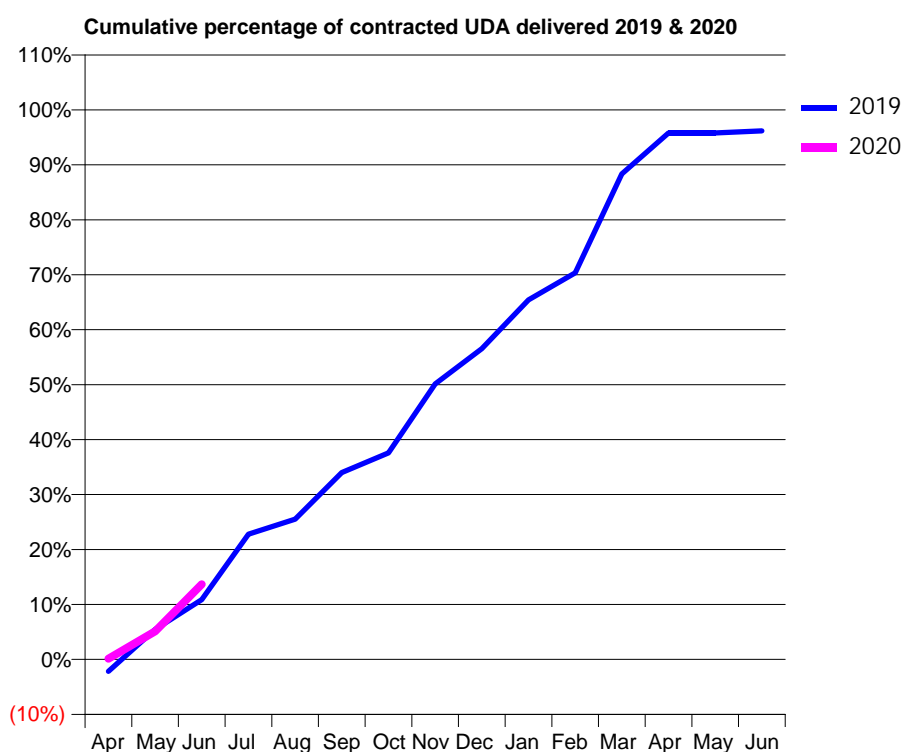
19/20 Contracted general activity (UDA)	3,000
Carry forward general activity (UDA)	0
19/20 Contracted orthodontic activity (UOA)	0
Carry forward orthodontic activity (UOA)	0
Baseline contract value	£83,433.04

ACCESS*

Patients seen in 24 months	Total	Change since previous quarter
Quarter ending June 2018	968	
Quarter ending September 2018	964	→
Quarter ending December 2018	971	→
Quarter ending March 2019	967	→
Quarter ending June 2019	954	↓
Variance since June 2018	(1.4%)	↓



ACTIVITY



Month	2019	2020
April	-66	4
May	164	153
June	326	410
July	684	
August	766	
September	1,020	
October	1,127	
November	1,503	
December	1,696	
January	1,963	
February	2,110	
March	2,651	
April	2,874	
May	2,874	
June	2,886	

QUALITY

	Quantity	Base Number	Contract	AT	Region	England
% of FP17s for the same patient ID Re-attending within 3 months - Children	0	88	0.0%	8.8%	11.2%	11.4%
% of FP17s for the same patient ID Re-attending within 3 months - Adults	47	240	19.6%	12.1%	14.8%	15.4%
% of FP17s for the same patient ID Re-attending between 3 & 9 months - Children	65	88	73.9%	60.6%	60.9%	59.8%
% of FP17s for the same patient ID Re-attending between 3 & 9 months - Adults	158	240	65.8%	52.0%	53.2%	52.1%
% of FP17s for Band 1 Urgent Courses	5	249	2.0%	7.3%	8.3%	9.2%
% of FP17s Relating to Free Repair or Replacements	0	249	0.0%	0.8%	0.7%	0.7%
% of FP17s Relating to Continuations	12	249	4.8%	0.9%	0.8%	0.8%
% of Patients satisfied with the dentistry they have received	0	0	N/A	94.5%	93.2%	93.4%
% of Patients satisfied with the time they had to wait for an appointment	0	0	N/A	91.7%	88.5%	87.6%

* This is based on patients treated on this contract for their most recent course of treatment. Figures in italics indicate the base number of FP17s or Patient Questionnaire responses are less than 100. N/A is shown where the base number of responses is less than 10 during the period. % is calculated as Quantity/Base number*100

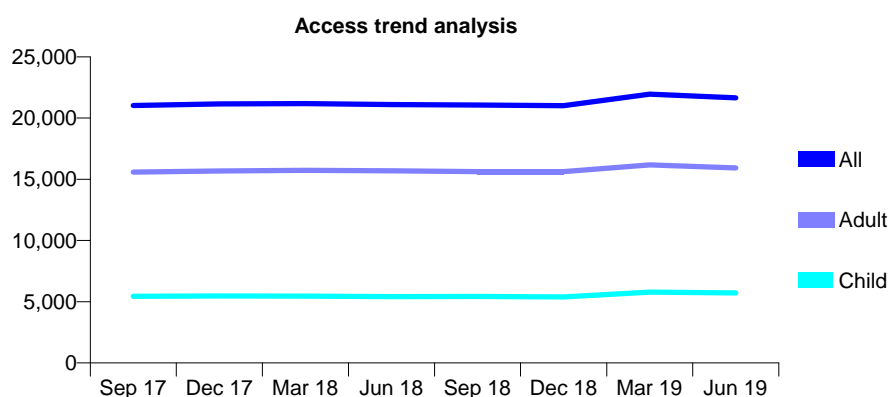
Q53 - Vital Signs At a Glance Contract Report for 256781/0001 - June 2019

Name or company name	MR AS DEOL
Contract type name	GDS Contract
Purpose of contract	General
Contract start date	01/04/2006
Contract end date	

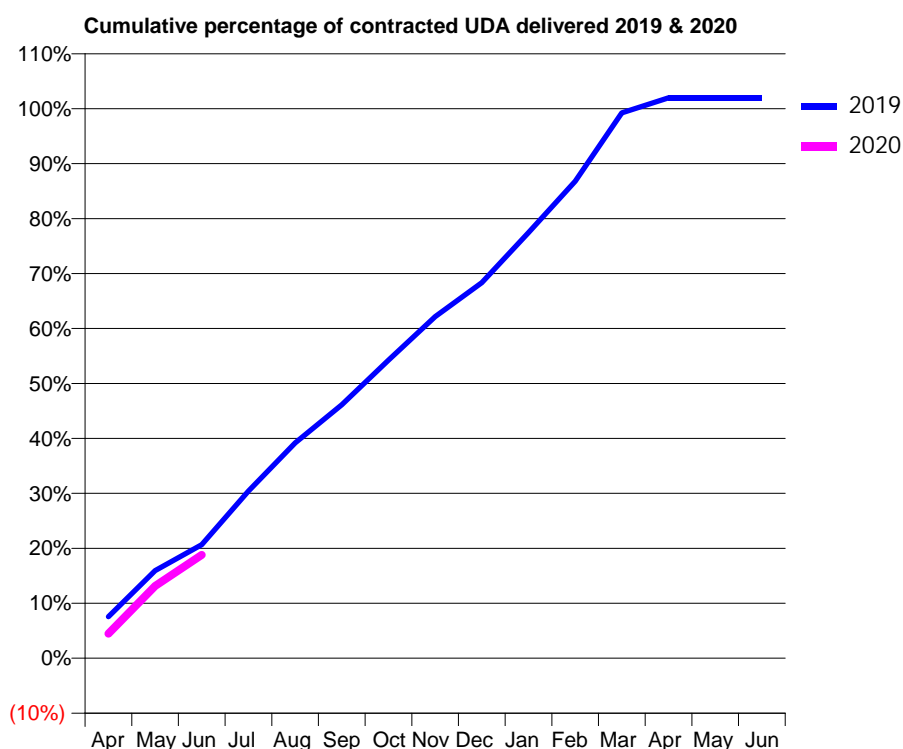
19/20 Contracted general activity (UDA)	51,974
Carry forward general activity (UDA)	0
19/20 Contracted orthodontic activity (UOA)	0
Carry forward orthodontic activity (UOA)	0
Baseline contract value	£1,482,890.10

ACCESS*

Patients seen in 24 months	Total	Change since previous quarter
Quarter ending June 2018	21,110	
Quarter ending September 2018	21,062	→
Quarter ending December 2018	21,023	→
Quarter ending March 2019	21,960	↑
Quarter ending June 2019	21,651	↓
Variance since June 2018	2.6%	↑



ACTIVITY



Adjusted Scheduled Activity (UDA)		
Month	2019	2020
April	3,926	2,329
May	8,296	6,835
June	10,736	9,766
July	15,815	
August	20,367	
September	23,965	
October	28,200	
November	32,302	
December	35,512	
January	40,248	
February	45,112	
March	51,579	
April	52,986	
May	52,987	
June	52,989	

QUALITY

	Quantity	Base Number	Contract	AT	Region	England
% of FP17s for the same patient ID Re-attending within 3 months - Children	72	1,645	4.4%	8.8%	11.2%	11.4%
% of FP17s for the same patient ID Re-attending within 3 months - Adults	317	4,215	7.5%	12.1%	14.8%	15.4%
% of FP17s for the same patient ID Re-attending between 3 & 9 months - Children	899	1,645	54.7%	60.6%	60.9%	59.8%
% of FP17s for the same patient ID Re-attending between 3 & 9 months - Adults	2,529	4,215	60.0%	52.0%	53.2%	52.1%
% of FP17s for Band 1 Urgent Courses	305	5,060	6.0%	7.3%	8.3%	9.2%
% of FP17s Relating to Free Repair or Replacements	11	5,060	0.2%	0.8%	0.7%	0.7%
% of FP17s Relating to Continuations	26	5,060	0.5%	0.9%	0.8%	0.8%
% of Patients satisfied with the dentistry they have received	9	11	81.8%	94.5%	93.2%	93.4%
% of Patients satisfied with the time they had to wait for an appointment	10	11	90.9%	91.7%	88.5%	87.6%

* This is based on patients treated on this contract for their most recent course of treatment.

Figures in italics indicate the base number of FP17s or Patient Questionnaire responses are less than 100. N/A is shown where the base number of responses is less than 10 during the period. % is calculated as Quantity/Base number*100

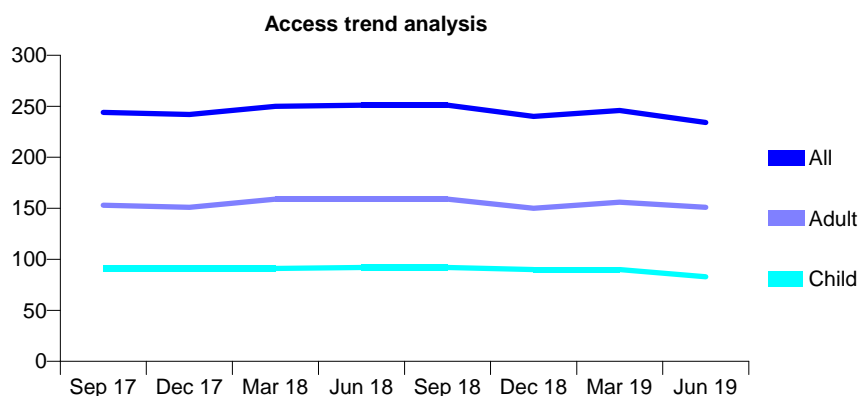
Q53 - Vital Signs At a Glance Contract Report for 261785/0002 - June 2019

Name or company name	MR P SABHARWAL
Contract type name	GDS Contract
Purpose of contract	General
Contract start date	01/05/2013
Contract end date	

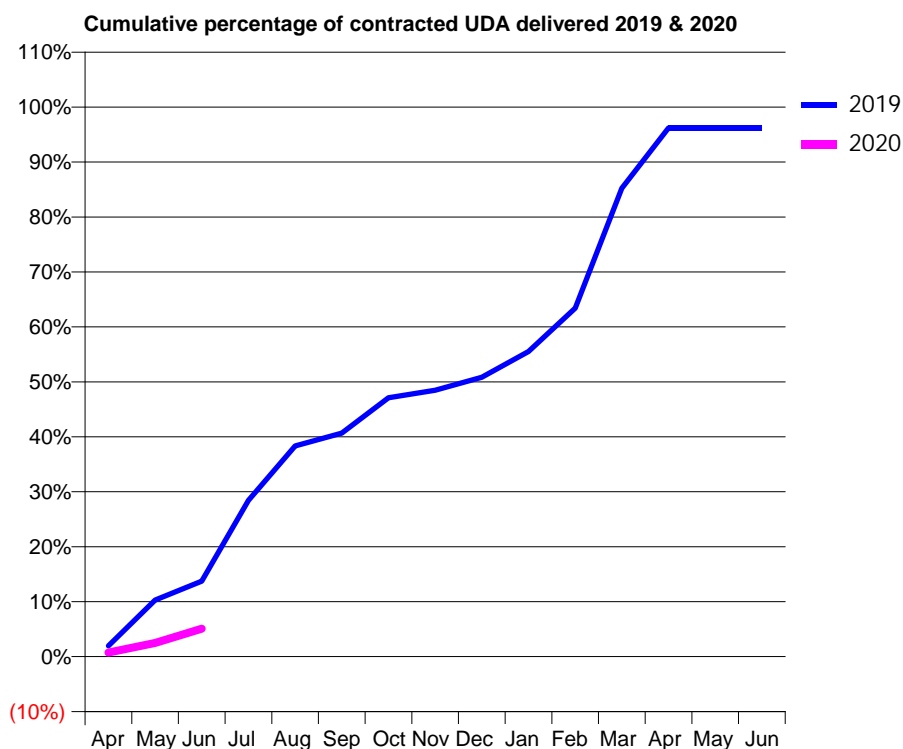
19/20 Contracted general activity (UDA)	812
Carry forward general activity (UDA)	0
19/20 Contracted orthodontic activity (UOA)	0
Carry forward orthodontic activity (UOA)	0
Baseline contract value	£19,939.77

ACCESS*

Patients seen in 24 months	Total	Change since previous quarter
Quarter ending June 2018	251	
Quarter ending September 2018	251	→
Quarter ending December 2018	240	↓
Quarter ending March 2019	246	↑
Quarter ending June 2019	234	↓
Variance since June 2018	(6.8%)	↓



ACTIVITY



Month	Adjusted Scheduled Activity (UDA)	
	2019	2020
April	16	6
May	84	20
June	111	41
July	231	
August	311	
September	330	
October	383	
November	394	
December	413	
January	451	
February	515	
March	692	
April	781	
May	781	
June	781	

QUALITY

	Quantity	Base Number	Contract	AT	Region	England
% of FP17s for the same patient ID Re-attending within 3 months - Children	1	25	4.0%	8.8%	11.2%	11.4%
% of FP17s for the same patient ID Re-attending within 3 months - Adults	4	13	30.8%	12.1%	14.8%	15.4%
% of FP17s for the same patient ID Re-attending between 3 & 9 months - Children	10	25	40.0%	60.6%	60.9%	59.8%
% of FP17s for the same patient ID Re-attending between 3 & 9 months - Adults	6	13	46.2%	52.0%	53.2%	52.1%
% of FP17s for Band 1 Urgent Courses	1	26	3.8%	7.3%	8.3%	9.2%
% of FP17s Relating to Free Repair or Replacements	0	26	0.0%	0.8%	0.7%	0.7%
% of FP17s Relating to Continuations	0	26	0.0%	0.9%	0.8%	0.8%
% of Patients satisfied with the dentistry they have received	0	0	N/A	94.5%	93.2%	93.4%
% of Patients satisfied with the time they had to wait for an appointment	0	0	N/A	91.7%	88.5%	87.6%

* This is based on patients treated on this contract for their most recent course of treatment. Figures in italics indicate the base number of FP17s or Patient Questionnaire responses are less than 100. N/A is shown where the base number of responses is less than 10 during the period. % is calculated as Quantity/Base number*100

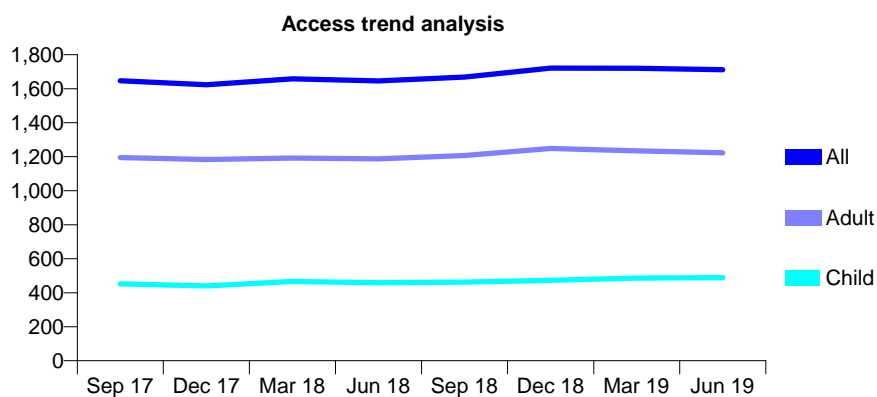
Q53 - Vital Signs At a Glance Contract Report for 262307/0001 - June 2019

Name or company name	MR PA MOYO
Contract type name	GDS Contract
Purpose of contract	General
Contract start date	01/08/2015
Contract end date	

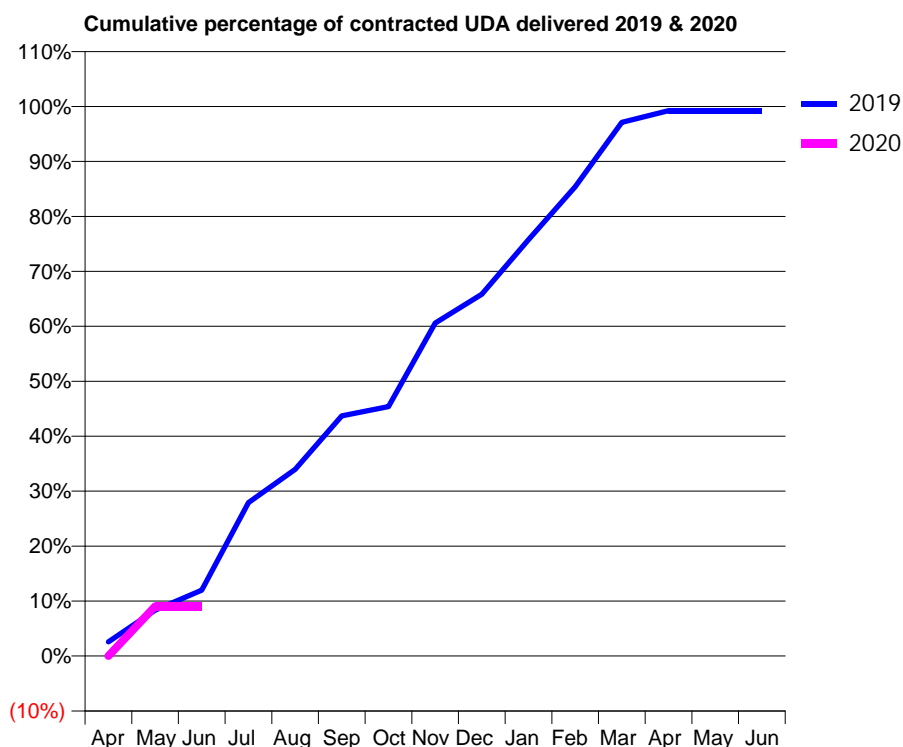
19/20 Contracted general activity (UDA)	4,577
Carry forward general activity (UDA)	0
19/20 Contracted orthodontic activity (UOA)	0
Carry forward orthodontic activity (UOA)	0
Baseline contract value	£140,225.55

ACCESS*

Patients seen in 24 months	Total	Change since previous quarter
Quarter ending June 2018	1,646	
Quarter ending September 2018	1,669	→
Quarter ending December 2018	1,721	↑
Quarter ending March 2019	1,720	→
Quarter ending June 2019	1,712	→
Variance since June 2018	4.0%	↑



ACTIVITY



Month	Adjusted Scheduled Activity (UDA)	
	2019	2020
April	118	0
May	381	414
June	549	414
July	1,278	
August	1,556	
September	2,000	
October	2,077	
November	2,773	
December	3,013	
January	3,467	
February	3,909	
March	4,444	
April	4,542	
May	4,542	
June	4,542	

QUALITY

	Quantity	Base Number	Contract	AT	Region	England
% of FP17s for the same patient ID Re-attending within 3 months - Children	10	92	10.9%	8.8%	11.2%	11.4%
% of FP17s for the same patient ID Re-attending within 3 months - Adults	21	207	10.1%	12.1%	14.8%	15.4%
% of FP17s for the same patient ID Re-attending between 3 & 9 months - Children	59	92	64.1%	60.6%	60.9%	59.8%
% of FP17s for the same patient ID Re-attending between 3 & 9 months - Adults	138	207	66.7%	52.0%	53.2%	52.1%
% of FP17s for Band 1 Urgent Courses	6	244	2.5%	7.3%	8.3%	9.2%
% of FP17s Relating to Free Repair or Replacements	2	244	0.8%	0.8%	0.7%	0.7%
% of FP17s Relating to Continuations	8	244	3.3%	0.9%	0.8%	0.8%
% of Patients satisfied with the dentistry they have received	0	1	N/A	94.5%	93.2%	93.4%
% of Patients satisfied with the time they had to wait for an appointment	0	1	N/A	91.7%	88.5%	87.6%

* This is based on patients treated on this contract for their most recent course of treatment. Figures in italics indicate the base number of FP17s or Patient Questionnaire responses are less than 100. N/A is shown where the base number of responses is less than 10 during the period. % is calculated as Quantity/Base number*100

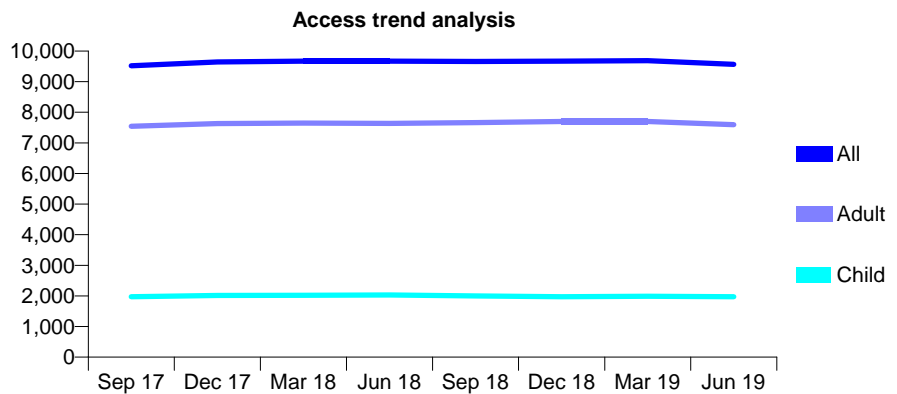
Q53 - Vital Signs At a Glance Contract Report for 262919/0001 - June 2019

Name or company name	Prestige Dental Care
Contract type name	GDS Contract
Purpose of contract	General
Contract start date	01/04/2006
Contract end date	

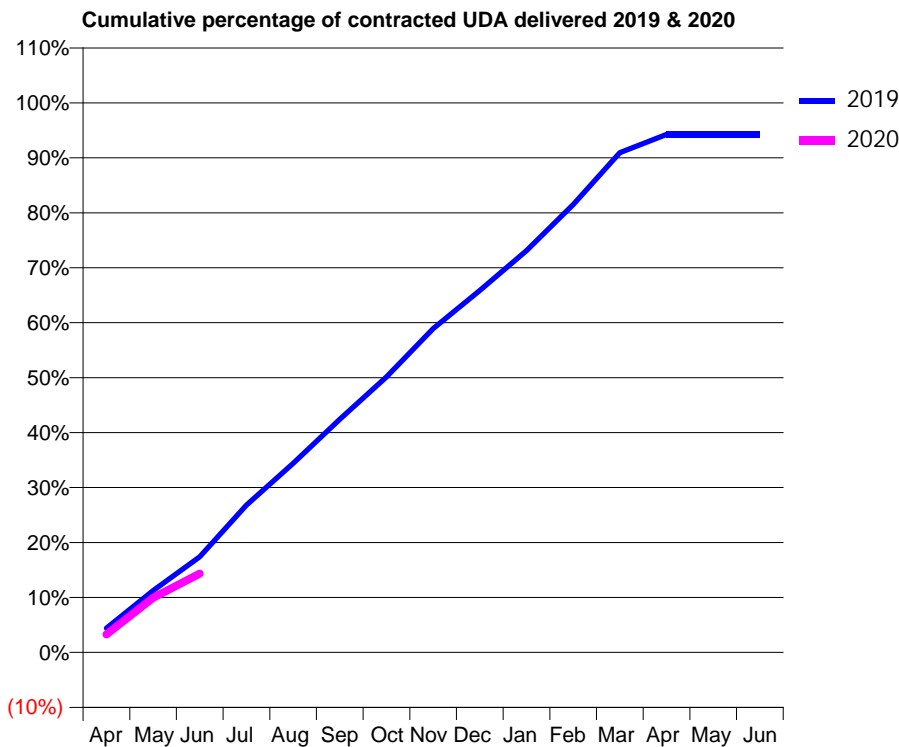
19/20 Contracted general activity (UDA)	37,353
Carry forward general activity (UDA)	0
19/20 Contracted orthodontic activity (UOA)	0
Carry forward orthodontic activity (UOA)	0
Baseline contract value	£965,415.79

ACCESS*

Patients seen in 24 months	Total	Change since previous quarter
Quarter ending June 2018	9,670	
Quarter ending September 2018	9,659	→
Quarter ending December 2018	9,673	→
Quarter ending March 2019	9,687	→
Quarter ending June 2019	9,568	↓
Variance since June 2018	(1.1%)	↓



ACTIVITY



Month	2019	2020
April	1,644	1,231
May	4,199	3,725
June	6,503	5,360
July	10,009	
August	12,845	
September	15,841	
October	18,727	
November	22,015	
December	24,595	
January	27,309	
February	30,446	
March	33,973	
April	35,213	
May	35,199	
June	35,199	

QUALITY

	Quantity	Base Number	Contract	AT	Region	England
% of FP17s for the same patient ID Re-attending within 3 months - Children	50	641	7.8%	8.8%	11.2%	11.4%
% of FP17s for the same patient ID Re-attending within 3 months - Adults	382	2,647	14.4%	12.1%	14.8%	15.4%
% of FP17s for the same patient ID Re-attending between 3 & 9 months - Children	406	641	63.3%	60.6%	60.9%	59.8%
% of FP17s for the same patient ID Re-attending between 3 & 9 months - Adults	1,800	2,647	68.0%	52.0%	53.2%	52.1%
% of FP17s for Band 1 Urgent Courses	152	2,807	5.4%	7.3%	8.3%	9.2%
% of FP17s Relating to Free Repair or Replacements	77	2,807	2.7%	0.8%	0.7%	0.7%
% of FP17s Relating to Continuations	63	2,807	2.2%	0.9%	0.8%	0.8%
% of Patients satisfied with the dentistry they have received	9	9	N/A	94.5%	93.2%	93.4%
% of Patients satisfied with the time they had to wait for an appointment	9	9	N/A	91.7%	88.5%	87.6%

* This is based on patients treated on this contract for their most recent course of treatment. Figures in italics indicate the base number of FP17s or Patient Questionnaire responses are less than 100. N/A is shown where the base number of responses is less than 10 during the period. % is calculated as Quantity/Base number*100

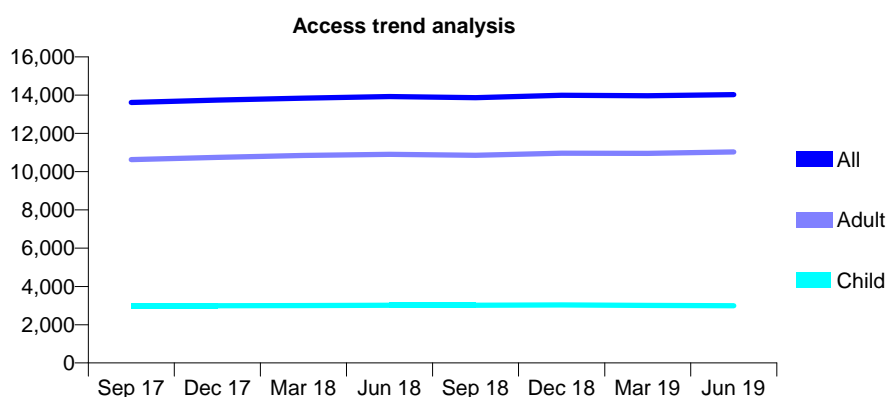
Q53 - Vital Signs At a Glance Contract Report for 269654/0001 - June 2019

Name or company name	MR H SANGHERA
Contract type name	GDS Contract
Purpose of contract	General
Contract start date	01/04/2006
Contract end date	

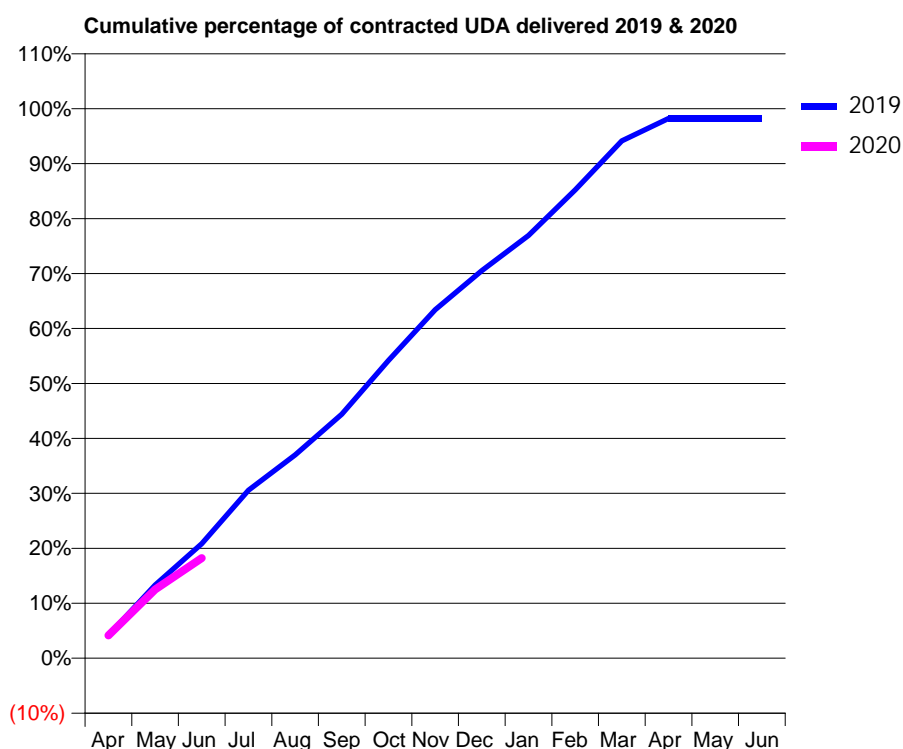
19/20 Contracted general activity (UDA)	36,773
Carry forward general activity (UDA)	0
19/20 Contracted orthodontic activity (UOA)	0
Carry forward orthodontic activity (UOA)	0
Baseline contract value	£1,056,065.74

ACCESS*

Patients seen in 24 months	Total	Change since previous quarter
Quarter ending June 2018	13,926	
Quarter ending September 2018	13,871	→
Quarter ending December 2018	13,995	→
Quarter ending March 2019	13,966	→
Quarter ending June 2019	14,021	→
Variance since June 2018	0.7%	→



ACTIVITY



Month	2019	2020
April	1,543	1,532
May	4,902	4,599
June	7,664	6,695
July	11,243	
August	13,600	
September	16,328	
October	19,919	
November	23,321	
December	25,928	
January	28,288	
February	31,344	
March	34,623	
April	36,116	
May	36,116	
June	36,116	

QUALITY

	Quantity	Base Number	Contract	AT	Region	England
% of FP17s for the same patient ID Re-attending within 3 months - Children	39	814	4.8%	8.8%	11.2%	11.4%
% of FP17s for the same patient ID Re-attending within 3 months - Adults	237	2,547	9.3%	12.1%	14.8%	15.4%
% of FP17s for the same patient ID Re-attending between 3 & 9 months - Children	295	814	36.2%	60.6%	60.9%	59.8%
% of FP17s for the same patient ID Re-attending between 3 & 9 months - Adults	595	2,547	23.4%	52.0%	53.2%	52.1%
% of FP17s for Band 1 Urgent Courses	58	2,890	2.0%	7.3%	8.3%	9.2%
% of FP17s Relating to Free Repair or Replacements	23	2,890	0.8%	0.8%	0.7%	0.7%
% of FP17s Relating to Continuations	65	2,890	2.2%	0.9%	0.8%	0.8%
% of Patients satisfied with the dentistry they have received	11	12	91.7%	94.5%	93.2%	93.4%
% of Patients satisfied with the time they had to wait for an appointment	10	12	83.3%	91.7%	88.5%	87.6%

* This is based on patients treated on this contract for their most recent course of treatment.

Figures in italics indicate the base number of FP17s or Patient Questionnaire responses are less than 100. N/A is shown where the base number of responses is less than 10 during the period. % is calculated as Quantity/Base number*100

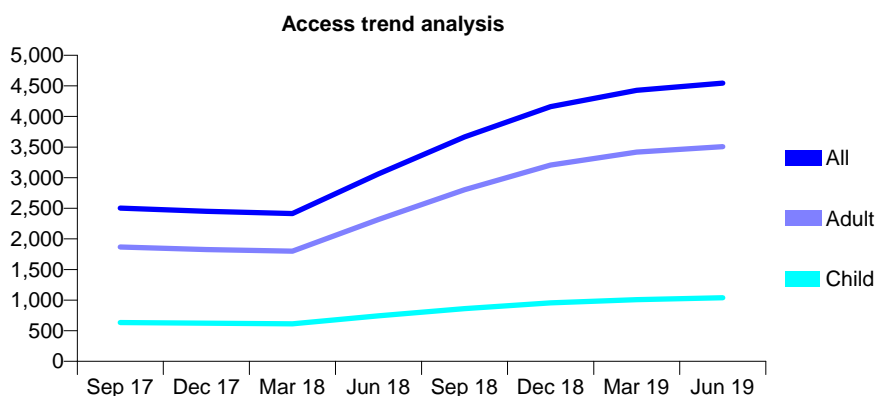
Q53 - Vital Signs At a Glance Contract Report for 273600/0003 - June 2019

Name or company name	MISS H ANJAM
Contract type name	GDS Contract
Purpose of contract	General
Contract start date	01/04/2007
Contract end date	

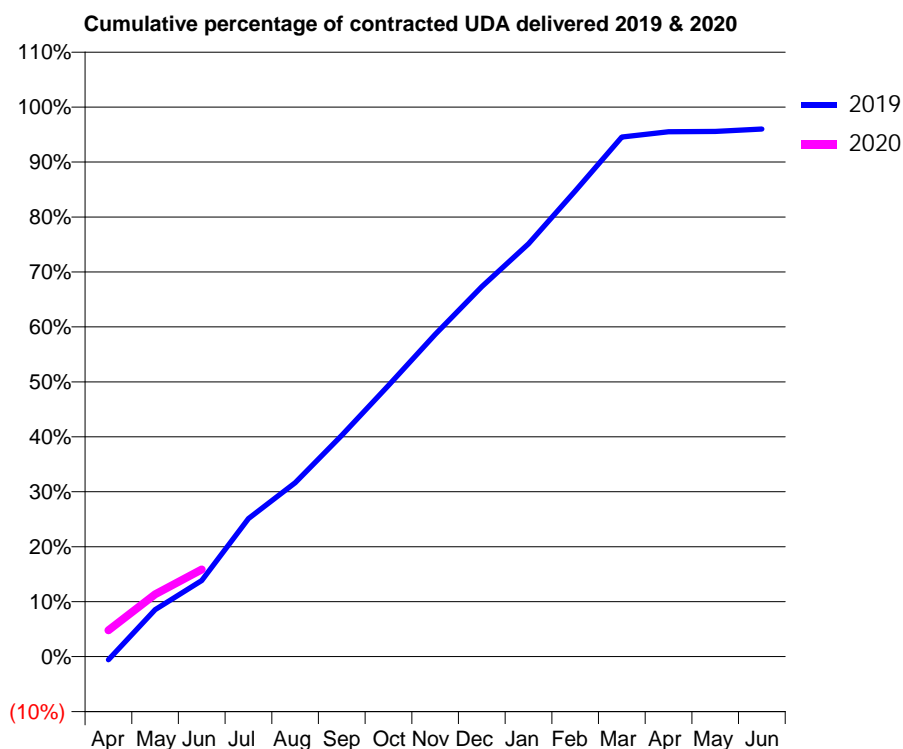
19/20 Contracted general activity (UDA)	13,216
Carry forward general activity (UDA)	0
19/20 Contracted orthodontic activity (UOA)	0
Carry forward orthodontic activity (UOA)	0
Baseline contract value	£305,258.22

ACCESS*

Patients seen in 24 months	Total	Change since previous quarter
Quarter ending June 2018	3,062	
Quarter ending September 2018	3,666	↑
Quarter ending December 2018	4,161	↑
Quarter ending March 2019	4,428	↑
Quarter ending June 2019	4,546	↑
Variance since June 2018	48.5%	↑



ACTIVITY



Month	Adjusted Scheduled Activity (UDA)	
	2019	2020
April	-78	634
May	1,130	1,498
June	1,830	2,096
July	3,321	
August	4,184	
September	5,322	
October	6,522	
November	7,749	
December	8,898	
January	9,926	
February	11,199	
March	12,497	
April	12,622	
May	12,628	
June	12,685	

QUALITY

	Quantity	Base Number	Contract	AT	Region	England
% of FP17s for the same patient ID Re-attending within 3 months - Children	10	243	4.1%	8.8%	11.2%	11.4%
% of FP17s for the same patient ID Re-attending within 3 months - Adults	142	971	14.6%	12.1%	14.8%	15.4%
% of FP17s for the same patient ID Re-attending between 3 & 9 months - Children	121	243	49.8%	60.6%	60.9%	59.8%
% of FP17s for the same patient ID Re-attending between 3 & 9 months - Adults	516	971	53.1%	52.0%	53.2%	52.1%
% of FP17s for Band 1 Urgent Courses	112	1,137	9.9%	7.3%	8.3%	9.2%
% of FP17s Relating to Free Repair or Replacements	11	1,137	1.0%	0.8%	0.7%	0.7%
% of FP17s Relating to Continuations	26	1,137	2.3%	0.9%	0.8%	0.8%
% of Patients satisfied with the dentistry they have received	5	5	N/A	94.5%	93.2%	93.4%
% of Patients satisfied with the time they had to wait for an appointment	4	5	N/A	91.7%	88.5%	87.6%

* This is based on patients treated on this contract for their most recent course of treatment. Figures in italics indicate the base number of FP17s or Patient Questionnaire responses are less than 100. N/A is shown where the base number of responses is less than 10 during the period. % is calculated as Quantity/Base number*100

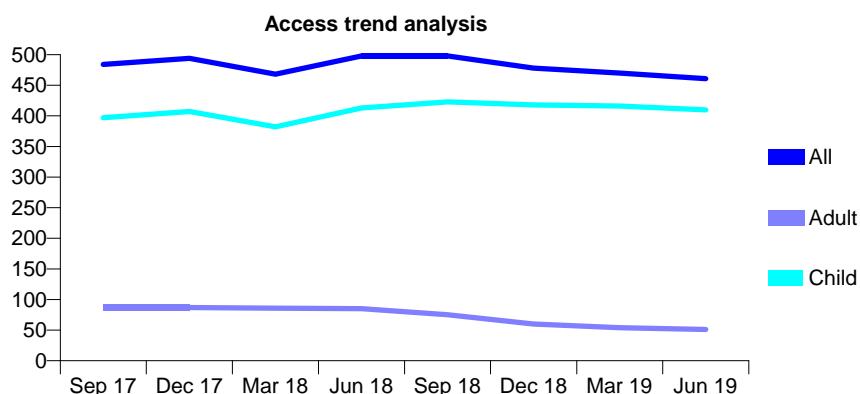
Q53 - Vital Signs At a Glance Contract Report for 296163/0001 - June 2019

Name or company name	MR S DHANDA
Contract type name	GDS Contract
Purpose of contract	General
Contract start date	01/01/2015
Contract end date	

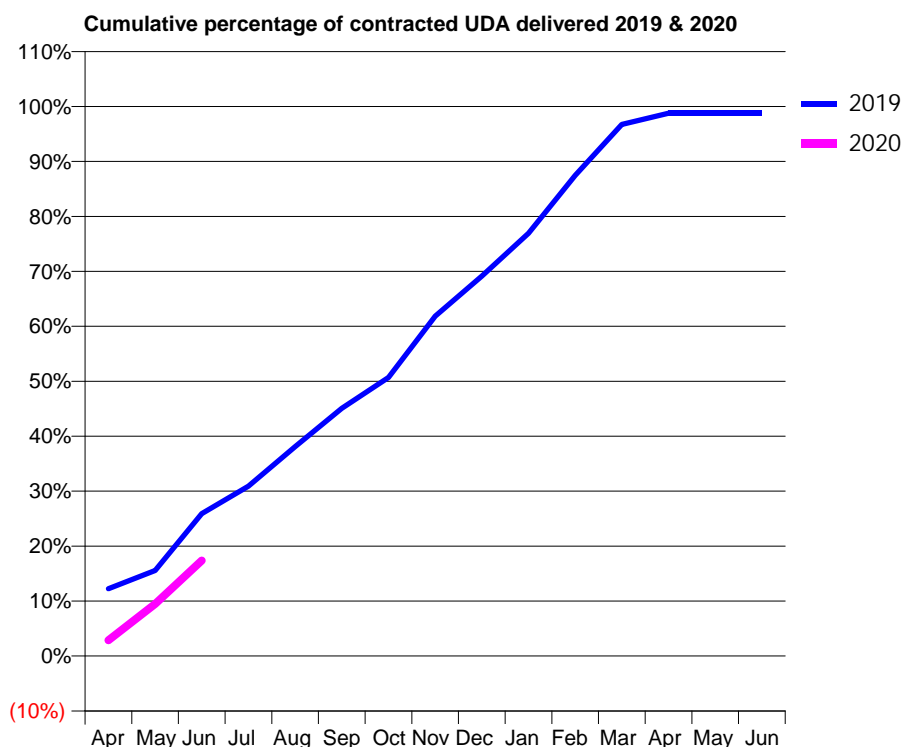
19/20 Contracted general activity (UDA)	1,021
Carry forward general activity (UDA)	0
19/20 Contracted orthodontic activity (UOA)	0
Carry forward orthodontic activity (UOA)	0
Baseline contract value	£24,267.94

ACCESS*

Patients seen in 24 months	Total	Change since previous quarter
Quarter ending June 2018	498	
Quarter ending September 2018	498	→
Quarter ending December 2018	478	↓
Quarter ending March 2019	470	↓
Quarter ending June 2019	461	↓
Variance since June 2018	(7.4%)	↓



ACTIVITY



Month	Adjusted Scheduled Activity (UDA)	
	2019	2020
April	125	29
May	159	97
June	264	177
July	316	
August	389	
September	460	
October	517	
November	631	
December	706	
January	786	
February	893	
March	987	
April	1,009	
May	1,009	
June	1,009	

QUALITY

	Quantity	Base Number	Contract	AT	Region	England
% of FP17s for the same patient ID Re-attending within 3 months - Children	11	144	7.6%	8.8%	11.2%	11.4%
% of FP17s for the same patient ID Re-attending within 3 months - Adults	0	13	0.0%	12.1%	14.8%	15.4%
% of FP17s for the same patient ID Re-attending between 3 & 9 months - Children	114	144	79.2%	60.6%	60.9%	59.8%
% of FP17s for the same patient ID Re-attending between 3 & 9 months - Adults	10	13	76.9%	52.0%	53.2%	52.1%
% of FP17s for Band 1 Urgent Courses	7	138	5.1%	7.3%	8.3%	9.2%
% of FP17s Relating to Free Repair or Replacements	0	138	0.0%	0.8%	0.7%	0.7%
% of FP17s Relating to Continuations	0	138	0.0%	0.9%	0.8%	0.8%
% of Patients satisfied with the dentistry they have received	1	1	N/A	94.5%	93.2%	93.4%
% of Patients satisfied with the time they had to wait for an appointment	1	1	N/A	91.7%	88.5%	87.6%

* This is based on patients treated on this contract for their most recent course of treatment. Figures in italics indicate the base number of FP17s or Patient Questionnaire responses are less than 100. N/A is shown where the base number of responses is less than 10 during the period. % is calculated as Quantity/Base number*100

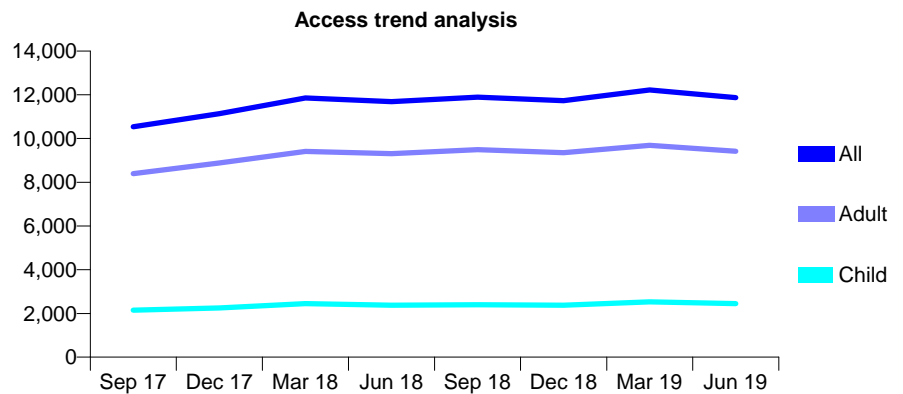
Q53 - Vital Signs At a Glance Contract Report for 309699/0001 - June 2019

Name or company name	MR DJ LANGMAN
Contract type name	GDS Contract
Purpose of contract	General
Contract start date	01/04/2006
Contract end date	

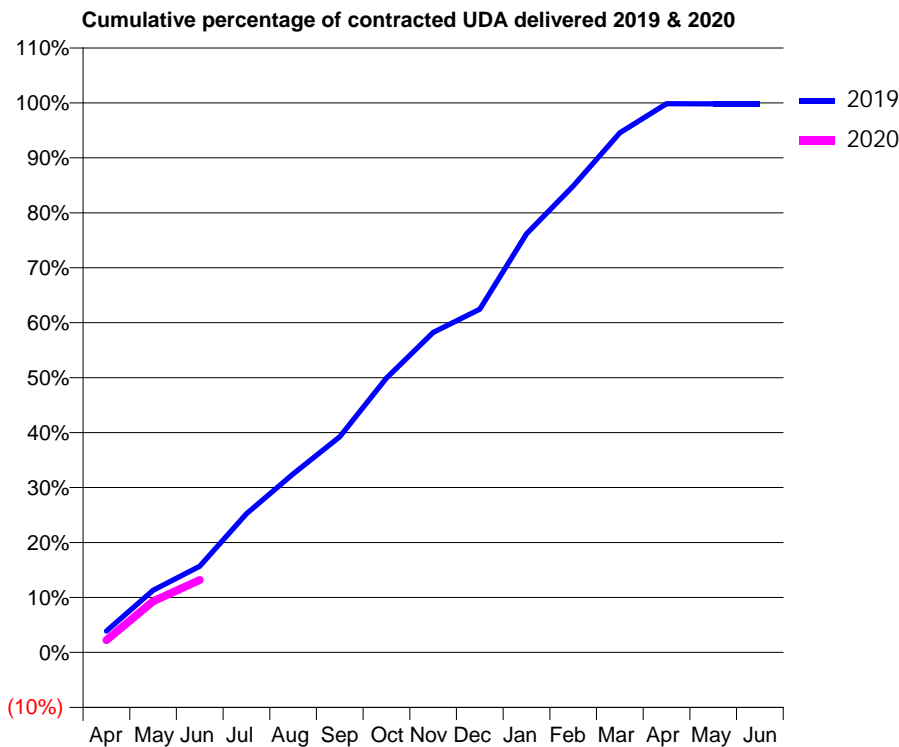
19/20 Contracted general activity (UDA)	29,745
Carry forward general activity (UDA)	0
19/20 Contracted orthodontic activity (UOA)	0
Carry forward orthodontic activity (UOA)	0
Baseline contract value	£980,058.71

ACCESS*

Patients seen in 24 months	Total	Change since previous quarter
Quarter ending June 2018	11,684	
Quarter ending September 2018	11,892	→
Quarter ending December 2018	11,735	↓
Quarter ending March 2019	12,223	↑
Quarter ending June 2019	11,870	↓
Variance since June 2018	1.6%	→



ACTIVITY



Month	Adjusted Scheduled Activity (UDA)	
	2019	2020
April	1,155	667
May	3,366	2,770
June	4,668	3,926
July	7,509	
August	9,662	
September	11,676	
October	14,855	
November	17,317	
December	18,579	
January	22,657	
February	25,247	
March	28,115	
April	29,697	
May	29,694	
June	29,694	

QUALITY

	Quantity	Base Number	Contract	AT	Region	England
% of FP17s for the same patient ID Re-attending within 3 months - Children	45	667	6.7%	8.8%	11.2%	11.4%
% of FP17s for the same patient ID Re-attending within 3 months - Adults	357	2,464	14.5%	12.1%	14.8%	15.4%
% of FP17s for the same patient ID Re-attending between 3 & 9 months - Children	427	667	64.0%	60.6%	60.9%	59.8%
% of FP17s for the same patient ID Re-attending between 3 & 9 months - Adults	1,109	2,464	45.0%	52.0%	53.2%	52.1%
% of FP17s for Band 1 Urgent Courses	168	2,317	7.3%	7.3%	8.3%	9.2%
% of FP17s Relating to Free Repair or Replacements	28	2,317	1.2%	0.8%	0.7%	0.7%
% of FP17s Relating to Continuations	22	2,317	0.9%	0.9%	0.8%	0.8%
% of Patients satisfied with the dentistry they have received	9	9	N/A	94.5%	93.2%	93.4%
% of Patients satisfied with the time they had to wait for an appointment	9	9	N/A	91.7%	88.5%	87.6%

* This is based on patients treated on this contract for their most recent course of treatment. Figures in italics indicate the base number of FP17s or Patient Questionnaire responses are less than 100. N/A is shown where the base number of responses is less than 10 during the period. % is calculated as Quantity/Base number*100

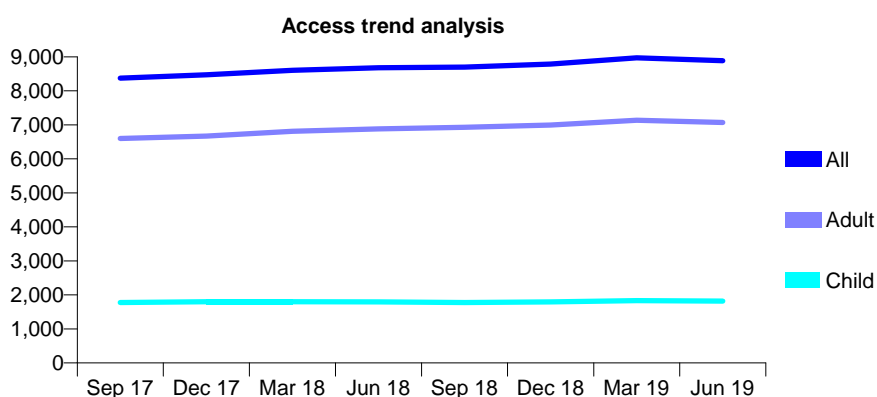
Q53 - Vital Signs At a Glance Contract Report for 309699/0002 - June 2019

Name or company name	MR DJ LANGMAN
Contract type name	GDS Contract
Purpose of contract	General
Contract start date	01/04/2006
Contract end date	

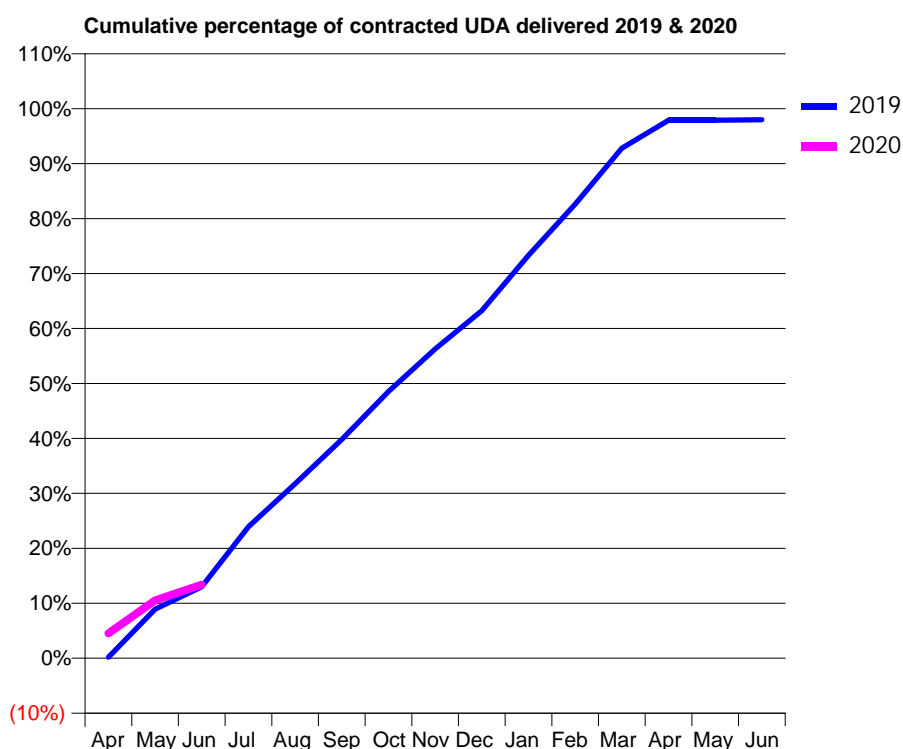
19/20 Contracted general activity (UDA)	22,500
Carry forward general activity (UDA)	0
19/20 Contracted orthodontic activity (UOA)	0
Carry forward orthodontic activity (UOA)	0
Baseline contract value	£741,345.47

ACCESS*

Patients seen in 24 months	Total	Change since previous quarter
Quarter ending June 2018	8,680	
Quarter ending September 2018	8,700	→
Quarter ending December 2018	8,789	→
Quarter ending March 2019	8,970	↑
Quarter ending June 2019	8,887	→
Variance since June 2018	2.4%	↑



ACTIVITY



Month	2019	2020
April	47	1,017
May	2,013	2,370
June	2,923	3,009
July	5,380	
August	7,146	
September	8,953	
October	10,925	
November	12,662	
December	14,225	
January	16,496	
February	18,593	
March	20,879	
April	22,030	
May	22,031	
June	22,047	

QUALITY

	Quantity	Base Number	Contract	AT	Region	England
% of FP17s for the same patient ID Re-attending within 3 months - Children	40	526	7.6%	8.8%	11.2%	11.4%
% of FP17s for the same patient ID Re-attending within 3 months - Adults	290	1,968	14.7%	12.1%	14.8%	15.4%
% of FP17s for the same patient ID Re-attending between 3 & 9 months - Children	347	526	66.0%	60.6%	60.9%	59.8%
% of FP17s for the same patient ID Re-attending between 3 & 9 months - Adults	1,108	1,968	56.3%	52.0%	53.2%	52.1%
% of FP17s for Band 1 Urgent Courses	90	1,864	4.8%	7.3%	8.3%	9.2%
% of FP17s Relating to Free Repair or Replacements	17	1,864	0.9%	0.8%	0.7%	0.7%
% of FP17s Relating to Continuations	20	1,864	1.1%	0.9%	0.8%	0.8%
% of Patients satisfied with the dentistry they have received	8	8	N/A	94.5%	93.2%	93.4%
% of Patients satisfied with the time they had to wait for an appointment	8	8	N/A	91.7%	88.5%	87.6%

* This is based on patients treated on this contract for their most recent course of treatment. Figures in italics indicate the base number of FP17s or Patient Questionnaire responses are less than 100. N/A is shown where the base number of responses is less than 10 during the period. % is calculated as Quantity/Base number*100

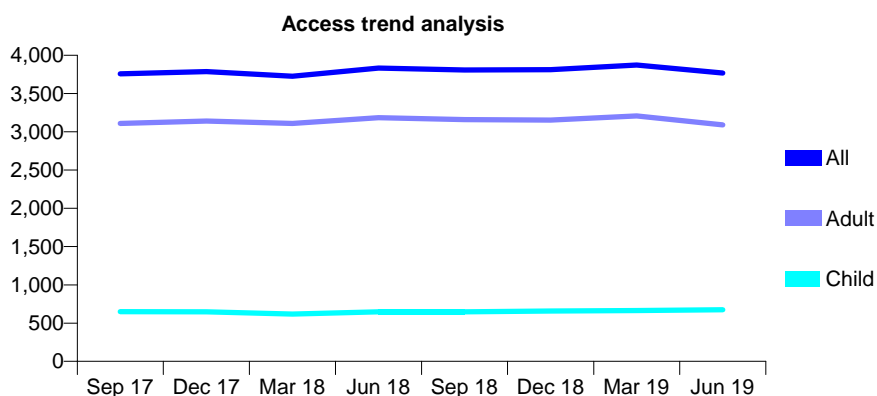
Q53 - Vital Signs At a Glance Contract Report for 324531/0001 - June 2019

Name or company name	Light, Salmon, Davey, Javaid, Jain
Contract type name	GDS Contract
Purpose of contract	General
Contract start date	01/04/2006
Contract end date	

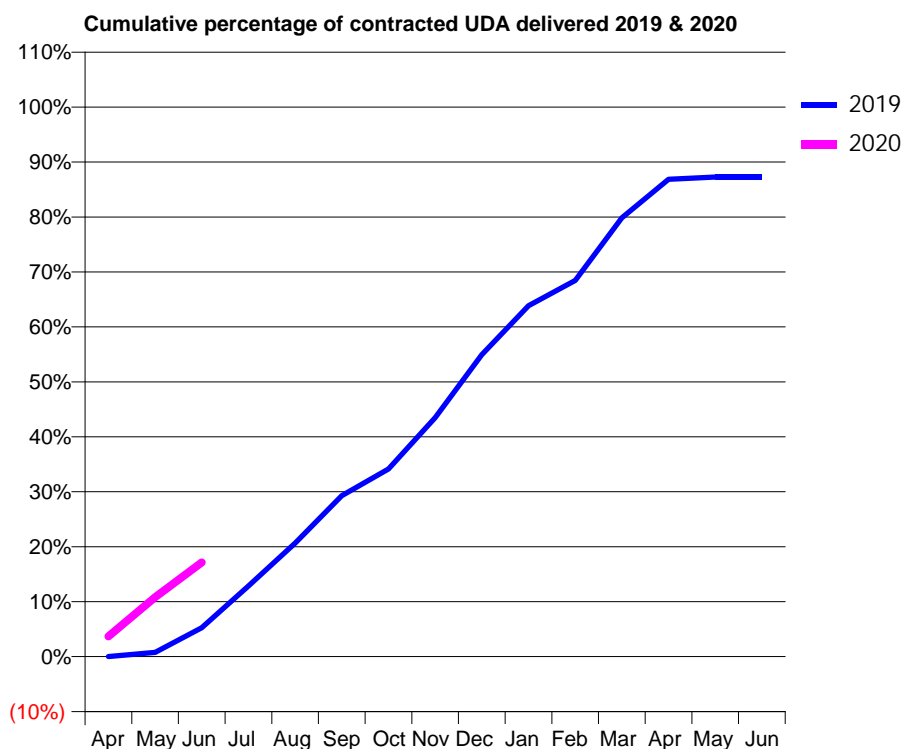
19/20 Contracted general activity (UDA)	10,389
Carry forward general activity (UDA)	0
19/20 Contracted orthodontic activity (UOA)	0
Carry forward orthodontic activity (UOA)	0
Baseline contract value	£230,510.81

ACCESS*

Patients seen in 24 months	Total	Change since previous quarter
Quarter ending June 2018	3,831	
Quarter ending September 2018	3,807	→
Quarter ending December 2018	3,812	→
Quarter ending March 2019	3,872	→
Quarter ending June 2019	3,767	↓
Variance since June 2018	(1.7%)	↓



ACTIVITY



Month	Adjusted Scheduled Activity (UDA)	
	2019	2020
April	0	386
May	80	1,125
June	545	1,781
July	1,336	
August	2,147	
September	3,043	
October	3,547	
November	4,520	
December	5,708	
January	6,634	
February	7,111	
March	8,296	
April	9,024	
May	9,065	
June	9,066	

QUALITY

	Quantity	Base Number	Contract	AT	Region	England
% of FP17s for the same patient ID Re-attending within 3 months - Children	13	249	5.2%	8.8%	11.2%	11.4%
% of FP17s for the same patient ID Re-attending within 3 months - Adults	94	900	10.4%	12.1%	14.8%	15.4%
% of FP17s for the same patient ID Re-attending between 3 & 9 months - Children	109	249	43.8%	60.6%	60.9%	59.8%
% of FP17s for the same patient ID Re-attending between 3 & 9 months - Adults	253	900	28.1%	52.0%	53.2%	52.1%
% of FP17s for Band 1 Urgent Courses	48	797	6.0%	7.3%	8.3%	9.2%
% of FP17s Relating to Free Repair or Replacements	9	797	1.1%	0.8%	0.7%	0.7%
% of FP17s Relating to Continuations	4	797	0.5%	0.9%	0.8%	0.8%
% of Patients satisfied with the dentistry they have received	7	7	N/A	94.5%	93.2%	93.4%
% of Patients satisfied with the time they had to wait for an appointment	7	7	N/A	91.7%	88.5%	87.6%

* This is based on patients treated on this contract for their most recent course of treatment. Figures in italics indicate the base number of FP17s or Patient Questionnaire responses are less than 100. N/A is shown where the base number of responses is less than 10 during the period. % is calculated as Quantity/Base number*100

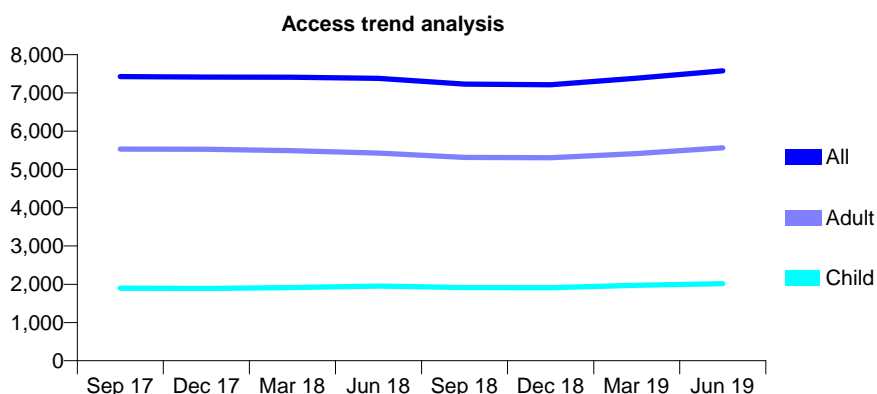
Q53 - Vital Signs At a Glance Contract Report for 325708/0006 - June 2019

Name or company name	Balbir S Bhandal, Amrik S Bhandal & Baljit
Contract type name	GDS Contract
Purpose of contract	General and Orthodontic
Contract start date	01/04/2006
Contract end date	

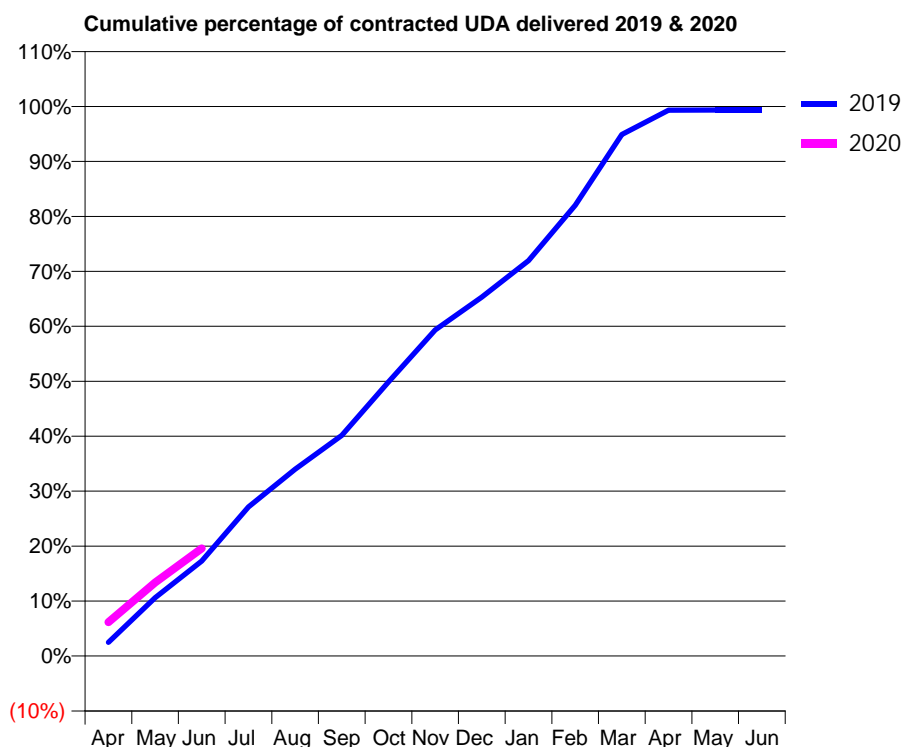
19/20 Contracted general activity (UDA)	23,158
Carry forward general activity (UDA)	0
19/20 Contracted orthodontic activity (UOA)	203
Carry forward orthodontic activity (UOA)	0
Baseline contract value	£568,418.51

ACCESS*

Patients seen in 24 months	Total	Change since previous quarter
Quarter ending June 2018	7,380	
Quarter ending September 2018	7,230	↓
Quarter ending December 2018	7,213	→
Quarter ending March 2019	7,384	↑
Quarter ending June 2019	7,577	↑
Variance since June 2018	2.7%	↑



ACTIVITY



Month	Adjusted Scheduled Activity (UDA)	
	2019	2020
April	576	1,428
May	2,456	3,099
June	4,006	4,537
July	6,286	
August	7,877	
September	9,297	
October	11,550	
November	13,743	
December	15,124	
January	16,660	
February	18,996	
March	21,977	
April	23,000	
May	23,007	
June	23,007	

QUALITY

	Quantity	Base Number	Contract	AT	Region	England
% of FP17s for the same patient ID Re-attending within 3 months - Children	34	672	5.1%	8.8%	11.2%	11.4%
% of FP17s for the same patient ID Re-attending within 3 months - Adults	237	1,881	12.6%	12.1%	14.8%	15.4%
% of FP17s for the same patient ID Re-attending between 3 & 9 months - Children	380	672	56.5%	60.6%	60.9%	59.8%
% of FP17s for the same patient ID Re-attending between 3 & 9 months - Adults	1,018	1,881	54.1%	52.0%	53.2%	52.1%
% of FP17s for Band 1 Urgent Courses	107	2,102	5.1%	7.3%	8.3%	9.2%
% of FP17s Relating to Free Repair or Replacements	27	2,102	1.3%	0.8%	0.7%	0.7%
% of FP17s Relating to Continuations	30	2,102	1.4%	0.9%	0.8%	0.8%
% of Patients satisfied with the dentistry they have received	6	6	N/A	94.5%	93.2%	93.4%
% of Patients satisfied with the time they had to wait for an appointment	6	6	N/A	91.7%	88.5%	87.6%

* This is based on patients treated on this contract for their most recent course of treatment. Figures in italics indicate the base number of FP17s or Patient Questionnaire responses are less than 100. N/A is shown where the base number of responses is less than 10 during the period. % is calculated as Quantity/Base number*100

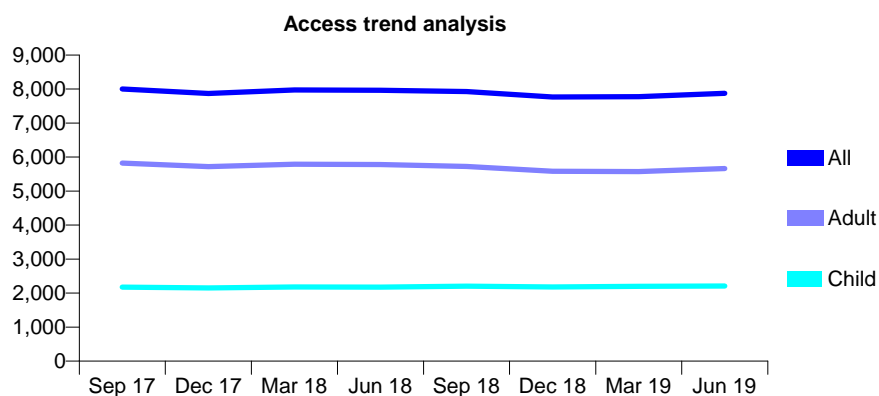
Q53 - Vital Signs At a Glance Contract Report for 331805/0002 - June 2019

Name or company name	MR JS SHERGILL
Contract type name	GDS Contract
Purpose of contract	General
Contract start date	01/04/2006
Contract end date	

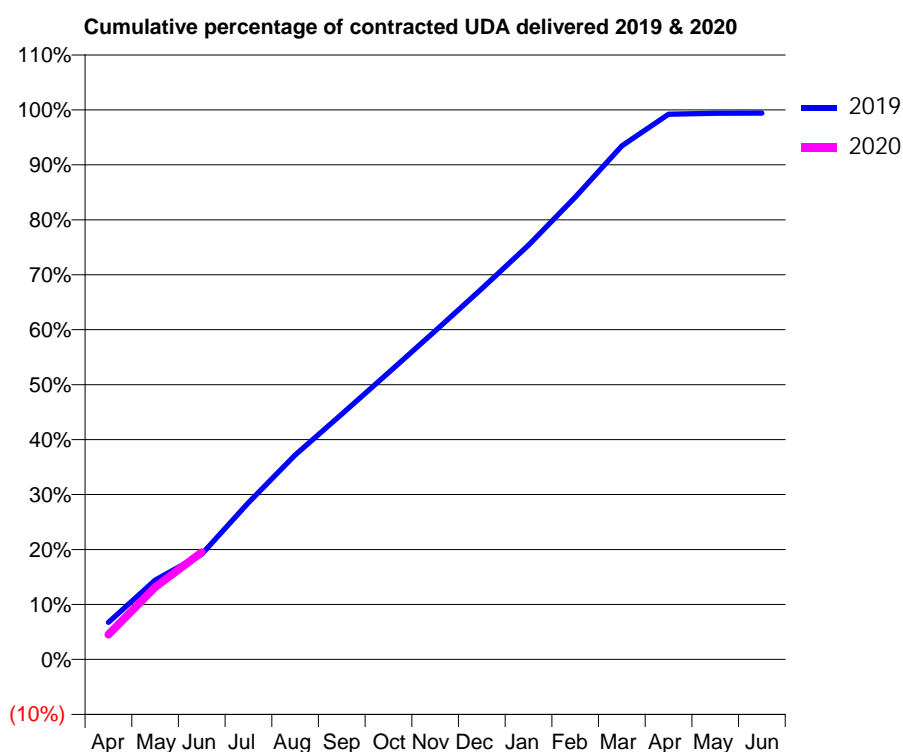
19/20 Contracted general activity (UDA)	19,165
Carry forward general activity (UDA)	0
19/20 Contracted orthodontic activity (UOA)	0
Carry forward orthodontic activity (UOA)	0
Baseline contract value	£492,212.43

ACCESS*

Patients seen in 24 months	Total	Change since previous quarter
Quarter ending June 2018	7,963	
Quarter ending September 2018	7,929	→
Quarter ending December 2018	7,765	↓
Quarter ending March 2019	7,775	→
Quarter ending June 2019	7,876	→
Variance since June 2018	(1.1%)	↓



ACTIVITY



Month	Adjusted Scheduled Activity (UDA)	
	2019	2020
April	1,294	867
May	2,765	2,519
June	3,670	3,737
July	5,469	
August	7,131	
September	8,557	
October	10,000	
November	11,457	
December	12,928	
January	14,448	
February	16,122	
March	17,909	
April	19,016	
May	19,046	
June	19,052	

QUALITY

	Quantity	Base Number	Contract	AT	Region	England
% of FP17s for the same patient ID Re-attending within 3 months - Children	42	787	5.3%	8.8%	11.2%	11.4%
% of FP17s for the same patient ID Re-attending within 3 months - Adults	170	1,735	9.8%	12.1%	14.8%	15.4%
% of FP17s for the same patient ID Re-attending between 3 & 9 months - Children	488	787	62.0%	60.6%	60.9%	59.8%
% of FP17s for the same patient ID Re-attending between 3 & 9 months - Adults	790	1,735	45.5%	52.0%	53.2%	52.1%
% of FP17s for Band 1 Urgent Courses	121	2,029	6.0%	7.3%	8.3%	9.2%
% of FP17s Relating to Free Repair or Replacements	23	2,029	1.1%	0.8%	0.7%	0.7%
% of FP17s Relating to Continuations	18	2,029	0.9%	0.9%	0.8%	0.8%
% of Patients satisfied with the dentistry they have received	4	4	N/A	94.5%	93.2%	93.4%
% of Patients satisfied with the time they had to wait for an appointment	4	4	N/A	91.7%	88.5%	87.6%

* This is based on patients treated on this contract for their most recent course of treatment. Figures in italics indicate the base number of FP17s or Patient Questionnaire responses are less than 100. N/A is shown where the base number of responses is less than 10 during the period. % is calculated as Quantity/Base number*100

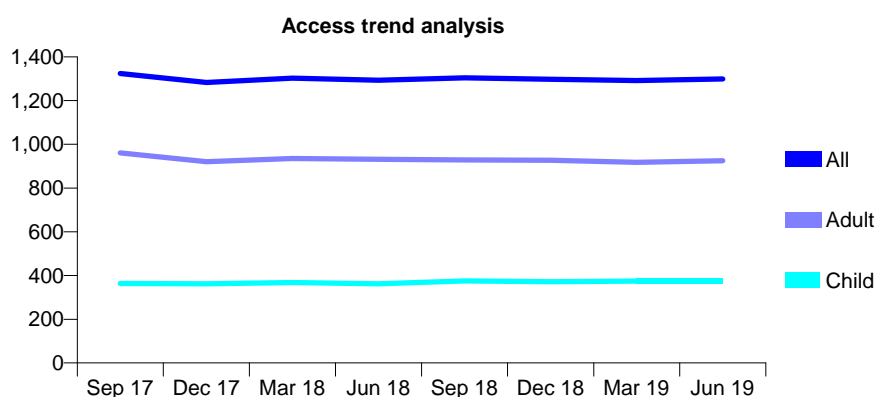
Q53 - Vital Signs At a Glance Contract Report for 331805/0003 - June 2019

Name or company name	MR JS SHERGILL
Contract type name	GDS Contract
Purpose of contract	General
Contract start date	01/04/2006
Contract end date	

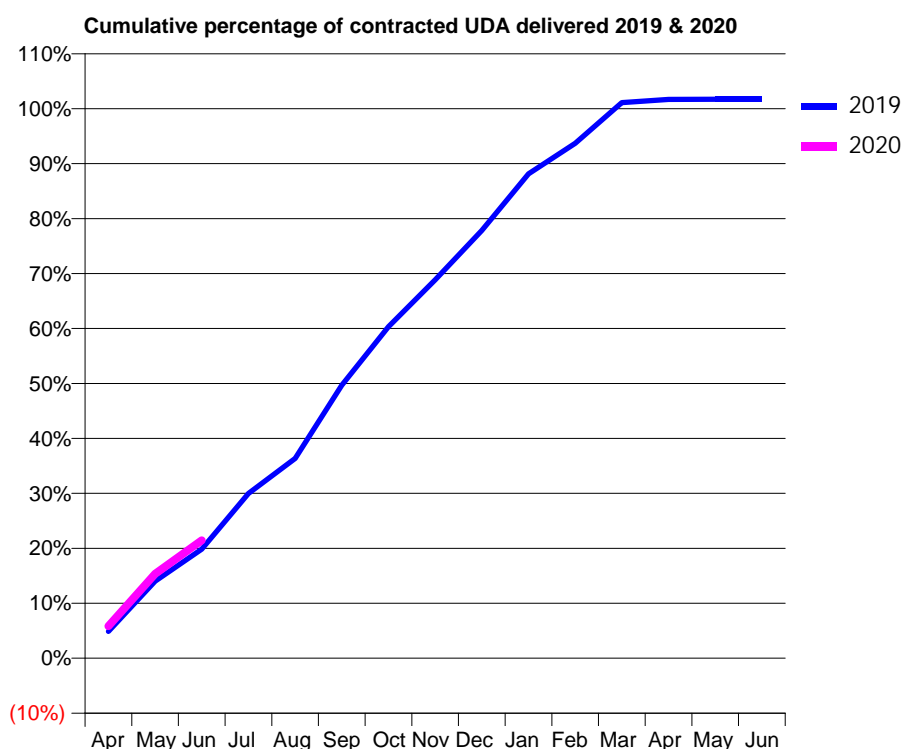
19/20 Contracted general activity (UDA)	3,550
Carry forward general activity (UDA)	0
19/20 Contracted orthodontic activity (UOA)	0
Carry forward orthodontic activity (UOA)	0
Baseline contract value	£92,154.89

ACCESS*

Patients seen in 24 months	Total	Change since previous quarter
Quarter ending June 2018	1,293	
Quarter ending September 2018	1,304	→
Quarter ending December 2018	1,298	→
Quarter ending March 2019	1,292	→
Quarter ending June 2019	1,299	→
Variance since June 2018	0.5%	→



ACTIVITY



Month	2019	2020
April	174	208
May	497	546
June	704	761
July	1,064	
August	1,291	
September	1,763	
October	2,141	
November	2,444	
December	2,763	
January	3,129	
February	3,327	
March	3,590	
April	3,610	
May	3,611	
June	3,611	

QUALITY

	Quantity	Base Number	Contract	AT	Region	England
% of FP17s for the same patient ID Re-attending within 3 months - Children	6	136	4.4%	8.8%	11.2%	11.4%
% of FP17s for the same patient ID Re-attending within 3 months - Adults	34	291	11.7%	12.1%	14.8%	15.4%
% of FP17s for the same patient ID Re-attending between 3 & 9 months - Children	91	136	66.9%	60.6%	60.9%	59.8%
% of FP17s for the same patient ID Re-attending between 3 & 9 months - Adults	144	291	49.5%	52.0%	53.2%	52.1%
% of FP17s for Band 1 Urgent Courses	31	410	7.6%	7.3%	8.3%	9.2%
% of FP17s Relating to Free Repair or Replacements	3	410	0.7%	0.8%	0.7%	0.7%
% of FP17s Relating to Continuations	2	410	0.5%	0.9%	0.8%	0.8%
% of Patients satisfied with the dentistry they have received	2	3	N/A	94.5%	93.2%	93.4%
% of Patients satisfied with the time they had to wait for an appointment	3	3	N/A	91.7%	88.5%	87.6%

* This is based on patients treated on this contract for their most recent course of treatment. Figures in italics indicate the base number of FP17s or Patient Questionnaire responses are less than 100. N/A is shown where the base number of responses is less than 10 during the period. % is calculated as Quantity/Base number*100

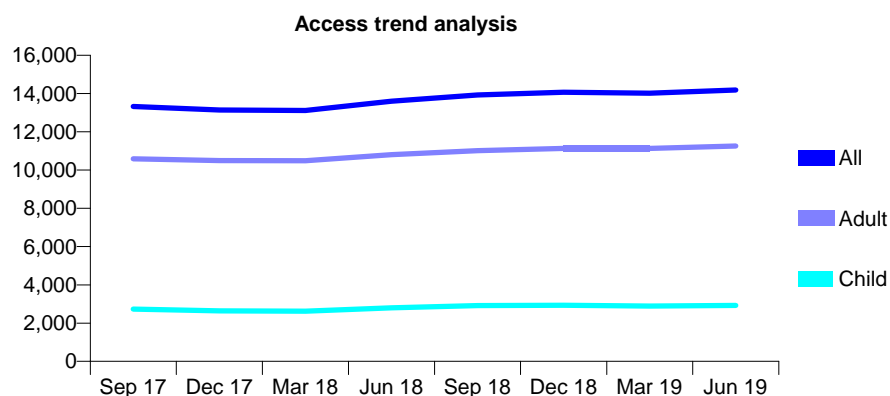
Q53 - Vital Signs At a Glance Contract Report for 334820/0001 - June 2019

Name or company name	MR AS DULKU
Contract type name	GDS Contract
Purpose of contract	General
Contract start date	01/04/2006
Contract end date	

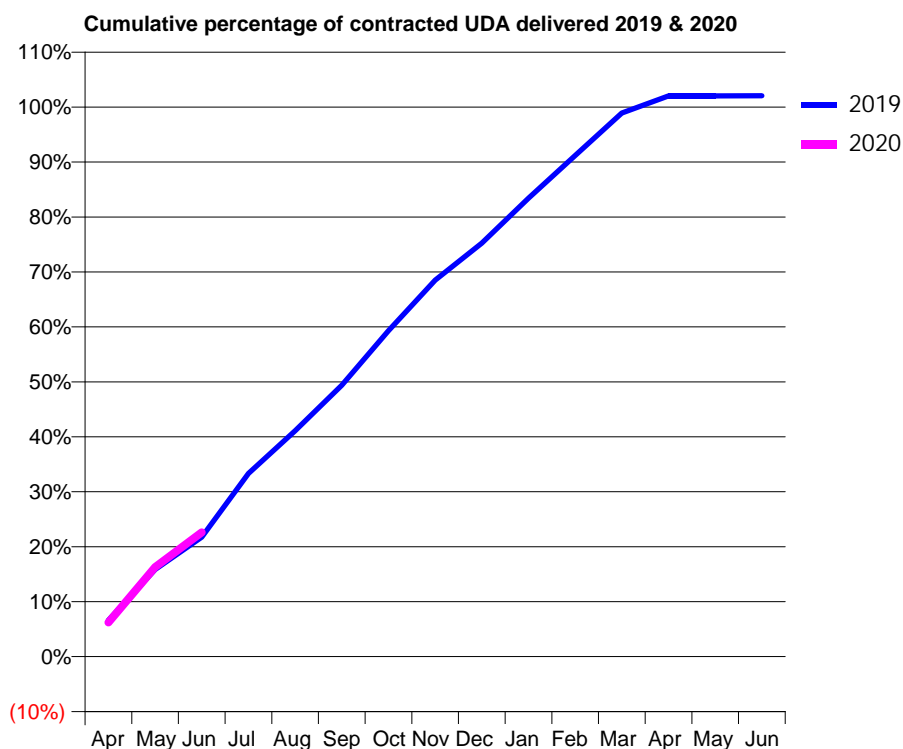
19/20 Contracted general activity (UDA)	44,202
Carry forward general activity (UDA)	0
19/20 Contracted orthodontic activity (UOA)	0
Carry forward orthodontic activity (UOA)	0
Baseline contract value	£1,376,325.34

ACCESS*

Patients seen in 24 months	Total	Change since previous quarter
Quarter ending June 2018	13,599	
Quarter ending September 2018	13,928	↑
Quarter ending December 2018	14,063	→
Quarter ending March 2019	14,020	→
Quarter ending June 2019	14,183	→
Variance since June 2018	4.3%	↑



ACTIVITY



Month	Adjusted Scheduled Activity (UDA)	
	2019	2020
April	2,932	2,755
May	7,011	7,202
June	9,606	9,989
July	14,733	
August	18,165	
September	21,819	
October	26,214	
November	30,284	
December	33,261	
January	36,868	
February	40,303	
March	43,729	
April	45,100	
May	45,096	
June	45,115	

QUALITY

	Quantity	Base Number	Contract	AT	Region	England
% of FP17s for the same patient ID Re-attending within 3 months - Children	54	1,245	4.3%	8.8%	11.2%	11.4%
% of FP17s for the same patient ID Re-attending within 3 months - Adults	472	5,135	9.2%	12.1%	14.8%	15.4%
% of FP17s for the same patient ID Re-attending between 3 & 9 months - Children	892	1,245	71.6%	60.6%	60.9%	59.8%
% of FP17s for the same patient ID Re-attending between 3 & 9 months - Adults	3,796	5,135	73.9%	52.0%	53.2%	52.1%
% of FP17s for Band 1 Urgent Courses	94	5,129	1.8%	7.3%	8.3%	9.2%
% of FP17s Relating to Free Repair or Replacements	50	5,129	1.0%	0.8%	0.7%	0.7%
% of FP17s Relating to Continuations	88	5,129	1.7%	0.9%	0.8%	0.8%
% of Patients satisfied with the dentistry they have received	11	11	100.0%	94.5%	93.2%	93.4%
% of Patients satisfied with the time they had to wait for an appointment	11	11	100.0%	91.7%	88.5%	87.6%

* This is based on patients treated on this contract for their most recent course of treatment. Figures in italics indicate the base number of FP17s or Patient Questionnaire responses are less than 100. N/A is shown where the base number of responses is less than 10 during the period. % is calculated as Quantity/Base number*100

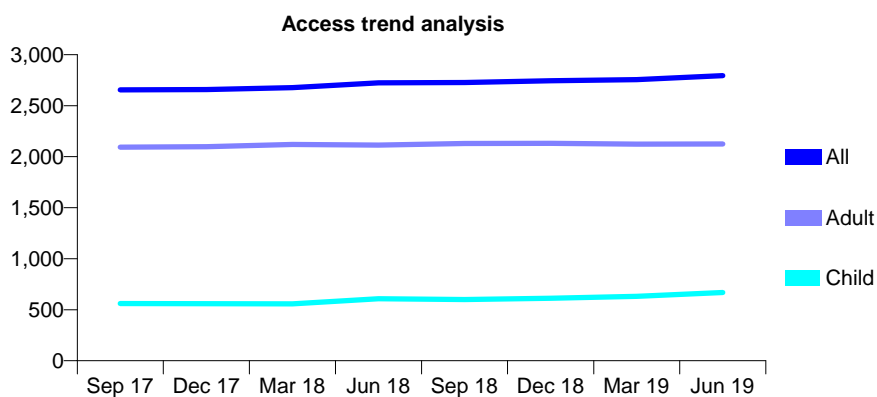
Q53 - Vital Signs At a Glance Contract Report for 339202/0001 - June 2019

Name or company name	MR M FIAZ
Contract type name	GDS Contract
Purpose of contract	General
Contract start date	01/04/2006
Contract end date	

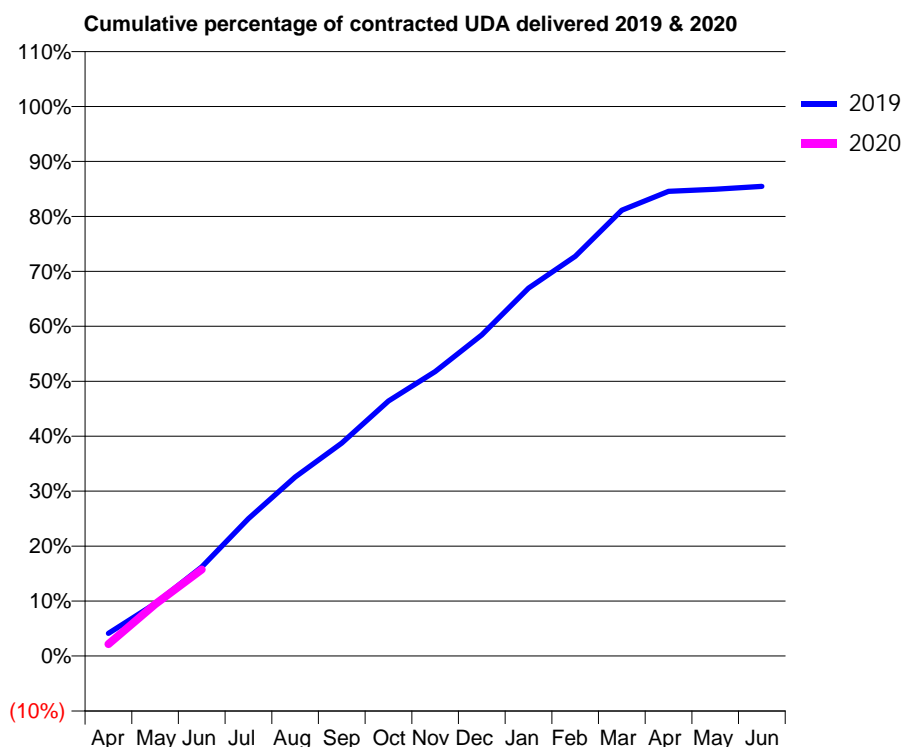
19/20 Contracted general activity (UDA)	12,500
Carry forward general activity (UDA)	0
19/20 Contracted orthodontic activity (UOA)	0
Carry forward orthodontic activity (UOA)	0
Baseline contract value	£357,826.05

ACCESS*

Patients seen in 24 months	Total	Change since previous quarter
Quarter ending June 2018	2,724	
Quarter ending September 2018	2,728	→
Quarter ending December 2018	2,745	→
Quarter ending March 2019	2,755	→
Quarter ending June 2019	2,794	→
Variance since June 2018	2.6%	↑



ACTIVITY



Month	Adjusted Scheduled Activity (UDA)	
	2019	2020
April	514	272
May	1,195	1,179
June	2,025	1,966
July	3,127	
August	4,072	
September	4,843	
October	5,802	
November	6,472	
December	7,305	
January	8,368	
February	9,092	
March	10,140	
April	10,571	
May	10,614	
June	10,683	

QUALITY

	Quantity	Base Number	Contract	AT	Region	England
% of FP17s for the same patient ID Re-attending within 3 months - Children	19	214	8.9%	8.8%	11.2%	11.4%
% of FP17s for the same patient ID Re-attending within 3 months - Adults	98	520	18.8%	12.1%	14.8%	15.4%
% of FP17s for the same patient ID Re-attending between 3 & 9 months - Children	62	214	29.0%	60.6%	60.9%	59.8%
% of FP17s for the same patient ID Re-attending between 3 & 9 months - Adults	136	520	26.2%	52.0%	53.2%	52.1%
% of FP17s for Band 1 Urgent Courses	92	614	15.0%	7.3%	8.3%	9.2%
% of FP17s Relating to Free Repair or Replacements	8	614	1.3%	0.8%	0.7%	0.7%
% of FP17s Relating to Continuations	16	614	2.6%	0.9%	0.8%	0.8%
% of Patients satisfied with the dentistry they have received	9	10	90.0%	94.5%	93.2%	93.4%
% of Patients satisfied with the time they had to wait for an appointment	10	10	100.0%	91.7%	88.5%	87.6%

* This is based on patients treated on this contract for their most recent course of treatment. Figures in italics indicate the base number of FP17s or Patient Questionnaire responses are less than 100. N/A is shown where the base number of responses is less than 10 during the period. % is calculated as Quantity/Base number*100

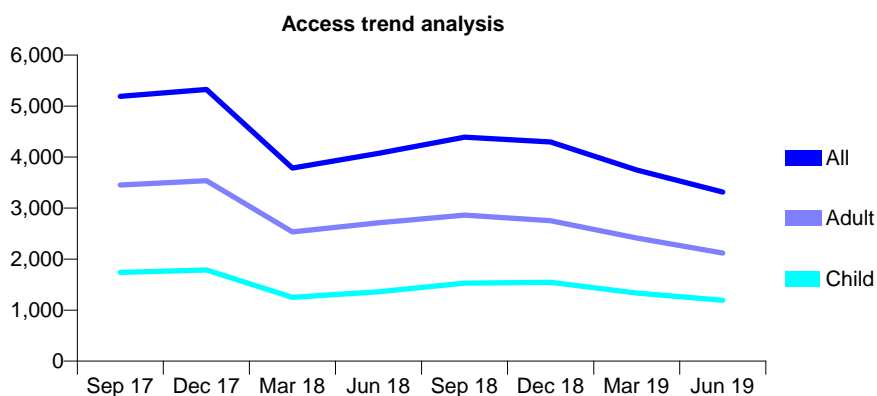
Q53 - Vital Signs At a Glance Contract Report for 339830/0001 - June 2019

Name or company name	Dehal, Thandi and Chana
Contract type name	GDS Contract
Purpose of contract	General
Contract start date	01/04/2006
Contract end date	

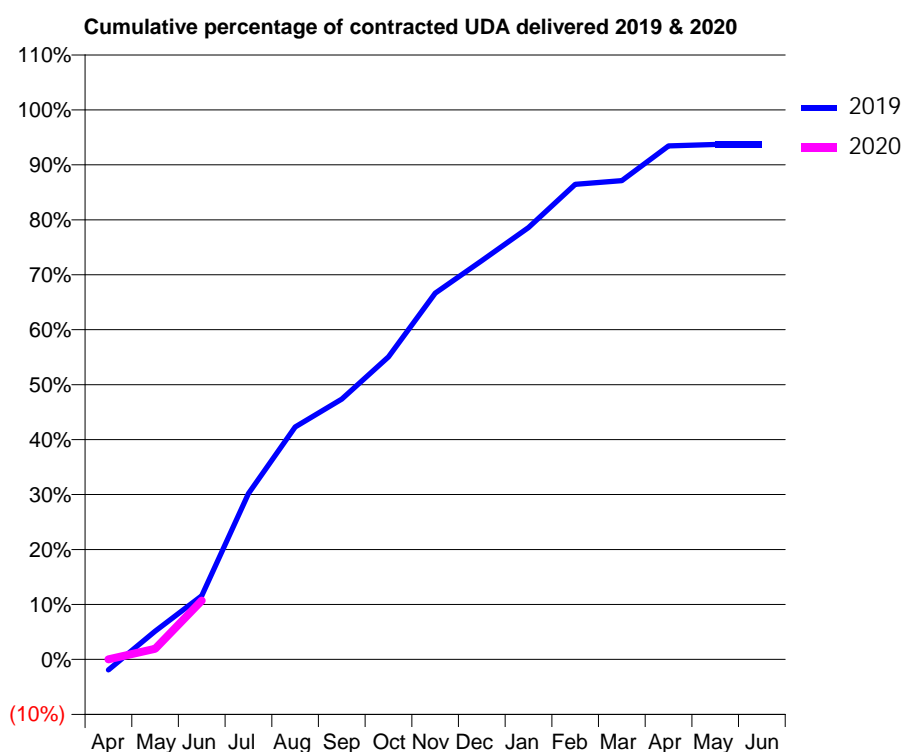
19/20 Contracted general activity (UDA)	10,525
Carry forward general activity (UDA)	0
19/20 Contracted orthodontic activity (UOA)	0
Carry forward orthodontic activity (UOA)	0
Baseline contract value	£255,925.16

ACCESS*

Patients seen in 24 months	Total	Change since previous quarter
Quarter ending June 2018	4,074	
Quarter ending September 2018	4,390	↑
Quarter ending December 2018	4,298	↓
Quarter ending March 2019	3,749	↓
Quarter ending June 2019	3,314	↓
Variance since June 2018	(18.7%)	↓



ACTIVITY



Month	Adjusted Scheduled Activity (UDA)	
	2019	2020
April	-204	0
May	543	206
June	1,218	1,128
July	3,176	
August	4,453	
September	4,985	
October	5,795	
November	7,016	
December	7,638	
January	8,272	
February	9,098	
March	9,168	
April	9,836	
May	9,864	
June	9,864	

QUALITY

	Quantity	Base Number	Contract	AT	Region	England
% of FP17s for the same patient ID Re-attending within 3 months - Children	11	413	2.7%	8.8%	11.2%	11.4%
% of FP17s for the same patient ID Re-attending within 3 months - Adults	33	561	5.9%	12.1%	14.8%	15.4%
% of FP17s for the same patient ID Re-attending between 3 & 9 months - Children	248	413	60.0%	60.6%	60.9%	59.8%
% of FP17s for the same patient ID Re-attending between 3 & 9 months - Adults	328	561	58.5%	52.0%	53.2%	52.1%
% of FP17s for Band 1 Urgent Courses	10	658	1.5%	7.3%	8.3%	9.2%
% of FP17s Relating to Free Repair or Replacements	2	658	0.3%	0.8%	0.7%	0.7%
% of FP17s Relating to Continuations	7	658	1.1%	0.9%	0.8%	0.8%
% of Patients satisfied with the dentistry they have received	1	1	N/A	94.5%	93.2%	93.4%
% of Patients satisfied with the time they had to wait for an appointment	1	1	N/A	91.7%	88.5%	87.6%

* This is based on patients treated on this contract for their most recent course of treatment. Figures in italics indicate the base number of FP17s or Patient Questionnaire responses are less than 100. N/A is shown where the base number of responses is less than 10 during the period. % is calculated as Quantity/Base number*100

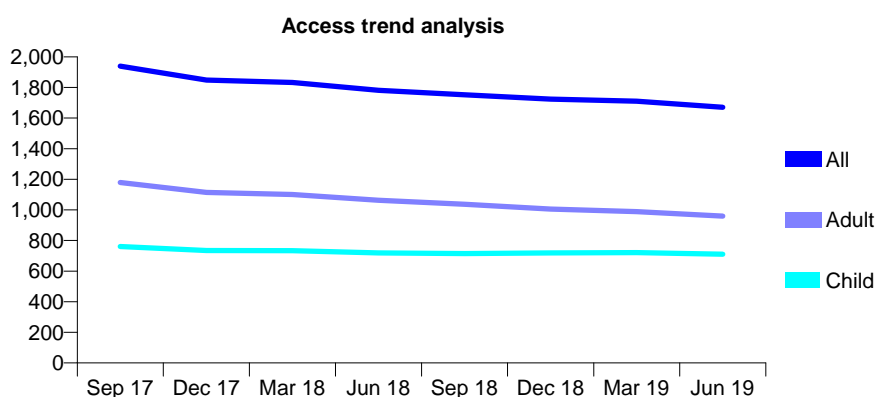
Q53 - Vital Signs At a Glance Contract Report for 340936/0001 - June 2019

Name or company name	MRS S RAHIMI
Contract type name	GDS Contract
Purpose of contract	General
Contract start date	01/04/2006
Contract end date	

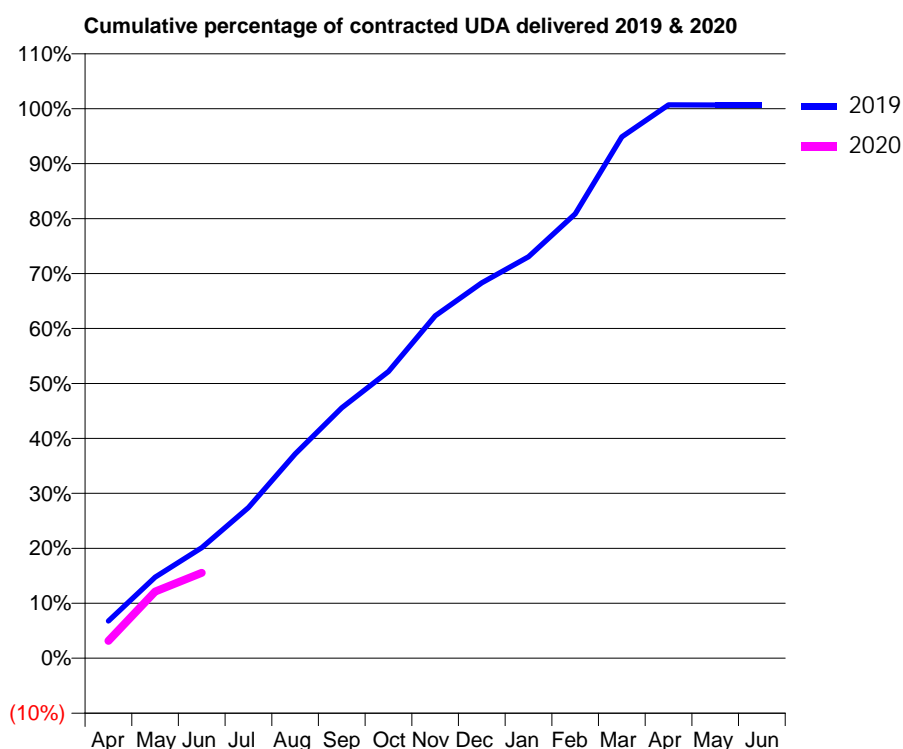
19/20 Contracted general activity (UDA)	5,948
Carry forward general activity (UDA)	0
19/20 Contracted orthodontic activity (UOA)	0
Carry forward orthodontic activity (UOA)	0
Baseline contract value	£180,341.09

ACCESS*

Patients seen in 24 months	Total	Change since previous quarter
Quarter ending June 2018	1,782	
Quarter ending September 2018	1,752	↓
Quarter ending December 2018	1,724	↓
Quarter ending March 2019	1,710	→
Quarter ending June 2019	1,671	↓
Variance since June 2018	(6.2%)	↓



ACTIVITY



Month	2019	2020
April	404	189
May	879	722
June	1,196	925
July	1,631	
August	2,211	
September	2,710	
October	3,103	
November	3,706	
December	4,063	
January	4,346	
February	4,808	
March	5,644	
April	5,990	
May	5,987	
June	5,987	

QUALITY

	Quantity	Base Number	Contract	AT	Region	England
% of FP17s for the same patient ID Re-attending within 3 months - Children	26	230	11.3%	8.8%	11.2%	11.4%
% of FP17s for the same patient ID Re-attending within 3 months - Adults	62	344	18.0%	12.1%	14.8%	15.4%
% of FP17s for the same patient ID Re-attending between 3 & 9 months - Children	165	230	71.7%	60.6%	60.9%	59.8%
% of FP17s for the same patient ID Re-attending between 3 & 9 months - Adults	236	344	68.6%	52.0%	53.2%	52.1%
% of FP17s for Band 1 Urgent Courses	19	455	4.2%	7.3%	8.3%	9.2%
% of FP17s Relating to Free Repair or Replacements	13	455	2.9%	0.8%	0.7%	0.7%
% of FP17s Relating to Continuations	2	455	0.4%	0.9%	0.8%	0.8%
% of Patients satisfied with the dentistry they have received	2	2	N/A	94.5%	93.2%	93.4%
% of Patients satisfied with the time they had to wait for an appointment	2	2	N/A	91.7%	88.5%	87.6%

* This is based on patients treated on this contract for their most recent course of treatment.

Figures in italics indicate the base number of FP17s or Patient Questionnaire responses are less than 100. N/A is shown where the base number of responses is less than 10 during the period. % is calculated as Quantity/Base number*100

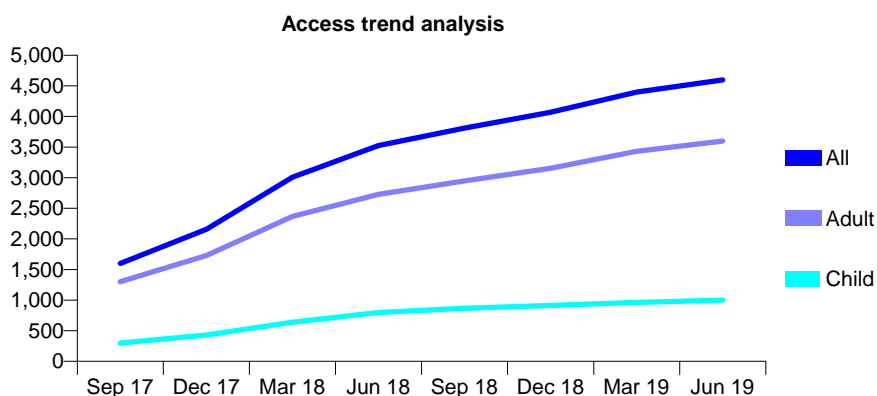
Q53 - Vital Signs At a Glance Contract Report for 342807/0001 - June 2019

Name or company name	MR HM MOSTAFA
Contract type name	GDS Contract
Purpose of contract	General
Contract start date	21/08/2006
Contract end date	

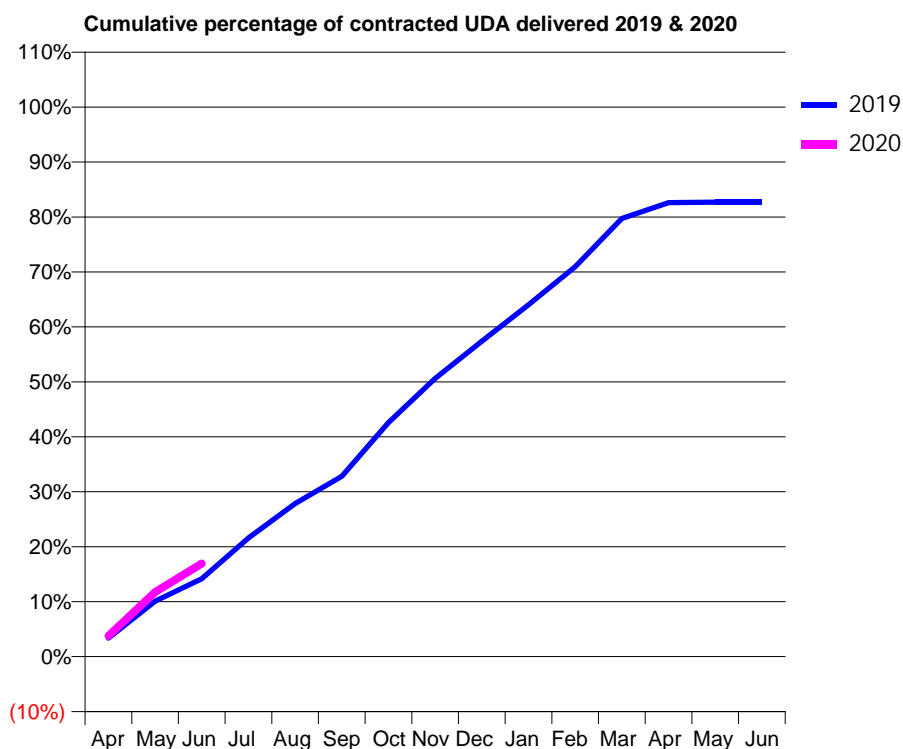
19/20 Contracted general activity (UDA)	14,716
Carry forward general activity (UDA)	0
19/20 Contracted orthodontic activity (UOA)	0
Carry forward orthodontic activity (UOA)	0
Baseline contract value	£365,412.59

ACCESS*

Patients seen in 24 months	Total	Change since previous quarter
Quarter ending June 2018	3,527	
Quarter ending September 2018	3,811	↑
Quarter ending December 2018	4,068	↑
Quarter ending March 2019	4,398	↑
Quarter ending June 2019	4,599	↑
Variance since June 2018	30.4%	↑



ACTIVITY



Month	Adjusted Scheduled Activity (UDA)	
	2019	2020
April	494	554
May	1,485	1,731
June	2,084	2,495
July	3,176	
August	4,098	
September	4,828	
October	6,268	
November	7,451	
December	8,442	
January	9,424	
February	10,444	
March	11,734	
April	12,158	
May	12,168	
June	12,170	

QUALITY

	Quantity	Base Number	Contract	AT	Region	England
% of FP17s for the same patient ID Re-attending within 3 months - Children	38	388	9.8%	8.8%	11.2%	11.4%
% of FP17s for the same patient ID Re-attending within 3 months - Adults	168	1,202	14.0%	12.1%	14.8%	15.4%
% of FP17s for the same patient ID Re-attending between 3 & 9 months - Children	237	388	61.1%	60.6%	60.9%	59.8%
% of FP17s for the same patient ID Re-attending between 3 & 9 months - Adults	602	1,202	50.1%	52.0%	53.2%	52.1%
% of FP17s for Band 1 Urgent Courses	124	1,384	9.0%	7.3%	8.3%	9.2%
% of FP17s Relating to Free Repair or Replacements	9	1,384	0.7%	0.8%	0.7%	0.7%
% of FP17s Relating to Continuations	7	1,384	0.5%	0.9%	0.8%	0.8%
% of Patients satisfied with the dentistry they have received	1	1	N/A	94.5%	93.2%	93.4%
% of Patients satisfied with the time they had to wait for an appointment	1	1	N/A	91.7%	88.5%	87.6%

* This is based on patients treated on this contract for their most recent course of treatment. Figures in italics indicate the base number of FP17s or Patient Questionnaire responses are less than 100. N/A is shown where the base number of responses is less than 10 during the period. % is calculated as Quantity/Base number*100

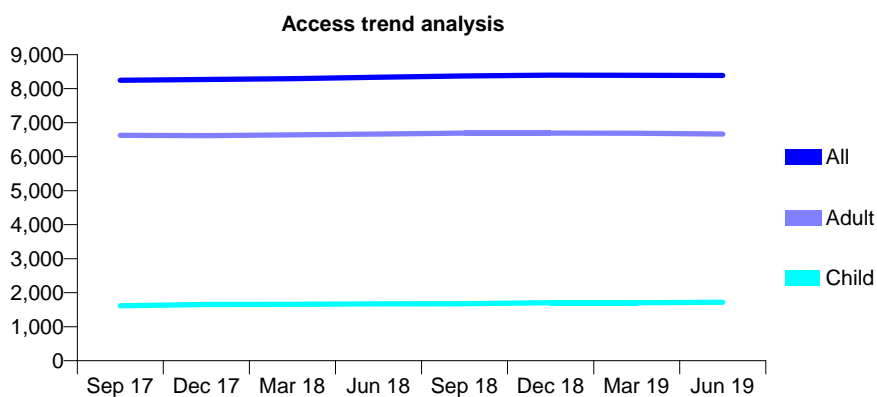
Q53 - Vital Signs At a Glance Contract Report for 343609/0001 - June 2019

Name or company name	MR A SAGHIR
Contract type name	GDS Contract
Purpose of contract	General
Contract start date	01/04/2006
Contract end date	

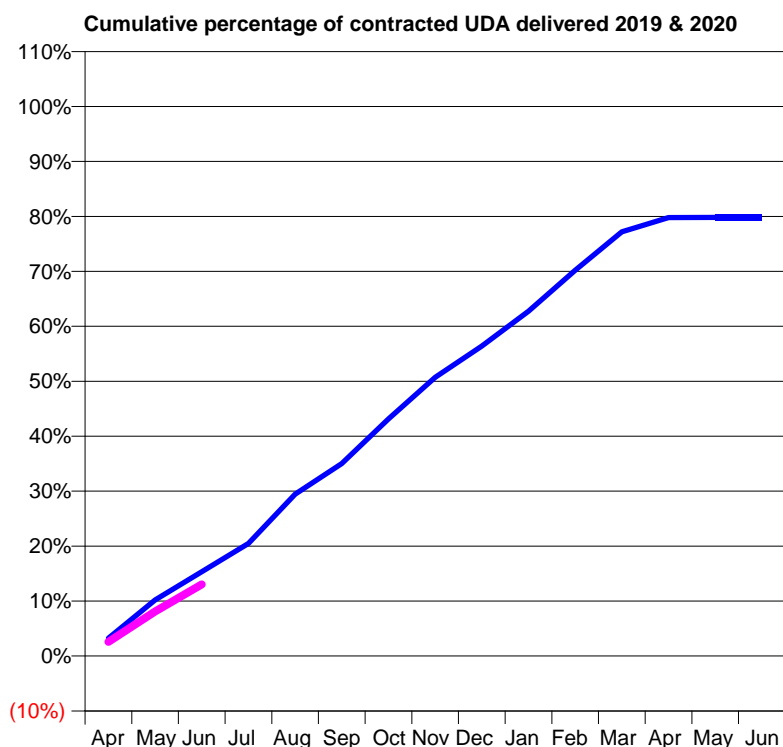
19/20 Contracted general activity (UDA)	22,885
Carry forward general activity (UDA)	0
19/20 Contracted orthodontic activity (UOA)	0
Carry forward orthodontic activity (UOA)	0
Baseline contract value	£658,094.42

ACCESS*

Patients seen in 24 months	Total	Change since previous quarter
Quarter ending June 2018	8,337	
Quarter ending September 2018	8,373	→
Quarter ending December 2018	8,398	→
Quarter ending March 2019	8,396	→
Quarter ending June 2019	8,386	→
Variance since June 2018	0.6%	→



ACTIVITY



Month	Adjusted Scheduled Activity (UDA)	
	2019	2020
April	746	591
May	2,334	1,856
June	3,508	2,983
July	4,689	
August	6,746	
September	8,017	
October	9,879	
November	11,605	
December	12,902	
January	14,357	
February	16,061	
March	17,665	
April	18,255	
May	18,265	
June	18,263	

QUALITY

	Quantity	Base Number	Contract	AT	Region	England
% of FP17s for the same patient ID Re-attending within 3 months - Children	25	467	5.4%	8.8%	11.2%	11.4%
% of FP17s for the same patient ID Re-attending within 3 months - Adults	196	1,764	11.1%	12.1%	14.8%	15.4%
% of FP17s for the same patient ID Re-attending between 3 & 9 months - Children	257	467	55.0%	60.6%	60.9%	59.8%
% of FP17s for the same patient ID Re-attending between 3 & 9 months - Adults	832	1,764	47.2%	52.0%	53.2%	52.1%
% of FP17s for Band 1 Urgent Courses	145	1,781	8.1%	7.3%	8.3%	9.2%
% of FP17s Relating to Free Repair or Replacements	19	1,781	1.1%	0.8%	0.7%	0.7%
% of FP17s Relating to Continuations	3	1,781	0.2%	0.9%	0.8%	0.8%
% of Patients satisfied with the dentistry they have received	1	1	N/A	94.5%	93.2%	93.4%
% of Patients satisfied with the time they had to wait for an appointment	1	1	N/A	91.7%	88.5%	87.6%

* This is based on patients treated on this contract for their most recent course of treatment. Figures in italics indicate the base number of FP17s or Patient Questionnaire responses are less than 100. N/A is shown where the base number of responses is less than 10 during the period. % is calculated as Quantity/Base number*100

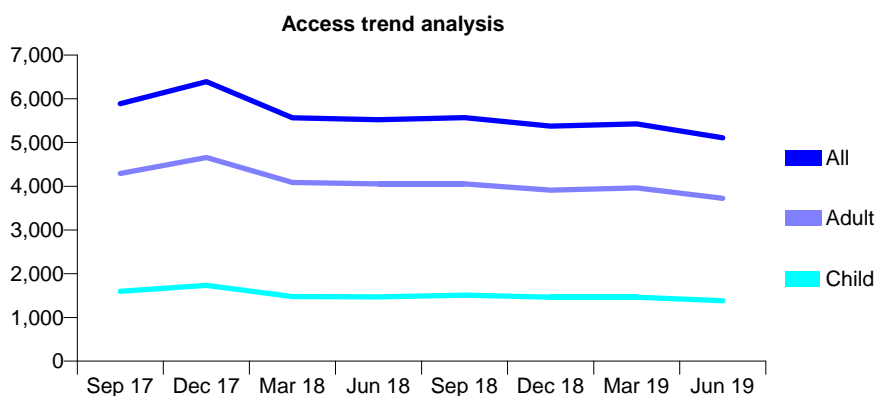
Q53 - Vital Signs At a Glance Contract Report for 345423/0001 - June 2019

Name or company name	MR T MOODLEY
Contract type name	GDS Contract
Purpose of contract	General
Contract start date	01/04/2006
Contract end date	

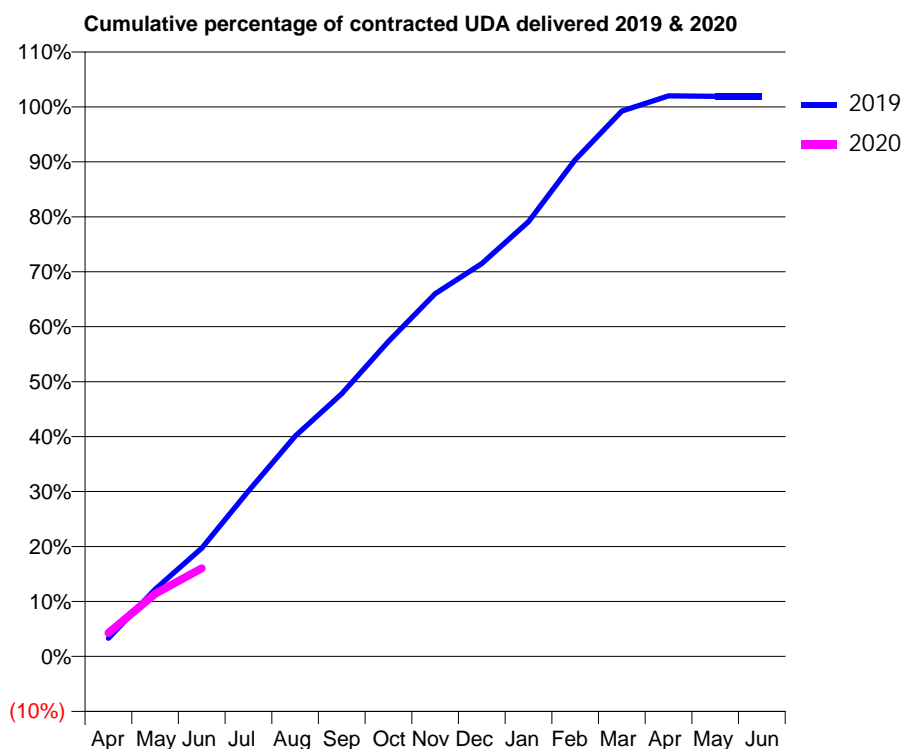
19/20 Contracted general activity (UDA)	14,129
Carry forward general activity (UDA)	0
19/20 Contracted orthodontic activity (UOA)	0
Carry forward orthodontic activity (UOA)	0
Baseline contract value	£380,456.08

ACCESS*

Patients seen in 24 months	Total	Change since previous quarter
Quarter ending June 2018	5,522	
Quarter ending September 2018	5,567	→
Quarter ending December 2018	5,375	↓
Quarter ending March 2019	5,428	→
Quarter ending June 2019	5,106	↓
Variance since June 2018	(7.5%)	↓



ACTIVITY



Month	2019	2020
April	468	602
May	1,727	1,609
June	2,784	2,266
July	4,254	
August	5,662	
September	6,754	
October	8,101	
November	9,323	
December	10,100	
January	11,180	
February	12,772	
March	14,021	
April	14,413	
May	14,399	
June	14,399	

QUALITY

	Quantity	Base Number	Contract	AT	Region	England
% of FP17s for the same patient ID Re-attending within 3 months - Children	34	409	8.3%	8.8%	11.2%	11.4%
% of FP17s for the same patient ID Re-attending within 3 months - Adults	85	911	9.3%	12.1%	14.8%	15.4%
% of FP17s for the same patient ID Re-attending between 3 & 9 months - Children	248	409	60.6%	60.6%	60.9%	59.8%
% of FP17s for the same patient ID Re-attending between 3 & 9 months - Adults	417	911	45.8%	52.0%	53.2%	52.1%
% of FP17s for Band 1 Urgent Courses	64	1,123	5.7%	7.3%	8.3%	9.2%
% of FP17s Relating to Free Repair or Replacements	9	1,123	0.8%	0.8%	0.7%	0.7%
% of FP17s Relating to Continuations	25	1,123	2.2%	0.9%	0.8%	0.8%
% of Patients satisfied with the dentistry they have received	4	4	N/A	94.5%	93.2%	93.4%
% of Patients satisfied with the time they had to wait for an appointment	4	4	N/A	91.7%	88.5%	87.6%

* This is based on patients treated on this contract for their most recent course of treatment. Figures in italics indicate the base number of FP17s or Patient Questionnaire responses are less than 100. N/A is shown where the base number of responses is less than 10 during the period. % is calculated as Quantity/Base number*100

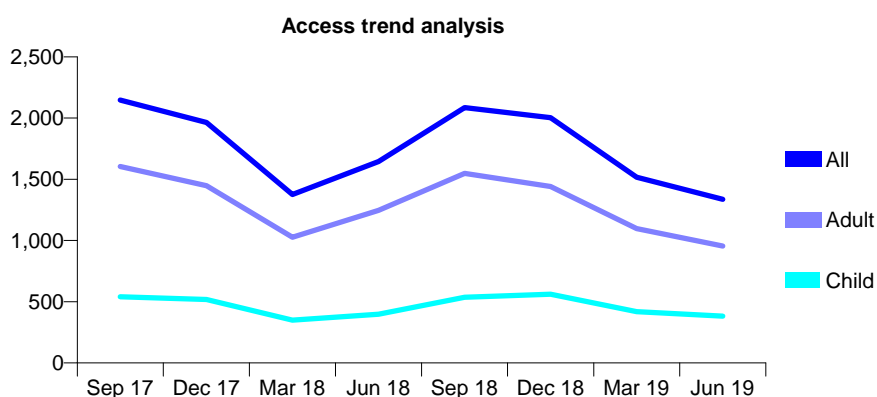
Q53 - Vital Signs At a Glance Contract Report for 358584/0001 - June 2019

Name or company name	MR A PANDEY
Contract type name	GDS Contract
Purpose of contract	General
Contract start date	01/04/2006
Contract end date	

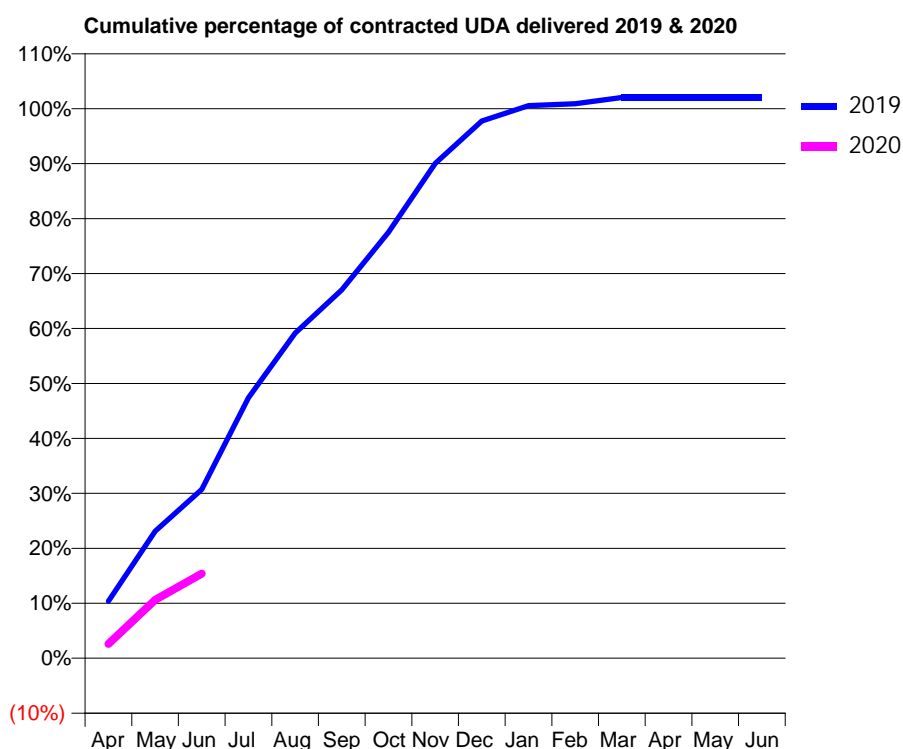
19/20 Contracted general activity (UDA)	7,523
Carry forward general activity (UDA)	0
19/20 Contracted orthodontic activity (UOA)	0
Carry forward orthodontic activity (UOA)	0
Baseline contract value	£284,397.55

ACCESS*

Patients seen in 24 months	Total	Change since previous quarter
Quarter ending June 2018	1,645	
Quarter ending September 2018	2,085	↑
Quarter ending December 2018	2,003	↓
Quarter ending March 2019	1,517	↓
Quarter ending June 2019	1,337	↓
Variance since June 2018	(18.7%)	↓



ACTIVITY



Month	Adjusted Scheduled Activity (UDA)	
	2019	2020
April	782	197
May	1,738	798
June	2,310	1,158
July	3,566	
August	4,451	
September	5,042	
October	5,832	
November	6,772	
December	7,354	
January	7,565	
February	7,590	
March	7,675	
April	7,675	
May	7,675	
June	7,675	

QUALITY

	Quantity	Base Number	Contract	AT	Region	England
% of FP17s for the same patient ID Re-attending within 3 months - Children	3	139	2.2%	8.8%	11.2%	11.4%
% of FP17s for the same patient ID Re-attending within 3 months - Adults	14	313	4.5%	12.1%	14.8%	15.4%
% of FP17s for the same patient ID Re-attending between 3 & 9 months - Children	81	139	58.3%	60.6%	60.9%	59.8%
% of FP17s for the same patient ID Re-attending between 3 & 9 months - Adults	121	313	38.7%	52.0%	53.2%	52.1%
% of FP17s for Band 1 Urgent Courses	70	452	15.5%	7.3%	8.3%	9.2%
% of FP17s Relating to Free Repair or Replacements	2	452	0.4%	0.8%	0.7%	0.7%
% of FP17s Relating to Continuations	2	452	0.4%	0.9%	0.8%	0.8%
% of Patients satisfied with the dentistry they have received	0	0	N/A	94.5%	93.2%	93.4%
% of Patients satisfied with the time they had to wait for an appointment	0	0	N/A	91.7%	88.5%	87.6%

* This is based on patients treated on this contract for their most recent course of treatment.

Figures in italics indicate the base number of FP17s or Patient Questionnaire responses are less than 100. N/A is shown where the base number of responses is less than 10 during the period. % is calculated as Quantity/Base number*100

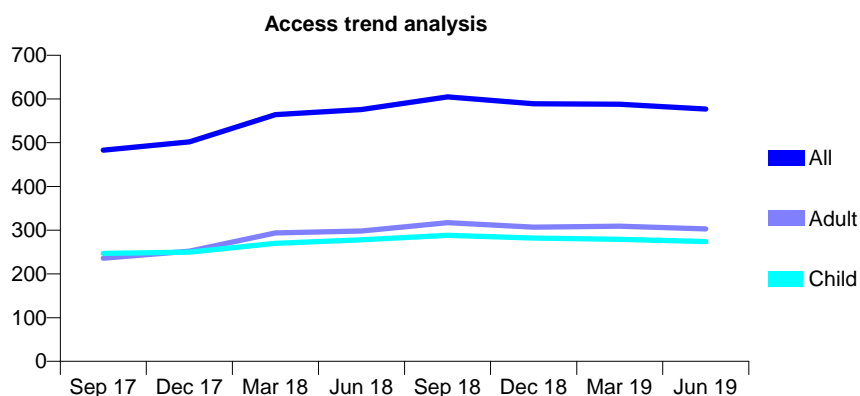
Q53 - Vital Signs At a Glance Contract Report for 499579/0001 - June 2019

Name or company name	MR SR GIBSON-SEXTON
Contract type name	GDS Contract
Purpose of contract	General
Contract start date	01/12/2015
Contract end date	

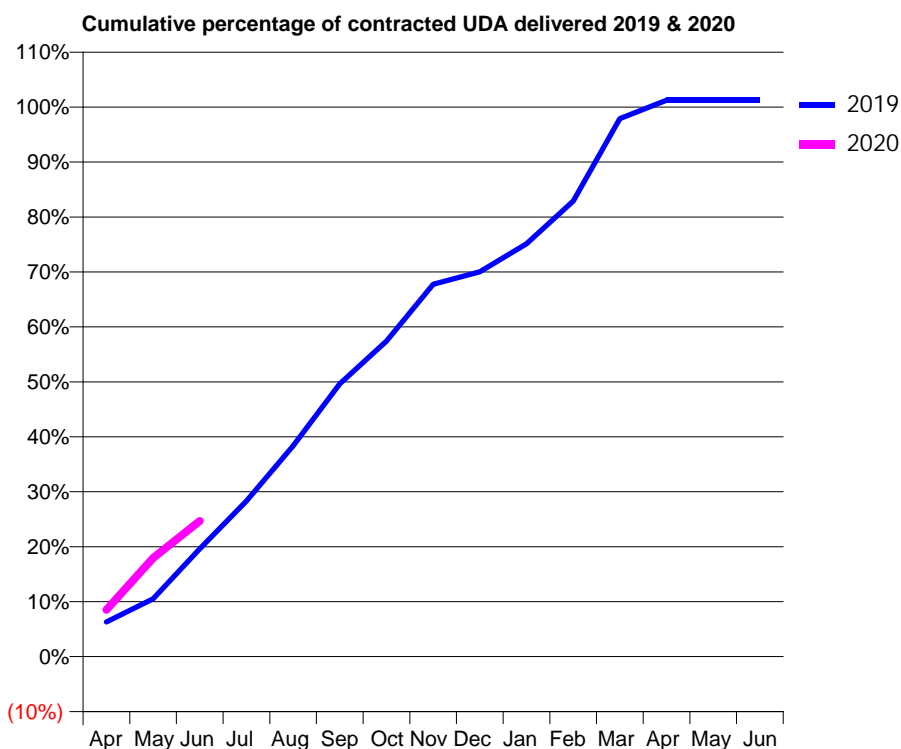
19/20 Contracted general activity (UDA)	1,192
Carry forward general activity (UDA)	0
19/20 Contracted orthodontic activity (UOA)	0
Carry forward orthodontic activity (UOA)	0
Baseline contract value	£26,464.99

ACCESS*

Patients seen in 24 months	Total	Change since previous quarter
Quarter ending June 2018	576	
Quarter ending September 2018	605	↑
Quarter ending December 2018	589	↓
Quarter ending March 2019	588	→
Quarter ending June 2019	577	↓
Variance since June 2018	0.2%	→



ACTIVITY



Month	Adjusted Scheduled Activity (UDA)	
	2019	2020
April	75	102
May	126	214
June	234	294
July	338	
August	457	
September	592	
October	685	
November	808	
December	835	
January	895	
February	988	
March	1,167	
April	1,207	
May	1,207	
June	1,207	

QUALITY

	Quantity	Base Number	Contract	AT	Region	England
% of FP17s for the same patient ID Re-attending within 3 months - Children	1	116	0.9%	8.8%	11.2%	11.4%
% of FP17s for the same patient ID Re-attending within 3 months - Adults	6	101	5.9%	12.1%	14.8%	15.4%
% of FP17s for the same patient ID Re-attending between 3 & 9 months - Children	95	116	81.9%	60.6%	60.9%	59.8%
% of FP17s for the same patient ID Re-attending between 3 & 9 months - Adults	79	101	78.2%	52.0%	53.2%	52.1%
% of FP17s for Band 1 Urgent Courses	6	198	3.0%	7.3%	8.3%	9.2%
% of FP17s Relating to Free Repair or Replacements	1	198	0.5%	0.8%	0.7%	0.7%
% of FP17s Relating to Continuations	0	198	0.0%	0.9%	0.8%	0.8%
% of Patients satisfied with the dentistry they have received	1	1	N/A	94.5%	93.2%	93.4%
% of Patients satisfied with the time they had to wait for an appointment	0	1	N/A	91.7%	88.5%	87.6%

* This is based on patients treated on this contract for their most recent course of treatment. Figures in italics indicate the base number of FP17s or Patient Questionnaire responses are less than 100. N/A is shown where the base number of responses is less than 10 during the period. % is calculated as Quantity/Base number*100

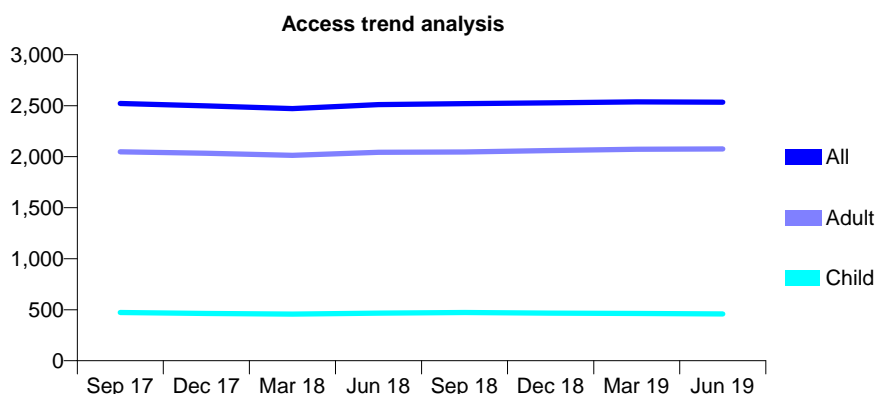
Q53 - Vital Signs At a Glance Contract Report for 564931/0001 - June 2019

Name or company name	MR PC SEE
Contract type name	GDS Contract
Purpose of contract	General
Contract start date	01/04/2006
Contract end date	

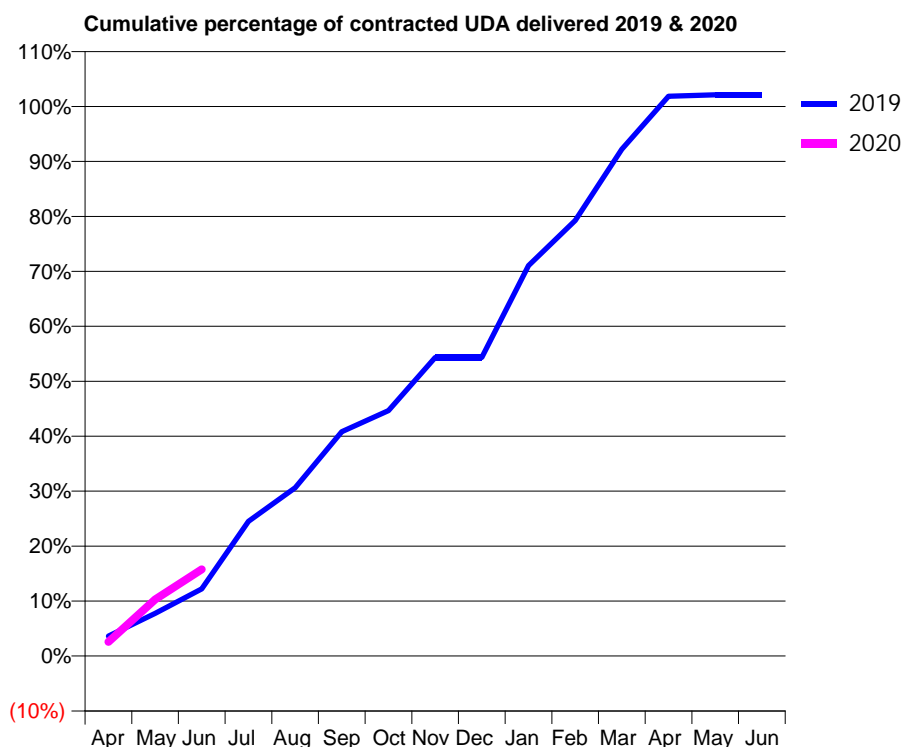
19/20 Contracted general activity (UDA)	7,635
Carry forward general activity (UDA)	0
19/20 Contracted orthodontic activity (UOA)	0
Carry forward orthodontic activity (UOA)	0
Baseline contract value	£193,378.94

ACCESS*

Patients seen in 24 months	Total	Change since previous quarter
Quarter ending June 2018	2,510	
Quarter ending September 2018	2,519	→
Quarter ending December 2018	2,528	→
Quarter ending March 2019	2,536	→
Quarter ending June 2019	2,534	→
Variance since June 2018	1.0%	→



ACTIVITY



Month	Adjusted Scheduled Activity (UDA)	
	2019	2020
April	277	197
May	593	786
June	933	1,203
July	1,870	
August	2,340	
September	3,115	
October	3,410	
November	4,147	
December	4,147	
January	5,424	
February	6,052	
March	7,040	
April	7,776	
May	7,798	
June	7,798	

QUALITY

	Quantity	Base Number	Contract	AT	Region	England
% of FP17s for the same patient ID Re-attending within 3 months - Children	10	137	7.3%	8.8%	11.2%	11.4%
% of FP17s for the same patient ID Re-attending within 3 months - Adults	218	855	25.5%	12.1%	14.8%	15.4%
% of FP17s for the same patient ID Re-attending between 3 & 9 months - Children	61	137	44.5%	60.6%	60.9%	59.8%
% of FP17s for the same patient ID Re-attending between 3 & 9 months - Adults	366	855	42.8%	52.0%	53.2%	52.1%
% of FP17s for Band 1 Urgent Courses	76	656	11.6%	7.3%	8.3%	9.2%
% of FP17s Relating to Free Repair or Replacements	29	656	4.4%	0.8%	0.7%	0.7%
% of FP17s Relating to Continuations	28	656	4.3%	0.9%	0.8%	0.8%
% of Patients satisfied with the dentistry they have received	14	15	93.3%	94.5%	93.2%	93.4%
% of Patients satisfied with the time they had to wait for an appointment	14	15	93.3%	91.7%	88.5%	87.6%

* This is based on patients treated on this contract for their most recent course of treatment. Figures in italics indicate the base number of FP17s or Patient Questionnaire responses are less than 100. N/A is shown where the base number of responses is less than 10 during the period. % is calculated as Quantity/Base number*100

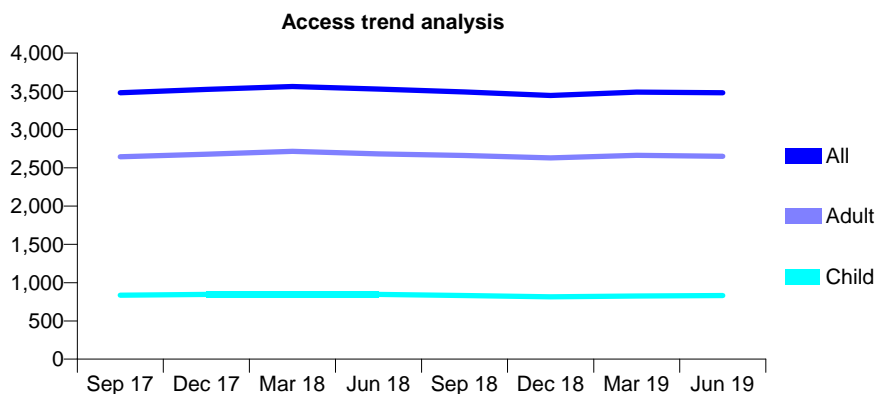
Q53 - Vital Signs At a Glance Contract Report for 569925/0001 - June 2019

Name or company name	MR AR ASHTON
Contract type name	GDS Contract
Purpose of contract	General
Contract start date	01/04/2006
Contract end date	

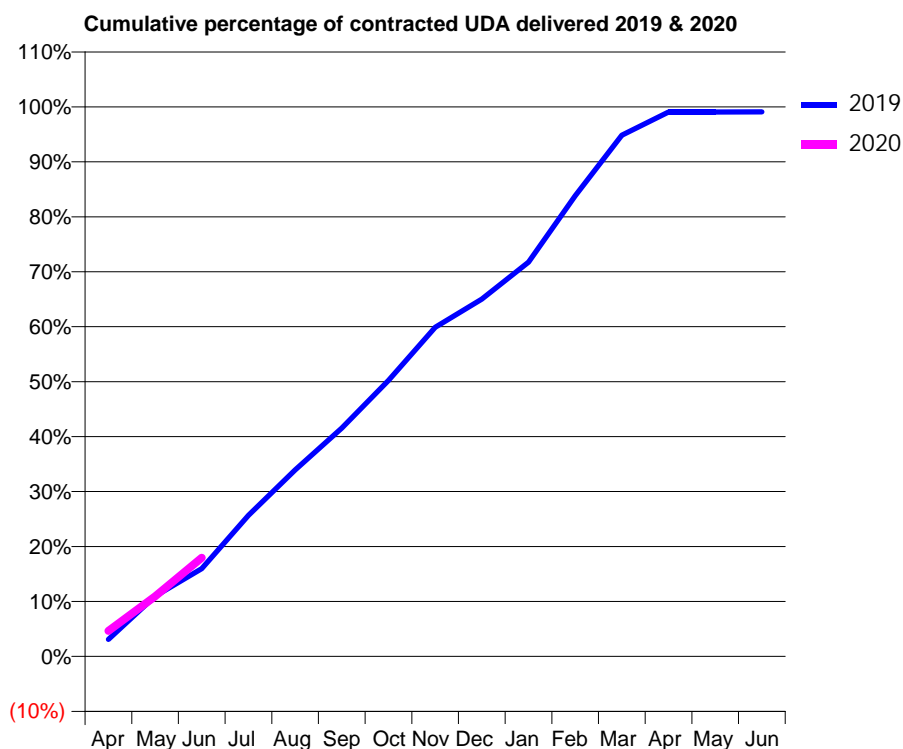
19/20 Contracted general activity (UDA)	9,986
Carry forward general activity (UDA)	0
19/20 Contracted orthodontic activity (UOA)	0
Carry forward orthodontic activity (UOA)	0
Baseline contract value	£249,946.85

ACCESS*

Patients seen in 24 months	Total	Change since previous quarter
Quarter ending June 2018	3,531	
Quarter ending September 2018	3,492	↓
Quarter ending December 2018	3,445	↓
Quarter ending March 2019	3,490	→
Quarter ending June 2019	3,481	→
Variance since June 2018	(1.4%)	↓



ACTIVITY



Month	2019	2020
April	308	463
May	1,094	1,091
June	1,596	1,792
July	2,563	
August	3,390	
September	4,149	
October	5,014	
November	5,981	
December	6,492	
January	7,165	
February	8,372	
March	9,469	
April	9,894	
May	9,894	
June	9,895	

QUALITY

	Quantity	Base Number	Contract	AT	Region	England
% of FP17s for the same patient ID Re-attending within 3 months - Children	19	255	7.5%	8.8%	11.2%	11.4%
% of FP17s for the same patient ID Re-attending within 3 months - Adults	70	757	9.2%	12.1%	14.8%	15.4%
% of FP17s for the same patient ID Re-attending between 3 & 9 months - Children	123	255	48.2%	60.6%	60.9%	59.8%
% of FP17s for the same patient ID Re-attending between 3 & 9 months - Adults	455	757	60.1%	52.0%	53.2%	52.1%
% of FP17s for Band 1 Urgent Courses	44	852	5.2%	7.3%	8.3%	9.2%
% of FP17s Relating to Free Repair or Replacements	7	852	0.8%	0.8%	0.7%	0.7%
% of FP17s Relating to Continuations	16	852	1.9%	0.9%	0.8%	0.8%
% of Patients satisfied with the dentistry they have received	3	3	N/A	94.5%	93.2%	93.4%
% of Patients satisfied with the time they had to wait for an appointment	1	3	N/A	91.7%	88.5%	87.6%

* This is based on patients treated on this contract for their most recent course of treatment. Figures in italics indicate the base number of FP17s or Patient Questionnaire responses are less than 100. N/A is shown where the base number of responses is less than 10 during the period. % is calculated as Quantity/Base number*100

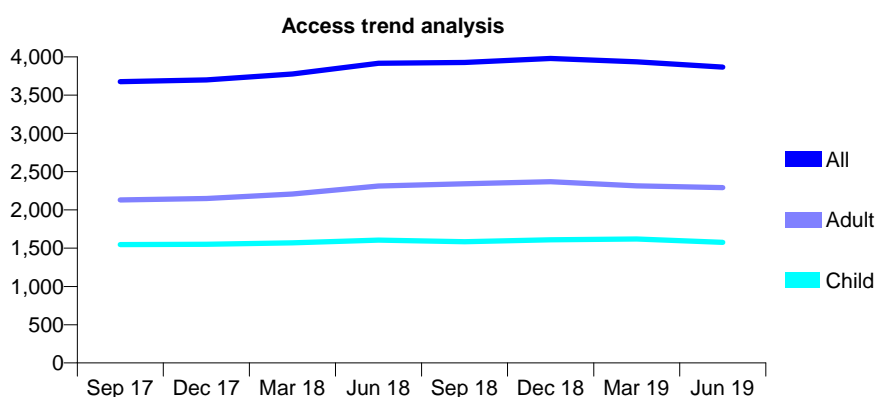
Q53 - Vital Signs At a Glance Contract Report for 574422/0001 - June 2019

Name or company name	Mr R Osman & Mr AH Osman
Contract type name	GDS Contract
Purpose of contract	General and Orthodontic
Contract start date	01/04/2006
Contract end date	

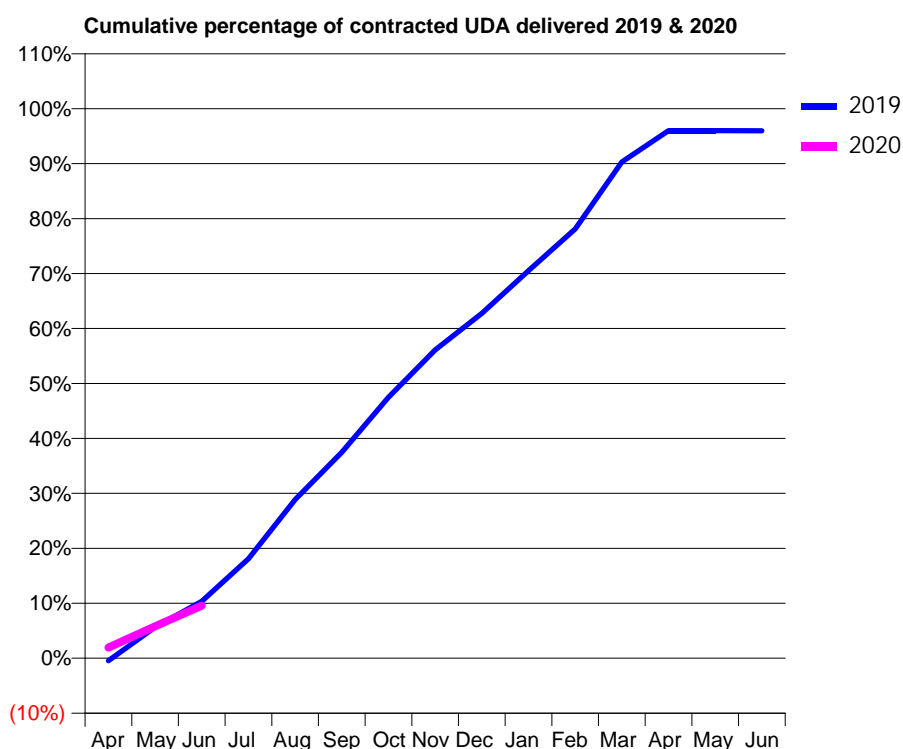
19/20 Contracted general activity (UDA)	5,528
Carry forward general activity (UDA)	0
19/20 Contracted orthodontic activity (UOA)	1,188
Carry forward orthodontic activity (UOA)	0
Baseline contract value	£213,099.11

ACCESS*

Patients seen in 24 months	Total	Change since previous quarter
Quarter ending June 2018	3,918	
Quarter ending September 2018	3,928	→
Quarter ending December 2018	3,979	→
Quarter ending March 2019	3,934	↓
Quarter ending June 2019	3,867	↓
Variance since June 2018	(1.3%)	↓



ACTIVITY



Month	2019	2020
April	-26	108
May	314	322
June	572	529
July	1,000	
August	1,595	
September	2,070	
October	2,625	
November	3,101	
December	3,468	
January	3,899	
February	4,319	
March	4,991	
April	5,306	
May	5,307	
June	5,305	

QUALITY

	Quantity	Base Number	Contract	AT	Region	England
% of FP17s for the same patient ID Re-attending within 3 months - Children	55	448	12.3%	8.8%	11.2%	11.4%
% of FP17s for the same patient ID Re-attending within 3 months - Adults	94	564	16.7%	12.1%	14.8%	15.4%
% of FP17s for the same patient ID Re-attending between 3 & 9 months - Children	255	448	56.9%	60.6%	60.9%	59.8%
% of FP17s for the same patient ID Re-attending between 3 & 9 months - Adults	310	564	55.0%	52.0%	53.2%	52.1%
% of FP17s for Band 1 Urgent Courses	13	332	3.9%	7.3%	8.3%	9.2%
% of FP17s Relating to Free Repair or Replacements	5	332	1.5%	0.8%	0.7%	0.7%
% of FP17s Relating to Continuations	5	332	1.5%	0.9%	0.8%	0.8%
% of Patients satisfied with the dentistry they have received	8	8	N/A	94.5%	93.2%	93.4%
% of Patients satisfied with the time they had to wait for an appointment	8	8	N/A	91.7%	88.5%	87.6%

* This is based on patients treated on this contract for their most recent course of treatment.

Figures in italics indicate the base number of FP17s or Patient Questionnaire responses are less than 100. N/A is shown where the base number of responses is less than 10 during the period. % is calculated as Quantity/Base number*100

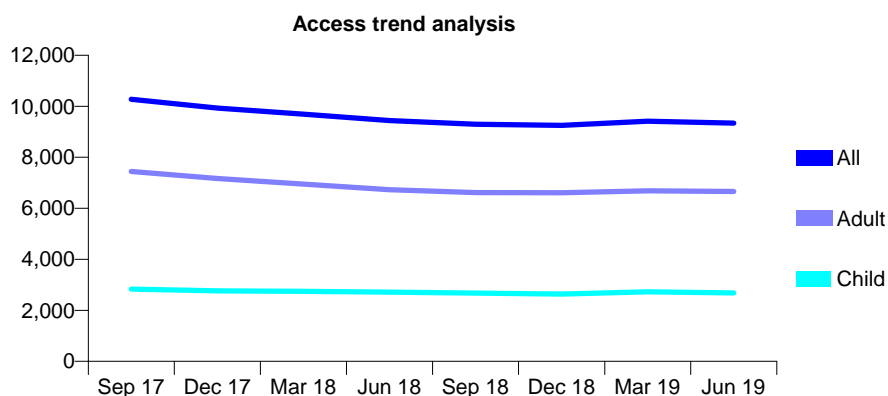
Q53 - Vital Signs At a Glance Contract Report for 574422/0002 - June 2019

Name or company name	Mr R Osman & Mr AH Osman
Contract type name	GDS Contract
Purpose of contract	General and Orthodontic
Contract start date	01/04/2006
Contract end date	

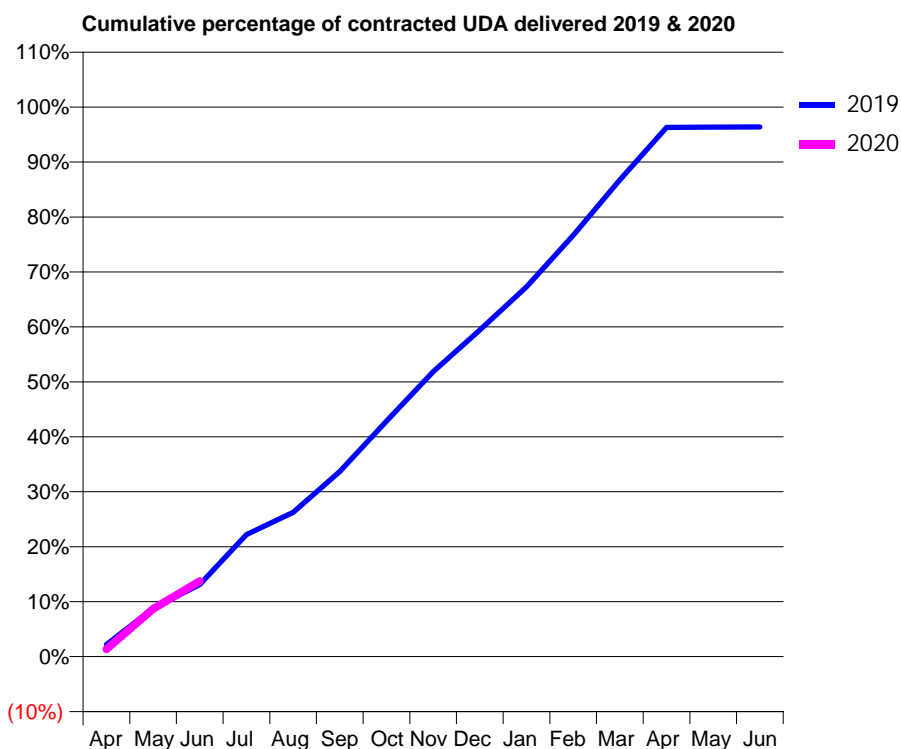
19/20 Contracted general activity (UDA)	30,693
Carry forward general activity (UDA)	0
19/20 Contracted orthodontic activity (UOA)	1,672
Carry forward orthodontic activity (UOA)	0
Baseline contract value	£919,203.70

ACCESS*

Patients seen in 24 months	Total	Change since previous quarter
Quarter ending June 2018	9,438	
Quarter ending September 2018	9,294	↓
Quarter ending December 2018	9,251	→
Quarter ending March 2019	9,412	→
Quarter ending June 2019	9,342	→
Variance since June 2018	(1.0%)	↓



ACTIVITY



Month	Adjusted Scheduled Activity (UDA)	
	2019	2020
April	676	410
May	2,698	2,669
June	4,023	4,218
July	6,820	
August	8,065	
September	10,340	
October	13,158	
November	15,915	
December	18,235	
January	20,651	
February	23,530	
March	26,625	
April	29,559	
May	29,571	
June	29,581	

QUALITY

	Quantity	Base Number	Contract	AT	Region	England
% of FP17s for the same patient ID Re-attending within 3 months - Children	133	776	17.1%	8.8%	11.2%	11.4%
% of FP17s for the same patient ID Re-attending within 3 months - Adults	419	2,064	20.3%	12.1%	14.8%	15.4%
% of FP17s for the same patient ID Re-attending between 3 & 9 months - Children	344	776	44.3%	60.6%	60.9%	59.8%
% of FP17s for the same patient ID Re-attending between 3 & 9 months - Adults	800	2,064	38.8%	52.0%	53.2%	52.1%
% of FP17s for Band 1 Urgent Courses	251	1,850	13.6%	7.3%	8.3%	9.2%
% of FP17s Relating to Free Repair or Replacements	49	1,850	2.6%	0.8%	0.7%	0.7%
% of FP17s Relating to Continuations	36	1,850	1.9%	0.9%	0.8%	0.8%
% of Patients satisfied with the dentistry they have received	10	11	90.9%	94.5%	93.2%	93.4%
% of Patients satisfied with the time they had to wait for an appointment	11	11	100.0%	91.7%	88.5%	87.6%

* This is based on patients treated on this contract for their most recent course of treatment. Figures in italics indicate the base number of FP17s or Patient Questionnaire responses are less than 100. N/A is shown where the base number of responses is less than 10 during the period. % is calculated as Quantity/Base number*100

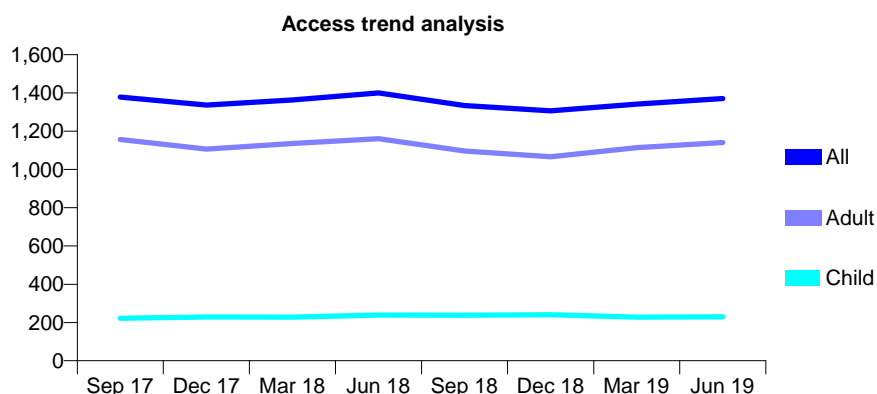
Q53 - Vital Signs At a Glance Contract Report for 574546/0001 - June 2019

Name or company name	MR PS THIARA
Contract type name	GDS Contract
Purpose of contract	General
Contract start date	01/04/2006
Contract end date	

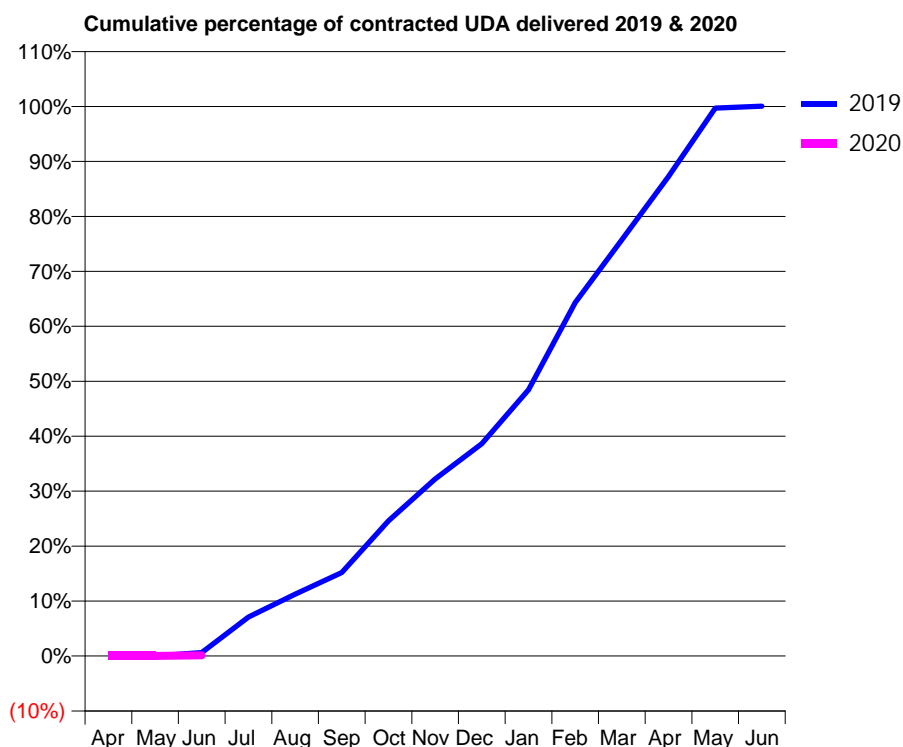
19/20 Contracted general activity (UDA)	2,900
Carry forward general activity (UDA)	0
19/20 Contracted orthodontic activity (UOA)	0
Carry forward orthodontic activity (UOA)	0
Baseline contract value	£74,977.90

ACCESS*

Patients seen in 24 months	Total	Change since previous quarter
Quarter ending June 2018	1,400	
Quarter ending September 2018	1,334	↓
Quarter ending December 2018	1,306	↓
Quarter ending March 2019	1,342	↑
Quarter ending June 2019	1,371	↑
Variance since June 2018	(2.1%)	↓



ACTIVITY



Month	Adjusted Scheduled Activity (UDA)	
	2019	2020
April	0	0
May	0	0
June	18	4
July	206	
August	326	
September	440	
October	713	
November	934	
December	1,121	
January	1,405	
February	1,865	
March	2,196	
April	2,530	
May	2,891	
June	2,901	

QUALITY

	Quantity	Base Number	Contract	AT	Region	England
% of FP17s for the same patient ID Re-attending within 3 months - Children	0	56	0.0%	8.8%	11.2%	11.4%
% of FP17s for the same patient ID Re-attending within 3 months - Adults	1	212	0.5%	12.1%	14.8%	15.4%
% of FP17s for the same patient ID Re-attending between 3 & 9 months - Children	22	56	39.3%	60.6%	60.9%	59.8%
% of FP17s for the same patient ID Re-attending between 3 & 9 months - Adults	47	212	22.2%	52.0%	53.2%	52.1%
% of FP17s for Band 1 Urgent Courses	0	4	0.0%	7.3%	8.3%	9.2%
% of FP17s Relating to Free Repair or Replacements	0	4	0.0%	0.8%	0.7%	0.7%
% of FP17s Relating to Continuations	0	4	0.0%	0.9%	0.8%	0.8%
% of Patients satisfied with the dentistry they have received	0	0	N/A	94.5%	93.2%	93.4%
% of Patients satisfied with the time they had to wait for an appointment	0	0	N/A	91.7%	88.5%	87.6%

* This is based on patients treated on this contract for their most recent course of treatment. Figures in italics indicate the base number of FP17s or Patient Questionnaire responses are less than 100. N/A is shown where the base number of responses is less than 10 during the period. % is calculated as Quantity/Base number*100

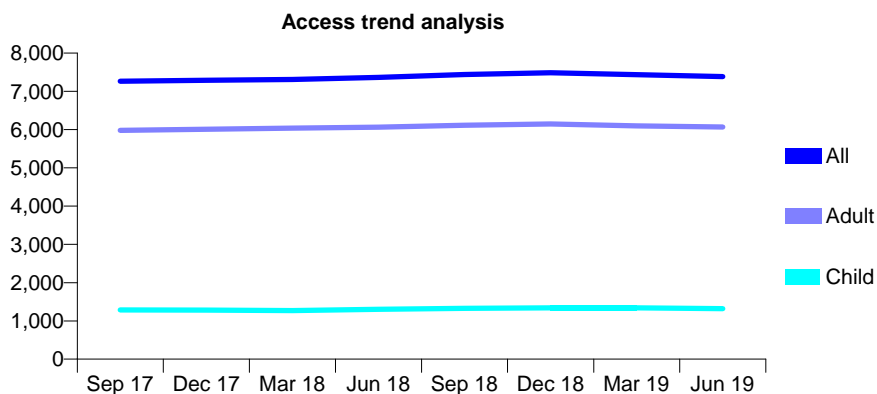
Q53 - Vital Signs At a Glance Contract Report for 575186/0002 - June 2019

Name or company name	A Khetia and S Mehra
Contract type name	Pilot Contract
Purpose of contract	General
Contract start date	01/04/2006
Contract end date	

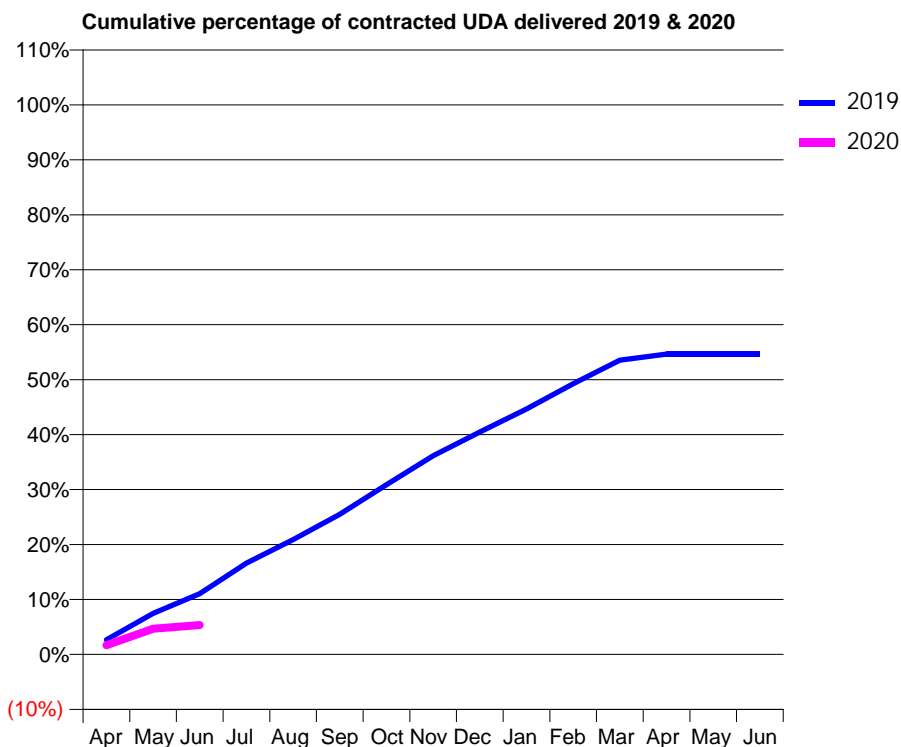
19/20 Contracted general activity (UDA)	23,300
Carry forward general activity (UDA)	0
19/20 Contracted orthodontic activity (UOA)	0
Carry forward orthodontic activity (UOA)	0
Baseline contract value	£706,822.08

ACCESS*

Patients seen in 24 months	Total	Change since previous quarter
Quarter ending June 2018	7,363	
Quarter ending September 2018	7,439	→
Quarter ending December 2018	7,487	→
Quarter ending March 2019	7,437	→
Quarter ending June 2019	7,386	→
Variance since June 2018	0.3%	→



ACTIVITY



Month	Adjusted Scheduled Activity (UDA)	
	2019	2020
April	618	392
May	1,746	1,091
June	2,577	1,248
July	3,869	
August	4,870	
September	5,939	
October	7,193	
November	8,425	
December	9,427	
January	10,404	
February	11,475	
March	12,474	
April	12,736	
May	12,737	
June	12,737	

QUALITY

	Quantity	Base Number	Contract	AT	Region	England
% of FP17s for the same patient ID Re-attending within 3 months - Children	4	157	2.5%	8.8%	11.2%	11.4%
% of FP17s for the same patient ID Re-attending within 3 months - Adults	16	587	2.7%	12.1%	14.8%	15.4%
% of FP17s for the same patient ID Re-attending between 3 & 9 months - Children	100	157	63.7%	60.6%	60.9%	59.8%
% of FP17s for the same patient ID Re-attending between 3 & 9 months - Adults	204	587	34.8%	52.0%	53.2%	52.1%
% of FP17s for Band 1 Urgent Courses	1	593	0.2%	7.3%	8.3%	9.2%
% of FP17s Relating to Free Repair or Replacements	1	593	0.2%	0.8%	0.7%	0.7%
% of FP17s Relating to Continuations	1	593	0.2%	0.9%	0.8%	0.8%
% of Patients satisfied with the dentistry they have received	3	3	N/A	94.5%	93.2%	93.4%
% of Patients satisfied with the time they had to wait for an appointment	3	3	N/A	91.7%	88.5%	87.6%

* This is based on patients treated on this contract for their most recent course of treatment. Figures in italics indicate the base number of FP17s or Patient Questionnaire responses are less than 100. N/A is shown where the base number of responses is less than 10 during the period. % is calculated as Quantity/Base number*100

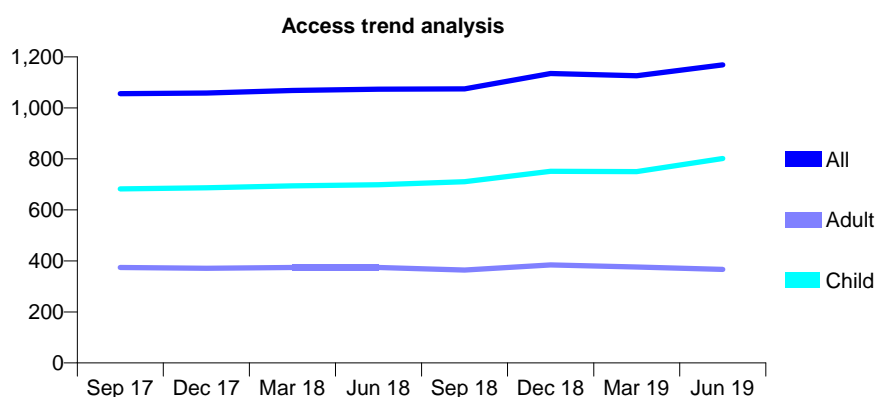
Q53 - Vital Signs At a Glance Contract Report for 575798/0001 - June 2019

Name or company name	Hughes & Meixner
Contract type name	GDS Contract
Purpose of contract	General
Contract start date	01/04/2006
Contract end date	

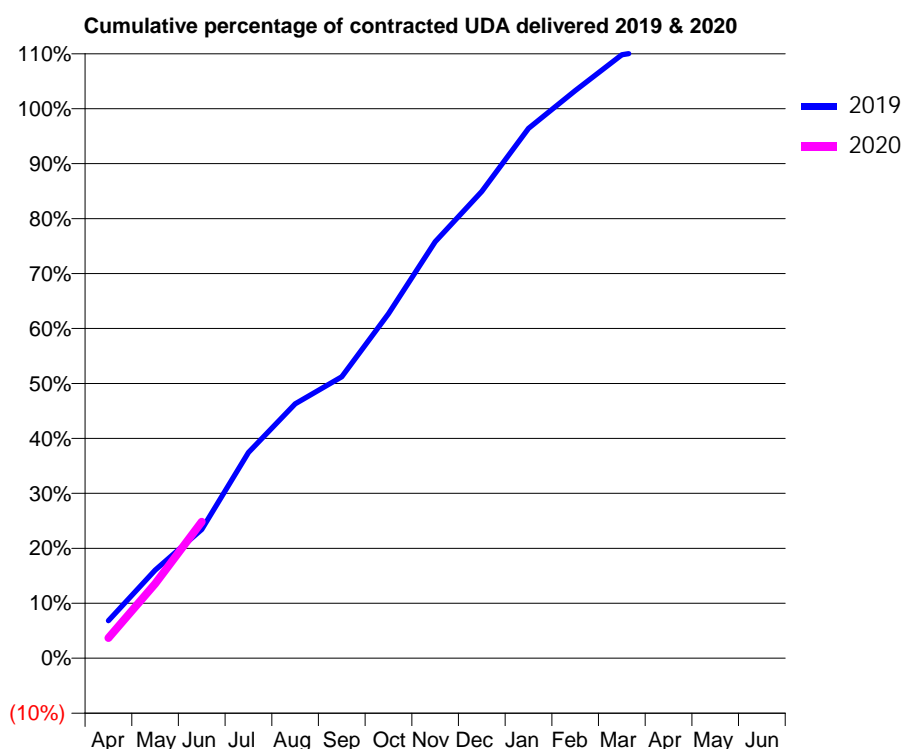
19/20 Contracted general activity (UDA)	2,750
Carry forward general activity (UDA)	0
19/20 Contracted orthodontic activity (UOA)	0
Carry forward orthodontic activity (UOA)	0
Baseline contract value	£73,206.16

ACCESS*

Patients seen in 24 months	Total	Change since previous quarter
Quarter ending June 2018	1,073	
Quarter ending September 2018	1,075	→
Quarter ending December 2018	1,135	↑
Quarter ending March 2019	1,126	→
Quarter ending June 2019	1,169	↑
Variance since June 2018	8.9%	↑



ACTIVITY



Month	2019	2020
April	188	102
May	441	372
June	644	683
July	1,030	
August	1,273	
September	1,408	
October	1,724	
November	2,084	
December	2,335	
January	2,651	
February	2,840	
March	3,020	
April	3,060	
May	3,062	
June	3,064	

QUALITY

	Quantity	Base Number	Contract	AT	Region	England
% of FP17s for the same patient ID Re-attending within 3 months - Children	22	361	6.1%	8.8%	11.2%	11.4%
% of FP17s for the same patient ID Re-attending within 3 months - Adults	28	103	27.2%	12.1%	14.8%	15.4%
% of FP17s for the same patient ID Re-attending between 3 & 9 months - Children	215	361	59.6%	60.6%	60.9%	59.8%
% of FP17s for the same patient ID Re-attending between 3 & 9 months - Adults	52	103	50.5%	52.0%	53.2%	52.1%
% of FP17s for Band 1 Urgent Courses	29	409	7.1%	7.3%	8.3%	9.2%
% of FP17s Relating to Free Repair or Replacements	0	409	0.0%	0.8%	0.7%	0.7%
% of FP17s Relating to Continuations	0	409	0.0%	0.9%	0.8%	0.8%
% of Patients satisfied with the dentistry they have received	1	1	N/A	94.5%	93.2%	93.4%
% of Patients satisfied with the time they had to wait for an appointment	1	1	N/A	91.7%	88.5%	87.6%

* This is based on patients treated on this contract for their most recent course of treatment. Figures in italics indicate the base number of FP17s or Patient Questionnaire responses are less than 100. N/A is shown where the base number of responses is less than 10 during the period. % is calculated as Quantity/Base number*100

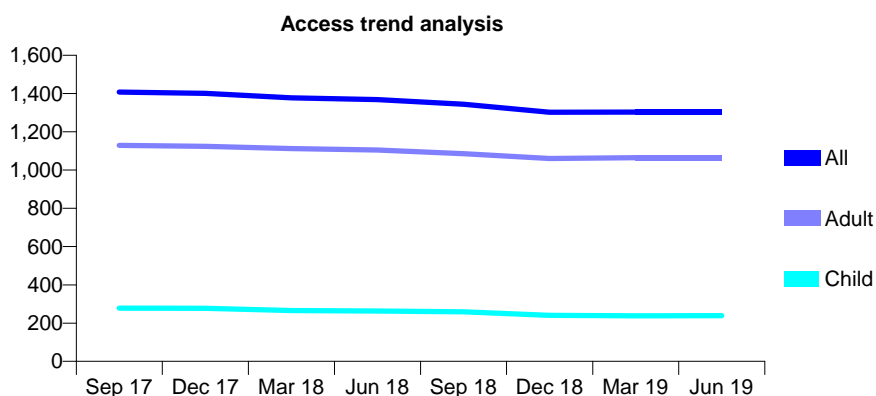
Q53 - Vital Signs At a Glance Contract Report for 619744/0005 - June 2019

Name or company name	Dehal, Kavanagh, Kavanagh and Williams
Contract type name	GDS Contract
Purpose of contract	General
Contract start date	02/07/2012
Contract end date	

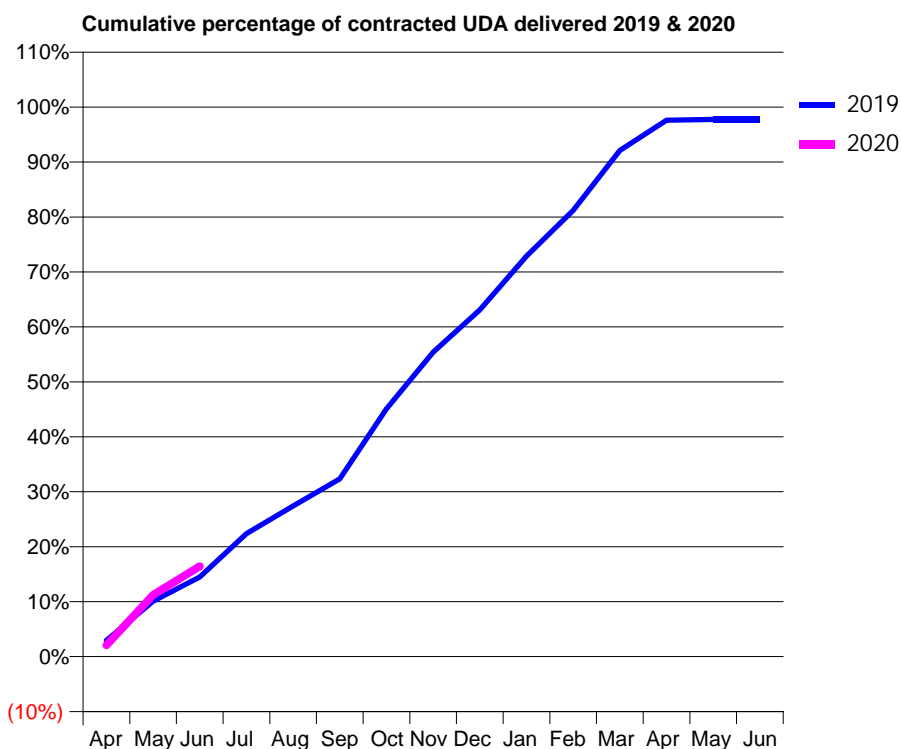
19/20 Contracted general activity (UDA)	3,761
Carry forward general activity (UDA)	0
19/20 Contracted orthodontic activity (UOA)	0
Carry forward orthodontic activity (UOA)	0
Baseline contract value	£80,829.88

ACCESS*

Patients seen in 24 months	Total	Change since previous quarter
Quarter ending June 2018	1,368	
Quarter ending September 2018	1,344	↓
Quarter ending December 2018	1,302	↓
Quarter ending March 2019	1,303	→
Quarter ending June 2019	1,303	→
Variance since June 2018	(4.8%)	↓



ACTIVITY



Month	Adjusted Scheduled Activity (UDA)	
	2019	2020
April	111	79
May	380	422
June	545	618
July	842	
August	1,032	
September	1,216	
October	1,696	
November	2,084	
December	2,372	
January	2,741	
February	3,054	
March	3,464	
April	3,671	
May	3,677	
June	3,677	

QUALITY

	Quantity	Base Number	Contract	AT	Region	England
% of FP17s for the same patient ID Re-attending within 3 months - Children	3	91	3.3%	8.8%	11.2%	11.4%
% of FP17s for the same patient ID Re-attending within 3 months - Adults	41	396	10.4%	12.1%	14.8%	15.4%
% of FP17s for the same patient ID Re-attending between 3 & 9 months - Children	47	91	51.6%	60.6%	60.9%	59.8%
% of FP17s for the same patient ID Re-attending between 3 & 9 months - Adults	260	396	65.7%	52.0%	53.2%	52.1%
% of FP17s for Band 1 Urgent Courses	19	366	5.2%	7.3%	8.3%	9.2%
% of FP17s Relating to Free Repair or Replacements	5	366	1.4%	0.8%	0.7%	0.7%
% of FP17s Relating to Continuations	4	366	1.1%	0.9%	0.8%	0.8%
% of Patients satisfied with the dentistry they have received	2	2	N/A	94.5%	93.2%	93.4%
% of Patients satisfied with the time they had to wait for an appointment	2	2	N/A	91.7%	88.5%	87.6%

* This is based on patients treated on this contract for their most recent course of treatment. Figures in italics indicate the base number of FP17s or Patient Questionnaire responses are less than 100. N/A is shown where the base number of responses is less than 10 during the period. % is calculated as Quantity/Base number*100

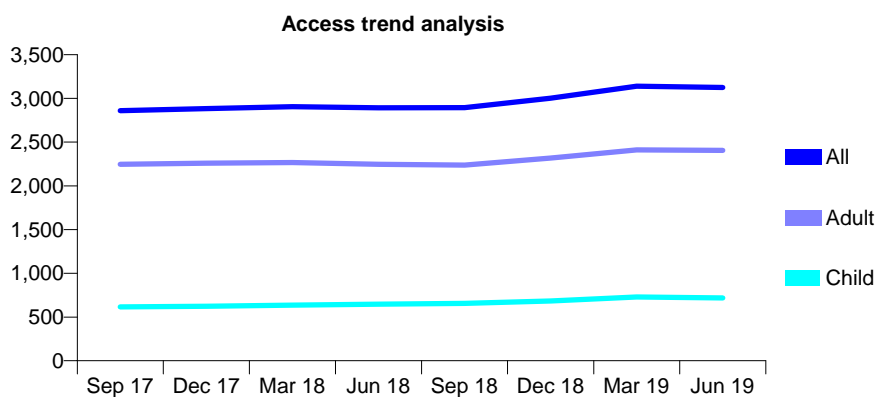
Q53 - Vital Signs At a Glance Contract Report for 619744/0006 - June 2019

Name or company name	Dehal, Williams, Kavangh and Kavanagh
Contract type name	GDS Contract
Purpose of contract	General and Orthodontic
Contract start date	02/07/2012
Contract end date	

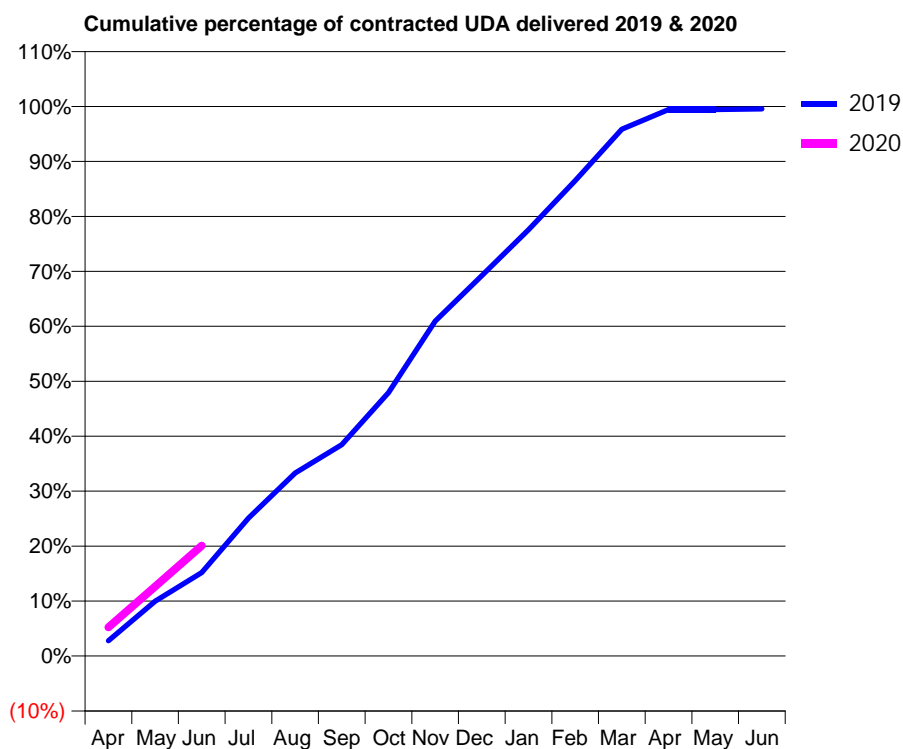
19/20 Contracted general activity (UDA)	7,452
Carry forward general activity (UDA)	0
19/20 Contracted orthodontic activity (UOA)	409
Carry forward orthodontic activity (UOA)	0
Baseline contract value	£184,880.10

ACCESS*

Patients seen in 24 months	Total	Change since previous quarter
Quarter ending June 2018	2,893	
Quarter ending September 2018	2,894	→
Quarter ending December 2018	3,002	↑
Quarter ending March 2019	3,140	↑
Quarter ending June 2019	3,124	→
Variance since June 2018	8.0%	↑



ACTIVITY



Month	Adjusted Scheduled Activity (UDA)	
	2019	2020
April	206	389
May	744	943
June	1,132	1,496
July	1,871	
August	2,482	
September	2,866	
October	3,571	
November	4,542	
December	5,156	
January	5,780	
February	6,446	
March	7,144	
April	7,410	
May	7,410	
June	7,419	

QUALITY

	Quantity	Base Number	Contract	AT	Region	England
% of FP17s for the same patient ID Re-attending within 3 months - Children	12	224	5.4%	8.8%	11.2%	11.4%
% of FP17s for the same patient ID Re-attending within 3 months - Adults	97	912	10.6%	12.1%	14.8%	15.4%
% of FP17s for the same patient ID Re-attending between 3 & 9 months - Children	151	224	67.4%	60.6%	60.9%	59.8%
% of FP17s for the same patient ID Re-attending between 3 & 9 months - Adults	605	912	66.3%	52.0%	53.2%	52.1%
% of FP17s for Band 1 Urgent Courses	57	923	6.2%	7.3%	8.3%	9.2%
% of FP17s Relating to Free Repair or Replacements	16	923	1.7%	0.8%	0.7%	0.7%
% of FP17s Relating to Continuations	13	923	1.4%	0.9%	0.8%	0.8%
% of Patients satisfied with the dentistry they have received	2	2	N/A	94.5%	93.2%	93.4%
% of Patients satisfied with the time they had to wait for an appointment	2	2	N/A	91.7%	88.5%	87.6%

* This is based on patients treated on this contract for their most recent course of treatment. Figures in italics indicate the base number of FP17s or Patient Questionnaire responses are less than 100. N/A is shown where the base number of responses is less than 10 during the period. % is calculated as Quantity/Base number*100

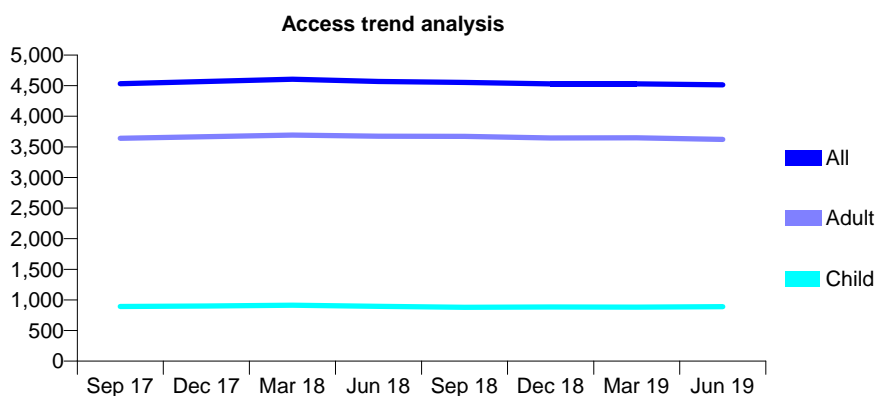
Q53 - Vital Signs At a Glance Contract Report for 626171/0001 - June 2019

Name or company name	M Simwanza
Contract type name	GDS Contract
Purpose of contract	General
Contract start date	01/04/2006
Contract end date	

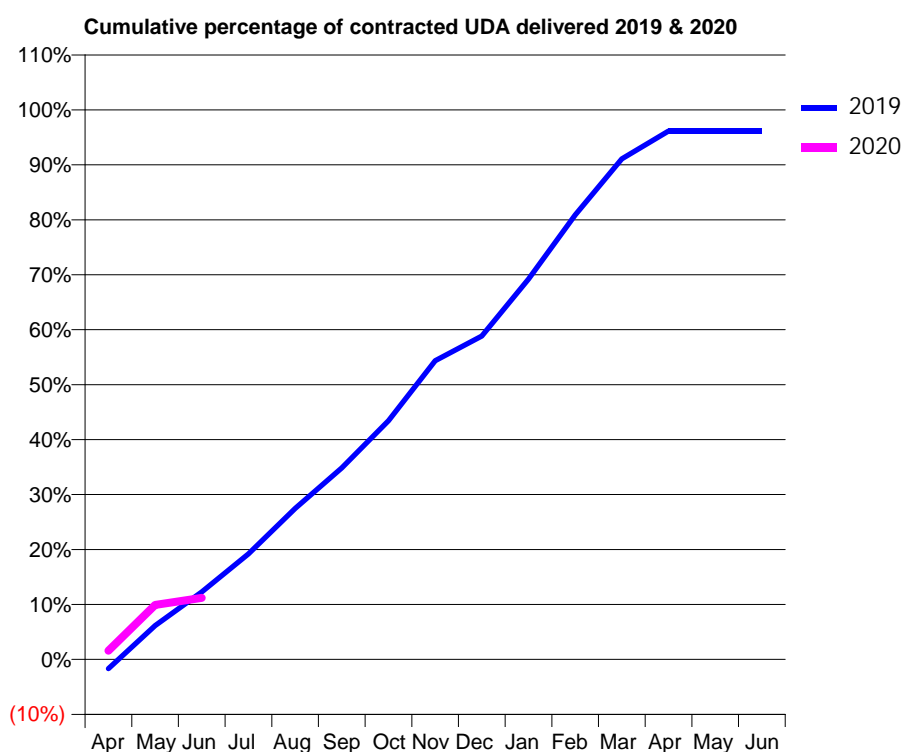
19/20 Contracted general activity (UDA)	12,950
Carry forward general activity (UDA)	0
19/20 Contracted orthodontic activity (UOA)	0
Carry forward orthodontic activity (UOA)	0
Baseline contract value	£278,316.13

ACCESS*

Patients seen in 24 months	Total	Change since previous quarter
Quarter ending June 2018	4,570	
Quarter ending September 2018	4,552	→
Quarter ending December 2018	4,531	→
Quarter ending March 2019	4,530	→
Quarter ending June 2019	4,512	→
Variance since June 2018	(1.3%)	↓



ACTIVITY



Month	Adjusted Scheduled Activity (UDA)	
	2019	2020
April	-217	207
May	800	1,285
June	1,587	1,449
July	2,486	
August	3,558	
September	4,513	
October	5,623	
November	7,041	
December	7,621	
January	8,965	
February	10,475	
March	11,797	
April	12,453	
May	12,453	
June	12,453	

QUALITY

	Quantity	Base Number	Contract	AT	Region	England
% of FP17s for the same patient ID Re-attending within 3 months - Children	10	163	6.1%	8.8%	11.2%	11.4%
% of FP17s for the same patient ID Re-attending within 3 months - Adults	84	874	9.6%	12.1%	14.8%	15.4%
% of FP17s for the same patient ID Re-attending between 3 & 9 months - Children	75	163	46.0%	60.6%	60.9%	59.8%
% of FP17s for the same patient ID Re-attending between 3 & 9 months - Adults	379	874	43.4%	52.0%	53.2%	52.1%
% of FP17s for Band 1 Urgent Courses	34	774	4.4%	7.3%	8.3%	9.2%
% of FP17s Relating to Free Repair or Replacements	4	774	0.5%	0.8%	0.7%	0.7%
% of FP17s Relating to Continuations	6	774	0.8%	0.9%	0.8%	0.8%
% of Patients satisfied with the dentistry they have received	2	2	N/A	94.5%	93.2%	93.4%
% of Patients satisfied with the time they had to wait for an appointment	1	2	N/A	91.7%	88.5%	87.6%

* This is based on patients treated on this contract for their most recent course of treatment. Figures in italics indicate the base number of FP17s or Patient Questionnaire responses are less than 100. N/A is shown where the base number of responses is less than 10 during the period. % is calculated as Quantity/Base number*100

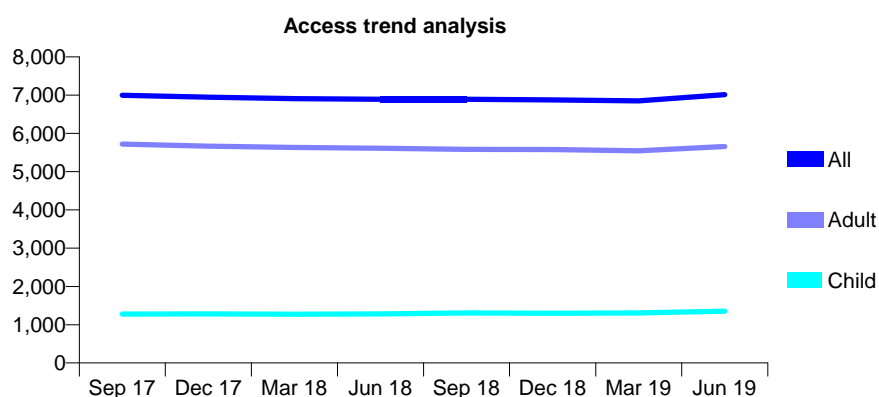
Q53 - Vital Signs At a Glance Contract Report for 630152/0001 - June 2019

Name or company name	T Lewin and G Lyall
Contract type name	GDS Contract
Purpose of contract	General
Contract start date	01/04/2006
Contract end date	

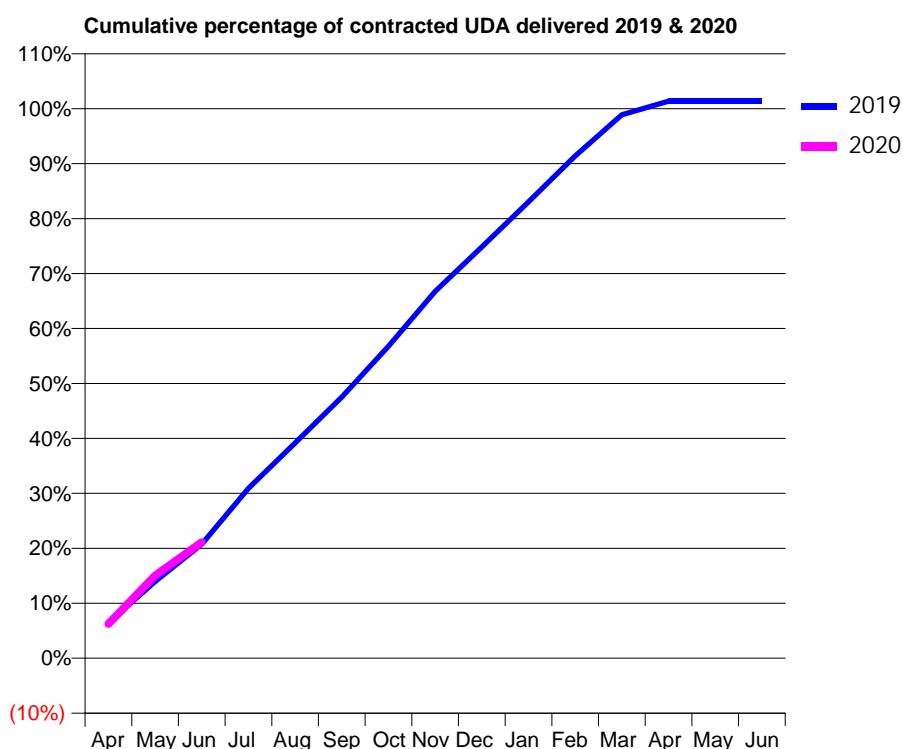
19/20 Contracted general activity (UDA)	18,059
Carry forward general activity (UDA)	0
19/20 Contracted orthodontic activity (UOA)	0
Carry forward orthodontic activity (UOA)	0
Baseline contract value	£465,364.73

ACCESS*

Patients seen in 24 months	Total	Change since previous quarter
Quarter ending June 2018	6,893	
Quarter ending September 2018	6,889	→
Quarter ending December 2018	6,877	→
Quarter ending March 2019	6,847	→
Quarter ending June 2019	7,012	↑
Variance since June 2018	1.7%	→



ACTIVITY



Month	2019	2020
April	1,166	1,130
May	2,521	2,714
June	3,750	3,809
July	5,579	
August	7,077	
September	8,578	
October	10,254	
November	12,059	
December	13,513	
January	14,998	
February	16,504	
March	17,855	
April	18,301	
May	18,301	
June	18,301	

QUALITY

	Quantity	Base Number	Contract	AT	Region	England
% of FP17s for the same patient ID Re-attending within 3 months - Children	24	481	5.0%	8.8%	11.2%	11.4%
% of FP17s for the same patient ID Re-attending within 3 months - Adults	284	1,792	15.8%	12.1%	14.8%	15.4%
% of FP17s for the same patient ID Re-attending between 3 & 9 months - Children	271	481	56.3%	60.6%	60.9%	59.8%
% of FP17s for the same patient ID Re-attending between 3 & 9 months - Adults	651	1,792	36.3%	52.0%	53.2%	52.1%
% of FP17s for Band 1 Urgent Courses	283	2,019	14.0%	7.3%	8.3%	9.2%
% of FP17s Relating to Free Repair or Replacements	8	2,019	0.4%	0.8%	0.7%	0.7%
% of FP17s Relating to Continuations	20	2,019	1.0%	0.9%	0.8%	0.8%
% of Patients satisfied with the dentistry they have received	4	4	N/A	94.5%	93.2%	93.4%
% of Patients satisfied with the time they had to wait for an appointment	4	4	N/A	91.7%	88.5%	87.6%

* This is based on patients treated on this contract for their most recent course of treatment.

Figures in italics indicate the base number of FP17s or Patient Questionnaire responses are less than 100. N/A is shown where the base number of responses is less than 10 during the period. % is calculated as Quantity/Base number*100

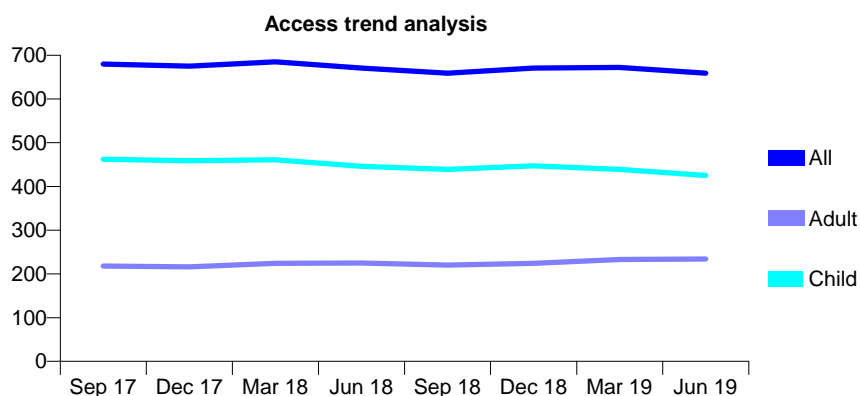
Q53 - Vital Signs At a Glance Contract Report for 630470/0001 - June 2019

Name or company name	Arthurell, Airdrie, Wellington
Contract type name	GDS Contract
Purpose of contract	General
Contract start date	01/08/2012
Contract end date	

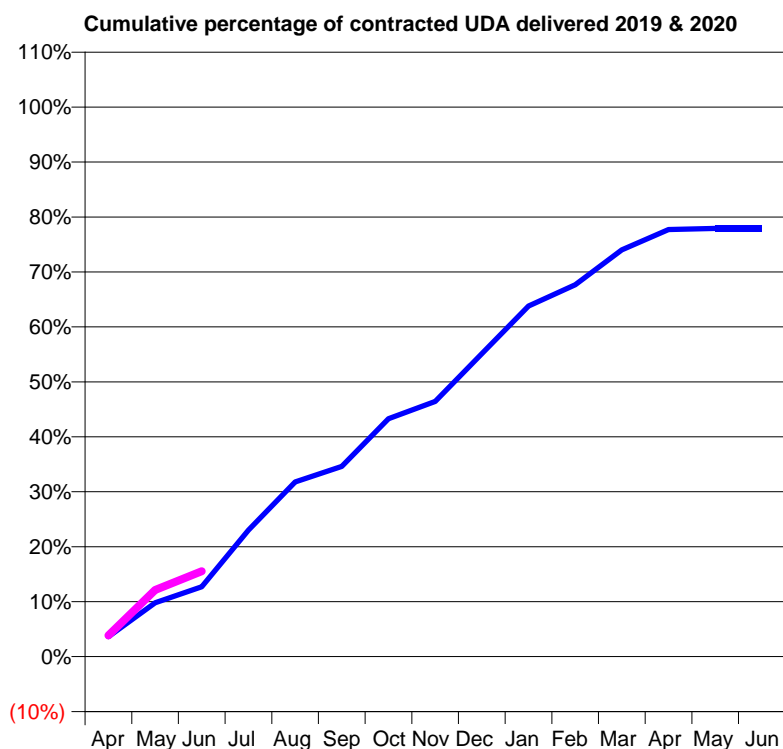
19/20 Contracted general activity (UDA)	1,630
Carry forward general activity (UDA)	0
19/20 Contracted orthodontic activity (UOA)	0
Carry forward orthodontic activity (UOA)	0
Baseline contract value	£37,523.57

ACCESS*

Patients seen in 24 months	Total	Change since previous quarter
Quarter ending June 2018	671	
Quarter ending September 2018	659	↓
Quarter ending December 2018	671	→
Quarter ending March 2019	672	→
Quarter ending June 2019	659	↓
Variance since June 2018	(1.8%)	↓



ACTIVITY



Month	Adjusted Scheduled Activity (UDA)	
	2019	2020
April	59	63
May	160	198
June	207	253
July	375	
August	518	
September	564	
October	706	
November	757	
December	898	
January	1,040	
February	1,103	
March	1,207	
April	1,267	
May	1,270	
June	1,270	

QUALITY

	Quantity	Base Number	Contract	AT	Region	England
% of FP17s for the same patient ID Re-attending within 3 months - Children	7	162	4.3%	8.8%	11.2%	11.4%
% of FP17s for the same patient ID Re-attending within 3 months - Adults	5	55	9.1%	12.1%	14.8%	15.4%
% of FP17s for the same patient ID Re-attending between 3 & 9 months - Children	124	162	76.5%	60.6%	60.9%	59.8%
% of FP17s for the same patient ID Re-attending between 3 & 9 months - Adults	29	55	52.7%	52.0%	53.2%	52.1%
% of FP17s for Band 1 Urgent Courses	6	171	3.5%	7.3%	8.3%	9.2%
% of FP17s Relating to Free Repair or Replacements	0	171	0.0%	0.8%	0.7%	0.7%
% of FP17s Relating to Continuations	0	171	0.0%	0.9%	0.8%	0.8%
% of Patients satisfied with the dentistry they have received	0	0	N/A	94.5%	93.2%	93.4%
% of Patients satisfied with the time they had to wait for an appointment	0	0	N/A	91.7%	88.5%	87.6%

* This is based on patients treated on this contract for their most recent course of treatment. Figures in italics indicate the base number of FP17s or Patient Questionnaire responses are less than 100. N/A is shown where the base number of responses is less than 10 during the period. % is calculated as Quantity/Base number*100

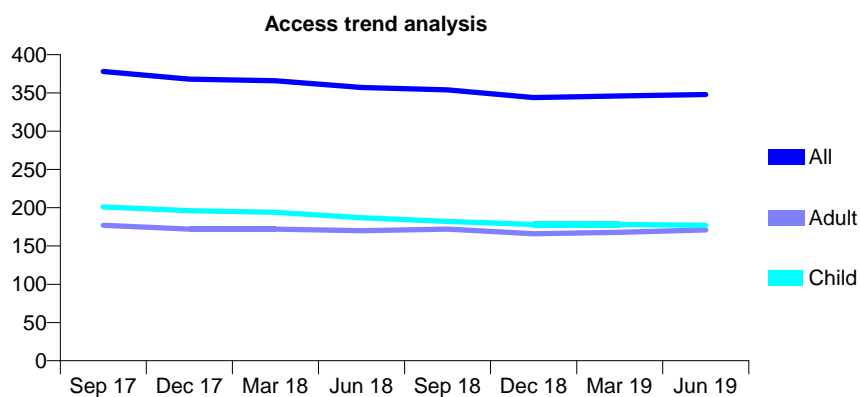
Q53 - Vital Signs At a Glance Contract Report for 634794/0001 - June 2019

Name or company name	MR MA FELLER
Contract type name	GDS Contract
Purpose of contract	General
Contract start date	01/04/2006
Contract end date	

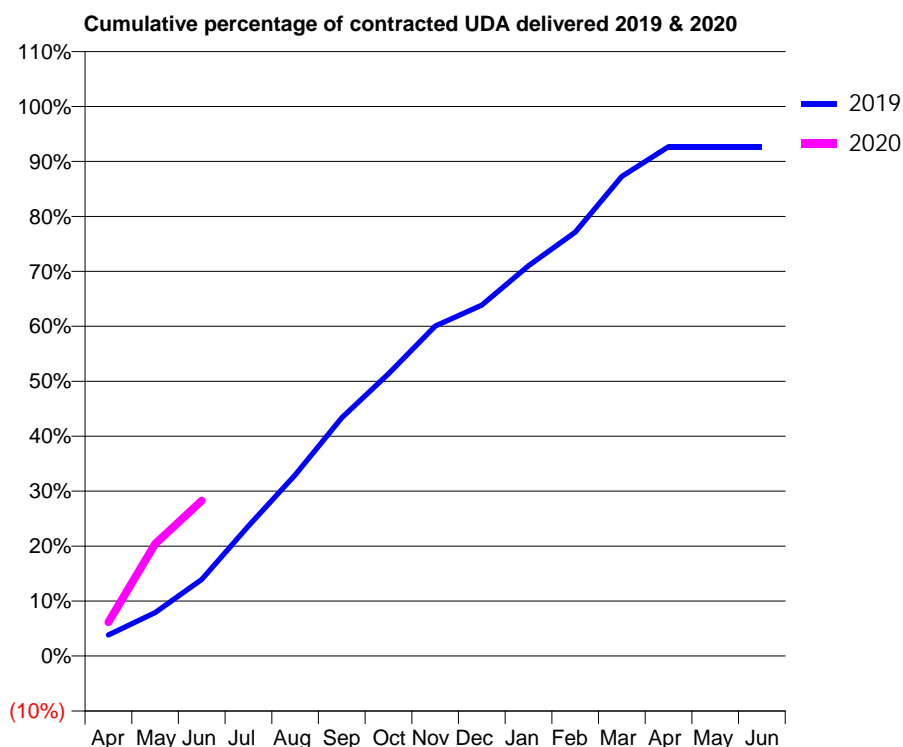
19/20 Contracted general activity (UDA)	1,049
Carry forward general activity (UDA)	0
19/20 Contracted orthodontic activity (UOA)	0
Carry forward orthodontic activity (UOA)	0
Baseline contract value	£27,021.51

ACCESS*

Patients seen in 24 months	Total	Change since previous quarter
Quarter ending June 2018	357	
Quarter ending September 2018	354	→
Quarter ending December 2018	344	↓
Quarter ending March 2019	346	→
Quarter ending June 2019	348	→
Variance since June 2018	(2.5%)	↓



ACTIVITY



Month	Adjusted Scheduled Activity (UDA)	
	2019	2020
April	40	65
May	83	214
June	146	296
July	248	
August	346	
September	455	
October	539	
November	630	
December	670	
January	745	
February	809	
March	915	
April	972	
May	972	
June	972	

QUALITY

	Quantity	Base Number	Contract	AT	Region	England
% of FP17s for the same patient ID Re-attending within 3 months - Children	6	78	7.7%	8.8%	11.2%	11.4%
% of FP17s for the same patient ID Re-attending within 3 months - Adults	4	43	9.3%	12.1%	14.8%	15.4%
% of FP17s for the same patient ID Re-attending between 3 & 9 months - Children	52	78	66.7%	60.6%	60.9%	59.8%
% of FP17s for the same patient ID Re-attending between 3 & 9 months - Adults	9	43	20.9%	52.0%	53.2%	52.1%
% of FP17s for Band 1 Urgent Courses	7	109	6.4%	7.3%	8.3%	9.2%
% of FP17s Relating to Free Repair or Replacements	0	109	0.0%	0.8%	0.7%	0.7%
% of FP17s Relating to Continuations	0	109	0.0%	0.9%	0.8%	0.8%
% of Patients satisfied with the dentistry they have received	0	0	N/A	94.5%	93.2%	93.4%
% of Patients satisfied with the time they had to wait for an appointment	0	0	N/A	91.7%	88.5%	87.6%

* This is based on patients treated on this contract for their most recent course of treatment. Figures in italics indicate the base number of FP17s or Patient Questionnaire responses are less than 100. N/A is shown where the base number of responses is less than 10 during the period. % is calculated as Quantity/Base number*100

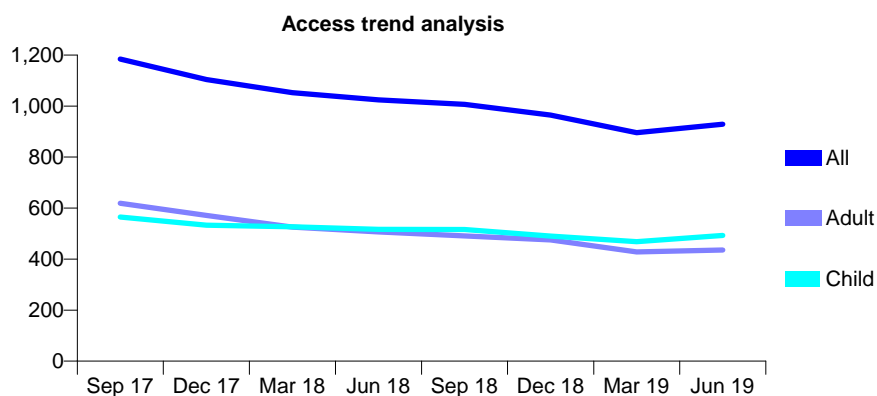
Q53 - Vital Signs At a Glance Contract Report for 635138/0001 - June 2019

Name or company name	MR FM RAHMAN
Contract type name	GDS Contract
Purpose of contract	General
Contract start date	01/04/2006
Contract end date	

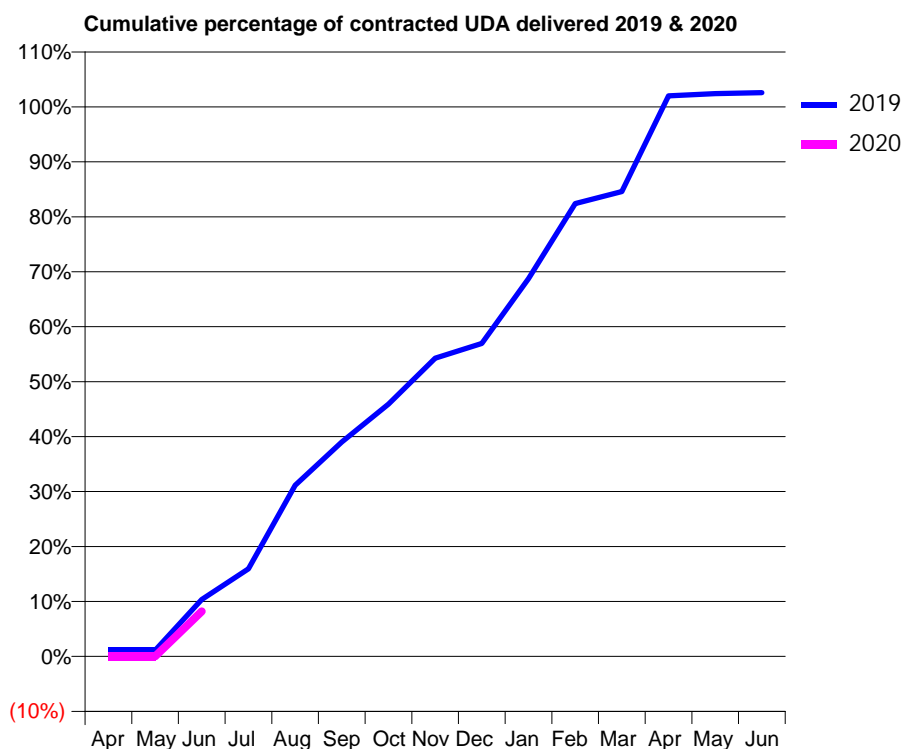
19/20 Contracted general activity (UDA)	3,619
Carry forward general activity (UDA)	0
19/20 Contracted orthodontic activity (UOA)	0
Carry forward orthodontic activity (UOA)	0
Baseline contract value	£109,893.32

ACCESS*

Patients seen in 24 months	Total	Change since previous quarter
Quarter ending June 2018	1,024	
Quarter ending September 2018	1,007	↓
Quarter ending December 2018	965	↓
Quarter ending March 2019	896	↓
Quarter ending June 2019	929	↑
Variance since June 2018	(9.3%)	↓



ACTIVITY



Adjusted Scheduled Activity (UDA)		
Month	2019	2020
April	41	0
May	41	0
June	374	297
July	578	
August	1,127	
September	1,412	
October	1,662	
November	1,964	
December	2,061	
January	2,487	
February	2,982	
March	3,061	
April	3,691	
May	3,706	
June	3,712	

QUALITY

	Quantity	Base Number	Contract	AT	Region	England
% of FP17s for the same patient ID Re-attending within 3 months - Children	1	155	0.6%	8.8%	11.2%	11.4%
% of FP17s for the same patient ID Re-attending within 3 months - Adults	7	110	6.4%	12.1%	14.8%	15.4%
% of FP17s for the same patient ID Re-attending between 3 & 9 months - Children	92	155	59.4%	60.6%	60.9%	59.8%
% of FP17s for the same patient ID Re-attending between 3 & 9 months - Adults	40	110	36.4%	52.0%	53.2%	52.1%
% of FP17s for Band 1 Urgent Courses	2	90	2.2%	7.3%	8.3%	9.2%
% of FP17s Relating to Free Repair or Replacements	0	90	0.0%	0.8%	0.7%	0.7%
% of FP17s Relating to Continuations	0	90	0.0%	0.9%	0.8%	0.8%
% of Patients satisfied with the dentistry they have received	1	1	N/A	94.5%	93.2%	93.4%
% of Patients satisfied with the time they had to wait for an appointment	1	1	N/A	91.7%	88.5%	87.6%

* This is based on patients treated on this contract for their most recent course of treatment. Figures in italics indicate the base number of FP17s or Patient Questionnaire responses are less than 100. N/A is shown where the base number of responses is less than 10 during the period. % is calculated as Quantity/Base number*100

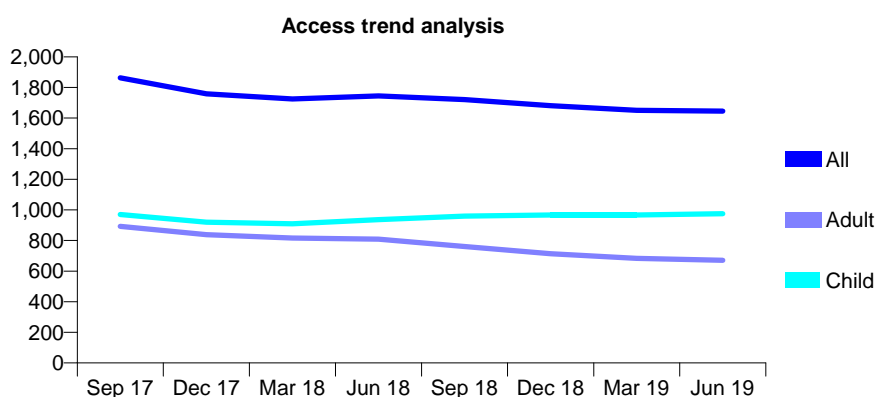
Q53 - Vital Signs At a Glance Contract Report for 650072/0001 - June 2019

Name or company name	MR PR BRADLEY
Contract type name	GDS Contract
Purpose of contract	General
Contract start date	01/04/2006
Contract end date	

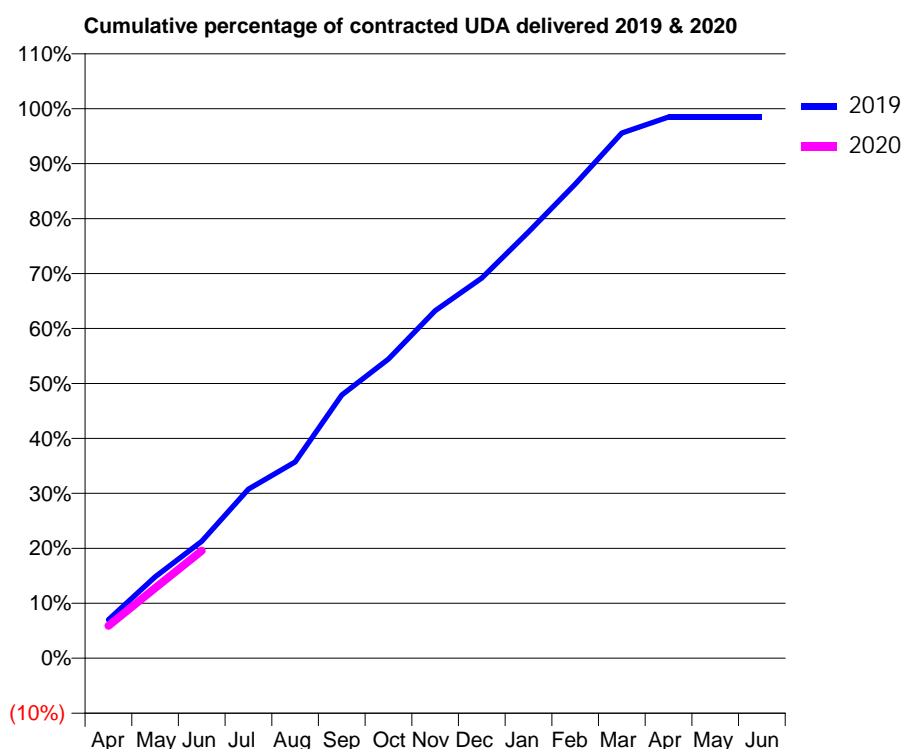
19/20 Contracted general activity (UDA)	3,800
Carry forward general activity (UDA)	0
19/20 Contracted orthodontic activity (UOA)	0
Carry forward orthodontic activity (UOA)	0
Baseline contract value	£97,496.10

ACCESS*

Patients seen in 24 months	Total	Change since previous quarter
Quarter ending June 2018	1,745	
Quarter ending September 2018	1,721	↓
Quarter ending December 2018	1,681	↓
Quarter ending March 2019	1,651	↓
Quarter ending June 2019	1,646	→
Variance since June 2018	(5.7%)	↓



ACTIVITY



Adjusted Scheduled Activity (UDA)		
Month	2019	2020
April	266	224
May	563	485
June	808	744
July	1,168	
August	1,357	
September	1,820	
October	2,069	
November	2,403	
December	2,629	
January	2,948	
February	3,279	
March	3,632	
April	3,742	
May	3,742	
June	3,742	

QUALITY

	Quantity	Base Number	Contract	AT	Region	England
% of FP17s for the same patient ID Re-attending within 3 months - Children	19	390	4.9%	8.8%	11.2%	11.4%
% of FP17s for the same patient ID Re-attending within 3 months - Adults	30	197	15.2%	12.1%	14.8%	15.4%
% of FP17s for the same patient ID Re-attending between 3 & 9 months - Children	296	390	75.9%	60.6%	60.9%	59.8%
% of FP17s for the same patient ID Re-attending between 3 & 9 months - Adults	119	197	60.4%	52.0%	53.2%	52.1%
% of FP17s for Band 1 Urgent Courses	13	544	2.4%	7.3%	8.3%	9.2%
% of FP17s Relating to Free Repair or Replacements	0	544	0.0%	0.8%	0.7%	0.7%
% of FP17s Relating to Continuations	0	544	0.0%	0.9%	0.8%	0.8%
% of Patients satisfied with the dentistry they have received	0	0	N/A	94.5%	93.2%	93.4%
% of Patients satisfied with the time they had to wait for an appointment	0	0	N/A	91.7%	88.5%	87.6%

* This is based on patients treated on this contract for their most recent course of treatment.

Figures in italics indicate the base number of FP17s or Patient Questionnaire responses are less than 100. N/A is shown where the base number of responses is less than 10 during the period. % is calculated as Quantity/Base number*100

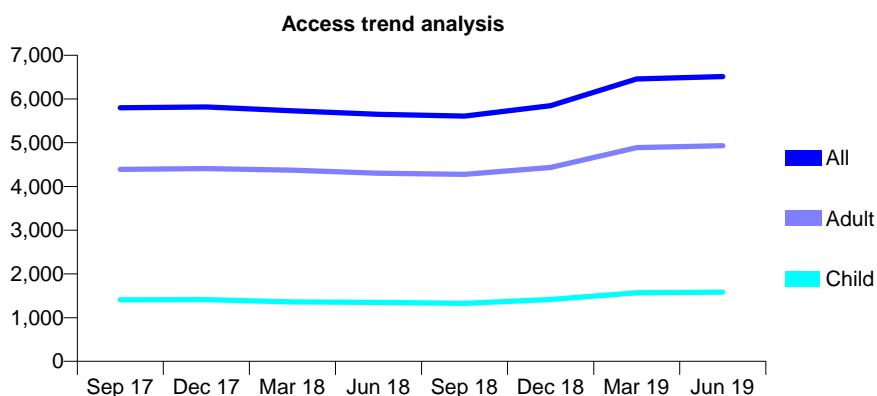
Q53 - Vital Signs At a Glance Contract Report for 650579/0001 - June 2019

Name or company name	A Stanley and N Kalidas
Contract type name	GDS Contract
Purpose of contract	General
Contract start date	01/04/2006
Contract end date	

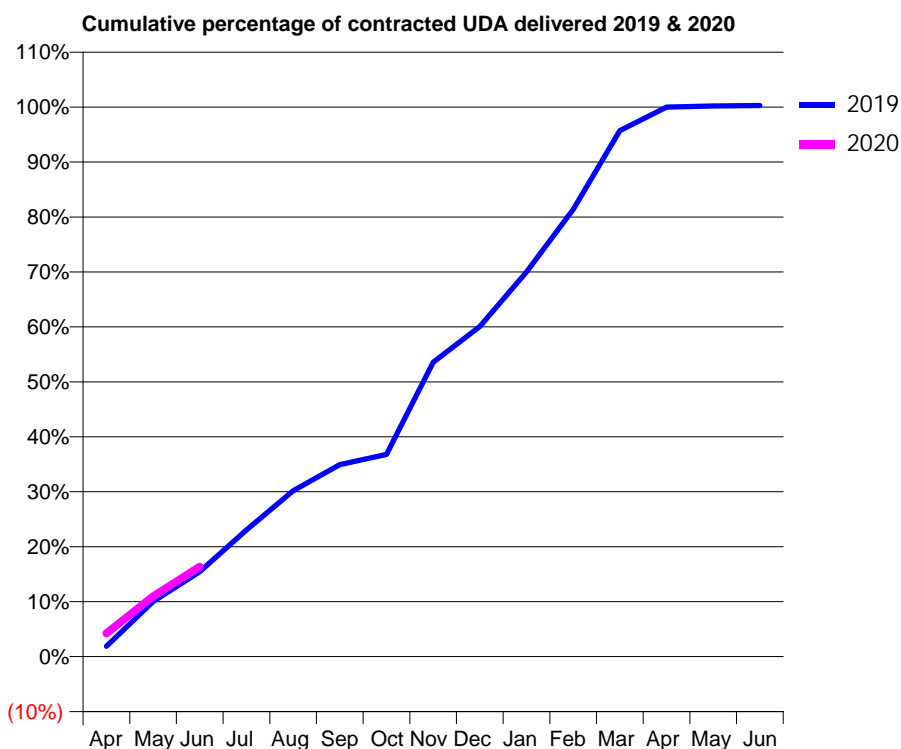
19/20 Contracted general activity (UDA)	17,035
Carry forward general activity (UDA)	0
19/20 Contracted orthodontic activity (UOA)	0
Carry forward orthodontic activity (UOA)	0
Baseline contract value	£596,437.89

ACCESS*

Patients seen in 24 months	Total	Change since previous quarter
Quarter ending June 2018	5,651	
Quarter ending September 2018	5,607	→
Quarter ending December 2018	5,847	↑
Quarter ending March 2019	6,458	↑
Quarter ending June 2019	6,515	→
Variance since June 2018	15.3%	↑



ACTIVITY



Month	Adjusted Scheduled Activity (UDA)	
	2019	2020
April	322	721
May	1,711	1,869
June	2,630	2,790
July	3,928	
August	5,145	
September	5,950	
October	6,268	
November	9,124	
December	10,235	
January	11,924	
February	13,862	
March	16,301	
April	17,033	
May	17,067	
June	17,084	

QUALITY

	Quantity	Base Number	Contract	AT	Region	England
% of FP17s for the same patient ID Re-attending within 3 months - Children	23	545	4.2%	8.8%	11.2%	11.4%
% of FP17s for the same patient ID Re-attending within 3 months - Adults	174	1,598	10.9%	12.1%	14.8%	15.4%
% of FP17s for the same patient ID Re-attending between 3 & 9 months - Children	377	545	69.2%	60.6%	60.9%	59.8%
% of FP17s for the same patient ID Re-attending between 3 & 9 months - Adults	801	1,598	50.1%	52.0%	53.2%	52.1%
% of FP17s for Band 1 Urgent Courses	78	1,531	5.1%	7.3%	8.3%	9.2%
% of FP17s Relating to Free Repair or Replacements	30	1,531	2.0%	0.8%	0.7%	0.7%
% of FP17s Relating to Continuations	8	1,531	0.5%	0.9%	0.8%	0.8%
% of Patients satisfied with the dentistry they have received	5	6	N/A	94.5%	93.2%	93.4%
% of Patients satisfied with the time they had to wait for an appointment	5	6	N/A	91.7%	88.5%	87.6%

* This is based on patients treated on this contract for their most recent course of treatment. Figures in italics indicate the base number of FP17s or Patient Questionnaire responses are less than 100. N/A is shown where the base number of responses is less than 10 during the period. % is calculated as Quantity/Base number*100

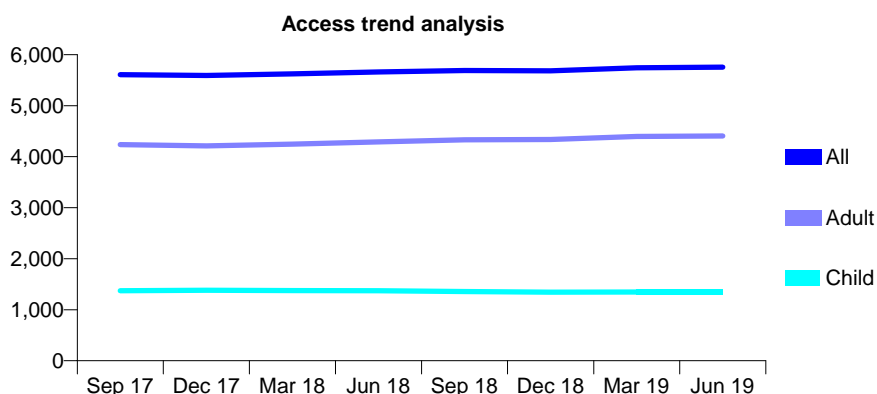
Q53 - Vital Signs At a Glance Contract Report for 653071/0002 - June 2019

Name or company name	MISS SS KHAIRA
Contract type name	GDS Contract
Purpose of contract	General
Contract start date	01/04/2013
Contract end date	

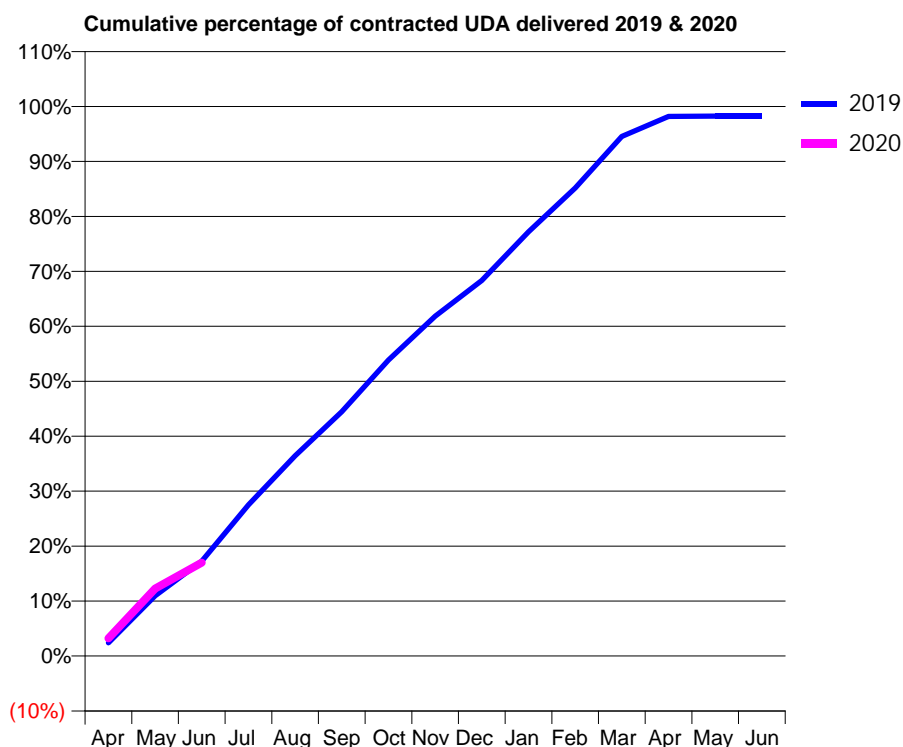
19/20 Contracted general activity (UDA)	16,115
Carry forward general activity (UDA)	0
19/20 Contracted orthodontic activity (UOA)	0
Carry forward orthodontic activity (UOA)	0
Baseline contract value	£381,843.52

ACCESS*

Patients seen in 24 months	Total	Change since previous quarter
Quarter ending June 2018	5,662	
Quarter ending September 2018	5,690	→
Quarter ending December 2018	5,683	→
Quarter ending March 2019	5,743	→
Quarter ending June 2019	5,756	→
Variance since June 2018	1.7%	→



ACTIVITY



Month	Adjusted Scheduled Activity (UDA)	
	2019	2020
April	390	517
May	1,768	1,979
June	2,784	2,741
July	4,434	
August	5,870	
September	7,164	
October	8,678	
November	9,967	
December	11,015	
January	12,439	
February	13,723	
March	15,240	
April	15,826	
May	15,834	
June	15,834	

QUALITY

	Quantity	Base Number	Contract	AT	Region	England
% of FP17s for the same patient ID Re-attending within 3 months - Children	29	452	6.4%	8.8%	11.2%	11.4%
% of FP17s for the same patient ID Re-attending within 3 months - Adults	185	1,409	13.1%	12.1%	14.8%	15.4%
% of FP17s for the same patient ID Re-attending between 3 & 9 months - Children	303	452	67.0%	60.6%	60.9%	59.8%
% of FP17s for the same patient ID Re-attending between 3 & 9 months - Adults	912	1,409	64.7%	52.0%	53.2%	52.1%
% of FP17s for Band 1 Urgent Courses	128	1,561	8.2%	7.3%	8.3%	9.2%
% of FP17s Relating to Free Repair or Replacements	41	1,561	2.6%	0.8%	0.7%	0.7%
% of FP17s Relating to Continuations	6	1,561	0.4%	0.9%	0.8%	0.8%
% of Patients satisfied with the dentistry they have received	7	7	N/A	94.5%	93.2%	93.4%
% of Patients satisfied with the time they had to wait for an appointment	7	7	N/A	91.7%	88.5%	87.6%

* This is based on patients treated on this contract for their most recent course of treatment. Figures in italics indicate the base number of FP17s or Patient Questionnaire responses are less than 100. N/A is shown where the base number of responses is less than 10 during the period. % is calculated as Quantity/Base number*100

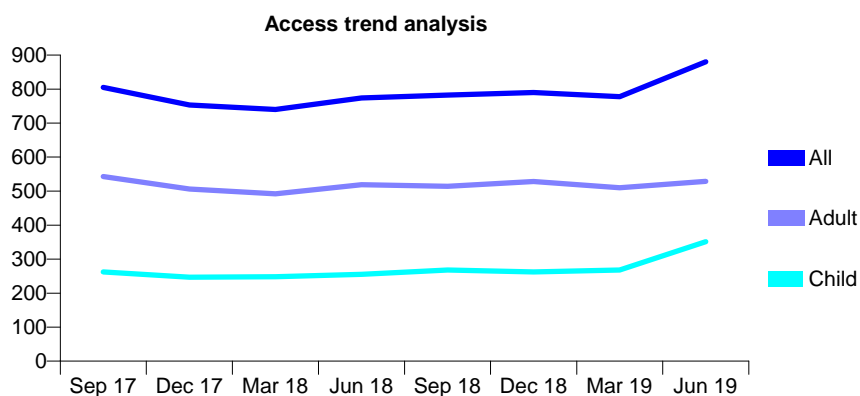
Q53 - Vital Signs At a Glance Contract Report for 654221/0001 - June 2019

Name or company name	MR SP HUNDAL
Contract type name	GDS Contract
Purpose of contract	General
Contract start date	01/04/2006
Contract end date	

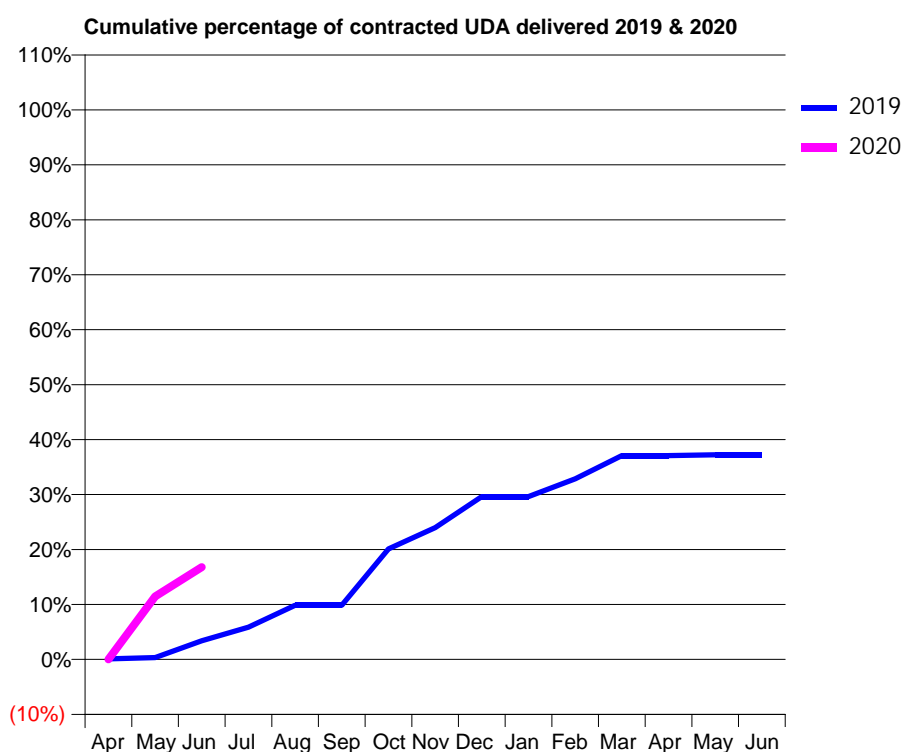
19/20 Contracted general activity (UDA)	6,000
Carry forward general activity (UDA)	0
19/20 Contracted orthodontic activity (UOA)	0
Carry forward orthodontic activity (UOA)	0
Baseline contract value	£176,475.44

ACCESS*

Patients seen in 24 months	Total	Change since previous quarter
Quarter ending June 2018	774	
Quarter ending September 2018	782	→
Quarter ending December 2018	790	→
Quarter ending March 2019	778	↓
Quarter ending June 2019	880	↑
Variance since June 2018	13.7%	↑



ACTIVITY



Month	Adjusted Scheduled Activity (UDA)	
	2019	2020
April	7	0
May	19	689
June	203	1,007
July	352	
August	591	
September	591	
October	1,206	
November	1,439	
December	1,779	
January	1,779	
February	1,972	
March	2,225	
April	2,225	
May	2,235	
June	2,235	

QUALITY

	Quantity	Base Number	Contract	AT	Region	England
% of FP17s for the same patient ID Re-attending within 3 months - Children	1	209	0.5%	8.8%	11.2%	11.4%
% of FP17s for the same patient ID Re-attending within 3 months - Adults	2	142	1.4%	12.1%	14.8%	15.4%
% of FP17s for the same patient ID Re-attending between 3 & 9 months - Children	33	209	15.8%	60.6%	60.9%	59.8%
% of FP17s for the same patient ID Re-attending between 3 & 9 months - Adults	16	142	11.3%	52.0%	53.2%	52.1%
% of FP17s for Band 1 Urgent Courses	11	344	3.2%	7.3%	8.3%	9.2%
% of FP17s Relating to Free Repair or Replacements	0	344	0.0%	0.8%	0.7%	0.7%
% of FP17s Relating to Continuations	0	344	0.0%	0.9%	0.8%	0.8%
% of Patients satisfied with the dentistry they have received	0	0	N/A	94.5%	93.2%	93.4%
% of Patients satisfied with the time they had to wait for an appointment	0	0	N/A	91.7%	88.5%	87.6%

* This is based on patients treated on this contract for their most recent course of treatment. Figures in italics indicate the base number of FP17s or Patient Questionnaire responses are less than 100. N/A is shown where the base number of responses is less than 10 during the period. % is calculated as Quantity/Base number*100

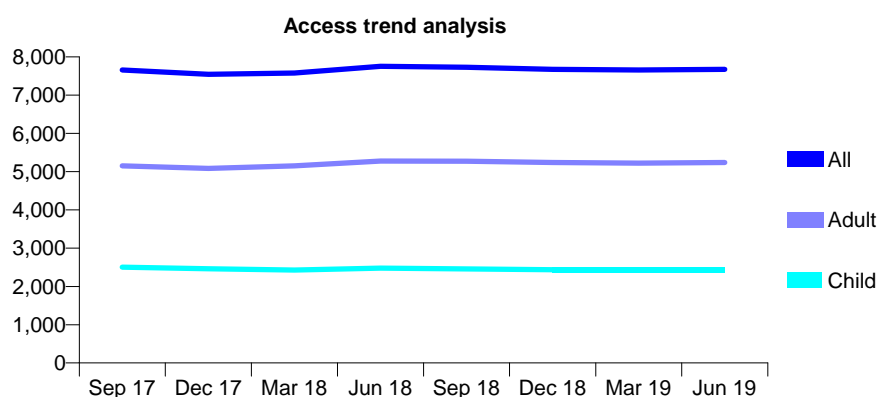
Q53 - Vital Signs At a Glance Contract Report for 658480/0001 - June 2019

Name or company name	MISS TJ WHITMORE
Contract type name	GDS Contract
Purpose of contract	General
Contract start date	01/09/2006
Contract end date	

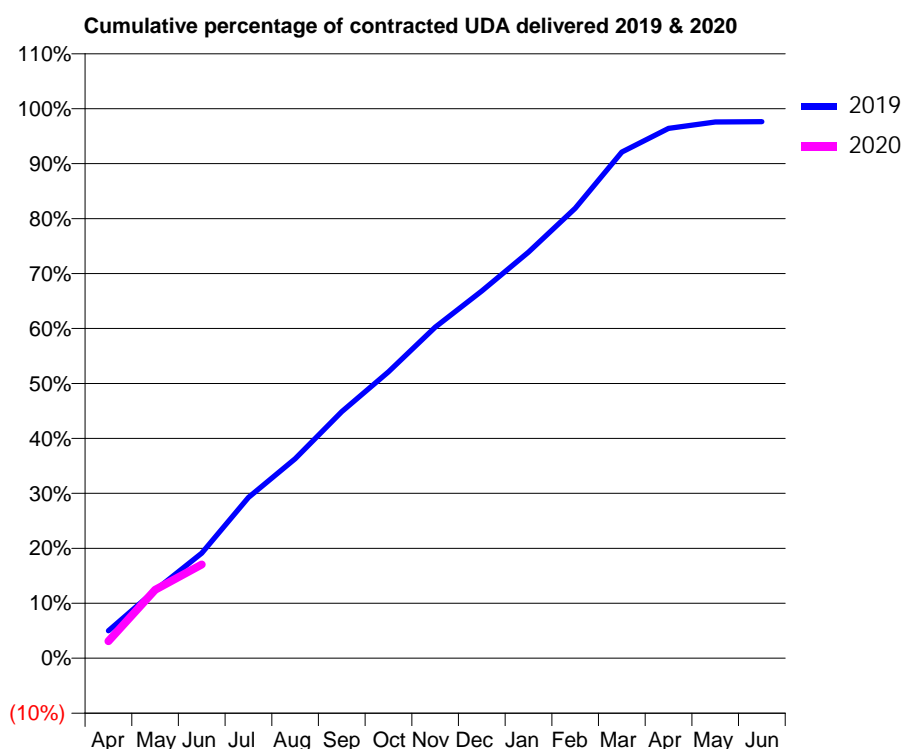
19/20 Contracted general activity (UDA)	15,317
Carry forward general activity (UDA)	0
19/20 Contracted orthodontic activity (UOA)	0
Carry forward orthodontic activity (UOA)	0
Baseline contract value	£445,302.80

ACCESS*

Patients seen in 24 months	Total	Change since previous quarter
Quarter ending June 2018	7,753	
Quarter ending September 2018	7,728	→
Quarter ending December 2018	7,675	→
Quarter ending March 2019	7,657	→
Quarter ending June 2019	7,675	→
Variance since June 2018	(1.0%)	↓



ACTIVITY



Month	2019	2020
April	769	476
May	1,893	1,908
June	2,930	2,612
July	4,482	
August	5,564	
September	6,873	
October	7,983	
November	9,229	
December	10,236	
January	11,319	
February	12,538	
March	14,108	
April	14,764	
May	14,942	
June	14,954	

QUALITY

	Quantity	Base Number	Contract	AT	Region	England
% of FP17s for the same patient ID Re-attending within 3 months - Children	45	929	4.8%	8.8%	11.2%	11.4%
% of FP17s for the same patient ID Re-attending within 3 months - Adults	76	1,510	5.0%	12.1%	14.8%	15.4%
% of FP17s for the same patient ID Re-attending between 3 & 9 months - Children	664	929	71.5%	60.6%	60.9%	59.8%
% of FP17s for the same patient ID Re-attending between 3 & 9 months - Adults	709	1,510	47.0%	52.0%	53.2%	52.1%
% of FP17s for Band 1 Urgent Courses	91	1,792	5.1%	7.3%	8.3%	9.2%
% of FP17s Relating to Free Repair or Replacements	5	1,792	0.3%	0.8%	0.7%	0.7%
% of FP17s Relating to Continuations	6	1,792	0.3%	0.9%	0.8%	0.8%
% of Patients satisfied with the dentistry they have received	4	4	N/A	94.5%	93.2%	93.4%
% of Patients satisfied with the time they had to wait for an appointment	4	4	N/A	91.7%	88.5%	87.6%

* This is based on patients treated on this contract for their most recent course of treatment. Figures in italics indicate the base number of FP17s or Patient Questionnaire responses are less than 100. N/A is shown where the base number of responses is less than 10 during the period. % is calculated as Quantity/Base number*100

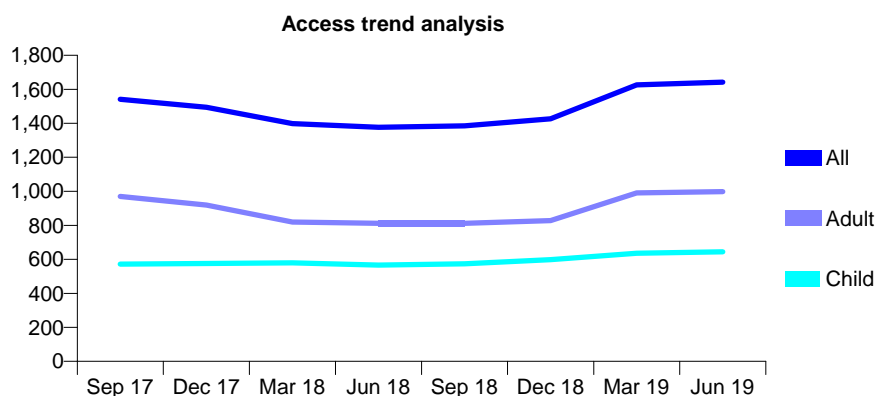
Q53 - Vital Signs At a Glance Contract Report for 658995/0002 - June 2019

Name or company name	MR SR MEHTA
Contract type name	GDS Contract
Purpose of contract	General
Contract start date	03/07/2013
Contract end date	

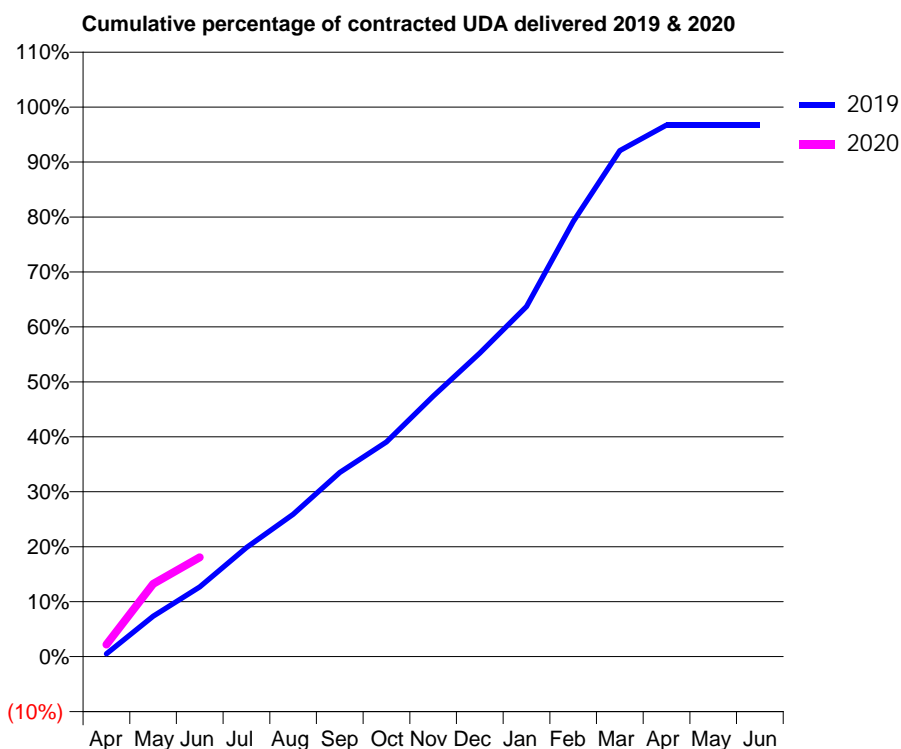
19/20 Contracted general activity (UDA)	4,000
Carry forward general activity (UDA)	0
19/20 Contracted orthodontic activity (UOA)	0
Carry forward orthodontic activity (UOA)	0
Baseline contract value	£119,269.47

ACCESS*

Patients seen in 24 months	Total	Change since previous quarter
Quarter ending June 2018	1,377	
Quarter ending September 2018	1,385	→
Quarter ending December 2018	1,426	↑
Quarter ending March 2019	1,626	↑
Quarter ending June 2019	1,642	→
Variance since June 2018	19.2%	↑



ACTIVITY



Month	Adjusted Scheduled Activity (UDA)	
	2019	2020
April	21	87
May	295	530
June	507	723
July	793	
August	1,036	
September	1,340	
October	1,563	
November	1,896	
December	2,209	
January	2,549	
February	3,167	
March	3,682	
April	3,869	
May	3,869	
June	3,869	

QUALITY

	Quantity	Base Number	Contract	AT	Region	England
% of FP17s for the same patient ID Re-attending within 3 months - Children	18	212	8.5%	8.8%	11.2%	11.4%
% of FP17s for the same patient ID Re-attending within 3 months - Adults	21	160	13.1%	12.1%	14.8%	15.4%
% of FP17s for the same patient ID Re-attending between 3 & 9 months - Children	125	212	59.0%	60.6%	60.9%	59.8%
% of FP17s for the same patient ID Re-attending between 3 & 9 months - Adults	70	160	43.8%	52.0%	53.2%	52.1%
% of FP17s for Band 1 Urgent Courses	13	285	4.6%	7.3%	8.3%	9.2%
% of FP17s Relating to Free Repair or Replacements	0	285	0.0%	0.8%	0.7%	0.7%
% of FP17s Relating to Continuations	3	285	1.1%	0.9%	0.8%	0.8%
% of Patients satisfied with the dentistry they have received	1	1	N/A	94.5%	93.2%	93.4%
% of Patients satisfied with the time they had to wait for an appointment	1	1	N/A	91.7%	88.5%	87.6%

* This is based on patients treated on this contract for their most recent course of treatment. Figures in italics indicate the base number of FP17s or Patient Questionnaire responses are less than 100. N/A is shown where the base number of responses is less than 10 during the period. % is calculated as Quantity/Base number*100

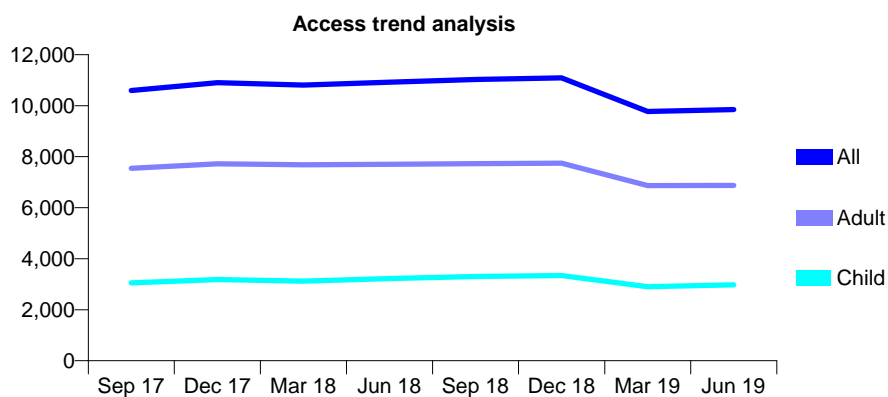
Q53 - Vital Signs At a Glance Contract Report for 676349/0001 - June 2019

Name or company name	MRS MK DEOL
Contract type name	GDS Contract
Purpose of contract	General
Contract start date	01/04/2006
Contract end date	

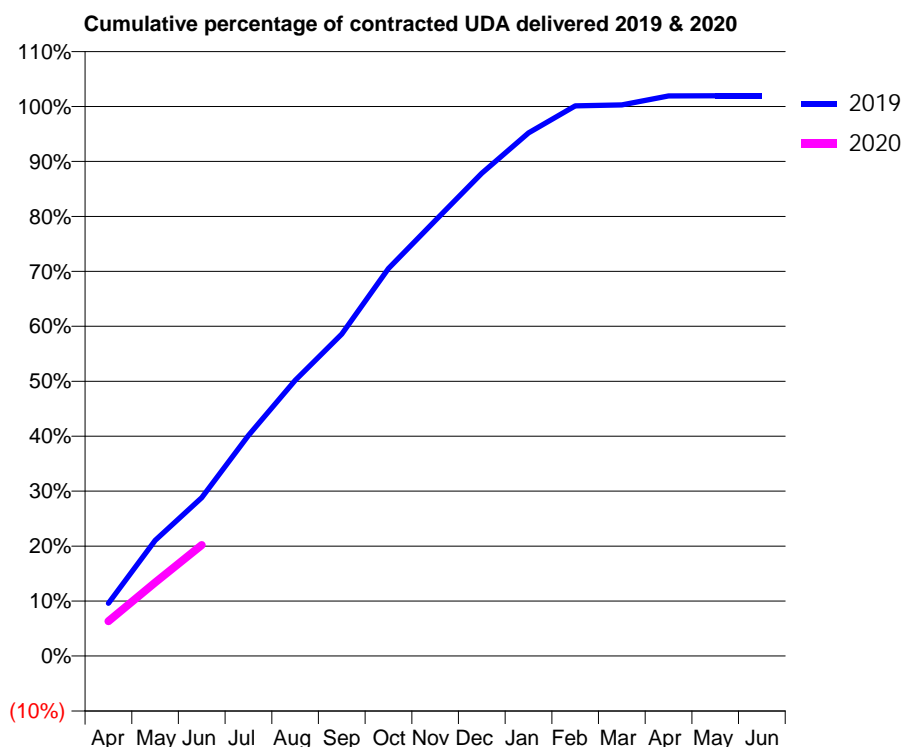
19/20 Contracted general activity (UDA)	22,272
Carry forward general activity (UDA)	0
19/20 Contracted orthodontic activity (UOA)	0
Carry forward orthodontic activity (UOA)	0
Baseline contract value	£679,795.50

ACCESS*

Patients seen in 24 months	Total	Change since previous quarter
Quarter ending June 2018	10,920	
Quarter ending September 2018	11,025	→
Quarter ending December 2018	11,087	→
Quarter ending March 2019	9,768	↓
Quarter ending June 2019	9,848	→
Variance since June 2018	(9.8%)	↓



ACTIVITY



Month	Adjusted Scheduled Activity (UDA)	
	2019	2020
April	2,140	1,414
May	4,688	2,983
June	6,416	4,497
July	8,941	
August	11,175	
September	13,051	
October	15,705	
November	17,644	
December	19,567	
January	21,200	
February	22,295	
March	22,334	
April	22,695	
May	22,701	
June	22,705	

QUALITY

	Quantity	Base Number	Contract	AT	Region	England
% of FP17s for the same patient ID Re-attending within 3 months - Children	26	1,039	2.5%	8.8%	11.2%	11.4%
% of FP17s for the same patient ID Re-attending within 3 months - Adults	48	1,725	2.8%	12.1%	14.8%	15.4%
% of FP17s for the same patient ID Re-attending between 3 & 9 months - Children	618	1,039	59.5%	60.6%	60.9%	59.8%
% of FP17s for the same patient ID Re-attending between 3 & 9 months - Adults	988	1,725	57.3%	52.0%	53.2%	52.1%
% of FP17s for Band 1 Urgent Courses	20	2,350	0.9%	7.3%	8.3%	9.2%
% of FP17s Relating to Free Repair or Replacements	9	2,350	0.4%	0.8%	0.7%	0.7%
% of FP17s Relating to Continuations	3	2,350	0.1%	0.9%	0.8%	0.8%
% of Patients satisfied with the dentistry they have received	7	7	N/A	94.5%	93.2%	93.4%
% of Patients satisfied with the time they had to wait for an appointment	6	7	N/A	91.7%	88.5%	87.6%

* This is based on patients treated on this contract for their most recent course of treatment. Figures in italics indicate the base number of FP17s or Patient Questionnaire responses are less than 100. N/A is shown where the base number of responses is less than 10 during the period. % is calculated as Quantity/Base number*100

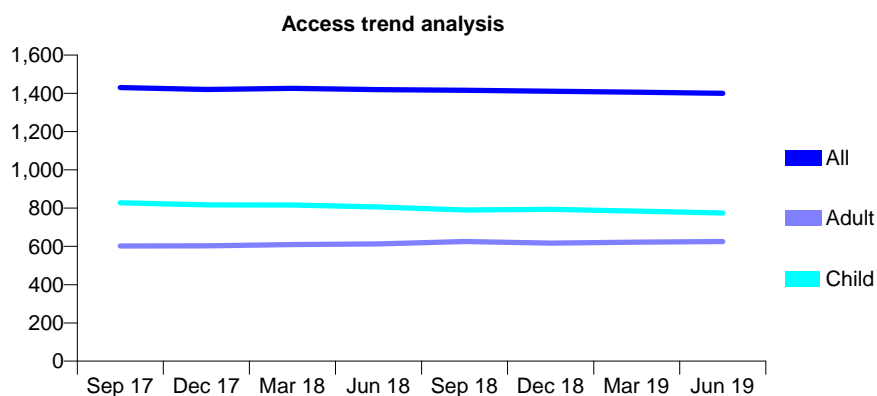
Q53 - Vital Signs At a Glance Contract Report for 679836/0001 - June 2019

Name or company name	MR P MULLIGAN
Contract type name	GDS Contract
Purpose of contract	General
Contract start date	01/04/2006
Contract end date	

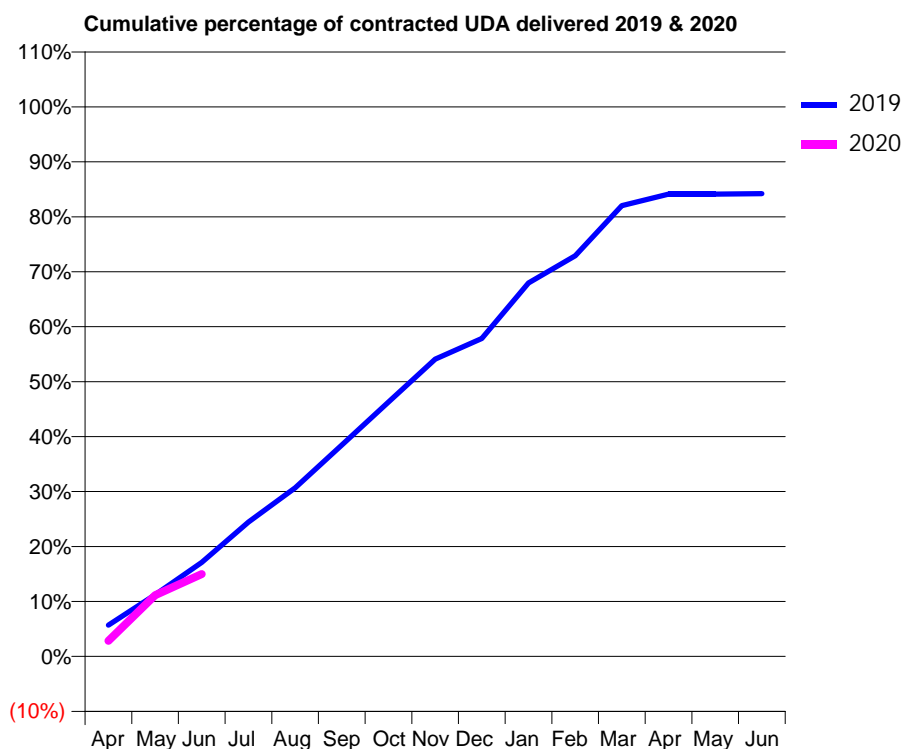
19/20 Contracted general activity (UDA)	3,500
Carry forward general activity (UDA)	0
19/20 Contracted orthodontic activity (UOA)	0
Carry forward orthodontic activity (UOA)	0
Baseline contract value	£110,031.49

ACCESS*

Patients seen in 24 months	Total	Change since previous quarter
Quarter ending June 2018	1,419	
Quarter ending September 2018	1,416	→
Quarter ending December 2018	1,411	→
Quarter ending March 2019	1,406	→
Quarter ending June 2019	1,400	→
Variance since June 2018	(1.3%)	↓



ACTIVITY



Month	2019	2020
April	199	100
May	393	391
June	599	524
July	855	
August	1,074	
September	1,345	
October	1,620	
November	1,893	
December	2,024	
January	2,378	
February	2,552	
March	2,871	
April	2,944	
May	2,944	
June	2,947	

QUALITY

	Quantity	Base Number	Contract	AT	Region	England
% of FP17s for the same patient ID Re-attending within 3 months - Children	15	314	4.8%	8.8%	11.2%	11.4%
% of FP17s for the same patient ID Re-attending within 3 months - Adults	7	165	4.2%	12.1%	14.8%	15.4%
% of FP17s for the same patient ID Re-attending between 3 & 9 months - Children	230	314	73.2%	60.6%	60.9%	59.8%
% of FP17s for the same patient ID Re-attending between 3 & 9 months - Adults	113	165	68.5%	52.0%	53.2%	52.1%
% of FP17s for Band 1 Urgent Courses	11	422	2.6%	7.3%	8.3%	9.2%
% of FP17s Relating to Free Repair or Replacements	0	422	0.0%	0.8%	0.7%	0.7%
% of FP17s Relating to Continuations	0	422	0.0%	0.9%	0.8%	0.8%
% of Patients satisfied with the dentistry they have received	1	1	N/A	94.5%	93.2%	93.4%
% of Patients satisfied with the time they had to wait for an appointment	1	1	N/A	91.7%	88.5%	87.6%

* This is based on patients treated on this contract for their most recent course of treatment. Figures in italics indicate the base number of FP17s or Patient Questionnaire responses are less than 100. N/A is shown where the base number of responses is less than 10 during the period. % is calculated as Quantity/Base number*100

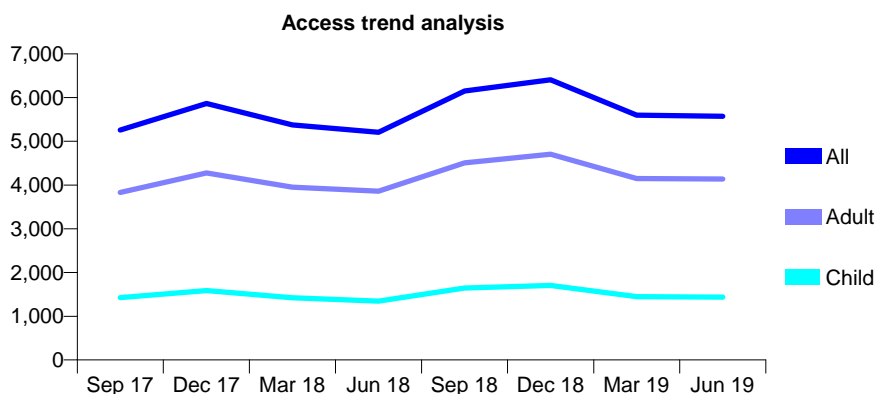
Q53 - Vital Signs At a Glance Contract Report for 681202/0003 - June 2019

Name or company name	MR M EBRAHIM
Contract type name	GDS Contract
Purpose of contract	General
Contract start date	17/01/2013
Contract end date	

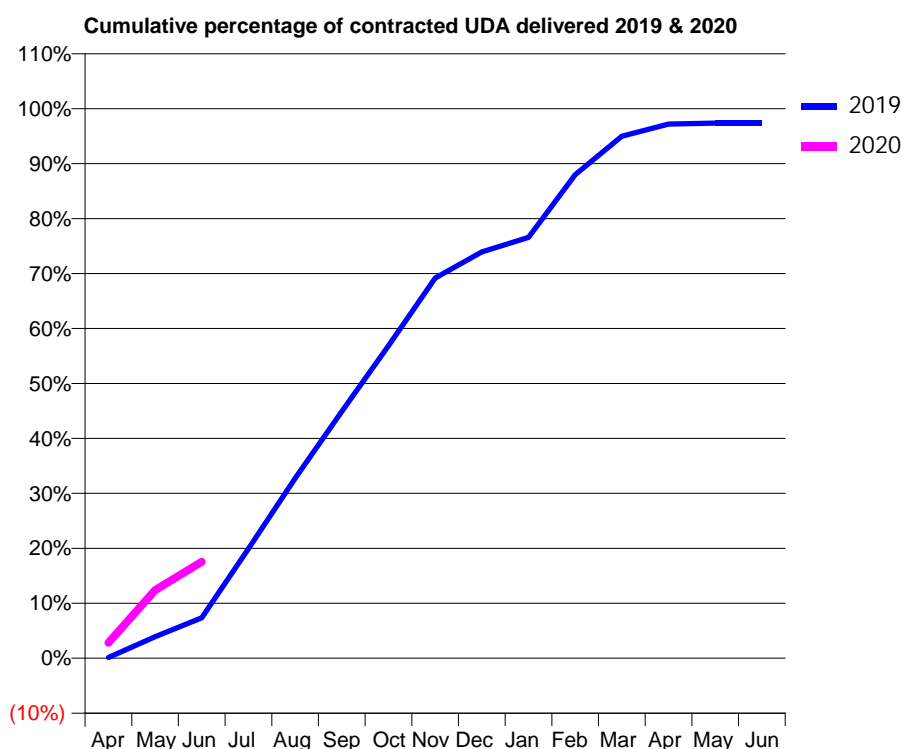
19/20 Contracted general activity (UDA)	17,400
Carry forward general activity (UDA)	0
19/20 Contracted orthodontic activity (UOA)	0
Carry forward orthodontic activity (UOA)	0
Baseline contract value	£475,963.62

ACCESS*

Patients seen in 24 months	Total	Change since previous quarter
Quarter ending June 2018	5,208	
Quarter ending September 2018	6,151	↑
Quarter ending December 2018	6,408	↑
Quarter ending March 2019	5,597	↓
Quarter ending June 2019	5,575	→
Variance since June 2018	7.0%	↑



ACTIVITY



Month	2019	2020
April	25	487
May	684	2,156
June	1,281	3,057
July	3,469	
August	5,699	
September	7,811	
October	9,896	
November	12,035	
December	12,865	
January	13,326	
February	15,311	
March	16,525	
April	16,912	
May	16,943	
June	16,943	

QUALITY

	Quantity	Base Number	Contract	AT	Region	England
% of FP17s for the same patient ID Re-attending within 3 months - Children	16	442	3.6%	8.8%	11.2%	11.4%
% of FP17s for the same patient ID Re-attending within 3 months - Adults	91	1,059	8.6%	12.1%	14.8%	15.4%
% of FP17s for the same patient ID Re-attending between 3 & 9 months - Children	189	442	42.8%	60.6%	60.9%	59.8%
% of FP17s for the same patient ID Re-attending between 3 & 9 months - Adults	361	1,059	34.1%	52.0%	53.2%	52.1%
% of FP17s for Band 1 Urgent Courses	124	1,330	9.3%	7.3%	8.3%	9.2%
% of FP17s Relating to Free Repair or Replacements	22	1,330	1.7%	0.8%	0.7%	0.7%
% of FP17s Relating to Continuations	3	1,330	0.2%	0.9%	0.8%	0.8%
% of Patients satisfied with the dentistry they have received	3	4	N/A	94.5%	93.2%	93.4%
% of Patients satisfied with the time they had to wait for an appointment	4	4	N/A	91.7%	88.5%	87.6%

* This is based on patients treated on this contract for their most recent course of treatment. Figures in italics indicate the base number of FP17s or Patient Questionnaire responses are less than 100. N/A is shown where the base number of responses is less than 10 during the period. % is calculated as Quantity/Base number*100

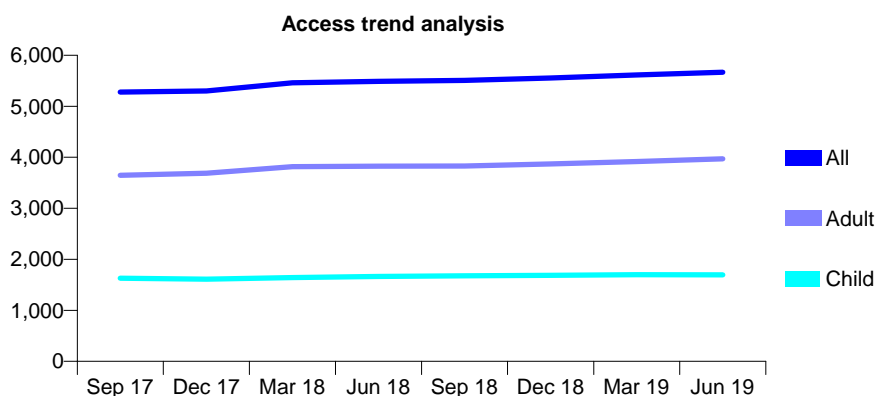
Q53 - Vital Signs At a Glance Contract Report for 682500/0001 - June 2019

Name or company name	MR MN GAMBROUDES
Contract type name	GDS Contract
Purpose of contract	General
Contract start date	01/04/2006
Contract end date	

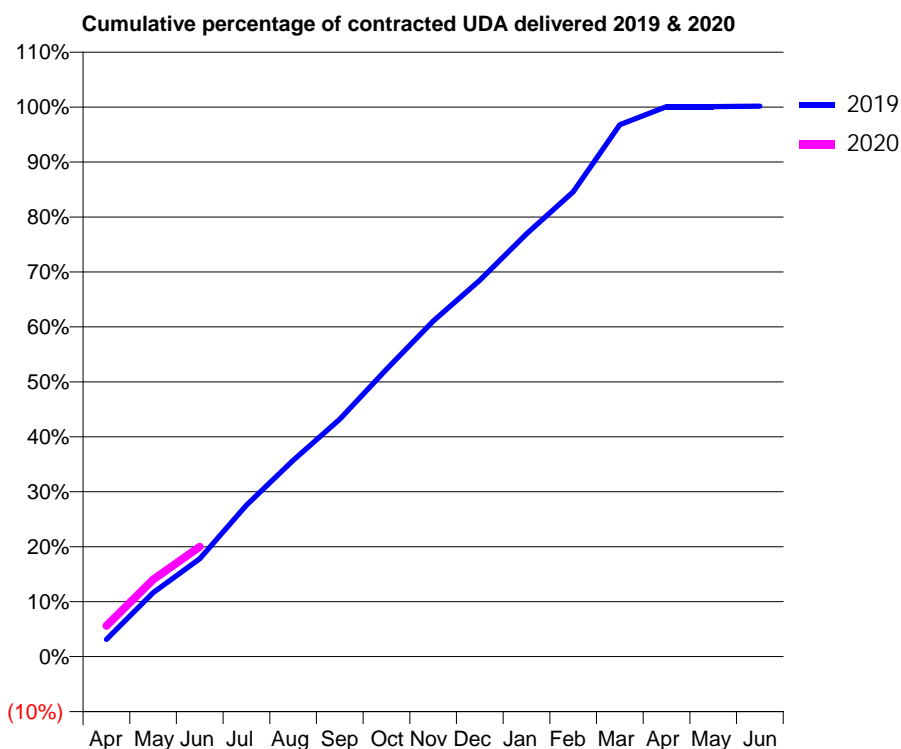
19/20 Contracted general activity (UDA)	14,071
Carry forward general activity (UDA)	0
19/20 Contracted orthodontic activity (UOA)	0
Carry forward orthodontic activity (UOA)	0
Baseline contract value	£429,283.56

ACCESS*

Patients seen in 24 months	Total	Change since previous quarter
Quarter ending June 2018	5,490	
Quarter ending September 2018	5,507	→
Quarter ending December 2018	5,554	→
Quarter ending March 2019	5,614	→
Quarter ending June 2019	5,666	→
Variance since June 2018	3.2%	↑



ACTIVITY



Month	Adjusted Scheduled Activity (UDA)	
	2019	2020
April	444	789
May	1,636	1,977
June	2,504	2,816
July	3,877	
August	5,023	
September	6,078	
October	7,355	
November	8,589	
December	9,639	
January	10,824	
February	11,900	
March	13,620	
April	14,079	
May	14,082	
June	14,094	

QUALITY

	Quantity	Base Number	Contract	AT	Region	England
% of FP17s for the same patient ID Re-attending within 3 months - Children	37	576	6.4%	8.8%	11.2%	11.4%
% of FP17s for the same patient ID Re-attending within 3 months - Adults	144	1,339	10.8%	12.1%	14.8%	15.4%
% of FP17s for the same patient ID Re-attending between 3 & 9 months - Children	408	576	70.8%	60.6%	60.9%	59.8%
% of FP17s for the same patient ID Re-attending between 3 & 9 months - Adults	809	1,339	60.4%	52.0%	53.2%	52.1%
% of FP17s for Band 1 Urgent Courses	71	1,713	4.1%	7.3%	8.3%	9.2%
% of FP17s Relating to Free Repair or Replacements	2	1,713	0.1%	0.8%	0.7%	0.7%
% of FP17s Relating to Continuations	6	1,713	0.4%	0.9%	0.8%	0.8%
% of Patients satisfied with the dentistry they have received	3	3	N/A	94.5%	93.2%	93.4%
% of Patients satisfied with the time they had to wait for an appointment	3	3	N/A	91.7%	88.5%	87.6%

* This is based on patients treated on this contract for their most recent course of treatment. Figures in italics indicate the base number of FP17s or Patient Questionnaire responses are less than 100. N/A is shown where the base number of responses is less than 10 during the period. % is calculated as Quantity/Base number*100

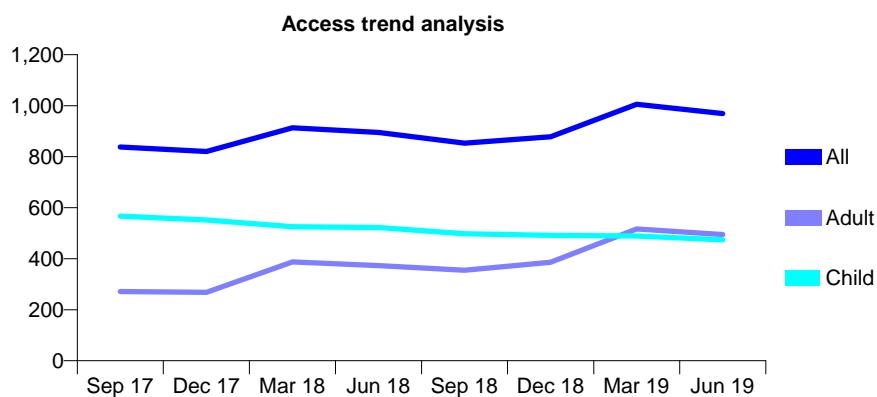
Q53 - Vital Signs At a Glance Contract Report for 688142/0001 - June 2019

Name or company name	MR P GOVENDER
Contract type name	GDS Contract
Purpose of contract	General
Contract start date	01/04/2010
Contract end date	

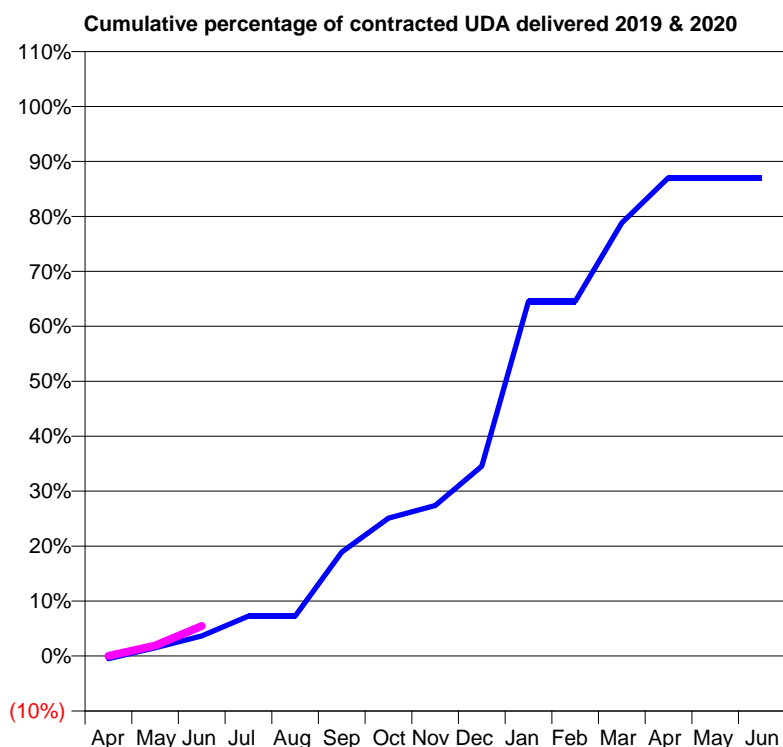
19/20 Contracted general activity (UDA)	1,400
Carry forward general activity (UDA)	0
19/20 Contracted orthodontic activity (UOA)	0
Carry forward orthodontic activity (UOA)	0
Baseline contract value	£34,858.49

ACCESS*

Patients seen in 24 months	Total	Change since previous quarter
Quarter ending June 2018	895	
Quarter ending September 2018	853	↓
Quarter ending December 2018	878	↑
Quarter ending March 2019	1,006	↑
Quarter ending June 2019	969	↓
Variance since June 2018	8.3%	↑



ACTIVITY



Month	Adjusted Scheduled Activity (UDA)	
	2019	2020
April	-7	0
May	21	27
June	51	77
July	102	
August	102	
September	265	
October	351	
November	383	
December	484	
January	904	
February	904	
March	1,103	
April	1,219	
May	1,219	
June	1,219	

QUALITY

	Quantity	Base Number	Contract	AT	Region	England
% of FP17s for the same patient ID Re-attending within 3 months - Children	1	87	1.1%	8.8%	11.2%	11.4%
% of FP17s for the same patient ID Re-attending within 3 months - Adults	7	60	11.7%	12.1%	14.8%	15.4%
% of FP17s for the same patient ID Re-attending between 3 & 9 months - Children	29	87	33.3%	60.6%	60.9%	59.8%
% of FP17s for the same patient ID Re-attending between 3 & 9 months - Adults	10	60	16.7%	52.0%	53.2%	52.1%
% of FP17s for Band 1 Urgent Courses	3	68	4.4%	7.3%	8.3%	9.2%
% of FP17s Relating to Free Repair or Replacements	0	68	0.0%	0.8%	0.7%	0.7%
% of FP17s Relating to Continuations	0	68	0.0%	0.9%	0.8%	0.8%
% of Patients satisfied with the dentistry they have received	4	4	N/A	94.5%	93.2%	93.4%
% of Patients satisfied with the time they had to wait for an appointment	3	4	N/A	91.7%	88.5%	87.6%

* This is based on patients treated on this contract for their most recent course of treatment. Figures in italics indicate the base number of FP17s or Patient Questionnaire responses are less than 100. N/A is shown where the base number of responses is less than 10 during the period. % is calculated as Quantity/Base number*100

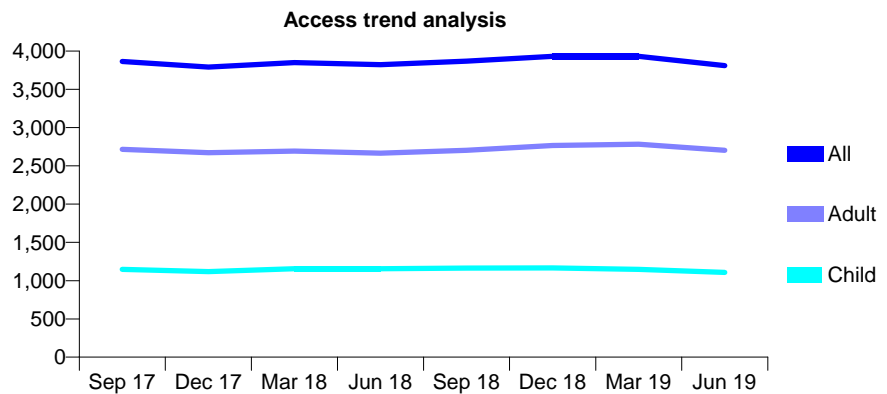
Q53 - Vital Signs At a Glance Contract Report for 693162/0002 - June 2019

Name or company name	MR RK BOJ
Contract type name	GDS Contract
Purpose of contract	General
Contract start date	16/06/2006
Contract end date	

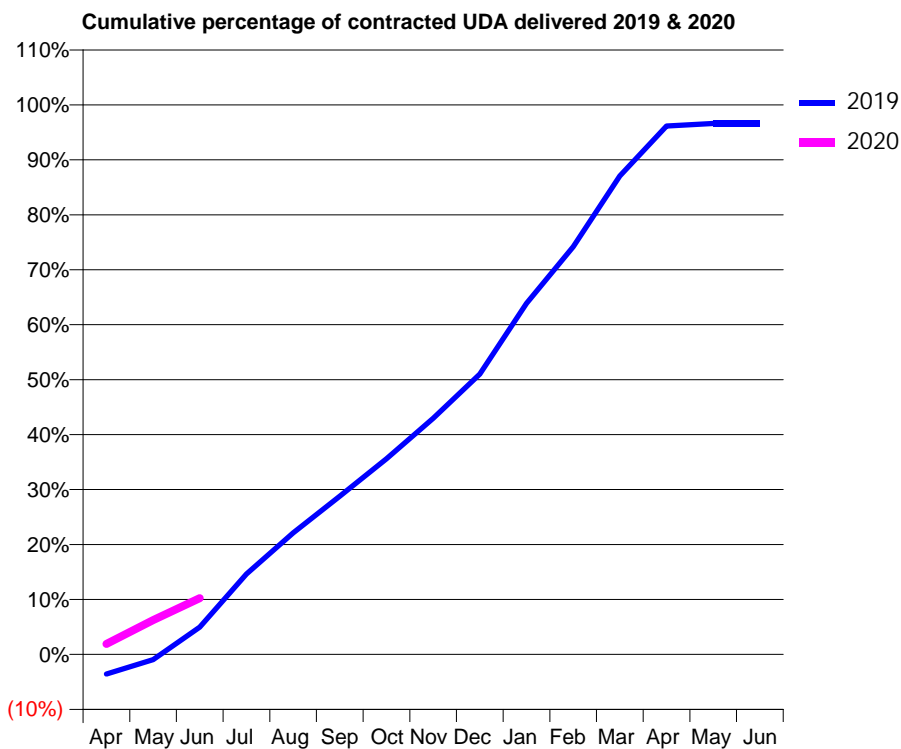
19/20 Contracted general activity (UDA)	10,400
Carry forward general activity (UDA)	0
19/20 Contracted orthodontic activity (UOA)	0
Carry forward orthodontic activity (UOA)	0
Baseline contract value	£304,262.33

ACCESS*

Patients seen in 24 months	Total	Change since previous quarter
Quarter ending June 2018	3,821	
Quarter ending September 2018	3,868	→
Quarter ending December 2018	3,932	→
Quarter ending March 2019	3,931	→
Quarter ending June 2019	3,810	↓
Variance since June 2018	(0.3%)	→



ACTIVITY



Month	2019	2020
April	-371	199
May	-100	650
June	517	1,067
July	1,523	
August	2,301	
September	2,995	
October	3,705	
November	4,469	
December	5,307	
January	6,645	
February	7,716	
March	9,055	
April	10,001	
May	10,047	
June	10,047	

QUALITY

	Quantity	Base Number	Contract	AT	Region	England
% of FP17s for the same patient ID Re-attending within 3 months - Children	15	225	6.7%	8.8%	11.2%	11.4%
% of FP17s for the same patient ID Re-attending within 3 months - Adults	69	504	13.7%	12.1%	14.8%	15.4%
% of FP17s for the same patient ID Re-attending between 3 & 9 months - Children	78	225	34.7%	60.6%	60.9%	59.8%
% of FP17s for the same patient ID Re-attending between 3 & 9 months - Adults	110	504	21.8%	52.0%	53.2%	52.1%
% of FP17s for Band 1 Urgent Courses	33	483	6.8%	7.3%	8.3%	9.2%
% of FP17s Relating to Free Repair or Replacements	3	483	0.6%	0.8%	0.7%	0.7%
% of FP17s Relating to Continuations	11	483	2.3%	0.9%	0.8%	0.8%
% of Patients satisfied with the dentistry they have received	5	5	N/A	94.5%	93.2%	93.4%
% of Patients satisfied with the time they had to wait for an appointment	5	5	N/A	91.7%	88.5%	87.6%

* This is based on patients treated on this contract for their most recent course of treatment. Figures in italics indicate the base number of FP17s or Patient Questionnaire responses are less than 100. N/A is shown where the base number of responses is less than 10 during the period. % is calculated as Quantity/Base number*100

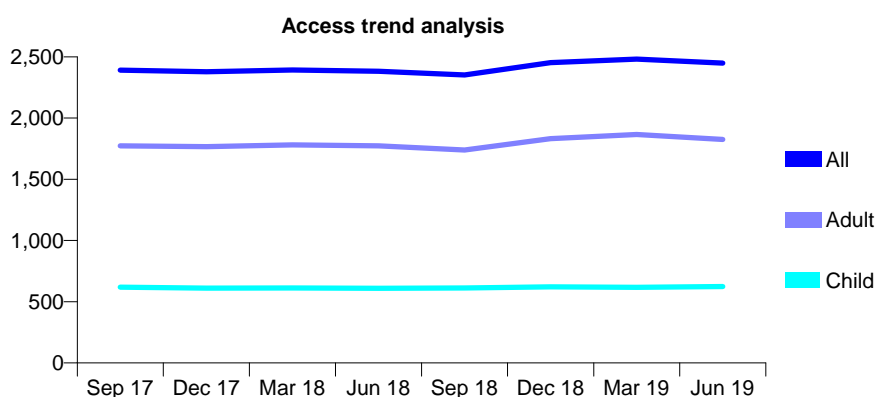
Q53 - Vital Signs At a Glance Contract Report for 698253/0001 - June 2019

Name or company name	MR NS MALHI
Contract type name	GDS Contract
Purpose of contract	General
Contract start date	01/06/2015
Contract end date	

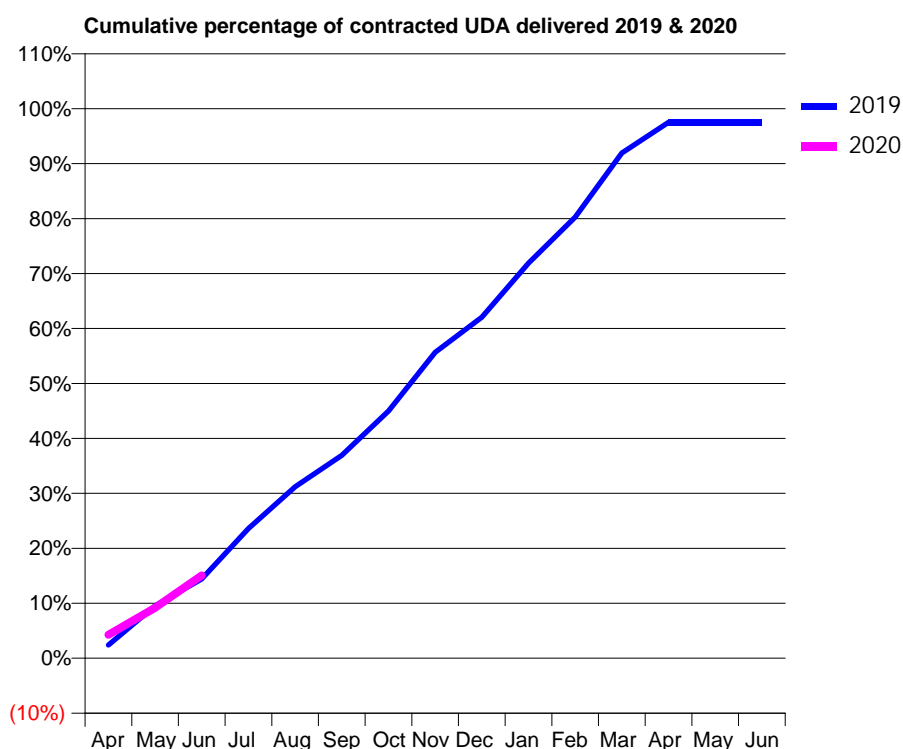
19/20 Contracted general activity (UDA)	6,395
Carry forward general activity (UDA)	0
19/20 Contracted orthodontic activity (UOA)	0
Carry forward orthodontic activity (UOA)	0
Baseline contract value	£186,658.93

ACCESS*

Patients seen in 24 months	Total	Change since previous quarter
Quarter ending June 2018	2,382	
Quarter ending September 2018	2,352	↓
Quarter ending December 2018	2,453	↑
Quarter ending March 2019	2,482	→
Quarter ending June 2019	2,449	↓
Variance since June 2018	2.8%	↑



ACTIVITY



Month	2019	2020
April	155	273
May	611	587
June	923	965
July	1,509	
August	1,996	
September	2,361	
October	2,876	
November	3,560	
December	3,967	
January	4,598	
February	5,132	
March	5,879	
April	6,236	
May	6,236	
June	6,236	

QUALITY

	Quantity	Base Number	Contract	AT	Region	England
% of FP17s for the same patient ID Re-attending within 3 months - Children	6	151	4.0%	8.8%	11.2%	11.4%
% of FP17s for the same patient ID Re-attending within 3 months - Adults	18	356	5.1%	12.1%	14.8%	15.4%
% of FP17s for the same patient ID Re-attending between 3 & 9 months - Children	71	151	47.0%	60.6%	60.9%	59.8%
% of FP17s for the same patient ID Re-attending between 3 & 9 months - Adults	134	356	37.6%	52.0%	53.2%	52.1%
% of FP17s for Band 1 Urgent Courses	20	414	4.8%	7.3%	8.3%	9.2%
% of FP17s Relating to Free Repair or Replacements	1	414	0.2%	0.8%	0.7%	0.7%
% of FP17s Relating to Continuations	2	414	0.5%	0.9%	0.8%	0.8%
% of Patients satisfied with the dentistry they have received	0	0	N/A	94.5%	93.2%	93.4%
% of Patients satisfied with the time they had to wait for an appointment	0	0	N/A	91.7%	88.5%	87.6%

* This is based on patients treated on this contract for their most recent course of treatment.

Figures in italics indicate the base number of FP17s or Patient Questionnaire responses are less than 100. N/A is shown where the base number of responses is less than 10 during the period. % is calculated as Quantity/Base number*100

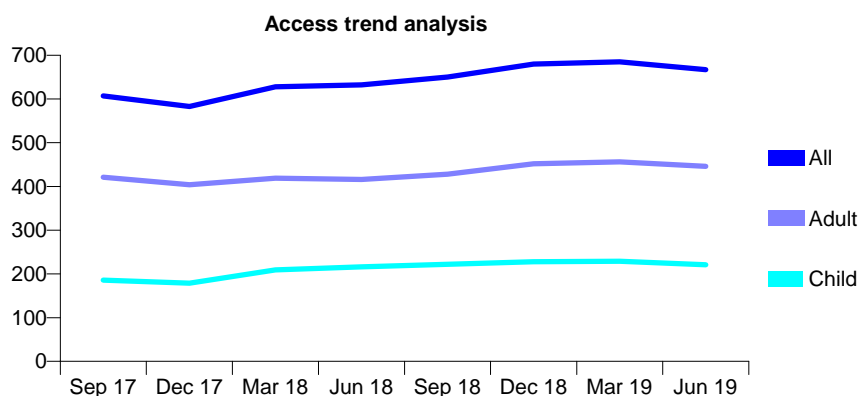
Q53 - Vital Signs At a Glance Contract Report for 716820/0001 - June 2019

Name or company name	MRS HM KOTLINSKA - STASZKOWS
Contract type name	GDS Contract
Purpose of contract	General
Contract start date	21/06/2010
Contract end date	

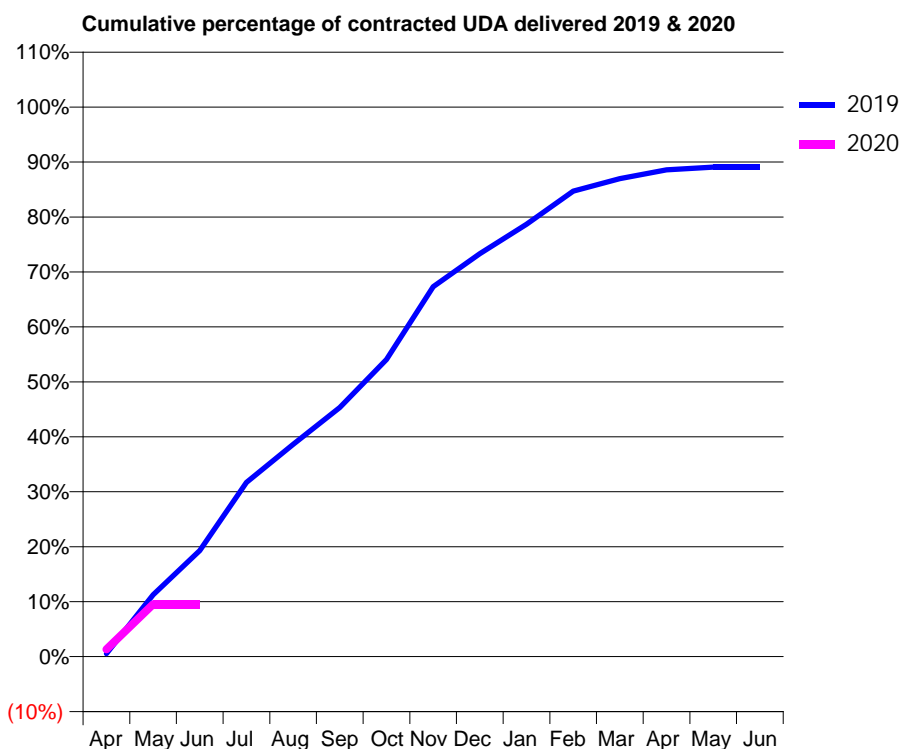
19/20 Contracted general activity (UDA)	1,813
Carry forward general activity (UDA)	0
19/20 Contracted orthodontic activity (UOA)	0
Carry forward orthodontic activity (UOA)	0
Baseline contract value	£46,969.62

ACCESS*

Patients seen in 24 months	Total	Change since previous quarter
Quarter ending June 2018	632	
Quarter ending September 2018	650	↑
Quarter ending December 2018	680	↑
Quarter ending March 2019	685	→
Quarter ending June 2019	667	↓
Variance since June 2018	5.5%	↑



ACTIVITY



Month	Adjusted Scheduled Activity (UDA)	
	2019	2020
April	10	24
May	204	173
June	350	173
July	575	
August	700	
September	822	
October	980	
November	1,220	
December	1,329	
January	1,426	
February	1,536	
March	1,577	
April	1,606	
May	1,615	
June	1,615	

QUALITY

	Quantity	Base Number	Contract	AT	Region	England
% of FP17s for the same patient ID Re-attending within 3 months - Children	7	84	8.3%	8.8%	11.2%	11.4%
% of FP17s for the same patient ID Re-attending within 3 months - Adults	0	39	0.0%	12.1%	14.8%	15.4%
% of FP17s for the same patient ID Re-attending between 3 & 9 months - Children	48	84	57.1%	60.6%	60.9%	59.8%
% of FP17s for the same patient ID Re-attending between 3 & 9 months - Adults	19	39	48.7%	52.0%	53.2%	52.1%
% of FP17s for Band 1 Urgent Courses	1	91	1.1%	7.3%	8.3%	9.2%
% of FP17s Relating to Free Repair or Replacements	1	91	1.1%	0.8%	0.7%	0.7%
% of FP17s Relating to Continuations	2	91	2.2%	0.9%	0.8%	0.8%
% of Patients satisfied with the dentistry they have received	0	0	N/A	94.5%	93.2%	93.4%
% of Patients satisfied with the time they had to wait for an appointment	0	0	N/A	91.7%	88.5%	87.6%

* This is based on patients treated on this contract for their most recent course of treatment. Figures in italics indicate the base number of FP17s or Patient Questionnaire responses are less than 100. N/A is shown where the base number of responses is less than 10 during the period. % is calculated as Quantity/Base number*100

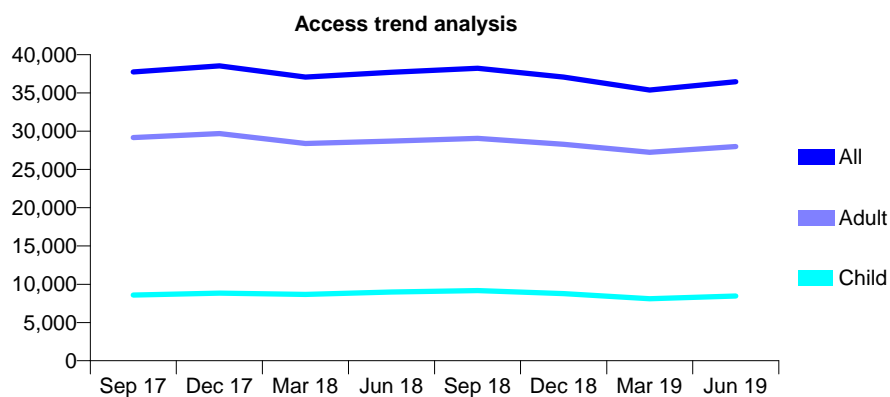
Q53 - Vital Signs At a Glance Contract Report for 732052/0003 - June 2019

Name or company name	Balbir S Bhandal, Amrik S Bhandal & Baljit
Contract type name	GDS Contract
Purpose of contract	General and Orthodontic
Contract start date	01/04/2006
Contract end date	

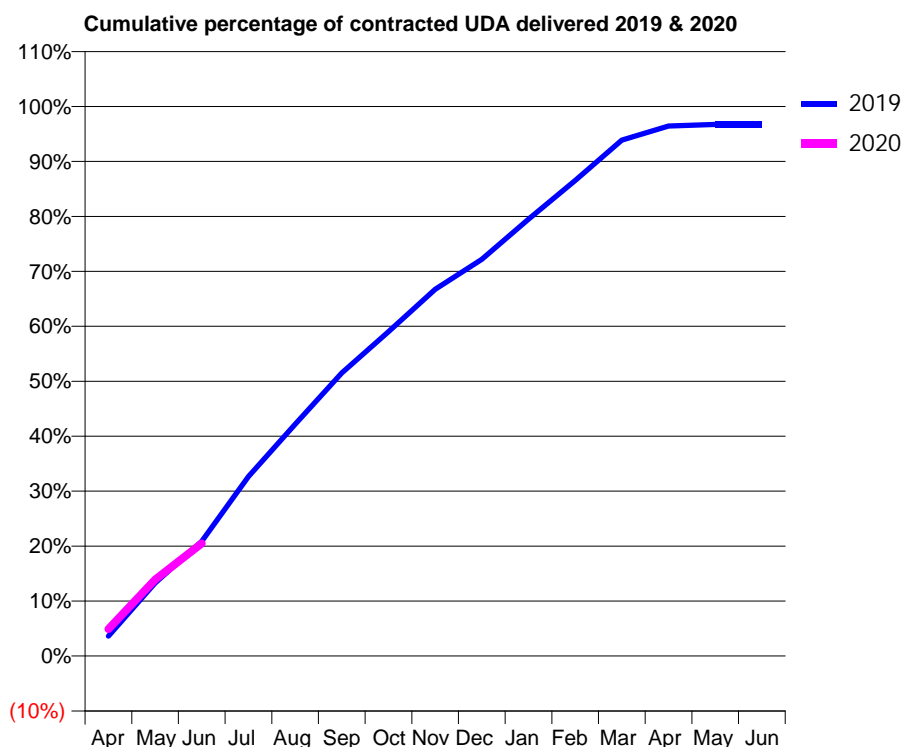
19/20 Contracted general activity (UDA)	100,734
Carry forward general activity (UDA)	0
19/20 Contracted orthodontic activity (UOA)	3,423
Carry forward orthodontic activity (UOA)	0
Baseline contract value	£3,018,582.56

ACCESS*

Patients seen in 24 months	Total	Change since previous quarter
Quarter ending June 2018	37,693	
Quarter ending September 2018	38,239	→
Quarter ending December 2018	37,055	↓
Quarter ending March 2019	35,365	↓
Quarter ending June 2019	36,465	↑
Variance since June 2018	(3.3%)	↓



ACTIVITY



Month	Adjusted Scheduled Activity (UDA)	
	2019	2020
April	3,665	4,962
May	13,385	14,024
June	21,025	20,643
July	32,898	
August	42,495	
September	51,893	
October	59,431	
November	67,205	
December	72,709	
January	80,072	
February	87,159	
March	94,558	
April	97,158	
May	97,448	
June	97,425	

QUALITY

	Quantity	Base Number	Contract	AT	Region	England
% of FP17s for the same patient ID Re-attending within 3 months - Children	126	2,415	5.2%	8.8%	11.2%	11.4%
% of FP17s for the same patient ID Re-attending within 3 months - Adults	275	6,240	4.4%	12.1%	14.8%	15.4%
% of FP17s for the same patient ID Re-attending between 3 & 9 months - Children	750	2,415	31.1%	60.6%	60.9%	59.8%
% of FP17s for the same patient ID Re-attending between 3 & 9 months - Adults	1,980	6,240	31.7%	52.0%	53.2%	52.1%
% of FP17s for Band 1 Urgent Courses	149	7,547	2.0%	7.3%	8.3%	9.2%
% of FP17s Relating to Free Repair or Replacements	16	7,547	0.2%	0.8%	0.7%	0.7%
% of FP17s Relating to Continuations	2	7,547	0.0%	0.9%	0.8%	0.8%
% of Patients satisfied with the dentistry they have received	14	14	100.0%	94.5%	93.2%	93.4%
% of Patients satisfied with the time they had to wait for an appointment	14	14	100.0%	91.7%	88.5%	87.6%

* This is based on patients treated on this contract for their most recent course of treatment. Figures in italics indicate the base number of FP17s or Patient Questionnaire responses are less than 100. N/A is shown where the base number of responses is less than 10 during the period. % is calculated as Quantity/Base number*100

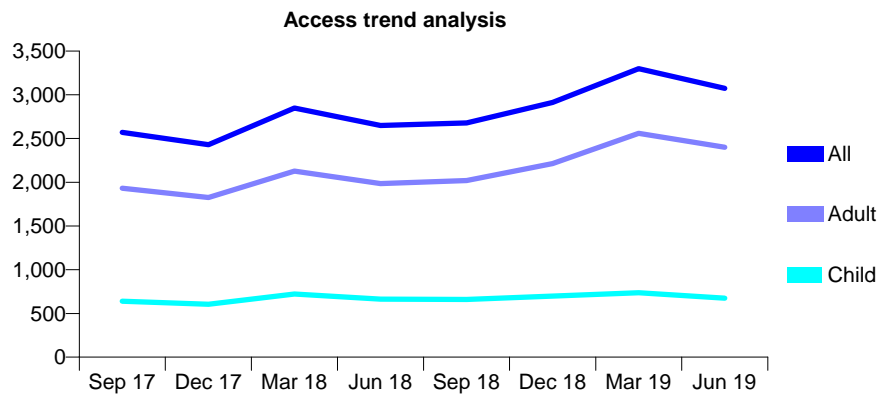
Q53 - Vital Signs At a Glance Contract Report for 732052/0004 - June 2019

Name or company name	Balbir S Bhandal, Amrik S Bhandal & Baljit
Contract type name	GDS Contract
Purpose of contract	General
Contract start date	01/04/2006
Contract end date	

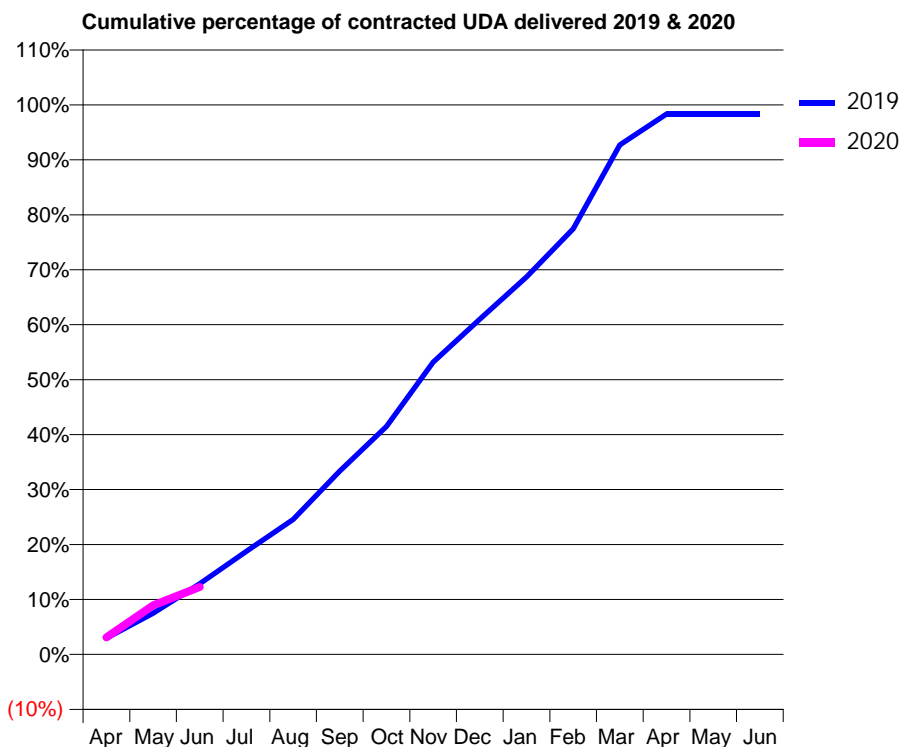
19/20 Contracted general activity (UDA)	7,618
Carry forward general activity (UDA)	0
19/20 Contracted orthodontic activity (UOA)	0
Carry forward orthodontic activity (UOA)	0
Baseline contract value	£195,250.91

ACCESS*

Patients seen in 24 months	Total	Change since previous quarter
Quarter ending June 2018	2,649	
Quarter ending September 2018	2,679	→
Quarter ending December 2018	2,912	↑
Quarter ending March 2019	3,298	↑
Quarter ending June 2019	3,074	↓
Variance since June 2018	16.0%	↑



ACTIVITY



Month	2019	2020
April	224	238
May	573	680
June	978	937
July	1,430	
August	1,871	
September	2,540	
October	3,160	
November	4,052	
December	4,647	
January	5,233	
February	5,900	
March	7,063	
April	7,489	
May	7,489	
June	7,489	

QUALITY

	Quantity	Base Number	Contract	AT	Region	England
% of FP17s for the same patient ID Re-attending within 3 months - Children	5	143	3.5%	8.8%	11.2%	11.4%
% of FP17s for the same patient ID Re-attending within 3 months - Adults	24	452	5.3%	12.1%	14.8%	15.4%
% of FP17s for the same patient ID Re-attending between 3 & 9 months - Children	61	143	42.7%	60.6%	60.9%	59.8%
% of FP17s for the same patient ID Re-attending between 3 & 9 months - Adults	191	452	42.3%	52.0%	53.2%	52.1%
% of FP17s for Band 1 Urgent Courses	18	449	4.0%	7.3%	8.3%	9.2%
% of FP17s Relating to Free Repair or Replacements	0	449	0.0%	0.8%	0.7%	0.7%
% of FP17s Relating to Continuations	1	449	0.2%	0.9%	0.8%	0.8%
% of Patients satisfied with the dentistry they have received	0	0	N/A	94.5%	93.2%	93.4%
% of Patients satisfied with the time they had to wait for an appointment	0	0	N/A	91.7%	88.5%	87.6%

* This is based on patients treated on this contract for their most recent course of treatment. Figures in italics indicate the base number of FP17s or Patient Questionnaire responses are less than 100. N/A is shown where the base number of responses is less than 10 during the period. % is calculated as Quantity/Base number*100

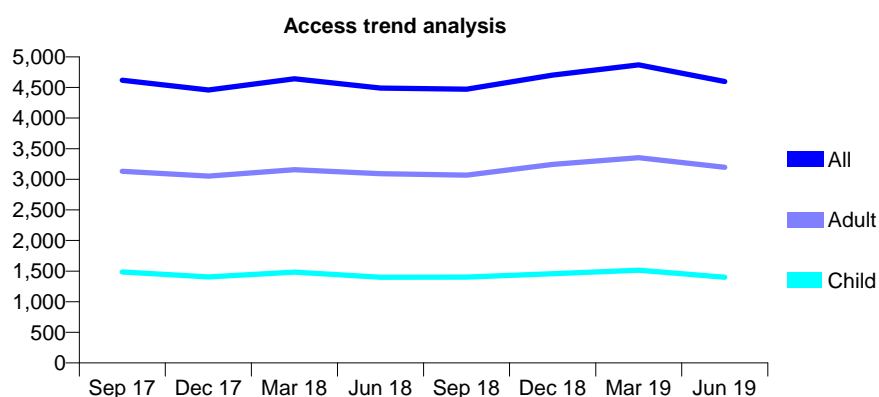
Q53 - Vital Signs At a Glance Contract Report for 732052/0005 - June 2019

Name or company name	Balbir S Bhandal, Amrik S Bhandal & Baljit
Contract type name	GDS Contract
Purpose of contract	General
Contract start date	18/05/2009
Contract end date	

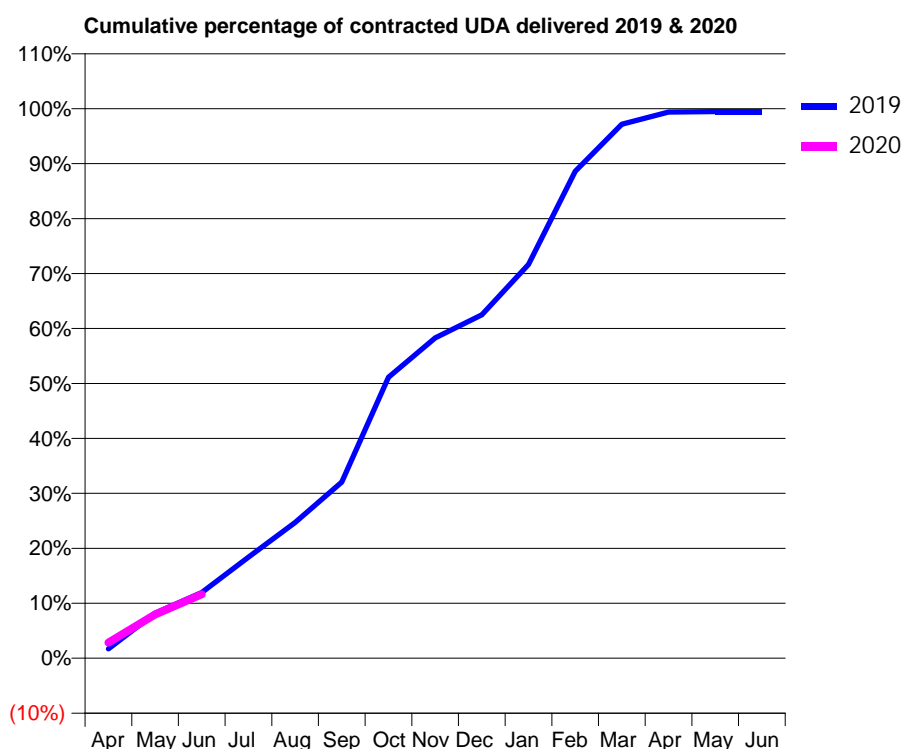
19/20 Contracted general activity (UDA)	11,000
Carry forward general activity (UDA)	0
19/20 Contracted orthodontic activity (UOA)	0
Carry forward orthodontic activity (UOA)	0
Baseline contract value	£274,752.00

ACCESS*

Patients seen in 24 months	Total	Change since previous quarter
Quarter ending June 2018	4,492	
Quarter ending September 2018	4,471	→
Quarter ending December 2018	4,702	↑
Quarter ending March 2019	4,871	↑
Quarter ending June 2019	4,598	↓
Variance since June 2018	2.4%	↑



ACTIVITY



Month	2019	2020
April	187	314
May	904	877
June	1,314	1,280
July	2,023	
August	2,720	
September	3,524	
October	5,623	
November	6,410	
December	6,873	
January	7,880	
February	9,746	
March	10,688	
April	10,932	
May	10,940	
June	10,940	

QUALITY

	Quantity	Base Number	Contract	AT	Region	England
% of FP17s for the same patient ID Re-attending within 3 months - Children	3	255	1.2%	8.8%	11.2%	11.4%
% of FP17s for the same patient ID Re-attending within 3 months - Adults	15	546	2.7%	12.1%	14.8%	15.4%
% of FP17s for the same patient ID Re-attending between 3 & 9 months - Children	93	255	36.5%	60.6%	60.9%	59.8%
% of FP17s for the same patient ID Re-attending between 3 & 9 months - Adults	216	546	39.6%	52.0%	53.2%	52.1%
% of FP17s for Band 1 Urgent Courses	2	647	0.3%	7.3%	8.3%	9.2%
% of FP17s Relating to Free Repair or Replacements	0	647	0.0%	0.8%	0.7%	0.7%
% of FP17s Relating to Continuations	0	647	0.0%	0.9%	0.8%	0.8%
% of Patients satisfied with the dentistry they have received	0	0	N/A	94.5%	93.2%	93.4%
% of Patients satisfied with the time they had to wait for an appointment	0	0	N/A	91.7%	88.5%	87.6%

* This is based on patients treated on this contract for their most recent course of treatment.

Figures in italics indicate the base number of FP17s or Patient Questionnaire responses are less than 100. N/A is shown where the base number of responses is less than 10 during the period. % is calculated as Quantity/Base number*100

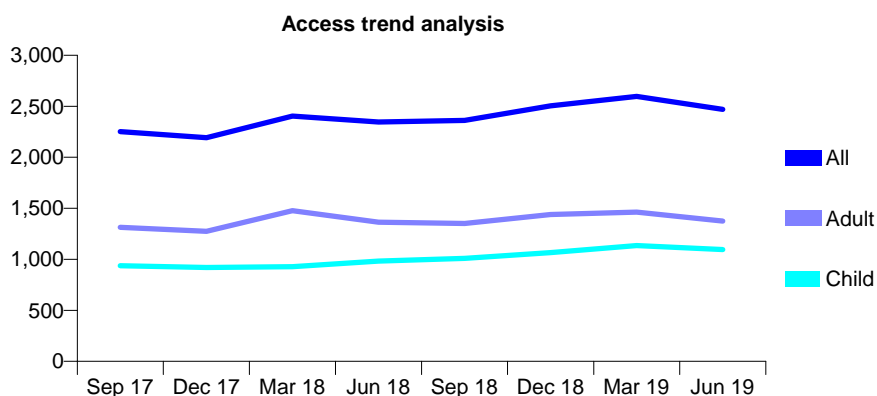
Q53 - Vital Signs At a Glance Contract Report for 732052/0006 - June 2019

Name or company name	Balbir S Bhandal, Amrik S Bhandal & Baljit
Contract type name	GDS Contract
Purpose of contract	General
Contract start date	18/05/2009
Contract end date	

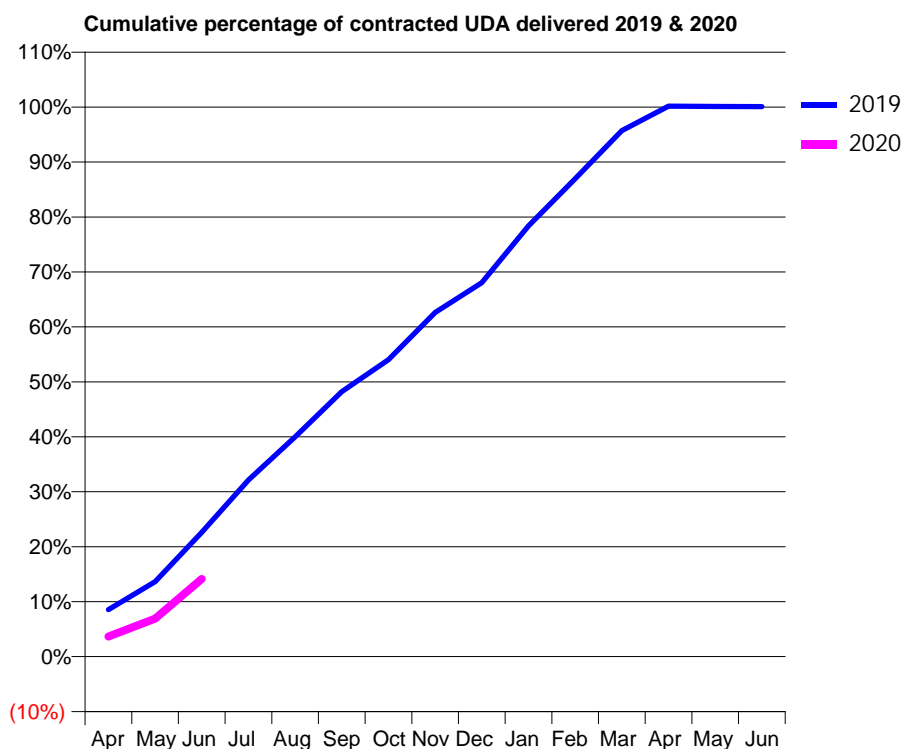
19/20 Contracted general activity (UDA)	6,600
Carry forward general activity (UDA)	0
19/20 Contracted orthodontic activity (UOA)	0
Carry forward orthodontic activity (UOA)	0
Baseline contract value	£164,851.20

ACCESS*

Patients seen in 24 months	Total	Change since previous quarter
Quarter ending June 2018	2,346	
Quarter ending September 2018	2,361	→
Quarter ending December 2018	2,504	↑
Quarter ending March 2019	2,597	↑
Quarter ending June 2019	2,470	↓
Variance since June 2018	5.3%	↑



ACTIVITY



Month	Adjusted Scheduled Activity (UDA)	
	2019	2020
April	564	241
May	902	458
June	1,494	932
July	2,121	
August	2,640	
September	3,181	
October	3,566	
November	4,133	
December	4,490	
January	5,174	
February	5,741	
March	6,317	
April	6,611	
May	6,607	
June	6,605	

QUALITY

	Quantity	Base Number	Contract	AT	Region	England
% of FP17s for the same patient ID Re-attending within 3 months - Children	11	247	4.5%	8.8%	11.2%	11.4%
% of FP17s for the same patient ID Re-attending within 3 months - Adults	6	247	2.4%	12.1%	14.8%	15.4%
% of FP17s for the same patient ID Re-attending between 3 & 9 months - Children	58	247	23.5%	60.6%	60.9%	59.8%
% of FP17s for the same patient ID Re-attending between 3 & 9 months - Adults	85	247	34.4%	52.0%	53.2%	52.1%
% of FP17s for Band 1 Urgent Courses	1	389	0.3%	7.3%	8.3%	9.2%
% of FP17s Relating to Free Repair or Replacements	0	389	0.0%	0.8%	0.7%	0.7%
% of FP17s Relating to Continuations	0	389	0.0%	0.9%	0.8%	0.8%
% of Patients satisfied with the dentistry they have received	0	0	N/A	94.5%	93.2%	93.4%
% of Patients satisfied with the time they had to wait for an appointment	0	0	N/A	91.7%	88.5%	87.6%

* This is based on patients treated on this contract for their most recent course of treatment. Figures in italics indicate the base number of FP17s or Patient Questionnaire responses are less than 100. N/A is shown where the base number of responses is less than 10 during the period. % is calculated as Quantity/Base number*100

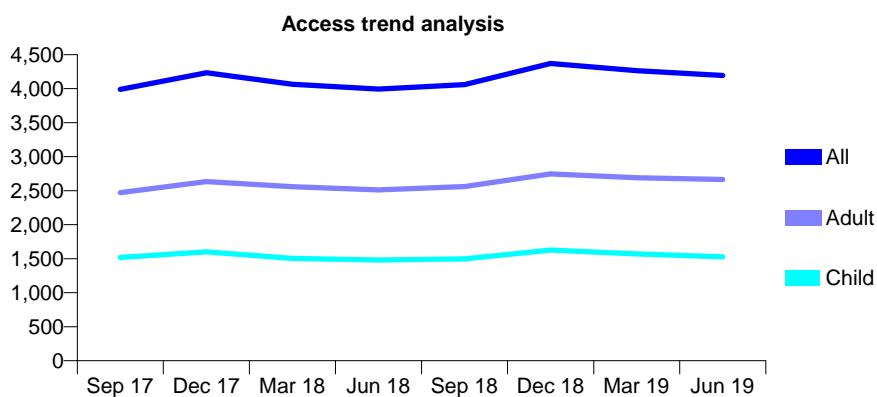
Q53 - Vital Signs At a Glance Contract Report for 732052/0007 - June 2019

Name or company name	Balbir S Bhandal, Amrik S Bhandal & Baljit
Contract type name	GDS Contract
Purpose of contract	General
Contract start date	18/05/2009
Contract end date	

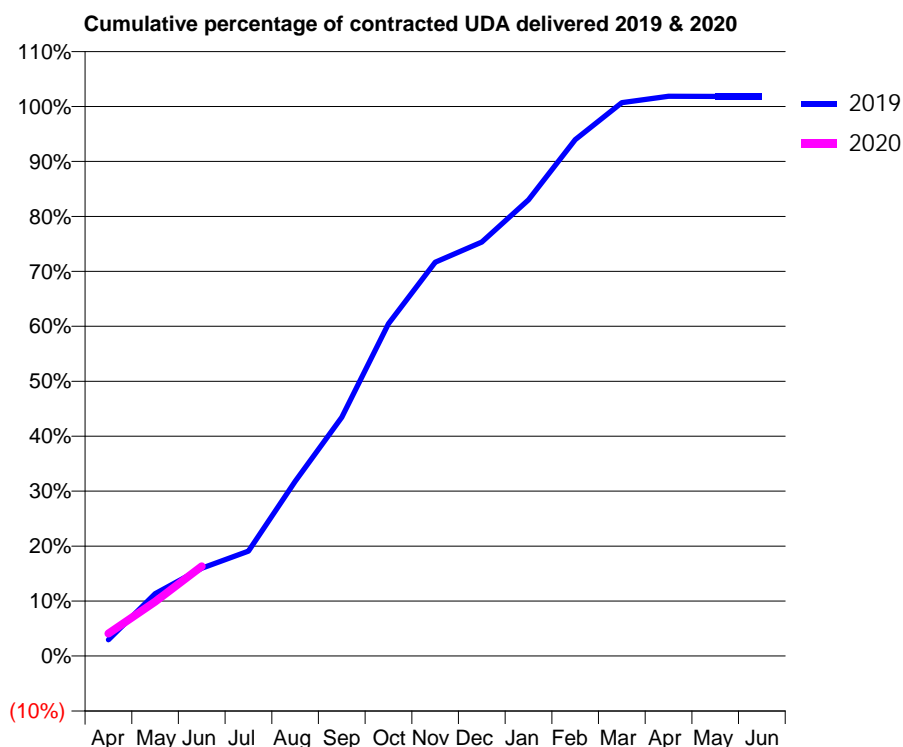
19/20 Contracted general activity (UDA)	11,000
Carry forward general activity (UDA)	0
19/20 Contracted orthodontic activity (UOA)	0
Carry forward orthodontic activity (UOA)	0
Baseline contract value	£274,752.00

ACCESS*

Patients seen in 24 months	Total	Change since previous quarter
Quarter ending June 2018	3,993	
Quarter ending September 2018	4,059	→
Quarter ending December 2018	4,372	↑
Quarter ending March 2019	4,264	↓
Quarter ending June 2019	4,193	↓
Variance since June 2018	5.0%	↑



ACTIVITY



Month	Adjusted Scheduled Activity (UDA)	
	2019	2020
April	327	449
May	1,248	1,089
June	1,758	1,796
July	2,100	
August	3,496	
September	4,781	
October	6,652	
November	7,882	
December	8,286	
January	9,130	
February	10,334	
March	11,077	
April	11,204	
May	11,202	
June	11,201	

QUALITY

	Quantity	Base Number	Contract	AT	Region	England
% of FP17s for the same patient ID Re-attending within 3 months - Children	7	343	2.0%	8.8%	11.2%	11.4%
% of FP17s for the same patient ID Re-attending within 3 months - Adults	16	523	3.1%	12.1%	14.8%	15.4%
% of FP17s for the same patient ID Re-attending between 3 & 9 months - Children	206	343	60.1%	60.6%	60.9%	59.8%
% of FP17s for the same patient ID Re-attending between 3 & 9 months - Adults	238	523	45.5%	52.0%	53.2%	52.1%
% of FP17s for Band 1 Urgent Courses	3	797	0.4%	7.3%	8.3%	9.2%
% of FP17s Relating to Free Repair or Replacements	4	797	0.5%	0.8%	0.7%	0.7%
% of FP17s Relating to Continuations	0	797	0.0%	0.9%	0.8%	0.8%
% of Patients satisfied with the dentistry they have received	2	2	N/A	94.5%	93.2%	93.4%
% of Patients satisfied with the time they had to wait for an appointment	2	2	N/A	91.7%	88.5%	87.6%

* This is based on patients treated on this contract for their most recent course of treatment. Figures in italics indicate the base number of FP17s or Patient Questionnaire responses are less than 100. N/A is shown where the base number of responses is less than 10 during the period. % is calculated as Quantity/Base number*100

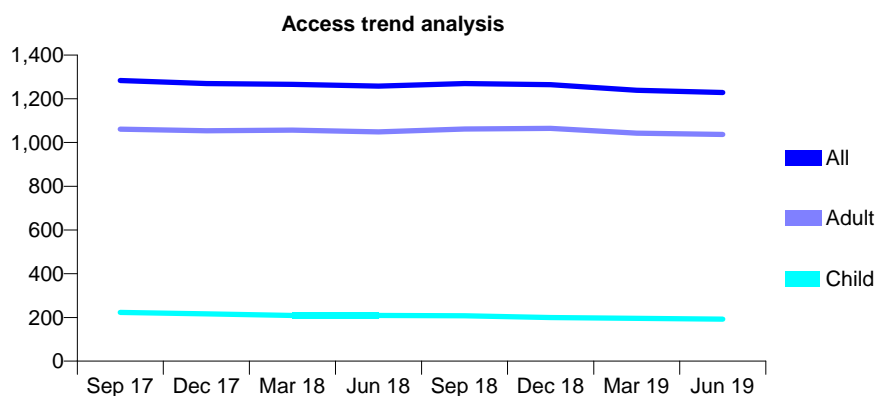
Q53 - Vital Signs At a Glance Contract Report for 735868/0001 - June 2019

Name or company name	MRS JA WARHAM
Contract type name	GDS Contract
Purpose of contract	General
Contract start date	01/04/2006
Contract end date	

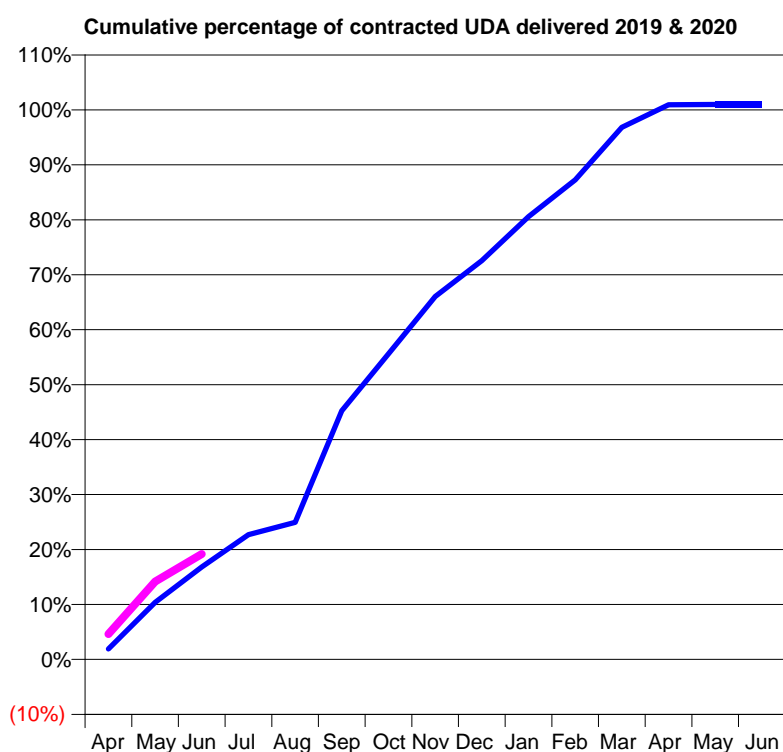
19/20 Contracted general activity (UDA)	4,154
Carry forward general activity (UDA)	0
19/20 Contracted orthodontic activity (UOA)	0
Carry forward orthodontic activity (UOA)	0
Baseline contract value	£108,800.15

ACCESS*

Patients seen in 24 months	Total	Change since previous quarter
Quarter ending June 2018	1,258	
Quarter ending September 2018	1,270	→
Quarter ending December 2018	1,265	→
Quarter ending March 2019	1,239	↓
Quarter ending June 2019	1,229	→
Variance since June 2018	(2.3%)	↓



ACTIVITY



Month	2019	2020
April	79	192
May	432	589
June	699	797
July	943	
August	1,036	
September	1,880	
October	2,310	
November	2,744	
December	3,014	
January	3,347	
February	3,625	
March	4,022	
April	4,192	
May	4,195	
June	4,195	

QUALITY

	Quantity	Base Number	Contract	AT	Region	England
% of FP17s for the same patient ID Re-attending within 3 months - Children	4	63	6.3%	8.8%	11.2%	11.4%
% of FP17s for the same patient ID Re-attending within 3 months - Adults	50	345	14.5%	12.1%	14.8%	15.4%
% of FP17s for the same patient ID Re-attending between 3 & 9 months - Children	39	63	61.9%	60.6%	60.9%	59.8%
% of FP17s for the same patient ID Re-attending between 3 & 9 months - Adults	184	345	53.3%	52.0%	53.2%	52.1%
% of FP17s for Band 1 Urgent Courses	69	365	18.9%	7.3%	8.3%	9.2%
% of FP17s Relating to Free Repair or Replacements	12	365	3.3%	0.8%	0.7%	0.7%
% of FP17s Relating to Continuations	4	365	1.1%	0.9%	0.8%	0.8%
% of Patients satisfied with the dentistry they have received	2	2	N/A	94.5%	93.2%	93.4%
% of Patients satisfied with the time they had to wait for an appointment	2	2	N/A	91.7%	88.5%	87.6%

* This is based on patients treated on this contract for their most recent course of treatment. Figures in italics indicate the base number of FP17s or Patient Questionnaire responses are less than 100. N/A is shown where the base number of responses is less than 10 during the period. % is calculated as Quantity/Base number*100

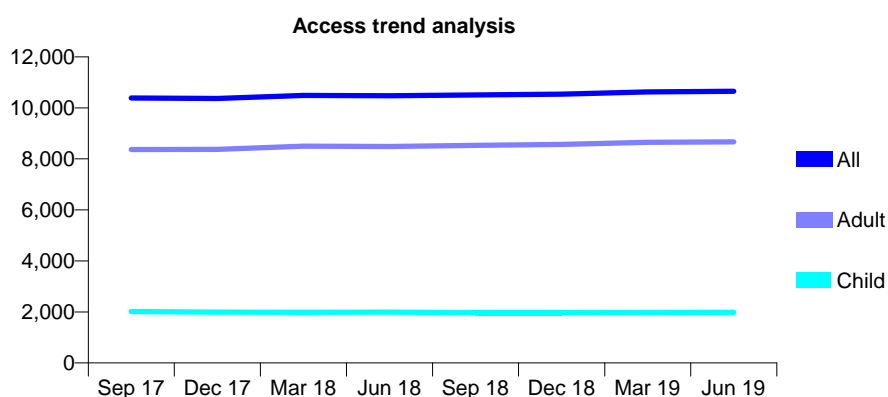
Q53 - Vital Signs At a Glance Contract Report for 740179/0001 - June 2019

Name or company name	MR JC ALLEN
Contract type name	GDS Contract
Purpose of contract	General and Orthodontic
Contract start date	01/04/2006
Contract end date	

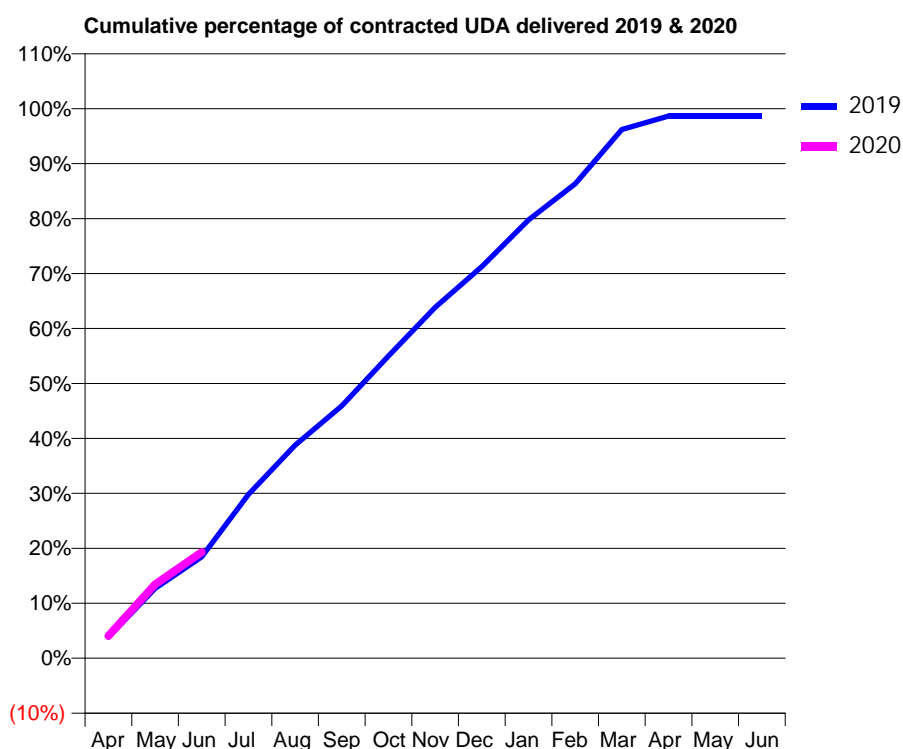
19/20 Contracted general activity (UDA)	28,247
Carry forward general activity (UDA)	0
19/20 Contracted orthodontic activity (UOA)	645
Carry forward orthodontic activity (UOA)	0
Baseline contract value	£950,398.97

ACCESS*

Patients seen in 24 months	Total	Change since previous quarter
Quarter ending June 2018	10,476	
Quarter ending September 2018	10,509	→
Quarter ending December 2018	10,537	→
Quarter ending March 2019	10,630	→
Quarter ending June 2019	10,651	→
Variance since June 2018	1.7%	→



ACTIVITY



Month	2019	2020
April	1,077	1,150
May	3,586	3,793
June	5,216	5,450
July	8,421	
August	10,960	
September	12,965	
October	15,539	
November	18,039	
December	20,122	
January	22,528	
February	24,383	
March	27,178	
April	27,865	
May	27,865	
June	27,865	

QUALITY

	Quantity	Base Number	Contract	AT	Region	England
% of FP17s for the same patient ID Re-attending within 3 months - Children	39	660	5.9%	8.8%	11.2%	11.4%
% of FP17s for the same patient ID Re-attending within 3 months - Adults	376	2,920	12.9%	12.1%	14.8%	15.4%
% of FP17s for the same patient ID Re-attending between 3 & 9 months - Children	453	660	68.6%	60.6%	60.9%	59.8%
% of FP17s for the same patient ID Re-attending between 3 & 9 months - Adults	1,405	2,920	48.1%	52.0%	53.2%	52.1%
% of FP17s for Band 1 Urgent Courses	157	3,241	4.8%	7.3%	8.3%	9.2%
% of FP17s Relating to Free Repair or Replacements	33	3,241	1.0%	0.8%	0.7%	0.7%
% of FP17s Relating to Continuations	55	3,241	1.7%	0.9%	0.8%	0.8%
% of Patients satisfied with the dentistry they have received	2	2	N/A	94.5%	93.2%	93.4%
% of Patients satisfied with the time they had to wait for an appointment	2	2	N/A	91.7%	88.5%	87.6%

* This is based on patients treated on this contract for their most recent course of treatment. Figures in italics indicate the base number of FP17s or Patient Questionnaire responses are less than 100. N/A is shown where the base number of responses is less than 10 during the period. % is calculated as Quantity/Base number*100

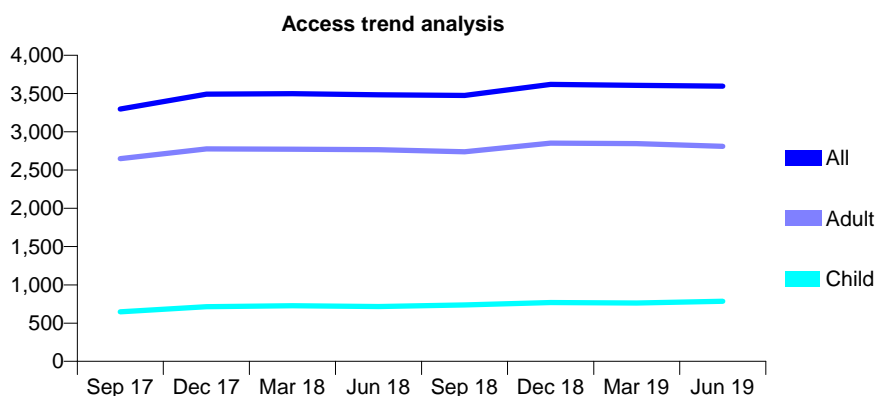
Q53 - Vital Signs At a Glance Contract Report for 742597/0001 - June 2019

Name or company name	MR SS UBHI
Contract type name	GDS Contract
Purpose of contract	General
Contract start date	01/04/2006
Contract end date	

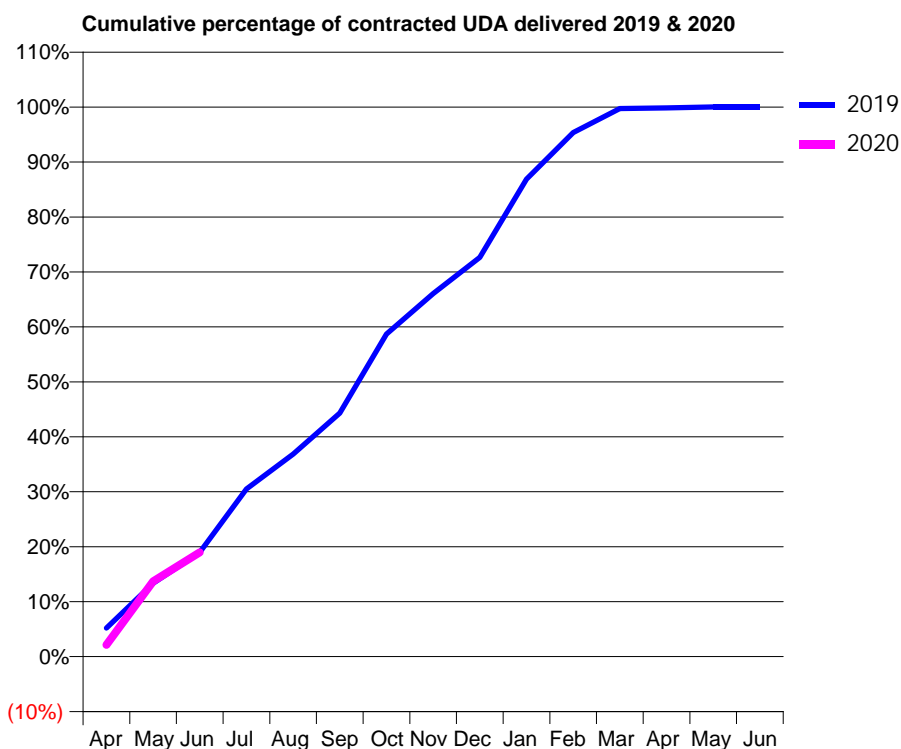
19/20 Contracted general activity (UDA)	7,983
Carry forward general activity (UDA)	0
19/20 Contracted orthodontic activity (UOA)	0
Carry forward orthodontic activity (UOA)	0
Baseline contract value	£243,530.38

ACCESS*

Patients seen in 24 months	Total	Change since previous quarter
Quarter ending June 2018	3,483	
Quarter ending September 2018	3,475	→
Quarter ending December 2018	3,619	↑
Quarter ending March 2019	3,607	→
Quarter ending June 2019	3,596	→
Variance since June 2018	3.2%	↑



ACTIVITY



Month	Adjusted Scheduled Activity (UDA)	
	2019	2020
April	416	171
May	1,067	1,093
June	1,516	1,515
July	2,436	
August	2,943	
September	3,536	
October	4,684	
November	5,273	
December	5,800	
January	6,937	
February	7,613	
March	7,961	
April	7,971	
May	7,985	
June	7,985	

QUALITY

	Quantity	Base Number	Contract	AT	Region	England
% of FP17s for the same patient ID Re-attending within 3 months - Children	13	194	6.7%	8.8%	11.2%	11.4%
% of FP17s for the same patient ID Re-attending within 3 months - Adults	76	626	12.1%	12.1%	14.8%	15.4%
% of FP17s for the same patient ID Re-attending between 3 & 9 months - Children	91	194	46.9%	60.6%	60.9%	59.8%
% of FP17s for the same patient ID Re-attending between 3 & 9 months - Adults	209	626	33.4%	52.0%	53.2%	52.1%
% of FP17s for Band 1 Urgent Courses	138	806	17.1%	7.3%	8.3%	9.2%
% of FP17s Relating to Free Repair or Replacements	1	806	0.1%	0.8%	0.7%	0.7%
% of FP17s Relating to Continuations	6	806	0.7%	0.9%	0.8%	0.8%
% of Patients satisfied with the dentistry they have received	6	8	N/A	94.5%	93.2%	93.4%
% of Patients satisfied with the time they had to wait for an appointment	7	8	N/A	91.7%	88.5%	87.6%

* This is based on patients treated on this contract for their most recent course of treatment. Figures in italics indicate the base number of FP17s or Patient Questionnaire responses are less than 100. N/A is shown where the base number of responses is less than 10 during the period. % is calculated as Quantity/Base number*100

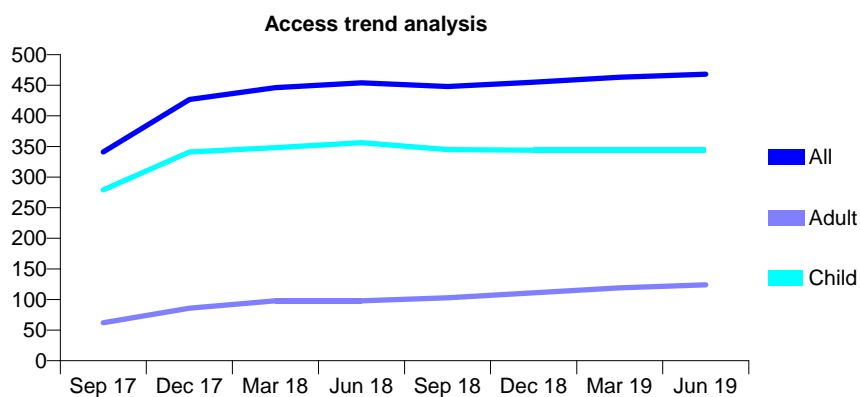
Q53 - Vital Signs At a Glance Contract Report for 746371/0001 - June 2019

Name or company name	Mr Walker and Mr Craven
Contract type name	GDS Contract
Purpose of contract	General
Contract start date	01/04/2006
Contract end date	

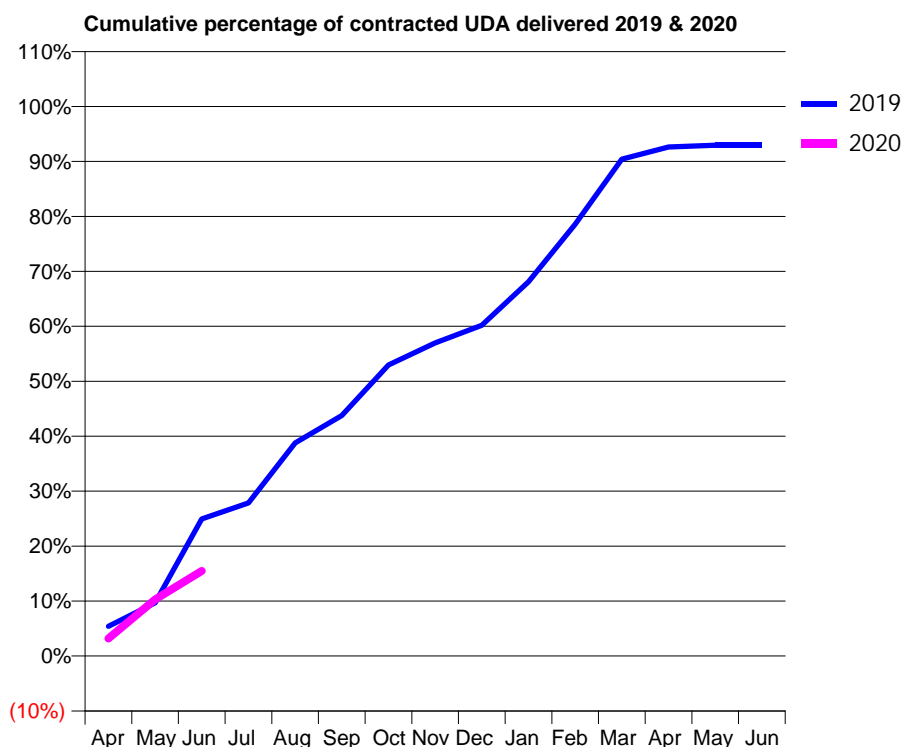
19/20 Contracted general activity (UDA)	1,000
Carry forward general activity (UDA)	0
19/20 Contracted orthodontic activity (UOA)	0
Carry forward orthodontic activity (UOA)	0
Baseline contract value	£24,852.36

ACCESS*

Patients seen in 24 months	Total	Change since previous quarter
Quarter ending June 2018	454	
Quarter ending September 2018	448	↓
Quarter ending December 2018	455	→
Quarter ending March 2019	463	→
Quarter ending June 2019	468	→
Variance since June 2018	3.1%	↑



ACTIVITY



Month	Adjusted Scheduled Activity (UDA)	
	2019	2020
April	54	32
May	97	103
June	250	155
July	279	
August	388	
September	438	
October	530	
November	570	
December	602	
January	681	
February	786	
March	904	
April	926	
May	929	
June	929	

QUALITY

	Quantity	Base Number	Contract	AT	Region	England
% of FP17s for the same patient ID Re-attending within 3 months - Children	8	192	4.2%	8.8%	11.2%	11.4%
% of FP17s for the same patient ID Re-attending within 3 months - Adults	3	32	9.4%	12.1%	14.8%	15.4%
% of FP17s for the same patient ID Re-attending between 3 & 9 months - Children	120	192	62.5%	60.6%	60.9%	59.8%
% of FP17s for the same patient ID Re-attending between 3 & 9 months - Adults	13	32	40.6%	52.0%	53.2%	52.1%
% of FP17s for Band 1 Urgent Courses	0	128	0.0%	7.3%	8.3%	9.2%
% of FP17s Relating to Free Repair or Replacements	0	128	0.0%	0.8%	0.7%	0.7%
% of FP17s Relating to Continuations	0	128	0.0%	0.9%	0.8%	0.8%
% of Patients satisfied with the dentistry they have received	1	1	N/A	94.5%	93.2%	93.4%
% of Patients satisfied with the time they had to wait for an appointment	1	1	N/A	91.7%	88.5%	87.6%

* This is based on patients treated on this contract for their most recent course of treatment. Figures in italics indicate the base number of FP17s or Patient Questionnaire responses are less than 100. N/A is shown where the base number of responses is less than 10 during the period. % is calculated as Quantity/Base number*100

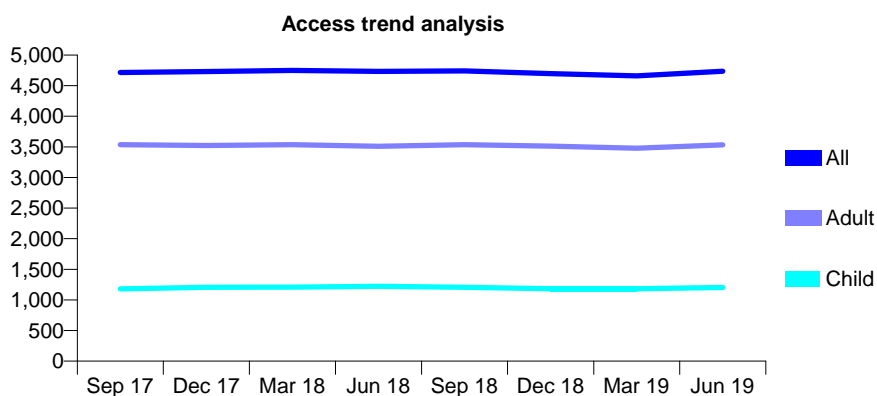
Q53 - Vital Signs At a Glance Contract Report for 749419/0001 - June 2019

Name or company name	MR SA CHALKER
Contract type name	GDS Contract
Purpose of contract	General
Contract start date	01/04/2006
Contract end date	

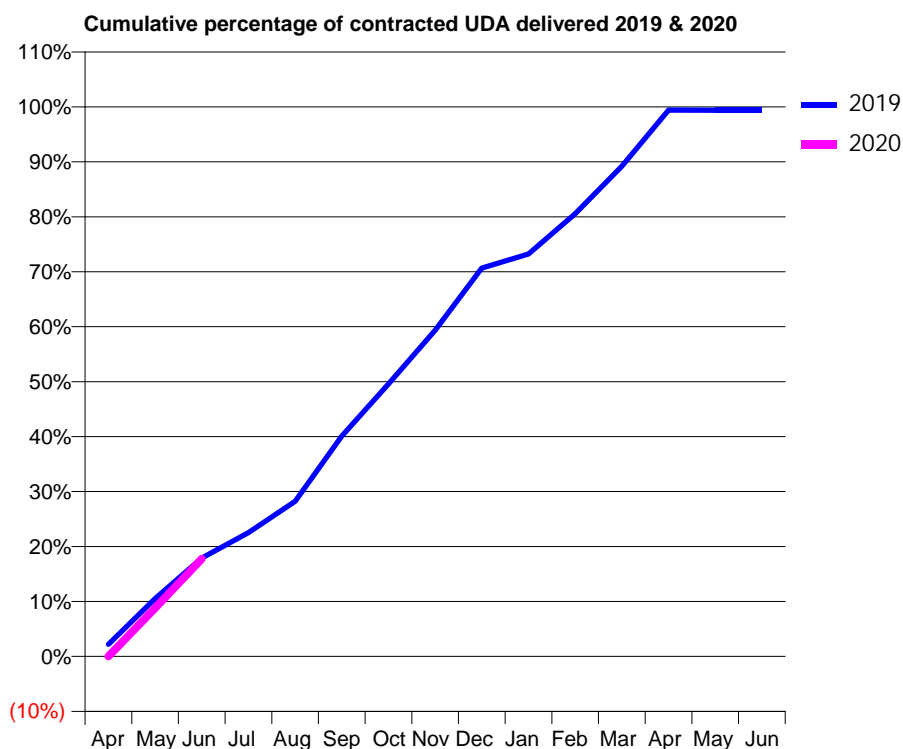
19/20 Contracted general activity (UDA)	10,827
Carry forward general activity (UDA)	0
19/20 Contracted orthodontic activity (UOA)	0
Carry forward orthodontic activity (UOA)	0
Baseline contract value	£259,125.68

ACCESS*

Patients seen in 24 months	Total	Change since previous quarter
Quarter ending June 2018	4,733	
Quarter ending September 2018	4,742	→
Quarter ending December 2018	4,697	→
Quarter ending March 2019	4,662	→
Quarter ending June 2019	4,735	→
Variance since June 2018	0.0%	→



ACTIVITY



Month	2019	2020
April	239	0
May	1,142	954
June	1,939	1,922
July	2,440	
August	3,057	
September	4,342	
October	5,369	
November	6,428	
December	7,651	
January	7,927	
February	8,724	
March	9,658	
April	10,763	
May	10,761	
June	10,760	

QUALITY

	Quantity	Base Number	Contract	AT	Region	England
% of FP17s for the same patient ID Re-attending within 3 months - Children	17	543	3.1%	8.8%	11.2%	11.4%
% of FP17s for the same patient ID Re-attending within 3 months - Adults	149	1,358	11.0%	12.1%	14.8%	15.4%
% of FP17s for the same patient ID Re-attending between 3 & 9 months - Children	368	543	67.8%	60.6%	60.9%	59.8%
% of FP17s for the same patient ID Re-attending between 3 & 9 months - Adults	530	1,358	39.0%	52.0%	53.2%	52.1%
% of FP17s for Band 1 Urgent Courses	120	1,238	9.7%	7.3%	8.3%	9.2%
% of FP17s Relating to Free Repair or Replacements	1	1,238	0.1%	0.8%	0.7%	0.7%
% of FP17s Relating to Continuations	1	1,238	0.1%	0.9%	0.8%	0.8%
% of Patients satisfied with the dentistry they have received	3	3	N/A	94.5%	93.2%	93.4%
% of Patients satisfied with the time they had to wait for an appointment	3	3	N/A	91.7%	88.5%	87.6%

* This is based on patients treated on this contract for their most recent course of treatment. Figures in italics indicate the base number of FP17s or Patient Questionnaire responses are less than 100. N/A is shown where the base number of responses is less than 10 during the period. % is calculated as Quantity/Base number*100

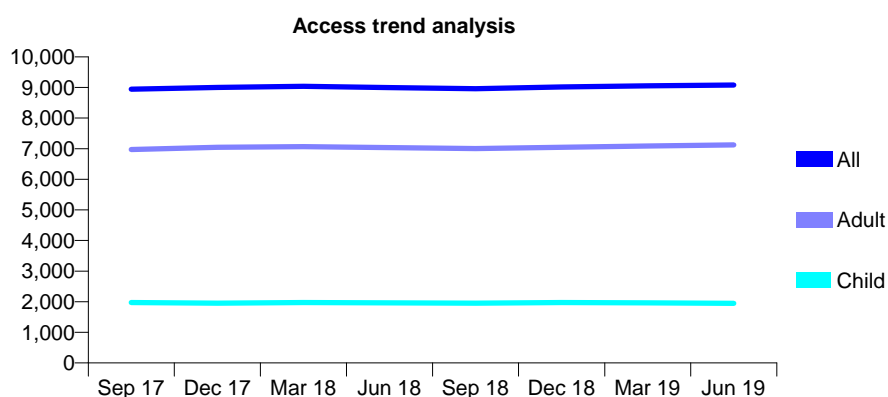
Q53 - Vital Signs At a Glance Contract Report for 753955/0001 - June 2019

Name or company name	MR AM RAJPUT
Contract type name	GDS Contract
Purpose of contract	General
Contract start date	01/04/2006
Contract end date	

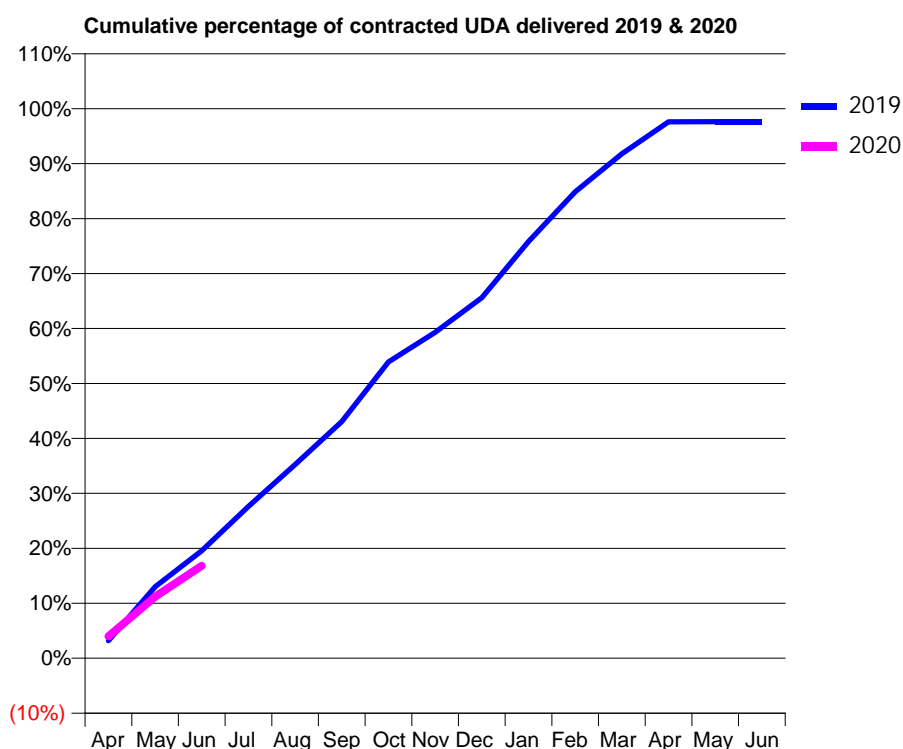
19/20 Contracted general activity (UDA)	27,792
Carry forward general activity (UDA)	0
19/20 Contracted orthodontic activity (UOA)	0
Carry forward orthodontic activity (UOA)	0
Baseline contract value	£742,302.55

ACCESS*

Patients seen in 24 months	Total	Change since previous quarter
Quarter ending June 2018	8,997	
Quarter ending September 2018	8,960	→
Quarter ending December 2018	9,016	→
Quarter ending March 2019	9,054	→
Quarter ending June 2019	9,079	→
Variance since June 2018	0.9%	→



ACTIVITY



Month	2019	2020
April	886	1,107
May	3,617	3,114
June	5,431	4,679
July	7,677	
August	9,799	
September	11,970	
October	14,989	
November	16,482	
December	18,235	
January	21,074	
February	23,586	
March	25,506	
April	27,129	
May	27,136	
June	27,136	

QUALITY

	Quantity	Base Number	Contract	AT	Region	England
% of FP17s for the same patient ID Re-attending within 3 months - Children	36	786	4.6%	8.8%	11.2%	11.4%
% of FP17s for the same patient ID Re-attending within 3 months - Adults	256	2,853	9.0%	12.1%	14.8%	15.4%
% of FP17s for the same patient ID Re-attending between 3 & 9 months - Children	553	786	70.4%	60.6%	60.9%	59.8%
% of FP17s for the same patient ID Re-attending between 3 & 9 months - Adults	2,049	2,853	71.8%	52.0%	53.2%	52.1%
% of FP17s for Band 1 Urgent Courses	98	2,776	3.5%	7.3%	8.3%	9.2%
% of FP17s Relating to Free Repair or Replacements	12	2,776	0.4%	0.8%	0.7%	0.7%
% of FP17s Relating to Continuations	29	2,776	1.0%	0.9%	0.8%	0.8%
% of Patients satisfied with the dentistry they have received	9	10	90.0%	94.5%	93.2%	93.4%
% of Patients satisfied with the time they had to wait for an appointment	8	10	80.0%	91.7%	88.5%	87.6%

* This is based on patients treated on this contract for their most recent course of treatment.

Figures in italics indicate the base number of FP17s or Patient Questionnaire responses are less than 100. N/A is shown where the base number of responses is less than 10 during the period. % is calculated as Quantity/Base number*100

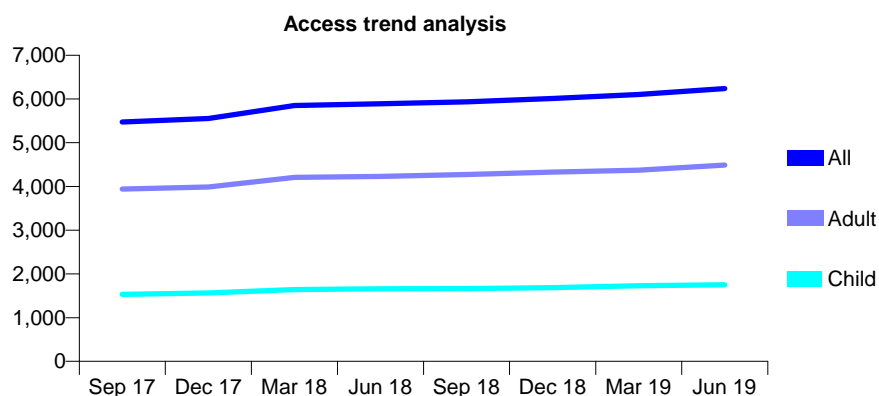
Q53 - Vital Signs At a Glance Contract Report for 763225/0001 - June 2019

Name or company name	MR SS MATHAROO
Contract type name	GDS Contract
Purpose of contract	General
Contract start date	01/04/2006
Contract end date	

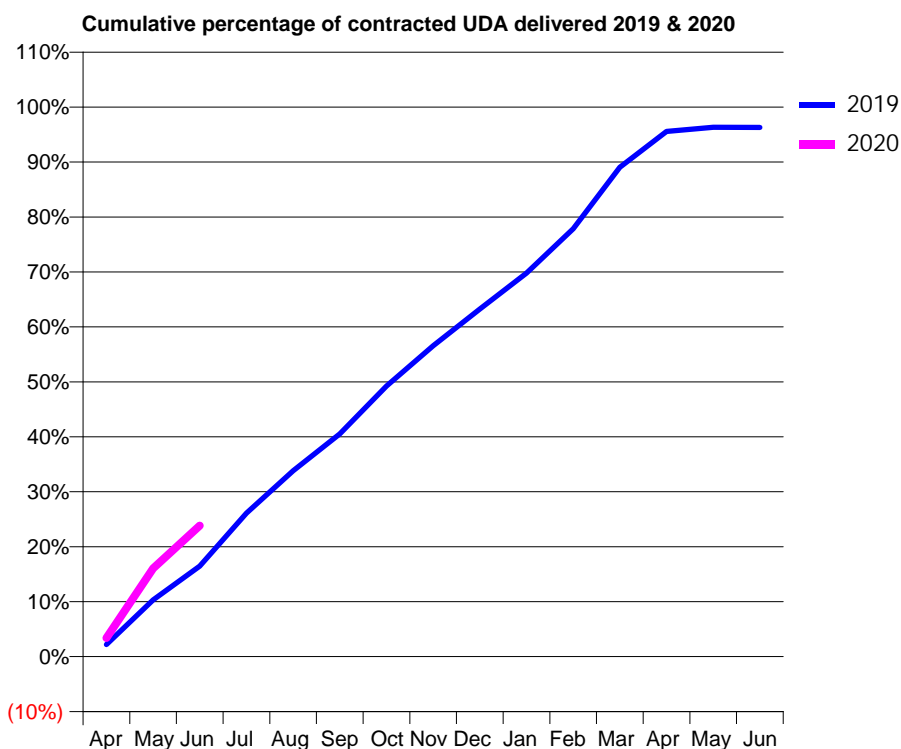
19/20 Contracted general activity (UDA)	11,255
Carry forward general activity (UDA)	0
19/20 Contracted orthodontic activity (UOA)	0
Carry forward orthodontic activity (UOA)	0
Baseline contract value	£343,362.18

ACCESS*

Patients seen in 24 months	Total	Change since previous quarter
Quarter ending June 2018	5,892	
Quarter ending September 2018	5,935	→
Quarter ending December 2018	6,013	→
Quarter ending March 2019	6,102	→
Quarter ending June 2019	6,239	↑
Variance since June 2018	5.9%	↑



ACTIVITY



Month	Adjusted Scheduled Activity (UDA)	
	2019	2020
April	248	381
May	1,163	1,808
June	1,853	2,684
July	2,936	
August	3,810	
September	4,559	
October	5,541	
November	6,368	
December	7,120	
January	7,856	
February	8,764	
March	10,021	
April	10,757	
May	10,843	
June	10,839	

QUALITY

	Quantity	Base Number	Contract	AT	Region	England
% of FP17s for the same patient ID Re-attending within 3 months - Children	17	568	3.0%	8.8%	11.2%	11.4%
% of FP17s for the same patient ID Re-attending within 3 months - Adults	88	1,237	7.1%	12.1%	14.8%	15.4%
% of FP17s for the same patient ID Re-attending between 3 & 9 months - Children	322	568	56.7%	60.6%	60.9%	59.8%
% of FP17s for the same patient ID Re-attending between 3 & 9 months - Adults	558	1,237	45.1%	52.0%	53.2%	52.1%
% of FP17s for Band 1 Urgent Courses	54	1,463	3.7%	7.3%	8.3%	9.2%
% of FP17s Relating to Free Repair or Replacements	5	1,463	0.3%	0.8%	0.7%	0.7%
% of FP17s Relating to Continuations	11	1,463	0.8%	0.9%	0.8%	0.8%
% of Patients satisfied with the dentistry they have received	2	2	N/A	94.5%	93.2%	93.4%
% of Patients satisfied with the time they had to wait for an appointment	1	2	N/A	91.7%	88.5%	87.6%

* This is based on patients treated on this contract for their most recent course of treatment. Figures in italics indicate the base number of FP17s or Patient Questionnaire responses are less than 100. N/A is shown where the base number of responses is less than 10 during the period. % is calculated as Quantity/Base number*100

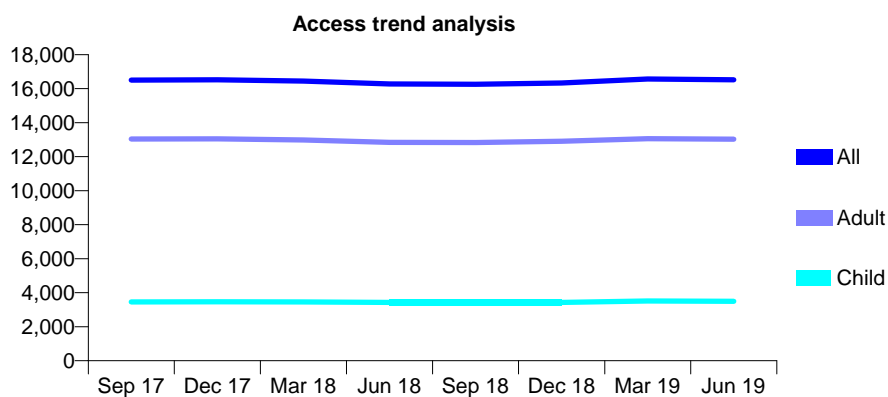
Q53 - Vital Signs At a Glance Contract Report for 764353/0001 - June 2019

Name or company name	MRS RP ATWAL
Contract type name	GDS Contract
Purpose of contract	General
Contract start date	01/04/2006
Contract end date	

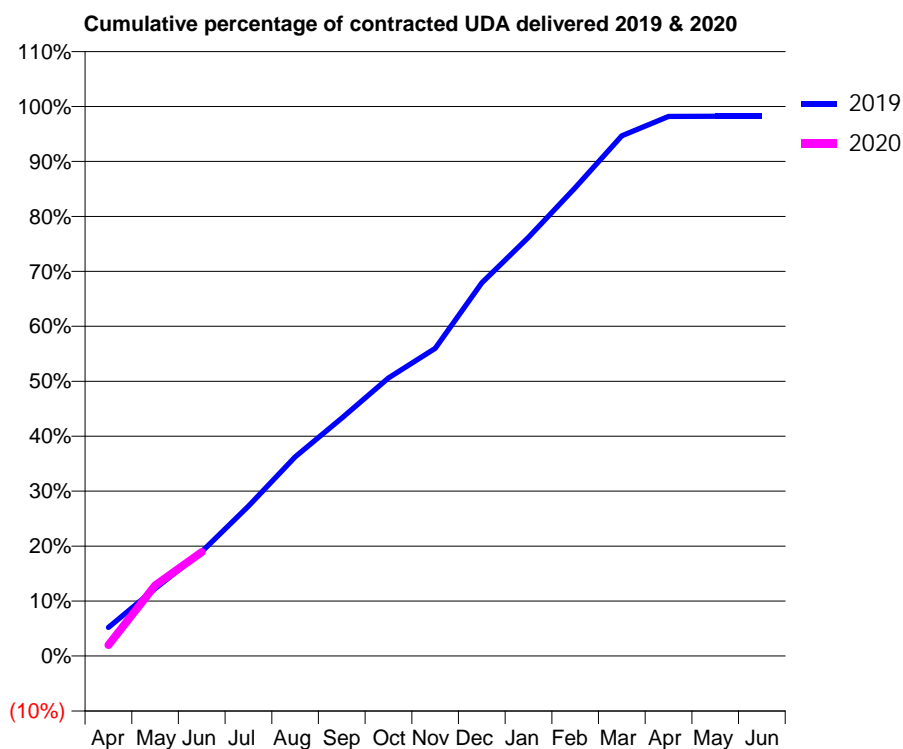
19/20 Contracted general activity (UDA)	41,132
Carry forward general activity (UDA)	0
19/20 Contracted orthodontic activity (UOA)	0
Carry forward orthodontic activity (UOA)	0
Baseline contract value	£1,277,925.04

ACCESS*

Patients seen in 24 months	Total	Change since previous quarter
Quarter ending June 2018	16,278	
Quarter ending September 2018	16,263	→
Quarter ending December 2018	16,337	→
Quarter ending March 2019	16,572	→
Quarter ending June 2019	16,524	→
Variance since June 2018	1.5%	→



ACTIVITY



Month	Adjusted Scheduled Activity (UDA)	
	2019	2020
April	2,143	824
May	5,042	5,299
June	7,807	7,776
July	11,223	
August	14,906	
September	17,816	
October	20,821	
November	23,036	
December	27,919	
January	31,336	
February	35,045	
March	38,937	
April	40,378	
May	40,399	
June	40,398	

QUALITY

	Quantity	Base Number	Contract	AT	Region	England
% of FP17s for the same patient ID Re-attending within 3 months - Children	34	1,248	2.7%	8.8%	11.2%	11.4%
% of FP17s for the same patient ID Re-attending within 3 months - Adults	227	4,125	5.5%	12.1%	14.8%	15.4%
% of FP17s for the same patient ID Re-attending between 3 & 9 months - Children	940	1,248	75.3%	60.6%	60.9%	59.8%
% of FP17s for the same patient ID Re-attending between 3 & 9 months - Adults	2,451	4,125	59.4%	52.0%	53.2%	52.1%
% of FP17s for Band 1 Urgent Courses	58	4,565	1.3%	7.3%	8.3%	9.2%
% of FP17s Relating to Free Repair or Replacements	4	4,565	0.1%	0.8%	0.7%	0.7%
% of FP17s Relating to Continuations	35	4,565	0.8%	0.9%	0.8%	0.8%
% of Patients satisfied with the dentistry they have received	10	10	100.0%	94.5%	93.2%	93.4%
% of Patients satisfied with the time they had to wait for an appointment	10	10	100.0%	91.7%	88.5%	87.6%

* This is based on patients treated on this contract for their most recent course of treatment. Figures in italics indicate the base number of FP17s or Patient Questionnaire responses are less than 100. N/A is shown where the base number of responses is less than 10 during the period. % is calculated as Quantity/Base number*100

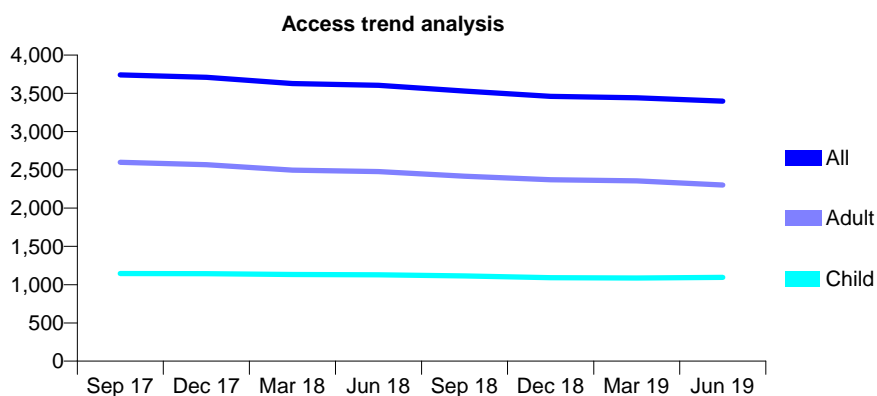
Q53 - Vital Signs At a Glance Contract Report for 765716/0001 - June 2019

Name or company name	MR TO YUNUS
Contract type name	GDS Contract
Purpose of contract	General
Contract start date	01/04/2006
Contract end date	

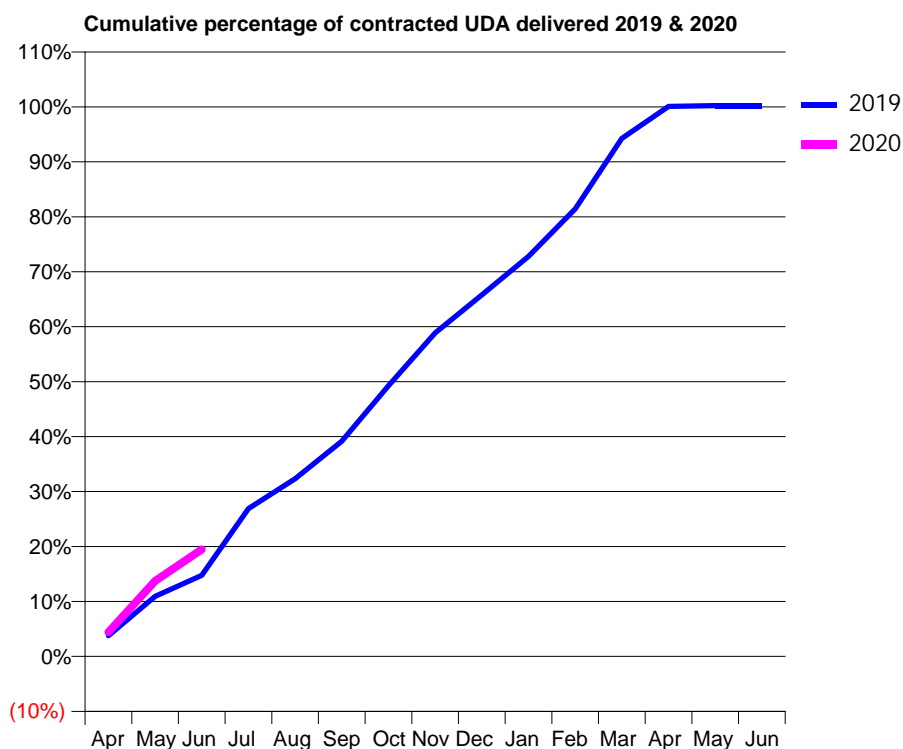
19/20 Contracted general activity (UDA)	8,281
Carry forward general activity (UDA)	0
19/20 Contracted orthodontic activity (UOA)	0
Carry forward orthodontic activity (UOA)	0
Baseline contract value	£257,299.21

ACCESS*

Patients seen in 24 months	Total	Change since previous quarter
Quarter ending June 2018	3,605	
Quarter ending September 2018	3,528	↓
Quarter ending December 2018	3,461	↓
Quarter ending March 2019	3,441	→
Quarter ending June 2019	3,398	↓
Variance since June 2018	(5.7%)	↓



ACTIVITY



Adjusted Scheduled Activity (UDA)		
Month	2019	2020
April	313	365
May	906	1,135
June	1,221	1,612
July	2,227	
August	2,678	
September	3,242	
October	4,080	
November	4,874	
December	5,447	
January	6,028	
February	6,744	
March	7,803	
April	8,286	
May	8,298	
June	8,298	

QUALITY

	Quantity	Base Number	Contract	AT	Region	England
% of FP17s for the same patient ID Re-attending within 3 months - Children	1	403	0.2%	8.8%	11.2%	11.4%
% of FP17s for the same patient ID Re-attending within 3 months - Adults	41	599	6.8%	12.1%	14.8%	15.4%
% of FP17s for the same patient ID Re-attending between 3 & 9 months - Children	226	403	56.1%	60.6%	60.9%	59.8%
% of FP17s for the same patient ID Re-attending between 3 & 9 months - Adults	251	599	41.9%	52.0%	53.2%	52.1%
% of FP17s for Band 1 Urgent Courses	17	784	2.2%	7.3%	8.3%	9.2%
% of FP17s Relating to Free Repair or Replacements	1	784	0.1%	0.8%	0.7%	0.7%
% of FP17s Relating to Continuations	6	784	0.8%	0.9%	0.8%	0.8%
% of Patients satisfied with the dentistry they have received	2	2	N/A	94.5%	93.2%	93.4%
% of Patients satisfied with the time they had to wait for an appointment	2	2	N/A	91.7%	88.5%	87.6%

* This is based on patients treated on this contract for their most recent course of treatment. Figures in italics indicate the base number of FP17s or Patient Questionnaire responses are less than 100. N/A is shown where the base number of responses is less than 10 during the period. % is calculated as Quantity/Base number*100

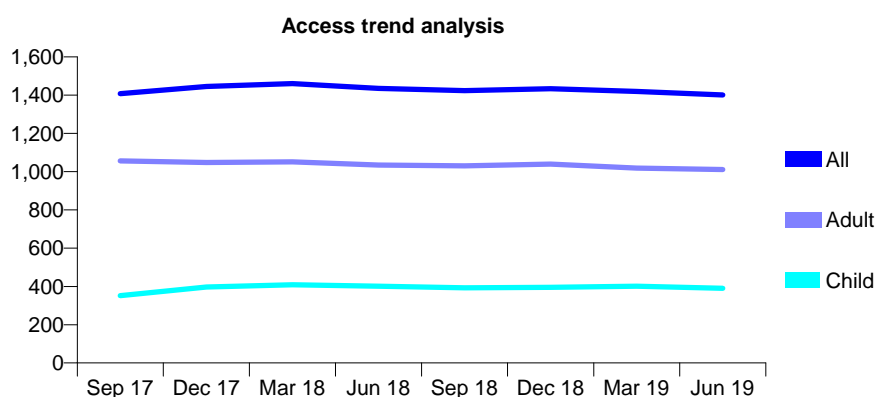
Q53 - Vital Signs At a Glance Contract Report for 768677/0002 - June 2019

Name or company name	MR S MIRFENDERESKI
Contract type name	GDS Contract
Purpose of contract	General
Contract start date	01/04/2006
Contract end date	

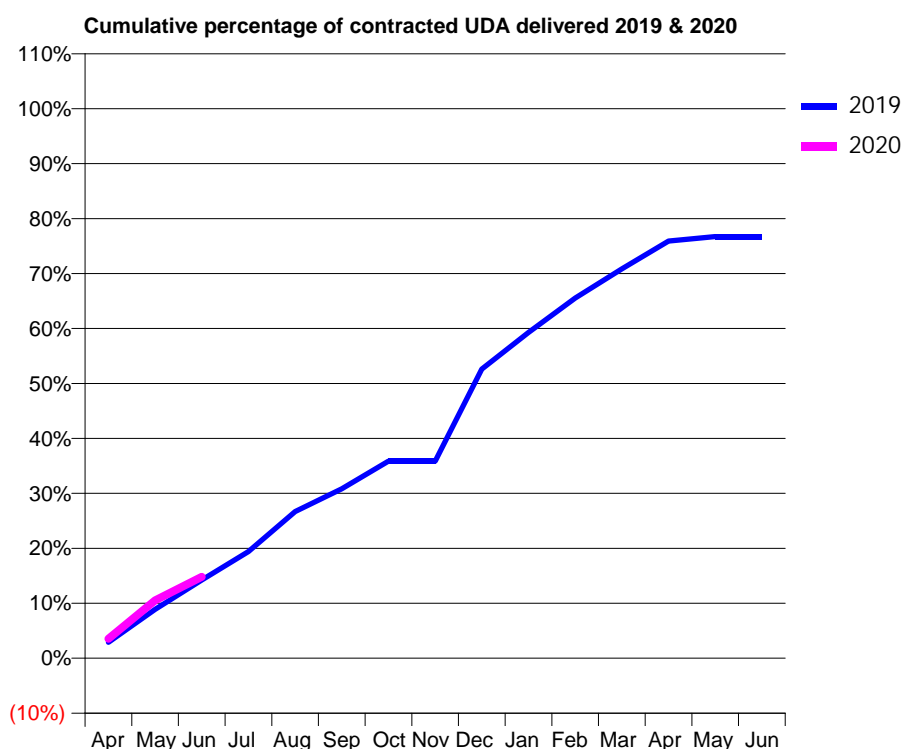
19/20 Contracted general activity (UDA)	7,259
Carry forward general activity (UDA)	0
19/20 Contracted orthodontic activity (UOA)	0
Carry forward orthodontic activity (UOA)	0
Baseline contract value	£196,811.29

ACCESS*

Patients seen in 24 months	Total	Change since previous quarter
Quarter ending June 2018	1,435	
Quarter ending September 2018	1,423	→
Quarter ending December 2018	1,434	→
Quarter ending March 2019	1,419	↓
Quarter ending June 2019	1,401	↓
Variance since June 2018	(2.4%)	↓



ACTIVITY



Month	2019	2020
April	211	256
May	645	763
June	1,033	1,075
July	1,409	
August	1,936	
September	2,238	
October	2,604	
November	2,604	
December	3,820	
January	4,302	
February	4,758	
March	5,143	
April	5,511	
May	5,569	
June	5,569	

QUALITY

	Quantity	Base Number	Contract	AT	Region	England
% of FP17s for the same patient ID Re-attending within 3 months - Children	8	93	8.6%	8.8%	11.2%	11.4%
% of FP17s for the same patient ID Re-attending within 3 months - Adults	32	295	10.8%	12.1%	14.8%	15.4%
% of FP17s for the same patient ID Re-attending between 3 & 9 months - Children	49	93	52.7%	60.6%	60.9%	59.8%
% of FP17s for the same patient ID Re-attending between 3 & 9 months - Adults	133	295	45.1%	52.0%	53.2%	52.1%
% of FP17s for Band 1 Urgent Courses	10	284	3.5%	7.3%	8.3%	9.2%
% of FP17s Relating to Free Repair or Replacements	2	284	0.7%	0.8%	0.7%	0.7%
% of FP17s Relating to Continuations	4	284	1.4%	0.9%	0.8%	0.8%
% of Patients satisfied with the dentistry they have received	5	5	N/A	94.5%	93.2%	93.4%
% of Patients satisfied with the time they had to wait for an appointment	5	5	N/A	91.7%	88.5%	87.6%

* This is based on patients treated on this contract for their most recent course of treatment. Figures in italics indicate the base number of FP17s or Patient Questionnaire responses are less than 100. N/A is shown where the base number of responses is less than 10 during the period. % is calculated as Quantity/Base number*100

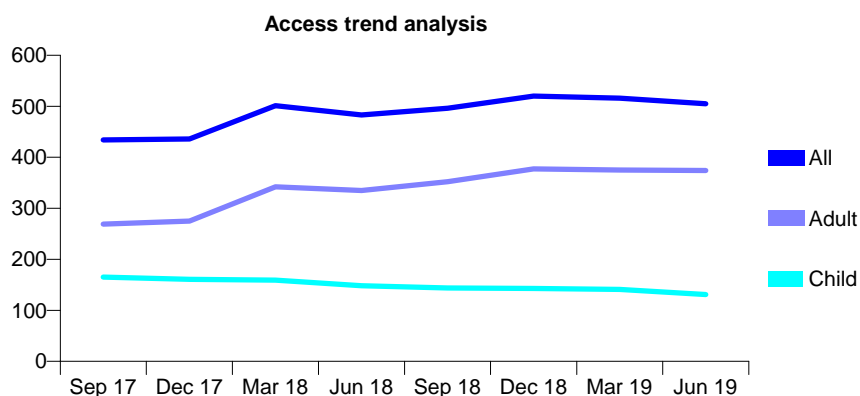
Q53 - Vital Signs At a Glance Contract Report for 770647/0002 - June 2019

Name or company name	MR AI PARUK
Contract type name	GDS Contract
Purpose of contract	General
Contract start date	18/08/2008
Contract end date	

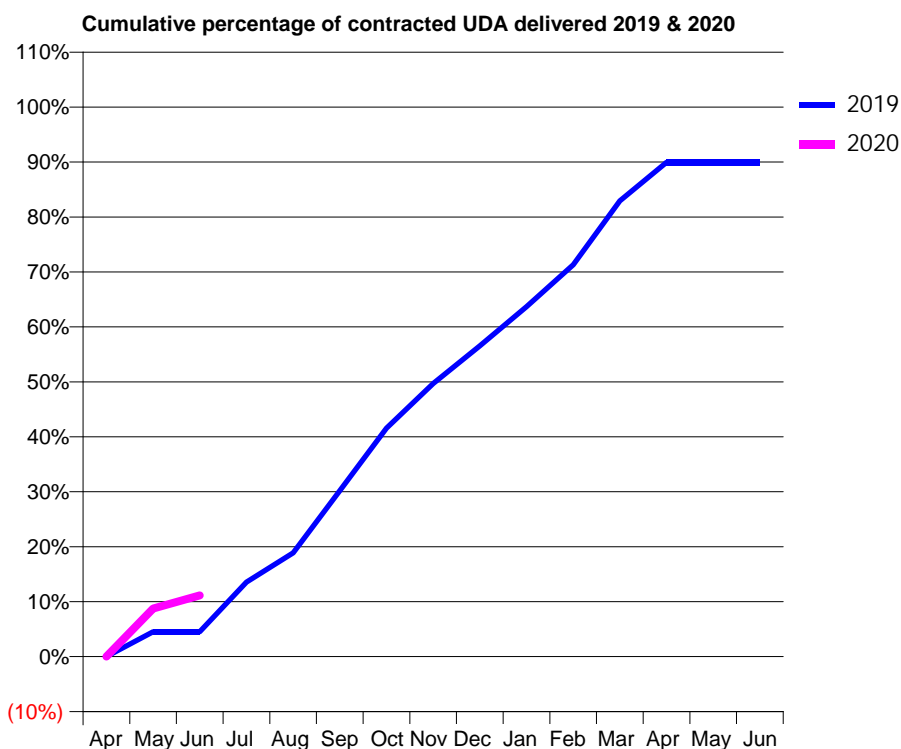
19/20 Contracted general activity (UDA)	1,000
Carry forward general activity (UDA)	0
19/20 Contracted orthodontic activity (UOA)	0
Carry forward orthodontic activity (UOA)	0
Baseline contract value	£25,922.80

ACCESS*

Patients seen in 24 months	Total	Change since previous quarter
Quarter ending June 2018	483	
Quarter ending September 2018	496	↑
Quarter ending December 2018	520	↑
Quarter ending March 2019	516	→
Quarter ending June 2019	505	↓
Variance since June 2018	4.6%	↑



ACTIVITY



Month	Adjusted Scheduled Activity (UDA)	
	2019	2020
April	0	0
May	45	88
June	45	112
July	136	
August	189	
September	302	
October	416	
November	497	
December	566	
January	637	
February	713	
March	829	
April	899	
May	899	
June	899	

QUALITY

	Quantity	Base Number	Contract	AT	Region	England
% of FP17s for the same patient ID Re-attending within 3 months - Children	5	47	10.6%	8.8%	11.2%	11.4%
% of FP17s for the same patient ID Re-attending within 3 months - Adults	5	90	5.6%	12.1%	14.8%	15.4%
% of FP17s for the same patient ID Re-attending between 3 & 9 months - Children	35	47	74.5%	60.6%	60.9%	59.8%
% of FP17s for the same patient ID Re-attending between 3 & 9 months - Adults	61	90	67.8%	52.0%	53.2%	52.1%
% of FP17s for Band 1 Urgent Courses	3	97	3.1%	7.3%	8.3%	9.2%
% of FP17s Relating to Free Repair or Replacements	0	97	0.0%	0.8%	0.7%	0.7%
% of FP17s Relating to Continuations	0	97	0.0%	0.9%	0.8%	0.8%
% of Patients satisfied with the dentistry they have received	0	0	N/A	94.5%	93.2%	93.4%
% of Patients satisfied with the time they had to wait for an appointment	0	0	N/A	91.7%	88.5%	87.6%

* This is based on patients treated on this contract for their most recent course of treatment. Figures in italics indicate the base number of FP17s or Patient Questionnaire responses are less than 100. N/A is shown where the base number of responses is less than 10 during the period. % is calculated as Quantity/Base number*100

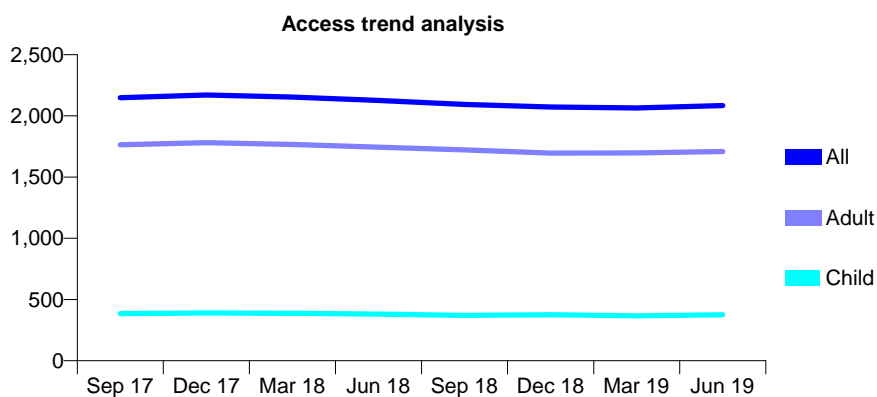
Q53 - Vital Signs At a Glance Contract Report for 773492/0001 - June 2019

Name or company name	MS S KUTTY
Contract type name	GDS Contract
Purpose of contract	General
Contract start date	01/07/2013
Contract end date	

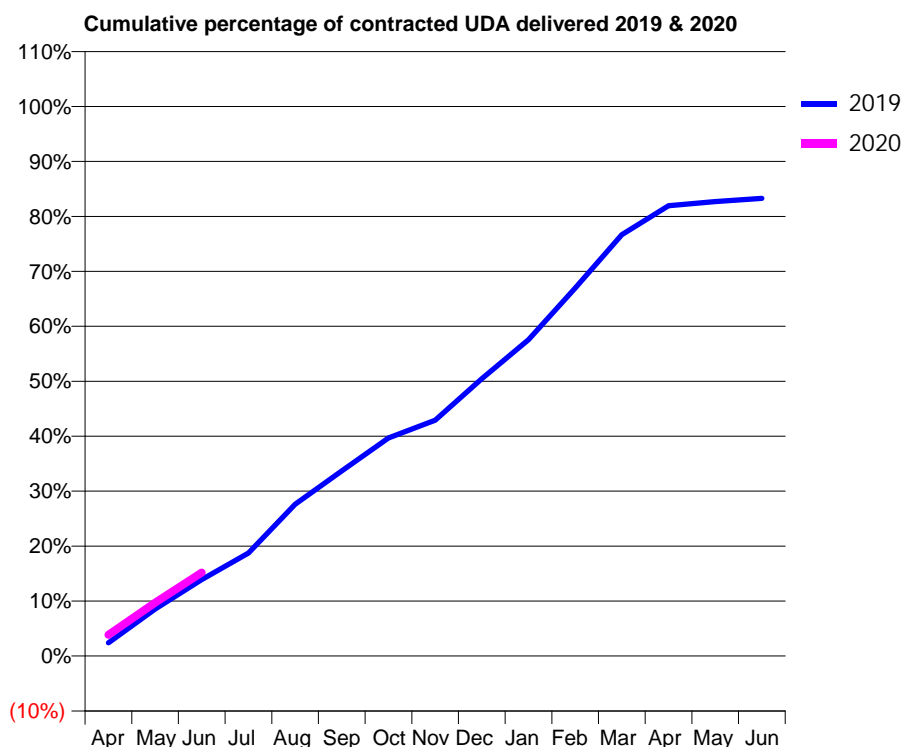
19/20 Contracted general activity (UDA)	7,615
Carry forward general activity (UDA)	0
19/20 Contracted orthodontic activity (UOA)	0
Carry forward orthodontic activity (UOA)	0
Baseline contract value	£232,312.00

ACCESS*

Patients seen in 24 months	Total	Change since previous quarter
Quarter ending June 2018	2,126	
Quarter ending September 2018	2,093	↓
Quarter ending December 2018	2,072	↓
Quarter ending March 2019	2,065	→
Quarter ending June 2019	2,084	→
Variance since June 2018	(2.0%)	↓



ACTIVITY



Month	Adjusted Scheduled Activity (UDA)	
	2019	2020
April	184	295
May	652	740
June	1,060	1,159
July	1,428	
August	2,103	
September	2,563	
October	3,023	
November	3,268	
December	3,842	
January	4,383	
February	5,099	
March	5,839	
April	6,239	
May	6,297	
June	6,340	

QUALITY

	Quantity	Base Number	Contract	AT	Region	England
% of FP17s for the same patient ID Re-attending within 3 months - Children	6	137	4.4%	8.8%	11.2%	11.4%
% of FP17s for the same patient ID Re-attending within 3 months - Adults	73	535	13.6%	12.1%	14.8%	15.4%
% of FP17s for the same patient ID Re-attending between 3 & 9 months - Children	81	137	59.1%	60.6%	60.9%	59.8%
% of FP17s for the same patient ID Re-attending between 3 & 9 months - Adults	299	535	55.9%	52.0%	53.2%	52.1%
% of FP17s for Band 1 Urgent Courses	28	529	5.3%	7.3%	8.3%	9.2%
% of FP17s Relating to Free Repair or Replacements	3	529	0.6%	0.8%	0.7%	0.7%
% of FP17s Relating to Continuations	11	529	2.1%	0.9%	0.8%	0.8%
% of Patients satisfied with the dentistry they have received	2	2	N/A	94.5%	93.2%	93.4%
% of Patients satisfied with the time they had to wait for an appointment	2	2	N/A	91.7%	88.5%	87.6%

* This is based on patients treated on this contract for their most recent course of treatment. Figures in italics indicate the base number of FP17s or Patient Questionnaire responses are less than 100. N/A is shown where the base number of responses is less than 10 during the period. % is calculated as Quantity/Base number*100

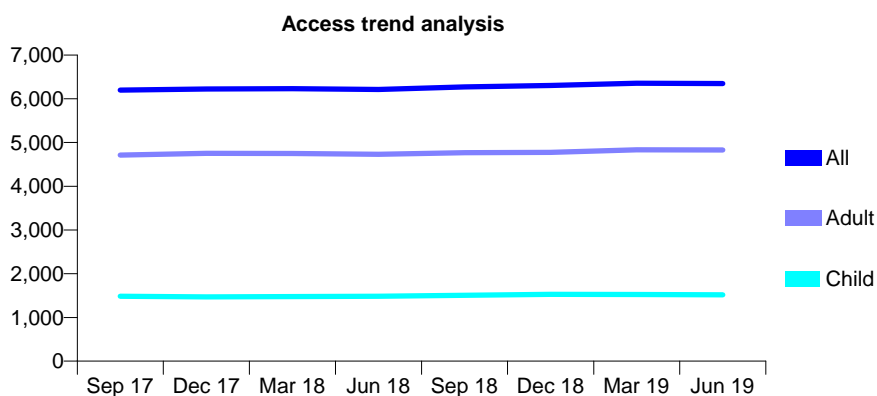
Q53 - Vital Signs At a Glance Contract Report for 781142/0001 - June 2019

Name or company name	MR A KACHHALA
Contract type name	GDS Contract
Purpose of contract	General
Contract start date	01/04/2009
Contract end date	

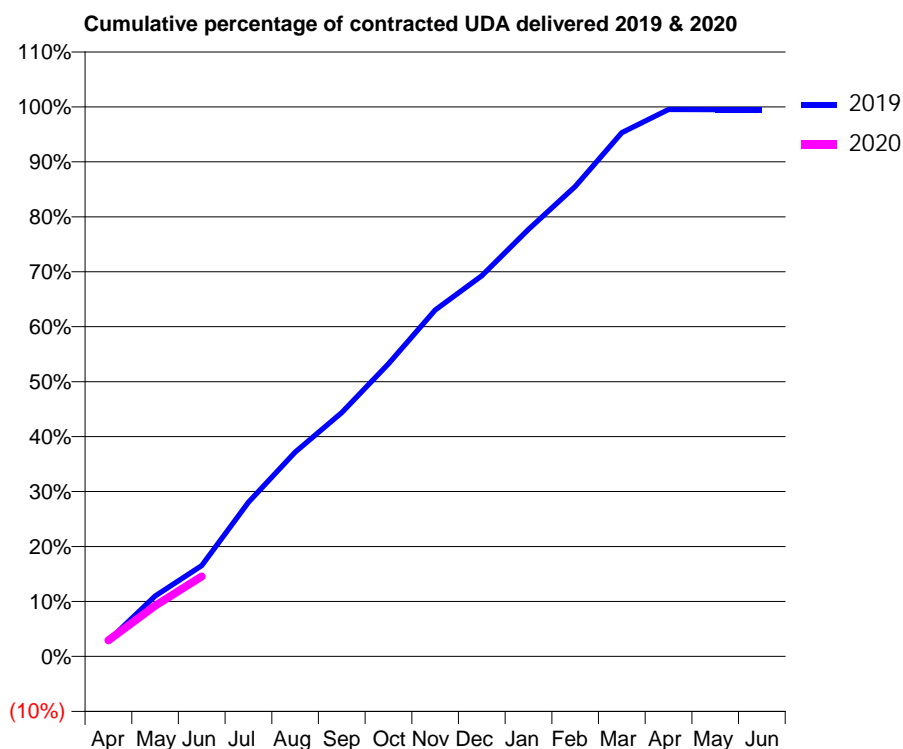
19/20 Contracted general activity (UDA)	18,442
Carry forward general activity (UDA)	0
19/20 Contracted orthodontic activity (UOA)	0
Carry forward orthodontic activity (UOA)	0
Baseline contract value	£450,297.45

ACCESS*

Patients seen in 24 months	Total	Change since previous quarter
Quarter ending June 2018	6,211	
Quarter ending September 2018	6,274	→
Quarter ending December 2018	6,302	→
Quarter ending March 2019	6,356	→
Quarter ending June 2019	6,348	→
Variance since June 2018	2.2%	↑



ACTIVITY



Adjusted Scheduled Activity (UDA)		
Month	2019	2020
April	530	540
May	2,029	1,705
June	3,050	2,683
July	5,178	
August	6,857	
September	8,184	
October	9,822	
November	11,627	
December	12,774	
January	14,332	
February	15,769	
March	17,575	
April	18,353	
May	18,352	
June	18,352	

QUALITY

	Quantity	Base Number	Contract	AT	Region	England
% of FP17s for the same patient ID Re-attending within 3 months - Children	34	527	6.5%	8.8%	11.2%	11.4%
% of FP17s for the same patient ID Re-attending within 3 months - Adults	160	1,327	12.1%	12.1%	14.8%	15.4%
% of FP17s for the same patient ID Re-attending between 3 & 9 months - Children	384	527	72.9%	60.6%	60.9%	59.8%
% of FP17s for the same patient ID Re-attending between 3 & 9 months - Adults	654	1,327	49.3%	52.0%	53.2%	52.1%
% of FP17s for Band 1 Urgent Courses	85	1,555	5.5%	7.3%	8.3%	9.2%
% of FP17s Relating to Free Repair or Replacements	14	1,555	0.9%	0.8%	0.7%	0.7%
% of FP17s Relating to Continuations	2	1,555	0.1%	0.9%	0.8%	0.8%
% of Patients satisfied with the dentistry they have received	2	2	N/A	94.5%	93.2%	93.4%
% of Patients satisfied with the time they had to wait for an appointment	2	2	N/A	91.7%	88.5%	87.6%

* This is based on patients treated on this contract for their most recent course of treatment. Figures in italics indicate the base number of FP17s or Patient Questionnaire responses are less than 100. N/A is shown where the base number of responses is less than 10 during the period. % is calculated as Quantity/Base number*100

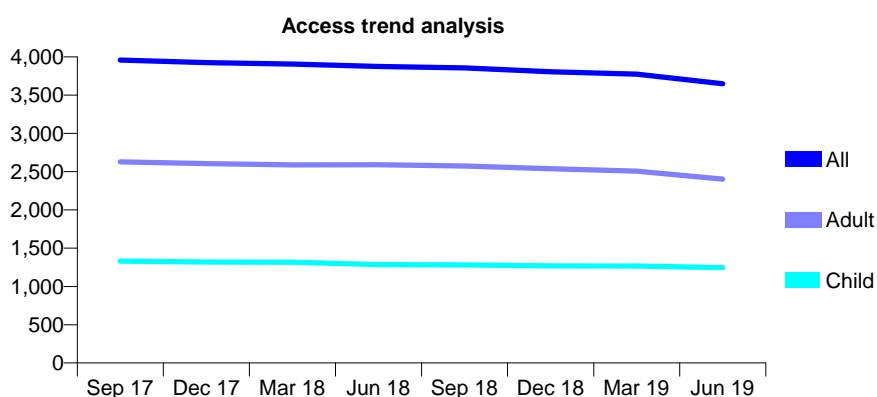
Q53 - Vital Signs At a Glance Contract Report for 782041/0001 - June 2019

Name or company name	MS S MESTRY
Contract type name	GDS Contract
Purpose of contract	General
Contract start date	31/07/2006
Contract end date	

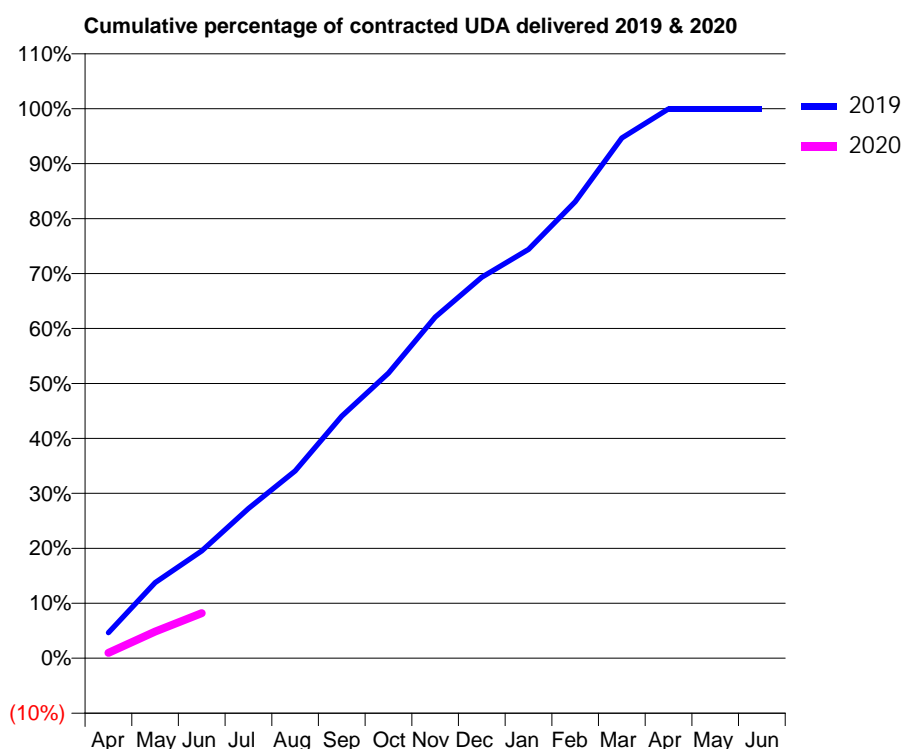
19/20 Contracted general activity (UDA)	11,848
Carry forward general activity (UDA)	0
19/20 Contracted orthodontic activity (UOA)	0
Carry forward orthodontic activity (UOA)	0
Baseline contract value	£301,131.62

ACCESS*

Patients seen in 24 months	Total	Change since previous quarter
Quarter ending June 2018	3,876	
Quarter ending September 2018	3,856	→
Quarter ending December 2018	3,806	↓
Quarter ending March 2019	3,774	→
Quarter ending June 2019	3,648	↓
Variance since June 2018	(5.9%)	↓



ACTIVITY



Month	2019	2020
April	504	117
May	1,493	576
June	2,118	971
July	2,954	
August	3,697	
September	4,779	
October	5,630	
November	6,733	
December	7,519	
January	8,070	
February	9,013	
March	10,267	
April	10,844	
May	10,844	
June	10,844	

QUALITY

	Quantity	Base Number	Contract	AT	Region	England
% of FP17s for the same patient ID Re-attending within 3 months - Children	16	293	5.5%	8.8%	11.2%	11.4%
% of FP17s for the same patient ID Re-attending within 3 months - Adults	73	510	14.3%	12.1%	14.8%	15.4%
% of FP17s for the same patient ID Re-attending between 3 & 9 months - Children	167	293	57.0%	60.6%	60.9%	59.8%
% of FP17s for the same patient ID Re-attending between 3 & 9 months - Adults	251	510	49.2%	52.0%	53.2%	52.1%
% of FP17s for Band 1 Urgent Courses	30	506	5.9%	7.3%	8.3%	9.2%
% of FP17s Relating to Free Repair or Replacements	1	506	0.2%	0.8%	0.7%	0.7%
% of FP17s Relating to Continuations	0	506	0.0%	0.9%	0.8%	0.8%
% of Patients satisfied with the dentistry they have received	0	0	N/A	94.5%	93.2%	93.4%
% of Patients satisfied with the time they had to wait for an appointment	0	0	N/A	91.7%	88.5%	87.6%

* This is based on patients treated on this contract for their most recent course of treatment.

Figures in italics indicate the base number of FP17s or Patient Questionnaire responses are less than 100. N/A is shown where the base number of responses is less than 10 during the period. % is calculated as Quantity/Base number*100

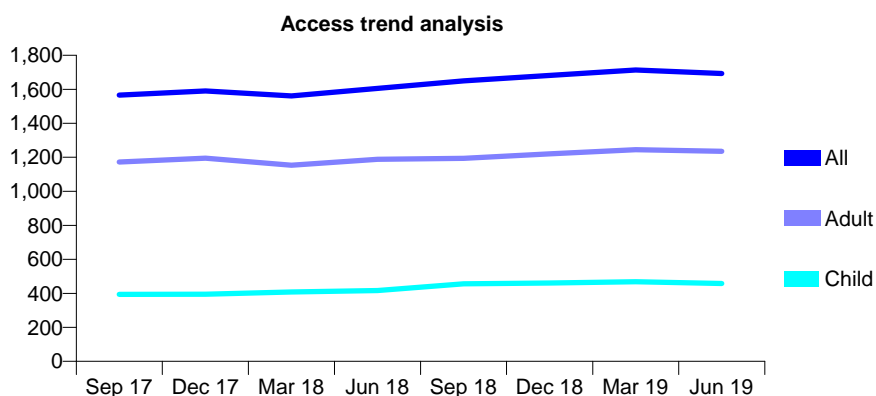
Q53 - Vital Signs At a Glance Contract Report for 794643/0002 - June 2019

Name or company name	MR W SIDHU
Contract type name	GDS Contract
Purpose of contract	General and Orthodontic
Contract start date	03/01/2012
Contract end date	

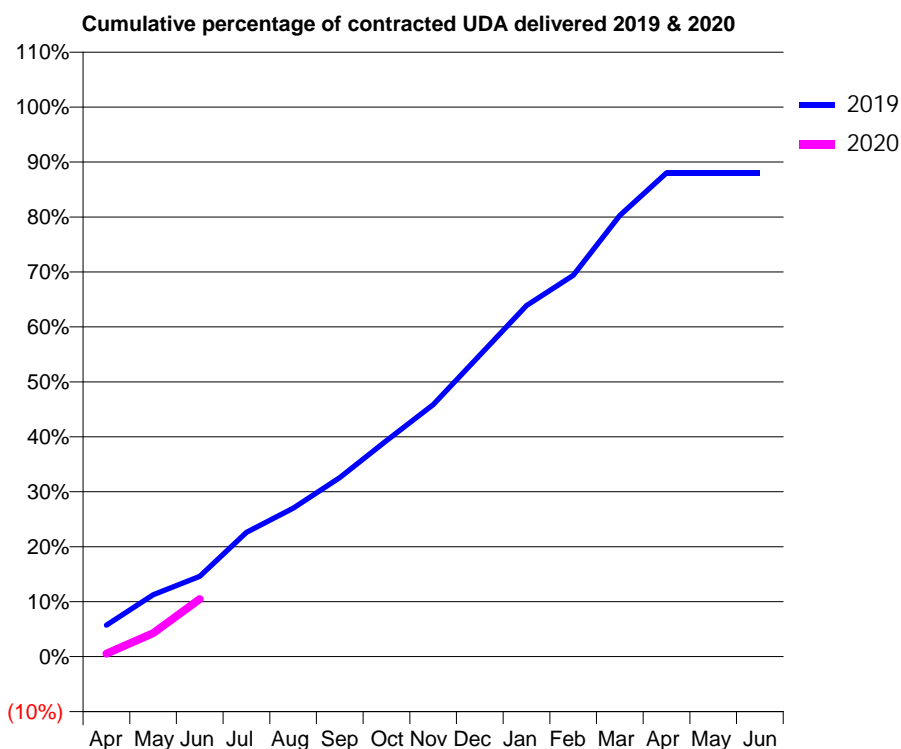
19/20 Contracted general activity (UDA)	6,301
Carry forward general activity (UDA)	0
19/20 Contracted orthodontic activity (UOA)	51
Carry forward orthodontic activity (UOA)	0
Baseline contract value	£164,360.29

ACCESS*

Patients seen in 24 months	Total	Change since previous quarter
Quarter ending June 2018	1,605	
Quarter ending September 2018	1,650	↑
Quarter ending December 2018	1,681	→
Quarter ending March 2019	1,713	→
Quarter ending June 2019	1,693	↓
Variance since June 2018	5.5%	↑



ACTIVITY



Month	Adjusted Scheduled Activity (UDA)	
	2019	2020
April	361	34
May	710	269
June	921	660
July	1,424	
August	1,702	
September	2,053	
October	2,477	
November	2,889	
December	3,457	
January	4,025	
February	4,372	
March	5,059	
April	5,547	
May	5,547	
June	5,547	

QUALITY

	Quantity	Base Number	Contract	AT	Region	England
% of FP17s for the same patient ID Re-attending within 3 months - Children	6	115	5.2%	8.8%	11.2%	11.4%
% of FP17s for the same patient ID Re-attending within 3 months - Adults	26	255	10.2%	12.1%	14.8%	15.4%
% of FP17s for the same patient ID Re-attending between 3 & 9 months - Children	59	115	51.3%	60.6%	60.9%	59.8%
% of FP17s for the same patient ID Re-attending between 3 & 9 months - Adults	99	255	38.8%	52.0%	53.2%	52.1%
% of FP17s for Band 1 Urgent Courses	3	270	1.1%	7.3%	8.3%	9.2%
% of FP17s Relating to Free Repair or Replacements	0	270	0.0%	0.8%	0.7%	0.7%
% of FP17s Relating to Continuations	0	270	0.0%	0.9%	0.8%	0.8%
% of Patients satisfied with the dentistry they have received	1	2	N/A	94.5%	93.2%	93.4%
% of Patients satisfied with the time they had to wait for an appointment	1	2	N/A	91.7%	88.5%	87.6%

* This is based on patients treated on this contract for their most recent course of treatment. Figures in italics indicate the base number of FP17s or Patient Questionnaire responses are less than 100. N/A is shown where the base number of responses is less than 10 during the period. % is calculated as Quantity/Base number*100

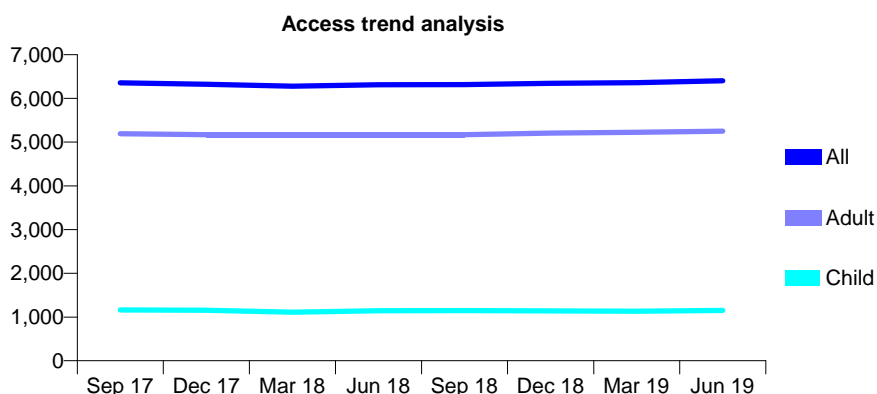
Q53 - Vital Signs At a Glance Contract Report for 814113/0001 - June 2019

Name or company name	MR RA ARROWSMITH
Contract type name	GDS Contract
Purpose of contract	General
Contract start date	01/04/2006
Contract end date	

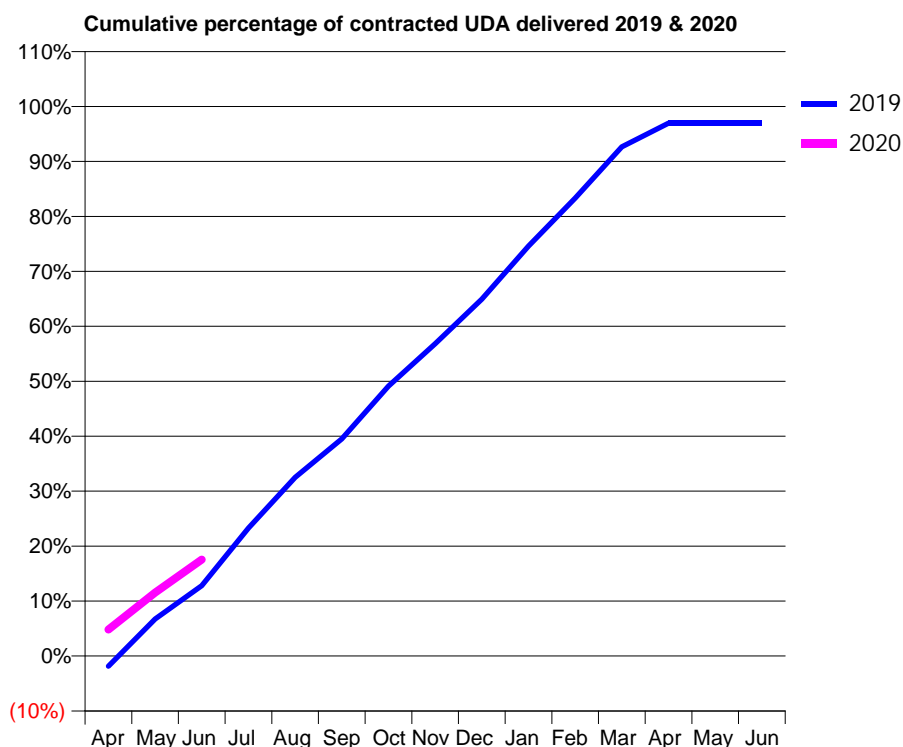
19/20 Contracted general activity (UDA)	12,778
Carry forward general activity (UDA)	0
19/20 Contracted orthodontic activity (UOA)	0
Carry forward orthodontic activity (UOA)	0
Baseline contract value	£378,542.73

ACCESS*

Patients seen in 24 months	Total	Change since previous quarter
Quarter ending June 2018	6,312	
Quarter ending September 2018	6,316	→
Quarter ending December 2018	6,346	→
Quarter ending March 2019	6,360	→
Quarter ending June 2019	6,404	→
Variance since June 2018	1.5%	→



ACTIVITY



Month	Adjusted Scheduled Activity (UDA)	
	2019	2020
April	-240	616
May	863	1,474
June	1,636	2,243
July	2,974	
August	4,157	
September	5,046	
October	6,279	
November	7,265	
December	8,298	
January	9,529	
February	10,651	
March	11,841	
April	12,388	
May	12,389	
June	12,389	

QUALITY

	Quantity	Base Number	Contract	AT	Region	England
% of FP17s for the same patient ID Re-attending within 3 months - Children	22	391	5.6%	8.8%	11.2%	11.4%
% of FP17s for the same patient ID Re-attending within 3 months - Adults	143	1,426	10.0%	12.1%	14.8%	15.4%
% of FP17s for the same patient ID Re-attending between 3 & 9 months - Children	173	391	44.2%	60.6%	60.9%	59.8%
% of FP17s for the same patient ID Re-attending between 3 & 9 months - Adults	595	1,426	41.7%	52.0%	53.2%	52.1%
% of FP17s for Band 1 Urgent Courses	76	1,297	5.9%	7.3%	8.3%	9.2%
% of FP17s Relating to Free Repair or Replacements	10	1,297	0.8%	0.8%	0.7%	0.7%
% of FP17s Relating to Continuations	34	1,297	2.6%	0.9%	0.8%	0.8%
% of Patients satisfied with the dentistry they have received	2	2	N/A	94.5%	93.2%	93.4%
% of Patients satisfied with the time they had to wait for an appointment	2	2	N/A	91.7%	88.5%	87.6%

* This is based on patients treated on this contract for their most recent course of treatment. Figures in italics indicate the base number of FP17s or Patient Questionnaire responses are less than 100. N/A is shown where the base number of responses is less than 10 during the period. % is calculated as Quantity/Base number*100

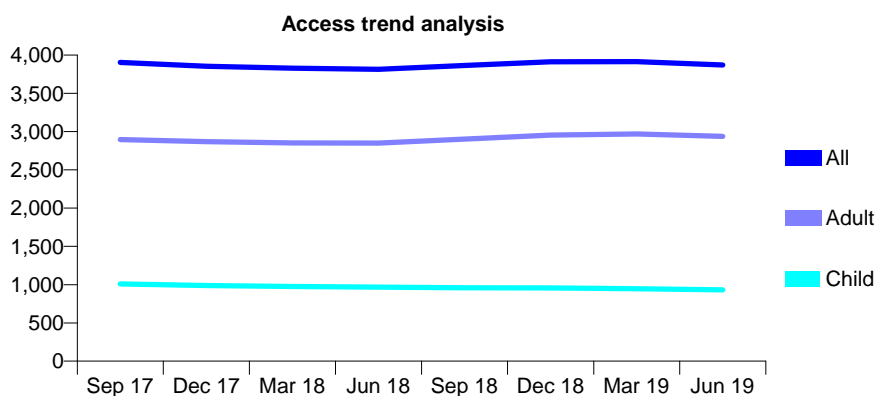
Q53 - Vital Signs At a Glance Contract Report for 817066/0001 - June 2019

Name or company name	MR PR VICKERY
Contract type name	GDS Contract
Purpose of contract	General
Contract start date	01/04/2006
Contract end date	

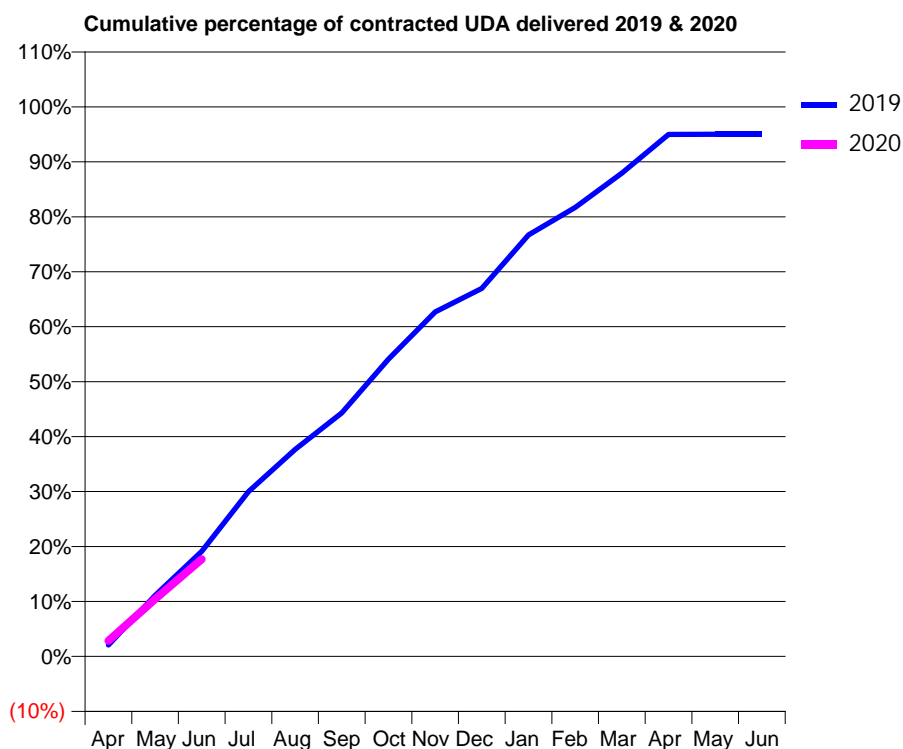
19/20 Contracted general activity (UDA)	16,087
Carry forward general activity (UDA)	0
19/20 Contracted orthodontic activity (UOA)	0
Carry forward orthodontic activity (UOA)	0
Baseline contract value	£412,502.97

ACCESS*

Patients seen in 24 months	Total	Change since previous quarter
Quarter ending June 2018	3,815	
Quarter ending September 2018	3,863	→
Quarter ending December 2018	3,912	→
Quarter ending March 2019	3,914	→
Quarter ending June 2019	3,870	↓
Variance since June 2018	1.4%	→



ACTIVITY



Month	2019	2020
April	339	460
May	1,787	1,681
June	3,080	2,848
July	4,822	
August	6,059	
September	7,128	
October	8,705	
November	10,084	
December	10,773	
January	12,338	
February	13,141	
March	14,144	
April	15,279	
May	15,284	
June	15,287	

QUALITY

	Quantity	Base Number	Contract	AT	Region	England
% of FP17s for the same patient ID Re-attending within 3 months - Children	35	479	7.3%	8.8%	11.2%	11.4%
% of FP17s for the same patient ID Re-attending within 3 months - Adults	135	1,366	9.9%	12.1%	14.8%	15.4%
% of FP17s for the same patient ID Re-attending between 3 & 9 months - Children	341	479	71.2%	60.6%	60.9%	59.8%
% of FP17s for the same patient ID Re-attending between 3 & 9 months - Adults	948	1,366	69.4%	52.0%	53.2%	52.1%
% of FP17s for Band 1 Urgent Courses	89	1,353	6.6%	7.3%	8.3%	9.2%
% of FP17s Relating to Free Repair or Replacements	5	1,353	0.4%	0.8%	0.7%	0.7%
% of FP17s Relating to Continuations	7	1,353	0.5%	0.9%	0.8%	0.8%
% of Patients satisfied with the dentistry they have received	6	6	N/A	94.5%	93.2%	93.4%
% of Patients satisfied with the time they had to wait for an appointment	6	6	N/A	91.7%	88.5%	87.6%

* This is based on patients treated on this contract for their most recent course of treatment. Figures in italics indicate the base number of FP17s or Patient Questionnaire responses are less than 100. N/A is shown where the base number of responses is less than 10 during the period. % is calculated as Quantity/Base number*100

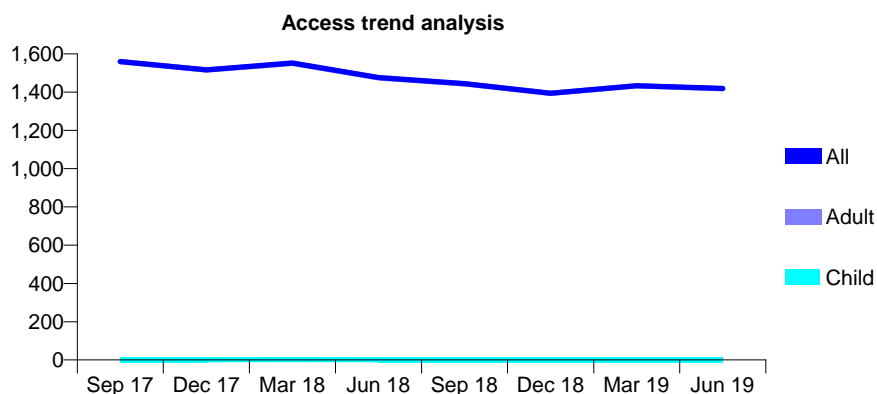
Q53 - Vital Signs At a Glance Contract Report for 819166/0001 - June 2019

Name or company name	MRS CA HARRINGTON
Contract type name	GDS Contract
Purpose of contract	General
Contract start date	18/09/2006
Contract end date	

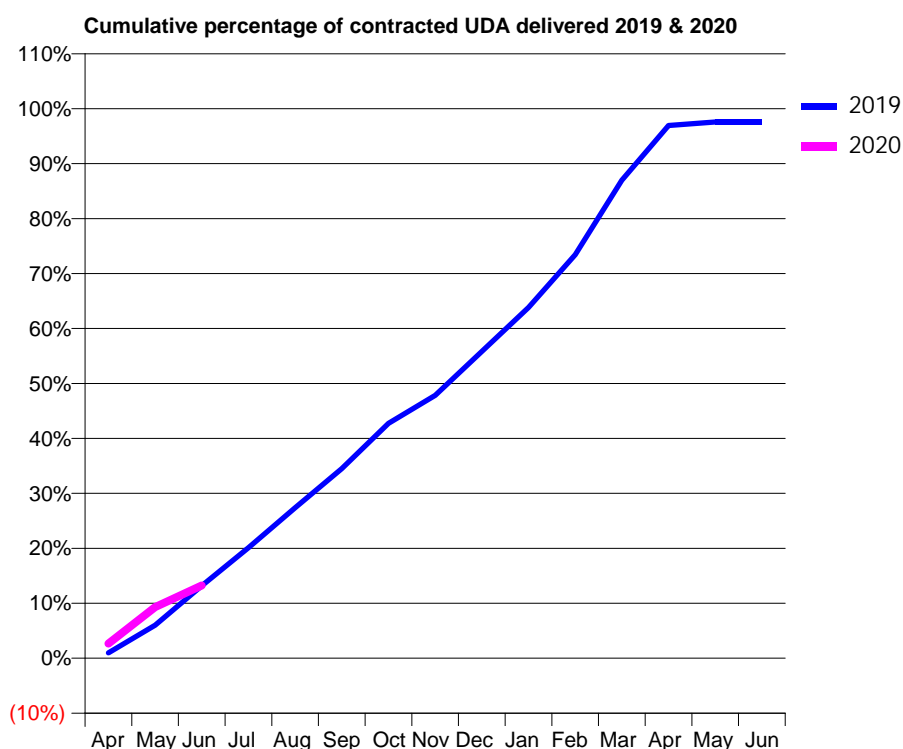
19/20 Contracted general activity (UDA)	4,264
Carry forward general activity (UDA)	0
19/20 Contracted orthodontic activity (UOA)	0
Carry forward orthodontic activity (UOA)	0
Baseline contract value	£120,480.97

ACCESS*

Patients seen in 24 months	Total	Change since previous quarter
Quarter ending June 2018	1,476	
Quarter ending September 2018	1,444	↓
Quarter ending December 2018	1,394	↓
Quarter ending March 2019	1,434	↑
Quarter ending June 2019	1,419	↓
Variance since June 2018	(3.9%)	↓



ACTIVITY



Month	2019	2020
April	42	114
May	257	397
June	563	564
July	857	
August	1,168	
September	1,471	
October	1,823	
November	2,040	
December	2,379	
January	2,720	
February	3,130	
March	3,708	
April	4,133	
May	4,160	
June	4,160	

QUALITY

	Quantity	Base Number	Contract	AT	Region	England
% of FP17s for the same patient ID Re-attending within 3 months - Children	0	0	N/A	8.8%	11.2%	11.4%
% of FP17s for the same patient ID Re-attending within 3 months - Adults	24	345	7.0%	12.1%	14.8%	15.4%
% of FP17s for the same patient ID Re-attending between 3 & 9 months - Children	0	0	N/A	60.6%	60.9%	59.8%
% of FP17s for the same patient ID Re-attending between 3 & 9 months - Adults	143	345	41.4%	52.0%	53.2%	52.1%
% of FP17s for Band 1 Urgent Courses	20	261	7.7%	7.3%	8.3%	9.2%
% of FP17s Relating to Free Repair or Replacements	0	261	0.0%	0.8%	0.7%	0.7%
% of FP17s Relating to Continuations	0	261	0.0%	0.9%	0.8%	0.8%
% of Patients satisfied with the dentistry they have received	1	1	N/A	94.5%	93.2%	93.4%
% of Patients satisfied with the time they had to wait for an appointment	0	1	N/A	91.7%	88.5%	87.6%

* This is based on patients treated on this contract for their most recent course of treatment.

Figures in italics indicate the base number of FP17s or Patient Questionnaire responses are less than 100. N/A is shown where the base number of responses is less than 10 during the period. % is calculated as Quantity/Base number*100

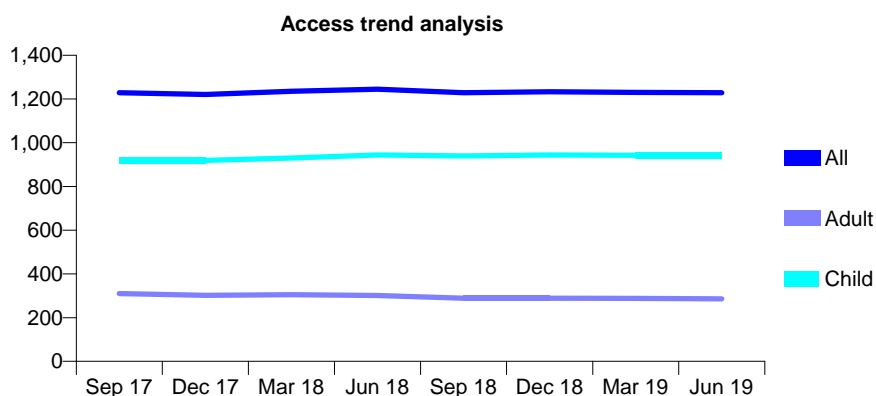
Q53 - Vital Signs At a Glance Contract Report for 825212/0004 - June 2019

Name or company name	MR D DALBY
Contract type name	GDS Contract
Purpose of contract	General
Contract start date	01/08/2012
Contract end date	

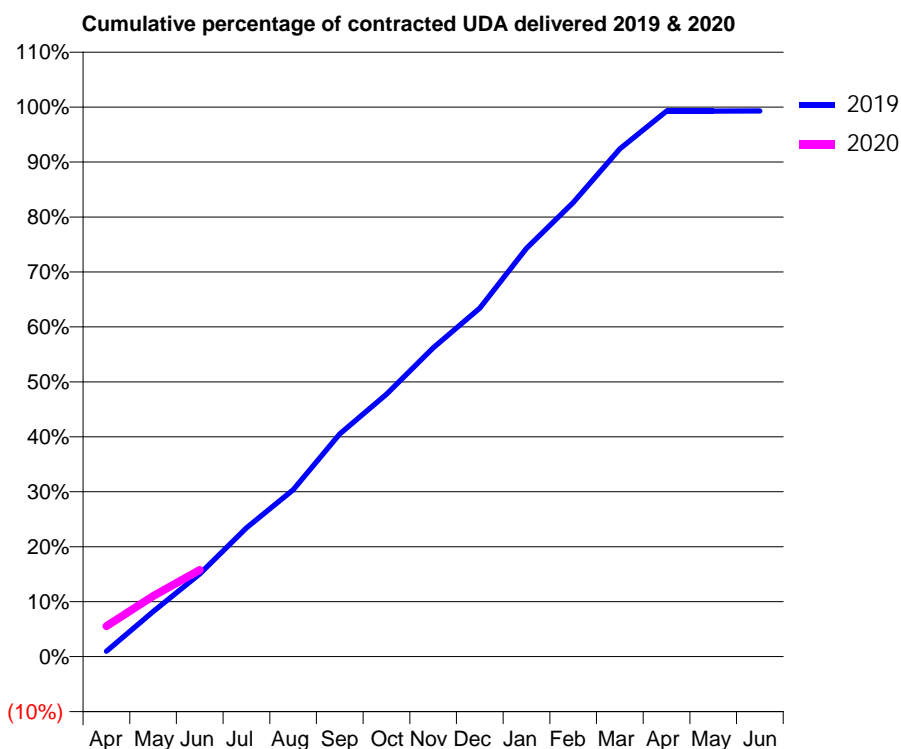
19/20 Contracted general activity (UDA)	2,200
Carry forward general activity (UDA)	0
19/20 Contracted orthodontic activity (UOA)	0
Carry forward orthodontic activity (UOA)	0
Baseline contract value	£66,149.17

ACCESS*

Patients seen in 24 months	Total	Change since previous quarter
Quarter ending June 2018	1,245	
Quarter ending September 2018	1,229	↓
Quarter ending December 2018	1,233	→
Quarter ending March 2019	1,230	→
Quarter ending June 2019	1,229	→
Variance since June 2018	(1.3%)	↓



ACTIVITY



Month	Adjusted Scheduled Activity (UDA)	
	2019	2020
April	22	122
May	181	243
June	331	347
July	516	
August	668	
September	892	
October	1,050	
November	1,236	
December	1,395	
January	1,634	
February	1,818	
March	2,033	
April	2,184	
May	2,184	
June	2,185	

QUALITY

	Quantity	Base Number	Contract	AT	Region	England
% of FP17s for the same patient ID Re-attending within 3 months - Children	44	335	13.1%	8.8%	11.2%	11.4%
% of FP17s for the same patient ID Re-attending within 3 months - Adults	3	46	6.5%	12.1%	14.8%	15.4%
% of FP17s for the same patient ID Re-attending between 3 & 9 months - Children	160	335	47.8%	60.6%	60.9%	59.8%
% of FP17s for the same patient ID Re-attending between 3 & 9 months - Adults	20	46	43.5%	52.0%	53.2%	52.1%
% of FP17s for Band 1 Urgent Courses	13	262	5.0%	7.3%	8.3%	9.2%
% of FP17s Relating to Free Repair or Replacements	0	262	0.0%	0.8%	0.7%	0.7%
% of FP17s Relating to Continuations	7	262	2.7%	0.9%	0.8%	0.8%
% of Patients satisfied with the dentistry they have received	0	0	N/A	94.5%	93.2%	93.4%
% of Patients satisfied with the time they had to wait for an appointment	0	0	N/A	91.7%	88.5%	87.6%

* This is based on patients treated on this contract for their most recent course of treatment. Figures in italics indicate the base number of FP17s or Patient Questionnaire responses are less than 100. N/A is shown where the base number of responses is less than 10 during the period. % is calculated as Quantity/Base number*100

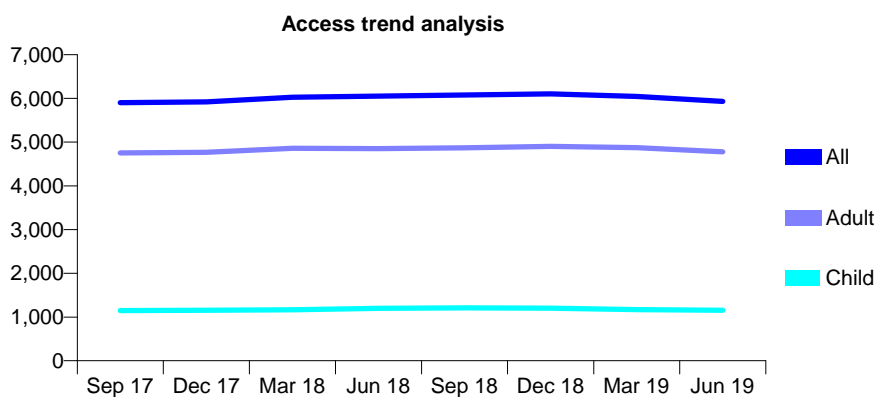
Q53 - Vital Signs At a Glance Contract Report for 831662/0001 - June 2019

Name or company name	MR SJ THOMAS
Contract type name	GDS Contract
Purpose of contract	General
Contract start date	01/04/2006
Contract end date	

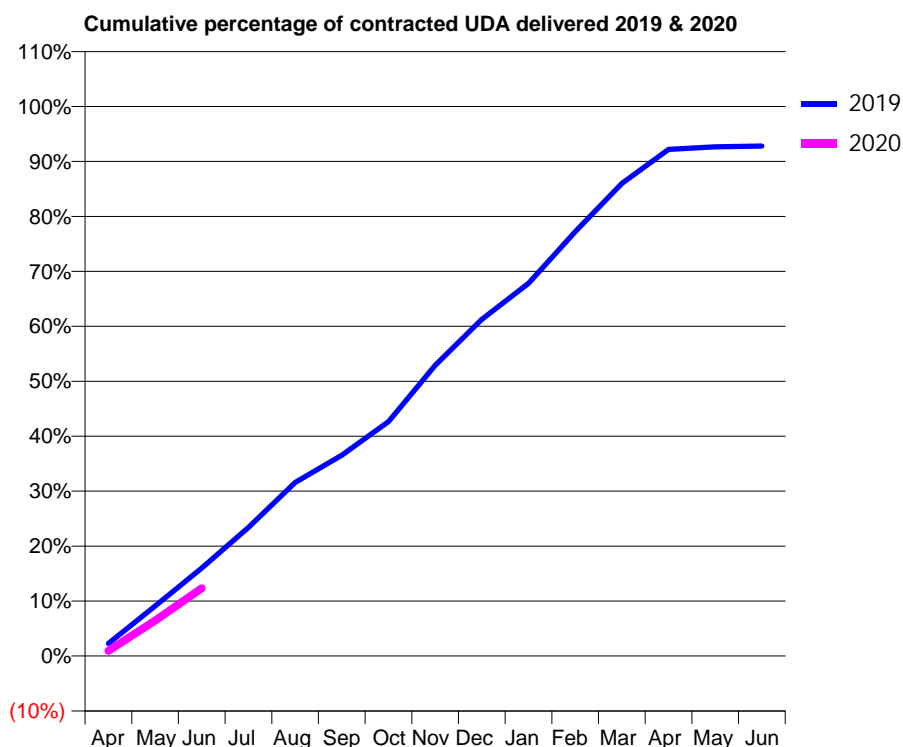
19/20 Contracted general activity (UDA)	18,115
Carry forward general activity (UDA)	0
19/20 Contracted orthodontic activity (UOA)	0
Carry forward orthodontic activity (UOA)	0
Baseline contract value	£536,610.57

ACCESS*

Patients seen in 24 months	Total	Change since previous quarter
Quarter ending June 2018	6,052	
Quarter ending September 2018	6,077	→
Quarter ending December 2018	6,105	→
Quarter ending March 2019	6,045	→
Quarter ending June 2019	5,932	↓
Variance since June 2018	(2.0%)	↓



ACTIVITY



Month	Adjusted Scheduled Activity (UDA)	
	2019	2020
April	415	172
May	1,651	1,171
June	2,900	2,237
July	4,238	
August	5,723	
September	6,618	
October	7,726	
November	9,583	
December	11,099	
January	12,286	
February	13,991	
March	15,575	
April	16,696	
May	16,781	
June	16,814	

QUALITY

	Quantity	Base Number	Contract	AT	Region	England
% of FP17s for the same patient ID Re-attending within 3 months - Children	15	361	4.2%	8.8%	11.2%	11.4%
% of FP17s for the same patient ID Re-attending within 3 months - Adults	157	1,314	11.9%	12.1%	14.8%	15.4%
% of FP17s for the same patient ID Re-attending between 3 & 9 months - Children	241	361	66.8%	60.6%	60.9%	59.8%
% of FP17s for the same patient ID Re-attending between 3 & 9 months - Adults	508	1,314	38.7%	52.0%	53.2%	52.1%
% of FP17s for Band 1 Urgent Courses	93	1,314	7.1%	7.3%	8.3%	9.2%
% of FP17s Relating to Free Repair or Replacements	14	1,314	1.1%	0.8%	0.7%	0.7%
% of FP17s Relating to Continuations	30	1,314	2.3%	0.9%	0.8%	0.8%
% of Patients satisfied with the dentistry they have received	4	4	N/A	94.5%	93.2%	93.4%
% of Patients satisfied with the time they had to wait for an appointment	4	4	N/A	91.7%	88.5%	87.6%

* This is based on patients treated on this contract for their most recent course of treatment. Figures in italics indicate the base number of FP17s or Patient Questionnaire responses are less than 100. N/A is shown where the base number of responses is less than 10 during the period. % is calculated as Quantity/Base number*100

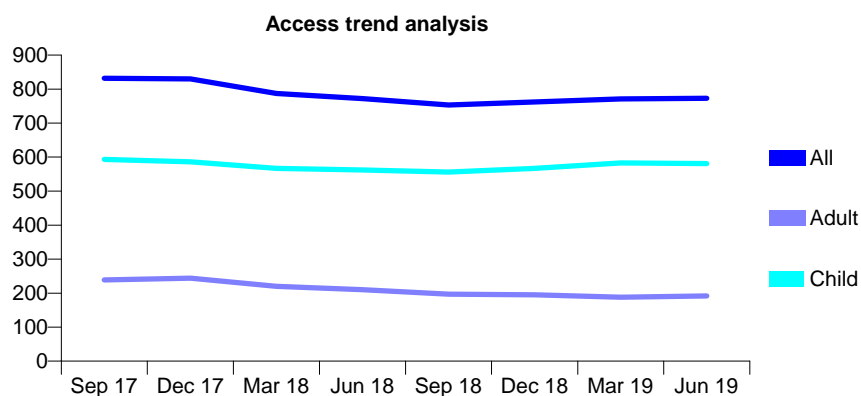
Q53 - Vital Signs At a Glance Contract Report for 835765/0001 - June 2019

Name or company name	MISS P WILKES
Contract type name	GDS Contract
Purpose of contract	General
Contract start date	01/08/2008
Contract end date	

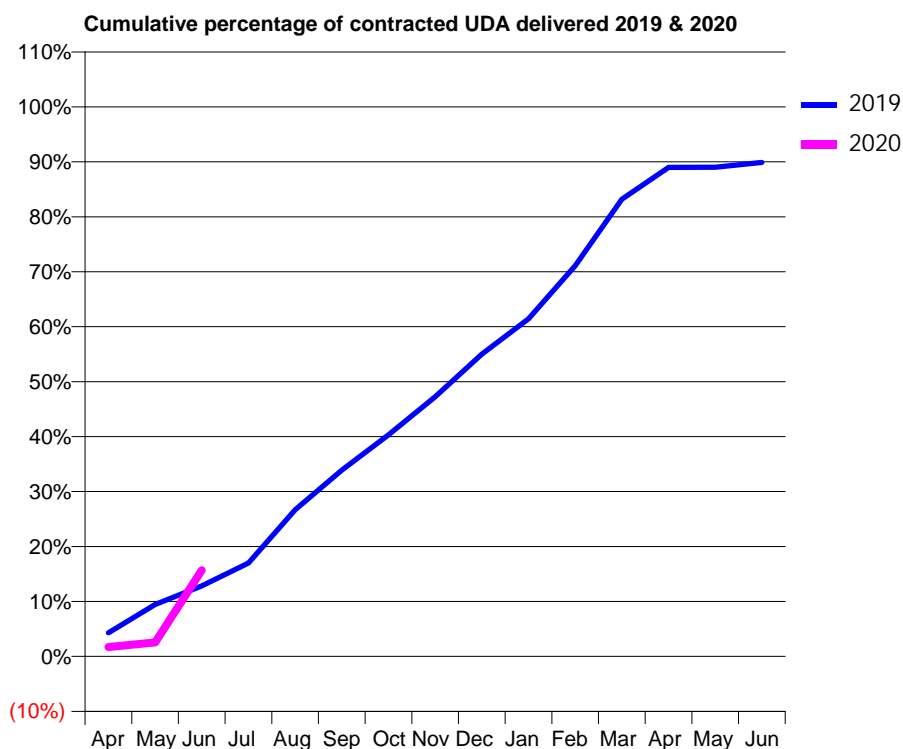
19/20 Contracted general activity (UDA)	1,750
Carry forward general activity (UDA)	0
19/20 Contracted orthodontic activity (UOA)	0
Carry forward orthodontic activity (UOA)	0
Baseline contract value	£41,643.70

ACCESS*

Patients seen in 24 months	Total	Change since previous quarter
Quarter ending June 2018	772	
Quarter ending September 2018	753	↓
Quarter ending December 2018	762	→
Quarter ending March 2019	771	→
Quarter ending June 2019	773	→
Variance since June 2018	0.1%	→



ACTIVITY



Month	Adjusted Scheduled Activity (UDA)	
	2019	2020
April	75	30
May	165	45
June	224	274
July	297	
August	467	
September	593	
October	705	
November	827	
December	963	
January	1,075	
February	1,245	
March	1,456	
April	1,557	
May	1,558	
June	1,573	

QUALITY

	Quantity	Base Number	Contract	AT	Region	England
% of FP17s for the same patient ID Re-attending within 3 months - Children	9	179	5.0%	8.8%	11.2%	11.4%
% of FP17s for the same patient ID Re-attending within 3 months - Adults	3	46	6.5%	12.1%	14.8%	15.4%
% of FP17s for the same patient ID Re-attending between 3 & 9 months - Children	124	179	69.3%	60.6%	60.9%	59.8%
% of FP17s for the same patient ID Re-attending between 3 & 9 months - Adults	14	46	30.4%	52.0%	53.2%	52.1%
% of FP17s for Band 1 Urgent Courses	7	176	4.0%	7.3%	8.3%	9.2%
% of FP17s Relating to Free Repair or Replacements	0	176	0.0%	0.8%	0.7%	0.7%
% of FP17s Relating to Continuations	1	176	0.6%	0.9%	0.8%	0.8%
% of Patients satisfied with the dentistry they have received	0	0	N/A	94.5%	93.2%	93.4%
% of Patients satisfied with the time they had to wait for an appointment	0	0	N/A	91.7%	88.5%	87.6%

* This is based on patients treated on this contract for their most recent course of treatment. Figures in italics indicate the base number of FP17s or Patient Questionnaire responses are less than 100. N/A is shown where the base number of responses is less than 10 during the period. % is calculated as Quantity/Base number*100

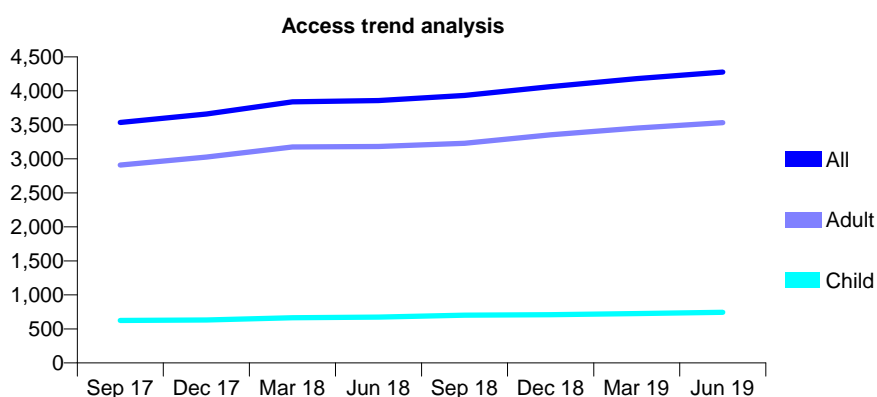
Q53 - Vital Signs At a Glance Contract Report for 836354/0001 - June 2019

Name or company name	MR SS HOTH
Contract type name	GDS Contract
Purpose of contract	General
Contract start date	01/04/2006
Contract end date	

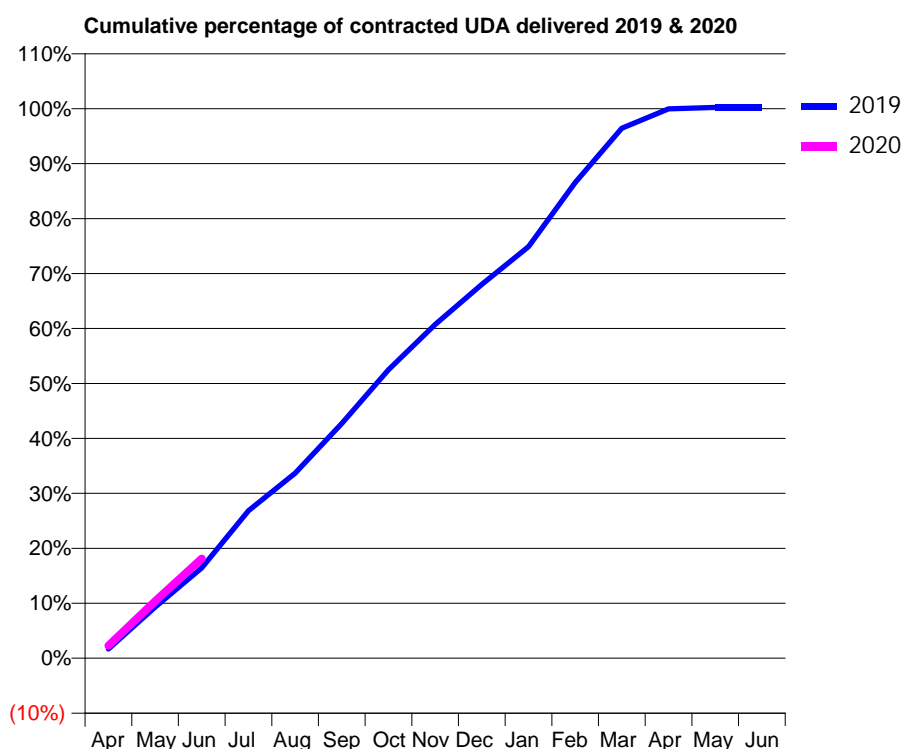
19/20 Contracted general activity (UDA)	11,116
Carry forward general activity (UDA)	0
19/20 Contracted orthodontic activity (UOA)	0
Carry forward orthodontic activity (UOA)	0
Baseline contract value	£339,135.00

ACCESS*

Patients seen in 24 months	Total	Change since previous quarter
Quarter ending June 2018	3,857	
Quarter ending September 2018	3,933	→
Quarter ending December 2018	4,061	↑
Quarter ending March 2019	4,179	↑
Quarter ending June 2019	4,277	↑
Variance since June 2018	10.9%	↑



ACTIVITY



Adjusted Scheduled Activity (UDA)		
Month	2019	2020
April	189	254
May	1,035	1,154
June	1,828	2,016
July	2,986	
August	3,747	
September	4,749	
October	5,835	
November	6,750	
December	7,559	
January	8,325	
February	9,623	
March	10,720	
April	11,112	
May	11,139	
June	11,139	

QUALITY

	Quantity	Base Number	Contract	AT	Region	England
% of FP17s for the same patient ID Re-attending within 3 months - Children	23	230	10.0%	8.8%	11.2%	11.4%
% of FP17s for the same patient ID Re-attending within 3 months - Adults	138	1,022	13.5%	12.1%	14.8%	15.4%
% of FP17s for the same patient ID Re-attending between 3 & 9 months - Children	150	230	65.2%	60.6%	60.9%	59.8%
% of FP17s for the same patient ID Re-attending between 3 & 9 months - Adults	509	1,022	49.8%	52.0%	53.2%	52.1%
% of FP17s for Band 1 Urgent Courses	94	1,038	9.1%	7.3%	8.3%	9.2%
% of FP17s Relating to Free Repair or Replacements	9	1,038	0.9%	0.8%	0.7%	0.7%
% of FP17s Relating to Continuations	2	1,038	0.2%	0.9%	0.8%	0.8%
% of Patients satisfied with the dentistry they have received	5	5	N/A	94.5%	93.2%	93.4%
% of Patients satisfied with the time they had to wait for an appointment	5	5	N/A	91.7%	88.5%	87.6%

* This is based on patients treated on this contract for their most recent course of treatment. Figures in italics indicate the base number of FP17s or Patient Questionnaire responses are less than 100. N/A is shown where the base number of responses is less than 10 during the period. % is calculated as Quantity/Base number*100

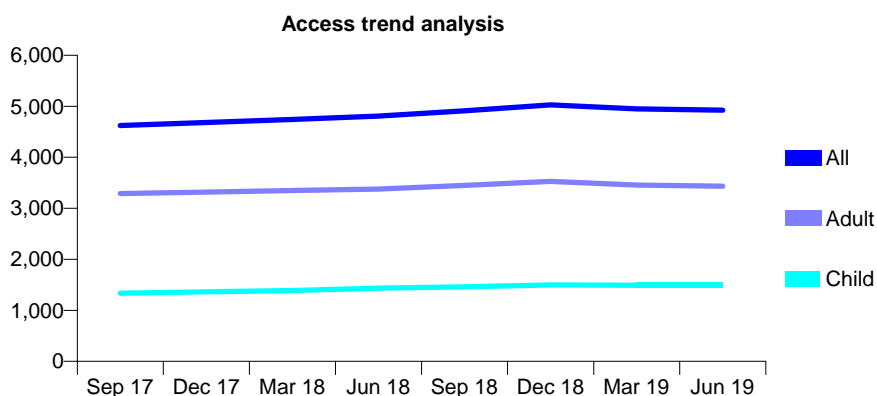
Q53 - Vital Signs At a Glance Contract Report for 841196/0001 - June 2019

Name or company name	MR A KAKAY AFSHARY
Contract type name	GDS Contract
Purpose of contract	General
Contract start date	01/04/2006
Contract end date	

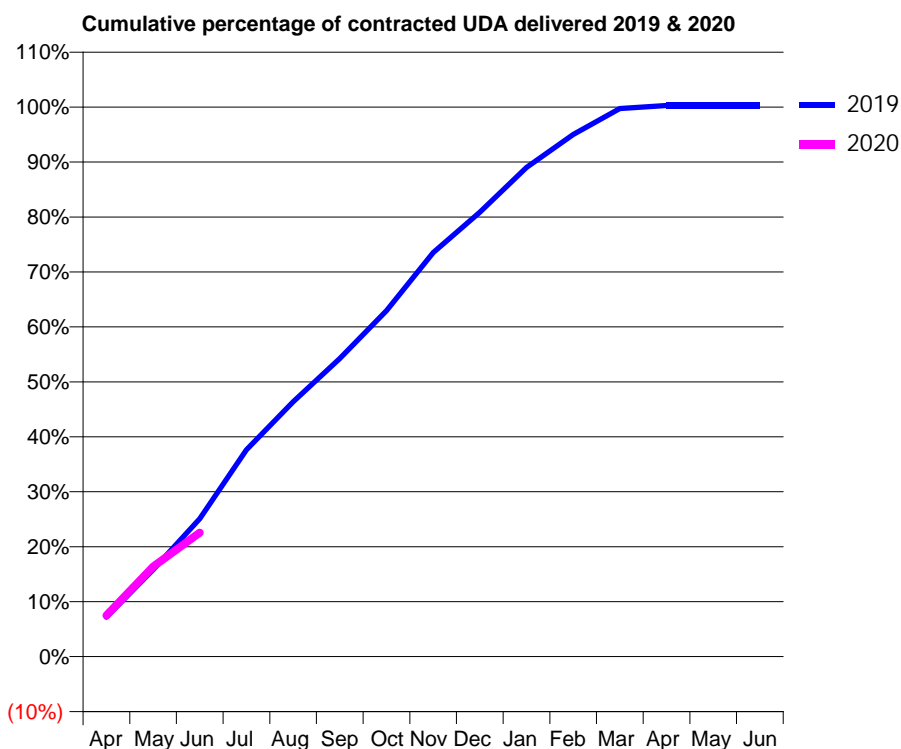
19/20 Contracted general activity (UDA)	11,465
Carry forward general activity (UDA)	0
19/20 Contracted orthodontic activity (UOA)	0
Carry forward orthodontic activity (UOA)	0
Baseline contract value	£356,223.75

ACCESS*

Patients seen in 24 months	Total	Change since previous quarter
Quarter ending June 2018	4,809	
Quarter ending September 2018	4,911	↑
Quarter ending December 2018	5,027	↑
Quarter ending March 2019	4,948	↓
Quarter ending June 2019	4,925	→
Variance since June 2018	2.4%	↑



ACTIVITY



Month	Adjusted Scheduled Activity (UDA)	
	2019	2020
April	823	860
May	1,814	1,880
June	2,878	2,587
July	4,317	
August	5,319	
September	6,218	
October	7,218	
November	8,428	
December	9,269	
January	10,206	
February	10,893	
March	11,434	
April	11,497	
May	11,499	
June	11,499	

QUALITY

	Quantity	Base Number	Contract	AT	Region	England
% of FP17s for the same patient ID Re-attending within 3 months - Children	17	444	3.8%	8.8%	11.2%	11.4%
% of FP17s for the same patient ID Re-attending within 3 months - Adults	49	963	5.1%	12.1%	14.8%	15.4%
% of FP17s for the same patient ID Re-attending between 3 & 9 months - Children	247	444	55.6%	60.6%	60.9%	59.8%
% of FP17s for the same patient ID Re-attending between 3 & 9 months - Adults	536	963	55.7%	52.0%	53.2%	52.1%
% of FP17s for Band 1 Urgent Courses	11	1,360	0.8%	7.3%	8.3%	9.2%
% of FP17s Relating to Free Repair or Replacements	2	1,360	0.1%	0.8%	0.7%	0.7%
% of FP17s Relating to Continuations	0	1,360	0.0%	0.9%	0.8%	0.8%
% of Patients satisfied with the dentistry they have received	3	3	N/A	94.5%	93.2%	93.4%
% of Patients satisfied with the time they had to wait for an appointment	3	3	N/A	91.7%	88.5%	87.6%

* This is based on patients treated on this contract for their most recent course of treatment. Figures in italics indicate the base number of FP17s or Patient Questionnaire responses are less than 100. N/A is shown where the base number of responses is less than 10 during the period. % is calculated as Quantity/Base number*100

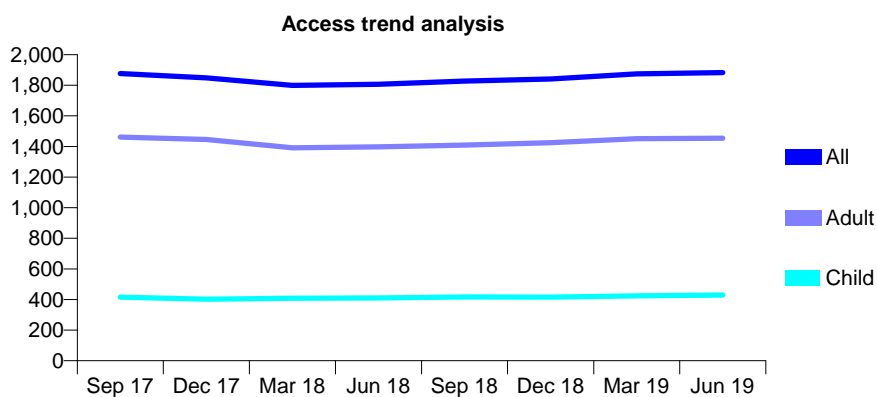
Q53 - Vital Signs At a Glance Contract Report for 841315/0003 - June 2019

Name or company name	MRS S BALKRISHNA
Contract type name	GDS Contract
Purpose of contract	General
Contract start date	01/04/2006
Contract end date	

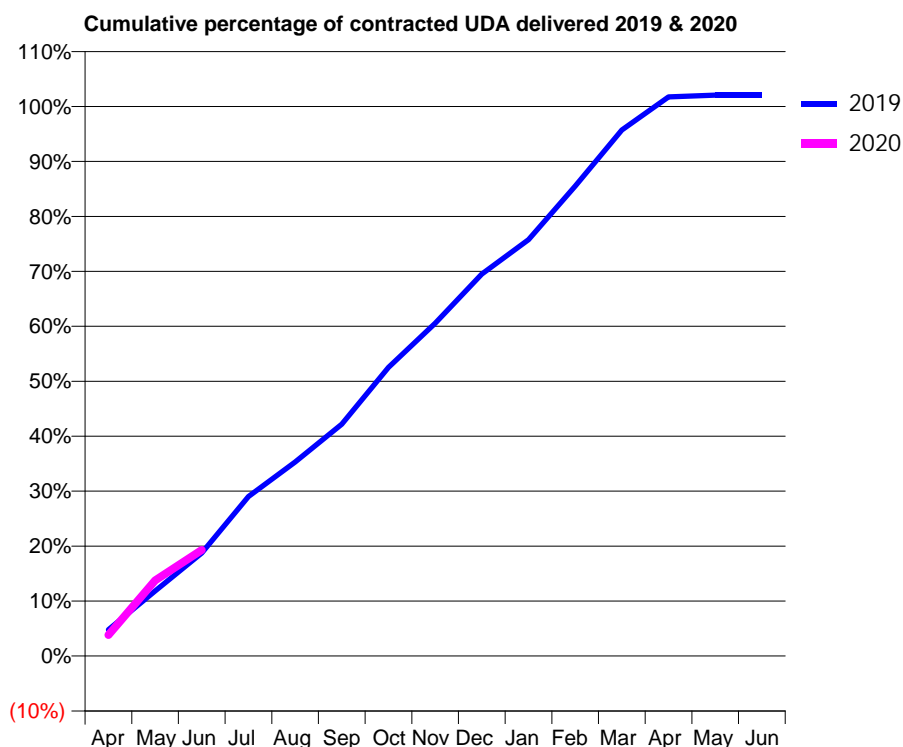
19/20 Contracted general activity (UDA)	5,472
Carry forward general activity (UDA)	0
19/20 Contracted orthodontic activity (UOA)	0
Carry forward orthodontic activity (UOA)	0
Baseline contract value	£132,869.48

ACCESS*

Patients seen in 24 months	Total	Change since previous quarter
Quarter ending June 2018	1,807	
Quarter ending September 2018	1,827	→
Quarter ending December 2018	1,841	→
Quarter ending March 2019	1,875	→
Quarter ending June 2019	1,883	→
Variance since June 2018	4.2%	↑



ACTIVITY



Month	Adjusted Scheduled Activity (UDA)	
	2019	2020
April	262	210
May	649	753
June	1,026	1,056
July	1,588	
August	1,933	
September	2,309	
October	2,874	
November	3,313	
December	3,803	
January	4,145	
February	4,681	
March	5,238	
April	5,567	
May	5,585	
June	5,585	

QUALITY

	Quantity	Base Number	Contract	AT	Region	England
% of FP17s for the same patient ID Re-attending within 3 months - Children	12	134	9.0%	8.8%	11.2%	11.4%
% of FP17s for the same patient ID Re-attending within 3 months - Adults	57	417	13.7%	12.1%	14.8%	15.4%
% of FP17s for the same patient ID Re-attending between 3 & 9 months - Children	71	134	53.0%	60.6%	60.9%	59.8%
% of FP17s for the same patient ID Re-attending between 3 & 9 months - Adults	210	417	50.4%	52.0%	53.2%	52.1%
% of FP17s for Band 1 Urgent Courses	10	435	2.3%	7.3%	8.3%	9.2%
% of FP17s Relating to Free Repair or Replacements	4	435	0.9%	0.8%	0.7%	0.7%
% of FP17s Relating to Continuations	8	435	1.8%	0.9%	0.8%	0.8%
% of Patients satisfied with the dentistry they have received	1	1	N/A	94.5%	93.2%	93.4%
% of Patients satisfied with the time they had to wait for an appointment	1	1	N/A	91.7%	88.5%	87.6%

* This is based on patients treated on this contract for their most recent course of treatment. Figures in italics indicate the base number of FP17s or Patient Questionnaire responses are less than 100. N/A is shown where the base number of responses is less than 10 during the period. % is calculated as Quantity/Base number*100

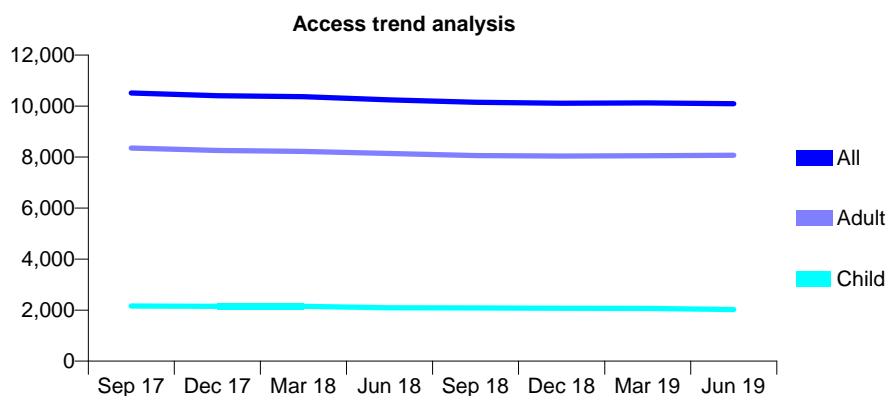
Q53 - Vital Signs At a Glance Contract Report for 847518/0001 - June 2019

Name or company name	MR KS SHOKER
Contract type name	GDS Contract
Purpose of contract	General
Contract start date	01/04/2006
Contract end date	

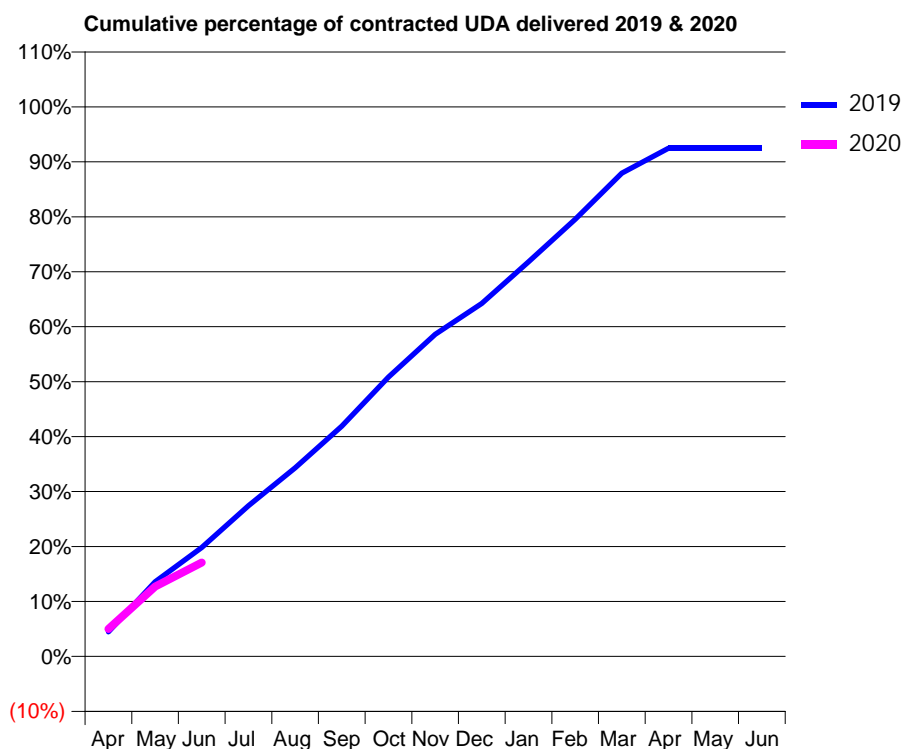
19/20 Contracted general activity (UDA)	25,422
Carry forward general activity (UDA)	0
19/20 Contracted orthodontic activity (UOA)	0
Carry forward orthodontic activity (UOA)	0
Baseline contract value	£690,231.02

ACCESS*

Patients seen in 24 months	Total	Change since previous quarter
Quarter ending June 2018	10,240	
Quarter ending September 2018	10,150	→
Quarter ending December 2018	10,111	→
Quarter ending March 2019	10,125	→
Quarter ending June 2019	10,093	→
Variance since June 2018	(1.4%)	↓



ACTIVITY



Month	2019	2020
April	1,138	1,276
May	3,457	3,227
June	5,037	4,344
July	6,975	
August	8,724	
September	10,652	
October	12,922	
November	14,905	
December	16,329	
January	18,250	
February	20,222	
March	22,352	
April	23,507	
May	23,505	
June	23,505	

QUALITY

	Quantity	Base Number	Contract	AT	Region	England
% of FP17s for the same patient ID Re-attending within 3 months - Children	45	603	7.5%	8.8%	11.2%	11.4%
% of FP17s for the same patient ID Re-attending within 3 months - Adults	273	2,221	12.3%	12.1%	14.8%	15.4%
% of FP17s for the same patient ID Re-attending between 3 & 9 months - Children	289	603	47.9%	60.6%	60.9%	59.8%
% of FP17s for the same patient ID Re-attending between 3 & 9 months - Adults	989	2,221	44.5%	52.0%	53.2%	52.1%
% of FP17s for Band 1 Urgent Courses	126	2,276	5.5%	7.3%	8.3%	9.2%
% of FP17s Relating to Free Repair or Replacements	12	2,276	0.5%	0.8%	0.7%	0.7%
% of FP17s Relating to Continuations	26	2,276	1.1%	0.9%	0.8%	0.8%
% of Patients satisfied with the dentistry they have received	6	6	N/A	94.5%	93.2%	93.4%
% of Patients satisfied with the time they had to wait for an appointment	6	6	N/A	91.7%	88.5%	87.6%

* This is based on patients treated on this contract for their most recent course of treatment. Figures in italics indicate the base number of FP17s or Patient Questionnaire responses are less than 100. N/A is shown where the base number of responses is less than 10 during the period. % is calculated as Quantity/Base number*100

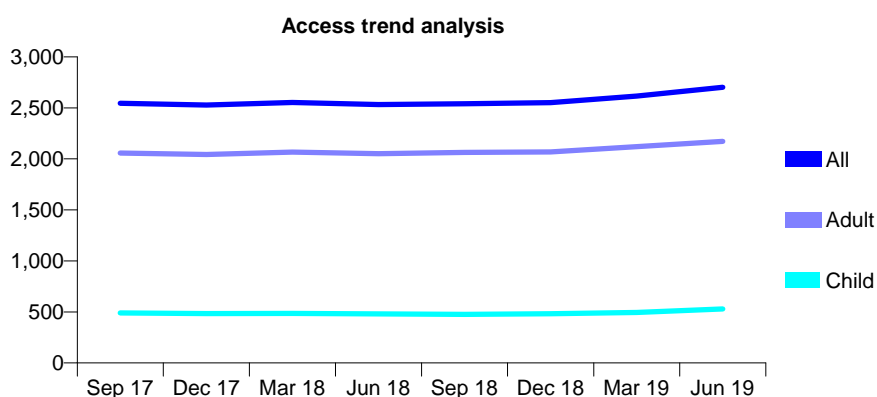
Q53 - Vital Signs At a Glance Contract Report for 848026/0001 - June 2019

Name or company name	Regent Street Dental Practice
Contract type name	GDS Contract
Purpose of contract	General
Contract start date	01/04/2006
Contract end date	

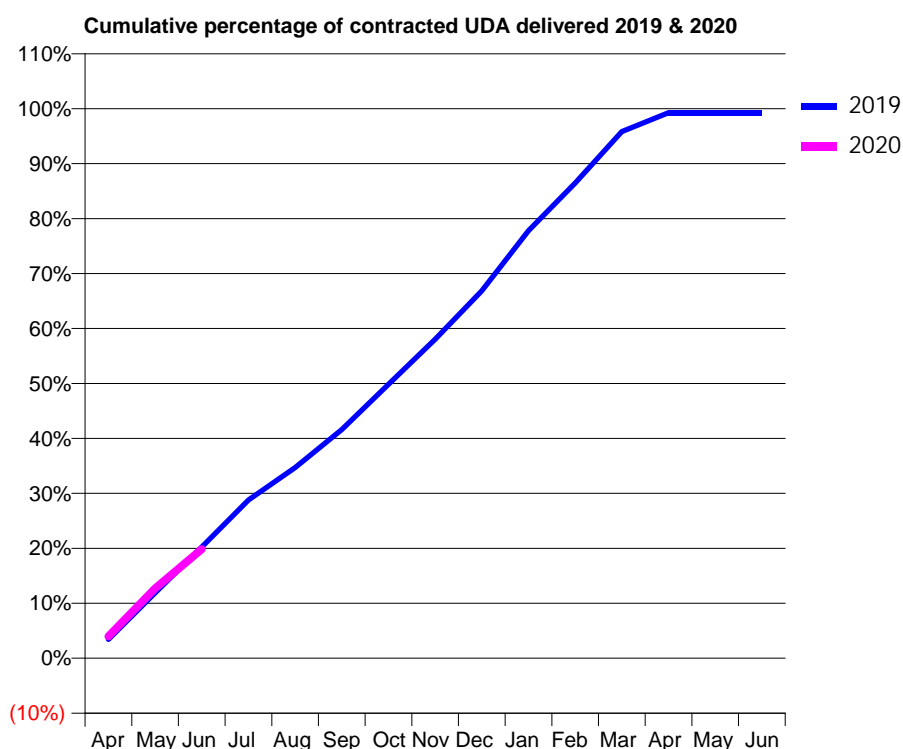
19/20 Contracted general activity (UDA)	7,468
Carry forward general activity (UDA)	0
19/20 Contracted orthodontic activity (UOA)	0
Carry forward orthodontic activity (UOA)	0
Baseline contract value	£232,021.07

ACCESS*

Patients seen in 24 months	Total	Change since previous quarter
Quarter ending June 2018	2,533	
Quarter ending September 2018	2,540	→
Quarter ending December 2018	2,551	→
Quarter ending March 2019	2,615	↑
Quarter ending June 2019	2,702	↑
Variance since June 2018	6.7%	↑



ACTIVITY



Month	2019	2020
April	257	296
May	889	949
June	1,510	1,484
July	2,151	
August	2,592	
September	3,108	
October	3,723	
November	4,337	
December	4,992	
January	5,808	
February	6,459	
March	7,155	
April	7,412	
May	7,412	
June	7,412	

QUALITY

	Quantity	Base Number	Contract	AT	Region	England
% of FP17s for the same patient ID Re-attending within 3 months - Children	8	184	4.3%	8.8%	11.2%	11.4%
% of FP17s for the same patient ID Re-attending within 3 months - Adults	53	609	8.7%	12.1%	14.8%	15.4%
% of FP17s for the same patient ID Re-attending between 3 & 9 months - Children	85	184	46.2%	60.6%	60.9%	59.8%
% of FP17s for the same patient ID Re-attending between 3 & 9 months - Adults	257	609	42.2%	52.0%	53.2%	52.1%
% of FP17s for Band 1 Urgent Courses	45	684	6.6%	7.3%	8.3%	9.2%
% of FP17s Relating to Free Repair or Replacements	0	684	0.0%	0.8%	0.7%	0.7%
% of FP17s Relating to Continuations	2	684	0.3%	0.9%	0.8%	0.8%
% of Patients satisfied with the dentistry they have received	2	2	N/A	94.5%	93.2%	93.4%
% of Patients satisfied with the time they had to wait for an appointment	2	2	N/A	91.7%	88.5%	87.6%

* This is based on patients treated on this contract for their most recent course of treatment.

Figures in italics indicate the base number of FP17s or Patient Questionnaire responses are less than 100. N/A is shown where the base number of responses is less than 10 during the period. % is calculated as Quantity/Base number*100

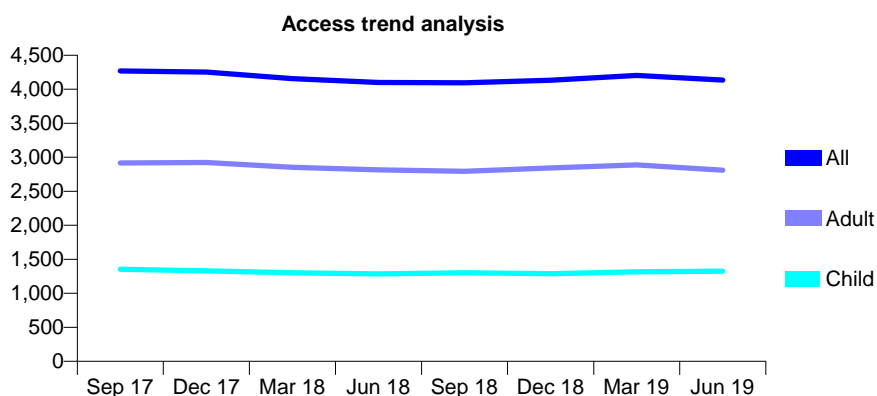
Q53 - Vital Signs At a Glance Contract Report for 852775/0001 - June 2019

Name or company name	MR F JAMALL
Contract type name	GDS Contract
Purpose of contract	General
Contract start date	01/04/2006
Contract end date	

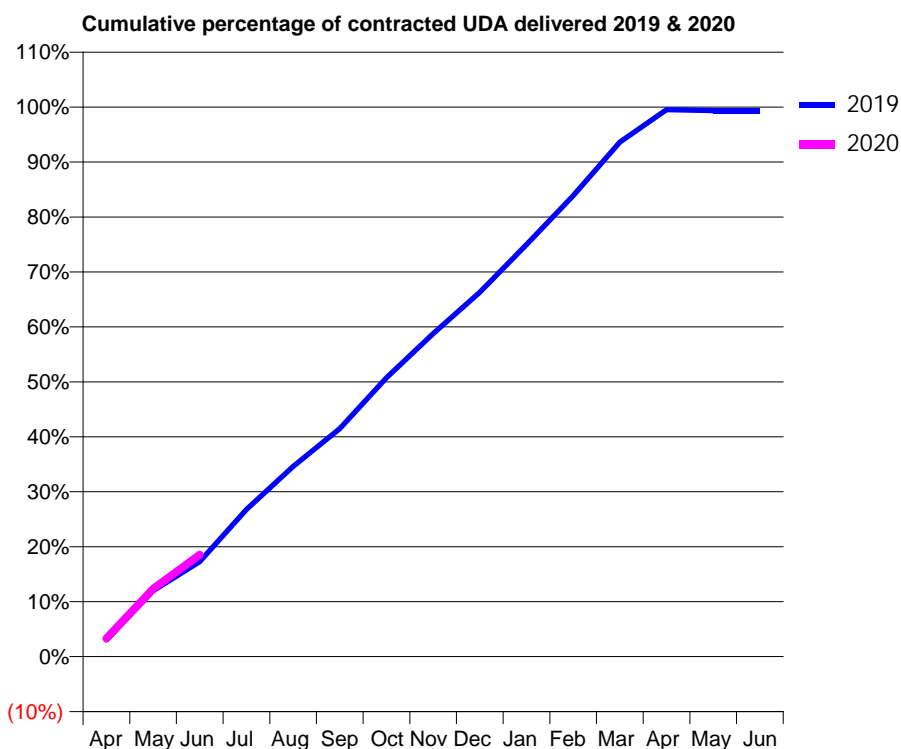
19/20 Contracted general activity (UDA)	10,157
Carry forward general activity (UDA)	0
19/20 Contracted orthodontic activity (UOA)	0
Carry forward orthodontic activity (UOA)	0
Baseline contract value	£309,019.98

ACCESS*

Patients seen in 24 months	Total	Change since previous quarter
Quarter ending June 2018	4,101	
Quarter ending September 2018	4,096	→
Quarter ending December 2018	4,133	→
Quarter ending March 2019	4,203	→
Quarter ending June 2019	4,137	↓
Variance since June 2018	0.9%	→



ACTIVITY



Month	Adjusted Scheduled Activity (UDA)	
	2019	2020
April	308	337
May	1,218	1,254
June	1,755	1,883
July	2,720	
August	3,516	
September	4,213	
October	5,155	
November	5,970	
December	6,732	
January	7,615	
February	8,519	
March	9,508	
April	10,109	
May	10,093	
June	10,093	

QUALITY

	Quantity	Base Number	Contract	AT	Region	England
% of FP17s for the same patient ID Re-attending within 3 months - Children	41	508	8.1%	8.8%	11.2%	11.4%
% of FP17s for the same patient ID Re-attending within 3 months - Adults	110	791	13.9%	12.1%	14.8%	15.4%
% of FP17s for the same patient ID Re-attending between 3 & 9 months - Children	328	508	64.6%	60.6%	60.9%	59.8%
% of FP17s for the same patient ID Re-attending between 3 & 9 months - Adults	440	791	55.6%	52.0%	53.2%	52.1%
% of FP17s for Band 1 Urgent Courses	100	1,026	9.7%	7.3%	8.3%	9.2%
% of FP17s Relating to Free Repair or Replacements	10	1,026	1.0%	0.8%	0.7%	0.7%
% of FP17s Relating to Continuations	2	1,026	0.2%	0.9%	0.8%	0.8%
% of Patients satisfied with the dentistry they have received	6	6	N/A	94.5%	93.2%	93.4%
% of Patients satisfied with the time they had to wait for an appointment	6	6	N/A	91.7%	88.5%	87.6%

* This is based on patients treated on this contract for their most recent course of treatment. Figures in italics indicate the base number of FP17s or Patient Questionnaire responses are less than 100. N/A is shown where the base number of responses is less than 10 during the period. % is calculated as Quantity/Base number*100

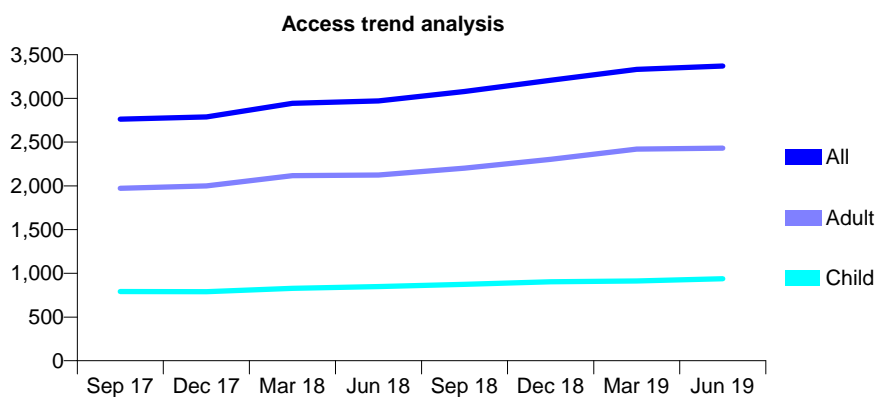
Q53 - Vital Signs At a Glance Contract Report for 852775/0003 - June 2019

Name or company name	Southam Dental Care
Contract type name	GDS Contract
Purpose of contract	General
Contract start date	01/04/2009
Contract end date	

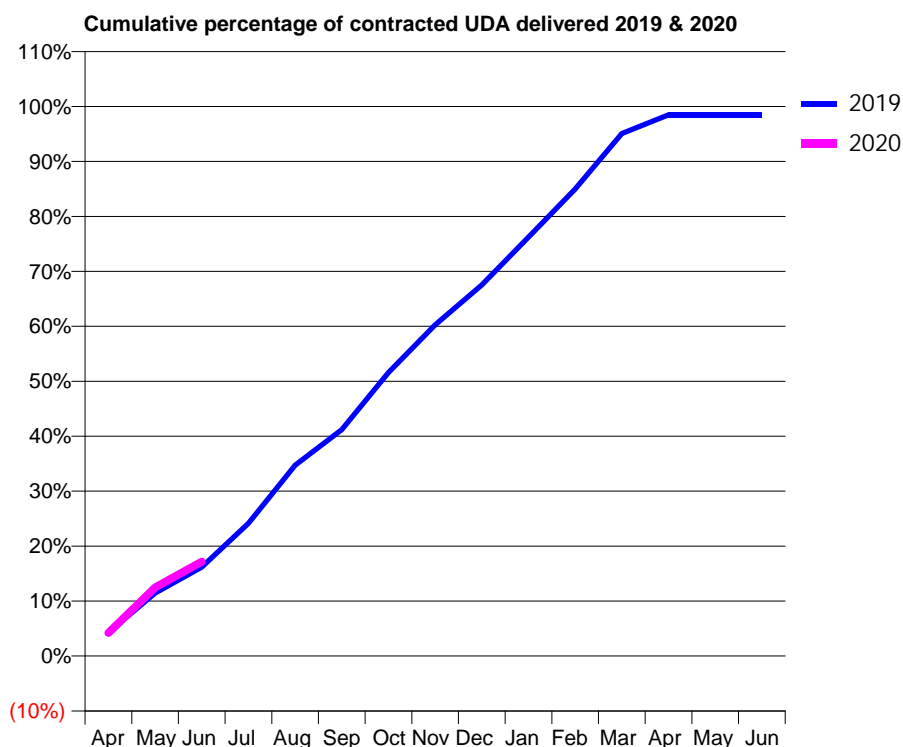
19/20 Contracted general activity (UDA)	8,000
Carry forward general activity (UDA)	0
19/20 Contracted orthodontic activity (UOA)	0
Carry forward orthodontic activity (UOA)	0
Baseline contract value	£222,488.07

ACCESS*

Patients seen in 24 months	Total	Change since previous quarter
Quarter ending June 2018	2,972	
Quarter ending September 2018	3,078	↑
Quarter ending December 2018	3,208	↑
Quarter ending March 2019	3,332	↑
Quarter ending June 2019	3,370	→
Variance since June 2018	13.4%	↑



ACTIVITY



Month	Adjusted Scheduled Activity (UDA)	
	2019	2020
April	340	337
May	917	998
June	1,293	1,373
July	1,933	
August	2,780	
September	3,295	
October	4,127	
November	4,821	
December	5,401	
January	6,099	
February	6,800	
March	7,606	
April	7,878	
May	7,878	
June	7,878	

QUALITY

	Quantity	Base Number	Contract	AT	Region	England
% of FP17s for the same patient ID Re-attending within 3 months - Children	21	320	6.6%	8.8%	11.2%	11.4%
% of FP17s for the same patient ID Re-attending within 3 months - Adults	63	754	8.4%	12.1%	14.8%	15.4%
% of FP17s for the same patient ID Re-attending between 3 & 9 months - Children	233	320	72.8%	60.6%	60.9%	59.8%
% of FP17s for the same patient ID Re-attending between 3 & 9 months - Adults	483	754	64.1%	52.0%	53.2%	52.1%
% of FP17s for Band 1 Urgent Courses	69	919	7.5%	7.3%	8.3%	9.2%
% of FP17s Relating to Free Repair or Replacements	6	919	0.7%	0.8%	0.7%	0.7%
% of FP17s Relating to Continuations	3	919	0.3%	0.9%	0.8%	0.8%
% of Patients satisfied with the dentistry they have received	2	2	N/A	94.5%	93.2%	93.4%
% of Patients satisfied with the time they had to wait for an appointment	1	2	N/A	91.7%	88.5%	87.6%

* This is based on patients treated on this contract for their most recent course of treatment. Figures in italics indicate the base number of FP17s or Patient Questionnaire responses are less than 100. N/A is shown where the base number of responses is less than 10 during the period. % is calculated as Quantity/Base number*100

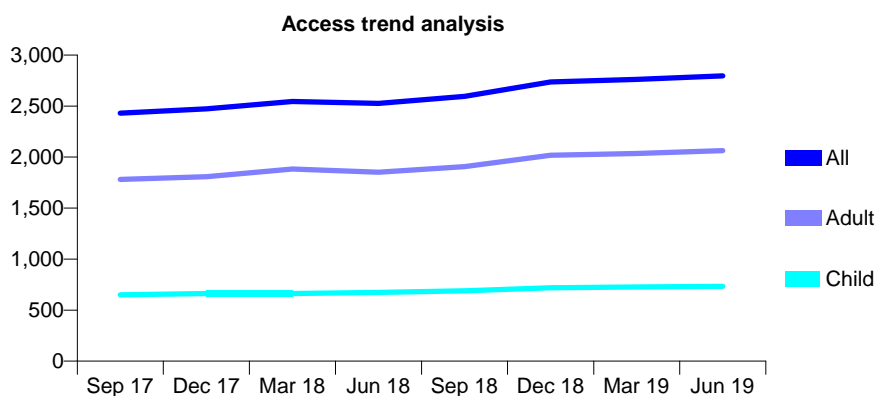
Q53 - Vital Signs At a Glance Contract Report for 852775/0004 - June 2019

Name or company name	MR F JAMALL
Contract type name	GDS Contract
Purpose of contract	General
Contract start date	26/04/2010
Contract end date	

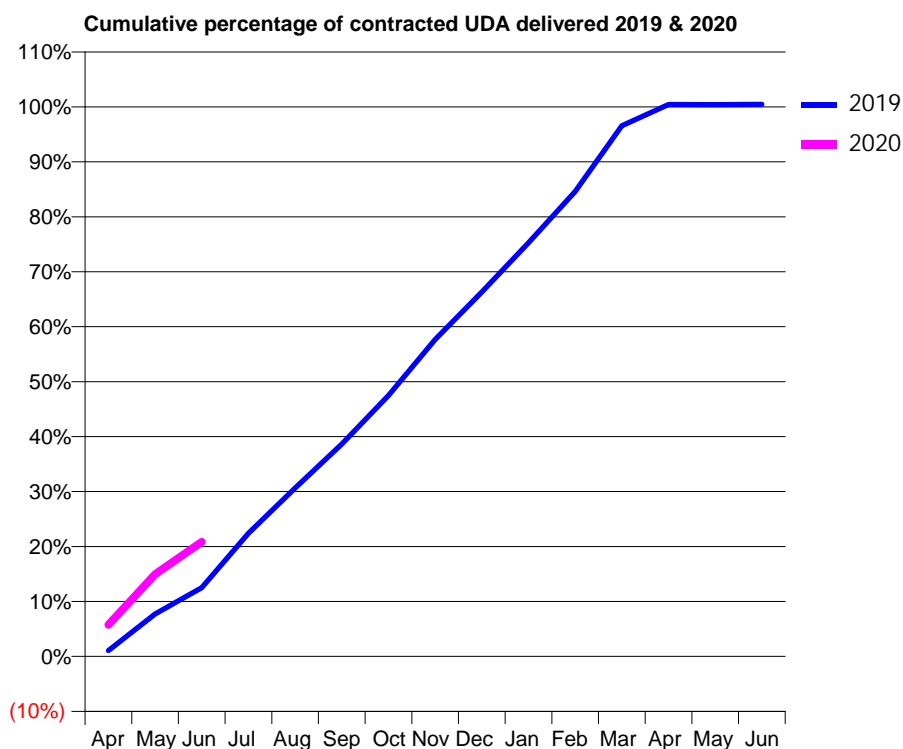
19/20 Contracted general activity (UDA)	8,000
Carry forward general activity (UDA)	0
19/20 Contracted orthodontic activity (UOA)	0
Carry forward orthodontic activity (UOA)	0
Baseline contract value	£220,041.46

ACCESS*

Patients seen in 24 months	Total	Change since previous quarter
Quarter ending June 2018	2,526	
Quarter ending September 2018	2,596	↑
Quarter ending December 2018	2,737	↑
Quarter ending March 2019	2,762	→
Quarter ending June 2019	2,797	→
Variance since June 2018	10.7%	↑



ACTIVITY



Month	2019	2020
April	86	461
May	618	1,197
June	1,001	1,667
July	1,792	
August	2,453	
September	3,092	
October	3,798	
November	4,613	
December	5,304	
January	6,020	
February	6,769	
March	7,724	
April	8,033	
May	8,031	
June	8,035	

QUALITY

	Quantity	Base Number	Contract	AT	Region	England
% of FP17s for the same patient ID Re-attending within 3 months - Children	15	244	6.1%	8.8%	11.2%	11.4%
% of FP17s for the same patient ID Re-attending within 3 months - Adults	72	614	11.7%	12.1%	14.8%	15.4%
% of FP17s for the same patient ID Re-attending between 3 & 9 months - Children	140	244	57.4%	60.6%	60.9%	59.8%
% of FP17s for the same patient ID Re-attending between 3 & 9 months - Adults	333	614	54.2%	52.0%	53.2%	52.1%
% of FP17s for Band 1 Urgent Courses	84	747	11.2%	7.3%	8.3%	9.2%
% of FP17s Relating to Free Repair or Replacements	4	747	0.5%	0.8%	0.7%	0.7%
% of FP17s Relating to Continuations	2	747	0.3%	0.9%	0.8%	0.8%
% of Patients satisfied with the dentistry they have received	0	0	N/A	94.5%	93.2%	93.4%
% of Patients satisfied with the time they had to wait for an appointment	0	0	N/A	91.7%	88.5%	87.6%

* This is based on patients treated on this contract for their most recent course of treatment. Figures in italics indicate the base number of FP17s or Patient Questionnaire responses are less than 100. N/A is shown where the base number of responses is less than 10 during the period. % is calculated as Quantity/Base number*100

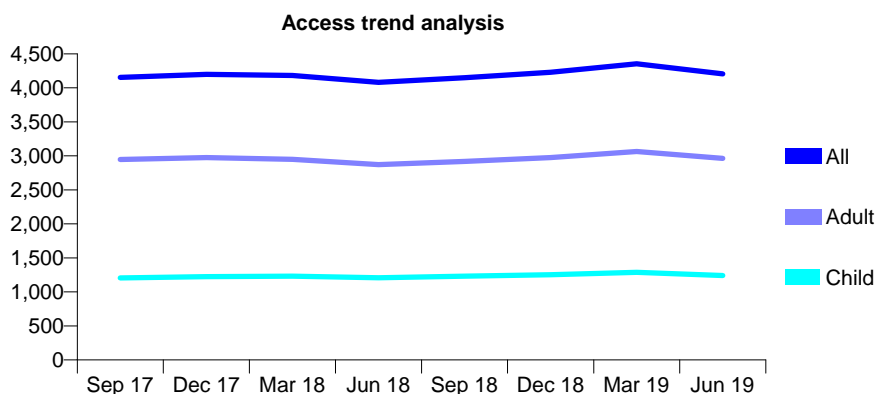
Q53 - Vital Signs At a Glance Contract Report for 857920/0001 - June 2019

Name or company name	Mr B Jamal & Mr SM Gangurde
Contract type name	GDS Contract
Purpose of contract	General
Contract start date	01/04/2006
Contract end date	

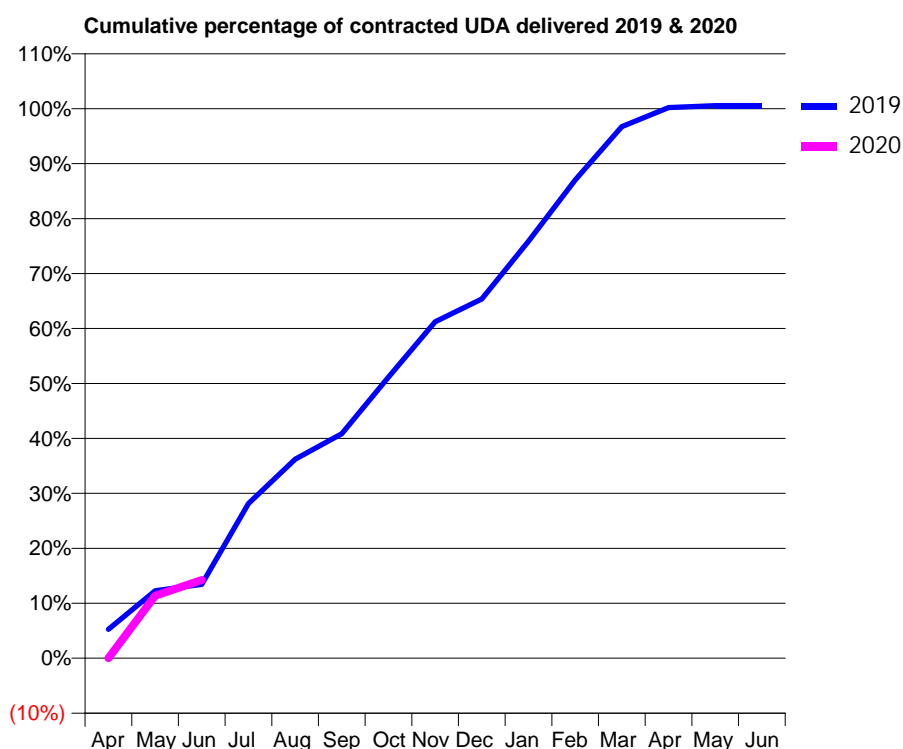
19/20 Contracted general activity (UDA)	11,646
Carry forward general activity (UDA)	0
19/20 Contracted orthodontic activity (UOA)	0
Carry forward orthodontic activity (UOA)	0
Baseline contract value	£320,431.90

ACCESS*

Patients seen in 24 months	Total	Change since previous quarter
Quarter ending June 2018	4,081	
Quarter ending September 2018	4,150	→
Quarter ending December 2018	4,230	→
Quarter ending March 2019	4,353	↑
Quarter ending June 2019	4,204	↓
Variance since June 2018	3.0%	↑



ACTIVITY



Month	2019	2020
April	611	0
May	1,432	1,325
June	1,565	1,659
July	3,276	
August	4,219	
September	4,758	
October	5,956	
November	7,132	
December	7,611	
January	8,836	
February	10,135	
March	11,267	
April	11,668	
May	11,709	
June	11,709	

QUALITY

	Quantity	Base Number	Contract	AT	Region	England
% of FP17s for the same patient ID Re-attending within 3 months - Children	20	313	6.4%	8.8%	11.2%	11.4%
% of FP17s for the same patient ID Re-attending within 3 months - Adults	96	667	14.4%	12.1%	14.8%	15.4%
% of FP17s for the same patient ID Re-attending between 3 & 9 months - Children	138	313	44.1%	60.6%	60.9%	59.8%
% of FP17s for the same patient ID Re-attending between 3 & 9 months - Adults	276	667	41.4%	52.0%	53.2%	52.1%
% of FP17s for Band 1 Urgent Courses	98	766	12.8%	7.3%	8.3%	9.2%
% of FP17s Relating to Free Repair or Replacements	8	766	1.0%	0.8%	0.7%	0.7%
% of FP17s Relating to Continuations	10	766	1.3%	0.9%	0.8%	0.8%
% of Patients satisfied with the dentistry they have received	9	9	N/A	94.5%	93.2%	93.4%
% of Patients satisfied with the time they had to wait for an appointment	9	9	N/A	91.7%	88.5%	87.6%

* This is based on patients treated on this contract for their most recent course of treatment.

Figures in italics indicate the base number of FP17s or Patient Questionnaire responses are less than 100. N/A is shown where the base number of responses is less than 10 during the period. % is calculated as Quantity/Base number*100

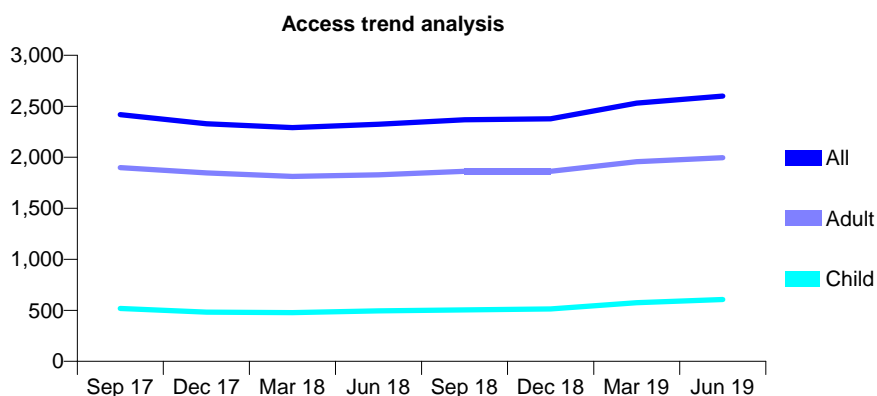
Q53 - Vital Signs At a Glance Contract Report for 898864/0001 - June 2019

Name or company name	J Smith and K Malapati
Contract type name	GDS Contract
Purpose of contract	General
Contract start date	01/04/2006
Contract end date	

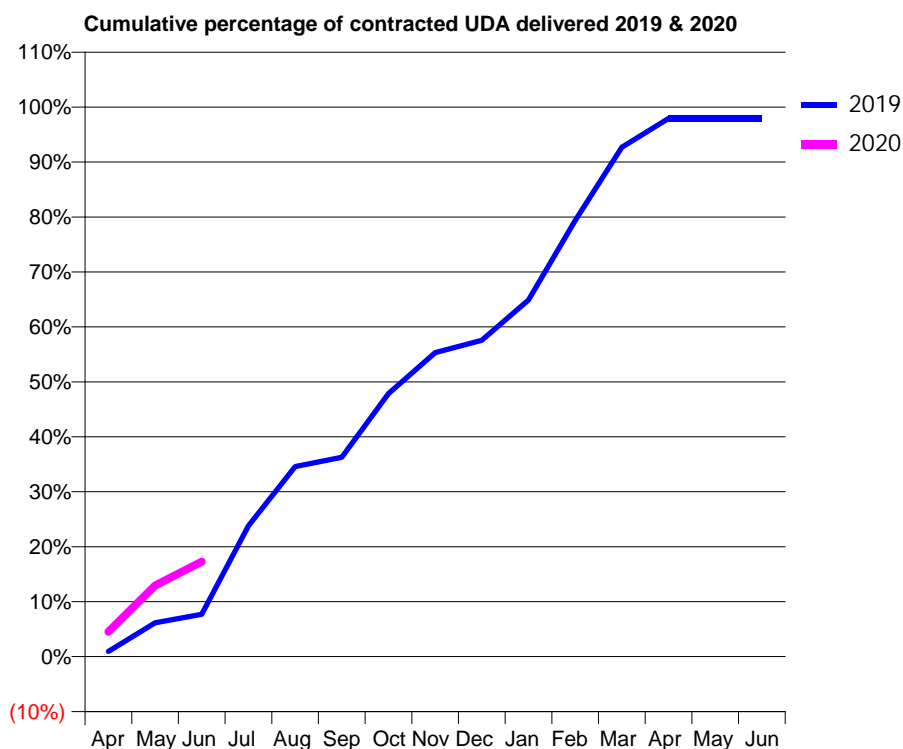
19/20 Contracted general activity (UDA)	9,472
Carry forward general activity (UDA)	0
19/20 Contracted orthodontic activity (UOA)	0
Carry forward orthodontic activity (UOA)	0
Baseline contract value	£243,060.51

ACCESS*

Patients seen in 24 months	Total	Change since previous quarter
Quarter ending June 2018	2,323	
Quarter ending September 2018	2,368	→
Quarter ending December 2018	2,377	→
Quarter ending March 2019	2,532	↑
Quarter ending June 2019	2,601	↑
Variance since June 2018	12.0%	↑



ACTIVITY



Month	Adjusted Scheduled Activity (UDA)	
	2019	2020
April	91	428
May	584	1,227
June	729	1,638
July	2,256	
August	3,277	
September	3,436	
October	4,535	
November	5,241	
December	5,454	
January	6,147	
February	7,518	
March	8,779	
April	9,277	
May	9,277	
June	9,277	

QUALITY

	Quantity	Base Number	Contract	AT	Region	England
% of FP17s for the same patient ID Re-attending within 3 months - Children	12	202	5.9%	8.8%	11.2%	11.4%
% of FP17s for the same patient ID Re-attending within 3 months - Adults	52	542	9.6%	12.1%	14.8%	15.4%
% of FP17s for the same patient ID Re-attending between 3 & 9 months - Children	112	202	55.4%	60.6%	60.9%	59.8%
% of FP17s for the same patient ID Re-attending between 3 & 9 months - Adults	252	542	46.5%	52.0%	53.2%	52.1%
% of FP17s for Band 1 Urgent Courses	50	615	8.1%	7.3%	8.3%	9.2%
% of FP17s Relating to Free Repair or Replacements	4	615	0.7%	0.8%	0.7%	0.7%
% of FP17s Relating to Continuations	2	615	0.3%	0.9%	0.8%	0.8%
% of Patients satisfied with the dentistry they have received	1	1	N/A	94.5%	93.2%	93.4%
% of Patients satisfied with the time they had to wait for an appointment	1	1	N/A	91.7%	88.5%	87.6%

* This is based on patients treated on this contract for their most recent course of treatment. Figures in italics indicate the base number of FP17s or Patient Questionnaire responses are less than 100. N/A is shown where the base number of responses is less than 10 during the period. % is calculated as Quantity/Base number*100

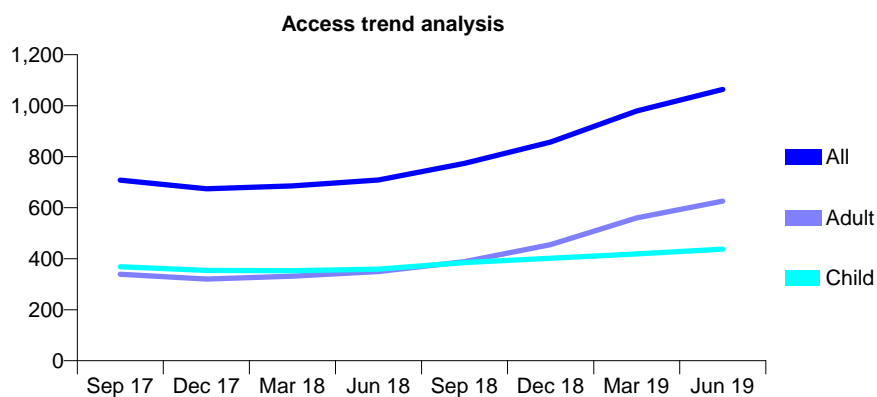
Q53 - Vital Signs At a Glance Contract Report for 905461/0001 - June 2019

Name or company name	Densmile Dental Care
Contract type name	GDS Contract
Purpose of contract	General
Contract start date	01/04/2006
Contract end date	

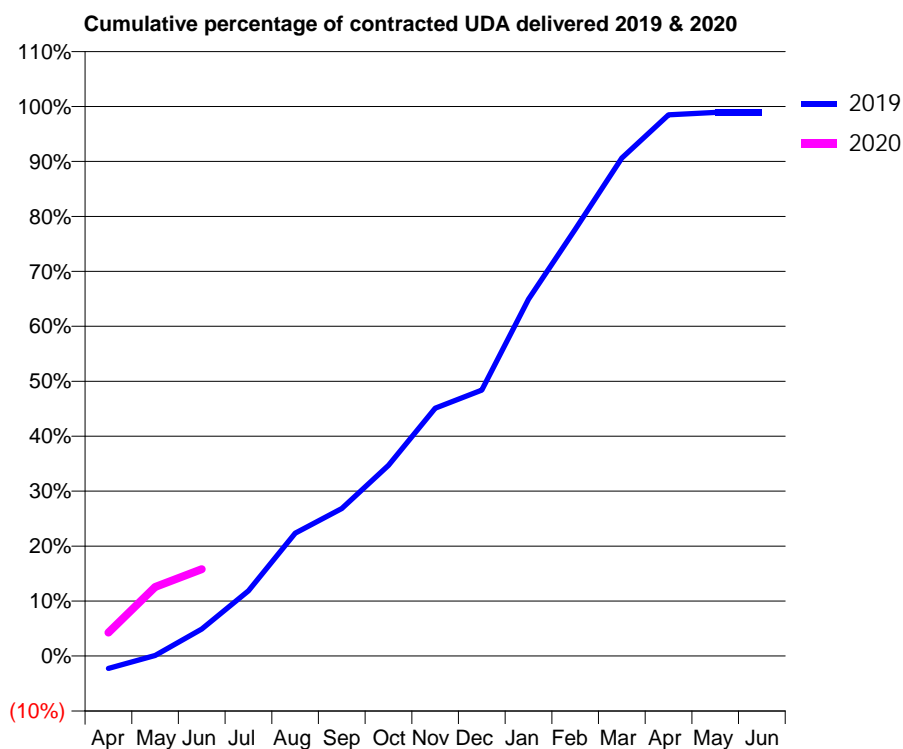
19/20 Contracted general activity (UDA)	3,245
Carry forward general activity (UDA)	0
19/20 Contracted orthodontic activity (UOA)	0
Carry forward orthodontic activity (UOA)	0
Baseline contract value	£94,568.75

ACCESS*

Patients seen in 24 months	Total	Change since previous quarter
Quarter ending June 2018	709	
Quarter ending September 2018	774	↑
Quarter ending December 2018	857	↑
Quarter ending March 2019	979	↑
Quarter ending June 2019	1,064	↑
Variance since June 2018	50.1%	↑



ACTIVITY



Month	Adjusted Scheduled Activity (UDA)	
	2019	2020
April	-74	138
May	3	407
June	159	513
July	385	
August	726	
September	870	
October	1,126	
November	1,463	
December	1,570	
January	2,107	
February	2,520	
March	2,940	
April	3,196	
May	3,209	
June	3,209	

QUALITY

	Quantity	Base Number	Contract	AT	Region	England
% of FP17s for the same patient ID Re-attending within 3 months - Children	17	142	12.0%	8.8%	11.2%	11.4%
% of FP17s for the same patient ID Re-attending within 3 months - Adults	22	185	11.9%	12.1%	14.8%	15.4%
% of FP17s for the same patient ID Re-attending between 3 & 9 months - Children	84	142	59.2%	60.6%	60.9%	59.8%
% of FP17s for the same patient ID Re-attending between 3 & 9 months - Adults	62	185	33.5%	52.0%	53.2%	52.1%
% of FP17s for Band 1 Urgent Courses	2	206	1.0%	7.3%	8.3%	9.2%
% of FP17s Relating to Free Repair or Replacements	0	206	0.0%	0.8%	0.7%	0.7%
% of FP17s Relating to Continuations	2	206	1.0%	0.9%	0.8%	0.8%
% of Patients satisfied with the dentistry they have received	0	0	N/A	94.5%	93.2%	93.4%
% of Patients satisfied with the time they had to wait for an appointment	0	0	N/A	91.7%	88.5%	87.6%

* This is based on patients treated on this contract for their most recent course of treatment. Figures in italics indicate the base number of FP17s or Patient Questionnaire responses are less than 100. N/A is shown where the base number of responses is less than 10 during the period. % is calculated as Quantity/Base number*100

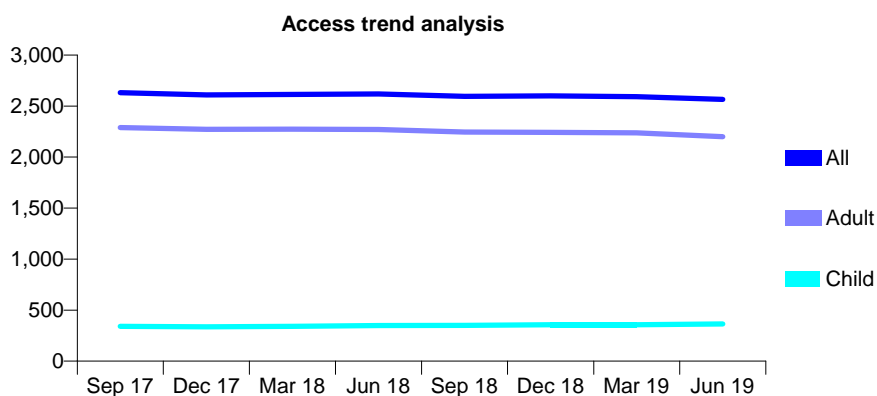
Q53 - Vital Signs At a Glance Contract Report for 906972/0001 - June 2019

Name or company name	MR RS BATE
Contract type name	GDS Contract
Purpose of contract	General
Contract start date	01/04/2006
Contract end date	

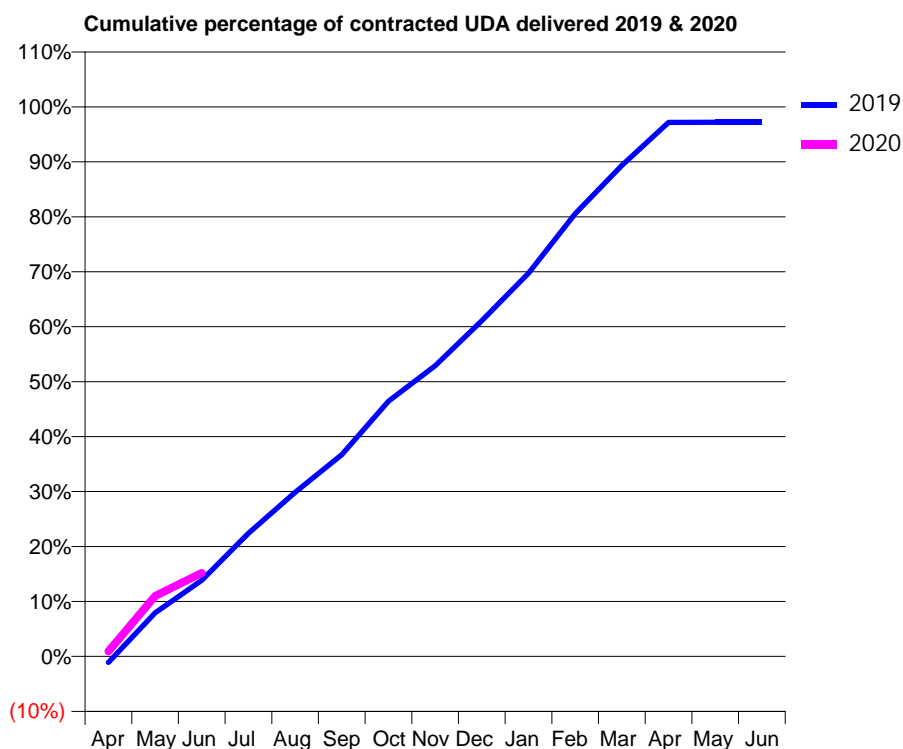
19/20 Contracted general activity (UDA)	7,216
Carry forward general activity (UDA)	0
19/20 Contracted orthodontic activity (UOA)	0
Carry forward orthodontic activity (UOA)	0
Baseline contract value	£220,149.10

ACCESS*

Patients seen in 24 months	Total	Change since previous quarter
Quarter ending June 2018	2,619	
Quarter ending September 2018	2,596	→
Quarter ending December 2018	2,601	→
Quarter ending March 2019	2,593	→
Quarter ending June 2019	2,566	↓
Variance since June 2018	(2.0%)	↓



ACTIVITY



Month	2019	2020
April	-80	66
May	574	794
June	998	1,096
July	1,616	
August	2,155	
September	2,649	
October	3,350	
November	3,816	
December	4,409	
January	5,032	
February	5,815	
March	6,447	
April	7,010	
May	7,013	
June	7,013	

QUALITY

	Quantity	Base Number	Contract	AT	Region	England
% of FP17s for the same patient ID Re-attending within 3 months - Children	5	104	4.8%	8.8%	11.2%	11.4%
% of FP17s for the same patient ID Re-attending within 3 months - Adults	118	704	16.8%	12.1%	14.8%	15.4%
% of FP17s for the same patient ID Re-attending between 3 & 9 months - Children	30	104	28.8%	60.6%	60.9%	59.8%
% of FP17s for the same patient ID Re-attending between 3 & 9 months - Adults	296	704	42.0%	52.0%	53.2%	52.1%
% of FP17s for Band 1 Urgent Courses	46	602	7.6%	7.3%	8.3%	9.2%
% of FP17s Relating to Free Repair or Replacements	7	602	1.2%	0.8%	0.7%	0.7%
% of FP17s Relating to Continuations	9	602	1.5%	0.9%	0.8%	0.8%
% of Patients satisfied with the dentistry they have received	0	1	N/A	94.5%	93.2%	93.4%
% of Patients satisfied with the time they had to wait for an appointment	0	1	N/A	91.7%	88.5%	87.6%

* This is based on patients treated on this contract for their most recent course of treatment. Figures in italics indicate the base number of FP17s or Patient Questionnaire responses are less than 100. N/A is shown where the base number of responses is less than 10 during the period. % is calculated as Quantity/Base number*100

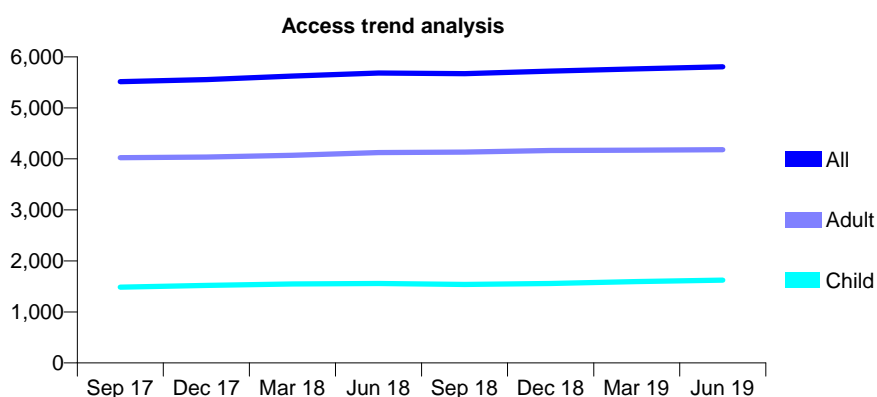
Q53 - Vital Signs At a Glance Contract Report for 910449/0001 - June 2019

Name or company name	MR JA CLARK
Contract type name	GDS Contract
Purpose of contract	General
Contract start date	01/04/2006
Contract end date	

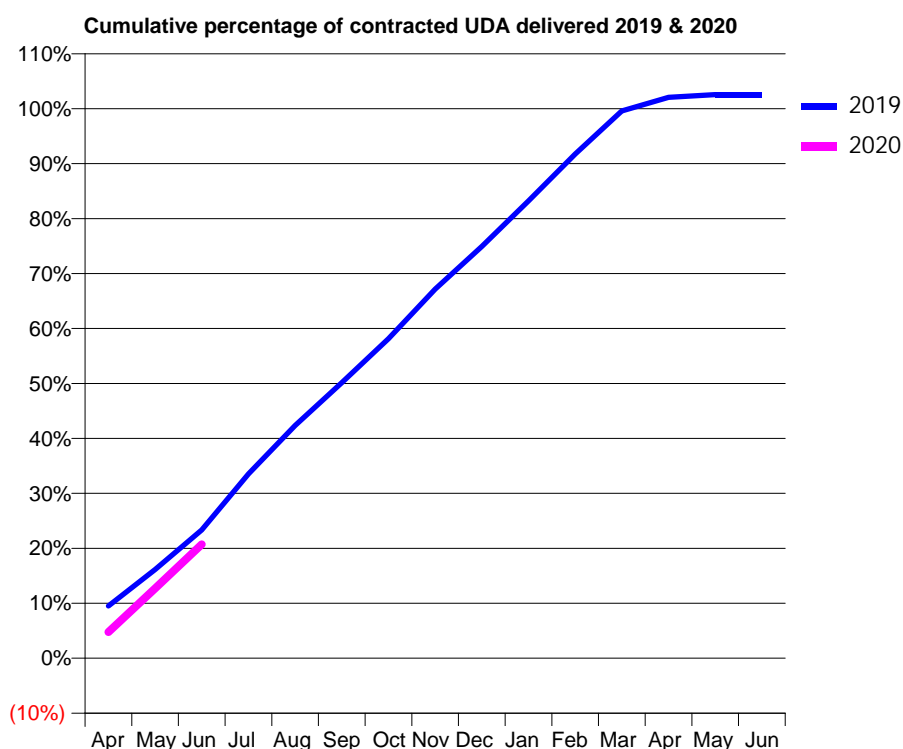
19/20 Contracted general activity (UDA)	12,206
Carry forward general activity (UDA)	0
19/20 Contracted orthodontic activity (UOA)	0
Carry forward orthodontic activity (UOA)	0
Baseline contract value	£343,898.80

ACCESS*

Patients seen in 24 months	Total	Change since previous quarter
Quarter ending June 2018	5,683	
Quarter ending September 2018	5,670	→
Quarter ending December 2018	5,721	→
Quarter ending March 2019	5,767	→
Quarter ending June 2019	5,805	→
Variance since June 2018	2.1%	↑



ACTIVITY



Month	2019	2020
April	1,161	582
May	1,972	1,551
June	2,851	2,530
July	4,096	
August	5,170	
September	6,122	
October	7,095	
November	8,198	
December	9,146	
January	10,159	
February	11,197	
March	12,153	
April	12,457	
May	12,518	
June	12,518	

QUALITY

	Quantity	Base Number	Contract	AT	Region	England
% of FP17s for the same patient ID Re-attending within 3 months - Children	40	613	6.5%	8.8%	11.2%	11.4%
% of FP17s for the same patient ID Re-attending within 3 months - Adults	163	1,471	11.1%	12.1%	14.8%	15.4%
% of FP17s for the same patient ID Re-attending between 3 & 9 months - Children	370	613	60.4%	60.6%	60.9%	59.8%
% of FP17s for the same patient ID Re-attending between 3 & 9 months - Adults	917	1,471	62.3%	52.0%	53.2%	52.1%
% of FP17s for Band 1 Urgent Courses	86	1,630	5.3%	7.3%	8.3%	9.2%
% of FP17s Relating to Free Repair or Replacements	14	1,630	0.9%	0.8%	0.7%	0.7%
% of FP17s Relating to Continuations	18	1,630	1.1%	0.9%	0.8%	0.8%
% of Patients satisfied with the dentistry they have received	4	4	N/A	94.5%	93.2%	93.4%
% of Patients satisfied with the time they had to wait for an appointment	4	4	N/A	91.7%	88.5%	87.6%

* This is based on patients treated on this contract for their most recent course of treatment.

Figures in italics indicate the base number of FP17s or Patient Questionnaire responses are less than 100. N/A is shown where the base number of responses is less than 10 during the period. % is calculated as Quantity/Base number*100

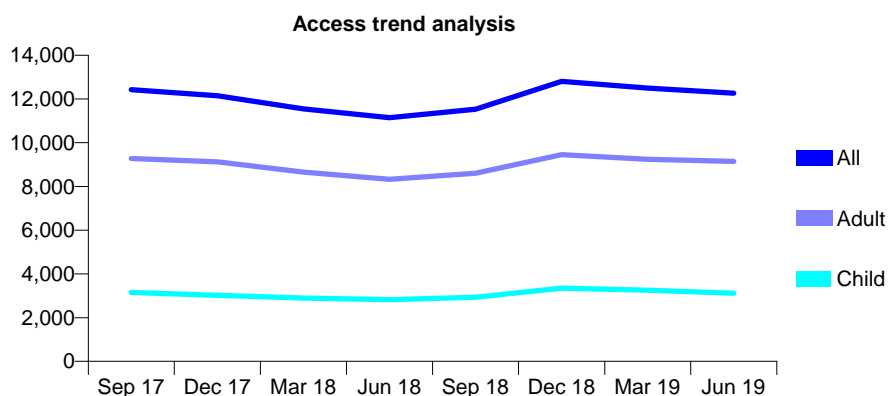
Q53 - Vital Signs At a Glance Contract Report for 910899/0001 - June 2019

Name or company name	MR NJ GIBB
Contract type name	GDS Contract
Purpose of contract	General
Contract start date	01/04/2006
Contract end date	

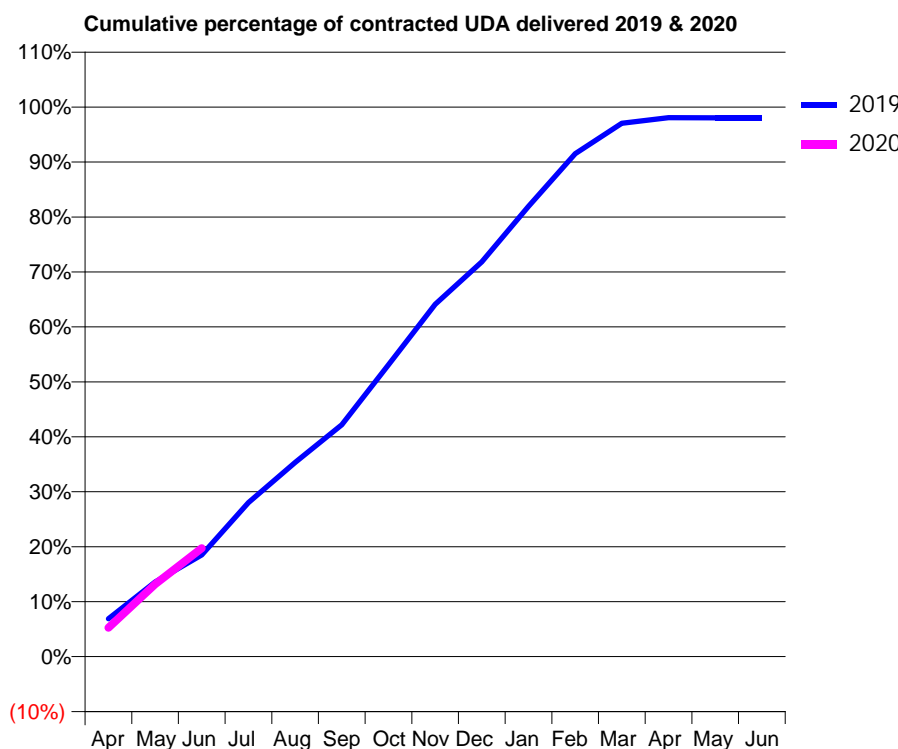
19/20 Contracted general activity (UDA)	30,266
Carry forward general activity (UDA)	0
19/20 Contracted orthodontic activity (UOA)	0
Carry forward orthodontic activity (UOA)	0
Baseline contract value	£923,358.89

ACCESS*

Patients seen in 24 months	Total	Change since previous quarter
Quarter ending June 2018	11,143	
Quarter ending September 2018	11,531	↑
Quarter ending December 2018	12,806	↑
Quarter ending March 2019	12,495	↓
Quarter ending June 2019	12,266	↓
Variance since June 2018	10.1%	↑



ACTIVITY



Month	Adjusted Scheduled Activity (UDA)	
	2019	2020
April	2,082	1,589
May	4,114	3,995
June	5,602	5,972
July	8,488	
August	10,695	
September	12,769	
October	16,074	
November	19,399	
December	21,744	
January	24,797	
February	27,702	
March	29,377	
April	29,683	
May	29,680	
June	29,680	

QUALITY

	Quantity	Base Number	Contract	AT	Region	England
% of FP17s for the same patient ID Re-attending within 3 months - Children	51	1,000	5.1%	8.8%	11.2%	11.4%
% of FP17s for the same patient ID Re-attending within 3 months - Adults	232	2,646	8.8%	12.1%	14.8%	15.4%
% of FP17s for the same patient ID Re-attending between 3 & 9 months - Children	551	1,000	55.1%	60.6%	60.9%	59.8%
% of FP17s for the same patient ID Re-attending between 3 & 9 months - Adults	1,320	2,646	49.9%	52.0%	53.2%	52.1%
% of FP17s for Band 1 Urgent Courses	266	3,507	7.6%	7.3%	8.3%	9.2%
% of FP17s Relating to Free Repair or Replacements	21	3,507	0.6%	0.8%	0.7%	0.7%
% of FP17s Relating to Continuations	32	3,507	0.9%	0.9%	0.8%	0.8%
% of Patients satisfied with the dentistry they have received	2	2	N/A	94.5%	93.2%	93.4%
% of Patients satisfied with the time they had to wait for an appointment	1	2	N/A	91.7%	88.5%	87.6%

* This is based on patients treated on this contract for their most recent course of treatment. Figures in italics indicate the base number of FP17s or Patient Questionnaire responses are less than 100. N/A is shown where the base number of responses is less than 10 during the period. % is calculated as Quantity/Base number*100

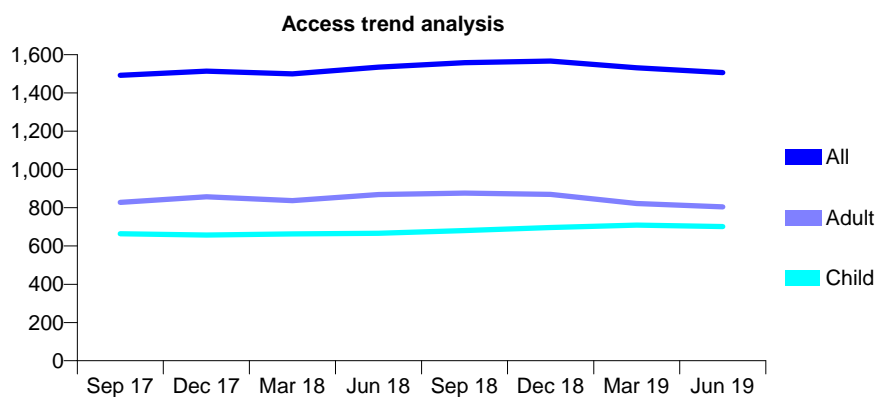
Q53 - Vital Signs At a Glance Contract Report for 911488/0001 - June 2019

Name or company name	MR AD LEE
Contract type name	GDS Contract
Purpose of contract	General
Contract start date	01/04/2006
Contract end date	

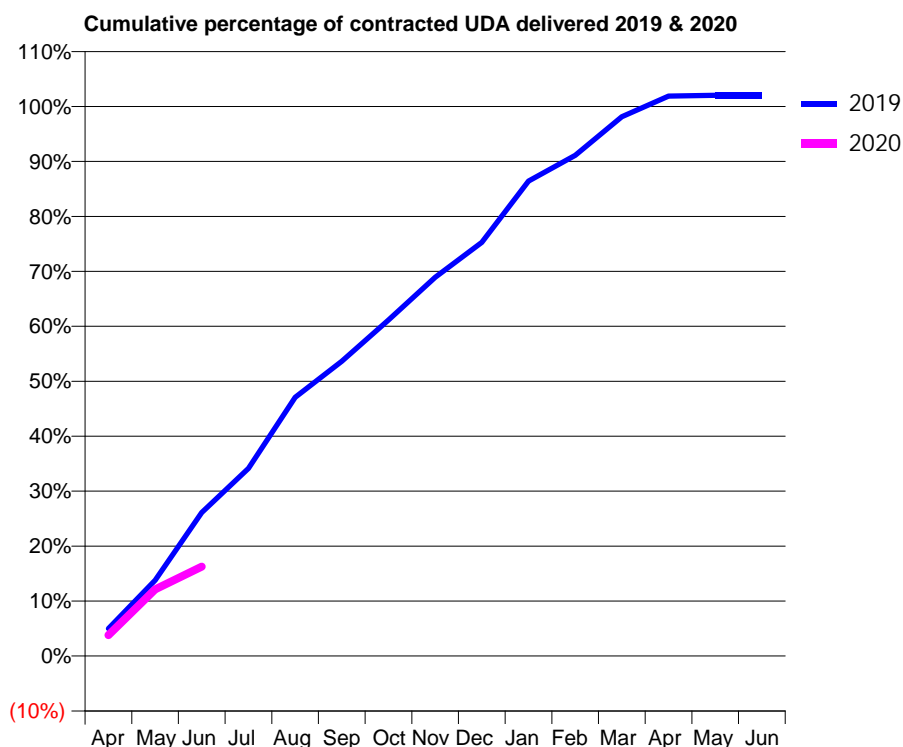
19/20 Contracted general activity (UDA)	6,333
Carry forward general activity (UDA)	0
19/20 Contracted orthodontic activity (UOA)	0
Carry forward orthodontic activity (UOA)	0
Baseline contract value	£195,832.77

ACCESS*

Patients seen in 24 months	Total	Change since previous quarter
Quarter ending June 2018	1,535	
Quarter ending September 2018	1,558	→
Quarter ending December 2018	1,566	→
Quarter ending March 2019	1,531	↓
Quarter ending June 2019	1,506	↓
Variance since June 2018	(1.9%)	↓



ACTIVITY



Month	Adjusted Scheduled Activity (UDA)	
	2019	2020
April	316	241
May	873	769
June	1,655	1,031
July	2,163	
August	2,980	
September	3,395	
October	3,872	
November	4,364	
December	4,766	
January	5,473	
February	5,771	
March	6,214	
April	6,453	
May	6,462	
June	6,462	

QUALITY

	Quantity	Base Number	Contract	AT	Region	England
% of FP17s for the same patient ID Re-attending within 3 months - Children	24	241	10.0%	8.8%	11.2%	11.4%
% of FP17s for the same patient ID Re-attending within 3 months - Adults	35	229	15.3%	12.1%	14.8%	15.4%
% of FP17s for the same patient ID Re-attending between 3 & 9 months - Children	154	241	63.9%	60.6%	60.9%	59.8%
% of FP17s for the same patient ID Re-attending between 3 & 9 months - Adults	116	229	50.7%	52.0%	53.2%	52.1%
% of FP17s for Band 1 Urgent Courses	18	401	4.5%	7.3%	8.3%	9.2%
% of FP17s Relating to Free Repair or Replacements	0	401	0.0%	0.8%	0.7%	0.7%
% of FP17s Relating to Continuations	8	401	2.0%	0.9%	0.8%	0.8%
% of Patients satisfied with the dentistry they have received	2	2	N/A	94.5%	93.2%	93.4%
% of Patients satisfied with the time they had to wait for an appointment	2	2	N/A	91.7%	88.5%	87.6%

* This is based on patients treated on this contract for their most recent course of treatment. Figures in italics indicate the base number of FP17s or Patient Questionnaire responses are less than 100. N/A is shown where the base number of responses is less than 10 during the period. % is calculated as Quantity/Base number*100

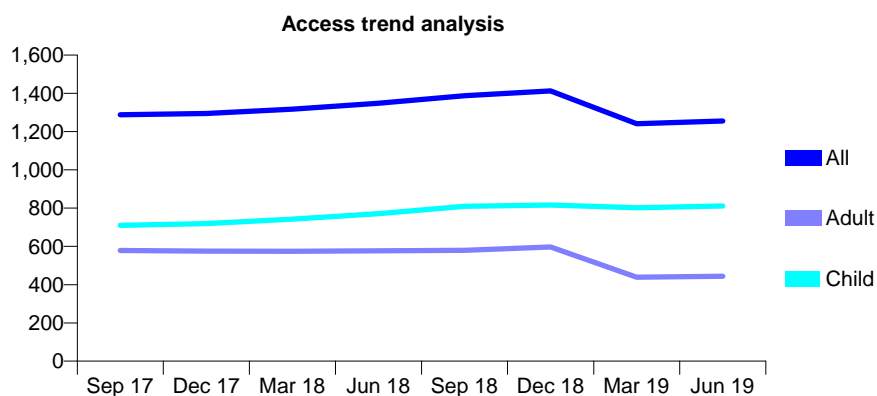
Q53 - Vital Signs At a Glance Contract Report for 913286/0001 - June 2019

Name or company name	Unique Smiles Alcester
Contract type name	GDS Contract
Purpose of contract	General
Contract start date	01/04/2006
Contract end date	

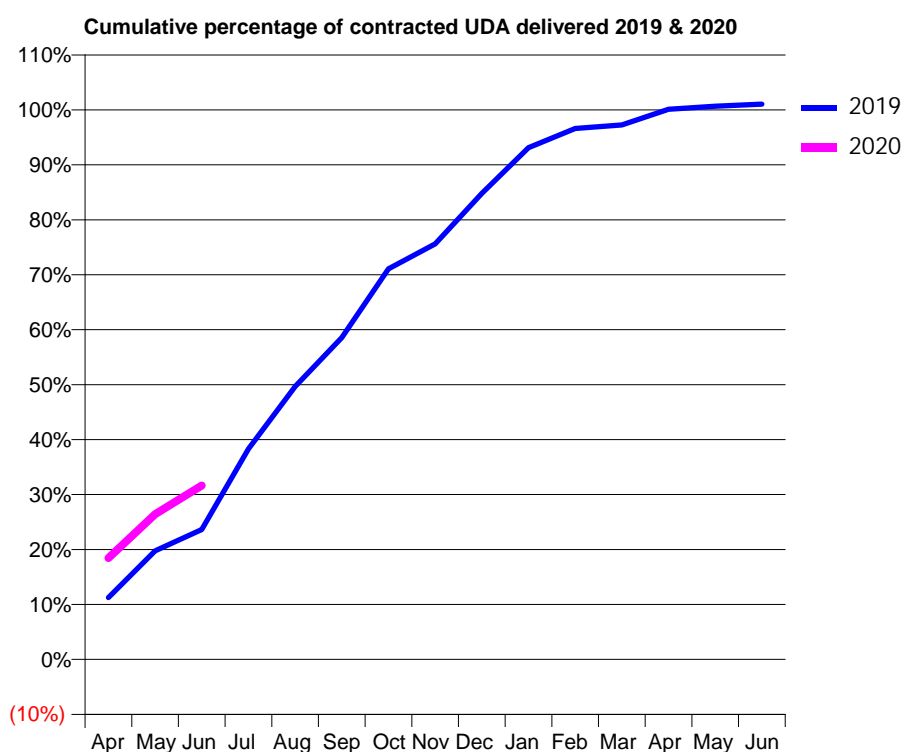
19/20 Contracted general activity (UDA)	3,036
Carry forward general activity (UDA)	0
19/20 Contracted orthodontic activity (UOA)	0
Carry forward orthodontic activity (UOA)	0
Baseline contract value	£77,747.70

ACCESS*

Patients seen in 24 months	Total	Change since previous quarter
Quarter ending June 2018	1,348	
Quarter ending September 2018	1,388	↑
Quarter ending December 2018	1,413	→
Quarter ending March 2019	1,241	↓
Quarter ending June 2019	1,255	→
Variance since June 2018	(6.9%)	↓



ACTIVITY



Month	2019	2020
April	342	560
May	600	803
June	718	960
July	1,163	
August	1,507	
September	1,777	
October	2,157	
November	2,296	
December	2,575	
January	2,827	
February	2,934	
March	2,953	
April	3,039	
May	3,055	
June	3,067	

QUALITY

	Quantity	Base Number	Contract	AT	Region	England
% of FP17s for the same patient ID Re-attending within 3 months - Children	31	461	6.7%	8.8%	11.2%	11.4%
% of FP17s for the same patient ID Re-attending within 3 months - Adults	39	188	20.7%	12.1%	14.8%	15.4%
% of FP17s for the same patient ID Re-attending between 3 & 9 months - Children	317	461	68.8%	60.6%	60.9%	59.8%
% of FP17s for the same patient ID Re-attending between 3 & 9 months - Adults	96	188	51.1%	52.0%	53.2%	52.1%
% of FP17s for Band 1 Urgent Courses	26	580	4.5%	7.3%	8.3%	9.2%
% of FP17s Relating to Free Repair or Replacements	0	580	0.0%	0.8%	0.7%	0.7%
% of FP17s Relating to Continuations	0	580	0.0%	0.9%	0.8%	0.8%
% of Patients satisfied with the dentistry they have received	1	1	N/A	94.5%	93.2%	93.4%
% of Patients satisfied with the time they had to wait for an appointment	1	1	N/A	91.7%	88.5%	87.6%

* This is based on patients treated on this contract for their most recent course of treatment. Figures in italics indicate the base number of FP17s or Patient Questionnaire responses are less than 100. N/A is shown where the base number of responses is less than 10 during the period. % is calculated as Quantity/Base number*100

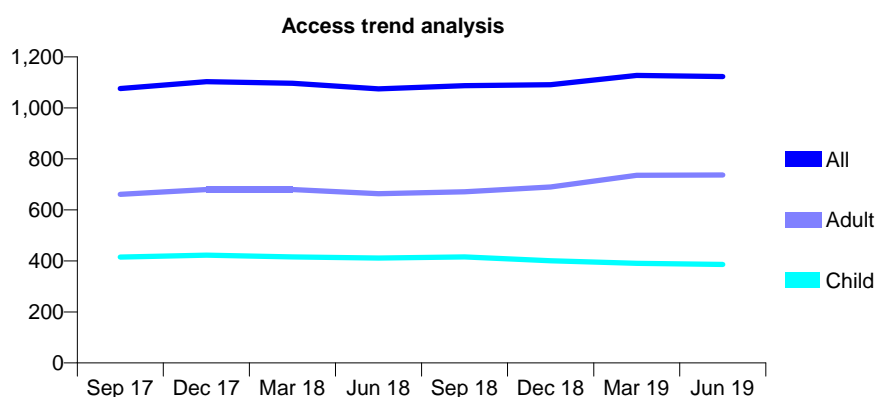
Q53 - Vital Signs At a Glance Contract Report for 917931/0001 - June 2019

Name or company name	MR M MEHRA
Contract type name	GDS Contract
Purpose of contract	General
Contract start date	01/04/2006
Contract end date	

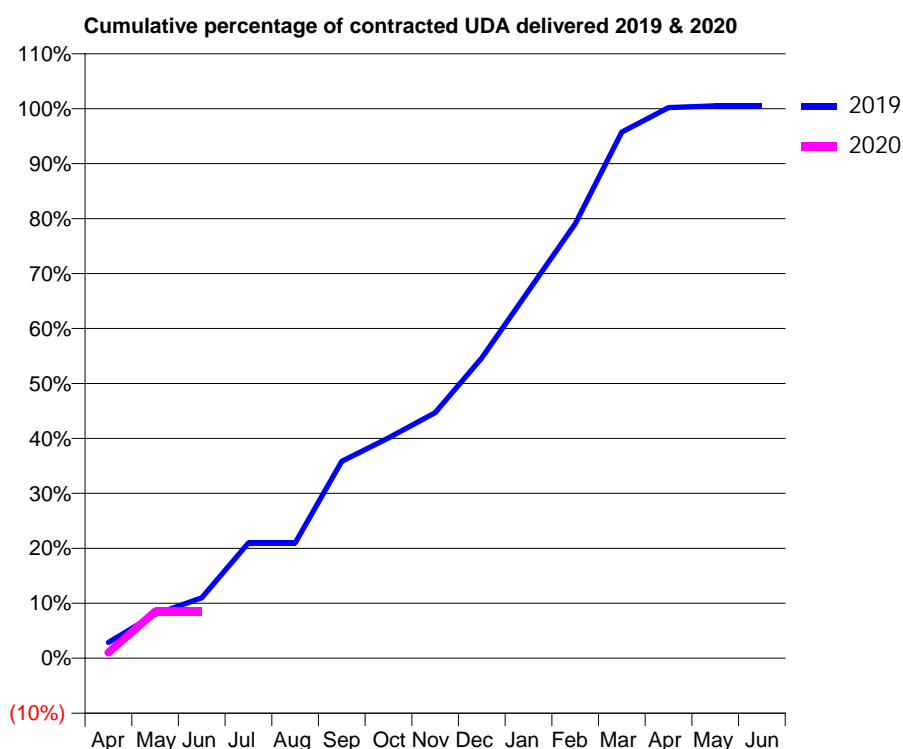
19/20 Contracted general activity (UDA)	2,267
Carry forward general activity (UDA)	0
19/20 Contracted orthodontic activity (UOA)	0
Carry forward orthodontic activity (UOA)	0
Baseline contract value	£62,303.35

ACCESS*

Patients seen in 24 months	Total	Change since previous quarter
Quarter ending June 2018	1,075	
Quarter ending September 2018	1,087	→
Quarter ending December 2018	1,091	→
Quarter ending March 2019	1,127	↑
Quarter ending June 2019	1,123	→
Variance since June 2018	4.5%	↑



ACTIVITY



Adjusted Scheduled Activity (UDA)		
Month	2019	2020
April	65	23
May	181	192
June	250	192
July	476	
August	476	
September	812	
October	908	
November	1,013	
December	1,239	
January	1,515	
February	1,792	
March	2,171	
April	2,271	
May	2,278	
June	2,278	

QUALITY

	Quantity	Base Number	Contract	AT	Region	England
% of FP17s for the same patient ID Re-attending within 3 months - Children	5	106	4.7%	8.8%	11.2%	11.4%
% of FP17s for the same patient ID Re-attending within 3 months - Adults	8	75	10.7%	12.1%	14.8%	15.4%
% of FP17s for the same patient ID Re-attending between 3 & 9 months - Children	82	106	77.4%	60.6%	60.9%	59.8%
% of FP17s for the same patient ID Re-attending between 3 & 9 months - Adults	30	75	40.0%	52.0%	53.2%	52.1%
% of FP17s for Band 1 Urgent Courses	2	118	1.7%	7.3%	8.3%	9.2%
% of FP17s Relating to Free Repair or Replacements	0	118	0.0%	0.8%	0.7%	0.7%
% of FP17s Relating to Continuations	0	118	0.0%	0.9%	0.8%	0.8%
% of Patients satisfied with the dentistry they have received	0	0	N/A	94.5%	93.2%	93.4%
% of Patients satisfied with the time they had to wait for an appointment	0	0	N/A	91.7%	88.5%	87.6%

* This is based on patients treated on this contract for their most recent course of treatment.

Figures in italics indicate the base number of FP17s or Patient Questionnaire responses are less than 100. N/A is shown where the base number of responses is less than 10 during the period. % is calculated as Quantity/Base number*100

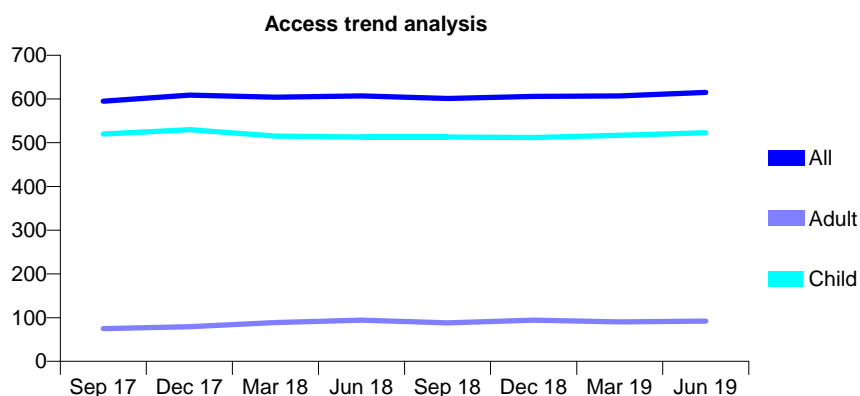
Q53 - Vital Signs At a Glance Contract Report for 920991/0001 - June 2019

Name or company name	MR RA COLEBOURNE
Contract type name	GDS Contract
Purpose of contract	General
Contract start date	01/04/2006
Contract end date	

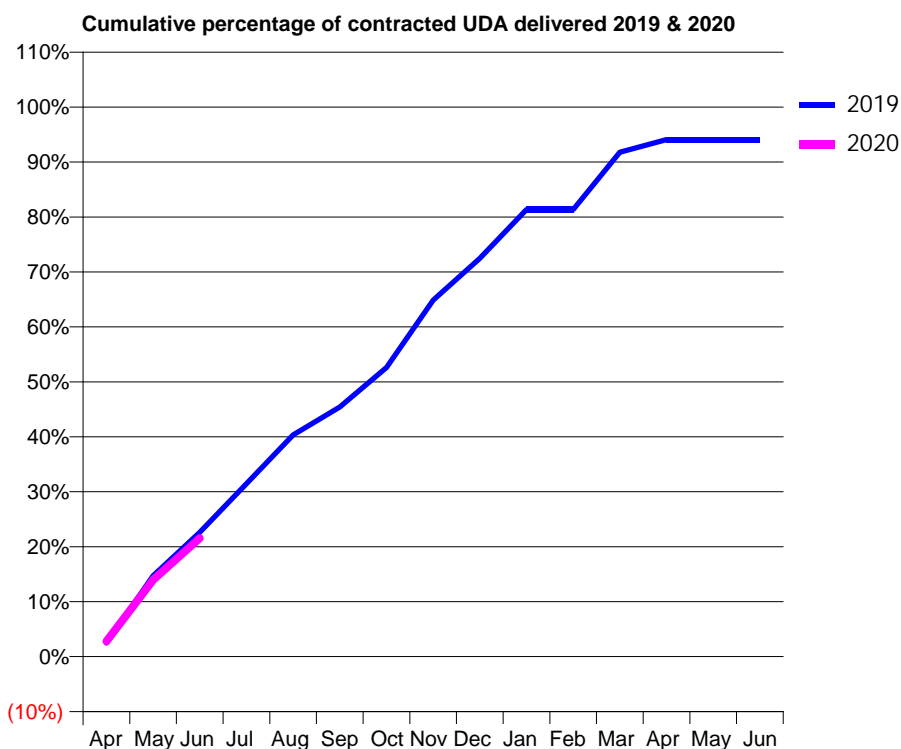
19/20 Contracted general activity (UDA)	1,255
Carry forward general activity (UDA)	0
19/20 Contracted orthodontic activity (UOA)	0
Carry forward orthodontic activity (UOA)	0
Baseline contract value	£35,059.75

ACCESS*

Patients seen in 24 months	Total	Change since previous quarter
Quarter ending June 2018	607	
Quarter ending September 2018	601	→
Quarter ending December 2018	606	→
Quarter ending March 2019	607	→
Quarter ending June 2019	615	→
Variance since June 2018	1.3%	→



ACTIVITY



Month	Adjusted Scheduled Activity (UDA)	
	2019	2020
April	31	35
May	185	175
June	284	271
July	395	
August	506	
September	570	
October	660	
November	814	
December	910	
January	1,021	
February	1,021	
March	1,152	
April	1,181	
May	1,181	
June	1,181	

QUALITY

	Quantity	Base Number	Contract	AT	Region	England
% of FP17s for the same patient ID Re-attending within 3 months - Children	8	218	3.7%	8.8%	11.2%	11.4%
% of FP17s for the same patient ID Re-attending within 3 months - Adults	1	14	7.1%	12.1%	14.8%	15.4%
% of FP17s for the same patient ID Re-attending between 3 & 9 months - Children	151	218	69.3%	60.6%	60.9%	59.8%
% of FP17s for the same patient ID Re-attending between 3 & 9 months - Adults	11	14	78.6%	52.0%	53.2%	52.1%
% of FP17s for Band 1 Urgent Courses	3	200	1.5%	7.3%	8.3%	9.2%
% of FP17s Relating to Free Repair or Replacements	0	200	0.0%	0.8%	0.7%	0.7%
% of FP17s Relating to Continuations	0	200	0.0%	0.9%	0.8%	0.8%
% of Patients satisfied with the dentistry they have received	1	1	N/A	94.5%	93.2%	93.4%
% of Patients satisfied with the time they had to wait for an appointment	1	1	N/A	91.7%	88.5%	87.6%

* This is based on patients treated on this contract for their most recent course of treatment. Figures in italics indicate the base number of FP17s or Patient Questionnaire responses are less than 100. N/A is shown where the base number of responses is less than 10 during the period. % is calculated as Quantity/Base number*100

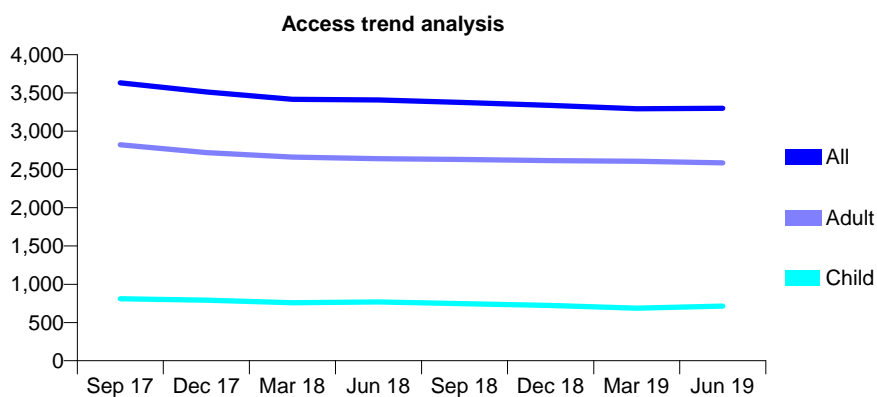
Q53 - Vital Signs At a Glance Contract Report for 923168/0001 - June 2019

Name or company name	MR ME WINT
Contract type name	GDS Contract
Purpose of contract	General
Contract start date	01/04/2006
Contract end date	

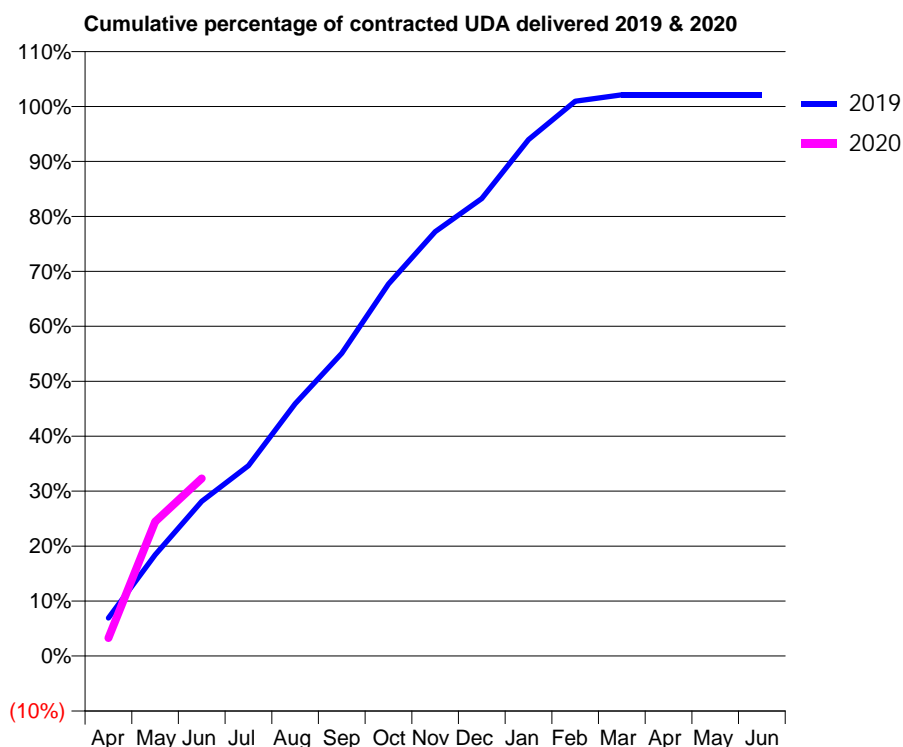
19/20 Contracted general activity (UDA)	7,833
Carry forward general activity (UDA)	0
19/20 Contracted orthodontic activity (UOA)	0
Carry forward orthodontic activity (UOA)	0
Baseline contract value	£240,483.24

ACCESS*

Patients seen in 24 months	Total	Change since previous quarter
Quarter ending June 2018	3,409	
Quarter ending September 2018	3,375	→
Quarter ending December 2018	3,337	↓
Quarter ending March 2019	3,294	↓
Quarter ending June 2019	3,300	→
Variance since June 2018	(3.2%)	↓



ACTIVITY



Month	Adjusted Scheduled Activity (UDA)	
	2019	2020
April	543	257
May	1,444	1,914
June	2,204	2,531
July	2,713	
August	3,597	
September	4,316	
October	5,302	
November	6,047	
December	6,521	
January	7,360	
February	7,907	
March	7,999	
April	7,999	
May	7,999	
June	7,999	

QUALITY

	Quantity	Base Number	Contract	AT	Region	England
% of FP17s for the same patient ID Re-attending within 3 months - Children	29	448	6.5%	8.8%	11.2%	11.4%
% of FP17s for the same patient ID Re-attending within 3 months - Adults	135	1,007	13.4%	12.1%	14.8%	15.4%
% of FP17s for the same patient ID Re-attending between 3 & 9 months - Children	255	448	56.9%	60.6%	60.9%	59.8%
% of FP17s for the same patient ID Re-attending between 3 & 9 months - Adults	517	1,007	51.3%	52.0%	53.2%	52.1%
% of FP17s for Band 1 Urgent Courses	107	1,455	7.4%	7.3%	8.3%	9.2%
% of FP17s Relating to Free Repair or Replacements	21	1,455	1.4%	0.8%	0.7%	0.7%
% of FP17s Relating to Continuations	11	1,455	0.8%	0.9%	0.8%	0.8%
% of Patients satisfied with the dentistry they have received	2	2	N/A	94.5%	93.2%	93.4%
% of Patients satisfied with the time they had to wait for an appointment	2	2	N/A	91.7%	88.5%	87.6%

* This is based on patients treated on this contract for their most recent course of treatment. Figures in italics indicate the base number of FP17s or Patient Questionnaire responses are less than 100. N/A is shown where the base number of responses is less than 10 during the period. % is calculated as Quantity/Base number*100

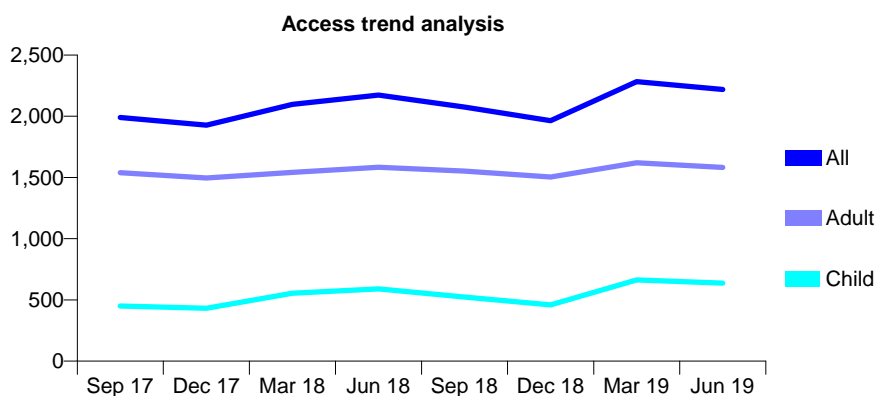
Q53 - Vital Signs At a Glance Contract Report for 925926/0001 - June 2019

Name or company name	MR PK MAHAPATRA
Contract type name	GDS Contract
Purpose of contract	General
Contract start date	01/04/2006
Contract end date	

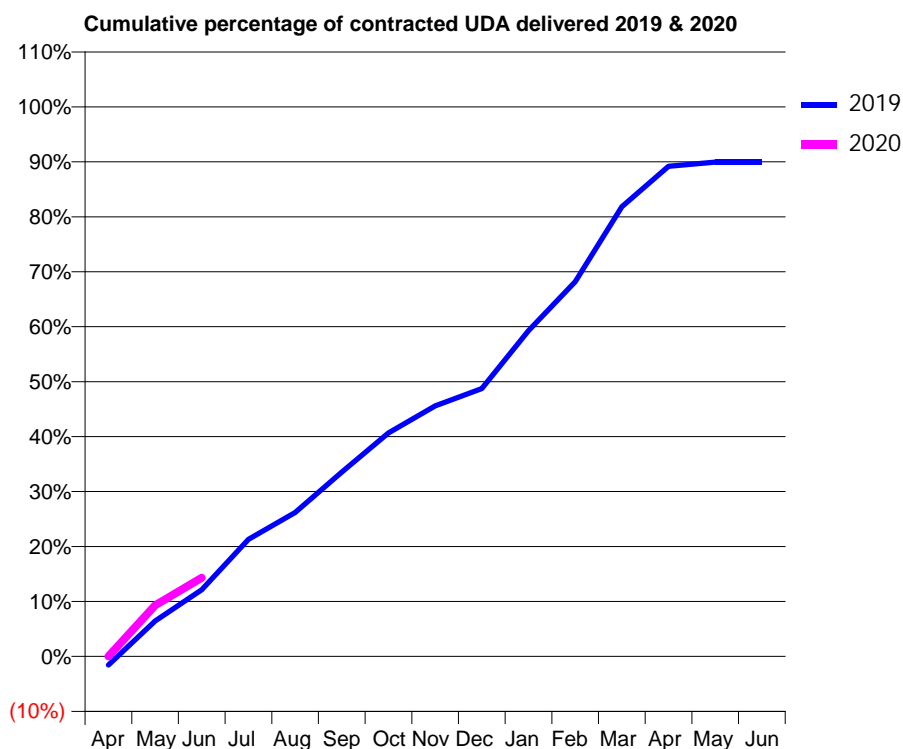
19/20 Contracted general activity (UDA)	6,138
Carry forward general activity (UDA)	0
19/20 Contracted orthodontic activity (UOA)	0
Carry forward orthodontic activity (UOA)	0
Baseline contract value	£187,255.42

ACCESS*

Patients seen in 24 months	Total	Change since previous quarter
Quarter ending June 2018	2,173	
Quarter ending September 2018	2,075	↓
Quarter ending December 2018	1,963	↓
Quarter ending March 2019	2,283	↑
Quarter ending June 2019	2,219	↓
Variance since June 2018	2.1%	↑



ACTIVITY



Month	2019	2020
April	-97	0
May	396	572
June	744	878
July	1,307	
August	1,607	
September	2,058	
October	2,495	
November	2,798	
December	2,992	
January	3,638	
February	4,185	
March	5,022	
April	5,475	
May	5,521	
June	5,521	

QUALITY

	Quantity	Base Number	Contract	AT	Region	England
% of FP17s for the same patient ID Re-attending within 3 months - Children	16	175	9.1%	8.8%	11.2%	11.4%
% of FP17s for the same patient ID Re-attending within 3 months - Adults	99	553	17.9%	12.1%	14.8%	15.4%
% of FP17s for the same patient ID Re-attending between 3 & 9 months - Children	62	175	35.4%	60.6%	60.9%	59.8%
% of FP17s for the same patient ID Re-attending between 3 & 9 months - Adults	247	553	44.7%	52.0%	53.2%	52.1%
% of FP17s for Band 1 Urgent Courses	48	451	10.6%	7.3%	8.3%	9.2%
% of FP17s Relating to Free Repair or Replacements	2	451	0.4%	0.8%	0.7%	0.7%
% of FP17s Relating to Continuations	3	451	0.7%	0.9%	0.8%	0.8%
% of Patients satisfied with the dentistry they have received	6	6	N/A	94.5%	93.2%	93.4%
% of Patients satisfied with the time they had to wait for an appointment	6	6	N/A	91.7%	88.5%	87.6%

* This is based on patients treated on this contract for their most recent course of treatment. Figures in italics indicate the base number of FP17s or Patient Questionnaire responses are less than 100. N/A is shown where the base number of responses is less than 10 during the period. % is calculated as Quantity/Base number*100

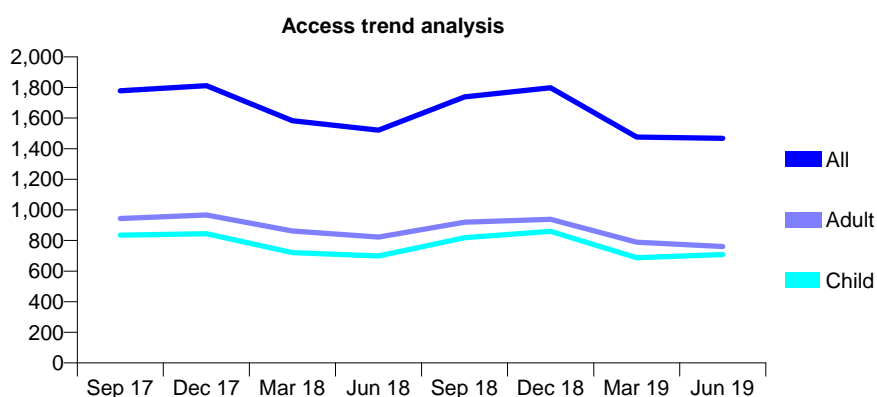
Q53 - Vital Signs At a Glance Contract Report for 925926/0002 - June 2019

Name or company name	MR PK MAHAPATRA
Contract type name	GDS Contract
Purpose of contract	General and Orthodontic
Contract start date	01/02/2013
Contract end date	

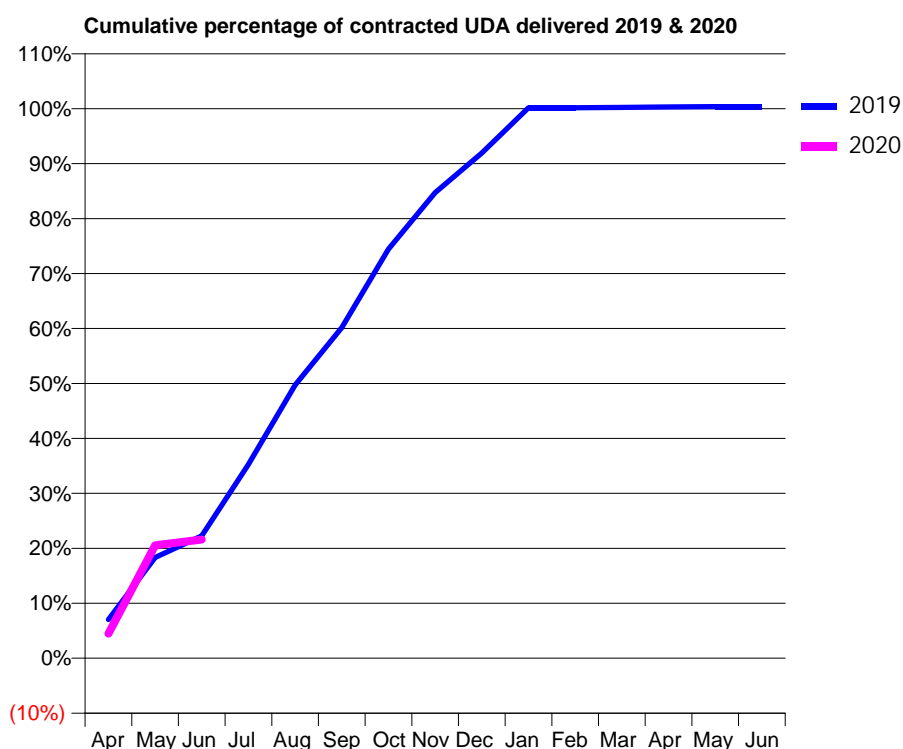
19/20 Contracted general activity (UDA)	3,200
Carry forward general activity (UDA)	0
19/20 Contracted orthodontic activity (UOA)	2,404
Carry forward orthodontic activity (UOA)	0
Baseline contract value	£269,124.19

ACCESS*

Patients seen in 24 months	Total	Change since previous quarter
Quarter ending June 2018	1,521	
Quarter ending September 2018	1,739	↑
Quarter ending December 2018	1,798	↑
Quarter ending March 2019	1,476	↓
Quarter ending June 2019	1,468	→
Variance since June 2018	(3.5%)	↓



ACTIVITY



Month	2019	2020
April	225	143
May	587	657
June	712	692
July	1,130	-
August	1,591	-
September	1,925	-
October	2,382	-
November	2,712	-
December	2,941	-
January	3,205	-
February	3,205	-
March	3,207	-
April	3,210	-
May	3,212	-
June	3,212	-

QUALITY

	Quantity	Base Number	Contract	AT	Region	England
% of FP17s for the same patient ID Re-attending within 3 months - Children	13	293	4.4%	8.8%	11.2%	11.4%
% of FP17s for the same patient ID Re-attending within 3 months - Adults	3	177	1.7%	12.1%	14.8%	15.4%
% of FP17s for the same patient ID Re-attending between 3 & 9 months - Children	123	293	42.0%	60.6%	60.9%	59.8%
% of FP17s for the same patient ID Re-attending between 3 & 9 months - Adults	105	177	59.3%	52.0%	53.2%	52.1%
% of FP17s for Band 1 Urgent Courses	14	391	3.6%	7.3%	8.3%	9.2%
% of FP17s Relating to Free Repair or Replacements	3	391	0.8%	0.8%	0.7%	0.7%
% of FP17s Relating to Continuations	0	391	0.0%	0.9%	0.8%	0.8%
% of Patients satisfied with the dentistry they have received	3	4	N/A	94.5%	93.2%	93.4%
% of Patients satisfied with the time they had to wait for an appointment	3	4	N/A	91.7%	88.5%	87.6%

* This is based on patients treated on this contract for their most recent course of treatment.

Figures in italics indicate the base number of FP17s or Patient Questionnaire responses are less than 100. N/A is shown where the base number of responses is less than 10 during the period. % is calculated as Quantity/Base number*100

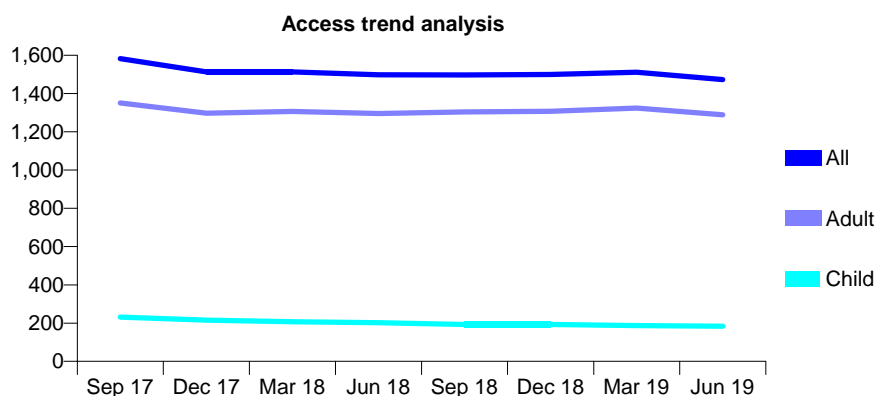
Q53 - Vital Signs At a Glance Contract Report for 926914/0001 - June 2019

Name or company name	MR LZ BRYNIARSKI
Contract type name	GDS Contract
Purpose of contract	General
Contract start date	01/02/2008
Contract end date	

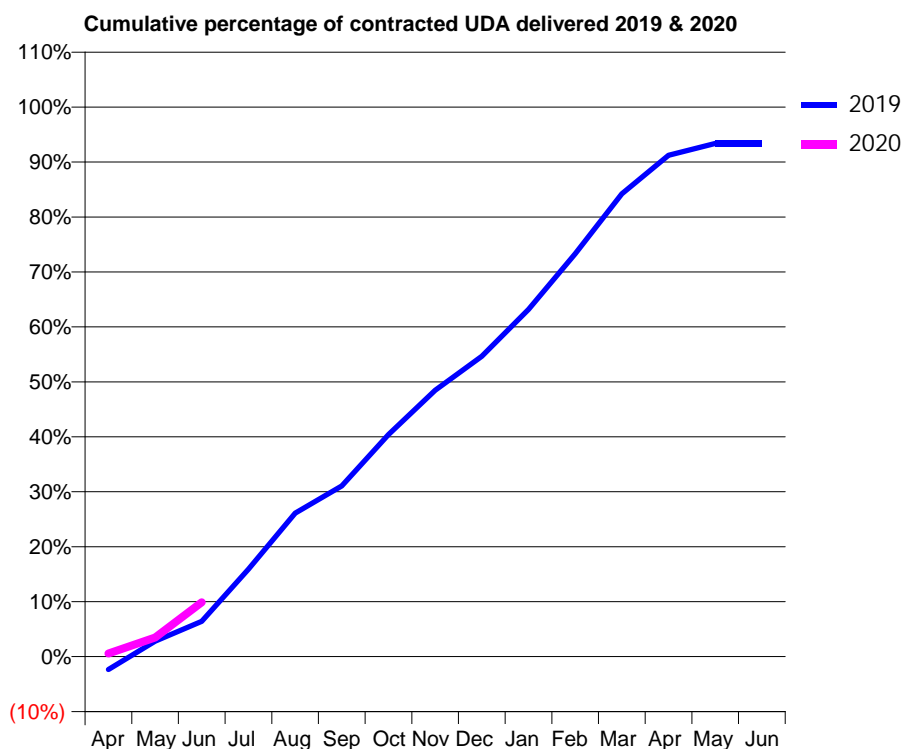
19/20 Contracted general activity (UDA)	5,000
Carry forward general activity (UDA)	0
19/20 Contracted orthodontic activity (UOA)	0
Carry forward orthodontic activity (UOA)	0
Baseline contract value	£143,782.92

ACCESS*

Patients seen in 24 months	Total	Change since previous quarter
Quarter ending June 2018	1,498	
Quarter ending September 2018	1,497	→
Quarter ending December 2018	1,500	→
Quarter ending March 2019	1,511	→
Quarter ending June 2019	1,473	↓
Variance since June 2018	(1.7%)	↓



ACTIVITY



Month	Adjusted Scheduled Activity (UDA)	
	2019	2020
April	-118	29
May	140	174
June	321	494
July	796	
August	1,307	
September	1,553	
October	2,020	
November	2,423	
December	2,733	
January	3,159	
February	3,666	
March	4,211	
April	4,561	
May	4,670	
June	4,670	

QUALITY

	Quantity	Base Number	Contract	AT	Region	England
% of FP17s for the same patient ID Re-attending within 3 months - Children	1	60	1.7%	8.8%	11.2%	11.4%
% of FP17s for the same patient ID Re-attending within 3 months - Adults	73	479	15.2%	12.1%	14.8%	15.4%
% of FP17s for the same patient ID Re-attending between 3 & 9 months - Children	50	60	83.3%	60.6%	60.9%	59.8%
% of FP17s for the same patient ID Re-attending between 3 & 9 months - Adults	302	479	63.0%	52.0%	53.2%	52.1%
% of FP17s for Band 1 Urgent Courses	24	301	8.0%	7.3%	8.3%	9.2%
% of FP17s Relating to Free Repair or Replacements	4	301	1.3%	0.8%	0.7%	0.7%
% of FP17s Relating to Continuations	10	301	3.3%	0.9%	0.8%	0.8%
% of Patients satisfied with the dentistry they have received	3	3	N/A	94.5%	93.2%	93.4%
% of Patients satisfied with the time they had to wait for an appointment	3	3	N/A	91.7%	88.5%	87.6%

* This is based on patients treated on this contract for their most recent course of treatment. Figures in italics indicate the base number of FP17s or Patient Questionnaire responses are less than 100. N/A is shown where the base number of responses is less than 10 during the period. % is calculated as Quantity/Base number*100

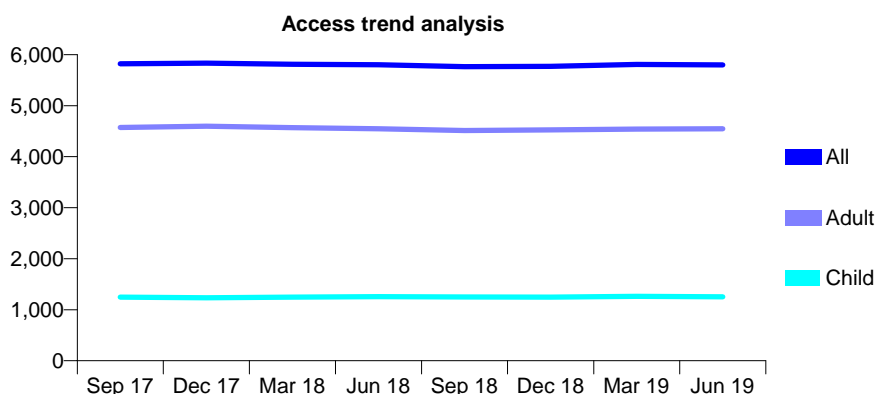
Q53 - Vital Signs At a Glance Contract Report for 927724/0001 - June 2019

Name or company name	MR SS DEHAL
Contract type name	GDS Contract
Purpose of contract	General
Contract start date	01/04/2006
Contract end date	

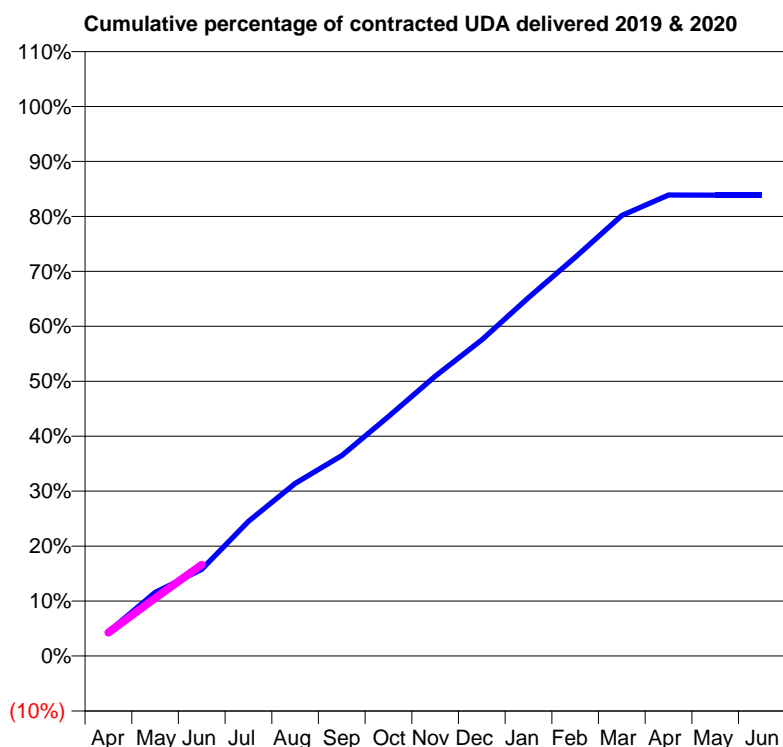
19/20 Contracted general activity (UDA)	18,430
Carry forward general activity (UDA)	0
19/20 Contracted orthodontic activity (UOA)	0
Carry forward orthodontic activity (UOA)	0
Baseline contract value	£561,926.19

ACCESS*

Patients seen in 24 months	Total	Change since previous quarter
Quarter ending June 2018	5,802	
Quarter ending September 2018	5,767	→
Quarter ending December 2018	5,770	→
Quarter ending March 2019	5,807	→
Quarter ending June 2019	5,801	→
Variance since June 2018	(0.0%)	→



ACTIVITY



Month	Adjusted Scheduled Activity (UDA)	
	2019	2020
April	813	783
May	2,134	1,944
June	2,906	3,062
July	4,515	
August	5,790	
September	6,723	
October	8,034	
November	9,387	
December	10,600	
January	12,021	
February	13,369	
March	14,777	
April	15,459	
May	15,453	
June	15,453	

QUALITY

	Quantity	Base Number	Contract	AT	Region	England
% of FP17s for the same patient ID Re-attending within 3 months - Children	24	427	5.6%	8.8%	11.2%	11.4%
% of FP17s for the same patient ID Re-attending within 3 months - Adults	174	1,602	10.9%	12.1%	14.8%	15.4%
% of FP17s for the same patient ID Re-attending between 3 & 9 months - Children	276	427	64.6%	60.6%	60.9%	59.8%
% of FP17s for the same patient ID Re-attending between 3 & 9 months - Adults	997	1,602	62.2%	52.0%	53.2%	52.1%
% of FP17s for Band 1 Urgent Courses	128	1,742	7.3%	7.3%	8.3%	9.2%
% of FP17s Relating to Free Repair or Replacements	26	1,742	1.5%	0.8%	0.7%	0.7%
% of FP17s Relating to Continuations	8	1,742	0.5%	0.9%	0.8%	0.8%
% of Patients satisfied with the dentistry they have received	3	3	N/A	94.5%	93.2%	93.4%
% of Patients satisfied with the time they had to wait for an appointment	3	3	N/A	91.7%	88.5%	87.6%

* This is based on patients treated on this contract for their most recent course of treatment. Figures in italics indicate the base number of FP17s or Patient Questionnaire responses are less than 100. N/A is shown where the base number of responses is less than 10 during the period. % is calculated as Quantity/Base number*100

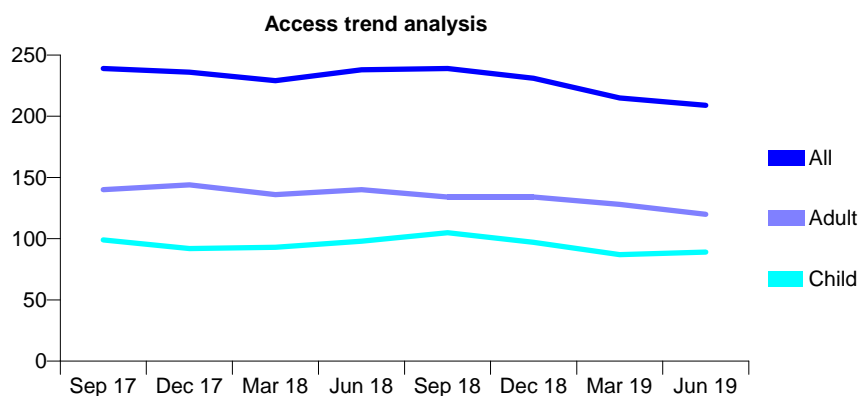
Q53 - Vital Signs At a Glance Contract Report for 931438/0001 - June 2019

Name or company name	MR JS HEER
Contract type name	GDS Contract
Purpose of contract	General
Contract start date	01/04/2006
Contract end date	

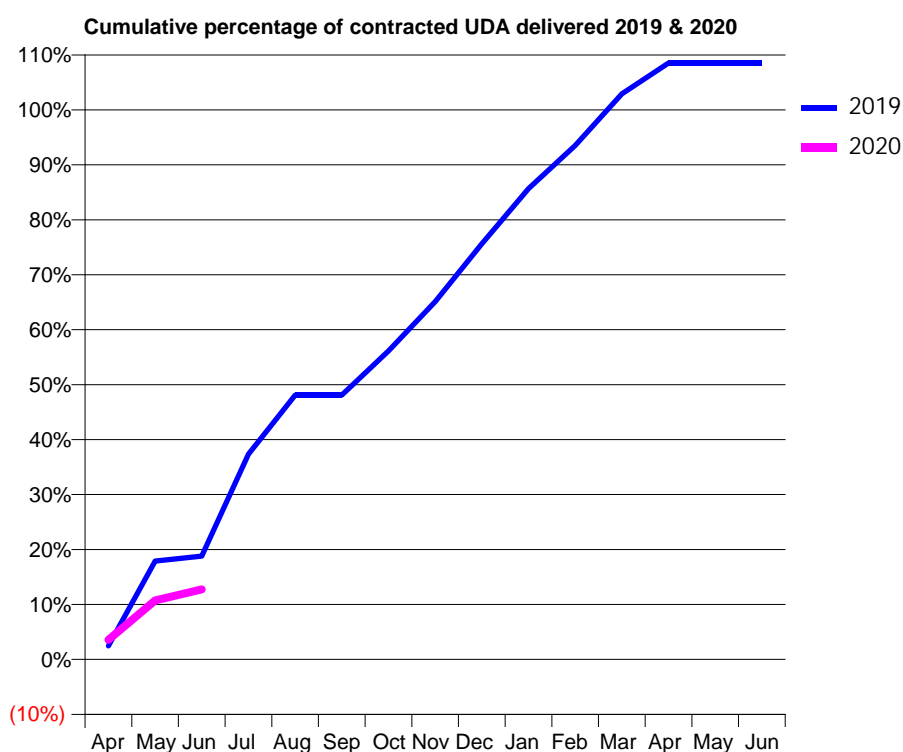
19/20 Contracted general activity (UDA)	447
Carry forward general activity (UDA)	0
19/20 Contracted orthodontic activity (UOA)	0
Carry forward orthodontic activity (UOA)	0
Baseline contract value	£11,802.72

ACCESS*

Patients seen in 24 months	Total	Change since previous quarter
Quarter ending June 2018	238	
Quarter ending September 2018	239	→
Quarter ending December 2018	231	↓
Quarter ending March 2019	215	↓
Quarter ending June 2019	209	↓
Variance since June 2018	(12.2%)	↓



ACTIVITY



Month	2019	2020
April	11	16
May	80	48
June	84	57
July	167	
August	215	
September	215	
October	251	
November	291	
December	338	
January	383	
February	418	
March	460	
April	485	
May	485	
June	485	

QUALITY

	Quantity	Base Number	Contract	AT	Region	England
% of FP17s for the same patient ID Re-attending within 3 months - Children	0	17	0.0%	8.8%	11.2%	11.4%
% of FP17s for the same patient ID Re-attending within 3 months - Adults	6	25	24.0%	12.1%	14.8%	15.4%
% of FP17s for the same patient ID Re-attending between 3 & 9 months - Children	5	17	29.4%	60.6%	60.9%	59.8%
% of FP17s for the same patient ID Re-attending between 3 & 9 months - Adults	13	25	52.0%	52.0%	53.2%	52.1%
% of FP17s for Band 1 Urgent Courses	0	39	0.0%	7.3%	8.3%	9.2%
% of FP17s Relating to Free Repair or Replacements	0	39	0.0%	0.8%	0.7%	0.7%
% of FP17s Relating to Continuations	0	39	0.0%	0.9%	0.8%	0.8%
% of Patients satisfied with the dentistry they have received	0	0	N/A	94.5%	93.2%	93.4%
% of Patients satisfied with the time they had to wait for an appointment	0	0	N/A	91.7%	88.5%	87.6%

* This is based on patients treated on this contract for their most recent course of treatment. Figures in italics indicate the base number of FP17s or Patient Questionnaire responses are less than 100. N/A is shown where the base number of responses is less than 10 during the period. % is calculated as Quantity/Base number*100

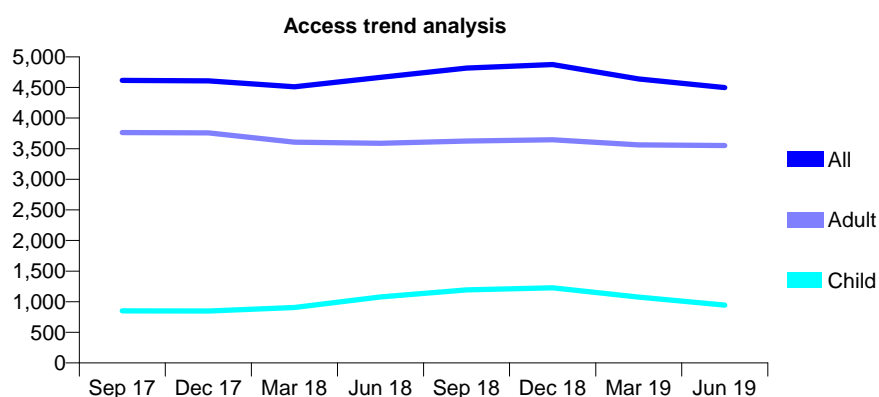
Q53 - Vital Signs At a Glance Contract Report for 931632/0001 - June 2019

Name or company name	MR T MIRZA
Contract type name	GDS Contract
Purpose of contract	General
Contract start date	10/07/2006
Contract end date	

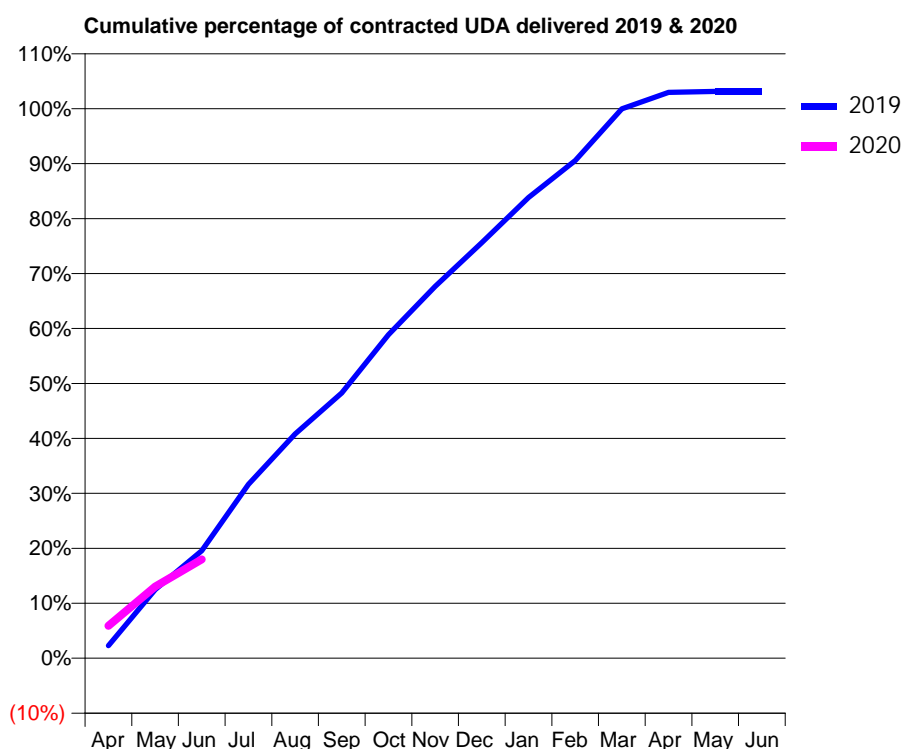
19/20 Contracted general activity (UDA)	16,398
Carry forward general activity (UDA)	0
19/20 Contracted orthodontic activity (UOA)	0
Carry forward orthodontic activity (UOA)	0
Baseline contract value	£435,747.24

ACCESS*

Patients seen in 24 months	Total	Change since previous quarter
Quarter ending June 2018	4,666	
Quarter ending September 2018	4,818	↑
Quarter ending December 2018	4,874	→
Quarter ending March 2019	4,639	↓
Quarter ending June 2019	4,497	↓
Variance since June 2018	(3.6%)	↓



ACTIVITY



Month	Adjusted Scheduled Activity (UDA)	
	2019	2020
April	378	970
May	2,045	2,138
June	3,208	2,949
July	5,189	
August	6,693	
September	7,918	
October	9,651	
November	11,095	
December	12,399	
January	13,746	
February	14,847	
March	16,391	
April	16,881	
May	16,914	
June	16,915	

QUALITY

	Quantity	Base Number	Contract	AT	Region	England
% of FP17s for the same patient ID Re-attending within 3 months - Children	15	310	4.8%	8.8%	11.2%	11.4%
% of FP17s for the same patient ID Re-attending within 3 months - Adults	156	1,253	12.5%	12.1%	14.8%	15.4%
% of FP17s for the same patient ID Re-attending between 3 & 9 months - Children	178	310	57.4%	60.6%	60.9%	59.8%
% of FP17s for the same patient ID Re-attending between 3 & 9 months - Adults	762	1,253	60.8%	52.0%	53.2%	52.1%
% of FP17s for Band 1 Urgent Courses	80	1,386	5.8%	7.3%	8.3%	9.2%
% of FP17s Relating to Free Repair or Replacements	26	1,386	1.9%	0.8%	0.7%	0.7%
% of FP17s Relating to Continuations	27	1,386	1.9%	0.9%	0.8%	0.8%
% of Patients satisfied with the dentistry they have received	5	5	N/A	94.5%	93.2%	93.4%
% of Patients satisfied with the time they had to wait for an appointment	3	5	N/A	91.7%	88.5%	87.6%

* This is based on patients treated on this contract for their most recent course of treatment. Figures in italics indicate the base number of FP17s or Patient Questionnaire responses are less than 100. N/A is shown where the base number of responses is less than 10 during the period. % is calculated as Quantity/Base number*100

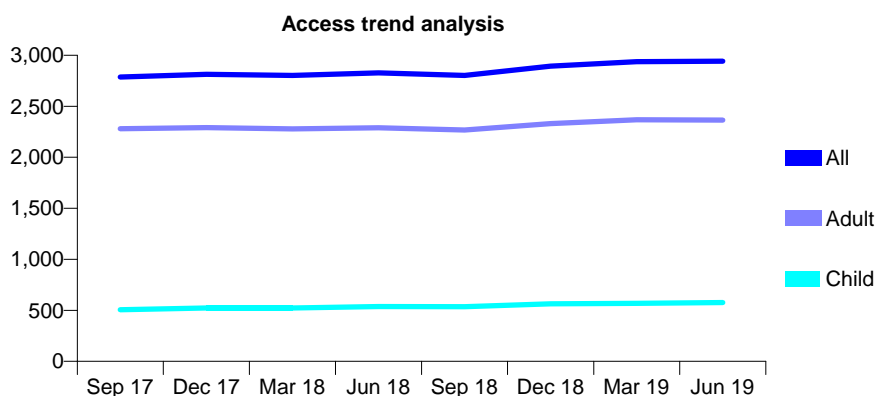
Q53 - Vital Signs At a Glance Contract Report for 932833/0001 - June 2019

Name or company name	MR B RAHNAMA
Contract type name	GDS Contract
Purpose of contract	General
Contract start date	01/04/2006
Contract end date	

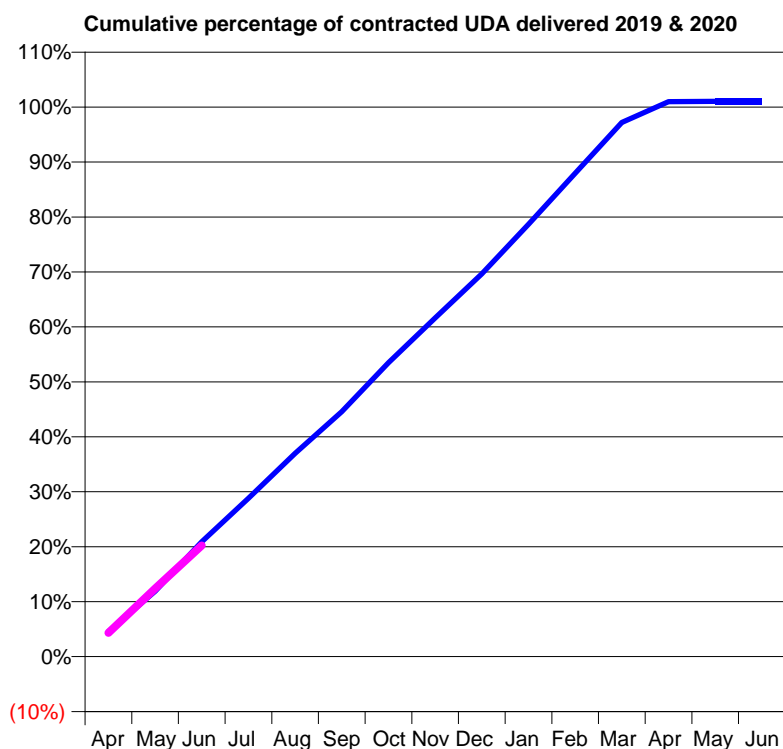
19/20 Contracted general activity (UDA)	7,591
Carry forward general activity (UDA)	0
19/20 Contracted orthodontic activity (UOA)	0
Carry forward orthodontic activity (UOA)	0
Baseline contract value	£235,857.72

ACCESS*

Patients seen in 24 months	Total	Change since previous quarter
Quarter ending June 2018	2,828	
Quarter ending September 2018	2,802	→
Quarter ending December 2018	2,894	↑
Quarter ending March 2019	2,937	→
Quarter ending June 2019	2,942	→
Variance since June 2018	4.0%	↑



ACTIVITY



Month	Adjusted Scheduled Activity (UDA)	
	2019	2020
April	348	329
May	903	940
June	1,588	1,536
July	2,188	
August	2,808	
September	3,383	
October	4,062	
November	4,680	
December	5,286	
January	5,971	
February	6,677	
March	7,379	
April	7,667	
May	7,670	
June	7,670	

QUALITY

	Quantity	Base Number	Contract	AT	Region	England
% of FP17s for the same patient ID Re-attending within 3 months - Children	6	217	2.8%	8.8%	11.2%	11.4%
% of FP17s for the same patient ID Re-attending within 3 months - Adults	66	814	8.1%	12.1%	14.8%	15.4%
% of FP17s for the same patient ID Re-attending between 3 & 9 months - Children	119	217	54.8%	60.6%	60.9%	59.8%
% of FP17s for the same patient ID Re-attending between 3 & 9 months - Adults	435	814	53.4%	52.0%	53.2%	52.1%
% of FP17s for Band 1 Urgent Courses	61	820	7.4%	7.3%	8.3%	9.2%
% of FP17s Relating to Free Repair or Replacements	1	820	0.1%	0.8%	0.7%	0.7%
% of FP17s Relating to Continuations	0	820	0.0%	0.9%	0.8%	0.8%
% of Patients satisfied with the dentistry they have received	3	3	N/A	94.5%	93.2%	93.4%
% of Patients satisfied with the time they had to wait for an appointment	3	3	N/A	91.7%	88.5%	87.6%

* This is based on patients treated on this contract for their most recent course of treatment. Figures in italics indicate the base number of FP17s or Patient Questionnaire responses are less than 100. N/A is shown where the base number of responses is less than 10 during the period. % is calculated as Quantity/Base number*100

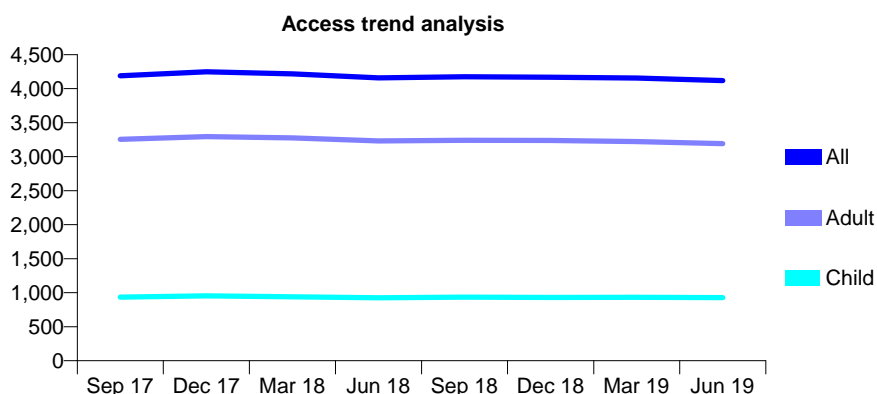
Q53 - Vital Signs At a Glance Contract Report for 960128/0001 - June 2019

Name or company name	MR Z SACRANIE
Contract type name	GDS Contract
Purpose of contract	General
Contract start date	01/04/2009
Contract end date	

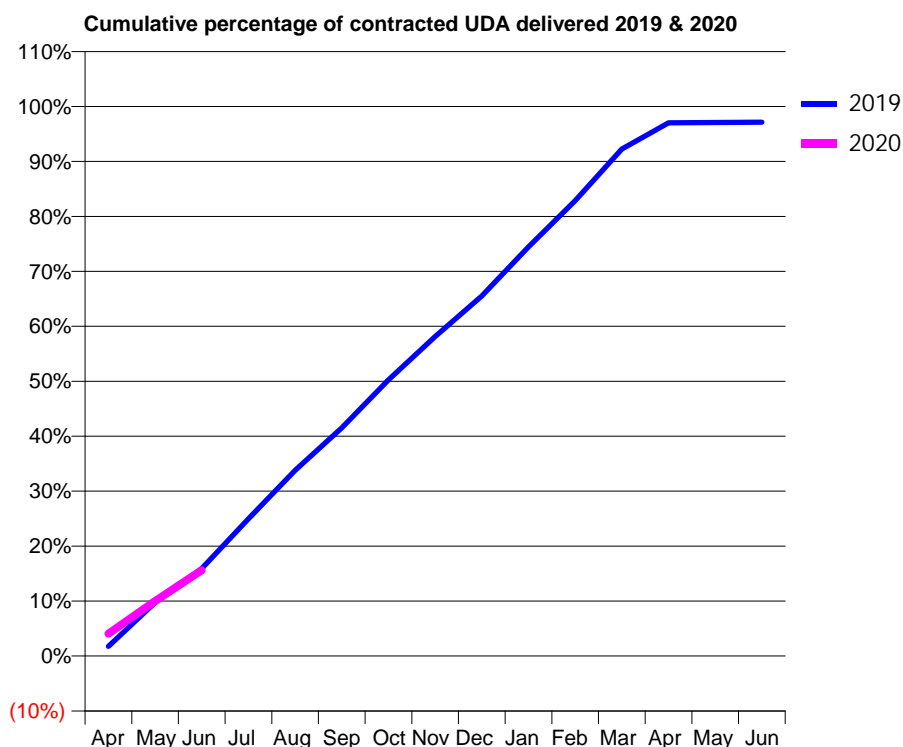
19/20 Contracted general activity (UDA)	12,000
Carry forward general activity (UDA)	0
19/20 Contracted orthodontic activity (UOA)	0
Carry forward orthodontic activity (UOA)	0
Baseline contract value	£369,775.19

ACCESS*

Patients seen in 24 months	Total	Change since previous quarter
Quarter ending June 2018	4,158	
Quarter ending September 2018	4,176	→
Quarter ending December 2018	4,168	→
Quarter ending March 2019	4,155	→
Quarter ending June 2019	4,119	→
Variance since June 2018	(0.9%)	→



ACTIVITY



Month	Adjusted Scheduled Activity (UDA)	
	2019	2020
April	211	488
May	1,168	1,200
June	1,910	1,876
July	2,998	
August	4,054	
September	4,980	
October	6,030	
November	6,975	
December	7,860	
January	8,937	
February	9,944	
March	11,069	
April	11,642	
May	11,650	
June	11,656	

QUALITY

	Quantity	Base Number	Contract	AT	Region	England
% of FP17s for the same patient ID Re-attending within 3 months - Children	37	299	12.4%	8.8%	11.2%	11.4%
% of FP17s for the same patient ID Re-attending within 3 months - Adults	191	1,017	18.8%	12.1%	14.8%	15.4%
% of FP17s for the same patient ID Re-attending between 3 & 9 months - Children	174	299	58.2%	60.6%	60.9%	59.8%
% of FP17s for the same patient ID Re-attending between 3 & 9 months - Adults	585	1,017	57.5%	52.0%	53.2%	52.1%
% of FP17s for Band 1 Urgent Courses	124	966	12.8%	7.3%	8.3%	9.2%
% of FP17s Relating to Free Repair or Replacements	11	966	1.1%	0.8%	0.7%	0.7%
% of FP17s Relating to Continuations	4	966	0.4%	0.9%	0.8%	0.8%
% of Patients satisfied with the dentistry they have received	1	1	N/A	94.5%	93.2%	93.4%
% of Patients satisfied with the time they had to wait for an appointment	1	1	N/A	91.7%	88.5%	87.6%

* This is based on patients treated on this contract for their most recent course of treatment. Figures in italics indicate the base number of FP17s or Patient Questionnaire responses are less than 100. N/A is shown where the base number of responses is less than 10 during the period. % is calculated as Quantity/Base number*100

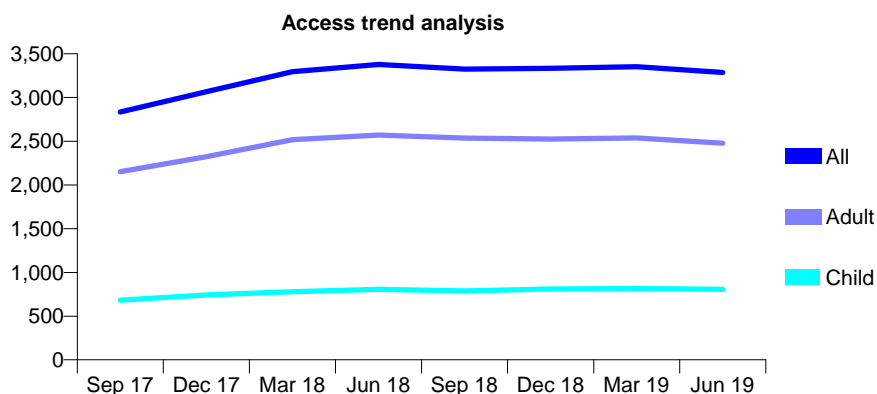
Q54 - Vital Signs At a Glance Contract Report for 10085/0000 - June 2019

Name or company name	Broadway Dental Suite
Contract type name	GDS Contract
Purpose of contract	General
Contract start date	01/04/2016
Contract end date	

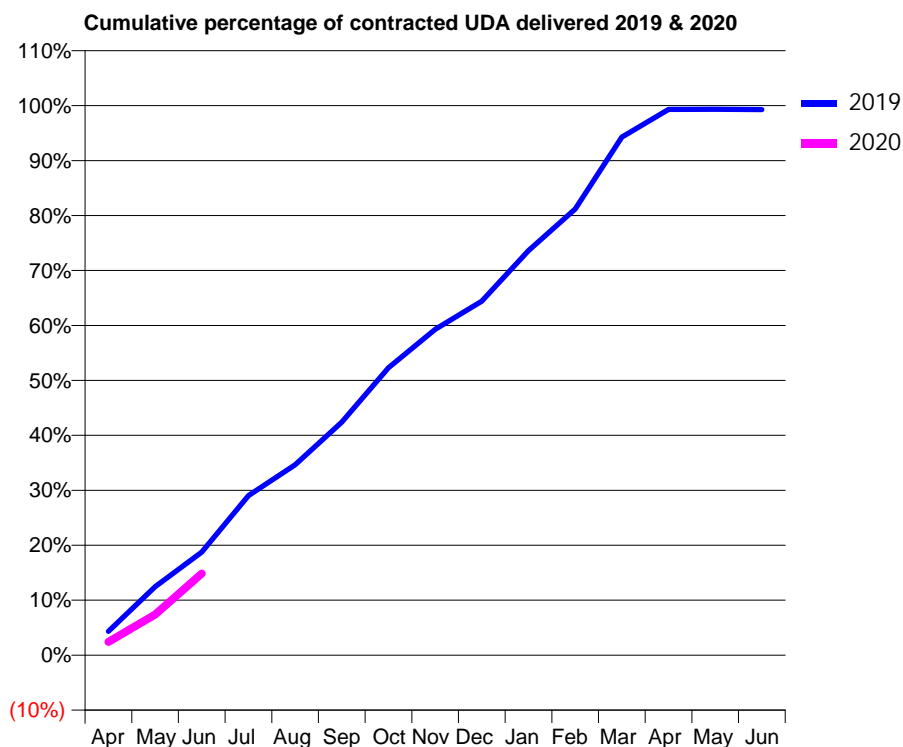
19/20 Contracted general activity (UDA)	11,239
Carry forward general activity (UDA)	0
19/20 Contracted orthodontic activity (UOA)	0
Carry forward orthodontic activity (UOA)	0
Baseline contract value	£381,721.65

ACCESS*

Patients seen in 24 months	Total	Change since previous quarter
Quarter ending June 2018	3,378	
Quarter ending September 2018	3,325	↓
Quarter ending December 2018	3,335	→
Quarter ending March 2019	3,353	→
Quarter ending June 2019	3,285	↓
Variance since June 2018	(2.8%)	↓



ACTIVITY



Month	Adjusted Scheduled Activity (UDA)	
	2019	2020
April	486	272
May	1,399	830
June	2,106	1,668
July	3,264	
August	3,892	
September	4,767	
October	5,878	
November	6,664	
December	7,240	
January	8,273	
February	9,124	
March	10,595	
April	11,160	
May	11,165	
June	11,155	

QUALITY

	Quantity	Base Number	Contract	AT	Region	England
% of FP17s for the same patient ID Re-attending within 3 months - Children	14	163	8.6%	9.6%	11.2%	11.4%
% of FP17s for the same patient ID Re-attending within 3 months - Adults	52	439	11.8%	14.3%	14.8%	15.4%
% of FP17s for the same patient ID Re-attending between 3 & 9 months - Children	52	163	31.9%	54.0%	60.9%	59.8%
% of FP17s for the same patient ID Re-attending between 3 & 9 months - Adults	130	439	29.6%	48.9%	53.2%	52.1%
% of FP17s for Band 1 Urgent Courses	40	488	8.2%	8.4%	8.3%	9.2%
% of FP17s Relating to Free Repair or Replacements	5	488	1.0%	0.8%	0.7%	0.7%
% of FP17s Relating to Continuations	1	488	0.2%	0.7%	0.8%	0.8%
% of Patients satisfied with the dentistry they have received	0	0	N/A	93.3%	93.2%	93.4%
% of Patients satisfied with the time they had to wait for an appointment	0	0	N/A	91.1%	88.5%	87.6%

* This is based on patients treated on this contract for their most recent course of treatment. Figures in italics indicate the base number of FP17s or Patient Questionnaire responses are less than 100. N/A is shown where the base number of responses is less than 10 during the period. % is calculated as Quantity/Base number*100

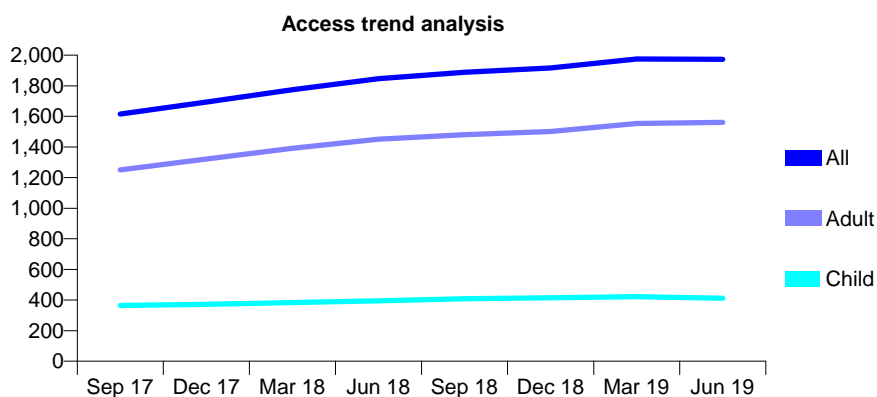
Q54 - Vital Signs At a Glance Contract Report for 100162/0000 - June 2019

Name or company name	Jandu Dental Surgery
Contract type name	GDS Contract
Purpose of contract	General
Contract start date	01/06/2016
Contract end date	

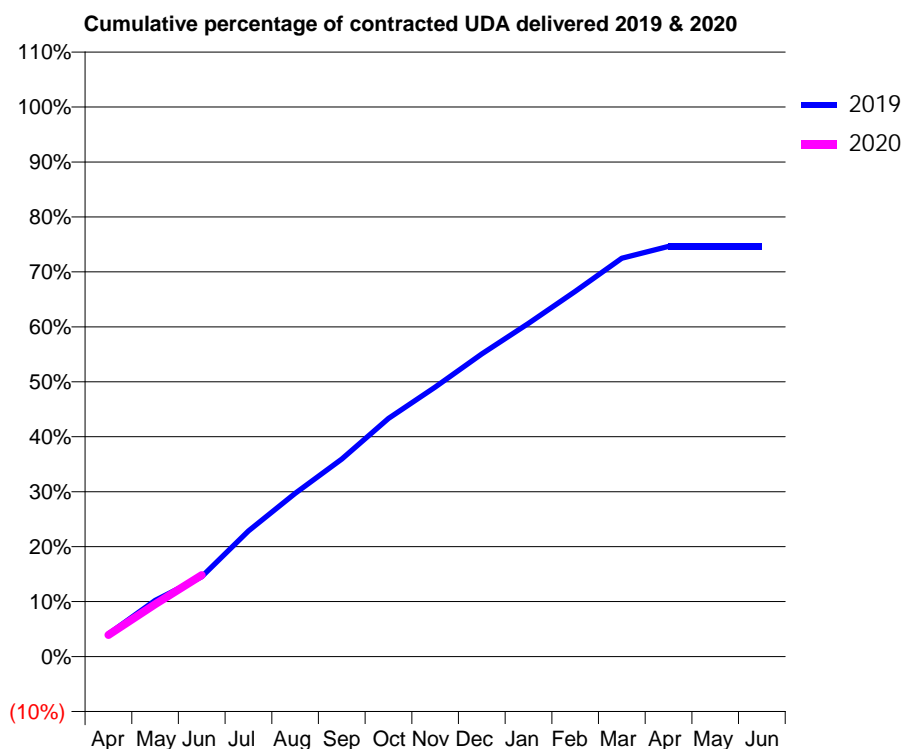
19/20 Contracted general activity (UDA)	7,200
Carry forward general activity (UDA)	0
19/20 Contracted orthodontic activity (UOA)	0
Carry forward orthodontic activity (UOA)	0
Baseline contract value	£158,564.71

ACCESS*

Patients seen in 24 months	Total	Change since previous quarter
Quarter ending June 2018	1,846	
Quarter ending September 2018	1,889	↑
Quarter ending December 2018	1,917	→
Quarter ending March 2019	1,975	↑
Quarter ending June 2019	1,973	→
Variance since June 2018	6.9%	↑



ACTIVITY



Month	Adjusted Scheduled Activity (UDA)	
	2019	2020
April	296	284
May	737	686
June	1,046	1,066
July	1,646	
August	2,138	
September	2,587	
October	3,119	
November	3,530	
December	3,965	
January	4,365	
February	4,786	
March	5,219	
April	5,373	
May	5,373	
June	5,373	

QUALITY

	Quantity	Base Number	Contract	AT	Region	England
% of FP17s for the same patient ID Re-attending within 3 months - Children	10	137	7.3%	9.6%	11.2%	11.4%
% of FP17s for the same patient ID Re-attending within 3 months - Adults	69	536	12.9%	14.3%	14.8%	15.4%
% of FP17s for the same patient ID Re-attending between 3 & 9 months - Children	89	137	65.0%	54.0%	60.9%	59.8%
% of FP17s for the same patient ID Re-attending between 3 & 9 months - Adults	313	536	58.4%	48.9%	53.2%	52.1%
% of FP17s for Band 1 Urgent Courses	30	572	5.2%	8.4%	8.3%	9.2%
% of FP17s Relating to Free Repair or Replacements	7	572	1.2%	0.8%	0.7%	0.7%
% of FP17s Relating to Continuations	6	572	1.0%	0.7%	0.8%	0.8%
% of Patients satisfied with the dentistry they have received	1	1	N/A	93.3%	93.2%	93.4%
% of Patients satisfied with the time they had to wait for an appointment	1	1	N/A	91.1%	88.5%	87.6%

* This is based on patients treated on this contract for their most recent course of treatment. Figures in italics indicate the base number of FP17s or Patient Questionnaire responses are less than 100. N/A is shown where the base number of responses is less than 10 during the period. % is calculated as Quantity/Base number*100

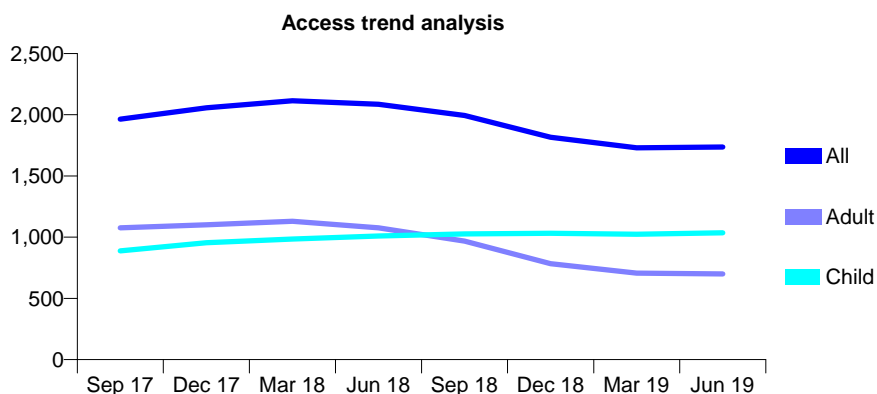
Q54 - Vital Signs At a Glance Contract Report for 100164/0000 - June 2019

Name or company name	Princes End Dental Practice
Contract type name	GDS Contract
Purpose of contract	General
Contract start date	01/06/2016
Contract end date	

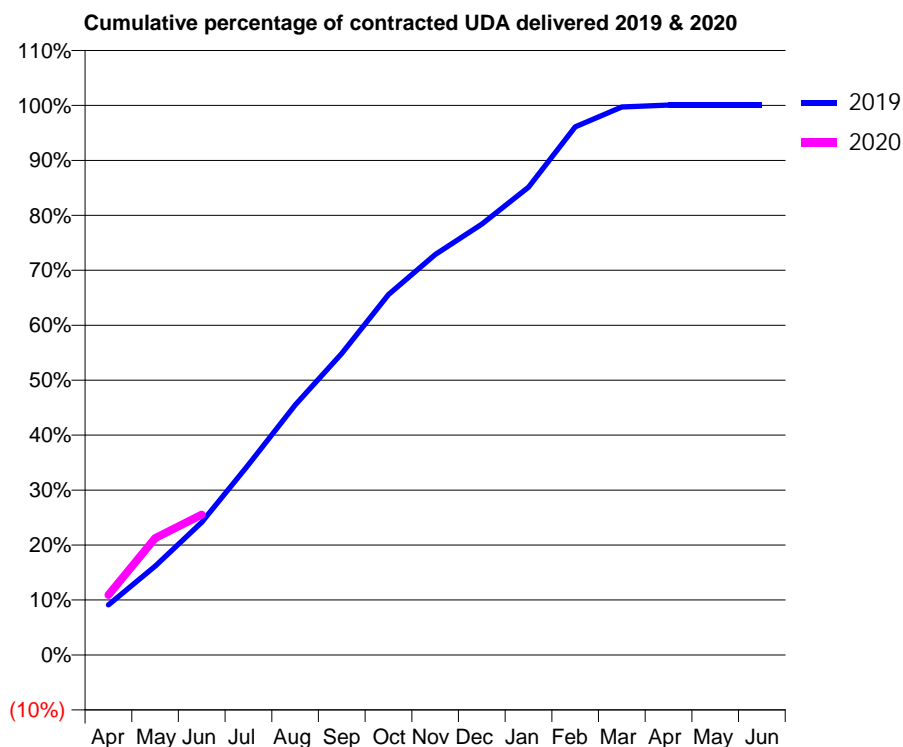
19/20 Contracted general activity (UDA)	4,890
Carry forward general activity (UDA)	0
19/20 Contracted orthodontic activity (UOA)	0
Carry forward orthodontic activity (UOA)	0
Baseline contract value	£122,271.43

ACCESS*

Patients seen in 24 months	Total	Change since previous quarter
Quarter ending June 2018	2,087	
Quarter ending September 2018	1,995	↓
Quarter ending December 2018	1,816	↓
Quarter ending March 2019	1,730	↓
Quarter ending June 2019	1,737	→
Variance since June 2018	(16.8%)	↓



ACTIVITY



Adjusted Scheduled Activity (UDA)		
Month	2019	2020
April	445	534
May	791	1,040
June	1,180	1,249
July	1,693	
August	2,224	
September	2,682	
October	3,206	
November	3,563	
December	3,833	
January	4,162	
February	4,699	
March	4,875	
April	4,893	
May	4,893	
June	4,893	

QUALITY

	Quantity	Base Number	Contract	AT	Region	England
% of FP17s for the same patient ID Re-attending within 3 months - Children	16	267	6.0%	9.6%	11.2%	11.4%
% of FP17s for the same patient ID Re-attending within 3 months - Adults	29	168	17.3%	14.3%	14.8%	15.4%
% of FP17s for the same patient ID Re-attending between 3 & 9 months - Children	137	267	51.3%	54.0%	60.9%	59.8%
% of FP17s for the same patient ID Re-attending between 3 & 9 months - Adults	74	168	44.0%	48.9%	53.2%	52.1%
% of FP17s for Band 1 Urgent Courses	18	430	4.2%	8.4%	8.3%	9.2%
% of FP17s Relating to Free Repair or Replacements	1	430	0.2%	0.8%	0.7%	0.7%
% of FP17s Relating to Continuations	0	430	0.0%	0.7%	0.8%	0.8%
% of Patients satisfied with the dentistry they have received	0	0	N/A	93.3%	93.2%	93.4%
% of Patients satisfied with the time they had to wait for an appointment	0	0	N/A	91.1%	88.5%	87.6%

* This is based on patients treated on this contract for their most recent course of treatment.

Figures in italics indicate the base number of FP17s or Patient Questionnaire responses are less than 100. N/A is shown where the base number of responses is less than 10 during the period. % is calculated as Quantity/Base number*100

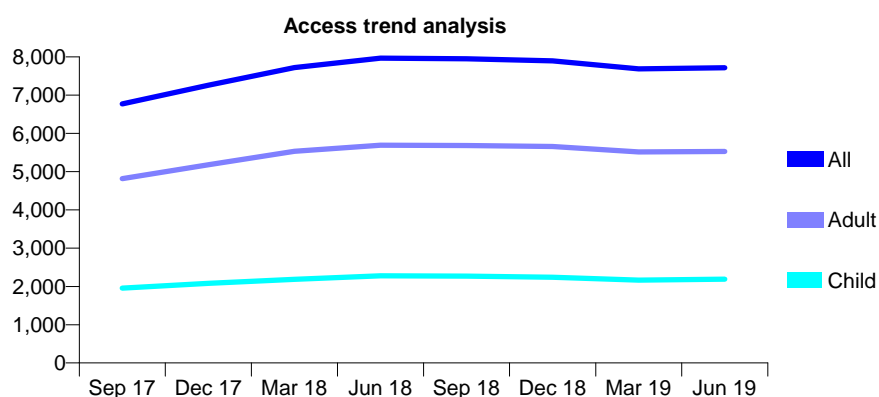
Q54 - Vital Signs At a Glance Contract Report for 100165/0000 - June 2019

Name or company name	Family Dental Centre Partnership
Contract type name	GDS Contract
Purpose of contract	General
Contract start date	01/06/2016
Contract end date	

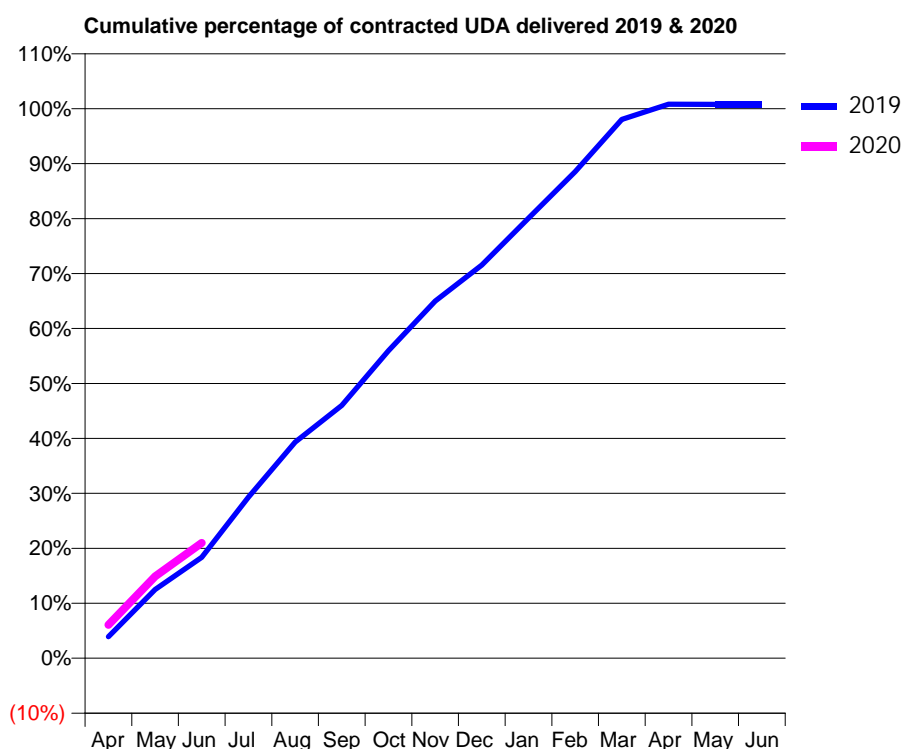
19/20 Contracted general activity (UDA)	17,884
Carry forward general activity (UDA)	0
19/20 Contracted orthodontic activity (UOA)	0
Carry forward orthodontic activity (UOA)	0
Baseline contract value	£517,508.89

ACCESS*

Patients seen in 24 months	Total	Change since previous quarter
Quarter ending June 2018	7,967	
Quarter ending September 2018	7,950	→
Quarter ending December 2018	7,896	→
Quarter ending March 2019	7,683	↓
Quarter ending June 2019	7,717	→
Variance since June 2018	(3.1%)	↓



ACTIVITY



Month	2019	2020
April	701	1,088
May	2,237	2,668
June	3,281	3,753
July	5,241	
August	7,034	
September	8,224	
October	10,005	
November	11,625	
December	12,793	
January	14,319	
February	15,836	
March	17,536	
April	18,027	
May	18,022	
June	18,022	

QUALITY

	Quantity	Base Number	Contract	AT	Region	England
% of FP17s for the same patient ID Re-attending within 3 months - Children	65	814	8.0%	9.6%	11.2%	11.4%
% of FP17s for the same patient ID Re-attending within 3 months - Adults	236	1,901	12.4%	14.3%	14.8%	15.4%
% of FP17s for the same patient ID Re-attending between 3 & 9 months - Children	426	814	52.3%	54.0%	60.9%	59.8%
% of FP17s for the same patient ID Re-attending between 3 & 9 months - Adults	1,082	1,901	56.9%	48.9%	53.2%	52.1%
% of FP17s for Band 1 Urgent Courses	206	2,246	9.2%	8.4%	8.3%	9.2%
% of FP17s Relating to Free Repair or Replacements	14	2,246	0.6%	0.8%	0.7%	0.7%
% of FP17s Relating to Continuations	5	2,246	0.2%	0.7%	0.8%	0.8%
% of Patients satisfied with the dentistry they have received	2	2	N/A	93.3%	93.2%	93.4%
% of Patients satisfied with the time they had to wait for an appointment	2	2	N/A	91.1%	88.5%	87.6%

* This is based on patients treated on this contract for their most recent course of treatment.

Figures in italics indicate the base number of FP17s or Patient Questionnaire responses are less than 100. N/A is shown where the base number of responses is less than 10 during the period. % is calculated as Quantity/Base number*100

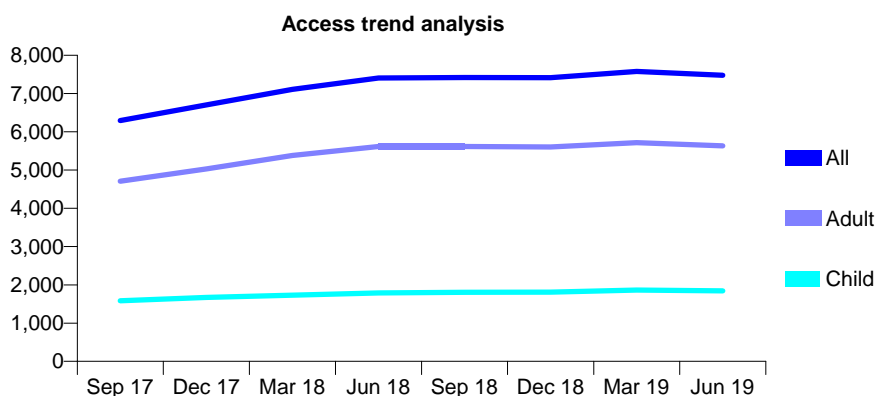
Q54 - Vital Signs At a Glance Contract Report for 100173/0000 - June 2019

Name or company name	Hilltop Dental Spa
Contract type name	GDS Contract
Purpose of contract	General
Contract start date	01/07/2016
Contract end date	

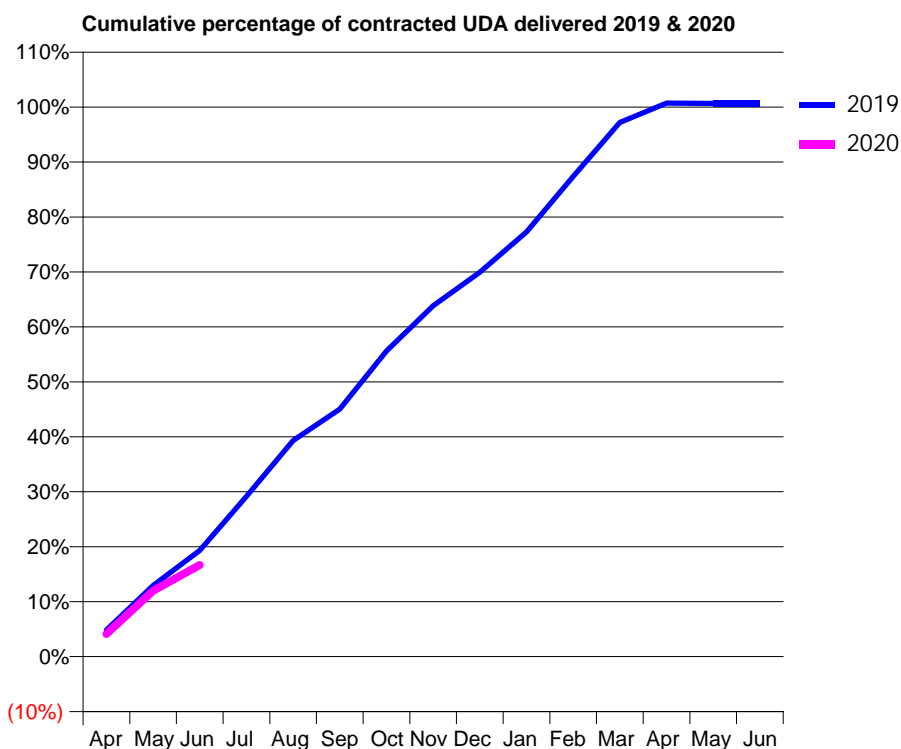
19/20 Contracted general activity (UDA)	23,164
Carry forward general activity (UDA)	0
19/20 Contracted orthodontic activity (UOA)	0
Carry forward orthodontic activity (UOA)	0
Baseline contract value	£649,549.23

ACCESS*

Patients seen in 24 months	Total	Change since previous quarter
Quarter ending June 2018	7,405	
Quarter ending September 2018	7,421	→
Quarter ending December 2018	7,414	→
Quarter ending March 2019	7,578	↑
Quarter ending June 2019	7,476	↓
Variance since June 2018	1.0%	→



ACTIVITY



Month	Adjusted Scheduled Activity (UDA)	
	2019	2020
April	1,122	955
May	2,997	2,778
June	4,479	3,866
July	6,754	
August	9,107	
September	10,428	
October	12,883	
November	14,795	
December	16,195	
January	17,903	
February	20,237	
March	22,515	
April	23,330	
May	23,319	
June	23,319	

QUALITY

	Quantity	Base Number	Contract	AT	Region	England
% of FP17s for the same patient ID Re-attending within 3 months - Children	31	570	5.4%	9.6%	11.2%	11.4%
% of FP17s for the same patient ID Re-attending within 3 months - Adults	238	1,841	12.9%	14.3%	14.8%	15.4%
% of FP17s for the same patient ID Re-attending between 3 & 9 months - Children	351	570	61.6%	54.0%	60.9%	59.8%
% of FP17s for the same patient ID Re-attending between 3 & 9 months - Adults	1,055	1,841	57.3%	48.9%	53.2%	52.1%
% of FP17s for Band 1 Urgent Courses	160	2,077	7.7%	8.4%	8.3%	9.2%
% of FP17s Relating to Free Repair or Replacements	22	2,077	1.1%	0.8%	0.7%	0.7%
% of FP17s Relating to Continuations	36	2,077	1.7%	0.7%	0.8%	0.8%
% of Patients satisfied with the dentistry they have received	1	1	N/A	93.3%	93.2%	93.4%
% of Patients satisfied with the time they had to wait for an appointment	1	1	N/A	91.1%	88.5%	87.6%

* This is based on patients treated on this contract for their most recent course of treatment. Figures in italics indicate the base number of FP17s or Patient Questionnaire responses are less than 100. N/A is shown where the base number of responses is less than 10 during the period. % is calculated as Quantity/Base number*100

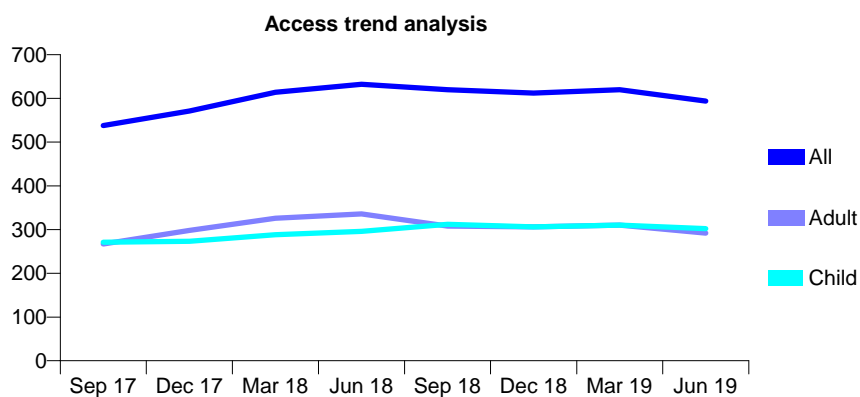
Q54 - Vital Signs At a Glance Contract Report for 100176/0000 - June 2019

Name or company name	Mr S Merali
Contract type name	GDS Contract
Purpose of contract	General
Contract start date	01/07/2016
Contract end date	

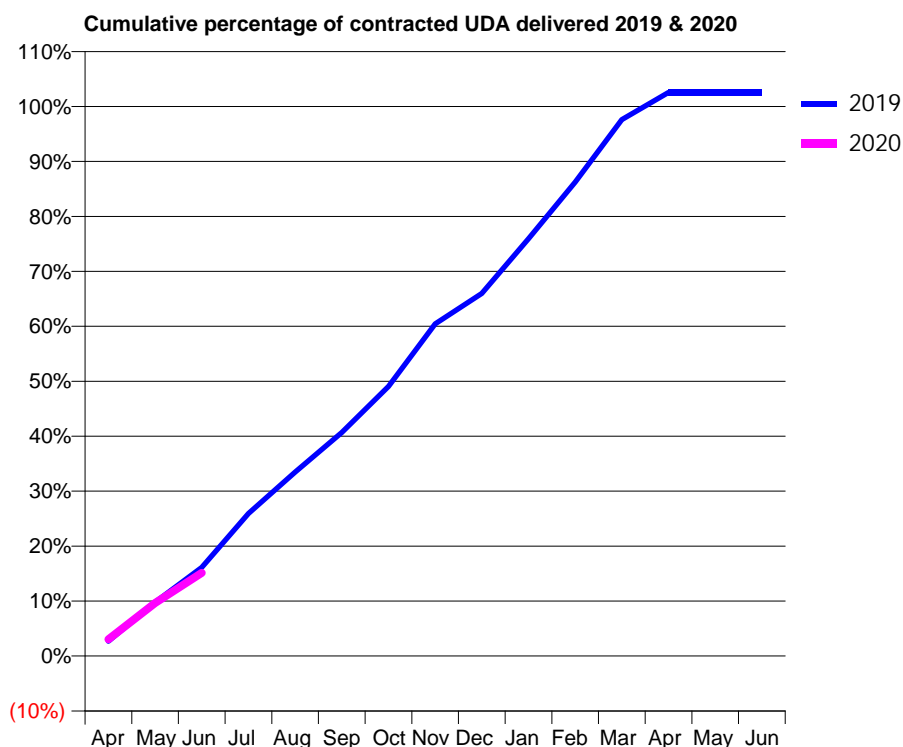
19/20 Contracted general activity (UDA)	2,323
Carry forward general activity (UDA)	0
19/20 Contracted orthodontic activity (UOA)	0
Carry forward orthodontic activity (UOA)	0
Baseline contract value	£55,312.30

ACCESS*

Patients seen in 24 months	Total	Change since previous quarter
Quarter ending June 2018	632	
Quarter ending September 2018	620	↓
Quarter ending December 2018	612	↓
Quarter ending March 2019	620	→
Quarter ending June 2019	594	↓
Variance since June 2018	(6.0%)	↓



ACTIVITY



Month	Adjusted Scheduled Activity (UDA)	
	2019	2020
April	63	71
May	228	225
June	375	352
July	603	
August	777	
September	945	
October	1,140	
November	1,404	
December	1,532	
January	1,764	
February	2,003	
March	2,268	
April	2,382	
May	2,382	
June	2,382	

QUALITY

	Quantity	Base Number	Contract	AT	Region	England
% of FP17s for the same patient ID Re-attending within 3 months - Children	12	111	10.8%	9.6%	11.2%	11.4%
% of FP17s for the same patient ID Re-attending within 3 months - Adults	17	80	21.3%	14.3%	14.8%	15.4%
% of FP17s for the same patient ID Re-attending between 3 & 9 months - Children	65	111	58.6%	54.0%	60.9%	59.8%
% of FP17s for the same patient ID Re-attending between 3 & 9 months - Adults	40	80	50.0%	48.9%	53.2%	52.1%
% of FP17s for Band 1 Urgent Courses	13	164	7.9%	8.4%	8.3%	9.2%
% of FP17s Relating to Free Repair or Replacements	1	164	0.6%	0.8%	0.7%	0.7%
% of FP17s Relating to Continuations	1	164	0.6%	0.7%	0.8%	0.8%
% of Patients satisfied with the dentistry they have received	0	0	N/A	93.3%	93.2%	93.4%
% of Patients satisfied with the time they had to wait for an appointment	0	0	N/A	91.1%	88.5%	87.6%

* This is based on patients treated on this contract for their most recent course of treatment. Figures in italics indicate the base number of FP17s or Patient Questionnaire responses are less than 100. N/A is shown where the base number of responses is less than 10 during the period. % is calculated as Quantity/Base number*100

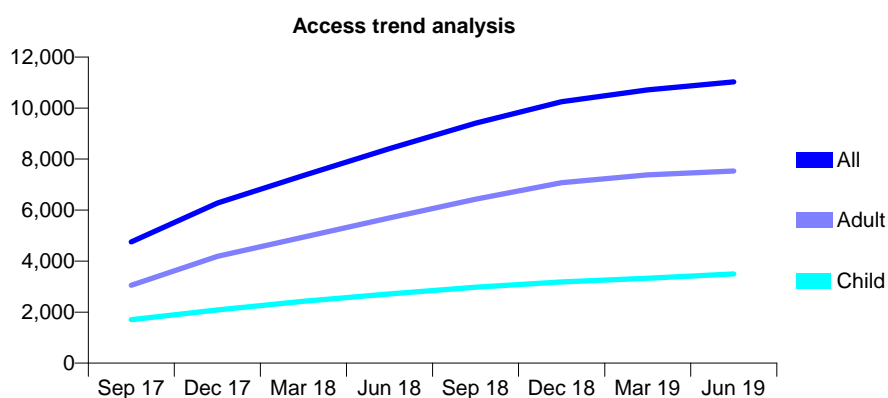
Q54 - Vital Signs At a Glance Contract Report for 100267/0000 - June 2019

Name or company name	Dudley Road Dental Practice
Contract type name	GDS Contract
Purpose of contract	General
Contract start date	01/02/2017
Contract end date	

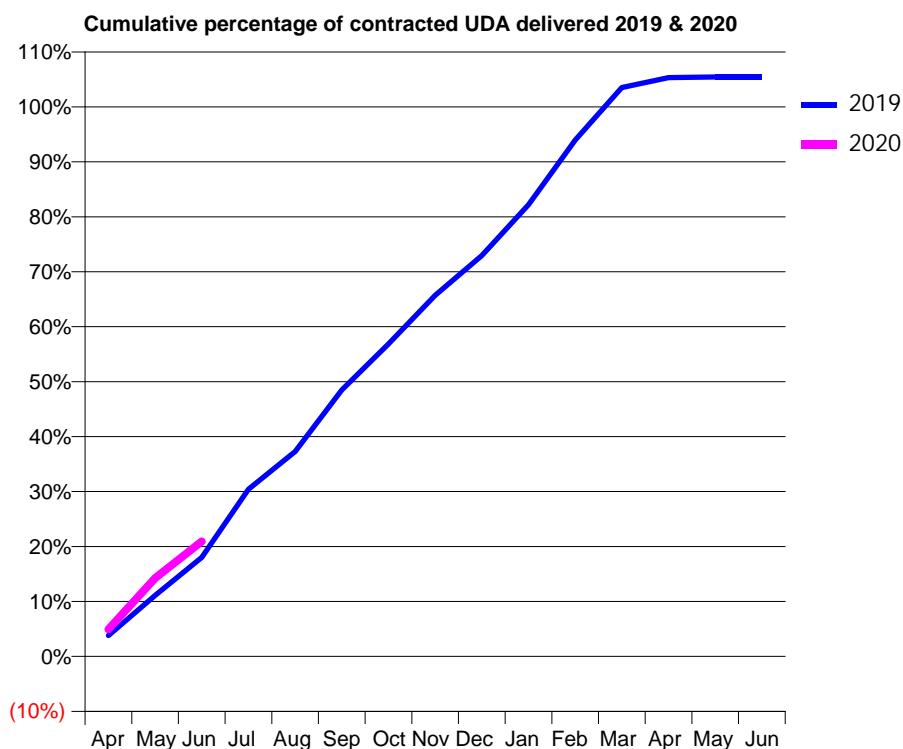
19/20 Contracted general activity (UDA)	33,459
Carry forward general activity (UDA)	0
19/20 Contracted orthodontic activity (UOA)	0
Carry forward orthodontic activity (UOA)	0
Baseline contract value	£912,213.50

ACCESS*

Patients seen in 24 months	Total	Change since previous quarter
Quarter ending June 2018	8,408	
Quarter ending September 2018	9,409	↑
Quarter ending December 2018	10,253	↑
Quarter ending March 2019	10,709	↑
Quarter ending June 2019	11,032	↑
Variance since June 2018	31.2%	↑



ACTIVITY



Month	Adjusted Scheduled Activity (UDA)	
	2019	2020
April	1,271	1,649
May	3,713	4,774
June	6,029	7,005
July	10,177	
August	12,478	
September	16,218	
October	19,024	
November	21,994	
December	24,405	
January	27,503	
February	31,432	
March	34,634	
April	35,243	
May	35,274	
June	35,275	

QUALITY

	Quantity	Base Number	Contract	AT	Region	England
% of FP17s for the same patient ID Re-attending within 3 months - Children	84	1,158	7.3%	9.6%	11.2%	11.4%
% of FP17s for the same patient ID Re-attending within 3 months - Adults	237	1,655	14.3%	14.3%	14.8%	15.4%
% of FP17s for the same patient ID Re-attending between 3 & 9 months - Children	595	1,158	51.4%	54.0%	60.9%	59.8%
% of FP17s for the same patient ID Re-attending between 3 & 9 months - Adults	608	1,655	36.7%	48.9%	53.2%	52.1%
% of FP17s for Band 1 Urgent Courses	192	2,583	7.4%	8.4%	8.3%	9.2%
% of FP17s Relating to Free Repair or Replacements	17	2,583	0.7%	0.8%	0.7%	0.7%
% of FP17s Relating to Continuations	27	2,583	1.0%	0.7%	0.8%	0.8%
% of Patients satisfied with the dentistry they have received	1	2	N/A	93.3%	93.2%	93.4%
% of Patients satisfied with the time they had to wait for an appointment	2	2	N/A	91.1%	88.5%	87.6%

* This is based on patients treated on this contract for their most recent course of treatment.

Figures in italics indicate the base number of FP17s or Patient Questionnaire responses are less than 100. N/A is shown where the base number of responses is less than 10 during the period. % is calculated as Quantity/Base number*100

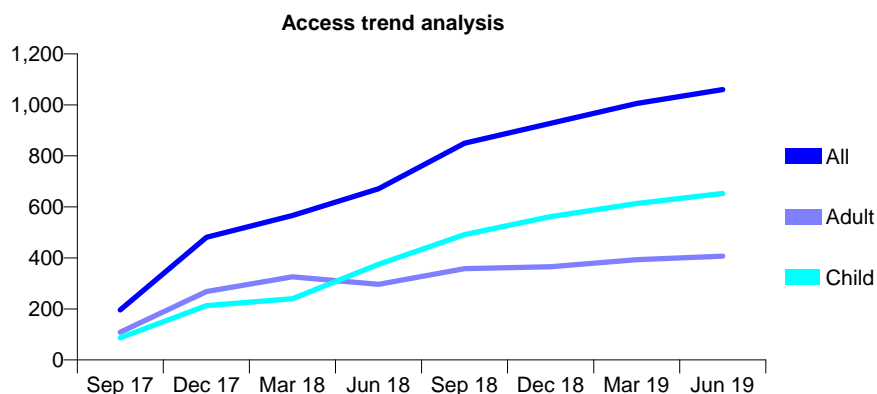
Q54 - Vital Signs At a Glance Contract Report for 100398/0000 - June 2019

Name or company name	Priority Dental Practice (Leamore) Ltd
Contract type name	GDS Contract
Purpose of contract	General
Contract start date	01/06/2017
Contract end date	

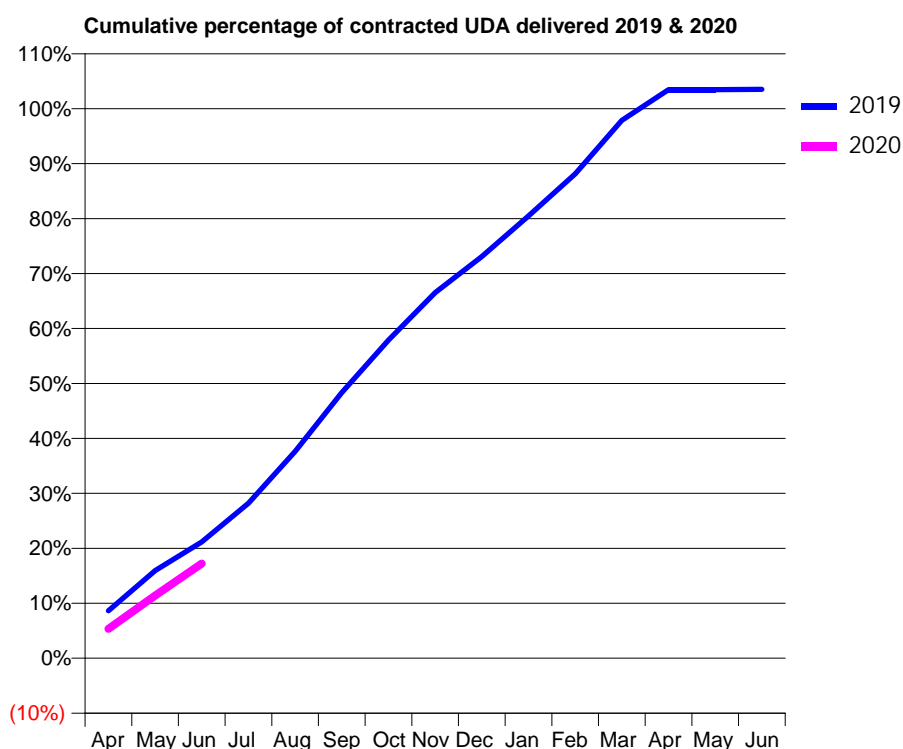
19/20 Contracted general activity (UDA)	2,000
Carry forward general activity (UDA)	0
19/20 Contracted orthodontic activity (UOA)	0
Carry forward orthodontic activity (UOA)	0
Baseline contract value	£47,095.96

ACCESS*

Patients seen in 24 months	Total	Change since previous quarter
Quarter ending June 2018	671	
Quarter ending September 2018	850	↑
Quarter ending December 2018	928	↑
Quarter ending March 2019	1,006	↑
Quarter ending June 2019	1,060	↑
Variance since June 2018	58.0%	↑



ACTIVITY



Month	2019	2020
April	173	107
May	319	228
June	423	344
July	564	
August	753	
September	966	
October	1,158	
November	1,331	
December	1,462	
January	1,610	
February	1,763	
March	1,957	
April	2,069	
May	2,069	
June	2,070	

QUALITY

	Quantity	Base Number	Contract	AT	Region	England
% of FP17s for the same patient ID Re-attending within 3 months - Children	9	188	4.8%	9.6%	11.2%	11.4%
% of FP17s for the same patient ID Re-attending within 3 months - Adults	3	113	2.7%	14.3%	14.8%	15.4%
% of FP17s for the same patient ID Re-attending between 3 & 9 months - Children	84	188	44.7%	54.0%	60.9%	59.8%
% of FP17s for the same patient ID Re-attending between 3 & 9 months - Adults	22	113	19.5%	48.9%	53.2%	52.1%
% of FP17s for Band 1 Urgent Courses	17	251	6.8%	8.4%	8.3%	9.2%
% of FP17s Relating to Free Repair or Replacements	0	251	0.0%	0.8%	0.7%	0.7%
% of FP17s Relating to Continuations	0	251	0.0%	0.7%	0.8%	0.8%
% of Patients satisfied with the dentistry they have received	0	0	N/A	93.3%	93.2%	93.4%
% of Patients satisfied with the time they had to wait for an appointment	0	0	N/A	91.1%	88.5%	87.6%

* This is based on patients treated on this contract for their most recent course of treatment.

Figures in italics indicate the base number of FP17s or Patient Questionnaire responses are less than 100. N/A is shown where the base number of responses is less than 10 during the period. % is calculated as Quantity/Base number*100

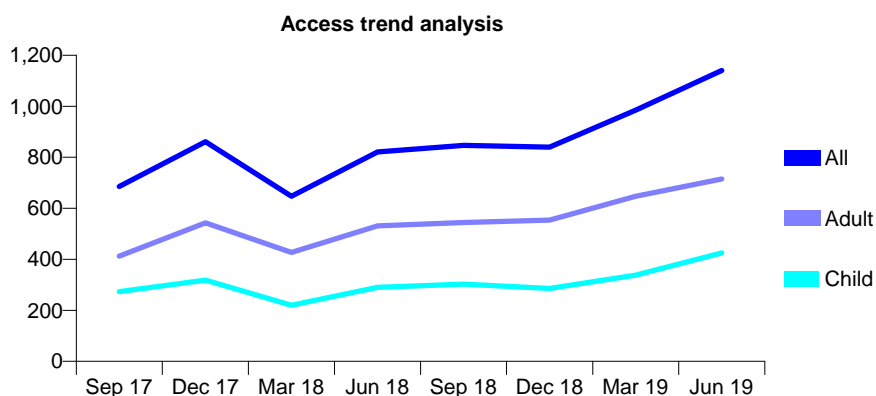
Q54 - Vital Signs At a Glance Contract Report for 100400/0000 - June 2019

Name or company name	Priory Dental Practice
Contract type name	GDS Contract
Purpose of contract	General
Contract start date	01/05/2017
Contract end date	

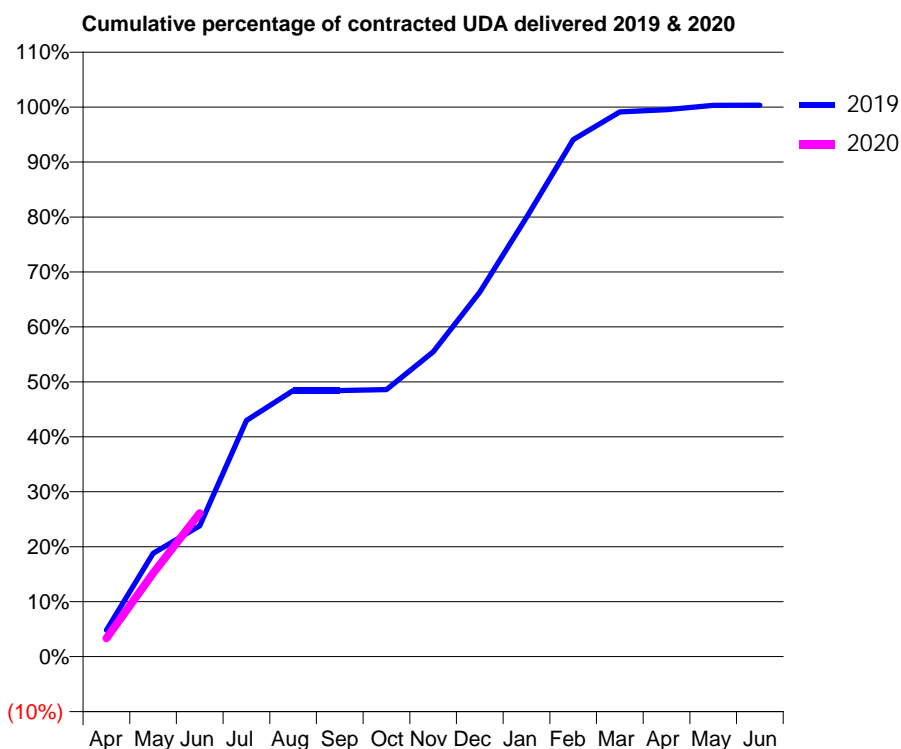
19/20 Contracted general activity (UDA)	3,000
Carry forward general activity (UDA)	0
19/20 Contracted orthodontic activity (UOA)	0
Carry forward orthodontic activity (UOA)	0
Baseline contract value	£72,351.82

ACCESS*

Patients seen in 24 months	Total	Change since previous quarter
Quarter ending June 2018	821	
Quarter ending September 2018	847	↑
Quarter ending December 2018	840	→
Quarter ending March 2019	985	↑
Quarter ending June 2019	1,140	↑
Variance since June 2018	38.9%	↑



ACTIVITY



Month	Adjusted Scheduled Activity (UDA)	
	2019	2020
April	145	100
May	564	456
June	714	783
July	1,289	
August	1,452	
September	1,452	
October	1,458	
November	1,664	
December	1,990	
January	2,397	
February	2,822	
March	2,974	
April	2,986	
May	3,009	
June	3,010	

QUALITY

	Quantity	Base Number	Contract	AT	Region	England
% of FP17s for the same patient ID Re-attending within 3 months - Children	6	184	3.3%	9.6%	11.2%	11.4%
% of FP17s for the same patient ID Re-attending within 3 months - Adults	8	182	4.4%	14.3%	14.8%	15.4%
% of FP17s for the same patient ID Re-attending between 3 & 9 months - Children	43	184	23.4%	54.0%	60.9%	59.8%
% of FP17s for the same patient ID Re-attending between 3 & 9 months - Adults	29	182	15.9%	48.9%	53.2%	52.1%
% of FP17s for Band 1 Urgent Courses	40	344	11.6%	8.4%	8.3%	9.2%
% of FP17s Relating to Free Repair or Replacements	4	344	1.2%	0.8%	0.7%	0.7%
% of FP17s Relating to Continuations	0	344	0.0%	0.7%	0.8%	0.8%
% of Patients satisfied with the dentistry they have received	0	0	N/A	93.3%	93.2%	93.4%
% of Patients satisfied with the time they had to wait for an appointment	0	0	N/A	91.1%	88.5%	87.6%

* This is based on patients treated on this contract for their most recent course of treatment. Figures in italics indicate the base number of FP17s or Patient Questionnaire responses are less than 100. N/A is shown where the base number of responses is less than 10 during the period. % is calculated as Quantity/Base number*100

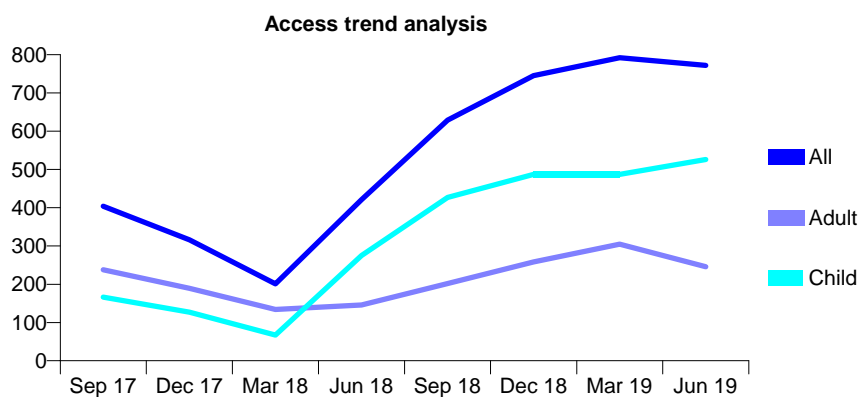
Q54 - Vital Signs At a Glance Contract Report for 100404/0000 - June 2019

Name or company name	New Road Dental Practice
Contract type name	GDS Contract
Purpose of contract	General
Contract start date	01/05/2017
Contract end date	

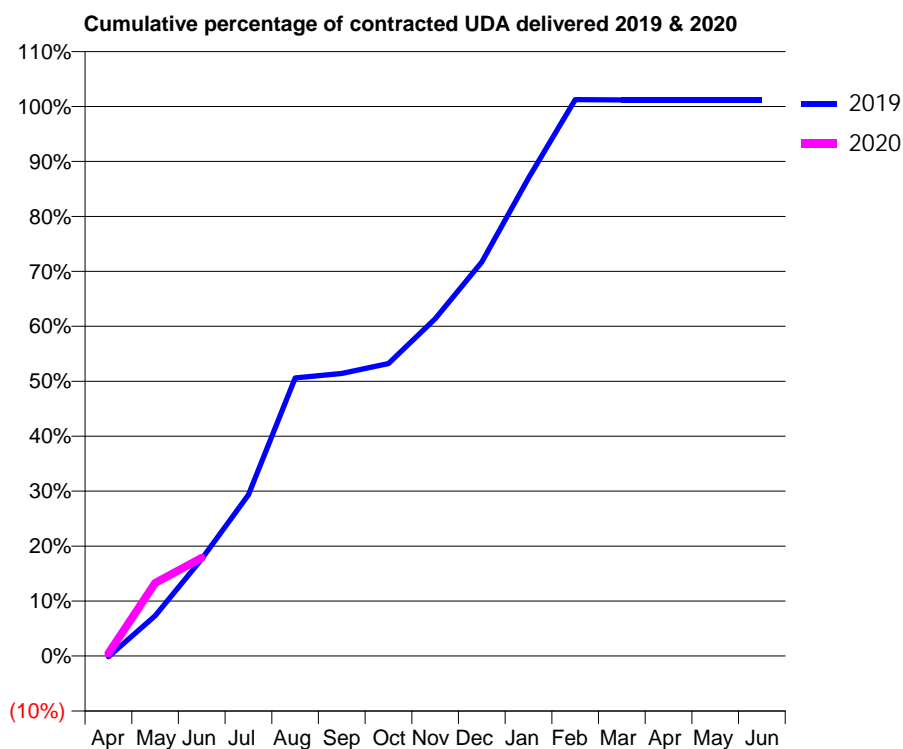
19/20 Contracted general activity (UDA)	2,000
Carry forward general activity (UDA)	0
19/20 Contracted orthodontic activity (UOA)	0
Carry forward orthodontic activity (UOA)	0
Baseline contract value	£28,319.68

ACCESS*

Patients seen in 24 months	Total	Change since previous quarter
Quarter ending June 2018	421	
Quarter ending September 2018	629	↑
Quarter ending December 2018	745	↑
Quarter ending March 2019	792	↑
Quarter ending June 2019	772	↓
Variance since June 2018	83.4%	↑



ACTIVITY



Month	Adjusted Scheduled Activity (UDA)	
	2019	2020
April	-3	10
May	146	266
June	353	357
July	587	
August	1,012	
September	1,028	
October	1,064	
November	1,228	
December	1,434	
January	1,740	
February	2,024	
March	2,023	
April	2,023	
May	2,023	
June	2,023	

QUALITY

	Quantity	Base Number	Contract	AT	Region	England
% of FP17s for the same patient ID Re-attending within 3 months - Children	3	151	2.0%	9.6%	11.2%	11.4%
% of FP17s for the same patient ID Re-attending within 3 months - Adults	0	42	0.0%	14.3%	14.8%	15.4%
% of FP17s for the same patient ID Re-attending between 3 & 9 months - Children	25	151	16.6%	54.0%	60.9%	59.8%
% of FP17s for the same patient ID Re-attending between 3 & 9 months - Adults	2	42	4.8%	48.9%	53.2%	52.1%
% of FP17s for Band 1 Urgent Courses	7	193	3.6%	8.4%	8.3%	9.2%
% of FP17s Relating to Free Repair or Replacements	1	193	0.5%	0.8%	0.7%	0.7%
% of FP17s Relating to Continuations	0	193	0.0%	0.7%	0.8%	0.8%
% of Patients satisfied with the dentistry they have received	0	0	N/A	93.3%	93.2%	93.4%
% of Patients satisfied with the time they had to wait for an appointment	0	0	N/A	91.1%	88.5%	87.6%

* This is based on patients treated on this contract for their most recent course of treatment. Figures in italics indicate the base number of FP17s or Patient Questionnaire responses are less than 100. N/A is shown where the base number of responses is less than 10 during the period. % is calculated as Quantity/Base number*100

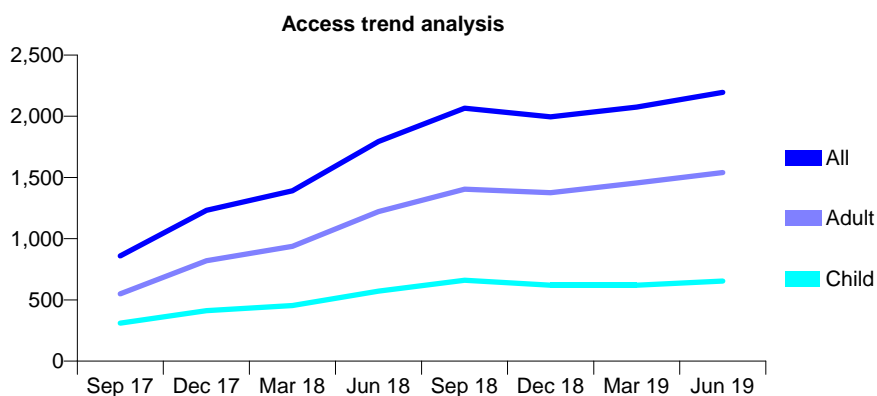
Q54 - Vital Signs At a Glance Contract Report for 100405/0000 - June 2019

Name or company name	OHC Dental Practice Partnership
Contract type name	GDS Contract
Purpose of contract	General
Contract start date	01/04/2017
Contract end date	

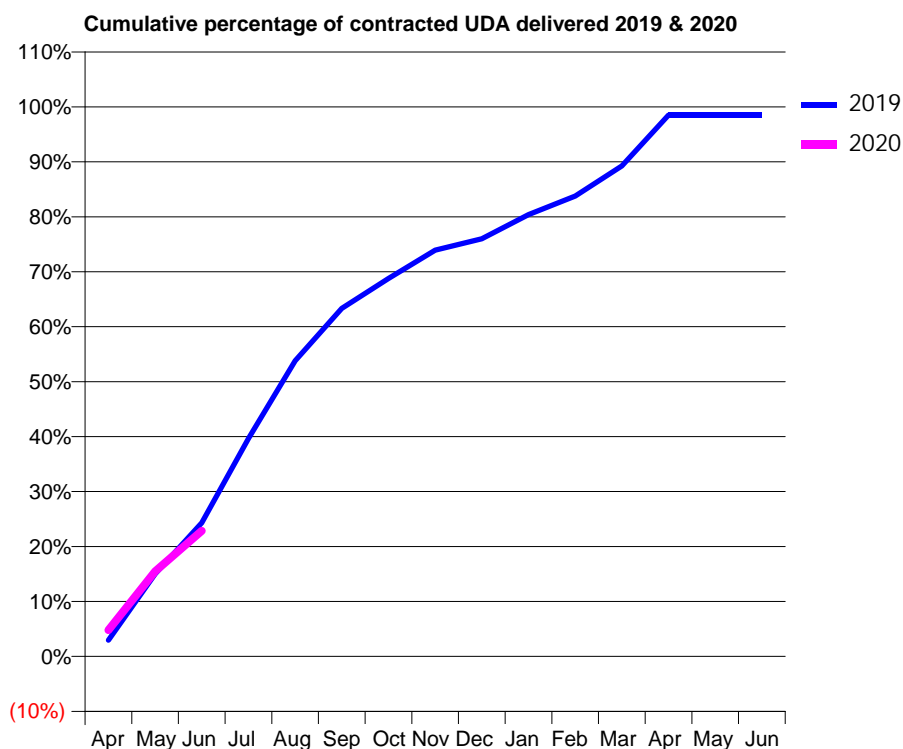
19/20 Contracted general activity (UDA)	6,000
Carry forward general activity (UDA)	0
19/20 Contracted orthodontic activity (UOA)	0
Carry forward orthodontic activity (UOA)	0
Baseline contract value	£133,524.82

ACCESS*

Patients seen in 24 months	Total	Change since previous quarter
Quarter ending June 2018	1,794	
Quarter ending September 2018	2,066	↑
Quarter ending December 2018	1,995	↓
Quarter ending March 2019	2,076	↑
Quarter ending June 2019	2,195	↑
Variance since June 2018	22.4%	↑



ACTIVITY



Month	2019	2020
April	176	288
May	900	930
June	1,458	1,370
July	2,379	
August	3,229	
September	3,800	
October	4,126	
November	4,436	
December	4,559	
January	4,823	
February	5,025	
March	5,355	
April	5,911	
May	5,911	
June	5,911	

QUALITY

	Quantity	Base Number	Contract	AT	Region	England
% of FP17s for the same patient ID Re-attending within 3 months - Children	3	207	1.4%	9.6%	11.2%	11.4%
% of FP17s for the same patient ID Re-attending within 3 months - Adults	38	464	8.2%	14.3%	14.8%	15.4%
% of FP17s for the same patient ID Re-attending between 3 & 9 months - Children	40	207	19.3%	54.0%	60.9%	59.8%
% of FP17s for the same patient ID Re-attending between 3 & 9 months - Adults	61	464	13.1%	48.9%	53.2%	52.1%
% of FP17s for Band 1 Urgent Courses	16	486	3.3%	8.4%	8.3%	9.2%
% of FP17s Relating to Free Repair or Replacements	7	486	1.4%	0.8%	0.7%	0.7%
% of FP17s Relating to Continuations	2	486	0.4%	0.7%	0.8%	0.8%
% of Patients satisfied with the dentistry they have received	0	0	N/A	93.3%	93.2%	93.4%
% of Patients satisfied with the time they had to wait for an appointment	0	0	N/A	91.1%	88.5%	87.6%

* This is based on patients treated on this contract for their most recent course of treatment. Figures in italics indicate the base number of FP17s or Patient Questionnaire responses are less than 100. N/A is shown where the base number of responses is less than 10 during the period. % is calculated as Quantity/Base number*100

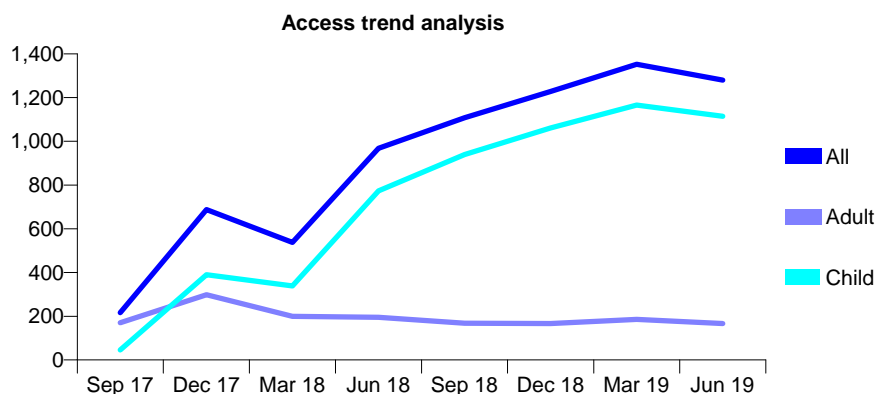
Q54 - Vital Signs At a Glance Contract Report for 100419/0000 - June 2019

Name or company name	MR AA DUGGAL
Contract type name	GDS Contract
Purpose of contract	General
Contract start date	01/05/2017
Contract end date	

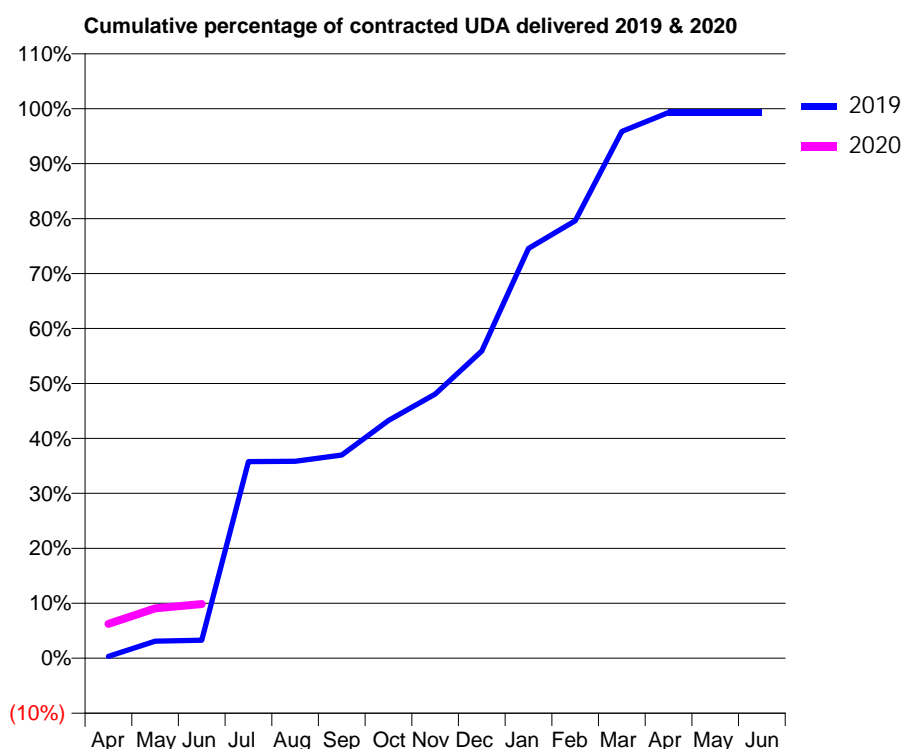
19/20 Contracted general activity (UDA)	2,000
Carry forward general activity (UDA)	0
19/20 Contracted orthodontic activity (UOA)	0
Carry forward orthodontic activity (UOA)	0
Baseline contract value	£47,054.55

ACCESS*

Patients seen in 24 months	Total	Change since previous quarter
Quarter ending June 2018	968	
Quarter ending September 2018	1,108	↑
Quarter ending December 2018	1,228	↑
Quarter ending March 2019	1,352	↑
Quarter ending June 2019	1,280	↓
Variance since June 2018	32.2%	↑



ACTIVITY



Month	2019	2020
April	7	125
May	62	181
June	66	197
July	715	
August	716	
September	739	
October	865	
November	961	
December	1,118	
January	1,491	
February	1,592	
March	1,917	
April	1,986	
May	1,986	
June	1,986	

QUALITY

	Quantity	Base Number	Contract	AT	Region	England
% of FP17s for the same patient ID Re-attending within 3 months - Children	1	157	0.6%	9.6%	11.2%	11.4%
% of FP17s for the same patient ID Re-attending within 3 months - Adults	1	34	2.9%	14.3%	14.8%	15.4%
% of FP17s for the same patient ID Re-attending between 3 & 9 months - Children	1	157	0.6%	54.0%	60.9%	59.8%
% of FP17s for the same patient ID Re-attending between 3 & 9 months - Adults	1	34	2.9%	48.9%	53.2%	52.1%
% of FP17s for Band 1 Urgent Courses	1	124	0.8%	8.4%	8.3%	9.2%
% of FP17s Relating to Free Repair or Replacements	1	124	0.8%	0.8%	0.7%	0.7%
% of FP17s Relating to Continuations	0	124	0.0%	0.7%	0.8%	0.8%
% of Patients satisfied with the dentistry they have received	0	0	N/A	93.3%	93.2%	93.4%
% of Patients satisfied with the time they had to wait for an appointment	0	0	N/A	91.1%	88.5%	87.6%

* This is based on patients treated on this contract for their most recent course of treatment.

Figures in italics indicate the base number of FP17s or Patient Questionnaire responses are less than 100. N/A is shown where the base number of responses is less than 10 during the period. % is calculated as Quantity/Base number*100

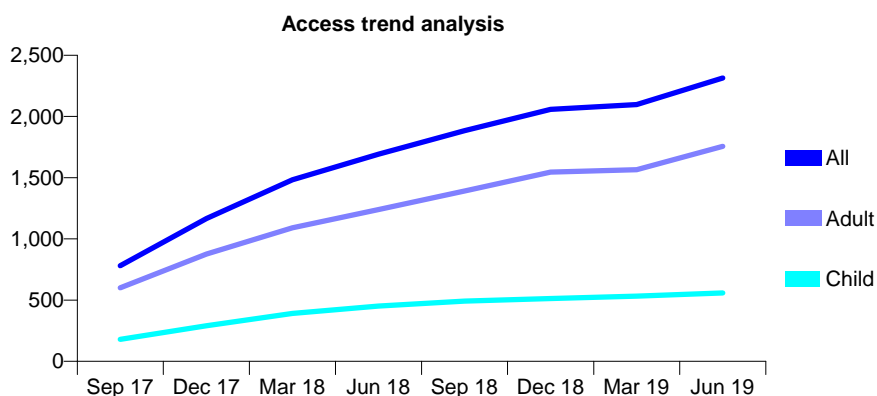
Q54 - Vital Signs At a Glance Contract Report for 100459/0000 - June 2019

Name or company name	Richmond House Dental Practice
Contract type name	GDS Contract
Purpose of contract	General and Orthodontic
Contract start date	01/06/2017
Contract end date	

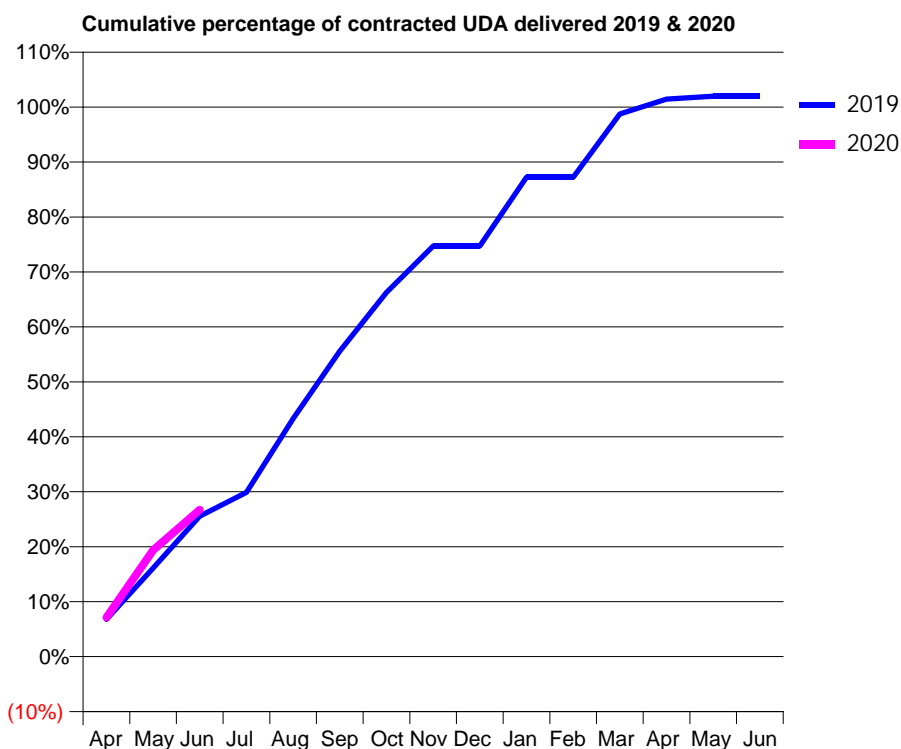
19/20 Contracted general activity (UDA)	8,918
Carry forward general activity (UDA)	0
19/20 Contracted orthodontic activity (UOA)	90
Carry forward orthodontic activity (UOA)	0
Baseline contract value	£271,761.22

ACCESS*

Patients seen in 24 months	Total	Change since previous quarter
Quarter ending June 2018	1,692	
Quarter ending September 2018	1,884	↑
Quarter ending December 2018	2,058	↑
Quarter ending March 2019	2,098	→
Quarter ending June 2019	2,314	↑
Variance since June 2018	36.8%	↑



ACTIVITY



Month	Adjusted Scheduled Activity (UDA)	
	2019	2020
April	604	635
May	1,439	1,729
June	2,280	2,385
July	2,664	
August	3,864	
September	4,957	
October	5,910	
November	6,663	
December	6,663	
January	7,779	
February	7,779	
March	8,805	
April	9,048	
May	9,095	
June	9,095	

QUALITY

	Quantity	Base Number	Contract	AT	Region	England
% of FP17s for the same patient ID Re-attending within 3 months - Children	19	199	9.5%	9.6%	11.2%	11.4%
% of FP17s for the same patient ID Re-attending within 3 months - Adults	69	825	8.4%	14.3%	14.8%	15.4%
% of FP17s for the same patient ID Re-attending between 3 & 9 months - Children	111	199	55.8%	54.0%	60.9%	59.8%
% of FP17s for the same patient ID Re-attending between 3 & 9 months - Adults	493	825	59.8%	48.9%	53.2%	52.1%
% of FP17s for Band 1 Urgent Courses	94	769	12.2%	8.4%	8.3%	9.2%
% of FP17s Relating to Free Repair or Replacements	1	769	0.1%	0.8%	0.7%	0.7%
% of FP17s Relating to Continuations	1	769	0.1%	0.7%	0.8%	0.8%
% of Patients satisfied with the dentistry they have received	0	0	N/A	93.3%	93.2%	93.4%
% of Patients satisfied with the time they had to wait for an appointment	0	0	N/A	91.1%	88.5%	87.6%

* This is based on patients treated on this contract for their most recent course of treatment. Figures in italics indicate the base number of FP17s or Patient Questionnaire responses are less than 100. N/A is shown where the base number of responses is less than 10 during the period. % is calculated as Quantity/Base number*100

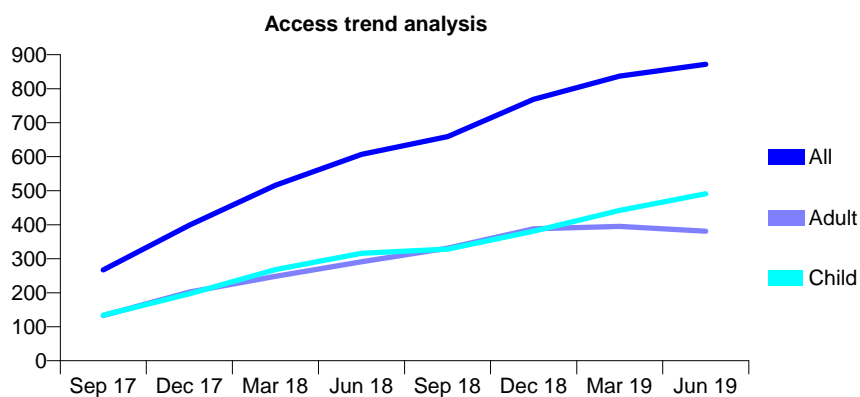
Q54 - Vital Signs At a Glance Contract Report for 100463/0000 - June 2019

Name or company name	MR SB MAHALEKAM
Contract type name	GDS Contract
Purpose of contract	General
Contract start date	01/05/2017
Contract end date	

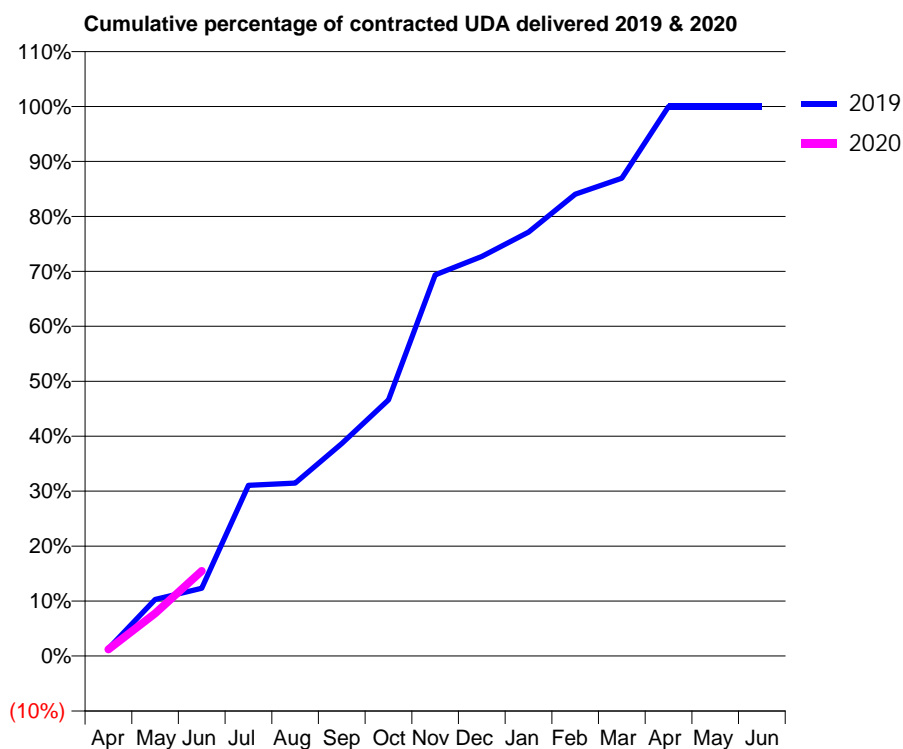
19/20 Contracted general activity (UDA)	2,000
Carry forward general activity (UDA)	0
19/20 Contracted orthodontic activity (UOA)	0
Carry forward orthodontic activity (UOA)	0
Baseline contract value	£26,663.55

ACCESS*

Patients seen in 24 months	Total	Change since previous quarter
Quarter ending June 2018	607	
Quarter ending September 2018	659	↑
Quarter ending December 2018	769	↑
Quarter ending March 2019	837	↑
Quarter ending June 2019	872	↑
Variance since June 2018	43.7%	↑



ACTIVITY



Month	Adjusted Scheduled Activity (UDA)	
	2019	2020
April	27	24
May	206	156
June	247	310
July	621	
August	629	
September	773	
October	932	
November	1,387	
December	1,454	
January	1,543	
February	1,680	
March	1,739	
April	2,000	
May	2,000	
June	2,000	

QUALITY

	Quantity	Base Number	Contract	AT	Region	England
% of FP17s for the same patient ID Re-attending within 3 months - Children	2	190	1.1%	9.6%	11.2%	11.4%
% of FP17s for the same patient ID Re-attending within 3 months - Adults	4	98	4.1%	14.3%	14.8%	15.4%
% of FP17s for the same patient ID Re-attending between 3 & 9 months - Children	27	190	14.2%	54.0%	60.9%	59.8%
% of FP17s for the same patient ID Re-attending between 3 & 9 months - Adults	3	98	3.1%	48.9%	53.2%	52.1%
% of FP17s for Band 1 Urgent Courses	18	193	9.3%	8.4%	8.3%	9.2%
% of FP17s Relating to Free Repair or Replacements	0	193	0.0%	0.8%	0.7%	0.7%
% of FP17s Relating to Continuations	0	193	0.0%	0.7%	0.8%	0.8%
% of Patients satisfied with the dentistry they have received	0	0	N/A	93.3%	93.2%	93.4%
% of Patients satisfied with the time they had to wait for an appointment	0	0	N/A	91.1%	88.5%	87.6%

* This is based on patients treated on this contract for their most recent course of treatment. Figures in italics indicate the base number of FP17s or Patient Questionnaire responses are less than 100. N/A is shown where the base number of responses is less than 10 during the period. % is calculated as Quantity/Base number*100

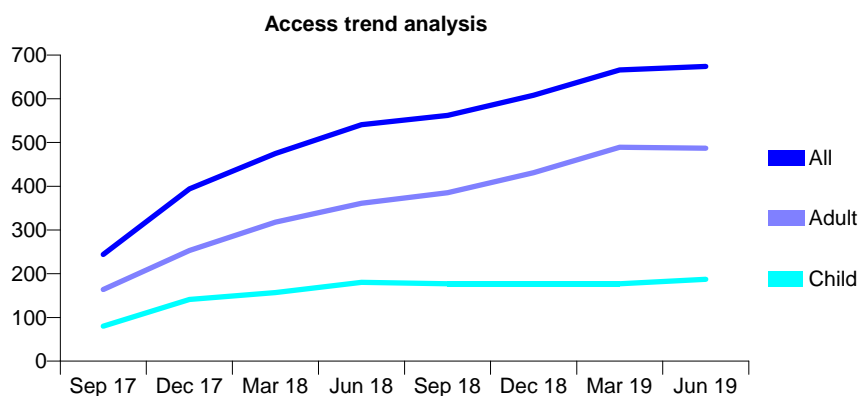
Q54 - Vital Signs At a Glance Contract Report for 100465/0000 - June 2019

Name or company name	MR KS GILL
Contract type name	GDS Contract
Purpose of contract	General
Contract start date	01/05/2017
Contract end date	

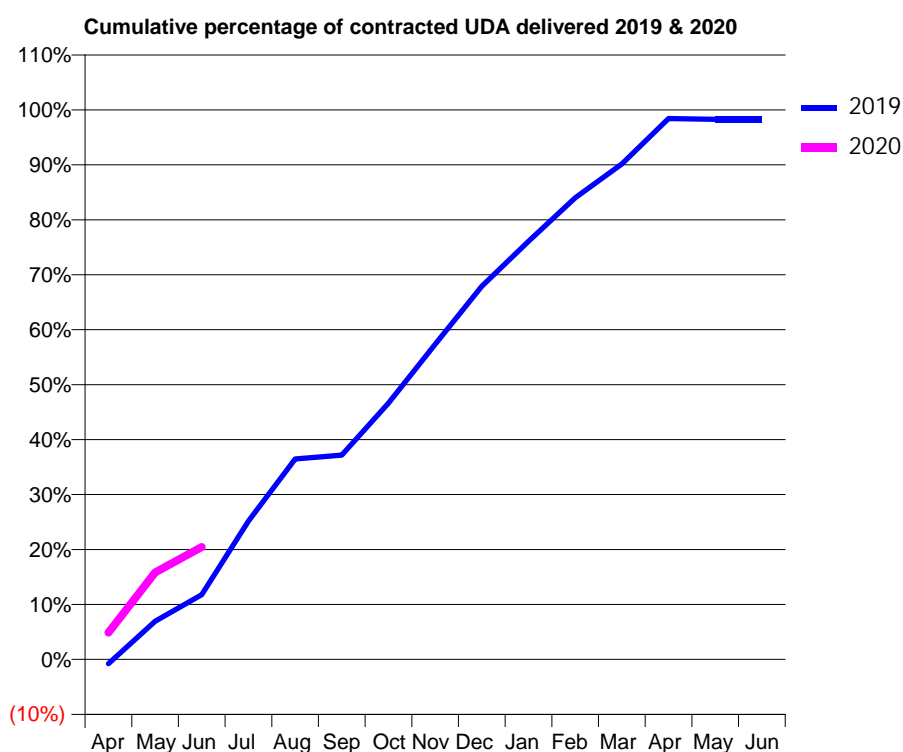
19/20 Contracted general activity (UDA)	2,000
Carry forward general activity (UDA)	0
19/20 Contracted orthodontic activity (UOA)	0
Carry forward orthodontic activity (UOA)	0
Baseline contract value	£45,087.91

ACCESS*

Patients seen in 24 months	Total	Change since previous quarter
Quarter ending June 2018	541	
Quarter ending September 2018	562	↑
Quarter ending December 2018	608	↑
Quarter ending March 2019	666	↑
Quarter ending June 2019	674	→
Variance since June 2018	24.6%	↑



ACTIVITY



Month	2019	2020
April	-16	98
May	139	317
June	235	409
July	504	
August	730	
September	744	
October	932	
November	1,147	
December	1,358	
January	1,522	
February	1,680	
March	1,803	
April	1,968	
May	1,965	
June	1,965	

QUALITY

	Quantity	Base Number	Contract	AT	Region	England
% of FP17s for the same patient ID Re-attending within 3 months - Children	2	92	2.2%	9.6%	11.2%	11.4%
% of FP17s for the same patient ID Re-attending within 3 months - Adults	7	139	5.0%	14.3%	14.8%	15.4%
% of FP17s for the same patient ID Re-attending between 3 & 9 months - Children	24	92	26.1%	54.0%	60.9%	59.8%
% of FP17s for the same patient ID Re-attending between 3 & 9 months - Adults	35	139	25.2%	48.9%	53.2%	52.1%
% of FP17s for Band 1 Urgent Courses	12	173	6.9%	8.4%	8.3%	9.2%
% of FP17s Relating to Free Repair or Replacements	0	173	0.0%	0.8%	0.7%	0.7%
% of FP17s Relating to Continuations	1	173	0.6%	0.7%	0.8%	0.8%
% of Patients satisfied with the dentistry they have received	0	0	N/A	93.3%	93.2%	93.4%
% of Patients satisfied with the time they had to wait for an appointment	0	0	N/A	91.1%	88.5%	87.6%

* This is based on patients treated on this contract for their most recent course of treatment. Figures in italics indicate the base number of FP17s or Patient Questionnaire responses are less than 100. N/A is shown where the base number of responses is less than 10 during the period. % is calculated as Quantity/Base number*100

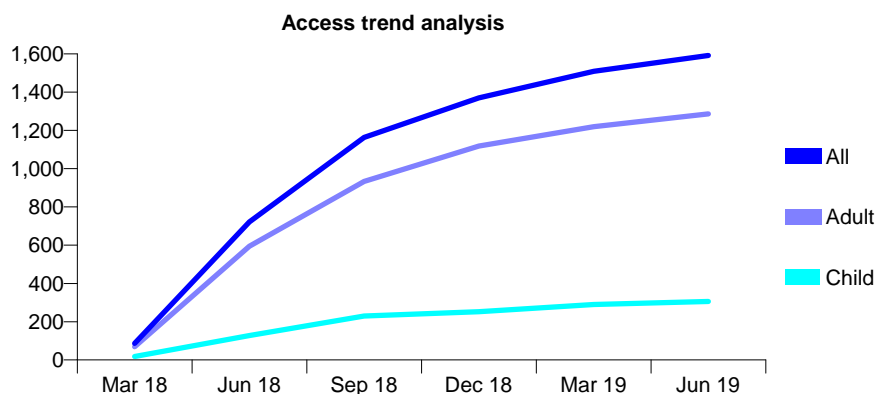
Q54 - Vital Signs At a Glance Contract Report for 100622/0000 - June 2019

Name or company name	MR SL REES
Contract type name	GDS Contract
Purpose of contract	General and Orthodontic
Contract start date	01/12/2017
Contract end date	

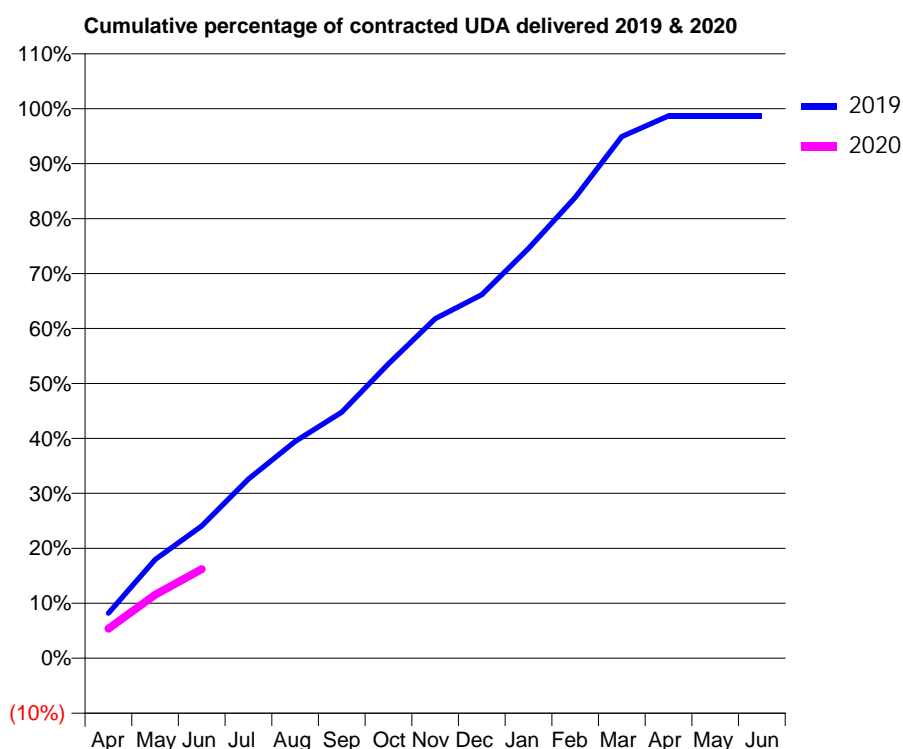
19/20 Contracted general activity (UDA)	6,811
Carry forward general activity (UDA)	0
19/20 Contracted orthodontic activity (UOA)	450
Carry forward orthodontic activity (UOA)	0
Baseline contract value	£256,826.78

ACCESS*

Patients seen in 24 months	Total	Change since previous quarter
Quarter ending June 2018	721	
Quarter ending September 2018	1,163	↑
Quarter ending December 2018	1,370	↑
Quarter ending March 2019	1,509	↑
Quarter ending June 2019	1,592	↑
Variance since June 2018	120.8%	↑



ACTIVITY



Month	2019	2020
April	558	366
May	1,223	788
June	1,639	1,104
July	2,221	
August	2,686	
September	3,051	
October	3,649	
November	4,207	
December	4,505	
January	5,078	
February	5,712	
March	6,466	
April	6,722	
May	6,722	
June	6,722	

QUALITY

	Quantity	Base Number	Contract	AT	Region	England
% of FP17s for the same patient ID Re-attending within 3 months - Children	8	115	7.0%	9.6%	11.2%	11.4%
% of FP17s for the same patient ID Re-attending within 3 months - Adults	70	502	13.9%	14.3%	14.8%	15.4%
% of FP17s for the same patient ID Re-attending between 3 & 9 months - Children	54	115	47.0%	54.0%	60.9%	59.8%
% of FP17s for the same patient ID Re-attending between 3 & 9 months - Adults	330	502	65.7%	48.9%	53.2%	52.1%
% of FP17s for Band 1 Urgent Courses	7	502	1.4%	8.4%	8.3%	9.2%
% of FP17s Relating to Free Repair or Replacements	5	502	1.0%	0.8%	0.7%	0.7%
% of FP17s Relating to Continuations	10	502	2.0%	0.7%	0.8%	0.8%
% of Patients satisfied with the dentistry they have received	1	1	N/A	93.3%	93.2%	93.4%
% of Patients satisfied with the time they had to wait for an appointment	1	1	N/A	91.1%	88.5%	87.6%

* This is based on patients treated on this contract for their most recent course of treatment. Figures in italics indicate the base number of FP17s or Patient Questionnaire responses are less than 100. N/A is shown where the base number of responses is less than 10 during the period. % is calculated as Quantity/Base number*100

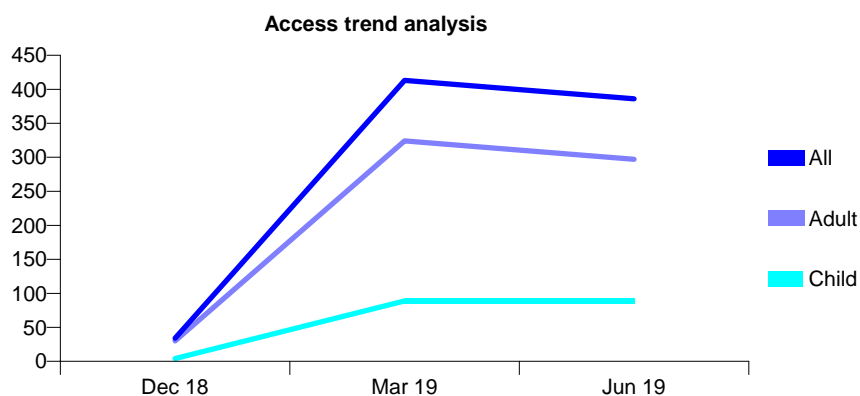
Q54 - Vital Signs At a Glance Contract Report for 100878/0000 - June 2019

Name or company name	MR V SUDRA
Contract type name	GDS Contract
Purpose of contract	General
Contract start date	01/10/2018
Contract end date	

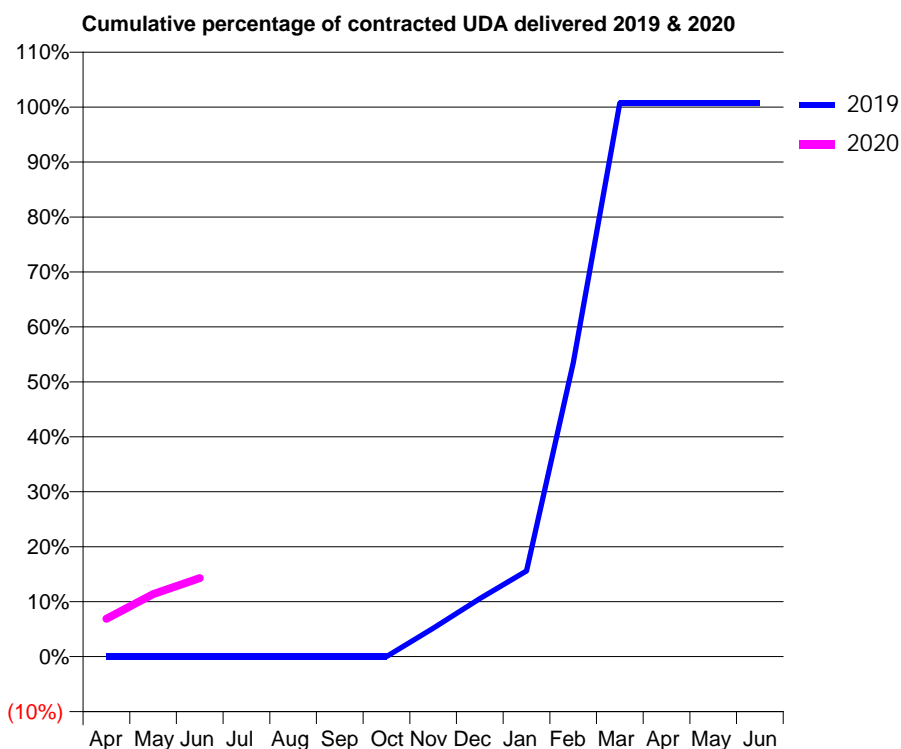
19/20 Contracted general activity (UDA)	2,000
Carry forward general activity (UDA)	0
19/20 Contracted orthodontic activity (UOA)	0
Carry forward orthodontic activity (UOA)	0
Baseline contract value	£64,531.48

ACCESS*

Patients seen in 24 months	Total	Change since previous quarter
Quarter ending June 2018	0	
Quarter ending September 2018	0	
Quarter ending December 2018	34	↑
Quarter ending March 2019	413	↑
Quarter ending June 2019	386	↓
Variance since June 2018	N/A	



ACTIVITY



Month	Adjusted Scheduled Activity (UDA)	
	2019	2020
April	0	138
May	0	227
June	0	285
July	0	
August	0	
September	0	
October	0	
November	52	
December	106	
January	156	
February	534	
March	1,007	
April	1,007	
May	1,007	
June	1,007	

QUALITY

	Quantity	Base Number	Contract	AT	Region	England
% of FP17s for the same patient ID Re-attending within 3 months - Children	0	18	0.0%	9.6%	11.2%	11.4%
% of FP17s for the same patient ID Re-attending within 3 months - Adults	6	62	9.7%	14.3%	14.8%	15.4%
% of FP17s for the same patient ID Re-attending between 3 & 9 months - Children	0	18	0.0%	54.0%	60.9%	59.8%
% of FP17s for the same patient ID Re-attending between 3 & 9 months - Adults	0	62	0.0%	48.9%	53.2%	52.1%
% of FP17s for Band 1 Urgent Courses	12	80	15.0%	8.4%	8.3%	9.2%
% of FP17s Relating to Free Repair or Replacements	0	80	0.0%	0.8%	0.7%	0.7%
% of FP17s Relating to Continuations	0	80	0.0%	0.7%	0.8%	0.8%
% of Patients satisfied with the dentistry they have received	0	0	N/A	93.3%	93.2%	93.4%
% of Patients satisfied with the time they had to wait for an appointment	0	0	N/A	91.1%	88.5%	87.6%

* This is based on patients treated on this contract for their most recent course of treatment. Figures in italics indicate the base number of FP17s or Patient Questionnaire responses are less than 100. N/A is shown where the base number of responses is less than 10 during the period. % is calculated as Quantity/Base number*100

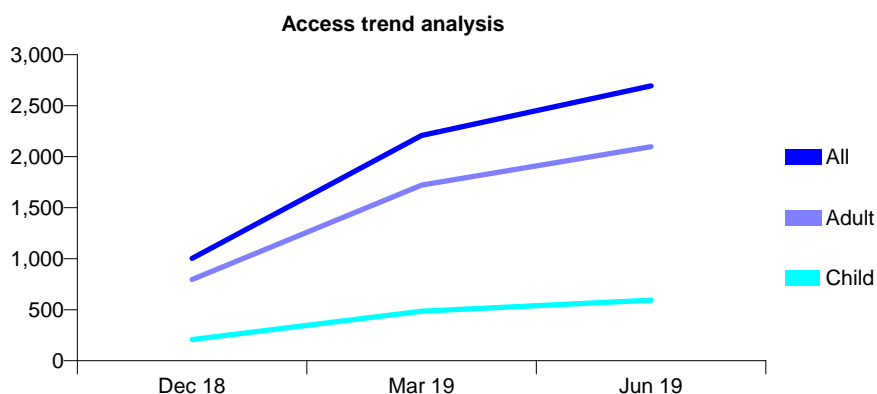
Q54 - Vital Signs At a Glance Contract Report for 100895/0000 - June 2019

Name or company name	MR RS KUDHAIL
Contract type name	GDS Contract
Purpose of contract	General
Contract start date	01/10/2018
Contract end date	

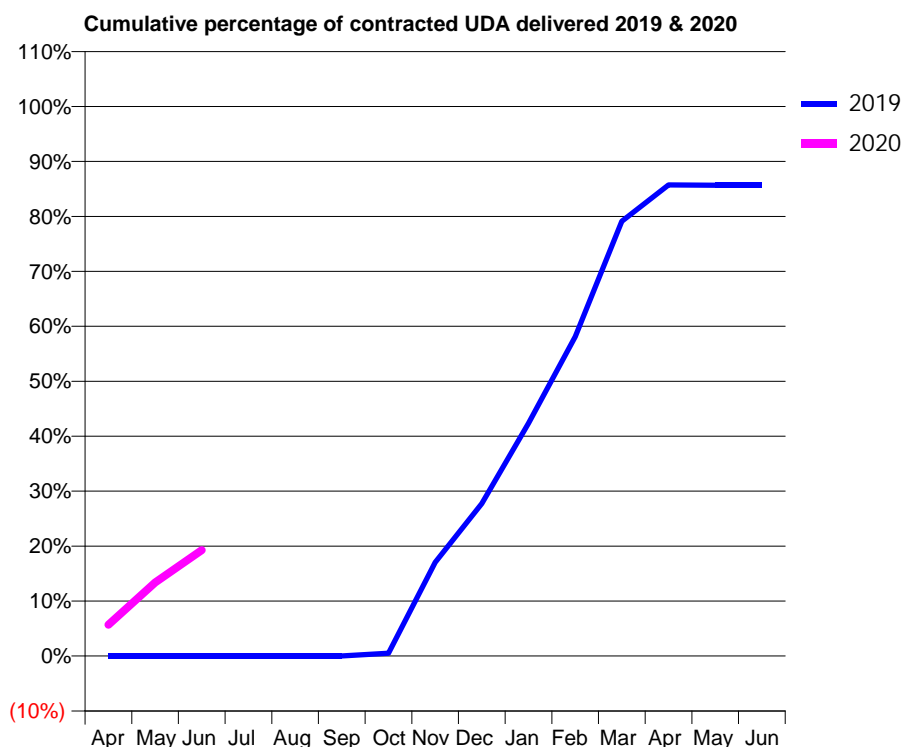
19/20 Contracted general activity (UDA)	12,948
Carry forward general activity (UDA)	0
19/20 Contracted orthodontic activity (UOA)	0
Carry forward orthodontic activity (UOA)	0
Baseline contract value	£388,293.92

ACCESS*

Patients seen in 24 months	Total	Change since previous quarter
Quarter ending June 2018	0	
Quarter ending September 2018	0	
Quarter ending December 2018	1,003	↑
Quarter ending March 2019	2,207	↑
Quarter ending June 2019	2,693	↑
Variance since June 2018	N/A	



ACTIVITY



Month	Adjusted Scheduled Activity (UDA)	
	2019	2020
April	0	738
May	0	1,734
June	0	2,497
July	0	
August	0	
September	0	
October	34	
November	1,104	
December	1,796	
January	2,742	
February	3,763	
March	5,123	
April	5,550	
May	5,545	
June	5,545	

QUALITY

	Quantity	Base Number	Contract	AT	Region	England
% of FP17s for the same patient ID Re-attending within 3 months - Children	27	275	9.8%	9.6%	11.2%	11.4%
% of FP17s for the same patient ID Re-attending within 3 months - Adults	159	999	15.9%	14.3%	14.8%	15.4%
% of FP17s for the same patient ID Re-attending between 3 & 9 months - Children	105	275	38.2%	54.0%	60.9%	59.8%
% of FP17s for the same patient ID Re-attending between 3 & 9 months - Adults	382	999	38.2%	48.9%	53.2%	52.1%
% of FP17s for Band 1 Urgent Courses	88	1,108	7.9%	8.4%	8.3%	9.2%
% of FP17s Relating to Free Repair or Replacements	17	1,108	1.5%	0.8%	0.7%	0.7%
% of FP17s Relating to Continuations	7	1,108	0.6%	0.7%	0.8%	0.8%
% of Patients satisfied with the dentistry they have received	1	1	N/A	93.3%	93.2%	93.4%
% of Patients satisfied with the time they had to wait for an appointment	1	1	N/A	91.1%	88.5%	87.6%

* This is based on patients treated on this contract for their most recent course of treatment. Figures in italics indicate the base number of FP17s or Patient Questionnaire responses are less than 100. N/A is shown where the base number of responses is less than 10 during the period. % is calculated as Quantity/Base number*100

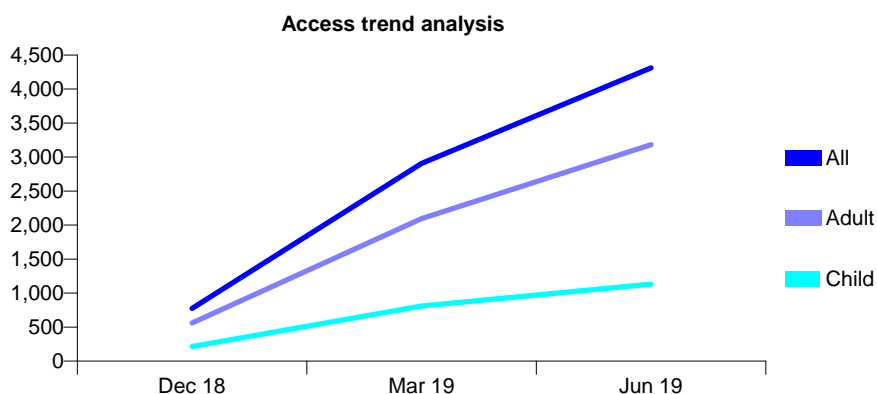
Q54 - Vital Signs At a Glance Contract Report for 100898/0000 - June 2019

Name or company name	MR KS AULAK
Contract type name	GDS Contract
Purpose of contract	General
Contract start date	01/11/2018
Contract end date	

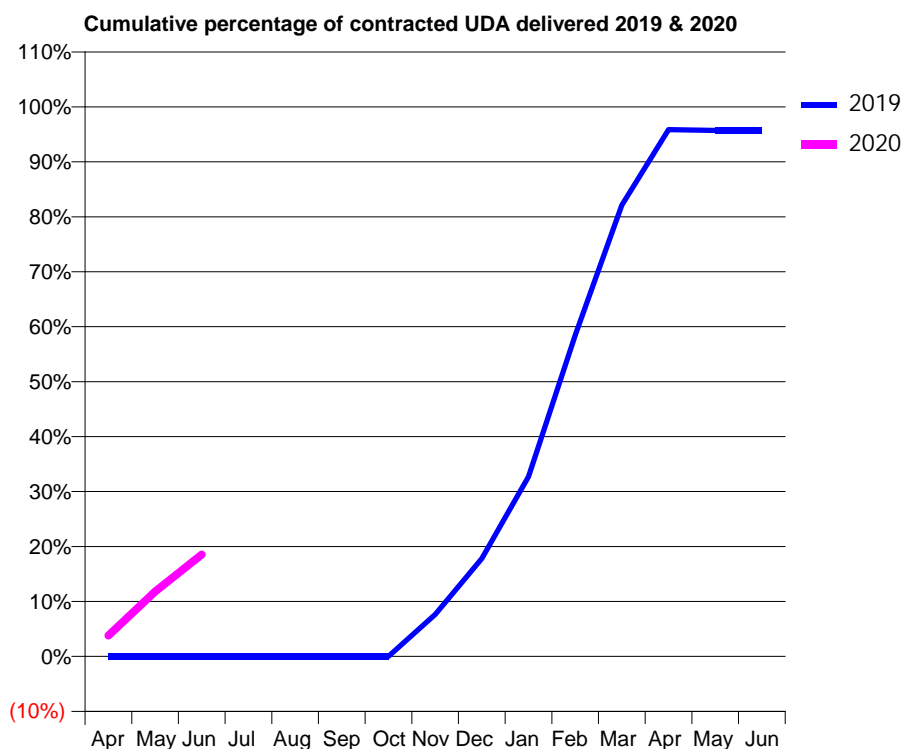
19/20 Contracted general activity (UDA)	22,000
Carry forward general activity (UDA)	0
19/20 Contracted orthodontic activity (UOA)	0
Carry forward orthodontic activity (UOA)	0
Baseline contract value	£562,813.65

ACCESS*

Patients seen in 24 months	Total	Change since previous quarter
Quarter ending June 2018	0	
Quarter ending September 2018	0	
Quarter ending December 2018	775	↑
Quarter ending March 2019	2,906	↑
Quarter ending June 2019	4,313	↑
Variance since June 2018	N/A	



ACTIVITY



Month	Adjusted Scheduled Activity (UDA)	
	2019	2020
April	0	836
May	0	2,598
June	0	4,076
July	0	
August	0	
September	0	
October	0	
November	701	
December	1,631	
January	2,999	
February	5,360	
March	7,527	
April	8,786	
May	8,773	
June	8,773	

QUALITY

	Quantity	Base Number	Contract	AT	Region	England
% of FP17s for the same patient ID Re-attending within 3 months - Children	28	499	5.6%	9.6%	11.2%	11.4%
% of FP17s for the same patient ID Re-attending within 3 months - Adults	249	1,751	14.2%	14.3%	14.8%	15.4%
% of FP17s for the same patient ID Re-attending between 3 & 9 months - Children	64	499	12.8%	54.0%	60.9%	59.8%
% of FP17s for the same patient ID Re-attending between 3 & 9 months - Adults	197	1,751	11.3%	48.9%	53.2%	52.1%
% of FP17s for Band 1 Urgent Courses	263	1,836	14.3%	8.4%	8.3%	9.2%
% of FP17s Relating to Free Repair or Replacements	13	1,836	0.7%	0.8%	0.7%	0.7%
% of FP17s Relating to Continuations	24	1,836	1.3%	0.7%	0.8%	0.8%
% of Patients satisfied with the dentistry they have received	0	0	N/A	93.3%	93.2%	93.4%
% of Patients satisfied with the time they had to wait for an appointment	0	0	N/A	91.1%	88.5%	87.6%

* This is based on patients treated on this contract for their most recent course of treatment. Figures in italics indicate the base number of FP17s or Patient Questionnaire responses are less than 100. N/A is shown where the base number of responses is less than 10 during the period. % is calculated as Quantity/Base number*100

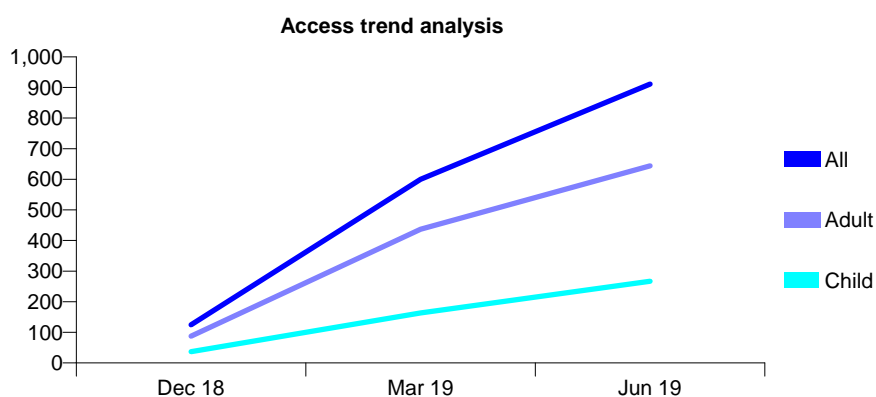
Q54 - Vital Signs At a Glance Contract Report for 100916/0000 - June 2019

Name or company name	The Fold & Fairfield Dental Surgery's partne
Contract type name	GDS Contract
Purpose of contract	General
Contract start date	01/12/2018
Contract end date	

19/20 Contracted general activity (UDA)	8,384
Carry forward general activity (UDA)	0
19/20 Contracted orthodontic activity (UOA)	0
Carry forward orthodontic activity (UOA)	0
Baseline contract value	£256,146.05

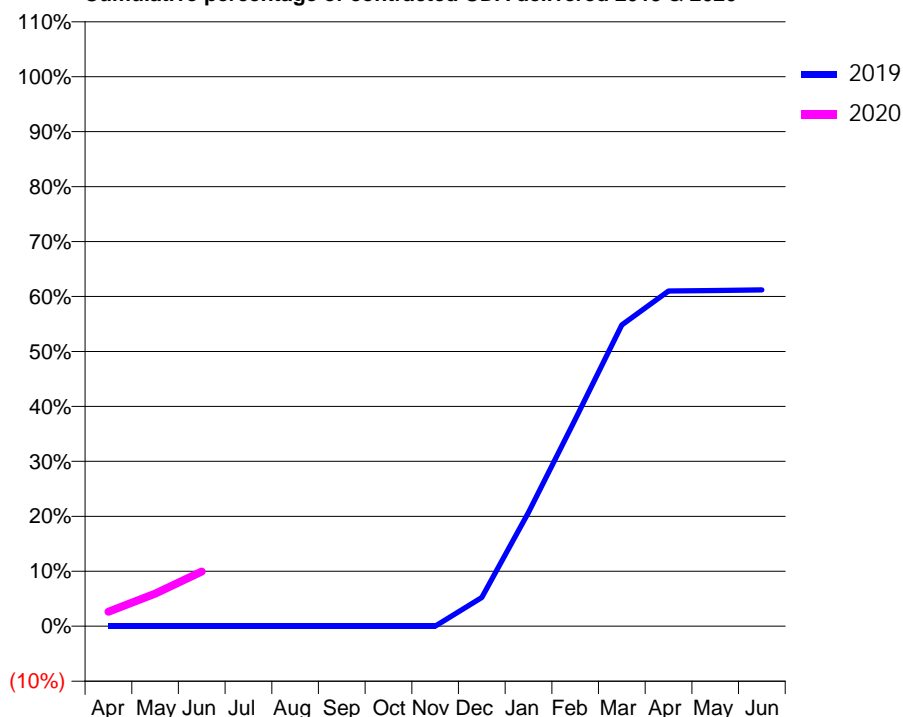
ACCESS*

Patients seen in 24 months	Total	Change since previous quarter
Quarter ending June 2018	0	
Quarter ending September 2018	0	
Quarter ending December 2018	125	↑
Quarter ending March 2019	600	↑
Quarter ending June 2019	911	↑
Variance since June 2018	N/A	



ACTIVITY

Cumulative percentage of contracted UDA delivered 2019 & 2020



Adjusted Scheduled Activity (UDA)

Month	2019	2020
April	0	221
May	0	498
June	0	834
July	0	
August	0	
September	0	
October	0	
November	0	
December	146	
January	580	
February	1,052	
March	1,533	
April	1,705	
May	1,708	
June	1,711	

QUALITY

	Quantity	Base Number	Contract	AT	Region	England
% of FP17s for the same patient ID Re-attending within 3 months - Children	7	127	5.5%	9.6%	11.2%	11.4%
% of FP17s for the same patient ID Re-attending within 3 months - Adults	38	304	12.5%	14.3%	14.8%	15.4%
% of FP17s for the same patient ID Re-attending between 3 & 9 months - Children	17	127	13.4%	54.0%	60.9%	59.8%
% of FP17s for the same patient ID Re-attending between 3 & 9 months - Adults	52	304	17.1%	48.9%	53.2%	52.1%
% of FP17s for Band 1 Urgent Courses	15	365	4.1%	8.4%	8.3%	9.2%
% of FP17s Relating to Free Repair or Replacements	3	365	0.8%	0.8%	0.7%	0.7%
% of FP17s Relating to Continuations	2	365	0.5%	0.7%	0.8%	0.8%
% of Patients satisfied with the dentistry they have received	1	1	N/A	93.3%	93.2%	93.4%
% of Patients satisfied with the time they had to wait for an appointment	1	1	N/A	91.1%	88.5%	87.6%

* This is based on patients treated on this contract for their most recent course of treatment.

Figures in italics indicate the base number of FP17s or Patient Questionnaire responses are less than 100. N/A is shown where the base number of responses is less than 10 during the period. % is calculated as Quantity/Base number*100

Q54 - Vital Signs At a Glance Contract Report for 100971/0000 - June 2019


Name or company name	BST Partnership
Contract type name	GDS Contract
Purpose of contract	General
Contract start date	01/04/2019
Contract end date	

19/20 Contracted general activity (UDA)	14,000
Carry forward general activity (UDA)	0
19/20 Contracted orthodontic activity (UOA)	0
Carry forward orthodontic activity (UOA)	0
Baseline contract value	£341,716.33

ACCESS*

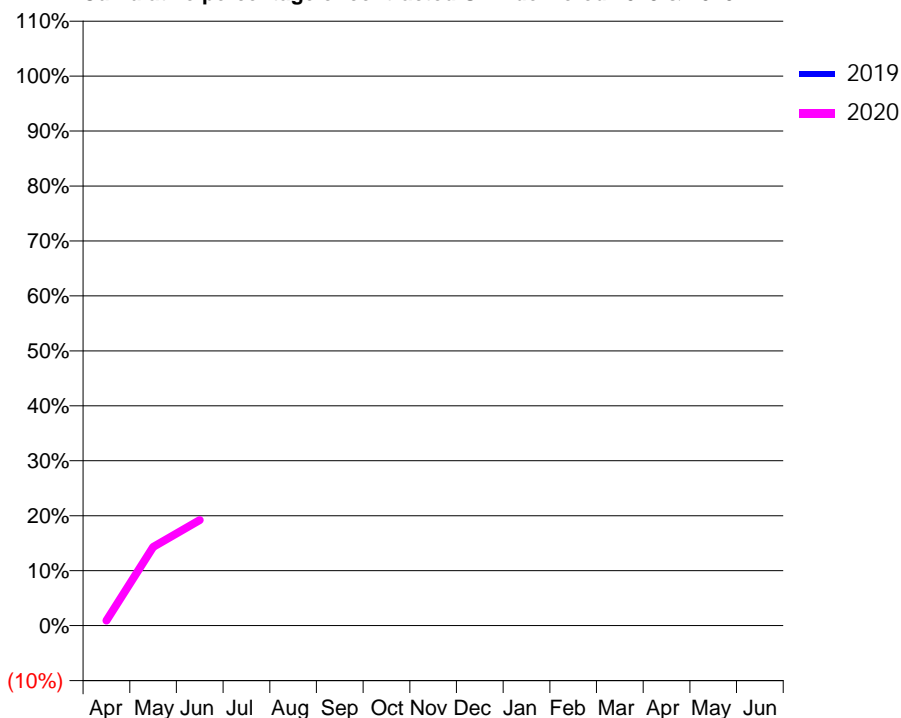
Patients seen in 24 months	Total	Change since previous quarter
Quarter ending June 2018	0	
Quarter ending September 2018	0	
Quarter ending December 2018	0	
Quarter ending March 2019	0	
Quarter ending June 2019	1,696	↑
Variance since June 2018	N/A	

Access trend analysis



ACTIVITY

Cumulative percentage of contracted UDA delivered 2019 & 2020



Adjusted Scheduled Activity (UDA)

Month	2019	2020
April	0	126
May	0	2,004
June	0	2,688
July	0	
August	0	
September	0	
October	0	
November	0	
December	0	
January	0	
February	0	
March	0	
April	0	
May	0	
June	0	

QUALITY

	Quantity	Base Number	Contract	AT	Region	England
% of FP17s for the same patient ID Re-attending within 3 months - Children	11	475	2.3%	9.6%	11.2%	11.4%
% of FP17s for the same patient ID Re-attending within 3 months - Adults	38	937	4.1%	14.3%	14.8%	15.4%
% of FP17s for the same patient ID Re-attending between 3 & 9 months - Children	0	475	0.0%	54.0%	60.9%	59.8%
% of FP17s for the same patient ID Re-attending between 3 & 9 months - Adults	0	937	0.0%	48.9%	53.2%	52.1%
% of FP17s for Band 1 Urgent Courses	133	1,412	9.4%	8.4%	8.3%	9.2%
% of FP17s Relating to Free Repair or Replacements	13	1,412	0.9%	0.8%	0.7%	0.7%
% of FP17s Relating to Continuations	4	1,412	0.3%	0.7%	0.8%	0.8%
% of Patients satisfied with the dentistry they have received	0	0	N/A	93.3%	93.2%	93.4%
% of Patients satisfied with the time they had to wait for an appointment	0	0	N/A	91.1%	88.5%	87.6%

* This is based on patients treated on this contract for their most recent course of treatment. Figures in italics indicate the base number of FP17s or Patient Questionnaire responses are less than 100. N/A is shown where the base number of responses is less than 10 during the period. % is calculated as Quantity/Base number*100


Q54 - Vital Signs At a Glance Contract Report for 100972/0000 - June 2019

Name or company name	BST Partnership
Contract type name	GDS Contract
Purpose of contract	General
Contract start date	01/04/2019
Contract end date	

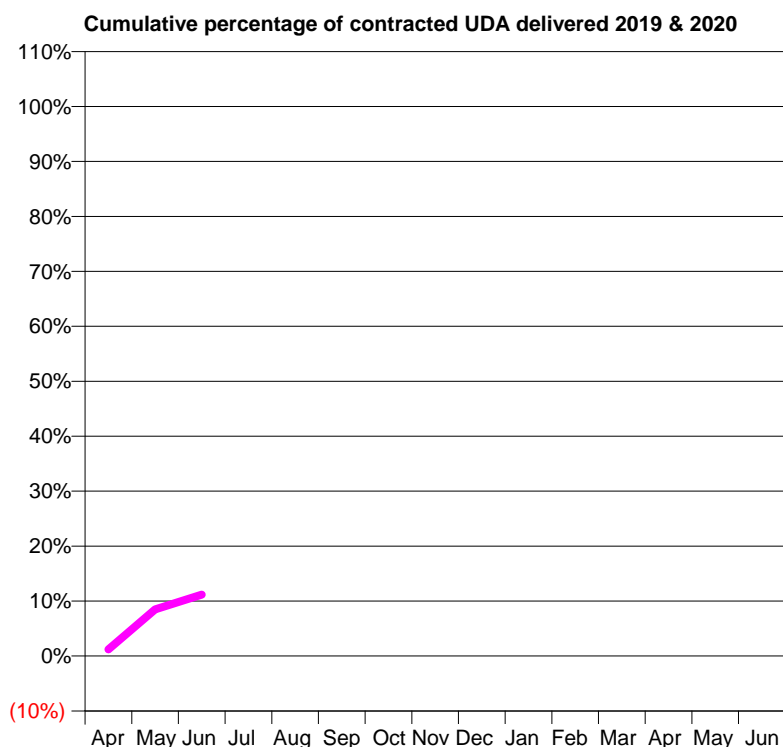
19/20 Contracted general activity (UDA)	7,000
Carry forward general activity (UDA)	0
19/20 Contracted orthodontic activity (UOA)	0
Carry forward orthodontic activity (UOA)	0
Baseline contract value	£174,869.93

ACCESS*

Patients seen in 24 months	Total	Change since previous quarter
Quarter ending June 2018	0	
Quarter ending September 2018	0	
Quarter ending December 2018	0	
Quarter ending March 2019	0	
Quarter ending June 2019	625	↑
Variance since June 2018	N/A	



ACTIVITY



Month	Adjusted Scheduled Activity (UDA)	
	2019	2020
April	0	84
May	0	596
June	0	781
July	0	
August	0	
September	0	
October	0	
November	0	
December	0	
January	0	
February	0	
March	0	
April	0	
May	0	
June	0	

QUALITY

	Quantity	Base Number	Contract	AT	Region	England
% of FP17s for the same patient ID Re-attending within 3 months - Children	0	154	0.0%	9.6%	11.2%	11.4%
% of FP17s for the same patient ID Re-attending within 3 months - Adults	7	333	2.1%	14.3%	14.8%	15.4%
% of FP17s for the same patient ID Re-attending between 3 & 9 months - Children	0	154	0.0%	54.0%	60.9%	59.8%
% of FP17s for the same patient ID Re-attending between 3 & 9 months - Adults	0	333	0.0%	48.9%	53.2%	52.1%
% of FP17s for Band 1 Urgent Courses	27	487	5.5%	8.4%	8.3%	9.2%
% of FP17s Relating to Free Repair or Replacements	4	487	0.8%	0.8%	0.7%	0.7%
% of FP17s Relating to Continuations	1	487	0.2%	0.7%	0.8%	0.8%
% of Patients satisfied with the dentistry they have received	0	0	N/A	93.3%	93.2%	93.4%
% of Patients satisfied with the time they had to wait for an appointment	0	0	N/A	91.1%	88.5%	87.6%

* This is based on patients treated on this contract for their most recent course of treatment. Figures in italics indicate the base number of FP17s or Patient Questionnaire responses are less than 100. N/A is shown where the base number of responses is less than 10 during the period. % is calculated as Quantity/Base number*100


Q54 - Vital Signs At a Glance Contract Report for 101004/0000 - June 2019

Name or company name	MR HS GILL
Contract type name	GDS Contract
Purpose of contract	General
Contract start date	01/04/2019
Contract end date	

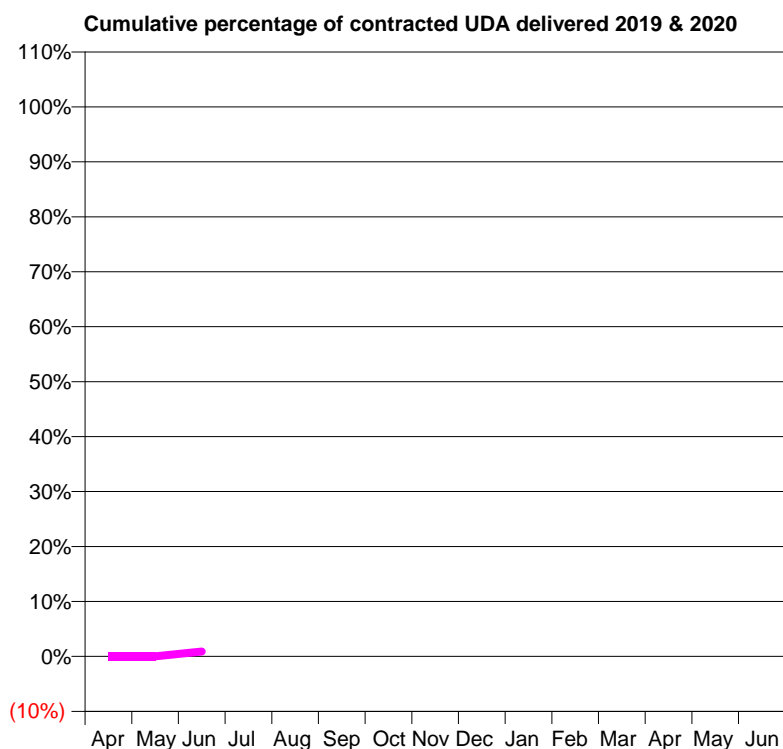
19/20 Contracted general activity (UDA)	21,500
Carry forward general activity (UDA)	0
19/20 Contracted orthodontic activity (UOA)	0
Carry forward orthodontic activity (UOA)	0
Baseline contract value	£550,948.04

ACCESS*

Patients seen in 24 months	Total	Change since previous quarter
Quarter ending June 2018	0	
Quarter ending September 2018	0	
Quarter ending December 2018	0	
Quarter ending March 2019	0	
Quarter ending June 2019	451	↑
Variance since June 2018	N/A	



ACTIVITY



Month	Adjusted Scheduled Activity (UDA)	
	2019	2020
April	0	0
May	0	0
June	0	189
July	0	0
August	0	0
September	0	0
October	0	0
November	0	0
December	0	0
January	0	0
February	0	0
March	0	0
April	0	0
May	0	0
June	0	0

QUALITY

	Quantity	Base Number	Contract	AT	Region	England
% of FP17s for the same patient ID Re-attending within 3 months - Children	0	20	0.0%	9.6%	11.2%	11.4%
% of FP17s for the same patient ID Re-attending within 3 months - Adults	0	54	0.0%	14.3%	14.8%	15.4%
% of FP17s for the same patient ID Re-attending between 3 & 9 months - Children	0	20	0.0%	54.0%	60.9%	59.8%
% of FP17s for the same patient ID Re-attending between 3 & 9 months - Adults	0	54	0.0%	48.9%	53.2%	52.1%
% of FP17s for Band 1 Urgent Courses	17	74	23.0%	8.4%	8.3%	9.2%
% of FP17s Relating to Free Repair or Replacements	1	74	1.4%	0.8%	0.7%	0.7%
% of FP17s Relating to Continuations	0	74	0.0%	0.7%	0.8%	0.8%
% of Patients satisfied with the dentistry they have received	0	0	N/A	93.3%	93.2%	93.4%
% of Patients satisfied with the time they had to wait for an appointment	0	0	N/A	91.1%	88.5%	87.6%

* This is based on patients treated on this contract for their most recent course of treatment. Figures in italics indicate the base number of FP17s or Patient Questionnaire responses are less than 100. N/A is shown where the base number of responses is less than 10 during the period. % is calculated as Quantity/Base number*100


Q54 - Vital Signs At a Glance Contract Report for 101005/0000 - June 2019

Name or company name	Smile Stylist Ltd
Contract type name	GDS Contract
Purpose of contract	General
Contract start date	01/04/2019
Contract end date	

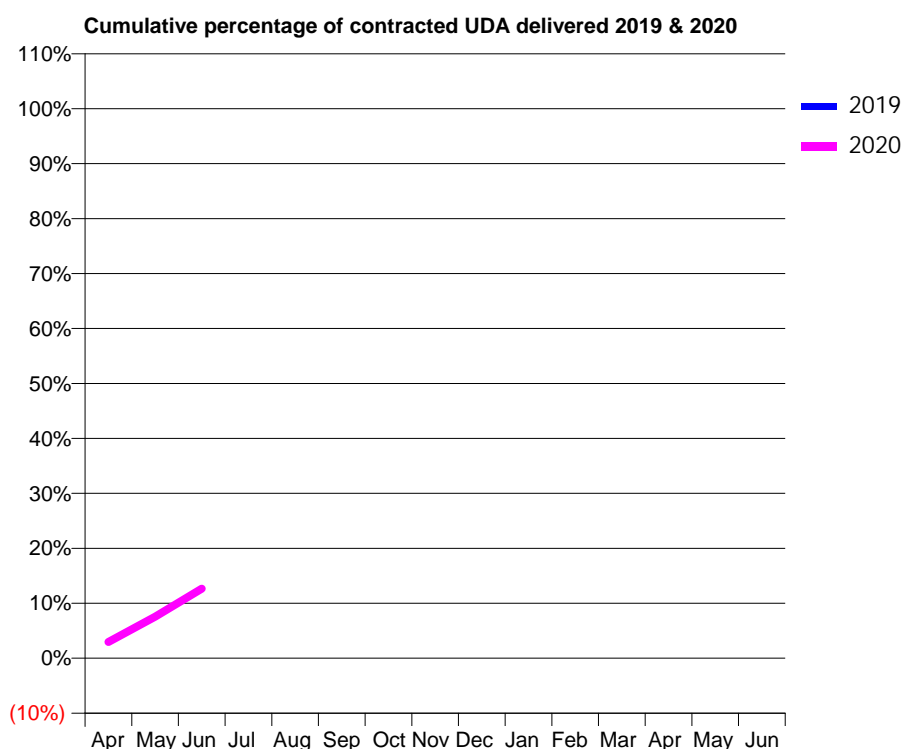
19/20 Contracted general activity (UDA)	12,000
Carry forward general activity (UDA)	0
19/20 Contracted orthodontic activity (UOA)	0
Carry forward orthodontic activity (UOA)	0
Baseline contract value	£338,184.00

ACCESS*

Patients seen in 24 months	Total	Change since previous quarter
Quarter ending June 2018	0	
Quarter ending September 2018	0	
Quarter ending December 2018	0	
Quarter ending March 2019	0	
Quarter ending June 2019	907	↑
Variance since June 2018	N/A	



ACTIVITY



Adjusted Scheduled Activity (UDA)		
Month	2019	2020
April	0	353
May	0	908
June	0	1,520
July	0	
August	0	
September	0	
October	0	
November	0	
December	0	
January	0	
February	0	
March	0	
April	0	
May	0	
June	0	

QUALITY

	Quantity	Base Number	Contract	AT	Region	England
% of FP17s for the same patient ID Re-attending within 3 months - Children	3	314	1.0%	9.6%	11.2%	11.4%
% of FP17s for the same patient ID Re-attending within 3 months - Adults	20	536	3.7%	14.3%	14.8%	15.4%
% of FP17s for the same patient ID Re-attending between 3 & 9 months - Children	0	314	0.0%	54.0%	60.9%	59.8%
% of FP17s for the same patient ID Re-attending between 3 & 9 months - Adults	0	536	0.0%	48.9%	53.2%	52.1%
% of FP17s for Band 1 Urgent Courses	109	850	12.8%	8.4%	8.3%	9.2%
% of FP17s Relating to Free Repair or Replacements	2	850	0.2%	0.8%	0.7%	0.7%
% of FP17s Relating to Continuations	0	850	0.0%	0.7%	0.8%	0.8%
% of Patients satisfied with the dentistry they have received	0	0	N/A	93.3%	93.2%	93.4%
% of Patients satisfied with the time they had to wait for an appointment	0	0	N/A	91.1%	88.5%	87.6%

* This is based on patients treated on this contract for their most recent course of treatment.

Figures in italics indicate the base number of FP17s or Patient Questionnaire responses are less than 100. N/A is shown where the base number of responses is less than 10 during the period. % is calculated as Quantity/Base number*100

Q54 - Vital Signs At a Glance Contract Report for 101006/0000 - June 2019


Name or company name	Smile Stylist Ltd
Contract type name	GDS Contract
Purpose of contract	General
Contract start date	01/04/2019
Contract end date	

19/20 Contracted general activity (UDA)	12,000
Carry forward general activity (UDA)	0
19/20 Contracted orthodontic activity (UOA)	0
Carry forward orthodontic activity (UOA)	0
Baseline contract value	£338,184.00

ACCESS*

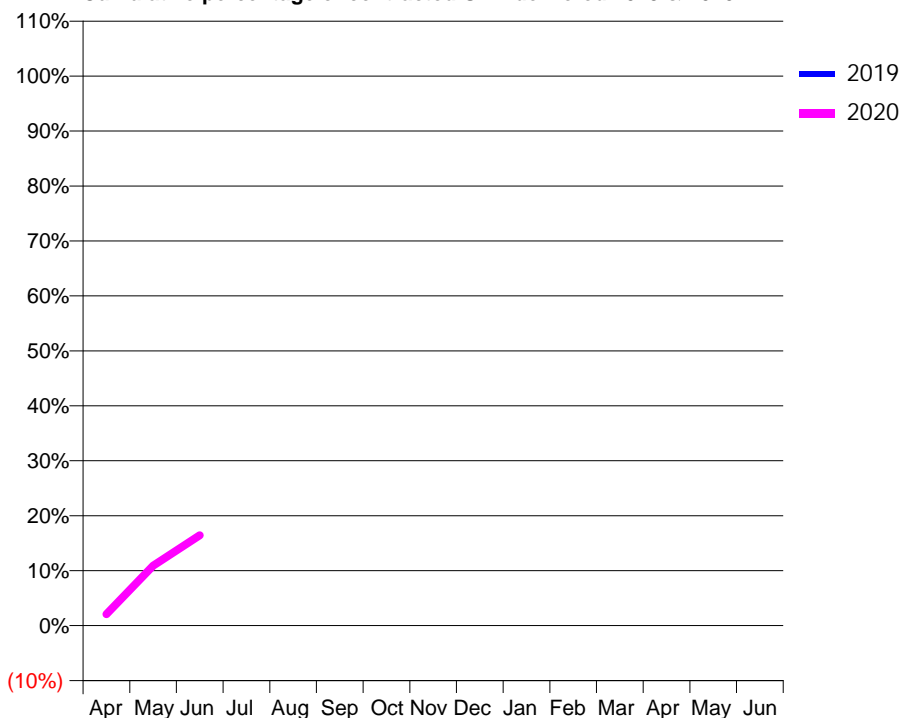
Patients seen in 24 months	Total	Change since previous quarter
Quarter ending June 2018	0	
Quarter ending September 2018	0	
Quarter ending December 2018	0	
Quarter ending March 2019	0	
Quarter ending June 2019	860	↑
Variance since June 2018	N/A	

Access trend analysis



ACTIVITY

Cumulative percentage of contracted UDA delivered 2019 & 2020



Adjusted Scheduled Activity (UDA)

Month	2019	2020
April	0	248
May	0	1,308
June	0	1,973
July	0	
August	0	
September	0	
October	0	
November	0	
December	0	
January	0	
February	0	
March	0	
April	0	
May	0	
June	0	

QUALITY

	Quantity	Base Number	Contract	AT	Region	England
% of FP17s for the same patient ID Re-attending within 3 months - Children	2	334	0.6%	9.6%	11.2%	11.4%
% of FP17s for the same patient ID Re-attending within 3 months - Adults	18	433	4.2%	14.3%	14.8%	15.4%
% of FP17s for the same patient ID Re-attending between 3 & 9 months - Children	0	334	0.0%	54.0%	60.9%	59.8%
% of FP17s for the same patient ID Re-attending between 3 & 9 months - Adults	0	433	0.0%	48.9%	53.2%	52.1%
% of FP17s for Band 1 Urgent Courses	121	767	15.8%	8.4%	8.3%	9.2%
% of FP17s Relating to Free Repair or Replacements	1	767	0.1%	0.8%	0.7%	0.7%
% of FP17s Relating to Continuations	0	767	0.0%	0.7%	0.8%	0.8%
% of Patients satisfied with the dentistry they have received	0	0	N/A	93.3%	93.2%	93.4%
% of Patients satisfied with the time they had to wait for an appointment	0	0	N/A	91.1%	88.5%	87.6%

* This is based on patients treated on this contract for their most recent course of treatment.

Figures in italics indicate the base number of FP17s or Patient Questionnaire responses are less than 100. N/A is shown where the base number of responses is less than 10 during the period. % is calculated as Quantity/Base number*100

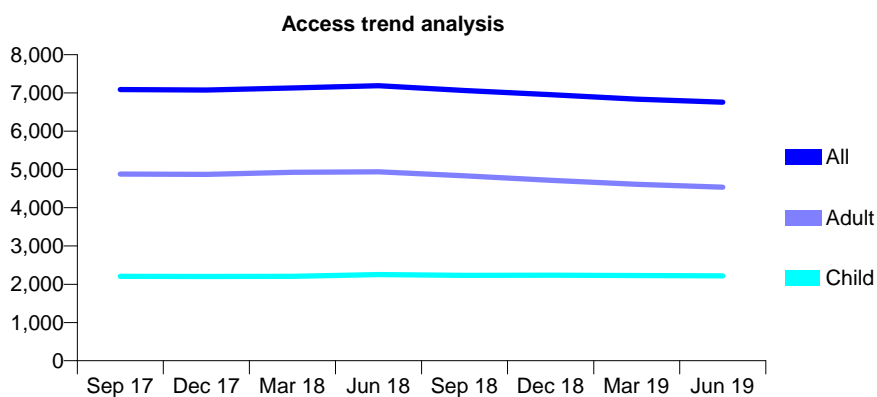
Q54 - Vital Signs At a Glance Contract Report for 101281/0126 - June 2019

Name or company name	OASIS DENTAL CARE LTD
Contract type name	GDS Contract
Purpose of contract	General
Contract start date	01/04/2006
Contract end date	

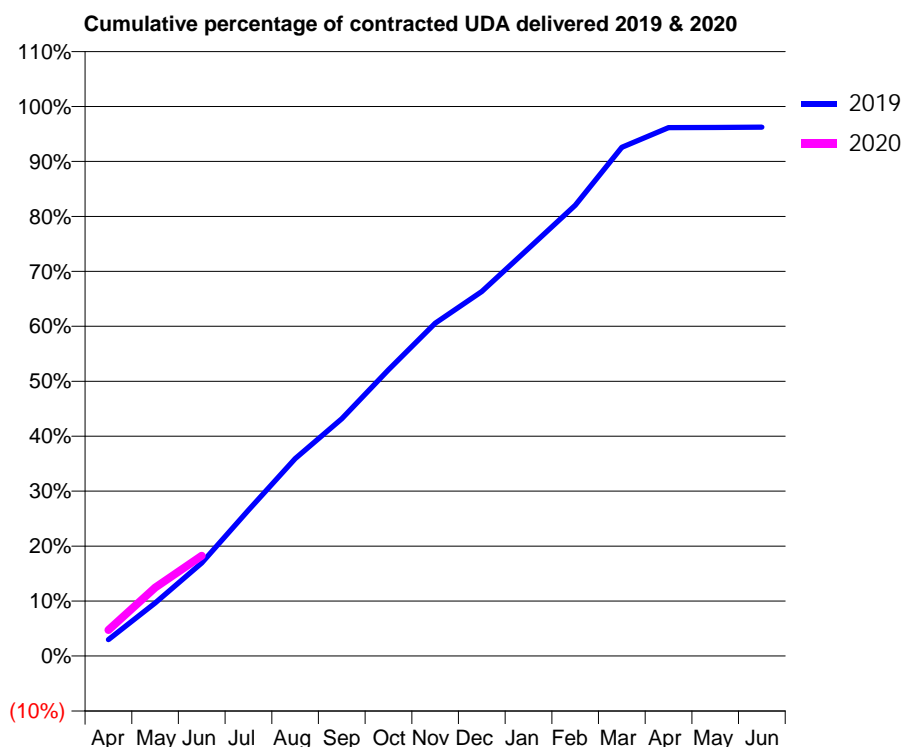
19/20 Contracted general activity (UDA)	21,700
Carry forward general activity (UDA)	0
19/20 Contracted orthodontic activity (UOA)	0
Carry forward orthodontic activity (UOA)	0
Baseline contract value	£485,854.84

ACCESS*

Patients seen in 24 months	Total	Change since previous quarter
Quarter ending June 2018	7,190	
Quarter ending September 2018	7,065	↓
Quarter ending December 2018	6,953	↓
Quarter ending March 2019	6,837	↓
Quarter ending June 2019	6,756	↓
Variance since June 2018	(6.0%)	↓



ACTIVITY



Month	Adjusted Scheduled Activity (UDA)	
	2019	2020
April	651	1,032
May	2,091	2,702
June	3,672	3,962
July	5,764	
August	7,794	
September	9,371	
October	11,306	
November	13,143	
December	14,392	
January	16,095	
February	17,795	
March	20,088	
April	20,868	
May	20,873	
June	20,885	

QUALITY

	Quantity	Base Number	Contract	AT	Region	England
% of FP17s for the same patient ID Re-attending within 3 months - Children	57	614	9.3%	9.6%	11.2%	11.4%
% of FP17s for the same patient ID Re-attending within 3 months - Adults	231	1,200	19.3%	14.3%	14.8%	15.4%
% of FP17s for the same patient ID Re-attending between 3 & 9 months - Children	285	614	46.4%	54.0%	60.9%	59.8%
% of FP17s for the same patient ID Re-attending between 3 & 9 months - Adults	451	1,200	37.6%	48.9%	53.2%	52.1%
% of FP17s for Band 1 Urgent Courses	168	1,554	10.8%	8.4%	8.3%	9.2%
% of FP17s Relating to Free Repair or Replacements	10	1,554	0.6%	0.8%	0.7%	0.7%
% of FP17s Relating to Continuations	28	1,554	1.8%	0.7%	0.8%	0.8%
% of Patients satisfied with the dentistry they have received	0	0	N/A	93.3%	93.2%	93.4%
% of Patients satisfied with the time they had to wait for an appointment	0	0	N/A	91.1%	88.5%	87.6%

* This is based on patients treated on this contract for their most recent course of treatment. Figures in italics indicate the base number of FP17s or Patient Questionnaire responses are less than 100. N/A is shown where the base number of responses is less than 10 during the period. % is calculated as Quantity/Base number*100

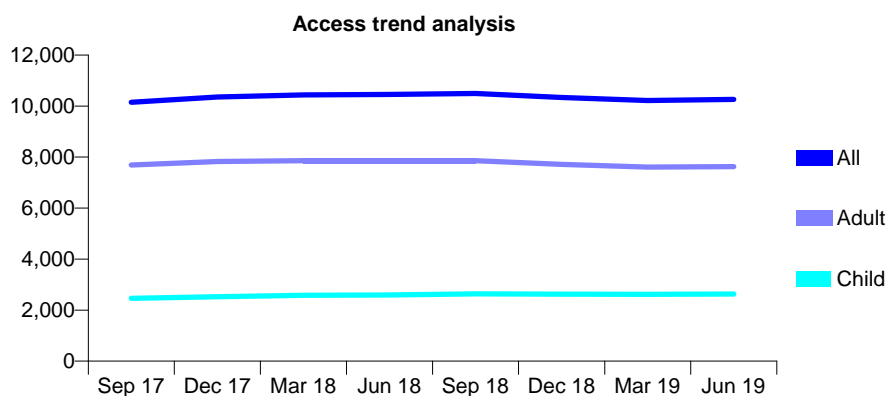
Q54 - Vital Signs At a Glance Contract Report for 101281/0176 - June 2019

Name or company name	OASIS DENTAL CARE LTD
Contract type name	GDS Contract
Purpose of contract	General
Contract start date	27/12/2007
Contract end date	

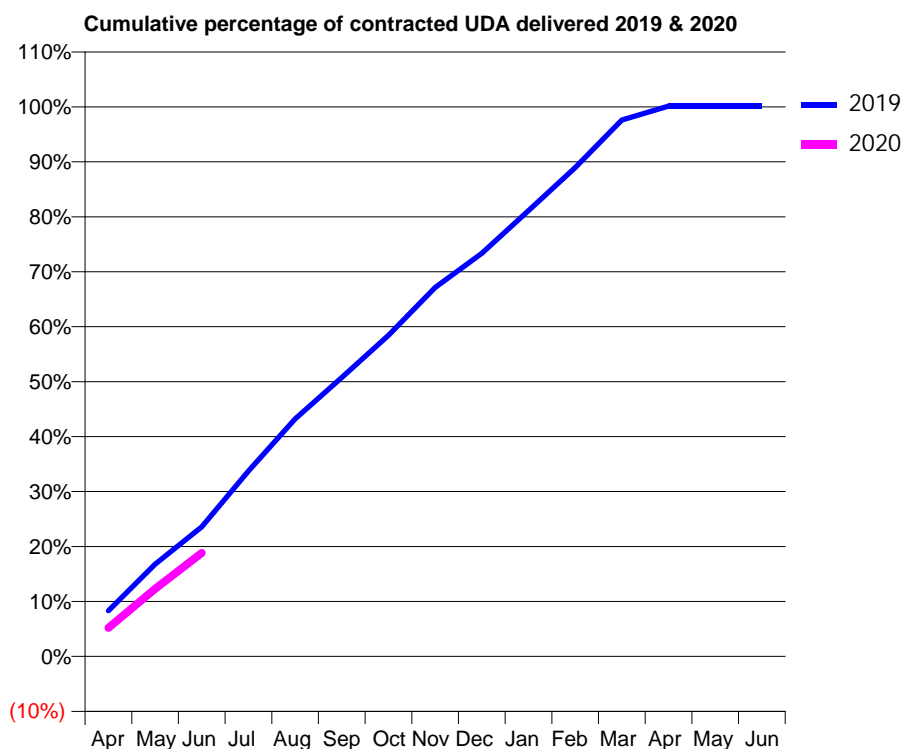
19/20 Contracted general activity (UDA)	29,000
Carry forward general activity (UDA)	0
19/20 Contracted orthodontic activity (UOA)	0
Carry forward orthodontic activity (UOA)	0
Baseline contract value	£623,256.20

ACCESS*

Patients seen in 24 months	Total	Change since previous quarter
Quarter ending June 2018	10,457	
Quarter ending September 2018	10,496	→
Quarter ending December 2018	10,339	↓
Quarter ending March 2019	10,222	↓
Quarter ending June 2019	10,262	→
Variance since June 2018	(1.9%)	↓



ACTIVITY



Month	2019	2020
April	2,412	1,511
May	4,871	3,573
June	6,838	5,455
July	9,788	
August	12,539	
September	14,721	
October	16,952	
November	19,471	
December	21,271	
January	23,525	
February	25,796	
March	28,304	
April	29,038	
May	29,041	
June	29,041	

QUALITY

	Quantity	Base Number	Contract	AT	Region	England
% of FP17s for the same patient ID Re-attending within 3 months - Children	48	854	5.6%	9.6%	11.2%	11.4%
% of FP17s for the same patient ID Re-attending within 3 months - Adults	285	2,329	12.2%	14.3%	14.8%	15.4%
% of FP17s for the same patient ID Re-attending between 3 & 9 months - Children	505	854	59.1%	54.0%	60.9%	59.8%
% of FP17s for the same patient ID Re-attending between 3 & 9 months - Adults	1,241	2,329	53.3%	48.9%	53.2%	52.1%
% of FP17s for Band 1 Urgent Courses	245	2,841	8.6%	8.4%	8.3%	9.2%
% of FP17s Relating to Free Repair or Replacements	10	2,841	0.4%	0.8%	0.7%	0.7%
% of FP17s Relating to Continuations	38	2,841	1.3%	0.7%	0.8%	0.8%
% of Patients satisfied with the dentistry they have received	4	4	N/A	93.3%	93.2%	93.4%
% of Patients satisfied with the time they had to wait for an appointment	4	4	N/A	91.1%	88.5%	87.6%

* This is based on patients treated on this contract for their most recent course of treatment. Figures in italics indicate the base number of FP17s or Patient Questionnaire responses are less than 100. N/A is shown where the base number of responses is less than 10 during the period. % is calculated as Quantity/Base number*100

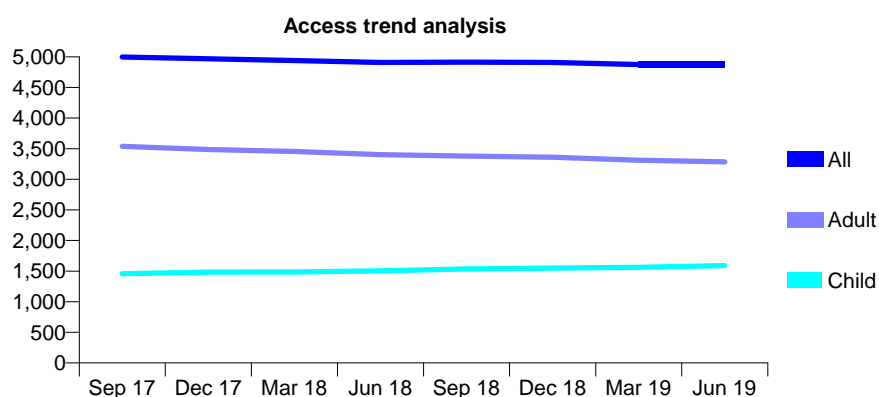
Q54 - Vital Signs At a Glance Contract Report for 101281/0228 - June 2019

Name or company name	OASIS DENTAL CARE LTD
Contract type name	PDS Plus Contract
Purpose of contract	General
Contract start date	24/10/2010
Contract end date	31/10/2020

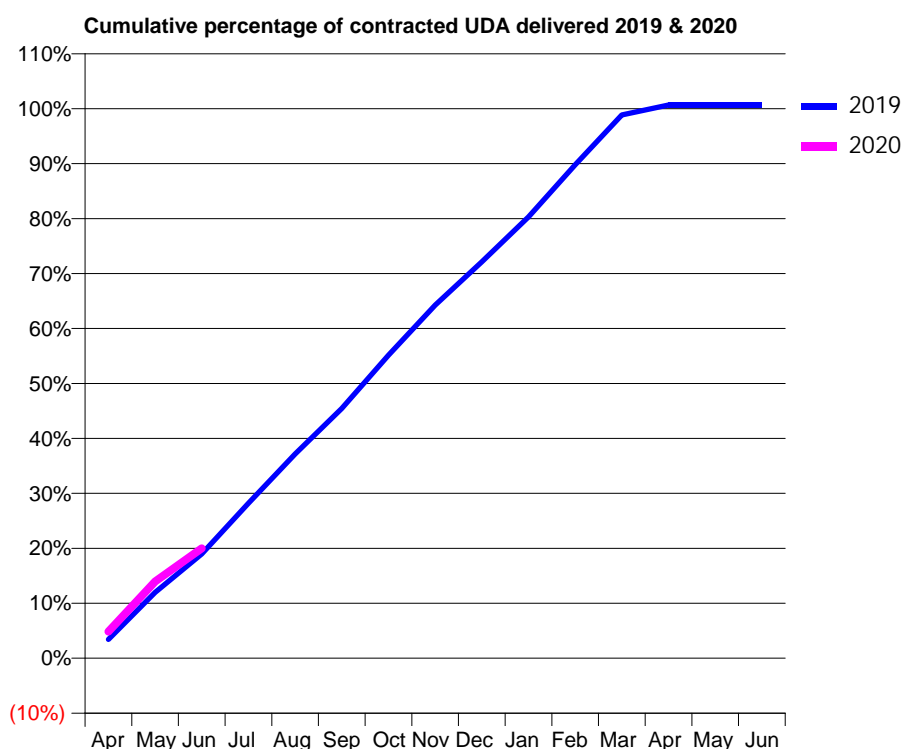
19/20 Contracted general activity (UDA)	14,250
Carry forward general activity (UDA)	0
19/20 Contracted orthodontic activity (UOA)	0
Carry forward orthodontic activity (UOA)	0
Baseline contract value	£227,100.28

ACCESS*

Patients seen in 24 months	Total	Change since previous quarter
Quarter ending June 2018	4,908	
Quarter ending September 2018	4,915	→
Quarter ending December 2018	4,909	→
Quarter ending March 2019	4,874	→
Quarter ending June 2019	4,875	→
Variance since June 2018	(0.7%)	→



ACTIVITY



Month	2019	2020
April	489	693
May	1,709	1,992
June	2,705	2,852
July	4,020	
August	5,300	
September	6,474	
October	7,860	
November	9,158	
December	10,280	
January	11,446	
February	12,796	
March	14,086	
April	14,345	
May	14,347	
June	14,347	

QUALITY

	Quantity	Base Number	Contract	AT	Region	England
% of FP17s for the same patient ID Re-attending within 3 months - Children	39	434	9.0%	9.6%	11.2%	11.4%
% of FP17s for the same patient ID Re-attending within 3 months - Adults	187	816	22.9%	14.3%	14.8%	15.4%
% of FP17s for the same patient ID Re-attending between 3 & 9 months - Children	192	434	44.2%	54.0%	60.9%	59.8%
% of FP17s for the same patient ID Re-attending between 3 & 9 months - Adults	303	816	37.1%	48.9%	53.2%	52.1%
% of FP17s for Band 1 Urgent Courses	224	1,138	19.7%	8.4%	8.3%	9.2%
% of FP17s Relating to Free Repair or Replacements	18	1,138	1.6%	0.8%	0.7%	0.7%
% of FP17s Relating to Continuations	19	1,138	1.7%	0.7%	0.8%	0.8%
% of Patients satisfied with the dentistry they have received	1	1	N/A	93.3%	93.2%	93.4%
% of Patients satisfied with the time they had to wait for an appointment	1	1	N/A	91.1%	88.5%	87.6%

* This is based on patients treated on this contract for their most recent course of treatment.

Figures in italics indicate the base number of FP17s or Patient Questionnaire responses are less than 100. N/A is shown where the base number of responses is less than 10 during the period. % is calculated as Quantity/Base number*100

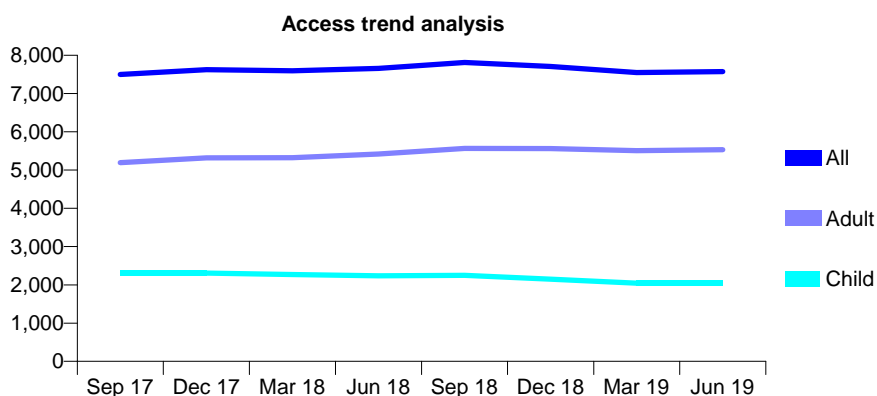
Q54 - Vital Signs At a Glance Contract Report for 101362/0025 - June 2019

Name or company name	Rodericks Dental Limited
Contract type name	GDS Contract
Purpose of contract	General
Contract start date	01/09/2009
Contract end date	

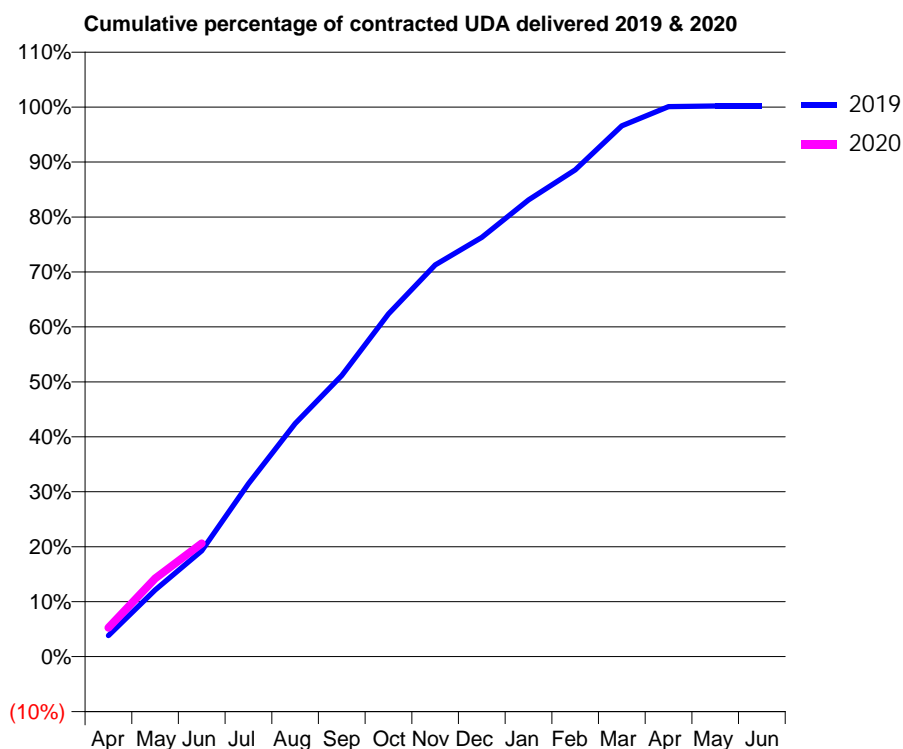
19/20 Contracted general activity (UDA)	20,000
Carry forward general activity (UDA)	0
19/20 Contracted orthodontic activity (UOA)	0
Carry forward orthodontic activity (UOA)	0
Baseline contract value	£510,650.20

ACCESS*

Patients seen in 24 months	Total	Change since previous quarter
Quarter ending June 2018	7,655	
Quarter ending September 2018	7,813	↑
Quarter ending December 2018	7,710	↓
Quarter ending March 2019	7,549	↓
Quarter ending June 2019	7,573	→
Variance since June 2018	(1.1%)	↓



ACTIVITY



Month	Adjusted Scheduled Activity (UDA)	
	2019	2020
April	763	1,052
May	2,431	2,844
June	3,852	4,123
July	6,294	
August	8,481	
September	10,227	
October	12,478	
November	14,255	
December	15,259	
January	16,619	
February	17,719	
March	19,318	
April	20,018	
May	20,037	
June	20,037	

QUALITY

	Quantity	Base Number	Contract	AT	Region	England
% of FP17s for the same patient ID Re-attending within 3 months - Children	35	691	5.1%	9.6%	11.2%	11.4%
% of FP17s for the same patient ID Re-attending within 3 months - Adults	283	1,798	15.7%	14.3%	14.8%	15.4%
% of FP17s for the same patient ID Re-attending between 3 & 9 months - Children	351	691	50.8%	54.0%	60.9%	59.8%
% of FP17s for the same patient ID Re-attending between 3 & 9 months - Adults	949	1,798	52.8%	48.9%	53.2%	52.1%
% of FP17s for Band 1 Urgent Courses	230	2,166	10.6%	8.4%	8.3%	9.2%
% of FP17s Relating to Free Repair or Replacements	34	2,166	1.6%	0.8%	0.7%	0.7%
% of FP17s Relating to Continuations	14	2,166	0.6%	0.7%	0.8%	0.8%
% of Patients satisfied with the dentistry they have received	2	2	N/A	93.3%	93.2%	93.4%
% of Patients satisfied with the time they had to wait for an appointment	2	2	N/A	91.1%	88.5%	87.6%

* This is based on patients treated on this contract for their most recent course of treatment. Figures in italics indicate the base number of FP17s or Patient Questionnaire responses are less than 100. N/A is shown where the base number of responses is less than 10 during the period. % is calculated as Quantity/Base number*100

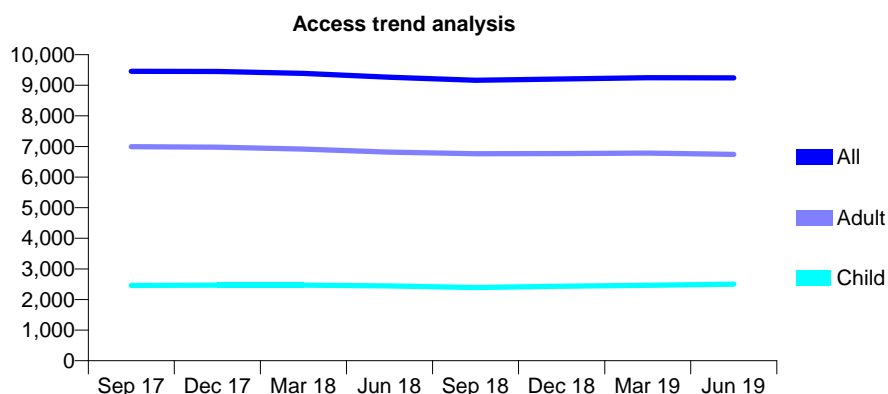
Q54 - Vital Signs At a Glance Contract Report for 101370/0096 - June 2019

Name or company name	Petrie Tucker & Partners Ltd
Contract type name	GDS Contract
Purpose of contract	General and Orthodontic
Contract start date	01/04/2007
Contract end date	

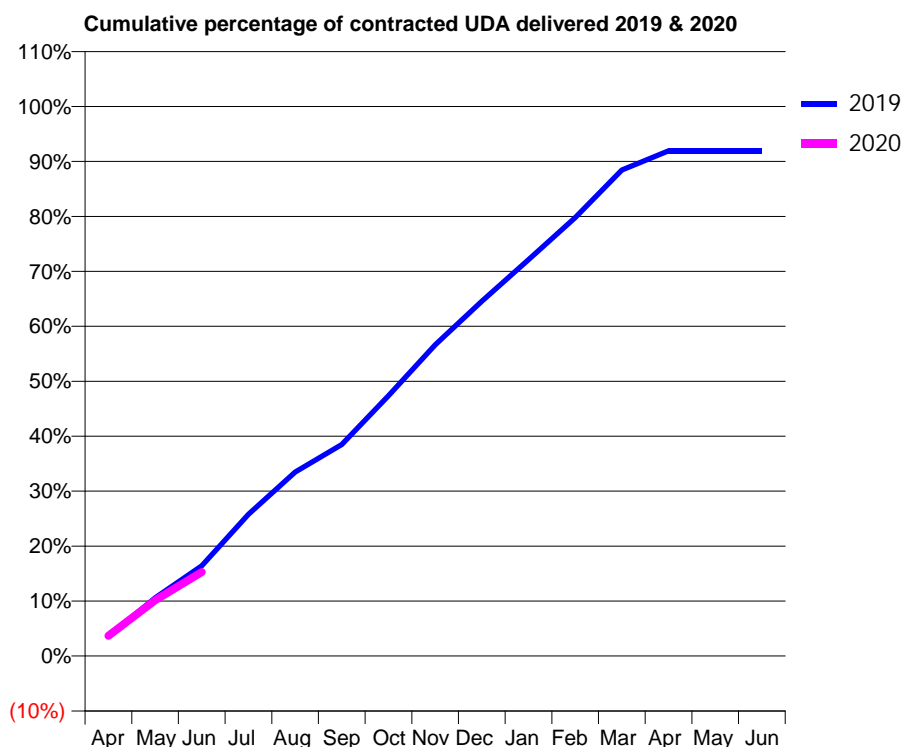
19/20 Contracted general activity (UDA)	26,000
Carry forward general activity (UDA)	0
19/20 Contracted orthodontic activity (UOA)	644
Carry forward orthodontic activity (UOA)	0
Baseline contract value	£696,573.29

ACCESS*

Patients seen in 24 months	Total	Change since previous quarter
Quarter ending June 2018	9,262	
Quarter ending September 2018	9,160	↓
Quarter ending December 2018	9,203	→
Quarter ending March 2019	9,248	→
Quarter ending June 2019	9,244	→
Variance since June 2018	(0.2%)	→



ACTIVITY



Month	Adjusted Scheduled Activity (UDA)	
	2019	2020
April	915	954
May	2,757	2,643
June	4,271	3,971
July	6,703	
August	8,707	
September	10,011	
October	12,317	
November	14,721	
December	16,786	
January	18,751	
February	20,743	
March	22,988	
April	23,894	
May	23,894	
June	23,895	

QUALITY

	Quantity	Base Number	Contract	AT	Region	England
% of FP17s for the same patient ID Re-attending within 3 months - Children	21	681	3.1%	9.6%	11.2%	11.4%
% of FP17s for the same patient ID Re-attending within 3 months - Adults	192	1,731	11.1%	14.3%	14.8%	15.4%
% of FP17s for the same patient ID Re-attending between 3 & 9 months - Children	395	681	58.0%	54.0%	60.9%	59.8%
% of FP17s for the same patient ID Re-attending between 3 & 9 months - Adults	780	1,731	45.1%	48.9%	53.2%	52.1%
% of FP17s for Band 1 Urgent Courses	104	1,979	5.3%	8.4%	8.3%	9.2%
% of FP17s Relating to Free Repair or Replacements	14	1,979	0.7%	0.8%	0.7%	0.7%
% of FP17s Relating to Continuations	26	1,979	1.3%	0.7%	0.8%	0.8%
% of Patients satisfied with the dentistry they have received	5	5	N/A	93.3%	93.2%	93.4%
% of Patients satisfied with the time they had to wait for an appointment	5	5	N/A	91.1%	88.5%	87.6%

* This is based on patients treated on this contract for their most recent course of treatment. Figures in italics indicate the base number of FP17s or Patient Questionnaire responses are less than 100. N/A is shown where the base number of responses is less than 10 during the period. % is calculated as Quantity/Base number*100

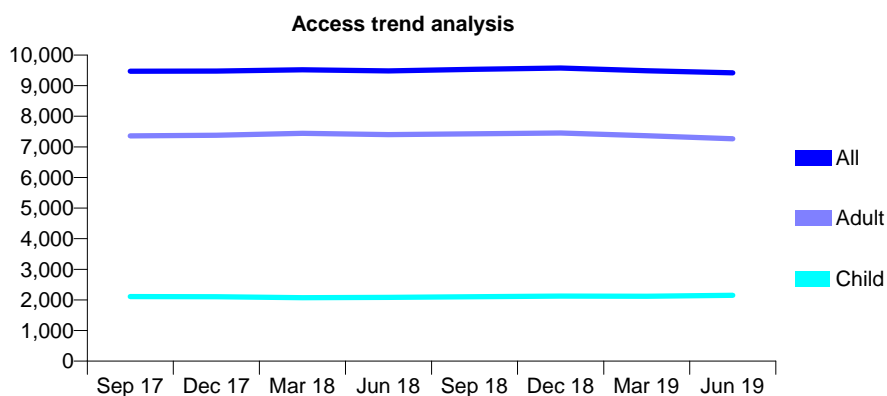
Q54 - Vital Signs At a Glance Contract Report for 101370/0111 - June 2019

Name or company name	Petrie Tucker & Partners Ltd
Contract type name	GDS Contract
Purpose of contract	General
Contract start date	01/01/2009
Contract end date	

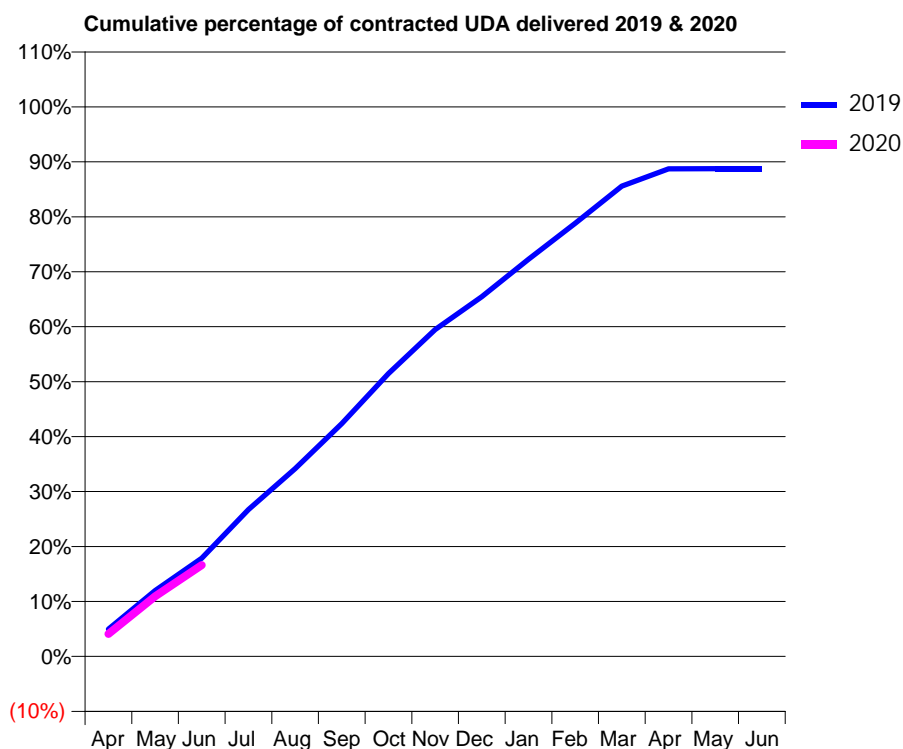
19/20 Contracted general activity (UDA)	29,024
Carry forward general activity (UDA)	0
19/20 Contracted orthodontic activity (UOA)	0
Carry forward orthodontic activity (UOA)	0
Baseline contract value	£712,140.27

ACCESS*

Patients seen in 24 months	Total	Change since previous quarter
Quarter ending June 2018	9,483	
Quarter ending September 2018	9,536	→
Quarter ending December 2018	9,576	→
Quarter ending March 2019	9,489	→
Quarter ending June 2019	9,418	→
Variance since June 2018	(0.7%)	→



ACTIVITY



Month	2019	2020
April	1,438	1,184
May	3,474	3,172
June	5,187	4,819
July	7,756	
August	9,917	
September	12,292	
October	14,945	
November	17,268	
December	18,998	
January	20,972	
February	22,878	
March	24,841	
April	25,752	
May	25,760	
June	25,761	

QUALITY

	Quantity	Base Number	Contract	AT	Region	England
% of FP17s for the same patient ID Re-attending within 3 months - Children	27	827	3.3%	9.6%	11.2%	11.4%
% of FP17s for the same patient ID Re-attending within 3 months - Adults	217	2,554	8.5%	14.3%	14.8%	15.4%
% of FP17s for the same patient ID Re-attending between 3 & 9 months - Children	555	827	67.1%	54.0%	60.9%	59.8%
% of FP17s for the same patient ID Re-attending between 3 & 9 months - Adults	1,755	2,554	68.7%	48.9%	53.2%	52.1%
% of FP17s for Band 1 Urgent Courses	169	2,874	5.9%	8.4%	8.3%	9.2%
% of FP17s Relating to Free Repair or Replacements	12	2,874	0.4%	0.8%	0.7%	0.7%
% of FP17s Relating to Continuations	15	2,874	0.5%	0.7%	0.8%	0.8%
% of Patients satisfied with the dentistry they have received	5	6	N/A	93.3%	93.2%	93.4%
% of Patients satisfied with the time they had to wait for an appointment	6	6	N/A	91.1%	88.5%	87.6%

* This is based on patients treated on this contract for their most recent course of treatment. Figures in italics indicate the base number of FP17s or Patient Questionnaire responses are less than 100. N/A is shown where the base number of responses is less than 10 during the period. % is calculated as Quantity/Base number*100

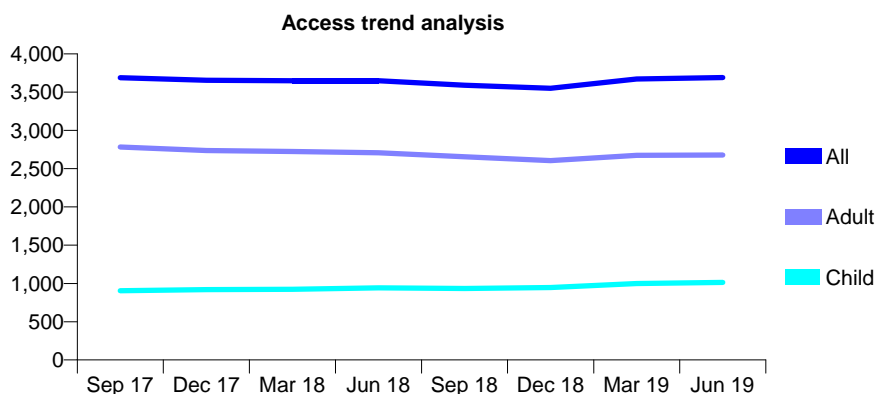
Q54 - Vital Signs At a Glance Contract Report for 102032/0001 - June 2019

Name or company name	Sutton Dental Care
Contract type name	GDS Contract
Purpose of contract	General
Contract start date	01/04/2006
Contract end date	

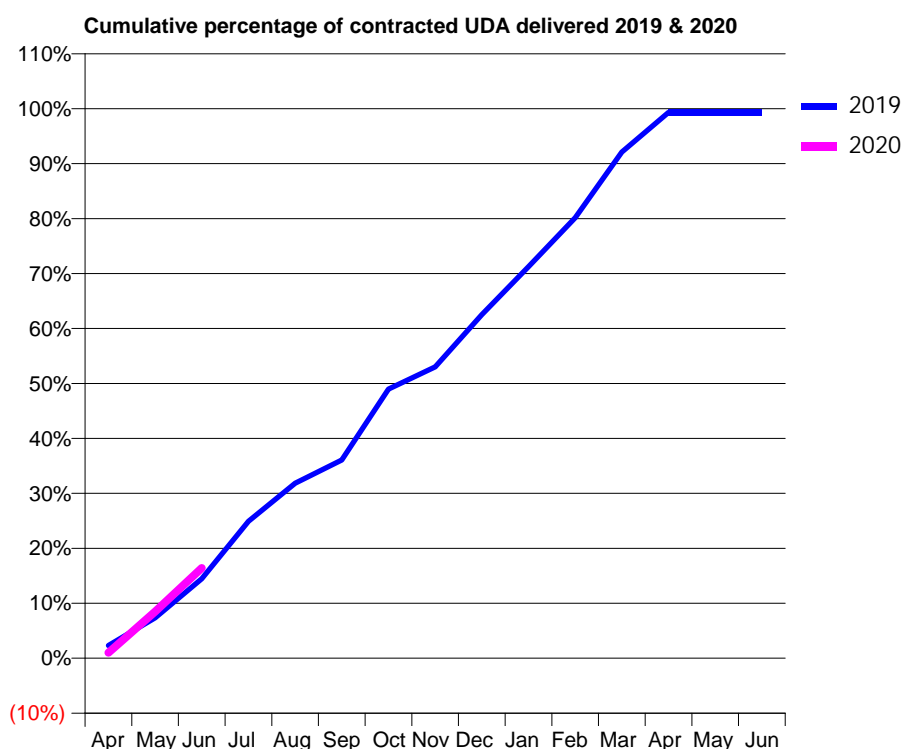
19/20 Contracted general activity (UDA)	7,800
Carry forward general activity (UDA)	0
19/20 Contracted orthodontic activity (UOA)	0
Carry forward orthodontic activity (UOA)	0
Baseline contract value	£269,516.78

ACCESS*

Patients seen in 24 months	Total	Change since previous quarter
Quarter ending June 2018	3,649	
Quarter ending September 2018	3,589	↓
Quarter ending December 2018	3,552	↓
Quarter ending March 2019	3,672	↑
Quarter ending June 2019	3,691	→
Variance since June 2018	1.2%	→



ACTIVITY



Month	2019	2020
April	180	78
May	575	661
June	1,127	1,280
July	1,942	
August	2,484	
September	2,814	
October	3,821	
November	4,135	
December	4,875	
January	5,559	
February	6,253	
March	7,184	
April	7,746	
May	7,746	
June	7,746	

QUALITY

	Quantity	Base Number	Contract	AT	Region	England
% of FP17s for the same patient ID Re-attending within 3 months - Children	24	371	6.5%	9.6%	11.2%	11.4%
% of FP17s for the same patient ID Re-attending within 3 months - Adults	138	980	14.1%	14.3%	14.8%	15.4%
% of FP17s for the same patient ID Re-attending between 3 & 9 months - Children	237	371	63.9%	54.0%	60.9%	59.8%
% of FP17s for the same patient ID Re-attending between 3 & 9 months - Adults	623	980	63.6%	48.9%	53.2%	52.1%
% of FP17s for Band 1 Urgent Courses	58	821	7.1%	8.4%	8.3%	9.2%
% of FP17s Relating to Free Repair or Replacements	9	821	1.1%	0.8%	0.7%	0.7%
% of FP17s Relating to Continuations	2	821	0.2%	0.7%	0.8%	0.8%
% of Patients satisfied with the dentistry they have received	2	2	N/A	93.3%	93.2%	93.4%
% of Patients satisfied with the time they had to wait for an appointment	2	2	N/A	91.1%	88.5%	87.6%

* This is based on patients treated on this contract for their most recent course of treatment.

Figures in italics indicate the base number of FP17s or Patient Questionnaire responses are less than 100. N/A is shown where the base number of responses is less than 10 during the period. % is calculated as Quantity/Base number*100

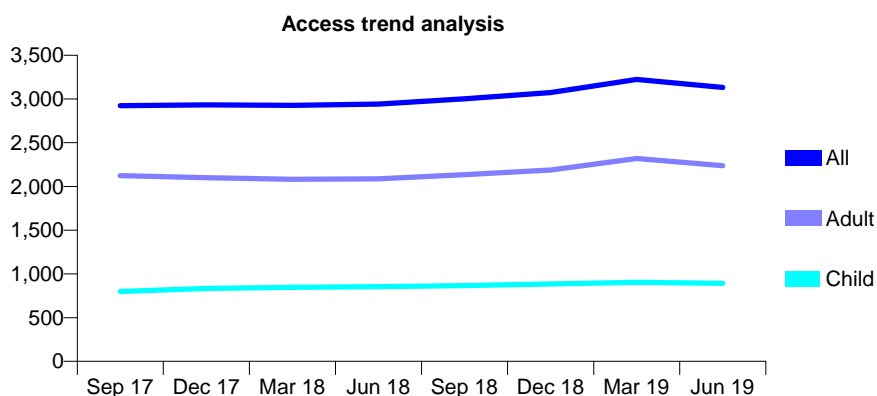
Q54 - Vital Signs At a Glance Contract Report for 104264/0001 - June 2019

Name or company name	High Street Dental Practice
Contract type name	GDS Contract
Purpose of contract	General
Contract start date	01/09/2015
Contract end date	

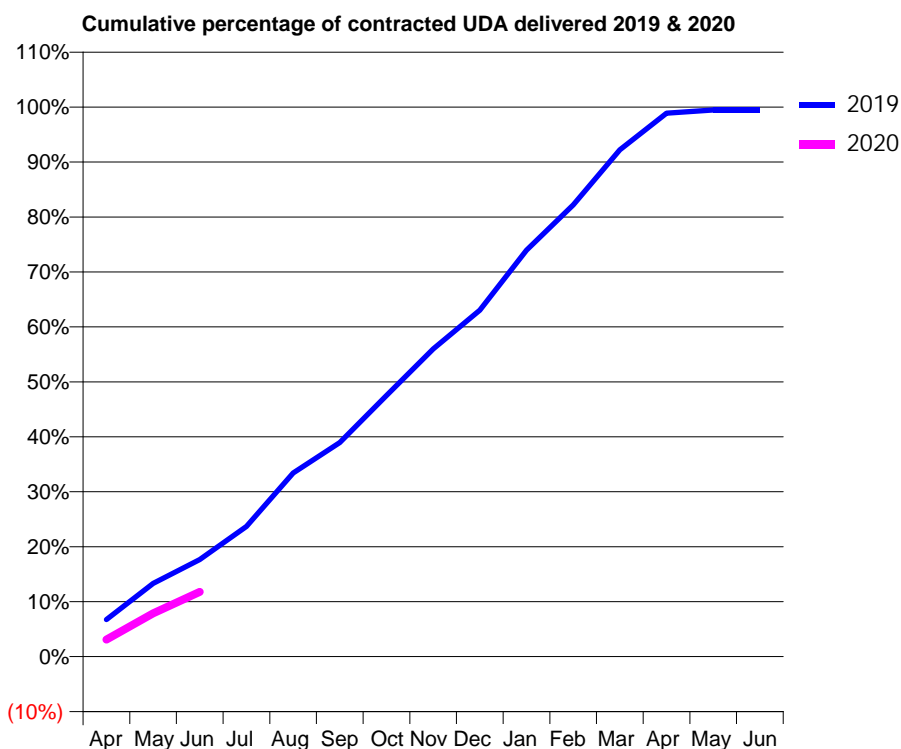
19/20 Contracted general activity (UDA)	8,128
Carry forward general activity (UDA)	0
19/20 Contracted orthodontic activity (UOA)	0
Carry forward orthodontic activity (UOA)	0
Baseline contract value	£198,922.13

ACCESS*

Patients seen in 24 months	Total	Change since previous quarter
Quarter ending June 2018	2,941	
Quarter ending September 2018	3,002	↑
Quarter ending December 2018	3,073	↑
Quarter ending March 2019	3,223	↑
Quarter ending June 2019	3,131	↓
Variance since June 2018	6.5%	↑



ACTIVITY



Month	Adjusted Scheduled Activity (UDA)	
	2019	2020
April	548	252
May	1,084	640
June	1,434	958
July	1,926	
August	2,718	
September	3,167	
October	3,861	
November	4,552	
December	5,123	
January	6,010	
February	6,681	
March	7,495	
April	8,036	
May	8,084	
June	8,084	

QUALITY

	Quantity	Base Number	Contract	AT	Region	England
% of FP17s for the same patient ID Re-attending within 3 months - Children	6	229	2.6%	9.6%	11.2%	11.4%
% of FP17s for the same patient ID Re-attending within 3 months - Adults	35	407	8.6%	14.3%	14.8%	15.4%
% of FP17s for the same patient ID Re-attending between 3 & 9 months - Children	120	229	52.4%	54.0%	60.9%	59.8%
% of FP17s for the same patient ID Re-attending between 3 & 9 months - Adults	157	407	38.6%	48.9%	53.2%	52.1%
% of FP17s for Band 1 Urgent Courses	15	407	3.7%	8.4%	8.3%	9.2%
% of FP17s Relating to Free Repair or Replacements	1	407	0.2%	0.8%	0.7%	0.7%
% of FP17s Relating to Continuations	3	407	0.7%	0.7%	0.8%	0.8%
% of Patients satisfied with the dentistry they have received	1	1	N/A	93.3%	93.2%	93.4%
% of Patients satisfied with the time they had to wait for an appointment	1	1	N/A	91.1%	88.5%	87.6%

* This is based on patients treated on this contract for their most recent course of treatment. Figures in italics indicate the base number of FP17s or Patient Questionnaire responses are less than 100. N/A is shown where the base number of responses is less than 10 during the period. % is calculated as Quantity/Base number*100

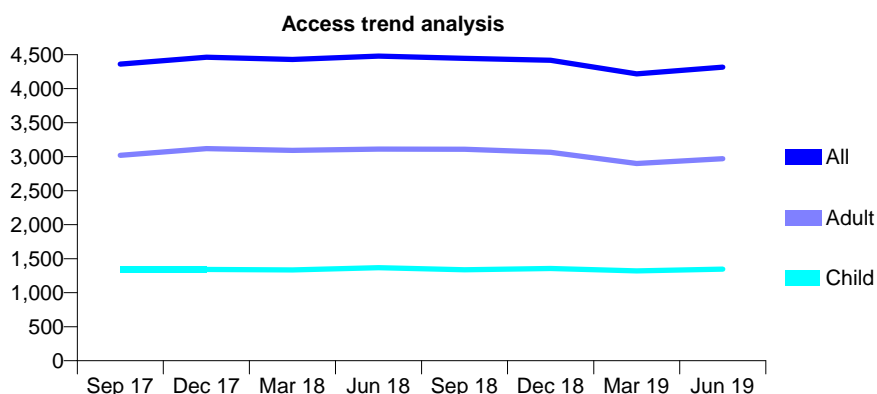
Q54 - Vital Signs At a Glance Contract Report for 106623/0001 - June 2019

Name or company name	Rookery Road Dental
Contract type name	GDS Contract
Purpose of contract	General
Contract start date	01/06/2011
Contract end date	

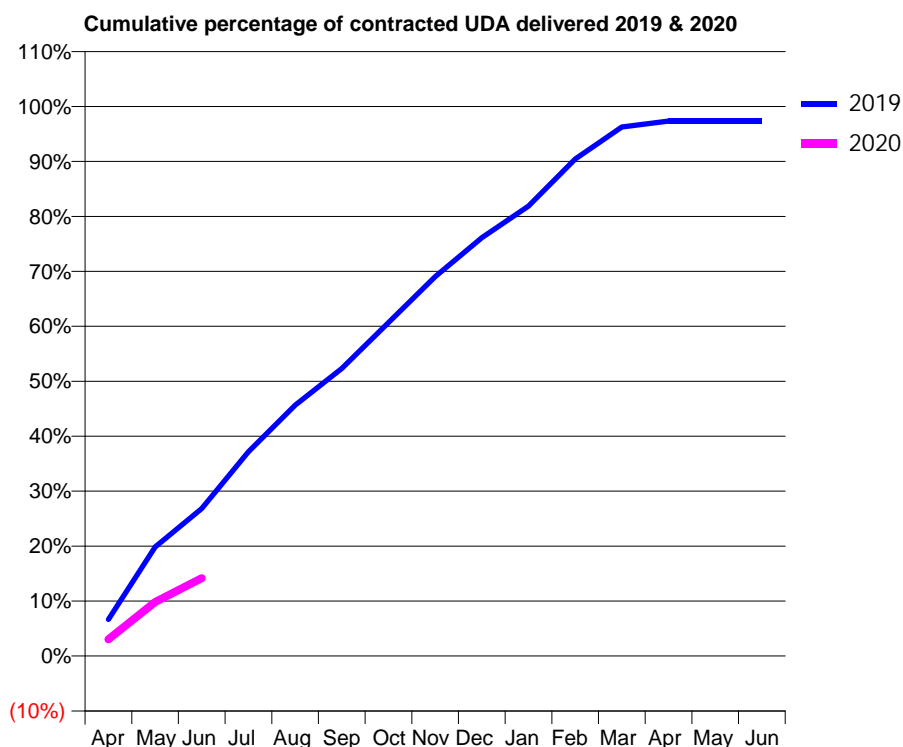
19/20 Contracted general activity (UDA)	16,436
Carry forward general activity (UDA)	0
19/20 Contracted orthodontic activity (UOA)	0
Carry forward orthodontic activity (UOA)	0
Baseline contract value	£422,374.07

ACCESS*

Patients seen in 24 months	Total	Change since previous quarter
Quarter ending June 2018	4,480	
Quarter ending September 2018	4,447	→
Quarter ending December 2018	4,419	→
Quarter ending March 2019	4,219	↓
Quarter ending June 2019	4,317	↑
Variance since June 2018	(3.6%)	↓



ACTIVITY



Month	Adjusted Scheduled Activity (UDA)	
	2019	2020
April	1,095	502
May	3,261	1,617
June	4,411	2,328
July	6,112	
August	7,506	
September	8,603	
October	9,975	
November	11,347	
December	12,509	
January	13,461	
February	14,863	
March	15,822	
April	15,999	
May	15,999	
June	15,999	

QUALITY

	Quantity	Base Number	Contract	AT	Region	England
% of FP17s for the same patient ID Re-attending within 3 months - Children	11	306	3.6%	9.6%	11.2%	11.4%
% of FP17s for the same patient ID Re-attending within 3 months - Adults	42	523	8.0%	14.3%	14.8%	15.4%
% of FP17s for the same patient ID Re-attending between 3 & 9 months - Children	135	306	44.1%	54.0%	60.9%	59.8%
% of FP17s for the same patient ID Re-attending between 3 & 9 months - Adults	163	523	31.2%	48.9%	53.2%	52.1%
% of FP17s for Band 1 Urgent Courses	38	764	5.0%	8.4%	8.3%	9.2%
% of FP17s Relating to Free Repair or Replacements	1	764	0.1%	0.8%	0.7%	0.7%
% of FP17s Relating to Continuations	0	764	0.0%	0.7%	0.8%	0.8%
% of Patients satisfied with the dentistry they have received	0	1	N/A	93.3%	93.2%	93.4%
% of Patients satisfied with the time they had to wait for an appointment	1	1	N/A	91.1%	88.5%	87.6%

* This is based on patients treated on this contract for their most recent course of treatment. Figures in italics indicate the base number of FP17s or Patient Questionnaire responses are less than 100. N/A is shown where the base number of responses is less than 10 during the period. % is calculated as Quantity/Base number*100

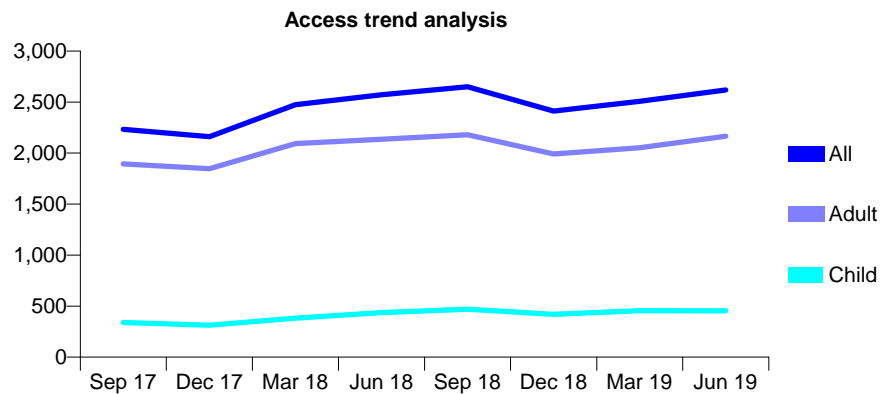
Q54 - Vital Signs At a Glance Contract Report for 107409/0001 - June 2019

Name or company name	Mr Sukhbir Singh & Mr David George Pears
Contract type name	GDS Contract
Purpose of contract	General
Contract start date	01/12/2011
Contract end date	

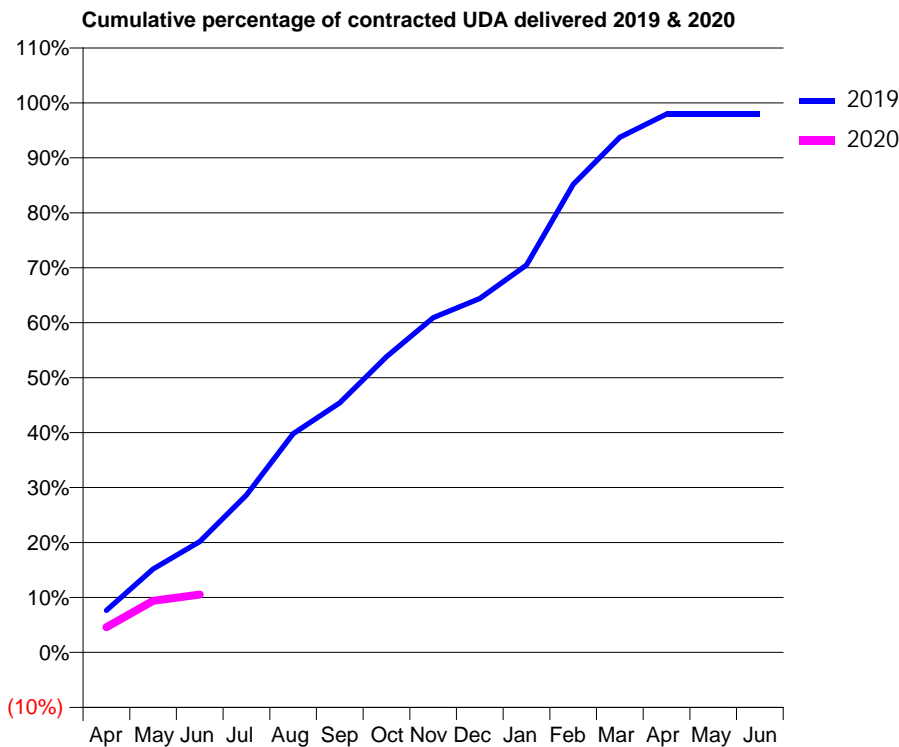
19/20 Contracted general activity (UDA)	7,087
Carry forward general activity (UDA)	0
19/20 Contracted orthodontic activity (UOA)	0
Carry forward orthodontic activity (UOA)	0
Baseline contract value	£157,119.66

ACCESS*

Patients seen in 24 months	Total	Change since previous quarter
Quarter ending June 2018	2,572	
Quarter ending September 2018	2,650	↑
Quarter ending December 2018	2,411	↓
Quarter ending March 2019	2,508	↑
Quarter ending June 2019	2,619	↑
Variance since June 2018	1.8%	→



ACTIVITY



Month	2019	2020
April	542	326
May	1,078	666
June	1,431	747
July	2,031	
August	2,820	
September	3,219	
October	3,813	
November	4,315	
December	4,564	
January	4,995	
February	6,035	
March	6,643	
April	6,942	
May	6,942	
June	6,942	

QUALITY

	Quantity	Base Number	Contract	AT	Region	England
% of FP17s for the same patient ID Re-attending within 3 months - Children	4	61	6.6%	9.6%	11.2%	11.4%
% of FP17s for the same patient ID Re-attending within 3 months - Adults	17	401	4.2%	14.3%	14.8%	15.4%
% of FP17s for the same patient ID Re-attending between 3 & 9 months - Children	36	61	59.0%	54.0%	60.9%	59.8%
% of FP17s for the same patient ID Re-attending between 3 & 9 months - Adults	221	401	55.1%	48.9%	53.2%	52.1%
% of FP17s for Band 1 Urgent Courses	12	349	3.4%	8.4%	8.3%	9.2%
% of FP17s Relating to Free Repair or Replacements	2	349	0.6%	0.8%	0.7%	0.7%
% of FP17s Relating to Continuations	3	349	0.9%	0.7%	0.8%	0.8%
% of Patients satisfied with the dentistry they have received	0	0	N/A	93.3%	93.2%	93.4%
% of Patients satisfied with the time they had to wait for an appointment	0	0	N/A	91.1%	88.5%	87.6%

* This is based on patients treated on this contract for their most recent course of treatment. Figures in italics indicate the base number of FP17s or Patient Questionnaire responses are less than 100. N/A is shown where the base number of responses is less than 10 during the period. % is calculated as Quantity/Base number*100

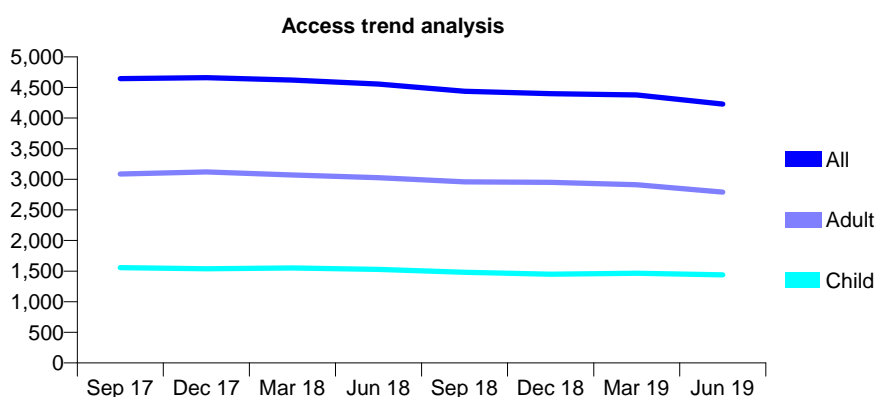
Q54 - Vital Signs At a Glance Contract Report for 108162/0001 - June 2019

Name or company name	Gupta & Gupta
Contract type name	GDS Contract
Purpose of contract	General and Orthodontic
Contract start date	01/04/2006
Contract end date	

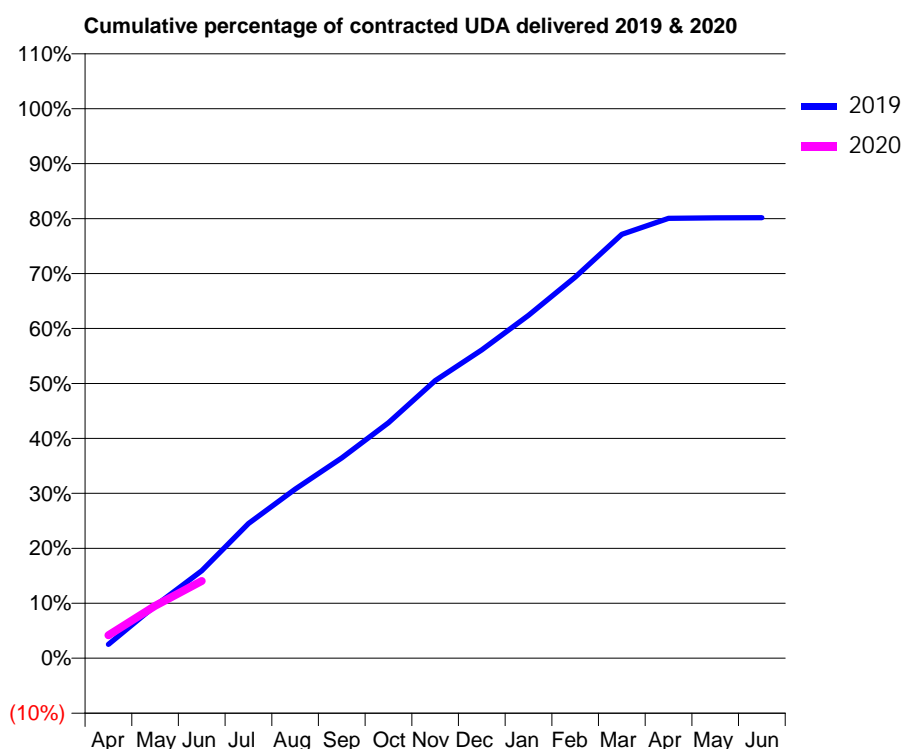
19/20 Contracted general activity (UDA)	16,327
Carry forward general activity (UDA)	0
19/20 Contracted orthodontic activity (UOA)	337
Carry forward orthodontic activity (UOA)	0
Baseline contract value	£399,966.87

ACCESS*

Patients seen in 24 months	Total	Change since previous quarter
Quarter ending June 2018	4,556	
Quarter ending September 2018	4,438	↓
Quarter ending December 2018	4,400	→
Quarter ending March 2019	4,377	→
Quarter ending June 2019	4,229	↓
Variance since June 2018	(7.2%)	↓



ACTIVITY



Month	2019	2020
April	411	682
May	1,560	1,558
June	2,600	2,298
July	4,000	
August	5,021	
September	5,952	
October	6,997	
November	8,248	
December	9,164	
January	10,190	
February	11,326	
March	12,594	
April	13,071	
May	13,085	
June	13,091	

QUALITY

	Quantity	Base Number	Contract	AT	Region	England
% of FP17s for the same patient ID Re-attending within 3 months - Children	38	474	8.0%	9.6%	11.2%	11.4%
% of FP17s for the same patient ID Re-attending within 3 months - Adults	164	857	19.1%	14.3%	14.8%	15.4%
% of FP17s for the same patient ID Re-attending between 3 & 9 months - Children	340	474	71.7%	54.0%	60.9%	59.8%
% of FP17s for the same patient ID Re-attending between 3 & 9 months - Adults	467	857	54.5%	48.9%	53.2%	52.1%
% of FP17s for Band 1 Urgent Courses	54	1,108	4.9%	8.4%	8.3%	9.2%
% of FP17s Relating to Free Repair or Replacements	8	1,108	0.7%	0.8%	0.7%	0.7%
% of FP17s Relating to Continuations	10	1,108	0.9%	0.7%	0.8%	0.8%
% of Patients satisfied with the dentistry they have received	0	0	N/A	93.3%	93.2%	93.4%
% of Patients satisfied with the time they had to wait for an appointment	0	0	N/A	91.1%	88.5%	87.6%

* This is based on patients treated on this contract for their most recent course of treatment.

Figures in italics indicate the base number of FP17s or Patient Questionnaire responses are less than 100. N/A is shown where the base number of responses is less than 10 during the period. % is calculated as Quantity/Base number*100

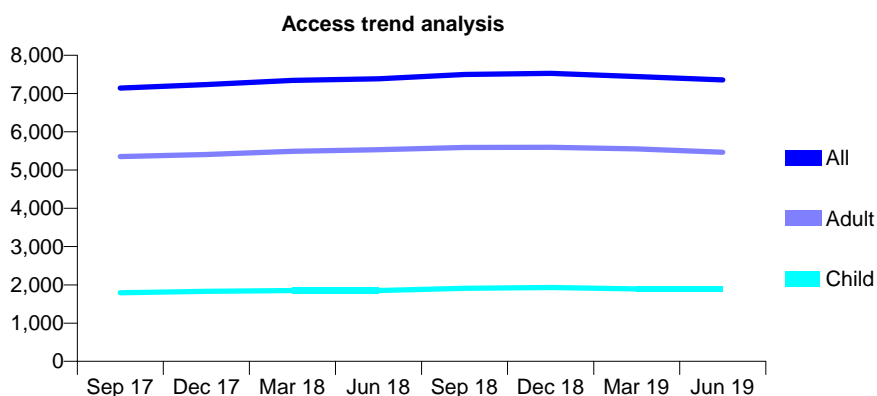
Q54 - Vital Signs At a Glance Contract Report for 109096/0001 - June 2019

Name or company name	Cottams Dental Practice
Contract type name	GDS Contract
Purpose of contract	General
Contract start date	01/04/2012
Contract end date	

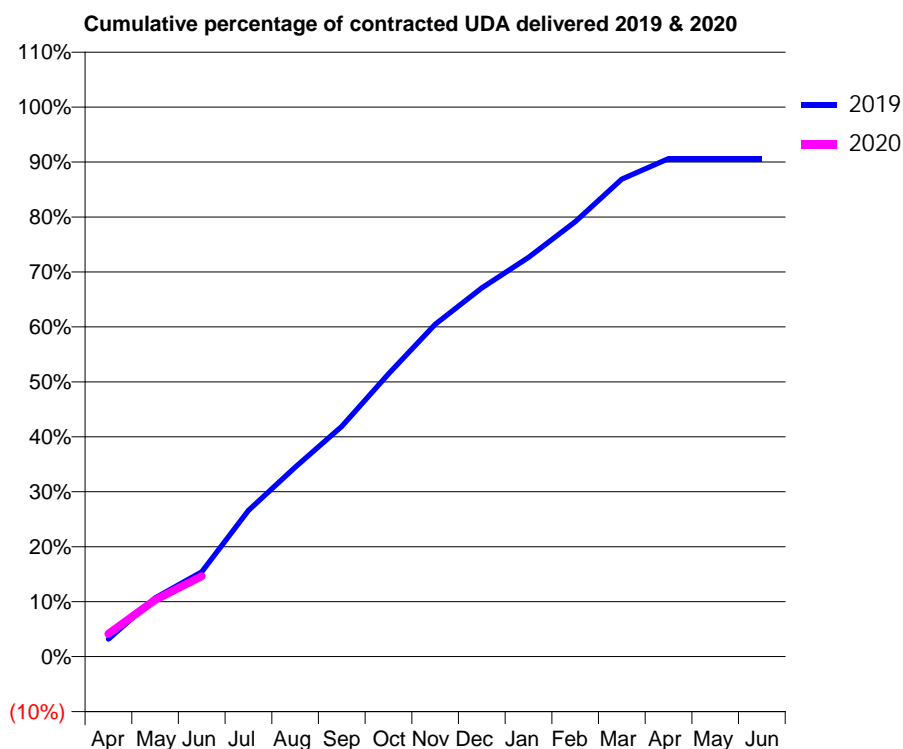
19/20 Contracted general activity (UDA)	19,422
Carry forward general activity (UDA)	0
19/20 Contracted orthodontic activity (UOA)	0
Carry forward orthodontic activity (UOA)	0
Baseline contract value	£423,875.63

ACCESS*

Patients seen in 24 months	Total	Change since previous quarter
Quarter ending June 2018	7,385	
Quarter ending September 2018	7,497	→
Quarter ending December 2018	7,526	→
Quarter ending March 2019	7,445	↓
Quarter ending June 2019	7,356	↓
Variance since June 2018	(0.4%)	→



ACTIVITY



Month	Adjusted Scheduled Activity (UDA)	
	2019	2020
April	621	808
May	2,076	2,004
June	2,995	2,845
July	5,169	
August	6,696	
September	8,135	
October	9,993	
November	11,748	
December	13,029	
January	14,110	
February	15,370	
March	16,873	
April	17,600	
May	17,597	
June	17,600	

QUALITY

	Quantity	Base Number	Contract	AT	Region	England
% of FP17s for the same patient ID Re-attending within 3 months - Children	36	529	6.8%	9.6%	11.2%	11.4%
% of FP17s for the same patient ID Re-attending within 3 months - Adults	189	1,565	12.1%	14.3%	14.8%	15.4%
% of FP17s for the same patient ID Re-attending between 3 & 9 months - Children	295	529	55.8%	54.0%	60.9%	59.8%
% of FP17s for the same patient ID Re-attending between 3 & 9 months - Adults	877	1,565	56.0%	48.9%	53.2%	52.1%
% of FP17s for Band 1 Urgent Courses	135	1,703	7.9%	8.4%	8.3%	9.2%
% of FP17s Relating to Free Repair or Replacements	19	1,703	1.1%	0.8%	0.7%	0.7%
% of FP17s Relating to Continuations	9	1,703	0.5%	0.7%	0.8%	0.8%
% of Patients satisfied with the dentistry they have received	1	1	N/A	93.3%	93.2%	93.4%
% of Patients satisfied with the time they had to wait for an appointment	1	1	N/A	91.1%	88.5%	87.6%

* This is based on patients treated on this contract for their most recent course of treatment. Figures in italics indicate the base number of FP17s or Patient Questionnaire responses are less than 100. N/A is shown where the base number of responses is less than 10 during the period. % is calculated as Quantity/Base number*100

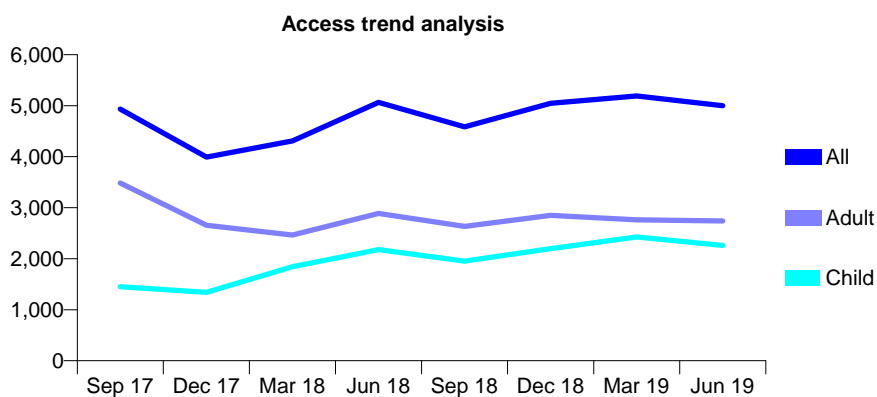
Q54 - Vital Signs At a Glance Contract Report for 109843/0001 - June 2019

Name or company name	Amit A Duggal & Gurpreet K Duggal
Contract type name	GDS Contract
Purpose of contract	General
Contract start date	01/04/2013
Contract end date	

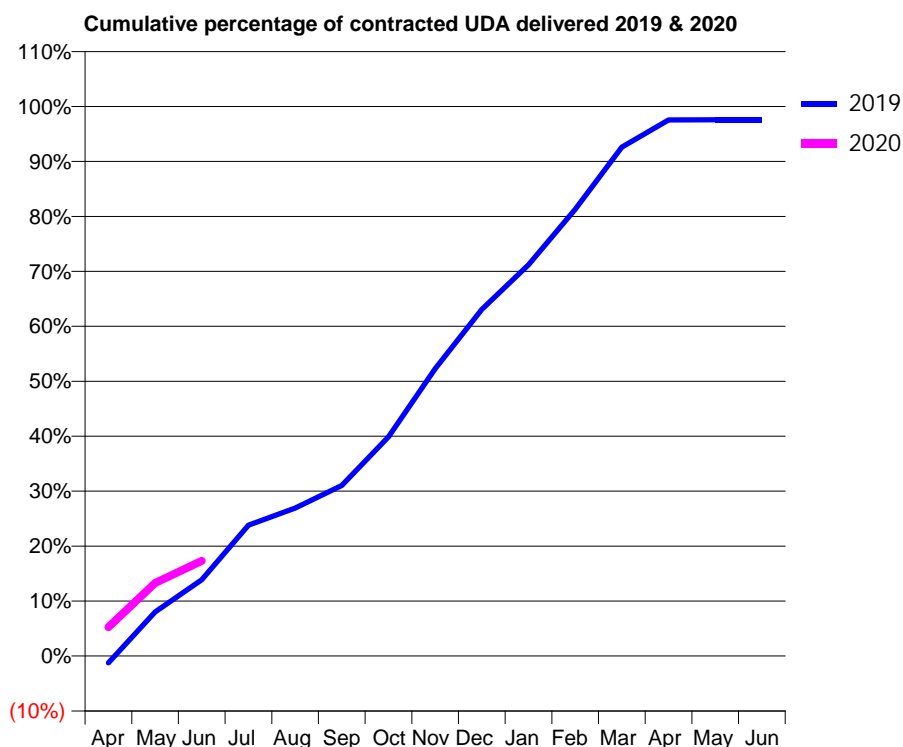
19/20 Contracted general activity (UDA)	11,000
Carry forward general activity (UDA)	0
19/20 Contracted orthodontic activity (UOA)	0
Carry forward orthodontic activity (UOA)	0
Baseline contract value	£293,068.82

ACCESS*

Patients seen in 24 months	Total	Change since previous quarter
Quarter ending June 2018	5,066	
Quarter ending September 2018	4,585	↓
Quarter ending December 2018	5,048	↑
Quarter ending March 2019	5,190	↑
Quarter ending June 2019	5,001	↓
Variance since June 2018	(1.3%)	↓



ACTIVITY



Month	Adjusted Scheduled Activity (UDA)	
	2019	2020
April	-138	577
May	882	1,460
June	1,527	1,904
July	2,621	
August	2,961	
September	3,414	
October	4,387	
November	5,752	
December	6,937	
January	7,830	
February	8,942	
March	10,185	
April	10,730	
May	10,731	
June	10,731	

QUALITY

	Quantity	Base Number	Contract	AT	Region	England
% of FP17s for the same patient ID Re-attending within 3 months - Children	30	452	6.6%	9.6%	11.2%	11.4%
% of FP17s for the same patient ID Re-attending within 3 months - Adults	42	890	4.7%	14.3%	14.8%	15.4%
% of FP17s for the same patient ID Re-attending between 3 & 9 months - Children	99	452	21.9%	54.0%	60.9%	59.8%
% of FP17s for the same patient ID Re-attending between 3 & 9 months - Adults	262	890	29.4%	48.9%	53.2%	52.1%
% of FP17s for Band 1 Urgent Courses	41	1,040	3.9%	8.4%	8.3%	9.2%
% of FP17s Relating to Free Repair or Replacements	9	1,040	0.9%	0.8%	0.7%	0.7%
% of FP17s Relating to Continuations	6	1,040	0.6%	0.7%	0.8%	0.8%
% of Patients satisfied with the dentistry they have received	1	1	N/A	93.3%	93.2%	93.4%
% of Patients satisfied with the time they had to wait for an appointment	1	1	N/A	91.1%	88.5%	87.6%

* This is based on patients treated on this contract for their most recent course of treatment. Figures in italics indicate the base number of FP17s or Patient Questionnaire responses are less than 100. N/A is shown where the base number of responses is less than 10 during the period. % is calculated as Quantity/Base number*100

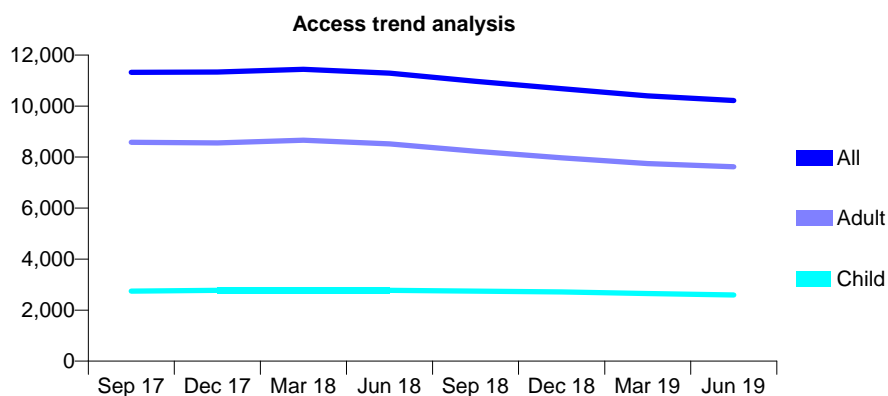
Q54 - Vital Signs At a Glance Contract Report for 110272/0001 - June 2019

Name or company name	Purity Dental Surgery
Contract type name	Pilot Contract
Purpose of contract	General and Orthodontic
Contract start date	01/04/2010
Contract end date	

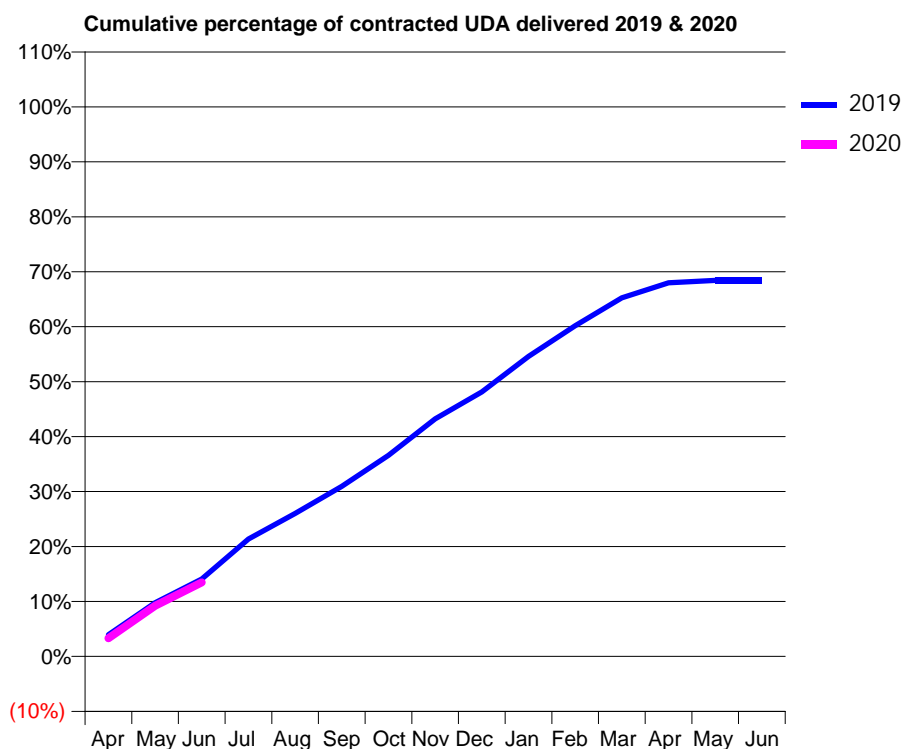
19/20 Contracted general activity (UDA)	33,454
Carry forward general activity (UDA)	0
19/20 Contracted orthodontic activity (UOA)	1,250
Carry forward orthodontic activity (UOA)	0
Baseline contract value	£893,166.56

ACCESS*

Patients seen in 24 months	Total	Change since previous quarter
Quarter ending June 2018	11,291	
Quarter ending September 2018	10,975	↓
Quarter ending December 2018	10,687	↓
Quarter ending March 2019	10,396	↓
Quarter ending June 2019	10,217	↓
Variance since June 2018	(9.5%)	↓



ACTIVITY



Month	2019	2020
April	1,316	1,110
May	3,270	3,081
June	4,711	4,508
July	7,149	
August	8,708	
September	10,352	
October	12,239	
November	14,461	
December	16,100	
January	18,261	
February	20,135	
March	21,823	
April	22,741	
May	22,890	
June	22,889	

QUALITY

	Quantity	Base Number	Contract	AT	Region	England
% of FP17s for the same patient ID Re-attending within 3 months - Children	46	731	6.3%	9.6%	11.2%	11.4%
% of FP17s for the same patient ID Re-attending within 3 months - Adults	296	1,910	15.5%	14.3%	14.8%	15.4%
% of FP17s for the same patient ID Re-attending between 3 & 9 months - Children	387	731	52.9%	54.0%	60.9%	59.8%
% of FP17s for the same patient ID Re-attending between 3 & 9 months - Adults	687	1,910	36.0%	48.9%	53.2%	52.1%
% of FP17s for Band 1 Urgent Courses	107	2,076	5.2%	8.4%	8.3%	9.2%
% of FP17s Relating to Free Repair or Replacements	37	2,076	1.8%	0.8%	0.7%	0.7%
% of FP17s Relating to Continuations	14	2,076	0.7%	0.7%	0.8%	0.8%
% of Patients satisfied with the dentistry they have received	2	2	N/A	93.3%	93.2%	93.4%
% of Patients satisfied with the time they had to wait for an appointment	1	2	N/A	91.1%	88.5%	87.6%

* This is based on patients treated on this contract for their most recent course of treatment. Figures in italics indicate the base number of FP17s or Patient Questionnaire responses are less than 100. N/A is shown where the base number of responses is less than 10 during the period. % is calculated as Quantity/Base number*100

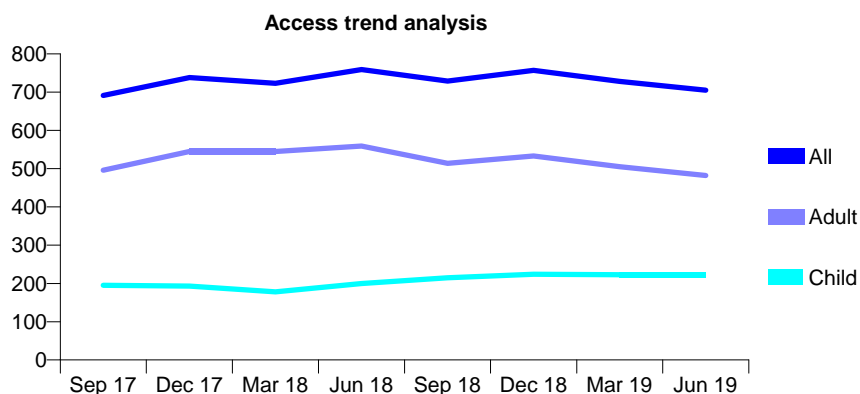
Q54 - Vital Signs At a Glance Contract Report for 114421/0001 - June 2019

Name or company name	Hanji and Goel Partnership t/a Waterloo De
Contract type name	GDS Contract
Purpose of contract	General
Contract start date	01/09/2014
Contract end date	

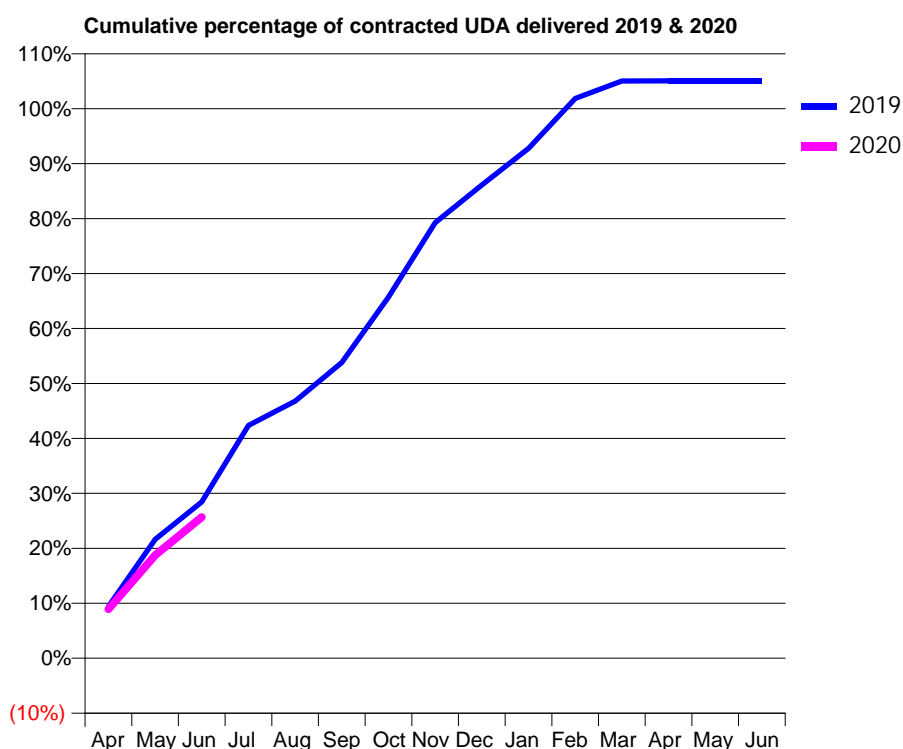
19/20 Contracted general activity (UDA)	3,078
Carry forward general activity (UDA)	0
19/20 Contracted orthodontic activity (UOA)	0
Carry forward orthodontic activity (UOA)	0
Baseline contract value	£89,961.85

ACCESS*

Patients seen in 24 months	Total	Change since previous quarter
Quarter ending June 2018	759	
Quarter ending September 2018	729	↓
Quarter ending December 2018	757	↑
Quarter ending March 2019	728	↓
Quarter ending June 2019	705	↓
Variance since June 2018	(7.1%)	↓



ACTIVITY



Month	Adjusted Scheduled Activity (UDA)	
	2019	2020
April	290	275
May	666	577
June	875	790
July	1,304	
August	1,440	
September	1,656	
October	2,023	
November	2,439	
December	2,650	
January	2,855	
February	3,135	
March	3,233	
April	3,234	
May	3,234	
June	3,234	

QUALITY

	Quantity	Base Number	Contract	AT	Region	England
% of FP17s for the same patient ID Re-attending within 3 months - Children	1	66	1.5%	9.6%	11.2%	11.4%
% of FP17s for the same patient ID Re-attending within 3 months - Adults	24	134	17.9%	14.3%	14.8%	15.4%
% of FP17s for the same patient ID Re-attending between 3 & 9 months - Children	16	66	24.2%	54.0%	60.9%	59.8%
% of FP17s for the same patient ID Re-attending between 3 & 9 months - Adults	33	134	24.6%	48.9%	53.2%	52.1%
% of FP17s for Band 1 Urgent Courses	32	199	16.1%	8.4%	8.3%	9.2%
% of FP17s Relating to Free Repair or Replacements	0	199	0.0%	0.8%	0.7%	0.7%
% of FP17s Relating to Continuations	0	199	0.0%	0.7%	0.8%	0.8%
% of Patients satisfied with the dentistry they have received	0	0	N/A	93.3%	93.2%	93.4%
% of Patients satisfied with the time they had to wait for an appointment	0	0	N/A	91.1%	88.5%	87.6%

* This is based on patients treated on this contract for their most recent course of treatment.

Figures in italics indicate the base number of FP17s or Patient Questionnaire responses are less than 100. N/A is shown where the base number of responses is less than 10 during the period. % is calculated as Quantity/Base number*100

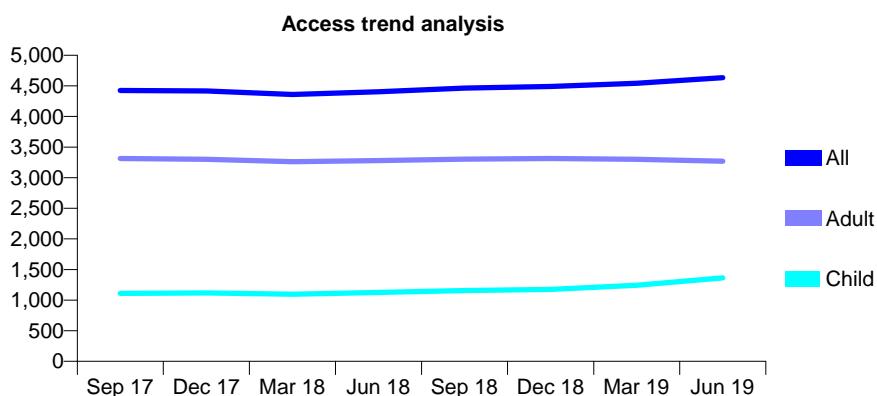
Q54 - Vital Signs At a Glance Contract Report for 114634/0001 - June 2019

Name or company name	Addison Dental Practice
Contract type name	GDS Contract
Purpose of contract	General
Contract start date	01/04/2012
Contract end date	

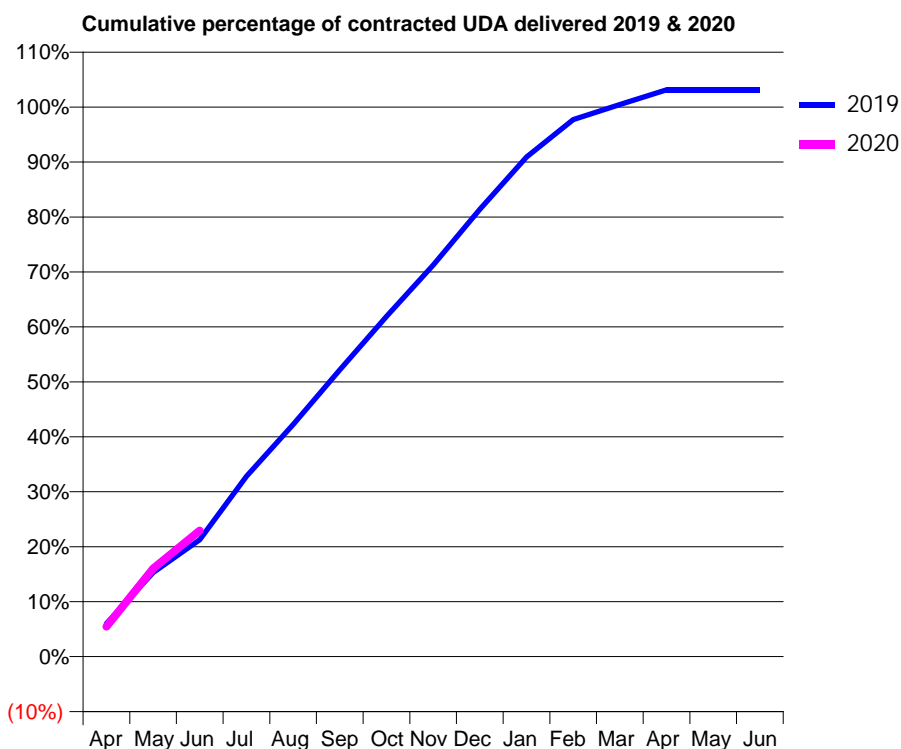
19/20 Contracted general activity (UDA)	11,547
Carry forward general activity (UDA)	0
19/20 Contracted orthodontic activity (UOA)	0
Carry forward orthodontic activity (UOA)	0
Baseline contract value	£298,103.04

ACCESS*

Patients seen in 24 months	Total	Change since previous quarter
Quarter ending June 2018	4,405	
Quarter ending September 2018	4,462	→
Quarter ending December 2018	4,490	→
Quarter ending March 2019	4,544	→
Quarter ending June 2019	4,632	→
Variance since June 2018	5.2%	↑



ACTIVITY



Month	Adjusted Scheduled Activity (UDA)	
	2019	2020
April	696	632
May	1,767	1,851
June	2,457	2,650
July	3,789	
August	4,876	
September	6,026	
October	7,146	
November	8,228	
December	9,398	
January	10,495	
February	11,282	
March	11,598	
April	11,907	
May	11,907	
June	11,907	

QUALITY

	Quantity	Base Number	Contract	AT	Region	England
% of FP17s for the same patient ID Re-attending within 3 months - Children	24	677	3.5%	9.6%	11.2%	11.4%
% of FP17s for the same patient ID Re-attending within 3 months - Adults	82	1,073	7.6%	14.3%	14.8%	15.4%
% of FP17s for the same patient ID Re-attending between 3 & 9 months - Children	357	677	52.7%	54.0%	60.9%	59.8%
% of FP17s for the same patient ID Re-attending between 3 & 9 months - Adults	731	1,073	68.1%	48.9%	53.2%	52.1%
% of FP17s for Band 1 Urgent Courses	75	1,551	4.8%	8.4%	8.3%	9.2%
% of FP17s Relating to Free Repair or Replacements	6	1,551	0.4%	0.8%	0.7%	0.7%
% of FP17s Relating to Continuations	5	1,551	0.3%	0.7%	0.8%	0.8%
% of Patients satisfied with the dentistry they have received	1	1	N/A	93.3%	93.2%	93.4%
% of Patients satisfied with the time they had to wait for an appointment	1	1	N/A	91.1%	88.5%	87.6%

* This is based on patients treated on this contract for their most recent course of treatment. Figures in italics indicate the base number of FP17s or Patient Questionnaire responses are less than 100. N/A is shown where the base number of responses is less than 10 during the period. % is calculated as Quantity/Base number*100

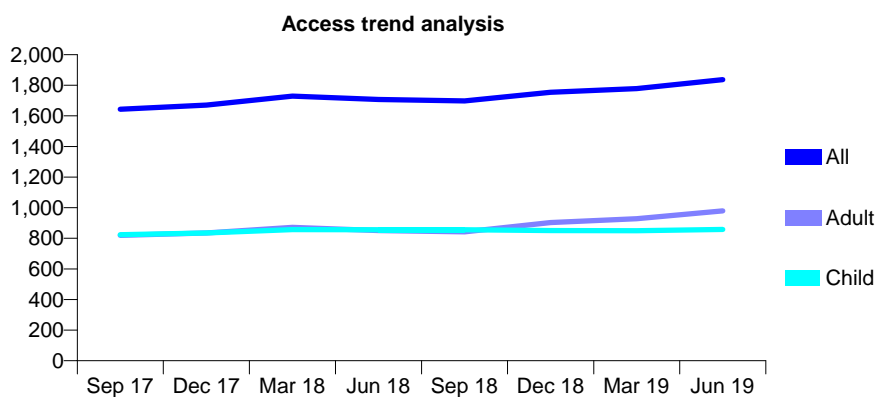
Q54 - Vital Signs At a Glance Contract Report for 116343/0001 - June 2019

Name or company name	The Dental Surgery
Contract type name	GDS Contract
Purpose of contract	General
Contract start date	22/12/2010
Contract end date	

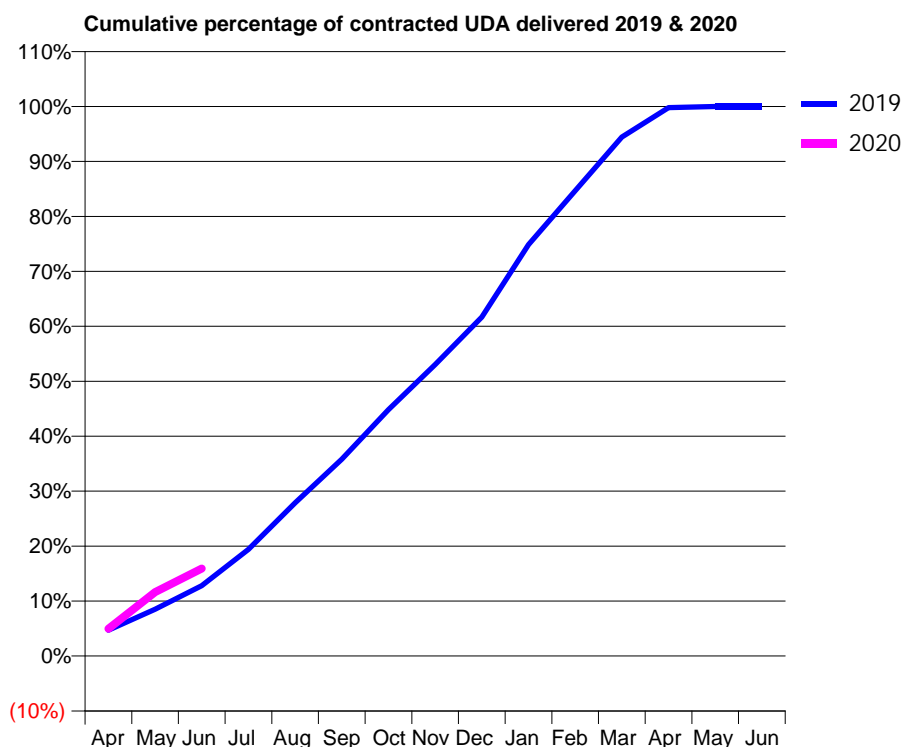
19/20 Contracted general activity (UDA)	6,221
Carry forward general activity (UDA)	0
19/20 Contracted orthodontic activity (UOA)	0
Carry forward orthodontic activity (UOA)	0
Baseline contract value	£169,121.52

ACCESS*

Patients seen in 24 months	Total	Change since previous quarter
Quarter ending June 2018	1,707	
Quarter ending September 2018	1,698	→
Quarter ending December 2018	1,754	↑
Quarter ending March 2019	1,778	→
Quarter ending June 2019	1,837	↑
Variance since June 2018	7.6%	↑



ACTIVITY



Month	Adjusted Scheduled Activity (UDA)	
	2019	2020
April	292	309
May	531	724
June	796	991
July	1,209	
August	1,736	
September	2,228	
October	2,789	
November	3,301	
December	3,836	
January	4,657	
February	5,268	
March	5,875	
April	6,209	
May	6,221	
June	6,221	

QUALITY

	Quantity	Base Number	Contract	AT	Region	England
% of FP17s for the same patient ID Re-attending within 3 months - Children	16	349	4.6%	9.6%	11.2%	11.4%
% of FP17s for the same patient ID Re-attending within 3 months - Adults	32	357	9.0%	14.3%	14.8%	15.4%
% of FP17s for the same patient ID Re-attending between 3 & 9 months - Children	263	349	75.4%	54.0%	60.9%	59.8%
% of FP17s for the same patient ID Re-attending between 3 & 9 months - Adults	214	357	59.9%	48.9%	53.2%	52.1%
% of FP17s for Band 1 Urgent Courses	16	447	3.6%	8.4%	8.3%	9.2%
% of FP17s Relating to Free Repair or Replacements	0	447	0.0%	0.8%	0.7%	0.7%
% of FP17s Relating to Continuations	1	447	0.2%	0.7%	0.8%	0.8%
% of Patients satisfied with the dentistry they have received	0	0	N/A	93.3%	93.2%	93.4%
% of Patients satisfied with the time they had to wait for an appointment	0	0	N/A	91.1%	88.5%	87.6%

* This is based on patients treated on this contract for their most recent course of treatment. Figures in italics indicate the base number of FP17s or Patient Questionnaire responses are less than 100. N/A is shown where the base number of responses is less than 10 during the period. % is calculated as Quantity/Base number*100

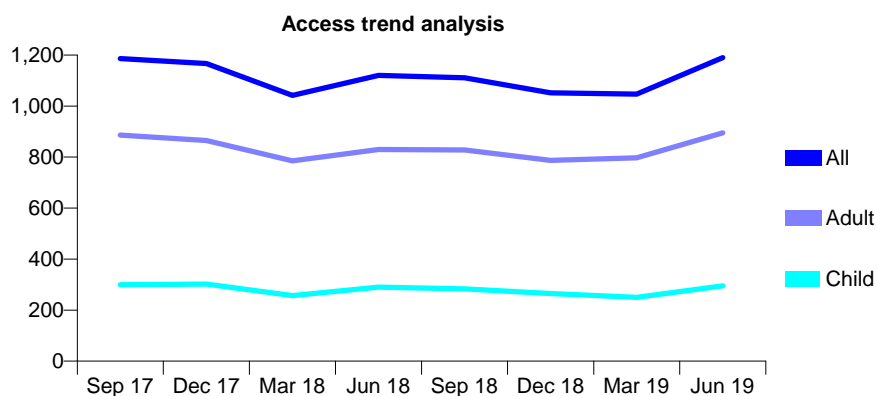
Q54 - Vital Signs At a Glance Contract Report for 116351/0001 - June 2019

Name or company name	Hillary Street Dental Practice
Contract type name	GDS Contract
Purpose of contract	General
Contract start date	01/04/2011
Contract end date	

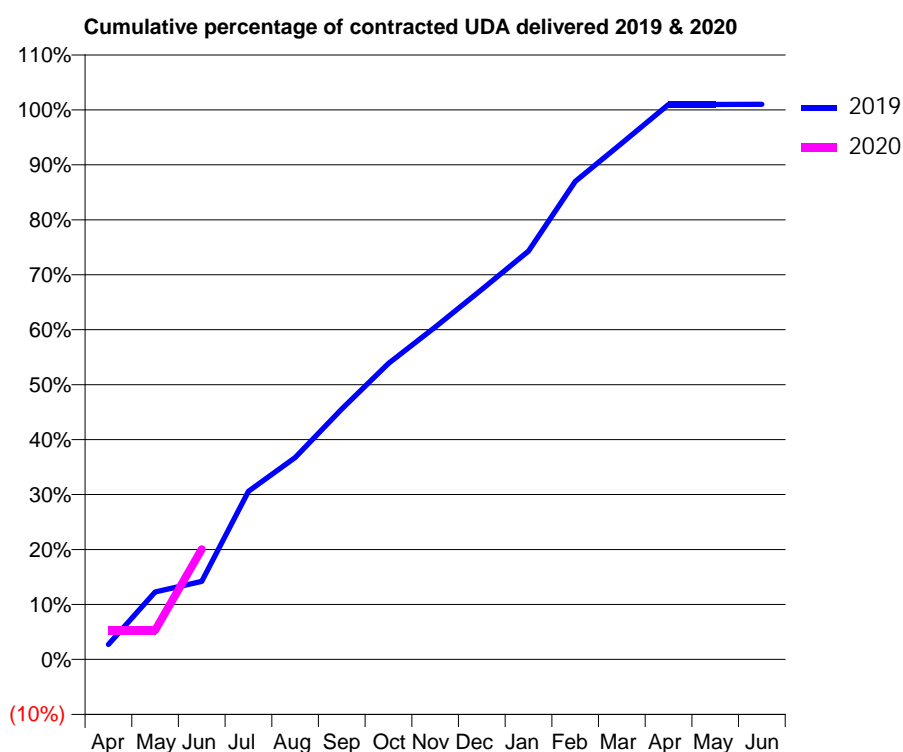
19/20 Contracted general activity (UDA)	3,560
Carry forward general activity (UDA)	0
19/20 Contracted orthodontic activity (UOA)	0
Carry forward orthodontic activity (UOA)	0
Baseline contract value	£86,872.01

ACCESS*

Patients seen in 24 months	Total	Change since previous quarter
Quarter ending June 2018	1,120	
Quarter ending September 2018	1,111	→
Quarter ending December 2018	1,052	↓
Quarter ending March 2019	1,047	→
Quarter ending June 2019	1,190	↑
Variance since June 2018	6.3%	↑



ACTIVITY



Month	2019	2020
April	97	190
May	436	190
June	505	714
July	1,089	
August	1,309	
September	1,622	
October	1,917	
November	2,152	
December	2,397	
January	2,645	
February	3,095	
March	3,344	
April	3,595	
May	3,595	
June	3,596	

QUALITY

	Quantity	Base Number	Contract	AT	Region	England
% of FP17s for the same patient ID Re-attending within 3 months - Children	1	109	0.9%	9.6%	11.2%	11.4%
% of FP17s for the same patient ID Re-attending within 3 months - Adults	26	266	9.8%	14.3%	14.8%	15.4%
% of FP17s for the same patient ID Re-attending between 3 & 9 months - Children	23	109	21.1%	54.0%	60.9%	59.8%
% of FP17s for the same patient ID Re-attending between 3 & 9 months - Adults	31	266	11.7%	48.9%	53.2%	52.1%
% of FP17s for Band 1 Urgent Courses	61	283	21.6%	8.4%	8.3%	9.2%
% of FP17s Relating to Free Repair or Replacements	0	283	0.0%	0.8%	0.7%	0.7%
% of FP17s Relating to Continuations	2	283	0.7%	0.7%	0.8%	0.8%
% of Patients satisfied with the dentistry they have received	1	1	N/A	93.3%	93.2%	93.4%
% of Patients satisfied with the time they had to wait for an appointment	1	1	N/A	91.1%	88.5%	87.6%

* This is based on patients treated on this contract for their most recent course of treatment. Figures in italics indicate the base number of FP17s or Patient Questionnaire responses are less than 100. N/A is shown where the base number of responses is less than 10 during the period. % is calculated as Quantity/Base number*100

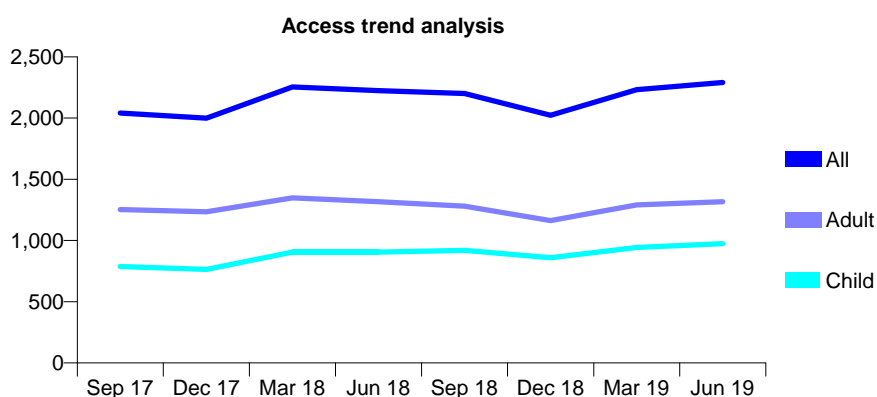
Q54 - Vital Signs At a Glance Contract Report for 116661/0001 - June 2019

Name or company name	Springfield Dental Practice
Contract type name	GDS Contract
Purpose of contract	General
Contract start date	01/01/2009
Contract end date	

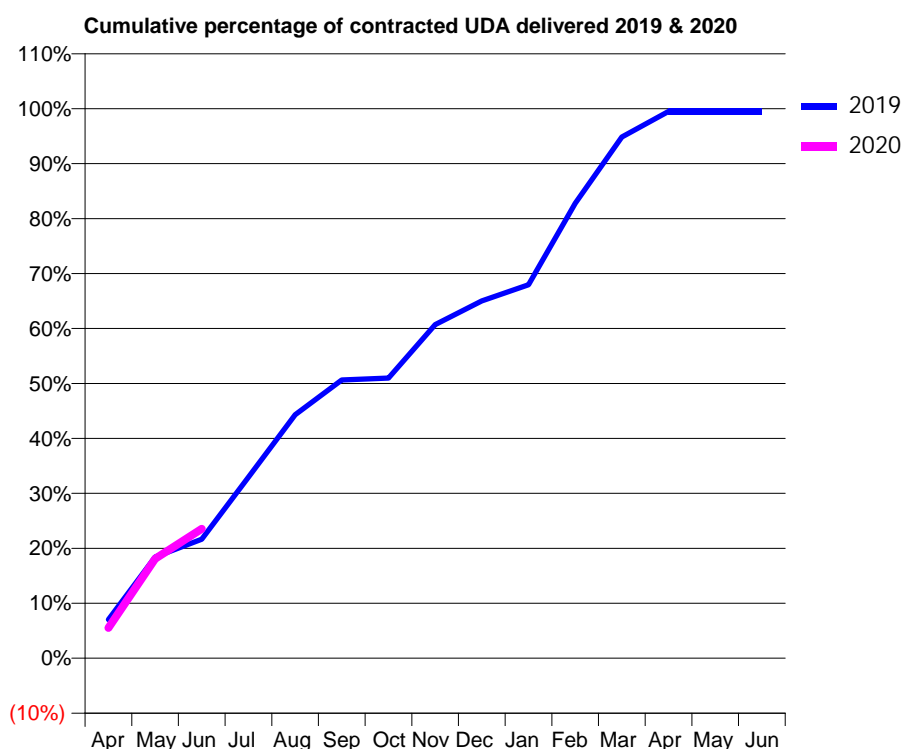
19/20 Contracted general activity (UDA)	8,176
Carry forward general activity (UDA)	0
19/20 Contracted orthodontic activity (UOA)	0
Carry forward orthodontic activity (UOA)	0
Baseline contract value	£175,988.63

ACCESS*

Patients seen in 24 months	Total	Change since previous quarter
Quarter ending June 2018	2,224	
Quarter ending September 2018	2,201	↓
Quarter ending December 2018	2,023	↓
Quarter ending March 2019	2,233	↑
Quarter ending June 2019	2,291	↑
Variance since June 2018	3.0%	↑



ACTIVITY



Month	Adjusted Scheduled Activity (UDA)	
	2019	2020
April	574	452
May	1,508	1,480
June	1,771	1,925
July	2,693	
August	3,622	
September	4,139	
October	4,168	
November	4,963	
December	5,317	
January	5,556	
February	6,769	
March	7,753	
April	8,137	
May	8,137	
June	8,137	

QUALITY

	Quantity	Base Number	Contract	AT	Region	England
% of FP17s for the same patient ID Re-attending within 3 months - Children	33	298	11.1%	9.6%	11.2%	11.4%
% of FP17s for the same patient ID Re-attending within 3 months - Adults	73	355	20.6%	14.3%	14.8%	15.4%
% of FP17s for the same patient ID Re-attending between 3 & 9 months - Children	98	298	32.9%	54.0%	60.9%	59.8%
% of FP17s for the same patient ID Re-attending between 3 & 9 months - Adults	104	355	29.3%	48.9%	53.2%	52.1%
% of FP17s for Band 1 Urgent Courses	20	571	3.5%	8.4%	8.3%	9.2%
% of FP17s Relating to Free Repair or Replacements	0	571	0.0%	0.8%	0.7%	0.7%
% of FP17s Relating to Continuations	11	571	1.9%	0.7%	0.8%	0.8%
% of Patients satisfied with the dentistry they have received	1	1	N/A	93.3%	93.2%	93.4%
% of Patients satisfied with the time they had to wait for an appointment	1	1	N/A	91.1%	88.5%	87.6%

* This is based on patients treated on this contract for their most recent course of treatment.

Figures in italics indicate the base number of FP17s or Patient Questionnaire responses are less than 100. N/A is shown where the base number of responses is less than 10 during the period. % is calculated as Quantity/Base number*100

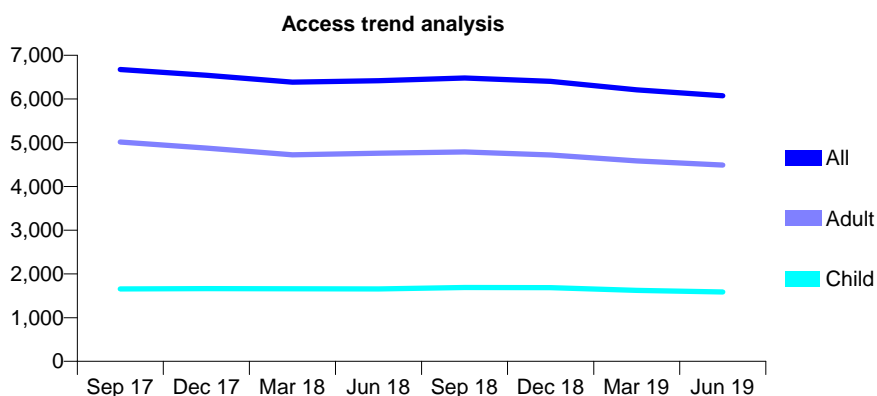
Q54 - Vital Signs At a Glance Contract Report for 120707/0001 - June 2019

Name or company name	Kings Norton Dental Practice
Contract type name	GDS Contract
Purpose of contract	General
Contract start date	28/06/2013
Contract end date	

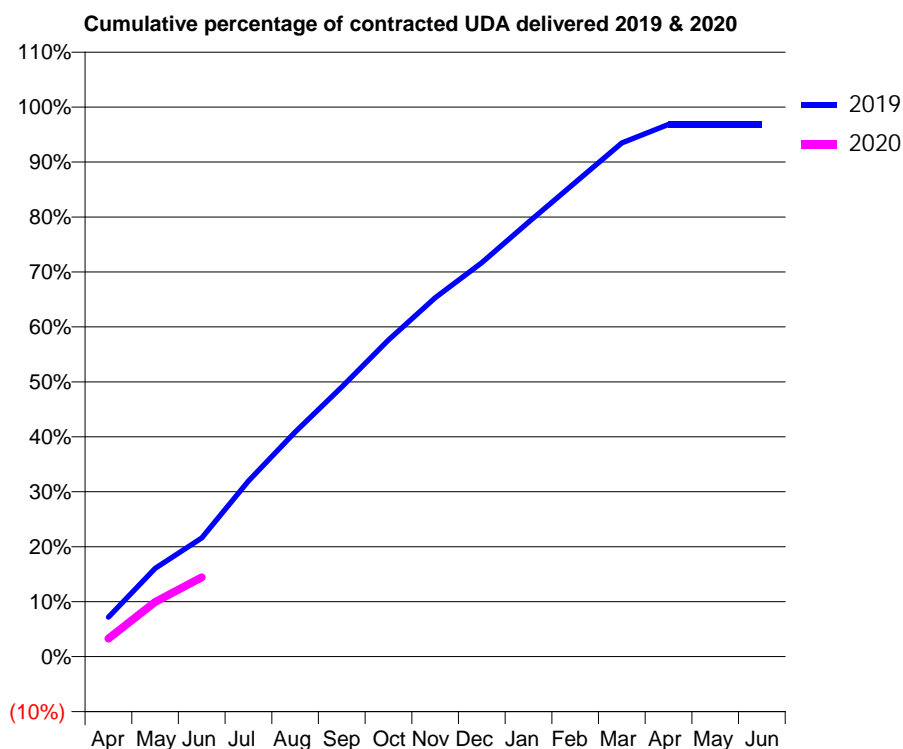
19/20 Contracted general activity (UDA)	18,339
Carry forward general activity (UDA)	0
19/20 Contracted orthodontic activity (UOA)	0
Carry forward orthodontic activity (UOA)	0
Baseline contract value	£471,670.34

ACCESS*

Patients seen in 24 months	Total	Change since previous quarter
Quarter ending June 2018	6,419	
Quarter ending September 2018	6,479	→
Quarter ending December 2018	6,405	↓
Quarter ending March 2019	6,209	↓
Quarter ending June 2019	6,074	↓
Variance since June 2018	(5.4%)	↓



ACTIVITY



Month	Adjusted Scheduled Activity (UDA)	
	2019	2020
April	1,320	605
May	2,947	1,826
June	3,961	2,644
July	5,863	
August	7,498	
September	8,998	
October	10,568	
November	11,978	
December	13,149	
January	14,495	
February	15,823	
March	17,139	
April	17,758	
May	17,761	
June	17,761	

QUALITY

	Quantity	Base Number	Contract	AT	Region	England
% of FP17s for the same patient ID Re-attending within 3 months - Children	24	426	5.6%	9.6%	11.2%	11.4%
% of FP17s for the same patient ID Re-attending within 3 months - Adults	167	1,251	13.3%	14.3%	14.8%	15.4%
% of FP17s for the same patient ID Re-attending between 3 & 9 months - Children	262	426	61.5%	54.0%	60.9%	59.8%
% of FP17s for the same patient ID Re-attending between 3 & 9 months - Adults	683	1,251	54.6%	48.9%	53.2%	52.1%
% of FP17s for Band 1 Urgent Courses	137	1,400	9.8%	8.4%	8.3%	9.2%
% of FP17s Relating to Free Repair or Replacements	5	1,400	0.4%	0.8%	0.7%	0.7%
% of FP17s Relating to Continuations	3	1,400	0.2%	0.7%	0.8%	0.8%
% of Patients satisfied with the dentistry they have received	5	7	N/A	93.3%	93.2%	93.4%
% of Patients satisfied with the time they had to wait for an appointment	7	7	N/A	91.1%	88.5%	87.6%

* This is based on patients treated on this contract for their most recent course of treatment. Figures in italics indicate the base number of FP17s or Patient Questionnaire responses are less than 100. N/A is shown where the base number of responses is less than 10 during the period. % is calculated as Quantity/Base number*100

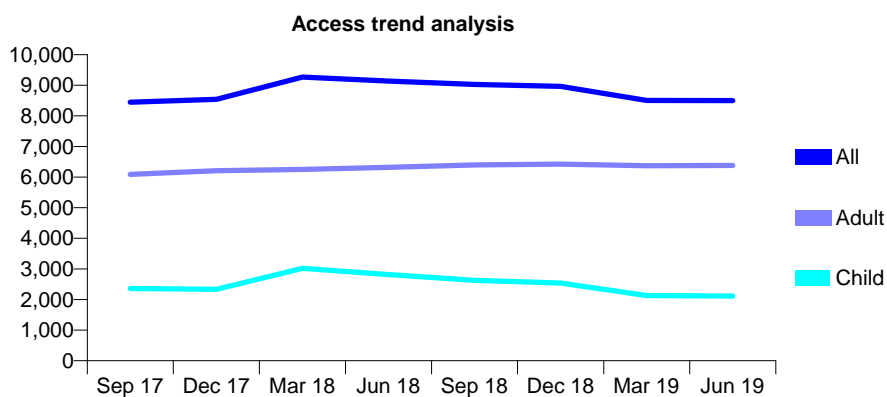
Q54 - Vital Signs At a Glance Contract Report for 121444/0001 - June 2019

Name or company name	South Road Dental Practice
Contract type name	Pilot Contract
Purpose of contract	General
Contract start date	01/04/2009
Contract end date	

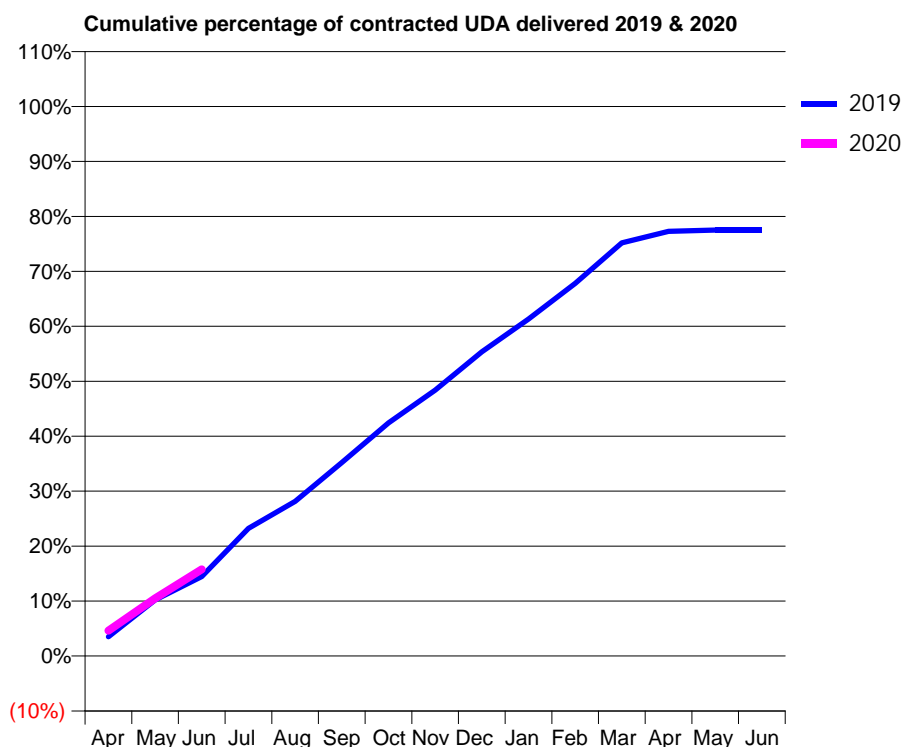
19/20 Contracted general activity (UDA)	25,349
Carry forward general activity (UDA)	0
19/20 Contracted orthodontic activity (UOA)	0
Carry forward orthodontic activity (UOA)	0
Baseline contract value	£629,984.06

ACCESS*

Patients seen in 24 months	Total	Change since previous quarter
Quarter ending June 2018	9,137	
Quarter ending September 2018	9,024	↓
Quarter ending December 2018	8,965	→
Quarter ending March 2019	8,505	↓
Quarter ending June 2019	8,497	→
Variance since June 2018	(7.0%)	↓



ACTIVITY



Month	Adjusted Scheduled Activity (UDA)	
	2019	2020
April	888	1,170
May	2,584	2,659
June	3,669	3,999
July	5,893	
August	7,134	
September	8,924	
October	10,753	
November	12,263	
December	14,026	
January	15,543	
February	17,189	
March	19,057	
April	19,586	
May	19,646	
June	19,649	

QUALITY

	Quantity	Base Number	Contract	AT	Region	England
% of FP17s for the same patient ID Re-attending within 3 months - Children	49	744	6.6%	9.6%	11.2%	11.4%
% of FP17s for the same patient ID Re-attending within 3 months - Adults	238	2,182	10.9%	14.3%	14.8%	15.4%
% of FP17s for the same patient ID Re-attending between 3 & 9 months - Children	488	744	65.6%	54.0%	60.9%	59.8%
% of FP17s for the same patient ID Re-attending between 3 & 9 months - Adults	1,269	2,182	58.2%	48.9%	53.2%	52.1%
% of FP17s for Band 1 Urgent Courses	154	2,343	6.6%	8.4%	8.3%	9.2%
% of FP17s Relating to Free Repair or Replacements	21	2,343	0.9%	0.8%	0.7%	0.7%
% of FP17s Relating to Continuations	13	2,343	0.6%	0.7%	0.8%	0.8%
% of Patients satisfied with the dentistry they have received	3	3	N/A	93.3%	93.2%	93.4%
% of Patients satisfied with the time they had to wait for an appointment	2	3	N/A	91.1%	88.5%	87.6%

* This is based on patients treated on this contract for their most recent course of treatment. Figures in italics indicate the base number of FP17s or Patient Questionnaire responses are less than 100. N/A is shown where the base number of responses is less than 10 during the period. % is calculated as Quantity/Base number*100

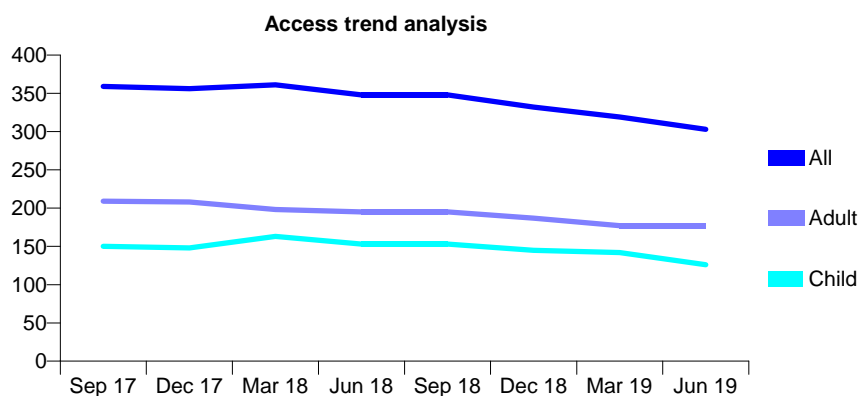
Q54 - Vital Signs At a Glance Contract Report for 121452/0001 - June 2019

Name or company name	Kassam GDS Contract Partnership
Contract type name	GDS Contract
Purpose of contract	General
Contract start date	01/02/2013
Contract end date	

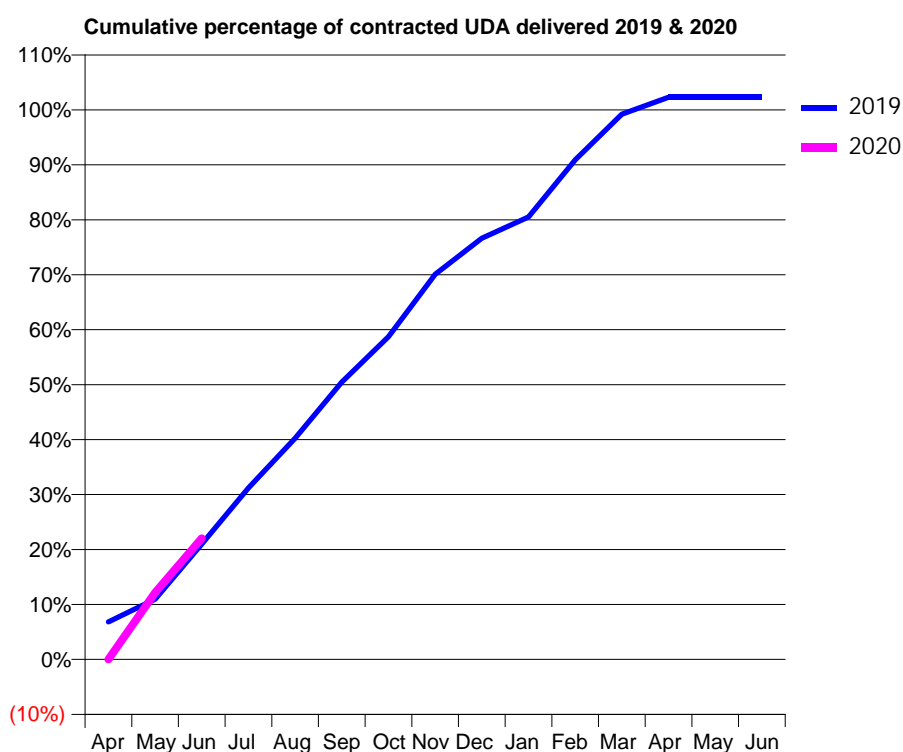
19/20 Contracted general activity (UDA)	750
Carry forward general activity (UDA)	0
19/20 Contracted orthodontic activity (UOA)	0
Carry forward orthodontic activity (UOA)	0
Baseline contract value	£21,688.76

ACCESS*

Patients seen in 24 months	Total	Change since previous quarter
Quarter ending June 2018	348	
Quarter ending September 2018	348	→
Quarter ending December 2018	332	↓
Quarter ending March 2019	319	↓
Quarter ending June 2019	303	↓
Variance since June 2018	(12.9%)	↓



ACTIVITY



Month	Adjusted Scheduled Activity (UDA)	
	2019	2020
April	51	0
May	82	91
June	157	165
July	234	
August	302	
September	378	
October	441	
November	526	
December	575	
January	604	
February	682	
March	744	
April	767	
May	767	
June	767	

QUALITY

	Quantity	Base Number	Contract	AT	Region	England
% of FP17s for the same patient ID Re-attending within 3 months - Children	0	37	0.0%	9.6%	11.2%	11.4%
% of FP17s for the same patient ID Re-attending within 3 months - Adults	4	40	10.0%	14.3%	14.8%	15.4%
% of FP17s for the same patient ID Re-attending between 3 & 9 months - Children	24	37	64.9%	54.0%	60.9%	59.8%
% of FP17s for the same patient ID Re-attending between 3 & 9 months - Adults	19	40	47.5%	48.9%	53.2%	52.1%
% of FP17s for Band 1 Urgent Courses	1	69	1.4%	8.4%	8.3%	9.2%
% of FP17s Relating to Free Repair or Replacements	0	69	0.0%	0.8%	0.7%	0.7%
% of FP17s Relating to Continuations	0	69	0.0%	0.7%	0.8%	0.8%
% of Patients satisfied with the dentistry they have received	1	1	N/A	93.3%	93.2%	93.4%
% of Patients satisfied with the time they had to wait for an appointment	1	1	N/A	91.1%	88.5%	87.6%

* This is based on patients treated on this contract for their most recent course of treatment. Figures in italics indicate the base number of FP17s or Patient Questionnaire responses are less than 100. N/A is shown where the base number of responses is less than 10 during the period. % is calculated as Quantity/Base number*100

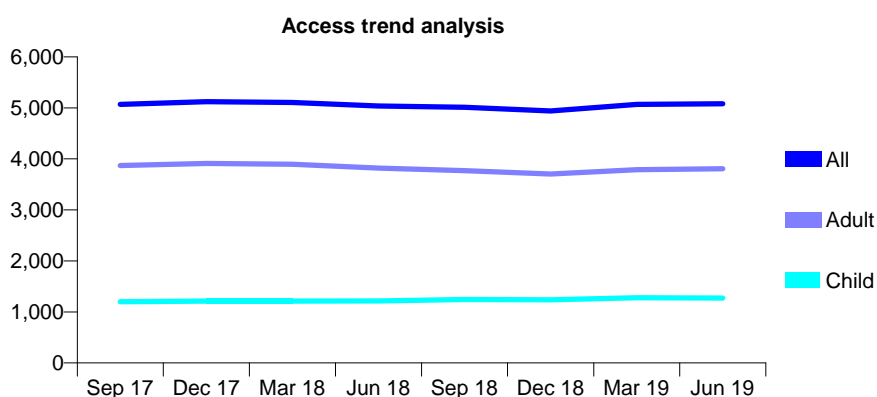
Q54 - Vital Signs At a Glance Contract Report for 121460/0001 - June 2019

Name or company name	Rooprai-Rooprai and Associates
Contract type name	GDS Contract
Purpose of contract	General
Contract start date	01/12/2011
Contract end date	

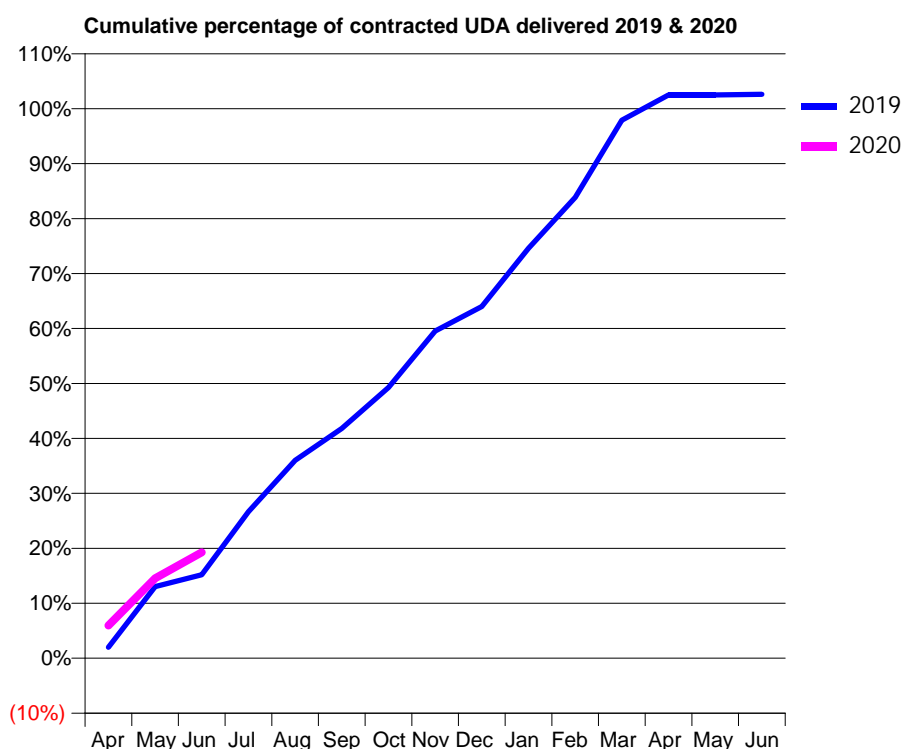
19/20 Contracted general activity (UDA)	14,616
Carry forward general activity (UDA)	0
19/20 Contracted orthodontic activity (UOA)	0
Carry forward orthodontic activity (UOA)	0
Baseline contract value	£411,670.20

ACCESS*

Patients seen in 24 months	Total	Change since previous quarter
Quarter ending June 2018	5,036	
Quarter ending September 2018	5,013	→
Quarter ending December 2018	4,939	↓
Quarter ending March 2019	5,067	↑
Quarter ending June 2019	5,080	→
Variance since June 2018	0.9%	→



ACTIVITY



Adjusted Scheduled Activity (UDA)		
Month	2019	2020
April	292	871
May	1,905	2,127
June	2,219	2,817
July	3,897	
August	5,265	
September	6,109	
October	7,199	
November	8,701	
December	9,354	
January	10,904	
February	12,255	
March	14,311	
April	14,979	
May	14,979	
June	14,998	

QUALITY

	Quantity	Base Number	Contract	AT	Region	England
% of FP17s for the same patient ID Re-attending within 3 months - Children	17	326	5.2%	9.6%	11.2%	11.4%
% of FP17s for the same patient ID Re-attending within 3 months - Adults	142	1,093	13.0%	14.3%	14.8%	15.4%
% of FP17s for the same patient ID Re-attending between 3 & 9 months - Children	171	326	52.5%	54.0%	60.9%	59.8%
% of FP17s for the same patient ID Re-attending between 3 & 9 months - Adults	544	1,093	49.8%	48.9%	53.2%	52.1%
% of FP17s for Band 1 Urgent Courses	48	1,179	4.1%	8.4%	8.3%	9.2%
% of FP17s Relating to Free Repair or Replacements	12	1,179	1.0%	0.8%	0.7%	0.7%
% of FP17s Relating to Continuations	9	1,179	0.8%	0.7%	0.8%	0.8%
% of Patients satisfied with the dentistry they have received	1	1	N/A	93.3%	93.2%	93.4%
% of Patients satisfied with the time they had to wait for an appointment	1	1	N/A	91.1%	88.5%	87.6%

* This is based on patients treated on this contract for their most recent course of treatment.

Figures in italics indicate the base number of FP17s or Patient Questionnaire responses are less than 100. N/A is shown where the base number of responses is less than 10 during the period. % is calculated as Quantity/Base number*100

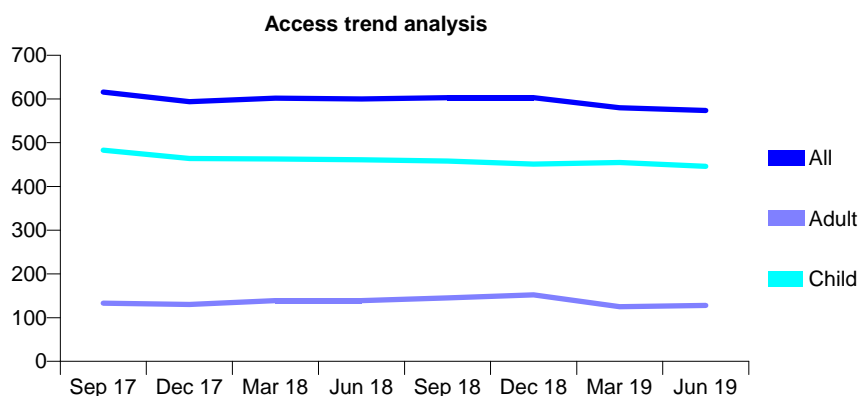
Q54 - Vital Signs At a Glance Contract Report for 122068/0001 - June 2019

Name or company name	Jandru, Bhambra and Payne
Contract type name	GDS Contract
Purpose of contract	General and Orthodontic
Contract start date	01/04/2014
Contract end date	

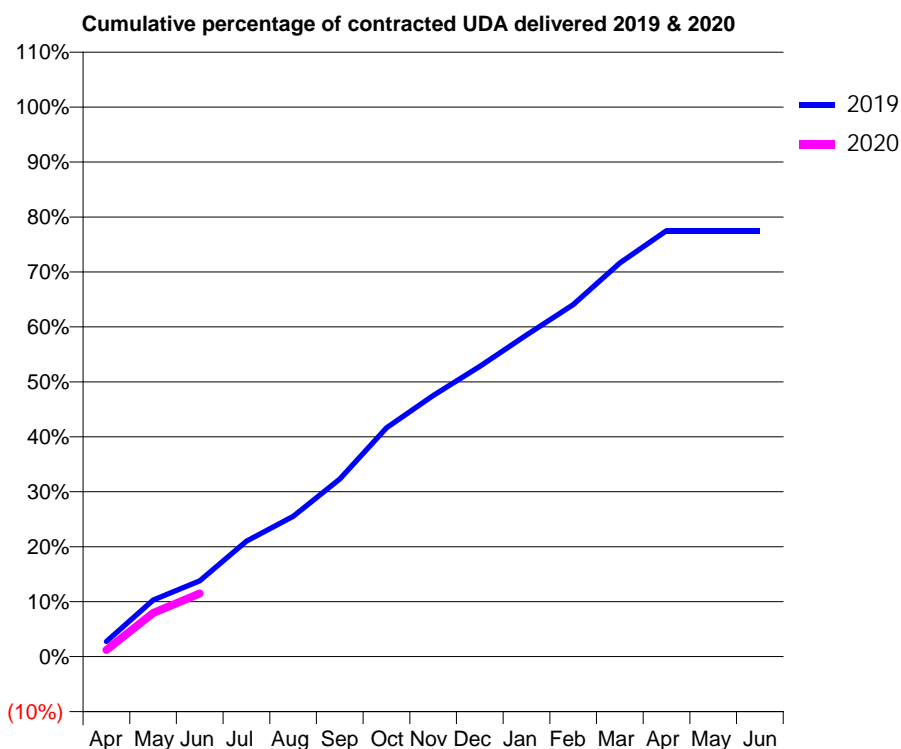
19/20 Contracted general activity (UDA)	1,413
Carry forward general activity (UDA)	0
19/20 Contracted orthodontic activity (UOA)	534
Carry forward orthodontic activity (UOA)	0
Baseline contract value	£72,917.90

ACCESS*

Patients seen in 24 months	Total	Change since previous quarter
Quarter ending June 2018	600	
Quarter ending September 2018	603	→
Quarter ending December 2018	603	→
Quarter ending March 2019	580	↓
Quarter ending June 2019	574	↓
Variance since June 2018	(4.3%)	↓



ACTIVITY



Month	Adjusted Scheduled Activity (UDA)	
	2019	2020
April	39	17
May	145	112
June	195	162
July	297	
August	361	
September	456	
October	588	
November	671	
December	746	
January	827	
February	905	
March	1,012	
April	1,095	
May	1,095	
June	1,095	

QUALITY

	Quantity	Base Number	Contract	AT	Region	England
% of FP17s for the same patient ID Re-attending within 3 months - Children	23	153	15.0%	9.6%	11.2%	11.4%
% of FP17s for the same patient ID Re-attending within 3 months - Adults	5	22	22.7%	14.3%	14.8%	15.4%
% of FP17s for the same patient ID Re-attending between 3 & 9 months - Children	95	153	62.1%	54.0%	60.9%	59.8%
% of FP17s for the same patient ID Re-attending between 3 & 9 months - Adults	7	22	31.8%	48.9%	53.2%	52.1%
% of FP17s for Band 1 Urgent Courses	2	116	1.7%	8.4%	8.3%	9.2%
% of FP17s Relating to Free Repair or Replacements	0	116	0.0%	0.8%	0.7%	0.7%
% of FP17s Relating to Continuations	5	116	4.3%	0.7%	0.8%	0.8%
% of Patients satisfied with the dentistry they have received	0	0	N/A	93.3%	93.2%	93.4%
% of Patients satisfied with the time they had to wait for an appointment	0	0	N/A	91.1%	88.5%	87.6%

* This is based on patients treated on this contract for their most recent course of treatment. Figures in italics indicate the base number of FP17s or Patient Questionnaire responses are less than 100. N/A is shown where the base number of responses is less than 10 during the period. % is calculated as Quantity/Base number*100

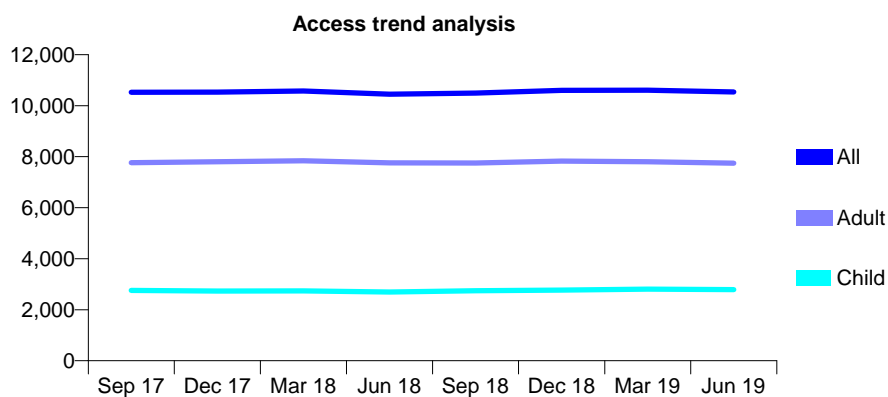
Q54 - Vital Signs At a Glance Contract Report for 122084/0001 - June 2019

Name or company name	Antrim House Dental Practice
Contract type name	GDS Contract
Purpose of contract	General
Contract start date	01/08/2012
Contract end date	

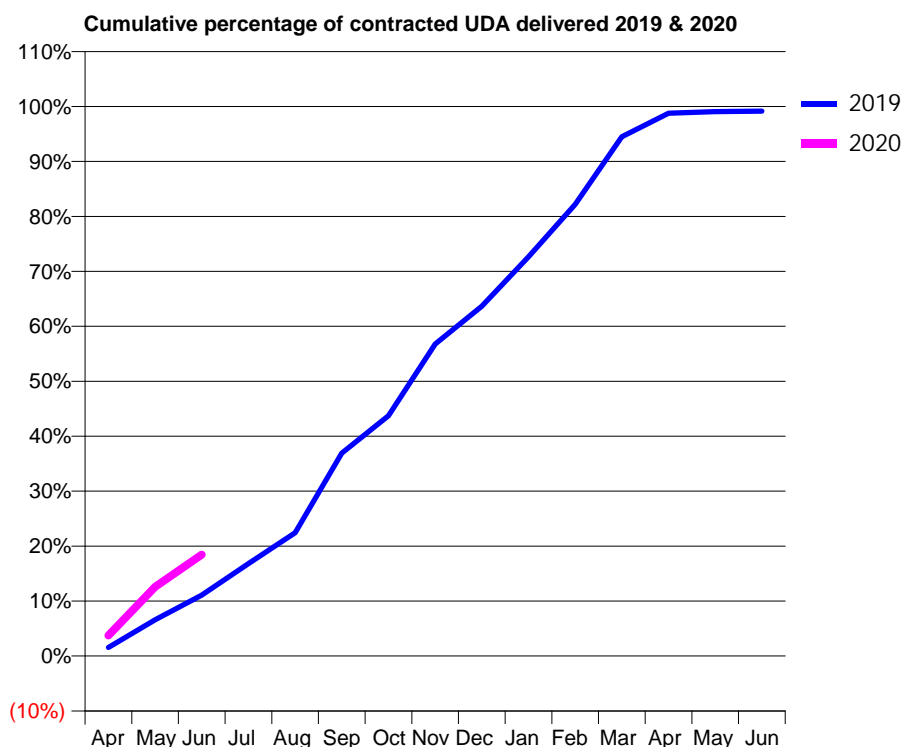
19/20 Contracted general activity (UDA)	36,131
Carry forward general activity (UDA)	0
19/20 Contracted orthodontic activity (UOA)	0
Carry forward orthodontic activity (UOA)	0
Baseline contract value	£966,171.78

ACCESS*

Patients seen in 24 months	Total	Change since previous quarter
Quarter ending June 2018	10,448	
Quarter ending September 2018	10,498	→
Quarter ending December 2018	10,603	→
Quarter ending March 2019	10,609	→
Quarter ending June 2019	10,538	→
Variance since June 2018	0.9%	→



ACTIVITY



Month	Adjusted Scheduled Activity (UDA)	
	2019	2020
April	562	1,355
May	2,377	4,559
June	4,003	6,668
July	6,085	
August	8,108	
September	13,337	
October	15,797	
November	20,513	
December	22,994	
January	26,245	
February	29,698	
March	34,140	
April	35,685	
May	35,789	
June	35,822	

QUALITY

	Quantity	Base Number	Contract	AT	Region	England
% of FP17s for the same patient ID Re-attending within 3 months - Children	69	951	7.3%	9.6%	11.2%	11.4%
% of FP17s for the same patient ID Re-attending within 3 months - Adults	358	2,457	14.6%	14.3%	14.8%	15.4%
% of FP17s for the same patient ID Re-attending between 3 & 9 months - Children	557	951	58.6%	54.0%	60.9%	59.8%
% of FP17s for the same patient ID Re-attending between 3 & 9 months - Adults	1,402	2,457	57.1%	48.9%	53.2%	52.1%
% of FP17s for Band 1 Urgent Courses	276	2,884	9.6%	8.4%	8.3%	9.2%
% of FP17s Relating to Free Repair or Replacements	24	2,884	0.8%	0.8%	0.7%	0.7%
% of FP17s Relating to Continuations	7	2,884	0.2%	0.7%	0.8%	0.8%
% of Patients satisfied with the dentistry they have received	2	2	N/A	93.3%	93.2%	93.4%
% of Patients satisfied with the time they had to wait for an appointment	2	2	N/A	91.1%	88.5%	87.6%

* This is based on patients treated on this contract for their most recent course of treatment. Figures in italics indicate the base number of FP17s or Patient Questionnaire responses are less than 100. N/A is shown where the base number of responses is less than 10 during the period. % is calculated as Quantity/Base number*100

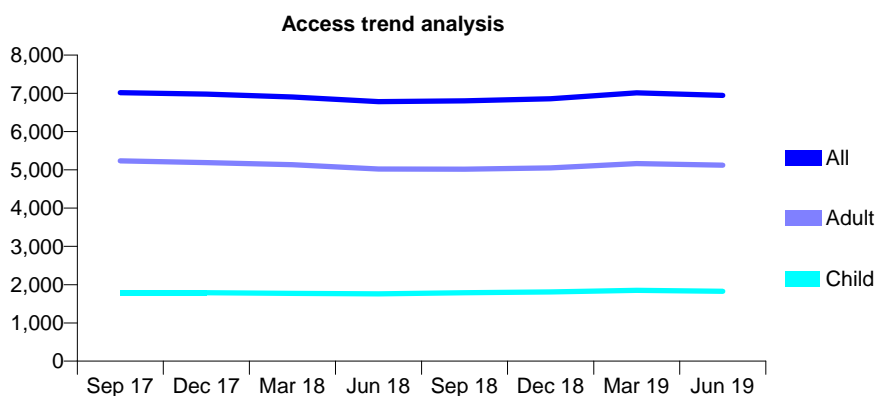
Q54 - Vital Signs At a Glance Contract Report for 122769/0001 - June 2019

Name or company name	Rees Dental Practice
Contract type name	GDS Contract
Purpose of contract	General
Contract start date	01/12/2010
Contract end date	

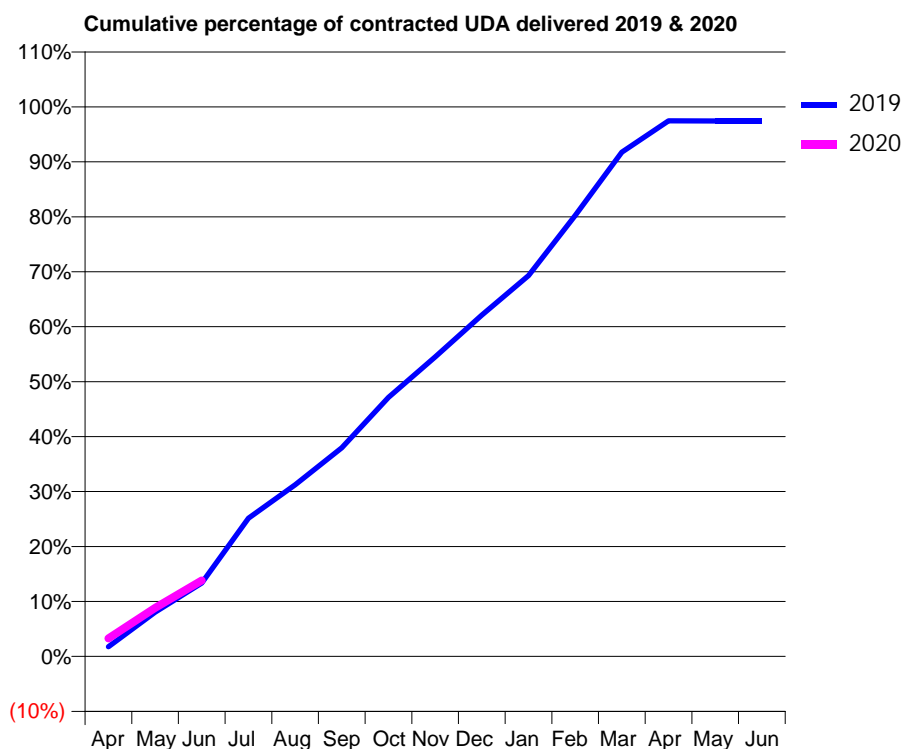
19/20 Contracted general activity (UDA)	22,098
Carry forward general activity (UDA)	0
19/20 Contracted orthodontic activity (UOA)	0
Carry forward orthodontic activity (UOA)	0
Baseline contract value	£579,678.47

ACCESS*

Patients seen in 24 months	Total	Change since previous quarter
Quarter ending June 2018	6,782	
Quarter ending September 2018	6,804	→
Quarter ending December 2018	6,860	→
Quarter ending March 2019	7,011	↑
Quarter ending June 2019	6,947	→
Variance since June 2018	2.4%	↑



ACTIVITY



Adjusted Scheduled Activity (UDA)		
Month	2019	2020
April	389	727
May	1,783	1,954
June	2,954	3,052
July	5,557	
August	6,903	
September	8,388	
October	10,415	
November	12,040	
December	13,727	
January	15,311	
February	17,732	
March	20,273	
April	21,531	
May	21,530	
June	21,529	

QUALITY

	Quantity	Base Number	Contract	AT	Region	England
% of FP17s for the same patient ID Re-attending within 3 months - Children	33	513	6.4%	9.6%	11.2%	11.4%
% of FP17s for the same patient ID Re-attending within 3 months - Adults	147	1,360	10.8%	14.3%	14.8%	15.4%
% of FP17s for the same patient ID Re-attending between 3 & 9 months - Children	271	513	52.8%	54.0%	60.9%	59.8%
% of FP17s for the same patient ID Re-attending between 3 & 9 months - Adults	690	1,360	50.7%	48.9%	53.2%	52.1%
% of FP17s for Band 1 Urgent Courses	56	1,438	3.9%	8.4%	8.3%	9.2%
% of FP17s Relating to Free Repair or Replacements	15	1,438	1.0%	0.8%	0.7%	0.7%
% of FP17s Relating to Continuations	24	1,438	1.7%	0.7%	0.8%	0.8%
% of Patients satisfied with the dentistry they have received	1	1	N/A	93.3%	93.2%	93.4%
% of Patients satisfied with the time they had to wait for an appointment	1	1	N/A	91.1%	88.5%	87.6%

* This is based on patients treated on this contract for their most recent course of treatment. Figures in italics indicate the base number of FP17s or Patient Questionnaire responses are less than 100. N/A is shown where the base number of responses is less than 10 during the period. % is calculated as Quantity/Base number*100

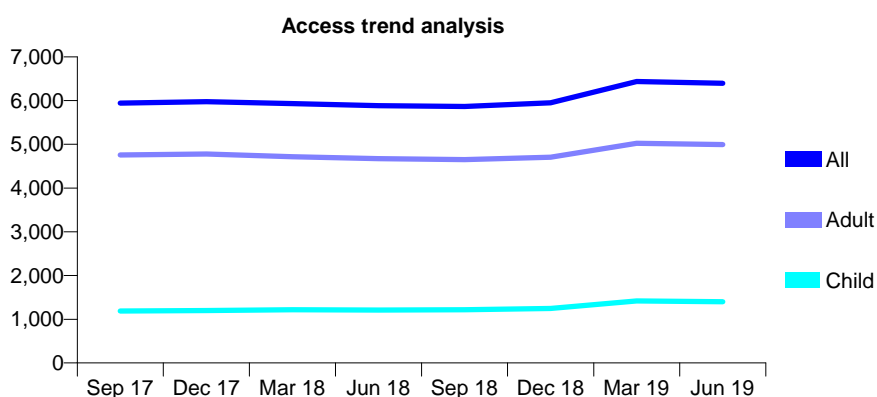
Q54 - Vital Signs At a Glance Contract Report for 125008/0001 - June 2019

Name or company name	Briars Dental Practice
Contract type name	GDS Contract
Purpose of contract	General and Orthodontic
Contract start date	01/04/2006
Contract end date	

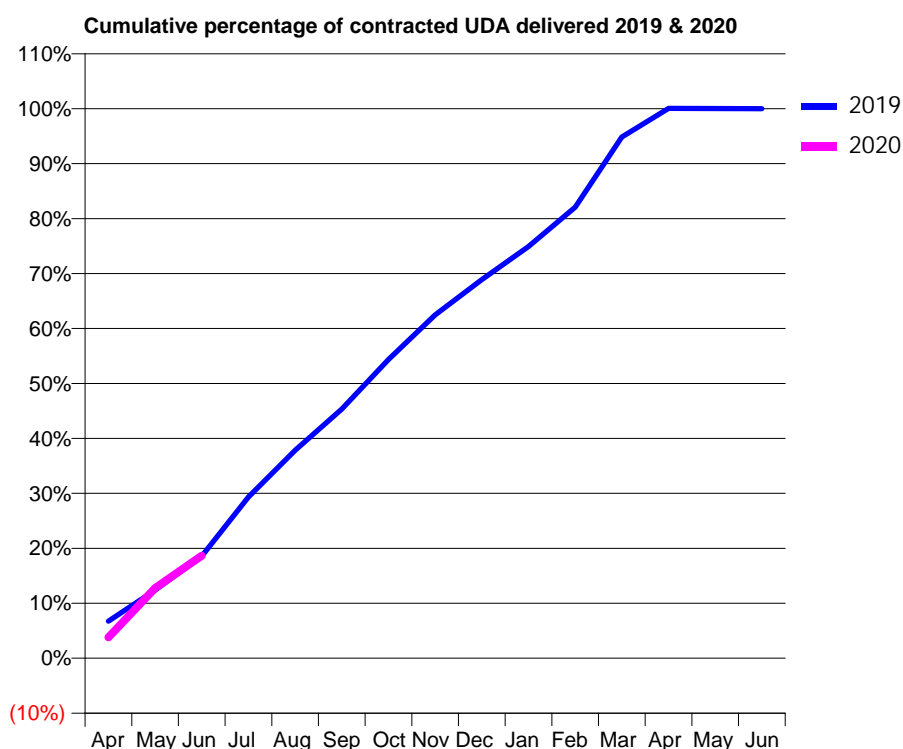
19/20 Contracted general activity (UDA)	18,492
Carry forward general activity (UDA)	0
19/20 Contracted orthodontic activity (UOA)	1,763
Carry forward orthodontic activity (UOA)	0
Baseline contract value	£574,154.25

ACCESS*

Patients seen in 24 months	Total	Change since previous quarter
Quarter ending June 2018	5,881	
Quarter ending September 2018	5,866	→
Quarter ending December 2018	5,949	→
Quarter ending March 2019	6,438	↑
Quarter ending June 2019	6,394	→
Variance since June 2018	8.7%	↑



ACTIVITY



Month	2019	2020
April	1,249	700
May	2,289	2,361
June	3,433	3,447
July	5,427	
August	6,999	
September	8,384	
October	10,053	
November	11,554	
December	12,738	
January	13,857	
February	15,181	
March	17,533	
April	18,498	
May	18,494	
June	18,490	

QUALITY

	Quantity	Base Number	Contract	AT	Region	England
% of FP17s for the same patient ID Re-attending within 3 months - Children	25	527	4.7%	9.6%	11.2%	11.4%
% of FP17s for the same patient ID Re-attending within 3 months - Adults	146	1,646	8.9%	14.3%	14.8%	15.4%
% of FP17s for the same patient ID Re-attending between 3 & 9 months - Children	213	527	40.4%	54.0%	60.9%	59.8%
% of FP17s for the same patient ID Re-attending between 3 & 9 months - Adults	871	1,646	52.9%	48.9%	53.2%	52.1%
% of FP17s for Band 1 Urgent Courses	65	1,629	4.0%	8.4%	8.3%	9.2%
% of FP17s Relating to Free Repair or Replacements	28	1,629	1.7%	0.8%	0.7%	0.7%
% of FP17s Relating to Continuations	14	1,629	0.9%	0.7%	0.8%	0.8%
% of Patients satisfied with the dentistry they have received	4	4	N/A	93.3%	93.2%	93.4%
% of Patients satisfied with the time they had to wait for an appointment	4	4	N/A	91.1%	88.5%	87.6%

* This is based on patients treated on this contract for their most recent course of treatment.

Figures in italics indicate the base number of FP17s or Patient Questionnaire responses are less than 100. N/A is shown where the base number of responses is less than 10 during the period. % is calculated as Quantity/Base number*100

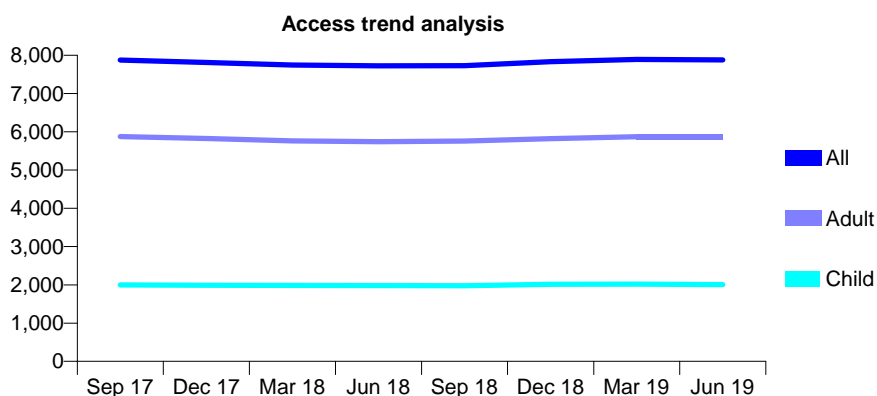
Q54 - Vital Signs At a Glance Contract Report for 126543/0001 - June 2019

Name or company name	Amblecote Dental Care
Contract type name	Pilot Contract
Purpose of contract	General and Orthodontic
Contract start date	01/10/2014
Contract end date	

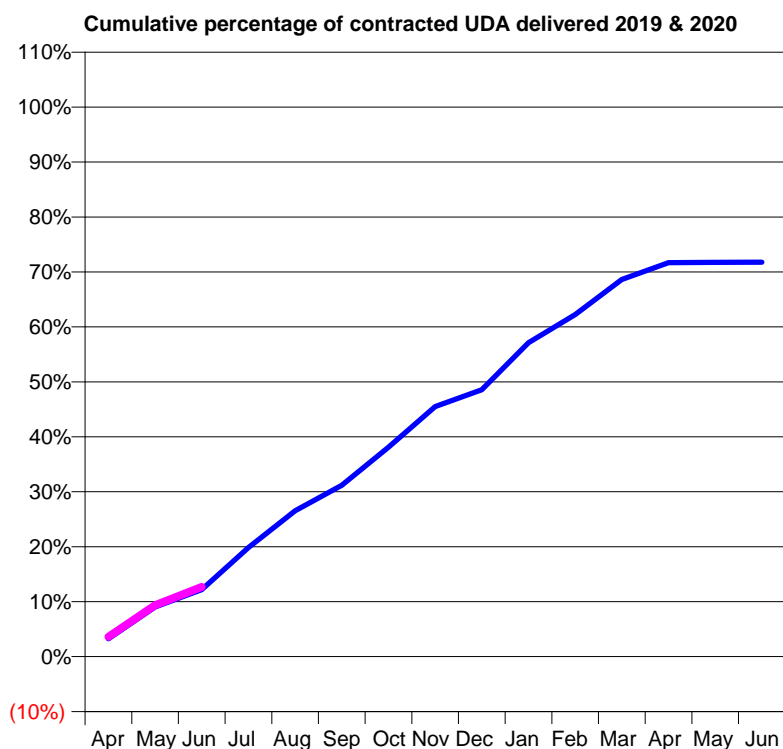
19/20 Contracted general activity (UDA)	21,139
Carry forward general activity (UDA)	0
19/20 Contracted orthodontic activity (UOA)	1,699
Carry forward orthodontic activity (UOA)	0
Baseline contract value	£803,558.34

ACCESS*

Patients seen in 24 months	Total	Change since previous quarter
Quarter ending June 2018	7,723	
Quarter ending September 2018	7,729	→
Quarter ending December 2018	7,833	→
Quarter ending March 2019	7,890	→
Quarter ending June 2019	7,878	→
Variance since June 2018	2.0%	↑



ACTIVITY



Month	Adjusted Scheduled Activity (UDA)	
	2019	2020
April	682	763
May	1,909	1,977
June	2,576	2,680
July	4,192	
August	5,613	
September	6,587	
October	8,054	
November	9,623	
December	10,268	
January	12,078	
February	13,162	
March	14,506	
April	15,153	
May	15,167	
June	15,170	

QUALITY

	Quantity	Base Number	Contract	AT	Region	England
% of FP17s for the same patient ID Re-attending within 3 months - Children	23	651	3.5%	9.6%	11.2%	11.4%
% of FP17s for the same patient ID Re-attending within 3 months - Adults	104	1,284	8.1%	14.3%	14.8%	15.4%
% of FP17s for the same patient ID Re-attending between 3 & 9 months - Children	384	651	59.0%	54.0%	60.9%	59.8%
% of FP17s for the same patient ID Re-attending between 3 & 9 months - Adults	425	1,284	33.1%	48.9%	53.2%	52.1%
% of FP17s for Band 1 Urgent Courses	28	1,568	1.8%	8.4%	8.3%	9.2%
% of FP17s Relating to Free Repair or Replacements	12	1,568	0.8%	0.8%	0.7%	0.7%
% of FP17s Relating to Continuations	10	1,568	0.6%	0.7%	0.8%	0.8%
% of Patients satisfied with the dentistry they have received	1	1	N/A	93.3%	93.2%	93.4%
% of Patients satisfied with the time they had to wait for an appointment	1	1	N/A	91.1%	88.5%	87.6%

* This is based on patients treated on this contract for their most recent course of treatment. Figures in italics indicate the base number of FP17s or Patient Questionnaire responses are less than 100. N/A is shown where the base number of responses is less than 10 during the period. % is calculated as Quantity/Base number*100

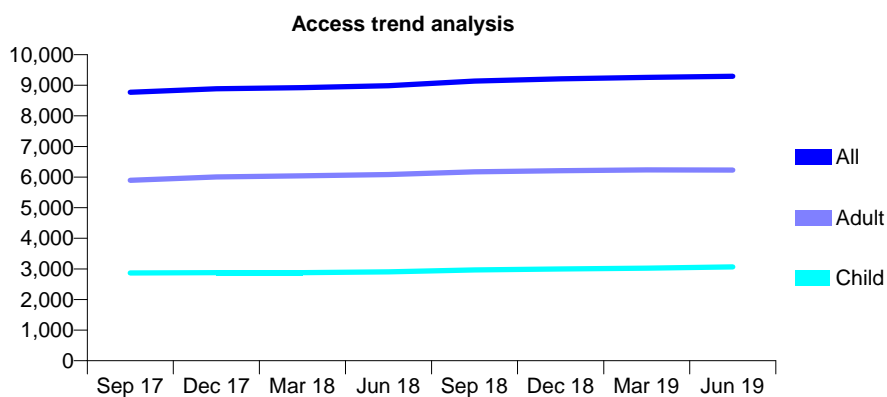
Q54 - Vital Signs At a Glance Contract Report for 127930/0001 - June 2019

Name or company name	Dr R Patel & Dr D Patel & Dr P S Dogra
Contract type name	GDS Contract
Purpose of contract	General
Contract start date	02/07/2010
Contract end date	

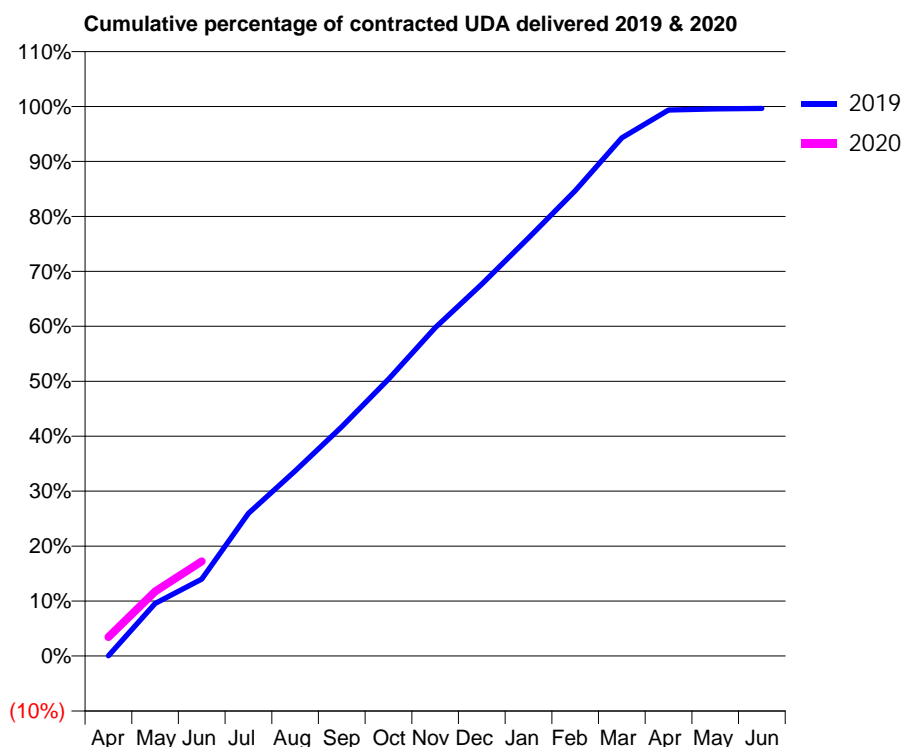
19/20 Contracted general activity (UDA)	23,248
Carry forward general activity (UDA)	0
19/20 Contracted orthodontic activity (UOA)	0
Carry forward orthodontic activity (UOA)	0
Baseline contract value	£646,888.30

ACCESS*

Patients seen in 24 months	Total	Change since previous quarter
Quarter ending June 2018	8,987	
Quarter ending September 2018	9,139	→
Quarter ending December 2018	9,210	→
Quarter ending March 2019	9,257	→
Quarter ending June 2019	9,292	→
Variance since June 2018	3.4%	↑



ACTIVITY



Month	Adjusted Scheduled Activity (UDA)	
	2019	2020
April	14	804
May	2,227	2,733
June	3,254	4,006
July	6,041	
August	7,830	
September	9,698	
October	11,711	
November	13,885	
December	15,730	
January	17,688	
February	19,685	
March	21,919	
April	23,102	
May	23,143	
June	23,166	

QUALITY

	Quantity	Base Number	Contract	AT	Region	England
% of FP17s for the same patient ID Re-attending within 3 months - Children	43	887	4.8%	9.6%	11.2%	11.4%
% of FP17s for the same patient ID Re-attending within 3 months - Adults	198	1,595	12.4%	14.3%	14.8%	15.4%
% of FP17s for the same patient ID Re-attending between 3 & 9 months - Children	453	887	51.1%	54.0%	60.9%	59.8%
% of FP17s for the same patient ID Re-attending between 3 & 9 months - Adults	768	1,595	48.2%	48.9%	53.2%	52.1%
% of FP17s for Band 1 Urgent Courses	195	1,987	9.8%	8.4%	8.3%	9.2%
% of FP17s Relating to Free Repair or Replacements	4	1,987	0.2%	0.8%	0.7%	0.7%
% of FP17s Relating to Continuations	5	1,987	0.3%	0.7%	0.8%	0.8%
% of Patients satisfied with the dentistry they have received	1	1	N/A	93.3%	93.2%	93.4%
% of Patients satisfied with the time they had to wait for an appointment	1	1	N/A	91.1%	88.5%	87.6%

* This is based on patients treated on this contract for their most recent course of treatment. Figures in italics indicate the base number of FP17s or Patient Questionnaire responses are less than 100. N/A is shown where the base number of responses is less than 10 during the period. % is calculated as Quantity/Base number*100

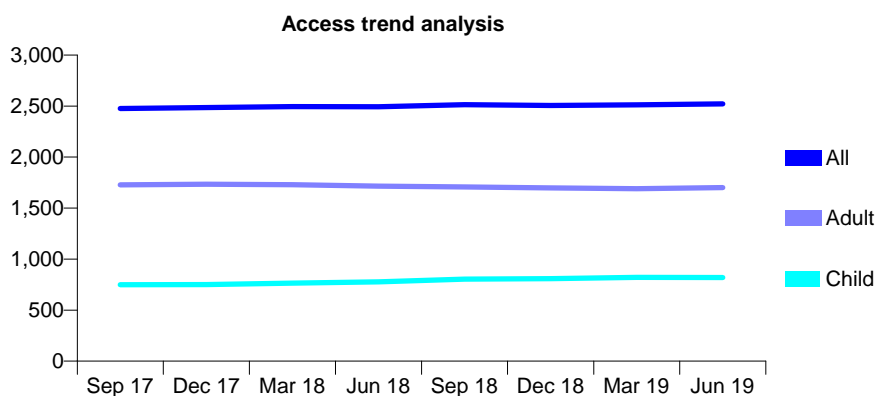
Q54 - Vital Signs At a Glance Contract Report for 129321/0001 - June 2019

Name or company name	Smile By Smile Dental
Contract type name	GDS Contract
Purpose of contract	General and Orthodontic
Contract start date	01/08/2011
Contract end date	

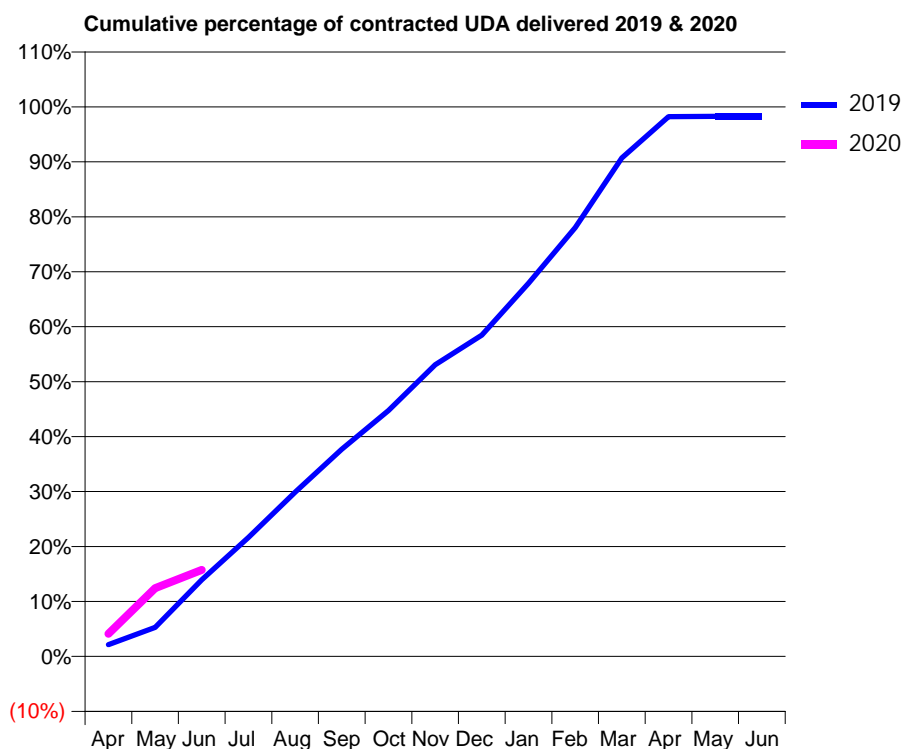
19/20 Contracted general activity (UDA)	8,806
Carry forward general activity (UDA)	0
19/20 Contracted orthodontic activity (UOA)	227
Carry forward orthodontic activity (UOA)	0
Baseline contract value	£222,007.60

ACCESS*

Patients seen in 24 months	Total	Change since previous quarter
Quarter ending June 2018	2,493	
Quarter ending September 2018	2,513	→
Quarter ending December 2018	2,507	→
Quarter ending March 2019	2,512	→
Quarter ending June 2019	2,521	→
Variance since June 2018	1.1%	→



ACTIVITY



Month	2019	2020
April	188	363
May	467	1,094
June	1,228	1,385
July	1,906	
August	2,634	
September	3,320	
October	3,940	
November	4,675	
December	5,149	
January	5,980	
February	6,872	
March	7,987	
April	8,649	
May	8,654	
June	8,654	

QUALITY

	Quantity	Base Number	Contract	AT	Region	England
% of FP17s for the same patient ID Re-attending within 3 months - Children	39	322	12.1%	9.6%	11.2%	11.4%
% of FP17s for the same patient ID Re-attending within 3 months - Adults	62	629	9.9%	14.3%	14.8%	15.4%
% of FP17s for the same patient ID Re-attending between 3 & 9 months - Children	216	322	67.1%	54.0%	60.9%	59.8%
% of FP17s for the same patient ID Re-attending between 3 & 9 months - Adults	475	629	75.5%	48.9%	53.2%	52.1%
% of FP17s for Band 1 Urgent Courses	29	752	3.9%	8.4%	8.3%	9.2%
% of FP17s Relating to Free Repair or Replacements	1	752	0.1%	0.8%	0.7%	0.7%
% of FP17s Relating to Continuations	0	752	0.0%	0.7%	0.8%	0.8%
% of Patients satisfied with the dentistry they have received	1	1	N/A	93.3%	93.2%	93.4%
% of Patients satisfied with the time they had to wait for an appointment	1	1	N/A	91.1%	88.5%	87.6%

* This is based on patients treated on this contract for their most recent course of treatment. Figures in italics indicate the base number of FP17s or Patient Questionnaire responses are less than 100. N/A is shown where the base number of responses is less than 10 during the period. % is calculated as Quantity/Base number*100

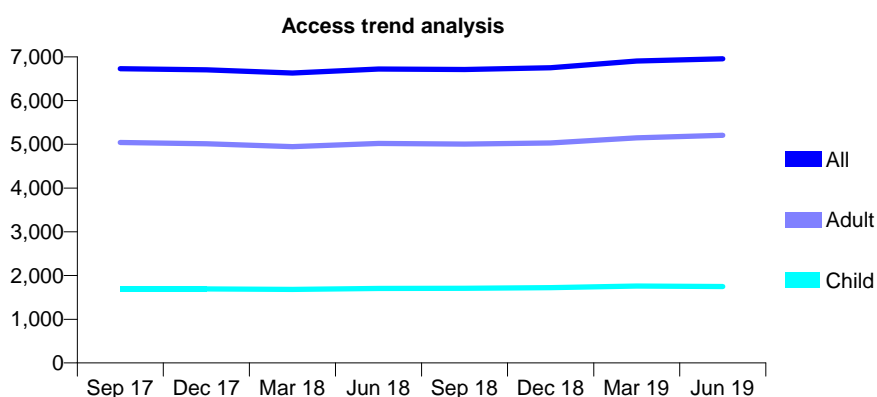
Q54 - Vital Signs At a Glance Contract Report for 130257/0001 - June 2019

Name or company name	Knowle & Dorridge Dental Practice
Contract type name	GDS Contract
Purpose of contract	General
Contract start date	01/04/2015
Contract end date	

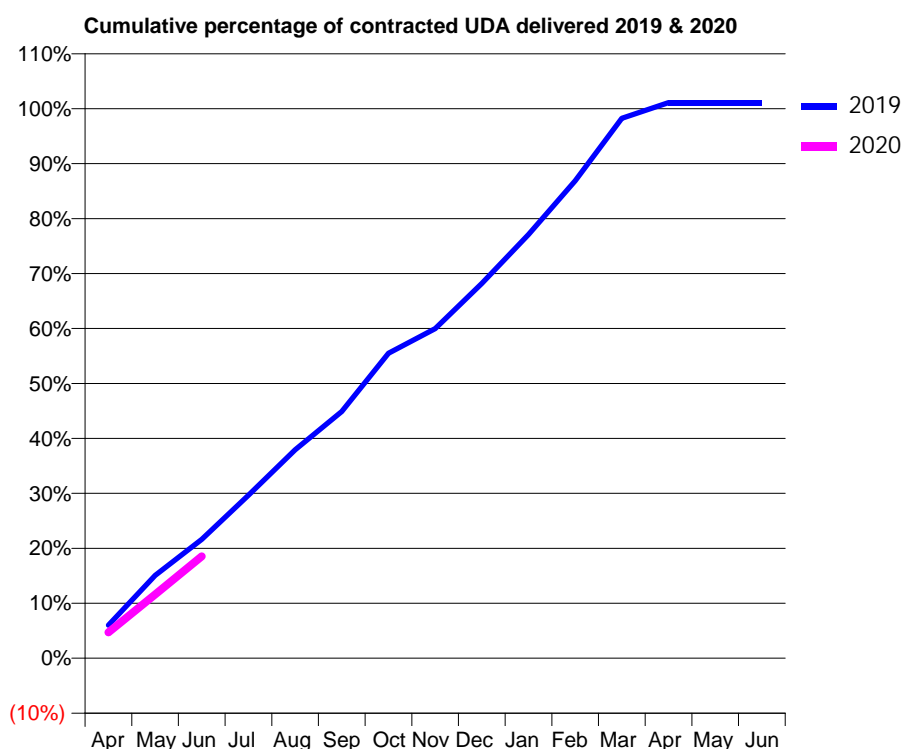
19/20 Contracted general activity (UDA)	14,442
Carry forward general activity (UDA)	0
19/20 Contracted orthodontic activity (UOA)	0
Carry forward orthodontic activity (UOA)	0
Baseline contract value	£361,793.45

ACCESS*

Patients seen in 24 months	Total	Change since previous quarter
Quarter ending June 2018	6,721	
Quarter ending September 2018	6,712	→
Quarter ending December 2018	6,752	→
Quarter ending March 2019	6,904	↑
Quarter ending June 2019	6,955	→
Variance since June 2018	3.5%	↑



ACTIVITY



Month	2019	2020
April	868	680
May	2,177	1,678
June	3,124	2,675
July	4,284	
August	5,481	
September	6,481	
October	8,014	
November	8,660	
December	9,845	
January	11,137	
February	12,549	
March	14,187	
April	14,603	
May	14,602	
June	14,599	

QUALITY

	Quantity	Base Number	Contract	AT	Region	England
% of FP17s for the same patient ID Re-attending within 3 months - Children	33	556	5.9%	9.6%	11.2%	11.4%
% of FP17s for the same patient ID Re-attending within 3 months - Adults	196	1,493	13.1%	14.3%	14.8%	15.4%
% of FP17s for the same patient ID Re-attending between 3 & 9 months - Children	331	556	59.5%	54.0%	60.9%	59.8%
% of FP17s for the same patient ID Re-attending between 3 & 9 months - Adults	764	1,493	51.2%	48.9%	53.2%	52.1%
% of FP17s for Band 1 Urgent Courses	141	1,636	8.6%	8.4%	8.3%	9.2%
% of FP17s Relating to Free Repair or Replacements	12	1,636	0.7%	0.8%	0.7%	0.7%
% of FP17s Relating to Continuations	5	1,636	0.3%	0.7%	0.8%	0.8%
% of Patients satisfied with the dentistry they have received	1	1	N/A	93.3%	93.2%	93.4%
% of Patients satisfied with the time they had to wait for an appointment	1	1	N/A	91.1%	88.5%	87.6%

* This is based on patients treated on this contract for their most recent course of treatment.

Figures in italics indicate the base number of FP17s or Patient Questionnaire responses are less than 100. N/A is shown where the base number of responses is less than 10 during the period. % is calculated as Quantity/Base number*100

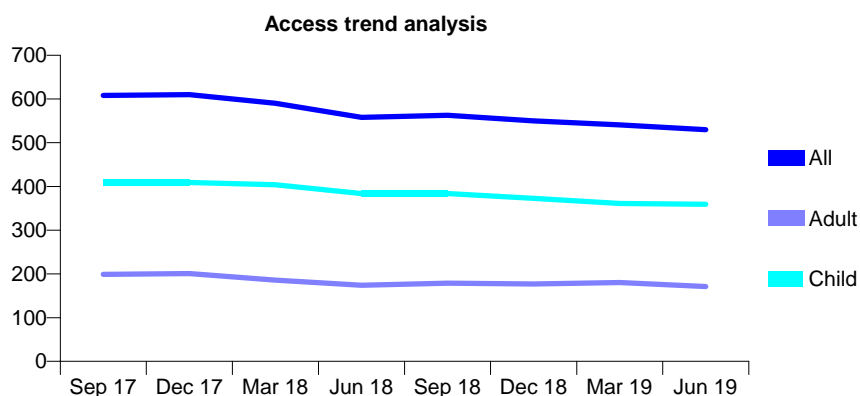
Q54 - Vital Signs At a Glance Contract Report for 130842/0001 - June 2019

Name or company name	Mr P H McCullough & Mrs S J McCullough
Contract type name	GDS Contract
Purpose of contract	General
Contract start date	01/04/2006
Contract end date	

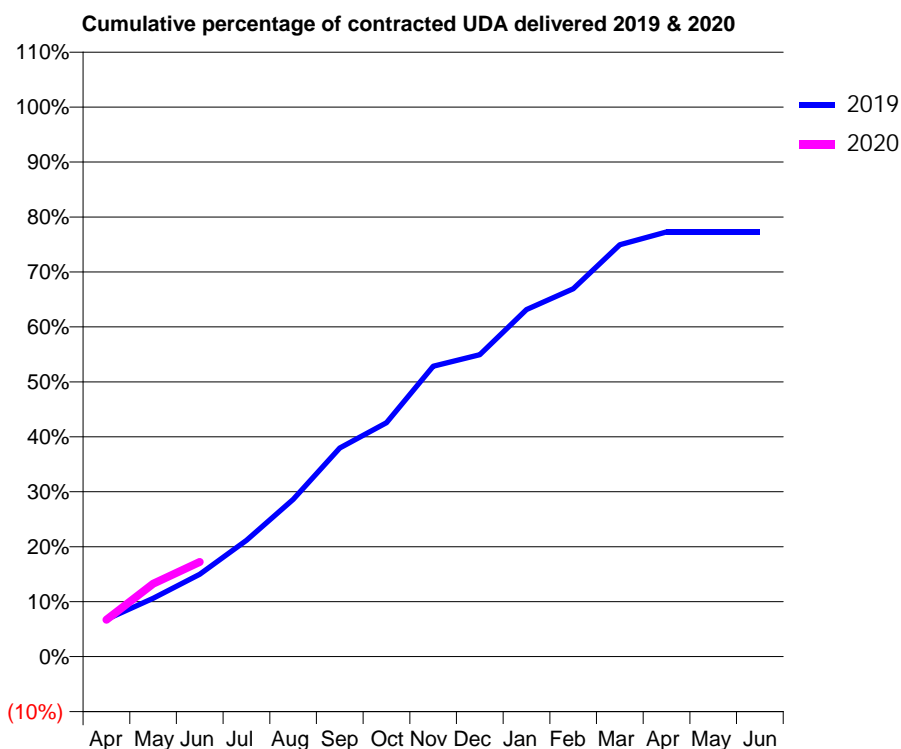
19/20 Contracted general activity (UDA)	1,290
Carry forward general activity (UDA)	0
19/20 Contracted orthodontic activity (UOA)	0
Carry forward orthodontic activity (UOA)	0
Baseline contract value	£37,308.27

ACCESS*

Patients seen in 24 months	Total	Change since previous quarter
Quarter ending June 2018	558	
Quarter ending September 2018	563	→
Quarter ending December 2018	550	↓
Quarter ending March 2019	541	↓
Quarter ending June 2019	530	↓
Variance since June 2018	(5.0%)	↓



ACTIVITY



Month	Adjusted Scheduled Activity (UDA)	
	2019	2020
April	88	87
May	137	171
June	193	222
July	273	
August	369	
September	490	
October	549	
November	682	
December	709	
January	815	
February	863	
March	967	
April	997	
May	997	
June	997	

QUALITY

	Quantity	Base Number	Contract	AT	Region	England
% of FP17s for the same patient ID Re-attending within 3 months - Children	10	131	7.6%	9.6%	11.2%	11.4%
% of FP17s for the same patient ID Re-attending within 3 months - Adults	1	45	2.2%	14.3%	14.8%	15.4%
% of FP17s for the same patient ID Re-attending between 3 & 9 months - Children	74	131	56.5%	54.0%	60.9%	59.8%
% of FP17s for the same patient ID Re-attending between 3 & 9 months - Adults	24	45	53.3%	48.9%	53.2%	52.1%
% of FP17s for Band 1 Urgent Courses	7	154	4.5%	8.4%	8.3%	9.2%
% of FP17s Relating to Free Repair or Replacements	0	154	0.0%	0.8%	0.7%	0.7%
% of FP17s Relating to Continuations	0	154	0.0%	0.7%	0.8%	0.8%
% of Patients satisfied with the dentistry they have received	0	0	N/A	93.3%	93.2%	93.4%
% of Patients satisfied with the time they had to wait for an appointment	0	0	N/A	91.1%	88.5%	87.6%

* This is based on patients treated on this contract for their most recent course of treatment. Figures in italics indicate the base number of FP17s or Patient Questionnaire responses are less than 100. N/A is shown where the base number of responses is less than 10 during the period. % is calculated as Quantity/Base number*100

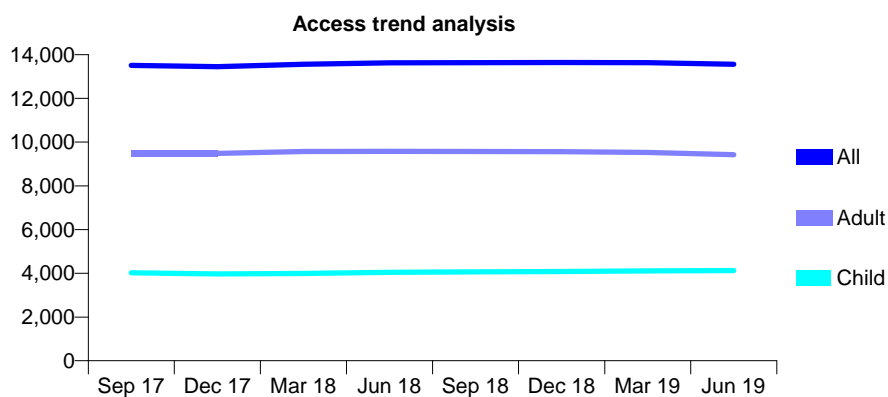
Q54 - Vital Signs At a Glance Contract Report for 131342/0001 - June 2019

Name or company name	Camila Pema Dhaya & Jatinder Kaur
Contract type name	GDS Contract
Purpose of contract	General and Orthodontic
Contract start date	01/04/2010
Contract end date	

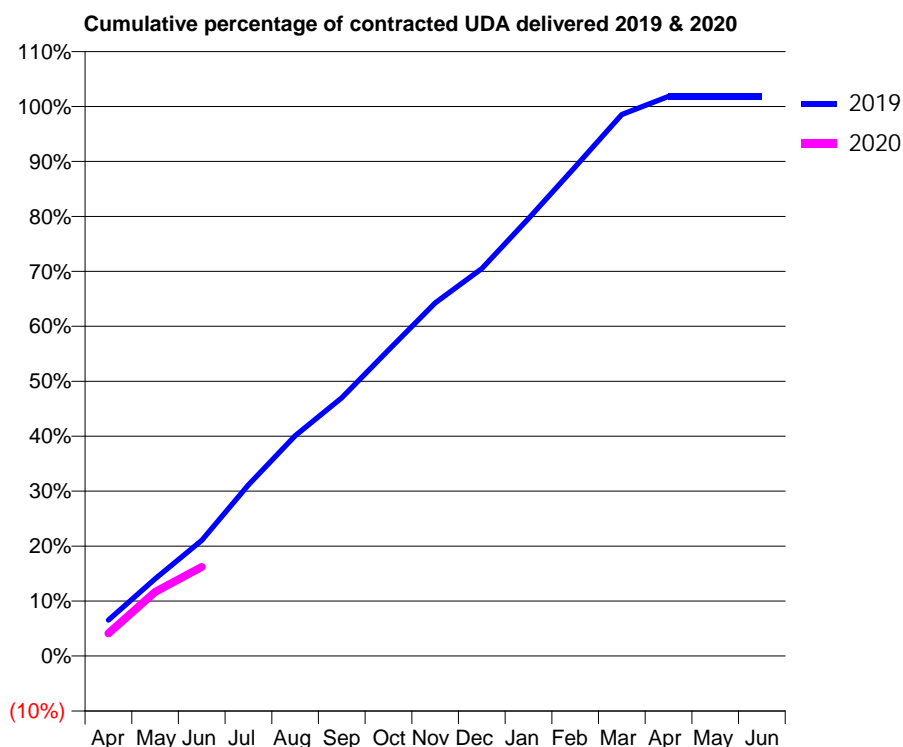
19/20 Contracted general activity (UDA)	44,254
Carry forward general activity (UDA)	0
19/20 Contracted orthodontic activity (UOA)	1,091
Carry forward orthodontic activity (UOA)	0
Baseline contract value	£1,360,739.66

ACCESS*

Patients seen in 24 months	Total	Change since previous quarter
Quarter ending June 2018	13,622	
Quarter ending September 2018	13,634	→
Quarter ending December 2018	13,641	→
Quarter ending March 2019	13,633	→
Quarter ending June 2019	13,558	→
Variance since June 2018	(0.5%)	→



ACTIVITY



Month	Adjusted Scheduled Activity (UDA)	
	2019	2020
April	2,893	1,818
May	6,225	5,160
June	9,317	7,166
July	13,788	
August	17,742	
September	20,794	
October	24,628	
November	28,439	
December	31,190	
January	35,226	
February	39,380	
March	43,608	
April	45,060	
May	45,057	
June	45,056	

QUALITY

	Quantity	Base Number	Contract	AT	Region	England
% of FP17s for the same patient ID Re-attending within 3 months - Children	148	1,368	10.8%	9.6%	11.2%	11.4%
% of FP17s for the same patient ID Re-attending within 3 months - Adults	482	2,717	17.7%	14.3%	14.8%	15.4%
% of FP17s for the same patient ID Re-attending between 3 & 9 months - Children	731	1,368	53.4%	54.0%	60.9%	59.8%
% of FP17s for the same patient ID Re-attending between 3 & 9 months - Adults	1,396	2,717	51.4%	48.9%	53.2%	52.1%
% of FP17s for Band 1 Urgent Courses	185	3,064	6.0%	8.4%	8.3%	9.2%
% of FP17s Relating to Free Repair or Replacements	43	3,064	1.4%	0.8%	0.7%	0.7%
% of FP17s Relating to Continuations	25	3,064	0.8%	0.7%	0.8%	0.8%
% of Patients satisfied with the dentistry they have received	3	3	N/A	93.3%	93.2%	93.4%
% of Patients satisfied with the time they had to wait for an appointment	3	3	N/A	91.1%	88.5%	87.6%

* This is based on patients treated on this contract for their most recent course of treatment. Figures in italics indicate the base number of FP17s or Patient Questionnaire responses are less than 100. N/A is shown where the base number of responses is less than 10 during the period. % is calculated as Quantity/Base number*100

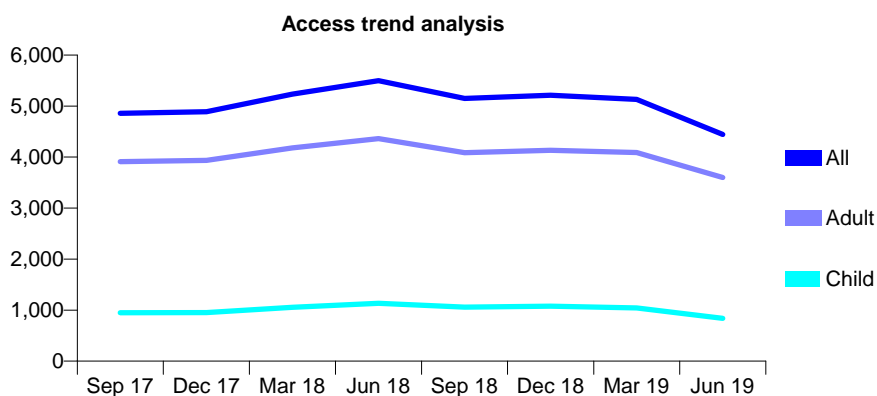
Q54 - Vital Signs At a Glance Contract Report for 132780/0001 - June 2019

Name or company name	Kingswinford Health Centre 1
Contract type name	GDS Contract
Purpose of contract	General
Contract start date	01/09/2014
Contract end date	

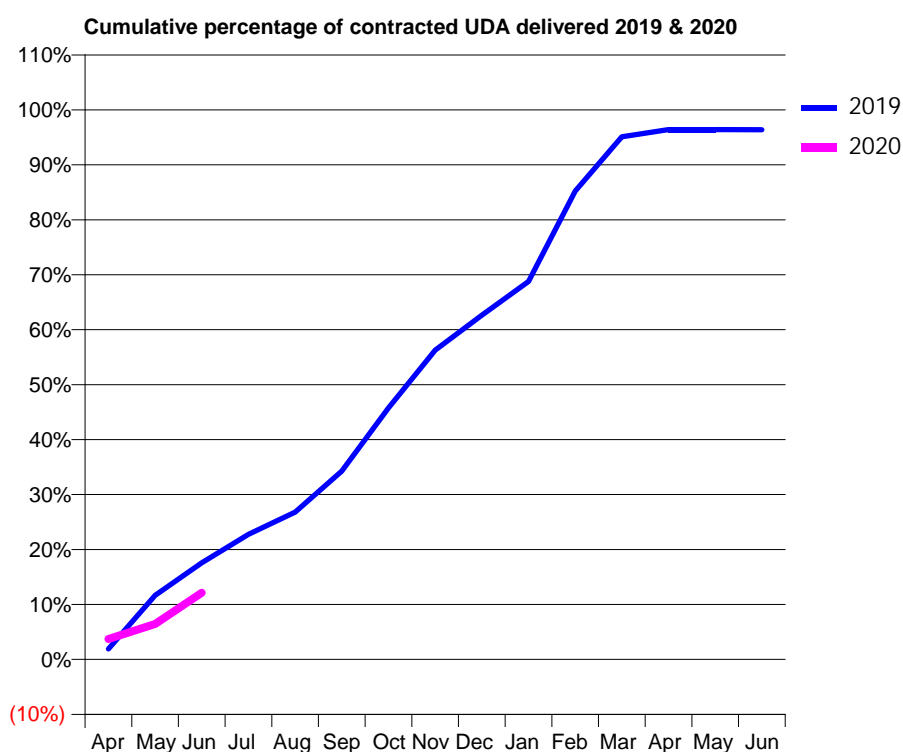
19/20 Contracted general activity (UDA)	14,554
Carry forward general activity (UDA)	0
19/20 Contracted orthodontic activity (UOA)	0
Carry forward orthodontic activity (UOA)	0
Baseline contract value	£359,821.58

ACCESS*

Patients seen in 24 months	Total	Change since previous quarter
Quarter ending June 2018	5,497	
Quarter ending September 2018	5,149	↓
Quarter ending December 2018	5,213	→
Quarter ending March 2019	5,132	↓
Quarter ending June 2019	4,442	↓
Variance since June 2018	(19.2%)	↓



ACTIVITY



Month	2019	2020
April	279	543
May	1,698	942
June	2,560	1,767
July	3,316	
August	3,901	
September	4,986	
October	6,661	
November	8,193	
December	9,114	
January	10,013	
February	12,404	
March	13,838	
April	14,029	
May	14,030	
June	14,026	

QUALITY

	Quantity	Base Number	Contract	AT	Region	England
% of FP17s for the same patient ID Re-attending within 3 months - Children	7	139	5.0%	9.6%	11.2%	11.4%
% of FP17s for the same patient ID Re-attending within 3 months - Adults	86	659	13.1%	14.3%	14.8%	15.4%
% of FP17s for the same patient ID Re-attending between 3 & 9 months - Children	70	139	50.4%	54.0%	60.9%	59.8%
% of FP17s for the same patient ID Re-attending between 3 & 9 months - Adults	344	659	52.2%	48.9%	53.2%	52.1%
% of FP17s for Band 1 Urgent Courses	37	724	5.1%	8.4%	8.3%	9.2%
% of FP17s Relating to Free Repair or Replacements	2	724	0.3%	0.8%	0.7%	0.7%
% of FP17s Relating to Continuations	4	724	0.6%	0.7%	0.8%	0.8%
% of Patients satisfied with the dentistry they have received	1	2	N/A	93.3%	93.2%	93.4%
% of Patients satisfied with the time they had to wait for an appointment	2	2	N/A	91.1%	88.5%	87.6%

* This is based on patients treated on this contract for their most recent course of treatment. Figures in italics indicate the base number of FP17s or Patient Questionnaire responses are less than 100. N/A is shown where the base number of responses is less than 10 during the period. % is calculated as Quantity/Base number*100

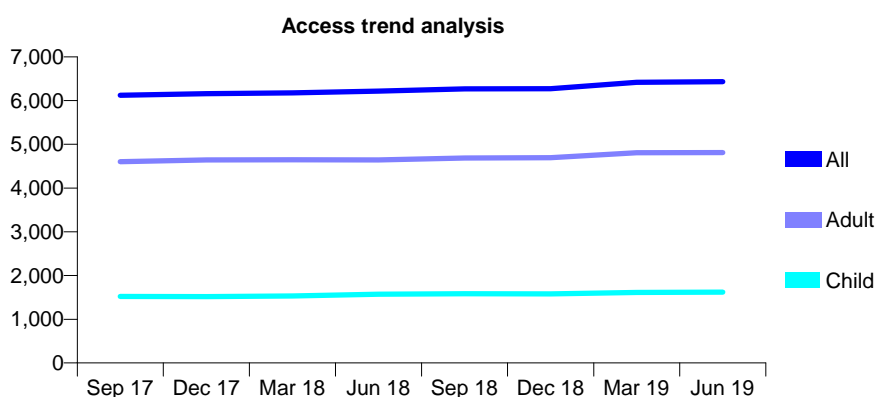
Q54 - Vital Signs At a Glance Contract Report for 133507/0001 - June 2019

Name or company name	Castle Bromwich Dental Care
Contract type name	GDS Contract
Purpose of contract	General
Contract start date	01/10/2012
Contract end date	

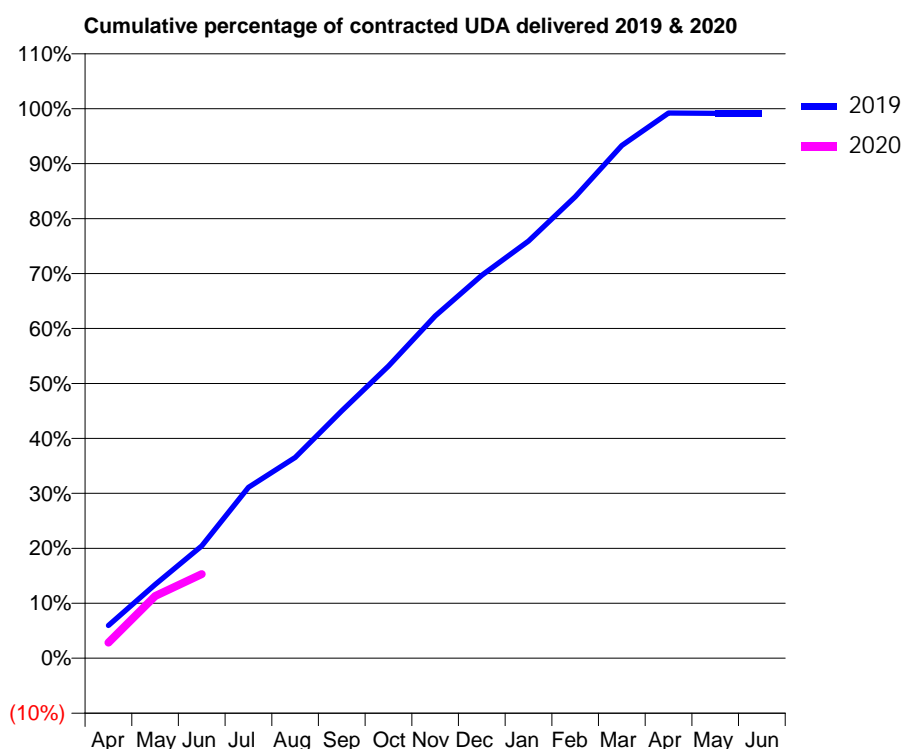
19/20 Contracted general activity (UDA)	17,362
Carry forward general activity (UDA)	0
19/20 Contracted orthodontic activity (UOA)	0
Carry forward orthodontic activity (UOA)	0
Baseline contract value	£430,655.16

ACCESS*

Patients seen in 24 months	Total	Change since previous quarter
Quarter ending June 2018	6,217	
Quarter ending September 2018	6,266	→
Quarter ending December 2018	6,274	→
Quarter ending March 2019	6,419	↑
Quarter ending June 2019	6,433	→
Variance since June 2018	3.5%	↑



ACTIVITY



Month	2019	2020
April	1,034	495
May	2,328	1,967
June	3,548	2,655
July	5,400	
August	6,344	
September	7,813	
October	9,227	
November	10,813	
December	12,099	
January	13,176	
February	14,579	
March	16,199	
April	17,227	
May	17,215	
June	17,212	

QUALITY

	Quantity	Base Number	Contract	AT	Region	England
% of FP17s for the same patient ID Re-attending within 3 months - Children	38	459	8.3%	9.6%	11.2%	11.4%
% of FP17s for the same patient ID Re-attending within 3 months - Adults	197	1,300	15.2%	14.3%	14.8%	15.4%
% of FP17s for the same patient ID Re-attending between 3 & 9 months - Children	247	459	53.8%	54.0%	60.9%	59.8%
% of FP17s for the same patient ID Re-attending between 3 & 9 months - Adults	649	1,300	49.9%	48.9%	53.2%	52.1%
% of FP17s for Band 1 Urgent Courses	98	1,255	7.8%	8.4%	8.3%	9.2%
% of FP17s Relating to Free Repair or Replacements	17	1,255	1.4%	0.8%	0.7%	0.7%
% of FP17s Relating to Continuations	8	1,255	0.6%	0.7%	0.8%	0.8%
% of Patients satisfied with the dentistry they have received	0	0	N/A	93.3%	93.2%	93.4%
% of Patients satisfied with the time they had to wait for an appointment	0	0	N/A	91.1%	88.5%	87.6%

* This is based on patients treated on this contract for their most recent course of treatment.

Figures in italics indicate the base number of FP17s or Patient Questionnaire responses are less than 100. N/A is shown where the base number of responses is less than 10 during the period. % is calculated as Quantity/Base number*100

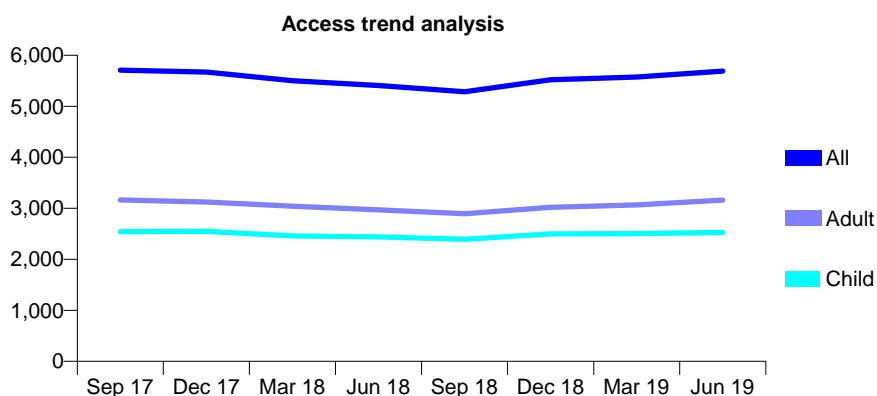
Q54 - Vital Signs At a Glance Contract Report for 133698/0001 - June 2019

Name or company name	Synergy Dental Practice Limited
Contract type name	PDS Plus Contract
Purpose of contract	General
Contract start date	01/10/2010
Contract end date	31/10/2020

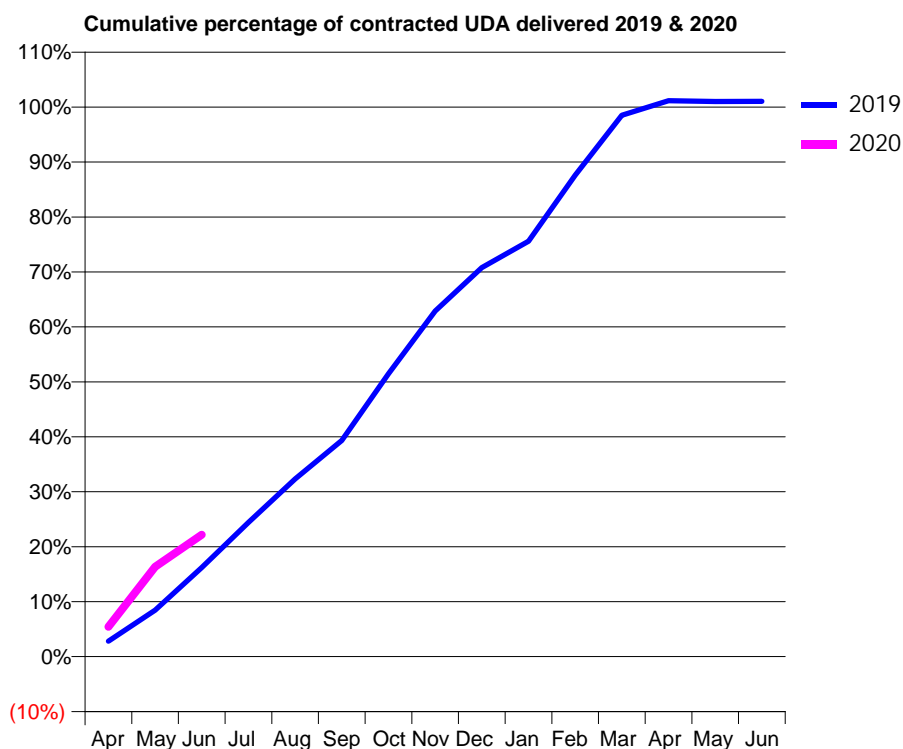
19/20 Contracted general activity (UDA)	12,000
Carry forward general activity (UDA)	0
19/20 Contracted orthodontic activity (UOA)	0
Carry forward orthodontic activity (UOA)	0
Baseline contract value	£237,644.74

ACCESS*

Patients seen in 24 months	Total	Change since previous quarter
Quarter ending June 2018	5,407	
Quarter ending September 2018	5,286	↓
Quarter ending December 2018	5,520	↑
Quarter ending March 2019	5,573	→
Quarter ending June 2019	5,689	↑
Variance since June 2018	5.2%	↑



ACTIVITY



Month	Adjusted Scheduled Activity (UDA)	
	2019	2020
April	336	650
May	1,015	1,962
June	1,943	2,664
July	2,930	
August	3,881	
September	4,720	
October	6,178	
November	7,546	
December	8,493	
January	9,069	
February	10,515	
March	11,822	
April	12,138	
May	12,123	
June	12,124	

QUALITY

	Quantity	Base Number	Contract	AT	Region	England
% of FP17s for the same patient ID Re-attending within 3 months - Children	33	718	4.6%	9.6%	11.2%	11.4%
% of FP17s for the same patient ID Re-attending within 3 months - Adults	60	796	7.5%	14.3%	14.8%	15.4%
% of FP17s for the same patient ID Re-attending between 3 & 9 months - Children	362	718	50.4%	54.0%	60.9%	59.8%
% of FP17s for the same patient ID Re-attending between 3 & 9 months - Adults	347	796	43.6%	48.9%	53.2%	52.1%
% of FP17s for Band 1 Urgent Courses	88	1,355	6.5%	8.4%	8.3%	9.2%
% of FP17s Relating to Free Repair or Replacements	3	1,355	0.2%	0.8%	0.7%	0.7%
% of FP17s Relating to Continuations	0	1,355	0.0%	0.7%	0.8%	0.8%
% of Patients satisfied with the dentistry they have received	1	1	N/A	93.3%	93.2%	93.4%
% of Patients satisfied with the time they had to wait for an appointment	1	1	N/A	91.1%	88.5%	87.6%

* This is based on patients treated on this contract for their most recent course of treatment. Figures in italics indicate the base number of FP17s or Patient Questionnaire responses are less than 100. N/A is shown where the base number of responses is less than 10 during the period. % is calculated as Quantity/Base number*100

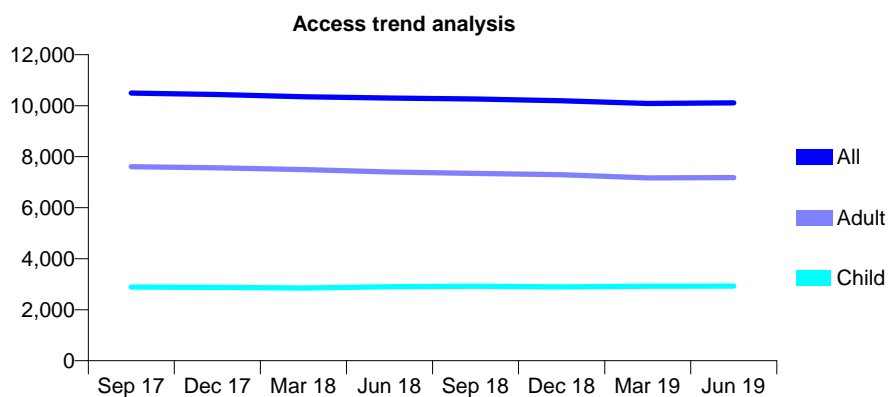
Q54 - Vital Signs At a Glance Contract Report for 135356/0001 - June 2019

Name or company name	Asden House Dental Clinic
Contract type name	GDS Contract
Purpose of contract	General
Contract start date	01/08/2012
Contract end date	

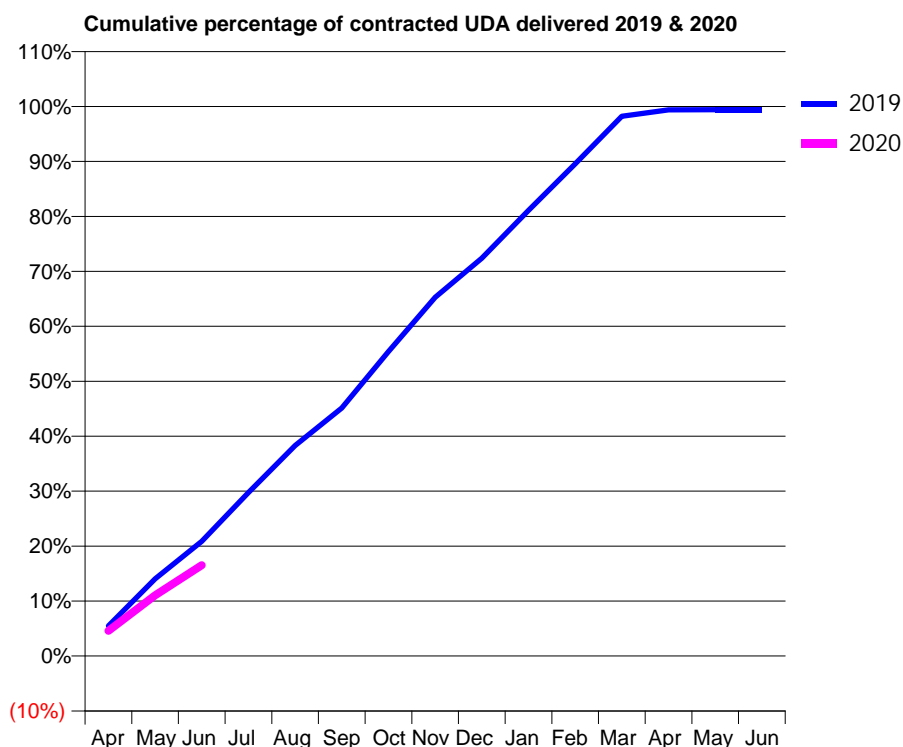
19/20 Contracted general activity (UDA)	29,744
Carry forward general activity (UDA)	0
19/20 Contracted orthodontic activity (UOA)	0
Carry forward orthodontic activity (UOA)	0
Baseline contract value	£875,091.48

ACCESS*

Patients seen in 24 months	Total	Change since previous quarter
Quarter ending June 2018	10,299	
Quarter ending September 2018	10,263	→
Quarter ending December 2018	10,191	→
Quarter ending March 2019	10,089	↓
Quarter ending June 2019	10,108	→
Variance since June 2018	(1.9%)	↓



ACTIVITY



Month	Adjusted Scheduled Activity (UDA)	
	2019	2020
April	1,637	1,366
May	4,179	3,286
June	6,209	4,918
July	8,856	
August	11,391	
September	13,423	
October	16,480	
November	19,409	
December	21,526	
January	24,120	
February	26,636	
March	29,213	
April	29,561	
May	29,569	
June	29,569	

QUALITY

	Quantity	Base Number	Contract	AT	Region	England
% of FP17s for the same patient ID Re-attending within 3 months - Children	73	848	8.6%	9.6%	11.2%	11.4%
% of FP17s for the same patient ID Re-attending within 3 months - Adults	312	1,797	17.4%	14.3%	14.8%	15.4%
% of FP17s for the same patient ID Re-attending between 3 & 9 months - Children	415	848	48.9%	54.0%	60.9%	59.8%
% of FP17s for the same patient ID Re-attending between 3 & 9 months - Adults	679	1,797	37.8%	48.9%	53.2%	52.1%
% of FP17s for Band 1 Urgent Courses	226	2,053	11.0%	8.4%	8.3%	9.2%
% of FP17s Relating to Free Repair or Replacements	22	2,053	1.1%	0.8%	0.7%	0.7%
% of FP17s Relating to Continuations	8	2,053	0.4%	0.7%	0.8%	0.8%
% of Patients satisfied with the dentistry they have received	2	2	N/A	93.3%	93.2%	93.4%
% of Patients satisfied with the time they had to wait for an appointment	2	2	N/A	91.1%	88.5%	87.6%

* This is based on patients treated on this contract for their most recent course of treatment. Figures in italics indicate the base number of FP17s or Patient Questionnaire responses are less than 100. N/A is shown where the base number of responses is less than 10 during the period. % is calculated as Quantity/Base number*100

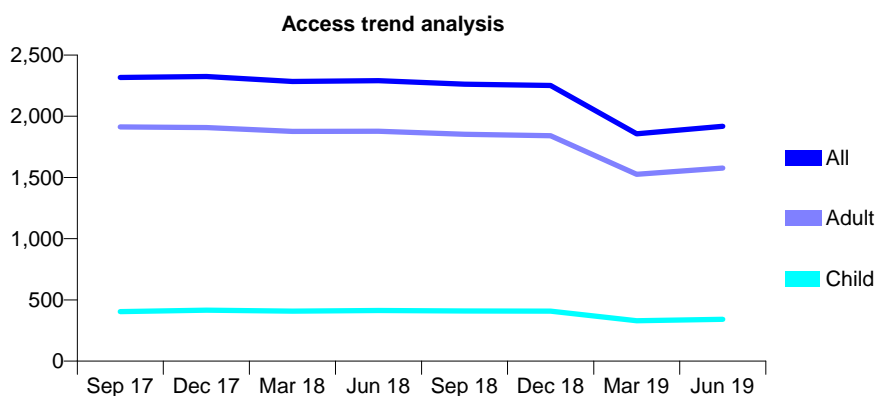
Q54 - Vital Signs At a Glance Contract Report for 135623/0001 - June 2019

Name or company name	New Coventry Road Dental Practice
Contract type name	GDS Contract
Purpose of contract	General
Contract start date	01/09/2011
Contract end date	

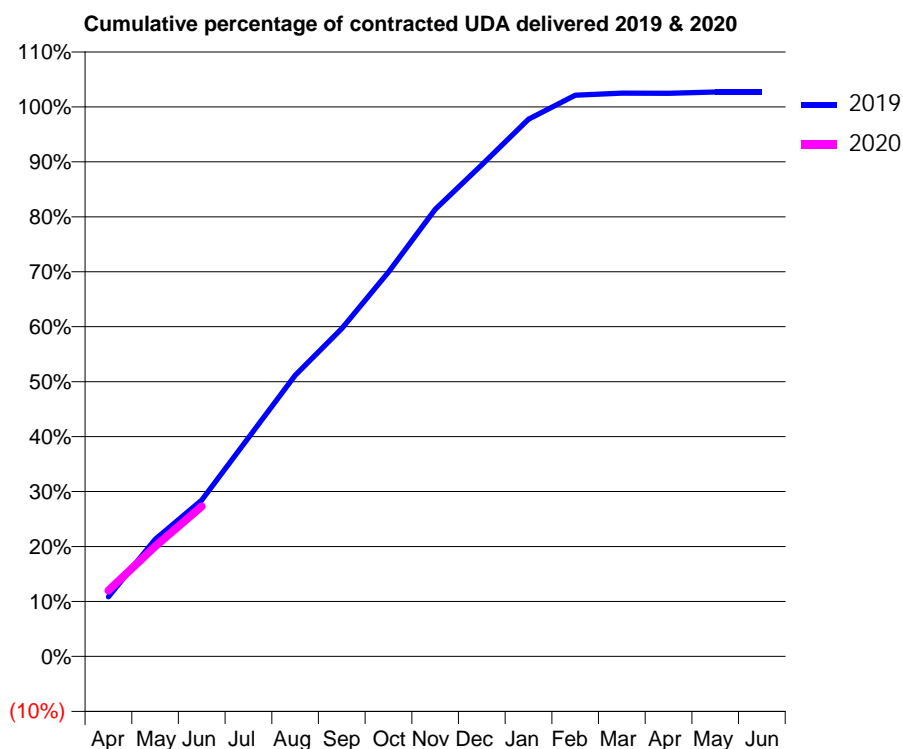
19/20 Contracted general activity (UDA)	7,068
Carry forward general activity (UDA)	0
19/20 Contracted orthodontic activity (UOA)	0
Carry forward orthodontic activity (UOA)	0
Baseline contract value	£178,569.18

ACCESS*

Patients seen in 24 months	Total	Change since previous quarter
Quarter ending June 2018	2,290	
Quarter ending September 2018	2,262	↓
Quarter ending December 2018	2,251	→
Quarter ending March 2019	1,857	↓
Quarter ending June 2019	1,919	↑
Variance since June 2018	(16.2%)	↓



ACTIVITY



Month	Adjusted Scheduled Activity (UDA)	
	2019	2020
April	768	848
May	1,505	1,416
June	2,010	1,930
July	2,812	
August	3,617	
September	4,216	
October	4,943	
November	5,750	
December	6,323	
January	6,908	
February	7,218	
March	7,244	
April	7,243	
May	7,258	
June	7,258	

QUALITY

	Quantity	Base Number	Contract	AT	Region	England
% of FP17s for the same patient ID Re-attending within 3 months - Children	3	161	1.9%	9.6%	11.2%	11.4%
% of FP17s for the same patient ID Re-attending within 3 months - Adults	59	733	8.0%	14.3%	14.8%	15.4%
% of FP17s for the same patient ID Re-attending between 3 & 9 months - Children	97	161	60.2%	54.0%	60.9%	59.8%
% of FP17s for the same patient ID Re-attending between 3 & 9 months - Adults	476	733	64.9%	48.9%	53.2%	52.1%
% of FP17s for Band 1 Urgent Courses	9	891	1.0%	8.4%	8.3%	9.2%
% of FP17s Relating to Free Repair or Replacements	1	891	0.1%	0.8%	0.7%	0.7%
% of FP17s Relating to Continuations	1	891	0.1%	0.7%	0.8%	0.8%
% of Patients satisfied with the dentistry they have received	1	1	N/A	93.3%	93.2%	93.4%
% of Patients satisfied with the time they had to wait for an appointment	1	1	N/A	91.1%	88.5%	87.6%

* This is based on patients treated on this contract for their most recent course of treatment. Figures in italics indicate the base number of FP17s or Patient Questionnaire responses are less than 100. N/A is shown where the base number of responses is less than 10 during the period. % is calculated as Quantity/Base number*100

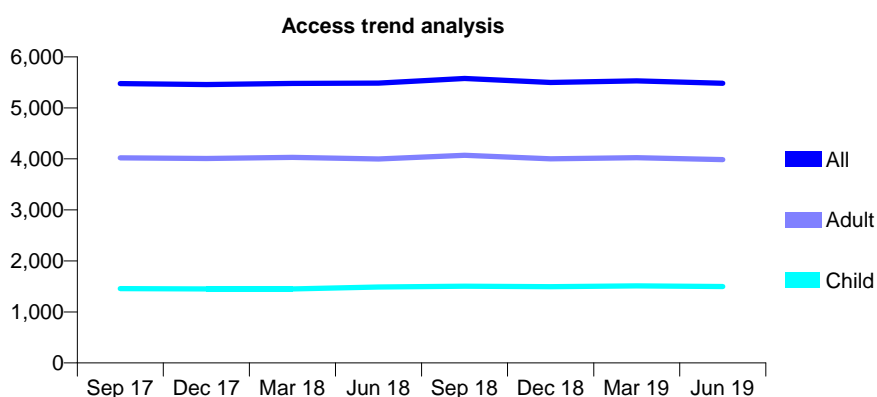
Q54 - Vital Signs At a Glance Contract Report for 136662/0001 - June 2019

Name or company name	Mr Hiren Yagnik Mr Prasad Vishnupurikar
Contract type name	GDS Contract
Purpose of contract	General
Contract start date	01/09/2008
Contract end date	

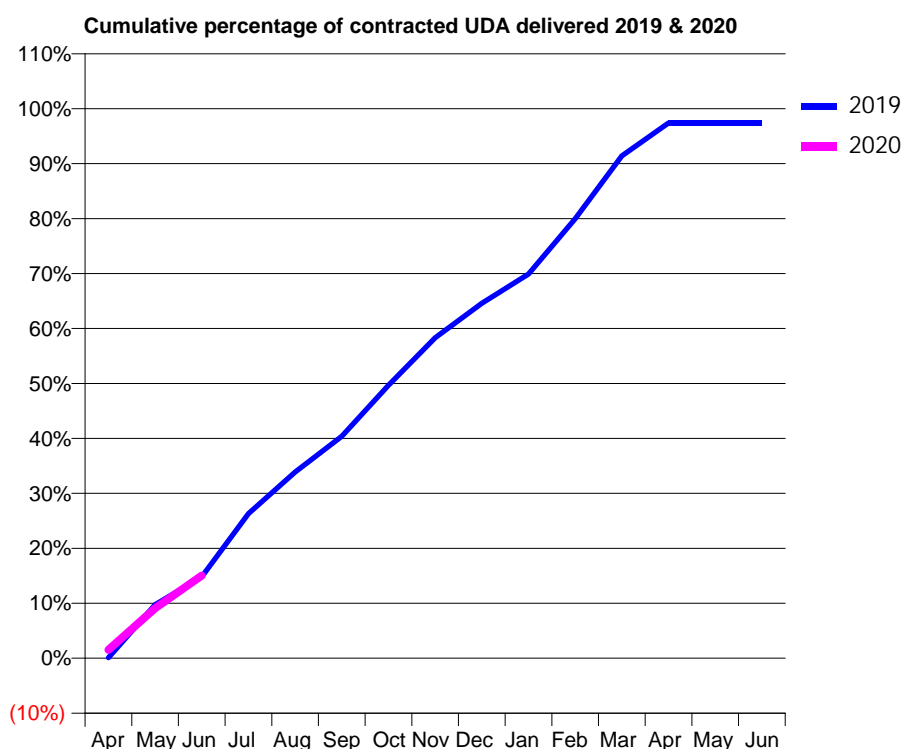
19/20 Contracted general activity (UDA)	13,545
Carry forward general activity (UDA)	0
19/20 Contracted orthodontic activity (UOA)	0
Carry forward orthodontic activity (UOA)	0
Baseline contract value	£321,300.99

ACCESS*

Patients seen in 24 months	Total	Change since previous quarter
Quarter ending June 2018	5,487	
Quarter ending September 2018	5,574	→
Quarter ending December 2018	5,496	↓
Quarter ending March 2019	5,531	→
Quarter ending June 2019	5,482	→
Variance since June 2018	(0.1%)	→



ACTIVITY



Month	Adjusted Scheduled Activity (UDA)	
	2019	2020
April	15	207
May	1,321	1,235
June	2,007	2,041
July	3,564	
August	4,591	
September	5,468	
October	6,725	
November	7,902	
December	8,749	
January	9,468	
February	10,835	
March	12,380	
April	13,194	
May	13,194	
June	13,194	

QUALITY

	Quantity	Base Number	Contract	AT	Region	England
% of FP17s for the same patient ID Re-attending within 3 months - Children	52	431	12.1%	9.6%	11.2%	11.4%
% of FP17s for the same patient ID Re-attending within 3 months - Adults	148	1,068	13.9%	14.3%	14.8%	15.4%
% of FP17s for the same patient ID Re-attending between 3 & 9 months - Children	219	431	50.8%	54.0%	60.9%	59.8%
% of FP17s for the same patient ID Re-attending between 3 & 9 months - Adults	520	1,068	48.7%	48.9%	53.2%	52.1%
% of FP17s for Band 1 Urgent Courses	134	985	13.6%	8.4%	8.3%	9.2%
% of FP17s Relating to Free Repair or Replacements	9	985	0.9%	0.8%	0.7%	0.7%
% of FP17s Relating to Continuations	3	985	0.3%	0.7%	0.8%	0.8%
% of Patients satisfied with the dentistry they have received	1	1	N/A	93.3%	93.2%	93.4%
% of Patients satisfied with the time they had to wait for an appointment	1	1	N/A	91.1%	88.5%	87.6%

* This is based on patients treated on this contract for their most recent course of treatment.

Figures in italics indicate the base number of FP17s or Patient Questionnaire responses are less than 100. N/A is shown where the base number of responses is less than 10 during the period. % is calculated as Quantity/Base number*100

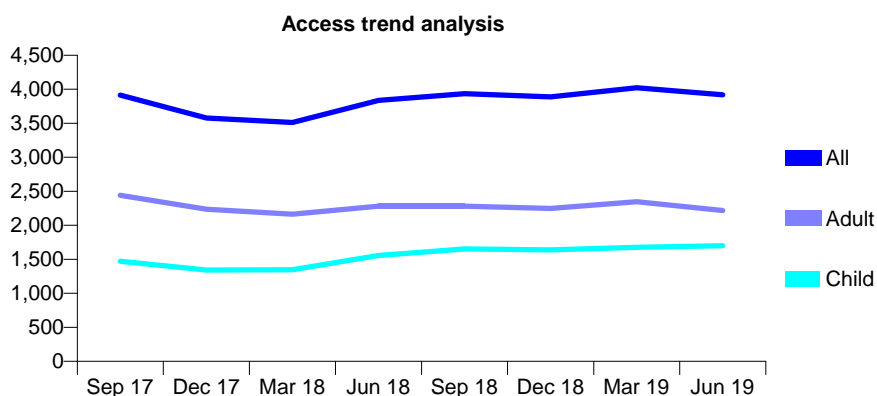
Q54 - Vital Signs At a Glance Contract Report for 137537/0001 - June 2019

Name or company name	Mr N.R.W Whitting & Mr Kiran Hanji
Contract type name	GDS Contract
Purpose of contract	General
Contract start date	01/05/2015
Contract end date	

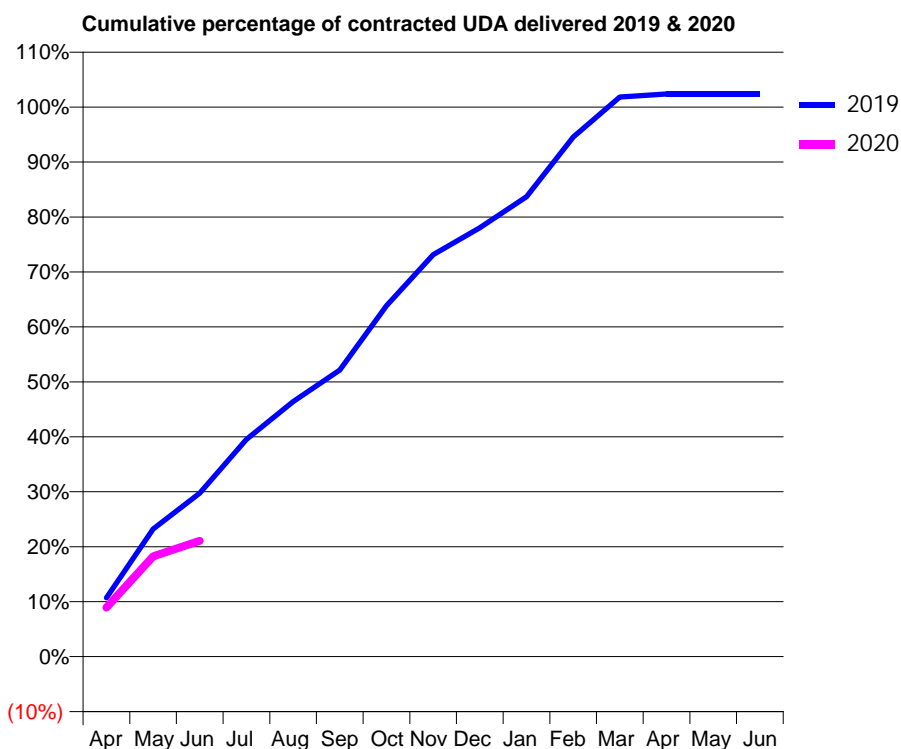
19/20 Contracted general activity (UDA)	10,882
Carry forward general activity (UDA)	0
19/20 Contracted orthodontic activity (UOA)	0
Carry forward orthodontic activity (UOA)	0
Baseline contract value	£324,444.28

ACCESS*

Patients seen in 24 months	Total	Change since previous quarter
Quarter ending June 2018	3,837	
Quarter ending September 2018	3,936	↑
Quarter ending December 2018	3,888	↓
Quarter ending March 2019	4,023	↑
Quarter ending June 2019	3,918	↓
Variance since June 2018	2.1%	↑



ACTIVITY



Month	Adjusted Scheduled Activity (UDA)	
	2019	2020
April	1,167	974
May	2,529	1,984
June	3,239	2,293
July	4,302	
August	5,049	
September	5,673	
October	6,950	
November	7,959	
December	8,490	
January	9,108	
February	10,289	
March	11,081	
April	11,139	
May	11,141	
June	11,141	

QUALITY

	Quantity	Base Number	Contract	AT	Region	England
% of FP17s for the same patient ID Re-attending within 3 months - Children	24	529	4.5%	9.6%	11.2%	11.4%
% of FP17s for the same patient ID Re-attending within 3 months - Adults	67	570	11.8%	14.3%	14.8%	15.4%
% of FP17s for the same patient ID Re-attending between 3 & 9 months - Children	184	529	34.8%	54.0%	60.9%	59.8%
% of FP17s for the same patient ID Re-attending between 3 & 9 months - Adults	157	570	27.5%	48.9%	53.2%	52.1%
% of FP17s for Band 1 Urgent Courses	67	1,072	6.3%	8.4%	8.3%	9.2%
% of FP17s Relating to Free Repair or Replacements	0	1,072	0.0%	0.8%	0.7%	0.7%
% of FP17s Relating to Continuations	1	1,072	0.1%	0.7%	0.8%	0.8%
% of Patients satisfied with the dentistry they have received	0	0	N/A	93.3%	93.2%	93.4%
% of Patients satisfied with the time they had to wait for an appointment	0	0	N/A	91.1%	88.5%	87.6%

* This is based on patients treated on this contract for their most recent course of treatment. Figures in italics indicate the base number of FP17s or Patient Questionnaire responses are less than 100. N/A is shown where the base number of responses is less than 10 during the period. % is calculated as Quantity/Base number*100

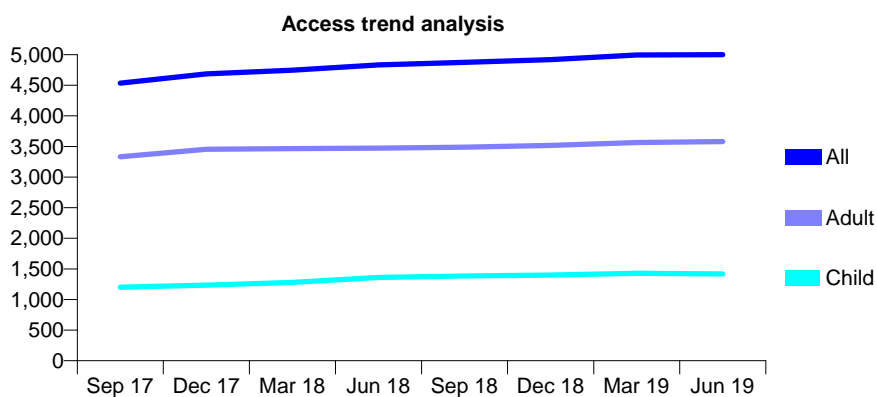
Q54 - Vital Signs At a Glance Contract Report for 138657/0001 - June 2019

Name or company name	Coalway Road Dental Practice
Contract type name	GDS Contract
Purpose of contract	General and Orthodontic
Contract start date	01/06/2011
Contract end date	

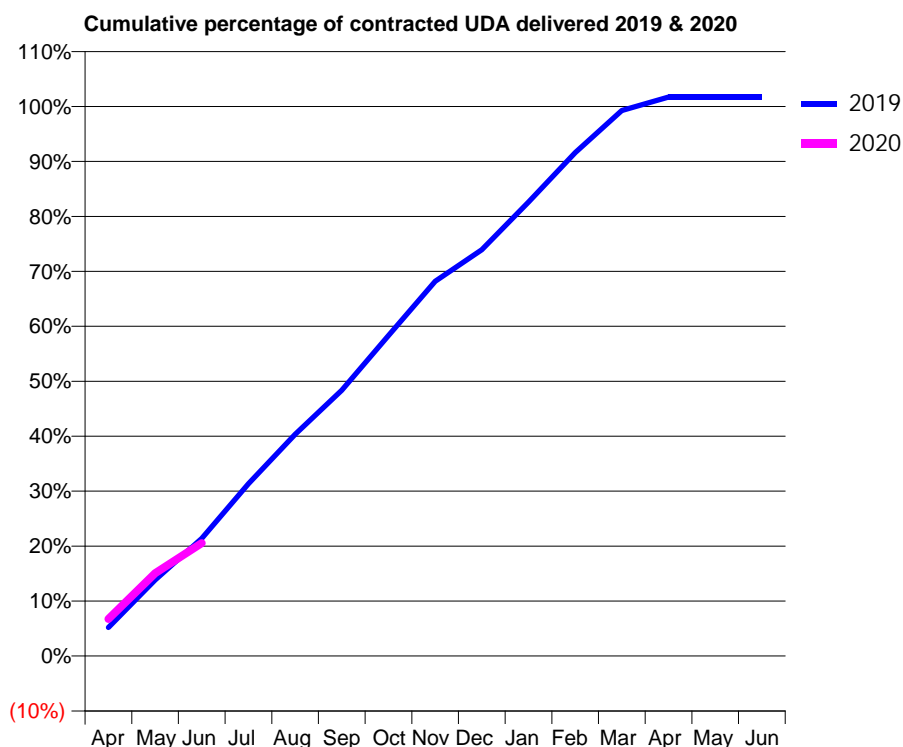
19/20 Contracted general activity (UDA)	15,000
Carry forward general activity (UDA)	0
19/20 Contracted orthodontic activity (UOA)	546
Carry forward orthodontic activity (UOA)	0
Baseline contract value	£328,628.96

ACCESS*

Patients seen in 24 months	Total	Change since previous quarter
Quarter ending June 2018	4,833	
Quarter ending September 2018	4,874	→
Quarter ending December 2018	4,918	→
Quarter ending March 2019	4,994	→
Quarter ending June 2019	4,999	→
Variance since June 2018	3.4%	↑



ACTIVITY



Month	Adjusted Scheduled Activity (UDA)	
	2019	2020
April	782	1,009
May	2,077	2,263
June	3,210	3,081
July	4,700	
August	6,050	
September	7,254	
October	8,749	
November	10,229	
December	11,090	
January	12,392	
February	13,739	
March	14,888	
April	15,257	
May	15,257	
June	15,257	

QUALITY

	Quantity	Base Number	Contract	AT	Region	England
% of FP17s for the same patient ID Re-attending within 3 months - Children	38	438	8.7%	9.6%	11.2%	11.4%
% of FP17s for the same patient ID Re-attending within 3 months - Adults	136	1,007	13.5%	14.3%	14.8%	15.4%
% of FP17s for the same patient ID Re-attending between 3 & 9 months - Children	242	438	55.3%	54.0%	60.9%	59.8%
% of FP17s for the same patient ID Re-attending between 3 & 9 months - Adults	525	1,007	52.1%	48.9%	53.2%	52.1%
% of FP17s for Band 1 Urgent Courses	109	1,316	8.3%	8.4%	8.3%	9.2%
% of FP17s Relating to Free Repair or Replacements	13	1,316	1.0%	0.8%	0.7%	0.7%
% of FP17s Relating to Continuations	7	1,316	0.5%	0.7%	0.8%	0.8%
% of Patients satisfied with the dentistry they have received	1	1	N/A	93.3%	93.2%	93.4%
% of Patients satisfied with the time they had to wait for an appointment	1	1	N/A	91.1%	88.5%	87.6%

* This is based on patients treated on this contract for their most recent course of treatment. Figures in italics indicate the base number of FP17s or Patient Questionnaire responses are less than 100. N/A is shown where the base number of responses is less than 10 during the period. % is calculated as Quantity/Base number*100

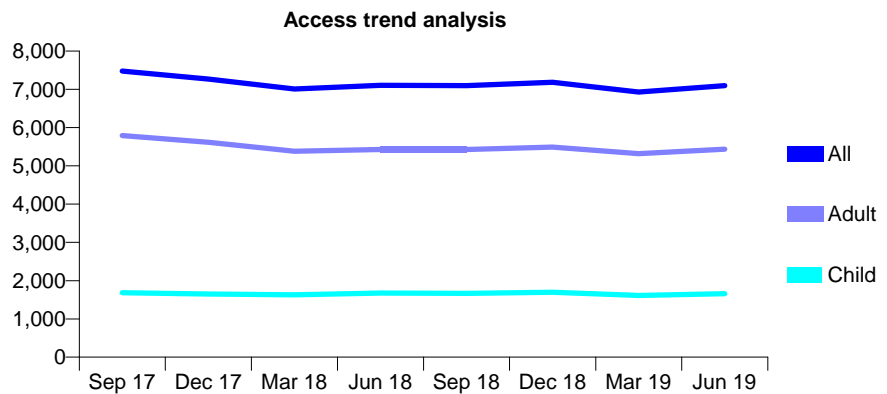
Q54 - Vital Signs At a Glance Contract Report for 139955/0001 - June 2019

Name or company name	Wilkinson Dental Surgery
Contract type name	GDS Contract
Purpose of contract	General
Contract start date	01/10/2015
Contract end date	

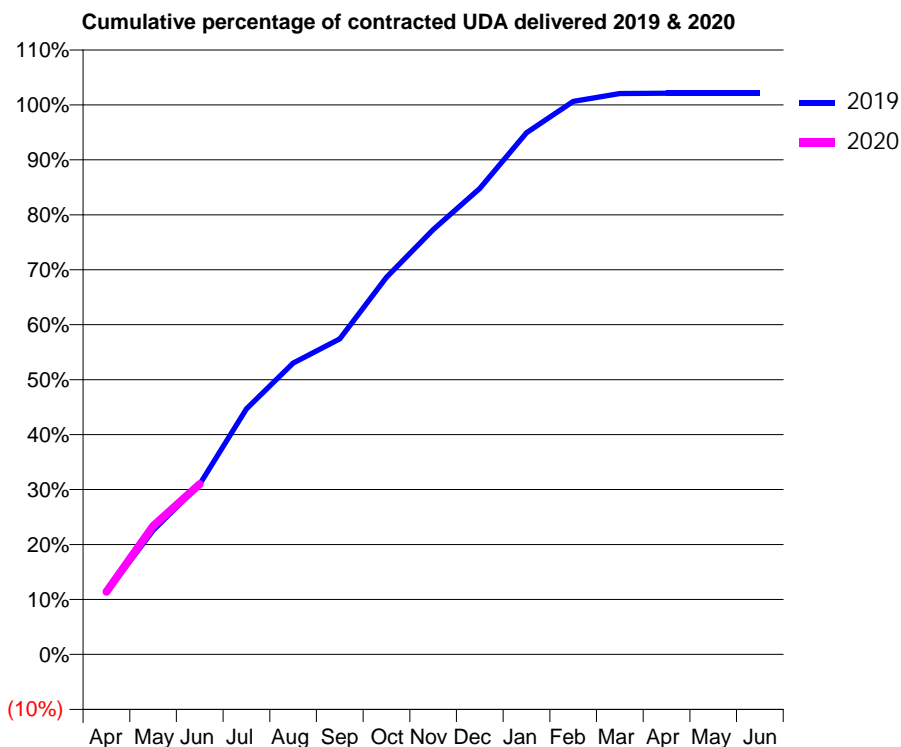
19/20 Contracted general activity (UDA)	23,902
Carry forward general activity (UDA)	0
19/20 Contracted orthodontic activity (UOA)	0
Carry forward orthodontic activity (UOA)	0
Baseline contract value	£540,596.51

ACCESS*

Patients seen in 24 months	Total	Change since previous quarter
Quarter ending June 2018	7,105	
Quarter ending September 2018	7,094	→
Quarter ending December 2018	7,185	→
Quarter ending March 2019	6,929	↓
Quarter ending June 2019	7,095	↑
Variance since June 2018	(0.1%)	→



ACTIVITY



Month	Adjusted Scheduled Activity (UDA)	
	2019	2020
April	2,708	2,729
May	5,397	5,588
June	7,406	7,409
July	10,680	
August	12,670	
September	13,720	
October	16,409	
November	18,478	
December	20,261	
January	22,688	
February	24,051	
March	24,393	
April	24,408	
May	24,408	
June	24,408	

QUALITY

	Quantity	Base Number	Contract	AT	Region	England
% of FP17s for the same patient ID Re-attending within 3 months - Children	85	718	11.8%	9.6%	11.2%	11.4%
% of FP17s for the same patient ID Re-attending within 3 months - Adults	352	2,287	15.4%	14.3%	14.8%	15.4%
% of FP17s for the same patient ID Re-attending between 3 & 9 months - Children	424	718	59.1%	54.0%	60.9%	59.8%
% of FP17s for the same patient ID Re-attending between 3 & 9 months - Adults	941	2,287	41.1%	48.9%	53.2%	52.1%
% of FP17s for Band 1 Urgent Courses	277	2,992	9.3%	8.4%	8.3%	9.2%
% of FP17s Relating to Free Repair or Replacements	10	2,992	0.3%	0.8%	0.7%	0.7%
% of FP17s Relating to Continuations	1	2,992	0.0%	0.7%	0.8%	0.8%
% of Patients satisfied with the dentistry they have received	2	2	N/A	93.3%	93.2%	93.4%
% of Patients satisfied with the time they had to wait for an appointment	2	2	N/A	91.1%	88.5%	87.6%

* This is based on patients treated on this contract for their most recent course of treatment. Figures in italics indicate the base number of FP17s or Patient Questionnaire responses are less than 100. N/A is shown where the base number of responses is less than 10 during the period. % is calculated as Quantity/Base number*100

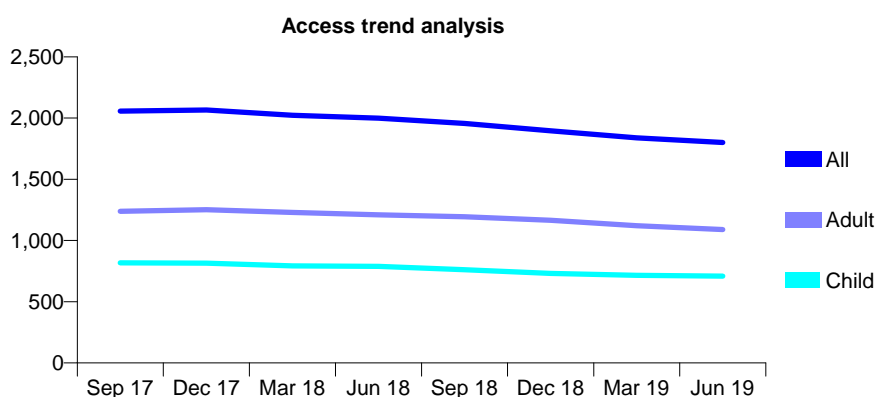
Q54 - Vital Signs At a Glance Contract Report for 140260/0001 - June 2019

Name or company name	Thornley & Thornley
Contract type name	GDS Contract
Purpose of contract	General and Orthodontic
Contract start date	01/04/2006
Contract end date	

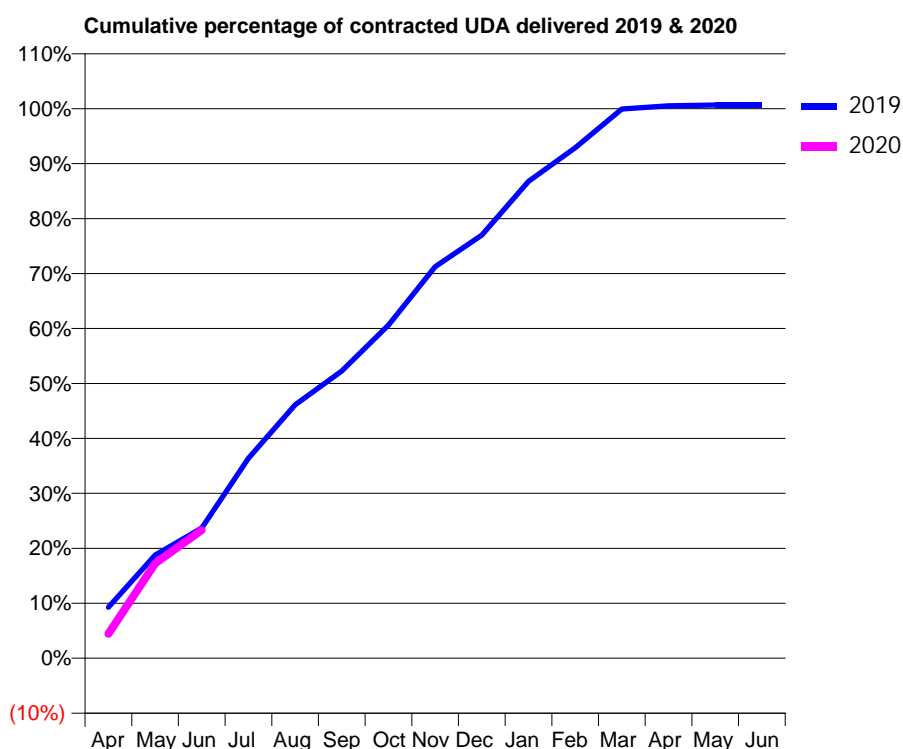
19/20 Contracted general activity (UDA)	3,132
Carry forward general activity (UDA)	0
19/20 Contracted orthodontic activity (UOA)	791
Carry forward orthodontic activity (UOA)	0
Baseline contract value	£138,530.46

ACCESS*

Patients seen in 24 months	Total	Change since previous quarter
Quarter ending June 2018	1,999	
Quarter ending September 2018	1,956	↓
Quarter ending December 2018	1,896	↓
Quarter ending March 2019	1,838	↓
Quarter ending June 2019	1,800	↓
Variance since June 2018	(10.0%)	↓



ACTIVITY



Adjusted Scheduled Activity (UDA)		
Month	2019	2020
April	291	140
May	588	541
June	742	730
July	1,140	
August	1,445	
September	1,637	
October	1,898	
November	2,231	
December	2,411	
January	2,718	
February	2,909	
March	3,130	
April	3,149	
May	3,153	
June	3,153	

QUALITY

	Quantity	Base Number	Contract	AT	Region	England
% of FP17s for the same patient ID Re-attending within 3 months - Children	21	271	7.7%	9.6%	11.2%	11.4%
% of FP17s for the same patient ID Re-attending within 3 months - Adults	53	373	14.2%	14.3%	14.8%	15.4%
% of FP17s for the same patient ID Re-attending between 3 & 9 months - Children	184	271	67.9%	54.0%	60.9%	59.8%
% of FP17s for the same patient ID Re-attending between 3 & 9 months - Adults	211	373	56.6%	48.9%	53.2%	52.1%
% of FP17s for Band 1 Urgent Courses	21	381	5.5%	8.4%	8.3%	9.2%
% of FP17s Relating to Free Repair or Replacements	0	381	0.0%	0.8%	0.7%	0.7%
% of FP17s Relating to Continuations	2	381	0.5%	0.7%	0.8%	0.8%
% of Patients satisfied with the dentistry they have received	1	1	N/A	93.3%	93.2%	93.4%
% of Patients satisfied with the time they had to wait for an appointment	1	1	N/A	91.1%	88.5%	87.6%

* This is based on patients treated on this contract for their most recent course of treatment.

Figures in italics indicate the base number of FP17s or Patient Questionnaire responses are less than 100. N/A is shown where the base number of responses is less than 10 during the period. % is calculated as Quantity/Base number*100

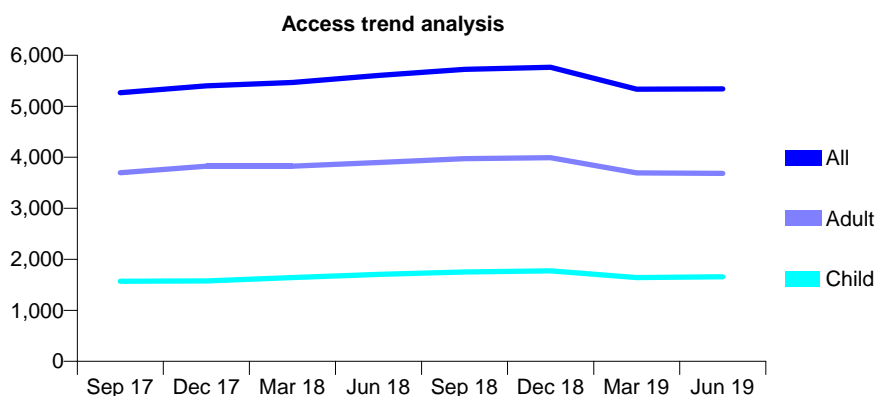
Q54 - Vital Signs At a Glance Contract Report for 140996/0001 - June 2019

Name or company name	Darlaston Dental Practice
Contract type name	GDS Contract
Purpose of contract	General
Contract start date	01/10/2008
Contract end date	

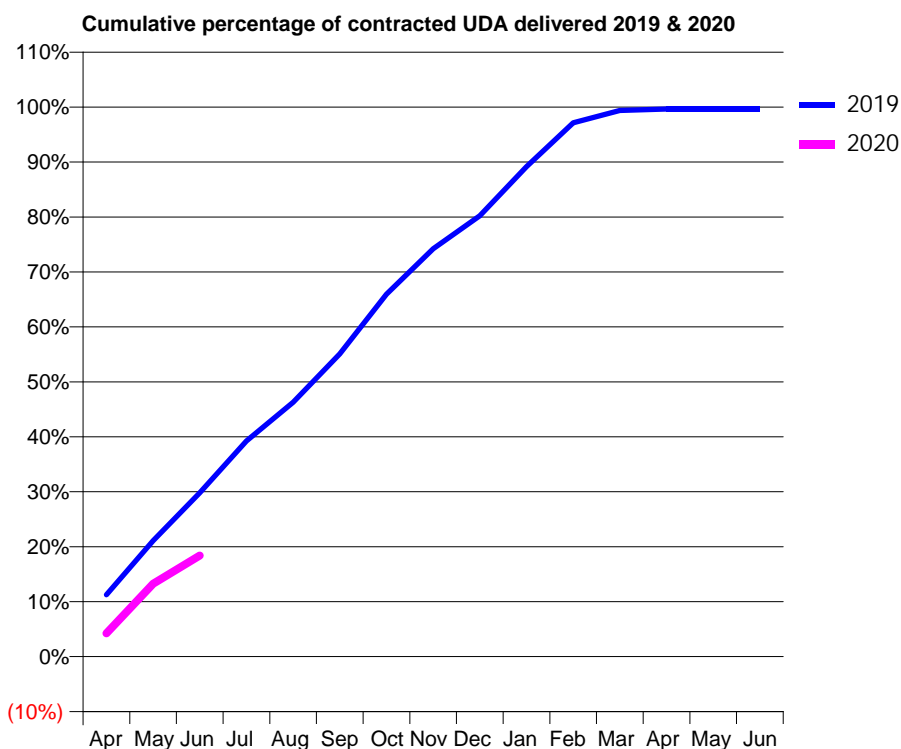
19/20 Contracted general activity (UDA)	15,411
Carry forward general activity (UDA)	0
19/20 Contracted orthodontic activity (UOA)	0
Carry forward orthodontic activity (UOA)	0
Baseline contract value	£384,448.44

ACCESS*

Patients seen in 24 months	Total	Change since previous quarter
Quarter ending June 2018	5,604	
Quarter ending September 2018	5,725	↑
Quarter ending December 2018	5,766	→
Quarter ending March 2019	5,335	↓
Quarter ending June 2019	5,343	→
Variance since June 2018	(4.7%)	↓



ACTIVITY



Month	Adjusted Scheduled Activity (UDA)	
	2019	2020
April	1,734	654
May	3,253	2,042
June	4,595	2,838
July	6,050	
August	7,134	
September	8,487	
October	10,164	
November	11,437	
December	12,363	
January	13,743	
February	14,967	
March	15,317	
April	15,358	
May	15,359	
June	15,359	

QUALITY

	Quantity	Base Number	Contract	AT	Region	England
% of FP17s for the same patient ID Re-attending within 3 months - Children	4	379	1.1%	9.6%	11.2%	11.4%
% of FP17s for the same patient ID Re-attending within 3 months - Adults	26	722	3.6%	14.3%	14.8%	15.4%
% of FP17s for the same patient ID Re-attending between 3 & 9 months - Children	176	379	46.4%	54.0%	60.9%	59.8%
% of FP17s for the same patient ID Re-attending between 3 & 9 months - Adults	283	722	39.2%	48.9%	53.2%	52.1%
% of FP17s for Band 1 Urgent Courses	53	1,094	4.8%	8.4%	8.3%	9.2%
% of FP17s Relating to Free Repair or Replacements	9	1,094	0.8%	0.8%	0.7%	0.7%
% of FP17s Relating to Continuations	1	1,094	0.1%	0.7%	0.8%	0.8%
% of Patients satisfied with the dentistry they have received	0	0	N/A	93.3%	93.2%	93.4%
% of Patients satisfied with the time they had to wait for an appointment	0	0	N/A	91.1%	88.5%	87.6%

* This is based on patients treated on this contract for their most recent course of treatment. Figures in italics indicate the base number of FP17s or Patient Questionnaire responses are less than 100. N/A is shown where the base number of responses is less than 10 during the period. % is calculated as Quantity/Base number*100

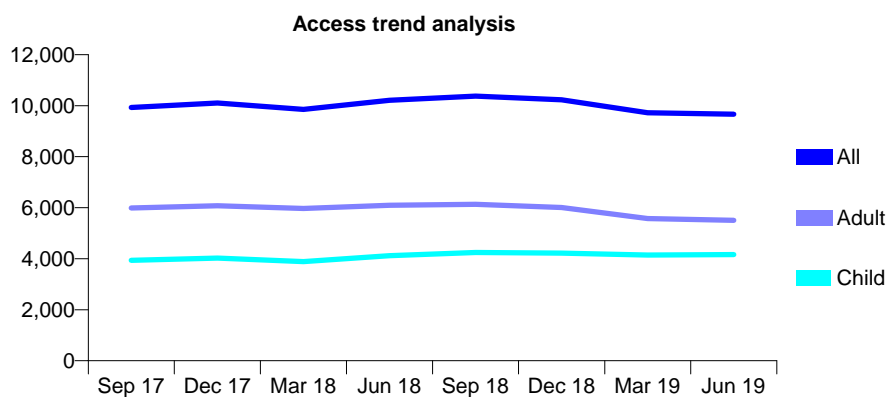
Q54 - Vital Signs At a Glance Contract Report for 141070/0001 - June 2019

Name or company name	Walsall Dental Practice
Contract type name	GDS Contract
Purpose of contract	General
Contract start date	09/09/2010
Contract end date	

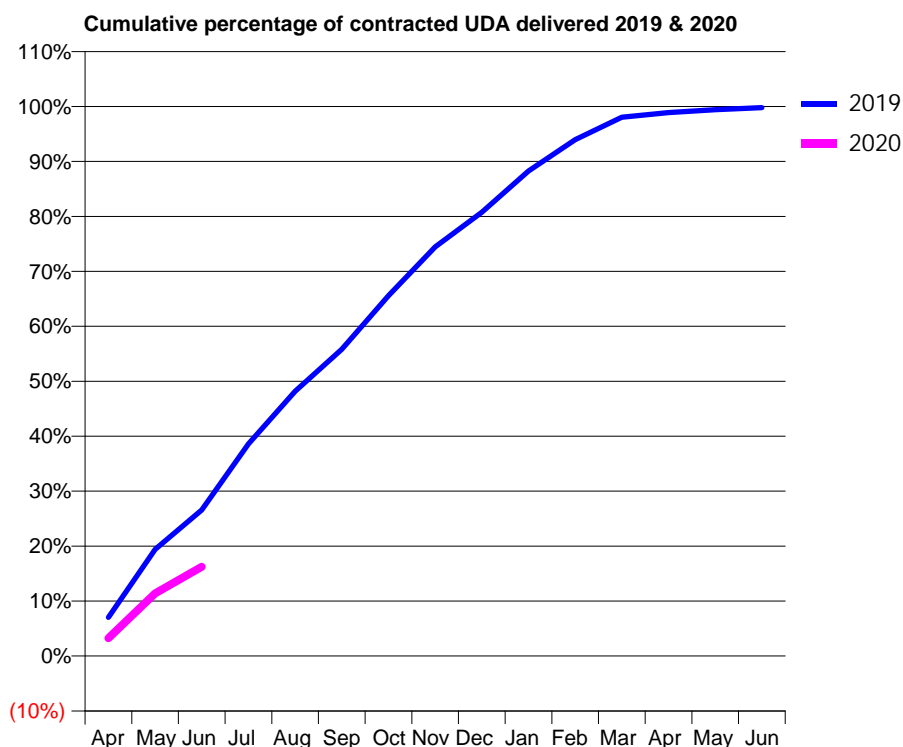
19/20 Contracted general activity (UDA)	29,761
Carry forward general activity (UDA)	0
19/20 Contracted orthodontic activity (UOA)	0
Carry forward orthodontic activity (UOA)	0
Baseline contract value	£744,275.55

ACCESS*

Patients seen in 24 months	Total	Change since previous quarter
Quarter ending June 2018	10,216	
Quarter ending September 2018	10,376	→
Quarter ending December 2018	10,228	↓
Quarter ending March 2019	9,721	↓
Quarter ending June 2019	9,664	→
Variance since June 2018	(5.4%)	↓



ACTIVITY



Month	Adjusted Scheduled Activity (UDA)	
	2019	2020
April	2,099	974
May	5,783	3,399
June	7,914	4,838
July	11,489	
August	14,340	
September	16,607	
October	19,509	
November	22,160	
December	24,034	
January	26,266	
February	27,963	
March	29,175	
April	29,428	
May	29,582	
June	29,694	

QUALITY

	Quantity	Base Number	Contract	AT	Region	England
% of FP17s for the same patient ID Re-attending within 3 months - Children	46	1,255	3.7%	9.6%	11.2%	11.4%
% of FP17s for the same patient ID Re-attending within 3 months - Adults	84	1,171	7.2%	14.3%	14.8%	15.4%
% of FP17s for the same patient ID Re-attending between 3 & 9 months - Children	697	1,255	55.5%	54.0%	60.9%	59.8%
% of FP17s for the same patient ID Re-attending between 3 & 9 months - Adults	507	1,171	43.3%	48.9%	53.2%	52.1%
% of FP17s for Band 1 Urgent Courses	181	2,181	8.3%	8.4%	8.3%	9.2%
% of FP17s Relating to Free Repair or Replacements	0	2,181	0.0%	0.8%	0.7%	0.7%
% of FP17s Relating to Continuations	20	2,181	0.9%	0.7%	0.8%	0.8%
% of Patients satisfied with the dentistry they have received	2	2	N/A	93.3%	93.2%	93.4%
% of Patients satisfied with the time they had to wait for an appointment	2	2	N/A	91.1%	88.5%	87.6%

* This is based on patients treated on this contract for their most recent course of treatment. Figures in italics indicate the base number of FP17s or Patient Questionnaire responses are less than 100. N/A is shown where the base number of responses is less than 10 during the period. % is calculated as Quantity/Base number*100

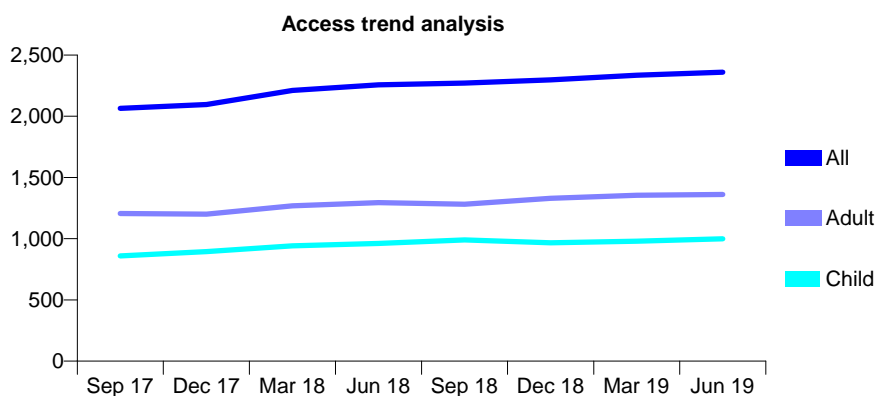
Q54 - Vital Signs At a Glance Contract Report for 141801/0001 - June 2019

Name or company name	AS, BS & BS Bhandal
Contract type name	GDS Contract
Purpose of contract	General
Contract start date	12/01/2009
Contract end date	

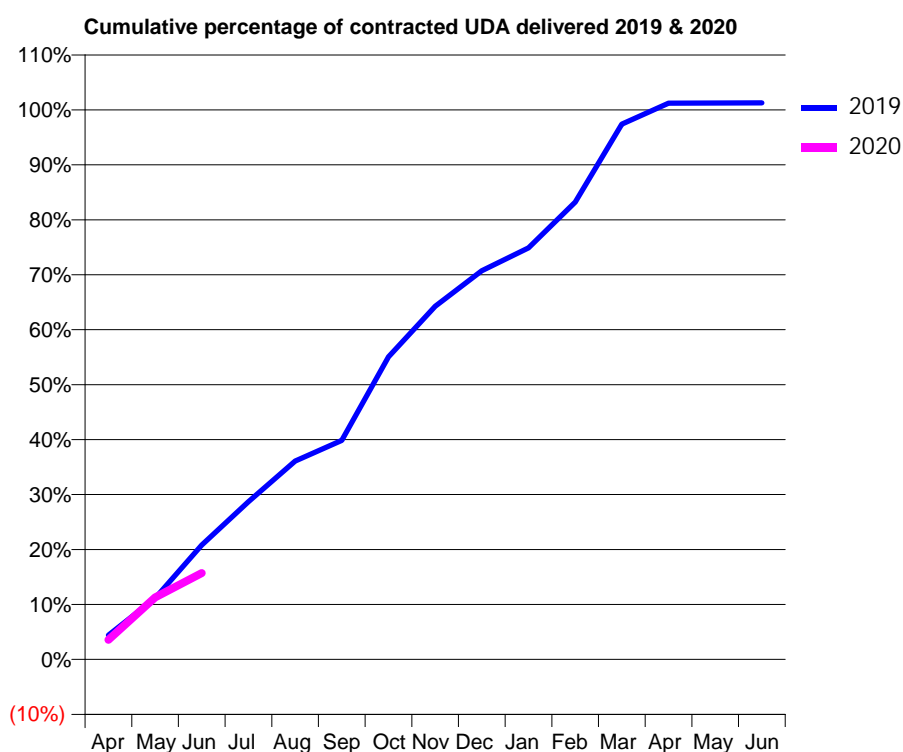
19/20 Contracted general activity (UDA)	5,368
Carry forward general activity (UDA)	0
19/20 Contracted orthodontic activity (UOA)	0
Carry forward orthodontic activity (UOA)	0
Baseline contract value	£134,771.96

ACCESS*

Patients seen in 24 months	Total	Change since previous quarter
Quarter ending June 2018	2,256	
Quarter ending September 2018	2,272	→
Quarter ending December 2018	2,297	→
Quarter ending March 2019	2,335	→
Quarter ending June 2019	2,360	→
Variance since June 2018	4.6%	↑



ACTIVITY



Month	2019	2020
April	236	192
May	598	607
June	1,117	843
July	1,540	
August	1,937	
September	2,140	
October	2,955	
November	3,449	
December	3,797	
January	4,021	
February	4,467	
March	5,228	
April	5,433	
May	5,436	
June	5,437	

QUALITY

	Quantity	Base Number	Contract	AT	Region	England
% of FP17s for the same patient ID Re-attending within 3 months - Children	20	275	7.3%	9.6%	11.2%	11.4%
% of FP17s for the same patient ID Re-attending within 3 months - Adults	26	279	9.3%	14.3%	14.8%	15.4%
% of FP17s for the same patient ID Re-attending between 3 & 9 months - Children	112	275	40.7%	54.0%	60.9%	59.8%
% of FP17s for the same patient ID Re-attending between 3 & 9 months - Adults	106	279	38.0%	48.9%	53.2%	52.1%
% of FP17s for Band 1 Urgent Courses	25	446	5.6%	8.4%	8.3%	9.2%
% of FP17s Relating to Free Repair or Replacements	0	446	0.0%	0.8%	0.7%	0.7%
% of FP17s Relating to Continuations	0	446	0.0%	0.7%	0.8%	0.8%
% of Patients satisfied with the dentistry they have received	0	0	N/A	93.3%	93.2%	93.4%
% of Patients satisfied with the time they had to wait for an appointment	0	0	N/A	91.1%	88.5%	87.6%

* This is based on patients treated on this contract for their most recent course of treatment. Figures in italics indicate the base number of FP17s or Patient Questionnaire responses are less than 100. N/A is shown where the base number of responses is less than 10 during the period. % is calculated as Quantity/Base number*100

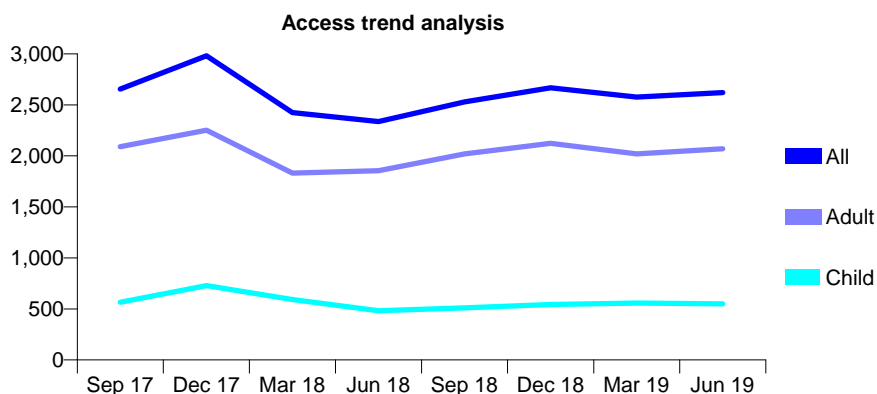
Q54 - Vital Signs At a Glance Contract Report for 142131/0001 - June 2019

Name or company name	New Road Dental Practice
Contract type name	GDS Contract
Purpose of contract	General
Contract start date	01/09/2010
Contract end date	

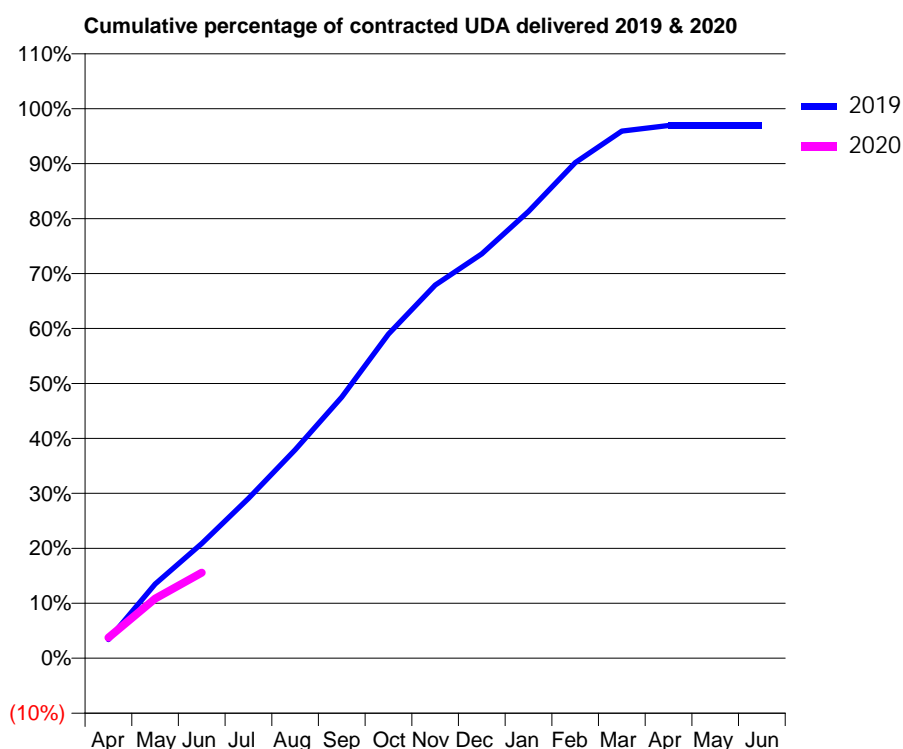
19/20 Contracted general activity (UDA)	9,064
Carry forward general activity (UDA)	0
19/20 Contracted orthodontic activity (UOA)	0
Carry forward orthodontic activity (UOA)	0
Baseline contract value	£238,732.75

ACCESS*

Patients seen in 24 months	Total	Change since previous quarter
Quarter ending June 2018	2,337	
Quarter ending September 2018	2,530	↑
Quarter ending December 2018	2,667	↑
Quarter ending March 2019	2,577	↓
Quarter ending June 2019	2,620	→
Variance since June 2018	12.1%	↑



ACTIVITY



Adjusted Scheduled Activity (UDA)		
Month	2019	2020
April	307	340
May	1,225	983
June	1,893	1,411
July	2,636	
August	3,438	
September	4,308	
October	5,346	
November	6,154	
December	6,671	
January	7,369	
February	8,173	
March	8,695	
April	8,785	
May	8,786	
June	8,786	

QUALITY

	Quantity	Base Number	Contract	AT	Region	England
% of FP17s for the same patient ID Re-attending within 3 months - Children	0	116	0.0%	9.6%	11.2%	11.4%
% of FP17s for the same patient ID Re-attending within 3 months - Adults	31	414	7.5%	14.3%	14.8%	15.4%
% of FP17s for the same patient ID Re-attending between 3 & 9 months - Children	28	116	24.1%	54.0%	60.9%	59.8%
% of FP17s for the same patient ID Re-attending between 3 & 9 months - Adults	166	414	40.1%	48.9%	53.2%	52.1%
% of FP17s for Band 1 Urgent Courses	36	510	7.1%	8.4%	8.3%	9.2%
% of FP17s Relating to Free Repair or Replacements	1	510	0.2%	0.8%	0.7%	0.7%
% of FP17s Relating to Continuations	0	510	0.0%	0.7%	0.8%	0.8%
% of Patients satisfied with the dentistry they have received	1	1	N/A	93.3%	93.2%	93.4%
% of Patients satisfied with the time they had to wait for an appointment	1	1	N/A	91.1%	88.5%	87.6%

* This is based on patients treated on this contract for their most recent course of treatment. Figures in italics indicate the base number of FP17s or Patient Questionnaire responses are less than 100. N/A is shown where the base number of responses is less than 10 during the period. % is calculated as Quantity/Base number*100

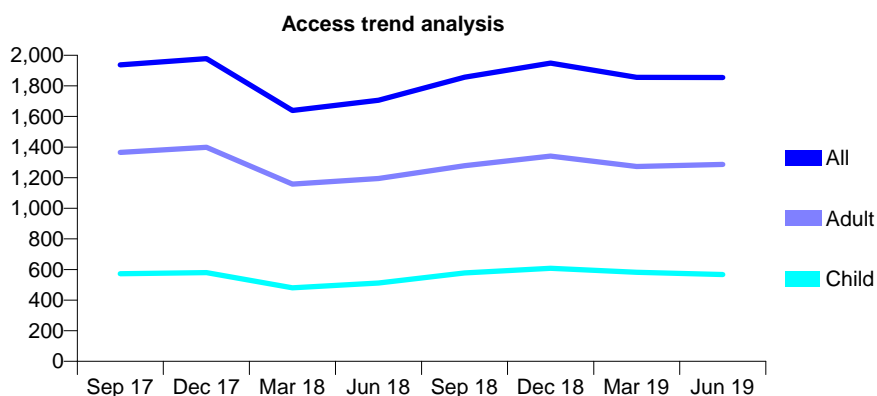
Q54 - Vital Signs At a Glance Contract Report for 142492/0001 - June 2019

Name or company name	Tipton Dental Practice
Contract type name	GDS Contract
Purpose of contract	General
Contract start date	01/04/2013
Contract end date	

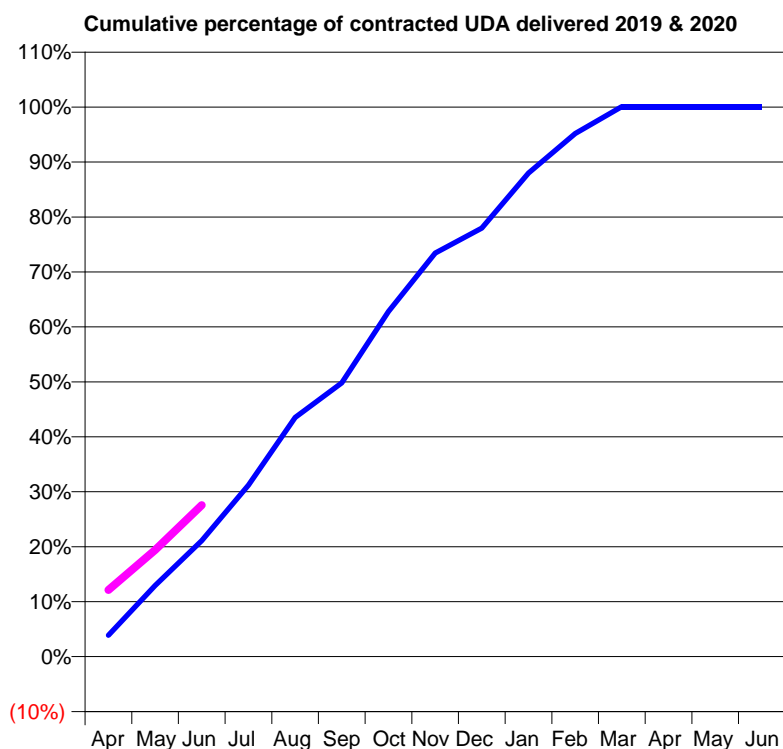
19/20 Contracted general activity (UDA)	5,837
Carry forward general activity (UDA)	0
19/20 Contracted orthodontic activity (UOA)	0
Carry forward orthodontic activity (UOA)	0
Baseline contract value	£176,033.36

ACCESS*

Patients seen in 24 months	Total	Change since previous quarter
Quarter ending June 2018	1,706	
Quarter ending September 2018	1,857	↑
Quarter ending December 2018	1,949	↑
Quarter ending March 2019	1,856	↓
Quarter ending June 2019	1,855	→
Variance since June 2018	8.7%	↑



ACTIVITY



Month	Adjusted Scheduled Activity (UDA)	
	2019	2020
April	228	707
May	755	1,133
June	1,231	1,608
July	1,821	
August	2,540	
September	2,907	
October	3,664	
November	4,287	
December	4,551	
January	5,135	
February	5,556	
March	5,841	
April	5,840	
May	5,840	
June	5,840	

QUALITY

	Quantity	Base Number	Contract	AT	Region	England
% of FP17s for the same patient ID Re-attending within 3 months - Children	10	184	5.4%	9.6%	11.2%	11.4%
% of FP17s for the same patient ID Re-attending within 3 months - Adults	43	369	11.7%	14.3%	14.8%	15.4%
% of FP17s for the same patient ID Re-attending between 3 & 9 months - Children	100	184	54.3%	54.0%	60.9%	59.8%
% of FP17s for the same patient ID Re-attending between 3 & 9 months - Adults	143	369	38.8%	48.9%	53.2%	52.1%
% of FP17s for Band 1 Urgent Courses	35	553	6.3%	8.4%	8.3%	9.2%
% of FP17s Relating to Free Repair or Replacements	5	553	0.9%	0.8%	0.7%	0.7%
% of FP17s Relating to Continuations	1	553	0.2%	0.7%	0.8%	0.8%
% of Patients satisfied with the dentistry they have received	0	0	N/A	93.3%	93.2%	93.4%
% of Patients satisfied with the time they had to wait for an appointment	0	0	N/A	91.1%	88.5%	87.6%

* This is based on patients treated on this contract for their most recent course of treatment. Figures in italics indicate the base number of FP17s or Patient Questionnaire responses are less than 100. N/A is shown where the base number of responses is less than 10 during the period. % is calculated as Quantity/Base number*100

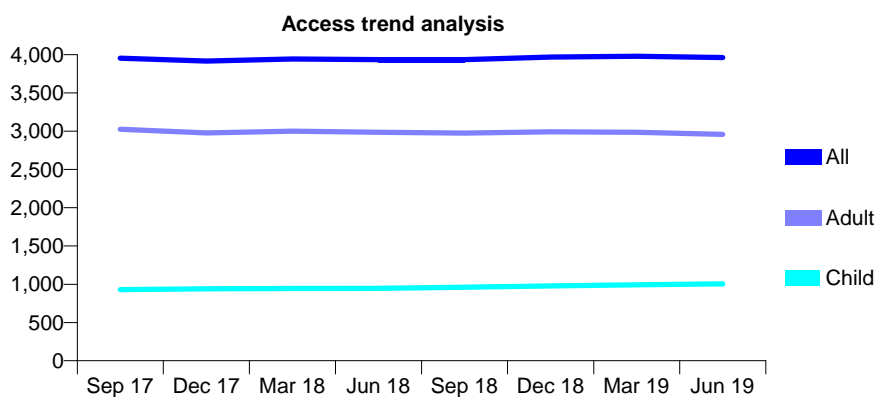
Q54 - Vital Signs At a Glance Contract Report for 142956/0001 - June 2019

Name or company name	Four Oaks Dental Surgery
Contract type name	GDS Contract
Purpose of contract	General
Contract start date	07/09/2012
Contract end date	

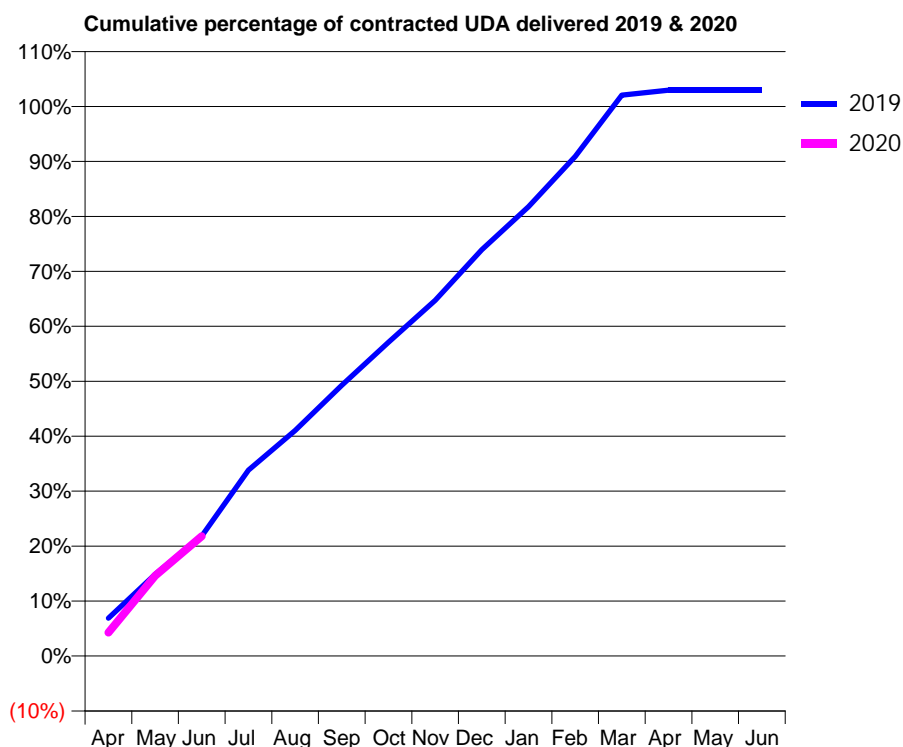
19/20 Contracted general activity (UDA)	8,970
Carry forward general activity (UDA)	0
19/20 Contracted orthodontic activity (UOA)	0
Carry forward orthodontic activity (UOA)	0
Baseline contract value	£192,779.61

ACCESS*

Patients seen in 24 months	Total	Change since previous quarter
Quarter ending June 2018	3,935	
Quarter ending September 2018	3,935	→
Quarter ending December 2018	3,968	→
Quarter ending March 2019	3,979	→
Quarter ending June 2019	3,963	→
Variance since June 2018	0.7%	→



ACTIVITY



Month	Adjusted Scheduled Activity (UDA)	
	2019	2020
April	617	382
May	1,332	1,312
June	1,958	1,955
July	3,033	
August	3,681	
September	4,418	
October	5,121	
November	5,807	
December	6,631	
January	7,335	
February	8,153	
March	9,155	
April	9,236	
May	9,236	
June	9,236	

QUALITY

	Quantity	Base Number	Contract	AT	Region	England
% of FP17s for the same patient ID Re-attending within 3 months - Children	19	383	5.0%	9.6%	11.2%	11.4%
% of FP17s for the same patient ID Re-attending within 3 months - Adults	90	881	10.2%	14.3%	14.8%	15.4%
% of FP17s for the same patient ID Re-attending between 3 & 9 months - Children	247	383	64.5%	54.0%	60.9%	59.8%
% of FP17s for the same patient ID Re-attending between 3 & 9 months - Adults	557	881	63.2%	48.9%	53.2%	52.1%
% of FP17s for Band 1 Urgent Courses	69	1,196	5.8%	8.4%	8.3%	9.2%
% of FP17s Relating to Free Repair or Replacements	4	1,196	0.3%	0.8%	0.7%	0.7%
% of FP17s Relating to Continuations	8	1,196	0.7%	0.7%	0.8%	0.8%
% of Patients satisfied with the dentistry they have received	0	0	N/A	93.3%	93.2%	93.4%
% of Patients satisfied with the time they had to wait for an appointment	0	0	N/A	91.1%	88.5%	87.6%

* This is based on patients treated on this contract for their most recent course of treatment.

Figures in italics indicate the base number of FP17s or Patient Questionnaire responses are less than 100. N/A is shown where the base number of responses is less than 10 during the period. % is calculated as Quantity/Base number*100

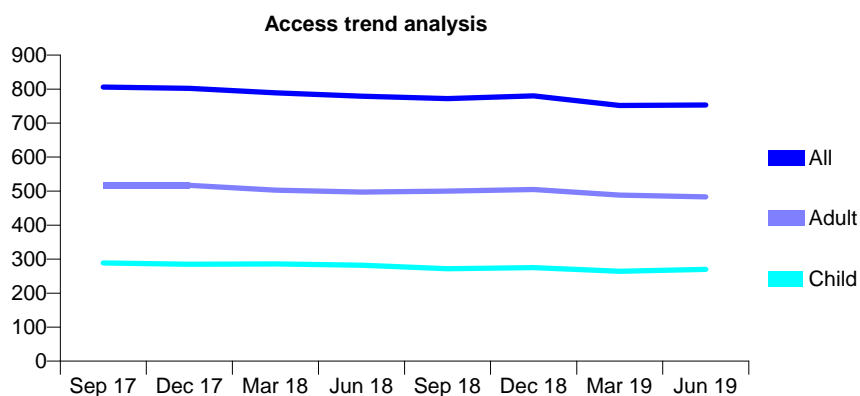
Q54 - Vital Signs At a Glance Contract Report for 145289/0001 - June 2019

Name or company name	Miss P Sanghera
Contract type name	GDS Contract
Purpose of contract	General
Contract start date	01/07/2010
Contract end date	

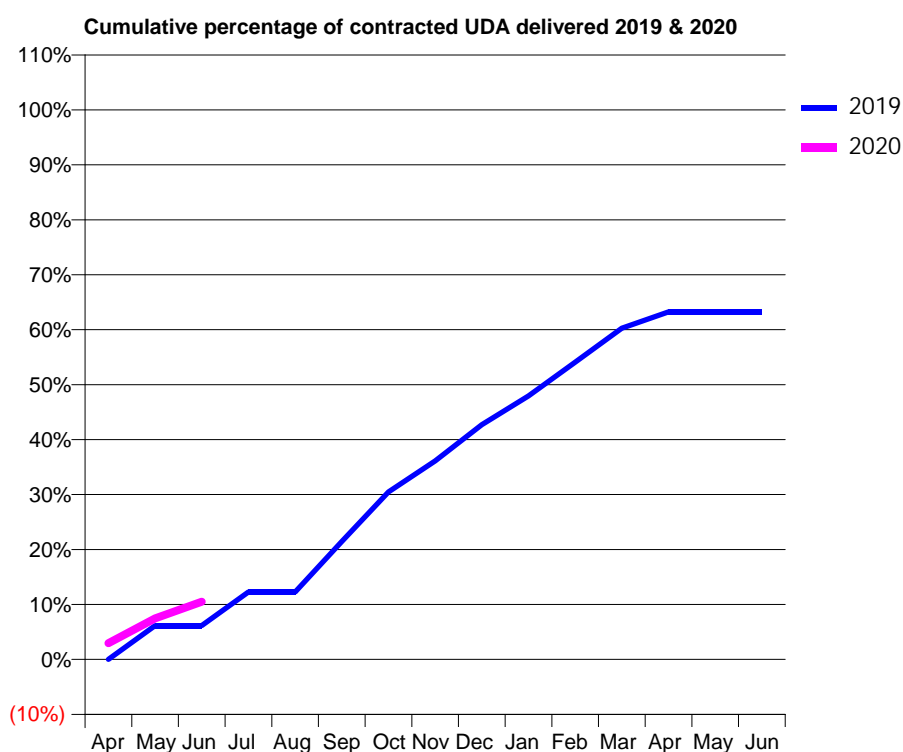
19/20 Contracted general activity (UDA)	2,800
Carry forward general activity (UDA)	0
19/20 Contracted orthodontic activity (UOA)	0
Carry forward orthodontic activity (UOA)	0
Baseline contract value	£66,761.06

ACCESS*

Patients seen in 24 months	Total	Change since previous quarter
Quarter ending June 2018	779	
Quarter ending September 2018	772	→
Quarter ending December 2018	780	→
Quarter ending March 2019	752	↓
Quarter ending June 2019	753	→
Variance since June 2018	(3.3%)	↓



ACTIVITY



Adjusted Scheduled Activity (UDA)		
Month	2019	2020
April	0	83
May	172	209
June	172	294
July	344	
August	344	
September	600	
October	853	
November	1,011	
December	1,196	
January	1,343	
February	1,515	
March	1,687	
April	1,771	
May	1,771	
June	1,771	

QUALITY

	Quantity	Base Number	Contract	AT	Region	England
% of FP17s for the same patient ID Re-attending within 3 months - Children	2	90	2.2%	9.6%	11.2%	11.4%
% of FP17s for the same patient ID Re-attending within 3 months - Adults	20	145	13.8%	14.3%	14.8%	15.4%
% of FP17s for the same patient ID Re-attending between 3 & 9 months - Children	64	90	71.1%	54.0%	60.9%	59.8%
% of FP17s for the same patient ID Re-attending between 3 & 9 months - Adults	90	145	62.1%	48.9%	53.2%	52.1%
% of FP17s for Band 1 Urgent Courses	3	194	1.5%	8.4%	8.3%	9.2%
% of FP17s Relating to Free Repair or Replacements	2	194	1.0%	0.8%	0.7%	0.7%
% of FP17s Relating to Continuations	0	194	0.0%	0.7%	0.8%	0.8%
% of Patients satisfied with the dentistry they have received	0	0	N/A	93.3%	93.2%	93.4%
% of Patients satisfied with the time they had to wait for an appointment	0	0	N/A	91.1%	88.5%	87.6%

* This is based on patients treated on this contract for their most recent course of treatment. Figures in italics indicate the base number of FP17s or Patient Questionnaire responses are less than 100. N/A is shown where the base number of responses is less than 10 during the period. % is calculated as Quantity/Base number*100

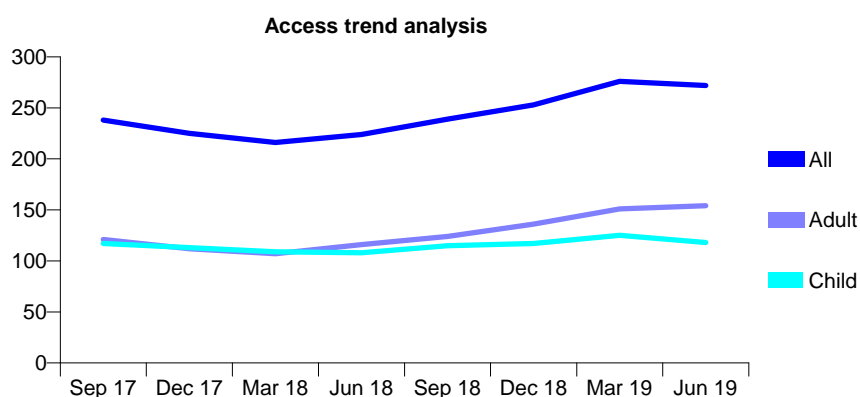
Q54 - Vital Signs At a Glance Contract Report for 148733/0001 - June 2019

Name or company name	Morgan Dental
Contract type name	GDS Contract
Purpose of contract	General and Orthodontic
Contract start date	01/10/2013
Contract end date	

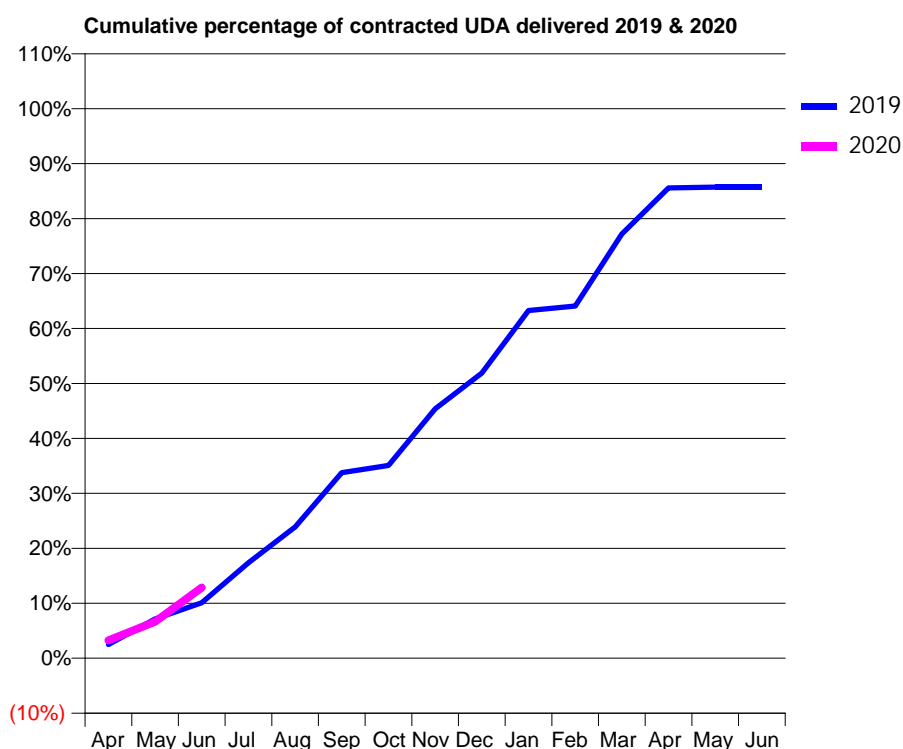
19/20 Contracted general activity (UDA)	773
Carry forward general activity (UDA)	0
19/20 Contracted orthodontic activity (UOA)	900
Carry forward orthodontic activity (UOA)	0
Baseline contract value	£81,160.65

ACCESS*

Patients seen in 24 months	Total	Change since previous quarter
Quarter ending June 2018	224	
Quarter ending September 2018	239	↑
Quarter ending December 2018	253	↑
Quarter ending March 2019	276	↑
Quarter ending June 2019	272	↓
Variance since June 2018	21.4%	↑



ACTIVITY



Month	2019	2020
April	19	25
May	55	51
June	78	100
July	134	
August	185	
September	261	
October	271	
November	351	
December	401	
January	489	
February	495	
March	597	
April	662	
May	663	
June	663	

QUALITY

	Quantity	Base Number	Contract	AT	Region	England
% of FP17s for the same patient ID Re-attending within 3 months - Children	1	47	2.1%	9.6%	11.2%	11.4%
% of FP17s for the same patient ID Re-attending within 3 months - Adults	8	46	17.4%	14.3%	14.8%	15.4%
% of FP17s for the same patient ID Re-attending between 3 & 9 months - Children	17	47	36.2%	54.0%	60.9%	59.8%
% of FP17s for the same patient ID Re-attending between 3 & 9 months - Adults	27	46	58.7%	48.9%	53.2%	52.1%
% of FP17s for Band 1 Urgent Courses	3	45	6.7%	8.4%	8.3%	9.2%
% of FP17s Relating to Free Repair or Replacements	0	45	0.0%	0.8%	0.7%	0.7%
% of FP17s Relating to Continuations	3	45	6.7%	0.7%	0.8%	0.8%
% of Patients satisfied with the dentistry they have received	0	0	N/A	93.3%	93.2%	93.4%
% of Patients satisfied with the time they had to wait for an appointment	0	0	N/A	91.1%	88.5%	87.6%

* This is based on patients treated on this contract for their most recent course of treatment.

Figures in italics indicate the base number of FP17s or Patient Questionnaire responses are less than 100. N/A is shown where the base number of responses is less than 10 during the period. % is calculated as Quantity/Base number*100

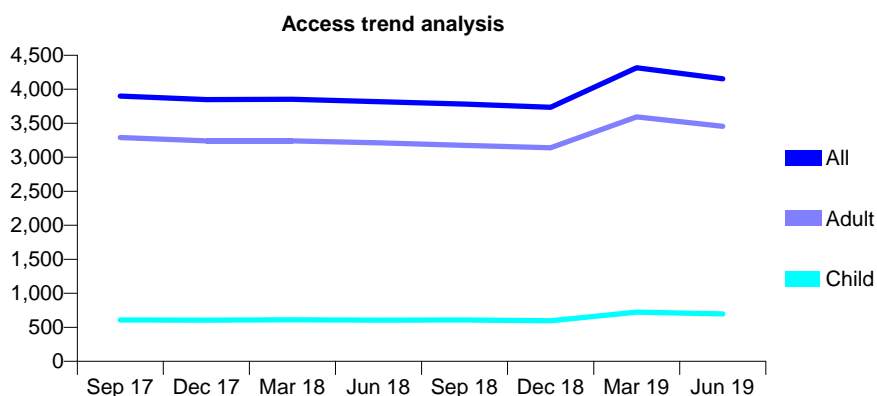
Q54 - Vital Signs At a Glance Contract Report for 149012/0001 - June 2019

Name or company name	Castle View Dental Practice Limited
Contract type name	GDS Contract
Purpose of contract	General
Contract start date	01/01/2007
Contract end date	

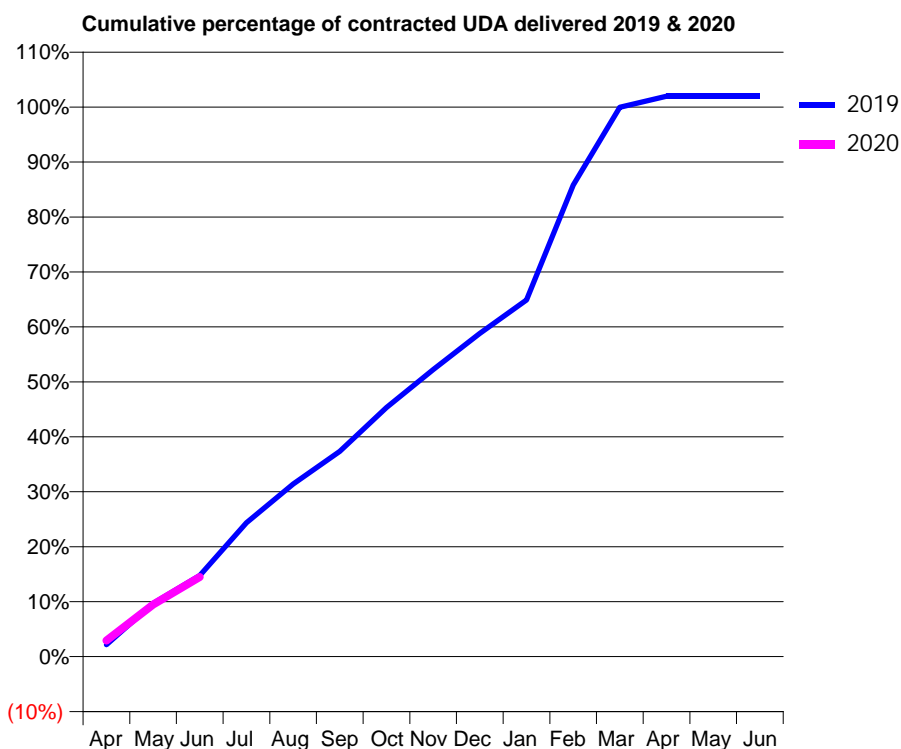
19/20 Contracted general activity (UDA)	12,928
Carry forward general activity (UDA)	0
19/20 Contracted orthodontic activity (UOA)	0
Carry forward orthodontic activity (UOA)	0
Baseline contract value	£380,328.00

ACCESS*

Patients seen in 24 months	Total	Change since previous quarter
Quarter ending June 2018	3,816	
Quarter ending September 2018	3,784	→
Quarter ending December 2018	3,737	↓
Quarter ending March 2019	4,316	↑
Quarter ending June 2019	4,153	↓
Variance since June 2018	8.8%	↑



ACTIVITY



Month	Adjusted Scheduled Activity (UDA)	
	2019	2020
April	282	379
May	1,254	1,225
June	1,905	1,874
July	3,149	
August	4,063	
September	4,830	
October	5,861	
November	6,751	
December	7,602	
January	8,391	
February	11,093	
March	12,924	
April	13,182	
May	13,182	
June	13,183	

QUALITY

	Quantity	Base Number	Contract	AT	Region	England
% of FP17s for the same patient ID Re-attending within 3 months - Children	5	171	2.9%	9.6%	11.2%	11.4%
% of FP17s for the same patient ID Re-attending within 3 months - Adults	84	841	10.0%	14.3%	14.8%	15.4%
% of FP17s for the same patient ID Re-attending between 3 & 9 months - Children	108	171	63.2%	54.0%	60.9%	59.8%
% of FP17s for the same patient ID Re-attending between 3 & 9 months - Adults	501	841	59.6%	48.9%	53.2%	52.1%
% of FP17s for Band 1 Urgent Courses	43	846	5.1%	8.4%	8.3%	9.2%
% of FP17s Relating to Free Repair or Replacements	6	846	0.7%	0.8%	0.7%	0.7%
% of FP17s Relating to Continuations	0	846	0.0%	0.7%	0.8%	0.8%
% of Patients satisfied with the dentistry they have received	2	3	N/A	93.3%	93.2%	93.4%
% of Patients satisfied with the time they had to wait for an appointment	3	3	N/A	91.1%	88.5%	87.6%

* This is based on patients treated on this contract for their most recent course of treatment. Figures in italics indicate the base number of FP17s or Patient Questionnaire responses are less than 100. N/A is shown where the base number of responses is less than 10 during the period. % is calculated as Quantity/Base number*100

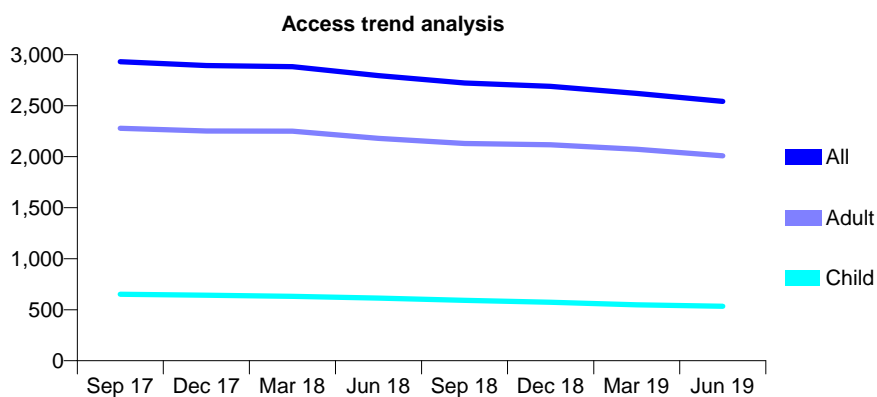
Q54 - Vital Signs At a Glance Contract Report for 150223/0001 - June 2019

Name or company name	Qamar Dental
Contract type name	GDS Contract
Purpose of contract	General
Contract start date	02/08/2013
Contract end date	

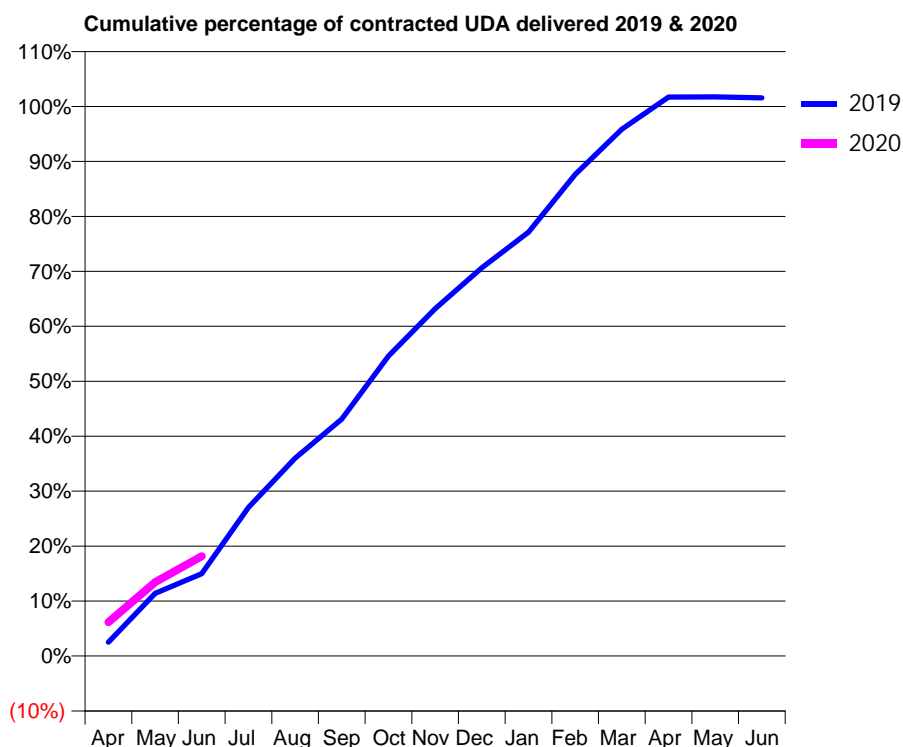
19/20 Contracted general activity (UDA)	8,026
Carry forward general activity (UDA)	0
19/20 Contracted orthodontic activity (UOA)	0
Carry forward orthodontic activity (UOA)	0
Baseline contract value	£245,669.60

ACCESS*

Patients seen in 24 months	Total	Change since previous quarter
Quarter ending June 2018	2,794	
Quarter ending September 2018	2,722	↓
Quarter ending December 2018	2,690	↓
Quarter ending March 2019	2,620	↓
Quarter ending June 2019	2,542	↓
Variance since June 2018	(9.0%)	↓



ACTIVITY



Month	Adjusted Scheduled Activity (UDA)	
	2019	2020
April	203	495
May	917	1,079
June	1,203	1,458
July	2,171	
August	2,889	
September	3,459	
October	4,382	
November	5,073	
December	5,668	
January	6,190	
February	7,034	
March	7,695	
April	8,164	
May	8,166	
June	8,152	

QUALITY

	Quantity	Base Number	Contract	AT	Region	England
% of FP17s for the same patient ID Re-attending within 3 months - Children	5	133	3.8%	9.6%	11.2%	11.4%
% of FP17s for the same patient ID Re-attending within 3 months - Adults	110	579	19.0%	14.3%	14.8%	15.4%
% of FP17s for the same patient ID Re-attending between 3 & 9 months - Children	67	133	50.4%	54.0%	60.9%	59.8%
% of FP17s for the same patient ID Re-attending between 3 & 9 months - Adults	291	579	50.3%	48.9%	53.2%	52.1%
% of FP17s for Band 1 Urgent Courses	71	547	13.0%	8.4%	8.3%	9.2%
% of FP17s Relating to Free Repair or Replacements	3	547	0.5%	0.8%	0.7%	0.7%
% of FP17s Relating to Continuations	0	547	0.0%	0.7%	0.8%	0.8%
% of Patients satisfied with the dentistry they have received	1	1	N/A	93.3%	93.2%	93.4%
% of Patients satisfied with the time they had to wait for an appointment	1	1	N/A	91.1%	88.5%	87.6%

* This is based on patients treated on this contract for their most recent course of treatment. Figures in italics indicate the base number of FP17s or Patient Questionnaire responses are less than 100. N/A is shown where the base number of responses is less than 10 during the period. % is calculated as Quantity/Base number*100

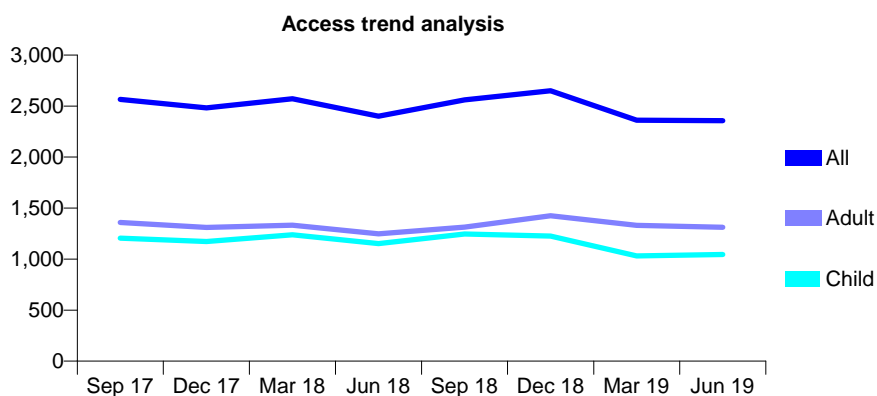
Q54 - Vital Signs At a Glance Contract Report for 150339/0001 - June 2019

Name or company name	Mr H Ahmed
Contract type name	GDS Contract
Purpose of contract	General
Contract start date	01/04/2006
Contract end date	

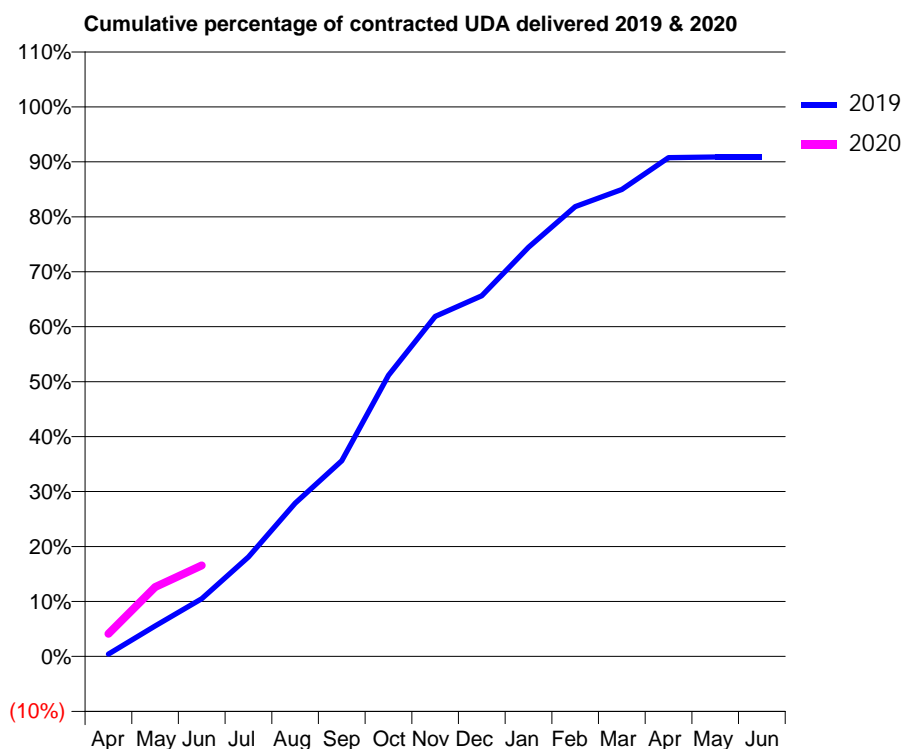
19/20 Contracted general activity (UDA)	10,078
Carry forward general activity (UDA)	0
19/20 Contracted orthodontic activity (UOA)	0
Carry forward orthodontic activity (UOA)	0
Baseline contract value	£257,645.79

ACCESS*

Patients seen in 24 months	Total	Change since previous quarter
Quarter ending June 2018	2,400	
Quarter ending September 2018	2,562	↑
Quarter ending December 2018	2,650	↑
Quarter ending March 2019	2,362	↓
Quarter ending June 2019	2,357	→
Variance since June 2018	(1.8%)	↓



ACTIVITY



Month	2019	2020
April	43	417
May	559	1,274
June	1,059	1,669
July	1,825	
August	2,810	
September	3,589	
October	5,155	
November	6,234	
December	6,614	
January	7,501	
February	8,247	
March	8,562	
April	9,146	
May	9,158	
June	9,158	

QUALITY

	Quantity	Base Number	Contract	AT	Region	England
% of FP17s for the same patient ID Re-attending within 3 months - Children	11	285	3.9%	9.6%	11.2%	11.4%
% of FP17s for the same patient ID Re-attending within 3 months - Adults	32	306	10.5%	14.3%	14.8%	15.4%
% of FP17s for the same patient ID Re-attending between 3 & 9 months - Children	96	285	33.7%	54.0%	60.9%	59.8%
% of FP17s for the same patient ID Re-attending between 3 & 9 months - Adults	75	306	24.5%	48.9%	53.2%	52.1%
% of FP17s for Band 1 Urgent Courses	26	451	5.8%	8.4%	8.3%	9.2%
% of FP17s Relating to Free Repair or Replacements	6	451	1.3%	0.8%	0.7%	0.7%
% of FP17s Relating to Continuations	3	451	0.7%	0.7%	0.8%	0.8%
% of Patients satisfied with the dentistry they have received	0	1	N/A	93.3%	93.2%	93.4%
% of Patients satisfied with the time they had to wait for an appointment	0	1	N/A	91.1%	88.5%	87.6%

* This is based on patients treated on this contract for their most recent course of treatment. Figures in italics indicate the base number of FP17s or Patient Questionnaire responses are less than 100. N/A is shown where the base number of responses is less than 10 during the period. % is calculated as Quantity/Base number*100

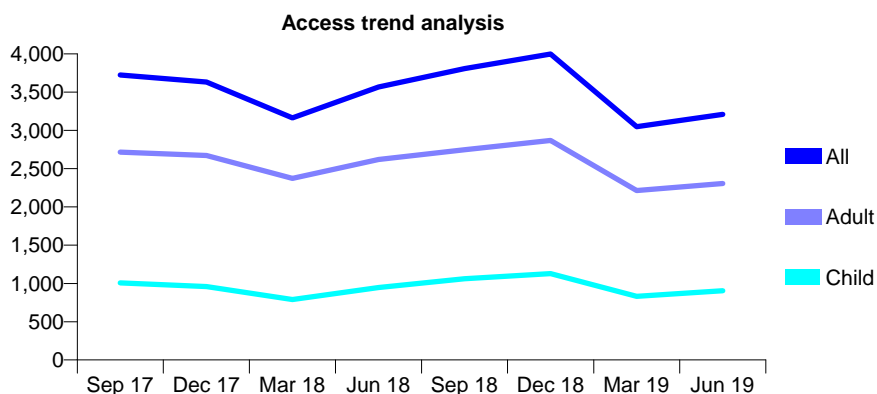
Q54 - Vital Signs At a Glance Contract Report for 150665/0001 - June 2019

Name or company name	Shaw & Jandu Dental Practice
Contract type name	GDS Contract
Purpose of contract	General and Orthodontic
Contract start date	01/04/2009
Contract end date	

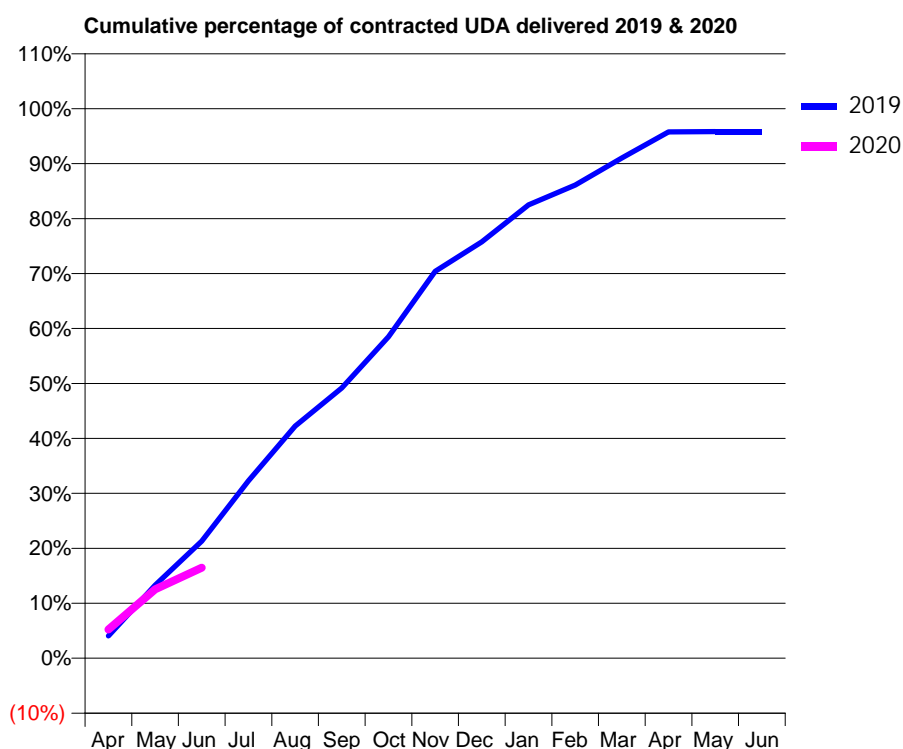
19/20 Contracted general activity (UDA)	10,110
Carry forward general activity (UDA)	0
19/20 Contracted orthodontic activity (UOA)	723
Carry forward orthodontic activity (UOA)	0
Baseline contract value	£267,377.83

ACCESS*

Patients seen in 24 months	Total	Change since previous quarter
Quarter ending June 2018	3,567	
Quarter ending September 2018	3,808	↑
Quarter ending December 2018	3,997	↑
Quarter ending March 2019	3,047	↓
Quarter ending June 2019	3,210	↑
Variance since June 2018	(10.0%)	↓



ACTIVITY



Month	2019	2020
April	410	529
May	1,344	1,268
June	2,153	1,664
July	3,264	
August	4,269	
September	4,972	
October	5,914	
November	7,119	
December	7,661	
January	8,340	
February	8,703	
March	9,200	
April	9,681	
May	9,686	
June	9,686	

QUALITY

	Quantity	Base Number	Contract	AT	Region	England
% of FP17s for the same patient ID Re-attending within 3 months - Children	9	416	2.2%	9.6%	11.2%	11.4%
% of FP17s for the same patient ID Re-attending within 3 months - Adults	53	913	5.8%	14.3%	14.8%	15.4%
% of FP17s for the same patient ID Re-attending between 3 & 9 months - Children	205	416	49.3%	54.0%	60.9%	59.8%
% of FP17s for the same patient ID Re-attending between 3 & 9 months - Adults	422	913	46.2%	48.9%	53.2%	52.1%
% of FP17s for Band 1 Urgent Courses	72	1,076	6.7%	8.4%	8.3%	9.2%
% of FP17s Relating to Free Repair or Replacements	7	1,076	0.7%	0.8%	0.7%	0.7%
% of FP17s Relating to Continuations	3	1,076	0.3%	0.7%	0.8%	0.8%
% of Patients satisfied with the dentistry they have received	2	2	N/A	93.3%	93.2%	93.4%
% of Patients satisfied with the time they had to wait for an appointment	2	2	N/A	91.1%	88.5%	87.6%

* This is based on patients treated on this contract for their most recent course of treatment. Figures in italics indicate the base number of FP17s or Patient Questionnaire responses are less than 100. N/A is shown where the base number of responses is less than 10 during the period. % is calculated as Quantity/Base number*100

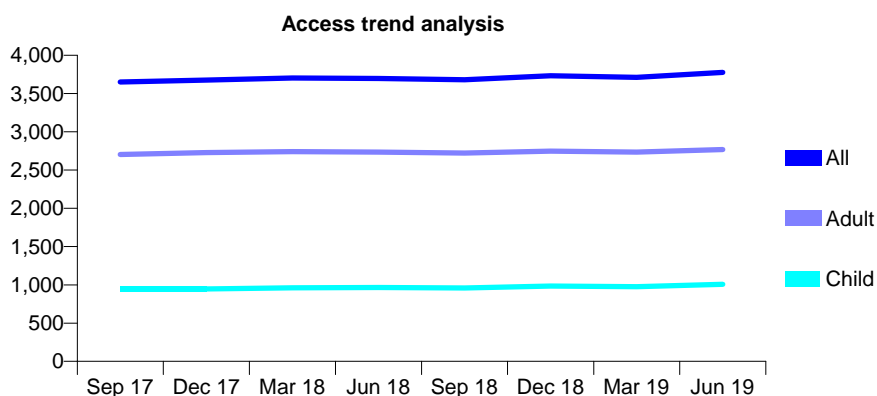
Q54 - Vital Signs At a Glance Contract Report for 151351/0001 - June 2019

Name or company name	Dr N Hayre and Dr AP Najran
Contract type name	GDS Contract
Purpose of contract	General
Contract start date	01/10/2011
Contract end date	

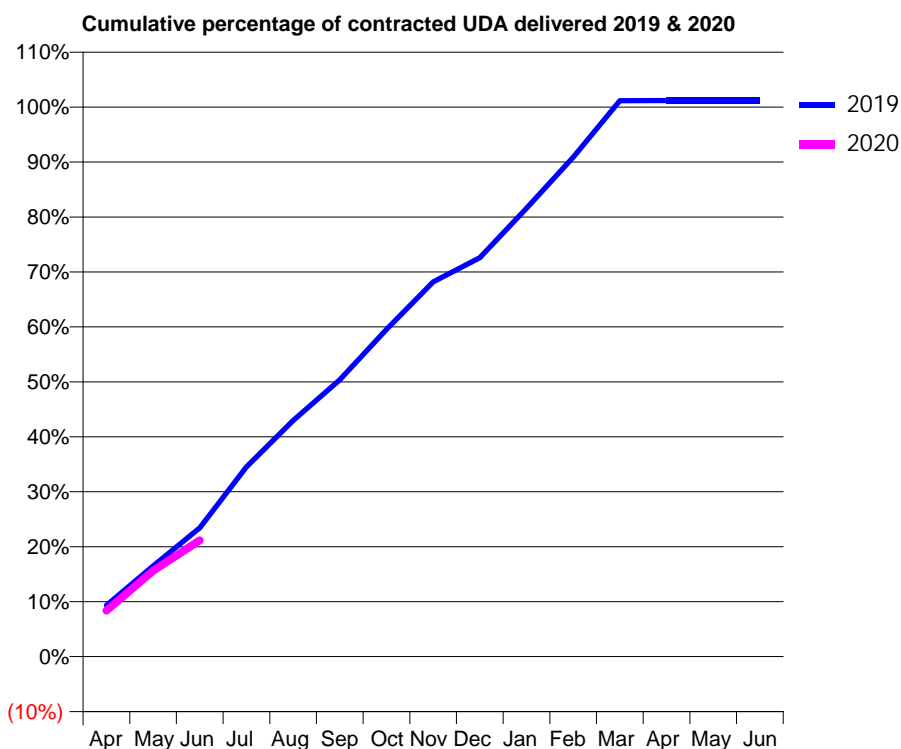
19/20 Contracted general activity (UDA)	11,705
Carry forward general activity (UDA)	0
19/20 Contracted orthodontic activity (UOA)	0
Carry forward orthodontic activity (UOA)	0
Baseline contract value	£261,918.15

ACCESS*

Patients seen in 24 months	Total	Change since previous quarter
Quarter ending June 2018	3,698	
Quarter ending September 2018	3,680	→
Quarter ending December 2018	3,732	→
Quarter ending March 2019	3,711	→
Quarter ending June 2019	3,776	→
Variance since June 2018	2.1%	↑



ACTIVITY



Month	Adjusted Scheduled Activity (UDA)	
	2019	2020
April	1,092	981
May	1,931	1,828
June	2,743	2,475
July	4,041	
August	5,029	
September	5,896	
October	6,969	
November	7,980	
December	8,499	
January	9,549	
February	10,637	
March	11,840	
April	11,844	
May	11,844	
June	11,844	

QUALITY

	Quantity	Base Number	Contract	AT	Region	England
% of FP17s for the same patient ID Re-attending within 3 months - Children	25	389	6.4%	9.6%	11.2%	11.4%
% of FP17s for the same patient ID Re-attending within 3 months - Adults	102	915	11.1%	14.3%	14.8%	15.4%
% of FP17s for the same patient ID Re-attending between 3 & 9 months - Children	275	389	70.7%	54.0%	60.9%	59.8%
% of FP17s for the same patient ID Re-attending between 3 & 9 months - Adults	588	915	64.3%	48.9%	53.2%	52.1%
% of FP17s for Band 1 Urgent Courses	68	1,300	5.2%	8.4%	8.3%	9.2%
% of FP17s Relating to Free Repair or Replacements	6	1,300	0.5%	0.8%	0.7%	0.7%
% of FP17s Relating to Continuations	1	1,300	0.1%	0.7%	0.8%	0.8%
% of Patients satisfied with the dentistry they have received	0	0	N/A	93.3%	93.2%	93.4%
% of Patients satisfied with the time they had to wait for an appointment	0	0	N/A	91.1%	88.5%	87.6%

* This is based on patients treated on this contract for their most recent course of treatment. Figures in italics indicate the base number of FP17s or Patient Questionnaire responses are less than 100. N/A is shown where the base number of responses is less than 10 during the period. % is calculated as Quantity/Base number*100

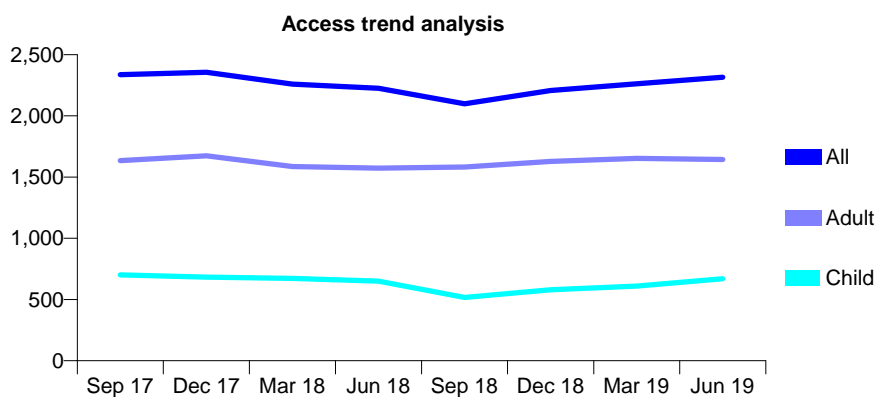
Q54 - Vital Signs At a Glance Contract Report for 154873/0001 - June 2019

Name or company name	Dental Clinique Ltd
Contract type name	GDS Contract
Purpose of contract	General
Contract start date	01/04/2011
Contract end date	

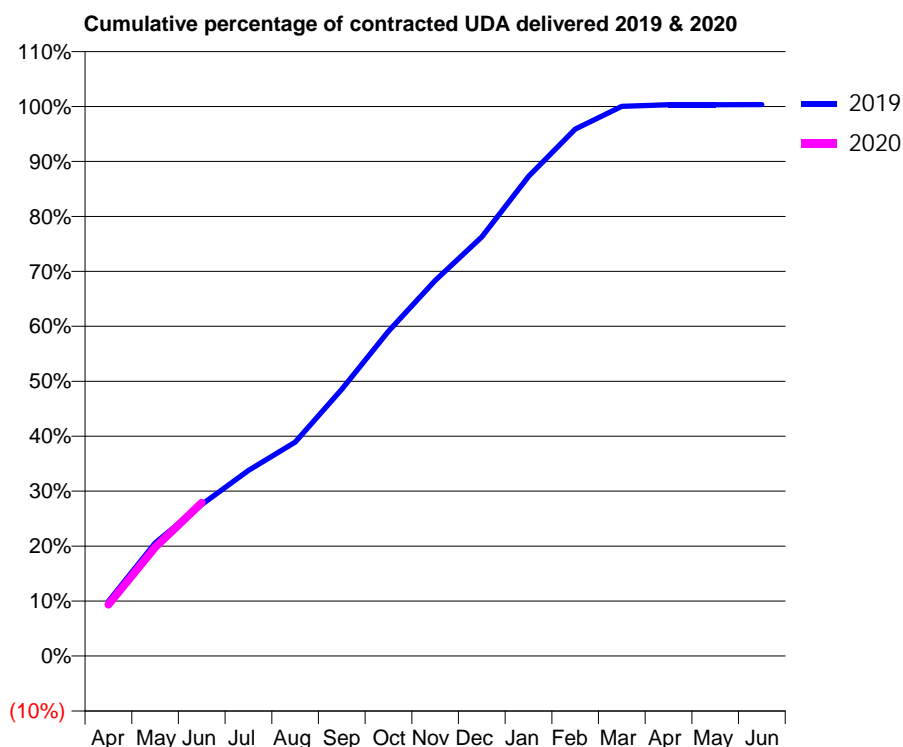
19/20 Contracted general activity (UDA)	6,928
Carry forward general activity (UDA)	0
19/20 Contracted orthodontic activity (UOA)	0
Carry forward orthodontic activity (UOA)	0
Baseline contract value	£200,372.60

ACCESS*

Patients seen in 24 months	Total	Change since previous quarter
Quarter ending June 2018	2,225	
Quarter ending September 2018	2,099	↓
Quarter ending December 2018	2,208	↑
Quarter ending March 2019	2,262	↑
Quarter ending June 2019	2,315	↑
Variance since June 2018	4.0%	↑



ACTIVITY



Month	Adjusted Scheduled Activity (UDA)	
	2019	2020
April	688	650
May	1,425	1,371
June	1,909	1,932
July	2,340	
August	2,696	
September	3,362	
October	4,094	
November	4,734	
December	5,284	
January	6,045	
February	6,644	
March	6,928	
April	6,950	
May	6,950	
June	6,951	

QUALITY

	Quantity	Base Number	Contract	AT	Region	England
% of FP17s for the same patient ID Re-attending within 3 months - Children	19	317	6.0%	9.6%	11.2%	11.4%
% of FP17s for the same patient ID Re-attending within 3 months - Adults	51	512	10.0%	14.3%	14.8%	15.4%
% of FP17s for the same patient ID Re-attending between 3 & 9 months - Children	127	317	40.1%	54.0%	60.9%	59.8%
% of FP17s for the same patient ID Re-attending between 3 & 9 months - Adults	227	512	44.3%	48.9%	53.2%	52.1%
% of FP17s for Band 1 Urgent Courses	44	818	5.4%	8.4%	8.3%	9.2%
% of FP17s Relating to Free Repair or Replacements	2	818	0.2%	0.8%	0.7%	0.7%
% of FP17s Relating to Continuations	3	818	0.4%	0.7%	0.8%	0.8%
% of Patients satisfied with the dentistry they have received	1	1	N/A	93.3%	93.2%	93.4%
% of Patients satisfied with the time they had to wait for an appointment	1	1	N/A	91.1%	88.5%	87.6%

* This is based on patients treated on this contract for their most recent course of treatment. Figures in italics indicate the base number of FP17s or Patient Questionnaire responses are less than 100. N/A is shown where the base number of responses is less than 10 during the period. % is calculated as Quantity/Base number*100

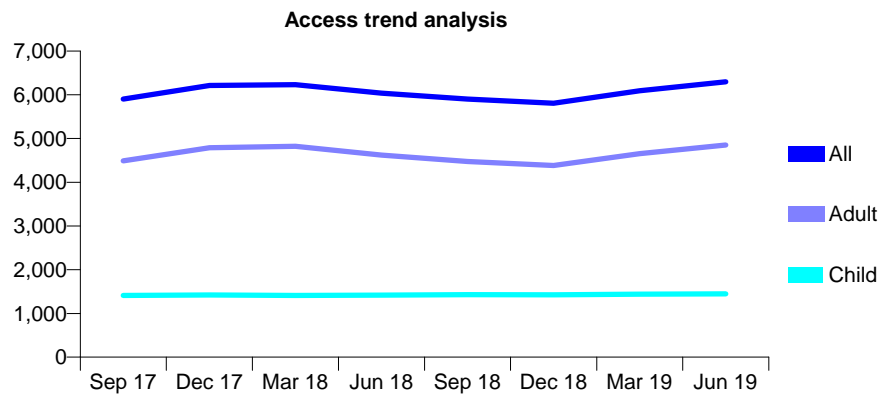
Q54 - Vital Signs At a Glance Contract Report for 155861/0001 - June 2019

Name or company name	P & A Bhandal
Contract type name	GDS Contract
Purpose of contract	General and Orthodontic
Contract start date	25/02/2011
Contract end date	

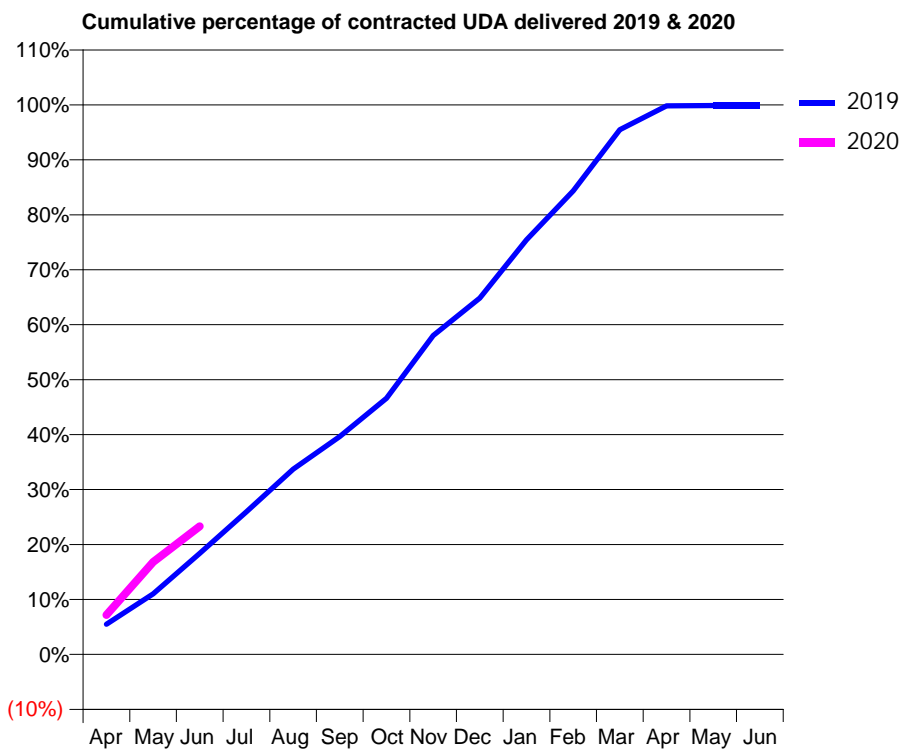
19/20 Contracted general activity (UDA)	16,221
Carry forward general activity (UDA)	0
19/20 Contracted orthodontic activity (UOA)	554
Carry forward orthodontic activity (UOA)	0
Baseline contract value	£392,447.06

ACCESS*

Patients seen in 24 months	Total	Change since previous quarter
Quarter ending June 2018	6,039	
Quarter ending September 2018	5,901	↓
Quarter ending December 2018	5,807	↓
Quarter ending March 2019	6,092	↑
Quarter ending June 2019	6,298	↑
Variance since June 2018	4.3%	↑



ACTIVITY



Month	2019	2020
April	893	1,167
May	1,789	2,729
June	2,986	3,780
July	4,209	
August	5,470	
September	6,436	
October	7,561	
November	9,413	
December	10,517	
January	12,235	
February	13,683	
March	15,489	
April	16,193	
May	16,201	
June	16,200	

QUALITY

	Quantity	Base Number	Contract	AT	Region	England
% of FP17s for the same patient ID Re-attending within 3 months - Children	54	526	10.3%	9.6%	11.2%	11.4%
% of FP17s for the same patient ID Re-attending within 3 months - Adults	139	1,610	8.6%	14.3%	14.8%	15.4%
% of FP17s for the same patient ID Re-attending between 3 & 9 months - Children	299	526	56.8%	54.0%	60.9%	59.8%
% of FP17s for the same patient ID Re-attending between 3 & 9 months - Adults	750	1,610	46.6%	48.9%	53.2%	52.1%
% of FP17s for Band 1 Urgent Courses	97	1,739	5.6%	8.4%	8.3%	9.2%
% of FP17s Relating to Free Repair or Replacements	2	1,739	0.1%	0.8%	0.7%	0.7%
% of FP17s Relating to Continuations	1	1,739	0.1%	0.7%	0.8%	0.8%
% of Patients satisfied with the dentistry they have received	1	1	N/A	93.3%	93.2%	93.4%
% of Patients satisfied with the time they had to wait for an appointment	1	1	N/A	91.1%	88.5%	87.6%

* This is based on patients treated on this contract for their most recent course of treatment. Figures in italics indicate the base number of FP17s or Patient Questionnaire responses are less than 100. N/A is shown where the base number of responses is less than 10 during the period. % is calculated as Quantity/Base number*100

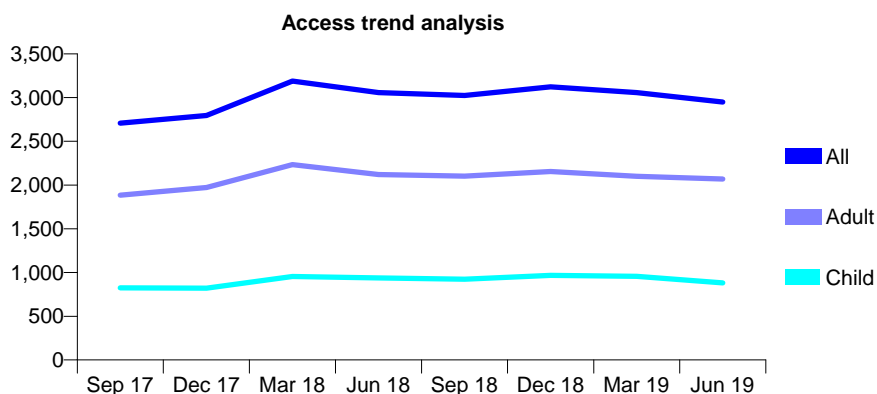
Q54 - Vital Signs At a Glance Contract Report for 157422/0001 - June 2019

Name or company name	Priority Dental Practice
Contract type name	GDS Contract
Purpose of contract	General
Contract start date	01/03/2009
Contract end date	

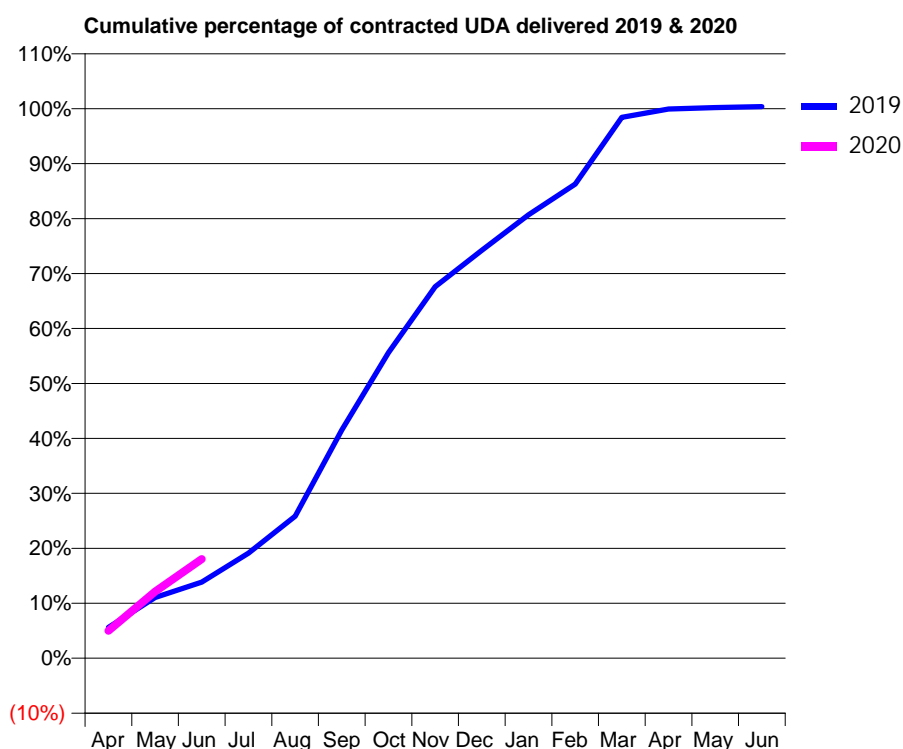
19/20 Contracted general activity (UDA)	5,749
Carry forward general activity (UDA)	0
19/20 Contracted orthodontic activity (UOA)	0
Carry forward orthodontic activity (UOA)	0
Baseline contract value	£157,621.91

ACCESS*

Patients seen in 24 months	Total	Change since previous quarter
Quarter ending June 2018	3,057	
Quarter ending September 2018	3,025	↓
Quarter ending December 2018	3,122	↑
Quarter ending March 2019	3,057	↓
Quarter ending June 2019	2,948	↓
Variance since June 2018	(3.6%)	↓



ACTIVITY



Month	2019	2020
April	323	287
May	635	697
June	796	1,038
July	1,099	
August	1,486	
September	2,386	
October	3,197	
November	3,886	
December	4,266	
January	4,638	
February	4,960	
March	5,658	
April	5,746	
May	5,760	
June	5,769	

QUALITY

	Quantity	Base Number	Contract	AT	Region	England
% of FP17s for the same patient ID Re-attending within 3 months - Children	9	270	3.3%	9.6%	11.2%	11.4%
% of FP17s for the same patient ID Re-attending within 3 months - Adults	44	423	10.4%	14.3%	14.8%	15.4%
% of FP17s for the same patient ID Re-attending between 3 & 9 months - Children	158	270	58.5%	54.0%	60.9%	59.8%
% of FP17s for the same patient ID Re-attending between 3 & 9 months - Adults	171	423	40.4%	48.9%	53.2%	52.1%
% of FP17s for Band 1 Urgent Courses	26	517	5.0%	8.4%	8.3%	9.2%
% of FP17s Relating to Free Repair or Replacements	5	517	1.0%	0.8%	0.7%	0.7%
% of FP17s Relating to Continuations	3	517	0.6%	0.7%	0.8%	0.8%
% of Patients satisfied with the dentistry they have received	3	3	N/A	93.3%	93.2%	93.4%
% of Patients satisfied with the time they had to wait for an appointment	3	3	N/A	91.1%	88.5%	87.6%

* This is based on patients treated on this contract for their most recent course of treatment. Figures in italics indicate the base number of FP17s or Patient Questionnaire responses are less than 100. N/A is shown where the base number of responses is less than 10 during the period. % is calculated as Quantity/Base number*100

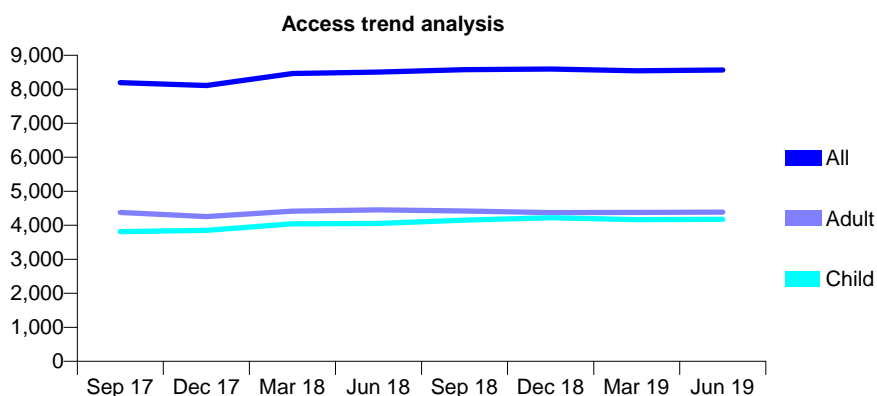
Q54 - Vital Signs At a Glance Contract Report for 158054/0001 - June 2019

Name or company name	Ward End Dental Practice Partnership
Contract type name	GDS Contract
Purpose of contract	General
Contract start date	01/04/2007
Contract end date	

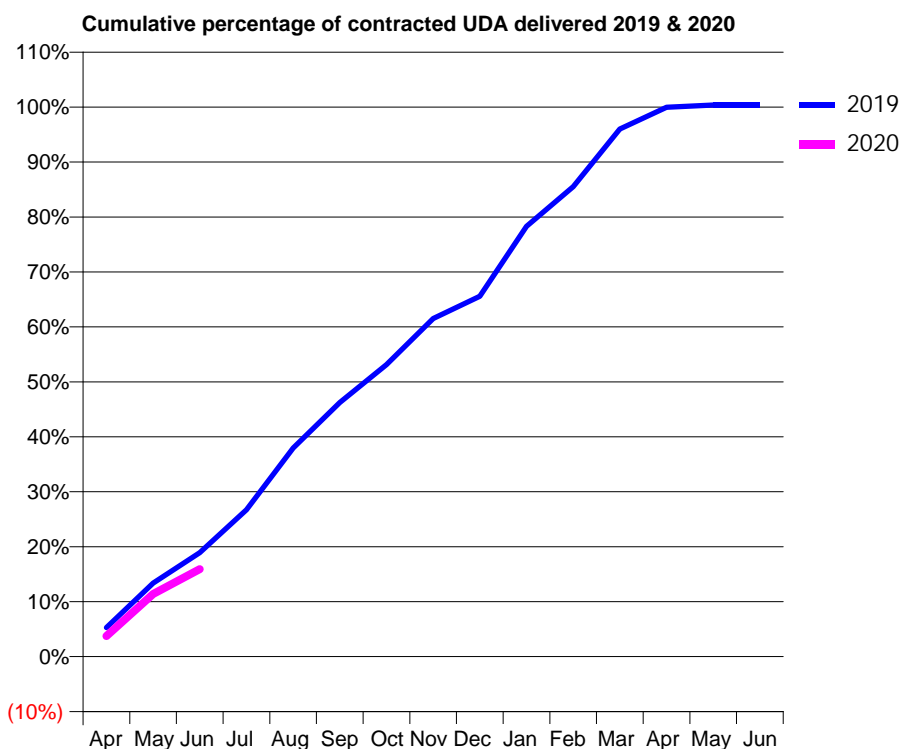
19/20 Contracted general activity (UDA)	23,513
Carry forward general activity (UDA)	0
19/20 Contracted orthodontic activity (UOA)	0
Carry forward orthodontic activity (UOA)	0
Baseline contract value	£513,879.09

ACCESS*

Patients seen in 24 months	Total	Change since previous quarter
Quarter ending June 2018	8,505	
Quarter ending September 2018	8,576	→
Quarter ending December 2018	8,596	→
Quarter ending March 2019	8,542	→
Quarter ending June 2019	8,566	→
Variance since June 2018	0.7%	→



ACTIVITY



Month	Adjusted Scheduled Activity (UDA)	
	2019	2020
April	1,239	879
May	3,149	2,685
June	4,450	3,743
July	6,287	
August	8,926	
September	10,870	
October	12,494	
November	14,465	
December	15,418	
January	18,409	
February	20,104	
March	22,571	
April	23,506	
May	23,598	
June	23,598	

QUALITY

	Quantity	Base Number	Contract	AT	Region	England
% of FP17s for the same patient ID Re-attending within 3 months - Children	59	1,110	5.3%	9.6%	11.2%	11.4%
% of FP17s for the same patient ID Re-attending within 3 months - Adults	128	948	13.5%	14.3%	14.8%	15.4%
% of FP17s for the same patient ID Re-attending between 3 & 9 months - Children	561	1,110	50.5%	54.0%	60.9%	59.8%
% of FP17s for the same patient ID Re-attending between 3 & 9 months - Adults	378	948	39.9%	48.9%	53.2%	52.1%
% of FP17s for Band 1 Urgent Courses	256	1,671	15.3%	8.4%	8.3%	9.2%
% of FP17s Relating to Free Repair or Replacements	0	1,671	0.0%	0.8%	0.7%	0.7%
% of FP17s Relating to Continuations	18	1,671	1.1%	0.7%	0.8%	0.8%
% of Patients satisfied with the dentistry they have received	0	1	N/A	93.3%	93.2%	93.4%
% of Patients satisfied with the time they had to wait for an appointment	0	1	N/A	91.1%	88.5%	87.6%

* This is based on patients treated on this contract for their most recent course of treatment. Figures in italics indicate the base number of FP17s or Patient Questionnaire responses are less than 100. N/A is shown where the base number of responses is less than 10 during the period. % is calculated as Quantity/Base number*100

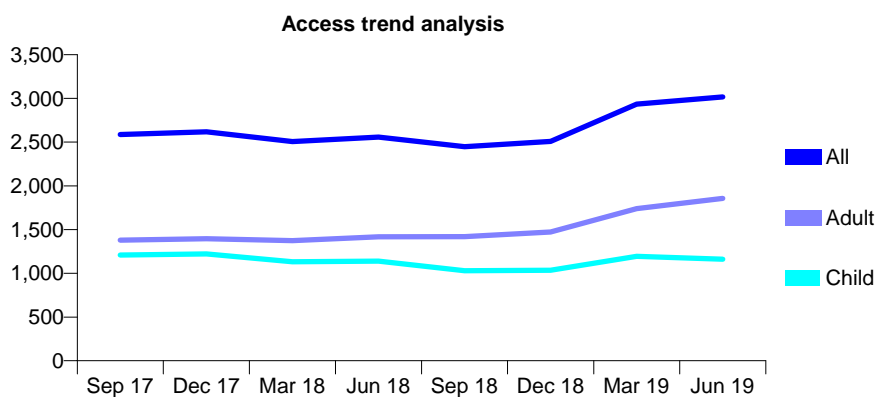
Q54 - Vital Signs At a Glance Contract Report for 158119/0001 - June 2019

Name or company name	Mr H Ahmed
Contract type name	GDS Contract
Purpose of contract	General
Contract start date	01/04/2006
Contract end date	

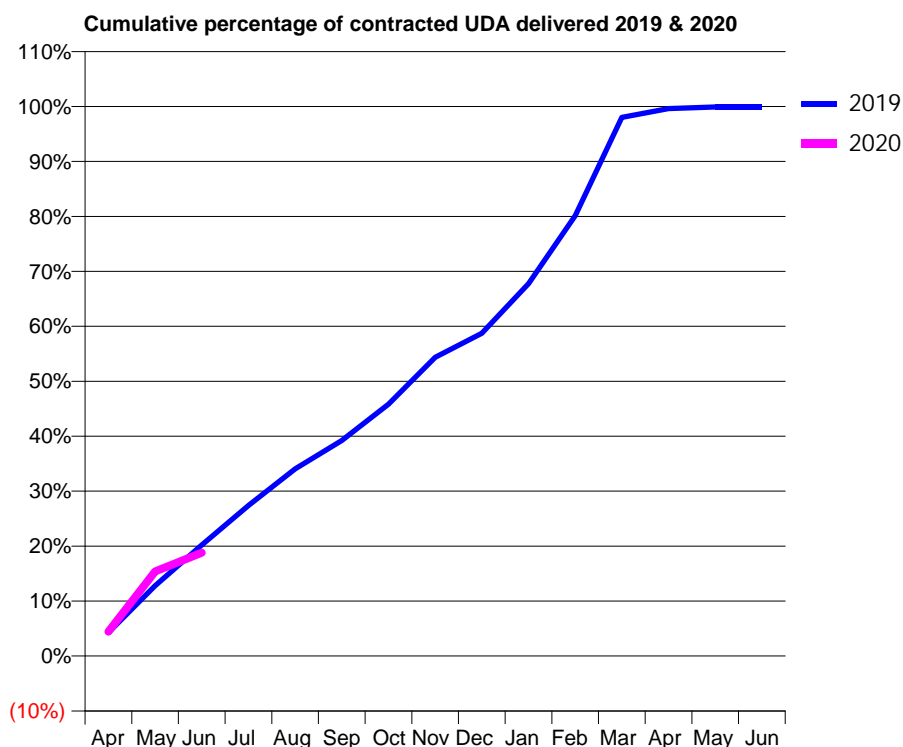
19/20 Contracted general activity (UDA)	11,721
Carry forward general activity (UDA)	0
19/20 Contracted orthodontic activity (UOA)	0
Carry forward orthodontic activity (UOA)	0
Baseline contract value	£294,145.53

ACCESS*

Patients seen in 24 months	Total	Change since previous quarter
Quarter ending June 2018	2,557	
Quarter ending September 2018	2,449	↓
Quarter ending December 2018	2,508	↑
Quarter ending March 2019	2,935	↑
Quarter ending June 2019	3,018	↑
Variance since June 2018	18.0%	↑



ACTIVITY



Month	Adjusted Scheduled Activity (UDA)	
	2019	2020
April	501	522
May	1,502	1,805
June	2,367	2,203
July	3,211	
August	3,993	
September	4,594	
October	5,371	
November	6,372	
December	6,881	
January	7,944	
February	9,391	
March	11,487	
April	11,675	
May	11,708	
June	11,708	

QUALITY

	Quantity	Base Number	Contract	AT	Region	England
% of FP17s for the same patient ID Re-attending within 3 months - Children	13	212	6.1%	9.6%	11.2%	11.4%
% of FP17s for the same patient ID Re-attending within 3 months - Adults	60	431	13.9%	14.3%	14.8%	15.4%
% of FP17s for the same patient ID Re-attending between 3 & 9 months - Children	71	212	33.5%	54.0%	60.9%	59.8%
% of FP17s for the same patient ID Re-attending between 3 & 9 months - Adults	108	431	25.1%	48.9%	53.2%	52.1%
% of FP17s for Band 1 Urgent Courses	52	594	8.8%	8.4%	8.3%	9.2%
% of FP17s Relating to Free Repair or Replacements	0	594	0.0%	0.8%	0.7%	0.7%
% of FP17s Relating to Continuations	6	594	1.0%	0.7%	0.8%	0.8%
% of Patients satisfied with the dentistry they have received	0	0	N/A	93.3%	93.2%	93.4%
% of Patients satisfied with the time they had to wait for an appointment	0	0	N/A	91.1%	88.5%	87.6%

* This is based on patients treated on this contract for their most recent course of treatment. Figures in italics indicate the base number of FP17s or Patient Questionnaire responses are less than 100. N/A is shown where the base number of responses is less than 10 during the period. % is calculated as Quantity/Base number*100

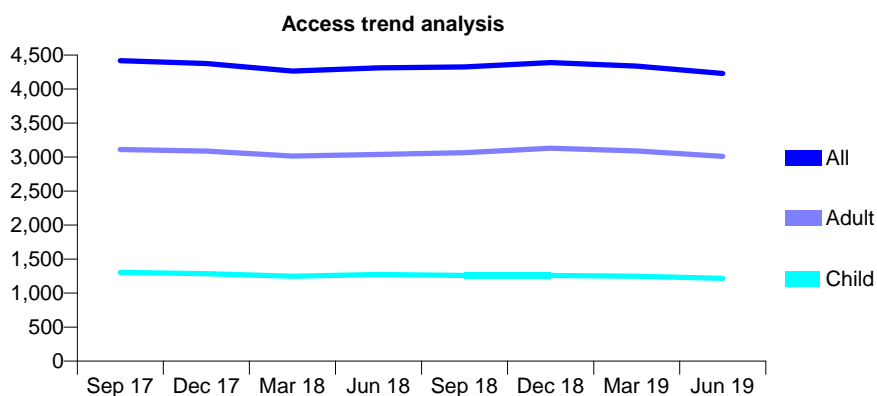
Q54 - Vital Signs At a Glance Contract Report for 159948/0001 - June 2019

Name or company name	Grove Lane Dental Surgery
Contract type name	GDS Contract
Purpose of contract	General
Contract start date	21/02/2011
Contract end date	

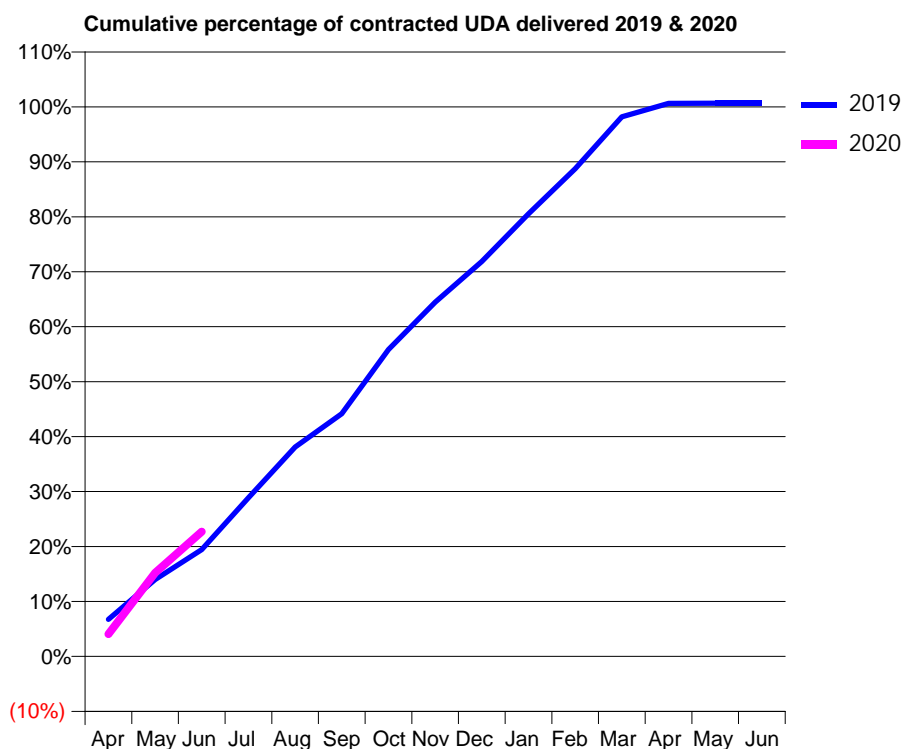
19/20 Contracted general activity (UDA)	13,862
Carry forward general activity (UDA)	0
19/20 Contracted orthodontic activity (UOA)	0
Carry forward orthodontic activity (UOA)	0
Baseline contract value	£347,056.61

ACCESS*

Patients seen in 24 months	Total	Change since previous quarter
Quarter ending June 2018	4,313	
Quarter ending September 2018	4,326	→
Quarter ending December 2018	4,390	→
Quarter ending March 2019	4,339	↓
Quarter ending June 2019	4,229	↓
Variance since June 2018	(1.9%)	↓



ACTIVITY



Month	2019	2020
April	935	562
May	1,939	2,112
June	2,696	3,145
July	4,002	
August	5,284	
September	6,121	
October	7,743	
November	8,936	
December	9,961	
January	11,162	
February	12,305	
March	13,608	
April	13,947	
May	13,951	
June	13,951	

QUALITY

	Quantity	Base Number	Contract	AT	Region	England
% of FP17s for the same patient ID Re-attending within 3 months - Children	28	286	9.8%	9.6%	11.2%	11.4%
% of FP17s for the same patient ID Re-attending within 3 months - Adults	157	707	22.2%	14.3%	14.8%	15.4%
% of FP17s for the same patient ID Re-attending between 3 & 9 months - Children	95	286	33.2%	54.0%	60.9%	59.8%
% of FP17s for the same patient ID Re-attending between 3 & 9 months - Adults	209	707	29.6%	48.9%	53.2%	52.1%
% of FP17s for Band 1 Urgent Courses	127	889	14.3%	8.4%	8.3%	9.2%
% of FP17s Relating to Free Repair or Replacements	3	889	0.3%	0.8%	0.7%	0.7%
% of FP17s Relating to Continuations	0	889	0.0%	0.7%	0.8%	0.8%
% of Patients satisfied with the dentistry they have received	0	0	N/A	93.3%	93.2%	93.4%
% of Patients satisfied with the time they had to wait for an appointment	0	0	N/A	91.1%	88.5%	87.6%

* This is based on patients treated on this contract for their most recent course of treatment. Figures in italics indicate the base number of FP17s or Patient Questionnaire responses are less than 100. N/A is shown where the base number of responses is less than 10 during the period. % is calculated as Quantity/Base number*100

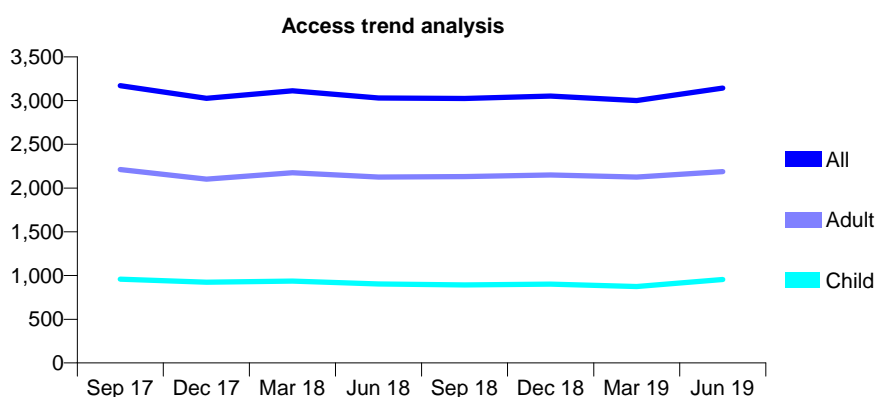
Q54 - Vital Signs At a Glance Contract Report for 160857/0001 - June 2019

Name or company name	Handsworth Dental Care
Contract type name	GDS Contract
Purpose of contract	General
Contract start date	01/09/2015
Contract end date	

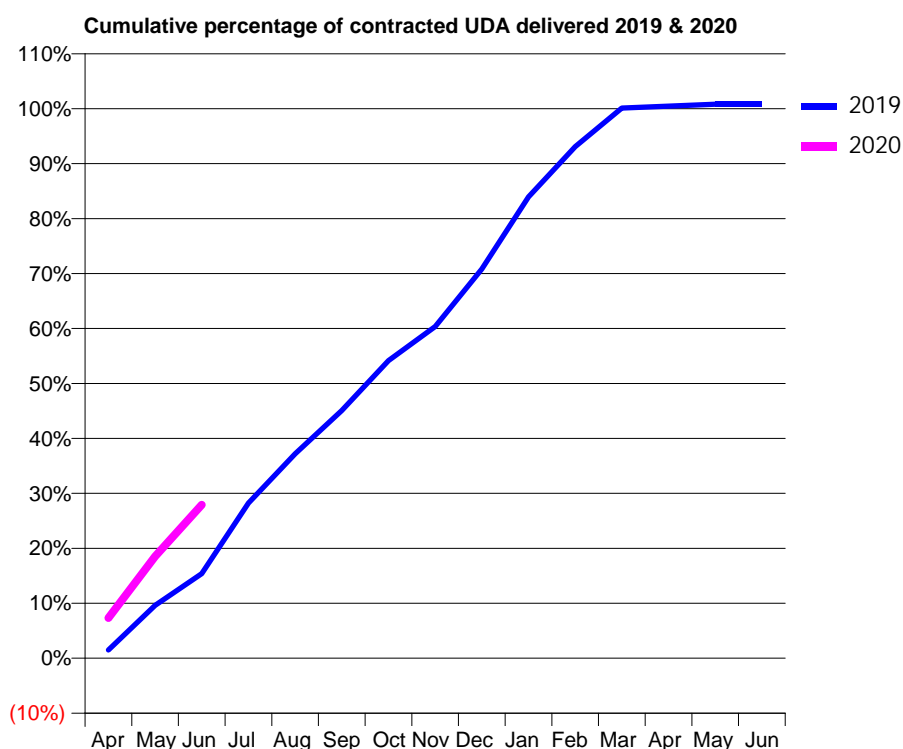
19/20 Contracted general activity (UDA)	9,200
Carry forward general activity (UDA)	0
19/20 Contracted orthodontic activity (UOA)	0
Carry forward orthodontic activity (UOA)	0
Baseline contract value	£230,570.93

ACCESS*

Patients seen in 24 months	Total	Change since previous quarter
Quarter ending June 2018	3,029	
Quarter ending September 2018	3,025	→
Quarter ending December 2018	3,051	→
Quarter ending March 2019	3,000	↓
Quarter ending June 2019	3,142	↑
Variance since June 2018	3.7%	↑



ACTIVITY



Month	2019	2020
April	137	674
May	886	1,707
June	1,417	2,569
July	2,597	
August	3,423	
September	4,148	
October	4,981	
November	5,553	
December	6,513	
January	7,724	
February	8,565	
March	9,211	
April	9,242	
May	9,274	
June	9,275	

QUALITY

	Quantity	Base Number	Contract	AT	Region	England
% of FP17s for the same patient ID Re-attending within 3 months - Children	1	312	0.3%	9.6%	11.2%	11.4%
% of FP17s for the same patient ID Re-attending within 3 months - Adults	16	531	3.0%	14.3%	14.8%	15.4%
% of FP17s for the same patient ID Re-attending between 3 & 9 months - Children	114	312	36.5%	54.0%	60.9%	59.8%
% of FP17s for the same patient ID Re-attending between 3 & 9 months - Adults	193	531	36.3%	48.9%	53.2%	52.1%
% of FP17s for Band 1 Urgent Courses	35	798	4.4%	8.4%	8.3%	9.2%
% of FP17s Relating to Free Repair or Replacements	2	798	0.3%	0.8%	0.7%	0.7%
% of FP17s Relating to Continuations	1	798	0.1%	0.7%	0.8%	0.8%
% of Patients satisfied with the dentistry they have received	0	0	N/A	93.3%	93.2%	93.4%
% of Patients satisfied with the time they had to wait for an appointment	0	0	N/A	91.1%	88.5%	87.6%

* This is based on patients treated on this contract for their most recent course of treatment.

Figures in italics indicate the base number of FP17s or Patient Questionnaire responses are less than 100. N/A is shown where the base number of responses is less than 10 during the period. % is calculated as Quantity/Base number*100

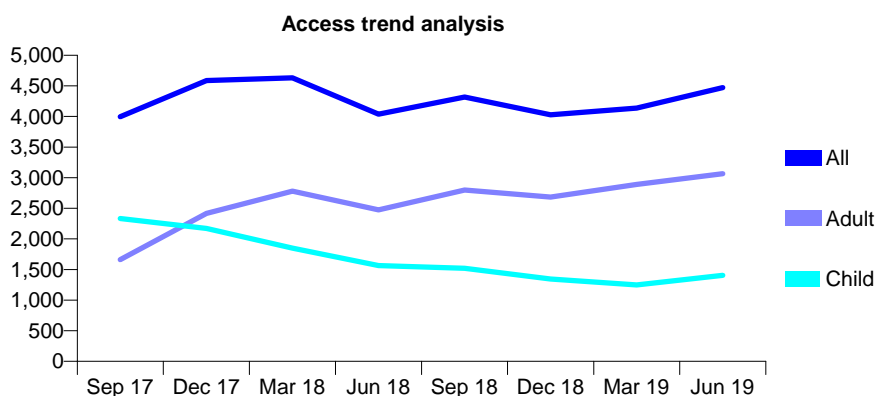
Q54 - Vital Signs At a Glance Contract Report for 161446/0001 - June 2019

Name or company name	Amit A Duggal & Gurpreet K Duggal
Contract type name	GDS Contract
Purpose of contract	General
Contract start date	01/01/2013
Contract end date	

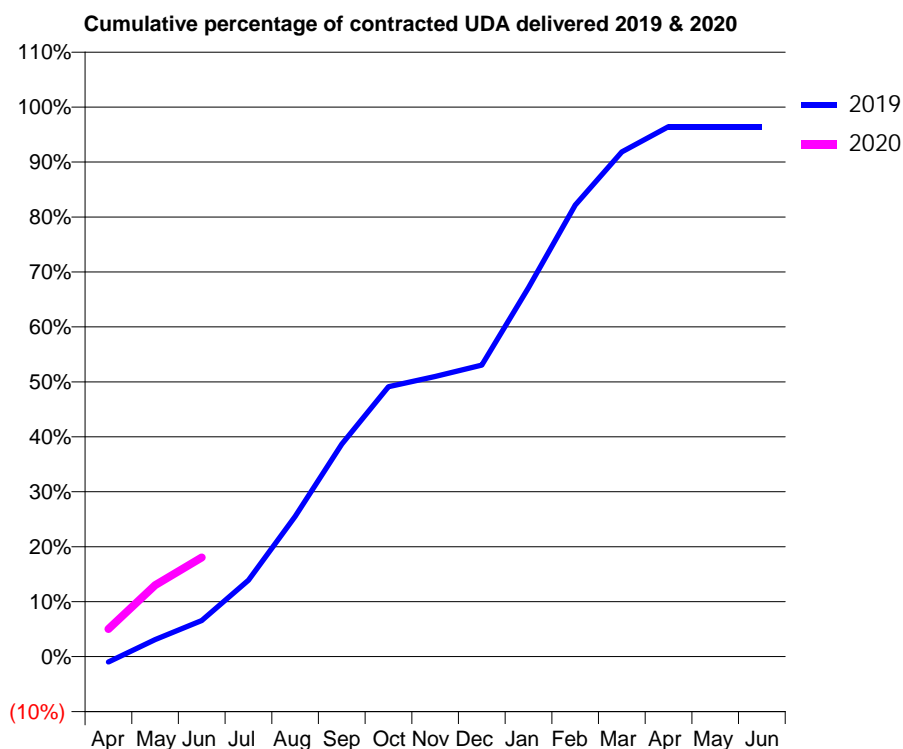
19/20 Contracted general activity (UDA)	9,647
Carry forward general activity (UDA)	0
19/20 Contracted orthodontic activity (UOA)	0
Carry forward orthodontic activity (UOA)	0
Baseline contract value	£236,140.81

ACCESS*

Patients seen in 24 months	Total	Change since previous quarter
Quarter ending June 2018	4,039	
Quarter ending September 2018	4,318	↑
Quarter ending December 2018	4,028	↓
Quarter ending March 2019	4,139	↑
Quarter ending June 2019	4,471	↑
Variance since June 2018	10.7%	↑



ACTIVITY



Month	Adjusted Scheduled Activity (UDA)	
	2019	2020
April	-97	485
May	298	1,255
June	633	1,740
July	1,343	
August	2,465	
September	3,732	
October	4,737	
November	4,918	
December	5,115	
January	6,477	
February	7,925	
March	8,859	
April	9,302	
May	9,302	
June	9,302	

QUALITY

	Quantity	Base Number	Contract	AT	Region	England
% of FP17s for the same patient ID Re-attending within 3 months - Children	5	513	1.0%	9.6%	11.2%	11.4%
% of FP17s for the same patient ID Re-attending within 3 months - Adults	27	812	3.3%	14.3%	14.8%	15.4%
% of FP17s for the same patient ID Re-attending between 3 & 9 months - Children	76	513	14.8%	54.0%	60.9%	59.8%
% of FP17s for the same patient ID Re-attending between 3 & 9 months - Adults	196	812	24.1%	48.9%	53.2%	52.1%
% of FP17s for Band 1 Urgent Courses	18	1,058	1.7%	8.4%	8.3%	9.2%
% of FP17s Relating to Free Repair or Replacements	1	1,058	0.1%	0.8%	0.7%	0.7%
% of FP17s Relating to Continuations	3	1,058	0.3%	0.7%	0.8%	0.8%
% of Patients satisfied with the dentistry they have received	2	2	N/A	93.3%	93.2%	93.4%
% of Patients satisfied with the time they had to wait for an appointment	2	2	N/A	91.1%	88.5%	87.6%

* This is based on patients treated on this contract for their most recent course of treatment. Figures in italics indicate the base number of FP17s or Patient Questionnaire responses are less than 100. N/A is shown where the base number of responses is less than 10 during the period. % is calculated as Quantity/Base number*100

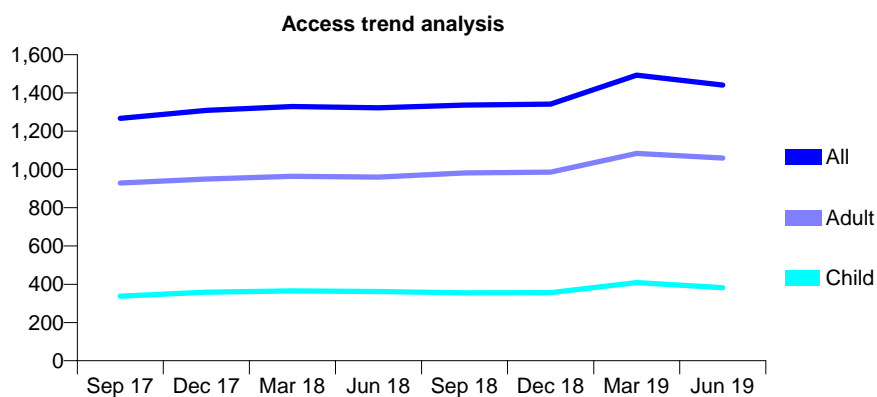
Q54 - Vital Signs At a Glance Contract Report for 162884/0001 - June 2019

Name or company name	Redhill Dental Practice
Contract type name	GDS Contract
Purpose of contract	General
Contract start date	01/02/2010
Contract end date	

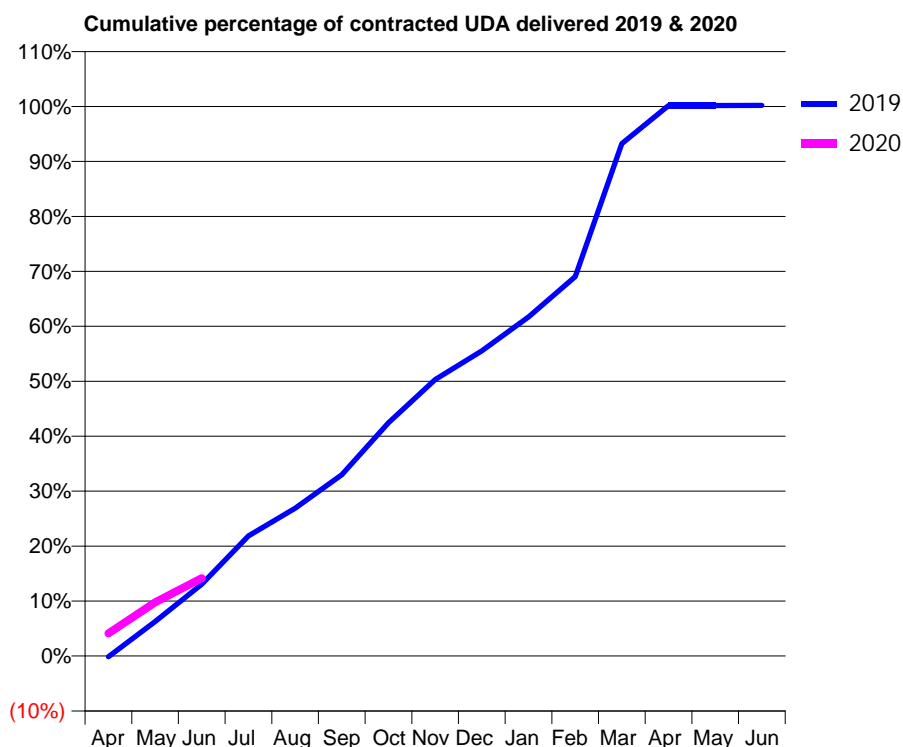
19/20 Contracted general activity (UDA)	4,286
Carry forward general activity (UDA)	0
19/20 Contracted orthodontic activity (UOA)	0
Carry forward orthodontic activity (UOA)	0
Baseline contract value	£108,818.33

ACCESS*

Patients seen in 24 months	Total	Change since previous quarter
Quarter ending June 2018	1,322	
Quarter ending September 2018	1,337	→
Quarter ending December 2018	1,342	→
Quarter ending March 2019	1,493	↑
Quarter ending June 2019	1,441	↓
Variance since June 2018	9.0%	↑



ACTIVITY



Month	Adjusted Scheduled Activity (UDA)	
	2019	2020
April	-7	176
May	269	418
June	560	607
July	937	
August	1,153	
September	1,414	
October	1,820	
November	2,157	
December	2,380	
January	2,645	
February	2,958	
March	3,996	
April	4,293	
May	4,293	
June	4,294	

QUALITY

	Quantity	Base Number	Contract	AT	Region	England
% of FP17s for the same patient ID Re-attending within 3 months - Children	8	120	6.7%	9.6%	11.2%	11.4%
% of FP17s for the same patient ID Re-attending within 3 months - Adults	17	293	5.8%	14.3%	14.8%	15.4%
% of FP17s for the same patient ID Re-attending between 3 & 9 months - Children	78	120	65.0%	54.0%	60.9%	59.8%
% of FP17s for the same patient ID Re-attending between 3 & 9 months - Adults	140	293	47.8%	48.9%	53.2%	52.1%
% of FP17s for Band 1 Urgent Courses	25	323	7.7%	8.4%	8.3%	9.2%
% of FP17s Relating to Free Repair or Replacements	2	323	0.6%	0.8%	0.7%	0.7%
% of FP17s Relating to Continuations	1	323	0.3%	0.7%	0.8%	0.8%
% of Patients satisfied with the dentistry they have received	0	1	N/A	93.3%	93.2%	93.4%
% of Patients satisfied with the time they had to wait for an appointment	1	1	N/A	91.1%	88.5%	87.6%

* This is based on patients treated on this contract for their most recent course of treatment. Figures in italics indicate the base number of FP17s or Patient Questionnaire responses are less than 100. N/A is shown where the base number of responses is less than 10 during the period. % is calculated as Quantity/Base number*100

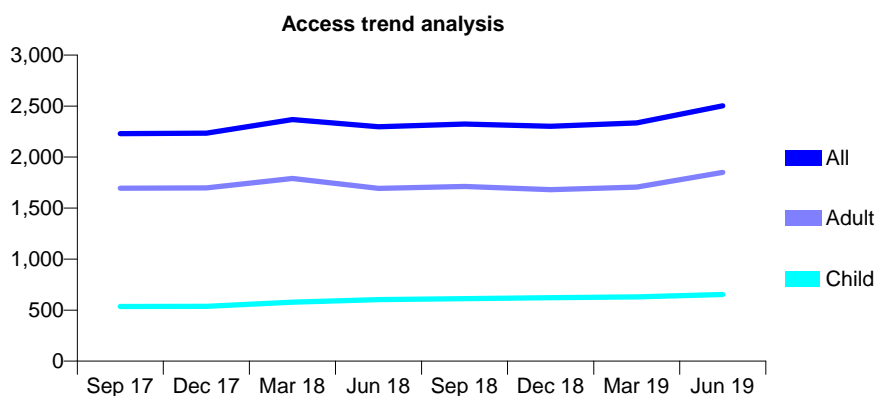
Q54 - Vital Signs At a Glance Contract Report for 163287/0001 - June 2019

Name or company name	Aesthetics Dental and Implant Surgery
Contract type name	GDS Contract
Purpose of contract	General
Contract start date	01/04/2014
Contract end date	

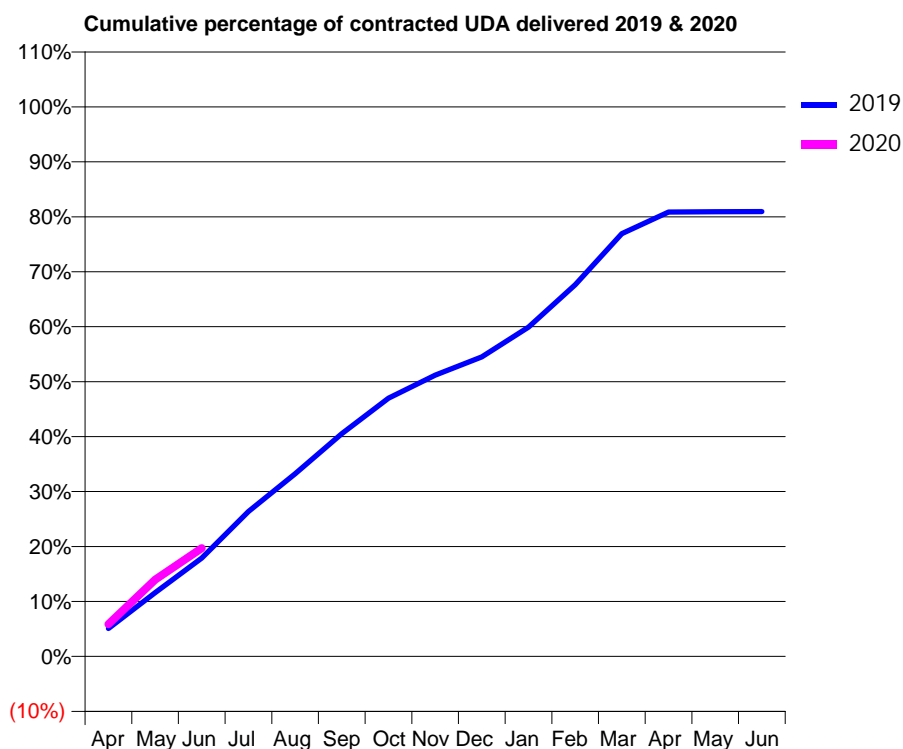
19/20 Contracted general activity (UDA)	5,794
Carry forward general activity (UDA)	0
19/20 Contracted orthodontic activity (UOA)	0
Carry forward orthodontic activity (UOA)	0
Baseline contract value	£124,522.29

ACCESS*

Patients seen in 24 months	Total	Change since previous quarter
Quarter ending June 2018	2,297	
Quarter ending September 2018	2,324	→
Quarter ending December 2018	2,302	→
Quarter ending March 2019	2,335	→
Quarter ending June 2019	2,503	↑
Variance since June 2018	9.0%	↑



ACTIVITY



Month	2019	2020
April	294	341
May	673	809
June	1,037	1,140
July	1,527	
August	1,925	
September	2,348	
October	2,723	
November	2,966	
December	3,159	
January	3,472	
February	3,920	
March	4,457	
April	4,685	
May	4,688	
June	4,690	

QUALITY

	Quantity	Base Number	Contract	AT	Region	England
% of FP17s for the same patient ID Re-attending within 3 months - Children	13	206	6.3%	9.6%	11.2%	11.4%
% of FP17s for the same patient ID Re-attending within 3 months - Adults	108	714	15.1%	14.3%	14.8%	15.4%
% of FP17s for the same patient ID Re-attending between 3 & 9 months - Children	102	206	49.5%	54.0%	60.9%	59.8%
% of FP17s for the same patient ID Re-attending between 3 & 9 months - Adults	167	714	23.4%	48.9%	53.2%	52.1%
% of FP17s for Band 1 Urgent Courses	62	584	10.6%	8.4%	8.3%	9.2%
% of FP17s Relating to Free Repair or Replacements	2	584	0.3%	0.8%	0.7%	0.7%
% of FP17s Relating to Continuations	2	584	0.3%	0.7%	0.8%	0.8%
% of Patients satisfied with the dentistry they have received	0	0	N/A	93.3%	93.2%	93.4%
% of Patients satisfied with the time they had to wait for an appointment	0	0	N/A	91.1%	88.5%	87.6%

* This is based on patients treated on this contract for their most recent course of treatment. Figures in italics indicate the base number of FP17s or Patient Questionnaire responses are less than 100. N/A is shown where the base number of responses is less than 10 during the period. % is calculated as Quantity/Base number*100

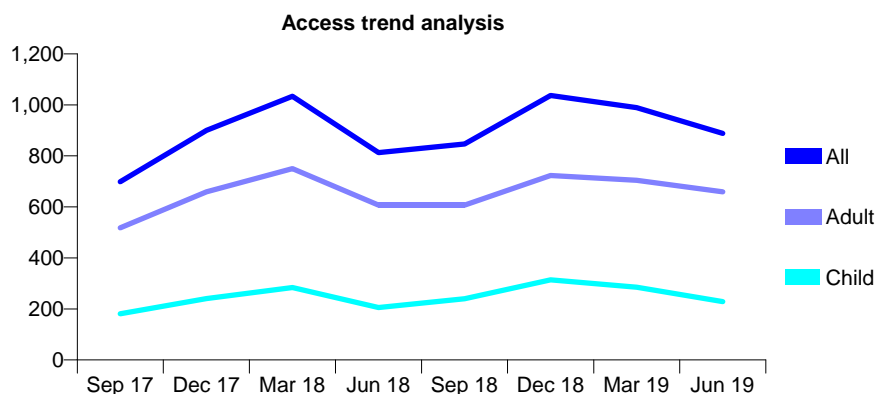
Q54 - Vital Signs At a Glance Contract Report for 163813/0001 - June 2019

Name or company name	Dr M Gibbons & Associates
Contract type name	GDS Contract
Purpose of contract	General
Contract start date	01/10/2014
Contract end date	

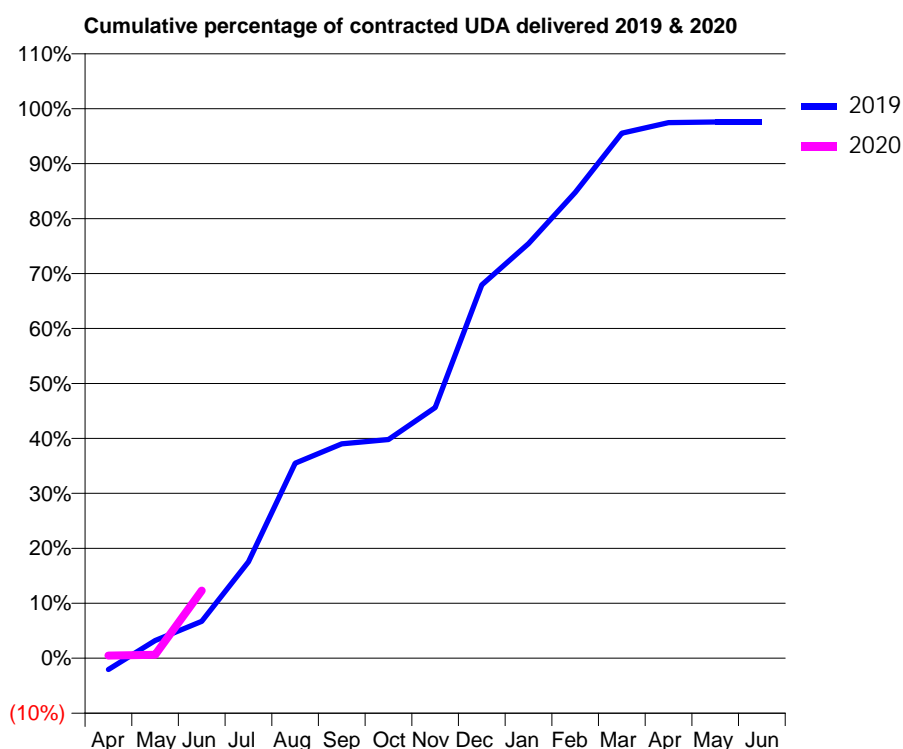
19/20 Contracted general activity (UDA)	2,925
Carry forward general activity (UDA)	0
19/20 Contracted orthodontic activity (UOA)	0
Carry forward orthodontic activity (UOA)	0
Baseline contract value	£78,094.80

ACCESS*

Patients seen in 24 months	Total	Change since previous quarter
Quarter ending June 2018	813	
Quarter ending September 2018	847	↑
Quarter ending December 2018	1,037	↑
Quarter ending March 2019	989	↓
Quarter ending June 2019	888	↓
Variance since June 2018	9.2%	↑



ACTIVITY



Adjusted Scheduled Activity (UDA)		
Month	2019	2020
April	-61	15
May	94	19
June	197	360
July	514	
August	1,038	
September	1,141	
October	1,164	
November	1,335	
December	1,987	
January	2,207	
February	2,479	
March	2,794	
April	2,851	
May	2,854	
June	2,854	

QUALITY

	Quantity	Base Number	Contract	AT	Region	England
% of FP17s for the same patient ID Re-attending within 3 months - Children	1	55	1.8%	9.6%	11.2%	11.4%
% of FP17s for the same patient ID Re-attending within 3 months - Adults	13	155	8.4%	14.3%	14.8%	15.4%
% of FP17s for the same patient ID Re-attending between 3 & 9 months - Children	19	55	34.5%	54.0%	60.9%	59.8%
% of FP17s for the same patient ID Re-attending between 3 & 9 months - Adults	39	155	25.2%	48.9%	53.2%	52.1%
% of FP17s for Band 1 Urgent Courses	12	184	6.5%	8.4%	8.3%	9.2%
% of FP17s Relating to Free Repair or Replacements	1	184	0.5%	0.8%	0.7%	0.7%
% of FP17s Relating to Continuations	4	184	2.2%	0.7%	0.8%	0.8%
% of Patients satisfied with the dentistry they have received	0	0	N/A	93.3%	93.2%	93.4%
% of Patients satisfied with the time they had to wait for an appointment	0	0	N/A	91.1%	88.5%	87.6%

* This is based on patients treated on this contract for their most recent course of treatment.

Figures in italics indicate the base number of FP17s or Patient Questionnaire responses are less than 100. N/A is shown where the base number of responses is less than 10 during the period. % is calculated as Quantity/Base number*100

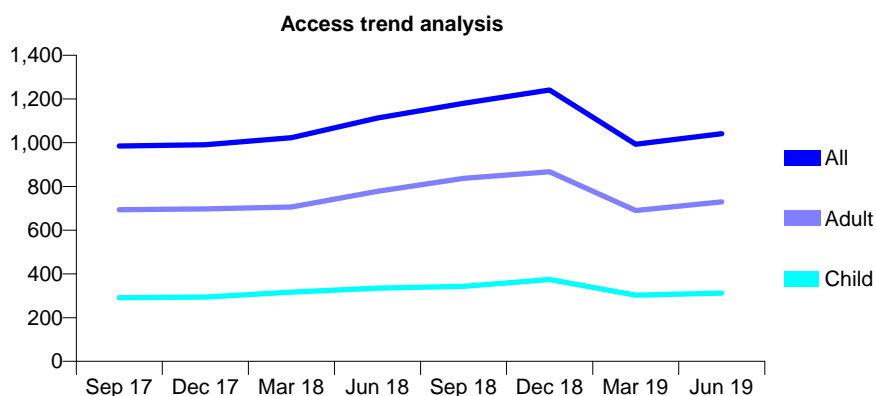
Q54 - Vital Signs At a Glance Contract Report for 171360/0001 - June 2019

Name or company name	Dr AS Bhandal, Dr Balbir Bhandal & Dr Balj
Contract type name	GDS Contract
Purpose of contract	General
Contract start date	09/04/2010
Contract end date	

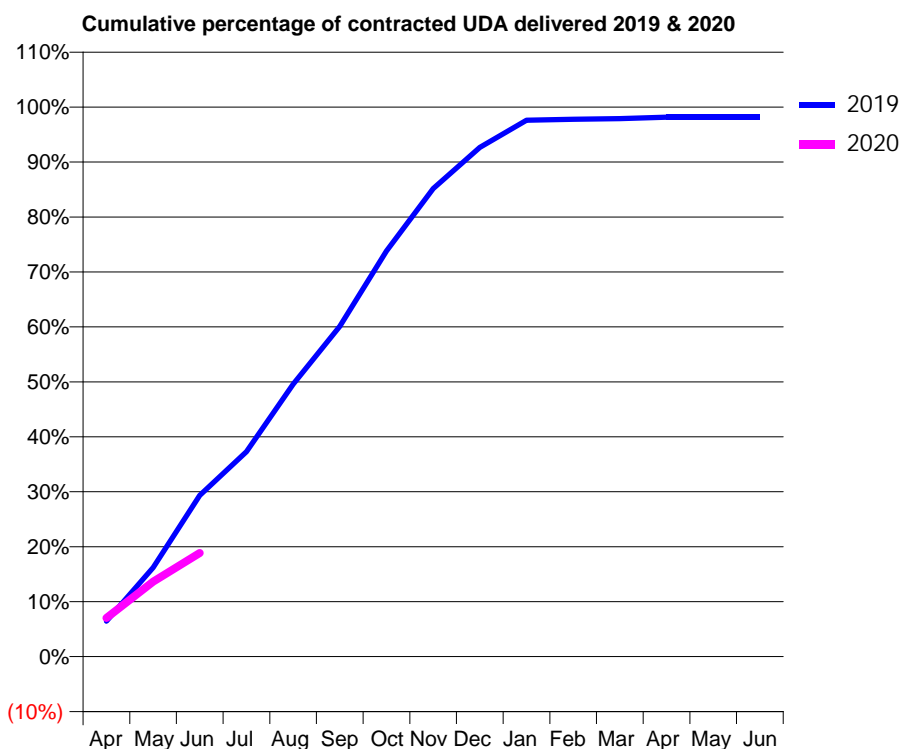
19/20 Contracted general activity (UDA)	4,033
Carry forward general activity (UDA)	0
19/20 Contracted orthodontic activity (UOA)	0
Carry forward orthodontic activity (UOA)	0
Baseline contract value	£89,853.26

ACCESS*

Patients seen in 24 months	Total	Change since previous quarter
Quarter ending June 2018	1,113	
Quarter ending September 2018	1,180	↑
Quarter ending December 2018	1,241	↑
Quarter ending March 2019	993	↓
Quarter ending June 2019	1,041	↑
Variance since June 2018	(6.5%)	↓



ACTIVITY



Month	Adjusted Scheduled Activity (UDA)	
	2019	2020
April	260	285
May	653	550
June	1,184	761
July	1,504	
August	2,000	
September	2,424	
October	2,977	
November	3,434	
December	3,737	
January	3,937	
February	3,944	
March	3,949	
April	3,959	
May	3,959	
June	3,959	

QUALITY

	Quantity	Base Number	Contract	AT	Region	England
% of FP17s for the same patient ID Re-attending within 3 months - Children	1	75	1.3%	9.6%	11.2%	11.4%
% of FP17s for the same patient ID Re-attending within 3 months - Adults	4	166	2.4%	14.3%	14.8%	15.4%
% of FP17s for the same patient ID Re-attending between 3 & 9 months - Children	34	75	45.3%	54.0%	60.9%	59.8%
% of FP17s for the same patient ID Re-attending between 3 & 9 months - Adults	52	166	31.3%	48.9%	53.2%	52.1%
% of FP17s for Band 1 Urgent Courses	13	235	5.5%	8.4%	8.3%	9.2%
% of FP17s Relating to Free Repair or Replacements	2	235	0.9%	0.8%	0.7%	0.7%
% of FP17s Relating to Continuations	0	235	0.0%	0.7%	0.8%	0.8%
% of Patients satisfied with the dentistry they have received	0	0	N/A	93.3%	93.2%	93.4%
% of Patients satisfied with the time they had to wait for an appointment	0	0	N/A	91.1%	88.5%	87.6%

* This is based on patients treated on this contract for their most recent course of treatment. Figures in italics indicate the base number of FP17s or Patient Questionnaire responses are less than 100. N/A is shown where the base number of responses is less than 10 during the period. % is calculated as Quantity/Base number*100

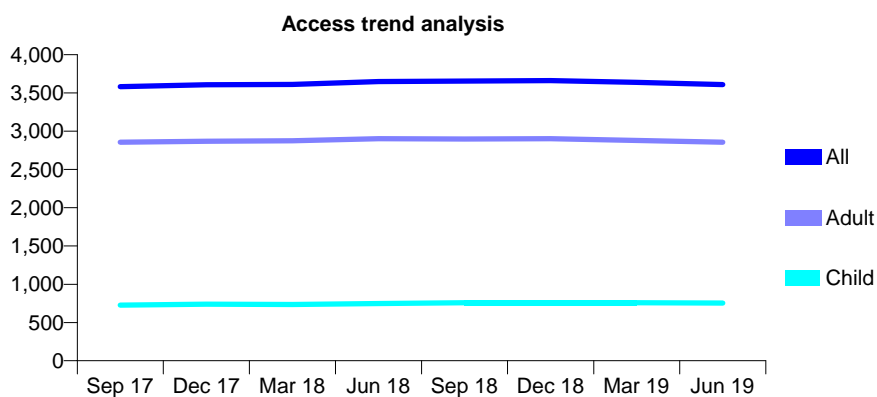
Q54 - Vital Signs At a Glance Contract Report for 171530/0001 - June 2019

Name or company name	Mr T Sunnar & Mr P Sunnar
Contract type name	GDS Contract
Purpose of contract	General
Contract start date	01/04/2012
Contract end date	

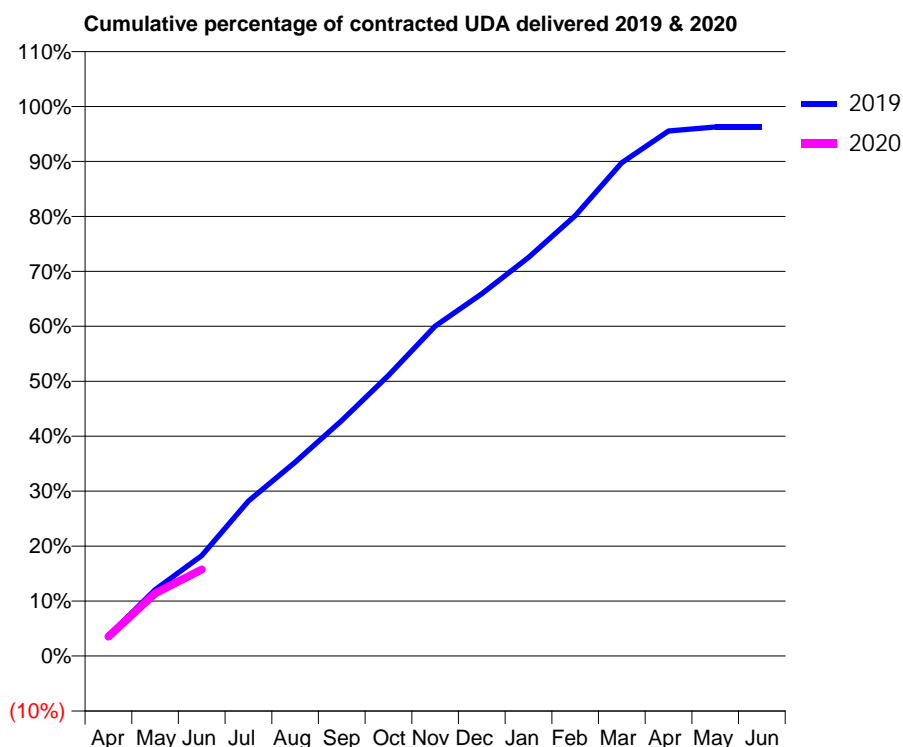
19/20 Contracted general activity (UDA)	12,831
Carry forward general activity (UDA)	0
19/20 Contracted orthodontic activity (UOA)	0
Carry forward orthodontic activity (UOA)	0
Baseline contract value	£284,557.73

ACCESS*

Patients seen in 24 months	Total	Change since previous quarter
Quarter ending June 2018	3,649	
Quarter ending September 2018	3,655	→
Quarter ending December 2018	3,661	→
Quarter ending March 2019	3,638	→
Quarter ending June 2019	3,608	→
Variance since June 2018	(1.1%)	↓



ACTIVITY



Month	Adjusted Scheduled Activity (UDA)	
	2019	2020
April	472	454
May	1,548	1,465
June	2,345	2,018
July	3,619	
August	4,525	
September	5,500	
October	6,552	
November	7,704	
December	8,459	
January	9,304	
February	10,282	
March	11,519	
April	12,258	
May	12,352	
June	12,352	

QUALITY

	Quantity	Base Number	Contract	AT	Region	England
% of FP17s for the same patient ID Re-attending within 3 months - Children	29	272	10.7%	9.6%	11.2%	11.4%
% of FP17s for the same patient ID Re-attending within 3 months - Adults	118	1,078	10.9%	14.3%	14.8%	15.4%
% of FP17s for the same patient ID Re-attending between 3 & 9 months - Children	174	272	64.0%	54.0%	60.9%	59.8%
% of FP17s for the same patient ID Re-attending between 3 & 9 months - Adults	744	1,078	69.0%	48.9%	53.2%	52.1%
% of FP17s for Band 1 Urgent Courses	79	1,034	7.6%	8.4%	8.3%	9.2%
% of FP17s Relating to Free Repair or Replacements	7	1,034	0.7%	0.8%	0.7%	0.7%
% of FP17s Relating to Continuations	8	1,034	0.8%	0.7%	0.8%	0.8%
% of Patients satisfied with the dentistry they have received	3	3	N/A	93.3%	93.2%	93.4%
% of Patients satisfied with the time they had to wait for an appointment	3	3	N/A	91.1%	88.5%	87.6%

* This is based on patients treated on this contract for their most recent course of treatment. Figures in italics indicate the base number of FP17s or Patient Questionnaire responses are less than 100. N/A is shown where the base number of responses is less than 10 during the period. % is calculated as Quantity/Base number*100

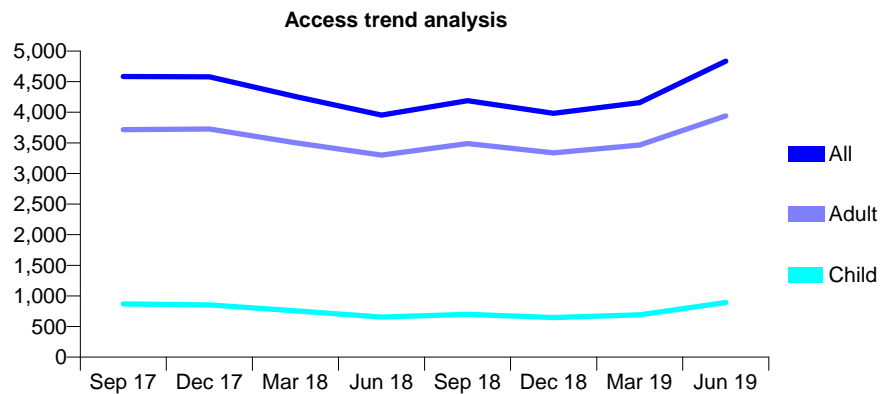
Q54 - Vital Signs At a Glance Contract Report for 171654/0001 - June 2019

Name or company name	Kingswinford Health Centre 2
Contract type name	GDS Contract
Purpose of contract	General and Orthodontic
Contract start date	01/09/2014
Contract end date	

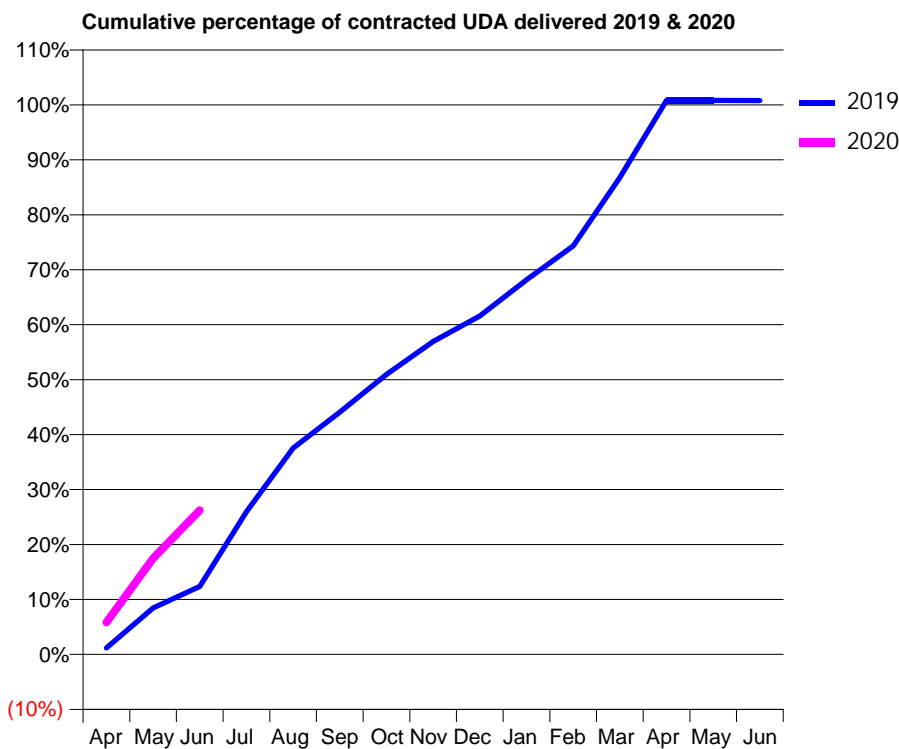
19/20 Contracted general activity (UDA)	11,155
Carry forward general activity (UDA)	0
19/20 Contracted orthodontic activity (UOA)	820
Carry forward orthodontic activity (UOA)	0
Baseline contract value	£331,156.71

ACCESS*

Patients seen in 24 months	Total	Change since previous quarter
Quarter ending June 2018	3,953	
Quarter ending September 2018	4,190	↑
Quarter ending December 2018	3,983	↓
Quarter ending March 2019	4,157	↑
Quarter ending June 2019	4,835	↑
Variance since June 2018	22.3%	↑



ACTIVITY



Month	Adjusted Scheduled Activity (UDA)	
	2019	2020
April	132	651
May	943	1,950
June	1,380	2,926
July	2,896	
August	4,188	
September	4,916	
October	5,682	
November	6,353	
December	6,868	
January	7,601	
February	8,292	
March	9,680	
April	11,245	
May	11,243	
June	11,240	

QUALITY

	Quantity	Base Number	Contract	AT	Region	England
% of FP17s for the same patient ID Re-attending within 3 months - Children	40	506	7.9%	9.6%	11.2%	11.4%
% of FP17s for the same patient ID Re-attending within 3 months - Adults	166	1,798	9.2%	14.3%	14.8%	15.4%
% of FP17s for the same patient ID Re-attending between 3 & 9 months - Children	91	506	18.0%	54.0%	60.9%	59.8%
% of FP17s for the same patient ID Re-attending between 3 & 9 months - Adults	507	1,798	28.2%	48.9%	53.2%	52.1%
% of FP17s for Band 1 Urgent Courses	94	1,759	5.3%	8.4%	8.3%	9.2%
% of FP17s Relating to Free Repair or Replacements	10	1,759	0.6%	0.8%	0.7%	0.7%
% of FP17s Relating to Continuations	6	1,759	0.3%	0.7%	0.8%	0.8%
% of Patients satisfied with the dentistry they have received	3	3	N/A	93.3%	93.2%	93.4%
% of Patients satisfied with the time they had to wait for an appointment	3	3	N/A	91.1%	88.5%	87.6%

* This is based on patients treated on this contract for their most recent course of treatment. Figures in italics indicate the base number of FP17s or Patient Questionnaire responses are less than 100. N/A is shown where the base number of responses is less than 10 during the period. % is calculated as Quantity/Base number*100

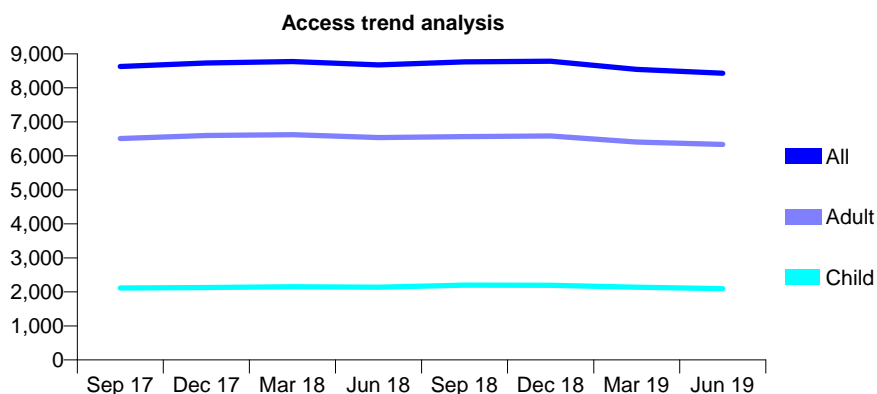
Q54 - Vital Signs At a Glance Contract Report for 172170/0001 - June 2019

Name or company name	Tile Cross Dental practice
Contract type name	GDS Contract
Purpose of contract	General
Contract start date	03/07/2012
Contract end date	

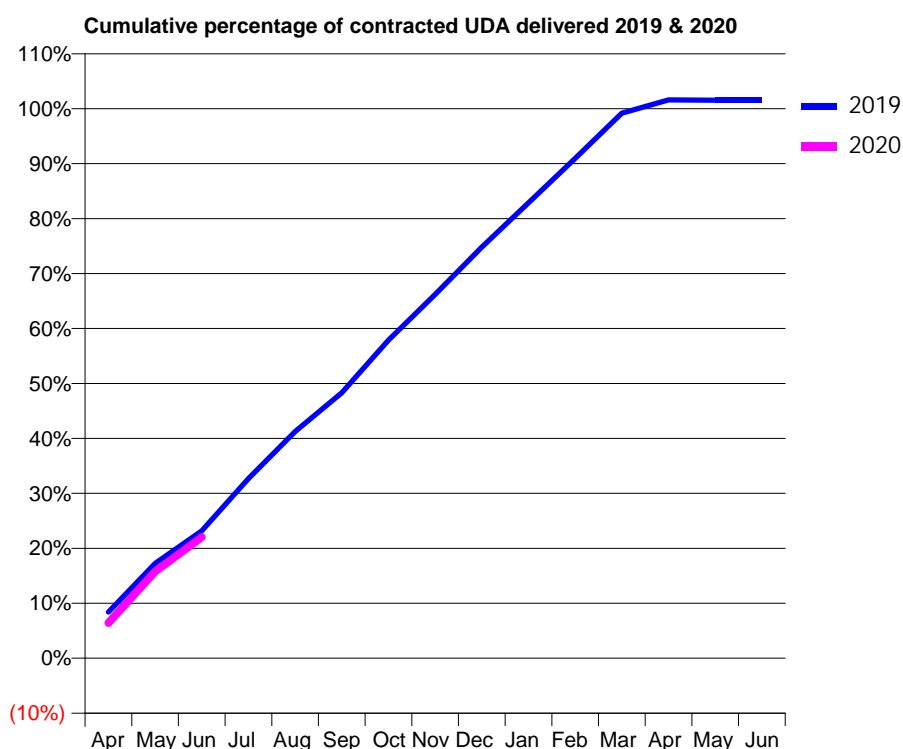
19/20 Contracted general activity (UDA)	28,686
Carry forward general activity (UDA)	0
19/20 Contracted orthodontic activity (UOA)	0
Carry forward orthodontic activity (UOA)	0
Baseline contract value	£672,840.23

ACCESS*

Patients seen in 24 months	Total	Change since previous quarter
Quarter ending June 2018	8,678	
Quarter ending September 2018	8,766	→
Quarter ending December 2018	8,783	→
Quarter ending March 2019	8,544	↓
Quarter ending June 2019	8,431	↓
Variance since June 2018	(2.8%)	↓



ACTIVITY



Month	2019	2020
April	2,410	1,842
May	4,950	4,529
June	6,644	6,322
July	9,381	
August	11,833	
September	13,856	
October	16,607	
November	18,990	
December	21,461	
January	23,770	
February	26,095	
March	28,446	
April	29,140	
May	29,128	
June	29,128	

QUALITY

	Quantity	Base Number	Contract	AT	Region	England
% of FP17s for the same patient ID Re-attending within 3 months - Children	27	495	5.5%	9.6%	11.2%	11.4%
% of FP17s for the same patient ID Re-attending within 3 months - Adults	186	1,535	12.1%	14.3%	14.8%	15.4%
% of FP17s for the same patient ID Re-attending between 3 & 9 months - Children	194	495	39.2%	54.0%	60.9%	59.8%
% of FP17s for the same patient ID Re-attending between 3 & 9 months - Adults	615	1,535	40.1%	48.9%	53.2%	52.1%
% of FP17s for Band 1 Urgent Courses	147	1,800	8.2%	8.4%	8.3%	9.2%
% of FP17s Relating to Free Repair or Replacements	11	1,800	0.6%	0.8%	0.7%	0.7%
% of FP17s Relating to Continuations	11	1,800	0.6%	0.7%	0.8%	0.8%
% of Patients satisfied with the dentistry they have received	3	3	N/A	93.3%	93.2%	93.4%
% of Patients satisfied with the time they had to wait for an appointment	3	3	N/A	91.1%	88.5%	87.6%

* This is based on patients treated on this contract for their most recent course of treatment. Figures in italics indicate the base number of FP17s or Patient Questionnaire responses are less than 100. N/A is shown where the base number of responses is less than 10 during the period. % is calculated as Quantity/Base number*100

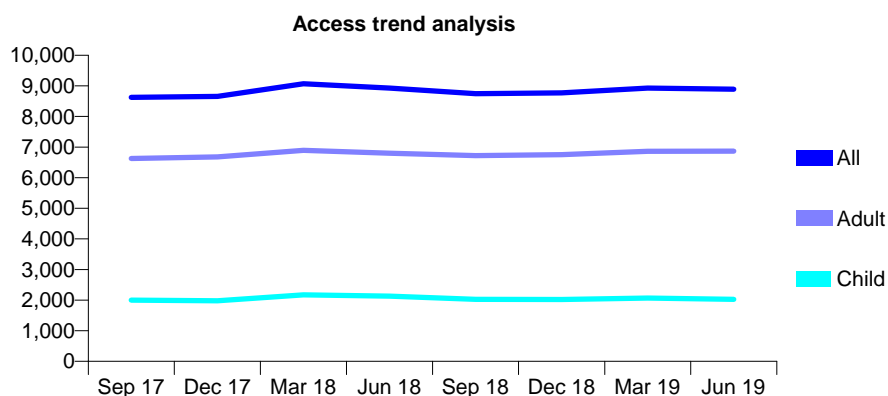
Q54 - Vital Signs At a Glance Contract Report for 172693/0001 - June 2019

Name or company name	The Gables Dental Practice
Contract type name	GDS Contract
Purpose of contract	General
Contract start date	01/02/2009
Contract end date	

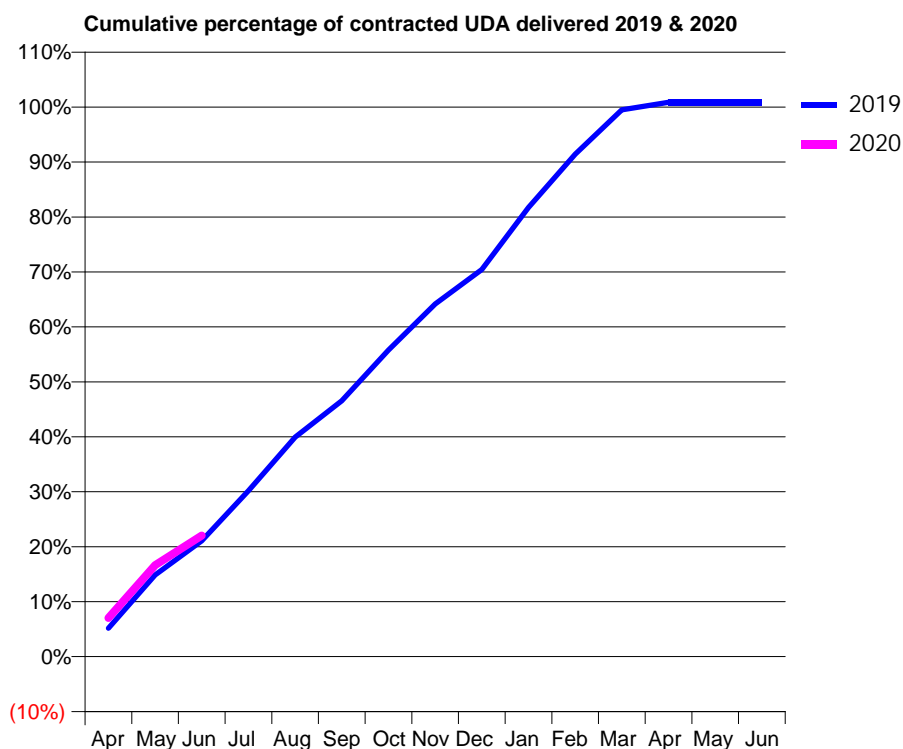
19/20 Contracted general activity (UDA)	34,168
Carry forward general activity (UDA)	0
19/20 Contracted orthodontic activity (UOA)	0
Carry forward orthodontic activity (UOA)	0
Baseline contract value	£793,637.65

ACCESS*

Patients seen in 24 months	Total	Change since previous quarter
Quarter ending June 2018	8,929	
Quarter ending September 2018	8,747	↓
Quarter ending December 2018	8,772	→
Quarter ending March 2019	8,925	→
Quarter ending June 2019	8,892	→
Variance since June 2018	(0.4%)	→



ACTIVITY



Month	Adjusted Scheduled Activity (UDA)	
	2019	2020
April	1,771	2,402
May	5,077	5,683
June	7,205	7,536
July	10,319	
August	13,647	
September	15,906	
October	19,055	
November	21,927	
December	24,066	
January	27,929	
February	31,236	
March	33,999	
April	34,460	
May	34,463	
June	34,463	

QUALITY

	Quantity	Base Number	Contract	AT	Region	England
% of FP17s for the same patient ID Re-attending within 3 months - Children	23	531	4.3%	9.6%	11.2%	11.4%
% of FP17s for the same patient ID Re-attending within 3 months - Adults	180	1,824	9.9%	14.3%	14.8%	15.4%
% of FP17s for the same patient ID Re-attending between 3 & 9 months - Children	219	531	41.2%	54.0%	60.9%	59.8%
% of FP17s for the same patient ID Re-attending between 3 & 9 months - Adults	641	1,824	35.1%	48.9%	53.2%	52.1%
% of FP17s for Band 1 Urgent Courses	327	2,141	15.3%	8.4%	8.3%	9.2%
% of FP17s Relating to Free Repair or Replacements	21	2,141	1.0%	0.8%	0.7%	0.7%
% of FP17s Relating to Continuations	20	2,141	0.9%	0.7%	0.8%	0.8%
% of Patients satisfied with the dentistry they have received	3	3	N/A	93.3%	93.2%	93.4%
% of Patients satisfied with the time they had to wait for an appointment	2	3	N/A	91.1%	88.5%	87.6%

* This is based on patients treated on this contract for their most recent course of treatment. Figures in italics indicate the base number of FP17s or Patient Questionnaire responses are less than 100. N/A is shown where the base number of responses is less than 10 during the period. % is calculated as Quantity/Base number*100

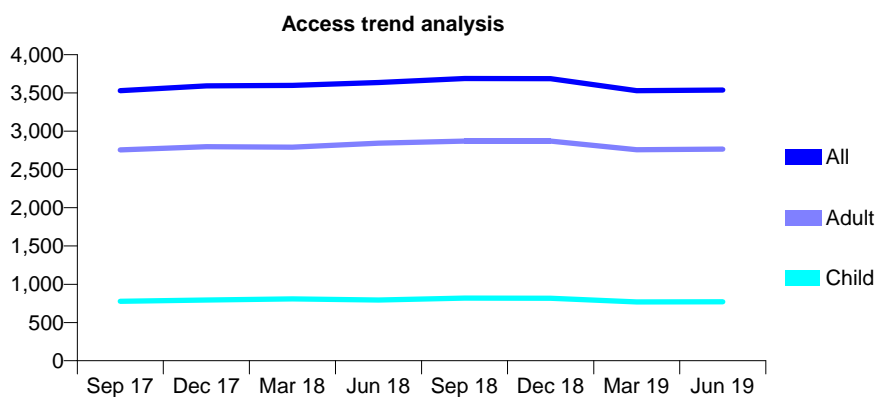
Q54 - Vital Signs At a Glance Contract Report for 173355/0001 - June 2019

Name or company name	Kemberton Dental Practice
Contract type name	GDS Contract
Purpose of contract	General
Contract start date	01/05/2012
Contract end date	

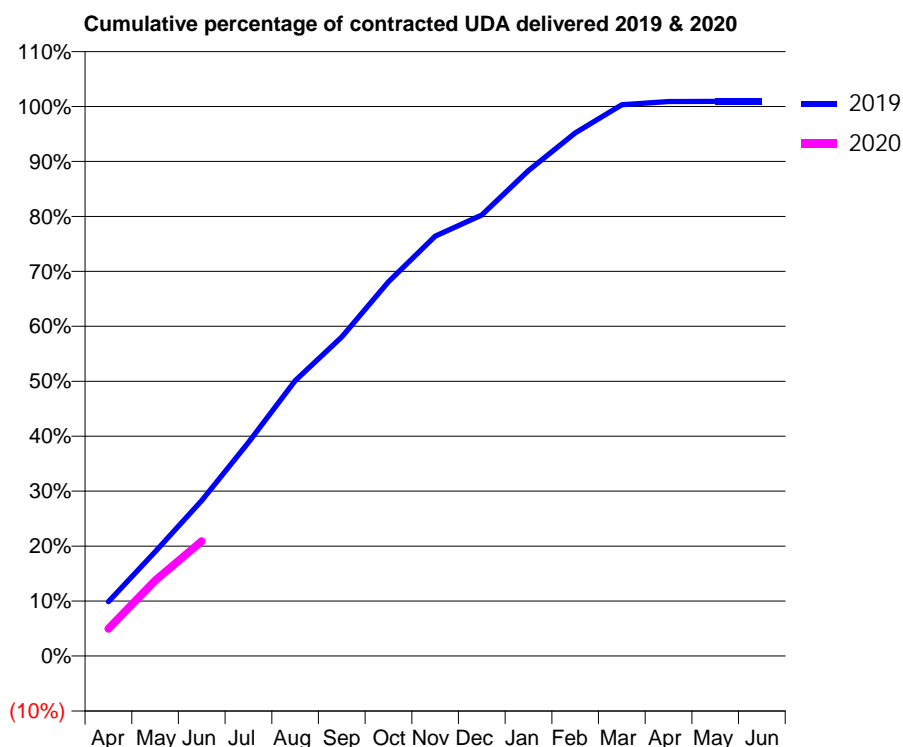
19/20 Contracted general activity (UDA)	11,770
Carry forward general activity (UDA)	0
19/20 Contracted orthodontic activity (UOA)	0
Carry forward orthodontic activity (UOA)	0
Baseline contract value	£320,439.02

ACCESS*

Patients seen in 24 months	Total	Change since previous quarter
Quarter ending June 2018	3,637	
Quarter ending September 2018	3,689	→
Quarter ending December 2018	3,688	→
Quarter ending March 2019	3,529	↓
Quarter ending June 2019	3,538	→
Variance since June 2018	(2.7%)	↓



ACTIVITY



Month	Adjusted Scheduled Activity (UDA)	
	2019	2020
April	1,165	585
May	2,232	1,618
June	3,329	2,460
July	4,575	
August	5,897	
September	6,833	
October	8,015	
November	8,992	
December	9,444	
January	10,398	
February	11,204	
March	11,807	
April	11,875	
May	11,877	
June	11,877	

QUALITY

	Quantity	Base Number	Contract	AT	Region	England
% of FP17s for the same patient ID Re-attending within 3 months - Children	17	250	6.8%	9.6%	11.2%	11.4%
% of FP17s for the same patient ID Re-attending within 3 months - Adults	84	912	9.2%	14.3%	14.8%	15.4%
% of FP17s for the same patient ID Re-attending between 3 & 9 months - Children	129	250	51.6%	54.0%	60.9%	59.8%
% of FP17s for the same patient ID Re-attending between 3 & 9 months - Adults	516	912	56.6%	48.9%	53.2%	52.1%
% of FP17s for Band 1 Urgent Courses	151	1,119	13.5%	8.4%	8.3%	9.2%
% of FP17s Relating to Free Repair or Replacements	10	1,119	0.9%	0.8%	0.7%	0.7%
% of FP17s Relating to Continuations	1	1,119	0.1%	0.7%	0.8%	0.8%
% of Patients satisfied with the dentistry they have received	2	2	N/A	93.3%	93.2%	93.4%
% of Patients satisfied with the time they had to wait for an appointment	2	2	N/A	91.1%	88.5%	87.6%

* This is based on patients treated on this contract for their most recent course of treatment. Figures in italics indicate the base number of FP17s or Patient Questionnaire responses are less than 100. N/A is shown where the base number of responses is less than 10 during the period. % is calculated as Quantity/Base number*100

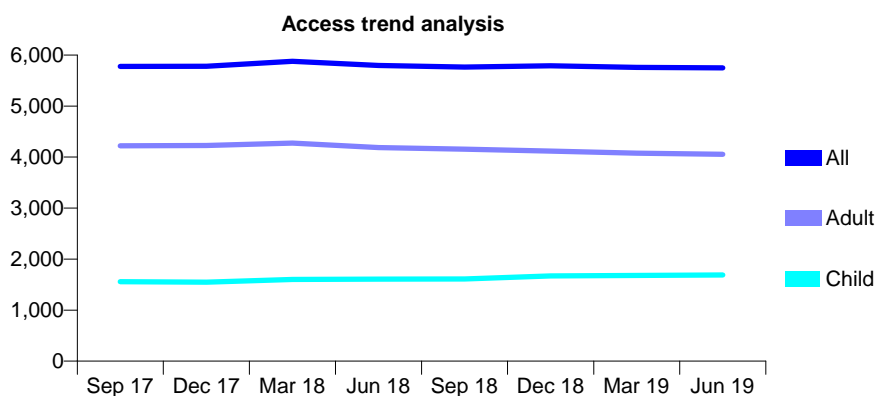
Q54 - Vital Signs At a Glance Contract Report for 173770/0001 - June 2019

Name or company name	Pentwyn Dental Surgery
Contract type name	GDS Contract
Purpose of contract	General
Contract start date	01/10/2012
Contract end date	

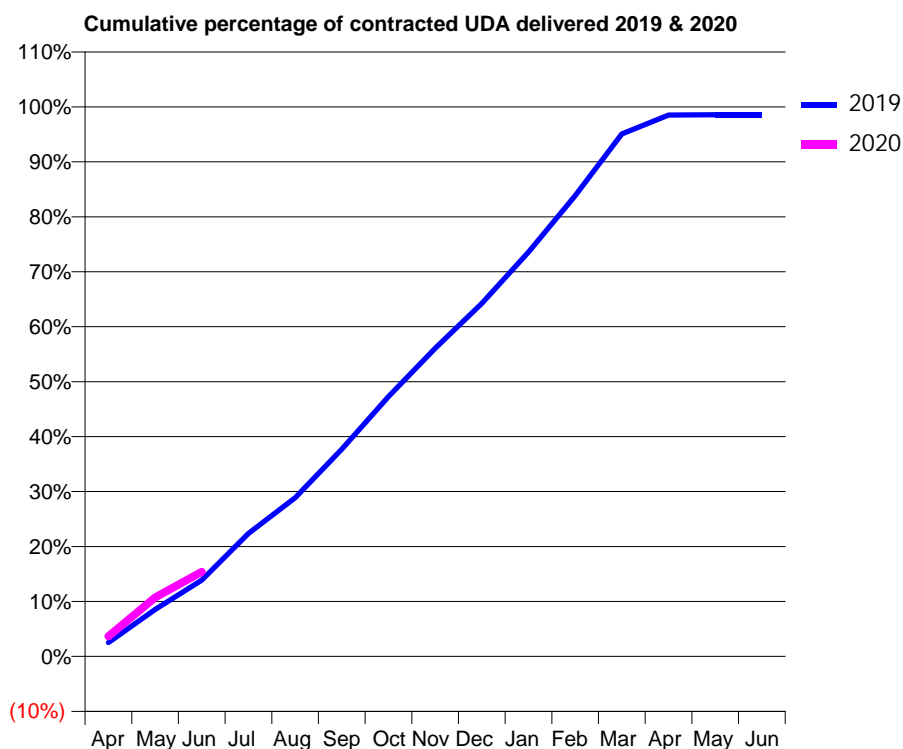
19/20 Contracted general activity (UDA)	17,530
Carry forward general activity (UDA)	0
19/20 Contracted orthodontic activity (UOA)	0
Carry forward orthodontic activity (UOA)	0
Baseline contract value	£406,991.86

ACCESS*

Patients seen in 24 months	Total	Change since previous quarter
Quarter ending June 2018	5,794	
Quarter ending September 2018	5,767	→
Quarter ending December 2018	5,790	→
Quarter ending March 2019	5,757	→
Quarter ending June 2019	5,747	→
Variance since June 2018	(0.8%)	→



ACTIVITY



Month	Adjusted Scheduled Activity (UDA)	
	2019	2020
April	446	639
May	1,501	1,883
June	2,437	2,701
July	3,926	
August	5,059	
September	6,610	
October	8,289	
November	9,830	
December	11,256	
January	12,901	
February	14,699	
March	16,666	
April	17,269	
May	17,276	
June	17,280	

QUALITY

	Quantity	Base Number	Contract	AT	Region	England
% of FP17s for the same patient ID Re-attending within 3 months - Children	38	549	6.9%	9.6%	11.2%	11.4%
% of FP17s for the same patient ID Re-attending within 3 months - Adults	163	1,238	13.2%	14.3%	14.8%	15.4%
% of FP17s for the same patient ID Re-attending between 3 & 9 months - Children	384	549	69.9%	54.0%	60.9%	59.8%
% of FP17s for the same patient ID Re-attending between 3 & 9 months - Adults	759	1,238	61.3%	48.9%	53.2%	52.1%
% of FP17s for Band 1 Urgent Courses	104	1,496	7.0%	8.4%	8.3%	9.2%
% of FP17s Relating to Free Repair or Replacements	11	1,496	0.7%	0.8%	0.7%	0.7%
% of FP17s Relating to Continuations	15	1,496	1.0%	0.7%	0.8%	0.8%
% of Patients satisfied with the dentistry they have received	5	6	N/A	93.3%	93.2%	93.4%
% of Patients satisfied with the time they had to wait for an appointment	5	6	N/A	91.1%	88.5%	87.6%

* This is based on patients treated on this contract for their most recent course of treatment. Figures in italics indicate the base number of FP17s or Patient Questionnaire responses are less than 100. N/A is shown where the base number of responses is less than 10 during the period. % is calculated as Quantity/Base number*100

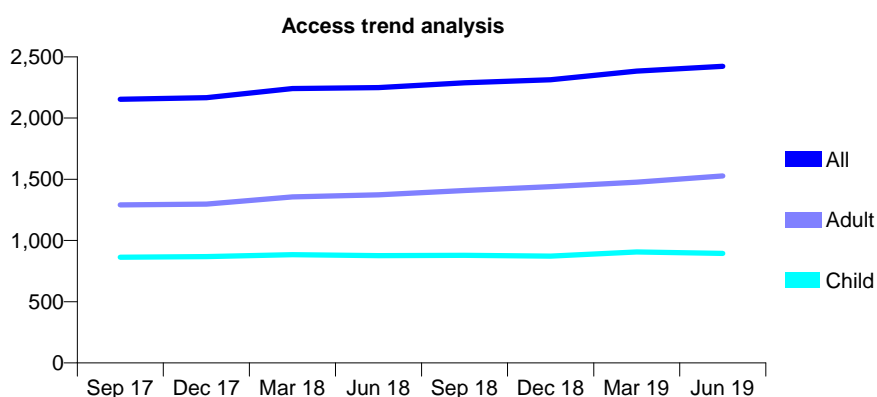
Q54 - Vital Signs At a Glance Contract Report for 175234/0001 - June 2019

Name or company name	Oakville Dental Partnership
Contract type name	GDS Contract
Purpose of contract	General
Contract start date	01/09/2010
Contract end date	

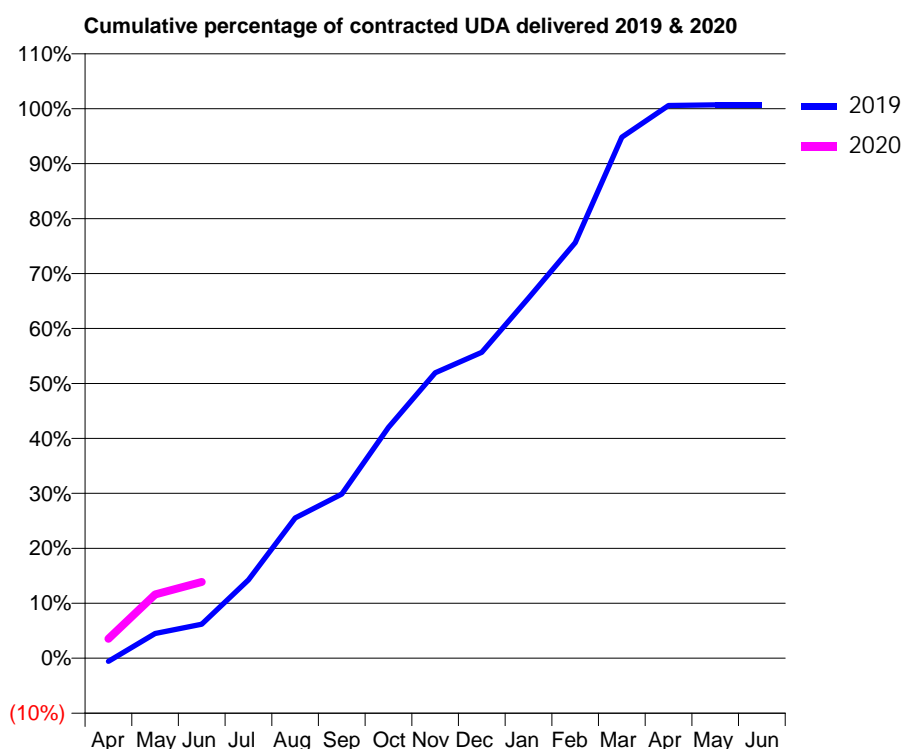
19/20 Contracted general activity (UDA)	5,768
Carry forward general activity (UDA)	0
19/20 Contracted orthodontic activity (UOA)	0
Carry forward orthodontic activity (UOA)	0
Baseline contract value	£152,741.25

ACCESS*

Patients seen in 24 months	Total	Change since previous quarter
Quarter ending June 2018	2,249	
Quarter ending September 2018	2,288	→
Quarter ending December 2018	2,313	→
Quarter ending March 2019	2,384	↑
Quarter ending June 2019	2,423	→
Variance since June 2018	7.7%	↑



ACTIVITY



Adjusted Scheduled Activity (UDA)		
Month	2019	2020
April	-34	205
May	260	669
June	358	801
July	822	
August	1,471	
September	1,722	
October	2,424	
November	2,996	
December	3,212	
January	3,780	
February	4,363	
March	5,467	
April	5,801	
May	5,808	
June	5,808	

QUALITY

	Quantity	Base Number	Contract	AT	Region	England
% of FP17s for the same patient ID Re-attending within 3 months - Children	28	280	10.0%	9.6%	11.2%	11.4%
% of FP17s for the same patient ID Re-attending within 3 months - Adults	69	431	16.0%	14.3%	14.8%	15.4%
% of FP17s for the same patient ID Re-attending between 3 & 9 months - Children	195	280	69.6%	54.0%	60.9%	59.8%
% of FP17s for the same patient ID Re-attending between 3 & 9 months - Adults	243	431	56.4%	48.9%	53.2%	52.1%
% of FP17s for Band 1 Urgent Courses	38	394	9.6%	8.4%	8.3%	9.2%
% of FP17s Relating to Free Repair or Replacements	5	394	1.3%	0.8%	0.7%	0.7%
% of FP17s Relating to Continuations	3	394	0.8%	0.7%	0.8%	0.8%
% of Patients satisfied with the dentistry they have received	1	1	N/A	93.3%	93.2%	93.4%
% of Patients satisfied with the time they had to wait for an appointment	1	1	N/A	91.1%	88.5%	87.6%

* This is based on patients treated on this contract for their most recent course of treatment.

Figures in italics indicate the base number of FP17s or Patient Questionnaire responses are less than 100. N/A is shown where the base number of responses is less than 10 during the period. % is calculated as Quantity/Base number*100

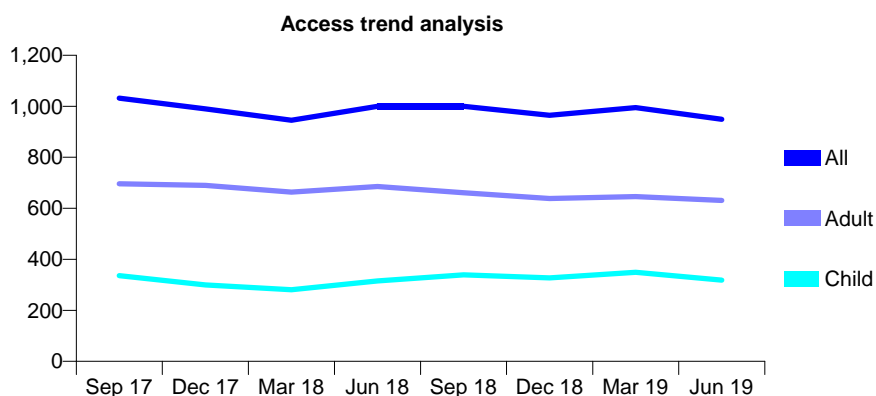
Q54 - Vital Signs At a Glance Contract Report for 176745/0001 - June 2019

Name or company name	Dr V Ansari
Contract type name	GDS Contract
Purpose of contract	General and Orthodontic
Contract start date	01/04/2012
Contract end date	

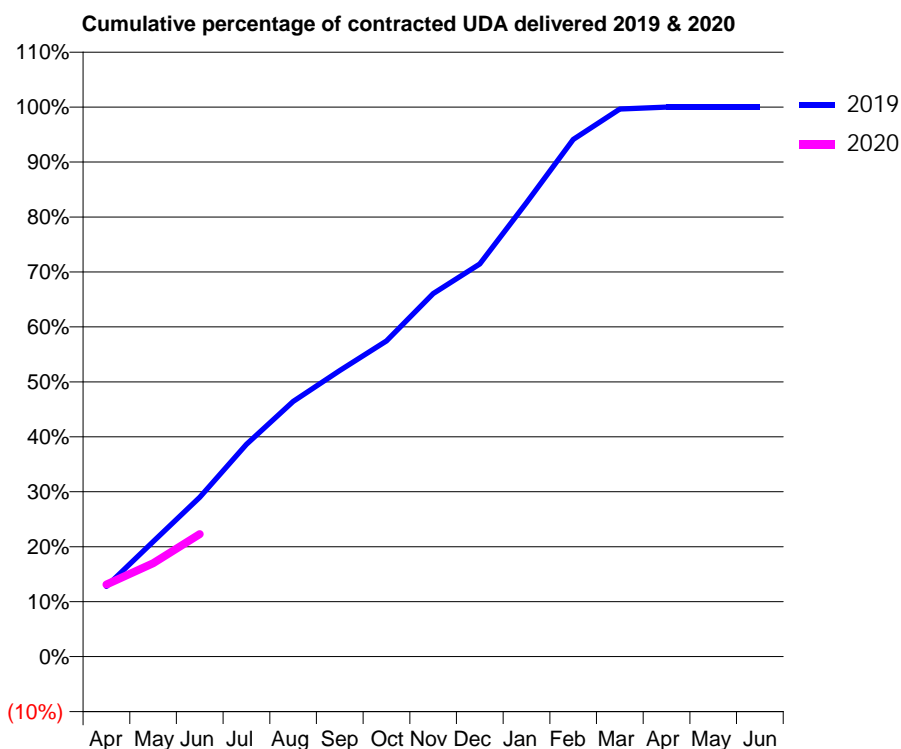
19/20 Contracted general activity (UDA)	3,216
Carry forward general activity (UDA)	0
19/20 Contracted orthodontic activity (UOA)	2,050
Carry forward orthodontic activity (UOA)	0
Baseline contract value	£222,815.46

ACCESS*

Patients seen in 24 months	Total	Change since previous quarter
Quarter ending June 2018	1,000	
Quarter ending September 2018	1,000	→
Quarter ending December 2018	965	↓
Quarter ending March 2019	995	↑
Quarter ending June 2019	949	↓
Variance since June 2018	(5.1%)	↓



ACTIVITY



Month	Adjusted Scheduled Activity (UDA)	
	2019	2020
April	411	422
May	673	547
June	932	717
July	1,242	
August	1,493	
September	1,674	
October	1,848	
November	2,125	
December	2,298	
January	2,657	
February	3,027	
March	3,204	
April	3,216	
May	3,216	
June	3,216	

QUALITY

	Quantity	Base Number	Contract	AT	Region	England
% of FP17s for the same patient ID Re-attending within 3 months - Children	16	184	8.7%	9.6%	11.2%	11.4%
% of FP17s for the same patient ID Re-attending within 3 months - Adults	21	194	10.8%	14.3%	14.8%	15.4%
% of FP17s for the same patient ID Re-attending between 3 & 9 months - Children	40	184	21.7%	54.0%	60.9%	59.8%
% of FP17s for the same patient ID Re-attending between 3 & 9 months - Adults	106	194	54.6%	48.9%	53.2%	52.1%
% of FP17s for Band 1 Urgent Courses	8	259	3.1%	8.4%	8.3%	9.2%
% of FP17s Relating to Free Repair or Replacements	0	259	0.0%	0.8%	0.7%	0.7%
% of FP17s Relating to Continuations	1	259	0.4%	0.7%	0.8%	0.8%
% of Patients satisfied with the dentistry they have received	0	0	N/A	93.3%	93.2%	93.4%
% of Patients satisfied with the time they had to wait for an appointment	0	0	N/A	91.1%	88.5%	87.6%

* This is based on patients treated on this contract for their most recent course of treatment. Figures in italics indicate the base number of FP17s or Patient Questionnaire responses are less than 100. N/A is shown where the base number of responses is less than 10 during the period. % is calculated as Quantity/Base number*100

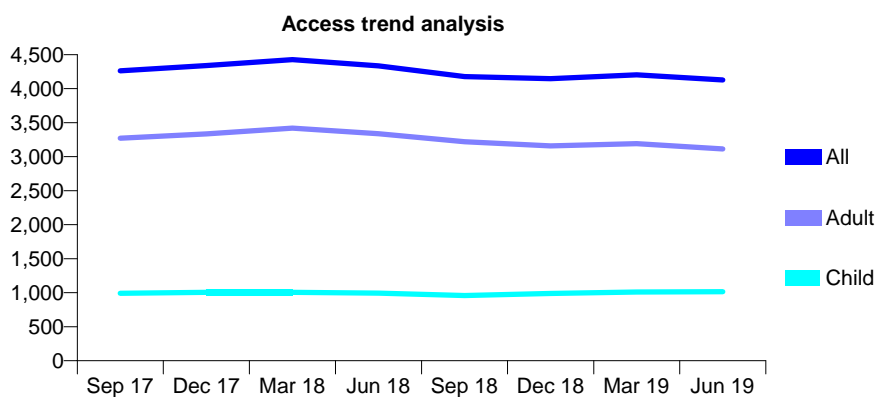
Q54 - Vital Signs At a Glance Contract Report for 176753/0001 - June 2019

Name or company name	Roseville Dental Practice
Contract type name	GDS Contract
Purpose of contract	General
Contract start date	01/06/2010
Contract end date	

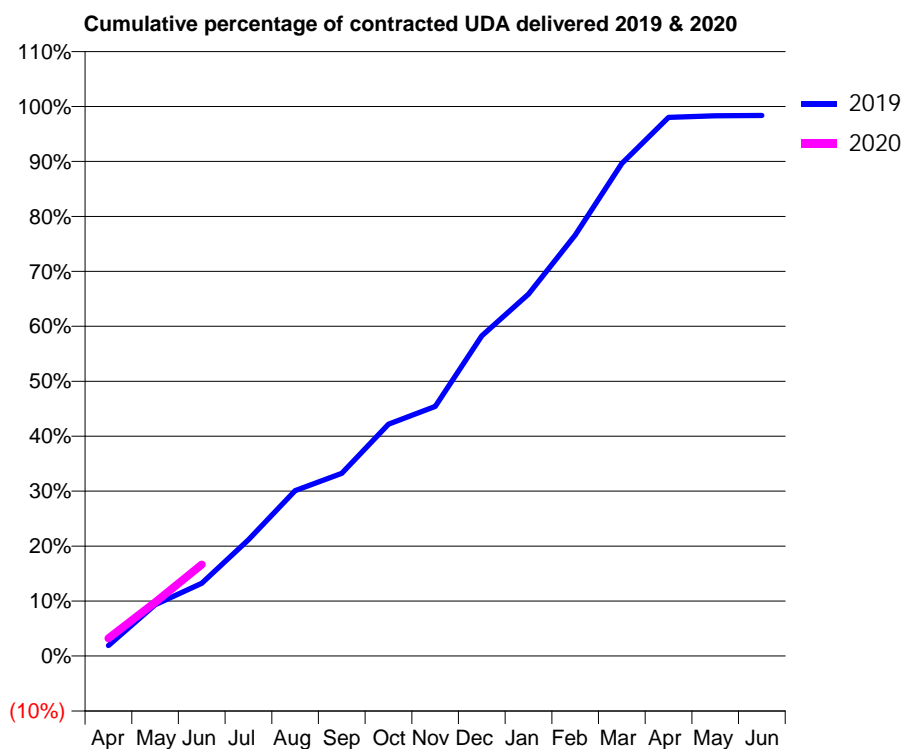
19/20 Contracted general activity (UDA)	10,949
Carry forward general activity (UDA)	0
19/20 Contracted orthodontic activity (UOA)	0
Carry forward orthodontic activity (UOA)	0
Baseline contract value	£256,628.95

ACCESS*

Patients seen in 24 months	Total	Change since previous quarter
Quarter ending June 2018	4,334	
Quarter ending September 2018	4,178	↓
Quarter ending December 2018	4,148	→
Quarter ending March 2019	4,203	→
Quarter ending June 2019	4,129	↓
Variance since June 2018	(4.7%)	↓



ACTIVITY



Month	Adjusted Scheduled Activity (UDA)	
	2019	2020
April	207	352
May	1,020	1,069
June	1,449	1,823
July	2,319	
August	3,295	
September	3,638	
October	4,619	
November	4,972	
December	6,377	
January	7,211	
February	8,388	
March	9,814	
April	10,731	
May	10,763	
June	10,771	

QUALITY

	Quantity	Base Number	Contract	AT	Region	England
% of FP17s for the same patient ID Re-attending within 3 months - Children	26	293	8.9%	9.6%	11.2%	11.4%
% of FP17s for the same patient ID Re-attending within 3 months - Adults	192	960	20.0%	14.3%	14.8%	15.4%
% of FP17s for the same patient ID Re-attending between 3 & 9 months - Children	121	293	41.3%	54.0%	60.9%	59.8%
% of FP17s for the same patient ID Re-attending between 3 & 9 months - Adults	467	960	48.6%	48.9%	53.2%	52.1%
% of FP17s for Band 1 Urgent Courses	179	898	19.9%	8.4%	8.3%	9.2%
% of FP17s Relating to Free Repair or Replacements	3	898	0.3%	0.8%	0.7%	0.7%
% of FP17s Relating to Continuations	7	898	0.8%	0.7%	0.8%	0.8%
% of Patients satisfied with the dentistry they have received	2	2	N/A	93.3%	93.2%	93.4%
% of Patients satisfied with the time they had to wait for an appointment	2	2	N/A	91.1%	88.5%	87.6%

* This is based on patients treated on this contract for their most recent course of treatment. Figures in italics indicate the base number of FP17s or Patient Questionnaire responses are less than 100. N/A is shown where the base number of responses is less than 10 during the period. % is calculated as Quantity/Base number*100

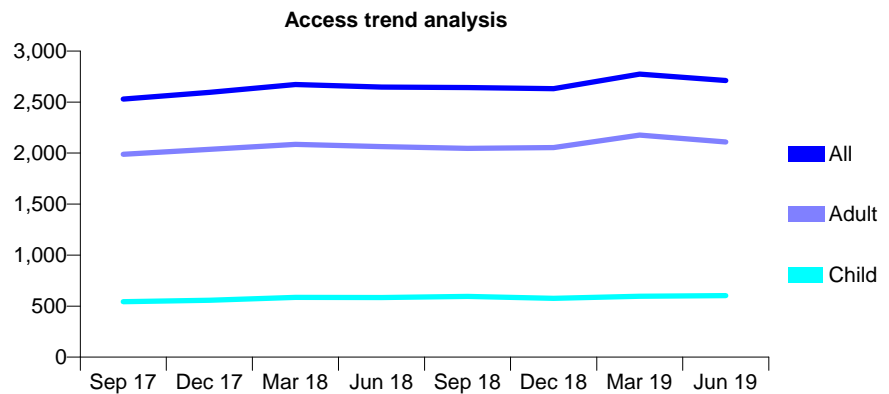
Q54 - Vital Signs At a Glance Contract Report for 177407/0003 - June 2019

Name or company name	BST Partnership
Contract type name	GDS Contract
Purpose of contract	General
Contract start date	01/04/2012
Contract end date	

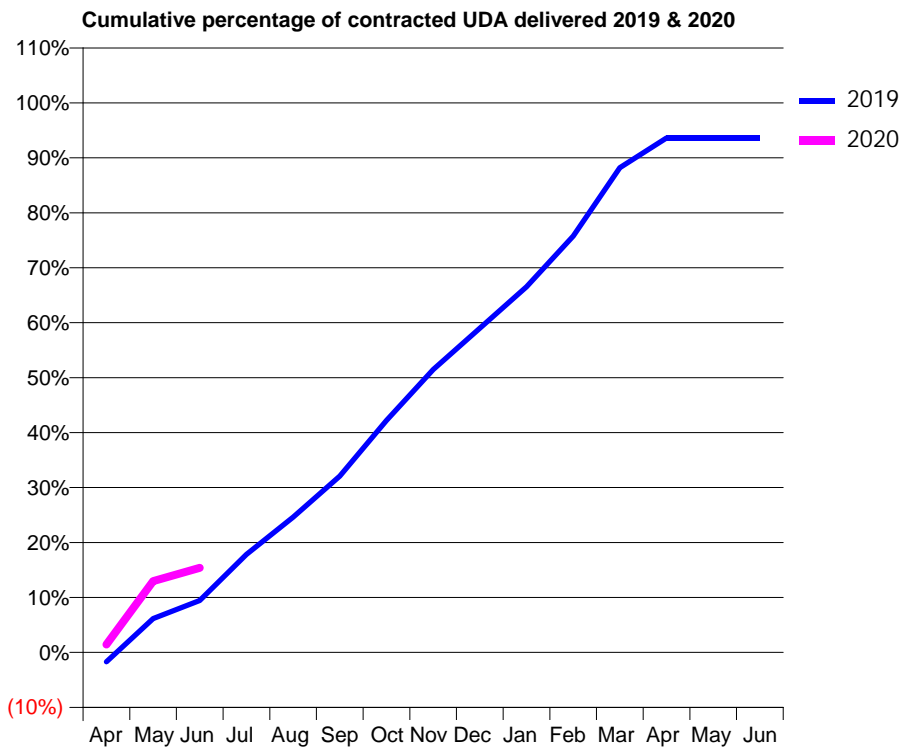
19/20 Contracted general activity (UDA)	7,350
Carry forward general activity (UDA)	0
19/20 Contracted orthodontic activity (UOA)	0
Carry forward orthodontic activity (UOA)	0
Baseline contract value	£164,925.51

ACCESS*

Patients seen in 24 months	Total	Change since previous quarter
Quarter ending June 2018	2,648	
Quarter ending September 2018	2,642	→
Quarter ending December 2018	2,631	→
Quarter ending March 2019	2,774	↑
Quarter ending June 2019	2,712	↓
Variance since June 2018	2.4%	↑



ACTIVITY



Month	2019	2020
April	-125	106
May	452	953
June	695	1,131
July	1,313	
August	1,809	
September	2,358	
October	3,103	
November	3,784	
December	4,335	
January	4,889	
February	5,569	
March	6,483	
April	6,880	
May	6,880	
June	6,880	

QUALITY

	Quantity	Base Number	Contract	AT	Region	England
% of FP17s for the same patient ID Re-attending within 3 months - Children	6	179	3.4%	9.6%	11.2%	11.4%
% of FP17s for the same patient ID Re-attending within 3 months - Adults	120	576	20.8%	14.3%	14.8%	15.4%
% of FP17s for the same patient ID Re-attending between 3 & 9 months - Children	110	179	61.5%	54.0%	60.9%	59.8%
% of FP17s for the same patient ID Re-attending between 3 & 9 months - Adults	292	576	50.7%	48.9%	53.2%	52.1%
% of FP17s for Band 1 Urgent Courses	77	590	13.1%	8.4%	8.3%	9.2%
% of FP17s Relating to Free Repair or Replacements	4	590	0.7%	0.8%	0.7%	0.7%
% of FP17s Relating to Continuations	25	590	4.2%	0.7%	0.8%	0.8%
% of Patients satisfied with the dentistry they have received	2	2	N/A	93.3%	93.2%	93.4%
% of Patients satisfied with the time they had to wait for an appointment	2	2	N/A	91.1%	88.5%	87.6%

* This is based on patients treated on this contract for their most recent course of treatment. Figures in italics indicate the base number of FP17s or Patient Questionnaire responses are less than 100. N/A is shown where the base number of responses is less than 10 during the period. % is calculated as Quantity/Base number*100

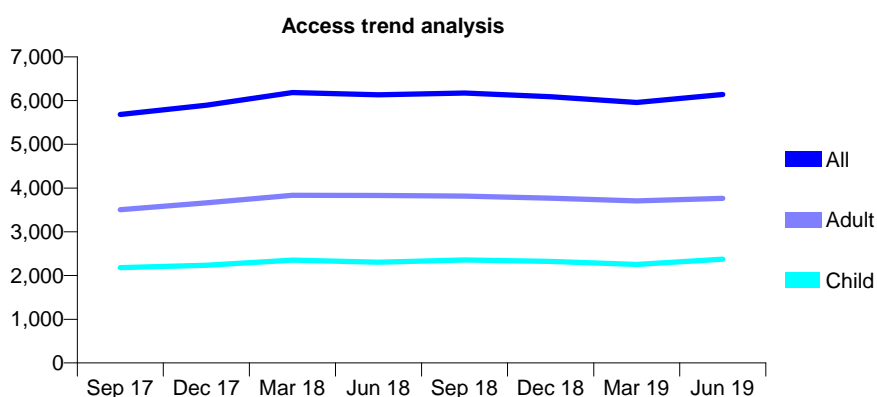
Q54 - Vital Signs At a Glance Contract Report for 177407/0005 - June 2019

Name or company name	BST Partnership
Contract type name	GDS Contract
Purpose of contract	General
Contract start date	01/04/2013
Contract end date	

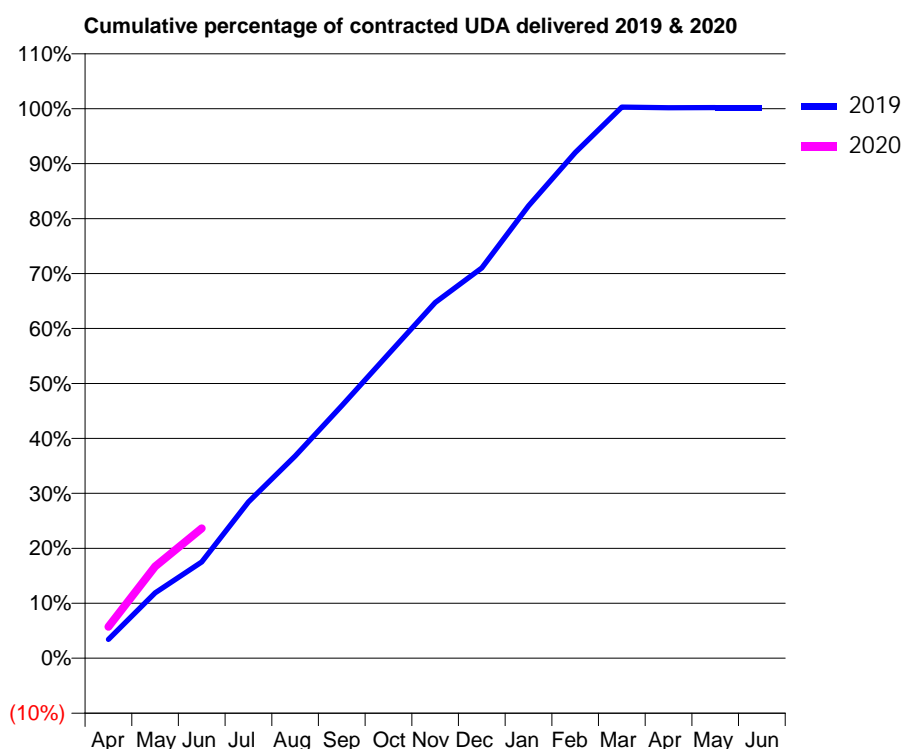
19/20 Contracted general activity (UDA)	15,774
Carry forward general activity (UDA)	0
19/20 Contracted orthodontic activity (UOA)	0
Carry forward orthodontic activity (UOA)	0
Baseline contract value	£387,628.88

ACCESS*

Patients seen in 24 months	Total	Change since previous quarter
Quarter ending June 2018	6,131	
Quarter ending September 2018	6,172	→
Quarter ending December 2018	6,091	↓
Quarter ending March 2019	5,957	↓
Quarter ending June 2019	6,140	↑
Variance since June 2018	0.1%	→



ACTIVITY



Month	2019	2020
April	541	903
May	1,878	2,636
June	2,761	3,732
July	4,485	
August	5,806	
September	7,246	
October	8,731	
November	10,211	
December	11,204	
January	12,982	
February	14,512	
March	15,819	
April	15,801	
May	15,802	
June	15,803	

QUALITY

	Quantity	Base Number	Contract	AT	Region	England
% of FP17s for the same patient ID Re-attending within 3 months - Children	77	675	11.4%	9.6%	11.2%	11.4%
% of FP17s for the same patient ID Re-attending within 3 months - Adults	158	845	18.7%	14.3%	14.8%	15.4%
% of FP17s for the same patient ID Re-attending between 3 & 9 months - Children	248	675	36.7%	54.0%	60.9%	59.8%
% of FP17s for the same patient ID Re-attending between 3 & 9 months - Adults	267	845	31.6%	48.9%	53.2%	52.1%
% of FP17s for Band 1 Urgent Courses	205	1,507	13.6%	8.4%	8.3%	9.2%
% of FP17s Relating to Free Repair or Replacements	0	1,507	0.0%	0.8%	0.7%	0.7%
% of FP17s Relating to Continuations	0	1,507	0.0%	0.7%	0.8%	0.8%
% of Patients satisfied with the dentistry they have received	0	0	N/A	93.3%	93.2%	93.4%
% of Patients satisfied with the time they had to wait for an appointment	0	0	N/A	91.1%	88.5%	87.6%

* This is based on patients treated on this contract for their most recent course of treatment.

Figures in italics indicate the base number of FP17s or Patient Questionnaire responses are less than 100. N/A is shown where the base number of responses is less than 10 during the period. % is calculated as Quantity/Base number*100

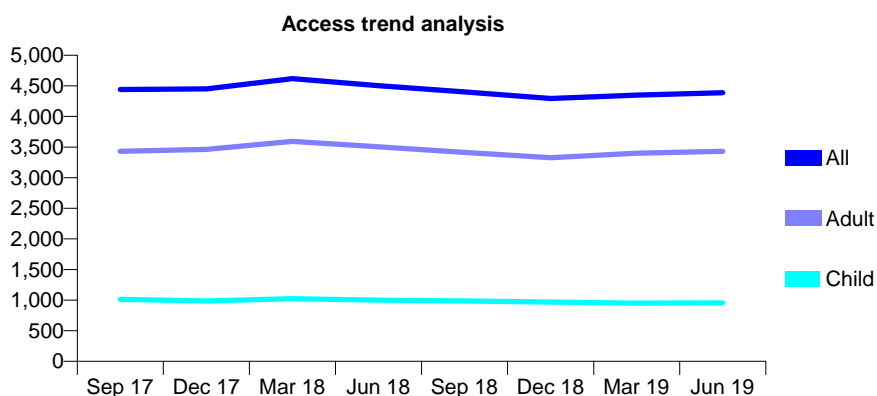
Q54 - Vital Signs At a Glance Contract Report for 178853/0001 - June 2019

Name or company name	OraCo Ltd
Contract type name	GDS Contract
Purpose of contract	General
Contract start date	01/04/2011
Contract end date	

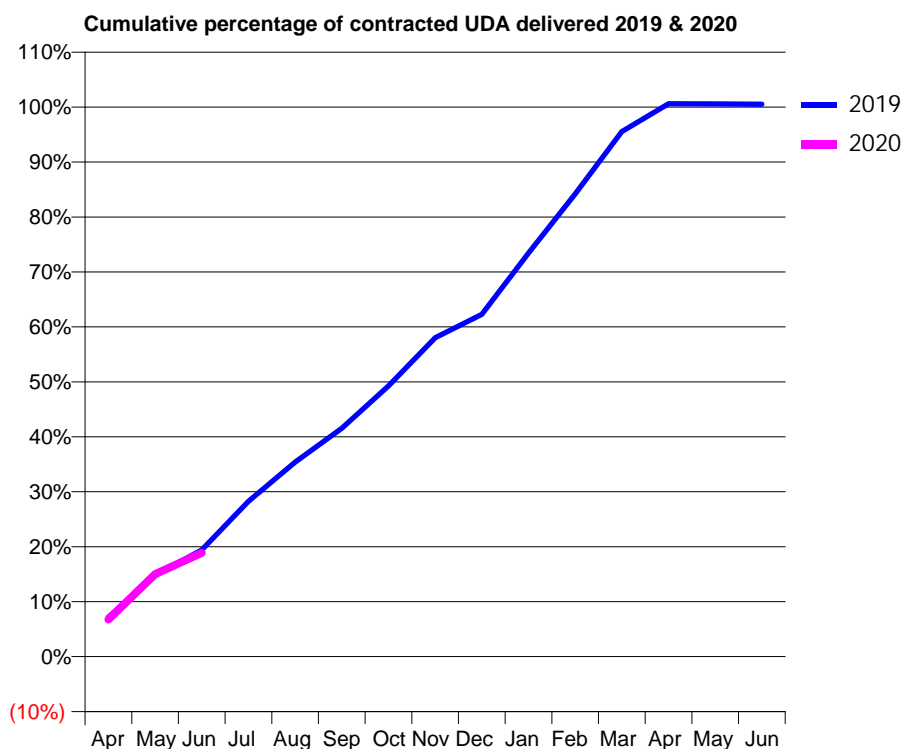
19/20 Contracted general activity (UDA)	14,447
Carry forward general activity (UDA)	0
19/20 Contracted orthodontic activity (UOA)	0
Carry forward orthodontic activity (UOA)	0
Baseline contract value	£414,221.40

ACCESS*

Patients seen in 24 months	Total	Change since previous quarter
Quarter ending June 2018	4,504	
Quarter ending September 2018	4,401	↓
Quarter ending December 2018	4,293	↓
Quarter ending March 2019	4,349	→
Quarter ending June 2019	4,388	→
Variance since June 2018	(2.6%)	↓



ACTIVITY



Month	Adjusted Scheduled Activity (UDA)	
	2019	2020
April	1,041	981
May	2,144	2,170
June	2,804	2,729
July	4,083	
August	5,114	
September	5,999	
October	7,118	
November	8,385	
December	8,998	
January	10,607	
February	12,166	
March	13,800	
April	14,533	
May	14,532	
June	14,518	

QUALITY

	Quantity	Base Number	Contract	AT	Region	England
% of FP17s for the same patient ID Re-attending within 3 months - Children	29	275	10.5%	9.6%	11.2%	11.4%
% of FP17s for the same patient ID Re-attending within 3 months - Adults	132	1,029	12.8%	14.3%	14.8%	15.4%
% of FP17s for the same patient ID Re-attending between 3 & 9 months - Children	153	275	55.6%	54.0%	60.9%	59.8%
% of FP17s for the same patient ID Re-attending between 3 & 9 months - Adults	411	1,029	39.9%	48.9%	53.2%	52.1%
% of FP17s for Band 1 Urgent Courses	71	1,118	6.4%	8.4%	8.3%	9.2%
% of FP17s Relating to Free Repair or Replacements	25	1,118	2.2%	0.8%	0.7%	0.7%
% of FP17s Relating to Continuations	18	1,118	1.6%	0.7%	0.8%	0.8%
% of Patients satisfied with the dentistry they have received	3	3	N/A	93.3%	93.2%	93.4%
% of Patients satisfied with the time they had to wait for an appointment	2	3	N/A	91.1%	88.5%	87.6%

* This is based on patients treated on this contract for their most recent course of treatment. Figures in italics indicate the base number of FP17s or Patient Questionnaire responses are less than 100. N/A is shown where the base number of responses is less than 10 during the period. % is calculated as Quantity/Base number*100

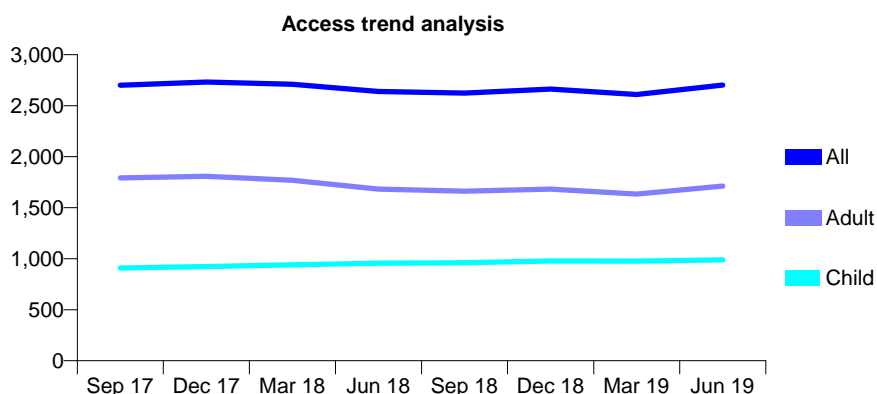
Q54 - Vital Signs At a Glance Contract Report for 180009/0001 - June 2019

Name or company name	Aesthetic Dental Implant Surgery
Contract type name	GDS Contract
Purpose of contract	General
Contract start date	01/11/2011
Contract end date	

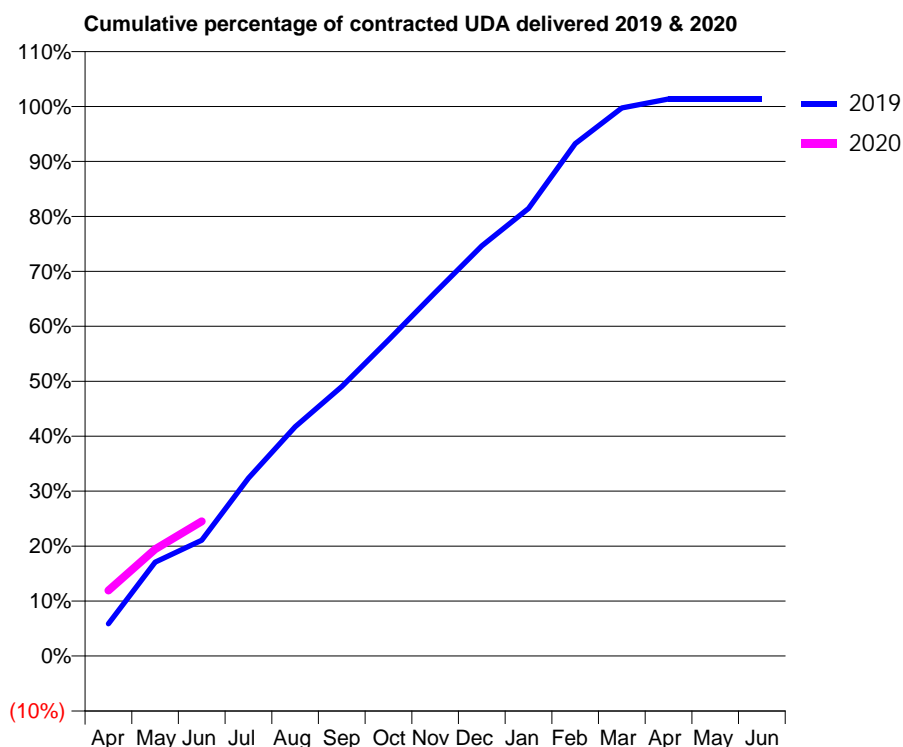
19/20 Contracted general activity (UDA)	4,305
Carry forward general activity (UDA)	0
19/20 Contracted orthodontic activity (UOA)	0
Carry forward orthodontic activity (UOA)	0
Baseline contract value	£100,441.80

ACCESS*

Patients seen in 24 months	Total	Change since previous quarter
Quarter ending June 2018	2,639	
Quarter ending September 2018	2,624	→
Quarter ending December 2018	2,662	→
Quarter ending March 2019	2,610	↓
Quarter ending June 2019	2,701	↑
Variance since June 2018	2.3%	↑



ACTIVITY



Month	Adjusted Scheduled Activity (UDA)	
	2019	2020
April	254	513
May	735	837
June	907	1,054
July	1,394	
August	1,796	
September	2,111	
October	2,475	
November	2,848	
December	3,213	
January	3,507	
February	4,014	
March	4,294	
April	4,363	
May	4,363	
June	4,363	

QUALITY

	Quantity	Base Number	Contract	AT	Region	England
% of FP17s for the same patient ID Re-attending within 3 months - Children	34	321	10.6%	9.6%	11.2%	11.4%
% of FP17s for the same patient ID Re-attending within 3 months - Adults	132	550	24.0%	14.3%	14.8%	15.4%
% of FP17s for the same patient ID Re-attending between 3 & 9 months - Children	132	321	41.1%	54.0%	60.9%	59.8%
% of FP17s for the same patient ID Re-attending between 3 & 9 months - Adults	154	550	28.0%	48.9%	53.2%	52.1%
% of FP17s for Band 1 Urgent Courses	82	503	16.3%	8.4%	8.3%	9.2%
% of FP17s Relating to Free Repair or Replacements	1	503	0.2%	0.8%	0.7%	0.7%
% of FP17s Relating to Continuations	3	503	0.6%	0.7%	0.8%	0.8%
% of Patients satisfied with the dentistry they have received	1	1	N/A	93.3%	93.2%	93.4%
% of Patients satisfied with the time they had to wait for an appointment	1	1	N/A	91.1%	88.5%	87.6%

* This is based on patients treated on this contract for their most recent course of treatment. Figures in italics indicate the base number of FP17s or Patient Questionnaire responses are less than 100. N/A is shown where the base number of responses is less than 10 during the period. % is calculated as Quantity/Base number*100

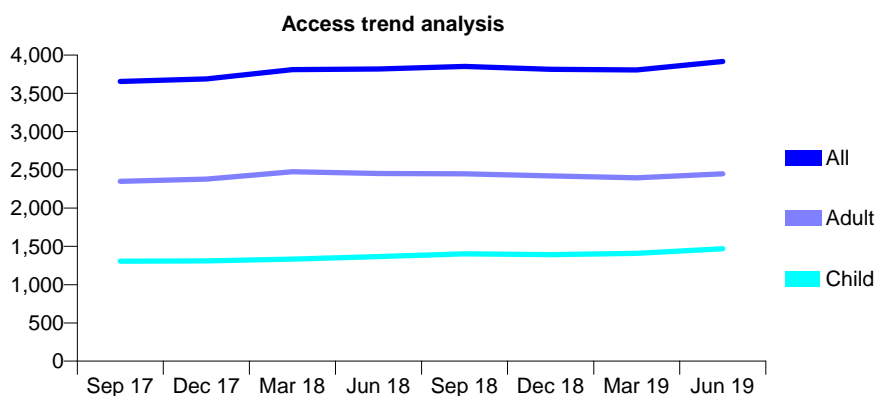
Q54 - Vital Signs At a Glance Contract Report for 180017/0001 - June 2019

Name or company name	Dr AS Bhandal, Dr Balbir Bhandal & Dr Balj
Contract type name	GDS Contract
Purpose of contract	General
Contract start date	28/05/2010
Contract end date	

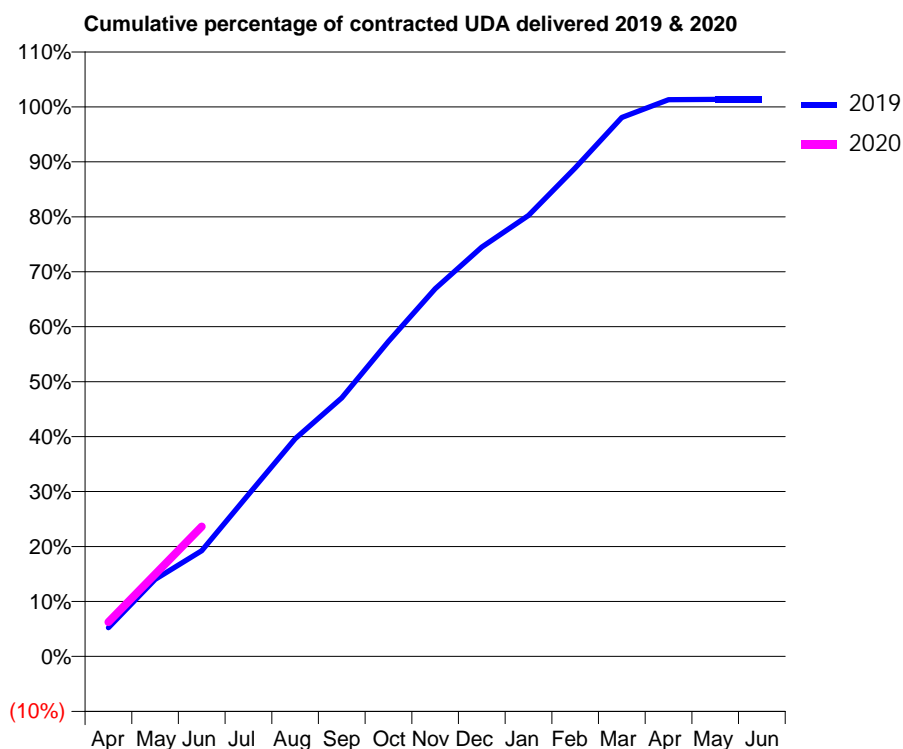
19/20 Contracted general activity (UDA)	10,544
Carry forward general activity (UDA)	0
19/20 Contracted orthodontic activity (UOA)	0
Carry forward orthodontic activity (UOA)	0
Baseline contract value	£250,619.18

ACCESS*

Patients seen in 24 months	Total	Change since previous quarter
Quarter ending June 2018	3,818	
Quarter ending September 2018	3,851	→
Quarter ending December 2018	3,814	→
Quarter ending March 2019	3,805	→
Quarter ending June 2019	3,916	↑
Variance since June 2018	2.6%	↑



ACTIVITY



Month	2019	2020
April	552	659
May	1,477	1,578
June	2,028	2,493
July	3,104	
August	4,178	
September	4,961	
October	6,045	
November	7,056	
December	7,855	
January	8,461	
February	9,375	
March	10,342	
April	10,682	
May	10,686	
June	10,686	

QUALITY

	Quantity	Base Number	Contract	AT	Region	England
% of FP17s for the same patient ID Re-attending within 3 months - Children	20	420	4.8%	9.6%	11.2%	11.4%
% of FP17s for the same patient ID Re-attending within 3 months - Adults	55	593	9.3%	14.3%	14.8%	15.4%
% of FP17s for the same patient ID Re-attending between 3 & 9 months - Children	144	420	34.3%	54.0%	60.9%	59.8%
% of FP17s for the same patient ID Re-attending between 3 & 9 months - Adults	182	593	30.7%	48.9%	53.2%	52.1%
% of FP17s for Band 1 Urgent Courses	55	847	6.5%	8.4%	8.3%	9.2%
% of FP17s Relating to Free Repair or Replacements	1	847	0.1%	0.8%	0.7%	0.7%
% of FP17s Relating to Continuations	0	847	0.0%	0.7%	0.8%	0.8%
% of Patients satisfied with the dentistry they have received	0	0	N/A	93.3%	93.2%	93.4%
% of Patients satisfied with the time they had to wait for an appointment	0	0	N/A	91.1%	88.5%	87.6%

* This is based on patients treated on this contract for their most recent course of treatment. Figures in italics indicate the base number of FP17s or Patient Questionnaire responses are less than 100. N/A is shown where the base number of responses is less than 10 during the period. % is calculated as Quantity/Base number*100

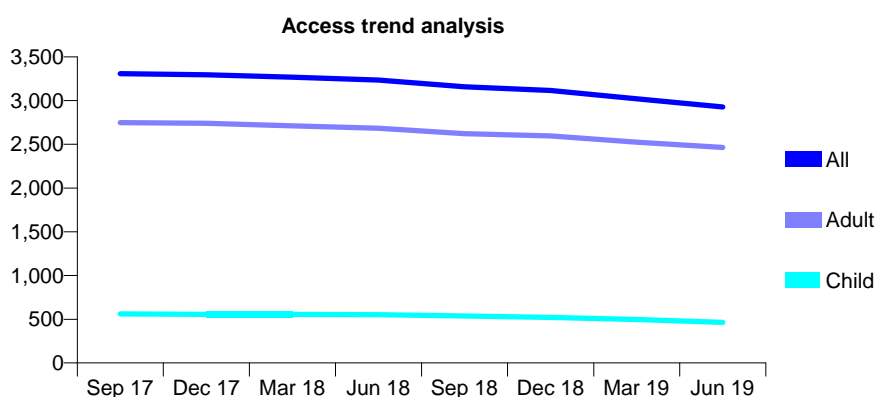
Q54 - Vital Signs At a Glance Contract Report for 181544/0001 - June 2019

Name or company name	Pelsall Road Dental Partnership
Contract type name	GDS Contract
Purpose of contract	General
Contract start date	30/07/2012
Contract end date	

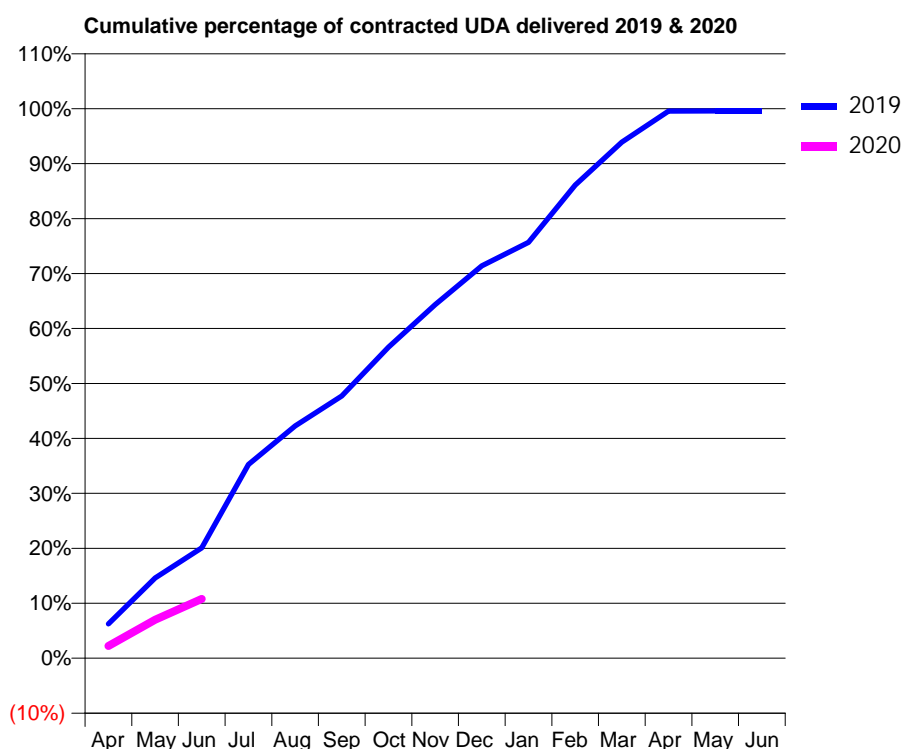
19/20 Contracted general activity (UDA)	8,071
Carry forward general activity (UDA)	0
19/20 Contracted orthodontic activity (UOA)	0
Carry forward orthodontic activity (UOA)	0
Baseline contract value	£299,733.70

ACCESS*

Patients seen in 24 months	Total	Change since previous quarter
Quarter ending June 2018	3,236	
Quarter ending September 2018	3,158	↓
Quarter ending December 2018	3,117	↓
Quarter ending March 2019	3,021	↓
Quarter ending June 2019	2,927	↓
Variance since June 2018	(9.5%)	↓



ACTIVITY



Month	2019	2020
April	504	181
May	1,179	566
June	1,621	871
July	2,845	
August	3,413	
September	3,852	
October	4,569	
November	5,193	
December	5,764	
January	6,108	
February	6,948	
March	7,579	
April	8,035	
May	8,038	
June	8,038	

QUALITY

	Quantity	Base Number	Contract	AT	Region	England
% of FP17s for the same patient ID Re-attending within 3 months - Children	3	126	2.4%	9.6%	11.2%	11.4%
% of FP17s for the same patient ID Re-attending within 3 months - Adults	56	681	8.2%	14.3%	14.8%	15.4%
% of FP17s for the same patient ID Re-attending between 3 & 9 months - Children	98	126	77.8%	54.0%	60.9%	59.8%
% of FP17s for the same patient ID Re-attending between 3 & 9 months - Adults	446	681	65.5%	48.9%	53.2%	52.1%
% of FP17s for Band 1 Urgent Courses	31	576	5.4%	8.4%	8.3%	9.2%
% of FP17s Relating to Free Repair or Replacements	0	576	0.0%	0.8%	0.7%	0.7%
% of FP17s Relating to Continuations	8	576	1.4%	0.7%	0.8%	0.8%
% of Patients satisfied with the dentistry they have received	1	1	N/A	93.3%	93.2%	93.4%
% of Patients satisfied with the time they had to wait for an appointment	1	1	N/A	91.1%	88.5%	87.6%

* This is based on patients treated on this contract for their most recent course of treatment.

Figures in italics indicate the base number of FP17s or Patient Questionnaire responses are less than 100. N/A is shown where the base number of responses is less than 10 during the period. % is calculated as Quantity/Base number*100

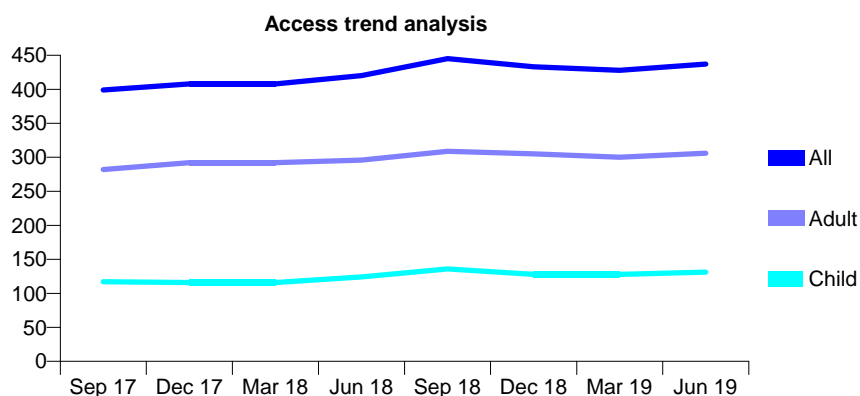
Q54 - Vital Signs At a Glance Contract Report for 183628/0001 - June 2019

Name or company name	Greenwood Dental Clinic
Contract type name	GDS Contract
Purpose of contract	General
Contract start date	09/11/2013
Contract end date	

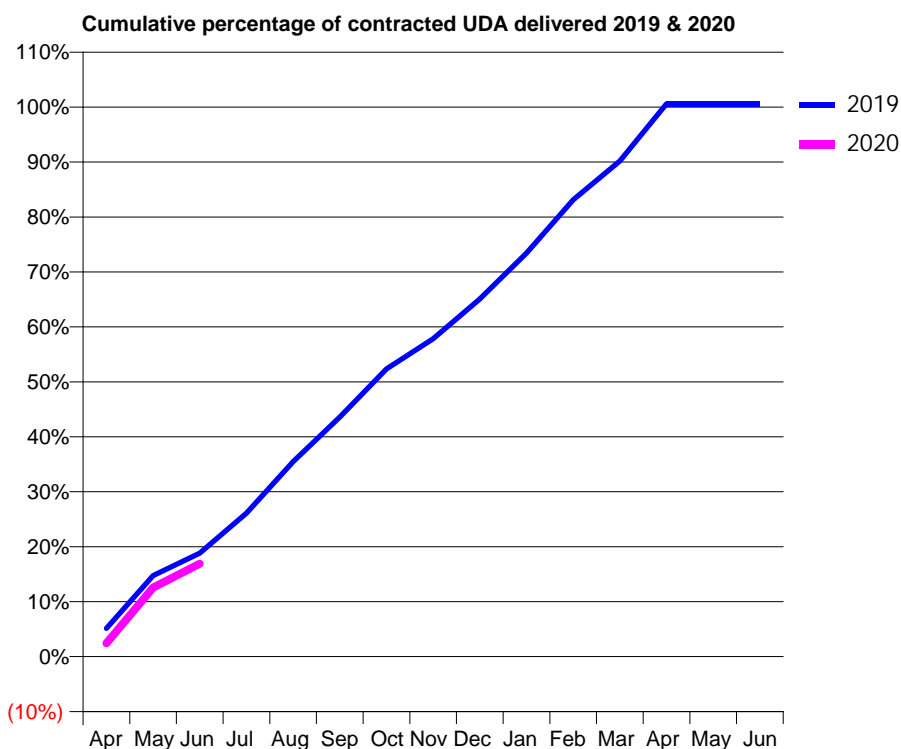
19/20 Contracted general activity (UDA)	1,150
Carry forward general activity (UDA)	0
19/20 Contracted orthodontic activity (UOA)	0
Carry forward orthodontic activity (UOA)	0
Baseline contract value	£26,453.89

ACCESS*

Patients seen in 24 months	Total	Change since previous quarter
Quarter ending June 2018	420	
Quarter ending September 2018	445	↑
Quarter ending December 2018	433	↓
Quarter ending March 2019	428	↓
Quarter ending June 2019	437	↑
Variance since June 2018	4.0%	↑



ACTIVITY



Month	Adjusted Scheduled Activity (UDA)	
	2019	2020
April	59	28
May	170	145
June	217	194
July	300	
August	408	
September	501	
October	602	
November	665	
December	748	
January	844	
February	956	
March	1,037	
April	1,157	
May	1,157	
June	1,157	

QUALITY

	Quantity	Base Number	Contract	AT	Region	England
% of FP17s for the same patient ID Re-attending within 3 months - Children	3	45	6.7%	9.6%	11.2%	11.4%
% of FP17s for the same patient ID Re-attending within 3 months - Adults	11	110	10.0%	14.3%	14.8%	15.4%
% of FP17s for the same patient ID Re-attending between 3 & 9 months - Children	24	45	53.3%	54.0%	60.9%	59.8%
% of FP17s for the same patient ID Re-attending between 3 & 9 months - Adults	63	110	57.3%	48.9%	53.2%	52.1%
% of FP17s for Band 1 Urgent Courses	7	112	6.3%	8.4%	8.3%	9.2%
% of FP17s Relating to Free Repair or Replacements	0	112	0.0%	0.8%	0.7%	0.7%
% of FP17s Relating to Continuations	0	112	0.0%	0.7%	0.8%	0.8%
% of Patients satisfied with the dentistry they have received	2	2	N/A	93.3%	93.2%	93.4%
% of Patients satisfied with the time they had to wait for an appointment	2	2	N/A	91.1%	88.5%	87.6%

* This is based on patients treated on this contract for their most recent course of treatment. Figures in italics indicate the base number of FP17s or Patient Questionnaire responses are less than 100. N/A is shown where the base number of responses is less than 10 during the period. % is calculated as Quantity/Base number*100

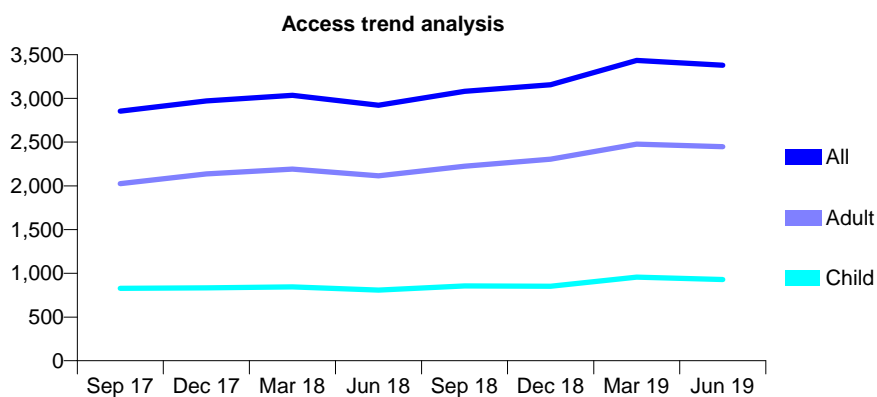
Q54 - Vital Signs At a Glance Contract Report for 184152/0001 - June 2019

Name or company name	Cromer Road Dental Care
Contract type name	GDS Contract
Purpose of contract	General
Contract start date	01/02/2009
Contract end date	

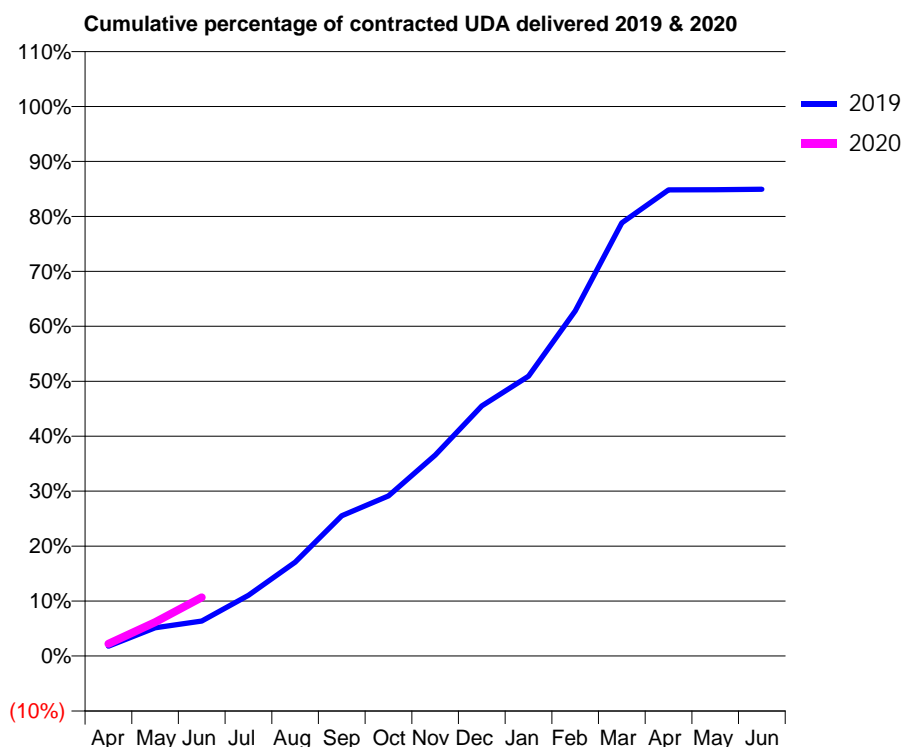
19/20 Contracted general activity (UDA)	13,947
Carry forward general activity (UDA)	0
19/20 Contracted orthodontic activity (UOA)	0
Carry forward orthodontic activity (UOA)	0
Baseline contract value	£426,007.89

ACCESS*

Patients seen in 24 months	Total	Change since previous quarter
Quarter ending June 2018	2,922	
Quarter ending September 2018	3,082	↑
Quarter ending December 2018	3,156	↑
Quarter ending March 2019	3,433	↑
Quarter ending June 2019	3,379	↓
Variance since June 2018	15.6%	↑



ACTIVITY



Month	Adjusted Scheduled Activity (UDA)	
	2019	2020
April	252	314
May	715	857
June	889	1,491
July	1,543	
August	2,385	
September	3,564	
October	4,064	
November	5,098	
December	6,347	
January	7,101	
February	8,758	
March	10,995	
April	11,830	
May	11,833	
June	11,848	

QUALITY

	Quantity	Base Number	Contract	AT	Region	England
% of FP17s for the same patient ID Re-attending within 3 months - Children	13	157	8.3%	9.6%	11.2%	11.4%
% of FP17s for the same patient ID Re-attending within 3 months - Adults	86	487	17.7%	14.3%	14.8%	15.4%
% of FP17s for the same patient ID Re-attending between 3 & 9 months - Children	54	157	34.4%	54.0%	60.9%	59.8%
% of FP17s for the same patient ID Re-attending between 3 & 9 months - Adults	137	487	28.1%	48.9%	53.2%	52.1%
% of FP17s for Band 1 Urgent Courses	61	434	14.1%	8.4%	8.3%	9.2%
% of FP17s Relating to Free Repair or Replacements	7	434	1.6%	0.8%	0.7%	0.7%
% of FP17s Relating to Continuations	3	434	0.7%	0.7%	0.8%	0.8%
% of Patients satisfied with the dentistry they have received	1	1	N/A	93.3%	93.2%	93.4%
% of Patients satisfied with the time they had to wait for an appointment	0	1	N/A	91.1%	88.5%	87.6%

* This is based on patients treated on this contract for their most recent course of treatment. Figures in italics indicate the base number of FP17s or Patient Questionnaire responses are less than 100. N/A is shown where the base number of responses is less than 10 during the period. % is calculated as Quantity/Base number*100

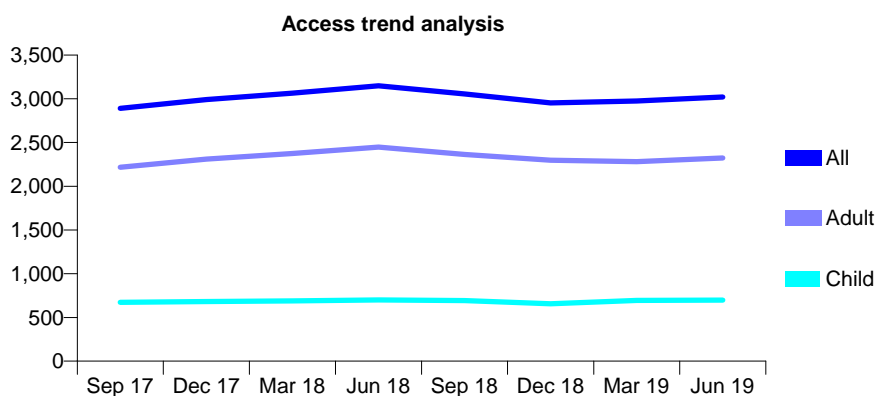
Q54 - Vital Signs At a Glance Contract Report for 184780/0001 - June 2019

Name or company name	Short Heath Dental Practice
Contract type name	GDS Contract
Purpose of contract	General
Contract start date	15/10/2014
Contract end date	

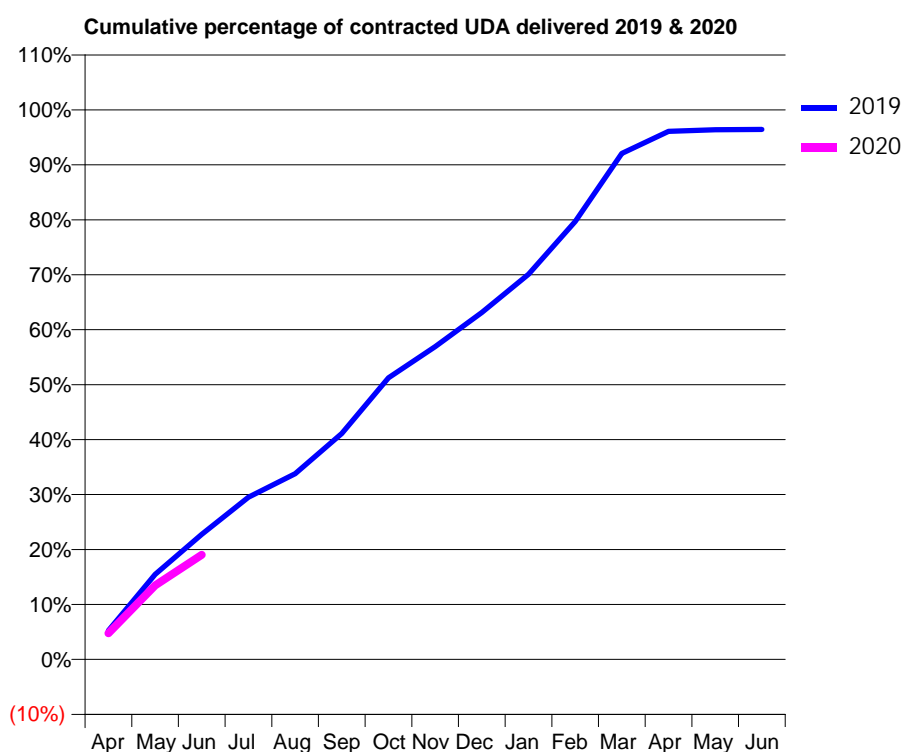
19/20 Contracted general activity (UDA)	7,926
Carry forward general activity (UDA)	0
19/20 Contracted orthodontic activity (UOA)	0
Carry forward orthodontic activity (UOA)	0
Baseline contract value	£193,978.45

ACCESS*

Patients seen in 24 months	Total	Change since previous quarter
Quarter ending June 2018	3,148	
Quarter ending September 2018	3,056	↓
Quarter ending December 2018	2,953	↓
Quarter ending March 2019	2,974	→
Quarter ending June 2019	3,021	→
Variance since June 2018	(4.0%)	↓



ACTIVITY



Month	2019	2020
April	416	377
May	1,229	1,068
June	1,803	1,509
July	2,341	
August	2,678	
September	3,257	
October	4,060	
November	4,510	
December	5,004	
January	5,555	
February	6,317	
March	7,298	
April	7,616	
May	7,638	
June	7,642	

QUALITY

	Quantity	Base Number	Contract	AT	Region	England
% of FP17s for the same patient ID Re-attending within 3 months - Children	4	186	2.2%	9.6%	11.2%	11.4%
% of FP17s for the same patient ID Re-attending within 3 months - Adults	46	643	7.2%	14.3%	14.8%	15.4%
% of FP17s for the same patient ID Re-attending between 3 & 9 months - Children	94	186	50.5%	54.0%	60.9%	59.8%
% of FP17s for the same patient ID Re-attending between 3 & 9 months - Adults	283	643	44.0%	48.9%	53.2%	52.1%
% of FP17s for Band 1 Urgent Courses	65	678	9.6%	8.4%	8.3%	9.2%
% of FP17s Relating to Free Repair or Replacements	2	678	0.3%	0.8%	0.7%	0.7%
% of FP17s Relating to Continuations	6	678	0.9%	0.7%	0.8%	0.8%
% of Patients satisfied with the dentistry they have received	1	1	N/A	93.3%	93.2%	93.4%
% of Patients satisfied with the time they had to wait for an appointment	1	1	N/A	91.1%	88.5%	87.6%

* This is based on patients treated on this contract for their most recent course of treatment. Figures in italics indicate the base number of FP17s or Patient Questionnaire responses are less than 100. N/A is shown where the base number of responses is less than 10 during the period. % is calculated as Quantity/Base number*100

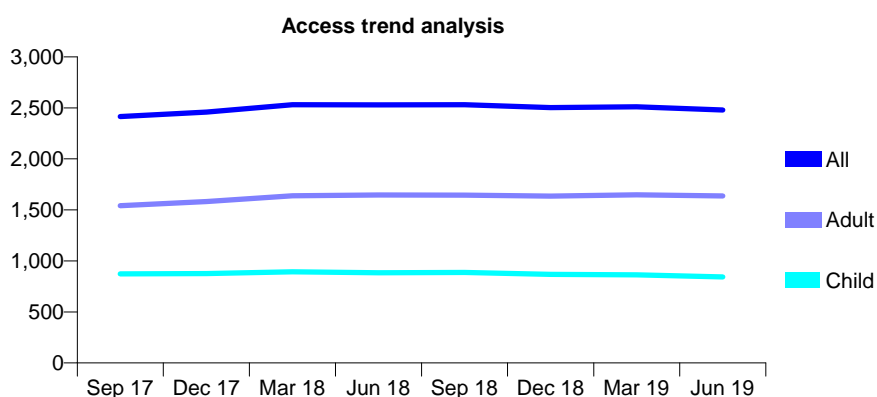
Q54 - Vital Signs At a Glance Contract Report for 184926/0001 - June 2019

Name or company name	Mrs Jaspreet Kiran Kaur Pahal
Contract type name	GDS Contract
Purpose of contract	General and Orthodontic
Contract start date	01/01/2016
Contract end date	

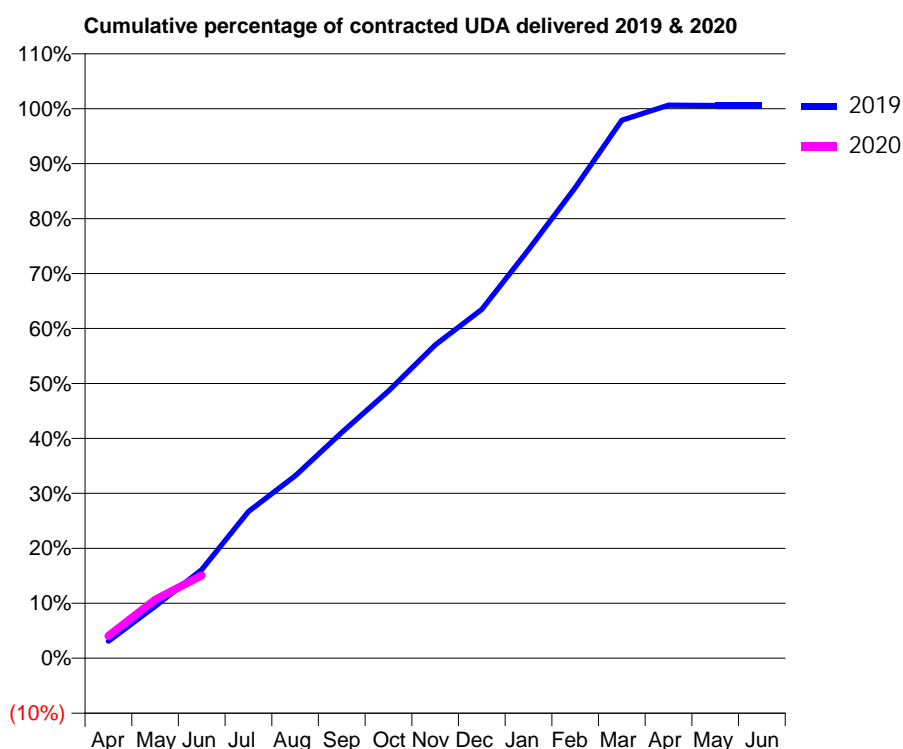
19/20 Contracted general activity (UDA)	7,545
Carry forward general activity (UDA)	0
19/20 Contracted orthodontic activity (UOA)	451
Carry forward orthodontic activity (UOA)	0
Baseline contract value	£212,087.44

ACCESS*

Patients seen in 24 months	Total	Change since previous quarter
Quarter ending June 2018	2,530	
Quarter ending September 2018	2,532	→
Quarter ending December 2018	2,503	↓
Quarter ending March 2019	2,511	→
Quarter ending June 2019	2,479	↓
Variance since June 2018	(2.0%)	↓



ACTIVITY



Month	2019	2020
April	236	307
May	712	802
June	1,217	1,138
July	2,013	
August	2,505	
September	3,099	
October	3,669	
November	4,301	
December	4,789	
January	5,609	
February	6,460	
March	7,386	
April	7,592	
May	7,588	
June	7,589	

QUALITY

	Quantity	Base Number	Contract	AT	Region	England
% of FP17s for the same patient ID Re-attending within 3 months - Children	32	242	13.2%	9.6%	11.2%	11.4%
% of FP17s for the same patient ID Re-attending within 3 months - Adults	86	486	17.7%	14.3%	14.8%	15.4%
% of FP17s for the same patient ID Re-attending between 3 & 9 months - Children	167	242	69.0%	54.0%	60.9%	59.8%
% of FP17s for the same patient ID Re-attending between 3 & 9 months - Adults	303	486	62.3%	48.9%	53.2%	52.1%
% of FP17s for Band 1 Urgent Courses	72	626	11.5%	8.4%	8.3%	9.2%
% of FP17s Relating to Free Repair or Replacements	0	626	0.0%	0.8%	0.7%	0.7%
% of FP17s Relating to Continuations	2	626	0.3%	0.7%	0.8%	0.8%
% of Patients satisfied with the dentistry they have received	0	0	N/A	93.3%	93.2%	93.4%
% of Patients satisfied with the time they had to wait for an appointment	0	0	N/A	91.1%	88.5%	87.6%

* This is based on patients treated on this contract for their most recent course of treatment.

Figures in italics indicate the base number of FP17s or Patient Questionnaire responses are less than 100. N/A is shown where the base number of responses is less than 10 during the period. % is calculated as Quantity/Base number*100

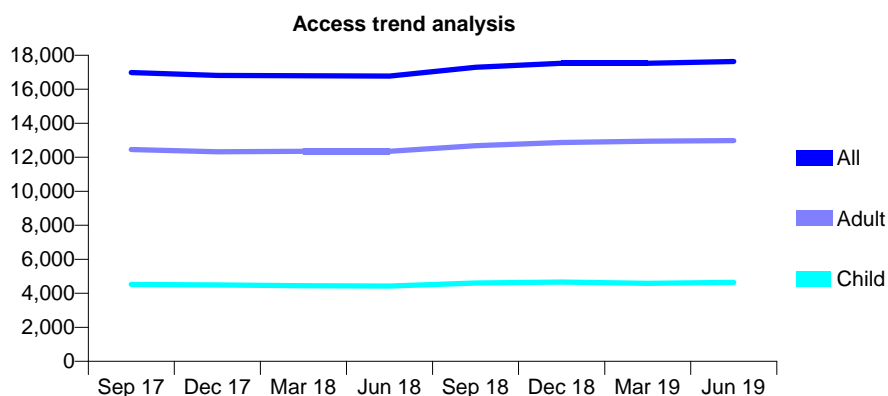
Q54 - Vital Signs At a Glance Contract Report for 186813/0001 - June 2019

Name or company name	The Smile Centre(Birmingham) Ltd
Contract type name	GDS Contract
Purpose of contract	General and Orthodontic
Contract start date	28/06/2012
Contract end date	

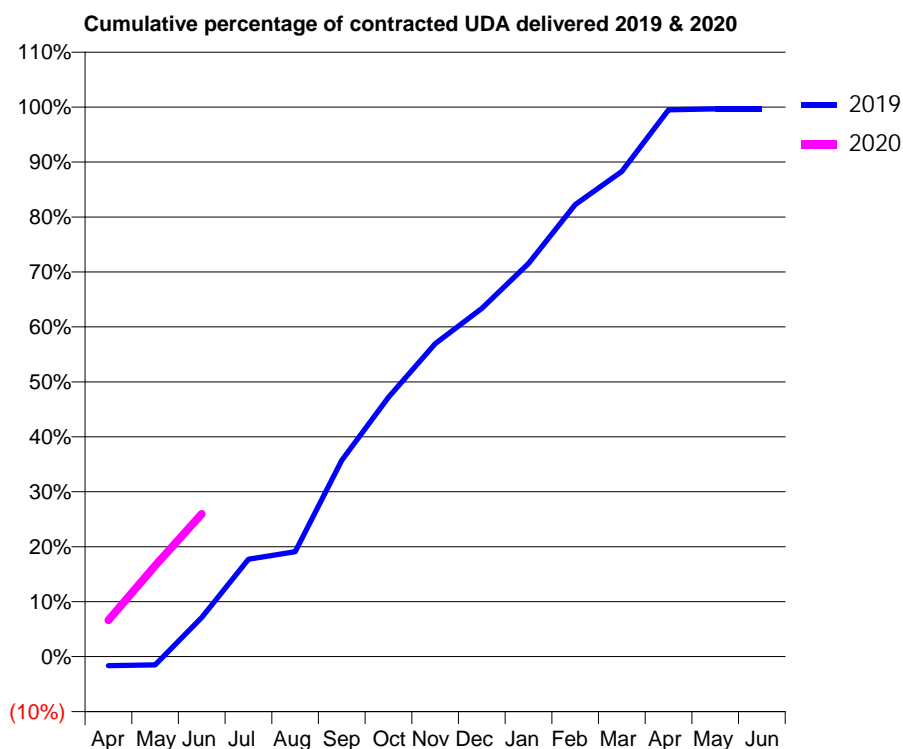
19/20 Contracted general activity (UDA)	45,903
Carry forward general activity (UDA)	0
19/20 Contracted orthodontic activity (UOA)	2
Carry forward orthodontic activity (UOA)	0
Baseline contract value	£1,180,012.74

ACCESS*

Patients seen in 24 months	Total	Change since previous quarter
Quarter ending June 2018	16,779	
Quarter ending September 2018	17,295	↑
Quarter ending December 2018	17,533	→
Quarter ending March 2019	17,527	→
Quarter ending June 2019	17,635	→
Variance since June 2018	5.1%	↑



ACTIVITY



Month	Adjusted Scheduled Activity (UDA)	
	2019	2020
April	-764	3,050
May	-697	7,598
June	3,273	11,920
July	8,139	
August	8,762	
September	16,405	
October	21,657	
November	26,143	
December	29,082	
January	32,849	
February	37,751	
March	40,519	
April	45,681	
May	45,750	
June	45,758	

QUALITY

	Quantity	Base Number	Contract	AT	Region	England
% of FP17s for the same patient ID Re-attending within 3 months - Children	87	1,556	5.6%	9.6%	11.2%	11.4%
% of FP17s for the same patient ID Re-attending within 3 months - Adults	522	3,757	13.9%	14.3%	14.8%	15.4%
% of FP17s for the same patient ID Re-attending between 3 & 9 months - Children	664	1,556	42.7%	54.0%	60.9%	59.8%
% of FP17s for the same patient ID Re-attending between 3 & 9 months - Adults	1,598	3,757	42.5%	48.9%	53.2%	52.1%
% of FP17s for Band 1 Urgent Courses	128	3,664	3.5%	8.4%	8.3%	9.2%
% of FP17s Relating to Free Repair or Replacements	82	3,664	2.2%	0.8%	0.7%	0.7%
% of FP17s Relating to Continuations	30	3,664	0.8%	0.7%	0.8%	0.8%
% of Patients satisfied with the dentistry they have received	8	8	N/A	93.3%	93.2%	93.4%
% of Patients satisfied with the time they had to wait for an appointment	8	8	N/A	91.1%	88.5%	87.6%

* This is based on patients treated on this contract for their most recent course of treatment. Figures in italics indicate the base number of FP17s or Patient Questionnaire responses are less than 100. N/A is shown where the base number of responses is less than 10 during the period. % is calculated as Quantity/Base number*100

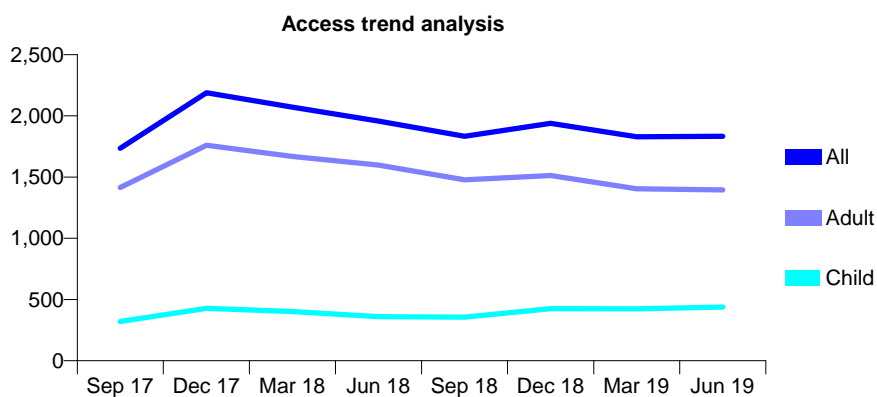
Q54 - Vital Signs At a Glance Contract Report for 188441/0001 - June 2019

Name or company name	Mr Sukhbir Singh & Mr L A Shiels
Contract type name	GDS Contract
Purpose of contract	General
Contract start date	01/12/2011
Contract end date	

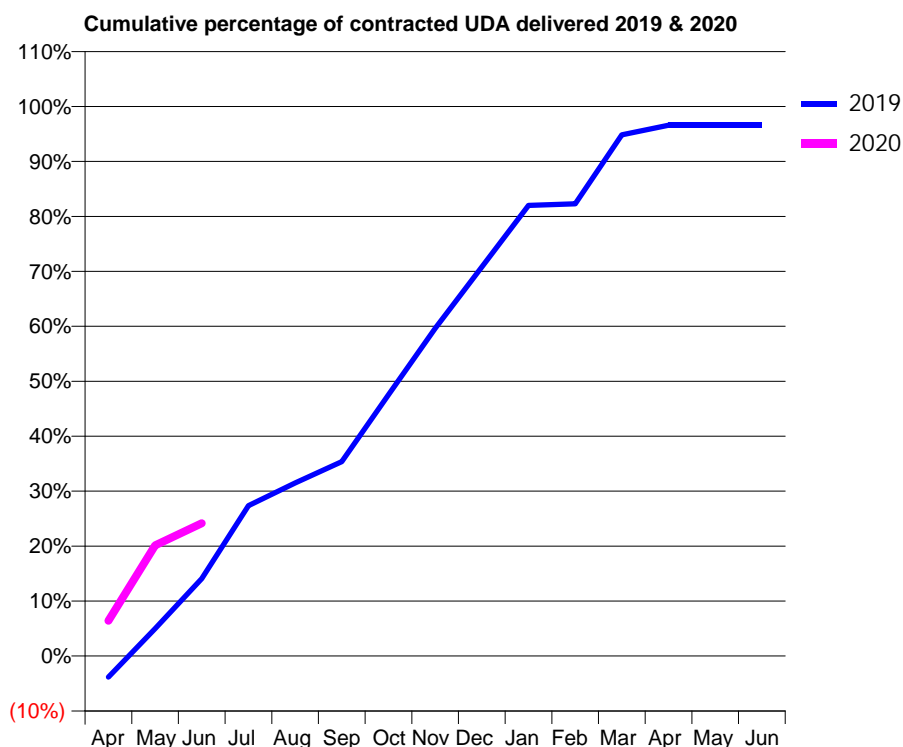
19/20 Contracted general activity (UDA)	4,374
Carry forward general activity (UDA)	0
19/20 Contracted orthodontic activity (UOA)	0
Carry forward orthodontic activity (UOA)	0
Baseline contract value	£99,293.64

ACCESS*

Patients seen in 24 months	Total	Change since previous quarter
Quarter ending June 2018	1,958	
Quarter ending September 2018	1,834	↓
Quarter ending December 2018	1,939	↑
Quarter ending March 2019	1,829	↓
Quarter ending June 2019	1,834	→
Variance since June 2018	(6.3%)	↓



ACTIVITY



Month	Adjusted Scheduled Activity (UDA)	
	2019	2020
April	-168	281
May	219	882
June	616	1,056
July	1,196	
August	1,378	
September	1,547	
October	2,080	
November	2,609	
December	3,096	
January	3,586	
February	3,598	
March	4,148	
April	4,224	
May	4,224	
June	4,224	

QUALITY

	Quantity	Base Number	Contract	AT	Region	England
% of FP17s for the same patient ID Re-attending within 3 months - Children	5	168	3.0%	9.6%	11.2%	11.4%
% of FP17s for the same patient ID Re-attending within 3 months - Adults	15	407	3.7%	14.3%	14.8%	15.4%
% of FP17s for the same patient ID Re-attending between 3 & 9 months - Children	57	168	33.9%	54.0%	60.9%	59.8%
% of FP17s for the same patient ID Re-attending between 3 & 9 months - Adults	135	407	33.2%	48.9%	53.2%	52.1%
% of FP17s for Band 1 Urgent Courses	26	523	5.0%	8.4%	8.3%	9.2%
% of FP17s Relating to Free Repair or Replacements	1	523	0.2%	0.8%	0.7%	0.7%
% of FP17s Relating to Continuations	1	523	0.2%	0.7%	0.8%	0.8%
% of Patients satisfied with the dentistry they have received	1	1	N/A	93.3%	93.2%	93.4%
% of Patients satisfied with the time they had to wait for an appointment	0	1	N/A	91.1%	88.5%	87.6%

* This is based on patients treated on this contract for their most recent course of treatment. Figures in italics indicate the base number of FP17s or Patient Questionnaire responses are less than 100. N/A is shown where the base number of responses is less than 10 during the period. % is calculated as Quantity/Base number*100

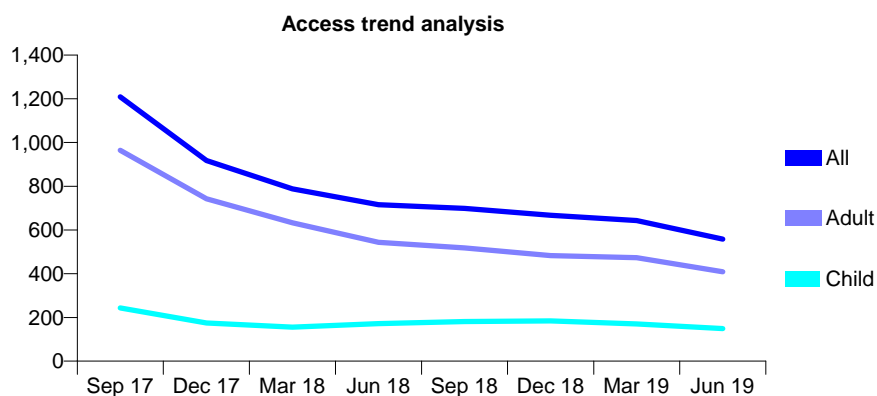
Q54 - Vital Signs At a Glance Contract Report for 188441/0002 - June 2019

Name or company name	Mr Sukhbir Singh & Mr L A Shiels
Contract type name	GDS Contract
Purpose of contract	General
Contract start date	01/12/2011
Contract end date	

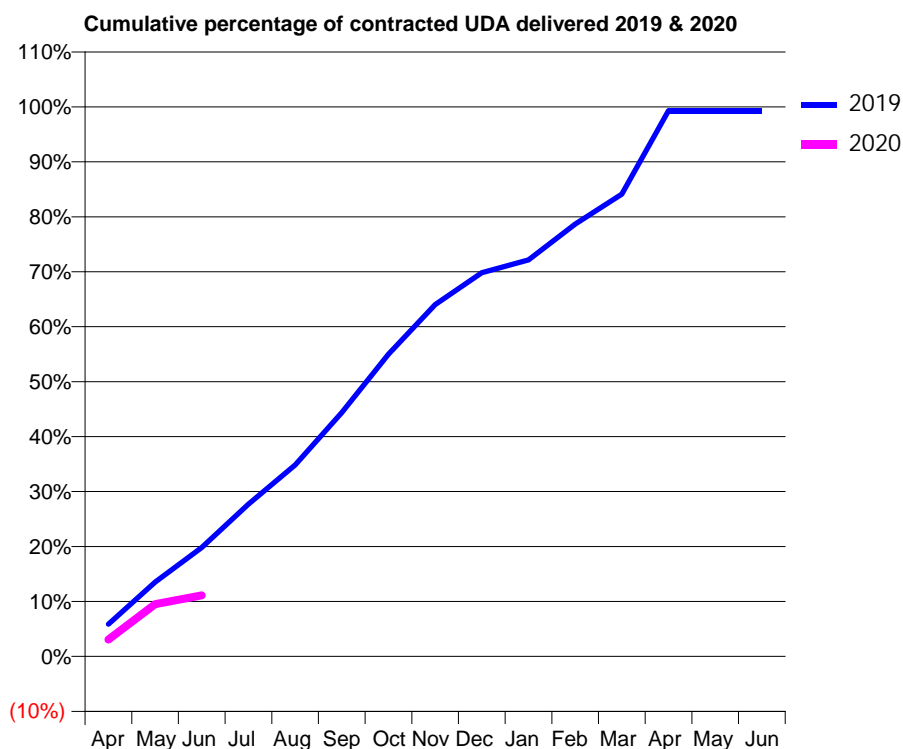
19/20 Contracted general activity (UDA)	1,685
Carry forward general activity (UDA)	0
19/20 Contracted orthodontic activity (UOA)	0
Carry forward orthodontic activity (UOA)	0
Baseline contract value	£34,625.41

ACCESS*

Patients seen in 24 months	Total	Change since previous quarter
Quarter ending June 2018	715	
Quarter ending September 2018	699	↓
Quarter ending December 2018	667	↓
Quarter ending March 2019	643	↓
Quarter ending June 2019	558	↓
Variance since June 2018	(22.0%)	↓



ACTIVITY



Month	2019	2020
April	99	52
May	228	160
June	334	187
July	467	
August	587	
September	748	
October	927	
November	1,079	
December	1,177	
January	1,216	
February	1,325	
March	1,417	
April	1,673	
May	1,673	
June	1,673	

QUALITY

	Quantity	Base Number	Contract	AT	Region	England
% of FP17s for the same patient ID Re-attending within 3 months - Children	0	50	0.0%	9.6%	11.2%	11.4%
% of FP17s for the same patient ID Re-attending within 3 months - Adults	2	102	2.0%	14.3%	14.8%	15.4%
% of FP17s for the same patient ID Re-attending between 3 & 9 months - Children	16	50	32.0%	54.0%	60.9%	59.8%
% of FP17s for the same patient ID Re-attending between 3 & 9 months - Adults	25	102	24.5%	48.9%	53.2%	52.1%
% of FP17s for Band 1 Urgent Courses	7	73	9.6%	8.4%	8.3%	9.2%
% of FP17s Relating to Free Repair or Replacements	0	73	0.0%	0.8%	0.7%	0.7%
% of FP17s Relating to Continuations	1	73	1.4%	0.7%	0.8%	0.8%
% of Patients satisfied with the dentistry they have received	1	1	N/A	93.3%	93.2%	93.4%
% of Patients satisfied with the time they had to wait for an appointment	1	1	N/A	91.1%	88.5%	87.6%

* This is based on patients treated on this contract for their most recent course of treatment. Figures in italics indicate the base number of FP17s or Patient Questionnaire responses are less than 100. N/A is shown where the base number of responses is less than 10 during the period. % is calculated as Quantity/Base number*100

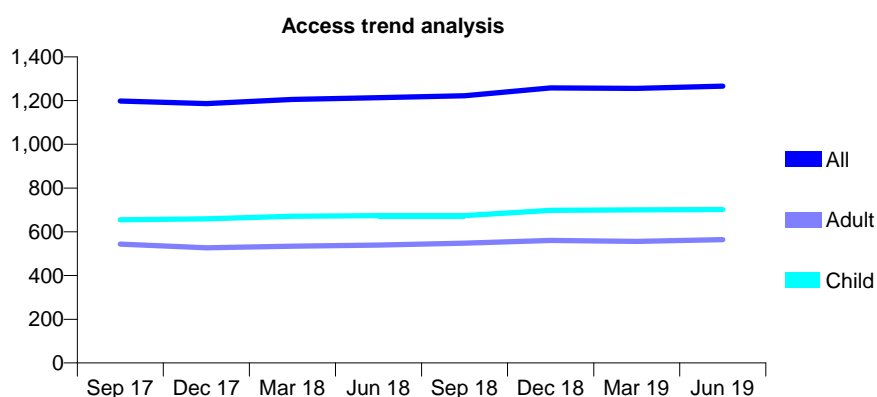
Q54 - Vital Signs At a Glance Contract Report for 188514/0001 - June 2019

Name or company name	The Wall Heath Dental Practice
Contract type name	GDS Contract
Purpose of contract	General
Contract start date	01/09/2008
Contract end date	

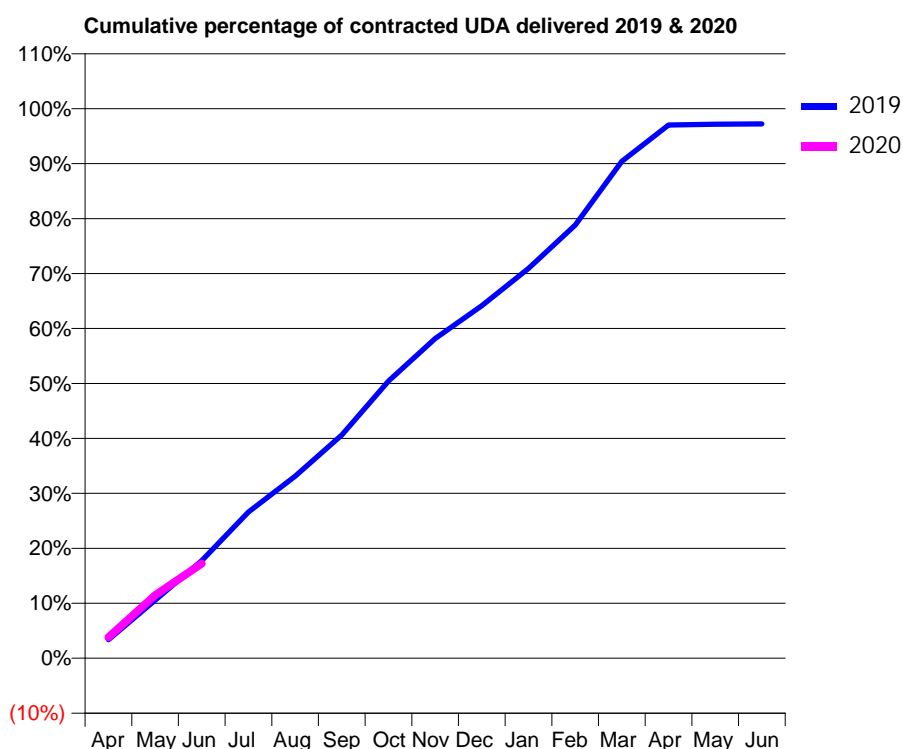
19/20 Contracted general activity (UDA)	3,710
Carry forward general activity (UDA)	0
19/20 Contracted orthodontic activity (UOA)	0
Carry forward orthodontic activity (UOA)	0
Baseline contract value	£101,008.29

ACCESS*

Patients seen in 24 months	Total	Change since previous quarter
Quarter ending June 2018	1,213	
Quarter ending September 2018	1,222	→
Quarter ending December 2018	1,258	↑
Quarter ending March 2019	1,256	→
Quarter ending June 2019	1,266	→
Variance since June 2018	4.4%	↑



ACTIVITY



Adjusted Scheduled Activity (UDA)		
Month	2019	2020
April	125	141
May	392	426
June	659	639
July	988	
August	1,230	
September	1,506	
October	1,870	
November	2,159	
December	2,380	
January	2,631	
February	2,925	
March	3,354	
April	3,600	
May	3,605	
June	3,607	

QUALITY

	Quantity	Base Number	Contract	AT	Region	England
% of FP17s for the same patient ID Re-attending within 3 months - Children	19	301	6.3%	9.6%	11.2%	11.4%
% of FP17s for the same patient ID Re-attending within 3 months - Adults	42	196	21.4%	14.3%	14.8%	15.4%
% of FP17s for the same patient ID Re-attending between 3 & 9 months - Children	219	301	72.8%	54.0%	60.9%	59.8%
% of FP17s for the same patient ID Re-attending between 3 & 9 months - Adults	98	196	50.0%	48.9%	53.2%	52.1%
% of FP17s for Band 1 Urgent Courses	33	380	8.7%	8.4%	8.3%	9.2%
% of FP17s Relating to Free Repair or Replacements	0	380	0.0%	0.8%	0.7%	0.7%
% of FP17s Relating to Continuations	9	380	2.4%	0.7%	0.8%	0.8%
% of Patients satisfied with the dentistry they have received	0	0	N/A	93.3%	93.2%	93.4%
% of Patients satisfied with the time they had to wait for an appointment	0	0	N/A	91.1%	88.5%	87.6%

* This is based on patients treated on this contract for their most recent course of treatment.

Figures in italics indicate the base number of FP17s or Patient Questionnaire responses are less than 100. N/A is shown where the base number of responses is less than 10 during the period. % is calculated as Quantity/Base number*100

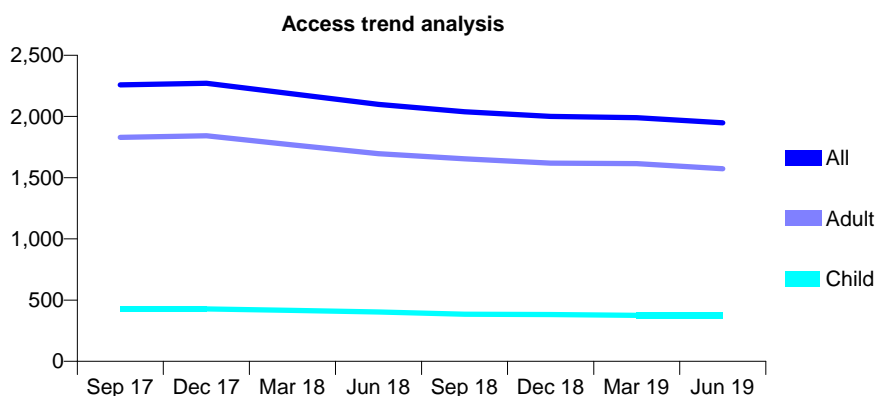
Q54 - Vital Signs At a Glance Contract Report for 189030/0001 - June 2019

Name or company name	Wordsley Dental Practice
Contract type name	GDS Contract
Purpose of contract	General
Contract start date	01/12/2015
Contract end date	

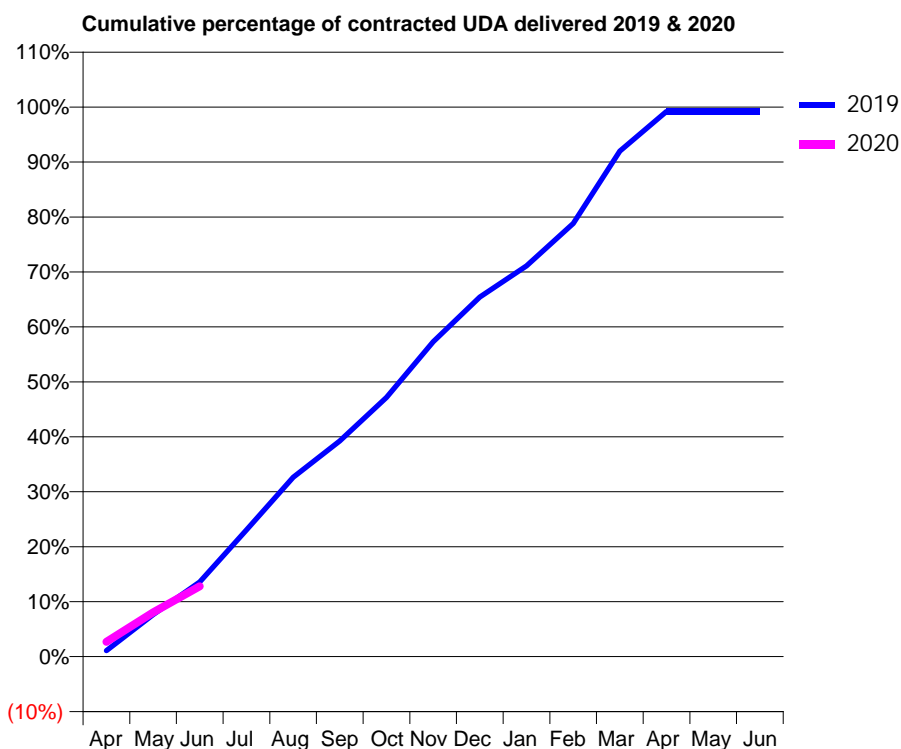
19/20 Contracted general activity (UDA)	6,934
Carry forward general activity (UDA)	0
19/20 Contracted orthodontic activity (UOA)	0
Carry forward orthodontic activity (UOA)	0
Baseline contract value	£156,579.16

ACCESS*

Patients seen in 24 months	Total	Change since previous quarter
Quarter ending June 2018	2,099	
Quarter ending September 2018	2,039	↓
Quarter ending December 2018	2,001	↓
Quarter ending March 2019	1,990	→
Quarter ending June 2019	1,948	↓
Variance since June 2018	(7.2%)	↓



ACTIVITY



Month	Adjusted Scheduled Activity (UDA)	
	2019	2020
April	76	188
May	532	558
June	942	888
July	1,599	
August	2,262	
September	2,722	
October	3,270	
November	3,973	
December	4,537	
January	4,931	
February	5,464	
March	6,378	
April	6,879	
May	6,879	
June	6,879	

QUALITY

	Quantity	Base Number	Contract	AT	Region	England
% of FP17s for the same patient ID Re-attending within 3 months - Children	2	128	1.6%	9.6%	11.2%	11.4%
% of FP17s for the same patient ID Re-attending within 3 months - Adults	80	552	14.5%	14.3%	14.8%	15.4%
% of FP17s for the same patient ID Re-attending between 3 & 9 months - Children	84	128	65.6%	54.0%	60.9%	59.8%
% of FP17s for the same patient ID Re-attending between 3 & 9 months - Adults	359	552	65.0%	48.9%	53.2%	52.1%
% of FP17s for Band 1 Urgent Courses	19	527	3.6%	8.4%	8.3%	9.2%
% of FP17s Relating to Free Repair or Replacements	9	527	1.7%	0.8%	0.7%	0.7%
% of FP17s Relating to Continuations	15	527	2.8%	0.7%	0.8%	0.8%
% of Patients satisfied with the dentistry they have received	1	2	N/A	93.3%	93.2%	93.4%
% of Patients satisfied with the time they had to wait for an appointment	1	2	N/A	91.1%	88.5%	87.6%

* This is based on patients treated on this contract for their most recent course of treatment. Figures in italics indicate the base number of FP17s or Patient Questionnaire responses are less than 100. N/A is shown where the base number of responses is less than 10 during the period. % is calculated as Quantity/Base number*100

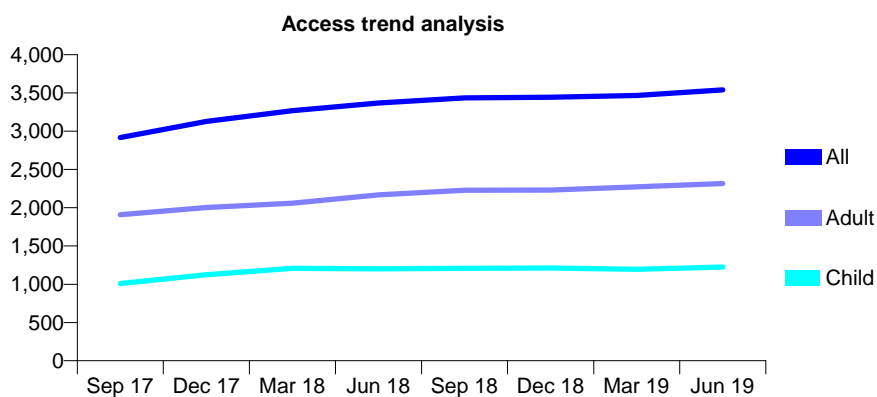
Q54 - Vital Signs At a Glance Contract Report for 189758/0001 - June 2019

Name or company name	Stratford Road Dental Surgery
Contract type name	GDS Contract
Purpose of contract	General
Contract start date	01/06/2011
Contract end date	

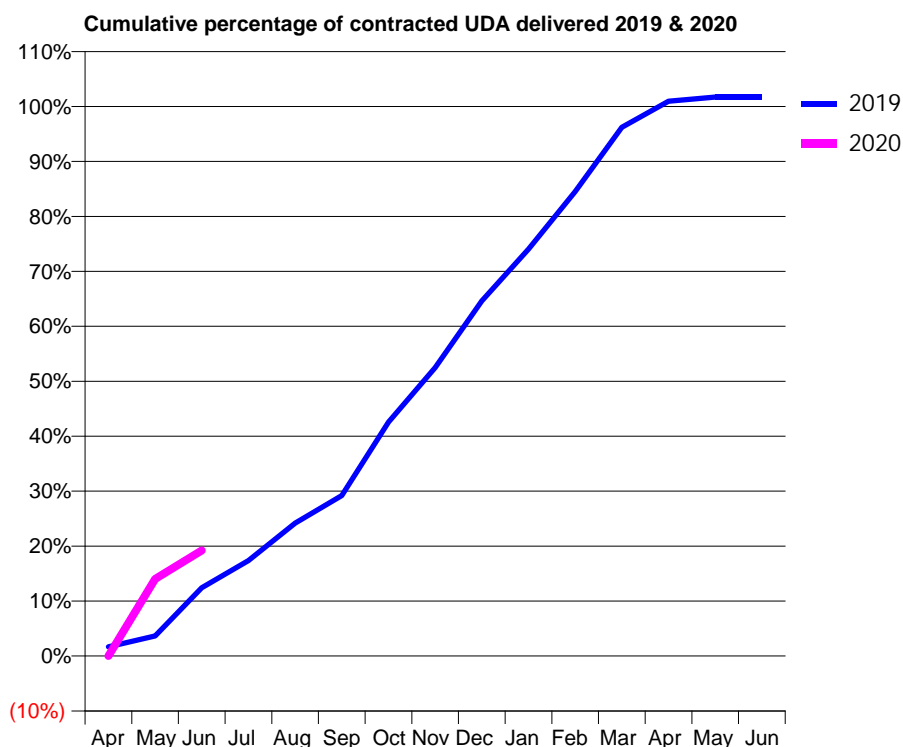
19/20 Contracted general activity (UDA)	14,796
Carry forward general activity (UDA)	0
19/20 Contracted orthodontic activity (UOA)	0
Carry forward orthodontic activity (UOA)	0
Baseline contract value	£412,940.15

ACCESS*

Patients seen in 24 months	Total	Change since previous quarter
Quarter ending June 2018	3,369	
Quarter ending September 2018	3,436	→
Quarter ending December 2018	3,443	→
Quarter ending March 2019	3,466	→
Quarter ending June 2019	3,539	↑
Variance since June 2018	5.0%	↑



ACTIVITY



Month	Adjusted Scheduled Activity (UDA)	
	2019	2020
April	249	0
May	540	2,079
June	1,837	2,840
July	2,568	
August	3,577	
September	4,320	
October	6,301	
November	7,770	
December	9,559	
January	10,957	
February	12,507	
March	14,236	
April	14,940	
May	15,049	
June	15,049	

QUALITY

	Quantity	Base Number	Contract	AT	Region	England
% of FP17s for the same patient ID Re-attending within 3 months - Children	13	300	4.3%	9.6%	11.2%	11.4%
% of FP17s for the same patient ID Re-attending within 3 months - Adults	36	504	7.1%	14.3%	14.8%	15.4%
% of FP17s for the same patient ID Re-attending between 3 & 9 months - Children	125	300	41.7%	54.0%	60.9%	59.8%
% of FP17s for the same patient ID Re-attending between 3 & 9 months - Adults	166	504	32.9%	48.9%	53.2%	52.1%
% of FP17s for Band 1 Urgent Courses	21	600	3.5%	8.4%	8.3%	9.2%
% of FP17s Relating to Free Repair or Replacements	1	600	0.2%	0.8%	0.7%	0.7%
% of FP17s Relating to Continuations	0	600	0.0%	0.7%	0.8%	0.8%
% of Patients satisfied with the dentistry they have received	1	1	N/A	93.3%	93.2%	93.4%
% of Patients satisfied with the time they had to wait for an appointment	0	1	N/A	91.1%	88.5%	87.6%

* This is based on patients treated on this contract for their most recent course of treatment. Figures in italics indicate the base number of FP17s or Patient Questionnaire responses are less than 100. N/A is shown where the base number of responses is less than 10 during the period. % is calculated as Quantity/Base number*100

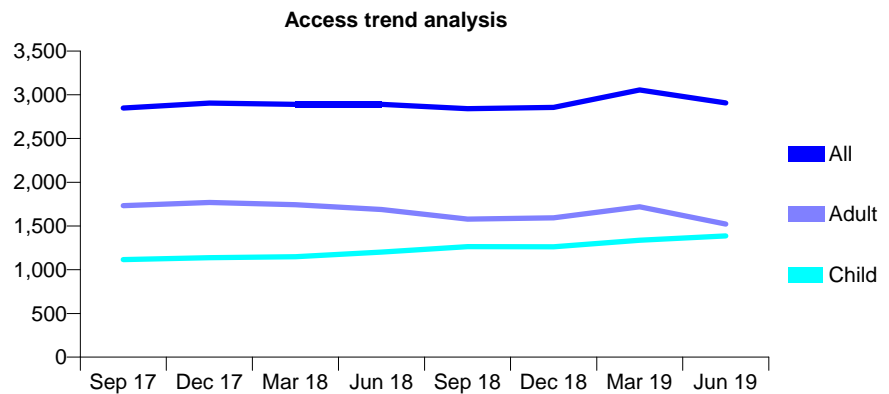
Q54 - Vital Signs At a Glance Contract Report for 190012/0001 - June 2019

Name or company name	Smile by Smile Wolverhampton
Contract type name	GDS Contract
Purpose of contract	General
Contract start date	01/10/2012
Contract end date	

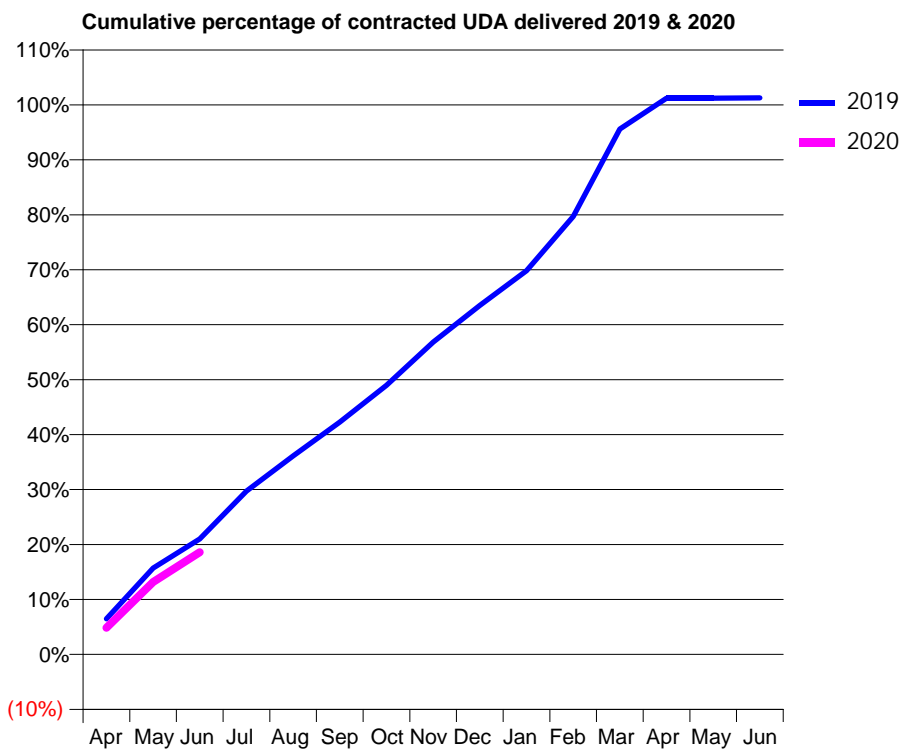
19/20 Contracted general activity (UDA)	6,174
Carry forward general activity (UDA)	0
19/20 Contracted orthodontic activity (UOA)	0
Carry forward orthodontic activity (UOA)	0
Baseline contract value	£139,857.06

ACCESS*

Patients seen in 24 months	Total	Change since previous quarter
Quarter ending June 2018	2,890	
Quarter ending September 2018	2,841	↓
Quarter ending December 2018	2,855	→
Quarter ending March 2019	3,055	↑
Quarter ending June 2019	2,908	↓
Variance since June 2018	0.6%	→



ACTIVITY



Month	2019	2020
April	401	299
May	971	814
June	1,299	1,148
July	1,835	
August	2,231	
September	2,610	
October	3,023	
November	3,509	
December	3,921	
January	4,311	
February	4,921	
March	5,902	
April	6,249	
May	6,249	
June	6,253	

QUALITY

	Quantity	Base Number	Contract	AT	Region	England
% of FP17s for the same patient ID Re-attending within 3 months - Children	51	502	10.2%	9.6%	11.2%	11.4%
% of FP17s for the same patient ID Re-attending within 3 months - Adults	45	342	13.2%	14.3%	14.8%	15.4%
% of FP17s for the same patient ID Re-attending between 3 & 9 months - Children	276	502	55.0%	54.0%	60.9%	59.8%
% of FP17s for the same patient ID Re-attending between 3 & 9 months - Adults	101	342	29.5%	48.9%	53.2%	52.1%
% of FP17s for Band 1 Urgent Courses	27	654	4.1%	8.4%	8.3%	9.2%
% of FP17s Relating to Free Repair or Replacements	0	654	0.0%	0.8%	0.7%	0.7%
% of FP17s Relating to Continuations	0	654	0.0%	0.7%	0.8%	0.8%
% of Patients satisfied with the dentistry they have received	0	0	N/A	93.3%	93.2%	93.4%
% of Patients satisfied with the time they had to wait for an appointment	0	0	N/A	91.1%	88.5%	87.6%

* This is based on patients treated on this contract for their most recent course of treatment. Figures in italics indicate the base number of FP17s or Patient Questionnaire responses are less than 100. N/A is shown where the base number of responses is less than 10 during the period. % is calculated as Quantity/Base number*100

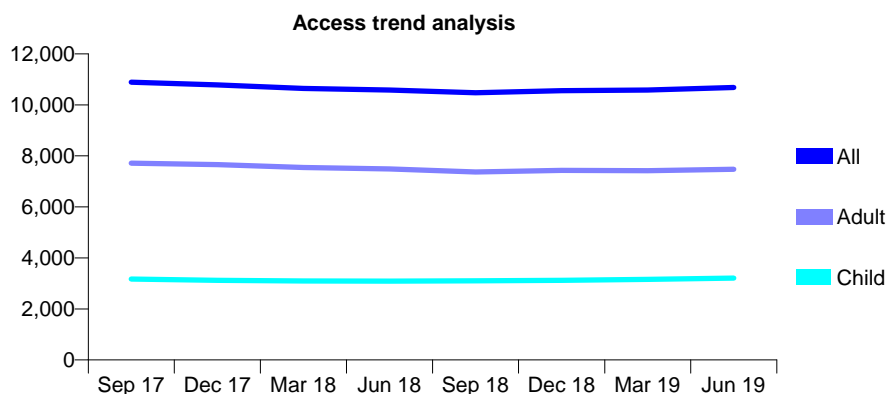
Q54 - Vital Signs At a Glance Contract Report for 190195/0008 - June 2019

Name or company name	Xeon Smiles UK Ltd
Contract type name	GDS Contract
Purpose of contract	General
Contract start date	01/04/2010
Contract end date	

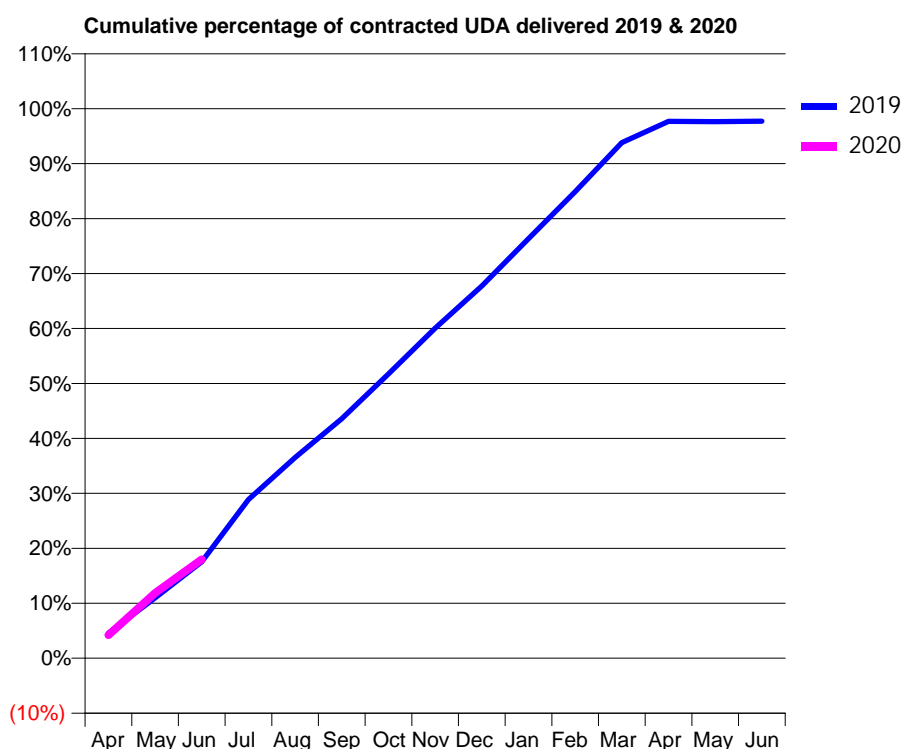
19/20 Contracted general activity (UDA)	29,744
Carry forward general activity (UDA)	0
19/20 Contracted orthodontic activity (UOA)	0
Carry forward orthodontic activity (UOA)	0
Baseline contract value	£744,841.78

ACCESS*

Patients seen in 24 months	Total	Change since previous quarter
Quarter ending June 2018	10,583	
Quarter ending September 2018	10,474	↓
Quarter ending December 2018	10,554	→
Quarter ending March 2019	10,580	→
Quarter ending June 2019	10,683	→
Variance since June 2018	0.9%	→



ACTIVITY



Month	2019	2020
April	1,361	1,253
May	3,272	3,537
June	5,219	5,354
July	8,594	
August	10,865	
September	12,967	
October	15,387	
November	17,871	
December	20,143	
January	22,701	
February	25,249	
March	27,910	
April	29,057	
May	29,045	
June	29,063	

QUALITY

	Quantity	Base Number	Contract	AT	Region	England
% of FP17s for the same patient ID Re-attending within 3 months - Children	46	913	5.0%	9.6%	11.2%	11.4%
% of FP17s for the same patient ID Re-attending within 3 months - Adults	200	1,830	10.9%	14.3%	14.8%	15.4%
% of FP17s for the same patient ID Re-attending between 3 & 9 months - Children	524	913	57.4%	54.0%	60.9%	59.8%
% of FP17s for the same patient ID Re-attending between 3 & 9 months - Adults	777	1,830	42.5%	48.9%	53.2%	52.1%
% of FP17s for Band 1 Urgent Courses	200	2,321	8.6%	8.4%	8.3%	9.2%
% of FP17s Relating to Free Repair or Replacements	16	2,321	0.7%	0.8%	0.7%	0.7%
% of FP17s Relating to Continuations	2	2,321	0.1%	0.7%	0.8%	0.8%
% of Patients satisfied with the dentistry they have received	1	1	N/A	93.3%	93.2%	93.4%
% of Patients satisfied with the time they had to wait for an appointment	1	1	N/A	91.1%	88.5%	87.6%

* This is based on patients treated on this contract for their most recent course of treatment.

Figures in italics indicate the base number of FP17s or Patient Questionnaire responses are less than 100. N/A is shown where the base number of responses is less than 10 during the period. % is calculated as Quantity/Base number*100

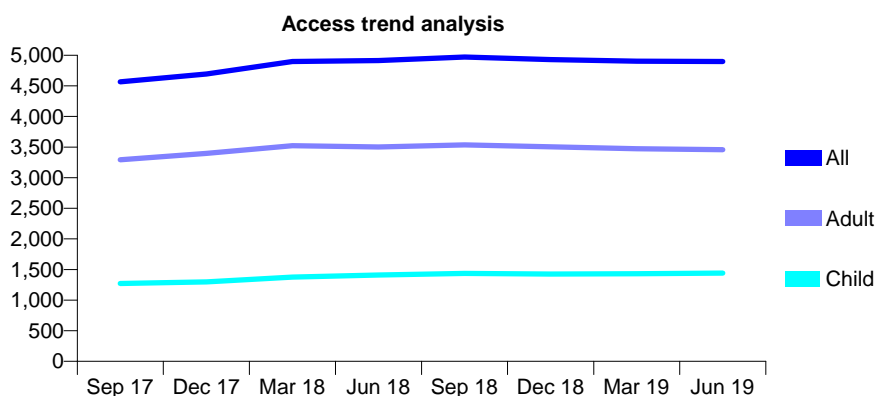
Q54 - Vital Signs At a Glance Contract Report for 190195/0019 - June 2019

Name or company name	Xeon Smiles UK Ltd
Contract type name	GDS Contract
Purpose of contract	General
Contract start date	18/07/2012
Contract end date	

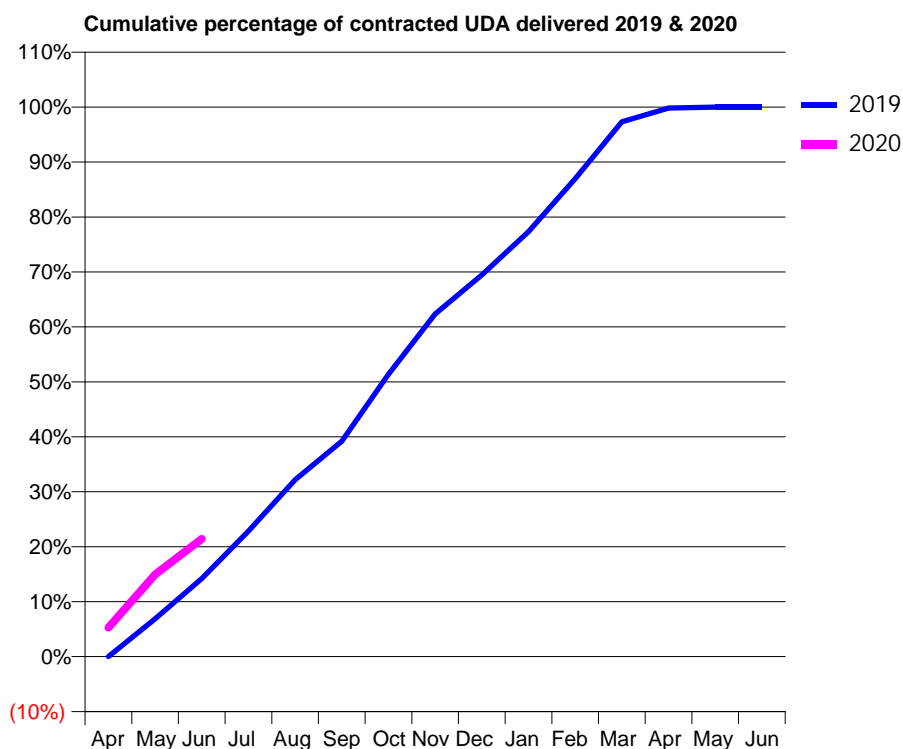
19/20 Contracted general activity (UDA)	16,944
Carry forward general activity (UDA)	0
19/20 Contracted orthodontic activity (UOA)	0
Carry forward orthodontic activity (UOA)	0
Baseline contract value	£414,553.12

ACCESS*

Patients seen in 24 months	Total	Change since previous quarter
Quarter ending June 2018	4,913	
Quarter ending September 2018	4,971	→
Quarter ending December 2018	4,930	→
Quarter ending March 2019	4,904	→
Quarter ending June 2019	4,898	→
Variance since June 2018	(0.3%)	→



ACTIVITY



Month	Adjusted Scheduled Activity (UDA)	
	2019	2020
April	2	893
May	1,169	2,534
June	2,406	3,629
July	3,872	
August	5,454	
September	6,637	
October	8,707	
November	10,571	
December	11,766	
January	13,103	
February	14,734	
March	16,492	
April	16,915	
May	16,941	
June	16,941	

QUALITY

	Quantity	Base Number	Contract	AT	Region	England
% of FP17s for the same patient ID Re-attending within 3 months - Children	41	540	7.6%	9.6%	11.2%	11.4%
% of FP17s for the same patient ID Re-attending within 3 months - Adults	249	1,063	23.4%	14.3%	14.8%	15.4%
% of FP17s for the same patient ID Re-attending between 3 & 9 months - Children	373	540	69.1%	54.0%	60.9%	59.8%
% of FP17s for the same patient ID Re-attending between 3 & 9 months - Adults	516	1,063	48.5%	48.9%	53.2%	52.1%
% of FP17s for Band 1 Urgent Courses	169	1,421	11.9%	8.4%	8.3%	9.2%
% of FP17s Relating to Free Repair or Replacements	23	1,421	1.6%	0.8%	0.7%	0.7%
% of FP17s Relating to Continuations	0	1,421	0.0%	0.7%	0.8%	0.8%
% of Patients satisfied with the dentistry they have received	0	1	N/A	93.3%	93.2%	93.4%
% of Patients satisfied with the time they had to wait for an appointment	0	1	N/A	91.1%	88.5%	87.6%

* This is based on patients treated on this contract for their most recent course of treatment. Figures in italics indicate the base number of FP17s or Patient Questionnaire responses are less than 100. N/A is shown where the base number of responses is less than 10 during the period. % is calculated as Quantity/Base number*100

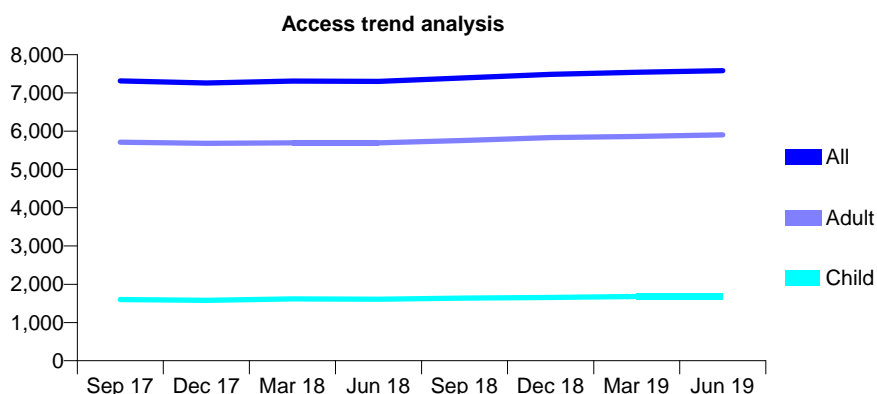
Q54 - Vital Signs At a Glance Contract Report for 190489/0001 - June 2019

Name or company name	Titley, Darby, Dehal and Associates
Contract type name	GDS Contract
Purpose of contract	General and Orthodontic
Contract start date	01/11/2011
Contract end date	

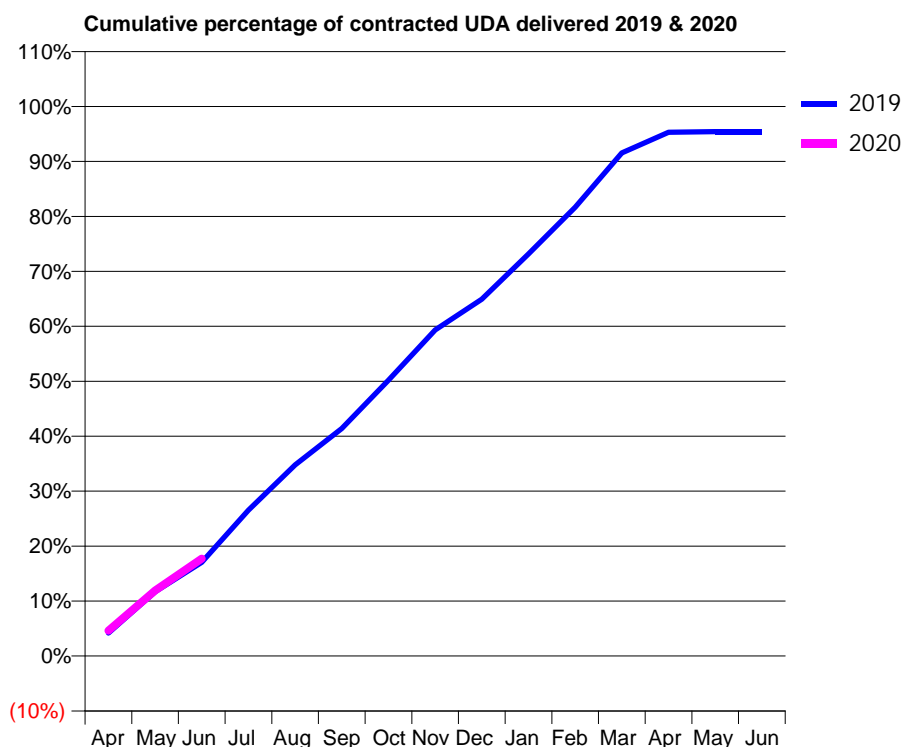
19/20 Contracted general activity (UDA)	27,023
Carry forward general activity (UDA)	0
19/20 Contracted orthodontic activity (UOA)	205
Carry forward orthodontic activity (UOA)	0
Baseline contract value	£671,975.61

ACCESS*

Patients seen in 24 months	Total	Change since previous quarter
Quarter ending June 2018	7,302	
Quarter ending September 2018	7,393	→
Quarter ending December 2018	7,486	→
Quarter ending March 2019	7,541	→
Quarter ending June 2019	7,582	→
Variance since June 2018	3.8%	↑



ACTIVITY



Month	Adjusted Scheduled Activity (UDA)	
	2019	2020
April	1,132	1,250
May	3,163	3,225
June	4,606	4,788
July	7,169	
August	9,404	
September	11,191	
October	13,567	
November	16,038	
December	17,547	
January	19,776	
February	22,068	
March	24,741	
April	25,758	
May	25,789	
June	25,789	

QUALITY

	Quantity	Base Number	Contract	AT	Region	England
% of FP17s for the same patient ID Re-attending within 3 months - Children	35	651	5.4%	9.6%	11.2%	11.4%
% of FP17s for the same patient ID Re-attending within 3 months - Adults	335	2,193	15.3%	14.3%	14.8%	15.4%
% of FP17s for the same patient ID Re-attending between 3 & 9 months - Children	466	651	71.6%	54.0%	60.9%	59.8%
% of FP17s for the same patient ID Re-attending between 3 & 9 months - Adults	1,342	2,193	61.2%	48.9%	53.2%	52.1%
% of FP17s for Band 1 Urgent Courses	203	2,403	8.4%	8.4%	8.3%	9.2%
% of FP17s Relating to Free Repair or Replacements	29	2,403	1.2%	0.8%	0.7%	0.7%
% of FP17s Relating to Continuations	34	2,403	1.4%	0.7%	0.8%	0.8%
% of Patients satisfied with the dentistry they have received	2	2	N/A	93.3%	93.2%	93.4%
% of Patients satisfied with the time they had to wait for an appointment	2	2	N/A	91.1%	88.5%	87.6%

* This is based on patients treated on this contract for their most recent course of treatment. Figures in italics indicate the base number of FP17s or Patient Questionnaire responses are less than 100. N/A is shown where the base number of responses is less than 10 during the period. % is calculated as Quantity/Base number*100

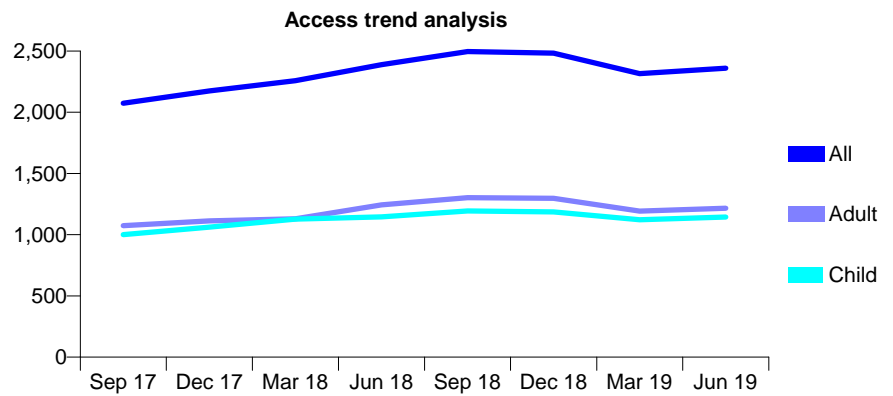
Q54 - Vital Signs At a Glance Contract Report for 193542/0001 - June 2019

Name or company name	Newtown Dental Practice
Contract type name	GDS Contract
Purpose of contract	General
Contract start date	01/07/2011
Contract end date	

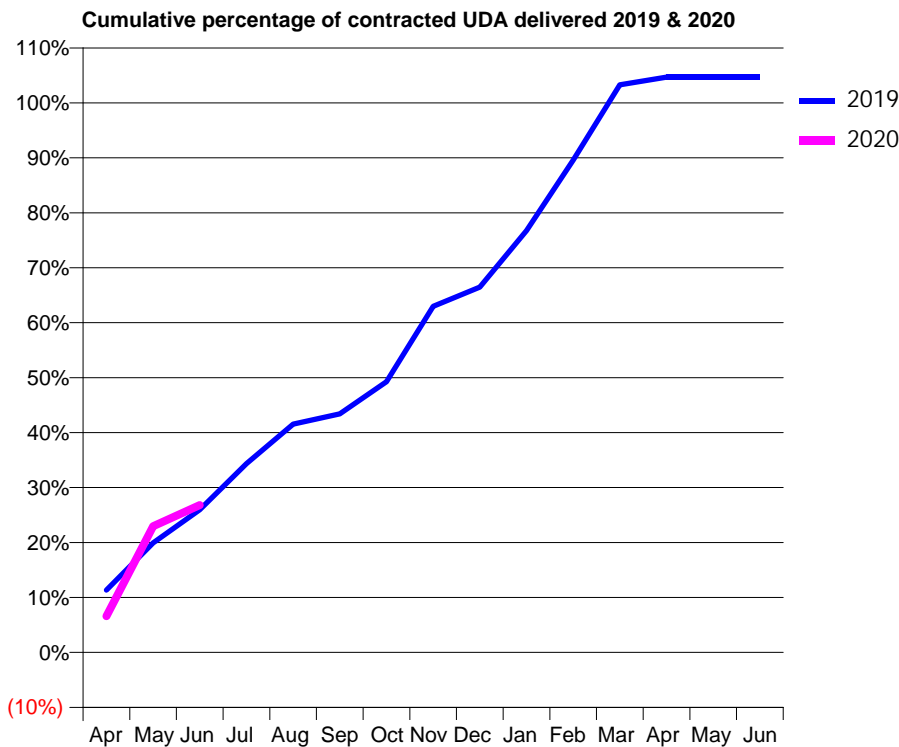
19/20 Contracted general activity (UDA)	3,875
Carry forward general activity (UDA)	0
19/20 Contracted orthodontic activity (UOA)	0
Carry forward orthodontic activity (UOA)	0
Baseline contract value	£99,890.44

ACCESS*

Patients seen in 24 months	Total	Change since previous quarter
Quarter ending June 2018	2,388	
Quarter ending September 2018	2,496	↑
Quarter ending December 2018	2,483	→
Quarter ending March 2019	2,315	↓
Quarter ending June 2019	2,360	→
Variance since June 2018	(1.2%)	↓



ACTIVITY



Month	2019	2020
April	440	256
May	772	890
June	1,006	1,039
July	1,331	
August	1,610	
September	1,682	
October	1,909	
November	2,440	
December	2,576	
January	2,974	
February	3,471	
March	4,003	
April	4,056	
May	4,056	
June	4,056	

QUALITY

	Quantity	Base Number	Contract	AT	Region	England
% of FP17s for the same patient ID Re-attending within 3 months - Children	0	229	0.0%	9.6%	11.2%	11.4%
% of FP17s for the same patient ID Re-attending within 3 months - Adults	10	241	4.1%	14.3%	14.8%	15.4%
% of FP17s for the same patient ID Re-attending between 3 & 9 months - Children	50	229	21.8%	54.0%	60.9%	59.8%
% of FP17s for the same patient ID Re-attending between 3 & 9 months - Adults	31	241	12.9%	48.9%	53.2%	52.1%
% of FP17s for Band 1 Urgent Courses	68	439	15.5%	8.4%	8.3%	9.2%
% of FP17s Relating to Free Repair or Replacements	0	439	0.0%	0.8%	0.7%	0.7%
% of FP17s Relating to Continuations	0	439	0.0%	0.7%	0.8%	0.8%
% of Patients satisfied with the dentistry they have received	0	0	N/A	93.3%	93.2%	93.4%
% of Patients satisfied with the time they had to wait for an appointment	0	0	N/A	91.1%	88.5%	87.6%

* This is based on patients treated on this contract for their most recent course of treatment. Figures in italics indicate the base number of FP17s or Patient Questionnaire responses are less than 100. N/A is shown where the base number of responses is less than 10 during the period. % is calculated as Quantity/Base number*100

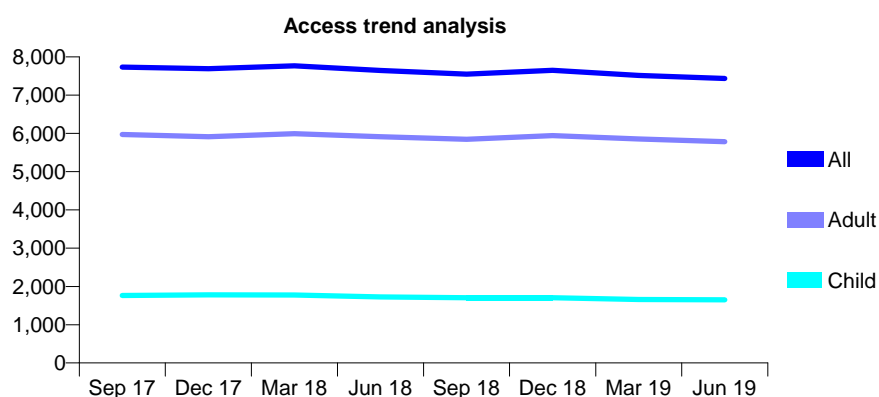
Q54 - Vital Signs At a Glance Contract Report for 195685/0001 - June 2019

Name or company name	Wolverhampton dental care
Contract type name	GDS Contract
Purpose of contract	General
Contract start date	01/04/2014
Contract end date	

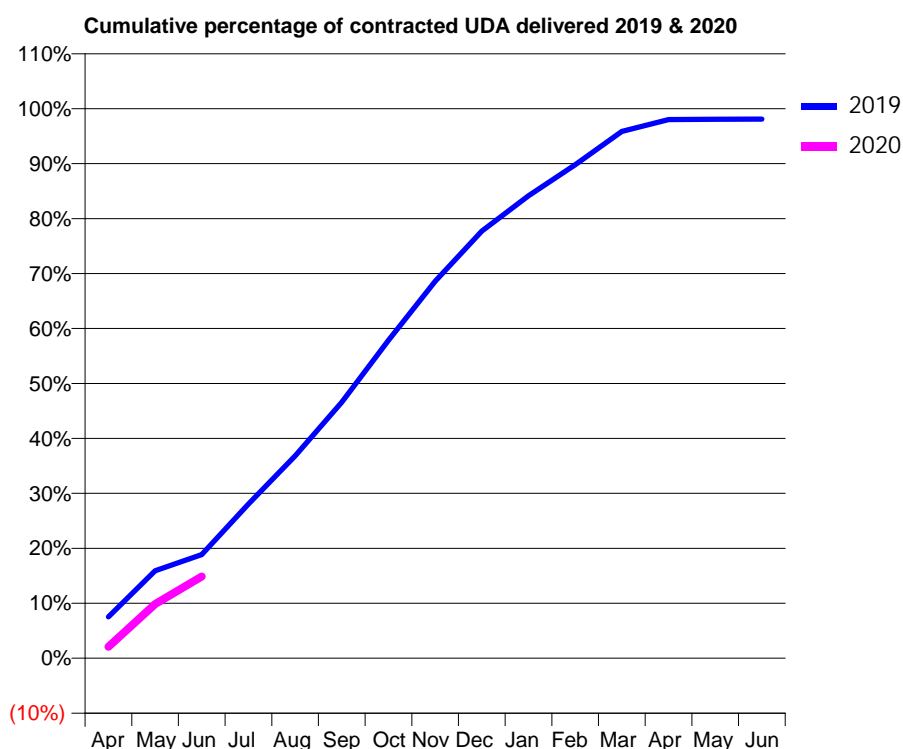
19/20 Contracted general activity (UDA)	22,943
Carry forward general activity (UDA)	0
19/20 Contracted orthodontic activity (UOA)	0
Carry forward orthodontic activity (UOA)	0
Baseline contract value	£500,248.74

ACCESS*

Patients seen in 24 months	Total	Change since previous quarter
Quarter ending June 2018	7,642	
Quarter ending September 2018	7,550	↓
Quarter ending December 2018	7,649	→
Quarter ending March 2019	7,514	↓
Quarter ending June 2019	7,434	↓
Variance since June 2018	(2.7%)	↓



ACTIVITY



Month	2019	2020
April	1,730	480
May	3,653	2,265
June	4,328	3,411
July	6,436	
August	8,449	
September	10,686	
October	13,271	
November	15,739	
December	17,830	
January	19,308	
February	20,604	
March	21,992	
April	22,486	
May	22,501	
June	22,504	

QUALITY

	Quantity	Base Number	Contract	AT	Region	England
% of FP17s for the same patient ID Re-attending within 3 months - Children	40	562	7.1%	9.6%	11.2%	11.4%
% of FP17s for the same patient ID Re-attending within 3 months - Adults	208	1,754	11.9%	14.3%	14.8%	15.4%
% of FP17s for the same patient ID Re-attending between 3 & 9 months - Children	337	562	60.0%	54.0%	60.9%	59.8%
% of FP17s for the same patient ID Re-attending between 3 & 9 months - Adults	1,082	1,754	61.7%	48.9%	53.2%	52.1%
% of FP17s for Band 1 Urgent Courses	125	2,008	6.2%	8.4%	8.3%	9.2%
% of FP17s Relating to Free Repair or Replacements	13	2,008	0.6%	0.8%	0.7%	0.7%
% of FP17s Relating to Continuations	39	2,008	1.9%	0.7%	0.8%	0.8%
% of Patients satisfied with the dentistry they have received	1	1	N/A	93.3%	93.2%	93.4%
% of Patients satisfied with the time they had to wait for an appointment	1	1	N/A	91.1%	88.5%	87.6%

* This is based on patients treated on this contract for their most recent course of treatment.

Figures in italics indicate the base number of FP17s or Patient Questionnaire responses are less than 100. N/A is shown where the base number of responses is less than 10 during the period. % is calculated as Quantity/Base number*100

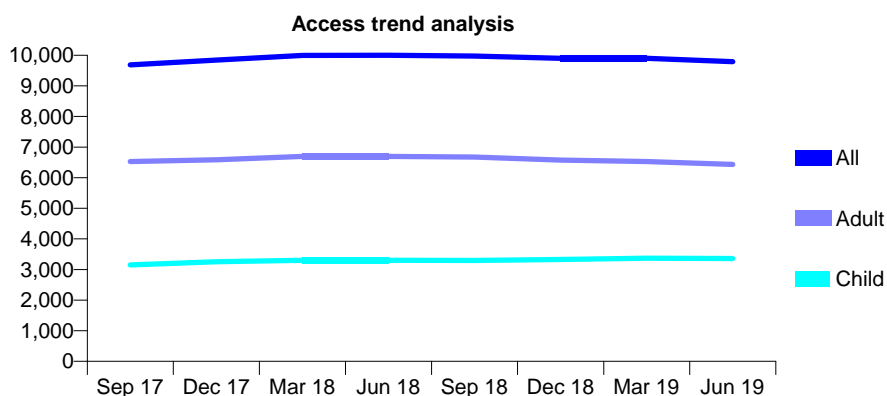
Q54 - Vital Signs At a Glance Contract Report for 196606/0001 - June 2019

Name or company name	Mr Anil Tandon and Mr Anoup Nandra
Contract type name	GDS Contract
Purpose of contract	General
Contract start date	01/04/2012
Contract end date	

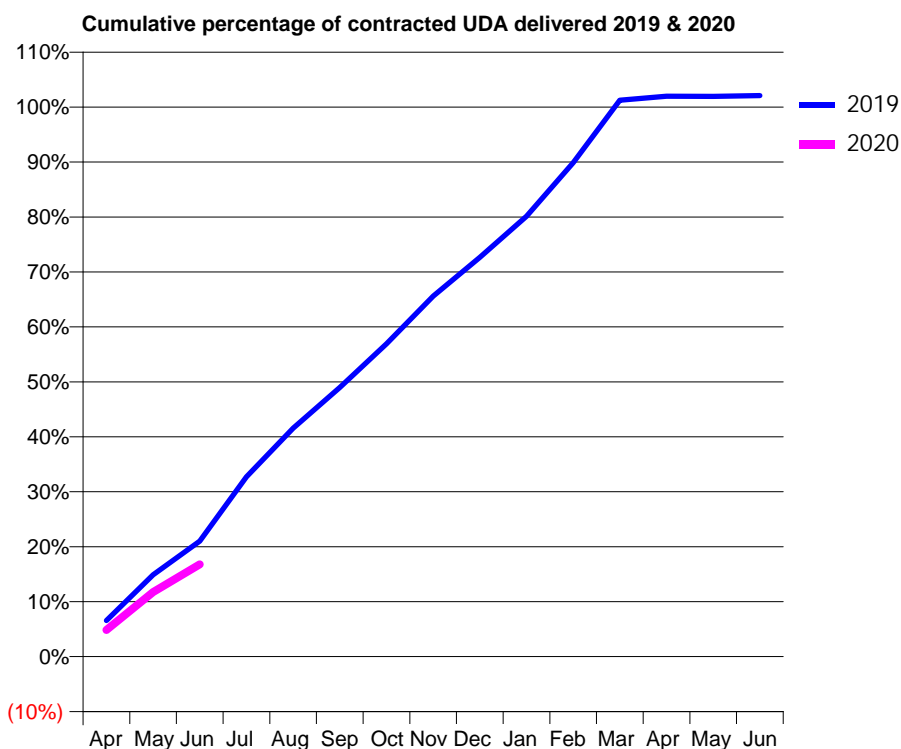
19/20 Contracted general activity (UDA)	29,289
Carry forward general activity (UDA)	0
19/20 Contracted orthodontic activity (UOA)	0
Carry forward orthodontic activity (UOA)	0
Baseline contract value	£919,948.21

ACCESS*

Patients seen in 24 months	Total	Change since previous quarter
Quarter ending June 2018	9,998	
Quarter ending September 2018	9,971	→
Quarter ending December 2018	9,903	→
Quarter ending March 2019	9,901	→
Quarter ending June 2019	9,793	↓
Variance since June 2018	(2.1%)	↓



ACTIVITY



Month	Adjusted Scheduled Activity (UDA)	
	2019	2020
April	1,923	1,416
May	4,368	3,446
June	6,162	4,917
July	9,587	
August	12,182	
September	14,350	
October	16,670	
November	19,213	
December	21,277	
January	23,475	
February	26,322	
March	29,649	
April	29,872	
May	29,853	
June	29,900	

QUALITY

	Quantity	Base Number	Contract	AT	Region	England
% of FP17s for the same patient ID Re-attending within 3 months - Children	63	998	6.3%	9.6%	11.2%	11.4%
% of FP17s for the same patient ID Re-attending within 3 months - Adults	216	1,483	14.6%	14.3%	14.8%	15.4%
% of FP17s for the same patient ID Re-attending between 3 & 9 months - Children	623	998	62.4%	54.0%	60.9%	59.8%
% of FP17s for the same patient ID Re-attending between 3 & 9 months - Adults	776	1,483	52.3%	48.9%	53.2%	52.1%
% of FP17s for Band 1 Urgent Courses	205	2,309	8.9%	8.4%	8.3%	9.2%
% of FP17s Relating to Free Repair or Replacements	2	2,309	0.1%	0.8%	0.7%	0.7%
% of FP17s Relating to Continuations	4	2,309	0.2%	0.7%	0.8%	0.8%
% of Patients satisfied with the dentistry they have received	3	3	N/A	93.3%	93.2%	93.4%
% of Patients satisfied with the time they had to wait for an appointment	3	3	N/A	91.1%	88.5%	87.6%

* This is based on patients treated on this contract for their most recent course of treatment. Figures in italics indicate the base number of FP17s or Patient Questionnaire responses are less than 100. N/A is shown where the base number of responses is less than 10 during the period. % is calculated as Quantity/Base number*100

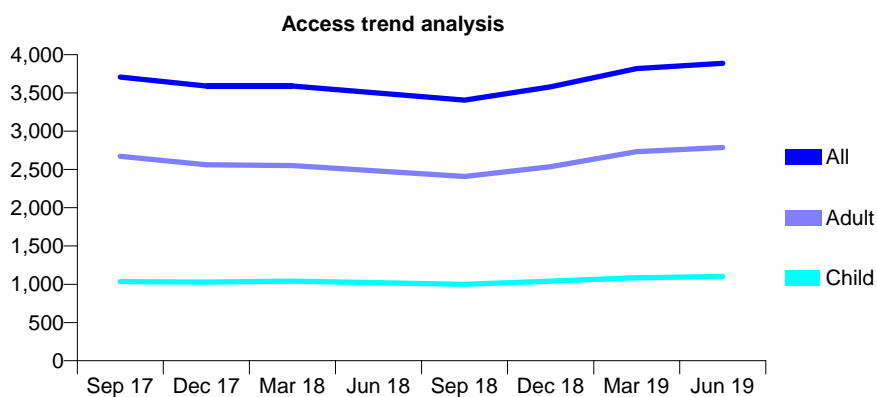
Q54 - Vital Signs At a Glance Contract Report for 197734/0001 - June 2019

Name or company name	Robinson & Dicker Dental Practice
Contract type name	GDS Contract
Purpose of contract	General
Contract start date	01/04/2006
Contract end date	

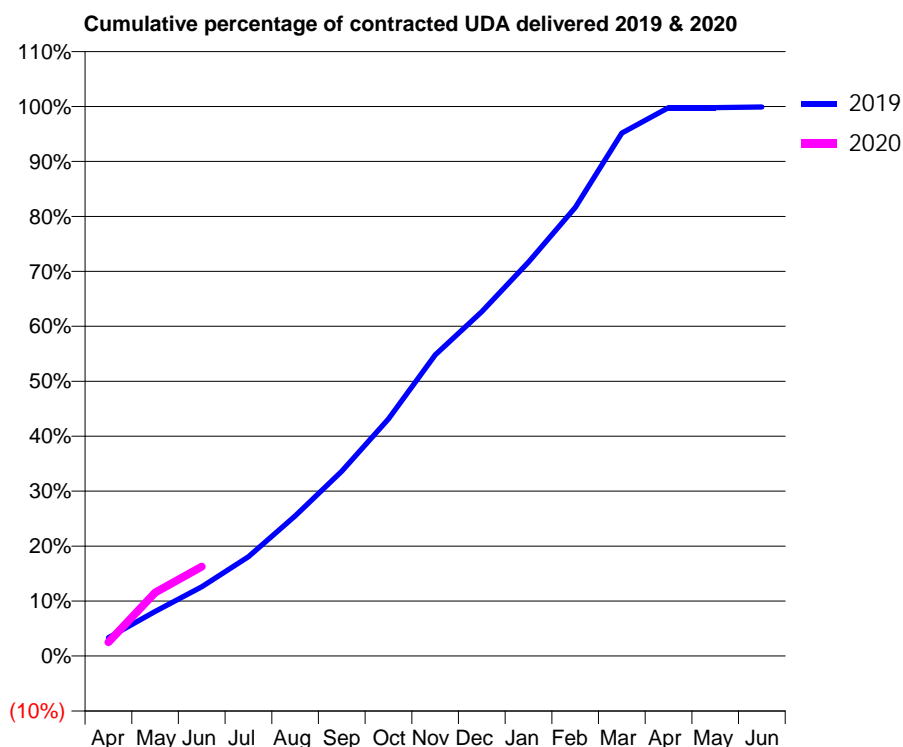
19/20 Contracted general activity (UDA)	10,906
Carry forward general activity (UDA)	0
19/20 Contracted orthodontic activity (UOA)	0
Carry forward orthodontic activity (UOA)	0
Baseline contract value	£265,118.52

ACCESS*

Patients seen in 24 months	Total	Change since previous quarter
Quarter ending June 2018	3,498	
Quarter ending September 2018	3,406	↓
Quarter ending December 2018	3,579	↑
Quarter ending March 2019	3,817	↑
Quarter ending June 2019	3,888	→
Variance since June 2018	11.1%	↑



ACTIVITY



Month	Adjusted Scheduled Activity (UDA)	
	2019	2020
April	364	276
May	885	1,259
June	1,375	1,776
July	1,970	
August	2,780	
September	3,667	
October	4,705	
November	5,976	
December	6,833	
January	7,819	
February	8,900	
March	10,379	
April	10,883	
May	10,882	
June	10,894	

QUALITY

	Quantity	Base Number	Contract	AT	Region	England
% of FP17s for the same patient ID Re-attending within 3 months - Children	29	359	8.1%	9.6%	11.2%	11.4%
% of FP17s for the same patient ID Re-attending within 3 months - Adults	126	809	15.6%	14.3%	14.8%	15.4%
% of FP17s for the same patient ID Re-attending between 3 & 9 months - Children	224	359	62.4%	54.0%	60.9%	59.8%
% of FP17s for the same patient ID Re-attending between 3 & 9 months - Adults	452	809	55.9%	48.9%	53.2%	52.1%
% of FP17s for Band 1 Urgent Courses	43	963	4.5%	8.4%	8.3%	9.2%
% of FP17s Relating to Free Repair or Replacements	16	963	1.7%	0.8%	0.7%	0.7%
% of FP17s Relating to Continuations	4	963	0.4%	0.7%	0.8%	0.8%
% of Patients satisfied with the dentistry they have received	1	1	N/A	93.3%	93.2%	93.4%
% of Patients satisfied with the time they had to wait for an appointment	1	1	N/A	91.1%	88.5%	87.6%

* This is based on patients treated on this contract for their most recent course of treatment. Figures in italics indicate the base number of FP17s or Patient Questionnaire responses are less than 100. N/A is shown where the base number of responses is less than 10 during the period. % is calculated as Quantity/Base number*100

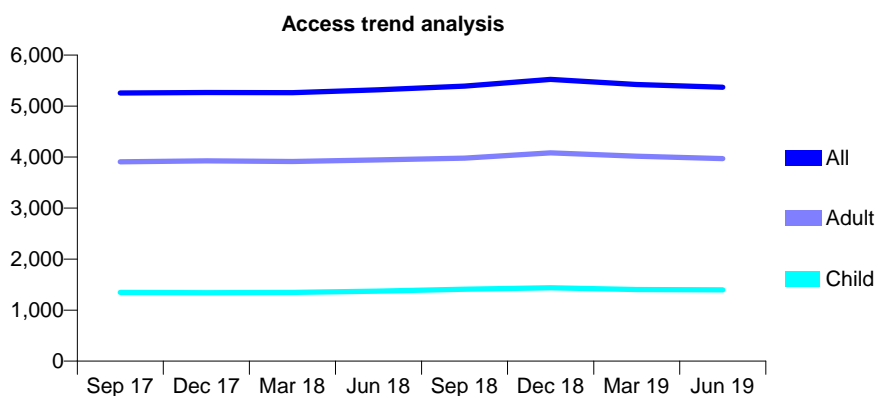
Q54 - Vital Signs At a Glance Contract Report for 198412/0001 - June 2019

Name or company name	Castle Care Dental Practice
Contract type name	GDS Contract
Purpose of contract	General
Contract start date	01/07/2010
Contract end date	

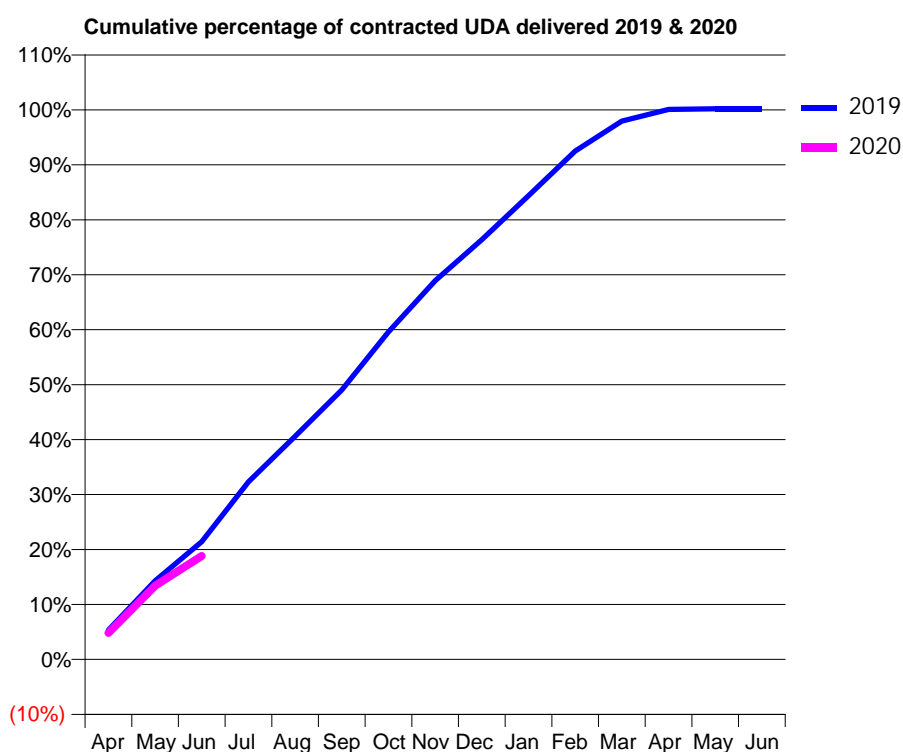
19/20 Contracted general activity (UDA)	13,080
Carry forward general activity (UDA)	0
19/20 Contracted orthodontic activity (UOA)	0
Carry forward orthodontic activity (UOA)	0
Baseline contract value	£330,528.28

ACCESS*

Patients seen in 24 months	Total	Change since previous quarter
Quarter ending June 2018	5,319	
Quarter ending September 2018	5,391	→
Quarter ending December 2018	5,522	↑
Quarter ending March 2019	5,423	↓
Quarter ending June 2019	5,369	→
Variance since June 2018	0.9%	→



ACTIVITY



Month	Adjusted Scheduled Activity (UDA)	
	2019	2020
April	701	631
May	1,871	1,754
June	2,801	2,465
July	4,227	
August	5,311	
September	6,412	
October	7,797	
November	9,015	
December	9,990	
January	11,037	
February	12,101	
March	12,811	
April	13,092	
May	13,104	
June	13,104	

QUALITY

	Quantity	Base Number	Contract	AT	Region	England
% of FP17s for the same patient ID Re-attending within 3 months - Children	27	441	6.1%	9.6%	11.2%	11.4%
% of FP17s for the same patient ID Re-attending within 3 months - Adults	109	1,127	9.7%	14.3%	14.8%	15.4%
% of FP17s for the same patient ID Re-attending between 3 & 9 months - Children	257	441	58.3%	54.0%	60.9%	59.8%
% of FP17s for the same patient ID Re-attending between 3 & 9 months - Adults	655	1,127	58.1%	48.9%	53.2%	52.1%
% of FP17s for Band 1 Urgent Courses	121	1,445	8.4%	8.4%	8.3%	9.2%
% of FP17s Relating to Free Repair or Replacements	9	1,445	0.6%	0.8%	0.7%	0.7%
% of FP17s Relating to Continuations	3	1,445	0.2%	0.7%	0.8%	0.8%
% of Patients satisfied with the dentistry they have received	2	2	N/A	93.3%	93.2%	93.4%
% of Patients satisfied with the time they had to wait for an appointment	2	2	N/A	91.1%	88.5%	87.6%

* This is based on patients treated on this contract for their most recent course of treatment. Figures in italics indicate the base number of FP17s or Patient Questionnaire responses are less than 100. N/A is shown where the base number of responses is less than 10 during the period. % is calculated as Quantity/Base number*100

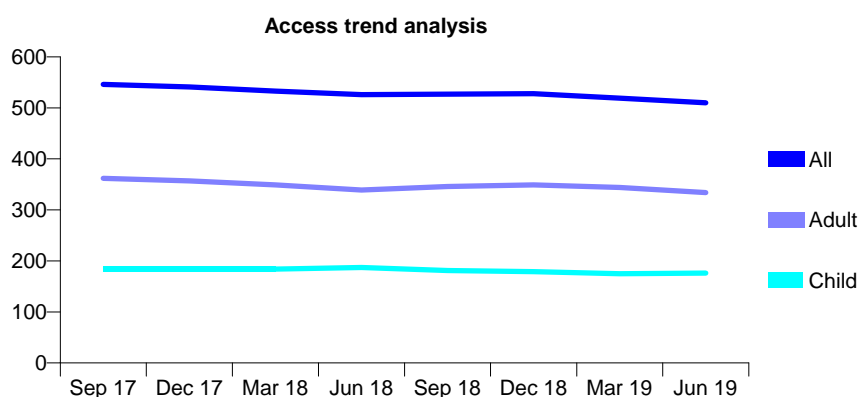
Q54 - Vital Signs At a Glance Contract Report for 210285/0001 - June 2019

Name or company name	MR MI WEBB
Contract type name	GDS Contract
Purpose of contract	General
Contract start date	01/04/2006
Contract end date	

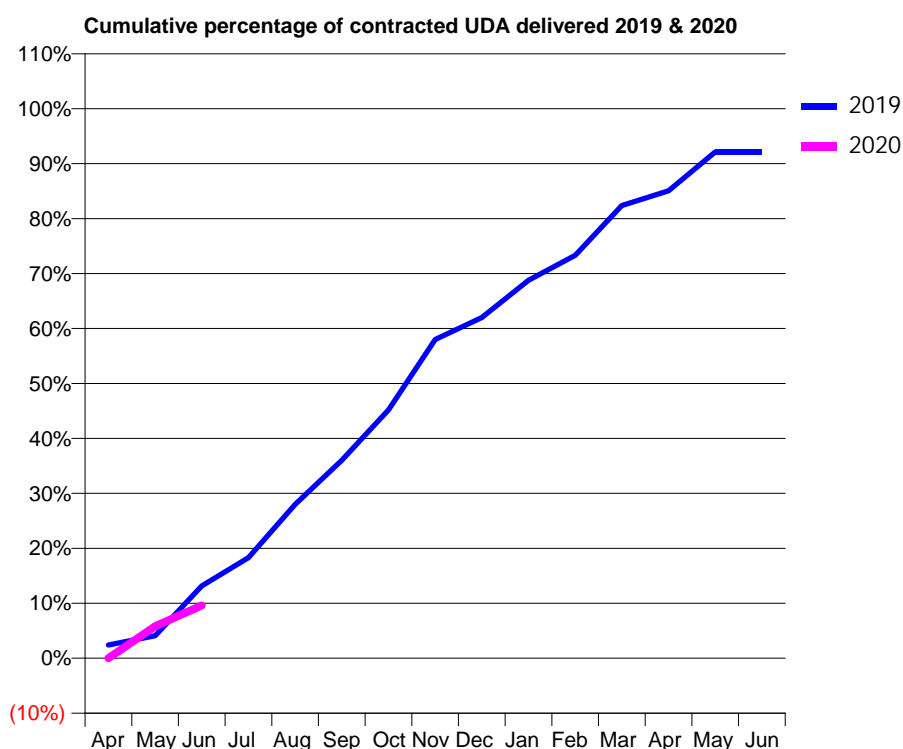
19/20 Contracted general activity (UDA)	1,800
Carry forward general activity (UDA)	0
19/20 Contracted orthodontic activity (UOA)	0
Carry forward orthodontic activity (UOA)	0
Baseline contract value	£42,211.05

ACCESS*

Patients seen in 24 months	Total	Change since previous quarter
Quarter ending June 2018	526	
Quarter ending September 2018	527	→
Quarter ending December 2018	528	→
Quarter ending March 2019	519	↓
Quarter ending June 2019	510	↓
Variance since June 2018	(3.0%)	↓



ACTIVITY



Month	2019	2020
April	44	0
May	74	105
June	237	173
July	329	
August	504	
September	648	
October	813	
November	1,044	
December	1,116	
January	1,238	
February	1,320	
March	1,483	
April	1,531	
May	1,658	
June	1,658	

QUALITY

	Quantity	Base Number	Contract	AT	Region	England
% of FP17s for the same patient ID Re-attending within 3 months - Children	5	63	7.9%	9.6%	11.2%	11.4%
% of FP17s for the same patient ID Re-attending within 3 months - Adults	26	116	22.4%	14.3%	14.8%	15.4%
% of FP17s for the same patient ID Re-attending between 3 & 9 months - Children	30	63	47.6%	54.0%	60.9%	59.8%
% of FP17s for the same patient ID Re-attending between 3 & 9 months - Adults	63	116	54.3%	48.9%	53.2%	52.1%
% of FP17s for Band 1 Urgent Courses	8	121	6.6%	8.4%	8.3%	9.2%
% of FP17s Relating to Free Repair or Replacements	0	121	0.0%	0.8%	0.7%	0.7%
% of FP17s Relating to Continuations	5	121	4.1%	0.7%	0.8%	0.8%
% of Patients satisfied with the dentistry they have received	0	0	N/A	93.3%	93.2%	93.4%
% of Patients satisfied with the time they had to wait for an appointment	0	0	N/A	91.1%	88.5%	87.6%

* This is based on patients treated on this contract for their most recent course of treatment.

Figures in italics indicate the base number of FP17s or Patient Questionnaire responses are less than 100. N/A is shown where the base number of responses is less than 10 during the period. % is calculated as Quantity/Base number*100

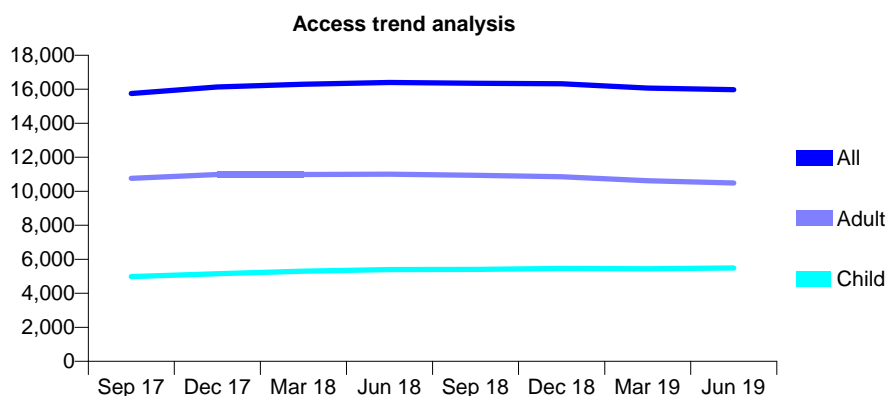
Q54 - Vital Signs At a Glance Contract Report for 214299/0002 - June 2019

Name or company name	MR JS KAINTH
Contract type name	GDS Contract
Purpose of contract	General
Contract start date	28/01/2013
Contract end date	

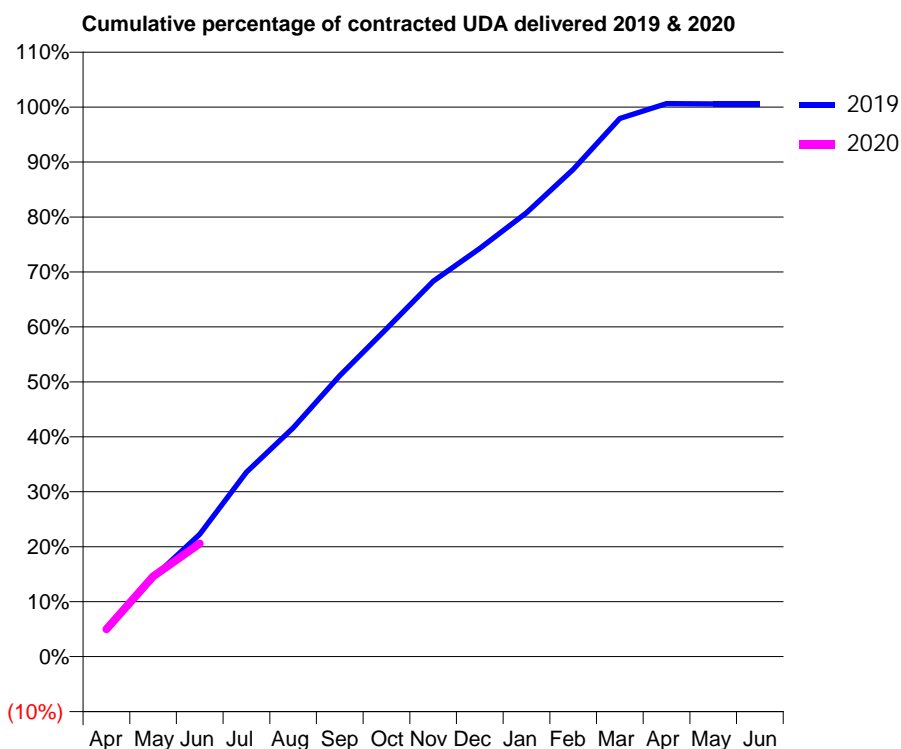
19/20 Contracted general activity (UDA)	37,779
Carry forward general activity (UDA)	0
19/20 Contracted orthodontic activity (UOA)	0
Carry forward orthodontic activity (UOA)	0
Baseline contract value	£955,705.88

ACCESS*

Patients seen in 24 months	Total	Change since previous quarter
Quarter ending June 2018	16,402	
Quarter ending September 2018	16,346	→
Quarter ending December 2018	16,323	→
Quarter ending March 2019	16,068	↓
Quarter ending June 2019	15,984	→
Variance since June 2018	(2.5%)	↓



ACTIVITY



Month	Adjusted Scheduled Activity (UDA)	
	2019	2020
April	1,821	1,885
May	5,443	5,515
June	8,415	7,779
July	12,685	
August	15,728	
September	19,308	
October	22,541	
November	25,806	
December	28,060	
January	30,519	
February	33,491	
March	36,995	
April	38,010	
May	37,996	
June	37,996	

QUALITY

	Quantity	Base Number	Contract	AT	Region	England
% of FP17s for the same patient ID Re-attending within 3 months - Children	113	1,957	5.8%	9.6%	11.2%	11.4%
% of FP17s for the same patient ID Re-attending within 3 months - Adults	396	2,281	17.4%	14.3%	14.8%	15.4%
% of FP17s for the same patient ID Re-attending between 3 & 9 months - Children	1,105	1,957	56.5%	54.0%	60.9%	59.8%
% of FP17s for the same patient ID Re-attending between 3 & 9 months - Adults	655	2,281	28.7%	48.9%	53.2%	52.1%
% of FP17s for Band 1 Urgent Courses	465	3,631	12.8%	8.4%	8.3%	9.2%
% of FP17s Relating to Free Repair or Replacements	32	3,631	0.9%	0.8%	0.7%	0.7%
% of FP17s Relating to Continuations	34	3,631	0.9%	0.7%	0.8%	0.8%
% of Patients satisfied with the dentistry they have received	7	8	N/A	93.3%	93.2%	93.4%
% of Patients satisfied with the time they had to wait for an appointment	6	8	N/A	91.1%	88.5%	87.6%

* This is based on patients treated on this contract for their most recent course of treatment. Figures in italics indicate the base number of FP17s or Patient Questionnaire responses are less than 100. N/A is shown where the base number of responses is less than 10 during the period. % is calculated as Quantity/Base number*100

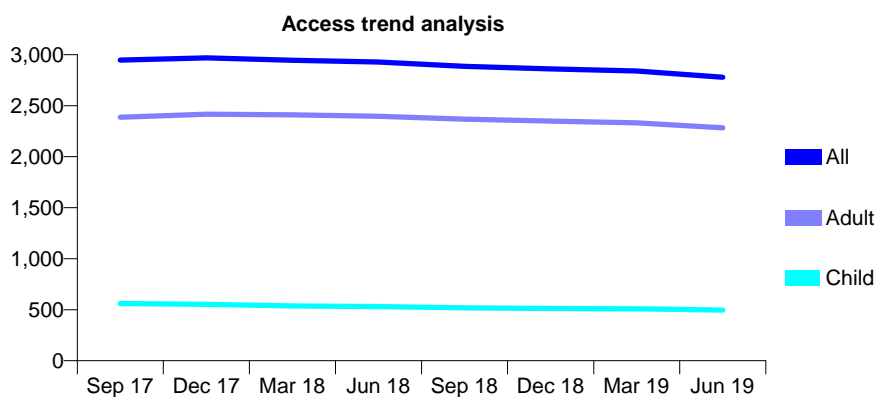
Q54 - Vital Signs At a Glance Contract Report for 215465/0001 - June 2019

Name or company name	MR GM SMITH
Contract type name	GDS Contract
Purpose of contract	General
Contract start date	01/04/2006
Contract end date	

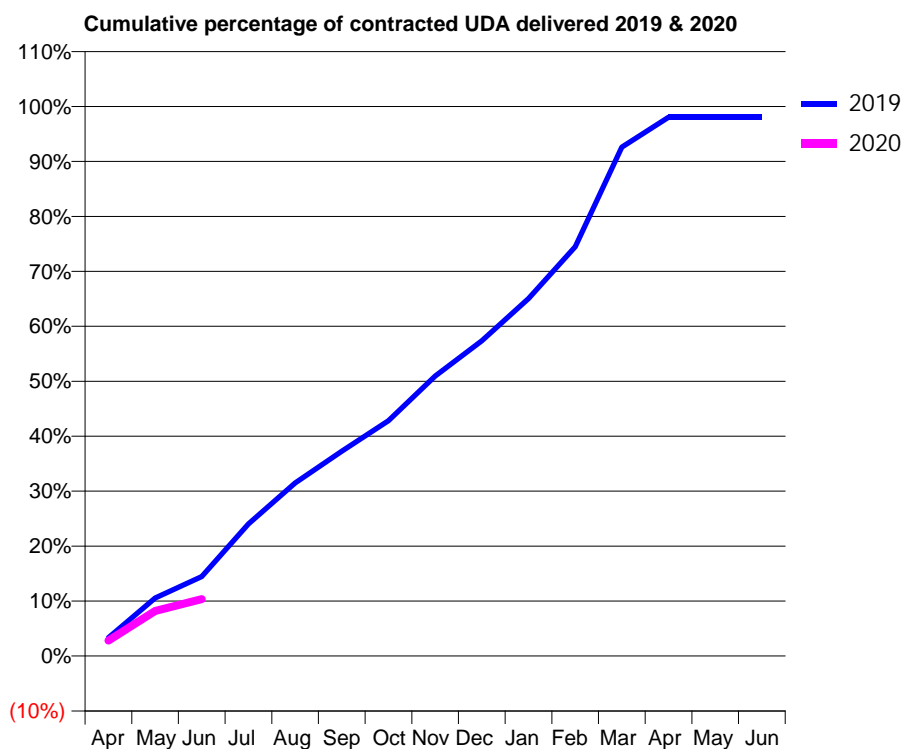
19/20 Contracted general activity (UDA)	9,458
Carry forward general activity (UDA)	0
19/20 Contracted orthodontic activity (UOA)	0
Carry forward orthodontic activity (UOA)	0
Baseline contract value	£227,194.78

ACCESS*

Patients seen in 24 months	Total	Change since previous quarter
Quarter ending June 2018	2,927	
Quarter ending September 2018	2,886	↓
Quarter ending December 2018	2,861	→
Quarter ending March 2019	2,840	→
Quarter ending June 2019	2,779	↓
Variance since June 2018	(5.1%)	↓



ACTIVITY



Month	Adjusted Scheduled Activity (UDA)	
	2019	2020
April	316	265
May	1,000	776
June	1,367	978
July	2,273	
August	2,981	
September	3,524	
October	4,049	
November	4,819	
December	5,425	
January	6,152	
February	7,045	
March	8,757	
April	9,272	
May	9,272	
June	9,272	

QUALITY

	Quantity	Base Number	Contract	AT	Region	England
% of FP17s for the same patient ID Re-attending within 3 months - Children	7	117	6.0%	9.6%	11.2%	11.4%
% of FP17s for the same patient ID Re-attending within 3 months - Adults	90	469	19.2%	14.3%	14.8%	15.4%
% of FP17s for the same patient ID Re-attending between 3 & 9 months - Children	55	117	47.0%	54.0%	60.9%	59.8%
% of FP17s for the same patient ID Re-attending between 3 & 9 months - Adults	174	469	37.1%	48.9%	53.2%	52.1%
% of FP17s for Band 1 Urgent Courses	37	465	8.0%	8.4%	8.3%	9.2%
% of FP17s Relating to Free Repair or Replacements	13	465	2.8%	0.8%	0.7%	0.7%
% of FP17s Relating to Continuations	15	465	3.2%	0.7%	0.8%	0.8%
% of Patients satisfied with the dentistry they have received	3	3	N/A	93.3%	93.2%	93.4%
% of Patients satisfied with the time they had to wait for an appointment	3	3	N/A	91.1%	88.5%	87.6%

* This is based on patients treated on this contract for their most recent course of treatment. Figures in italics indicate the base number of FP17s or Patient Questionnaire responses are less than 100. N/A is shown where the base number of responses is less than 10 during the period. % is calculated as Quantity/Base number*100

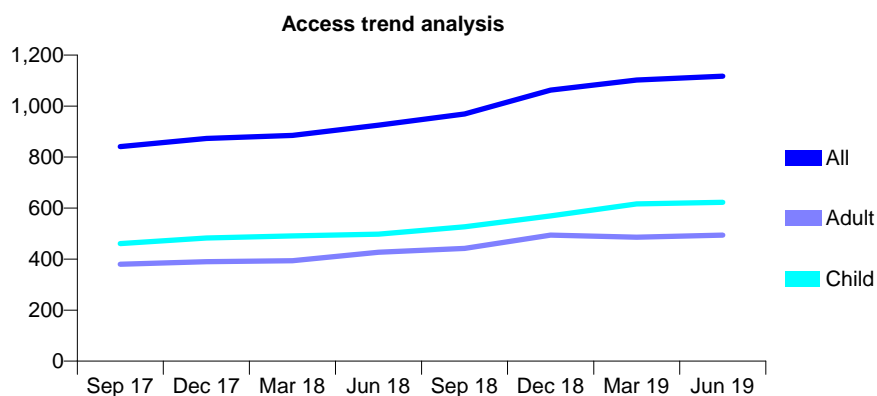
Q54 - Vital Signs At a Glance Contract Report for 215732/0001 - June 2019

Name or company name	Hall Green Dental Practice
Contract type name	GDS Contract
Purpose of contract	General
Contract start date	01/04/2006
Contract end date	

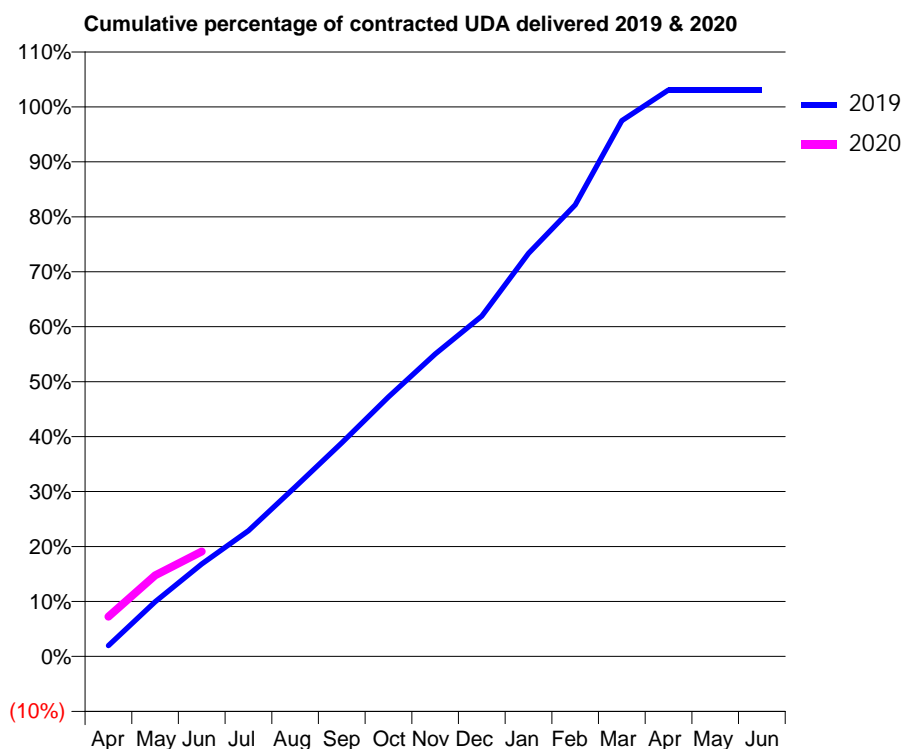
19/20 Contracted general activity (UDA)	2,225
Carry forward general activity (UDA)	0
19/20 Contracted orthodontic activity (UOA)	0
Carry forward orthodontic activity (UOA)	0
Baseline contract value	£56,598.82

ACCESS*

Patients seen in 24 months	Total	Change since previous quarter
Quarter ending June 2018	925	
Quarter ending September 2018	969	↑
Quarter ending December 2018	1,063	↑
Quarter ending March 2019	1,102	↑
Quarter ending June 2019	1,117	→
Variance since June 2018	20.8%	↑



ACTIVITY



Month	2019	2020
April	44	161
May	222	328
June	374	424
July	509	
August	686	
September	865	
October	1,051	
November	1,224	
December	1,378	
January	1,632	
February	1,829	
March	2,169	
April	2,294	
May	2,294	
June	2,294	

QUALITY

	Quantity	Base Number	Contract	AT	Region	England
% of FP17s for the same patient ID Re-attending within 3 months - Children	12	156	7.7%	9.6%	11.2%	11.4%
% of FP17s for the same patient ID Re-attending within 3 months - Adults	7	104	6.7%	14.3%	14.8%	15.4%
% of FP17s for the same patient ID Re-attending between 3 & 9 months - Children	70	156	44.9%	54.0%	60.9%	59.8%
% of FP17s for the same patient ID Re-attending between 3 & 9 months - Adults	40	104	38.5%	48.9%	53.2%	52.1%
% of FP17s for Band 1 Urgent Courses	27	216	12.5%	8.4%	8.3%	9.2%
% of FP17s Relating to Free Repair or Replacements	0	216	0.0%	0.8%	0.7%	0.7%
% of FP17s Relating to Continuations	0	216	0.0%	0.7%	0.8%	0.8%
% of Patients satisfied with the dentistry they have received	0	0	N/A	93.3%	93.2%	93.4%
% of Patients satisfied with the time they had to wait for an appointment	0	0	N/A	91.1%	88.5%	87.6%

* This is based on patients treated on this contract for their most recent course of treatment. Figures in italics indicate the base number of FP17s or Patient Questionnaire responses are less than 100. N/A is shown where the base number of responses is less than 10 during the period. % is calculated as Quantity/Base number*100

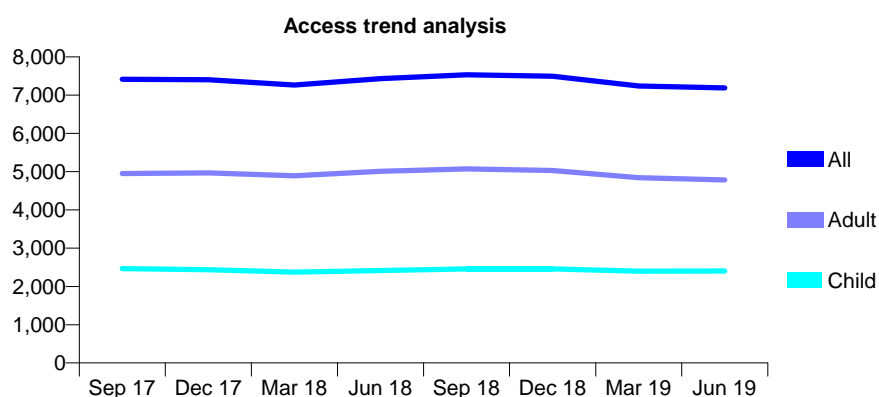
Q54 - Vital Signs At a Glance Contract Report for 219916/0001 - June 2019

Name or company name	MR M KHOJA
Contract type name	GDS Contract
Purpose of contract	General
Contract start date	01/04/2006
Contract end date	

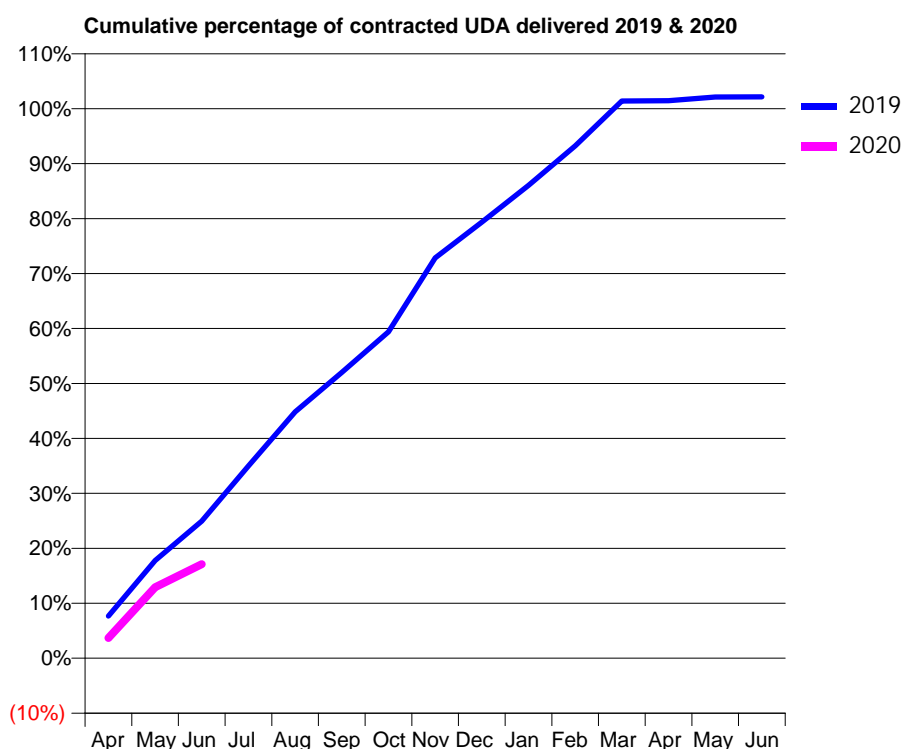
19/20 Contracted general activity (UDA)	22,689
Carry forward general activity (UDA)	0
19/20 Contracted orthodontic activity (UOA)	0
Carry forward orthodontic activity (UOA)	0
Baseline contract value	£614,936.46

ACCESS*

Patients seen in 24 months	Total	Change since previous quarter
Quarter ending June 2018	7,431	
Quarter ending September 2018	7,531	→
Quarter ending December 2018	7,493	→
Quarter ending March 2019	7,239	↓
Quarter ending June 2019	7,189	→
Variance since June 2018	(3.3%)	↓



ACTIVITY



Month	Adjusted Scheduled Activity (UDA)	
	2019	2020
April	1,742	841
May	4,033	2,929
June	5,658	3,882
July	7,942	
August	10,171	
September	11,796	
October	13,476	
November	16,525	
December	18,004	
January	19,522	
February	21,155	
March	23,005	
April	23,017	
May	23,173	
June	23,176	

QUALITY

	Quantity	Base Number	Contract	AT	Region	England
% of FP17s for the same patient ID Re-attending within 3 months - Children	43	521	8.3%	9.6%	11.2%	11.4%
% of FP17s for the same patient ID Re-attending within 3 months - Adults	131	979	13.4%	14.3%	14.8%	15.4%
% of FP17s for the same patient ID Re-attending between 3 & 9 months - Children	168	521	32.2%	54.0%	60.9%	59.8%
% of FP17s for the same patient ID Re-attending between 3 & 9 months - Adults	324	979	33.1%	48.9%	53.2%	52.1%
% of FP17s for Band 1 Urgent Courses	187	1,420	13.2%	8.4%	8.3%	9.2%
% of FP17s Relating to Free Repair or Replacements	6	1,420	0.4%	0.8%	0.7%	0.7%
% of FP17s Relating to Continuations	0	1,420	0.0%	0.7%	0.8%	0.8%
% of Patients satisfied with the dentistry they have received	0	0	N/A	93.3%	93.2%	93.4%
% of Patients satisfied with the time they had to wait for an appointment	0	0	N/A	91.1%	88.5%	87.6%

* This is based on patients treated on this contract for their most recent course of treatment.

Figures in italics indicate the base number of FP17s or Patient Questionnaire responses are less than 100. N/A is shown where the base number of responses is less than 10 during the period. % is calculated as Quantity/Base number*100

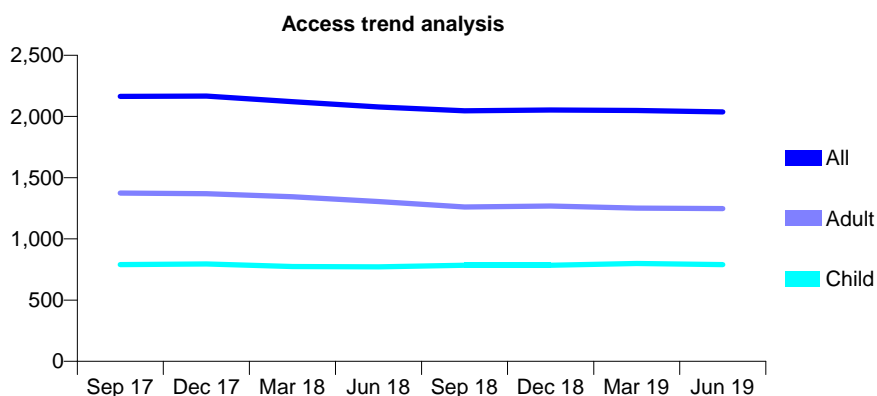
Q54 - Vital Signs At a Glance Contract Report for 219916/0002 - June 2019

Name or company name	MR M KHOJA
Contract type name	GDS Contract
Purpose of contract	General
Contract start date	01/04/2006
Contract end date	

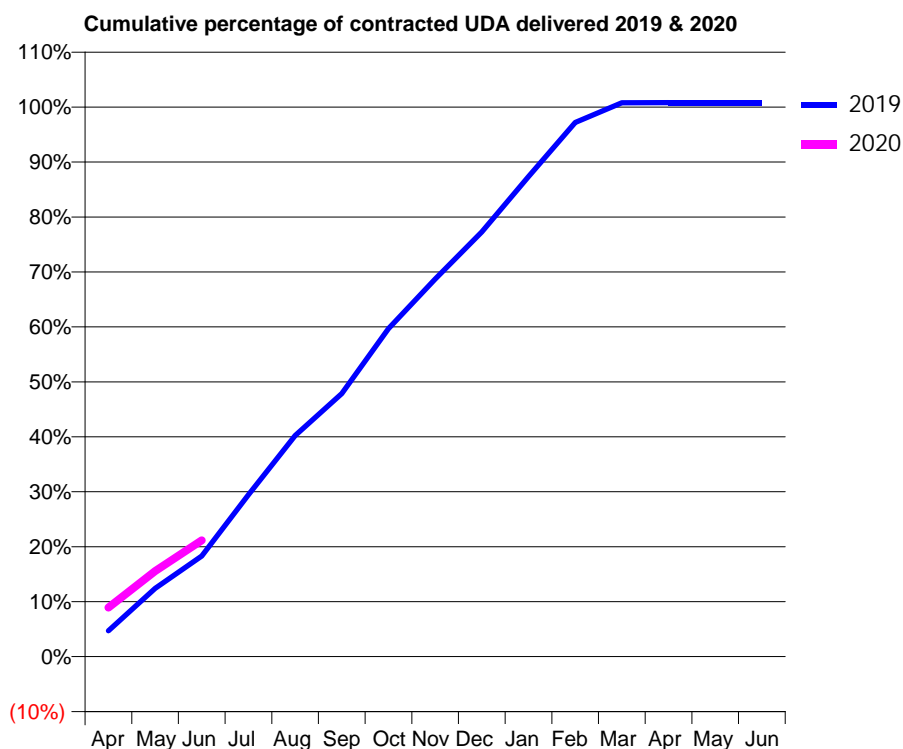
19/20 Contracted general activity (UDA)	5,632
Carry forward general activity (UDA)	0
19/20 Contracted orthodontic activity (UOA)	0
Carry forward orthodontic activity (UOA)	0
Baseline contract value	£157,025.70

ACCESS*

Patients seen in 24 months	Total	Change since previous quarter
Quarter ending June 2018	2,078	
Quarter ending September 2018	2,046	↓
Quarter ending December 2018	2,053	→
Quarter ending March 2019	2,050	→
Quarter ending June 2019	2,038	→
Variance since June 2018	(1.9%)	↓



ACTIVITY



Month	Adjusted Scheduled Activity (UDA)	
	2019	2020
April	264	503
May	698	877
June	1,032	1,192
July	1,659	
August	2,265	
September	2,696	
October	3,362	
November	3,870	
December	4,352	
January	4,920	
February	5,474	
March	5,675	
April	5,676	
May	5,677	
June	5,677	

QUALITY

	Quantity	Base Number	Contract	AT	Region	England
% of FP17s for the same patient ID Re-attending within 3 months - Children	23	240	9.6%	9.6%	11.2%	11.4%
% of FP17s for the same patient ID Re-attending within 3 months - Adults	52	312	16.7%	14.3%	14.8%	15.4%
% of FP17s for the same patient ID Re-attending between 3 & 9 months - Children	118	240	49.2%	54.0%	60.9%	59.8%
% of FP17s for the same patient ID Re-attending between 3 & 9 months - Adults	117	312	37.5%	48.9%	53.2%	52.1%
% of FP17s for Band 1 Urgent Courses	97	550	17.6%	8.4%	8.3%	9.2%
% of FP17s Relating to Free Repair or Replacements	7	550	1.3%	0.8%	0.7%	0.7%
% of FP17s Relating to Continuations	0	550	0.0%	0.7%	0.8%	0.8%
% of Patients satisfied with the dentistry they have received	0	0	N/A	93.3%	93.2%	93.4%
% of Patients satisfied with the time they had to wait for an appointment	0	0	N/A	91.1%	88.5%	87.6%

* This is based on patients treated on this contract for their most recent course of treatment. Figures in italics indicate the base number of FP17s or Patient Questionnaire responses are less than 100. N/A is shown where the base number of responses is less than 10 during the period. % is calculated as Quantity/Base number*100

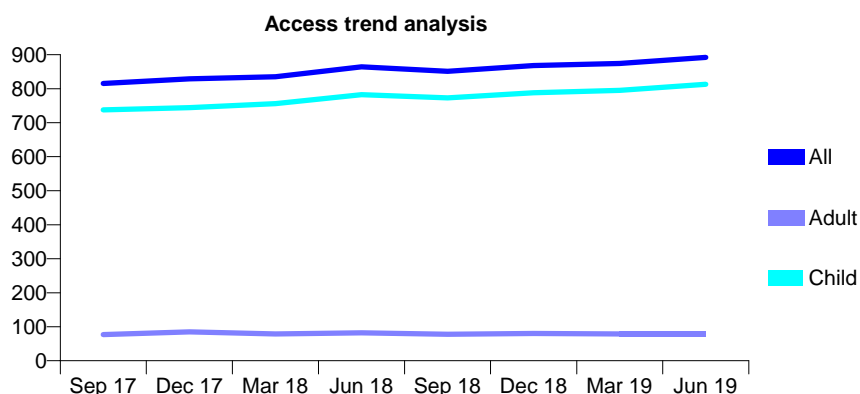
Q54 - Vital Signs At a Glance Contract Report for 220108/0001 - June 2019

Name or company name	MR TR JONES
Contract type name	GDS Contract
Purpose of contract	General
Contract start date	01/04/2006
Contract end date	

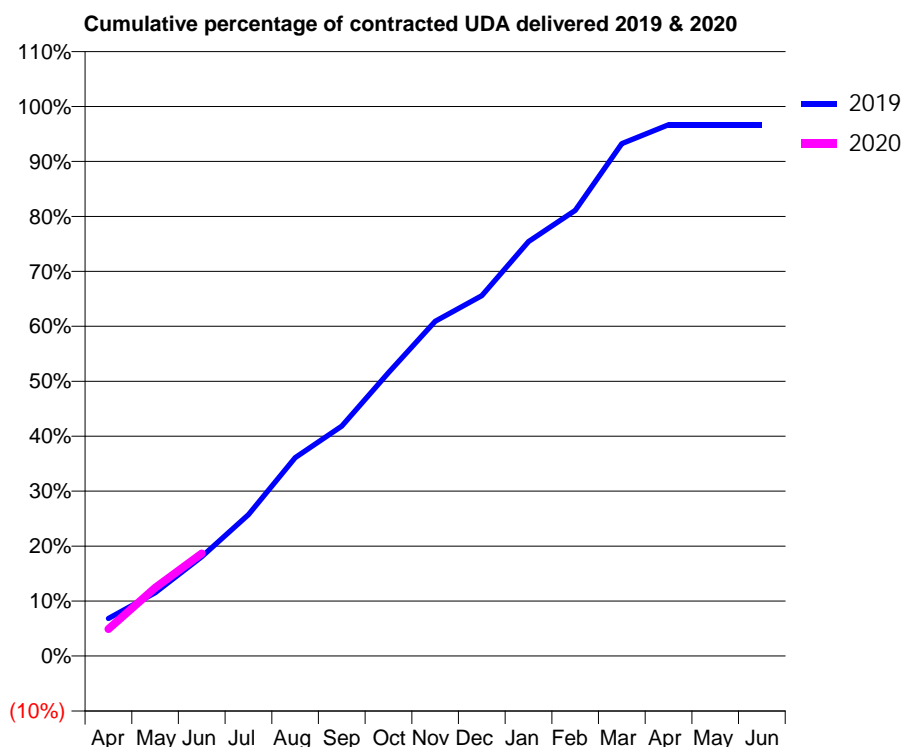
19/20 Contracted general activity (UDA)	2,000
Carry forward general activity (UDA)	0
19/20 Contracted orthodontic activity (UOA)	0
Carry forward orthodontic activity (UOA)	0
Baseline contract value	£45,345.30

ACCESS*

Patients seen in 24 months	Total	Change since previous quarter
Quarter ending June 2018	864	
Quarter ending September 2018	851	↓
Quarter ending December 2018	868	→
Quarter ending March 2019	874	→
Quarter ending June 2019	892	↑
Variance since June 2018	3.2%	↑



ACTIVITY



Month	Adjusted Scheduled Activity (UDA)	
	2019	2020
April	137	98
May	230	249
June	361	373
July	515	
August	722	
September	837	
October	1,031	
November	1,218	
December	1,311	
January	1,508	
February	1,622	
March	1,864	
April	1,933	
May	1,933	
June	1,933	

QUALITY

	Quantity	Base Number	Contract	AT	Region	England
% of FP17s for the same patient ID Re-attending within 3 months - Children	36	350	10.3%	9.6%	11.2%	11.4%
% of FP17s for the same patient ID Re-attending within 3 months - Adults	0	0	N/A	14.3%	14.8%	15.4%
% of FP17s for the same patient ID Re-attending between 3 & 9 months - Children	236	350	67.4%	54.0%	60.9%	59.8%
% of FP17s for the same patient ID Re-attending between 3 & 9 months - Adults	0	0	N/A	48.9%	53.2%	52.1%
% of FP17s for Band 1 Urgent Courses	9	295	3.1%	8.4%	8.3%	9.2%
% of FP17s Relating to Free Repair or Replacements	0	295	0.0%	0.8%	0.7%	0.7%
% of FP17s Relating to Continuations	2	295	0.7%	0.7%	0.8%	0.8%
% of Patients satisfied with the dentistry they have received	0	0	N/A	93.3%	93.2%	93.4%
% of Patients satisfied with the time they had to wait for an appointment	0	0	N/A	91.1%	88.5%	87.6%

* This is based on patients treated on this contract for their most recent course of treatment. Figures in italics indicate the base number of FP17s or Patient Questionnaire responses are less than 100. N/A is shown where the base number of responses is less than 10 during the period. % is calculated as Quantity/Base number*100

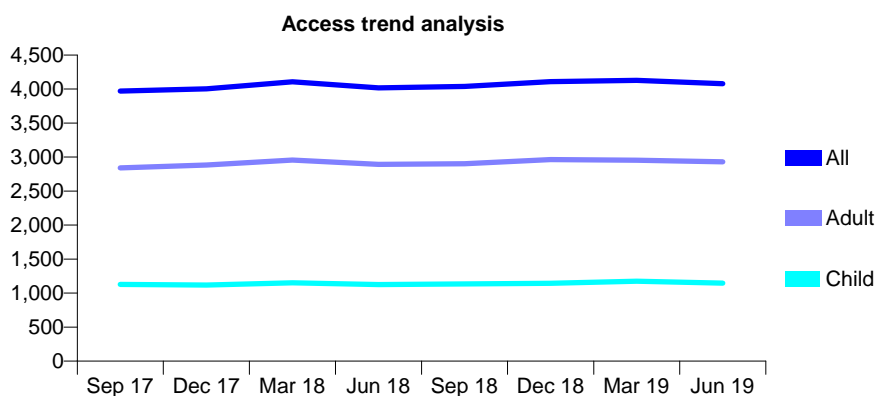
Q54 - Vital Signs At a Glance Contract Report for 220124/0001 - June 2019

Name or company name	MR PK PATEL
Contract type name	GDS Contract
Purpose of contract	General and Orthodontic
Contract start date	01/04/2006
Contract end date	

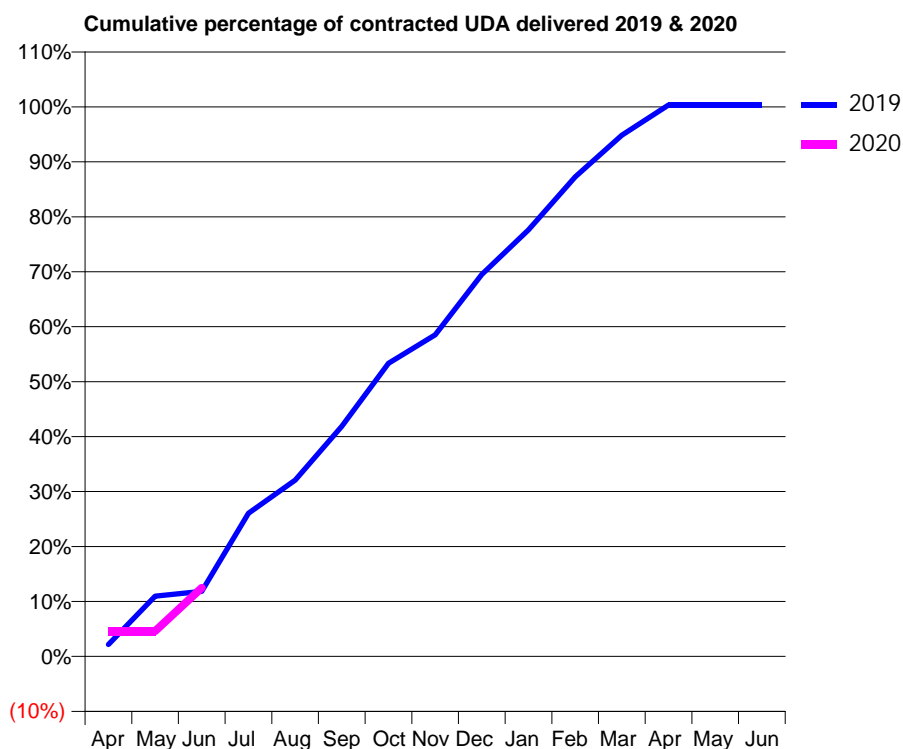
19/20 Contracted general activity (UDA)	11,324
Carry forward general activity (UDA)	0
19/20 Contracted orthodontic activity (UOA)	234
Carry forward orthodontic activity (UOA)	0
Baseline contract value	£359,462.87

ACCESS*

Patients seen in 24 months	Total	Change since previous quarter
Quarter ending June 2018	4,019	
Quarter ending September 2018	4,039	→
Quarter ending December 2018	4,108	→
Quarter ending March 2019	4,128	→
Quarter ending June 2019	4,080	↓
Variance since June 2018	1.5%	→



ACTIVITY



Adjusted Scheduled Activity (UDA)		
Month	2019	2020
April	247	522
May	1,242	522
June	1,338	1,413
July	2,951	
August	3,632	
September	4,741	
October	6,040	
November	6,628	
December	7,871	
January	8,789	
February	9,882	
March	10,738	
April	11,362	
May	11,362	
June	11,362	

QUALITY

	Quantity	Base Number	Contract	AT	Region	England
% of FP17s for the same patient ID Re-attending within 3 months - Children	13	245	5.3%	9.6%	11.2%	11.4%
% of FP17s for the same patient ID Re-attending within 3 months - Adults	74	558	13.3%	14.3%	14.8%	15.4%
% of FP17s for the same patient ID Re-attending between 3 & 9 months - Children	100	245	40.8%	54.0%	60.9%	59.8%
% of FP17s for the same patient ID Re-attending between 3 & 9 months - Adults	221	558	39.6%	48.9%	53.2%	52.1%
% of FP17s for Band 1 Urgent Courses	57	565	10.1%	8.4%	8.3%	9.2%
% of FP17s Relating to Free Repair or Replacements	3	565	0.5%	0.8%	0.7%	0.7%
% of FP17s Relating to Continuations	4	565	0.7%	0.7%	0.8%	0.8%
% of Patients satisfied with the dentistry they have received	4	5	N/A	93.3%	93.2%	93.4%
% of Patients satisfied with the time they had to wait for an appointment	4	5	N/A	91.1%	88.5%	87.6%

* This is based on patients treated on this contract for their most recent course of treatment. Figures in italics indicate the base number of FP17s or Patient Questionnaire responses are less than 100. N/A is shown where the base number of responses is less than 10 during the period. % is calculated as Quantity/Base number*100

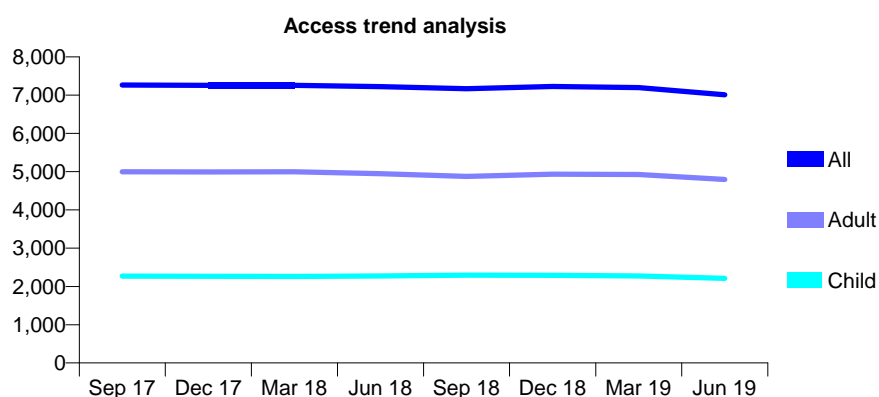
Q54 - Vital Signs At a Glance Contract Report for 220922/0001 - June 2019

Name or company name	MR JS SIDHU
Contract type name	GDS Contract
Purpose of contract	General and Orthodontic
Contract start date	01/04/2006
Contract end date	

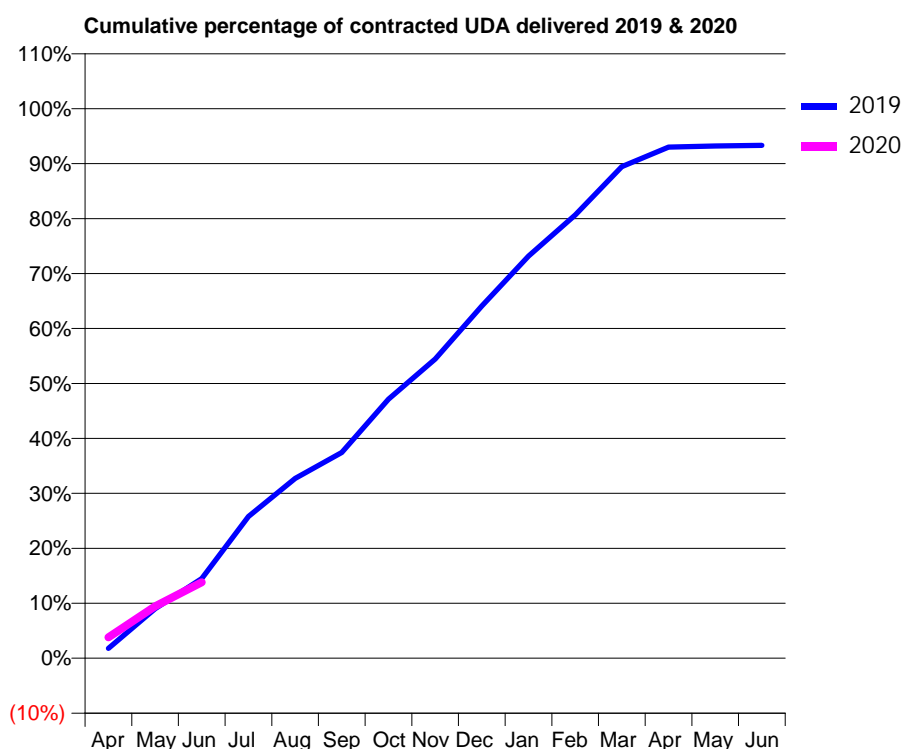
19/20 Contracted general activity (UDA)	19,884
Carry forward general activity (UDA)	0
19/20 Contracted orthodontic activity (UOA)	22
Carry forward orthodontic activity (UOA)	0
Baseline contract value	£520,924.59

ACCESS*

Patients seen in 24 months	Total	Change since previous quarter
Quarter ending June 2018	7,220	
Quarter ending September 2018	7,169	→
Quarter ending December 2018	7,225	→
Quarter ending March 2019	7,198	→
Quarter ending June 2019	7,009	↓
Variance since June 2018	(2.9%)	↓



ACTIVITY



Month	2019	2020
April	358	753
May	1,794	1,882
June	2,882	2,748
July	5,129	
August	6,508	
September	7,444	
October	9,373	
November	10,824	
December	12,742	
January	14,552	
February	16,037	
March	17,782	
April	18,494	
May	18,529	
June	18,554	

QUALITY

	Quantity	Base Number	Contract	AT	Region	England
% of FP17s for the same patient ID Re-attending within 3 months - Children	19	458	4.1%	9.6%	11.2%	11.4%
% of FP17s for the same patient ID Re-attending within 3 months - Adults	103	895	11.5%	14.3%	14.8%	15.4%
% of FP17s for the same patient ID Re-attending between 3 & 9 months - Children	151	458	33.0%	54.0%	60.9%	59.8%
% of FP17s for the same patient ID Re-attending between 3 & 9 months - Adults	312	895	34.9%	48.9%	53.2%	52.1%
% of FP17s for Band 1 Urgent Courses	56	1,081	5.2%	8.4%	8.3%	9.2%
% of FP17s Relating to Free Repair or Replacements	6	1,081	0.6%	0.8%	0.7%	0.7%
% of FP17s Relating to Continuations	4	1,081	0.4%	0.7%	0.8%	0.8%
% of Patients satisfied with the dentistry they have received	4	6	N/A	93.3%	93.2%	93.4%
% of Patients satisfied with the time they had to wait for an appointment	4	6	N/A	91.1%	88.5%	87.6%

* This is based on patients treated on this contract for their most recent course of treatment.

Figures in italics indicate the base number of FP17s or Patient Questionnaire responses are less than 100. N/A is shown where the base number of responses is less than 10 during the period. % is calculated as Quantity/Base number*100

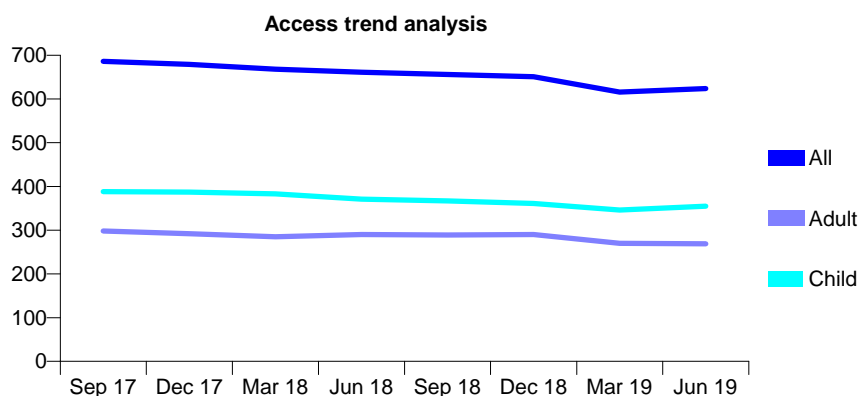
Q54 - Vital Signs At a Glance Contract Report for 221309/0001 - June 2019

Name or company name	MR IC WILSON
Contract type name	GDS Contract
Purpose of contract	General
Contract start date	01/04/2006
Contract end date	

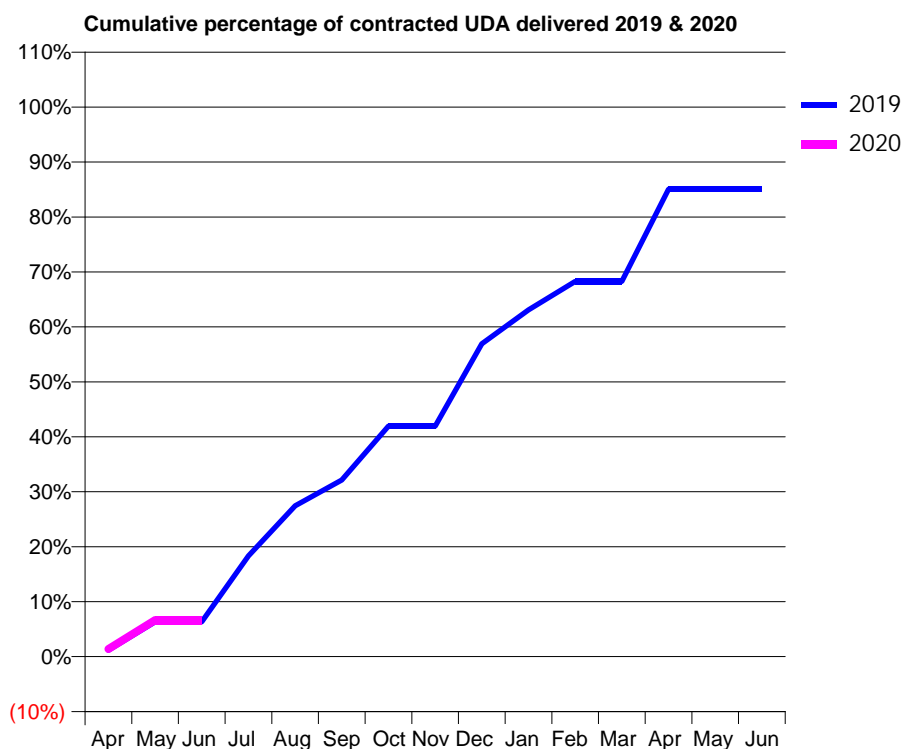
19/20 Contracted general activity (UDA)	1,800
Carry forward general activity (UDA)	0
19/20 Contracted orthodontic activity (UOA)	0
Carry forward orthodontic activity (UOA)	0
Baseline contract value	£44,615.66

ACCESS*

Patients seen in 24 months	Total	Change since previous quarter
Quarter ending June 2018	661	
Quarter ending September 2018	656	→
Quarter ending December 2018	651	→
Quarter ending March 2019	616	↓
Quarter ending June 2019	624	→
Variance since June 2018	(5.6%)	↓



ACTIVITY



Month	Adjusted Scheduled Activity (UDA)	
	2019	2020
April	21	25
May	114	120
June	114	120
July	330	
August	494	
September	578	
October	755	
November	755	
December	1,025	
January	1,135	
February	1,229	
March	1,229	
April	1,531	
May	1,531	
June	1,531	

QUALITY

	Quantity	Base Number	Contract	AT	Region	England
% of FP17s for the same patient ID Re-attending within 3 months - Children	10	150	6.7%	9.6%	11.2%	11.4%
% of FP17s for the same patient ID Re-attending within 3 months - Adults	16	79	20.3%	14.3%	14.8%	15.4%
% of FP17s for the same patient ID Re-attending between 3 & 9 months - Children	97	150	64.7%	54.0%	60.9%	59.8%
% of FP17s for the same patient ID Re-attending between 3 & 9 months - Adults	34	79	43.0%	48.9%	53.2%	52.1%
% of FP17s for Band 1 Urgent Courses	10	78	12.8%	8.4%	8.3%	9.2%
% of FP17s Relating to Free Repair or Replacements	0	78	0.0%	0.8%	0.7%	0.7%
% of FP17s Relating to Continuations	0	78	0.0%	0.7%	0.8%	0.8%
% of Patients satisfied with the dentistry they have received	0	0	N/A	93.3%	93.2%	93.4%
% of Patients satisfied with the time they had to wait for an appointment	0	0	N/A	91.1%	88.5%	87.6%

* This is based on patients treated on this contract for their most recent course of treatment. Figures in italics indicate the base number of FP17s or Patient Questionnaire responses are less than 100. N/A is shown where the base number of responses is less than 10 during the period. % is calculated as Quantity/Base number*100

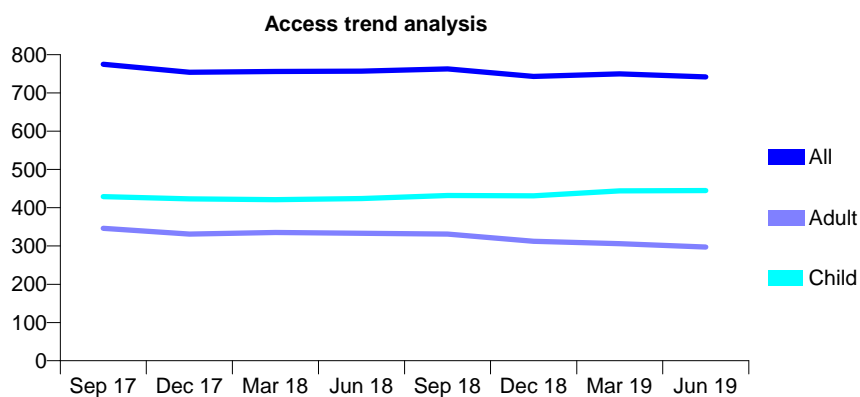
Q54 - Vital Signs At a Glance Contract Report for 231282/0001 - June 2019

Name or company name	MR SD LOESCHER
Contract type name	GDS Contract
Purpose of contract	General
Contract start date	01/04/2006
Contract end date	

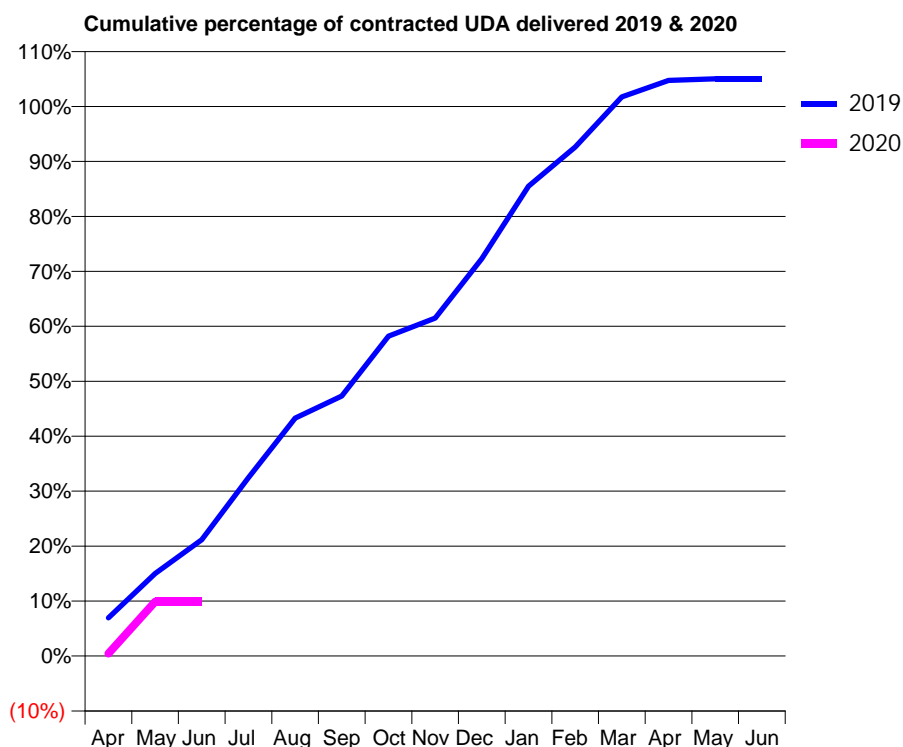
19/20 Contracted general activity (UDA)	1,566
Carry forward general activity (UDA)	0
19/20 Contracted orthodontic activity (UOA)	0
Carry forward orthodontic activity (UOA)	0
Baseline contract value	£38,610.87

ACCESS*

Patients seen in 24 months	Total	Change since previous quarter
Quarter ending June 2018	757	
Quarter ending September 2018	763	→
Quarter ending December 2018	743	↓
Quarter ending March 2019	750	→
Quarter ending June 2019	742	↓
Variance since June 2018	(2.0%)	↓



ACTIVITY



Month	Adjusted Scheduled Activity (UDA)	
	2019	2020
April	109	7
May	235	155
June	331	155
July	508	
August	678	
September	741	
October	912	
November	963	
December	1,132	
January	1,339	
February	1,450	
March	1,593	
April	1,640	
May	1,645	
June	1,645	

QUALITY

	Quantity	Base Number	Contract	AT	Region	England
% of FP17s for the same patient ID Re-attending within 3 months - Children	10	112	8.9%	9.6%	11.2%	11.4%
% of FP17s for the same patient ID Re-attending within 3 months - Adults	3	44	6.8%	14.3%	14.8%	15.4%
% of FP17s for the same patient ID Re-attending between 3 & 9 months - Children	77	112	68.8%	54.0%	60.9%	59.8%
% of FP17s for the same patient ID Re-attending between 3 & 9 months - Adults	31	44	70.5%	48.9%	53.2%	52.1%
% of FP17s for Band 1 Urgent Courses	5	115	4.3%	8.4%	8.3%	9.2%
% of FP17s Relating to Free Repair or Replacements	1	115	0.9%	0.8%	0.7%	0.7%
% of FP17s Relating to Continuations	0	115	0.0%	0.7%	0.8%	0.8%
% of Patients satisfied with the dentistry they have received	0	0	N/A	93.3%	93.2%	93.4%
% of Patients satisfied with the time they had to wait for an appointment	0	0	N/A	91.1%	88.5%	87.6%

* This is based on patients treated on this contract for their most recent course of treatment. Figures in italics indicate the base number of FP17s or Patient Questionnaire responses are less than 100. N/A is shown where the base number of responses is less than 10 during the period. % is calculated as Quantity/Base number*100

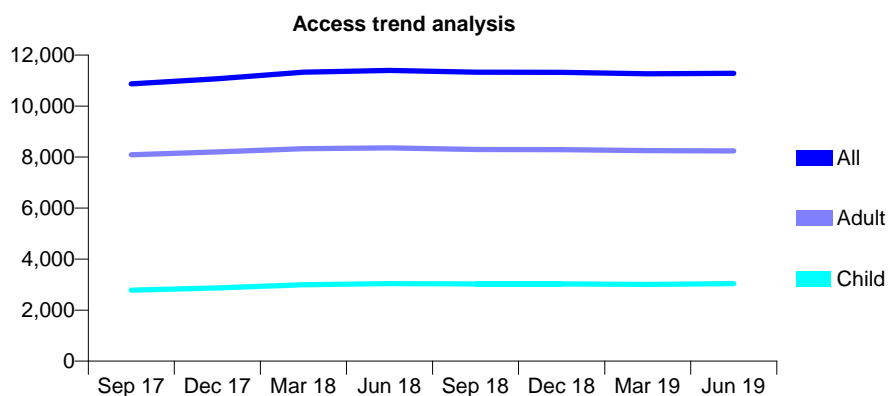
Q54 - Vital Signs At a Glance Contract Report for 234761/0001 - June 2019

Name or company name	MR RS TOBIN
Contract type name	GDS Contract
Purpose of contract	General
Contract start date	01/04/2009
Contract end date	

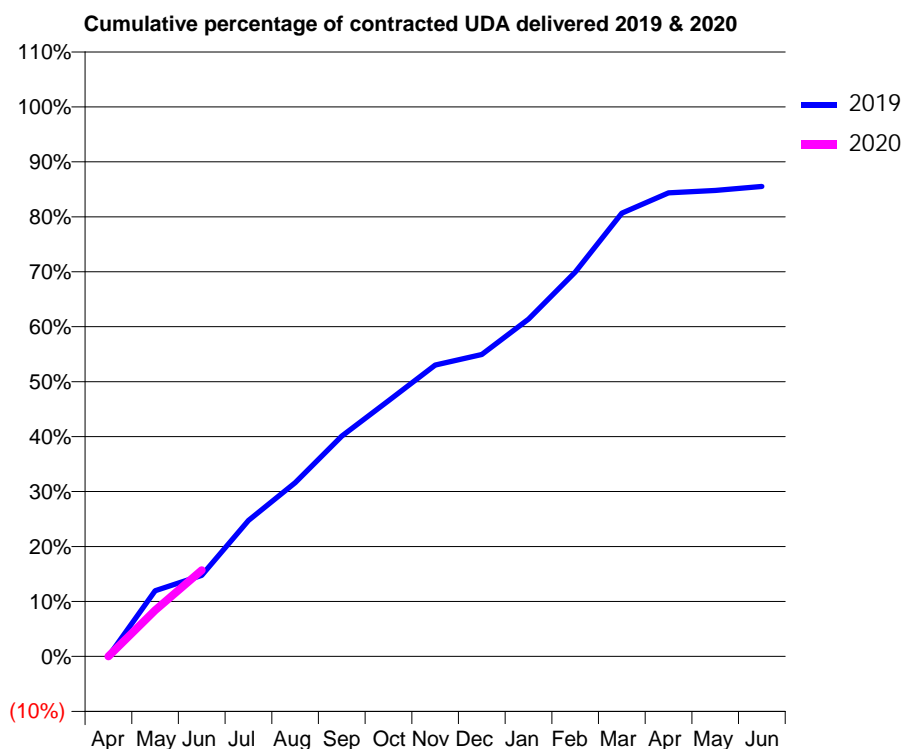
19/20 Contracted general activity (UDA)	37,040
Carry forward general activity (UDA)	0
19/20 Contracted orthodontic activity (UOA)	0
Carry forward orthodontic activity (UOA)	0
Baseline contract value	£993,929.46

ACCESS*

Patients seen in 24 months	Total	Change since previous quarter
Quarter ending June 2018	11,396	
Quarter ending September 2018	11,328	→
Quarter ending December 2018	11,323	→
Quarter ending March 2019	11,263	→
Quarter ending June 2019	11,285	→
Variance since June 2018	(1.0%)	→



ACTIVITY



Month	Adjusted Scheduled Activity (UDA)	
	2019	2020
April	0	0
May	4,429	3,113
June	5,460	5,808
July	9,168	
August	11,711	
September	14,851	
October	17,232	
November	19,631	
December	20,347	
January	22,737	
February	25,903	
March	29,871	
April	31,241	
May	31,403	
June	31,683	

QUALITY

	Quantity	Base Number	Contract	AT	Region	England
% of FP17s for the same patient ID Re-attending within 3 months - Children	76	1,019	7.5%	9.6%	11.2%	11.4%
% of FP17s for the same patient ID Re-attending within 3 months - Adults	415	2,697	15.4%	14.3%	14.8%	15.4%
% of FP17s for the same patient ID Re-attending between 3 & 9 months - Children	526	1,019	51.6%	54.0%	60.9%	59.8%
% of FP17s for the same patient ID Re-attending between 3 & 9 months - Adults	1,342	2,697	49.8%	48.9%	53.2%	52.1%
% of FP17s for Band 1 Urgent Courses	460	2,819	16.3%	8.4%	8.3%	9.2%
% of FP17s Relating to Free Repair or Replacements	20	2,819	0.7%	0.8%	0.7%	0.7%
% of FP17s Relating to Continuations	9	2,819	0.3%	0.7%	0.8%	0.8%
% of Patients satisfied with the dentistry they have received	11	11	100.0%	93.3%	93.2%	93.4%
% of Patients satisfied with the time they had to wait for an appointment	11	11	100.0%	91.1%	88.5%	87.6%

* This is based on patients treated on this contract for their most recent course of treatment. Figures in italics indicate the base number of FP17s or Patient Questionnaire responses are less than 100. N/A is shown where the base number of responses is less than 10 during the period. % is calculated as Quantity/Base number*100

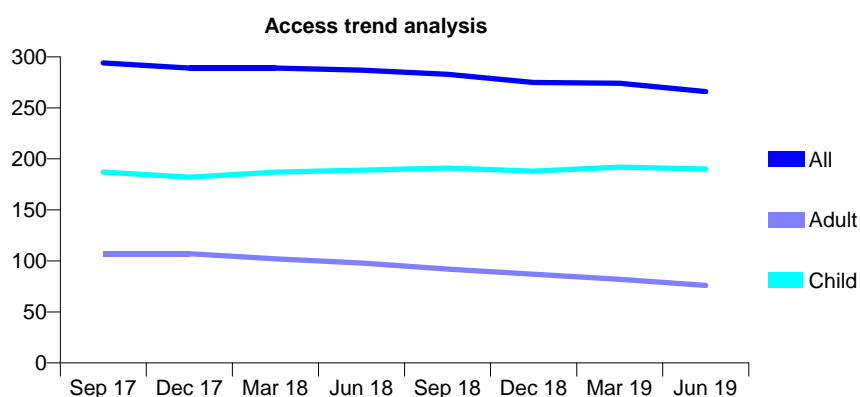
Q54 - Vital Signs At a Glance Contract Report for 234982/0001 - June 2019

Name or company name	MR CJ HIRST
Contract type name	GDS Contract
Purpose of contract	General
Contract start date	01/04/2006
Contract end date	

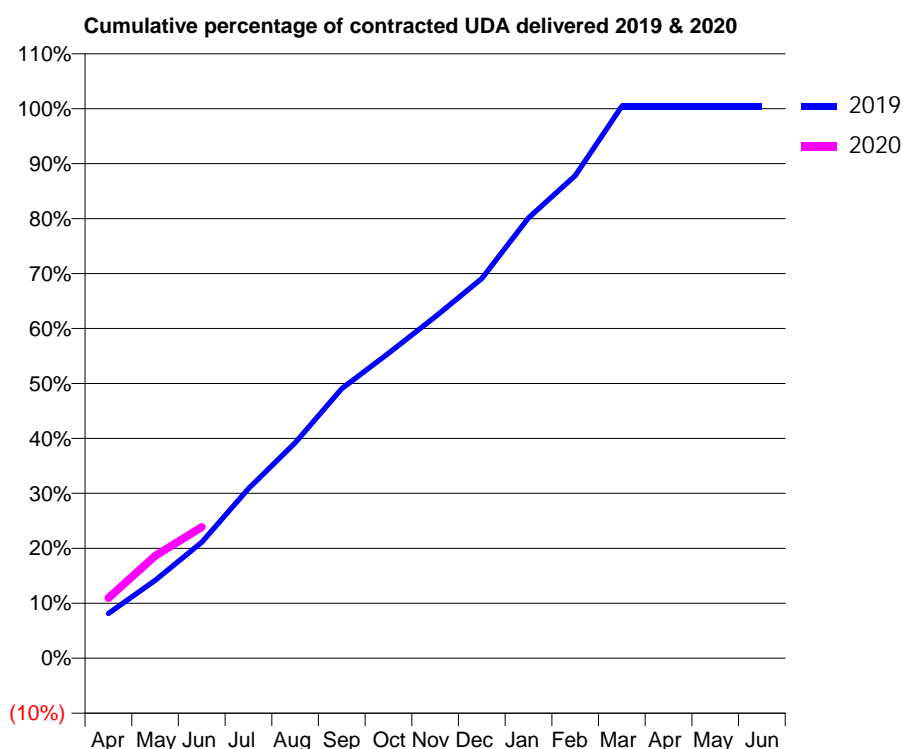
19/20 Contracted general activity (UDA)	420
Carry forward general activity (UDA)	0
19/20 Contracted orthodontic activity (UOA)	0
Carry forward orthodontic activity (UOA)	0
Baseline contract value	£10,673.17

ACCESS*

Patients seen in 24 months	Total	Change since previous quarter
Quarter ending June 2018	287	
Quarter ending September 2018	283	↓
Quarter ending December 2018	275	↓
Quarter ending March 2019	274	→
Quarter ending June 2019	266	↓
Variance since June 2018	(7.3%)	↓



ACTIVITY



Month	2019	2020
April	34	46
May	60	78
June	89	100
July	130	
August	165	
September	206	
October	233	
November	261	
December	290	
January	337	
February	369	
March	422	
April	422	
May	422	
June	422	

QUALITY

	Quantity	Base Number	Contract	AT	Region	England
% of FP17s for the same patient ID Re-attending within 3 months - Children	1	69	1.4%	9.6%	11.2%	11.4%
% of FP17s for the same patient ID Re-attending within 3 months - Adults	0	11	0.0%	14.3%	14.8%	15.4%
% of FP17s for the same patient ID Re-attending between 3 & 9 months - Children	43	69	62.3%	54.0%	60.9%	59.8%
% of FP17s for the same patient ID Re-attending between 3 & 9 months - Adults	5	11	45.5%	48.9%	53.2%	52.1%
% of FP17s for Band 1 Urgent Courses	1	80	1.3%	8.4%	8.3%	9.2%
% of FP17s Relating to Free Repair or Replacements	0	80	0.0%	0.8%	0.7%	0.7%
% of FP17s Relating to Continuations	0	80	0.0%	0.7%	0.8%	0.8%
% of Patients satisfied with the dentistry they have received	0	0	N/A	93.3%	93.2%	93.4%
% of Patients satisfied with the time they had to wait for an appointment	0	0	N/A	91.1%	88.5%	87.6%

* This is based on patients treated on this contract for their most recent course of treatment. Figures in italics indicate the base number of FP17s or Patient Questionnaire responses are less than 100. N/A is shown where the base number of responses is less than 10 during the period. % is calculated as Quantity/Base number*100

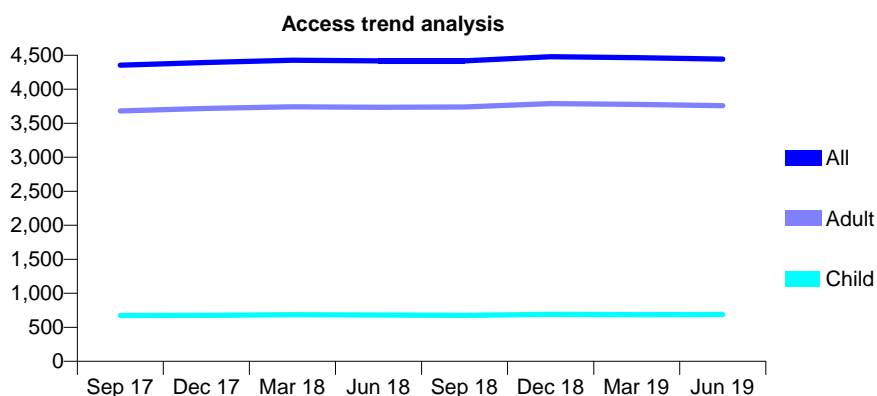
Q54 - Vital Signs At a Glance Contract Report for 239046/0001 - June 2019

Name or company name	MR DW PANNELL
Contract type name	GDS Contract
Purpose of contract	General
Contract start date	01/04/2006
Contract end date	

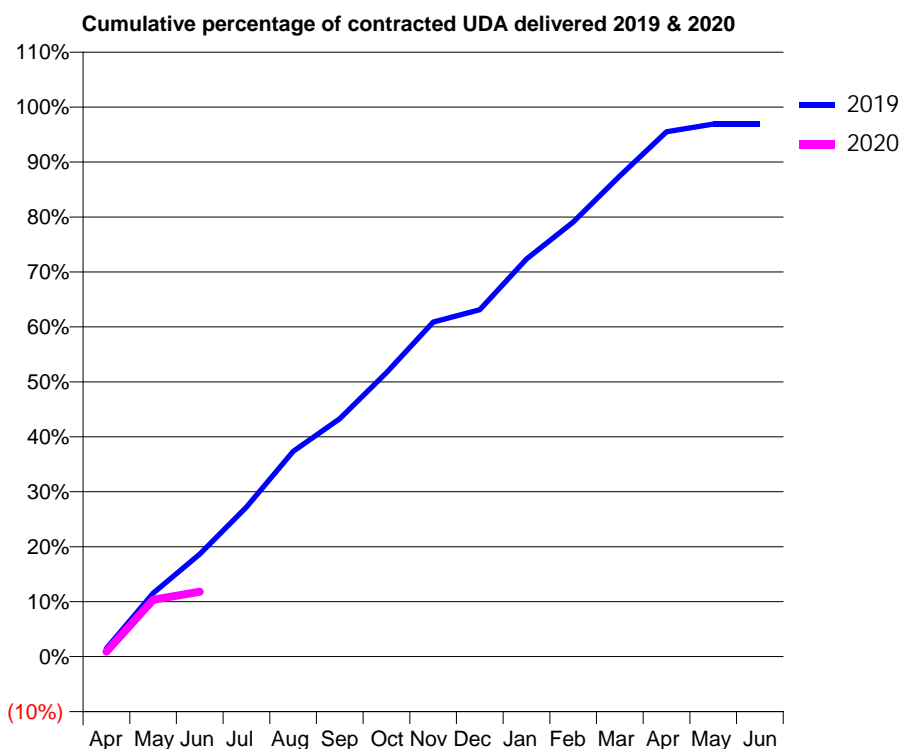
19/20 Contracted general activity (UDA)	13,464
Carry forward general activity (UDA)	0
19/20 Contracted orthodontic activity (UOA)	0
Carry forward orthodontic activity (UOA)	0
Baseline contract value	£283,745.17

ACCESS*

Patients seen in 24 months	Total	Change since previous quarter
Quarter ending June 2018	4,418	
Quarter ending September 2018	4,418	→
Quarter ending December 2018	4,480	→
Quarter ending March 2019	4,463	→
Quarter ending June 2019	4,445	→
Variance since June 2018	0.6%	→



ACTIVITY



Month	Adjusted Scheduled Activity (UDA)	
	2019	2020
April	206	124
May	1,554	1,392
June	2,511	1,589
July	3,663	
August	5,031	
September	5,830	
October	6,959	
November	8,196	
December	8,500	
January	9,742	
February	10,646	
March	11,778	
April	12,859	
May	13,049	
June	13,049	

QUALITY

	Quantity	Base Number	Contract	AT	Region	England
% of FP17s for the same patient ID Re-attending within 3 months - Children	11	210	5.2%	9.6%	11.2%	11.4%
% of FP17s for the same patient ID Re-attending within 3 months - Adults	179	1,316	13.6%	14.3%	14.8%	15.4%
% of FP17s for the same patient ID Re-attending between 3 & 9 months - Children	125	210	59.5%	54.0%	60.9%	59.8%
% of FP17s for the same patient ID Re-attending between 3 & 9 months - Adults	834	1,316	63.4%	48.9%	53.2%	52.1%
% of FP17s for Band 1 Urgent Courses	18	921	2.0%	8.4%	8.3%	9.2%
% of FP17s Relating to Free Repair or Replacements	18	921	2.0%	0.8%	0.7%	0.7%
% of FP17s Relating to Continuations	28	921	3.0%	0.7%	0.8%	0.8%
% of Patients satisfied with the dentistry they have received	5	5	N/A	93.3%	93.2%	93.4%
% of Patients satisfied with the time they had to wait for an appointment	5	5	N/A	91.1%	88.5%	87.6%

* This is based on patients treated on this contract for their most recent course of treatment. Figures in italics indicate the base number of FP17s or Patient Questionnaire responses are less than 100. N/A is shown where the base number of responses is less than 10 during the period. % is calculated as Quantity/Base number*100

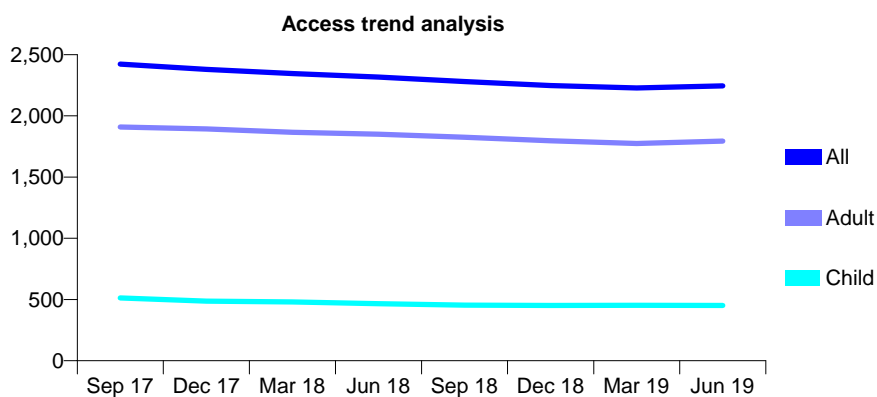
Q54 - Vital Signs At a Glance Contract Report for 240672/0002 - June 2019

Name or company name	MISS CR RUMLEY
Contract type name	GDS Contract
Purpose of contract	General
Contract start date	01/08/2014
Contract end date	

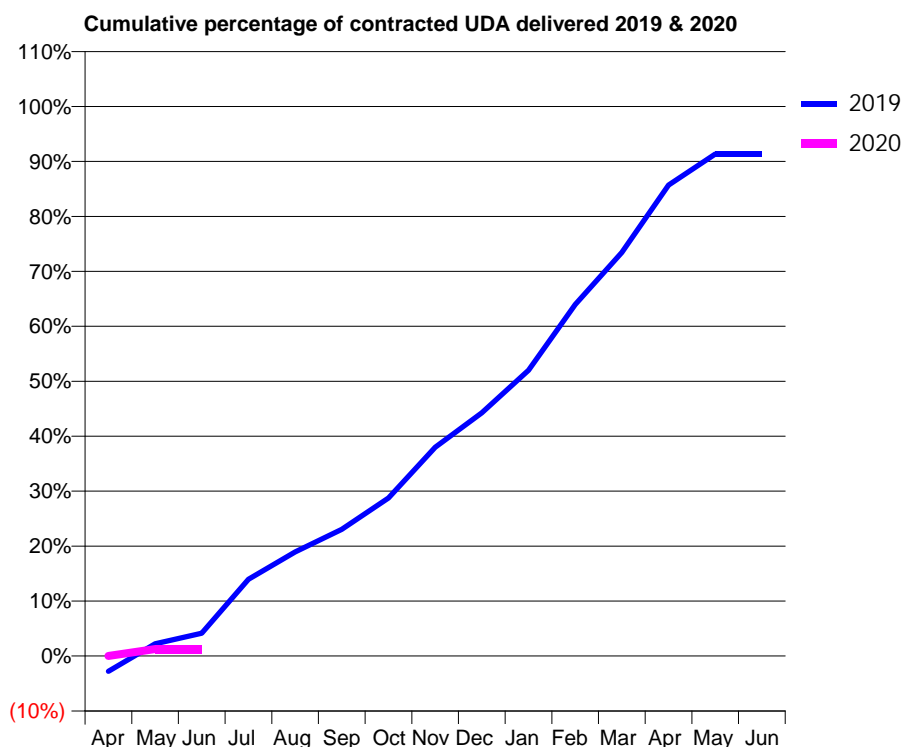
19/20 Contracted general activity (UDA)	7,324
Carry forward general activity (UDA)	0
19/20 Contracted orthodontic activity (UOA)	0
Carry forward orthodontic activity (UOA)	0
Baseline contract value	£199,856.44

ACCESS*

Patients seen in 24 months	Total	Change since previous quarter
Quarter ending June 2018	2,316	
Quarter ending September 2018	2,280	↓
Quarter ending December 2018	2,248	↓
Quarter ending March 2019	2,228	→
Quarter ending June 2019	2,246	→
Variance since June 2018	(3.0%)	↓



ACTIVITY



Month	Adjusted Scheduled Activity (UDA)	
	2019	2020
April	-206	0
May	164	93
June	305	93
July	1,023	
August	1,386	
September	1,690	
October	2,106	
November	2,782	
December	3,241	
January	3,808	
February	4,685	
March	5,379	
April	6,277	
May	6,691	
June	6,691	

QUALITY

	Quantity	Base Number	Contract	AT	Region	England
% of FP17s for the same patient ID Re-attending within 3 months - Children	15	98	15.3%	9.6%	11.2%	11.4%
% of FP17s for the same patient ID Re-attending within 3 months - Adults	61	394	15.5%	14.3%	14.8%	15.4%
% of FP17s for the same patient ID Re-attending between 3 & 9 months - Children	49	98	50.0%	54.0%	60.9%	59.8%
% of FP17s for the same patient ID Re-attending between 3 & 9 months - Adults	189	394	48.0%	48.9%	53.2%	52.1%
% of FP17s for Band 1 Urgent Courses	8	49	16.3%	8.4%	8.3%	9.2%
% of FP17s Relating to Free Repair or Replacements	1	49	2.0%	0.8%	0.7%	0.7%
% of FP17s Relating to Continuations	0	49	0.0%	0.7%	0.8%	0.8%
% of Patients satisfied with the dentistry they have received	2	2	N/A	93.3%	93.2%	93.4%
% of Patients satisfied with the time they had to wait for an appointment	2	2	N/A	91.1%	88.5%	87.6%

* This is based on patients treated on this contract for their most recent course of treatment. Figures in italics indicate the base number of FP17s or Patient Questionnaire responses are less than 100. N/A is shown where the base number of responses is less than 10 during the period. % is calculated as Quantity/Base number*100

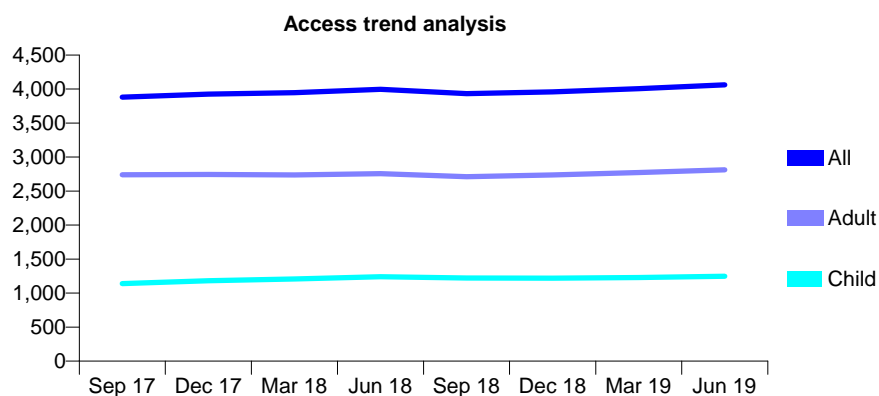
Q54 - Vital Signs At a Glance Contract Report for 241083/0001 - June 2019

Name or company name	Dental Surgery
Contract type name	GDS Contract
Purpose of contract	General
Contract start date	01/04/2006
Contract end date	

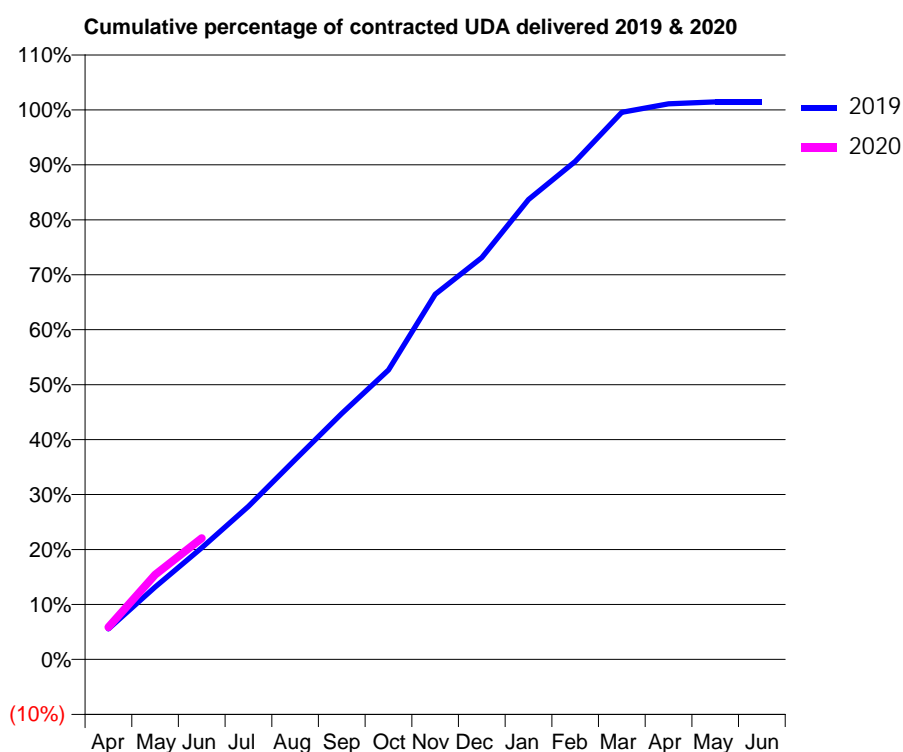
19/20 Contracted general activity (UDA)	9,987
Carry forward general activity (UDA)	0
19/20 Contracted orthodontic activity (UOA)	0
Carry forward orthodontic activity (UOA)	0
Baseline contract value	£322,788.96

ACCESS*

Patients seen in 24 months	Total	Change since previous quarter
Quarter ending June 2018	3,998	
Quarter ending September 2018	3,933	↓
Quarter ending December 2018	3,959	→
Quarter ending March 2019	4,005	→
Quarter ending June 2019	4,062	→
Variance since June 2018	1.6%	→



ACTIVITY



Month	2019	2020
April	608	587
May	1,449	1,540
June	2,232	2,204
July	3,060	
August	3,996	
September	4,916	
October	5,788	
November	7,299	
December	8,032	
January	9,195	
February	9,957	
March	10,939	
April	11,108	
May	11,147	
June	11,147	

QUALITY

	Quantity	Base Number	Contract	AT	Region	England
% of FP17s for the same patient ID Re-attending within 3 months - Children	15	288	5.2%	9.6%	11.2%	11.4%
% of FP17s for the same patient ID Re-attending within 3 months - Adults	58	607	9.6%	14.3%	14.8%	15.4%
% of FP17s for the same patient ID Re-attending between 3 & 9 months - Children	106	288	36.8%	54.0%	60.9%	59.8%
% of FP17s for the same patient ID Re-attending between 3 & 9 months - Adults	219	607	36.1%	48.9%	53.2%	52.1%
% of FP17s for Band 1 Urgent Courses	13	594	2.2%	8.4%	8.3%	9.2%
% of FP17s Relating to Free Repair or Replacements	6	594	1.0%	0.8%	0.7%	0.7%
% of FP17s Relating to Continuations	0	594	0.0%	0.7%	0.8%	0.8%
% of Patients satisfied with the dentistry they have received	0	0	N/A	93.3%	93.2%	93.4%
% of Patients satisfied with the time they had to wait for an appointment	0	0	N/A	91.1%	88.5%	87.6%

* This is based on patients treated on this contract for their most recent course of treatment. Figures in italics indicate the base number of FP17s or Patient Questionnaire responses are less than 100. N/A is shown where the base number of responses is less than 10 during the period. % is calculated as Quantity/Base number*100

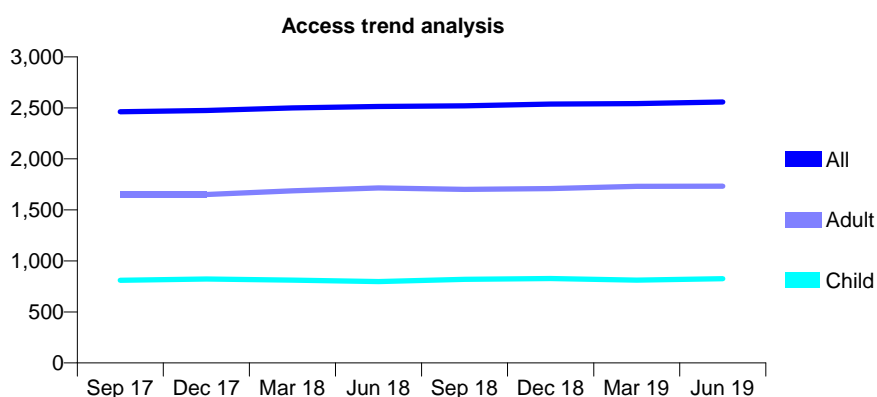
Q54 - Vital Signs At a Glance Contract Report for 244228/0001 - June 2019

Name or company name	MR JS BARDHA
Contract type name	GDS Contract
Purpose of contract	General and Orthodontic
Contract start date	01/04/2006
Contract end date	

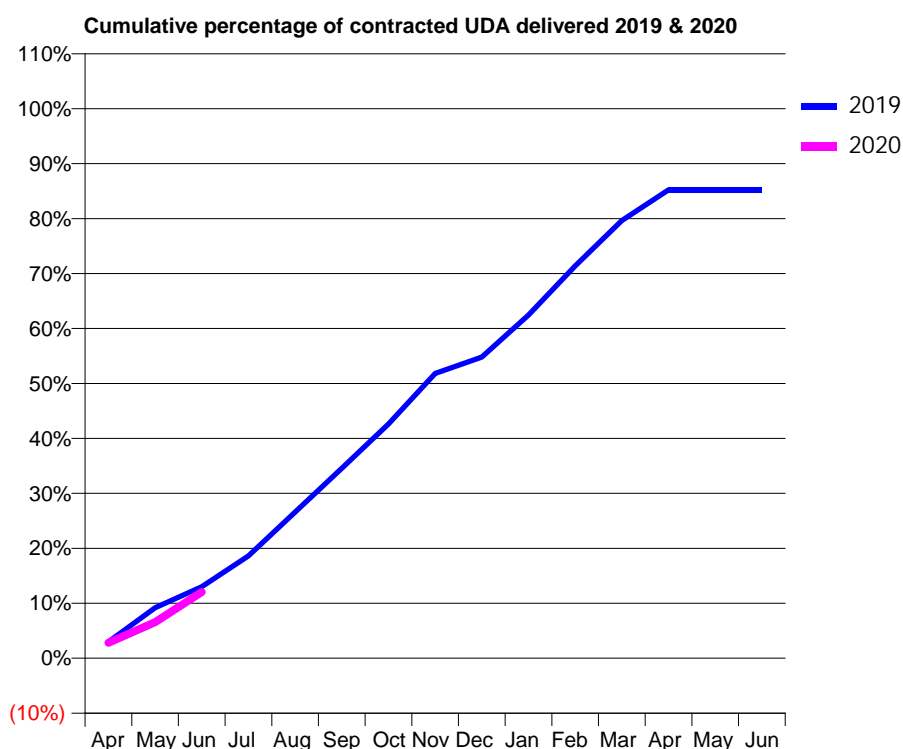
19/20 Contracted general activity (UDA)	9,698
Carry forward general activity (UDA)	0
19/20 Contracted orthodontic activity (UOA)	204
Carry forward orthodontic activity (UOA)	0
Baseline contract value	£284,683.18

ACCESS*

Patients seen in 24 months	Total	Change since previous quarter
Quarter ending June 2018	2,514	
Quarter ending September 2018	2,520	→
Quarter ending December 2018	2,536	→
Quarter ending March 2019	2,542	→
Quarter ending June 2019	2,558	→
Variance since June 2018	1.8%	→



ACTIVITY



Month	2019	2020
April	292	275
May	890	636
June	1,261	1,167
July	1,805	
August	2,579	
September	3,351	
October	4,135	
November	5,027	
December	5,312	
January	6,056	
February	6,925	
March	7,722	
April	8,267	
May	8,267	
June	8,267	

QUALITY

	Quantity	Base Number	Contract	AT	Region	England
% of FP17s for the same patient ID Re-attending within 3 months - Children	14	246	5.7%	9.6%	11.2%	11.4%
% of FP17s for the same patient ID Re-attending within 3 months - Adults	62	419	14.8%	14.3%	14.8%	15.4%
% of FP17s for the same patient ID Re-attending between 3 & 9 months - Children	112	246	45.5%	54.0%	60.9%	59.8%
% of FP17s for the same patient ID Re-attending between 3 & 9 months - Adults	179	419	42.7%	48.9%	53.2%	52.1%
% of FP17s for Band 1 Urgent Courses	27	471	5.7%	8.4%	8.3%	9.2%
% of FP17s Relating to Free Repair or Replacements	0	471	0.0%	0.8%	0.7%	0.7%
% of FP17s Relating to Continuations	2	471	0.4%	0.7%	0.8%	0.8%
% of Patients satisfied with the dentistry they have received	0	0	N/A	93.3%	93.2%	93.4%
% of Patients satisfied with the time they had to wait for an appointment	0	0	N/A	91.1%	88.5%	87.6%

* This is based on patients treated on this contract for their most recent course of treatment.

Figures in italics indicate the base number of FP17s or Patient Questionnaire responses are less than 100. N/A is shown where the base number of responses is less than 10 during the period. % is calculated as Quantity/Base number*100

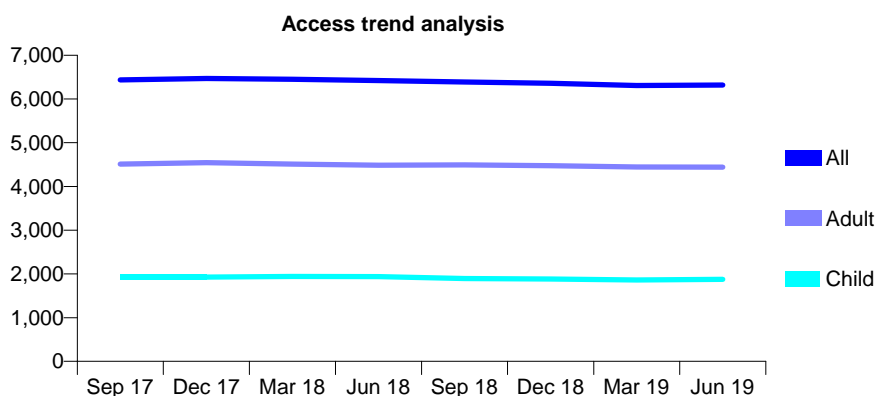
Q54 - Vital Signs At a Glance Contract Report for 245860/0001 - June 2019

Name or company name	MR M BINAMIN
Contract type name	GDS Contract
Purpose of contract	General
Contract start date	01/04/2006
Contract end date	

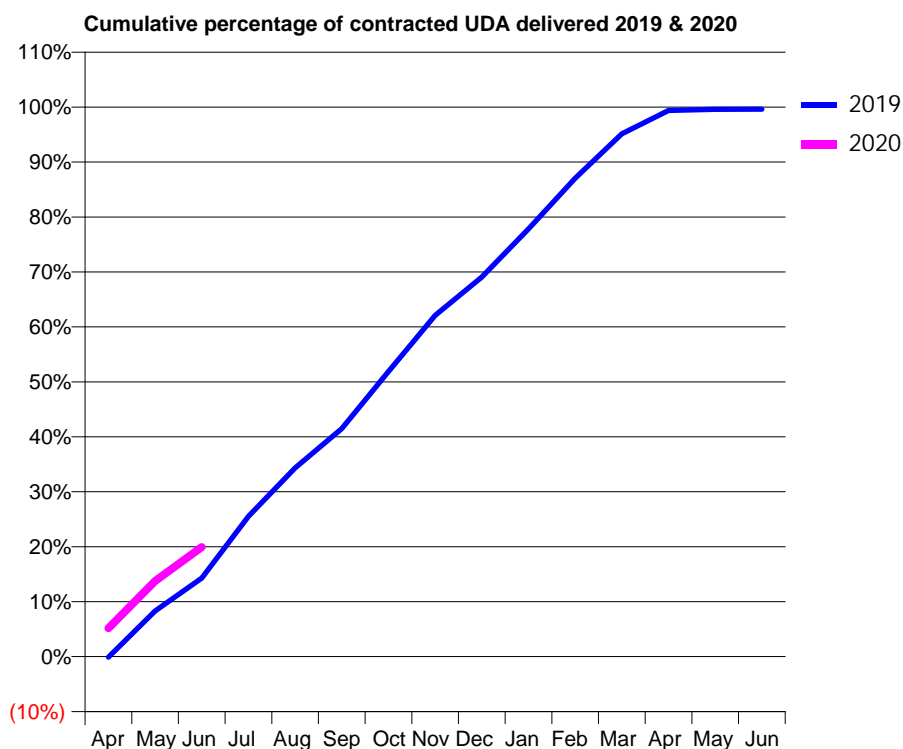
19/20 Contracted general activity (UDA)	12,244
Carry forward general activity (UDA)	0
19/20 Contracted orthodontic activity (UOA)	0
Carry forward orthodontic activity (UOA)	0
Baseline contract value	£299,977.33

ACCESS*

Patients seen in 24 months	Total	Change since previous quarter
Quarter ending June 2018	6,423	
Quarter ending September 2018	6,388	→
Quarter ending December 2018	6,358	→
Quarter ending March 2019	6,308	→
Quarter ending June 2019	6,318	→
Variance since June 2018	(1.6%)	↓



ACTIVITY



Month	Adjusted Scheduled Activity (UDA)	
	2019	2020
April	-12	634
May	1,016	1,688
June	1,750	2,441
July	3,124	
August	4,206	
September	5,080	
October	6,351	
November	7,605	
December	8,456	
January	9,531	
February	10,658	
March	11,646	
April	12,169	
May	12,193	
June	12,194	

QUALITY

	Quantity	Base Number	Contract	AT	Region	England
% of FP17s for the same patient ID Re-attending within 3 months - Children	47	701	6.7%	9.6%	11.2%	11.4%
% of FP17s for the same patient ID Re-attending within 3 months - Adults	214	1,549	13.8%	14.3%	14.8%	15.4%
% of FP17s for the same patient ID Re-attending between 3 & 9 months - Children	451	701	64.3%	54.0%	60.9%	59.8%
% of FP17s for the same patient ID Re-attending between 3 & 9 months - Adults	907	1,549	58.6%	48.9%	53.2%	52.1%
% of FP17s for Band 1 Urgent Courses	126	1,600	7.9%	8.4%	8.3%	9.2%
% of FP17s Relating to Free Repair or Replacements	15	1,600	0.9%	0.8%	0.7%	0.7%
% of FP17s Relating to Continuations	2	1,600	0.1%	0.7%	0.8%	0.8%
% of Patients satisfied with the dentistry they have received	4	4	N/A	93.3%	93.2%	93.4%
% of Patients satisfied with the time they had to wait for an appointment	3	4	N/A	91.1%	88.5%	87.6%

* This is based on patients treated on this contract for their most recent course of treatment. Figures in italics indicate the base number of FP17s or Patient Questionnaire responses are less than 100. N/A is shown where the base number of responses is less than 10 during the period. % is calculated as Quantity/Base number*100

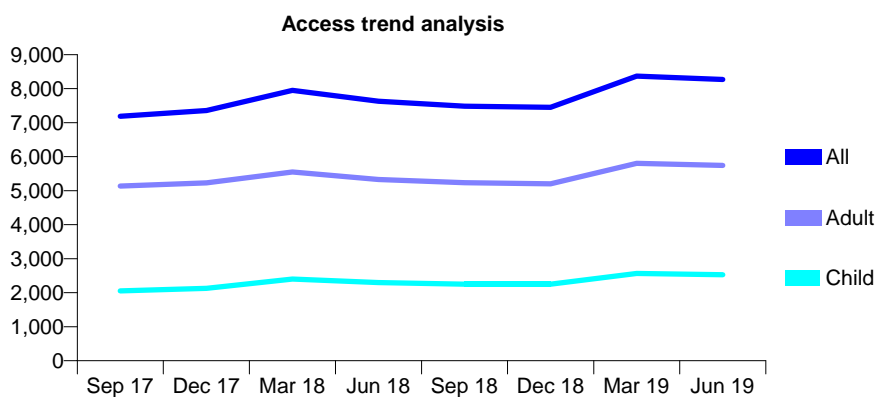
Q54 - Vital Signs At a Glance Contract Report for 250333/0001 - June 2019

Name or company name	MR JS JANDU
Contract type name	GDS Contract
Purpose of contract	General and Orthodontic
Contract start date	01/04/2008
Contract end date	

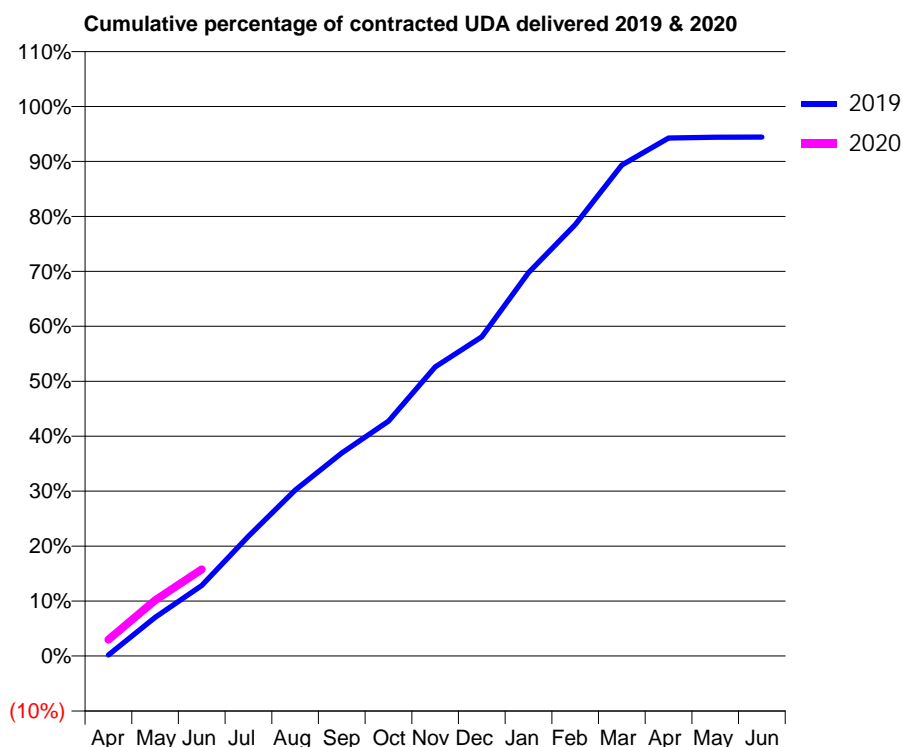
19/20 Contracted general activity (UDA)	22,064
Carry forward general activity (UDA)	0
19/20 Contracted orthodontic activity (UOA)	999
Carry forward orthodontic activity (UOA)	0
Baseline contract value	£659,241.59

ACCESS*

Patients seen in 24 months	Total	Change since previous quarter
Quarter ending June 2018	7,628	
Quarter ending September 2018	7,486	↓
Quarter ending December 2018	7,453	→
Quarter ending March 2019	8,372	↑
Quarter ending June 2019	8,269	↓
Variance since June 2018	8.4%	↑



ACTIVITY



Month	Adjusted Scheduled Activity (UDA)	
	2019	2020
April	38	660
May	1,556	2,238
June	2,828	3,476
July	4,812	
August	6,661	
September	8,150	
October	9,431	
November	11,610	
December	12,817	
January	15,389	
February	17,319	
March	19,712	
April	20,794	
May	20,827	
June	20,835	

QUALITY

	Quantity	Base Number	Contract	AT	Region	England
% of FP17s for the same patient ID Re-attending within 3 months - Children	63	829	7.6%	9.6%	11.2%	11.4%
% of FP17s for the same patient ID Re-attending within 3 months - Adults	165	1,599	10.3%	14.3%	14.8%	15.4%
% of FP17s for the same patient ID Re-attending between 3 & 9 months - Children	413	829	49.8%	54.0%	60.9%	59.8%
% of FP17s for the same patient ID Re-attending between 3 & 9 months - Adults	745	1,599	46.6%	48.9%	53.2%	52.1%
% of FP17s for Band 1 Urgent Courses	135	1,859	7.3%	8.4%	8.3%	9.2%
% of FP17s Relating to Free Repair or Replacements	19	1,859	1.0%	0.8%	0.7%	0.7%
% of FP17s Relating to Continuations	5	1,859	0.3%	0.7%	0.8%	0.8%
% of Patients satisfied with the dentistry they have received	1	1	N/A	93.3%	93.2%	93.4%
% of Patients satisfied with the time they had to wait for an appointment	1	1	N/A	91.1%	88.5%	87.6%

* This is based on patients treated on this contract for their most recent course of treatment. Figures in italics indicate the base number of FP17s or Patient Questionnaire responses are less than 100. N/A is shown where the base number of responses is less than 10 during the period. % is calculated as Quantity/Base number*100

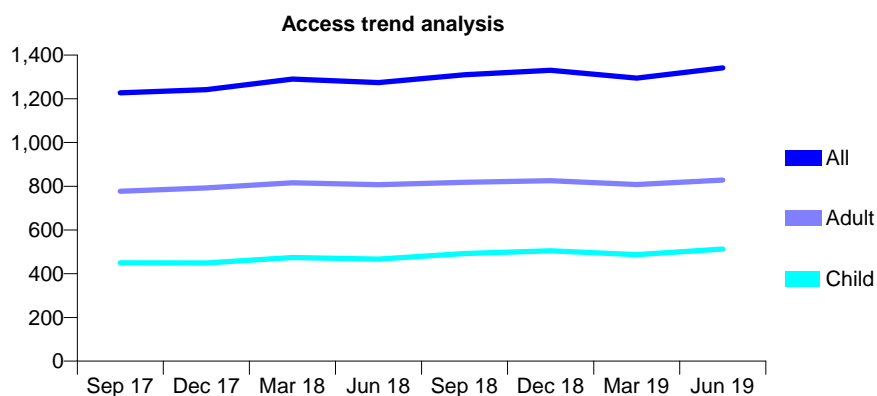
Q54 - Vital Signs At a Glance Contract Report for 250333/0002 - June 2019

Name or company name	MR JS JANDU
Contract type name	GDS Contract
Purpose of contract	General
Contract start date	01/10/2012
Contract end date	

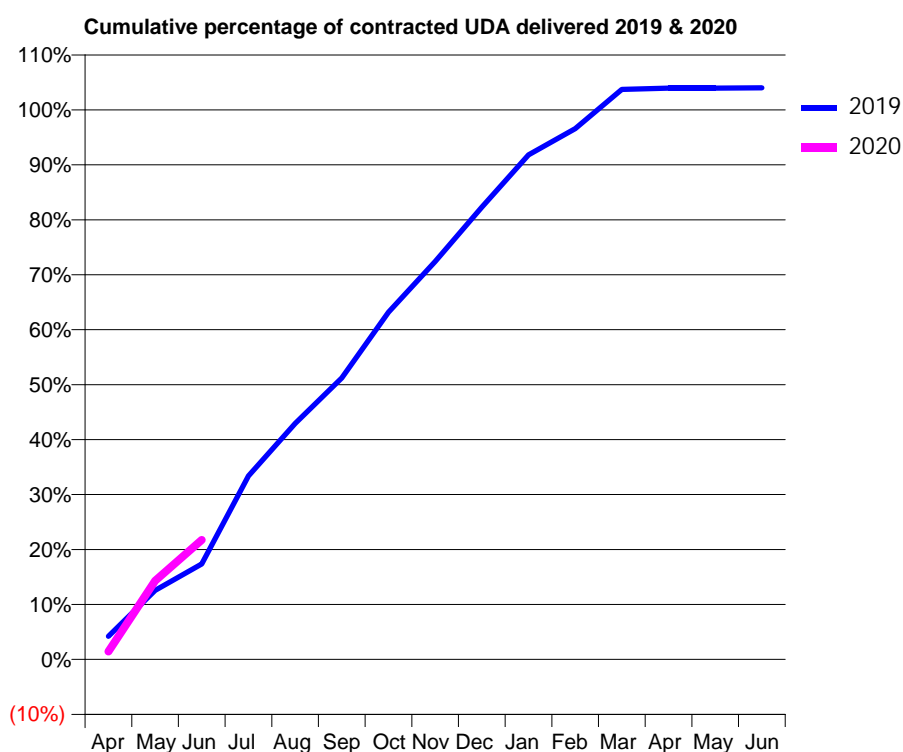
19/20 Contracted general activity (UDA)	4,213
Carry forward general activity (UDA)	0
19/20 Contracted orthodontic activity (UOA)	0
Carry forward orthodontic activity (UOA)	0
Baseline contract value	£116,351.25

ACCESS*

Patients seen in 24 months	Total	Change since previous quarter
Quarter ending June 2018	1,274	
Quarter ending September 2018	1,310	↑
Quarter ending December 2018	1,330	→
Quarter ending March 2019	1,295	↓
Quarter ending June 2019	1,341	↑
Variance since June 2018	5.3%	↑



ACTIVITY



Month	2019	2020
April	178	61
May	531	603
June	732	916
July	1,407	
August	1,809	
September	2,158	
October	2,662	
November	3,051	
December	3,466	
January	3,869	
February	4,068	
March	4,370	
April	4,379	
May	4,379	
June	4,382	

QUALITY

	Quantity	Base Number	Contract	AT	Region	England
% of FP17s for the same patient ID Re-attending within 3 months - Children	3	153	2.0%	9.6%	11.2%	11.4%
% of FP17s for the same patient ID Re-attending within 3 months - Adults	17	198	8.6%	14.3%	14.8%	15.4%
% of FP17s for the same patient ID Re-attending between 3 & 9 months - Children	79	153	51.6%	54.0%	60.9%	59.8%
% of FP17s for the same patient ID Re-attending between 3 & 9 months - Adults	124	198	62.6%	48.9%	53.2%	52.1%
% of FP17s for Band 1 Urgent Courses	16	345	4.6%	8.4%	8.3%	9.2%
% of FP17s Relating to Free Repair or Replacements	3	345	0.9%	0.8%	0.7%	0.7%
% of FP17s Relating to Continuations	1	345	0.3%	0.7%	0.8%	0.8%
% of Patients satisfied with the dentistry they have received	0	0	N/A	93.3%	93.2%	93.4%
% of Patients satisfied with the time they had to wait for an appointment	0	0	N/A	91.1%	88.5%	87.6%

* This is based on patients treated on this contract for their most recent course of treatment. Figures in italics indicate the base number of FP17s or Patient Questionnaire responses are less than 100. N/A is shown where the base number of responses is less than 10 during the period. % is calculated as Quantity/Base number*100

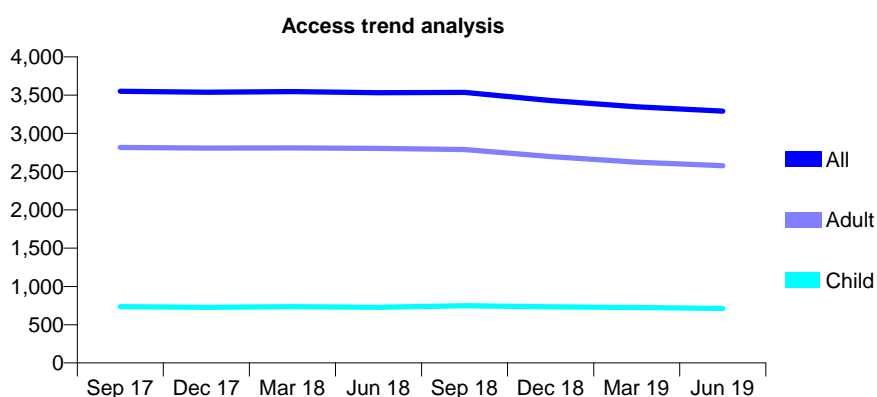
Q54 - Vital Signs At a Glance Contract Report for 251623/0001 - June 2019

Name or company name	MR F HEYDARI-BATENI
Contract type name	GDS Contract
Purpose of contract	General
Contract start date	01/04/2006
Contract end date	

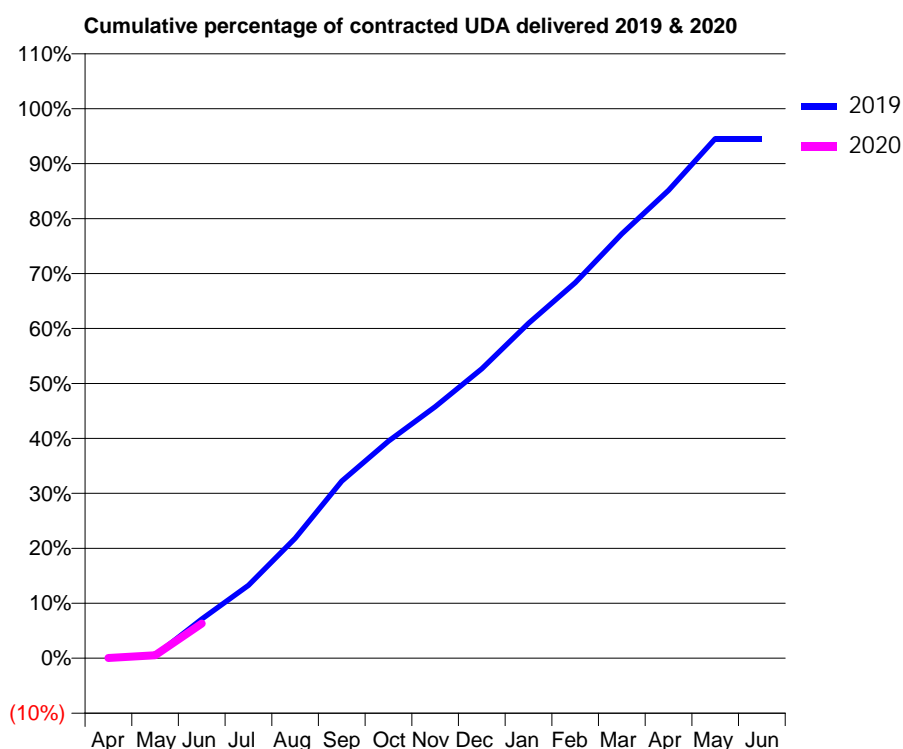
19/20 Contracted general activity (UDA)	10,700
Carry forward general activity (UDA)	0
19/20 Contracted orthodontic activity (UOA)	0
Carry forward orthodontic activity (UOA)	0
Baseline contract value	£233,249.96

ACCESS*

Patients seen in 24 months	Total	Change since previous quarter
Quarter ending June 2018	3,532	
Quarter ending September 2018	3,535	→
Quarter ending December 2018	3,430	↓
Quarter ending March 2019	3,348	↓
Quarter ending June 2019	3,291	↓
Variance since June 2018	(6.8%)	↓



ACTIVITY



Adjusted Scheduled Activity (UDA)		
Month	2019	2020
April	0	3
May	56	59
June	763	673
July	1,419	
August	2,334	
September	3,450	
October	4,229	
November	4,898	
December	5,636	
January	6,521	
February	7,311	
March	8,265	
April	9,110	
May	10,119	
June	10,119	

QUALITY

	Quantity	Base Number	Contract	AT	Region	England
% of FP17s for the same patient ID Re-attending within 3 months - Children	13	297	4.4%	9.6%	11.2%	11.4%
% of FP17s for the same patient ID Re-attending within 3 months - Adults	77	813	9.5%	14.3%	14.8%	15.4%
% of FP17s for the same patient ID Re-attending between 3 & 9 months - Children	206	297	69.4%	54.0%	60.9%	59.8%
% of FP17s for the same patient ID Re-attending between 3 & 9 months - Adults	522	813	64.2%	48.9%	53.2%	52.1%
% of FP17s for Band 1 Urgent Courses	14	352	4.0%	8.4%	8.3%	9.2%
% of FP17s Relating to Free Repair or Replacements	1	352	0.3%	0.8%	0.7%	0.7%
% of FP17s Relating to Continuations	2	352	0.6%	0.7%	0.8%	0.8%
% of Patients satisfied with the dentistry they have received	0	0	N/A	93.3%	93.2%	93.4%
% of Patients satisfied with the time they had to wait for an appointment	0	0	N/A	91.1%	88.5%	87.6%

* This is based on patients treated on this contract for their most recent course of treatment.

Figures in italics indicate the base number of FP17s or Patient Questionnaire responses are less than 100. N/A is shown where the base number of responses is less than 10 during the period. % is calculated as Quantity/Base number*100

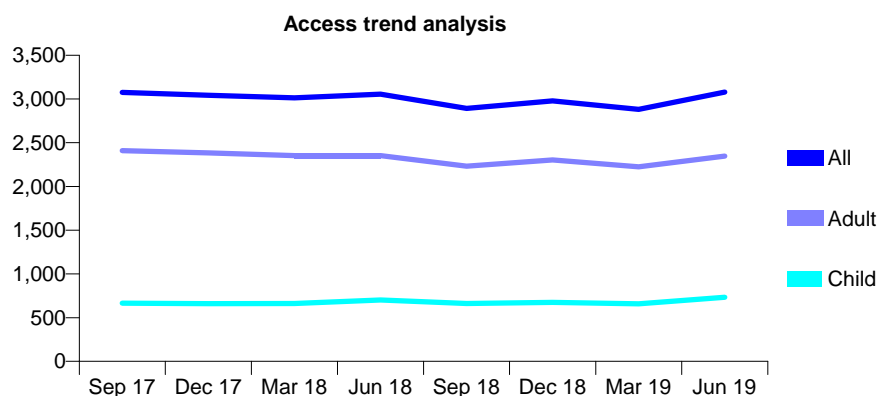
Q54 - Vital Signs At a Glance Contract Report for 251941/0001 - June 2019

Name or company name	MR JS CHUHAN
Contract type name	GDS Contract
Purpose of contract	General
Contract start date	01/04/2006
Contract end date	

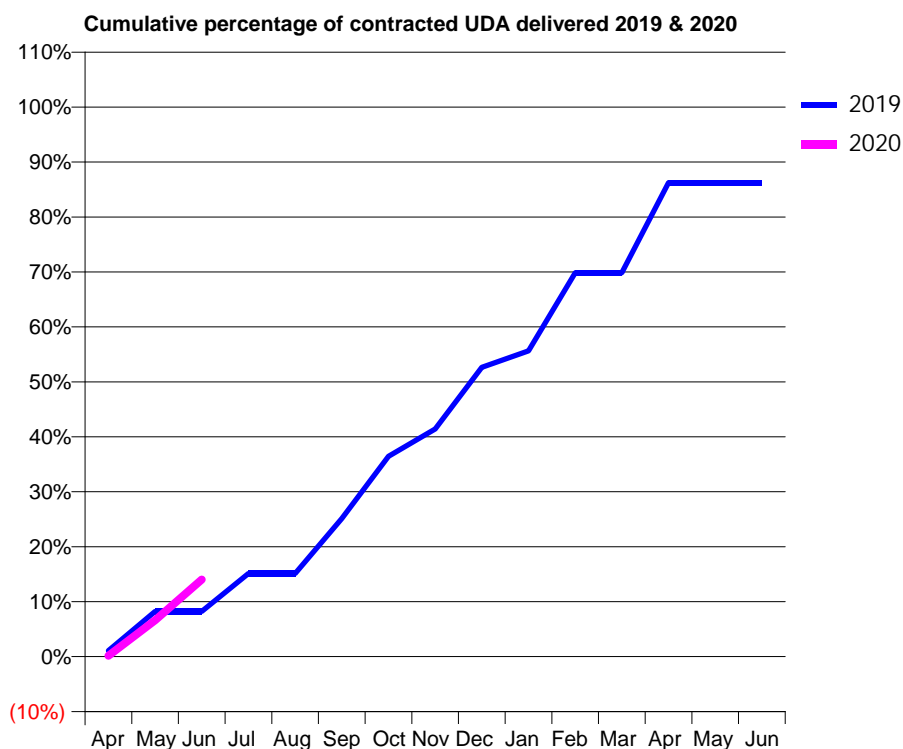
19/20 Contracted general activity (UDA)	12,721
Carry forward general activity (UDA)	0
19/20 Contracted orthodontic activity (UOA)	0
Carry forward orthodontic activity (UOA)	0
Baseline contract value	£353,703.21

ACCESS*

Patients seen in 24 months	Total	Change since previous quarter
Quarter ending June 2018	3,055	
Quarter ending September 2018	2,893	↓
Quarter ending December 2018	2,978	↑
Quarter ending March 2019	2,882	↓
Quarter ending June 2019	3,079	↑
Variance since June 2018	0.8%	→



ACTIVITY



Month	Adjusted Scheduled Activity (UDA)	
	2019	2020
April	142	21
May	1,047	843
June	1,047	1,787
July	1,923	
August	1,923	
September	3,196	
October	4,636	
November	5,272	
December	6,697	
January	7,076	
February	8,887	
March	8,887	
April	10,969	
May	10,969	
June	10,969	

QUALITY

	Quantity	Base Number	Contract	AT	Region	England
% of FP17s for the same patient ID Re-attending within 3 months - Children	30	270	11.1%	9.6%	11.2%	11.4%
% of FP17s for the same patient ID Re-attending within 3 months - Adults	154	847	18.2%	14.3%	14.8%	15.4%
% of FP17s for the same patient ID Re-attending between 3 & 9 months - Children	70	270	25.9%	54.0%	60.9%	59.8%
% of FP17s for the same patient ID Re-attending between 3 & 9 months - Adults	277	847	32.7%	48.9%	53.2%	52.1%
% of FP17s for Band 1 Urgent Courses	71	612	11.6%	8.4%	8.3%	9.2%
% of FP17s Relating to Free Repair or Replacements	12	612	2.0%	0.8%	0.7%	0.7%
% of FP17s Relating to Continuations	5	612	0.8%	0.7%	0.8%	0.8%
% of Patients satisfied with the dentistry they have received	4	4	N/A	93.3%	93.2%	93.4%
% of Patients satisfied with the time they had to wait for an appointment	4	4	N/A	91.1%	88.5%	87.6%

* This is based on patients treated on this contract for their most recent course of treatment. Figures in italics indicate the base number of FP17s or Patient Questionnaire responses are less than 100. N/A is shown where the base number of responses is less than 10 during the period. % is calculated as Quantity/Base number*100

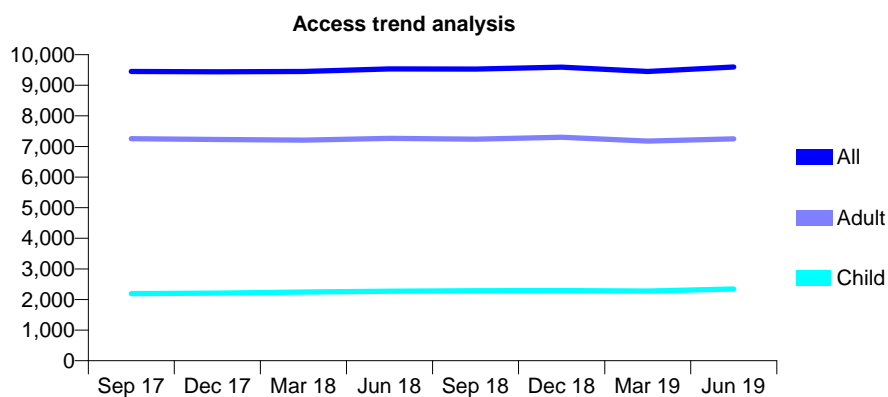
Q54 - Vital Signs At a Glance Contract Report for 253693/0001 - June 2019

Name or company name	MR OS DHILLON
Contract type name	GDS Contract
Purpose of contract	General
Contract start date	01/04/2006
Contract end date	

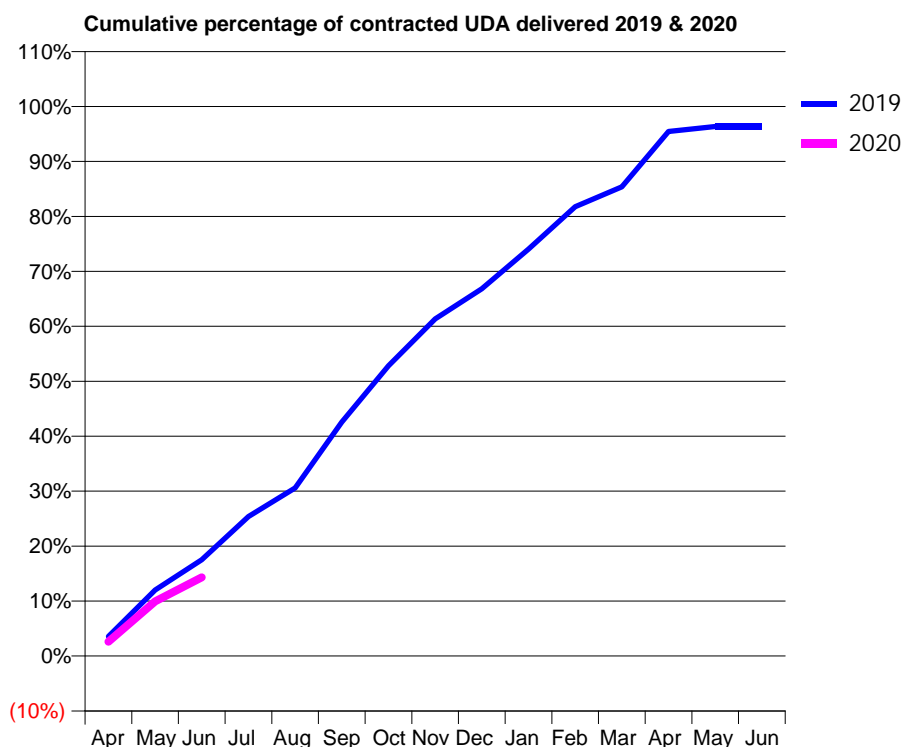
19/20 Contracted general activity (UDA)	32,861
Carry forward general activity (UDA)	0
19/20 Contracted orthodontic activity (UOA)	0
Carry forward orthodontic activity (UOA)	0
Baseline contract value	£868,156.41

ACCESS*

Patients seen in 24 months	Total	Change since previous quarter
Quarter ending June 2018	9,538	
Quarter ending September 2018	9,529	→
Quarter ending December 2018	9,592	→
Quarter ending March 2019	9,450	↓
Quarter ending June 2019	9,596	→
Variance since June 2018	0.6%	→



ACTIVITY



Month	Adjusted Scheduled Activity (UDA)	
	2019	2020
April	1,178	858
May	3,948	3,266
June	5,764	4,710
July	8,345	
August	10,048	
September	13,993	
October	17,356	
November	20,155	
December	21,957	
January	24,337	
February	26,873	
March	28,053	
April	31,367	
May	31,664	
June	31,664	

QUALITY

	Quantity	Base Number	Contract	AT	Region	England
% of FP17s for the same patient ID Re-attending within 3 months - Children	49	864	5.7%	9.6%	11.2%	11.4%
% of FP17s for the same patient ID Re-attending within 3 months - Adults	366	2,707	13.5%	14.3%	14.8%	15.4%
% of FP17s for the same patient ID Re-attending between 3 & 9 months - Children	524	864	60.6%	54.0%	60.9%	59.8%
% of FP17s for the same patient ID Re-attending between 3 & 9 months - Adults	1,669	2,707	61.7%	48.9%	53.2%	52.1%
% of FP17s for Band 1 Urgent Courses	177	2,323	7.6%	8.4%	8.3%	9.2%
% of FP17s Relating to Free Repair or Replacements	42	2,323	1.8%	0.8%	0.7%	0.7%
% of FP17s Relating to Continuations	12	2,323	0.5%	0.7%	0.8%	0.8%
% of Patients satisfied with the dentistry they have received	3	3	N/A	93.3%	93.2%	93.4%
% of Patients satisfied with the time they had to wait for an appointment	3	3	N/A	91.1%	88.5%	87.6%

* This is based on patients treated on this contract for their most recent course of treatment. Figures in italics indicate the base number of FP17s or Patient Questionnaire responses are less than 100. N/A is shown where the base number of responses is less than 10 during the period. % is calculated as Quantity/Base number*100

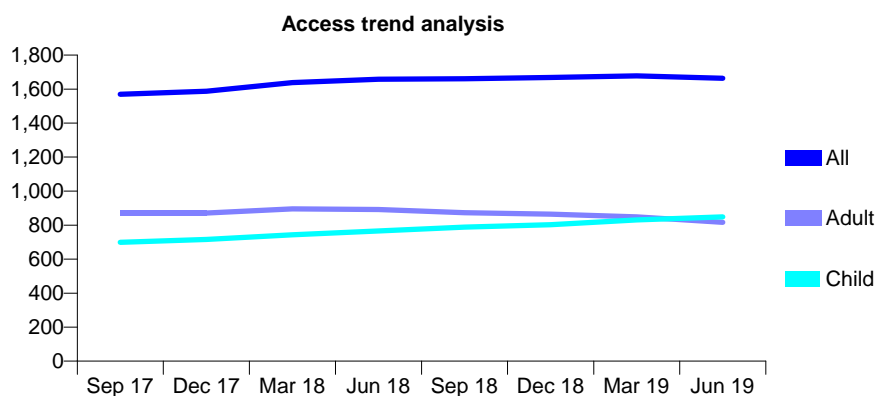
Q54 - Vital Signs At a Glance Contract Report for 257842/0001 - June 2019

Name or company name	MR N JAIN
Contract type name	GDS Contract
Purpose of contract	General
Contract start date	01/08/2014
Contract end date	

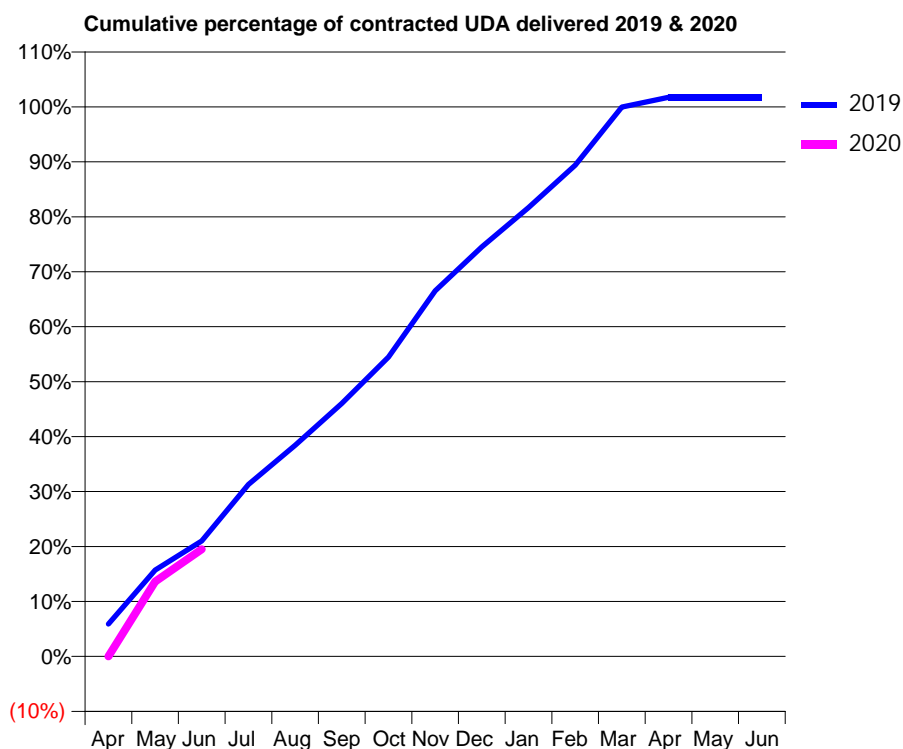
19/20 Contracted general activity (UDA)	4,806
Carry forward general activity (UDA)	0
19/20 Contracted orthodontic activity (UOA)	0
Carry forward orthodontic activity (UOA)	0
Baseline contract value	£118,633.24

ACCESS*

Patients seen in 24 months	Total	Change since previous quarter
Quarter ending June 2018	1,658	
Quarter ending September 2018	1,661	→
Quarter ending December 2018	1,668	→
Quarter ending March 2019	1,678	→
Quarter ending June 2019	1,664	→
Variance since June 2018	0.4%	→



ACTIVITY



Month	Adjusted Scheduled Activity (UDA)	
	2019	2020
April	284	0
May	756	655
June	1,010	937
July	1,504	
August	1,847	
September	2,211	
October	2,618	
November	3,197	
December	3,582	
January	3,925	
February	4,296	
March	4,805	
April	4,890	
May	4,890	
June	4,890	

QUALITY

	Quantity	Base Number	Contract	AT	Region	England
% of FP17s for the same patient ID Re-attending within 3 months - Children	8	286	2.8%	9.6%	11.2%	11.4%
% of FP17s for the same patient ID Re-attending within 3 months - Adults	19	215	8.8%	14.3%	14.8%	15.4%
% of FP17s for the same patient ID Re-attending between 3 & 9 months - Children	187	286	65.4%	54.0%	60.9%	59.8%
% of FP17s for the same patient ID Re-attending between 3 & 9 months - Adults	149	215	69.3%	48.9%	53.2%	52.1%
% of FP17s for Band 1 Urgent Courses	9	457	2.0%	8.4%	8.3%	9.2%
% of FP17s Relating to Free Repair or Replacements	1	457	0.2%	0.8%	0.7%	0.7%
% of FP17s Relating to Continuations	3	457	0.7%	0.7%	0.8%	0.8%
% of Patients satisfied with the dentistry they have received	0	0	N/A	93.3%	93.2%	93.4%
% of Patients satisfied with the time they had to wait for an appointment	0	0	N/A	91.1%	88.5%	87.6%

* This is based on patients treated on this contract for their most recent course of treatment. Figures in italics indicate the base number of FP17s or Patient Questionnaire responses are less than 100. N/A is shown where the base number of responses is less than 10 during the period. % is calculated as Quantity/Base number*100

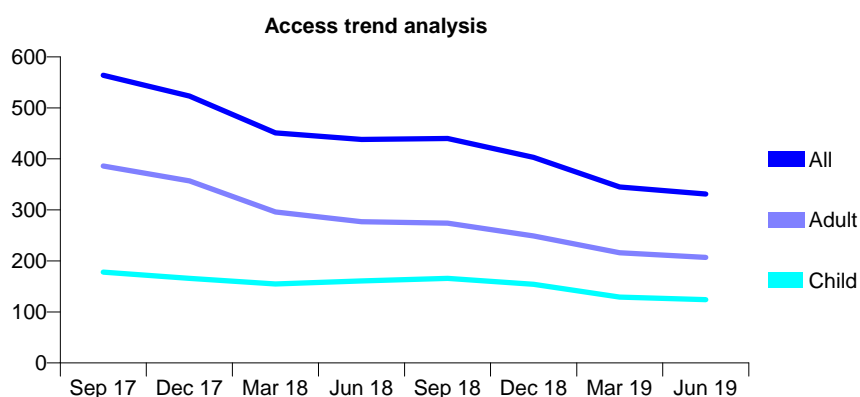
Q54 - Vital Signs At a Glance Contract Report for 258202/0001 - June 2019

Name or company name	MR H SINGH
Contract type name	GDS Contract
Purpose of contract	General
Contract start date	01/08/2009
Contract end date	

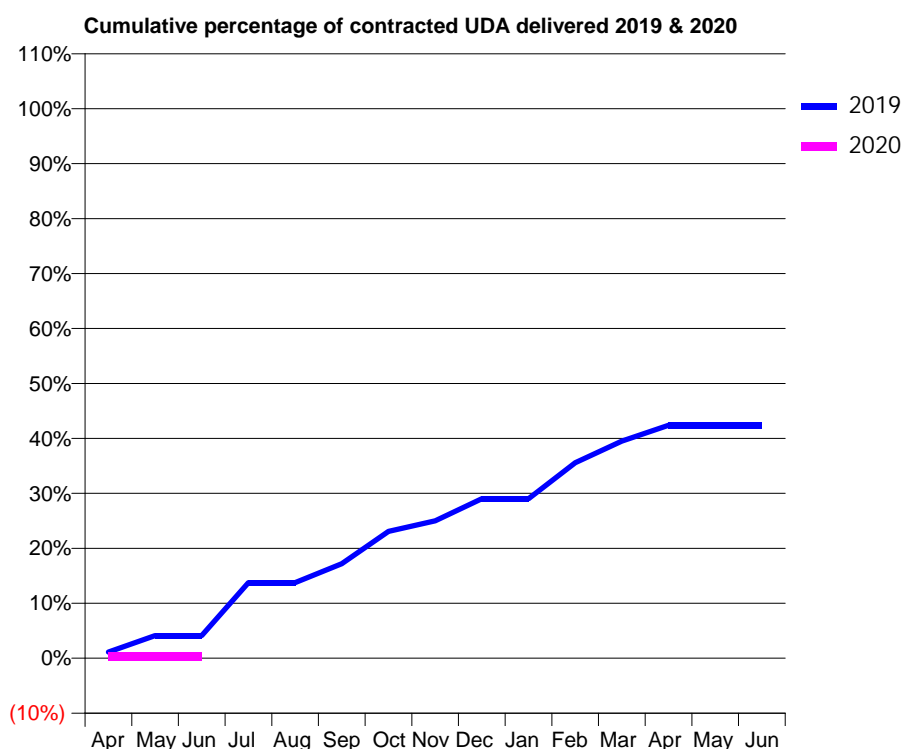
19/20 Contracted general activity (UDA)	2,609
Carry forward general activity (UDA)	0
19/20 Contracted orthodontic activity (UOA)	0
Carry forward orthodontic activity (UOA)	0
Baseline contract value	£61,849.26

ACCESS*

Patients seen in 24 months	Total	Change since previous quarter
Quarter ending June 2018	438	
Quarter ending September 2018	440	→
Quarter ending December 2018	403	↓
Quarter ending March 2019	345	↓
Quarter ending June 2019	331	↓
Variance since June 2018	(24.4%)	↓



ACTIVITY



Month	2019	2020
April	30	9
May	108	9
June	108	9
July	360	
August	360	
September	448	
October	603	
November	652	
December	757	
January	757	
February	928	
March	1,030	
April	1,106	
May	1,106	
June	1,106	

QUALITY

	Quantity	Base Number	Contract	AT	Region	England
% of FP17s for the same patient ID Re-attending within 3 months - Children	2	9	22.2%	9.6%	11.2%	11.4%
% of FP17s for the same patient ID Re-attending within 3 months - Adults	3	14	21.4%	14.3%	14.8%	15.4%
% of FP17s for the same patient ID Re-attending between 3 & 9 months - Children	5	9	55.6%	54.0%	60.9%	59.8%
% of FP17s for the same patient ID Re-attending between 3 & 9 months - Adults	8	14	57.1%	48.9%	53.2%	52.1%
% of FP17s for Band 1 Urgent Courses	1	5	20.0%	8.4%	8.3%	9.2%
% of FP17s Relating to Free Repair or Replacements	0	5	0.0%	0.8%	0.7%	0.7%
% of FP17s Relating to Continuations	0	5	0.0%	0.7%	0.8%	0.8%
% of Patients satisfied with the dentistry they have received	0	0	N/A	93.3%	93.2%	93.4%
% of Patients satisfied with the time they had to wait for an appointment	0	0	N/A	91.1%	88.5%	87.6%

* This is based on patients treated on this contract for their most recent course of treatment.

Figures in italics indicate the base number of FP17s or Patient Questionnaire responses are less than 100. N/A is shown where the base number of responses is less than 10 during the period. % is calculated as Quantity/Base number*100

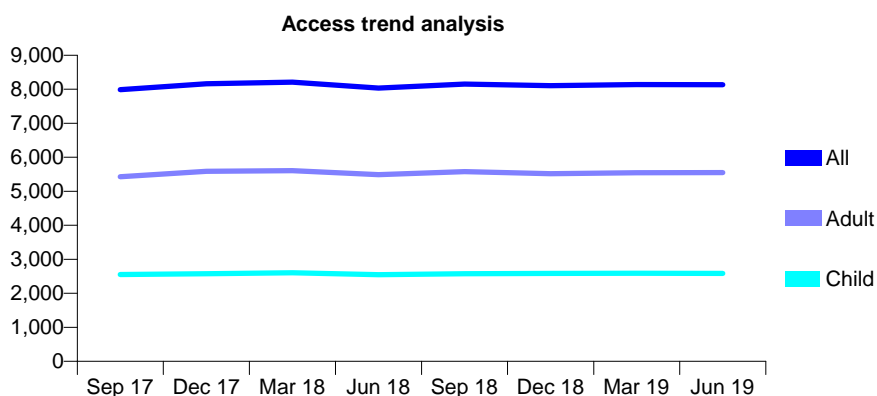
Q54 - Vital Signs At a Glance Contract Report for 258237/0001 - June 2019

Name or company name	MR SH KHAN
Contract type name	GDS Contract
Purpose of contract	General
Contract start date	01/04/2006
Contract end date	

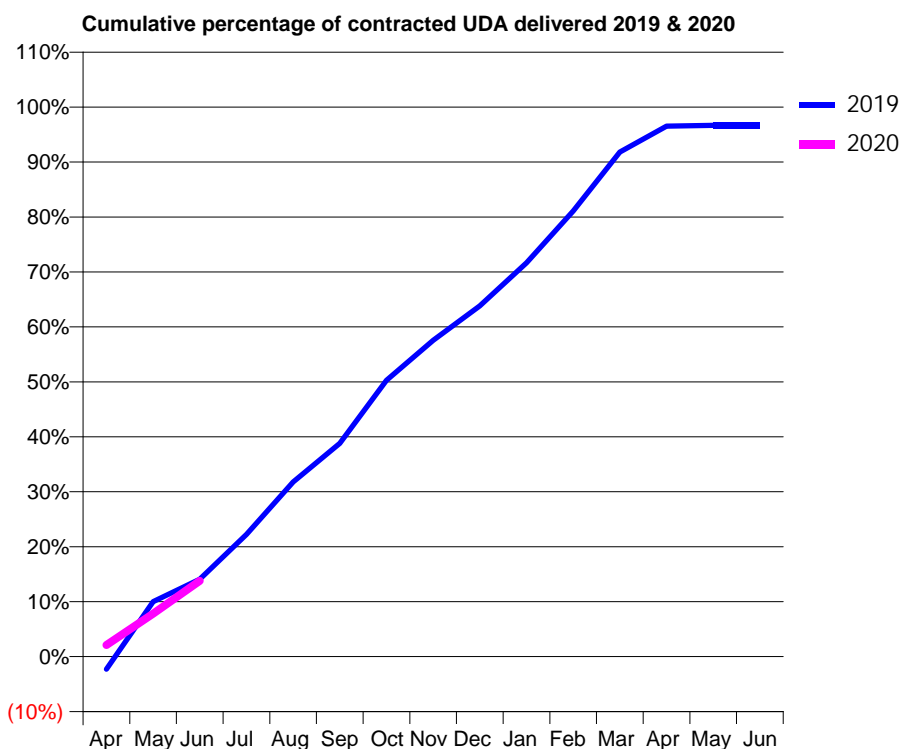
19/20 Contracted general activity (UDA)	21,314
Carry forward general activity (UDA)	0
19/20 Contracted orthodontic activity (UOA)	0
Carry forward orthodontic activity (UOA)	0
Baseline contract value	£547,688.00

ACCESS*

Patients seen in 24 months	Total	Change since previous quarter
Quarter ending June 2018	8,035	
Quarter ending September 2018	8,156	→
Quarter ending December 2018	8,102	→
Quarter ending March 2019	8,140	→
Quarter ending June 2019	8,136	→
Variance since June 2018	1.3%	→



ACTIVITY



Month	Adjusted Scheduled Activity (UDA)	
	2019	2020
April	-495	452
May	2,135	1,666
June	3,005	2,943
July	4,742	
August	6,781	
September	8,274	
October	10,720	
November	12,266	
December	13,608	
January	15,271	
February	17,282	
March	19,568	
April	20,574	
May	20,604	
June	20,606	

QUALITY

	Quantity	Base Number	Contract	AT	Region	England
% of FP17s for the same patient ID Re-attending within 3 months - Children	36	583	6.2%	9.6%	11.2%	11.4%
% of FP17s for the same patient ID Re-attending within 3 months - Adults	153	1,177	13.0%	14.3%	14.8%	15.4%
% of FP17s for the same patient ID Re-attending between 3 & 9 months - Children	247	583	42.4%	54.0%	60.9%	59.8%
% of FP17s for the same patient ID Re-attending between 3 & 9 months - Adults	419	1,177	35.6%	48.9%	53.2%	52.1%
% of FP17s for Band 1 Urgent Courses	273	1,319	20.7%	8.4%	8.3%	9.2%
% of FP17s Relating to Free Repair or Replacements	5	1,319	0.4%	0.8%	0.7%	0.7%
% of FP17s Relating to Continuations	4	1,319	0.3%	0.7%	0.8%	0.8%
% of Patients satisfied with the dentistry they have received	3	3	N/A	93.3%	93.2%	93.4%
% of Patients satisfied with the time they had to wait for an appointment	3	3	N/A	91.1%	88.5%	87.6%

* This is based on patients treated on this contract for their most recent course of treatment. Figures in italics indicate the base number of FP17s or Patient Questionnaire responses are less than 100. N/A is shown where the base number of responses is less than 10 during the period. % is calculated as Quantity/Base number*100

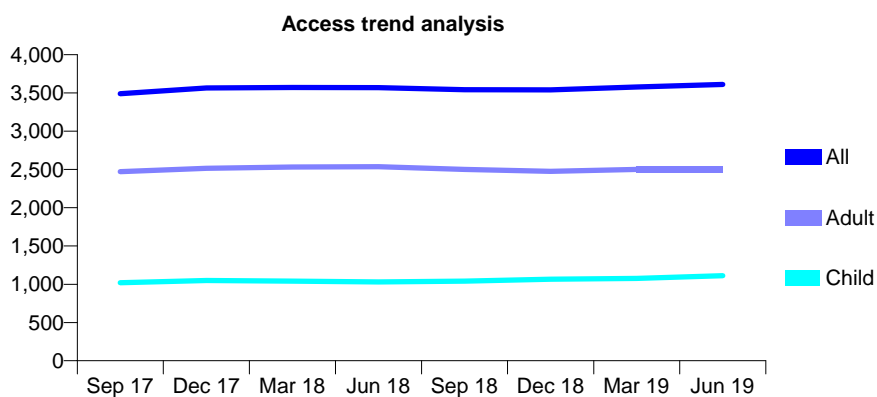
Q54 - Vital Signs At a Glance Contract Report for 258709/0001 - June 2019

Name or company name	MR G DHERI
Contract type name	GDS Contract
Purpose of contract	General
Contract start date	01/04/2006
Contract end date	

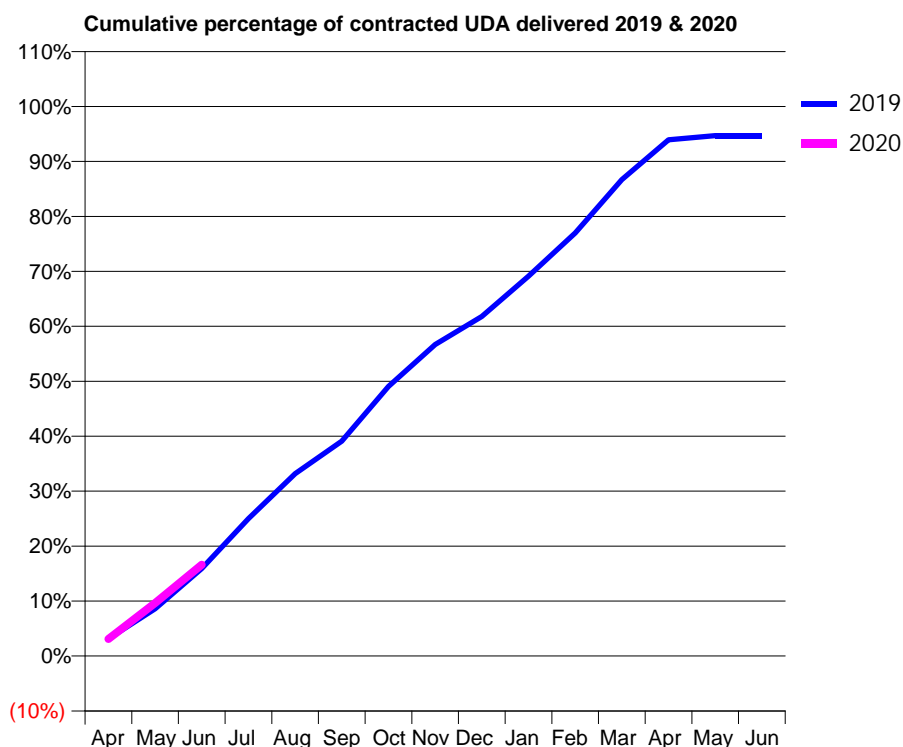
19/20 Contracted general activity (UDA)	8,839
Carry forward general activity (UDA)	0
19/20 Contracted orthodontic activity (UOA)	0
Carry forward orthodontic activity (UOA)	0
Baseline contract value	£245,821.46

ACCESS*

Patients seen in 24 months	Total	Change since previous quarter
Quarter ending June 2018	3,568	
Quarter ending September 2018	3,542	→
Quarter ending December 2018	3,541	→
Quarter ending March 2019	3,577	→
Quarter ending June 2019	3,611	→
Variance since June 2018	1.2%	→



ACTIVITY



Month	Adjusted Scheduled Activity (UDA)	
	2019	2020
April	277	274
May	761	855
June	1,406	1,469
July	2,211	
August	2,934	
September	3,456	
October	4,336	
November	5,010	
December	5,463	
January	6,109	
February	6,804	
March	7,661	
April	8,303	
May	8,371	
June	8,371	

QUALITY

	Quantity	Base Number	Contract	AT	Region	England
% of FP17s for the same patient ID Re-attending within 3 months - Children	16	421	3.8%	9.6%	11.2%	11.4%
% of FP17s for the same patient ID Re-attending within 3 months - Adults	79	836	9.4%	14.3%	14.8%	15.4%
% of FP17s for the same patient ID Re-attending between 3 & 9 months - Children	265	421	62.9%	54.0%	60.9%	59.8%
% of FP17s for the same patient ID Re-attending between 3 & 9 months - Adults	502	836	60.0%	48.9%	53.2%	52.1%
% of FP17s for Band 1 Urgent Courses	53	933	5.7%	8.4%	8.3%	9.2%
% of FP17s Relating to Free Repair or Replacements	2	933	0.2%	0.8%	0.7%	0.7%
% of FP17s Relating to Continuations	7	933	0.8%	0.7%	0.8%	0.8%
% of Patients satisfied with the dentistry they have received	1	1	N/A	93.3%	93.2%	93.4%
% of Patients satisfied with the time they had to wait for an appointment	1	1	N/A	91.1%	88.5%	87.6%

* This is based on patients treated on this contract for their most recent course of treatment. Figures in italics indicate the base number of FP17s or Patient Questionnaire responses are less than 100. N/A is shown where the base number of responses is less than 10 during the period. % is calculated as Quantity/Base number*100

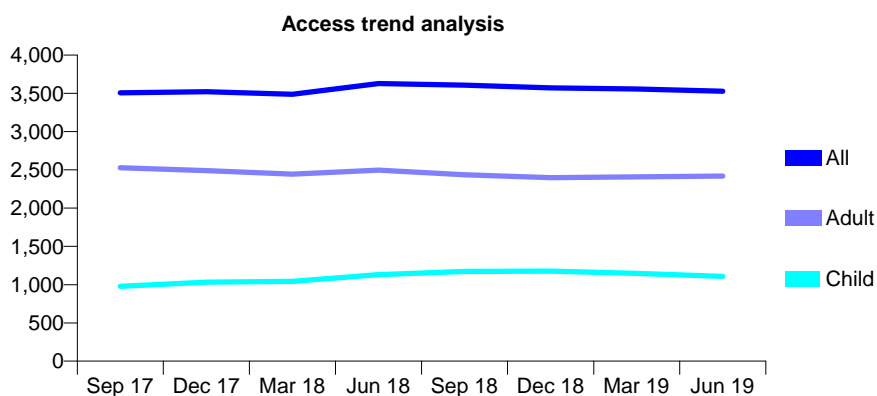
Q54 - Vital Signs At a Glance Contract Report for 264776/0001 - June 2019

Name or company name	MR SB MAHALEKAM
Contract type name	GDS Contract
Purpose of contract	General
Contract start date	01/04/2006
Contract end date	

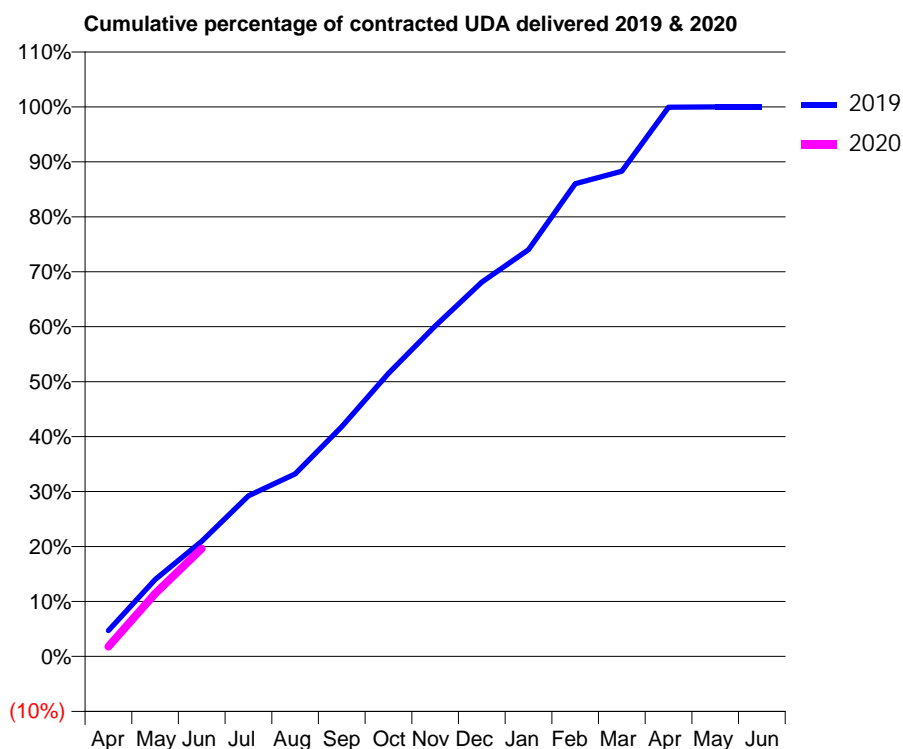
19/20 Contracted general activity (UDA)	10,247
Carry forward general activity (UDA)	0
19/20 Contracted orthodontic activity (UOA)	0
Carry forward orthodontic activity (UOA)	0
Baseline contract value	£377,436.13

ACCESS*

Patients seen in 24 months	Total	Change since previous quarter
Quarter ending June 2018	3,628	
Quarter ending September 2018	3,607	→
Quarter ending December 2018	3,572	→
Quarter ending March 2019	3,556	→
Quarter ending June 2019	3,526	→
Variance since June 2018	(2.8%)	↓



ACTIVITY



Month	2019	2020
April	484	183
May	1,434	1,172
June	2,147	2,011
July	2,994	
August	3,404	
September	4,284	
October	5,278	
November	6,161	
December	6,979	
January	7,583	
February	8,813	
March	9,049	
April	10,238	
May	10,246	
June	10,245	

QUALITY

	Quantity	Base Number	Contract	AT	Region	England
% of FP17s for the same patient ID Re-attending within 3 months - Children	26	376	6.9%	9.6%	11.2%	11.4%
% of FP17s for the same patient ID Re-attending within 3 months - Adults	149	842	17.7%	14.3%	14.8%	15.4%
% of FP17s for the same patient ID Re-attending between 3 & 9 months - Children	105	376	27.9%	54.0%	60.9%	59.8%
% of FP17s for the same patient ID Re-attending between 3 & 9 months - Adults	247	842	29.3%	48.9%	53.2%	52.1%
% of FP17s for Band 1 Urgent Courses	159	822	19.3%	8.4%	8.3%	9.2%
% of FP17s Relating to Free Repair or Replacements	1	822	0.1%	0.8%	0.7%	0.7%
% of FP17s Relating to Continuations	0	822	0.0%	0.7%	0.8%	0.8%
% of Patients satisfied with the dentistry they have received	0	0	N/A	93.3%	93.2%	93.4%
% of Patients satisfied with the time they had to wait for an appointment	0	0	N/A	91.1%	88.5%	87.6%

* This is based on patients treated on this contract for their most recent course of treatment. Figures in italics indicate the base number of FP17s or Patient Questionnaire responses are less than 100. N/A is shown where the base number of responses is less than 10 during the period. % is calculated as Quantity/Base number*100

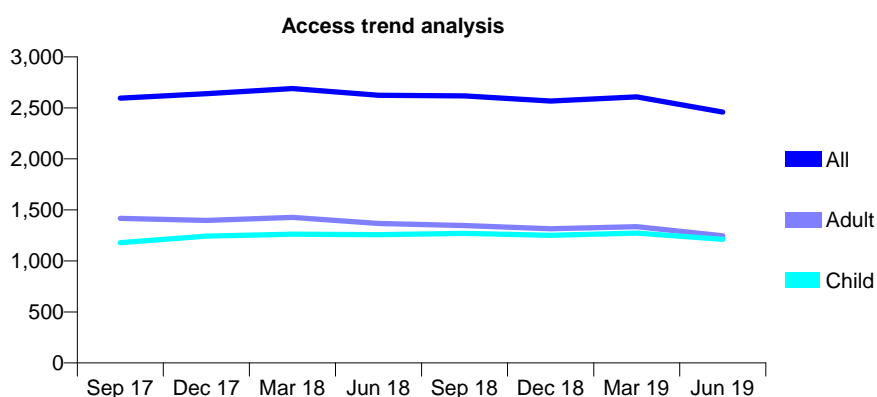
Q54 - Vital Signs At a Glance Contract Report for 266574/0001 - June 2019

Name or company name	MS N KAUR
Contract type name	GDS Contract
Purpose of contract	General
Contract start date	01/10/2015
Contract end date	

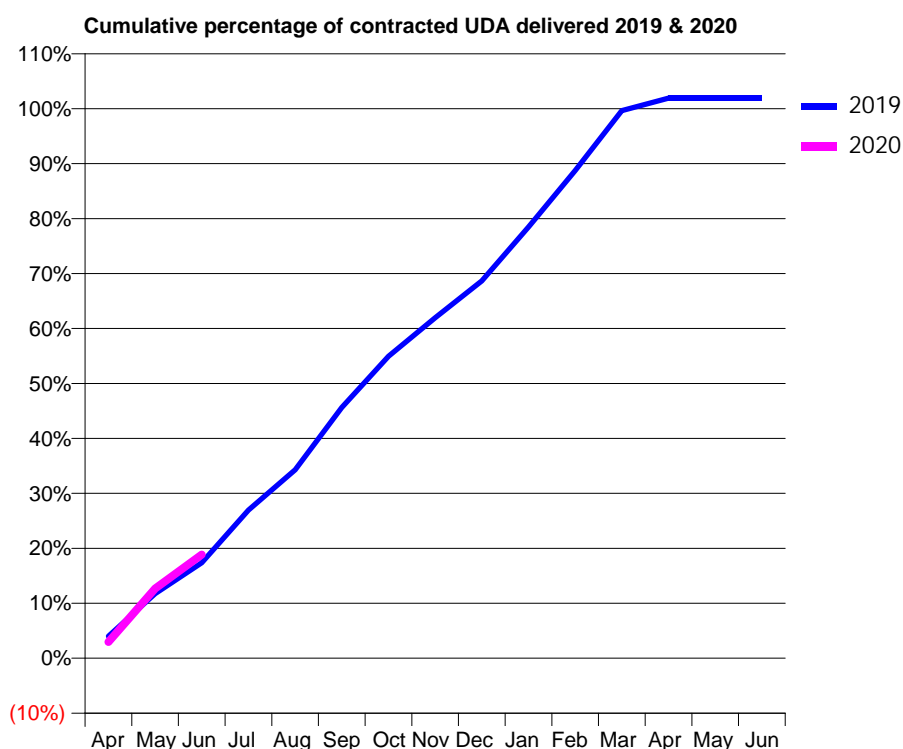
19/20 Contracted general activity (UDA)	5,792
Carry forward general activity (UDA)	0
19/20 Contracted orthodontic activity (UOA)	0
Carry forward orthodontic activity (UOA)	0
Baseline contract value	£150,734.93

ACCESS*

Patients seen in 24 months	Total	Change since previous quarter
Quarter ending June 2018	2,624	
Quarter ending September 2018	2,617	→
Quarter ending December 2018	2,567	↓
Quarter ending March 2019	2,607	→
Quarter ending June 2019	2,459	↓
Variance since June 2018	(6.3%)	↓



ACTIVITY



Month	2019	2020
April	232	171
May	682	735
June	1,005	1,092
July	1,561	
August	1,987	
September	2,642	
October	3,183	
November	3,589	
December	3,977	
January	4,544	
February	5,141	
March	5,771	
April	5,903	
May	5,903	
June	5,903	

QUALITY

	Quantity	Base Number	Contract	AT	Region	England
% of FP17s for the same patient ID Re-attending within 3 months - Children	16	246	6.5%	9.6%	11.2%	11.4%
% of FP17s for the same patient ID Re-attending within 3 months - Adults	43	225	19.1%	14.3%	14.8%	15.4%
% of FP17s for the same patient ID Re-attending between 3 & 9 months - Children	124	246	50.4%	54.0%	60.9%	59.8%
% of FP17s for the same patient ID Re-attending between 3 & 9 months - Adults	78	225	34.7%	48.9%	53.2%	52.1%
% of FP17s for Band 1 Urgent Courses	67	427	15.7%	8.4%	8.3%	9.2%
% of FP17s Relating to Free Repair or Replacements	0	427	0.0%	0.8%	0.7%	0.7%
% of FP17s Relating to Continuations	0	427	0.0%	0.7%	0.8%	0.8%
% of Patients satisfied with the dentistry they have received	0	0	N/A	93.3%	93.2%	93.4%
% of Patients satisfied with the time they had to wait for an appointment	0	0	N/A	91.1%	88.5%	87.6%

* This is based on patients treated on this contract for their most recent course of treatment. Figures in italics indicate the base number of FP17s or Patient Questionnaire responses are less than 100. N/A is shown where the base number of responses is less than 10 during the period. % is calculated as Quantity/Base number*100

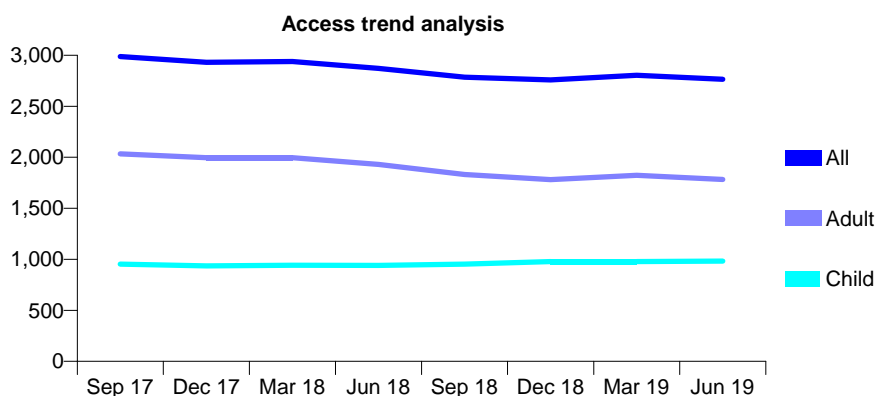
Q54 - Vital Signs At a Glance Contract Report for 273708/0006 - June 2019

Name or company name	MR G MOORE
Contract type name	GDS Contract
Purpose of contract	General
Contract start date	01/04/2010
Contract end date	

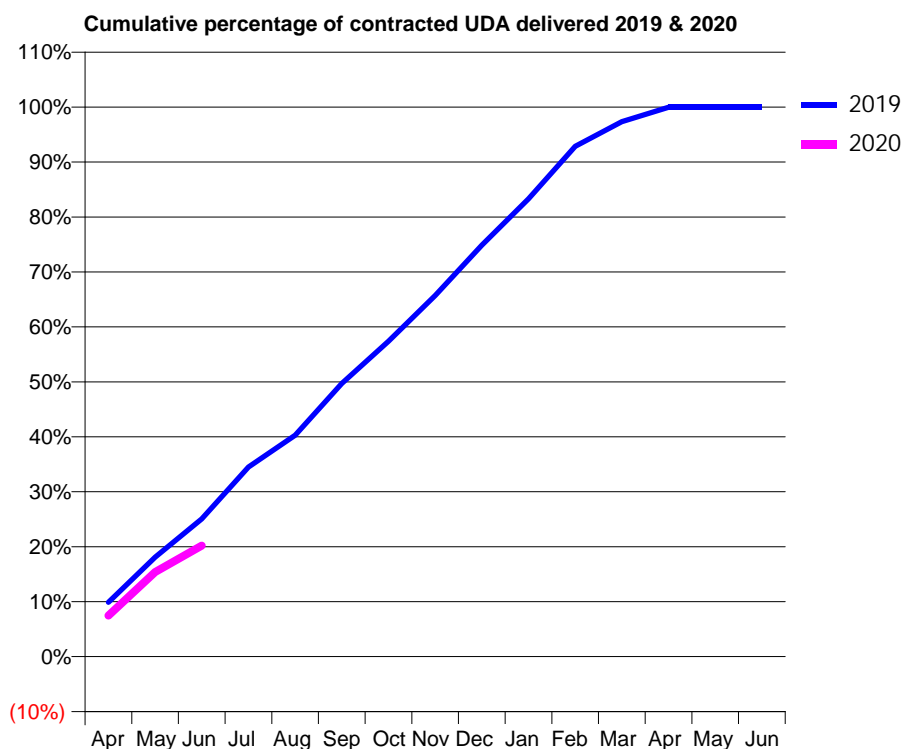
19/20 Contracted general activity (UDA)	7,809
Carry forward general activity (UDA)	0
19/20 Contracted orthodontic activity (UOA)	0
Carry forward orthodontic activity (UOA)	0
Baseline contract value	£188,833.26

ACCESS*

Patients seen in 24 months	Total	Change since previous quarter
Quarter ending June 2018	2,871	
Quarter ending September 2018	2,785	↓
Quarter ending December 2018	2,759	→
Quarter ending March 2019	2,803	→
Quarter ending June 2019	2,765	↓
Variance since June 2018	(3.7%)	↓



ACTIVITY



Month	Adjusted Scheduled Activity (UDA)	
	2019	2020
April	771	582
May	1,413	1,203
June	1,956	1,578
July	2,694	
August	3,146	
September	3,880	
October	4,480	
November	5,133	
December	5,845	
January	6,504	
February	7,251	
March	7,602	
April	7,807	
May	7,807	
June	7,807	

QUALITY

	Quantity	Base Number	Contract	AT	Region	England
% of FP17s for the same patient ID Re-attending within 3 months - Children	9	310	2.9%	9.6%	11.2%	11.4%
% of FP17s for the same patient ID Re-attending within 3 months - Adults	66	440	15.0%	14.3%	14.8%	15.4%
% of FP17s for the same patient ID Re-attending between 3 & 9 months - Children	227	310	73.2%	54.0%	60.9%	59.8%
% of FP17s for the same patient ID Re-attending between 3 & 9 months - Adults	203	440	46.1%	48.9%	53.2%	52.1%
% of FP17s for Band 1 Urgent Courses	40	645	6.2%	8.4%	8.3%	9.2%
% of FP17s Relating to Free Repair or Replacements	0	645	0.0%	0.8%	0.7%	0.7%
% of FP17s Relating to Continuations	0	645	0.0%	0.7%	0.8%	0.8%
% of Patients satisfied with the dentistry they have received	0	0	N/A	93.3%	93.2%	93.4%
% of Patients satisfied with the time they had to wait for an appointment	0	0	N/A	91.1%	88.5%	87.6%

* This is based on patients treated on this contract for their most recent course of treatment. Figures in italics indicate the base number of FP17s or Patient Questionnaire responses are less than 100. N/A is shown where the base number of responses is less than 10 during the period. % is calculated as Quantity/Base number*100

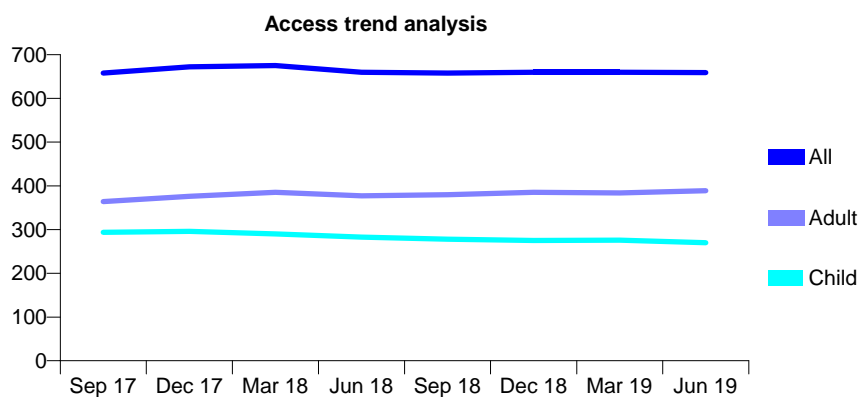
Q54 - Vital Signs At a Glance Contract Report for 273937/0001 - June 2019

Name or company name	MR B GUPTA
Contract type name	GDS Contract
Purpose of contract	General
Contract start date	01/04/2015
Contract end date	

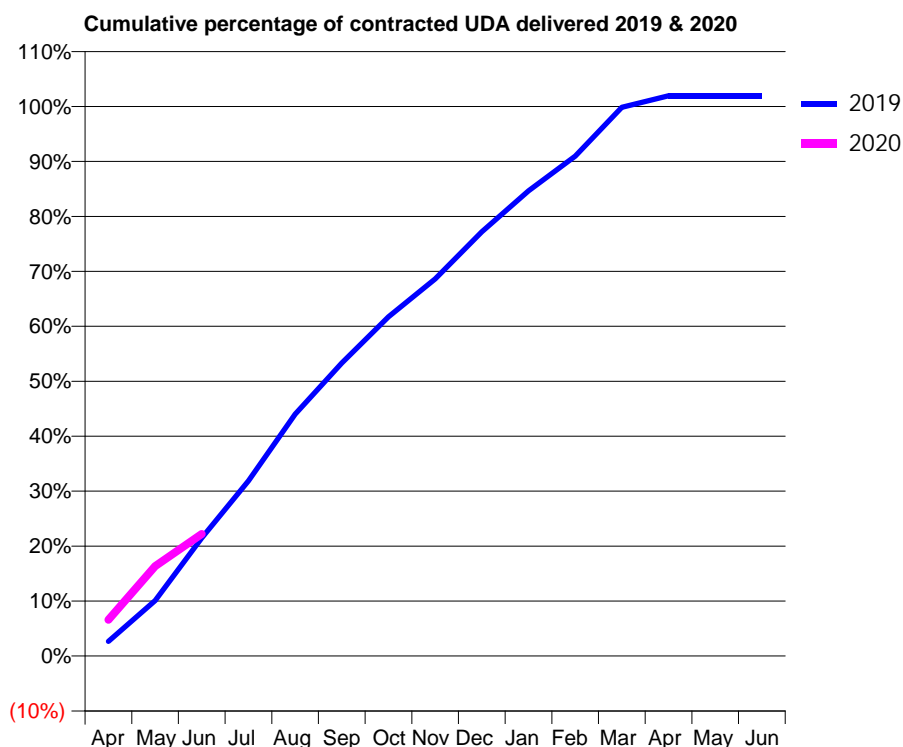
19/20 Contracted general activity (UDA)	2,400
Carry forward general activity (UDA)	0
19/20 Contracted orthodontic activity (UOA)	0
Carry forward orthodontic activity (UOA)	0
Baseline contract value	£62,014.55

ACCESS*

Patients seen in 24 months	Total	Change since previous quarter
Quarter ending June 2018	660	
Quarter ending September 2018	658	→
Quarter ending December 2018	660	→
Quarter ending March 2019	660	→
Quarter ending June 2019	659	→
Variance since June 2018	(0.2%)	→



ACTIVITY



Month	Adjusted Scheduled Activity (UDA)	
	2019	2020
April	64	158
May	242	392
June	516	533
July	765	
August	1,057	
September	1,279	
October	1,481	
November	1,647	
December	1,852	
January	2,031	
February	2,183	
March	2,396	
April	2,447	
May	2,447	
June	2,447	

QUALITY

	Quantity	Base Number	Contract	AT	Region	England
% of FP17s for the same patient ID Re-attending within 3 months - Children	15	132	11.4%	9.6%	11.2%	11.4%
% of FP17s for the same patient ID Re-attending within 3 months - Adults	26	150	17.3%	14.3%	14.8%	15.4%
% of FP17s for the same patient ID Re-attending between 3 & 9 months - Children	92	132	69.7%	54.0%	60.9%	59.8%
% of FP17s for the same patient ID Re-attending between 3 & 9 months - Adults	98	150	65.3%	48.9%	53.2%	52.1%
% of FP17s for Band 1 Urgent Courses	7	255	2.7%	8.4%	8.3%	9.2%
% of FP17s Relating to Free Repair or Replacements	8	255	3.1%	0.8%	0.7%	0.7%
% of FP17s Relating to Continuations	8	255	3.1%	0.7%	0.8%	0.8%
% of Patients satisfied with the dentistry they have received	2	2	N/A	93.3%	93.2%	93.4%
% of Patients satisfied with the time they had to wait for an appointment	2	2	N/A	91.1%	88.5%	87.6%

* This is based on patients treated on this contract for their most recent course of treatment. Figures in italics indicate the base number of FP17s or Patient Questionnaire responses are less than 100. N/A is shown where the base number of responses is less than 10 during the period. % is calculated as Quantity/Base number*100

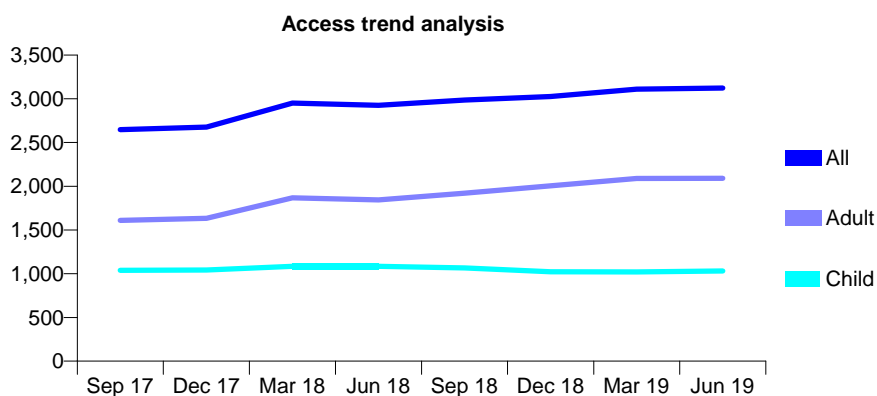
Q54 - Vital Signs At a Glance Contract Report for 274038/0002 - June 2019

Name or company name	MR O PATEL
Contract type name	GDS Contract
Purpose of contract	General
Contract start date	01/04/2009
Contract end date	

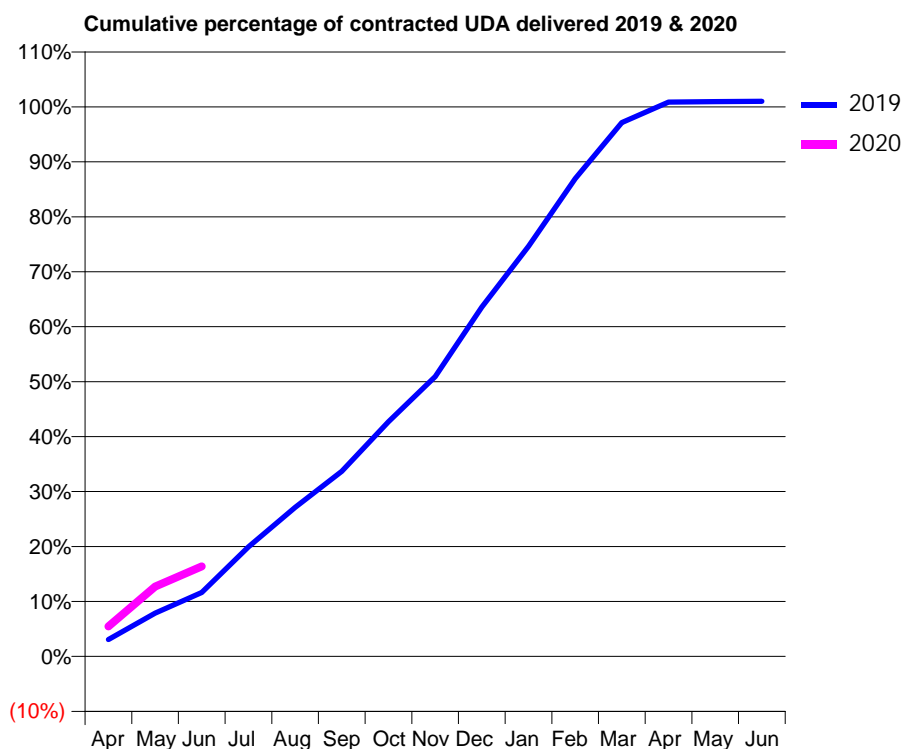
19/20 Contracted general activity (UDA)	9,739
Carry forward general activity (UDA)	0
19/20 Contracted orthodontic activity (UOA)	0
Carry forward orthodontic activity (UOA)	0
Baseline contract value	£241,817.92

ACCESS*

Patients seen in 24 months	Total	Change since previous quarter
Quarter ending June 2018	2,926	
Quarter ending September 2018	2,986	↑
Quarter ending December 2018	3,026	→
Quarter ending March 2019	3,110	↑
Quarter ending June 2019	3,123	→
Variance since June 2018	6.7%	↑



ACTIVITY



Month	2019	2020
April	299	533
May	768	1,239
June	1,133	1,596
July	1,942	
August	2,643	
September	3,281	
October	4,160	
November	4,961	
December	6,190	
January	7,270	
February	8,467	
March	9,460	
April	9,823	
May	9,832	
June	9,838	

QUALITY

	Quantity	Base Number	Contract	AT	Region	England
% of FP17s for the same patient ID Re-attending within 3 months - Children	47	288	16.3%	9.6%	11.2%	11.4%
% of FP17s for the same patient ID Re-attending within 3 months - Adults	116	504	23.0%	14.3%	14.8%	15.4%
% of FP17s for the same patient ID Re-attending between 3 & 9 months - Children	109	288	37.8%	54.0%	60.9%	59.8%
% of FP17s for the same patient ID Re-attending between 3 & 9 months - Adults	190	504	37.7%	48.9%	53.2%	52.1%
% of FP17s for Band 1 Urgent Courses	185	649	28.5%	8.4%	8.3%	9.2%
% of FP17s Relating to Free Repair or Replacements	1	649	0.2%	0.8%	0.7%	0.7%
% of FP17s Relating to Continuations	0	649	0.0%	0.7%	0.8%	0.8%
% of Patients satisfied with the dentistry they have received	1	2	N/A	93.3%	93.2%	93.4%
% of Patients satisfied with the time they had to wait for an appointment	0	2	N/A	91.1%	88.5%	87.6%

* This is based on patients treated on this contract for their most recent course of treatment. Figures in italics indicate the base number of FP17s or Patient Questionnaire responses are less than 100. N/A is shown where the base number of responses is less than 10 during the period. % is calculated as Quantity/Base number*100

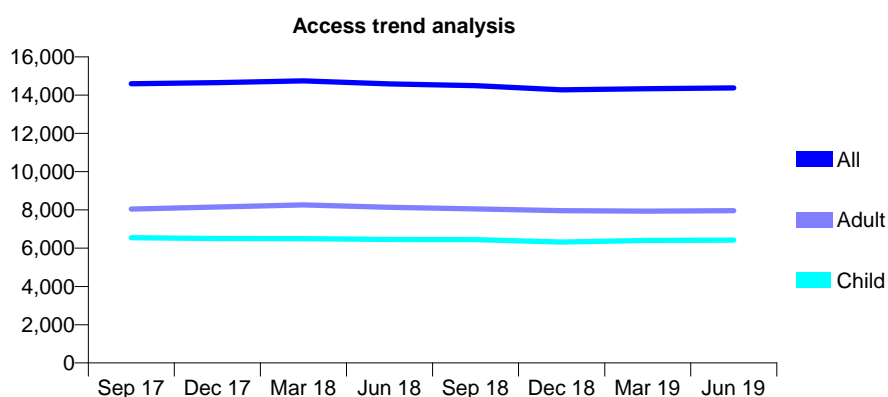
Q54 - Vital Signs At a Glance Contract Report for 275441/0001 - June 2019

Name or company name	MS P ALIPOUR
Contract type name	GDS Contract
Purpose of contract	General
Contract start date	01/04/2009
Contract end date	

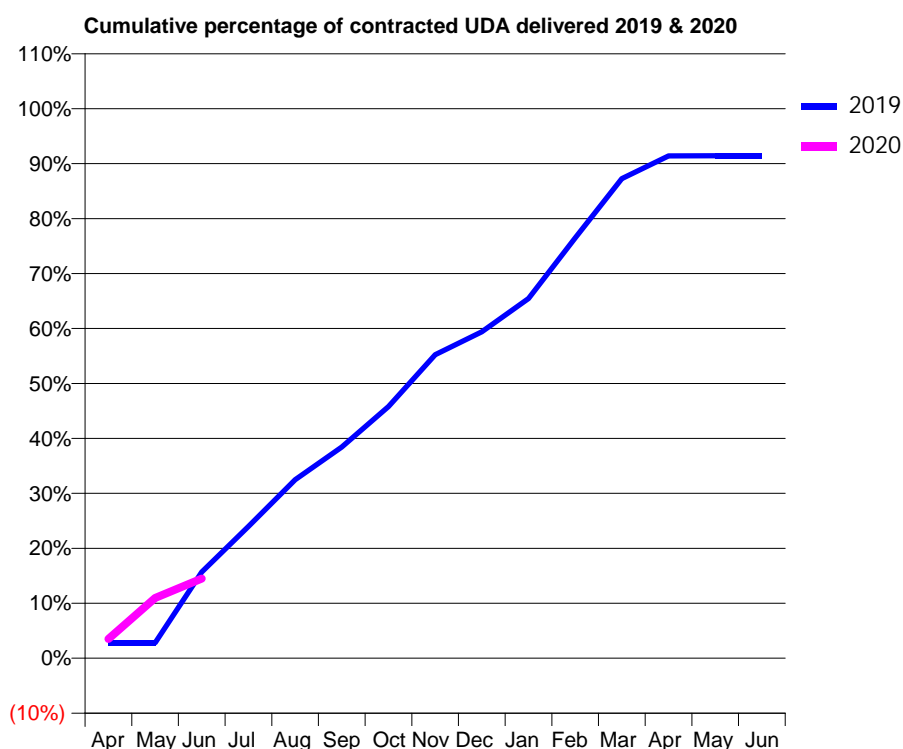
19/20 Contracted general activity (UDA)	44,400
Carry forward general activity (UDA)	0
19/20 Contracted orthodontic activity (UOA)	0
Carry forward orthodontic activity (UOA)	0
Baseline contract value	£1,128,460.77

ACCESS*

Patients seen in 24 months	Total	Change since previous quarter
Quarter ending June 2018	14,589	
Quarter ending September 2018	14,494	→
Quarter ending December 2018	14,276	↓
Quarter ending March 2019	14,335	→
Quarter ending June 2019	14,377	→
Variance since June 2018	(1.5%)	↓



ACTIVITY



Month	2019	2020
April	1,254	1,559
May	1,254	4,871
June	6,962	6,440
July	10,650	
August	14,427	
September	17,062	
October	20,340	
November	24,529	
December	26,371	
January	29,063	
February	33,955	
March	38,750	
April	40,581	
May	40,589	
June	40,592	

QUALITY

	Quantity	Base Number	Contract	AT	Region	England
% of FP17s for the same patient ID Re-attending within 3 months - Children	47	1,902	2.5%	9.6%	11.2%	11.4%
% of FP17s for the same patient ID Re-attending within 3 months - Adults	89	1,595	5.6%	14.3%	14.8%	15.4%
% of FP17s for the same patient ID Re-attending between 3 & 9 months - Children	1,262	1,902	66.4%	54.0%	60.9%	59.8%
% of FP17s for the same patient ID Re-attending between 3 & 9 months - Adults	693	1,595	43.4%	48.9%	53.2%	52.1%
% of FP17s for Band 1 Urgent Courses	115	2,768	4.2%	8.4%	8.3%	9.2%
% of FP17s Relating to Free Repair or Replacements	4	2,768	0.1%	0.8%	0.7%	0.7%
% of FP17s Relating to Continuations	12	2,768	0.4%	0.7%	0.8%	0.8%
% of Patients satisfied with the dentistry they have received	4	5	N/A	93.3%	93.2%	93.4%
% of Patients satisfied with the time they had to wait for an appointment	5	5	N/A	91.1%	88.5%	87.6%

* This is based on patients treated on this contract for their most recent course of treatment.

Figures in italics indicate the base number of FP17s or Patient Questionnaire responses are less than 100. N/A is shown where the base number of responses is less than 10 during the period. % is calculated as Quantity/Base number*100

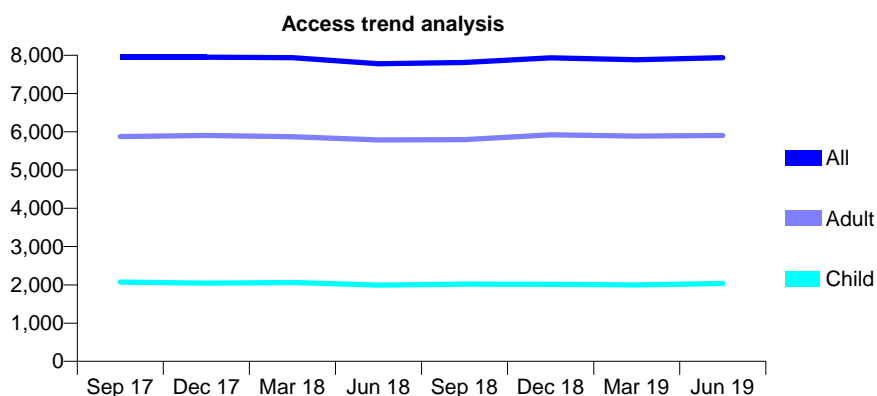
Q54 - Vital Signs At a Glance Contract Report for 300012/0003 - June 2019

Name or company name	MR EE THOMPSON
Contract type name	GDS Contract
Purpose of contract	General and Orthodontic
Contract start date	20/09/2010
Contract end date	

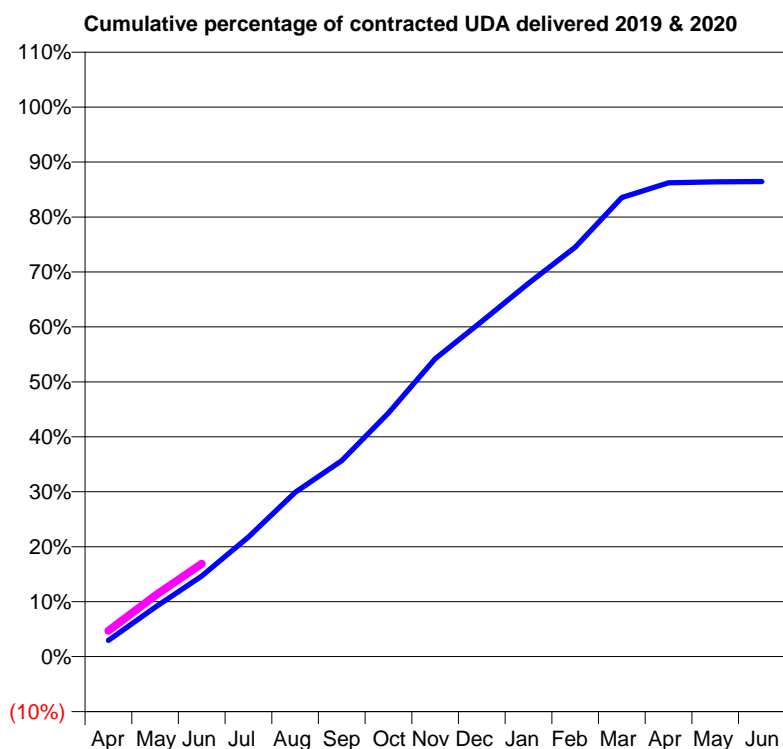
19/20 Contracted general activity (UDA)	24,718
Carry forward general activity (UDA)	0
19/20 Contracted orthodontic activity (UOA)	2,142
Carry forward orthodontic activity (UOA)	0
Baseline contract value	£804,222.90

ACCESS*

Patients seen in 24 months	Total	Change since previous quarter
Quarter ending June 2018	7,779	
Quarter ending September 2018	7,811	→
Quarter ending December 2018	7,933	→
Quarter ending March 2019	7,883	→
Quarter ending June 2019	7,939	→
Variance since June 2018	2.1%	↑



ACTIVITY



Month	Adjusted Scheduled Activity (UDA)	
	2019	2020
April	728	1,159
May	2,221	2,749
June	3,624	4,179
July	5,384	
August	7,395	
September	8,813	
October	10,961	
November	13,395	
December	15,079	
January	16,794	
February	18,415	
March	20,650	
April	21,309	
May	21,349	
June	21,366	

QUALITY

	Quantity	Base Number	Contract	AT	Region	England
% of FP17s for the same patient ID Re-attending within 3 months - Children	43	634	6.8%	9.6%	11.2%	11.4%
% of FP17s for the same patient ID Re-attending within 3 months - Adults	203	1,511	13.4%	14.3%	14.8%	15.4%
% of FP17s for the same patient ID Re-attending between 3 & 9 months - Children	256	634	40.4%	54.0%	60.9%	59.8%
% of FP17s for the same patient ID Re-attending between 3 & 9 months - Adults	627	1,511	41.5%	48.9%	53.2%	52.1%
% of FP17s for Band 1 Urgent Courses	141	1,773	8.0%	8.4%	8.3%	9.2%
% of FP17s Relating to Free Repair or Replacements	20	1,773	1.1%	0.8%	0.7%	0.7%
% of FP17s Relating to Continuations	16	1,773	0.9%	0.7%	0.8%	0.8%
% of Patients satisfied with the dentistry they have received	3	3	N/A	93.3%	93.2%	93.4%
% of Patients satisfied with the time they had to wait for an appointment	3	3	N/A	91.1%	88.5%	87.6%

* This is based on patients treated on this contract for their most recent course of treatment. Figures in italics indicate the base number of FP17s or Patient Questionnaire responses are less than 100. N/A is shown where the base number of responses is less than 10 during the period. % is calculated as Quantity/Base number*100

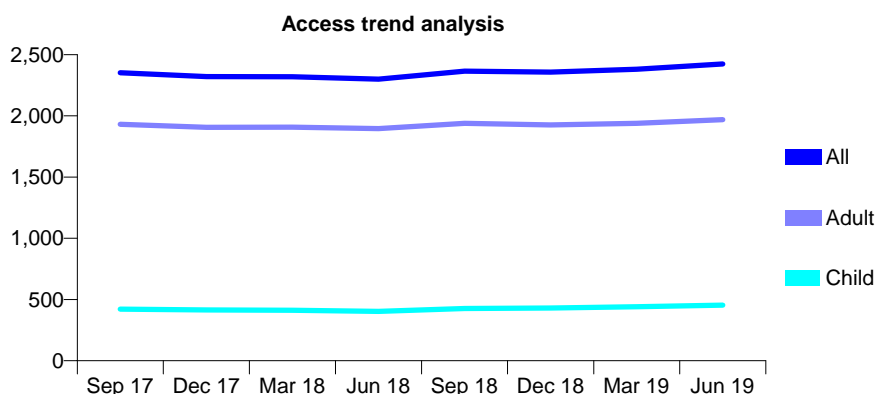
Q54 - Vital Signs At a Glance Contract Report for 301574/0003 - June 2019

Name or company name	The Greens Dental Surgery
Contract type name	GDS Contract
Purpose of contract	General
Contract start date	01/04/2013
Contract end date	

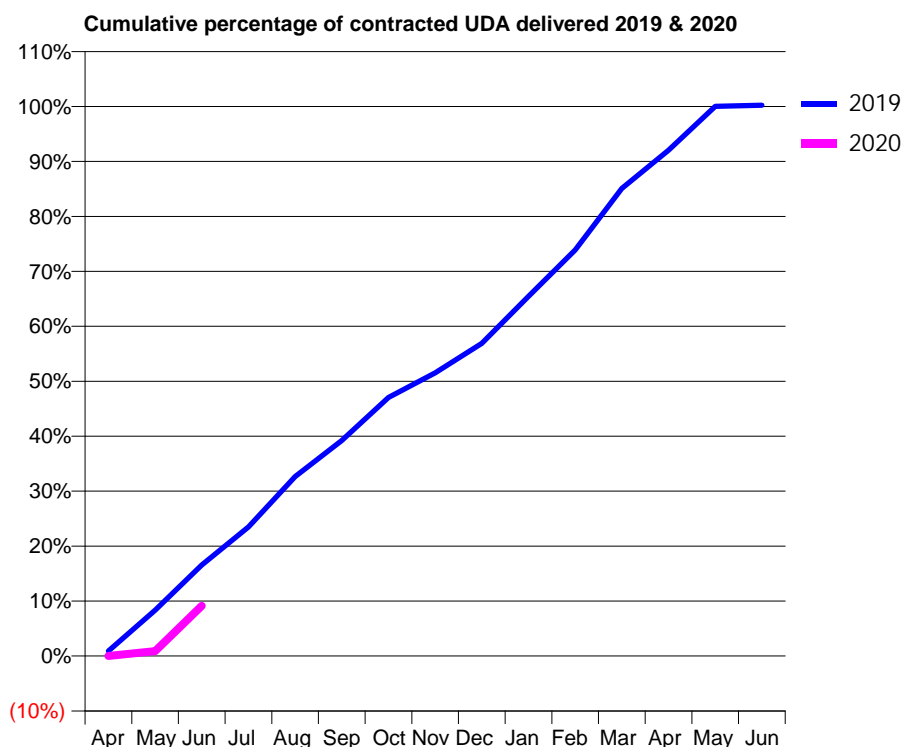
19/20 Contracted general activity (UDA)	7,304
Carry forward general activity (UDA)	0
19/20 Contracted orthodontic activity (UOA)	0
Carry forward orthodontic activity (UOA)	0
Baseline contract value	£183,699.37

ACCESS*

Patients seen in 24 months	Total	Change since previous quarter
Quarter ending June 2018	2,300	
Quarter ending September 2018	2,366	↑
Quarter ending December 2018	2,358	→
Quarter ending March 2019	2,381	→
Quarter ending June 2019	2,424	→
Variance since June 2018	5.4%	↑



ACTIVITY



Month	Adjusted Scheduled Activity (UDA)	
	2019	2020
April	66	0
May	610	65
June	1,210	667
July	1,715	
August	2,386	
September	2,866	
October	3,436	
November	3,764	
December	4,156	
January	4,781	
February	5,398	
March	6,214	
April	6,722	
May	7,304	
June	7,320	

QUALITY

	Quantity	Base Number	Contract	AT	Region	England
% of FP17s for the same patient ID Re-attending within 3 months - Children	3	153	2.0%	9.6%	11.2%	11.4%
% of FP17s for the same patient ID Re-attending within 3 months - Adults	106	681	15.6%	14.3%	14.8%	15.4%
% of FP17s for the same patient ID Re-attending between 3 & 9 months - Children	91	153	59.5%	54.0%	60.9%	59.8%
% of FP17s for the same patient ID Re-attending between 3 & 9 months - Adults	358	681	52.6%	48.9%	53.2%	52.1%
% of FP17s for Band 1 Urgent Courses	23	326	7.1%	8.4%	8.3%	9.2%
% of FP17s Relating to Free Repair or Replacements	4	326	1.2%	0.8%	0.7%	0.7%
% of FP17s Relating to Continuations	6	326	1.8%	0.7%	0.8%	0.8%
% of Patients satisfied with the dentistry they have received	3	3	N/A	93.3%	93.2%	93.4%
% of Patients satisfied with the time they had to wait for an appointment	3	3	N/A	91.1%	88.5%	87.6%

* This is based on patients treated on this contract for their most recent course of treatment. Figures in italics indicate the base number of FP17s or Patient Questionnaire responses are less than 100. N/A is shown where the base number of responses is less than 10 during the period. % is calculated as Quantity/Base number*100

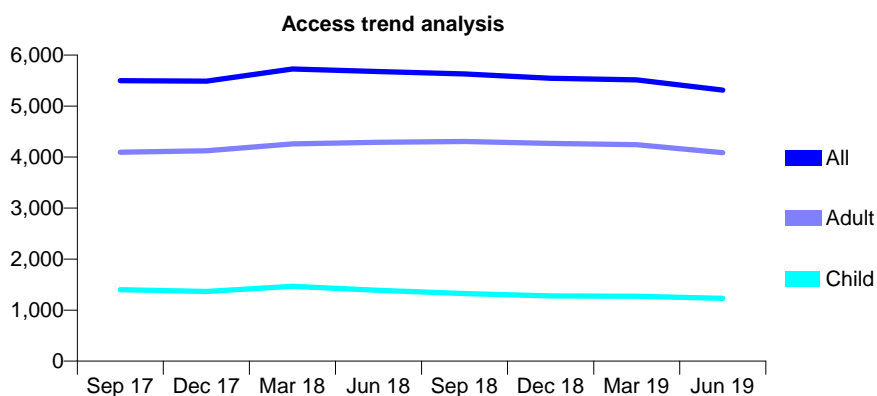
Q54 - Vital Signs At a Glance Contract Report for 303089/0001 - June 2019

Name or company name	Priority Dental Practice (Leamore) Ltd.
Contract type name	GDS Contract
Purpose of contract	General and Orthodontic
Contract start date	01/04/2006
Contract end date	

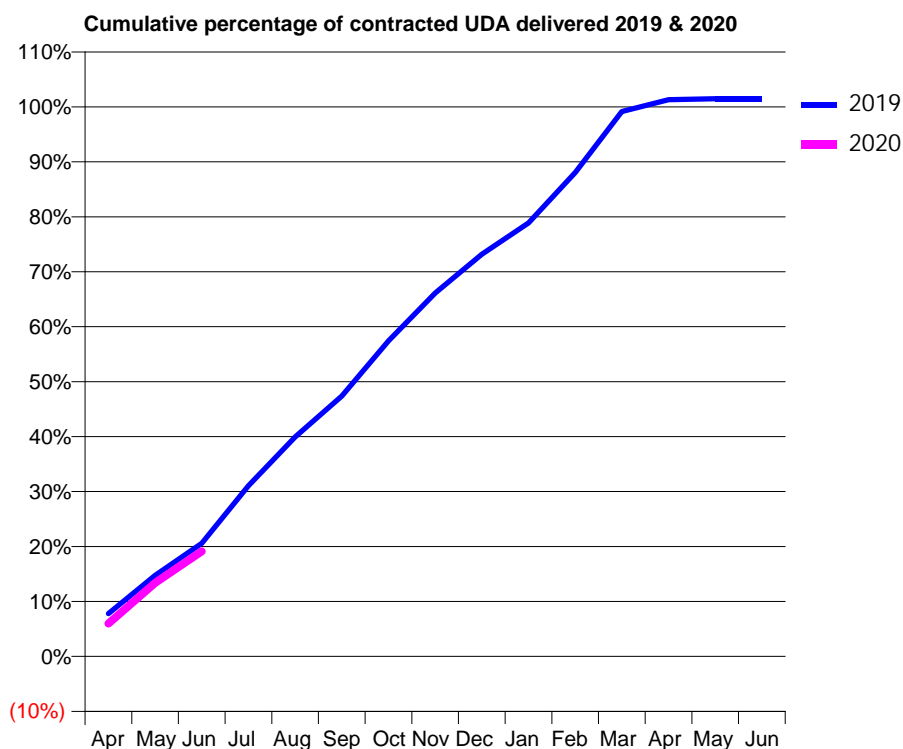
19/20 Contracted general activity (UDA)	14,412
Carry forward general activity (UDA)	0
19/20 Contracted orthodontic activity (UOA)	273
Carry forward orthodontic activity (UOA)	0
Baseline contract value	£370,061.41

ACCESS*

Patients seen in 24 months	Total	Change since previous quarter
Quarter ending June 2018	5,676	
Quarter ending September 2018	5,629	→
Quarter ending December 2018	5,544	↓
Quarter ending March 2019	5,515	→
Quarter ending June 2019	5,315	↓
Variance since June 2018	(6.4%)	↓



ACTIVITY



Month	2019	2020
April	1,126	863
May	2,126	1,929
June	2,965	2,754
July	4,479	
August	5,754	
September	6,826	
October	8,275	
November	9,529	
December	10,548	
January	11,369	
February	12,689	
March	14,290	
April	14,601	
May	14,624	
June	14,625	

QUALITY

	Quantity	Base Number	Contract	AT	Region	England
% of FP17s for the same patient ID Re-attending within 3 months - Children	9	307	2.9%	9.6%	11.2%	11.4%
% of FP17s for the same patient ID Re-attending within 3 months - Adults	134	1,026	13.1%	14.3%	14.8%	15.4%
% of FP17s for the same patient ID Re-attending between 3 & 9 months - Children	154	307	50.2%	54.0%	60.9%	59.8%
% of FP17s for the same patient ID Re-attending between 3 & 9 months - Adults	476	1,026	46.4%	48.9%	53.2%	52.1%
% of FP17s for Band 1 Urgent Courses	65	1,194	5.4%	8.4%	8.3%	9.2%
% of FP17s Relating to Free Repair or Replacements	5	1,194	0.4%	0.8%	0.7%	0.7%
% of FP17s Relating to Continuations	18	1,194	1.5%	0.7%	0.8%	0.8%
% of Patients satisfied with the dentistry they have received	1	2	N/A	93.3%	93.2%	93.4%
% of Patients satisfied with the time they had to wait for an appointment	1	2	N/A	91.1%	88.5%	87.6%

* This is based on patients treated on this contract for their most recent course of treatment. Figures in italics indicate the base number of FP17s or Patient Questionnaire responses are less than 100. N/A is shown where the base number of responses is less than 10 during the period. % is calculated as Quantity/Base number*100

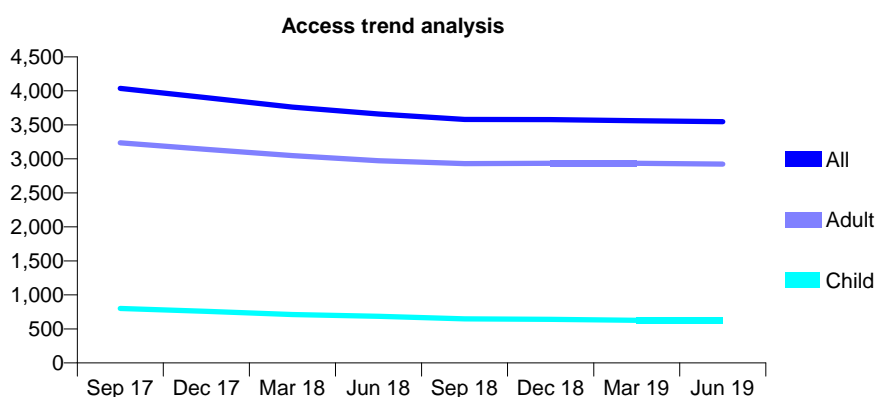
Q54 - Vital Signs At a Glance Contract Report for 324329/0001 - June 2019

Name or company name	Dovedale Dental Practice
Contract type name	GDS Contract
Purpose of contract	General
Contract start date	01/04/2006
Contract end date	

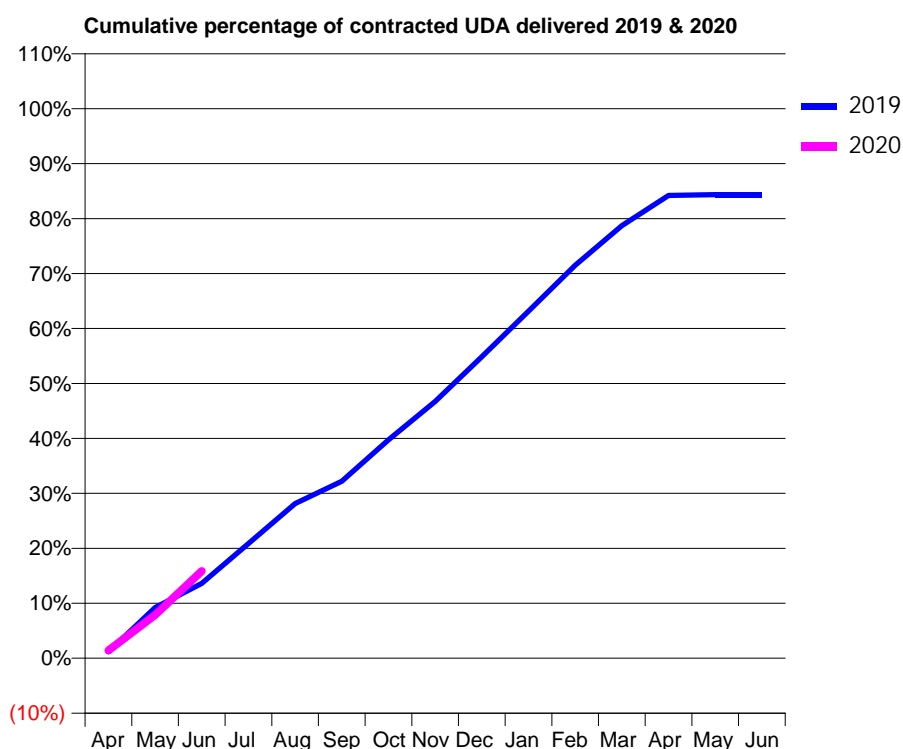
19/20 Contracted general activity (UDA)	14,603
Carry forward general activity (UDA)	0
19/20 Contracted orthodontic activity (UOA)	0
Carry forward orthodontic activity (UOA)	0
Baseline contract value	£315,149.80

ACCESS*

Patients seen in 24 months	Total	Change since previous quarter
Quarter ending June 2018	3,659	
Quarter ending September 2018	3,579	↓
Quarter ending December 2018	3,578	→
Quarter ending March 2019	3,562	→
Quarter ending June 2019	3,548	→
Variance since June 2018	(3.0%)	↓



ACTIVITY



Month	2019	2020
April	173	206
May	1,345	1,149
June	1,989	2,315
July	3,045	
August	4,108	
September	4,702	
October	5,802	
November	6,824	
December	8,009	
January	9,223	
February	10,443	
March	11,495	
April	12,299	
May	12,320	
June	12,320	

QUALITY

	Quantity	Base Number	Contract	AT	Region	England
% of FP17s for the same patient ID Re-attending within 3 months - Children	5	254	2.0%	9.6%	11.2%	11.4%
% of FP17s for the same patient ID Re-attending within 3 months - Adults	100	1,238	8.1%	14.3%	14.8%	15.4%
% of FP17s for the same patient ID Re-attending between 3 & 9 months - Children	193	254	76.0%	54.0%	60.9%	59.8%
% of FP17s for the same patient ID Re-attending between 3 & 9 months - Adults	902	1,238	72.9%	48.9%	53.2%	52.1%
% of FP17s for Band 1 Urgent Courses	20	1,091	1.8%	8.4%	8.3%	9.2%
% of FP17s Relating to Free Repair or Replacements	0	1,091	0.0%	0.8%	0.7%	0.7%
% of FP17s Relating to Continuations	0	1,091	0.0%	0.7%	0.8%	0.8%
% of Patients satisfied with the dentistry they have received	2	2	N/A	93.3%	93.2%	93.4%
% of Patients satisfied with the time they had to wait for an appointment	1	2	N/A	91.1%	88.5%	87.6%

* This is based on patients treated on this contract for their most recent course of treatment. Figures in italics indicate the base number of FP17s or Patient Questionnaire responses are less than 100. N/A is shown where the base number of responses is less than 10 during the period. % is calculated as Quantity/Base number*100

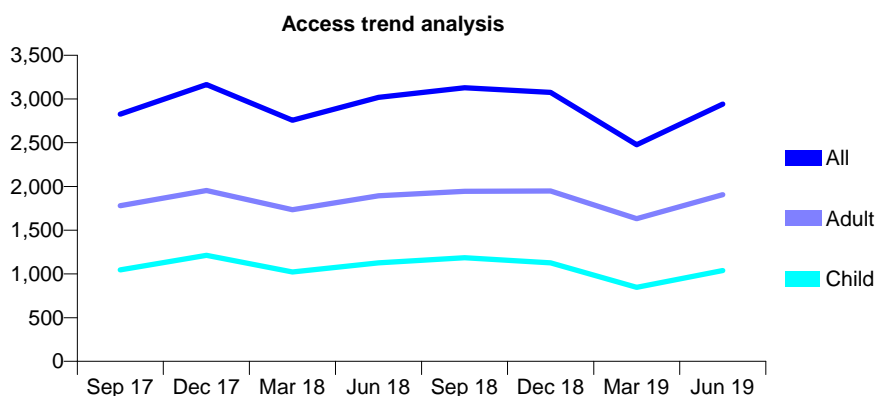
Q54 - Vital Signs At a Glance Contract Report for 325708/0002 - June 2019

Name or company name	Balbir S Bhandal, Amrik S Bhandal & Baljit
Contract type name	GDS Contract
Purpose of contract	General and Orthodontic
Contract start date	01/04/2006
Contract end date	

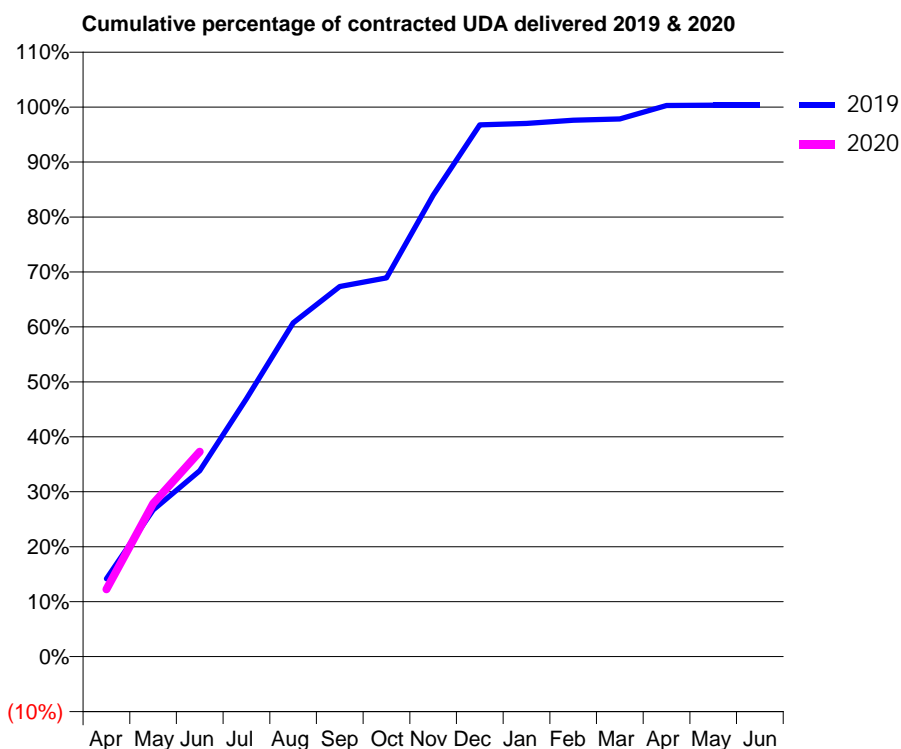
19/20 Contracted general activity (UDA)	8,791
Carry forward general activity (UDA)	0
19/20 Contracted orthodontic activity (UOA)	2,964
Carry forward orthodontic activity (UOA)	0
Baseline contract value	£427,300.77

ACCESS*

Patients seen in 24 months	Total	Change since previous quarter
Quarter ending June 2018	3,019	
Quarter ending September 2018	3,129	↑
Quarter ending December 2018	3,076	↓
Quarter ending March 2019	2,478	↓
Quarter ending June 2019	2,943	↑
Variance since June 2018	(2.5%)	↓



ACTIVITY



Month	Adjusted Scheduled Activity (UDA)	
	2019	2020
April	1,245	1,077
May	2,348	2,450
June	2,976	3,278
July	4,127	
August	5,338	
September	5,921	
October	6,057	
November	7,381	
December	8,507	
January	8,529	
February	8,579	
March	8,600	
April	8,815	
May	8,821	
June	8,820	

QUALITY

	Quantity	Base Number	Contract	AT	Region	England
% of FP17s for the same patient ID Re-attending within 3 months - Children	15	476	3.2%	9.6%	11.2%	11.4%
% of FP17s for the same patient ID Re-attending within 3 months - Adults	37	708	5.2%	14.3%	14.8%	15.4%
% of FP17s for the same patient ID Re-attending between 3 & 9 months - Children	119	476	25.0%	54.0%	60.9%	59.8%
% of FP17s for the same patient ID Re-attending between 3 & 9 months - Adults	102	708	14.4%	48.9%	53.2%	52.1%
% of FP17s for Band 1 Urgent Courses	104	1,042	10.0%	8.4%	8.3%	9.2%
% of FP17s Relating to Free Repair or Replacements	0	1,042	0.0%	0.8%	0.7%	0.7%
% of FP17s Relating to Continuations	1	1,042	0.1%	0.7%	0.8%	0.8%
% of Patients satisfied with the dentistry they have received	0	0	N/A	93.3%	93.2%	93.4%
% of Patients satisfied with the time they had to wait for an appointment	0	0	N/A	91.1%	88.5%	87.6%

* This is based on patients treated on this contract for their most recent course of treatment. Figures in italics indicate the base number of FP17s or Patient Questionnaire responses are less than 100. N/A is shown where the base number of responses is less than 10 during the period. % is calculated as Quantity/Base number*100

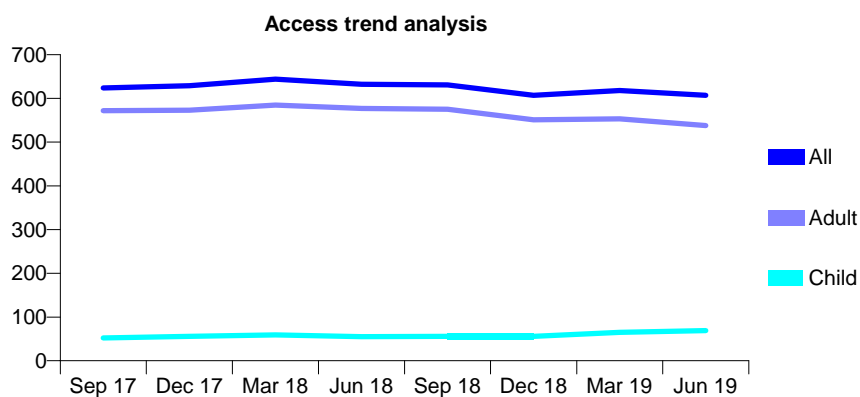
Q54 - Vital Signs At a Glance Contract Report for 325708/0003 - June 2019

Name or company name	Balbir S Bhandal, Amrik S Bhandal & Baljit
Contract type name	GDS Contract
Purpose of contract	General
Contract start date	01/04/2006
Contract end date	

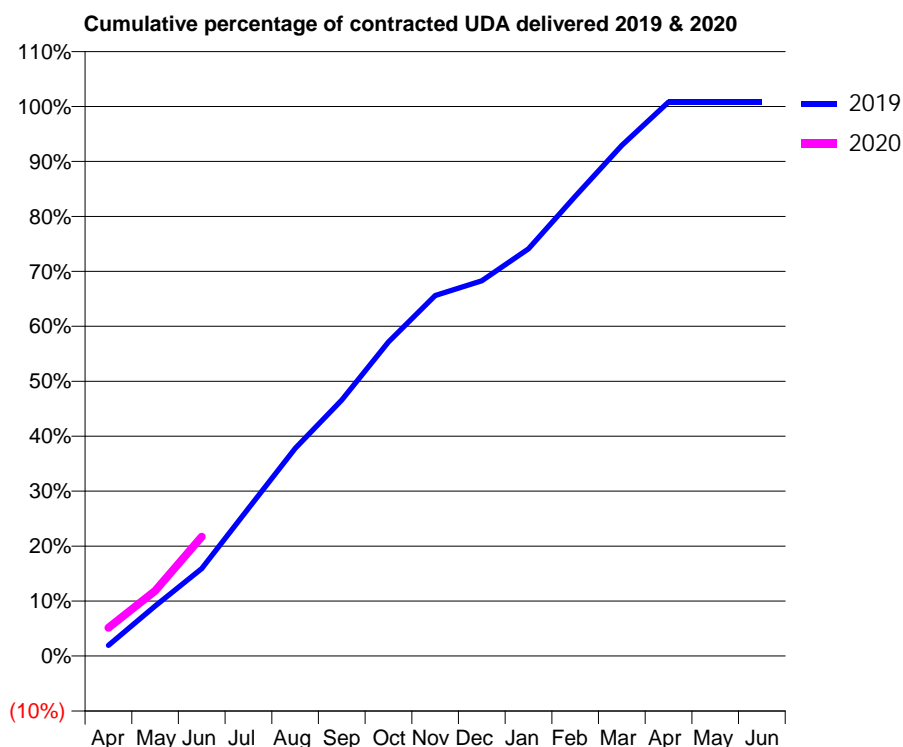
19/20 Contracted general activity (UDA)	1,823
Carry forward general activity (UDA)	0
19/20 Contracted orthodontic activity (UOA)	0
Carry forward orthodontic activity (UOA)	0
Baseline contract value	£42,922.50

ACCESS*

Patients seen in 24 months	Total	Change since previous quarter
Quarter ending June 2018	632	
Quarter ending September 2018	631	→
Quarter ending December 2018	607	↓
Quarter ending March 2019	618	→
Quarter ending June 2019	607	↓
Variance since June 2018	(4.0%)	↓



ACTIVITY



Month	Adjusted Scheduled Activity (UDA)	
	2019	2020
April	35	94
May	166	217
June	290	396
July	490	
August	689	
September	849	
October	1,042	
November	1,196	
December	1,245	
January	1,351	
February	1,525	
March	1,694	
April	1,838	
May	1,838	
June	1,838	

QUALITY

	Quantity	Base Number	Contract	AT	Region	England
% of FP17s for the same patient ID Re-attending within 3 months - Children	0	18	0.0%	9.6%	11.2%	11.4%
% of FP17s for the same patient ID Re-attending within 3 months - Adults	10	159	6.3%	14.3%	14.8%	15.4%
% of FP17s for the same patient ID Re-attending between 3 & 9 months - Children	7	18	38.9%	54.0%	60.9%	59.8%
% of FP17s for the same patient ID Re-attending between 3 & 9 months - Adults	82	159	51.6%	48.9%	53.2%	52.1%
% of FP17s for Band 1 Urgent Courses	13	134	9.7%	8.4%	8.3%	9.2%
% of FP17s Relating to Free Repair or Replacements	0	134	0.0%	0.8%	0.7%	0.7%
% of FP17s Relating to Continuations	0	134	0.0%	0.7%	0.8%	0.8%
% of Patients satisfied with the dentistry they have received	1	1	N/A	93.3%	93.2%	93.4%
% of Patients satisfied with the time they had to wait for an appointment	1	1	N/A	91.1%	88.5%	87.6%

* This is based on patients treated on this contract for their most recent course of treatment. Figures in italics indicate the base number of FP17s or Patient Questionnaire responses are less than 100. N/A is shown where the base number of responses is less than 10 during the period. % is calculated as Quantity/Base number*100

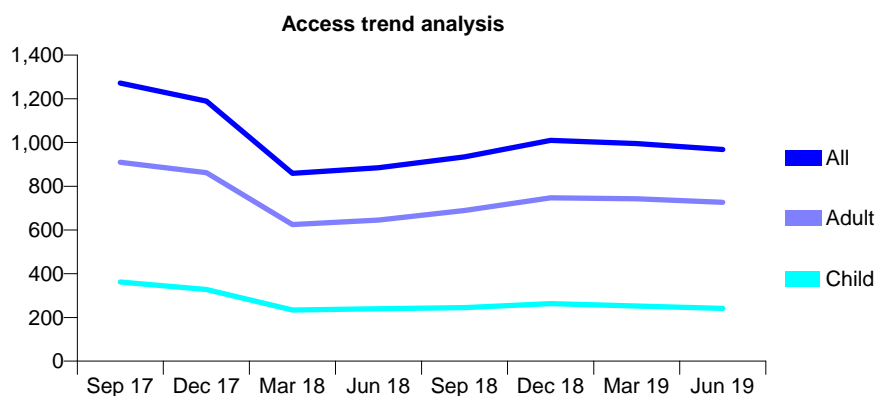
Q54 - Vital Signs At a Glance Contract Report for 325708/0004 - June 2019

Name or company name	Balbir S Bhandal, Amrik S Bhandal & Baljit
Contract type name	GDS Contract
Purpose of contract	General
Contract start date	01/04/2006
Contract end date	

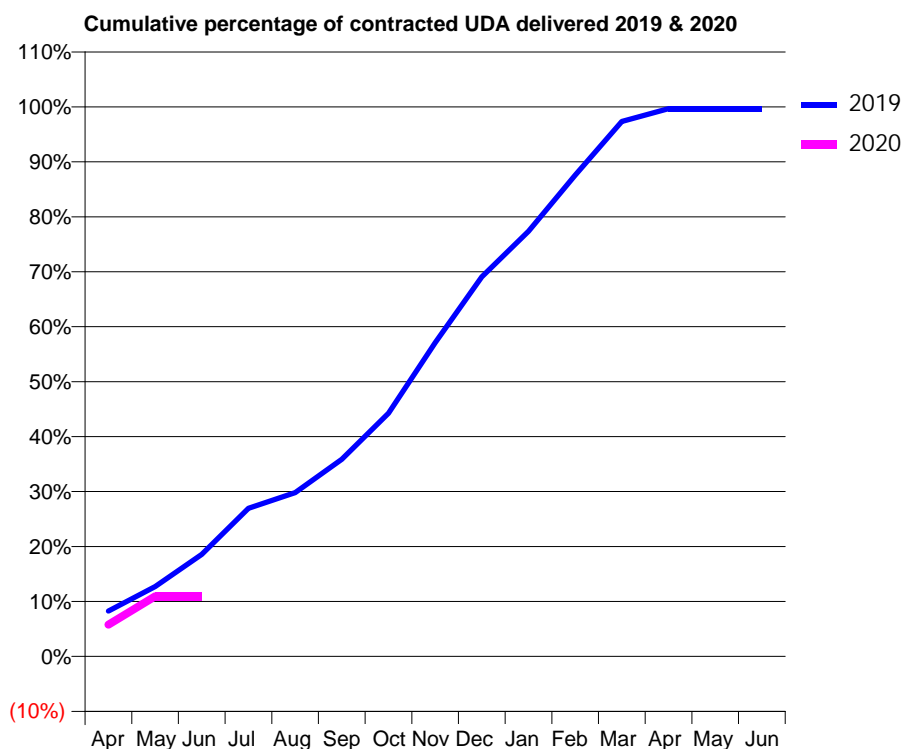
19/20 Contracted general activity (UDA)	4,086
Carry forward general activity (UDA)	0
19/20 Contracted orthodontic activity (UOA)	0
Carry forward orthodontic activity (UOA)	0
Baseline contract value	£102,583.60

ACCESS*

Patients seen in 24 months	Total	Change since previous quarter
Quarter ending June 2018	885	
Quarter ending September 2018	934	↑
Quarter ending December 2018	1,010	↑
Quarter ending March 2019	995	↓
Quarter ending June 2019	968	↓
Variance since June 2018	9.4%	↑



ACTIVITY



Month	2019	2020
April	338	236
May	519	447
June	759	447
July	1,101	
August	1,218	
September	1,466	
October	1,808	
November	2,333	
December	2,823	
January	3,162	
February	3,579	
March	3,978	
April	4,073	
May	4,073	
June	4,073	

QUALITY

	Quantity	Base Number	Contract	AT	Region	England
% of FP17s for the same patient ID Re-attending within 3 months - Children	5	41	12.2%	9.6%	11.2%	11.4%
% of FP17s for the same patient ID Re-attending within 3 months - Adults	11	140	7.9%	14.3%	14.8%	15.4%
% of FP17s for the same patient ID Re-attending between 3 & 9 months - Children	26	41	63.4%	54.0%	60.9%	59.8%
% of FP17s for the same patient ID Re-attending between 3 & 9 months - Adults	68	140	48.6%	48.9%	53.2%	52.1%
% of FP17s for Band 1 Urgent Courses	4	162	2.5%	8.4%	8.3%	9.2%
% of FP17s Relating to Free Repair or Replacements	1	162	0.6%	0.8%	0.7%	0.7%
% of FP17s Relating to Continuations	0	162	0.0%	0.7%	0.8%	0.8%
% of Patients satisfied with the dentistry they have received	0	0	N/A	93.3%	93.2%	93.4%
% of Patients satisfied with the time they had to wait for an appointment	0	0	N/A	91.1%	88.5%	87.6%

* This is based on patients treated on this contract for their most recent course of treatment. Figures in italics indicate the base number of FP17s or Patient Questionnaire responses are less than 100. N/A is shown where the base number of responses is less than 10 during the period. % is calculated as Quantity/Base number*100

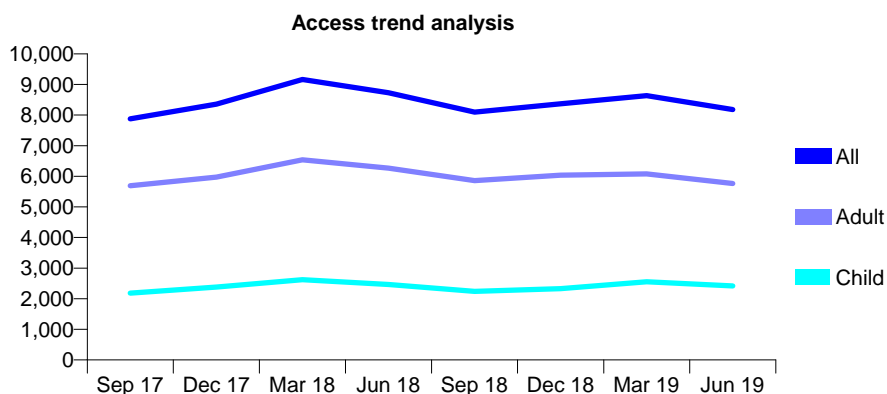
Q54 - Vital Signs At a Glance Contract Report for 325708/0005 - June 2019

Name or company name	Balbir S Bhandal, Amrik S Bhandal & Baljit
Contract type name	GDS Contract
Purpose of contract	General
Contract start date	01/04/2006
Contract end date	

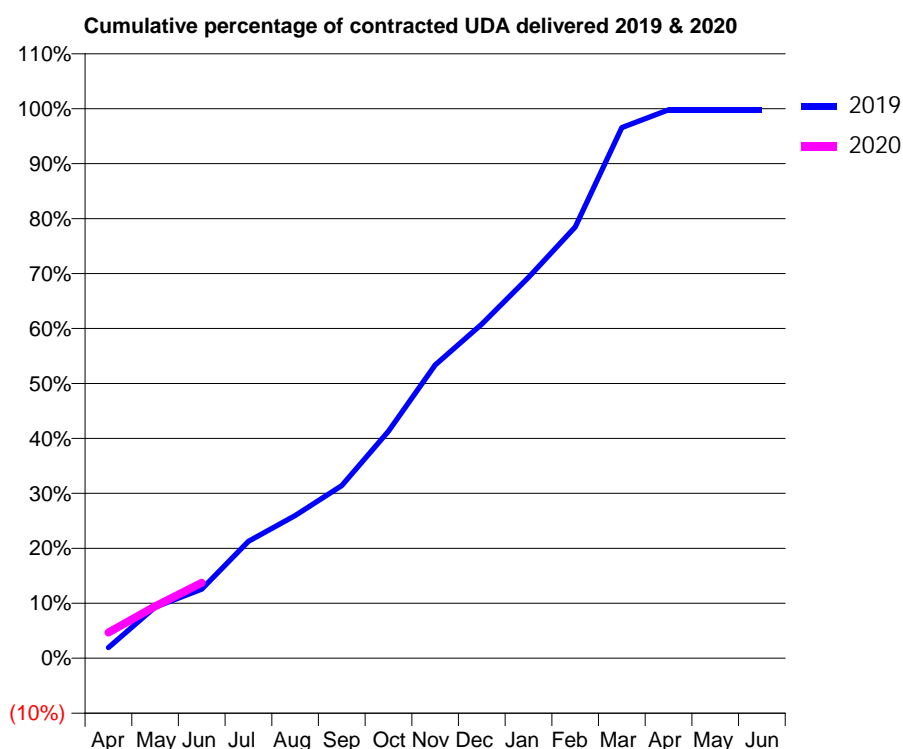
19/20 Contracted general activity (UDA)	25,351
Carry forward general activity (UDA)	0
19/20 Contracted orthodontic activity (UOA)	0
Carry forward orthodontic activity (UOA)	0
Baseline contract value	£638,515.59

ACCESS*

Patients seen in 24 months	Total	Change since previous quarter
Quarter ending June 2018	8,730	
Quarter ending September 2018	8,099	↓
Quarter ending December 2018	8,368	↑
Quarter ending March 2019	8,636	↑
Quarter ending June 2019	8,180	↓
Variance since June 2018	(6.3%)	↓



ACTIVITY



Month	2019	2020
April	495	1,184
May	2,357	2,397
June	3,183	3,480
July	5,390	
August	6,582	
September	7,964	
October	10,473	
November	13,533	
December	15,413	
January	17,568	
February	19,891	
March	24,474	
April	25,296	
May	25,302	
June	25,302	

QUALITY

	Quantity	Base Number	Contract	AT	Region	England
% of FP17s for the same patient ID Re-attending within 3 months - Children	24	489	4.9%	9.6%	11.2%	11.4%
% of FP17s for the same patient ID Re-attending within 3 months - Adults	96	1,160	8.3%	14.3%	14.8%	15.4%
% of FP17s for the same patient ID Re-attending between 3 & 9 months - Children	195	489	39.9%	54.0%	60.9%	59.8%
% of FP17s for the same patient ID Re-attending between 3 & 9 months - Adults	457	1,160	39.4%	48.9%	53.2%	52.1%
% of FP17s for Band 1 Urgent Courses	120	1,348	8.9%	8.4%	8.3%	9.2%
% of FP17s Relating to Free Repair or Replacements	12	1,348	0.9%	0.8%	0.7%	0.7%
% of FP17s Relating to Continuations	14	1,348	1.0%	0.7%	0.8%	0.8%
% of Patients satisfied with the dentistry they have received	3	3	N/A	93.3%	93.2%	93.4%
% of Patients satisfied with the time they had to wait for an appointment	3	3	N/A	91.1%	88.5%	87.6%

* This is based on patients treated on this contract for their most recent course of treatment.

Figures in italics indicate the base number of FP17s or Patient Questionnaire responses are less than 100. N/A is shown where the base number of responses is less than 10 during the period. % is calculated as Quantity/Base number*100

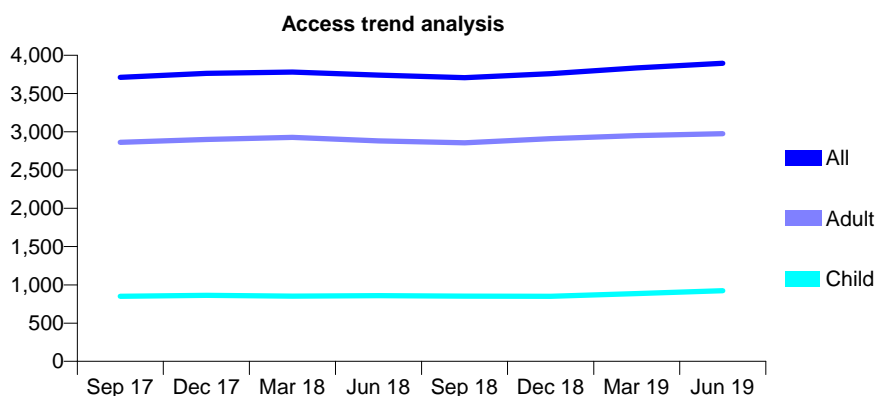
Q54 - Vital Signs At a Glance Contract Report for 325708/0007 - June 2019

Name or company name	Balbir S Bhandal, Amrik S Bhandal & Baljit
Contract type name	GDS Contract
Purpose of contract	General
Contract start date	01/04/2006
Contract end date	

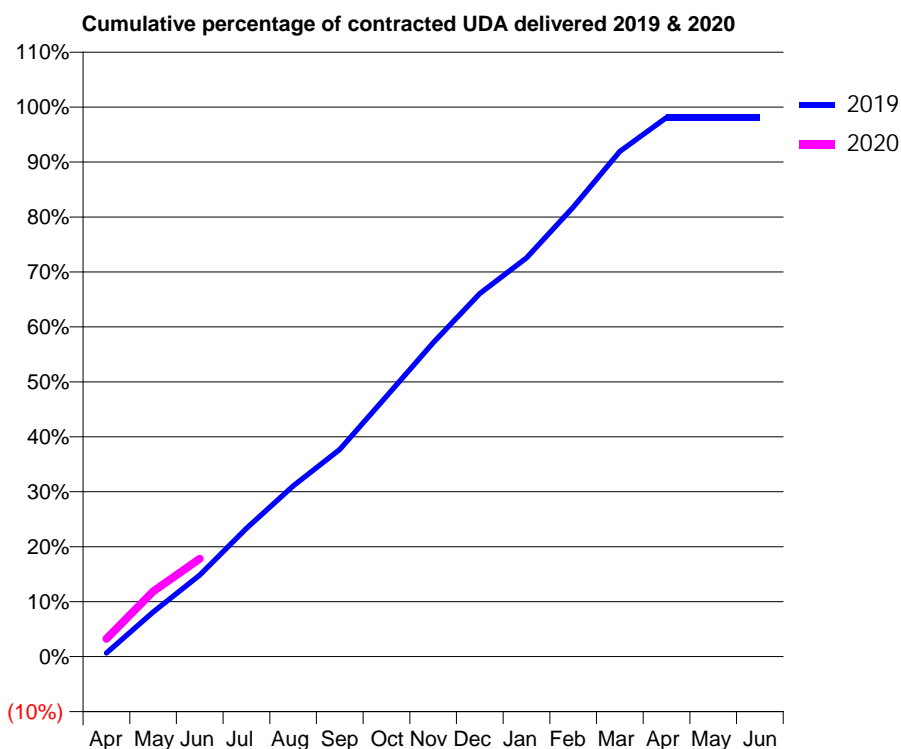
19/20 Contracted general activity (UDA)	14,484
Carry forward general activity (UDA)	0
19/20 Contracted orthodontic activity (UOA)	0
Carry forward orthodontic activity (UOA)	0
Baseline contract value	£430,571.59

ACCESS*

Patients seen in 24 months	Total	Change since previous quarter
Quarter ending June 2018	3,741	
Quarter ending September 2018	3,707	→
Quarter ending December 2018	3,759	→
Quarter ending March 2019	3,836	↑
Quarter ending June 2019	3,897	→
Variance since June 2018	4.2%	↑



ACTIVITY



Month	Adjusted Scheduled Activity (UDA)	
	2019	2020
April	96	469
May	1,176	1,722
June	2,149	2,581
July	3,379	
August	4,500	
September	5,460	
October	6,860	
November	8,277	
December	9,567	
January	10,507	
February	11,846	
March	13,314	
April	14,209	
May	14,209	
June	14,210	

QUALITY

	Quantity	Base Number	Contract	AT	Region	England
% of FP17s for the same patient ID Re-attending within 3 months - Children	25	308	8.1%	9.6%	11.2%	11.4%
% of FP17s for the same patient ID Re-attending within 3 months - Adults	123	930	13.2%	14.3%	14.8%	15.4%
% of FP17s for the same patient ID Re-attending between 3 & 9 months - Children	148	308	48.1%	54.0%	60.9%	59.8%
% of FP17s for the same patient ID Re-attending between 3 & 9 months - Adults	470	930	50.5%	48.9%	53.2%	52.1%
% of FP17s for Band 1 Urgent Courses	49	1,009	4.9%	8.4%	8.3%	9.2%
% of FP17s Relating to Free Repair or Replacements	1	1,009	0.1%	0.8%	0.7%	0.7%
% of FP17s Relating to Continuations	10	1,009	1.0%	0.7%	0.8%	0.8%
% of Patients satisfied with the dentistry they have received	1	1	N/A	93.3%	93.2%	93.4%
% of Patients satisfied with the time they had to wait for an appointment	1	1	N/A	91.1%	88.5%	87.6%

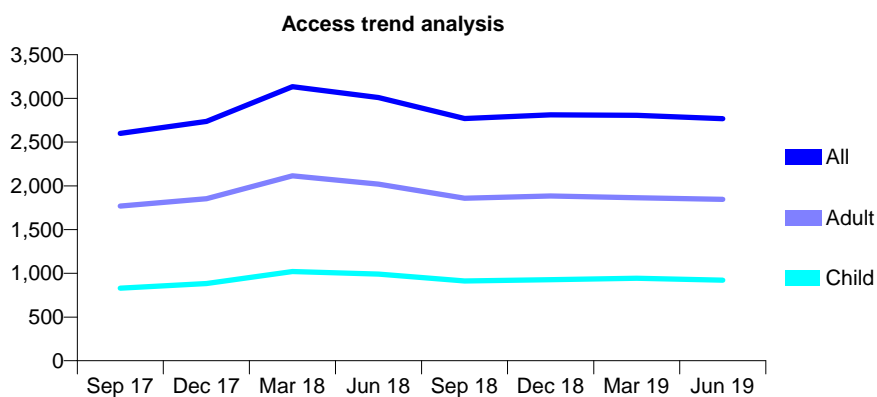
* This is based on patients treated on this contract for their most recent course of treatment. Figures in italics indicate the base number of FP17s or Patient Questionnaire responses are less than 100. N/A is shown where the base number of responses is less than 10 during the period. % is calculated as Quantity/Base number*100

Q54 - Vital Signs At a Glance Contract Report for 325708/0008 - June 2019

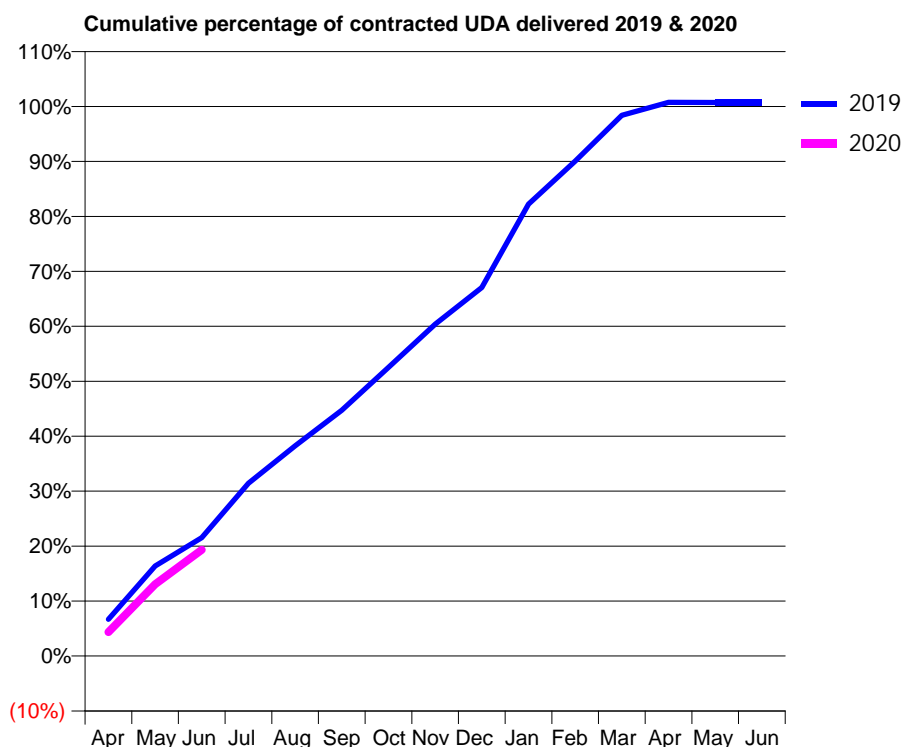
Name or company name	Balbir S Bhandal, Amrik S Bhandal & Baljit	19/20 Contracted general activity (UDA)	7,249
Contract type name	GDS Contract	Carry forward general activity (UDA)	0
Purpose of contract	General	19/20 Contracted orthodontic activity (UOA)	0
Contract start date	01/04/2006	Carry forward orthodontic activity (UOA)	0
Contract end date		Baseline contract value	£187,218.06

ACCESS*

Patients seen in 24 months	Total	Change since previous quarter
Quarter ending June 2018	3,010	
Quarter ending September 2018	2,771	↓
Quarter ending December 2018	2,811	→
Quarter ending March 2019	2,807	→
Quarter ending June 2019	2,768	↓
Variance since June 2018	(8.0%)	↓



ACTIVITY



Month	Adjusted Scheduled Activity (UDA)	
	2019	2020
April	485	316
May	1,189	948
June	1,561	1,401
July	2,279	
August	2,773	
September	3,241	
October	3,808	
November	4,377	
December	4,862	
January	5,961	
February	6,529	
March	7,132	
April	7,303	
May	7,301	
June	7,301	

QUALITY

	Quantity	Base Number	Contract	AT	Region	England
% of FP17s for the same patient ID Re-attending within 3 months - Children	7	200	3.5%	9.6%	11.2%	11.4%
% of FP17s for the same patient ID Re-attending within 3 months - Adults	9	404	2.2%	14.3%	14.8%	15.4%
% of FP17s for the same patient ID Re-attending between 3 & 9 months - Children	90	200	45.0%	54.0%	60.9%	59.8%
% of FP17s for the same patient ID Re-attending between 3 & 9 months - Adults	155	404	38.4%	48.9%	53.2%	52.1%
% of FP17s for Band 1 Urgent Courses	13	542	2.4%	8.4%	8.3%	9.2%
% of FP17s Relating to Free Repair or Replacements	5	542	0.9%	0.8%	0.7%	0.7%
% of FP17s Relating to Continuations	1	542	0.2%	0.7%	0.8%	0.8%
% of Patients satisfied with the dentistry they have received	1	1	N/A	93.3%	93.2%	93.4%
% of Patients satisfied with the time they had to wait for an appointment	1	1	N/A	91.1%	88.5%	87.6%

* This is based on patients treated on this contract for their most recent course of treatment. Figures in italics indicate the base number of FP17s or Patient Questionnaire responses are less than 100. N/A is shown where the base number of responses is less than 10 during the period. % is calculated as Quantity/Base number*100

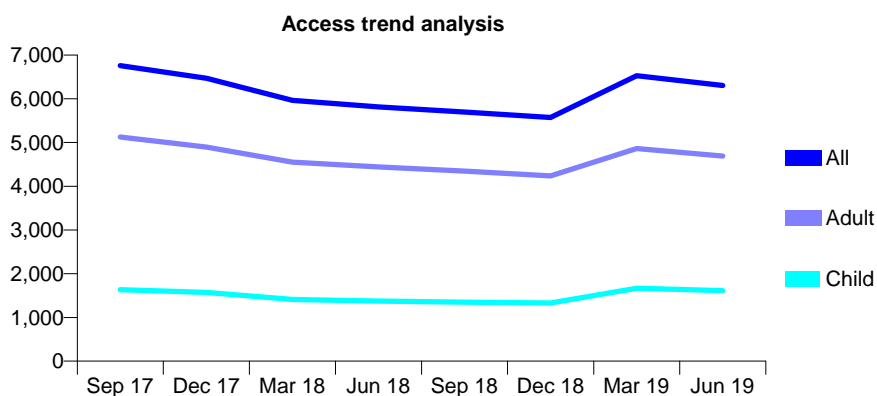
Q54 - Vital Signs At a Glance Contract Report for 325708/0009 - June 2019

Name or company name	Balbir S Bhandal, Amrik S Bhandal & Baljit
Contract type name	GDS Contract
Purpose of contract	General
Contract start date	01/04/2006
Contract end date	

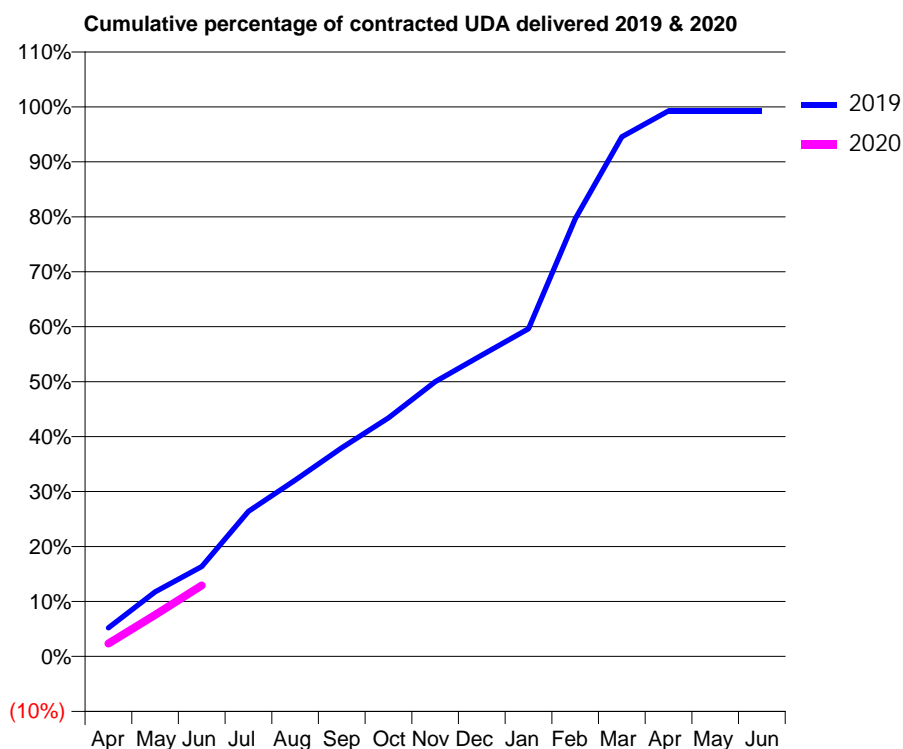
19/20 Contracted general activity (UDA)	19,521
Carry forward general activity (UDA)	0
19/20 Contracted orthodontic activity (UOA)	0
Carry forward orthodontic activity (UOA)	0
Baseline contract value	£496,104.32

ACCESS*

Patients seen in 24 months	Total	Change since previous quarter
Quarter ending June 2018	5,815	
Quarter ending September 2018	5,695	↓
Quarter ending December 2018	5,571	↓
Quarter ending March 2019	6,530	↑
Quarter ending June 2019	6,302	↓
Variance since June 2018	8.4%	↑



ACTIVITY



Month	2019	2020
April	1,017	456
May	2,296	1,475
June	3,194	2,522
July	5,154	
August	6,262	
September	7,413	
October	8,474	
November	9,760	
December	10,703	
January	11,640	
February	15,547	
March	18,460	
April	19,379	
May	19,376	
June	19,376	

QUALITY

	Quantity	Base Number	Contract	AT	Region	England
% of FP17s for the same patient ID Re-attending within 3 months - Children	16	310	5.2%	9.6%	11.2%	11.4%
% of FP17s for the same patient ID Re-attending within 3 months - Adults	133	1,002	13.3%	14.3%	14.8%	15.4%
% of FP17s for the same patient ID Re-attending between 3 & 9 months - Children	143	310	46.1%	54.0%	60.9%	59.8%
% of FP17s for the same patient ID Re-attending between 3 & 9 months - Adults	470	1,002	46.9%	48.9%	53.2%	52.1%
% of FP17s for Band 1 Urgent Courses	57	1,038	5.5%	8.4%	8.3%	9.2%
% of FP17s Relating to Free Repair or Replacements	13	1,038	1.3%	0.8%	0.7%	0.7%
% of FP17s Relating to Continuations	8	1,038	0.8%	0.7%	0.8%	0.8%
% of Patients satisfied with the dentistry they have received	1	2	N/A	93.3%	93.2%	93.4%
% of Patients satisfied with the time they had to wait for an appointment	1	2	N/A	91.1%	88.5%	87.6%

* This is based on patients treated on this contract for their most recent course of treatment. Figures in italics indicate the base number of FP17s or Patient Questionnaire responses are less than 100. N/A is shown where the base number of responses is less than 10 during the period. % is calculated as Quantity/Base number*100

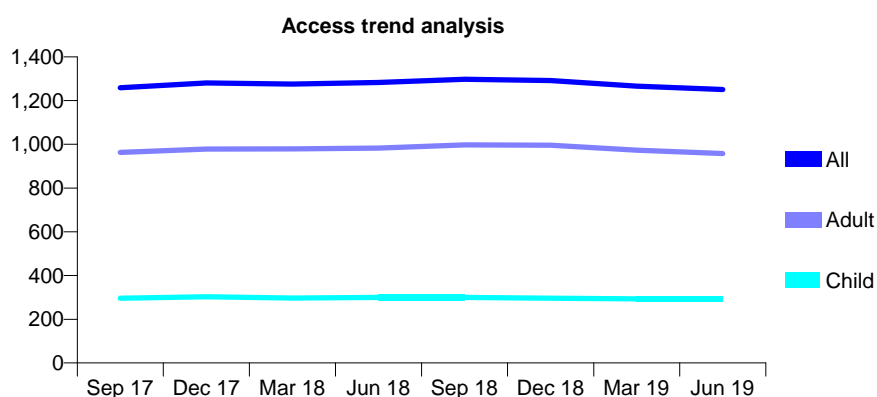
Q54 - Vital Signs At a Glance Contract Report for 325708/0012 - June 2019

Name or company name	Balbir S Bhandal, Amrik S Bhandal & Baljit
Contract type name	GDS Contract
Purpose of contract	General
Contract start date	01/04/2006
Contract end date	

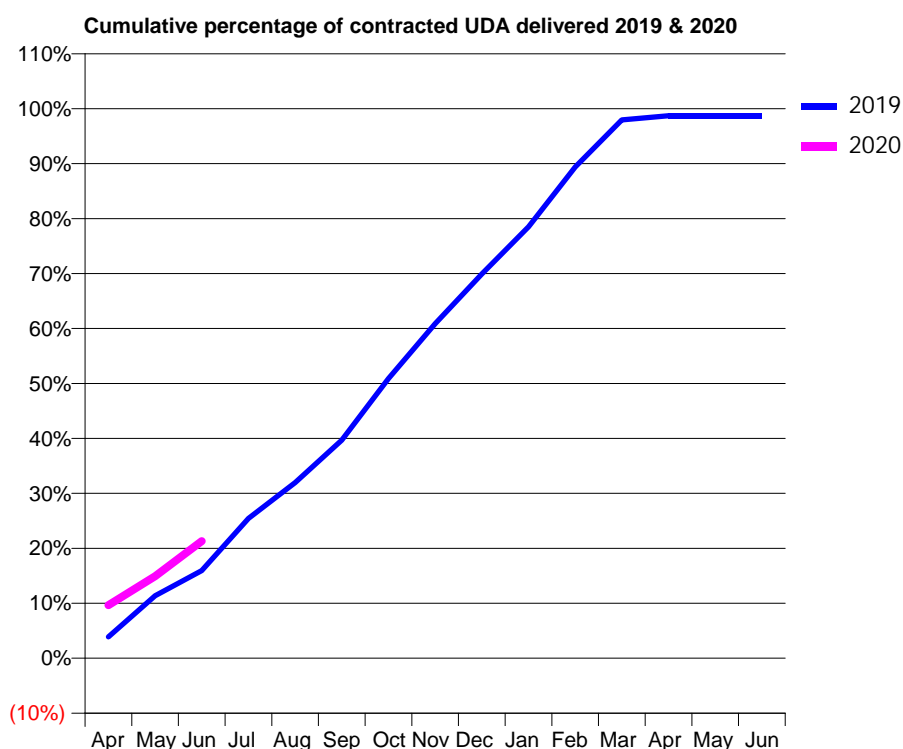
19/20 Contracted general activity (UDA)	3,593
Carry forward general activity (UDA)	0
19/20 Contracted orthodontic activity (UOA)	0
Carry forward orthodontic activity (UOA)	0
Baseline contract value	£104,196.94

ACCESS*

Patients seen in 24 months	Total	Change since previous quarter
Quarter ending June 2018	1,283	
Quarter ending September 2018	1,297	→
Quarter ending December 2018	1,292	→
Quarter ending March 2019	1,266	↓
Quarter ending June 2019	1,251	↓
Variance since June 2018	(2.5%)	↓



ACTIVITY



Month	2019	2020
April	140	347
May	408	537
June	574	766
July	915	
August	1,149	
September	1,426	
October	1,829	
November	2,187	
December	2,512	
January	2,820	
February	3,211	
March	3,519	
April	3,546	
May	3,546	
June	3,546	

QUALITY

	Quantity	Base Number	Contract	AT	Region	England
% of FP17s for the same patient ID Re-attending within 3 months - Children	0	66	0.0%	9.6%	11.2%	11.4%
% of FP17s for the same patient ID Re-attending within 3 months - Adults	7	183	3.8%	14.3%	14.8%	15.4%
% of FP17s for the same patient ID Re-attending between 3 & 9 months - Children	34	66	51.5%	54.0%	60.9%	59.8%
% of FP17s for the same patient ID Re-attending between 3 & 9 months - Adults	74	183	40.4%	48.9%	53.2%	52.1%
% of FP17s for Band 1 Urgent Courses	26	246	10.6%	8.4%	8.3%	9.2%
% of FP17s Relating to Free Repair or Replacements	1	246	0.4%	0.8%	0.7%	0.7%
% of FP17s Relating to Continuations	1	246	0.4%	0.7%	0.8%	0.8%
% of Patients satisfied with the dentistry they have received	1	1	N/A	93.3%	93.2%	93.4%
% of Patients satisfied with the time they had to wait for an appointment	1	1	N/A	91.1%	88.5%	87.6%

* This is based on patients treated on this contract for their most recent course of treatment.

Figures in italics indicate the base number of FP17s or Patient Questionnaire responses are less than 100. N/A is shown where the base number of responses is less than 10 during the period. % is calculated as Quantity/Base number*100

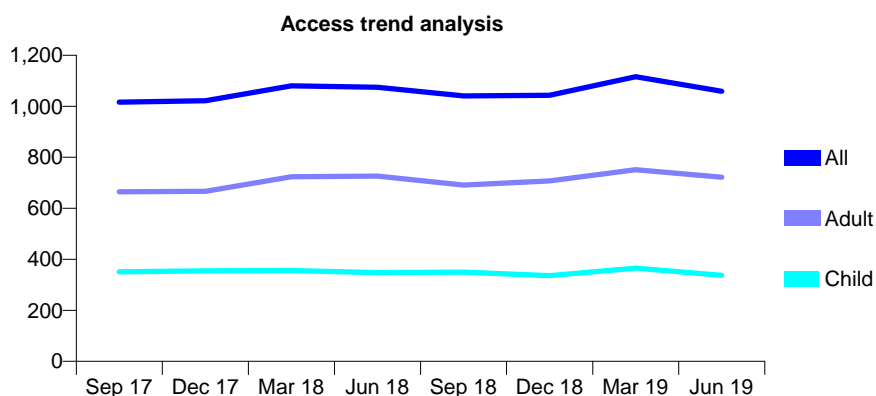
Q54 - Vital Signs At a Glance Contract Report for 325708/0013 - June 2019

Name or company name	Balbir S Bhandal, Amrik S Bhandal & Baljit
Contract type name	GDS Contract
Purpose of contract	General
Contract start date	01/04/2006
Contract end date	

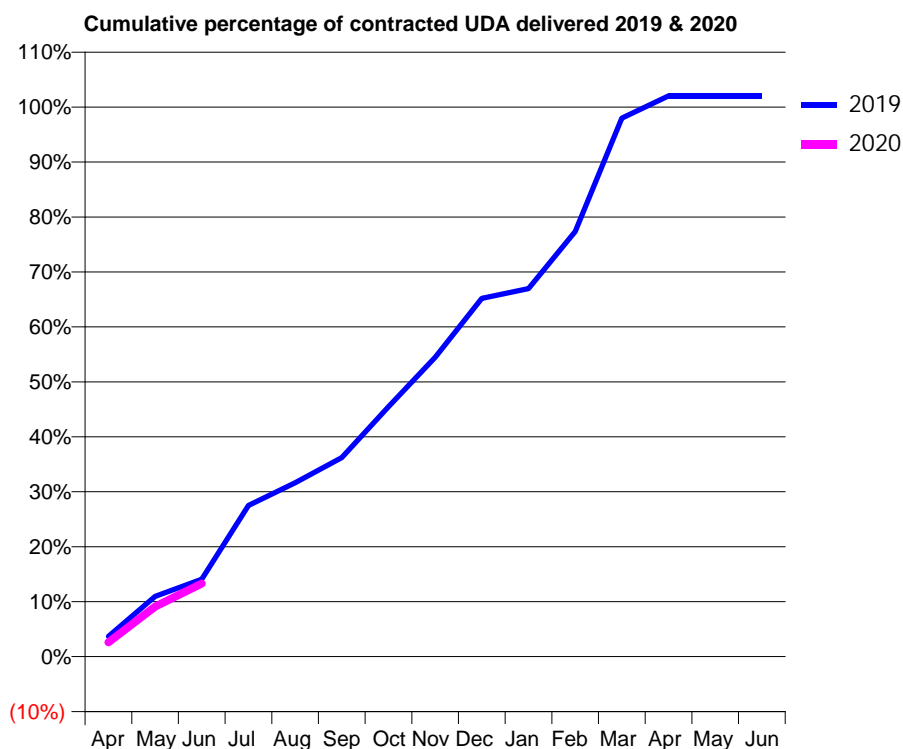
19/20 Contracted general activity (UDA)	3,124
Carry forward general activity (UDA)	0
19/20 Contracted orthodontic activity (UOA)	0
Carry forward orthodontic activity (UOA)	0
Baseline contract value	£75,255.80

ACCESS*

Patients seen in 24 months	Total	Change since previous quarter
Quarter ending June 2018	1,074	
Quarter ending September 2018	1,041	↓
Quarter ending December 2018	1,043	→
Quarter ending March 2019	1,116	↑
Quarter ending June 2019	1,059	↓
Variance since June 2018	(1.4%)	↓



ACTIVITY



Month	Adjusted Scheduled Activity (UDA)	
	2019	2020
April	115	81
May	342	284
June	440	415
July	859	
August	989	
September	1,132	
October	1,421	
November	1,702	
December	2,037	
January	2,092	
February	2,417	
March	3,061	
April	3,188	
May	3,188	
June	3,188	

QUALITY

	Quantity	Base Number	Contract	AT	Region	England
% of FP17s for the same patient ID Re-attending within 3 months - Children	3	56	5.4%	9.6%	11.2%	11.4%
% of FP17s for the same patient ID Re-attending within 3 months - Adults	16	124	12.9%	14.3%	14.8%	15.4%
% of FP17s for the same patient ID Re-attending between 3 & 9 months - Children	29	56	51.8%	54.0%	60.9%	59.8%
% of FP17s for the same patient ID Re-attending between 3 & 9 months - Adults	44	124	35.5%	48.9%	53.2%	52.1%
% of FP17s for Band 1 Urgent Courses	9	156	5.8%	8.4%	8.3%	9.2%
% of FP17s Relating to Free Repair or Replacements	0	156	0.0%	0.8%	0.7%	0.7%
% of FP17s Relating to Continuations	1	156	0.6%	0.7%	0.8%	0.8%
% of Patients satisfied with the dentistry they have received	1	1	N/A	93.3%	93.2%	93.4%
% of Patients satisfied with the time they had to wait for an appointment	0	1	N/A	91.1%	88.5%	87.6%

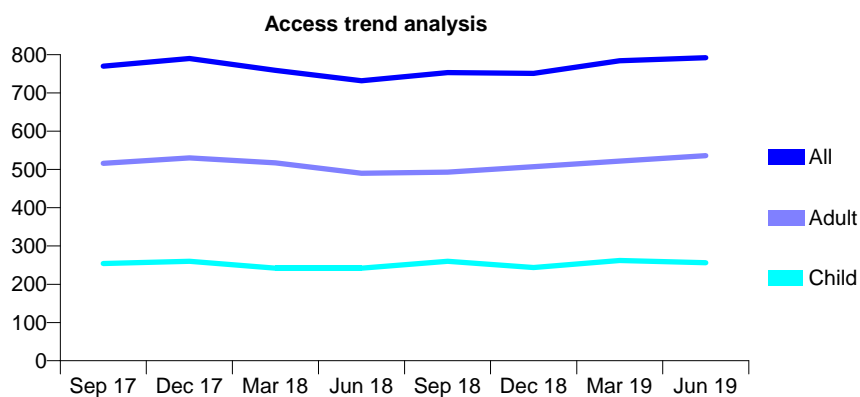
* This is based on patients treated on this contract for their most recent course of treatment. Figures in italics indicate the base number of FP17s or Patient Questionnaire responses are less than 100. N/A is shown where the base number of responses is less than 10 during the period. % is calculated as Quantity/Base number*100

Q54 - Vital Signs At a Glance Contract Report for 325708/0015 - June 2019

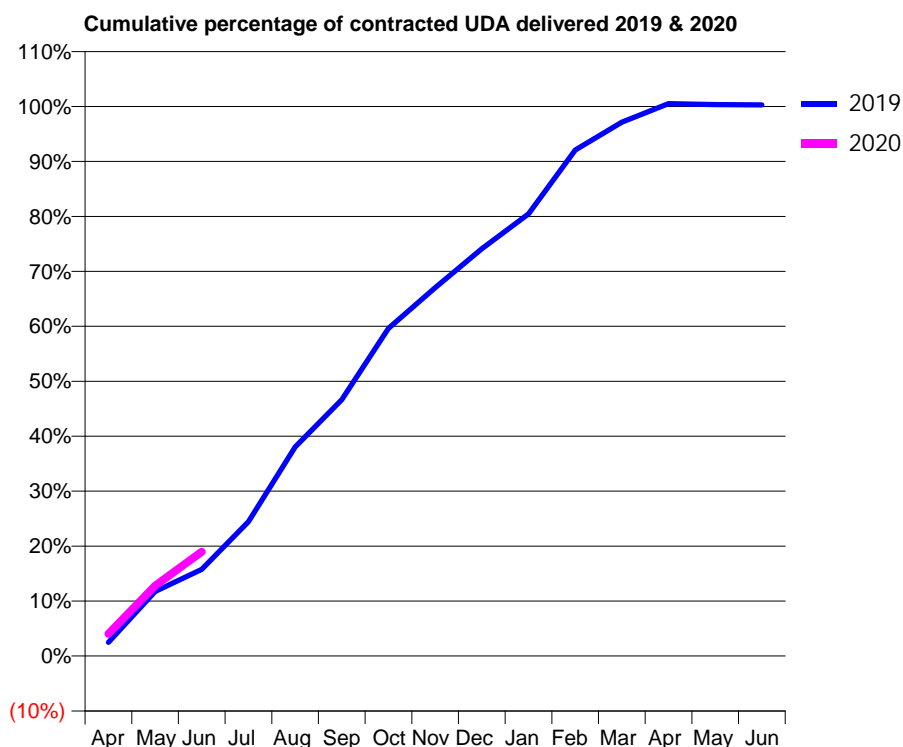
Name or company name	Balbir S Bhandal, Amrik S Bhandal & Baljit	19/20 Contracted general activity (UDA)	1,930
Contract type name	GDS Contract	Carry forward general activity (UDA)	0
Purpose of contract	General	19/20 Contracted orthodontic activity (UOA)	0
Contract start date	01/04/2006	Carry forward orthodontic activity (UOA)	0
Contract end date		Baseline contract value	£52,507.95

ACCESS*

Patients seen in 24 months	Total	Change since previous quarter
Quarter ending June 2018	732	
Quarter ending September 2018	753	↑
Quarter ending December 2018	751	→
Quarter ending March 2019	784	↑
Quarter ending June 2019	792	→
Variance since June 2018	8.2%	↑



ACTIVITY



Month	Adjusted Scheduled Activity (UDA)	
	2019	2020
April	48	78
May	227	247
June	304	366
July	472	
August	734	
September	901	
October	1,151	
November	1,294	
December	1,430	
January	1,553	
February	1,777	
March	1,875	
April	1,940	
May	1,937	
June	1,936	

QUALITY

	Quantity	Base Number	Contract	AT	Region	England
% of FP17s for the same patient ID Re-attending within 3 months - Children	0	62	0.0%	9.6%	11.2%	11.4%
% of FP17s for the same patient ID Re-attending within 3 months - Adults	0	123	0.0%	14.3%	14.8%	15.4%
% of FP17s for the same patient ID Re-attending between 3 & 9 months - Children	29	62	46.8%	54.0%	60.9%	59.8%
% of FP17s for the same patient ID Re-attending between 3 & 9 months - Adults	42	123	34.1%	48.9%	53.2%	52.1%
% of FP17s for Band 1 Urgent Courses	0	167	0.0%	8.4%	8.3%	9.2%
% of FP17s Relating to Free Repair or Replacements	0	167	0.0%	0.8%	0.7%	0.7%
% of FP17s Relating to Continuations	0	167	0.0%	0.7%	0.8%	0.8%
% of Patients satisfied with the dentistry they have received	0	0	N/A	93.3%	93.2%	93.4%
% of Patients satisfied with the time they had to wait for an appointment	0	0	N/A	91.1%	88.5%	87.6%

* This is based on patients treated on this contract for their most recent course of treatment. Figures in italics indicate the base number of FP17s or Patient Questionnaire responses are less than 100. N/A is shown where the base number of responses is less than 10 during the period. % is calculated as Quantity/Base number*100

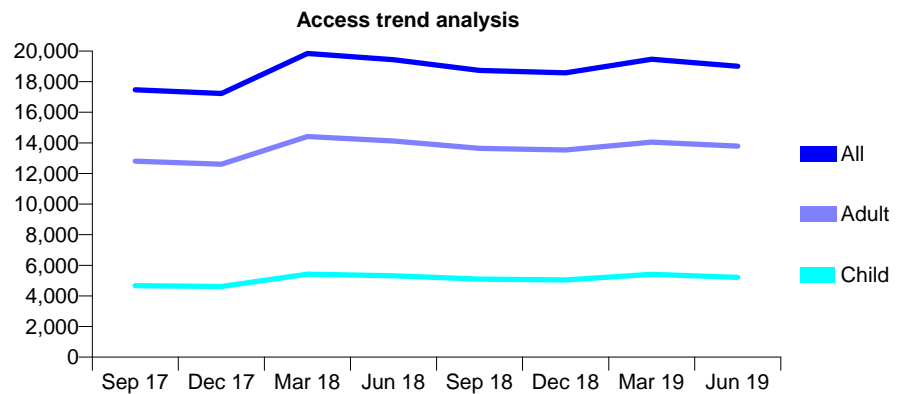
Q54 - Vital Signs At a Glance Contract Report for 325708/0016 - June 2019

Name or company name	Balbir S Bhandal, Amrik S Bhandal & Baljit
Contract type name	GDS Contract
Purpose of contract	General and Orthodontic
Contract start date	01/04/2006
Contract end date	

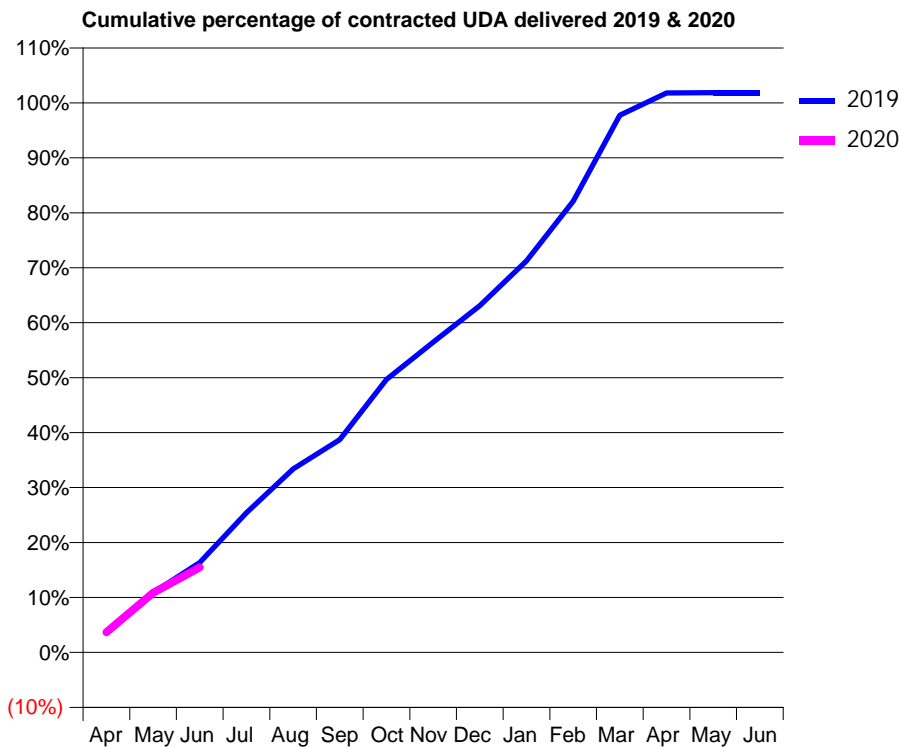
19/20 Contracted general activity (UDA)	57,385
Carry forward general activity (UDA)	0
19/20 Contracted orthodontic activity (UOA)	5,152
Carry forward orthodontic activity (UOA)	0
Baseline contract value	£1,912,996.59

ACCESS*

Patients seen in 24 months	Total	Change since previous quarter
Quarter ending June 2018	19,440	
Quarter ending September 2018	18,733	↓
Quarter ending December 2018	18,578	→
Quarter ending March 2019	19,468	↑
Quarter ending June 2019	19,010	↓
Variance since June 2018	(2.2%)	↓



ACTIVITY



Month	Adjusted Scheduled Activity (UDA)	
	2019	2020
April	2,009	2,115
May	6,242	6,233
June	9,396	8,888
July	14,590	
August	19,174	
September	22,213	
October	28,500	
November	32,394	
December	36,197	
January	40,881	
February	47,115	
March	56,106	
April	58,406	
May	58,447	
June	58,448	

QUALITY

	Quantity	Base Number	Contract	AT	Region	England
% of FP17s for the same patient ID Re-attending within 3 months - Children	85	1,253	6.8%	9.6%	11.2%	11.4%
% of FP17s for the same patient ID Re-attending within 3 months - Adults	308	3,021	10.2%	14.3%	14.8%	15.4%
% of FP17s for the same patient ID Re-attending between 3 & 9 months - Children	539	1,253	43.0%	54.0%	60.9%	59.8%
% of FP17s for the same patient ID Re-attending between 3 & 9 months - Adults	1,070	3,021	35.4%	48.9%	53.2%	52.1%
% of FP17s for Band 1 Urgent Courses	373	3,389	11.0%	8.4%	8.3%	9.2%
% of FP17s Relating to Free Repair or Replacements	31	3,389	0.9%	0.8%	0.7%	0.7%
% of FP17s Relating to Continuations	24	3,389	0.7%	0.7%	0.8%	0.8%
% of Patients satisfied with the dentistry they have received	12	12	100.0%	93.3%	93.2%	93.4%
% of Patients satisfied with the time they had to wait for an appointment	12	12	100.0%	91.1%	88.5%	87.6%

* This is based on patients treated on this contract for their most recent course of treatment. Figures in italics indicate the base number of FP17s or Patient Questionnaire responses are less than 100. N/A is shown where the base number of responses is less than 10 during the period. % is calculated as Quantity/Base number*100

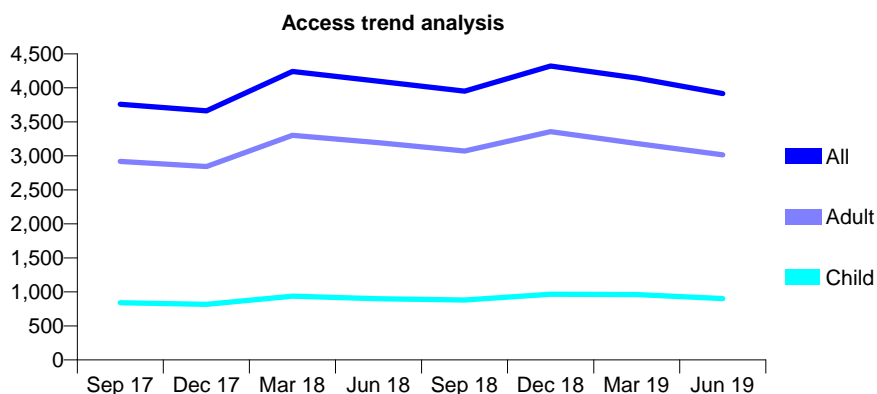
Q54 - Vital Signs At a Glance Contract Report for 325708/0017 - June 2019

Name or company name	Balbir S Bhandal, Amrik S Bhandal & Baljit
Contract type name	GDS Contract
Purpose of contract	General
Contract start date	01/04/2006
Contract end date	

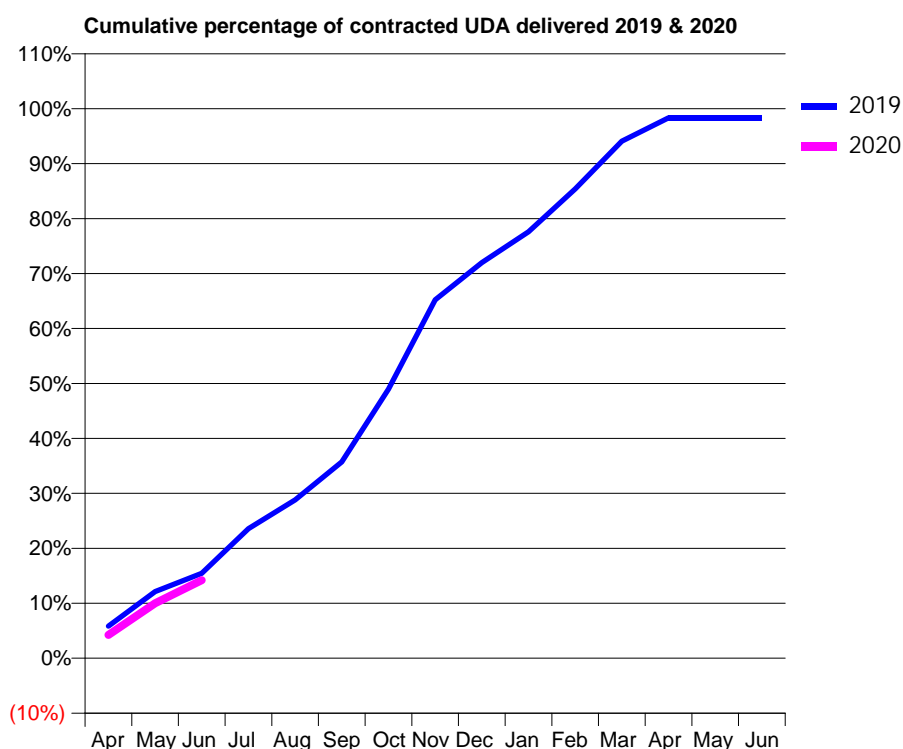
19/20 Contracted general activity (UDA)	11,857
Carry forward general activity (UDA)	0
19/20 Contracted orthodontic activity (UOA)	0
Carry forward orthodontic activity (UOA)	0
Baseline contract value	£275,237.93

ACCESS*

Patients seen in 24 months	Total	Change since previous quarter
Quarter ending June 2018	4,097	
Quarter ending September 2018	3,952	↓
Quarter ending December 2018	4,320	↑
Quarter ending March 2019	4,144	↓
Quarter ending June 2019	3,917	↓
Variance since June 2018	(4.4%)	↓



ACTIVITY



Month	2019	2020
April	692	502
May	1,441	1,186
June	1,833	1,684
July	2,795	
August	3,417	
September	4,233	
October	5,806	
November	7,731	
December	8,536	
January	9,202	
February	10,127	
March	11,153	
April	11,658	
May	11,657	
June	11,657	

QUALITY

	Quantity	Base Number	Contract	AT	Region	England
% of FP17s for the same patient ID Re-attending within 3 months - Children	9	261	3.4%	9.6%	11.2%	11.4%
% of FP17s for the same patient ID Re-attending within 3 months - Adults	80	773	10.3%	14.3%	14.8%	15.4%
% of FP17s for the same patient ID Re-attending between 3 & 9 months - Children	126	261	48.3%	54.0%	60.9%	59.8%
% of FP17s for the same patient ID Re-attending between 3 & 9 months - Adults	377	773	48.8%	48.9%	53.2%	52.1%
% of FP17s for Band 1 Urgent Courses	43	842	5.1%	8.4%	8.3%	9.2%
% of FP17s Relating to Free Repair or Replacements	3	842	0.4%	0.8%	0.7%	0.7%
% of FP17s Relating to Continuations	4	842	0.5%	0.7%	0.8%	0.8%
% of Patients satisfied with the dentistry they have received	3	3	N/A	93.3%	93.2%	93.4%
% of Patients satisfied with the time they had to wait for an appointment	2	3	N/A	91.1%	88.5%	87.6%

* This is based on patients treated on this contract for their most recent course of treatment.

Figures in italics indicate the base number of FP17s or Patient Questionnaire responses are less than 100. N/A is shown where the base number of responses is less than 10 during the period. % is calculated as Quantity/Base number*100

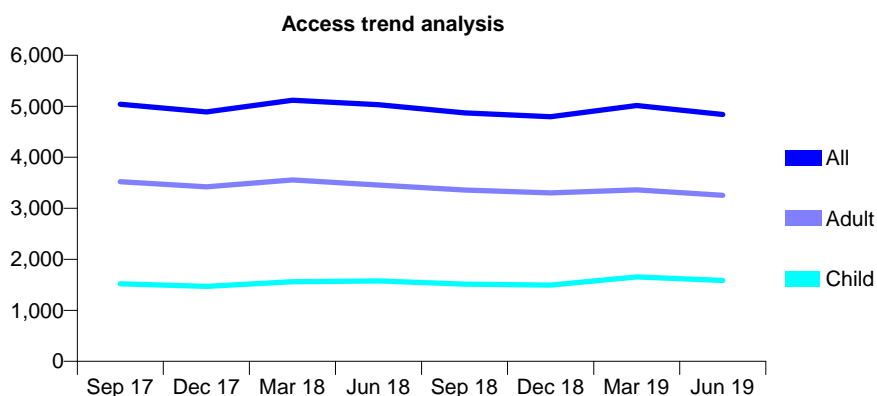
Q54 - Vital Signs At a Glance Contract Report for 325708/0018 - June 2019

Name or company name	Balbir S Bhandal, Amrik S Bhandal & Baljit
Contract type name	GDS Contract
Purpose of contract	General and Orthodontic
Contract start date	01/04/2006
Contract end date	

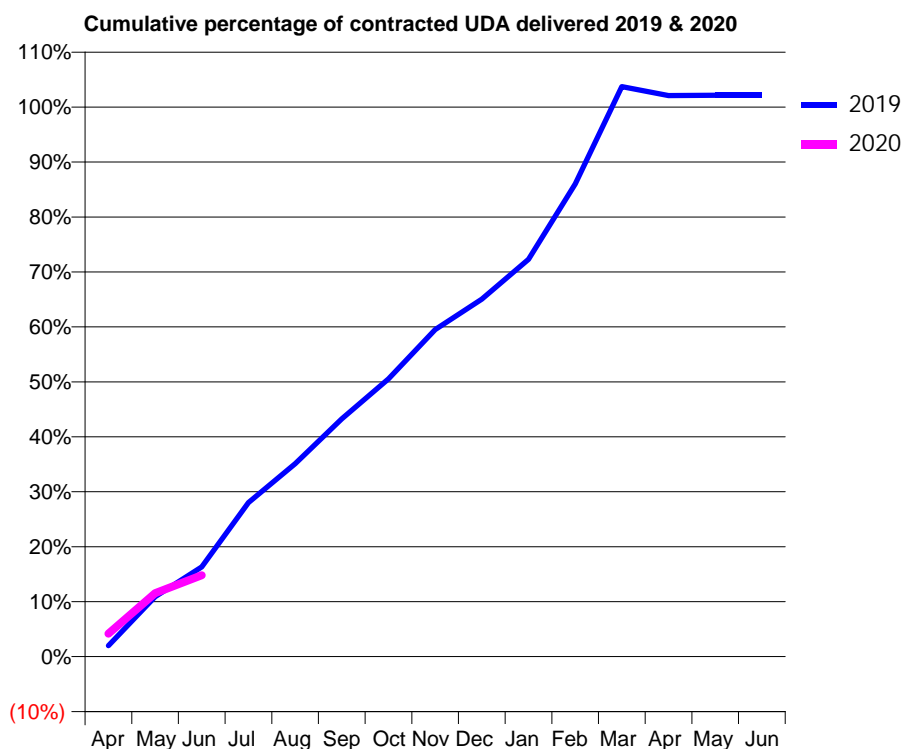
19/20 Contracted general activity (UDA)	13,769
Carry forward general activity (UDA)	0
19/20 Contracted orthodontic activity (UOA)	172
Carry forward orthodontic activity (UOA)	0
Baseline contract value	£328,900.48

ACCESS*

Patients seen in 24 months	Total	Change since previous quarter
Quarter ending June 2018	5,032	
Quarter ending September 2018	4,871	↓
Quarter ending December 2018	4,795	↓
Quarter ending March 2019	5,016	↑
Quarter ending June 2019	4,841	↓
Variance since June 2018	(3.8%)	↓



ACTIVITY



Month	Adjusted Scheduled Activity (UDA)	
	2019	2020
April	275	576
May	1,501	1,588
June	2,246	2,040
July	3,861	
August	4,835	
September	5,955	
October	6,957	
November	8,196	
December	8,956	
January	9,957	
February	11,842	
March	14,279	
April	14,054	
May	14,066	
June	14,066	

QUALITY

	Quantity	Base Number	Contract	AT	Region	England
% of FP17s for the same patient ID Re-attending within 3 months - Children	18	273	6.6%	9.6%	11.2%	11.4%
% of FP17s for the same patient ID Re-attending within 3 months - Adults	71	574	12.4%	14.3%	14.8%	15.4%
% of FP17s for the same patient ID Re-attending between 3 & 9 months - Children	152	273	55.7%	54.0%	60.9%	59.8%
% of FP17s for the same patient ID Re-attending between 3 & 9 months - Adults	231	574	40.2%	48.9%	53.2%	52.1%
% of FP17s for Band 1 Urgent Courses	74	863	8.6%	8.4%	8.3%	9.2%
% of FP17s Relating to Free Repair or Replacements	7	863	0.8%	0.8%	0.7%	0.7%
% of FP17s Relating to Continuations	2	863	0.2%	0.7%	0.8%	0.8%
% of Patients satisfied with the dentistry they have received	1	1	N/A	93.3%	93.2%	93.4%
% of Patients satisfied with the time they had to wait for an appointment	1	1	N/A	91.1%	88.5%	87.6%

* This is based on patients treated on this contract for their most recent course of treatment. Figures in italics indicate the base number of FP17s or Patient Questionnaire responses are less than 100. N/A is shown where the base number of responses is less than 10 during the period. % is calculated as Quantity/Base number*100

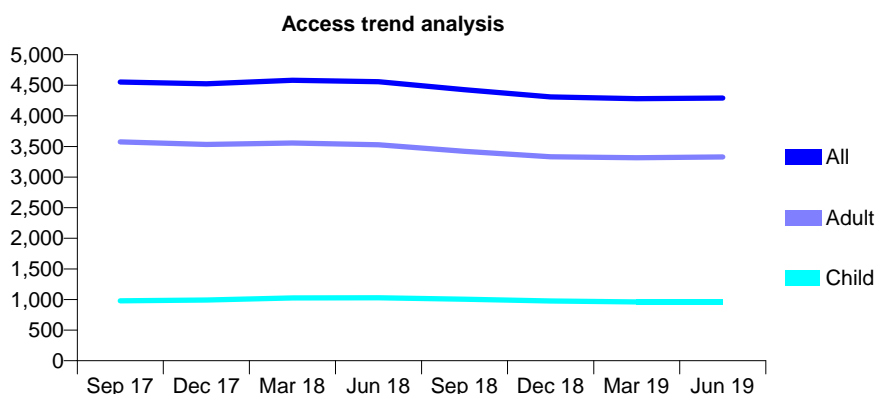
Q54 - Vital Signs At a Glance Contract Report for 325708/0023 - June 2019

Name or company name	Balbir S Bhandal, Amrik S Bhandal & Baljit
Contract type name	GDS Contract
Purpose of contract	General
Contract start date	02/01/2008
Contract end date	

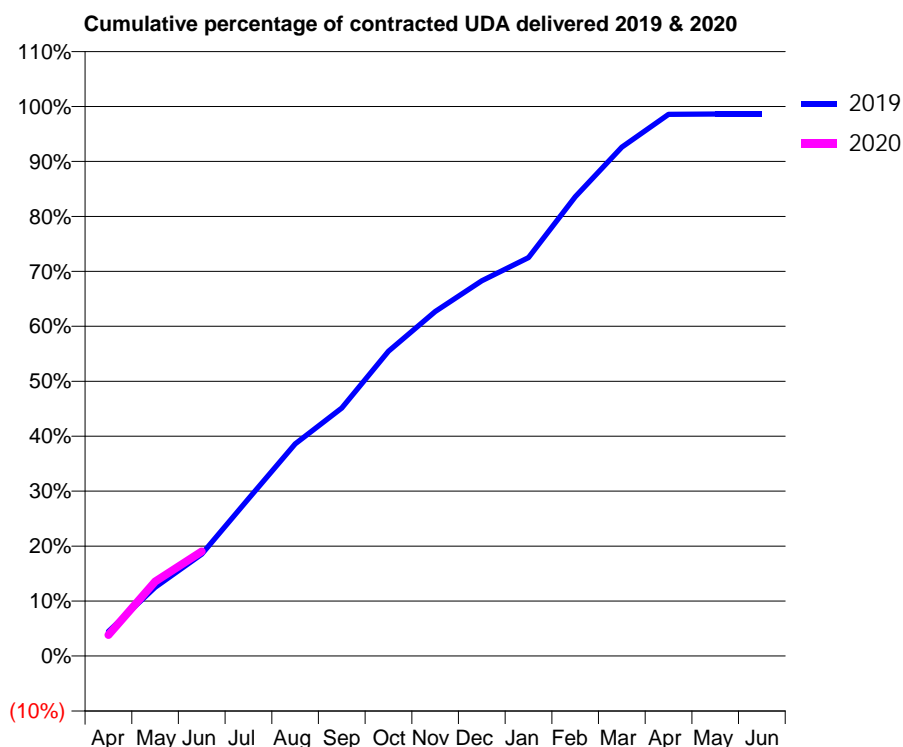
19/20 Contracted general activity (UDA)	13,357
Carry forward general activity (UDA)	0
19/20 Contracted orthodontic activity (UOA)	0
Carry forward orthodontic activity (UOA)	0
Baseline contract value	£328,631.84

ACCESS*

Patients seen in 24 months	Total	Change since previous quarter
Quarter ending June 2018	4,559	
Quarter ending September 2018	4,428	↓
Quarter ending December 2018	4,310	↓
Quarter ending March 2019	4,279	→
Quarter ending June 2019	4,290	→
Variance since June 2018	(5.9%)	↓



ACTIVITY



Month	Adjusted Scheduled Activity (UDA)	
	2019	2020
April	597	510
May	1,671	1,810
June	2,477	2,542
July	3,824	
August	5,157	
September	6,028	
October	7,407	
November	8,372	
December	9,119	
January	9,684	
February	11,162	
March	12,368	
April	13,166	
May	13,170	
June	13,170	

QUALITY

	Quantity	Base Number	Contract	AT	Region	England
% of FP17s for the same patient ID Re-attending within 3 months - Children	23	285	8.1%	9.6%	11.2%	11.4%
% of FP17s for the same patient ID Re-attending within 3 months - Adults	152	1,127	13.5%	14.3%	14.8%	15.4%
% of FP17s for the same patient ID Re-attending between 3 & 9 months - Children	106	285	37.2%	54.0%	60.9%	59.8%
% of FP17s for the same patient ID Re-attending between 3 & 9 months - Adults	592	1,127	52.5%	48.9%	53.2%	52.1%
% of FP17s for Band 1 Urgent Courses	56	1,093	5.1%	8.4%	8.3%	9.2%
% of FP17s Relating to Free Repair or Replacements	11	1,093	1.0%	0.8%	0.7%	0.7%
% of FP17s Relating to Continuations	11	1,093	1.0%	0.7%	0.8%	0.8%
% of Patients satisfied with the dentistry they have received	2	2	N/A	93.3%	93.2%	93.4%
% of Patients satisfied with the time they had to wait for an appointment	2	2	N/A	91.1%	88.5%	87.6%

* This is based on patients treated on this contract for their most recent course of treatment. Figures in italics indicate the base number of FP17s or Patient Questionnaire responses are less than 100. N/A is shown where the base number of responses is less than 10 during the period. % is calculated as Quantity/Base number*100

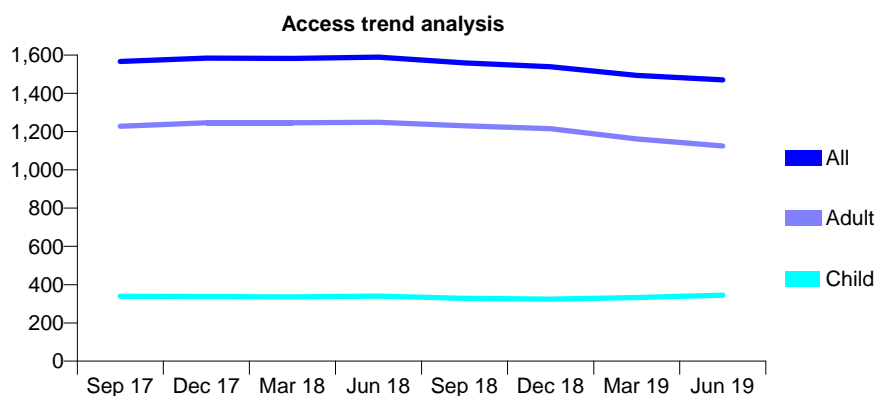
Q54 - Vital Signs At a Glance Contract Report for 326496/0001 - June 2019

Name or company name	MR D MAHGEREFTEH
Contract type name	GDS Contract
Purpose of contract	General
Contract start date	01/04/2006
Contract end date	

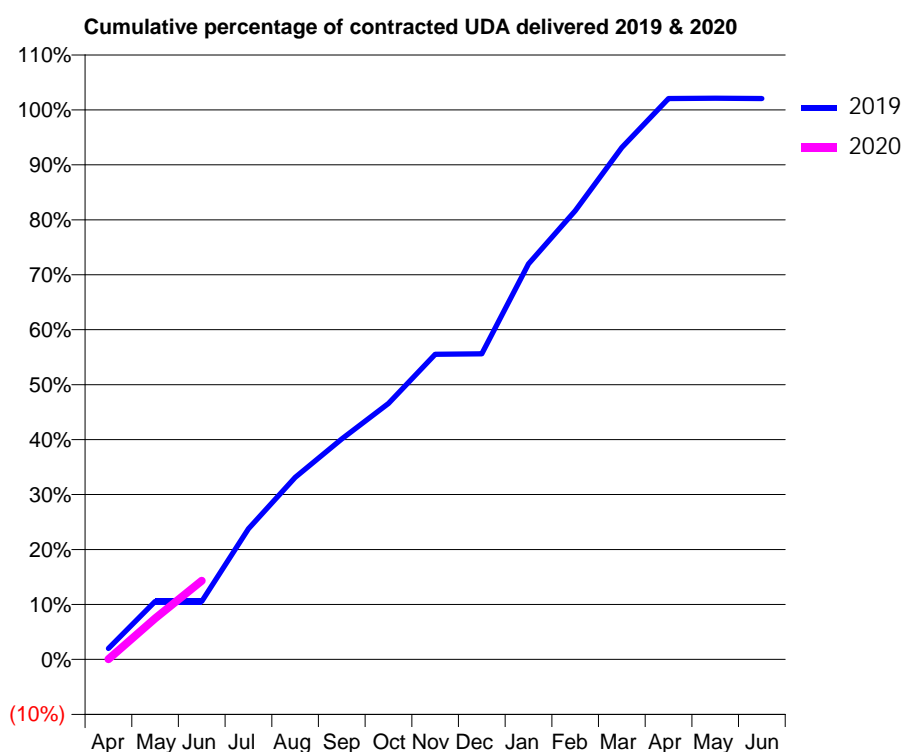
19/20 Contracted general activity (UDA)	7,433
Carry forward general activity (UDA)	0
19/20 Contracted orthodontic activity (UOA)	0
Carry forward orthodontic activity (UOA)	0
Baseline contract value	£238,559.96

ACCESS*

Patients seen in 24 months	Total	Change since previous quarter
Quarter ending June 2018	1,589	
Quarter ending September 2018	1,559	↓
Quarter ending December 2018	1,539	↓
Quarter ending March 2019	1,494	↓
Quarter ending June 2019	1,470	↓
Variance since June 2018	(7.5%)	↓



ACTIVITY



Month	2019	2020
April	148	3
May	786	554
June	786	1,066
July	1,767	
August	2,462	
September	2,982	
October	3,462	
November	4,129	
December	4,133	
January	5,350	
February	6,068	
March	6,925	
April	7,586	
May	7,589	
June	7,586	

QUALITY

	Quantity	Base Number	Contract	AT	Region	England
% of FP17s for the same patient ID Re-attending within 3 months - Children	10	119	8.4%	9.6%	11.2%	11.4%
% of FP17s for the same patient ID Re-attending within 3 months - Adults	71	422	16.8%	14.3%	14.8%	15.4%
% of FP17s for the same patient ID Re-attending between 3 & 9 months - Children	65	119	54.6%	54.0%	60.9%	59.8%
% of FP17s for the same patient ID Re-attending between 3 & 9 months - Adults	266	422	63.0%	48.9%	53.2%	52.1%
% of FP17s for Band 1 Urgent Courses	18	311	5.8%	8.4%	8.3%	9.2%
% of FP17s Relating to Free Repair or Replacements	9	311	2.9%	0.8%	0.7%	0.7%
% of FP17s Relating to Continuations	13	311	4.2%	0.7%	0.8%	0.8%
% of Patients satisfied with the dentistry they have received	12	12	100.0%	93.3%	93.2%	93.4%
% of Patients satisfied with the time they had to wait for an appointment	11	12	91.7%	91.1%	88.5%	87.6%

* This is based on patients treated on this contract for their most recent course of treatment. Figures in italics indicate the base number of FP17s or Patient Questionnaire responses are less than 100. N/A is shown where the base number of responses is less than 10 during the period. % is calculated as Quantity/Base number*100

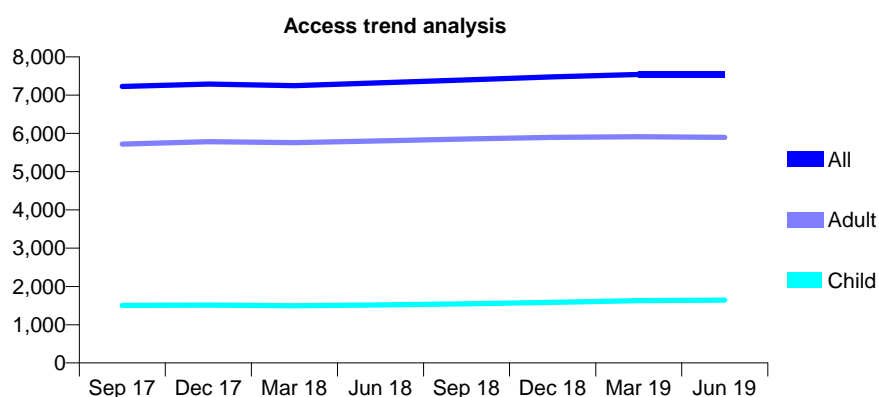
Q54 - Vital Signs At a Glance Contract Report for 326666/0002 - June 2019

Name or company name	Cadbury Dental Practice
Contract type name	GDS Contract
Purpose of contract	General
Contract start date	01/04/2006
Contract end date	

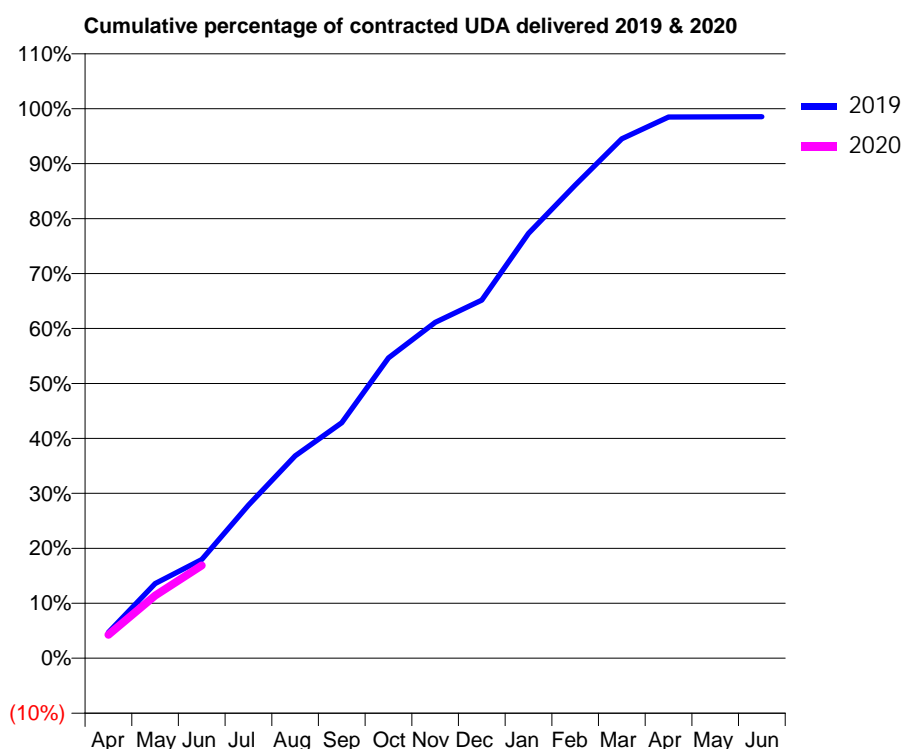
19/20 Contracted general activity (UDA)	16,970
Carry forward general activity (UDA)	0
19/20 Contracted orthodontic activity (UOA)	0
Carry forward orthodontic activity (UOA)	0
Baseline contract value	£452,683.12

ACCESS*

Patients seen in 24 months	Total	Change since previous quarter
Quarter ending June 2018	7,321	
Quarter ending September 2018	7,400	→
Quarter ending December 2018	7,480	→
Quarter ending March 2019	7,543	→
Quarter ending June 2019	7,542	→
Variance since June 2018	3.0%	↑



ACTIVITY



Month	2019	2020
April	799	725
May	2,303	1,936
June	3,049	2,864
July	4,728	
August	6,248	
September	7,272	
October	9,273	
November	10,371	
December	11,061	
January	13,119	
February	14,612	
March	16,036	
April	16,714	
May	16,716	
June	16,720	

QUALITY

	Quantity	Base Number	Contract	AT	Region	England
% of FP17s for the same patient ID Re-attending within 3 months - Children	22	466	4.7%	9.6%	11.2%	11.4%
% of FP17s for the same patient ID Re-attending within 3 months - Adults	126	1,334	9.4%	14.3%	14.8%	15.4%
% of FP17s for the same patient ID Re-attending between 3 & 9 months - Children	235	466	50.4%	54.0%	60.9%	59.8%
% of FP17s for the same patient ID Re-attending between 3 & 9 months - Adults	405	1,334	30.4%	48.9%	53.2%	52.1%
% of FP17s for Band 1 Urgent Courses	129	1,483	8.7%	8.4%	8.3%	9.2%
% of FP17s Relating to Free Repair or Replacements	11	1,483	0.7%	0.8%	0.7%	0.7%
% of FP17s Relating to Continuations	12	1,483	0.8%	0.7%	0.8%	0.8%
% of Patients satisfied with the dentistry they have received	3	3	N/A	93.3%	93.2%	93.4%
% of Patients satisfied with the time they had to wait for an appointment	3	3	N/A	91.1%	88.5%	87.6%

* This is based on patients treated on this contract for their most recent course of treatment.

Figures in italics indicate the base number of FP17s or Patient Questionnaire responses are less than 100. N/A is shown where the base number of responses is less than 10 during the period. % is calculated as Quantity/Base number*100

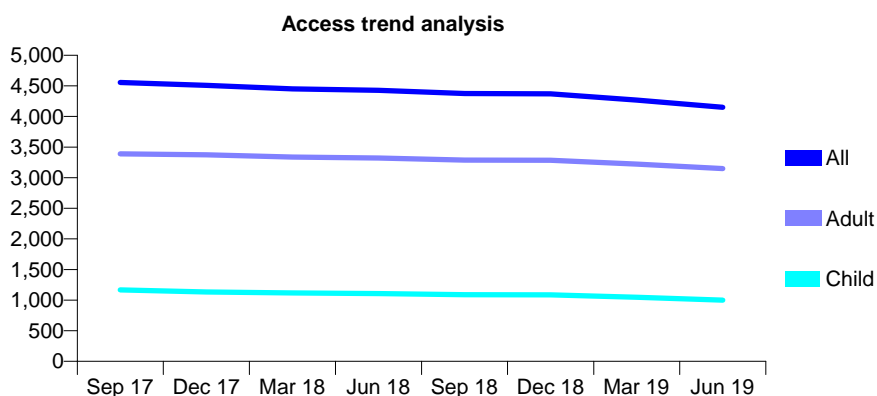
Q54 - Vital Signs At a Glance Contract Report for 327875/0001 - June 2019

Name or company name	MISS S MOSEDALE
Contract type name	GDS Contract
Purpose of contract	General
Contract start date	01/04/2006
Contract end date	

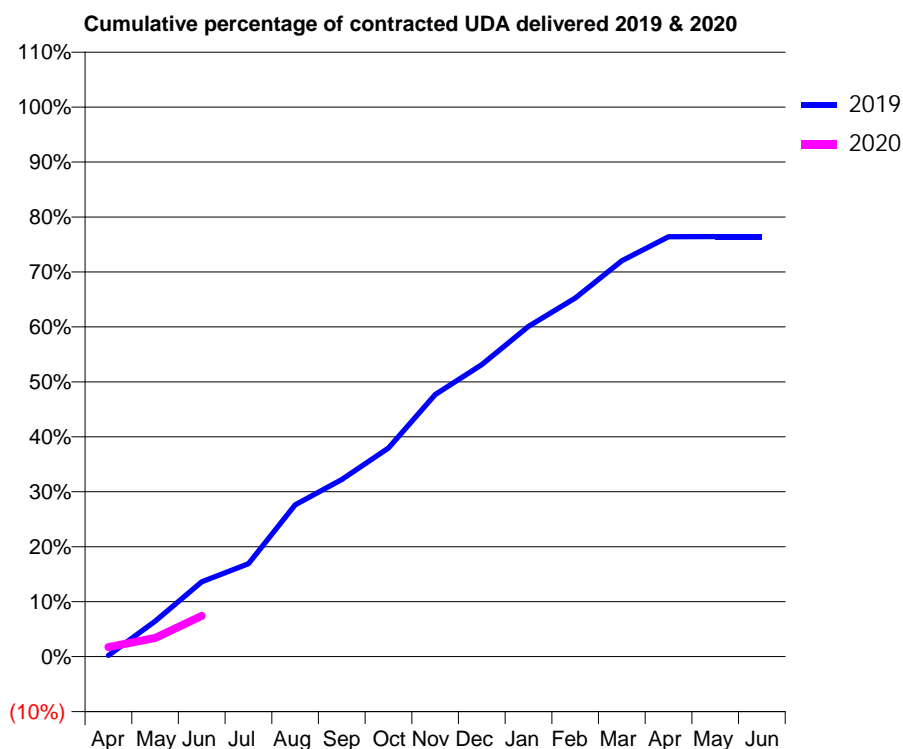
19/20 Contracted general activity (UDA)	16,997
Carry forward general activity (UDA)	0
19/20 Contracted orthodontic activity (UOA)	0
Carry forward orthodontic activity (UOA)	0
Baseline contract value	£386,631.72

ACCESS*

Patients seen in 24 months	Total	Change since previous quarter
Quarter ending June 2018	4,429	
Quarter ending September 2018	4,376	↓
Quarter ending December 2018	4,369	→
Quarter ending March 2019	4,269	↓
Quarter ending June 2019	4,150	↓
Variance since June 2018	(6.3%)	↓



ACTIVITY



Month	Adjusted Scheduled Activity (UDA)	
	2019	2020
April	38	294
May	1,098	581
June	2,315	1,262
July	2,871	
August	4,696	
September	5,475	
October	6,455	
November	8,106	
December	9,030	
January	10,216	
February	11,088	
March	12,243	
April	12,988	
May	12,989	
June	12,990	

QUALITY

	Quantity	Base Number	Contract	AT	Region	England
% of FP17s for the same patient ID Re-attending within 3 months - Children	19	226	8.4%	9.6%	11.2%	11.4%
% of FP17s for the same patient ID Re-attending within 3 months - Adults	111	786	14.1%	14.3%	14.8%	15.4%
% of FP17s for the same patient ID Re-attending between 3 & 9 months - Children	155	226	68.6%	54.0%	60.9%	59.8%
% of FP17s for the same patient ID Re-attending between 3 & 9 months - Adults	515	786	65.5%	48.9%	53.2%	52.1%
% of FP17s for Band 1 Urgent Courses	50	682	7.3%	8.4%	8.3%	9.2%
% of FP17s Relating to Free Repair or Replacements	9	682	1.3%	0.8%	0.7%	0.7%
% of FP17s Relating to Continuations	5	682	0.7%	0.7%	0.8%	0.8%
% of Patients satisfied with the dentistry they have received	3	3	N/A	93.3%	93.2%	93.4%
% of Patients satisfied with the time they had to wait for an appointment	3	3	N/A	91.1%	88.5%	87.6%

* This is based on patients treated on this contract for their most recent course of treatment. Figures in italics indicate the base number of FP17s or Patient Questionnaire responses are less than 100. N/A is shown where the base number of responses is less than 10 during the period. % is calculated as Quantity/Base number*100

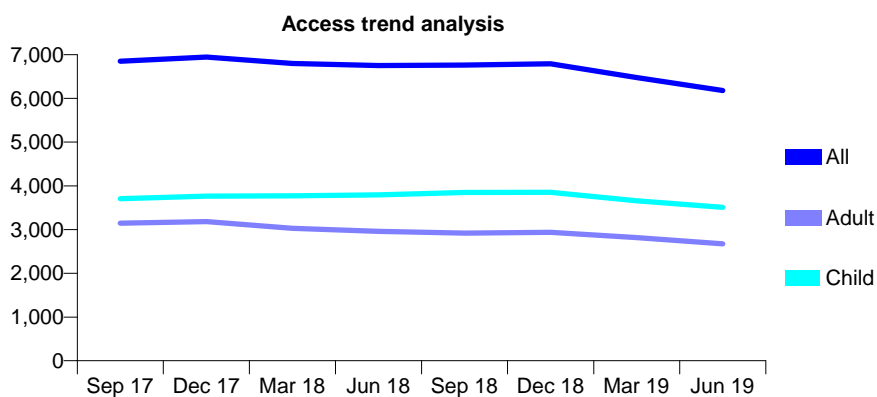
Q54 - Vital Signs At a Glance Contract Report for 328944/0002 - June 2019

Name or company name	MR P TANGRI
Contract type name	GDS Contract
Purpose of contract	General and Orthodontic
Contract start date	01/04/2006
Contract end date	

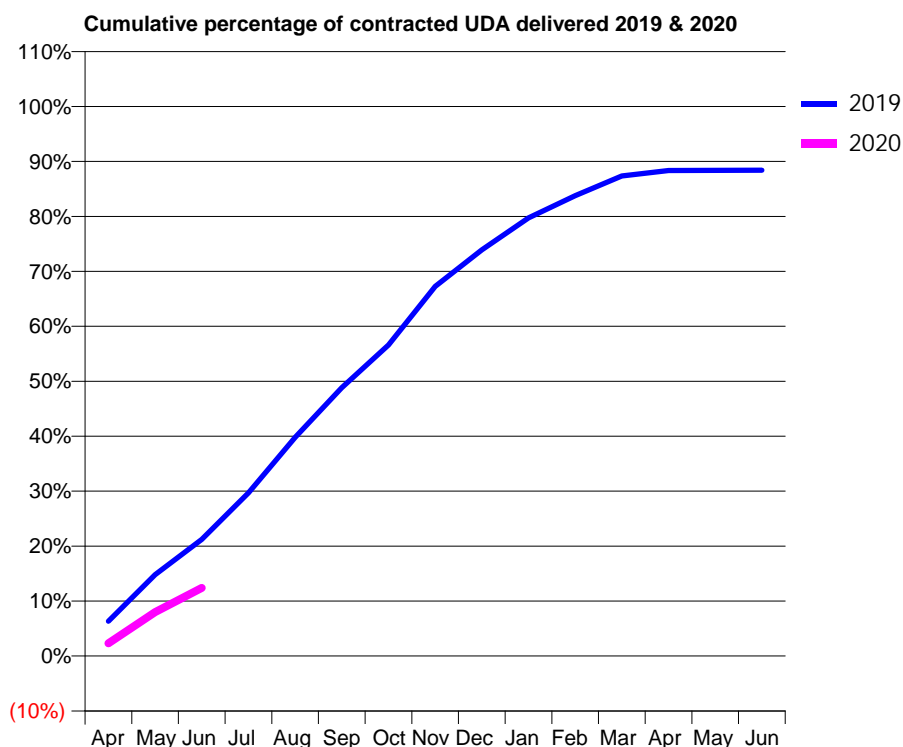
19/20 Contracted general activity (UDA)	14,197
Carry forward general activity (UDA)	0
19/20 Contracted orthodontic activity (UOA)	22
Carry forward orthodontic activity (UOA)	0
Baseline contract value	£336,308.99

ACCESS*

Patients seen in 24 months	Total	Change since previous quarter
Quarter ending June 2018	6,752	
Quarter ending September 2018	6,765	→
Quarter ending December 2018	6,790	→
Quarter ending March 2019	6,476	↓
Quarter ending June 2019	6,182	↓
Variance since June 2018	(8.4%)	↓



ACTIVITY



Month	Adjusted Scheduled Activity (UDA)	
	2019	2020
April	900	329
May	2,102	1,134
June	3,013	1,760
July	4,217	
August	5,653	
September	6,931	
October	8,037	
November	9,548	
December	10,494	
January	11,320	
February	11,891	
March	12,400	
April	12,544	
May	12,545	
June	12,549	

QUALITY

	Quantity	Base Number	Contract	AT	Region	England
% of FP17s for the same patient ID Re-attending within 3 months - Children	49	947	5.2%	9.6%	11.2%	11.4%
% of FP17s for the same patient ID Re-attending within 3 months - Adults	11	258	4.3%	14.3%	14.8%	15.4%
% of FP17s for the same patient ID Re-attending between 3 & 9 months - Children	484	947	51.1%	54.0%	60.9%	59.8%
% of FP17s for the same patient ID Re-attending between 3 & 9 months - Adults	69	258	26.7%	48.9%	53.2%	52.1%
% of FP17s for Band 1 Urgent Courses	140	1,101	12.7%	8.4%	8.3%	9.2%
% of FP17s Relating to Free Repair or Replacements	0	1,101	0.0%	0.8%	0.7%	0.7%
% of FP17s Relating to Continuations	1	1,101	0.1%	0.7%	0.8%	0.8%
% of Patients satisfied with the dentistry they have received	1	1	N/A	93.3%	93.2%	93.4%
% of Patients satisfied with the time they had to wait for an appointment	0	1	N/A	91.1%	88.5%	87.6%

* This is based on patients treated on this contract for their most recent course of treatment. Figures in italics indicate the base number of FP17s or Patient Questionnaire responses are less than 100. N/A is shown where the base number of responses is less than 10 during the period. % is calculated as Quantity/Base number*100

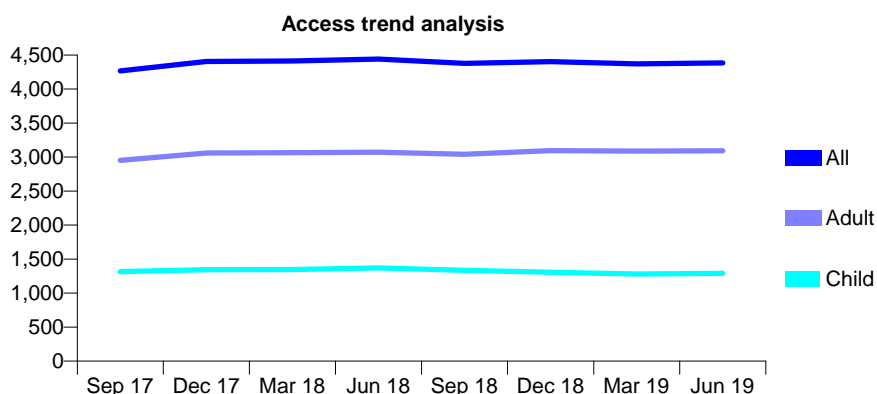
Q54 - Vital Signs At a Glance Contract Report for 330485/0002 - June 2019

Name or company name	MR I AZMAT
Contract type name	GDS Contract
Purpose of contract	General
Contract start date	01/04/2006
Contract end date	

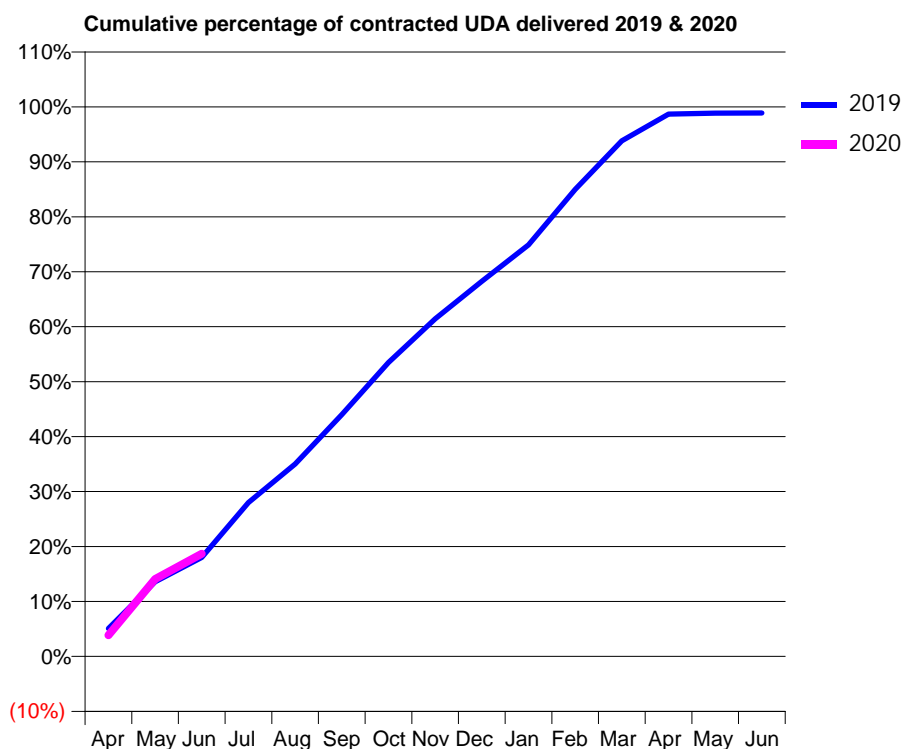
19/20 Contracted general activity (UDA)	10,775
Carry forward general activity (UDA)	0
19/20 Contracted orthodontic activity (UOA)	0
Carry forward orthodontic activity (UOA)	0
Baseline contract value	£231,827.32

ACCESS*

Patients seen in 24 months	Total	Change since previous quarter
Quarter ending June 2018	4,441	
Quarter ending September 2018	4,378	↓
Quarter ending December 2018	4,403	→
Quarter ending March 2019	4,369	→
Quarter ending June 2019	4,385	→
Variance since June 2018	(1.3%)	↓



ACTIVITY



Month	2019	2020
April	547	417
May	1,462	1,517
June	1,942	2,013
July	3,018	
August	3,774	
September	4,740	
October	5,762	
November	6,620	
December	7,354	
January	8,069	
February	9,158	
March	10,110	
April	10,633	
May	10,652	
June	10,654	

QUALITY

	Quantity	Base Number	Contract	AT	Region	England
% of FP17s for the same patient ID Re-attending within 3 months - Children	20	380	5.3%	9.6%	11.2%	11.4%
% of FP17s for the same patient ID Re-attending within 3 months - Adults	96	698	13.8%	14.3%	14.8%	15.4%
% of FP17s for the same patient ID Re-attending between 3 & 9 months - Children	146	380	38.4%	54.0%	60.9%	59.8%
% of FP17s for the same patient ID Re-attending between 3 & 9 months - Adults	259	698	37.1%	48.9%	53.2%	52.1%
% of FP17s for Band 1 Urgent Courses	136	875	15.5%	8.4%	8.3%	9.2%
% of FP17s Relating to Free Repair or Replacements	0	875	0.0%	0.8%	0.7%	0.7%
% of FP17s Relating to Continuations	4	875	0.5%	0.7%	0.8%	0.8%
% of Patients satisfied with the dentistry they have received	1	1	N/A	93.3%	93.2%	93.4%
% of Patients satisfied with the time they had to wait for an appointment	1	1	N/A	91.1%	88.5%	87.6%

* This is based on patients treated on this contract for their most recent course of treatment. Figures in italics indicate the base number of FP17s or Patient Questionnaire responses are less than 100. N/A is shown where the base number of responses is less than 10 during the period. % is calculated as Quantity/Base number*100

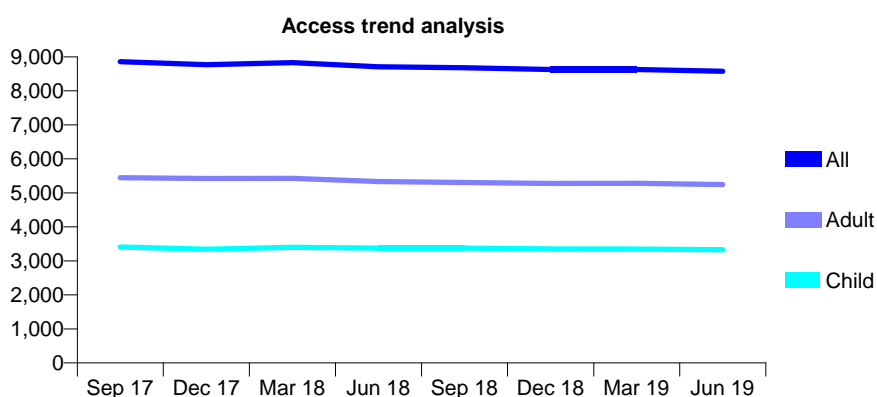
Q54 - Vital Signs At a Glance Contract Report for 330485/0003 - June 2019

Name or company name	MR I AZMAT
Contract type name	GDS Contract
Purpose of contract	General
Contract start date	01/04/2006
Contract end date	

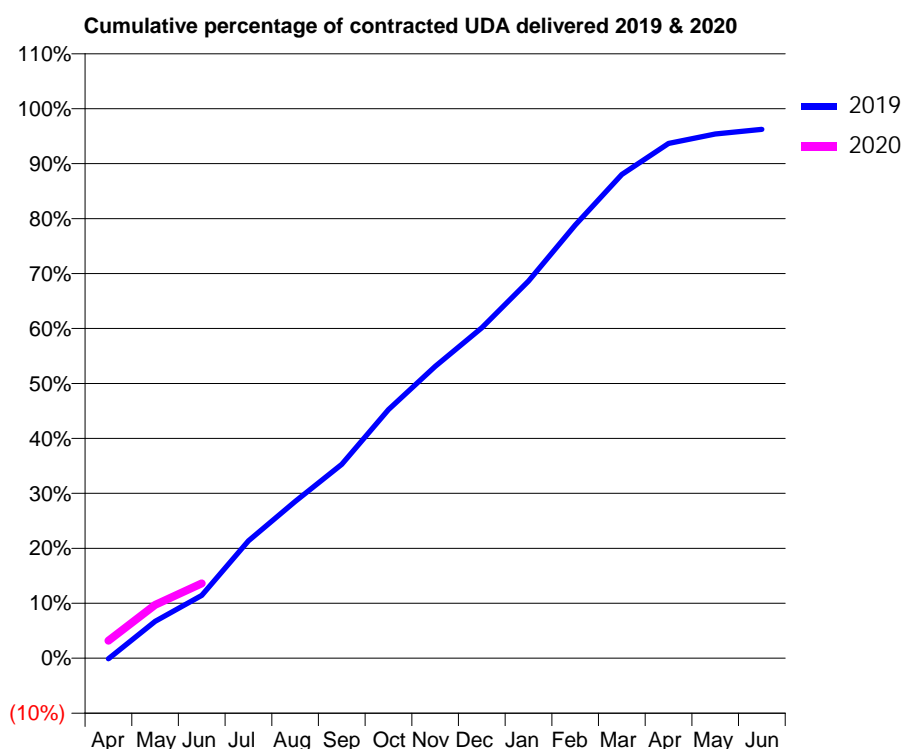
19/20 Contracted general activity (UDA)	24,125
Carry forward general activity (UDA)	0
19/20 Contracted orthodontic activity (UOA)	0
Carry forward orthodontic activity (UOA)	0
Baseline contract value	£518,703.38

ACCESS*

Patients seen in 24 months	Total	Change since previous quarter
Quarter ending June 2018	8,709	
Quarter ending September 2018	8,680	→
Quarter ending December 2018	8,630	→
Quarter ending March 2019	8,629	→
Quarter ending June 2019	8,577	→
Variance since June 2018	(1.5%)	↓



ACTIVITY



Month	2019	2020
April	-28	769
May	1,620	2,347
June	2,761	3,290
July	5,157	
August	6,880	
September	8,511	
October	10,914	
November	12,810	
December	14,502	
January	16,552	
February	19,017	
March	21,235	
April	22,596	
May	23,013	
June	23,218	

QUALITY

	Quantity	Base Number	Contract	AT	Region	England
% of FP17s for the same patient ID Re-attending within 3 months - Children	51	732	7.0%	9.6%	11.2%	11.4%
% of FP17s for the same patient ID Re-attending within 3 months - Adults	141	1,027	13.7%	14.3%	14.8%	15.4%
% of FP17s for the same patient ID Re-attending between 3 & 9 months - Children	274	732	37.4%	54.0%	60.9%	59.8%
% of FP17s for the same patient ID Re-attending between 3 & 9 months - Adults	328	1,027	31.9%	48.9%	53.2%	52.1%
% of FP17s for Band 1 Urgent Courses	140	1,334	10.5%	8.4%	8.3%	9.2%
% of FP17s Relating to Free Repair or Replacements	0	1,334	0.0%	0.8%	0.7%	0.7%
% of FP17s Relating to Continuations	2	1,334	0.1%	0.7%	0.8%	0.8%
% of Patients satisfied with the dentistry they have received	1	1	N/A	93.3%	93.2%	93.4%
% of Patients satisfied with the time they had to wait for an appointment	1	1	N/A	91.1%	88.5%	87.6%

* This is based on patients treated on this contract for their most recent course of treatment. Figures in italics indicate the base number of FP17s or Patient Questionnaire responses are less than 100. N/A is shown where the base number of responses is less than 10 during the period. % is calculated as Quantity/Base number*100

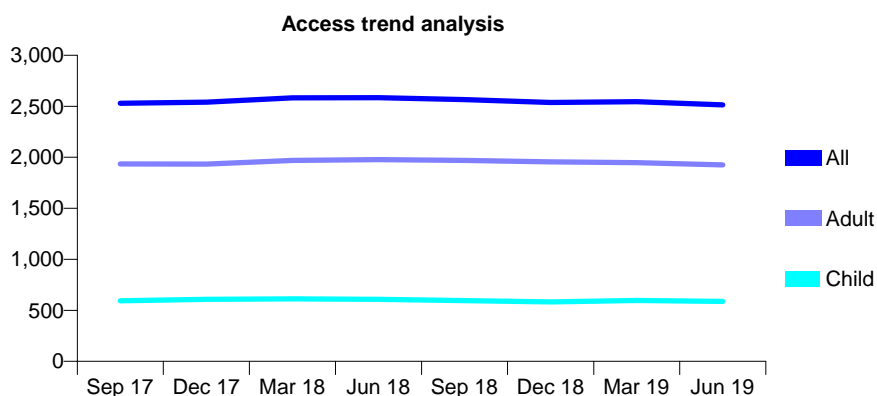
Q54 - Vital Signs At a Glance Contract Report for 330485/0004 - June 2019

Name or company name	MR I AZMAT
Contract type name	GDS Contract
Purpose of contract	General
Contract start date	01/04/2006
Contract end date	

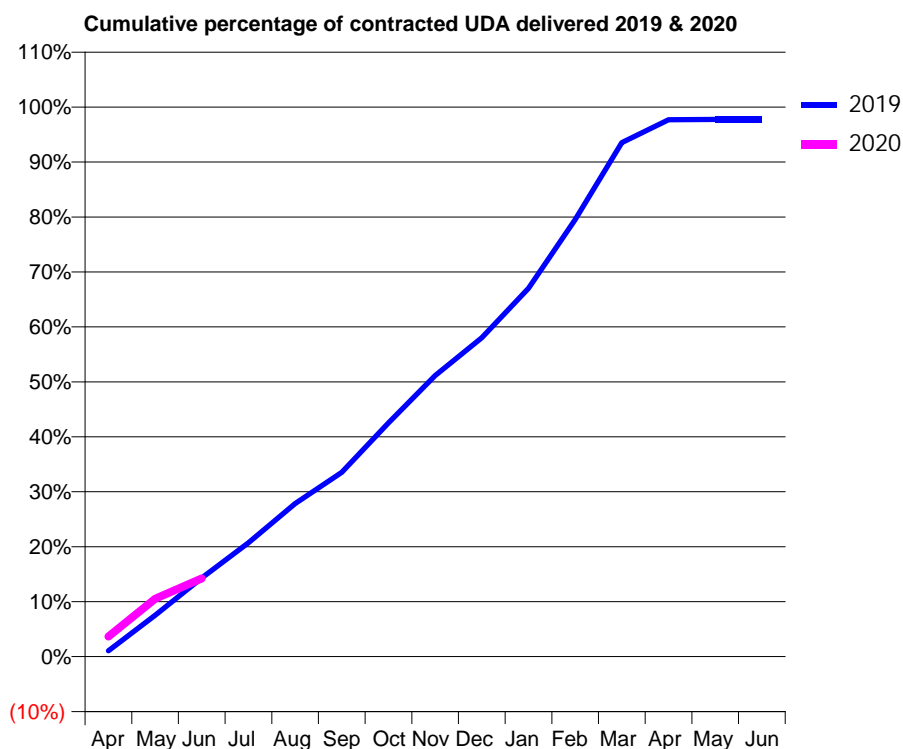
19/20 Contracted general activity (UDA)	7,740
Carry forward general activity (UDA)	0
19/20 Contracted orthodontic activity (UOA)	0
Carry forward orthodontic activity (UOA)	0
Baseline contract value	£166,508.95

ACCESS*

Patients seen in 24 months	Total	Change since previous quarter
Quarter ending June 2018	2,584	
Quarter ending September 2018	2,565	→
Quarter ending December 2018	2,537	↓
Quarter ending March 2019	2,544	→
Quarter ending June 2019	2,514	↓
Variance since June 2018	(2.7%)	↓



ACTIVITY



Month	Adjusted Scheduled Activity (UDA)	
	2019	2020
April	82	282
May	583	817
June	1,108	1,102
July	1,603	
August	2,157	
September	2,594	
October	3,292	
November	3,960	
December	4,492	
January	5,189	
February	6,157	
March	7,239	
April	7,560	
May	7,566	
June	7,566	

QUALITY

	Quantity	Base Number	Contract	AT	Region	England
% of FP17s for the same patient ID Re-attending within 3 months - Children	7	123	5.7%	9.6%	11.2%	11.4%
% of FP17s for the same patient ID Re-attending within 3 months - Adults	43	368	11.7%	14.3%	14.8%	15.4%
% of FP17s for the same patient ID Re-attending between 3 & 9 months - Children	42	123	34.1%	54.0%	60.9%	59.8%
% of FP17s for the same patient ID Re-attending between 3 & 9 months - Adults	160	368	43.5%	48.9%	53.2%	52.1%
% of FP17s for Band 1 Urgent Courses	21	385	5.5%	8.4%	8.3%	9.2%
% of FP17s Relating to Free Repair or Replacements	1	385	0.3%	0.8%	0.7%	0.7%
% of FP17s Relating to Continuations	11	385	2.9%	0.7%	0.8%	0.8%
% of Patients satisfied with the dentistry they have received	1	1	N/A	93.3%	93.2%	93.4%
% of Patients satisfied with the time they had to wait for an appointment	1	1	N/A	91.1%	88.5%	87.6%

* This is based on patients treated on this contract for their most recent course of treatment. Figures in italics indicate the base number of FP17s or Patient Questionnaire responses are less than 100. N/A is shown where the base number of responses is less than 10 during the period. % is calculated as Quantity/Base number*100

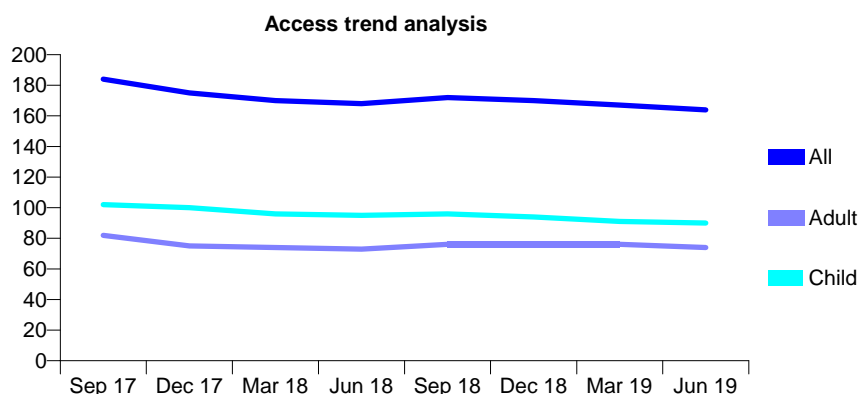
Q54 - Vital Signs At a Glance Contract Report for 331902/0001 - June 2019

Name or company name	MR MA PLUMB
Contract type name	GDS Contract
Purpose of contract	General and Orthodontic
Contract start date	01/04/2006
Contract end date	

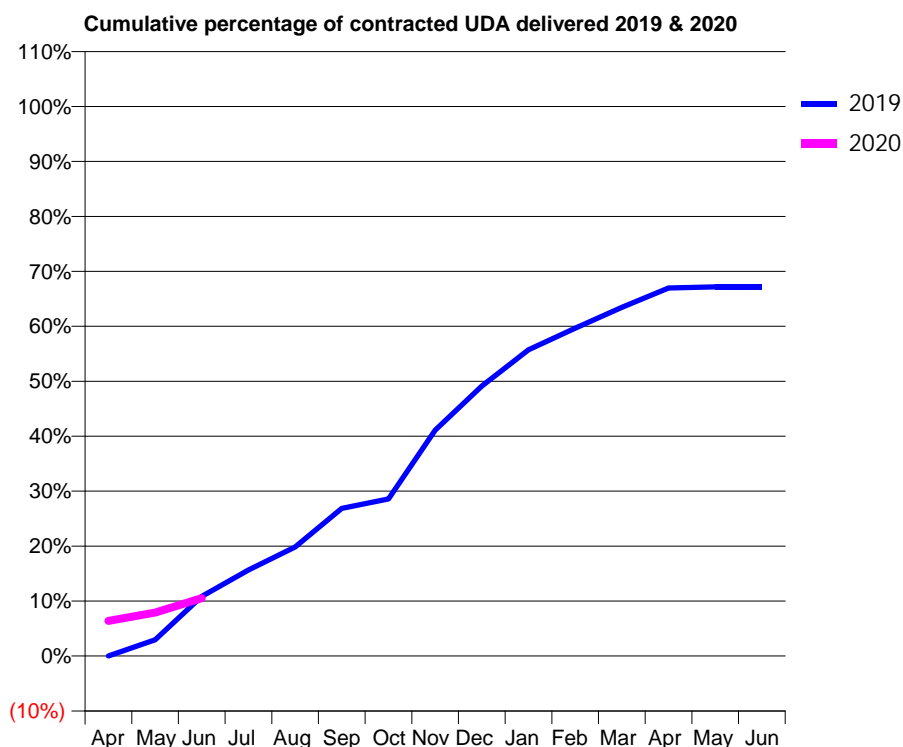
19/20 Contracted general activity (UDA)	460
Carry forward general activity (UDA)	0
19/20 Contracted orthodontic activity (UOA)	897
Carry forward orthodontic activity (UOA)	0
Baseline contract value	£73,531.45

ACCESS*

Patients seen in 24 months	Total	Change since previous quarter
Quarter ending June 2018	168	
Quarter ending September 2018	172	↑
Quarter ending December 2018	170	↓
Quarter ending March 2019	167	↓
Quarter ending June 2019	164	↓
Variance since June 2018	(2.4%)	↓



ACTIVITY



Month	Adjusted Scheduled Activity (UDA)	
	2019	2020
April	0	29
May	14	36
June	50	48
July	72	
August	91	
September	124	
October	132	
November	189	
December	226	
January	256	
February	274	
March	292	
April	308	
May	309	
June	309	

QUALITY

	Quantity	Base Number	Contract	AT	Region	England
% of FP17s for the same patient ID Re-attending within 3 months - Children	5	56	8.9%	9.6%	11.2%	11.4%
% of FP17s for the same patient ID Re-attending within 3 months - Adults	2	14	14.3%	14.3%	14.8%	15.4%
% of FP17s for the same patient ID Re-attending between 3 & 9 months - Children	26	56	46.4%	54.0%	60.9%	59.8%
% of FP17s for the same patient ID Re-attending between 3 & 9 months - Adults	10	14	71.4%	48.9%	53.2%	52.1%
% of FP17s for Band 1 Urgent Courses	2	35	5.7%	8.4%	8.3%	9.2%
% of FP17s Relating to Free Repair or Replacements	0	35	0.0%	0.8%	0.7%	0.7%
% of FP17s Relating to Continuations	1	35	2.9%	0.7%	0.8%	0.8%
% of Patients satisfied with the dentistry they have received	0	0	N/A	93.3%	93.2%	93.4%
% of Patients satisfied with the time they had to wait for an appointment	0	0	N/A	91.1%	88.5%	87.6%

* This is based on patients treated on this contract for their most recent course of treatment. Figures in italics indicate the base number of FP17s or Patient Questionnaire responses are less than 100. N/A is shown where the base number of responses is less than 10 during the period. % is calculated as Quantity/Base number*100

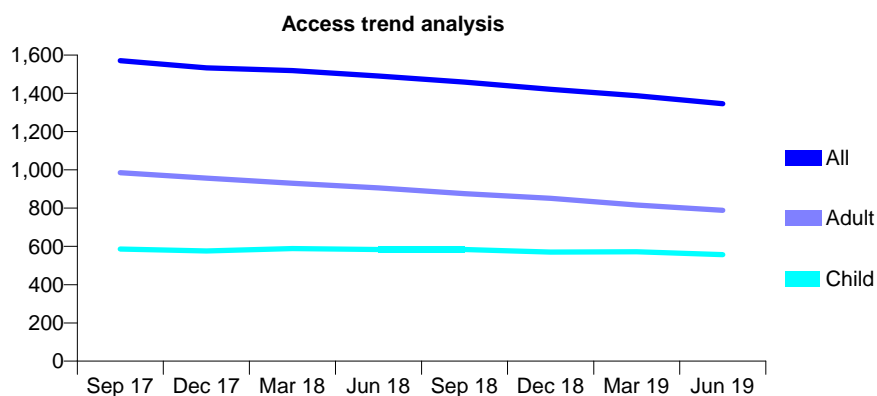
Q54 - Vital Signs At a Glance Contract Report for 332089/0001 - June 2019

Name or company name	MR C BULLARD
Contract type name	GDS Contract
Purpose of contract	General
Contract start date	01/04/2006
Contract end date	

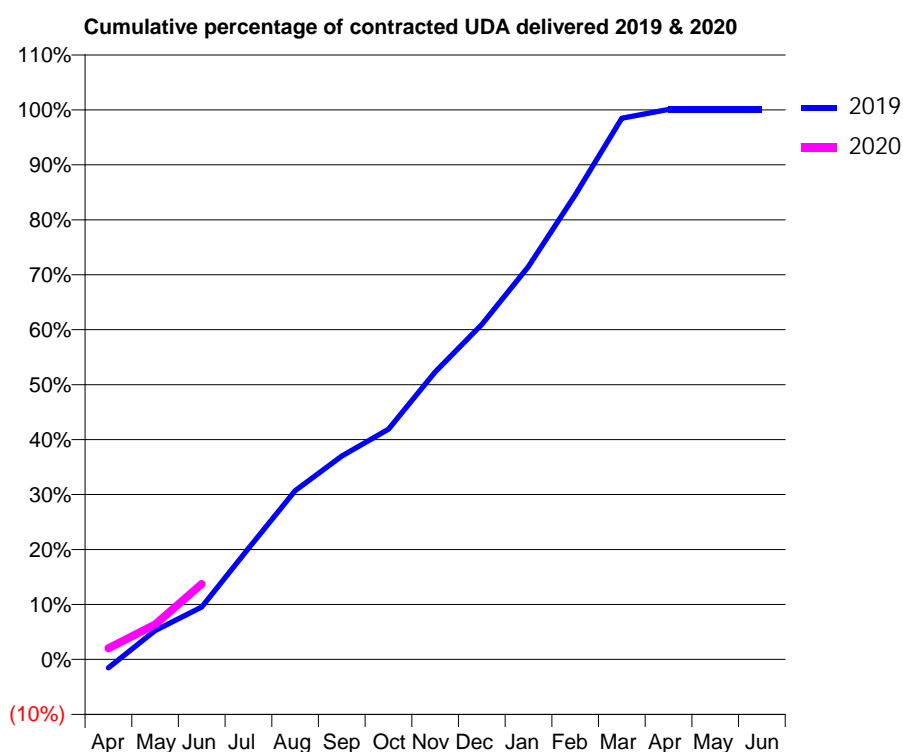
19/20 Contracted general activity (UDA)	4,250
Carry forward general activity (UDA)	0
19/20 Contracted orthodontic activity (UOA)	0
Carry forward orthodontic activity (UOA)	0
Baseline contract value	£108,210.88

ACCESS*

Patients seen in 24 months	Total	Change since previous quarter
Quarter ending June 2018	1,490	
Quarter ending September 2018	1,459	↓
Quarter ending December 2018	1,421	↓
Quarter ending March 2019	1,388	↓
Quarter ending June 2019	1,346	↓
Variance since June 2018	(9.7%)	↓



ACTIVITY



Month	2019	2020
April	-66	86
May	223	270
June	406	584
July	859	
August	1,305	
September	1,572	
October	1,780	
November	2,223	
December	2,590	
January	3,038	
February	3,592	
March	4,186	
April	4,254	
May	4,254	
June	4,254	

QUALITY

	Quantity	Base Number	Contract	AT	Region	England
% of FP17s for the same patient ID Re-attending within 3 months - Children	17	183	9.3%	9.6%	11.2%	11.4%
% of FP17s for the same patient ID Re-attending within 3 months - Adults	25	133	18.8%	14.3%	14.8%	15.4%
% of FP17s for the same patient ID Re-attending between 3 & 9 months - Children	135	183	73.8%	54.0%	60.9%	59.8%
% of FP17s for the same patient ID Re-attending between 3 & 9 months - Adults	87	133	65.4%	48.9%	53.2%	52.1%
% of FP17s for Band 1 Urgent Courses	21	295	7.1%	8.4%	8.3%	9.2%
% of FP17s Relating to Free Repair or Replacements	0	295	0.0%	0.8%	0.7%	0.7%
% of FP17s Relating to Continuations	3	295	1.0%	0.7%	0.8%	0.8%
% of Patients satisfied with the dentistry they have received	0	0	N/A	93.3%	93.2%	93.4%
% of Patients satisfied with the time they had to wait for an appointment	0	0	N/A	91.1%	88.5%	87.6%

* This is based on patients treated on this contract for their most recent course of treatment. Figures in italics indicate the base number of FP17s or Patient Questionnaire responses are less than 100. N/A is shown where the base number of responses is less than 10 during the period. % is calculated as Quantity/Base number*100

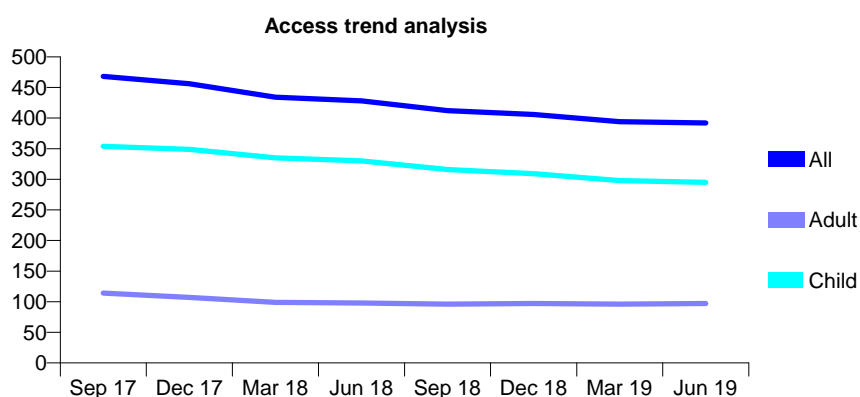
Q54 - Vital Signs At a Glance Contract Report for 334553/0001 - June 2019

Name or company name	MR AF MURPHY
Contract type name	GDS Contract
Purpose of contract	General
Contract start date	01/04/2008
Contract end date	

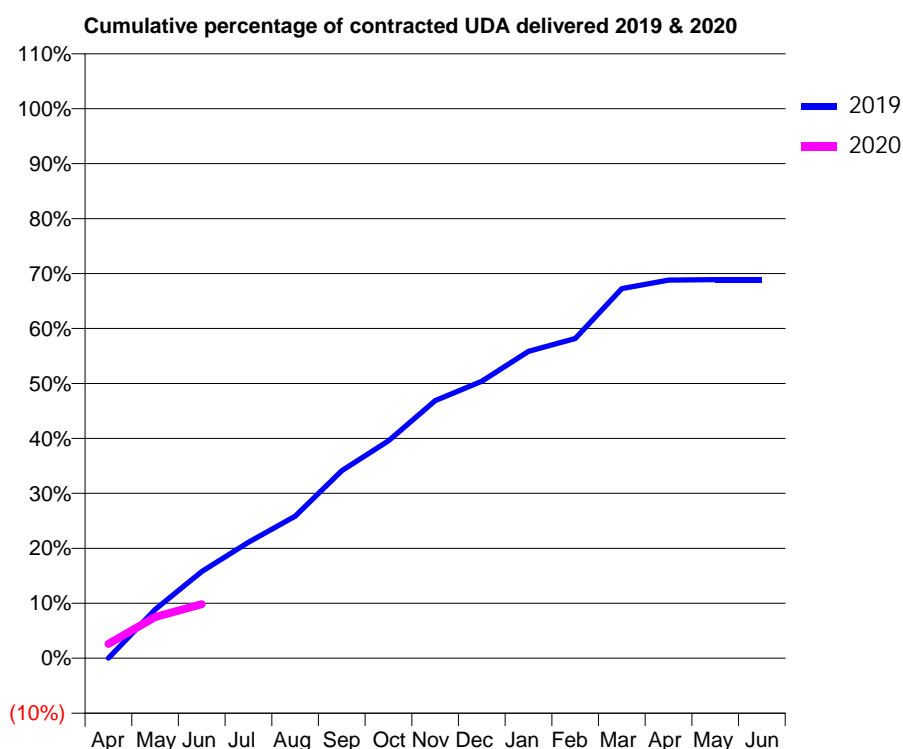
19/20 Contracted general activity (UDA)	1,250
Carry forward general activity (UDA)	0
19/20 Contracted orthodontic activity (UOA)	0
Carry forward orthodontic activity (UOA)	0
Baseline contract value	£31,926.32

ACCESS*

Patients seen in 24 months	Total	Change since previous quarter
Quarter ending June 2018	428	
Quarter ending September 2018	412	↓
Quarter ending December 2018	406	↓
Quarter ending March 2019	394	↓
Quarter ending June 2019	392	→
Variance since June 2018	(8.4%)	↓



ACTIVITY



Month	2019	2020
April	0	33
May	111	94
June	197	123
July	264	
August	323	
September	426	
October	495	
November	586	
December	630	
January	698	
February	727	
March	841	
April	860	
May	861	
June	861	

QUALITY

	Quantity	Base Number	Contract	AT	Region	England
% of FP17s for the same patient ID Re-attending within 3 months - Children	8	104	7.7%	9.6%	11.2%	11.4%
% of FP17s for the same patient ID Re-attending within 3 months - Adults	5	15	33.3%	14.3%	14.8%	15.4%
% of FP17s for the same patient ID Re-attending between 3 & 9 months - Children	79	104	76.0%	54.0%	60.9%	59.8%
% of FP17s for the same patient ID Re-attending between 3 & 9 months - Adults	8	15	53.3%	48.9%	53.2%	52.1%
% of FP17s for Band 1 Urgent Courses	5	104	4.8%	8.4%	8.3%	9.2%
% of FP17s Relating to Free Repair or Replacements	0	104	0.0%	0.8%	0.7%	0.7%
% of FP17s Relating to Continuations	0	104	0.0%	0.7%	0.8%	0.8%
% of Patients satisfied with the dentistry they have received	0	0	N/A	93.3%	93.2%	93.4%
% of Patients satisfied with the time they had to wait for an appointment	0	0	N/A	91.1%	88.5%	87.6%

* This is based on patients treated on this contract for their most recent course of treatment.

Figures in italics indicate the base number of FP17s or Patient Questionnaire responses are less than 100. N/A is shown where the base number of responses is less than 10 during the period. % is calculated as Quantity/Base number*100

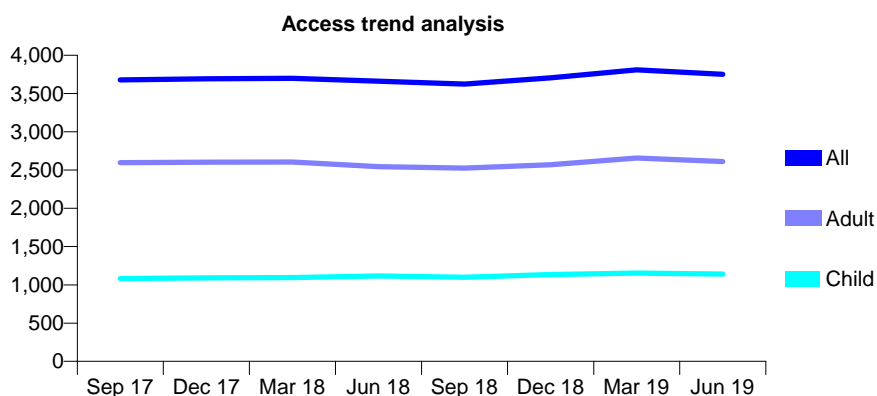
Q54 - Vital Signs At a Glance Contract Report for 336823/0002 - June 2019

Name or company name	MR F SHOJA-ASSADI
Contract type name	GDS Contract
Purpose of contract	General
Contract start date	01/04/2006
Contract end date	

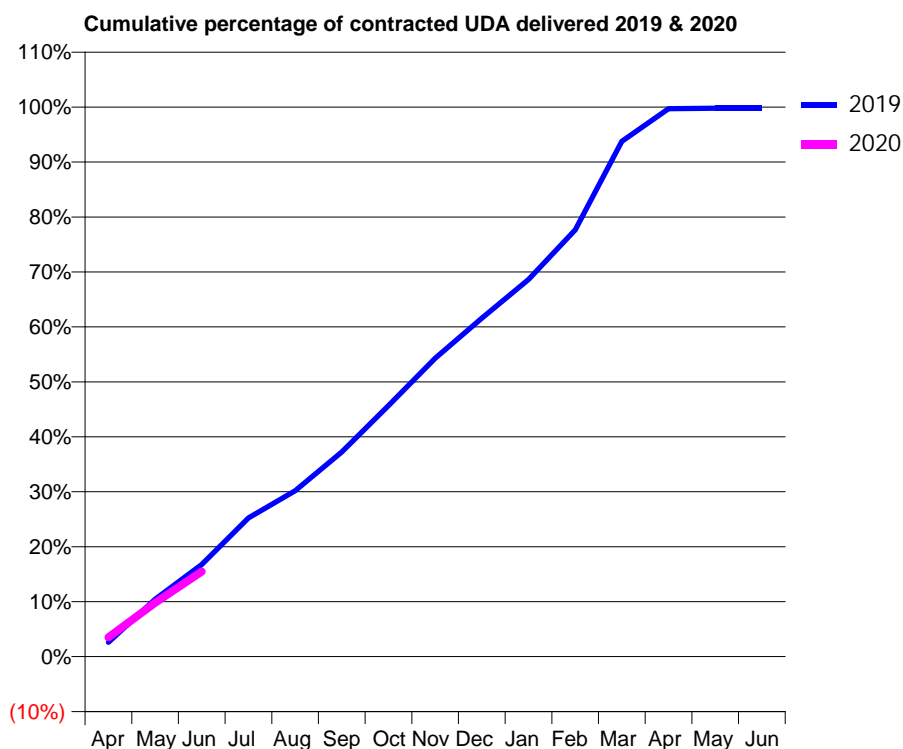
19/20 Contracted general activity (UDA)	14,575
Carry forward general activity (UDA)	0
19/20 Contracted orthodontic activity (UOA)	0
Carry forward orthodontic activity (UOA)	0
Baseline contract value	£388,315.03

ACCESS*

Patients seen in 24 months	Total	Change since previous quarter
Quarter ending June 2018	3,661	
Quarter ending September 2018	3,625	→
Quarter ending December 2018	3,705	↑
Quarter ending March 2019	3,810	↑
Quarter ending June 2019	3,752	↓
Variance since June 2018	2.5%	↑



ACTIVITY



Month	Adjusted Scheduled Activity (UDA)	
	2019	2020
April	379	510
May	1,522	1,427
June	2,443	2,260
July	3,681	
August	4,398	
September	5,426	
October	6,659	
November	7,915	
December	8,975	
January	10,006	
February	11,318	
March	13,667	
April	14,530	
May	14,541	
June	14,544	

QUALITY

	Quantity	Base Number	Contract	AT	Region	England
% of FP17s for the same patient ID Re-attending within 3 months - Children	30	318	9.4%	9.6%	11.2%	11.4%
% of FP17s for the same patient ID Re-attending within 3 months - Adults	88	662	13.3%	14.3%	14.8%	15.4%
% of FP17s for the same patient ID Re-attending between 3 & 9 months - Children	174	318	54.7%	54.0%	60.9%	59.8%
% of FP17s for the same patient ID Re-attending between 3 & 9 months - Adults	348	662	52.6%	48.9%	53.2%	52.1%
% of FP17s for Band 1 Urgent Courses	35	787	4.4%	8.4%	8.3%	9.2%
% of FP17s Relating to Free Repair or Replacements	5	787	0.6%	0.8%	0.7%	0.7%
% of FP17s Relating to Continuations	5	787	0.6%	0.7%	0.8%	0.8%
% of Patients satisfied with the dentistry they have received	0	0	N/A	93.3%	93.2%	93.4%
% of Patients satisfied with the time they had to wait for an appointment	0	0	N/A	91.1%	88.5%	87.6%

* This is based on patients treated on this contract for their most recent course of treatment. Figures in italics indicate the base number of FP17s or Patient Questionnaire responses are less than 100. N/A is shown where the base number of responses is less than 10 during the period. % is calculated as Quantity/Base number*100

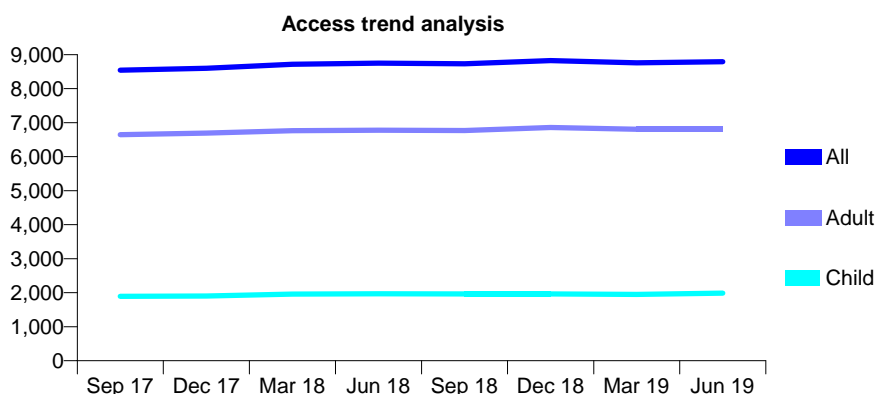
Q54 - Vital Signs At a Glance Contract Report for 339539/0001 - June 2019

Name or company name	MR D BALKRISHNA
Contract type name	GDS Contract
Purpose of contract	General
Contract start date	01/04/2006
Contract end date	

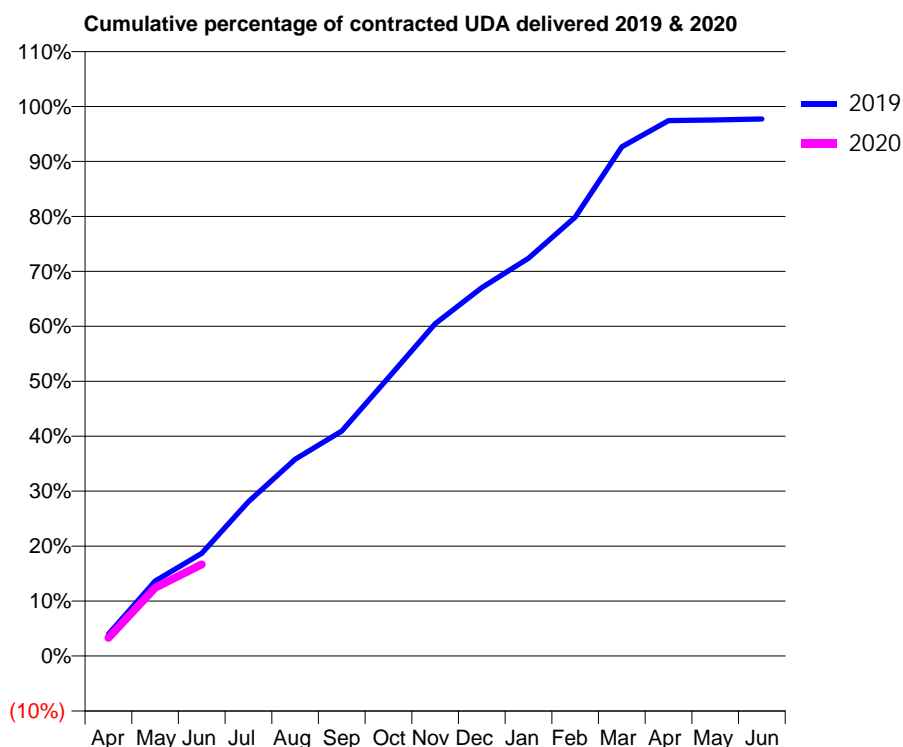
19/20 Contracted general activity (UDA)	26,139
Carry forward general activity (UDA)	0
19/20 Contracted orthodontic activity (UOA)	0
Carry forward orthodontic activity (UOA)	0
Baseline contract value	£666,938.61

ACCESS*

Patients seen in 24 months	Total	Change since previous quarter
Quarter ending June 2018	8,751	
Quarter ending September 2018	8,732	→
Quarter ending December 2018	8,824	→
Quarter ending March 2019	8,757	→
Quarter ending June 2019	8,794	→
Variance since June 2018	0.5%	→



ACTIVITY



Month	Adjusted Scheduled Activity (UDA)	
	2019	2020
April	1,035	866
May	3,569	3,245
June	4,879	4,359
July	7,345	
August	9,358	
September	10,698	
October	13,240	
November	15,802	
December	17,513	
January	18,918	
February	20,876	
March	24,222	
April	25,466	
May	25,499	
June	25,543	

QUALITY

	Quantity	Base Number	Contract	AT	Region	England
% of FP17s for the same patient ID Re-attending within 3 months - Children	30	627	4.8%	9.6%	11.2%	11.4%
% of FP17s for the same patient ID Re-attending within 3 months - Adults	251	2,036	12.3%	14.3%	14.8%	15.4%
% of FP17s for the same patient ID Re-attending between 3 & 9 months - Children	371	627	59.2%	54.0%	60.9%	59.8%
% of FP17s for the same patient ID Re-attending between 3 & 9 months - Adults	1,175	2,036	57.7%	48.9%	53.2%	52.1%
% of FP17s for Band 1 Urgent Courses	150	2,183	6.9%	8.4%	8.3%	9.2%
% of FP17s Relating to Free Repair or Replacements	48	2,183	2.2%	0.8%	0.7%	0.7%
% of FP17s Relating to Continuations	17	2,183	0.8%	0.7%	0.8%	0.8%
% of Patients satisfied with the dentistry they have received	10	10	100.0%	93.3%	93.2%	93.4%
% of Patients satisfied with the time they had to wait for an appointment	10	10	100.0%	91.1%	88.5%	87.6%

* This is based on patients treated on this contract for their most recent course of treatment. Figures in italics indicate the base number of FP17s or Patient Questionnaire responses are less than 100. N/A is shown where the base number of responses is less than 10 during the period. % is calculated as Quantity/Base number*100

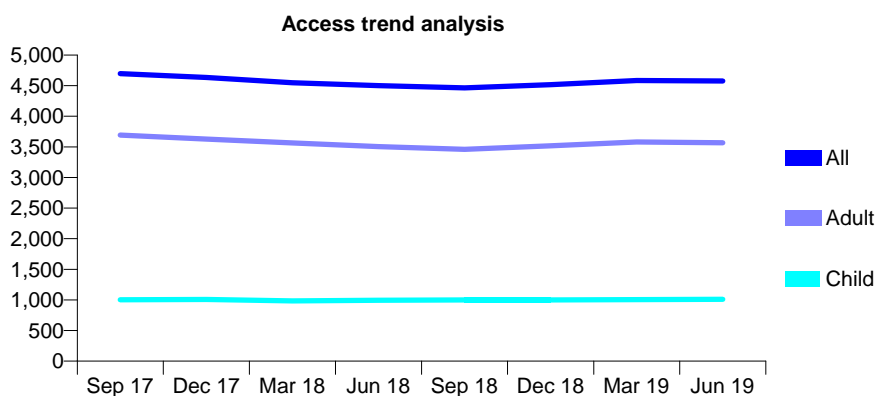
Q54 - Vital Signs At a Glance Contract Report for 345423/0003 - June 2019

Name or company name	MR T MOODLEY
Contract type name	GDS Contract
Purpose of contract	General
Contract start date	01/10/2014
Contract end date	

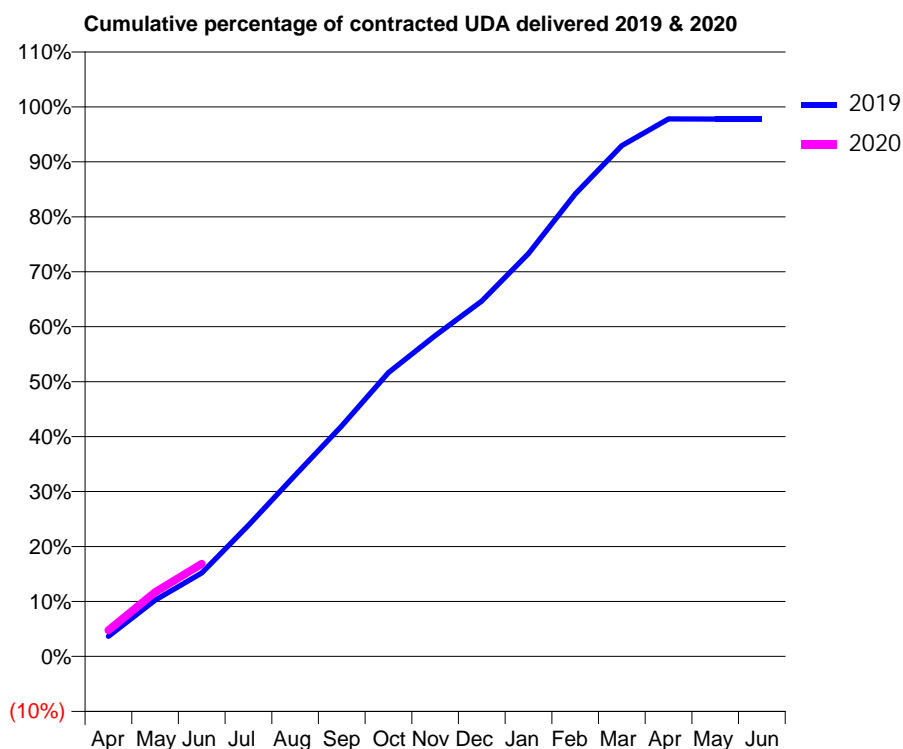
19/20 Contracted general activity (UDA)	14,085
Carry forward general activity (UDA)	0
19/20 Contracted orthodontic activity (UOA)	0
Carry forward orthodontic activity (UOA)	0
Baseline contract value	£302,709.09

ACCESS*

Patients seen in 24 months	Total	Change since previous quarter
Quarter ending June 2018	4,499	
Quarter ending September 2018	4,463	→
Quarter ending December 2018	4,516	→
Quarter ending March 2019	4,586	→
Quarter ending June 2019	4,577	→
Variance since June 2018	1.7%	→



ACTIVITY



Month	2019	2020
April	514	670
May	1,446	1,650
June	2,142	2,375
July	3,361	
August	4,647	
September	5,907	
October	7,277	
November	8,223	
December	9,108	
January	10,327	
February	11,853	
March	13,088	
April	13,777	
May	13,774	
June	13,774	

QUALITY

	Quantity	Base Number	Contract	AT	Region	England
% of FP17s for the same patient ID Re-attending within 3 months - Children	18	288	6.3%	9.6%	11.2%	11.4%
% of FP17s for the same patient ID Re-attending within 3 months - Adults	166	982	16.9%	14.3%	14.8%	15.4%
% of FP17s for the same patient ID Re-attending between 3 & 9 months - Children	155	288	53.8%	54.0%	60.9%	59.8%
% of FP17s for the same patient ID Re-attending between 3 & 9 months - Adults	505	982	51.4%	48.9%	53.2%	52.1%
% of FP17s for Band 1 Urgent Courses	17	796	2.1%	8.4%	8.3%	9.2%
% of FP17s Relating to Free Repair or Replacements	17	796	2.1%	0.8%	0.7%	0.7%
% of FP17s Relating to Continuations	25	796	3.1%	0.7%	0.8%	0.8%
% of Patients satisfied with the dentistry they have received	2	2	N/A	93.3%	93.2%	93.4%
% of Patients satisfied with the time they had to wait for an appointment	2	2	N/A	91.1%	88.5%	87.6%

* This is based on patients treated on this contract for their most recent course of treatment. Figures in italics indicate the base number of FP17s or Patient Questionnaire responses are less than 100. N/A is shown where the base number of responses is less than 10 during the period. % is calculated as Quantity/Base number*100

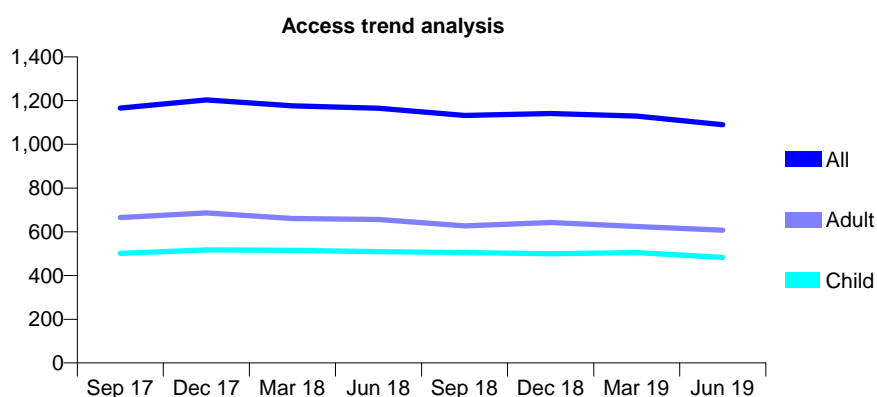
Q54 - Vital Signs At a Glance Contract Report for 345636/0001 - June 2019

Name or company name	MS F FARSHAD
Contract type name	GDS Contract
Purpose of contract	General
Contract start date	01/04/2006
Contract end date	

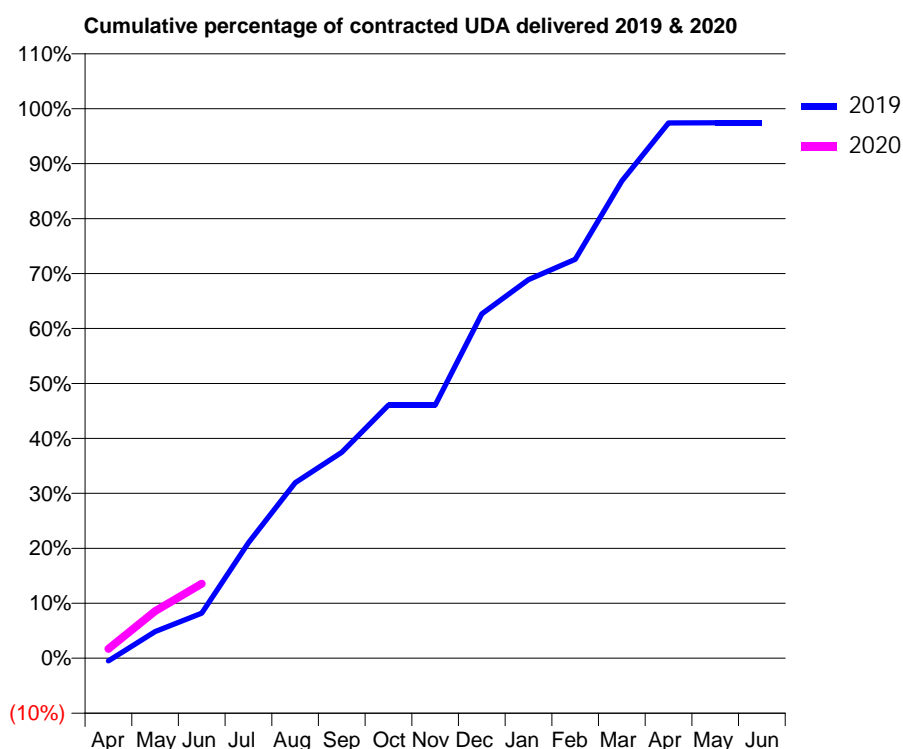
19/20 Contracted general activity (UDA)	3,655
Carry forward general activity (UDA)	0
19/20 Contracted orthodontic activity (UOA)	0
Carry forward orthodontic activity (UOA)	0
Baseline contract value	£93,904.43

ACCESS*

Patients seen in 24 months	Total	Change since previous quarter
Quarter ending June 2018	1,165	
Quarter ending September 2018	1,132	↓
Quarter ending December 2018	1,141	→
Quarter ending March 2019	1,129	↓
Quarter ending June 2019	1,090	↓
Variance since June 2018	(6.4%)	↓



ACTIVITY



Month	2019	2020
April	-18	63
May	178	313
June	299	496
July	768	
August	1,167	
September	1,369	
October	1,683	
November	1,683	
December	2,291	
January	2,518	
February	2,653	
March	3,174	
April	3,559	
May	3,560	
June	3,560	

QUALITY

	Quantity	Base Number	Contract	AT	Region	England
% of FP17s for the same patient ID Re-attending within 3 months - Children	6	191	3.1%	9.6%	11.2%	11.4%
% of FP17s for the same patient ID Re-attending within 3 months - Adults	20	236	8.5%	14.3%	14.8%	15.4%
% of FP17s for the same patient ID Re-attending between 3 & 9 months - Children	134	191	70.2%	54.0%	60.9%	59.8%
% of FP17s for the same patient ID Re-attending between 3 & 9 months - Adults	139	236	58.9%	48.9%	53.2%	52.1%
% of FP17s for Band 1 Urgent Courses	14	241	5.8%	8.4%	8.3%	9.2%
% of FP17s Relating to Free Repair or Replacements	0	241	0.0%	0.8%	0.7%	0.7%
% of FP17s Relating to Continuations	1	241	0.4%	0.7%	0.8%	0.8%
% of Patients satisfied with the dentistry they have received	0	0	N/A	93.3%	93.2%	93.4%
% of Patients satisfied with the time they had to wait for an appointment	0	0	N/A	91.1%	88.5%	87.6%

* This is based on patients treated on this contract for their most recent course of treatment.

Figures in italics indicate the base number of FP17s or Patient Questionnaire responses are less than 100. N/A is shown where the base number of responses is less than 10 during the period. % is calculated as Quantity/Base number*100

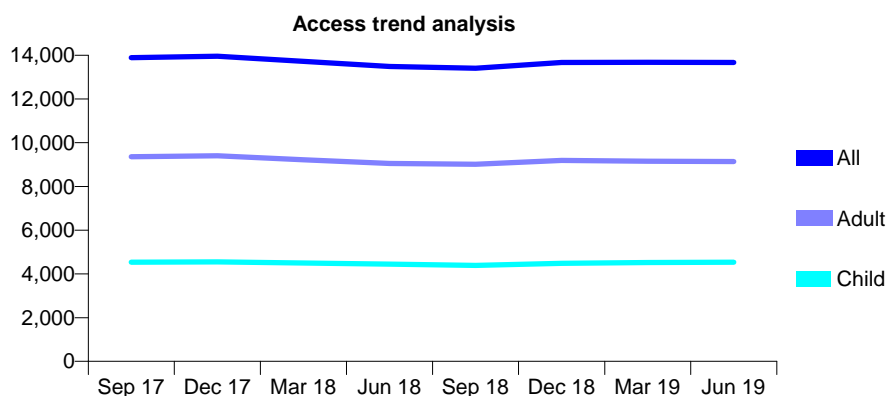
Q54 - Vital Signs At a Glance Contract Report for 345865/0001 - June 2019

Name or company name	Sherwood Dental Practice
Contract type name	GDS Contract
Purpose of contract	General
Contract start date	01/04/2006
Contract end date	

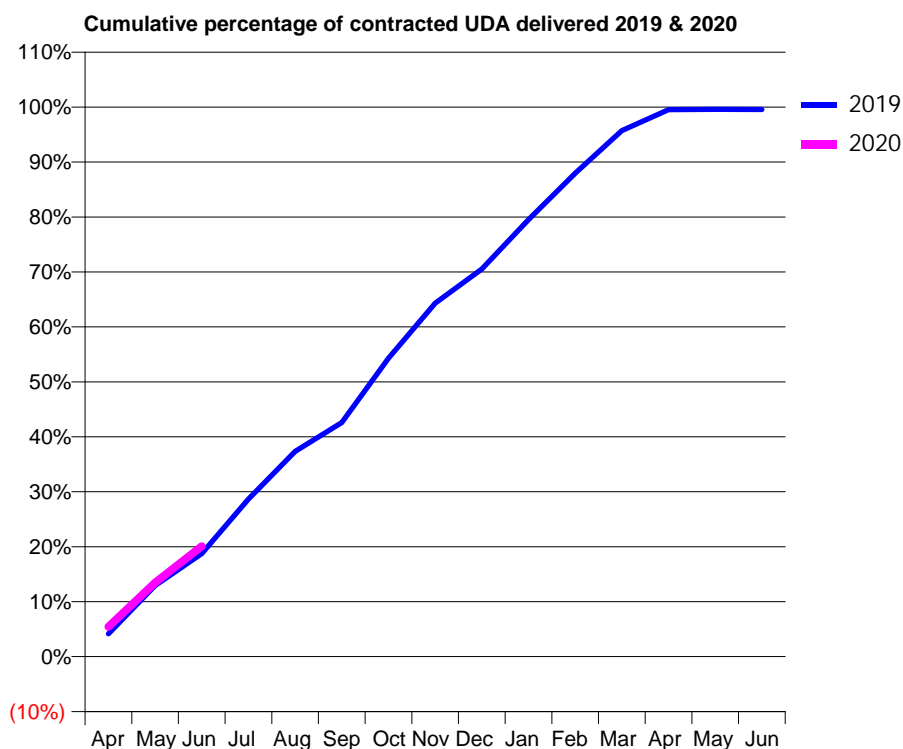
19/20 Contracted general activity (UDA)	31,270
Carry forward general activity (UDA)	0
19/20 Contracted orthodontic activity (UOA)	0
Carry forward orthodontic activity (UOA)	0
Baseline contract value	£776,207.73

ACCESS*

Patients seen in 24 months	Total	Change since previous quarter
Quarter ending June 2018	13,492	
Quarter ending September 2018	13,405	→
Quarter ending December 2018	13,675	↑
Quarter ending March 2019	13,682	→
Quarter ending June 2019	13,676	→
Variance since June 2018	1.4%	→



ACTIVITY



Month	Adjusted Scheduled Activity (UDA)	
	2019	2020
April	1,305	1,700
May	4,048	4,215
June	5,862	6,278
July	8,967	
August	11,680	
September	13,319	
October	16,982	
November	20,111	
December	22,047	
January	24,865	
February	27,502	
March	29,923	
April	31,121	
May	31,135	
June	31,132	

QUALITY

	Quantity	Base Number	Contract	AT	Region	England
% of FP17s for the same patient ID Re-attending within 3 months - Children	54	1,419	3.8%	9.6%	11.2%	11.4%
% of FP17s for the same patient ID Re-attending within 3 months - Adults	188	2,331	8.1%	14.3%	14.8%	15.4%
% of FP17s for the same patient ID Re-attending between 3 & 9 months - Children	783	1,419	55.2%	54.0%	60.9%	59.8%
% of FP17s for the same patient ID Re-attending between 3 & 9 months - Adults	1,131	2,331	48.5%	48.9%	53.2%	52.1%
% of FP17s for Band 1 Urgent Courses	155	3,164	4.9%	8.4%	8.3%	9.2%
% of FP17s Relating to Free Repair or Replacements	17	3,164	0.5%	0.8%	0.7%	0.7%
% of FP17s Relating to Continuations	10	3,164	0.3%	0.7%	0.8%	0.8%
% of Patients satisfied with the dentistry they have received	3	3	N/A	93.3%	93.2%	93.4%
% of Patients satisfied with the time they had to wait for an appointment	2	3	N/A	91.1%	88.5%	87.6%

* This is based on patients treated on this contract for their most recent course of treatment. Figures in italics indicate the base number of FP17s or Patient Questionnaire responses are less than 100. N/A is shown where the base number of responses is less than 10 during the period. % is calculated as Quantity/Base number*100

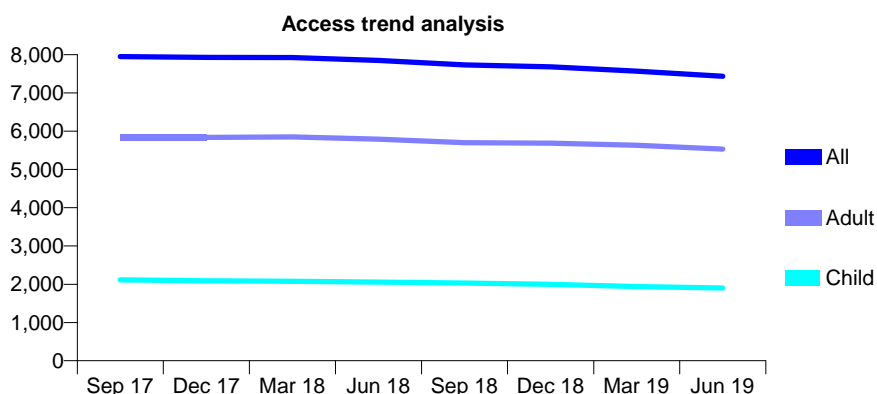
Q54 - Vital Signs At a Glance Contract Report for 345962/0001 - June 2019

Name or company name	MR JS DOSANJH
Contract type name	GDS Contract
Purpose of contract	General
Contract start date	01/04/2006
Contract end date	

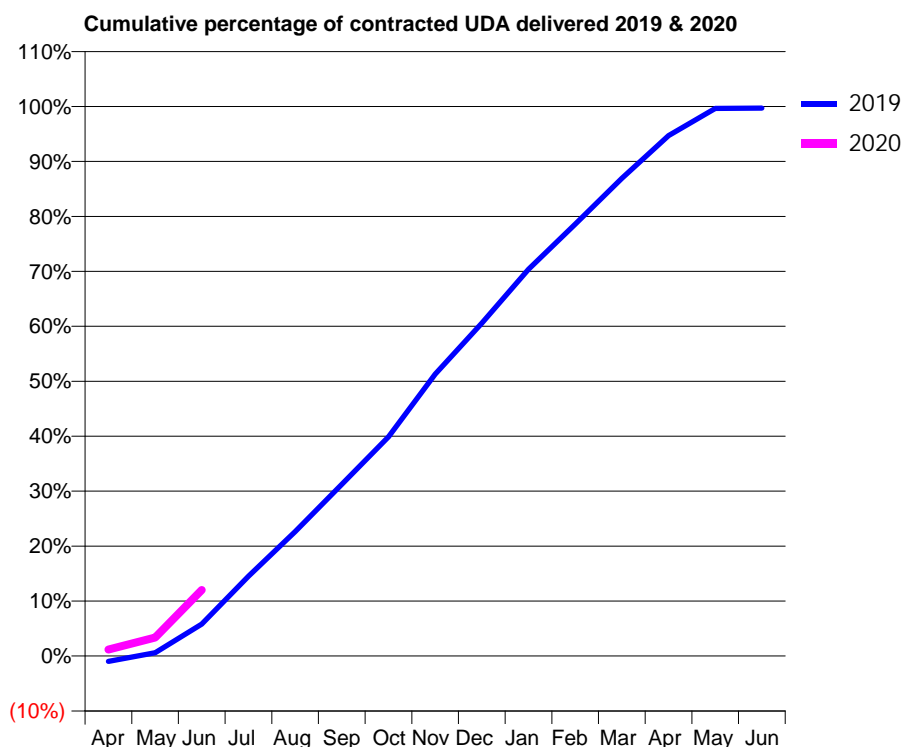
19/20 Contracted general activity (UDA)	20,414
Carry forward general activity (UDA)	0
19/20 Contracted orthodontic activity (UOA)	0
Carry forward orthodontic activity (UOA)	0
Baseline contract value	£509,744.24

ACCESS*

Patients seen in 24 months	Total	Change since previous quarter
Quarter ending June 2018	7,848	
Quarter ending September 2018	7,732	↓
Quarter ending December 2018	7,682	→
Quarter ending March 2019	7,571	↓
Quarter ending June 2019	7,433	↓
Variance since June 2018	(5.3%)	↓



ACTIVITY



Month	Adjusted Scheduled Activity (UDA)	
	2019	2020
April	-204	240
May	123	685
June	1,187	2,456
July	2,963	
August	4,626	
September	6,380	
October	8,142	
November	10,468	
December	12,362	
January	14,366	
February	16,042	
March	17,744	
April	19,333	
May	20,343	
June	20,353	

QUALITY

	Quantity	Base Number	Contract	AT	Region	England
% of FP17s for the same patient ID Re-attending within 3 months - Children	37	664	5.6%	9.6%	11.2%	11.4%
% of FP17s for the same patient ID Re-attending within 3 months - Adults	334	1,999	16.7%	14.3%	14.8%	15.4%
% of FP17s for the same patient ID Re-attending between 3 & 9 months - Children	370	664	55.7%	54.0%	60.9%	59.8%
% of FP17s for the same patient ID Re-attending between 3 & 9 months - Adults	1,156	1,999	57.8%	48.9%	53.2%	52.1%
% of FP17s for Band 1 Urgent Courses	125	1,296	9.6%	8.4%	8.3%	9.2%
% of FP17s Relating to Free Repair or Replacements	24	1,296	1.9%	0.8%	0.7%	0.7%
% of FP17s Relating to Continuations	3	1,296	0.2%	0.7%	0.8%	0.8%
% of Patients satisfied with the dentistry they have received	2	2	N/A	93.3%	93.2%	93.4%
% of Patients satisfied with the time they had to wait for an appointment	2	2	N/A	91.1%	88.5%	87.6%

* This is based on patients treated on this contract for their most recent course of treatment. Figures in italics indicate the base number of FP17s or Patient Questionnaire responses are less than 100. N/A is shown where the base number of responses is less than 10 during the period. % is calculated as Quantity/Base number*100

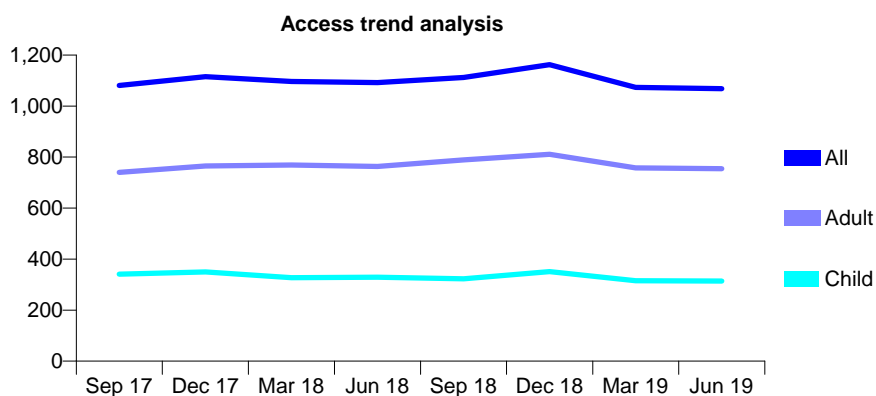
Q54 - Vital Signs At a Glance Contract Report for 358223/0001 - June 2019

Name or company name	MR F YASSIN
Contract type name	GDS Contract
Purpose of contract	General
Contract start date	01/04/2006
Contract end date	

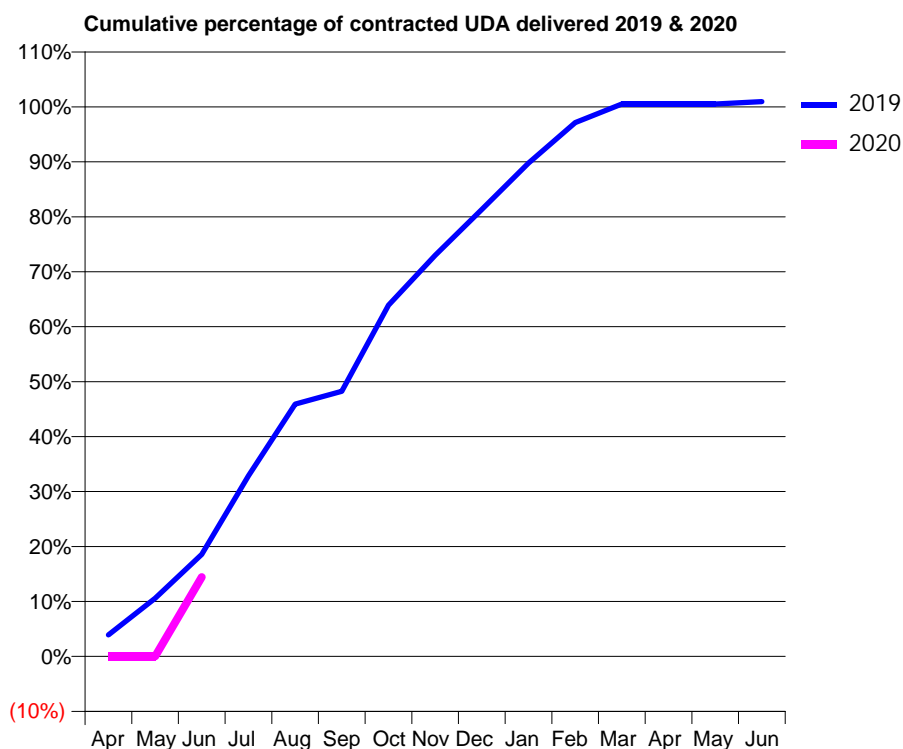
19/20 Contracted general activity (UDA)	2,761
Carry forward general activity (UDA)	0
19/20 Contracted orthodontic activity (UOA)	0
Carry forward orthodontic activity (UOA)	0
Baseline contract value	£74,891.15

ACCESS*

Patients seen in 24 months	Total	Change since previous quarter
Quarter ending June 2018	1,092	
Quarter ending September 2018	1,112	→
Quarter ending December 2018	1,162	↑
Quarter ending March 2019	1,073	↓
Quarter ending June 2019	1,068	→
Variance since June 2018	(2.2%)	↓



ACTIVITY



Month	2019	2020
April	108	0
May	293	0
June	513	398
July	908	
August	1,267	
September	1,331	
October	1,764	
November	2,016	
December	2,246	
January	2,478	
February	2,682	
March	2,775	
April	2,775	
May	2,775	
June	2,787	

QUALITY

	Quantity	Base Number	Contract	AT	Region	England
% of FP17s for the same patient ID Re-attending within 3 months - Children	1	36	2.8%	9.6%	11.2%	11.4%
% of FP17s for the same patient ID Re-attending within 3 months - Adults	6	106	5.7%	14.3%	14.8%	15.4%
% of FP17s for the same patient ID Re-attending between 3 & 9 months - Children	6	36	16.7%	54.0%	60.9%	59.8%
% of FP17s for the same patient ID Re-attending between 3 & 9 months - Adults	25	106	23.6%	48.9%	53.2%	52.1%
% of FP17s for Band 1 Urgent Courses	6	141	4.3%	8.4%	8.3%	9.2%
% of FP17s Relating to Free Repair or Replacements	0	141	0.0%	0.8%	0.7%	0.7%
% of FP17s Relating to Continuations	0	141	0.0%	0.7%	0.8%	0.8%
% of Patients satisfied with the dentistry they have received	0	0	N/A	93.3%	93.2%	93.4%
% of Patients satisfied with the time they had to wait for an appointment	0	0	N/A	91.1%	88.5%	87.6%

* This is based on patients treated on this contract for their most recent course of treatment. Figures in italics indicate the base number of FP17s or Patient Questionnaire responses are less than 100. N/A is shown where the base number of responses is less than 10 during the period. % is calculated as Quantity/Base number*100

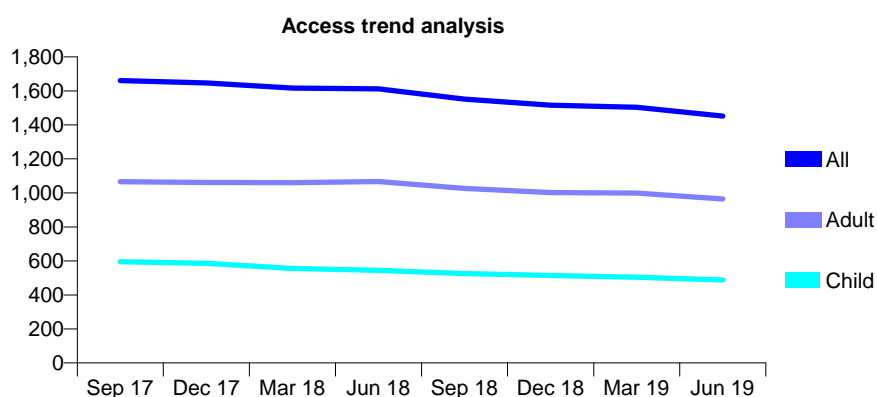
Q54 - Vital Signs At a Glance Contract Report for 361690/0001 - June 2019

Name or company name	MR M AGGARWAL
Contract type name	GDS Contract
Purpose of contract	General
Contract start date	01/04/2006
Contract end date	

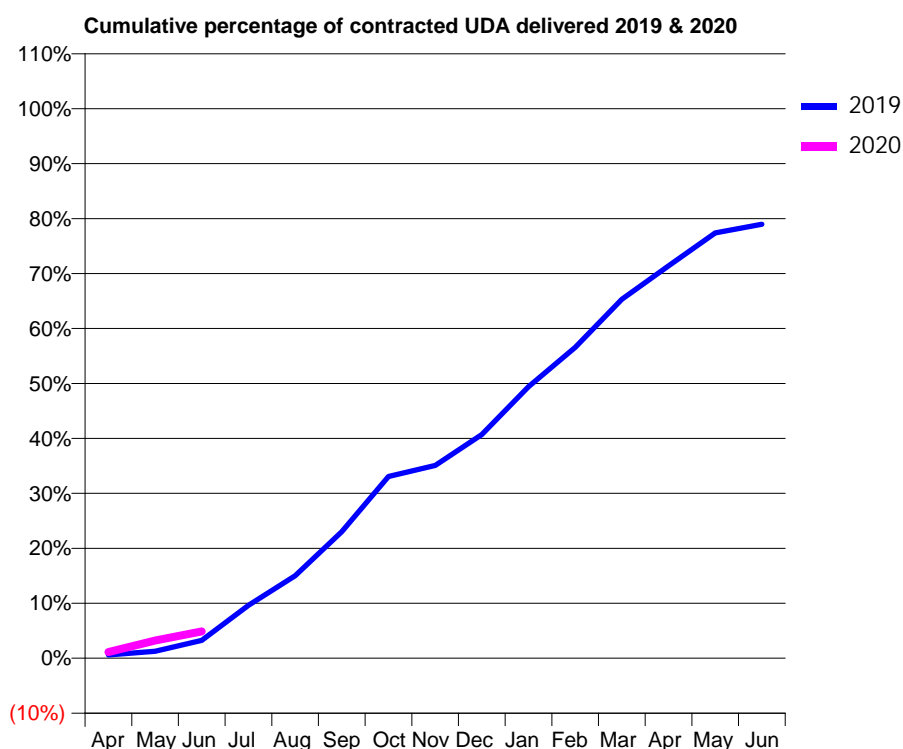
19/20 Contracted general activity (UDA)	3,955
Carry forward general activity (UDA)	0
19/20 Contracted orthodontic activity (UOA)	0
Carry forward orthodontic activity (UOA)	0
Baseline contract value	£101,683.24

ACCESS*

Patients seen in 24 months	Total	Change since previous quarter
Quarter ending June 2018	1,612	
Quarter ending September 2018	1,552	↓
Quarter ending December 2018	1,516	↓
Quarter ending March 2019	1,503	→
Quarter ending June 2019	1,452	↓
Variance since June 2018	(9.9%)	↓



ACTIVITY



Month	2019	2020
April	23	45
May	50	128
June	128	194
July	381	
August	594	
September	911	
October	1,308	
November	1,388	
December	1,610	
January	1,954	
February	2,237	
March	2,583	
April	2,824	
May	3,061	
June	3,123	

QUALITY

	Quantity	Base Number	Contract	AT	Region	England
% of FP17s for the same patient ID Re-attending within 3 months - Children	12	166	7.2%	9.6%	11.2%	11.4%
% of FP17s for the same patient ID Re-attending within 3 months - Adults	27	191	14.1%	14.3%	14.8%	15.4%
% of FP17s for the same patient ID Re-attending between 3 & 9 months - Children	77	166	46.4%	54.0%	60.9%	59.8%
% of FP17s for the same patient ID Re-attending between 3 & 9 months - Adults	76	191	39.8%	48.9%	53.2%	52.1%
% of FP17s for Band 1 Urgent Courses	3	130	2.3%	8.4%	8.3%	9.2%
% of FP17s Relating to Free Repair or Replacements	0	130	0.0%	0.8%	0.7%	0.7%
% of FP17s Relating to Continuations	0	130	0.0%	0.7%	0.8%	0.8%
% of Patients satisfied with the dentistry they have received	2	2	N/A	93.3%	93.2%	93.4%
% of Patients satisfied with the time they had to wait for an appointment	2	2	N/A	91.1%	88.5%	87.6%

* This is based on patients treated on this contract for their most recent course of treatment.

Figures in italics indicate the base number of FP17s or Patient Questionnaire responses are less than 100. N/A is shown where the base number of responses is less than 10 during the period. % is calculated as Quantity/Base number*100

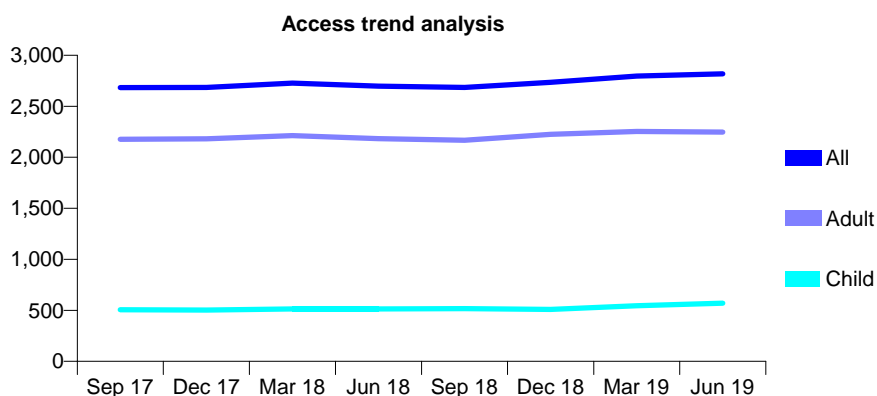
Q54 - Vital Signs At a Glance Contract Report for 372471/0001 - June 2019

Name or company name	A Nandra & E Kara Partnership
Contract type name	GDS Contract
Purpose of contract	General
Contract start date	01/07/2015
Contract end date	

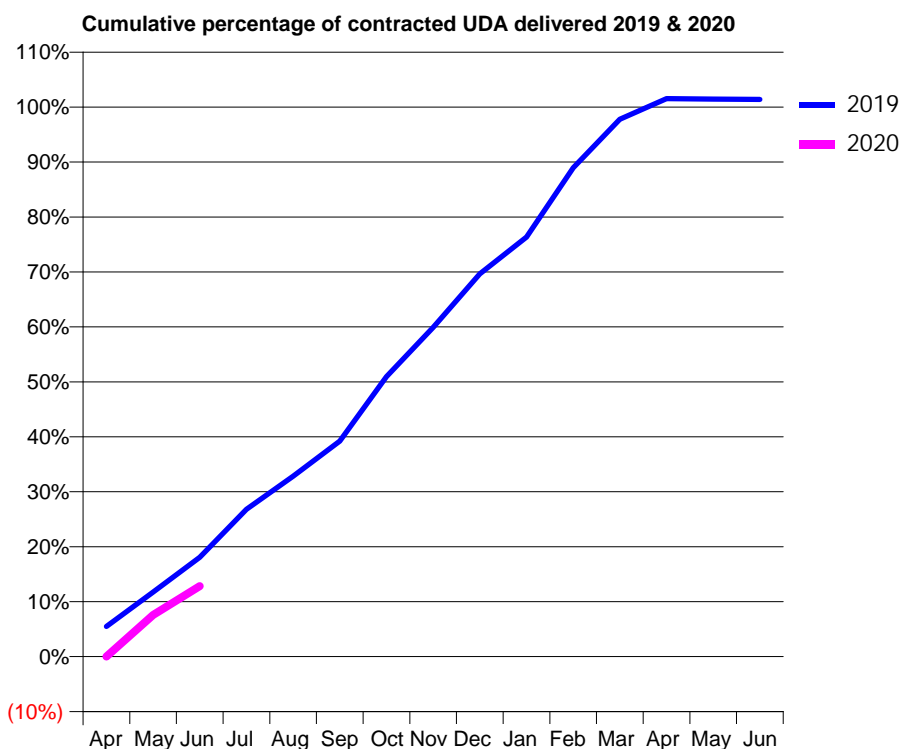
19/20 Contracted general activity (UDA)	8,492
Carry forward general activity (UDA)	0
19/20 Contracted orthodontic activity (UOA)	0
Carry forward orthodontic activity (UOA)	0
Baseline contract value	£286,045.94

ACCESS*

Patients seen in 24 months	Total	Change since previous quarter
Quarter ending June 2018	2,698	
Quarter ending September 2018	2,684	→
Quarter ending December 2018	2,735	→
Quarter ending March 2019	2,797	↑
Quarter ending June 2019	2,818	→
Variance since June 2018	4.4%	↑



ACTIVITY



Month	Adjusted Scheduled Activity (UDA)	
	2019	2020
April	468	0
May	998	644
June	1,535	1,089
July	2,277	
August	2,790	
September	3,331	
October	4,327	
November	5,090	
December	5,913	
January	6,485	
February	7,554	
March	8,304	
April	8,623	
May	8,614	
June	8,611	

QUALITY

	Quantity	Base Number	Contract	AT	Region	England
% of FP17s for the same patient ID Re-attending within 3 months - Children	8	183	4.4%	9.6%	11.2%	11.4%
% of FP17s for the same patient ID Re-attending within 3 months - Adults	57	576	9.9%	14.3%	14.8%	15.4%
% of FP17s for the same patient ID Re-attending between 3 & 9 months - Children	97	183	53.0%	54.0%	60.9%	59.8%
% of FP17s for the same patient ID Re-attending between 3 & 9 months - Adults	307	576	53.3%	48.9%	53.2%	52.1%
% of FP17s for Band 1 Urgent Courses	33	596	5.5%	8.4%	8.3%	9.2%
% of FP17s Relating to Free Repair or Replacements	2	596	0.3%	0.8%	0.7%	0.7%
% of FP17s Relating to Continuations	2	596	0.3%	0.7%	0.8%	0.8%
% of Patients satisfied with the dentistry they have received	0	0	N/A	93.3%	93.2%	93.4%
% of Patients satisfied with the time they had to wait for an appointment	0	0	N/A	91.1%	88.5%	87.6%

* This is based on patients treated on this contract for their most recent course of treatment. Figures in italics indicate the base number of FP17s or Patient Questionnaire responses are less than 100. N/A is shown where the base number of responses is less than 10 during the period. % is calculated as Quantity/Base number*100

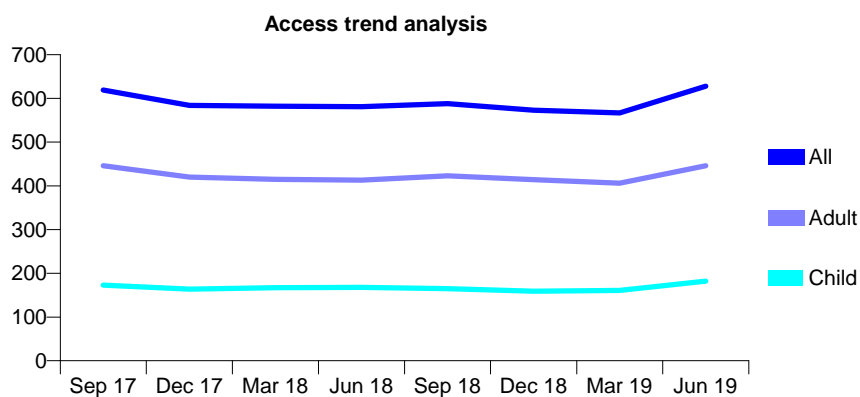
Q54 - Vital Signs At a Glance Contract Report for 564192/0001 - June 2019

Name or company name	MR PJ ROBERTS
Contract type name	GDS Contract
Purpose of contract	General
Contract start date	01/04/2006
Contract end date	

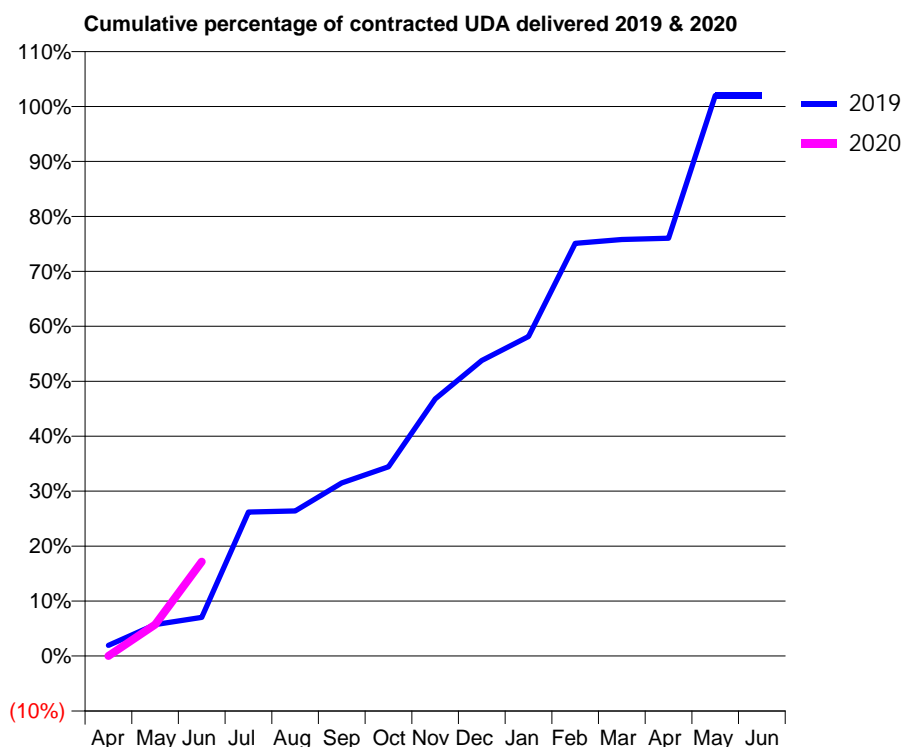
19/20 Contracted general activity (UDA)	1,393
Carry forward general activity (UDA)	0
19/20 Contracted orthodontic activity (UOA)	0
Carry forward orthodontic activity (UOA)	0
Baseline contract value	£31,902.80

ACCESS*

Patients seen in 24 months	Total	Change since previous quarter
Quarter ending June 2018	581	
Quarter ending September 2018	588	→
Quarter ending December 2018	573	↓
Quarter ending March 2019	567	↓
Quarter ending June 2019	628	↑
Variance since June 2018	8.1%	↑



ACTIVITY



Month	Adjusted Scheduled Activity (UDA)	
	2019	2020
April	27	0
May	80	80
June	98	239
July	365	
August	368	
September	439	
October	480	
November	652	
December	749	
January	810	
February	1,046	
March	1,056	
April	1,059	
May	1,421	
June	1,421	

QUALITY

	Quantity	Base Number	Contract	AT	Region	England
% of FP17s for the same patient ID Re-attending within 3 months - Children	8	105	7.6%	9.6%	11.2%	11.4%
% of FP17s for the same patient ID Re-attending within 3 months - Adults	8	133	6.0%	14.3%	14.8%	15.4%
% of FP17s for the same patient ID Re-attending between 3 & 9 months - Children	56	105	53.3%	54.0%	60.9%	59.8%
% of FP17s for the same patient ID Re-attending between 3 & 9 months - Adults	57	133	42.9%	48.9%	53.2%	52.1%
% of FP17s for Band 1 Urgent Courses	0	113	0.0%	8.4%	8.3%	9.2%
% of FP17s Relating to Free Repair or Replacements	0	113	0.0%	0.8%	0.7%	0.7%
% of FP17s Relating to Continuations	0	113	0.0%	0.7%	0.8%	0.8%
% of Patients satisfied with the dentistry they have received	2	2	N/A	93.3%	93.2%	93.4%
% of Patients satisfied with the time they had to wait for an appointment	2	2	N/A	91.1%	88.5%	87.6%

* This is based on patients treated on this contract for their most recent course of treatment. Figures in italics indicate the base number of FP17s or Patient Questionnaire responses are less than 100. N/A is shown where the base number of responses is less than 10 during the period. % is calculated as Quantity/Base number*100

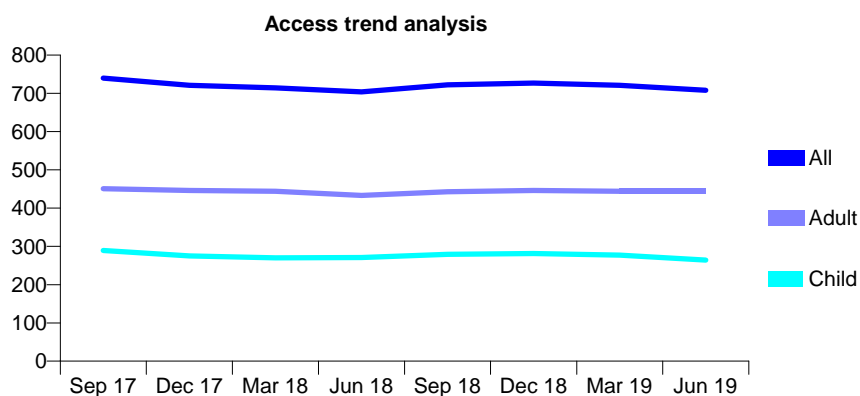
Q54 - Vital Signs At a Glance Contract Report for 565032/0001 - June 2019

Name or company name	MR P CASASOLA
Contract type name	GDS Contract
Purpose of contract	General
Contract start date	01/04/2006
Contract end date	

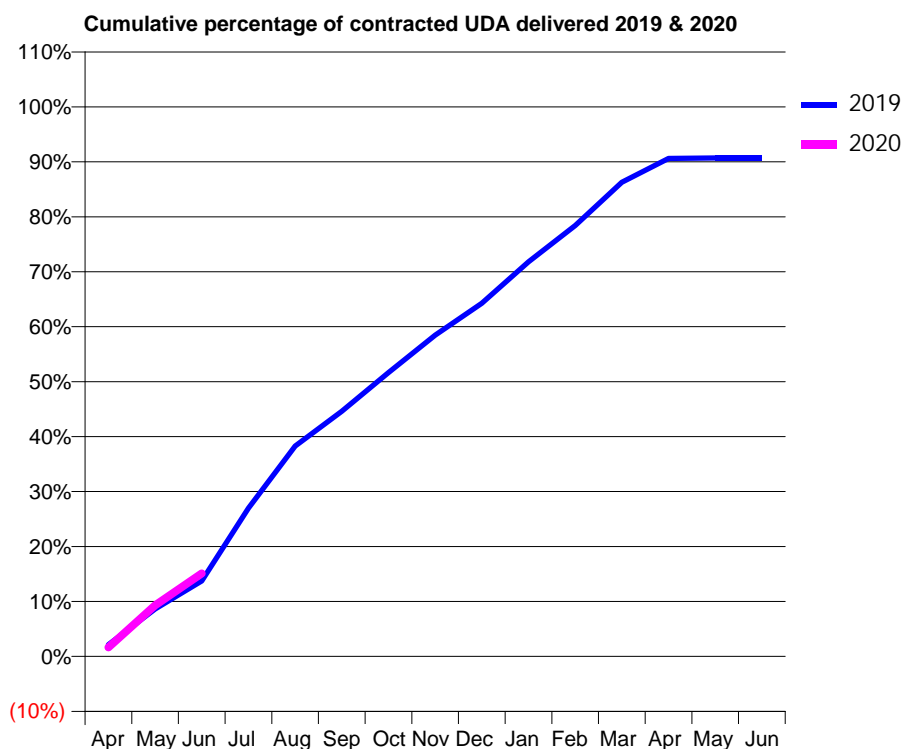
19/20 Contracted general activity (UDA)	1,450
Carry forward general activity (UDA)	0
19/20 Contracted orthodontic activity (UOA)	0
Carry forward orthodontic activity (UOA)	0
Baseline contract value	£36,823.35

ACCESS*

Patients seen in 24 months	Total	Change since previous quarter
Quarter ending June 2018	704	
Quarter ending September 2018	722	↑
Quarter ending December 2018	727	→
Quarter ending March 2019	721	→
Quarter ending June 2019	708	↓
Variance since June 2018	0.6%	→



ACTIVITY



Month	2019	2020
April	31	24
May	125	135
June	199	219
July	391	
August	555	
September	647	
October	749	
November	848	
December	932	
January	1,041	
February	1,137	
March	1,251	
April	1,314	
May	1,315	
June	1,315	

QUALITY

	Quantity	Base Number	Contract	AT	Region	England
% of FP17s for the same patient ID Re-attending within 3 months - Children	5	69	7.2%	9.6%	11.2%	11.4%
% of FP17s for the same patient ID Re-attending within 3 months - Adults	10	124	8.1%	14.3%	14.8%	15.4%
% of FP17s for the same patient ID Re-attending between 3 & 9 months - Children	42	69	60.9%	54.0%	60.9%	59.8%
% of FP17s for the same patient ID Re-attending between 3 & 9 months - Adults	66	124	53.2%	48.9%	53.2%	52.1%
% of FP17s for Band 1 Urgent Courses	0	145	0.0%	8.4%	8.3%	9.2%
% of FP17s Relating to Free Repair or Replacements	0	145	0.0%	0.8%	0.7%	0.7%
% of FP17s Relating to Continuations	0	145	0.0%	0.7%	0.8%	0.8%
% of Patients satisfied with the dentistry they have received	0	0	N/A	93.3%	93.2%	93.4%
% of Patients satisfied with the time they had to wait for an appointment	0	0	N/A	91.1%	88.5%	87.6%

* This is based on patients treated on this contract for their most recent course of treatment. Figures in italics indicate the base number of FP17s or Patient Questionnaire responses are less than 100. N/A is shown where the base number of responses is less than 10 during the period. % is calculated as Quantity/Base number*100

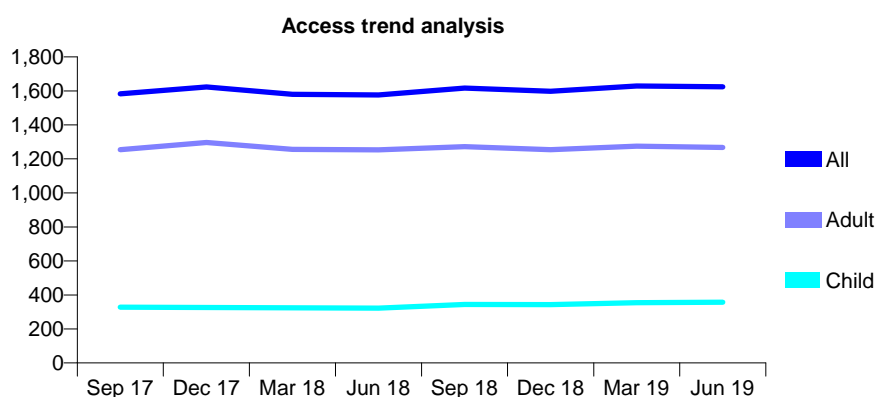
Q54 - Vital Signs At a Glance Contract Report for 568724/0001 - June 2019

Name or company name	MR MD SEGELOV
Contract type name	GDS Contract
Purpose of contract	General
Contract start date	01/04/2006
Contract end date	

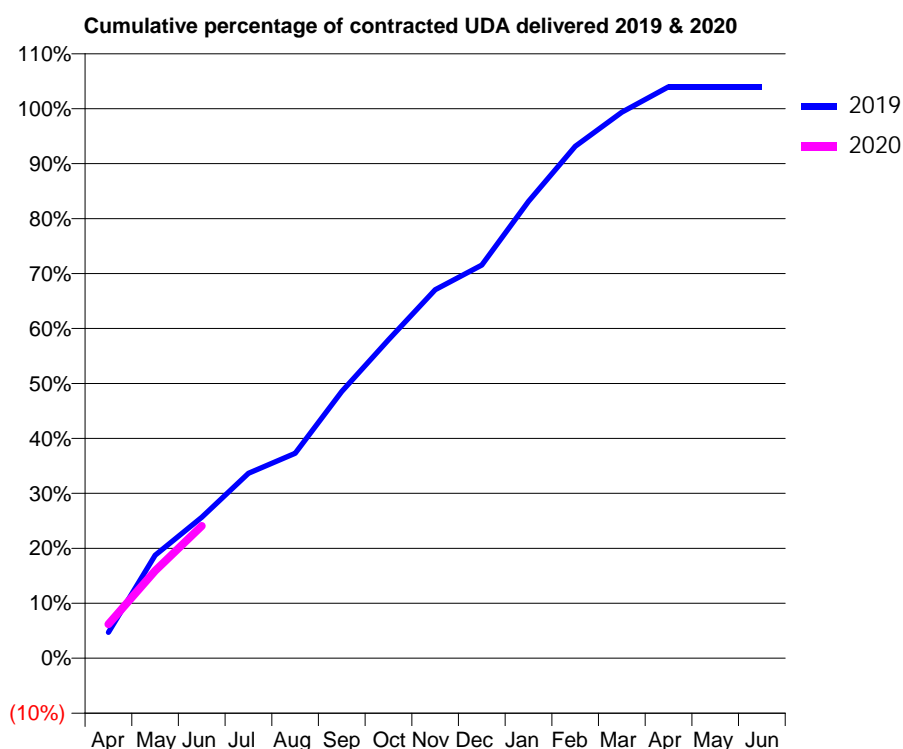
19/20 Contracted general activity (UDA)	3,197
Carry forward general activity (UDA)	0
19/20 Contracted orthodontic activity (UOA)	0
Carry forward orthodontic activity (UOA)	0
Baseline contract value	£87,584.70

ACCESS*

Patients seen in 24 months	Total	Change since previous quarter
Quarter ending June 2018	1,576	
Quarter ending September 2018	1,616	↑
Quarter ending December 2018	1,597	↓
Quarter ending March 2019	1,629	↑
Quarter ending June 2019	1,624	→
Variance since June 2018	3.0%	↑



ACTIVITY



Month	2019	2020
April	150	198
May	600	508
June	820	770
July	1,076	
August	1,192	
September	1,552	
October	1,852	
November	2,144	
December	2,286	
January	2,657	
February	2,978	
March	3,176	
April	3,324	
May	3,324	
June	3,324	

QUALITY

	Quantity	Base Number	Contract	AT	Region	England
% of FP17s for the same patient ID Re-attending within 3 months - Children	4	116	3.4%	9.6%	11.2%	11.4%
% of FP17s for the same patient ID Re-attending within 3 months - Adults	32	430	7.4%	14.3%	14.8%	15.4%
% of FP17s for the same patient ID Re-attending between 3 & 9 months - Children	53	116	45.7%	54.0%	60.9%	59.8%
% of FP17s for the same patient ID Re-attending between 3 & 9 months - Adults	216	430	50.2%	48.9%	53.2%	52.1%
% of FP17s for Band 1 Urgent Courses	23	471	4.9%	8.4%	8.3%	9.2%
% of FP17s Relating to Free Repair or Replacements	0	471	0.0%	0.8%	0.7%	0.7%
% of FP17s Relating to Continuations	0	471	0.0%	0.7%	0.8%	0.8%
% of Patients satisfied with the dentistry they have received	0	0	N/A	93.3%	93.2%	93.4%
% of Patients satisfied with the time they had to wait for an appointment	0	0	N/A	91.1%	88.5%	87.6%

* This is based on patients treated on this contract for their most recent course of treatment. Figures in italics indicate the base number of FP17s or Patient Questionnaire responses are less than 100. N/A is shown where the base number of responses is less than 10 during the period. % is calculated as Quantity/Base number*100

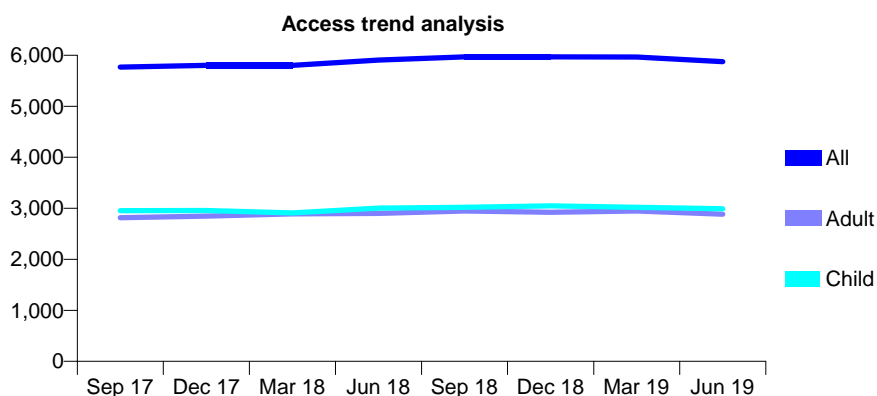
Q54 - Vital Signs At a Glance Contract Report for 570192/0002 - June 2019

Name or company name	Mr A Solanki & Miss K Solanki
Contract type name	GDS Contract
Purpose of contract	General
Contract start date	01/04/2006
Contract end date	

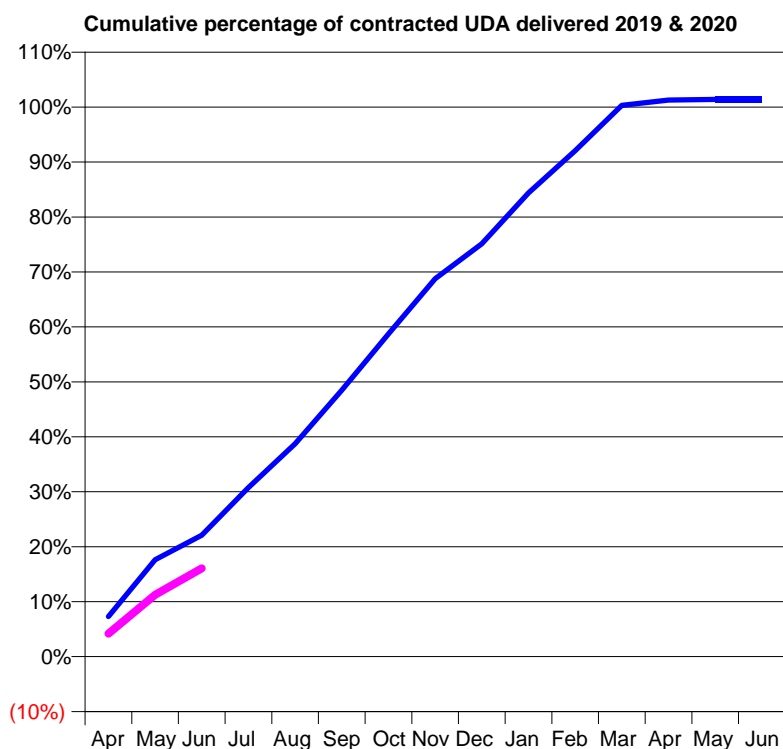
19/20 Contracted general activity (UDA)	16,425
Carry forward general activity (UDA)	0
19/20 Contracted orthodontic activity (UOA)	0
Carry forward orthodontic activity (UOA)	0
Baseline contract value	£487,090.51

ACCESS*

Patients seen in 24 months	Total	Change since previous quarter
Quarter ending June 2018	5,907	
Quarter ending September 2018	5,970	→
Quarter ending December 2018	5,969	→
Quarter ending March 2019	5,966	→
Quarter ending June 2019	5,877	↓
Variance since June 2018	(0.5%)	→



ACTIVITY



Month	Adjusted Scheduled Activity (UDA)	
	2019	2020
April	1,197	687
May	2,894	1,848
June	3,631	2,636
July	5,053	
August	6,362	
September	7,963	
October	9,648	
November	11,293	
December	12,338	
January	13,861	
February	15,119	
March	16,476	
April	16,634	
May	16,652	
June	16,652	

QUALITY

	Quantity	Base Number	Contract	AT	Region	England
% of FP17s for the same patient ID Re-attending within 3 months - Children	36	799	4.5%	9.6%	11.2%	11.4%
% of FP17s for the same patient ID Re-attending within 3 months - Adults	70	592	11.8%	14.3%	14.8%	15.4%
% of FP17s for the same patient ID Re-attending between 3 & 9 months - Children	476	799	59.6%	54.0%	60.9%	59.8%
% of FP17s for the same patient ID Re-attending between 3 & 9 months - Adults	280	592	47.3%	48.9%	53.2%	52.1%
% of FP17s for Band 1 Urgent Courses	91	1,204	7.6%	8.4%	8.3%	9.2%
% of FP17s Relating to Free Repair or Replacements	0	1,204	0.0%	0.8%	0.7%	0.7%
% of FP17s Relating to Continuations	0	1,204	0.0%	0.7%	0.8%	0.8%
% of Patients satisfied with the dentistry they have received	1	2	N/A	93.3%	93.2%	93.4%
% of Patients satisfied with the time they had to wait for an appointment	2	2	N/A	91.1%	88.5%	87.6%

* This is based on patients treated on this contract for their most recent course of treatment. Figures in italics indicate the base number of FP17s or Patient Questionnaire responses are less than 100. N/A is shown where the base number of responses is less than 10 during the period. % is calculated as Quantity/Base number*100

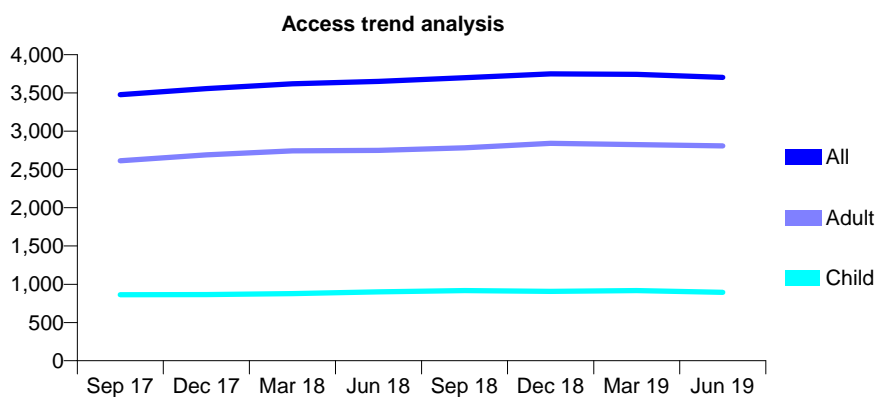
Q54 - Vital Signs At a Glance Contract Report for 576530/0001 - June 2019

Name or company name	MR AK PAL
Contract type name	GDS Contract
Purpose of contract	General
Contract start date	01/04/2006
Contract end date	

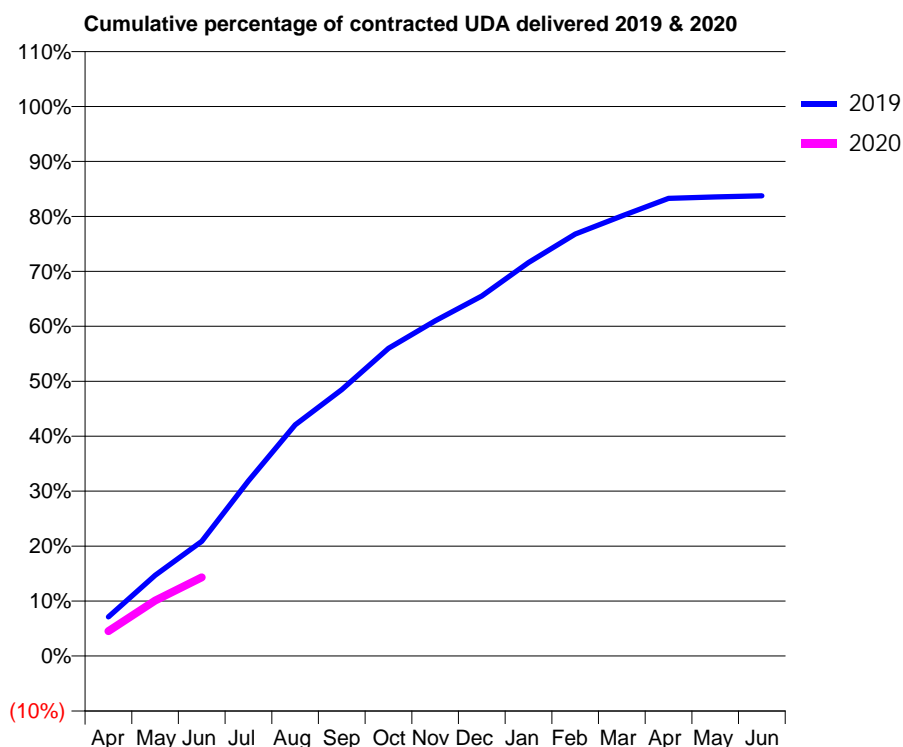
19/20 Contracted general activity (UDA)	6,708
Carry forward general activity (UDA)	0
19/20 Contracted orthodontic activity (UOA)	0
Carry forward orthodontic activity (UOA)	0
Baseline contract value	£227,127.67

ACCESS*

Patients seen in 24 months	Total	Change since previous quarter
Quarter ending June 2018	3,650	
Quarter ending September 2018	3,700	→
Quarter ending December 2018	3,750	→
Quarter ending March 2019	3,743	→
Quarter ending June 2019	3,702	↓
Variance since June 2018	1.4%	→



ACTIVITY



Month	Adjusted Scheduled Activity (UDA)	
	2019	2020
April	477	304
May	986	678
June	1,398	960
July	2,138	
August	2,823	
September	3,252	
October	3,757	
November	4,092	
December	4,395	
January	4,803	
February	5,149	
March	5,371	
April	5,586	
May	5,603	
June	5,617	

QUALITY

	Quantity	Base Number	Contract	AT	Region	England
% of FP17s for the same patient ID Re-attending within 3 months - Children	24	278	8.6%	9.6%	11.2%	11.4%
% of FP17s for the same patient ID Re-attending within 3 months - Adults	49	584	8.4%	14.3%	14.8%	15.4%
% of FP17s for the same patient ID Re-attending between 3 & 9 months - Children	129	278	46.4%	54.0%	60.9%	59.8%
% of FP17s for the same patient ID Re-attending between 3 & 9 months - Adults	213	584	36.5%	48.9%	53.2%	52.1%
% of FP17s for Band 1 Urgent Courses	17	485	3.5%	8.4%	8.3%	9.2%
% of FP17s Relating to Free Repair or Replacements	1	485	0.2%	0.8%	0.7%	0.7%
% of FP17s Relating to Continuations	0	485	0.0%	0.7%	0.8%	0.8%
% of Patients satisfied with the dentistry they have received	1	1	N/A	93.3%	93.2%	93.4%
% of Patients satisfied with the time they had to wait for an appointment	1	1	N/A	91.1%	88.5%	87.6%

* This is based on patients treated on this contract for their most recent course of treatment. Figures in italics indicate the base number of FP17s or Patient Questionnaire responses are less than 100. N/A is shown where the base number of responses is less than 10 during the period. % is calculated as Quantity/Base number*100

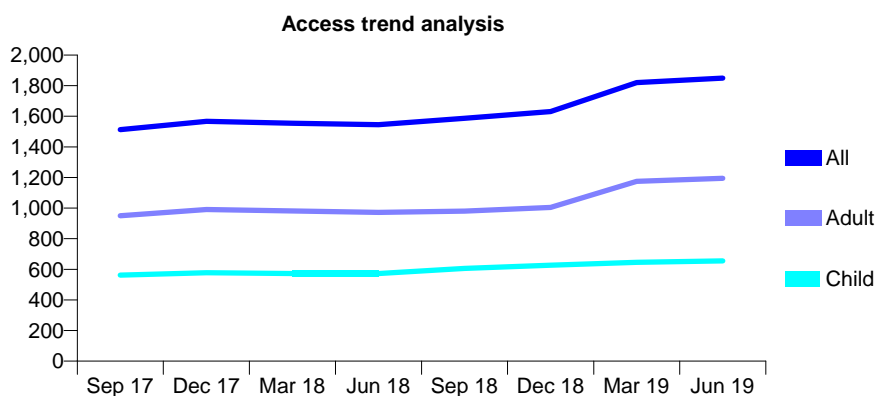
Q54 - Vital Signs At a Glance Contract Report for 577820/0001 - June 2019

Name or company name	Novos Dental Clinic
Contract type name	GDS Contract
Purpose of contract	General
Contract start date	01/04/2006
Contract end date	

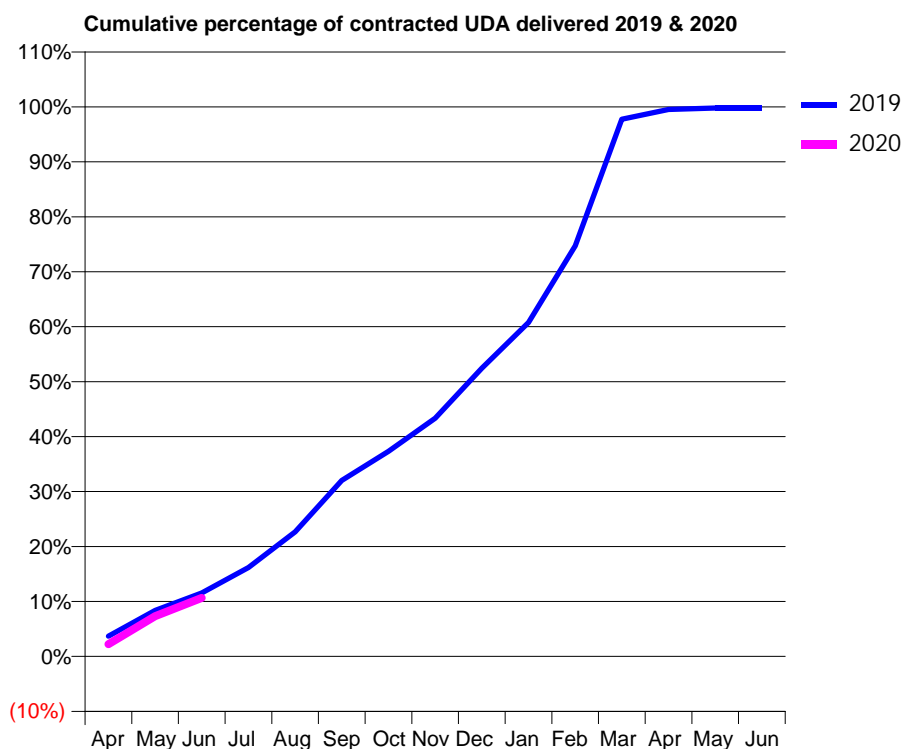
19/20 Contracted general activity (UDA)	7,540
Carry forward general activity (UDA)	0
19/20 Contracted orthodontic activity (UOA)	0
Carry forward orthodontic activity (UOA)	0
Baseline contract value	£228,326.37

ACCESS*

Patients seen in 24 months	Total	Change since previous quarter
Quarter ending June 2018	1,545	
Quarter ending September 2018	1,587	↑
Quarter ending December 2018	1,631	↑
Quarter ending March 2019	1,820	↑
Quarter ending June 2019	1,850	→
Variance since June 2018	19.7%	↑



ACTIVITY



Month	Adjusted Scheduled Activity (UDA)	
	2019	2020
April	277	169
May	632	551
June	872	802
July	1,219	
August	1,710	
September	2,415	
October	2,814	
November	3,269	
December	3,952	
January	4,581	
February	5,633	
March	7,369	
April	7,505	
May	7,523	
June	7,523	

QUALITY

	Quantity	Base Number	Contract	AT	Region	England
% of FP17s for the same patient ID Re-attending within 3 months - Children	6	155	3.9%	9.6%	11.2%	11.4%
% of FP17s for the same patient ID Re-attending within 3 months - Adults	44	210	21.0%	14.3%	14.8%	15.4%
% of FP17s for the same patient ID Re-attending between 3 & 9 months - Children	81	155	52.3%	54.0%	60.9%	59.8%
% of FP17s for the same patient ID Re-attending between 3 & 9 months - Adults	62	210	29.5%	48.9%	53.2%	52.1%
% of FP17s for Band 1 Urgent Courses	19	304	6.3%	8.4%	8.3%	9.2%
% of FP17s Relating to Free Repair or Replacements	1	304	0.3%	0.8%	0.7%	0.7%
% of FP17s Relating to Continuations	4	304	1.3%	0.7%	0.8%	0.8%
% of Patients satisfied with the dentistry they have received	1	1	N/A	93.3%	93.2%	93.4%
% of Patients satisfied with the time they had to wait for an appointment	0	1	N/A	91.1%	88.5%	87.6%

* This is based on patients treated on this contract for their most recent course of treatment. Figures in italics indicate the base number of FP17s or Patient Questionnaire responses are less than 100. N/A is shown where the base number of responses is less than 10 during the period. % is calculated as Quantity/Base number*100

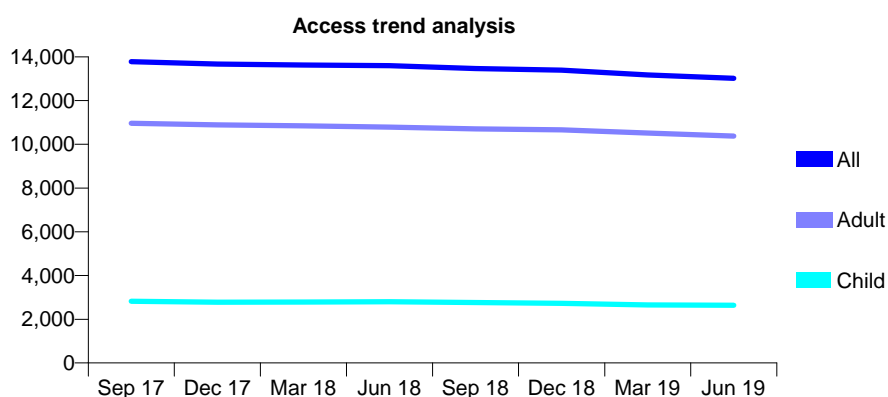
Q54 - Vital Signs At a Glance Contract Report for 619744/0004 - June 2019

Name or company name	Dehal, Williams, Kavanagh and Kavanagh
Contract type name	GDS Contract
Purpose of contract	General and Orthodontic
Contract start date	01/07/2012
Contract end date	

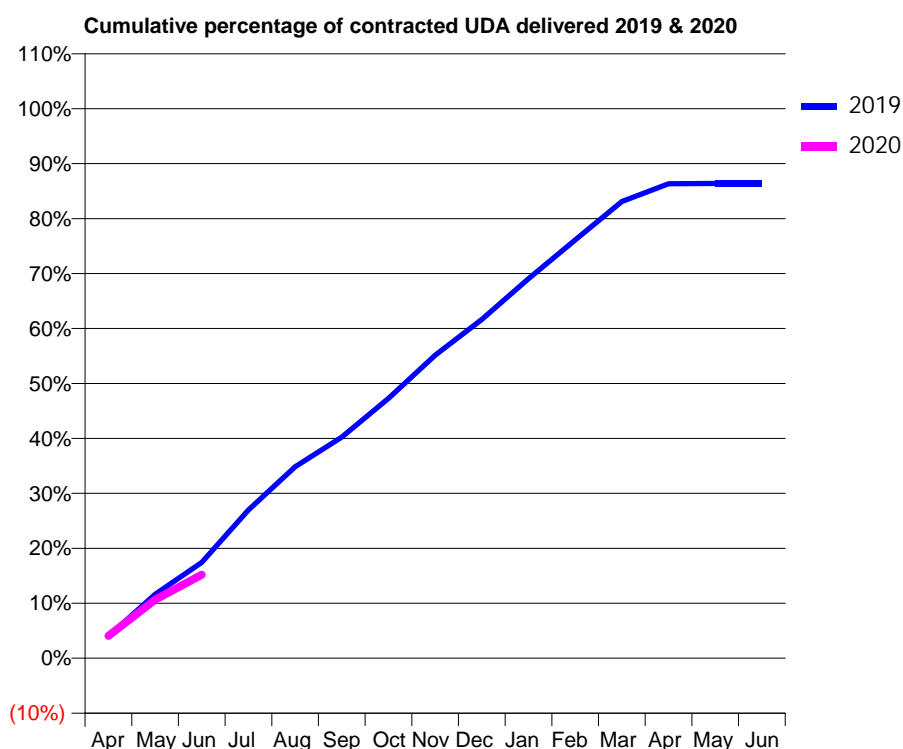
19/20 Contracted general activity (UDA)	42,273
Carry forward general activity (UDA)	0
19/20 Contracted orthodontic activity (UOA)	1,974
Carry forward orthodontic activity (UOA)	0
Baseline contract value	£1,139,724.53

ACCESS*

Patients seen in 24 months	Total	Change since previous quarter
Quarter ending June 2018	13,594	
Quarter ending September 2018	13,466	→
Quarter ending December 2018	13,391	→
Quarter ending March 2019	13,171	↓
Quarter ending June 2019	13,018	↓
Variance since June 2018	(4.2%)	↓



ACTIVITY



Month	2019	2020
April	1,693	1,720
May	4,915	4,500
June	7,373	6,429
July	11,415	
August	14,737	
September	17,001	
October	19,987	
November	23,310	
December	26,051	
January	29,204	
February	32,176	
March	35,127	
April	36,492	
May	36,521	
June	36,525	

QUALITY

	Quantity	Base Number	Contract	AT	Region	England
% of FP17s for the same patient ID Re-attending within 3 months - Children	100	949	10.5%	9.6%	11.2%	11.4%
% of FP17s for the same patient ID Re-attending within 3 months - Adults	580	3,568	16.3%	14.3%	14.8%	15.4%
% of FP17s for the same patient ID Re-attending between 3 & 9 months - Children	570	949	60.1%	54.0%	60.9%	59.8%
% of FP17s for the same patient ID Re-attending between 3 & 9 months - Adults	2,243	3,568	62.9%	48.9%	53.2%	52.1%
% of FP17s for Band 1 Urgent Courses	330	3,795	8.7%	8.4%	8.3%	9.2%
% of FP17s Relating to Free Repair or Replacements	80	3,795	2.1%	0.8%	0.7%	0.7%
% of FP17s Relating to Continuations	92	3,795	2.4%	0.7%	0.8%	0.8%
% of Patients satisfied with the dentistry they have received	11	11	100.0%	93.3%	93.2%	93.4%
% of Patients satisfied with the time they had to wait for an appointment	10	11	90.9%	91.1%	88.5%	87.6%

* This is based on patients treated on this contract for their most recent course of treatment.

Figures in italics indicate the base number of FP17s or Patient Questionnaire responses are less than 100. N/A is shown where the base number of responses is less than 10 during the period. % is calculated as Quantity/Base number*100

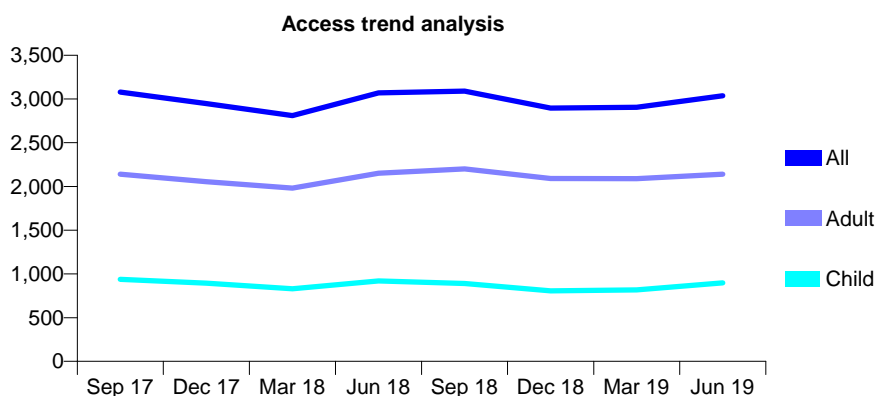
Q54 - Vital Signs At a Glance Contract Report for 629715/0001 - June 2019

Name or company name	MR M GIBBONS
Contract type name	GDS Contract
Purpose of contract	General
Contract start date	01/04/2006
Contract end date	

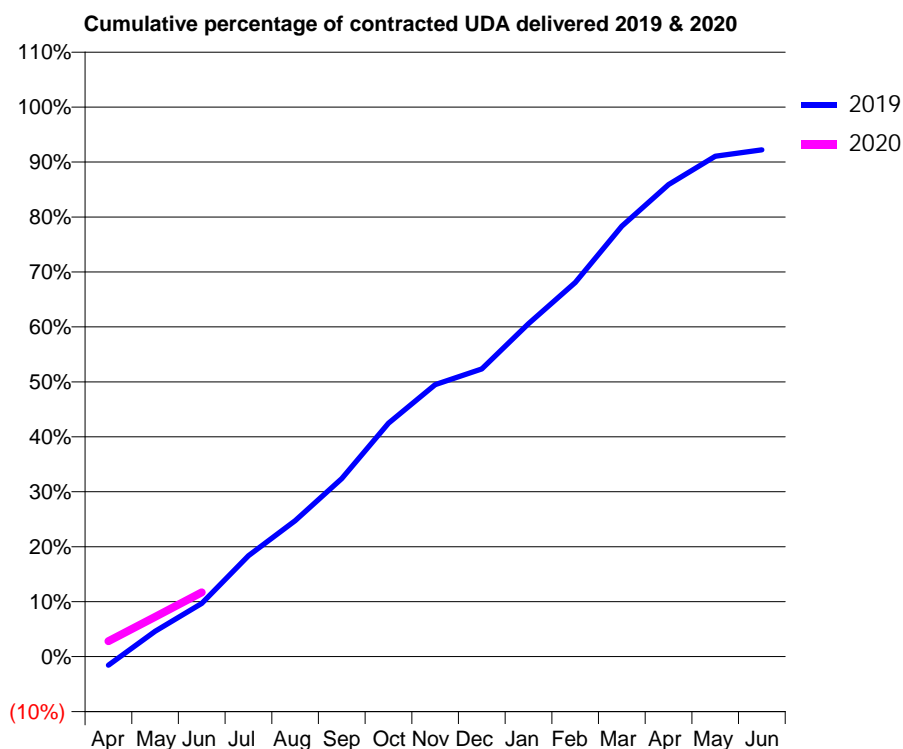
19/20 Contracted general activity (UDA)	9,814
Carry forward general activity (UDA)	0
19/20 Contracted orthodontic activity (UOA)	0
Carry forward orthodontic activity (UOA)	0
Baseline contract value	£230,445.48

ACCESS*

Patients seen in 24 months	Total	Change since previous quarter
Quarter ending June 2018	3,071	
Quarter ending September 2018	3,090	→
Quarter ending December 2018	2,897	↓
Quarter ending March 2019	2,904	→
Quarter ending June 2019	3,037	↑
Variance since June 2018	(1.1%)	↓



ACTIVITY



Month	Adjusted Scheduled Activity (UDA)	
	2019	2020
April	-157	275
May	453	710
June	952	1,147
July	1,803	
August	2,428	
September	3,181	
October	4,169	
November	4,858	
December	5,138	
January	5,946	
February	6,681	
March	7,687	
April	8,429	
May	8,936	
June	9,051	

QUALITY

	Quantity	Base Number	Contract	AT	Region	England
% of FP17s for the same patient ID Re-attending within 3 months - Children	19	393	4.8%	9.6%	11.2%	11.4%
% of FP17s for the same patient ID Re-attending within 3 months - Adults	138	899	15.4%	14.3%	14.8%	15.4%
% of FP17s for the same patient ID Re-attending between 3 & 9 months - Children	178	393	45.3%	54.0%	60.9%	59.8%
% of FP17s for the same patient ID Re-attending between 3 & 9 months - Adults	405	899	45.1%	48.9%	53.2%	52.1%
% of FP17s for Band 1 Urgent Courses	52	682	7.6%	8.4%	8.3%	9.2%
% of FP17s Relating to Free Repair or Replacements	6	682	0.9%	0.8%	0.7%	0.7%
% of FP17s Relating to Continuations	17	682	2.5%	0.7%	0.8%	0.8%
% of Patients satisfied with the dentistry they have received	1	1	N/A	93.3%	93.2%	93.4%
% of Patients satisfied with the time they had to wait for an appointment	1	1	N/A	91.1%	88.5%	87.6%

* This is based on patients treated on this contract for their most recent course of treatment. Figures in italics indicate the base number of FP17s or Patient Questionnaire responses are less than 100. N/A is shown where the base number of responses is less than 10 during the period. % is calculated as Quantity/Base number*100

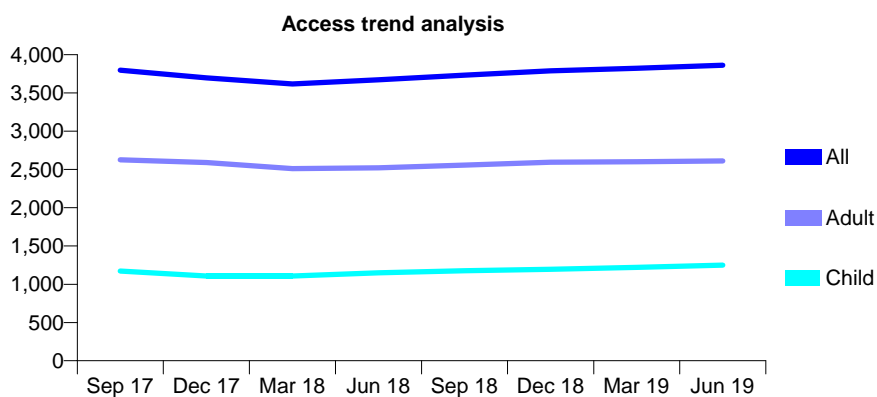
Q54 - Vital Signs At a Glance Contract Report for 629820/0001 - June 2019

Name or company name	488 Smile Avenue
Contract type name	GDS Contract
Purpose of contract	General
Contract start date	01/04/2006
Contract end date	

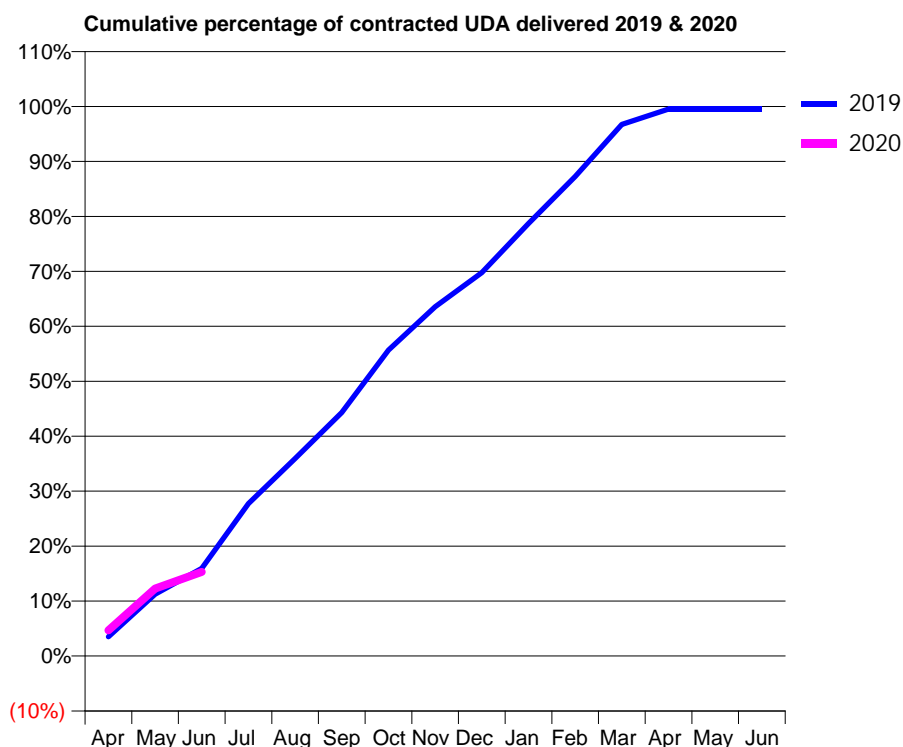
19/20 Contracted general activity (UDA)	16,237
Carry forward general activity (UDA)	0
19/20 Contracted orthodontic activity (UOA)	0
Carry forward orthodontic activity (UOA)	0
Baseline contract value	£385,171.52

ACCESS*

Patients seen in 24 months	Total	Change since previous quarter
Quarter ending June 2018	3,671	
Quarter ending September 2018	3,732	→
Quarter ending December 2018	3,789	→
Quarter ending March 2019	3,822	→
Quarter ending June 2019	3,862	→
Variance since June 2018	5.2%	↑



ACTIVITY



Month	Adjusted Scheduled Activity (UDA)	
	2019	2020
April	570	760
May	1,828	1,992
June	2,592	2,485
July	4,506	
August	5,838	
September	7,192	
October	9,036	
November	10,323	
December	11,328	
January	12,780	
February	14,168	
March	15,703	
April	16,161	
May	16,161	
June	16,161	

QUALITY

	Quantity	Base Number	Contract	AT	Region	England
% of FP17s for the same patient ID Re-attending within 3 months - Children	9	365	2.5%	9.6%	11.2%	11.4%
% of FP17s for the same patient ID Re-attending within 3 months - Adults	60	587	10.2%	14.3%	14.8%	15.4%
% of FP17s for the same patient ID Re-attending between 3 & 9 months - Children	182	365	49.9%	54.0%	60.9%	59.8%
% of FP17s for the same patient ID Re-attending between 3 & 9 months - Adults	264	587	45.0%	48.9%	53.2%	52.1%
% of FP17s for Band 1 Urgent Courses	70	846	8.3%	8.4%	8.3%	9.2%
% of FP17s Relating to Free Repair or Replacements	8	846	0.9%	0.8%	0.7%	0.7%
% of FP17s Relating to Continuations	2	846	0.2%	0.7%	0.8%	0.8%
% of Patients satisfied with the dentistry they have received	3	3	N/A	93.3%	93.2%	93.4%
% of Patients satisfied with the time they had to wait for an appointment	3	3	N/A	91.1%	88.5%	87.6%

* This is based on patients treated on this contract for their most recent course of treatment. Figures in italics indicate the base number of FP17s or Patient Questionnaire responses are less than 100. N/A is shown where the base number of responses is less than 10 during the period. % is calculated as Quantity/Base number*100

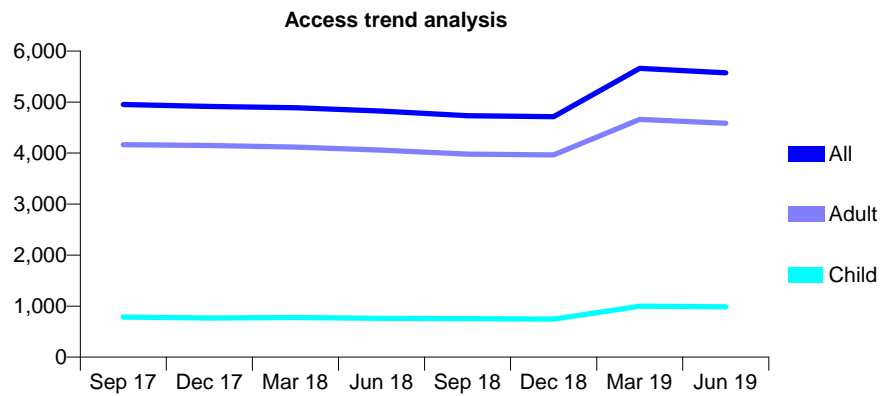
Q54 - Vital Signs At a Glance Contract Report for 630179/0001 - June 2019

Name or company name	Blackheath Dental Practice
Contract type name	GDS Contract
Purpose of contract	General and Orthodontic
Contract start date	01/04/2006
Contract end date	

19/20 Contracted general activity (UDA)	13,502
Carry forward general activity (UDA)	0
19/20 Contracted orthodontic activity (UOA)	395
Carry forward orthodontic activity (UOA)	0
Baseline contract value	£360,178.18

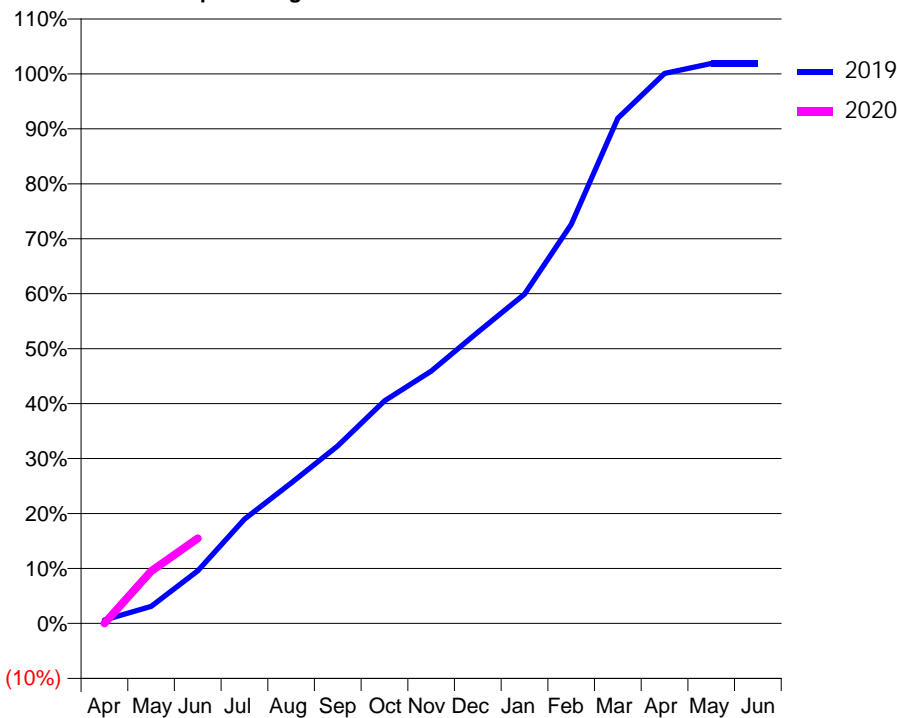
ACCESS*

Patients seen in 24 months	Total	Change since previous quarter
Quarter ending June 2018	4,822	
Quarter ending September 2018	4,734	↓
Quarter ending December 2018	4,712	→
Quarter ending March 2019	5,662	↑
Quarter ending June 2019	5,572	↓
Variance since June 2018	15.6%	↑



ACTIVITY

Cumulative percentage of contracted UDA delivered 2019 & 2020



Month	Adjusted Scheduled Activity (UDA)	
	2019	2020
April	85	0
May	420	1,283
June	1,293	2,090
July	2,560	
August	3,450	
September	4,364	
October	5,466	
November	6,200	
December	7,154	
January	8,091	
February	9,804	
March	12,410	
April	13,514	
May	13,758	
June	13,758	

QUALITY

	Quantity	Base Number	Contract	AT	Region	England
% of FP17s for the same patient ID Re-attending within 3 months - Children	8	259	3.1%	9.6%	11.2%	11.4%
% of FP17s for the same patient ID Re-attending within 3 months - Adults	118	1,316	9.0%	14.3%	14.8%	15.4%
% of FP17s for the same patient ID Re-attending between 3 & 9 months - Children	110	259	42.5%	54.0%	60.9%	59.8%
% of FP17s for the same patient ID Re-attending between 3 & 9 months - Adults	665	1,316	50.5%	48.9%	53.2%	52.1%
% of FP17s for Band 1 Urgent Courses	17	951	1.8%	8.4%	8.3%	9.2%
% of FP17s Relating to Free Repair or Replacements	6	951	0.6%	0.8%	0.7%	0.7%
% of FP17s Relating to Continuations	9	951	0.9%	0.7%	0.8%	0.8%
% of Patients satisfied with the dentistry they have received	2	2	N/A	93.3%	93.2%	93.4%
% of Patients satisfied with the time they had to wait for an appointment	2	2	N/A	91.1%	88.5%	87.6%

* This is based on patients treated on this contract for their most recent course of treatment.

Figures in italics indicate the base number of FP17s or Patient Questionnaire responses are less than 100. N/A is shown where the base number of responses is less than 10 during the period. % is calculated as Quantity/Base number*100

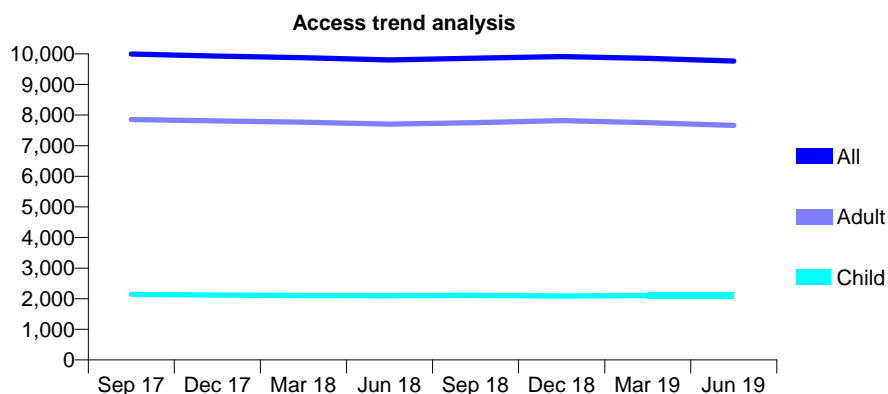
Q54 - Vital Signs At a Glance Contract Report for 631183/0001 - June 2019

Name or company name	Mr Brij Dhody
Contract type name	GDS Contract
Purpose of contract	General
Contract start date	01/04/2006
Contract end date	

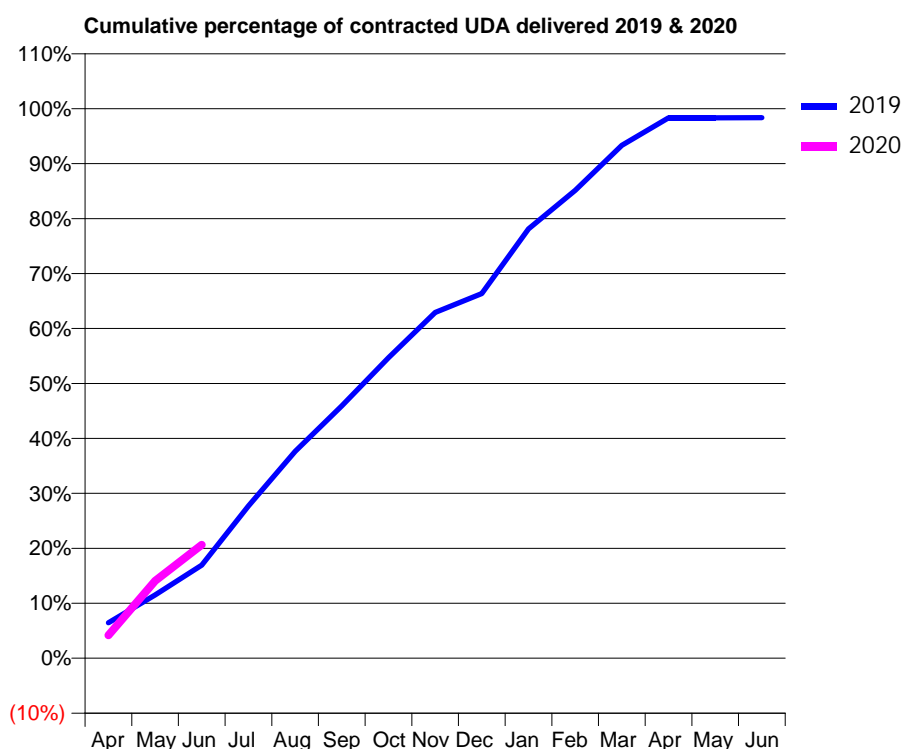
19/20 Contracted general activity (UDA)	26,410
Carry forward general activity (UDA)	0
19/20 Contracted orthodontic activity (UOA)	0
Carry forward orthodontic activity (UOA)	0
Baseline contract value	£658,206.03

ACCESS*

Patients seen in 24 months	Total	Change since previous quarter
Quarter ending June 2018	9,803	
Quarter ending September 2018	9,859	→
Quarter ending December 2018	9,909	→
Quarter ending March 2019	9,854	→
Quarter ending June 2019	9,768	→
Variance since June 2018	(0.4%)	→



ACTIVITY



Month	2019	2020
April	1,705	1,108
May	3,041	3,718
June	4,475	5,448
July	7,324	
August	9,946	
September	12,124	
October	14,442	
November	16,615	
December	17,524	
January	20,631	
February	22,484	
March	24,644	
April	25,975	
May	25,975	
June	25,978	

QUALITY

	Quantity	Base Number	Contract	AT	Region	England
% of FP17s for the same patient ID Re-attending within 3 months - Children	51	715	7.1%	9.6%	11.2%	11.4%
% of FP17s for the same patient ID Re-attending within 3 months - Adults	299	2,391	12.5%	14.3%	14.8%	15.4%
% of FP17s for the same patient ID Re-attending between 3 & 9 months - Children	368	715	51.5%	54.0%	60.9%	59.8%
% of FP17s for the same patient ID Re-attending between 3 & 9 months - Adults	1,246	2,391	52.1%	48.9%	53.2%	52.1%
% of FP17s for Band 1 Urgent Courses	130	2,425	5.4%	8.4%	8.3%	9.2%
% of FP17s Relating to Free Repair or Replacements	21	2,425	0.9%	0.8%	0.7%	0.7%
% of FP17s Relating to Continuations	39	2,425	1.6%	0.7%	0.8%	0.8%
% of Patients satisfied with the dentistry they have received	7	8	N/A	93.3%	93.2%	93.4%
% of Patients satisfied with the time they had to wait for an appointment	8	8	N/A	91.1%	88.5%	87.6%

* This is based on patients treated on this contract for their most recent course of treatment.

Figures in italics indicate the base number of FP17s or Patient Questionnaire responses are less than 100. N/A is shown where the base number of responses is less than 10 during the period. % is calculated as Quantity/Base number*100

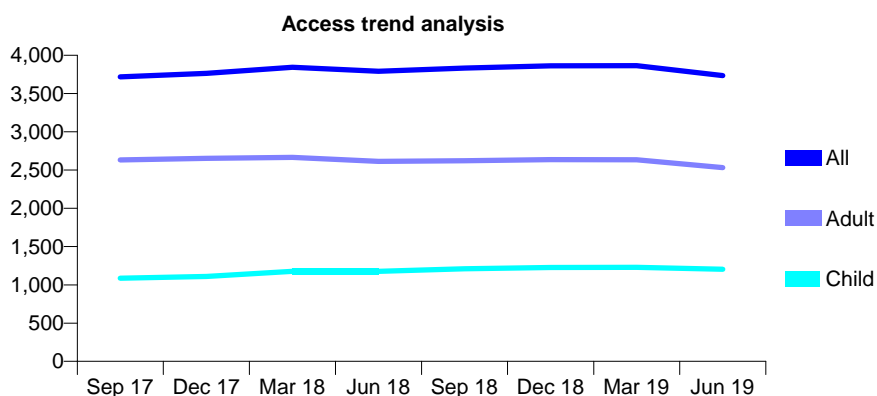
Q54 - Vital Signs At a Glance Contract Report for 638056/0001 - June 2019

Name or company name	Lansdowne Centre
Contract type name	GDS Contract
Purpose of contract	General
Contract start date	01/04/2006
Contract end date	

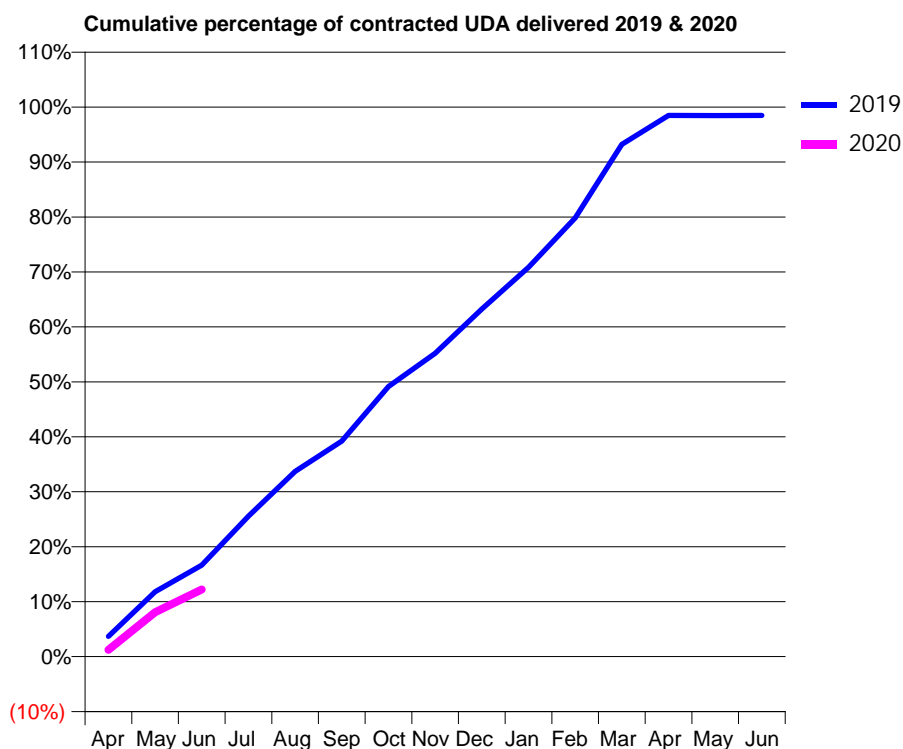
19/20 Contracted general activity (UDA)	9,422
Carry forward general activity (UDA)	0
19/20 Contracted orthodontic activity (UOA)	0
Carry forward orthodontic activity (UOA)	0
Baseline contract value	£252,794.32

ACCESS*

Patients seen in 24 months	Total	Change since previous quarter
Quarter ending June 2018	3,790	
Quarter ending September 2018	3,833	→
Quarter ending December 2018	3,862	→
Quarter ending March 2019	3,863	→
Quarter ending June 2019	3,735	↓
Variance since June 2018	(1.5%)	↓



ACTIVITY



Month	Adjusted Scheduled Activity (UDA)	
	2019	2020
April	346	118
May	1,113	761
June	1,569	1,150
July	2,410	
August	3,177	
September	3,695	
October	4,630	
November	5,200	
December	5,958	
January	6,676	
February	7,522	
March	8,780	
April	9,276	
May	9,275	
June	9,278	

QUALITY

	Quantity	Base Number	Contract	AT	Region	England
% of FP17s for the same patient ID Re-attending within 3 months - Children	22	345	6.4%	9.6%	11.2%	11.4%
% of FP17s for the same patient ID Re-attending within 3 months - Adults	69	547	12.6%	14.3%	14.8%	15.4%
% of FP17s for the same patient ID Re-attending between 3 & 9 months - Children	186	345	53.9%	54.0%	60.9%	59.8%
% of FP17s for the same patient ID Re-attending between 3 & 9 months - Adults	265	547	48.4%	48.9%	53.2%	52.1%
% of FP17s for Band 1 Urgent Courses	52	695	7.5%	8.4%	8.3%	9.2%
% of FP17s Relating to Free Repair or Replacements	13	695	1.9%	0.8%	0.7%	0.7%
% of FP17s Relating to Continuations	0	695	0.0%	0.7%	0.8%	0.8%
% of Patients satisfied with the dentistry they have received	1	1	N/A	93.3%	93.2%	93.4%
% of Patients satisfied with the time they had to wait for an appointment	1	1	N/A	91.1%	88.5%	87.6%

* This is based on patients treated on this contract for their most recent course of treatment. Figures in italics indicate the base number of FP17s or Patient Questionnaire responses are less than 100. N/A is shown where the base number of responses is less than 10 during the period. % is calculated as Quantity/Base number*100

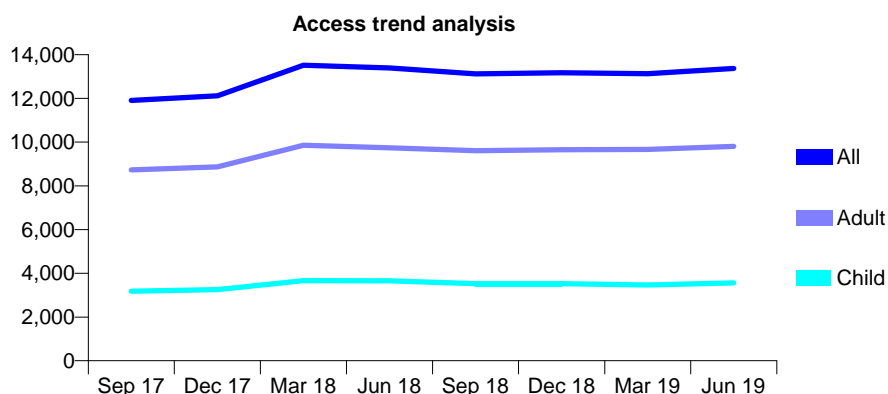
Q54 - Vital Signs At a Glance Contract Report for 638633/0001 - June 2019

Name or company name	Balbir S Bhandal, Amrik S Bhandal & Baljit
Contract type name	GDS Contract
Purpose of contract	General
Contract start date	01/04/2006
Contract end date	

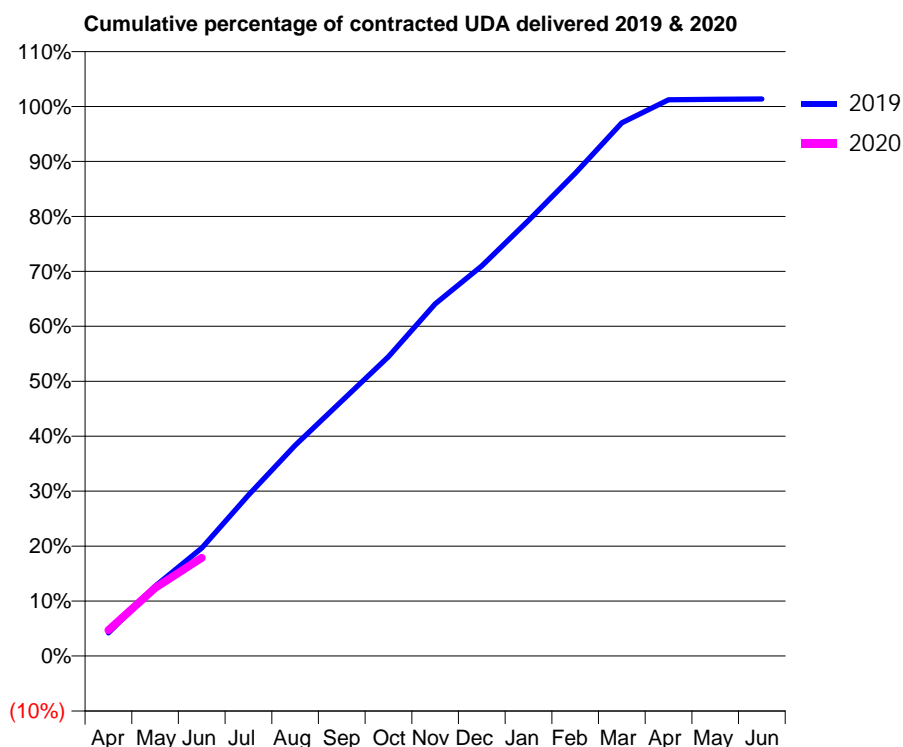
19/20 Contracted general activity (UDA)	45,033
Carry forward general activity (UDA)	0
19/20 Contracted orthodontic activity (UOA)	0
Carry forward orthodontic activity (UOA)	0
Baseline contract value	£1,215,034.47

ACCESS*

Patients seen in 24 months	Total	Change since previous quarter
Quarter ending June 2018	13,392	
Quarter ending September 2018	13,125	↓
Quarter ending December 2018	13,176	→
Quarter ending March 2019	13,133	→
Quarter ending June 2019	13,368	→
Variance since June 2018	(0.2%)	→



ACTIVITY



Month	Adjusted Scheduled Activity (UDA)	
	2019	2020
April	1,896	2,121
May	5,727	5,583
June	8,849	8,052
July	13,187	
August	17,270	
September	20,904	
October	24,532	
November	28,852	
December	31,965	
January	35,696	
February	39,560	
March	43,682	
April	45,573	
May	45,621	
June	45,646	

QUALITY

	Quantity	Base Number	Contract	AT	Region	England
% of FP17s for the same patient ID Re-attending within 3 months - Children	46	1,027	4.5%	9.6%	11.2%	11.4%
% of FP17s for the same patient ID Re-attending within 3 months - Adults	287	2,285	12.6%	14.3%	14.8%	15.4%
% of FP17s for the same patient ID Re-attending between 3 & 9 months - Children	449	1,027	43.7%	54.0%	60.9%	59.8%
% of FP17s for the same patient ID Re-attending between 3 & 9 months - Adults	776	2,285	34.0%	48.9%	53.2%	52.1%
% of FP17s for Band 1 Urgent Courses	403	2,733	14.7%	8.4%	8.3%	9.2%
% of FP17s Relating to Free Repair or Replacements	23	2,733	0.8%	0.8%	0.7%	0.7%
% of FP17s Relating to Continuations	12	2,733	0.4%	0.7%	0.8%	0.8%
% of Patients satisfied with the dentistry they have received	4	6	N/A	93.3%	93.2%	93.4%
% of Patients satisfied with the time they had to wait for an appointment	4	6	N/A	91.1%	88.5%	87.6%

* This is based on patients treated on this contract for their most recent course of treatment. Figures in italics indicate the base number of FP17s or Patient Questionnaire responses are less than 100. N/A is shown where the base number of responses is less than 10 during the period. % is calculated as Quantity/Base number*100

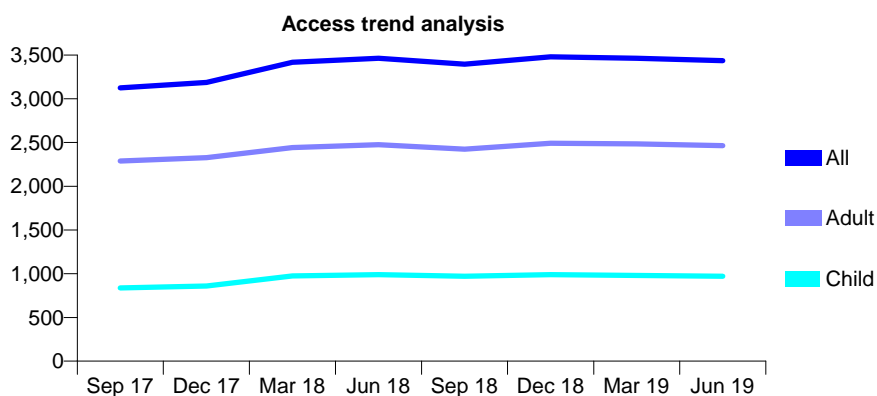
Q54 - Vital Signs At a Glance Contract Report for 638633/0002 - June 2019

Name or company name	Balbir S Bhandal, Amrik S Bhandal & Baljit
Contract type name	GDS Contract
Purpose of contract	General
Contract start date	01/04/2006
Contract end date	

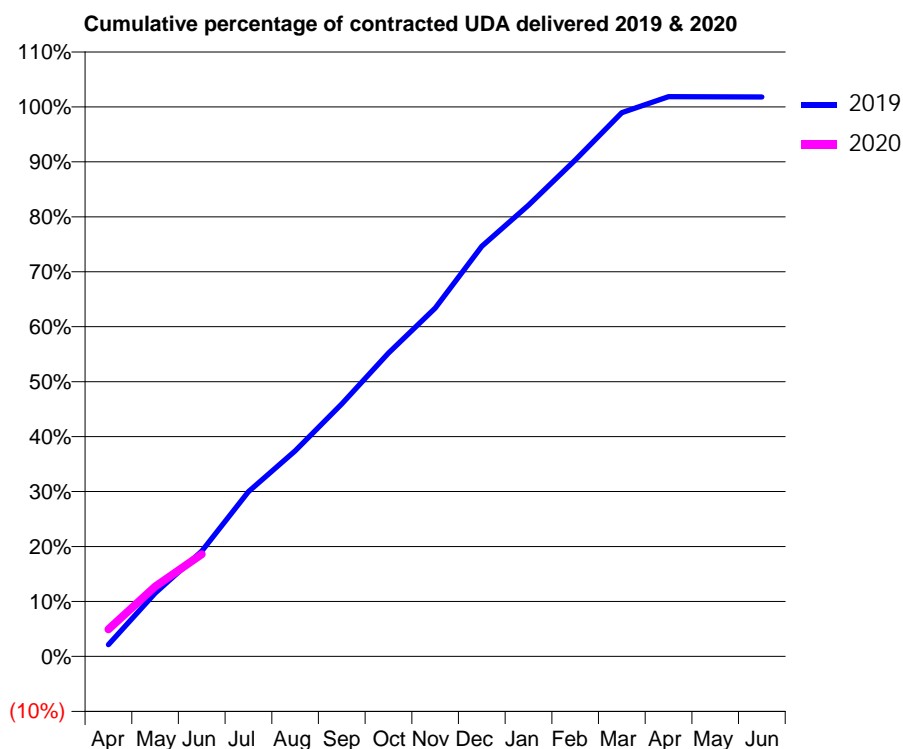
19/20 Contracted general activity (UDA)	9,867
Carry forward general activity (UDA)	0
19/20 Contracted orthodontic activity (UOA)	0
Carry forward orthodontic activity (UOA)	0
Baseline contract value	£225,746.15

ACCESS*

Patients seen in 24 months	Total	Change since previous quarter
Quarter ending June 2018	3,463	
Quarter ending September 2018	3,395	↓
Quarter ending December 2018	3,480	↑
Quarter ending March 2019	3,464	→
Quarter ending June 2019	3,435	→
Variance since June 2018	(0.8%)	→



ACTIVITY



Month	Adjusted Scheduled Activity (UDA)	
	2019	2020
April	212	488
May	1,136	1,253
June	1,890	1,835
July	2,958	
August	3,691	
September	4,533	
October	5,446	
November	6,256	
December	7,363	
January	8,101	
February	8,912	
March	9,764	
April	10,050	
May	10,045	
June	10,044	

QUALITY

	Quantity	Base Number	Contract	AT	Region	England
% of FP17s for the same patient ID Re-attending within 3 months - Children	5	201	2.5%	9.6%	11.2%	11.4%
% of FP17s for the same patient ID Re-attending within 3 months - Adults	24	574	4.2%	14.3%	14.8%	15.4%
% of FP17s for the same patient ID Re-attending between 3 & 9 months - Children	68	201	33.8%	54.0%	60.9%	59.8%
% of FP17s for the same patient ID Re-attending between 3 & 9 months - Adults	289	574	50.3%	48.9%	53.2%	52.1%
% of FP17s for Band 1 Urgent Courses	36	683	5.3%	8.4%	8.3%	9.2%
% of FP17s Relating to Free Repair or Replacements	3	683	0.4%	0.8%	0.7%	0.7%
% of FP17s Relating to Continuations	2	683	0.3%	0.7%	0.8%	0.8%
% of Patients satisfied with the dentistry they have received	2	2	N/A	93.3%	93.2%	93.4%
% of Patients satisfied with the time they had to wait for an appointment	2	2	N/A	91.1%	88.5%	87.6%

* This is based on patients treated on this contract for their most recent course of treatment. Figures in italics indicate the base number of FP17s or Patient Questionnaire responses are less than 100. N/A is shown where the base number of responses is less than 10 during the period. % is calculated as Quantity/Base number*100

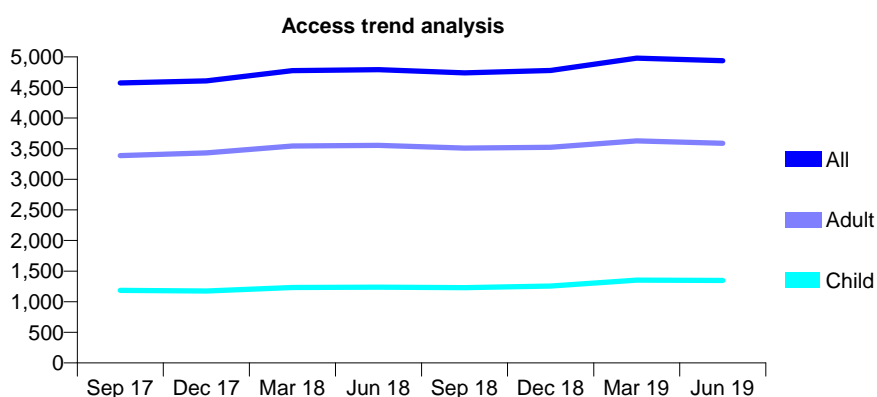
Q54 - Vital Signs At a Glance Contract Report for 638633/0003 - June 2019

Name or company name	Balbir S Bhandal, Amrik S Bhandal & Baljit
Contract type name	GDS Contract
Purpose of contract	General
Contract start date	01/04/2006
Contract end date	

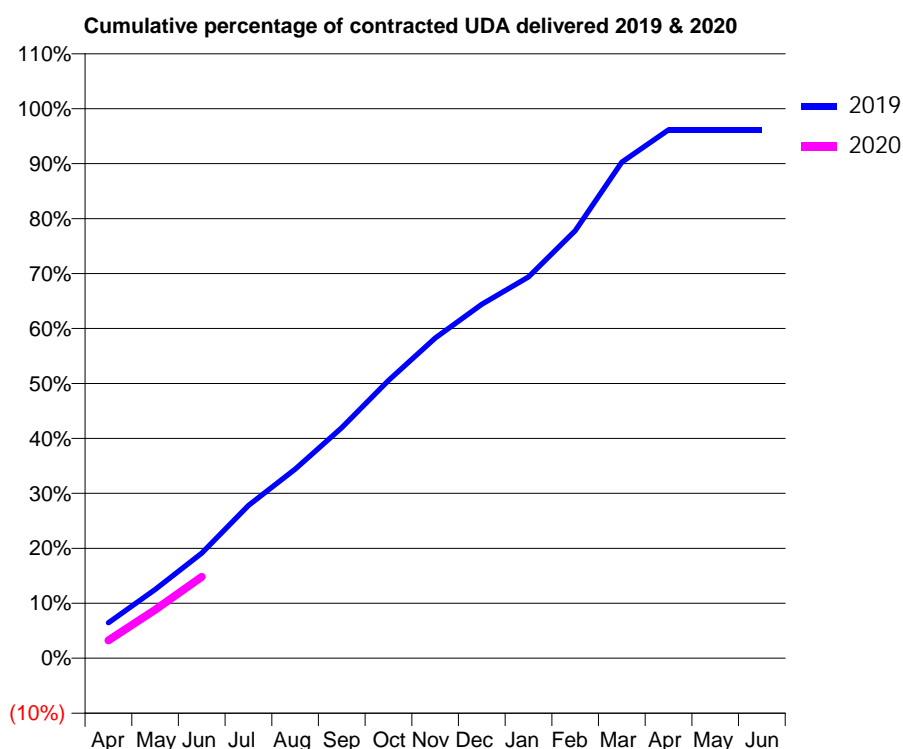
19/20 Contracted general activity (UDA)	13,717
Carry forward general activity (UDA)	0
19/20 Contracted orthodontic activity (UOA)	0
Carry forward orthodontic activity (UOA)	0
Baseline contract value	£352,561.27

ACCESS*

Patients seen in 24 months	Total	Change since previous quarter
Quarter ending June 2018	4,793	
Quarter ending September 2018	4,740	↓
Quarter ending December 2018	4,777	→
Quarter ending March 2019	4,980	↑
Quarter ending June 2019	4,937	→
Variance since June 2018	3.0%	↑



ACTIVITY



Month	2019	2020
April	883	446
May	1,717	1,208
June	2,624	2,034
July	3,812	
August	4,718	
September	5,753	
October	6,933	
November	7,990	
December	8,836	
January	9,520	
February	10,669	
March	12,382	
April	13,185	
May	13,186	
June	13,186	

QUALITY

	Quantity	Base Number	Contract	AT	Region	England
% of FP17s for the same patient ID Re-attending within 3 months - Children	7	343	2.0%	9.6%	11.2%	11.4%
% of FP17s for the same patient ID Re-attending within 3 months - Adults	51	813	6.3%	14.3%	14.8%	15.4%
% of FP17s for the same patient ID Re-attending between 3 & 9 months - Children	153	343	44.6%	54.0%	60.9%	59.8%
% of FP17s for the same patient ID Re-attending between 3 & 9 months - Adults	268	813	33.0%	48.9%	53.2%	52.1%
% of FP17s for Band 1 Urgent Courses	19	849	2.2%	8.4%	8.3%	9.2%
% of FP17s Relating to Free Repair or Replacements	9	849	1.1%	0.8%	0.7%	0.7%
% of FP17s Relating to Continuations	5	849	0.6%	0.7%	0.8%	0.8%
% of Patients satisfied with the dentistry they have received	0	0	N/A	93.3%	93.2%	93.4%
% of Patients satisfied with the time they had to wait for an appointment	0	0	N/A	91.1%	88.5%	87.6%

* This is based on patients treated on this contract for their most recent course of treatment.

Figures in italics indicate the base number of FP17s or Patient Questionnaire responses are less than 100. N/A is shown where the base number of responses is less than 10 during the period. % is calculated as Quantity/Base number*100

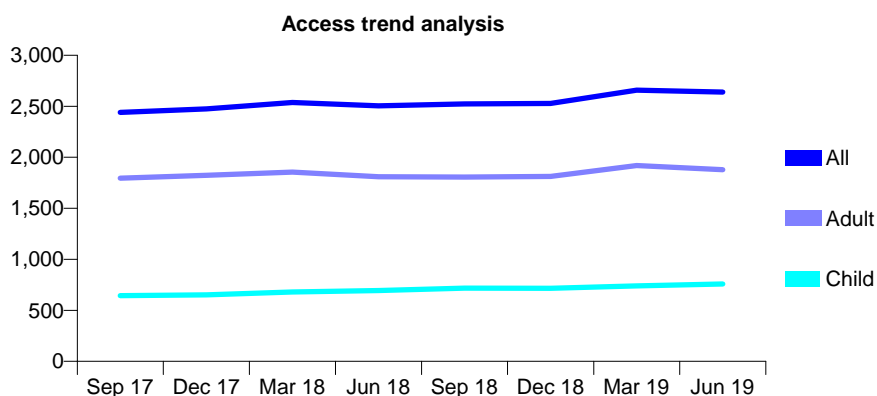
Q54 - Vital Signs At a Glance Contract Report for 638633/0004 - June 2019

Name or company name	Balbir S Bhandal, Amrik S Bhandal & Baljit
Contract type name	GDS Contract
Purpose of contract	General
Contract start date	01/04/2006
Contract end date	

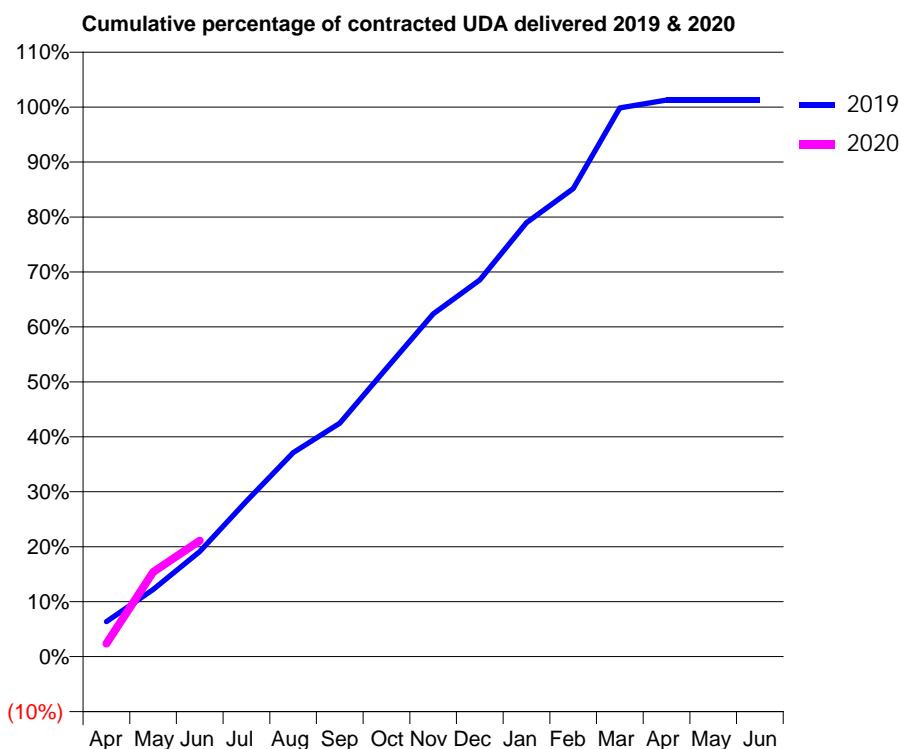
19/20 Contracted general activity (UDA)	7,522
Carry forward general activity (UDA)	0
19/20 Contracted orthodontic activity (UOA)	0
Carry forward orthodontic activity (UOA)	0
Baseline contract value	£193,275.33

ACCESS*

Patients seen in 24 months	Total	Change since previous quarter
Quarter ending June 2018	2,504	
Quarter ending September 2018	2,524	→
Quarter ending December 2018	2,528	→
Quarter ending March 2019	2,658	↑
Quarter ending June 2019	2,638	→
Variance since June 2018	5.4%	↑



ACTIVITY



Month	Adjusted Scheduled Activity (UDA)	
	2019	2020
April	479	179
May	919	1,158
June	1,439	1,588
July	2,127	
August	2,793	
September	3,194	
October	3,946	
November	4,690	
December	5,156	
January	5,940	
February	6,407	
March	7,510	
April	7,619	
May	7,619	
June	7,619	

QUALITY

	Quantity	Base Number	Contract	AT	Region	England
% of FP17s for the same patient ID Re-attending within 3 months - Children	10	194	5.2%	9.6%	11.2%	11.4%
% of FP17s for the same patient ID Re-attending within 3 months - Adults	48	408	11.8%	14.3%	14.8%	15.4%
% of FP17s for the same patient ID Re-attending between 3 & 9 months - Children	91	194	46.9%	54.0%	60.9%	59.8%
% of FP17s for the same patient ID Re-attending between 3 & 9 months - Adults	174	408	42.6%	48.9%	53.2%	52.1%
% of FP17s for Band 1 Urgent Courses	20	562	3.6%	8.4%	8.3%	9.2%
% of FP17s Relating to Free Repair or Replacements	3	562	0.5%	0.8%	0.7%	0.7%
% of FP17s Relating to Continuations	5	562	0.9%	0.7%	0.8%	0.8%
% of Patients satisfied with the dentistry they have received	1	1	N/A	93.3%	93.2%	93.4%
% of Patients satisfied with the time they had to wait for an appointment	1	1	N/A	91.1%	88.5%	87.6%

* This is based on patients treated on this contract for their most recent course of treatment. Figures in italics indicate the base number of FP17s or Patient Questionnaire responses are less than 100. N/A is shown where the base number of responses is less than 10 during the period. % is calculated as Quantity/Base number*100

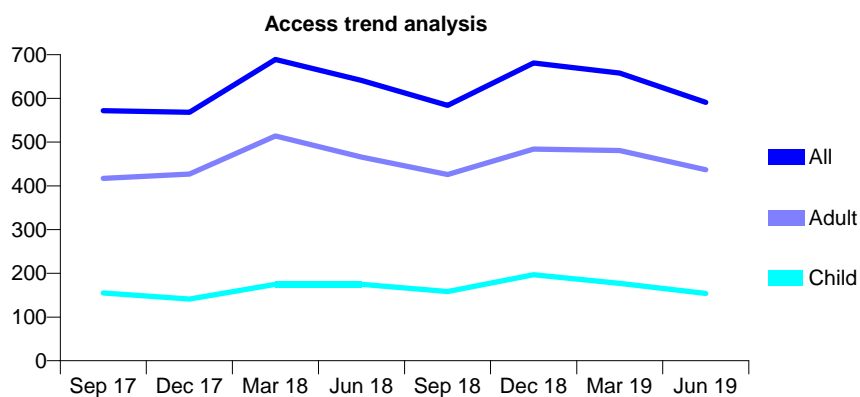
Q54 - Vital Signs At a Glance Contract Report for 638633/0005 - June 2019

Name or company name	Balbir S Bhandal, Amrik S Bhandal & Baljit
Contract type name	GDS Contract
Purpose of contract	General and Orthodontic
Contract start date	01/04/2006
Contract end date	

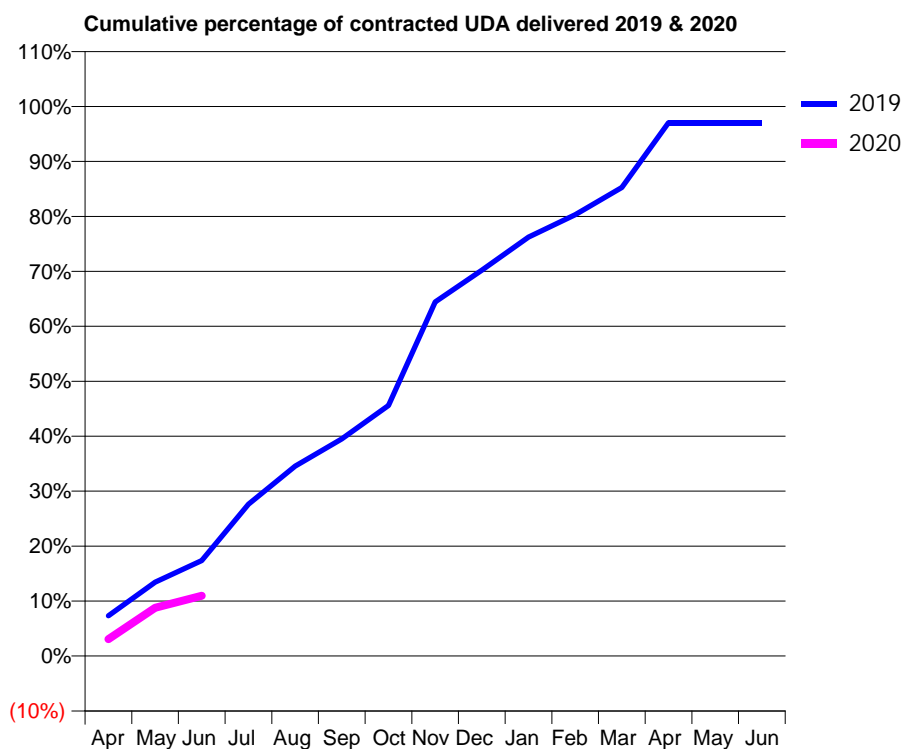
19/20 Contracted general activity (UDA)	2,045
Carry forward general activity (UDA)	0
19/20 Contracted orthodontic activity (UOA)	450
Carry forward orthodontic activity (UOA)	0
Baseline contract value	£76,796.23

ACCESS*

Patients seen in 24 months	Total	Change since previous quarter
Quarter ending June 2018	641	
Quarter ending September 2018	584	↓
Quarter ending December 2018	681	↑
Quarter ending March 2019	658	↓
Quarter ending June 2019	591	↓
Variance since June 2018	(7.8%)	↓



ACTIVITY



Month	Adjusted Scheduled Activity (UDA)	
	2019	2020
April	149	63
May	275	180
June	356	225
July	565	
August	707	
September	808	
October	932	
November	1,318	
December	1,435	
January	1,559	
February	1,642	
March	1,743	
April	1,985	
May	1,985	
June	1,985	

QUALITY

	Quantity	Base Number	Contract	AT	Region	England
% of FP17s for the same patient ID Re-attending within 3 months - Children	2	33	6.1%	9.6%	11.2%	11.4%
% of FP17s for the same patient ID Re-attending within 3 months - Adults	10	116	8.6%	14.3%	14.8%	15.4%
% of FP17s for the same patient ID Re-attending between 3 & 9 months - Children	20	33	60.6%	54.0%	60.9%	59.8%
% of FP17s for the same patient ID Re-attending between 3 & 9 months - Adults	65	116	56.0%	48.9%	53.2%	52.1%
% of FP17s for Band 1 Urgent Courses	4	97	4.1%	8.4%	8.3%	9.2%
% of FP17s Relating to Free Repair or Replacements	0	97	0.0%	0.8%	0.7%	0.7%
% of FP17s Relating to Continuations	0	97	0.0%	0.7%	0.8%	0.8%
% of Patients satisfied with the dentistry they have received	0	0	N/A	93.3%	93.2%	93.4%
% of Patients satisfied with the time they had to wait for an appointment	0	0	N/A	91.1%	88.5%	87.6%

* This is based on patients treated on this contract for their most recent course of treatment. Figures in italics indicate the base number of FP17s or Patient Questionnaire responses are less than 100. N/A is shown where the base number of responses is less than 10 during the period. % is calculated as Quantity/Base number*100

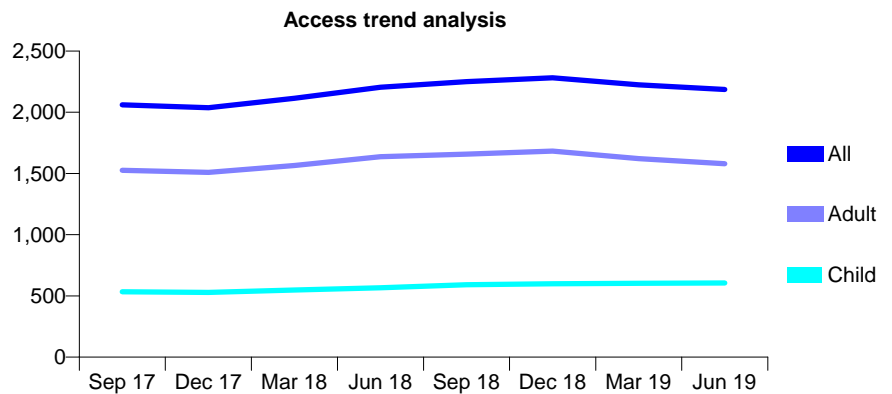
Q54 - Vital Signs At a Glance Contract Report for 638633/0006 - June 2019

Name or company name	Balbir S Bhandal, Amrik S Bhandal & Baljit
Contract type name	GDS Contract
Purpose of contract	General
Contract start date	01/04/2006
Contract end date	

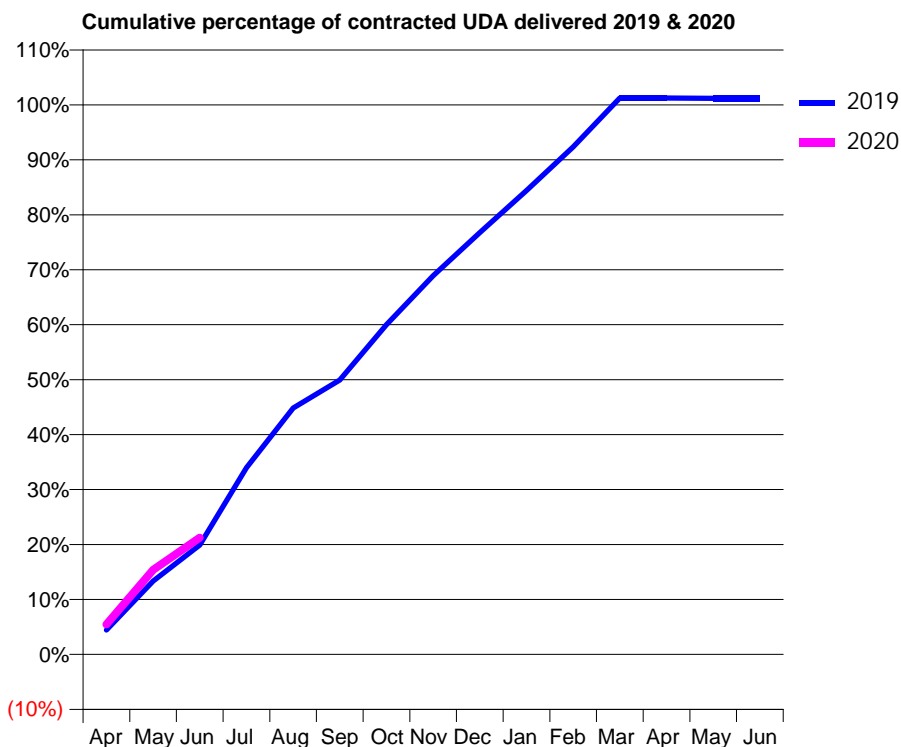
19/20 Contracted general activity (UDA)	6,103
Carry forward general activity (UDA)	0
19/20 Contracted orthodontic activity (UOA)	0
Carry forward orthodontic activity (UOA)	0
Baseline contract value	£136,520.59

ACCESS*

Patients seen in 24 months	Total	Change since previous quarter
Quarter ending June 2018	2,204	
Quarter ending September 2018	2,250	↑
Quarter ending December 2018	2,282	→
Quarter ending March 2019	2,224	↓
Quarter ending June 2019	2,186	↓
Variance since June 2018	(0.8%)	→



ACTIVITY



Month	2019	2020
April	272	334
May	815	940
June	1,215	1,296
July	2,073	
August	2,736	
September	3,047	
October	3,662	
November	4,205	
December	4,683	
January	5,151	
February	5,637	
March	6,179	
April	6,179	
May	6,175	
June	6,175	

QUALITY

	Quantity	Base Number	Contract	AT	Region	England
% of FP17s for the same patient ID Re-attending within 3 months - Children	4	189	2.1%	9.6%	11.2%	11.4%
% of FP17s for the same patient ID Re-attending within 3 months - Adults	27	348	7.8%	14.3%	14.8%	15.4%
% of FP17s for the same patient ID Re-attending between 3 & 9 months - Children	95	189	50.3%	54.0%	60.9%	59.8%
% of FP17s for the same patient ID Re-attending between 3 & 9 months - Adults	153	348	44.0%	48.9%	53.2%	52.1%
% of FP17s for Band 1 Urgent Courses	15	539	2.8%	8.4%	8.3%	9.2%
% of FP17s Relating to Free Repair or Replacements	5	539	0.9%	0.8%	0.7%	0.7%
% of FP17s Relating to Continuations	2	539	0.4%	0.7%	0.8%	0.8%
% of Patients satisfied with the dentistry they have received	1	1	N/A	93.3%	93.2%	93.4%
% of Patients satisfied with the time they had to wait for an appointment	1	1	N/A	91.1%	88.5%	87.6%

* This is based on patients treated on this contract for their most recent course of treatment. Figures in italics indicate the base number of FP17s or Patient Questionnaire responses are less than 100. N/A is shown where the base number of responses is less than 10 during the period. % is calculated as Quantity/Base number*100

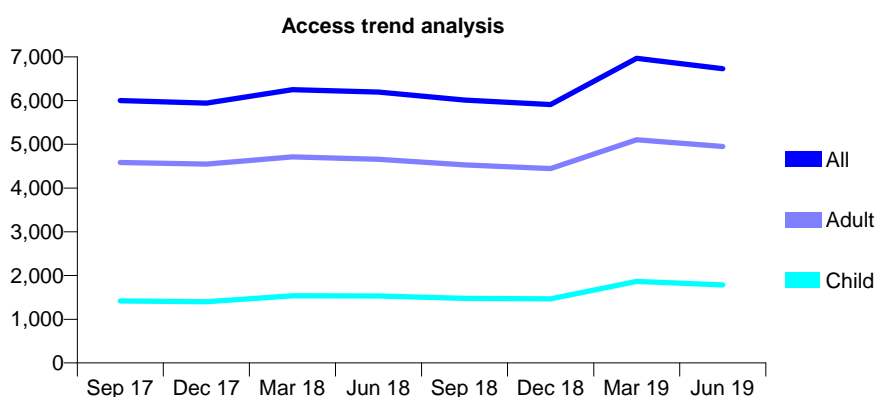
Q54 - Vital Signs At a Glance Contract Report for 638633/0007 - June 2019

Name or company name	Balbir S Bhandal, Amrik S Bhandal & Baljit
Contract type name	GDS Contract
Purpose of contract	General
Contract start date	01/04/2006
Contract end date	

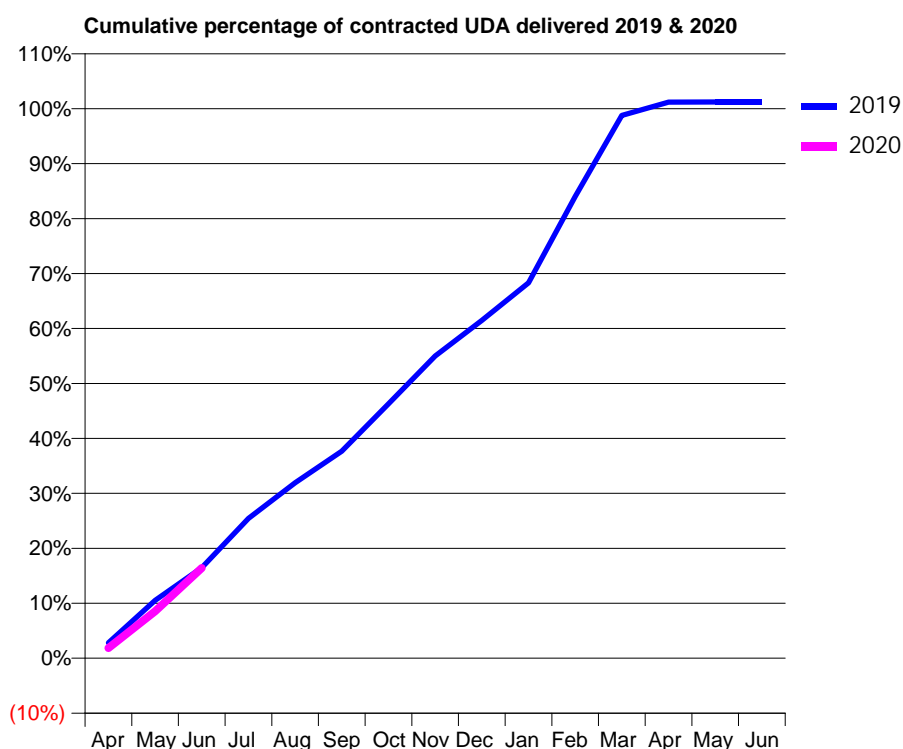
19/20 Contracted general activity (UDA)	19,396
Carry forward general activity (UDA)	0
19/20 Contracted orthodontic activity (UOA)	0
Carry forward orthodontic activity (UOA)	0
Baseline contract value	£460,436.09

ACCESS*

Patients seen in 24 months	Total	Change since previous quarter
Quarter ending June 2018	6,192	
Quarter ending September 2018	6,011	↓
Quarter ending December 2018	5,910	↓
Quarter ending March 2019	6,969	↑
Quarter ending June 2019	6,730	↓
Variance since June 2018	8.7%	↑



ACTIVITY



Month	2019	2020
April	547	359
May	2,043	1,658
June	3,195	3,183
July	4,934	
August	6,191	
September	7,306	
October	8,976	
November	10,670	
December	11,919	
January	13,245	
February	16,299	
March	19,157	
April	19,623	
May	19,631	
June	19,631	

QUALITY

	Quantity	Base Number	Contract	AT	Region	England
% of FP17s for the same patient ID Re-attending within 3 months - Children	24	406	5.9%	9.6%	11.2%	11.4%
% of FP17s for the same patient ID Re-attending within 3 months - Adults	116	1,034	11.2%	14.3%	14.8%	15.4%
% of FP17s for the same patient ID Re-attending between 3 & 9 months - Children	219	406	53.9%	54.0%	60.9%	59.8%
% of FP17s for the same patient ID Re-attending between 3 & 9 months - Adults	487	1,034	47.1%	48.9%	53.2%	52.1%
% of FP17s for Band 1 Urgent Courses	52	1,262	4.1%	8.4%	8.3%	9.2%
% of FP17s Relating to Free Repair or Replacements	11	1,262	0.9%	0.8%	0.7%	0.7%
% of FP17s Relating to Continuations	12	1,262	1.0%	0.7%	0.8%	0.8%
% of Patients satisfied with the dentistry they have received	1	1	N/A	93.3%	93.2%	93.4%
% of Patients satisfied with the time they had to wait for an appointment	1	1	N/A	91.1%	88.5%	87.6%

* This is based on patients treated on this contract for their most recent course of treatment.

Figures in italics indicate the base number of FP17s or Patient Questionnaire responses are less than 100. N/A is shown where the base number of responses is less than 10 during the period. % is calculated as Quantity/Base number*100

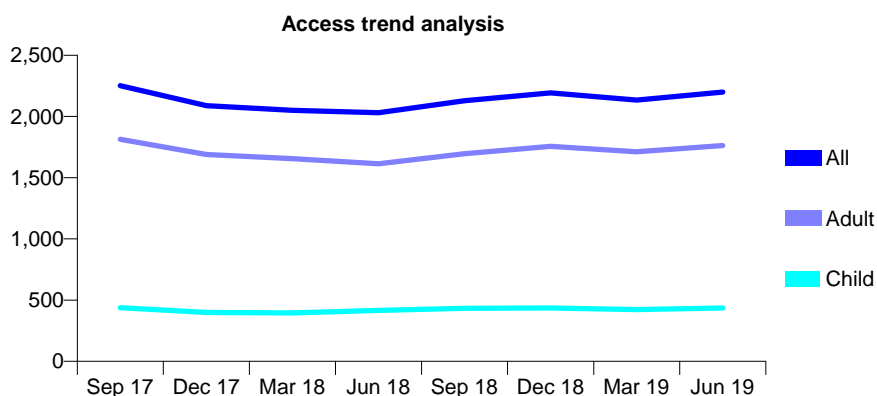
Q54 - Vital Signs At a Glance Contract Report for 638633/0008 - June 2019

Name or company name	Balbir S Bhandal, Amrik S Bhandal & Baljit
Contract type name	GDS Contract
Purpose of contract	General
Contract start date	01/04/2006
Contract end date	

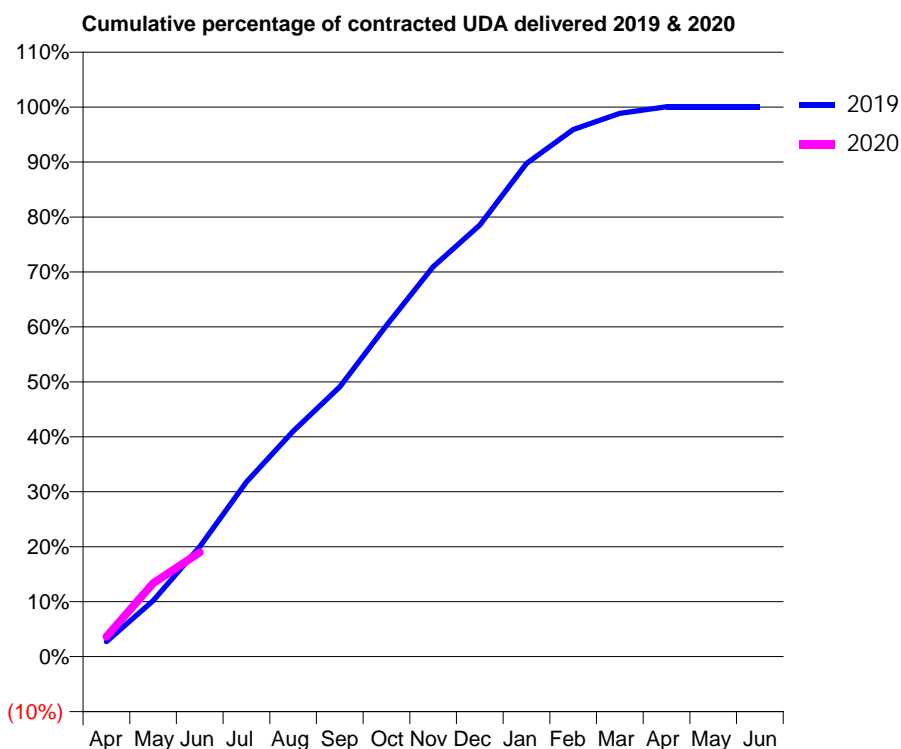
19/20 Contracted general activity (UDA)	9,466
Carry forward general activity (UDA)	0
19/20 Contracted orthodontic activity (UOA)	0
Carry forward orthodontic activity (UOA)	0
Baseline contract value	£235,468.67

ACCESS*

Patients seen in 24 months	Total	Change since previous quarter
Quarter ending June 2018	2,031	
Quarter ending September 2018	2,129	↑
Quarter ending December 2018	2,193	↑
Quarter ending March 2019	2,135	↓
Quarter ending June 2019	2,199	↑
Variance since June 2018	8.3%	↑



ACTIVITY



Month	Adjusted Scheduled Activity (UDA)	
	2019	2020
April	259	344
May	965	1,264
June	1,892	1,794
July	3,010	
August	3,884	
September	4,645	
October	5,704	
November	6,718	
December	7,435	
January	8,493	
February	9,080	
March	9,356	
April	9,470	
May	9,470	
June	9,470	

QUALITY

	Quantity	Base Number	Contract	AT	Region	England
% of FP17s for the same patient ID Re-attending within 3 months - Children	1	118	0.8%	9.6%	11.2%	11.4%
% of FP17s for the same patient ID Re-attending within 3 months - Adults	10	421	2.4%	14.3%	14.8%	15.4%
% of FP17s for the same patient ID Re-attending between 3 & 9 months - Children	30	118	25.4%	54.0%	60.9%	59.8%
% of FP17s for the same patient ID Re-attending between 3 & 9 months - Adults	140	421	33.3%	48.9%	53.2%	52.1%
% of FP17s for Band 1 Urgent Courses	32	495	6.5%	8.4%	8.3%	9.2%
% of FP17s Relating to Free Repair or Replacements	0	495	0.0%	0.8%	0.7%	0.7%
% of FP17s Relating to Continuations	2	495	0.4%	0.7%	0.8%	0.8%
% of Patients satisfied with the dentistry they have received	1	1	N/A	93.3%	93.2%	93.4%
% of Patients satisfied with the time they had to wait for an appointment	1	1	N/A	91.1%	88.5%	87.6%

* This is based on patients treated on this contract for their most recent course of treatment. Figures in italics indicate the base number of FP17s or Patient Questionnaire responses are less than 100. N/A is shown where the base number of responses is less than 10 during the period. % is calculated as Quantity/Base number*100

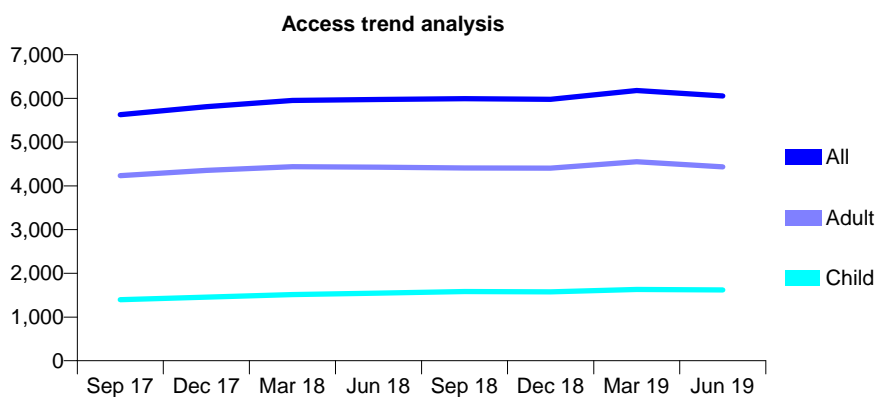
Q54 - Vital Signs At a Glance Contract Report for 638633/0009 - June 2019

Name or company name	Balbir S Bhandal, Amrik S Bhandal & Baljit
Contract type name	GDS Contract
Purpose of contract	General
Contract start date	01/04/2006
Contract end date	

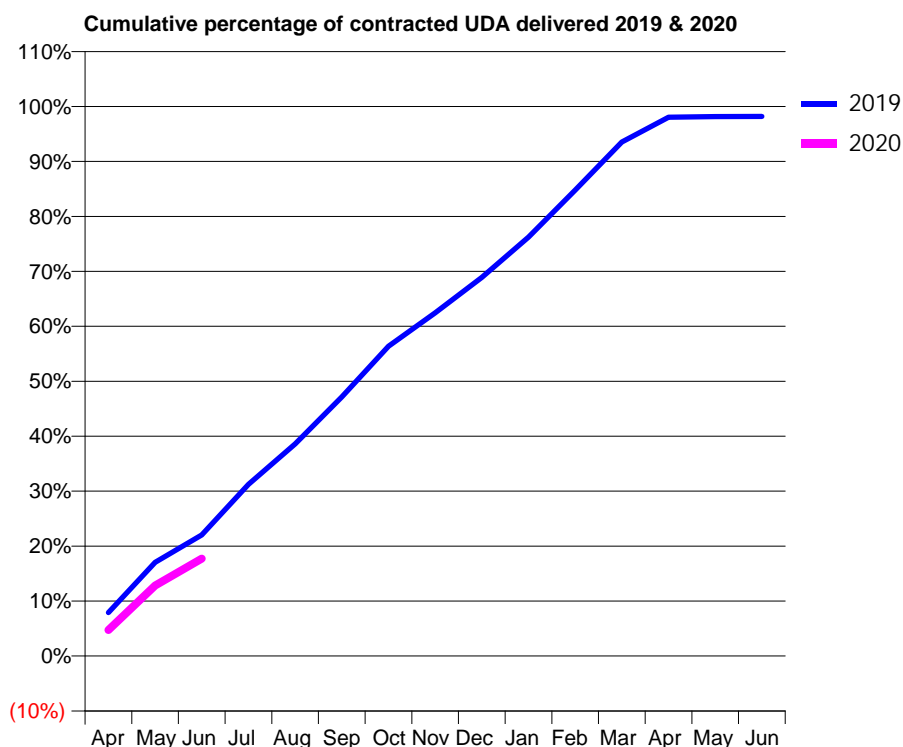
19/20 Contracted general activity (UDA)	18,695
Carry forward general activity (UDA)	0
19/20 Contracted orthodontic activity (UOA)	0
Carry forward orthodontic activity (UOA)	0
Baseline contract value	£446,110.64

ACCESS*

Patients seen in 24 months	Total	Change since previous quarter
Quarter ending June 2018	5,974	
Quarter ending September 2018	5,995	→
Quarter ending December 2018	5,981	→
Quarter ending March 2019	6,180	↑
Quarter ending June 2019	6,056	↓
Variance since June 2018	1.4%	→



ACTIVITY



Month	Adjusted Scheduled Activity (UDA)	
	2019	2020
April	1,483	888
May	3,186	2,398
June	4,121	3,316
July	5,840	
August	7,215	
September	8,813	
October	10,535	
November	11,675	
December	12,876	
January	14,254	
February	15,852	
March	17,485	
April	18,327	
May	18,349	
June	18,353	

QUALITY

	Quantity	Base Number	Contract	AT	Region	England
% of FP17s for the same patient ID Re-attending within 3 months - Children	19	443	4.3%	9.6%	11.2%	11.4%
% of FP17s for the same patient ID Re-attending within 3 months - Adults	78	1,119	7.0%	14.3%	14.8%	15.4%
% of FP17s for the same patient ID Re-attending between 3 & 9 months - Children	200	443	45.1%	54.0%	60.9%	59.8%
% of FP17s for the same patient ID Re-attending between 3 & 9 months - Adults	500	1,119	44.7%	48.9%	53.2%	52.1%
% of FP17s for Band 1 Urgent Courses	50	1,294	3.9%	8.4%	8.3%	9.2%
% of FP17s Relating to Free Repair or Replacements	5	1,294	0.4%	0.8%	0.7%	0.7%
% of FP17s Relating to Continuations	6	1,294	0.5%	0.7%	0.8%	0.8%
% of Patients satisfied with the dentistry they have received	5	5	N/A	93.3%	93.2%	93.4%
% of Patients satisfied with the time they had to wait for an appointment	5	5	N/A	91.1%	88.5%	87.6%

* This is based on patients treated on this contract for their most recent course of treatment. Figures in italics indicate the base number of FP17s or Patient Questionnaire responses are less than 100. N/A is shown where the base number of responses is less than 10 during the period. % is calculated as Quantity/Base number*100

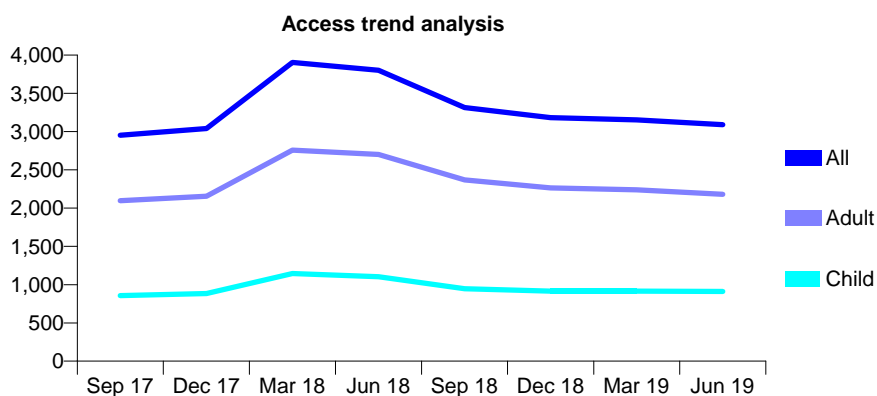
Q54 - Vital Signs At a Glance Contract Report for 638633/0010 - June 2019

Name or company name	Balbir S Bhandal, Amrik S Bhandal & Baljit
Contract type name	GDS Contract
Purpose of contract	General
Contract start date	01/04/2006
Contract end date	

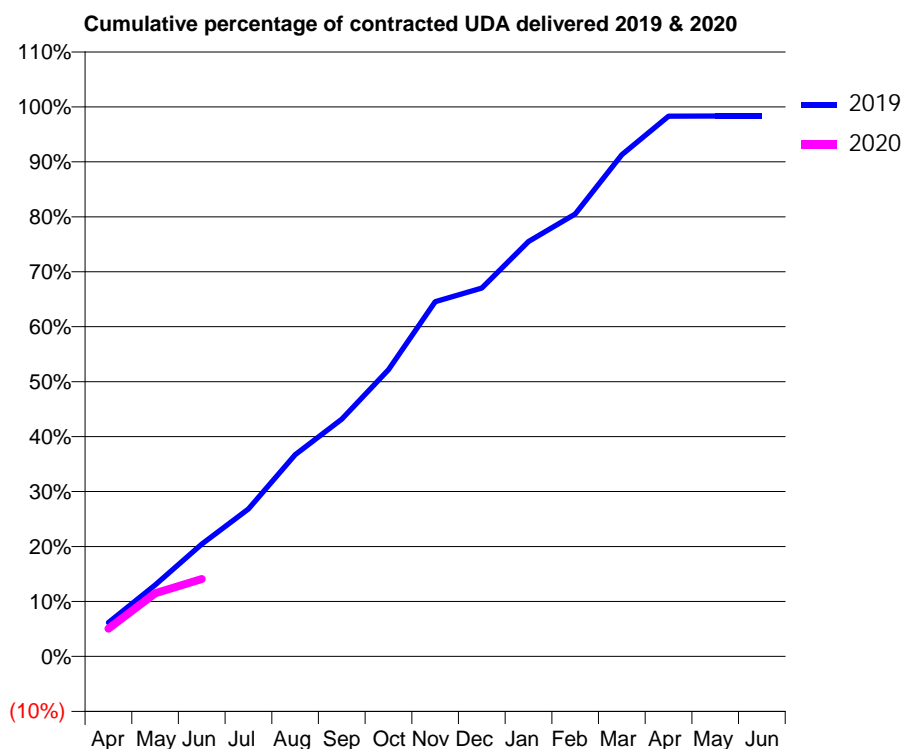
19/20 Contracted general activity (UDA)	11,660
Carry forward general activity (UDA)	0
19/20 Contracted orthodontic activity (UOA)	0
Carry forward orthodontic activity (UOA)	0
Baseline contract value	£309,264.57

ACCESS*

Patients seen in 24 months	Total	Change since previous quarter
Quarter ending June 2018	3,803	
Quarter ending September 2018	3,315	↓
Quarter ending December 2018	3,181	↓
Quarter ending March 2019	3,153	→
Quarter ending June 2019	3,090	↓
Variance since June 2018	(18.7%)	↓



ACTIVITY



Month	Adjusted Scheduled Activity (UDA)	
	2019	2020
April	720	590
May	1,515	1,340
June	2,383	1,643
July	3,131	
August	4,281	
September	5,034	
October	6,084	
November	7,526	
December	7,813	
January	8,804	
February	9,387	
March	10,642	
April	11,461	
May	11,464	
June	11,464	

QUALITY

	Quantity	Base Number	Contract	AT	Region	England
% of FP17s for the same patient ID Re-attending within 3 months - Children	18	252	7.1%	9.6%	11.2%	11.4%
% of FP17s for the same patient ID Re-attending within 3 months - Adults	59	550	10.7%	14.3%	14.8%	15.4%
% of FP17s for the same patient ID Re-attending between 3 & 9 months - Children	95	252	37.7%	54.0%	60.9%	59.8%
% of FP17s for the same patient ID Re-attending between 3 & 9 months - Adults	190	550	34.5%	48.9%	53.2%	52.1%
% of FP17s for Band 1 Urgent Courses	44	496	8.9%	8.4%	8.3%	9.2%
% of FP17s Relating to Free Repair or Replacements	5	496	1.0%	0.8%	0.7%	0.7%
% of FP17s Relating to Continuations	3	496	0.6%	0.7%	0.8%	0.8%
% of Patients satisfied with the dentistry they have received	0	0	N/A	93.3%	93.2%	93.4%
% of Patients satisfied with the time they had to wait for an appointment	0	0	N/A	91.1%	88.5%	87.6%

* This is based on patients treated on this contract for their most recent course of treatment. Figures in italics indicate the base number of FP17s or Patient Questionnaire responses are less than 100. N/A is shown where the base number of responses is less than 10 during the period. % is calculated as Quantity/Base number*100

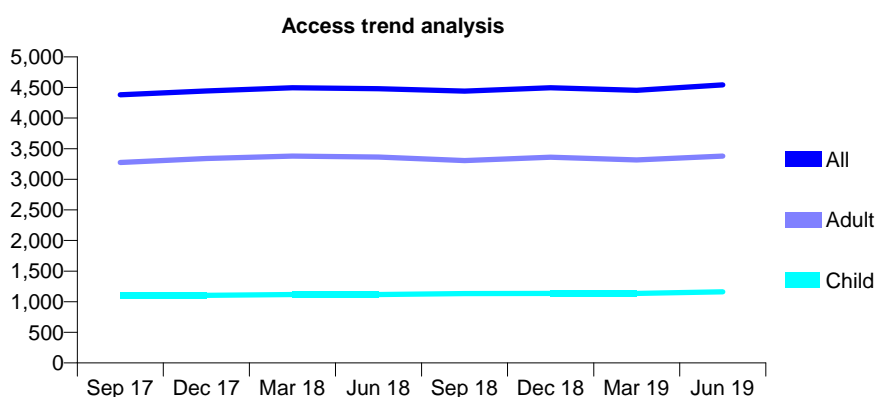
Q54 - Vital Signs At a Glance Contract Report for 638633/0011 - June 2019

Name or company name	Balbir S Bhandal, Amrik S Bhandal & Baljit
Contract type name	GDS Contract
Purpose of contract	General and Orthodontic
Contract start date	01/04/2006
Contract end date	

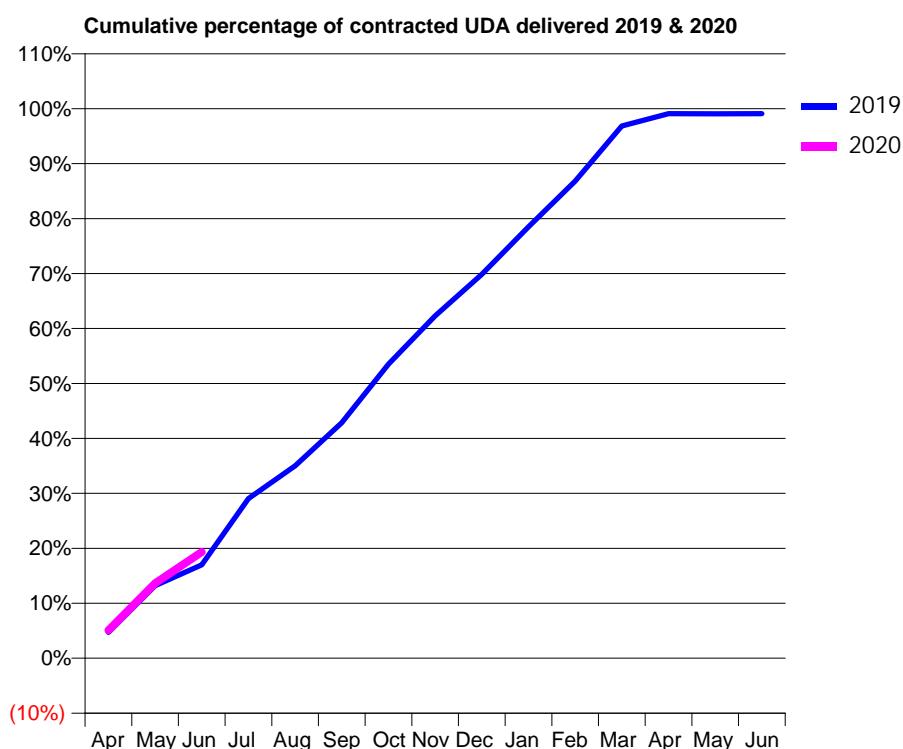
19/20 Contracted general activity (UDA)	13,730
Carry forward general activity (UDA)	0
19/20 Contracted orthodontic activity (UOA)	529
Carry forward orthodontic activity (UOA)	0
Baseline contract value	£382,454.63

ACCESS*

Patients seen in 24 months	Total	Change since previous quarter
Quarter ending June 2018	4,481	
Quarter ending September 2018	4,441	→
Quarter ending December 2018	4,496	→
Quarter ending March 2019	4,455	→
Quarter ending June 2019	4,543	→
Variance since June 2018	1.4%	→



ACTIVITY



Month	2019	2020
April	646	699
May	1,815	1,874
June	2,333	2,654
July	3,990	
August	4,809	
September	5,884	
October	7,349	
November	8,554	
December	9,589	
January	10,778	
February	11,919	
March	13,297	
April	13,606	
May	13,603	
June	13,604	

QUALITY

	Quantity	Base Number	Contract	AT	Region	England
% of FP17s for the same patient ID Re-attending within 3 months - Children	12	383	3.1%	9.6%	11.2%	11.4%
% of FP17s for the same patient ID Re-attending within 3 months - Adults	71	1,067	6.7%	14.3%	14.8%	15.4%
% of FP17s for the same patient ID Re-attending between 3 & 9 months - Children	260	383	67.9%	54.0%	60.9%	59.8%
% of FP17s for the same patient ID Re-attending between 3 & 9 months - Adults	665	1,067	62.3%	48.9%	53.2%	52.1%
% of FP17s for Band 1 Urgent Courses	57	1,225	4.7%	8.4%	8.3%	9.2%
% of FP17s Relating to Free Repair or Replacements	5	1,225	0.4%	0.8%	0.7%	0.7%
% of FP17s Relating to Continuations	3	1,225	0.2%	0.7%	0.8%	0.8%
% of Patients satisfied with the dentistry they have received	3	3	N/A	93.3%	93.2%	93.4%
% of Patients satisfied with the time they had to wait for an appointment	3	3	N/A	91.1%	88.5%	87.6%

* This is based on patients treated on this contract for their most recent course of treatment.

Figures in italics indicate the base number of FP17s or Patient Questionnaire responses are less than 100. N/A is shown where the base number of responses is less than 10 during the period. % is calculated as Quantity/Base number*100

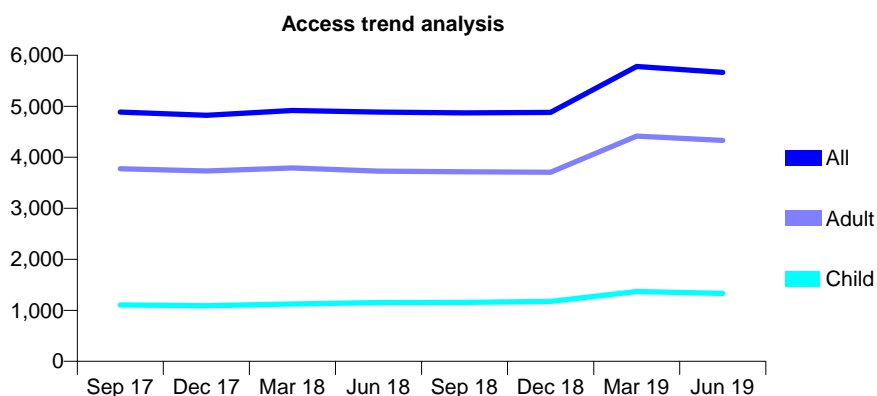
Q54 - Vital Signs At a Glance Contract Report for 638633/0013 - June 2019

Name or company name	Balbir S Bhandal, Amrik S Bhandal & Baljit
Contract type name	GDS Contract
Purpose of contract	General
Contract start date	01/04/2006
Contract end date	

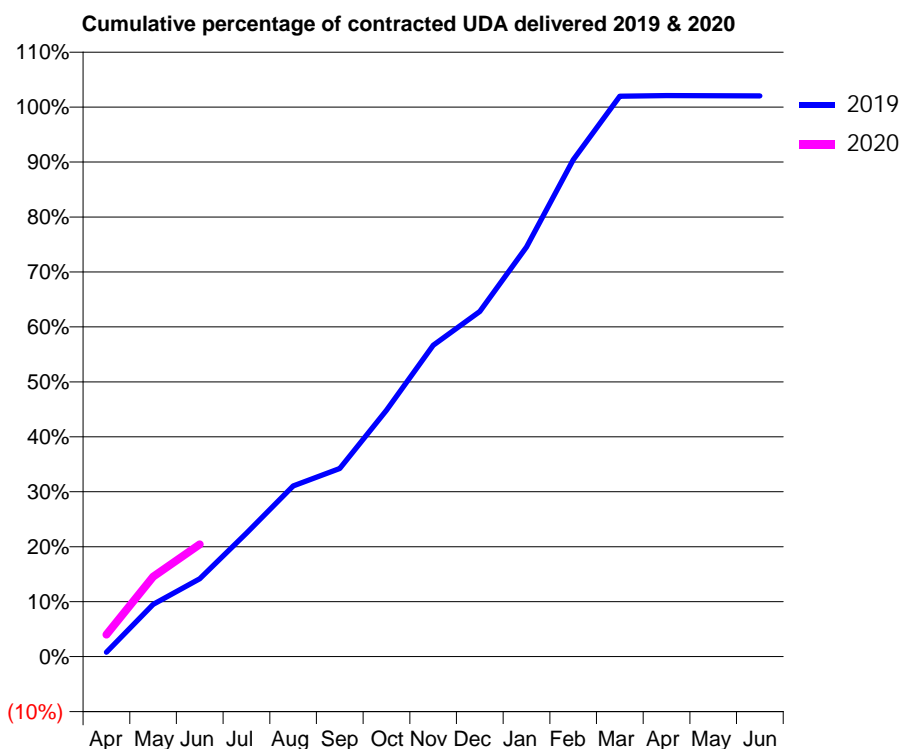
19/20 Contracted general activity (UDA)	16,321
Carry forward general activity (UDA)	0
19/20 Contracted orthodontic activity (UOA)	0
Carry forward orthodontic activity (UOA)	0
Baseline contract value	£359,426.50

ACCESS*

Patients seen in 24 months	Total	Change since previous quarter
Quarter ending June 2018	4,884	
Quarter ending September 2018	4,873	→
Quarter ending December 2018	4,880	→
Quarter ending March 2019	5,783	↑
Quarter ending June 2019	5,664	↓
Variance since June 2018	16.0%	↑



ACTIVITY



Month	Adjusted Scheduled Activity (UDA)	
	2019	2020
April	134	656
May	1,552	2,374
June	2,316	3,338
July	3,670	
August	5,072	
September	5,585	
October	7,318	
November	9,247	
December	10,249	
January	12,164	
February	14,754	
March	16,639	
April	16,658	
May	16,654	
June	16,653	

QUALITY

	Quantity	Base Number	Contract	AT	Region	England
% of FP17s for the same patient ID Re-attending within 3 months - Children	20	354	5.6%	9.6%	11.2%	11.4%
% of FP17s for the same patient ID Re-attending within 3 months - Adults	65	1,013	6.4%	14.3%	14.8%	15.4%
% of FP17s for the same patient ID Re-attending between 3 & 9 months - Children	200	354	56.5%	54.0%	60.9%	59.8%
% of FP17s for the same patient ID Re-attending between 3 & 9 months - Adults	541	1,013	53.4%	48.9%	53.2%	52.1%
% of FP17s for Band 1 Urgent Courses	45	1,351	3.3%	8.4%	8.3%	9.2%
% of FP17s Relating to Free Repair or Replacements	17	1,351	1.3%	0.8%	0.7%	0.7%
% of FP17s Relating to Continuations	0	1,351	0.0%	0.7%	0.8%	0.8%
% of Patients satisfied with the dentistry they have received	6	6	N/A	93.3%	93.2%	93.4%
% of Patients satisfied with the time they had to wait for an appointment	5	6	N/A	91.1%	88.5%	87.6%

* This is based on patients treated on this contract for their most recent course of treatment. Figures in italics indicate the base number of FP17s or Patient Questionnaire responses are less than 100. N/A is shown where the base number of responses is less than 10 during the period. % is calculated as Quantity/Base number*100

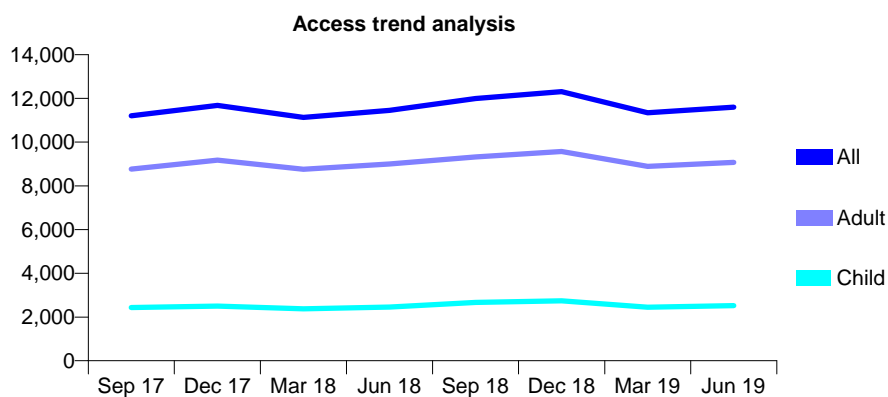
Q54 - Vital Signs At a Glance Contract Report for 638633/0014 - June 2019

Name or company name	Balbir S Bhandal, Amrik S Bhandal & Baljit
Contract type name	GDS Contract
Purpose of contract	General
Contract start date	01/04/2006
Contract end date	

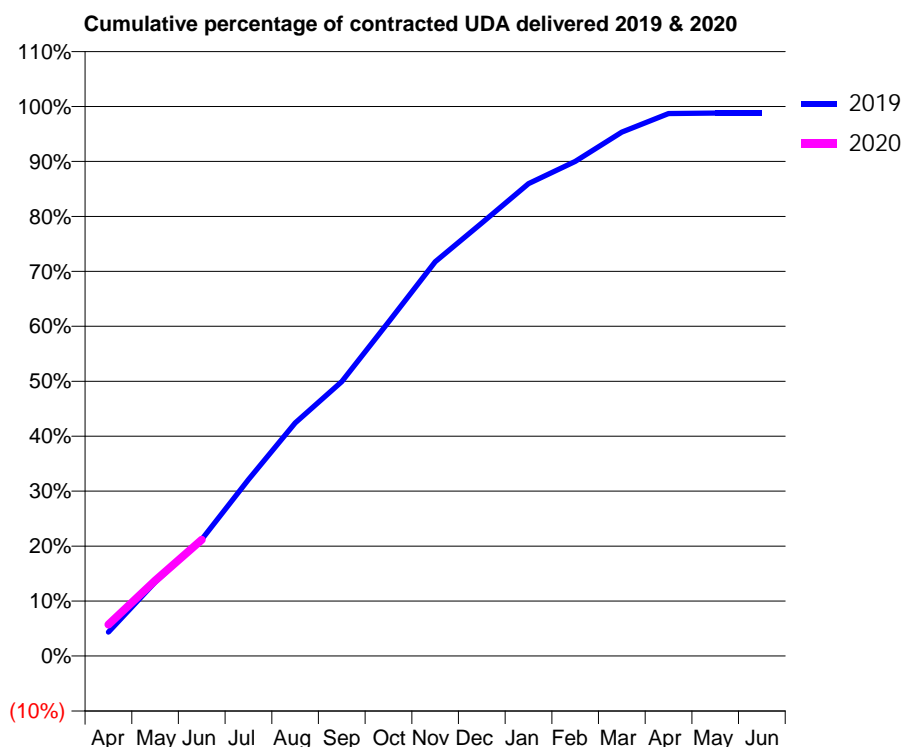
19/20 Contracted general activity (UDA)	39,989
Carry forward general activity (UDA)	0
19/20 Contracted orthodontic activity (UOA)	0
Carry forward orthodontic activity (UOA)	0
Baseline contract value	£967,009.75

ACCESS*

Patients seen in 24 months	Total	Change since previous quarter
Quarter ending June 2018	11,451	
Quarter ending September 2018	11,994	↑
Quarter ending December 2018	12,308	↑
Quarter ending March 2019	11,342	↓
Quarter ending June 2019	11,597	↑
Variance since June 2018	1.3%	→



ACTIVITY



Month	Adjusted Scheduled Activity (UDA)	
	2019	2020
April	1,745	2,286
May	5,369	5,489
June	8,486	8,455
July	12,845	
August	16,965	
September	19,965	
October	24,291	
November	28,695	
December	31,509	
January	34,377	
February	35,989	
March	38,125	
April	39,476	
May	39,510	
June	39,507	

QUALITY

	Quantity	Base Number	Contract	AT	Region	England
% of FP17s for the same patient ID Re-attending within 3 months - Children	21	875	2.4%	9.6%	11.2%	11.4%
% of FP17s for the same patient ID Re-attending within 3 months - Adults	187	2,511	7.4%	14.3%	14.8%	15.4%
% of FP17s for the same patient ID Re-attending between 3 & 9 months - Children	438	875	50.1%	54.0%	60.9%	59.8%
% of FP17s for the same patient ID Re-attending between 3 & 9 months - Adults	1,043	2,511	41.5%	48.9%	53.2%	52.1%
% of FP17s for Band 1 Urgent Courses	78	2,858	2.7%	8.4%	8.3%	9.2%
% of FP17s Relating to Free Repair or Replacements	10	2,858	0.3%	0.8%	0.7%	0.7%
% of FP17s Relating to Continuations	3	2,858	0.1%	0.7%	0.8%	0.8%
% of Patients satisfied with the dentistry they have received	1	1	N/A	93.3%	93.2%	93.4%
% of Patients satisfied with the time they had to wait for an appointment	1	1	N/A	91.1%	88.5%	87.6%

* This is based on patients treated on this contract for their most recent course of treatment. Figures in italics indicate the base number of FP17s or Patient Questionnaire responses are less than 100. N/A is shown where the base number of responses is less than 10 during the period. % is calculated as Quantity/Base number*100

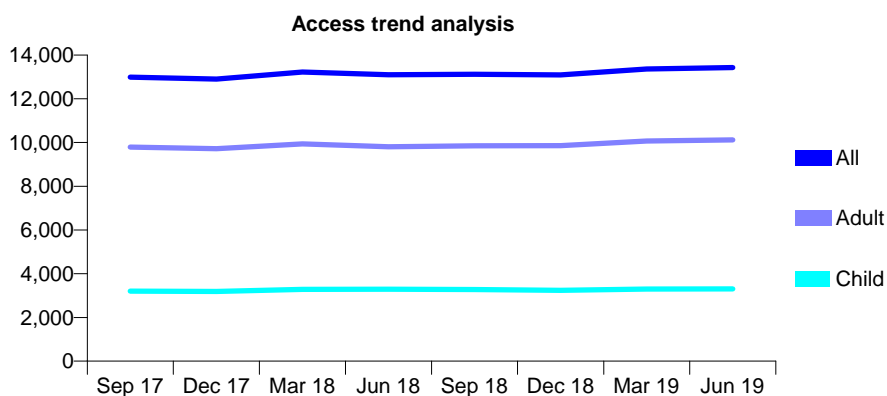
Q54 - Vital Signs At a Glance Contract Report for 638633/0015 - June 2019

Name or company name	Balbir S Bhandal, Amrik S Bhandal & Baljit
Contract type name	GDS Contract
Purpose of contract	General
Contract start date	01/04/2006
Contract end date	

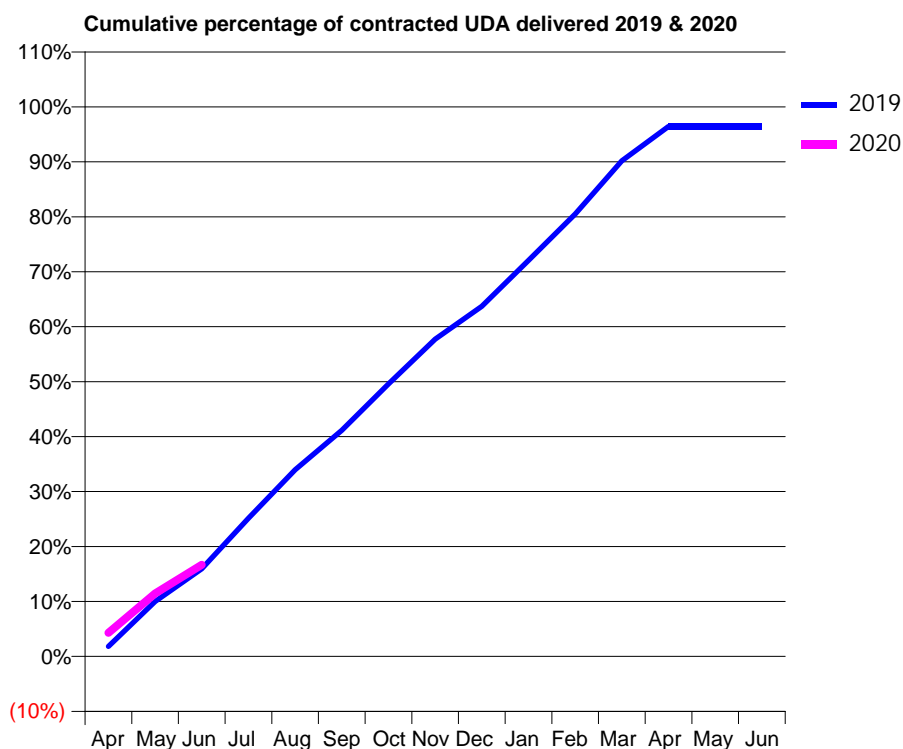
19/20 Contracted general activity (UDA)	42,991
Carry forward general activity (UDA)	0
19/20 Contracted orthodontic activity (UOA)	0
Carry forward orthodontic activity (UOA)	0
Baseline contract value	£1,024,553.98

ACCESS*

Patients seen in 24 months	Total	Change since previous quarter
Quarter ending June 2018	13,100	
Quarter ending September 2018	13,126	→
Quarter ending December 2018	13,093	→
Quarter ending March 2019	13,362	↑
Quarter ending June 2019	13,428	→
Variance since June 2018	2.5%	↑



ACTIVITY



Month	2019	2020
April	787	1,857
May	4,306	4,930
June	6,859	7,173
July	10,814	
August	14,603	
September	17,693	
October	21,319	
November	24,826	
December	27,387	
January	30,979	
February	34,607	
March	38,758	
April	41,460	
May	41,453	
June	41,453	

QUALITY

	Quantity	Base Number	Contract	AT	Region	England
% of FP17s for the same patient ID Re-attending within 3 months - Children	30	983	3.1%	9.6%	11.2%	11.4%
% of FP17s for the same patient ID Re-attending within 3 months - Adults	206	2,825	7.3%	14.3%	14.8%	15.4%
% of FP17s for the same patient ID Re-attending between 3 & 9 months - Children	473	983	48.1%	54.0%	60.9%	59.8%
% of FP17s for the same patient ID Re-attending between 3 & 9 months - Adults	1,421	2,825	50.3%	48.9%	53.2%	52.1%
% of FP17s for Band 1 Urgent Courses	142	2,860	5.0%	8.4%	8.3%	9.2%
% of FP17s Relating to Free Repair or Replacements	23	2,860	0.8%	0.8%	0.7%	0.7%
% of FP17s Relating to Continuations	11	2,860	0.4%	0.7%	0.8%	0.8%
% of Patients satisfied with the dentistry they have received	3	3	N/A	93.3%	93.2%	93.4%
% of Patients satisfied with the time they had to wait for an appointment	3	3	N/A	91.1%	88.5%	87.6%

* This is based on patients treated on this contract for their most recent course of treatment. Figures in italics indicate the base number of FP17s or Patient Questionnaire responses are less than 100. N/A is shown where the base number of responses is less than 10 during the period. % is calculated as Quantity/Base number*100

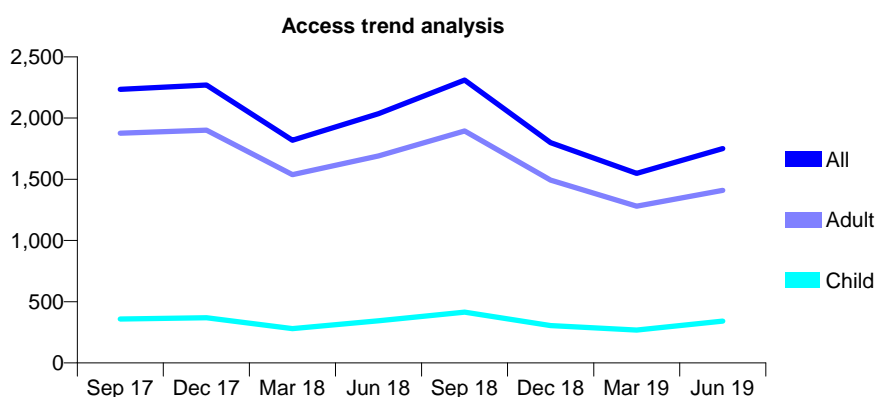
Q54 - Vital Signs At a Glance Contract Report for 638633/0016 - June 2019

Name or company name	Balbir S Bhandal, Amrik S Bhandal & Baljit
Contract type name	GDS Contract
Purpose of contract	General
Contract start date	01/04/2006
Contract end date	

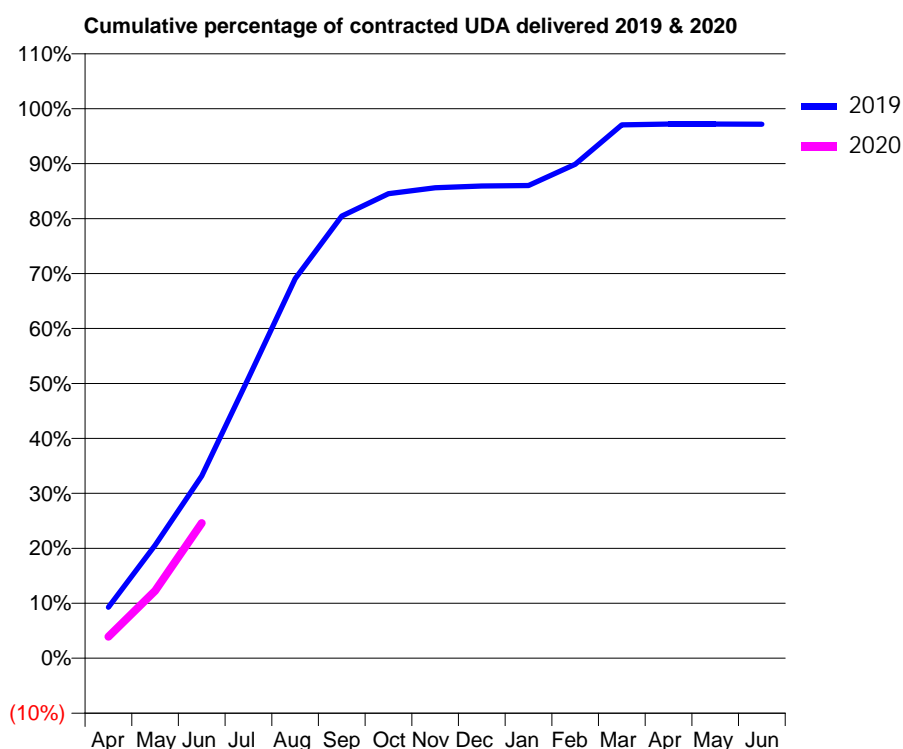
19/20 Contracted general activity (UDA)	6,561
Carry forward general activity (UDA)	0
19/20 Contracted orthodontic activity (UOA)	0
Carry forward orthodontic activity (UOA)	0
Baseline contract value	£204,884.58

ACCESS*

Patients seen in 24 months	Total	Change since previous quarter
Quarter ending June 2018	2,036	
Quarter ending September 2018	2,310	↑
Quarter ending December 2018	1,799	↓
Quarter ending March 2019	1,548	↓
Quarter ending June 2019	1,751	↑
Variance since June 2018	(14.0%)	↓



ACTIVITY



Month	2019	2020
April	609	256
May	1,349	806
June	2,175	1,614
July	3,344	
August	4,533	
September	5,279	
October	5,547	
November	5,616	
December	5,637	
January	5,644	
February	5,897	
March	6,368	
April	6,377	
May	6,377	
June	6,376	

QUALITY

	Quantity	Base Number	Contract	AT	Region	England
% of FP17s for the same patient ID Re-attending within 3 months - Children	1	146	0.7%	9.6%	11.2%	11.4%
% of FP17s for the same patient ID Re-attending within 3 months - Adults	12	420	2.9%	14.3%	14.8%	15.4%
% of FP17s for the same patient ID Re-attending between 3 & 9 months - Children	16	146	11.0%	54.0%	60.9%	59.8%
% of FP17s for the same patient ID Re-attending between 3 & 9 months - Adults	56	420	13.3%	48.9%	53.2%	52.1%
% of FP17s for Band 1 Urgent Courses	4	563	0.7%	8.4%	8.3%	9.2%
% of FP17s Relating to Free Repair or Replacements	2	563	0.4%	0.8%	0.7%	0.7%
% of FP17s Relating to Continuations	0	563	0.0%	0.7%	0.8%	0.8%
% of Patients satisfied with the dentistry they have received	0	0	N/A	93.3%	93.2%	93.4%
% of Patients satisfied with the time they had to wait for an appointment	0	0	N/A	91.1%	88.5%	87.6%

* This is based on patients treated on this contract for their most recent course of treatment.

Figures in italics indicate the base number of FP17s or Patient Questionnaire responses are less than 100. N/A is shown where the base number of responses is less than 10 during the period. % is calculated as Quantity/Base number*100

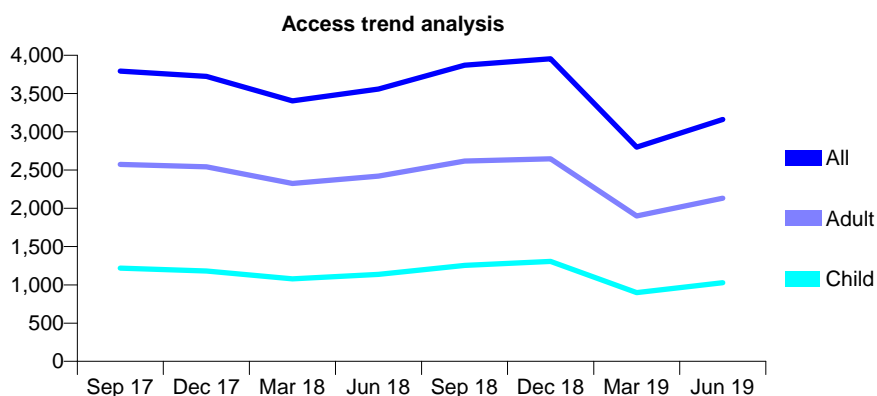
Q54 - Vital Signs At a Glance Contract Report for 638633/0017 - June 2019

Name or company name	Balbir S Bhandal, Amrik S Bhandal & Baljit
Contract type name	GDS Contract
Purpose of contract	General
Contract start date	01/04/2006
Contract end date	

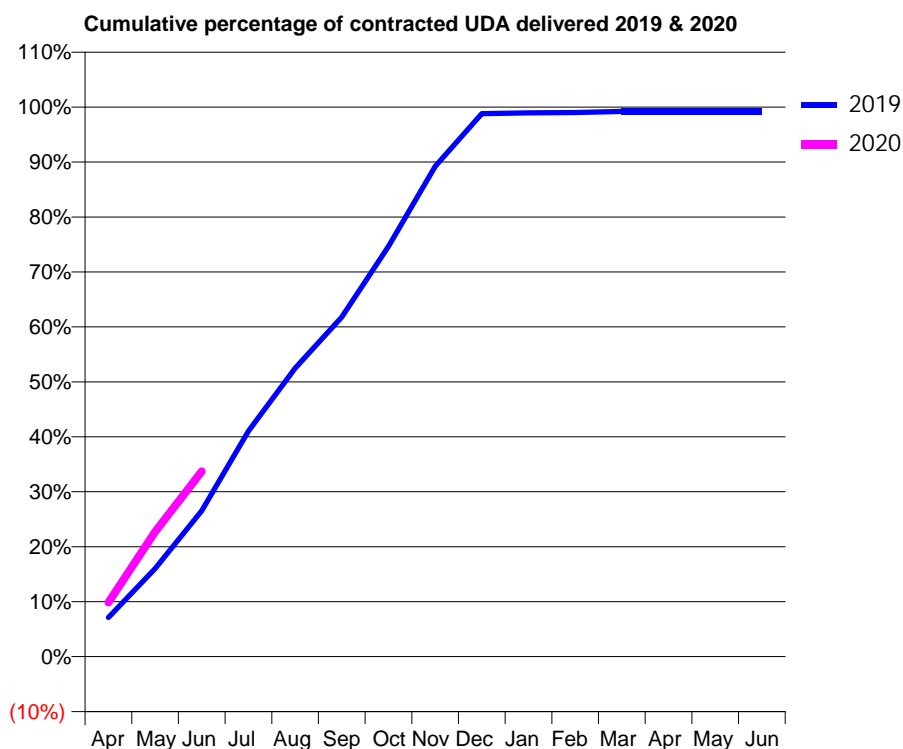
19/20 Contracted general activity (UDA)	11,830
Carry forward general activity (UDA)	0
19/20 Contracted orthodontic activity (UOA)	0
Carry forward orthodontic activity (UOA)	0
Baseline contract value	£293,141.20

ACCESS*

Patients seen in 24 months	Total	Change since previous quarter
Quarter ending June 2018	3,559	
Quarter ending September 2018	3,871	↑
Quarter ending December 2018	3,953	↑
Quarter ending March 2019	2,800	↓
Quarter ending June 2019	3,160	↑
Variance since June 2018	(11.2%)	↓



ACTIVITY



Month	Adjusted Scheduled Activity (UDA)	
	2019	2020
April	843	1,167
May	1,897	2,687
June	3,141	3,988
July	4,857	
August	6,211	
September	7,309	
October	8,832	
November	10,556	
December	11,687	
January	11,705	
February	11,711	
March	11,735	
April	11,735	
May	11,735	
June	11,735	

QUALITY

	Quantity	Base Number	Contract	AT	Region	England
% of FP17s for the same patient ID Re-attending within 3 months - Children	8	462	1.7%	9.6%	11.2%	11.4%
% of FP17s for the same patient ID Re-attending within 3 months - Adults	71	867	8.2%	14.3%	14.8%	15.4%
% of FP17s for the same patient ID Re-attending between 3 & 9 months - Children	201	462	43.5%	54.0%	60.9%	59.8%
% of FP17s for the same patient ID Re-attending between 3 & 9 months - Adults	329	867	37.9%	48.9%	53.2%	52.1%
% of FP17s for Band 1 Urgent Courses	140	1,329	10.5%	8.4%	8.3%	9.2%
% of FP17s Relating to Free Repair or Replacements	9	1,329	0.7%	0.8%	0.7%	0.7%
% of FP17s Relating to Continuations	1	1,329	0.1%	0.7%	0.8%	0.8%
% of Patients satisfied with the dentistry they have received	0	0	N/A	93.3%	93.2%	93.4%
% of Patients satisfied with the time they had to wait for an appointment	0	0	N/A	91.1%	88.5%	87.6%

* This is based on patients treated on this contract for their most recent course of treatment. Figures in italics indicate the base number of FP17s or Patient Questionnaire responses are less than 100. N/A is shown where the base number of responses is less than 10 during the period. % is calculated as Quantity/Base number*100

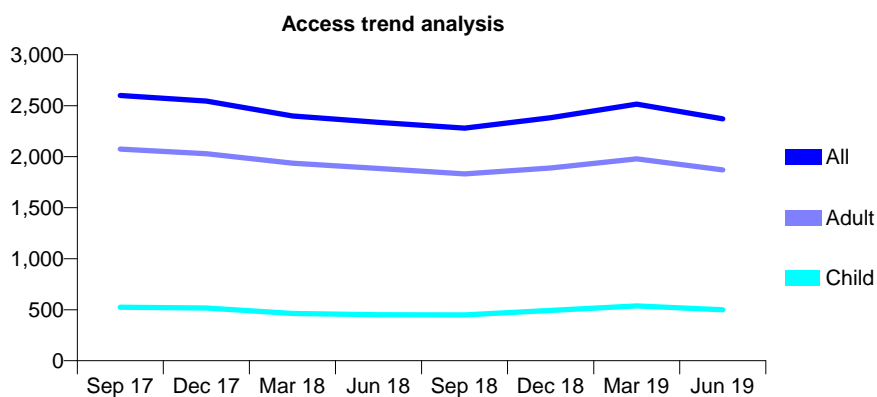
Q54 - Vital Signs At a Glance Contract Report for 638633/0018 - June 2019

Name or company name	Balbir S Bhandal, Amrik S Bhandal & Baljit
Contract type name	GDS Contract
Purpose of contract	General
Contract start date	01/04/2006
Contract end date	

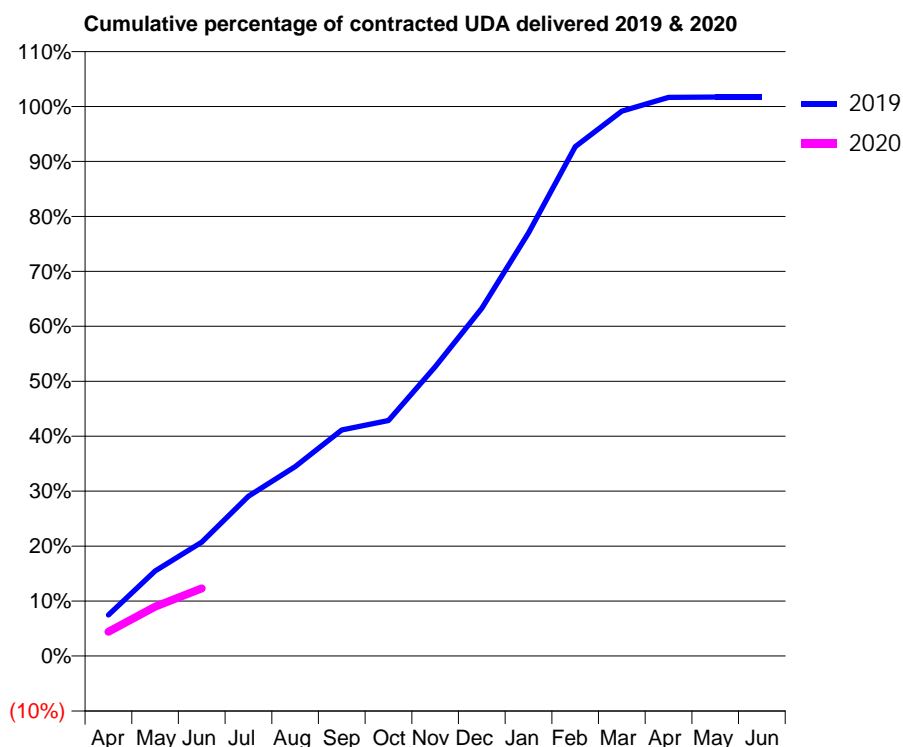
19/20 Contracted general activity (UDA)	7,552
Carry forward general activity (UDA)	0
19/20 Contracted orthodontic activity (UOA)	0
Carry forward orthodontic activity (UOA)	0
Baseline contract value	£202,533.89

ACCESS*

Patients seen in 24 months	Total	Change since previous quarter
Quarter ending June 2018	2,336	
Quarter ending September 2018	2,280	↓
Quarter ending December 2018	2,383	↑
Quarter ending March 2019	2,516	↑
Quarter ending June 2019	2,371	↓
Variance since June 2018	1.5%	→



ACTIVITY



Month	Adjusted Scheduled Activity (UDA)	
	2019	2020
April	565	334
May	1,170	679
June	1,565	931
July	2,197	
August	2,603	
September	3,107	
October	3,235	
November	3,977	
December	4,778	
January	5,814	
February	7,000	
March	7,487	
April	7,676	
May	7,682	
June	7,682	

QUALITY

	Quantity	Base Number	Contract	AT	Region	England
% of FP17s for the same patient ID Re-attending within 3 months - Children	1	95	1.1%	9.6%	11.2%	11.4%
% of FP17s for the same patient ID Re-attending within 3 months - Adults	36	372	9.7%	14.3%	14.8%	15.4%
% of FP17s for the same patient ID Re-attending between 3 & 9 months - Children	57	95	60.0%	54.0%	60.9%	59.8%
% of FP17s for the same patient ID Re-attending between 3 & 9 months - Adults	199	372	53.5%	48.9%	53.2%	52.1%
% of FP17s for Band 1 Urgent Courses	9	403	2.2%	8.4%	8.3%	9.2%
% of FP17s Relating to Free Repair or Replacements	7	403	1.7%	0.8%	0.7%	0.7%
% of FP17s Relating to Continuations	1	403	0.2%	0.7%	0.8%	0.8%
% of Patients satisfied with the dentistry they have received	0	0	N/A	93.3%	93.2%	93.4%
% of Patients satisfied with the time they had to wait for an appointment	0	0	N/A	91.1%	88.5%	87.6%

* This is based on patients treated on this contract for their most recent course of treatment. Figures in italics indicate the base number of FP17s or Patient Questionnaire responses are less than 100. N/A is shown where the base number of responses is less than 10 during the period. % is calculated as Quantity/Base number*100

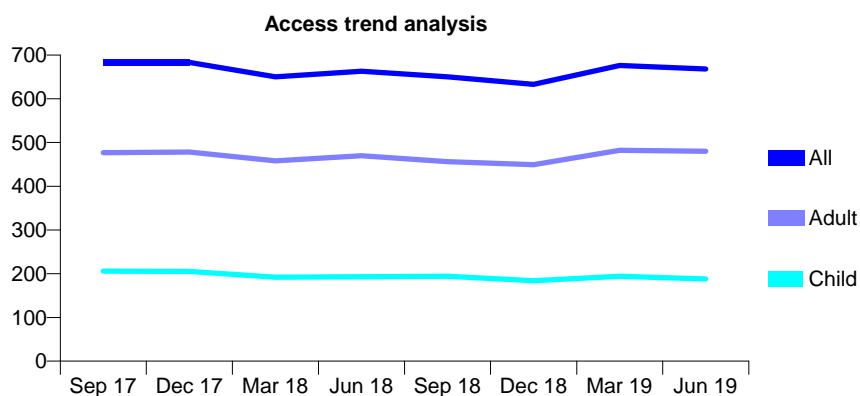
Q54 - Vital Signs At a Glance Contract Report for 638633/0019 - June 2019

Name or company name	Balbir S Bhandal, Amrik S Bhandal & Baljit
Contract type name	GDS Contract
Purpose of contract	General and Orthodontic
Contract start date	01/04/2006
Contract end date	

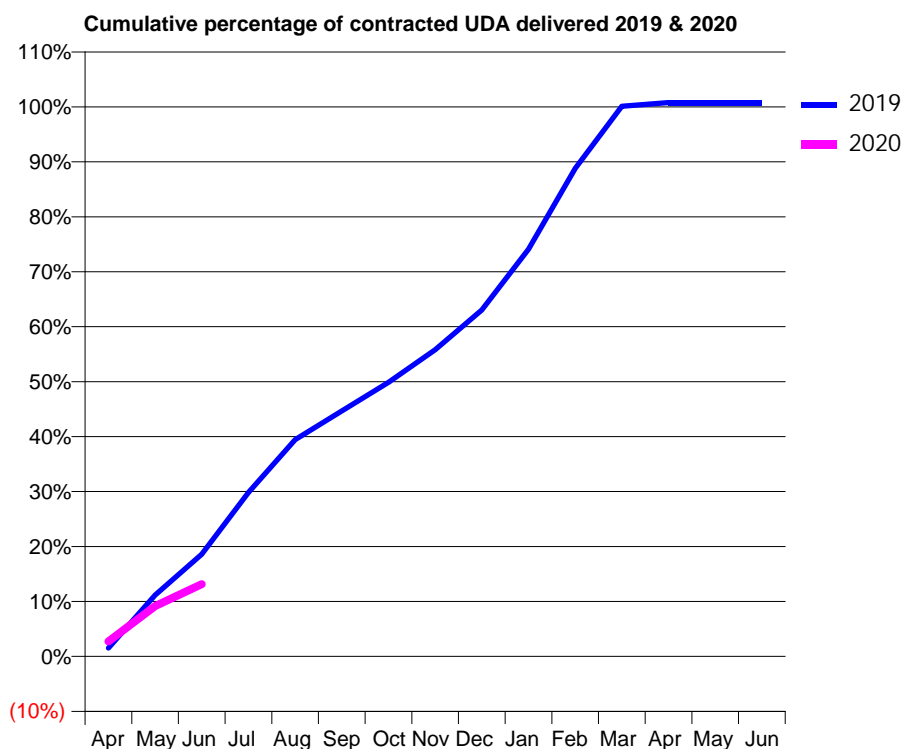
19/20 Contracted general activity (UDA)	2,037
Carry forward general activity (UDA)	0
19/20 Contracted orthodontic activity (UOA)	147
Carry forward orthodontic activity (UOA)	0
Baseline contract value	£55,308.48

ACCESS*

Patients seen in 24 months	Total	Change since previous quarter
Quarter ending June 2018	663	
Quarter ending September 2018	650	↓
Quarter ending December 2018	633	↓
Quarter ending March 2019	676	↑
Quarter ending June 2019	668	↓
Variance since June 2018	0.8%	→



ACTIVITY



Month	2019	2020
April	31	56
May	228	187
June	379	268
July	608	
August	804	
September	910	
October	1,016	
November	1,137	
December	1,284	
January	1,510	
February	1,809	
March	2,039	
April	2,053	
May	2,053	
June	2,053	

QUALITY

	Quantity	Base Number	Contract	AT	Region	England
% of FP17s for the same patient ID Re-attending within 3 months - Children	2	42	4.8%	9.6%	11.2%	11.4%
% of FP17s for the same patient ID Re-attending within 3 months - Adults	13	99	13.1%	14.3%	14.8%	15.4%
% of FP17s for the same patient ID Re-attending between 3 & 9 months - Children	27	42	64.3%	54.0%	60.9%	59.8%
% of FP17s for the same patient ID Re-attending between 3 & 9 months - Adults	50	99	50.5%	48.9%	53.2%	52.1%
% of FP17s for Band 1 Urgent Courses	17	128	13.3%	8.4%	8.3%	9.2%
% of FP17s Relating to Free Repair or Replacements	0	128	0.0%	0.8%	0.7%	0.7%
% of FP17s Relating to Continuations	0	128	0.0%	0.7%	0.8%	0.8%
% of Patients satisfied with the dentistry they have received	0	0	N/A	93.3%	93.2%	93.4%
% of Patients satisfied with the time they had to wait for an appointment	0	0	N/A	91.1%	88.5%	87.6%

* This is based on patients treated on this contract for their most recent course of treatment. Figures in italics indicate the base number of FP17s or Patient Questionnaire responses are less than 100. N/A is shown where the base number of responses is less than 10 during the period. % is calculated as Quantity/Base number*100

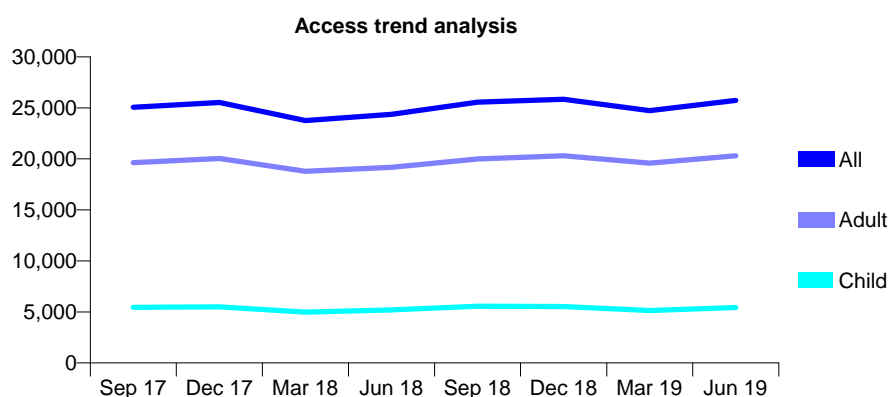
Q54 - Vital Signs At a Glance Contract Report for 638633/0020 - June 2019

Name or company name	Balbir S Bhandal, Amrik S Bhandal & Baljit
Contract type name	GDS Contract
Purpose of contract	General and Orthodontic
Contract start date	01/04/2006
Contract end date	

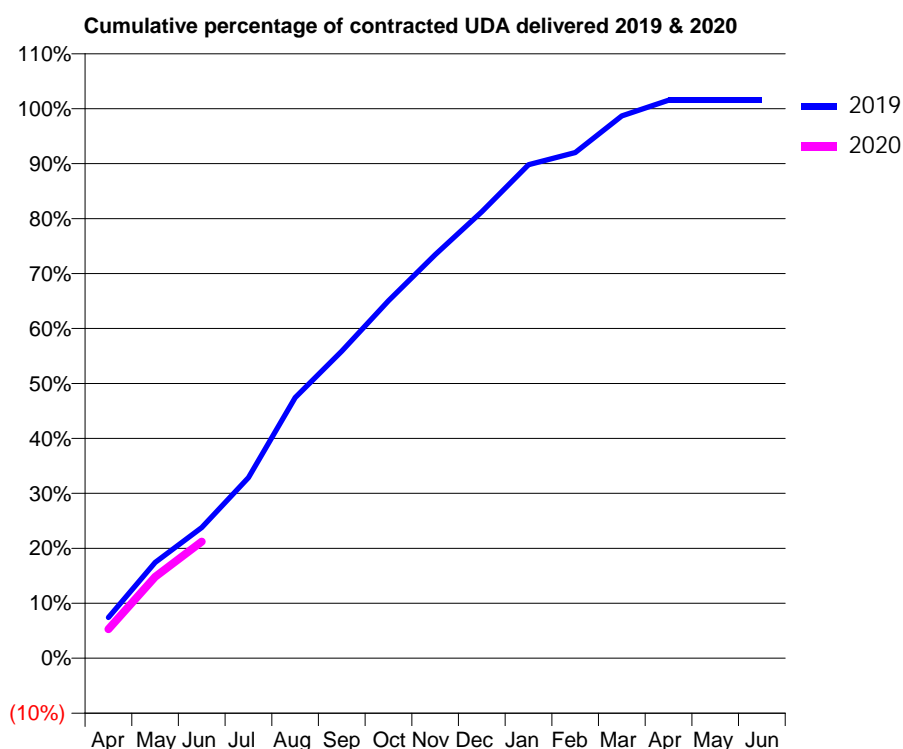
19/20 Contracted general activity (UDA)	97,227
Carry forward general activity (UDA)	0
19/20 Contracted orthodontic activity (UOA)	6,238
Carry forward orthodontic activity (UOA)	0
Baseline contract value	£3,637,000.33

ACCESS*

Patients seen in 24 months	Total	Change since previous quarter
Quarter ending June 2018	24,367	
Quarter ending September 2018	25,564	↑
Quarter ending December 2018	25,845	→
Quarter ending March 2019	24,726	↓
Quarter ending June 2019	25,737	↑
Variance since June 2018	5.6%	↑



ACTIVITY



Month	Adjusted Scheduled Activity (UDA)	
	2019	2020
April	7,205	5,142
May	16,957	14,413
June	23,099	20,641
July	31,962	
August	46,119	
September	54,337	
October	63,252	
November	71,402	
December	78,992	
January	87,312	
February	89,448	
March	95,956	
April	98,727	
May	98,728	
June	98,728	

QUALITY

	Quantity	Base Number	Contract	AT	Region	England
% of FP17s for the same patient ID Re-attending within 3 months - Children	63	1,886	3.3%	9.6%	11.2%	11.4%
% of FP17s for the same patient ID Re-attending within 3 months - Adults	294	5,210	5.6%	14.3%	14.8%	15.4%
% of FP17s for the same patient ID Re-attending between 3 & 9 months - Children	421	1,886	22.3%	54.0%	60.9%	59.8%
% of FP17s for the same patient ID Re-attending between 3 & 9 months - Adults	967	5,210	18.6%	48.9%	53.2%	52.1%
% of FP17s for Band 1 Urgent Courses	476	6,050	7.9%	8.4%	8.3%	9.2%
% of FP17s Relating to Free Repair or Replacements	26	6,050	0.4%	0.8%	0.7%	0.7%
% of FP17s Relating to Continuations	21	6,050	0.3%	0.7%	0.8%	0.8%
% of Patients satisfied with the dentistry they have received	5	5	N/A	93.3%	93.2%	93.4%
% of Patients satisfied with the time they had to wait for an appointment	4	5	N/A	91.1%	88.5%	87.6%

* This is based on patients treated on this contract for their most recent course of treatment. Figures in italics indicate the base number of FP17s or Patient Questionnaire responses are less than 100. N/A is shown where the base number of responses is less than 10 during the period. % is calculated as Quantity/Base number*100

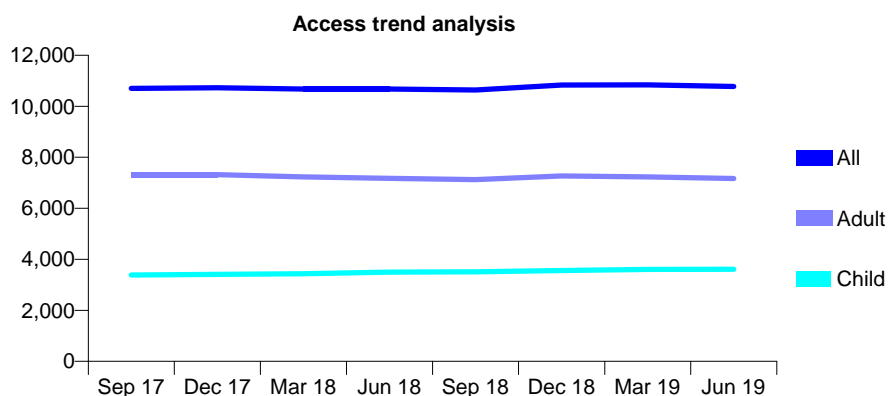
Q54 - Vital Signs At a Glance Contract Report for 638633/0021 - June 2019

Name or company name	Balbir S Bhandal, Amrik S Bhandal & Baljit
Contract type name	GDS Contract
Purpose of contract	General
Contract start date	01/04/2006
Contract end date	

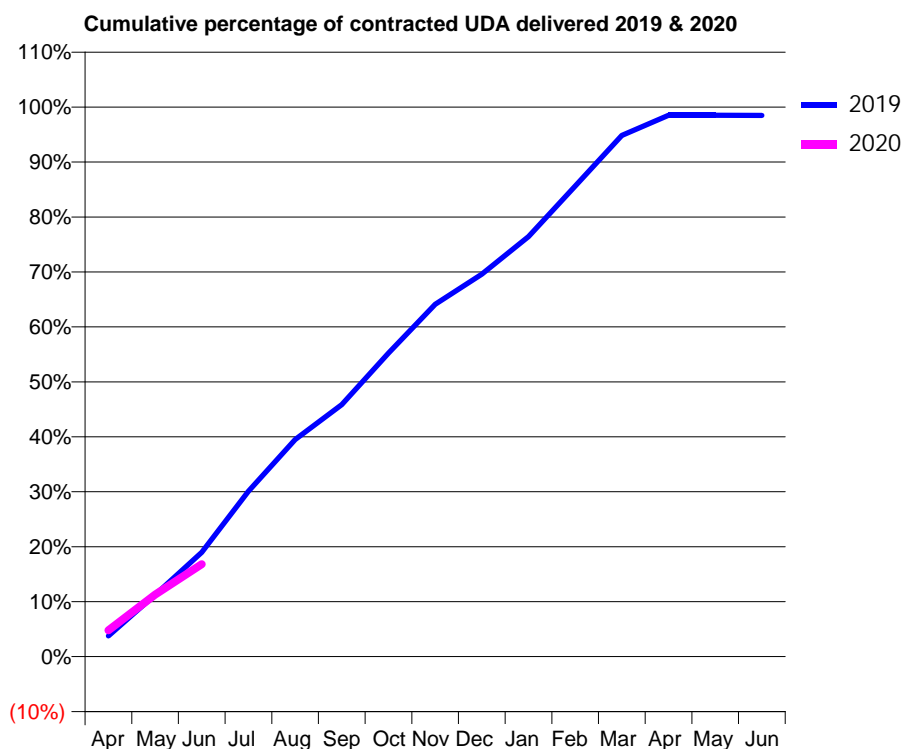
19/20 Contracted general activity (UDA)	30,893
Carry forward general activity (UDA)	0
19/20 Contracted orthodontic activity (UOA)	0
Carry forward orthodontic activity (UOA)	0
Baseline contract value	£823,910.31

ACCESS*

Patients seen in 24 months	Total	Change since previous quarter
Quarter ending June 2018	10,676	
Quarter ending September 2018	10,637	→
Quarter ending December 2018	10,833	→
Quarter ending March 2019	10,841	→
Quarter ending June 2019	10,779	→
Variance since June 2018	1.0%	→



ACTIVITY



Month	Adjusted Scheduled Activity (UDA)	
	2019	2020
April	1,164	1,480
May	3,479	3,491
June	5,857	5,196
July	9,296	
August	12,204	
September	14,162	
October	17,069	
November	19,804	
December	21,495	
January	23,613	
February	26,453	
March	29,301	
April	30,430	
May	30,430	
June	30,427	

QUALITY

	Quantity	Base Number	Contract	AT	Region	England
% of FP17s for the same patient ID Re-attending within 3 months - Children	31	874	3.5%	9.6%	11.2%	11.4%
% of FP17s for the same patient ID Re-attending within 3 months - Adults	115	1,599	7.2%	14.3%	14.8%	15.4%
% of FP17s for the same patient ID Re-attending between 3 & 9 months - Children	400	874	45.8%	54.0%	60.9%	59.8%
% of FP17s for the same patient ID Re-attending between 3 & 9 months - Adults	700	1,599	43.8%	48.9%	53.2%	52.1%
% of FP17s for Band 1 Urgent Courses	155	2,104	7.4%	8.4%	8.3%	9.2%
% of FP17s Relating to Free Repair or Replacements	8	2,104	0.4%	0.8%	0.7%	0.7%
% of FP17s Relating to Continuations	1	2,104	0.0%	0.7%	0.8%	0.8%
% of Patients satisfied with the dentistry they have received	3	3	N/A	93.3%	93.2%	93.4%
% of Patients satisfied with the time they had to wait for an appointment	3	3	N/A	91.1%	88.5%	87.6%

* This is based on patients treated on this contract for their most recent course of treatment. Figures in italics indicate the base number of FP17s or Patient Questionnaire responses are less than 100. N/A is shown where the base number of responses is less than 10 during the period. % is calculated as Quantity/Base number*100

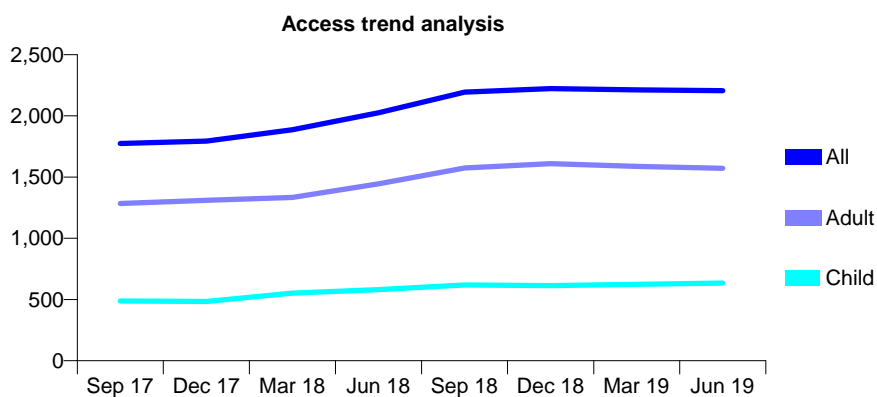
Q54 - Vital Signs At a Glance Contract Report for 643572/0002 - June 2019

Name or company name	DR JF ALLSOPP
Contract type name	GDS Contract
Purpose of contract	General and Orthodontic
Contract start date	01/04/2006
Contract end date	

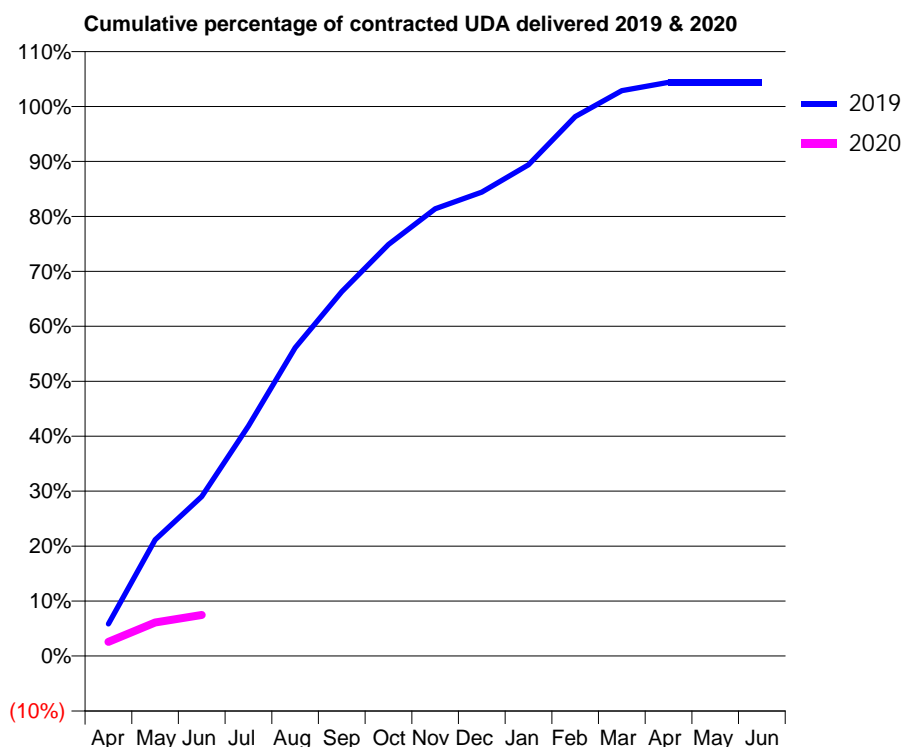
19/20 Contracted general activity (UDA)	4,835
Carry forward general activity (UDA)	0
19/20 Contracted orthodontic activity (UOA)	760
Carry forward orthodontic activity (UOA)	0
Baseline contract value	£170,524.47

ACCESS*

Patients seen in 24 months	Total	Change since previous quarter
Quarter ending June 2018	2,026	
Quarter ending September 2018	2,194	↑
Quarter ending December 2018	2,223	→
Quarter ending March 2019	2,212	→
Quarter ending June 2019	2,206	→
Variance since June 2018	8.9%	↑



ACTIVITY



Month	Adjusted Scheduled Activity (UDA)	
	2019	2020
April	282	125
May	1,024	295
June	1,403	361
July	2,024	
August	2,714	
September	3,205	
October	3,621	
November	3,934	
December	4,081	
January	4,321	
February	4,745	
March	4,974	
April	5,046	
May	5,046	
June	5,046	

QUALITY

	Quantity	Base Number	Contract	AT	Region	England
% of FP17s for the same patient ID Re-attending within 3 months - Children	1	131	0.8%	9.6%	11.2%	11.4%
% of FP17s for the same patient ID Re-attending within 3 months - Adults	19	117	16.2%	14.3%	14.8%	15.4%
% of FP17s for the same patient ID Re-attending between 3 & 9 months - Children	51	131	38.9%	54.0%	60.9%	59.8%
% of FP17s for the same patient ID Re-attending between 3 & 9 months - Adults	48	117	41.0%	48.9%	53.2%	52.1%
% of FP17s for Band 1 Urgent Courses	8	204	3.9%	8.4%	8.3%	9.2%
% of FP17s Relating to Free Repair or Replacements	3	204	1.5%	0.8%	0.7%	0.7%
% of FP17s Relating to Continuations	0	204	0.0%	0.7%	0.8%	0.8%
% of Patients satisfied with the dentistry they have received	0	0	N/A	93.3%	93.2%	93.4%
% of Patients satisfied with the time they had to wait for an appointment	0	0	N/A	91.1%	88.5%	87.6%

* This is based on patients treated on this contract for their most recent course of treatment. Figures in italics indicate the base number of FP17s or Patient Questionnaire responses are less than 100. N/A is shown where the base number of responses is less than 10 during the period. % is calculated as Quantity/Base number*100

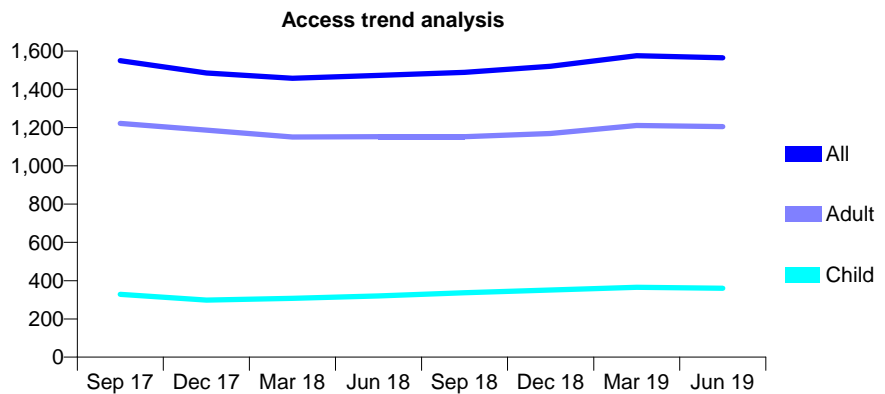
Q54 - Vital Signs At a Glance Contract Report for 650544/0001 - June 2019

Name or company name	MR GD BROWN
Contract type name	GDS Contract
Purpose of contract	General
Contract start date	01/04/2006
Contract end date	

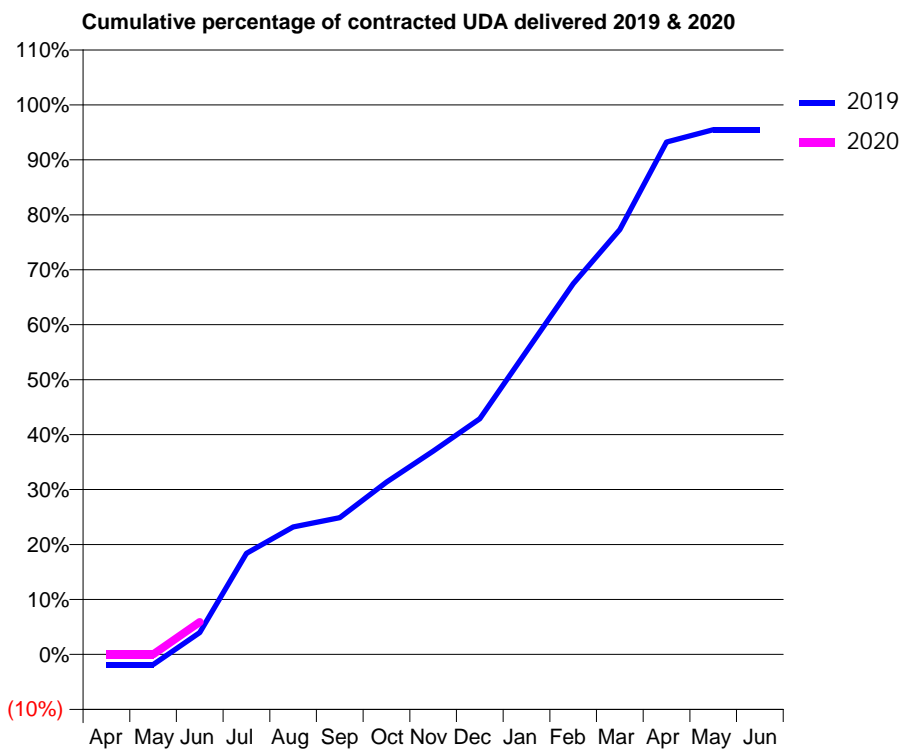
19/20 Contracted general activity (UDA)	6,000
Carry forward general activity (UDA)	0
19/20 Contracted orthodontic activity (UOA)	0
Carry forward orthodontic activity (UOA)	0
Baseline contract value	£163,540.26

ACCESS*

Patients seen in 24 months	Total	Change since previous quarter
Quarter ending June 2018	1,473	
Quarter ending September 2018	1,489	→
Quarter ending December 2018	1,520	↑
Quarter ending March 2019	1,576	↑
Quarter ending June 2019	1,565	→
Variance since June 2018	6.2%	↑



ACTIVITY



Month	Adjusted Scheduled Activity (UDA)	
	2019	2020
April	-112	0
May	-112	0
June	239	354
July	1,104	
August	1,392	
September	1,493	
October	1,881	
November	2,219	
December	2,574	
January	3,310	
February	4,049	
March	4,638	
April	5,593	
May	5,728	
June	5,728	

QUALITY

	Quantity	Base Number	Contract	AT	Region	England
% of FP17s for the same patient ID Re-attending within 3 months - Children	3	72	4.2%	9.6%	11.2%	11.4%
% of FP17s for the same patient ID Re-attending within 3 months - Adults	21	245	8.6%	14.3%	14.8%	15.4%
% of FP17s for the same patient ID Re-attending between 3 & 9 months - Children	13	72	18.1%	54.0%	60.9%	59.8%
% of FP17s for the same patient ID Re-attending between 3 & 9 months - Adults	44	245	18.0%	48.9%	53.2%	52.1%
% of FP17s for Band 1 Urgent Courses	5	116	4.3%	8.4%	8.3%	9.2%
% of FP17s Relating to Free Repair or Replacements	0	116	0.0%	0.8%	0.7%	0.7%
% of FP17s Relating to Continuations	0	116	0.0%	0.7%	0.8%	0.8%
% of Patients satisfied with the dentistry they have received	1	1	N/A	93.3%	93.2%	93.4%
% of Patients satisfied with the time they had to wait for an appointment	1	1	N/A	91.1%	88.5%	87.6%

* This is based on patients treated on this contract for their most recent course of treatment. Figures in italics indicate the base number of FP17s or Patient Questionnaire responses are less than 100. N/A is shown where the base number of responses is less than 10 during the period. % is calculated as Quantity/Base number*100

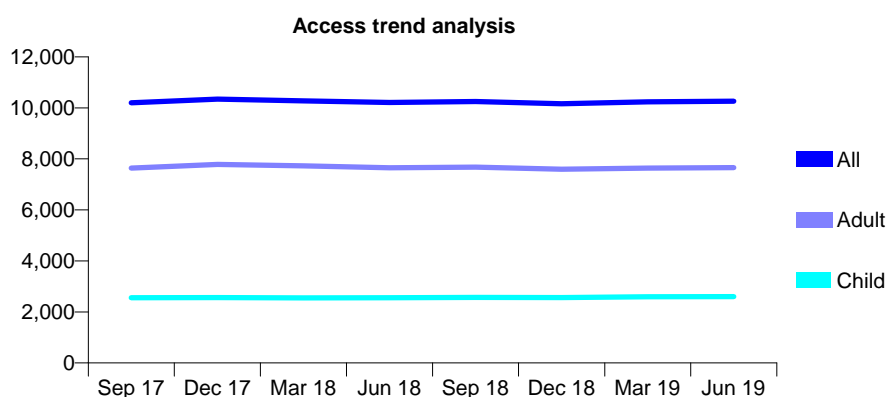
Q54 - Vital Signs At a Glance Contract Report for 658421/0001 - June 2019

Name or company name	Hayers Dental Surgery
Contract type name	GDS Contract
Purpose of contract	General and Orthodontic
Contract start date	01/04/2006
Contract end date	

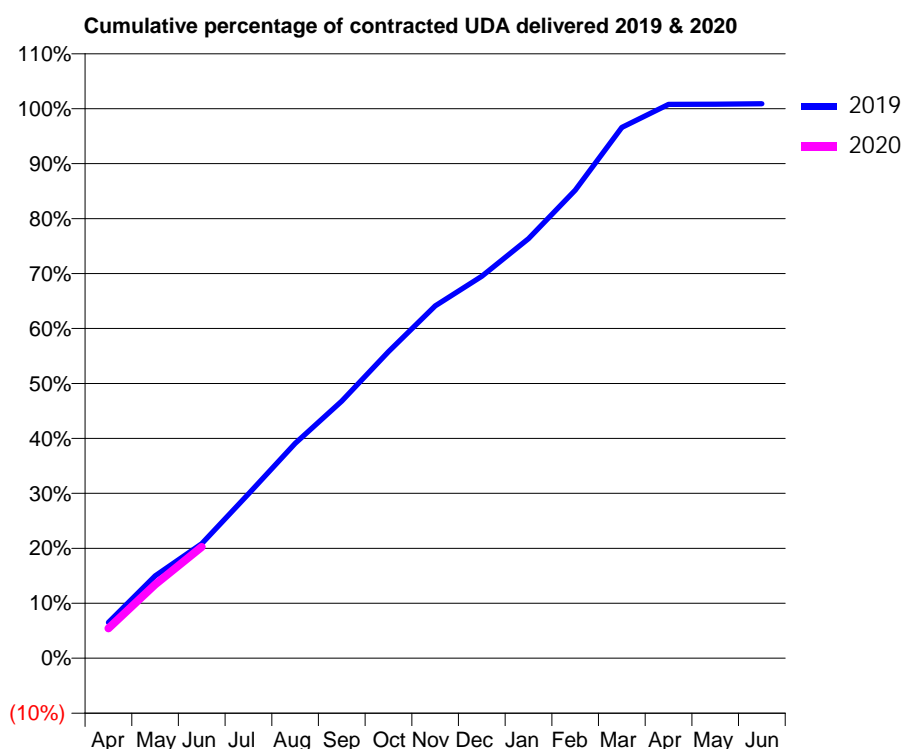
19/20 Contracted general activity (UDA)	21,866
Carry forward general activity (UDA)	0
19/20 Contracted orthodontic activity (UOA)	387
Carry forward orthodontic activity (UOA)	0
Baseline contract value	£561,710.53

ACCESS*

Patients seen in 24 months	Total	Change since previous quarter
Quarter ending June 2018	10,209	
Quarter ending September 2018	10,250	→
Quarter ending December 2018	10,160	→
Quarter ending March 2019	10,235	→
Quarter ending June 2019	10,259	→
Variance since June 2018	0.5%	→



ACTIVITY



Month	2019	2020
April	1,426	1,188
May	3,277	2,930
June	4,553	4,430
July	6,542	
August	8,550	
September	10,235	
October	12,197	
November	14,021	
December	15,197	
January	16,689	
February	18,620	
March	21,114	
April	22,033	
May	22,040	
June	22,063	

QUALITY

	Quantity	Base Number	Contract	AT	Region	England
% of FP17s for the same patient ID Re-attending within 3 months - Children	38	734	5.2%	9.6%	11.2%	11.4%
% of FP17s for the same patient ID Re-attending within 3 months - Adults	219	1,905	11.5%	14.3%	14.8%	15.4%
% of FP17s for the same patient ID Re-attending between 3 & 9 months - Children	266	734	36.2%	54.0%	60.9%	59.8%
% of FP17s for the same patient ID Re-attending between 3 & 9 months - Adults	541	1,905	28.4%	48.9%	53.2%	52.1%
% of FP17s for Band 1 Urgent Courses	163	2,113	7.7%	8.4%	8.3%	9.2%
% of FP17s Relating to Free Repair or Replacements	38	2,113	1.8%	0.8%	0.7%	0.7%
% of FP17s Relating to Continuations	24	2,113	1.1%	0.7%	0.8%	0.8%
% of Patients satisfied with the dentistry they have received	1	1	N/A	93.3%	93.2%	93.4%
% of Patients satisfied with the time they had to wait for an appointment	1	1	N/A	91.1%	88.5%	87.6%

* This is based on patients treated on this contract for their most recent course of treatment. Figures in italics indicate the base number of FP17s or Patient Questionnaire responses are less than 100. N/A is shown where the base number of responses is less than 10 during the period. % is calculated as Quantity/Base number*100

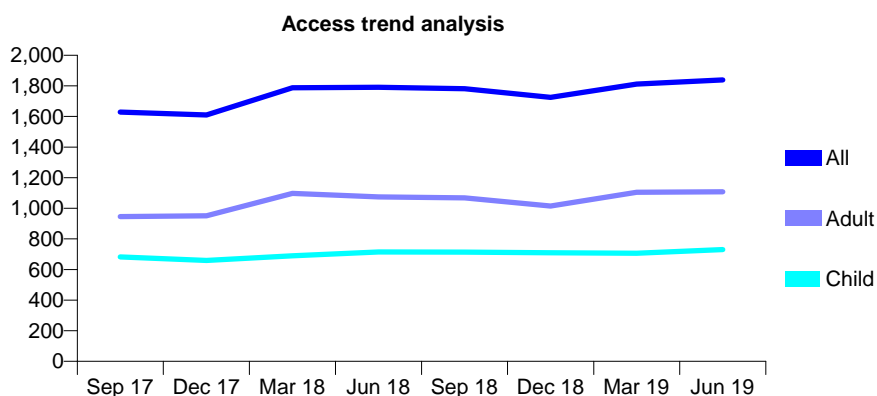
Q54 - Vital Signs At a Glance Contract Report for 658995/0001 - June 2019

Name or company name	MR SR MEHTA
Contract type name	GDS Contract
Purpose of contract	General
Contract start date	16/08/2011
Contract end date	

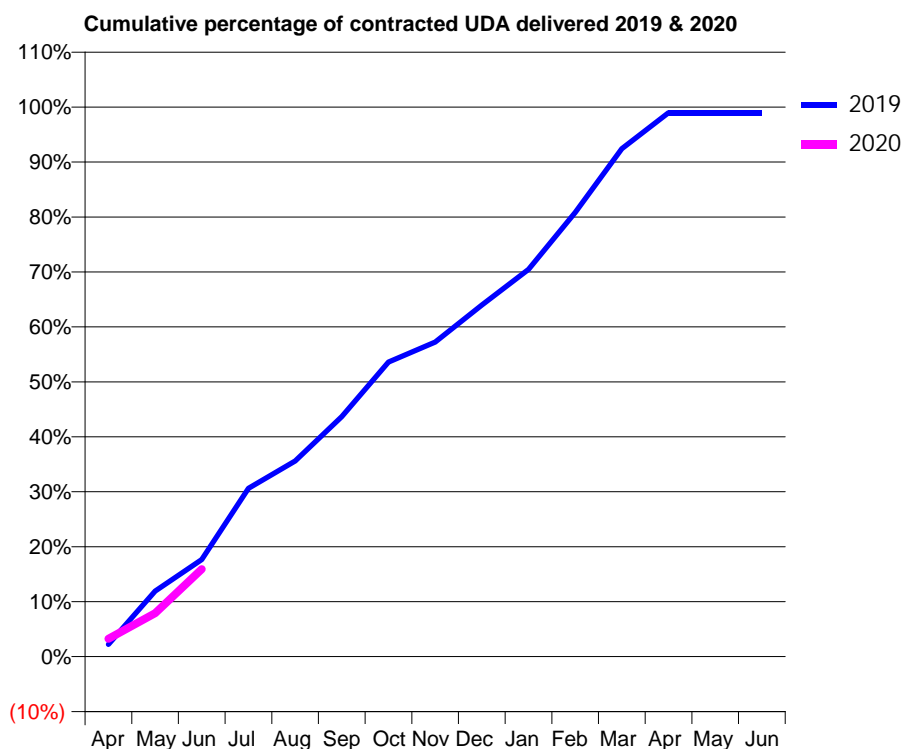
19/20 Contracted general activity (UDA)	5,107
Carry forward general activity (UDA)	0
19/20 Contracted orthodontic activity (UOA)	0
Carry forward orthodontic activity (UOA)	0
Baseline contract value	£109,757.58

ACCESS*

Patients seen in 24 months	Total	Change since previous quarter
Quarter ending June 2018	1,790	
Quarter ending September 2018	1,782	→
Quarter ending December 2018	1,725	↓
Quarter ending March 2019	1,811	↑
Quarter ending June 2019	1,839	→
Variance since June 2018	2.7%	↑



ACTIVITY



Month	Adjusted Scheduled Activity (UDA)	
	2019	2020
April	115	167
May	609	404
June	901	813
July	1,564	
August	1,819	
September	2,231	
October	2,737	
November	2,923	
December	3,267	
January	3,599	
February	4,128	
March	4,720	
April	5,055	
May	5,055	
June	5,055	

QUALITY

	Quantity	Base Number	Contract	AT	Region	England
% of FP17s for the same patient ID Re-attending within 3 months - Children	7	200	3.5%	9.6%	11.2%	11.4%
% of FP17s for the same patient ID Re-attending within 3 months - Adults	20	216	9.3%	14.3%	14.8%	15.4%
% of FP17s for the same patient ID Re-attending between 3 & 9 months - Children	100	200	50.0%	54.0%	60.9%	59.8%
% of FP17s for the same patient ID Re-attending between 3 & 9 months - Adults	68	216	31.5%	48.9%	53.2%	52.1%
% of FP17s for Band 1 Urgent Courses	17	308	5.5%	8.4%	8.3%	9.2%
% of FP17s Relating to Free Repair or Replacements	0	308	0.0%	0.8%	0.7%	0.7%
% of FP17s Relating to Continuations	2	308	0.6%	0.7%	0.8%	0.8%
% of Patients satisfied with the dentistry they have received	1	1	N/A	93.3%	93.2%	93.4%
% of Patients satisfied with the time they had to wait for an appointment	1	1	N/A	91.1%	88.5%	87.6%

* This is based on patients treated on this contract for their most recent course of treatment. Figures in italics indicate the base number of FP17s or Patient Questionnaire responses are less than 100. N/A is shown where the base number of responses is less than 10 during the period. % is calculated as Quantity/Base number*100

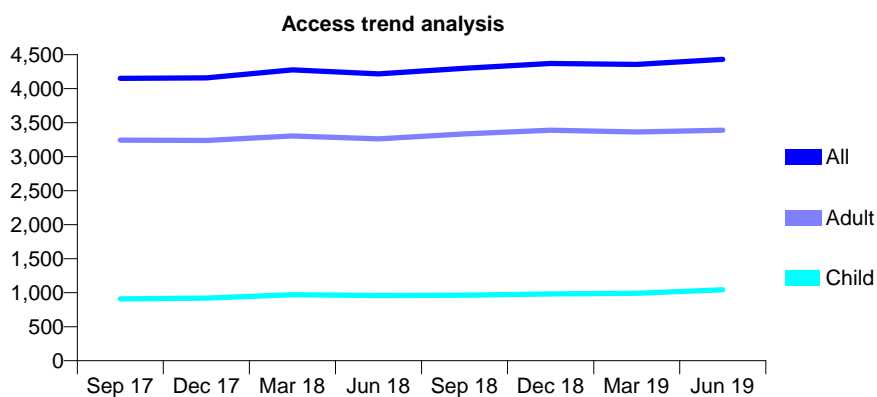
Q54 - Vital Signs At a Glance Contract Report for 660094/0001 - June 2019

Name or company name	MISS HL PHAM
Contract type name	GDS Contract
Purpose of contract	General
Contract start date	01/04/2006
Contract end date	

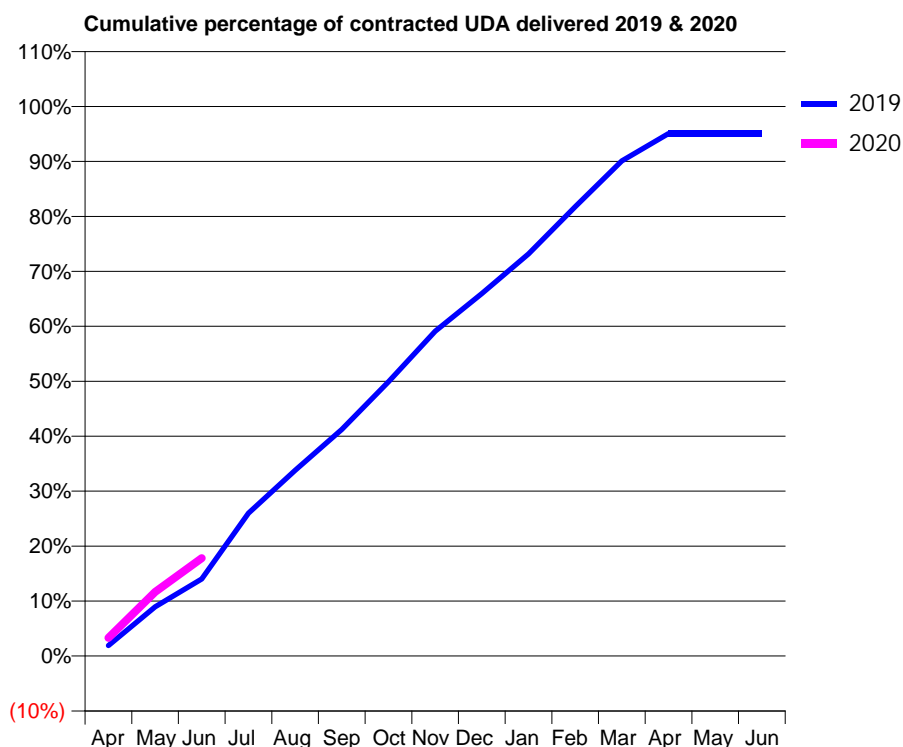
19/20 Contracted general activity (UDA)	16,200
Carry forward general activity (UDA)	0
19/20 Contracted orthodontic activity (UOA)	0
Carry forward orthodontic activity (UOA)	0
Baseline contract value	£403,413.85

ACCESS*

Patients seen in 24 months	Total	Change since previous quarter
Quarter ending June 2018	4,218	
Quarter ending September 2018	4,299	→
Quarter ending December 2018	4,372	→
Quarter ending March 2019	4,356	→
Quarter ending June 2019	4,433	→
Variance since June 2018	5.1%	↑



ACTIVITY



Month	Adjusted Scheduled Activity (UDA)	
	2019	2020
April	310	536
May	1,454	1,887
June	2,271	2,884
July	4,213	
August	5,475	
September	6,678	
October	8,086	
November	9,573	
December	10,683	
January	11,854	
February	13,246	
March	14,595	
April	15,400	
May	15,399	
June	15,399	

QUALITY

	Quantity	Base Number	Contract	AT	Region	England
% of FP17s for the same patient ID Re-attending within 3 months - Children	15	297	5.1%	9.6%	11.2%	11.4%
% of FP17s for the same patient ID Re-attending within 3 months - Adults	151	1,094	13.8%	14.3%	14.8%	15.4%
% of FP17s for the same patient ID Re-attending between 3 & 9 months - Children	142	297	47.8%	54.0%	60.9%	59.8%
% of FP17s for the same patient ID Re-attending between 3 & 9 months - Adults	605	1,094	55.3%	48.9%	53.2%	52.1%
% of FP17s for Band 1 Urgent Courses	71	1,183	6.0%	8.4%	8.3%	9.2%
% of FP17s Relating to Free Repair or Replacements	29	1,183	2.5%	0.8%	0.7%	0.7%
% of FP17s Relating to Continuations	19	1,183	1.6%	0.7%	0.8%	0.8%
% of Patients satisfied with the dentistry they have received	0	0	N/A	93.3%	93.2%	93.4%
% of Patients satisfied with the time they had to wait for an appointment	0	0	N/A	91.1%	88.5%	87.6%

* This is based on patients treated on this contract for their most recent course of treatment. Figures in italics indicate the base number of FP17s or Patient Questionnaire responses are less than 100. N/A is shown where the base number of responses is less than 10 during the period. % is calculated as Quantity/Base number*100

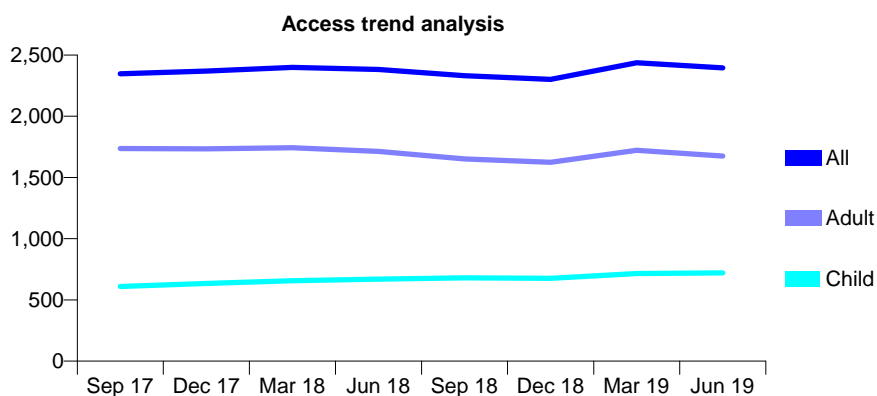
Q54 - Vital Signs At a Glance Contract Report for 673749/0001 - June 2019

Name or company name	MR R KUMAR
Contract type name	GDS Contract
Purpose of contract	General and Orthodontic
Contract start date	01/04/2006
Contract end date	

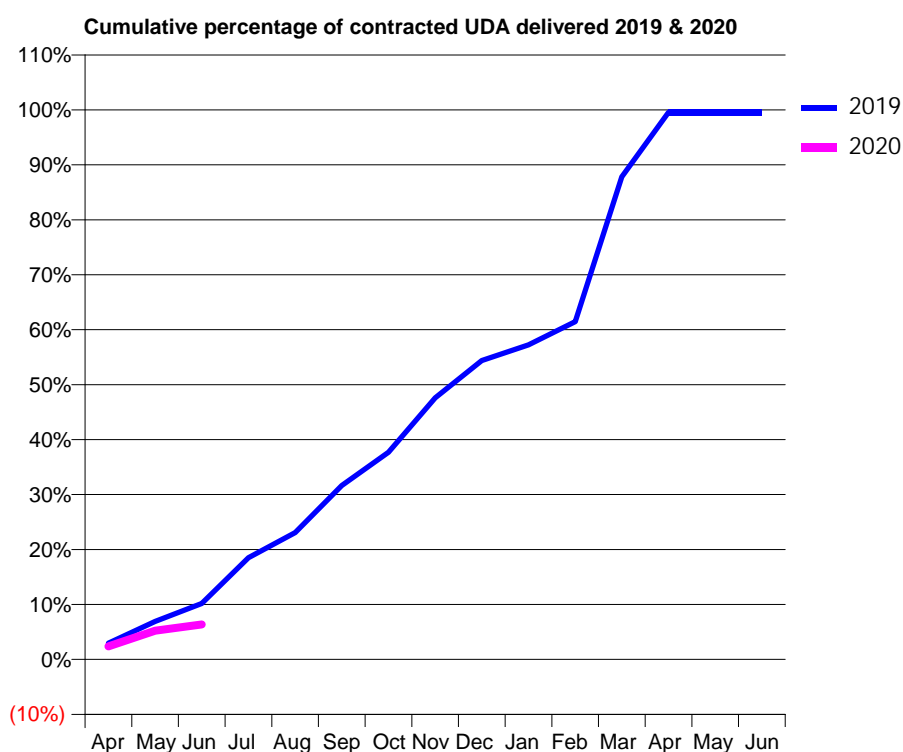
19/20 Contracted general activity (UDA)	9,973
Carry forward general activity (UDA)	0
19/20 Contracted orthodontic activity (UOA)	210
Carry forward orthodontic activity (UOA)	0
Baseline contract value	£277,525.07

ACCESS*

Patients seen in 24 months	Total	Change since previous quarter
Quarter ending June 2018	2,382	
Quarter ending September 2018	2,332	↓
Quarter ending December 2018	2,301	↓
Quarter ending March 2019	2,437	↑
Quarter ending June 2019	2,396	↓
Variance since June 2018	0.6%	→



ACTIVITY



Month	2019	2020
April	297	238
May	691	522
June	1,015	636
July	1,846	
August	2,304	
September	3,157	
October	3,761	
November	4,747	
December	5,424	
January	5,708	
February	6,128	
March	8,758	
April	9,928	
May	9,928	
June	9,928	

QUALITY

	Quantity	Base Number	Contract	AT	Region	England
% of FP17s for the same patient ID Re-attending within 3 months - Children	5	195	2.6%	9.6%	11.2%	11.4%
% of FP17s for the same patient ID Re-attending within 3 months - Adults	29	284	10.2%	14.3%	14.8%	15.4%
% of FP17s for the same patient ID Re-attending between 3 & 9 months - Children	106	195	54.4%	54.0%	60.9%	59.8%
% of FP17s for the same patient ID Re-attending between 3 & 9 months - Adults	123	284	43.3%	48.9%	53.2%	52.1%
% of FP17s for Band 1 Urgent Courses	11	282	3.9%	8.4%	8.3%	9.2%
% of FP17s Relating to Free Repair or Replacements	0	282	0.0%	0.8%	0.7%	0.7%
% of FP17s Relating to Continuations	2	282	0.7%	0.7%	0.8%	0.8%
% of Patients satisfied with the dentistry they have received	1	1	N/A	93.3%	93.2%	93.4%
% of Patients satisfied with the time they had to wait for an appointment	1	1	N/A	91.1%	88.5%	87.6%

* This is based on patients treated on this contract for their most recent course of treatment. Figures in italics indicate the base number of FP17s or Patient Questionnaire responses are less than 100. N/A is shown where the base number of responses is less than 10 during the period. % is calculated as Quantity/Base number*100

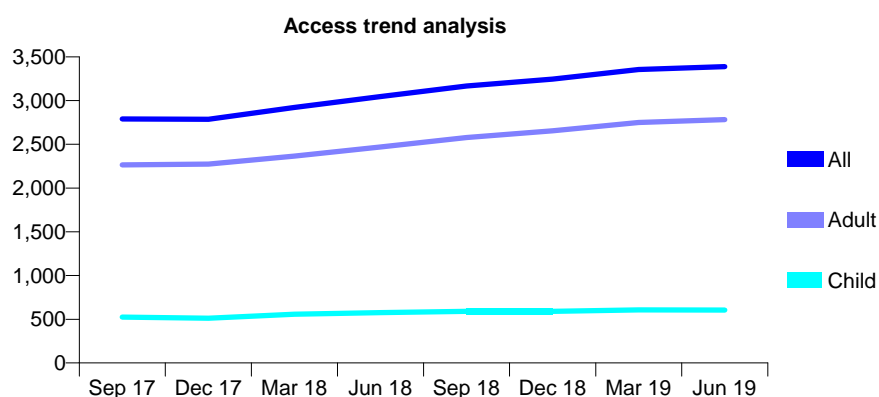
Q54 - Vital Signs At a Glance Contract Report for 677566/0001 - June 2019

Name or company name	MR N KHALED
Contract type name	GDS Contract
Purpose of contract	General
Contract start date	01/12/2006
Contract end date	

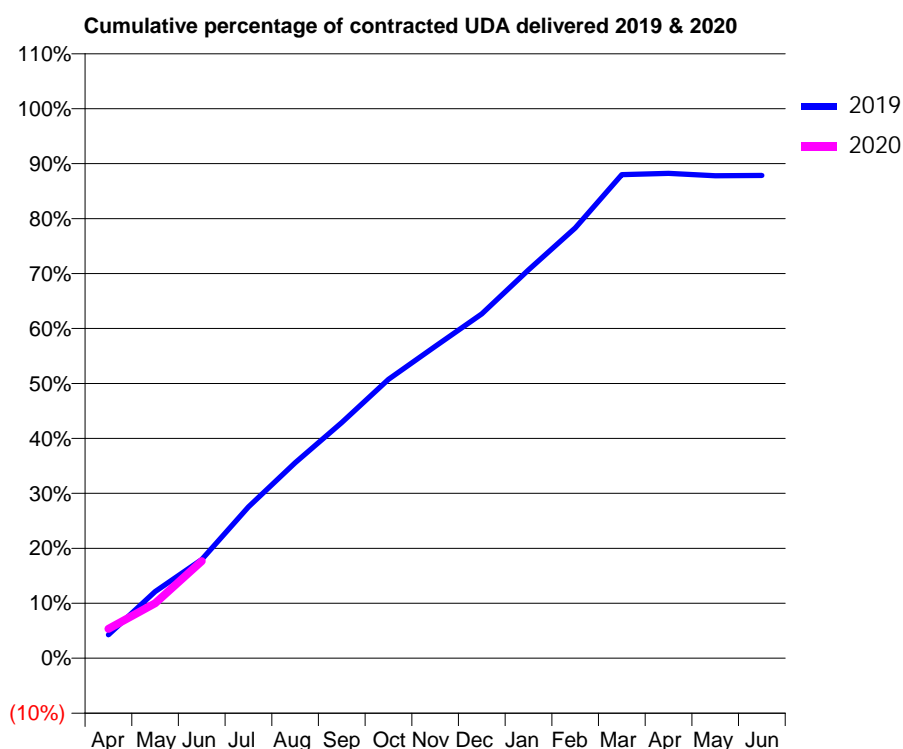
19/20 Contracted general activity (UDA)	15,657
Carry forward general activity (UDA)	0
19/20 Contracted orthodontic activity (UOA)	0
Carry forward orthodontic activity (UOA)	0
Baseline contract value	£404,293.79

ACCESS*

Patients seen in 24 months	Total	Change since previous quarter
Quarter ending June 2018	3,046	
Quarter ending September 2018	3,167	↑
Quarter ending December 2018	3,246	↑
Quarter ending March 2019	3,356	↑
Quarter ending June 2019	3,388	→
Variance since June 2018	11.2%	↑



ACTIVITY



Adjusted Scheduled Activity (UDA)		
Month	2019	2020
April	666	837
May	1,900	1,566
June	2,809	2,766
July	4,311	
August	5,568	
September	6,717	
October	7,947	
November	8,884	
December	9,811	
January	11,063	
February	12,261	
March	13,776	
April	13,814	
May	13,744	
June	13,754	

QUALITY

	Quantity	Base Number	Contract	AT	Region	England
% of FP17s for the same patient ID Re-attending within 3 months - Children	19	155	12.3%	9.6%	11.2%	11.4%
% of FP17s for the same patient ID Re-attending within 3 months - Adults	133	639	20.8%	14.3%	14.8%	15.4%
% of FP17s for the same patient ID Re-attending between 3 & 9 months - Children	80	155	51.6%	54.0%	60.9%	59.8%
% of FP17s for the same patient ID Re-attending between 3 & 9 months - Adults	238	639	37.2%	48.9%	53.2%	52.1%
% of FP17s for Band 1 Urgent Courses	12	771	1.6%	8.4%	8.3%	9.2%
% of FP17s Relating to Free Repair or Replacements	22	771	2.9%	0.8%	0.7%	0.7%
% of FP17s Relating to Continuations	11	771	1.4%	0.7%	0.8%	0.8%
% of Patients satisfied with the dentistry they have received	2	2	N/A	93.3%	93.2%	93.4%
% of Patients satisfied with the time they had to wait for an appointment	2	2	N/A	91.1%	88.5%	87.6%

* This is based on patients treated on this contract for their most recent course of treatment.

Figures in italics indicate the base number of FP17s or Patient Questionnaire responses are less than 100. N/A is shown where the base number of responses is less than 10 during the period. % is calculated as Quantity/Base number*100

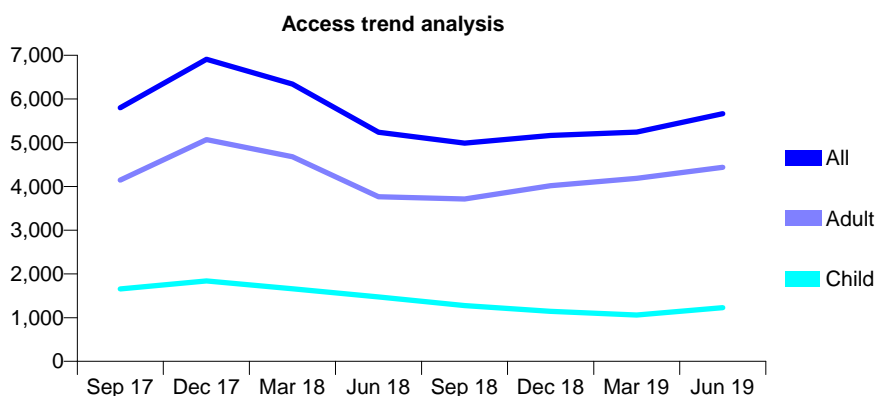
Q54 - Vital Signs At a Glance Contract Report for 677620/0002 - June 2019

Name or company name	MR MA ILYAS
Contract type name	GDS Contract
Purpose of contract	General
Contract start date	01/04/2006
Contract end date	

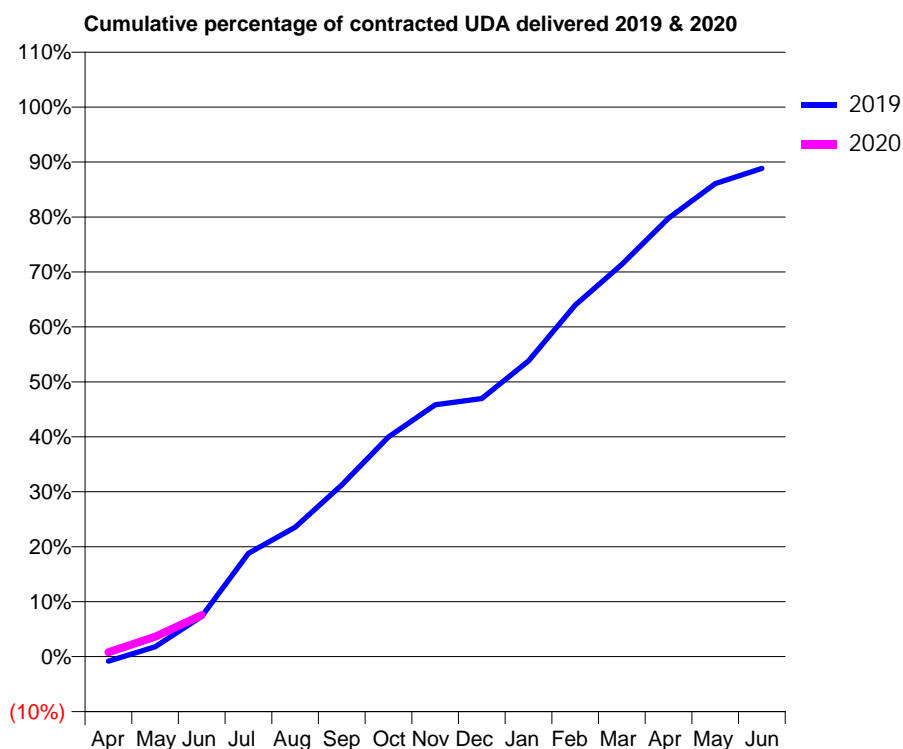
19/20 Contracted general activity (UDA)	14,933
Carry forward general activity (UDA)	0
19/20 Contracted orthodontic activity (UOA)	0
Carry forward orthodontic activity (UOA)	0
Baseline contract value	£347,648.49

ACCESS*

Patients seen in 24 months	Total	Change since previous quarter
Quarter ending June 2018	5,238	
Quarter ending September 2018	4,990	↓
Quarter ending December 2018	5,166	↑
Quarter ending March 2019	5,245	→
Quarter ending June 2019	5,662	↑
Variance since June 2018	8.1%	↑



ACTIVITY



Month	Adjusted Scheduled Activity (UDA)	
	2019	2020
April	-130	123
May	268	542
June	1,093	1,130
July	2,808	
August	3,516	
September	4,667	
October	5,970	
November	6,844	
December	7,014	
January	8,036	
February	9,555	
March	10,654	
April	11,914	
May	12,850	
June	13,264	

QUALITY

	Quantity	Base Number	Contract	AT	Region	England
% of FP17s for the same patient ID Re-attending within 3 months - Children	17	519	3.3%	9.6%	11.2%	11.4%
% of FP17s for the same patient ID Re-attending within 3 months - Adults	142	1,807	7.9%	14.3%	14.8%	15.4%
% of FP17s for the same patient ID Re-attending between 3 & 9 months - Children	147	519	28.3%	54.0%	60.9%	59.8%
% of FP17s for the same patient ID Re-attending between 3 & 9 months - Adults	913	1,807	50.5%	48.9%	53.2%	52.1%
% of FP17s for Band 1 Urgent Courses	41	661	6.2%	8.4%	8.3%	9.2%
% of FP17s Relating to Free Repair or Replacements	7	661	1.1%	0.8%	0.7%	0.7%
% of FP17s Relating to Continuations	2	661	0.3%	0.7%	0.8%	0.8%
% of Patients satisfied with the dentistry they have received	4	4	N/A	93.3%	93.2%	93.4%
% of Patients satisfied with the time they had to wait for an appointment	4	4	N/A	91.1%	88.5%	87.6%

* This is based on patients treated on this contract for their most recent course of treatment. Figures in italics indicate the base number of FP17s or Patient Questionnaire responses are less than 100. N/A is shown where the base number of responses is less than 10 during the period. % is calculated as Quantity/Base number*100

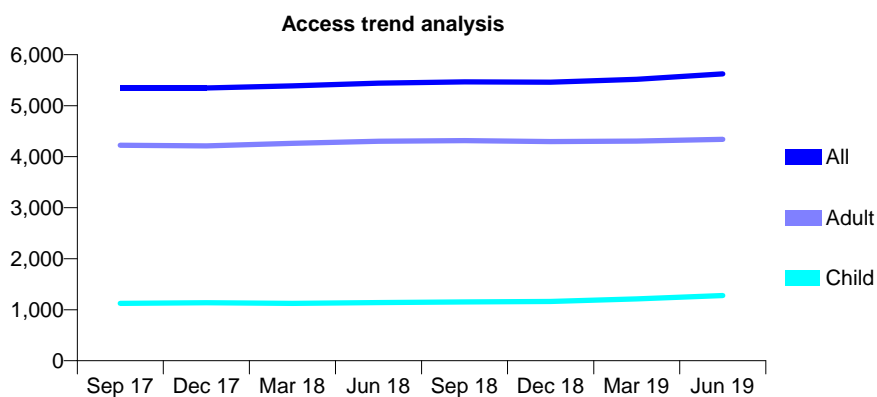
Q54 - Vital Signs At a Glance Contract Report for 678139/0001 - June 2019

Name or company name	MS WP CHEUNG
Contract type name	GDS Contract
Purpose of contract	General
Contract start date	01/04/2006
Contract end date	

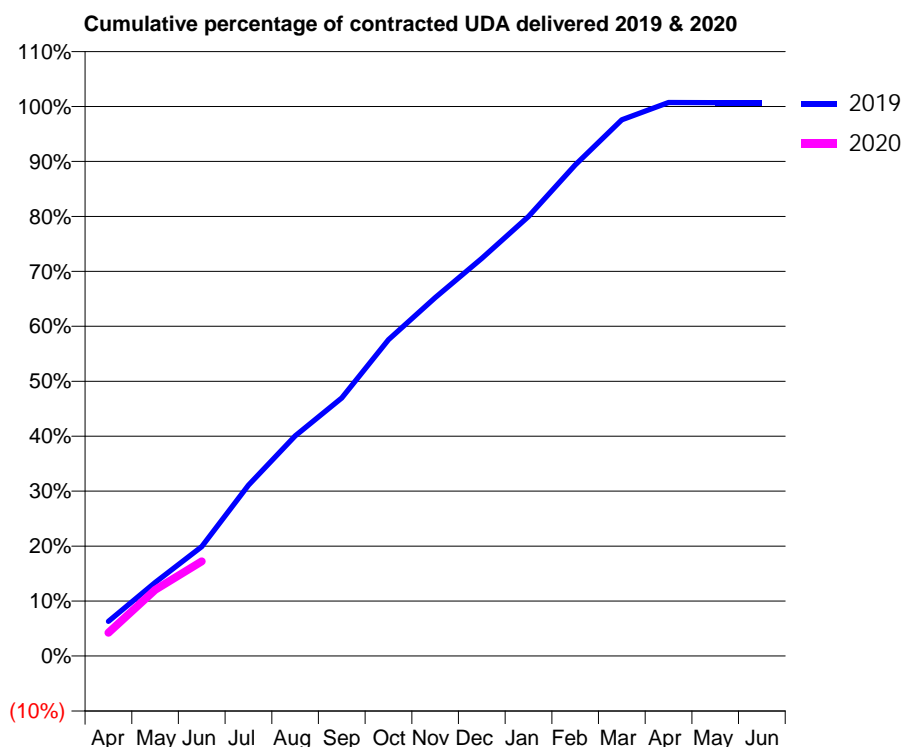
19/20 Contracted general activity (UDA)	16,054
Carry forward general activity (UDA)	0
19/20 Contracted orthodontic activity (UOA)	0
Carry forward orthodontic activity (UOA)	0
Baseline contract value	£347,261.73

ACCESS*

Patients seen in 24 months	Total	Change since previous quarter
Quarter ending June 2018	5,443	
Quarter ending September 2018	5,467	→
Quarter ending December 2018	5,460	→
Quarter ending March 2019	5,518	→
Quarter ending June 2019	5,622	→
Variance since June 2018	3.3%	↑



ACTIVITY



Month	Adjusted Scheduled Activity (UDA)	
	2019	2020
April	1,014	679
May	2,147	1,934
June	3,196	2,766
July	4,992	
August	6,429	
September	7,542	
October	9,243	
November	10,469	
December	11,616	
January	12,841	
February	14,344	
March	15,664	
April	16,169	
May	16,167	
June	16,167	

QUALITY

	Quantity	Base Number	Contract	AT	Region	England
% of FP17s for the same patient ID Re-attending within 3 months - Children	33	466	7.1%	9.6%	11.2%	11.4%
% of FP17s for the same patient ID Re-attending within 3 months - Adults	184	1,317	14.0%	14.3%	14.8%	15.4%
% of FP17s for the same patient ID Re-attending between 3 & 9 months - Children	231	466	49.6%	54.0%	60.9%	59.8%
% of FP17s for the same patient ID Re-attending between 3 & 9 months - Adults	767	1,317	58.2%	48.9%	53.2%	52.1%
% of FP17s for Band 1 Urgent Courses	130	1,518	8.6%	8.4%	8.3%	9.2%
% of FP17s Relating to Free Repair or Replacements	11	1,518	0.7%	0.8%	0.7%	0.7%
% of FP17s Relating to Continuations	19	1,518	1.3%	0.7%	0.8%	0.8%
% of Patients satisfied with the dentistry they have received	5	6	N/A	93.3%	93.2%	93.4%
% of Patients satisfied with the time they had to wait for an appointment	4	6	N/A	91.1%	88.5%	87.6%

* This is based on patients treated on this contract for their most recent course of treatment. Figures in italics indicate the base number of FP17s or Patient Questionnaire responses are less than 100. N/A is shown where the base number of responses is less than 10 during the period. % is calculated as Quantity/Base number*100

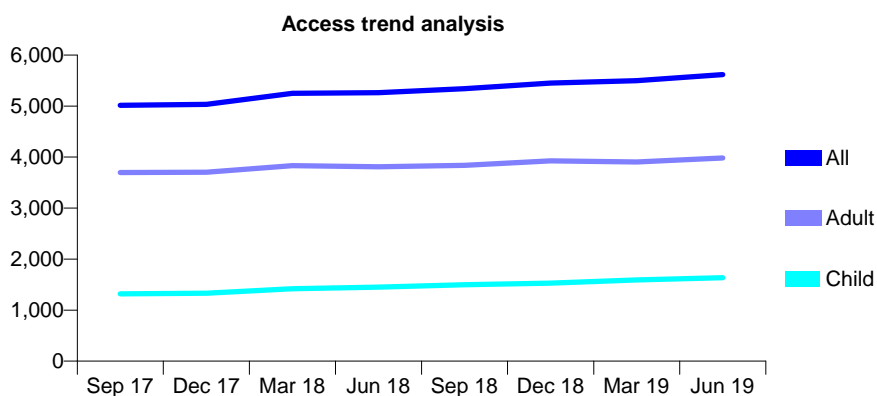
Q54 - Vital Signs At a Glance Contract Report for 678325/0001 - June 2019

Name or company name	Acorn Implant and Dental Practice Ltd
Contract type name	GDS Contract
Purpose of contract	General
Contract start date	01/04/2006
Contract end date	

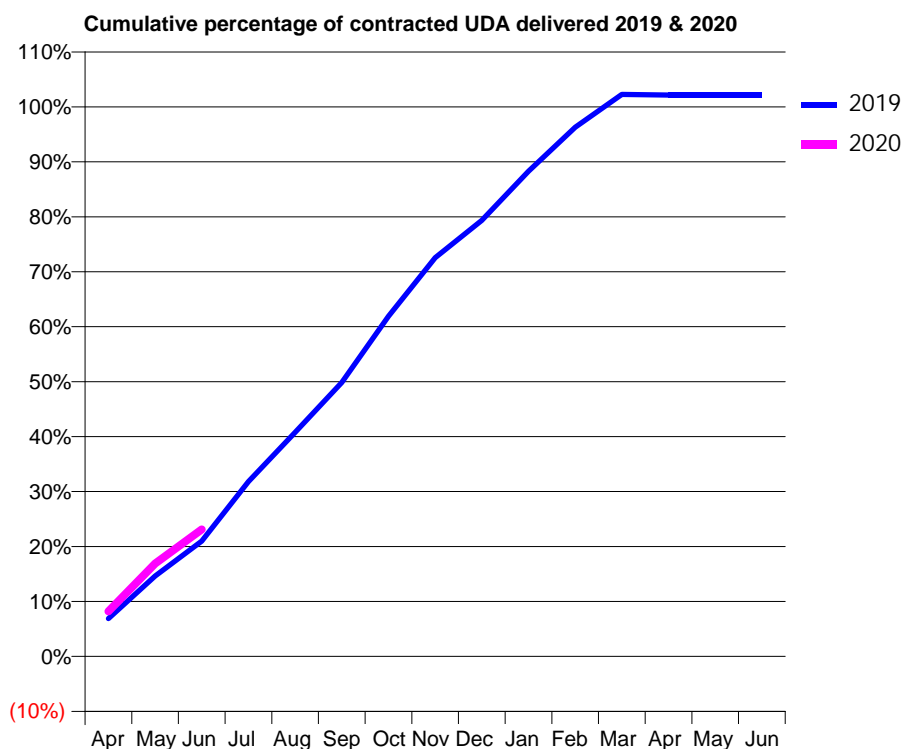
19/20 Contracted general activity (UDA)	9,855
Carry forward general activity (UDA)	0
19/20 Contracted orthodontic activity (UOA)	0
Carry forward orthodontic activity (UOA)	0
Baseline contract value	£280,695.19

ACCESS*

Patients seen in 24 months	Total	Change since previous quarter
Quarter ending June 2018	5,263	
Quarter ending September 2018	5,339	→
Quarter ending December 2018	5,453	↑
Quarter ending March 2019	5,499	→
Quarter ending June 2019	5,617	↑
Variance since June 2018	6.7%	↑



ACTIVITY



Month	2019	2020
April	677	808
May	1,443	1,665
June	2,069	2,277
July	3,136	
August	4,019	
September	4,911	
October	6,099	
November	7,152	
December	7,819	
January	8,701	
February	9,491	
March	10,076	
April	10,067	
May	10,067	
June	10,067	

QUALITY

	Quantity	Base Number	Contract	AT	Region	England
% of FP17s for the same patient ID Re-attending within 3 months - Children	43	520	8.3%	9.6%	11.2%	11.4%
% of FP17s for the same patient ID Re-attending within 3 months - Adults	121	893	13.5%	14.3%	14.8%	15.4%
% of FP17s for the same patient ID Re-attending between 3 & 9 months - Children	275	520	52.9%	54.0%	60.9%	59.8%
% of FP17s for the same patient ID Re-attending between 3 & 9 months - Adults	374	893	41.9%	48.9%	53.2%	52.1%
% of FP17s for Band 1 Urgent Courses	62	1,119	5.5%	8.4%	8.3%	9.2%
% of FP17s Relating to Free Repair or Replacements	9	1,119	0.8%	0.8%	0.7%	0.7%
% of FP17s Relating to Continuations	6	1,119	0.5%	0.7%	0.8%	0.8%
% of Patients satisfied with the dentistry they have received	2	2	N/A	93.3%	93.2%	93.4%
% of Patients satisfied with the time they had to wait for an appointment	2	2	N/A	91.1%	88.5%	87.6%

* This is based on patients treated on this contract for their most recent course of treatment. Figures in italics indicate the base number of FP17s or Patient Questionnaire responses are less than 100. N/A is shown where the base number of responses is less than 10 during the period. % is calculated as Quantity/Base number*100

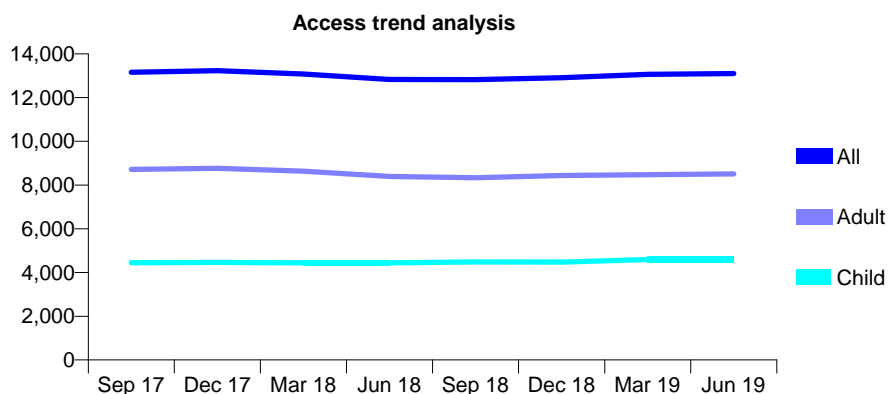
Q54 - Vital Signs At a Glance Contract Report for 682004/0001 - June 2019

Name or company name	Birchfield Dental Practice
Contract type name	GDS Contract
Purpose of contract	General
Contract start date	01/04/2006
Contract end date	

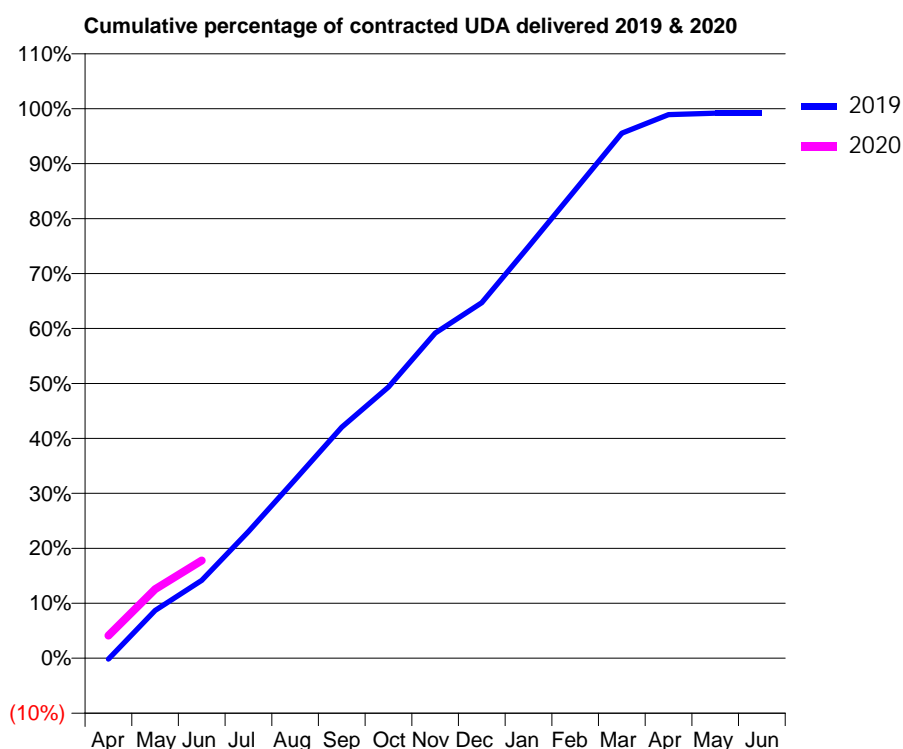
19/20 Contracted general activity (UDA)	45,372
Carry forward general activity (UDA)	0
19/20 Contracted orthodontic activity (UOA)	0
Carry forward orthodontic activity (UOA)	0
Baseline contract value	£1,278,722.14

ACCESS*

Patients seen in 24 months	Total	Change since previous quarter
Quarter ending June 2018	12,829	
Quarter ending September 2018	12,819	→
Quarter ending December 2018	12,910	→
Quarter ending March 2019	13,066	→
Quarter ending June 2019	13,102	→
Variance since June 2018	2.1%	↑



ACTIVITY



Month	2019	2020
April	-78	1,873
May	3,947	5,696
June	6,437	8,061
July	10,468	
August	14,746	
September	19,074	
October	22,385	
November	26,847	
December	29,350	
January	33,981	
February	38,671	
March	43,337	
April	44,884	
May	44,989	
June	44,990	

QUALITY

	Quantity	Base Number	Contract	AT	Region	England
% of FP17s for the same patient ID Re-attending within 3 months - Children	66	1,114	5.9%	9.6%	11.2%	11.4%
% of FP17s for the same patient ID Re-attending within 3 months - Adults	270	1,961	13.8%	14.3%	14.8%	15.4%
% of FP17s for the same patient ID Re-attending between 3 & 9 months - Children	483	1,114	43.4%	54.0%	60.9%	59.8%
% of FP17s for the same patient ID Re-attending between 3 & 9 months - Adults	710	1,961	36.2%	48.9%	53.2%	52.1%
% of FP17s for Band 1 Urgent Courses	291	2,535	11.5%	8.4%	8.3%	9.2%
% of FP17s Relating to Free Repair or Replacements	24	2,535	0.9%	0.8%	0.7%	0.7%
% of FP17s Relating to Continuations	14	2,535	0.6%	0.7%	0.8%	0.8%
% of Patients satisfied with the dentistry they have received	2	2	N/A	93.3%	93.2%	93.4%
% of Patients satisfied with the time they had to wait for an appointment	2	2	N/A	91.1%	88.5%	87.6%

* This is based on patients treated on this contract for their most recent course of treatment.

Figures in italics indicate the base number of FP17s or Patient Questionnaire responses are less than 100. N/A is shown where the base number of responses is less than 10 during the period. % is calculated as Quantity/Base number*100

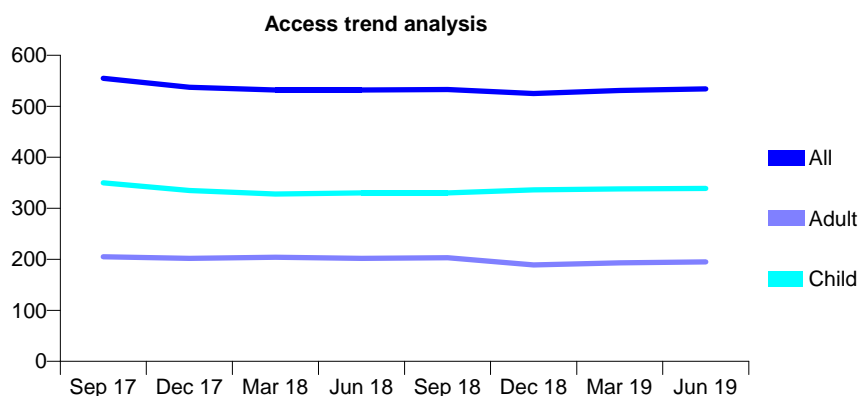
Q54 - Vital Signs At a Glance Contract Report for 682381/0001 - June 2019

Name or company name	MR TF FRASER
Contract type name	GDS Contract
Purpose of contract	General
Contract start date	01/04/2006
Contract end date	

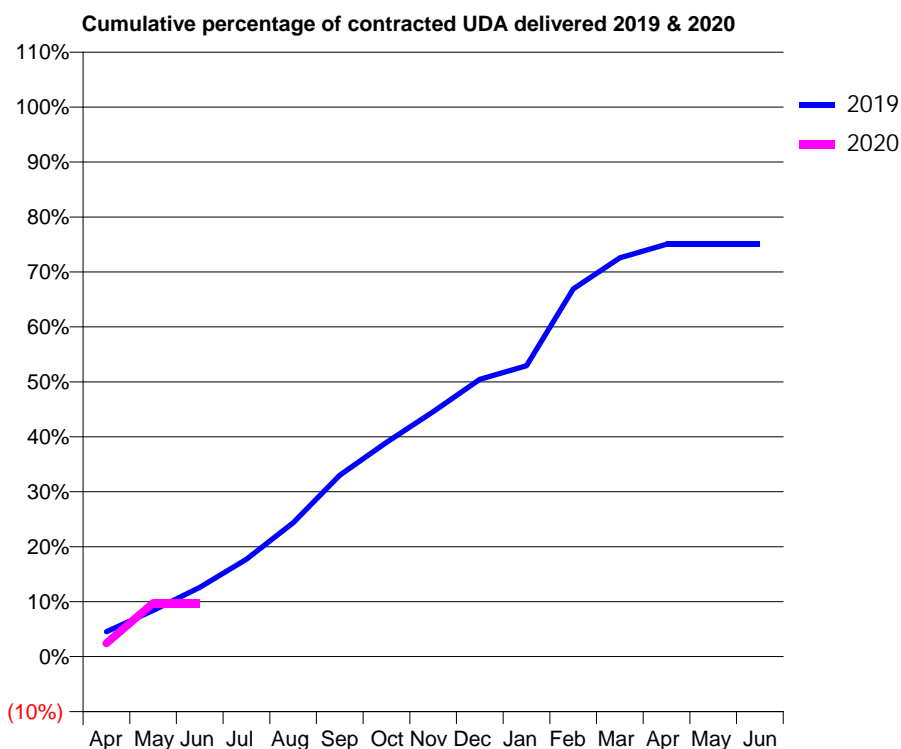
19/20 Contracted general activity (UDA)	1,600
Carry forward general activity (UDA)	0
19/20 Contracted orthodontic activity (UOA)	0
Carry forward orthodontic activity (UOA)	0
Baseline contract value	£42,088.89

ACCESS*

Patients seen in 24 months	Total	Change since previous quarter
Quarter ending June 2018	532	
Quarter ending September 2018	533	→
Quarter ending December 2018	525	↓
Quarter ending March 2019	531	→
Quarter ending June 2019	534	→
Variance since June 2018	0.4%	→



ACTIVITY



Month	Adjusted Scheduled Activity (UDA)	
	2019	2020
April	72	39
May	135	156
June	202	156
July	284	
August	390	
September	528	
October	624	
November	713	
December	808	
January	847	
February	1,071	
March	1,161	
April	1,200	
May	1,200	
June	1,200	

QUALITY

	Quantity	Base Number	Contract	AT	Region	England
% of FP17s for the same patient ID Re-attending within 3 months - Children	6	72	8.3%	9.6%	11.2%	11.4%
% of FP17s for the same patient ID Re-attending within 3 months - Adults	7	47	14.9%	14.3%	14.8%	15.4%
% of FP17s for the same patient ID Re-attending between 3 & 9 months - Children	47	72	65.3%	54.0%	60.9%	59.8%
% of FP17s for the same patient ID Re-attending between 3 & 9 months - Adults	25	47	53.2%	48.9%	53.2%	52.1%
% of FP17s for Band 1 Urgent Courses	4	96	4.2%	8.4%	8.3%	9.2%
% of FP17s Relating to Free Repair or Replacements	0	96	0.0%	0.8%	0.7%	0.7%
% of FP17s Relating to Continuations	3	96	3.1%	0.7%	0.8%	0.8%
% of Patients satisfied with the dentistry they have received	0	0	N/A	93.3%	93.2%	93.4%
% of Patients satisfied with the time they had to wait for an appointment	0	0	N/A	91.1%	88.5%	87.6%

* This is based on patients treated on this contract for their most recent course of treatment. Figures in italics indicate the base number of FP17s or Patient Questionnaire responses are less than 100. N/A is shown where the base number of responses is less than 10 during the period. % is calculated as Quantity/Base number*100

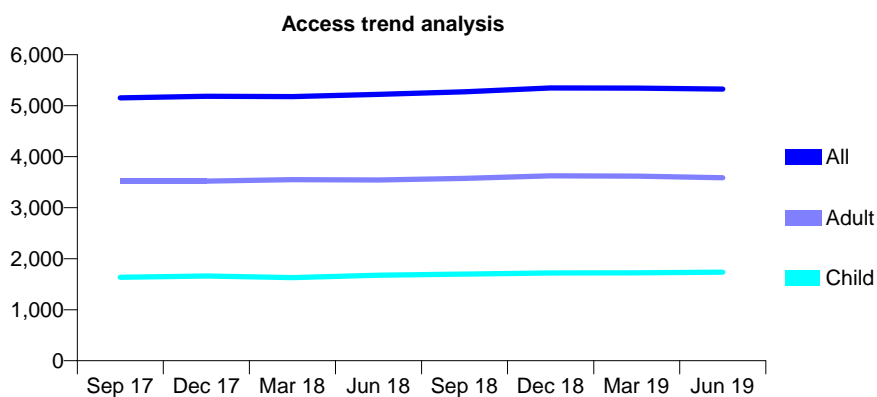
Q54 - Vital Signs At a Glance Contract Report for 686867/0001 - June 2019

Name or company name	City Dental Practice
Contract type name	GDS Contract
Purpose of contract	General
Contract start date	01/04/2006
Contract end date	

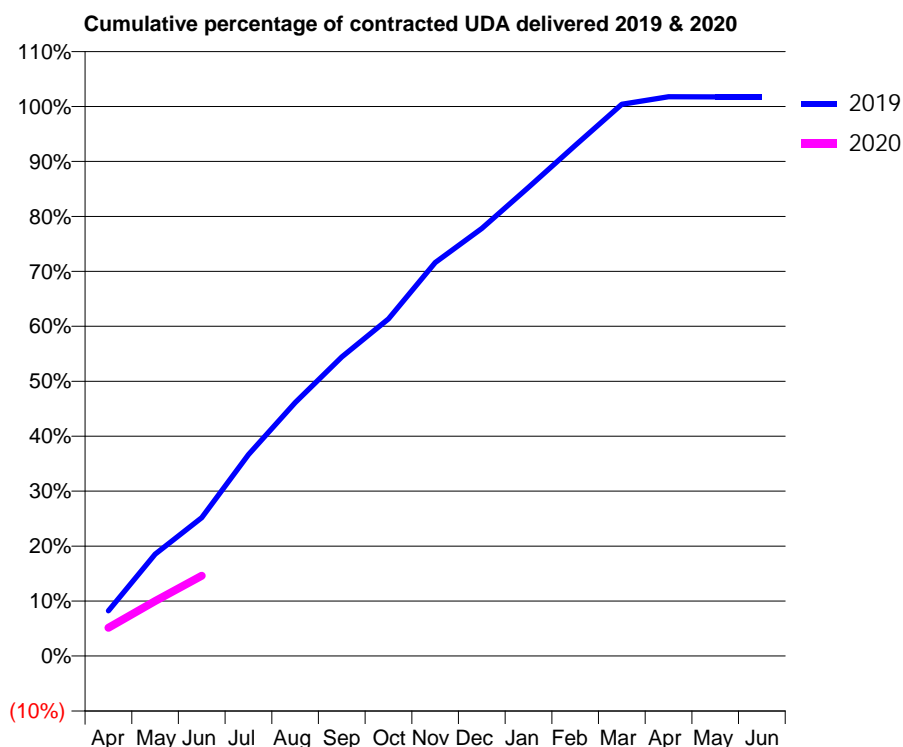
19/20 Contracted general activity (UDA)	18,296
Carry forward general activity (UDA)	0
19/20 Contracted orthodontic activity (UOA)	0
Carry forward orthodontic activity (UOA)	0
Baseline contract value	£539,368.48

ACCESS*

Patients seen in 24 months	Total	Change since previous quarter
Quarter ending June 2018	5,222	
Quarter ending September 2018	5,271	→
Quarter ending December 2018	5,347	→
Quarter ending March 2019	5,344	→
Quarter ending June 2019	5,324	→
Variance since June 2018	2.0%	→



ACTIVITY



Month	Adjusted Scheduled Activity (UDA)	
	2019	2020
April	1,509	945
May	3,390	1,830
June	4,606	2,673
July	6,708	
August	8,440	
September	9,957	
October	11,225	
November	13,100	
December	14,230	
January	15,603	
February	16,998	
March	18,372	
April	18,617	
May	18,614	
June	18,614	

QUALITY

	Quantity	Base Number	Contract	AT	Region	England
% of FP17s for the same patient ID Re-attending within 3 months - Children	23	482	4.8%	9.6%	11.2%	11.4%
% of FP17s for the same patient ID Re-attending within 3 months - Adults	77	822	9.4%	14.3%	14.8%	15.4%
% of FP17s for the same patient ID Re-attending between 3 & 9 months - Children	288	482	59.8%	54.0%	60.9%	59.8%
% of FP17s for the same patient ID Re-attending between 3 & 9 months - Adults	471	822	57.3%	48.9%	53.2%	52.1%
% of FP17s for Band 1 Urgent Courses	67	1,194	5.6%	8.4%	8.3%	9.2%
% of FP17s Relating to Free Repair or Replacements	10	1,194	0.8%	0.8%	0.7%	0.7%
% of FP17s Relating to Continuations	4	1,194	0.3%	0.7%	0.8%	0.8%
% of Patients satisfied with the dentistry they have received	0	0	N/A	93.3%	93.2%	93.4%
% of Patients satisfied with the time they had to wait for an appointment	0	0	N/A	91.1%	88.5%	87.6%

* This is based on patients treated on this contract for their most recent course of treatment. Figures in italics indicate the base number of FP17s or Patient Questionnaire responses are less than 100. N/A is shown where the base number of responses is less than 10 during the period. % is calculated as Quantity/Base number*100

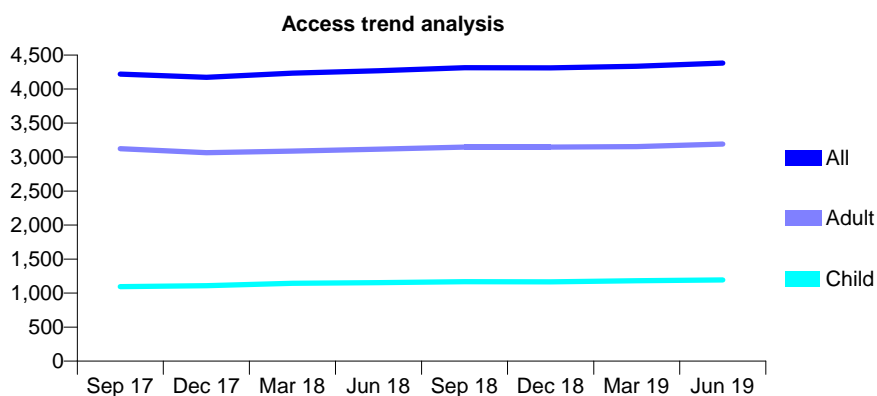
Q54 - Vital Signs At a Glance Contract Report for 686883/0001 - June 2019

Name or company name	MR HS GILL
Contract type name	GDS Contract
Purpose of contract	General
Contract start date	01/04/2006
Contract end date	

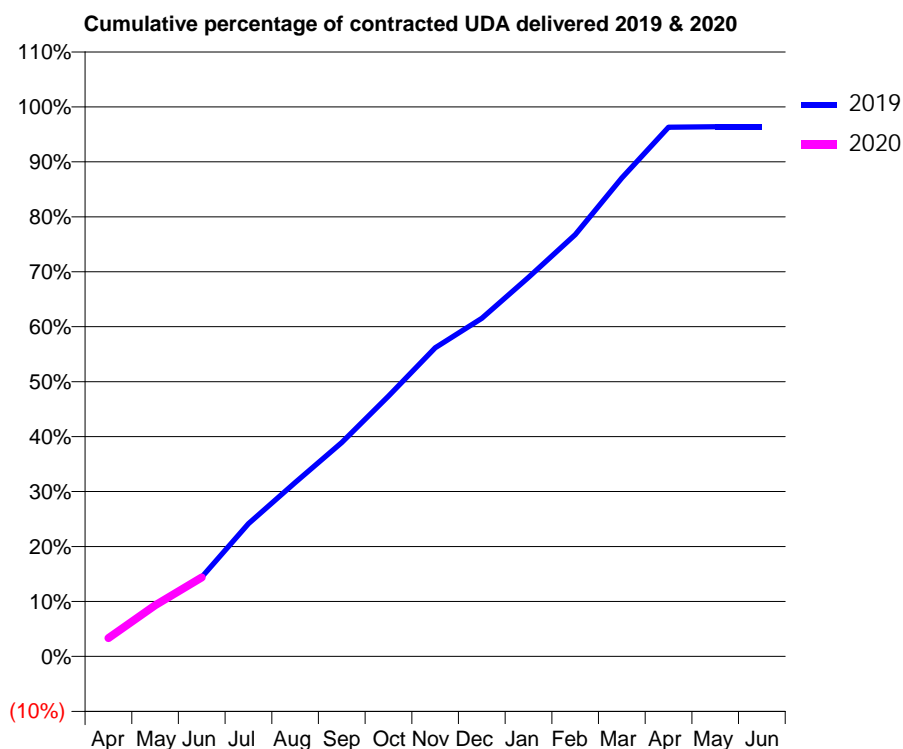
19/20 Contracted general activity (UDA)	11,380
Carry forward general activity (UDA)	0
19/20 Contracted orthodontic activity (UOA)	0
Carry forward orthodontic activity (UOA)	0
Baseline contract value	£254,984.28

ACCESS*

Patients seen in 24 months	Total	Change since previous quarter
Quarter ending June 2018	4,269	
Quarter ending September 2018	4,315	→
Quarter ending December 2018	4,313	→
Quarter ending March 2019	4,334	→
Quarter ending June 2019	4,384	→
Variance since June 2018	2.7%	↑



ACTIVITY



Month	2019	2020
April	380	379
May	1,052	1,058
June	1,641	1,637
July	2,750	
August	3,602	
September	4,431	
October	5,392	
November	6,391	
December	7,001	
January	7,850	
February	8,734	
March	9,906	
April	10,959	
May	10,967	
June	10,967	

QUALITY

	Quantity	Base Number	Contract	AT	Region	England
% of FP17s for the same patient ID Re-attending within 3 months - Children	49	446	11.0%	9.6%	11.2%	11.4%
% of FP17s for the same patient ID Re-attending within 3 months - Adults	151	1,043	14.5%	14.3%	14.8%	15.4%
% of FP17s for the same patient ID Re-attending between 3 & 9 months - Children	250	446	56.1%	54.0%	60.9%	59.8%
% of FP17s for the same patient ID Re-attending between 3 & 9 months - Adults	580	1,043	55.6%	48.9%	53.2%	52.1%
% of FP17s for Band 1 Urgent Courses	45	811	5.5%	8.4%	8.3%	9.2%
% of FP17s Relating to Free Repair or Replacements	11	811	1.4%	0.8%	0.7%	0.7%
% of FP17s Relating to Continuations	2	811	0.2%	0.7%	0.8%	0.8%
% of Patients satisfied with the dentistry they have received	1	2	N/A	93.3%	93.2%	93.4%
% of Patients satisfied with the time they had to wait for an appointment	1	2	N/A	91.1%	88.5%	87.6%

* This is based on patients treated on this contract for their most recent course of treatment. Figures in italics indicate the base number of FP17s or Patient Questionnaire responses are less than 100. N/A is shown where the base number of responses is less than 10 during the period. % is calculated as Quantity/Base number*100

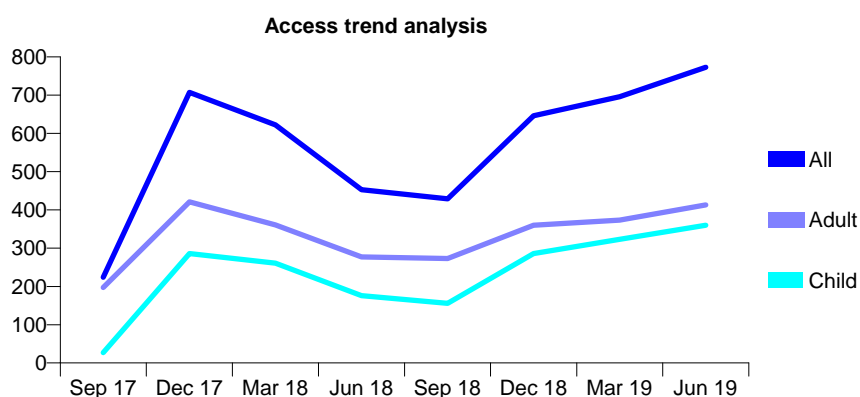
Q54 - Vital Signs At a Glance Contract Report for 688347/0002 - June 2019

Name or company name	MR K HANJI
Contract type name	PDS Contract
Purpose of contract	General
Contract start date	08/03/2012
Contract end date	07/03/2022

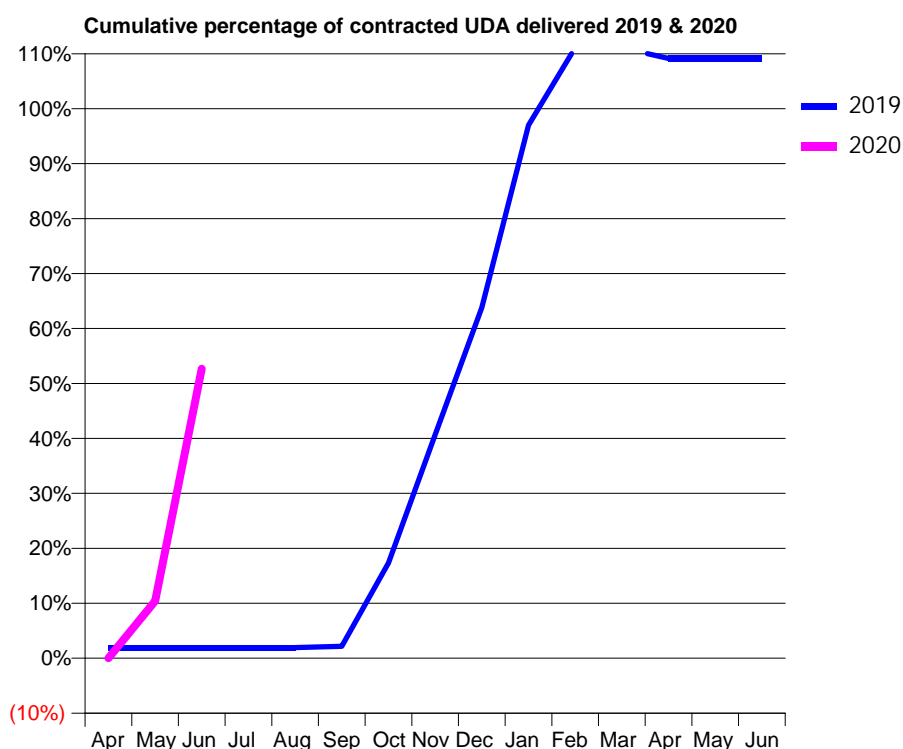
19/20 Contracted general activity (UDA)	1,440
Carry forward general activity (UDA)	0
19/20 Contracted orthodontic activity (UOA)	0
Carry forward orthodontic activity (UOA)	0
Baseline contract value	£73,410.69

ACCESS*

Patients seen in 24 months	Total	Change since previous quarter
Quarter ending June 2018	453	
Quarter ending September 2018	429	↓
Quarter ending December 2018	646	↑
Quarter ending March 2019	696	↑
Quarter ending June 2019	773	↑
Variance since June 2018	70.6%	↑



ACTIVITY



Month	2019	2020
April	28	0
May	28	150
June	28	759
July	28	
August	28	
September	31	
October	250	
November	586	
December	919	
January	1,396	
February	1,600	
March	1,600	
April	1,572	
May	1,572	
June	1,572	

QUALITY

	Quantity	Base Number	Contract	AT	Region	England
% of FP17s for the same patient ID Re-attending within 3 months - Children	2	112	1.8%	9.6%	11.2%	11.4%
% of FP17s for the same patient ID Re-attending within 3 months - Adults	9	126	7.1%	14.3%	14.8%	15.4%
% of FP17s for the same patient ID Re-attending between 3 & 9 months - Children	15	112	13.4%	54.0%	60.9%	59.8%
% of FP17s for the same patient ID Re-attending between 3 & 9 months - Adults	13	126	10.3%	48.9%	53.2%	52.1%
% of FP17s for Band 1 Urgent Courses	13	241	5.4%	8.4%	8.3%	9.2%
% of FP17s Relating to Free Repair or Replacements	0	241	0.0%	0.8%	0.7%	0.7%
% of FP17s Relating to Continuations	0	241	0.0%	0.7%	0.8%	0.8%
% of Patients satisfied with the dentistry they have received	0	0	N/A	93.3%	93.2%	93.4%
% of Patients satisfied with the time they had to wait for an appointment	0	0	N/A	91.1%	88.5%	87.6%

* This is based on patients treated on this contract for their most recent course of treatment.

Figures in italics indicate the base number of FP17s or Patient Questionnaire responses are less than 100. N/A is shown where the base number of responses is less than 10 during the period. % is calculated as Quantity/Base number*100

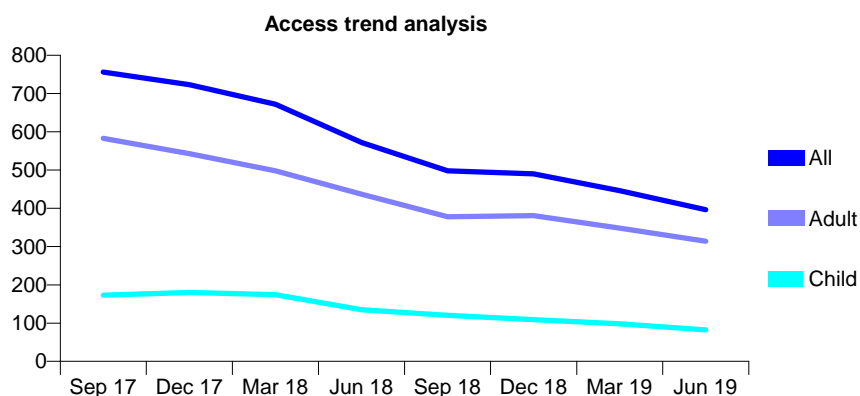
Q54 - Vital Signs At a Glance Contract Report for 688347/0003 - June 2019

Name or company name	MR K HANJI
Contract type name	GDS Contract
Purpose of contract	General
Contract start date	08/03/2012
Contract end date	

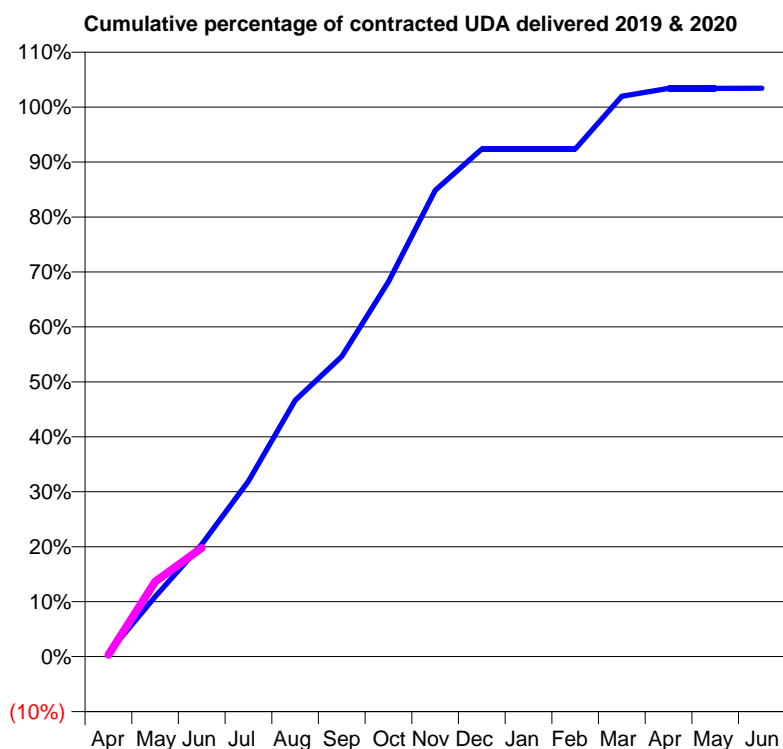
19/20 Contracted general activity (UDA)	1,758
Carry forward general activity (UDA)	0
19/20 Contracted orthodontic activity (UOA)	0
Carry forward orthodontic activity (UOA)	0
Baseline contract value	£47,098.17

ACCESS*

Patients seen in 24 months	Total	Change since previous quarter
Quarter ending June 2018	572	
Quarter ending September 2018	498	↓
Quarter ending December 2018	490	↓
Quarter ending March 2019	446	↓
Quarter ending June 2019	396	↓
Variance since June 2018	(30.8%)	↓



ACTIVITY



Month	Adjusted Scheduled Activity (UDA)	
	2019	2020
April	12	6
May	192	240
June	359	348
July	561	
August	820	
September	960	
October	1,199	
November	1,492	
December	1,624	
January	1,624	
February	1,624	
March	1,793	
April	1,818	
May	1,818	
June	1,819	

QUALITY

	Quantity	Base Number	Contract	AT	Region	England
% of FP17s for the same patient ID Re-attending within 3 months - Children	0	18	0.0%	9.6%	11.2%	11.4%
% of FP17s for the same patient ID Re-attending within 3 months - Adults	0	59	0.0%	14.3%	14.8%	15.4%
% of FP17s for the same patient ID Re-attending between 3 & 9 months - Children	1	18	5.6%	54.0%	60.9%	59.8%
% of FP17s for the same patient ID Re-attending between 3 & 9 months - Adults	1	59	1.7%	48.9%	53.2%	52.1%
% of FP17s for Band 1 Urgent Courses	0	73	0.0%	8.4%	8.3%	9.2%
% of FP17s Relating to Free Repair or Replacements	0	73	0.0%	0.8%	0.7%	0.7%
% of FP17s Relating to Continuations	0	73	0.0%	0.7%	0.8%	0.8%
% of Patients satisfied with the dentistry they have received	0	0	N/A	93.3%	93.2%	93.4%
% of Patients satisfied with the time they had to wait for an appointment	0	0	N/A	91.1%	88.5%	87.6%

* This is based on patients treated on this contract for their most recent course of treatment. Figures in italics indicate the base number of FP17s or Patient Questionnaire responses are less than 100. N/A is shown where the base number of responses is less than 10 during the period. % is calculated as Quantity/Base number*100

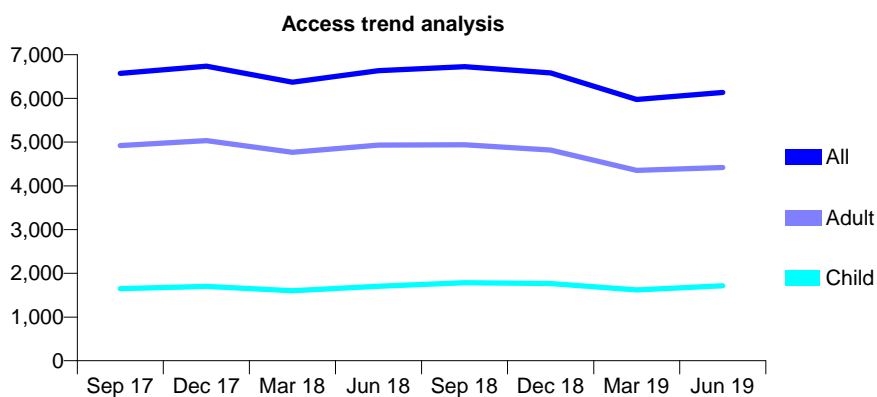
Q54 - Vital Signs At a Glance Contract Report for 688347/0004 - June 2019

Name or company name	MR K HANJI
Contract type name	GDS Contract
Purpose of contract	General
Contract start date	01/05/2012
Contract end date	

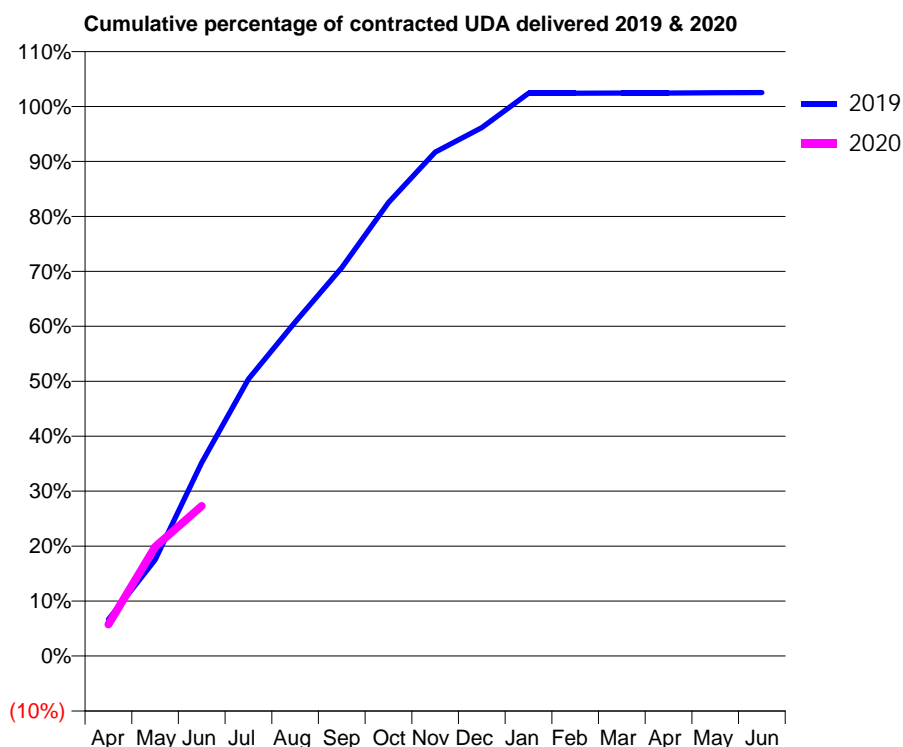
19/20 Contracted general activity (UDA)	20,608
Carry forward general activity (UDA)	0
19/20 Contracted orthodontic activity (UOA)	0
Carry forward orthodontic activity (UOA)	0
Baseline contract value	£557,147.30

ACCESS*

Patients seen in 24 months	Total	Change since previous quarter
Quarter ending June 2018	6,634	
Quarter ending September 2018	6,725	→
Quarter ending December 2018	6,583	↓
Quarter ending March 2019	5,975	↓
Quarter ending June 2019	6,135	↑
Variance since June 2018	(7.5%)	↓



ACTIVITY



Month	Adjusted Scheduled Activity (UDA)	
	2019	2020
April	1,373	1,190
May	3,608	4,098
June	7,254	5,630
July	10,383	
August	12,526	
September	14,564	
October	17,006	
November	18,897	
December	19,817	
January	21,099	
February	21,099	
March	21,109	
April	21,112	
May	21,121	
June	21,126	

QUALITY

	Quantity	Base Number	Contract	AT	Region	England
% of FP17s for the same patient ID Re-attending within 3 months - Children	16	481	3.3%	9.6%	11.2%	11.4%
% of FP17s for the same patient ID Re-attending within 3 months - Adults	57	1,087	5.2%	14.3%	14.8%	15.4%
% of FP17s for the same patient ID Re-attending between 3 & 9 months - Children	130	481	27.0%	54.0%	60.9%	59.8%
% of FP17s for the same patient ID Re-attending between 3 & 9 months - Adults	251	1,087	23.1%	48.9%	53.2%	52.1%
% of FP17s for Band 1 Urgent Courses	75	1,554	4.8%	8.4%	8.3%	9.2%
% of FP17s Relating to Free Repair or Replacements	4	1,554	0.3%	0.8%	0.7%	0.7%
% of FP17s Relating to Continuations	3	1,554	0.2%	0.7%	0.8%	0.8%
% of Patients satisfied with the dentistry they have received	1	2	N/A	93.3%	93.2%	93.4%
% of Patients satisfied with the time they had to wait for an appointment	1	2	N/A	91.1%	88.5%	87.6%

* This is based on patients treated on this contract for their most recent course of treatment. Figures in italics indicate the base number of FP17s or Patient Questionnaire responses are less than 100. N/A is shown where the base number of responses is less than 10 during the period. % is calculated as Quantity/Base number*100

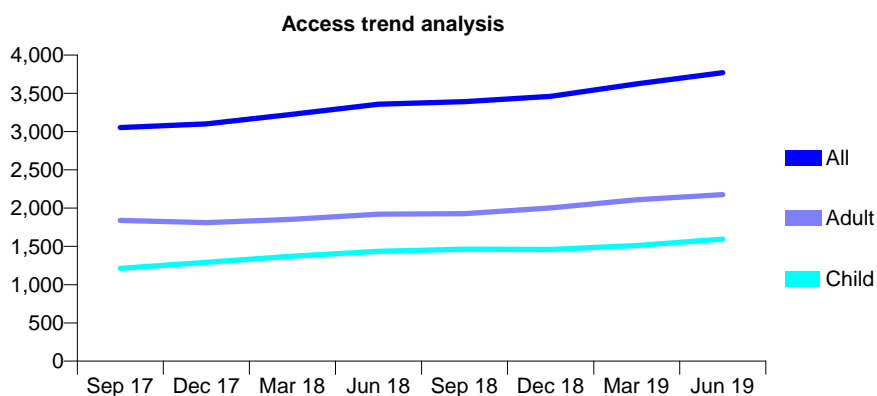
Q54 - Vital Signs At a Glance Contract Report for 688347/0006 - June 2019

Name or company name	MR K HANJI
Contract type name	GDS Contract
Purpose of contract	General
Contract start date	01/09/2014
Contract end date	

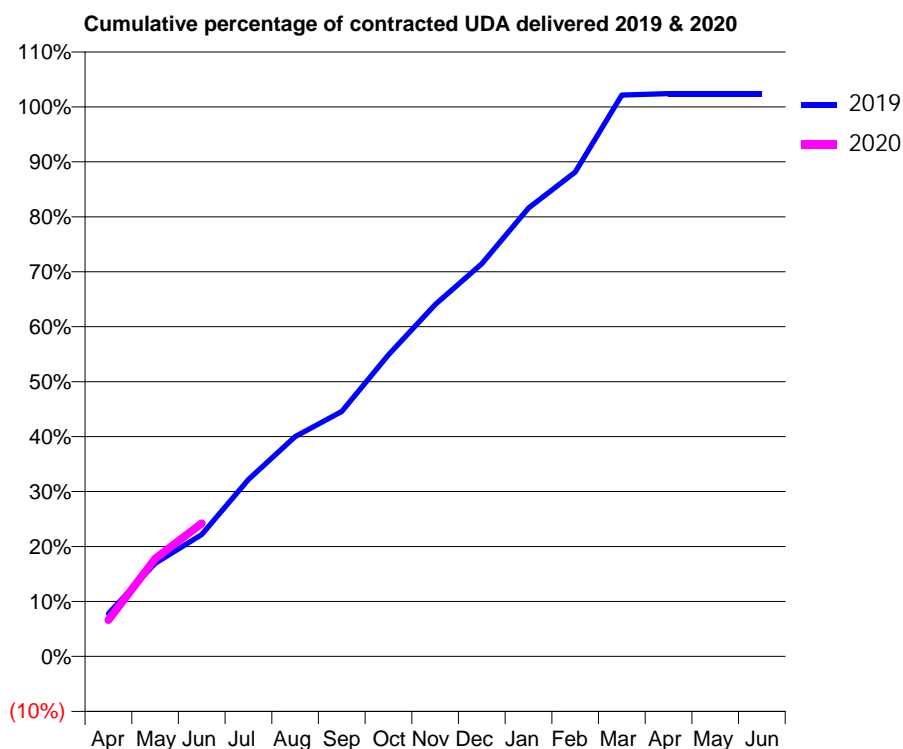
19/20 Contracted general activity (UDA)	8,562
Carry forward general activity (UDA)	0
19/20 Contracted orthodontic activity (UOA)	0
Carry forward orthodontic activity (UOA)	0
Baseline contract value	£229,737.23

ACCESS*

Patients seen in 24 months	Total	Change since previous quarter
Quarter ending June 2018	3,357	
Quarter ending September 2018	3,390	→
Quarter ending December 2018	3,460	↑
Quarter ending March 2019	3,622	↑
Quarter ending June 2019	3,770	↑
Variance since June 2018	12.3%	↑



ACTIVITY



Month	Adjusted Scheduled Activity (UDA)	
	2019	2020
April	669	568
May	1,451	1,522
June	1,897	2,072
July	2,756	
August	3,425	
September	3,816	
October	4,698	
November	5,483	
December	6,117	
January	6,984	
February	7,545	
March	8,746	
April	8,768	
May	8,767	
June	8,767	

QUALITY

	Quantity	Base Number	Contract	AT	Region	England
% of FP17s for the same patient ID Re-attending within 3 months - Children	13	474	2.7%	9.6%	11.2%	11.4%
% of FP17s for the same patient ID Re-attending within 3 months - Adults	27	469	5.8%	14.3%	14.8%	15.4%
% of FP17s for the same patient ID Re-attending between 3 & 9 months - Children	189	474	39.9%	54.0%	60.9%	59.8%
% of FP17s for the same patient ID Re-attending between 3 & 9 months - Adults	148	469	31.6%	48.9%	53.2%	52.1%
% of FP17s for Band 1 Urgent Courses	76	929	8.2%	8.4%	8.3%	9.2%
% of FP17s Relating to Free Repair or Replacements	0	929	0.0%	0.8%	0.7%	0.7%
% of FP17s Relating to Continuations	0	929	0.0%	0.7%	0.8%	0.8%
% of Patients satisfied with the dentistry they have received	0	1	N/A	93.3%	93.2%	93.4%
% of Patients satisfied with the time they had to wait for an appointment	1	1	N/A	91.1%	88.5%	87.6%

* This is based on patients treated on this contract for their most recent course of treatment. Figures in italics indicate the base number of FP17s or Patient Questionnaire responses are less than 100. N/A is shown where the base number of responses is less than 10 during the period. % is calculated as Quantity/Base number*100

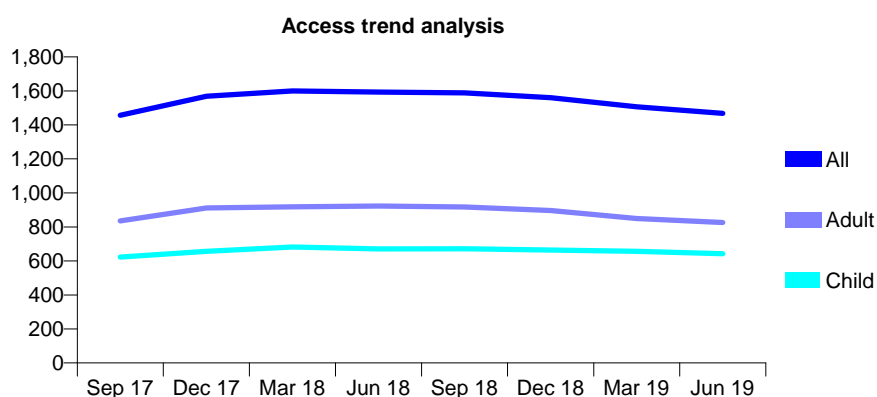
Q54 - Vital Signs At a Glance Contract Report for 689068/0001 - June 2019

Name or company name	MRS S VORA
Contract type name	GDS Contract
Purpose of contract	General
Contract start date	01/04/2006
Contract end date	

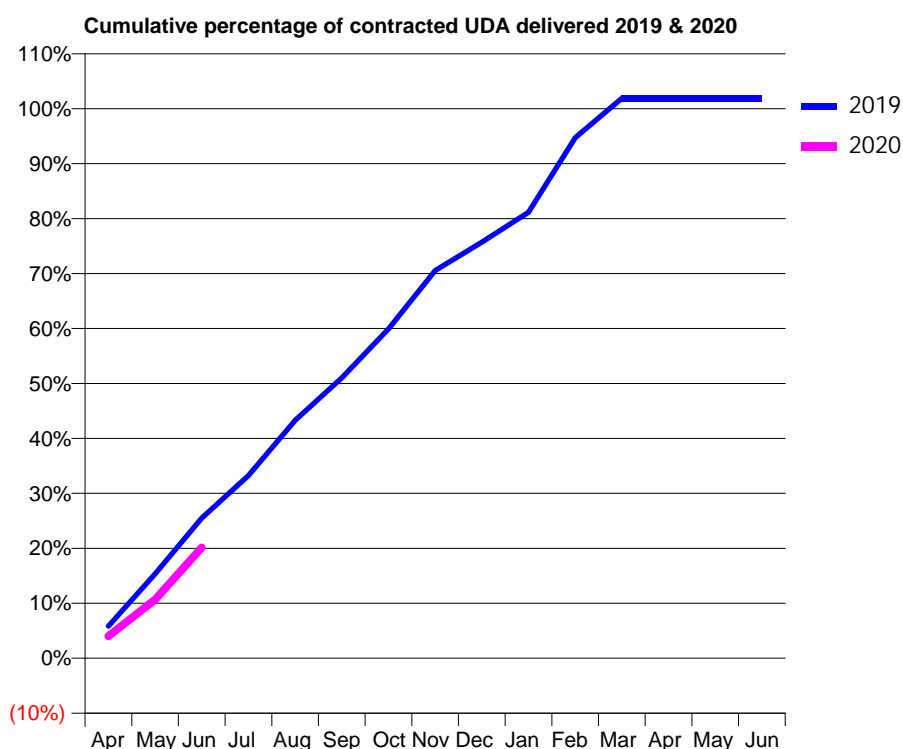
19/20 Contracted general activity (UDA)	4,767
Carry forward general activity (UDA)	0
19/20 Contracted orthodontic activity (UOA)	0
Carry forward orthodontic activity (UOA)	0
Baseline contract value	£58,754.17

ACCESS*

Patients seen in 24 months	Total	Change since previous quarter
Quarter ending June 2018	1,593	
Quarter ending September 2018	1,589	→
Quarter ending December 2018	1,560	↓
Quarter ending March 2019	1,506	↓
Quarter ending June 2019	1,468	↓
Variance since June 2018	(7.8%)	↓



ACTIVITY



Month	2019	2020
April	278	192
May	733	508
June	1,215	961
July	1,585	
August	2,065	
September	2,431	
October	2,857	
November	3,363	
December	3,608	
January	3,869	
February	4,516	
March	4,856	
April	4,856	
May	4,856	
June	4,856	

QUALITY

	Quantity	Base Number	Contract	AT	Region	England
% of FP17s for the same patient ID Re-attending within 3 months - Children	19	183	10.4%	9.6%	11.2%	11.4%
% of FP17s for the same patient ID Re-attending within 3 months - Adults	30	190	15.8%	14.3%	14.8%	15.4%
% of FP17s for the same patient ID Re-attending between 3 & 9 months - Children	105	183	57.4%	54.0%	60.9%	59.8%
% of FP17s for the same patient ID Re-attending between 3 & 9 months - Adults	99	190	52.1%	48.9%	53.2%	52.1%
% of FP17s for Band 1 Urgent Courses	25	373	6.7%	8.4%	8.3%	9.2%
% of FP17s Relating to Free Repair or Replacements	6	373	1.6%	0.8%	0.7%	0.7%
% of FP17s Relating to Continuations	7	373	1.9%	0.7%	0.8%	0.8%
% of Patients satisfied with the dentistry they have received	0	0	N/A	93.3%	93.2%	93.4%
% of Patients satisfied with the time they had to wait for an appointment	0	0	N/A	91.1%	88.5%	87.6%

* This is based on patients treated on this contract for their most recent course of treatment.

Figures in italics indicate the base number of FP17s or Patient Questionnaire responses are less than 100. N/A is shown where the base number of responses is less than 10 during the period. % is calculated as Quantity/Base number*100

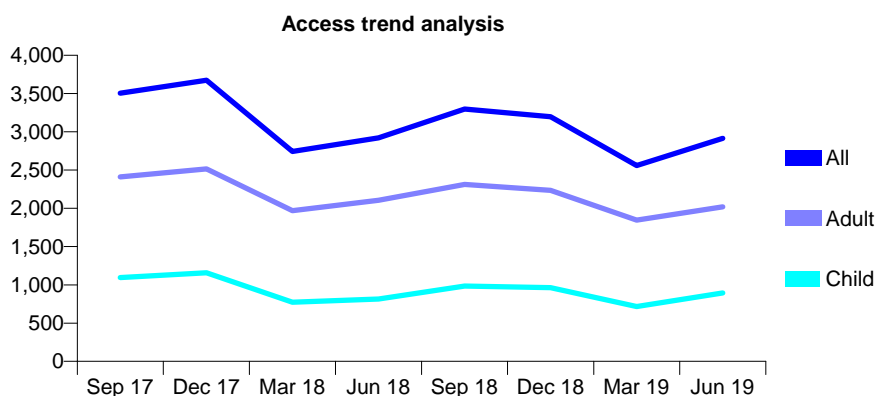
Q54 - Vital Signs At a Glance Contract Report for 732052/0002 - June 2019

Name or company name	Balbir S Bhandal, Amrik S Bhandal & Baljit
Contract type name	GDS Contract
Purpose of contract	General
Contract start date	01/04/2006
Contract end date	

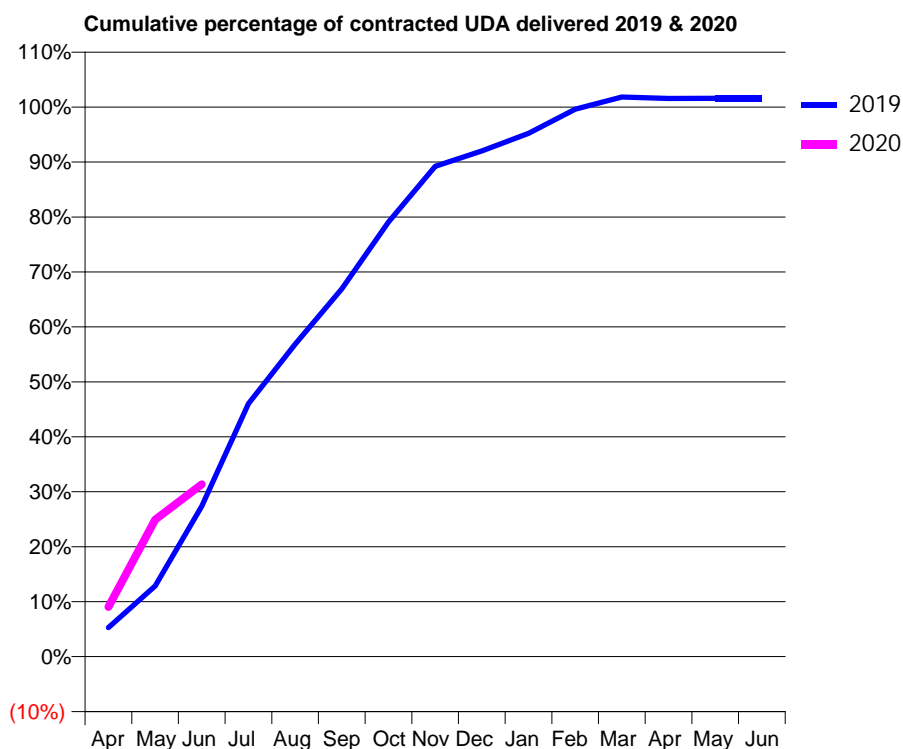
19/20 Contracted general activity (UDA)	10,031
Carry forward general activity (UDA)	0
19/20 Contracted orthodontic activity (UOA)	0
Carry forward orthodontic activity (UOA)	0
Baseline contract value	£254,166.69

ACCESS*

Patients seen in 24 months	Total	Change since previous quarter
Quarter ending June 2018	2,920	
Quarter ending September 2018	3,296	↑
Quarter ending December 2018	3,198	↓
Quarter ending March 2019	2,560	↓
Quarter ending June 2019	2,915	↑
Variance since June 2018	(0.2%)	→



ACTIVITY



Month	Adjusted Scheduled Activity (UDA)	
	2019	2020
April	531	907
May	1,288	2,500
June	2,743	3,143
July	4,616	
August	5,705	
September	6,712	
October	7,931	
November	8,951	
December	9,229	
January	9,550	
February	9,991	
March	10,212	
April	10,188	
May	10,191	
June	10,191	

QUALITY

	Quantity	Base Number	Contract	AT	Region	England
% of FP17s for the same patient ID Re-attending within 3 months - Children	10	394	2.5%	9.6%	11.2%	11.4%
% of FP17s for the same patient ID Re-attending within 3 months - Adults	35	596	5.9%	14.3%	14.8%	15.4%
% of FP17s for the same patient ID Re-attending between 3 & 9 months - Children	154	394	39.1%	54.0%	60.9%	59.8%
% of FP17s for the same patient ID Re-attending between 3 & 9 months - Adults	177	596	29.7%	48.9%	53.2%	52.1%
% of FP17s for Band 1 Urgent Courses	96	993	9.7%	8.4%	8.3%	9.2%
% of FP17s Relating to Free Repair or Replacements	8	993	0.8%	0.8%	0.7%	0.7%
% of FP17s Relating to Continuations	2	993	0.2%	0.7%	0.8%	0.8%
% of Patients satisfied with the dentistry they have received	0	0	N/A	93.3%	93.2%	93.4%
% of Patients satisfied with the time they had to wait for an appointment	0	0	N/A	91.1%	88.5%	87.6%

* This is based on patients treated on this contract for their most recent course of treatment. Figures in italics indicate the base number of FP17s or Patient Questionnaire responses are less than 100. N/A is shown where the base number of responses is less than 10 during the period. % is calculated as Quantity/Base number*100

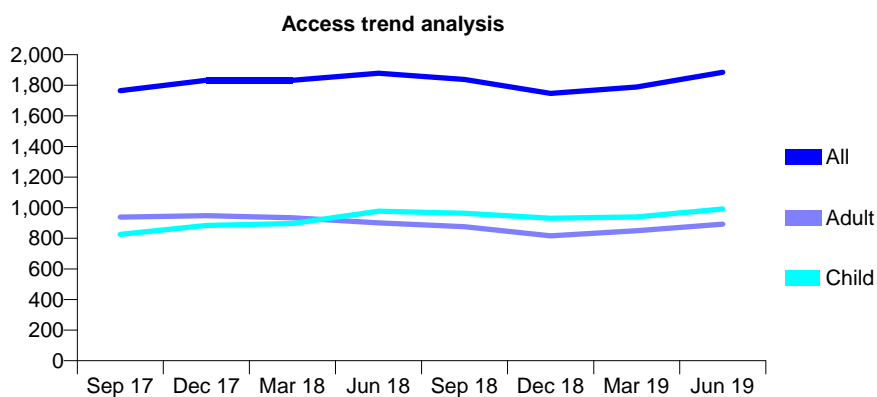
Q54 - Vital Signs At a Glance Contract Report for 735884/0001 - June 2019

Name or company name	Chelmsley Wood Care Centre
Contract type name	GDS Contract
Purpose of contract	General
Contract start date	01/04/2006
Contract end date	

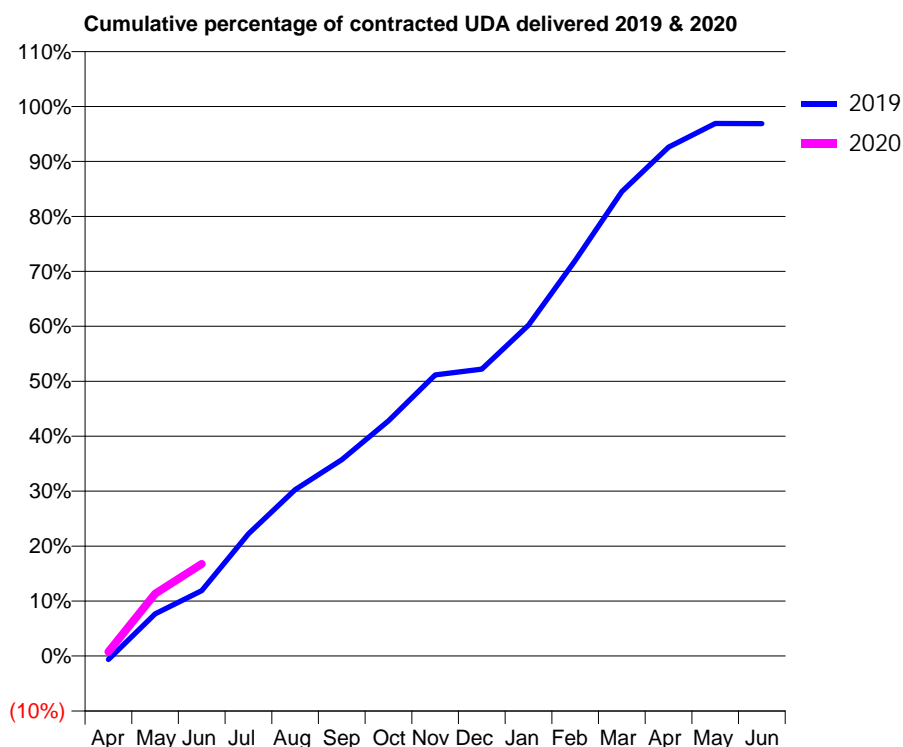
19/20 Contracted general activity (UDA)	7,426
Carry forward general activity (UDA)	0
19/20 Contracted orthodontic activity (UOA)	0
Carry forward orthodontic activity (UOA)	0
Baseline contract value	£207,615.99

ACCESS*

Patients seen in 24 months	Total	Change since previous quarter
Quarter ending June 2018	1,878	
Quarter ending September 2018	1,838	↓
Quarter ending December 2018	1,747	↓
Quarter ending March 2019	1,789	↑
Quarter ending June 2019	1,885	↑
Variance since June 2018	0.4%	→



ACTIVITY



Month	Adjusted Scheduled Activity (UDA)	
	2019	2020
April	-47	58
May	570	842
June	883	1,244
July	1,651	
August	2,249	
September	2,653	
October	3,178	
November	3,799	
December	3,877	
January	4,471	
February	5,346	
March	6,273	
April	6,876	
May	7,196	
June	7,193	

QUALITY

	Quantity	Base Number	Contract	AT	Region	England
% of FP17s for the same patient ID Re-attending within 3 months - Children	25	335	7.5%	9.6%	11.2%	11.4%
% of FP17s for the same patient ID Re-attending within 3 months - Adults	29	266	10.9%	14.3%	14.8%	15.4%
% of FP17s for the same patient ID Re-attending between 3 & 9 months - Children	107	335	31.9%	54.0%	60.9%	59.8%
% of FP17s for the same patient ID Re-attending between 3 & 9 months - Adults	73	266	27.4%	48.9%	53.2%	52.1%
% of FP17s for Band 1 Urgent Courses	44	344	12.8%	8.4%	8.3%	9.2%
% of FP17s Relating to Free Repair or Replacements	0	344	0.0%	0.8%	0.7%	0.7%
% of FP17s Relating to Continuations	0	344	0.0%	0.7%	0.8%	0.8%
% of Patients satisfied with the dentistry they have received	0	0	N/A	93.3%	93.2%	93.4%
% of Patients satisfied with the time they had to wait for an appointment	0	0	N/A	91.1%	88.5%	87.6%

* This is based on patients treated on this contract for their most recent course of treatment. Figures in italics indicate the base number of FP17s or Patient Questionnaire responses are less than 100. N/A is shown where the base number of responses is less than 10 during the period. % is calculated as Quantity/Base number*100

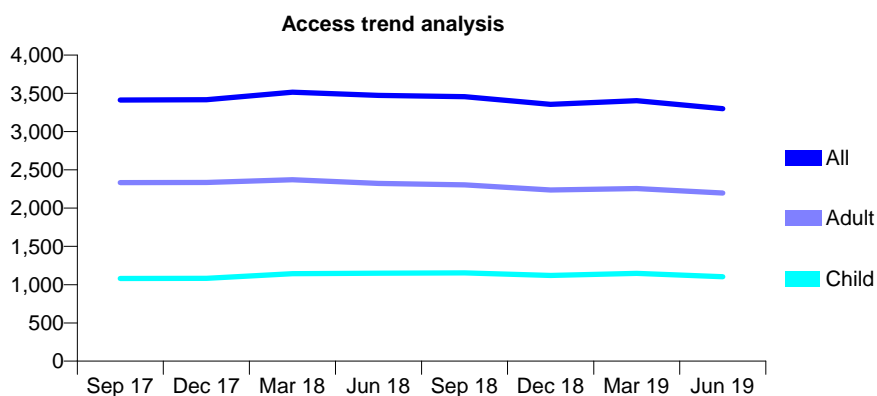
Q54 - Vital Signs At a Glance Contract Report for 735884/0002 - June 2019

Name or company name	Chelmsley Wood Care Centre
Contract type name	GDS Contract
Purpose of contract	General
Contract start date	01/04/2011
Contract end date	

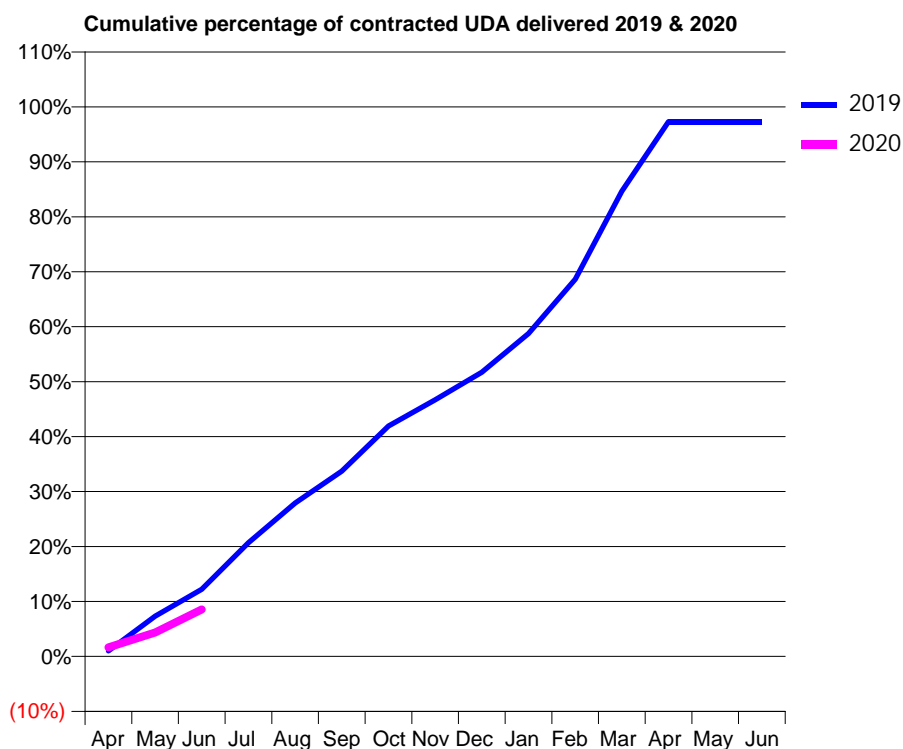
19/20 Contracted general activity (UDA)	16,000
Carry forward general activity (UDA)	0
19/20 Contracted orthodontic activity (UOA)	0
Carry forward orthodontic activity (UOA)	0
Baseline contract value	£356,905.64

ACCESS*

Patients seen in 24 months	Total	Change since previous quarter
Quarter ending June 2018	3,472	
Quarter ending September 2018	3,457	→
Quarter ending December 2018	3,356	↓
Quarter ending March 2019	3,404	→
Quarter ending June 2019	3,299	↓
Variance since June 2018	(5.0%)	↓



ACTIVITY



Month	2019	2020
April	161	265
May	1,173	695
June	1,953	1,370
July	3,311	
August	4,467	
September	5,395	
October	6,708	
November	7,472	
December	8,272	
January	9,402	
February	10,977	
March	13,540	
April	15,571	
May	15,572	
June	15,572	

QUALITY

	Quantity	Base Number	Contract	AT	Region	England
% of FP17s for the same patient ID Re-attending within 3 months - Children	11	267	4.1%	9.6%	11.2%	11.4%
% of FP17s for the same patient ID Re-attending within 3 months - Adults	78	573	13.6%	14.3%	14.8%	15.4%
% of FP17s for the same patient ID Re-attending between 3 & 9 months - Children	120	267	44.9%	54.0%	60.9%	59.8%
% of FP17s for the same patient ID Re-attending between 3 & 9 months - Adults	219	573	38.2%	48.9%	53.2%	52.1%
% of FP17s for Band 1 Urgent Courses	70	523	13.4%	8.4%	8.3%	9.2%
% of FP17s Relating to Free Repair or Replacements	2	523	0.4%	0.8%	0.7%	0.7%
% of FP17s Relating to Continuations	17	523	3.3%	0.7%	0.8%	0.8%
% of Patients satisfied with the dentistry they have received	0	0	N/A	93.3%	93.2%	93.4%
% of Patients satisfied with the time they had to wait for an appointment	0	0	N/A	91.1%	88.5%	87.6%

* This is based on patients treated on this contract for their most recent course of treatment. Figures in italics indicate the base number of FP17s or Patient Questionnaire responses are less than 100. N/A is shown where the base number of responses is less than 10 during the period. % is calculated as Quantity/Base number*100

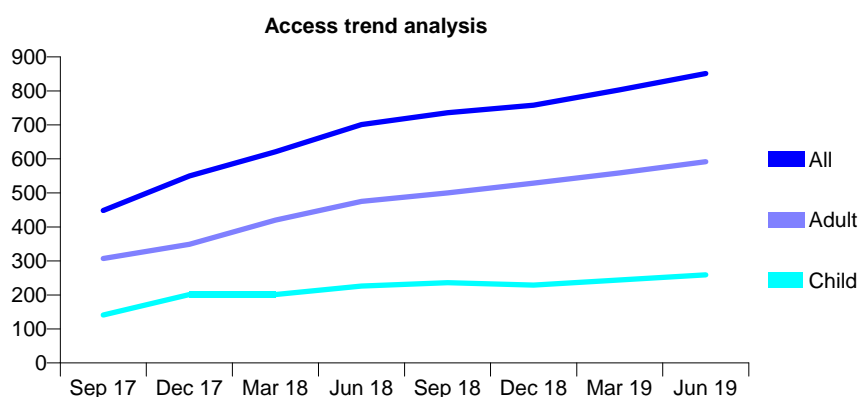
Q54 - Vital Signs At a Glance Contract Report for 740403/0002 - June 2019

Name or company name	MISS JV PATEL
Contract type name	GDS Contract
Purpose of contract	General
Contract start date	01/04/2006
Contract end date	

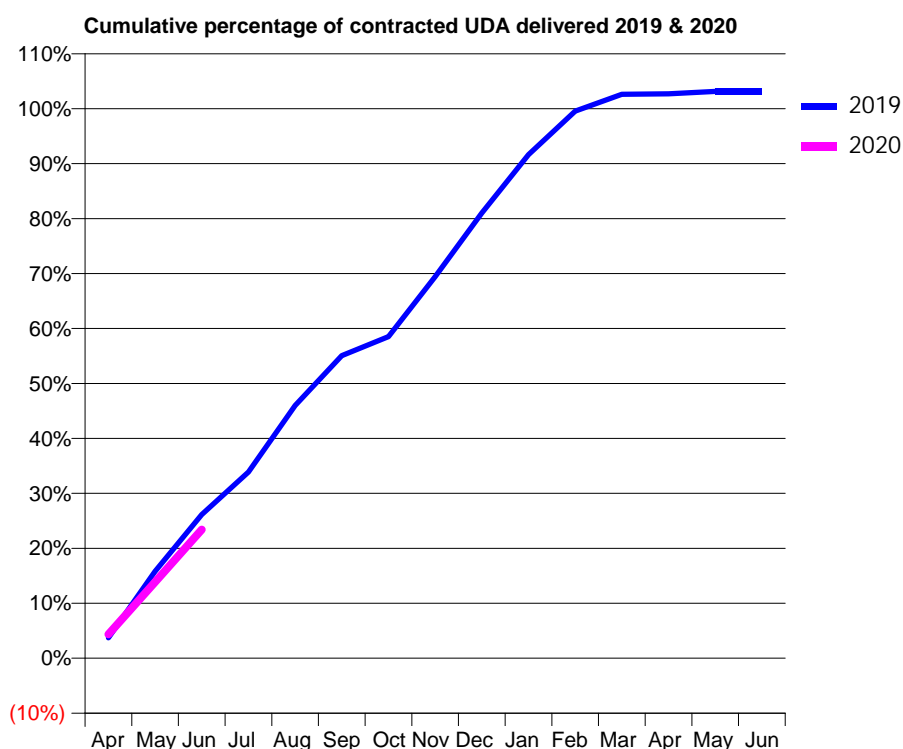
19/20 Contracted general activity (UDA)	2,997
Carry forward general activity (UDA)	0
19/20 Contracted orthodontic activity (UOA)	0
Carry forward orthodontic activity (UOA)	0
Baseline contract value	£76,428.92

ACCESS*

Patients seen in 24 months	Total	Change since previous quarter
Quarter ending June 2018	701	
Quarter ending September 2018	736	↑
Quarter ending December 2018	758	↑
Quarter ending March 2019	803	↑
Quarter ending June 2019	851	↑
Variance since June 2018	21.4%	↑



ACTIVITY



Month	2019	2020
April	111	130
May	474	416
June	784	702
July	1,016	
August	1,378	
September	1,650	
October	1,754	
November	2,081	
December	2,428	
January	2,747	
February	2,983	
March	3,075	
April	3,078	
May	3,090	
June	3,090	

QUALITY

	Quantity	Base Number	Contract	AT	Region	England
% of FP17s for the same patient ID Re-attending within 3 months - Children	0	83	0.0%	9.6%	11.2%	11.4%
% of FP17s for the same patient ID Re-attending within 3 months - Adults	14	138	10.1%	14.3%	14.8%	15.4%
% of FP17s for the same patient ID Re-attending between 3 & 9 months - Children	32	83	38.6%	54.0%	60.9%	59.8%
% of FP17s for the same patient ID Re-attending between 3 & 9 months - Adults	44	138	31.9%	48.9%	53.2%	52.1%
% of FP17s for Band 1 Urgent Courses	24	218	11.0%	8.4%	8.3%	9.2%
% of FP17s Relating to Free Repair or Replacements	0	218	0.0%	0.8%	0.7%	0.7%
% of FP17s Relating to Continuations	0	218	0.0%	0.7%	0.8%	0.8%
% of Patients satisfied with the dentistry they have received	0	0	N/A	93.3%	93.2%	93.4%
% of Patients satisfied with the time they had to wait for an appointment	0	0	N/A	91.1%	88.5%	87.6%

* This is based on patients treated on this contract for their most recent course of treatment.

Figures in italics indicate the base number of FP17s or Patient Questionnaire responses are less than 100. N/A is shown where the base number of responses is less than 10 during the period. % is calculated as Quantity/Base number*100

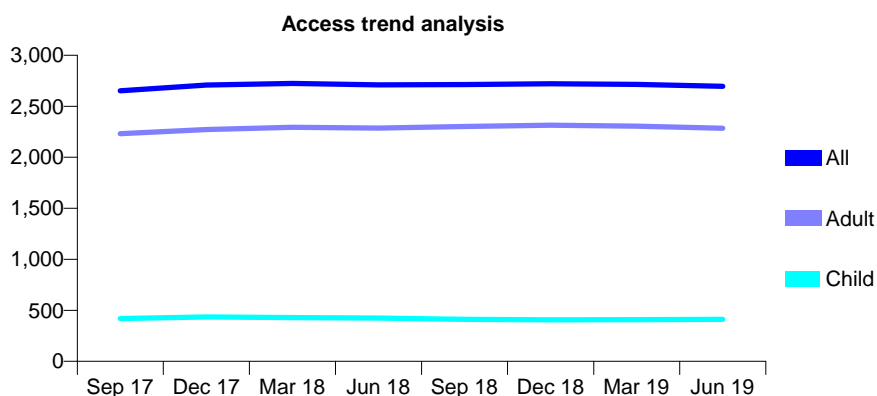
Q54 - Vital Signs At a Glance Contract Report for 745138/0001 - June 2019

Name or company name	MR JM ROBINSON
Contract type name	GDS Contract
Purpose of contract	General
Contract start date	01/04/2006
Contract end date	

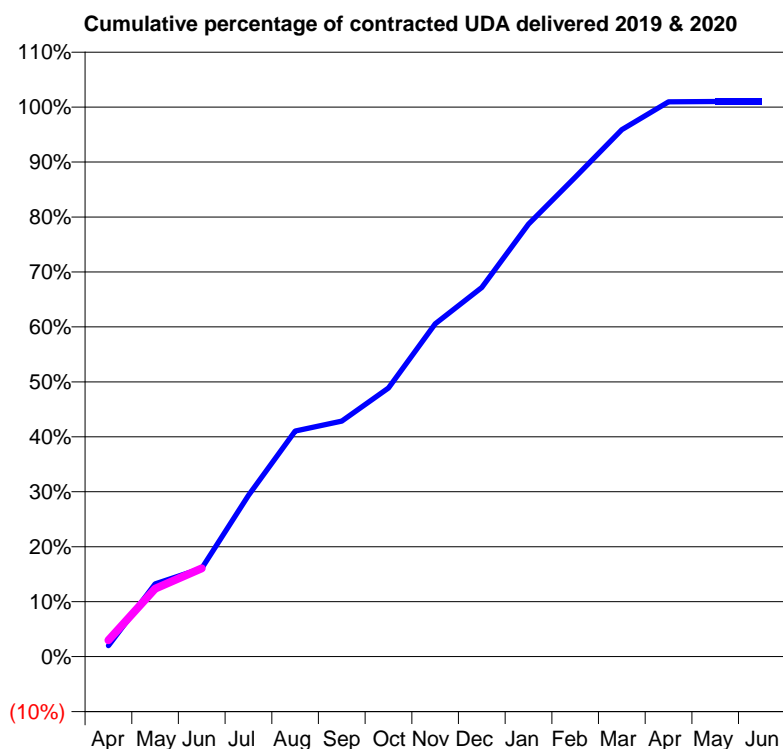
19/20 Contracted general activity (UDA)	7,227
Carry forward general activity (UDA)	0
19/20 Contracted orthodontic activity (UOA)	0
Carry forward orthodontic activity (UOA)	0
Baseline contract value	£181,195.73

ACCESS*

Patients seen in 24 months	Total	Change since previous quarter
Quarter ending June 2018	2,709	
Quarter ending September 2018	2,713	→
Quarter ending December 2018	2,721	→
Quarter ending March 2019	2,714	→
Quarter ending June 2019	2,696	→
Variance since June 2018	(0.5%)	→



ACTIVITY



Month	Adjusted Scheduled Activity (UDA)	
	2019	2020
April	144	217
May	957	893
June	1,163	1,161
July	2,121	
August	2,967	
September	3,098	
October	3,533	
November	4,376	
December	4,855	
January	5,688	
February	6,305	
March	6,930	
April	7,297	
May	7,300	
June	7,300	

QUALITY

	Quantity	Base Number	Contract	AT	Region	England
% of FP17s for the same patient ID Re-attending within 3 months - Children	1	135	0.7%	9.6%	11.2%	11.4%
% of FP17s for the same patient ID Re-attending within 3 months - Adults	51	669	7.6%	14.3%	14.8%	15.4%
% of FP17s for the same patient ID Re-attending between 3 & 9 months - Children	90	135	66.7%	54.0%	60.9%	59.8%
% of FP17s for the same patient ID Re-attending between 3 & 9 months - Adults	372	669	55.6%	48.9%	53.2%	52.1%
% of FP17s for Band 1 Urgent Courses	32	654	4.9%	8.4%	8.3%	9.2%
% of FP17s Relating to Free Repair or Replacements	7	654	1.1%	0.8%	0.7%	0.7%
% of FP17s Relating to Continuations	3	654	0.5%	0.7%	0.8%	0.8%
% of Patients satisfied with the dentistry they have received	1	1	N/A	93.3%	93.2%	93.4%
% of Patients satisfied with the time they had to wait for an appointment	1	1	N/A	91.1%	88.5%	87.6%

* This is based on patients treated on this contract for their most recent course of treatment. Figures in italics indicate the base number of FP17s or Patient Questionnaire responses are less than 100. N/A is shown where the base number of responses is less than 10 during the period. % is calculated as Quantity/Base number*100

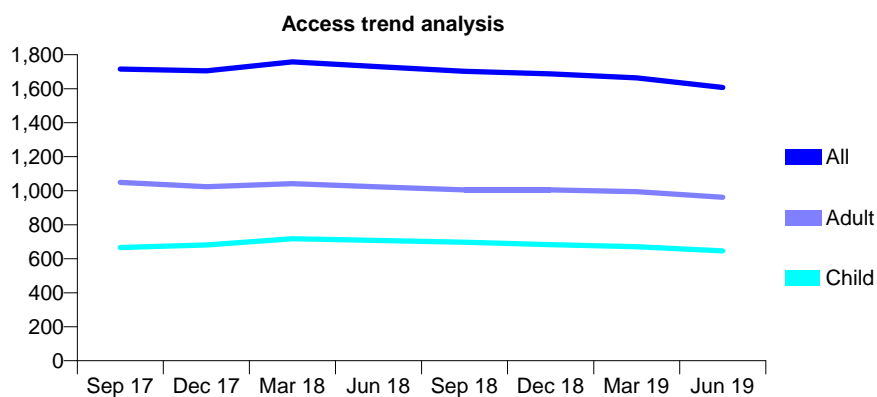
Q54 - Vital Signs At a Glance Contract Report for 748196/0001 - June 2019

Name or company name	MR AM PATTNI
Contract type name	GDS Contract
Purpose of contract	General
Contract start date	01/04/2006
Contract end date	

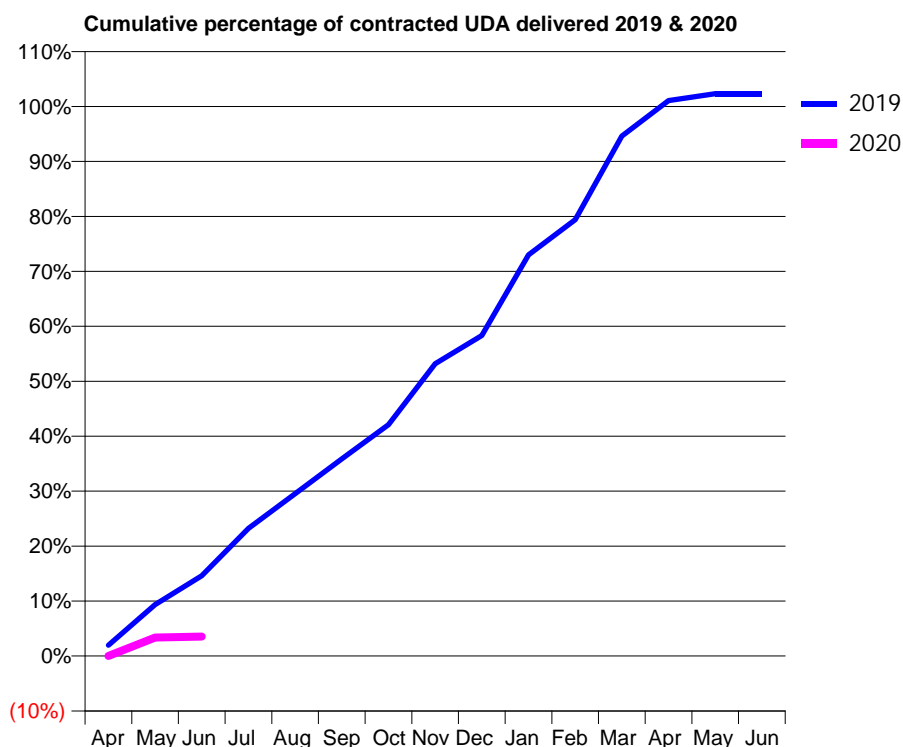
19/20 Contracted general activity (UDA)	4,099
Carry forward general activity (UDA)	0
19/20 Contracted orthodontic activity (UOA)	0
Carry forward orthodontic activity (UOA)	0
Baseline contract value	£98,147.77

ACCESS*

Patients seen in 24 months	Total	Change since previous quarter
Quarter ending June 2018	1,729	
Quarter ending September 2018	1,702	↓
Quarter ending December 2018	1,687	→
Quarter ending March 2019	1,664	↓
Quarter ending June 2019	1,607	↓
Variance since June 2018	(7.1%)	↓



ACTIVITY



Month	Adjusted Scheduled Activity (UDA)	
	2019	2020
April	81	0
May	383	138
June	600	145
July	952	
August	1,211	
September	1,469	
October	1,725	
November	2,179	
December	2,390	
January	2,992	
February	3,255	
March	3,877	
April	4,142	
May	4,195	
June	4,195	

QUALITY

	Quantity	Base Number	Contract	AT	Region	England
% of FP17s for the same patient ID Re-attending within 3 months - Children	7	124	5.6%	9.6%	11.2%	11.4%
% of FP17s for the same patient ID Re-attending within 3 months - Adults	11	100	11.0%	14.3%	14.8%	15.4%
% of FP17s for the same patient ID Re-attending between 3 & 9 months - Children	82	124	66.1%	54.0%	60.9%	59.8%
% of FP17s for the same patient ID Re-attending between 3 & 9 months - Adults	31	100	31.0%	48.9%	53.2%	52.1%
% of FP17s for Band 1 Urgent Courses	14	104	13.5%	8.4%	8.3%	9.2%
% of FP17s Relating to Free Repair or Replacements	0	104	0.0%	0.8%	0.7%	0.7%
% of FP17s Relating to Continuations	0	104	0.0%	0.7%	0.8%	0.8%
% of Patients satisfied with the dentistry they have received	2	2	N/A	93.3%	93.2%	93.4%
% of Patients satisfied with the time they had to wait for an appointment	2	2	N/A	91.1%	88.5%	87.6%

* This is based on patients treated on this contract for their most recent course of treatment. Figures in italics indicate the base number of FP17s or Patient Questionnaire responses are less than 100. N/A is shown where the base number of responses is less than 10 during the period. % is calculated as Quantity/Base number*100

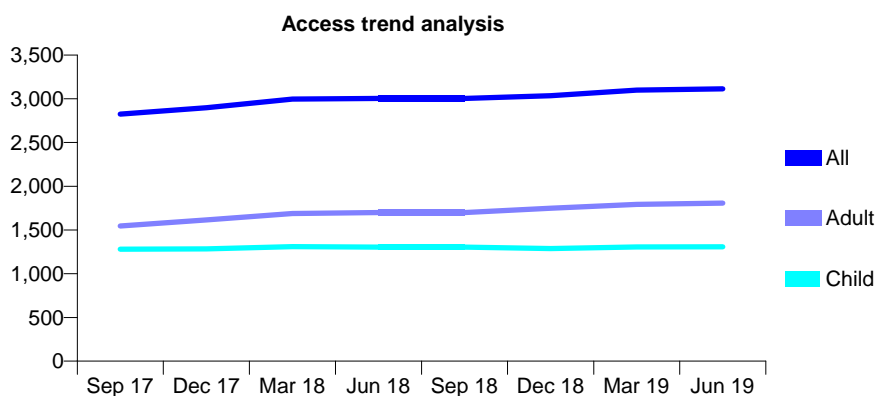
Q54 - Vital Signs At a Glance Contract Report for 749672/0001 - June 2019

Name or company name	MR SS KELLEY
Contract type name	GDS Contract
Purpose of contract	General
Contract start date	01/04/2006
Contract end date	

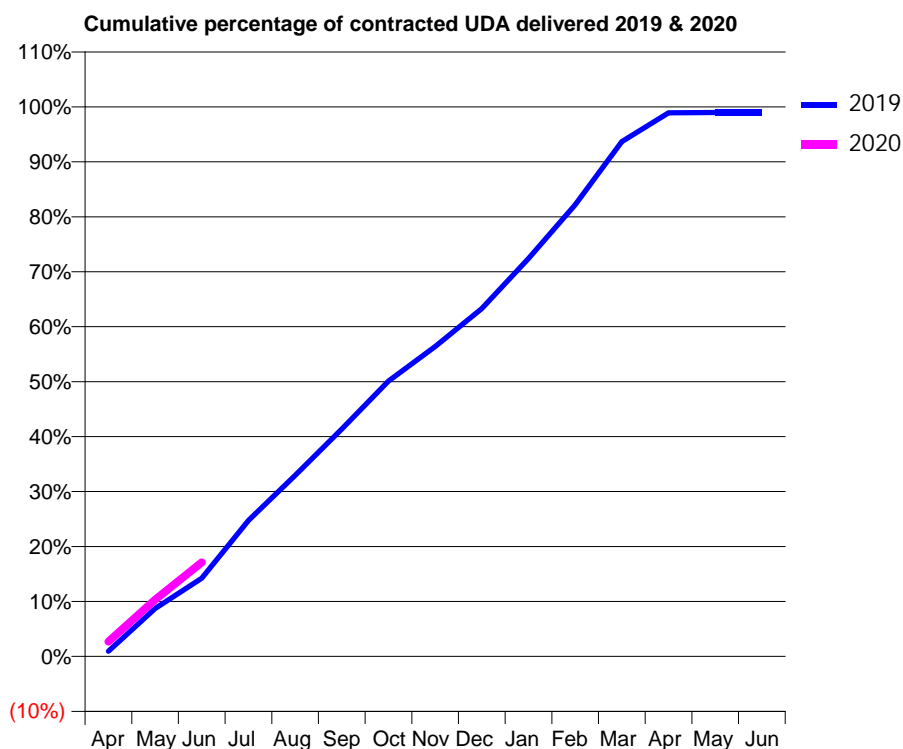
19/20 Contracted general activity (UDA)	8,700
Carry forward general activity (UDA)	0
19/20 Contracted orthodontic activity (UOA)	0
Carry forward orthodontic activity (UOA)	0
Baseline contract value	£208,417.93

ACCESS*

Patients seen in 24 months	Total	Change since previous quarter
Quarter ending June 2018	3,004	
Quarter ending September 2018	3,004	→
Quarter ending December 2018	3,036	→
Quarter ending March 2019	3,099	↑
Quarter ending June 2019	3,114	→
Variance since June 2018	3.7%	↑



ACTIVITY



Month	2019	2020
April	83	235
May	758	899
June	1,238	1,489
July	2,152	
August	2,867	
September	3,599	
October	4,360	
November	4,906	
December	5,507	
January	6,301	
February	7,152	
March	8,150	
April	8,605	
May	8,610	
June	8,611	

QUALITY

	Quantity	Base Number	Contract	AT	Region	England
% of FP17s for the same patient ID Re-attending within 3 months - Children	46	555	8.3%	9.6%	11.2%	11.4%
% of FP17s for the same patient ID Re-attending within 3 months - Adults	60	633	9.5%	14.3%	14.8%	15.4%
% of FP17s for the same patient ID Re-attending between 3 & 9 months - Children	399	555	71.9%	54.0%	60.9%	59.8%
% of FP17s for the same patient ID Re-attending between 3 & 9 months - Adults	435	633	68.7%	48.9%	53.2%	52.1%
% of FP17s for Band 1 Urgent Courses	54	972	5.6%	8.4%	8.3%	9.2%
% of FP17s Relating to Free Repair or Replacements	3	972	0.3%	0.8%	0.7%	0.7%
% of FP17s Relating to Continuations	6	972	0.6%	0.7%	0.8%	0.8%
% of Patients satisfied with the dentistry they have received	0	0	N/A	93.3%	93.2%	93.4%
% of Patients satisfied with the time they had to wait for an appointment	0	0	N/A	91.1%	88.5%	87.6%

* This is based on patients treated on this contract for their most recent course of treatment. Figures in italics indicate the base number of FP17s or Patient Questionnaire responses are less than 100. N/A is shown where the base number of responses is less than 10 during the period. % is calculated as Quantity/Base number*100

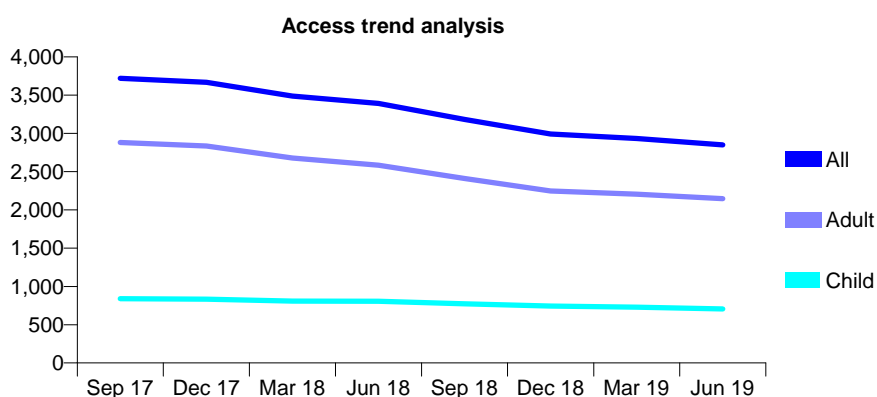
Q54 - Vital Signs At a Glance Contract Report for 754005/0001 - June 2019

Name or company name	MR RN RIDDELL
Contract type name	GDS Contract
Purpose of contract	General
Contract start date	01/04/2006
Contract end date	

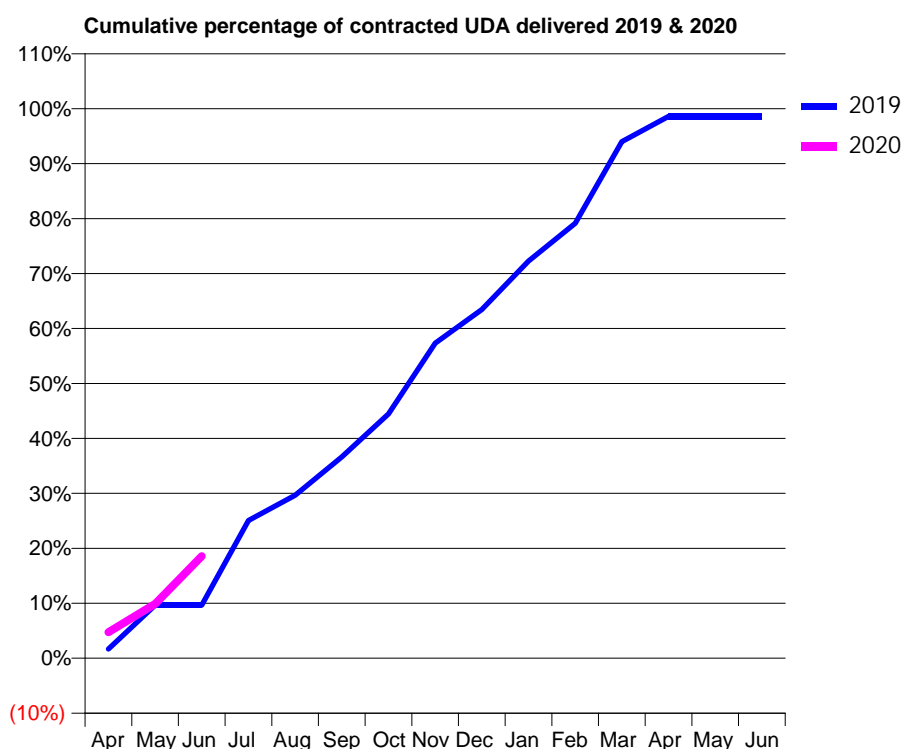
19/20 Contracted general activity (UDA)	5,536
Carry forward general activity (UDA)	0
19/20 Contracted orthodontic activity (UOA)	0
Carry forward orthodontic activity (UOA)	0
Baseline contract value	£118,977.45

ACCESS*

Patients seen in 24 months	Total	Change since previous quarter
Quarter ending June 2018	3,390	
Quarter ending September 2018	3,182	↓
Quarter ending December 2018	2,991	↓
Quarter ending March 2019	2,934	↓
Quarter ending June 2019	2,851	↓
Variance since June 2018	(15.9%)	↓



ACTIVITY



Month	2019	2020
April	94	262
May	534	548
June	534	1,028
July	1,387	
August	1,642	
September	2,028	
October	2,461	
November	3,174	
December	3,512	
January	4,000	
February	4,382	
March	5,204	
April	5,458	
May	5,458	
June	5,458	

QUALITY

	Quantity	Base Number	Contract	AT	Region	England
% of FP17s for the same patient ID Re-attending within 3 months - Children	10	214	4.7%	9.6%	11.2%	11.4%
% of FP17s for the same patient ID Re-attending within 3 months - Adults	68	579	11.7%	14.3%	14.8%	15.4%
% of FP17s for the same patient ID Re-attending between 3 & 9 months - Children	133	214	62.1%	54.0%	60.9%	59.8%
% of FP17s for the same patient ID Re-attending between 3 & 9 months - Adults	269	579	46.5%	48.9%	53.2%	52.1%
% of FP17s for Band 1 Urgent Courses	46	662	6.9%	8.4%	8.3%	9.2%
% of FP17s Relating to Free Repair or Replacements	2	662	0.3%	0.8%	0.7%	0.7%
% of FP17s Relating to Continuations	5	662	0.8%	0.7%	0.8%	0.8%
% of Patients satisfied with the dentistry they have received	1	1	N/A	93.3%	93.2%	93.4%
% of Patients satisfied with the time they had to wait for an appointment	1	1	N/A	91.1%	88.5%	87.6%

* This is based on patients treated on this contract for their most recent course of treatment. Figures in italics indicate the base number of FP17s or Patient Questionnaire responses are less than 100. N/A is shown where the base number of responses is less than 10 during the period. % is calculated as Quantity/Base number*100

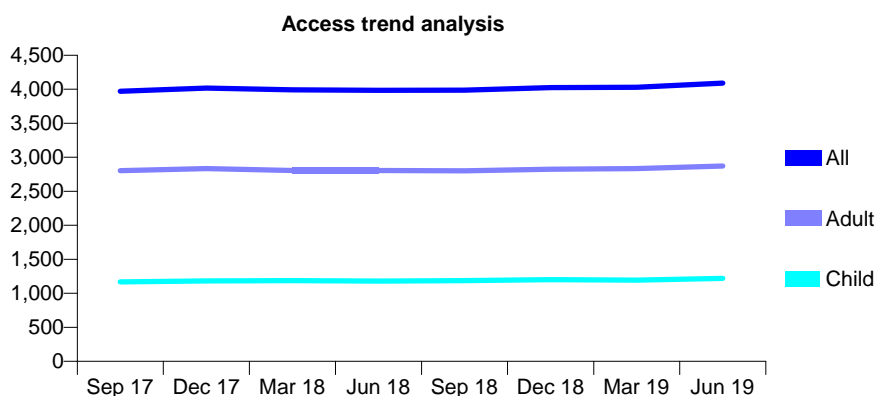
Q54 - Vital Signs At a Glance Contract Report for 763144/0001 - June 2019

Name or company name	MR GS BAHIA
Contract type name	GDS Contract
Purpose of contract	General
Contract start date	01/04/2006
Contract end date	

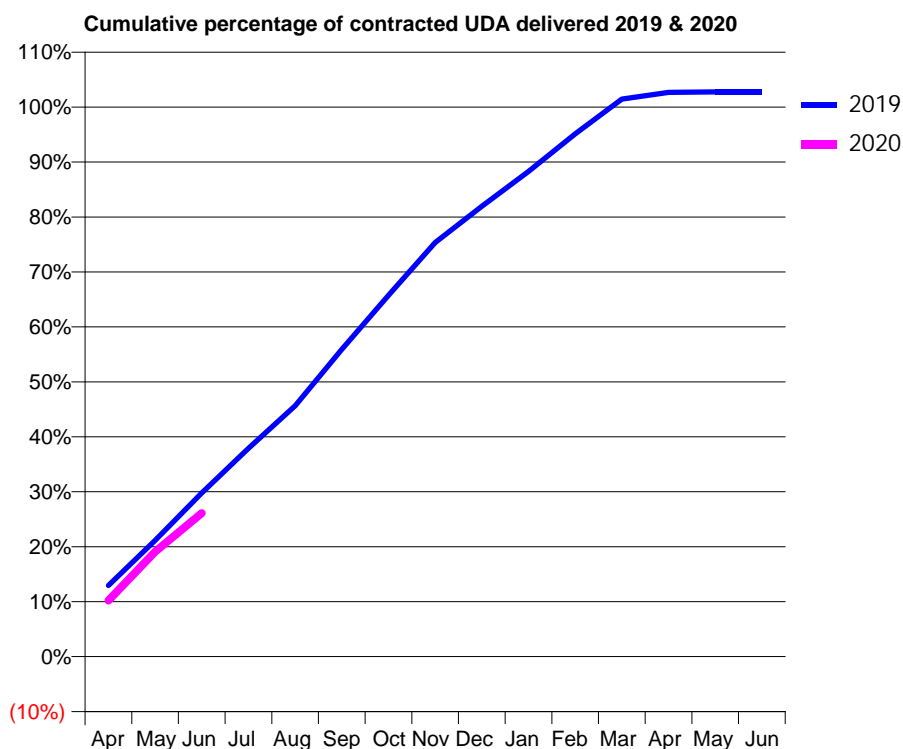
19/20 Contracted general activity (UDA)	7,933
Carry forward general activity (UDA)	0
19/20 Contracted orthodontic activity (UOA)	0
Carry forward orthodontic activity (UOA)	0
Baseline contract value	£219,636.56

ACCESS*

Patients seen in 24 months	Total	Change since previous quarter
Quarter ending June 2018	3,985	
Quarter ending September 2018	3,988	→
Quarter ending December 2018	4,025	→
Quarter ending March 2019	4,029	→
Quarter ending June 2019	4,092	→
Variance since June 2018	2.7%	↑



ACTIVITY



Month	Adjusted Scheduled Activity (UDA)	
	2019	2020
April	1,028	809
May	1,680	1,514
June	2,364	2,073
July	3,006	
August	3,622	
September	4,434	
October	5,216	
November	5,978	
December	6,500	
January	7,002	
February	7,547	
March	8,047	
April	8,144	
May	8,151	
June	8,151	

QUALITY

	Quantity	Base Number	Contract	AT	Region	England
% of FP17s for the same patient ID Re-attending within 3 months - Children	6	399	1.5%	9.6%	11.2%	11.4%
% of FP17s for the same patient ID Re-attending within 3 months - Adults	36	834	4.3%	14.3%	14.8%	15.4%
% of FP17s for the same patient ID Re-attending between 3 & 9 months - Children	212	399	53.1%	54.0%	60.9%	59.8%
% of FP17s for the same patient ID Re-attending between 3 & 9 months - Adults	380	834	45.6%	48.9%	53.2%	52.1%
% of FP17s for Band 1 Urgent Courses	38	1,147	3.3%	8.4%	8.3%	9.2%
% of FP17s Relating to Free Repair or Replacements	0	1,147	0.0%	0.8%	0.7%	0.7%
% of FP17s Relating to Continuations	1	1,147	0.1%	0.7%	0.8%	0.8%
% of Patients satisfied with the dentistry they have received	1	1	N/A	93.3%	93.2%	93.4%
% of Patients satisfied with the time they had to wait for an appointment	1	1	N/A	91.1%	88.5%	87.6%

* This is based on patients treated on this contract for their most recent course of treatment. Figures in italics indicate the base number of FP17s or Patient Questionnaire responses are less than 100. N/A is shown where the base number of responses is less than 10 during the period. % is calculated as Quantity/Base number*100

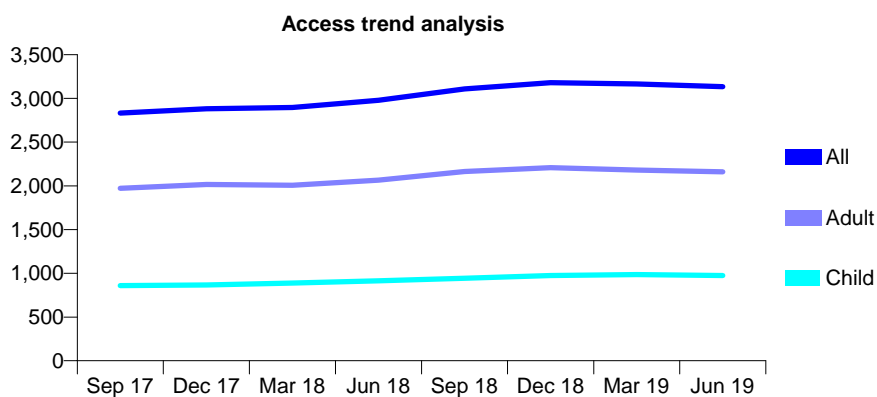
Q54 - Vital Signs At a Glance Contract Report for 764191/0001 - June 2019

Name or company name	MISS KL ROBINSON
Contract type name	GDS Contract
Purpose of contract	General
Contract start date	01/04/2006
Contract end date	

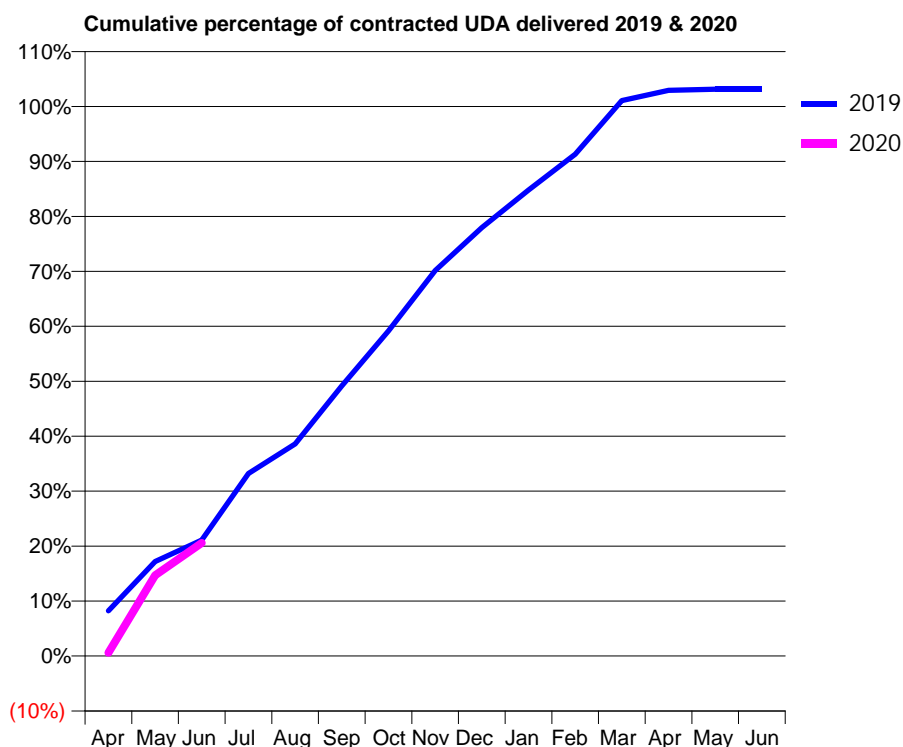
19/20 Contracted general activity (UDA)	7,466
Carry forward general activity (UDA)	0
19/20 Contracted orthodontic activity (UOA)	0
Carry forward orthodontic activity (UOA)	0
Baseline contract value	£214,431.54

ACCESS*

Patients seen in 24 months	Total	Change since previous quarter
Quarter ending June 2018	2,979	
Quarter ending September 2018	3,109	↑
Quarter ending December 2018	3,181	↑
Quarter ending March 2019	3,166	→
Quarter ending June 2019	3,135	→
Variance since June 2018	5.2%	↑



ACTIVITY



Month	Adjusted Scheduled Activity (UDA)	
	2019	2020
April	614	44
May	1,283	1,098
June	1,575	1,538
July	2,479	
August	2,881	
September	3,669	
October	4,415	
November	5,238	
December	5,818	
January	6,331	
February	6,817	
March	7,546	
April	7,684	
May	7,701	
June	7,701	

QUALITY

	Quantity	Base Number	Contract	AT	Region	England
% of FP17s for the same patient ID Re-attending within 3 months - Children	5	319	1.6%	9.6%	11.2%	11.4%
% of FP17s for the same patient ID Re-attending within 3 months - Adults	85	621	13.7%	14.3%	14.8%	15.4%
% of FP17s for the same patient ID Re-attending between 3 & 9 months - Children	204	319	63.9%	54.0%	60.9%	59.8%
% of FP17s for the same patient ID Re-attending between 3 & 9 months - Adults	353	621	56.8%	48.9%	53.2%	52.1%
% of FP17s for Band 1 Urgent Courses	80	835	9.6%	8.4%	8.3%	9.2%
% of FP17s Relating to Free Repair or Replacements	0	835	0.0%	0.8%	0.7%	0.7%
% of FP17s Relating to Continuations	0	835	0.0%	0.7%	0.8%	0.8%
% of Patients satisfied with the dentistry they have received	2	2	N/A	93.3%	93.2%	93.4%
% of Patients satisfied with the time they had to wait for an appointment	2	2	N/A	91.1%	88.5%	87.6%

* This is based on patients treated on this contract for their most recent course of treatment. Figures in italics indicate the base number of FP17s or Patient Questionnaire responses are less than 100. N/A is shown where the base number of responses is less than 10 during the period. % is calculated as Quantity/Base number*100

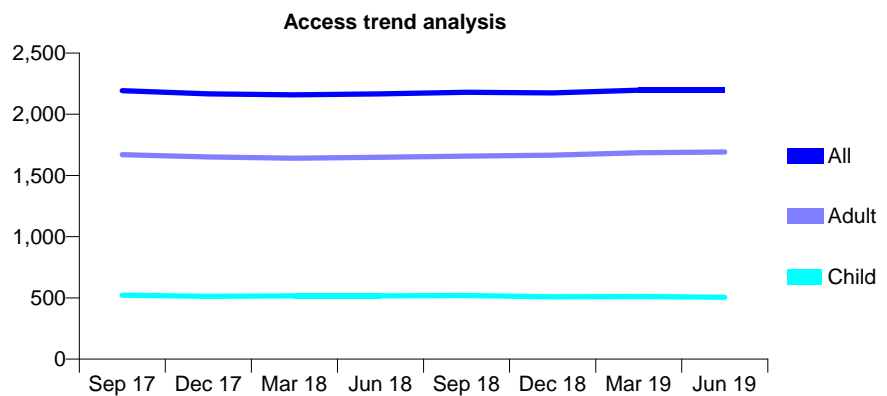
Q54 - Vital Signs At a Glance Contract Report for 765597/0001 - June 2019

Name or company name	MRS N GHABAI
Contract type name	GDS Contract
Purpose of contract	General
Contract start date	01/04/2006
Contract end date	

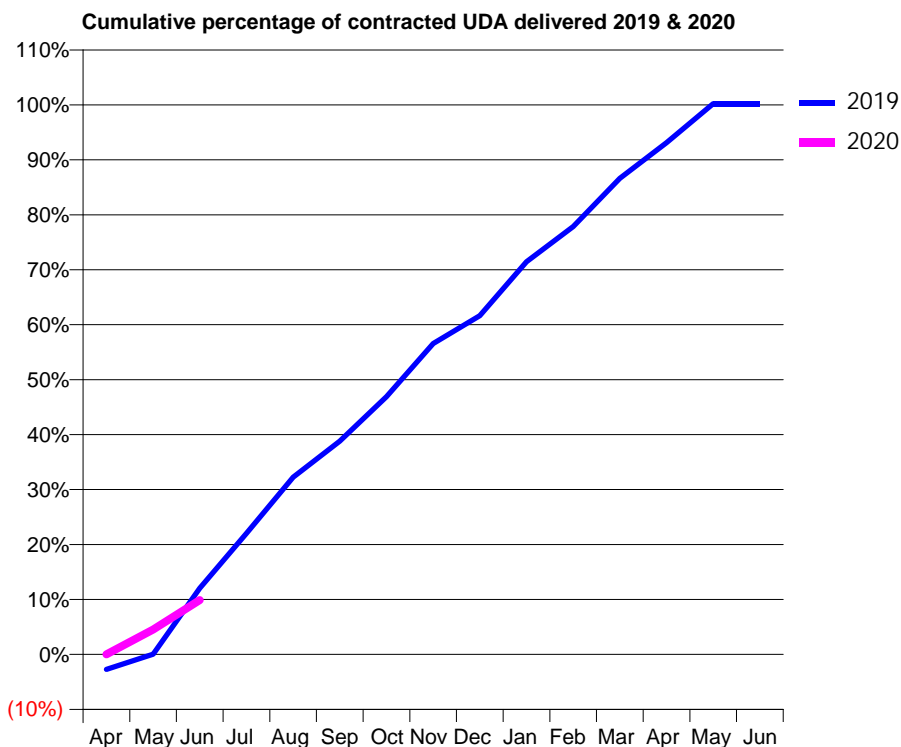
19/20 Contracted general activity (UDA)	8,368
Carry forward general activity (UDA)	0
19/20 Contracted orthodontic activity (UOA)	0
Carry forward orthodontic activity (UOA)	0
Baseline contract value	£197,691.57

ACCESS*

Patients seen in 24 months	Total	Change since previous quarter
Quarter ending June 2018	2,166	
Quarter ending September 2018	2,179	→
Quarter ending December 2018	2,175	→
Quarter ending March 2019	2,197	→
Quarter ending June 2019	2,197	→
Variance since June 2018	1.4%	→



ACTIVITY



Month	Adjusted Scheduled Activity (UDA)	
	2019	2020
April	-231	0
May	4	379
June	1,008	828
July	1,845	
August	2,700	
September	3,248	
October	3,923	
November	4,734	
December	5,158	
January	5,978	
February	6,516	
March	7,249	
April	7,793	
May	8,389	
June	8,389	

QUALITY

	Quantity	Base Number	Contract	AT	Region	England
% of FP17s for the same patient ID Re-attending within 3 months - Children	21	268	7.8%	9.6%	11.2%	11.4%
% of FP17s for the same patient ID Re-attending within 3 months - Adults	84	681	12.3%	14.3%	14.8%	15.4%
% of FP17s for the same patient ID Re-attending between 3 & 9 months - Children	188	268	70.1%	54.0%	60.9%	59.8%
% of FP17s for the same patient ID Re-attending between 3 & 9 months - Adults	444	681	65.2%	48.9%	53.2%	52.1%
% of FP17s for Band 1 Urgent Courses	27	368	7.3%	8.4%	8.3%	9.2%
% of FP17s Relating to Free Repair or Replacements	0	368	0.0%	0.8%	0.7%	0.7%
% of FP17s Relating to Continuations	3	368	0.8%	0.7%	0.8%	0.8%
% of Patients satisfied with the dentistry they have received	2	2	N/A	93.3%	93.2%	93.4%
% of Patients satisfied with the time they had to wait for an appointment	2	2	N/A	91.1%	88.5%	87.6%

* This is based on patients treated on this contract for their most recent course of treatment. Figures in italics indicate the base number of FP17s or Patient Questionnaire responses are less than 100. N/A is shown where the base number of responses is less than 10 during the period. % is calculated as Quantity/Base number*100

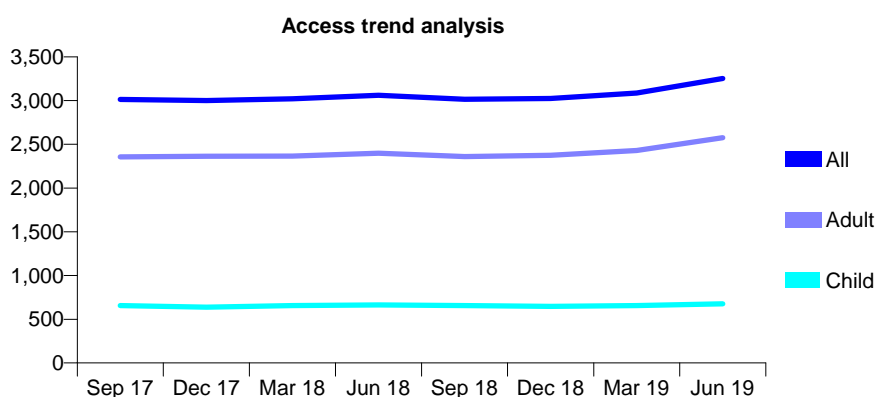
Q54 - Vital Signs At a Glance Contract Report for 765643/0001 - June 2019

Name or company name	MR D SINGH-TERPOT
Contract type name	GDS Contract
Purpose of contract	General
Contract start date	01/04/2006
Contract end date	

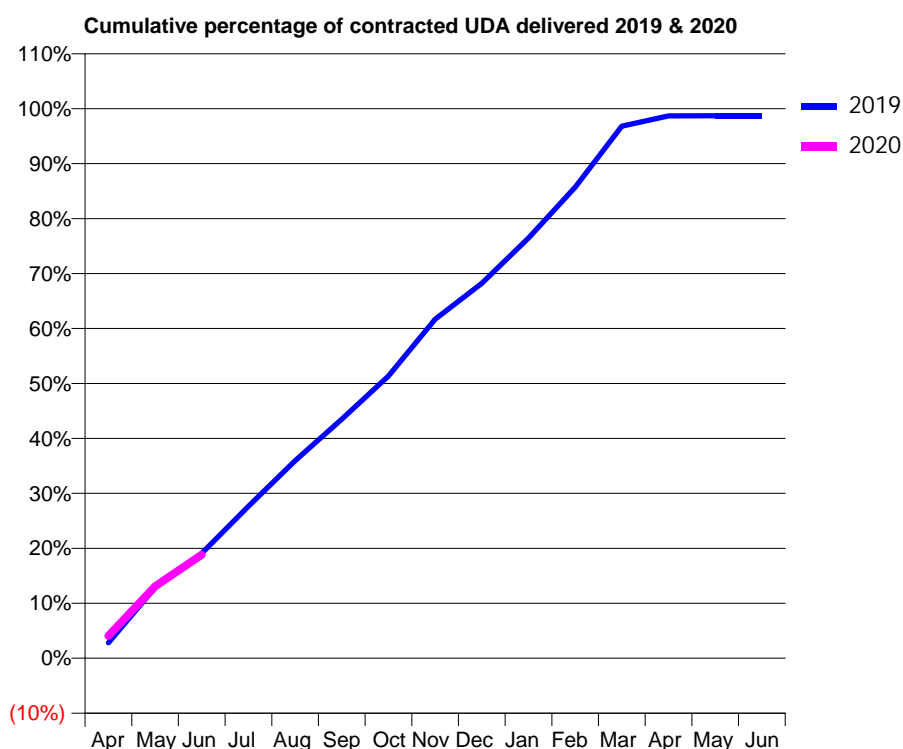
19/20 Contracted general activity (UDA)	8,845
Carry forward general activity (UDA)	0
19/20 Contracted orthodontic activity (UOA)	0
Carry forward orthodontic activity (UOA)	0
Baseline contract value	£220,897.15

ACCESS*

Patients seen in 24 months	Total	Change since previous quarter
Quarter ending June 2018	3,062	
Quarter ending September 2018	3,016	↓
Quarter ending December 2018	3,023	→
Quarter ending March 2019	3,086	↑
Quarter ending June 2019	3,253	↑
Variance since June 2018	6.2%	↑



ACTIVITY



Month	2019	2020
April	249	359
May	1,138	1,159
June	1,688	1,664
July	2,445	
August	3,179	
September	3,847	
October	4,542	
November	5,458	
December	6,034	
January	6,763	
February	7,583	
March	8,563	
April	8,729	
May	8,730	
June	8,730	

QUALITY

	Quantity	Base Number	Contract	AT	Region	England
% of FP17s for the same patient ID Re-attending within 3 months - Children	6	161	3.7%	9.6%	11.2%	11.4%
% of FP17s for the same patient ID Re-attending within 3 months - Adults	100	759	13.2%	14.3%	14.8%	15.4%
% of FP17s for the same patient ID Re-attending between 3 & 9 months - Children	72	161	44.7%	54.0%	60.9%	59.8%
% of FP17s for the same patient ID Re-attending between 3 & 9 months - Adults	341	759	44.9%	48.9%	53.2%	52.1%
% of FP17s for Band 1 Urgent Courses	9	862	1.0%	8.4%	8.3%	9.2%
% of FP17s Relating to Free Repair or Replacements	2	862	0.2%	0.8%	0.7%	0.7%
% of FP17s Relating to Continuations	2	862	0.2%	0.7%	0.8%	0.8%
% of Patients satisfied with the dentistry they have received	1	1	N/A	93.3%	93.2%	93.4%
% of Patients satisfied with the time they had to wait for an appointment	1	1	N/A	91.1%	88.5%	87.6%

* This is based on patients treated on this contract for their most recent course of treatment.

Figures in italics indicate the base number of FP17s or Patient Questionnaire responses are less than 100. N/A is shown where the base number of responses is less than 10 during the period. % is calculated as Quantity/Base number*100

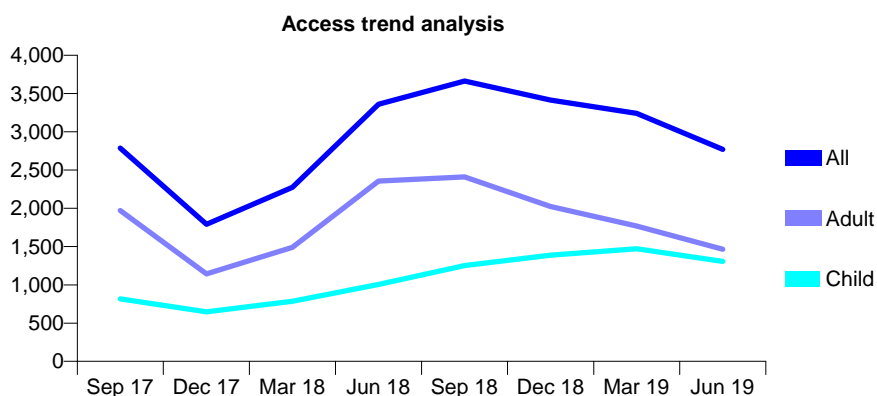
Q54 - Vital Signs At a Glance Contract Report for 766518/0001 - June 2019

Name or company name	MRS CS ILYAS
Contract type name	GDS Contract
Purpose of contract	General
Contract start date	01/10/2014
Contract end date	

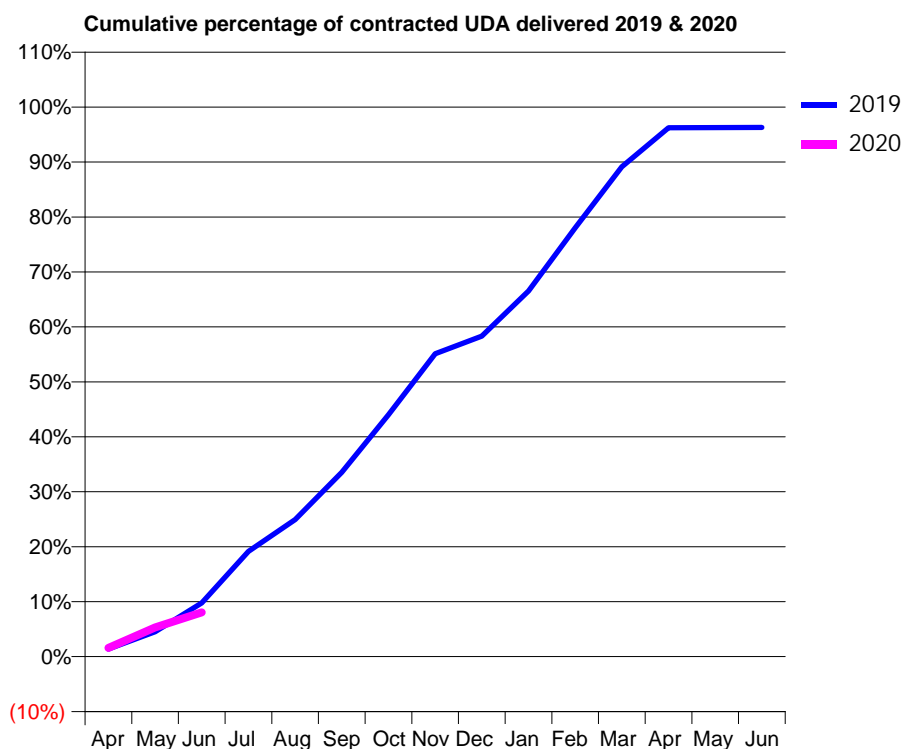
19/20 Contracted general activity (UDA)	9,871
Carry forward general activity (UDA)	0
19/20 Contracted orthodontic activity (UOA)	0
Carry forward orthodontic activity (UOA)	0
Baseline contract value	£212,143.52

ACCESS*

Patients seen in 24 months	Total	Change since previous quarter
Quarter ending June 2018	3,359	
Quarter ending September 2018	3,662	↑
Quarter ending December 2018	3,413	↓
Quarter ending March 2019	3,241	↓
Quarter ending June 2019	2,771	↓
Variance since June 2018	(17.5%)	↓



ACTIVITY



Month	Adjusted Scheduled Activity (UDA)	
	2019	2020
April	138	156
May	448	525
June	965	795
July	1,891	
August	2,460	
September	3,310	
October	4,344	
November	5,442	
December	5,756	
January	6,566	
February	7,702	
March	8,798	
April	9,499	
May	9,502	
June	9,503	

QUALITY

	Quantity	Base Number	Contract	AT	Region	England
% of FP17s for the same patient ID Re-attending within 3 months - Children	22	373	5.9%	9.6%	11.2%	11.4%
% of FP17s for the same patient ID Re-attending within 3 months - Adults	38	324	11.7%	14.3%	14.8%	15.4%
% of FP17s for the same patient ID Re-attending between 3 & 9 months - Children	183	373	49.1%	54.0%	60.9%	59.8%
% of FP17s for the same patient ID Re-attending between 3 & 9 months - Adults	102	324	31.5%	48.9%	53.2%	52.1%
% of FP17s for Band 1 Urgent Courses	29	435	6.7%	8.4%	8.3%	9.2%
% of FP17s Relating to Free Repair or Replacements	8	435	1.8%	0.8%	0.7%	0.7%
% of FP17s Relating to Continuations	3	435	0.7%	0.7%	0.8%	0.8%
% of Patients satisfied with the dentistry they have received	0	1	N/A	93.3%	93.2%	93.4%
% of Patients satisfied with the time they had to wait for an appointment	1	1	N/A	91.1%	88.5%	87.6%

* This is based on patients treated on this contract for their most recent course of treatment. Figures in italics indicate the base number of FP17s or Patient Questionnaire responses are less than 100. N/A is shown where the base number of responses is less than 10 during the period. % is calculated as Quantity/Base number*100

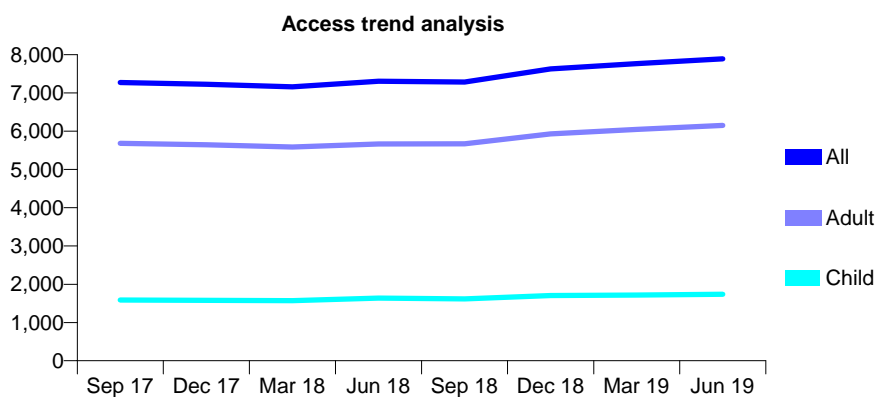
Q54 - Vital Signs At a Glance Contract Report for 769258/0001 - June 2019

Name or company name	MR S TALWAR
Contract type name	GDS Contract
Purpose of contract	General
Contract start date	01/04/2006
Contract end date	

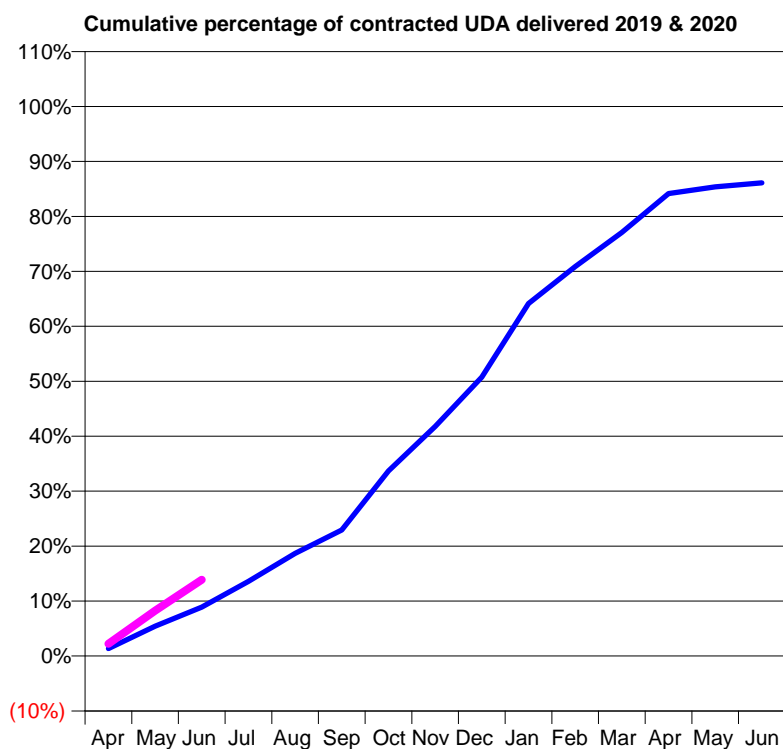
19/20 Contracted general activity (UDA)	23,061
Carry forward general activity (UDA)	0
19/20 Contracted orthodontic activity (UOA)	0
Carry forward orthodontic activity (UOA)	0
Baseline contract value	£560,796.16

ACCESS*

Patients seen in 24 months	Total	Change since previous quarter
Quarter ending June 2018	7,304	
Quarter ending September 2018	7,283	→
Quarter ending December 2018	7,628	↑
Quarter ending March 2019	7,763	→
Quarter ending June 2019	7,891	→
Variance since June 2018	8.0%	↑



ACTIVITY



Month	Adjusted Scheduled Activity (UDA)	
	2019	2020
April	310	513
May	1,258	1,908
June	2,053	3,200
July	3,138	
August	4,310	
September	5,293	
October	7,772	
November	9,633	
December	11,705	
January	14,793	
February	16,341	
March	17,772	
April	19,404	
May	19,691	
June	19,856	

QUALITY

	Quantity	Base Number	Contract	AT	Region	England
% of FP17s for the same patient ID Re-attending within 3 months - Children	57	653	8.7%	9.6%	11.2%	11.4%
% of FP17s for the same patient ID Re-attending within 3 months - Adults	447	2,419	18.5%	14.3%	14.8%	15.4%
% of FP17s for the same patient ID Re-attending between 3 & 9 months - Children	396	653	60.6%	54.0%	60.9%	59.8%
% of FP17s for the same patient ID Re-attending between 3 & 9 months - Adults	1,366	2,419	56.5%	48.9%	53.2%	52.1%
% of FP17s for Band 1 Urgent Courses	181	1,977	9.2%	8.4%	8.3%	9.2%
% of FP17s Relating to Free Repair or Replacements	27	1,977	1.4%	0.8%	0.7%	0.7%
% of FP17s Relating to Continuations	56	1,977	2.8%	0.7%	0.8%	0.8%
% of Patients satisfied with the dentistry they have received	4	4	N/A	93.3%	93.2%	93.4%
% of Patients satisfied with the time they had to wait for an appointment	4	4	N/A	91.1%	88.5%	87.6%

* This is based on patients treated on this contract for their most recent course of treatment. Figures in italics indicate the base number of FP17s or Patient Questionnaire responses are less than 100. N/A is shown where the base number of responses is less than 10 during the period. % is calculated as Quantity/Base number*100

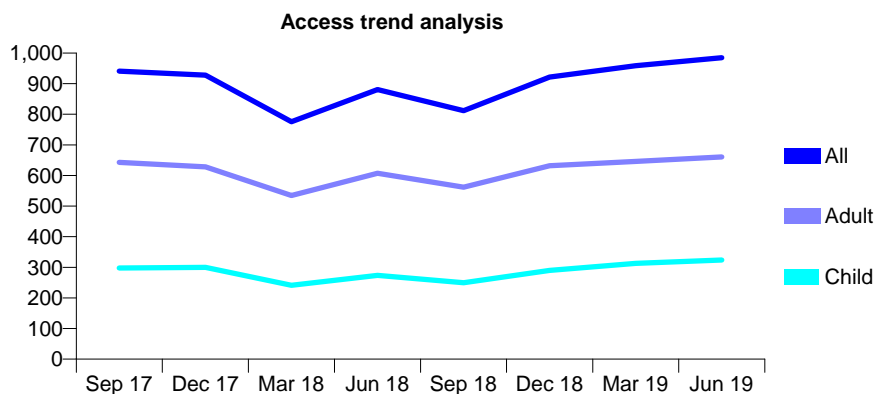
Q54 - Vital Signs At a Glance Contract Report for 769258/0002 - June 2019

Name or company name	MR S TALWAR
Contract type name	GDS Contract
Purpose of contract	General
Contract start date	01/04/2006
Contract end date	

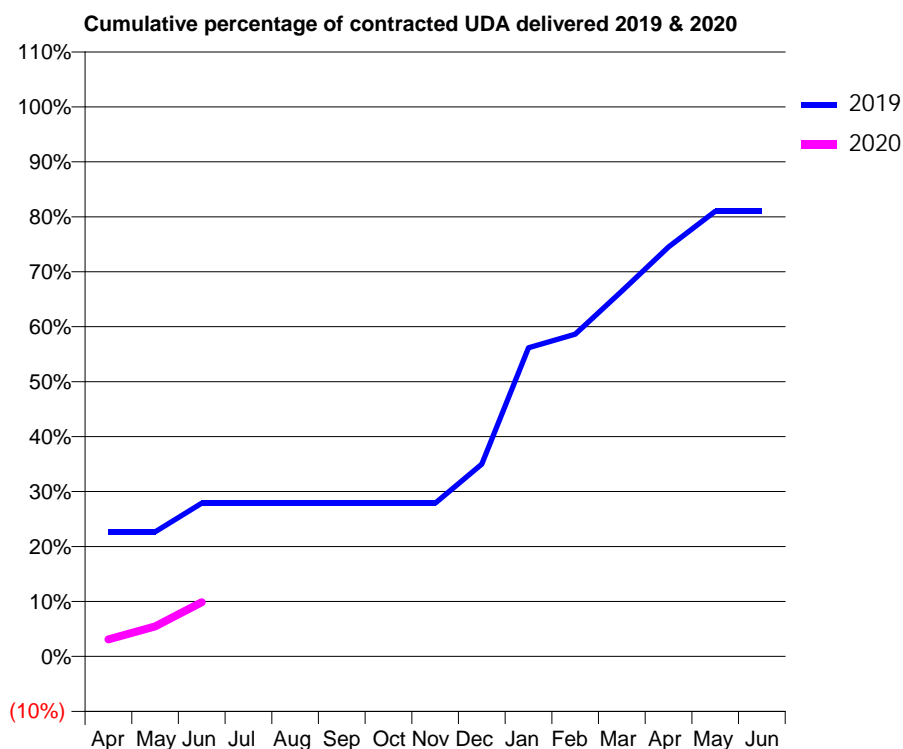
19/20 Contracted general activity (UDA)	4,660
Carry forward general activity (UDA)	0
19/20 Contracted orthodontic activity (UOA)	0
Carry forward orthodontic activity (UOA)	0
Baseline contract value	£113,974.25

ACCESS*

Patients seen in 24 months	Total	Change since previous quarter
Quarter ending June 2018	881	
Quarter ending September 2018	812	↓
Quarter ending December 2018	922	↑
Quarter ending March 2019	959	↑
Quarter ending June 2019	985	↑
Variance since June 2018	11.8%	↑



ACTIVITY



Month	2019	2020
April	1,057	145
May	1,057	255
June	1,300	460
July	1,300	
August	1,300	
September	1,300	
October	1,300	
November	1,300	
December	1,631	
January	2,617	
February	2,732	
March	3,098	
April	3,472	
May	3,774	
June	3,774	

QUALITY

	Quantity	Base Number	Contract	AT	Region	England
% of FP17s for the same patient ID Re-attending within 3 months - Children	29	118	24.6%	9.6%	11.2%	11.4%
% of FP17s for the same patient ID Re-attending within 3 months - Adults	94	333	28.2%	14.3%	14.8%	15.4%
% of FP17s for the same patient ID Re-attending between 3 & 9 months - Children	52	118	44.1%	54.0%	60.9%	59.8%
% of FP17s for the same patient ID Re-attending between 3 & 9 months - Adults	159	333	47.7%	48.9%	53.2%	52.1%
% of FP17s for Band 1 Urgent Courses	19	199	9.5%	8.4%	8.3%	9.2%
% of FP17s Relating to Free Repair or Replacements	1	199	0.5%	0.8%	0.7%	0.7%
% of FP17s Relating to Continuations	22	199	11.1%	0.7%	0.8%	0.8%
% of Patients satisfied with the dentistry they have received	0	0	N/A	93.3%	93.2%	93.4%
% of Patients satisfied with the time they had to wait for an appointment	0	0	N/A	91.1%	88.5%	87.6%

* This is based on patients treated on this contract for their most recent course of treatment. Figures in italics indicate the base number of FP17s or Patient Questionnaire responses are less than 100. N/A is shown where the base number of responses is less than 10 during the period. % is calculated as Quantity/Base number*100

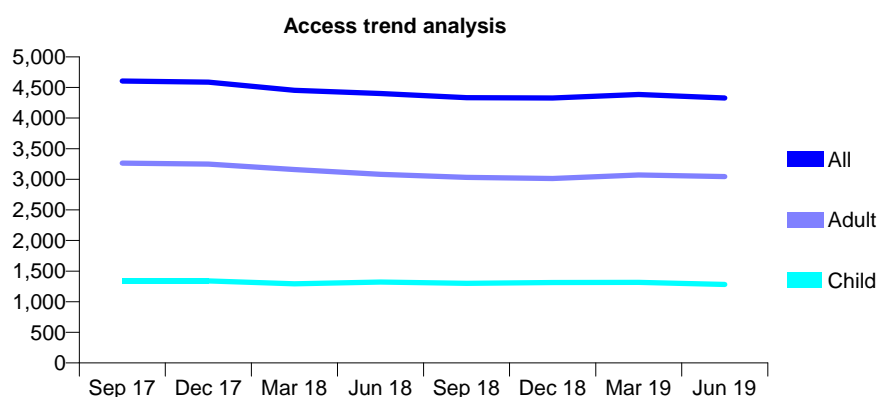
Q54 - Vital Signs At a Glance Contract Report for 769827/0001 - June 2019

Name or company name	MR A HUSSAIN
Contract type name	GDS Contract
Purpose of contract	General
Contract start date	01/04/2006
Contract end date	

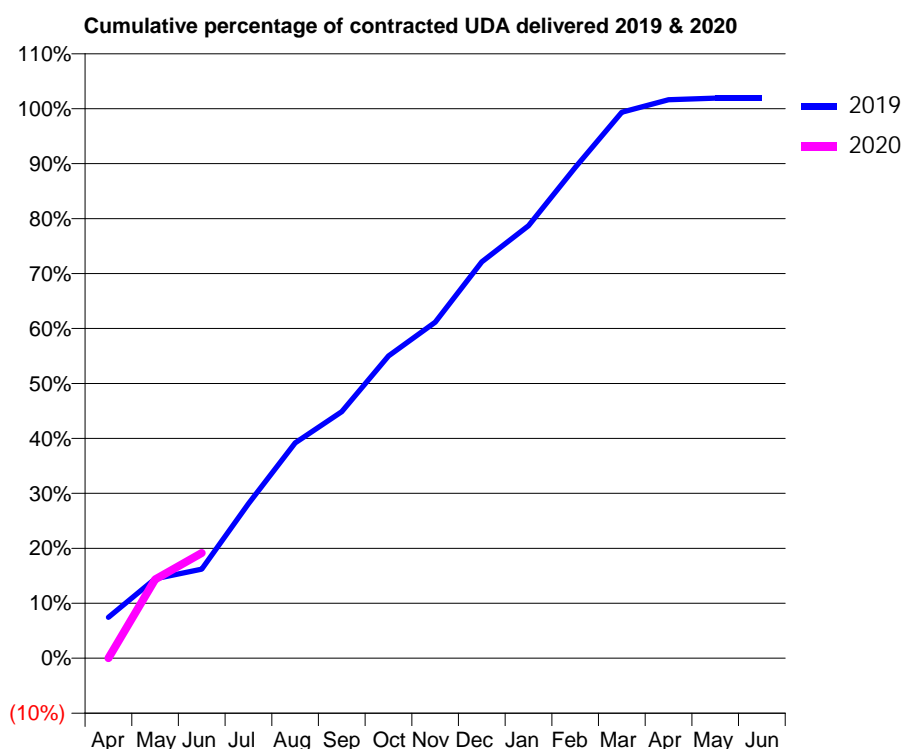
19/20 Contracted general activity (UDA)	10,369
Carry forward general activity (UDA)	0
19/20 Contracted orthodontic activity (UOA)	0
Carry forward orthodontic activity (UOA)	0
Baseline contract value	£261,369.03

ACCESS*

Patients seen in 24 months	Total	Change since previous quarter
Quarter ending June 2018	4,402	
Quarter ending September 2018	4,333	↓
Quarter ending December 2018	4,327	→
Quarter ending March 2019	4,387	→
Quarter ending June 2019	4,328	↓
Variance since June 2018	(1.7%)	↓



ACTIVITY



Month	Adjusted Scheduled Activity (UDA)	
	2019	2020
April	771	0
May	1,501	1,488
June	1,682	1,987
July	2,916	
August	4,062	
September	4,652	
October	5,704	
November	6,339	
December	7,480	
January	8,161	
February	9,262	
March	10,300	
April	10,537	
May	10,568	
June	10,567	

QUALITY

	Quantity	Base Number	Contract	AT	Region	England
% of FP17s for the same patient ID Re-attending within 3 months - Children	25	289	8.7%	9.6%	11.2%	11.4%
% of FP17s for the same patient ID Re-attending within 3 months - Adults	115	703	16.4%	14.3%	14.8%	15.4%
% of FP17s for the same patient ID Re-attending between 3 & 9 months - Children	111	289	38.4%	54.0%	60.9%	59.8%
% of FP17s for the same patient ID Re-attending between 3 & 9 months - Adults	247	703	35.1%	48.9%	53.2%	52.1%
% of FP17s for Band 1 Urgent Courses	131	812	16.1%	8.4%	8.3%	9.2%
% of FP17s Relating to Free Repair or Replacements	35	812	4.3%	0.8%	0.7%	0.7%
% of FP17s Relating to Continuations	1	812	0.1%	0.7%	0.8%	0.8%
% of Patients satisfied with the dentistry they have received	3	3	N/A	93.3%	93.2%	93.4%
% of Patients satisfied with the time they had to wait for an appointment	3	3	N/A	91.1%	88.5%	87.6%

* This is based on patients treated on this contract for their most recent course of treatment. Figures in italics indicate the base number of FP17s or Patient Questionnaire responses are less than 100. N/A is shown where the base number of responses is less than 10 during the period. % is calculated as Quantity/Base number*100

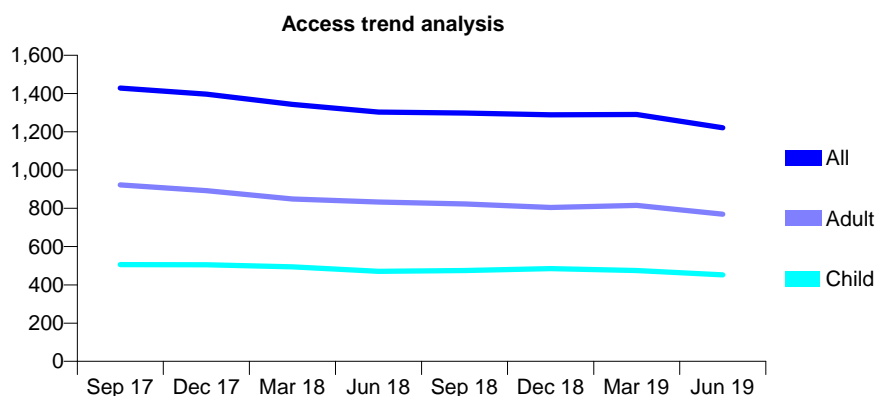
Q54 - Vital Signs At a Glance Contract Report for 769827/0002 - June 2019

Name or company name	MR A HUSSAIN
Contract type name	GDS Contract
Purpose of contract	General
Contract start date	01/11/2010
Contract end date	

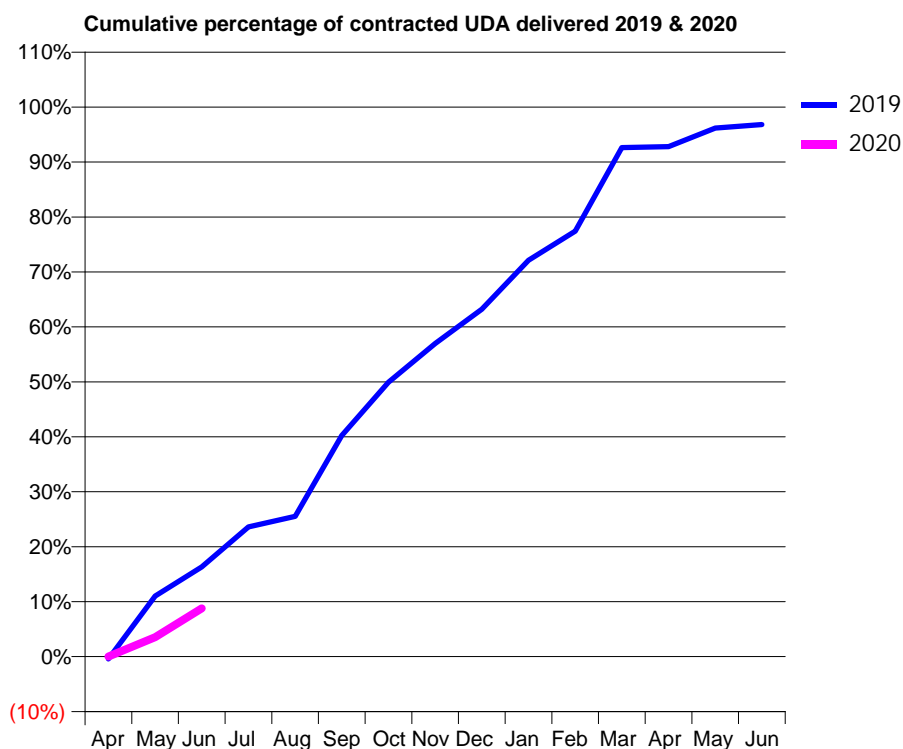
19/20 Contracted general activity (UDA)	3,564
Carry forward general activity (UDA)	0
19/20 Contracted orthodontic activity (UOA)	0
Carry forward orthodontic activity (UOA)	0
Baseline contract value	£94,298.87

ACCESS*

Patients seen in 24 months	Total	Change since previous quarter
Quarter ending June 2018	1,303	
Quarter ending September 2018	1,298	→
Quarter ending December 2018	1,289	→
Quarter ending March 2019	1,290	→
Quarter ending June 2019	1,221	↓
Variance since June 2018	(6.3%)	↓



ACTIVITY



Month	Adjusted Scheduled Activity (UDA)	
	2019	2020
April	-16	0
May	393	127
June	582	313
July	841	
August	910	
September	1,435	
October	1,780	
November	2,031	
December	2,253	
January	2,571	
February	2,759	
March	3,300	
April	3,308	
May	3,428	
June	3,451	

QUALITY

	Quantity	Base Number	Contract	AT	Region	England
% of FP17s for the same patient ID Re-attending within 3 months - Children	7	78	9.0%	9.6%	11.2%	11.4%
% of FP17s for the same patient ID Re-attending within 3 months - Adults	15	116	12.9%	14.3%	14.8%	15.4%
% of FP17s for the same patient ID Re-attending between 3 & 9 months - Children	29	78	37.2%	54.0%	60.9%	59.8%
% of FP17s for the same patient ID Re-attending between 3 & 9 months - Adults	39	116	33.6%	48.9%	53.2%	52.1%
% of FP17s for Band 1 Urgent Courses	6	144	4.2%	8.4%	8.3%	9.2%
% of FP17s Relating to Free Repair or Replacements	2	144	1.4%	0.8%	0.7%	0.7%
% of FP17s Relating to Continuations	1	144	0.7%	0.7%	0.8%	0.8%
% of Patients satisfied with the dentistry they have received	0	0	N/A	93.3%	93.2%	93.4%
% of Patients satisfied with the time they had to wait for an appointment	0	0	N/A	91.1%	88.5%	87.6%

* This is based on patients treated on this contract for their most recent course of treatment. Figures in italics indicate the base number of FP17s or Patient Questionnaire responses are less than 100. N/A is shown where the base number of responses is less than 10 during the period. % is calculated as Quantity/Base number*100

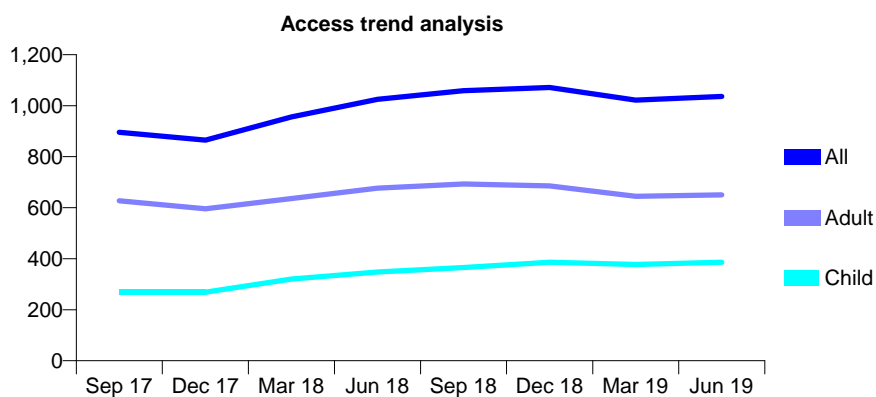
Q54 - Vital Signs At a Glance Contract Report for 769827/0003 - June 2019

Name or company name	MR A HUSSAIN
Contract type name	GDS Contract
Purpose of contract	General
Contract start date	09/11/2012
Contract end date	

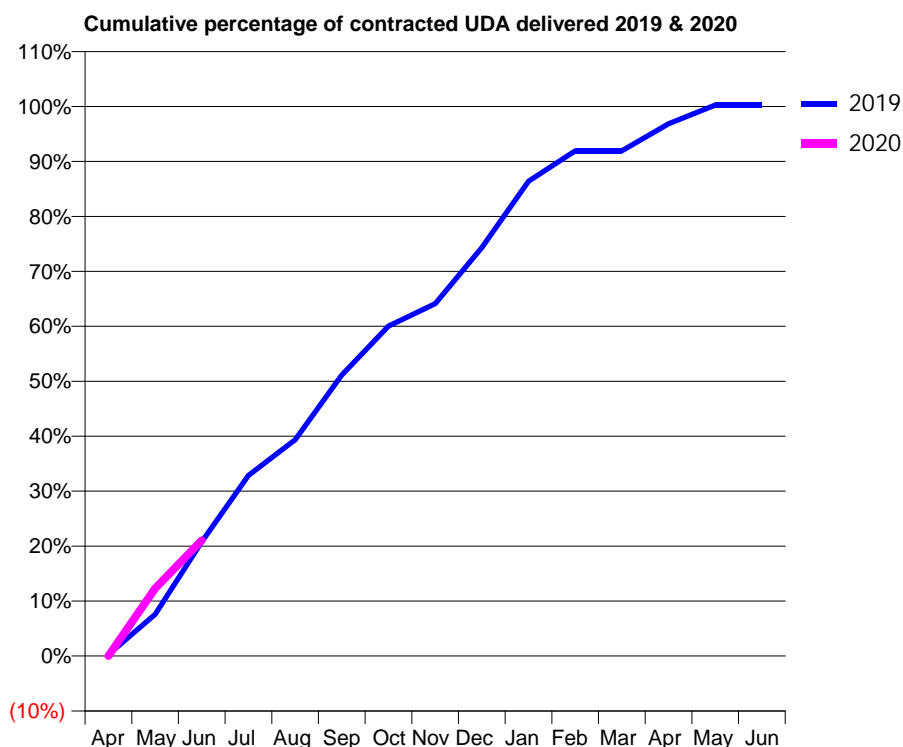
19/20 Contracted general activity (UDA)	2,224
Carry forward general activity (UDA)	0
19/20 Contracted orthodontic activity (UOA)	0
Carry forward orthodontic activity (UOA)	0
Baseline contract value	£58,422.77

ACCESS*

Patients seen in 24 months	Total	Change since previous quarter
Quarter ending June 2018	1,025	
Quarter ending September 2018	1,059	↑
Quarter ending December 2018	1,071	→
Quarter ending March 2019	1,022	↓
Quarter ending June 2019	1,036	→
Variance since June 2018	1.1%	→



ACTIVITY



Month	Adjusted Scheduled Activity (UDA)	
	2019	2020
April	6	0
May	169	274
June	462	468
July	731	
August	876	
September	1,137	
October	1,335	
November	1,426	
December	1,653	
January	1,921	
February	2,044	
March	2,044	
April	2,154	
May	2,230	
June	2,230	

QUALITY

	Quantity	Base Number	Contract	AT	Region	England
% of FP17s for the same patient ID Re-attending within 3 months - Children	1	122	0.8%	9.6%	11.2%	11.4%
% of FP17s for the same patient ID Re-attending within 3 months - Adults	5	166	3.0%	14.3%	14.8%	15.4%
% of FP17s for the same patient ID Re-attending between 3 & 9 months - Children	45	122	36.9%	54.0%	60.9%	59.8%
% of FP17s for the same patient ID Re-attending between 3 & 9 months - Adults	50	166	30.1%	48.9%	53.2%	52.1%
% of FP17s for Band 1 Urgent Courses	6	193	3.1%	8.4%	8.3%	9.2%
% of FP17s Relating to Free Repair or Replacements	0	193	0.0%	0.8%	0.7%	0.7%
% of FP17s Relating to Continuations	1	193	0.5%	0.7%	0.8%	0.8%
% of Patients satisfied with the dentistry they have received	1	1	N/A	93.3%	93.2%	93.4%
% of Patients satisfied with the time they had to wait for an appointment	1	1	N/A	91.1%	88.5%	87.6%

* This is based on patients treated on this contract for their most recent course of treatment. Figures in italics indicate the base number of FP17s or Patient Questionnaire responses are less than 100. N/A is shown where the base number of responses is less than 10 during the period. % is calculated as Quantity/Base number*100

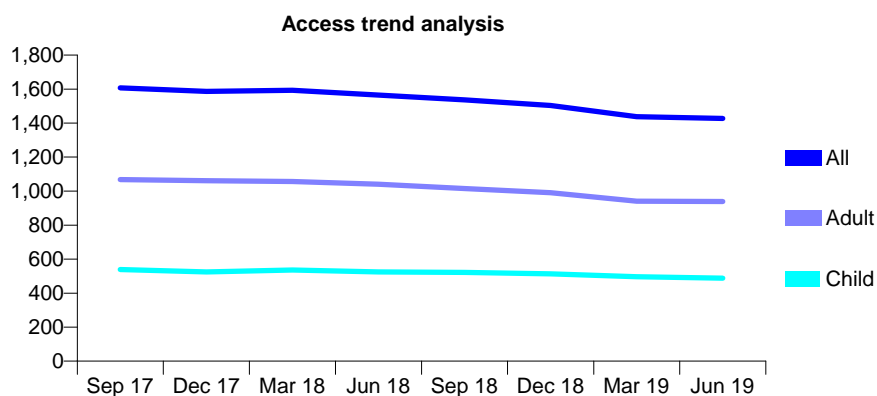
Q54 - Vital Signs At a Glance Contract Report for 769967/0004 - June 2019

Name or company name	MR MA TAI
Contract type name	GDS Contract
Purpose of contract	General
Contract start date	01/04/2012
Contract end date	

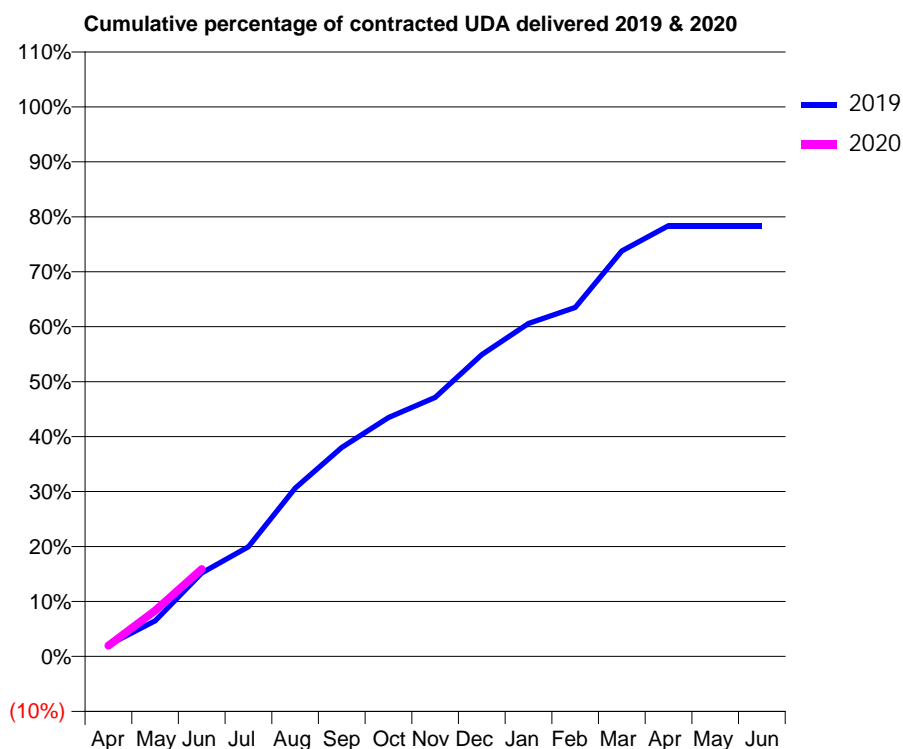
19/20 Contracted general activity (UDA)	4,402
Carry forward general activity (UDA)	0
19/20 Contracted orthodontic activity (UOA)	0
Carry forward orthodontic activity (UOA)	0
Baseline contract value	£119,609.27

ACCESS*

Patients seen in 24 months	Total	Change since previous quarter
Quarter ending June 2018	1,565	
Quarter ending September 2018	1,537	↓
Quarter ending December 2018	1,504	↓
Quarter ending March 2019	1,437	↓
Quarter ending June 2019	1,427	→
Variance since June 2018	(8.8%)	↓



ACTIVITY



Month	2019	2020
April	92	87
May	286	367
June	668	699
July	878	
August	1,348	
September	1,674	
October	1,914	
November	2,075	
December	2,417	
January	2,666	
February	2,795	
March	3,248	
April	3,451	
May	3,451	
June	3,451	

QUALITY

	Quantity	Base Number	Contract	AT	Region	England
% of FP17s for the same patient ID Re-attending within 3 months - Children	11	159	6.9%	9.6%	11.2%	11.4%
% of FP17s for the same patient ID Re-attending within 3 months - Adults	45	263	17.1%	14.3%	14.8%	15.4%
% of FP17s for the same patient ID Re-attending between 3 & 9 months - Children	75	159	47.2%	54.0%	60.9%	59.8%
% of FP17s for the same patient ID Re-attending between 3 & 9 months - Adults	142	263	54.0%	48.9%	53.2%	52.1%
% of FP17s for Band 1 Urgent Courses	30	343	8.7%	8.4%	8.3%	9.2%
% of FP17s Relating to Free Repair or Replacements	4	343	1.2%	0.8%	0.7%	0.7%
% of FP17s Relating to Continuations	5	343	1.5%	0.7%	0.8%	0.8%
% of Patients satisfied with the dentistry they have received	0	0	N/A	93.3%	93.2%	93.4%
% of Patients satisfied with the time they had to wait for an appointment	0	0	N/A	91.1%	88.5%	87.6%

* This is based on patients treated on this contract for their most recent course of treatment. Figures in italics indicate the base number of FP17s or Patient Questionnaire responses are less than 100. N/A is shown where the base number of responses is less than 10 during the period. % is calculated as Quantity/Base number*100

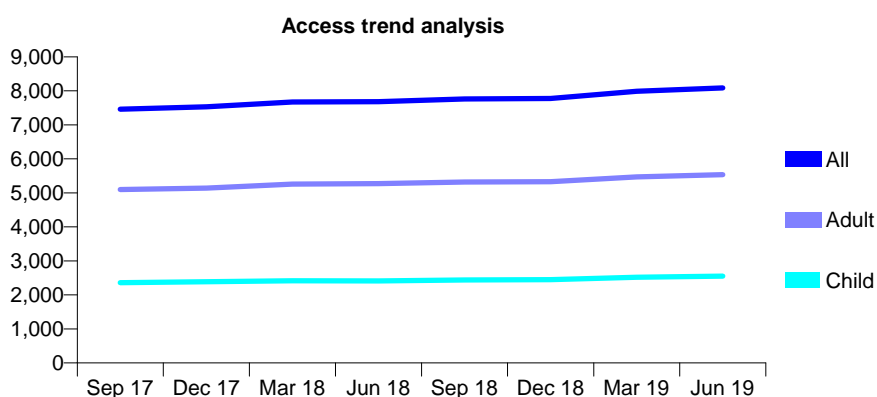
Q54 - Vital Signs At a Glance Contract Report for 770728/0001 - June 2019

Name or company name	Mr TS Jheeta & Mrs MK Jheeta
Contract type name	GDS Contract
Purpose of contract	General
Contract start date	01/04/2006
Contract end date	

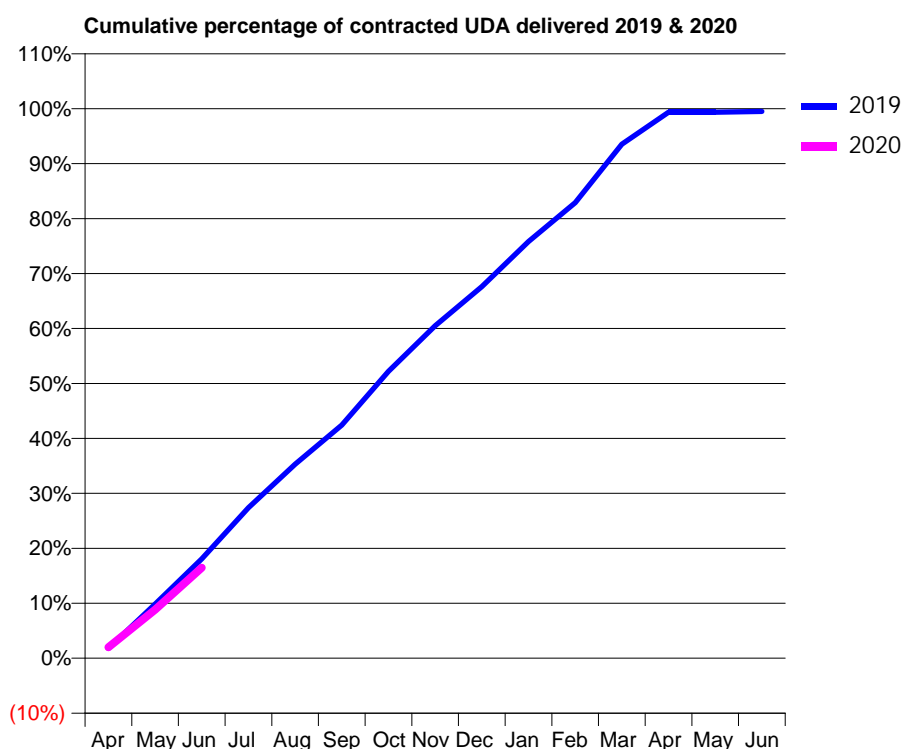
19/20 Contracted general activity (UDA)	20,291
Carry forward general activity (UDA)	0
19/20 Contracted orthodontic activity (UOA)	0
Carry forward orthodontic activity (UOA)	0
Baseline contract value	£584,831.59

ACCESS*

Patients seen in 24 months	Total	Change since previous quarter
Quarter ending June 2018	7,684	
Quarter ending September 2018	7,762	→
Quarter ending December 2018	7,778	→
Quarter ending March 2019	7,990	↑
Quarter ending June 2019	8,090	→
Variance since June 2018	5.3%	↑



ACTIVITY



Month	2019	2020
April	370	407
May	2,002	1,794
June	3,665	3,342
July	5,558	
August	7,168	
September	8,610	
October	10,593	
November	12,280	
December	13,714	
January	15,385	
February	16,823	
March	18,980	
April	20,162	
May	20,163	
June	20,191	

QUALITY

	Quantity	Base Number	Contract	AT	Region	England
% of FP17s for the same patient ID Re-attending within 3 months - Children	49	905	5.4%	9.6%	11.2%	11.4%
% of FP17s for the same patient ID Re-attending within 3 months - Adults	171	1,762	9.7%	14.3%	14.8%	15.4%
% of FP17s for the same patient ID Re-attending between 3 & 9 months - Children	614	905	67.8%	54.0%	60.9%	59.8%
% of FP17s for the same patient ID Re-attending between 3 & 9 months - Adults	1,047	1,762	59.4%	48.9%	53.2%	52.1%
% of FP17s for Band 1 Urgent Courses	99	1,987	5.0%	8.4%	8.3%	9.2%
% of FP17s Relating to Free Repair or Replacements	22	1,987	1.1%	0.8%	0.7%	0.7%
% of FP17s Relating to Continuations	6	1,987	0.3%	0.7%	0.8%	0.8%
% of Patients satisfied with the dentistry they have received	3	3	N/A	93.3%	93.2%	93.4%
% of Patients satisfied with the time they had to wait for an appointment	3	3	N/A	91.1%	88.5%	87.6%

* This is based on patients treated on this contract for their most recent course of treatment.

Figures in italics indicate the base number of FP17s or Patient Questionnaire responses are less than 100. N/A is shown where the base number of responses is less than 10 during the period. % is calculated as Quantity/Base number*100

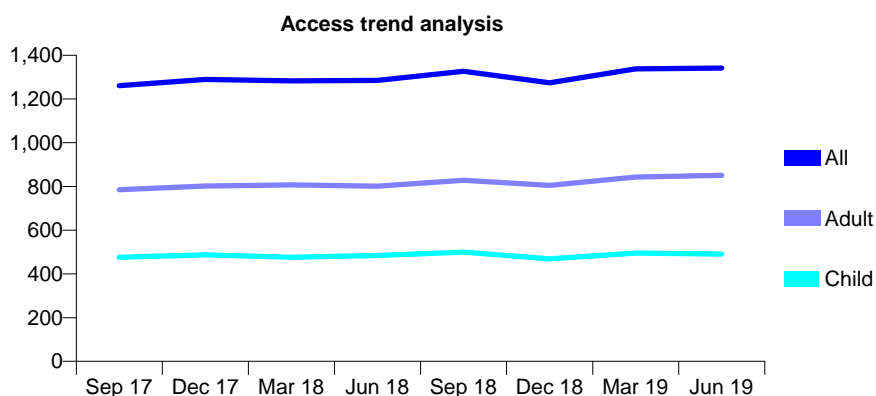
Q54 - Vital Signs At a Glance Contract Report for 776432/0001 - June 2019

Name or company name	MRS AN ARSHAD
Contract type name	GDS Contract
Purpose of contract	General
Contract start date	01/04/2006
Contract end date	

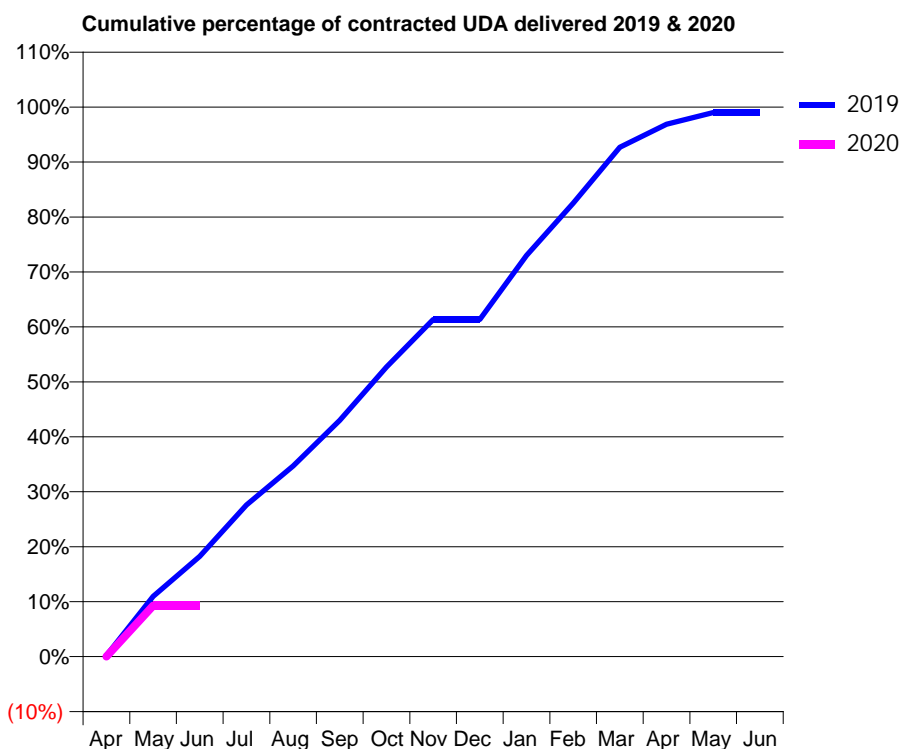
19/20 Contracted general activity (UDA)	3,806
Carry forward general activity (UDA)	0
19/20 Contracted orthodontic activity (UOA)	0
Carry forward orthodontic activity (UOA)	0
Baseline contract value	£96,882.02

ACCESS*

Patients seen in 24 months	Total	Change since previous quarter
Quarter ending June 2018	1,285	
Quarter ending September 2018	1,327	↑
Quarter ending December 2018	1,274	↓
Quarter ending March 2019	1,338	↑
Quarter ending June 2019	1,342	→
Variance since June 2018	4.4%	↑



ACTIVITY



Month	Adjusted Scheduled Activity (UDA)	
	2019	2020
April	9	0
May	418	353
June	695	353
July	1,051	
August	1,320	
September	1,636	
October	2,006	
November	2,335	
December	2,335	
January	2,778	
February	3,140	
March	3,528	
April	3,687	
May	3,768	
June	3,768	

QUALITY

	Quantity	Base Number	Contract	AT	Region	England
% of FP17s for the same patient ID Re-attending within 3 months - Children	10	107	9.3%	9.6%	11.2%	11.4%
% of FP17s for the same patient ID Re-attending within 3 months - Adults	21	140	15.0%	14.3%	14.8%	15.4%
% of FP17s for the same patient ID Re-attending between 3 & 9 months - Children	67	107	62.6%	54.0%	60.9%	59.8%
% of FP17s for the same patient ID Re-attending between 3 & 9 months - Adults	80	140	57.1%	48.9%	53.2%	52.1%
% of FP17s for Band 1 Urgent Courses	10	152	6.6%	8.4%	8.3%	9.2%
% of FP17s Relating to Free Repair or Replacements	0	152	0.0%	0.8%	0.7%	0.7%
% of FP17s Relating to Continuations	3	152	2.0%	0.7%	0.8%	0.8%
% of Patients satisfied with the dentistry they have received	0	0	N/A	93.3%	93.2%	93.4%
% of Patients satisfied with the time they had to wait for an appointment	0	0	N/A	91.1%	88.5%	87.6%

* This is based on patients treated on this contract for their most recent course of treatment. Figures in italics indicate the base number of FP17s or Patient Questionnaire responses are less than 100. N/A is shown where the base number of responses is less than 10 during the period. % is calculated as Quantity/Base number*100

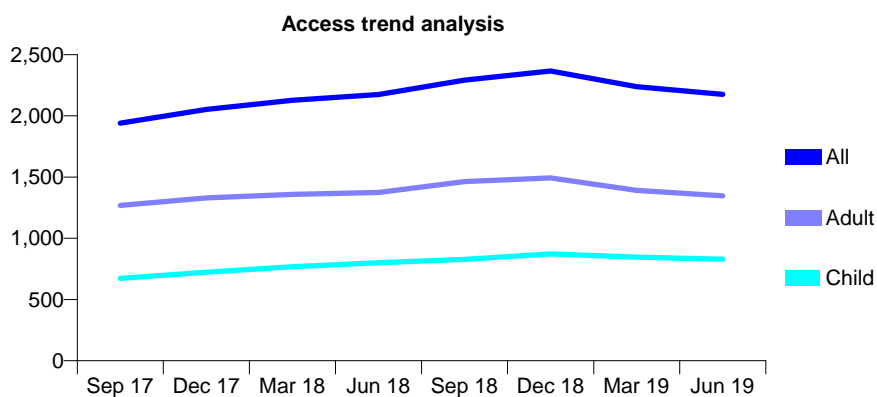
Q54 - Vital Signs At a Glance Contract Report for 786837/0003 - June 2019

Name or company name	Queenshead Dental Surgery
Contract type name	GDS Contract
Purpose of contract	General
Contract start date	01/10/2014
Contract end date	

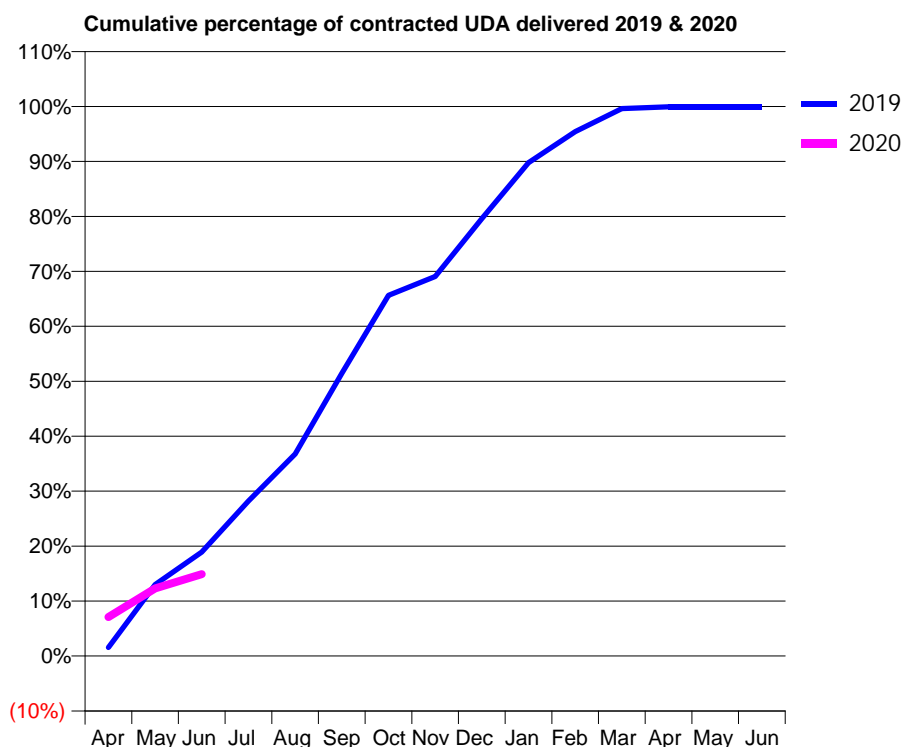
19/20 Contracted general activity (UDA)	7,265
Carry forward general activity (UDA)	0
19/20 Contracted orthodontic activity (UOA)	0
Carry forward orthodontic activity (UOA)	0
Baseline contract value	£188,717.77

ACCESS*

Patients seen in 24 months	Total	Change since previous quarter
Quarter ending June 2018	2,175	
Quarter ending September 2018	2,292	↑
Quarter ending December 2018	2,367	↑
Quarter ending March 2019	2,239	↓
Quarter ending June 2019	2,176	↓
Variance since June 2018	0.0%	→



ACTIVITY



Month	Adjusted Scheduled Activity (UDA)	
	2019	2020
April	113	515
May	946	894
June	1,375	1,083
July	2,049	
August	2,671	
September	3,735	
October	4,768	
November	5,016	
December	5,781	
January	6,523	
February	6,934	
March	7,236	
April	7,261	
May	7,261	
June	7,261	

QUALITY

	Quantity	Base Number	Contract	AT	Region	England
% of FP17s for the same patient ID Re-attending within 3 months - Children	12	141	8.5%	9.6%	11.2%	11.4%
% of FP17s for the same patient ID Re-attending within 3 months - Adults	42	178	23.6%	14.3%	14.8%	15.4%
% of FP17s for the same patient ID Re-attending between 3 & 9 months - Children	65	141	46.1%	54.0%	60.9%	59.8%
% of FP17s for the same patient ID Re-attending between 3 & 9 months - Adults	60	178	33.7%	48.9%	53.2%	52.1%
% of FP17s for Band 1 Urgent Courses	42	316	13.3%	8.4%	8.3%	9.2%
% of FP17s Relating to Free Repair or Replacements	7	316	2.2%	0.8%	0.7%	0.7%
% of FP17s Relating to Continuations	2	316	0.6%	0.7%	0.8%	0.8%
% of Patients satisfied with the dentistry they have received	0	0	N/A	93.3%	93.2%	93.4%
% of Patients satisfied with the time they had to wait for an appointment	0	0	N/A	91.1%	88.5%	87.6%

* This is based on patients treated on this contract for their most recent course of treatment. Figures in italics indicate the base number of FP17s or Patient Questionnaire responses are less than 100. N/A is shown where the base number of responses is less than 10 during the period. % is calculated as Quantity/Base number*100

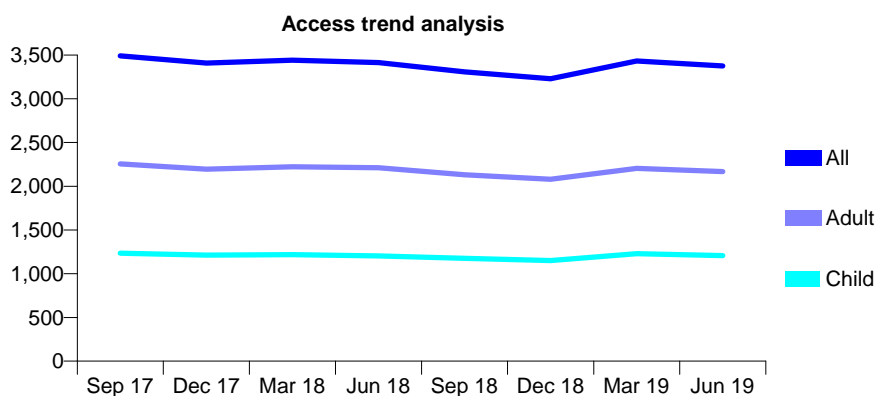
Q54 - Vital Signs At a Glance Contract Report for 804274/0001 - June 2019

Name or company name	MR MC REECE
Contract type name	GDS Contract
Purpose of contract	General
Contract start date	01/04/2006
Contract end date	

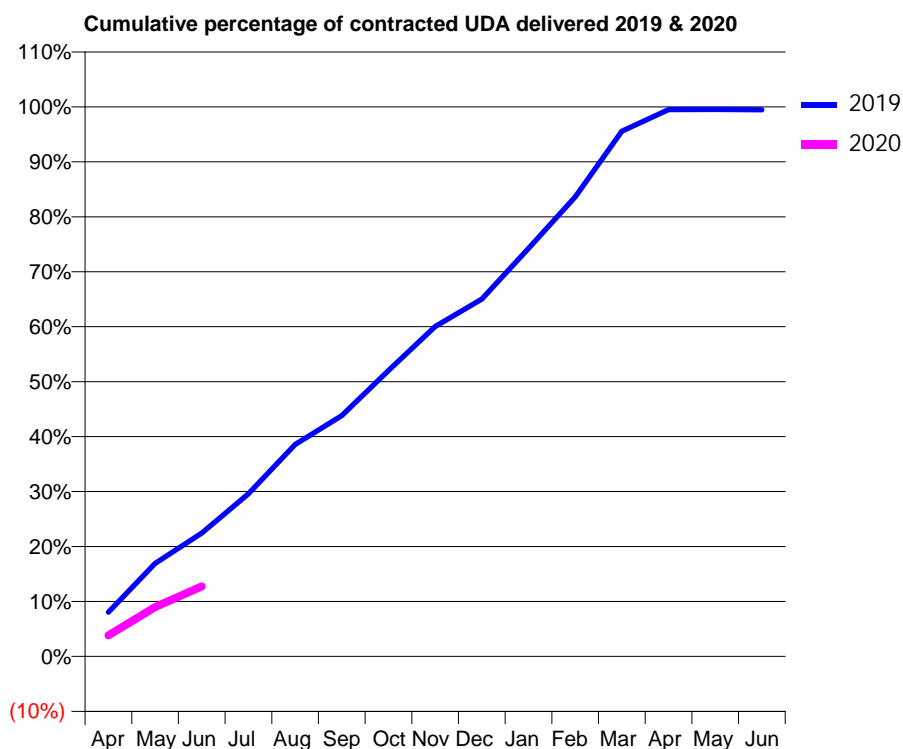
19/20 Contracted general activity (UDA)	8,745
Carry forward general activity (UDA)	0
19/20 Contracted orthodontic activity (UOA)	0
Carry forward orthodontic activity (UOA)	0
Baseline contract value	£195,087.39

ACCESS*

Patients seen in 24 months	Total	Change since previous quarter
Quarter ending June 2018	3,414	
Quarter ending September 2018	3,307	↓
Quarter ending December 2018	3,230	↓
Quarter ending March 2019	3,432	↑
Quarter ending June 2019	3,375	↓
Variance since June 2018	(1.1%)	↓



ACTIVITY



Month	2019	2020
April	706	333
May	1,481	787
June	1,962	1,116
July	2,589	
August	3,372	
September	3,832	
October	4,548	
November	5,250	
December	5,687	
January	6,493	
February	7,311	
March	8,355	
April	8,699	
May	8,703	
June	8,697	

QUALITY

	Quantity	Base Number	Contract	AT	Region	England
% of FP17s for the same patient ID Re-attending within 3 months - Children	19	301	6.3%	9.6%	11.2%	11.4%
% of FP17s for the same patient ID Re-attending within 3 months - Adults	70	582	12.0%	14.3%	14.8%	15.4%
% of FP17s for the same patient ID Re-attending between 3 & 9 months - Children	199	301	66.1%	54.0%	60.9%	59.8%
% of FP17s for the same patient ID Re-attending between 3 & 9 months - Adults	396	582	68.0%	48.9%	53.2%	52.1%
% of FP17s for Band 1 Urgent Courses	29	721	4.0%	8.4%	8.3%	9.2%
% of FP17s Relating to Free Repair or Replacements	4	721	0.6%	0.8%	0.7%	0.7%
% of FP17s Relating to Continuations	1	721	0.1%	0.7%	0.8%	0.8%
% of Patients satisfied with the dentistry they have received	0	0	N/A	93.3%	93.2%	93.4%
% of Patients satisfied with the time they had to wait for an appointment	0	0	N/A	91.1%	88.5%	87.6%

* This is based on patients treated on this contract for their most recent course of treatment. Figures in italics indicate the base number of FP17s or Patient Questionnaire responses are less than 100. N/A is shown where the base number of responses is less than 10 during the period. % is calculated as Quantity/Base number*100

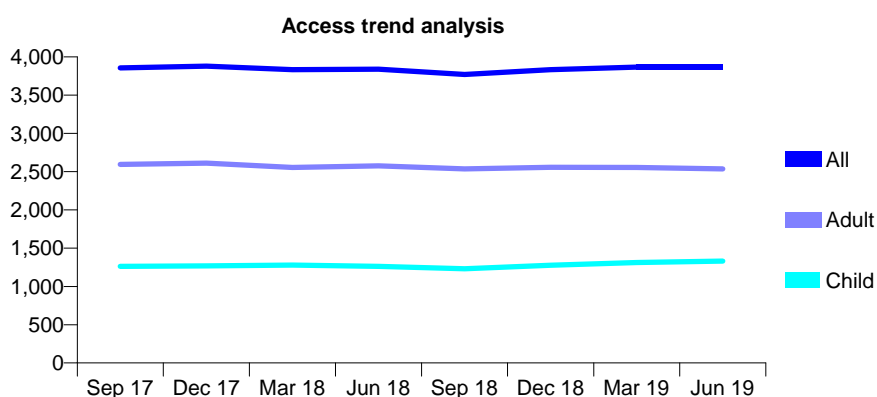
Q54 - Vital Signs At a Glance Contract Report for 804886/0001 - June 2019

Name or company name	Heathfield Dental Surgery
Contract type name	GDS Contract
Purpose of contract	General
Contract start date	01/04/2006
Contract end date	

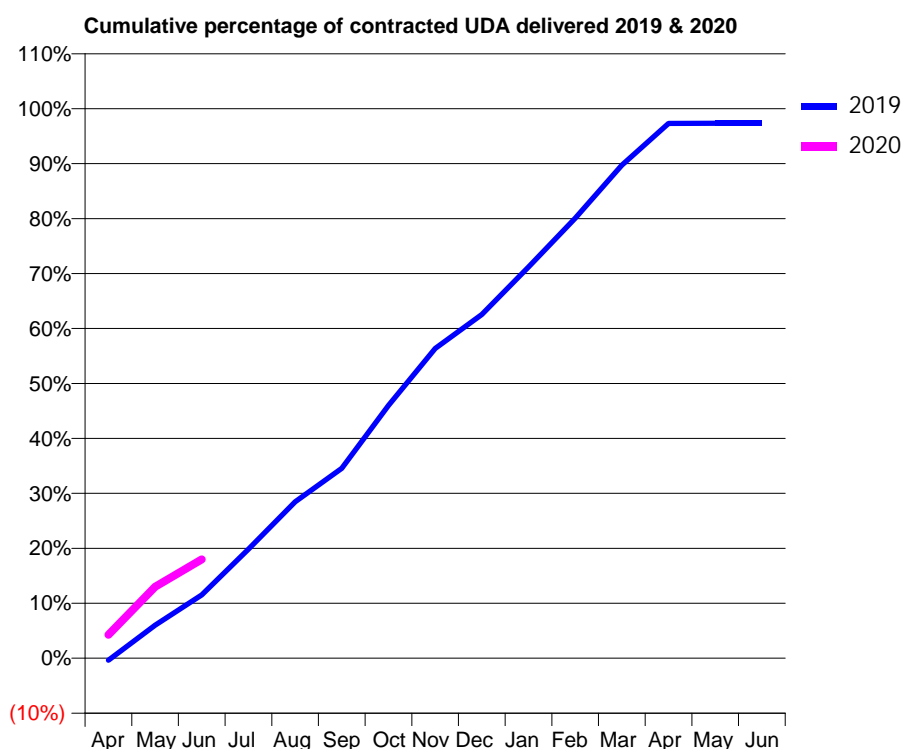
19/20 Contracted general activity (UDA)	11,696
Carry forward general activity (UDA)	0
19/20 Contracted orthodontic activity (UOA)	0
Carry forward orthodontic activity (UOA)	0
Baseline contract value	£329,053.09

ACCESS*

Patients seen in 24 months	Total	Change since previous quarter
Quarter ending June 2018	3,839	
Quarter ending September 2018	3,769	↓
Quarter ending December 2018	3,834	→
Quarter ending March 2019	3,866	→
Quarter ending June 2019	3,866	→
Variance since June 2018	0.7%	→



ACTIVITY



Month	2019	2020
April	-44	500
May	706	1,524
June	1,346	2,104
July	2,320	
August	3,329	
September	4,042	
October	5,379	
November	6,593	
December	7,315	
January	8,327	
February	9,365	
March	10,490	
April	11,382	
May	11,386	
June	11,386	

QUALITY

	Quantity	Base Number	Contract	AT	Region	England
% of FP17s for the same patient ID Re-attending within 3 months - Children	24	362	6.6%	9.6%	11.2%	11.4%
% of FP17s for the same patient ID Re-attending within 3 months - Adults	144	684	21.1%	14.3%	14.8%	15.4%
% of FP17s for the same patient ID Re-attending between 3 & 9 months - Children	151	362	41.7%	54.0%	60.9%	59.8%
% of FP17s for the same patient ID Re-attending between 3 & 9 months - Adults	247	684	36.1%	48.9%	53.2%	52.1%
% of FP17s for Band 1 Urgent Courses	77	717	10.7%	8.4%	8.3%	9.2%
% of FP17s Relating to Free Repair or Replacements	6	717	0.8%	0.8%	0.7%	0.7%
% of FP17s Relating to Continuations	6	717	0.8%	0.7%	0.8%	0.8%
% of Patients satisfied with the dentistry they have received	0	0	N/A	93.3%	93.2%	93.4%
% of Patients satisfied with the time they had to wait for an appointment	0	0	N/A	91.1%	88.5%	87.6%

* This is based on patients treated on this contract for their most recent course of treatment.

Figures in italics indicate the base number of FP17s or Patient Questionnaire responses are less than 100. N/A is shown where the base number of responses is less than 10 during the period. % is calculated as Quantity/Base number*100

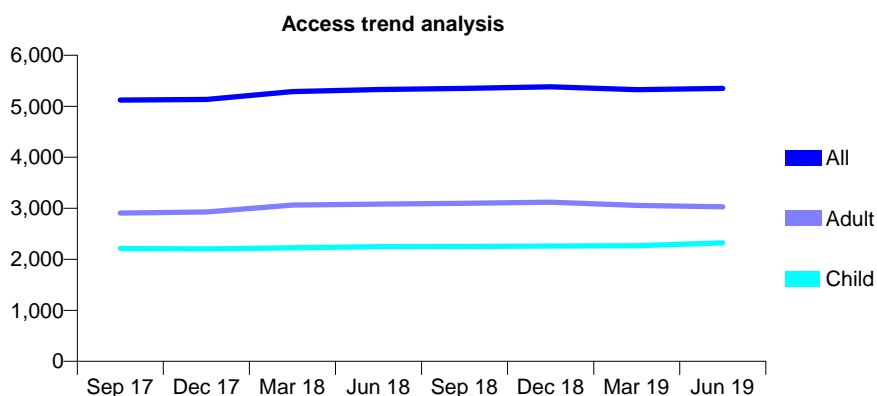
Q54 - Vital Signs At a Glance Contract Report for 804886/0002 - June 2019

Name or company name	Neachells Dental Clinic
Contract type name	GDS Contract
Purpose of contract	General
Contract start date	01/04/2006
Contract end date	

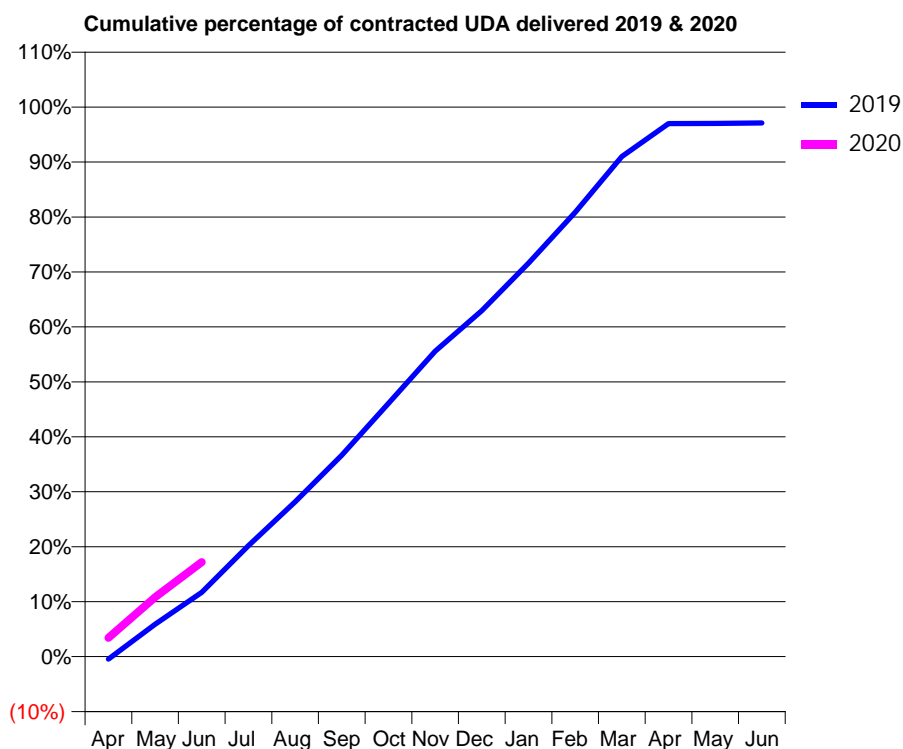
19/20 Contracted general activity (UDA)	18,497
Carry forward general activity (UDA)	0
19/20 Contracted orthodontic activity (UOA)	0
Carry forward orthodontic activity (UOA)	0
Baseline contract value	£489,044.47

ACCESS*

Patients seen in 24 months	Total	Change since previous quarter
Quarter ending June 2018	5,329	
Quarter ending September 2018	5,351	→
Quarter ending December 2018	5,381	→
Quarter ending March 2019	5,323	↓
Quarter ending June 2019	5,351	→
Variance since June 2018	0.4%	→



ACTIVITY



Month	Adjusted Scheduled Activity (UDA)	
	2019	2020
April	-87	635
May	1,091	2,004
June	2,164	3,181
July	3,737	
August	5,212	
September	6,781	
October	8,527	
November	10,283	
December	11,647	
January	13,245	
February	14,961	
March	16,832	
April	17,939	
May	17,942	
June	17,963	

QUALITY

	Quantity	Base Number	Contract	AT	Region	England
% of FP17s for the same patient ID Re-attending within 3 months - Children	25	652	3.8%	9.6%	11.2%	11.4%
% of FP17s for the same patient ID Re-attending within 3 months - Adults	112	744	15.1%	14.3%	14.8%	15.4%
% of FP17s for the same patient ID Re-attending between 3 & 9 months - Children	350	652	53.7%	54.0%	60.9%	59.8%
% of FP17s for the same patient ID Re-attending between 3 & 9 months - Adults	325	744	43.7%	48.9%	53.2%	52.1%
% of FP17s for Band 1 Urgent Courses	86	1,129	7.6%	8.4%	8.3%	9.2%
% of FP17s Relating to Free Repair or Replacements	4	1,129	0.4%	0.8%	0.7%	0.7%
% of FP17s Relating to Continuations	18	1,129	1.6%	0.7%	0.8%	0.8%
% of Patients satisfied with the dentistry they have received	0	0	N/A	93.3%	93.2%	93.4%
% of Patients satisfied with the time they had to wait for an appointment	0	0	N/A	91.1%	88.5%	87.6%

* This is based on patients treated on this contract for their most recent course of treatment. Figures in italics indicate the base number of FP17s or Patient Questionnaire responses are less than 100. N/A is shown where the base number of responses is less than 10 during the period. % is calculated as Quantity/Base number*100

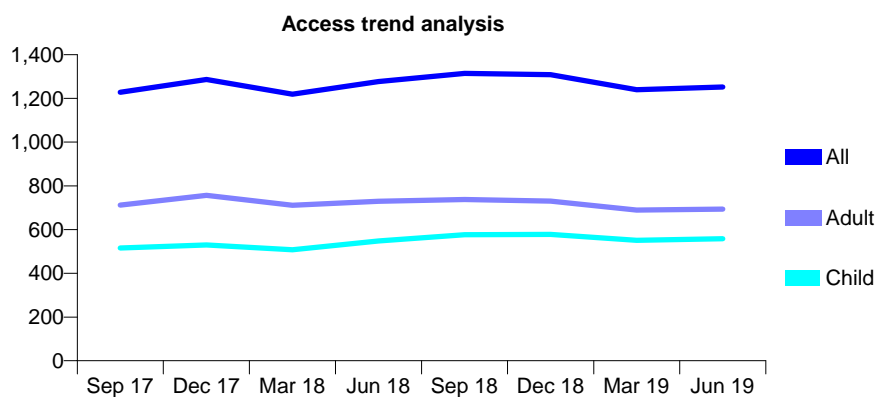
Q54 - Vital Signs At a Glance Contract Report for 812714/0001 - June 2019

Name or company name	A Kotadia & A Kotadia
Contract type name	GDS Contract
Purpose of contract	General
Contract start date	01/04/2006
Contract end date	

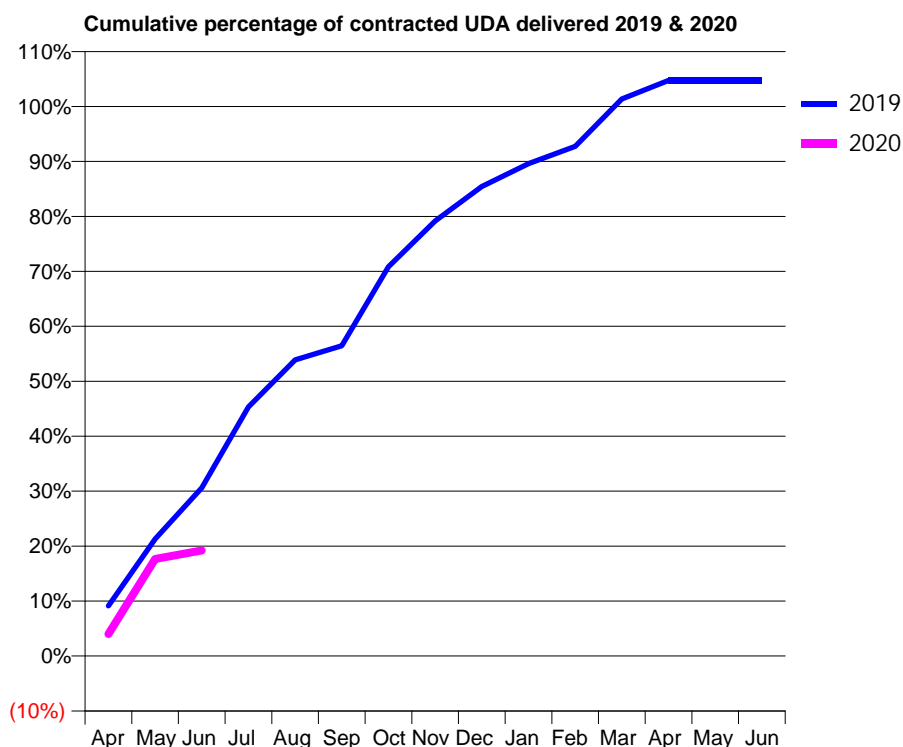
19/20 Contracted general activity (UDA)	2,151
Carry forward general activity (UDA)	0
19/20 Contracted orthodontic activity (UOA)	0
Carry forward orthodontic activity (UOA)	0
Baseline contract value	£62,184.16

ACCESS*

Patients seen in 24 months	Total	Change since previous quarter
Quarter ending June 2018	1,277	
Quarter ending September 2018	1,314	↑
Quarter ending December 2018	1,308	→
Quarter ending March 2019	1,240	↓
Quarter ending June 2019	1,252	→
Variance since June 2018	(2.0%)	↓



ACTIVITY



Month	Adjusted Scheduled Activity (UDA)	
	2019	2020
April	196	86
May	458	380
June	658	413
July	975	
August	1,159	
September	1,215	
October	1,524	
November	1,703	
December	1,838	
January	1,927	
February	1,995	
March	2,180	
April	2,253	
May	2,253	
June	2,253	

QUALITY

	Quantity	Base Number	Contract	AT	Region	England
% of FP17s for the same patient ID Re-attending within 3 months - Children	1	142	0.7%	9.6%	11.2%	11.4%
% of FP17s for the same patient ID Re-attending within 3 months - Adults	8	171	4.7%	14.3%	14.8%	15.4%
% of FP17s for the same patient ID Re-attending between 3 & 9 months - Children	55	142	38.7%	54.0%	60.9%	59.8%
% of FP17s for the same patient ID Re-attending between 3 & 9 months - Adults	72	171	42.1%	48.9%	53.2%	52.1%
% of FP17s for Band 1 Urgent Courses	10	264	3.8%	8.4%	8.3%	9.2%
% of FP17s Relating to Free Repair or Replacements	0	264	0.0%	0.8%	0.7%	0.7%
% of FP17s Relating to Continuations	3	264	1.1%	0.7%	0.8%	0.8%
% of Patients satisfied with the dentistry they have received	1	1	N/A	93.3%	93.2%	93.4%
% of Patients satisfied with the time they had to wait for an appointment	1	1	N/A	91.1%	88.5%	87.6%

* This is based on patients treated on this contract for their most recent course of treatment. Figures in italics indicate the base number of FP17s or Patient Questionnaire responses are less than 100. N/A is shown where the base number of responses is less than 10 during the period. % is calculated as Quantity/Base number*100

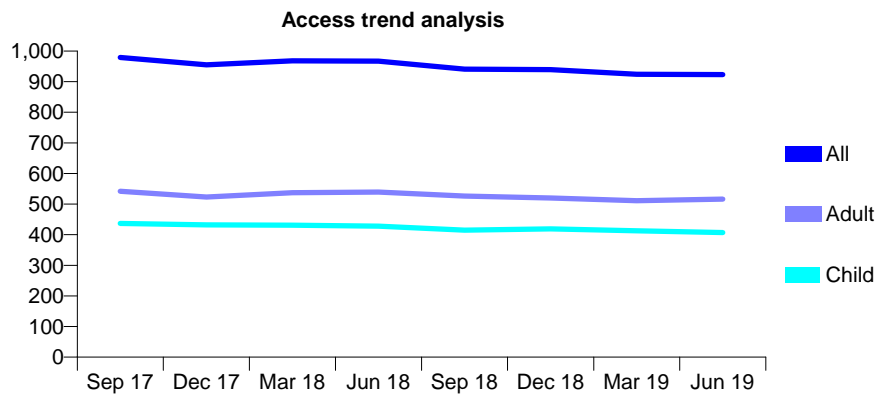
Q54 - Vital Signs At a Glance Contract Report for 813575/0001 - June 2019

Name or company name	MR AJ LUCKHURST
Contract type name	GDS Contract
Purpose of contract	General
Contract start date	01/04/2006
Contract end date	

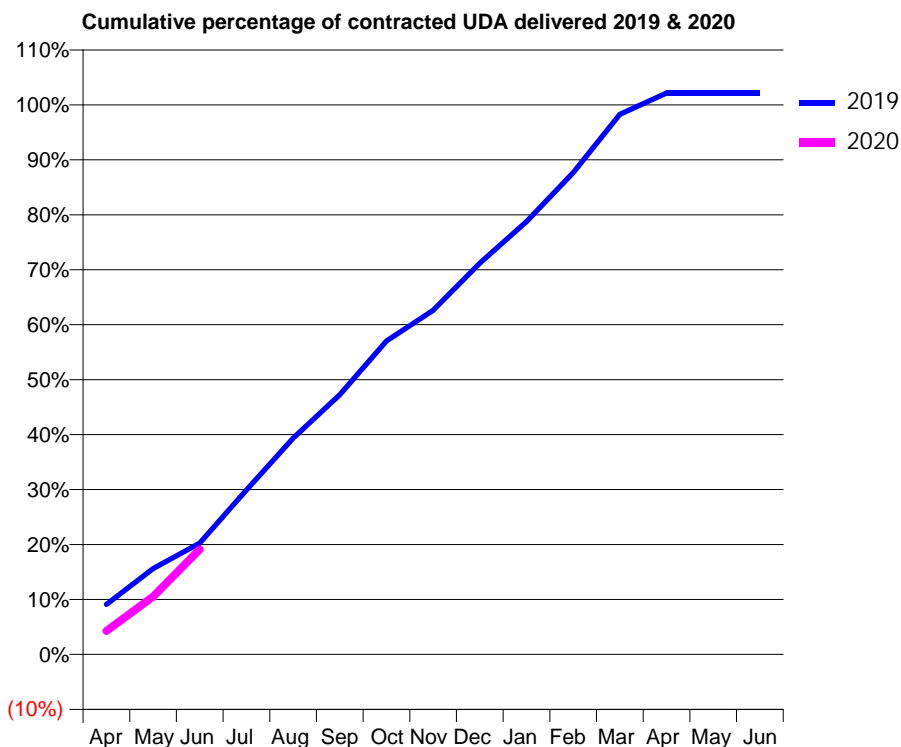
19/20 Contracted general activity (UDA)	2,298
Carry forward general activity (UDA)	0
19/20 Contracted orthodontic activity (UOA)	0
Carry forward orthodontic activity (UOA)	0
Baseline contract value	£55,640.90

ACCESS*

Patients seen in 24 months	Total	Change since previous quarter
Quarter ending June 2018	967	
Quarter ending September 2018	941	↓
Quarter ending December 2018	939	→
Quarter ending March 2019	924	↓
Quarter ending June 2019	923	→
Variance since June 2018	(4.6%)	↓



ACTIVITY



Month	2019	2020
April	210	98
May	359	242
June	465	439
July	688	
August	905	
September	1,086	
October	1,311	
November	1,439	
December	1,636	
January	1,810	
February	2,015	
March	2,258	
April	2,347	
May	2,347	
June	2,347	

QUALITY

	Quantity	Base Number	Contract	AT	Region	England
% of FP17s for the same patient ID Re-attending within 3 months - Children	9	125	7.2%	9.6%	11.2%	11.4%
% of FP17s for the same patient ID Re-attending within 3 months - Adults	22	158	13.9%	14.3%	14.8%	15.4%
% of FP17s for the same patient ID Re-attending between 3 & 9 months - Children	63	125	50.4%	54.0%	60.9%	59.8%
% of FP17s for the same patient ID Re-attending between 3 & 9 months - Adults	83	158	52.5%	48.9%	53.2%	52.1%
% of FP17s for Band 1 Urgent Courses	15	241	6.2%	8.4%	8.3%	9.2%
% of FP17s Relating to Free Repair or Replacements	0	241	0.0%	0.8%	0.7%	0.7%
% of FP17s Relating to Continuations	5	241	2.1%	0.7%	0.8%	0.8%
% of Patients satisfied with the dentistry they have received	0	0	N/A	93.3%	93.2%	93.4%
% of Patients satisfied with the time they had to wait for an appointment	0	0	N/A	91.1%	88.5%	87.6%

* This is based on patients treated on this contract for their most recent course of treatment. Figures in italics indicate the base number of FP17s or Patient Questionnaire responses are less than 100. N/A is shown where the base number of responses is less than 10 during the period. % is calculated as Quantity/Base number*100

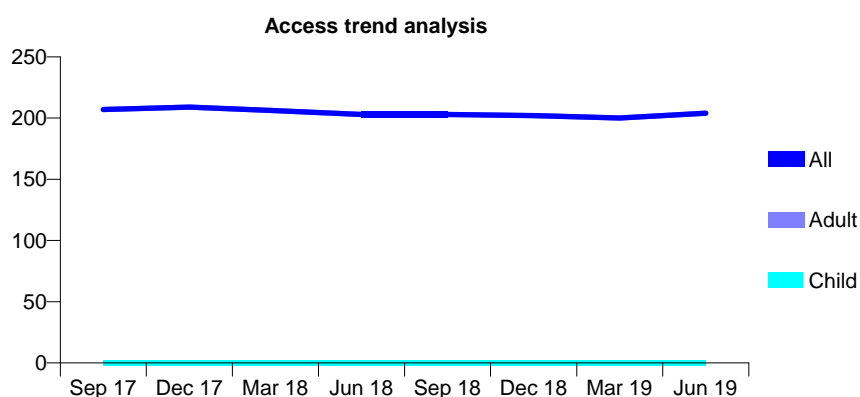
Q54 - Vital Signs At a Glance Contract Report for 820822/0002 - June 2019

Name or company name	MR GJ ALLEN
Contract type name	GDS Contract
Purpose of contract	General
Contract start date	01/04/2006
Contract end date	

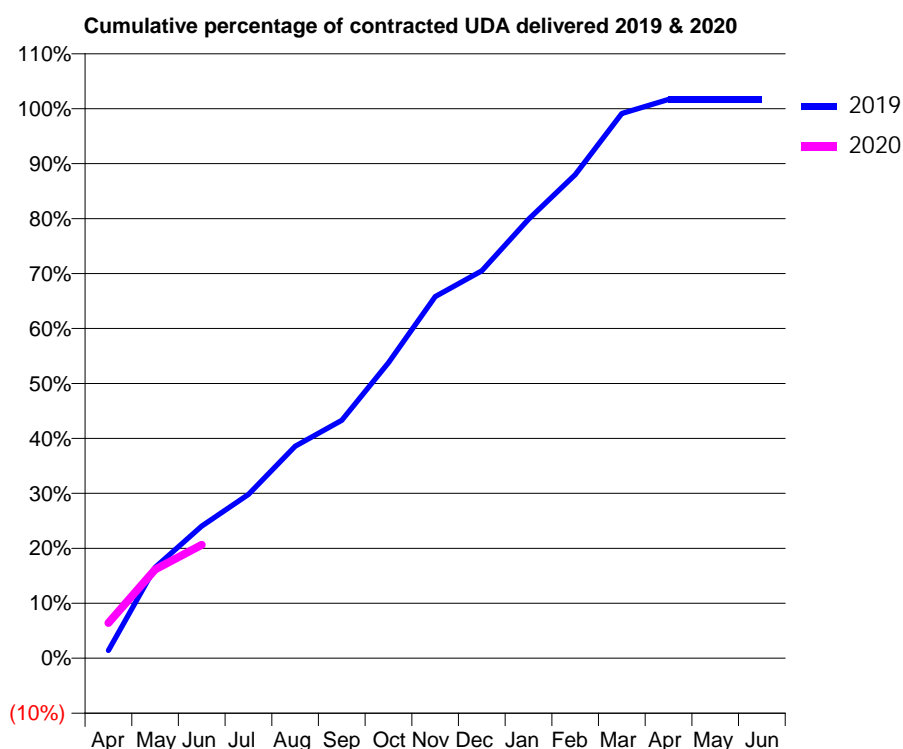
19/20 Contracted general activity (UDA)	700
Carry forward general activity (UDA)	0
19/20 Contracted orthodontic activity (UOA)	0
Carry forward orthodontic activity (UOA)	0
Baseline contract value	£18,846.84

ACCESS*

Patients seen in 24 months	Total	Change since previous quarter
Quarter ending June 2018	203	
Quarter ending September 2018	203	→
Quarter ending December 2018	202	→
Quarter ending March 2019	200	→
Quarter ending June 2019	204	↑
Variance since June 2018	0.5%	→



ACTIVITY



Month	2019	2020
April	10	45
May	116	113
June	168	144
July	209	
August	270	
September	303	
October	376	
November	461	
December	493	
January	559	
February	616	
March	694	
April	712	
May	712	
June	712	

QUALITY

	Quantity	Base Number	Contract	AT	Region	England
% of FP17s for the same patient ID Re-attending within 3 months - Children	0	0	N/A	9.6%	11.2%	11.4%
% of FP17s for the same patient ID Re-attending within 3 months - Adults	10	66	15.2%	14.3%	14.8%	15.4%
% of FP17s for the same patient ID Re-attending between 3 & 9 months - Children	0	0	N/A	54.0%	60.9%	59.8%
% of FP17s for the same patient ID Re-attending between 3 & 9 months - Adults	27	66	40.9%	48.9%	53.2%	52.1%
% of FP17s for Band 1 Urgent Courses	7	56	12.5%	8.4%	8.3%	9.2%
% of FP17s Relating to Free Repair or Replacements	0	56	0.0%	0.8%	0.7%	0.7%
% of FP17s Relating to Continuations	1	56	1.8%	0.7%	0.8%	0.8%
% of Patients satisfied with the dentistry they have received	4	4	N/A	93.3%	93.2%	93.4%
% of Patients satisfied with the time they had to wait for an appointment	4	4	N/A	91.1%	88.5%	87.6%

* This is based on patients treated on this contract for their most recent course of treatment.

Figures in italics indicate the base number of FP17s or Patient Questionnaire responses are less than 100. N/A is shown where the base number of responses is less than 10 during the period. % is calculated as Quantity/Base number*100

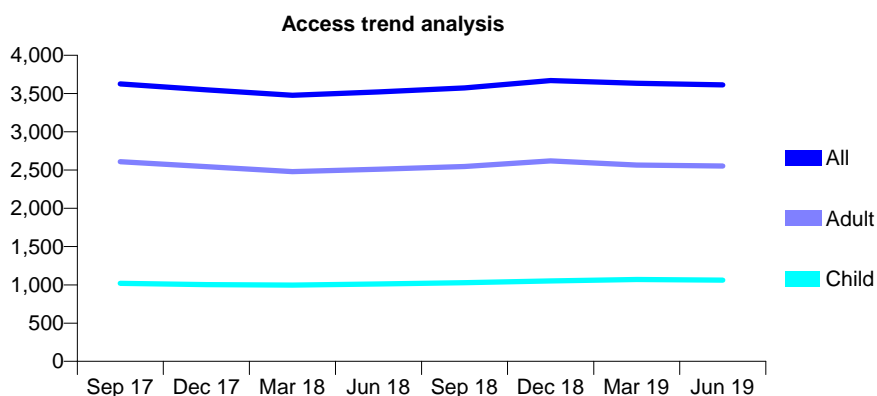
Q54 - Vital Signs At a Glance Contract Report for 822205/0001 - June 2019

Name or company name	Henry Road Dental Practice
Contract type name	GDS Contract
Purpose of contract	General
Contract start date	01/04/2006
Contract end date	

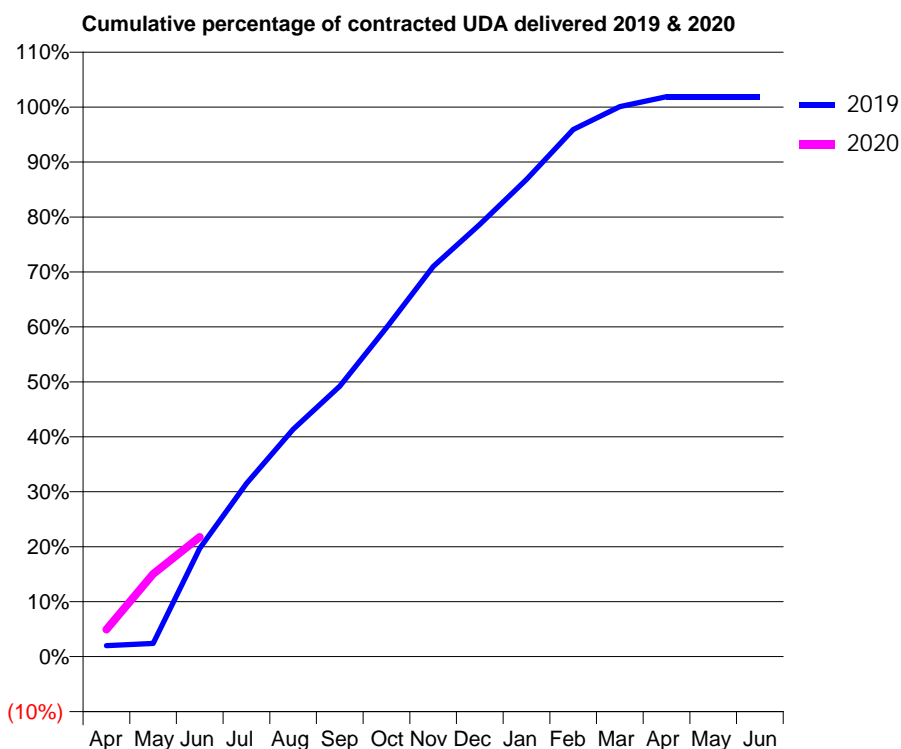
19/20 Contracted general activity (UDA)	12,097
Carry forward general activity (UDA)	0
19/20 Contracted orthodontic activity (UOA)	0
Carry forward orthodontic activity (UOA)	0
Baseline contract value	£341,492.67

ACCESS*

Patients seen in 24 months	Total	Change since previous quarter
Quarter ending June 2018	3,521	
Quarter ending September 2018	3,574	→
Quarter ending December 2018	3,670	↑
Quarter ending March 2019	3,634	→
Quarter ending June 2019	3,613	→
Variance since June 2018	2.6%	↑



ACTIVITY



Month	Adjusted Scheduled Activity (UDA)	
	2019	2020
April	241	597
May	292	1,818
June	2,384	2,636
July	3,811	
August	5,004	
September	5,951	
October	7,239	
November	8,587	
December	9,511	
January	10,506	
February	11,602	
March	12,105	
April	12,324	
May	12,324	
June	12,324	

QUALITY

	Quantity	Base Number	Contract	AT	Region	England
% of FP17s for the same patient ID Re-attending within 3 months - Children	23	312	7.4%	9.6%	11.2%	11.4%
% of FP17s for the same patient ID Re-attending within 3 months - Adults	98	766	12.8%	14.3%	14.8%	15.4%
% of FP17s for the same patient ID Re-attending between 3 & 9 months - Children	156	312	50.0%	54.0%	60.9%	59.8%
% of FP17s for the same patient ID Re-attending between 3 & 9 months - Adults	354	766	46.2%	48.9%	53.2%	52.1%
% of FP17s for Band 1 Urgent Courses	84	957	8.8%	8.4%	8.3%	9.2%
% of FP17s Relating to Free Repair or Replacements	5	957	0.5%	0.8%	0.7%	0.7%
% of FP17s Relating to Continuations	3	957	0.3%	0.7%	0.8%	0.8%
% of Patients satisfied with the dentistry they have received	1	1	N/A	93.3%	93.2%	93.4%
% of Patients satisfied with the time they had to wait for an appointment	1	1	N/A	91.1%	88.5%	87.6%

* This is based on patients treated on this contract for their most recent course of treatment. Figures in italics indicate the base number of FP17s or Patient Questionnaire responses are less than 100. N/A is shown where the base number of responses is less than 10 during the period. % is calculated as Quantity/Base number*100

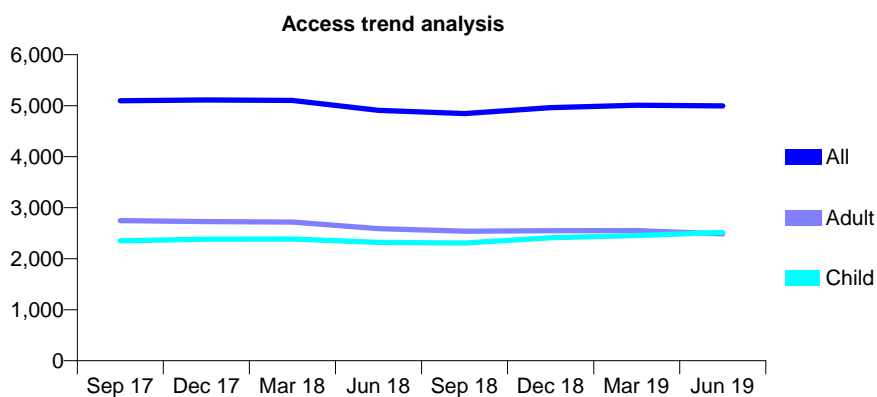
Q54 - Vital Signs At a Glance Contract Report for 824399/0002 - June 2019

Name or company name	MR J SINGH
Contract type name	GDS Contract
Purpose of contract	General
Contract start date	01/04/2006
Contract end date	

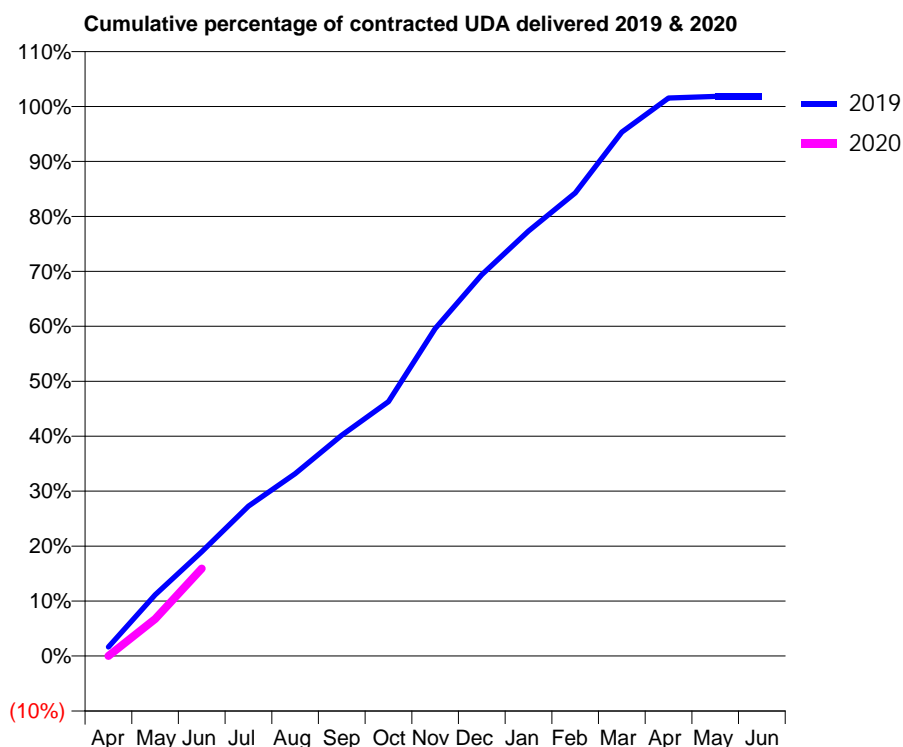
19/20 Contracted general activity (UDA)	15,789
Carry forward general activity (UDA)	0
19/20 Contracted orthodontic activity (UOA)	0
Carry forward orthodontic activity (UOA)	0
Baseline contract value	£409,770.05

ACCESS*

Patients seen in 24 months	Total	Change since previous quarter
Quarter ending June 2018	4,909	
Quarter ending September 2018	4,846	↓
Quarter ending December 2018	4,961	↑
Quarter ending March 2019	5,009	→
Quarter ending June 2019	4,997	→
Variance since June 2018	1.8%	→



ACTIVITY



Month	Adjusted Scheduled Activity (UDA)	
	2019	2020
April	257	0
May	1,759	1,063
June	2,994	2,517
July	4,308	
August	5,241	
September	6,343	
October	7,309	
November	9,408	
December	10,954	
January	12,209	
February	13,305	
March	15,054	
April	16,027	
May	16,073	
June	16,080	

QUALITY

	Quantity	Base Number	Contract	AT	Region	England
% of FP17s for the same patient ID Re-attending within 3 months - Children	41	679	6.0%	9.6%	11.2%	11.4%
% of FP17s for the same patient ID Re-attending within 3 months - Adults	75	610	12.3%	14.3%	14.8%	15.4%
% of FP17s for the same patient ID Re-attending between 3 & 9 months - Children	366	679	53.9%	54.0%	60.9%	59.8%
% of FP17s for the same patient ID Re-attending between 3 & 9 months - Adults	306	610	50.2%	48.9%	53.2%	52.1%
% of FP17s for Band 1 Urgent Courses	53	919	5.8%	8.4%	8.3%	9.2%
% of FP17s Relating to Free Repair or Replacements	0	919	0.0%	0.8%	0.7%	0.7%
% of FP17s Relating to Continuations	8	919	0.9%	0.7%	0.8%	0.8%
% of Patients satisfied with the dentistry they have received	3	4	N/A	93.3%	93.2%	93.4%
% of Patients satisfied with the time they had to wait for an appointment	3	4	N/A	91.1%	88.5%	87.6%

* This is based on patients treated on this contract for their most recent course of treatment. Figures in italics indicate the base number of FP17s or Patient Questionnaire responses are less than 100. N/A is shown where the base number of responses is less than 10 during the period. % is calculated as Quantity/Base number*100

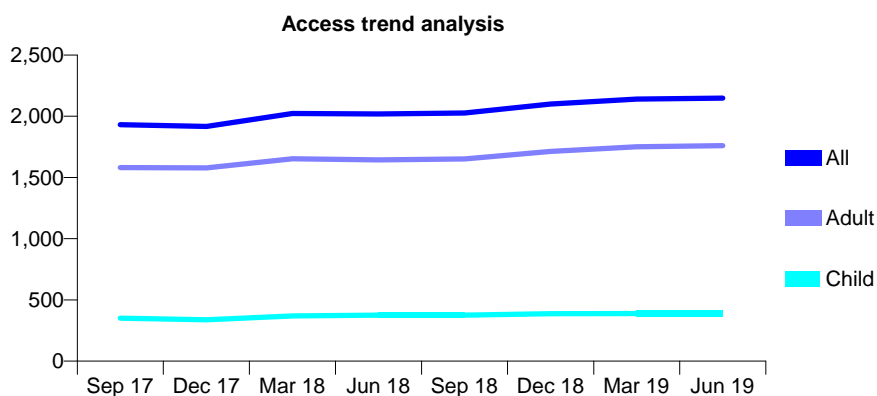
Q54 - Vital Signs At a Glance Contract Report for 825743/0001 - June 2019

Name or company name	MRS A SHARMA
Contract type name	GDS Contract
Purpose of contract	General
Contract start date	01/04/2006
Contract end date	

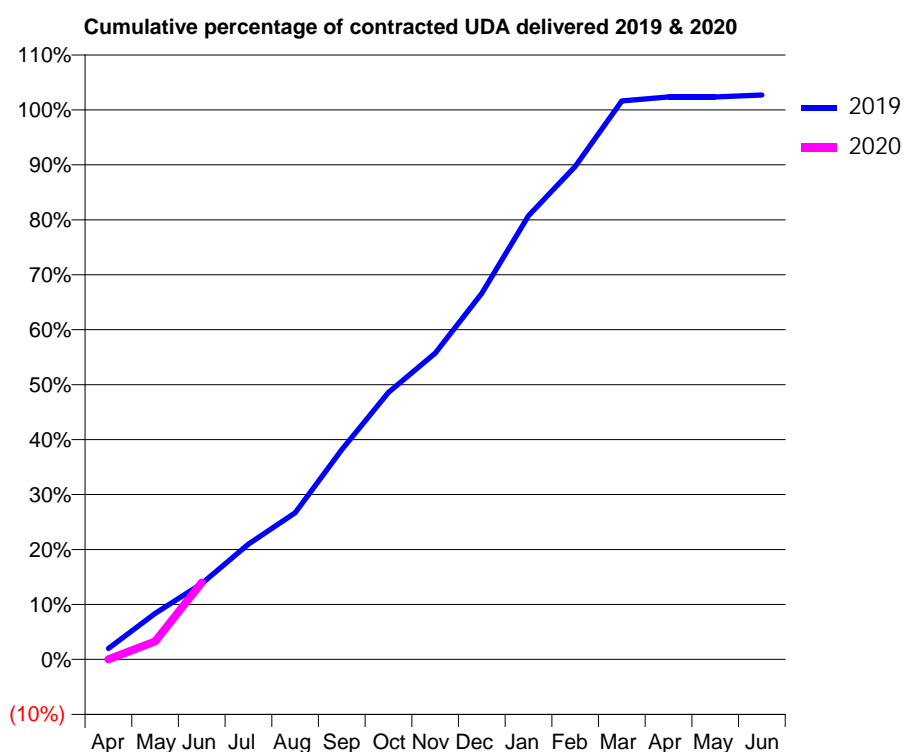
19/20 Contracted general activity (UDA)	6,723
Carry forward general activity (UDA)	0
19/20 Contracted orthodontic activity (UOA)	0
Carry forward orthodontic activity (UOA)	0
Baseline contract value	£167,530.18

ACCESS*

Patients seen in 24 months	Total	Change since previous quarter
Quarter ending June 2018	2,019	
Quarter ending September 2018	2,027	→
Quarter ending December 2018	2,100	↑
Quarter ending March 2019	2,140	→
Quarter ending June 2019	2,149	→
Variance since June 2018	6.4%	↑



ACTIVITY



Month	2019	2020
April	134	0
May	564	222
June	927	940
July	1,410	
August	1,794	
September	2,565	
October	3,267	
November	3,747	
December	4,479	
January	5,428	
February	6,031	
March	6,832	
April	6,880	
May	6,881	
June	6,904	

QUALITY

	Quantity	Base Number	Contract	AT	Region	England
% of FP17s for the same patient ID Re-attending within 3 months - Children	1	114	0.9%	9.6%	11.2%	11.4%
% of FP17s for the same patient ID Re-attending within 3 months - Adults	28	524	5.3%	14.3%	14.8%	15.4%
% of FP17s for the same patient ID Re-attending between 3 & 9 months - Children	76	114	66.7%	54.0%	60.9%	59.8%
% of FP17s for the same patient ID Re-attending between 3 & 9 months - Adults	344	524	65.6%	48.9%	53.2%	52.1%
% of FP17s for Band 1 Urgent Courses	5	366	1.4%	8.4%	8.3%	9.2%
% of FP17s Relating to Free Repair or Replacements	0	366	0.0%	0.8%	0.7%	0.7%
% of FP17s Relating to Continuations	0	366	0.0%	0.7%	0.8%	0.8%
% of Patients satisfied with the dentistry they have received	2	2	N/A	93.3%	93.2%	93.4%
% of Patients satisfied with the time they had to wait for an appointment	2	2	N/A	91.1%	88.5%	87.6%

* This is based on patients treated on this contract for their most recent course of treatment. Figures in italics indicate the base number of FP17s or Patient Questionnaire responses are less than 100. N/A is shown where the base number of responses is less than 10 during the period. % is calculated as Quantity/Base number*100

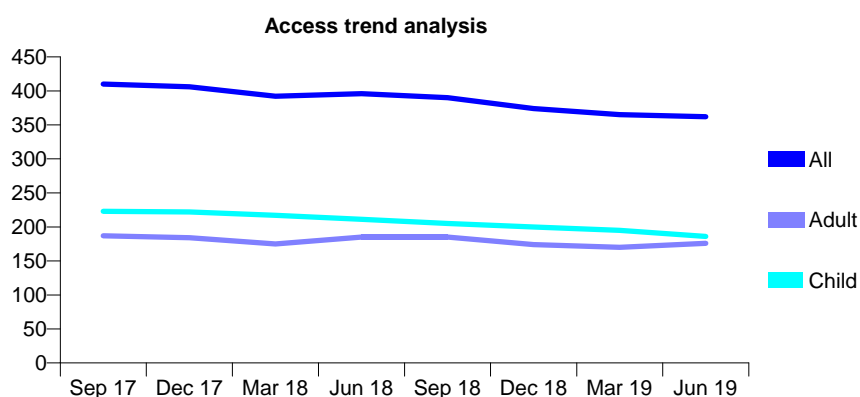
Q54 - Vital Signs At a Glance Contract Report for 826774/0001 - June 2019

Name or company name	MR PJ READY
Contract type name	GDS Contract
Purpose of contract	General
Contract start date	01/04/2006
Contract end date	

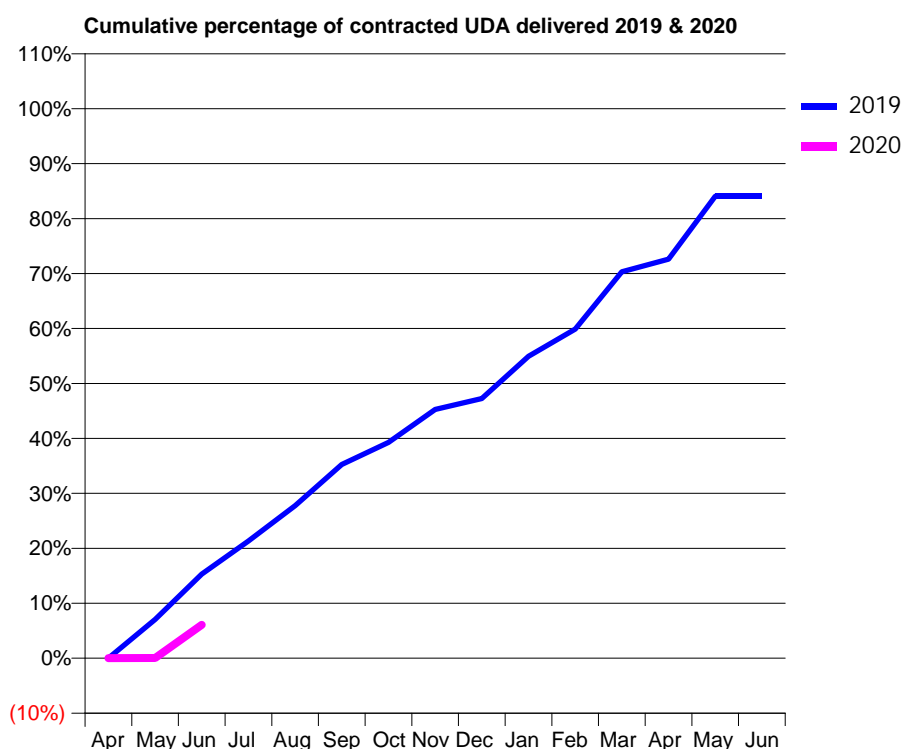
19/20 Contracted general activity (UDA)	2,236
Carry forward general activity (UDA)	0
19/20 Contracted orthodontic activity (UOA)	0
Carry forward orthodontic activity (UOA)	0
Baseline contract value	£54,323.99

ACCESS*

Patients seen in 24 months	Total	Change since previous quarter
Quarter ending June 2018	396	
Quarter ending September 2018	390	↓
Quarter ending December 2018	374	↓
Quarter ending March 2019	365	↓
Quarter ending June 2019	362	→
Variance since June 2018	(8.6%)	↓



ACTIVITY



Adjusted Scheduled Activity (UDA)		
Month	2019	2020
April	0	0
May	158	1
June	342	136
July	477	
August	621	
September	788	
October	878	
November	1,012	
December	1,057	
January	1,228	
February	1,339	
March	1,572	
April	1,624	
May	1,880	
June	1,880	

QUALITY

	Quantity	Base Number	Contract	AT	Region	England
% of FP17s for the same patient ID Re-attending within 3 months - Children	8	82	9.8%	9.6%	11.2%	11.4%
% of FP17s for the same patient ID Re-attending within 3 months - Adults	9	44	20.5%	14.3%	14.8%	15.4%
% of FP17s for the same patient ID Re-attending between 3 & 9 months - Children	57	82	69.5%	54.0%	60.9%	59.8%
% of FP17s for the same patient ID Re-attending between 3 & 9 months - Adults	26	44	59.1%	48.9%	53.2%	52.1%
% of FP17s for Band 1 Urgent Courses	0	31	0.0%	8.4%	8.3%	9.2%
% of FP17s Relating to Free Repair or Replacements	0	31	0.0%	0.8%	0.7%	0.7%
% of FP17s Relating to Continuations	0	31	0.0%	0.7%	0.8%	0.8%
% of Patients satisfied with the dentistry they have received	1	1	N/A	93.3%	93.2%	93.4%
% of Patients satisfied with the time they had to wait for an appointment	1	1	N/A	91.1%	88.5%	87.6%

* This is based on patients treated on this contract for their most recent course of treatment.

Figures in italics indicate the base number of FP17s or Patient Questionnaire responses are less than 100. N/A is shown where the base number of responses is less than 10 during the period. % is calculated as Quantity/Base number*100

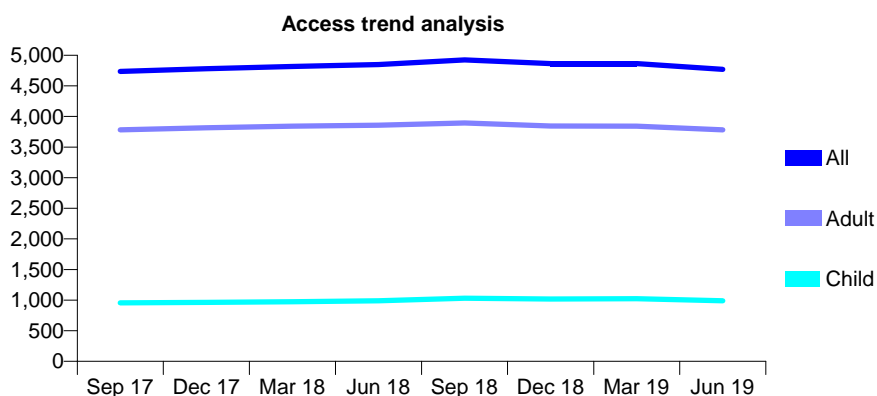
Q54 - Vital Signs At a Glance Contract Report for 827223/0001 - June 2019

Name or company name	MR DC O'SULLIVAN
Contract type name	GDS Contract
Purpose of contract	General
Contract start date	01/04/2006
Contract end date	

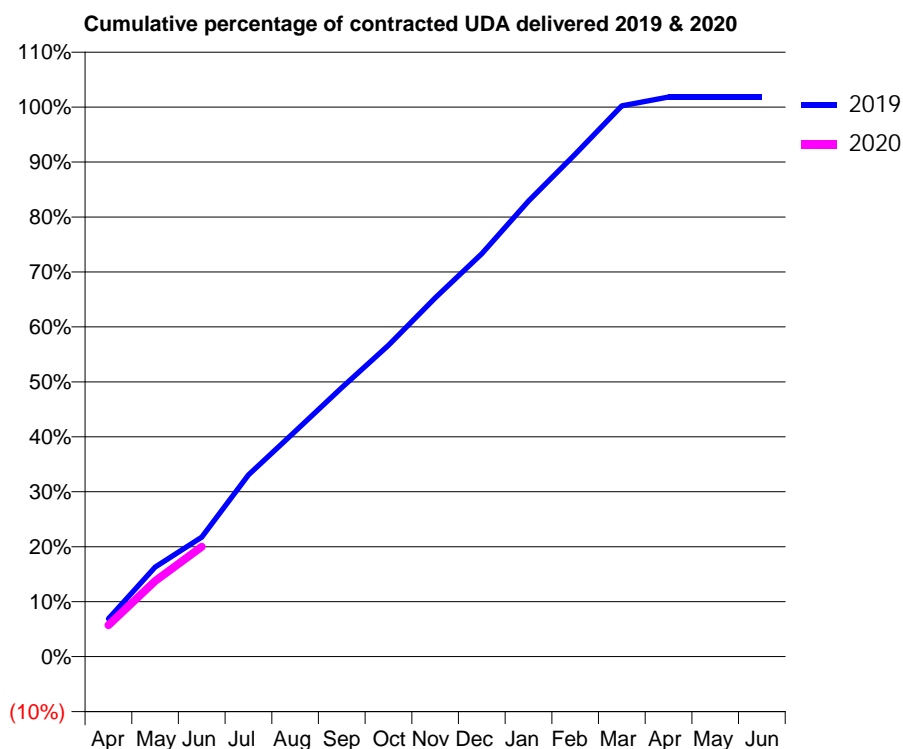
19/20 Contracted general activity (UDA)	10,941
Carry forward general activity (UDA)	0
19/20 Contracted orthodontic activity (UOA)	0
Carry forward orthodontic activity (UOA)	0
Baseline contract value	£235,139.52

ACCESS*

Patients seen in 24 months	Total	Change since previous quarter
Quarter ending June 2018	4,849	
Quarter ending September 2018	4,925	→
Quarter ending December 2018	4,864	↓
Quarter ending March 2019	4,864	→
Quarter ending June 2019	4,771	↓
Variance since June 2018	(1.6%)	↓



ACTIVITY



Month	Adjusted Scheduled Activity (UDA)	
	2019	2020
April	752	625
May	1,783	1,507
June	2,379	2,187
July	3,618	
August	4,486	
September	5,355	
October	6,199	
November	7,144	
December	8,023	
January	9,069	
February	10,004	
March	10,966	
April	11,142	
May	11,142	
June	11,142	

QUALITY

	Quantity	Base Number	Contract	AT	Region	England
% of FP17s for the same patient ID Re-attending within 3 months - Children	5	253	2.0%	9.6%	11.2%	11.4%
% of FP17s for the same patient ID Re-attending within 3 months - Adults	91	828	11.0%	14.3%	14.8%	15.4%
% of FP17s for the same patient ID Re-attending between 3 & 9 months - Children	170	253	67.2%	54.0%	60.9%	59.8%
% of FP17s for the same patient ID Re-attending between 3 & 9 months - Adults	212	828	25.6%	48.9%	53.2%	52.1%
% of FP17s for Band 1 Urgent Courses	75	933	8.0%	8.4%	8.3%	9.2%
% of FP17s Relating to Free Repair or Replacements	2	933	0.2%	0.8%	0.7%	0.7%
% of FP17s Relating to Continuations	11	933	1.2%	0.7%	0.8%	0.8%
% of Patients satisfied with the dentistry they have received	2	2	N/A	93.3%	93.2%	93.4%
% of Patients satisfied with the time they had to wait for an appointment	2	2	N/A	91.1%	88.5%	87.6%

* This is based on patients treated on this contract for their most recent course of treatment. Figures in italics indicate the base number of FP17s or Patient Questionnaire responses are less than 100. N/A is shown where the base number of responses is less than 10 during the period. % is calculated as Quantity/Base number*100

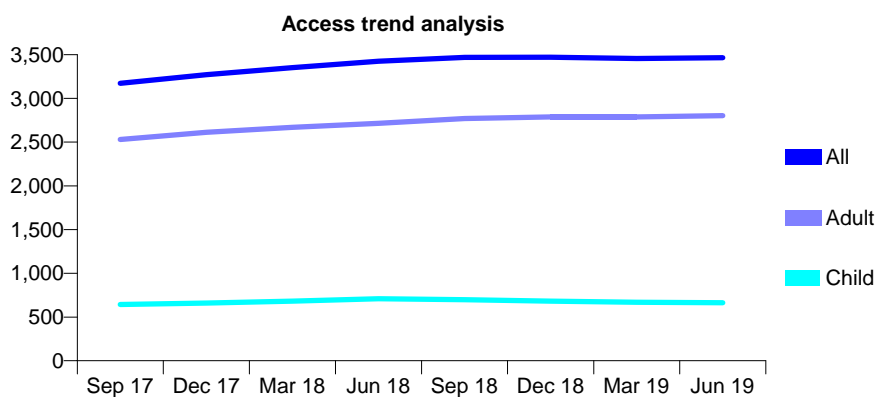
Q54 - Vital Signs At a Glance Contract Report for 833584/0001 - June 2019

Name or company name	MR A KAPNISIS
Contract type name	GDS Contract
Purpose of contract	General
Contract start date	01/04/2006
Contract end date	

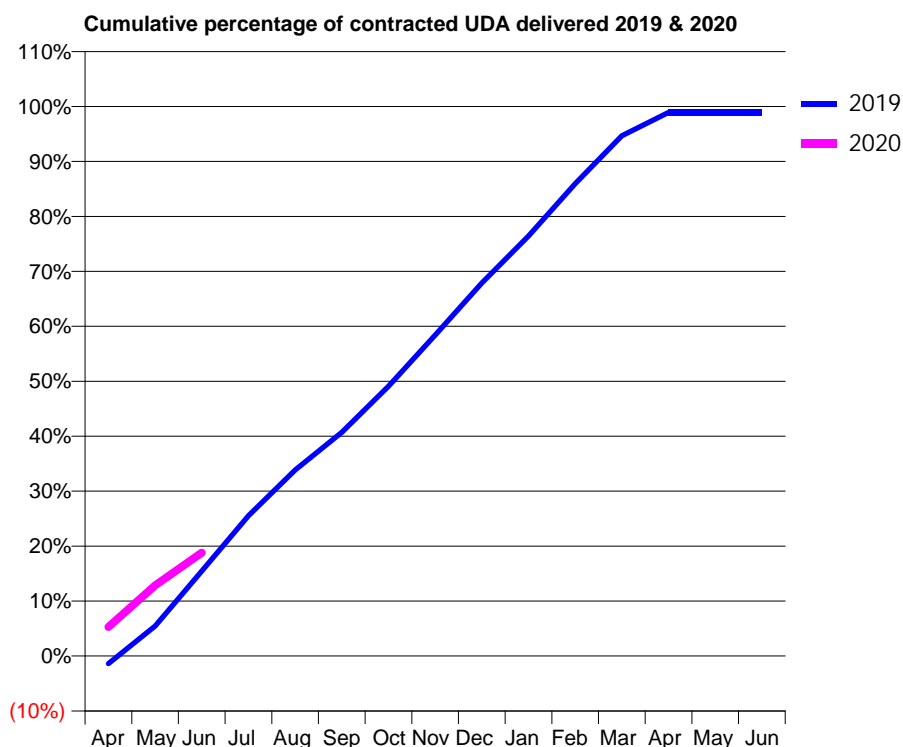
19/20 Contracted general activity (UDA)	8,492
Carry forward general activity (UDA)	0
19/20 Contracted orthodontic activity (UOA)	0
Carry forward orthodontic activity (UOA)	0
Baseline contract value	£275,568.26

ACCESS*

Patients seen in 24 months	Total	Change since previous quarter
Quarter ending June 2018	3,424	
Quarter ending September 2018	3,469	→
Quarter ending December 2018	3,470	→
Quarter ending March 2019	3,457	→
Quarter ending June 2019	3,465	→
Variance since June 2018	1.2%	→



ACTIVITY



Month	Adjusted Scheduled Activity (UDA)	
	2019	2020
April	-118	450
May	465	1,091
June	1,312	1,595
July	2,167	
August	2,877	
September	3,457	
October	4,168	
November	4,960	
December	5,763	
January	6,490	
February	7,299	
March	8,038	
April	8,401	
May	8,401	
June	8,401	

QUALITY

	Quantity	Base Number	Contract	AT	Region	England
% of FP17s for the same patient ID Re-attending within 3 months - Children	6	267	2.2%	9.6%	11.2%	11.4%
% of FP17s for the same patient ID Re-attending within 3 months - Adults	135	944	14.3%	14.3%	14.8%	15.4%
% of FP17s for the same patient ID Re-attending between 3 & 9 months - Children	177	267	66.3%	54.0%	60.9%	59.8%
% of FP17s for the same patient ID Re-attending between 3 & 9 months - Adults	337	944	35.7%	48.9%	53.2%	52.1%
% of FP17s for Band 1 Urgent Courses	57	1,000	5.7%	8.4%	8.3%	9.2%
% of FP17s Relating to Free Repair or Replacements	2	1,000	0.2%	0.8%	0.7%	0.7%
% of FP17s Relating to Continuations	23	1,000	2.3%	0.7%	0.8%	0.8%
% of Patients satisfied with the dentistry they have received	1	1	N/A	93.3%	93.2%	93.4%
% of Patients satisfied with the time they had to wait for an appointment	1	1	N/A	91.1%	88.5%	87.6%

* This is based on patients treated on this contract for their most recent course of treatment. Figures in italics indicate the base number of FP17s or Patient Questionnaire responses are less than 100. N/A is shown where the base number of responses is less than 10 during the period. % is calculated as Quantity/Base number*100

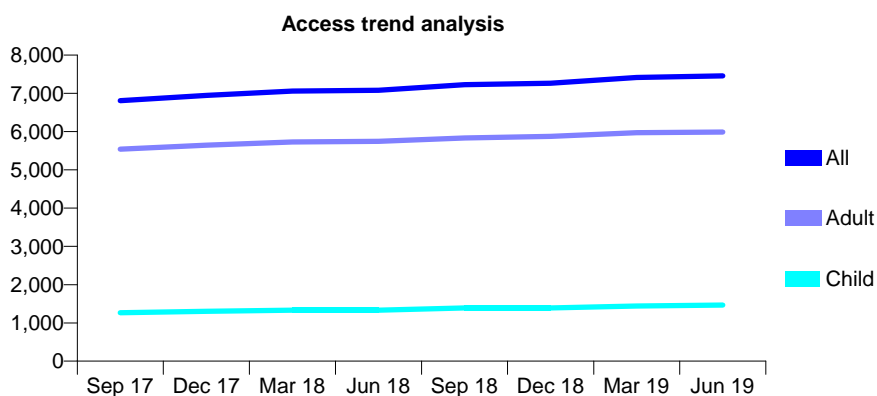
Q54 - Vital Signs At a Glance Contract Report for 835811/0002 - June 2019

Name or company name	Aulak & Corbett Partnership
Contract type name	GDS Contract
Purpose of contract	General
Contract start date	01/10/2015
Contract end date	

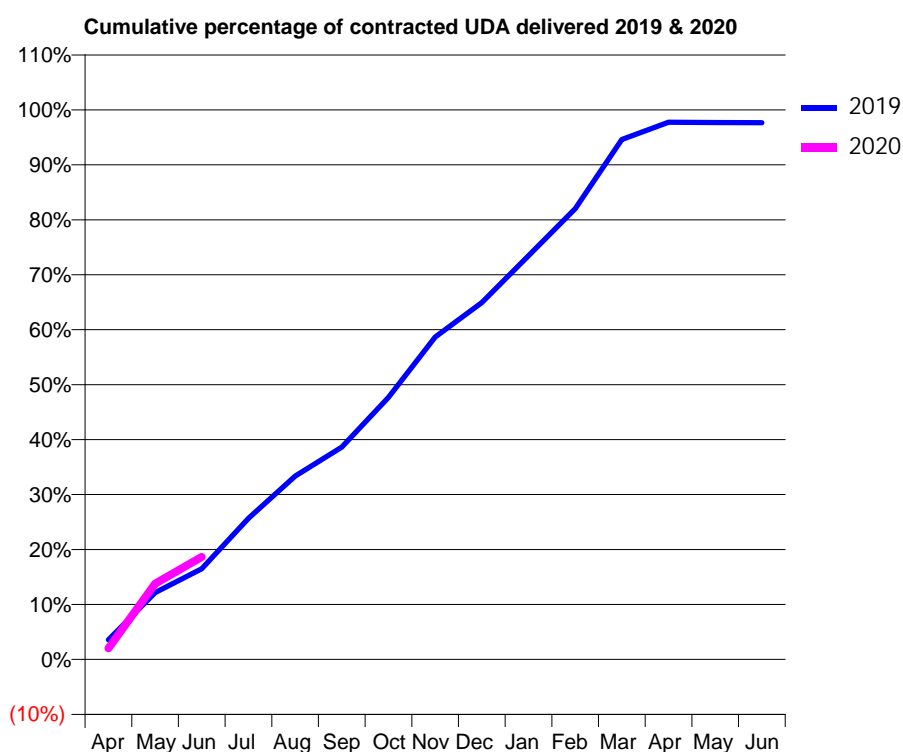
19/20 Contracted general activity (UDA)	26,834
Carry forward general activity (UDA)	0
19/20 Contracted orthodontic activity (UOA)	0
Carry forward orthodontic activity (UOA)	0
Baseline contract value	£738,608.09

ACCESS*

Patients seen in 24 months	Total	Change since previous quarter
Quarter ending June 2018	7,082	
Quarter ending September 2018	7,226	↑
Quarter ending December 2018	7,263	→
Quarter ending March 2019	7,411	↑
Quarter ending June 2019	7,454	→
Variance since June 2018	5.3%	↑



ACTIVITY



Month	2019	2020
April	962	541
May	3,269	3,705
June	4,433	5,002
July	6,895	
August	8,951	
September	10,369	
October	12,801	
November	15,741	
December	17,421	
January	19,712	
February	22,012	
March	25,385	
April	26,228	
May	26,216	
June	26,204	

QUALITY

	Quantity	Base Number	Contract	AT	Region	England
% of FP17s for the same patient ID Re-attending within 3 months - Children	41	498	8.2%	9.6%	11.2%	11.4%
% of FP17s for the same patient ID Re-attending within 3 months - Adults	254	2,005	12.7%	14.3%	14.8%	15.4%
% of FP17s for the same patient ID Re-attending between 3 & 9 months - Children	314	498	63.1%	54.0%	60.9%	59.8%
% of FP17s for the same patient ID Re-attending between 3 & 9 months - Adults	1,177	2,005	58.7%	48.9%	53.2%	52.1%
% of FP17s for Band 1 Urgent Courses	101	2,153	4.7%	8.4%	8.3%	9.2%
% of FP17s Relating to Free Repair or Replacements	19	2,153	0.9%	0.8%	0.7%	0.7%
% of FP17s Relating to Continuations	43	2,153	2.0%	0.7%	0.8%	0.8%
% of Patients satisfied with the dentistry they have received	0	0	N/A	93.3%	93.2%	93.4%
% of Patients satisfied with the time they had to wait for an appointment	0	0	N/A	91.1%	88.5%	87.6%

* This is based on patients treated on this contract for their most recent course of treatment. Figures in italics indicate the base number of FP17s or Patient Questionnaire responses are less than 100. N/A is shown where the base number of responses is less than 10 during the period. % is calculated as Quantity/Base number*100

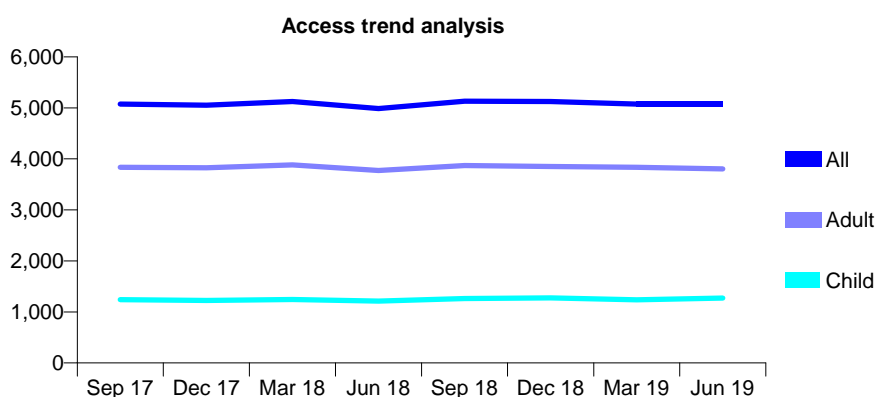
Q54 - Vital Signs At a Glance Contract Report for 847739/0001 - June 2019

Name or company name	MR E MOORE
Contract type name	GDS Contract
Purpose of contract	General
Contract start date	01/04/2006
Contract end date	

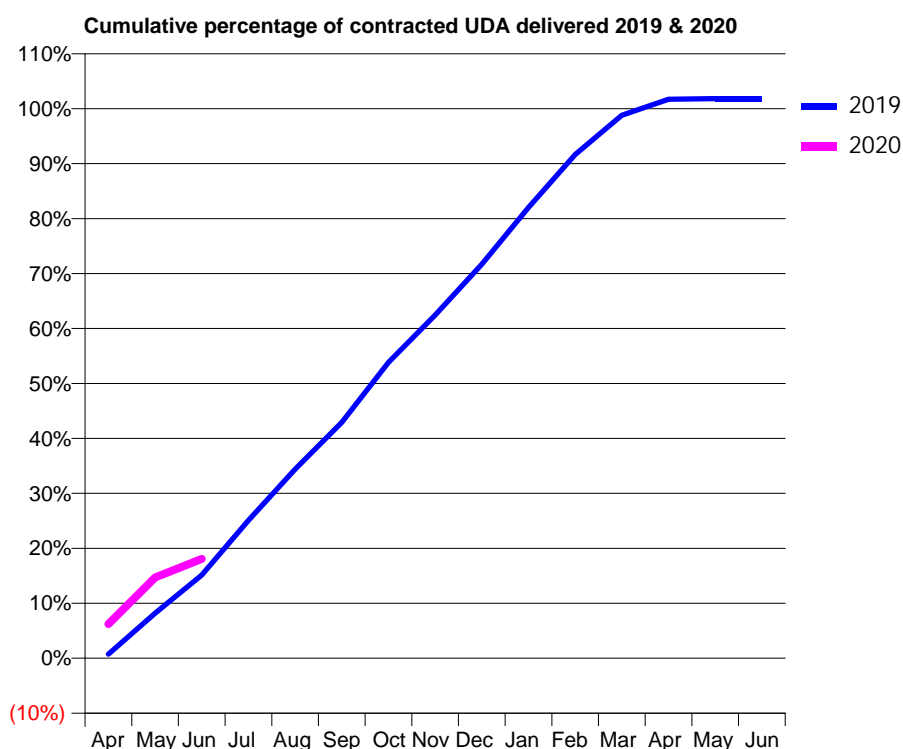
19/20 Contracted general activity (UDA)	16,341
Carry forward general activity (UDA)	0
19/20 Contracted orthodontic activity (UOA)	0
Carry forward orthodontic activity (UOA)	0
Baseline contract value	£446,897.66

ACCESS*

Patients seen in 24 months	Total	Change since previous quarter
Quarter ending June 2018	4,987	
Quarter ending September 2018	5,132	↑
Quarter ending December 2018	5,126	→
Quarter ending March 2019	5,073	↓
Quarter ending June 2019	5,073	→
Variance since June 2018	1.7%	→



ACTIVITY



Month	2019	2020
April	120	1,015
May	1,343	2,399
June	2,474	2,951
July	4,103	
August	5,622	
September	7,014	
October	8,799	
November	10,207	
December	11,716	
January	13,403	
February	14,978	
March	16,144	
April	16,622	
May	16,639	
June	16,641	

QUALITY

	Quantity	Base Number	Contract	AT	Region	England
% of FP17s for the same patient ID Re-attending within 3 months - Children	40	345	11.6%	9.6%	11.2%	11.4%
% of FP17s for the same patient ID Re-attending within 3 months - Adults	211	1,096	19.3%	14.3%	14.8%	15.4%
% of FP17s for the same patient ID Re-attending between 3 & 9 months - Children	151	345	43.8%	54.0%	60.9%	59.8%
% of FP17s for the same patient ID Re-attending between 3 & 9 months - Adults	525	1,096	47.9%	48.9%	53.2%	52.1%
% of FP17s for Band 1 Urgent Courses	169	1,234	13.7%	8.4%	8.3%	9.2%
% of FP17s Relating to Free Repair or Replacements	5	1,234	0.4%	0.8%	0.7%	0.7%
% of FP17s Relating to Continuations	14	1,234	1.1%	0.7%	0.8%	0.8%
% of Patients satisfied with the dentistry they have received	0	0	N/A	93.3%	93.2%	93.4%
% of Patients satisfied with the time they had to wait for an appointment	0	0	N/A	91.1%	88.5%	87.6%

* This is based on patients treated on this contract for their most recent course of treatment.

Figures in italics indicate the base number of FP17s or Patient Questionnaire responses are less than 100. N/A is shown where the base number of responses is less than 10 during the period. % is calculated as Quantity/Base number*100

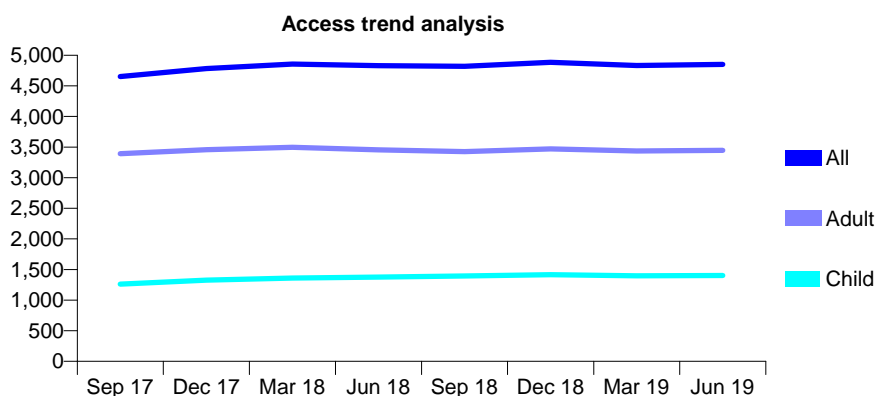
Q54 - Vital Signs At a Glance Contract Report for 848115/0002 - June 2019

Name or company name	MR P PARSOTAM
Contract type name	GDS Contract
Purpose of contract	General
Contract start date	01/04/2013
Contract end date	

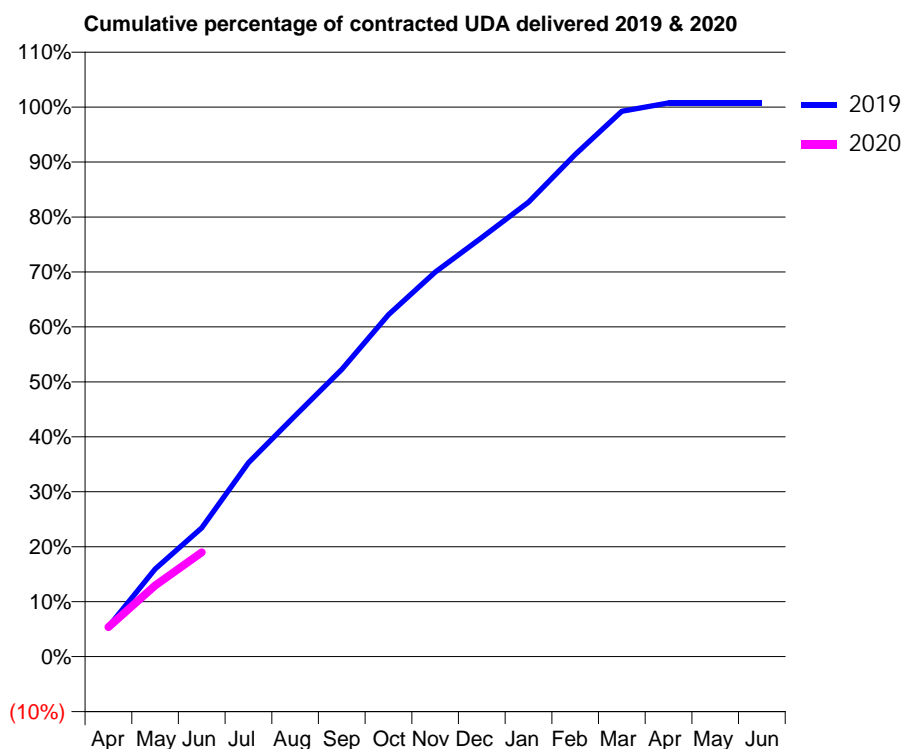
19/20 Contracted general activity (UDA)	14,734
Carry forward general activity (UDA)	0
19/20 Contracted orthodontic activity (UOA)	0
Carry forward orthodontic activity (UOA)	0
Baseline contract value	£380,626.19

ACCESS*

Patients seen in 24 months	Total	Change since previous quarter
Quarter ending June 2018	4,830	
Quarter ending September 2018	4,820	→
Quarter ending December 2018	4,886	→
Quarter ending March 2019	4,834	↓
Quarter ending June 2019	4,850	→
Variance since June 2018	0.4%	→



ACTIVITY



Month	Adjusted Scheduled Activity (UDA)	
	2019	2020
April	800	794
May	2,350	1,908
June	3,452	2,797
July	5,202	
August	6,458	
September	7,699	
October	9,165	
November	10,311	
December	11,235	
January	12,185	
February	13,464	
March	14,622	
April	14,842	
May	14,842	
June	14,842	

QUALITY

	Quantity	Base Number	Contract	AT	Region	England
% of FP17s for the same patient ID Re-attending within 3 months - Children	32	467	6.9%	9.6%	11.2%	11.4%
% of FP17s for the same patient ID Re-attending within 3 months - Adults	132	1,022	12.9%	14.3%	14.8%	15.4%
% of FP17s for the same patient ID Re-attending between 3 & 9 months - Children	255	467	54.6%	54.0%	60.9%	59.8%
% of FP17s for the same patient ID Re-attending between 3 & 9 months - Adults	565	1,022	55.3%	48.9%	53.2%	52.1%
% of FP17s for Band 1 Urgent Courses	49	1,215	4.0%	8.4%	8.3%	9.2%
% of FP17s Relating to Free Repair or Replacements	10	1,215	0.8%	0.8%	0.7%	0.7%
% of FP17s Relating to Continuations	32	1,215	2.6%	0.7%	0.8%	0.8%
% of Patients satisfied with the dentistry they have received	5	5	N/A	93.3%	93.2%	93.4%
% of Patients satisfied with the time they had to wait for an appointment	5	5	N/A	91.1%	88.5%	87.6%

* This is based on patients treated on this contract for their most recent course of treatment. Figures in italics indicate the base number of FP17s or Patient Questionnaire responses are less than 100. N/A is shown where the base number of responses is less than 10 during the period. % is calculated as Quantity/Base number*100

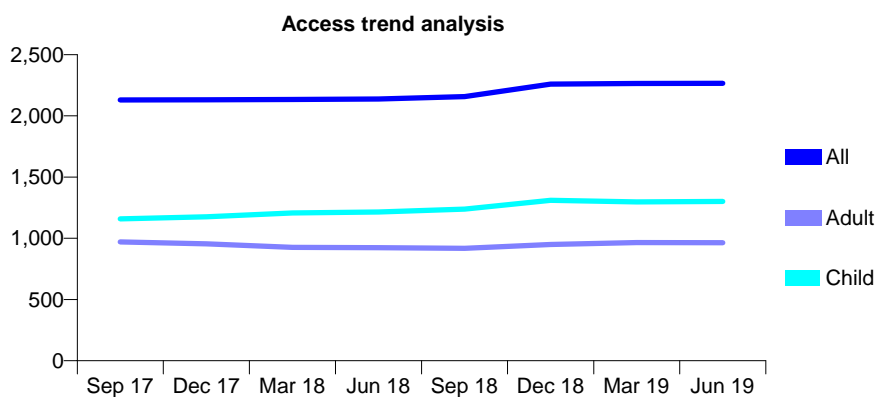
Q54 - Vital Signs At a Glance Contract Report for 849022/0001 - June 2019

Name or company name	MR FL MOHAMED
Contract type name	GDS Contract
Purpose of contract	General
Contract start date	01/04/2006
Contract end date	

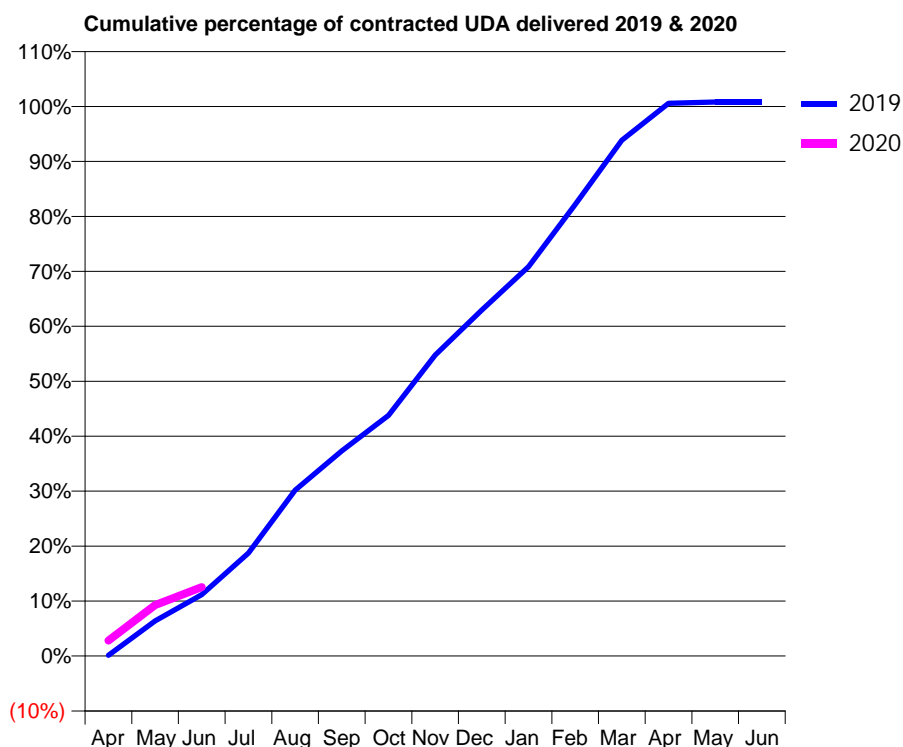
19/20 Contracted general activity (UDA)	6,092
Carry forward general activity (UDA)	0
19/20 Contracted orthodontic activity (UOA)	0
Carry forward orthodontic activity (UOA)	0
Baseline contract value	£195,174.99

ACCESS*

Patients seen in 24 months	Total	Change since previous quarter
Quarter ending June 2018	2,138	
Quarter ending September 2018	2,157	→
Quarter ending December 2018	2,260	↑
Quarter ending March 2019	2,264	→
Quarter ending June 2019	2,266	→
Variance since June 2018	6.0%	↑



ACTIVITY



Month	Adjusted Scheduled Activity (UDA)	
	2019	2020
April	8	172
May	389	566
June	681	764
July	1,143	
August	1,838	
September	2,273	
October	2,668	
November	3,335	
December	3,836	
January	4,316	
February	5,005	
March	5,717	
April	6,126	
May	6,140	
June	6,140	

QUALITY

	Quantity	Base Number	Contract	AT	Region	England
% of FP17s for the same patient ID Re-attending within 3 months - Children	14	299	4.7%	9.6%	11.2%	11.4%
% of FP17s for the same patient ID Re-attending within 3 months - Adults	17	156	10.9%	14.3%	14.8%	15.4%
% of FP17s for the same patient ID Re-attending between 3 & 9 months - Children	106	299	35.5%	54.0%	60.9%	59.8%
% of FP17s for the same patient ID Re-attending between 3 & 9 months - Adults	37	156	23.7%	48.9%	53.2%	52.1%
% of FP17s for Band 1 Urgent Courses	25	285	8.8%	8.4%	8.3%	9.2%
% of FP17s Relating to Free Repair or Replacements	0	285	0.0%	0.8%	0.7%	0.7%
% of FP17s Relating to Continuations	1	285	0.4%	0.7%	0.8%	0.8%
% of Patients satisfied with the dentistry they have received	0	0	N/A	93.3%	93.2%	93.4%
% of Patients satisfied with the time they had to wait for an appointment	0	0	N/A	91.1%	88.5%	87.6%

* This is based on patients treated on this contract for their most recent course of treatment. Figures in italics indicate the base number of FP17s or Patient Questionnaire responses are less than 100. N/A is shown where the base number of responses is less than 10 during the period. % is calculated as Quantity/Base number*100

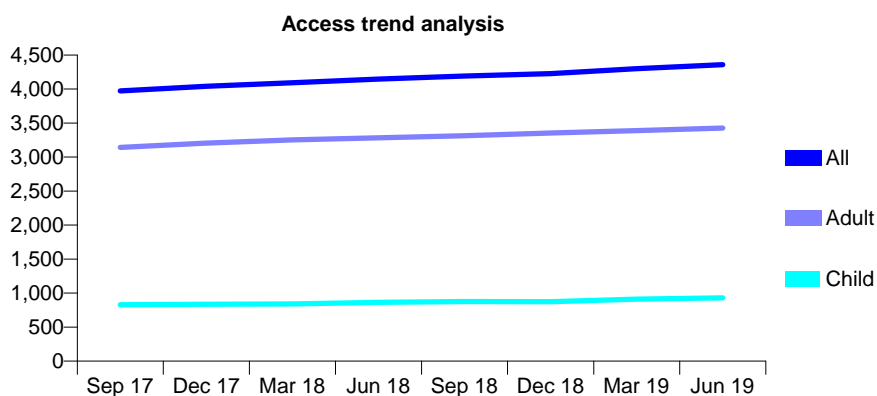
Q54 - Vital Signs At a Glance Contract Report for 853720/0001 - June 2019

Name or company name	MR LY CHEN
Contract type name	GDS Contract
Purpose of contract	General
Contract start date	01/04/2006
Contract end date	

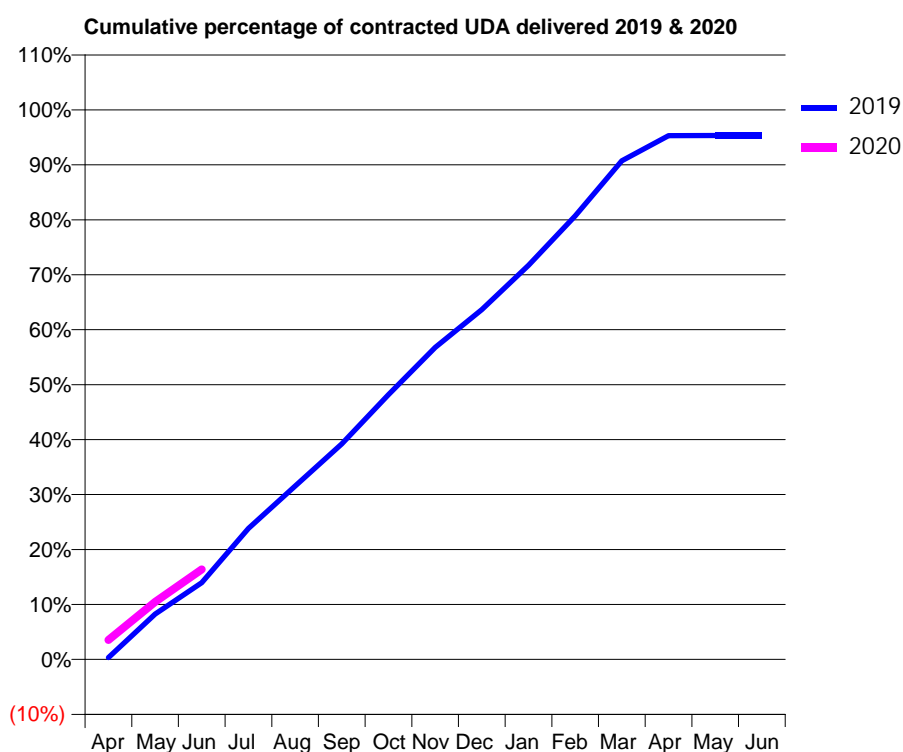
19/20 Contracted general activity (UDA)	14,000
Carry forward general activity (UDA)	0
19/20 Contracted orthodontic activity (UOA)	0
Carry forward orthodontic activity (UOA)	0
Baseline contract value	£343,406.72

ACCESS*

Patients seen in 24 months	Total	Change since previous quarter
Quarter ending June 2018	4,146	
Quarter ending September 2018	4,192	→
Quarter ending December 2018	4,227	→
Quarter ending March 2019	4,301	→
Quarter ending June 2019	4,357	→
Variance since June 2018	5.1%	↑



ACTIVITY



Month	Adjusted Scheduled Activity (UDA)	
	2019	2020
April	47	494
May	1,157	1,465
June	1,955	2,294
July	3,338	
August	4,418	
September	5,493	
October	6,747	
November	7,947	
December	8,908	
January	10,041	
February	11,303	
March	12,703	
April	13,344	
May	13,346	
June	13,348	

QUALITY

	Quantity	Base Number	Contract	AT	Region	England
% of FP17s for the same patient ID Re-attending within 3 months - Children	11	260	4.2%	9.6%	11.2%	11.4%
% of FP17s for the same patient ID Re-attending within 3 months - Adults	98	914	10.7%	14.3%	14.8%	15.4%
% of FP17s for the same patient ID Re-attending between 3 & 9 months - Children	113	260	43.5%	54.0%	60.9%	59.8%
% of FP17s for the same patient ID Re-attending between 3 & 9 months - Adults	451	914	49.3%	48.9%	53.2%	52.1%
% of FP17s for Band 1 Urgent Courses	79	971	8.1%	8.4%	8.3%	9.2%
% of FP17s Relating to Free Repair or Replacements	6	971	0.6%	0.8%	0.7%	0.7%
% of FP17s Relating to Continuations	5	971	0.5%	0.7%	0.8%	0.8%
% of Patients satisfied with the dentistry they have received	3	3	N/A	93.3%	93.2%	93.4%
% of Patients satisfied with the time they had to wait for an appointment	3	3	N/A	91.1%	88.5%	87.6%

* This is based on patients treated on this contract for their most recent course of treatment. Figures in italics indicate the base number of FP17s or Patient Questionnaire responses are less than 100. N/A is shown where the base number of responses is less than 10 during the period. % is calculated as Quantity/Base number*100

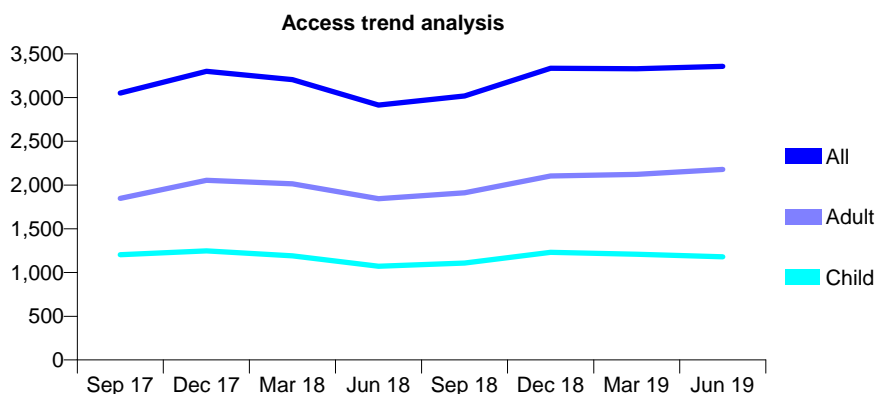
Q54 - Vital Signs At a Glance Contract Report for 854115/0001 - June 2019

Name or company name	Brownhills Dental Practice Partnership
Contract type name	GDS Contract
Purpose of contract	General
Contract start date	01/04/2006
Contract end date	

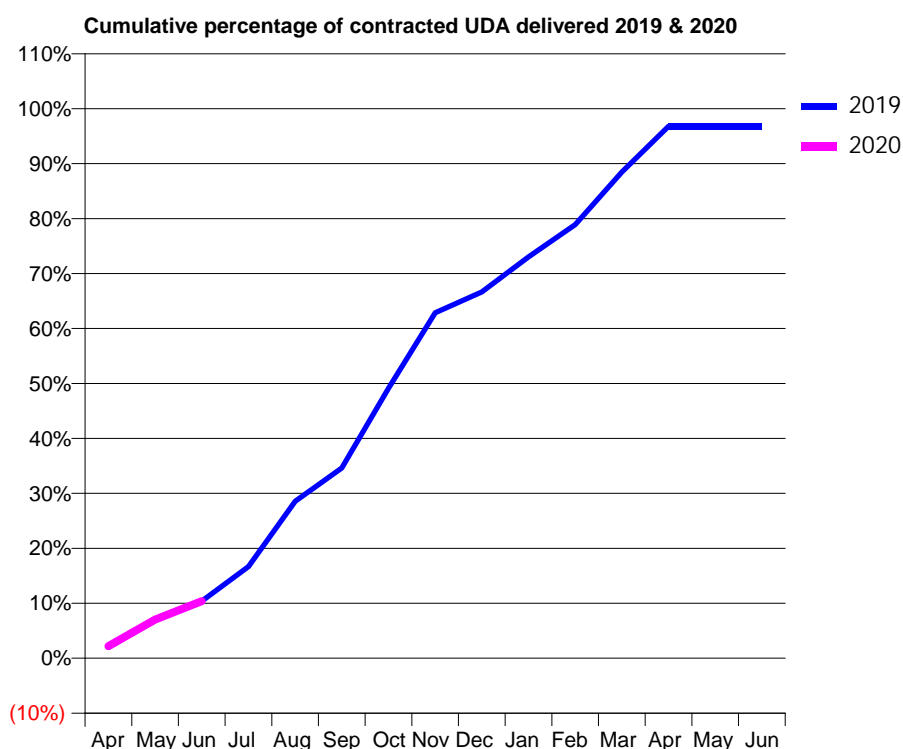
19/20 Contracted general activity (UDA)	9,418
Carry forward general activity (UDA)	0
19/20 Contracted orthodontic activity (UOA)	0
Carry forward orthodontic activity (UOA)	0
Baseline contract value	£268,980.63

ACCESS*

Patients seen in 24 months	Total	Change since previous quarter
Quarter ending June 2018	2,914	
Quarter ending September 2018	3,019	↑
Quarter ending December 2018	3,336	↑
Quarter ending March 2019	3,330	→
Quarter ending June 2019	3,357	→
Variance since June 2018	15.2%	↑



ACTIVITY



Month	2019	2020
April	186	206
May	659	664
June	980	980
July	1,571	
August	2,689	
September	3,261	
October	4,624	
November	5,921	
December	6,277	
January	6,879	
February	7,432	
March	8,332	
April	9,115	
May	9,115	
June	9,115	

QUALITY

	Quantity	Base Number	Contract	AT	Region	England
% of FP17s for the same patient ID Re-attending within 3 months - Children	8	216	3.7%	9.6%	11.2%	11.4%
% of FP17s for the same patient ID Re-attending within 3 months - Adults	30	458	6.6%	14.3%	14.8%	15.4%
% of FP17s for the same patient ID Re-attending between 3 & 9 months - Children	108	216	50.0%	54.0%	60.9%	59.8%
% of FP17s for the same patient ID Re-attending between 3 & 9 months - Adults	134	458	29.3%	48.9%	53.2%	52.1%
% of FP17s for Band 1 Urgent Courses	1	410	0.2%	8.4%	8.3%	9.2%
% of FP17s Relating to Free Repair or Replacements	0	410	0.0%	0.8%	0.7%	0.7%
% of FP17s Relating to Continuations	8	410	2.0%	0.7%	0.8%	0.8%
% of Patients satisfied with the dentistry they have received	0	0	N/A	93.3%	93.2%	93.4%
% of Patients satisfied with the time they had to wait for an appointment	0	0	N/A	91.1%	88.5%	87.6%

* This is based on patients treated on this contract for their most recent course of treatment.

Figures in italics indicate the base number of FP17s or Patient Questionnaire responses are less than 100. N/A is shown where the base number of responses is less than 10 during the period. % is calculated as Quantity/Base number*100

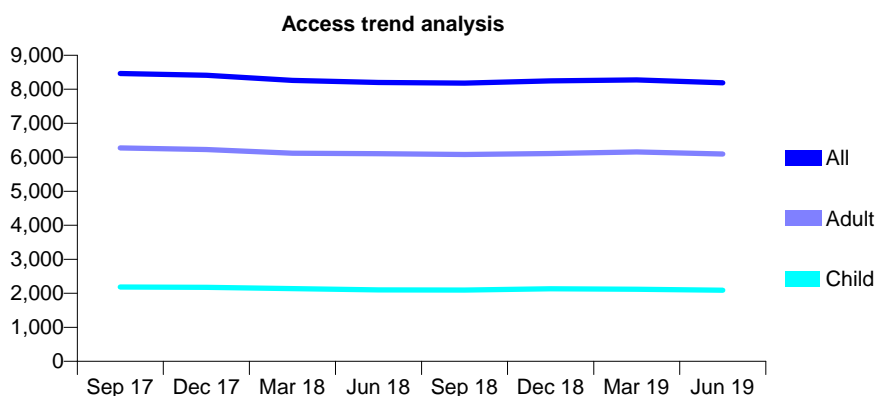
Q54 - Vital Signs At a Glance Contract Report for 854255/0001 - June 2019

Name or company name	MR M DHANDA
Contract type name	GDS Contract
Purpose of contract	General
Contract start date	01/04/2006
Contract end date	

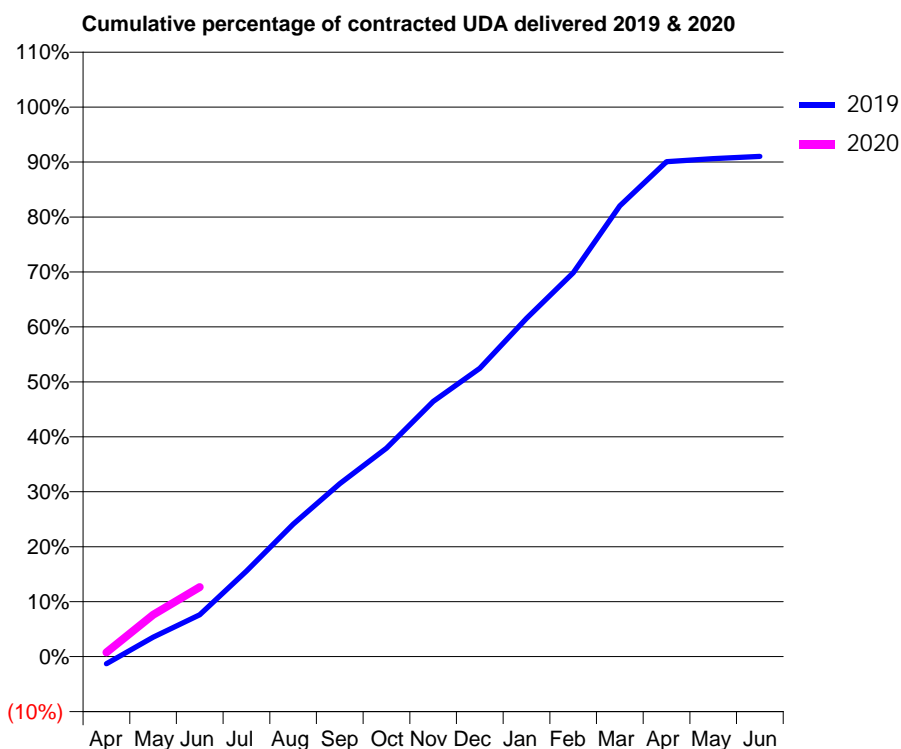
19/20 Contracted general activity (UDA)	22,559
Carry forward general activity (UDA)	0
19/20 Contracted orthodontic activity (UOA)	0
Carry forward orthodontic activity (UOA)	0
Baseline contract value	£552,094.70

ACCESS*

Patients seen in 24 months	Total	Change since previous quarter
Quarter ending June 2018	8,202	
Quarter ending September 2018	8,182	→
Quarter ending December 2018	8,249	→
Quarter ending March 2019	8,278	→
Quarter ending June 2019	8,189	↓
Variance since June 2018	(0.2%)	→



ACTIVITY



Month	Adjusted Scheduled Activity (UDA)	
	2019	2020
April	-296	178
May	805	1,722
June	1,715	2,855
July	3,511	
August	5,439	
September	7,100	
October	8,557	
November	10,476	
December	11,835	
January	13,884	
February	15,757	
March	18,502	
April	20,318	
May	20,437	
June	20,530	

QUALITY

	Quantity	Base Number	Contract	AT	Region	England
% of FP17s for the same patient ID Re-attending within 3 months - Children	28	628	4.5%	9.6%	11.2%	11.4%
% of FP17s for the same patient ID Re-attending within 3 months - Adults	156	1,610	9.7%	14.3%	14.8%	15.4%
% of FP17s for the same patient ID Re-attending between 3 & 9 months - Children	351	628	55.9%	54.0%	60.9%	59.8%
% of FP17s for the same patient ID Re-attending between 3 & 9 months - Adults	805	1,610	50.0%	48.9%	53.2%	52.1%
% of FP17s for Band 1 Urgent Courses	57	1,409	4.0%	8.4%	8.3%	9.2%
% of FP17s Relating to Free Repair or Replacements	5	1,409	0.4%	0.8%	0.7%	0.7%
% of FP17s Relating to Continuations	3	1,409	0.2%	0.7%	0.8%	0.8%
% of Patients satisfied with the dentistry they have received	5	5	N/A	93.3%	93.2%	93.4%
% of Patients satisfied with the time they had to wait for an appointment	5	5	N/A	91.1%	88.5%	87.6%

* This is based on patients treated on this contract for their most recent course of treatment. Figures in italics indicate the base number of FP17s or Patient Questionnaire responses are less than 100. N/A is shown where the base number of responses is less than 10 during the period. % is calculated as Quantity/Base number*100

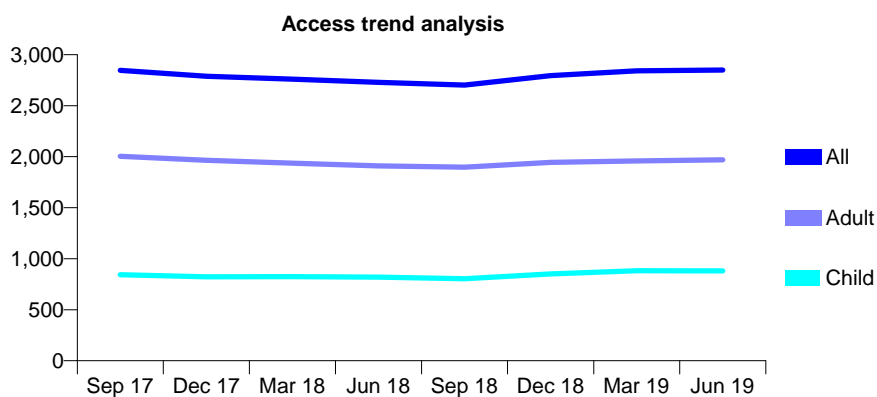
Q54 - Vital Signs At a Glance Contract Report for 857866/0002 - June 2019

Name or company name	Kingsurst Dental Surgery
Contract type name	GDS Contract
Purpose of contract	General
Contract start date	01/09/2006
Contract end date	

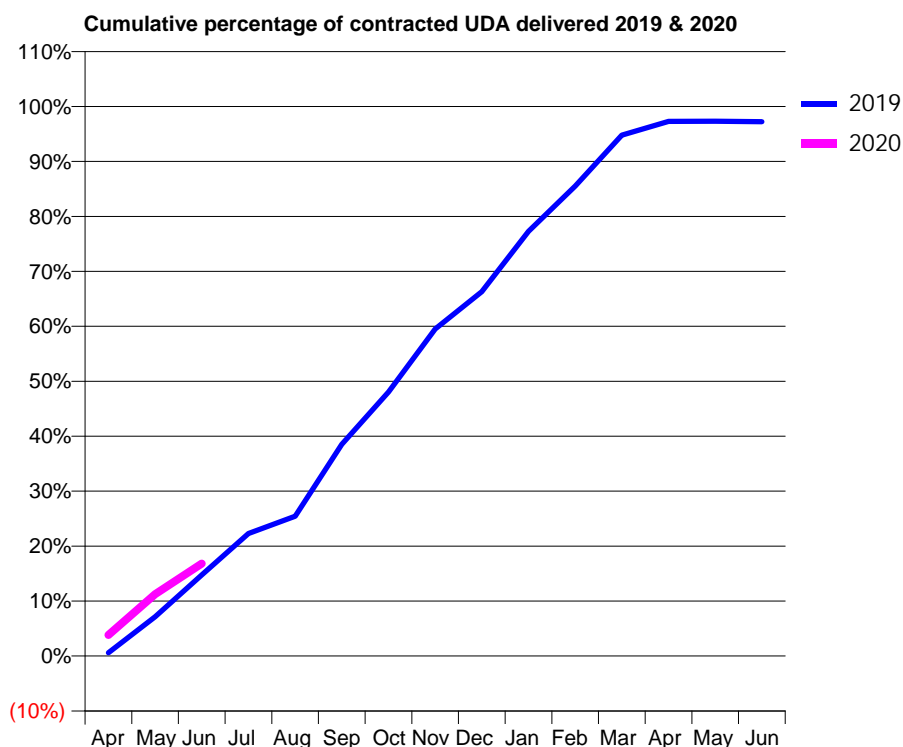
19/20 Contracted general activity (UDA)	16,000
Carry forward general activity (UDA)	0
19/20 Contracted orthodontic activity (UOA)	0
Carry forward orthodontic activity (UOA)	0
Baseline contract value	£343,865.48

ACCESS*

Patients seen in 24 months	Total	Change since previous quarter
Quarter ending June 2018	2,729	
Quarter ending September 2018	2,701	↓
Quarter ending December 2018	2,794	↑
Quarter ending March 2019	2,841	→
Quarter ending June 2019	2,849	→
Variance since June 2018	4.4%	↑



ACTIVITY



Month	Adjusted Scheduled Activity (UDA)	
	2019	2020
April	94	610
May	1,145	1,802
June	2,360	2,694
July	3,566	
August	4,070	
September	6,164	
October	7,685	
November	9,523	
December	10,606	
January	12,365	
February	13,684	
March	15,163	
April	15,564	
May	15,567	
June	15,555	

QUALITY

	Quantity	Base Number	Contract	AT	Region	England
% of FP17s for the same patient ID Re-attending within 3 months - Children	12	275	4.4%	9.6%	11.2%	11.4%
% of FP17s for the same patient ID Re-attending within 3 months - Adults	86	574	15.0%	14.3%	14.8%	15.4%
% of FP17s for the same patient ID Re-attending between 3 & 9 months - Children	160	275	58.2%	54.0%	60.9%	59.8%
% of FP17s for the same patient ID Re-attending between 3 & 9 months - Adults	302	574	52.6%	48.9%	53.2%	52.1%
% of FP17s for Band 1 Urgent Courses	48	734	6.5%	8.4%	8.3%	9.2%
% of FP17s Relating to Free Repair or Replacements	9	734	1.2%	0.8%	0.7%	0.7%
% of FP17s Relating to Continuations	15	734	2.0%	0.7%	0.8%	0.8%
% of Patients satisfied with the dentistry they have received	1	1	N/A	93.3%	93.2%	93.4%
% of Patients satisfied with the time they had to wait for an appointment	1	1	N/A	91.1%	88.5%	87.6%

* This is based on patients treated on this contract for their most recent course of treatment. Figures in italics indicate the base number of FP17s or Patient Questionnaire responses are less than 100. N/A is shown where the base number of responses is less than 10 during the period. % is calculated as Quantity/Base number*100

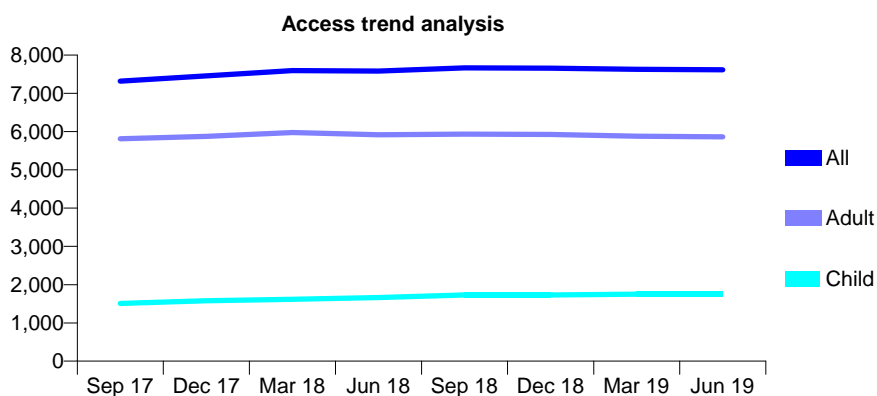
Q54 - Vital Signs At a Glance Contract Report for 858064/0001 - June 2019

Name or company name	MR JE SWINSCOE
Contract type name	GDS Contract
Purpose of contract	General
Contract start date	01/04/2006
Contract end date	

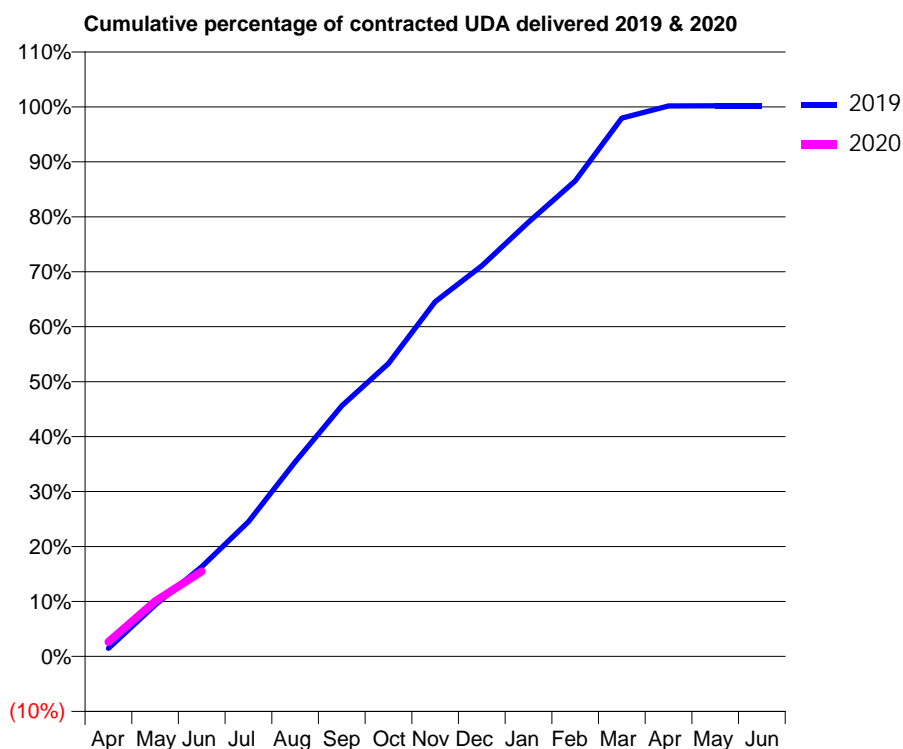
19/20 Contracted general activity (UDA)	23,507
Carry forward general activity (UDA)	0
19/20 Contracted orthodontic activity (UOA)	0
Carry forward orthodontic activity (UOA)	0
Baseline contract value	£681,395.53

ACCESS*

Patients seen in 24 months	Total	Change since previous quarter
Quarter ending June 2018	7,584	
Quarter ending September 2018	7,666	→
Quarter ending December 2018	7,655	→
Quarter ending March 2019	7,630	→
Quarter ending June 2019	7,615	→
Variance since June 2018	0.4%	→



ACTIVITY



Month	Adjusted Scheduled Activity (UDA)	
	2019	2020
April	343	619
May	2,200	2,361
June	3,834	3,640
July	5,757	
August	8,319	
September	10,718	
October	12,531	
November	15,174	
December	16,704	
January	18,578	
February	20,340	
March	23,028	
April	23,546	
May	23,552	
June	23,553	

QUALITY

	Quantity	Base Number	Contract	AT	Region	England
% of FP17s for the same patient ID Re-attending within 3 months - Children	27	524	5.2%	9.6%	11.2%	11.4%
% of FP17s for the same patient ID Re-attending within 3 months - Adults	163	1,612	10.1%	14.3%	14.8%	15.4%
% of FP17s for the same patient ID Re-attending between 3 & 9 months - Children	353	524	67.4%	54.0%	60.9%	59.8%
% of FP17s for the same patient ID Re-attending between 3 & 9 months - Adults	1,055	1,612	65.4%	48.9%	53.2%	52.1%
% of FP17s for Band 1 Urgent Courses	86	1,816	4.7%	8.4%	8.3%	9.2%
% of FP17s Relating to Free Repair or Replacements	13	1,816	0.7%	0.8%	0.7%	0.7%
% of FP17s Relating to Continuations	29	1,816	1.6%	0.7%	0.8%	0.8%
% of Patients satisfied with the dentistry they have received	5	5	N/A	93.3%	93.2%	93.4%
% of Patients satisfied with the time they had to wait for an appointment	5	5	N/A	91.1%	88.5%	87.6%

* This is based on patients treated on this contract for their most recent course of treatment. Figures in italics indicate the base number of FP17s or Patient Questionnaire responses are less than 100. N/A is shown where the base number of responses is less than 10 during the period. % is calculated as Quantity/Base number*100

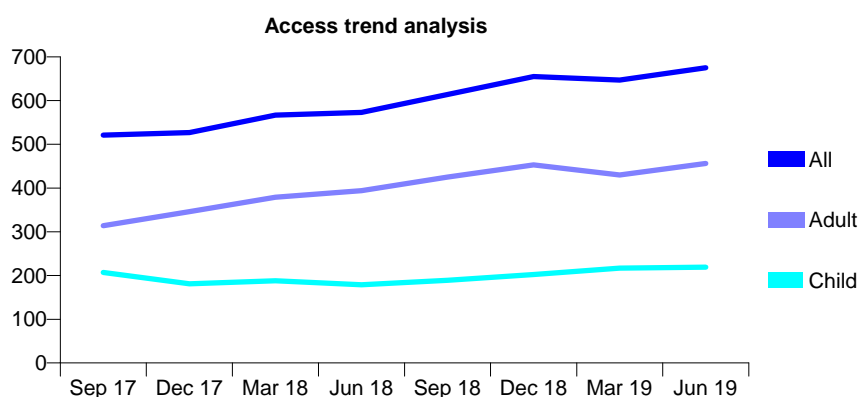
Q54 - Vital Signs At a Glance Contract Report for 858609/0001 - June 2019

Name or company name	MR KS GILL
Contract type name	GDS Contract
Purpose of contract	General
Contract start date	01/03/2010
Contract end date	

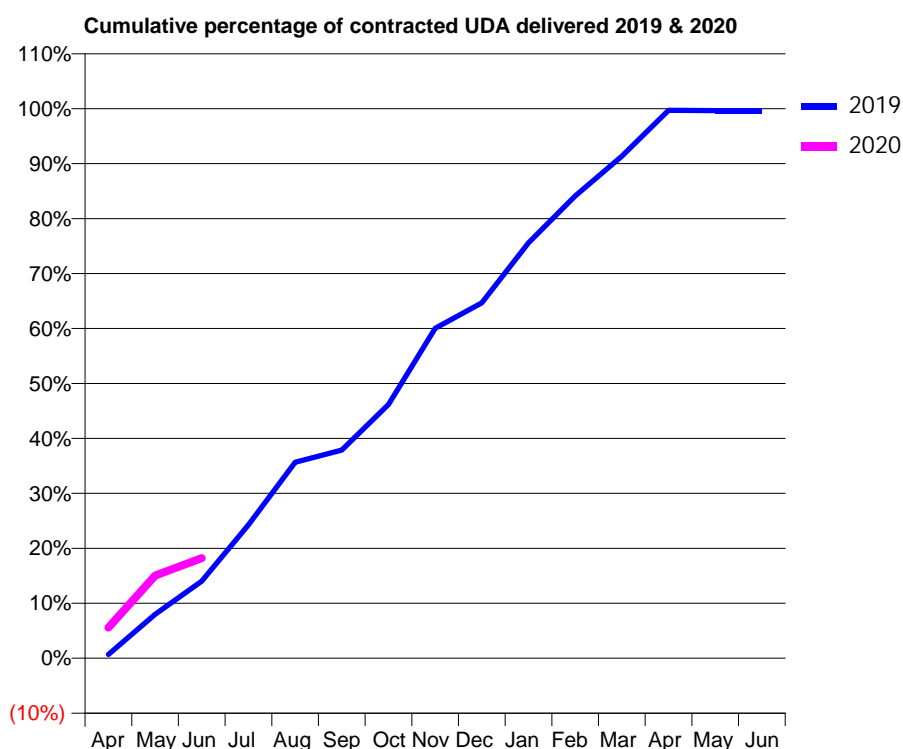
19/20 Contracted general activity (UDA)	2,000
Carry forward general activity (UDA)	0
19/20 Contracted orthodontic activity (UOA)	0
Carry forward orthodontic activity (UOA)	0
Baseline contract value	£48,122.95

ACCESS*

Patients seen in 24 months	Total	Change since previous quarter
Quarter ending June 2018	573	
Quarter ending September 2018	614	↑
Quarter ending December 2018	655	↑
Quarter ending March 2019	647	↓
Quarter ending June 2019	675	↑
Variance since June 2018	17.8%	↑



ACTIVITY



Month	2019	2020
April	14	112
May	160	301
June	281	364
July	485	
August	713	
September	757	
October	923	
November	1,201	
December	1,293	
January	1,511	
February	1,682	
March	1,827	
April	1,994	
May	1,993	
June	1,993	

QUALITY

	Quantity	Base Number	Contract	AT	Region	England
% of FP17s for the same patient ID Re-attending within 3 months - Children	0	77	0.0%	9.6%	11.2%	11.4%
% of FP17s for the same patient ID Re-attending within 3 months - Adults	11	145	7.6%	14.3%	14.8%	15.4%
% of FP17s for the same patient ID Re-attending between 3 & 9 months - Children	28	77	36.4%	54.0%	60.9%	59.8%
% of FP17s for the same patient ID Re-attending between 3 & 9 months - Adults	36	145	24.8%	48.9%	53.2%	52.1%
% of FP17s for Band 1 Urgent Courses	11	166	6.6%	8.4%	8.3%	9.2%
% of FP17s Relating to Free Repair or Replacements	0	166	0.0%	0.8%	0.7%	0.7%
% of FP17s Relating to Continuations	0	166	0.0%	0.7%	0.8%	0.8%
% of Patients satisfied with the dentistry they have received	0	0	N/A	93.3%	93.2%	93.4%
% of Patients satisfied with the time they had to wait for an appointment	0	0	N/A	91.1%	88.5%	87.6%

* This is based on patients treated on this contract for their most recent course of treatment.

Figures in italics indicate the base number of FP17s or Patient Questionnaire responses are less than 100. N/A is shown where the base number of responses is less than 10 during the period. % is calculated as Quantity/Base number*100

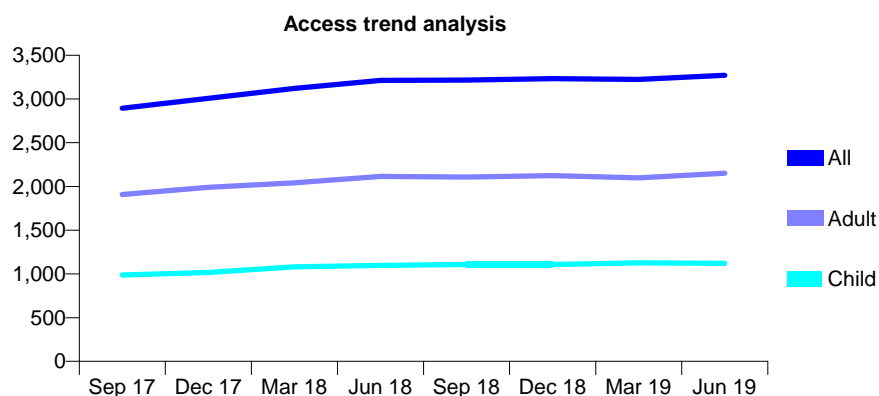
Q54 - Vital Signs At a Glance Contract Report for 859389/0001 - June 2019

Name or company name	MR A KHALIL
Contract type name	GDS Contract
Purpose of contract	General
Contract start date	01/04/2006
Contract end date	

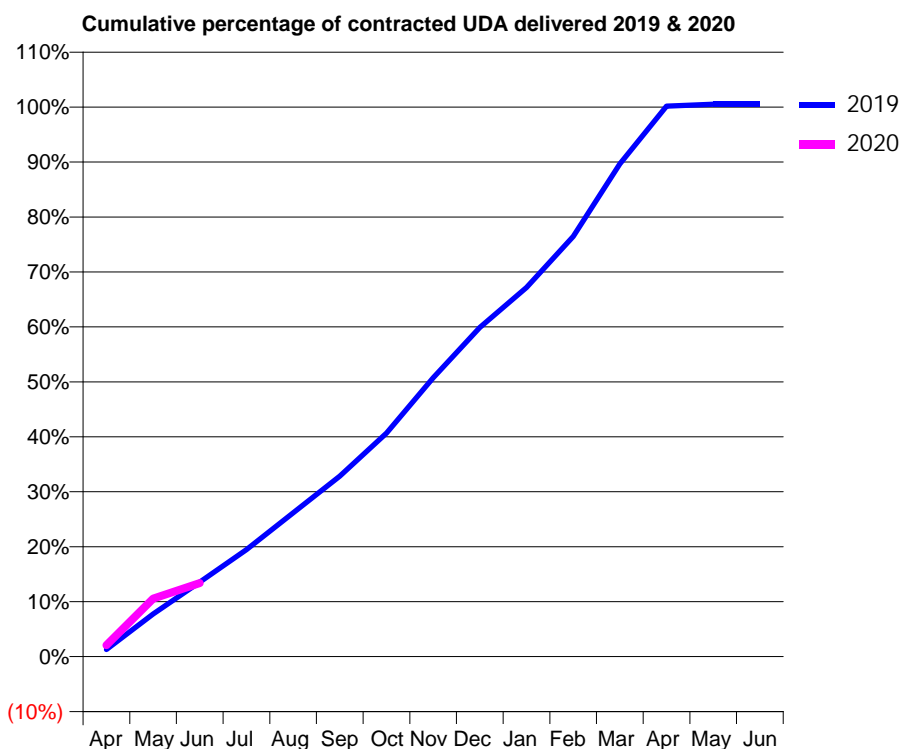
19/20 Contracted general activity (UDA)	11,766
Carry forward general activity (UDA)	0
19/20 Contracted orthodontic activity (UOA)	0
Carry forward orthodontic activity (UOA)	0
Baseline contract value	£303,026.10

ACCESS*

Patients seen in 24 months	Total	Change since previous quarter
Quarter ending June 2018	3,213	
Quarter ending September 2018	3,215	→
Quarter ending December 2018	3,232	→
Quarter ending March 2019	3,223	→
Quarter ending June 2019	3,272	→
Variance since June 2018	1.8%	→



ACTIVITY



Month	Adjusted Scheduled Activity (UDA)	
	2019	2020
April	152	244
May	913	1,243
June	1,594	1,574
July	2,290	
August	3,080	
September	3,865	
October	4,783	
November	5,971	
December	7,045	
January	7,904	
February	8,994	
March	10,548	
April	11,786	
May	11,825	
June	11,825	

QUALITY

	Quantity	Base Number	Contract	AT	Region	England
% of FP17s for the same patient ID Re-attending within 3 months - Children	10	226	4.4%	9.6%	11.2%	11.4%
% of FP17s for the same patient ID Re-attending within 3 months - Adults	55	465	11.8%	14.3%	14.8%	15.4%
% of FP17s for the same patient ID Re-attending between 3 & 9 months - Children	64	226	28.3%	54.0%	60.9%	59.8%
% of FP17s for the same patient ID Re-attending between 3 & 9 months - Adults	137	465	29.5%	48.9%	53.2%	52.1%
% of FP17s for Band 1 Urgent Courses	34	428	7.9%	8.4%	8.3%	9.2%
% of FP17s Relating to Free Repair or Replacements	3	428	0.7%	0.8%	0.7%	0.7%
% of FP17s Relating to Continuations	0	428	0.0%	0.7%	0.8%	0.8%
% of Patients satisfied with the dentistry they have received	0	0	N/A	93.3%	93.2%	93.4%
% of Patients satisfied with the time they had to wait for an appointment	0	0	N/A	91.1%	88.5%	87.6%

* This is based on patients treated on this contract for their most recent course of treatment. Figures in italics indicate the base number of FP17s or Patient Questionnaire responses are less than 100. N/A is shown where the base number of responses is less than 10 during the period. % is calculated as Quantity/Base number*100

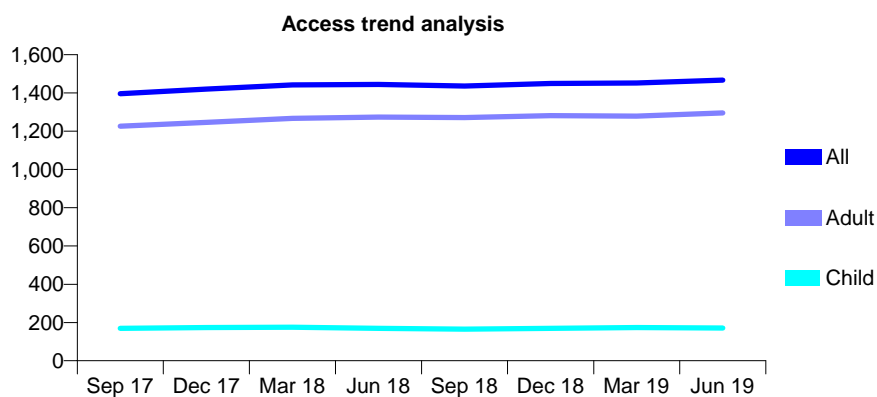
Q54 - Vital Signs At a Glance Contract Report for 901245/0001 - June 2019

Name or company name	MR DG HENDERSON
Contract type name	GDS Contract
Purpose of contract	General and Orthodontic
Contract start date	01/04/2006
Contract end date	

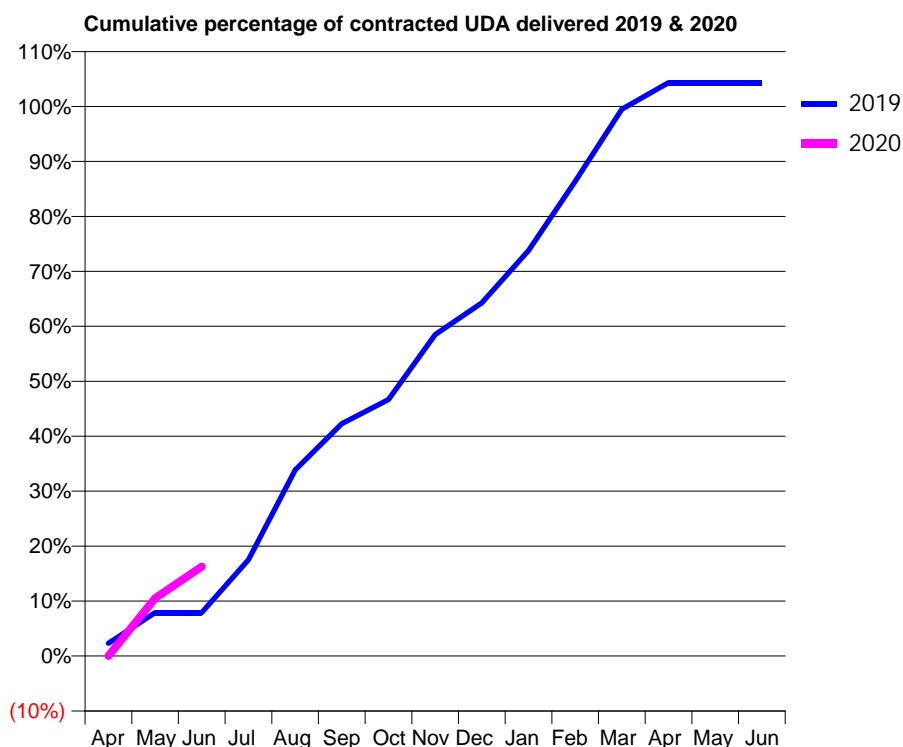
19/20 Contracted general activity (UDA)	3,830
Carry forward general activity (UDA)	0
19/20 Contracted orthodontic activity (UOA)	3
Carry forward orthodontic activity (UOA)	0
Baseline contract value	£102,097.83

ACCESS*

Patients seen in 24 months	Total	Change since previous quarter
Quarter ending June 2018	1,444	
Quarter ending September 2018	1,436	→
Quarter ending December 2018	1,450	→
Quarter ending March 2019	1,452	→
Quarter ending June 2019	1,467	→
Variance since June 2018	1.6%	→



ACTIVITY



Month	Adjusted Scheduled Activity (UDA)	
	2019	2020
April	88	0
May	304	404
June	304	623
July	670	
August	1,297	
September	1,620	
October	1,787	
November	2,240	
December	2,461	
January	2,826	
February	3,309	
March	3,811	
April	3,996	
May	3,996	
June	3,996	

QUALITY

	Quantity	Base Number	Contract	AT	Region	England
% of FP17s for the same patient ID Re-attending within 3 months - Children	4	52	7.7%	9.6%	11.2%	11.4%
% of FP17s for the same patient ID Re-attending within 3 months - Adults	87	419	20.8%	14.3%	14.8%	15.4%
% of FP17s for the same patient ID Re-attending between 3 & 9 months - Children	31	52	59.6%	54.0%	60.9%	59.8%
% of FP17s for the same patient ID Re-attending between 3 & 9 months - Adults	169	419	40.3%	48.9%	53.2%	52.1%
% of FP17s for Band 1 Urgent Courses	74	392	18.9%	8.4%	8.3%	9.2%
% of FP17s Relating to Free Repair or Replacements	4	392	1.0%	0.8%	0.7%	0.7%
% of FP17s Relating to Continuations	2	392	0.5%	0.7%	0.8%	0.8%
% of Patients satisfied with the dentistry they have received	0	0	N/A	93.3%	93.2%	93.4%
% of Patients satisfied with the time they had to wait for an appointment	0	0	N/A	91.1%	88.5%	87.6%

* This is based on patients treated on this contract for their most recent course of treatment. Figures in italics indicate the base number of FP17s or Patient Questionnaire responses are less than 100. N/A is shown where the base number of responses is less than 10 during the period. % is calculated as Quantity/Base number*100

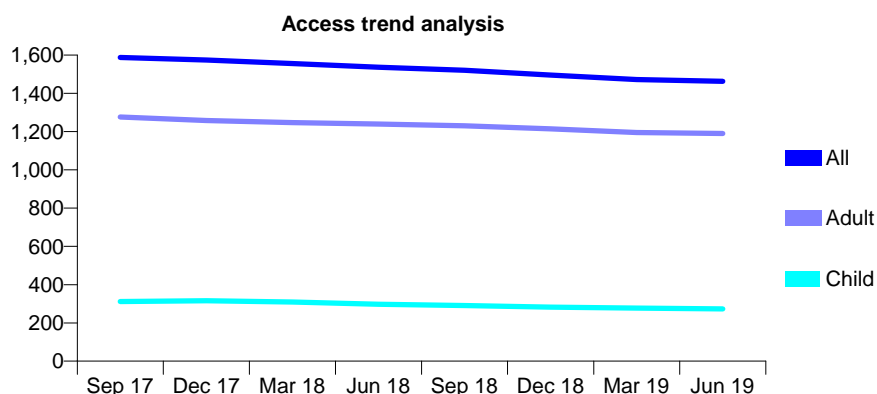
Q54 - Vital Signs At a Glance Contract Report for 909386/0001 - June 2019

Name or company name	MR AN HARGREAVES
Contract type name	GDS Contract
Purpose of contract	General
Contract start date	01/04/2006
Contract end date	

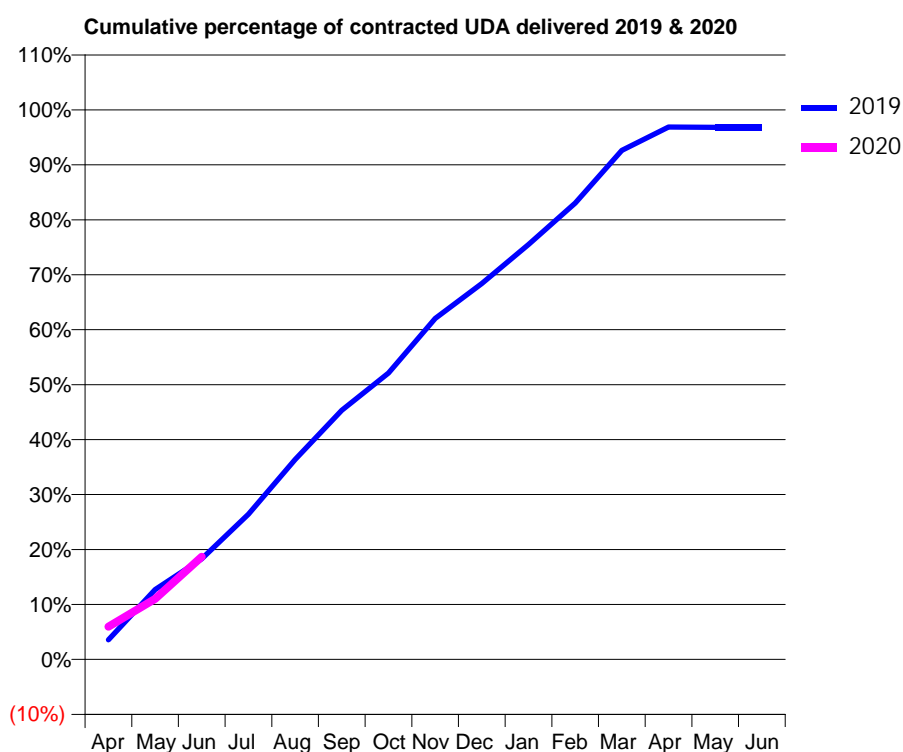
19/20 Contracted general activity (UDA)	4,635
Carry forward general activity (UDA)	0
19/20 Contracted orthodontic activity (UOA)	0
Carry forward orthodontic activity (UOA)	0
Baseline contract value	£136,589.08

ACCESS*

Patients seen in 24 months	Total	Change since previous quarter
Quarter ending June 2018	1,536	
Quarter ending September 2018	1,521	→
Quarter ending December 2018	1,496	↓
Quarter ending March 2019	1,472	↓
Quarter ending June 2019	1,463	→
Variance since June 2018	(4.8%)	↓



ACTIVITY



Month	2019	2020
April	166	277
May	589	511
June	849	865
July	1,225	
August	1,686	
September	2,100	
October	2,416	
November	2,875	
December	3,170	
January	3,500	
February	3,850	
March	4,293	
April	4,489	
May	4,487	
June	4,487	

QUALITY

	Quantity	Base Number	Contract	AT	Region	England
% of FP17s for the same patient ID Re-attending within 3 months - Children	5	105	4.8%	9.6%	11.2%	11.4%
% of FP17s for the same patient ID Re-attending within 3 months - Adults	11	377	2.9%	14.3%	14.8%	15.4%
% of FP17s for the same patient ID Re-attending between 3 & 9 months - Children	80	105	76.2%	54.0%	60.9%	59.8%
% of FP17s for the same patient ID Re-attending between 3 & 9 months - Adults	281	377	74.5%	48.9%	53.2%	52.1%
% of FP17s for Band 1 Urgent Courses	10	410	2.4%	8.4%	8.3%	9.2%
% of FP17s Relating to Free Repair or Replacements	1	410	0.2%	0.8%	0.7%	0.7%
% of FP17s Relating to Continuations	0	410	0.0%	0.7%	0.8%	0.8%
% of Patients satisfied with the dentistry they have received	0	0	N/A	93.3%	93.2%	93.4%
% of Patients satisfied with the time they had to wait for an appointment	0	0	N/A	91.1%	88.5%	87.6%

* This is based on patients treated on this contract for their most recent course of treatment. Figures in italics indicate the base number of FP17s or Patient Questionnaire responses are less than 100. N/A is shown where the base number of responses is less than 10 during the period. % is calculated as Quantity/Base number*100

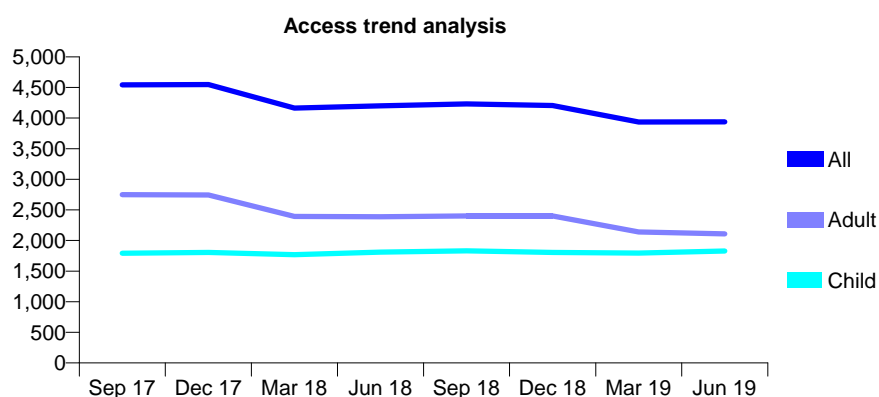
Q54 - Vital Signs At a Glance Contract Report for 913286/0002 - June 2019

Name or company name	Midlands Smile Centres
Contract type name	GDS Contract
Purpose of contract	General
Contract start date	01/04/2006
Contract end date	

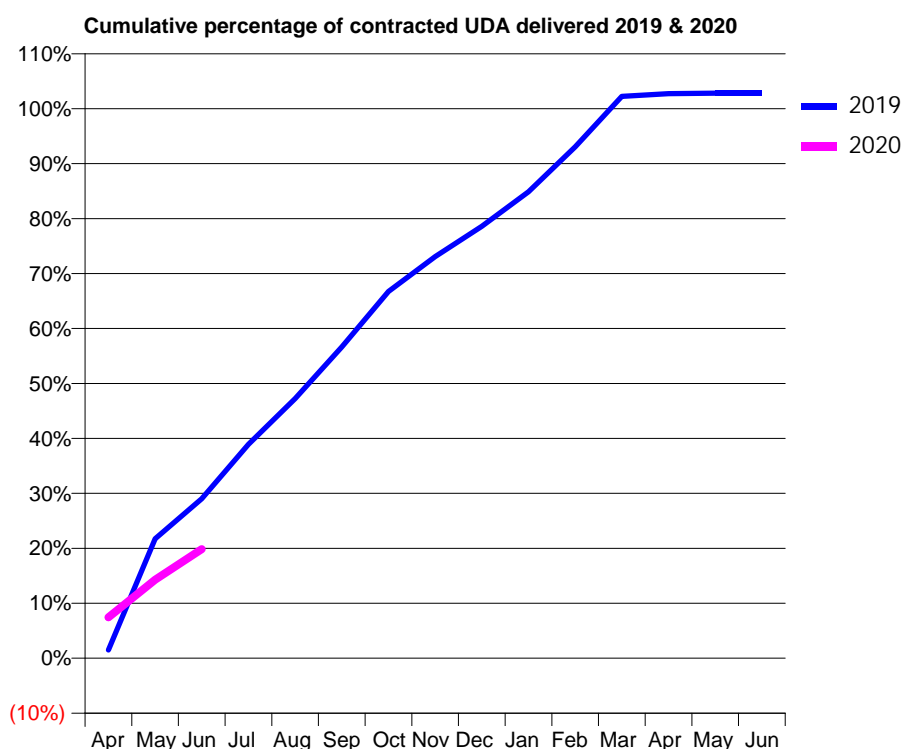
19/20 Contracted general activity (UDA)	14,799
Carry forward general activity (UDA)	0
19/20 Contracted orthodontic activity (UOA)	0
Carry forward orthodontic activity (UOA)	0
Baseline contract value	£374,390.81

ACCESS*

Patients seen in 24 months	Total	Change since previous quarter
Quarter ending June 2018	4,199	
Quarter ending September 2018	4,232	→
Quarter ending December 2018	4,206	→
Quarter ending March 2019	3,935	↓
Quarter ending June 2019	3,937	→
Variance since June 2018	(6.2%)	↓



ACTIVITY



Month	2019	2020
April	226	1,102
May	3,221	2,114
June	4,298	2,937
July	5,763	
August	6,996	
September	8,381	
October	9,877	
November	10,815	
December	11,631	
January	12,562	
February	13,772	
March	15,128	
April	15,205	
May	15,214	
June	15,214	

QUALITY

	Quantity	Base Number	Contract	AT	Region	England
% of FP17s for the same patient ID Re-attending within 3 months - Children	36	536	6.7%	9.6%	11.2%	11.4%
% of FP17s for the same patient ID Re-attending within 3 months - Adults	84	502	16.7%	14.3%	14.8%	15.4%
% of FP17s for the same patient ID Re-attending between 3 & 9 months - Children	272	536	50.7%	54.0%	60.9%	59.8%
% of FP17s for the same patient ID Re-attending between 3 & 9 months - Adults	222	502	44.2%	48.9%	53.2%	52.1%
% of FP17s for Band 1 Urgent Courses	79	1,008	7.8%	8.4%	8.3%	9.2%
% of FP17s Relating to Free Repair or Replacements	1	1,008	0.1%	0.8%	0.7%	0.7%
% of FP17s Relating to Continuations	0	1,008	0.0%	0.7%	0.8%	0.8%
% of Patients satisfied with the dentistry they have received	0	0	N/A	93.3%	93.2%	93.4%
% of Patients satisfied with the time they had to wait for an appointment	0	0	N/A	91.1%	88.5%	87.6%

* This is based on patients treated on this contract for their most recent course of treatment.

Figures in italics indicate the base number of FP17s or Patient Questionnaire responses are less than 100. N/A is shown where the base number of responses is less than 10 during the period. % is calculated as Quantity/Base number*100

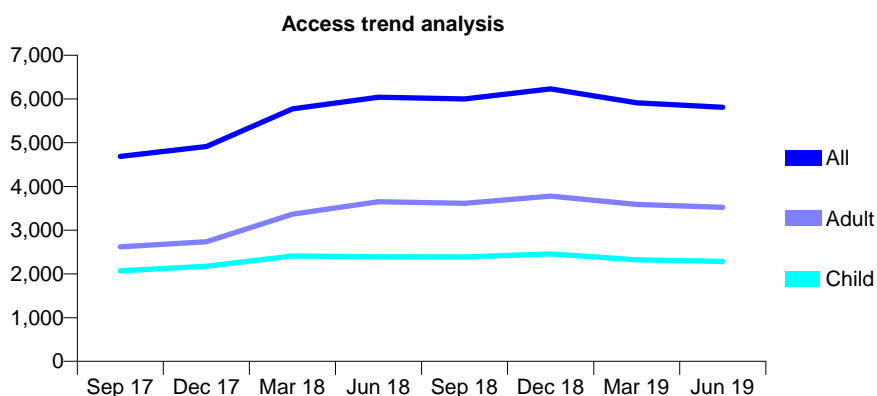
Q54 - Vital Signs At a Glance Contract Report for 913286/0003 - June 2019

Name or company name	Midlands Smile Centres
Contract type name	GDS Contract
Purpose of contract	General
Contract start date	01/04/2006
Contract end date	

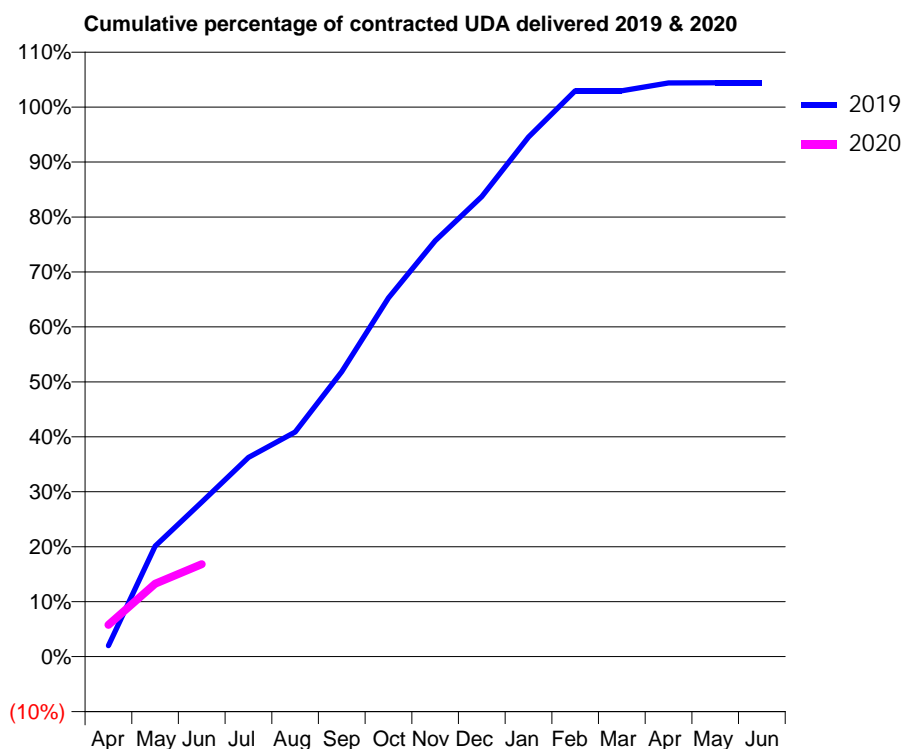
19/20 Contracted general activity (UDA)	13,657
Carry forward general activity (UDA)	0
19/20 Contracted orthodontic activity (UOA)	0
Carry forward orthodontic activity (UOA)	0
Baseline contract value	£384,004.05

ACCESS*

Patients seen in 24 months	Total	Change since previous quarter
Quarter ending June 2018	6,042	
Quarter ending September 2018	6,002	→
Quarter ending December 2018	6,233	↑
Quarter ending March 2019	5,913	↓
Quarter ending June 2019	5,812	↓
Variance since June 2018	(3.8%)	↓



ACTIVITY



Month	Adjusted Scheduled Activity (UDA)	
	2019	2020
April	273	789
May	2,744	1,810
June	3,839	2,299
July	4,950	
August	5,583	
September	7,081	
October	8,916	
November	10,336	
December	11,431	
January	12,910	
February	14,060	
March	14,060	
April	14,257	
May	14,259	
June	14,259	

QUALITY

	Quantity	Base Number	Contract	AT	Region	England
% of FP17s for the same patient ID Re-attending within 3 months - Children	37	567	6.5%	9.6%	11.2%	11.4%
% of FP17s for the same patient ID Re-attending within 3 months - Adults	89	546	16.3%	14.3%	14.8%	15.4%
% of FP17s for the same patient ID Re-attending between 3 & 9 months - Children	263	567	46.4%	54.0%	60.9%	59.8%
% of FP17s for the same patient ID Re-attending between 3 & 9 months - Adults	214	546	39.2%	48.9%	53.2%	52.1%
% of FP17s for Band 1 Urgent Courses	104	936	11.1%	8.4%	8.3%	9.2%
% of FP17s Relating to Free Repair or Replacements	0	936	0.0%	0.8%	0.7%	0.7%
% of FP17s Relating to Continuations	0	936	0.0%	0.7%	0.8%	0.8%
% of Patients satisfied with the dentistry they have received	0	0	N/A	93.3%	93.2%	93.4%
% of Patients satisfied with the time they had to wait for an appointment	0	0	N/A	91.1%	88.5%	87.6%

* This is based on patients treated on this contract for their most recent course of treatment. Figures in italics indicate the base number of FP17s or Patient Questionnaire responses are less than 100. N/A is shown where the base number of responses is less than 10 during the period. % is calculated as Quantity/Base number*100

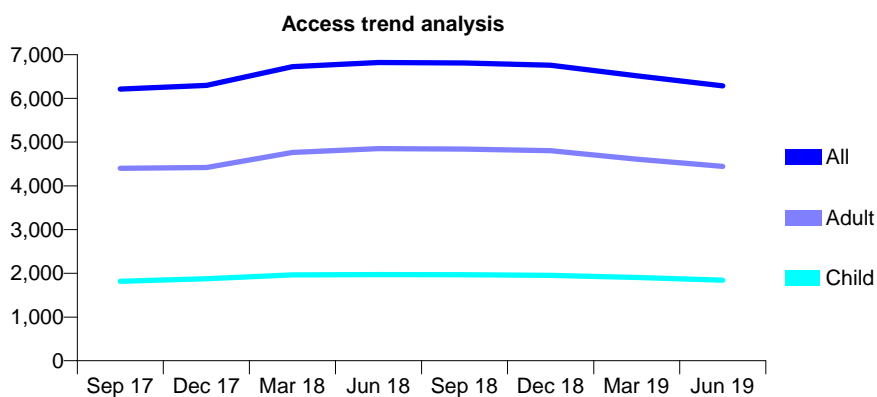
Q54 - Vital Signs At a Glance Contract Report for 913286/0007 - June 2019

Name or company name	Midlands Smile Centres
Contract type name	GDS Contract
Purpose of contract	General
Contract start date	01/04/2009
Contract end date	

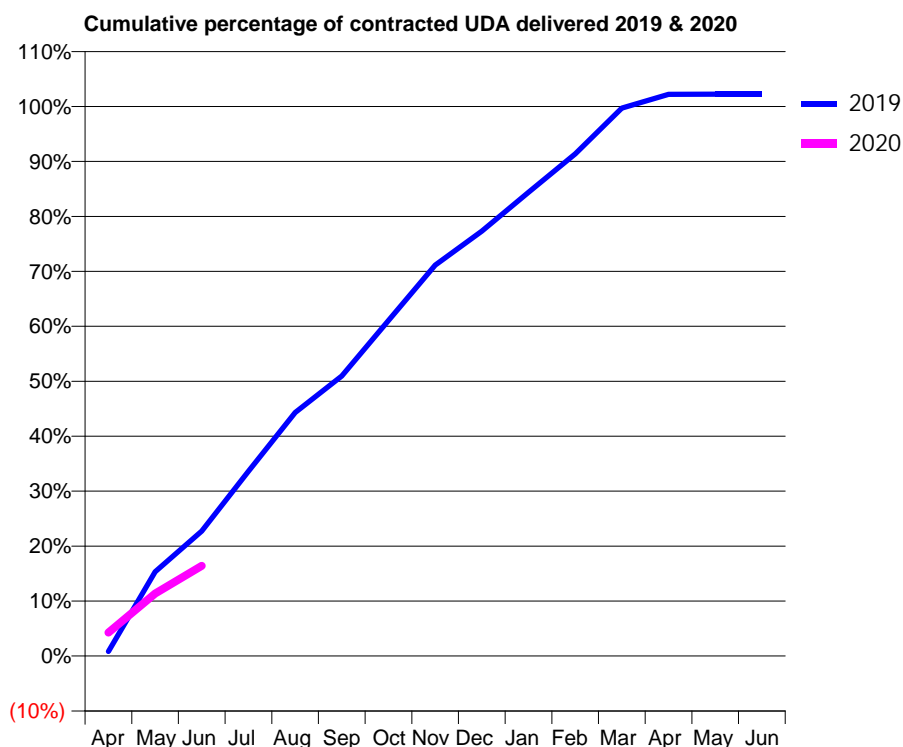
19/20 Contracted general activity (UDA)	19,254
Carry forward general activity (UDA)	0
19/20 Contracted orthodontic activity (UOA)	0
Carry forward orthodontic activity (UOA)	0
Baseline contract value	£495,468.17

ACCESS*

Patients seen in 24 months	Total	Change since previous quarter
Quarter ending June 2018	6,821	
Quarter ending September 2018	6,808	→
Quarter ending December 2018	6,757	→
Quarter ending March 2019	6,516	↓
Quarter ending June 2019	6,288	↓
Variance since June 2018	(7.8%)	↓



ACTIVITY



Month	Adjusted Scheduled Activity (UDA)	
	2019	2020
April	162	824
May	2,955	2,189
June	4,374	3,159
July	6,474	
August	8,535	
September	9,807	
October	11,755	
November	13,696	
December	14,883	
January	16,248	
February	17,594	
March	19,195	
April	19,676	
May	19,680	
June	19,680	

QUALITY

	Quantity	Base Number	Contract	AT	Region	England
% of FP17s for the same patient ID Re-attending within 3 months - Children	24	470	5.1%	9.6%	11.2%	11.4%
% of FP17s for the same patient ID Re-attending within 3 months - Adults	132	996	13.3%	14.3%	14.8%	15.4%
% of FP17s for the same patient ID Re-attending between 3 & 9 months - Children	273	470	58.1%	54.0%	60.9%	59.8%
% of FP17s for the same patient ID Re-attending between 3 & 9 months - Adults	499	996	50.1%	48.9%	53.2%	52.1%
% of FP17s for Band 1 Urgent Courses	102	1,285	7.9%	8.4%	8.3%	9.2%
% of FP17s Relating to Free Repair or Replacements	13	1,285	1.0%	0.8%	0.7%	0.7%
% of FP17s Relating to Continuations	5	1,285	0.4%	0.7%	0.8%	0.8%
% of Patients satisfied with the dentistry they have received	1	1	N/A	93.3%	93.2%	93.4%
% of Patients satisfied with the time they had to wait for an appointment	1	1	N/A	91.1%	88.5%	87.6%

* This is based on patients treated on this contract for their most recent course of treatment. Figures in italics indicate the base number of FP17s or Patient Questionnaire responses are less than 100. N/A is shown where the base number of responses is less than 10 during the period. % is calculated as Quantity/Base number*100

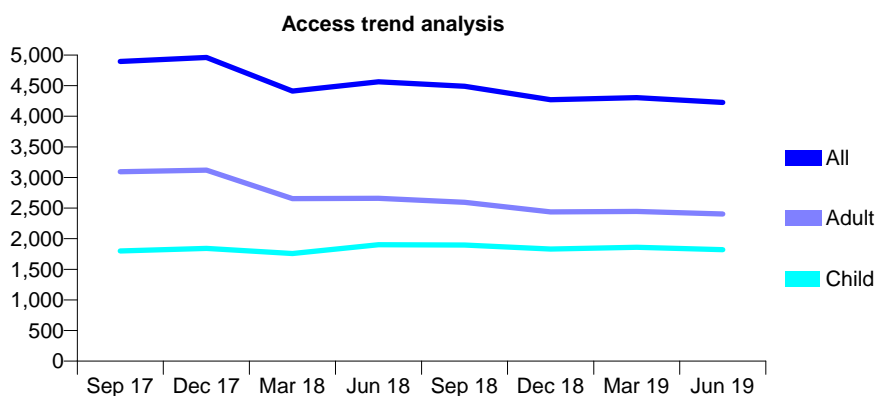
Q54 - Vital Signs At a Glance Contract Report for 913286/0010 - June 2019

Name or company name	Midlands Smile Centres
Contract type name	GDS Contract
Purpose of contract	General
Contract start date	30/04/2013
Contract end date	

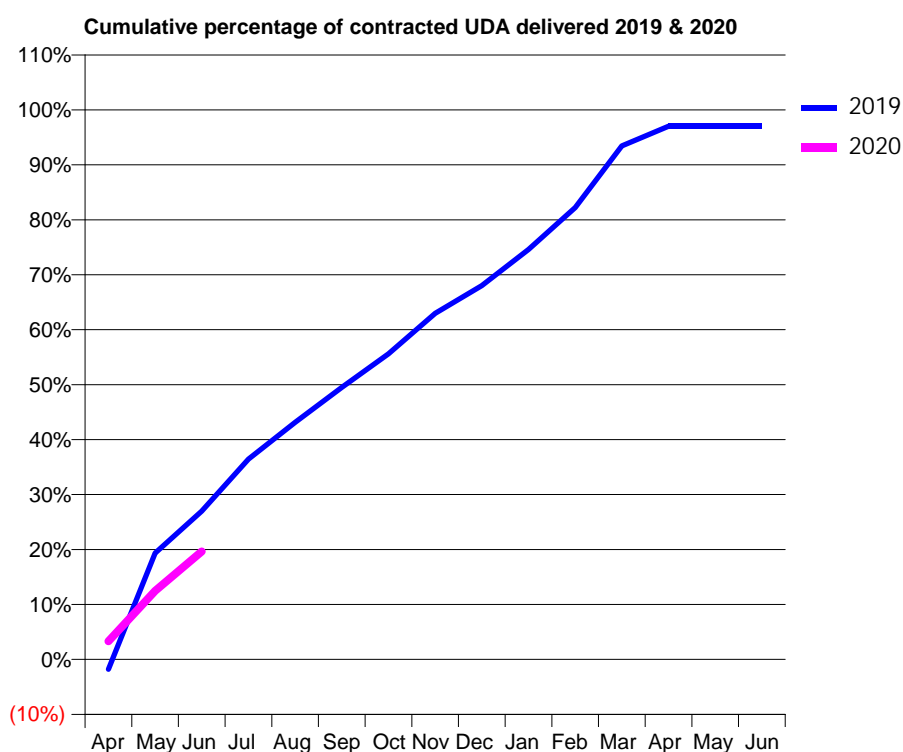
19/20 Contracted general activity (UDA)	13,901
Carry forward general activity (UDA)	0
19/20 Contracted orthodontic activity (UOA)	0
Carry forward orthodontic activity (UOA)	0
Baseline contract value	£378,995.45

ACCESS*

Patients seen in 24 months	Total	Change since previous quarter
Quarter ending June 2018	4,564	
Quarter ending September 2018	4,492	↓
Quarter ending December 2018	4,271	↓
Quarter ending March 2019	4,305	→
Quarter ending June 2019	4,225	↓
Variance since June 2018	(7.4%)	↓



ACTIVITY



Month	Adjusted Scheduled Activity (UDA)	
	2019	2020
April	-253	461
May	2,689	1,735
June	3,752	2,730
July	5,064	
August	5,996	
September	6,880	
October	7,728	
November	8,754	
December	9,453	
January	10,369	
February	11,432	
March	12,988	
April	13,487	
May	13,487	
June	13,487	

QUALITY

	Quantity	Base Number	Contract	AT	Region	England
% of FP17s for the same patient ID Re-attending within 3 months - Children	40	578	6.9%	9.6%	11.2%	11.4%
% of FP17s for the same patient ID Re-attending within 3 months - Adults	107	662	16.2%	14.3%	14.8%	15.4%
% of FP17s for the same patient ID Re-attending between 3 & 9 months - Children	325	578	56.2%	54.0%	60.9%	59.8%
% of FP17s for the same patient ID Re-attending between 3 & 9 months - Adults	245	662	37.0%	48.9%	53.2%	52.1%
% of FP17s for Band 1 Urgent Courses	87	1,080	8.1%	8.4%	8.3%	9.2%
% of FP17s Relating to Free Repair or Replacements	2	1,080	0.2%	0.8%	0.7%	0.7%
% of FP17s Relating to Continuations	3	1,080	0.3%	0.7%	0.8%	0.8%
% of Patients satisfied with the dentistry they have received	2	2	N/A	93.3%	93.2%	93.4%
% of Patients satisfied with the time they had to wait for an appointment	2	2	N/A	91.1%	88.5%	87.6%

* This is based on patients treated on this contract for their most recent course of treatment. Figures in italics indicate the base number of FP17s or Patient Questionnaire responses are less than 100. N/A is shown where the base number of responses is less than 10 during the period. % is calculated as Quantity/Base number*100

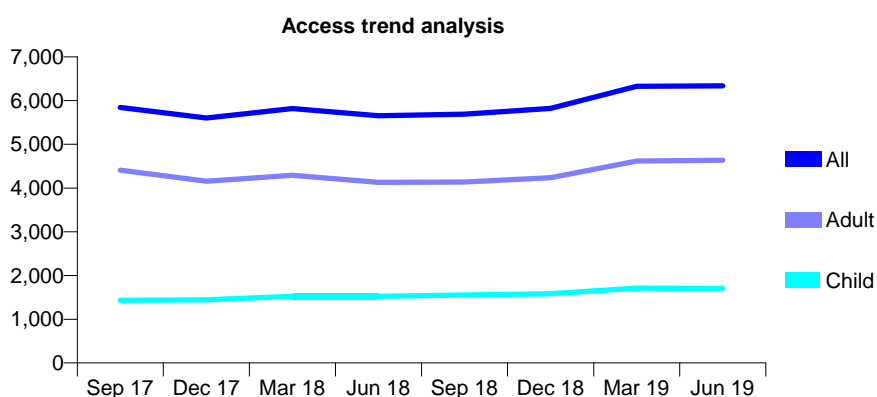
Q54 - Vital Signs At a Glance Contract Report for 913286/0011 - June 2019

Name or company name	Midlands Smile Centres
Contract type name	GDS Contract
Purpose of contract	General
Contract start date	01/07/2013
Contract end date	

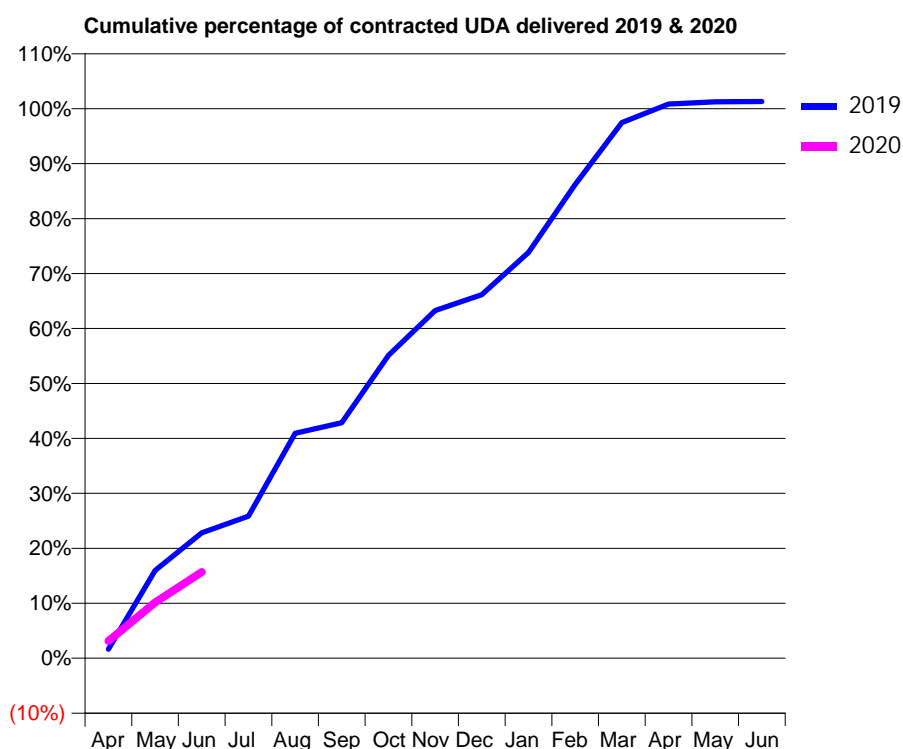
19/20 Contracted general activity (UDA)	15,442
Carry forward general activity (UDA)	0
19/20 Contracted orthodontic activity (UOA)	0
Carry forward orthodontic activity (UOA)	0
Baseline contract value	£352,321.77

ACCESS*

Patients seen in 24 months	Total	Change since previous quarter
Quarter ending June 2018	5,654	
Quarter ending September 2018	5,690	→
Quarter ending December 2018	5,822	↑
Quarter ending March 2019	6,326	↑
Quarter ending June 2019	6,338	→
Variance since June 2018	12.1%	↑



ACTIVITY



Adjusted Scheduled Activity (UDA)		
Month	2019	2020
April	252	484
May	2,467	1,567
June	3,523	2,423
July	3,992	
August	6,321	
September	6,616	
October	8,511	
November	9,770	
December	10,216	
January	11,401	
February	13,314	
March	15,052	
April	15,573	
May	15,631	
June	15,644	

QUALITY

	Quantity	Base Number	Contract	AT	Region	England
% of FP17s for the same patient ID Re-attending within 3 months - Children	42	425	9.9%	9.6%	11.2%	11.4%
% of FP17s for the same patient ID Re-attending within 3 months - Adults	166	1,253	13.2%	14.3%	14.8%	15.4%
% of FP17s for the same patient ID Re-attending between 3 & 9 months - Children	190	425	44.7%	54.0%	60.9%	59.8%
% of FP17s for the same patient ID Re-attending between 3 & 9 months - Adults	540	1,253	43.1%	48.9%	53.2%	52.1%
% of FP17s for Band 1 Urgent Courses	227	1,397	16.2%	8.4%	8.3%	9.2%
% of FP17s Relating to Free Repair or Replacements	2	1,397	0.1%	0.8%	0.7%	0.7%
% of FP17s Relating to Continuations	0	1,397	0.0%	0.7%	0.8%	0.8%
% of Patients satisfied with the dentistry they have received	1	1	N/A	93.3%	93.2%	93.4%
% of Patients satisfied with the time they had to wait for an appointment	1	1	N/A	91.1%	88.5%	87.6%

* This is based on patients treated on this contract for their most recent course of treatment.

Figures in italics indicate the base number of FP17s or Patient Questionnaire responses are less than 100. N/A is shown where the base number of responses is less than 10 during the period. % is calculated as Quantity/Base number*100

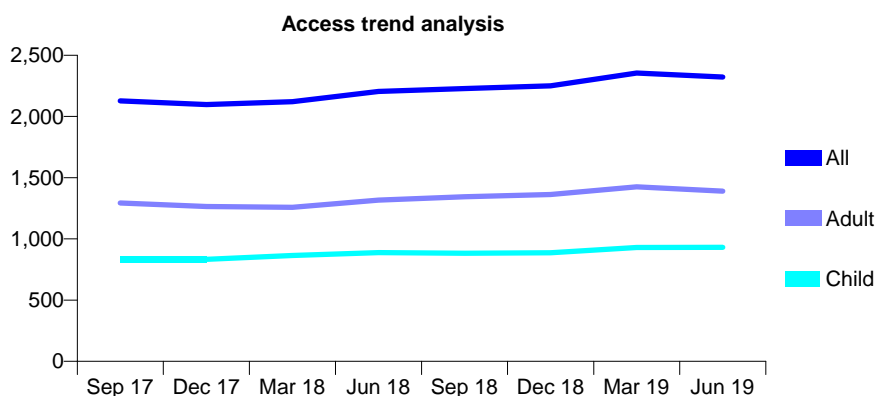
Q54 - Vital Signs At a Glance Contract Report for 913618/0001 - June 2019

Name or company name	Mere Green Dental
Contract type name	GDS Contract
Purpose of contract	General and Orthodontic
Contract start date	01/04/2006
Contract end date	

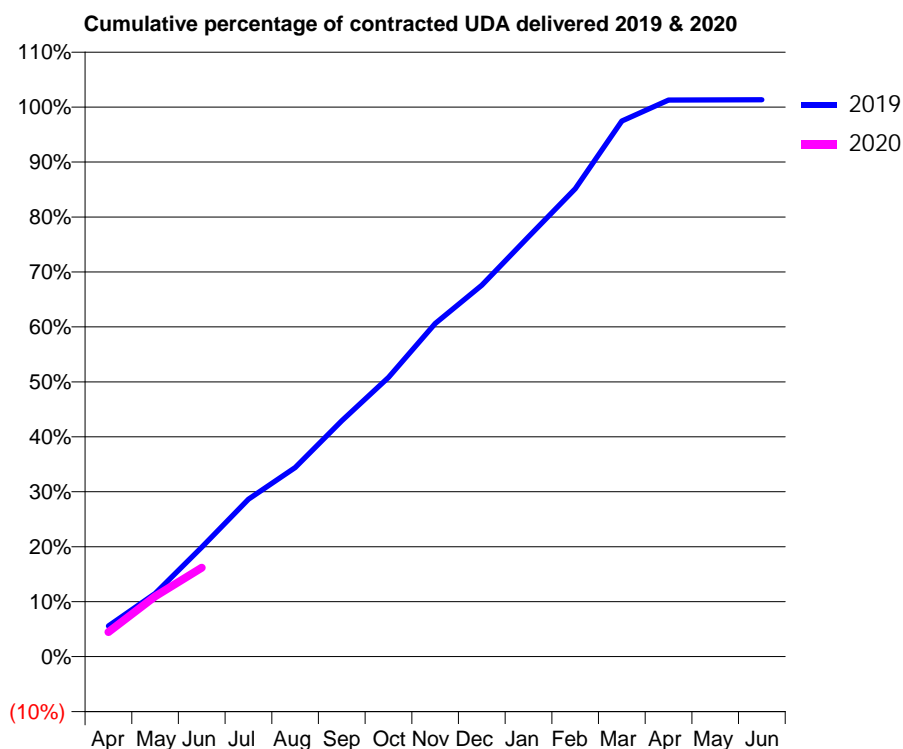
19/20 Contracted general activity (UDA)	5,306
Carry forward general activity (UDA)	0
19/20 Contracted orthodontic activity (UOA)	959
Carry forward orthodontic activity (UOA)	0
Baseline contract value	£199,359.30

ACCESS*

Patients seen in 24 months	Total	Change since previous quarter
Quarter ending June 2018	2,204	
Quarter ending September 2018	2,228	→
Quarter ending December 2018	2,250	→
Quarter ending March 2019	2,355	↑
Quarter ending June 2019	2,322	↓
Variance since June 2018	5.4%	↑



ACTIVITY



Month	Adjusted Scheduled Activity (UDA)	
	2019	2020
April	297	237
May	610	583
June	1,057	859
July	1,520	
August	1,826	
September	2,277	
October	2,695	
November	3,217	
December	3,585	
January	4,055	
February	4,517	
March	5,170	
April	5,374	
May	5,375	
June	5,376	

QUALITY

	Quantity	Base Number	Contract	AT	Region	England
% of FP17s for the same patient ID Re-attending within 3 months - Children	26	303	8.6%	9.6%	11.2%	11.4%
% of FP17s for the same patient ID Re-attending within 3 months - Adults	62	417	14.9%	14.3%	14.8%	15.4%
% of FP17s for the same patient ID Re-attending between 3 & 9 months - Children	159	303	52.5%	54.0%	60.9%	59.8%
% of FP17s for the same patient ID Re-attending between 3 & 9 months - Adults	229	417	54.9%	48.9%	53.2%	52.1%
% of FP17s for Band 1 Urgent Courses	54	555	9.7%	8.4%	8.3%	9.2%
% of FP17s Relating to Free Repair or Replacements	1	555	0.2%	0.8%	0.7%	0.7%
% of FP17s Relating to Continuations	0	555	0.0%	0.7%	0.8%	0.8%
% of Patients satisfied with the dentistry they have received	3	3	N/A	93.3%	93.2%	93.4%
% of Patients satisfied with the time they had to wait for an appointment	2	3	N/A	91.1%	88.5%	87.6%

* This is based on patients treated on this contract for their most recent course of treatment. Figures in italics indicate the base number of FP17s or Patient Questionnaire responses are less than 100. N/A is shown where the base number of responses is less than 10 during the period. % is calculated as Quantity/Base number*100

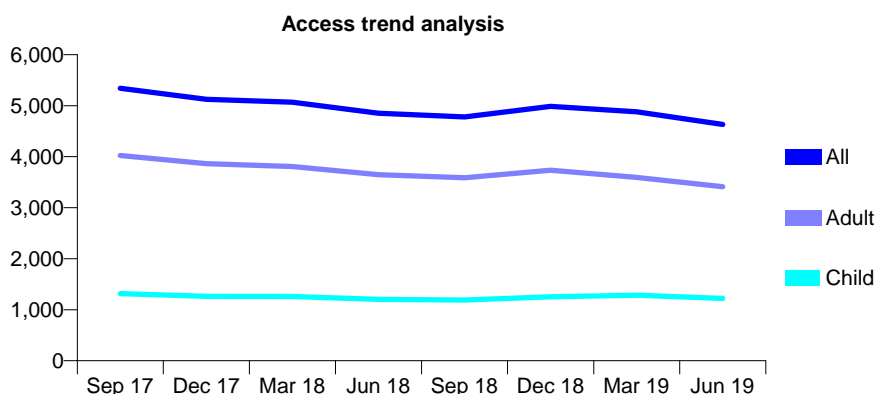
Q54 - Vital Signs At a Glance Contract Report for 921025/0001 - June 2019

Name or company name	OHC Dental Practice Partnership
Contract type name	GDS Contract
Purpose of contract	General
Contract start date	06/04/2007
Contract end date	

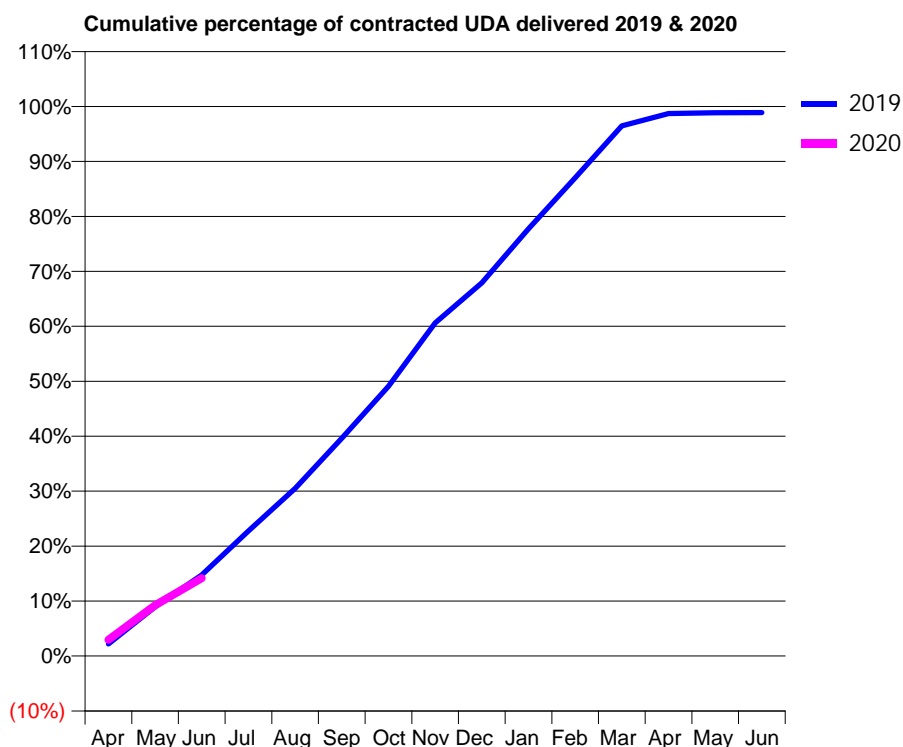
19/20 Contracted general activity (UDA)	17,992
Carry forward general activity (UDA)	0
19/20 Contracted orthodontic activity (UOA)	0
Carry forward orthodontic activity (UOA)	0
Baseline contract value	£427,716.06

ACCESS*

Patients seen in 24 months	Total	Change since previous quarter
Quarter ending June 2018	4,851	
Quarter ending September 2018	4,780	↓
Quarter ending December 2018	4,988	↑
Quarter ending March 2019	4,879	↓
Quarter ending June 2019	4,632	↓
Variance since June 2018	(4.5%)	↓



ACTIVITY



Month	Adjusted Scheduled Activity (UDA)	
	2019	2020
April	396	529
May	1,612	1,666
June	2,658	2,552
July	4,091	
August	5,491	
September	7,126	
October	8,831	
November	10,910	
December	12,212	
January	13,986	
February	15,658	
March	17,358	
April	17,761	
May	17,786	
June	17,789	

QUALITY

	Quantity	Base Number	Contract	AT	Region	England
% of FP17s for the same patient ID Re-attending within 3 months - Children	14	332	4.2%	9.6%	11.2%	11.4%
% of FP17s for the same patient ID Re-attending within 3 months - Adults	154	909	16.9%	14.3%	14.8%	15.4%
% of FP17s for the same patient ID Re-attending between 3 & 9 months - Children	209	332	63.0%	54.0%	60.9%	59.8%
% of FP17s for the same patient ID Re-attending between 3 & 9 months - Adults	531	909	58.4%	48.9%	53.2%	52.1%
% of FP17s for Band 1 Urgent Courses	40	1,117	3.6%	8.4%	8.3%	9.2%
% of FP17s Relating to Free Repair or Replacements	52	1,117	4.7%	0.8%	0.7%	0.7%
% of FP17s Relating to Continuations	11	1,117	1.0%	0.7%	0.8%	0.8%
% of Patients satisfied with the dentistry they have received	0	0	N/A	93.3%	93.2%	93.4%
% of Patients satisfied with the time they had to wait for an appointment	0	0	N/A	91.1%	88.5%	87.6%

* This is based on patients treated on this contract for their most recent course of treatment. Figures in italics indicate the base number of FP17s or Patient Questionnaire responses are less than 100. N/A is shown where the base number of responses is less than 10 during the period. % is calculated as Quantity/Base number*100

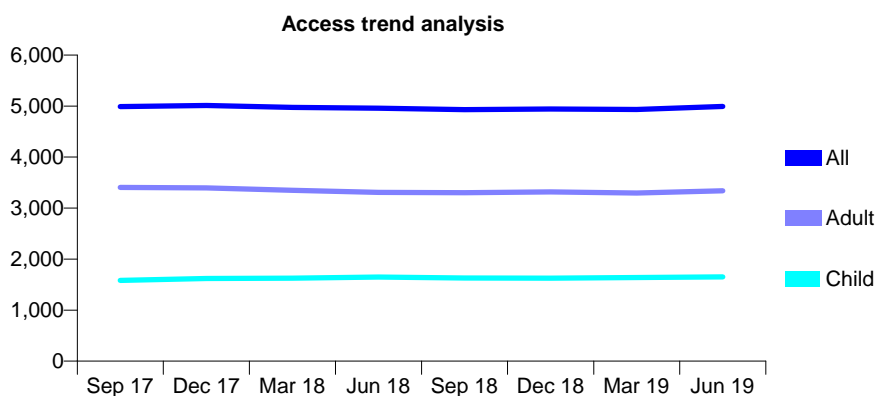
Q54 - Vital Signs At a Glance Contract Report for 921408/0001 - June 2019

Name or company name	MRS AK KHATKAR
Contract type name	GDS Contract
Purpose of contract	General
Contract start date	01/04/2006
Contract end date	

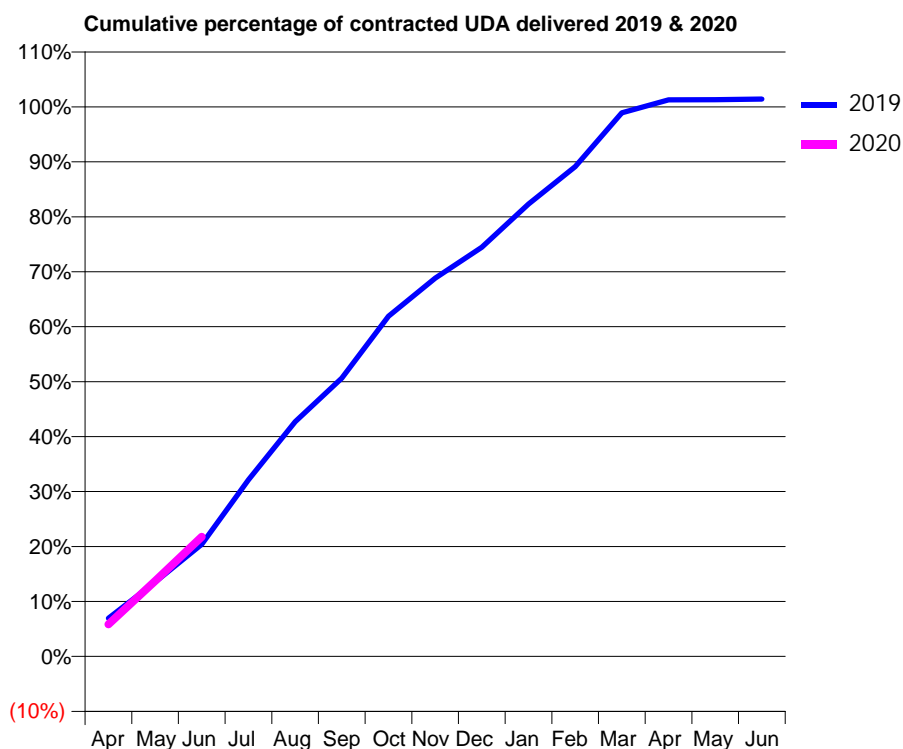
19/20 Contracted general activity (UDA)	8,640
Carry forward general activity (UDA)	0
19/20 Contracted orthodontic activity (UOA)	0
Carry forward orthodontic activity (UOA)	0
Baseline contract value	£213,870.17

ACCESS*

Patients seen in 24 months	Total	Change since previous quarter
Quarter ending June 2018	4,958	
Quarter ending September 2018	4,930	→
Quarter ending December 2018	4,943	→
Quarter ending March 2019	4,935	→
Quarter ending June 2019	4,991	→
Variance since June 2018	0.7%	→



ACTIVITY



Month	2019	2020
April	600	505
May	1,169	1,185
June	1,762	1,881
July	2,778	
August	3,690	
September	4,375	
October	5,347	
November	5,947	
December	6,434	
January	7,111	
February	7,699	
March	8,546	
April	8,750	
May	8,752	
June	8,763	

QUALITY

	Quantity	Base Number	Contract	AT	Region	England
% of FP17s for the same patient ID Re-attending within 3 months - Children	24	533	4.5%	9.6%	11.2%	11.4%
% of FP17s for the same patient ID Re-attending within 3 months - Adults	83	962	8.6%	14.3%	14.8%	15.4%
% of FP17s for the same patient ID Re-attending between 3 & 9 months - Children	311	533	58.3%	54.0%	60.9%	59.8%
% of FP17s for the same patient ID Re-attending between 3 & 9 months - Adults	332	962	34.5%	48.9%	53.2%	52.1%
% of FP17s for Band 1 Urgent Courses	79	1,163	6.8%	8.4%	8.3%	9.2%
% of FP17s Relating to Free Repair or Replacements	8	1,163	0.7%	0.8%	0.7%	0.7%
% of FP17s Relating to Continuations	3	1,163	0.3%	0.7%	0.8%	0.8%
% of Patients satisfied with the dentistry they have received	0	0	N/A	93.3%	93.2%	93.4%
% of Patients satisfied with the time they had to wait for an appointment	0	0	N/A	91.1%	88.5%	87.6%

* This is based on patients treated on this contract for their most recent course of treatment. Figures in italics indicate the base number of FP17s or Patient Questionnaire responses are less than 100. N/A is shown where the base number of responses is less than 10 during the period. % is calculated as Quantity/Base number*100

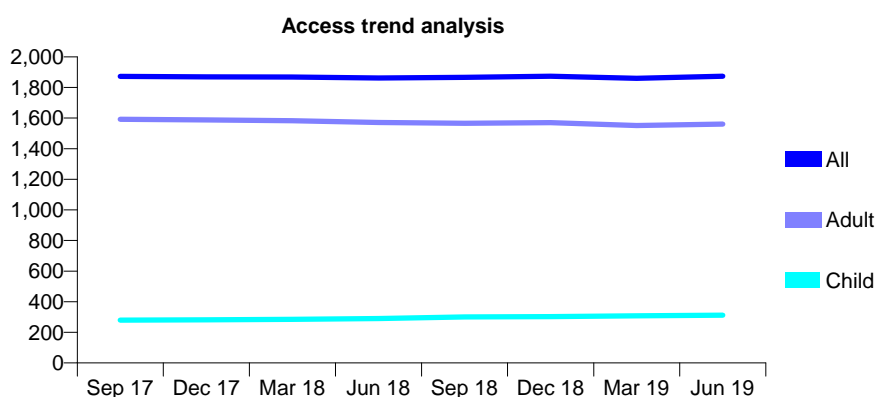
Q54 - Vital Signs At a Glance Contract Report for 924822/0002 - June 2019

Name or company name	Rai Dental Surgery
Contract type name	GDS Contract
Purpose of contract	General
Contract start date	28/01/2013
Contract end date	

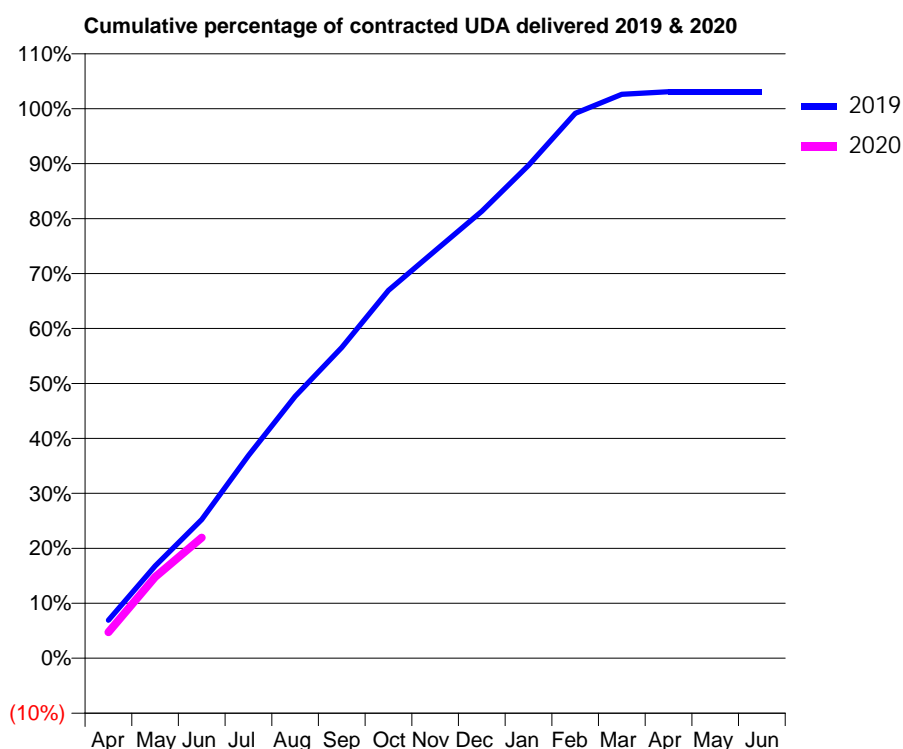
19/20 Contracted general activity (UDA)	6,238
Carry forward general activity (UDA)	0
19/20 Contracted orthodontic activity (UOA)	0
Carry forward orthodontic activity (UOA)	0
Baseline contract value	£184,756.19

ACCESS*

Patients seen in 24 months	Total	Change since previous quarter
Quarter ending June 2018	1,862	
Quarter ending September 2018	1,866	→
Quarter ending December 2018	1,873	→
Quarter ending March 2019	1,860	→
Quarter ending June 2019	1,873	→
Variance since June 2018	0.6%	→



ACTIVITY



Month	2019	2020
April	432	297
May	1,049	923
June	1,575	1,369
July	2,302	
August	2,973	
September	3,527	
October	4,176	
November	4,626	
December	5,074	
January	5,594	
February	6,185	
March	6,401	
April	6,429	
May	6,429	
June	6,429	

QUALITY

	Quantity	Base Number	Contract	AT	Region	England
% of FP17s for the same patient ID Re-attending within 3 months - Children	4	91	4.4%	9.6%	11.2%	11.4%
% of FP17s for the same patient ID Re-attending within 3 months - Adults	44	595	7.4%	14.3%	14.8%	15.4%
% of FP17s for the same patient ID Re-attending between 3 & 9 months - Children	69	91	75.8%	54.0%	60.9%	59.8%
% of FP17s for the same patient ID Re-attending between 3 & 9 months - Adults	487	595	81.8%	48.9%	53.2%	52.1%
% of FP17s for Band 1 Urgent Courses	13	674	1.9%	8.4%	8.3%	9.2%
% of FP17s Relating to Free Repair or Replacements	8	674	1.2%	0.8%	0.7%	0.7%
% of FP17s Relating to Continuations	2	674	0.3%	0.7%	0.8%	0.8%
% of Patients satisfied with the dentistry they have received	0	0	N/A	93.3%	93.2%	93.4%
% of Patients satisfied with the time they had to wait for an appointment	0	0	N/A	91.1%	88.5%	87.6%

* This is based on patients treated on this contract for their most recent course of treatment.

Figures in italics indicate the base number of FP17s or Patient Questionnaire responses are less than 100. N/A is shown where the base number of responses is less than 10 during the period. % is calculated as Quantity/Base number*100

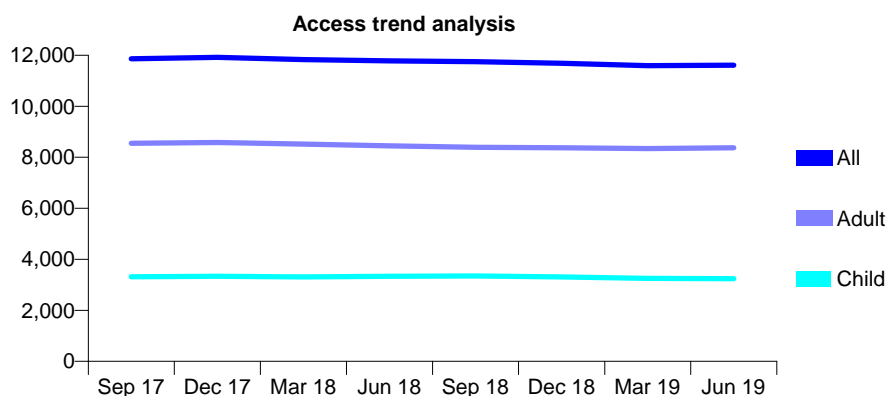
Q54 - Vital Signs At a Glance Contract Report for 927724/0002 - June 2019

Name or company name	Thandi, Chana, & Dehal Dental Surgery
Contract type name	GDS Contract
Purpose of contract	General
Contract start date	01/04/2006
Contract end date	

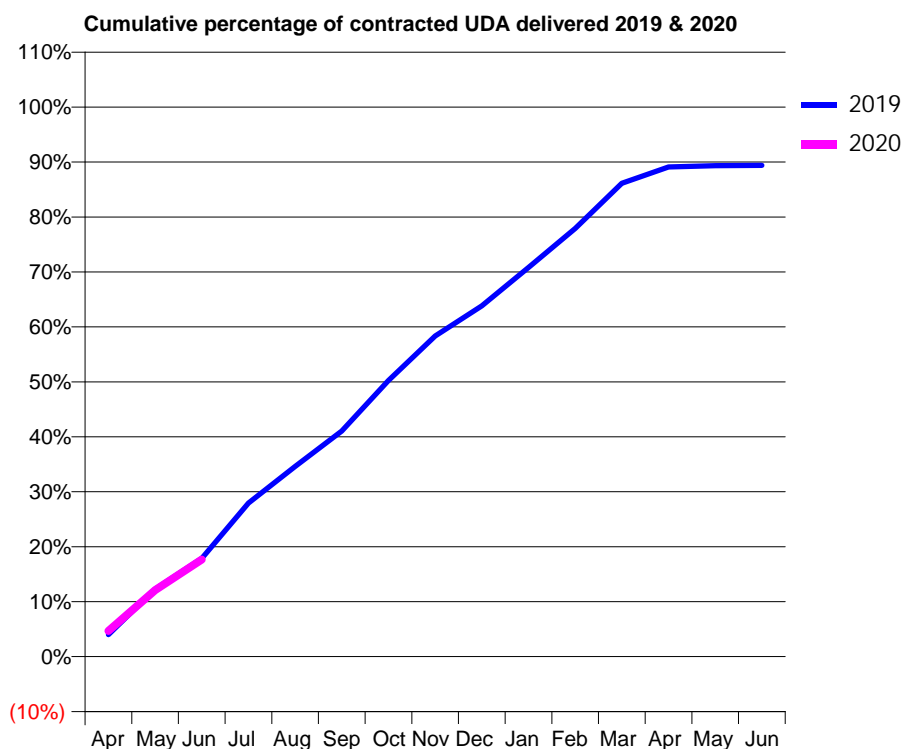
19/20 Contracted general activity (UDA)	37,097
Carry forward general activity (UDA)	0
19/20 Contracted orthodontic activity (UOA)	0
Carry forward orthodontic activity (UOA)	0
Baseline contract value	£1,010,566.34

ACCESS*

Patients seen in 24 months	Total	Change since previous quarter
Quarter ending June 2018	11,783	
Quarter ending September 2018	11,747	→
Quarter ending December 2018	11,685	→
Quarter ending March 2019	11,597	→
Quarter ending June 2019	11,611	→
Variance since June 2018	(1.5%)	↓



ACTIVITY



Month	Adjusted Scheduled Activity (UDA)	
	2019	2020
April	1,492	1,731
May	4,553	4,484
June	6,629	6,561
July	10,366	
August	12,840	
September	15,225	
October	18,641	
November	21,642	
December	23,668	
January	26,277	
February	28,900	
March	31,954	
April	33,055	
May	33,144	
June	33,159	

QUALITY

	Quantity	Base Number	Contract	AT	Region	England
% of FP17s for the same patient ID Re-attending within 3 months - Children	49	952	5.1%	9.6%	11.2%	11.4%
% of FP17s for the same patient ID Re-attending within 3 months - Adults	275	2,292	12.0%	14.3%	14.8%	15.4%
% of FP17s for the same patient ID Re-attending between 3 & 9 months - Children	482	952	50.6%	54.0%	60.9%	59.8%
% of FP17s for the same patient ID Re-attending between 3 & 9 months - Adults	986	2,292	43.0%	48.9%	53.2%	52.1%
% of FP17s for Band 1 Urgent Courses	185	2,778	6.7%	8.4%	8.3%	9.2%
% of FP17s Relating to Free Repair or Replacements	27	2,778	1.0%	0.8%	0.7%	0.7%
% of FP17s Relating to Continuations	12	2,778	0.4%	0.7%	0.8%	0.8%
% of Patients satisfied with the dentistry they have received	2	2	N/A	93.3%	93.2%	93.4%
% of Patients satisfied with the time they had to wait for an appointment	1	2	N/A	91.1%	88.5%	87.6%

* This is based on patients treated on this contract for their most recent course of treatment. Figures in italics indicate the base number of FP17s or Patient Questionnaire responses are less than 100. N/A is shown where the base number of responses is less than 10 during the period. % is calculated as Quantity/Base number*100

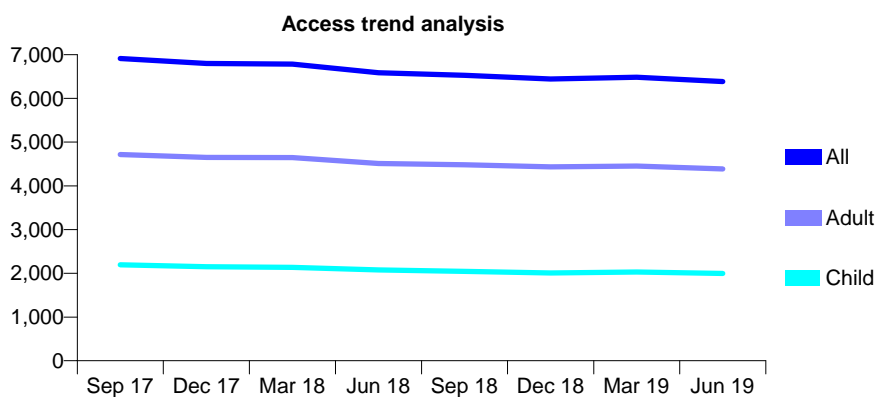
Q54 - Vital Signs At a Glance Contract Report for 931152/0001 - June 2019

Name or company name	MR TS MAROK
Contract type name	GDS Contract
Purpose of contract	General and Orthodontic
Contract start date	01/04/2006
Contract end date	

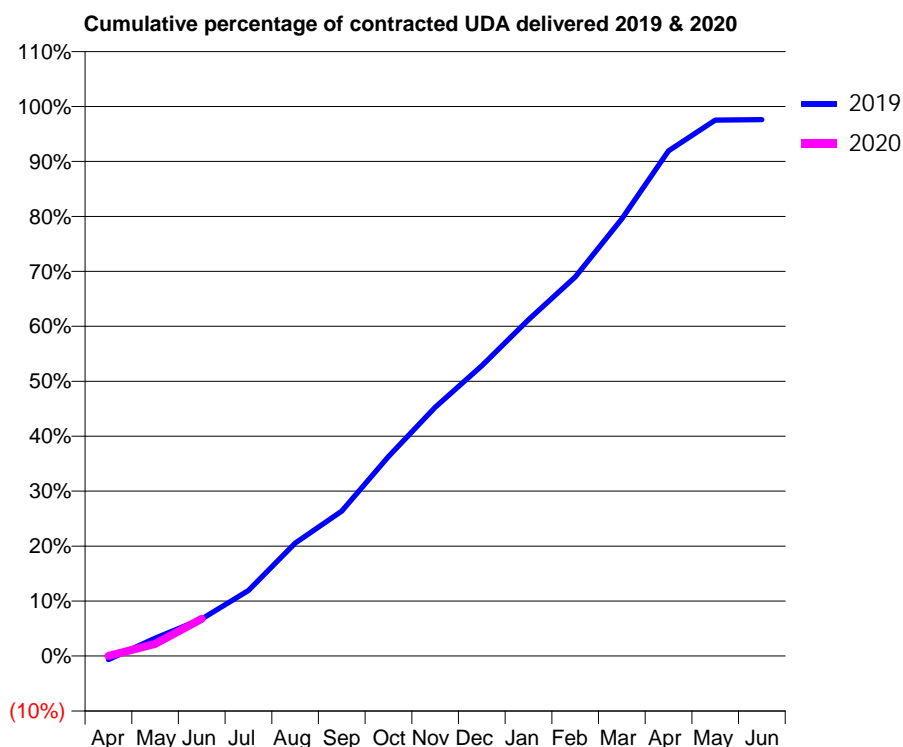
19/20 Contracted general activity (UDA)	22,662
Carry forward general activity (UDA)	0
19/20 Contracted orthodontic activity (UOA)	20
Carry forward orthodontic activity (UOA)	0
Baseline contract value	£575,589.98

ACCESS*

Patients seen in 24 months	Total	Change since previous quarter
Quarter ending June 2018	6,586	
Quarter ending September 2018	6,529	→
Quarter ending December 2018	6,442	↓
Quarter ending March 2019	6,484	→
Quarter ending June 2019	6,386	↓
Variance since June 2018	(3.0%)	↓



ACTIVITY



Month	Adjusted Scheduled Activity (UDA)	
	2019	2020
April	-149	0
May	735	498
June	1,524	1,535
July	2,703	
August	4,653	
September	5,978	
October	8,230	
November	10,261	
December	11,972	
January	13,866	
February	15,631	
March	18,024	
April	20,835	
May	22,099	
June	22,119	

QUALITY

	Quantity	Base Number	Contract	AT	Region	England
% of FP17s for the same patient ID Re-attending within 3 months - Children	70	845	8.3%	9.6%	11.2%	11.4%
% of FP17s for the same patient ID Re-attending within 3 months - Adults	157	1,408	11.2%	14.3%	14.8%	15.4%
% of FP17s for the same patient ID Re-attending between 3 & 9 months - Children	515	845	60.9%	54.0%	60.9%	59.8%
% of FP17s for the same patient ID Re-attending between 3 & 9 months - Adults	787	1,408	55.9%	48.9%	53.2%	52.1%
% of FP17s for Band 1 Urgent Courses	62	825	7.5%	8.4%	8.3%	9.2%
% of FP17s Relating to Free Repair or Replacements	3	825	0.4%	0.8%	0.7%	0.7%
% of FP17s Relating to Continuations	0	825	0.0%	0.7%	0.8%	0.8%
% of Patients satisfied with the dentistry they have received	1	1	N/A	93.3%	93.2%	93.4%
% of Patients satisfied with the time they had to wait for an appointment	1	1	N/A	91.1%	88.5%	87.6%

* This is based on patients treated on this contract for their most recent course of treatment. Figures in italics indicate the base number of FP17s or Patient Questionnaire responses are less than 100. N/A is shown where the base number of responses is less than 10 during the period. % is calculated as Quantity/Base number*100

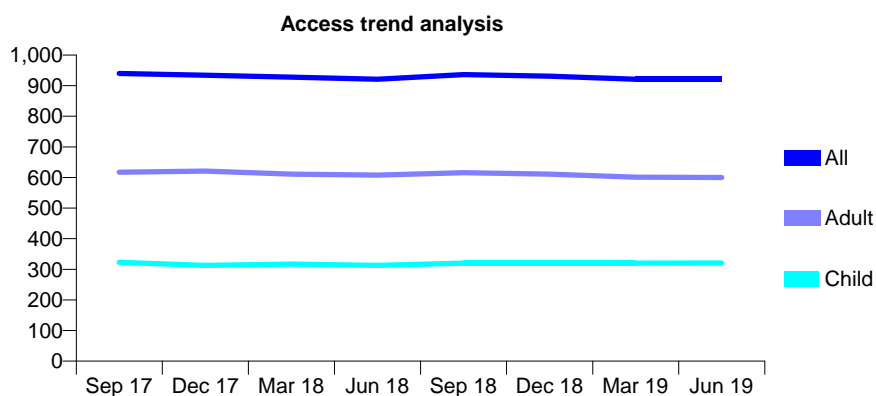
Q54 - Vital Signs At a Glance Contract Report for 931446/0001 - June 2019

Name or company name	MR WW YIP
Contract type name	GDS Contract
Purpose of contract	General
Contract start date	01/04/2006
Contract end date	

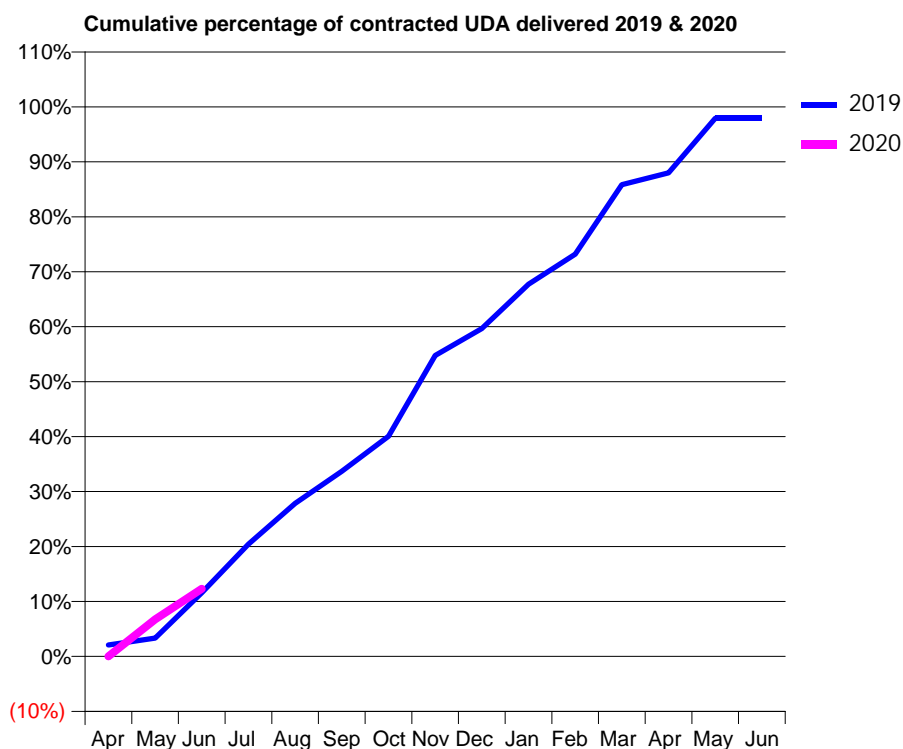
19/20 Contracted general activity (UDA)	3,873
Carry forward general activity (UDA)	0
19/20 Contracted orthodontic activity (UOA)	0
Carry forward orthodontic activity (UOA)	0
Baseline contract value	£97,872.03

ACCESS*

Patients seen in 24 months	Total	Change since previous quarter
Quarter ending June 2018	921	
Quarter ending September 2018	936	→
Quarter ending December 2018	931	→
Quarter ending March 2019	921	↓
Quarter ending June 2019	921	→
Variance since June 2018	0.0%	→



ACTIVITY



Month	Adjusted Scheduled Activity (UDA)	
	2019	2020
April	81	0
May	129	261
June	449	477
July	791	
August	1,080	
September	1,304	
October	1,551	
November	2,120	
December	2,311	
January	2,623	
February	2,835	
March	3,325	
April	3,407	
May	3,793	
June	3,793	

QUALITY

	Quantity	Base Number	Contract	AT	Region	England
% of FP17s for the same patient ID Re-attending within 3 months - Children	20	118	16.9%	9.6%	11.2%	11.4%
% of FP17s for the same patient ID Re-attending within 3 months - Adults	67	249	26.9%	14.3%	14.8%	15.4%
% of FP17s for the same patient ID Re-attending between 3 & 9 months - Children	58	118	49.2%	54.0%	60.9%	59.8%
% of FP17s for the same patient ID Re-attending between 3 & 9 months - Adults	127	249	51.0%	48.9%	53.2%	52.1%
% of FP17s for Band 1 Urgent Courses	58	281	20.6%	8.4%	8.3%	9.2%
% of FP17s Relating to Free Repair or Replacements	0	281	0.0%	0.8%	0.7%	0.7%
% of FP17s Relating to Continuations	3	281	1.1%	0.7%	0.8%	0.8%
% of Patients satisfied with the dentistry they have received	0	0	N/A	93.3%	93.2%	93.4%
% of Patients satisfied with the time they had to wait for an appointment	0	0	N/A	91.1%	88.5%	87.6%

* This is based on patients treated on this contract for their most recent course of treatment. Figures in italics indicate the base number of FP17s or Patient Questionnaire responses are less than 100. N/A is shown where the base number of responses is less than 10 during the period. % is calculated as Quantity/Base number*100

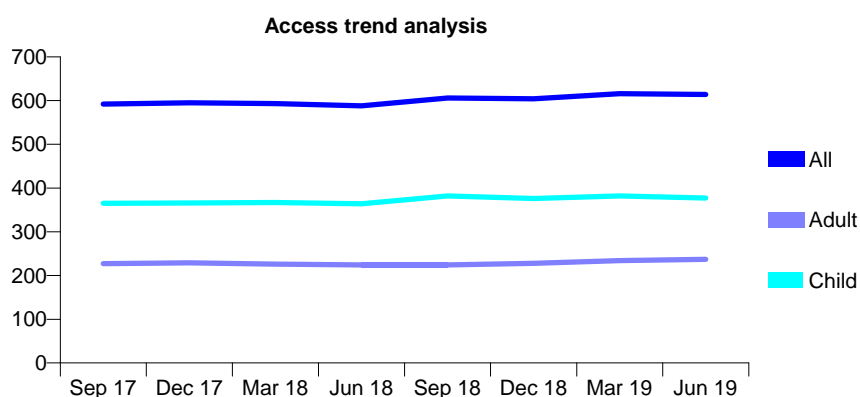
Q54 - Vital Signs At a Glance Contract Report for 936448/0001 - June 2019

Name or company name	MR SW PIPE
Contract type name	GDS Contract
Purpose of contract	General
Contract start date	01/04/2006
Contract end date	

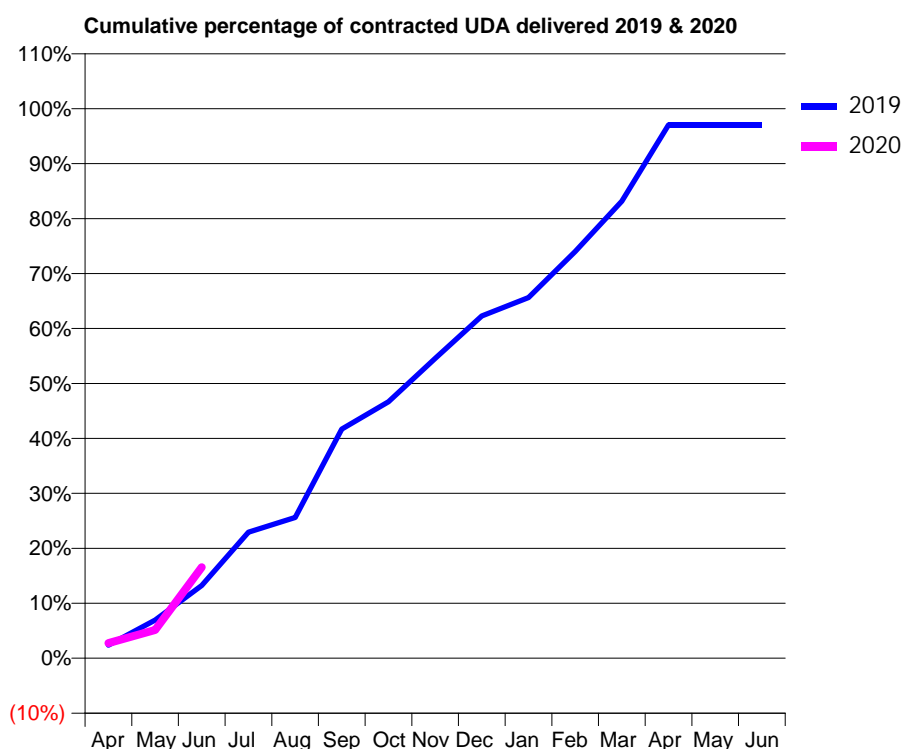
19/20 Contracted general activity (UDA)	1,050
Carry forward general activity (UDA)	0
19/20 Contracted orthodontic activity (UOA)	0
Carry forward orthodontic activity (UOA)	0
Baseline contract value	£26,784.84

ACCESS*

Patients seen in 24 months	Total	Change since previous quarter
Quarter ending June 2018	588	
Quarter ending September 2018	606	↑
Quarter ending December 2018	604	→
Quarter ending March 2019	616	→
Quarter ending June 2019	614	→
Variance since June 2018	4.4%	↑



ACTIVITY



Adjusted Scheduled Activity (UDA)		
Month	2019	2020
April	25	29
May	73	54
June	139	174
July	241	
August	269	
September	438	
October	490	
November	573	
December	654	
January	689	
February	777	
March	873	
April	1,019	
May	1,019	
June	1,019	

QUALITY

	Quantity	Base Number	Contract	AT	Region	England
% of FP17s for the same patient ID Re-attending within 3 months - Children	2	156	1.3%	9.6%	11.2%	11.4%
% of FP17s for the same patient ID Re-attending within 3 months - Adults	2	53	3.8%	14.3%	14.8%	15.4%
% of FP17s for the same patient ID Re-attending between 3 & 9 months - Children	81	156	51.9%	54.0%	60.9%	59.8%
% of FP17s for the same patient ID Re-attending between 3 & 9 months - Adults	25	53	47.2%	48.9%	53.2%	52.1%
% of FP17s for Band 1 Urgent Courses	0	125	0.0%	8.4%	8.3%	9.2%
% of FP17s Relating to Free Repair or Replacements	0	125	0.0%	0.8%	0.7%	0.7%
% of FP17s Relating to Continuations	0	125	0.0%	0.7%	0.8%	0.8%
% of Patients satisfied with the dentistry they have received	0	0	N/A	93.3%	93.2%	93.4%
% of Patients satisfied with the time they had to wait for an appointment	0	0	N/A	91.1%	88.5%	87.6%

* This is based on patients treated on this contract for their most recent course of treatment.

Figures in italics indicate the base number of FP17s or Patient Questionnaire responses are less than 100. N/A is shown where the base number of responses is less than 10 during the period. % is calculated as Quantity/Base number*100

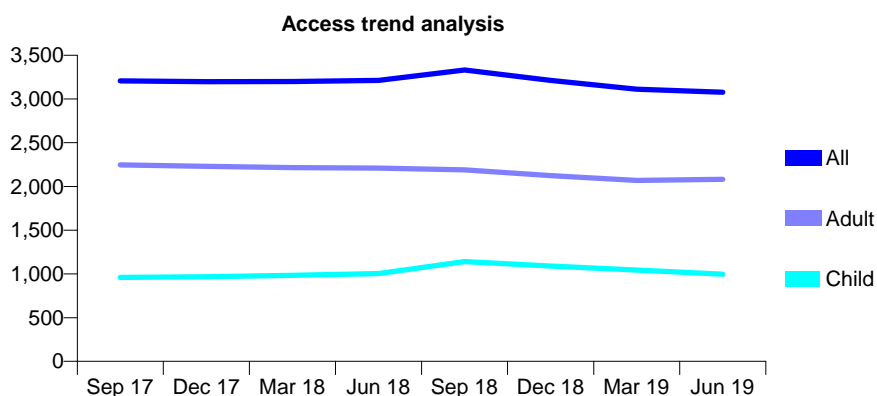
Q54 - Vital Signs At a Glance Contract Report for 936596/0001 - June 2019

Name or company name	MR M ASGHARI TAVANEI GILANI
Contract type name	GDS Contract
Purpose of contract	General
Contract start date	01/04/2006
Contract end date	

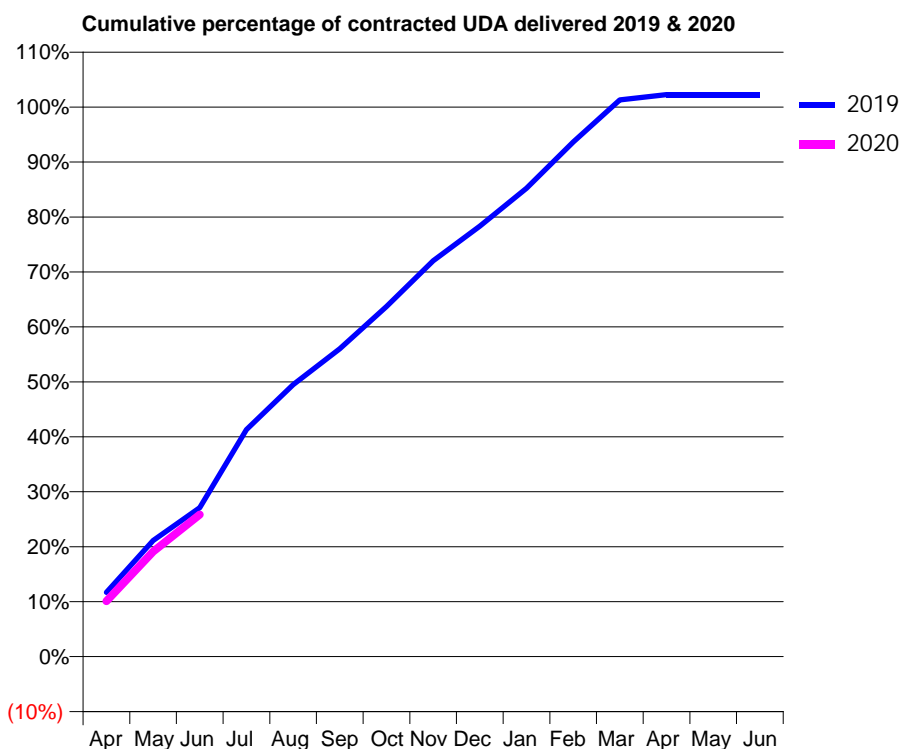
19/20 Contracted general activity (UDA)	9,921
Carry forward general activity (UDA)	0
19/20 Contracted orthodontic activity (UOA)	0
Carry forward orthodontic activity (UOA)	0
Baseline contract value	£286,910.02

ACCESS*

Patients seen in 24 months	Total	Change since previous quarter
Quarter ending June 2018	3,213	
Quarter ending September 2018	3,331	↑
Quarter ending December 2018	3,212	↓
Quarter ending March 2019	3,112	↓
Quarter ending June 2019	3,077	↓
Variance since June 2018	(4.2%)	↓



ACTIVITY



Month	Adjusted Scheduled Activity (UDA)	
	2019	2020
April	1,162	1,000
May	2,095	1,898
June	2,688	2,565
July	4,098	
August	4,910	
September	5,557	
October	6,321	
November	7,146	
December	7,770	
January	8,453	
February	9,290	
March	10,050	
April	10,144	
May	10,145	
June	10,145	

QUALITY

	Quantity	Base Number	Contract	AT	Region	England
% of FP17s for the same patient ID Re-attending within 3 months - Children	14	335	4.2%	9.6%	11.2%	11.4%
% of FP17s for the same patient ID Re-attending within 3 months - Adults	80	683	11.7%	14.3%	14.8%	15.4%
% of FP17s for the same patient ID Re-attending between 3 & 9 months - Children	204	335	60.9%	54.0%	60.9%	59.8%
% of FP17s for the same patient ID Re-attending between 3 & 9 months - Adults	299	683	43.8%	48.9%	53.2%	52.1%
% of FP17s for Band 1 Urgent Courses	61	949	6.4%	8.4%	8.3%	9.2%
% of FP17s Relating to Free Repair or Replacements	1	949	0.1%	0.8%	0.7%	0.7%
% of FP17s Relating to Continuations	0	949	0.0%	0.7%	0.8%	0.8%
% of Patients satisfied with the dentistry they have received	1	1	N/A	93.3%	93.2%	93.4%
% of Patients satisfied with the time they had to wait for an appointment	1	1	N/A	91.1%	88.5%	87.6%

* This is based on patients treated on this contract for their most recent course of treatment. Figures in italics indicate the base number of FP17s or Patient Questionnaire responses are less than 100. N/A is shown where the base number of responses is less than 10 during the period. % is calculated as Quantity/Base number*100

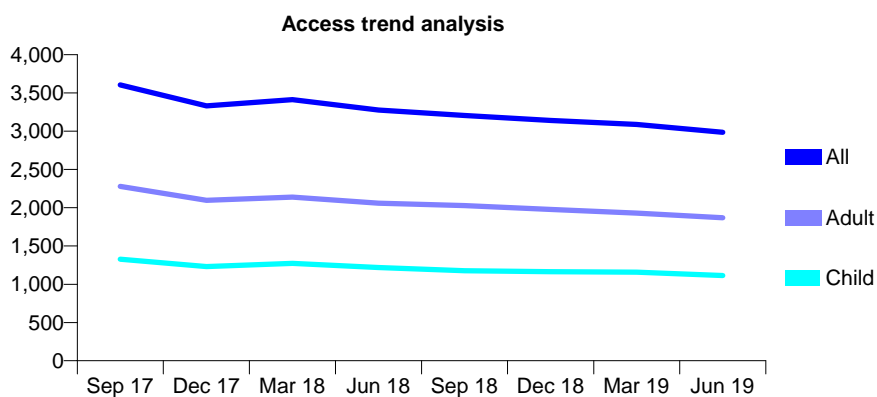
Q54 - Vital Signs At a Glance Contract Report for 938181/0001 - June 2019

Name or company name	MR SS ATTHI
Contract type name	GDS Contract
Purpose of contract	General and Orthodontic
Contract start date	01/04/2006
Contract end date	

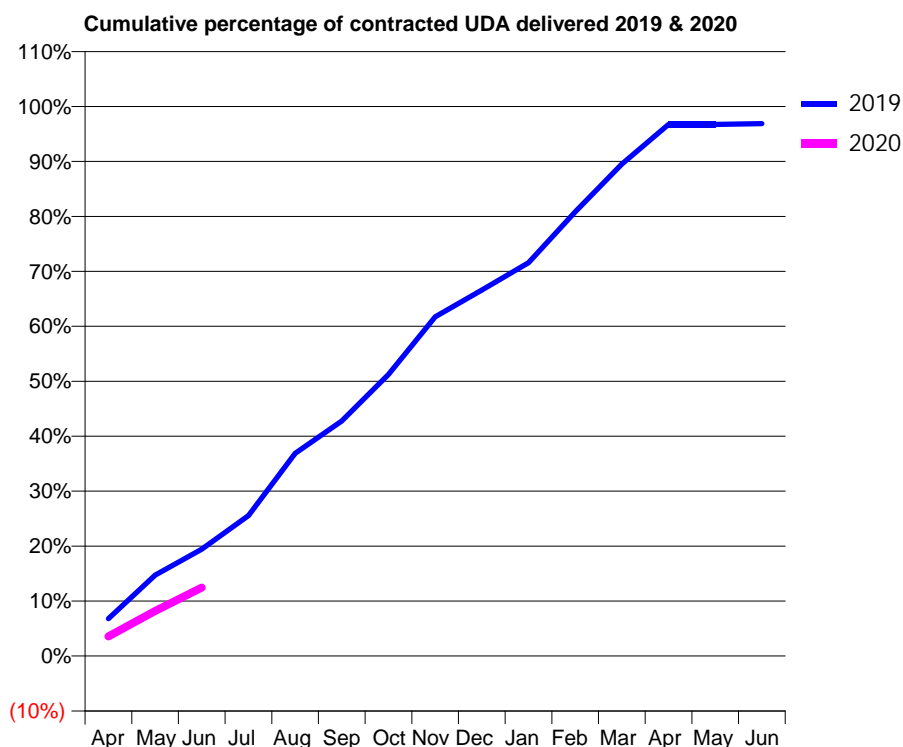
19/20 Contracted general activity (UDA)	11,107
Carry forward general activity (UDA)	0
19/20 Contracted orthodontic activity (UOA)	587
Carry forward orthodontic activity (UOA)	0
Baseline contract value	£386,245.21

ACCESS*

Patients seen in 24 months	Total	Change since previous quarter
Quarter ending June 2018	3,276	
Quarter ending September 2018	3,204	↓
Quarter ending December 2018	3,140	↓
Quarter ending March 2019	3,088	↓
Quarter ending June 2019	2,985	↓
Variance since June 2018	(8.9%)	↓



ACTIVITY



Month	Adjusted Scheduled Activity (UDA)	
	2019	2020
April	757	396
May	1,636	912
June	2,159	1,385
July	2,838	
August	4,097	
September	4,751	
October	5,691	
November	6,856	
December	7,394	
January	7,949	
February	8,976	
March	9,942	
April	10,744	
May	10,744	
June	10,759	

QUALITY

	Quantity	Base Number	Contract	AT	Region	England
% of FP17s for the same patient ID Re-attending within 3 months - Children	19	347	5.5%	9.6%	11.2%	11.4%
% of FP17s for the same patient ID Re-attending within 3 months - Adults	76	514	14.8%	14.3%	14.8%	15.4%
% of FP17s for the same patient ID Re-attending between 3 & 9 months - Children	133	347	38.3%	54.0%	60.9%	59.8%
% of FP17s for the same patient ID Re-attending between 3 & 9 months - Adults	137	514	26.7%	48.9%	53.2%	52.1%
% of FP17s for Band 1 Urgent Courses	114	534	21.3%	8.4%	8.3%	9.2%
% of FP17s Relating to Free Repair or Replacements	0	534	0.0%	0.8%	0.7%	0.7%
% of FP17s Relating to Continuations	0	534	0.0%	0.7%	0.8%	0.8%
% of Patients satisfied with the dentistry they have received	0	0	N/A	93.3%	93.2%	93.4%
% of Patients satisfied with the time they had to wait for an appointment	0	0	N/A	91.1%	88.5%	87.6%

* This is based on patients treated on this contract for their most recent course of treatment. Figures in italics indicate the base number of FP17s or Patient Questionnaire responses are less than 100. N/A is shown where the base number of responses is less than 10 during the period. % is calculated as Quantity/Base number*100

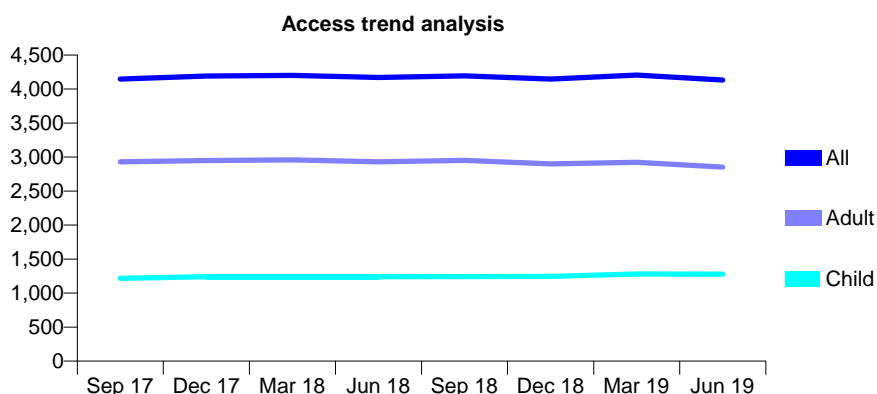
Q54 - Vital Signs At a Glance Contract Report for 942243/0001 - June 2019

Name or company name	MR KS RATRA
Contract type name	GDS Contract
Purpose of contract	General
Contract start date	01/04/2006
Contract end date	

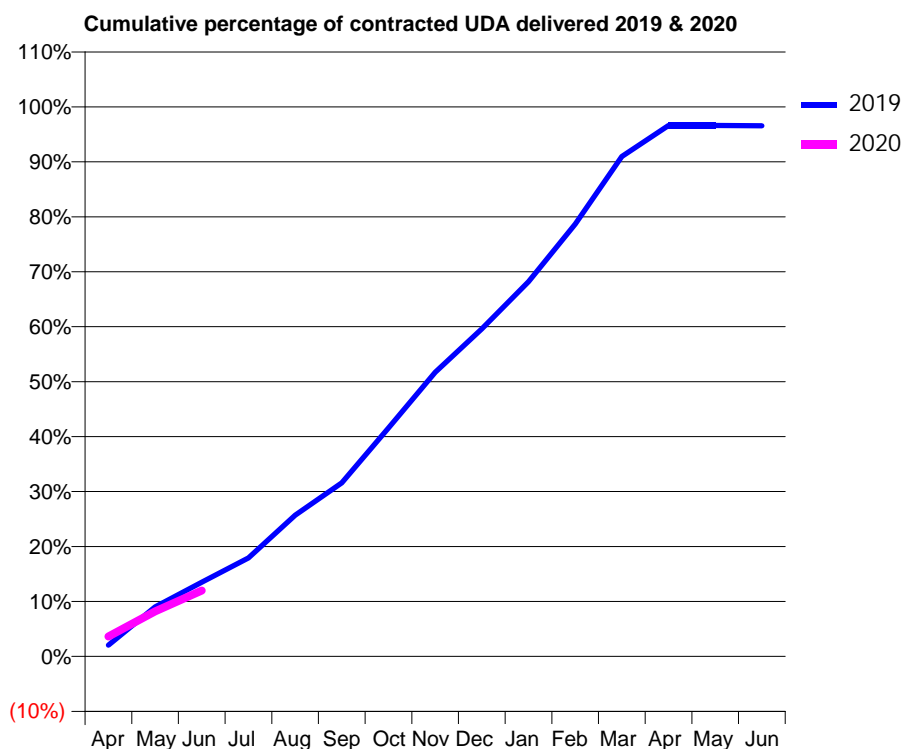
19/20 Contracted general activity (UDA)	12,456
Carry forward general activity (UDA)	0
19/20 Contracted orthodontic activity (UOA)	0
Carry forward orthodontic activity (UOA)	0
Baseline contract value	£308,235.34

ACCESS*

Patients seen in 24 months	Total	Change since previous quarter
Quarter ending June 2018	4,171	
Quarter ending September 2018	4,196	→
Quarter ending December 2018	4,147	↓
Quarter ending March 2019	4,207	→
Quarter ending June 2019	4,132	↓
Variance since June 2018	(0.9%)	→



ACTIVITY



Month	2019	2020
April	256	451
May	1,124	1,023
June	1,681	1,494
July	2,231	
August	3,202	
September	3,935	
October	5,180	
November	6,441	
December	7,424	
January	8,493	
February	9,802	
March	11,332	
April	12,035	
May	12,035	
June	12,026	

QUALITY

	Quantity	Base Number	Contract	AT	Region	England
% of FP17s for the same patient ID Re-attending within 3 months - Children	43	364	11.8%	9.6%	11.2%	11.4%
% of FP17s for the same patient ID Re-attending within 3 months - Adults	166	799	20.8%	14.3%	14.8%	15.4%
% of FP17s for the same patient ID Re-attending between 3 & 9 months - Children	170	364	46.7%	54.0%	60.9%	59.8%
% of FP17s for the same patient ID Re-attending between 3 & 9 months - Adults	355	799	44.4%	48.9%	53.2%	52.1%
% of FP17s for Band 1 Urgent Courses	85	753	11.3%	8.4%	8.3%	9.2%
% of FP17s Relating to Free Repair or Replacements	25	753	3.3%	0.8%	0.7%	0.7%
% of FP17s Relating to Continuations	5	753	0.7%	0.7%	0.8%	0.8%
% of Patients satisfied with the dentistry they have received	1	1	N/A	93.3%	93.2%	93.4%
% of Patients satisfied with the time they had to wait for an appointment	1	1	N/A	91.1%	88.5%	87.6%

* This is based on patients treated on this contract for their most recent course of treatment. Figures in italics indicate the base number of FP17s or Patient Questionnaire responses are less than 100. N/A is shown where the base number of responses is less than 10 during the period. % is calculated as Quantity/Base number*100

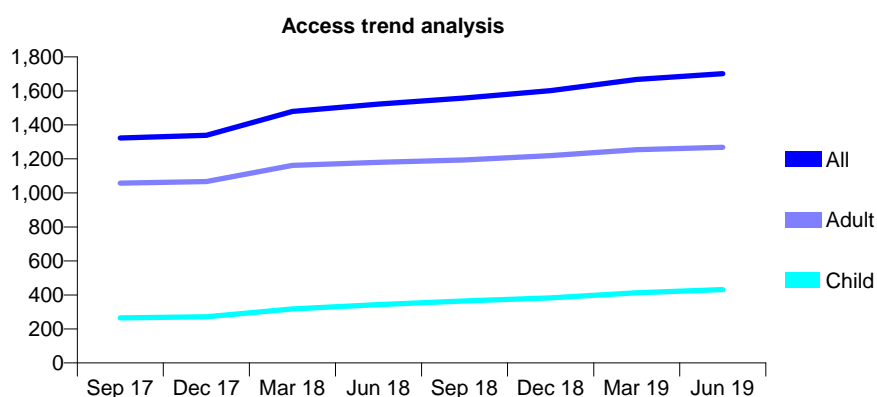
Q54 - Vital Signs At a Glance Contract Report for 943630/0001 - June 2019

Name or company name	MS HJ WAHEED
Contract type name	GDS Contract
Purpose of contract	General
Contract start date	01/10/2015
Contract end date	

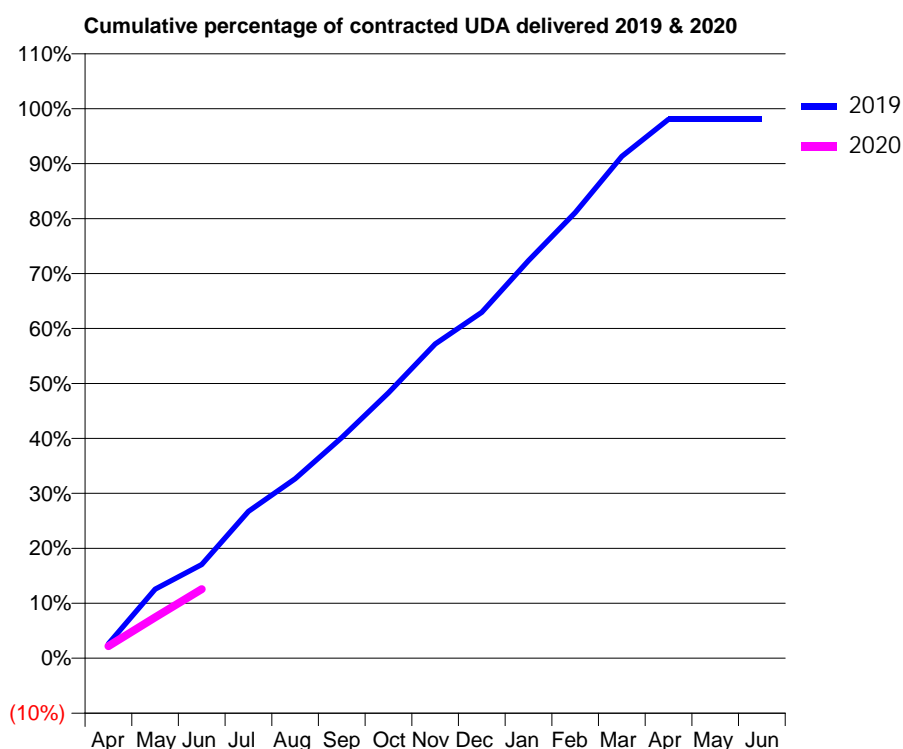
19/20 Contracted general activity (UDA)	3,820
Carry forward general activity (UDA)	0
19/20 Contracted orthodontic activity (UOA)	0
Carry forward orthodontic activity (UOA)	0
Baseline contract value	£109,744.16

ACCESS*

Patients seen in 24 months	Total	Change since previous quarter
Quarter ending June 2018	1,523	
Quarter ending September 2018	1,558	↑
Quarter ending December 2018	1,601	↑
Quarter ending March 2019	1,667	↑
Quarter ending June 2019	1,701	↑
Variance since June 2018	11.7%	↑



ACTIVITY



Month	2019	2020
April	100	84
May	480	284
June	652	480
July	1,021	
August	1,248	
September	1,534	
October	1,845	
November	2,184	
December	2,404	
January	2,764	
February	3,097	
March	3,487	
April	3,746	
May	3,746	
June	3,746	

QUALITY

	Quantity	Base Number	Contract	AT	Region	England
% of FP17s for the same patient ID Re-attending within 3 months - Children	6	137	4.4%	9.6%	11.2%	11.4%
% of FP17s for the same patient ID Re-attending within 3 months - Adults	50	365	13.7%	14.3%	14.8%	15.4%
% of FP17s for the same patient ID Re-attending between 3 & 9 months - Children	58	137	42.3%	54.0%	60.9%	59.8%
% of FP17s for the same patient ID Re-attending between 3 & 9 months - Adults	169	365	46.3%	48.9%	53.2%	52.1%
% of FP17s for Band 1 Urgent Courses	16	245	6.5%	8.4%	8.3%	9.2%
% of FP17s Relating to Free Repair or Replacements	2	245	0.8%	0.8%	0.7%	0.7%
% of FP17s Relating to Continuations	9	245	3.7%	0.7%	0.8%	0.8%
% of Patients satisfied with the dentistry they have received	1	1	N/A	93.3%	93.2%	93.4%
% of Patients satisfied with the time they had to wait for an appointment	1	1	N/A	91.1%	88.5%	87.6%

* This is based on patients treated on this contract for their most recent course of treatment.

Figures in italics indicate the base number of FP17s or Patient Questionnaire responses are less than 100. N/A is shown where the base number of responses is less than 10 during the period. % is calculated as Quantity/Base number*100

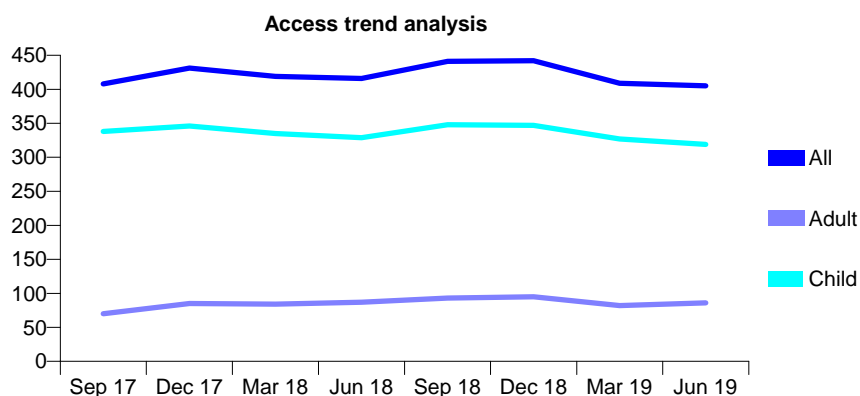
Q54 - Vital Signs At a Glance Contract Report for 943673/0001 - June 2019

Name or company name	MISS H JAGPAL
Contract type name	GDS Contract
Purpose of contract	General
Contract start date	03/07/2009
Contract end date	

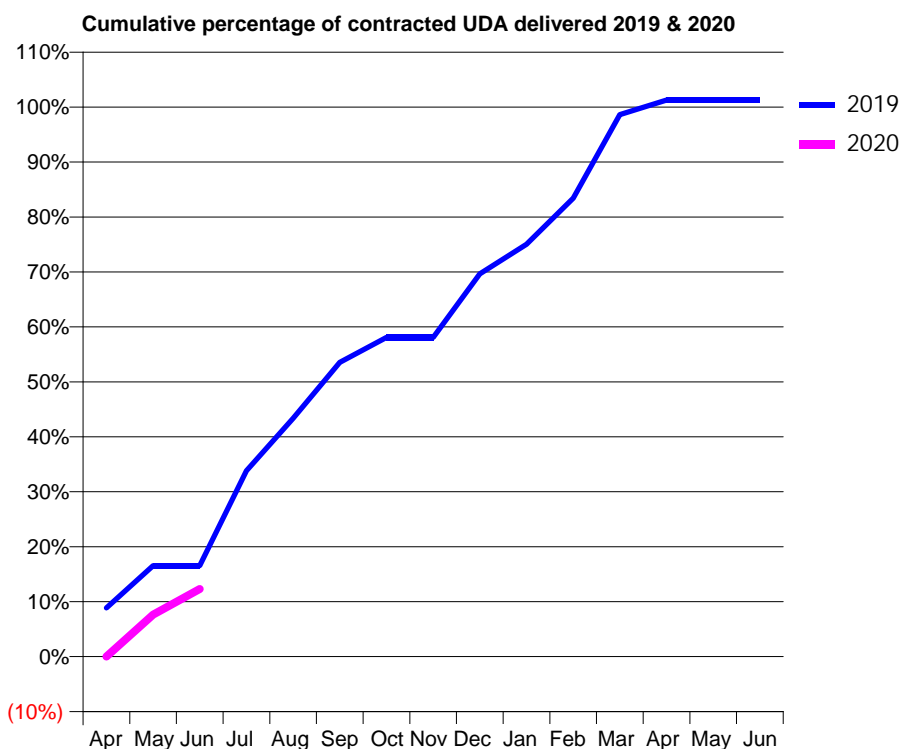
19/20 Contracted general activity (UDA)	826
Carry forward general activity (UDA)	0
19/20 Contracted orthodontic activity (UOA)	0
Carry forward orthodontic activity (UOA)	0
Baseline contract value	£19,986.15

ACCESS*

Patients seen in 24 months	Total	Change since previous quarter
Quarter ending June 2018	416	
Quarter ending September 2018	441	↑
Quarter ending December 2018	442	→
Quarter ending March 2019	409	↓
Quarter ending June 2019	405	→
Variance since June 2018	(2.6%)	↓



ACTIVITY



Month	Adjusted Scheduled Activity (UDA)	
	2019	2020
April	73	0
May	137	63
June	137	102
July	280	
August	358	
September	442	
October	480	
November	480	
December	575	
January	620	
February	689	
March	815	
April	837	
May	837	
June	837	

QUALITY

	Quantity	Base Number	Contract	AT	Region	England
% of FP17s for the same patient ID Re-attending within 3 months - Children	1	73	1.4%	9.6%	11.2%	11.4%
% of FP17s for the same patient ID Re-attending within 3 months - Adults	0	9	0.0%	14.3%	14.8%	15.4%
% of FP17s for the same patient ID Re-attending between 3 & 9 months - Children	42	73	57.5%	54.0%	60.9%	59.8%
% of FP17s for the same patient ID Re-attending between 3 & 9 months - Adults	6	9	66.7%	48.9%	53.2%	52.1%
% of FP17s for Band 1 Urgent Courses	4	70	5.7%	8.4%	8.3%	9.2%
% of FP17s Relating to Free Repair or Replacements	0	70	0.0%	0.8%	0.7%	0.7%
% of FP17s Relating to Continuations	0	70	0.0%	0.7%	0.8%	0.8%
% of Patients satisfied with the dentistry they have received	0	0	N/A	93.3%	93.2%	93.4%
% of Patients satisfied with the time they had to wait for an appointment	0	0	N/A	91.1%	88.5%	87.6%

* This is based on patients treated on this contract for their most recent course of treatment. Figures in italics indicate the base number of FP17s or Patient Questionnaire responses are less than 100. N/A is shown where the base number of responses is less than 10 during the period. % is calculated as Quantity/Base number*100

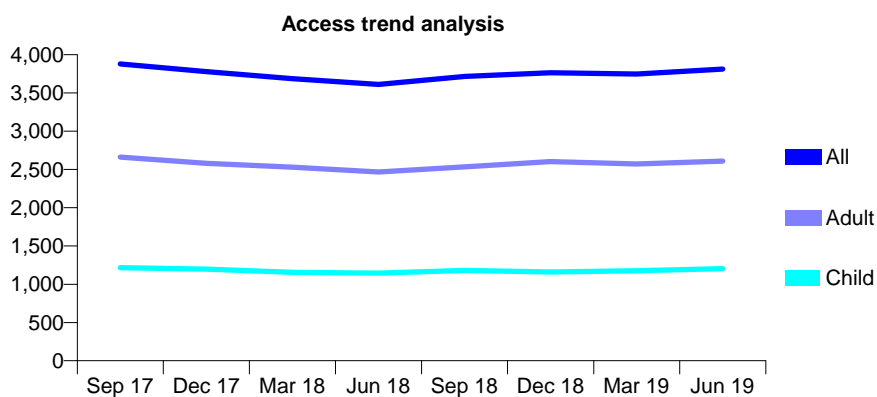
Q54 - Vital Signs At a Glance Contract Report for 944009/0001 - June 2019

Name or company name	MR Z AFZAL
Contract type name	GDS Contract
Purpose of contract	General
Contract start date	01/04/2006
Contract end date	

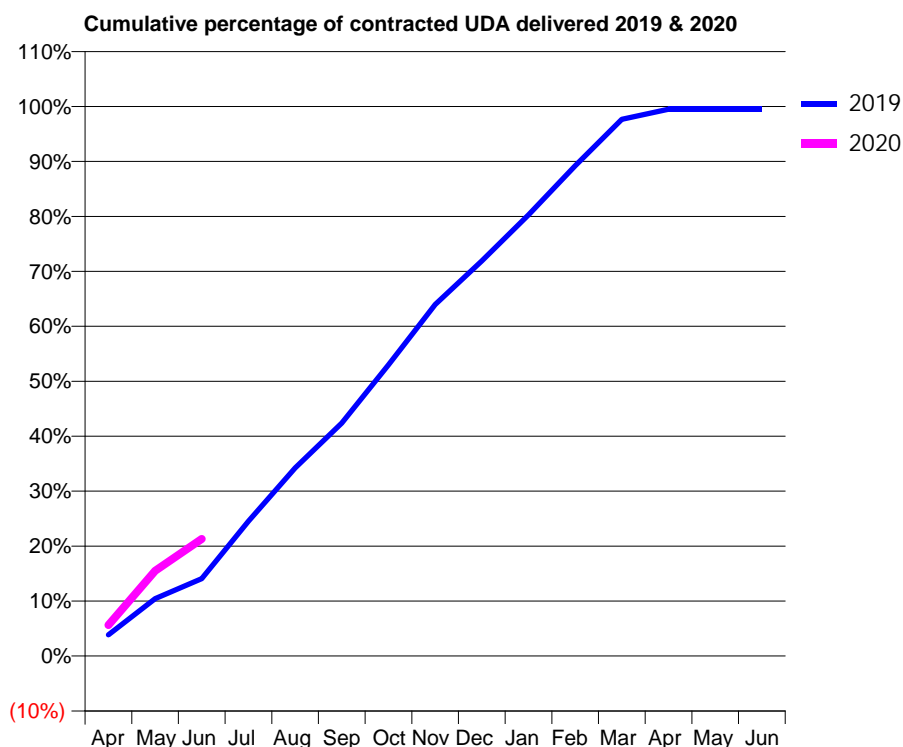
19/20 Contracted general activity (UDA)	13,582
Carry forward general activity (UDA)	0
19/20 Contracted orthodontic activity (UOA)	0
Carry forward orthodontic activity (UOA)	0
Baseline contract value	£348,157.72

ACCESS*

Patients seen in 24 months	Total	Change since previous quarter
Quarter ending June 2018	3,611	
Quarter ending September 2018	3,715	↑
Quarter ending December 2018	3,763	→
Quarter ending March 2019	3,747	→
Quarter ending June 2019	3,813	→
Variance since June 2018	5.6%	↑



ACTIVITY



Month	Adjusted Scheduled Activity (UDA)	
	2019	2020
April	527	765
May	1,418	2,109
June	1,912	2,893
July	3,335	
August	4,649	
September	5,757	
October	7,196	
November	8,690	
December	9,765	
January	10,903	
February	12,117	
March	13,263	
April	13,516	
May	13,515	
June	13,515	

QUALITY

	Quantity	Base Number	Contract	AT	Region	England
% of FP17s for the same patient ID Re-attending within 3 months - Children	24	325	7.4%	9.6%	11.2%	11.4%
% of FP17s for the same patient ID Re-attending within 3 months - Adults	138	737	18.7%	14.3%	14.8%	15.4%
% of FP17s for the same patient ID Re-attending between 3 & 9 months - Children	124	325	38.2%	54.0%	60.9%	59.8%
% of FP17s for the same patient ID Re-attending between 3 & 9 months - Adults	289	737	39.2%	48.9%	53.2%	52.1%
% of FP17s for Band 1 Urgent Courses	158	972	16.3%	8.4%	8.3%	9.2%
% of FP17s Relating to Free Repair or Replacements	9	972	0.9%	0.8%	0.7%	0.7%
% of FP17s Relating to Continuations	0	972	0.0%	0.7%	0.8%	0.8%
% of Patients satisfied with the dentistry they have received	0	0	N/A	93.3%	93.2%	93.4%
% of Patients satisfied with the time they had to wait for an appointment	0	0	N/A	91.1%	88.5%	87.6%

* This is based on patients treated on this contract for their most recent course of treatment. Figures in italics indicate the base number of FP17s or Patient Questionnaire responses are less than 100. N/A is shown where the base number of responses is less than 10 during the period. % is calculated as Quantity/Base number*100

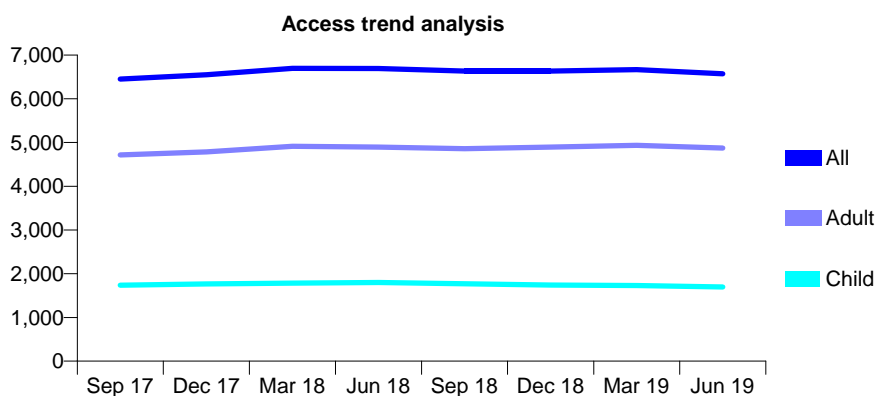
Q54 - Vital Signs At a Glance Contract Report for 944092/0001 - June 2019

Name or company name	MISS SN CHAUDARY
Contract type name	GDS Contract
Purpose of contract	General
Contract start date	17/09/2010
Contract end date	

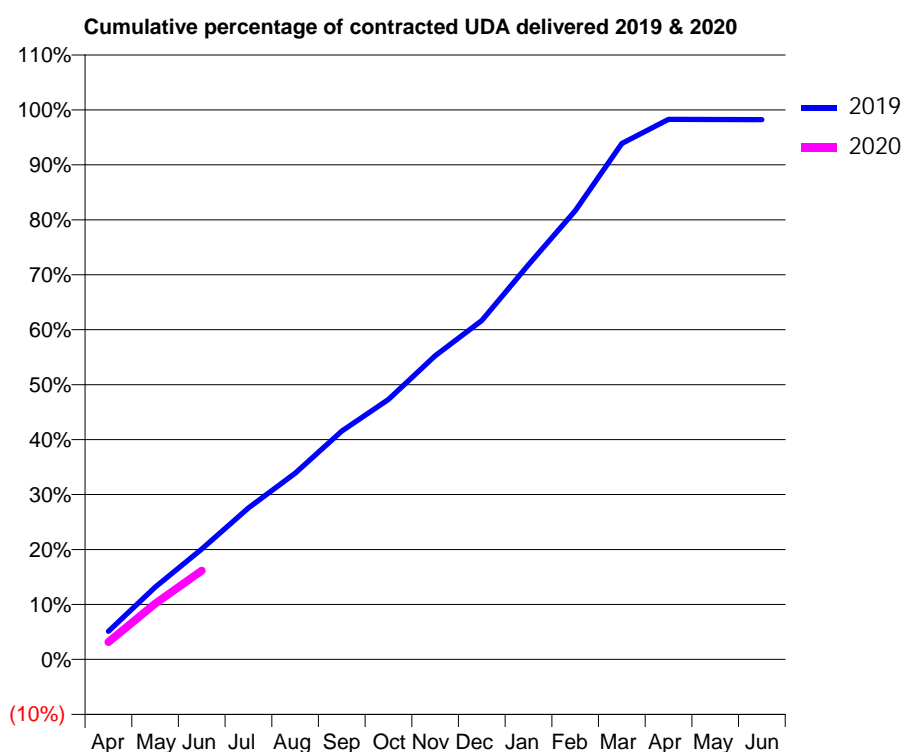
19/20 Contracted general activity (UDA)	18,528
Carry forward general activity (UDA)	0
19/20 Contracted orthodontic activity (UOA)	0
Carry forward orthodontic activity (UOA)	0
Baseline contract value	£476,946.76

ACCESS*

Patients seen in 24 months	Total	Change since previous quarter
Quarter ending June 2018	6,694	
Quarter ending September 2018	6,633	→
Quarter ending December 2018	6,634	→
Quarter ending March 2019	6,666	→
Quarter ending June 2019	6,571	↓
Variance since June 2018	(1.8%)	↓



ACTIVITY



Month	2019	2020
April	948	586
May	2,440	1,880
June	3,722	2,992
July	5,111	
August	6,280	
September	7,693	
October	8,767	
November	10,241	
December	11,429	
January	13,310	
February	15,127	
March	17,395	
April	18,205	
May	18,203	
June	18,200	

QUALITY

	Quantity	Base Number	Contract	AT	Region	England
% of FP17s for the same patient ID Re-attending within 3 months - Children	23	444	5.2%	9.6%	11.2%	11.4%
% of FP17s for the same patient ID Re-attending within 3 months - Adults	150	1,393	10.8%	14.3%	14.8%	15.4%
% of FP17s for the same patient ID Re-attending between 3 & 9 months - Children	252	444	56.8%	54.0%	60.9%	59.8%
% of FP17s for the same patient ID Re-attending between 3 & 9 months - Adults	869	1,393	62.4%	48.9%	53.2%	52.1%
% of FP17s for Band 1 Urgent Courses	89	1,526	5.8%	8.4%	8.3%	9.2%
% of FP17s Relating to Free Repair or Replacements	8	1,526	0.5%	0.8%	0.7%	0.7%
% of FP17s Relating to Continuations	1	1,526	0.1%	0.7%	0.8%	0.8%
% of Patients satisfied with the dentistry they have received	3	4	N/A	93.3%	93.2%	93.4%
% of Patients satisfied with the time they had to wait for an appointment	4	4	N/A	91.1%	88.5%	87.6%

* This is based on patients treated on this contract for their most recent course of treatment. Figures in italics indicate the base number of FP17s or Patient Questionnaire responses are less than 100. N/A is shown where the base number of responses is less than 10 during the period. % is calculated as Quantity/Base number*100

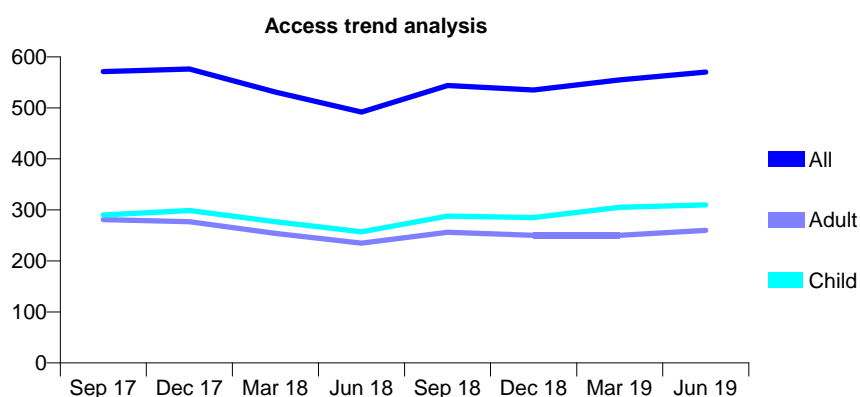
Q54 - Vital Signs At a Glance Contract Report for 946303/0001 - June 2019

Name or company name	MR E ACHEAMPONG
Contract type name	GDS Contract
Purpose of contract	General and Orthodontic
Contract start date	01/04/2006
Contract end date	

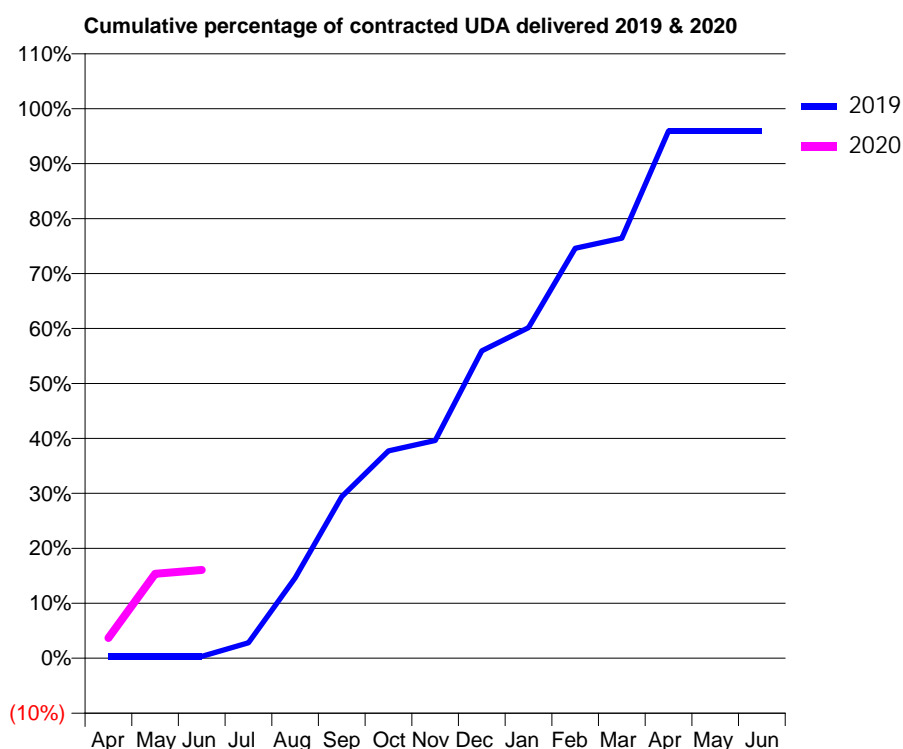
19/20 Contracted general activity (UDA)	1,810
Carry forward general activity (UDA)	0
19/20 Contracted orthodontic activity (UOA)	642
Carry forward orthodontic activity (UOA)	0
Baseline contract value	£88,490.56

ACCESS*

Patients seen in 24 months	Total	Change since previous quarter
Quarter ending June 2018	492	
Quarter ending September 2018	544	↑
Quarter ending December 2018	535	↓
Quarter ending March 2019	555	↑
Quarter ending June 2019	570	↑
Variance since June 2018	15.9%	↑



ACTIVITY



Month	2019	2020
April	6	67
May	6	278
June	6	291
July	51	
August	265	
September	532	
October	683	
November	717	
December	1,012	
January	1,089	
February	1,350	
March	1,383	
April	1,737	
May	1,737	
June	1,737	

QUALITY

	Quantity	Base Number	Contract	AT	Region	England
% of FP17s for the same patient ID Re-attending within 3 months - Children	10	131	7.6%	9.6%	11.2%	11.4%
% of FP17s for the same patient ID Re-attending within 3 months - Adults	11	91	12.1%	14.3%	14.8%	15.4%
% of FP17s for the same patient ID Re-attending between 3 & 9 months - Children	70	131	53.4%	54.0%	60.9%	59.8%
% of FP17s for the same patient ID Re-attending between 3 & 9 months - Adults	49	91	53.8%	48.9%	53.2%	52.1%
% of FP17s for Band 1 Urgent Courses	8	108	7.4%	8.4%	8.3%	9.2%
% of FP17s Relating to Free Repair or Replacements	0	108	0.0%	0.8%	0.7%	0.7%
% of FP17s Relating to Continuations	0	108	0.0%	0.7%	0.8%	0.8%
% of Patients satisfied with the dentistry they have received	0	0	N/A	93.3%	93.2%	93.4%
% of Patients satisfied with the time they had to wait for an appointment	0	0	N/A	91.1%	88.5%	87.6%

* This is based on patients treated on this contract for their most recent course of treatment.

Figures in italics indicate the base number of FP17s or Patient Questionnaire responses are less than 100. N/A is shown where the base number of responses is less than 10 during the period. % is calculated as Quantity/Base number*100

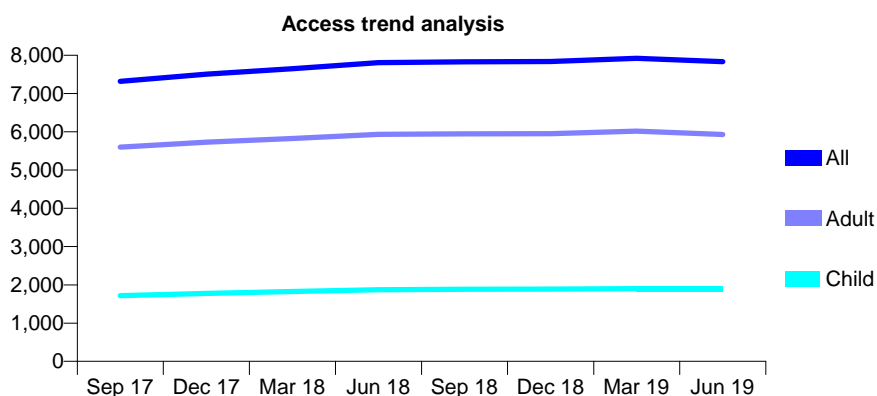
Q54 - Vital Signs At a Glance Contract Report for 960128/0002 - June 2019

Name or company name	MR Z SACRANIE
Contract type name	GDS Contract
Purpose of contract	General
Contract start date	01/11/2006
Contract end date	

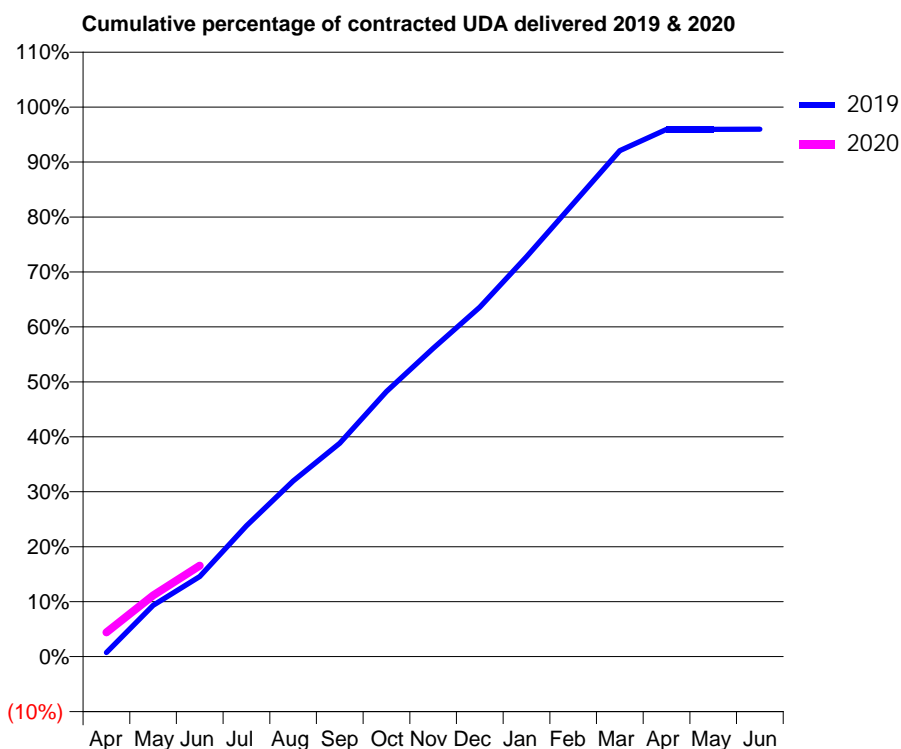
19/20 Contracted general activity (UDA)	18,821
Carry forward general activity (UDA)	0
19/20 Contracted orthodontic activity (UOA)	0
Carry forward orthodontic activity (UOA)	0
Baseline contract value	£430,657.95

ACCESS*

Patients seen in 24 months	Total	Change since previous quarter
Quarter ending June 2018	7,808	
Quarter ending September 2018	7,828	→
Quarter ending December 2018	7,839	→
Quarter ending March 2019	7,923	→
Quarter ending June 2019	7,830	↓
Variance since June 2018	0.3%	→



ACTIVITY



Month	Adjusted Scheduled Activity (UDA)	
	2019	2020
April	138	829
May	1,756	2,099
June	2,741	3,117
July	4,484	
August	6,019	
September	7,311	
October	9,084	
November	10,558	
December	11,967	
January	13,695	
February	15,512	
March	17,325	
April	18,059	
May	18,056	
June	18,062	

QUALITY

	Quantity	Base Number	Contract	AT	Region	England
% of FP17s for the same patient ID Re-attending within 3 months - Children	53	629	8.4%	9.6%	11.2%	11.4%
% of FP17s for the same patient ID Re-attending within 3 months - Adults	308	1,819	16.9%	14.3%	14.8%	15.4%
% of FP17s for the same patient ID Re-attending between 3 & 9 months - Children	414	629	65.8%	54.0%	60.9%	59.8%
% of FP17s for the same patient ID Re-attending between 3 & 9 months - Adults	1,066	1,819	58.6%	48.9%	53.2%	52.1%
% of FP17s for Band 1 Urgent Courses	196	1,804	10.9%	8.4%	8.3%	9.2%
% of FP17s Relating to Free Repair or Replacements	17	1,804	0.9%	0.8%	0.7%	0.7%
% of FP17s Relating to Continuations	3	1,804	0.2%	0.7%	0.8%	0.8%
% of Patients satisfied with the dentistry they have received	3	3	N/A	93.3%	93.2%	93.4%
% of Patients satisfied with the time they had to wait for an appointment	3	3	N/A	91.1%	88.5%	87.6%

* This is based on patients treated on this contract for their most recent course of treatment. Figures in italics indicate the base number of FP17s or Patient Questionnaire responses are less than 100. N/A is shown where the base number of responses is less than 10 during the period. % is calculated as Quantity/Base number*100

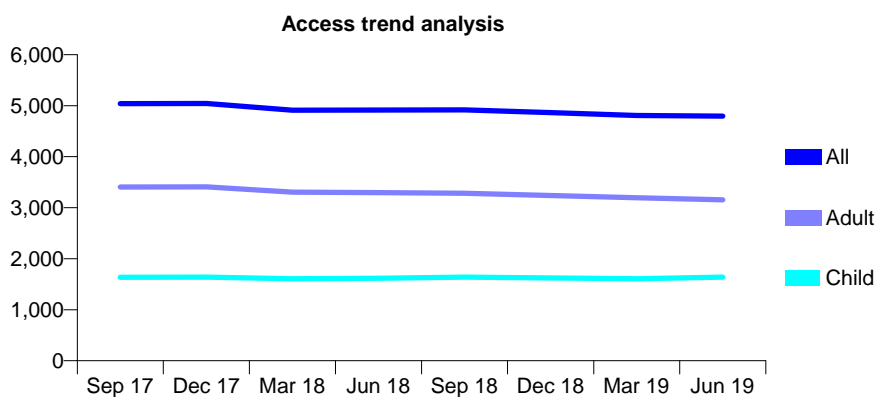
Q54 - Vital Signs At a Glance Contract Report for 960934/0002 - June 2019

Name or company name	MRS J DHERI
Contract type name	GDS Contract
Purpose of contract	General
Contract start date	19/06/2006
Contract end date	

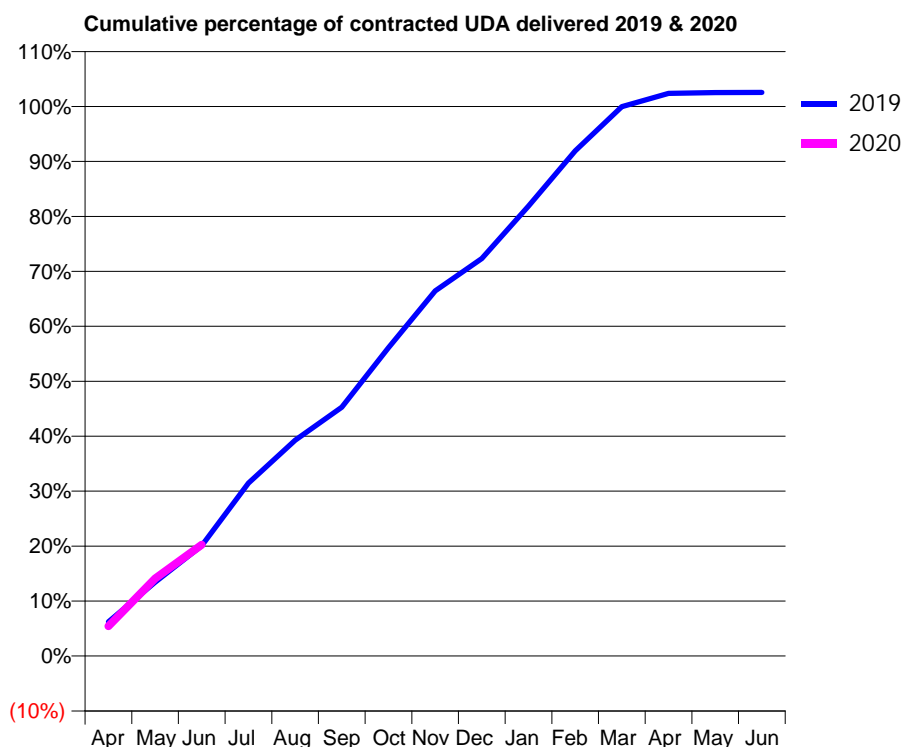
19/20 Contracted general activity (UDA)	12,396
Carry forward general activity (UDA)	0
19/20 Contracted orthodontic activity (UOA)	0
Carry forward orthodontic activity (UOA)	0
Baseline contract value	£331,936.33

ACCESS*

Patients seen in 24 months	Total	Change since previous quarter
Quarter ending June 2018	4,914	
Quarter ending September 2018	4,919	→
Quarter ending December 2018	4,865	↓
Quarter ending March 2019	4,807	↓
Quarter ending June 2019	4,795	→
Variance since June 2018	(2.4%)	↓



ACTIVITY



Month	Adjusted Scheduled Activity (UDA)	
	2019	2020
April	770	671
May	1,667	1,749
June	2,489	2,510
July	3,899	
August	4,867	
September	5,612	
October	6,952	
November	8,235	
December	8,965	
January	10,150	
February	11,398	
March	12,391	
April	12,690	
May	12,707	
June	12,711	

QUALITY

	Quantity	Base Number	Contract	AT	Region	England
% of FP17s for the same patient ID Re-attending within 3 months - Children	23	568	4.0%	9.6%	11.2%	11.4%
% of FP17s for the same patient ID Re-attending within 3 months - Adults	101	1,114	9.1%	14.3%	14.8%	15.4%
% of FP17s for the same patient ID Re-attending between 3 & 9 months - Children	397	568	69.9%	54.0%	60.9%	59.8%
% of FP17s for the same patient ID Re-attending between 3 & 9 months - Adults	779	1,114	69.9%	48.9%	53.2%	52.1%
% of FP17s for Band 1 Urgent Courses	86	1,467	5.9%	8.4%	8.3%	9.2%
% of FP17s Relating to Free Repair or Replacements	6	1,467	0.4%	0.8%	0.7%	0.7%
% of FP17s Relating to Continuations	1	1,467	0.1%	0.7%	0.8%	0.8%
% of Patients satisfied with the dentistry they have received	0	0	N/A	93.3%	93.2%	93.4%
% of Patients satisfied with the time they had to wait for an appointment	0	0	N/A	91.1%	88.5%	87.6%

* This is based on patients treated on this contract for their most recent course of treatment. Figures in italics indicate the base number of FP17s or Patient Questionnaire responses are less than 100. N/A is shown where the base number of responses is less than 10 during the period. % is calculated as Quantity/Base number*100

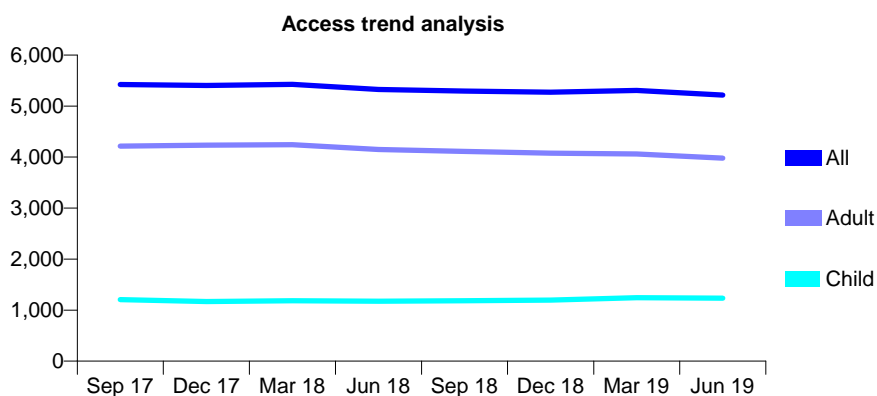
Q54 - Vital Signs At a Glance Contract Report for 968811/0001 - June 2019

Name or company name	MR D CHACKO
Contract type name	GDS Contract
Purpose of contract	General
Contract start date	01/04/2014
Contract end date	

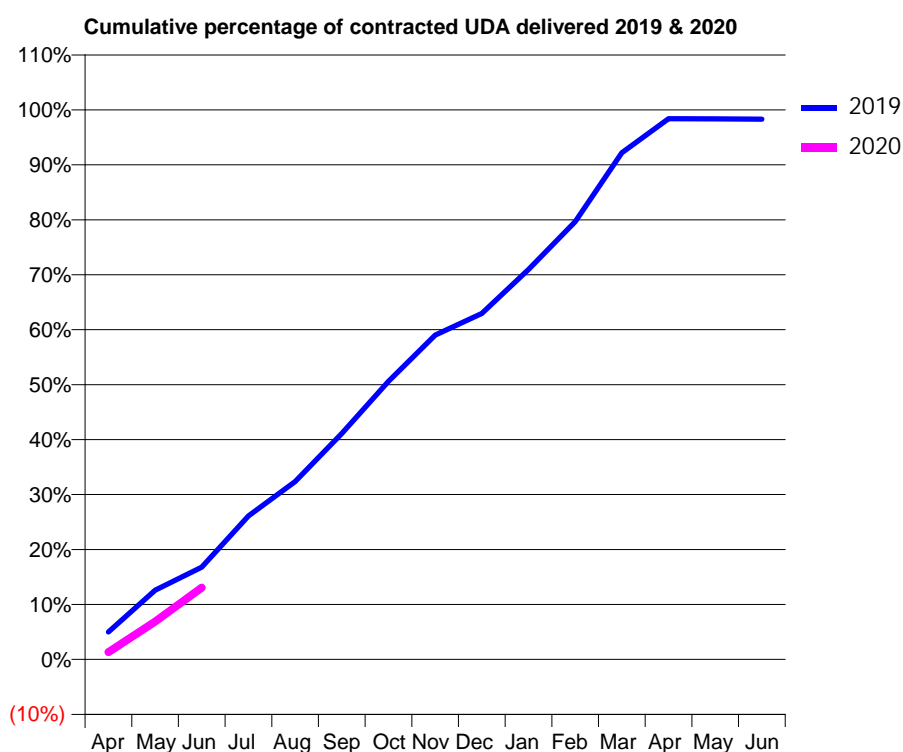
19/20 Contracted general activity (UDA)	16,500
Carry forward general activity (UDA)	0
19/20 Contracted orthodontic activity (UOA)	0
Carry forward orthodontic activity (UOA)	0
Baseline contract value	£428,381.74

ACCESS*

Patients seen in 24 months	Total	Change since previous quarter
Quarter ending June 2018	5,324	
Quarter ending September 2018	5,295	→
Quarter ending December 2018	5,272	→
Quarter ending March 2019	5,306	→
Quarter ending June 2019	5,215	↓
Variance since June 2018	(2.0%)	↓



ACTIVITY



Month	2019	2020
April	825	217
May	2,082	1,139
June	2,772	2,155
July	4,310	
August	5,343	
September	6,779	
October	8,352	
November	9,740	
December	10,389	
January	11,710	
February	13,144	
March	15,208	
April	16,236	
May	16,232	
June	16,219	

QUALITY

	Quantity	Base Number	Contract	AT	Region	England
% of FP17s for the same patient ID Re-attending within 3 months - Children	27	397	6.8%	9.6%	11.2%	11.4%
% of FP17s for the same patient ID Re-attending within 3 months - Adults	102	1,172	8.7%	14.3%	14.8%	15.4%
% of FP17s for the same patient ID Re-attending between 3 & 9 months - Children	205	397	51.6%	54.0%	60.9%	59.8%
% of FP17s for the same patient ID Re-attending between 3 & 9 months - Adults	678	1,172	57.8%	48.9%	53.2%	52.1%
% of FP17s for Band 1 Urgent Courses	72	1,181	6.1%	8.4%	8.3%	9.2%
% of FP17s Relating to Free Repair or Replacements	15	1,181	1.3%	0.8%	0.7%	0.7%
% of FP17s Relating to Continuations	0	1,181	0.0%	0.7%	0.8%	0.8%
% of Patients satisfied with the dentistry they have received	0	0	N/A	93.3%	93.2%	93.4%
% of Patients satisfied with the time they had to wait for an appointment	0	0	N/A	91.1%	88.5%	87.6%

* This is based on patients treated on this contract for their most recent course of treatment. Figures in italics indicate the base number of FP17s or Patient Questionnaire responses are less than 100. N/A is shown where the base number of responses is less than 10 during the period. % is calculated as Quantity/Base number*100

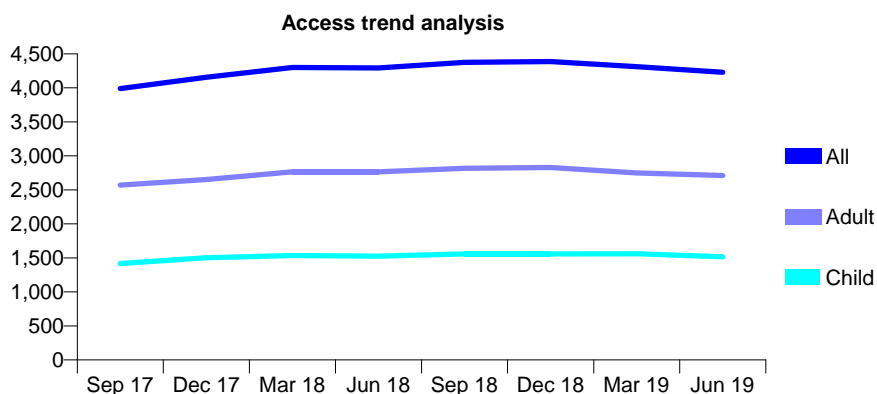
Q54 - Vital Signs At a Glance Contract Report for 976989/0001 - June 2019

Name or company name	MR SS SOHAL
Contract type name	GDS Contract
Purpose of contract	General
Contract start date	23/11/2013
Contract end date	

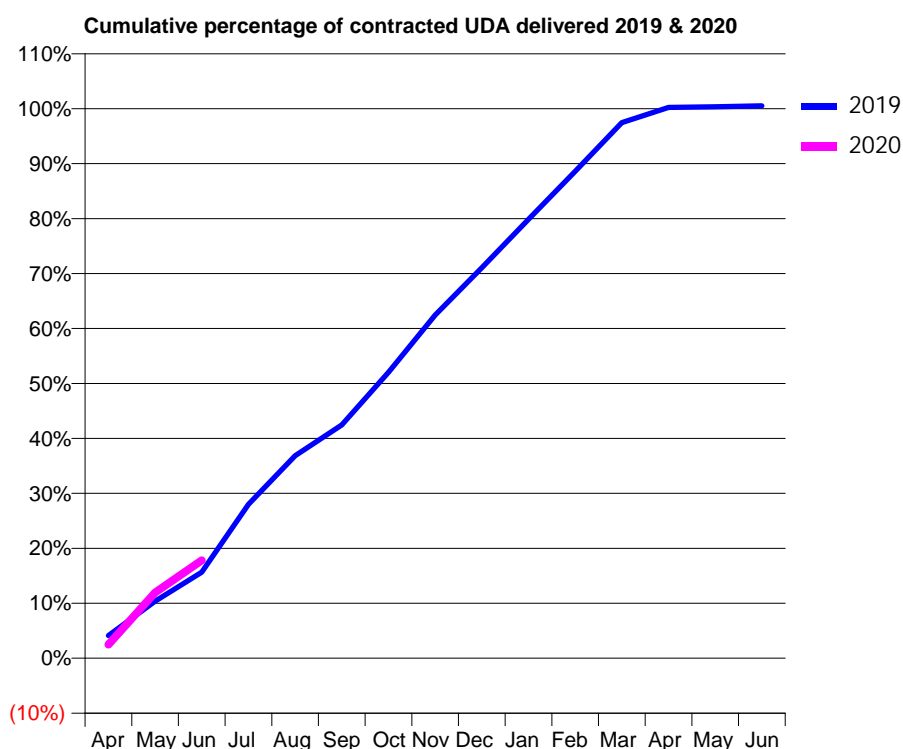
19/20 Contracted general activity (UDA)	12,884
Carry forward general activity (UDA)	0
19/20 Contracted orthodontic activity (UOA)	0
Carry forward orthodontic activity (UOA)	0
Baseline contract value	£352,418.45

ACCESS*

Patients seen in 24 months	Total	Change since previous quarter
Quarter ending June 2018	4,293	
Quarter ending September 2018	4,376	→
Quarter ending December 2018	4,388	→
Quarter ending March 2019	4,312	↓
Quarter ending June 2019	4,230	↓
Variance since June 2018	(1.5%)	↓



ACTIVITY



Month	2019	2020
April	529	321
May	1,337	1,539
June	2,019	2,295
July	3,606	
August	4,749	
September	5,469	
October	6,704	
November	8,047	
December	9,154	
January	10,291	
February	11,417	
March	12,554	
April	12,913	
May	12,926	
June	12,950	

QUALITY

	Quantity	Base Number	Contract	AT	Region	England
% of FP17s for the same patient ID Re-attending within 3 months - Children	26	446	5.8%	9.6%	11.2%	11.4%
% of FP17s for the same patient ID Re-attending within 3 months - Adults	89	640	13.9%	14.3%	14.8%	15.4%
% of FP17s for the same patient ID Re-attending between 3 & 9 months - Children	289	446	64.8%	54.0%	60.9%	59.8%
% of FP17s for the same patient ID Re-attending between 3 & 9 months - Adults	321	640	50.2%	48.9%	53.2%	52.1%
% of FP17s for Band 1 Urgent Courses	65	933	7.0%	8.4%	8.3%	9.2%
% of FP17s Relating to Free Repair or Replacements	5	933	0.5%	0.8%	0.7%	0.7%
% of FP17s Relating to Continuations	13	933	1.4%	0.7%	0.8%	0.8%
% of Patients satisfied with the dentistry they have received	2	2	N/A	93.3%	93.2%	93.4%
% of Patients satisfied with the time they had to wait for an appointment	0	2	N/A	91.1%	88.5%	87.6%

* This is based on patients treated on this contract for their most recent course of treatment.

Figures in italics indicate the base number of FP17s or Patient Questionnaire responses are less than 100. N/A is shown where the base number of responses is less than 10 during the period. % is calculated as Quantity/Base number*100

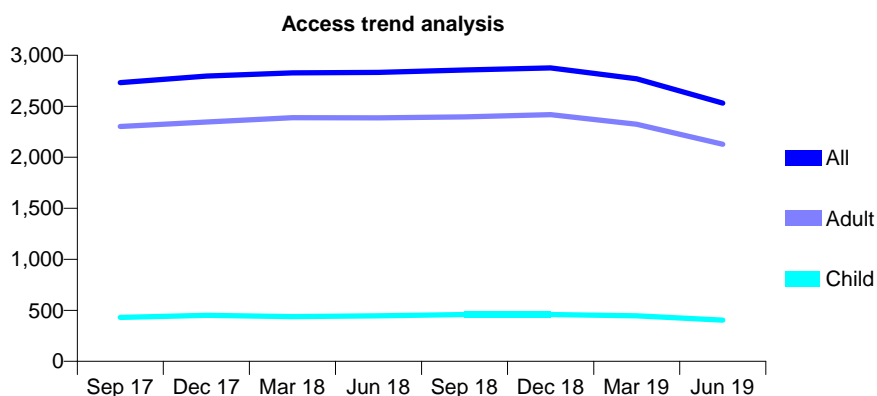
Q54 - Vital Signs At a Glance Contract Report for 993956/0001 - June 2019

Name or company name	SM Bentley Dental Practice
Contract type name	GDS Contract
Purpose of contract	General
Contract start date	01/04/2006
Contract end date	

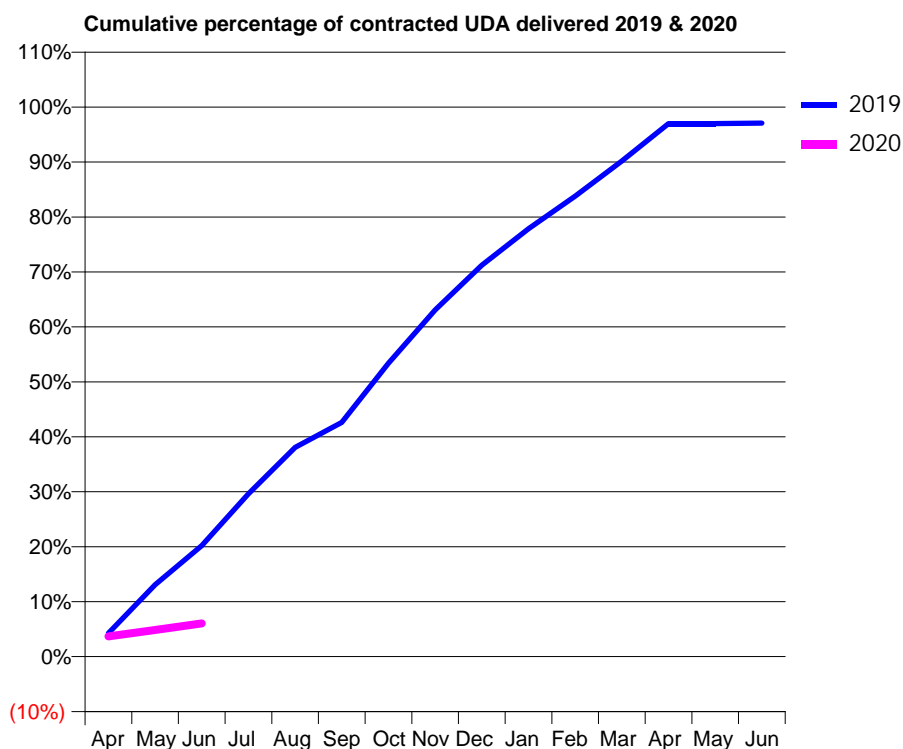
19/20 Contracted general activity (UDA)	7,816
Carry forward general activity (UDA)	0
19/20 Contracted orthodontic activity (UOA)	0
Carry forward orthodontic activity (UOA)	0
Baseline contract value	£171,529.17

ACCESS*

Patients seen in 24 months	Total	Change since previous quarter
Quarter ending June 2018	2,832	
Quarter ending September 2018	2,855	→
Quarter ending December 2018	2,876	→
Quarter ending March 2019	2,769	↓
Quarter ending June 2019	2,531	↓
Variance since June 2018	(10.6%)	↓



ACTIVITY



Month	Adjusted Scheduled Activity (UDA)	
	2019	2020
April	333	290
May	1,024	381
June	1,579	473
July	2,317	
August	2,976	
September	3,332	
October	4,173	
November	4,932	
December	5,567	
January	6,086	
February	6,551	
March	7,046	
April	7,580	
May	7,580	
June	7,587	

QUALITY

	Quantity	Base Number	Contract	AT	Region	England
% of FP17s for the same patient ID Re-attending within 3 months - Children	0	74	0.0%	9.6%	11.2%	11.4%
% of FP17s for the same patient ID Re-attending within 3 months - Adults	35	360	9.7%	14.3%	14.8%	15.4%
% of FP17s for the same patient ID Re-attending between 3 & 9 months - Children	16	74	21.6%	54.0%	60.9%	59.8%
% of FP17s for the same patient ID Re-attending between 3 & 9 months - Adults	128	360	35.6%	48.9%	53.2%	52.1%
% of FP17s for Band 1 Urgent Courses	11	217	5.1%	8.4%	8.3%	9.2%
% of FP17s Relating to Free Repair or Replacements	1	217	0.5%	0.8%	0.7%	0.7%
% of FP17s Relating to Continuations	3	217	1.4%	0.7%	0.8%	0.8%
% of Patients satisfied with the dentistry they have received	1	1	N/A	93.3%	93.2%	93.4%
% of Patients satisfied with the time they had to wait for an appointment	1	1	N/A	91.1%	88.5%	87.6%

* This is based on patients treated on this contract for their most recent course of treatment. Figures in italics indicate the base number of FP17s or Patient Questionnaire responses are less than 100. N/A is shown where the base number of responses is less than 10 during the period. % is calculated as Quantity/Base number*100